

0CS10-M53500EN

P R E F A C E

1. This Parts Catalog carries Yanmar excavator (crawler back-hoe) Vi075-C for U. S. A. , Australia, New Zealand.

2. Parts catalog history

\		Parts catalog NO.	Published	Remarks
1st edition	Vehicle	000Y00S5350	Jul. , 2008	
	Engine	000Y00B7650		

3. Model name

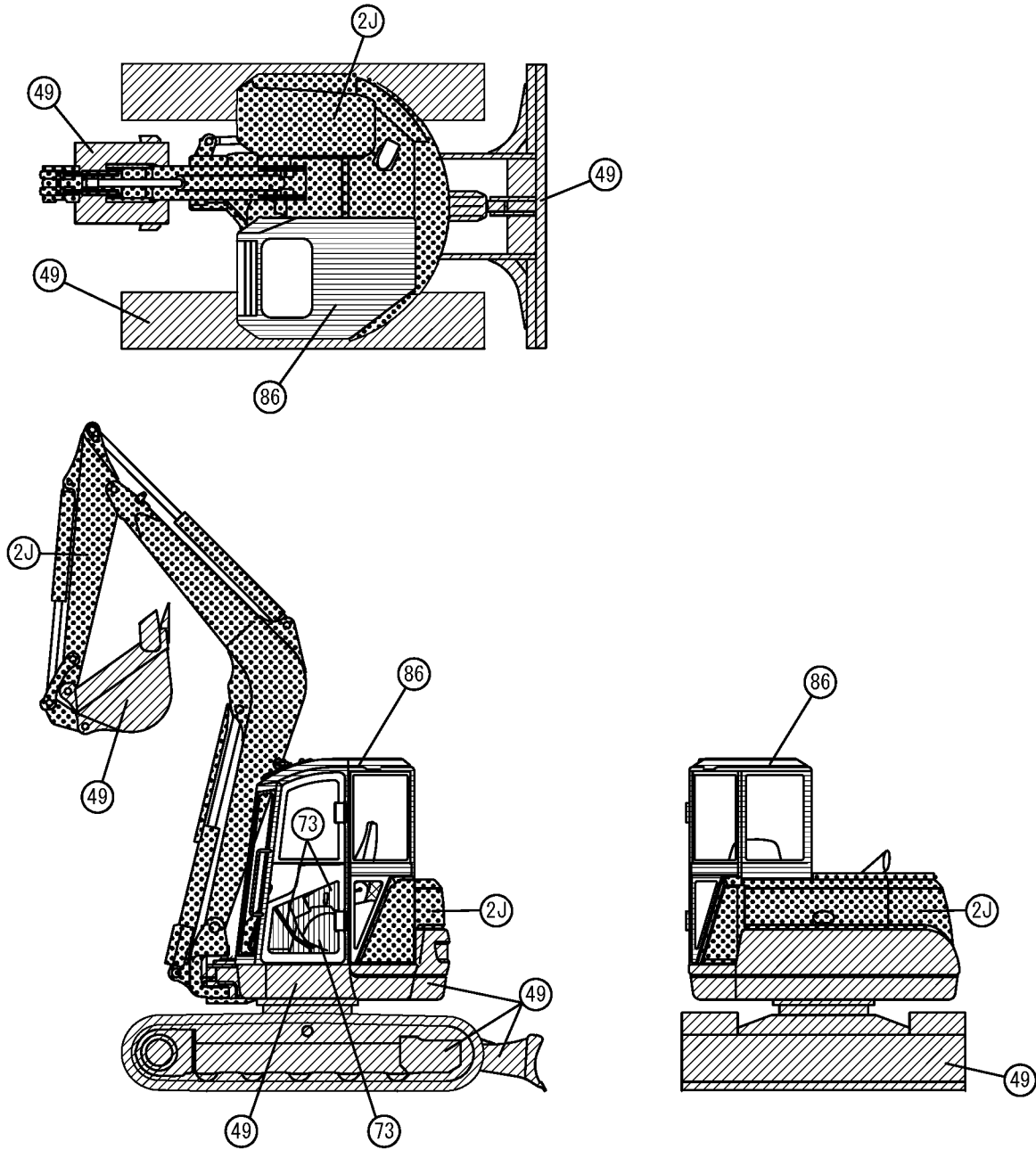
SECTION	Column	Model name	M/#	Manufactured
I (Vehicle)	(A)	Vi075-C (US)		
	(B)	Vi075-C (AS)		
	(C)	Vi075-C (NZ)		
II (Engine)	(A)	4TNV98-ZWBV		





(Note) US:U. S. A. , AS:Australia, NZ:New Zealand.

4. Your understanding is asking that this parts catalog is not a technical data manual setting forth as servicing procedures, This parts catalog is using simplified illustration.

Be sure to use Yanmar Genuine Parts in your maintenance servicing of Yanmar products. Be careful not to use the simple parts available in the market, otherwise their use in repairing causes such as an early breakage, for instance.

VEHICLE PAINTED COLOR



Color Code	Description	Painted Color	Munsell No.	Paint Part No.		
				16L Can	4L Can	SPRAY
2J		YANMAR New Permanent Yellow 2	4. 7Y8. 4/9. 4	981101-09520	977620-40871	977620-30872
86		YANMAR New Grayish Green	2. 62BG4. 76/2. 87	981101-09616	977620-40860	977620-30861
49		YANMAR Navy Gray	8. 12B1. 31/0. 42	-----	TOR-91390000	TOR-94800490
73		YANMAR Warm Gray	5. 52Y4. 91/1. 09	-----	-----	TOR-94800730

PICTURESQUE INDEX (1) ■ ■ ■ MAIN PARTS

1. LABEL & ACCESSORY

Fig. 1~3

13. HYDRAULIC OIL PIPING

Fig. 73~85

3. ELECTRICAL PARTS

Fig. 12~18

4. AIR CONDITIONER & HEATER

Fig. 19, 21~24

11. CABIN

Fig. 20, 45~50

9. AROUND SEAT

Fig. 38~40

2. ENGINE RELATED

Fig. 4~11

10. BONNET

Fig. 41~44

6. CONTROL EQUIPMENT

Fig. 28~34

7. FRAME

Fig. 35

8. COVER

Fig. 36, 37

5. TRAVELING

Fig. 25~27, 96, 97

12. HYDRAULIC OIL EQUIPMENT

Fig. 51~72, 93~95

14. IMPLEMENT

Fig. 86~92

RIGHT

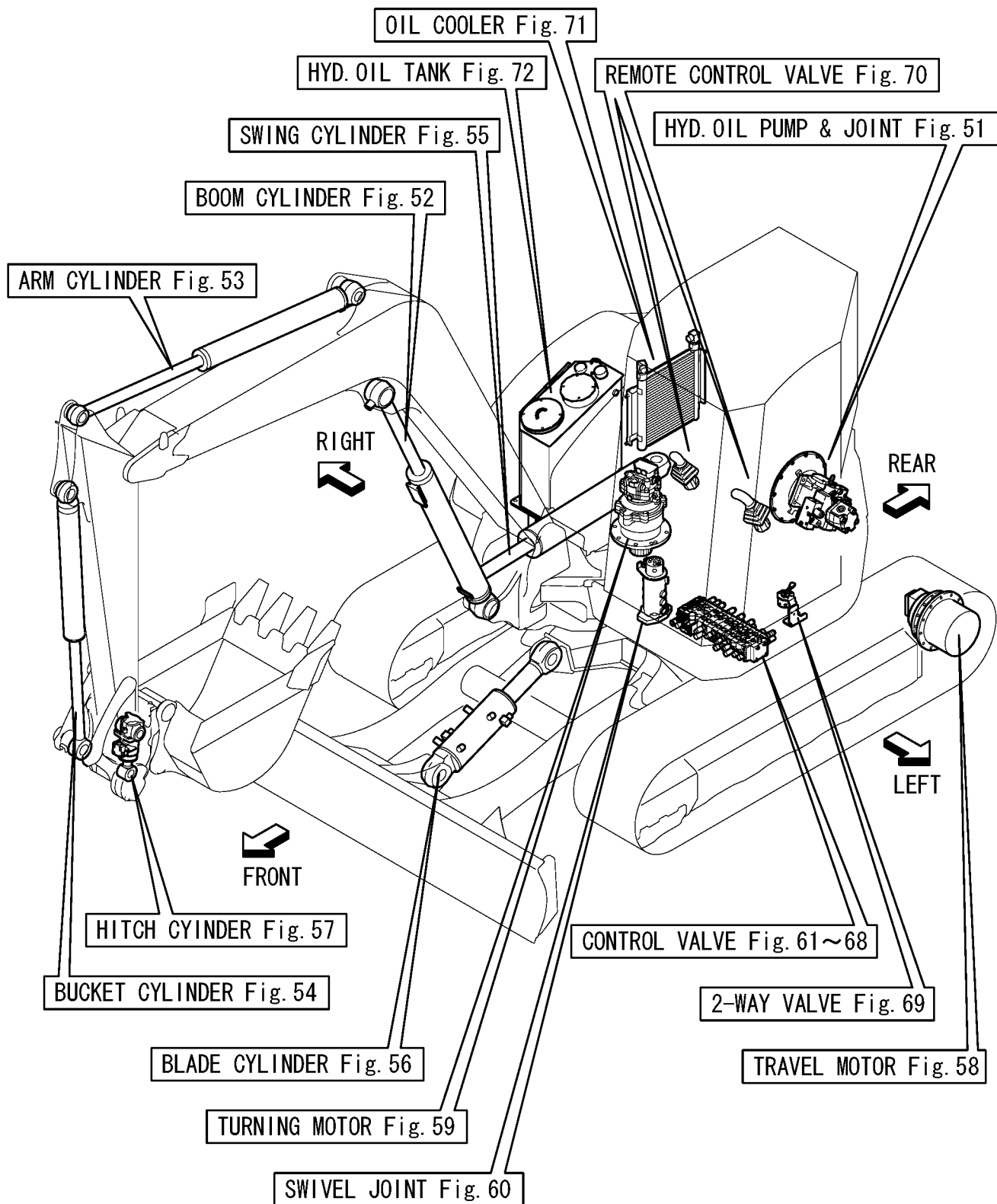
REAR

LEFT

FRONT

PICTURESQUE INDEX (2) · · · HYDRAULIC SECTION

HYD. OIL PIPING Fig. 73~82
CONTROL PIPING Fig. 83, 84



Contents

OCS10-M53500

Fig. No. Fig. Name

LABEL & ACCESSORY

1. LABEL
2. SAFETY LABEL
3. REPAIR PARTS

ENGINE RELATED

4. MUFFLER
5. AIR CLEANER
6. ACCELERATOR LEVER
7. ENGINE MOUNT
8. RADIATOR & SUB-TANK
9. RADIATOR MOUNT
10. FUEL TANK
11. FUEL LINE

ELECTRICAL PARTS

12. BATTERY
13. ELECTRIC PART(WIRING)
14. ELECTRIC PART(WIRING : A/C)
15. ELECTRIC PART(EQUIPMENT)
16. ELECTRIC PART(QUICK COUPLER)
17. TRAVEL ALARM
18. INDICATOR BOX

Fig. No. Fig. Name

AIR CONDITIONER & HEATER

19. HEATER
21. AIR CONDITIONER(ENGINE RELATED)
22. AIR CONDITIONER(CONDENSER RELATED)
23. AIR CONDEITONER(CABIN RELATED)
24. AIR CONDITIONER(PIPING)

TRAVELING

25. SPROCKET & ROLLER
96. (25A)TRACK ROLLER(K SPEC.)
26. IDLER & ADJUST
97. (26A)CRAWLER ADJUST(S SPEC.)
27. CRAWLER

CONTROL EQUIPMENT

28. CONTROL EQUIPMENT(LOCK LEVER & STAND)
29. CONTROL EQUIPMENT(TRAVEL)
30. CONTROL EQUIPMENT(BLADE)
31. CONTROL EQUIPMENT(SWING PEDAL)
32. CONTROL EQUIPMENT(LOW-HIGH PEDAL)
33. CONTROL EQUIPMENT(P.T.O. PEDAL)
34. CONTROL VALVE PLATE

FRAME

35. FRAME & TURNING BEARING

Contents

OCS10-M53500

Fig. No. Fig. Name

COVER

- 36. COVER(FRAME)
- 37. COVER(AROUND THE CONTROL)

AROUND SEAT

- 38. COVER(AROUND THE SEAT)
- 39. STEP & INSTRUMENT PANEL
- 40. SEAT & SEAT MOUNT

BONNET

- 41. HOOD(BODY)
- 42. HOOD(UPPER COVER)
- 43. HOOD(SIDE & REAR COVER)
- 44. HOOD(FRONT)

CABIN

- 20. WINDOW WASHER
- 45. TIM CABIN(BODY, ACCESSORY)
- 46. TIM CABIN(GLASS)
- 47. TIM CABIN(ELECTRIC)
- 48. TIM CABIN(FRONT WINDOW, ROOF GUARD)
- 49. TIM CABIN(DOOR)
- 50. CABIN MOUNT

Fig. No. Fig. Name

HYDRAULIC OIL EQUIPMENT

- 51. HYD.OIL PUMP & JOINT
- 52. BOOM CYLINDER
- 53. ARM CYLINDER
- 54. BUCKET CYLINDER
- 55. SWING CYLINDER
- 56. BLADE CYLINDER
- 57. HITCH CYLINDER
- 58. TRAVEL MOTOR(TO M15128)
- 93. (58A)TRAVEL MOTOR(FROM M15129)
- 59. TURNING MOTOR
- 60. SWIVEL JOINT(Y SPEC.)
- 94. (60A)SWIVEL JOINT(N SPEC.)
- 95. (60B)SWIVEL JOINT KIT(N SPEC.)
- 61. CONTROL VALVE(1/8)
- 62. CONTROL VALVE(2/8)
- 63. CONTROL VALVE(3/8)
- 64. CONTROL VALVE(4/8)
- 65. CONTROL VALVE(5/8)
- 66. CONTROL VALVE(6/8)
- 67. CONTROL VALVE(7/8)
- 68. CONTROL VALVE(8/8)
- 69. 2-WAY VALVE
- 70. REMOTE CONTROL VALVE
- 71. OIL COOLER

Contents

OCS10-M53500

Fig. No. Fig. Name

72. HYD.OIL TANK

Fig. No. Fig. Name

HYDRAULIC OIL PIPING

73. HYD.OIL PIPING(TANK - PUMP - CONTROL VALVE)

74. HYD.OIL PIPING(CONTROL VALVE - TURNING MOTOR, BOOM)

75. HYD.OIL PIPING(PUMP,C/V - SWIVEL JOINT,SWING CYLINDER)

76. HYD.OIL PIPING(RETURN : 1)

77. HYD.OIL PIPING(RETURN : 2)

78. HYD.OIL PIPING(P.T.O. : FRAME END)

79. HYD.OIL PIPING(TRACK FRAME)

80. HYD.OIL PIPING(BOOM)

81. HYD.OIL PIPING(P.T.O. : ARM END)

82. HYD.OIL PIPING(QUICK COUPLER)

83. CONTROL PIPING(RETURN)

84. CONTROL PIPING(REMOTE CONTROL VALVE - 2-WAY VALVE)

85. GREASING

IMPLEMENT

86. BOOM BRACKET

87. BOOM

88. ARM

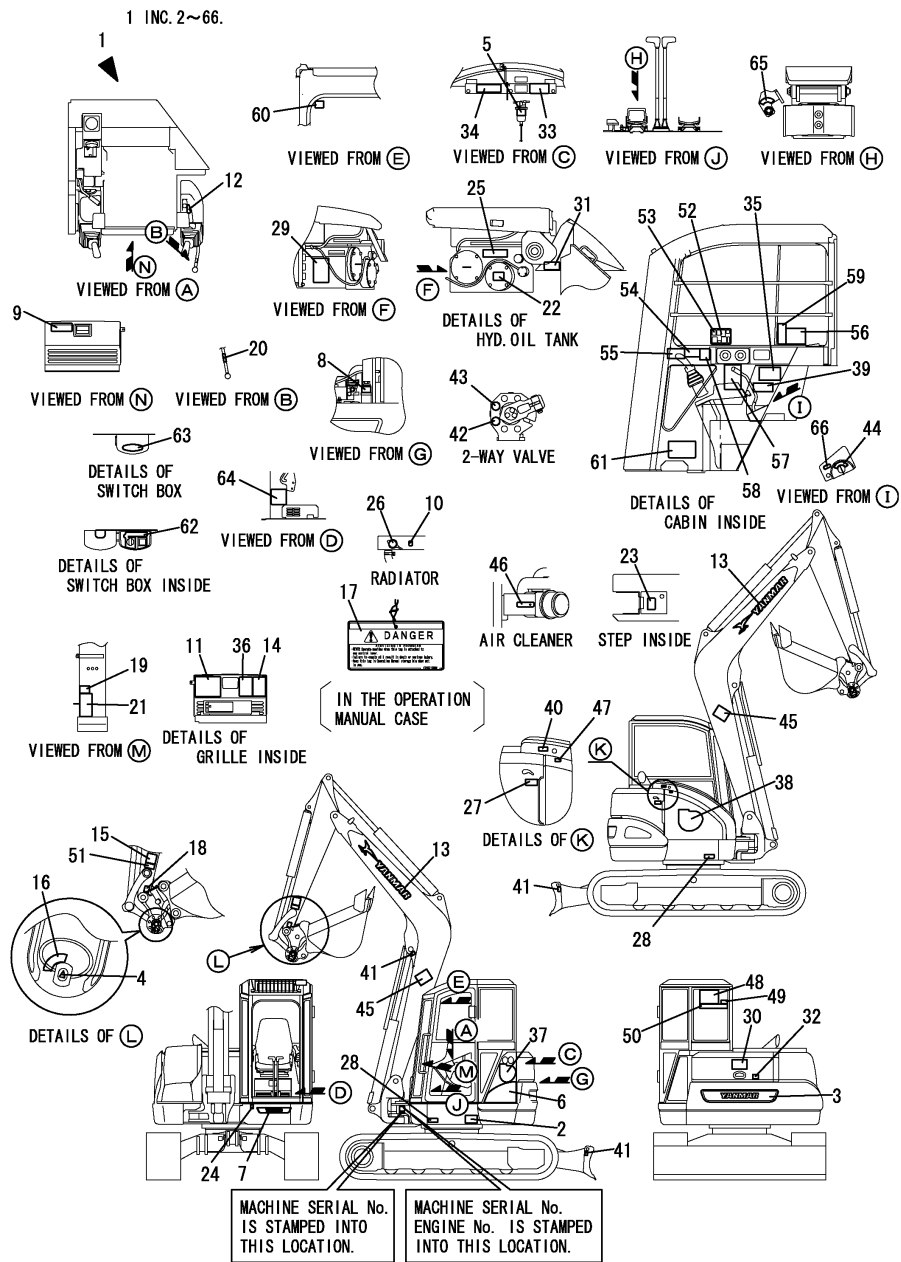
89. BUCKET ARM & LINK

90. QUICK CUPLER

91. BUCKET

92. BLADE

Fig.1. LABEL



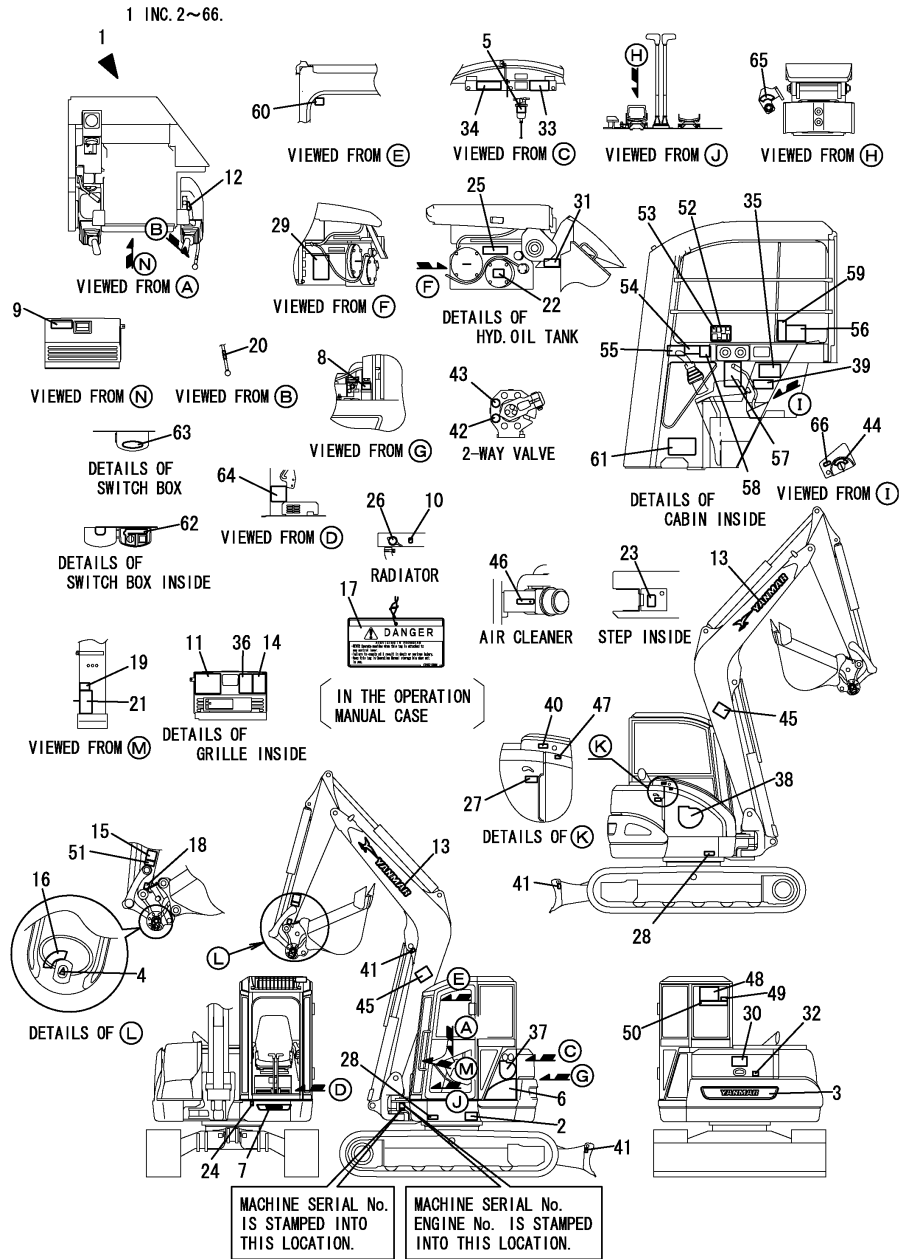
(A)=VIO75-C(US)
 (B)=VIO75-C(AS)
 (C)=VIO75-C(NZ)

(D)=
 (E)=
 (F)=

No.	Lev.	Parts No.	Description	Qty						I	R
				(A)	(B)	(C)	(D)	(E)	(F)		
1	1	772A65-03200	LABEL SET,VIO75-C(US)	1	1	1					
2	2	172472-03141	LABEL, SUPPORT US	1	1	1					
3	2	172478-03160	LABEL,REAR	1	1	1					
4	2	172958-03160	LABEL	1	1	1					
5	2	172A07-03160	LABEL	1	1	1					
6	2	172A21-03160	LABEL, LOWER	1	1	1					
7	2	172488-03170	LABEL	1	1	1					
8	2	172A38-03201	LABEL, SUB-TANK US	1	1	1					
9	2	172A65-03200	LABEL,SPEC US	1	1	1					
10	2	172A38-03211	LABEL,ANTI-FREEZING	1	1	1					
11	2	172A65-03210	LABEL, OIL&WATER US	1	1	1					
12	2	172458-03220	LABEL,ACCELERATOR	1	1	1					
13	2	172A21-03220	LABEL,BRAND AYR 950	2	2	2					
14	2	172A65-03220	LABEL FUSE,US	1	1	1					
15	2	172472-03230	LABEL,OPERATION PIN	1	1	1					
16	2	172458-03240	LABEL,LOCK	1	1	1					
17	2	172437-03252	TAG ASSY, CAUTION	1	1	1					
18	2	172472-03261	LABEL, FINGER US	1	1	1					
19	2	172472-03271	LABEL, SAND US	1	1	1					
20	2	172183-03280	LABEL,LOCK	1	1	1					
21	2	172472-03281	LABEL, WARNING HITCH	1	1	1					
22	2	172463-03290	LABEL,HYD.OIL US	1	1	1					
23	2	172438-03300	LABEL	1	1	1					
24	2	172146-03321	LABEL, GREASE	1	1	1					
25	2	172437-03322	LABEL, HYD.OIL TANK	1	1	1					
26	2	172462-03320	LABEL	1	1	1					
27	2	172463-03330	LABEL,COVER	1	1	1					
28	2	172437-03352	LABEL, GREASE CYL.	2	2	2					
29	2	172437-03361	LABEL, BATTERY US	1	1	1					
30	2	172437-03381	LABEL,SWING AREA US	1	1	1					
31	2	172437-03391	LABEL, RADIATOR US	1	1	1					
32	2	172437-03402	LABEL, ENG,COVER US	1	1	1					
33	2	172A36-03411	LABEL, ENG ROOM	1	1	1					
34	2	172437-03422	LABEL, MUFFLER US	1	1	1					
35	2	172437-03432	LABEL, STEERING US	1	1	1					
36	2	172478-03430	LABEL,GREASING	1	1	1					
37	2	172478-03441	LABEL, MODEL L-US	1	1	1					
38	2	172478-03451	LABEL, MODEL R-US	1	1	1					
39	2	172437-03471	LABEL, LEVER LOCK US	1	1	1					
40	2	172437-03501	LABEL, FUEL US	1	1	1					
41	2	172437-03511	LABEL, HOOK US	3	3	3					
42	2	172437-03610	LABEL	1	1	1					
43	2	172437-03620	LABEL	1	1	1					
44	2	172A64-03700	LABEL,STARTER	1	1	1					
45	2	172187-03941	LABEL, BOOM US	2	2	2					
46	2	172125-03951	LABEL, AIR CLEANER	1	1	1					
47	2	114110-07760	LABEL, FUEL OIL NOTI	1	1	1					
48	2	172978-03102	LABEL, LIFT Q US	1	1	1					
49	2	172472-03241	LABEL, PIN US	1	1	1					
50	2	172472-03250	LABEL,OPERATION Q US	1	1	1					
51	2	172472-03330	LABEL,LOCK PIN(US	1	1	1					

Remarks
 (1)RUBBER CRAWLER SPEC.

Fig.1. LABEL



(A)=VIO75-C(US)
 (B)=VIO75-C(AS)
 (C)=VIO75-C(NZ)

(D)=
 (E)=
 (F)=

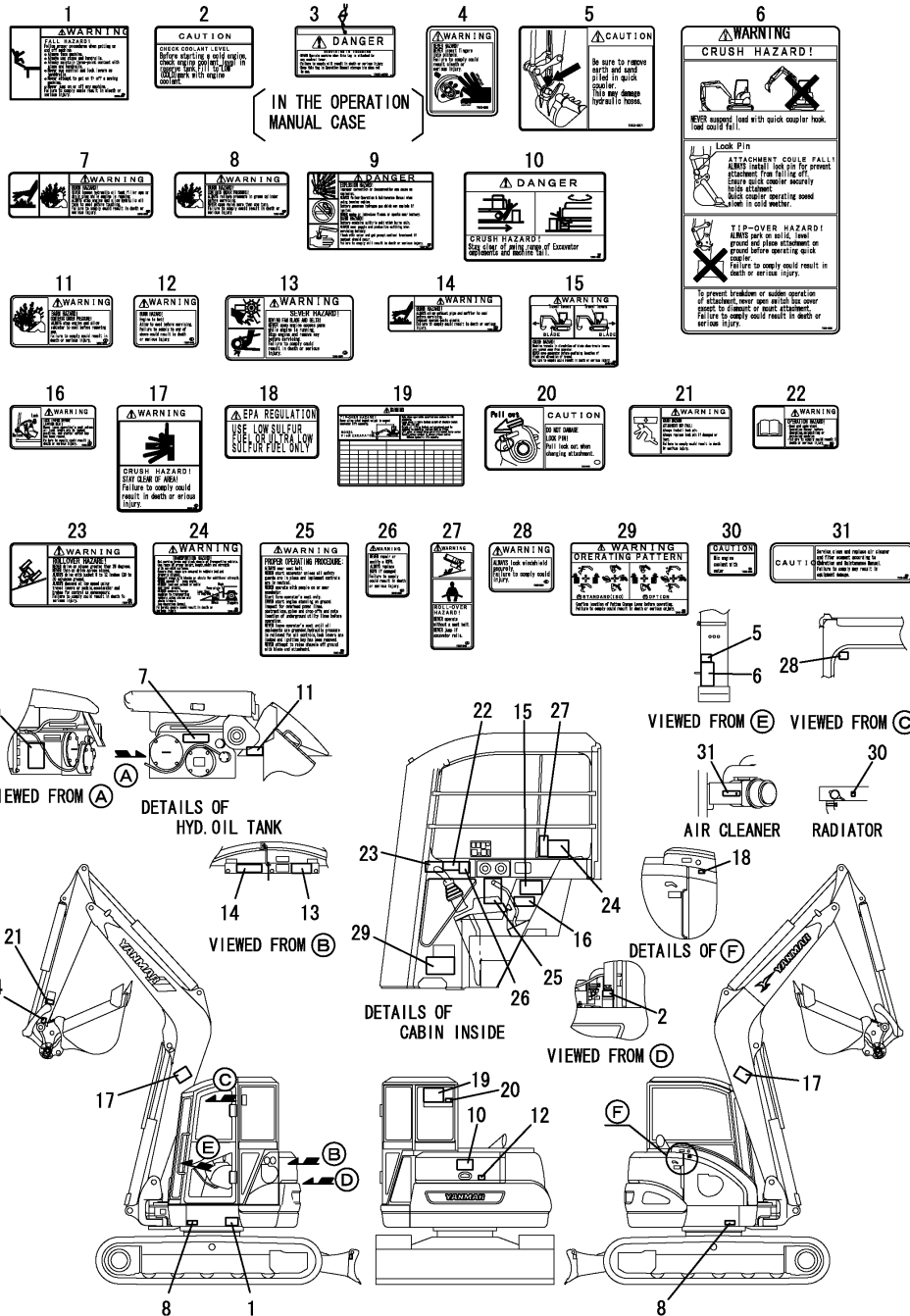
No.	Lev.	Parts No.	Description	Qty						I	R
				(A)	(B)	(C)	(D)	(E)	(F)		
52	2	172496-03200	LABEL, OPERATION	1	1	1					
53	2	172496-03260	LABEL, P.T.O.	1	1	1					
54	2	172437-03302	LABEL, MANUAL US	1	1	1					
55	2	172437-03312	LABEL, SLOPE US	1	1	1					
56	2	172437-03343	LABEL, TRANSPORT US	1	1	1					
57	2	172437-03372	LABEL, NEUTRAL US	1	1	1					
58	2	172437-03441	LABEL, ROPS US	1	1	1					
59	2	172437-03451	LABEL, SEAT BELT US	1	1	1					
60	2	172437-03551	LABEL, WINDOW US	1	1	1					
61	2	172437-03601	LABEL, 2-WAY US	1	1	1					
62	2	172472-03290	LABEL, SWITCH	1	1	1					
63	2	172472-03300	LABEL, COVER	1	1	1					
64	2	172463-03281	LABEL, ADJUST CRAWLER	1	1	1					1
65	2	172458-03240	LABEL, LOCK	1	1	1					
66	2	172A65-03150	LABEL, WARNING	1	1	1					

Remarks
 (1) RUBBER CRAWLER SPEC.

Fig.2. SAFETY LABEL

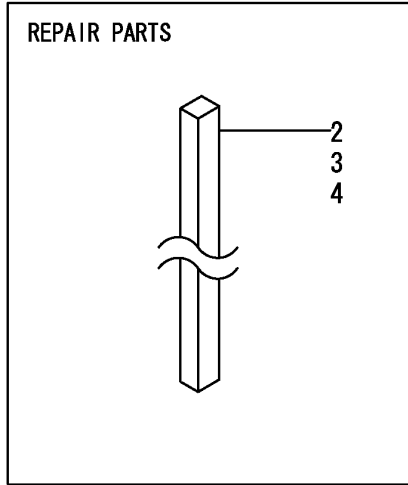
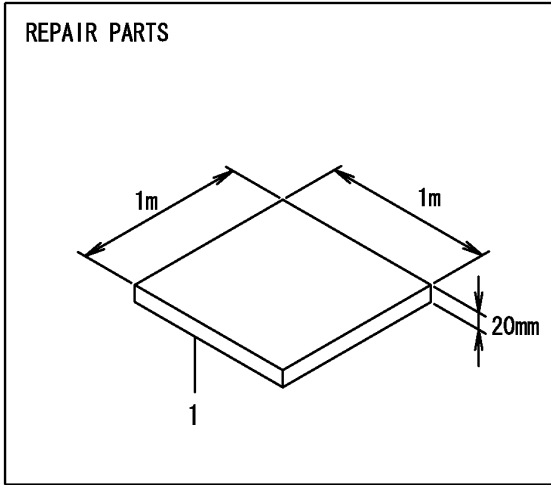
(A)=VIO75-C(US)
 (B)=VIO75-C(AS)
 (C)=VIO75-C(NZ)

(D)=
 (E)=
 (F)=



No.	Lev.	Parts No.	Description	Qty						I	R
				(A)	(B)	(C)	(D)	(E)	(F)		
1	1	172472-03141	LABEL, SUPPORT US	1	1	1					
2	1	172A38-03201	LABEL, SUB-TANK US	1	1	1					
3	1	172437-03252	TAG ASSY, CAUTION	1	1	1					
4	1	172472-03261	LABEL, FINGER US	1	1	1					
5	1	172472-03271	LABEL, SAND US	1	1	1					
6	1	172472-03281	LABEL, WARNING HITCH	1	1	1					
7	1	172437-03322	LABEL, HYD.OIL TANK	1	1	1					
8	1	172437-03352	LABEL, GREASE CYL.	2	2	2					
9	1	172437-03361	LABEL, BATTERY US	1	1	1					
10	1	172437-03381	LABEL, SWING AREA US	1	1	1					
11	1	172437-03391	LABEL, RADIATOR US	1	1	1					
12	1	172437-03402	LABEL, ENG. COVER US	1	1	1					
13	1	172A36-03411	LABEL, ENG ROOM	1	1	1					
14	1	172437-03422	LABEL, MUFFLER US	1	1	1					
15	1	172437-03432	LABEL, STEERING US	1	1	1					
16	1	172437-03471	LABEL, LEVER LOCK US	1	1	1					
17	1	172187-03941	LABEL, BOOM US	2	2	2					
18	1	114110-07760	LABEL, FUEL OIL NOTI	1	1	1					
19	1	172978-03102	LABEL, LIFT Q US	1	1	1					
20	1	172472-03241	LABEL, PIN US	1	1	1					
21	1	172472-03330	LABEL, LOCK PIN(US)	1	1	1					
22	1	172437-03302	LABEL, MANUAL US	1	1	1					
23	1	172437-03312	LABEL, SLOPE US	1	1	1					
24	1	172437-03343	LABEL, TRANSPORT US	1	1	1					
25	1	172437-03372	LABEL, NEUTRAL US	1	1	1					
26	1	172437-03441	LABEL, ROPS US	1	1	1					
27	1	172437-03451	LABEL, SEAT BELT US	1	1	1					
28	1	172437-03551	LABEL, WINDOW US	1	1	1					
29	1	172437-03601	LABEL, 2-WAY US	1	1	1					
30	1	172A38-03211	LABEL, ANTI-FREEZING	1	1	1					
31	1	172125-03951	LABEL, AIR CLEANER	1	1	1					

Fig.3. REPAIR PARTS



(A)=VIO75-C(US)
 (B)=VIO75-C(AS)
 (C)=VIO75-C(NZ)

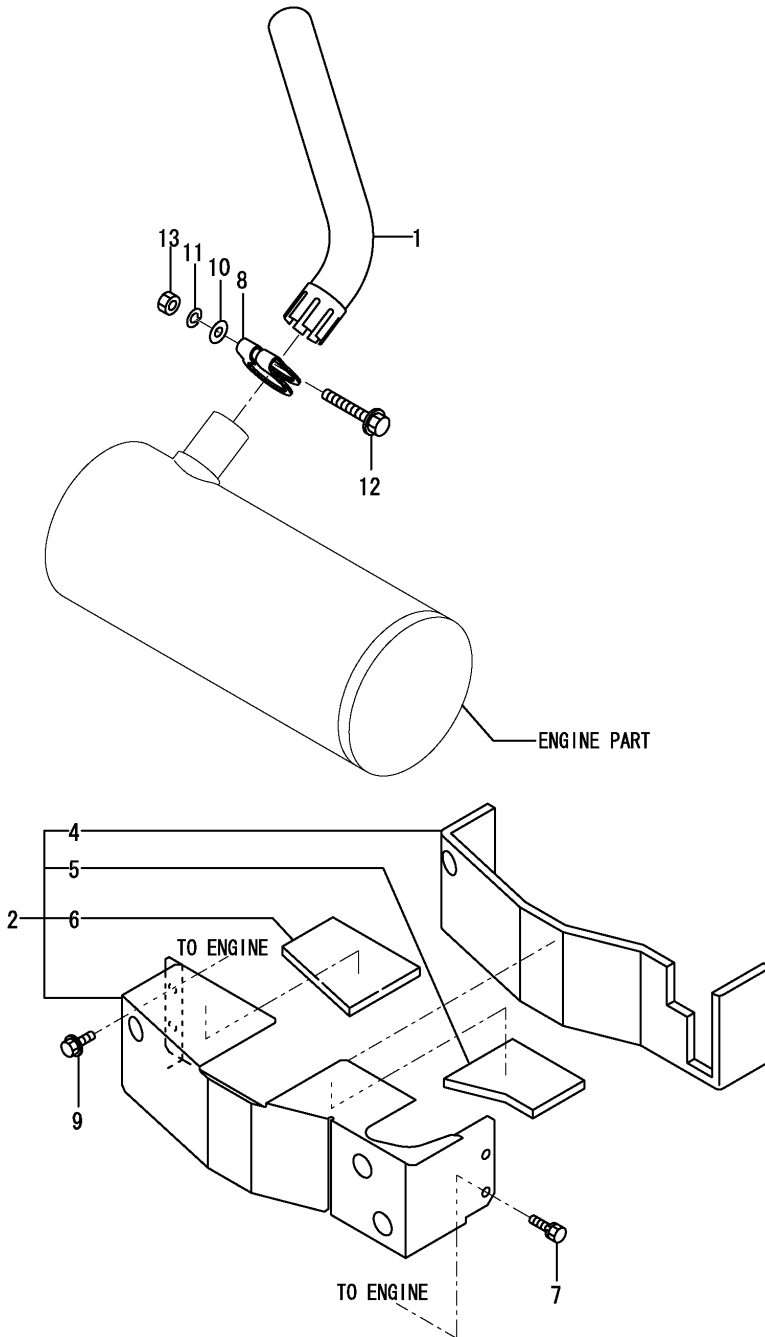
(D)=
 (E)=
 (F)=

No.	Lev.	Parts No.	Description	Q'ty						I	R
				(A)	(B)	(C)	(D)	(E)	(F)		
1	1	172478-65750	SPONGE	1	1	1					
2	1	172478-68600	SEAL, DAM	1	1	1					
3	1	172478-68610	SEAL, DAM	1	1	1					
4	1	172478-68620	SEAL, DAM	1	1	1					

Fig.4. MUFFLER

(A)=VIO75-C(US)
 (B)=VIO75-C(AS)
 (C)=VIO75-C(NZ)

(D)=
 (E)=
 (F)=

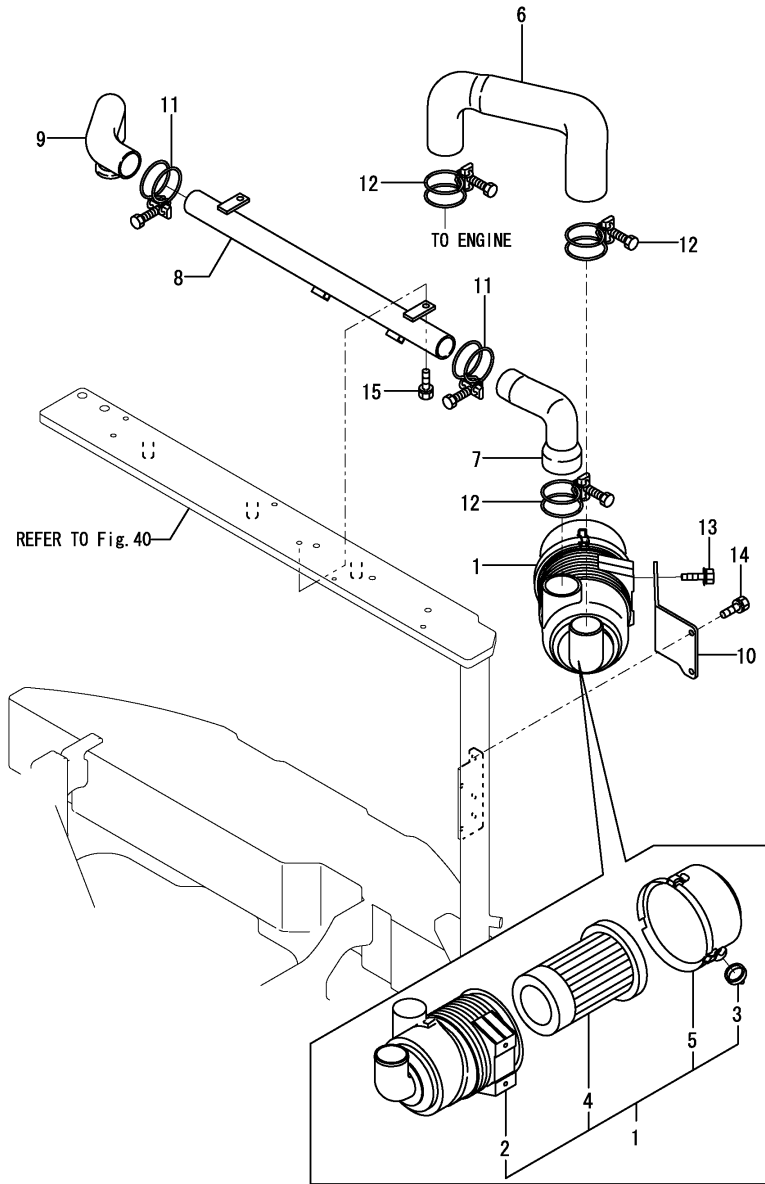


No.	Lev.	Parts No.	Description	Qty						I	R
				(A)	(B)	(C)	(D)	(E)	(F)		
1	1	172478-11301	PIPE, EXHAUST	1	1	1					
2	1	172A65-11550	COVER ASSY, MANIFOLD	1	1	1					
4	2	172A65-11590	WOOL, GLASS	1	1	1					
5	2	172A65-11600	WOOL, GLASS	1	1	1					
6	2	172478-11550	WOOL, GLASS	1	1	1					
7	1	26013-080252	BOLT, M8X 25	2	2	2					
8	1	172A21-11310	CLAMP	1	1	1					
9	1	172519-63240	BOLT	2	2	2					
10	1	22117-100000	WASHER, 10	1	1	1					
11	1	22217-100000	WASHER, SPRING 10	1	1	1					
12	1	26106-100652	BOLT, M10X 65 PLATED	1	1	1					
13	1	26706-100002	NUT, M10	1	1	1					

Fig.5. AIR CLEANER

(A)=VIO75-C(US)
 (B)=VIO75-C(AS)
 (C)=VIO75-C(NZ)

(D)=
 (E)=
 (F)=



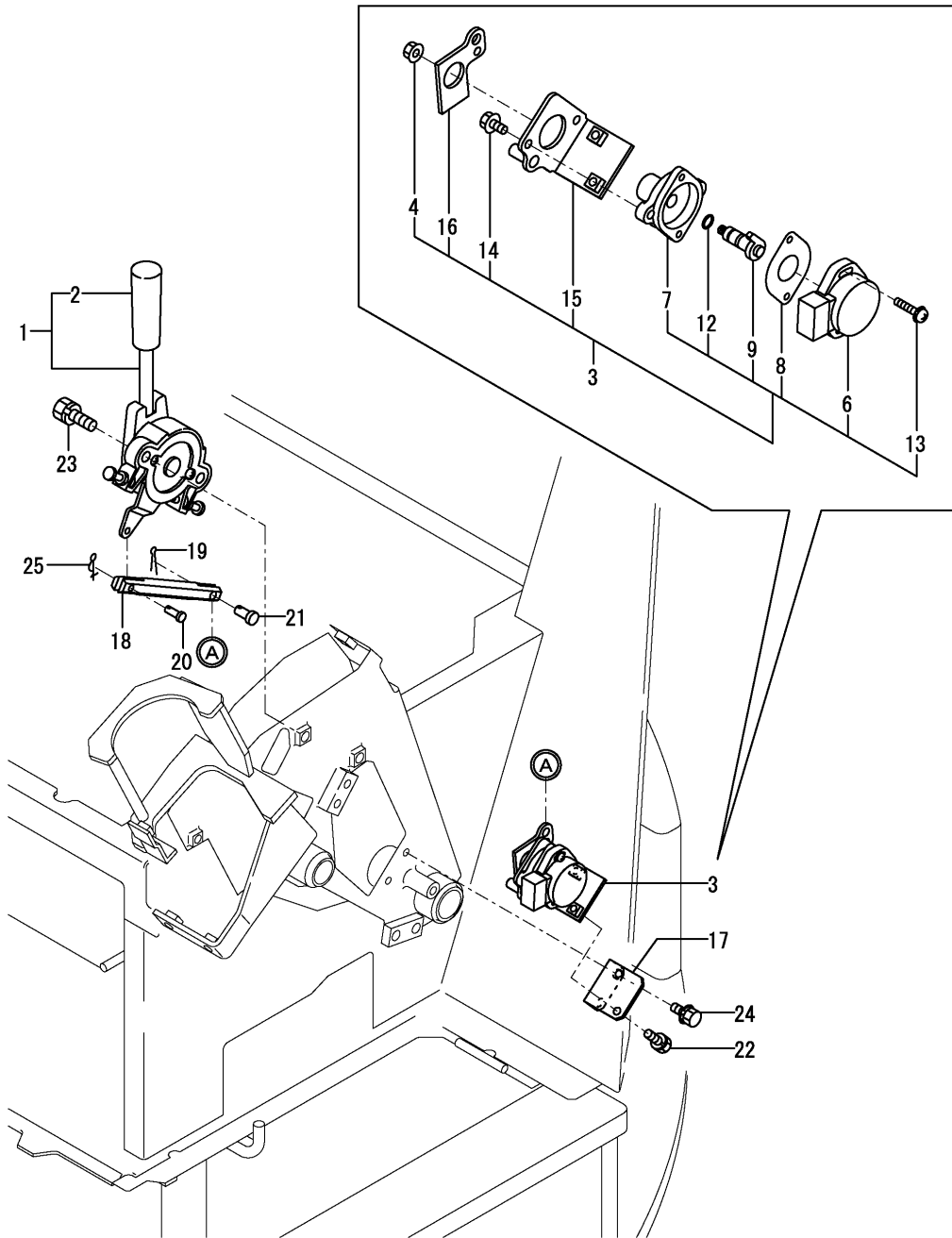
No.	Lev.	Parts No.	Description	Qty						I	R
				(A)	(B)	(C)	(D)	(E)	(F)		
1	1	172455-11500	CLEANER ASSY, AIR	1	1	1					
2	2	172455-11650	BODY ASSY	1	1	1					
3	2	119808-12540	VALVE, UNLOADER	1	1	1					
4	2	129062-12560	ELEMENT	1	1	1					
5	2	129062-12570	COVER-ASSY	1	1	1					
6	1	172A65-11510	HOSE, AIR INTAKE	1	1	1					
7	1	172A65-11540	HOSE, AIR INTAKE	1	1	1					
8	1	172455-11551	PIPE ASSY, SUCTION	1	1	1					
9	1	172455-11580	HOSE, AIR INTAKE	1	1	1					
10	1	172A65-11630	BRACKET,AIR CLEANER	1	1	1					1
11	1	23000-070000	CLAMP, 70	2	2	2					
12	1	23000-080000	CLAMP, 80	3	3	3					
13	1	26014-080202	BOLT, M8X 20	2	2	2					
14	1	26013-100202	BOLT, M10X 20	2	2	2					
15	1	26013-100252	BOLT, M10X 25	2	2	2					
16A	1	172125-03951	LABEL, AIR CLEANER	1	1	1					2

Remarks

(1)PLEASE USE THIS PART WITH FOLLOWING LABEL AT THE SAME TIME. REF.NO.16A

(2)LABEL IS NOT ILLUSTRATED.

Fig.6. ACCELERATOR LEVER



(A)=VIO75-C(US)
 (B)=VIO75-C(AS)
 (C)=VIO75-C(NZ)

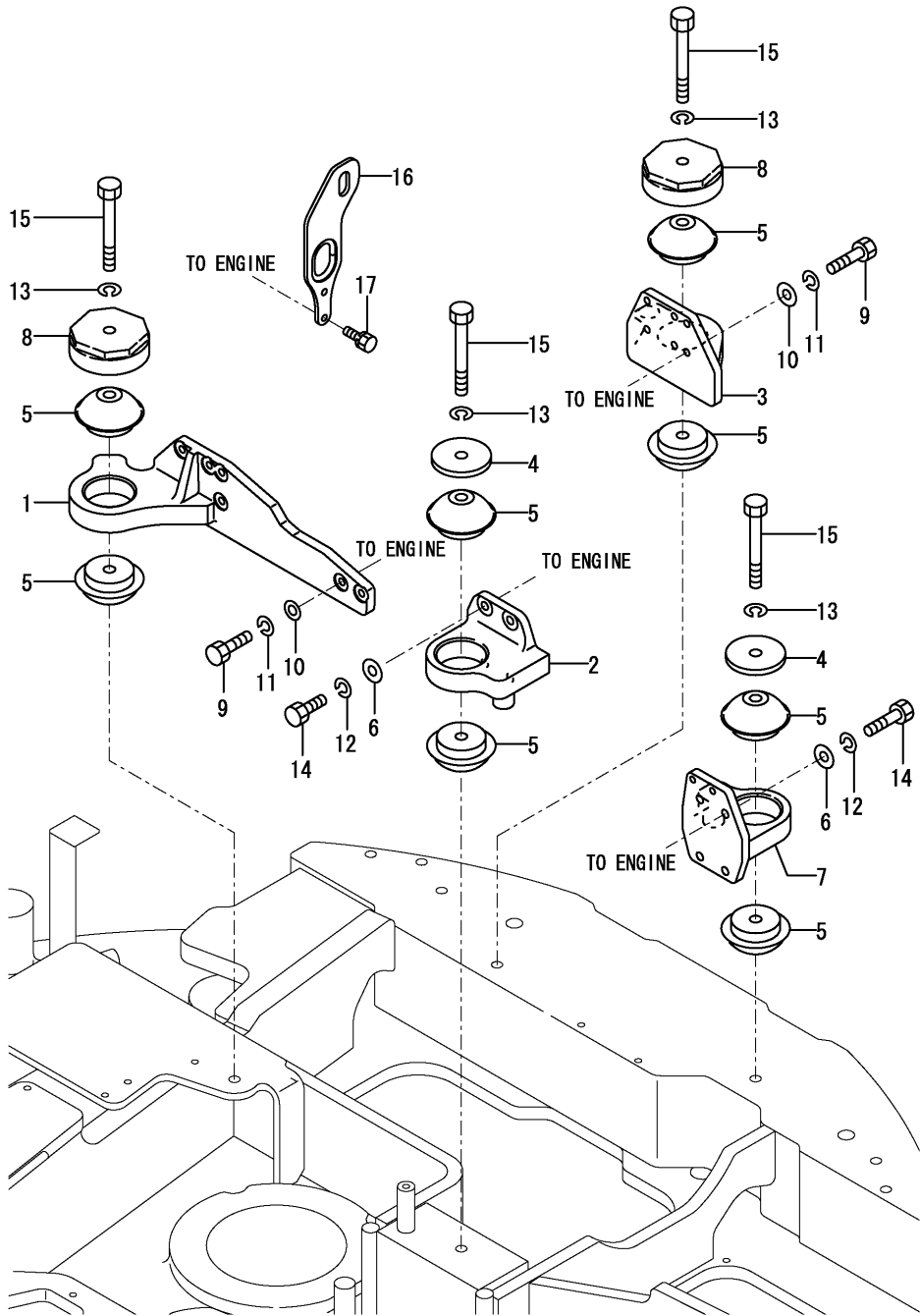
(D)=
 (E)=
 (F)=

No.	Lev.	Parts No.	Description	Q'ty						I	R
				(A)	(B)	(C)	(D)	(E)	(F)		
1	1	172458-12100	LEVER,ACCELERATOR	1	1	1					
2	2	172165-12140	GRIP	1	1	1					
2-1	2	172A79-12150	GRIP	1	1	1					N
		(A=MXXXXX) (B=MXXXXX) (C=MXXXXX)									
3	1	172A65-12100	SENSOR ASSY	1	1	1					
4	2	194990-22130	NUT, M6	1	1	1					
6	3	185100-50070	BODY	1	1	1					
7	3	129054-77811	SUPPORT	1	1	1					
8	3	129054-77820	GASKET, SUPPORT	1	1	1					
9	3	129054-77830	SHAFT ASY	1	1	1					
12	3	24311-000070	O-RING, 1AP7.0	1	1	1					
13	3	26023-040202	SCREW, M4X20	2	2	2					
14	2	26106-060122	BOLT, M6X 12 PLATED	2	2	2					
15	2	198094-01260	BRACKET, SENSOR	1	1	1					
16	2	129938-77810	LEVER	1	1	1					
17	1	172A65-12120	BRACKET,SENSOR	1	1	1					
18	1	172A65-12130	SHAFT	1	1	1					
19	1	22417-160160	PIN, COTTER 1.6X16	1	1	1					
20	1	22487-060160	PIN, H 6X 16	1	1	1					
21	1	22487-080160	PIN, H 8X 16	1	1	1					
22	1	26013-060162	BOLT, M6X 16	2	2	2					
23	1	26013-100252	BOLT, M10X 25	2	2	2					
24	1	26014-060162	BOLT, M6X 16	2	2	2					
25	1	1C6281-52310	PIN, SNAP 6	1	1	1					

Fig.7. ENGINE MOUNT

(A)=VIO75-C(US)
 (B)=VIO75-C(AS)
 (C)=VIO75-C(NZ)

(D)=
 (E)=
 (F)=

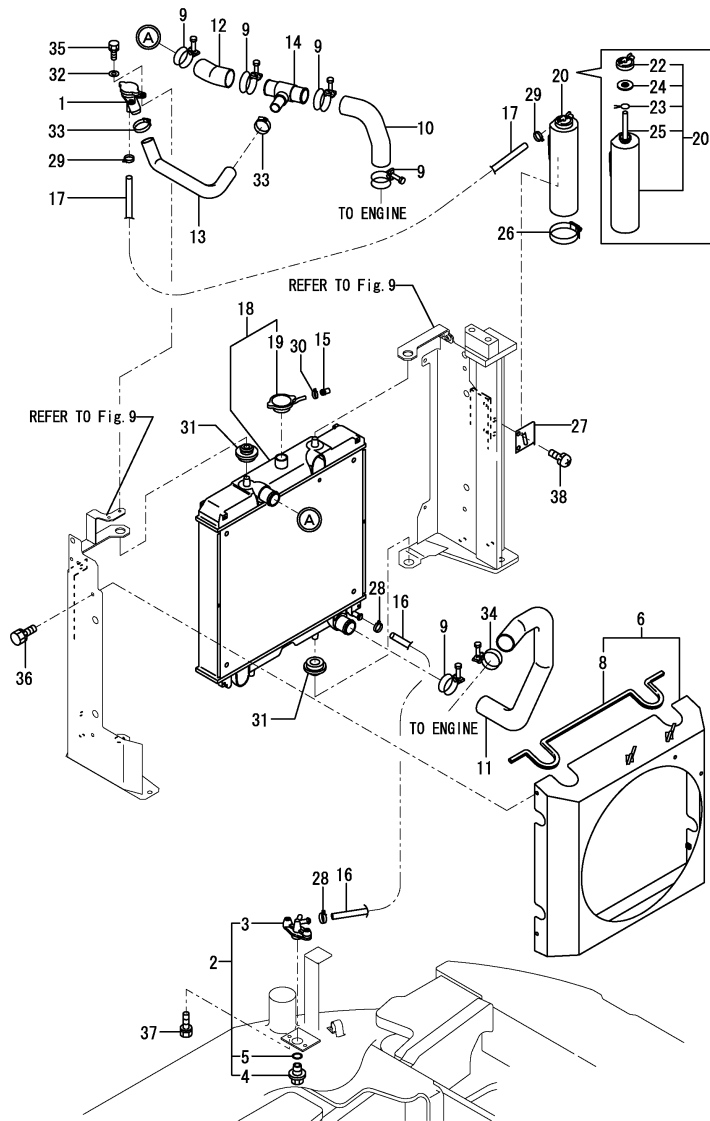


No.	Lev.	Parts No.	Description	Q'ty						I	R
				(A)	(B)	(C)	(D)	(E)	(F)		
1	1	172499-13100	BRACKET RR	1	1	1					
2	1	172455-13131	BRACKET FR	1	1	1					
3	1	172455-13151	BRACKET LR	1	1	1					
4	1	172162-13170	WASHER	2	2	2					
5	1	172162-13180	MOUNT,ENGINE	8	8	8					
6	1	172165-13220	WASHER	8	8	8					
7	1	172187-13731	BRACKET RF	1	1	1					
8	1	172187-13830	STOPPER ASSY	2	2	2					
9	1	172A21-13100	BOLT 10X35,11T	12	12	12					
10	1	172137-46042	SEAT, SPRING	12	12	12					
11	1	22217-100000	WASHER, SPRING 10	12	12	12					
12	1	22217-120000	WASHER, SPRING 12	8	8	8					
13	1	22217-160000	WASHER, SPRING 16	4	4	4					
14	1	26076-120352	BOLT, 10.912X 35	8	8	8					
15	1	26076-161302	BOLT, 10.916X130	4	4	4					
16	1	172A65-17600	GUIDE ASSY, HOSE	1	1	1					
17	1	26013-080162	BOLT, M8X 16	2	2	2					

Fig.8. RADIATOR & SUB-TANK

(A)=VIO75-C(US)
 (B)=VIO75-C(AS)
 (C)=VIO75-C(NZ)

(D)=
 (E)=
 (F)=



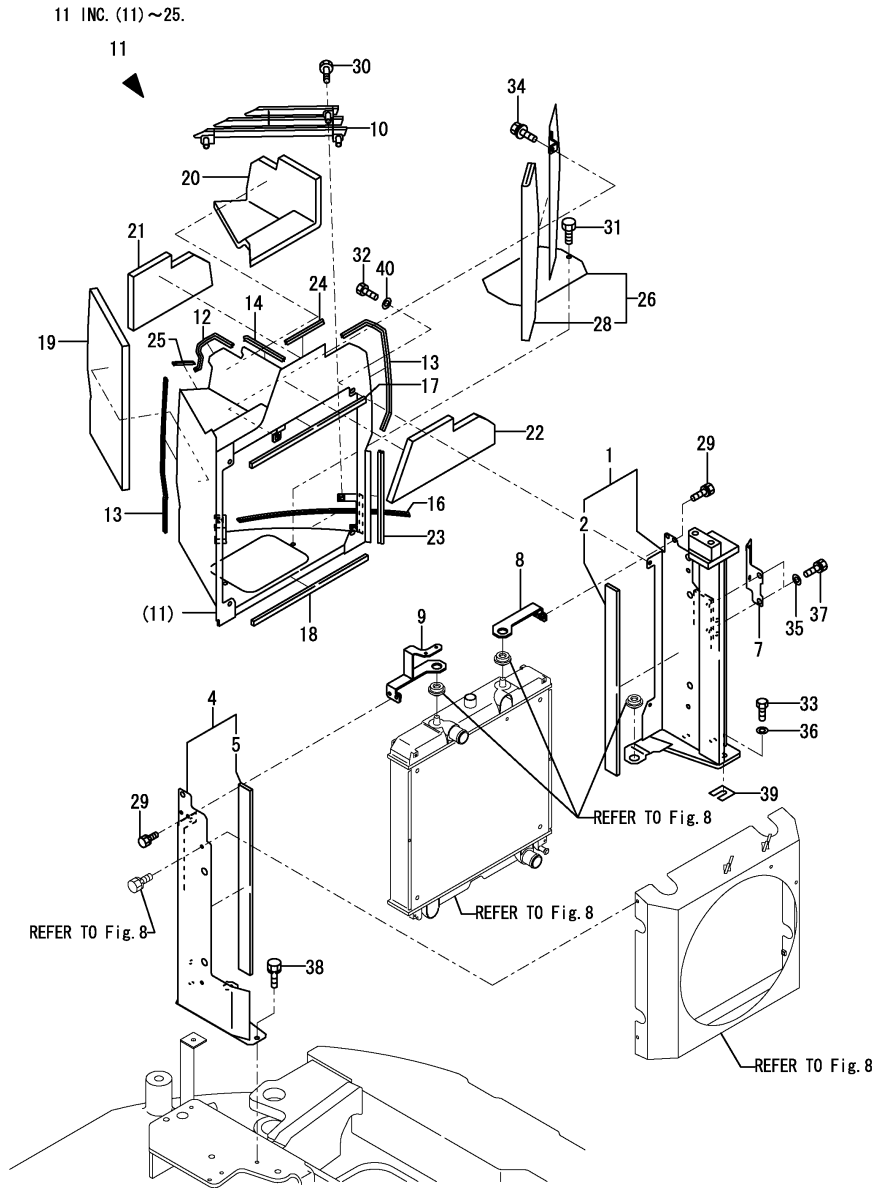
No.	Lev.	Parts No.	Description	Qty						I	R
				(A)	(B)	(C)	(D)	(E)	(F)		
1	1	1D4105-11950	FILLER ASSY	1	1	1					
2	1	172444-13210	COCK ASSY, 2-WAY	1	1	1					
3	2	172444-13220	BODY	1	1	1					
4	2	121250-49121	PLUG, DRAIN	1	1	1					
5	2	24311-000160	O-RING, 1AP16.0	1	1	1					
6	1	172A65-13250	SHROUD ASSY	1	1	1					
8	2	172A65-13290	TRIM	1	1	1					
9	1	23001-048000	CLAMP, HOSE 48	5	5	5					
10	1	172A65-13500	PIPE, WATER	1	1	1					
11	1	172A21-13510	PIPE, WATER	1	1	1					
12	1	172A21-13520	PIPE, WATER	1	1	1					
13	1	172A65-13510	PIPE, WATER	1	1	1					
13-1	1	172A65-13511	PIPE,CW-T D	1	1	1					N
		(A=XXX) (B=XXX) (C=XXX)									
14	1	172A21-13561	JOINT ASSY, PIPE	1	1	1					
15	1	129457-44520	CAP	1	1	1					
16	1	172187-14440	HOSE	1	1	1					
17	1	172171-14600	HOSE	1	1	1					
18	1	172A65-13300	RADIATOR ASSY	1	1	1					1
19	2	129107-44590	CAP, RADIATOR	1	1	1					
20	1	171064-44510	TANK ASSY, SUB	1	1	1					2
22	2	121450-44531	CAP	1	1	1					
23	2	124450-44560	RETAINER	1	1	1					
24	2	121470-44581	GASKET	1	1	1					
25	2	23065-070225	HOSE 7X 225	1	1	1					
26	1	124450-44550	BAND	1	1	1					
27	1	121256-44600	BRACKET, SUB TANK	1	1	1					
28	1	124766-59050	CLIP, HOSE 12	2	2	2					
29	1	124766-59050	CLIP, HOSE 12	2	2	2					
30	1	129457-44530	CLAMP	1	1	1					
31	1	184015-44680	RUBBER, RADIATOR	4	4	4					
32	1	22137-060000	WASHER, 6	2	2	2					
33	1	23001-041000	CLAMP, HOSE 41	2	2	2					
34	1	23010-050000	CLAMP, 50	1	1	1					
35	1	26013-060162	BOLT, M6X 16	2	2	2					
36	1	26013-080162	BOLT, M8X 16	4	4	4					
37	1	26013-080252	BOLT, M8X 25	2	2	2					
38	1	26022-080162	SCREW, M8X16	2	2	2					
39A	1	172A38-03211	LABEL,ANTI-FREEZING	1	1	1					3
40A	1	172A38-03201	LABEL, SUB-TANK US	1	1	1					3

Remarks
 (1)PLEASE USE THIS PART WITH FOLLOWING LABEL AT THE SAME TIME. REF.NO.39A
 (2)PLEASE USE THIS PART WITH FOLLOWING LABEL AT THE SAME TIME. REF.NO.40A
 (3)LABEL IS NOT ILLUSTRATED.

Fig.9. RADIATOR MOUNT

(A)=VIO75-C(US)
 (B)=VIO75-C(AS)
 (C)=VIO75-C(NZ)

(D)=
 (E)=
 (F)=



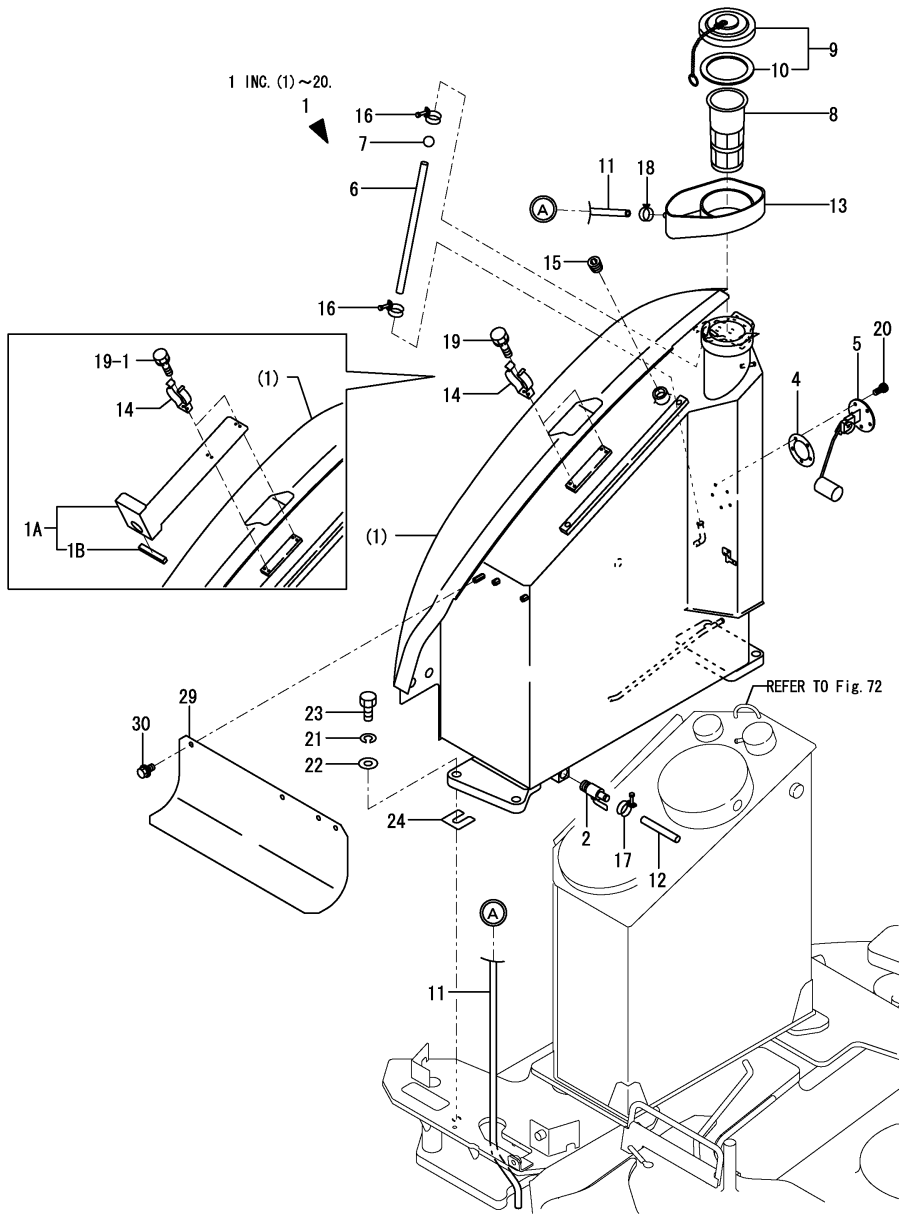
No.	Lev.	Parts No.	Description	Qty						I	R
				(A)	(B)	(C)	(D)	(E)	(F)		
1	1	172A65-13310	BRACKET ASSY,R	1	1	1					
2	2	172A65-13320	SEAL, RADIATOR	1	1	1					
4	1	172A65-13360	BRACKET L ASSY	1	1	1					
5	2	172A65-13320	SEAL, RADIATOR	1	1	1					
7	1	172455-13361	PLATE ASSY	1	1	1					
8	1	172A65-13400	STAY ASSY	1	1	1					
9	1	172A65-13420	STAY ASSY	1	1	1					
10	1	172A21-13800-1	LOUVER,WEIGHT (49)	1	1	1					
11	1	172A65-13600	DUCT ASSY, RADIATOR	1	1	1					1
12	2	172183-13480	RUBBER, SEAL	1	1	1					
13	2	172164-13520	RUBBER, SEAL	2	2	2					
14	2	172455-13610	RUBBER, SEAL	1	1	1					
16	2	172455-13620	RUBBER, SEAL	1	1	1					
17	2	172455-13630	SEAL, DUCT	1	1	1					
18	2	172455-13640	SEAL, DUCT	1	1	1					
19	2	172478-13651	SPONGE	1	1	1					
20	2	172A65-13700	SPONGE	1	1	1					
21	2	172A65-13710	SPONGE	1	1	1					
22	2	172A65-13720	SPONGE	1	1	1					
23	2	172162-61120	SEAL	1	1	1					
24	2	172164-61250	RUBBER, SEAL	1	1	1					
25	2	172168-65800	RUBBER, SEAL	1	1	1					
26	1	172478-13700-3	COVER, DUCT	1	1	1					
28	2	172478-13750	SPONGE	1	1	1					
29	1	26013-080202	BOLT, M8X 20	4	4	4					
30	1	26013-100502	BOLT, M10X 50	3	3	3					
31	1	172168-46760	BOLT M10X20	2	2	2					
32	1	172168-46760	BOLT M10X20	4	4	4					
33	1	172165-53490	BOLT M16X 40	3	3	3					
34	1	172519-63240	BOLT	1	1	1					
35	1	22157-100000	WASHER, 10	2	2	2					
36	1	22217-160000	WASHER, SPRING 16	3	3	3					
37	1	26013-100202	BOLT, M10X 20	2	2	2					
38	1	26013-100252	BOLT, M10X 25	2	2	2					
39	1	172423-68350	SHIM	2	2	2					
40	1	22137-100000	WASHER, 10	2	2	2					
41A	1	172437-03391	LABEL, RADIATOR US	1	1	1					2

Remarks

(1)PLEASE USE THIS PART WITH FOLLOWING LABEL AT THE SAME TIME. REF.NO.41A

(2)LABEL IS NOT ILLUSTRATED.

Fig.10. FUEL TANK



(A)=VIO75-C(US)
 (B)=VIO75-C(AS)
 (C)=VIO75-C(NZ)

(D)=
 (E)=
 (F)=

No.	Lev.	Parts No.	Description	Qty						I	R	
				(A)	(B)	(C)	(D)	(E)	(F)			
1	1	772A65-14100	TANK ASSY, FUEL	1	1	1						1
1A	2	172A65-05100	HOLDER ASSY	1	1	1						W
		(A=MXXXXX) (B=MXXXXX) (C=MXXXXX)										
1B	3	172455-64130	SEAL, HEATER	1	1	1						W
		(A=MXXXXX) (B=MXXXXX) (C=MXXXXX)										
2	2	104200-11920	COCK, WATER	1	1	1						
4	2	172162-14200	GASKET	1	1	1						
5	2	172A78-14220	GAUGE, FUEL	1	1	1						
6	2	172455-14240	HOSE, FUEL GAUGE	1	1	1						
7	2	172141-14260	FLOAT	1	1	1						
8	2	172187-14290	NET, FUEL	1	1	1						
9	2	172455-14340	CAP ASSY, TANK	1	1	1						
10	3	172187-14320	GASKET	1	1	1						
11	2	172A21-75110	HOSE	1	1	1						
12	2	172444-14410	HOSE, DRAIN	1	1	1						
13	2	172455-14500	RUBBER, FUEL CATCH	1	1	1						
14	2	172122-55061	BRACKET, PUMP	2	2	2						
15	2	23871-040000	PLUG, R04	1	1	1						
16	2	23010-014000	CLAMP, 14	2	2	2						
17	2	106990-44660	CLIP, HOSE 12.5	1	1	1						
18	2	23080-013000	CLAMP, 13	1	1	1						
19	2	26013-060102	BOLT, M6X 10	4	4	4						
19-1	2	26013-060122	BOLT, M6X 12	4	4	4						N
		(A=MZZZZZ) (B=MZZZZZ) (C=MZZZZZ)										
20	2	26022-050122	SCREW, M5X12	5	5	5						
21	1	22217-160000	WASHER, SPRING 16	4	4	4						
22	1	22137-160000	WASHER, 16	4	4	4						
23	1	26116-160452	BOLT, M16X 45 PLATED	4	4	4						
24	1	172423-68350	SHIM	3	3	3						
25A	1	114110-07760	LABEL, FUEL OIL NOTI	1	1	1						2
29	1	172499-16160	COVER, BATTERY	1	1	1						W
		(A=MZZZZZ) (B=MZZZZZ) (C=MZZZZZ)										
30	1	26014-080162	BOLT, M8X 16	3	3	3						W
		(A=MZZZZZ) (B=MZZZZZ) (C=MZZZZZ)										

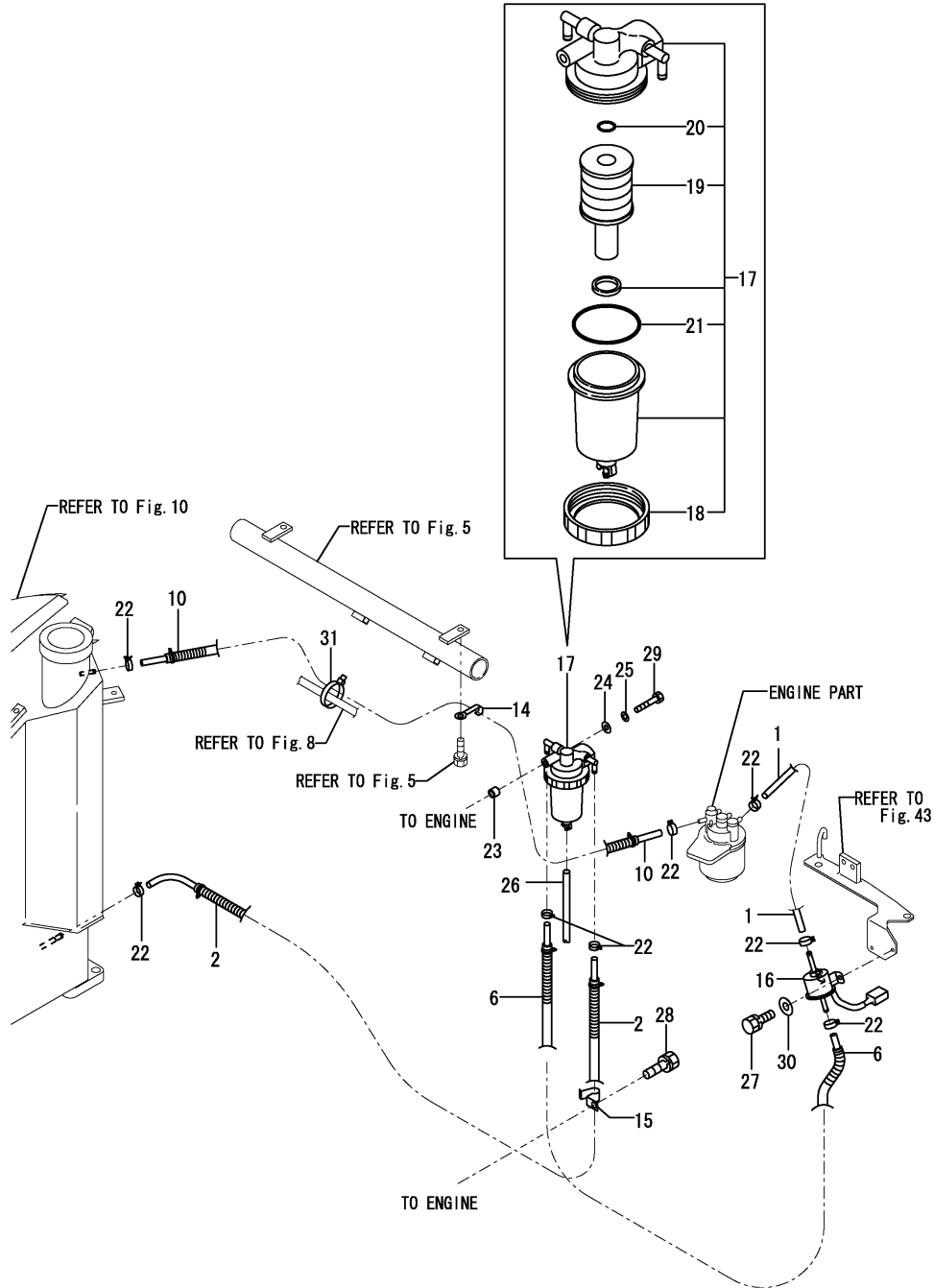
Remarks

- (1)PLEASE USE THIS PART WITH FOLLOWING LABEL AT THE SAME TIME. REF.NO.25A
- (2)LABEL IS NOT ILLUSTRATED.

Fig.11. FUEL LINE

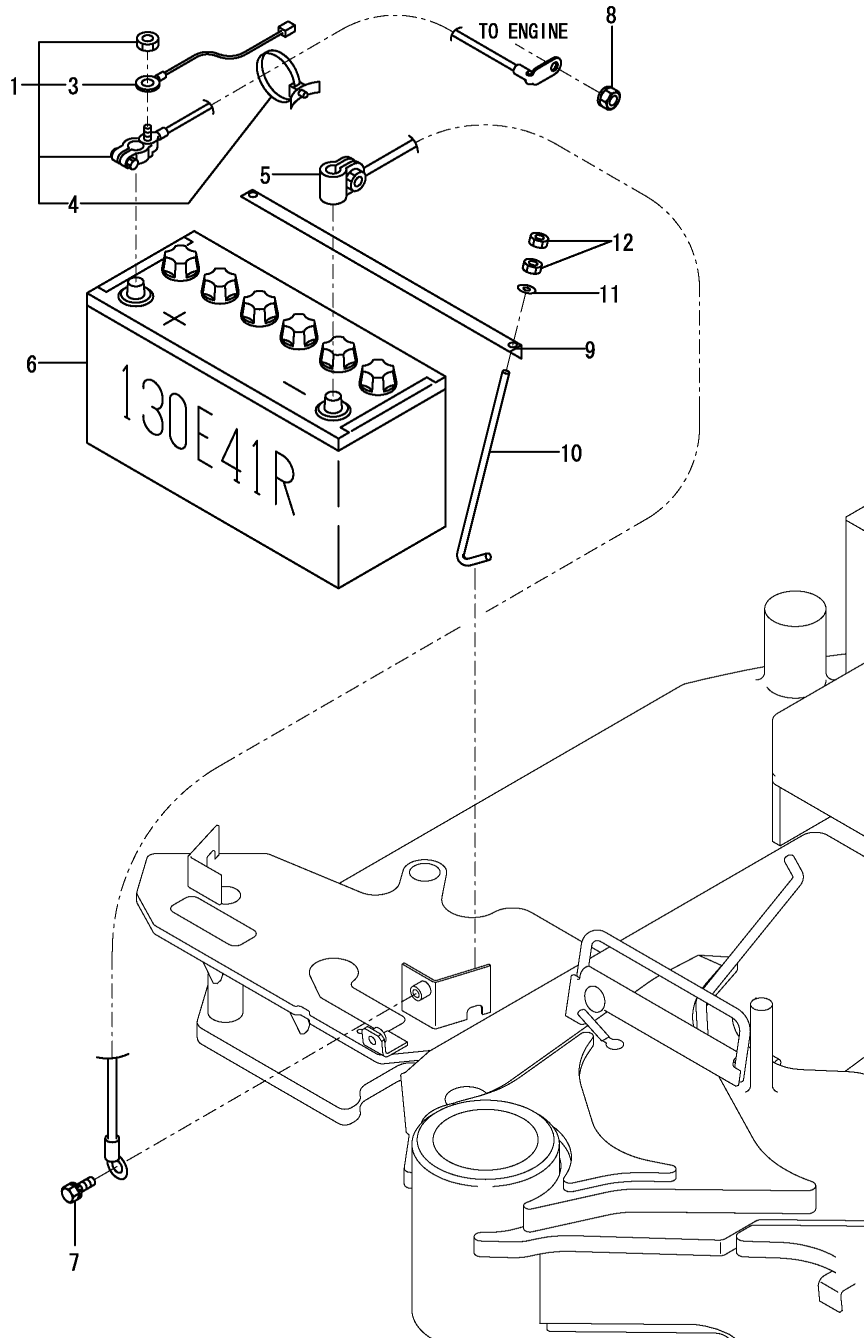
(A)=VIO75-C(US)
 (B)=VIO75-C(AS)
 (C)=VIO75-C(NZ)

(D)=
 (E)=
 (F)=



No.	Lev.	Parts No.	Description	Q'ty						I	R
				(A)	(B)	(C)	(D)	(E)	(F)		
1	1	172137-13400	PIPE, DRAIN	1	1	1					
2	1	172A21-14470	HOSE ASSY	1	1	1					
6	1	184015-59210	HOSE ASSY, FUEL	1	1	1					
10	1	172463-14650	HOSE, FUEL OIL	1	1	1					
14	1	172126-16540	CLAMP	1	1	1					
15	1	172187-14460	CLAMP	1	1	1					
16	1	129612-52100	PUMP ASSY, FUEL FEED	1	1	1					
17	1	184016-55700	SEPARATOR ASSY,WATER	1	1	1					
17-1	1	184016-55701	SEPARATOR ASSY,WATER	1	1	1					N
		(A=M15240) (B=M15240) (C=M15240)									
18	2	129100-55690	RING, RETAINING	1	1	1					
19	2	119802-55710	ELEMENT	1	1	1					
20	2	24311-000160	O-RING, 1AP16.0	1	1	1					
21	2	24321-000650	O-RING, 1AG65.0	1	1	1					
22	1	124766-59050	CLIP, HOSE 12	8	8	8					
23	1	194630-15520	COLLAR, 9.2X13.8X11	1	1	1					
24	1	22137-080000	WASHER, 8	1	1	1					
25	1	22217-080000	WASHER, SPRING 8	1	1	1					
26	1	23061-050500	PIPE, 5X 500	1	1	1					
27	1	26013-060162	BOLT, M6X 16	2	2	2					
28	1	26013-100162	BOLT, M10X 16	1	1	1					
29	1	26116-080802	BOLT, M8X 80 PLATED	1	1	1					
30	1	22137-060000	WASHER, 6	2	2	2					
31	1	194202-56460	BAND, 200	1	1	1					

Fig.12. BATTERY



(A)=VIO75-C(US)
 (B)=VIO75-C(AS)
 (C)=VIO75-C(NZ)

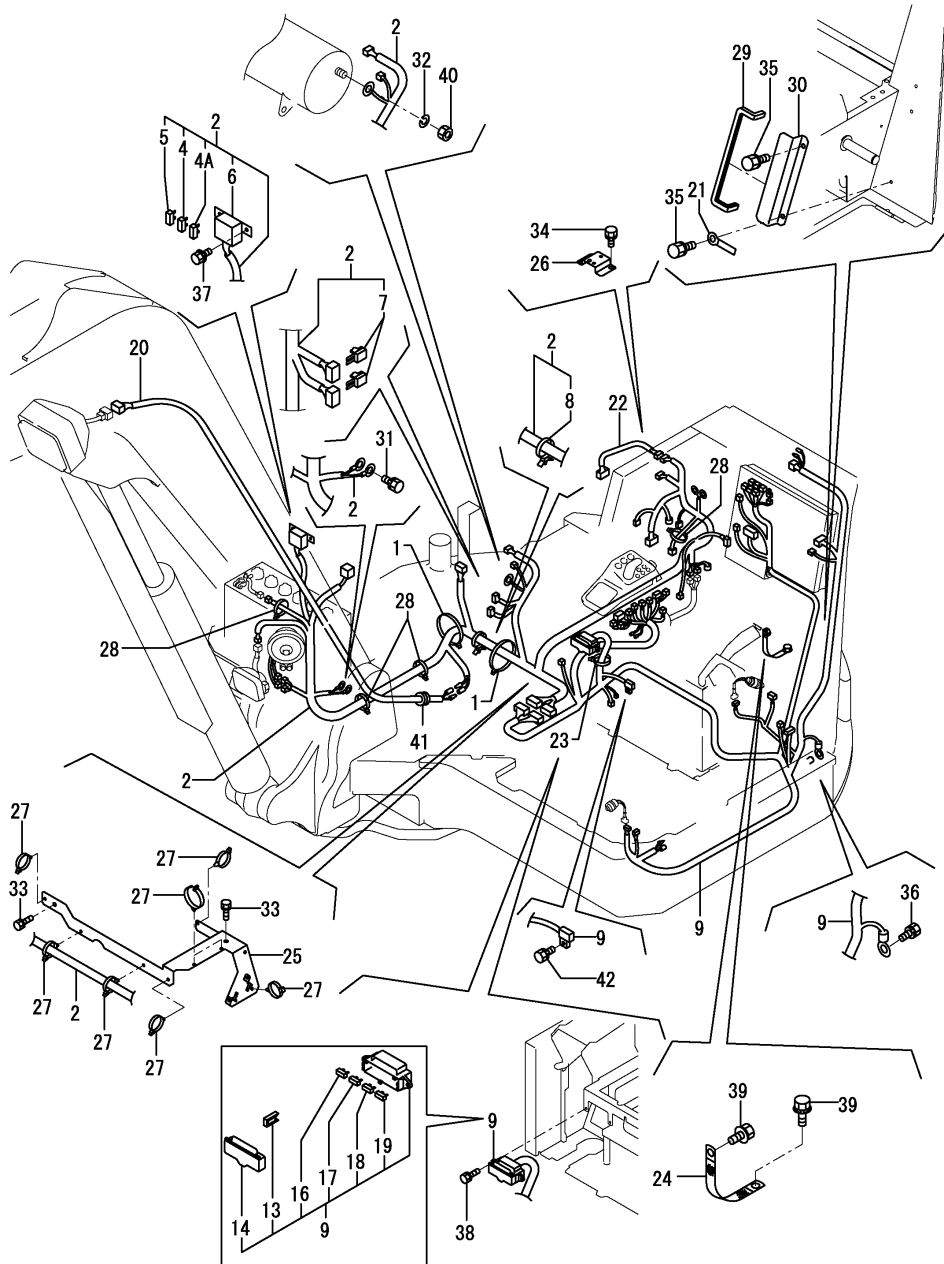
(D)=
 (E)=
 (F)=

No.	Lev.	Parts No.	Description	Qty						I	R
				(A)	(B)	(C)	(D)	(E)	(F)		
1	1	172A65-16100	CORD, BATTERY	1	1	1					
3	2	172A65-16120	HARNESS,BATTERY	1	1	1					
4	2	1E8775-84120	CLAMP, BAND	1	1	1					
5	1	172187-16110	CORD, BATTERY	1	1	1					
6	1	172187-16150	BATTERY	1	1	1					
7	1	26013-100162	BOLT, M10X 16	1	1	1					
8	1	26051-080002	NUT, M8	1	1	1					
9	1	172112-16201	RETAINER, BATTERY	1	1	1					
10	1	172164-16370	ROD	2	2	2					
11	1	22157-080000	WASHER, 8	2	2	2					
12	1	26716-080002	NUT, M8	4	4	4					

Fig.13. ELECTRIC PART(WIRING)

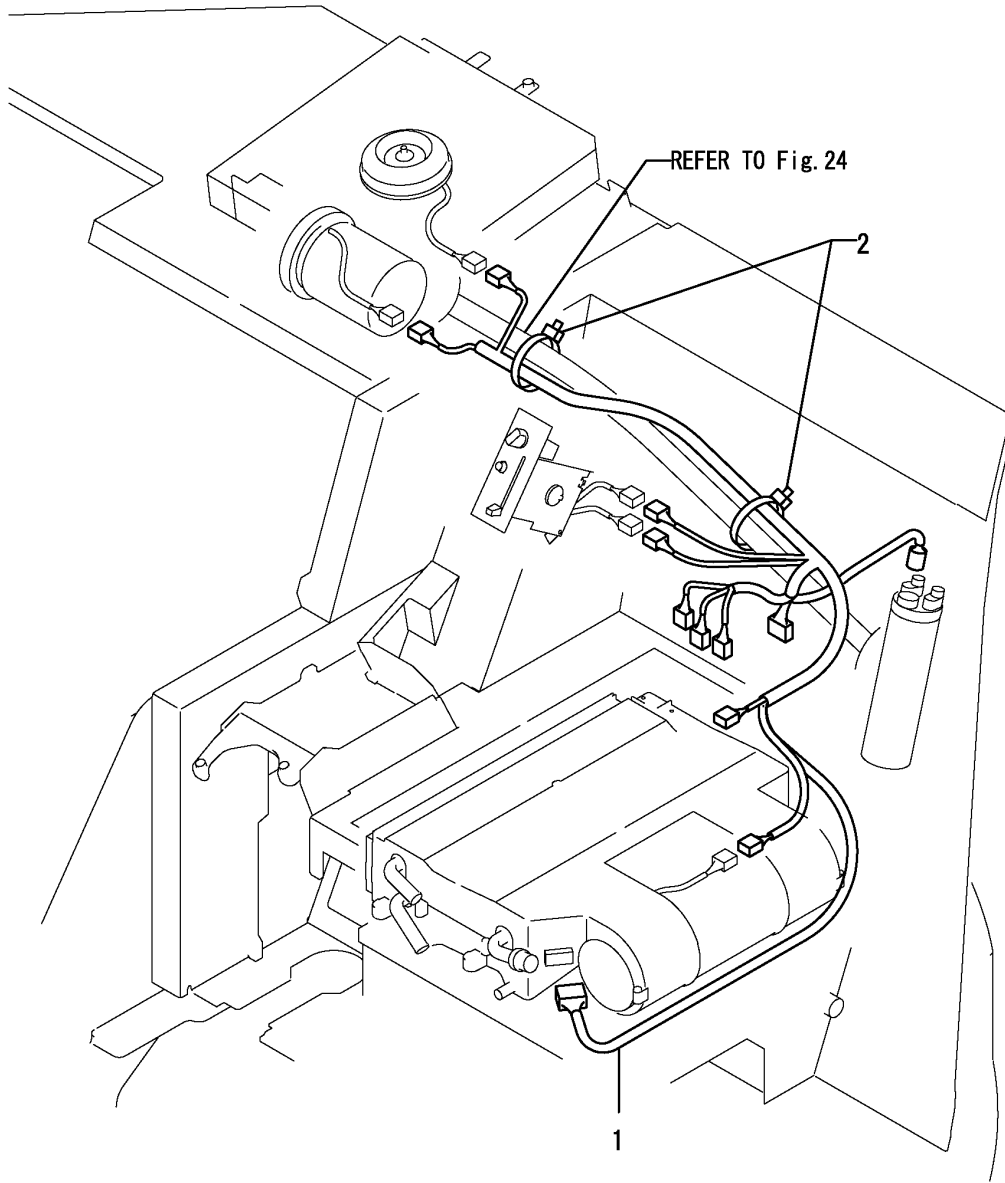
(A)=VIO75-C(US)
 (B)=VIO75-C(AS)
 (C)=VIO75-C(NZ)

(D)=
 (E)=
 (F)=



No.	Lev.	Parts No.	Description	Qty						I	R
				(A)	(B)	(C)	(D)	(E)	(F)		
1	1	172126-11510	BAND	4	4	4					
2	1	172A65-16500	HARNESS A ASSY	1	1	1					
4	2	172A65-16550	FUSE, SLOWBLOW	2	2	2					
4-1	2	172A65-16550	FUSE, SLOWBLOW	1	1	1					K
		(A=MXXXXX) (B=MXXXXX) (C=MXXXXX)									
4A	2	172A69-16710	FUSE, SLOWBLOW	1	1	1					W
		(A=MXXXXX) (B=MXXXXX) (C=MXXXXX)									
5	2	172A65-16560	FUSE, SLOWBLOW	1	1	1					
6	2	172A65-16570	BOX, FUSE	1	1	1					
7	2	172648-16600	DIODE	2	2	2					
8	2	1E8775-84120	CLAMP, BAND	1	1	1					
9	1	172A65-16520	HARNESS B ASSY	1	1	1					
13	2	172175-17120	PULLER	1	1	1					
14	2	172187-17220	COVER	1	1	1					
16	2	29420-050000	FUSE, B 5A	1	1	1					
17	2	29420-100000	FUSE, B 10A	1	1	1					
18	2	29420-150000	FUSE, B 15A	6	6	6					
19	2	29420-300000	FUSE, B 30A	2	2	2					
20	1	172187-16530	HARNESS, WIRE	1	1	1					
21	1	172126-16540	CLAMP	1	1	1					
22	1	172A65-16540	HARNESS C	1	1	1					
23	1	172183-16560	CLIP, HOSE	1	1	1					
24	1	172187-16600	CORD, ENGINE EARTH	1	1	1					
25	1	172A65-16700	SUPPORT ASSY	1	1	1					
26	1	172A65-16750	CLAMP, HARNESS	1	1	1					
27	1	194680-51670	BAND, CLIP	8	8	8					
28	1	194202-56460	BAND, 200	6	6	6					
29	1	172146-61360	RUBBER, SEAL	1	1	1					
30	1	172455-63250	COVER, HARNESS	1	1	1					
31	1	26013-100162	BOLT, M10X 16	1	1	1					
32	1	22217-060000	WASHER, SPRING 6	1	1	1					
33	1	26013-080162	BOLT, M8X 16	2	2	2					
34	1	26013-080162	BOLT, M8X 16	2	2	2					
35	1	26013-100162	BOLT, M10X 16	2	2	2					
36	1	26013-100162	BOLT, M10X 16	1	1	1					
37	1	26014-060162	BOLT, M6X 16	2	2	2					
38	1	26014-060202	BOLT, M6X 20	2	2	2					
39	1	26014-100162	BOLT, M10X 16	2	2	2					
40	1	26716-060002	NUT, M6	1	1	1					
41	1	933171-15680	GROMMET	1	1	1					
42	1	26013-080162	BOLT, M8X 16	1	1	1					

Fig.14. ELECTRIC PART(WIRING : A/C)



(A)=VIO75-C(US)
 (B)=VIO75-C(AS)
 (C)=VIO75-C(NZ)

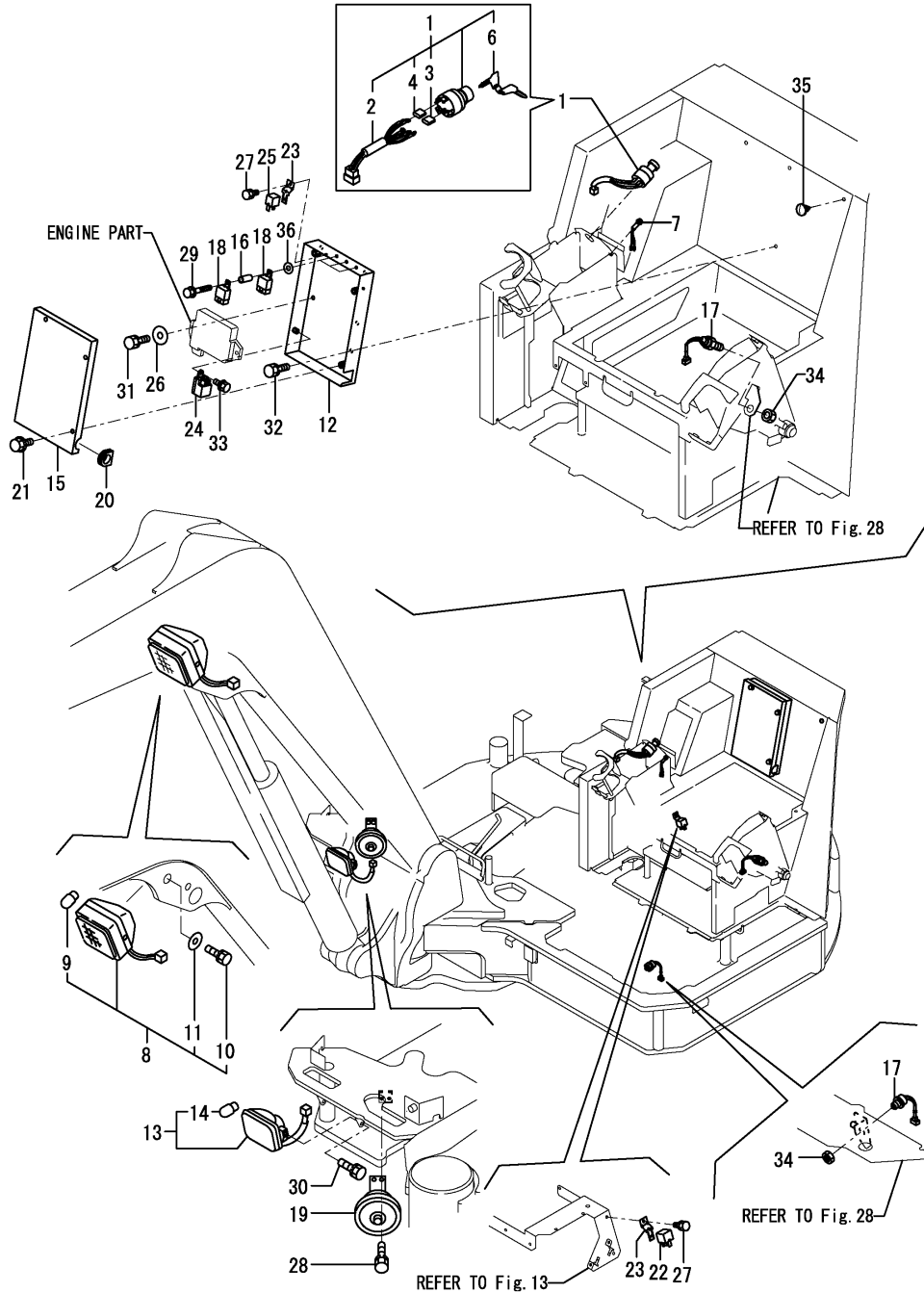
(D)=
 (E)=
 (F)=

No.	Lev.	Parts No.	Description	Q'ty						I	R
				(A)	(B)	(C)	(D)	(E)	(F)		
1	1	172A65-16600	HARNES, AIR CON.	1	1	1					
2	1	194202-56460	BAND, 200	2	2	2					

Fig.15. ELECTRIC PART(EQUIPMENT)

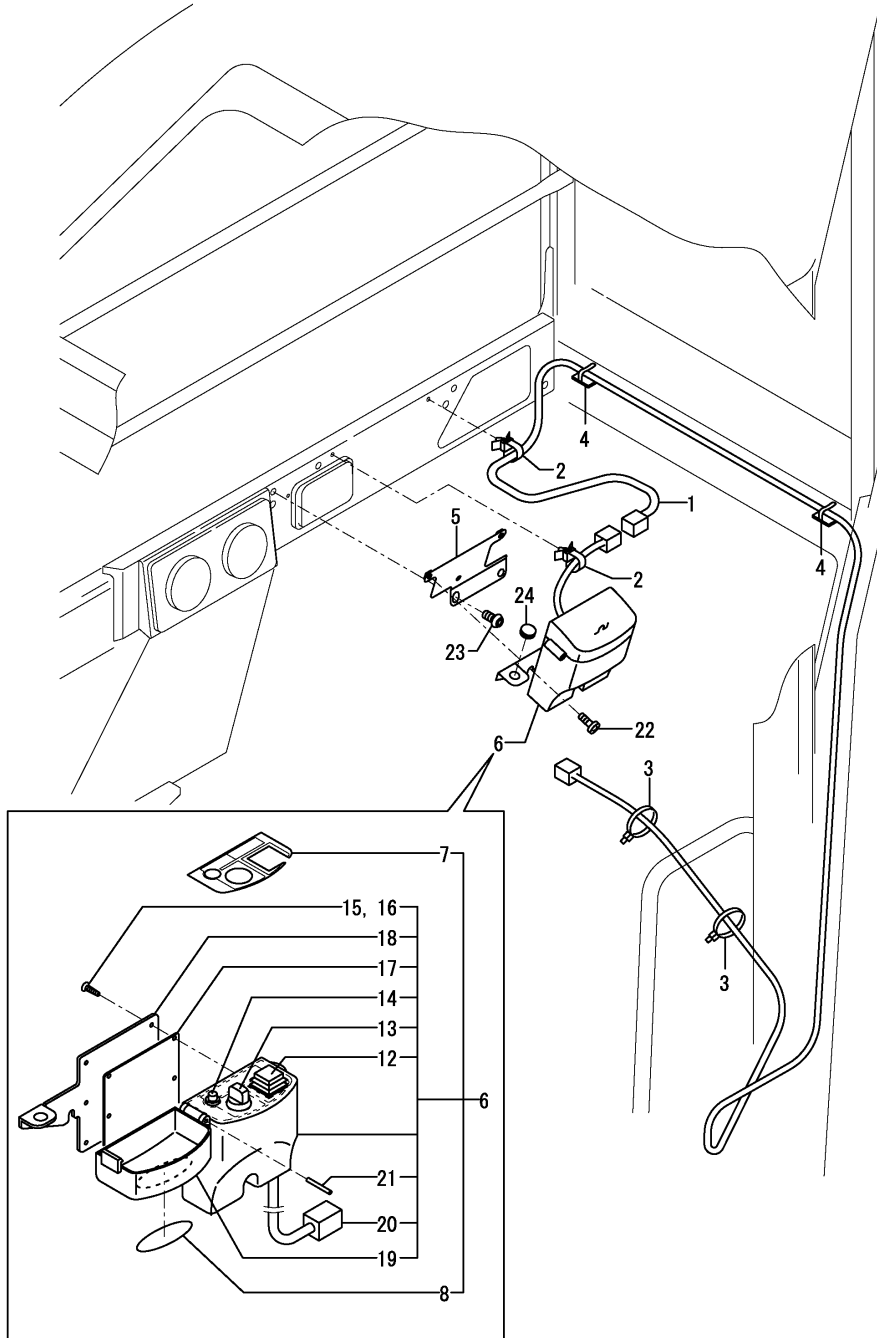
(A)=VIO75-C(US)
 (B)=VIO75-C(AS)
 (C)=VIO75-C(NZ)

(D)=
 (E)=
 (F)=



No.	Lev.	Parts No.	Description	Q'ty						I	R
				(A)	(B)	(C)	(D)	(E)	(F)		
1	1	172187-17100	SWITCH ASSY, STARTER	1	1	1					
2	2	172187-17070	CORD ASSY	1	1	1					
3	2	172187-17080	COVER	3	3	3					
4	2	172187-17090	COVER	2	2	2					
6	2	933110-00301	KEY ASSY	1	1	1					
7	1	172A65-17150	LAMP ASSY ASSY	1	1	1					
8	1	172162-17400	LAMP ASSY, WORK	1	1	1					
9	2	172141-17211	BULB	1	1	1					
10	2	26013-080202	BOLT, SPRING M8X 20	2	2	2					
11	2	22157-080000	WASHER, 8	2	2	2					
12	1	172A65-17400	CONTROLLER BOX, EPASSY	1	1	1					
13	1	172162-17410	LAMP ASSY, HEAD	1	1	1					
14	2	29220-788200	BULB, 12V 25W	1	1	1					
15	1	172A65-17430	COVER, BOX	1	1	1					
16	1	172A65-17480	COLLAR	3	3	3					
17	1	194464-52190	SWITCH, START	2	2	2					
18	1	198461-52950	RELAY, CA TYPE C	6	6	6					
18-1	1	172B02-17150	RELAY, CA C TYPE	6	6	6					R
(A=*2014.04.) (B=*2014.04.) (C=*2014.04.)											
19	1	194151-57100	HORN	1	1	1					
20	1	172165-62800	GROMMET	1	1	1					
21	1	172519-63240	BOLT	3	3	3					
22	1	129927-77900	RELAY, ISO 90A	1	1	1					
23	1	129927-77910	BRACKET, CONNECTOR	2	2	2					
24	1	124970-77920	TIMER	1	1	1					
25	1	129927-77920	RELAY, ISO 70A	1	1	1					
26	1	22157-080000	WASHER, 8	2	2	2					
27	1	26013-060122	BOLT, SPRING M6X 12	2	2	2					
28	1	26013-060162	BOLT, SPRING M6X 16	2	2	2					
28-1	1	26013-060122	BOLT, SPRING M6X 12	2	2	2					N
(A=*2010.04.) (B=*2010.04.) (C=*2010.04.)											
29	1	26014-060402	BOLT, M6X 40	3	3	3					
30	1	26013-080162	BOLT, SPRING M8X 16	2	2	2					
31	1	26013-080252	BOLT, SPRING M8X 25	2	2	2					
32	1	26013-080252	BOLT, SPRING M8X 25	3	3	3					
33	1	26014-060162	BOLT, M6X 16	1	1	1					
34	1	26776-180002	NUT, LOCK M18	2	2	2					
35	1	172444-17660	CLIP, TREE	1	1	1					
36	1	22137-060000	WASHER, 6	3	3	3					

Fig.16. ELECTRIC PART(QUICK COUPLER)



(A)=VIO75-C(US)
 (B)=VIO75-C(AS)
 (C)=VIO75-C(NZ)

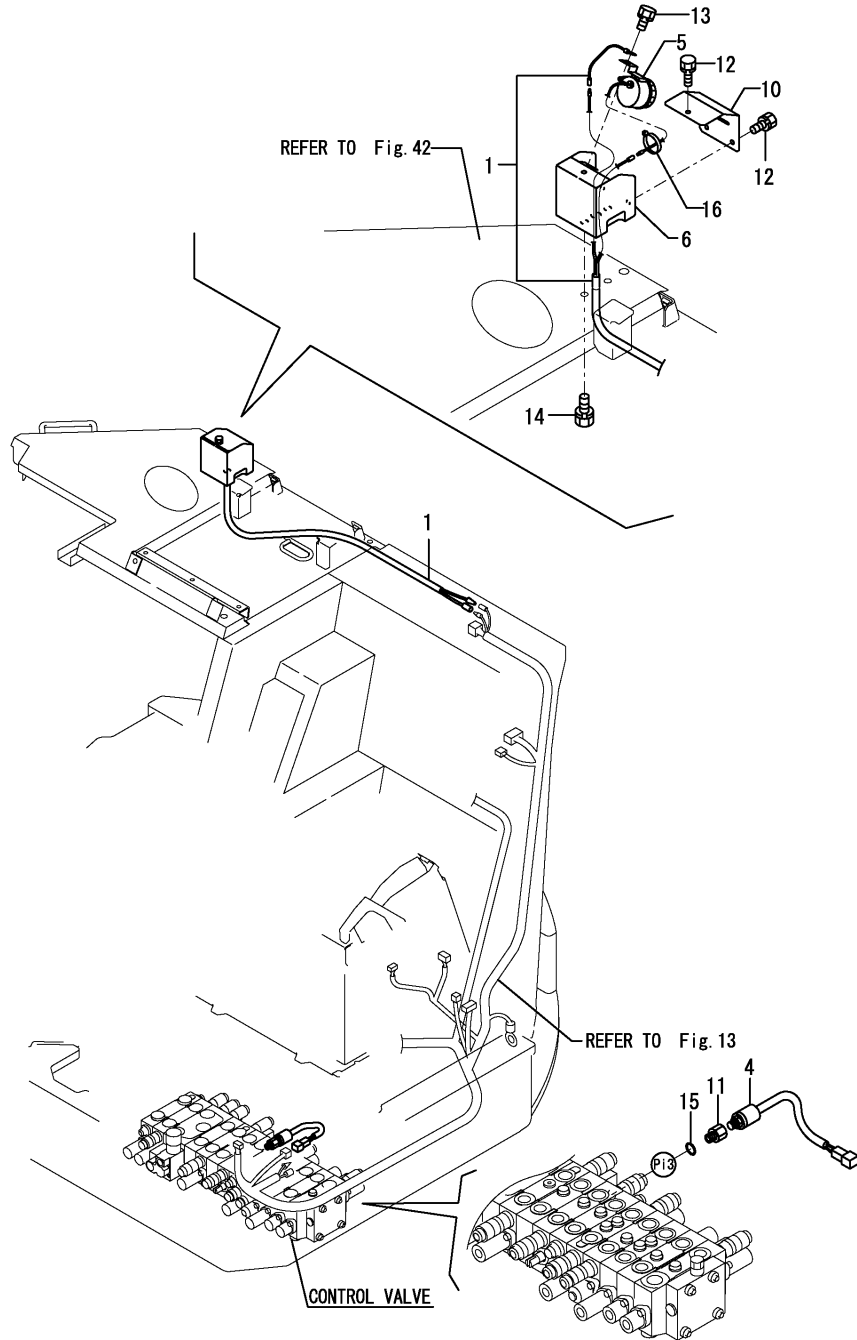
(D)=
 (E)=
 (F)=

No.	Lev.	Parts No.	Description	Q'ty						I	R
				(A)	(B)	(C)	(D)	(E)	(F)		
1	1	172978-16501	HARNES, QUICK HITCH	1	1	1					
2	1	172458-17880	BAND	2	2	2					
3	1	933152-09280	BAND 170	2	2	2					
4	1	933169-15231	STEP	2	2	2					
5	1	172978-17100	STAY ASSY, SWITCH	1	1	1					
6	1	172958-17110	SWITCH BOX(EX	1	1	1					
7	2	172472-03290	LABEL,SWITCH	1	1	1					
8	2	172472-03300	LABEL,COVER	1	1	1					
12	3	172958-17140	SWITCH ASSY	1	1	1					
13	3	172958-17150	SWITCH ASSY	1	1	1					
14	3	172958-17160	INDICATER LAMP(CP	1	1	1					
15	3	172958-17170	SCREW, TAPPING	6	6	6					
16	3	172958-17180	SCREW, TAPPING	2	2	2					
17	3	172958-17190	PACKING	1	1	1					
18	3	172958-17200	BRACKET	1	1	1					
19	3	172958-17210	CASE	1	1	1					
20	3	172958-17220	CORD	1	1	1					
21	3	22351-030028	PIN, SPRING 3.0X28	1	1	1					
22	1	172137-46210	SCREW	3	3	3					
23	1	172455-61710	BOLT M 8X 16	2	2	2					
24	1	172187-64900	PLUG	1	1	1					

Fig.17. TRAVEL ALARM

(A)=VIO75-C(US)
 (B)=VIO75-C(AS)
 (C)=VIO75-C(NZ)

(D)=
 (E)=
 (F)=

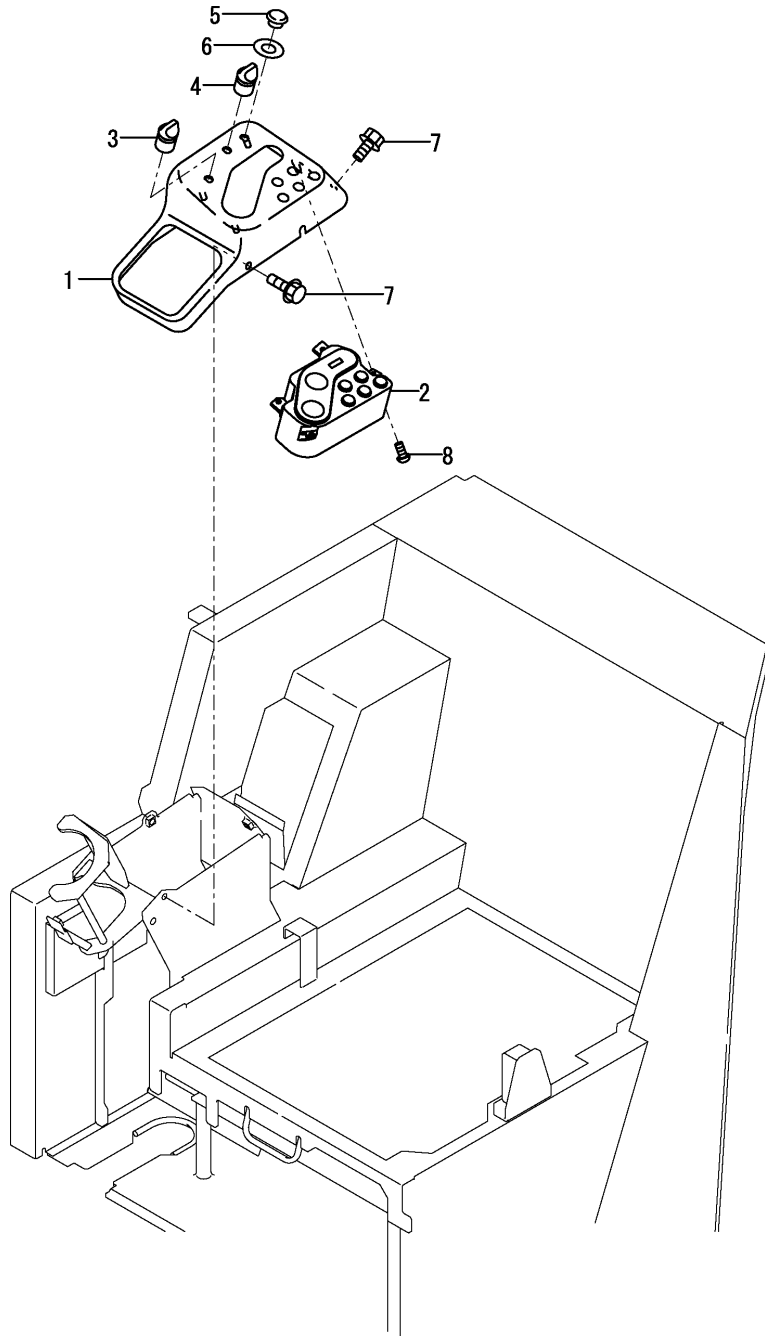


No.	Lev.	Parts No.	Description	Qty						I	R
				(A)	(B)	(C)	(D)	(E)	(F)		
1	1	172A65-16580	HARNES ASSY, D	1	1	1					
4	1	172478-17200	SWITCH, PRESSURE	1	1	1					
5	1	172511-17351	BUZZER, BACK	1	1	1					
6	1	172472-17401	CASE ASSY, ALARM	1	1	1					
10	1	172472-17470-1	COVER, ALARM CASE	1	1	1					
11	1	172156-76110	CONNECTOR,PF1/4PT1/8	1	1	1					
12	1	26013-060122	BOLT, M6X 12	3	3	3					
13	1	26013-080122	BOLT, M8X 12	1	1	1					
14	1	26013-100162	BOLT, M10X 16	2	2	2					
15	1	41851-000110	O-RING	1	1	1					
16	1	933168-55770	BAND 146	1	1	1					

Fig.18. INDICATOR BOX

(A)=VIO75-C(US)
 (B)=VIO75-C(AS)
 (C)=VIO75-C(NZ)

(D)=
 (E)=
 (F)=

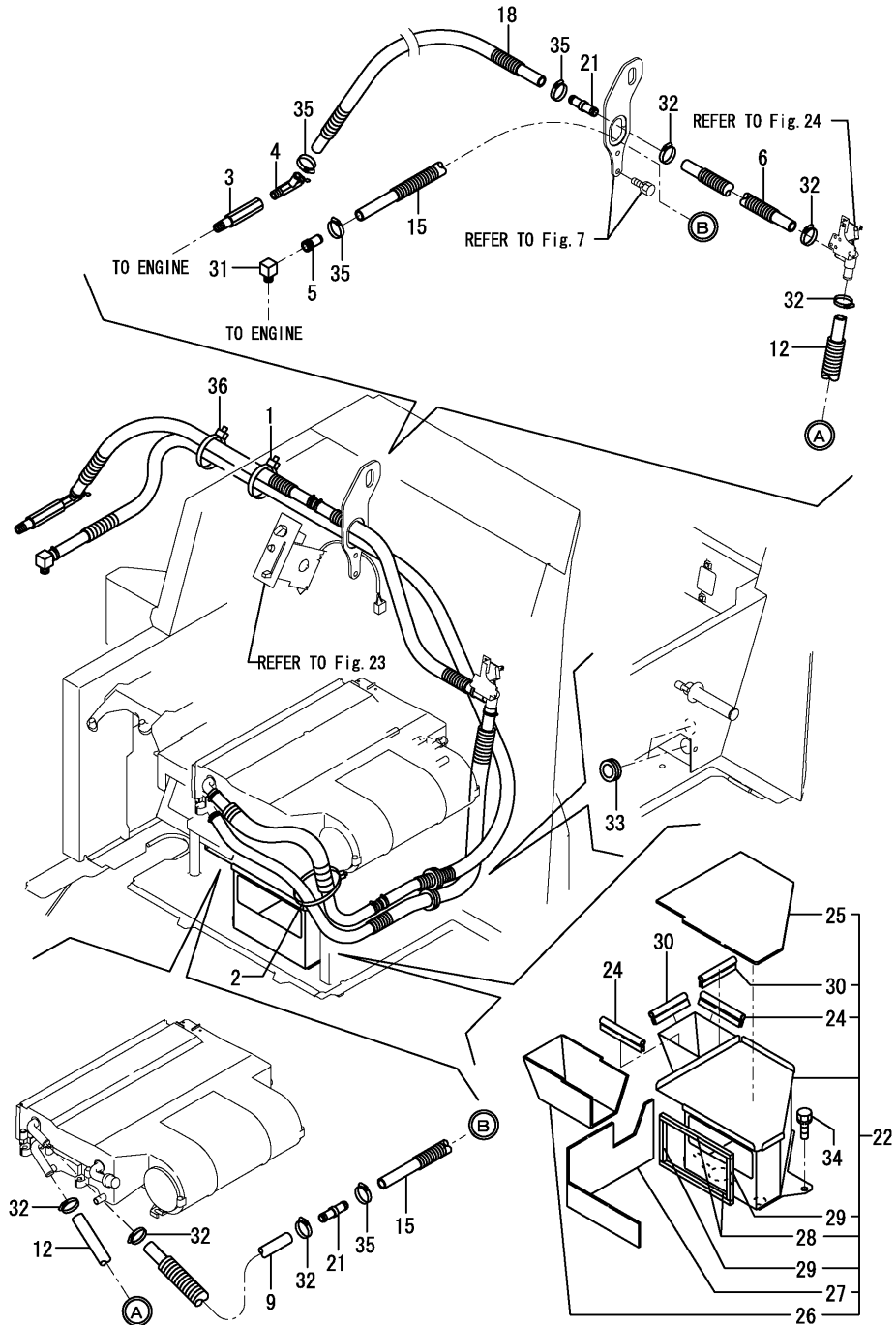


No.	Lev.	Parts No.	Description	Q'ty						I	R
				(A)	(B)	(C)	(D)	(E)	(F)		
1	1	172A25-17210	IN-PANE R,AIR CO	1	1	1					
2	1	172A77-17250	MONITOR ASSY	1	1	1					
3	1	172187-17280	SWITCH ASSY, LIGHT	1	1	1					
4	1	172472-17300	SWITCH ASSY, WASHER	1	1	1					
5	1	172187-17560	CAP	1	1	1					
6	1	172187-17570	GASKET	1	1	1					
7	1	172519-63240	BOLT	4	4	4					
8	1	22857-500121	SCREW 5X12	4	4	4					

Fig.19. HEATER

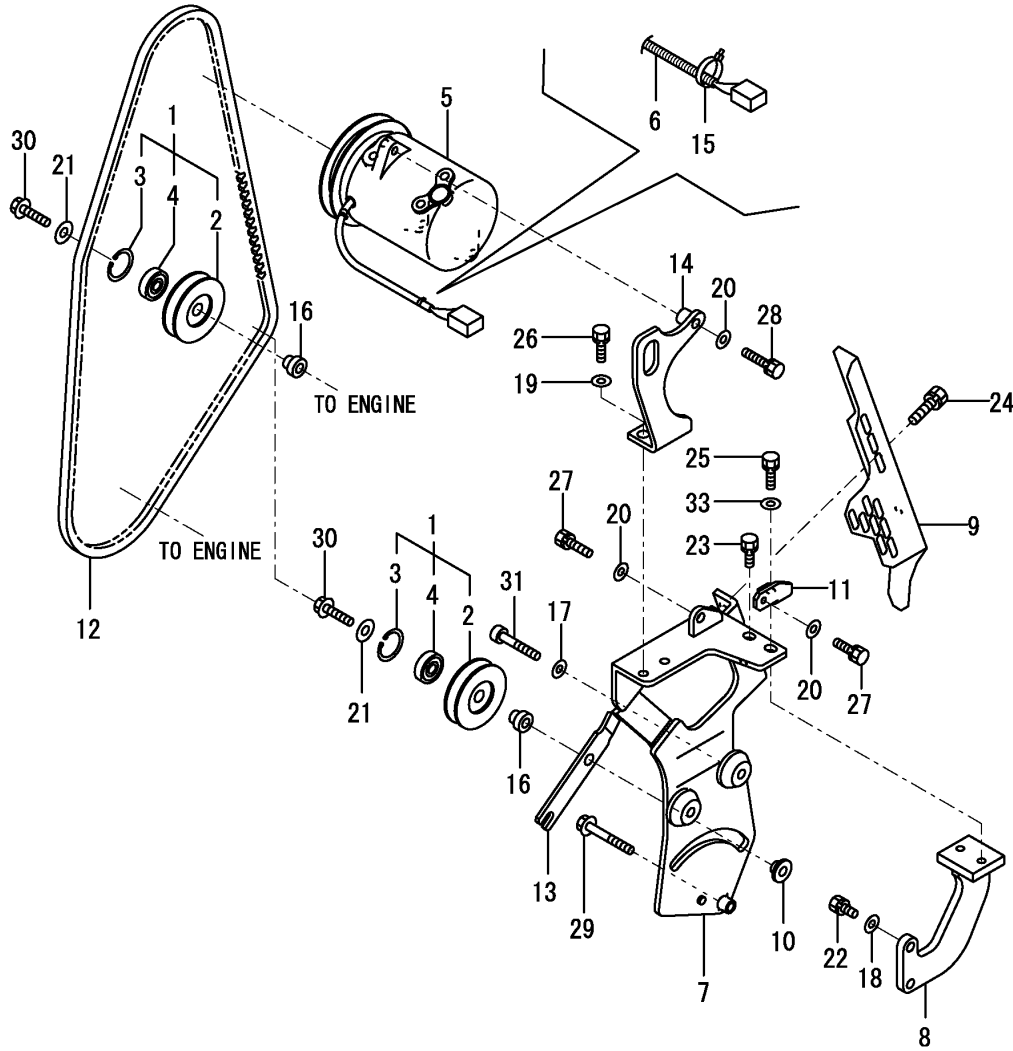
(A)=VIO75-C(US)
 (B)=VIO75-C(AS)
 (C)=VIO75-C(NZ)

(D)=
 (E)=
 (F)=



No.	Lev.	Parts No.	Description	Qty						I	R
				(A)	(B)	(C)	(D)	(E)	(F)		
1	1	172126-11510	BAND 300	2	2	2					
1-1	1	172126-11510	BAND 300	1	1	1					K
		(A=MZZZZZ) (B=MZZZZZ) (C=MZZZZZ)									
2	1	172126-11510	BAND 300	1	1	1					
3	1	172A65-17650	CONNECTOR	1	1	1					
4	1	172425-17630	VALVE ASSY, HEATER	1	1	1					
5	1	172124-17640	JOINT, PIPE	1	1	1					
6	1	172A65-17700	HOSE ASSY, HEATER	1	1	1					
9	1	172455-17790	HOSE ASSY, HEATER	1	1	1					
12	1	172455-17800	HOSE ASSY, HEATER	1	1	1					
15	1	172455-17830	HOSE ASSY, HEATER	1	1	1					
18	1	172A65-17730	HOSE ASSY, HEATER	1	1	1					
21	1	172455-17930	JOINT, HOSE	2	2	2					
22	1	172455-63600	DUCT ASSY	1	1	1					
24	2	172455-63660	SEAL, RUBBER	2	2	2					
25	2	172455-63700	SHEET, INSULATOR	1	1	1					
26	2	172455-63710	SHEET, INSULATOR	1	1	1					
27	2	172455-63720	SHEET, INSULATOR	1	1	1					
28	2	172455-64110	SEAL, HEATER	2	2	2					
29	2	172455-64130	SEAL, HEATER	2	2	2					
30	2	172164-66650	RUBBER, SEAL	2	2	2					
31	1	172168-79520	ELBOW	1	1	1					
32	1	23001-022000	CLAMP, HOSE 22	10	10	10					
32-1	1	23001-022000	CLAMP, HOSE 22	6	6	6					K
		(A=MZZZZZ) (B=MZZZZZ) (C=MZZZZZ)									
33	1	933171-15680	GROMMET	2	2	2					
34	1	26013-100202	BOLT, M10X 20	2	2	2					
35	1	23080-018000	CLAMP, 18	4	4	4					W
		(A=MZZZZZ) (B=MZZZZZ) (C=MZZZZZ)									
36	1	172187-78580	BAND W 397	1	1	1					W
		(A=MZZZZZ) (B=MZZZZZ) (C=MZZZZZ)									

Fig.21. AIR CONDITIONER(ENGINE RELATED)

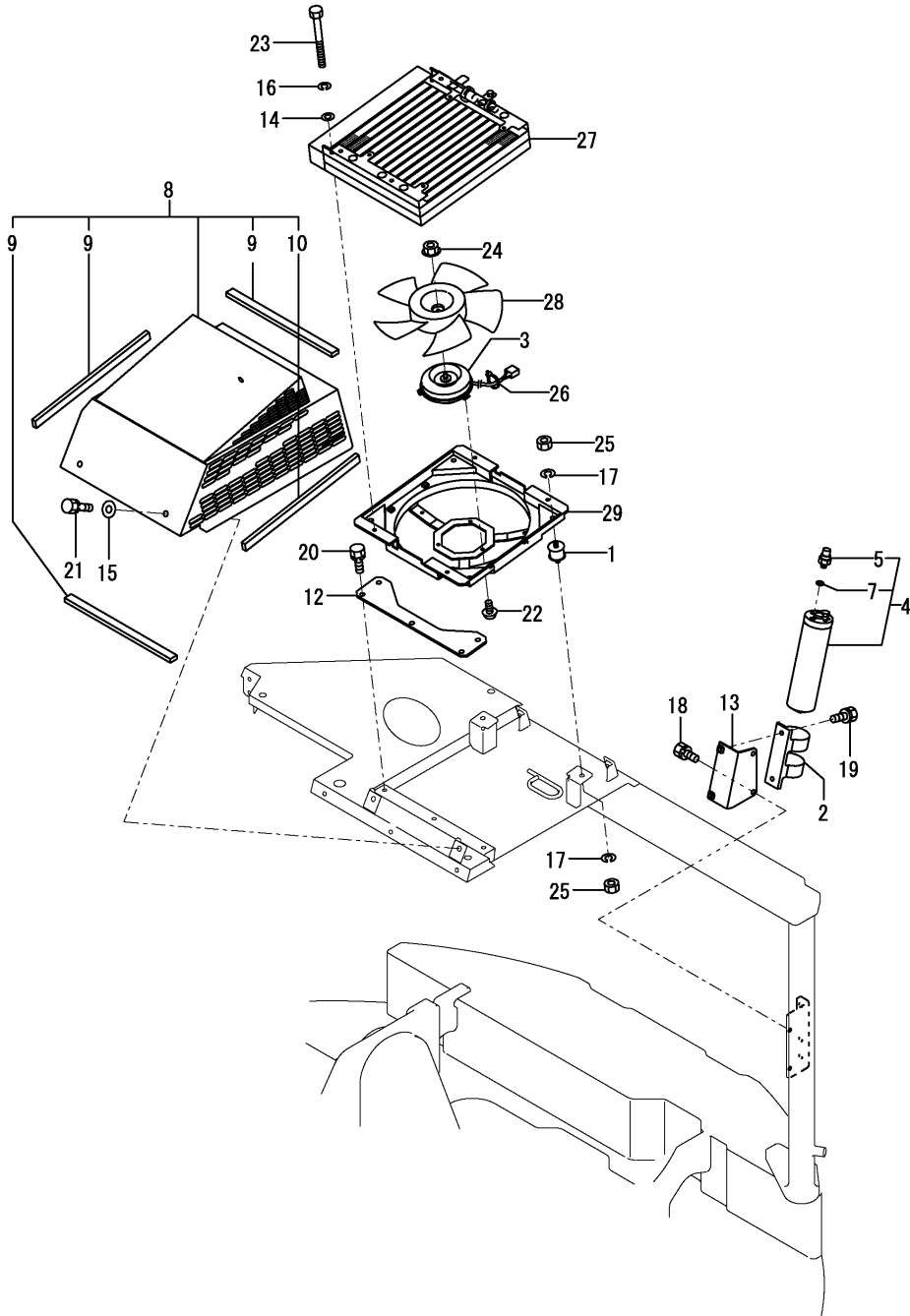


(A)=VIO75-C(US)
 (B)=VIO75-C(AS)
 (C)=VIO75-C(NZ)

(D)=
 (E)=
 (F)=

No.	Lev.	Parts No.	Description	Q'ty						I	R
				(A)	(B)	(C)	(D)	(E)	(F)		
1	1	172187-11100	PULLEY ASSY, TENSION	2	2	2					
2	2	172187-11121	PULLEY, TENSION	2	2	2					
3	2	22252-000350	RING, 35	2	2	2					
4	2	24104-062020	BEARING, 6202UUC3	2	2	2					
5	1	172445-18201	COMPRESSOR	1	1	1					
6	1	172478-18210	TUBE, CORRUGATED	1	1	1					
7	1	172A21-18350	BRACKET A ASSY, ID	1	1	1					
8	1	172187-18342	BRACKET ASSY, B	1	1	1					
9	1	172187-18402	GUARD ASSY, BELT	1	1	1					
10	1	172187-18410	NUT, PULLEY	1	1	1					
11	1	172187-18420	BRACKET	1	1	1					
12	1	172187-18451	V-BELT	1	1	1					
13	1	172187-18500	BAR, ADJUST	1	1	1					
14	1	172455-18560	BRACKET, COMP.	1	1	1					
15	1	1A1380-55310	CLAMP, WIRE	2	2	2					
16	1	129466-96240	SPACER	2	2	2					
17	1	22137-080000	WASHER, 8	2	2	2					
18	1	22137-080000	WASHER, 8	2	2	2					
19	1	22137-080000	WASHER, 8	2	2	2					
20	1	22137-080000	WASHER, 8	3	3	3					
21	1	22137-100000	WASHER, 10	2	2	2					
22	1	26013-080202	BOLT, M8X 20	2	2	2					
23	1	26013-080162	BOLT, M8X 16	1	1	1					
24	1	26013-080162	BOLT, M8X 16	2	2	2					
25	1	26013-080252	BOLT, M8X 25	1	1	1					
26	1	26013-080252	BOLT, M8X 25	2	2	2					
27	1	26013-080252	BOLT, M8X 25	2	2	2					
28	1	26013-080352	BOLT, M8X 35	1	1	1					
29	1	26106-080602	BOLT, M8X 60 PLATED	1	1	1					
30	1	26106-100352	BOLT, M10X 35 PLATED	2	2	2					
31	1	26450-080502	BOLT, M8X 50	2	2	2					
33	1	22137-080000	WASHER, 8	1	1	1					

Fig.22. AIR CONDITIONER(CONDENSER RELATED)

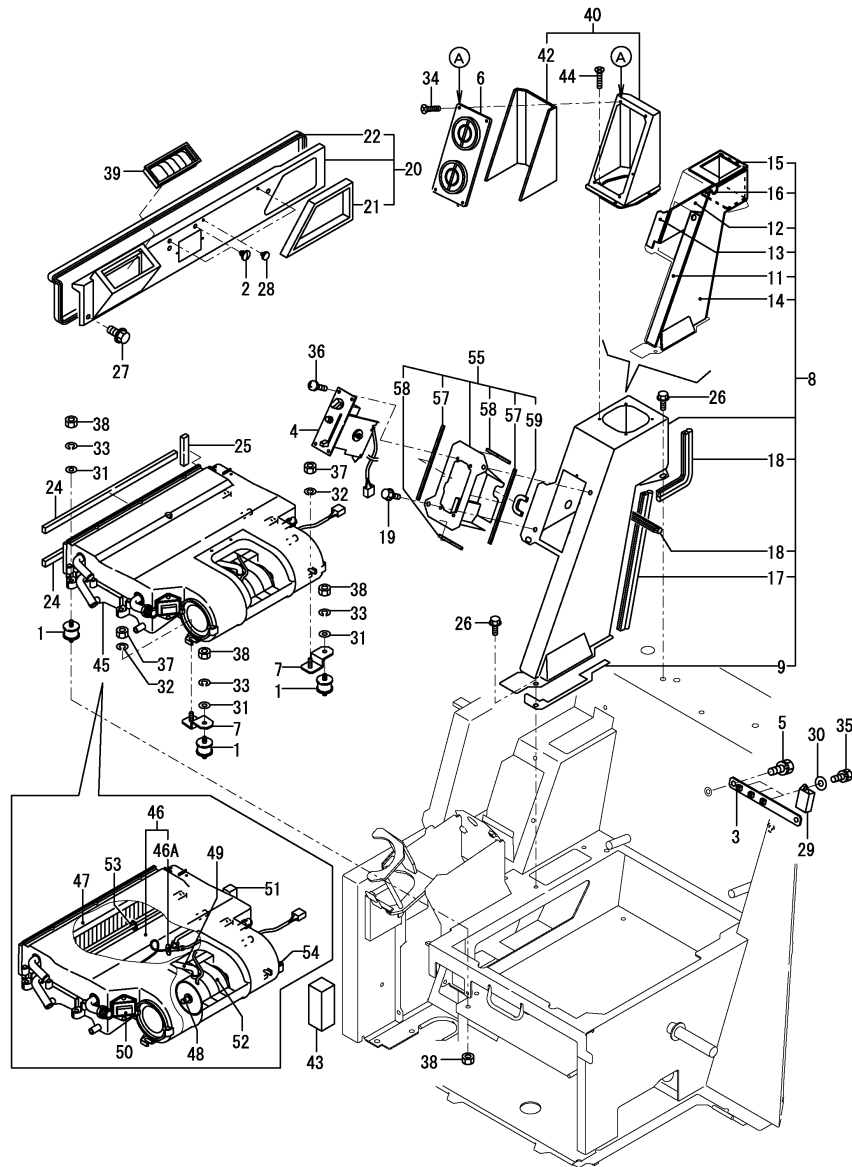


(A)=VIO75-C(US)
 (B)=VIO75-C(AS)
 (C)=VIO75-C(NZ)

(D)=
 (E)=
 (F)=

No.	Lev.	Parts No.	Description	Qty						I	R
				(A)	(B)	(C)	(D)	(E)	(F)		
1	1	172122-13310	MOUNT, RADIATOR	4	4	4					
2	1	172162-18040	BRACKET	1	1	1					
3	1	172164-18080	MOTOR	1	1	1					
4	1	172187-18110	DRIER ASSY, RECEIVER	1	1	1					
5	2	198146-87120	SWITCH, PRESSURE	1	1	1					
7	2	198083-87570	O-RING	1	1	1					
8	1	172455-18332-2	COVER ASSY	1	1	1					
9	2	172455-18340	SEAL	3	3	3					
10	2	172455-18350	SEAL	1	1	1					
12	1	172455-18500	PLATE, COND.	1	1	1					
13	1	172455-18940	BRACKET, R/D	1	1	1					
14	1	22137-060000	WASHER, 6	4	4	4					
15	1	22137-100000	WASHER, 10	4	4	4					
16	1	22217-060000	WASHER, SPRING 6	4	4	4					
17	1	22217-080000	WASHER, SPRING 8	8	8	8					
18	1	26013-080122	BOLT, M8X 12	2	2	2					
19	1	26013-080202	BOLT, M8X 20	2	2	2					
20	1	26013-080202	BOLT, M8X 20	3	3	3					
21	1	26013-100202	BOLT, M10X 20	4	4	4					
22	1	26023-050122	SCREW, M5X12	3	3	3					
23	1	26116-060602	BOLT, M6X 60 PLATED	4	4	4					
24	1	26367-050002	NUT, M5	1	1	1					
25	1	26716-080002	NUT, M8	8	8	8					
26	1	194202-56460	BAND, 200	2	2	2					
27	1	172164-18780	CONDENSER	1	1	1					
28	1	172164-18790	FAN	1	1	1					
29	1	172455-18290	COVER ASSY, FAN	1	1	1					

Fig.23. AIR CONDEITONER(CABIN RELATED)



Remarks
 (1)A=REF.NO.6,40 HAVE A SCREW HOLE
 AND THERE IS NO HOLE IN
 NO.6-1,40-1.
 INTERCHENGABLE BY SIMULTANE-
 OUS REPLACEMENT WITH
 REF.NO.6-1,40-1.

(A)=VIO75-C(US)
 (B)=VIO75-C(AS)
 (C)=VIO75-C(NZ)

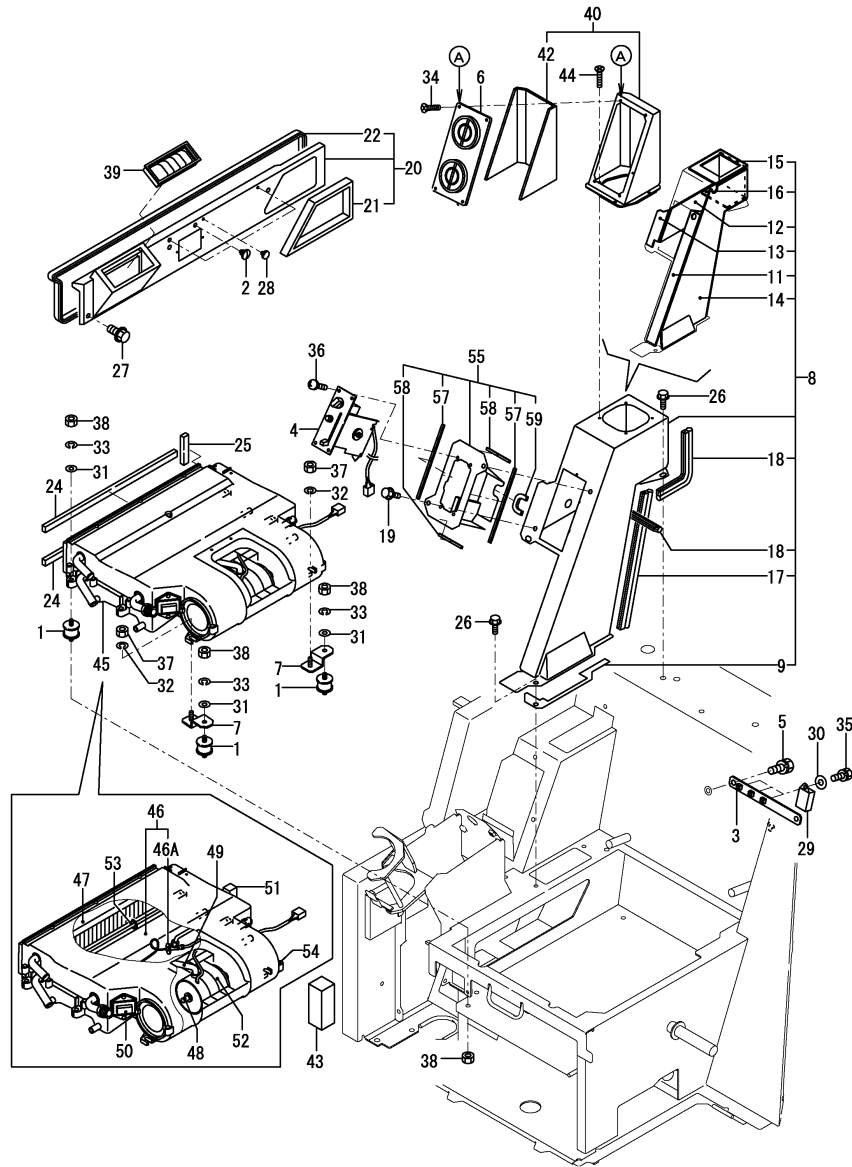
(D)=
 (E)=
 (F)=

No.	Lev.	Parts No.	Description	Q'ty						I	R
				(A)	(B)	(C)	(D)	(E)	(F)		
1	1	172124-13500	MOUNT, RADIATOR	4	4	4					
2	1	172444-17660	CLIP, TREE	2	2	2					
3	1	172A65-18550	BRACKET ASSY	1	1	1					
4	1	172455-18140	SWITCH, CONTROL	1	1	1					
5	1	26013-100162	BOLT, M10X 16	2	2	2					
6	1	197821-88070	GRILLE	1	1	1					
6-1	1	1A7030-87411	GRILLE ASSY	1	1	1				S	1
		(A=M/#XXXXX) (B=M/#XXXXX) (C=M/#XXXXX)									
7	1	172455-18520	BRACKET, A/U	2	2	2					
8	1	172A65-18600	DUCT ASSY	1	1	1					
9	2	172455-18610	SEAL, DUCT	1	1	1					
11	2	172A65-18750	SHEET, INSULATOR	1	1	1					
12	2	172A65-18760	SHEET, INSULATOR	1	1	1					
13	2	172A65-18770	SHEET, INSULATOR	1	1	1					
14	2	172455-19110	SHEET, INSULATOR	1	1	1					
15	2	172455-19140	SHEET, INSULATOR	1	1	1					
16	2	172455-19150	SHEET, INSULATOR	1	1	1					
17	2	172141-65330	RUBBER	1	1	1					
18	2	172175-65530	SEAL, BONNET	1	1	1					
19	1	172519-63240	BOLT	2	2	2					
20	1	172499-18800-1	DUCT ASSY, CABIN	1	1	1					
21	2	172455-18811	SEAL, DUCT	1	1	1					
22	2	172455-18820	SEAL, DUCT	1	1	1					
24	1	172455-18860	SEAL	2	2	2					
25	1	172455-18870	SEAL	1	1	1					
26	1	172519-63240	BOLT	3	3	3					
27	1	172165-66980	BOLT	3	3	3					
28	1	172176-67790	PLUG	2	2	2					
29	1	119247-77100	RELAY, SAFETY	3	3	3					
30	1	22137-060000	WASHER, 6	3	3	3					
31	1	22137-080000	WASHER, 8	4	4	4					
32	1	22217-080000	WASHER, SPRING 8	2	2	2					
33	1	22217-080000	WASHER, SPRING 8	4	4	4					
34	1	22869-400160	SCREW, 4X16	4	4	4					Z
		(A=M/#XXXXX) (B=M/#XXXXX) (C=M/#XXXXX)									
35	1	26013-060122	BOLT, M6X 12	3	3	3					
36	1	26559-050202	SCREW, M5X20	4	4	4					
37	1	26712-080002	NUT, M8	2	2	2					
38	1	26712-080002	NUT, M8	8	8	8					
39	1	172458-17700	GRILLE	1	1	1					
40	1	172455-19300	DUCT ASSY	1	1	1					
40-1	1	172455-19301	DUCT ASSY	1	1	1				S	1
		(A=M/#XXXXX) (B=M/#XXXXX) (C=M/#XXXXX)									
42	2	172455-19360	INSULATOR	1	1	1					
43	1	172499-18940	SEAL, SPONGE	1	1	1					
44	1	22869-400160	SCREW, 4X16	4	4	4					
45	1	172455-18120	CONDITIONER, AIR	1	1	1					
46	2	172455-18010	EVAPORATOR ASSY	1	1	1					
46A	3	172455-18080	VALVE,EXPANSION	1	1	1					W
		(A=MXXXXX) (B=MXXXXX) (C=MXXXXX)									
47	2	172455-18020	CORE ASSY, HEATER	1	1	1					

Fig.23. AIR CONDEITONER(CABIN RELATED)

(A)=VIO75-C(US)
 (B)=VIO75-C(AS)
 (C)=VIO75-C(NZ)

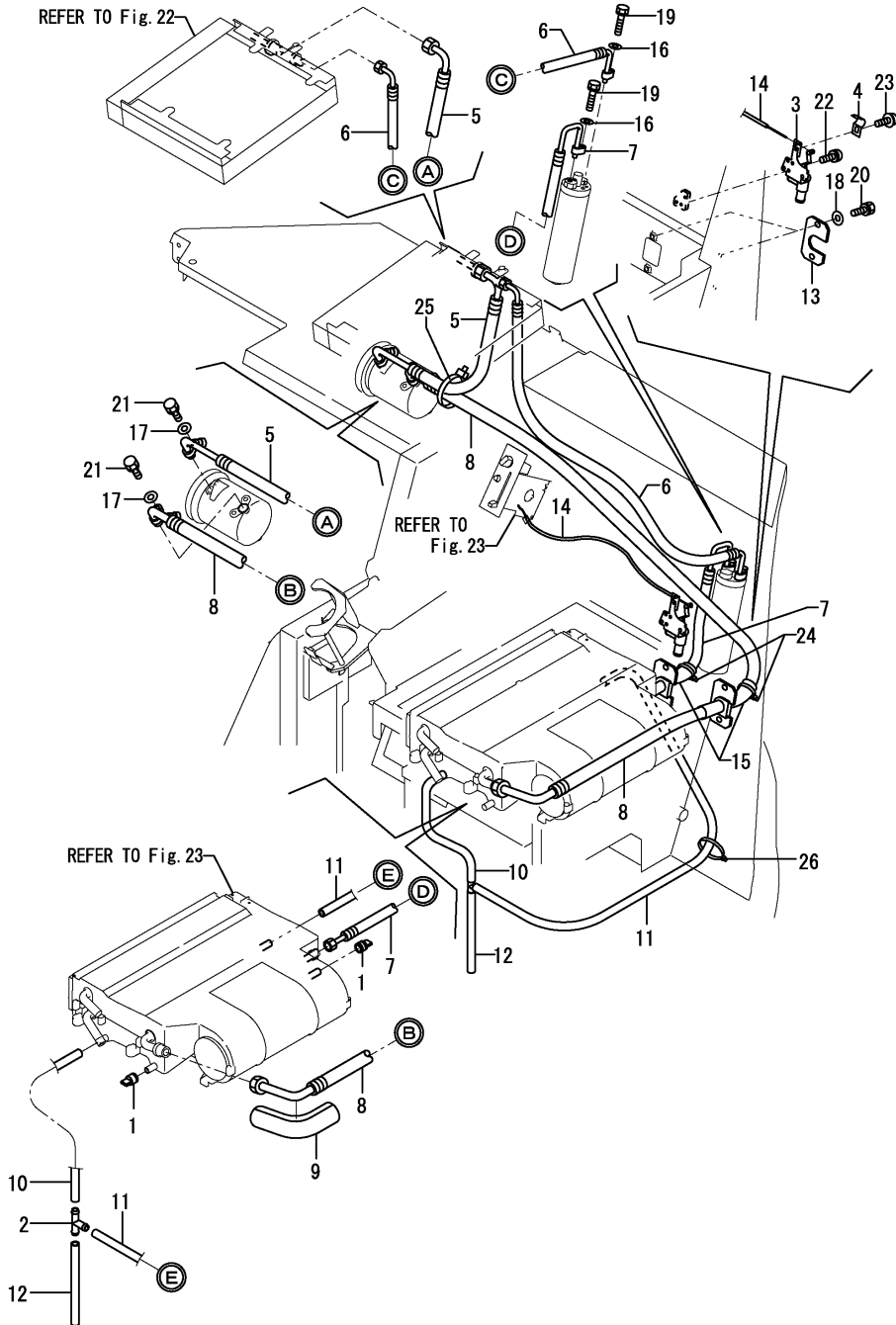
(D)=
 (E)=
 (F)=



No.	Lev.	Parts No.	Description	Q'ty						I	R
				(A)	(B)	(C)	(D)	(E)	(F)		
48	2	172455-18030	FAN MOTOR	1	1	1					
49	2	172455-18040	HOSE, AIR	1	1	1					
50	2	172455-18050	RESISTOR	1	1	1					
51	2	172455-18060	THERMOSTAT	1	1	1					
52	2	172455-18070	ISOLATOR	1	1	1					
53	2	198244-87040	CLIP	1	1	1					
54	2	198244-88040	SCREW, TAPPING M4X16	16	16	16					
55	1	172A65-18340	COVER ASSY	1	1	1					
57	2	172499-18400	SEAL, COVER	2	2	2					
58	2	172499-18410	SEAL, COVER	2	2	2					
59	2	172175-65641	TRIM	1	1	1					

Remarks
 (1)A=REF.NO.6,40 HAVE A SCREW HOLE
 AND THERE IS NO HOLE IN
 NO.6-1,40-1.
 INTERCHENGABLE BY SIMULTANE-
 OUS REPLACEMENT WITH
 REF.NO.6-1,40-1.

Fig.24. AIR CONDITIONER(PIPING)



(A)=VIO75-C(US)
 (B)=VIO75-C(AS)
 (C)=VIO75-C(NZ)

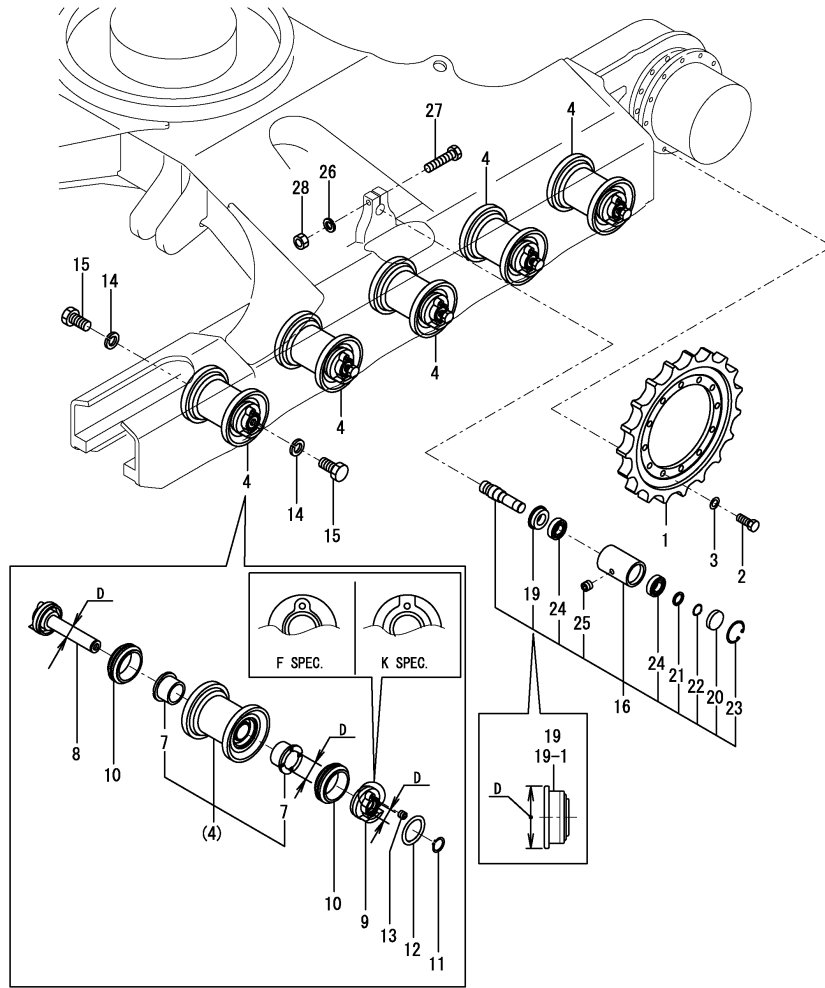
(D)=
 (E)=
 (F)=

No.	Lev.	Parts No.	Description	Qty						I	R
				(A)	(B)	(C)	(D)	(E)	(F)		
1	1	172162-18070	PLUG, DRAIN	2	2	2					
2	1	172165-18080	CONNECTOR	1	1	1					
3	1	172455-18160	VALVE, HOT WATER	1	1	1					
4	1	172455-18170	CLAMP, WIRE	1	1	1					
5	1	172455-18180	HOSE	1	1	1					
6	1	172455-18190	HOSE	1	1	1					
7	1	172455-18200	HOSE	1	1	1					
8	1	172455-18210	HOSE	1	1	1					
9	1	197821-88380	INSULATOR	1	1	1					
10	1	172455-18250	HOSE, DRAIN	1	1	1					
11	1	172455-18260	HOSE, DRAIN	1	1	1					
12	1	172455-18270	HOSE, DRAIN	1	1	1					
13	1	172455-18510	PLATE	2	2	2					
14	1	172455-18540	WIRE, VALVE	1	1	1					
15	1	172455-19210	SPONGE, HOSE	2	2	2					
16	1	22137-060000	WASHER, 6	2	2	2					
17	1	22137-080000	WASHER, 8	2	2	2					
18	1	22137-080000	WASHER, 8	4	4	4					
19	1	26013-060252	BOLT, M6X 25	2	2	2					
20	1	26013-080202	BOLT, M8X 20	4	4	4					
21	1	26013-080252	BOLT, M8X 25	2	2	2					
22	1	26022-050102	SCREW, M5X10	3	3	3					
23	1	26023-040082	SCREW, M4X 8	1	1	1					
24	1	194202-56460	BAND, 200	2	2	2					
25	1	194202-56460	BAND, 200	1	1	1					
26	1	194202-56460	BAND, 200	1	1	1					

Fig.25. SPROCKET & ROLLER

(A)=VIO75-C(US)
 (B)=VIO75-C(AS)
 (C)=VIO75-C(NZ)

(D)=
 (E)=
 (F)=



No.	Lev.	Parts No.	Description	Q'ty						I	R
				(A)	(B)	(C)	(D)	(E)	(F)		
1	1	172187-29101-3	SPROCKET, 19	2	2	2					
2	1	172455-29140	BOLT	24	24	24					
3	1	172455-29150	WASHER	24	24	24					
4	1	172478-37301-2	ROLLER ASSY	10	10	10					
4-1	1	172478-37302	ROLLER ASSY	10	10	10					N
		(A=M15221) (B=M15221) (C=M15221)									
4-2	1	172478-37303	ROLLER ASSY, LOWER	10	10	10					N
		(A=*2010.08) (B=*2010.08) (C=*2010.08)									
4-3	1	172478-37303	ROLLER ASSY, LOWER	10	10	10					Z 3
		(A=*2014.04) (B=*2014.04) (C=*2014.04)									
7	3	182900-55790	BUSH	20	20	20					
7-1	3	172478-37400	BUSH	20	20	20					S 1
		(A=M15221) (B=M15221) (C=M15221)									
8	2	172478-37341	SHAFT ASSY	10	10	10					
8-1	2	172478-37342	SHAFT ASSY	10	10	10					S 1
		(A=M15221) (B=M15221) (C=M15221)									
8-2	2	172478-37343	SHAFT ASSY	10	10	10					N
		(A=*2010.08) (B=*2010.08) (C=*2010.08)									
9	2	172478-37371	COVER, SEAL	10	10	10					
9-1	2	172478-37372	COVER, SEAL	10	10	10					S 1
		(A=M15221) (B=M15221) (C=M15221)									
9-2	2	172478-37373	SEAL, COVER B	10	10	10					N
		(A=*2010.08) (B=*2010.08) (C=*2010.08)									
10	2	172478-37380	SEAL, FLOATING	20	20	20					
11	2	22242-000360	RING, 36	10	10	10					
11-1	2	22242-000380	RING, 38	10	10	10					S
		(A=M15221) (B=M15221) (C=M15221)									
12	2	24311-000380	O-RING, 1AP38.0	10	10	10					
12-1	2	24311-000340	O-RING, 1AP34.0	10	10	10					S
		(A=M15221) (B=M15221) (C=M15221)									
13	2	933171-13691	PLUG	10	10	10					
14	1	22217-200000	WASHER, SPRING 20	20	20	20					
15	1	26116-200402	BOLT, M20X 40 PLATED	20	20	20					
16	1	172478-37500-3	ROLLER ASSY, CARRIER	2	2	2					
16-1	1	172478-37501	ROLLER ASSY, CARRIER	2	2	2					N
		(A=MXXXXX) (B=MXXXXX) (C=MXXXXX)									
19	2	172478-37530	SEAL, CARRIER ROLLER	2	2	2					
19-1	2	172164-37351	SEAL, OIL	2	2	2					S 2
		(A=MXXXXX) (B=MXXXXX) (C=MXXXXX)									
20	2	172478-37540	CAP, ROLLER	2	2	2					
21	2	172478-37550	WASHER, CARRIER	2	2	2					
22	2	22242-000300	RING, 30	2	2	2					
23	2	22252-000621	RING, 62	2	2	2					
24	2	24105-062064	BEARING, BALL 6206Z	4	4	4					
25	2	933171-13691	PLUG	2	2	2					
26	1	22217-160000	WASHER, SPRING 16	2	2	2					
27	1	26116-160852	BOLT, M16X 85 PLATED	2	2	2					
28	1	26716-160002	NUT, M16	2	2	2					

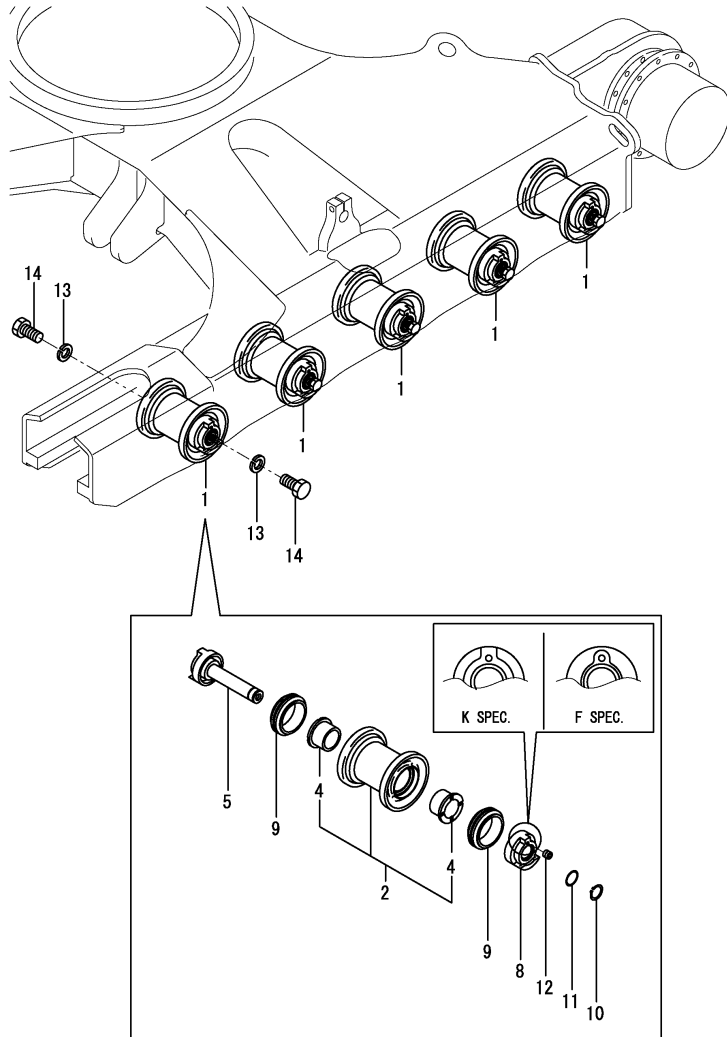
Remarks

- (1)D=No.7, 8 & 9 : 38mm, No.7-1, 8-1 & 9-1 : 40mm.
 - (2)D1=No.19 : 71mm, No.19-1 : 80mm.
 - (3)Replacement with Fig.96(25A) No1.
- The inner parts are not compatible.

Fig.96. (25A)TRACK ROLLER(K SPEC.)

(A)=VIO75-C(US)
 (B)=VIO75-C(AS)
 (C)=VIO75-C(NZ)

(D)=
 (E)=
 (F)=



No.	Lev.	Parts No.	Description	Q'ty						I	R	
				(A)	(B)	(C)	(D)	(E)	(F)			
1	1	172B11-37300 (A=*2014.04) (B=*2014.04) (C=*2014.04)	ROLLER ASSY, LOWER	10	10	10					W	1
2	2	172B11-37310	ROLLER ASSY, LOWER	10	10	10						
4	3	172B11-37330	BUSH	20	20	20						
5	2	172B11-37340	SHAFT ASSY	10	10	10						
8	2	172B11-37370	COVER, SEAL R	10	10	10						
9	2	172B11-37380	SEAL, FLOATING	20	20	20						
10	2	22242-000380	RING, 38	10	10	10						
11	2	24321-000350	O-RING, 1AG35.0	10	10	10						
12	2	933171-13691	PLUG	10	10	10						
13	1	22217-200000	WASHER, SPRING 20	20	20	20						
14	1	26076-200409	BOLT, 10.920X 40	20	20	20						

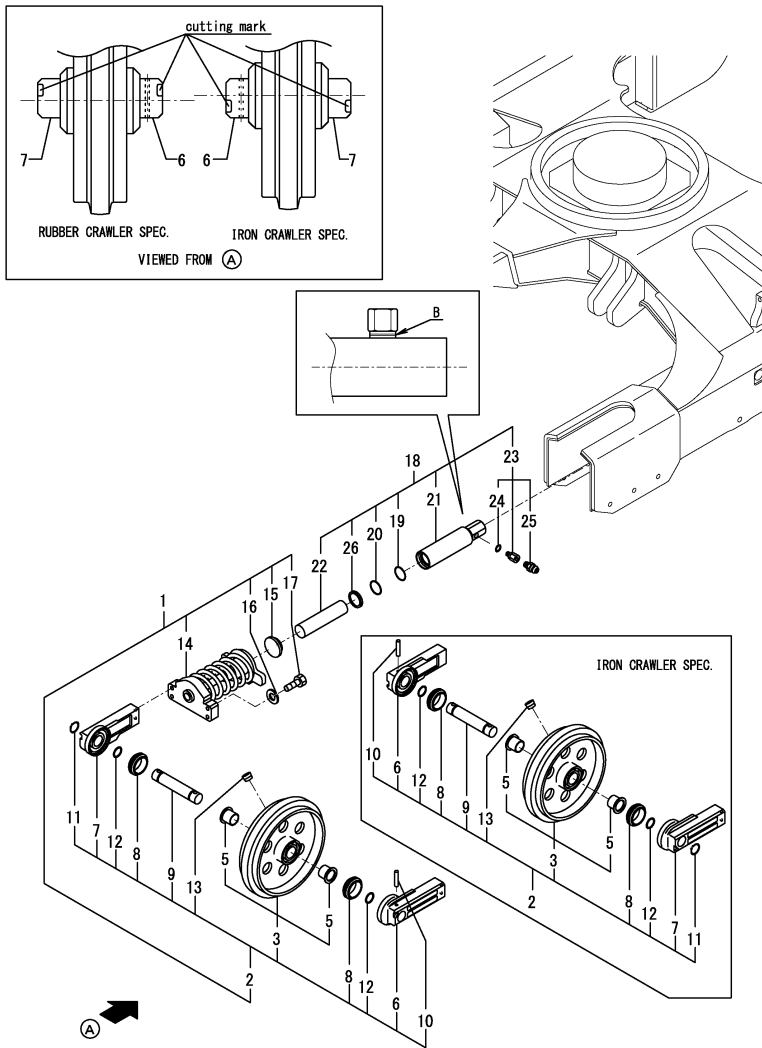
Remarks

* Track roller(f spec.) are shown in Fig.25.
 The inner parts are not compatible.

Fig.26. IDLER & ADJUST

(A)=VIO75-C(US)
 (B)=VIO75-C(AS)
 (C)=VIO75-C(NZ)

(D)=
 (E)=
 (F)=



No.	Lev.	Parts No.	Description	Qty						I	R
				(A)	(B)	(C)	(D)	(E)	(F)		
1	1	772478-37120-1	IDLER ASSY	2	2	2					
2	2	772478-37101-2	IDLER ASSY	2	2	2					1
3	3	172478-37100-2	IDLER, 375	2	2	2					
5	4	182900-57380	BUSH	4	4	4					
6	3	172478-37140	COVER, SEAL	2	2	2					
7	3	172478-37150	COVER, SEAL	2	2	2					
8	3	172455-37160	SEAL, FLOATING	4	4	4					
9	3	172455-37170	SHAFT, IDLER	2	2	2					
10	3	172455-37180	PIN, SPRING	2	2	2					
11	3	22242-000400	RING, 40	2	2	2					
12	3	24311-000380	O-RING, 1AP38.0	4	4	4					
13	3	933171-13691	PLUG	2	2	2					
14	2	172187-37700-3	ADJUSTER ASSY	2	2	2					
15	2	172162-37810	PLATE, ADJUSTER	2	2	2					
16	2	22217-140000	WASHER, SPRING 14	8	8	8					
17	2	26116-140602	BOLT, M14X 60 PLATED	8	8	8					
18	1	772162-37770	CYLINDER ASSY	2	2	2					Z 2
(A=*2016.05) (B=*2016.05) (C=*2016.05)											
19	2	198072-17440	O-RING, 55.0	2	2	2					
20	2	172478-37710	RING, BUCK UP	2	2	2					
21	2	172162-37770	TUBE ASSY, ADJUST	2	2	2					
22	2	172162-37800	PISTON	2	2	2					
23	2	172122-37844	VALVE ASSY, NIPPLE	2	2	2					
24	3	24315-000140	O-RING, 1BP14.0	2	2	2					
25	3	24761-020000	NIPPLE, GREASE PT1/8	2	2	2					
26	2	933126-50500	SEAL, OIL	2	2	2					

Remarks

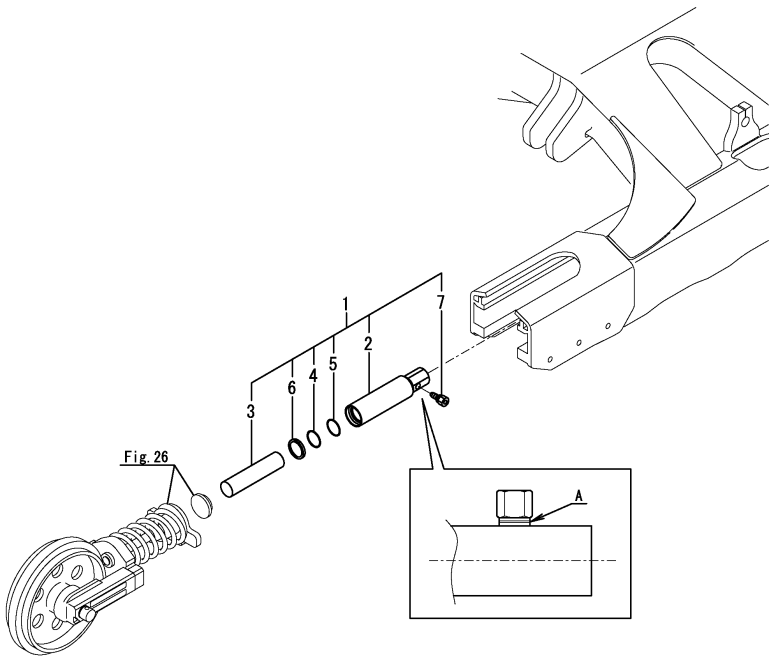
* B : Y specifications have a slit for the identification.
 S specifications do not have a slit for the identification.
 S specifications are shown in Fig.97(26A).

- (1) This part is used both rubber crawler & iron crawler.
 When constructing Idler Assy, The direction of cutting mark of idler seal cover A & B is the opposite side concerning rubber crawler & iron crawler.
- (2) Interchangeable by Fig.97(26A) No.1.
 The inner parts are not compatible.

Fig.97. (26A)CRAWLER ADJUST(S SPEC.)

(A)=VIO75-C(US)
 (B)=VIO75-C(AS)
 (C)=VIO75-C(NZ)

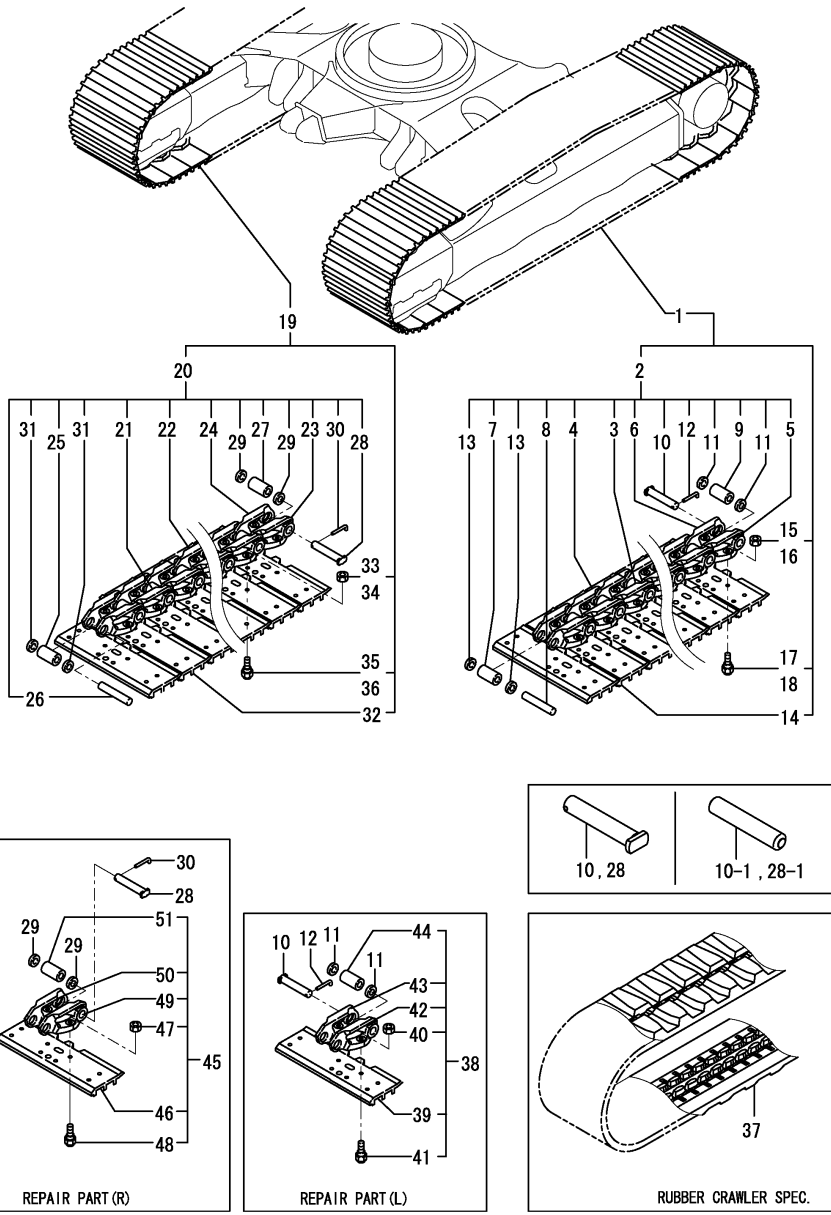
(D)=
 (E)=
 (F)=



No.	Lev.	Parts No.	Description	Q'ty						I	R
				(A)	(B)	(C)	(D)	(E)	(F)		
1	1	172B11-37750 (A=*2016.05)	CYLINDER ASSY, ADJUS (B=*2016.05) (C=*2016.05)	2	2	2					W
2	2	172B11-37760	TUBE ASSY,ADJUST	2	2	2					
3	2	172B11-37790	PISTON	2	2	2					
4	2	172B11-37800	RING, BACK UP	2	2	2					
5	2	172B11-37810	SEAL, ISI 55X65X6	2	2	2					
6	2	172B11-37820	SEAL, DUST55X69X11	2	2	2					
7	2	172B06-37951	NIPPLE,VALVE	2	2	2					

Remarks
 * A : Y specifications have a slit for the identification.
 S specifications do not have a slit for the identification.
 Y specifications are shown in Fig.26.
 The inner parts are not compatible.

Fig.27. CRAWLER



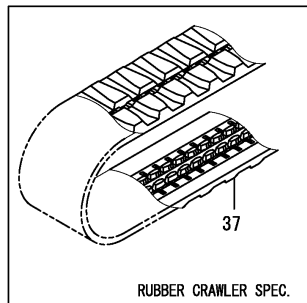
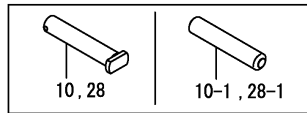
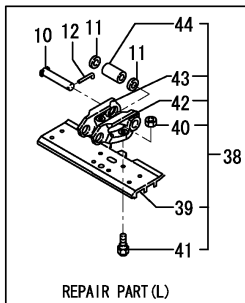
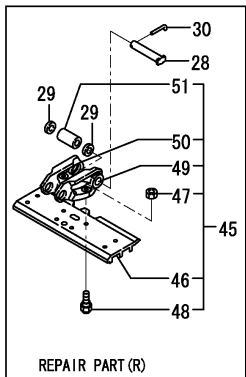
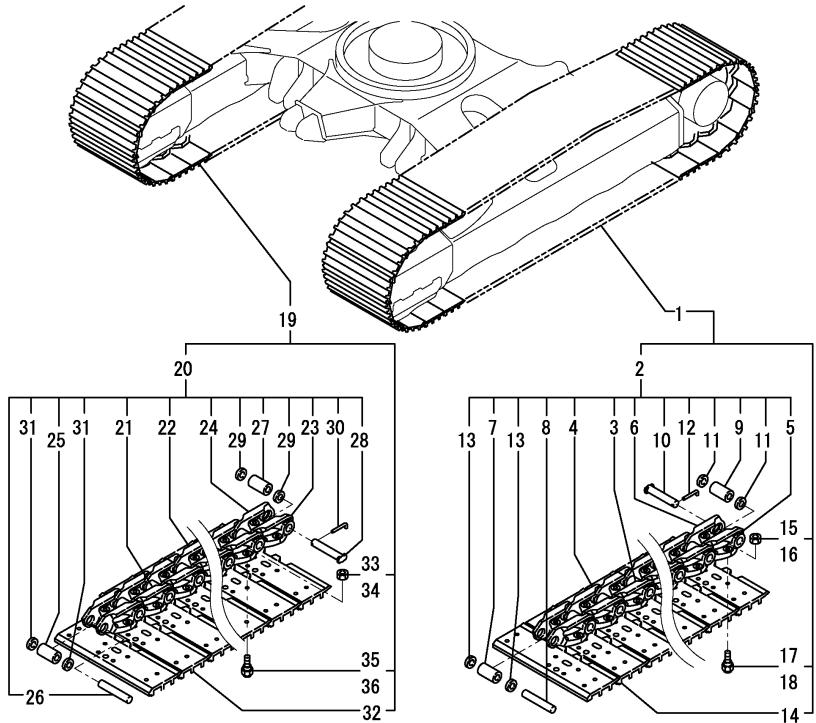
(A)=VIO75-C(US)
(B)=VIO75-C(AS)
(C)=VIO75-C(NZ)

(D)=
(E)=
(F)=

No.	Lev.	Parts No.	Description	Q'ty						I	R
				(A)	(B)	(C)	(D)	(E)	(F)		
1	1	172455-38100-2	SHOE ASSY, TRACK 450	1	1	1					1
1-1	1	172455-38101-2	SHOE ASSY, TRACK 450	1	1	1					N 1
		(A=MZZZZZ) (B=MZZZZZ) (C=MZZZZZ)									
2	2	172455-38120	LINK ASSY	1	1	1					
2-1	2	172455-38121	LINK ASSY	1	1	1					N
		(A=MZZZZZ) (B=MZZZZZ) (C=MZZZZZ)									
3	3	172455-38180	LINK, TRACK L	38	38	38					
3-1	3	172455-38180	LINK, TRACK L	39	39	39					K
		(A=MZZZZZ) (B=MZZZZZ) (C=MZZZZZ)									
4	3	172455-38190	LINK, TRACK R	38	38	38					
4-1	3	172455-38190	LINK, TRACK R	39	39	39					K
		(A=MZZZZZ) (B=MZZZZZ) (C=MZZZZZ)									
5	3	172455-38200	LINK, MASTER L	1	1	1					Z
		(A=MZZZZZ) (B=MZZZZZ) (C=MZZZZZ)									
6	3	172455-38210	LINK, MASTER R	1	1	1					Z
		(A=MZZZZZ) (B=MZZZZZ) (C=MZZZZZ)									
7	3	172455-38220	BUSH, TRACK	38	38	38					
8	3	172455-38230	PIN, TRACK	38	38	38					
9	3	172455-38240	BUSH, MASTER	1	1	1					
10	3	172455-38250	PIN, MASTER	1	1	1					
10-1	3	172455-38290	PIN, MASTER	1	1	1					S
		(A=MZZZZZ) (C=MZZZZZ)									
11	3	172455-38260	COLLAR	2	2	2					
12	3	172455-38270	COTTER PIN	1	1	1					Z
		(A=MZZZZZ) (B=MZZZZZ) (C=MZZZZZ)									
13	3	172455-38280	SEAL	76	76	76					
14	2	172455-38130-2	SHOE, TRACK 450L	39	39	39					
15	2	172455-38160	NUT, SHOE	78	78	78					
16	2	172455-38160	NUT, SHOE	78	78	78					
17	2	172455-38170	BOLT	78	78	78					
18	2	172455-38170	BOLT	78	78	78					
19	1	172455-38110-2	SHOE ASSY, TRACK 450	1	1	1					1
19-1	1	172455-38111-2	SHOE ASSY, TRACK	1	1	1					N 1
		(A=MZZZZZ) (B=MZZZZZ) (C=MZZZZZ)									
20	2	172455-38120	LINK ASSY	1	1	1					
20-1	2	172455-38121	LINK ASSY	1	1	1					N
		(A=MZZZZZ) (B=MZZZZZ) (C=MZZZZZ)									
21	3	172455-38180	LINK, TRACK L	38	38	38					
21-1	3	172455-38180	LINK, TRACK L	39	39	39					K
		(A=MZZZZZ) (B=MZZZZZ) (C=MZZZZZ)									
22	3	172455-38190	LINK, TRACK R	38	38	38					
22-1	3	172455-38190	LINK, TRACK R	39	39	39					K
		(A=MZZZZZ) (B=MZZZZZ) (C=MZZZZZ)									
23	3	172455-38200	LINK, MASTER L	1	1	1					Z
		(A=MZZZZZ) (B=MZZZZZ) (C=MZZZZZ)									
24	3	172455-38210	LINK, MASTER R	1	1	1					Z
		(A=MZZZZZ) (B=MZZZZZ) (C=MZZZZZ)									
25	3	172455-38220	BUSH, TRACK	38	38	38					
26	3	172455-38230	PIN, TRACK	38	38	38					
27	3	172455-38240	BUSH, MASTER	1	1	1					
28	3	172455-38250	PIN, MASTER	1	1	1					

Remarks
(1)IRON CRAWLER SPEC.
(2)RUBBER CRAWLER SPEC.
(3)REPAIR PARTS.

Fig.27. CRAWLER



(A)=VIO75-C(US)
(B)=VIO75-C(AS)
(C)=VIO75-C(NZ)

(D)=
(E)=
(F)=

No.	Lev.	Parts No.	Description	Q'ty						I	R
				(A)	(B)	(C)	(D)	(E)	(F)		
28-1	3	172455-38290	PIN,MASTER (A=MZZZZZ) (B=MZZZZZ) (C=MZZZZZ)	1	1	1					S
29	3	172455-38260	COLLAR	2	2	2					
30	3	172455-38270	COTTER PIN (A=MZZZZZ) (B=MZZZZZ) (C=MZZZZZ)	1	1	1					Z
31	3	172455-38280	SEAL	76	76	76					
32	2	172455-38140-2	SHOE, TRACK 450R	39	39	39					
33	2	172455-38160	NUT, SHOE	78	78	78					
34	2	172455-38160	NUT, SHOE	78	78	78					
35	2	172455-38170	BOLT	78	78	78					
36	2	172455-38170	BOLT	78	78	78					
37	1	172455-38601	CRAWLER, RUBBER	2	2	2					2
38	1	172455-38300-2	TRACK ASSY, MASTER	1	1	1					3
39	2	172455-38130-2	SHOE, TRACK 450L	1	1	1					
40	2	172455-38160	NUT, SHOE	4	4	4					
41	2	172455-38170	BOLT	4	4	4					
42	2	172455-38200	LINK, MASTER L	1	1	1					
43	2	172455-38210	LINK, MASTER R	1	1	1					
44	2	172455-38240	BUSH, MASTER	1	1	1					
45	1	172455-38310-2	TRACK ASSY, MASTER	1	1	1					3
46	2	172455-38140-2	SHOE, TRACK 450R	1	1	1					
47	2	172455-38160	NUT, SHOE	4	4	4					
48	2	172455-38170	BOLT	4	4	4					
49	2	172455-38200	LINK, MASTER L	1	1	1					
50	2	172455-38210	LINK, MASTER R	1	1	1					
51	2	172455-38240	BUSH, MASTER	1	1	1					

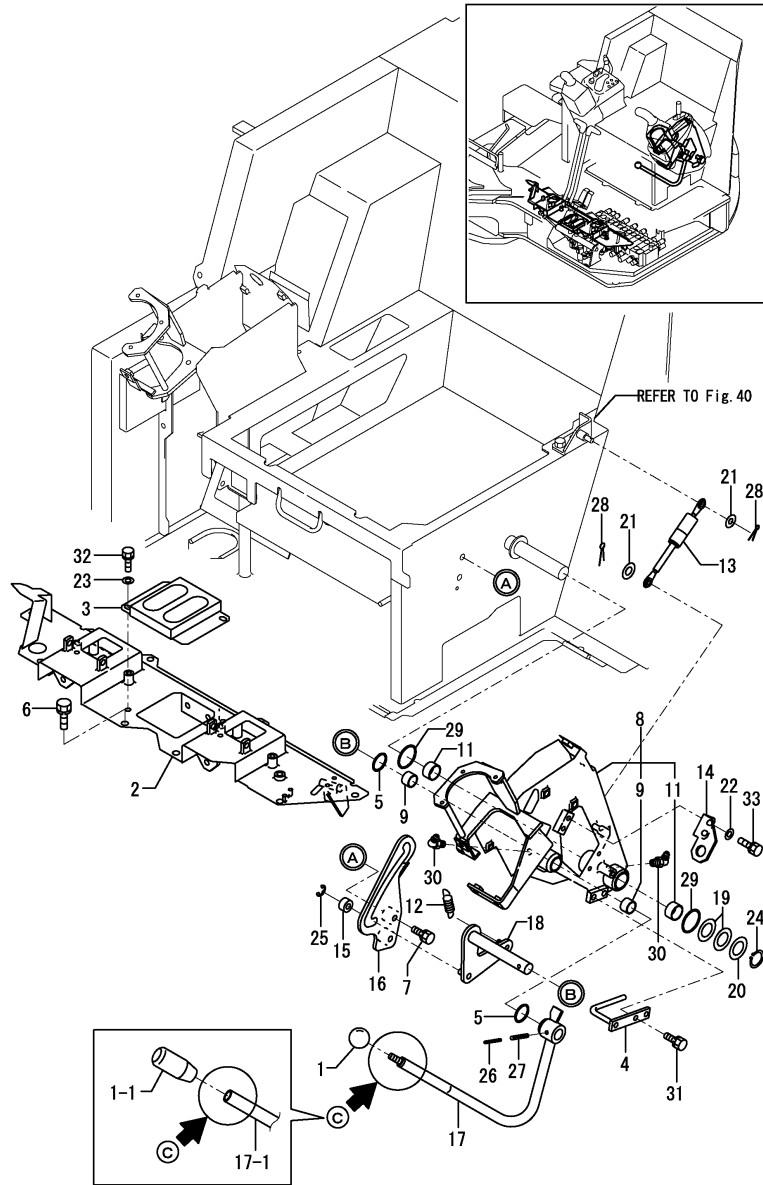
Remarks

- (1)IRON CRAWLER SPEC.
- (2)RUBBER CRAWLER SPEC.
- (3)REPAIR PARTS.

Fig.28. CONTROL EQUIPMENT(LOCK LEVER & STAND)

(A)=VIO75-C(US)
 (B)=VIO75-C(AS)
 (C)=VIO75-C(NZ)

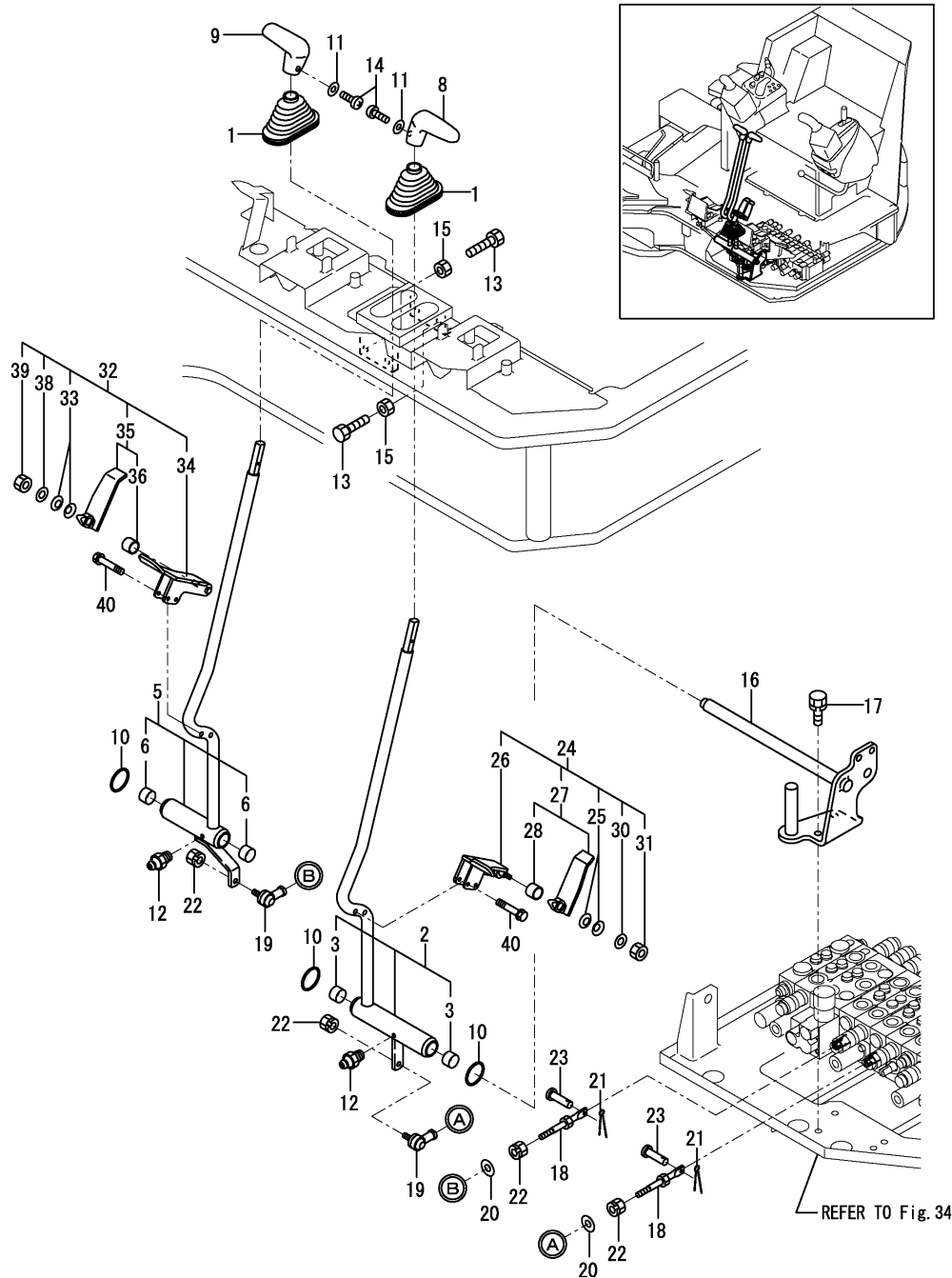
(D)=
 (E)=
 (F)=



No.	Lev.	Parts No.	Description	Q'ty						I	R
				(A)	(B)	(C)	(D)	(E)	(F)		
1	1	1D4070-23580	GRIP	1	1	1					
1-1	1	172A77-46050	GRIP	1	1	1					S
		(A=MZZZZZ) (B=MZZZZZ) (C=MZZZZZ)									
2	1	172478-45400-1	STAND ASSY, LINK	1	1	1					
3	1	172455-45520-1	BRACKET,BOOT (49)	1	1	1					
4	1	172458-45850	GUIDE, HOSE	1	1	1					
5	1	172124-46200	O-RING	2	2	2					
6	1	26013-100202	BOLT, M10X 20	6	6	6					
7	1	26013-100202	BOLT, M10X 20	2	2	2					
8	1	172A65-46600	STAND ASSY, LEVER	1	1	1					
9	2	172141-41370	BUSH 2015	2	2	2					
11	2	24550-025150	BUSH, 25X15	2	2	2					
12	1	172162-46690	SPRING	1	1	1					
13	1	172455-46890	SPRING, GAS	1	1	1					
14	1	172455-46950	BRACKET, SWITCH	1	1	1					
15	1	172165-47550	BUSH	1	1	1					
16	1	172478-47600-1	GUIDE, LOCK	1	1	1					
17	1	172478-47621-1	LEVER L,LOCK(GRAY:49)	1	1	1					
17-1	1	172478-47622	LOCK LEVER L ASSY(49)	1	1	1					F 1
		(A=MZZZZZ) (B=MZZZZZ) (C=MZZZZZ)									
18	1	172458-47640-1	ROD,SPRING (GRAY:49)	1	1	1					
19	1	172165-47980	SHIM	2	2	2					
20	1	172165-47990	WASHER 25.5X42	1	1	1					
21	1	22137-080000	WASHER, 8	2	2	2					
22	1	22137-080000	WASHER, 8	2	2	2					
23	1	22137-080000	WASHER, 8	2	2	2					
24	1	22242-000250	RING, 25	1	1	1					
25	1	22272-000070	RING, E- 7	1	1	1					
26	1	22351-035040	PIN, SPRING 3.5X40	1	1	1					
27	1	22351-060040	PIN, SPRING 6.0X40	1	1	1					
28	1	22417-200200	PIN, COTTER 2.0X20	2	2	2					
29	1	24311-000340	O-RING, 1AP34.0	2	2	2					
30	1	24761-050000	NIPPLE, GREASE C	2	2	2					
31	1	26013-080162	BOLT, M8X 16	2	2	2					
32	1	26013-080162	BOLT, M8X 16	2	2	2					
33	1	26013-080202	BOLT, M8X 20	2	2	2					

Remarks
 (1)C=REF.NO.17 M10 SCREW,
 NO.17-1 NO SCREW.
 INTERCHANGEABLE BY SIMULTANEOUS
 REPLACEMENT WITH RE.NO.1-1.

Fig.29. CONTROL EQUIPMENT(TRAVEL)

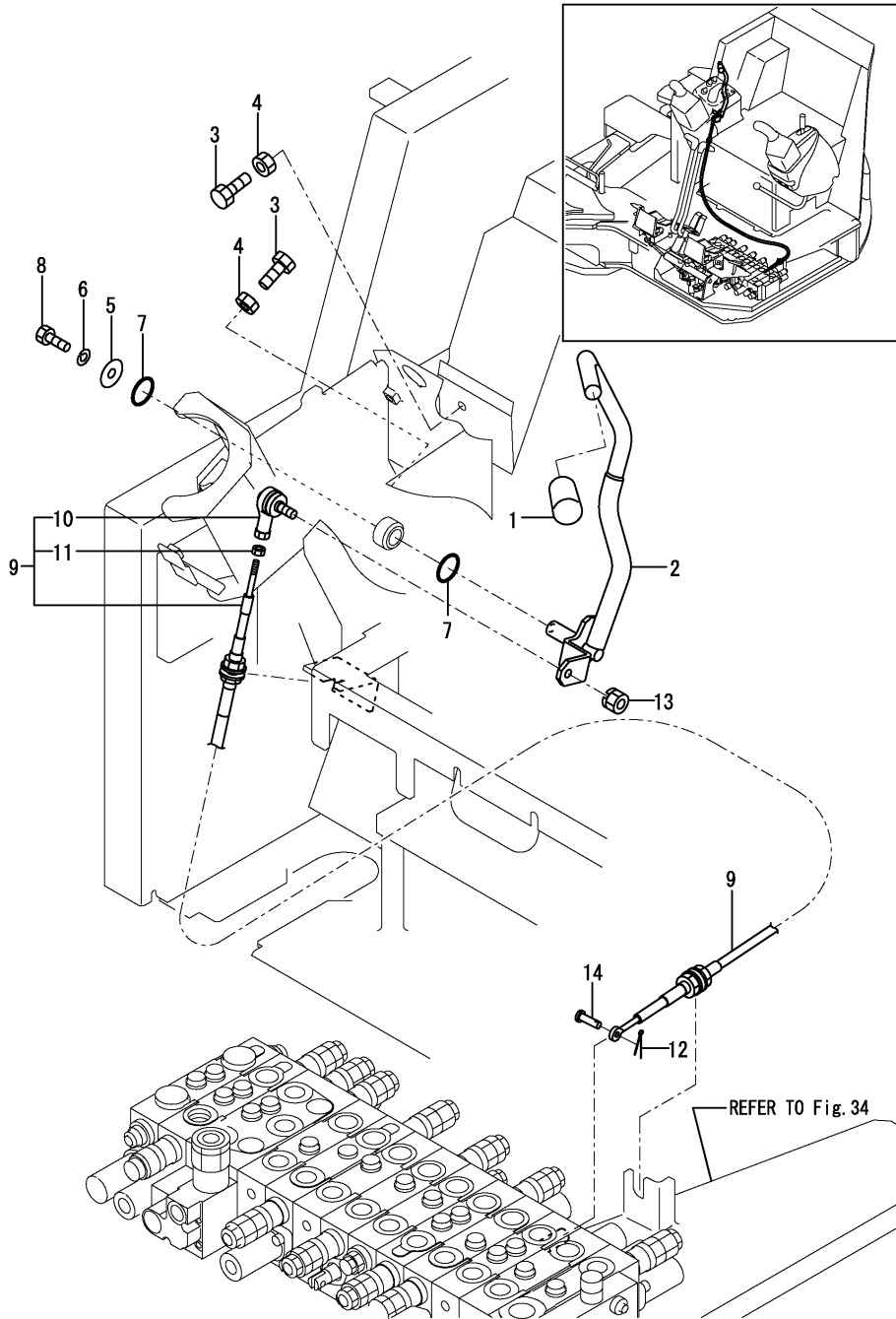


(A)=VIO75-C(US)
 (B)=VIO75-C(AS)
 (C)=VIO75-C(NZ)

(D)=
 (E)=
 (F)=

No.	Lev.	Parts No.	Description	Q'ty						I	R
				(A)	(B)	(C)	(D)	(E)	(F)		
1	1	172141-41340	BOOTS	2	2	2					
2	1	172455-45101-1	LEVER L,TRACK (49)	1	1	1					
3	2	172141-41370	BUSH 2015	2	2	2					
5	1	172455-45131-1	LEVER R ASSY, TRACK	1	1	1					
6	2	172141-41370	BUSH 2015	2	2	2					
8	1	172187-45870	GRIP, DRIVE	1	1	1					
9	1	172187-45880	GRIP, DRIVE	1	1	1					
10	1	172124-46200	O-RING	3	3	3					
11	1	22117-040000	WASHER, 4	2	2	2					
12	1	24761-020000	NIPPLE, GREASE PT1/8	2	2	2					
13	1	26116-100504	BOLT, M10X 50 PLATED	4	4	4					
14	1	26587-040122	SCREW, M4X12	2	2	2					
15	1	26716-100002	NUT, M10	4	4	4					
16	1	172455-45151	SHAFT ASSY, TRACK	1	1	1					
17	1	26013-100252	BOLT, M10X 25	2	2	2					
18	1	172162-46210	ROD 98.5	2	2	2					
19	1	172122-46590	ELBOW	2	2	2					
20	1	22137-080000	WASHER, 8	2	2	2					
21	1	22417-160160	PIN, COTTER 1.6X16	2	2	2					
22	1	26051-080002	NUT, M8	4	4	4					
23	1	933110-54100	PIN 4.75X14	2	2	2					
24	1	172A21-45300-1	PEDAL L, TRACK (49)	1	1	1					
25	2	172068-28490	SPRING	2	2	2					
26	2	172A21-45310-1	PEDAL FL , TRACK(49)	1	1	1					
27	2	172472-45810-1	PEDAL RL,TRACK (49)	1	1	1					
28	3	172110-45050	BUSH 12X12	1	1	1					
30	2	22137-080000	WASHER, 8	1	1	1					
31	2	26347-080002	NUT, M8	1	1	1					
32	1	172A21-45320-1	PEDAL R, TRACK (49)	1	1	1					
33	2	172068-28490	SPRING	2	2	2					
34	2	172A21-45330-1	PEDAL FR , TRACK(49)	1	1	1					
35	2	172472-45850-1	PEDAL RR,TRACK (49)	1	1	1					
36	3	172110-45050	BUSH 12X12	1	1	1					
38	2	22137-080000	WASHER, 8	1	1	1					
39	2	26347-080002	NUT, M8	1	1	1					
40	1	26013-060302	BOLT, M6X 30	4	4	4					

Fig.30. CONTROL EQUIPMENT(BLADE)

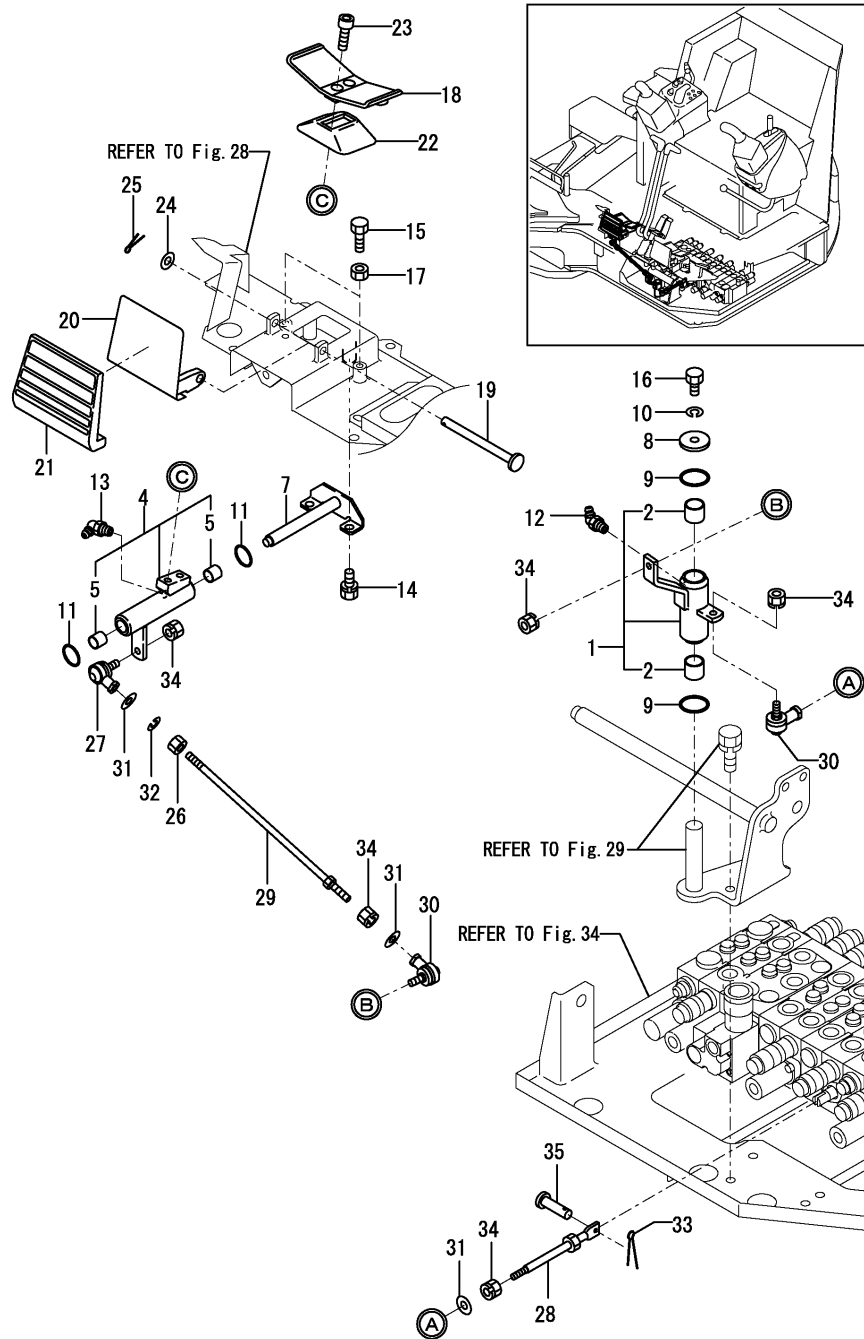


(A)=VIO75-C(US)
 (B)=VIO75-C(AS)
 (C)=VIO75-C(NZ)

(D)=
 (E)=
 (F)=

No.	Lev.	Parts No.	Description	Q'ty						I	R
				(A)	(B)	(C)	(D)	(E)	(F)		
1	1	172964-12140	GRIP	1	1	1					
2	1	172478-45100-1	LEVER, BLADE (GRAY:49)	1	1	1					
3	1	26116-100354	BOLT, M10X 35 PLATED	2	2	2					
4	1	26716-100002	NUT, M10	2	2	2					
5	1	1A1040-43900	WASHER, SPRING	1	1	1					
6	1	22217-080000	WASHER, SPRING 8	1	1	1					
7	1	24311-000210	O-RING, 1AP21.0	2	2	2					
8	1	26116-080202	BOLT, M8X 20 PLATED	1	1	1					
9	1	172455-45800	CABLE, BLADE	1	1	1					
10	2	172458-45810	JOINT, BALL	1	1	1					
11	2	26757-050002	NUT, LOCK M5	1	1	1					
12	1	22417-160160	PIN, COTTER 1.6X16	1	1	1					
13	1	26051-080002	NUT, M8	1	1	1					
14	1	933110-54100	PIN 4.75X14	1	1	1					

Fig.31. CONTROL EQUIPMENT(SWING PEDAL)



(A)=VIO75-C(US)
 (B)=VIO75-C(AS)
 (C)=VIO75-C(NZ)

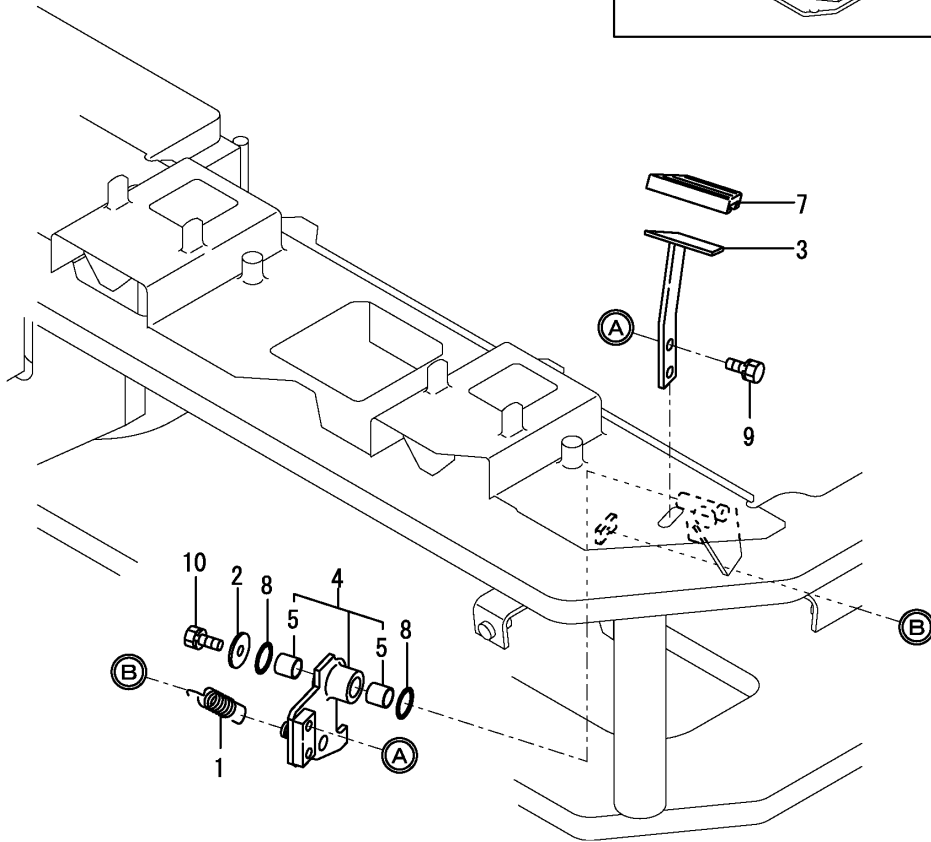
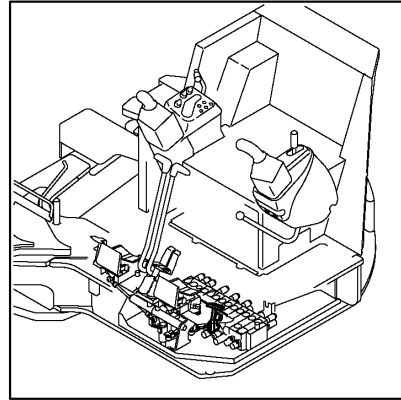
(D)=
 (E)=
 (F)=

No.	Lev.	Parts No.	Description	Q'ty						I	R
				(A)	(B)	(C)	(D)	(E)	(F)		
1	1	172455-45170	LINK ASSY, SWING	1	1	1					
2	2	172141-41370	BUSH 2015	2	2	2					
4	1	172445-45550-1	LINK, PEDAL (GRAY:49)	1	1	1					
5	2	172141-41360	BUSH 1415	2	2	2					
7	1	172444-45850-1	SHAFT ASSY	1	1	1					
8	1	1A1040-45890	WASHER, 10X36X4.5	1	1	1					
9	1	172124-46200	O-RING	2	2	2					
10	1	22217-100000	WASHER, SPRING 10	1	1	1					
11	1	24311-000210	O-RING, 1AP21.0	2	2	2					
12	1	24761-040000	NIPPLE, GREASE B	1	1	1					
13	1	24761-050000	NIPPLE, GREASE C	1	1	1					
14	1	26013-080162	BOLT, M8X 16	2	2	2					
15	1	26116-080254	BOLT, M8X 25 PLATED	2	2	2					
16	1	26116-100202	BOLT, M10X 20 PLATED	1	1	1					
17	1	26716-080002	NUT, M8	2	2	2					
18	1	172187-45500-2	PEDAL, SWING (GRAY:49)	1	1	1					
19	1	172187-45651	SHAFT	1	1	1					
20	1	172187-45720-2	COVER, PEDAL	1	1	1					
21	1	172187-45760	COVER PAD	1	1	1					
22	1	172157-45990	BOOTS, PEDAL	1	1	1					
23	1	172165-46340	BOLT	2	2	2					
24	1	22137-100000	WASHER, 10	1	1	1					
25	1	22417-250200	PIN, COTTER 2.5X20	1	1	1					
26	1	194200-37780	NUT, M8	1	1	1					
27	1	172734-41300	JOINT, BALL	1	1	1					
28	1	172142-43540	ROD 140	1	1	1					
29	1	172455-45550	ROD 250 M8LR	1	1	1					
30	1	172122-46590	ELBOW	2	2	2					
31	1	22137-080000	WASHER, 8	3	3	3					
32	1	22217-080000	WASHER, SPRING 8	1	1	1					
33	1	22417-160160	PIN, COTTER 1.6X16	1	1	1					
34	1	26051-080002	NUT, M8	5	5	5					
35	1	933110-54100	PIN 4.75X14	1	1	1					

Fig.32. CONTROL EQUIPMENT(LOW-HIGH PEDAL)

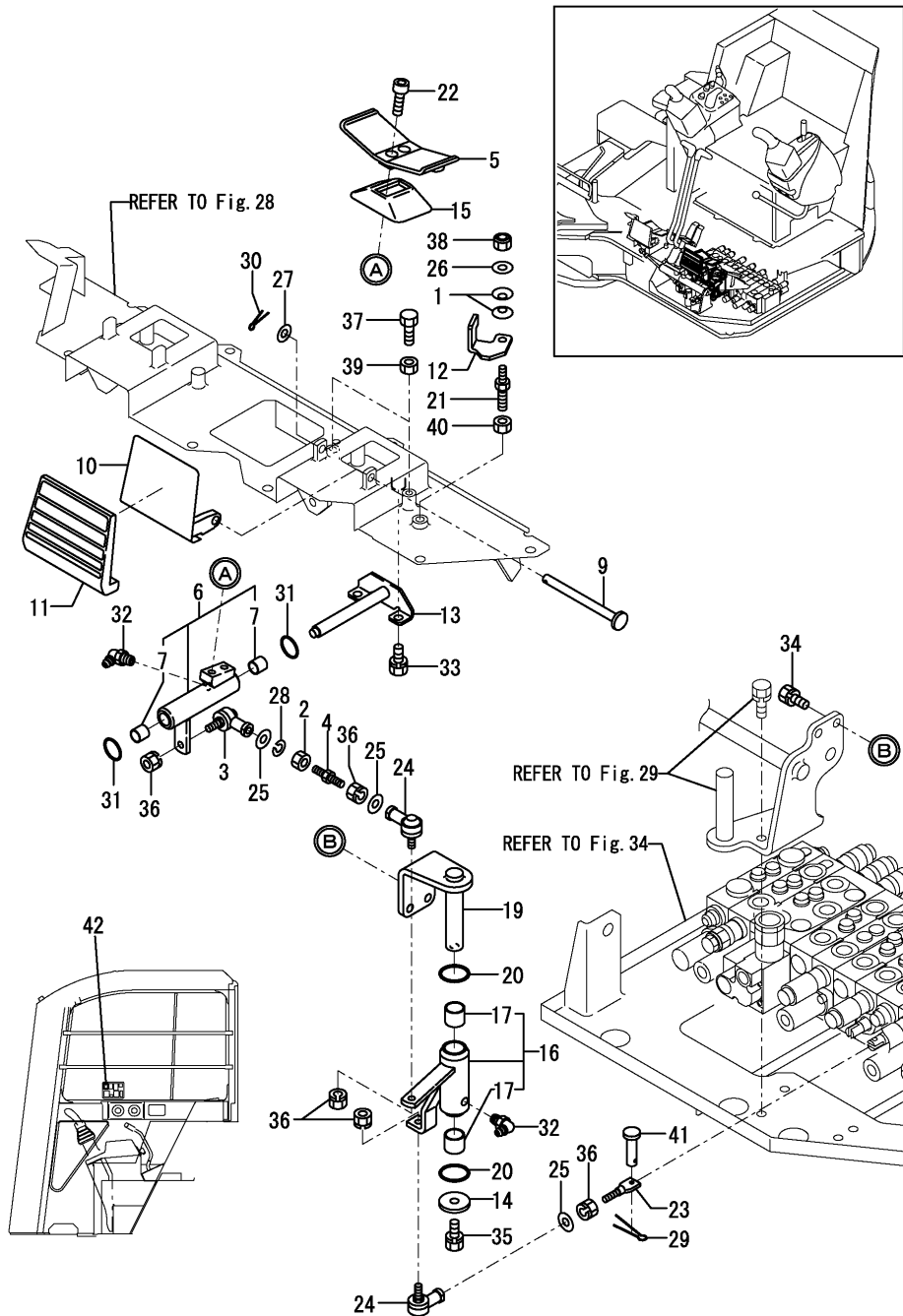
(A)=VIO75-C(US)
 (B)=VIO75-C(AS)
 (C)=VIO75-C(NZ)

(D)=
 (E)=
 (F)=



No.	Lev.	Parts No.	Description	Q'ty						I	R
				(A)	(B)	(C)	(D)	(E)	(F)		
1	1	172162-12480	SPRING, RETURN	1	1	1					
2	1	1A1040-43900	WASHER, SPRING	1	1	1					
3	1	172487-45900-1	PEDAL, LO-HI(GRAY:49)	1	1	1					
4	1	172458-45920-1	BRACKET, PEDAL(GRAY49)	1	1	1					
5	2	172141-41360	BUSH 1415	2	2	2					
7	1	172458-45950	PAD, PEDAL	1	1	1					
8	1	24311-000210	O-RING, 1AP21.0	2	2	2					
9	1	26013-080162	BOLT, M8X 16	2	2	2					
10	1	26013-080202	BOLT, M8X 20	1	1	1					

Fig.33. CONTROL EQUIPMENT(P.T.O. PEDAL)



(A)=VIO75-C(US)
 (B)=VIO75-C(AS)
 (C)=VIO75-C(NZ)

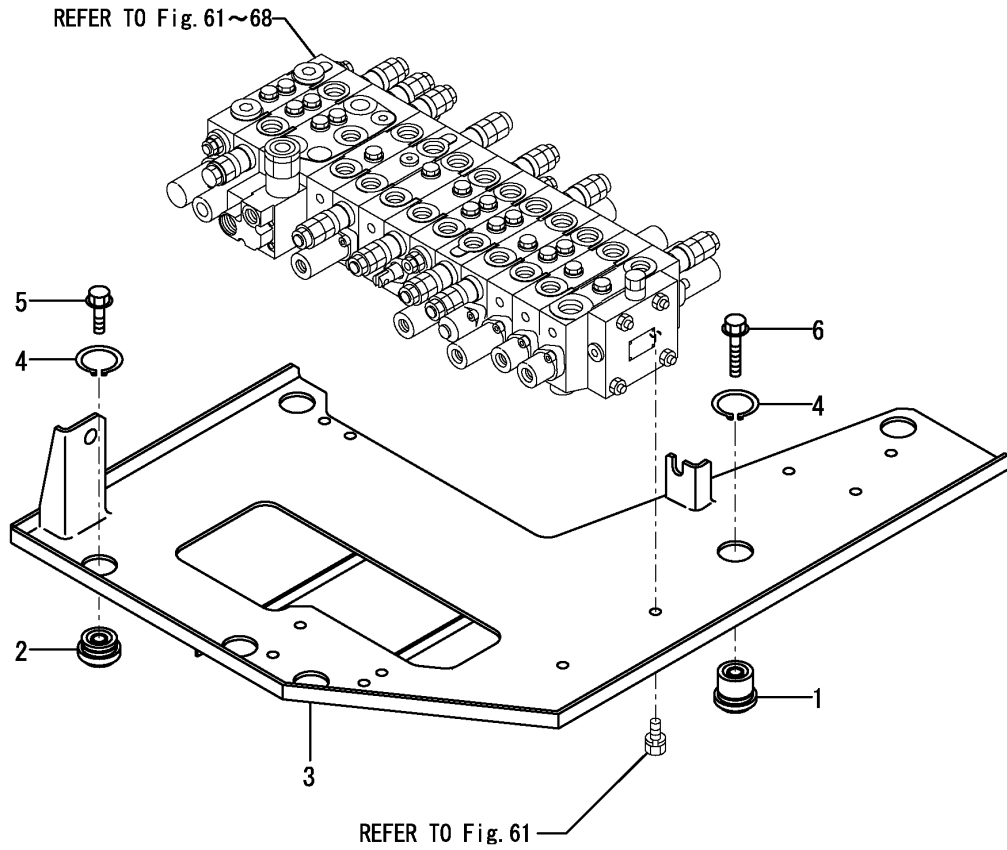
(D)=
 (E)=
 (F)=

No.	Lev.	Parts No.	Description	Q'ty						I	R
				(A)	(B)	(C)	(D)	(E)	(F)		
1	1	172068-28490	SPRING	2	2	2					
2	1	194200-37780	NUT, M8	1	1	1					
3	1	172734-41300	JOINT, BALL	1	1	1					
4	1	172732-42450	ROD	1	1	1					
5	1	172187-45500-2	PEDAL, SWING (GRAY:49)	1	1	1					
6	1	172445-45550-1	LINK, PEDAL (GRAY:49)	1	1	1					
7	2	172141-41360	BUSH 1415	2	2	2					
9	1	172187-45651	SHAFT	1	1	1					
10	1	172187-45720-2	COVER, PEDAL	1	1	1					
11	1	172187-45760	COVER PAD	1	1	1					
12	1	172448-45800	PLATE, LOCK (PTO) (11)	1	1	1					
13	1	172444-45850-1	SHAFT ASSY	1	1	1					
14	1	1A1040-45890	WASHER, 10X36X4.5	1	1	1					
15	1	172157-45990	BOOTS, PEDAL	1	1	1					
16	1	172478-46100	LINK ASSY, P.T.O.	1	1	1					
17	2	172141-41370	BUSH 2015	2	2	2					
19	1	172478-46150	SHAFT ASSY, PTO	1	1	1					
20	1	172124-46200	O-RING	2	2	2					
21	1	172462-46230	BOLT 8X10	1	1	1					
22	1	172165-46340	BOLT	2	2	2					
23	1	172151-46360	ROD, SPOOL	1	1	1					
24	1	172122-46590	ELBOW	2	2	2					
25	1	22137-080000	WASHER, 8	3	3	3					
26	1	22137-080000	WASHER, 8	1	1	1					
27	1	22137-100000	WASHER, 10	1	1	1					
28	1	22217-080000	WASHER, SPRING 8	1	1	1					
29	1	22417-160160	PIN, COTTER 1.6X16	1	1	1					
30	1	22417-250200	PIN, COTTER 2.5X20	1	1	1					
31	1	24311-000210	O-RING, 1AP21.0	2	2	2					
32	1	24761-050000	NIPPLE, GREASE C	2	2	2					
33	1	26013-080162	BOLT, M8X 16	2	2	2					
34	1	26013-100202	BOLT, M10X 20	2	2	2					
35	1	26013-100202	BOLT, M10X 20	1	1	1					
36	1	26051-080002	NUT, M8	5	5	5					
37	1	26116-080254	BOLT, M8X 25 PLATED	2	2	2					
38	1	26347-080002	NUT, M8	1	1	1					
39	1	26716-080002	NUT, M8	2	2	2					
40	1	26716-100002	NUT, M10	1	1	1					
41	1	933110-54100	PIN 4.75X14	1	1	1					
42	1	172496-03260	LABEL, P.T.O.	1	1	1					

Fig.34. CONTROL VALVE PLATE

(A)=VIO75-C(US)
 (B)=VIO75-C(AS)
 (C)=VIO75-C(NZ)

(D)=
 (E)=
 (F)=

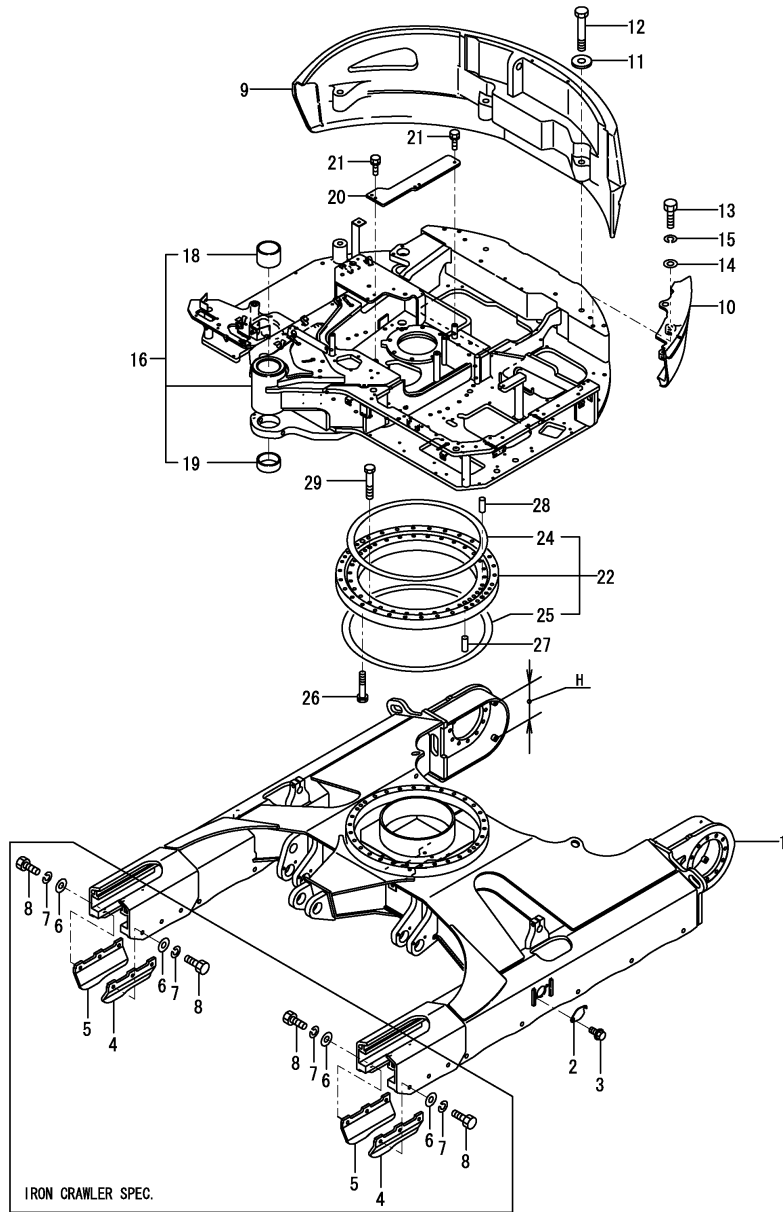


No.	Lev.	Parts No.	Description	Q'ty						I	R
				(A)	(B)	(C)	(D)	(E)	(F)		
1	1	172187-45060	CUSHION ASSY	2	2	2					
2	1	172187-45490	CUSHION ASSY	3	3	3					
3	1	172478-45600	PLATE, VALVE	1	1	1					
4	1	22242-000350	RING, 35	5	5	5					
5	1	26106-100352	BOLT, M10X 35 PLATED	3	3	3					
6	1	26106-100552	BOLT, M10X 55 PLATED	2	2	2					

Fig.35. FRAME & TURNING BEARING

(A)=VIO75-C(US)
 (B)=VIO75-C(AS)
 (C)=VIO75-C(NZ)

(D)=
 (E)=
 (F)=



No.	Lev.	Parts No.	Description	Qty						I	R
				(A)	(B)	(C)	(D)	(E)	(F)		
1	1	172455-50105	FRAME ASSY	1	1	1					
1-1	1	172455-50106	FRAME ASSY	1	1	1					R
		(A=MZZZZZ) (B=MZZZZZ) (C=MZZZZZ)									
1-2	1	172A89-50100	FRAME ASSY	1	1	1					S 2
		(A=M15212) (B=M15212) (C=M15212)									
1-3	1	172B11-50100	FRAME ASSY, LOWER	1	1	1					N
		(A=MZZZZZ) (B=MZZZZZ) (C=MZZZZZ)									
2	1	172458-50480-2	COVER, FRAME	2	2	2					
3	1	26106-100122	BOLT, M10X 12 PLATED	4	4	4					
4	1	172187-50801-3	PLATE, GUARD	2	2	2					1
5	1	172187-50811-3	PLATE, GUARD	2	2	2					1
6	1	22137-160000	WASHER, 16	12	12	12					1
7	1	22217-160000	WASHER, SPRING 16	12	12	12					1
8	1	26116-160402	BOLT, M16X 40 PLATED	12	12	12					1
9	1	172455-53301-3	WEIGHT, COUNTER	1	1	1					
9-1	1	172455-53302	WEIGHT, COUNTER	1	1	1					N
		(A=MXXXXX) (B=MXXXXX)									
10	1	172455-53310-2	WEIGHT	1	1	1					
10-1	1	172455-53311	WEIGHT, SIDE	1	1	1					N
		(A=MXXXXX) (B=MXXXXX)									
11	1	172187-53321	WASHER	3	3	3					
12	1	172455-53331	BOLT	3	3	3					
13	1	172165-53480	BOLT	2	2	2					
14	1	172165-53500	WASHER	2	2	2					
15	1	22217-160000	WASHER, SPRING 16	2	2	2					
16	1	172A21-54100	FRAME ASSY, TURNING	1	1	1					
18	2	172187-54750	BUSH	1	1	1					
19	2	172187-54760	BUSH	1	1	1					
20	1	172478-54450-3	PLATE	1	1	1					
21	1	26013-100252	BOLT, M10X 25	2	2	2					
22	1	172187-57600	BEARING ASSY	1	1	1					
24	2	172187-57630	SEAL	1	1	1					
25	2	172187-57640	SEAL	1	1	1					
26	1	172455-57650	BOLT	30	30	30					
27	1	172162-57660	PIN, PARALLEL	2	2	2					
28	1	172162-57660	PIN, PARALLEL	2	2	2					
29	1	172455-57661	BOLT	28	28	28					

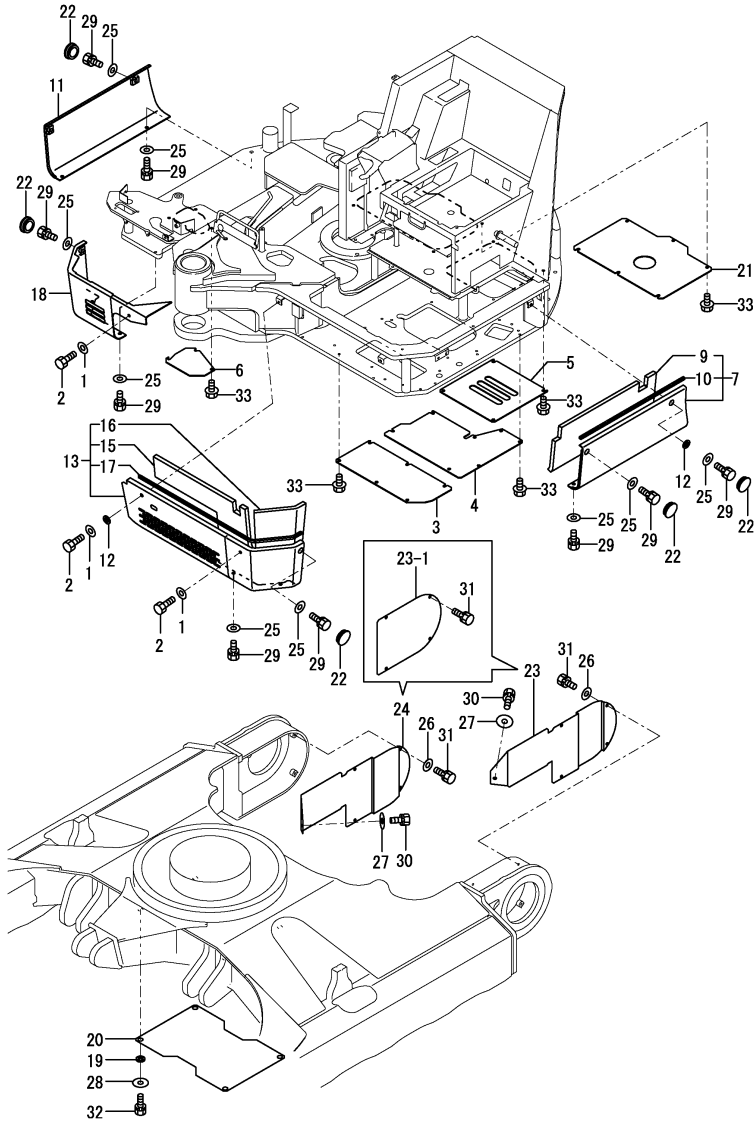
Remarks

- (1)IRON CRAWLER SPEC.
- (2)REF.NO.1-1 H=215MM,
- REF.NO.1-2 H=234MM.

Fig.36. COVER(FRAME)

(A)=VIO75-C(US)
 (B)=VIO75-C(AS)
 (C)=VIO75-C(NZ)

(D)=
 (E)=
 (F)=



No.	Lev.	Parts No.	Description	Q'ty						I	R
				(A)	(B)	(C)	(D)	(E)	(F)		
1	1	172137-46042	SEAT, SPRING	3	3	3					
2	1	172168-46760	BOLT M10X20	3	3	3					
3	1	172455-61100-3	COVER	1	1	1					
4	1	172478-61111-2	COVER	1	1	1					
5	1	172455-61120-3	COVER	1	1	1					
6	1	172455-61130-3	COVER	1	1	1					
7	1	172478-61351-2	COVER, FRAME	1	1	1					1
9	2	172478-61360	SPONGE	1	1	1					
10	2	172478-68910	SEAL	1	1	1					
11	1	172455-61370-2	COVER, FRAME	1	1	1					2
12	1	172478-61390	RUBBER	2	2	2					
13	1	172478-61401-2	COVER, FRAME	1	1	1					
15	2	172478-61500	SPONGE	1	1	1					
16	2	172478-61510	SPONGE	1	1	1					
17	2	172478-68920	SEAL	1	1	1					
18	1	172478-61450-2	COVER ASSY	1	1	1					
19	1	172162-61500	TRIM	4	4	4					
20	1	172187-61500-3	COVER	1	1	1					
21	1	172478-61560-2	BLADE (GRAY:49)	1	1	1					
22	1	172A21-61600	PLUG 28X3.2	6	6	6					
23	1	172455-61650-2	COVER, TRAVEL	1	1	1					Z
23-1		(A=M15212) (B=M15212) (C=M15212)									
	1	172A89-61540	COVER, TRAVEL	2	2	2					W
24		(A=M15212) (B=M15212) (C=M15212)									
	1	172455-61660-3	COVER, TRAVEL	1	1	1					Z
25		(A=M15212) (B=M15212) (C=M15212)									
	1	22137-100000	WASHER, 10	15	15	15					
26		(A=M15212) (B=M15212) (C=M15212)									
	1	22137-100000	WASHER, 10	8	8	8					Z
27		(A=M15212) (B=M15212) (C=M15212)									
	1	22157-100000	WASHER, 10	2	2	2					Z
28		(A=M15212) (B=M15212) (C=M15212)									
	1	22157-120000	WASHER, 12	4	4	4					
29	1	26013-100202	BOLT, M10X 20	15	15	15					
30	1	26013-100202	BOLT, M10X 20	2	2	2					
31	1	26013-100202	BOLT, M10X 20	8	8	8					
32	1	26013-120302	BOLT, M12X 30	4	4	4					
33	1	26106-100162	BOLT, M10X 16 PLATED	26	26	26					
34A	1	172437-03352	LABEL, GREASE CYL.	1	1	1					3
34B	1	172472-03141	LABEL, SUPPORT US	1	1	1					3
35A	1	172437-03352	LABEL, GREASE CYL.	1	1	1					3

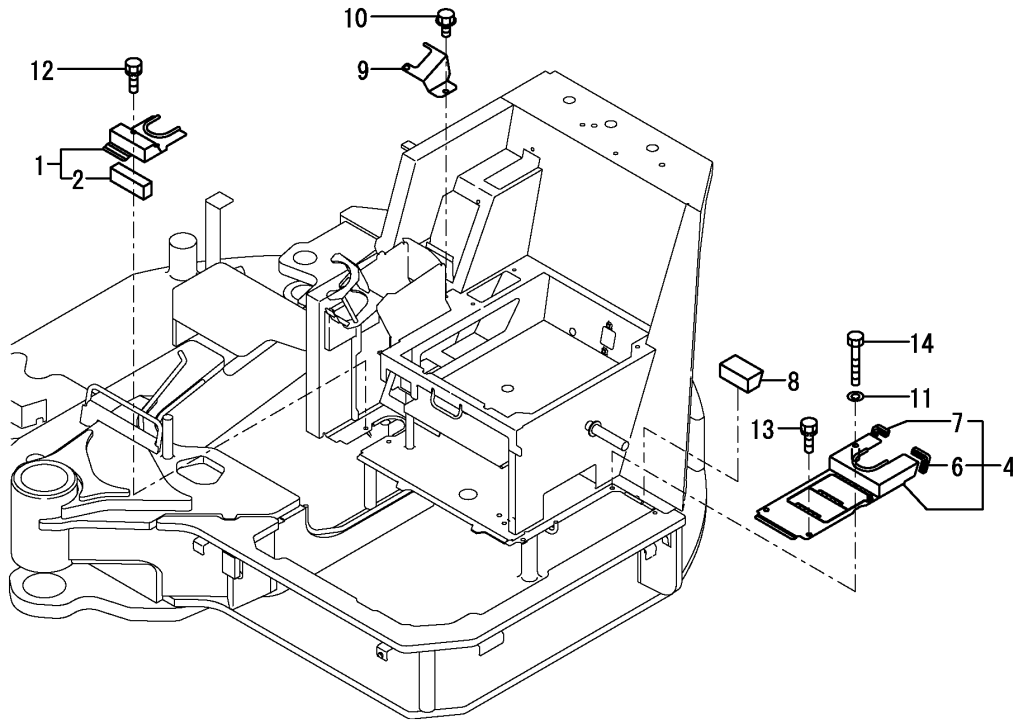
Remarks

(1)PLEASE USE THIS PART WITH FOLLOWING LABELS AT THE SAME TIME. REF.NO.34A,34B

(2)PLEASE USE THIS PART WITH FOLLOWING LABEL AT THE SAME TIME. REF.NO.35A

(3)LABELS ARE NOT ILLUSTRATED.

Fig.37. COVER(AROUND THE CONTROL)



(A)=VIO75-C(US)
 (B)=VIO75-C(AS)
 (C)=VIO75-C(NZ)

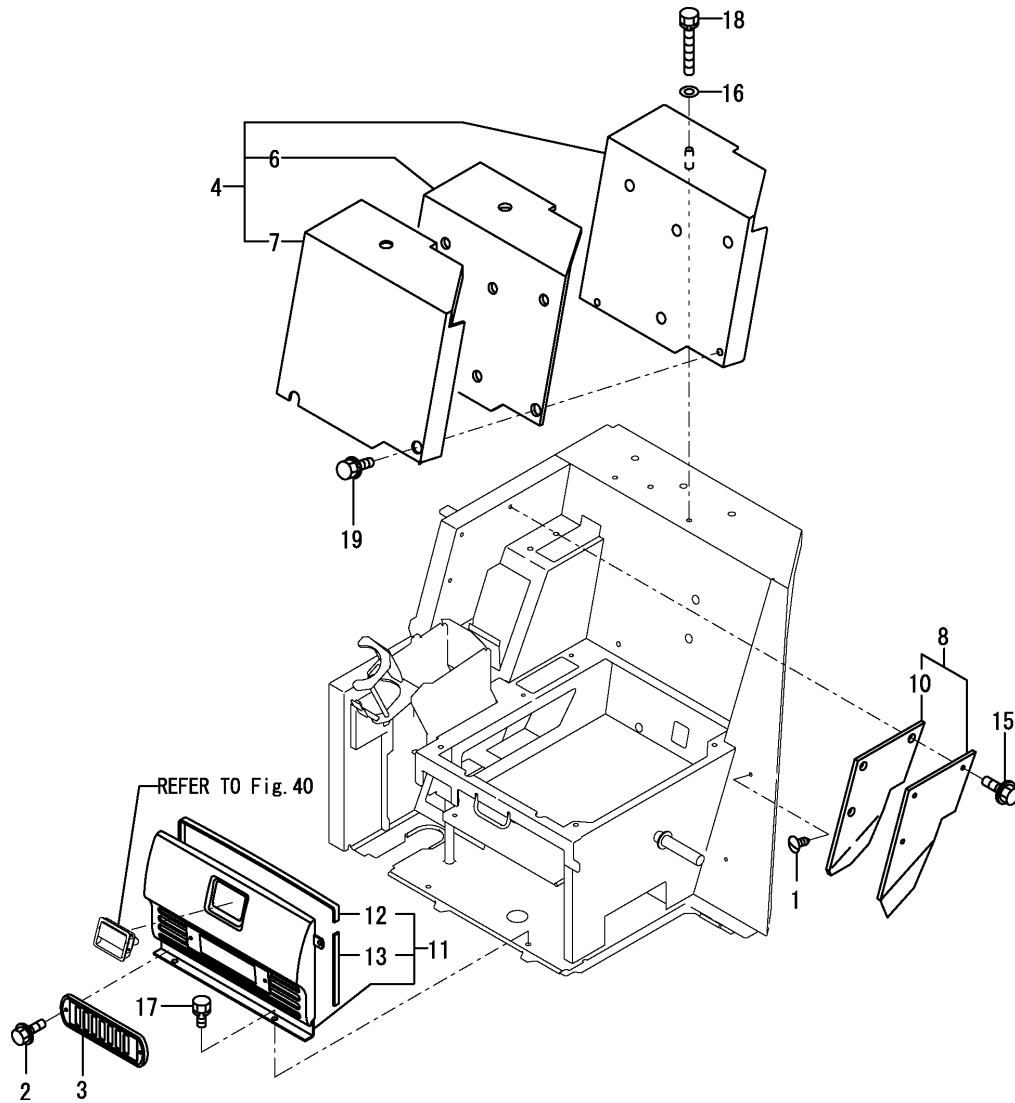
(D)=
 (E)=
 (F)=

No.	Lev.	Parts No.	Description	Q'ty						I	R
				(A)	(B)	(C)	(D)	(E)	(F)		
1	1	172478-61180-1	COVER, SEAL	1	1	1					
2	2	172478-61190	SPONGE	1	1	1					
4	1	172478-61200-1	COVER, MULTI	1	1	1					
6	2	172183-61350	TRIM	1	1	1					
7	2	172183-61360	TRIM	1	1	1					
8	1	172478-61270	SEAL, SPONGE	1	1	1					
9	1	172A65-61520	COVER, BLADE	1	1	1					
10	1	172519-63240	BOLT	3	3	3					
11	1	22217-100000	WASHER, SPRING 10	1	1	1					
12	1	26013-100202	BOLT, M10X 20	2	2	2					
13	1	26013-100202	BOLT, M10X 20	2	2	2					
14	1	26116-100602	BOLT, M10X 60 PLATED	1	1	1					

Fig.38. COVER(AROUND THE SEAT)

(A)=VIO75-C(US)
 (B)=VIO75-C(AS)
 (C)=VIO75-C(NZ)

(D)=
 (E)=
 (F)=



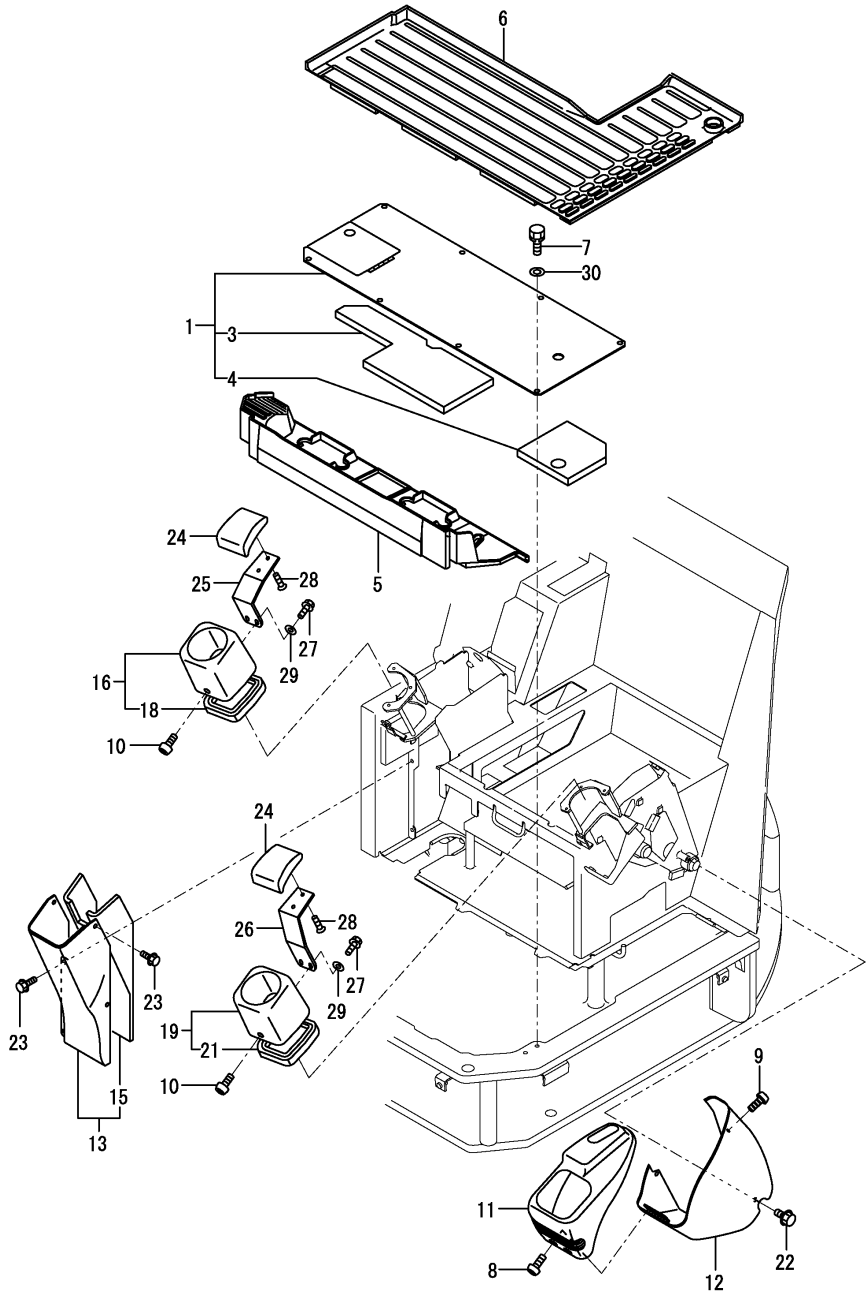
No.	Lev.	Parts No.	Description	Qty						I	R
				(A)	(B)	(C)	(D)	(E)	(F)		
1	1	172122-17190	CLIP, TREE	1	1	1					
2	1	172164-45880	BOLT	2	2	2					
3	1	172187-61690	VENTILATOR	1	1	1					
4	1	172A65-63300	COVER, SEAT MOUNT	1	1	1					
6	2	172A65-63330	SPONGE	1	1	1					
7	2	172A65-63340	TRIM	1	1	1					
8	1	172A65-63440	COVER	1	1	1					1
10	2	172A65-63470	SPONGE	1	1	1					
11	1	172455-64960	GRILLE ASSY	1	1	1					
12	2	172455-64150	TRIM	1	1	1					
13	2	172455-64160	TRIM	1	1	1					
15	1	172165-66980	BOLT	1	1	1					
16	1	22137-100000	WASHER, 10	1	1	1					
17	1	26013-100202	BOLT, M10X 20	2	2	2					
18	1	26013-100702	BOLT, M10X 70	1	1	1					
19	1	26014-100202	BOLT, M10X 20	2	2	2					
20A	1	172437-03432	LABEL, STEERING US	1	1	1					2
20B	1	172437-03471	LABEL, LEVER LOCK US	1	1	1					2

Remarks

(1) PLEASE USE THIS PART WITH FOLLOWING LABELS AT THE SAME TIME. REF.NO.20A,20B

(2) LABELS ARE NOT ILLUSTRATED.

Fig.39. STEP & INSTRUMENT PANEL



(A)=VIO75-C(US)
 (B)=VIO75-C(AS)
 (C)=VIO75-C(NZ)

(D)=
 (E)=
 (F)=

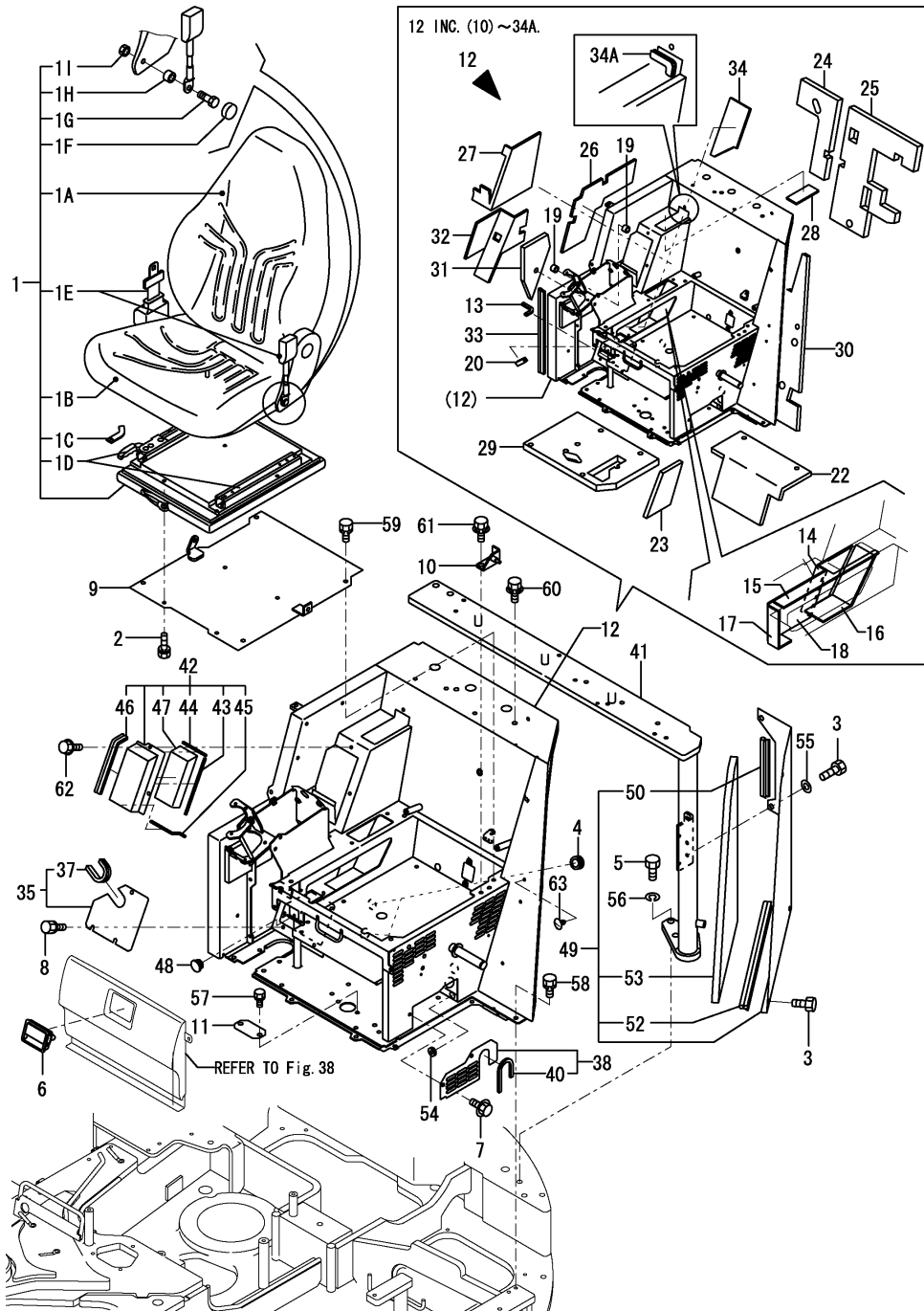
No.	Lev.	Parts No.	Description	Q'ty						I	R
				(A)	(B)	(C)	(D)	(E)	(F)		
1	1	172463-62101	STEP	1	1	1					
3	2	172463-62140	SPONGE	1	1	1					
4	2	172463-62150	SPONGE	1	1	1					
5	1	172478-62160	MAT, FLOOR	1	1	1					
6	1	172455-62171	MAT, FLOOR	1	1	1					
7	1	26013-100202	BOLT, M10X 20	8	8	8					
8	1	172458-46720	BOLT	3	3	3					
9	1	172458-46720	BOLT	1	1	1					
10	1	172458-46720	BOLT	2	2	2					
11	1	172458-63100	PANEL, INSTRUMENT	1	1	1					
12	1	172458-63120	PANEL, INSTRUMENT	1	1	1					
13	1	172478-63200	COVER ASSY	1	1	1					
15	2	172478-63220	SPONGE	1	1	1					
16	1	172472-63150	COVER	1	1	1					
18	2	172162-62540	SEAL, STEP	1	1	1					
19	1	172472-63160	COVER	1	1	1					
21	2	172162-62540	SEAL, STEP	1	1	1					
22	1	172519-63240	BOLT	2	2	2					
23	1	172519-63240	BOLT	4	4	4					
24	1	172441-44320	ARMREST	2	2	2					
25	1	172472-64532-1	PLATE, ARMREST	1	1	1					
26	1	172472-64542-1	PLATE, ARMREST	1	1	1					
27	1	172165-66980	BOLT	4	4	4					
28	1	26577-080122	SCREW, M8X12	4	4	4					
29	1	22137-080000	WASHER, 8	4	4	4					
30	1	22137-100000	WASHER, 10	8	8	8					W

(A=MXXXXX) (B=MXXXXX) (C=MXXXXX)

Fig.40. SEAT & SEAT MOUNT

(A)=VIO75-C(US)
(B)=VIO75-C(AS)
(C)=VIO75-C(NZ)

(D)=
(E)=
(F)=



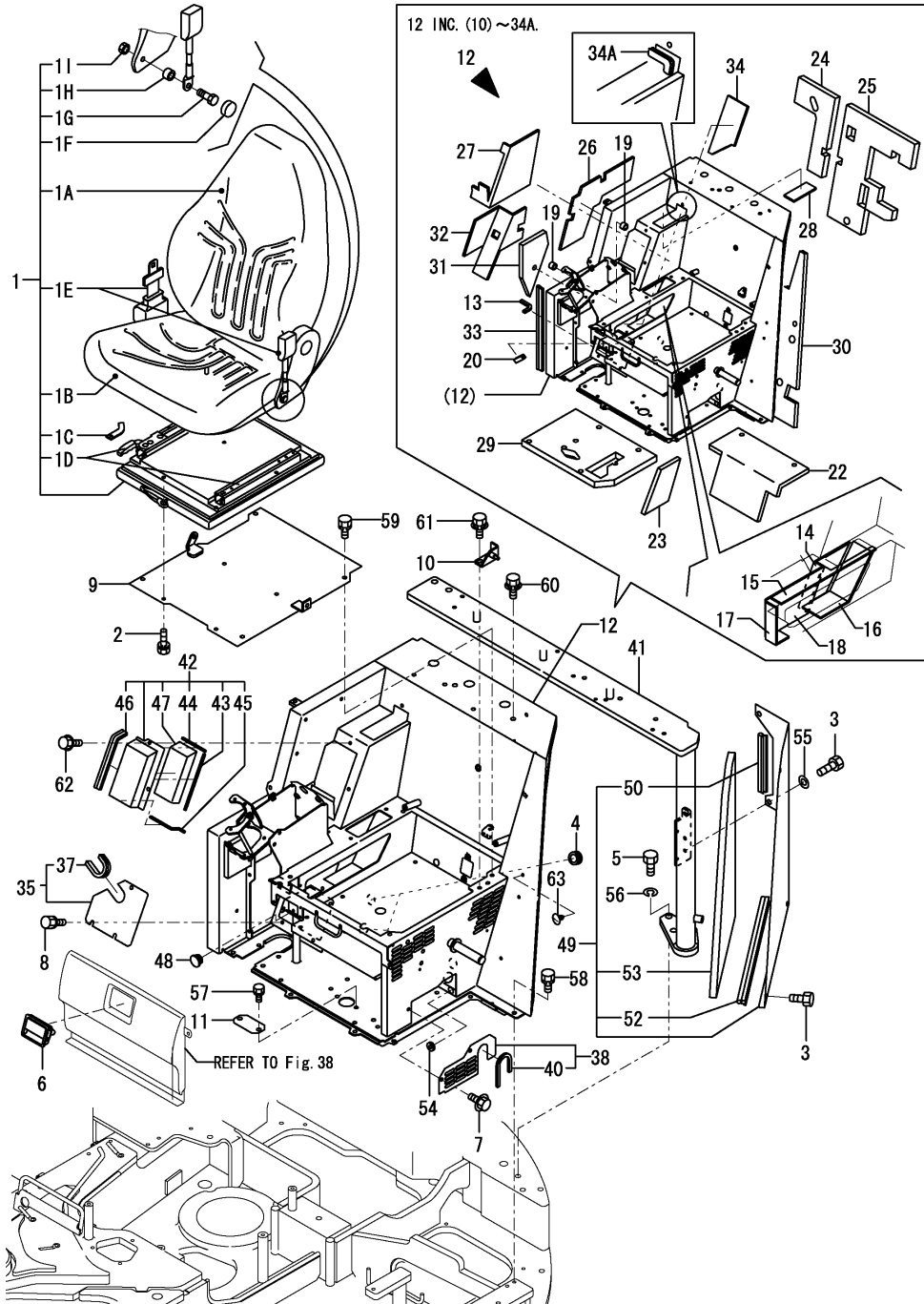
No.	Lev.	Parts No.	Description	Q'ty						I	R
				(A)	(B)	(C)	(D)	(E)	(F)		
1	1	172467-64101	SEAT, OPERATOR	1	1						
1A	2	172467-64110	CUSHION, BACKREST (B=M/#####) (C=M/#####)	1	1						W
1B	2	172467-64120	CUSHION, SEAT (B=M/#####) (C=M/#####)	1	1						W
1C	2	172467-64130	STOPPER (B=M/#####) (C=M/#####)	1	1						W
1D	2	172467-64140	RAIL SET (B=M/#####) (C=M/#####)	1	1						W
1E	2	172467-64150	SEAT BELT (B=M/#####) (C=M/#####)	1	1						W
1F	2	172467-64160	COVER, CAP (B=M/#####) (C=M/#####)	2	2						W
1G	2	172467-64170	BOLT (B=M/#####) (C=M/#####)	2	2						W
1H	2	172467-64180	TUBE (B=M/#####) (C=M/#####)	2	2						W
1I	2	172467-64190	NUT (B=M/#####) (C=M/#####)	2	2						W
2	1	26013-080162	BOLT, M8X 16		4	4					
3	1	172168-46760	BOLT M10X20	6	6	6					
4	1	172151-53431	GROMMET	2	2	2					
5	1	172165-53490	BOLT M16X 40	5	5	5					
6	1	172187-61421	HANDLE, LOCK	1	1	1					
7	1	172519-63240	BOLT	2	2	2					
8	1	172519-63240	BOLT	3	3	3					
9	1	172478-64040	PLATE, SEAT	1	1	1					
10	1	172478-64050	BRACKET, GAS SPRING	1	1	1					
11	1	172455-64170	COVER, SEAT MOUNT	1	1	1					
12	1	172A65-64200	MOUNT ASSY, SEAT (49)	1	1	1					
13	2	172156-11150	SEAL, ENGINE	1	1	1					
14	2	172455-19160	SHEET, INSULATOR	1	1	1					
15	2	172455-19170	SHEET, INSULATOR	1	1	1					
16	2	172455-19180	SHEET, INSULATOR	1	1	1					
17	2	172455-19190	SHEET, INSULATOR	1	1	1					
18	2	172455-19200	SHEET, INSULATOR	1	1	1					
19	2	172141-41360	BUSH 1415	2	2	2					
20	2	172455-61580	TRIM	1	1	1					
22	2	172A21-64570	SPONGE	1	1	1					
23	2	172A21-64580	SPONGE	1	1	1					
24	2	172A65-64750	SPONGE	1	1	1					
25	2	172A65-64760	SPONGE	1	1	1					
26	2	172A65-64770	INSULATOR MAT A	1	1	1					
27	2	172A65-64780	INSULATOR MAT B	1	1	1					
28	2	172A65-64790	INSULATOR MAT C	1	1	1					
29	2	172455-66520	SPONGE	1	1	1					
30	2	172455-66530	SPONGE	1	1	1					
31	2	172455-66550	SPONGE	1	1	1					
32	2	172455-66560	SPONGE	1	1	1					
33	2	172164-66640	RUBBER, SEAL	1	1	1					
34	2	172455-66640	SPONGE	1	1	1					

N:Old $\frac{Yes}{No}$ New, Q:Old $\frac{No}{Yes}$ New, R:Old $\frac{Yes}{Yes}$ New, S:Old $\frac{No}{No}$ New, W:Add, Z:Discontinued, F:Interchangeable by set, K:Q'ty Change
 ++ CONTINUE ++
 Copyright (C) YANMAR CO., LTD. All Rights Reserved.

Fig.40. SEAT & SEAT MOUNT

(A)=VIO75-C(US)
 (B)=VIO75-C(AS)
 (C)=VIO75-C(NZ)

(D)=
 (E)=
 (F)=

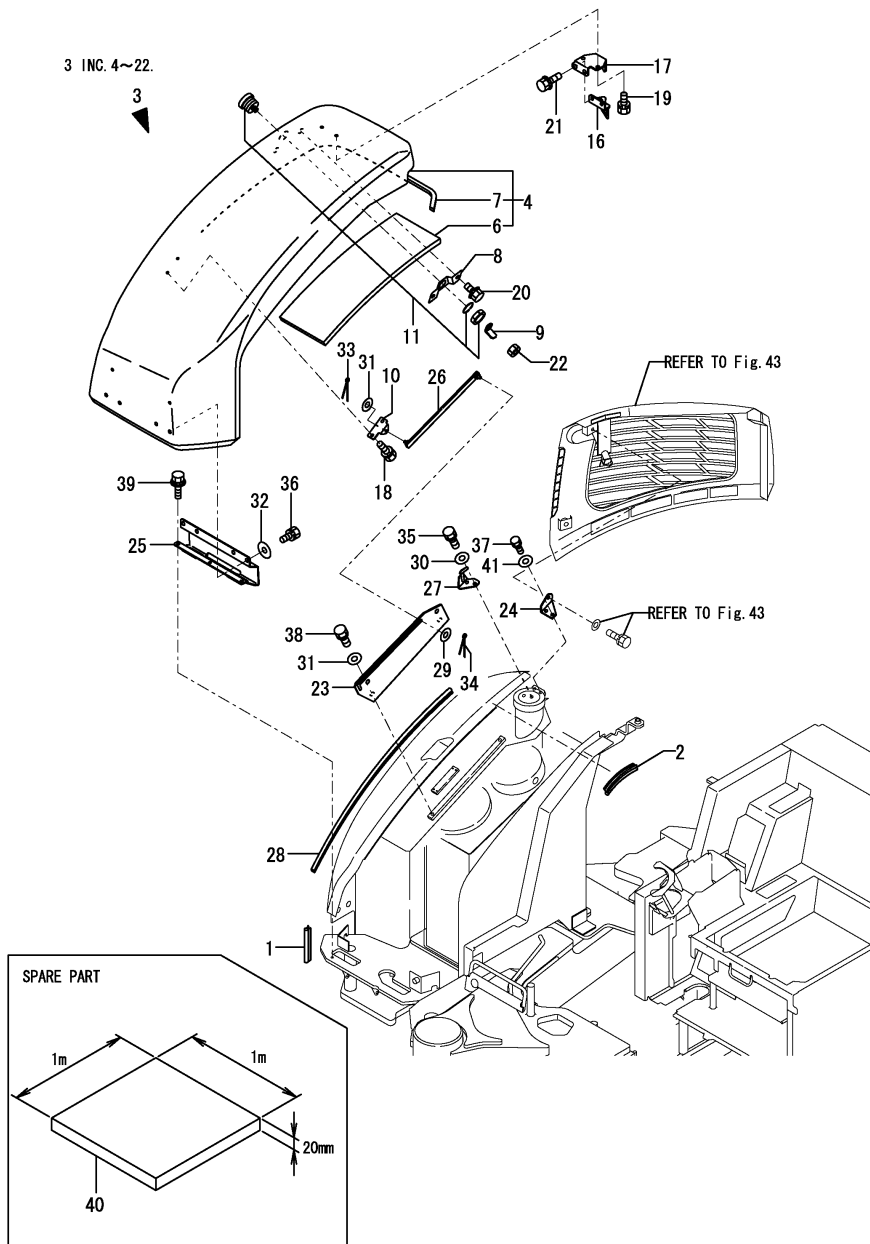


No.	Lev.	Parts No.	Description	Q'ty						I	R
				(A)	(B)	(C)	(D)	(E)	(F)		
34A	2	172175-65641	TRIM	1	1	1					W
		(A=MXXXXX) (B=MXXXXX) (C=MXXXXX)									
35	1	172478-64340-1	COVER, SEAT MOUNT	1	1	1					
37	2	172455-64700	TRIM	1	1	1					
38	1	172A65-64450	COVER, SEAT MOUNT	1	1	1					
40	2	172A65-64470	MOLD 180	1	1	1					
41	1	172455-64802-1	BRACKET ASSY(GRAY:49	1	1	1					
42	1	172A65-64800	COVER, SEAT MOUNT	1	1	1					
43	2	172499-18400	SEAL, COVER	1	1	1					W
		(A=M/#XXXXX) (B=M/#XXXXX) (C=M/#XXXXX)									
44	2	172A65-64820	SEAL, COVER	1	1	1					
45	2	172A65-64830	SEAL, COVER	1	1	1					
46	2	172A65-64840	SEAL, 190	1	1	1					
47	2	172A65-64850	SHEET, INSULATOR	1	1	1					
48	1	172187-64900	PLUG	1	1	1					
49	1	172455-66381-2	COVER, SEAT MOUNT	1	1	1					
50	2	172162-61120	SEAL	1	1	1					
52	2	172455-66390	SEAL	1	1	1					
53	2	172455-66590	SPONGE	1	1	1					
54	1	172183-76210	GROMMET	1	1	1					
55	1	22137-100000	WASHER, 10	3	3	3					
56	1	22217-160000	WASHER, SPRING 16	5	5	5					
57	1	26013-100162	BOLT, M10X 16	2	2	2					
58	1	26013-100202	BOLT, M10X 20	4	4	4					
59	1	26013-100202	BOLT, M10X 20	4	4	4					
60	1	26014-100202	BOLT, M10X 20	2	2	2					
61	1	26014-100252	BOLT, M10X 25	2	2	2					
62	1	172519-63240	BOLT	2	2	2					
63	1	172122-17190	CLIP, TREE	1	1	1					

Fig.41. HOOD(BODY)

(A)=VIO75-C(US)
 (B)=VIO75-C(AS)
 (C)=VIO75-C(NZ)

(D)=
 (E)=
 (F)=



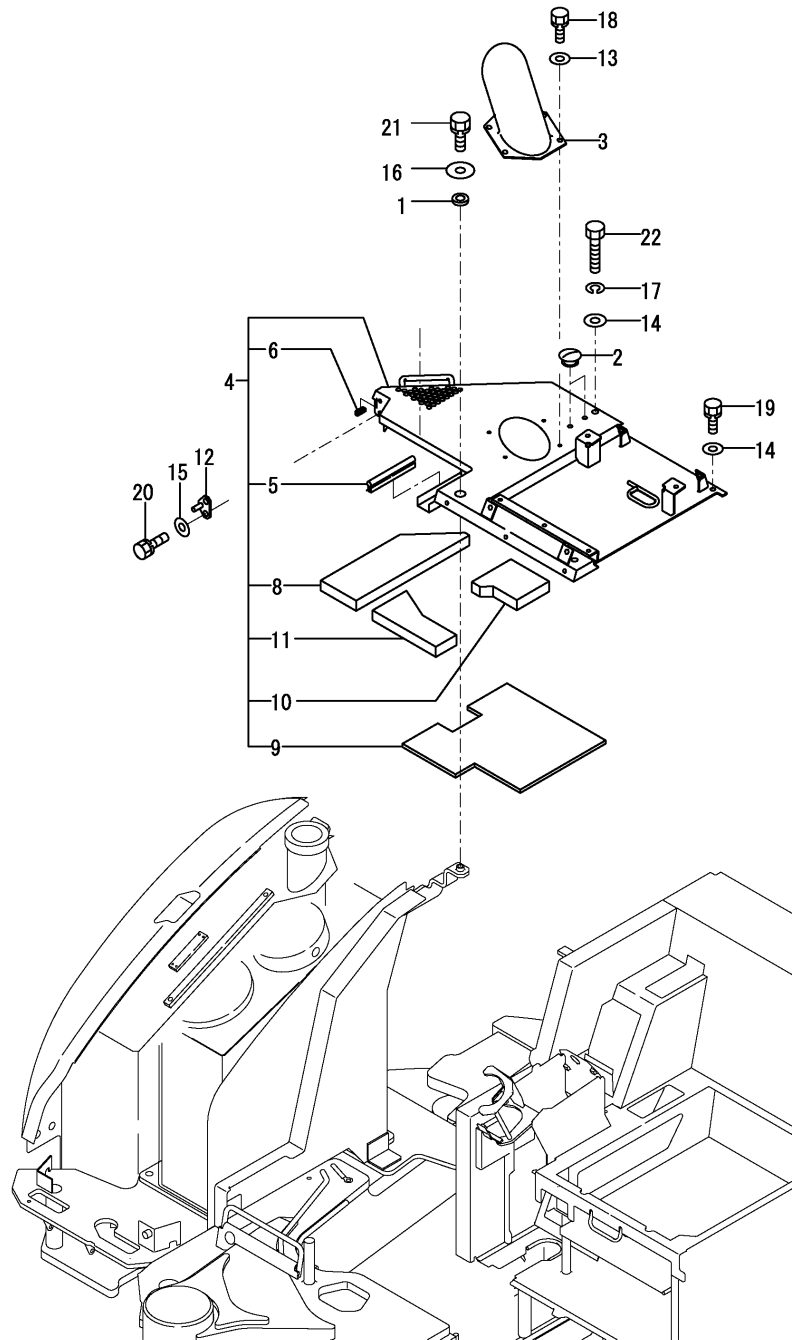
No.	Lev.	Parts No.	Description	Q'ty						I	R
				(A)	(B)	(C)	(D)	(E)	(F)		
1	1	172444-54920	SEAL, WEIGHT	1	1	1					
2	1	172434-61180	TRIM	1	1	1					
3	1	172478-65190	BONNET ASSY	1	1	1					
4	2	172478-65200	BONNET ASSY	1	1	1					
6	3	172455-66110	SPONGE	1	1	1					
7	3	172455-66712	SPONGE	1	1	1					
8	2	172455-65230	PLATE, KEY	1	1	1					
9	2	172455-65240	PLATE, LOCK	1	1	1					
10	2	172445-65250	BRACKET, STOPPER	1	1	1					
11	2	172164-66170	KEY ASSY, CYLINDER	1	1	1					
16	2	172455-66430	BRACKET ASSY, GUIDE	1	1	1					
17	2	172455-66450	PLATE, GUIDE	1	1	1					
18	2	26013-080162	BOLT, M8X 16	2	2	2					
19	2	26013-100202	BOLT, M10X 20	2	2	2					
20	2	26014-100202	BOLT, M10X 20	2	2	2					
21	2	26014-100252	BOLT, M10X 25	2	2	2					
22	2	26347-100002	NUT, M10	1	1	1					
23	1	172455-65220	PLATE, RAIL	1	1	1					
24	1	172455-65660	STAY ASSY	1	1	1					
25	1	172455-65741	HINGE ASSY	1	1	1					
26	1	172455-66200	ROD ASSY, STOPPER	1	1	1					
27	1	172455-66400	BRACKET ASSY, LOCK	1	1	1					
28	1	172187-68050	SEAL, COVER	1	1	1					
29	1	22137-080000	WASHER, 8	2	2	2					
30	1	22137-080000	WASHER, 8	2	2	2					
31	1	22137-120000	WASHER, 12	4	4	4					
32	1	22157-080000	WASHER, 8	4	4	4					
33	1	22372-080000	PIN, SNAP 8	1	1	1					
34	1	22417-200200	PIN, COTTER 2.0X20	1	1	1					
35	1	26013-080122	BOLT, M8X 12	2	2	2					
36	1	26013-080162	BOLT, M8X 16	4	4	4					
37	1	26013-100252	BOLT, M10X 25	2	2	2					
38	1	26013-120202	BOLT, M12X 20	4	4	4					
39	1	26014-080162	BOLT, M8X 16	3	3	3					
40	1	172478-65750	SPONGE	1	1	1					1
41	1	22137-100000	WASHER, 10	2	2	2					W
				(A=MZZZZZ)	(B=MZZZZZ)	(C=MZZZZZ)					

Remarks
 (1)REPAIR PARTS.

Fig.42. HOOD(UPPER COVER)

(A)=VIO75-C(US)
 (B)=VIO75-C(AS)
 (C)=VIO75-C(NZ)

(D)=
 (E)=
 (F)=

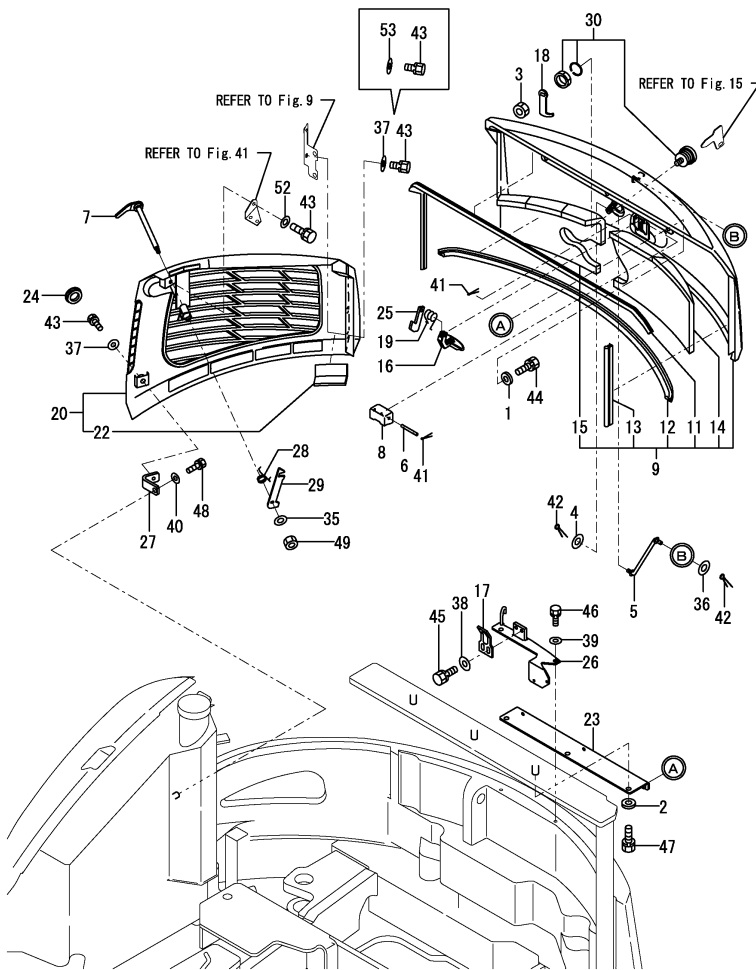


No.	Lev.	Parts No.	Description	Q'ty						I	R
				(A)	(B)	(C)	(D)	(E)	(F)		
1	1	172162-61500	TRIM	1	1	1					
2	1	172187-64900	PLUG	2	2	2					
3	1	172455-65700	COVER ASSY	1	1	1					
3-1	1	172455-65701	COVER ASSY	1	1	1					N
		(A=MZZZZZ) (B=MZZZZZ) (C=MZZZZZ)									
4	1	172455-66352-1	BONNET ASSY,UP (2J)	1	1	1					
5	2	172434-61350	SEAL, RUBBER	1	1	1					
6	2	172478-65220	TRIM	1	1	1					
8	2	172455-66601	SPONGE	1	1	1					
9	2	172455-66611	SPONGE	1	1	1					
10	2	172455-66680	SPONGE	1	1	1					
11	2	172455-66720	INSURATOR A	1	1	1					
12	1	172455-66470	PLATE, STOPPER	1	1	1					
13	1	22137-080000	WASHER, 8	4	4	4					
14	1	22137-100000	WASHER, 10	3	3	3					
15	1	22137-100000	WASHER, 10	2	2	2					
16	1	22157-120000	WASHER, 12	1	1	1					
17	1	22217-100000	WASHER, SPRING 10	2	2	2					
18	1	26013-080162	BOLT, M8X 16	4	4	4					
19	1	26013-100202	BOLT, M10X 20	1	1	1					
20	1	26013-100202	BOLT, M10X 20	2	2	2					
21	1	26013-120202	BOLT, M12X 20	1	1	1					
22	1	26116-100502	BOLT, M10X 50 PLATED	2	2	2					

Fig.43. HOOD(SIDE & REAR COVER)

(A)=VIO75-C(US)
 (B)=VIO75-C(AS)
 (C)=VIO75-C(NZ)

(D)=
 (E)=
 (F)=



No.	Lev.	Parts No.	Description	Q'ty						I	R
				(A)	(B)	(C)	(D)	(E)	(F)		
1	1	194145-04810	WASHER	3	3	3					
2	1	194145-04810	WASHER	3	3	3					
3	1	26347-100002	NUT, M10	1	1	1					
4	1	1A1380-62160	WASHER	1	1	1					
5	1	172444-64730	ROD ASSY, STOPPER	1	1	1					
6	1	172458-65050	SHAFT	1	1	1					
7	1	172455-65060	HOOK ASSY	1	1	1					
8	1	172458-65060	COVER, LOCK	1	1	1					
9	1	172455-65100-2	BONNET ASSY	1	1	1					1
11	2	172455-65950	RUBBER, SEAL	1	1	1					
12	2	172455-65960	RUBBER, SEAL	1	1	1					
13	2	172455-65970	RUBBER, SEAL	1	1	1					
14	2	172455-66630	SPONGE	1	1	1					
15	2	172455-66670	SPONGE	1	1	1					
16	1	172187-65210	LEVER ASSY, LOCK	1	1	1					
17	1	172187-65270	PLATE, CATCH	1	1	1					
18	1	172444-65270	PLATE, LOCK	1	1	1					
19	1	172734-65270	SPRING, CATCH	1	1	1					
20	1	172A65-65300	BONNET ASSY	1	1	1					
22	2	172478-65330	SPONGE	1	1	1					
23	1	172455-65410	BRACKET ASSY	1	1	1					2
24	1	172463-65410	PLUG	1	1	1					
24-1	1	172A21-61600	PLUG	1	1	1					N
		(A=MZZZZZ) (B=MZZZZZ) (C=MZZZZZ)									
25	1	172124-65480	CATCHER	1	1	1					
26	1	172455-65501	BRACKET ASSY, LOCK	1	1	1					
27	1	172455-65560	STAY	1	1	1					
28	1	172156-65690	SPRING, STOPPER	1	1	1					
29	1	172455-65800	PLATE, LOCK	1	1	1					
30	1	172164-66170	KEY ASSY, CYLINDER	1	1	1					
35	1	22137-080000	WASHER, 8	1	1	1					
36	1	22137-080000	WASHER, 8	1	1	1					
37	1	22137-100000	WASHER, 10	4	4	4					
37-1	1	22137-100000	WASHER, 10	2	2	2					K
		(A=MZZZZZ) (B=MZZZZZ) (C=MZZZZZ)									
38	1	22137-100000	WASHER, 10	2	2	2					
39	1	22137-100000	WASHER, 10	2	2	2					
40	1	22137-100000	WASHER, 10	1	1	1					
41	1	22417-200200	PIN, COTTER 2.0X20	2	2	2					
42	1	22417-200200	PIN, COTTER 2.0X20	2	2	2					
43	1	26013-100252	BOLT, M10X 25	4	4	4					
44	1	26013-100252	BOLT, M10X 25	3	3	3					
45	1	26013-100252	BOLT, M10X 25	2	2	2					
46	1	26013-100252	BOLT, M10X 25	2	2	2					
47	1	26013-100252	BOLT, M10X 25	3	3	3					
48	1	26013-100252	BOLT, M10X 25	1	1	1					
49	1	26347-080002	NUT, M8	1	1	1					
50A	1	172437-03381	LABEL, SWING AREA	1	1	1					3
50B	1	172437-03402	LABEL, ENGINE COVER	1	1	1					3
51A	1	172A36-03411	LABEL, ENGINE ROOM	1	1	1					3
51B	1	172437-03422	LABEL, MUFFLER	1	1	1					3

Remarks

(1)PLEASE USE THIS PART WITH FOLLOWING LABELS AT THE SAME TIME. REF.NO.50A,50B

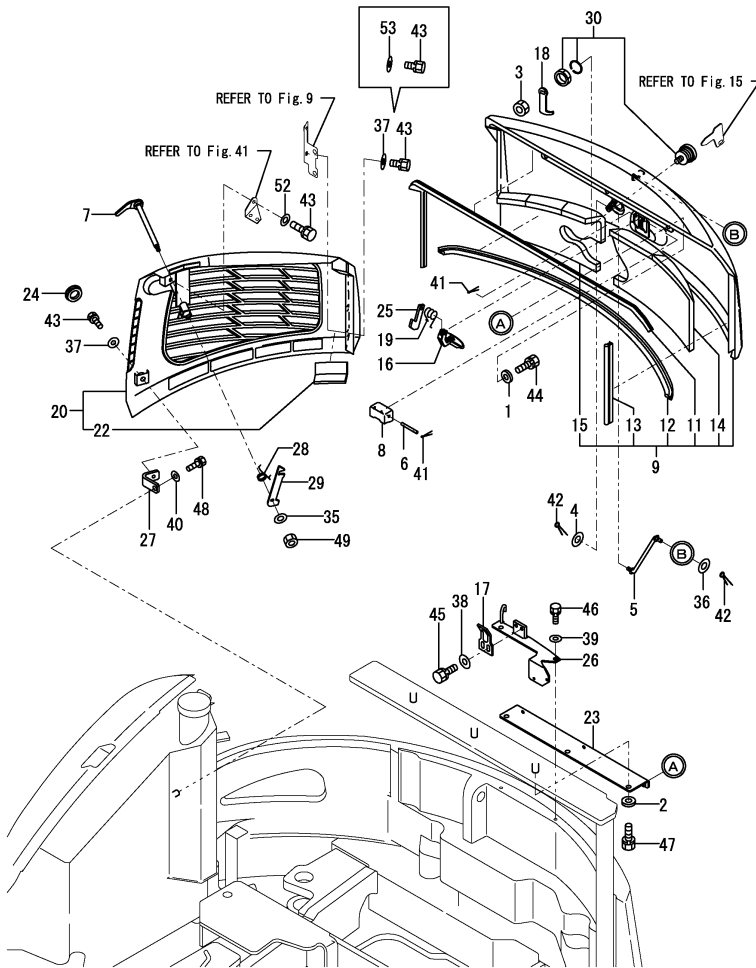
(2)PLEASE USE THIS PART WITH FOLLOWING LABELS AT THE SAME TIME. REF.NO.51A,51B

(3)LABELS ARE NOT ILLUSTRATED.

Fig.43. HOOD(SIDE & REAR COVER)

(A)=VIO75-C(US)
 (B)=VIO75-C(AS)
 (C)=VIO75-C(NZ)

(D)=
 (E)=
 (F)=



No.	Lev.	Parts No.	Description	Q'ty						I	R
				(A)	(B)	(C)	(D)	(E)	(F)		
52	1	22137-100000	WASHER, 10	1	1	1					W
		(A=MZZZZZ) (B=MZZZZZ) (C=MZZZZZ)									
53	1	1E4132-99140	WASHER, 10X26X2.3	2	2	2					W
		(A=MZZZZZ) (B=MZZZZZ) (C=MZZZZZ)									

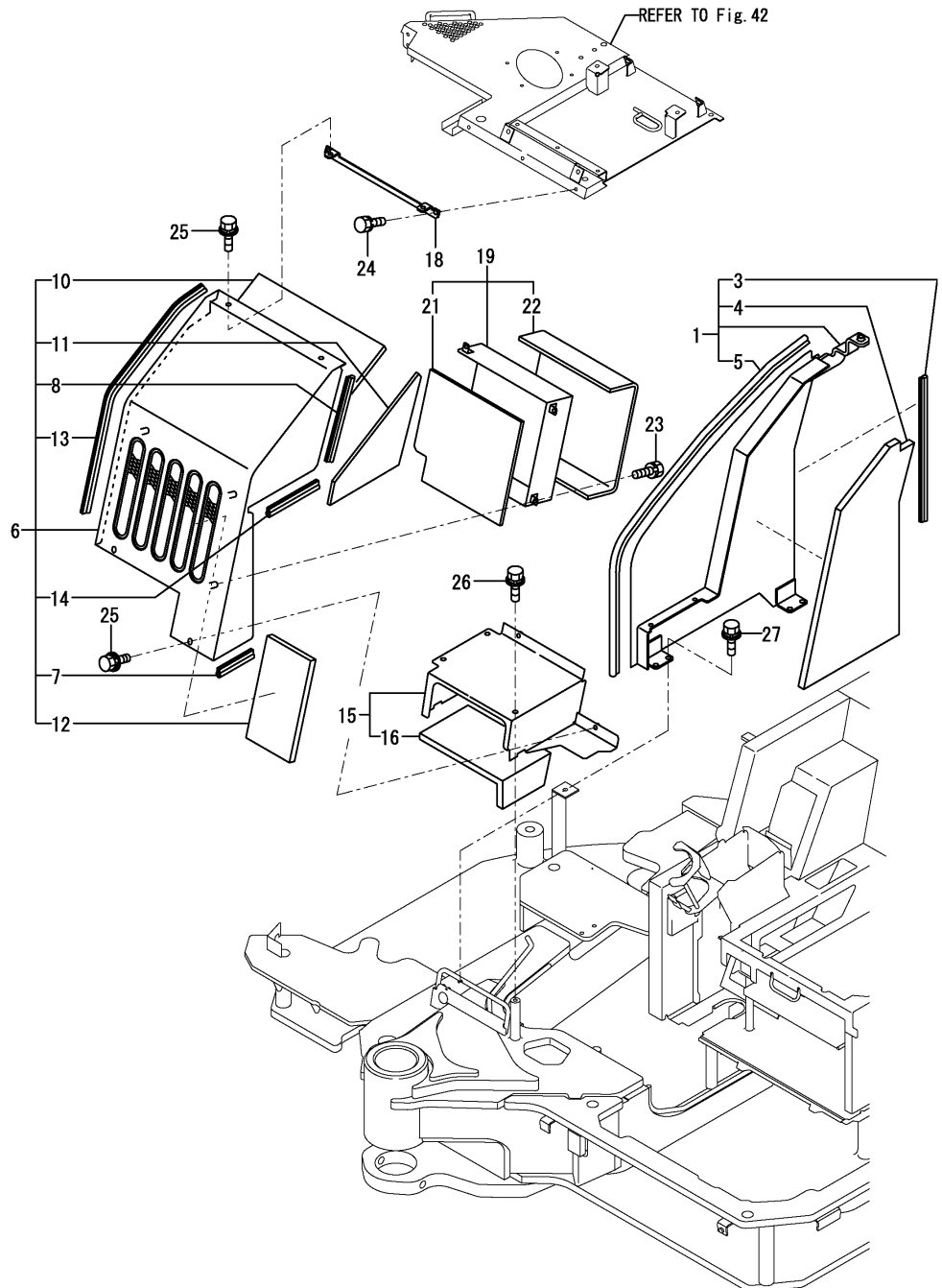
Remarks

(1) PLEASE USE THIS PART WITH FOLLOWING LABELS AT THE SAME TIME. REF.NO.50A,50B

(2) PLEASE USE THIS PART WITH FOLLOWING LABELS AT THE SAME TIME. REF.NO.51A,51B

(3) LABELS ARE NOT ILLUSTRATED.

Fig.44. HOOD(FRONT)



(A)=VIO75-C(US)
 (B)=VIO75-C(AS)
 (C)=VIO75-C(NZ)

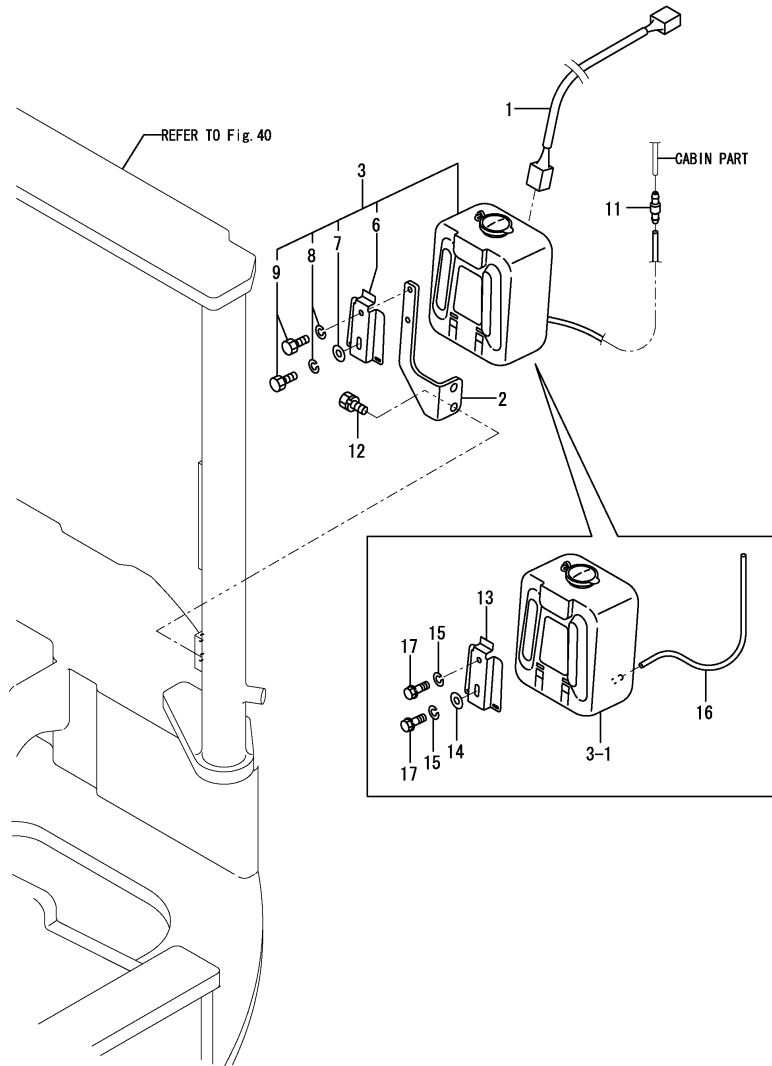
(D)=
 (E)=
 (F)=

No.	Lev.	Parts No.	Description	Q'ty						I	R
				(A)	(B)	(C)	(D)	(E)	(F)		
1	1	172478-65400-2	COVER	1	1	1					
3	2	172162-64320	TRIM	1	1	1					
4	2	172478-65480	SPONGE	1	1	1					
5	2	172478-65490	RUBBER, SEAL	1	1	1					
6	1	172478-65501-2	COVER	1	1	1					
7	2	172434-61350	SEAL, RUBBER	1	1	1					
8	2	172162-61880	SEAL	1	1	1					
10	2	172478-65551	SPONGE	1	1	1					
11	2	172478-65561	SPONGE	1	1	1					
12	2	172478-65570	SPONGE	1	1	1					
13	2	172478-65590	RUBBER, SEAL	1	1	1					
14	2	172422-66150	SEAL	1	1	1					
15	1	172478-65601-2	COVER, STEP	1	1	1					
16	2	172478-65630	SPONGE	1	1	1					
18	1	172478-65650	BRACKET,FRONT	1	1	1					
19	1	172478-65700-1	DUCT ASSY	1	1	1					
21	2	172478-65730	SPONGE	1	1	1					
22	2	172478-65740	SPONGE	1	1	1					
23	1	26013-080162	BOLT, M8X 16	3	3	3					
24	1	26013-100202	BOLT, M10X 20	2	2	2					
25	1	26014-100202	BOLT, M10X 20	4	4	4					
26	1	26014-100202	BOLT, M10X 20	3	3	3					
27	1	26014-100202	BOLT, M10X 20	4	4	4					

Fig.20. WINDOW WASHER

(A)=VIO75-C(US)
 (B)=VIO75-C(AS)
 (C)=VIO75-C(NZ)

(D)=
 (E)=
 (F)=



No.	Lev.	Parts No.	Description	Qty						I	R
				(A)	(B)	(C)	(D)	(E)	(F)		
1	1	172478-16610	HARNES, WIRE	1	1	1					
2	1	172478-17601	BRACKET, WASHER	1	1	1					
3	1	172472-17610	TANK ASSY, WASHER	1	1	1					
3-1	1	172472-17611	TANK ASSY, WASHER (A=MXXXXX) (B=MXXXXX) (C=MXXXXX)	1	1	1					F 1
6	2	172472-17650	BRACKET (A=MXXXXX) (B=MXXXXX) (C=MXXXXX)	1	1	1					Z
7	2	22137-060000	WASHER, 6 (A=MXXXXX) (B=MXXXXX) (C=MXXXXX)	1	1	1					Z
8	2	22217-060000	WASHER, SPRING 6 (A=MXXXXX) (B=MXXXXX) (C=MXXXXX)	2	2	2					Z
9	2	26116-060162	BOLT, M6X 16 PLATED (A=MXXXXX) (B=MXXXXX) (C=MXXXXX)	2	2	2					Z
11	1	198127-86540	JOINT, PIPE	1	1	1					
12	1	26013-100162	BOLT, M10X 16	2	2	2					
13	1	120147-44810	BRACKET (A=MXXXXX) (B=MXXXXX) (C=MXXXXX)	1	1	1					W
14	1	22137-060000	WASHER, 6 (A=MXXXXX) (B=MXXXXX) (C=MXXXXX)	1	1	1					W
15	1	22217-060000	WASHER, SPRING 6 (A=MXXXXX) (B=MXXXXX) (C=MXXXXX)	2	2	2					W
16	1	23061-043000	PIPE, 4X3000 (A=MXXXXX) (B=MXXXXX) (C=MXXXXX)	1	1	1					W
17	1	26116-060162	BOLT, M6X 16 PLATED (A=MXXXXX) (B=MXXXXX) (C=MXXXXX)	2	2	2					W

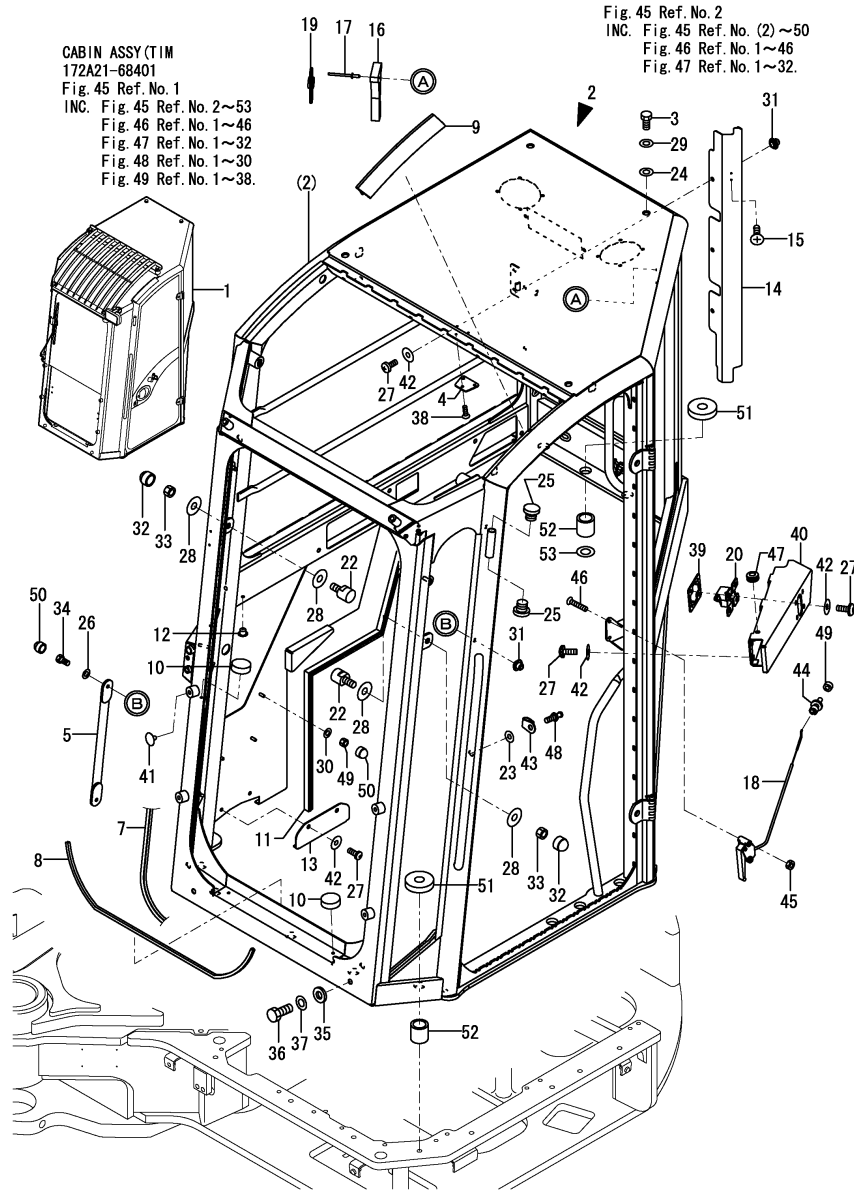
Remarks

(1)Interchangeable by simultaneous replacement with Ref.No.13,14,15, 16,17.

Fig.45. TIM CABIN(BODY, ACCESSORY)

(A)=VIO75-C(US)
(B)=VIO75-C(AS)
(C)=VIO75-C(NZ)

(D)=
(E)=
(F)=



CABIN ASSY(TIM
172A21-68401
Fig. 45 Ref. No. 1
INC. Fig. 45 Ref. No. 2~53
Fig. 46 Ref. No. 1~46
Fig. 47 Ref. No. 1~32
Fig. 48 Ref. No. 1~30
Fig. 49 Ref. No. 1~38.

Fig. 45 Ref. No. 2
INC. Fig. 45 Ref. No. (2)~50
Fig. 46 Ref. No. 1~46
Fig. 47 Ref. No. 1~32

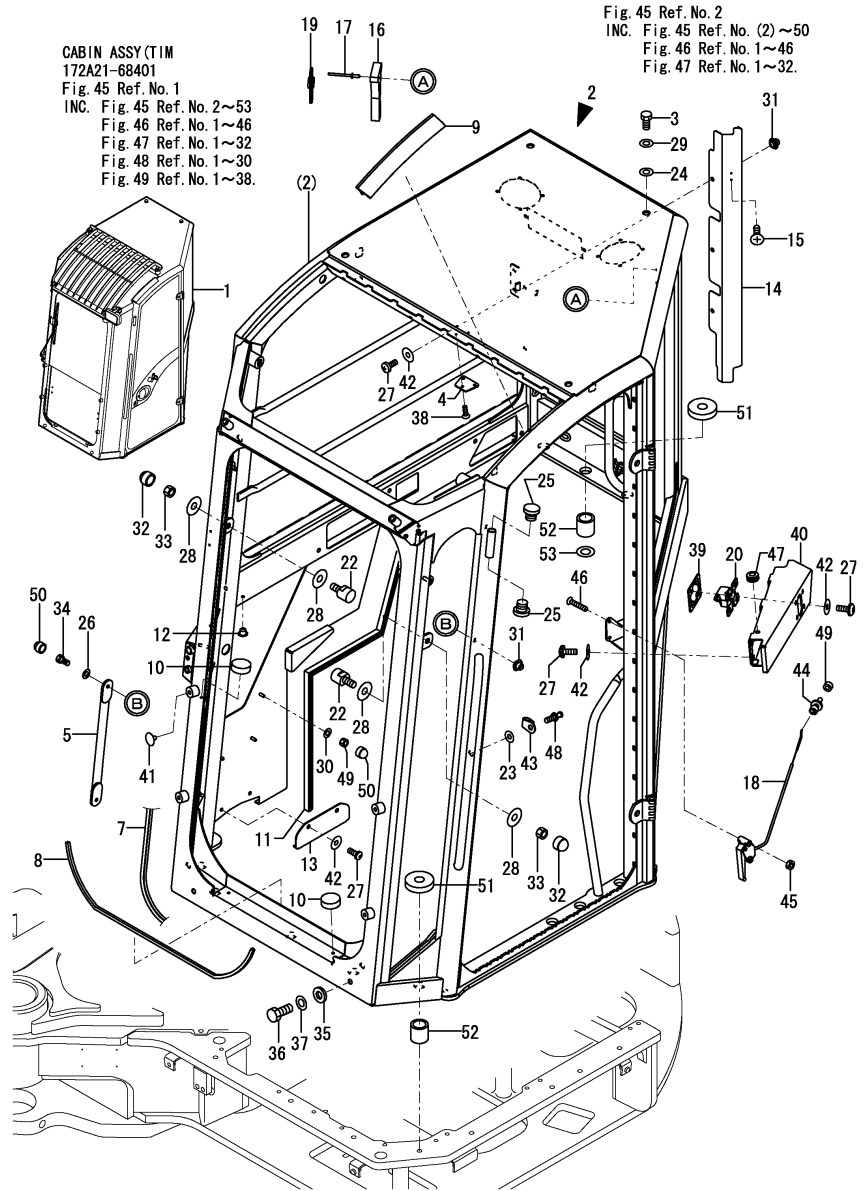
No.	Lev.	Parts No.	Description	Q'ty						I	R
				(A)	(B)	(C)	(D)	(E)	(F)		
1	1	172A21-68401	CABIN ASSY	1	1	1					
2	2	172A21-68411	BODY ASSY, CABIN	1	1	1					1
3	3	172456-68180	BOLT 16X30	2	2	2					
4	3	172456-68250	CAP	1	1	1					
5	3	172A21-68460	INSIDE HANDLE	1	1	1					
7	3	172A21-68520	SEAL, RUBBER 3200	1	1	1					
8	3	172A21-68530	SEAL, RUBBER 680	1	1	1					
9	3	172A21-68540	ANTI-DROP,230	1	1	1					
10	3	172456-68550	STOPPER	6	6	6					
11	3	172A21-68550	SEAL, RUBBER 2550	1	1	1					
12	3	172456-68570	PLUG	2	2	2					
13	3	172A21-68570	TRAP	1	1	1					
14	3	172A21-68600	COVER	1	1	1					
15	3	172456-68650	SCREW, M3.5X12.7	2	2	2					
16	3	172456-68660	HAMMER	1	1	1					
17	3	172456-68670	RIVET 3.2X8	4	4	4					
18	3	172A21-68670	UNLOCK LEVER	1	1	1					
19	3	172456-68680	SEAL, BAND	1	1	1					
20	3	172A21-68680	LOCK,DOOR	1	1	1					
22	3	172A21-68740	LOCK,WINDSHIELD	2	2	2					
23	3	172456-68750	WASHER, 12X30X2	1	1	1					
24	3	172A21-68840	WASHER, 15X30X2	2	2	2					
25	3	172A21-68880	CAP	2	2	2					
26	3	172456-68930	WASHER	4	4	4					
27	3	172456-68950	SCREW, M6X16	15	15	15					
28	3	172A21-68980	WASHER, 9X25X2	4	4	4					
29	3	172A21-68990	WASHER	2	2	2					
30	3	172A21-69000	WASHER	3	3	3					
31	3	172A21-69020	NUT, M6	5	5	5					
32	3	172A21-69030	CAP, NUT M8	2	2	2					
33	3	172A21-69040	NUT, SELF LOCK	2	2	2					
34	3	172A21-69060	SCREW, M6X16	2	2	2					
35	3	172456-69240	CAP, NUT	2	2	2					
36	3	172456-69250	SCREW, M10X16	2	2	2					
37	3	172456-69260	SEAT, 10.2X18.5X2.5	2	2	2					
38	3	172456-69310	SCREW, M4.8X16	3	3	3					
39	3	172A21-69500	RETAINER	1	1	1					
40	3	172A21-69510	BRACKET	1	1	1					
41	3	172A21-69520	PLUG	4	4	4					
42	3	172456-69520	WASHER	15	15	15					
43	3	172A21-69560	PROTECTION	1	1	1					
44	3	172A21-69570	CABLE	1	1	1					
45	3	172A21-69590	NUT, M5	2	2	2					
46	3	172A21-69600	SCREW, M5X30	2	2	2					
47	3	172A21-69610	GROMMET	1	1	1					
48	3	172A21-69620	CATCH, DOOR	1	1	1					
49	3	172456-69900	NUT, M6	4	4	4					
50	3	172456-69910	CAP, NUT M6	4	4	4					
51	2	172A21-69430	WASHER, 36X12X8	11	11	11					
52	2	172A21-69440	SPACER, 22X16X22	11	11	11					
53	2	172456-69930	WASHER 12X22.5X2.5	3	3	3					

Remarks
(1)PLEASE USE THIS PART WITH FOLLOWING LABELS AT THE SAME TIME. REF NO.54A,54B,54C,54D,54E.
(2)LABEL IS NOT ILLUSTRATED.

Fig.45. TIM CABIN(BODY, ACCESSORY)

(A)=VIO75-C(US)
 (B)=VIO75-C(AS)
 (C)=VIO75-C(NZ)

(D)=
 (E)=
 (F)=



No.	Lev.	Parts No.	Description	Q'ty						I	R
				(A)	(B)	(C)	(D)	(E)	(F)		
54A	1	172437-03441	LABEL, ROPS US	1	1	1					2
54B	1	172437-03302	LABEL, MANUAL US	1	1	1					2
54C	1	172437-03312	LABEL, SLOPE US	1	1	1					2
54D	1	172437-03372	LABEL, NEUTRAL US	1	1	1					2
54E	1	172437-03601	LABEL, 2-WAY US	1	1	1					2

Remarks
 (1) PLEASE USE THIS PART WITH FOLLOWING LABELS AT THE SAME TIME. REF NO.54A,54B,54C,54D,54E.
 (2) LABEL IS NOT ILLUSTRATED.

Fig.46. TIM CABIN(GLASS)

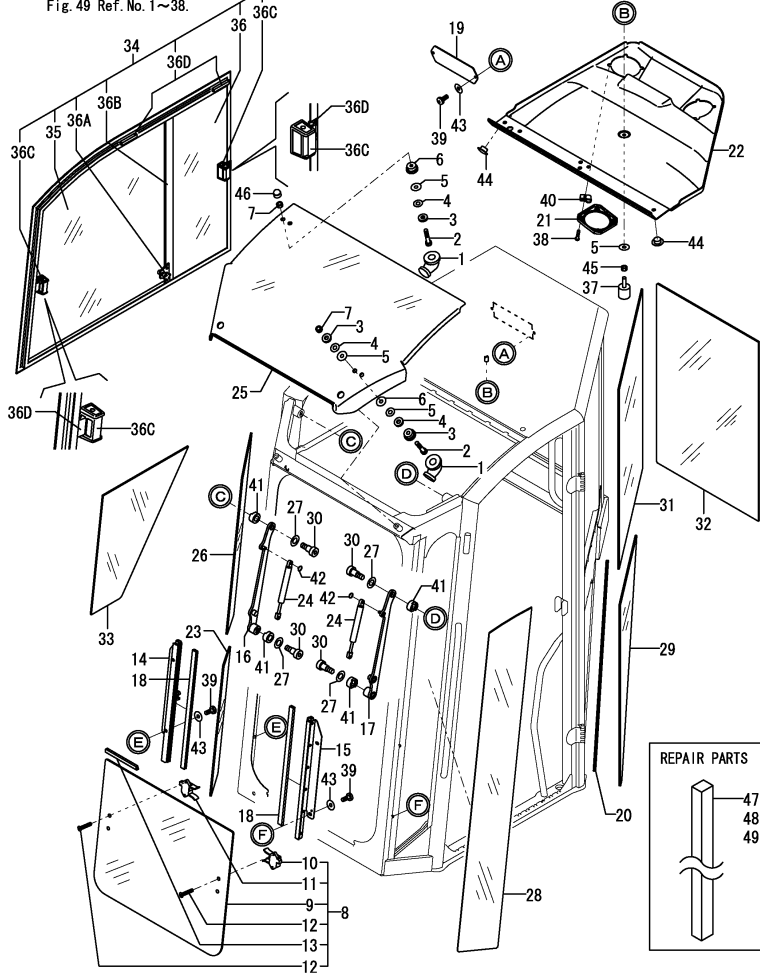
(A)=VIO75-C(US)
(B)=VIO75-C(AS)
(C)=VIO75-C(NZ)

(D)=
(E)=
(F)=

CABIN ASSY(TIM)

172A21-68401
Fig. 45 Ref. No. 1
INC. Fig. 45 Ref. No. 2~53
Fig. 46 Ref. No. 1~46
Fig. 47 Ref. No. 1~32
Fig. 48 Ref. No. 1~30
Fig. 49 Ref. No. 1~38.

Fig. 45 Ref. No. 2
INC. Fig. 45 Ref. No. (2)~50
Fig. 46 Ref. No. 1~46
Fig. 47 Ref. No. 1~32.



Remarks

- (1)PLEASE USE THIS PART WITH FOLLOWING LABELS AT THE SAME TIME. REF NO.50A,50B
- (2)PLEASE USE THIS PART WITH FOLLOWING LABELS AT THE SAME TIME. REF NO.51A,51B
- (3)LABEL IS NOT ILLUSTRATED.
- (4)REPAIR PARTS.

No.	Lev.	Parts No.	Description	Q'ty						I	R
				(A)	(B)	(C)	(D)	(E)	(F)		
1	3	172456-68110	CAP	4	4	4					
2	3	172456-68120	SCREW	4	4	4					
3	3	172456-68130	WASHER, 7X16X3	6	6	6					
4	3	172456-68140	WASHER, 6	6	6	6					
5	3	172456-68150	WASHER, 6X18X1	7	7	7					
6	3	172456-68160	NUT, SEAL M6	4	4	4					
7	3	172456-68170	NUT, BRASS M6	4	4	4					
8	3	172A21-68420	GLASS ASSY	1	1	1					
9	4	172A21-68430	GLASS	1	1	1					
10	4	172456-69550	LOCK L, UNDER GLASS	1	1	1					
10-1	4	172456-69551	LOCK, L UNDER GLASS	1	1	1					N
				(A=MXXXXX)	(B=MXXXXX)	(C=MXXXXX)					
11	4	172456-69560	LOCK R, UNDER GLASS	1	1	1					
11-1	4	172456-69561	LOCK, R UNDER GLASS	1	1	1					N
				(A=MXXXXX)	(B=MXXXXX)	(C=MXXXXX)					
12	4	172456-69570	SCREW, M5X25	4	4	4					
13	4	172456-69580	SEAL, 590	1	1	1					
14	3	172A21-68440	RIGHT LOWER RAIL	1	1	1					
15	3	172A21-68450	LEFT LOWER RAIL	1	1	1					
16	3	172A21-68470	ARM ASSY	1	1	1					
17	3	172A21-68480	ARM ASSY	1	1	1					
18	3	172A21-68510	SEAL, NYLON 480	2	2	2					
19	3	172A21-68610	PLATE,RADIO	1	1	1					
20	3	172A21-68620	SEAL, RUBBER 750	1	1	1					
21	3	172A21-68660	GRID, SPEAKER	2	2	2					
22	3	172A21-68700	INNER ROOF	1	1	1					
23	3	172A21-68720	GLASS	1	1	1					
24	3	172A21-68730	SPRING, GAS	2	2	2					
25	3	172A21-68760	GLASS, ROOF	1	1	1					
26	3	172A21-68770	GLASS	1	1	1					
27	3	172456-68780	WASHER	4	4	4					
28	3	172A21-68780	GLASS	1	1	1					
29	3	172A21-68791	GLASS	1	1	1					
30	3	172456-68800	SCREW	4	4	4					
31	3	172A21-68800	GLASS	1	1	1					
32	3	172A21-68810	GLASS	1	1	1					1
33	3	172A21-68820	GLASS	1	1	1					
34	3	172A21-68831	GLASS ASSY	1	1	1					2
35	4	172A21-69850	GLASS ASSY	1	1	1					
36	4	172A21-69860	GLASS ASSY	1	1	1					
36A	4	172A21-69870	STOPPER	1	1	1					
36B	4	172A21-69880	PARTS ASSY	1	1	1					
36C	4	172A21-69890	LATCH	2	2	2					
36D	4	172A21-69900	CATCH ASSY	1	1	1					
37	3	172A21-68890	STOP	1	1	1					
38	3	172A21-68910	SCREW, M3.9X19	8	8	8					
39	3	172456-68950	SCREW, M6X16	6	6	6					
40	3	172A21-68960	CLIP	8	8	8					
41	3	172456-69420	SPACER, NYLON	4	4	4					
42	3	172456-69460	CIRCLIP	4	4	4					
43	3	172456-69520	WASHER	6	6	6					

Fig.46. TIM CABIN(GLASS)

(A)=VIO75-C(US)
 (B)=VIO75-C(AS)
 (C)=VIO75-C(NZ)

(D)=
 (E)=
 (F)=

CABIN ASSY(TIM
 172A21-68401

Fig. 45 Ref. No. 1

INC. Fig. 45 Ref. No. 2~53

Fig. 46 Ref. No. 1~46

Fig. 47 Ref. No. 1~32

Fig. 48 Ref. No. 1~30

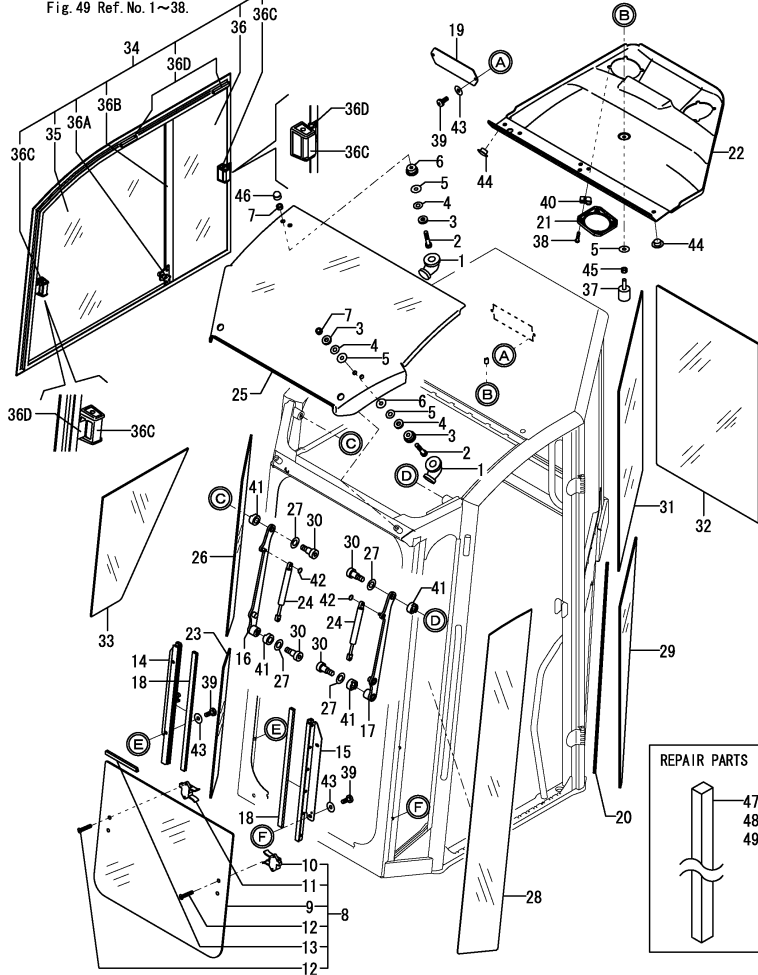
Fig. 49 Ref. No. 1~38.

Fig. 45 Ref. No. 2

INC. Fig. 45 Ref. No. (2)~50

Fig. 46 Ref. No. 1~46

Fig. 47 Ref. No. 1~32.



No.	Lev.	Parts No.	Description	Qty						I	R
				(A)	(B)	(C)	(D)	(E)	(F)		
44	3	172A21-69580	CAP	5	5	5					
45	3	172456-69900	NUT, M6	1	1	1					
46	3	172456-69910	CAP, NUT M6	2	2	2					
47	1	172478-68600	SEAL, DAM	1	1	1					4
48	1	172478-68610	SEAL, DAM	1	1	1					4
49	1	172478-68620	SEAL, DAM	1	1	1					4
50A	1	172978-03102	LABEL, LIFT Q US	1	1	1					3
50B	1	172472-03241	LABEL, PINUS	1	1	1					3
51A	1	172437-03343	LABEL, TRANSPORT	1	1	1					3
51B	1	172437-03451	LABEL, SEAT BELT	1	1	1					3

Remarks

(1)PLEASE USE THIS PART WITH FOLLOWING LABELS AT THE SAME TIME. REF NO.50A,50B

(2)PLEASE USE THIS PART WITH FOLLOWING LABELS AT THE SAME TIME. REF NO.51A,51B

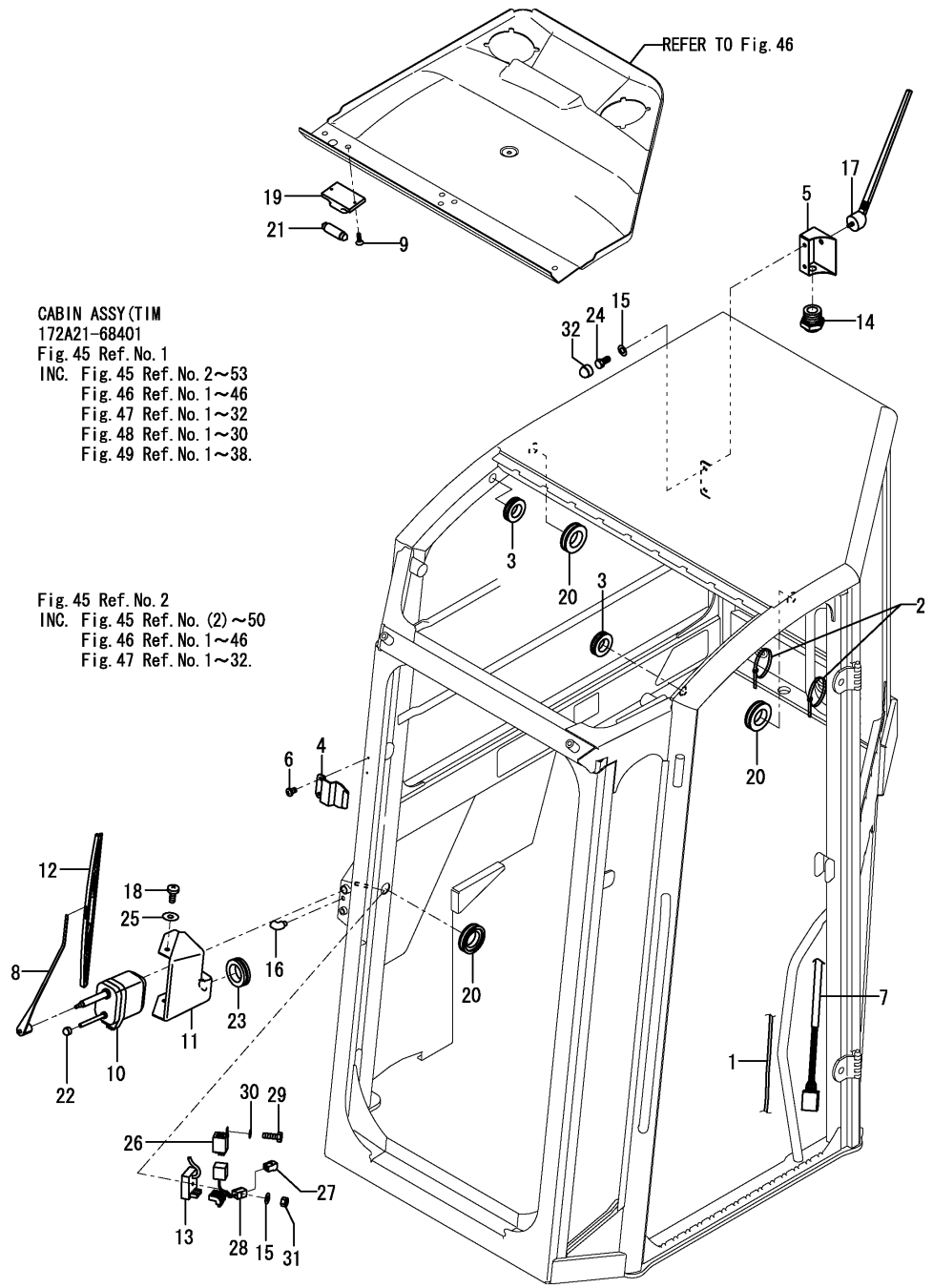
(3)LABEL IS NOT ILLUSTRATED.

(4)REPAIR PARTS.

Fig.47. TIM CABIN(ELECTRIC)

(A)=VIO75-C(US)
 (B)=VIO75-C(AS)
 (C)=VIO75-C(NZ)

(D)=
 (E)=
 (F)=



CABIN ASSY(TIM

172A21-68401

Fig. 45 Ref. No. 1

INC. Fig. 45 Ref. No. 2~53

Fig. 46 Ref. No. 1~46

Fig. 47 Ref. No. 1~32

Fig. 48 Ref. No. 1~30

Fig. 49 Ref. No. 1~38.

Fig. 45 Ref. No. 2

INC. Fig. 45 Ref. No. (2)~50

Fig. 46 Ref. No. 1~46

Fig. 47 Ref. No. 1~32.

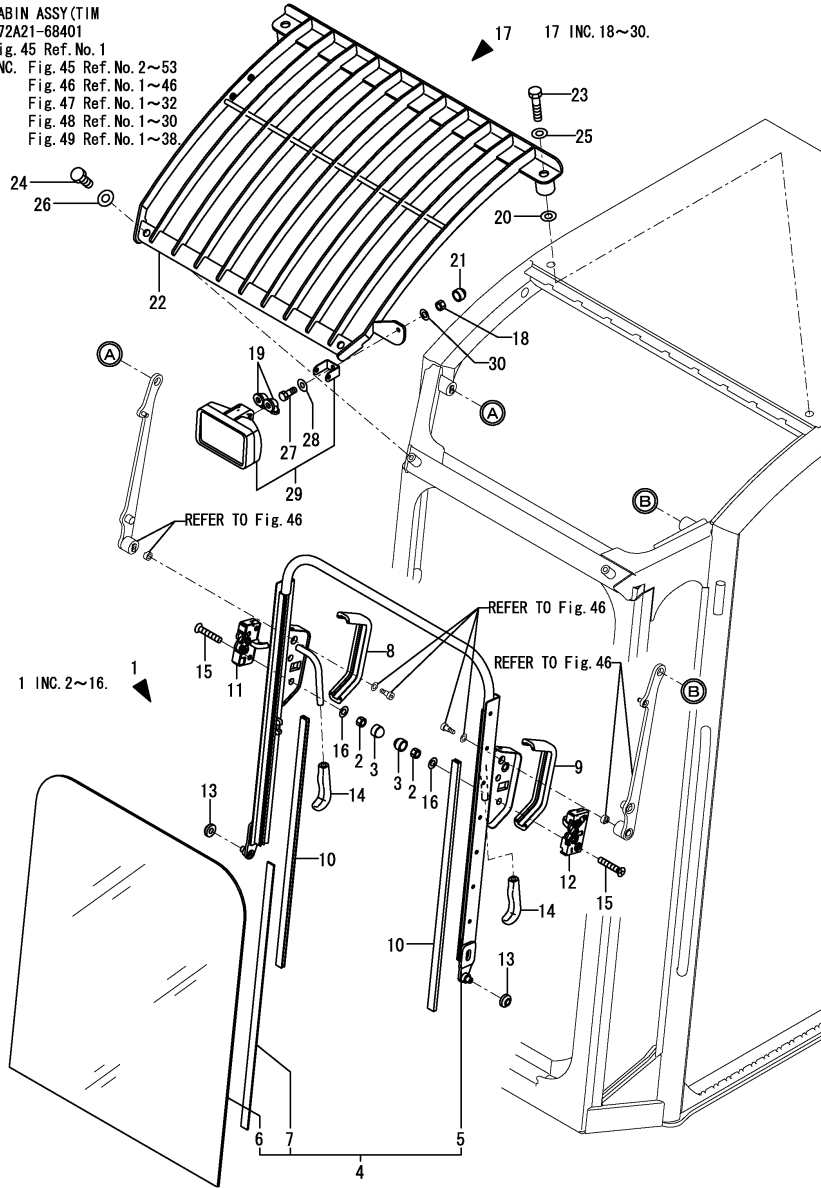
No.	Lev.	Parts No.	Description	Qty						I	R
				(A)	(B)	(C)	(D)	(E)	(F)		
1	3	172A21-68500	PIPE, WIPER	1	1	1					
2	3	172456-68520	CLAMP, CABLE	8	8	8					
3	3	172456-68530	GROMMET, 16X22X3	2	2	2					
4	3	172A21-68560	SUPPORT, WIPER	1	1	1					
5	3	172A21-68580	SUPPORT, ANTENNA	1	1	1					
6	3	172456-68610	SCREW, M5X8	2	2	2					
7	3	172A21-68640	WIRE HARNESS	1	1	1					
8	3	172A21-68650	ARM, WIPER	1	1	1					
9	3	172456-68650	SCREW, M3.5X12.7	2	2	2					
10	3	172A21-68710	WIPER MOTOR	1	1	1					
11	3	172A21-68750	COVER	1	1	1					
12	3	172A21-68850	WIPER	1	1	1					
13	3	172A21-68860	SUPPRESSOR	1	1	1					
14	3	172A21-68900	CONNECTOR	1	1	1					
15	3	172456-68930	WASHER	1	1	1					
16	3	172A21-68930	BEND UNION	1	1	1					
17	3	172A21-68950	ANTENNA	1	1	1					
18	3	172456-68950	SCREW, M6X16	2	2	2					
19	3	172456-68960	ROOM LAMP	1	1	1					
20	3	172A21-68970	GROMMET, 20X28X4	3	3	3					
21	3	172456-68970	LAMP	1	1	1					
22	3	172A21-69030	CAP, NUT M8	1	1	1					
23	3	172A21-69050	GROMMET	1	1	1					
24	3	172A21-69060	SCREW, M6X16	2	2	2					
25	3	172456-69520	WASHER	2	2	2					
26	3	172A21-69530	RELAY	1	1	1					
27	3	172A21-69540	CONNECTOR	1	1	1					
28	3	172A21-69550	HARNESS	1	1	1					
29	3	172456-69670	SCREW, M5X15	1	1	1					
30	3	172456-69680	WASHER	1	1	1					
31	3	172456-69900	NUT, M6	1	1	1					
32	3	172456-69910	CAP, NUT M6	2	2	2					

Fig.48. TIM CABIN(FRONT WINDOW, ROOF GUARD)

(A)=VIO75-C(US)
(B)=VIO75-C(AS)
(C)=VIO75-C(NZ)

(D)=
(E)=
(F)=

CABIN ASSY(TIM)
172A21-68401
Fig. 45 Ref. No. 1
INC. Fig. 45 Ref. No. 2~53
Fig. 46 Ref. No. 1~46
Fig. 47 Ref. No. 1~32
Fig. 48 Ref. No. 1~30
Fig. 49 Ref. No. 1~38.



No.	Lev.	Parts No.	Description	Q'ty						I	R
				(A)	(B)	(C)	(D)	(E)	(F)		
1	2	172A21-69070	GLASS ASSY	1	1	1					
2	3	172456-68100	NUT, M8	4	4	4					
3	3	172A21-69030	CAP, NUT M8	4	4	4					
4	3	172A21-69080	GLASS ASSY	1	1	1					
5	4	172A21-69090	FRAME,FRONT GLASS	1	1	1					
6	4	172A21-69100	GLASS	1	1	1					1
7	4	172456-69700	SEAL	1	1	1					
8	3	172A21-69110	PROTECTION 260	1	1	1					
9	3	172A21-69120	PROTECTION,L 260	1	1	1					
10	3	172A21-69130	SEAL, NYLON 630	2	2	2					
11	3	172A21-69140	LOCK,RIGHT	1	1	1					
12	3	172A21-69150	LOCK,LEFT	1	1	1					
13	3	172A21-69160	BUSH	2	2	2					
14	3	172456-69380	GRIP	2	2	2					
15	3	172456-69840	SCREW, M8X40	4	4	4					
16	3	172456-69990	WASHER, 8	4	4	4					
17	2	172A21-69170	GUARD ASSY, ROOF	1	1	1					
18	3	172456-68100	NUT, M8	1	1	1					
19	3	172456-68110	CAP	2	2	2					
20	3	172A21-68840	WASHER, 15X30X2	2	2	2					
21	3	172A21-69030	CAP, NUT M8	1	1	1					
22	3	172A21-69180	GUARD, ROOF	1	1	1					
23	3	172A21-69190	BOLT 16X70	2	2	2					
24	3	172A21-69200	BOLT 12X20	2	2	2					
25	3	172A21-69210	WASHER	2	2	2					
26	3	172A21-69220	WASHER	2	2	2					
27	3	172A21-69230	BOLT 8X20	1	1	1					
28	3	172456-69760	WASHER, 8X19X1.5	1	1	1					
29	3	172456-69970	WORK LAMP	1	1	1					
30	3	172456-69990	WASHER, 8	1	1	1					
31A	1	172437-03551	LABEL, WINDOW US	1	1	1					2

Remarks

(1)PLEASE USE THIS PART WITH FOLLOWING LABEL AT THE SAME TIME. REF NO.31A

(2)LABEL IS NOT ILLUSTRATED.

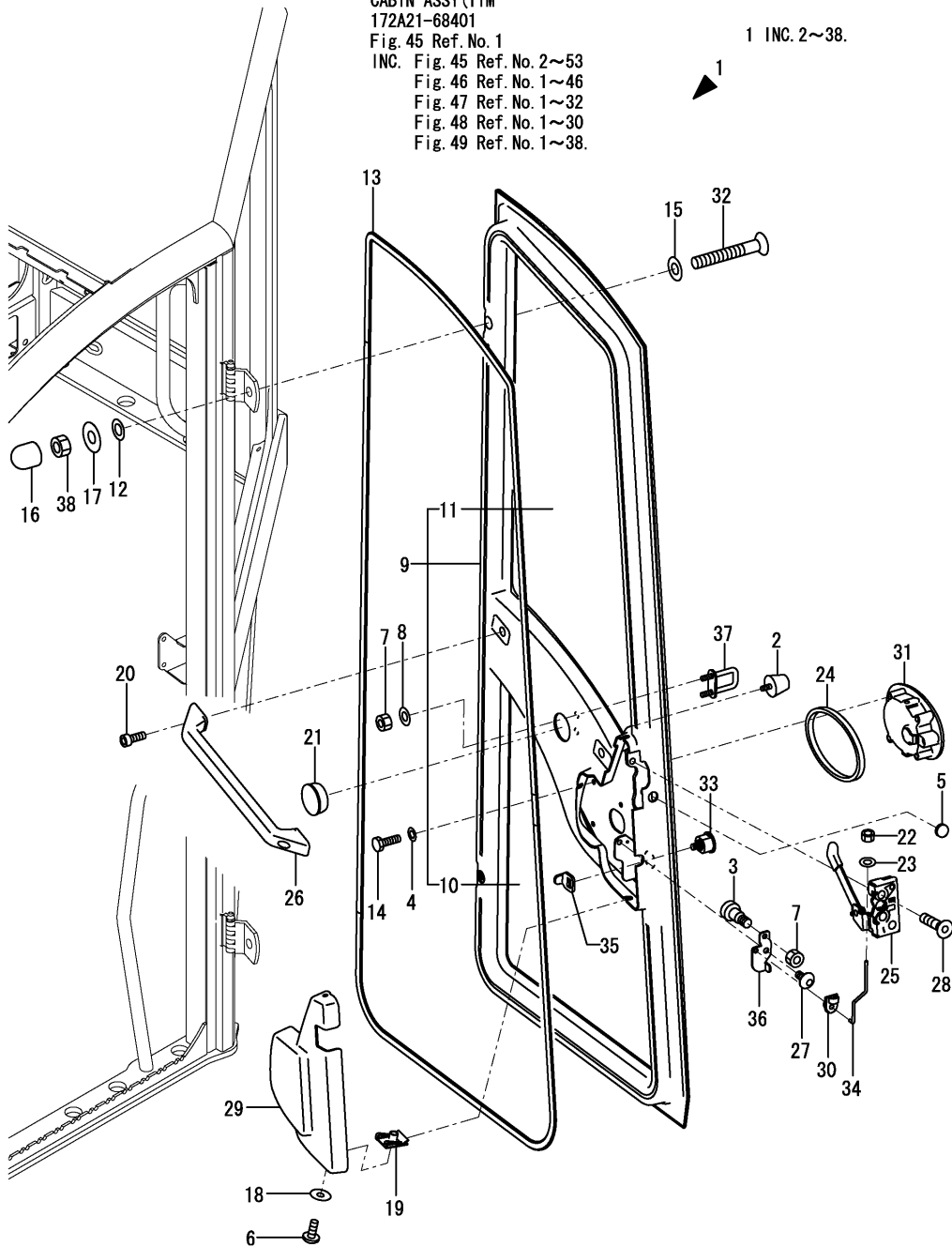
Fig.49. TIM CABIN(DOOR)

(A)=VIO75-C(US)
 (B)=VIO75-C(AS)
 (C)=VIO75-C(NZ)

(D)=
 (E)=
 (F)=

CABIN ASSY(TIM)
 172A21-68401
 Fig. 45 Ref.No. 1
 INC. Fig. 45 Ref.No. 2~53
 Fig. 46 Ref.No. 1~46
 Fig. 47 Ref.No. 1~32
 Fig. 48 Ref.No. 1~30
 Fig. 49 Ref.No. 1~38.

1 INC. 2~38.

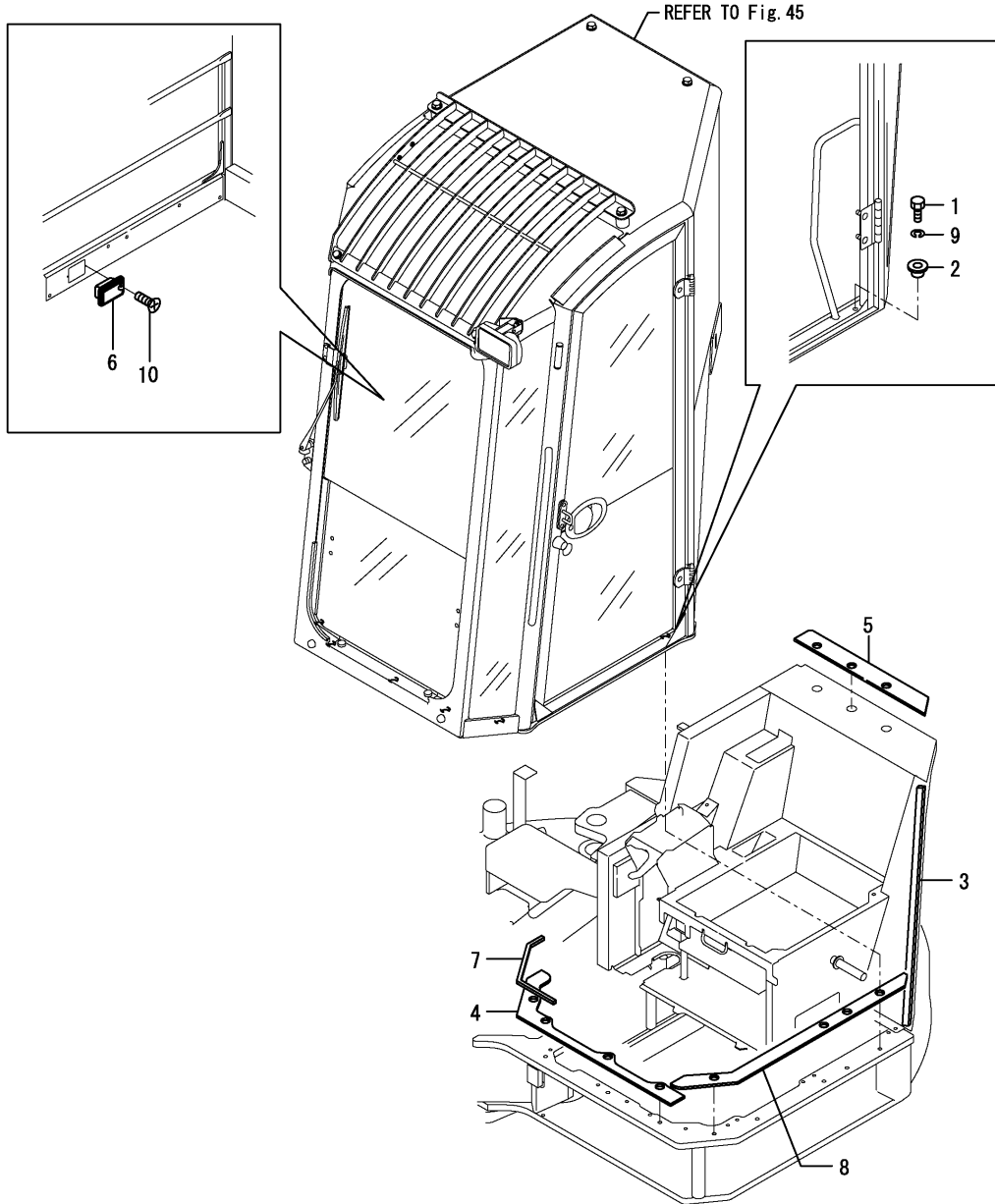


No.	Lev.	Parts No.	Description	Q'ty						I	R
				(A)	(B)	(C)	(D)	(E)	(F)		
1	2	172A21-69241	DOOR ASSY	1	1	1					
2	3	172456-68700	STOPPER, DOOR	1	1	1					
3	3	172456-68800	SCREW	1	1	1					
4	3	172456-68930	WASHER	4	4	4					
5	3	172A21-68940	GROMMET	1	1	1					
6	3	172456-68950	SCREW, M6X16	3	3	3					
7	3	172A21-69040	NUT, SELF LOCK	3	3	3					
8	3	172472-69190	WASHER,8.4X16X1.6	2	2	2					
9	3	172A21-69251	COVER, DOOR	1	1	1					
10	4	172A21-69451	GLASS	1	1	1					
11	4	172A21-69461	GLASS	1	1	1					
12	3	172456-69260	SEAT, 10.2X18.5X2.5	2	2	2					
13	3	172A21-69280	SEAL, RUBBER 4100	1	1	1					
14	3	172A21-69330	SCREW, M6X20	4	4	4					
15	3	172A21-69360	WASHER	2	2	2					
16	3	172A21-69400	CAP, NUT M10	2	2	2					
17	3	172A21-69420	WASHER, 11X27X2	2	2	2					
18	3	172456-69520	WASHER	3	3	3					
19	3	172A21-69650	HOOK	3	3	3					
20	3	172A21-69660	SCREW	2	2	2					
21	3	172A21-69670	CAP	1	1	1					
22	3	172A21-69680	NUT	1	1	1					
23	3	172A21-69690	WASHER	1	1	1					
24	3	172A21-69700	SEAL	1	1	1					
25	3	172A21-69710	LOCK,DOOR	1	1	1					
26	3	172A21-69720	HANDLE	1	1	1					
27	3	172A21-69730	SCREW	1	1	1					
28	3	172A21-69740	SCREW, M8X35	2	2	2					
29	3	172A21-69750	COVER, DOOR LOCK	1	1	1					
30	3	172A21-69760	CLIP	1	1	1					
31	3	172A21-69770	HANDLE	1	1	1					
32	3	172A21-69780	SCREW, M10X70	2	2	2					
33	3	172456-69780	LOCK, KEY	1	1	1					
34	3	172A21-69790	ROD	1	1	1					
35	3	172A21-69800	LATCH	1	1	1					
36	3	172A21-69810	LATCH	1	1	1					
37	3	172A21-69820	HOOK	1	1	1					
38	3	172456-69870	NUT, M10	2	2	2					

Fig.50. CABIN MOUNT

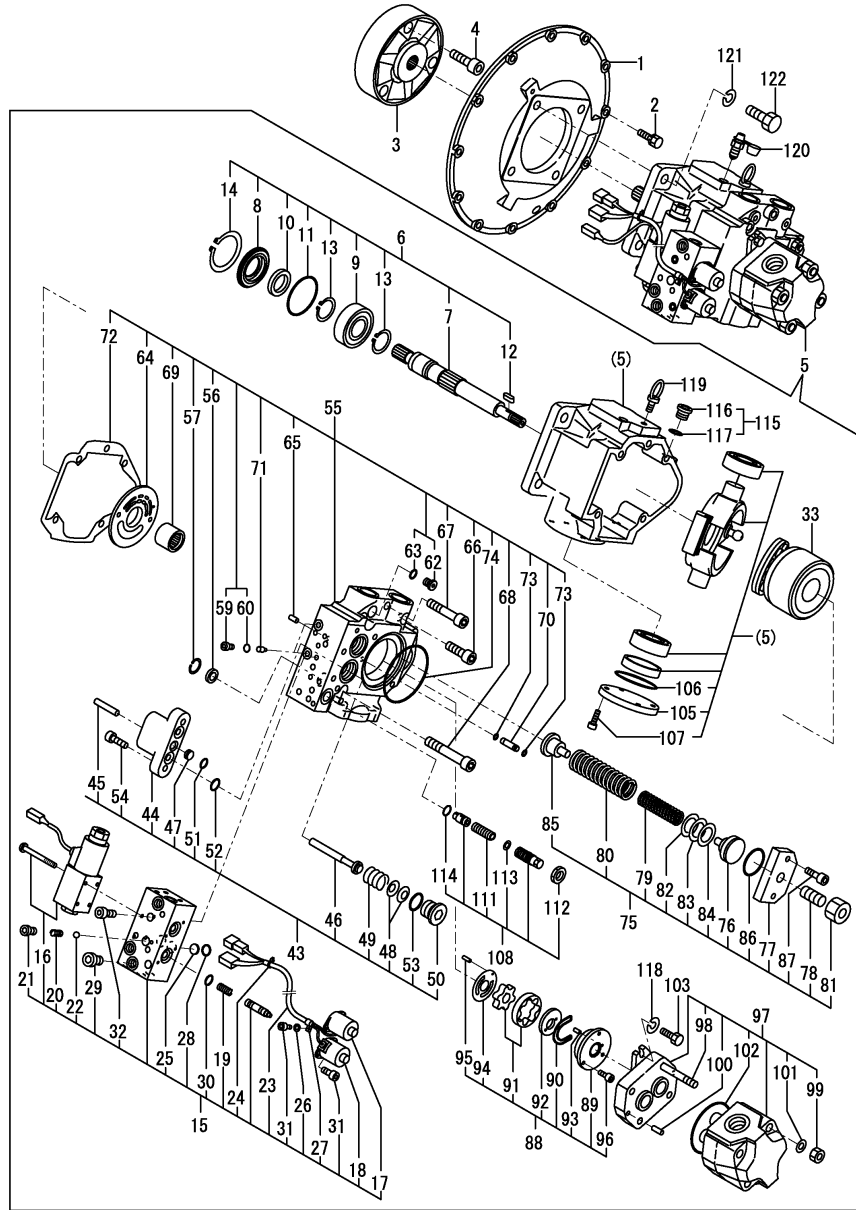
(A)=VIO75-C(US)
 (B)=VIO75-C(AS)
 (C)=VIO75-C(NZ)

(D)=
 (E)=
 (F)=



No.	Lev.	Parts No.	Description	Qty						I	R
				(A)	(B)	(C)	(D)	(E)	(F)		
1	1	172433-64540	BOLT M12X55	11	11	11					
2	1	172478-68501	GROMMET, 22X28X40	11	11	11					
3	1	172455-68820	SEAL, SPONGE	1	1	1					
4	1	172478-68850	ABSOBER PAD A	1	1	1					
5	1	172478-68860	ABSOBER PAD B	1	1	1					
6	1	172478-68900	ASHTRAY	1	1	1					
7	1	172478-68930	SEAL	1	1	1					
8	1	172478-68981	ABSORBER PAD C	1	1	1					
9	1	22217-120000	WASHER, SPRING 12	11	11	11					
10	1	22867-400100	SCREW, 4X10	2	2	2					

Fig.51. HYD.OIL PUMP & JOINT



(A)=VIO75-C(US)
 (B)=VIO75-C(AS)
 (C)=VIO75-C(NZ)

(D)=
 (E)=
 (F)=

No.	Lev.	Parts No.	Description	Qty						I	R
				(A)	(B)	(C)	(D)	(E)	(F)		
1	1	172187-71100	COVER, FLYWHEEL	1	1	1					
2	1	26013-100302	BOLT, M10X 30	12	12	12					
3	1	172187-71200	COUPLING	1	1	1					
4	1	172187-71210	BOLT	3	3	3					
5	1	172978-73100	PUMP ASSY	1	1	1					
5-1	1	172978-73101	PUMP ASSY	1	1	1					N
		(A=MZZZZZ) (B=MZZZZZ) (C=MZZZZZ)									
6	2	172187-73110	SHAFT ASSY	1	1	1					
7	3	172187-73210	SHAFT	1	1	1					
8	3	172187-73220	CASE, SEAL	1	1	1					
9	3	172187-73230	BEARING	1	1	1					
10	3	172187-73240	SEAL, OIL	1	1	1					
11	3	172187-73250	O-RING	1	1	1					
12	3	172187-73260	KEY	1	1	1					
13	3	22242-000350	RING, 35	2	2	2					
14	3	22252-000800	RING, 80	1	1	1					
15	2	172956-73110	VALVE ASSY	1	1	1					
16	3	172956-73121	VALVE, SOLENOID	1	1	1					1
17	3	172456-73580	VALVE, SOLENOID	1	1	1					2
17-1	3	172989-73160	VALVE, SOLENOID	1	1	1					R 2
		(A=MXXXXX) (B=MXXXXX) (C=MXXXXX)									
18	3	172456-73590	VALVE, SOLENOID	1	1	1					3
18-1	3	172989-73150	VALVE, SOLENOID	1	1	1					R 3
		(A=MXXXXX) (B=MXXXXX) (C=MXXXXX)									
19	3	172456-73870	SPRING	2	2	2					
19-1	3	172165-74740	SPRING	2	2	2					N
		(A=MXXXXX) (B=MXXXXX) (C=MXXXXX)									
20	3	172456-73880	SPRING	1	1	1					
21	3	172456-73890	PLUG ASSY	1	1	1					Z
		(A=MXXXXX) (B=MXXXXX) (C=MXXXXX)									
22	3	172456-73900	BALL, STEEL	1	1	1					
23	3	172456-73910	COVER	1	1	1					
23-1	3	172164-73030	COVER, SUPPORT	1	1	1					N
		(A=MXXXXX) (B=MXXXXX) (C=MXXXXX)									
24	3	172456-73920	BAND	2	2	2					
24-1	3	172164-73040	BAND	2	2	2					N
		(A=MXXXXX) (B=MXXXXX) (C=MXXXXX)									
25	3	172456-73930	ELEMENT, FILTER	1	1	1					
26	3	172456-73940	WASHER	1	1	1					
26-1	3	172164-73500	WASHER	1	1	1					N
		(A=MXXXXX) (B=MXXXXX) (C=MXXXXX)									
27	3	172456-73950	CLAMP	1	1	1					
27-1	3	172164-73490	CLAMP	1	1	1					N
		(A=MXXXXX) (B=MXXXXX) (C=MXXXXX)									
28	3	172456-73960	O-RING	2	2	2					
29	3	172456-73970	PLUG ASSY	1	1	1					
29-1	3	172142-74600	PLUG	1	1	1					N
		(A=MXXXXX) (B=MXXXXX) (C=MXXXXX)									
30	3	24311-000160	O-RING, 1AP16.0	2	2	2					
31	3	26450-040102	BOLT, M4X 10	5	5	5					
32	3	26450-080302	BOLT, M8X 30	2	2	2					

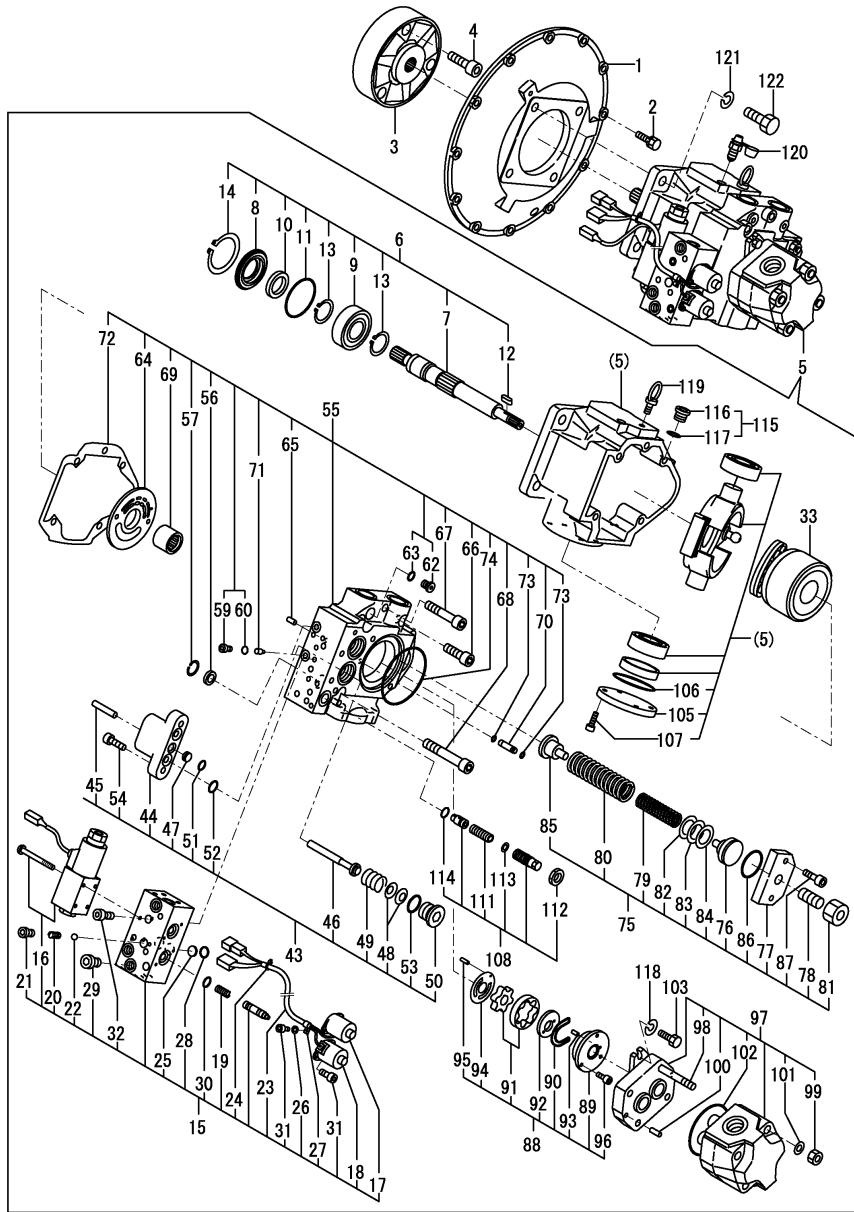
Remarks

- (1)For quick coupler
- (2)For second gear traveling.
- (3)For safety lock.

Fig.51. HYD.OIL PUMP & JOINT

(A)=VIO75-C(US)
 (B)=VIO75-C(AS)
 (C)=VIO75-C(NZ)

(D)=
 (E)=
 (F)=

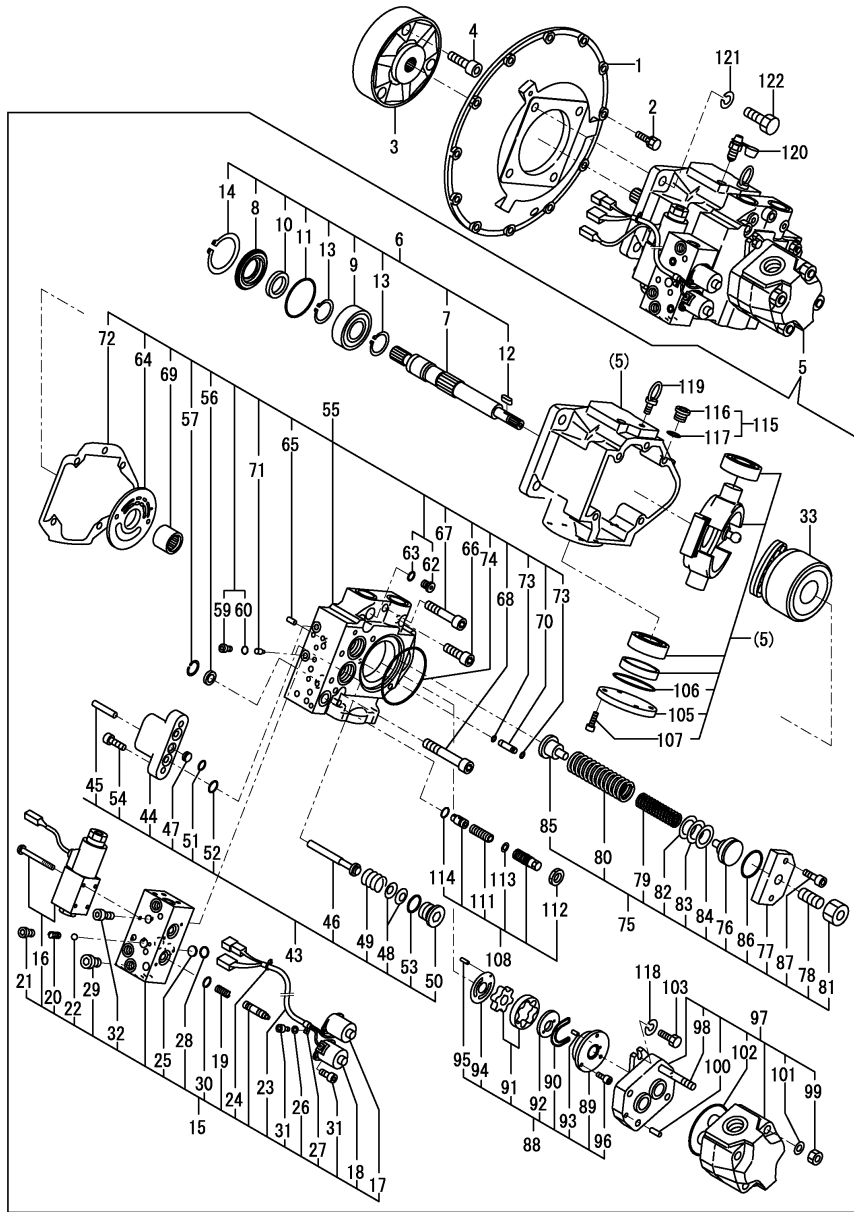


No.	Lev.	Parts No.	Description	Q'ty						I	R
				(A)	(B)	(C)	(D)	(E)	(F)		
33	2	172187-73120	ROTARY GROUP ASSY	1	1	1					
43	2	172478-73120	PISTON, CONTROL	1	1	1					
44	3	172478-73130	CYLINDER	1	1	1					
45	3	172478-73150	PIN, PARALLEL	1	1	1					
46	3	172187-75800	PISTON	2	2	2					
47	3	172187-75810	ORIFICE	1	1	1					
48	3	172187-75820	SPRING	4	4	4					
49	3	172187-75830	SPRING	2	2	2					
50	3	172187-75840	PLUG	2	2	2					
51	3	24315-000160	O-RING, 1BP16.0	1	1	1					
52	3	24315-000200	O-RING, 1BP20.0	2	2	2					
53	3	24315-000290	O-RING, 1BP29.0	2	2	2					
54	3	26450-100302	BOLT, M10X 30	2	2	2					
55	2	172187-73130	COVER ASSY, PUMP	1	1	1					
56	3	172164-73660	FILTER	1	1	1					
57	3	172164-73670	CIRCLIP	1	1	1					
59	4	172142-74650	PLUG	2	2	2					
60	4	24315-000080	O-RING, 1BP8.0	2	2	2					
62	4	172142-74660	PLUG	2	2	2					
63	4	24315-000110	O-RING, 1BP11.0	2	2	2					
64	3	172187-75600	PLATE, CONTROL	1	1	1					
65	3	172187-75610	PIN, PARALLEL	2	2	2					
66	3	172187-75620	BOLT	2	2	2					
67	3	172187-75630	BOLT	2	2	2					
68	3	172187-75640	BOLT	1	1	1					
69	3	172187-75650	BEARING	1	1	1					
70	3	172187-75660	SLEEVE	1	1	1					
71	3	172187-75670	ORIFICE	2	2	2					
72	3	172187-75680	GASKET	1	1	1					
73	3	24315-000050	O-RING, 1BP5.0	2	2	2					
74	3	24321-001050	O-RING, 1AG105.0	1	1	1					
75	2	172187-73140	SPRING ASSY	1	1	1					
75-1	2	172478-73341	SPRING, CONTROLLER	1	1	1					N
		(A=MXXXXX) (B=MXXXXX) (C=MXXXXX)									
76	3	172187-75700	SEAT, SPRING	1	1	1					
76-1	3	172478-73350	SEAT, SPRING	1	1	1					N
		(A=MXXXXX) (B=MXXXXX) (C=MXXXXX)									
77	3	172187-75710	COVER	1	1	1					
78	3	172187-75720	SCREW, ADJUST	1	1	1					
79	3	172187-75730	SPRING	1	1	1					
79-1	3	172478-73361	SPRING	1	1	1					N
		(A=MXXXXX) (B=MXXXXX) (C=MXXXXX)									
80	3	172187-75740	SPRING	1	1	1					
81	3	172187-75750	NUT	1	1	1					
82	3	172187-75760	SHIM	1	1	1					
83	3	172187-75770	SHIM	1	1	1					
84	3	172187-75780	SHIM	1	1	1					
85	3	172187-75980	SEAT, SPRING	1	1	1					
86	3	24311-000440	O-RING, 1AP44.0	1	1	1					
87	3	26450-100302	BOLT, M10X 30	2	2	2					
88	2	172478-73160	PUMP, TROCHOID	1	1	1					

Remarks

- (1)For quick coupler
- (2)For second gear traveling.
- (3)For safety lock.

Fig.51. HYD.OIL PUMP & JOINT



(A)=VIO75-C(US)
 (B)=VIO75-C(AS)
 (C)=VIO75-C(NZ)

(D)=
 (E)=
 (F)=

No.	Lev.	Parts No.	Description	Qty						I	R
				(A)	(B)	(C)	(D)	(E)	(F)		
89	3	172478-73170	CASE	1	1	1					
90	3	172478-73180	O-RING	1	1	1					
91	3	172187-75850	GEAR	1	1	1					
92	3	172187-75870	PLATE	1	1	1					
93	3	172187-75890	PIN, SPRING	1	1	1					
94	3	172187-75910	PLATE	1	1	1					
95	3	172187-75920	PIN, SPRING	1	1	1					
96	3	26450-050122	BOLT, M5X 12	3	3	3					
97	2	172187-73170	PUMP, GEAR	1	1	1					
98	3	172187-75930	BOLT, STUD	4	4	4					
99	3	172187-75940	NUT	4	4	4					
100	3	172187-75950	PIN, PARALLEL	2	2	2					
101	3	172187-75960	WASHER	4	4	4					
102	3	24325-000900	O-RING, 1BG90.0	1	1	1					
103	2	172187-73190	BOLT	2	2	2					
105	3	172187-75970	COVER	1	1	1					
106	3	24321-000750	O-RING, 1AG75.0	1	1	1					
107	3	26450-080222	BOLT, M8X 22	4	4	4					
108	2	172164-73470	VALVE ASSY, RELIEF	1	1	1					
111	3	172164-73380	SPRING	1	1	1					
112	3	172164-73390	NUT	1	1	1					
113	3	172164-73510	SEAT, SPRING	1	1	1					
114	3	172141-74430	O-RING	1	1	1					
115	2	172142-74620	PLUG	2	2	2					
116	3	172142-74680	PLUG	2	2	2					
117	3	24315-000180	O-RING, 1BP18.0	2	2	2					
118	2	22217-100000	WASHER, SPRING 10	2	2	2					
119	2	26617-100002	BOLT, EYE M10	1	1	1					
120	1	172164-73110	VALVE	1	1	1					
121	1	22217-160000	WASHER, SPRING 16	4	4	4					
122	1	26116-160452	BOLT, M16X 45 PLATED	4	4	4					

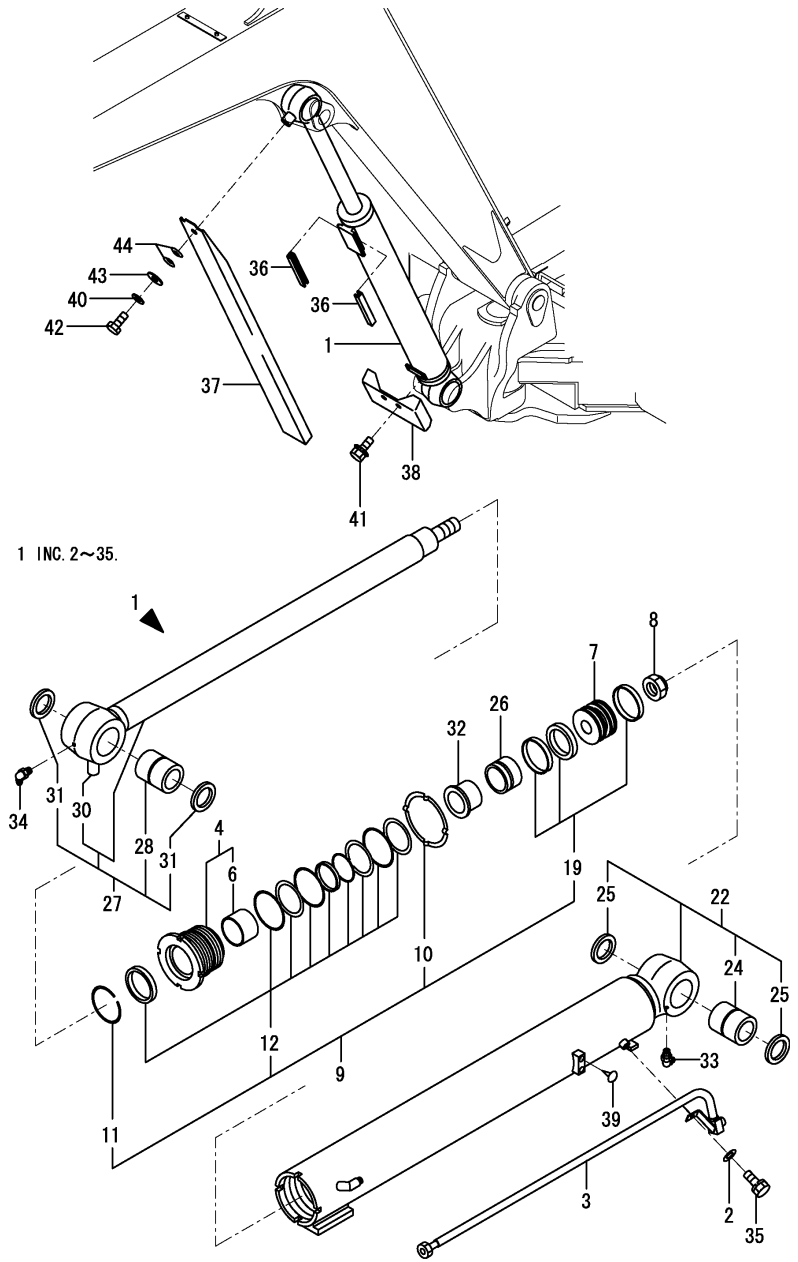
Remarks

- (1)For quick coupler
- (2)For second gear traveling.
- (3)For safety lock.

Fig.52. BOOM CYLINDER

(A)=VIO75-C(US)
 (B)=VIO75-C(AS)
 (C)=VIO75-C(NZ)

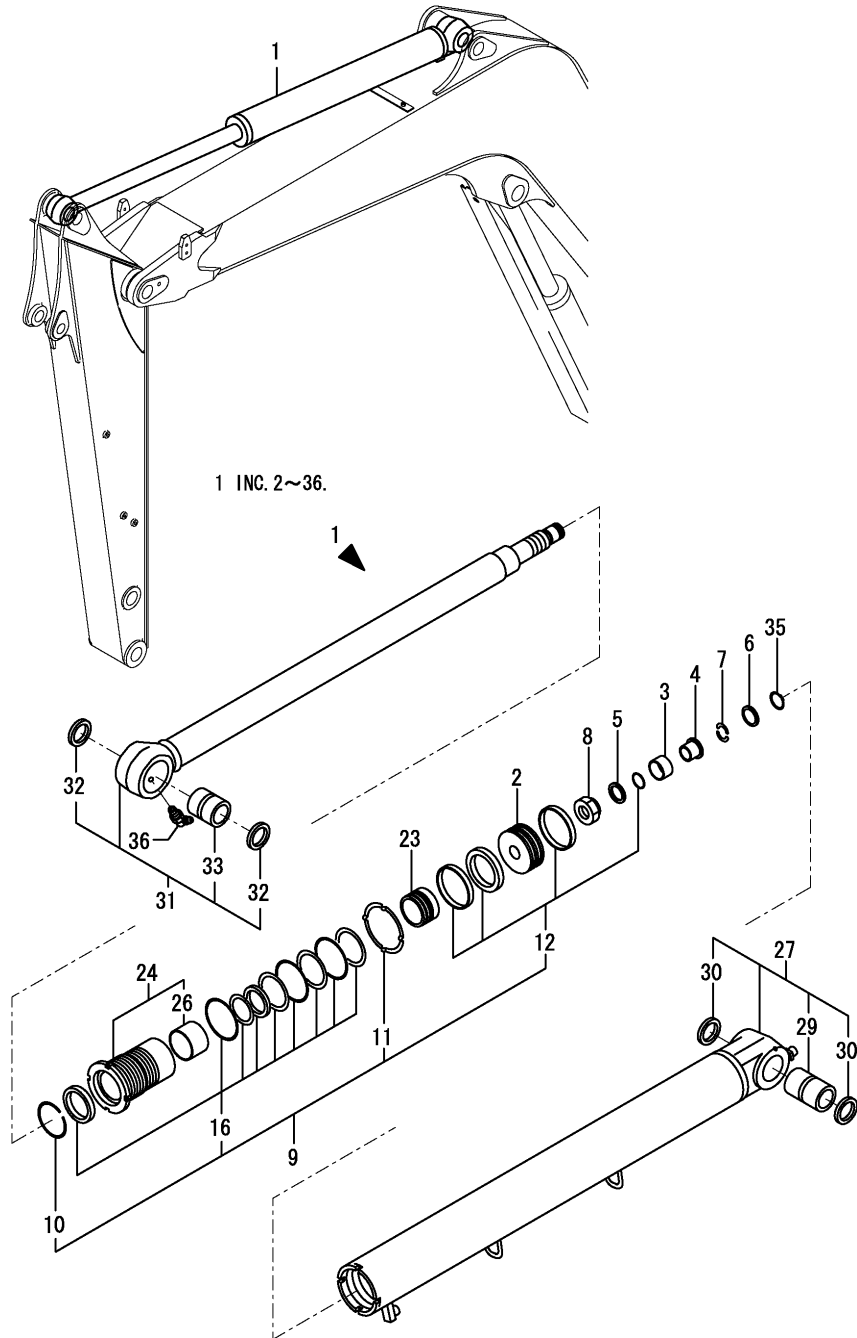
(D)=
 (E)=
 (F)=



No.	Lev.	Parts No.	Description	Q'ty						I	R
				(A)	(B)	(C)	(D)	(E)	(F)		
1	1	172020-10102-2	CYLINDER ASSY, BOOM	1	1	1					
2	2	194145-04810	WASHER 10	1	1	1					
3	2	172020-10141-2	TUBE, BOOM	1	1	1					
4	2	172020-10230	HEAD 115 65	1	1	1					
6	3	24550-065400	BUSH, 65X40	1	1	1					
7	2	172020-10290	PISTON 115	1	1	1					
8	2	172020-10370	NUT	1	1	1					
9	2	172020-11600	SEAL SET, CYLINDER	1	1	1					
10	3	172020-10360	WASHER 115,LOCK	1	1	1					
11	3	172020-10380	RING 82,SPRING	1	1	1					
12	3	172020-11610	SEAL SET, HEAD	1	1	1					
19	3	172020-11620	SEAL SET, PISTON	1	1	1					
22	2	172A21-72110-2	TUBE, BOOM	1	1	1					
24	3	172020-10220	BUSH 70 85	1	1	1					
25	3	172162-82350	SEAL, DUST	2	2	2					
26	2	172478-72190	PLUNGER 72,CUSHION	1	1	1					
27	2	172A21-72200	ROD ASSY,BOOM	1	1	1					
28	3	172020-10220	BUSH 70 85	1	1	1					
30	4	172478-72010	NUT	1	1	1					1
31	3	172162-82350	SEAL, DUST	2	2	2					
32	2	172478-72250	COLLAR, CUSHION	1	1	1					
33	2	24761-020000	NIPPLE, GREASE PT1/8	1	1	1					
34	2	24761-050000	NIPPLE, GREASE C	1	1	1					
35	2	26013-100252	BOLT, M10X 25	1	1	1					
36	1	172162-61770	GUIDE, SLIDE	2	2	2					
37	1	172187-72910-2	COVER, SLIDE	1	1	1					
38	1	172187-72950-2	GUARD ASSY	1	1	1					
39	1	172183-81160	CLIP, TREE	2	2	2					
40	1	22217-100000	WASHER, SPRING 10	1	1	1					
41	1	26014-100202	BOLT, M10X 20	2	2	2					
42	1	26116-100202	BOLT, M10X 20 PLATED	1	1	1					
43	1	933147-03400	WASHER, BRAKE ARM	1	1	1					
44	1	933168-14170	SPRING	2	2	2					

Remarks
 (1)WELDED PART.

Fig.53. ARM CYLINDER



(A)=VIO75-C(US)
 (B)=VIO75-C(AS)
 (C)=VIO75-C(NZ)

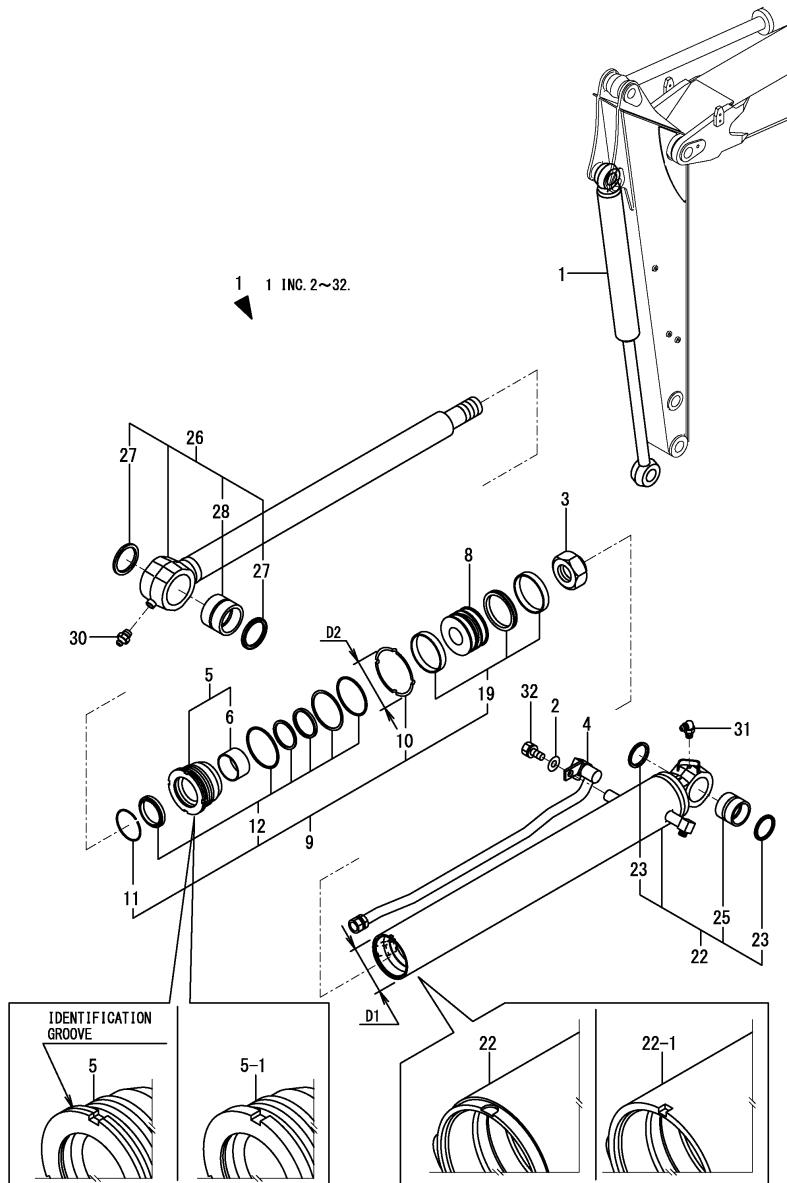
(D)=
 (E)=
 (F)=

No.	Lev.	Parts No.	Description	Q'ty						I	R
				(A)	(B)	(C)	(D)	(E)	(F)		
1	1	172978-72300-2	CYLINDER, ARM	1	1	1					
1-1	1	172978-72301-2	CYLINDER ASSY, ARM	1	1	1					N
		(A=MXXXXX) (B=MXXXXX) (C=MXXXXX)									
2	2	172020-10720	PISTON	1	1	1					
3	2	172020-10750	PLUNGER, CUSHION	1	1	1					
4	2	172020-10760	COLLAR, CUSHION	1	1	1					
5	2	172020-10770	SPACER	1	1	1					
6	2	172020-10780	COVER, STOPPER	1	1	1					
7	2	172020-10790	STOPPER	2	2	2					
8	2	172020-10810	NUT	1	1	1					
9	2	172478-72170	SEAL SET, CYLINDER	1	1	1					
10	3	172020-10380	RING, SPRING	1	1	1					
11	3	172020-10800	WASHER, LOCK	1	1	1					
12	3	172020-11650	SEAL SET, PISTON	1	1	1					
16	3	172478-72180	SEAL SET, HEAD	1	1	1					
23	2	172478-72190	PLUNGER, CUSHION	1	1	1					
23-1	2	172A65-72880	PLUNGER, CUSHION 72	1	1	1					N
		(A=MXXXXX) (B=MXXXXX) (C=MXXXXX)									
24	2	172978-72310	HEAD 100 65 ASSY	1	1	1					
26	3	24550-065400	BUSH, 65X40	1	1	1					
27	2	172A21-72310-2	TUBE ASSY, BUCKET	1	1	1					
29	3	172020-10610	BUSH, PIN	1	1	1					
30	3	172020-10620	SEAL, DUST	2	2	2					
31	2	172478-72320	ROD, ARM	1	1	1					
32	3	172020-10620	SEAL, DUST	2	2	2					
33	3	172020-10680	BUSH, PIN	1	1	1					
35	2	22242-000340	RING, 34	1	1	1					
36	2	24761-040000	NIPPLE, GREASE B	1	1	1					

Fig.54. BUCKET CYLINDER

(A)=VIO75-C(US)
(B)=VIO75-C(AS)
(C)=VIO75-C(NZ)

(D)=
(E)=
(F)=

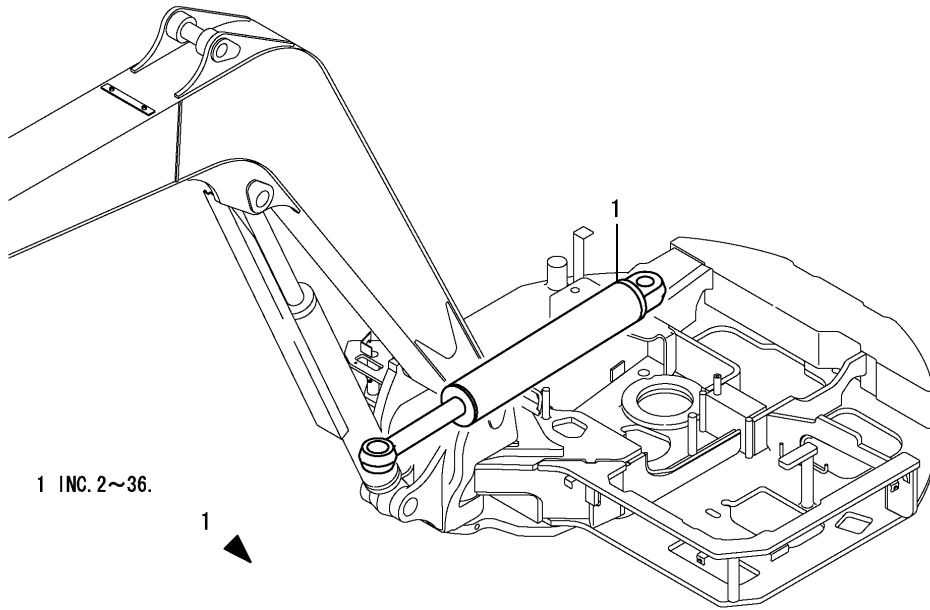


No.	Lev.	Parts No.	Description	Qty						I	R
				(A)	(B)	(C)	(D)	(E)	(F)		
1	1	172978-72500-2	CYLINDER ASSY	1	1	1					
1-1	1	172978-72501-2	CYLINDER ASSY	1	1	1					N
		(A=M15011) (B=M15011) (C=M15011)									
2	2	194145-04810	WASHER, 10	1	1	1					
3	2	172020-10810	NUT	1	1	1					
4	2	172020-10940-2	PIPE, BUCKET	1	1	1					
5	2	172978-72570	HEAD 95 60	1	1	1					
5-1	2	172978-72571	HEAD ASSY 95 60	1	1	1					S
		(A=M15011) (B=M15011) (C=M15011)									
6	3	172445-72480	BUSH, ROD	1	1	1					
8	2	172978-72590	PISTON 95	1	1	1					
9	2	172978-72610	SEAL SET, 95X60	1	1	1					
9-1	2	172978-72611	SEAL SET, 95X60	1	1	1					N
		(A=*2008.09.) (B=*2008.09.) (C=*2008.09.)									
9-2	2	172978-72612	SEAL SET, 95X60	1	1	1					S
		(A=M15011) (B=M15011) (C=M15011)									
10	3	172444-72430	WASHER, LOCK	1	1	1					
10-1	3	172499-72980	WASHER, LOCK 95-110	1	1	1					N 2
		(A=*2008.09.) (B=*2008.09.) (C=*2008.09.)									
10-2	3	172499-72981	WASHER, LOCK 95-114	1	1	1					S 2
		(A=M15011) (B=M15011) (C=M15011)									
11	3	172445-72450	RING, SPRING	1	1	1					
12	3	172978-72600	SEAL SET, HEAD 95X60	1	1	1					
19	3	172978-72620	SEAL SET, PISTON 95	1	1	1					
22	2	172978-72640-2	TUBE ASSY, BUCKET	1	1	1					
22-1	2	172978-72641-2	TUBE ASSY, BUCKET	1	1	1					F 1
		(A=M15011) (B=M15011) (C=M15011)									
23	3	172448-54120	SEAL, DUST	2	2	2					
25	3	172151-72591	BUSH	1	1	1					
26	2	172978-72650	ROD ASSY, BUCKET Q	1	1	1					
27	3	172020-10620	SEAL, DUST	2	2	2					
28	3	172020-11030	BUSH, PIN	1	1	1					
30	2	24761-020000	NIPPLE, GREASE PT1/8	1	1	1					
31	2	24761-050000	NIPPLE, GREASE C	1	1	1					
32	2	26013-100252	BOLT, SPRING M10X 25	1	1	1					

Remarks

- (1)D1(Outer Diameter)=No.22 : 110mm, No.22-1 : 114mm.
- Interchangeable by simultaneous replacement with No.5-1 & 10-2.
- (2)D2(Outer Diameter)=No.10-1 : 115mm, No.10-2 : 119mm.

Fig.55. SWING CYLINDER



(A)=VIO75-C(US)
 (B)=VIO75-C(AS)
 (C)=VIO75-C(NZ)

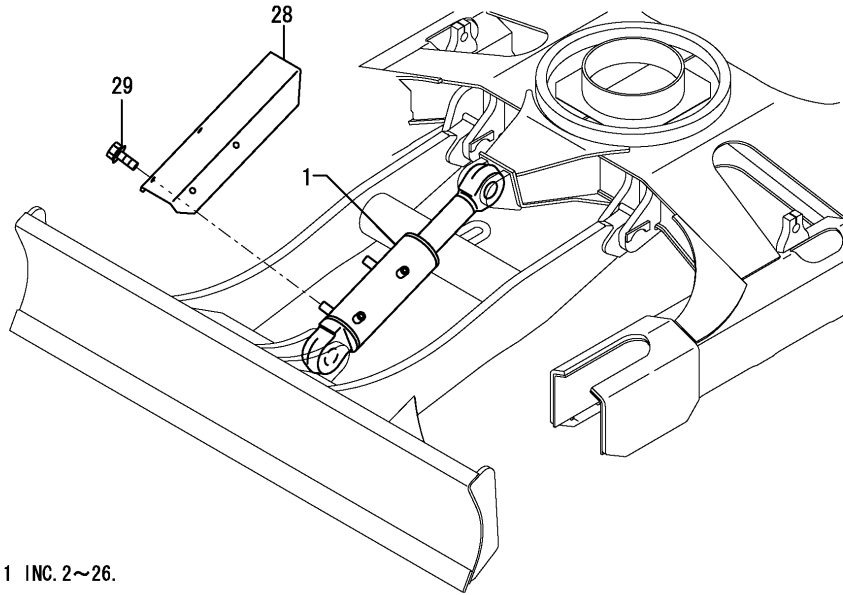
(D)=
 (E)=
 (F)=

No.	Lev.	Parts No.	Description	Q'ty						I	R
				(A)	(B)	(C)	(D)	(E)	(F)		
1	1	172020-11151-2	CYLINDER ASSY, SWING	1	1	1					
2	2	172020-10730	PLUNGER 64A,CUSHION	1	1	1					
3	2	172020-10810	NUT	1	1	1					
4	2	172020-10860	COLLAR, CUSHION	1	1	1					
5	2	172020-11300	HEAD CMP 120 60	1	1	1					
7	3	172445-72480	ROD BUSH 60 35	1	1	1					
8	2	172020-11320	PISTON 120	1	1	1					
9	2	172020-11340	RING 44-1.6	1	1	1					
10	2	172020-11690	SEAL SET, CYLINDER	1	1	1					
11	3	172020-11350	ROCK WASHER 120	1	1	1					
12	3	172020-11700	SEAL SET, HEAD	1	1	1					
19	3	172020-11710	SEAL SET, PISTON	1	1	1					
24	3	172445-72450	RING 77	1	1	1					
25	2	172423-72520	COLLAR, CUSHION	1	1	1					
26	2	172423-72530	SPACER	1	1	1					
27	2	172423-72540	STOPPER	2	2	2					
28	2	172A21-72710	TUBE ASSY, SWING	1	1	1					
29	3	172020-10620	SEAL, DUST	2	2	2					
31	3	172020-11230	BUSH 60 63 A	1	1	1					
32	2	172A21-72720	ROD ASSY,SWING	1	1	1					
33	3	172020-10620	SEAL, DUST	2	2	2					
35	3	172020-11280	BUSH 60 60 B	1	1	1					
36	2	24761-050000	NIPPLE, GREASE C	1	1	1					

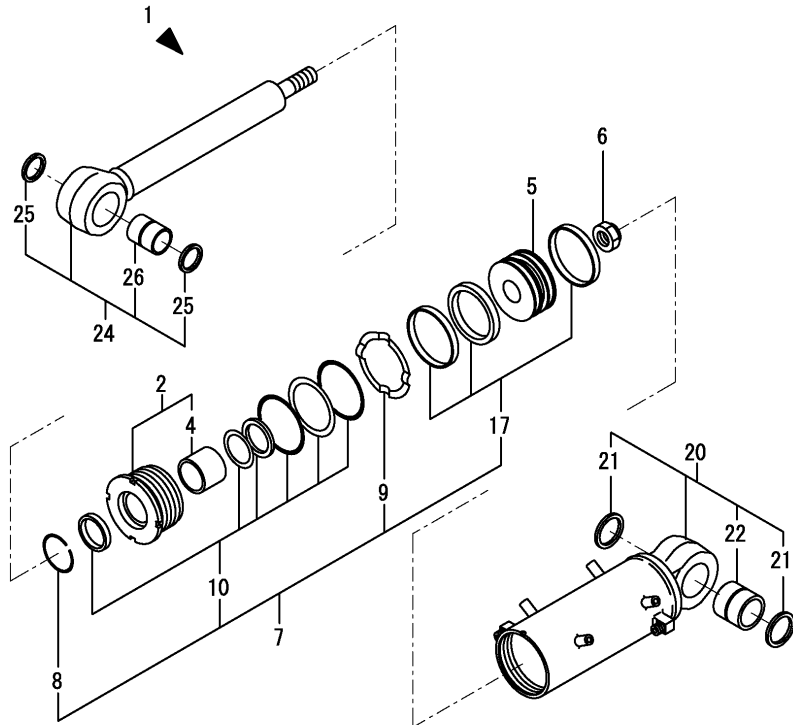
Fig.56. BLADE CYLINDER

(A)=VIO75-C(US)
 (B)=VIO75-C(AS)
 (C)=VIO75-C(NZ)

(D)=
 (E)=
 (F)=



1 INC. 2~26.

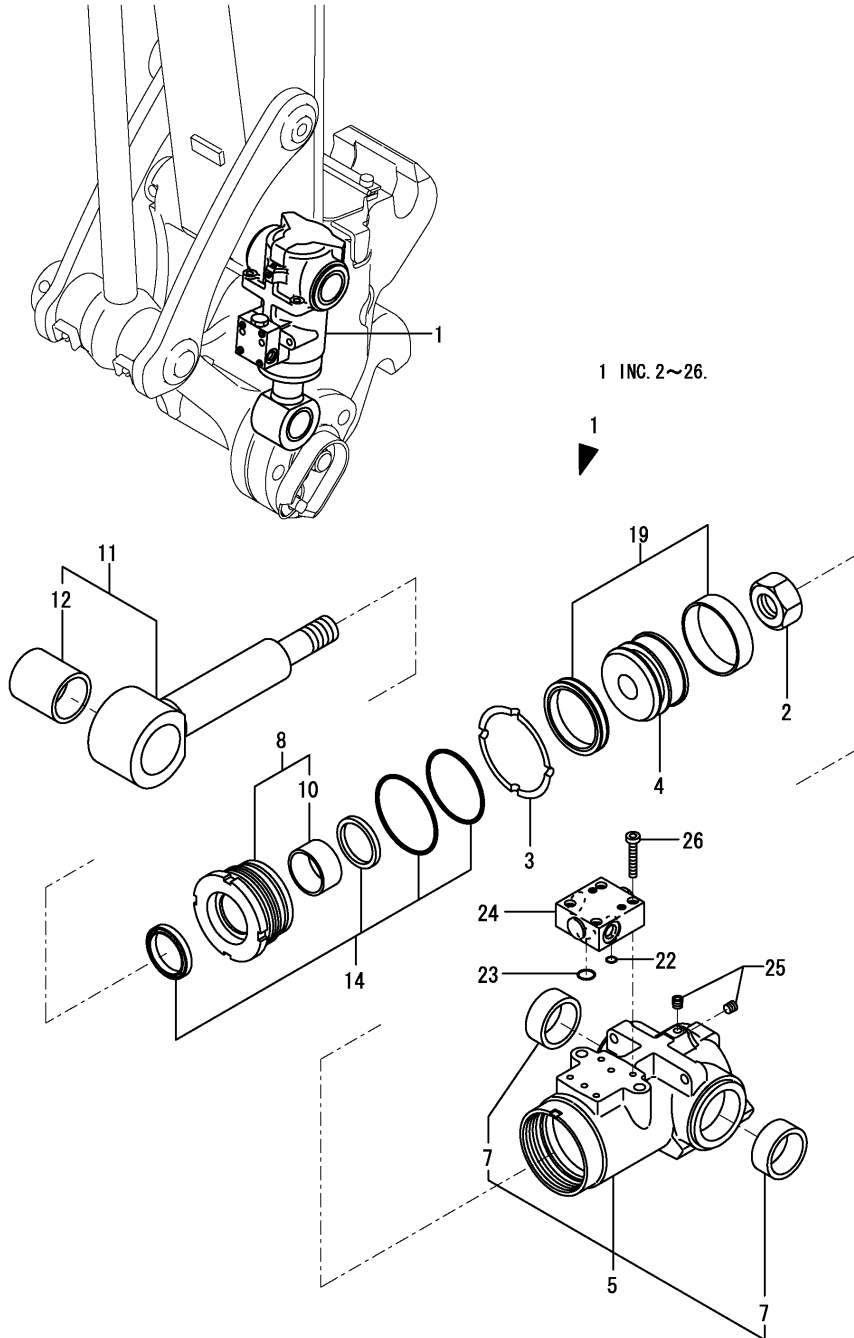


No.	Lev.	Parts No.	Description	Qty						I	R
				(A)	(B)	(C)	(D)	(E)	(F)		
1	1	172478-72200-2	CYLINDER ASSY, BLADE	1	1	1					
2	2	172020-11500	HEAD ASSY	1	1	1					
4	3	24550-065400	BUSH, 65X40	1	1	1					
5	2	172020-11520	PISTON	1	1	1					
6	2	172020-11540	NUT	1	1	1					
7	2	172020-11720	SEAL SET, CYLINDER	1	1	1					
8	3	172020-10380	RING, SPRING	1	1	1					
9	3	172020-11530	WASHER, LOCK	1	1	1					
10	2	172020-11730	SEAL SET, HEAD	1	1	1					
17	3	172020-11740	SEAL SET, PISTON	1	1	1					
20	2	172478-72610	TUBE ASSY, BLADE	1	1	1					
21	3	172020-10620	SEAL, DUST	2	2	2					
22	3	172020-11450	BUSH, PIN	1	1	1					
24	2	172A21-72620	ROD ASSY, BLADE	1	1	1					
25	3	172020-10620	SEAL, DUST	2	2	2					
26	3	172020-11450	BUSH, PIN	1	1	1					
28	1	172187-72891-2	COVER ASSY, BLADE	1	1	1					
28-1	1	172187-72892	COVER ASSY, BLADE	1	1	1					N
(A=MZZZZZ) (B=MZZZZZ) (C=MZZZZZ)											
29	1	26014-100202	BOLT, M10X 20	4	4	4					

Fig.57. HITCH CYLINDER

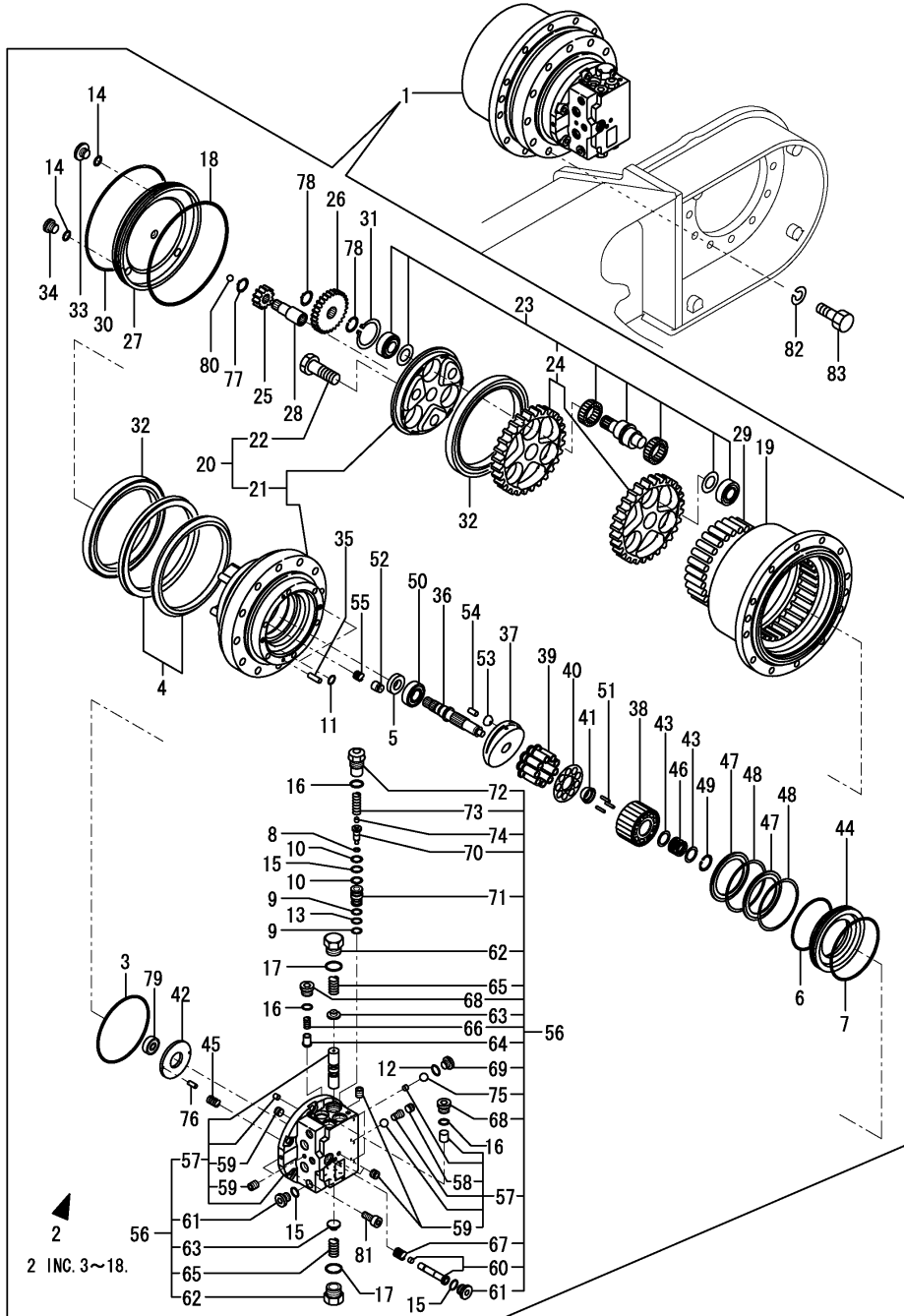
(A)=VIO75-C(US)
 (B)=VIO75-C(AS)
 (C)=VIO75-C(NZ)

(D)=
 (E)=
 (F)=



No.	Lev.	Parts No.	Description	Q'ty						I	R
				(A)	(B)	(C)	(D)	(E)	(F)		
1	1	172978-72800-2	CYLINDER, HITCH	1	1	1					
2	2	172141-72250	NUT	1	1	1					
3	2	172142-72260	WASHER 80 B	1	1	1					
4	2	172175-72480	PISTON 80	1	1	1					
5	2	172978-72810-2	TUBE, HITCH	1	1	1					
7	3	172978-72890	BUSH 45-55-22	2	2	2					
8	2	172978-72860	HEAD 80 45	1	1	1					
10	3	24550-045250	BUSH, 45X25	1	1	1					
11	2	172978-72880	ROD ASSY,HITCH	1	1	1					
12	3	172151-71630	BUSH 45 60	1	1	1					
14	2	172978-72920	SEAL SET, HEAD 80X45	1	1	1					
19	2	172142-72951	SEAL SET, PISTON	1	1	1					
22	2	172958-72950	O-RING	1	1	1					
23	2	172958-72960	O-RING	1	1	1					
24	2	172958-72982-2	CHECK VALVE (2J)	1	1	1					
25	2	23871-005000	PLUG, R005	2	2	2					
26	2	26450-060352	BOLT, M6X 35	4	4	4					

Fig.58. TRAVEL MOTOR(TO M15128)

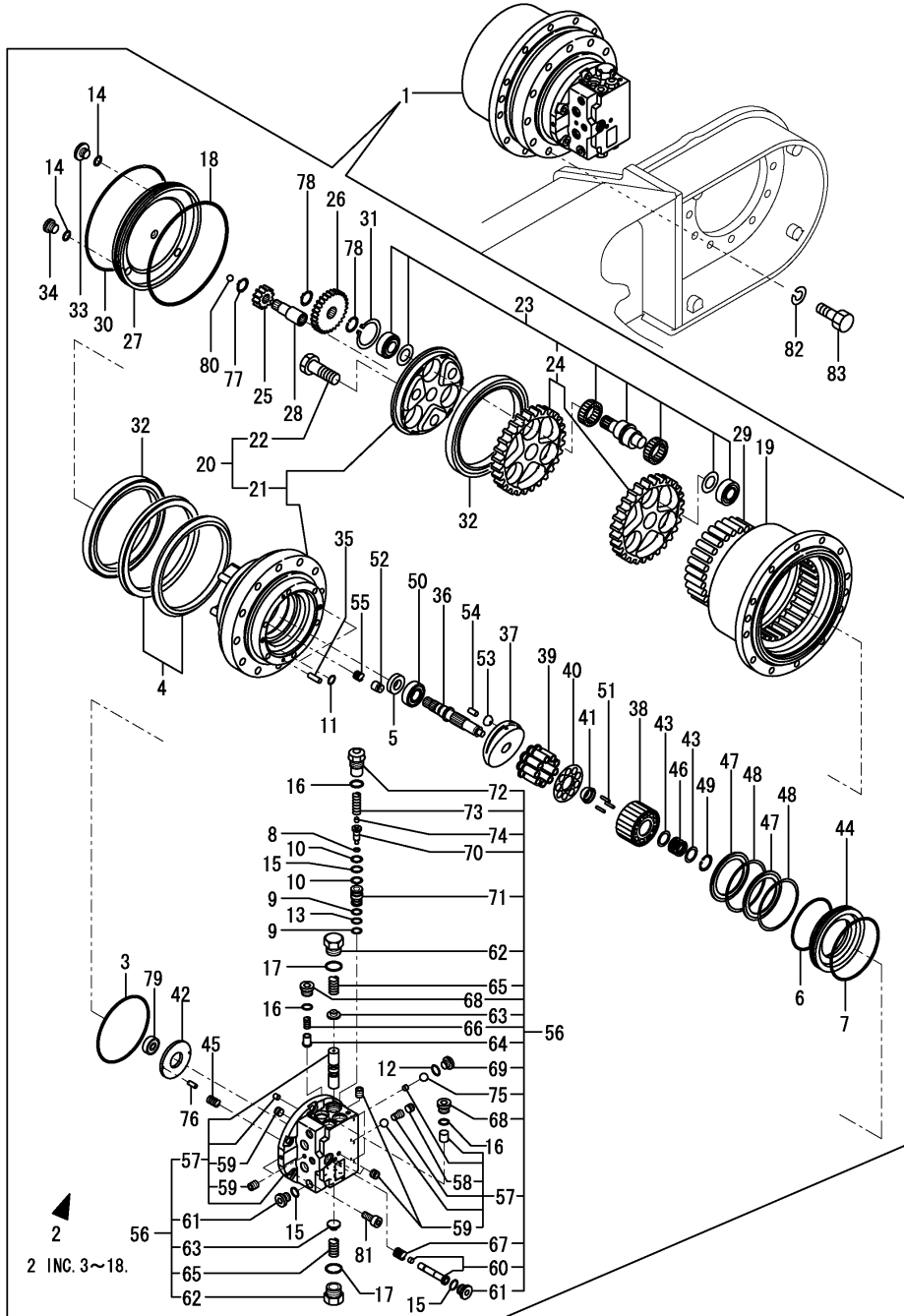


(A)=VIO75-C(US)
 (B)=VIO75-C(AS)
 (C)=VIO75-C(NZ)

(D)=
 (E)=
 (F)=

No.	Lev.	Parts No.	Description	Q'ty						I	R
				(A)	(B)	(C)	(D)	(E)	(F)		
1	1	172479-73301	MOTOR,TRAVEL ASSY N	2	2	2					
2	2	172479-73010	SEAL SET	2	2	2					
3	3	172479-73450	O-RING	2	2	2					
4	3	172479-73460	SEAL SET, FLOATING	2	2	2					
5	3	172479-73630	SEAL, OIL	2	2	2					
6	3	172479-73640	O-RING	2	2	2					
7	3	172479-73650	O-RING	2	2	2					
8	3	172479-73910	SEAL, PISTON	4	4	4					
9	3	172479-73920	BACK UP RING	8	8	8					
10	3	172479-73930	BACK UP RING	8	8	8					
11	3	24315-000080	O-RING, 1BP8.0	4	4	4					
12	3	24315-000080	O-RING, 1BP8.0	4	4	4					
13	3	24315-000120	O-RING, 1BP12.0	4	4	4					
14	3	24315-000140	O-RING, 1BP14.0	6	6	6					
15	3	24315-000140	O-RING, 1BP14.0	8	8	8					
16	3	24315-000180	O-RING, 1BP18.0	12	12	12					
17	3	24315-000260	O-RING, 1BP26.0	4	4	4					
18	3	24321-002300	O-RING, 1AG230.0	2	2	2					
19	2	172479-73310	HUB	2	2	2					
20	2	172479-73321	SPINDLE KIT	2	2	2					
21	3	172479-73331	SPINDLE ASSY	2	2	2					
22	3	172479-73340	BOLT	6	6	6					
23	2	172479-73350	GEAR	2	2	2					
24	3	172479-73360	GEAR KIT	2	2	2					
25	2	172479-73370	GEAR, INPUT	2	2	2					
26	2	172479-73380	GEAR KIT, SPAR	2	2	2					
27	2	172479-73390	COVER	2	2	2					
28	2	172479-73400	COUPLING	2	2	2					
29	2	172479-73410	PIN	56	56	56					
30	2	172479-73420	RING	2	2	2					
31	2	172479-73430	SNAP RING	6	6	6					
32	2	172479-73440	BEARING	4	4	4					
33	2	172479-73470	NUT	2	2	2					
34	2	172479-73480	PLUG	4	4	4					
35	2	172479-73490	PIN,STRAIGHT	4	4	4					
36	2	172479-73500	SHAFT	2	2	2					
37	2	172479-73510	SWASH PLATE	2	2	2					
38	2	172479-73520	CYLINDER BLOCK	2	2	2					
39	2	172479-73530	PISTON KIT	2	2	2					
40	2	172479-73540	RETAINER PLATE	2	2	2					
41	2	172479-73550	THRUST BALL	2	2	2					
42	2	172479-73560	ROD, TIE	2	2	2					
43	2	172479-73570	WASHER	4	4	4					
44	2	172479-73580	PISTON	2	2	2					
45	2	172479-73590	SPRING	16	16	16					
46	2	172479-73600	SPRING	2	2	2					
47	2	172479-73610	PLATE, FRICTION	4	4	4					
48	2	172479-73620	PLATE	4	4	4					
49	2	172479-73660	CLIP	2	2	2					
50	2	172479-73670	BEARING	2	2	2					
51	2	172479-73680	BEARING	6	6	6					

Fig.58. TRAVEL MOTOR(TO M15128)



(A)=VIO75-C(US)
 (B)=VIO75-C(AS)
 (C)=VIO75-C(NZ)

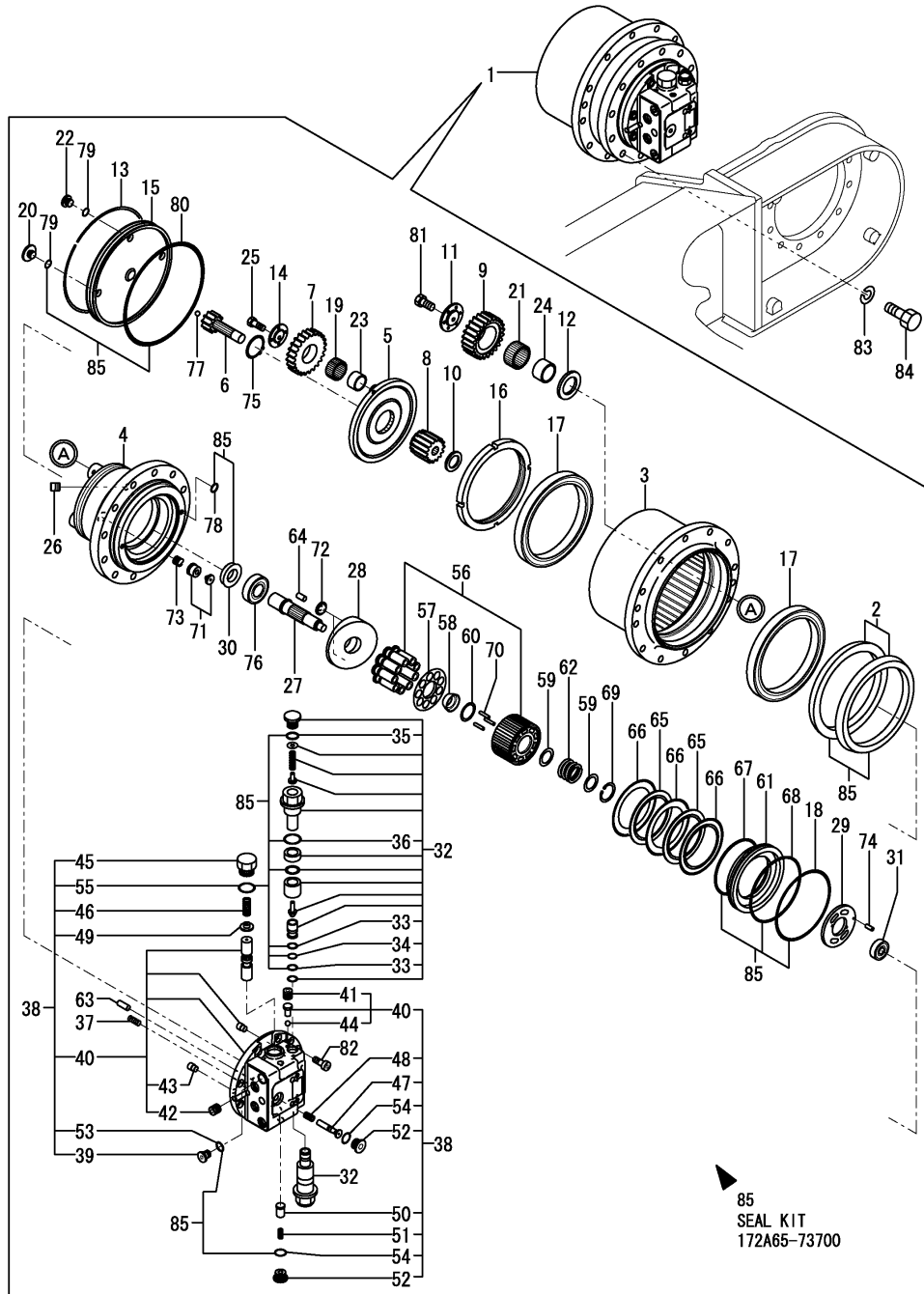
(D)=
 (E)=
 (F)=

No.	Lev.	Parts No.	Description	Qty						I	R
				(A)	(B)	(C)	(D)	(E)	(F)		
52	2	172479-73690	PISTON	2	2	2					
53	2	172479-73700	PIVOT	4	4	4					
54	2	172479-73710	PIN,STRAIGHT	4	4	4					
55	2	172479-73720	SPRING	2	2	2					
56	2	172479-73730	FLANGE,REAR	2	2	2					
57	3	172479-73740	FLANGE,REAR KIT	2	2	2					
58	4	172479-73750	PLUG	2	2	2					
59	4	172479-73760	PLUG	18	18	18					
60	3	172479-73770	SPOOL KIT	2	2	2					
61	3	172479-73780	PLUG	4	4	4					
62	3	172479-73790	PLUG	4	4	4					
63	3	172479-73800	SPRING RETAINER	4	4	4					
64	3	172479-73810	VALVE	4	4	4					
65	3	172479-73820	SPRING	4	4	4					
66	3	172479-73830	SPRING	4	4	4					
67	3	172479-73840	SPRING	2	2	2					
68	3	172479-73850	PLUG	8	8	8					
69	3	172479-73860	PLUG	4	4	4					
70	3	172479-73870	VALVE	4	4	4					
71	3	172479-73880	SLEEVE	4	4	4					
72	3	172479-73890	PLUG	4	4	4					
73	3	172479-73900	SPRING	4	4	4					
74	3	172479-73940	ORIFICE	4	4	4					
75	3	24190-100001	BALL, STEEL 5/16	4	4	4					
76	2	172479-73950	PIN,STRAIGHT	4	4	4					
77	2	22242-000190	RING, 19	2	2	2					
78	2	22242-000250	RING, 25	12	12	12					
79	2	24101-063014	BEARING, BALL 6301	2	2	2					
80	2	24190-120001	BALL, STEEL 3/8	2	2	2					
81	2	26450-120302	BOLT, M12X 30	12	12	12					
82	1	22217-160000	WASHER, SPRING 16	24	24	24					
83	1	26116-160452	BOLT, M16X 45 PLATED	24	24	24					

Fig.93. (58A)TRAVEL MOTOR(FROM M15129)

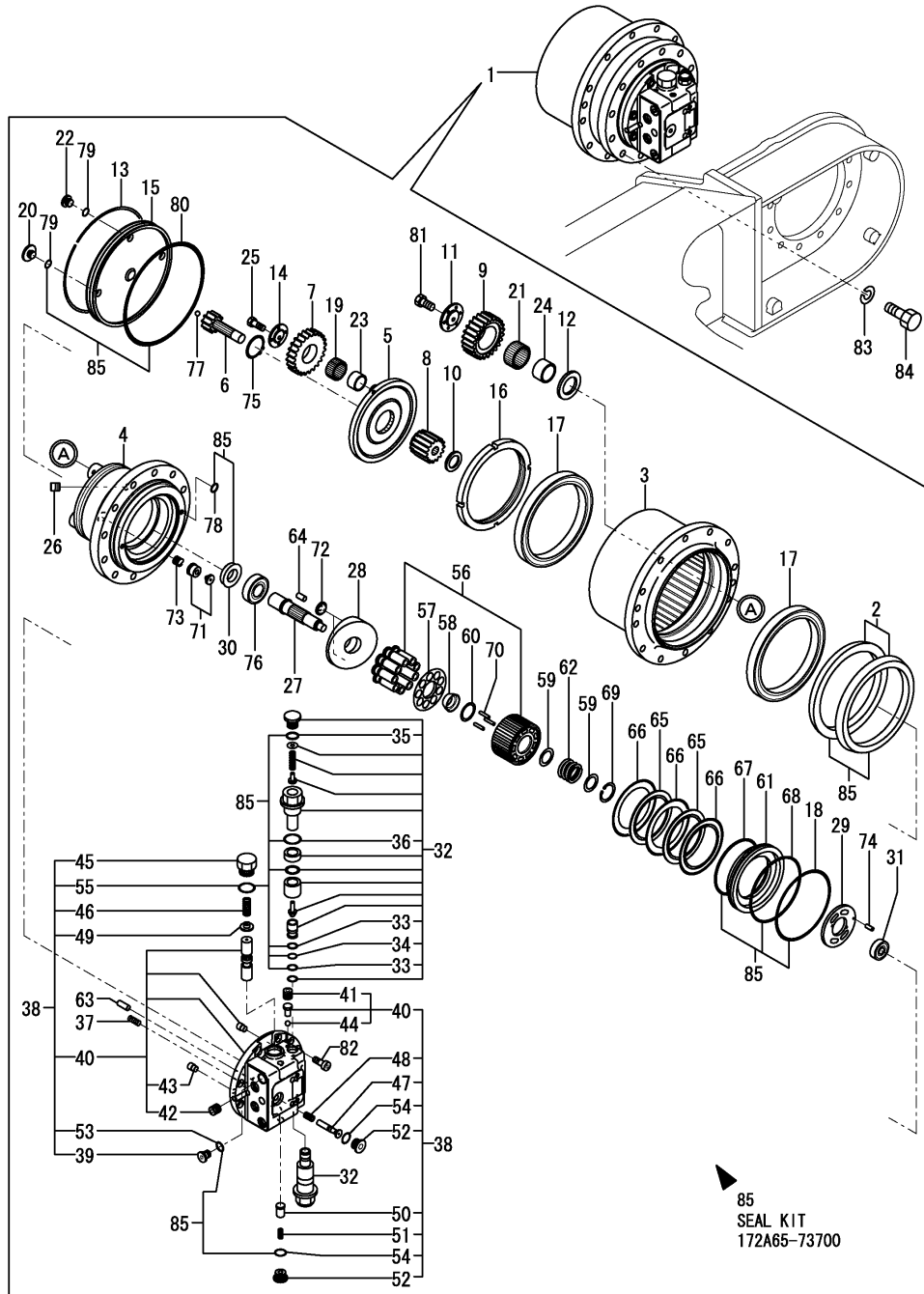
(A)=VIO75-C(US)
 (B)=VIO75-C(AS)
 (C)=VIO75-C(NZ)

(D)=
 (E)=
 (F)=



No.	Lev.	Parts No.	Description	Q'ty						I	R
				(A)	(B)	(C)	(D)	(E)	(F)		
1	1	172A65-73300	MOTOR ASSY, DRIVE	2	2	2					
2	2	172A65-73310	SEAL SET, FLOATING	2	2	2					
3	2	172A65-73320	HUB	2	2	2					
4	2	172A65-73330	SPINDLE	2	2	2					
5	2	172A65-73340	CARRIER	2	2	2					
6	2	172A65-73350	GEAR, SUN	2	2	2					
7	2	172A65-73360	GEAR, PLANETARY	6	6	6					
8	2	172A65-73370	GEAR, SUN	2	2	2					
9	2	172A65-73380	GEAR, PLANETARY	8	8	8					
10	2	172A65-73390	COLLAR, THRUST	2	2	2					
11	2	172A65-73400	WASHER 1,THRUST	8	8	8					
12	2	172A65-73410	WASHER 2,THRUST	8	8	8					
13	2	172479-73420	RING	2	2	2					
14	2	172A65-73420	WASHER 3,THRUST	6	6	6					
15	2	172A65-73430	COVER	2	2	2					
16	2	172A65-73440	NUT, RING	2	2	2					
17	2	172A65-73450	B.BEARING	4	4	4					
18	2	172499-73460	O-RING	2	2	2					
19	2	172A65-73460	ROLLER	6	6	6					
20	2	172479-73470	NUT	2	2	2					
21	2	172A65-73470	ROLLER	8	8	8					
22	2	172479-73480	PLUG	4	4	4					
23	2	172A65-73480	RING, INNER	6	6	6					
24	2	172A65-73490	RING, INNER	8	8	8					
25	2	172A65-73500	BOLT M8X20 10.9T	6	6	6					
26	2	172A65-73510	SCREW	4	4	4					
27	2	172A65-73520	SHAFT	2	2	2					
28	2	172A65-73530	SWASH PLATE	2	2	2					
29	2	172A65-73540	PLATE,TIMMING	2	2	2					
30	2	172A65-73550	SEAL, OIL	2	2	2					
31	2	172A65-73560	BEARING	2	2	2					
32	2	172A65-73570	VALVE ASSY,RELIEF	4	4	4					
33	3	172A65-73580	RING,BACK-UP	4	4	4					
34	3	24315-000100	O-RING, 1BP10.0	2	2	2					
35	3	24315-000110	O-RING, 1BP11.0	2	2	2					
36	3	24315-000200	O-RING, 1BP20.0	2	2	2					
37	2	172479-73590	SPRING	20	20	20					
38	2	172A65-73600	FLANGE,REAR	2	2	2					
39	3	172479-73480	PLUG	2	2	2					
40	3	172A65-73610	FLANGE,REAR	2	2	2					
41	4	172479-73750	PLUG	6	6	6					
42	4	172479-73760	PLUG	6	6	6					
43	4	172A69-73850	ORIFICE	2	2	2					
44	4	24190-060001	BALL, STEEL 3/16	2	2	2					
45	3	172A65-73620	PLUG	4	4	4					
46	3	172A65-73630	SPRING	4	4	4					
47	3	172A65-73640	SPOOL	2	2	2					
48	3	172A65-73650	SPRING	2	2	2					
49	3	172479-73800	SPRING RETAINER	4	4	4					
50	3	172479-73810	VALVE	4	4	4					
51	3	172479-73830	SPRING	4	4	4					

Fig.93. (58A)TRAVEL MOTOR(FROM M15129)



(A)=VIO75-C(US)
 (B)=VIO75-C(AS)
 (C)=VIO75-C(NZ)

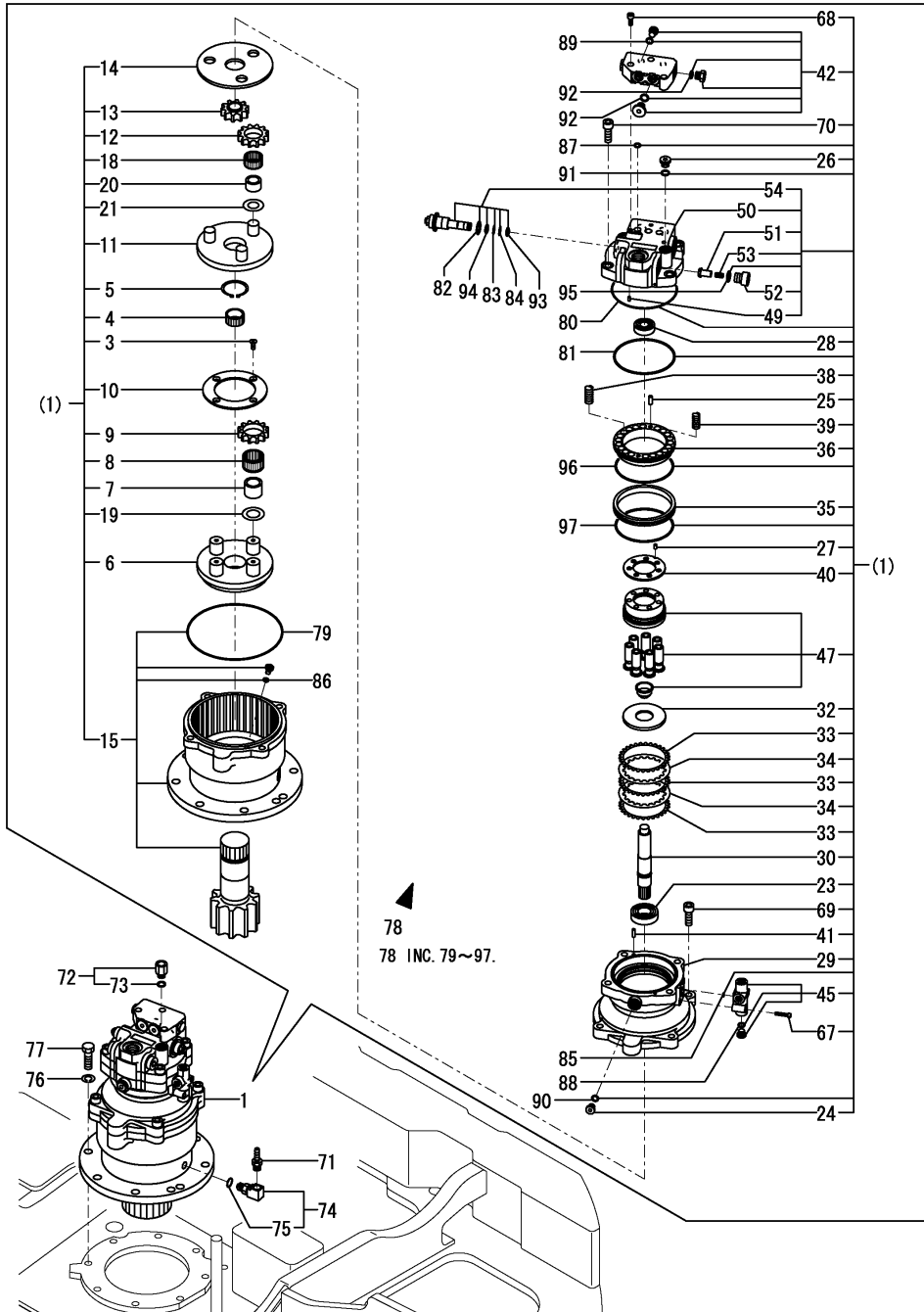
(D)=
 (E)=
 (F)=

No.	Lev.	Parts No.	Description	Qty						I	R
				(A)	(B)	(C)	(D)	(E)	(F)		
52	3	172479-73850	PLUG	6	6	6					
53	3	24315-000140	O-RING, 1BP14.0	2	2	2					
54	3	24315-000180	O-RING, 1BP18.0	6	6	6					
55	3	24315-000260	O-RING, 1BP26.0	4	4	4					
56	2	172499-73620	PISTON ASSEMBLY	2	2	2					
57	2	172499-73630	RETAINER PLATE	2	2	2					
58	2	172499-73640	THRUST BALL	2	2	2					
59	2	172499-73660	WASHER	4	4	4					
60	2	172499-73670	WASHER	2	2	2					
61	2	172499-73680	PISTON, HYDRAULIC	2	2	2					
62	2	172499-73690	SPRING	2	2	2					
63	2	172479-73710	PIN, STRAIGHT	4	4	4					
64	2	172479-73710	PIN, STRAIGHT	4	4	4					
65	2	172499-73710	PLATE, FRICTION	4	4	4					
66	2	172499-73720	PLATE	6	6	6					
67	2	172499-73760	O-RING	2	2	2					
68	2	172499-73770	O-RING	2	2	2					
69	2	172499-73780	RING	2	2	2					
70	2	172499-73810	ROLLER	6	6	6					
71	2	172499-73820	PISTON ASSEMBLY	2	2	2					
72	2	172499-73830	PIVOT	4	4	4					
73	2	172499-73870	SPRING	2	2	2					
74	2	172479-73950	PIN, STRAIGHT	2	2	2					
75	2	22242-000450	RING, 45	2	2	2					
76	2	24101-062064	BEARING, BALL 6206	2	2	2					
77	2	24190-120001	BALL, STEEL 3/8	2	2	2					
78	2	24315-000070	O-RING, 1BP7.0	4	4	4					
79	2	24315-000140	O-RING, 1BP14.0	6	6	6					
80	2	24321-002300	O-RING, 1AG230.0	2	2	2					
81	2	26076-100202	BOLT, 10.910X 20	8	8	8					
82	2	26450-120302	BOLT, M12X 30	16	16	16					
83	1	22217-160000	WASHER, SPRING 16	24	24	24					
84	1	26116-160452	BOLT, M16X 45 PLATED	24	24	24					
85	1	172A65-73700	SEAL SET	2	2	2					

Fig.59. TURNING MOTOR

(A)=VIO75-C(US)
 (B)=VIO75-C(AS)
 (C)=VIO75-C(NZ)

(D)=
 (E)=
 (F)=

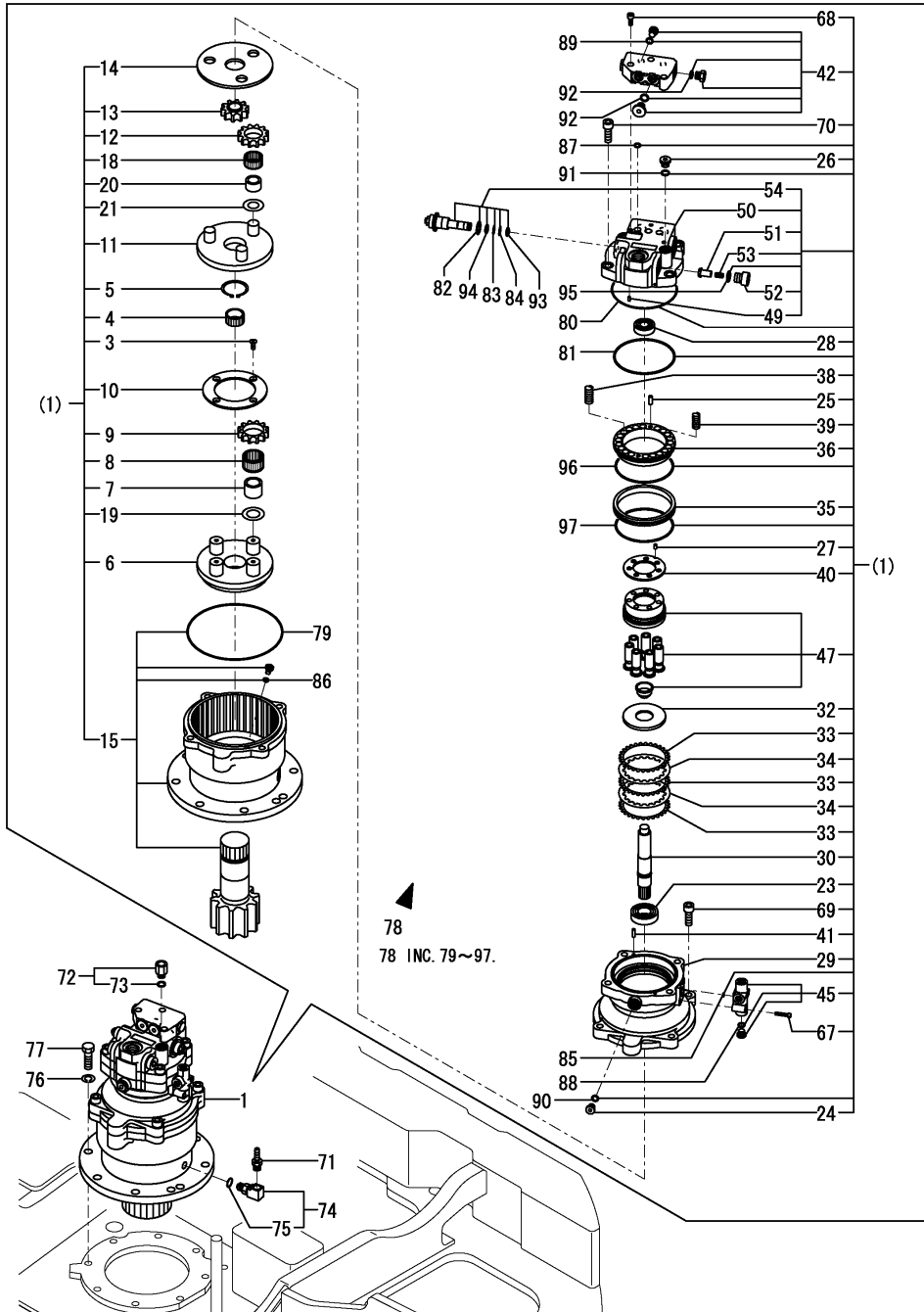


No.	Lev.	Parts No.	Description	Q'ty						I	R
				(A)	(B)	(C)	(D)	(E)	(F)		
1	1	172499-73200	MOTOR ASSY, SWING	1	1	1					
3	3	172162-70290	SCREW	4	4	4					
4	3	172162-70310	GEAR, SUN	1	1	1					
5	3	172162-70320	RING,SNAP	1	1	1					
6	3	172499-70720	HOLDER	1	1	1					
7	3	172499-70730	RACE,INNER	4	4	4					
8	3	172499-70740	BEARING,NEEDLE	4	4	4					
9	3	172499-70750	GEAR, PLANETARY	4	4	4					
10	3	172499-70760	PLATE,THRUST	1	1	1					
11	3	172499-70770	HOLDER	1	1	1					
12	3	172499-70780	GEAR, PLANETARY	3	3	3					
13	3	172499-70790	GEAR, DRIVE	1	1	1					
14	3	172499-71040	PLATE THRUST KIT	1	1	1					
15	3	172499-71050	HOUSING ASSY	1	1	1					
18	3	172450-73360	NEEDLE BEARING	3	3	3					
19	3	172423-73370	WASHER	4	4	4					
20	3	172450-73370	INNER RACE	3	3	3					
21	3	172450-73380	WASHER,THRUST	3	3	3					
23	3	172122-70260	BEARING	1	1	1					
24	3	172148-70301	PLUG	1	1	1					
25	3	172122-70410	PIN	2	2	2					
26	3	172147-70500	PLUG	1	1	1					
27	3	172122-70530	PIN	1	1	1					
28	3	172162-70590	BEARING,BALL	1	1	1					
29	3	172499-70800	CASE	1	1	1					
30	3	172499-70810	SHAFT	1	1	1					
32	3	172499-70820	PLATE,THRUST	1	1	1					
33	3	172499-70830	DISK	3	3	3					
34	3	172499-70840	PLATE, FRICTION	2	2	2					
35	3	172499-70850	COLLAR	1	1	1					
36	3	172499-70860	PISTON,BRAKE	1	1	1					
38	3	172499-70880	SPRING	12	12	12					
39	3	172499-70890	SPRING	8	8	8					
40	3	172499-70970	PLATE,VALVE	1	1	1					
41	3	172499-70980	PIN	2	2	2					
42	3	172499-70990	VALVE ASSY	1	1	1					
45	3	172499-71011	VALVE ASSY	1	1	1					
47	3	172499-71030	CYLINDER BLOCK ASSY	1	1	1					
49	4	172124-70380	ORIFICE	1	1	1					
50	4	172499-70900	COVER	1	1	1					
51	4	172499-70910	POPPET	2	2	2					
52	4	172499-70920	PLUG	2	2	2					
53	4	172499-70930	SPRING	2	2	2					
54	4	172499-70940	VALVE ASSY,RELIEF	2	2	2					
67	3	26450-060302	BOLT, M6X 30	2	2	2					
68	3	26450-080202	BOLT, M8X 20	3	3	3					
69	3	26450-140402	BOLT, M14X 40	4	4	4					
70	2	26450-140402	BOLT, M14X 40	4	4	4					
71	1	172137-76110	NIPPLE	1	1	1					
72	1	172A52-76130	ADAPTER	1	1	1					
73	2	24315-000140	O-RING, 1BP14.0	1	1	1					

Fig.59. TURNING MOTOR

(A)=VIO75-C(US)
 (B)=VIO75-C(AS)
 (C)=VIO75-C(NZ)

(D)=
 (E)=
 (F)=

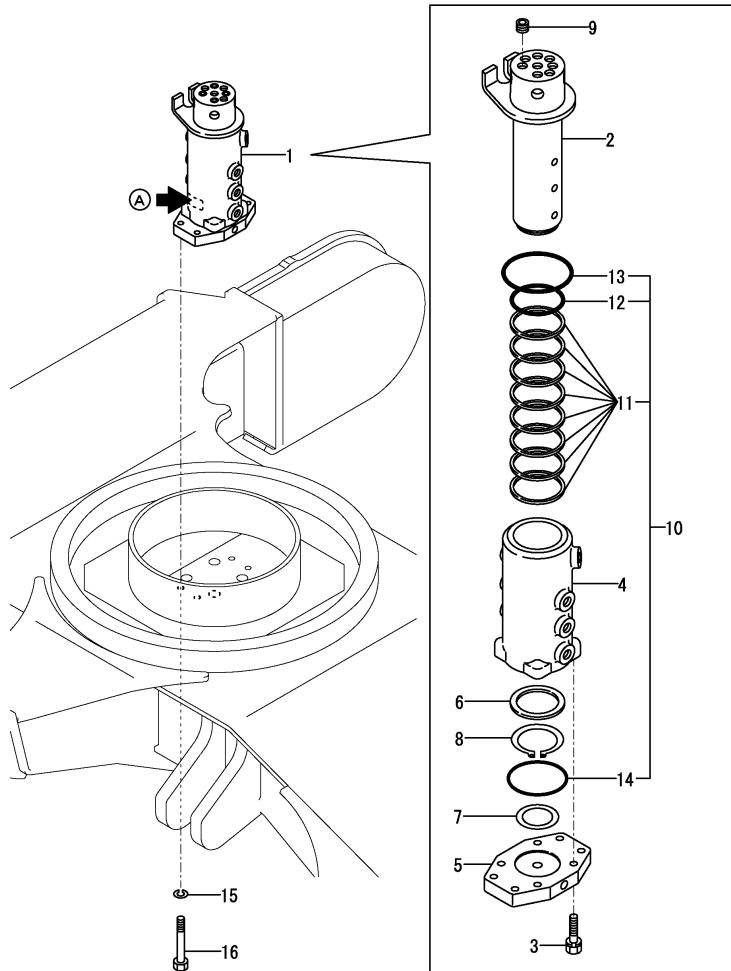


No.	Lev.	Parts No.	Description	Q'ty						I	R
				(A)	(B)	(C)	(D)	(E)	(F)		
74	1	172499-76300	ELBOW ASSY	1	1	1					
75	2	24315-000140	O-RING, 1BP14.0	1	1	1					
76	1	22217-160000	WASHER, SPRING 16	8	8	8					
77	1	26116-160502	BOLT, M16X 50 PLATED	8	8	8					
78	1	172499-71020	REPAIR KIT	1	1	1					
79	2	172162-70150	O-RING	1	1	1					
80	2	172162-70820	O-RING	1	1	1					
81	2	172499-70870	O-RING	1	1	1					
82	2	172499-70950	O-RING	1	1	1					
83	2	172499-70960	RING, BACK-UP	1	1	1					
84	2	172312-74780	RING, BUCK UP	1	1	1					
85	2	24315-000070	O-RING, 1BP7.0	2	2	2					
86	2	24315-000080	O-RING, 1BP8.0	1	1	1					
87	2	24315-000100	O-RING, 1BP10.0	3	3	3					
88	2	24315-000110	O-RING, 1BP11.0	1	1	1					
89	2	24315-000110	O-RING, 1BP11.0	2	2	2					
90	2	24315-000110	O-RING, 1BP11.0	1	1	1					
91	2	24315-000140	O-RING, 1BP14.0	1	1	1					
92	2	24315-000140	O-RING, 1BP14.0	4	4	4					
93	2	24315-000150	O-RING, 1BP15.0	1	1	1					
94	2	24315-000160	O-RING, 1BP16.0	1	1	1					
95	2	24315-000210	O-RING, 1BP21.0	2	2	2					
96	2	24325-001300	O-RING, 1BG130.0	1	1	1					
97	2	24325-001450	O-RING, 1BG145.0	1	1	1					

Fig.60. SWIVEL JOINT(Y SPEC.)

(A)=VIO75-C(US)
 (B)=VIO75-C(AS)
 (C)=VIO75-C(NZ)

(D)=
 (E)=
 (F)=



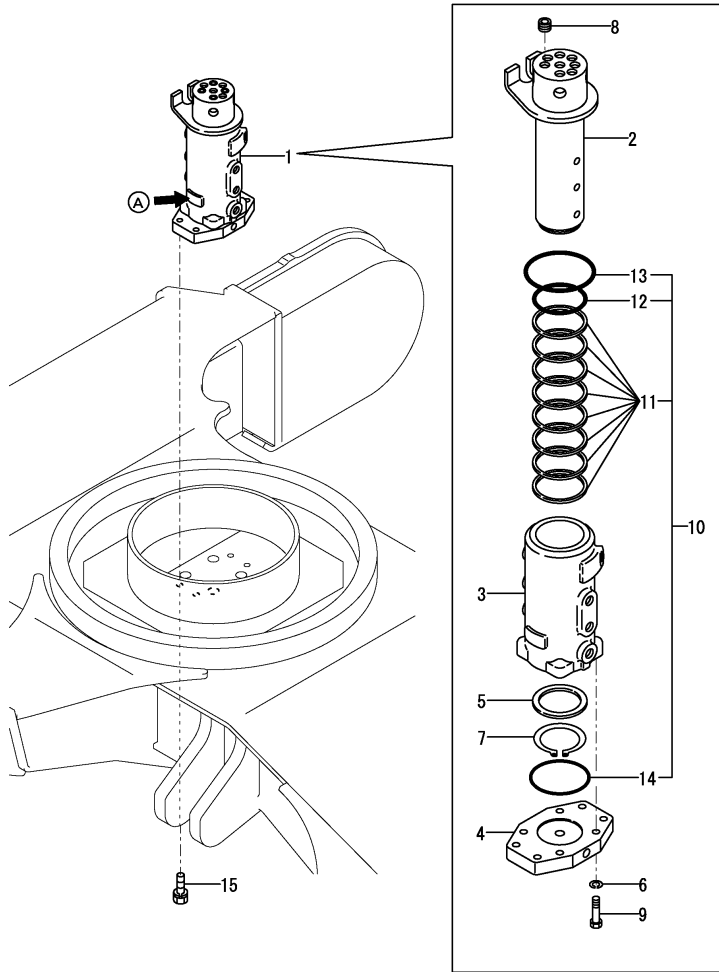
No.	Lev.	Parts No.	Description	Q'ty						I	R	
				(A)	(B)	(C)	(D)	(E)	(F)			
1	1	172187-73801	JOINT ASSY, SWIVEL (A=*2012.10.) (B=*2012.10.) (C=*2012.10.)	1	1	1					Z	1
2	2	172147-73810	SHAFT, SWIVEL	1	1	1						
3	2	26013-100402	BOLT, SPRING M10X 40	4	4	4						
4	2	172147-73830	HUB, SWIVEL	1	1	1						
5	2	172147-73850	PLATE, SWIVEL	1	1	1						
6	2	172122-73860	SPACER, SWIVEL	1	1	1						
7	2	172122-73870	WASHER, THRUST	1	1	1						
8	2	22242-000700	RING, 70	1	1	1						
9	2	23871-030000	PLUG, R03	4	4	4						
10	2	172423-73810	SEAL ASSY	1	1	1						
10-1	2	172147-73880	SEAL ASSY (A=*2008.12.) (B=*2008.12.) (C=*2008.12.)	1	1	1						N
11	3	172423-73820	SEAL, SWIVEL	8	8	8						
11-1	3	172122-73890	SEAL, SWIVEL (A=*2008.12.) (B=*2008.12.) (C=*2008.12.)	8	8	8						N
12	3	24311-000800	O-RING, 1AP80.0	1	1	1						
13	3	24311-001000	O-RING, 1AP100.0	1	1	1						
14	3	24321-000950	O-RING, 1AG95.0	1	1	1						
15	1	22217-120000	WASHER, SPRING 12	4	4	4						
16	1	26116-120902	BOLT, M12X 90 PLATED	4	4	4						

Remarks
 (1)A : no label.
 Interchangeable by Fig.95(60B) No.1.
 The inner parts are not compatible.

Fig.94. (60A)SWIVEL JOINT(N SPEC.)

(A)=VIO75-C(US)
 (B)=VIO75-C(AS)
 (C)=VIO75-C(NZ)

(D)=
 (E)=
 (F)=



No.	Lev.	Parts No.	Description	Q'ty						I	R	
				(A)	(B)	(C)	(D)	(E)	(F)			
1	1	172A65-73800 (A=*2012.10.)	JOINT ASSY, SWIVEL (B=*2012.10.) (C=*2012.10.)	1	1	1					W	1
2	2	172A65-73810	SHAFT ASSY	1	1	1						
3	2	172A65-73840	ROTOR	1	1	1						
4	2	172A65-73850	FLANGE	1	1	1						
5	2	172A65-73860	SPACER	1	1	1						
6	2	22217-100000	WASHER, SPRING 10	4	4	4						
7	2	22242-000720	RING, 72	1	1	1						
8	2	23871-030000	PLUG, R03	4	4	4						
9	2	26076-100402	BOLT, 10.910X 40	4	4	4						
10	2	172A65-73880	SEAL KIT	1	1	1						
11	3	172A65-73870	SEAL	8	8	8						
12	3	24315-000800	O-RING, 1BP80.0	1	1	1						
13	3	24315-001000	O-RING, 1BP100.0	1	1	1						
14	3	24325-000950	O-RING, 1BG95.0	1	1	1						
15	1	26013-120402	BOLT, SPRING M12X 40	4	4	4						

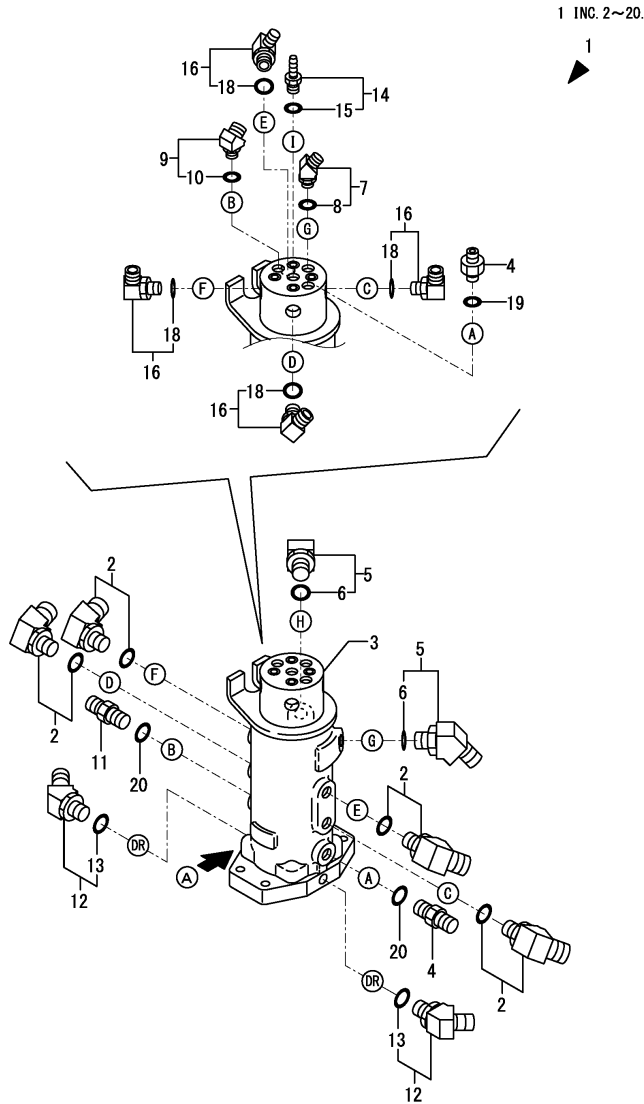
Remarks

(1)A : 'NACHI' label.
 Interchangeable by Fig.95(60B) No.1.(From Y specification. to N specification.)
 The inner parts are not compatible.

Fig.95. (60B)SWIVEL JOINT KIT(N SPEC.)

(A)=VIO75-C(US)
 (B)=VIO75-C(AS)
 (C)=VIO75-C(NZ)

(D)=
 (E)=
 (F)=



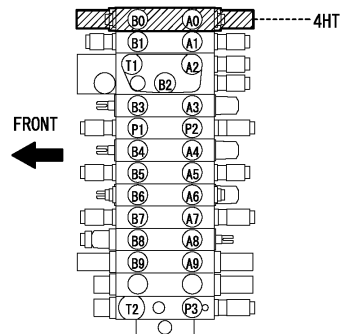
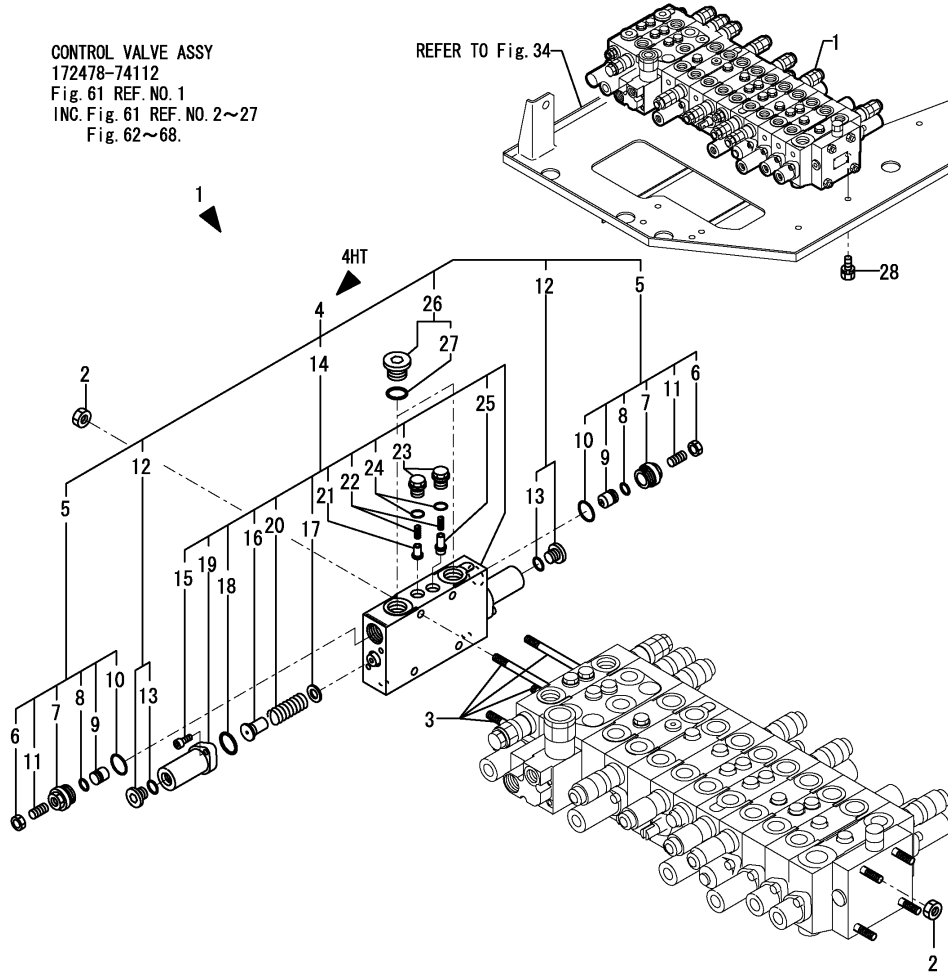
No.	Lev.	Parts No.	Description	Q'ty						I	R
				(A)	(B)	(C)	(D)	(E)	(F)		
1	1	172A65-73900 (A=*2012.10.) (B=*2012.10.) (C=*2012.10.)	JOINT KIT, SWIVEL	1	1	1					W
2	2	1D4180-22850	ELBOW, 45 PF1/2	4	4	4					
3	2	172A65-73800	JOINT ASSY, SWIVEL	1	1	1					1
4	2	172730-75141	ADAPTER	2	2	2					
5	2	172173-76102	CONNECTOR ASSY	2	2	2					
6	3	41851-000110	O-RING	1	1	1					
7	2	172173-76102	CONNECTOR ASSY	1	1	1					
8	3	41851-000110	O-RING	1	1	1					
9	2	172B03-76150	ELBOW	1	1	1					
10	3	41851-000140	O-RING	1	1	1					
11	2	172168-76162	CONNECTOR, PF1/2X3/8	1	1	1					
12	2	172644-76161	ELBOW, ADJUST	2	2	2					
13	3	24315-000140	O-RING, 1BP14.0	1	1	1					
14	2	172A65-76700	CONNECTOR, G3/8	1	1	1					
15	3	41851-000140	O-RING	1	1	1					
16	2	172141-76900	CONNECTOR ASSY	4	4	4					
18	3	24315-000180	O-RING, 1BP18.0	1	1	1					
19	2	41851-000140	O-RING	1	1	1					
20	2	41851-000140	O-RING	2	2	2					

Remarks
 (1)A : 'NACHI' label.
 Inner parts are shown in Fig.94(60A).

Fig.61. CONTROL VALVE(1/8)

CONTROL VALVE ASSY
172478-74112
Fig. 61 REF. NO. 1
INC. Fig. 61 REF. NO. 2~27
Fig. 62~68.

REFER TO Fig. 34



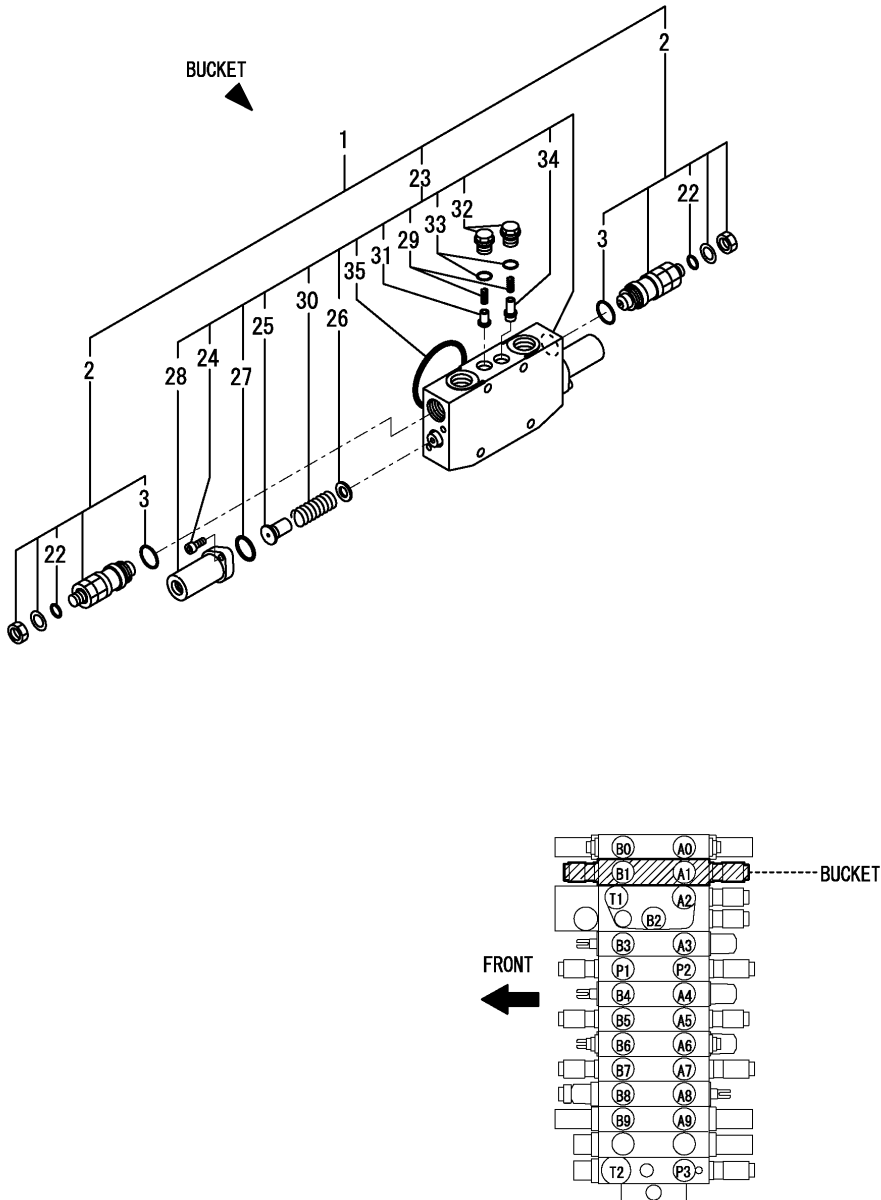
(A)=VIO75-C(US)
(B)=VIO75-C(AS)
(C)=VIO75-C(NZ)

(D)=
(E)=
(F)=

No.	Lev.	Parts No.	Description	Q'ty						I	R
				(A)	(B)	(C)	(D)	(E)	(F)		
1	1	172478-74112	VALVE ASSY, CONTROL	1	1	1					
2	2	172422-74110	NUT	8	8	8					
3	2	172478-74150	ROD, TIE	4	4	4					
4	2	172478-74630	SECTION ASSY, 4TH	1	1	1					
5	3	172455-74320	SHUTOFF VALVE	2	2	2					
6	4	172455-74010	NUT, SHOE	2	2	2					
7	4	172455-74020	PLUG	2	2	2					
8	4	172455-74030	O-RING	2	2	2					
9	4	172455-74040	POPPET, VALVE	2	2	2					
10	4	172116-74150	O-RING	2	2	2					
11	4	172455-74990	SCREW, SETTING	2	2	2					
12	3	172478-74440	PLUG	2	2	2					
13	4	41851-000110	O-RING	2	2	2					
14	3	172478-74460	SECTION, 4TH	1	1	1					
15	4	172151-74060	BOLT, SOCKET HEAD	4	4	4					
16	4	172478-74180	SEAT, SPRING	2	2	2					
17	4	172175-74220	SEAT, SPRING	2	2	2					
18	4	172151-74320	O-RING	2	2	2					
19	4	172455-74390	CAP	2	2	2					
20	4	172455-74410	SPRING	2	2	2					
21	4	172455-74420	POPPET	1	1	1					
22	4	172455-74440	SPRING	2	2	2					
23	4	172455-74450	PLUG	2	2	2					
24	4	172455-74460	O-RING	2	2	2					
25	4	172478-74470	POPPET	1	1	1					
26	3	172187-74550	PLUG	2	2	2					
27	4	24315-000180	O-RING, 1BP18.0	2	2	2					
28	1	26013-100162	BOLT, M10X 16	3	3	3					

Fig.62. CONTROL VALVE(2/8)

CONTROL VALVE ASSY
172478-74112
Fig. 61 REF. NO. 1
INC. Fig. 61 REF. NO. 2~27
Fig. 62~68.



(A)=VIO75-C(US)
(B)=VIO75-C(AS)
(C)=VIO75-C(NZ)

(D)=
(E)=
(F)=

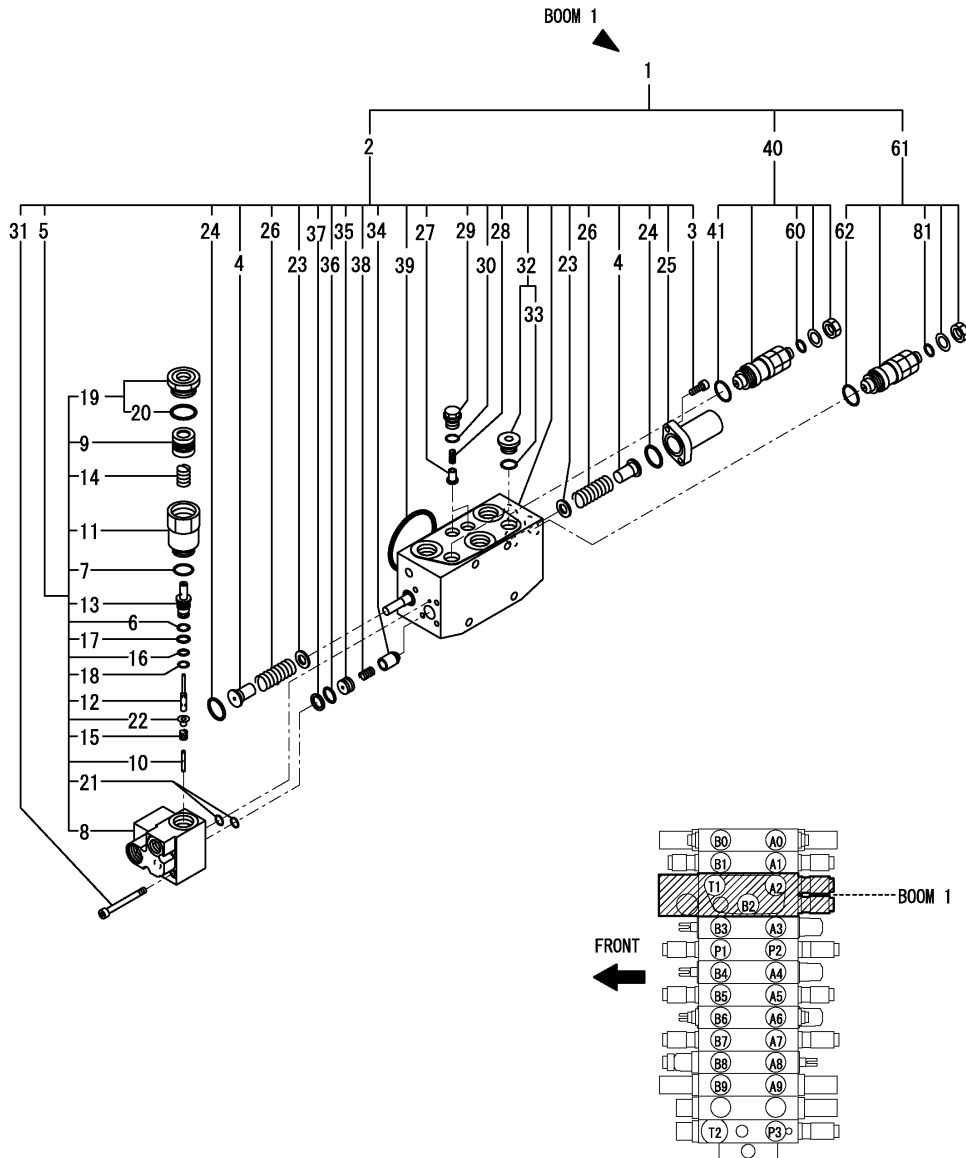
No.	Lev.	Parts No.	Description	Q'ty						I	R
				(A)	(B)	(C)	(D)	(E)	(F)		
1	2	172478-74601	SECTION ASSY, BUCKET	1	1	1					
2	3	172478-74400	VALVE,RELIEF 280/40	2	2	2					
3	4	172116-74150	O-RING	2	2	2					
22	4	24315-000100	O-RING, 1BP10.0	2	2	2					
23	3	172478-74480	SECTION, BUCKET	1	1	1					
24	4	172151-74060	BOLT, SOCKET HEAD	4	4	4					
25	4	172478-74180	SEAT, SPRING	2	2	2					
26	4	172175-74220	SEAT, SPRING	2	2	2					
27	4	172151-74320	O-RING	2	2	2					
28	4	172455-74390	CAP	2	2	2					
29	4	172455-74400	SEAT, SPRING	2	2	2					
30	4	172455-74410	SPRING	2	2	2					
31	4	172455-74420	POPPET	1	1	1					
32	4	172455-74450	PLUG	2	2	2					
33	4	172455-74460	O-RING	2	2	2					
34	4	172478-74470	POPPET	1	1	1					
35	4	24321-000700	O-RING, 1AG70.0	1	1	1					

Fig.63. CONTROL VALVE(3/8)

CONTROL VALVE ASSY
172478-74112
Fig. 61 REF. NO. 1
INC. Fig. 61 REF. NO. 2~27
Fig. 62~68.

(A)=VIO75-C(US)
(B)=VIO75-C(AS)
(C)=VIO75-C(NZ)

(D)=
(E)=
(F)=



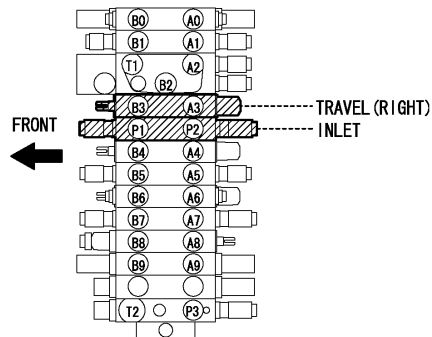
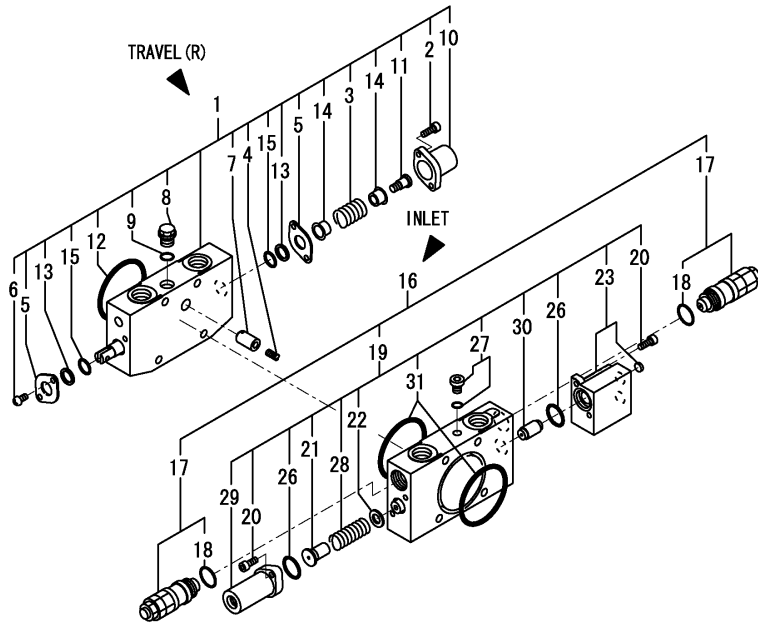
No.	Lev.	Parts No.	Description	Q'ty						I	R
				(A)	(B)	(C)	(D)	(E)	(F)		
1	2	172478-74510	SECTION ASSY, BLADE	1	1	1					
2	3	172478-74190	SECTION, BOOM	1	1	1					
3	4	172151-74060	BOLT, SOCKET HEAD	2	2	2					
4	4	172478-74180	SEAT, SPRING	2	2	2					
5	4	172488-74200	ANTI-DRIFT VALVE	1	1	1					
6	5	172638-73650	RING	1	1	1					
7	5	172116-74150	O-RING	1	1	1					
8	5	172488-74210	BODY	1	1	1					
9	5	172488-74220	PISTON	1	1	1					
10	5	172455-74590	POPPET	1	1	1					
11	5	172455-74600	PLUG	1	1	1					
12	5	172455-74620	SPOOL	1	1	1					
13	5	172455-74630	SLEEVE	1	1	1					
14	5	172455-74640	SPRING	1	1	1					
15	5	172455-74650	SPRING	1	1	1					
16	5	172455-74660	O-RING	1	1	1					
17	5	172455-74670	O-RING	1	1	1					
18	5	172455-74680	BACK UP RING	1	1	1					
19	5	172187-74690	PLUG	1	1	1					
20	6	172312-74770	O-RING	1	1	1					
21	5	172455-74690	O-RING	2	2	2					
22	5	172455-74720	SEAT, SPRING	1	1	1					
23	4	172175-74220	SEAT, SPRING	2	2	2					
24	4	172151-74320	O-RING	2	2	2					
25	4	172455-74390	CAP	1	1	1					
26	4	172455-74410	SPRING	2	2	2					
27	4	172455-74420	POPPET	2	2	2					
28	4	172455-74440	SPRING	2	2	2					
29	4	172455-74450	PLUG	2	2	2					
30	4	172455-74460	O-RING	2	2	2					
31	4	172455-74530	BOLT,SOCKET HEAD	5	5	5					
32	4	172187-74540	PLUG	2	2	2					
33	5	24315-000140	O-RING, 1BP14.0	2	2	2					
34	4	172455-74550	POPPET	1	1	1					
35	4	172455-74560	SPACER	1	1	1					
36	4	172455-74570	O-RING	1	1	1					
37	4	172455-74580	RING,BACK-UP	1	1	1					
38	4	172187-74630	SPRING	1	1	1					
39	4	24321-000700	O-RING, 1AG70.0	1	1	1					
40	3	172478-74400	VALVE,RELIEF 280/40	1	1	1					
41	4	172116-74150	O-RING	1	1	1					
60	4	24315-000100	O-RING, 1BP10.0	1	1	1					
61	3	172478-74420	VALVE,RELIEF 300/40	1	1	1					
62	4	172116-74150	O-RING	1	1	1					
81	4	24315-000100	O-RING, 1BP10.0	1	1	1					

Fig.64. CONTROL VALVE(4/8)

CONTROL VALVE ASSY
172478-74112
Fig. 61 REF. NO. 1
INC. Fig. 61 REF. NO. 2~27
Fig. 62~68.

(A)=VIO75-C(US)
(B)=VIO75-C(AS)
(C)=VIO75-C(NZ)

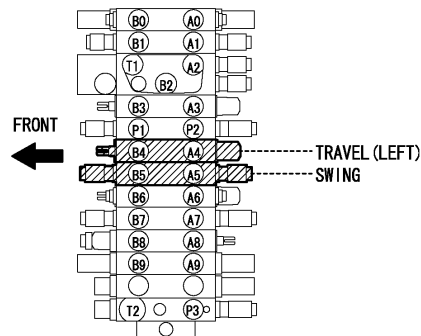
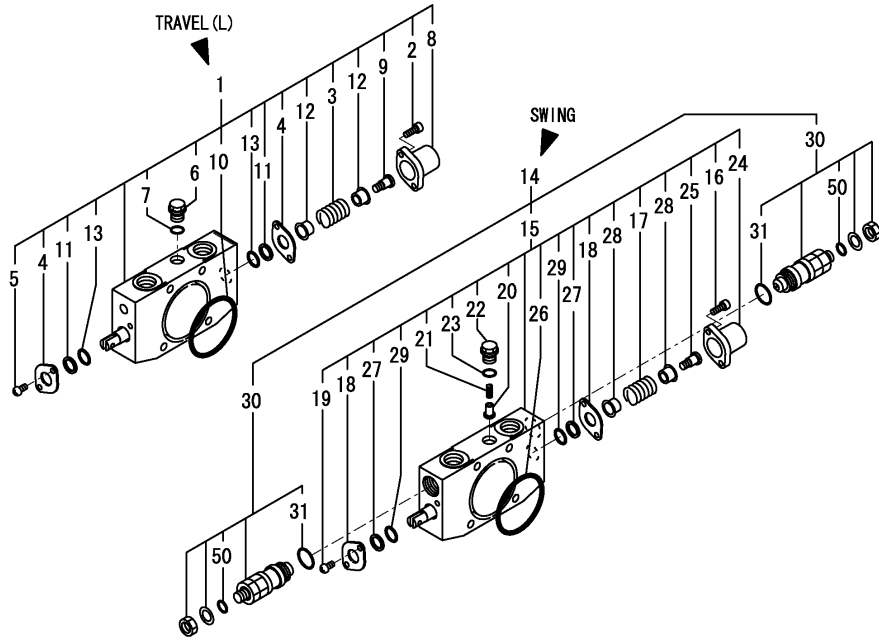
(D)=
(E)=
(F)=



No.	Lev.	Parts No.	Description	Qty						I	R
				(A)	(B)	(C)	(D)	(E)	(F)		
1	2	172478-74220	SECTION, TRAVEL	1	1	1					
2	3	172151-74060	BOLT, SOCKET HEAD	2	2	2					
3	3	172113-74170	SPRING	1	1	1					
4	3	172113-74190	SPRING	1	1	1					
5	3	172116-74190	PLATE, SEAL	2	2	2					
6	3	172823-74240	SCREW	2	2	2					
7	3	172187-74410	POPPET, VALVE	1	1	1					
8	3	172455-74450	PLUG	1	1	1					
9	3	172455-74460	O-RING	1	1	1					
10	3	172455-74730	CAP	1	1	1					
11	3	172455-74740	SCREW, CAP	1	1	1					
12	3	24321-000700	O-RING, 1AG70.0	1	1	1					
13	3	933166-80520	WIPER	2	2	2					
14	3	933171-80510	SEAT, SPRING	2	2	2					
15	3	933171-80610	O-RING	2	2	2					
16	2	172478-74520	SECTION ASSY, INLET	1	1	1					
17	3	172187-74160	VALVE, RELIEF	2	2	2					
18	4	172116-74150	O-RING	4	4	4					
19	3	172478-74230	SECTION, INLET	1	1	1					
20	4	172151-74060	BOLT, SOCKET HEAD	4	4	4					
21	4	172478-74180	SEAT, SPRING	1	1	1					
22	4	172175-74220	SEAT, SPRING	1	1	1					
23	4	172488-74240	CAP ASSY	1	1	1					
26	4	172151-74320	O-RING	2	2	2					
27	4	172422-74330	PLUG	1	1	1					
28	4	172455-74410	SPRING	1	1	1					
29	4	172455-74480	CAP	1	1	1					
30	4	172455-74520	PISTON	1	1	1					
31	4	24321-000700	O-RING, 1AG70.0	2	2	2					

Fig.65. CONTROL VALVE(5/8)

CONTROL VALVE ASSY
172478-74112
Fig. 61 REF. NO. 1
INC. Fig. 61 REF. NO. 2~27
Fig. 62~68.



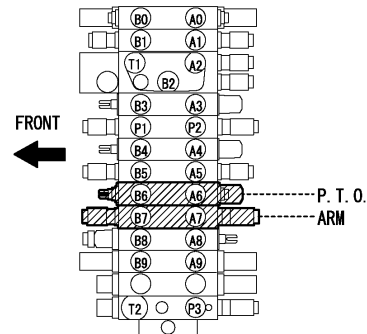
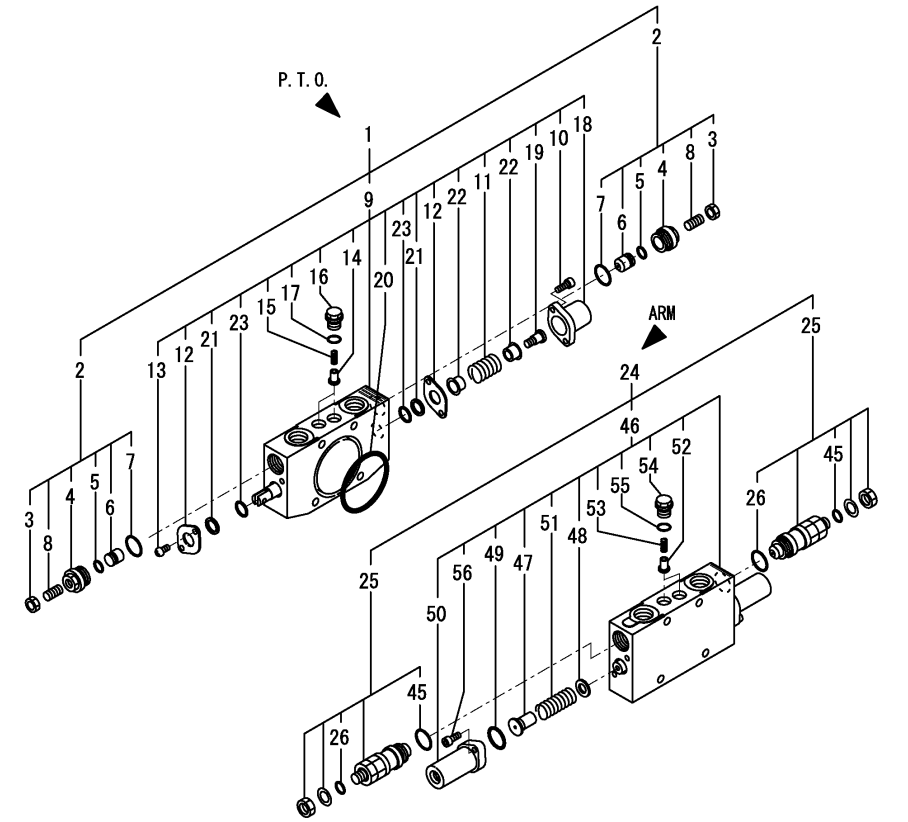
(A)=VIO75-C(US)
(B)=VIO75-C(AS)
(C)=VIO75-C(NZ)

(D)=
(E)=
(F)=

No.	Lev.	Parts No.	Description	Q'ty						I	R
				(A)	(B)	(C)	(D)	(E)	(F)		
1	2	172478-74260	SECTION, TRAVEL	1	1	1					
2	3	172151-74060	BOLT, SOCKET HEAD	2	2	2					
3	3	172113-74170	SPRING	1	1	1					
4	3	172116-74190	PLATE, SEAL	2	2	2					
5	3	172823-74240	SCREW	2	2	2					
6	3	172455-74450	PLUG	1	1	1					
7	3	172455-74460	O-RING	1	1	1					
8	3	172455-74730	CAP	1	1	1					
9	3	172455-74740	SCREW, CAP	1	1	1					
10	3	24321-000700	O-RING, 1AG70.0	1	1	1					
11	3	933166-80520	WIPER	2	2	2					
12	3	933171-80510	SEAT, SPRING	2	2	2					
13	3	933171-80610	O-RING	2	2	2					
14	2	172478-74530	SECTION ASSY, SWING	1	1	1					
15	3	172478-74270	SECTION, SWING	1	1	1					
16	4	172151-74060	BOLT, SOCKET HEAD	2	2	2					
17	4	172113-74170	SPRING	1	1	1					
18	4	172116-74190	PLATE, SEAL	2	2	2					
19	4	172823-74240	SCREW	2	2	2					
20	4	172455-74420	POPPET	1	1	1					
21	4	172455-74440	SPRING	1	1	1					
22	4	172455-74450	PLUG	1	1	1					
23	4	172455-74460	O-RING	1	1	1					
24	4	172455-74730	CAP	1	1	1					
25	4	172455-74740	SCREW, CAP	1	1	1					
26	4	24321-000700	O-RING, 1AG70.0	1	1	1					
27	4	933166-80520	WIPER	2	2	2					
28	4	933171-80510	SEAT, SPRING	2	2	2					
29	4	933171-80610	O-RING	2	2	2					
30	3	172478-74400	VALVE,RELIEF 280/40	2	2	2					
31	4	172116-74150	O-RING	2	2	2					
50	4	24315-000100	O-RING, 1BP10.0	2	2	2					

Fig.66. CONTROL VALVE(6/8)

CONTROL VALVE ASSY
172478-74112
Fig. 61 REF. NO.1
INC. Fig. 61 REF. NO. 2~27
Fig. 62~68.



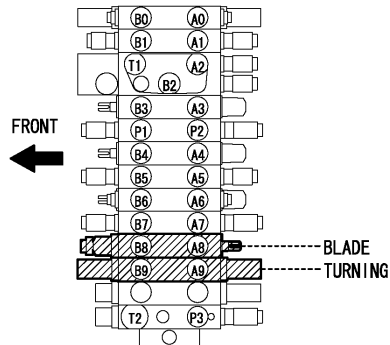
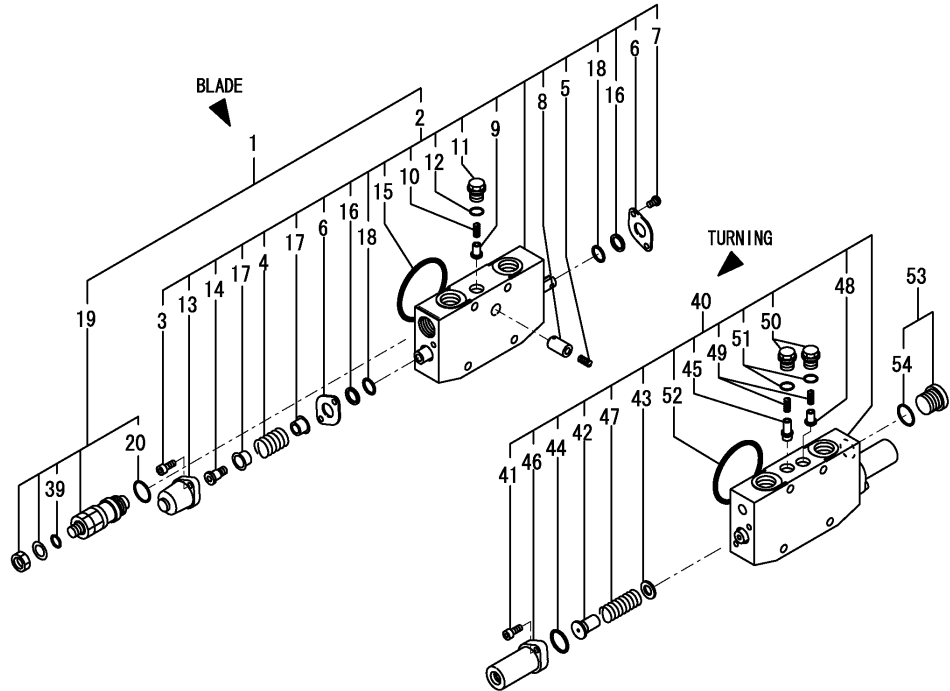
(A)=VIO75-C(US)
(B)=VIO75-C(AS)
(C)=VIO75-C(NZ)

(D)=
(E)=
(F)=

No.	Lev.	Parts No.	Description	Qty						I	R
				(A)	(B)	(C)	(D)	(E)	(F)		
1	2	172478-74610	SECTION ASSY, PTO	1	1	1					
2	3	172455-74320	SHUTOFF VALVE	2	2	2					
3	4	172455-74010	NUT, SHOE	2	2	2					
4	4	172455-74020	PLUG	2	2	2					
5	4	172455-74030	O-RING	2	2	2					
6	4	172455-74040	POPPET, VALVE	2	2	2					
7	4	172116-74150	O-RING	2	2	2					
8	4	172455-74990	SCREW, SETTING	2	2	2					
9	3	172478-74450	SECTION, PTO	1	1	1					
10	4	172151-74060	BOLT, SOCKET HEAD	2	2	2					
11	4	172113-74170	SPRING	1	1	1					
12	4	172116-74190	PLATE, SEAL	2	2	2					
13	4	172823-74240	SCREW	2	2	2					
14	4	172455-74420	POPPET	2	2	2					
15	4	172455-74440	SPRING	2	2	2					
16	4	172455-74450	PLUG	2	2	2					
17	4	172455-74460	O-RING	2	2	2					
18	4	172455-74730	CAP	1	1	1					
19	4	172455-74740	SCREW, CAP	1	1	1					
20	4	24321-000700	O-RING, 1AG70.0	1	1	1					
21	4	933166-80520	WIPER	2	2	2					
22	4	933171-80510	SEAT, SPRING	2	2	2					
23	4	933171-80610	O-RING	2	2	2					
24	2	172478-74621	SECTION ASSY, ARM	1	1	1					
25	3	172478-74400	VALVE,RELIEF 280/40	2	2	2					
26	4	172116-74150	O-RING	2	2	2					
45	4	24315-000100	O-RING, 1BP10.0	2	2	2					
46	3	172478-74491	SECTION, ARM	1	1	1					
47	4	172478-74180	SEAT, SPRING	2	2	2					
48	4	172175-74220	SEAT, SPRING	2	2	2					
49	4	172151-74320	O-RING	2	2	2					
50	4	172455-74390	CAP	2	2	2					
51	4	172455-74410	SPRING	2	2	2					
52	4	172455-74420	POPPET	2	2	2					
53	4	172455-74440	SPRING	2	2	2					
54	4	172455-74450	PLUG	2	2	2					
55	4	172455-74460	O-RING	2	2	2					
56	4	172151-74060	BOLT, SOCKET HEAD	4	4	4					

Fig.67. CONTROL VALVE(7/8)

CONTROL VALVE ASSY
172478-74112
Fig. 61 REF. NO. 1
INC. Fig. 61 REF. NO. 2~27
Fig. 62~68.



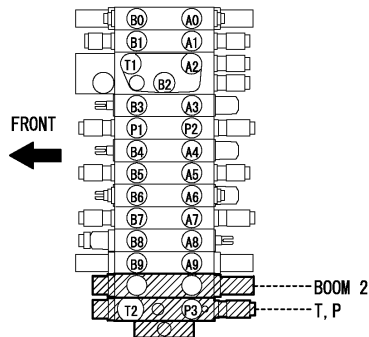
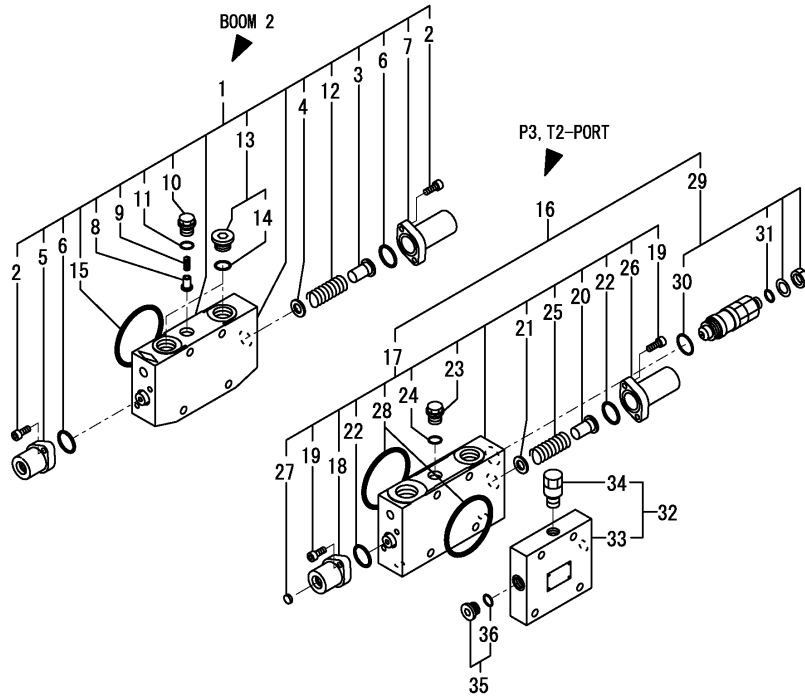
(A)=VIO75-C(US)
(B)=VIO75-C(AS)
(C)=VIO75-C(NZ)

(D)=
(E)=
(F)=

No.	Lev.	Parts No.	Description	Qty						I	R
				(A)	(B)	(C)	(D)	(E)	(F)		
1	2	172478-74560	SECTION ASSY, BLADE	1	1	1					
2	3	172478-74300	SECTION, BLADE	1	1	1					
3	4	172151-74060	BOLT, SOCKET HEAD	2	2	2					
4	4	172113-74170	SPRING	1	1	1					
5	4	172113-74190	SPRING	1	1	1					
6	4	172116-74190	PLATE, SEAL	2	2	2					
7	4	172823-74240	SCREW	2	2	2					
8	4	172187-74410	POPPET, VALVE	1	1	1					
9	4	172455-74420	POPPET	1	1	1					
10	4	172455-74440	SPRING	1	1	1					
11	4	172455-74450	PLUG	1	1	1					
12	4	172455-74460	O-RING	1	1	1					
13	4	172455-74730	CAP	1	1	1					
14	4	172455-74740	SCREW, CAP	1	1	1					
15	4	24321-000700	O-RING, 1AG70.0	1	1	1					
16	4	933166-80520	WIPER	2	2	2					
17	4	933171-80510	SEAT, SPRING	2	2	2					
18	4	933171-80610	O-RING	2	2	2					
19	3	172478-74430	VALVE,RELIEF 150/57	1	1	1					
20	4	172116-74150	O-RING	1	1	1					
39	4	24315-000100	O-RING, 1BP10.0	1	1	1					
40	2	172478-74311	SECTION, SWING	1	1	1					
41	3	172151-74060	BOLT, SOCKET HEAD	4	4	4					
42	3	172478-74180	SEAT, SPRING	2	2	2					
43	3	172175-74220	SEAT, SPRING	2	2	2					
44	3	172151-74320	O-RING	2	2	2					
45	3	172478-74320	POPPET	1	1	1					
46	3	172455-74390	CAP	2	2	2					
47	3	172455-74410	SPRING	2	2	2					
48	3	172455-74420	POPPET	1	1	1					
49	3	172455-74440	SPRING	2	2	2					
50	3	172455-74450	PLUG	2	2	2					
51	3	172455-74460	O-RING	2	2	2					
52	3	24321-000700	O-RING, 1AG70.0	1	1	1					
53	2	172455-74380	PLUG	1	1	1					
54	3	24315-000180	O-RING, 1BP18.0	1	1	1					

Fig.68. CONTROL VALVE(8/8)

CONTROL VALVE ASSY
172478-74112
Fig. 61 REF. NO. 1
INC. Fig. 61 REF. NO. 2~27
Fig. 62~68.

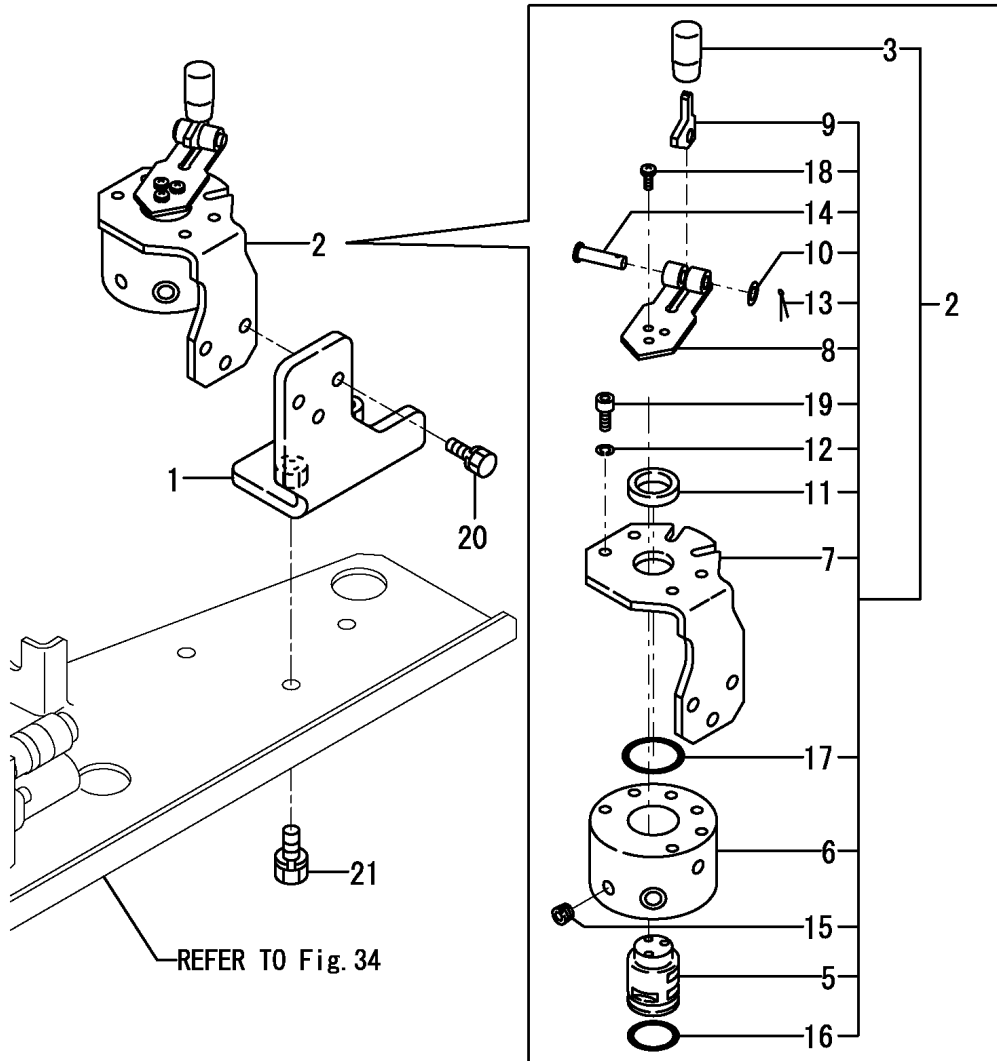


(A)=VIO75-C(US)
(B)=VIO75-C(AS)
(C)=VIO75-C(NZ)

(D)=
(E)=
(F)=

No.	Lev.	Parts No.	Description	Q'ty						I	R
				(A)	(B)	(C)	(D)	(E)	(F)		
1	2	172478-74330	SECTION, BOOM	1	1	1					
2	3	172151-74060	BOLT, SOCKET HEAD	4	4	4					
3	3	172478-74180	SEAT, SPRING	1	1	1					
4	3	172175-74220	SEAT, SPRING	1	1	1					
5	3	172445-74280	CAP	1	1	1					
6	3	172151-74320	O-RING	2	2	2					
7	3	172455-74390	CAP	1	1	1					
8	3	172455-74420	POPPET	1	1	1					
9	3	172455-74440	SPRING	1	1	1					
10	3	172455-74450	PLUG	1	1	1					
11	3	172455-74460	O-RING	1	1	1					
12	3	172455-74470	SPRING	1	1	1					
13	3	172187-74540	PLUG	2	2	2					
14	4	24315-000140	O-RING, 1BP14.0	2	2	2					
15	3	24321-000700	O-RING, 1AG70.0	1	1	1					
16	2	172478-74570	SECTION ASSY	1	1	1					
17	3	172478-74340	SECTION, CONTROL	1	1	1					
18	4	172455-74050	CAP	1	1	1					
19	4	172151-74060	BOLT, SOCKET HEAD	4	4	4					
20	4	172478-74180	SEAT, SPRING	1	1	1					
21	4	172175-74220	SEAT, SPRING	1	1	1					
22	4	172151-74320	O-RING	2	2	2					
23	4	172455-74450	PLUG	1	1	1					
24	4	172455-74460	O-RING	1	1	1					
25	4	172455-74470	SPRING	1	1	1					
26	4	172455-74480	CAP	1	1	1					
27	4	172455-74510	FILTER-A	1	1	1					
28	4	24321-000700	O-RING, 1AG70.0	2	2	2					
29	3	172478-74380	VALVE,RELIEF 210/57	1	1	1					
30	4	172116-74150	O-RING	1	1	1					
31	4	24315-000100	O-RING, 1BP10.0	1	1	1					
32	2	172478-74350	BODY ASSY	1	1	1					
33	3	172478-74360	BODY	1	1	1					
34	3	172478-74370	PLUG ASSY	1	1	1					
35	2	172478-74440	PLUG	2	2	2					
36	3	41851-000110	O-RING	2	2	2					

Fig.69. 2-WAY VALVE



(A)=VIO75-C(US)
 (B)=VIO75-C(AS)
 (C)=VIO75-C(NZ)

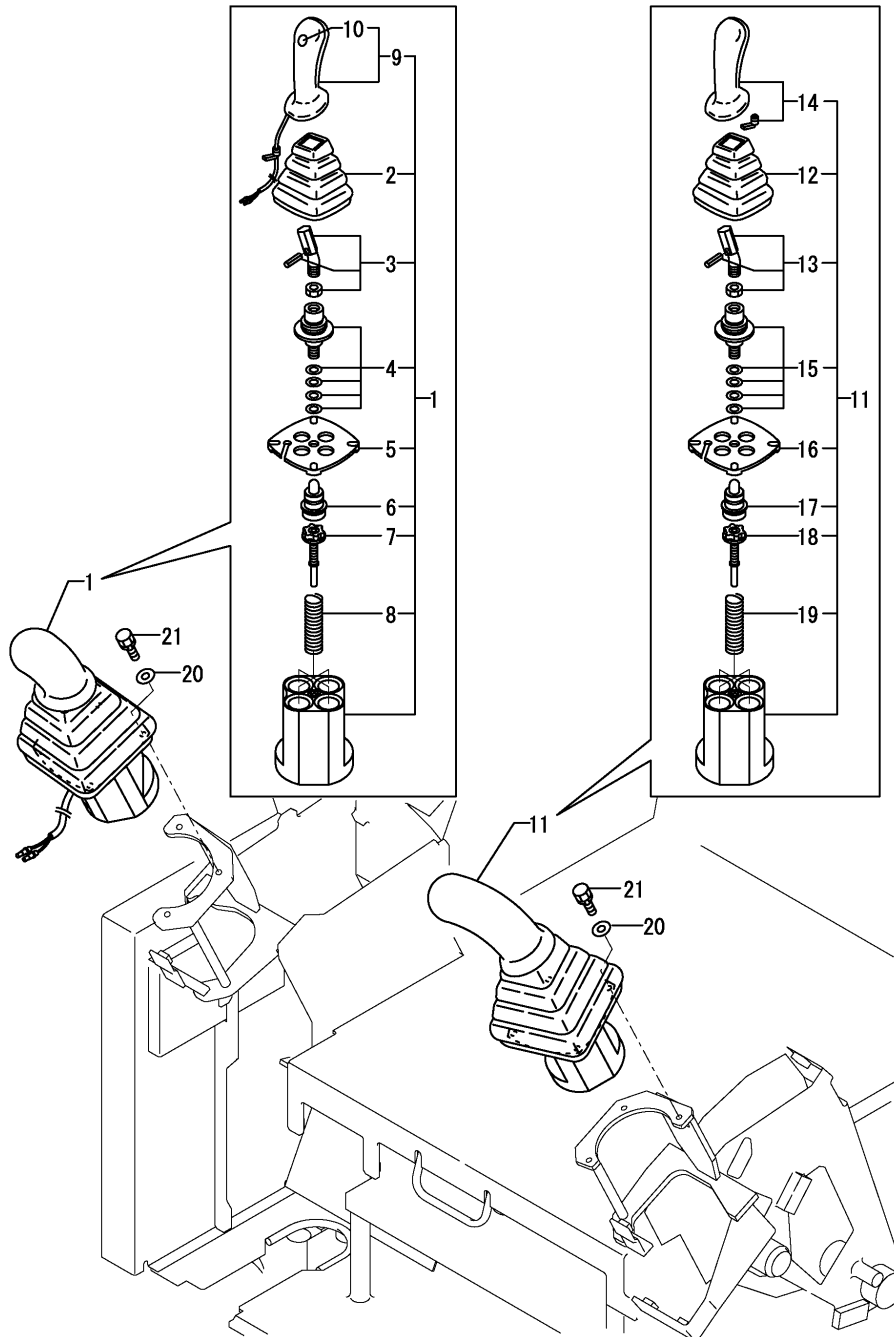
(D)=
 (E)=
 (F)=

No.	Lev.	Parts No.	Description	Q'ty						I	R
				(A)	(B)	(C)	(D)	(E)	(F)		
1	1	172463-74300	BRACKET ASSY,2W	1	1	1					
2	1	172A36-74690	VALVE ASSY,2WAY	1	1	1					
3	2	172157-58830	KNOB, 6.5X18X35	1	1	1					
5	3	172437-74711	SHAFT	1	1	1					
6	3	172437-74720	BLOCK,VALVE	1	1	1					
7	3	172437-74732	STAY ASSY	1	1	1					
8	3	172A36-74750	LEVER	1	1	1					
9	3	172A36-74780	PLATE,LOCK	1	1	1					
10	3	22117-080000	WASHER, 8	1	1	1					
11	3	22137-240000	WASHER, 24	1	1	1					
12	3	22217-060000	WASHER, SPRING 6	4	4	4					
13	3	22417-200160	PIN, COTTER 2.0X16	1	1	1					
14	3	22487-080300	PIN, H 8X 30	1	1	1					
15	3	23871-010000	PLUG, R01	4	4	4					
16	3	24311-000250	O-RING, 1AP25.0	1	1	1					
17	3	24311-000320	O-RING, 1AP32.0	1	1	1					
18	3	26022-050122	SCREW, M5X12	3	3	3					
19	3	26450-060162	BOLT, M6X 16	4	4	4					
20	1	26013-080252	BOLT, M8X 25	3	3	3					
21	1	26013-100252	BOLT, M10X 25	2	2	2					

Fig.70. REMOTE CONTROL VALVE

(A)=VIO75-C(US)
 (B)=VIO75-C(AS)
 (C)=VIO75-C(NZ)

(D)=
 (E)=
 (F)=

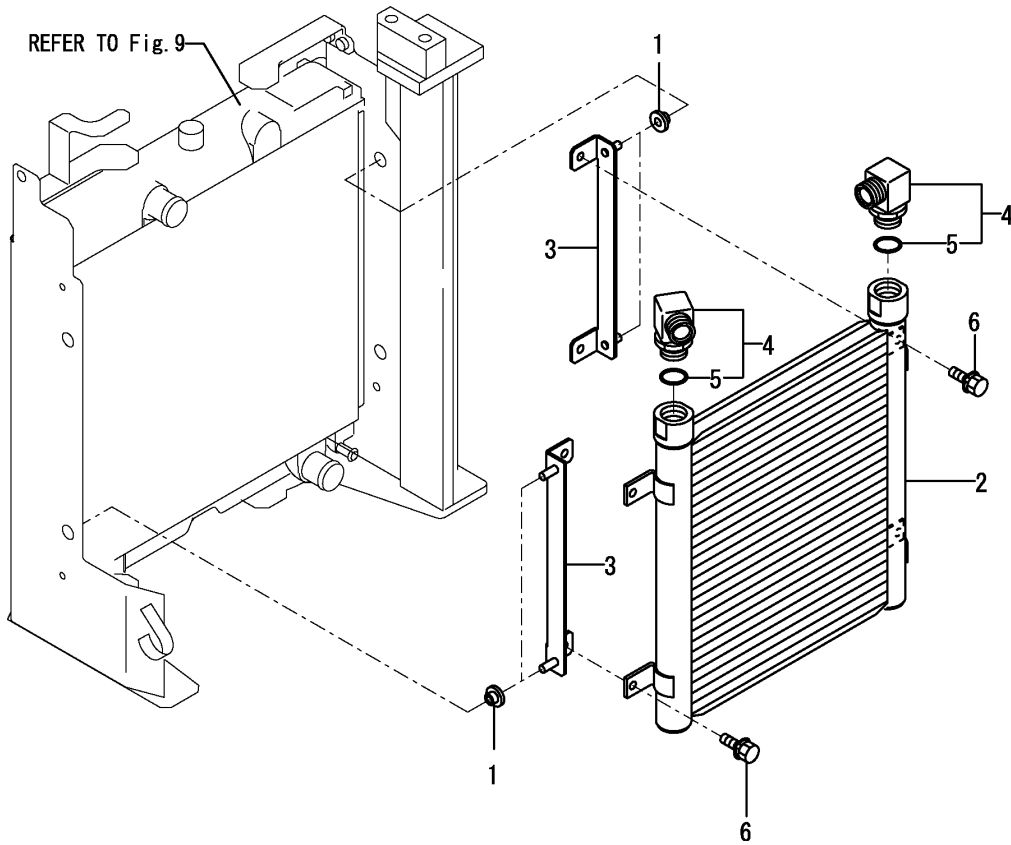


No.	Lev.	Parts No.	Description	Q'ty						I	R
				(A)	(B)	(C)	(D)	(E)	(F)		
1	1	172463-74511	VALVE ASSY, R.US	1	1	1					
2	2	172441-74030	BELLOWS	1	1	1					
3	2	172441-74040	COMMAND KIT	1	1	1					
4	2	172463-74530	CARDAN KIT	1	1	1					
5	2	172463-74540	RETAINING PLATE	1	1	1					
6	2	172463-74551	PLUNGER KIT	1	1	1					
7	2	172463-74561	REGULATION KIT	4	4	4					
8	2	172463-74570	SPRING KIT	1	1	1					
9	2	172463-74590	HANDLE R	1	1	1					
10	3	172463-74580	SWITCH, BUTTON	1	1	1					
11	1	172463-74521	VALVE ASSY, L.US	1	1	1					
12	2	172441-74030	BELLOWS	1	1	1					
13	2	172441-74040	COMMAND KIT	1	1	1					
14	2	172441-74050	HANDLE L	1	1	1					
15	2	172463-74530	CARDAN KIT	1	1	1					
16	2	172463-74540	RETAINING PLATE	1	1	1					
17	2	172463-74551	PLUNGER KIT	1	1	1					
18	2	172463-74561	REGULATION KIT	4	4	4					
19	2	172463-74570	SPRING KIT	1	1	1					
20	1	22137-060000	WASHER, 6	6	6	6					
21	1	26013-060202	BOLT, M6X 20	6	6	6					

Fig.71. OIL COOLER

(A)=VIO75-C(US)
 (B)=VIO75-C(AS)
 (C)=VIO75-C(NZ)

(D)=
 (E)=
 (F)=

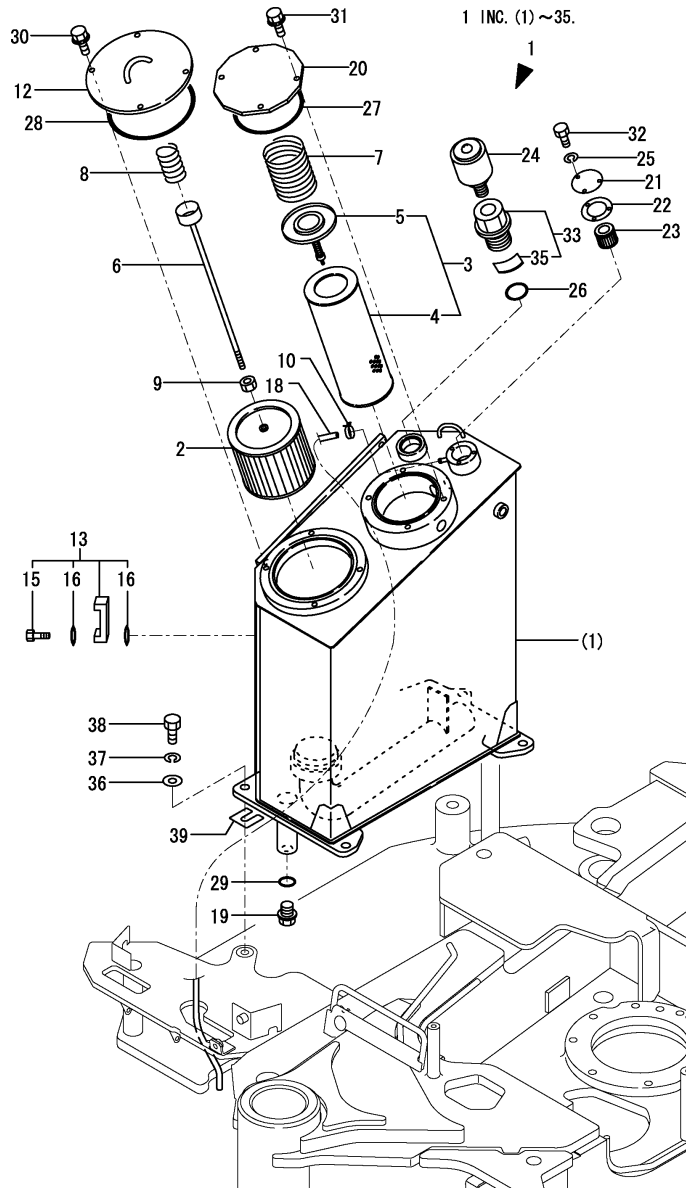


No.	Lev.	Parts No.	Description	Qty						I	R
				(A)	(B)	(C)	(D)	(E)	(F)		
1	1	172446-13330	ABSOBER,SHOCK	4	4	4					
2	1	129953-44930	COOLER ASSY, OIL	1	1	1					
3	1	172A65-74850	BRACKET ASSY,HOC	2	2	2					
4	1	172A65-76770	ELBOW	2	2	2					
5	2	172A65-76790	O-RING	2	2	2					
6	1	26014-100202	BOLT, M10X 20	4	4	4					

Fig.72. HYD.OIL TANK

(A)=VIO75-C(US)
 (B)=VIO75-C(AS)
 (C)=VIO75-C(NZ)

(D)=
 (E)=
 (F)=



No.	Lev.	Parts No.	Description	Q'ty						I	R
				(A)	(B)	(C)	(D)	(E)	(F)		
1	1	772455-75102	TANK ASSY, OIL	1	1	1					1
2	2	172162-73700	STRAINER, SUCTION	1	1	1					
3	2	172187-73700	FILTER ASSY, RETURN	1	1	1					
4	3	172187-73730	ELEMENT, FILTER	1	1	1					
5	3	172112-74971	VALVE, BY-PASS	1	1	1					
6	2	172141-73710	ROD, STRAINER	1	1	1					
7	2	172112-75770	SPRING, FILTER	1	1	1					
8	2	172112-75780	SPRING, FILTER	1	1	1					
9	2	26716-100002	NUT, M10	1	1	1					
10	2	23000-013000	CLAMP, 13	1	1	1					
12	2	172455-75240-1	COVER ASSY	1	1	1					
13	2	172455-75270	GAUGE ASSY, OIL	1	1	1					
15	3	172455-75290	BOLT M10	2	2	2					
16	3	172455-75300	O-RING	4	4	4					
18	2	172A21-75110	HOSE	1	1	1					
19	2	172455-75330	DRAIN PLIG 24	1	1	1					
20	2	172187-75340-2	COVER, TANK	1	1	1					
21	2	172165-75450-3	PLATE (GRAY:49)	1	1	1					
22	2	172165-75460	GASKET	1	1	1					
23	2	172165-75481	ELEMENT	1	1	1					
24	2	172312-75130	BREATHER, AIR	1	1	1					
25	2	22217-050000	WASHER, SPRING 5	3	3	3					
26	2	24311-000380	O-RING, 1AP38.0	1	1	1					
27	2	24321-001350	O-RING, 1AG135.0	1	1	1					
28	2	24321-001700	O-RING, 1AG170.0	1	1	1					
29	2	24341-000300	O-RING, 1AS30.0	1	1	1					
30	2	26014-100202	BOLT, M10X 20	4	4	4					
31	2	26014-100202	BOLT, M10X 20	4	4	4					
32	2	26116-050102	BOLT, M5X 10 PLATED	3	3	3					
33	2	172519-75250-2	PLUG ASSY	1	1	1					
35	3	172519-75270	PLATE, BAFFLE	1	1	1					
36	1	22137-160000	WASHER, 16	4	4	4					
37	1	22217-160000	WASHER, SPRING 16	4	4	4					
38	1	26116-160402	BOLT, M16X 40 PLATED	4	4	4					
39	1	172423-68350	SHIM	3	3	3					
40A	1	172437-03322	LABEL, HYD.OIL TANK	1	1	1					2
40B	1	172437-03361	LABEL, BATTERY US	1	1	1					2

Remarks

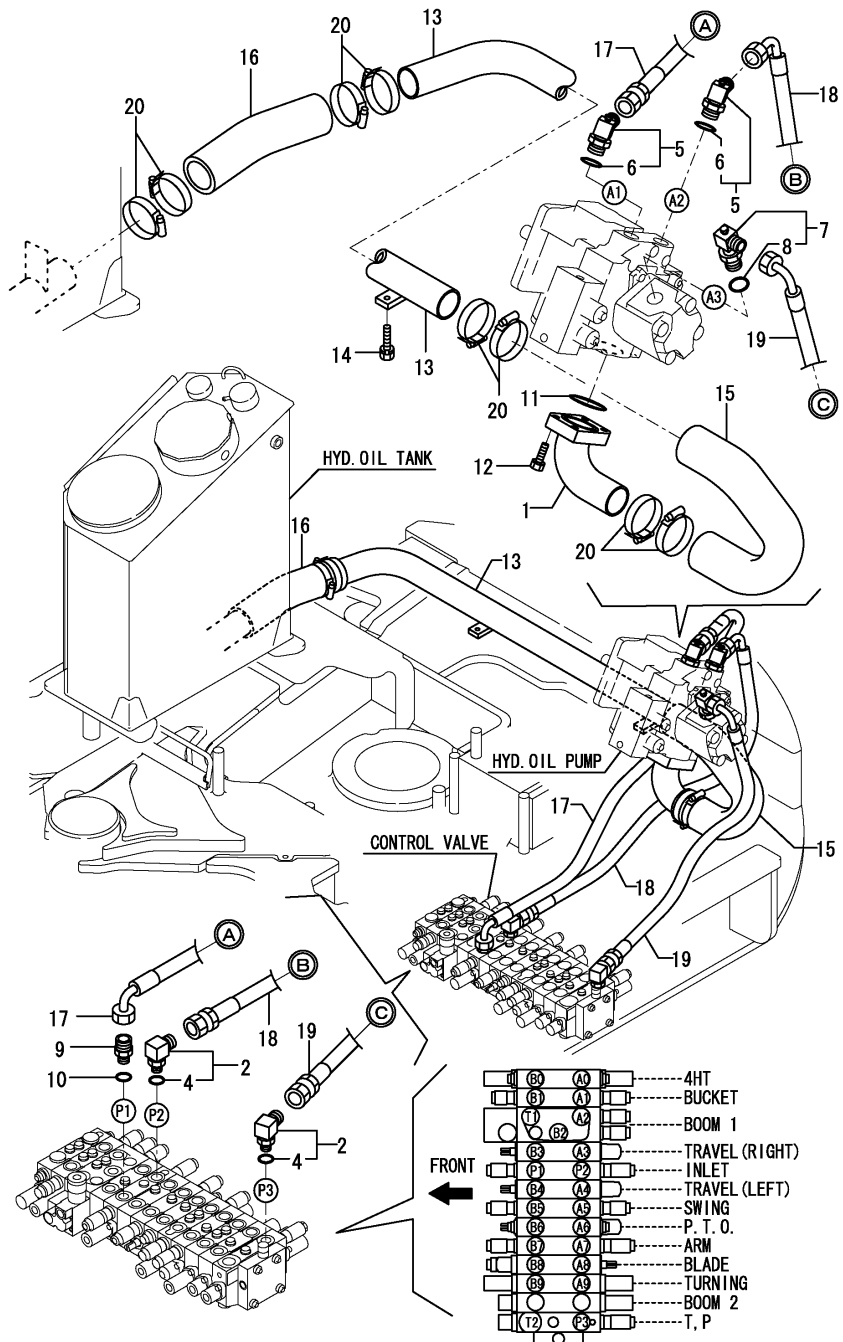
(1)PLEASE USE THIS PART WITH FOLLOWING LABELS AT THE SAME TIME. REF.NO.40A,40B

(2)LABELS ARE NOT ILLUSTRATED.

Fig.73. HYD.OIL PIPING(TANK - PUMP - CONTROL VALVE)

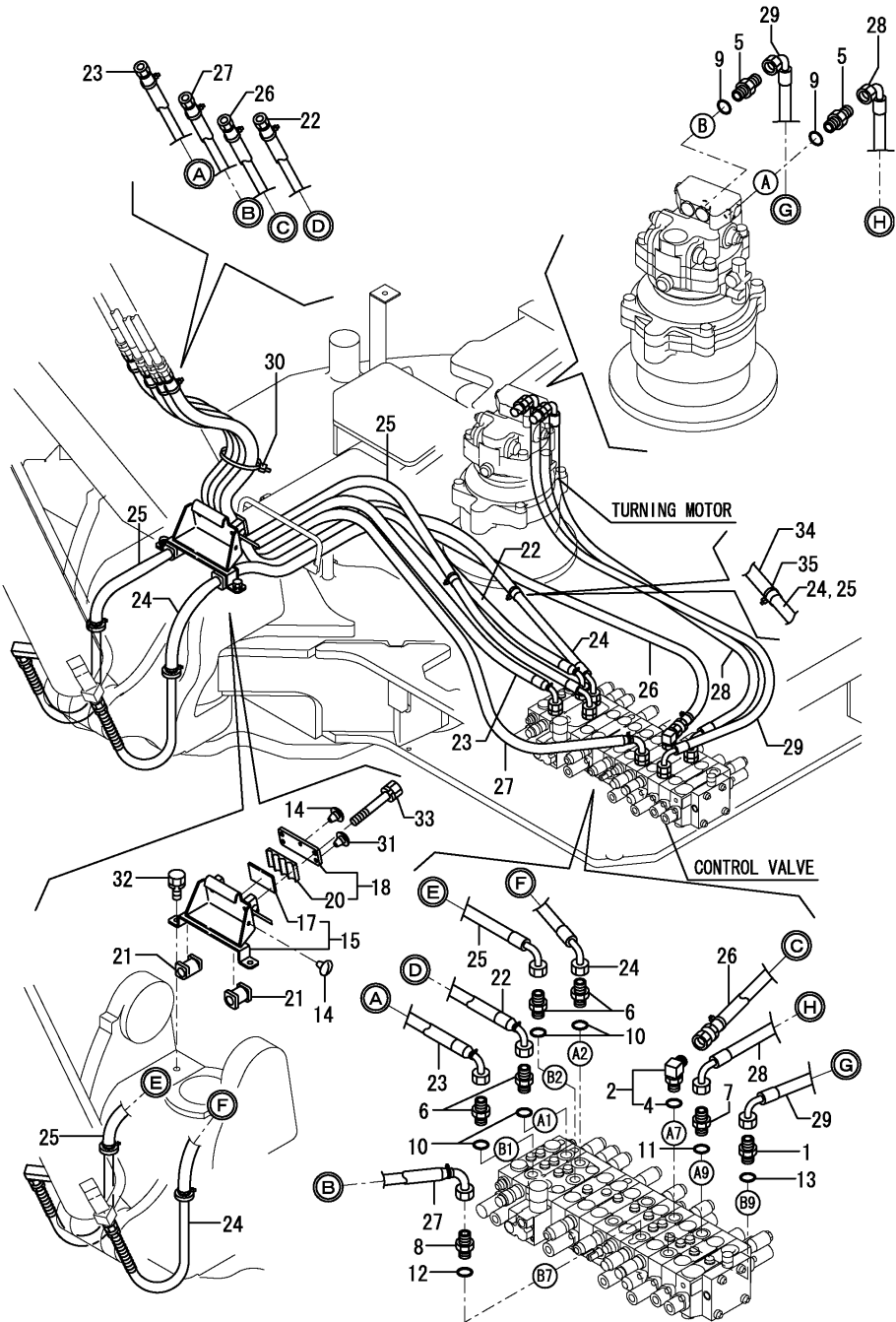
(A)=VIO75-C(US)
 (B)=VIO75-C(AS)
 (C)=VIO75-C(NZ)

(D)=
 (E)=
 (F)=



No.	Lev.	Parts No.	Description	Qty						I	R
				(A)	(B)	(C)	(D)	(E)	(F)		
1	1	172455-76100	FLANGE	1	1	1					
2	1	172151-76161	ELBOW ASSY	2	2	2					
4	2	24315-000180	O-RING, 1BP18.0	2	2	2					
5	1	172187-76191	ELBOW, ADJUST	2	2	2					
6	2	41851-000240	PACKING, 24.0	2	2	2					
7	1	172455-76191	ELBOW, ADJUST	1	1	1					
8	2	41851-000240	PACKING, 24.0	1	1	1					
9	1	172455-76200	CONNECTOR	1	1	1					
10	1	41851-000180	O RING	1	1	1					
11	1	24325-000650	O-RING, 1BG65.0	1	1	1					
12	1	26013-120402	BOLT, M12X 40	4	4	4					
13	1	172455-76400	TUBE ASSY, SUCTION	1	1	1					
14	1	26013-100402	BOLT, M10X 40	2	2	2					
15	1	172455-78100	HOSE	1	1	1					
16	1	172455-78110	HOSE	1	1	1					
17	1	172455-78130	HOSE	1	1	1					
18	1	172455-78140	HOSE	1	1	1					
19	1	172455-78150	HOSE	1	1	1					
20	1	23001-090000	CLAMP, HOSE 90	8	8	8					

Fig.74. HYD.OIL PIPING(CONTROL VALVE - TURNING MOTOR, BOOM)

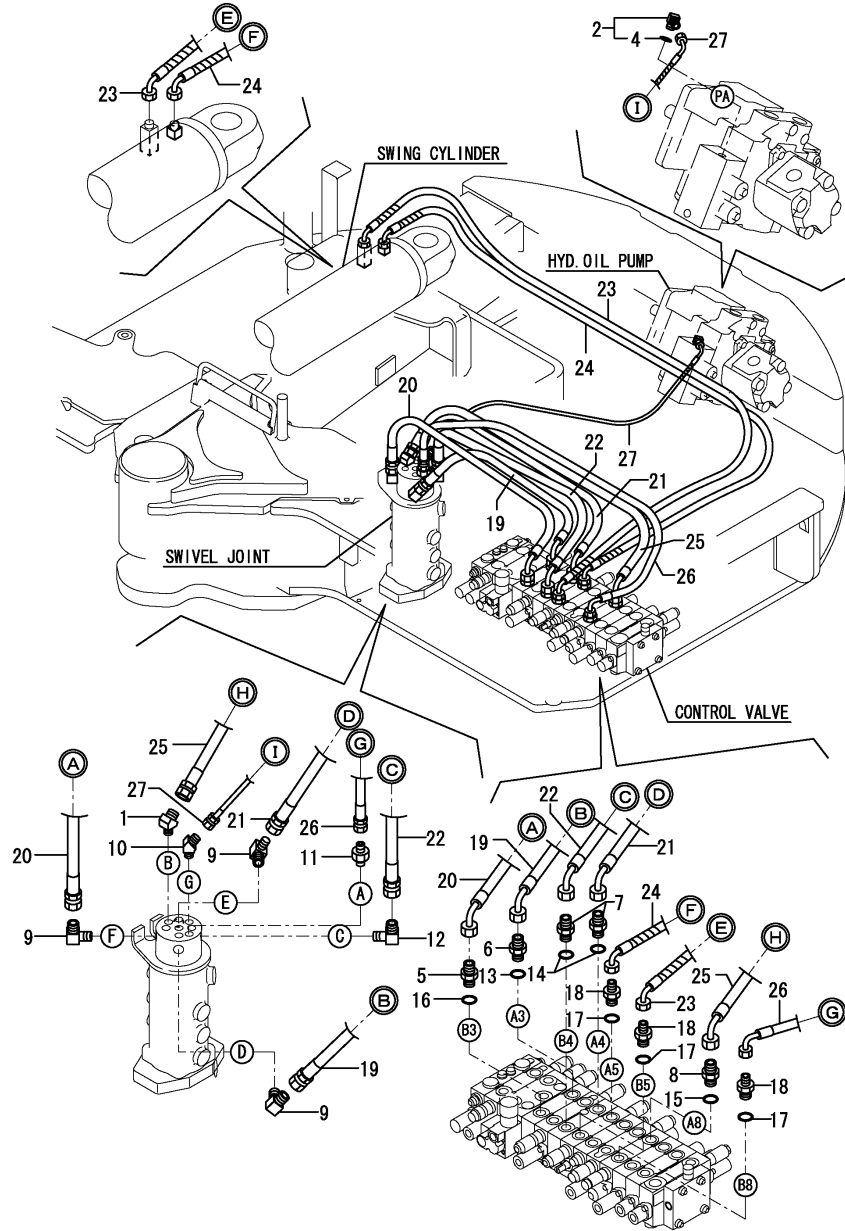


(A)=VIO75-C(US)
 (B)=VIO75-C(AS)
 (C)=VIO75-C(NZ)

(D)=
 (E)=
 (F)=

No.	Lev.	Parts No.	Description	Q'ty						I	R
				(A)	(B)	(C)	(D)	(E)	(F)		
1	1	172147-76271	CONNECTOR, 1/2X1/2	1	1	1					
2	1	172141-76900	CONNECTOR ASSY	1	1	1					
4	2	24315-000180	O-RING, 1BP18.0	1	1	1					
5	1	172112-77361	CONNECTOR	2	2	2					
6	1	172112-77361	CONNECTOR	4	4	4					
7	1	172112-77361	CONNECTOR	1	1	1					
8	1	172112-77361	CONNECTOR	1	1	1					
9	1	41851-000180	O RING	2	2	2					
10	1	41851-000180	O RING	4	4	4					
11	1	41851-000180	O RING	1	1	1					
12	1	41851-000180	O RING	1	1	1					
13	1	41851-000180	O RING	1	1	1					
14	1	172444-17660	CLIP, TREE	2	2	2					
15	1	172478-76590-2	CLAMP ASSY, HOSE	1	1	1					
17	2	172187-76650	RUBBER, HOSE SUPPORT	1	1	1					
18	1	172478-76640-2	PALTE (YELLOW:2J)	1	1	1					
20	2	172187-76700	RUBBER	1	1	1					
21	1	172187-78100	RUBBER	2	2	2					
22	1	172478-78200	HOSE	1	1	1					
23	1	172478-78210	HOSE	1	1	1					
24	1	172478-78220	HOSE	1	1	1					
25	1	172478-78230	HOSE	1	1	1					
26	1	172478-78240	HOSE	1	1	1					
27	1	172478-78250	HOSE	1	1	1					
28	1	172455-78310	HOSE	1	1	1					
29	1	172455-78320	HOSE	1	1	1					
30	1	172122-79930	CLAMP, HOSE	1	1	1					
31	1	172183-81160	CLIP, TREE	2	2	2					
32	1	26013-100202	BOLT, M10X 20	2	2	2					
33	1	26013-100602	BOLT, M10X 60	2	2	2					
34	1	172142-78780	COVER, HOSE	2	2	2					
35	1	172122-79930	CLAMP, HOSE	4	4	4					

Fig.75. HYD.OIL PIPING(PUMP,C/V - SWIVEL JOINT,SWING CYLINDER)



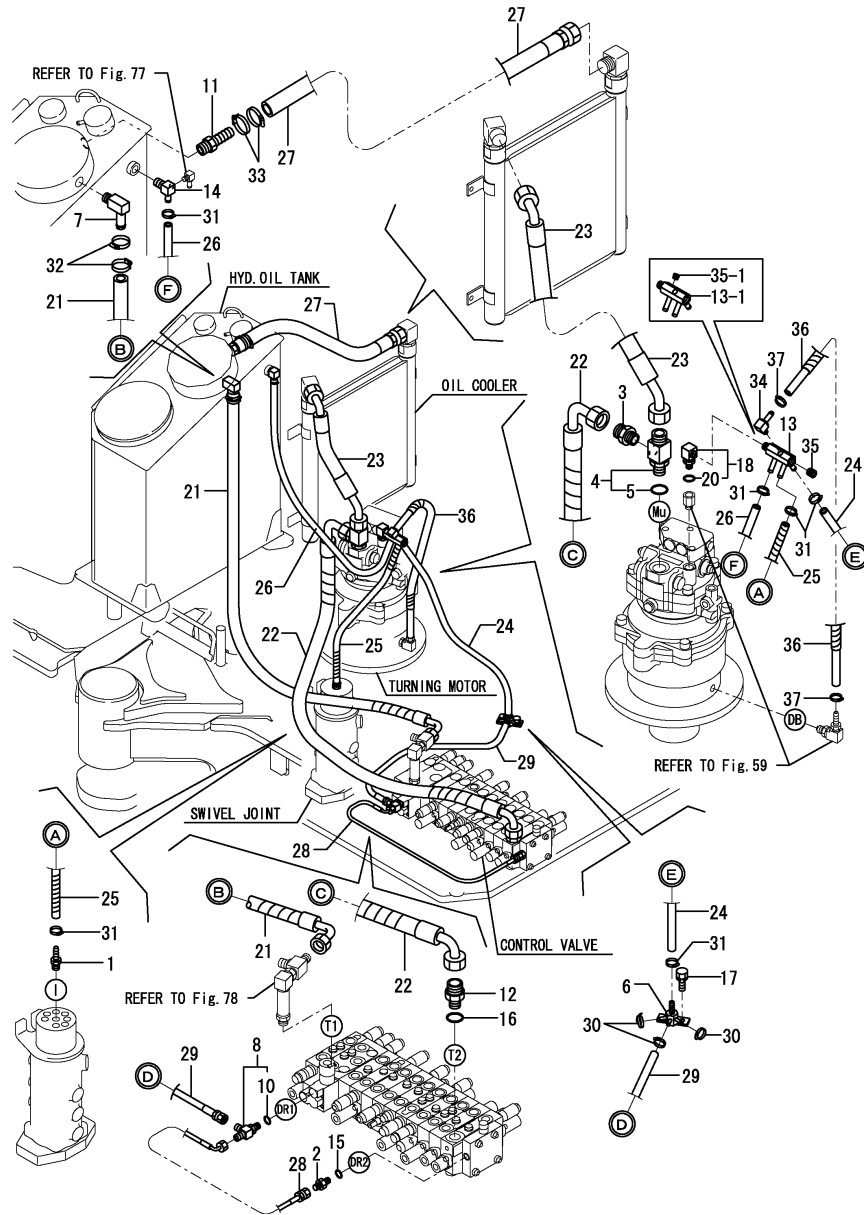
(A)=VIO75-C(US)
 (B)=VIO75-C(AS)
 (C)=VIO75-C(NZ)

(D)=
 (E)=
 (F)=

No.	Lev.	Parts No.	Description	Qty						I	R	
				(A)	(B)	(C)	(D)	(E)	(F)			
1	1	172312-76020	ELBOW (A=MXXXXX) (B=MXXXXX) (C=MXXXXX)	1	1	1					Z	1
2	1	172141-76181	CONNECTOR ASSY, 02FF	1	1	1						
4	2	41851-000110	O-RING	1	1	1						
5	1	172147-76271	CONNECTOR, 1/2X1/2	1	1	1						
6	1	172112-77361	CONNECTOR	1	1	1						
7	1	172112-77361	CONNECTOR	2	2	2						
8	1	172112-77361	CONNECTOR	1	1	1						
9	1	23393-040000	JOINT, 90RGI-1/2 (A=MXXXXX) (B=MXXXXX) (C=MXXXXX)	3	3	3					Z	1
10	1	23394-020000	JOINT, 45RGI-1/4 (A=MXXXXX) (B=MXXXXX) (C=MXXXXX)	1	1	1					Z	1
11	1	23391-030000	JOINT, RGI-3/8 (A=MXXXXX) (B=MXXXXX) (C=MXXXXX)	1	1	1					Z	1
12	1	23393-040000	JOINT, 90RGI-1/2 (A=MXXXXX) (B=MXXXXX) (C=MXXXXX)	1	1	1					Z	1
13	1	41851-000180	O-RING	1	1	1						
14	1	41851-000180	O-RING	2	2	2						
15	1	41851-000180	O-RING	1	1	1						
16	1	41851-000180	O-RING	1	1	1						
17	1	41851-000180	O-RING	3	3	3						
18	1	933160-01370	CONNECTOR,PF1/2PF3/8	3	3	3						
19	1	172455-78211	HOSE	1	1	1						
20	1	172455-78220	HOSE	1	1	1						
21	1	172455-78231	HOSE	1	1	1						
22	1	172455-78241	HOSE	1	1	1						
23	1	172478-78260	HOSE	1	1	1						
24	1	172478-78270	HOSE	1	1	1						
25	1	172455-78290	HOSE	1	1	1						
26	1	172455-78301	HOSE	1	1	1						
27	1	172478-78670	HOSE	1	1	1						

Remarks
 (1)New parts(:N-spec. Swivel joint)
 are shown in Fig.95(60B).

Fig.76. HYD.OIL PIPING(RETURN : 1)



(A)=VIO75-C(US)
 (B)=VIO75-C(AS)
 (C)=VIO75-C(NZ)

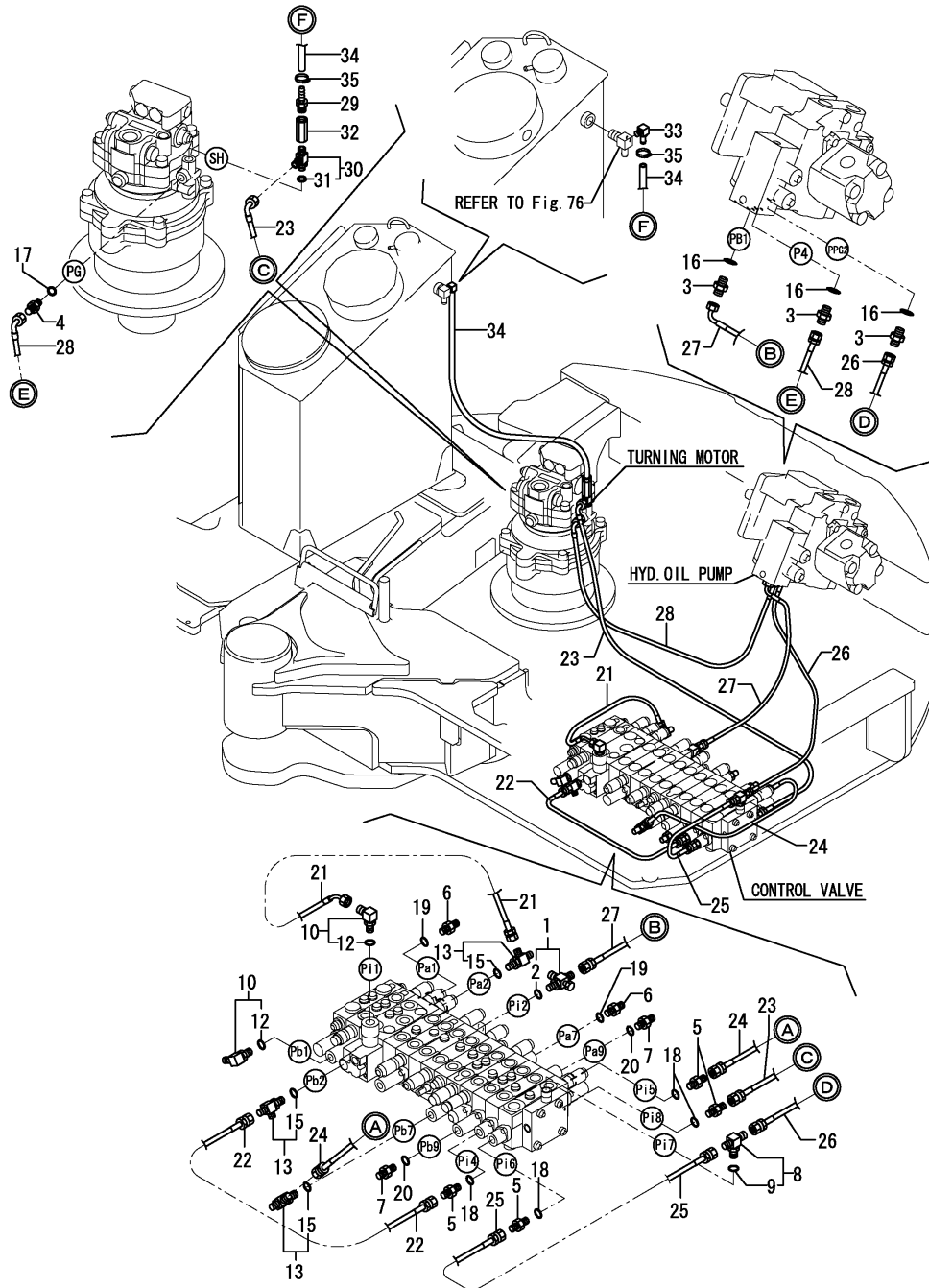
(D)=
 (E)=
 (F)=

No.	Lev.	Parts No.	Description	Q'ty						I	R	
				(A)	(B)	(C)	(D)	(E)	(F)			
1	1	172137-76110 (A=MXXXXX) (B=MXXXXX) (C=MXXXXX)	NIPPLE	1	1	1					Z	2
2	1	172123-76121	ADAPTER	1	1	1						
3	1	172187-76131	CONNECTOR, PF3/4	1	1	1						
4	1	172187-76141	CONNECTOR, PF1XPF3/4	1	1	1						
5	2	24315-000240	O-RING, 1BP24.0	1	1	1						
6	1	172187-76160	JOINT	1	1	1						
7	1	172455-76160	ELBOW	1	1	1						
8	1	172162-76181	JOINT ASSY	1	1	1						
10	2	41851-000110	O-RING	1	1	1						
11	1	172187-76180	NIPPLE, HOSE	1	1	1						
12	1	172151-76200	JOINT	1	1	1						
13	1	172499-76310	JOINT	1	1	1						
13-1	1	172499-76311 (A=MZZZZZ) (B=MZZZZZ) (C=MZZZZZ)	JOINT	1	1	1					F	1
14	1	172499-76331	NIPPLE, ELBOW	1	1	1						
15	1	41851-000110	O-RING	1	1	1						
16	1	41851-000240	O-RING	1	1	1						
17	1	26013-100202	BOLT, M10X 20	2	2	2						
18	1	933111-50001	CONNECTOR	1	1	1						
20	2	24315-000140	O-RING, 1BP14.0	1	1	1						
21	1	172455-78160	HOSE	1	1	1						
22	1	172455-78330	HOSE	1	1	1						
23	1	172A65-78200	HOSE	1	1	1						
24	1	172455-78350	HOSE	1	1	1						
25	1	172455-78360	HOSE	1	1	1						
26	1	172455-78370	HOSE	1	1	1						
27	1	172A65-78210	HOSE	1	1	1						
28	1	172478-78630	HOSE	1	1	1						
29	1	172455-78730	HOSE	1	1	1						
30	1	23000-013000	CLAMP, 13	3	3	3						
31	1	23001-016000	CLAMP, HOSE 16	6	6	6						
32	1	23001-035000	CLAMP, HOSE 35	2	2	2						
33	1	23001-041000	CLAMP, HOSE 41	2	2	2						
34	1	172155-11120	ELBOW	1	1	1						
34-1	1	172165-76600 (A=MZZZZZ) (B=MZZZZZ) (C=MZZZZZ)	CONNECTOR, PT1/4	1	1	1						N
35	1	23871-020000	PLUG, R02	1	1	1						
35-1	1	23871-020000 (A=MZZZZZ) (B=MZZZZZ) (C=MZZZZZ)	PLUG, R02	2	2	2						K
36	1	172487-78250	HOSE	1	1	1						
37	1	23001-016000	CLAMP, HOSE 16	2	2	2						

Remarks

- (1) Interchangeable by simultaneous replacement with Ref.No.35-1.
- (2) New parts(:N-spec. Swivel joint) are shown in Fig.95(60B).

Fig.77. HYD.OIL PIPING(RETURN : 2)



(A)=VIO75-C(US)
 (B)=VIO75-C(AS)
 (C)=VIO75-C(NZ)

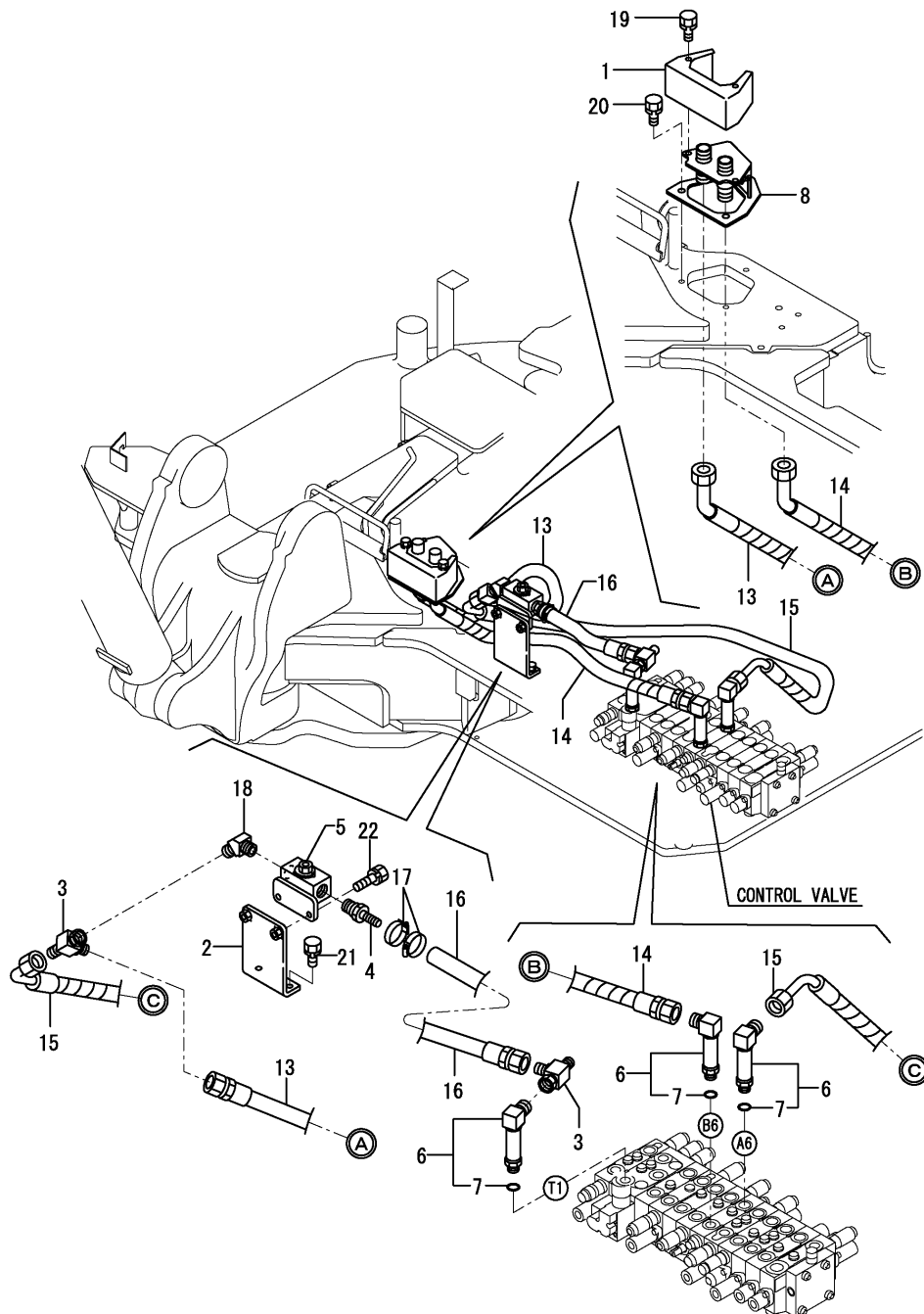
(D)=
 (E)=
 (F)=

No.	Lev.	Parts No.	Description	Qty						I	R
				(A)	(B)	(C)	(D)	(E)	(F)		
1	1	172457-76100	TEE, ADJUSTABLE	1	1	1					
2	2	24315-000110	O-RING, 1BP11.0	1	1	1					
3	1	172123-76121	ADAPTER	3	3	3					
4	1	172123-76121	ADAPTER	1	1	1					
5	1	172123-76121	ADAPTER	4	4	4					
6	1	172123-76121	ADAPTER	2	2	2					
7	1	172123-76121	ADAPTER	2	2	2					
8	1	172187-76170	TEE, ADJUSTABLE	1	1	1					
9	2	24315-000110	O-RING, 1BP11.0	1	1	1					
10	1	172141-76181	CONNECTOR ASSY, 02FF	2	2	2					
12	2	41851-000110	O-RING	2	2	2					
13	1	172162-76181	JOINT ASSY	3	3	3					
15	2	41851-000110	O-RING	3	3	3					
16	1	41851-000110	O-RING	3	3	3					
17	1	41851-000110	O-RING	1	1	1					
18	1	41851-000110	O-RING	4	4	4					
19	1	41851-000110	O-RING	2	2	2					
20	1	41851-000110	O-RING	2	2	2					
21	1	172455-78600	HOSE	1	1	1					
22	1	172455-78610	HOSE	1	1	1					
23	1	172455-78710	HOSE	1	1	1					
24	1	172455-78620	HOSE	1	1	1					
25	1	172478-78620	HOSE	1	1	1					
26	1	172478-78650	HOSE	1	1	1					
27	1	172478-78660	HOSE	1	1	1					
28	1	172444-78680	HOSE	1	1	1					
29	1	172141-76220	NIPPLE	1	1	1					
30	1	172499-76320	JOINT ASSY	1	1	1					
31	2	24315-000110	O-RING, 1BP11.0	1	1	1					
32	1	172499-76351	CHECK VALVE R1/4	1	1	1					
33	1	172186-76390	NIPPLE, ELBOW	1	1	1					
34	1	172499-78600	HOSE	1	1	1					
35	1	23000-013000	CLAMP, 13	2	2	2					

Fig.78. HYD.OIL PIPING(P.T.O. : FRAME END)

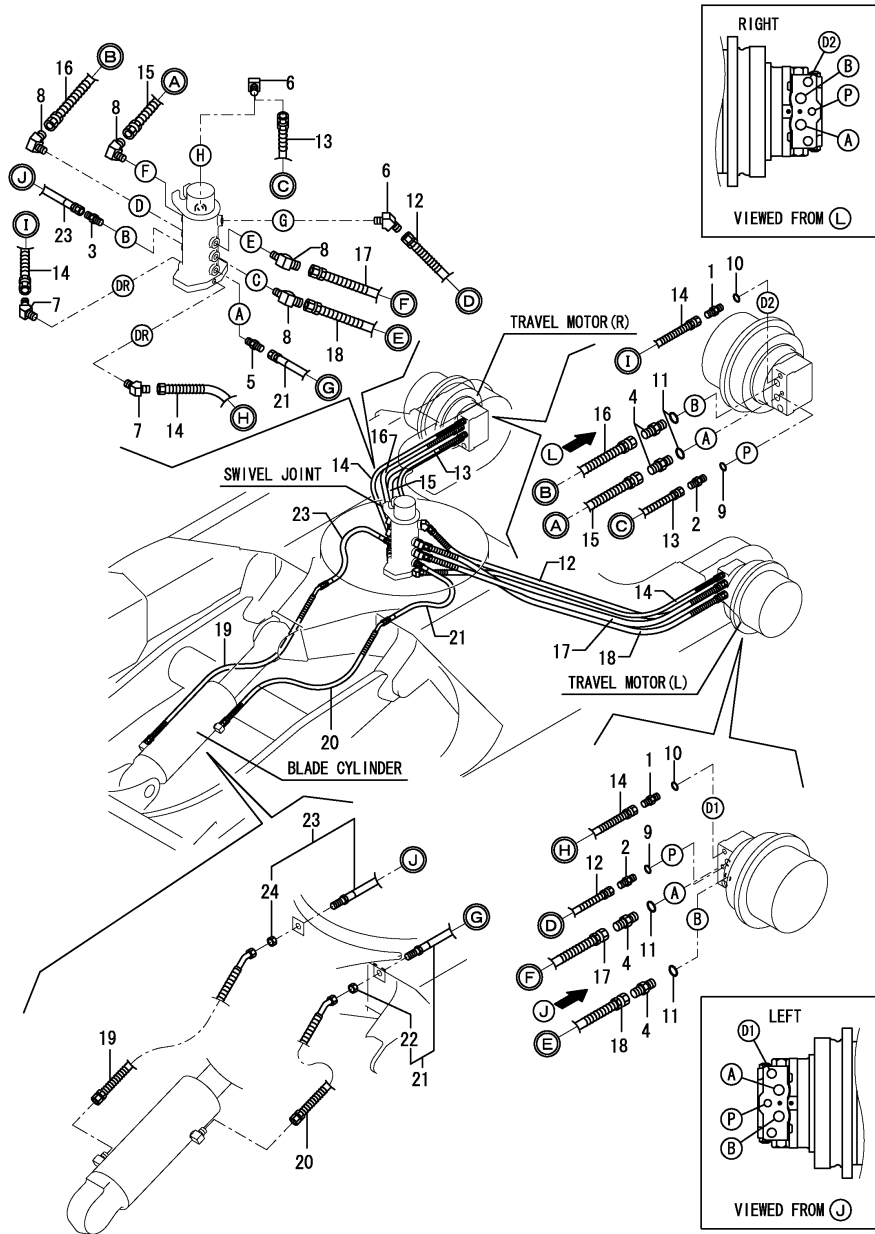
(A)=VIO75-C(US)
 (B)=VIO75-C(AS)
 (C)=VIO75-C(NZ)

(D)=
 (E)=
 (F)=



No.	Lev.	Parts No.	Description	Qty						I	R
				(A)	(B)	(C)	(D)	(E)	(F)		
1	1	172187-61541-3	COVER, 3RD	1	1	1					
2	1	172463-74700	BRACKET ASSY,PTO	1	1	1					
3	1	172989-76120	CONNECTOR	2	2	2					
4	1	172165-76220	NIPPLE	1	1	1					
5	1	172176-76581-4	VALVE, STOP (49)	1	1	1					
6	1	172455-76580	ELBOW	3	3	3					
7	2	24315-000180	O-RING, 1BP18.0	3	3	3					
8	1	172187-76821-3	CONNECTOR ASSY	1	1	1					
13	1	172478-78700	HOSE	1	1	1					
14	1	172478-78700	HOSE	1	1	1					
15	1	172478-78850	HOSE	1	1	1					
16	1	172478-78860	HOSE	1	1	1					
17	1	23001-035000	CLAMP, HOSE 35	2	2	2					
18	1	23394-060000	JOINT, 45RGI-3/4	1	1	1					
19	1	26013-080162	BOLT, M8X 16	2	2	2					
20	1	26013-100202	BOLT, M10X 20	3	3	3					
21	1	26013-100202	BOLT, M10X 20	2	2	2					
22	1	26013-100302	BOLT, M10X 30	2	2	2					

Fig.79. HYD.OIL PIPING(TRACK FRAME)



(A)=VIO75-C(US)
(B)=VIO75-C(AS)
(C)=VIO75-C(NZ)

(D)=
(E)=
(F)=

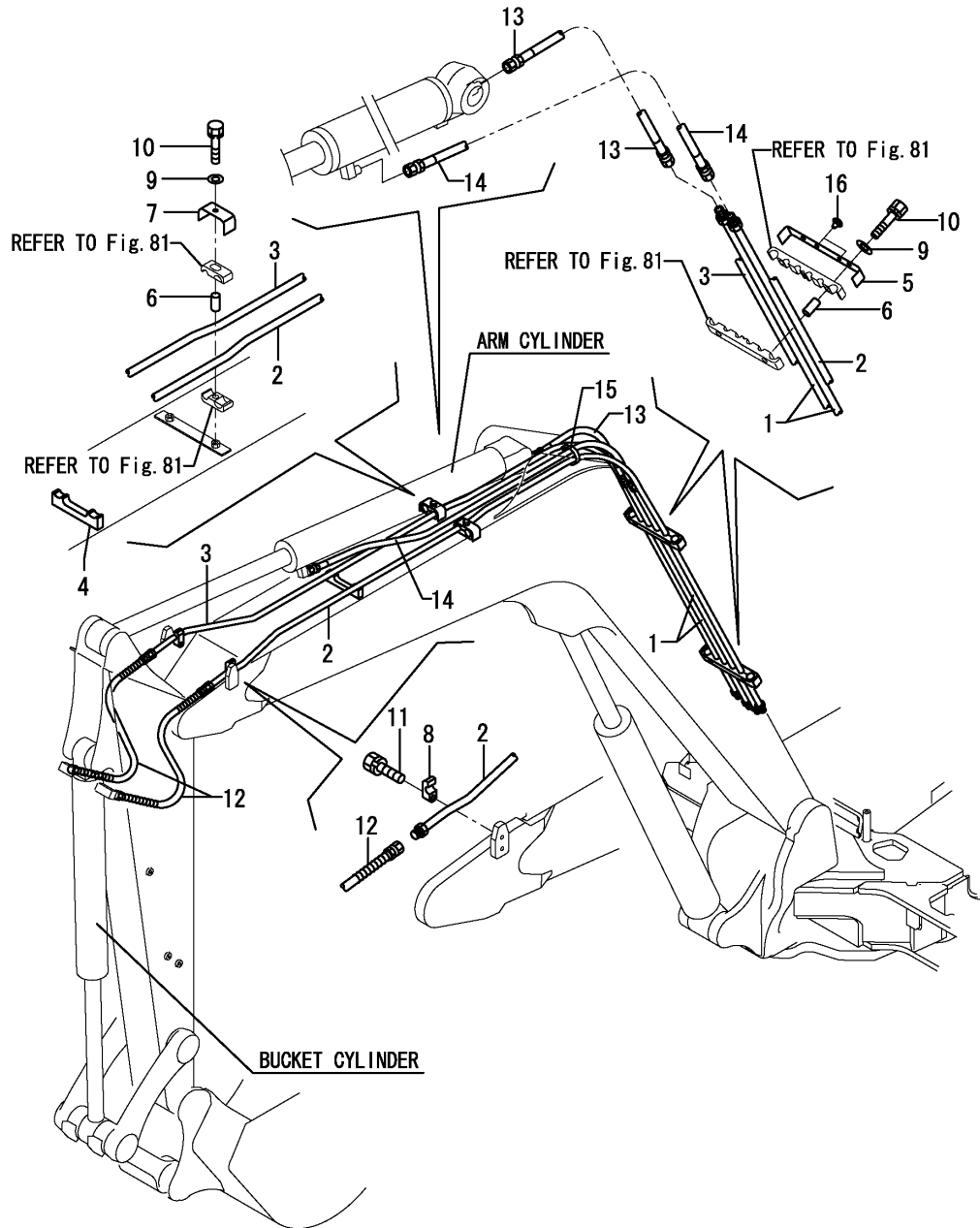
No.	Lev.	Parts No.	Description	Qty						I	R
				(A)	(B)	(C)	(D)	(E)	(F)		
1	1	172730-75141	ADAPTER	2	2	2					
2	1	172123-76121	ADAPTER	2	2	2					
3	1	172141-76940	ADAPTER	1	1	1					Z 1
		(A=MXXXXX) (B=MXXXXX) (C=MXXXXX)									
4	1	172112-77361	CONNECTOR	4	4	4					
5	1	23391-030000	JOINT, RGI-3/8	1	1	1					Z 1
		(A=MXXXXX) (B=MXXXXX) (C=MXXXXX)									
6	1	23394-020000	JOINT, 45RGI-1/4	2	2	2					Z 1
		(A=MXXXXX) (B=MXXXXX) (C=MXXXXX)									
7	1	23394-030000	JOINT, 45RGI-3/8	2	2	2					Z 1
		(A=MXXXXX) (B=MXXXXX) (C=MXXXXX)									
8	1	23394-040000	JOINT, 45RGI-1/2	4	4	4					Z 1
		(A=MXXXXX) (B=MXXXXX) (C=MXXXXX)									
9	1	41851-000110	O-RING	2	2	2					
10	1	41851-000140	O-RING	2	2	2					
11	1	41851-000180	O-RING	4	4	4					
12	1	172187-78201	HOSE	1	1	1					
13	1	172187-78201	HOSE	1	1	1					
14	1	172187-78211	HOSE	2	2	2					
15	1	172187-78231	HOSE	1	1	1					
16	1	172187-78231	HOSE	1	1	1					
17	1	172187-78231	HOSE	1	1	1					
18	1	172187-78231	HOSE	1	1	1					
19	1	172478-78320	HOSE	1	1	1					
20	1	172187-78440	HOSE	1	1	1					
21	1	172455-78520	HOSE	1	1	1					
22	2	172455-79750	NUT, LOCK	1	1	1					
23	1	172455-78530	HOSE	1	1	1					
24	2	172455-79780	NUT, LOCK	1	1	1					

Remarks
(1)New parts(:N-spec. Swivel joint)
are shown in Fig.95(60B).

Fig.80. HYD.OIL PIPING(BOOM)

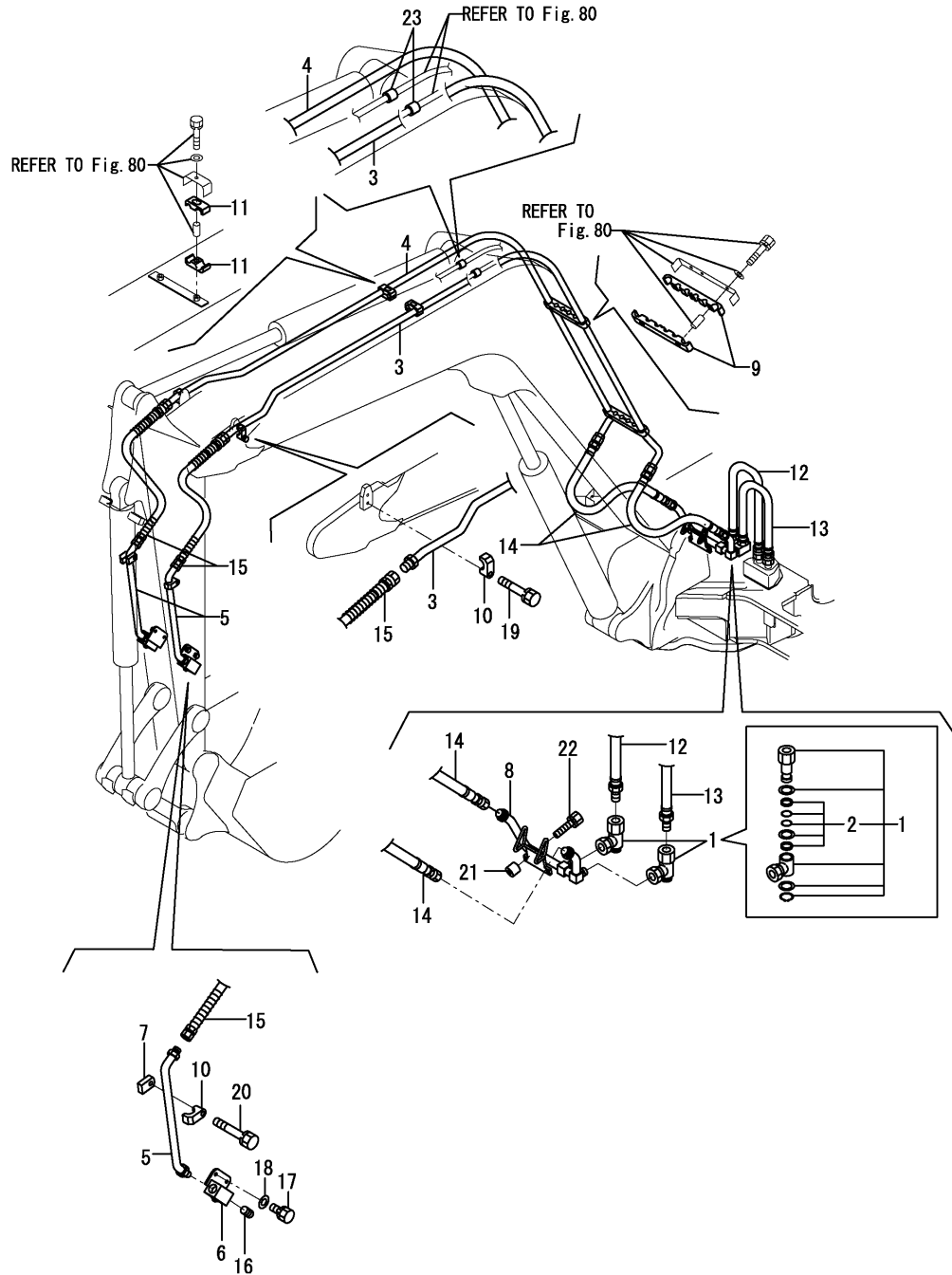
(A)=VIO75-C(US)
 (B)=VIO75-C(AS)
 (C)=VIO75-C(NZ)

(D)=
 (E)=
 (F)=



No.	Lev.	Parts No.	Description	Q'ty						I	R
				(A)	(B)	(C)	(D)	(E)	(F)		
1	1	172187-76400-2	TUBE, ARM	2	2	2					
2	1	172187-76420-2	TUBE, BUCKET	1	1	1					
3	1	172187-76440-2	TUBE, BUCKET	1	1	1					
4	1	172478-76500	ANTIVIBRATION RUBBER	1	1	1					
5	1	172478-76511-2	CLAMP	2	2	2					
6	1	172187-76520	COLLAR, CLAMP	6	6	6					
7	1	172187-76530-2	CLAMP, TUBE	2	2	2					
8	1	172142-76950-6	CLAMP	2	2	2					
9	1	22137-100000	WASHER, 10	6	6	6					
10	1	26013-100502	BOLT, M10X 50	6	6	6					
11	1	26013-120402	BOLT, M12X 40	2	2	2					
12	1	172187-78240	HOSE	2	2	2					
13	1	172187-78410	HOSE	1	1	1					
14	1	172187-78420	HOSE	1	1	1					
15	1	172187-78580	BAND W 397	2	2	2					
16	1	172444-17660	CLIP, TREE	4	4	4					

Fig.81. HYD.OIL PIPING(P.T.O. : ARM END)

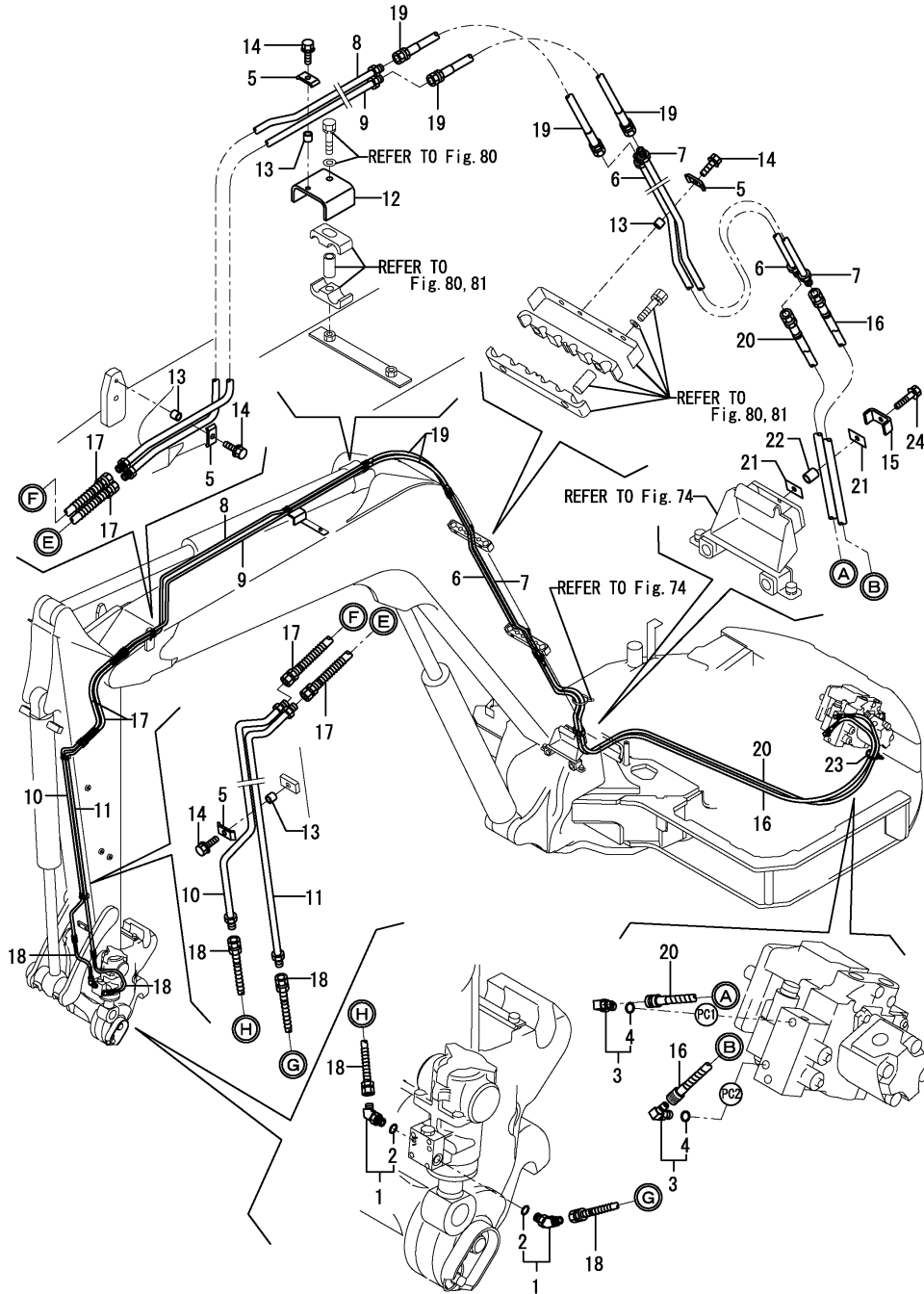


(A)=VIO75-C(US)
 (B)=VIO75-C(AS)
 (C)=VIO75-C(NZ)

(D)=
 (E)=
 (F)=

No.	Lev.	Parts No.	Description	Qty						I	R
				(A)	(B)	(C)	(D)	(E)	(F)		
1	1	172142-76280	JOINT, SWIVEL	2	2	2					
2	2	172142-77050	SEAL SET	2	2	2					
3	1	172187-76460-2	TUBE, 3RD	1	1	1					
4	1	172187-76480-2	TUBE, 3RD	1	1	1					
5	1	172187-76570-2	TUBE, 3RD	2	2	2					
6	1	172176-76581-5	VALVE, STOP (2J)	2	2	2					
7	1	172187-76690-2	PLATE, T16(YELLOW:2J)	2	2	2					
8	1	172478-76702-2	TUBE ASSY, 3RD	1	1	1					
9	1	172187-76930	RUBBER	4	4	4					
10	1	172142-76940-2	CLAMP	4	4	4					
11	1	172187-76940	RUBBER	4	4	4					
12	1	172187-79220	HOSE	1	1	1					
13	1	172187-79230	HOSE	1	1	1					
14	1	172187-79240	HOSE	2	2	2					
15	1	172187-79250	HOSE	2	2	2					
16	1	23871-060000	PLUG, R06	2	2	2					
17	1	26013-100252	BOLT, M10X 25	4	4	4					
18	1	22117-100000	WASHER, 10	4	4	4					
19	1	26013-120552	BOLT, M12X 55	2	2	2					
20	1	26013-120702	BOLT, M12X 70	2	2	2					
21	1	172478-76670	COLLAR, 10X25X22.5	2	2	2					
22	1	26013-100502	BOLT, M10X 50	2	2	2					
23	1	172478-76730	GUARD, HOSE	2	2	2					

Fig.82. HYD.OIL PIPING(QUICK COUPLER)



(A)=VIO75-C(US)
 (B)=VIO75-C(AS)
 (C)=VIO75-C(NZ)

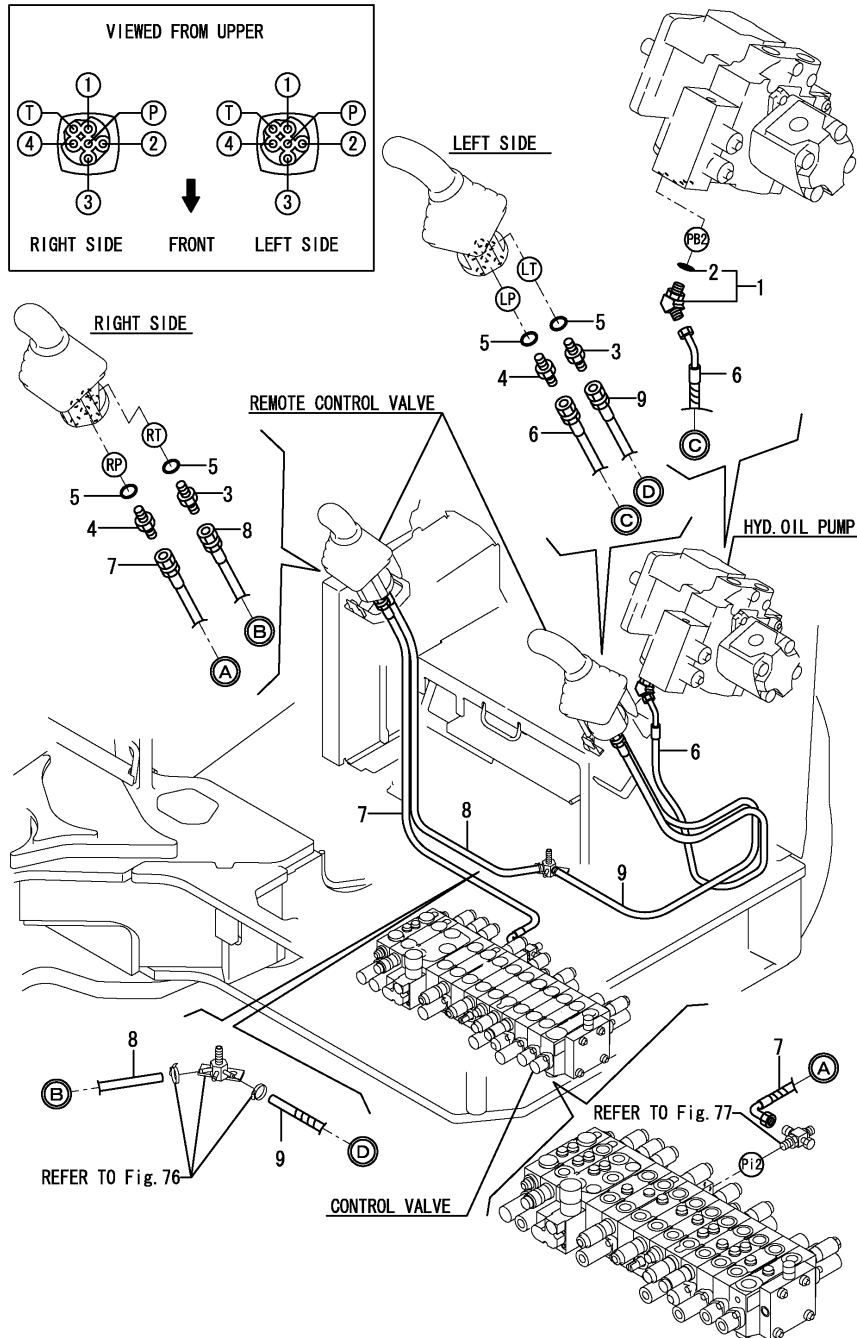
(D)=
 (E)=
 (F)=

No.	Lev.	Parts No.	Description	Qty						I	R
				(A)	(B)	(C)	(D)	(E)	(F)		
1	1	172978-76100	ELBOW	2	2	2					
2	2	24315-000110	O-RING, 1BP11.0	2	2	2					
3	1	172A47-76261	ELBOW, COUPLER	2	2	2					
4	2	41851-000110	O-RING	2	2	2					
5	1	172110-76170-3	PLATE (YELLOW:2J)	6	6	6					
6	1	172978-76401-2	TUBE ASSY	1	1	1					
7	1	172978-76420-2	TUBE	1	1	1					
8	1	172978-76440-2	TUBE	1	1	1					
9	1	172978-76460-2	TUBE	1	1	1					
10	1	172978-76480-2	TUBE ASSY, ARM	1	1	1					
11	1	172978-76500-2	TUBE ASSY, ARM	1	1	1					
12	1	172978-76520-2	CLAMP, TUBE	1	1	1					
13	1	172137-76580	COLLAR	6	6	6					
14	1	26014-080252	BOLT, M8X 25	6	6	6					
15	1	172478-76520-2	CLAMP, 45X25	1	1	1					
16	1	172A65-78260	HOSE	1	1	1					
17	1	172978-78111	HOSE	2	2	2					
18	1	172958-78120	HOSE	2	2	2					
19	1	172978-78120	HOSE	2	2	2					
20	1	172A65-78250	HOSE	1	1	1					
21	1	172156-78490	PLATE, RUBBER (B)	2	2	2					
22	1	172156-78540	COLLAR, 9X18	1	1	1					
23	1	172122-79930	CLAMP, HOSE	2	2	2					
24	1	26014-080352	BOLT, M8X 35	1	1	1					

Fig.83. CONTROL PIPING(RETURN)

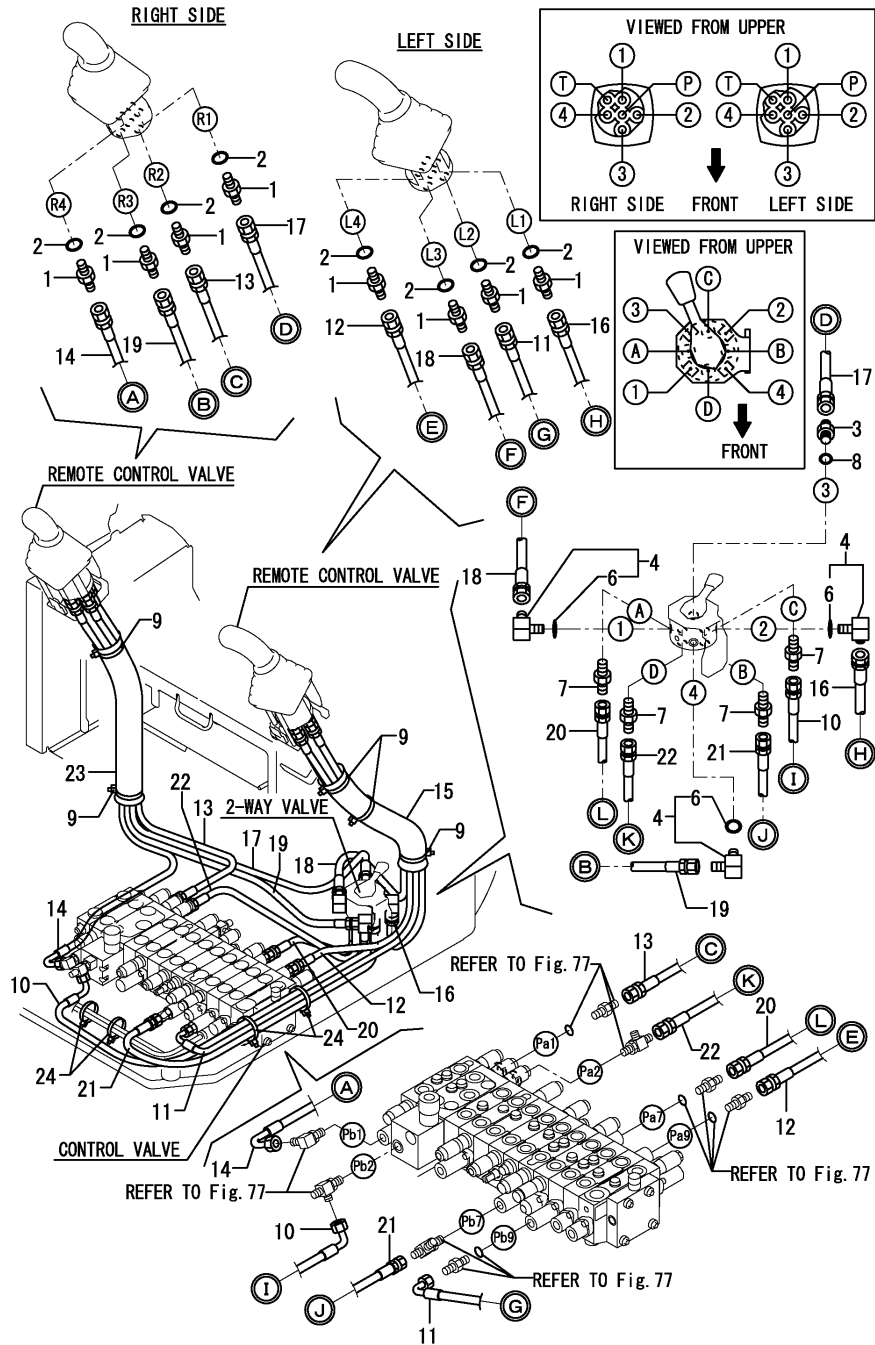
(A)=VIO75-C(US)
 (B)=VIO75-C(AS)
 (C)=VIO75-C(NZ)

(D)=
 (E)=
 (F)=



No.	Lev.	Parts No.	Description	Qty						I	R
				(A)	(B)	(C)	(D)	(E)	(F)		
1	1	172173-76102	CONNECTOR ASSY	1	1	1					
2	2	41851-000110	O-RING	1	1	1					
3	1	172123-76121	ADAPTER	2	2	2					
4	1	172455-76220	CONNECTOR	2	2	2					
5	1	41851-000110	O-RING	4	4	4					
6	1	172478-78480	HOSE	1	1	1					
7	1	172478-78490	HOSE	1	1	1					
8	1	172478-78500	HOSE	1	1	1					
9	1	172478-78510	HOSE	1	1	1					

Fig.84. CONTROL PIPING(REMOTE CONTROL VALVE - 2-WAY VALVE)

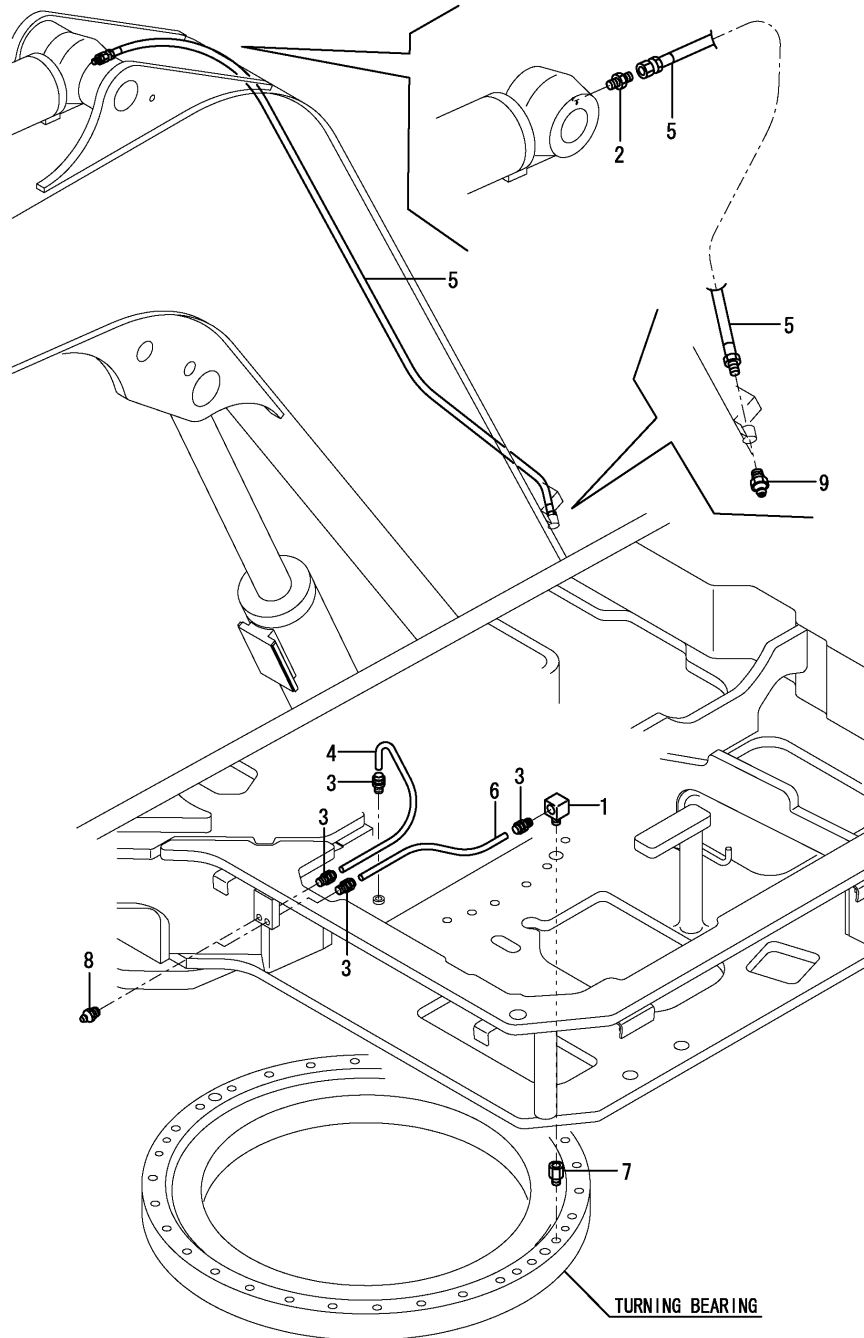


(A)=VIO75-C(US)
 (B)=VIO75-C(AS)
 (C)=VIO75-C(NZ)

(D)=
 (E)=
 (F)=

No.	Lev.	Parts No.	Description	Q'ty						I	R
				(A)	(B)	(C)	(D)	(E)	(F)		
1	1	172123-76121	ADAPTER	8	8	8					
2	1	41851-000110	O-RING	8	8	8					
3	1	172123-76121	ADAPTER	1	1	1					
4	1	172141-76181	CONNECTOR ASSY, O2FF	3	3	3					
6	2	41851-000110	O-RING	3	3	3					
7	1	23391-020000	JOINT, RGI-1/4	4	4	4					
8	1	41851-000110	O-RING	1	1	1					
9	1	172126-11510	BAND 300	5	5	5					
10	1	172463-78240	HOSE	1	1	1					
11	1	172478-78410	HOSE	1	1	1					
12	1	172478-78430	HOSE	1	1	1					
13	1	172478-78450	HOSE	1	1	1					
14	1	172478-78470	HOSE	1	1	1					
15	1	172472-78800	SPONGE, HOSE	1	1	1					
16	1	172478-78800	HOSE	1	1	1					
17	1	172478-78810	HOSE	1	1	1					
18	1	172478-78820	HOSE	1	1	1					
19	1	172478-78830	HOSE	1	1	1					
20	1	172455-79210	HOSE	1	1	1					
21	1	172455-79221	HOSE	1	1	1					
22	1	172437-79320	HOSE	1	1	1					
23	1	172165-79810	SPONGE, HOSE	1	1	1					
24	1	172122-79930	CLAMP, HOSE	4	4	4					

Fig.85. GREASING



(A)=VIO75-C(US)
 (B)=VIO75-C(AS)
 (C)=VIO75-C(NZ)

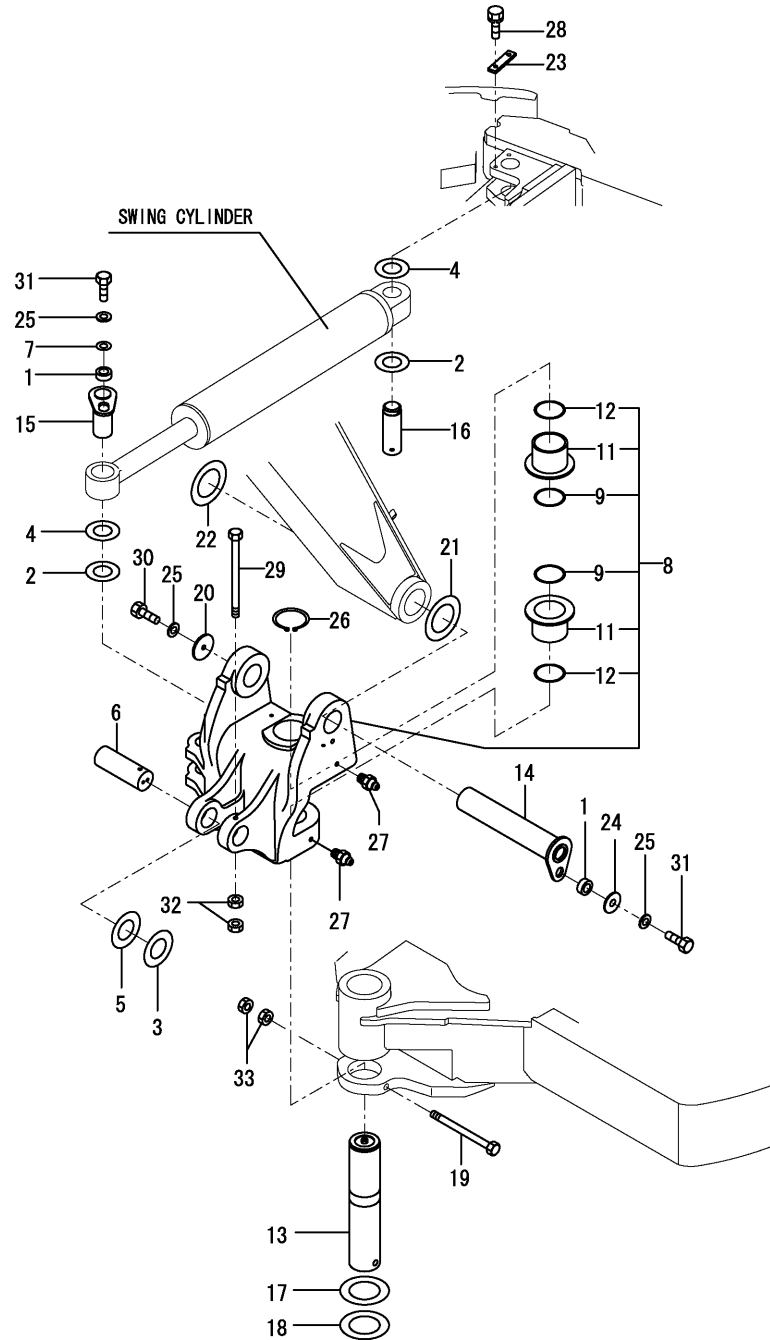
(D)=
 (E)=
 (F)=

No.	Lev.	Parts No.	Description	Q'ty						I	R
				(A)	(B)	(C)	(D)	(E)	(F)		
1	1	172112-77480	ELBOW	1	1	1					
2	1	172112-77580	JOINT, 1/8	1	1	1					
3	1	172141-77800	JOINT, GREASE	4	4	4					
4	1	172164-77800	HOSE	1	1	1					
5	1	172187-77800	HOSE	1	1	1					
6	1	172164-77810	HOSE	1	1	1					
7	1	172312-77820	FITTING, GREASE	1	1	1					
8	1	24761-020000	NIPPLE, GREASE PT1/8	2	2	2					
9	1	24761-020000	NIPPLE, GREASE PT1/8	1	1	1					

Fig.86. BOOM BRACKET

(A)=VIO75-C(US)
 (B)=VIO75-C(AS)
 (C)=VIO75-C(NZ)

(D)=
 (E)=
 (F)=

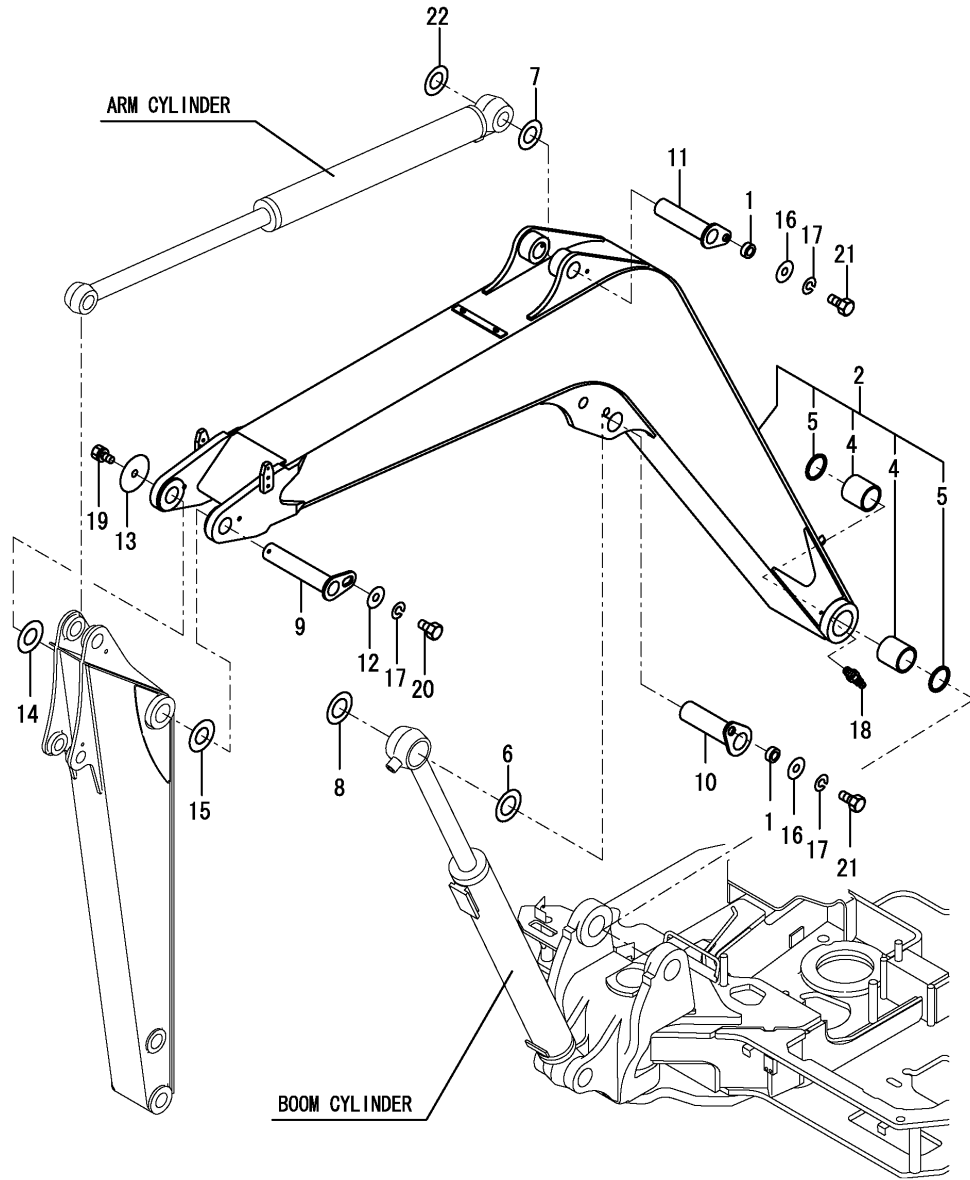


No.	Lev.	Parts No.	Description	Q'ty						I	R
				(A)	(B)	(C)	(D)	(E)	(F)		
1	1	172155-45790	SPACER	2	2	2					
2	1	172175-81700	SHIM	1	1	1					
3	1	172176-81700	SHIM	1	1	1					
4	1	172175-81710	SHIM	1	1	1					
5	1	172176-81710	SHIM	1	1	1					
6	1	172187-81800	PIN 70X200	1	1	1					
7	1	172187-81970	WASHER	1	1	1					
8	1	172187-82300-2	BRACKET,BOOM (2J)	1	1	1					
9	2	172162-81680	SEAL, DUST	2	2	2					
11	2	172187-82320	BUSH 100X90	2	2	2					
12	2	24321-001000	O-RING, 1AG100.0	2	2	2					
13	1	172187-82330	PIN 100X487	1	1	1					
14	1	172187-82340	PIN 80X435	1	1	1					
15	1	172187-82370	PIN 60X144	1	1	1					
16	1	172187-82390	PIN 60X155	1	1	1					
17	1	172187-82400	SHIM	1	1	1					
18	1	172187-82410	SHIM	1	1	1					
19	1	172187-82420	BOLT 18X230	1	1	1					
20	1	172187-82430	WASHER 15X90X6	1	1	1					
21	1	172162-83600	SHIM	1	1	1					
22	1	172162-83610	SHIM	1	1	1					
23	1	172162-94280-3	PLATE,LOCK (GRAY:49)	1	1	1					
24	1	22157-140000	WASHER, 14	1	1	1					
25	1	22217-140000	WASHER, SPRING 14	3	3	3					
26	1	22242-001000	RING, 100	1	1	1					
27	1	24761-020000	NIPPLE, GREASE PT1/8	2	2	2					
28	1	26013-120302	BOLT, M12X 30	2	2	2					
29	1	26116-121402	BOLT, M12X165 PLATED	1	1	1					
30	1	26116-140252	BOLT, M14X 25 PLATED	1	1	1					
31	1	26116-140352	BOLT, M14X 35 PLATED	2	2	2					
32	1	26716-120002	NUT, M12	2	2	2					
33	1	26716-180002	NUT, M18	2	2	2					

Fig.87. BOOM

(A)=VIO75-C(US)
 (B)=VIO75-C(AS)
 (C)=VIO75-C(NZ)

(D)=
 (E)=
 (F)=



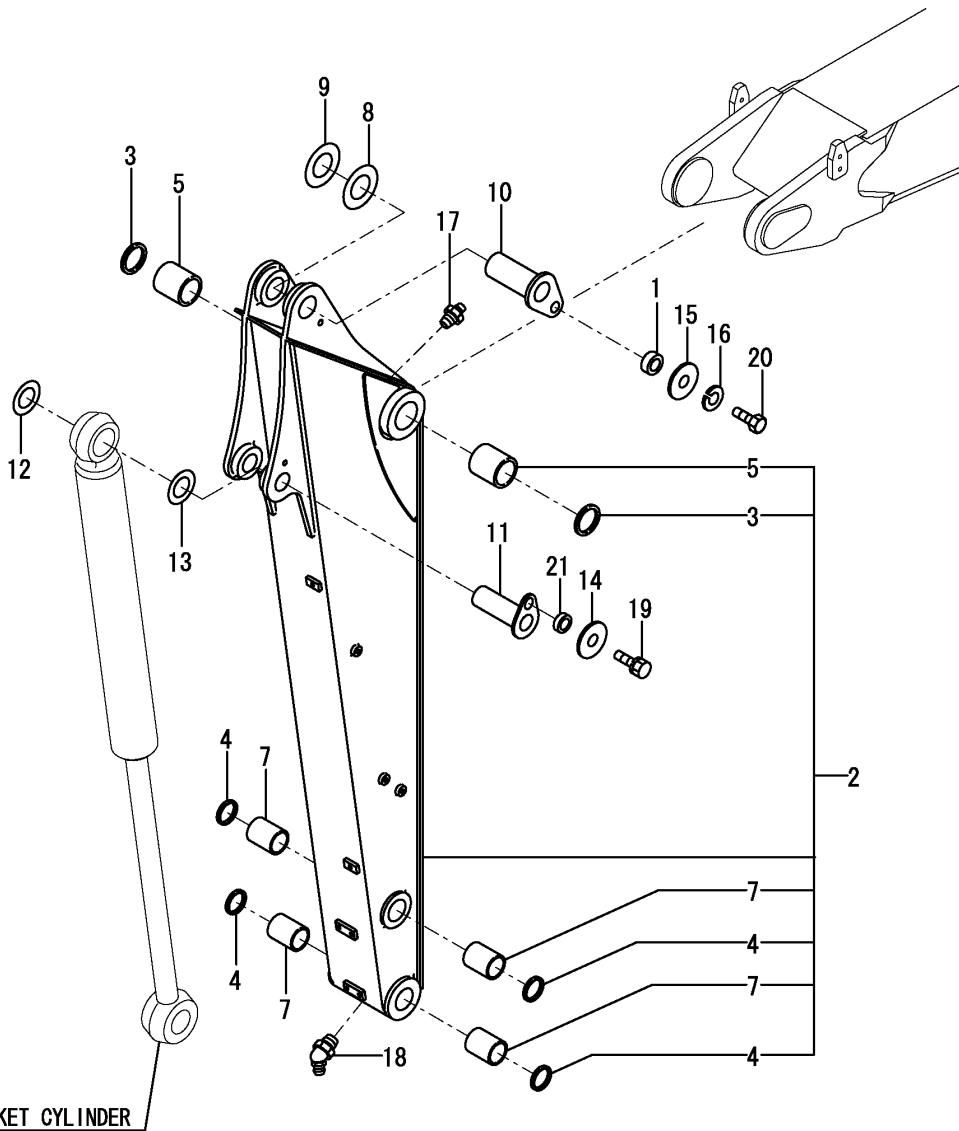
No.	Lev.	Parts No.	Description	Q'ty						I	R
				(A)	(B)	(C)	(D)	(E)	(F)		
1	1	172155-45790	SPACER	2	2	2					
2	1	172187-81100-2	BOOM ASSY(YELLOW:2J)	1	1	1					1
4	2	172162-81370	BUSH 80X95	2	2	2					
5	2	172162-81430	SEAL, DUST	2	2	2					
6	1	172176-81700	SHIM	1	1	1					
7	1	172175-81710	SHIM	1	1	1					
8	1	172176-81710	SHIM	1	1	1					
9	1	172187-81750	PIN 60X307	1	1	1					
10	1	172187-81810	PIN 70X252	1	1	1					
11	1	172187-81840	PIN 60X243	1	1	1					
12	1	172187-81970	WASHER	1	1	1					
13	1	172147-82140	WASHER	1	1	1					
14	1	172162-83560	SHIM	1	1	1					
15	1	172162-83570	SHIM	1	1	1					
16	1	22157-140000	WASHER, 14	2	2	2					
17	1	22217-140000	WASHER, SPRING 14	3	3	3					
18	1	24761-040000	NIPPLE, GREASE B	1	1	1					
19	1	26013-120252	BOLT, M12X 25	1	1	1					
20	1	26116-140252	BOLT, M14X 25 PLATED	1	1	1					
21	1	26116-140352	BOLT, M14X 35 PLATED	2	2	2					
22	1	172175-81700	SHIM	1	1	1					
23A	1	172472-03271	LABEL, SAND US	1	1	1					2
23B	1	172472-03281	LABEL, WARNING HITCH	1	1	1					2
23C	1	172187-03941	LABEL, BOOM US	2	2	2					2

Remarks

(1)PLEASE USE THIS PART WITH FOLLOWING LABELS AT THE SAME TIME. REF.NO.23A,23B,23C

(2)LABELS ARE NOT ILLUSTRATED.

Fig.88. ARM



(A)=VIO75-C(US)
 (B)=VIO75-C(AS)
 (C)=VIO75-C(NZ)

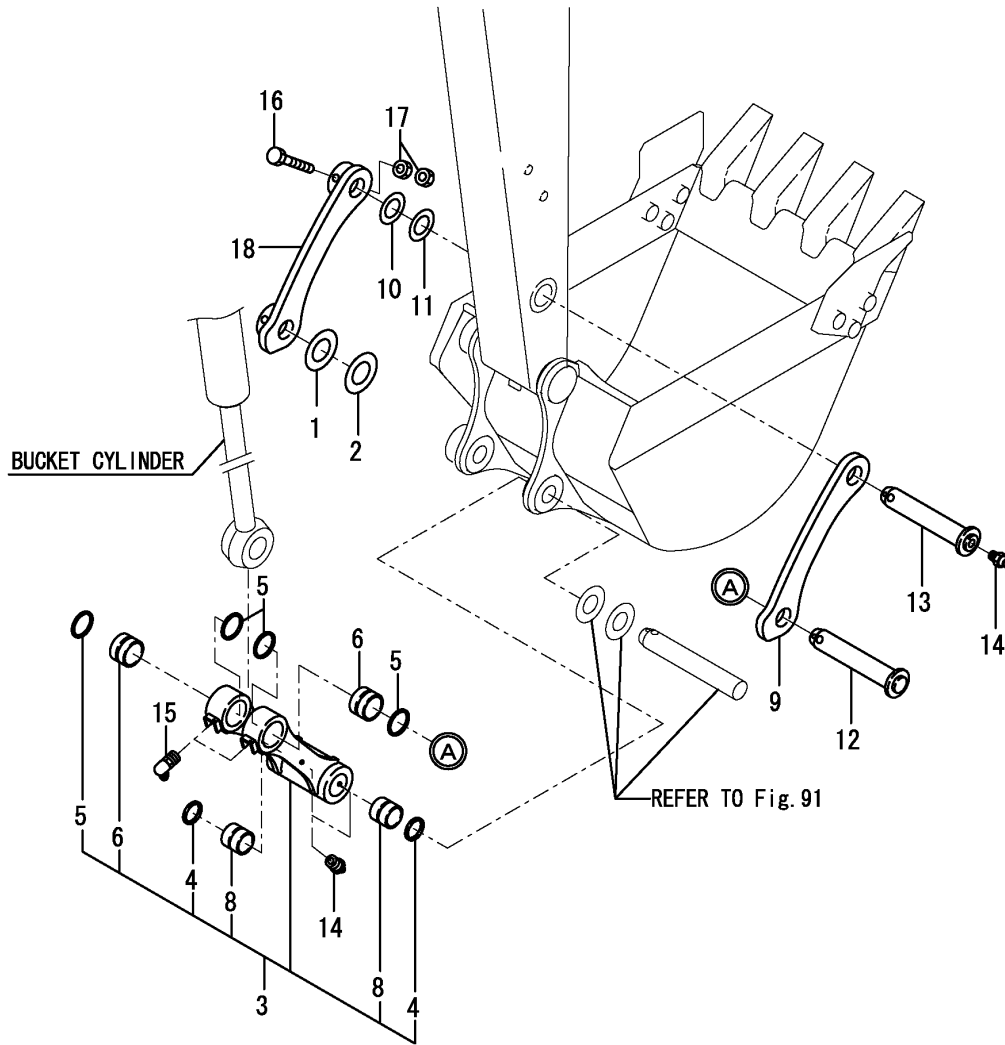
(D)=
 (E)=
 (F)=

No.	Lev.	Parts No.	Description	Q'ty						I	R
				(A)	(B)	(C)	(D)	(E)	(F)		
1	1	172155-45790	SPACER	1	1	1					
2	1	172978-81500-2	ARM ASSY, 1650	1	1	1					1
3	2	172020-10620	SEAL, DUST	2	2	2					
4	2	172448-54120	SEAL, DUST	4	4	4					
5	2	172147-81400	BUSH	2	2	2					
7	2	172187-81710	BUSH 50X75	4	4	4					
8	1	172175-81700	SHIM	1	1	1					
9	1	172175-81710	SHIM	1	1	1					
10	1	172187-81861	PIN 60X155	1	1	1					
11	1	172187-81880	PIN 50X144	1	1	1					
12	1	172165-82520	SHIM	1	1	1					
13	1	172165-82530	SHIM	1	1	1					
14	1	22157-120000	WASHER, 12	1	1	1					
15	1	22157-140000	WASHER, 14	1	1	1					
16	1	22217-140000	WASHER, SPRING 14	1	1	1					
17	1	24761-020000	NIPPLE, GREASE PT1/8	1	1	1					
18	1	24761-040000	NIPPLE, GREASE B	1	1	1					
19	1	26013-120302	BOLT, M12X 30	1	1	1					
20	1	26116-140352	BOLT, M14X 35 PLATED	1	1	1					
21	1	172164-81670	SPACER	1	1	1					
22A	1	172472-03230	LABEL, OPERATION PIN	1	1	1					2
22B	1	172472-03261	LABEL, FINGER US	1	1	1					2
22C	1	172472-03330	LABEL, LOCK PIN(US)	1	1	1					2

Remarks

- (1) PLEASE USE THIS PART WITH FOLLOWING LABELS AT THE SAME TIME. REF.NO.22A,22B,22C
- (2) LABELS ARE NOT ILLUSTRATED.

Fig.89. BUCKET ARM & LINK



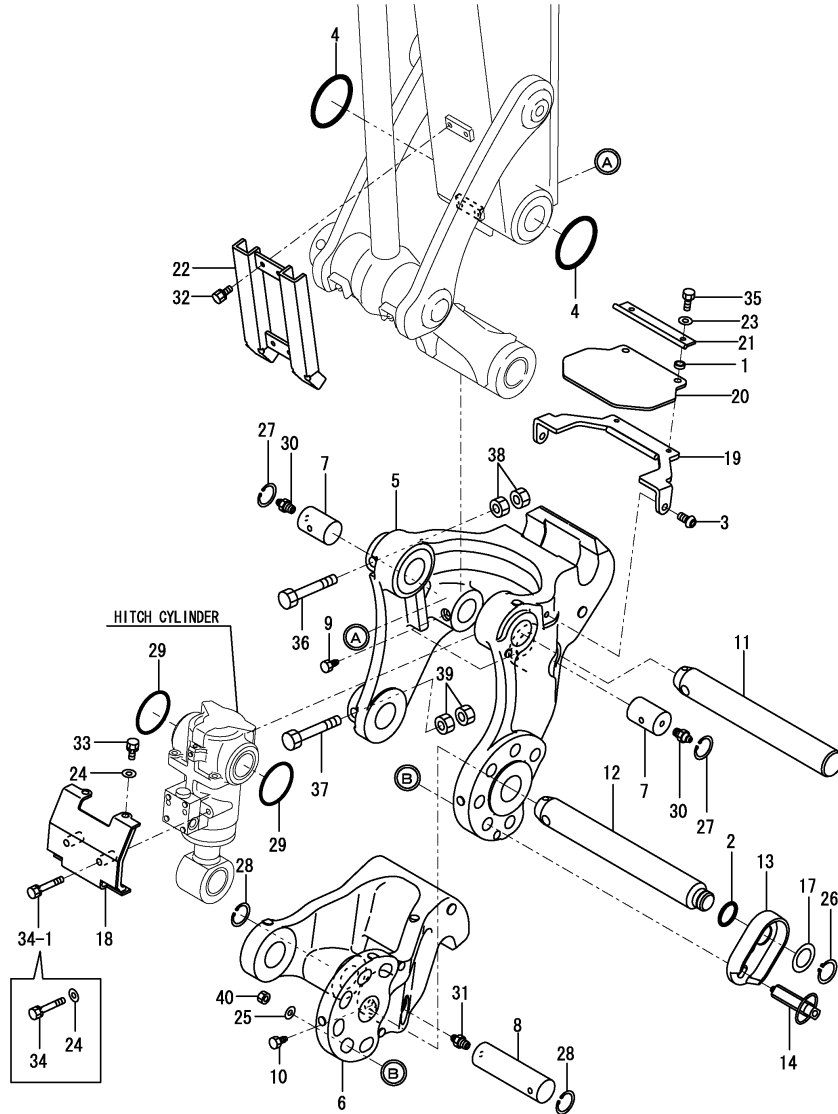
(A)=VIO75-C(US)
 (B)=VIO75-C(AS)
 (C)=VIO75-C(NZ)

(D)=
 (E)=
 (F)=

No.	Lev.	Parts No.	Description	Qty						I	R
				(A)	(B)	(C)	(D)	(E)	(F)		
1	1	172175-81700	SHIM	1	1	1					
2	1	172175-81710	SHIM	1	1	1					
3	1	172455-82301-2	BUCKET LINK (2J)	1	1	1					
4	2	172448-54120	SEAL, DUST	2	2	2					
5	2	172168-54760	SEAL, DUST	4	4	4					
6	2	172455-82360	BUSH 60X47	2	2	2					
8	2	172187-83040	BUSHING 50X60X54.5	2	2	2					
9	1	172455-82391-2	ARM, BUCKET	1	1	1					
10	1	172165-82520	SHIM	1	1	1					
11	1	172165-82530	SHIM	1	1	1					
12	1	172455-83350	PIN 60X248	1	1	1					
13	1	172455-83360	PIN 50X248	1	1	1					
14	1	24761-020000	NIPPLE, GREASE PT1/8	3	3	3					
15	1	24761-050000	NIPPLE, GREASE C	2	2	2					
16	1	26116-161202	BOLT, M16X120 PLATED	2	2	2					
17	1	26716-160002	NUT, M16	4	4	4					
18	1	172455-82380-2	ARM, BUCKET	1	1	1					

(A)=VIO75-C(US)
 (B)=VIO75-C(AS)
 (C)=VIO75-C(NZ)

(D)=
 (E)=
 (F)=



No.	Lev.	Parts No.	Description	Q'ty						I	R
				(A)	(B)	(C)	(D)	(E)	(F)		
1	1	172958-17121	COLLAR, 9X4	2	2	2					
2	1	172124-46200	O-RING	1	1	1					
3	1	172455-61720	BOLT M 10X20	2	2	2					
4	1	172162-82360	O-RING	2	2	2					
5	1	172978-83101-2	BRACKET A(YELLOW:2J)	1	1	1					
6	1	172978-83111-2	BRACKET B(YELLOW:2J)	1	1	1					
7	1	172978-83120	PIN 45X65	2	2	2					
8	1	172978-83130	PIN 45X161	1	1	1					
9	1	172978-83140	BOLT	2	2	2					
10	1	172978-83140	BOLT	1	1	1					
11	1	172978-83150	PIN 50X345	1	1	1					
12	1	172978-83161	PIN 50X373	1	1	1					
13	1	172978-83170-2	PLATE,LOCK(YELLOW:2J)	1	1	1					1
14	1	172978-83191	PIN,LOCK	1	1	1					2
17	1	172960-83210	COLLAR	1	1	1					
18	1	172978-83221-2	COVER, HITCH	1	1	1					
19	1	172978-83270-2	GUARD ASSY	1	1	1					
20	1	172978-83292	PLATE,RUBBER	1	1	1					
21	1	172978-83300-2	PLATE (YELLOW:2J)	1	1	1					
22	1	172978-83320-2	COVER, ARM	1	1	1					
23	1	22137-080000	WASHER, 8	2	2	2					
24	1	22137-100000	WASHER, 10	4	4	4					
24-1	1	22137-100000	WASHER, 10	2	2	2					K
		(A=M15216) (B=M15216) (C=M15216)									
25	1	22137-100000	WASHER, 10	1	1	1					
26	1	22242-000350	RING, 35	1	1	1					
27	1	22252-000450	RING, 45	2	2	2					
28	1	22252-000450	RING, 45	2	2	2					
29	1	24311-000700	O-RING, 1AP70.0	2	2	2					
30	1	24761-020000	NIPPLE, GREASE PT1/8	2	2	2					
31	1	24761-020000	NIPPLE, GREASE PT1/8	1	1	1					
32	1	26013-080162	BOLT, M8X 16	4	4	4					
33	1	26013-100252	BOLT, M10X 25	2	2	2					
34	1	26013-100552	BOLT, M10X 55	2	2	2					
34-1	1	26013-100502	BOLT, M10X 50	2	2	2					N
		(A=M15216) (B=M15216) (C=M15216)									
35	1	26116-080202	BOLT, M8X 20 PLATED	2	2	2					
36	1	26116-161202	BOLT, M16X120 PLATED	1	1	1					
37	1	26116-161202	BOLT, M16X120 PLATED	1	1	1					
38	1	26716-160002	NUT, M16	2	2	2					
39	1	26716-160002	NUT, M16	2	2	2					
40	1	26756-100002	NUT, LOCK M10	1	1	1					
41A	1	172458-03240	LABEL,LOCK	1	1	1					3
42A	1	172958-03160	LABEL	1	1	1					3

Remarks

(1)PLEASE USE THIS PART WITH FOLLOWING LABEL AT THE SAME TIME. REF.NO.41A

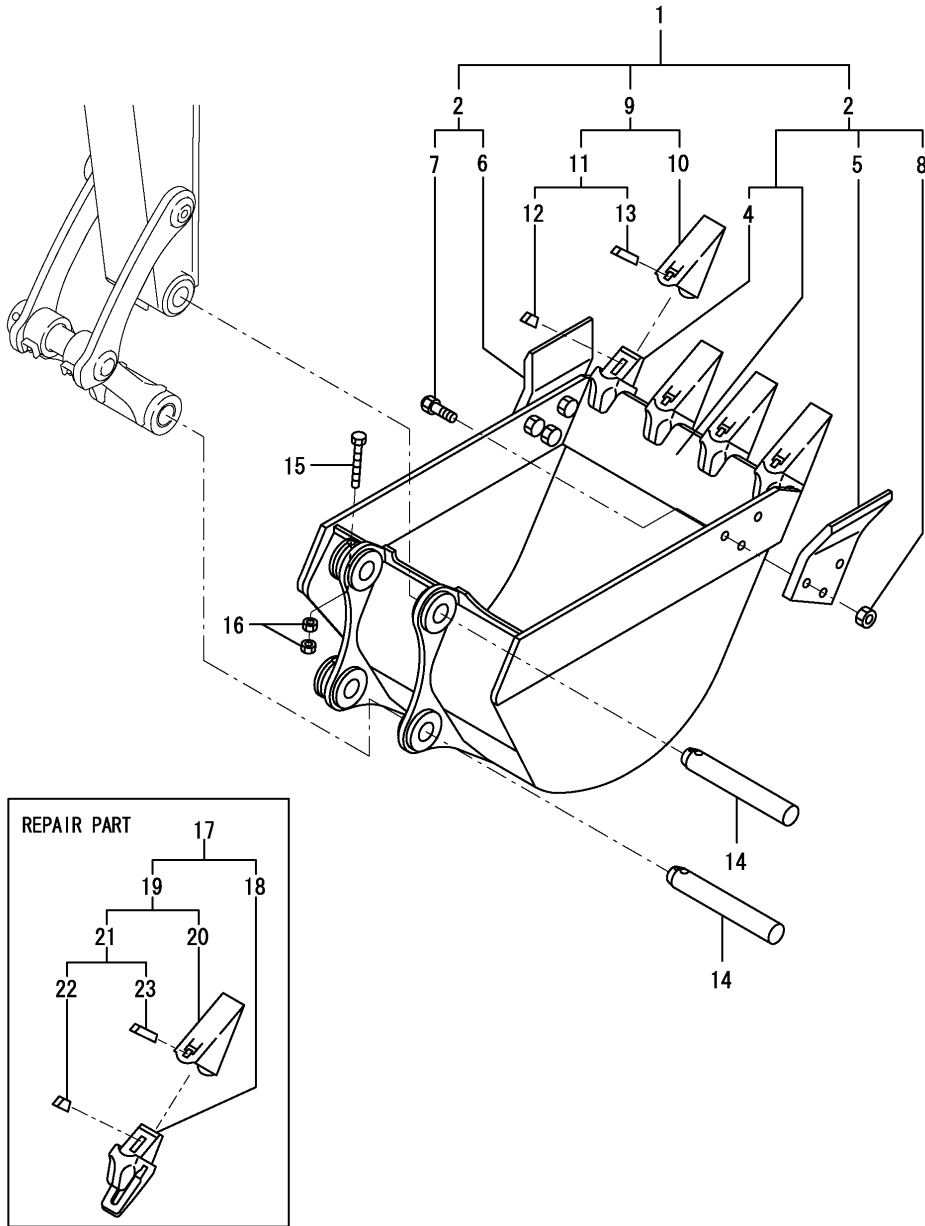
(2)PLEASE USE THIS PART WITH FOLLOWING LABEL AT THE SAME TIME. REF.NO.42A

(3)LABELS ARE NOT ILLUSTRATED.

Fig.91. BUCKET

(A)=VIO75-C(US)
 (B)=VIO75-C(AS)
 (C)=VIO75-C(NZ)

(D)=
 (E)=
 (F)=



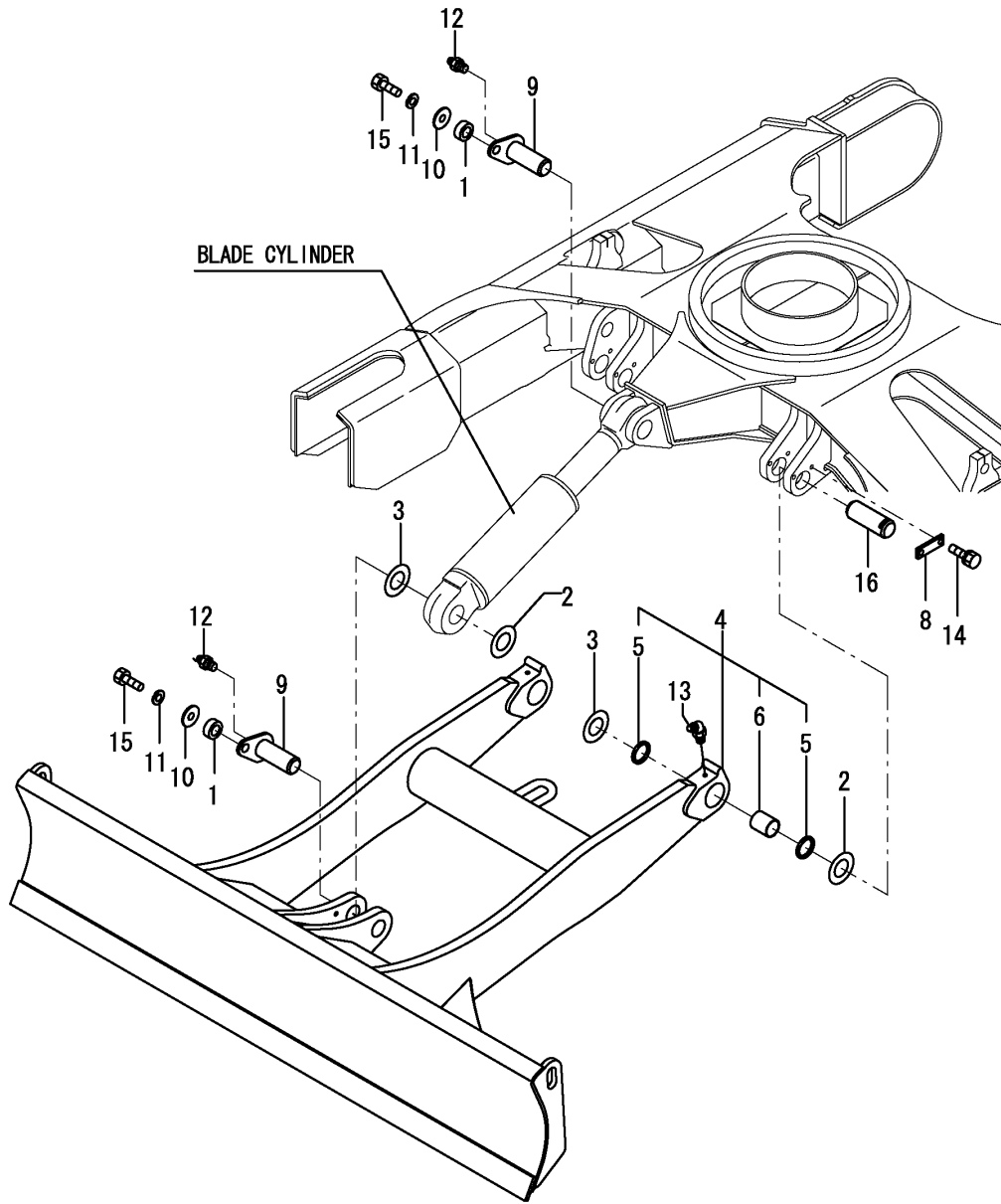
No.	Lev.	Parts No.	Description	Q'ty						I	R
				(A)	(B)	(C)	(D)	(E)	(F)		
1	1	172455-82490-2	BUCKET ASSY, 750S			1					
2	2	172455-82610-2	BUCKET ASSY, 750S			1					
4	4	172455-82671	ADAPTER			4					1
5	3	172455-82650-2	CUTTER, SIDE			1					
6	3	172455-82660-2	CUTTER, SIDE			1					
7	3	172455-82710	BOLT M22X62			6					
8	3	172455-82720	NUT			6					
9	2	172455-82760	TOOTH, POINT			4					
10	3	172455-82681	TOOTH, POINT			4					
11	3	172455-82770	PIN SET, RUBBER			4					
12	4	172455-82691	PIN, RUBBER			4					
13	4	172455-82701	PIN, LOCKING			4					
14	1	172978-81400	PIN 50X301		2	2					
15	1	26076-161302	BOLT, 10.916X130		2	2					
16	1	26716-160002	NUT, M16		4	4					
17	1	172455-82750	TOOTH ASSY			4					2
18	2	172455-82671	ADAPTER			4					
19	2	172455-82760	TOOTH, POINT			4					
20	3	172455-82681	TOOTH, POINT			4					
21	3	172455-82770	PIN SET, RUBBER			4					
22	4	172455-82691	PIN, RUBBER			4					
23	4	172455-82701	PIN, LOCKING			4					

Remarks
 (1)WELDED PART.
 (2)REPAIR PARTS.

Fig.92. BLADE

(A)=VIO75-C(US)
 (B)=VIO75-C(AS)
 (C)=VIO75-C(NZ)

(D)=
 (E)=
 (F)=



No.	Lev.	Parts No.	Description	Qty						I	R
				(A)	(B)	(C)	(D)	(E)	(F)		
1	1	172155-45790	SPACER	2	2	2					
2	1	172175-81700	SHIM	1	1	1					
3	1	172175-81710	SHIM	1	1	1					
4	1	172478-94101	BLADE ASSY (GRAY:49)	1	1	1					
5	2	172020-10620	SEAL, DUST	4	4	4					
6	2	172162-81060	BUSH 60X55	2	2	2					
8	1	172162-94280-3	PLATE,LOCK (GRAY:49)	2	2	2					
9	1	172187-94300	PIN 60X147	2	2	2					
10	1	22157-140000	WASHER, 14	2	2	2					
11	1	22217-140000	WASHER, SPRING 14	2	2	2					
12	1	24761-020000	NIPPLE, GREASE PT1/8	2	2	2					
13	1	24761-040000	NIPPLE, GREASE B	2	2	2					
14	1	26013-120302	BOLT, M12X 30	4	4	4					
15	1	26116-140352	BOLT, M14X 35 PLATED	2	2	2					
16	1	172162-94270	PIN	2	2	2					

Parts No. Index

Parts No.	Fig. No.	Ref. No.
104200-11920	10	2
106990-44660	10	17
114110-07760	1	47
	2	18
	10	25 A
119247-77100	23	29
119802-55710	11	19
119808-12540	5	3
120147-44810	20	13
121250-49121	8	4
121256-44600	8	27
121450-44531	8	22
121470-44581	8	24
124450-44550	8	26
124450-44560	8	23
124766-59050	8	28
		29
	11	22
124970-77920	15	24
129054-77811	6	7
129054-77820	6	8
129054-77830	6	9
129062-12560	5	4
129062-12570	5	5
129100-55690	11	18
129107-44590	8	19
129457-44520	8	15
129457-44530	8	30
129466-96240	21	16
129612-52100	11	16
129927-77900	15	22
129927-77910	15	23
129927-77920	15	25
129938-77810	6	16
129953-44930	71	2
171064-44510	8	20
172020-10102-2	52	1
172020-10141-2	52	3
172020-10220	52	24
		28
172020-10230	52	4
172020-10290	52	7
172020-10360	52	10
172020-10370	52	8
172020-10380	52	11
	53	10
	56	8
172020-10610	53	29
172020-10620	53	30
		32

Parts No.	Fig. No.	Ref. No.
172020-10620	54	27
	55	29
		33
	56	21
		25
	88	3
	92	5
172020-10680	53	33
172020-10720	53	2
172020-10730	55	2
172020-10750	53	3
172020-10760	53	4
172020-10770	53	5
172020-10780	53	6
172020-10790	53	7
172020-10800	53	11
172020-10810	53	8
	54	3
	55	3
172020-10860	55	4
172020-10940-2	54	4
172020-11030	54	28
172020-11151-2	55	1
172020-11230	55	31
172020-11280	55	35
172020-11300	55	5
172020-11320	55	8
172020-11340	55	9
172020-11350	55	11
172020-11450	56	22
		26
172020-11500	56	2
172020-11520	56	5
172020-11530	56	9
172020-11540	56	6
172020-11600	52	9
172020-11610	52	12
172020-11620	52	19
172020-11650	53	12
172020-11690	55	10
172020-11700	55	12
172020-11710	55	19
172020-11720	56	7
172020-11730	56	10
172020-11740	56	17
172068-28490	29	25
		33
	33	1
172110-45050	29	28
		36

Parts No.	Fig. No.	Ref. No.
172110-76170-3	82	5
172112-16201	12	9
172112-74971	72	5
172112-75770	72	7
172112-75780	72	8
172112-77361	74	5
		6
		7
		8
	75	6
		7
		8
	79	4
172112-77480	85	1
172112-77580	85	2
172113-74170	64	3
	65	3
		17
	66	11
	67	4
172113-74190	64	4
	67	5
172116-74150	61	10
	62	3
	63	7
		41
		62
	64	18
	65	31
	66	7
		26
	67	20
	68	30
172116-74190	64	5
	65	4
		18
	66	12
	67	6
172122-13310	22	1
172122-17190	38	1
	40	63
172122-37844	26	23
172122-46590	29	19
	31	30
	33	24
172122-55061	10	14
172122-70260	59	23
172122-70410	59	25
172122-70530	59	27
172122-73860	60	6

Parts No.	Fig. No.	Ref. No.
172122-73870	60	7
172122-73890	60	11 -1
172122-79930	74	30
		35
	82	23
	84	24
172123-76121	76	2
	77	3
		4
		5
		6
		7
	79	2
	83	3
	84	1
		3
172124-13500	23	1
172124-17640	19	5
172124-46200	28	5
	29	10
	31	9
	33	20
	90	2
172124-65480	43	25
172124-70380	59	49
172125-03951	1	46
	2	31
	5	16 A
172126-11510	13	1
	19	1
		1 -1
		2
	84	9
172126-16540	11	14
	13	21
172137-13400	11	1
172137-46042	7	10
	36	1
172137-46210	16	22
172137-76110	59	71
	76	1
172137-76580	82	13
172141-14260	10	7
172141-17211	15	9
172141-41340	29	1
172141-41360	31	5
	32	5
	33	7
	40	19
172141-41370	28	9

Parts No. Index

Parts No.	Fig. No.	Ref. No.
172141-41370	29	3
		6
	31	2
	33	17
172141-65330	23	17
172141-72250	57	2
172141-73710	72	6
172141-74430	51	114
172141-76181	75	2
	77	10
	84	4
172141-76220	77	29
172141-76900	74	2
	95	16
172141-76940	79	3
172141-77800	85	3
172142-43540	31	28
172142-72260	57	3
172142-72951	57	19
172142-74600	51	29 -1
172142-74620	51	115
172142-74650	51	59
172142-74660	51	62
172142-74680	51	116
172142-76280	81	1
172142-76940-2	81	10
172142-76950-6	80	8
172142-77050	81	2
172142-78780	74	34
172146-03321	1	24
172146-61360	13	29
172147-70500	59	26
172147-73810	60	2
172147-73830	60	4
172147-73850	60	5
172147-73880	60	10 -1
172147-76271	74	1
	75	5
172147-81400	88	5
172147-82140	87	13
172148-70301	59	24
172151-46360	33	23
172151-53431	40	4
172151-71630	57	12
172151-72591	54	25
172151-74060	61	15
	62	24
	63	3
	64	2
	20	

Parts No.	Fig. No.	Ref. No.
172151-74060	65	2
		16
	66	10
		56
	67	3
		41
	68	2
		19
172151-74320	61	18
	62	27
	63	24
	64	26
	66	49
	67	44
	68	6
		22
172151-76161	73	2
172151-76200	76	12
172155-11120	76	34
172155-45790	86	1
	87	1
	88	1
	92	1
172156-11150	40	13
172156-65690	43	28
172156-76110	17	11
172156-78490	82	21
172156-78540	82	22
172157-45990	31	22
	33	15
172157-58830	69	3
172162-12480	32	1
172162-13170	7	4
172162-13180	7	5
172162-14200	10	4
172162-17400	15	8
172162-17410	15	13
172162-18040	22	2
172162-18070	24	1
172162-37770	26	21
172162-37800	26	22
172162-37810	26	15
172162-46210	29	18
172162-46690	28	12
172162-57660	35	27
		28
172162-61120	9	23
	40	50
172162-61500	36	19
	42	1

Parts No.	Fig. No.	Ref. No.
172162-61770	52	36
172162-61880	44	8
172162-62540	39	18
		21
		3
172162-64320	44	3
172162-70150	59	79
172162-70290	59	3
172162-70310	59	4
172162-70320	59	5
172162-70590	59	28
172162-70820	59	80
172162-73700	72	2
172162-76181	76	8
	77	13
172162-81060	92	6
172162-81370	87	4
172162-81430	87	5
172162-81680	86	9
172162-82350	52	25
		31
172162-82360	90	4
172162-83560	87	14
172162-83570	87	15
172162-83600	86	21
172162-83610	86	22
172162-94270	92	16
172162-94280-3	86	23
	92	8
172164-13520	9	13
172164-16370	12	10
172164-18080	22	3
172164-18780	22	27
172164-18790	22	28
172164-37351	25	19 -1
172164-45880	38	2
172164-61250	9	24
172164-66170	41	11
	43	30
172164-66640	40	33
172164-66650	19	30
172164-73030	51	23 -1
172164-73040	51	24 -1
172164-73110	51	120
172164-73380	51	111
172164-73390	51	112
172164-73470	51	108
172164-73490	51	27 -1
172164-73500	51	26 -1
172164-73510	51	113
172164-73660	51	56

Parts No.	Fig. No.	Ref. No.
172164-73670	51	57
172164-77800	85	4
172164-77810	85	6
172164-81670	88	21
172165-12140	6	2
172165-13220	7	6
172165-18080	24	2
172165-46340	31	23
	33	22
172165-47550	28	15
172165-47980	28	19
172165-47990	28	20
172165-53480	35	13
172165-53490	9	33
	40	5
172165-53500	35	14
172165-62800	15	20
172165-66980	23	27
	38	15
	39	27
172165-74740	51	19 -1
172165-75450-3	72	21
172165-75460	72	22
172165-75481	72	23
172165-76220	78	4
172165-76600	76	34 -1
172165-79810	84	23
172165-82520	88	12
	89	10
172165-82530	88	13
	89	11
172168-46760	9	31
		32
	36	2
	40	3
172168-54760	89	5
172168-65800	9	25
172168-76162	95	11
172168-79520	19	31
172171-14600	8	17
172173-76102	83	1
	95	5
		7
172175-17120	13	13
172175-65530	23	18
172175-65641	23	59
	40	34 A
172175-72480	57	4
172175-74220	61	17
	62	26

Parts No. Index

Parts No.	Fig. No.	Ref. No.
172175-74220	63	23
	64	22
	66	48
	67	43
	68	4
		21
172175-81700	86	2
	87	22
	88	8
	89	1
	92	2
172175-81710	86	4
	87	7
	88	9
	89	2
	92	3
172176-67790	23	28
172176-76581-4	78	5
172176-76581-5	81	6
172176-81700	86	3
	87	6
172176-81710	86	5
	87	8
172183-03280	1	20
172183-13480	9	12
172183-16560	13	23
172183-61350	37	6
172183-61360	37	7
172183-76210	40	54
172183-81160	52	39
	74	31
172186-76390	77	33
172187-03941	1	45
	2	17
	87	23 C
172187-11100	21	1
172187-11121	21	2
172187-13731	7	7
172187-13830	7	8
172187-14290	10	8
172187-14320	10	10
172187-14440	8	16
172187-14460	11	15
172187-16110	12	5
172187-16150	12	6
172187-16530	13	20
172187-16600	13	24
172187-17070	15	2
172187-17080	15	3
172187-17090	15	4

Parts No.	Fig. No.	Ref. No.
172187-17100	15	1
172187-17220	13	14
172187-17280	18	3
172187-17560	18	5
172187-17570	18	6
172187-18110	22	4
172187-18342	21	8
172187-18402	21	9
172187-18410	21	10
172187-18420	21	11
172187-18451	21	12
172187-18500	21	13
172187-29101-3	25	1
172187-37700-3	26	14
172187-45060	34	1
172187-45490	34	2
172187-45500-2	31	18
	33	5
172187-45651	31	19
	33	9
172187-45720-2	31	20
	33	10
172187-45760	31	21
	33	11
172187-45870	29	8
172187-45880	29	9
172187-50801-3	35	4
172187-50811-3	35	5
172187-53321	35	11
172187-54750	35	18
172187-54760	35	19
172187-57600	35	22
172187-57630	35	24
172187-57640	35	25
172187-61421	40	6
172187-61500-3	36	20
172187-61541-3	78	1
172187-61690	38	3
172187-64900	16	24
	40	48
	42	2
172187-65210	43	16
172187-65270	43	17
172187-68050	41	28
172187-71100	51	1
172187-71200	51	3
172187-71210	51	4
172187-72891-2	56	28
172187-72892	56	28 -1
172187-72910-2	52	37

Parts No.	Fig. No.	Ref. No.
172187-72950-2	52	38
172187-73110	51	6
172187-73120	51	33
172187-73130	51	55
172187-73140	51	75
172187-73170	51	97
172187-73190	51	103
172187-73210	51	7
172187-73220	51	8
172187-73230	51	9
172187-73240	51	10
172187-73250	51	11
172187-73260	51	12
172187-73700	72	3
172187-73730	72	4
172187-73801	60	1
172187-74160	64	17
172187-74410	64	7
	67	8
172187-74540	63	32
	68	13
172187-74550	61	26
172187-74630	63	38
172187-74690	63	19
172187-75340-2	72	20
172187-75600	51	64
172187-75610	51	65
172187-75620	51	66
172187-75630	51	67
172187-75640	51	68
172187-75650	51	69
172187-75660	51	70
172187-75670	51	71
172187-75680	51	72
172187-75700	51	76
172187-75710	51	77
172187-75720	51	78
172187-75730	51	79
172187-75740	51	80
172187-75750	51	81
172187-75760	51	82
172187-75770	51	83
172187-75780	51	84
172187-75800	51	46
172187-75810	51	47
172187-75820	51	48
172187-75830	51	49
172187-75840	51	50
172187-75850	51	91
172187-75870	51	92

Parts No.	Fig. No.	Ref. No.
172187-75890	51	93
172187-75910	51	94
172187-75920	51	95
172187-75930	51	98
172187-75940	51	99
172187-75950	51	100
172187-75960	51	101
172187-75970	51	105
172187-75980	51	85
172187-76131	76	3
172187-76141	76	4
172187-76160	76	6
172187-76170	77	8
172187-76180	76	11
172187-76191	73	5
172187-76400-2	80	1
172187-76420-2	80	2
172187-76440-2	80	3
172187-76460-2	81	3
172187-76480-2	81	4
172187-76520	80	6
172187-76530-2	80	7
172187-76570-2	81	5
172187-76650	74	17
172187-76690-2	81	7
172187-76700	74	20
172187-76821-3	78	8
172187-76930	81	9
172187-76940	81	11
172187-77800	85	5
172187-78100	74	21
172187-78201	79	12
		13
172187-78211	79	14
172187-78231	79	15
		16
		17
		18
172187-78240	80	12
172187-78410	80	13
172187-78420	80	14
172187-78440	79	20
172187-78580	19	36
	80	15
172187-79220	81	12
172187-79230	81	13
172187-79240	81	14
172187-79250	81	15
172187-81100-2	87	2
172187-81710	88	7

Parts No. Index

Parts No.	Fig. No.	Ref. No.
172187-81750	87	9
172187-81800	86	6
172187-81810	87	10
172187-81840	87	11
172187-81861	88	10
172187-81880	88	11
172187-81970	86	7
	87	12
172187-82300-2	86	8
172187-82320	86	11
172187-82330	86	13
172187-82340	86	14
172187-82370	86	15
172187-82390	86	16
172187-82400	86	17
172187-82410	86	18
172187-82420	86	19
172187-82430	86	20
172187-83040	89	8
172187-94300	92	9
172312-74770	63	20
172312-74780	59	84
172312-75130	72	24
172312-76020	75	1
172312-77820	85	7
172422-66150	44	14
172422-74110	61	2
172422-74330	64	27
172423-68350	9	39
	10	24
	72	39
172423-72520	55	25
172423-72530	55	26
172423-72540	55	27
172423-73370	59	19
172423-73810	60	10
172423-73820	60	11
172425-17630	19	4
172433-64540	50	1
172434-61180	41	2
172434-61350	42	5
	44	7
172437-03252	1	17
	2	3
172437-03302	1	54
	2	22
	45	54 B
172437-03312	1	55
	2	23
	45	54 C

Parts No.	Fig. No.	Ref. No.
172437-03322	1	25
	2	7
	72	40 A
172437-03343	1	56
	2	24
	46	51 A
172437-03352	1	28
	2	8
	36	34 A
		35 A
172437-03361	1	29
	2	9
	72	40 B
172437-03372	1	57
	2	25
	45	54 D
172437-03381	1	30
	2	10
	43	50 A
172437-03391	1	31
	2	11
	9	41 A
172437-03402	1	32
	2	12
	43	50 B
172437-03422	1	34
	2	14
	43	51 B
172437-03432	1	35
	2	15
	38	20 A
172437-03441	1	58
	2	26
	45	54 A
172437-03451	1	59
	2	27
	46	51 B
172437-03471	1	39
	2	16
	38	20 B
172437-03501	1	40
172437-03511	1	41
172437-03551	1	60
	2	28
	48	31 A
172437-03601	1	61
	2	29
	45	54 E
172437-03610	1	42
172437-03620	1	43

Parts No.	Fig. No.	Ref. No.
172437-74711	69	5
172437-74720	69	6
172437-74732	69	7
172437-79320	84	22
172438-03300	1	23
172441-44320	39	24
172441-74030	70	2
		12
172441-74040	70	3
		13
172441-74050	70	14
172444-13210	8	2
172444-13220	8	3
172444-14410	10	12
172444-17660	15	35
	23	2
	74	14
	80	16
172444-45850-1	31	7
	33	13
172444-54920	41	1
172444-64730	43	5
172444-65270	43	18
172444-72430	54	10
172444-78680	77	28
172445-18201	21	5
172445-45550-1	31	4
	33	6
172445-65250	41	10
172445-72450	54	11
	55	24
172445-72480	54	6
	55	7
172445-74280	68	5
172446-13330	71	1
172448-45800	33	12
172448-54120	54	23
	88	4
	89	4
172450-73360	59	18
172450-73370	59	20
172450-73380	59	21
172455-11500	5	1
172455-11551	5	8
172455-11580	5	9
172455-11650	5	2
172455-13131	7	2
172455-13151	7	3
172455-13361	9	7
172455-13610	9	14

Parts No.	Fig. No.	Ref. No.
172455-13620	9	16
172455-13630	9	17
172455-13640	9	18
172455-14240	10	6
172455-14340	10	9
172455-14500	10	13
172455-17790	19	9
172455-17800	19	12
172455-17830	19	15
172455-17930	19	21
172455-18010	23	46
172455-18020	23	47
172455-18030	23	48
172455-18040	23	49
172455-18050	23	50
172455-18060	23	51
172455-18070	23	52
172455-18080	23	46 A
172455-18120	23	45
172455-18140	23	4
172455-18160	24	3
172455-18170	24	4
172455-18180	24	5
172455-18190	24	6
172455-18200	24	7
172455-18210	24	8
172455-18250	24	10
172455-18260	24	11
172455-18270	24	12
172455-18290	22	29
172455-18332-2	22	8
172455-18340	22	9
172455-18350	22	10
172455-18500	22	12
172455-18510	24	13
172455-18520	23	7
172455-18540	24	14
172455-18560	21	14
172455-18610	23	9
172455-18811	23	21
172455-18820	23	22
172455-18860	23	24
172455-18870	23	25
172455-18940	22	13
172455-19110	23	14
172455-19140	23	15
172455-19150	23	16
172455-19160	40	14
172455-19170	40	15
172455-19180	40	16

Parts No. Index

Parts No.	Fig. No.	Ref. No.
172455-19190	40	17
172455-19200	40	18
172455-19210	24	15
172455-19300	23	40
172455-19301	23	40 -1
172455-19360	23	42
172455-29140	25	2
172455-29150	25	3
172455-37160	26	8
172455-37170	26	9
172455-37180	26	10
172455-38100-2	27	1
172455-38101-2	27	1 -1
172455-38110-2	27	19
172455-38111-2	27	19 -1
172455-38120	27	2
		20
172455-38121	27	2 -1
		20 -1
172455-38130-2	27	14
		39
172455-38140-2	27	32
		46
172455-38160	27	15
		16
		33
		34
		40
		47
172455-38170	27	17
		18
		35
		36
		41
		48
172455-38180	27	3
		3 -1
		21
		21 -1
172455-38190	27	4
		4 -1
		22
		22 -1
172455-38200	27	5
		23
		42
		49
172455-38210	27	6
		24
		43

Parts No.	Fig. No.	Ref. No.
172455-38210	27	50
172455-38220	27	7
		25
172455-38230	27	8
		26
172455-38240	27	9
		27
		44
		51
172455-38250	27	10
		28
172455-38260	27	11
		29
172455-38270	27	12
		30
172455-38280	27	13
		31
172455-38290	27	10 -1
		28 -1
172455-38300-2	27	38
172455-38310-2	27	45
172455-38601	27	37
172455-45101-1	29	2
172455-45131-1	29	5
172455-45151	29	16
172455-45170	31	1
172455-45520-1	28	3
172455-45550	31	29
172455-45800	30	9
172455-46890	28	13
172455-46950	28	14
172455-50105	35	1
172455-50106	35	1 -1
172455-53301-3	35	9
172455-53302	35	9 -1
172455-53310-2	35	10
172455-53311	35	10 -1
172455-53331	35	12
172455-57650	35	26
172455-57661	35	29
172455-61100-3	36	3
172455-61120-3	36	5
172455-61130-3	36	6
172455-61370-2	36	11
172455-61580	40	20
172455-61650-2	36	23
172455-61660-3	36	24
172455-61710	16	23
172455-61720	90	3
172455-62171	39	6

Parts No.	Fig. No.	Ref. No.
172455-63250	13	30
172455-63600	19	22
172455-63660	19	24
172455-63700	19	25
172455-63710	19	26
172455-63720	19	27
172455-64110	19	28
172455-64130	10	1 B
	19	29
172455-64150	38	12
172455-64160	38	13
172455-64170	40	11
172455-64700	40	37
172455-64802-1	40	41
172455-64960	38	11
172455-65060	43	7
172455-65100-2	43	9
172455-65220	41	23
172455-65230	41	8
172455-65240	41	9
172455-65410	43	23
172455-65501	43	26
172455-65560	43	27
172455-65660	41	24
172455-65700	42	3
172455-65701	42	3 -1
172455-65741	41	25
172455-65800	43	29
172455-65950	43	11
172455-65960	43	12
172455-65970	43	13
172455-66110	41	6
172455-66200	41	26
172455-66352-1	42	4
172455-66381-2	40	49
172455-66390	40	52
172455-66400	41	27
172455-66430	41	16
172455-66450	41	17
172455-66470	42	12
172455-66520	40	29
172455-66530	40	30
172455-66550	40	31
172455-66560	40	32
172455-66590	40	53
172455-66601	42	8
172455-66611	42	9
172455-66630	43	14
172455-66640	40	34
172455-66670	43	15

Parts No.	Fig. No.	Ref. No.
172455-66680	42	10
172455-66712	41	7
172455-66720	42	11
172455-68820	50	3
172455-74010	61	6
	66	3
172455-74020	61	7
	66	4
172455-74030	61	8
	66	5
172455-74040	61	9
	66	6
172455-74050	68	18
172455-74320	61	5
	66	2
172455-74380	67	53
172455-74390	61	19
	62	28
	63	25
	66	50
	67	46
	68	7
172455-74400	62	29
172455-74410	61	20
	62	30
	63	26
	64	28
	66	51
	67	47
172455-74420	61	21
	62	31
	63	27
	65	20
	66	14
		52
	67	9
	68	8
172455-74440	61	22
	63	28
	65	21
	66	15
		53
	67	10
		49
	68	9
172455-74450	61	23
	62	32
	63	29
	64	8

Parts No. Index

Parts No.	Fig. No.	Ref. No.
172455-74450	65	6
		22
	66	16
		54
		67
	67	11
		50
	68	10
		23
	172455-74460	61
62		
63		33
		30
64		9
		7
65		23
		66
67		17
		55
68		12
		51
68		11
	24	
172455-74470	68	12
		25
172455-74480	64	29
		68
172455-74510	68	27
172455-74520	64	30
172455-74530	63	31
172455-74550	63	34
172455-74560	63	35
172455-74570	63	36
172455-74580	63	37
172455-74590	63	10
172455-74600	63	11
172455-74620	63	12
172455-74630	63	13
172455-74640	63	14
172455-74650	63	15
172455-74660	63	16
172455-74670	63	17
172455-74680	63	18
172455-74690	63	21
172455-74720	63	22
172455-74730	64	10
		65
65	8	
	24	
66	18	
	67	
67	13	
	64	
172455-74740	65	11
		9
25		

Parts No.	Fig. No.	Ref. No.
172455-74740	66	19
		67
172455-74990	61	11
		66
		8
172455-75240-1	72	12
172455-75270	72	13
172455-75290	72	15
172455-75300	72	16
172455-75330	72	19
172455-76100	73	1
172455-76160	76	7
172455-76191	73	7
172455-76200	73	9
172455-76220	83	4
172455-76400	73	13
172455-76580	78	6
172455-78100	73	15
172455-78110	73	16
172455-78130	73	17
172455-78140	73	18
172455-78150	73	19
172455-78160	76	21
172455-78211	75	19
172455-78220	75	20
172455-78231	75	21
172455-78241	75	22
172455-78290	75	25
172455-78301	75	26
172455-78310	74	28
172455-78320	74	29
172455-78330	76	22
172455-78350	76	24
172455-78360	76	25
172455-78370	76	26
172455-78520	79	21
172455-78530	79	23
172455-78600	77	21
172455-78610	77	22
172455-78620	77	24
172455-78710	77	23
172455-78730	76	29
172455-79210	84	20
172455-79221	84	21
172455-79750	79	22
172455-79780	79	24
172455-82301-2	89	3
172455-82360	89	6
172455-82380-2	89	18
172455-82391-2	89	9
172455-82490-2	91	1

Parts No.	Fig. No.	Ref. No.
172455-82610-2	91	2
172455-82650-2	91	5
172455-82660-2	91	6
172455-82671	91	4
		18
172455-82681	91	10
172455-82691	91	20
		12
172455-82701	91	22
		13
172455-82710	91	23
		7
172455-82720	91	8
172455-82750	91	17
172455-82760	91	9
		19
172455-82770	91	11
		21
172455-83350	89	12
172455-83360	89	13
172456-68100	48	2
172456-68110	46	18
		1
48	19	
172456-68120	46	2
172456-68130	46	3
172456-68140	46	4
172456-68150	46	5
172456-68160	46	6
172456-68170	46	7
172456-68180	45	3
172456-68250	45	4
172456-68520	47	2
172456-68530	47	3
172456-68550	45	10
172456-68570	45	12
172456-68610	47	6
172456-68650	45	15
172456-68660	47	9
		45
172456-68670	45	16
172456-68670	45	17
172456-68680	45	19
172456-68700	49	2
172456-68750	45	23
172456-68780	46	27
172456-68800	46	30
172456-68930	49	3
		45
47	15	
49	4	

Parts No.	Fig. No.	Ref. No.
172456-68950	45	27
		46
46	39	
	47	
47	18	
	49	
49	6	
	172456-68960	47
172456-68970	47	21
172456-69240	45	35
172456-69250	45	36
172456-69260	45	37
		49
49	12	
	172456-69310	45
172456-69380	48	14
172456-69420	46	41
172456-69460	46	42
172456-69520	45	42
		46
46	43	
	47	
47	25	
	49	
49	18	
	172456-69550	46
172456-69551	46	10
172456-69560	46	11
172456-69561	46	11
172456-69570	46	12
172456-69580	46	13
172456-69670	47	29
172456-69680	47	30
172456-69700	48	7
172456-69760	48	28
172456-69780	49	33
172456-69840	48	15
172456-69870	49	38
172456-69900	45	49
46	45	
	47	
47	31	
	172456-69910	45
46	46	
47	32	
172456-69930	45	53
172456-69970	48	29
172456-69990	48	16
30	48	
	172456-73580	51
172456-73590	51	18
172456-73870	51	19
172456-73880	51	20
172456-73890	51	21
172456-73900	51	22
172456-73910	51	23
172456-73920	51	24
172456-73930	51	25

Parts No. Index

Parts No.	Fig. No.	Ref. No.
172456-73940	51	26
172456-73950	51	27
172456-73960	51	28
172456-73970	51	29
172457-76100	77	1
172458-03220	1	12
172458-03240	1	16
		65
	90	41 A
172458-12100	6	1
172458-17700	23	39
172458-17880	16	2
172458-45810	30	10
172458-45850	28	4
172458-45920-1	32	4
172458-45950	32	7
172458-46720	39	8
		9
		10
172458-47640-1	28	18
172458-50480-2	35	2
172458-63100	39	11
172458-63120	39	12
172458-65050	43	6
172458-65060	43	8
172462-03320	1	26
172462-46230	33	21
172463-03281	1	64
172463-03290	1	22
172463-03330	1	27
172463-14650	11	10
172463-62101	39	1
172463-62140	39	3
172463-62150	39	4
172463-65410	43	24
172463-74300	69	1
172463-74511	70	1
172463-74521	70	11
172463-74530	70	4
		15
172463-74540	70	5
		16
172463-74551	70	6
		17
172463-74561	70	7
		18
172463-74570	70	8
		19
172463-74580	70	10
172463-74590	70	9

Parts No.	Fig. No.	Ref. No.
172463-74700	78	2
172463-78240	84	10
172467-64101	40	1
172467-64110	40	1 A
172467-64120	40	1 B
172467-64130	40	1 C
172467-64140	40	1 D
172467-64150	40	1 E
172467-64160	40	1 F
172467-64170	40	1 G
172467-64180	40	1 H
172467-64190	40	1 I
172472-03141	1	2
	2	1
	36	34 B
172472-03230	1	15
	88	22 A
172472-03241	1	49
	2	20
	46	50 B
172472-03250	1	50
172472-03261	1	18
	2	4
	88	22 B
172472-03271	1	19
	2	5
	87	23 A
172472-03281	1	21
	2	6
	87	23 B
172472-03290	1	62
	16	7
172472-03300	1	63
	16	8
172472-03330	1	51
	2	21
	88	22 C
172472-17300	18	4
172472-17401	17	6
172472-17470-1	17	10
172472-17610	20	3
172472-17611	20	3 -1
172472-17650	20	6
172472-45810-1	29	27
172472-45850-1	29	35
172472-63150	39	16
172472-63160	39	19
172472-64532-1	39	25
172472-64542-1	39	26
172472-69190	49	8

Parts No.	Fig. No.	Ref. No.
172472-78800	84	15
172478-03160	1	3
172478-03430	1	36
172478-03441	1	37
172478-03451	1	38
172478-11301	4	1
172478-11550	4	6
172478-13651	9	19
172478-13700-3	9	26
172478-13750	9	28
172478-16610	20	1
172478-17200	17	4
172478-17601	20	2
172478-18210	21	6
172478-37100-2	26	3
172478-37140	26	6
172478-37150	26	7
172478-37301-2	25	4
172478-37302	25	4 -1
172478-37303	25	4 -2
		4 -3
172478-37341	25	8
172478-37342	25	8 -1
172478-37343	25	8 -2
172478-37371	25	9
172478-37372	25	9 -1
172478-37373	25	9 -2
172478-37380	25	10
172478-37400	25	7 -1
172478-37500-3	25	16
172478-37501	25	16 -1
172478-37530	25	19
172478-37540	25	20
172478-37550	25	21
172478-37710	26	20
172478-45100-1	30	2
172478-45400-1	28	2
172478-45600	34	3
172478-46100	33	16
172478-46150	33	19
172478-47600-1	28	16
172478-47621-1	28	17
172478-47622	28	17 -1
172478-54450-3	35	20
172478-61111-2	36	4
172478-61180-1	37	1
172478-61190	37	2
172478-61200-1	37	4
172478-61270	37	8
172478-61351-2	36	7

Parts No.	Fig. No.	Ref. No.
172478-61360	36	9
172478-61390	36	12
172478-61401-2	36	13
172478-61450-2	36	18
172478-61500	36	15
172478-61510	36	16
172478-61560-2	36	21
172478-62160	39	5
172478-63200	39	13
172478-63220	39	15
172478-64040	40	9
172478-64050	40	10
172478-64340-1	40	35
172478-65190	41	3
172478-65200	41	4
172478-65220	42	6
172478-65330	43	22
172478-65400-2	44	1
172478-65480	44	4
172478-65490	44	5
172478-65501-2	44	6
172478-65551	44	10
172478-65561	44	11
172478-65570	44	12
172478-65590	44	13
172478-65601-2	44	15
172478-65630	44	16
172478-65650	44	18
172478-65700-1	44	19
172478-65730	44	21
172478-65740	44	22
172478-65750	3	1
	41	40
172478-68501	50	2
172478-68600	3	2
	46	47
172478-68610	3	3
	46	48
172478-68620	3	4
	46	49
172478-68850	50	4
172478-68860	50	5
172478-68900	50	6
172478-68910	36	10
172478-68920	36	17
172478-68930	50	7
172478-68981	50	8
172478-72010	52	30
172478-72170	53	9
172478-72180	53	16

Parts No. Index

Parts No.	Fig. No.	Ref. No.
172478-72190	52	26
	53	23
172478-72200-2	56	1
172478-72250	52	32
172478-72320	53	31
172478-72610	56	20
172478-73120	51	43
172478-73130	51	44
172478-73150	51	45
172478-73160	51	88
172478-73170	51	89
172478-73180	51	90
172478-73341	51	75 -1
172478-73350	51	76 -1
172478-73361	51	79 -1
172478-74112	61	1
172478-74150	61	3
172478-74180	61	16
	62	25
	63	4
	64	21
	66	47
	67	42
	68	3
		20
172478-74190	63	2
172478-74220	64	1
172478-74230	64	19
172478-74260	65	1
172478-74270	65	15
172478-74300	67	2
172478-74311	67	40
172478-74320	67	45
172478-74330	68	1
172478-74340	68	17
172478-74350	68	32
172478-74360	68	33
172478-74370	68	34
172478-74380	68	29
172478-74400	62	2
	63	40
	65	30
	66	25
172478-74420	63	61
172478-74430	67	19
172478-74440	61	12
	68	35
172478-74450	66	9
172478-74460	61	14
172478-74470	61	25

Parts No.	Fig. No.	Ref. No.
172478-74470	62	34
172478-74480	62	23
172478-74491	66	46
172478-74510	63	1
172478-74520	64	16
172478-74530	65	14
172478-74560	67	1
172478-74570	68	16
172478-74601	62	1
172478-74610	66	1
172478-74621	66	24
172478-74630	61	4
172478-76500	80	4
172478-76511-2	80	5
172478-76520-2	82	15
172478-76590-2	74	15
172478-76640-2	74	18
172478-76670	81	21
172478-76702-2	81	8
172478-76730	81	23
172478-78200	74	22
172478-78210	74	23
172478-78220	74	24
172478-78230	74	25
172478-78240	74	26
172478-78250	74	27
172478-78260	75	23
172478-78270	75	24
172478-78320	79	19
172478-78410	84	11
172478-78430	84	12
172478-78450	84	13
172478-78470	84	14
172478-78480	83	6
172478-78490	83	7
172478-78500	83	8
172478-78510	83	9
172478-78620	77	25
172478-78630	76	28
172478-78650	77	26
172478-78660	77	27
172478-78670	75	27
172478-78700	78	13
		14
172478-78800	84	16
172478-78810	84	17
172478-78820	84	18
172478-78830	84	19
172478-78850	78	15
172478-78860	78	16

Parts No.	Fig. No.	Ref. No.
172478-94101	92	4
172479-73010	58	2
172479-73301	58	1
172479-73310	58	19
172479-73321	58	20
172479-73331	58	21
172479-73340	58	22
172479-73350	58	23
172479-73360	58	24
172479-73370	58	25
172479-73380	58	26
172479-73390	58	27
172479-73400	58	28
172479-73410	58	29
172479-73420	58	30
	93	13
172479-73430	58	31
172479-73440	58	32
172479-73450	58	3
172479-73460	58	4
172479-73470	58	33
	93	20
172479-73480	58	34
	93	22
		39
172479-73490	58	35
172479-73500	58	36
172479-73510	58	37
172479-73520	58	38
172479-73530	58	39
172479-73540	58	40
172479-73550	58	41
172479-73560	58	42
172479-73570	58	43
172479-73580	58	44
172479-73590	58	45
	93	37
172479-73600	58	46
172479-73610	58	47
172479-73620	58	48
172479-73630	58	5
172479-73640	58	6
172479-73650	58	7
172479-73660	58	49
172479-73670	58	50
172479-73680	58	51
172479-73690	58	52
172479-73700	58	53
172479-73710	58	54
	93	63

Parts No.	Fig. No.	Ref. No.
172479-73710	93	64
172479-73720	58	55
172479-73730	58	56
172479-73740	58	57
172479-73750	58	58
	93	41
172479-73760	58	59
	93	42
172479-73770	58	60
172479-73780	58	61
172479-73790	58	62
172479-73800	58	63
	93	49
172479-73810	58	64
	93	50
172479-73820	58	65
172479-73830	58	66
	93	51
172479-73840	58	67
172479-73850	58	68
	93	52
172479-73860	58	69
172479-73870	58	70
172479-73880	58	71
172479-73890	58	72
172479-73900	58	73
172479-73910	58	8
172479-73920	58	9
172479-73930	58	10
172479-73940	58	74
172479-73950	58	76
	93	74
172487-45900-1	32	3
172487-78250	76	36
172488-03170	1	7
172488-74200	63	5
172488-74210	63	8
172488-74220	63	9
172488-74240	64	23
172496-03200	1	52
172496-03260	1	53
	33	42
172499-13100	7	1
172499-16160	10	29
172499-18400	23	57
	40	43
172499-18410	23	58
172499-18800-1	23	20
172499-18940	23	43
172499-70720	59	6

Parts No. Index

Parts No.	Fig. No.	Ref. No.
172499-70730	59	7
172499-70740	59	8
172499-70750	59	9
172499-70760	59	10
172499-70770	59	11
172499-70780	59	12
172499-70790	59	13
172499-70800	59	29
172499-70810	59	30
172499-70820	59	32
172499-70830	59	33
172499-70840	59	34
172499-70850	59	35
172499-70860	59	36
172499-70870	59	81
172499-70880	59	38
172499-70890	59	39
172499-70900	59	50
172499-70910	59	51
172499-70920	59	52
172499-70930	59	53
172499-70940	59	54
172499-70950	59	82
172499-70960	59	83
172499-70970	59	40
172499-70980	59	41
172499-70990	59	42
172499-71011	59	45
172499-71020	59	78
172499-71030	59	47
172499-71040	59	14
172499-71050	59	15
172499-72980	54	10 -1
172499-72981	54	10 -2
172499-73200	59	1
172499-73460	93	18
172499-73620	93	56
172499-73630	93	57
172499-73640	93	58
172499-73660	93	59
172499-73670	93	60
172499-73680	93	61
172499-73690	93	62
172499-73710	93	65
172499-73720	93	66
172499-73760	93	67
172499-73770	93	68
172499-73780	93	69
172499-73810	93	70
172499-73820	93	71

Parts No.	Fig. No.	Ref. No.
172499-73830	93	72
172499-73870	93	73
172499-76300	59	74
172499-76310	76	13
172499-76311	76	13 -1
172499-76320	77	30
172499-76331	76	14
172499-76351	77	32
172499-78600	77	34
172511-17351	17	5
172519-63240	4	9
	9	34
	15	21
	18	7
	23	19
		26
	37	10
	39	22
		23
	40	7
		8
		62
172519-75250-2	72	33
172519-75270	72	35
172638-73650	63	6
172644-76161	95	12
172648-16600	13	7
172730-75141	79	1
	95	4
172732-42450	33	4
172734-41300	31	27
	33	3
172734-65270	43	19
172823-74240	64	6
	65	5
		19
	66	13
	67	7
172956-73110	51	15
172956-73121	51	16
172958-03160	1	4
	90	42 A
172958-17110	16	6
172958-17121	90	1
172958-17140	16	12
172958-17150	16	13
172958-17160	16	14
172958-17170	16	15
172958-17180	16	16
172958-17190	16	17

Parts No.	Fig. No.	Ref. No.
172958-17200	16	18
172958-17210	16	19
172958-17220	16	20
172958-72950	57	22
172958-72960	57	23
172958-72982-2	57	24
172958-78120	82	18
172960-83210	90	17
172964-12140	30	1
172978-03102	1	48
	2	19
	46	50 A
172978-16501	16	1
172978-17100	16	5
172978-72300-2	53	1
172978-72301-2	53	1 -1
172978-72310	53	24
172978-72500-2	54	1
172978-72501-2	54	1 -1
172978-72570	54	5
172978-72571	54	5 -1
172978-72590	54	8
172978-72600	54	12
172978-72610	54	9
172978-72611	54	9 -1
172978-72612	54	9 -2
172978-72620	54	19
172978-72640-2	54	22
172978-72641-2	54	22 -1
172978-72650	54	26
172978-72800-2	57	1
172978-72810-2	57	5
172978-72860	57	8
172978-72880	57	11
172978-72890	57	7
172978-72920	57	14
172978-73100	51	5
172978-73101	51	5 -1
172978-76100	82	1
172978-76401-2	82	6
172978-76420-2	82	7
172978-76440-2	82	8
172978-76460-2	82	9
172978-76480-2	82	10
172978-76500-2	82	11
172978-76520-2	82	12
172978-78111	82	17
172978-78120	82	19
172978-81400	91	14
172978-81500-2	88	2

Parts No.	Fig. No.	Ref. No.
172978-83101-2	90	5
172978-83111-2	90	6
172978-83120	90	7
172978-83130	90	8
172978-83140	90	9
		10
172978-83150	90	11
172978-83161	90	12
172978-83170-2	90	13
172978-83191	90	14
172978-83221-2	90	18
172978-83270-2	90	19
172978-83292	90	20
172978-83300-2	90	21
172978-83320-2	90	22
172989-73150	51	18 -1
172989-73160	51	17 -1
172989-76120	78	3
172A07-03160	1	5
172A21-03160	1	6
172A21-03220	1	13
172A21-11310	4	8
172A21-13100	7	9
172A21-13510	8	11
172A21-13520	8	12
172A21-13561	8	14
172A21-13800-1	9	10
172A21-14470	11	2
172A21-18350	21	7
172A21-45300-1	29	24
172A21-45310-1	29	26
172A21-45320-1	29	32
172A21-45330-1	29	34
172A21-54100	35	16
172A21-61600	36	22
	43	24 -1
172A21-64570	40	22
172A21-64580	40	23
172A21-68401	45	1
172A21-68411	45	2
172A21-68420	46	8
172A21-68430	46	9
172A21-68440	46	14
172A21-68450	46	15
172A21-68460	45	5
172A21-68470	46	16
172A21-68480	46	17
172A21-68500	47	1
172A21-68510	46	18
172A21-68520	45	7

Parts No. Index

Parts No.	Fig. No.	Ref. No.
172A21-68530	45	8
172A21-68540	45	9
172A21-68550	45	11
172A21-68560	47	4
172A21-68570	45	13
172A21-68580	47	5
172A21-68600	45	14
172A21-68610	46	19
172A21-68620	46	20
172A21-68640	47	7
172A21-68650	47	8
172A21-68660	46	21
172A21-68670	45	18
172A21-68680	45	20
172A21-68700	46	22
172A21-68710	47	10
172A21-68720	46	23
172A21-68730	46	24
172A21-68740	45	22
172A21-68750	47	11
172A21-68760	46	25
172A21-68770	46	26
172A21-68780	46	28
172A21-68791	46	29
172A21-68800	46	31
172A21-68810	46	32
172A21-68820	46	33
172A21-68831	46	34
172A21-68840	45	24
	48	20
172A21-68850	47	12
172A21-68860	47	13
172A21-68880	45	25
172A21-68890	46	37
172A21-68900	47	14
172A21-68910	46	38
172A21-68930	47	16
172A21-68940	49	5
172A21-68950	47	17
172A21-68960	46	40
172A21-68970	47	20
172A21-68980	45	28
172A21-68990	45	29
172A21-69000	45	30
172A21-69020	45	31
172A21-69030	45	32
	47	22
	48	3
		21
172A21-69040	45	33

Parts No.	Fig. No.	Ref. No.
172A21-69040	49	7
172A21-69050	47	23
172A21-69060	45	34
	47	24
172A21-69070	48	1
172A21-69080	48	4
172A21-69090	48	5
172A21-69100	48	6
172A21-69110	48	8
172A21-69120	48	9
172A21-69130	48	10
172A21-69140	48	11
172A21-69150	48	12
172A21-69160	48	13
172A21-69170	48	17
172A21-69180	48	22
172A21-69190	48	23
172A21-69200	48	24
172A21-69210	48	25
172A21-69220	48	26
172A21-69230	48	27
172A21-69241	49	1
172A21-69251	49	9
172A21-69280	49	13
172A21-69330	49	14
172A21-69360	49	15
172A21-69400	49	16
172A21-69420	49	17
172A21-69430	45	51
172A21-69440	45	52
172A21-69451	49	10
172A21-69461	49	11
172A21-69500	45	39
172A21-69510	45	40
172A21-69520	45	41
172A21-69530	47	26
172A21-69540	47	27
172A21-69550	47	28
172A21-69560	45	43
172A21-69570	45	44
172A21-69580	46	44
172A21-69590	45	45
172A21-69600	45	46
172A21-69610	45	47
172A21-69620	45	48
172A21-69650	49	19
172A21-69660	49	20
172A21-69670	49	21
172A21-69680	49	22
172A21-69690	49	23

Parts No.	Fig. No.	Ref. No.
172A21-69700	49	24
172A21-69710	49	25
172A21-69720	49	26
172A21-69730	49	27
172A21-69740	49	28
172A21-69750	49	29
172A21-69760	49	30
172A21-69770	49	31
172A21-69780	49	32
172A21-69790	49	34
172A21-69800	49	35
172A21-69810	49	36
172A21-69820	49	37
172A21-69850	46	35
172A21-69860	46	36
172A21-69870	46	36 A
172A21-69880	46	36 B
172A21-69890	46	36 C
172A21-69900	46	36 D
172A21-72110-2	52	22
172A21-72200	52	27
172A21-72310-2	53	27
172A21-72620	56	24
172A21-72710	55	28
172A21-72720	55	32
172A21-75110	10	11
	72	18
172A25-17210	18	1
172A36-03411	1	33
	2	13
	43	51 A
172A36-74690	69	2
172A36-74750	69	8
172A36-74780	69	9
172A38-03201	1	8
	2	2
	8	40 A
172A38-03211	1	10
	2	30
	8	39 A
172A47-76261	82	3
172A52-76130	59	72
172A64-03700	1	44
172A65-03150	1	66
172A65-03200	1	9
172A65-03210	1	11
172A65-03220	1	14
172A65-05100	10	1 A
172A65-11510	5	6
172A65-11540	5	7

Parts No.	Fig. No.	Ref. No.
172A65-11550	4	2
172A65-11590	4	4
172A65-11600	4	5
172A65-11630	5	10
172A65-12100	6	3
172A65-12120	6	17
172A65-12130	6	18
172A65-13250	8	6
172A65-13290	8	8
172A65-13300	8	18
172A65-13310	9	1
172A65-13320	9	2
		5
172A65-13360	9	4
172A65-13400	9	8
172A65-13420	9	9
172A65-13500	8	10
172A65-13510	8	13
172A65-13511	8	13 -1
172A65-13600	9	11
172A65-13700	9	20
172A65-13710	9	21
172A65-13720	9	22
172A65-16100	12	1
172A65-16120	12	3
172A65-16500	13	2
172A65-16520	13	9
172A65-16540	13	22
172A65-16550	13	4
		4 -1
172A65-16560	13	5
172A65-16570	13	6
172A65-16580	17	1
172A65-16600	14	1
172A65-16700	13	25
172A65-16750	13	26
172A65-17150	15	7
172A65-17400	15	12
172A65-17430	15	15
172A65-17480	15	16
172A65-17600	7	16
172A65-17650	19	3
172A65-17700	19	6
172A65-17730	19	18
172A65-18340	23	55
172A65-18550	23	3
172A65-18600	23	8
172A65-18750	23	11
172A65-18760	23	12
172A65-18770	23	13

Parts No. Index

Parts No.	Fig. No.	Ref. No.
172A65-46600	28	8
172A65-61520	37	9
172A65-63300	38	4
172A65-63330	38	6
172A65-63340	38	7
172A65-63440	38	8
172A65-63470	38	10
172A65-64200	40	12
172A65-64450	40	38
172A65-64470	40	40
172A65-64750	40	24
172A65-64760	40	25
172A65-64770	40	26
172A65-64780	40	27
172A65-64790	40	28
172A65-64800	40	42
172A65-64820	40	44
172A65-64830	40	45
172A65-64840	40	46
172A65-64850	40	47
172A65-65300	43	20
172A65-72880	53	23 -1
172A65-73300	93	1
172A65-73310	93	2
172A65-73320	93	3
172A65-73330	93	4
172A65-73340	93	5
172A65-73350	93	6
172A65-73360	93	7
172A65-73370	93	8
172A65-73380	93	9
172A65-73390	93	10
172A65-73400	93	11
172A65-73410	93	12
172A65-73420	93	14
172A65-73430	93	15
172A65-73440	93	16
172A65-73450	93	17
172A65-73460	93	19
172A65-73470	93	21
172A65-73480	93	23
172A65-73490	93	24
172A65-73500	93	25
172A65-73510	93	26
172A65-73520	93	27
172A65-73530	93	28
172A65-73540	93	29
172A65-73550	93	30
172A65-73560	93	31
172A65-73570	93	32

Parts No.	Fig. No.	Ref. No.
172A65-73580	93	33
172A65-73600	93	38
172A65-73610	93	40
172A65-73620	93	45
172A65-73630	93	46
172A65-73640	93	47
172A65-73650	93	48
172A65-73700	93	85
172A65-73800	94	1
	95	3
172A65-73810	94	2
172A65-73840	94	3
172A65-73850	94	4
172A65-73860	94	5
172A65-73870	94	11
172A65-73880	94	10
172A65-73900	95	1
172A65-74850	71	3
172A65-76700	95	14
172A65-76770	71	4
172A65-76790	71	5
172A65-78200	76	23
172A65-78210	76	27
172A65-78250	82	20
172A65-78260	82	16
172A69-16710	13	4 A
172A69-73850	93	43
172A77-17250	18	2
172A77-46050	28	1 -1
172A78-14220	10	5
172A79-12150	6	2 -1
172A89-50100	35	1 -2
172A89-61540	36	23 -1
172B02-17150	15	18 -1
172B03-76150	95	9
172B06-37951	97	7
172B11-37300	96	1
172B11-37310	96	2
172B11-37330	96	4
172B11-37340	96	5
172B11-37370	96	8
172B11-37380	96	9
172B11-37750	97	1
172B11-37760	97	2
172B11-37790	97	3
172B11-37800	97	4
172B11-37810	97	5
172B11-37820	97	6
172B11-50100	35	1 -3
182900-55790	25	7

Parts No.	Fig. No.	Ref. No.
182900-57380	26	5
184015-44680	8	31
184015-59210	11	6
184016-55700	11	17
184016-55701	11	17 -1
185100-50070	6	6
194145-04810	43	1
		2
	52	2
	54	2
194151-57100	15	19
194200-37780	31	26
	33	2
194202-56460	11	31
	13	28
	14	2
	22	26
	24	24
		25
		26
194464-52190	15	17
194630-15520	11	23
194680-51670	13	27
194990-22130	6	4
197821-88070	23	6
197821-88380	24	9
198072-17440	26	19
198083-87570	22	7
198094-01260	6	15
198127-86540	20	11
198146-87120	22	5
198244-87040	23	53
198244-88040	23	54
198461-52950	15	18
1A1040-43900	30	5
	32	2
1A1040-45890	31	8
	33	14
1A1380-55310	21	15
1A1380-62160	43	4
1A7030-87411	23	6 -1
1C6281-52310	6	25
1D4070-23580	28	1
1D4105-11950	8	1
1D4180-22850	95	2
1E4132-99140	43	53
1E8775-84120	12	4
	13	8
22117-040000	29	11
22117-080000	69	10

Parts No.	Fig. No.	Ref. No.
22117-100000	4	10
	81	18
22137-060000	8	32
	11	30
	15	36
	20	7
		14
	22	14
	23	30
	24	16
	70	20
22137-080000	11	24
	21	17
		18
		19
		20
		33
	23	31
	24	17
		18
	28	21
		22
		23
	29	20
		30
		38
	31	31
	33	25
		26
	39	29
	41	29
		30
	42	13
	43	35
		36
	90	23
22137-100000	9	40
	21	21
	22	15
	31	24
	33	27
	36	25
		26
	38	16
	39	30
	40	55
	41	41
	42	14
		15
	43	37

Parts No. Index

Parts No.	Fig. No.	Ref. No.	
22137-100000	43	37 -1	
		38	
		39	
		40	
		52	
	80	9	
	90	24	
		24 -1	
		25	
	22137-120000	41	31
22137-160000	10	22	
	35	6	
	72	36	
22137-240000	69	11	
22157-080000	12	11	
	15	11	
	26		
	41	32	
22157-100000	9	35	
	36	27	
22157-120000	36	28	
	42	16	
	88	14	
22157-140000	86	24	
	87	16	
	88	15	
	92	10	
22217-050000	72	25	
22217-060000	13	32	
	20	8	
	15		
	22	16	
	69	12	
22217-080000	11	25	
	22	17	
	23	32	
		33	
	30	6	
	31	32	
	33	28	
22217-100000	4	11	
	7	11	
	31	10	
	37	11	
	42	17	
	51	118	
	52	40	
		94	6
	22217-120000	7	12
		50	9

Parts No.	Fig. No.	Ref. No.	
22217-120000	60	15	
	26	16	
22217-140000	86	25	
	87	17	
	88	16	
	92	11	
	22217-160000	7	13
		9	36
	10	21	
	25	26	
	35	7	
	40	15	
	51	121	
	58	82	
	59	76	
	72	37	
	93	83	
22217-200000	25	14	
	96	13	
22242-000190	58	77	
22242-000250	28	24	
	58	78	
22242-000300	25	22	
22242-000340	53	35	
22242-000350	34	4	
	51	13	
	90	26	
22242-000360	25	11	
22242-000380	25	11 -1	
	96	10	
22242-000400	26	11	
22242-000450	93	75	
22242-000700	60	8	
22242-000720	94	7	
22242-001000	86	26	
22252-000350	21	3	
22252-000450	90	27	
	28		
22252-000621	25	23	
22252-000800	51	14	
22272-000070	28	25	
22351-030028	16	21	
22351-035040	28	26	
22351-060040	28	27	
22372-080000	41	33	
22417-160160	6	19	
	29	21	
	30	12	
	31	33	

Parts No.	Fig. No.	Ref. No.
22417-160160	33	29
22417-200160	69	13
22417-200200	28	28
	41	34
	43	41
		42
	22417-250200	31
	33	30
22487-060160	6	20
22487-080160	6	21
22487-080300	69	14
22857-500121	18	8
22867-400100	50	10
22869-400160	23	34
	44	
23000-013000	72	10
	76	30
	77	35
23000-070000	5	11
23000-080000	5	12
23001-016000	76	31
	37	
23001-022000	19	32
	32 -1	
23001-035000	76	32
	78	17
23001-041000	8	33
	76	33
23001-048000	8	9
23001-090000	73	20
23010-014000	10	16
23010-050000	8	34
23061-043000	20	16
23061-050500	11	26
23065-070225	8	25
23080-013000	10	18
23080-018000	19	35
23391-020000	84	7
23391-030000	75	11
	79	5
23393-040000	75	9
	12	
23394-020000	75	10
	79	6
23394-030000	79	7
23394-040000	79	8
23394-060000	78	18
23871-005000	57	25
23871-010000	69	15
23871-020000	76	35

Parts No.	Fig. No.	Ref. No.
23871-020000	76	35 -1
23871-030000	60	9
	94	8
	10	15
23871-040000	10	15
23871-060000	81	16
24101-062064	93	76
24101-063014	58	79
24104-062020	21	4
24105-062064	25	24
24190-060001	93	44
24190-100001	58	75
24190-120001	58	80
	93	77
24311-000070	6	12
24311-000160	8	5
	11	20
	51	30
24311-000210	30	7
	31	11
	32	8
	33	31
24311-000250	69	16
24311-000320	69	17
24311-000340	25	12 -1
	28	29
24311-000380	25	12
	26	12
	72	26
24311-000440	51	86
24311-000700	90	29
24311-000800	60	12
24311-001000	60	13
24315-000050	51	73
24315-000070	59	85
	93	78
24315-000080	51	60
	58	11
		12
	59	86
24315-000100	59	87
	62	22
	63	60
		81
	65	50
	66	45
	67	39
	68	31
	93	34
24315-000110	51	63
	59	88

Parts No. Index

Parts No.	Fig. No.	Ref. No.	
24315-000110	59	89	
		90	
	77	2	
		9	
		31	
	82	2	
	93	35	
	24315-000120	58	13
	24315-000140	26	24
		58	14
	15		
	59	73	
		75	
		91	
		92	
	63	33	
	68	14	
	76	20	
	93	53	
		79	
	95	13	
24315-000150	59	93	
24315-000160	51	51	
	59	94	
24315-000180	51	117	
	58	16	
	61	27	
	67	54	
	73	4	
	74	4	
	78	7	
	93	54	
	95	18	
	24315-000200	51	52
	93	36	
24315-000210	59	95	
24315-000240	76	5	
24315-000260	58	17	
	93	55	
24315-000290	51	53	
24315-000800	94	12	
24315-001000	94	13	
24321-000350	96	11	
24321-000650	11	21	
24321-000700	62	35	
	63	39	
	64	12	
		31	
	65	10	
		26	

Parts No.	Fig. No.	Ref. No.	
24321-000700	66	20	
	67	15	
		52	
	68	15	
		28	
24321-000750	51	106	
24321-000950	60	14	
24321-001000	86	12	
24321-001050	51	74	
24321-001350	72	27	
24321-001700	72	28	
24321-002300	58	18	
	93	80	
24325-000650	73	11	
24325-000900	51	102	
24325-000950	94	14	
24325-001300	59	96	
24325-001450	59	97	
24341-000300	72	29	
24550-025150	28	11	
24550-045250	57	10	
24550-065400	52	6	
	53	26	
	56	4	
24761-020000	26	25	
	29	12	
	52	33	
	54	30	
	85	8	
		9	
	86	27	
	88	17	
	89	14	
	90	30	
	31		
	92	12	
24761-040000	31	12	
	53	36	
	87	18	
	88	18	
	92	13	
24761-050000	28	30	
	31	13	
	33	32	
	52	34	
	54	31	
	55	36	
	89	15	
	26013-060102	10	19
	26013-060122	10	19 -1

Parts No.	Fig. No.	Ref. No.
26013-060122	15	27
		28 -1
	17	12
	23	35
26013-060162	6	22
	8	35
	11	27
	15	28
26013-060202	70	21
26013-060252	24	19
26013-060302	29	40
26013-080122	17	13
	22	18
	41	35
26013-080162	7	17
	8	36
	13	33
		34
		42
	15	30
	21	23
		24
	28	31
		32
	31	14
	32	9
	33	33
	40	2
	41	18
		36
	42	18
	44	23
	78	19
	90	32
26013-080202	9	29
	15	10
	21	22
	22	19
		20
	24	20
	28	33
	32	10
26013-080252	4	7
	8	37
	15	31
		32
	21	25
		26
		27
	24	21

Parts No.	Fig. No.	Ref. No.
26013-080252	69	20
26013-080352	21	28
26013-100162	11	28
	12	7
	13	31
		35
		36
	17	14
	20	12
	23	5
	40	57
	61	28
26013-100202	5	14
	9	37
	19	34
	22	21
	28	6
		7
	33	34
		35
	36	29
		30
		31
	37	12
		13
	38	17
	39	7
	40	58
		59
	41	19
	42	19
		20
	44	24
	74	32
	76	17
	78	20
		21
26013-100252	5	15
	6	23
	9	38
	29	17
	35	21
	41	37
	43	43
		44
		45
		46
		47
		48
	52	35

Parts No. Index

Parts No.	Fig. No.	Ref. No.
26013-100252	54	32
	69	21
	81	17
	90	33
26013-100302	51	2
	78	22
26013-100402	60	3
	73	14
26013-100502	9	30
	80	10
	81	22
	90	34 -1
26013-100552	90	34
26013-100602	74	33
26013-100702	38	18
26013-120202	41	38
	42	21
26013-120252	87	19
26013-120302	36	32
	86	28
	88	19
	92	14
26013-120402	73	12
	80	11
	94	15
26013-120552	81	19
26013-120702	81	20
26014-060162	6	24
	13	37
	15	33
26014-060202	13	38
26014-060402	15	29
26014-080162	10	30
	41	39
26014-080202	5	13
26014-080252	82	14
26014-080352	82	24
26014-100162	13	39
26014-100202	38	19
	40	60
	41	20
	44	25
		26
		27
	52	41
	56	29
	71	6
	72	30
		31
26014-100252	40	61

Parts No.	Fig. No.	Ref. No.
26014-100252	41	21
26022-050102	24	22
26022-050122	10	20
	69	18
26022-080162	8	38
26023-040082	24	23
26023-040202	6	13
26023-050122	22	22
26051-080002	12	8
	29	22
	30	13
	31	34
	33	36
26076-100202	93	81
26076-100402	94	9
26076-120352	7	14
26076-161302	7	15
	91	15
26076-200409	96	14
26106-060122	6	14
26106-080602	21	29
26106-100122	35	3
26106-100162	36	33
26106-100352	21	30
	34	5
26106-100552	34	6
26106-100652	4	12
26116-050102	72	32
26116-060162	20	9
		17
26116-060602	22	23
26116-080202	30	8
	90	35
26116-080254	31	15
	33	37
26116-080802	11	29
26116-100202	31	16
	52	42
26116-100354	30	3
26116-100502	42	22
26116-100504	29	13
26116-100602	37	14
26116-120902	60	16
26116-121402	86	29
26116-140252	86	30
	87	20
26116-140352	86	31
	87	21
	88	20
	92	15

Parts No.	Fig. No.	Ref. No.
26116-140602	26	17
26116-160402	35	8
	72	38
26116-160452	10	23
	51	122
	58	83
	93	84
26116-160502	59	77
26116-160852	25	27
26116-161202	89	16
	90	36
		37
26116-200402	25	15
26347-080002	29	31
		39
	33	38
	43	49
26347-100002	41	22
	43	3
26367-050002	22	24
26450-040102	51	31
26450-050122	51	96
26450-060162	69	19
26450-060302	59	67
26450-060352	57	26
26450-080202	59	68
26450-080222	51	107
26450-080302	51	32
26450-080502	21	31
26450-100302	51	54
		79
		87
26450-120302	58	81
	93	82
26450-140402	59	69
		70
26559-050202	23	36
26577-080122	39	28
26587-040122	29	14
26617-100002	51	119
26706-100002	4	13
26712-080002	23	37
		38
26716-060002	13	40
26716-080002	12	12
	22	25
	31	17
	33	39
26716-100002	29	15
	30	4
	33	40

Parts No.	Fig. No.	Ref. No.
26716-100002	72	9
26716-120002	86	32
26716-160002	25	28
	89	17
	90	38
		39
	91	16
26716-180002	86	33
26756-100002	90	40
26757-050002	30	11
26776-180002	15	34
29220-788200	15	14
29420-050000	13	16
29420-100000	13	17
29420-150000	13	18
29420-300000	13	19
41851-000110	17	15
	61	13
	68	36
	75	4
	76	10
		15
	77	12
		15
		16
		17
		18
		19
		20
	79	9
	82	4
	83	2
		5
	84	2
		6
		8
	95	6
		8
41851-000140	79	10
	95	10
		15
		19
		20
41851-000180	73	10
	74	9
		10
		11
		12
		13
	75	13

Parts No. Index

Parts No.	Fig. No.	Ref. No.
41851-000180	75	14
		15
		16
		17
		11
41851-000240	73	6
		8
	76	16
772162-37770	26	18
772455-75102	72	1
772478-37101-2	26	2
772478-37120-1	26	1
772A65-03200	1	1
772A65-14100	10	1
933110-00301	15	6
933110-54100	29	23
		30
		14
		35
		41
		18
		26
		43
		3
		18
933166-80520	64	13
		11
		27
		21
		16
		44
		16
		4
		13
		25
933171-13691	25	13
		12
		41
		33
		14
		12
		28
		22
		17
		15
933171-80610	64	13
		29
		23
		18
		18

Parts No.	Fig. No.	Ref. No.
-----------	----------	----------

Parts No.	Fig. No.	Ref. No.
-----------	----------	----------

Parts No.	Fig. No.	Ref. No.
-----------	----------	----------