

0CS10-M51801EN

P R E F A C E

1. This Parts Catalog carries Yanmar excavator (crawler back-hoe) Vio45-5B (for U. S. A. , Australia , New Zealand & Singapore.)

2. Parts catalog history

		Parts catalog NO.	Published	Remarks
1st edition	Vehicle	OCS10-G51800	Mar. , 2008	Disuse old edition
	Engine	OCB10-G75600		
1st revised	Vehicle	OCS10-G51801	Sep. , 2011	
	Engine	OCB10-G75600		

3. Your understanding is asking that this parts catalog is not a technical data manual setting forth as servicing procedures, This parts catalog is using simplified illustration.

Be sure to use Yanmar Genuine Parts in your maintenance servicing of Yanmar products. Be careful not to use the simple parts available in the market, otherwise their use in repairing causes such as an early breakage, for instance.

Directions for the Parts Catalog.

1. This Parts Catalog shows both standard and optional parts.
2. Parts may change without prior notice.
3. The following is an example of the Parts Catalog format.

REF.	LEV.	PARTS NO.	DESCRIPTION	Q'TY						I	R
				(A)	(B)	(C)	(D)	(E)	(F)		
1	1	729595-51390	FUEL INJECTION PUMP	1	1	1	1	1			1
1-1	1	729595-51391	FUEL INJECTION PUMP	1	1	1	1	1		N	1
		(A=E00185) (B=E00200)									
3	2	26022-060162	SCREW M 6X 16	9	9	9	9	9			
3-1	2	26022-060162	SCREW M 6X 16	4	4	4	4	4		K	
		(A=E00156) (B=E00156) (C=E00156) (D=E00156) (E=E00156)									
4	2	129470-51040	CAMSHAFT	1	1	1	1	1			
5	2	122710-51050	BEARING, ROLLER	2	2	2	2	2			
6	2	129470-51060	RETAINER	1	1	1	1	1			

Remarks
(1) BOOST COMPEMSATOR TYPE. OPTIONAL PART, TO E00155,(4JH-DT, 4JH-DTZ

① Ref. No.

The Ref. No. listed may not be in accordance with the illustration Ref. No.

(Ex.) Illustration No.

List Ref No.

1

1

(Before change)

1-1

(After change)

For interchangeable symbols N, R and K, illustrations for new parts may be abbreviated.

② Lev. (Level)

Level indication

The numbers below indicate the level of relativity towards the main part.

1 ----- Main parts (Assembly parts)

2 ----- Sub component included in " 1 ".

3 ----- Sub component included in " 2 ".

Note) Parts that are not for sale are partially illustrated but not listed.

③ Interchangeability Symbol

When a part change takes place, one of the following interchangeability symbols is indicated beside the part.

Symbol	Interchangeability	Contents note
N	Old $\begin{matrix} \leftarrow \text{Yes} \\ \text{No} \rightarrow \end{matrix}$ New	New Part is interchangeable for Old Part but Old Part is not interchangeable for New Part.
Q	Old $\begin{matrix} \leftarrow \text{No} \\ \text{Yes} \rightarrow \end{matrix}$ New	New Part is not interchangeable for Old Part but Old Part is interchangeable for New Part.
R	Old $\begin{matrix} \leftarrow \text{Yes} \\ \text{Yes} \rightarrow \end{matrix}$ New	New/ Old Parts are both interchangeable.
S	Old $\begin{matrix} \leftarrow \text{No} \\ \text{No} \rightarrow \end{matrix}$ New	New/ Old Parts are both not interchangeable.
W		Part newly added.
Z		Part discontinued.
F		Not interchangeable by a single part but interchangeable together with related parts.
K		Changes only for used parts quantities.

④ Effective Machine No.

When a part changes, the effective Machine No. will be indicated in the (A)-(F) column.

Product Symbol	Product No.	Product Symbol	Product No.
C	Clutch No. Compressor No.	F	Machine No. (Agricultural Equip.)
D	Drive No.	M	Machine No.
E	Engine No.		

Note 1) A date may follow the symbol. (Ex.) 1996.01

Note 2) "XXXXX" and "ZZZZZ" are for parts that could not be predicted or for engine models that could not be identified.

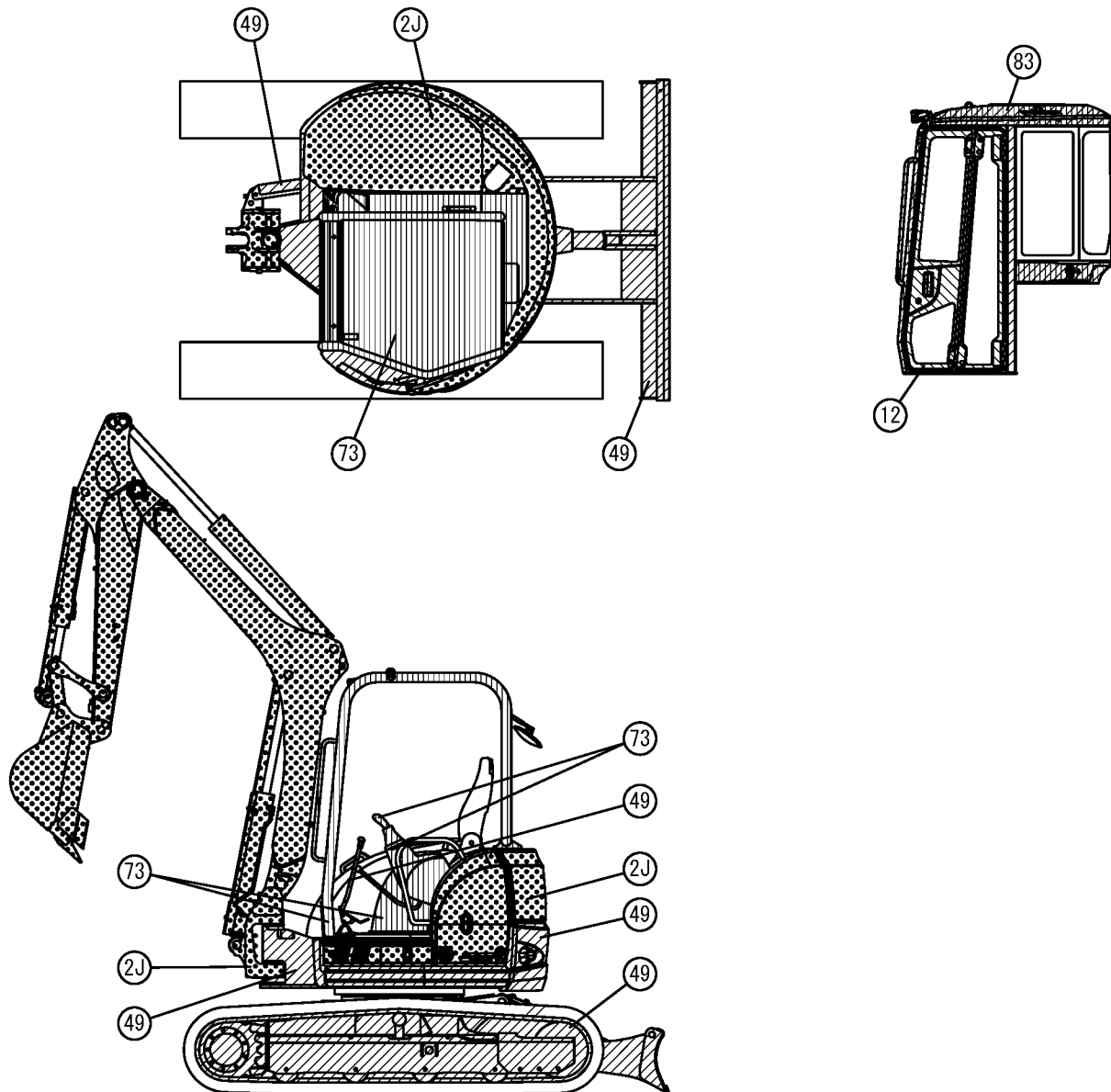
Note 3) (A=E00185) is the E (Engine Serial Number) for the column (A) model (in this case 4JH-DT) after the parts design change.






⑤ Remarks

Figures or alphabets (symbols) are entered in the remarks column.

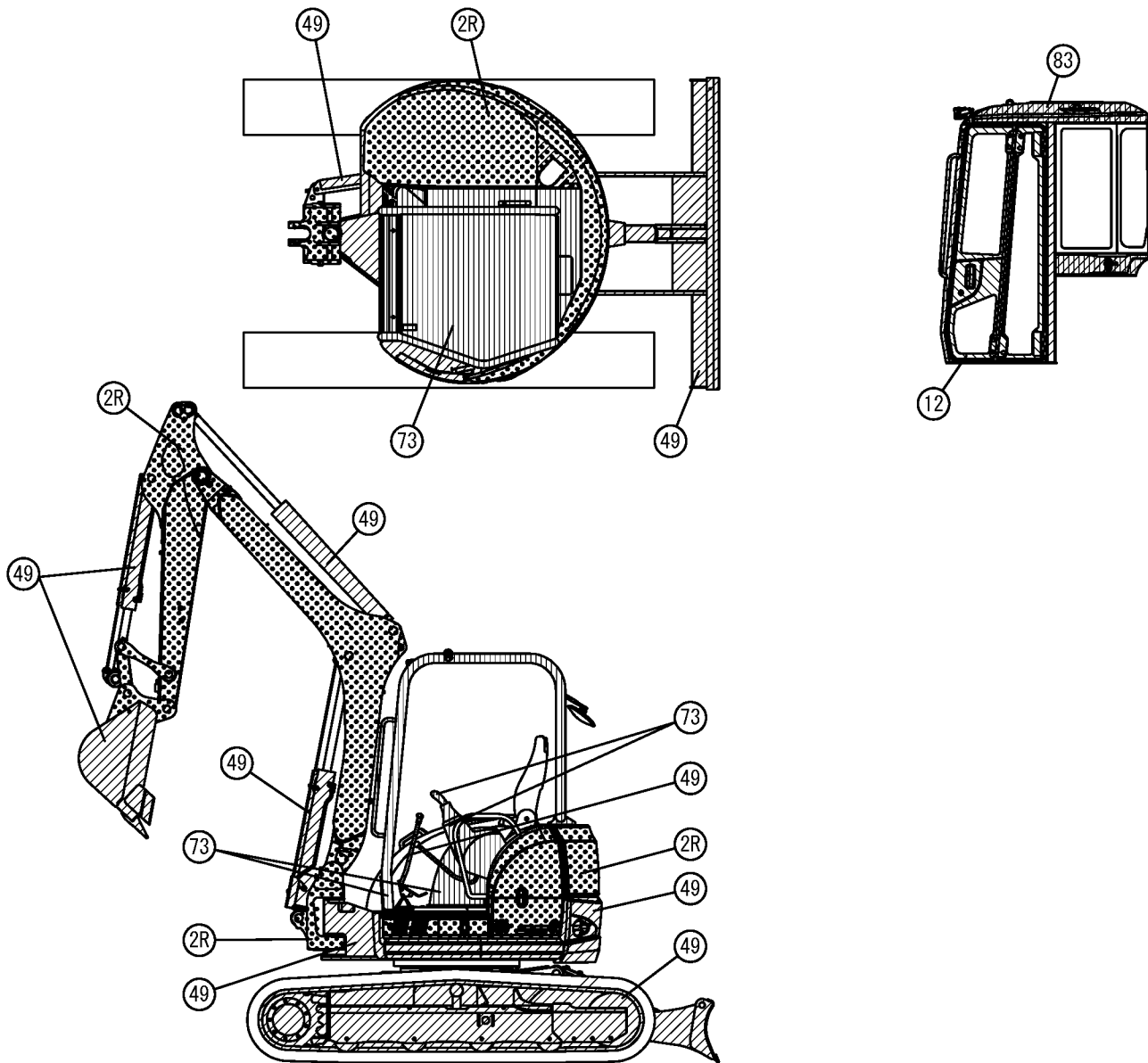
The comments (remarks) on parts that are indicated at the bottom of the illustration are the same symbols as those stated above.

VEHICLE PAINTED COLOR(1) (TO M54000) (TO M58500:US)



Color Code	Description	Painted Color	Paint Part No.		
			16L Can	4L Can	SPRAY
49		YANMAR Navy Gray	-----	TOR-91390000	TOR-94800490
2J		YANMAR New Permanent Yellow 2	981101-09520	977620-40871	977620-30872
73		YANMAR Warm Gray	-----	-----	TOR-94800730
83		YANMAR Grayish Green	981101-09615	977620-40830	977620-30N41
12		YANMAR Black	-----	TOR-91220001	TOR-94800120

VEHICLE PAINTED COLOR (2) (FROM M54001) (FROM M58501:US)



Color Code	Description	Painted Color	Paint Part No.		
			16L Can	4L Can	SPRAY
49		YANMAR Navy Gray	-----	TOR-91390000	TOR-94800490
2R		YANMAR Turmeric Yellow	-----	977620-41001	977620-41002
73		YANMAR Warm Gray	-----	-----	TOR-94800730
83		YANMAR Grayish Green	981101-09615	977620-40830	977620-30N41
12		YANMAR Black	-----	TOR-91220001	TOR-94800120

PICTURESQUE INDEX (1) · · · MAIN PARTS

LABEL Fig. 1, 2
SAFETY LABEL Fig. 3
LABEL (FRENCH FOR CANADA) Fig. 90

BOOM CYLINDER Fig. 43
ARM CYLINDER Fig. 44
BOOM & BOOM BRACKET Fig. 81
HOLDING VALVE KIT Fig. 86~89

RADIATOR & MOUNT Fig. 7
FUEL TANK & FUEL PIPE Fig. 8
BATTERY Fig. 9
COMPRESSOR & PULLEY (A/C SPEC.) Fig. 17
BONNET Fig. 36
HYD. OIL TANK Fig. 66

WORK LAMP & CANOPY LAMP Fig. 14
HEATER Fig. 15, 100, 101
CABIN Fig. 37~40, 91~92
CANOPY Fig. 41

ACCELERATOR Fig. 5
ELECTRIC PART Fig. 10~12
TRAVEL ALARM Fig. 13
WINDOW WASHER Fig. 16
COVER (A/C SPEC.) Fig. 19, 98
CONTROL EQUIPMENT Fig. 22~27
COVER Fig. 30~33, 99
STEP & INSTRUMENT PANEL Fig. 34
SEAT & SEAT MOUNT Fig. 35
REMOTE CONTROL VALVE Fig. 64

SILENCER &
AIR CLEANER Fig. 4
ENGINE MOUNT Fig. 6

RIGHT

REAR

FRONT

LEFT

BUCKET CYLINDER Fig. 45
QUICK COUPLER CYLINDER Fig. 48
ARM & QUICK COUPLER Fig. 82
BUCKET LINK Fig. 83
BUCKET Fig. 84

SWING CYLINDER Fig. 46
BLADE CYLINDER Fig. 47
BLADE Fig. 85

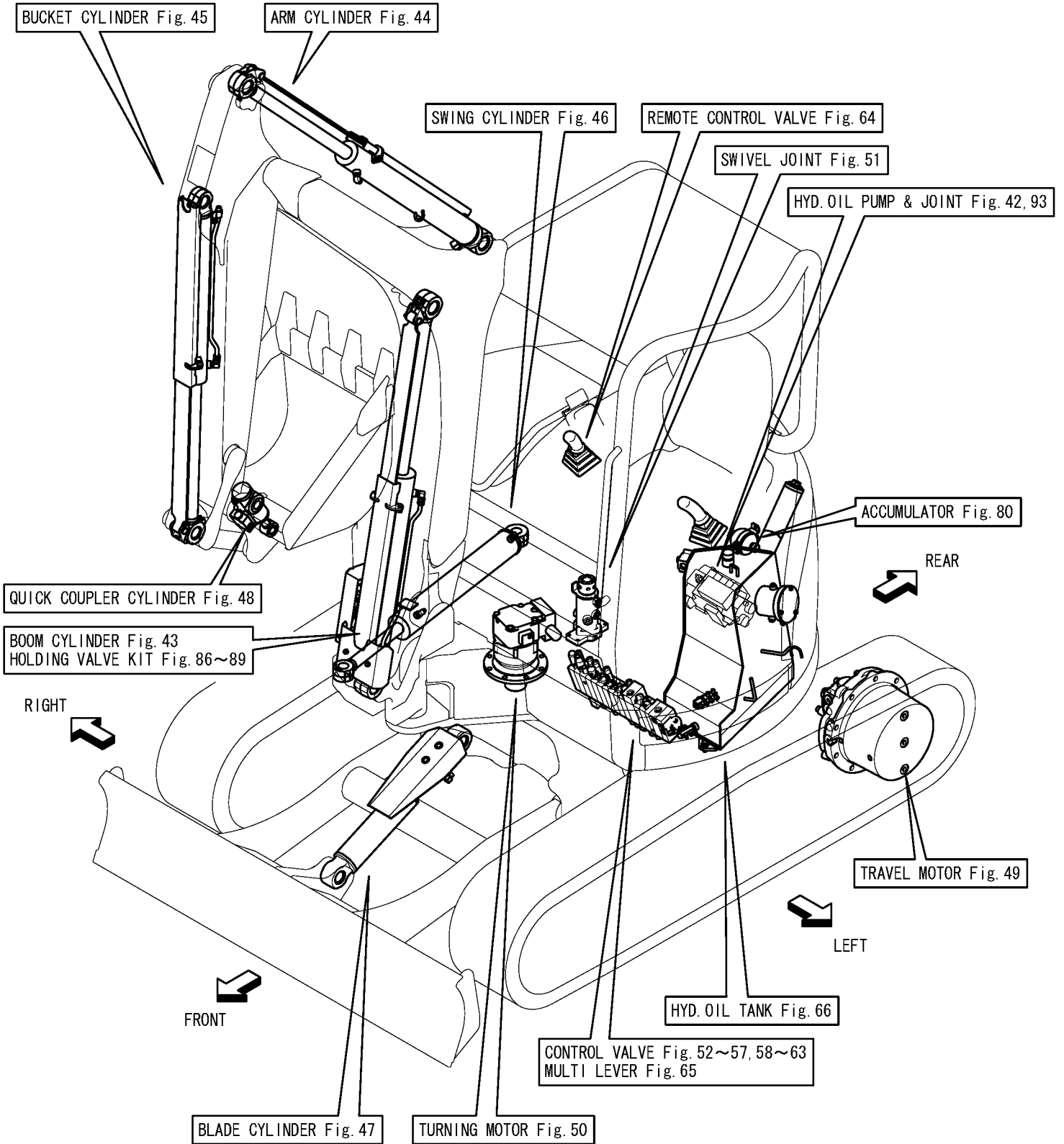
ROLLER & ADJUST Fig. 20
CRAWLER Fig. 21
FRAME & TURNING BEARING Fig. 29
TRAVEL MOTOR Fig. 49

PIPING (A/C SPEC.) Fig. 18
VALVE PLATE Fig. 28
HYD. OIL PUMP & JOINT Fig. 42, 93
TURNING MOTOR Fig. 50
SWIVEL JOINT Fig. 51
CONTROL VALVE Fig. 52~57, 58~63
MULTI LEVER Fig. 65
HYD. OIL PIPING Fig. 67~75
CONTROL PIPING Fig. 76~78
GREASING Fig. 79
ACCUMULATOR Fig. 80
P. T. O. (PPC) Fig. 94~96
P. T. O. (PPC) KIT (OPTIONAL) Fig. 97

PICTURESQUE INDEX (2) . . . HYDRAULIC SECTION

HYD. OIL PIPING Fig. 67~75
 P. T. O. (PPC) Fig. 94~96
 P. T. O. (PPC) KIT (OPTIONAL) Fig. 97

CONTROL PIPING Fig. 76~78



Contents

OCS10-M51801

Fig. No. Fig. Name

LABEL & ACCESSORY

1. LABEL(CABIN)
2. LABEL(CANOPY)
3. LABEL(SAFETY)

ENGINE RELATED

4. MUFFLER & AIR CLEANER
5. ACCELERATOR
6. ENGINE MOUNT
7. RADIATOR & MOUNT
8. FUEL TANK & FUEL PIPING

ELECTRICAL PARTS

9. BATTERY
10. WIRING
11. EQUIPMENT & STARTER SWITCH
12. AIR CONDITIONER
13. TRAVEL ALARM(US : TO M58000, AS, NZ, SG)
102. (13A)TRAVEL ALARM(US : FROM M58001)
14. WORK LAMP & CANOPY LAMP

AIR CONDITIONER & HEATER

15. HEATER(AIR CONDITIONER SPEC.)
100. (15A)HEATER(TO M53273)
101. (15B)HEATER(FROM M53274)

Fig. No. Fig. Name

17. COMPRESSOR & PULLEY(AIR CONDITIONER SPEC.)
18. PIPING(AIR CONDITIONER SPEC.)
19. COVER(AIR CONDITIONER SPEC.)(TO M53273)
98. (19A)COVER(AIR CONDITIONER SPEC.)(FROM M53274)

TRAVELING

20. ROLLER & ADJUST
21. CRAWLER

CONTROL EQUIPMENT

22. LOCK LEVER & STAND(RIGHT)
23. LOCK LEVER & STAND(LEFT)
24. TRAVEL LEVER
25. BLADE LEVER
26. SWING PEDAL
27. LOW-HIGH PEDAL
28. VALVE PLATE(US : TO M58000, AS, NZ, SG)
103. (28A)VALVE PLATE(US : FROM M58001)

FRAME

29. FRAME & TURNING BEARING

COVER

30. COVER(FRAME)
31. MULTI COVER & FRAM GUARD

Contents

OCS10-M51801

Fig. No.	Fig. Name	Fig. No.	Fig. Name
AROUND SEAT		93.	(42A)HYDRAULIC PUMP & JOINT(WITHOUT QUICK COUPLER SPEC.)
34.	STEP & INSTRUMENT PANEL	43.	BOOM CYLINDER
35.	SEAT & SEAT MOUNT	44.	ARM CYLINDER
BONNET		45.	BUCKET CYLINDER
36.	BONNET	46.	SWING CYLINDER
CABIN		47.	BLADE CYLINDER
16.	WINDOW WASHER	48.	HITCH CYLINDER(QUICK COUPLER)
32.	COVER(CABIN)(1)(TO M53273)	49.	TRAVEL MOTOR
99.	(32A)COVER(CABIN)(1)(FROM M53274)	50.	TURNING MOTOR
33.	COVER(CABIN)(2)	51.	SWIVEL JOINT(Y SPEC.)(TO M54044)
37.	CABIN(BODY)	120.	(51A)SWIVEL JOINT(N SPEC.)(FROM M54045)
38.	CABIN(GLASS)	52.	CONTROL VALVE(1/6)(US : TO M58000, AS, NZ)
39.	CABIN(ACCESSORY)	53.	CONTROL VALVE(2/6)(US : TO M58000, AS, NZ)
40.	CABIN(ELECTRIC PARTS)	54.	CONTROL VALVE(3/6)(US : TO M58000, AS, NZ)
91.	(40A)CABIN DOOR(FRONT)	55.	CONTROL VALVE(4/6)(US : TO M58000, AS, NZ)
92.	(40B)CABIN DOOR(REAR)	56.	CONTROL VALVE(5/6)(US : TO M58000, AS, NZ)
CANOPY		57.	CONTROL VALVE(6/6)(US : TO M58000, AS, NZ)
41.	CANOPY	104.	(57A)CONTROL VALVE(1/7)(US : FROM M58001)
HYDRAULIC OIL EQUIPMENT		105.	(57B)CONTROL VALVE(2/7)(US : FROM M58001)
42.	HYDRAULIC PUMP & JOINT	106.	(57C)CONTROL VALVE(3/7)(US : FROM M58001)
		107.	(57D)CONTROL VALVE(4/7)(US : FROM M58001)
		108.	(57E)CONTROL VALVE(5/7)(US : FROM M58001)
		109.	(57F)CONTROL VALVE(6/7)(US : FROM M58001)
		110.	(57G)CONTROL VALVE(7/7)(US : FROM M58001)
		58.	CONTROL VALVE(1/6)(SG)

Contents

OCS10-M51801

Fig. No. Fig. Name

- 59. CONTROL VALVE(2/6)(SG)
- 60. CONTROL VALVE(3/6)(SG)
- 61. CONTROL VALVE(4/6)(SG)
- 62. CONTROL VALVE(5/6)(SG)
- 63. CONTROL VALVE(6/6)(SG)
- 64. REMOTE CONTROL VALVE
- 65. MULTI LEVER
- 111. (65A)2-WAY VALVE(US : FROM M58001)
- 66. HYD. OIL TANK

HYDRAULIC OIL PIPING

- 67. TANK - PUMP - CONTROL VALVE
- 68. CONTROL VALVE - TURNING MOTOR)(US : TO M58000, AS, NZ, SG)
- 112. (68A)CONTROL VALVE - TURNING MOTOR(US : FROM M58001)
- 69. CONTROL VALVE - SWIVEL JOINT & SWING CYLINDER
- 70. RETURN(US : TO M58000, AS, NZ, SG)
- 113. (70A)RETURN(US : FROM M58001)
- 71. P.T.O.(FRAME END)(US : TO M58000, AS, NZ, SG)
- 114. (71A)P.T.O.(FRAME END)(US : FROM M58001)
- 72. TRAVEL
- 73. BOOM
- 74. P.T.O.(ARM END)
- 75. QUICK COUPLER
- 115. (75A)CONTROL VALVE(FITTING)(US : FROM M58001)
- 76. CONTROL PIPING(PUMP - REMOTE CONTROL VALVE - RETURN)

Fig. No. Fig. Name

- 77. CONTROL PIPING(CONTROL VALVE - REMOTE CONTROL VALVE)(US : TO M58000, AS, NZ, SG)
- 116. (77A)CONTROL PIPING(2-WAY VALVE)(1)(US : FROM M58001)
- 117. (77B)CONTROL PIPING(2-WAY VALVE)(2)(US : FROM M58001)
- 78. CONTROL PIPING(CONTROL VALVE - BLADE VALVE)(US : TO M58000, AS, NZ, SG)
- 118. (78A)CONTROL PIPING(VALVE - BLADE VALVE)(US : FROM M58001)
- 119. (78B)CONTROL PIPING(2-WAY VALVE)(FITTING)(US : FROM M58001)
- 79. GREASING
- 80. ACCUMULATOR

IMPLEMENT

- 81. BOOM & BOOM BRACKET
- 82. ARM & QUICK COUPLER
- 83. BUCKET LINK
- 84. BUCKET
- 85. BLADE

OPTIONAL & KIT

- 86. HOLDING VALVE KIT(1)(OPTIONAL)
- 87. HOLDING VALVE KIT(2)(OPTIONAL)
- 88. HOLDING VALVE KIT(3)(OPTIONAL)
- 89. HOLDING VALVE KIT(4)(OPTIONAL)
- 90. LABEL KIT(FOR CANADA)(OPTIONAL)
- 94. P.T.O.(PPC)(ELECTRIC PARTS)
- 95. P.T.O.(PPC)(REMOTE CONTROL VALVE)
- 96. P.T.O.(PPC)(HYD. OIL PIPING : FRAME END)

Contents

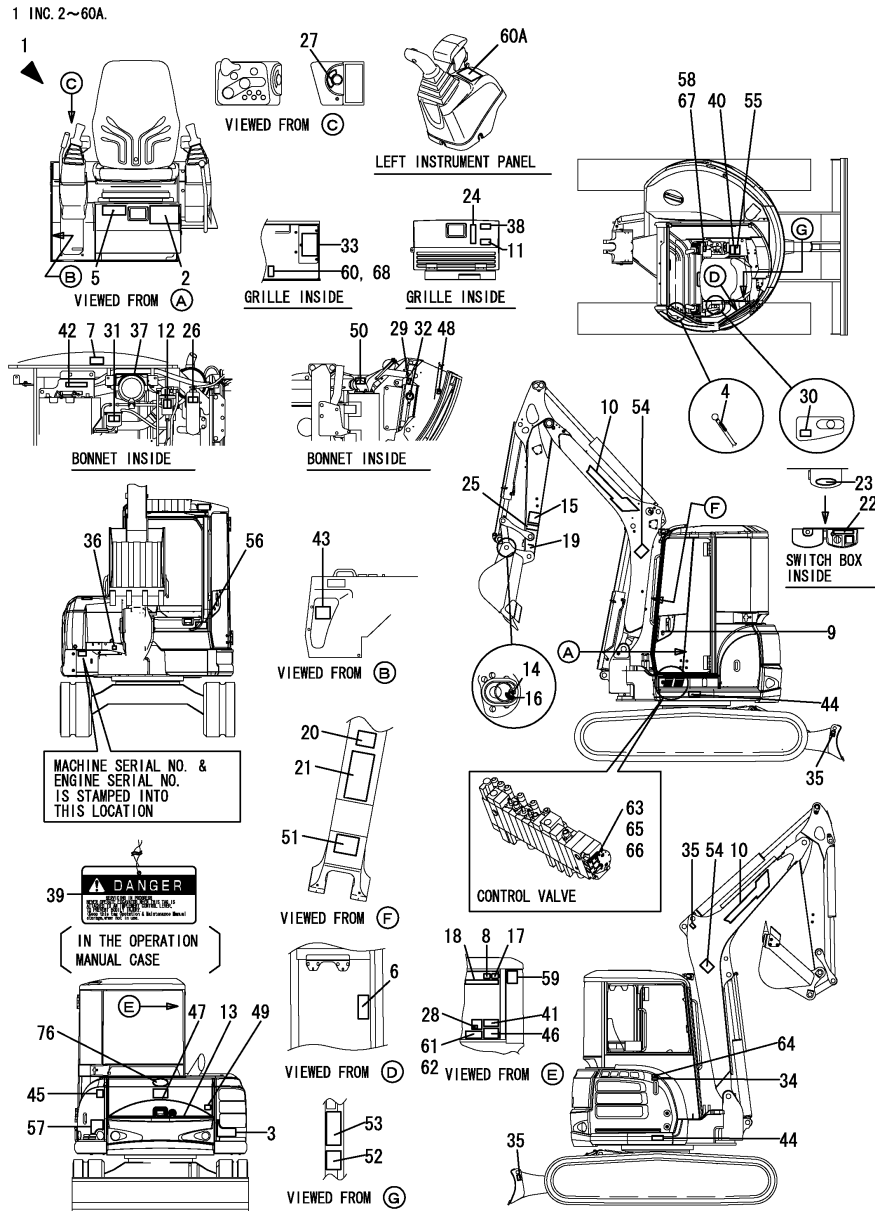
0CS10-M51801

Fig. No. Fig. Name

97. P.T.O.(PPC)KIT(OPTIONAL)

Fig. No. Fig. Name

Fig.1. LABEL(CABIN)



(A)=VIO45-5B(US)
 (B)=VIO45-5B(AS)
 (C)=VIO45-5B(NZ)

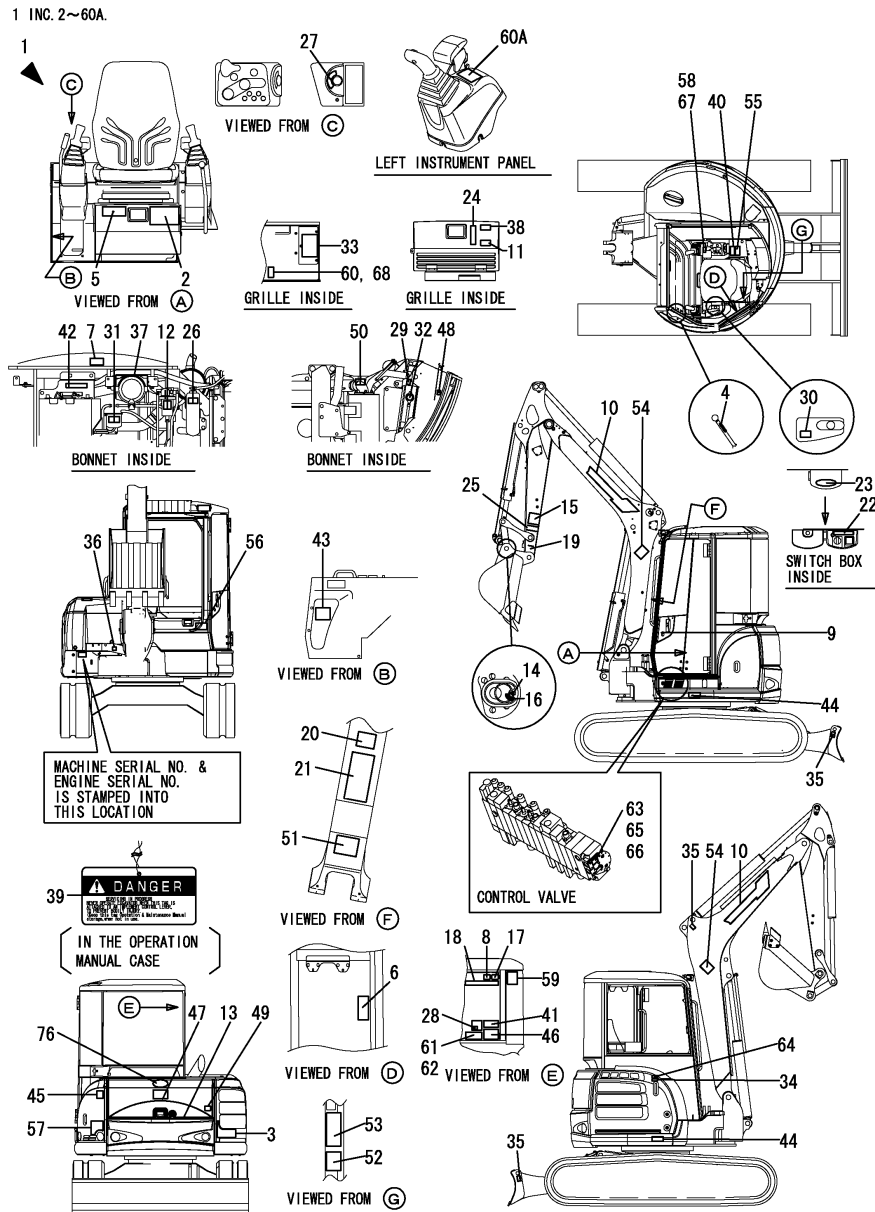
(D)=VIO45-5B(SG)
 (E)=
 (F)=

No.	Lev.	Parts No.	Description	Q'ty						I	R
				(A)	(B)	(C)	(D)	(E)	(F)		
1	1	772A78-03170	LABEL(VIO45-5B C	1	1	1	1				
1-1	1	772A78-03171	SET,LABEL VIO45-5B C	1	1	1	1				S
		(A=M58501)	(B=M54001)	(C=M54001)	(D=M54001)						
2	2	172472-03141	LABEL, SUPPORT	1	1	1	1				
3	2	172A47-03310	LABEL,MODEL 45R	1	1	1	1				
3-1	2	172A47-03311	LABEL,MODEL 45R	1	1	1	1				S 1
		(A=M53099)	(B=M53099)	(C=M53099)	(D=M53099)						
3-2	2	172A78-03310	LABEL, MODEL 45 R	1	1	1	1				S
		(A=M58501)	(B=M54001)	(C=M54001)	(D=M54001)						
4	2	172183-03280	LABEL, LOCK	1	1	1	1				
5	2	172A78-03320	LABEL SPEC US	1	1	1	1				
5-1	2	172A78-03321	LABEL SPEC US	1	1	1	1				N
		(A=M/#53106)	(B=M/#53106)	(C=M/#53106)	(D=M/#53106)						
6	2	172463-03320	LABEL,F/W LOWER US	1	1	1	1				
7	2	172A36-03411	LABEL, ENGINE ROOM	1	1	1	1				
8	2	172437-03551	LABEL, WINDOW US	1	1	1	1				
9	2	172458-03601	LABEL, DOOR LOCK	1	1	1	1				
10	2	172A47-03110	LABEL, BOOM	2	2	2	2				
10-1	2	172A79-03120	LABEL, BOOM	2	2	2	2				S
		(A=M58501)	(B=M54001)	(C=M54001)	(D=M54001)						
11	2	172467-03150	LABEL, GREASING	1	1	1	1				
11-1	2	172467-03151	LABEL,GREASING	1	1	1	1				N
		(A=M53079)	(B=M53079)	(C=M53079)	(D=M53079)						
12	2	172A07-03160	LABEL	1	1	1	1				
13	2	172A47-03160	LABEL, REAR	1	1	1	1				
14	2	172958-03160	LABEL	1	1	1	1				
15	2	172472-03230	LABEL, OPERATION	1	1	1	1				
16	2	172458-03240	LABEL, LOCK	1	1	1	1				
17	2	172472-03241	LABEL, PIN US	1	1	1	1				
18	2	172472-03250	LABEL, OPERATION	1	1	1	1				
19	2	172472-03261	LABEL, FINGER	1	1	1	1				
20	2	172472-03271	LABEL, SANDUS	1	1	1	1				
21	2	172472-03281	LABEL, WARNING HITCH	1	1	1	1				
22	2	172472-03290	LABEL, SWITCH	1	1	1	1				
23	2	172472-03300	LABEL, COVER	1	1	1	1				
24	2	172A47-03330	LABEL,OIL & WATER	1	1	1	1				
25	2	172472-03330	LABEL, LOCK PIN	1	1	1	1				
26	2	172A38-03201	LABEL, SUB TANK	1	1	1	1				
27	2	172A64-03700	LABEL, START SWITCH	1	1	1	1				
28	2	172490-03200	LABEL, OPERATION	1	1	1	1				
29	2	172A38-03211	LABEL, ANTI-FREEZING	1	1	1	1				
30	2	172458-03220	LABEL, ACCELERATOR	1	1	1	1				
31	2	172463-03290	LABEL, HYD.OIL	1	1	1	1				
32	2	172462-03320	LABEL, RADIATOR	1	1	1	1				
33	2	172A47-03340	LABEL, FUSE	1	1	1	1				
33-1	2	172A47-03341	LABEL,FUSE US	1	1	1	1				N
		(A=M53079)	(B=M53079)	(C=M53079)	(D=M53079)						
34	2	172437-03501	LABEL, FUEL	1	1	1	1				
35	2	172437-03511	LABEL, HOOK	3	3	3	3				
36	2	172156-03740	LABEL, GREASE	1	1	1	1				
37	2	172125-03951	LABEL, AIR CLEANER	1	1	1	1				

Remarks

- (1)Interchangeable by simultaneous replacement with No.3-1 & 57-1.
- (2)Not applied for P.T.O. PPC specification.
- (3)P.T.O. PPC specification.
- (4)Rubber crawler specification.

Fig.1. LABEL(CABIN)



(A)=VIO45-5B(US)
 (B)=VIO45-5B(AS)
 (C)=VIO45-5B(NZ)

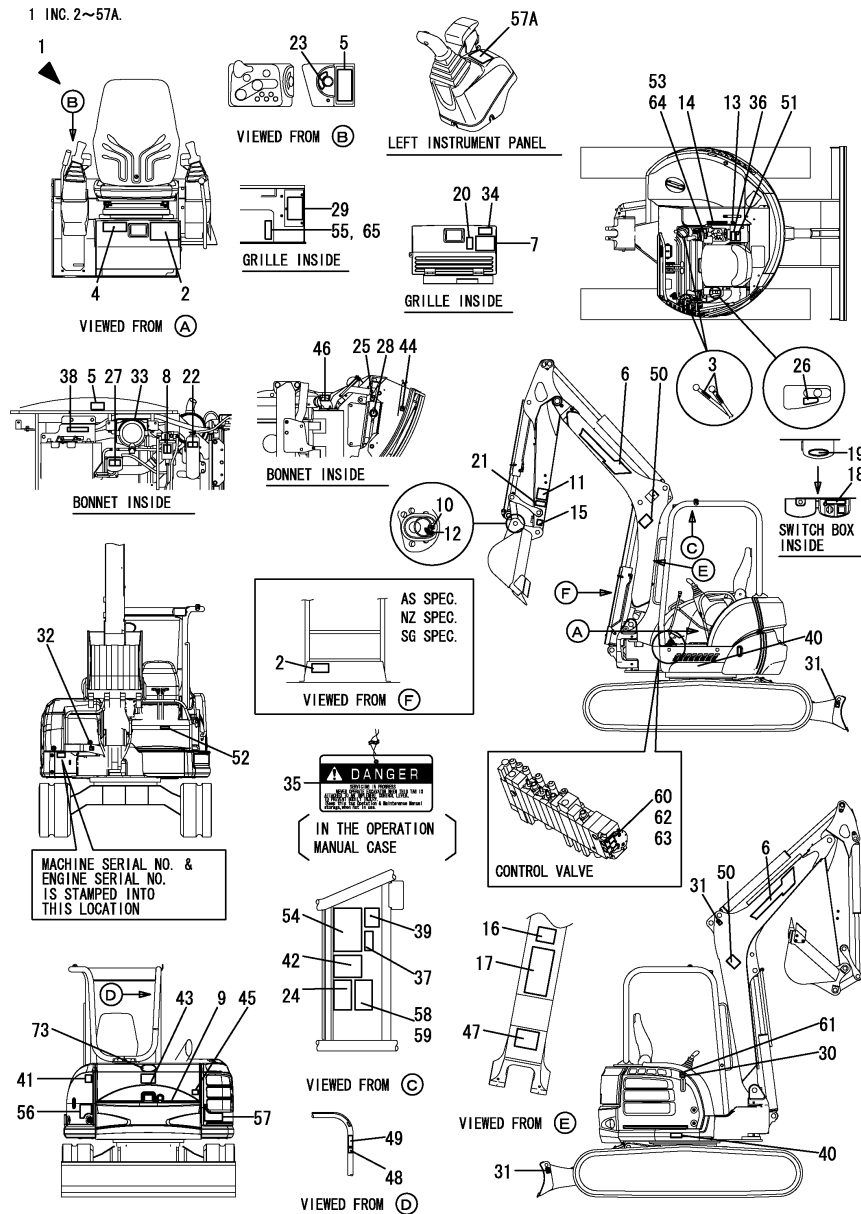
(D)=VIO45-5B(SG)
 (E)=
 (F)=

No.	Lev.	Parts No.	Description	Q'ty						I	R
				(A)	(B)	(C)	(D)	(E)	(F)		
38	2	172437-03242	LABEL, CRAWLER	1	1	1	1				4
39	2	172437-03252	TAG ASSY, CAUTION	1	1	1	1				
40	2	172437-03302	LABEL, MANUAL	1	1	1	1				
41	2	172437-03312	LABEL, SLOPE	1	1	1	1				
42	2	172437-03322	LABEL, RESEVOIR	1	1	1	1				
43	2	172437-03343	LABEL, TRANSPORT	1	1	1	1				
44	2	172437-03352	LABEL, CYLINDER	2	2	2	2				
45	2	172437-03361	LABEL, BATTERY	1	1	1	1				
46	2	172437-03372	LABEL, NEUTRAL	1	1	1	1				
47	2	172437-03381	LABEL, SWING AREA	1	1	1	1				
48	2	172437-03391	LABEL, RADIATOR	1	1	1	1				
49	2	172437-03402	LABEL, ENGINE COVER	1	1	1	1				
50	2	172437-03422	LABEL, MUFFLER	1	1	1	1				
51	2	172437-03432	LABEL, STEERING	1	1	1	1				
52	2	172437-03441	LABEL, ROPS	1	1	1	1				
53	2	172437-03451	LABEL, SEAT BELT	1	1	1	1				
54	2	172437-03461	LABEL, BOOM	2	2	2	2				
55	2	172437-03471	LABEL, LEVER LOCK	1	1	1	1				
56	2	172A47-03250	LABEL, PTO FOOT	1	1	1	1				2
57	2	172A47-03300	LABEL,MODEL 45L	1	1	1	1				
57-1	2	172A47-03301	LABEL,MODEL 45L	1	1	1	1				S 1
57-2	2	172A78-03300	LABEL, MODEL 45 L	1	1	1	1				S
		(A=M53099) (B=M53099) (C=M53099) (D=M53099)									
		(A=M58501) (B=M54001) (C=M54001) (D=M54001)									
58	2	172A47-03260	LABEL, PTO SWITCH	1	1	1	1				2
59	2	172A47-03362	LABEL, LIFT Q US	1	1	1	1				
59-1	2	172A47-03363	LABEL,LIFT Q US	1	1	1	1				N
		(A=M53163) (B=M53079) (C=M53079) (D=M53079)									
60	2	172A47-03270	LABEL, PTO SELECT	1	1	1	1				2
60A	2	172A47-03371	LABEL,PTO EX	1	1	1	1				W
		(A=M53001) (B=M53001) (C=M53001) (D=M53001)									
61	1	172437-03601	LABEL, 2-WAY US	1	1	1					
62	1	172A47-03410	LABEL,4 WAY US								1
63	1	172444-03290	MAGNET								1
64	1	114110-07761	LABEL, FUEL OIL CAUT	1	1	1	1				
65	1	172A47-03220	LABEL,2-WAY	1	1	1					
66	1	172A47-03390	LAVEL,MULTILEVER US								1
67	1	172A79-03150	LABEL,PTO SWITCH			1	1				W 3
		(B=M53185) (C=M53185)									
68	1	172A79-03160	LABEL,PTO SELCT			1	1				W 3
		(B=M53185) (C=M53185)									
76	1	172A77-03110	EMBLEM ASSY	1	1	1	1				W
		(A=M58501) (B=M54001) (C=M54001) (D=M54001)									

Remarks

- (1)Interchangeable by simultaneous replacement with No.3-1 & 57-1.
- (2)Not applied for P.T.O. PPC specification.
- (3)P.T.O. PPC specification.
- (4)Rubber crawler specification.

Fig.2. LABEL(CANOPY)



(A)=VIO45-5B(US)
(B)=VIO45-5B(AS)
(C)=VIO45-5B(NZ)

(D)=VIO45-5B(SG)
(E)=
(F)=

No.	Lev.	Parts No.	Description	Q'ty						I	R
				(A)	(B)	(C)	(D)	(E)	(F)		
1	1	772A78-03150	LABEL(VIO45-5B P	1	1	1	1				
1-1	1	772A78-03151	SET,LABEL VIO45-5B P	1	1	1	1				S
		(A=M58501) (B=M54001) (C=M54001) (D=M54001)									
2	2	172472-03141	LABEL, SUPPORT	1	2	2	2				
3	2	172183-03280	LABEL, LOCK	2	2	2	2				
4	2	172A78-03320	LABEL SPEC US	1	1	1	1				
4-1	2	172A78-03321	LABEL SPEC US	1	1	1	1				N
		(A=M/#53106) (B=M/#53106) (C=M/#53106) (D=M/#53106)									
5	2	172A36-03411	LABEL, ENGINE ROOM	2	2	2	2				
5-1	2	172A36-03411	LABEL, ENGINE ROOM	1	1	1	1				K
		(A=M53001) (B=M53001) (C=M53001) (D=M53001)									
6	2	172A47-03110	LABEL, BOOM	2	2	2	2				
6-1	2	172A79-03120	LABEL, BOOM	2	2	2	2				S
		(A=M58501) (B=M54001) (C=M54001) (D=M54001)									
7	2	172467-03150	LABEL, GREASING	1	1	1	1				
7-1	2	172467-03151	LABEL, GREASING	1	1	1	1				N
		(A=M53079) (B=M53079) (C=M53079) (D=M53079)									
8	2	172A07-03160	LABEL	1	1	1	1				
9	2	172A47-03160	LABEL, REAR	1	1	1	1				
10	2	172958-03160	LABEL	1	1	1	1				
11	2	172472-03230	LABEL, OPERATION	1	1	1	1				
12	2	172458-03240	LABEL, LOCK	1	1	1	1				
13	2	172472-03241	LABEL, PIN US	1	1	1	1				
14	2	172472-03250	LABEL, OPERATION	1	1	1	1				
15	2	172472-03261	LABEL, FINGER	1	1	1	1				
16	2	172472-03271	LABEL, SANDUS	1	1	1	1				
17	2	172472-03281	LABEL, WARNING HITCH	1	1	1	1				
18	2	172472-03290	LABEL, SWITCH	1	1	1	1				
19	2	172472-03300	LABEL, COVER	1	1	1	1				
20	2	172A47-03330	LABEL,OIL & WATER	1	1	1	1				
21	2	172472-03330	LABEL, LOCK PIN	1	1	1	1				
22	2	172A38-03201	LABEL, SUB TANK	1	1	1	1				
23	2	172A64-03700	LABEL, START SWITCH	1	1	1	1				
24	2	172490-03200	LABEL, OPERATION	1	1	1	1				
25	2	172A38-03211	LABEL, ANTI-FREEZING	1	1	1	1				
26	2	172458-03220	LABEL, ACCELERATOR	1	1	1	1				
27	2	172463-03290	LABEL, HYD.OIL	1	1	1	1				
28	2	172462-03320	LABEL, RADIATOR	1	1	1	1				
29	2	172A47-03340	LABEL, FUSE	1	1	1	1				
29-1	2	172A47-03341	LABEL,FUSE US	1	1	1	1				N
		(A=M53079) (B=M53079) (C=M53079) (D=M53079)									
30	2	172437-03501	LABEL, FUEL	1	1	1	1				
31	2	172437-03511	LABEL, HOOK	3	3	3	3				
32	2	172156-03740	LABEL, GREASE	1	1	1	1				
33	2	172125-03951	LABEL, AIR CLEANER	1	1	1	1				
34	2	172437-03242	LABEL, CRAWLER	1	1	1	1				4
35	2	172437-03252	TAG ASSY, CAUTION	1	1	1	1				
36	2	172437-03302	LABEL, MANUAL	1	1	1	1				
37	2	172437-03312	LABEL, SLOPE	1	1	1	1				
38	2	172437-03322	LABEL, RESEVOIR	1	1	1	1				
39	2	172437-03343	LABEL, TRANSPORT	1	1	1	1				

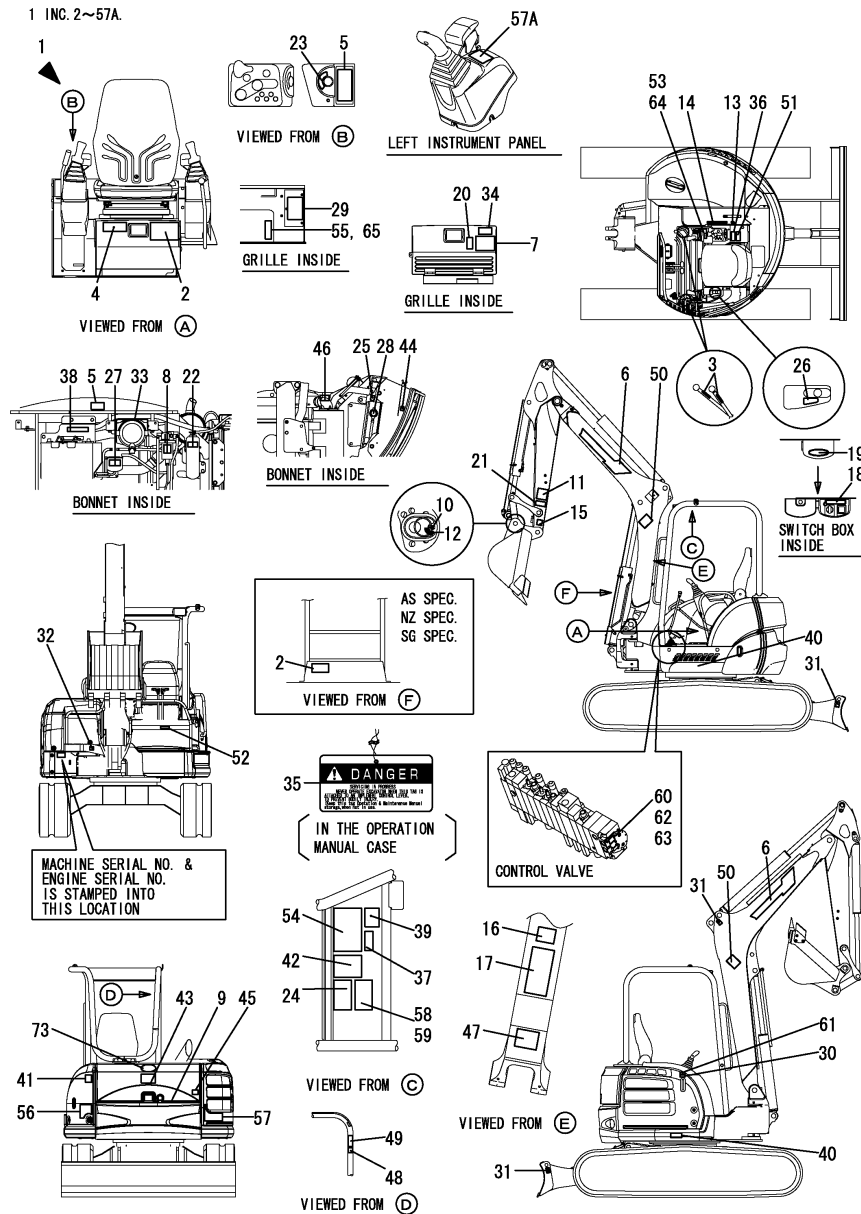
Remarks

- (1)Interchangeable by simultaneous replacement with No.56-1 & 57-1.
- (2)Not applied for P.T.O. PPC specification.
- (3)P.T.O. PPC specification.
- (4)Rubber crawler specification.

Fig.2. LABEL(CANOPY)

(A)=VIO45-5B(US)
(B)=VIO45-5B(AS)
(C)=VIO45-5B(NZ)

(D)=VIO45-5B(SG)
(E)=
(F)=



No.	Lev.	Parts No.	Description	Qty						I	R
				(A)	(B)	(C)	(D)	(E)	(F)		
40	2	172437-03352	LABEL, CYLINDER	2	2	2	2				
41	2	172437-03361	LABEL, BATTERY	1	1	1	1				
42	2	172437-03372	LABEL, NEUTRAL	1	1	1	1				
43	2	172437-03381	LABEL, SWING AREA	1	1	1	1				
44	2	172437-03391	LABEL, RADIATOR	1	1	1	1				
45	2	172437-03402	LABEL, ENGINE COVER	1	1	1	1				
46	2	172437-03422	LABEL, MUFFLER	1	1	1	1				
47	2	172437-03432	LABEL, STEERING	1	1	1	1				
48	2	172437-03441	LABEL, ROPS	1	1	1	1				
49	2	172437-03451	LABEL, SEAT BELT	1	1	1	1				
50	2	172437-03461	LABEL, BOOM	2	2	2	2				
51	2	172437-03471	LABEL, LEVER LOCK	1	1	1	1				
52	2	172A47-03250	LABEL, PTO FOOT	1	1	1	1				2
53	2	172A47-03260	LABEL, PTO SWITCH	1	1	1	1				2
54	2	172A47-03362	LABEL, LIFT Q US	1	1	1	1				
54-1	2	172A47-03363	LABEL, LIFT Q US	1	1	1	1				N
		(A=M53163) (B=M53079) (C=M53079) (D=M53079)									
55	2	172A47-03270	LABEL, PTO SELECT	1	1	1	1				2
56	2	172A47-03300	LABEL, MODEL 45L	1	1	1	1				
56-1	2	172A47-03301	LABEL, MODEL 45L	1	1	1	1				S 1
		(A=M53099) (B=M53099) (C=M53099) (D=M53099)									
56-2	2	172A78-03300	LABEL, MODEL 45 L	1	1	1	1				S
		(A=M58501) (B=M54001) (C=M54001) (D=M54001)									
57	2	172A47-03310	LABEL, MODEL 45R	1	1	1	1				
57-1	2	172A47-03311	LABEL, MODEL 45R	1	1	1	1				S 1
		(A=M53099) (B=M53099) (C=M53099) (D=M53099)									
57-2	2	172A78-03310	LABEL, MODEL 45 R	1	1	1	1				S
		(A=M58501) (B=M54001) (C=M54001) (D=M54001)									
57A	2	172A47-03371	LABEL, PTO EX	1	1	1	1				W
		(A=M53001) (B=M53001) (C=M53001) (D=M53001)									
58	1	172437-03601	LABEL, 2-WAY US	1	1	1					
59	1	172A47-03410	LABEL, 4 WAY US								1
60	1	172444-03290	MAGNET								1
61	1	114110-07761	LABEL, FUEL OIL CAUT	1	1	1	1				
62	1	172A47-03220	LABEL, 2-WAY	1	1	1					
63	1	172A47-03390	LABEL, MULTILEVER US								1
64	1	172A79-03150	LABEL, PTO SWITCH		1	1					W 3
		(B=M53185) (C=M53185)									
65	1	172A79-03160	LABEL, PTO SELCT		1	1					W 3
		(B=M53185) (C=M53185)									
73	1	172A77-03110	EMBLEM ASSY	1	1	1	1				W
		(A=M58501) (B=M54001) (C=M54001) (D=M54001)									

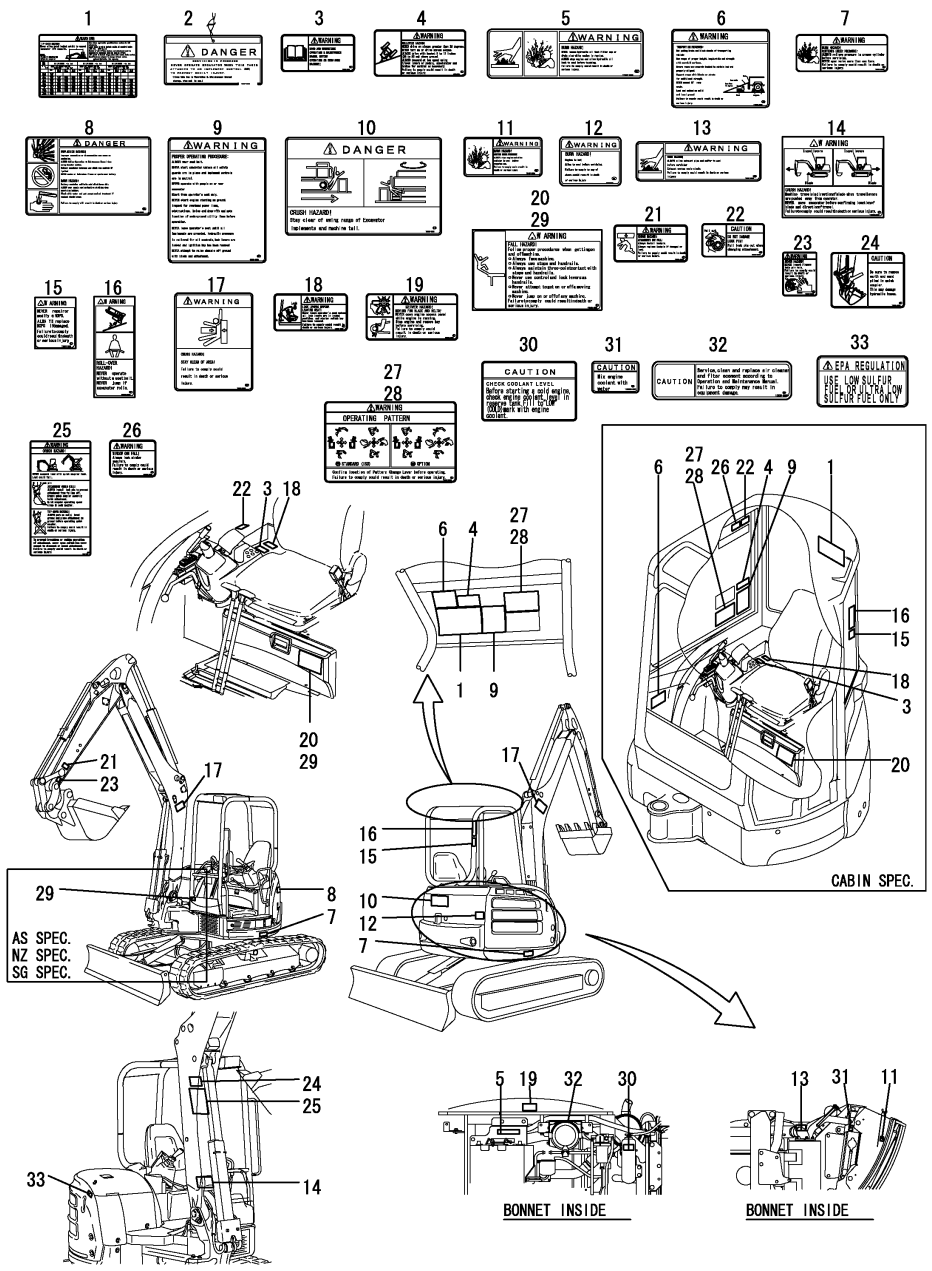
Remarks

- (1) Interchangeable by simultaneous replacement with No.56-1 & 57-1.
- (2) Not applied for P.T.O. PPC specification.
- (3) P.T.O. PPC specification.
- (4) Rubber crawler specification.

Fig.3. LABEL(SAFETY)

(A)=VIO45-5B(US)
 (B)=VIO45-5B(AS)
 (C)=VIO45-5B(NZ)

(D)=VIO45-5B(SG)
 (E)=
 (F)=



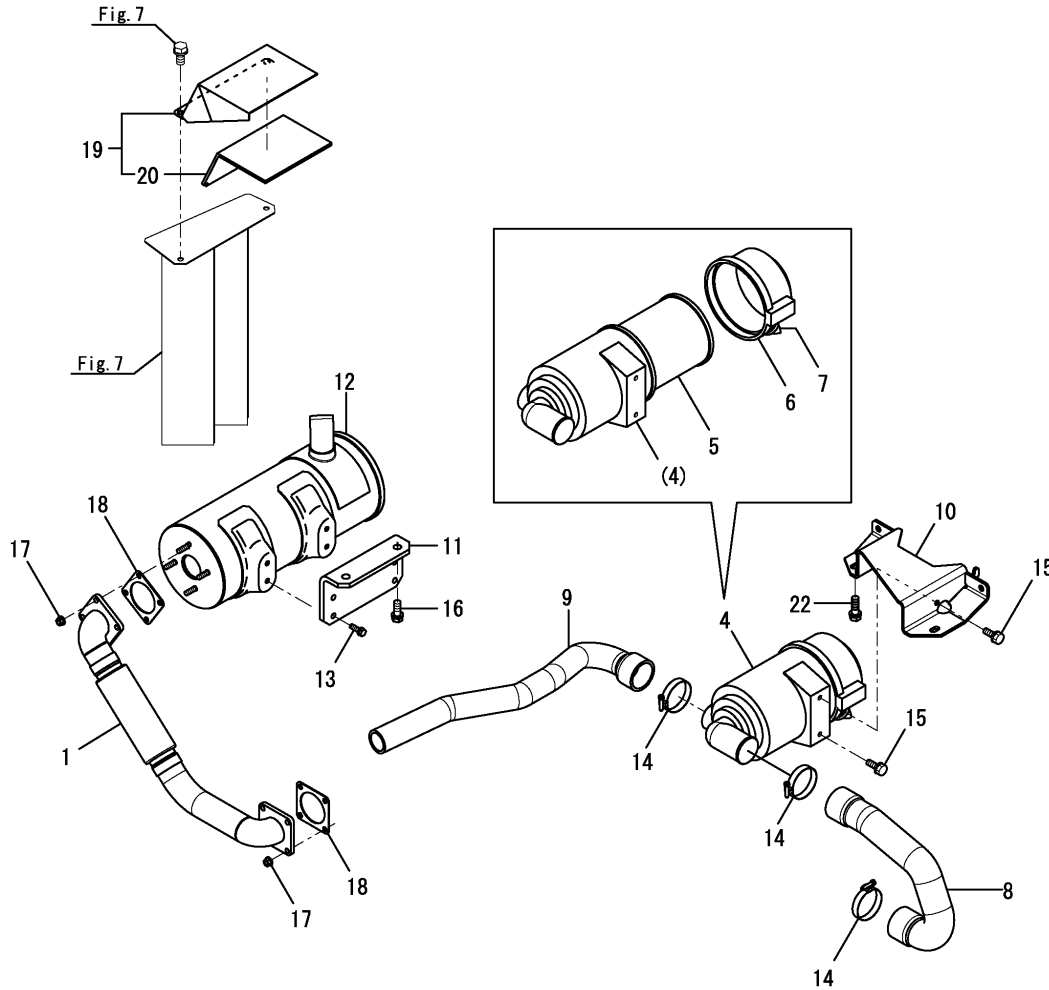
No.	Lev.	Parts No.	Description	Q'ty						I	R
				(A)	(B)	(C)	(D)	(E)	(F)		
1	1	172A47-03362	LABEL, LIFT Q US	1	1	1	1				
1-1	1	172A47-03363	LABEL,LIFT Q US	1	1	1	1				N
		(A=M53163)	(B=M53079)	(C=M53079)	(D=M53079)						
2	1	172437-03252	TAG ASSY, CAUTION	1	1	1	1				
3	1	172437-03302	LABEL, MANUAL	1	1	1	1				
4	1	172437-03312	LABEL, SLOPE	1	1	1	1				
5	1	172437-03322	LABEL, RESEVOIR	1	1	1	1				
6	1	172437-03343	LABEL, TRANSPORT	1	1	1	1				
7	1	172437-03352	LABEL, CYLINDER	2	2	2	2				
8	1	172437-03361	LABEL, BATTERY	1	1	1	1				
9	1	172437-03372	LABEL, NEUTRAL	1	1	1	1				
10	1	172437-03381	LABEL, SWING AREA	1	1	1	1				
11	1	172437-03391	LABEL, RADIATOR	1	1	1	1				
12	1	172437-03402	LABEL, ENGINE COVER	1	1	1	1				
13	1	172437-03422	LABEL, MUFFLER	1	1	1	1				
14	1	172437-03432	LABEL, STEERING	1	1	1	1				
15	1	172437-03441	LABEL, ROPS	1	1	1	1				
16	1	172437-03451	LABEL, SEAT BELT	1	1	1	1				
17	1	172437-03461	LABEL, BOOM	2	2	2	2				
18	1	172437-03471	LABEL, LEVER LOCK	1	1	1	1				
19	1	172A36-03411	LABEL, ENGINE ROOM	1	1	1	1				
20	1	172472-03141	LABEL, SUPPORT	1	1	1	1				
21	1	172472-03330	LABEL, LOCK PIN	1	1	1	1				
22	1	172472-03241	LABEL, PIN US	1	1	1	1				
23	1	172472-03261	LABEL, FINGER	1	1	1	1				
24	1	172472-03271	LABEL, SANDUS	1	1	1	1				
25	1	172472-03281	LABEL, WARNING HITCH	1	1	1	1				
26	1	172437-03551	LABEL, WINDOW US	1	1	1	1				1
27	1	172437-03601	LABEL, 2-WAY US	1	1	1	1				
28	1	172A47-03410	LABEL,4 WAY US								1
29	1	172472-03141	LABEL, SUPPORT		2	2	2				2
30	1	172A38-03201	LABEL, SUB TANK	1	1	1	1				
31	1	172A38-03211	LABEL, ANTI-FREEZING	1	1	1	1				
32	1	172125-03951	LABEL, AIR CLEANER	1	1	1	1				
33	1	114110-07761	LABEL, FUEL OIL CAUT	1	1	1	1				

Remarks
 (1)Cabin specification.
 (2)Canopy specification.

Fig.4. MUFFLER & AIR CLEANER

(A)=VIO45-5B(US)
 (B)=VIO45-5B(AS)
 (C)=VIO45-5B(NZ)

(D)=VIO45-5B(SG)
 (E)=
 (F)=



No.	Lev.	Parts No.	Description	Q'ty						I	R
				(A)	(B)	(C)	(D)	(E)	(F)		
1	1	172461-11331	TUBE ASSY	1	1	1	1				
4	1	172A47-11500	CLEANER ASSY, AIR	1	1	1	1				1
5	2	129004-12520	ELEMENT, AIR CLEANER	1	1	1	1				
6	2	119866-12530	COVER ASSY	1	1	1	1				
7	2	119808-12540	VALVE, UNLOAD	1	1	1	1				
7A	1	172125-03951	LABEL, AIR CLEANER	1	1	1	1				3
8	1	172A47-11510	HOSE, AIR CLEANER	1	1	1	1				
8-1	1	172A78-11510	HOSE A,AIRCLEANER	1	1	1	1				N
		(A=M53321)	(B=M53321)	(C=M53321)	(D=M53321)						
9	1	172A47-11520	HOSE, AIR CLEANER	1	1	1	1				
9-1	1	172A78-11520	HOSE B,ASSY	1	1	1	1				N
		(A=M53321)	(B=M53321)	(C=M53321)	(D=M53321)						
10	1	172A47-11600	BRACKET ASSY	1	1	1	1				
11	1	172A47-13430	BRACKET, MUFFLER	1	1	1	1				
12	1	172A47-11301	SILENCER ASSY	1	1	1	1				2
12A	1	172437-03422	LABEL, MUFFLER	2	2	2	2				3
13	1	26013-080252	BOLT, M8X 25	4	4	4	4				
14	1	23000-070000	CLAMP, 70	3	3	3	3				
15	1	26013-080202	BOLT, M8X 20	2	2	2	2				
16	1	26013-120302	BOLT, M12X 30	2	2	2	2				
17	1	26051-080002	NUT, M8	8	8	8	8				
18	1	129400-13201	GASKET, SILENCER	2	2	2	2				
19	1	172A47-11350	GUARD ASSY, MUFFLER	1	1	1	1				
19-1	1	172A47-11351	GUARD ASSY, MUFFLER	1	1	1	1				N
		(A=M53305)	(B=M53305)	(C=M53305)	(D=M53305)						
20	2	172A47-11370	WOOL, GLASS	1	1	1	1				
22	1	26014-100252	BOLT, M10X 25	2	2	2	2				W
		(A=M53001)	(B=M53001)	(C=M53001)	(D=M53001)						

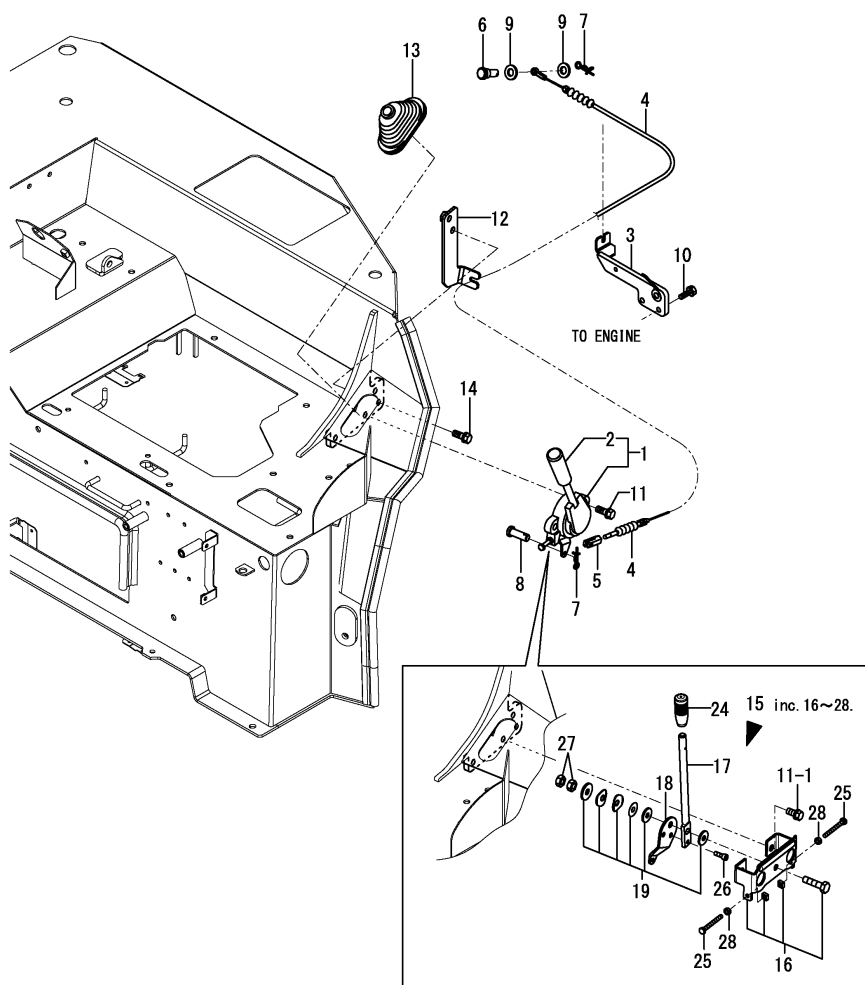
Remarks

- (1) Attach the No.7A label to this part.
- (2) Attach the No.12A label to this part.
- (3) Label is not illustrated.

Fig.5. ACCELERATOR

(A)=VIO45-5B(US)
 (B)=VIO45-5B(AS)
 (C)=VIO45-5B(NZ)

(D)=VIO45-5B(SG)
 (E)=
 (F)=



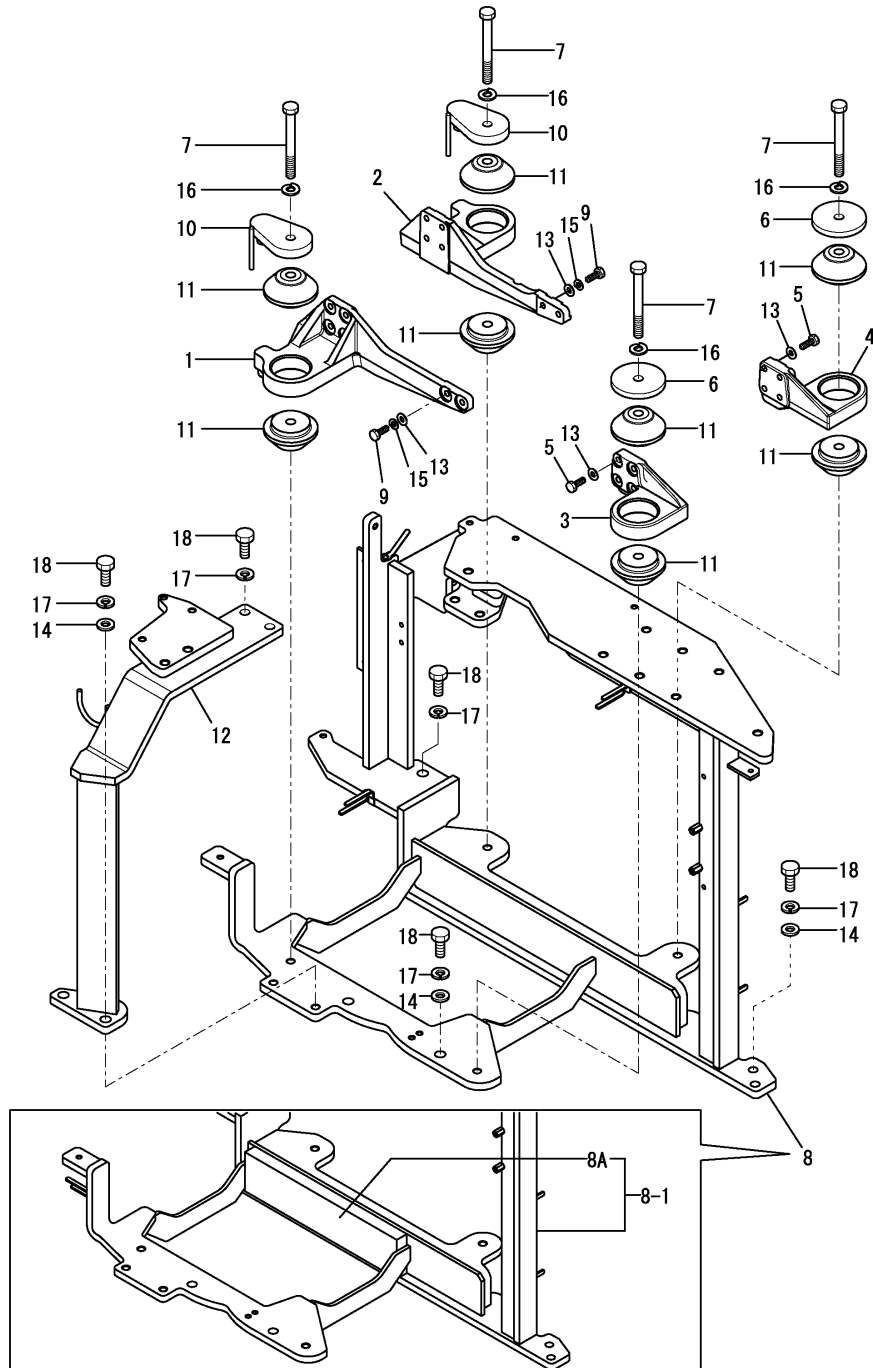
No.	Lev.	Parts No.	Description	Q'ty						I	R	
				(A)	(B)	(C)	(D)	(E)	(F)			
1	1	172A47-12141	LEVER, ACCELERATOR (A=*2016.10.) (B=*2016.10.) (C=*2016.10.) (D=*2016.10.)	1	1	1	1				Z	1
2	2	172165-12140	GRIP	1	1	1	1					
2-1	2	172A79-12150	GRIP (A=MXXXXX) (B=MXXXXX) (C=MXXXXX) (D=MXXXXX)	1	1	1	1					N
3	1	172491-12100	SUPPORT ASSY, CABLE	1	1	1	1					
4	1	172A47-12130	CABLE, ACCELERATOR	1	1	1	1					
5	1	172137-12270	JOINT, CABLE	1	1	1	1					
6	1	172113-12522	PIN, CABLE	1	1	1	1					
7	1	1C6281-52310	PIN, SNAP 6	2	2	2	2					
8	1	1A1040-56900	PIN, FLAT HEAD 6X17	1	1	1	1					
9	1	22137-060000	WASHER, 6	2	2	2	2					
10	1	26013-080202	BOLT, M8X 20	2	2	2	2					
11	1	26013-100252	BOLT, M10X 25	2	2	2	2					
11-1	1	26013-100202	BOLT, M10X 20 (A=*2016.10.) (B=*2016.10.) (C=*2016.10.) (D=*2016.10.)	2	2	2	2					S
12	1	172A47-12110	BRACKET, CABLE	1	1	1	1					
13	1	172141-41340	BOOT	1	1	1	1					
14	1	26013-100252	BOLT, M10X 25	2	2	2	2					
15	1	172A47-12142	LEVER ASSY, ACCEL. (A=*2016.10.) (B=*2016.10.) (C=*2016.10.) (D=*2016.10.)	1	1	1	1					W
16	2	172458-12150	BRACKET ASSY, ACCEL.	1	1	1	1					
17	2	172458-12170	LEVER, ACCEL	1	1	1	1					
18	2	172458-12180	PLATE	1	1	1	1					
19	2	172458-12200	SPRING SET	1	1	1	1					
24	2	172498-12250	GRIP, ACCELERATOR	1	1	1	1					
25	2	26117-060554	BOLT M 6X 55	2	2	2	2					
26	2	26450-060102	BOLT, M6X 10	1	1	1	1					
27	2	26757-100002	NUT, LOCK M10	2	2	2	2					
28	2	26857-060002	NUT, M6	2	2	2	2					

Remarks
 (1)Interchangeable by simultaneous replacement with No.11-1 & 15.

Fig.6. ENGINE MOUNT

(A)=VIO45-5B(US)
 (B)=VIO45-5B(AS)
 (C)=VIO45-5B(NZ)

(D)=VIO45-5B(SG)
 (E)=
 (F)=

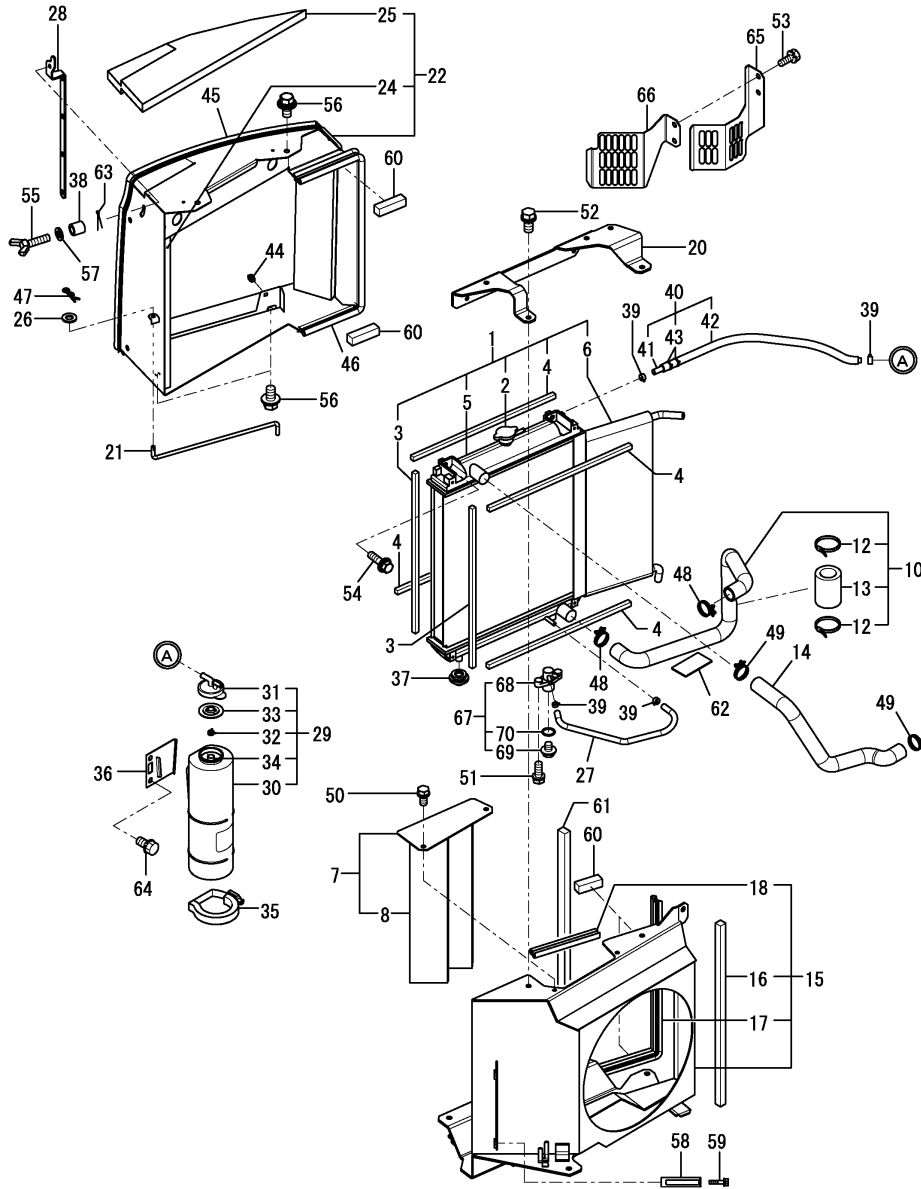


No.	Lev.	Parts No.	Description	Q'ty						I	R
				(A)	(B)	(C)	(D)	(E)	(F)		
1	1	172491-13101	MOUNT, ENGINE	1	1	1	1				
2	1	172491-13111	MOUNT, ENGINE	1	1	1	1				
3	1	172461-13120	MOUNT, ENGINE	1	1	1	1				
4	1	172461-13130	MOUNT, ENGINE	1	1	1	1				
5	1	172461-13140	BOLT	8	8	8	8				
6	1	172162-13170	WASHER	2	2	2	2				
7	1	172162-13190	BOLT	4	4	4	4				
8	1	172A47-13202	MOUNT ASSY, ENGINE	1	1	1	1				
8-1	1	172A78-13010	COVER ASSY	1	1	1	1				N
8A	2	172A78-13020	SPONGE	1	1	1	1				W
9	1	172162-13200	BOLT	12	12	12	12				
10	1	172165-13242	STOPPER ASSY	2	2	2	2				
11	1	172165-13270	MOUNT, ENGINE	8	8	8	8				
12	1	172A47-13680	BRACKET ASSY	1	1	1	1				
13	1	172137-46042	SEAT, SPRING	20	20	20	20				
14	1	22137-160000	WASHER, 16	5	5	5	5				
15	1	22217-100000	WASHER, SPRING 10	12	12	12	12				
16	1	22217-160000	WASHER, SPRING 16	4	4	4	4				
17	1	22217-160000	WASHER, SPRING 16	10	10	10	10				
18	1	26076-160402	BOLT, 10.916X 40	10	10	10	10				

Fig.7. RADIATOR & MOUNT

(A)=VIO45-5B(US)
(B)=VIO45-5B(AS)
(C)=VIO45-5B(NZ)

(D)=VIO45-5B(SG)
(E)=
(F)=

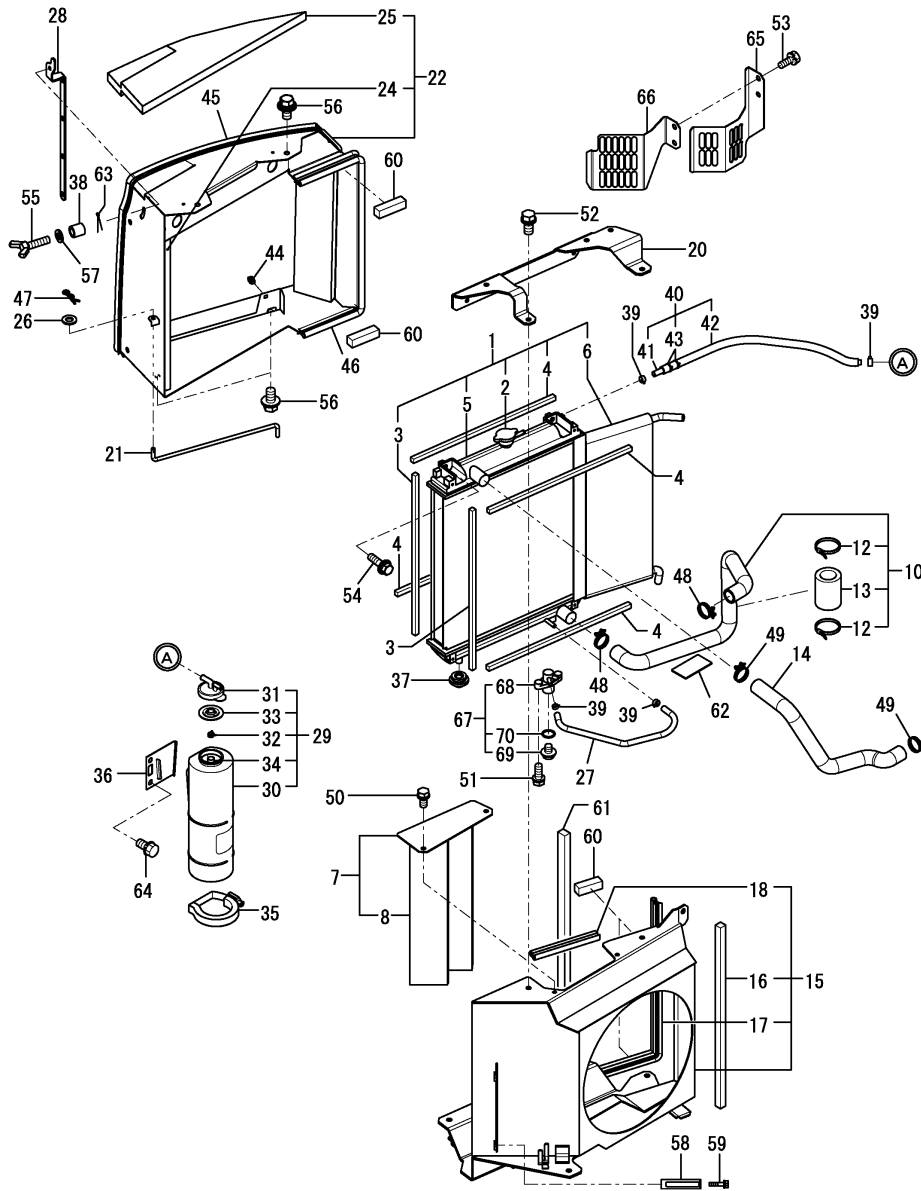


No.	Lev.	Parts No.	Description	Q'ty						I	R
				(A)	(B)	(C)	(D)	(E)	(F)		
1	1	172A47-13151	RADIATOR ASSY	1	1	1	1				
2	2	129107-44590	CAP, RADIATOR	1	1	1	1				1
3	2	172A47-13050	GASKET	2	2	2	2				
4	2	172A47-13060	GASKET	4	4	4	4				
5	2	172A47-13160	RADIATOR	1	1	1	1				
6	2	172A47-13180	COOLER, OIL	1	1	1	1				
6A	1	172462-03320	LABEL, RADIATOR	1	1	1	1				5
7	1	172A47-13470	COVER ASSY	1	1	1	1				
8	2	172A47-13480	SPONGE	2	2	2	2				
10	1	172A47-13490	PIPE ASSY, WATER	1	1	1	1				
12	2	172126-11510	BAND	2	2	2	2				
13	2	172A47-13460	SPONGE, HOSE	1	1	1	1				
14	1	172A47-13510	PIPE, WATER	1	1	1	1				
15	1	172A47-13522	SHROUD ASSY	1	1	1	1				
16	2	172A47-13130	SEAL	1	1	1	1				
17	2	172478-65580	RUBBER, SEAL	1	1	1	1				
18	2	172162-65660	SEAL	1	1	1	1				
20	1	172A47-13750	BRACKET ASSY	1	1	1	1				2
20A	1	172A38-03211	LABEL, ANTI-FREEZING	1	1	1	1				5
21	1	172A47-13780	HOOK	1	1	1	1				
22	1	172A47-13960	DUCT ASSY	1	1	1	1				3
24	2	172A47-14860	SPONGE	1	1	1	1				
25	2	172A47-14870	SPONGE	1	1	1	1				
25A	1	172437-03322	LABEL, RESEVOIR	1	1	1	1				5
25B	1	172437-03391	LABEL, RADIATOR	1	1	1	1				5
26	1	22137-080000	WASHER, 8	1	1	1	1				
27	1	172124-13411	HOSE	1	1	1	1				
28	1	172A47-14800	LEVER ASSY	1	1	1	1				Z
		(A=M53001)	(B=M53001)	(C=M53001)	(D=M53001)						
29	1	171064-44510	TANK ASSY, SUB	1	1	1	1				4
30	2	171064-44520	BODY, SUB-TANK	1	1	1	1				
31	2	121450-44531	CAP	1	1	1	1				
32	2	124450-44560	CLAMP, HOSE	1	1	1	1				
33	2	121470-44581	GASKET	1	1	1	1				
34	2	23065-070225	HOSE 7X 225	1	1	1	1				
34A	1	172A38-03201	LABEL, SUB TANK	1	1	1	1				5
35	1	124450-44550	BAND, SUB-TANK	1	1	1	1				
36	1	121256-44600	BRACKET, SUB TANK	1	1	1	1				
37	1	184015-44680	ABSORBER, SHOCK	2	2	2	2				
38	1	172524-45250	SPACER	1	1	1	1				Z
		(A=M53001)	(B=M53001)	(C=M53001)	(D=M53001)						
39	1	124766-59050	CLAMP, HOSE 11.5	4	4	4	4				
40	1	184015-59110	HOSE ASSY, FUEL	1	1	1	1				
41	2	172141-14610	HOSE, FUEL	1	1	1	1				
42	2	184015-59120	TUBE, CORRUGATED	1	1	1	1				
43	2	933168-55770	BAND	2	2	2	2				
44	1	1A7400-61250	HOLDER, ROD 8	1	1	1	1				
45	1	172478-65490	RUBBER, SEAL	2	2	2	2				
46	1	172164-65710	RUBBER, SEAL	1	1	1	1				
47	1	22372-080000	PIN, SNAP 8	1	1	1	1				
48	1	23001-041000	CLAMP, HOSE 41	2	2	2	2				

Remarks

- (1) Attach the No.6A label to this part.
- (2) Attach the No.20A label to this part.
- (3) Attach the No.25A & 25B label to this part.
- (4) Attach the No.34A label to this part.
- (5) Label is not illustrated.

Fig.7. RADIATOR & MOUNT



(A)=VIO45-5B(US)
 (B)=VIO45-5B(AS)
 (C)=VIO45-5B(NZ)

(D)=VIO45-5B(SG)
 (E)=
 (F)=

No.	Lev.	Parts No.	Description	Q'ty						I	R
				(A)	(B)	(C)	(D)	(E)	(F)		
49	1	23001-048000	CLAMP, HOSE 48	2	2	2	2				
50	1	26013-080162	BOLT, M8X 16	2	2	2	2				
50-1	1	26013-080202	BOLT, M8X 20	2	2	2	2				N
50-2	1	26013-080252	BOLT, M8X 25	2	2	2	2				N
		(A=MZZZZZ) (B=MZZZZZ) (C=MZZZZZ) (D=MZZZZZ)									
		(A=M53305) (B=M53305) (C=M53305) (D=M53305)									
51	1	26013-080202	BOLT, M8X 20	2	2	2	2				
52	1	26013-100202	BOLT, M10X 20	2	2	2	2				
53	1	26013-100252	BOLT, M10X 25	2	2	2	2				
54	1	26014-080302	BOLT, M8X 30	2	2	2	2				
55	1	172A46-13040	BOLT, WING	1	1	1	1				Z
		(A=M53001) (B=M53001) (C=M53001) (D=M53001)									
56	1	26014-100202	BOLT, M10X 20	4	4	4	4				
57	1	22217-080000	WASHER, SPRING 8	1	1	1	1				Z
		(A=M53001) (B=M53001) (C=M53001) (D=M53001)									
58	1	172122-55061	BRACKET, PUMP	2	2	2	2				Z
		(A=M53001) (B=M53001) (C=M53001) (D=M53001)									
59	1	26013-060122	BOLT, M6X 12	4	4	4	4				Z
		(A=M53001) (B=M53001) (C=M53001) (D=M53001)									
60	1	172A47-13140	SEAL	4	4	4	4				
61	1	172A47-13940	SEAL, SHURAUD	1	1	1	1				
62	1	172445-68790	RUBBER	1	1	1	1				
63	1	22417-200200	PIN, COTTER 2.0X20	1	1	1	1				Z
		(A=M53001) (B=M53001) (C=M53001) (D=M53001)									
64	1	26013-080122	BOLT, M8X 12	2	2	2	2				
65	1	172A47-13770	GUARD, FAN	1	1	1	1				
66	1	172A47-13640	GUARD, FAN	1	1	1	1				
67	1	172444-13210	COCK ASSY, 2-WAY	1	1	1	1				
68	2	172444-13220	BODY	1	1	1	1				
69	2	121250-49121	PLUG, DRAIN M16	1	1	1	1				
70	2	24311-000160	O-RING, 1AP16.0	1	1	1	1				

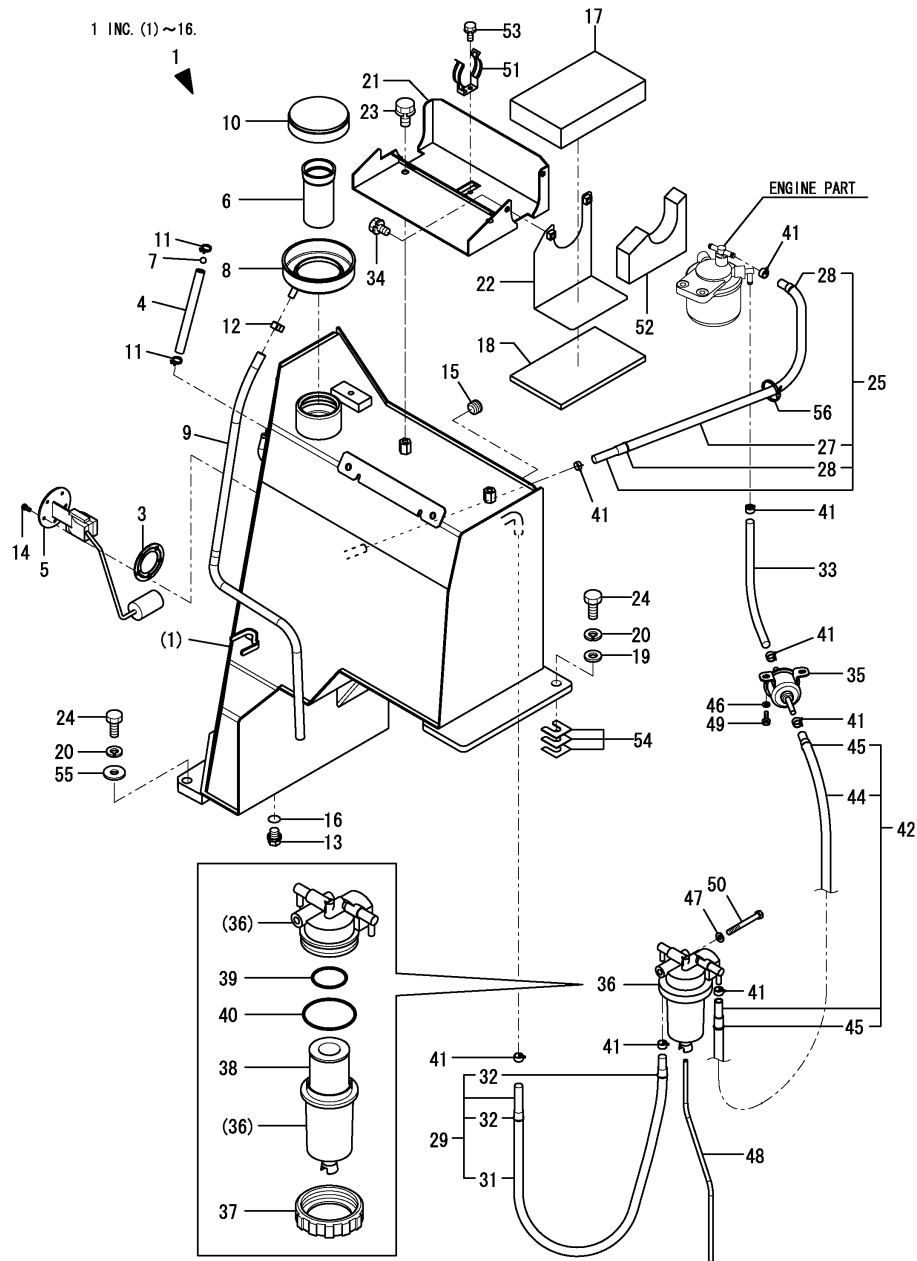
Remarks

- (1) Attach the No.6A label to this part.
- (2) Attach the No.20A label to this part.
- (3) Attach the No.25A & 25B label to this part.
- (4) Attach the No.34A label to this part.
- (5) Label is not illustrated.

Fig.8. FUEL TANK & FUEL PIPING

(A)=VIO45-5B(US)
 (B)=VIO45-5B(AS)
 (C)=VIO45-5B(NZ)

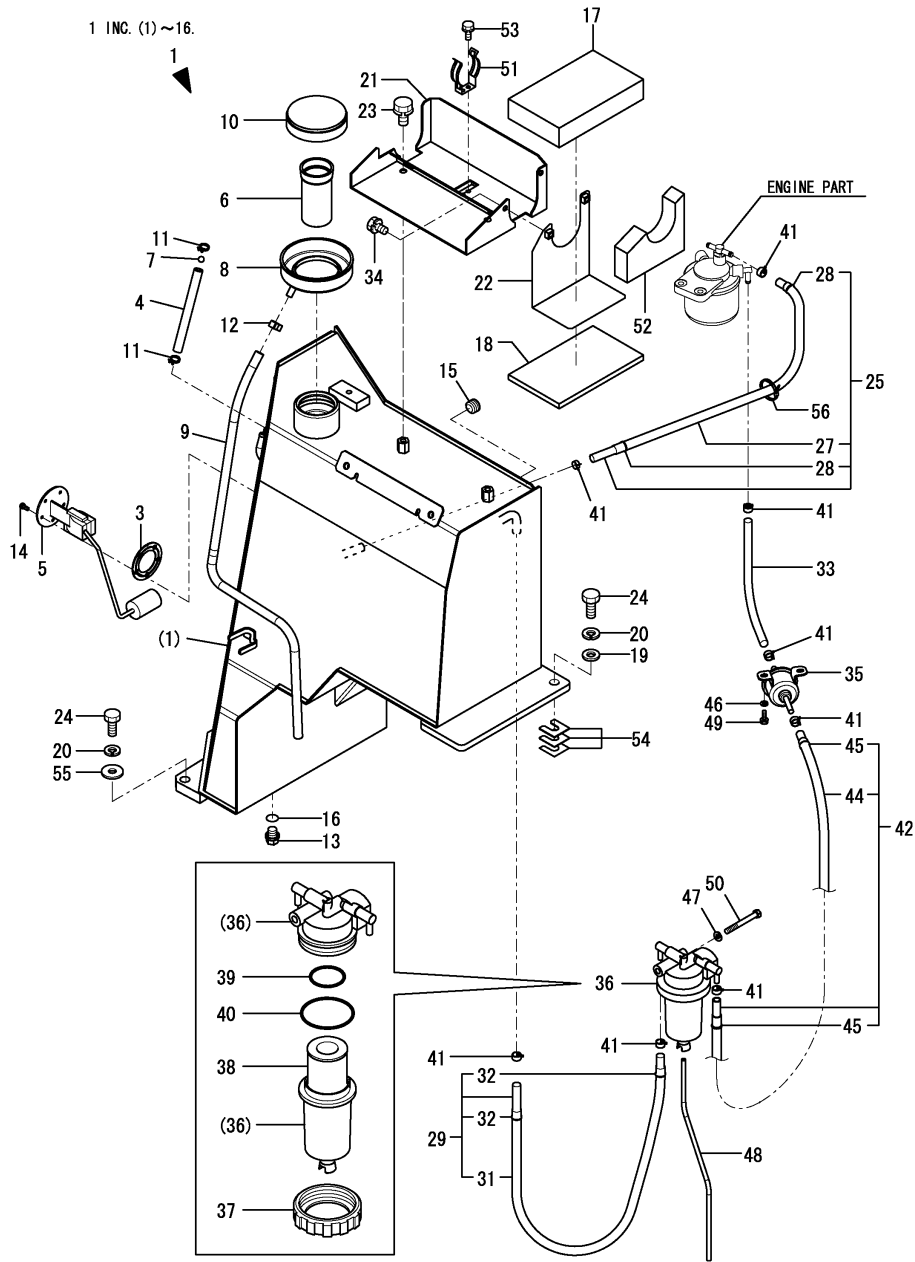
(D)=VIO45-5B(SG)
 (E)=
 (F)=



No.	Lev.	Parts No.	Description	Q'ty						I	R
				(A)	(B)	(C)	(D)	(E)	(F)		
1	1	772A78-14100	TANK ASSY, FUEL	1	1	1	1				
3	2	172162-14200	GASKET	1	1	1	1				
4	2	172A47-14210	HOSE, FUEL GAUGE	1	1	1	1				
5	2	172A78-14220	GAUGE, FUEL	1	1	1	1				
6	2	172183-14250	FILTER, FUEL	1	1	1	1				
7	2	172141-14260	FLOAT	1	1	1	1				
8	2	172458-14370	SUMP, FUEL	1	1	1	1				
9	2	172A47-14520	HOSE	1	1	1	1				
10	2	105340-55040	CAP, FUEL TANK	1	1	1	1				
11	2	23010-014000	CLAMP, 14	2	2	2	2				
12	2	23080-013000	CLAMP, 13	1	1	1	1				
13	2	23491-140002	PLUG, 14	1	1	1	1				
14	2	26022-050122	SCREW, M5X12	5	5	5	5				
15	2	23876-040000	PLUG, R04	1	1	1	1				
16	2	24311-000160	O-RING, 1AP16.0	1	1	1	1				
17	1	172A47-62290	SPONGE	1	1	1	1				
18	1	172A47-62320	SPONGE	1	1	1	1				
19	1	22137-140000	WASHER, 14	2	2	2	2				
20	1	22217-140000	WASHER, SPRING 14	3	3	3	3				
21	1	172A47-05300	PLATE ASSY, TOOL BOX	1	1	1	1				
22	1	172A47-61570	PLATE	1	1	1	1				
23	1	26013-100162	BOLT, M10X 16	2	2	2	2				
24	1	26116-140352	BOLT, M14X 35 PLATED	3	3	3	3				
25	1	172A47-14510	HOSE ASSY, FUEL	1	1	1	1				
27	2	184016-59310	TUBE, CORRUGATED	1	1	1	1				
28	2	933168-55770	BAND	2	2	2	2				
29	1	172448-14610	HOSE, FUEL	1	1	1	1				
29-1	1	172A78-14600	HOSE ASSY, FUEL	1	1	1	1				N
		(A=M/#53113) (B=M/#53113) (C=M/#53113) (D=M/#53113)									
31	2	172448-14620	TUBE, CORRUGATED	1	1	1	1				
32	2	933168-55770	BAND	2	2	2	2				
33	1	172183-14640	HOSE, FUEL	1	1	1	1				
34	1	26013-080122	BOLT, M8X 12	2	2	2	2				
35	1	129612-52100	PUMP, FUEL FEED	1	1	1	1				
36	1	184016-55700	SEPARATOR ASSY, WATER	1	1	1	1				1
36-1	1	184016-55701	SEPARATOR ASSY	1	1	1	1				N 1
		(A=M53638) (B=M53638) (C=M53638) (D=M53638)									
37	2	129100-55690	RING, CUP RETAINING	1	1	1	1				
38	2	119802-55710	ELEMENT	1	1	1	1				
39	2	24311-000160	O-RING, 1AP16.0	1	1	1	1				
40	2	24321-000650	O-RING, 1AG65.0	1	1	1	1				
40A	1	172A07-03160	LABEL	1	1	1	1				2
41	1	124766-59050	CLAMP, HOSE 11.5	8	8	8	8				
42	1	184015-59190	HOSE ASSY, FUEL	1	1	1	1				
44	2	184015-59200	TUBE, CORRUGATED	1	1	1	1				
45	2	933168-55770	BAND	2	2	2	2				
46	1	22137-060000	WASHER, 6	2	2	2	2				
47	1	22217-080000	WASHER, SPRING 8	1	1	1	1				
48	1	23061-050300	PIPE, 5X 300	1	1	1	1				
49	1	26013-060162	BOLT, M6X 16	2	2	2	2				
50	1	26116-080702	BOLT, M8X 70 PLATED	1	1	1	1				

Remarks
 (1) Attach the No.40A label to this part.
 (2) Label is not illustrated.

Fig.8. FUEL TANK & FUEL PIPING



(A)=VIO45-5B(US)
 (B)=VIO45-5B(AS)
 (C)=VIO45-5B(NZ)

(D)=VIO45-5B(SG)
 (E)=
 (F)=

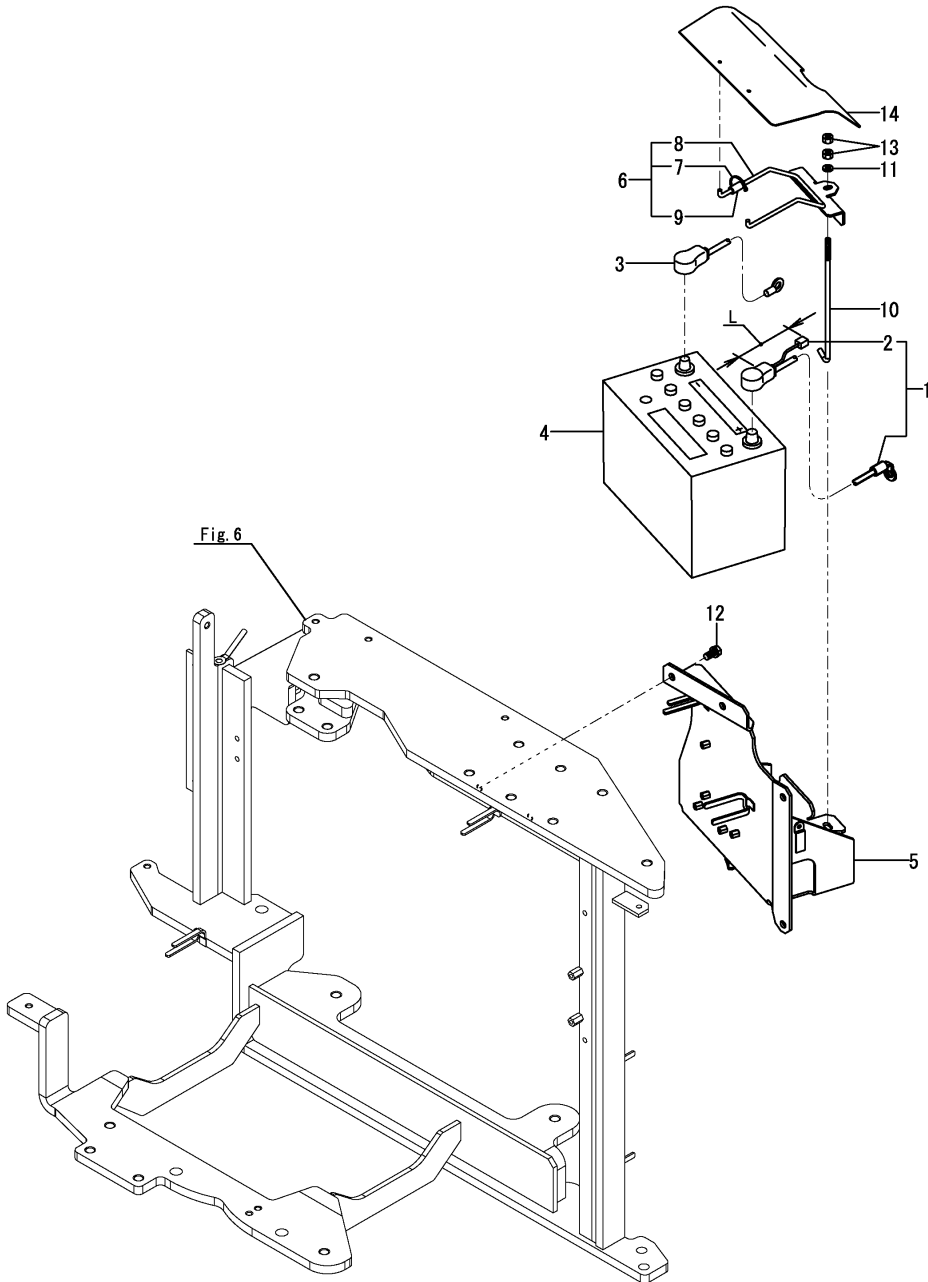
No.	Lev.	Parts No.	Description	Q'ty						I	R
				(A)	(B)	(C)	(D)	(E)	(F)		
51	1	172122-55061	BRACKET, PUMP	1	1	1	1				
52	1	172A47-62310	SPONGE	1	1	1	1				
53	1	26013-060122	BOLT, M6X 12	2	2	2	2				
54	1	172117-53320	SPACER ASSY	1	1	1	1				
55	1	22157-140000	WASHER, 14	1	1	1	1				
56	1	172137-16560	BAND	2	2	2	2				

Remarks
 (1) Attach the No.40A label to this part.
 (2) Label is not illustrated.

Fig.9. BATTERY

(A)=VIO45-5B(US)
 (B)=VIO45-5B(AS)
 (C)=VIO45-5B(NZ)

(D)=VIO45-5B(SG)
 (E)=
 (F)=

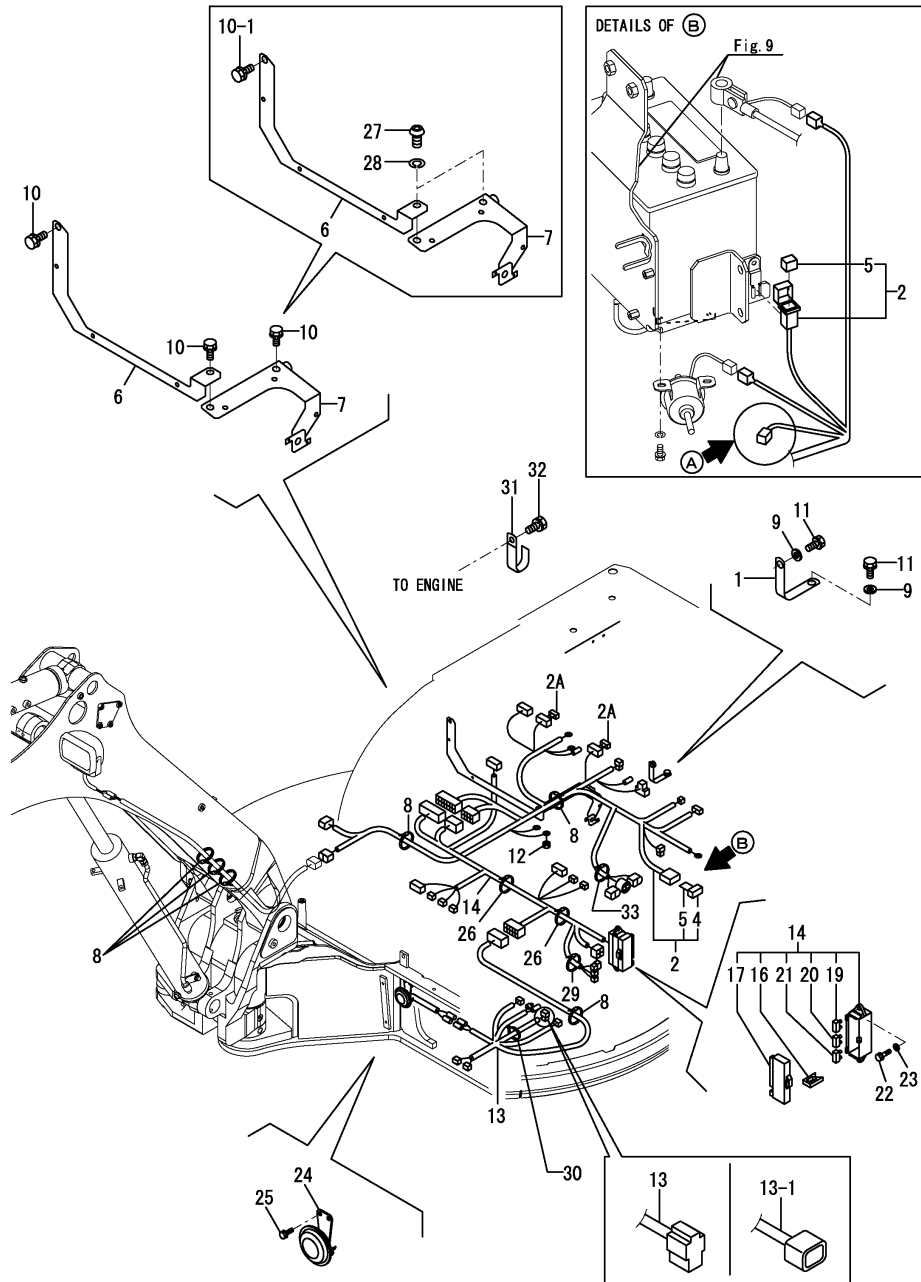


No.	Lev.	Parts No.	Description	Q'ty						I	R
				(A)	(B)	(C)	(D)	(E)	(F)		
1	1	172A47-16100	CORD ASSY, BATTERY	1	1	1	1				
1-1	1	172A47-16101	CORD ASSY, BATTERY	1	1	1	1			S	1
		(A=M53815) (B=M53815) (C=M53815) (D=M53815)									
2	2	172458-16140	HARNESS, WIRE	1	1	1	1				
2-1	2	172A85-16140	HARNESS C	1	1	1	1			S	1
		(A=M53815) (B=M53815) (C=M53815) (D=M53815)									
3	1	172A47-16110	CORD, BATTERY	1	1	1	1				
3-1	1	172A47-16111	CORD, BATTERY	1	1	1	1				N
		(A=M53815) (B=M53815) (C=M53815) (D=M53815)									
3-2	1	172A47-16112	CORD, BATTERY	1	1	1	1				R
		(A=M53099) (B=M53099) (C=M53099) (D=M53099)									
4	1	172460-16130	BATTERY	1	1	1	1				
5	1	172A47-16301	MOUNT ASSY, BATTERY	1	1	1	1				
5-1	1	172A47-16302	MOUNT ASSY, BATTERY	1	1	1	1				N
		(A=M53815) (B=M53815) (C=M53815) (D=M53815)									
6	1	172A47-16250-1	CLAMP ASSY, BATTERY	1	1	1	1				
7	2	172126-11510	BAND	1	1	1	1				
8	2	172460-16300-1	CLAMP ASSY, BATTERY	1	1	1	1				
9	2	172A46-16360	HOSE, CLAMP	1	1	1	1				
10	1	172164-16370	ROD	1	1	1	1				
11	1	22137-080000	WASHER, 8	1	1	1	1				
12	1	26013-100202	BOLT, M10X 20	4	4	4	4				
13	1	26716-080002	NUT, M8	2	2	2	2				
14	1	172A47-16140	COVER, BATTERY	1	1	1	1				

Remarks

(1)L=No.2 : 140mm, No.2-1 : 330mm

Fig.10. WIRING



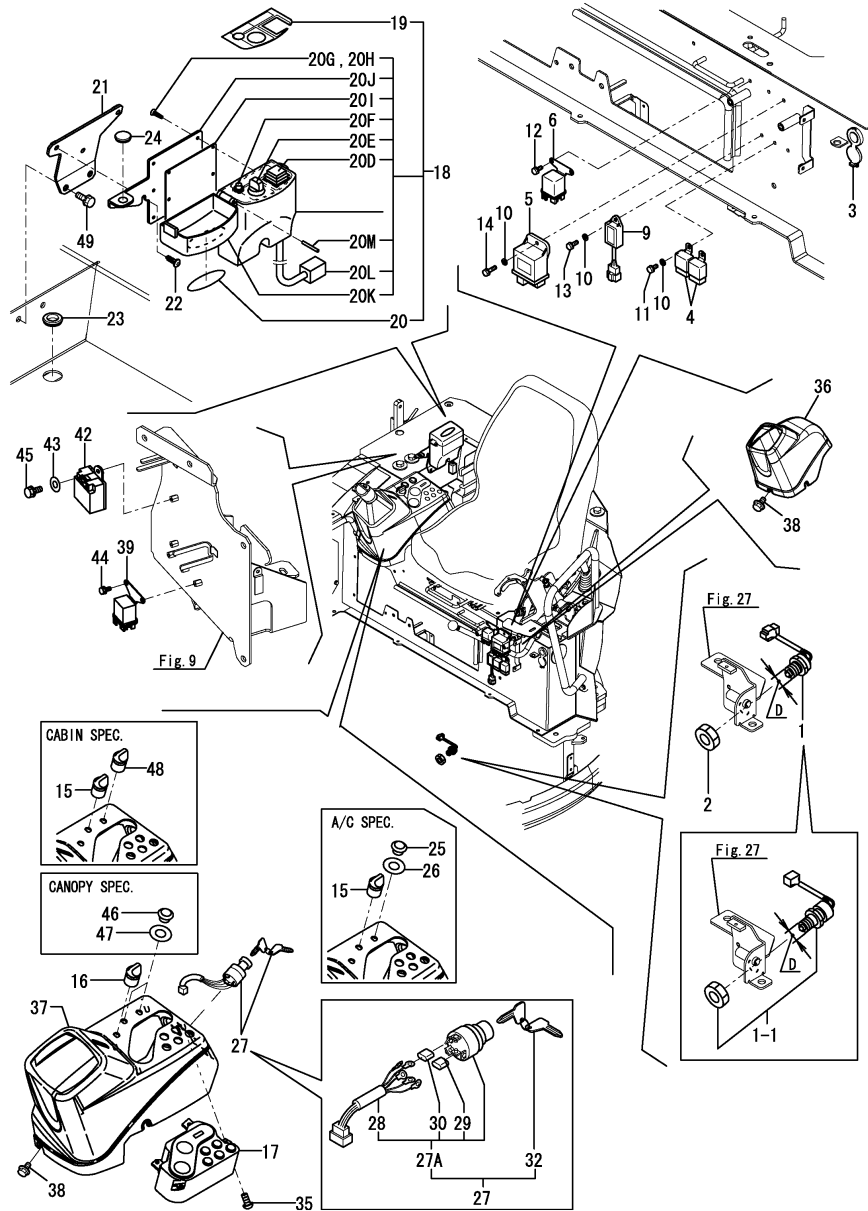
(A)=VIO45-5B(US)
 (B)=VIO45-5B(AS)
 (C)=VIO45-5B(NZ)

(D)=VIO45-5B(SG)
 (E)=
 (F)=

No.	Lev.	Parts No.	Description	Q'ty						I	R
				(A)	(B)	(C)	(D)	(E)	(F)		
1	1	172A47-16130	CORD, ENGINE EARTH	1	1	1	1				
2	1	172A78-16500	HARNESS ASSY, WIRE	1	1	1	1				
2-1	1	172A78-16501	HARNESS ASSY, WIRE	1	1	1	1				S 1
2A	2	172648-16600	DIODE, 1.5-2P	2	2	2	2				W
4	2	172447-17140	HOUSING	1	1	1	1				
5	2	172458-16550	FUSE, SLOWBLOW	1	1	1	1				
6	1	172497-16550	SUPPORT, HARNESS	1	1	1	1				
7	1	172490-16741	SUPPORT ASSY	1	1	1	1				
8	1	194680-51670	BAND, CLIP	6	6	6	6				
9	1	22137-100000	WASHER, 10	2	2	2	2				
10	1	26013-100162	BOLT, M10X 16	3	3	3	3				
10-1	1	26013-100162	BOLT, M10X 16	1	1	1	1				K
		(A=MZZZZZ) (B=MZZZZZ) (C=MZZZZZ) (D=MZZZZZ)									
11	1	26013-100202	BOLT, M10X 20	3	3	3	3				
12	1	26716-060002	NUT, M6	1	1	1	1				
13	1	172A47-16541	HARNESS, WIRE	1	1	1	1				
13-1	1	172A47-16542	HARNESS, WIRE	1	1	1	1				S
		(A=M53305) (B=M53305) (C=M53305) (D=M53305)									
14	1	172A77-16520	HARNESS ASSY, WIRE	1	1	1	1				
14-1	1	172A77-16540	HARNESS ASSY, WIRE	1	1	1	1				N
		(A=M53324) (B=M53324) (C=M53324) (D=M53324)									
16	2	172175-17120	PULLER	1	1	1	1				
17	2	172187-17220	COVER	1	1	1	1				
19	2	29420-050000	FUSE, B 5A	2	2	2	2				
20	2	29420-150000	FUSE, B 15A	6	6	6	6				
21	2	29420-300000	FUSE, B 30A	2	2	2	2				
22	1	26013-060202	BOLT, M6X 20	2	2	2	2				
23	1	22137-060000	WASHER, 6	2	2	2	2				
24	1	194151-57100	HORN	1	1	1	1				
25	1	26013-060122	BOLT, M6X 12	2	2	2	2				
26	1	194680-51670	BAND, CLIP	2	2	2	2				
27	1	172455-61720	BOLT	2	2	2	2				W
		(A=MZZZZZ) (B=MZZZZZ) (C=MZZZZZ) (D=MZZZZZ)									
28	1	22217-100000	WASHER, SPRING 10	2	2	2	2				W
		(A=MZZZZZ) (B=MZZZZZ) (C=MZZZZZ) (D=MZZZZZ)									
29	1	194202-56460	BAND, 200	1	1	1	1				W
		(A=M53324) (B=M53324) (C=M53324) (D=M53324)									
30	1	194202-56460	BAND, 200	1	1	1	1				W
		(A=M53305) (B=M53305) (C=M53305) (D=M53305)									
31	1	194440-51620	CLAMP, B	1	1	1	1				
32	1	26013-080122	BOLT, M8X 12	1	1	1	1				
33	1	172126-11510	BAND	1	1	1	1				

Remarks
 (1)A=No.2 : Normal type, No.2-1 : waterproof type.

Fig.11. EQUIPMENT & STARTER SWITCH



(A)=VIO45-5B(US)
 (B)=VIO45-5B(AS)
 (C)=VIO45-5B(NZ)

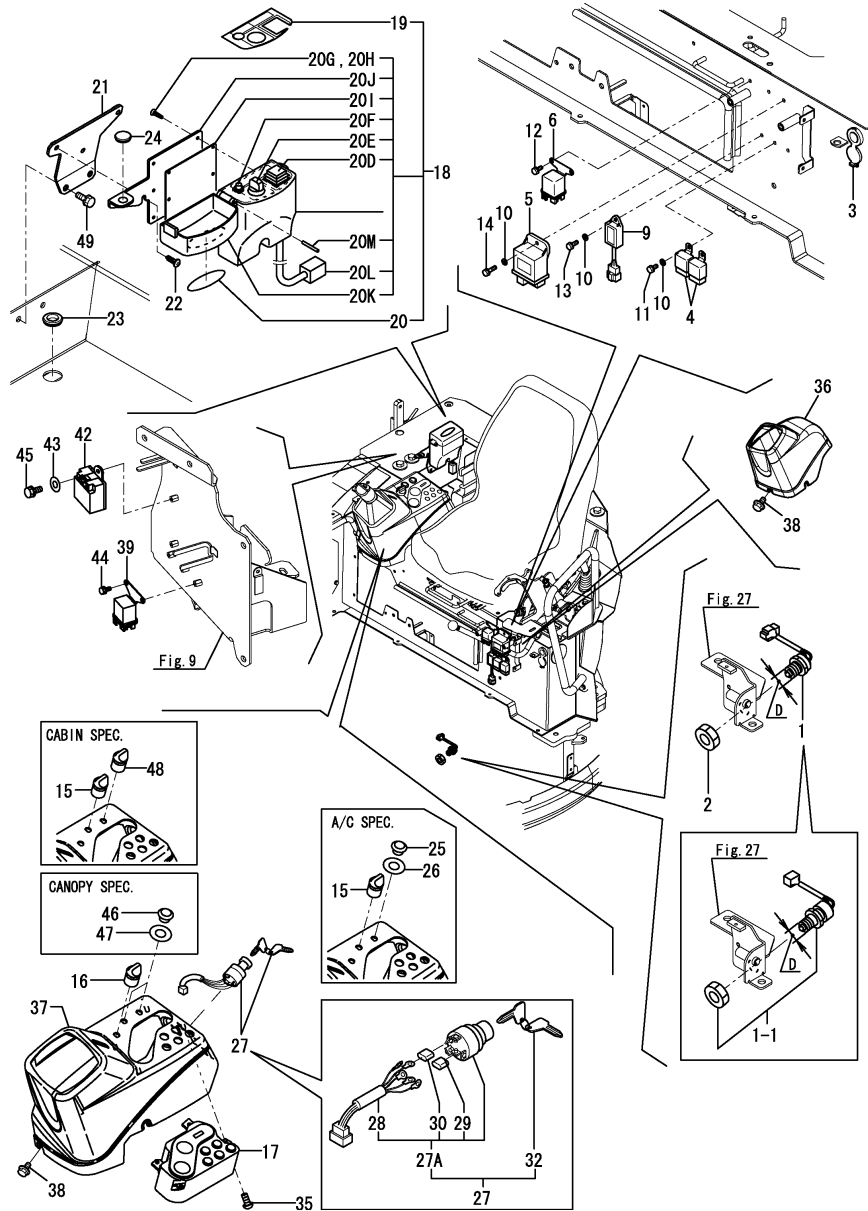
(D)=VIO45-5B(SG)
 (E)=
 (F)=

No.	Lev.	Parts No.	Description	Q'ty						I	R
				(A)	(B)	(C)	(D)	(E)	(F)		
1	1	194464-52190	SWITCH, START	1	1	1	1				
1-1	1	1D4103-18300	SWITCH, PUSH	1	1	1	1			S	1
		(A=M53305) (B=M53305) (C=M53305) (D=M53305)									
2	1	26776-180002	NUT, LOCK M18	1	1	1	1				Z
		(A=M53305) (B=M53305) (C=M53305) (D=M53305)									
3	1	172A64-17250	SOCKET ASSY	1	1	1	1				
4	1	119247-77100	RELAY, POWER	2	2	2	2				
5	1	119802-77200	RELAY, SAFETY	1	1	1	1				
6	1	119650-77910	RELAY ASSY, GLOW	1	1	1	1				
6-1	1	119650-77911	RELAY ASSY, GLOW	1	1	1	1				N
		(A=M53352) (B=M53352) (C=M53352) (D=M53352)									
9	1	129211-77920	TIMER	1	1	1	1				
10	1	22137-060000	WASHER, 6	4	4	4	4				
11	1	26013-060122	BOLT, M6X 12	2	2	2	2				
12	1	26013-060122	BOLT, M6X 12	2	2	2	2				
13	1	26013-060162	BOLT, M6X 16	1	1	1	1				
14	1	26013-060202	BOLT, M6X 20	1	1	1	1				
15	1	172472-17300	SWITCH ASSY, WASHER	1	1	1	1				2
16	1	172187-17280	SWITCH ASSY, LIGHT	1	1	1	1				
17	1	172A77-17250	MONITOR ASSY	1	1	1	1				
18	1	172958-17110	BOX, SWITCH	1	1	1	1				
19	2	172472-03290	LABEL, SWITCH	1	1	1	1				
20	2	172472-03300	LABEL, COVER	1	1	1	1				
20D	3	172958-17140	SWITCH ASSY	1	1	1	1				
20E	3	172958-17150	SWITCH ASSY	1	1	1	1				
20F	3	172958-17160	LAMP, INDICATOR	1	1	1	1				
20G	3	172958-17170	SCREW, TAPPING	6	6	6	6				
20H	3	172958-17180	SCREW, TAPPING	2	2	2	2				
20I	3	172958-17190	PACKING	1	1	1	1				
20J	3	172958-17200	BRACKET	1	1	1	1				
20K	3	172958-17210	CASE	1	1	1	1				
20L	3	172958-17220	CORD	1	1	1	1				
20M	3	22351-030028	PIN, SPRING 3.0X28	1	1	1	1				
21	1	172A47-17900	STAY ASSY	1	1	1	1				
22	1	172137-46210	SCREW	3	3	3	3				
23	1	172958-64500	PLUG	1	1	1	1				
24	1	172187-64900	PLUG	1	1	1	1				
25	1	172187-17560	CAP	1	1	1	1				3
26	1	172187-17570	GASKET	1	1	1	1				3
27	1	172187-17100	SWITCH ASSY, STARTER	1	1	1	1				
27-1	1	172187-17101	SWITCH ASSY, STARTER	1	1	1	1				N
		(A=M53487) (B=M53487) (C=M53487) (D=M53487)									
27A	2	172A47-17210	CYLINDER ASSY, KEY	1	1	1	1				W
		(A=M53226) (B=M53226) (C=M53226) (D=M53226)									
27A-1	2	172A47-17211	CYLINDER ASSY, KEY	1	1	1	1				N
		(A=M53487) (B=M53487) (C=M53487) (D=M53487)									
28	3	172187-17070	CORD ASSY	1	1	1	1				
29	3	172187-17080	COVER	3	3	3	3				
30	3	172187-17090	COVER	2	2	2	2				
32	2	933110-00301	KEY ASSY	1	1	1	1				
35	1	22857-500121	SCREW 5X12	4	4	4	4				

Remarks

- (1)D=No.1 : M18 screw, No.1-1 : M20 screw.
- (2)Cabin specification.
- (3)Cabin Air Conditioner specification.
- (4)Canopy specification.

Fig.11. EQUIPMENT & STARTER SWITCH



(A)=VIO45-5B(US)
 (B)=VIO45-5B(AS)
 (C)=VIO45-5B(NZ)

(D)=VIO45-5B(SG)
 (E)=
 (F)=

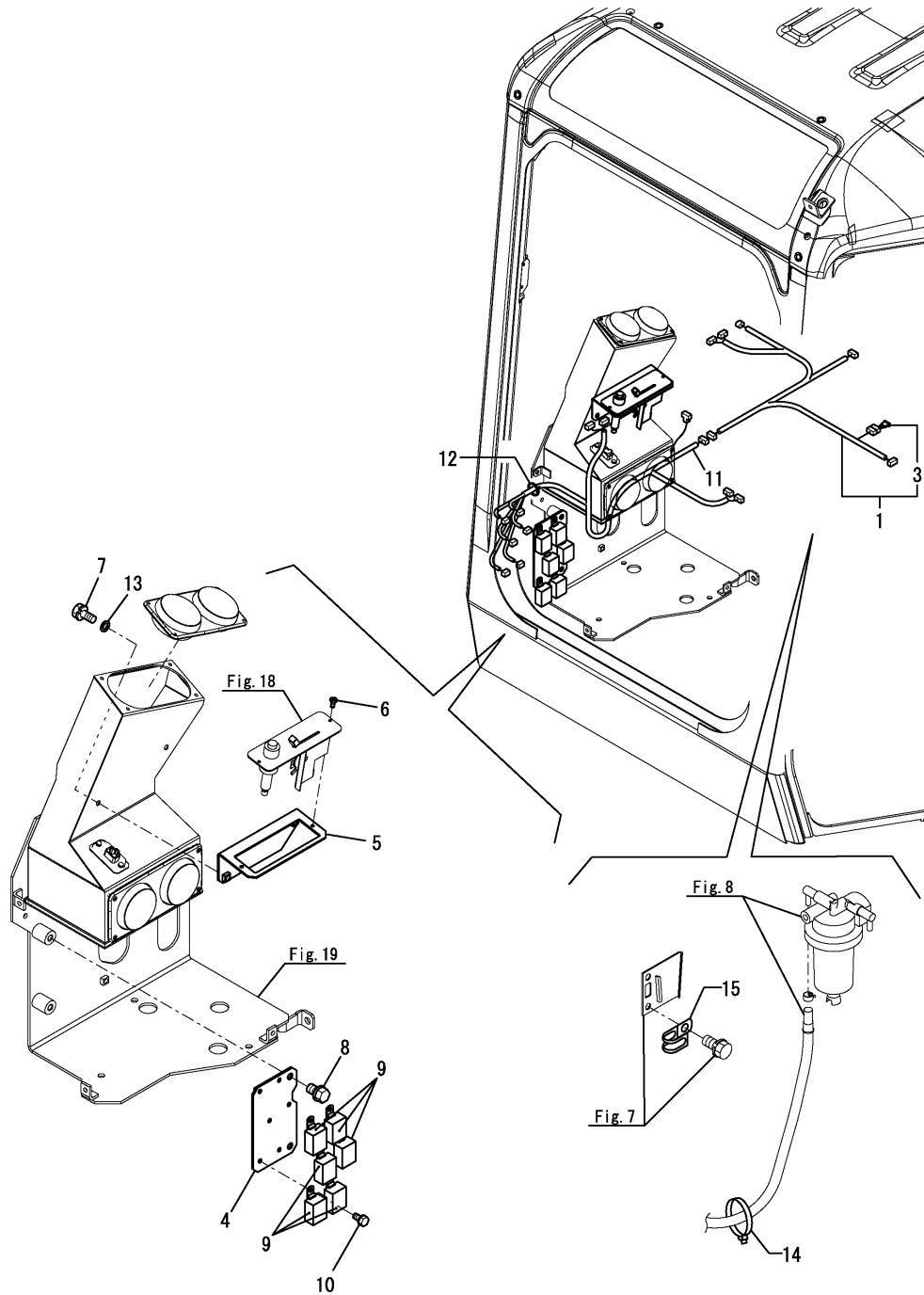
No.	Lev.	Parts No.	Description	Q'ty						I	R
				(A)	(B)	(C)	(D)	(E)	(F)		
36	1	172A47-63110	PANEL, INSTRUMENT	1	1	1	1				
37	1	172A47-63121	PANEL, INSTRUMENT	1	1	1	1				
38	1	172519-63240	BOLT	6	6	6	6				
39	1	119650-77910	RELAY ASSY, GLOW	1	1	1	1				
39-1	1	119650-77911	RELAY ASSY, GLOW	1	1	1	1				N
		(A=M53352) (B=M53352) (C=M53352) (D=M53352)									
42	1	124970-77920	TIMER	1	1	1	1				
43	1	22137-060000	WASHER, 6	1	1	1	1				
44	1	26013-060122	BOLT, M6X 12	2	2	2	2				
45	1	26013-060162	BOLT, M6X 16	1	1	1	1				
46	1	172187-17560	CAP	2	2	2	2				4
47	1	172187-17570	GASKET	2	2	2	2				4
48	1	172187-17290	SWITCH ASSY, HEATER	1	1	1	1				2
49	1	26013-080162	BOLT, M8X 16	2	2	2	2				

Remarks

- (1)D=No.1 : M18 screw, No.1-1 : M20 screw.
- (2)Cabin specification.
- (3)Cabin Air Conditioner specification.
- (4)Canopy specification.

(A)=VIO45-5B(US)
 (B)=VIO45-5B(AS)
 (C)=VIO45-5B(NZ)

(D)=VIO45-5B(SG)
 (E)=
 (F)=

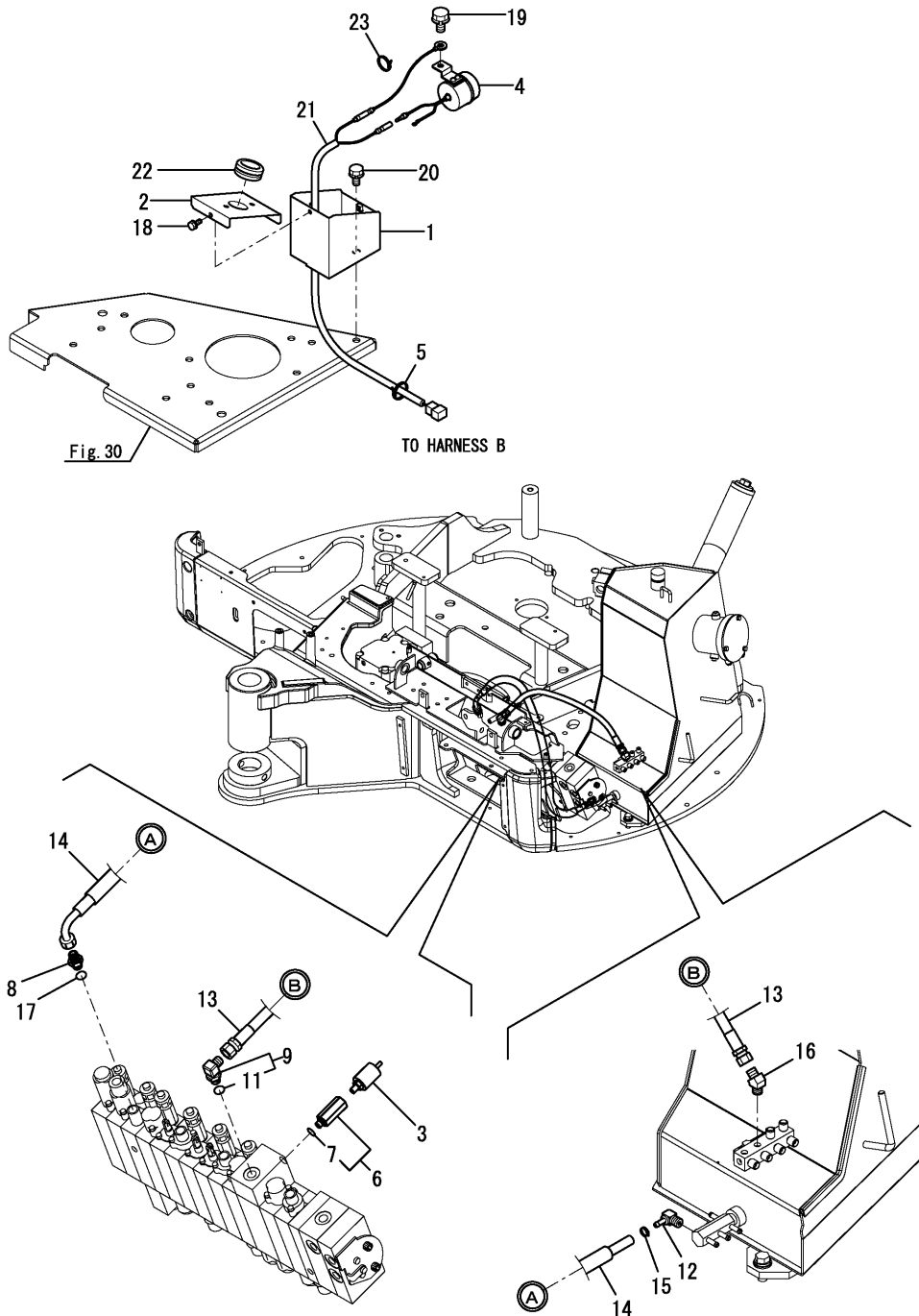


No.	Lev.	Parts No.	Description	Q'ty						I	R
				(A)	(B)	(C)	(D)	(E)	(F)		
1	1	172A47-16560	HARNESS ASSY, WIRE	1	1	1	1				
1-1	1	172A47-16561	HARNESS ASSY, WIRE	1	1	1	1				N
		(A=M/#53166) (B=M/#53166) (C=M/#53166) (D=M/#53166)									
3	2	172648-16600	DIODE, 1.5-2P	1	1	1	1				
4	1	172A47-18760	PLATE ASSY	1	1	1	1				
5	1	172A47-18711-1	PLATE ASSY	1	1	1	1				
6	1	26033-040202	SCREW, M4X20	2	2	2	2				
7	1	26013-080162	BOLT, M8X 16	2	2	2	2				
7-1	1	26014-080162	BOLT, M8X 16	2	2	2	2				N
		(A=M53274) (B=M53274) (C=M53274) (D=M53274)									
8	1	26013-100162	BOLT, M10X 16	2	2	2	2				
9	1	119247-77100	RELAY, POWER	6	6	6	6				
10	1	26013-060122	BOLT, M6X 12	6	6	6	6				
11	1	172A47-16590	HARNESS, WIRE	1	1	1	1				
11-1	1	172A47-16591	HARNESS, WIRE	1	1	1	1				N
		(A=M53213) (B=M53213) (C=M53213) (D=M53213)									
12	1	172137-16560	BAND	1	1	1	1				
13	1	22137-080000	WASHER, 8	2	2	2	2				Z
		(A=M53274) (B=M53274) (C=M53274) (D=M53274)									
14	1	172137-16560	BAND	1	1	1	1				
15	1	194440-51620	CLAMP, B	1	1	1	1				

Fig.13. TRAVEL ALARM(US : TO M58000, AS, NZ, SG)

(A)=VIO45-5B(US)
 (B)=VIO45-5B(AS)
 (C)=VIO45-5B(NZ)

(D)=VIO45-5B(SG)
 (E)=
 (F)=



No.	Lev.	Parts No.	Description	Q'ty						I	R
				(A)	(B)	(C)	(D)	(E)	(F)		
1	1	172A47-16810	COVER ASSY, BUZZER	1	1	1	1				
2	1	172A47-16860	COVER, FLASHER	1	1	1	1				
3	1	172478-17200	SWITCH, PRESSURE	1	1	1	1				
3-1	1	172478-17201	SWITCH, PRESSURE	1	1	1	1				R
		(A=M53081) (B=M53081) (C=M53081) (D=M53081)									
4	1	172511-17351	BUZZER, BACK	1	1	1	1				
5	1	194202-56460	BAND, 200	1	1	1	1				
6	1	172A47-76110	CONNECTOR, G1/8XR1/8	1	1	1	1				
6-1	1	172A47-76111	CONNECTOR, G1/8XR1/8	1	1	1	1				N
		(A=M53249) (B=M53249) (C=M53249) (D=M53249)									
7	2	24315-000080	O-RING, 1BP8.0	1	1	1	1				
8	1	172123-76121	ADAPTER	1	1	1	1				
9	1	172141-76181	CONNECTOR ASSY, 02FF	1	1	1	1				
11	2	41851-000110	O-RING	1	1	1	1				
12	1	172186-76390	NIPPLE, ELBOW	1	1	1	1				
13	1	172A47-78910	HOSE	1	1	1	1				
14	1	172A47-79320	HOSE	1	1	1	1				
14-1	1	172A47-79321	HOSE G804CY065S	1	1	1	1				N
		(A=M53079) (B=M53079) (C=M53079) (D=M53079)									
15	1	23000-013000	CLAMP, 13	1	1	1	1				
16	1	23394-020000	JOINT, 45RGI-1/4	1	1	1	1				
17	1	24315-000110	O-RING, 1BP11.0	1	1	1	1				
17-1	1	41851-000110	O-RING	1	1	1	1				N
		(A=M53106) (B=M53106) (C=M53106) (D=M53106)									
18	1	26013-060122	BOLT, M6X 12	3	3	3	2				
19	1	26013-080122	BOLT, M8X 12	1	1	1	1				
20	1	26013-100162	BOLT, M10X 16	2	2	2	2				
21	1	172A47-16650	HARNES, TRAVEL	1	1	1	1				
22	1	172456-53700	GROMMET	1	1	1	1				
23	1	933168-55770	BAND	1	1	1	1				

Fig.102. (13A)TRAVEL ALARM(US : FROM M58001)

(A)=VIO45-5B(US)
 (B)=VIO45-5B(AS)
 (C)=VIO45-5B(NZ)

(D)=VIO45-5B(SG)
 (E)=
 (F)=

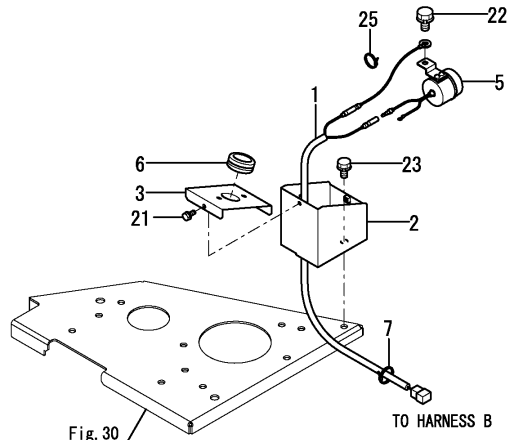
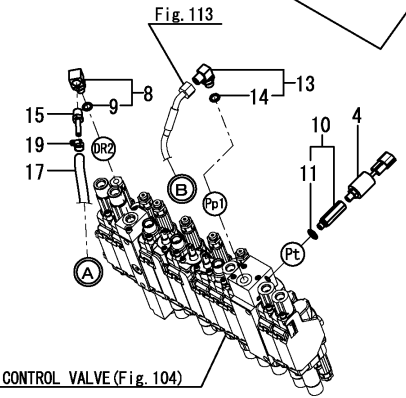
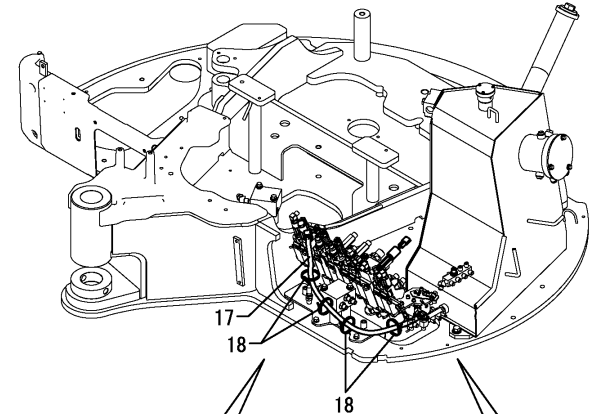
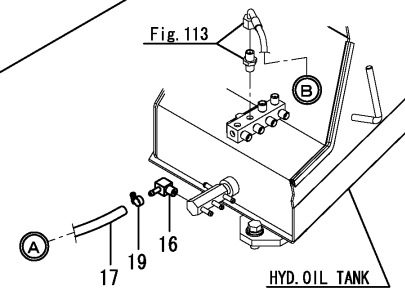


Fig.30



CONTROL VALVE (Fig. 104)



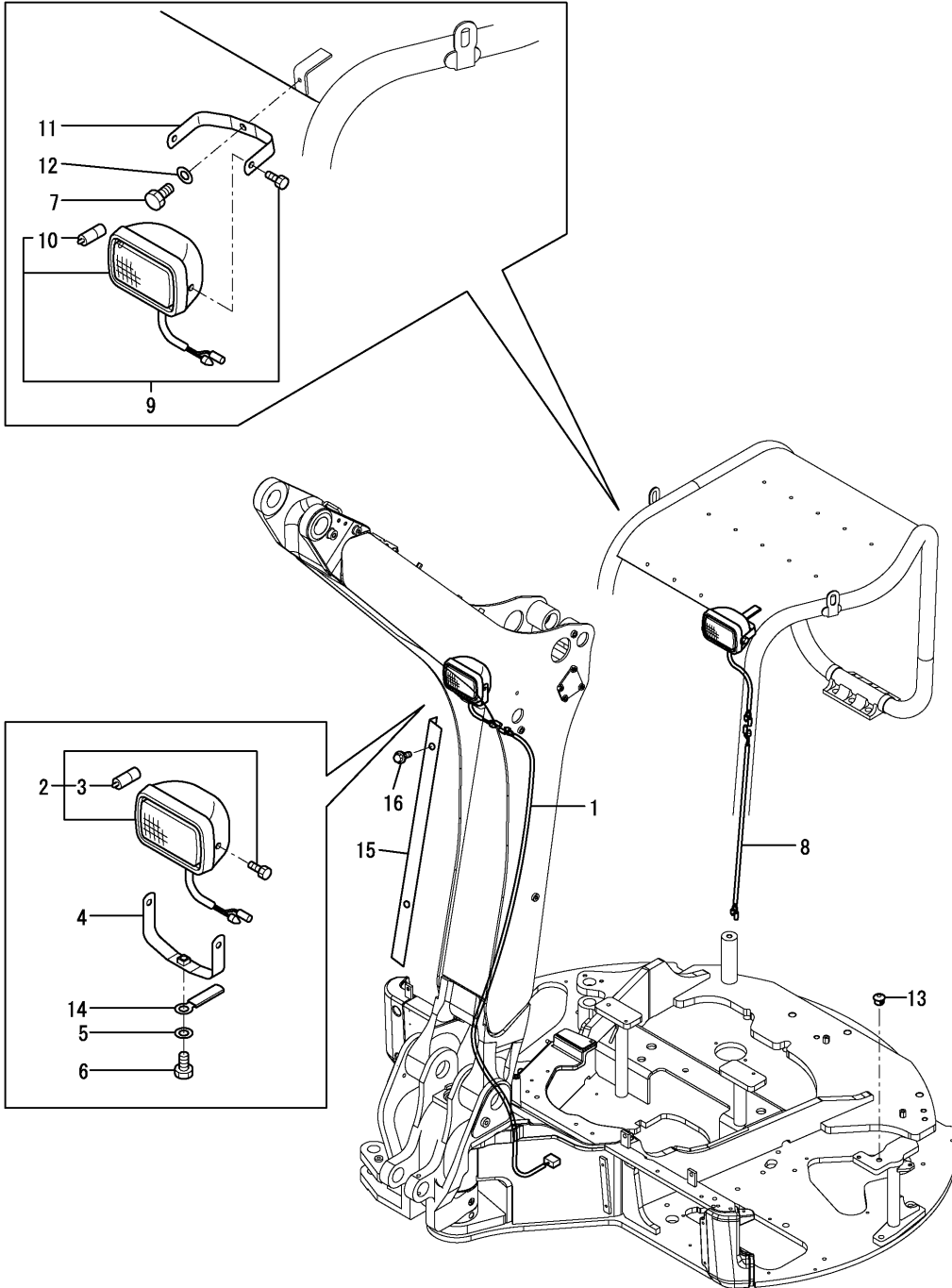
HYD. OIL TANK

No.	Lev.	Parts No.	Description	Q'ty						I	R
				(A)	(B)	(C)	(D)	(E)	(F)		
1	1	172A47-16650	HARNES, TRAVEL	1							
2	1	172A47-16810	COVER ASSY, BUZZER	1							
3	1	172A47-16860	COVER, FLASHER	1							
4	1	172478-17201	SWITCH, PRESSURE	1							
5	1	172511-17351	BUZZER, BACK	1							
6	1	172456-53700	GROMMET	1							
7	1	194202-56460	BAND, 200	3							
8	1	172137-76100	ELBOW	1							
9	2	24315-000110	O-RING, 1BP11.0	1							
10	1	172A79-76110	CONNECTOR, G1/8XR1/8	1							
11	2	24315-000080	O-RING, 1BP8.0	1							
13	1	172141-76181	CONNECTOR ASSY, 02FF	1							
14	2	41851-000110	O-RING	1							
15	1	172141-76220	NIPPLE, 02	1							
16	1	172186-76390	NIPPLE, ELBOW	1							
17	1	172837-78210	HOSE G804YY063S	1							
18	1	172187-78580	BAND	4							
19	1	23000-013000	CLAMP, 13	2							
21	1	26013-060122	BOLT, M6X 12	3							
22	1	26013-080122	BOLT, M8X 12	1							
23	1	26013-100162	BOLT, M10X 16	2							
25	1	933168-55770	BAND	1							

Fig.14. WORK LAMP & CANOPY LAMP

(A)=VIO45-5B(US)
 (B)=VIO45-5B(AS)
 (C)=VIO45-5B(NZ)

(D)=VIO45-5B(SG)
 (E)=
 (F)=

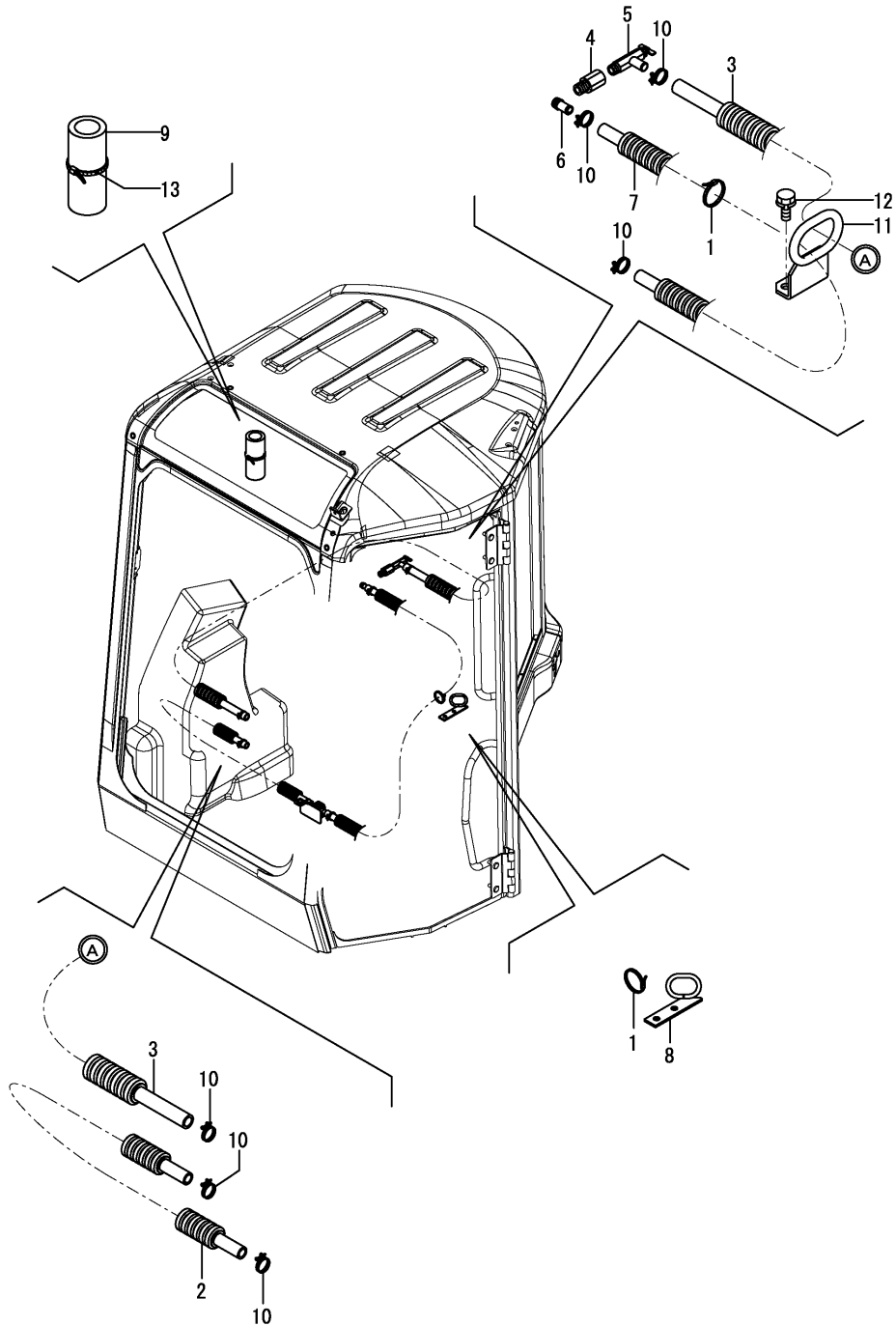


No.	Lev.	Parts No.	Description	Q'ty						I	R
				(A)	(B)	(C)	(D)	(E)	(F)		
1	1	172A78-16550	HARNES, LAMP	1	1	1	1				
2	1	172458-17400	LAMP	1	1	1	1				
3	2	172458-17420	BULB	1	1	1	1				
4	1	172A47-17600-3	STAY ASSY, LAMP	1	1	1	1				
4-1	1	172A47-17600-Y	STAY ASSY, LAMP	1	1	1	1				S
		(A=M58501) (B=M54001) (C=M54001) (D=M54001)									
5	1	22137-100000	WASHER, 10	1	1	1	1				
6	1	26013-100202	BOLT, M10X 20	1	1	1	1				
7	1	26013-100202	BOLT, M10X 20	1	1	1	1				
8	1	172458-16562	HARNES, LAMP	1	1	1	1				
9	1	172A47-17270	LIGHT ASSY	1	1	1	1				
10	2	172A47-17280	BULB	1	1	1	1				
11	1	172458-17410-5	STAY, LAMP	1	1	1	1				
11-1	1	172458-17410-Y	STAY, LAMP	1	1	1	1				S
		(A=M58501) (B=M54001) (C=M54001) (D=M54001)									
12	1	22137-100000	WASHER, 10	1	1	1	1				
13	1	172A47-54610	CLIP, ANCHOR	1	1	1	1				
14	1	172126-16540	CLAMP	1	1	1	1				
15	1	172A78-17460-1	COVER, HARNES	1	1	1	1				
15-1	1	172A78-17460-Y	COVER, HARNES	1	1	1	1				S
		(A=M58501) (B=M54001) (C=M54001) (D=M54001)									
16	1	26013-100162	BOLT, M10X 16	2	2	2	2				

Fig.15. HEATER(AIR CONDITIONER SPEC.)

(A)=VIO45-5B(US)
 (B)=VIO45-5B(AS)
 (C)=VIO45-5B(NZ)

(D)=VIO45-5B(SG)
 (E)=
 (F)=

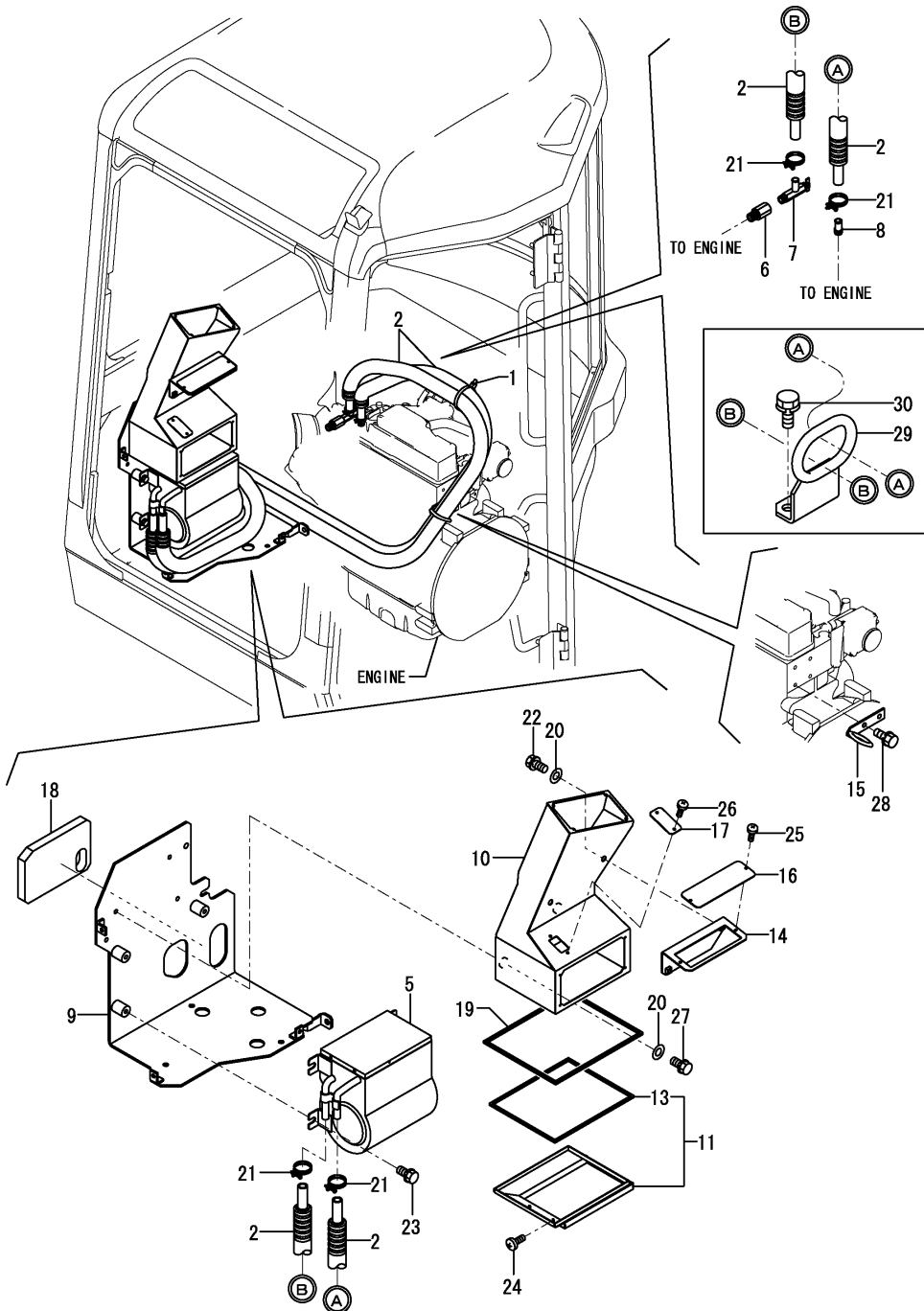


No.	Lev.	Parts No.	Description	Q'ty						I	R
				(A)	(B)	(C)	(D)	(E)	(F)		
1	1	172126-11510	BAND	3	3	3	3				
2	1	172A47-17530	HOSE ASSY, HEATER	1	1	1	1				
3	1	172A47-17550	HOSE ASSY, HEATER	1	1	1	1				
4	1	172460-17611	JOINT, HEATER	1	1	1	1				
5	1	172425-17630	VALVE ASSY, HEATER	1	1	1	1				
6	1	172124-17640	JOINT, PIPE	1	1	1	1				
7	1	172458-18660	HOSE ASSY, HEATER	1	1	1	1				
8	1	172165-18770	GUIDE ASSY, HOSE	1	1	1	1				
9	1	172458-63641	SPONGE, HOSE	1	1	1	1				
10	1	23001-022000	CLAMP, HOSE 22	6	6	6	6				
11	1	172A78-17500	GUIDE ASSY, HOSE	1	1	1	1			W	
		(A=M53157) (B=M53157) (C=M53157) (D=M53157)									
12	1	26013-080162	BOLT, M8X 16	2	2	2	2			W	
		(A=M53157) (B=M53157) (C=M53157) (D=M53157)									
13	1	172126-11510	BAND	1	1	1	1				

Fig.100. (15A)HEATER(TO M53273)

(A)=VIO45-5B(US)
 (B)=VIO45-5B(AS)
 (C)=VIO45-5B(NZ)

(D)=VIO45-5B(SG)
 (E)=
 (F)=

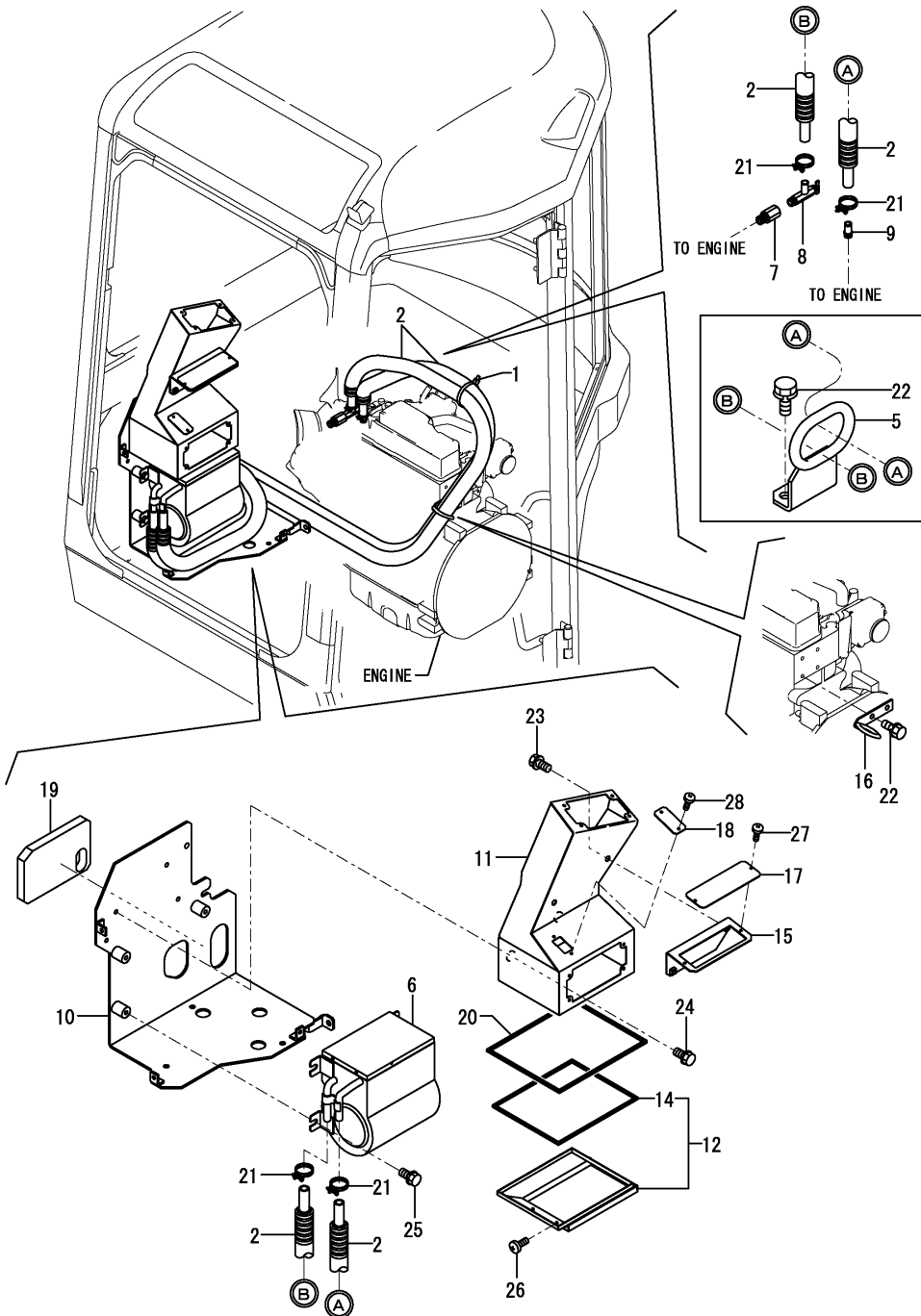


No.	Lev.	Parts No.	Description	Q'ty						I	R
				(A)	(B)	(C)	(D)	(E)	(F)		
1	1	172126-11510	BAND	1	1	1	1				
2	1	172A47-17500	HOSE ASSY, HEATER	2	2	2	2				
5	1	172458-17551	HEATER	1	1	1	1				
6	1	172460-17611	JOINT, HEATER	1	1	1	1				
7	1	172425-17630	VALVE ASSY, HEATER	1	1	1	1				
8	1	172124-17640	JOINT, PIPE	1	1	1	1				
9	1	172A47-18351	BRACKET, VALVE	1	1	1	1				
10	1	172A47-18391	DUCT ASSY	1	1	1	1				
11	1	172A47-18660	DUCT, HEATER	1	1	1	1				
13	2	172519-61550	CUSHION, BONNET	1	1	1	1				
14	1	172A47-18711-1	PLATE ASSY	1	1	1	1				
15	1	172165-18770	GUIDE ASSY, HOSE	1	1	1	1				
16	1	172A47-18940	COVER, CONTROL	1	1	1	1				
17	1	172A47-18950	COVER, DUCT	1	1	1	1				
18	1	172A47-19400	SPONGE	1	1	1	1				
19	1	172519-61550	CUSHION, BONNET	1	1	1	1				
20	1	22137-080000	WASHER, 8	4	4	4	4				
21	1	23001-022000	CLAMP, HOSE 22	4	4	4	4				
22	1	26013-080162	BOLT, M8X 16	2	2	2	2				
23	1	26013-100252	BOLT, M10X 25	3	3	3	3				
24	1	26587-040122	SCREW, M4X12	4	4	4	4				
25	1	26587-040122	SCREW, M4X12	2	2	2	2				
26	1	26587-040122	SCREW, M4X12	2	2	2	2				
27	1	26013-080252	BOLT, M8X 25	2	2	2	2				
28	1	26013-080162	BOLT, M8X 16	2	2	2	2				
29	1	172A78-17500	GUIDE ASSY, HOSE	1	1	1	1				W
		(A=M53157) (B=M53157) (C=M53157) (D=M53157)									
30	1	26013-080162	BOLT, M8X 16	2	2	2	2				W
		(A=M53157) (B=M53157) (C=M53157) (D=M53157)									

Fig.101. (15B)HEATER(FROM M53274)

(A)=VIO45-5B(US)
 (B)=VIO45-5B(AS)
 (C)=VIO45-5B(NZ)

(D)=VIO45-5B(SG)
 (E)=
 (F)=

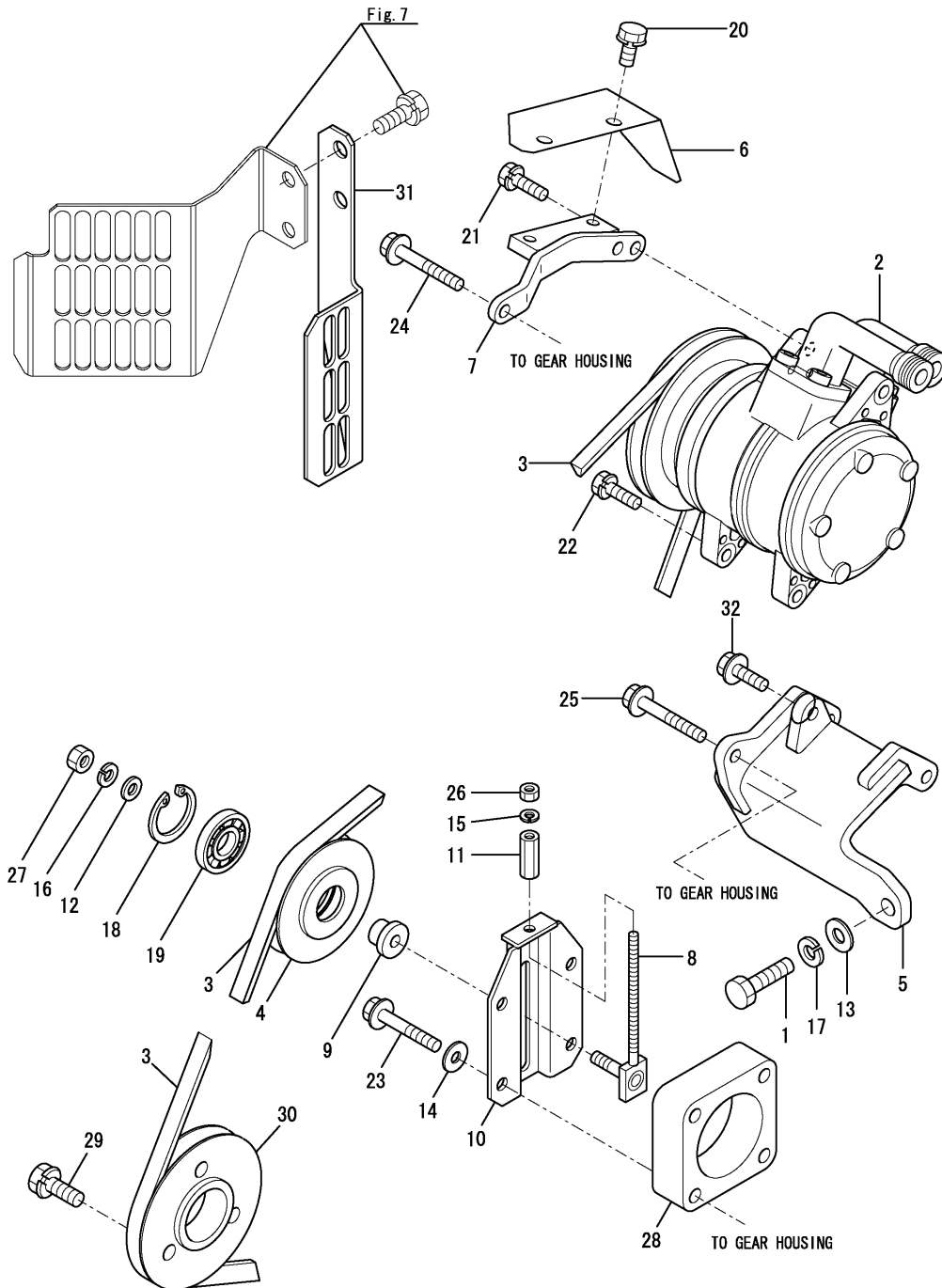


No.	Lev.	Parts No.	Description	Q'ty						I	R
				(A)	(B)	(C)	(D)	(E)	(F)		
1	1	172126-11510	BAND	1	1	1	1				
2	1	172A47-17500	HOSE ASSY, HEATER	2	2	2	2				
5	1	172A78-17500	GUIDE ASSY, HOSE	1	1	1	1				
6	1	172458-17551	HEATER	1	1	1	1				
7	1	172460-17611	JOINT, HEATER	1	1	1	1				
8	1	172425-17630	VALVE ASSY, HEATER	1	1	1	1				
9	1	172124-17640	JOINT, PIPE	1	1	1	1				
10	1	172A47-18352	BRACKET ASSY	1	1	1	1				
11	1	172A47-18392	DUCT ASSY	1	1	1	1				
12	1	172A47-18660	DUCT, HEATER	1	1	1	1				
14	2	172519-61550	CUSHION, BONNET	1	1	1	1				
15	1	172A47-18711-1	PLATE ASSY	1	1	1	1				
16	1	172165-18770	GUIDE ASSY, HOSE	1	1	1	1				
17	1	172A47-18940	COVER, CONTROL	1	1	1	1				
18	1	172A47-18950	COVER, DUCT	1	1	1	1				
19	1	172A47-19400	SPONGE	1	1	1	1				
20	1	172519-61550	CUSHION, BONNET	1	1	1	1				
21	1	23001-022000	CLAMP, HOSE 22	4	4	4	4				
22	1	26013-080162	BOLT, M8X 16	2	2	2	2				
23	1	26014-080162	BOLT, M8X 16	2	2	2	2				
24	1	26014-080252	BOLT, M8X 25	2	2	2	2				
25	1	26014-100202	BOLT, M10X 20	3	3	3	3				
26	1	26587-040122	SCREW, M4X12	4	4	4	4				
27	1	26587-040122	SCREW, M4X12	2	2	2	2				
28	1	26587-040122	SCREW, M4X12	2	2	2	2				

Fig.17. COMPRESSOR & PULLEY(AIR CONDITIONER SPEC.)

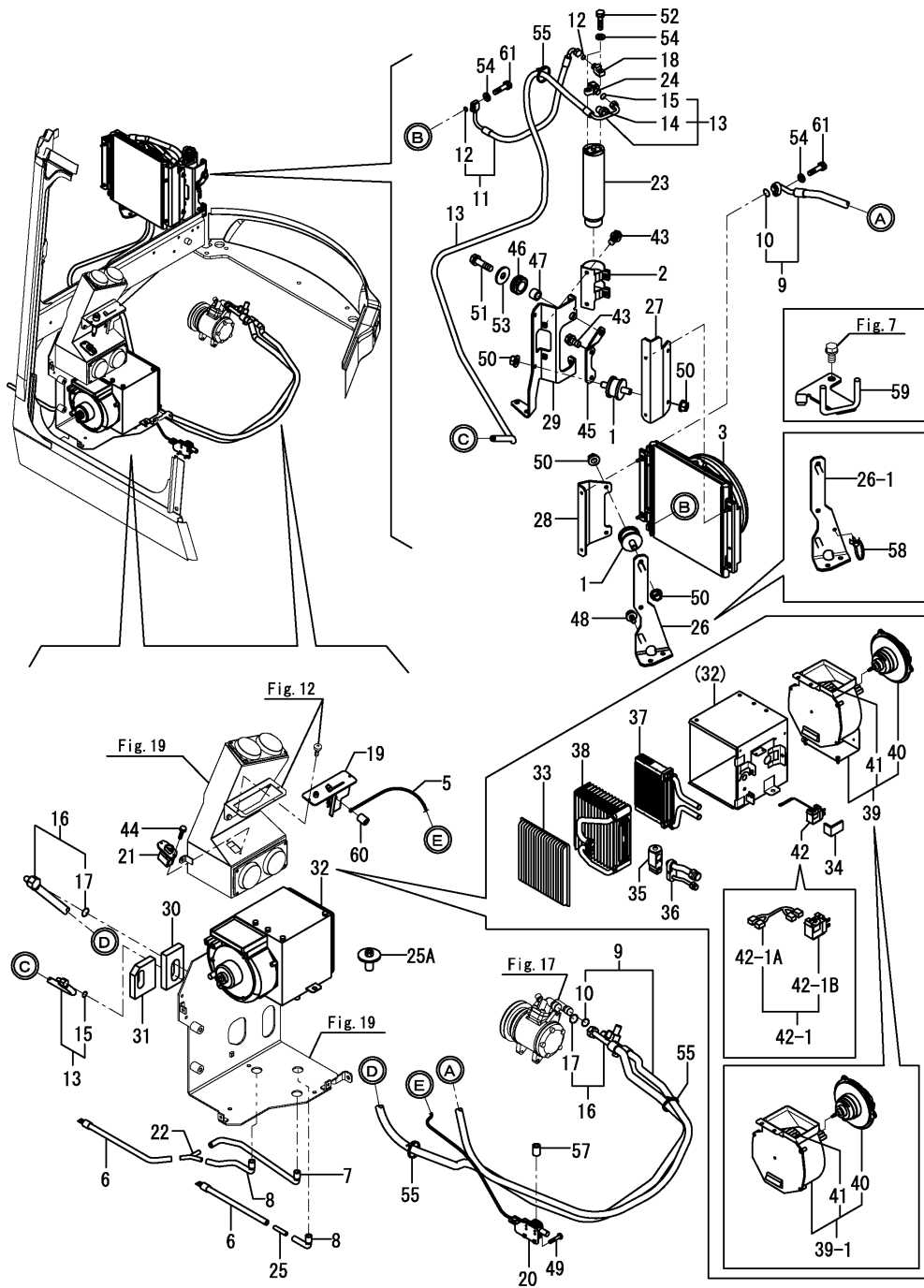
(A)=VIO45-5B(US)
 (B)=VIO45-5B(AS)
 (C)=VIO45-5B(NZ)

(D)=VIO45-5B(SG)
 (E)=
 (F)=



No.	Lev.	Parts No.	Description	Qty						I	R
				(A)	(B)	(C)	(D)	(E)	(F)		
1	1	172155-57610	BOLT	1	1	1	1				
2	1	172460-18100	COMPRESSOR ASSY	1	1	1	1				
3	1	172460-18120	V-BELT	1	1	1	1				
4	1	172445-18131	PULLEY, TENSION	1	1	1	1				
5	1	172A78-18300	BRACKET ASSY	1	1	1	1				
6	1	172460-18351	PLATE	1	1	1	1				
7	1	172496-18360	PLATE ASSY	1	1	1	1				
8	1	172165-18630	ADJUSTER ASSY	1	1	1	1				
9	1	172165-18670	BOSS	1	1	1	1				
10	1	172165-18601	BRACKET ASSY, PULLEY	1	1	1	1				
11	1	172164-19310	NUT	1	1	1	1				
12	1	1A1040-43900	WASHER, SPRING	1	1	1	1				
13	1	172137-46042	SEAT, SPRING	1	1	1	1				
14	1	22190-080002	WASHER, SEAL 8	4	4	4	4				
15	1	22217-060000	WASHER, SPRING 6	1	1	1	1				
16	1	22217-080000	WASHER, SPRING 8	1	1	1	1				
17	1	22217-100000	WASHER, SPRING 10	1	1	1	1				
18	1	22252-000400	RING, 40	1	1	1	1				
19	1	24104-062030	BEARING, 6203UUC3	1	1	1	1				
20	1	26013-080162	BOLT, M8X 16	2	2	2	2				
21	1	26013-080252	BOLT, M8X 25	1	1	1	1				
22	1	26013-080302	BOLT, M8X 30	2	2	2	2				
23	1	26106-080502	BOLT, M8X 50 PLATED	4	4	4	4				
24	1	26106-080602	BOLT, M8X 60 PLATED	1	1	1	1				
25	1	26106-080602	BOLT, M8X 60 PLATED	2	2	2	2				
25-1	1	26106-080652	BOLT, M8X 65 PLATED	1	1	1	1				N
		(A=M53001)	(B=M53001)	(C=M53001)	(D=M53001)						
26	1	26716-060002	NUT, M6	1	1	1	1				
27	1	26716-080002	NUT, M8	1	1	1	1				
28	1	172491-18620	PLATE	1	1	1	1				
29	1	26013-100252	BOLT, M10X 25	3	3	3	3				
30	1	172A47-11200	PULLEY	1	1	1	1				
31	1	172A47-13120	GUARD	1	1	1	1				
32	1	26106-080252	BOLT, M8X 25 PLATED	1	1	1	1				W
		(A=M53001)	(B=M53001)	(C=M53001)	(D=M53001)						

Fig.18. PIPING(AIR CONDITIONER SPEC.)



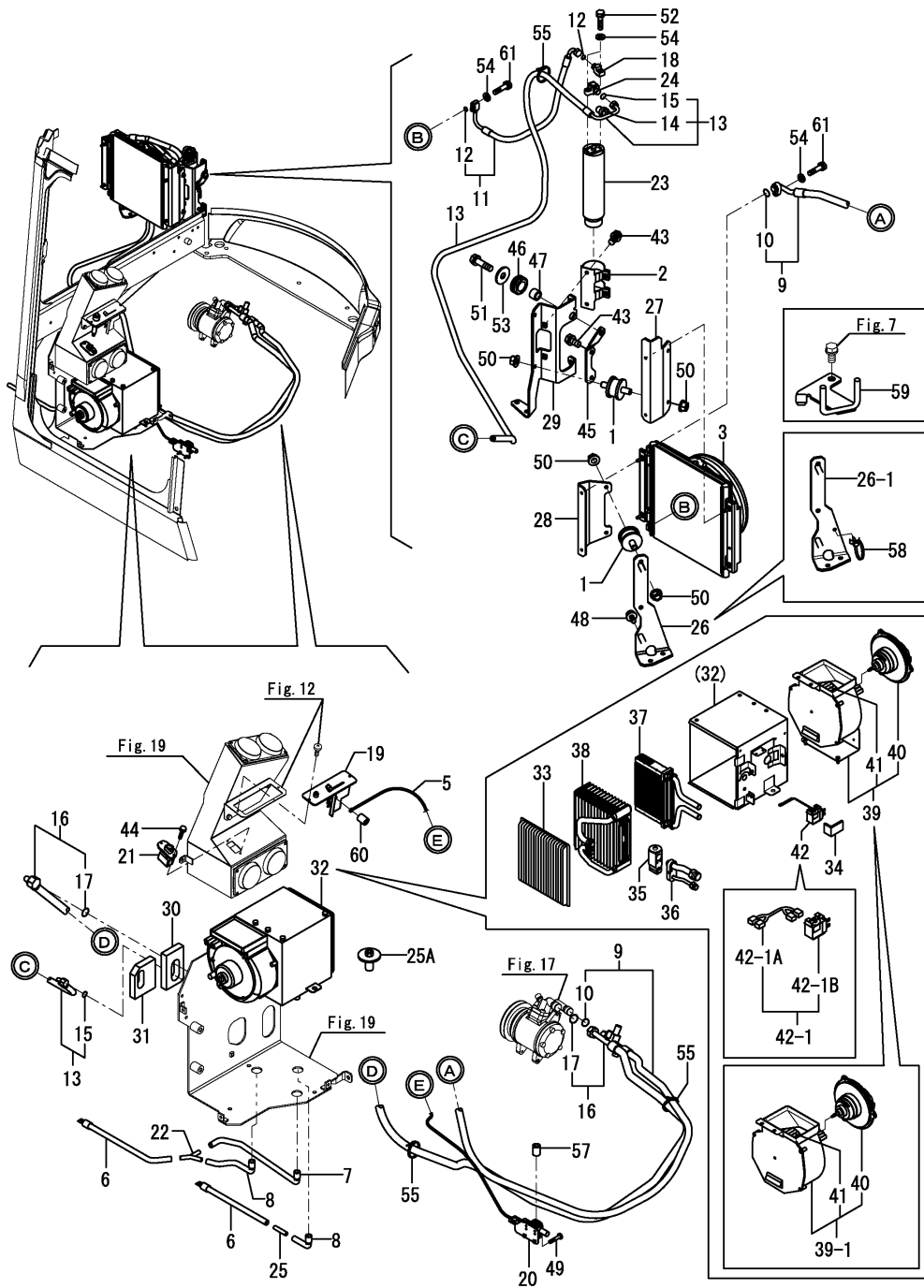
(A)=VIO45-5B(US)
 (B)=VIO45-5B(AS)
 (C)=VIO45-5B(NZ)

(D)=VIO45-5B(SG)
 (E)=
 (F)=

No.	Lev.	Parts No.	Description	Q'ty						I	R
				(A)	(B)	(C)	(D)	(E)	(F)		
1	1	172447-13550	MOUNT, PAD	4	4	4	4				
2	1	172162-18040	BRACKET, RADIATOR	1	1	1	1				
3	1	172A47-18120	CONDENSER ASSY	1	1	1	1				
5	1	172A47-18140	CABLE	1	1	1	1				
6	1	172A47-18150	DREN HOSE 830	2	2	2	2				
7	1	172A47-18160	DREN HOSE 590	1	1	1	1				
8	1	172A47-18170	DREN HOSE 420	2	2	2	2				
9	1	172A47-18191	HOSE	1	1	1	1				
10	2	1A7030-88820	O-RING	2	2	2	2				
11	1	172A47-18200	HOSE	1	1	1	1				
12	2	1A7030-88760	O-RING	2	2	2	2				
13	1	172A47-18210	HOSE	1	1	1	1				
14	2	172A47-18230	SWITCH, PRESSURE	1	1	1	1				
15	2	1A7030-88760	O-RING	2	2	2	2				
16	1	172A47-18221	HOSE	1	1	1	1				
17	2	1A7030-88840	O-RING	2	2	2	2				
18	1	172460-18250	CONNECTOR	1	1	1	1				
19	1	1D4220-58150	PANEL, CONTROL	1	1	1	1				
20	1	1E8685-79920	VALVE, WATER	1	1	1	1				
21	1	1E8685-79940	RESISTOR	1	1	1	1				
22	1	1E8545-80030	JOINT, DRAIN	1	1	1	1				
23	1	1E8545-80210	DRYER, RECEIVER	1	1	1	1				
24	1	1E8545-80250	JOINT, RECEIVER	1	1	1	1				
25	1	172A47-18130	CONNECTOR	1	1	1	1				
25A	1	172A47-18180	SCREW, TAPPING	1	1	1	1				W
		(A=M53237) (B=M53237) (C=M53237) (D=M53237)									
26	1	172A47-18440	BRACKET ASSY	1	1	1	1				
26-1	1	172A47-18441	BRACKET ASSY	1	1	1	1				S
		(A=M/#53166) (B=M/#53166) (C=M/#53166) (D=M/#53166)									
27	1	172A47-18580	BRACKET	1	1	1	1				
28	1	172A47-18590	BRACKET	1	1	1	1				
28-1	1	172A47-18591	BRACKET	1	1	1	1				N
		(A=M/#53166) (B=M/#53166) (C=M/#53166) (D=M/#53166)									
29	1	172A47-18870	BRACKET ASSY	1	1	1	1				
29-1	1	172A47-18871	BRACKET ASSY	1	1	1	1				N
		(A=M/#53166) (B=M/#53166) (C=M/#53166) (D=M/#53166)									
30	1	172A47-19380	SPONGE	1	1	1	1				
30-1	1	172A47-19381	SPONGE	1	1	1	1				N
		(A=M53164) (B=M53164) (C=M53164) (D=M53164)									
31	1	172A47-19390	SPONGE	1	1	1	1				
31-1	1	172A47-19391	SPONGE	1	1	1	1				N
		(A=M53164) (B=M53164) (C=M53164) (D=M53164)									
32	1	1E9110-79610	CONDITIONER ASSY,AIR	1	1	1	1				
32-1	1	1E9110-79611	CONDITIONER ASSY,AIR	1	1	1	1				N
		(A=M53136) (B=M53136) (C=M53136) (D=M53136)									
32-2	1	172A78-18100	CONDITIONER ASSY,AIR	1	1	1	1				N
		(A=M53238) (B=M53238) (C=M53238) (D=M53238)									
33	2	1E9110-79680	FILTER, AIR-CON	1	1	1	1				
34	2	1E9110-80100	GASKET	1	1	1	1				
35	2	1E9110-80130	VALVE, EXPANSION	1	1	1	1				
36	2	1E9110-80140	TUBE ASSY	1	1	1	1				

N:Old $\frac{Yes}{No}$ New, Q:Old $\frac{No}{Yes}$ New, R:Old $\frac{Yes}{Yes}$ New, S:Old $\frac{No}{No}$ New, W:Add, Z:Discontinued, F:Interchangeable by set, K:Q'ty Change
 ++ CONTINUE ++
 Copyright (C) YANMAR GLOBAL CS CO., LTD. All Rights Reserved.

Fig.18. PIPING(AIR CONDITIONER SPEC.)



(A)=VIO45-5B(US)
 (B)=VIO45-5B(AS)
 (C)=VIO45-5B(NZ)

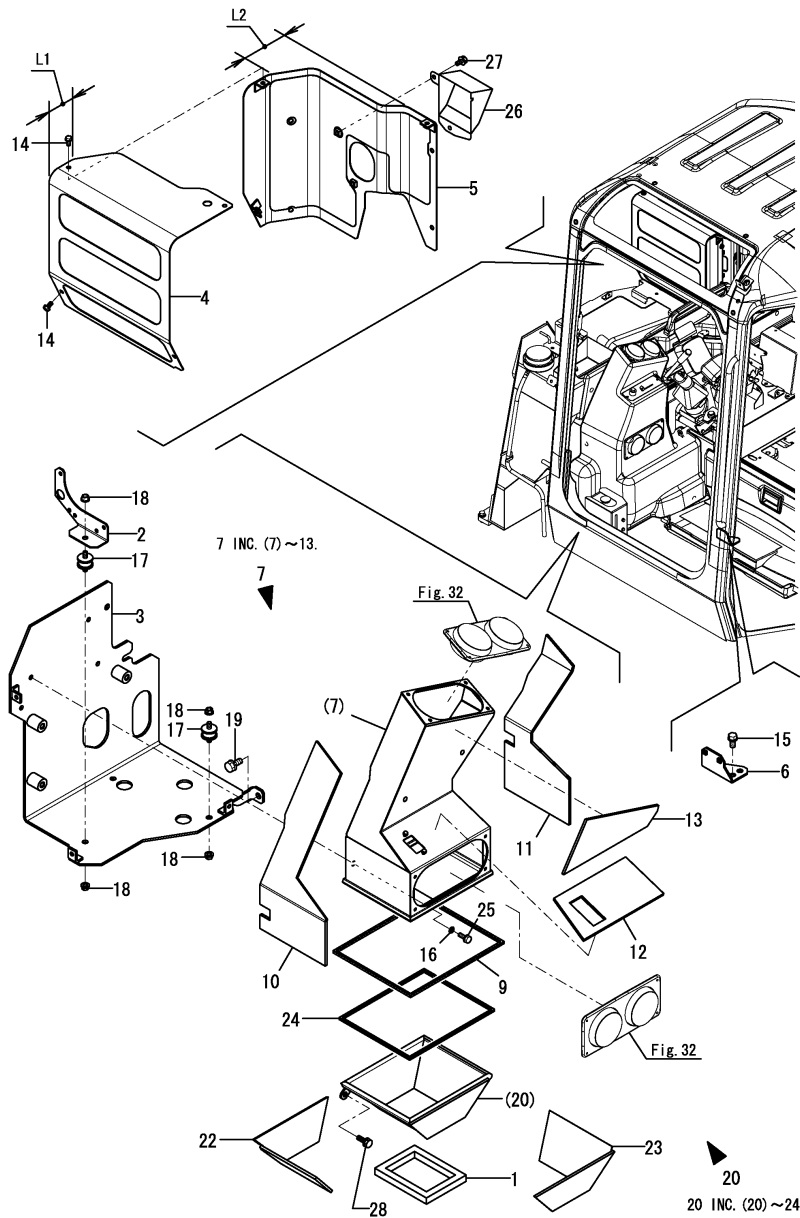
(D)=VIO45-5B(SG)
 (E)=
 (F)=

No.	Lev.	Parts No.	Description	Q'ty						I	R
				(A)	(B)	(C)	(D)	(E)	(F)		
37	2	1E9110-80150	CORE, HEATER	1	1	1	1				
38	2	1E9110-80160	EVAPORATOR	1	1	1	1				
39	2	1E9110-80170	BLOWER ASSY	1	1	1	1				
39-1	2	172A78-18110 (A=M53238) (B=M53238) (C=M53238) (D=M53238)	BLOWER ASSY	1	1	1	1				N
40	3	1E9110-80110	MOTOR	1	1	1	1				
41	3	1E9110-80180	FAN, BLOWER	1	1	1	1				
42	2	1A7030-88100	THERMOSTAT ASSY	1	1	1	1				
42-1	2	1A7030-87090	THERMOSTAT KIT	1	1	1	1				N
42-1A	3	1A7951-51300 (A=M53213) (B=M53213) (C=M53213) (D=M53213)	CABLE, THERMOSTAT	1	1	1	1				W
42-1B	3	1A7030-88101 (A=M53213) (B=M53213) (C=M53213) (D=M53213)	THERMOSTAT ASSY	1	1	1	1				W
43	1	26013-080162	BOLT, M8X 16	4	4	4	4				
44	1	26033-040202	SCREW, M4X20	2	2	2	2				
45	1	172A47-18841	STAY ASSY	1	1	1	1				
46	1	172725-16380	GROMMET	1	1	1	1				
47	1	172A47-18570	COLLAR	1	1	1	1				
48	1	172519-63240	BOLT	1	1	1	1				
49	1	26033-040202	SCREW, M4X20	2	2	2	2				
50	1	26051-080002	NUT, M8	8	8	8	8				
51	1	26013-080302	BOLT, M8X 30	1	1	1	1				
52	1	26013-060252	BOLT, M6X 25	4	4	4	4				
52-1	1	26013-060252 (A=M53193) (B=M53193) (C=M53193) (D=M53193)	BOLT, M6X 25	2	2	2	2				K
53	1	22157-080000	WASHER, 8	1	1	1	1				
54	1	22137-060000	WASHER, 6	4	4	4	4				
55	1	172126-11510	BAND	3	3	3	3				
57	1	172A47-18300	BUSH	1	1	1	1				
58	1	1E8915-84120 (A=M/#53166) (B=M/#53166) (C=M/#53166) (D=M/#53166)	CLAMP, BAND	1	1	1	1				W
59	1	172A78-18200 (A=M53164) (B=M53164) (C=M53164) (D=M53164)	GUIDE ASSY, HOSE	1	1	1	1				W
60	1	172A47-18300 (A=M53001) (B=M53001) (C=M53001) (D=M53001)	BUSH	1	1	1	1				W
61	1	26013-060302 (A=M53193) (B=M53193) (C=M53193) (D=M53193)	BOLT, M6X 30	2	2	2	2				W

Fig.19. COVER(AIR CONDITIONER SPEC.)(TO M53273)

(A)=VIO45-5B(US)
 (B)=VIO45-5B(AS)
 (C)=VIO45-5B(NZ)

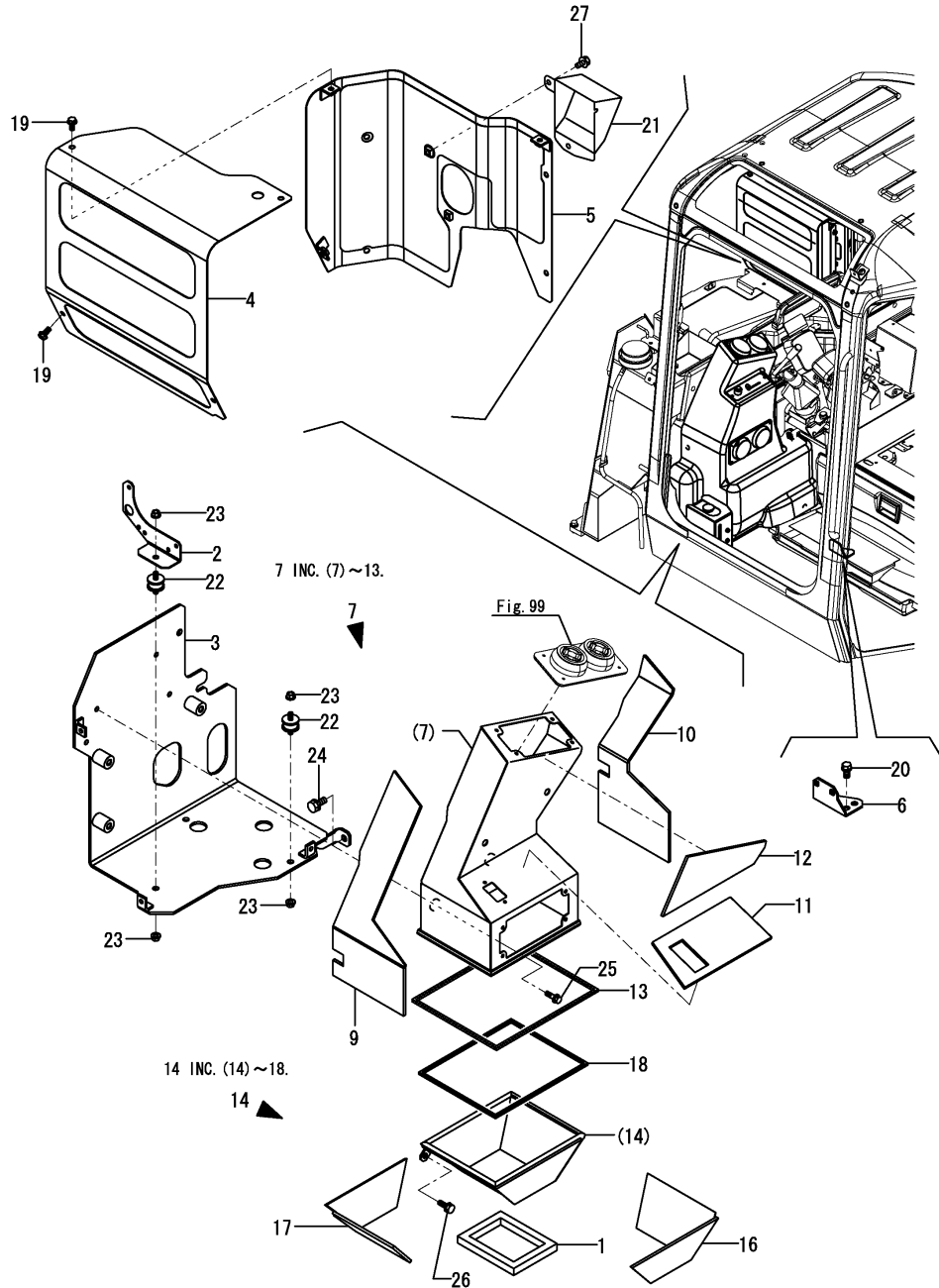
(D)=VIO45-5B(SG)
 (E)=
 (F)=



No.	Lev.	Parts No.	Description	Q'ty						I	R
				(A)	(B)	(C)	(D)	(E)	(F)		
1	1	172499-13750	SEAL, DUCT	1	1	1	1				
2	1	172A47-18340	BRACKET	1	1	1	1				
3	1	172A47-18351	BRACKET, VALVE	1	1	1	1				
4	1	172A47-18470	COVER ASSY	1	1	1	1				1
4-1	1	172A47-18471	COVER ASSY	1	1	1	1				S 1
		(A=M/#53166) (B=M/#53166) (C=M/#53166) (D=M/#53166)									
5	1	172A78-18500	COVER ASSY	1	1	1	1				2
5-1	1	172A78-18501	COVER ASSY	1	1	1	1				S 2
		(A=M/#53166) (B=M/#53166) (C=M/#53166) (D=M/#53166)									
6	1	172A47-18730	BRACKET ASSY	1	1	1	1				
7	1	172A47-18261	DUCT ASSY	1	1	1	1				
9	2	172519-61550	CUSHION, BONNET	1	1	1	1				
10	2	172A47-19330	SHEET, INSULATOR	1	1	1	1				
11	2	172A47-19340	SHEET, INSULATOR	1	1	1	1				
12	2	172A47-19350	SHEET, INSULATOR	1	1	1	1				
13	2	172A47-19360	SHEET, INSULATOR	1	1	1	1				
14	1	172519-63240	BOLT	7	7	7	7				
15	1	26013-100202	BOLT, M10X 20	2	2	2	2				
16	1	22137-080000	WASHER, 8	2	2	2	2				
17	1	172447-13550	MOUNT, PAD	3	3	3	3				
18	1	26051-080002	NUT, M8	6	6	6	6				
19	1	26013-100202	BOLT, M10X 20	3	3	3	3				
20	1	172A47-18600	DUCT ASSY	1	1	1	1				
22	2	172A47-19310	SHEET, INSULATOR	1	1	1	1				
23	2	172A47-19320	SHEET, INSULATOR	1	1	1	1				
24	2	172519-61550	CUSHION, BONNET	1	1	1	1				
25	1	26013-080252	BOLT, M8X 25	2	2	2	2				
26	1	172A78-18560	COVER	1	1	1	1				
27	1	172519-63240	BOLT	2	2	2	2				
28	1	26013-080202	BOLT, M8X 20	2	2	2	2				W
		(A=M53001) (B=M53001) (C=M53001) (D=M53001)									

Remarks
 (1)L1=No.4 : 83mm, No.4-1 : 93mm.
 (2)L2=No.5 : 137mm, No.5-1 : 127mm.

Fig.98. (19A)COVER(AIR CONDITIONER SPEC.)(FROM M53274)

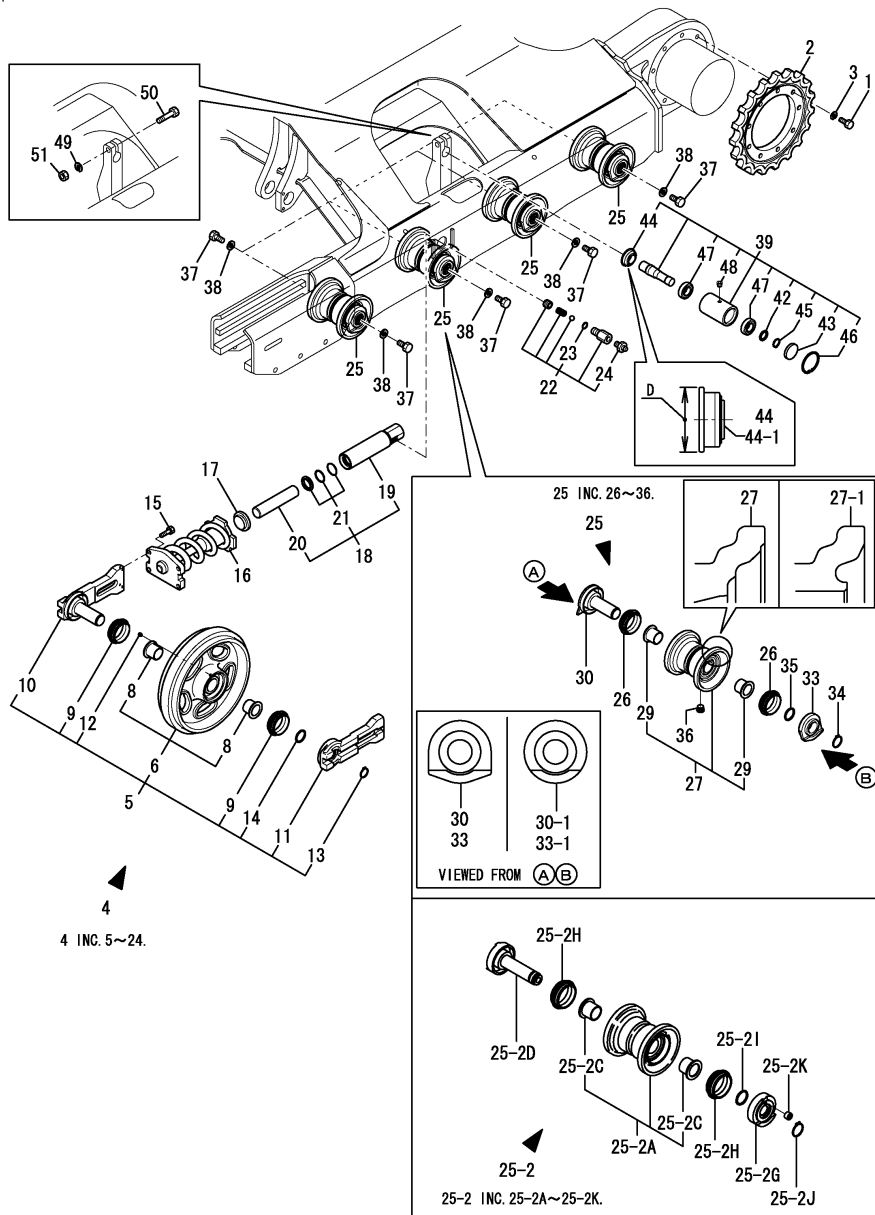


(A)=VIO45-5B(US)
 (B)=VIO45-5B(AS)
 (C)=VIO45-5B(NZ)

(D)=VIO45-5B(SG)
 (E)=
 (F)=

No.	Lev.	Parts No.	Description	Q'ty						I	R
				(A)	(B)	(C)	(D)	(E)	(F)		
1	1	172499-13750	SEAL, DUCT	1	1	1	1				
2	1	172A47-18340	BRACKET	1	1	1	1				
3	1	172A47-18352	BRACKET ASSY	1	1	1	1				
4	1	172A47-18471	COVER ASSY	1	1	1	1				
5	1	172A78-18501	COVER ASSY	1	1	1	1				
6	1	172A47-18730	BRACKET ASSY	1	1	1	1				
7	1	172A47-18262	DUCT ASSY	1	1	1	1				
9	2	172A47-19330	SHEET, INSULATOR	1	1	1	1				
10	2	172A47-19340	SHEET, INSULATOR	1	1	1	1				
11	2	172A47-19350	SHEET, INSULATOR	1	1	1	1				
12	2	172A47-19360	SHEET, INSULATOR	1	1	1	1				
13	2	172519-61550	CUSHION, BONNET	1	1	1	1				
14	1	172A47-18600	DUCT ASSY	1	1	1	1				
16	2	172A47-19310	SHEET, INSULATOR	1	1	1	1				
17	2	172A47-19320	SHEET, INSULATOR	1	1	1	1				
18	2	172519-61550	CUSHION, BONNET	1	1	1	1				
19	1	172519-63240	BOLT	7	7	7	7				
20	1	26013-100202	BOLT, M10X 20	2	2	2	2				
21	1	172A78-18560	COVER	1	1	1	1				
22	1	172447-13550	MOUNT, PAD	3	3	3	3				
23	1	26051-080002	NUT, M8	6	6	6	6				
24	1	26013-100202	BOLT, M10X 20	4	4	4	4				
25	1	26014-080252	BOLT, M8X 25	2	2	2	2				
26	1	26013-080202	BOLT, M8X 20	2	2	2	2				
27	1	172519-63240	BOLT	2	2	2	2				

Fig.20. ROLLER & ADJUST



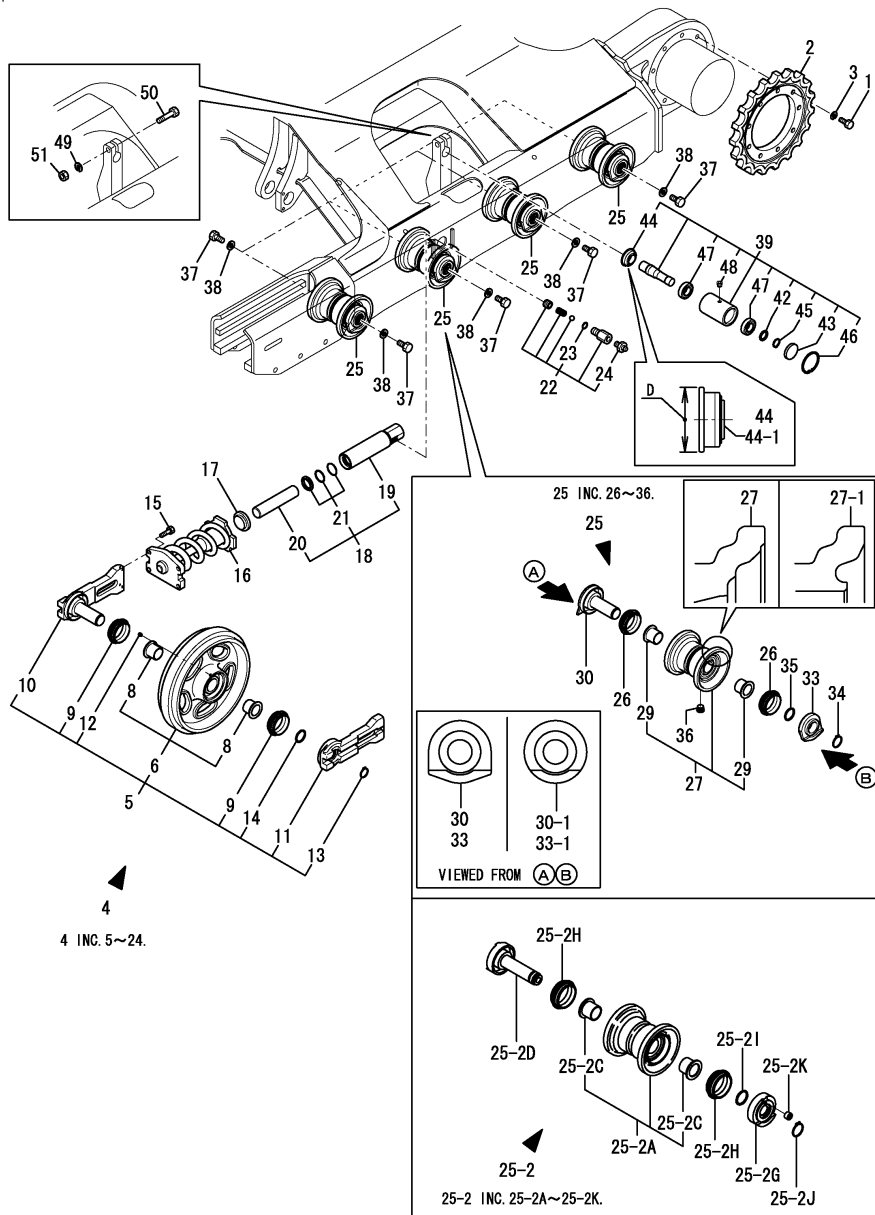
(A)=VIO45-5B(US)
 (B)=VIO45-5B(AS)
 (C)=VIO45-5B(NZ)

(D)=VIO45-5B(SG)
 (E)=
 (F)=

No.	Lev.	Parts No.	Description	Q'ty						I	R
				(A)	(B)	(C)	(D)	(E)	(F)		
1	1	172455-29140	BOLT, 14X35	18	18	18	18				
2	1	172119-35011-1	SPROCKET, 19	2	2	2	2				
2-1	1	172119-35012	SPROCKET, 19	2	2	2	2				N
3	1	(A=M53269) 22217-140000 (B=M53269) (C=M53269) (D=M53269)	WASHER, SPRING 14	18	18	18	18				
4	1	772460-37120	IDLER ASSY, IRON	2	2	2	2				
5	2	172460-37061	IDLER ASSY, FRONT	2	2	2	2				
5-1	2	172460-37062 (A=M53321) (B=M53321) (C=M53321) (D=M53321)	IDLER ASSY, FRONT	2	2	2	2				N
6	3	172460-37171	IDLER ASSY, 340	2	2	2	2				
6-1	3	172460-37172 (A=M53321) (B=M53321) (C=M53321) (D=M53321)	IDLER ASSY, 340	2	2	2	2				N
8	4	172124-37120	BUSH, IDLER 40	4	4	4	4				
9	3	172460-37120	SEAL, FLOATING 6686	4	4	4	4				
10	3	172460-37130-3	SHAFT, IDLER	2	2	2	2				
10-1	3	172460-37131-3 (A=M53321) (B=M53321) (C=M53321) (D=M53321)	SHAFT, IDLER	2	2	2	2				N
11	3	172460-37150-3	COVER, IDLER SEAL	2	2	2	2				
11-1	3	172460-37151-3 (A=M53321) (B=M53321) (C=M53321) (D=M53321)	COVER, IDLER SEAL B	2	2	2	2				N
12	3	194630-42120	PLUG, SCREW PT1/8	2	2	2	2				
13	3	22242-000350	RING, 35	2	2	2	2				
14	3	24321-000400	O-RING, 1AG40.0	2	2	2	2				
15	2	26013-120402	BOLT, M12X 40	8	8	8	8				
16	2	172460-37700	SPRING ASSY, CRAWLER	2	2	2	2				
17	2	172122-37710-4	HOLDER, ADJUSTER	2	2	2	2				
18	2	172122-37752	CYLINDER ASSY,ADJUST	2	2	2	2				
19	3	172122-37782	TUBE ASSY, ADJUST	2	2	2	2				
20	3	172122-37810	PISTON, HYDRAULIC	2	2	2	2				
21	3	172122-37820	SEAL SET, ADJUST	2	2	2	2				
22	2	172122-37844	VALVE ASSY, NIPPLE	2	2	2	2				
23	3	24315-000140	O-RING, 1BP14.0	2	2	2	2				
24	3	24761-020000	NIPPLE, GREASE PT1/8	2	2	2	2				
25	1	172460-37290	ROLLER, TRUCK	8	8	8	8				
25-1	1	172460-37291 (A=M53302) (B=M53302) (C=M53302) (D=M53302)	ROLLER ASSY, TRUCK	8	8	8	8				N
25-2	1	172A81-37300 (A=*2014.02.) (B=*2014.02.) (C=*2014.02.) (D=*2014.02.)	ROLLER ASSY, LOWER	8	8	8	8				R 2
25-2A	2	172A81-37310	ROLLER ASSY, LOWER	8	8	8	8				
25-2C	3	172A81-37330	BUSH	16	16	16	16				
25-2D	2	172A81-37340	SHAFT ASSY	8	8	8	8				
25-2G	2	172A81-37370	COVER, SEAL R	8	8	8	8				
25-2H	2	172A81-37380	SEAL, FLOATING	16	16	16	16				
25-2I	2	24321-000300	O-RING, 1AG30.0	8	8	8	8				
25-2J	2	22242-000300	RING, 30	8	8	8	8				
25-2K	2	933171-13691	PLUG, PT1/8	8	8	8	8				
26	2	172458-37120	SEAL, FLOATING	16	16	16	16				
27	2	172423-37301-4	ROLLER ASSY	8	8	8	8				
27-1	2	172423-37302 (A=M53302) (B=M53302) (C=M53302) (D=M53302)	ROLLER ASSY	8	8	8	8				S
29	3	172423-37370	BUSH	16	16	16	16				

Remarks
 (1)D=No.44 : 71mm, No.44-1 : 80mm.
 (2)The inner parts are not compatible.

Fig.20. ROLLER & ADJUST



(A)=VIO45-5B(US)
 (B)=VIO45-5B(AS)
 (C)=VIO45-5B(NZ)

(D)=VIO45-5B(SG)
 (E)=
 (F)=

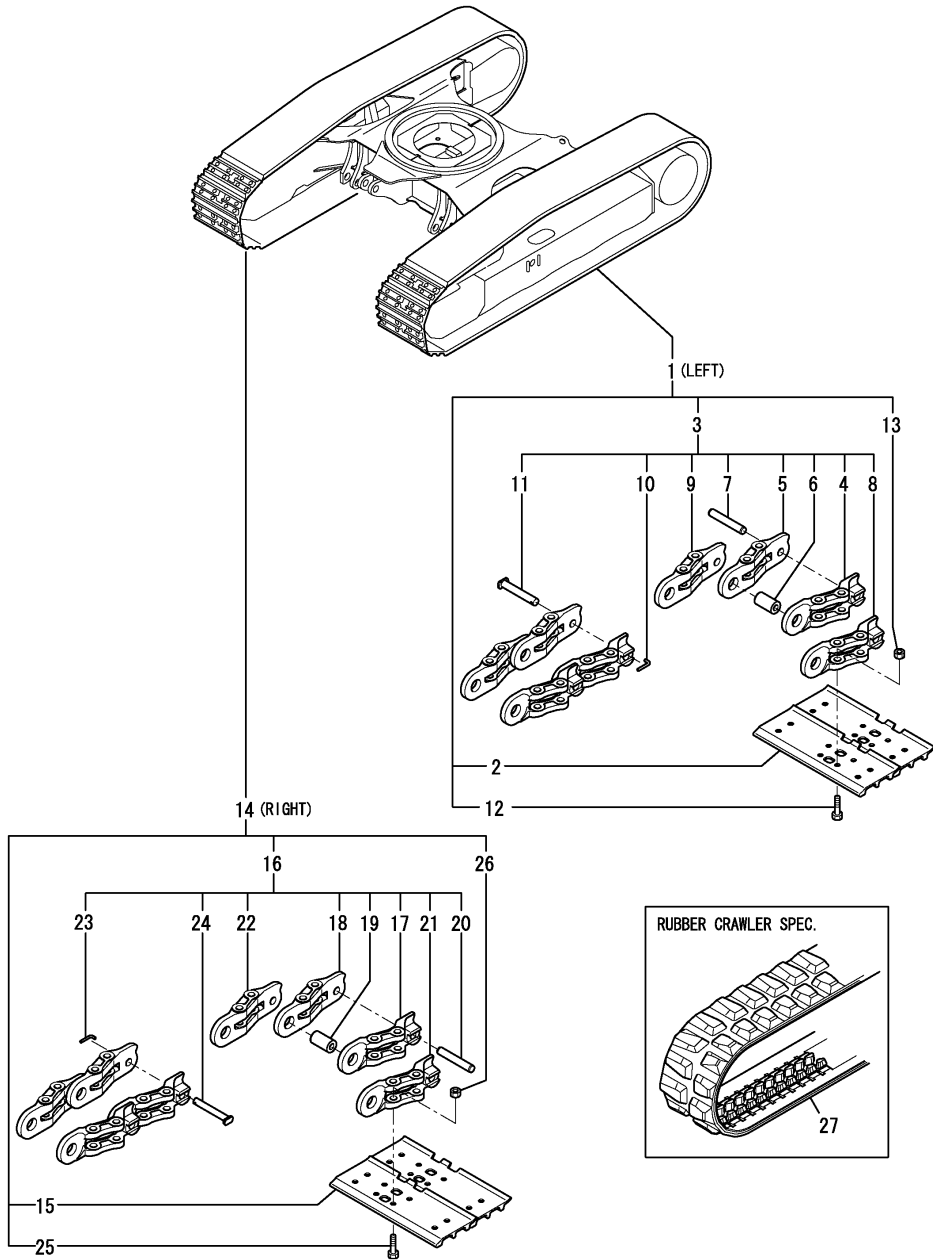
No.	Lev.	Parts No.	Description	Q'ty						I	R
				(A)	(B)	(C)	(D)	(E)	(F)		
30	2	172423-37330-3	SHAFT ASSY, ROLLER	8	8	8	8				
30-1	2	172423-37331	SHAFT ASSY, ROLLER	8	8	8	8			S	
		(A=M53302) (B=M53302) (C=M53302) (D=M53302)									
33	2	172423-37360-3	COVER, ROLLER SEAL B	8	8	8	8				
33-1	2	172423-37361	COVER, ROLLER SEAL B	8	8	8	8			S	
		(A=M53302) (B=M53302) (C=M53302) (D=M53302)									
34	2	22242-000300	RING, 30	8	8	8	8				
35	2	24315-000290	O-RING, 1BP29.0	8	8	8	8				
36	2	933171-13691	PLUG, PT1/8	8	8	8	8				
37	1	172490-37320	BOLT, M16X35	16	16	16	16				
38	1	22217-160000	WASHER, SPRING 16	16	16	16	16				
39	1	172478-37500-3	ROLLER ASSY, CARRIER	2	2	2	2				
39-1	1	172478-37501	ROLLER ASSY, CARRIER	2	2	2	2			N	
		(A=M53428) (B=M53428) (C=M53428) (D=M53428)									
42	2	172478-37550	WASHER, ROLLER	2	2	2	2				
43	2	172478-37540	CAP, ROLLER	2	2	2	2				
44	2	172478-37530	SEAL, CARRIER ROLLER	2	2	2	2				
44-1	2	172164-37351	SEAL, OIL 35721120	2	2	2	2			S	1
		(A=M53428) (B=M53428) (C=M53428) (D=M53428)									
44-2	2	172478-37450	SEAL, OIL35 72 11 20	2	2	2	2			N	
		(A=M53428) (B=M53428) (C=M53428) (D=M53428)									
45	2	22242-000300	RING, 30	2	2	2	2				
46	2	22252-000620	RING, 62	2	2	2	2				
47	2	24105-062064	BEARING, BALL 6206Z	4	4	4	4				
48	2	933171-13691	PLUG, PT1/8	2	2	2	2				
49	1	22217-160000	WASHER, SPRING 16	2	2	2	2				
50	1	26116-160852	BOLT, M16X 85 PLATED	2	2	2	2				
51	1	26716-160002	NUT, M16	2	2	2	2				

Remarks
 (1)D=No.44 : 71mm, No.44-1 : 80mm.
 (2)The inner parts are not compatible.

Fig.21. CRAWLER

(A)=VIO45-5B(US)
 (B)=VIO45-5B(AS)
 (C)=VIO45-5B(NZ)

(D)=VIO45-5B(SG)
 (E)=
 (F)=



No.	Lev.	Parts No.	Description	Q'ty						I	R
				(A)	(B)	(C)	(D)	(E)	(F)		
1	1	172460-38400	SHOE ASSY, TRACK	1	1	1	1				1
2	2	172460-38410	PLATE, SHOE 350L	40	40	40	40				
3	2	172460-38450	LINK ASSY	1	1	1	1				
4	3	172460-38460	LINK, TRUCK	39	39	39	39				
5	3	172460-38470	LINK, TRUCK	39	39	39	39				
6	3	172460-38520	BUSH	40	40	40	40				
7	3	172460-38500	PIN, TRUCK	39	39	39	39				
8	3	172460-38480	LINK, MASTER	1	1	1	1				
9	3	172460-38490	LINK, MASTER	1	1	1	1				
10	3	172460-38530	PIN, LOCK	1	1	1	1				
11	3	172460-38510	PIN, MASTER	1	1	1	1				
12	2	172460-38550	BOLT, SHOE	160	160	160	160				
13	2	172460-38560	NUT, SHOE	160	160	160	160				
14	1	172460-38420	SHOE ASSY, TRACK	1	1	1	1				1
15	2	172460-38430	PLATE, SHOE 350R	40	40	40	40				
16	2	172460-38450	LINK ASSY	1	1	1	1				
17	3	172460-38460	LINK, TRUCK	39	39	39	39				
18	3	172460-38470	LINK, TRUCK	39	39	39	39				
19	3	172460-38520	BUSH	40	40	40	40				
20	3	172460-38500	PIN, TRUCK	39	39	39	39				
21	3	172460-38480	LINK, MASTER	1	1	1	1				
22	3	172460-38490	LINK, MASTER	1	1	1	1				
23	3	172460-38530	PIN, LOCK	1	1	1	1				
24	3	172460-38510	PIN, MASTER	1	1	1	1				
25	2	172460-38550	BOLT, SHOE	160	160	160	160				
26	2	172460-38560	NUT, SHOE	160	160	160	160				
27	1	172423-38603	CRAWLER, RUBBER 350	2	2	2	2				2

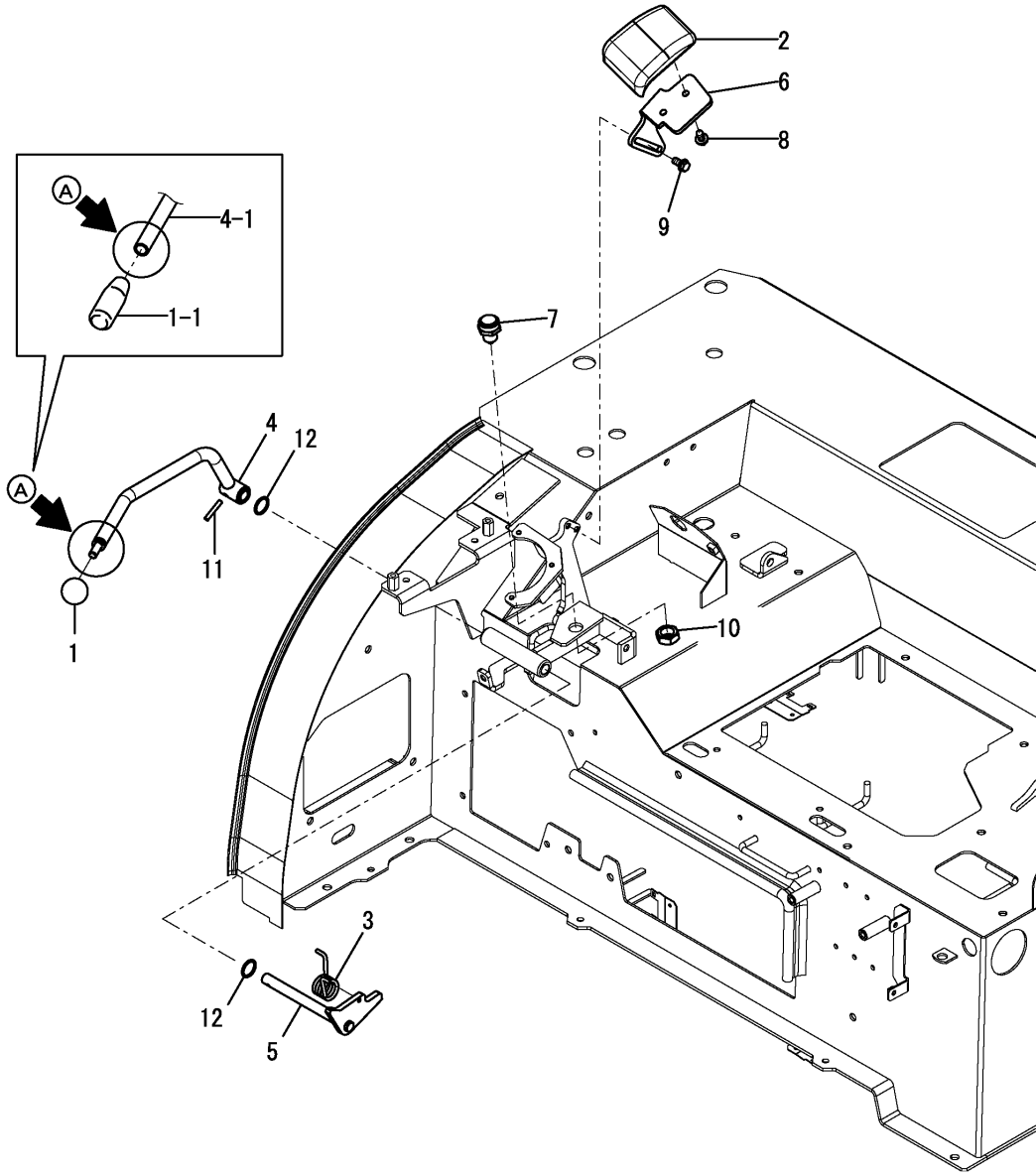
Remarks

- (1)Iron crawler specification.
- (2)Rubber crawler specification.

Fig.22. LOCK LEVER & STAND(RIGHT)

(A)=VIO45-5B(US)
 (B)=VIO45-5B(AS)
 (C)=VIO45-5B(NZ)

(D)=VIO45-5B(SG)
 (E)=
 (F)=



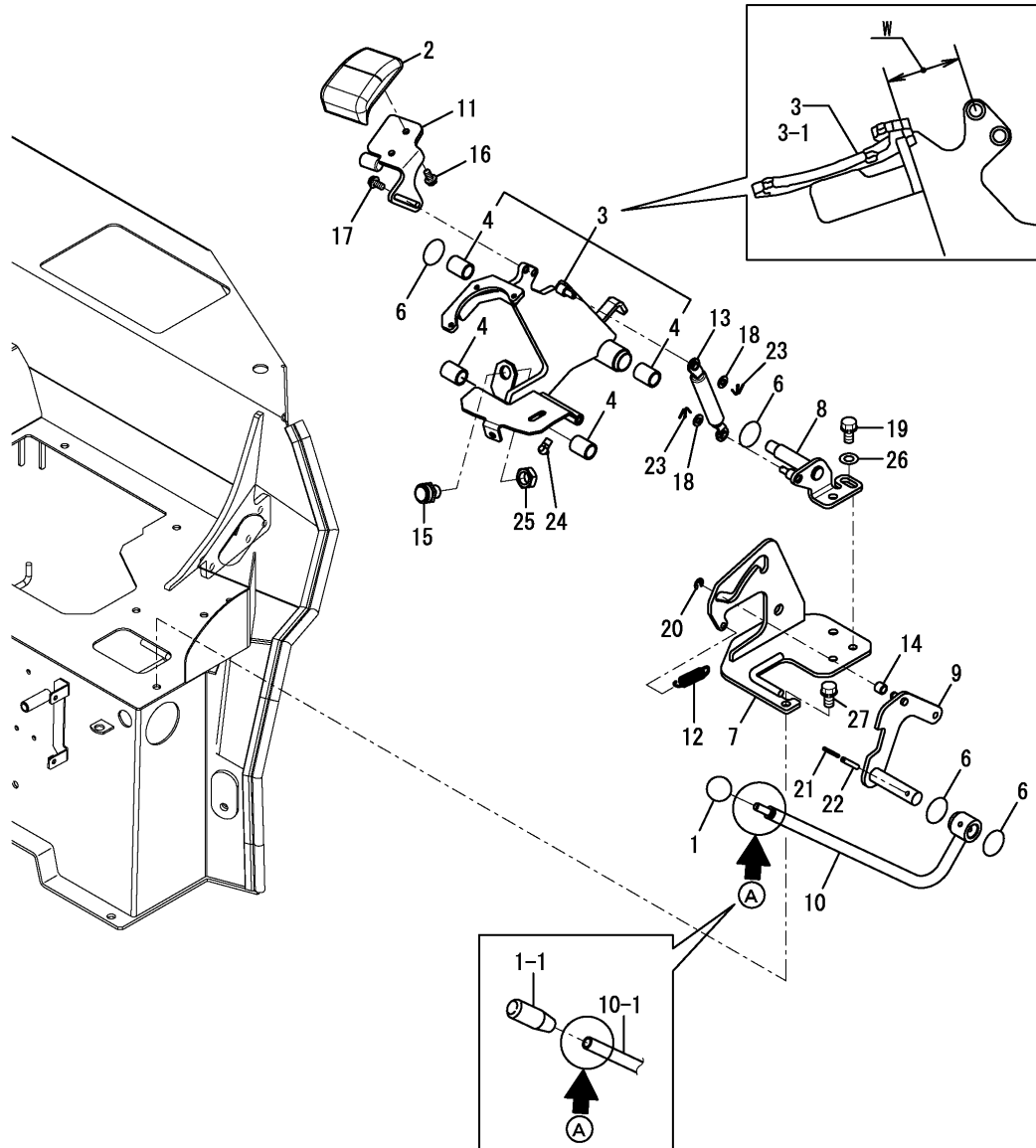
No.	Lev.	Parts No.	Description	Q'ty						I	R
				(A)	(B)	(C)	(D)	(E)	(F)		
1	1	1D4070-23580	GRIP, ROUND 10	1	1	1	1				
1-1	1	172A77-46050	GRIP	1	1	1	1				S
		(A=M53277)	(B=M53277)	(C=M53277)	(D=M53277)						
2	1	172441-44320	ARMREST	1	1	1	1				
3	1	172165-45970	SPRING	1	1	1	1				
4	1	172A47-46451	LEVER ASSY, LOCK	1	1	1	1				
4-1	1	172A47-46452	LOCK LEVER ASSY,R	1	1	1	1				F 1
		(A=M53277)	(B=M53277)	(C=M53277)	(D=M53277)						
5	1	172A47-46470	SHAFT ASSY, LEVER	1	1	1	1				
5-1	1	172A47-46471	SHAFT ASSY, LEVER	1	1	1	1				N
		(A=M53277)	(B=M53277)	(C=M53277)	(D=M53277)						
6	1	172A46-46530	PLATE, GUIDE	1	1	1	1				
7	1	194464-52190	SWITCH, START	1	1	1	1				
8	1	172519-63240	BOLT	2	2	2	2				
9	1	172519-63240	BOLT	2	2	2	2				
10	1	26776-180002	NUT, LOCK M18	1	1	1	1				
11	1	22351-050032	PIN, SPRING 5.0X32	1	1	1	1				
12	1	24311-000210	O-RING, 1AP21.0	2	2	2	2				

Remarks
 (1)D=No.4 : M10 screw, No.4-1 : no screw.
 Interchangeable by simultaneous replacement with No.1-1.

Fig.23. LOCK LEVER & STAND(LEFT)

(A)=VIO45-5B(US)
 (B)=VIO45-5B(AS)
 (C)=VIO45-5B(NZ)

(D)=VIO45-5B(SG)
 (E)=
 (F)=



No.	Lev.	Parts No.	Description	Q'ty						I	R
				(A)	(B)	(C)	(D)	(E)	(F)		
1	1	1D4070-23580	GRIP, ROUND 10	1	1	1	1				
1-1	1	172A77-46050	GRIP	1	1	1	1				S
		(A=M53277) (B=M53277) (C=M53277) (D=M53277)									
2	1	172441-44320	ARMREST	1	1	1	1				
3	1	172A78-46100	STAND ASSY, LEVER	1	1	1	1				
3-1	1	172A78-46101	STAND ASSY, LEVER	1	1	1	1				S 2
		(A=M53231) (B=M53231) (C=M53231) (D=M53231)									
4	2	172141-41370	BUSH	4	4	4	4				
6	1	172124-46200	O-RING	4	4	4	4				
7	1	172A47-46210	BASE ASSY, LEVER	1	1	1	1				
8	1	172A47-46230	PLATE ASSY, BASE	1	1	1	1				
9	1	172A47-46310	ROD ASSY, SPRING	1	1	1	1				
10	1	172A47-46343	LEVER ASSY, LOCK	1	1	1	1				
10-1	1	172A47-46344	LEVER ASSY, LOCK	1	1	1	1				F 1
		(A=M53277) (B=M53277) (C=M53277) (D=M53277)									
11	1	172A46-46500	GUIDE ASSY	1	1	1	1				
12	1	172162-46690	SPRING	1	1	1	1				
12-1	1	172A69-46270	SPRING	1	1	1	1				N
		(A=M53079) (B=M53079) (C=M53079) (D=M53079)									
13	1	172455-46890	SPRING, GAS	1	1	1	1				
14	1	172165-47550	BUSH	1	1	1	1				
15	1	194464-52190	SWITCH, START	1	1	1	1				
16	1	172519-63240	BOLT	2	2	2	2				
17	1	172519-63240	BOLT	2	2	2	2				
18	1	22137-080000	WASHER, 8	2	2	2	2				
19	1	26013-100252	BOLT, M10X 25	2	2	2	2				
20	1	22272-000070	RING, E- 7	1	1	1	1				
21	1	22351-035040	PIN, SPRING 3.5X40	1	1	1	1				
22	1	22351-060040	PIN, SPRING 6.0X40	1	1	1	1				
23	1	22417-200200	PIN, COTTER 2.0X20	2	2	2	2				
24	1	24761-050000	NIPPLE, GREASE C	1	1	1	1				
25	1	26776-180002	NUT, LOCK M18	1	1	1	1				
26	1	22137-100000	WASHER, 10	2	2	2	2				
27	1	26013-100202	BOLT, M10X 20	3	3	3	3				

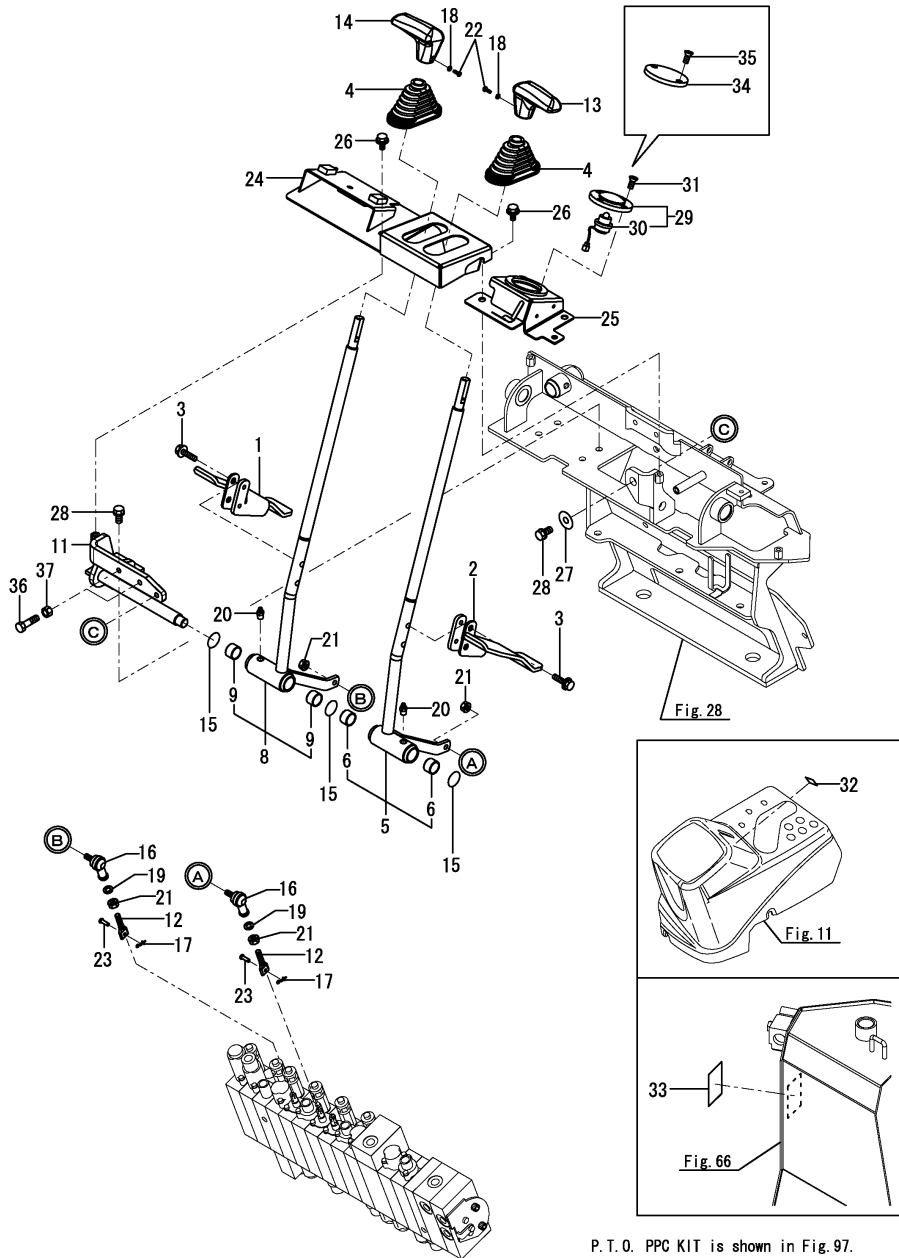
Remarks

- (1)D=No.4 : M10 screw, No.4-1 : no screw.
- Interchangeable by simultaneous replacement with No.1-1.
- (2)W=No.3 : 41mm, No.3-1 : 45mm.

Fig.24. TRAVEL LEVER

(A)=VIO45-5B(US)
 (B)=VIO45-5B(AS)
 (C)=VIO45-5B(NZ)

(D)=VIO45-5B(SG)
 (E)=
 (F)=



No.	Lev.	Parts No.	Description	Q'ty						I	R
				(A)	(B)	(C)	(D)	(E)	(F)		
1	1	172A47-44200	PEDAL, TRUCK	1	1	1	1				
2	1	172A47-44230	PEDAL, TRUCK	1	1	1	1				
3	1	26106-080302	BOLT, M8X 30 PLATED	4	4	4	4				
4	1	172141-41340	BOOT	2	2	2	2				
5	1	172A47-45100	LEVER, TRUCK	1	1	1	1				
6	2	172141-41370	BUSH	2	2	2	2				
8	1	172A47-45150	LEVER, TRUCK	1	1	1	1				
9	2	172141-41370	BUSH	2	2	2	2				
11	1	172A47-45450	BRACKET, TRUCK	1	1	1	1				
11-1	1	172A47-45451	BRACKET ASSY,TRUCK	1	1	1	1				N
		(A=M53315) (B=M53315) (C=M53315) (D=M53315)									
12	1	172146-45691	ROD, SPOOL	2	2	2	2				
13	1	172187-45870	GRIP, DRIVE	1	1	1	1				
14	1	172187-45880	GRIP, DRIVE	1	1	1	1				
15	1	172124-46200	O-RING	3	3	3	3				
16	1	172122-46590	ELBOW	2	2	2	2				
17	1	1C6281-52310	PIN, SNAP 6	2	2	2	2				
18	1	22117-040000	WASHER, 4	2	2	2	2				
19	1	22117-080000	WASHER, 8	2	2	2	2				
20	1	24761-020000	NIPPLE, GREASE PT1/8	2	2	2	2				
21	1	26051-080002	NUT, M8	4	4	4	4				
22	1	26587-040122	SCREW, M4X12	2	2	2	2				
23	1	933110-54100	PIN	2	2	2	2				
24	1	172A47-62200	STEP ASSY, CONTROL	1	1	1	1				
24-1	1	172A47-62201	STEP ASSY, CONTROL	1	1	1	1				N
		(A=M53292) (B=M53292) (C=M53292) (D=M53292)									
25	1	172A47-62350	STEP ASSY, CONTROL	1	1	1	1				
26	1	26106-080162	BOLT, M8X 16 PLATED	5	5	5	5				
27	1	22157-100000	WASHER, 10	1	1	1	1				
28	1	26013-100252	BOLT, M10X 25	3	3	3	3				
29	1	172A46-17300	SWITCH ASSY, PTO	1	1	1	1				1
30	2	172A46-17310	SWITCH, SAFETY	1	1	1	1				1
31	1	22869-400160	SCREW, 4X16	4	4	4	4				1
32	1	172A79-03150	LABEL,PTO SWITCH	1	1						W 2
		(B=M53185) (C=M53185)									
33	1	172A79-03160	LABEL,PTO SELCT	1	1						W 2
		(B=M53185) (C=M53185)									
34	1	172A47-62300	COVER, PTO	1	1						W 2
		(B=M53185) (C=M53185)									
35	1	26587-040122	SCREW, M4X12	2	2						W 2
		(B=M53185) (C=M53185)									
36	1	26116-100354	BOLT, M10X 35 PLATED	2	2	2	2				
37	1	26716-100002	NUT, M10	2	2	2	2				

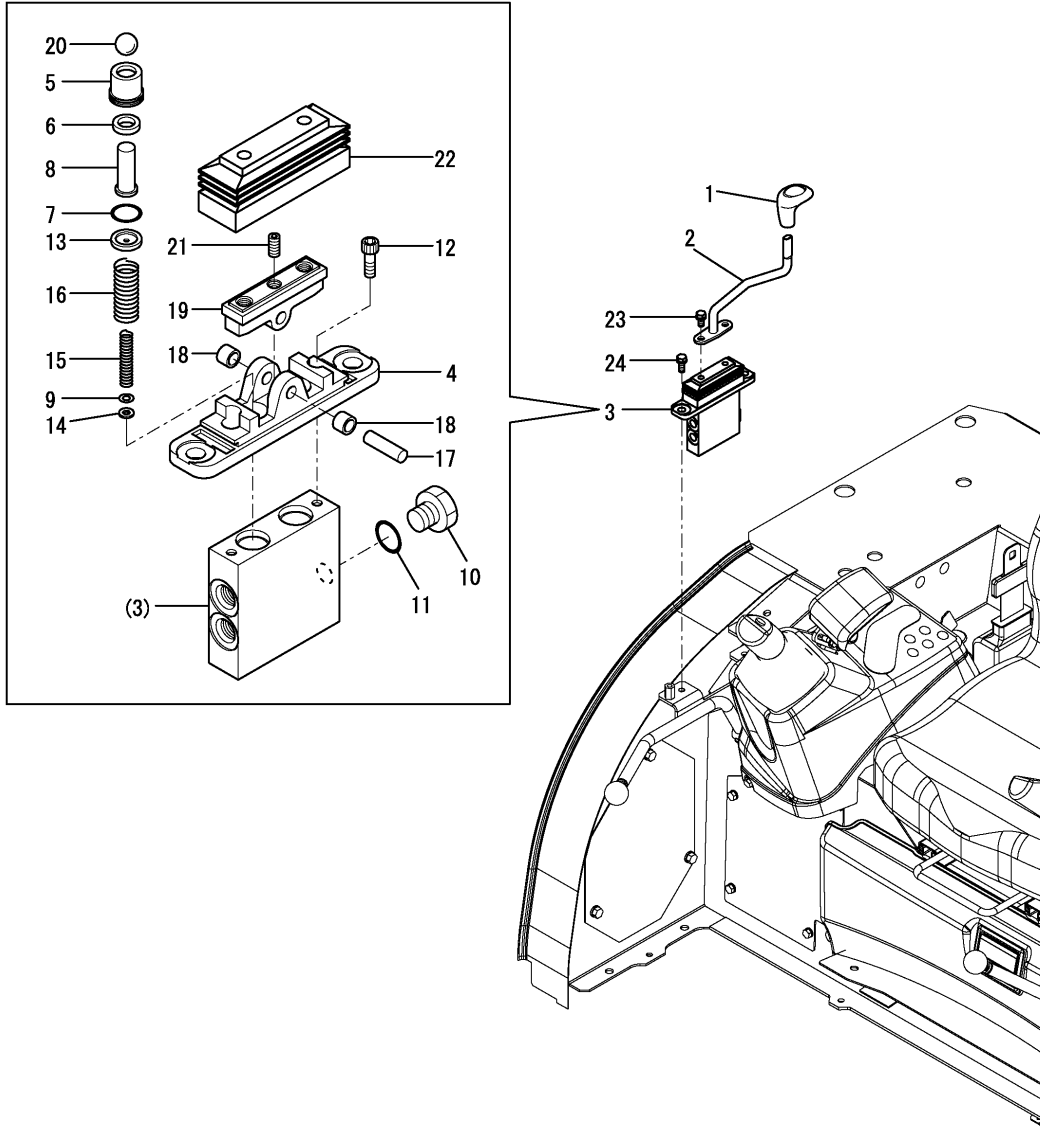
P. T. O. PPC KIT is shown in Fig. 97.

Remarks
 (1)Not applied for P.T.O. PPC specification.
 (2)P.T.O. PPC specification.

Fig.25. BLADE LEVER

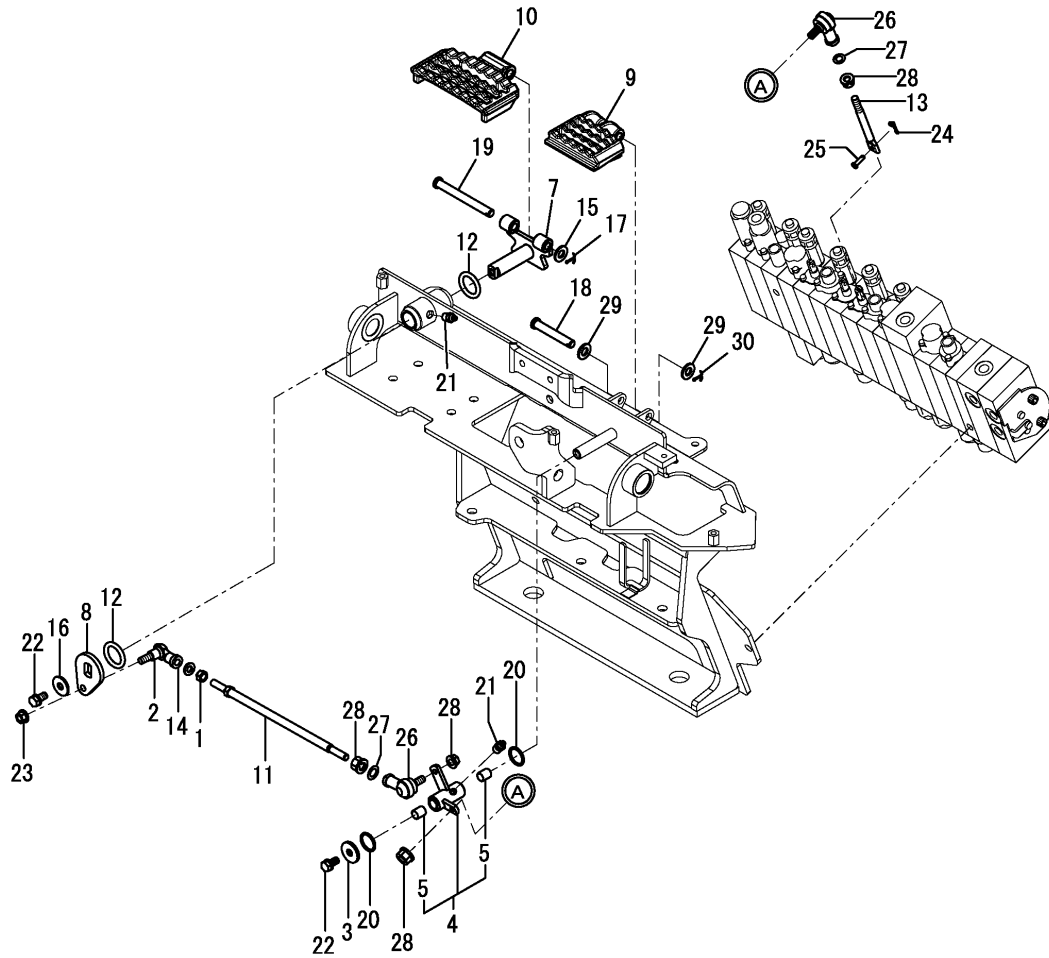
(A)=VIO45-5B(US)
 (B)=VIO45-5B(AS)
 (C)=VIO45-5B(NZ)

(D)=VIO45-5B(SG)
 (E)=
 (F)=



No.	Lev.	Parts No.	Description	Q'ty						I	R
				(A)	(B)	(C)	(D)	(E)	(F)		
1	1	172164-45970	GRIP, BLADE	1	1	1	1				
2	1	172A46-45350	LEVER, BLADE	1	1	1	1				
3	1	172A47-74700	VALVE ASSY, BLADE	1	1	1	1				
4	2	172A47-74710	COVER	1	1	1	1				
5	2	172A47-74720	PLUG	2	2	2	2				
6	2	172A47-74730	PACKING	2	2	2	2				
7	2	172A47-74740	O-RING	2	2	2	2				
8	2	172A47-74750	ROD, PUSH	2	2	2	2				
9	2	172A47-74760	SHIM	2	2	2	2				
10	2	172A47-74770	PLUG	1	1	1	1				
11	2	172A47-74780	O-RING	1	1	1	1				
12	2	172A47-74790	BOLT	2	2	2	2				
13	2	172A47-74800	SEAT, SPRING	2	2	2	2				
14	2	172A47-74810	WASHER	2	2	2	2				
15	2	172A47-74820	SPRING	2	2	2	2				
16	2	172A47-74830	SPRING	2	2	2	2				
17	2	172A47-74840	SHAFT, CAM	1	1	1	1				
18	2	172A47-74850	BUSH	2	2	2	2				
19	2	172A47-74860	CAM	1	1	1	1				
20	2	172A47-74870	BALL, STEEL	2	2	2	2				
21	2	172A47-74880	SCREW, SETTING	1	1	1	1				
22	2	172A47-74890	BELLOWS	1	1	1	1				
23	1	26013-080162	BOLT, M8X 16	2	2	2	2				
24	1	26013-080202	BOLT, M8X 20	2	2	2	2				

Fig.26. SWING PEDAL



(A)=VIO45-5B(US)
 (B)=VIO45-5B(AS)
 (C)=VIO45-5B(NZ)

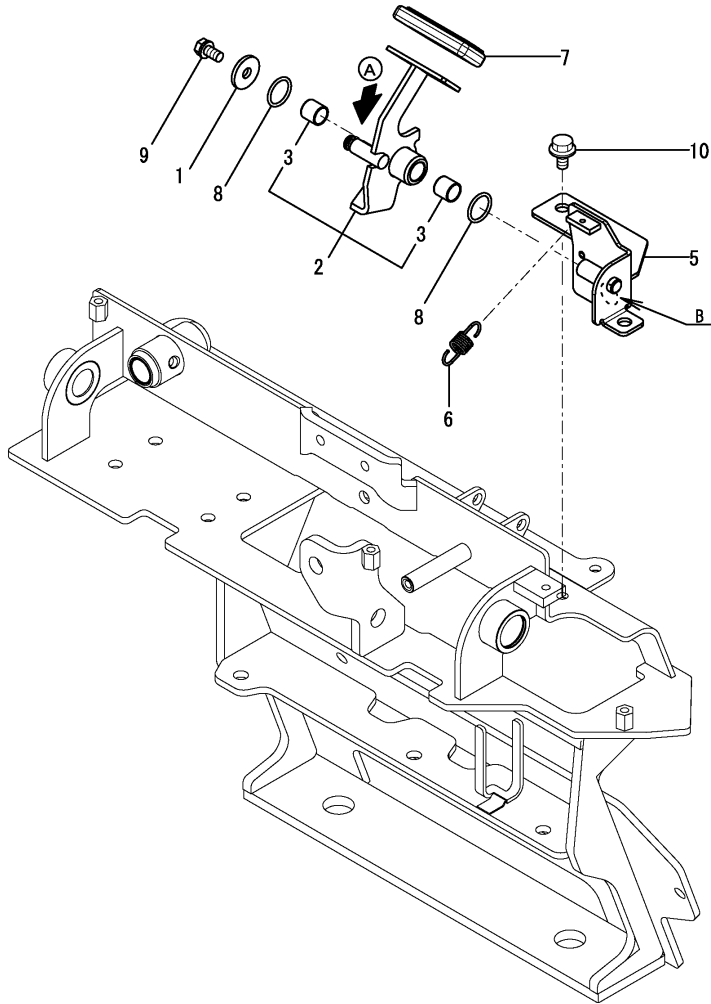
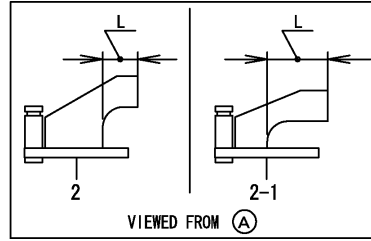
(D)=VIO45-5B(SG)
 (E)=
 (F)=

No.	Lev.	Parts No.	Description	Q'ty						I	R
				(A)	(B)	(C)	(D)	(E)	(F)		
1	1	194200-37780	NUT, M8	1	1	1	1				
2	1	172734-41300	JOINT, BALL	1	1	1	1				
2-1	1	1E6740-64200	BALL, LINK BL8DL	1	1	1	1				R
3	1	(A=M53079) 1A1040-43900	WASHER, SPRING	1	1	1	1				
4	1	(B=M53079) 172A47-45200	LINK ASSY, SWING	1	1	1	1				
5	2	(C=M53079) 172141-41360	BUSH	2	2	2	2				
7	1	172A47-45260	PIN ASSY, SWING	1	1	1	1				
8	1	172A47-45300	PLATE, SWING	1	1	1	1				
9	1	172A47-45420	PEDAL	1	1	1	1				
10	1	172A47-45430	PEDAL	1	1	1	1				
11	1	172142-45870	ROD	1	1	1	1				
12	1	172124-46200	O-RING	2	2	2	2				
13	1	172162-46210	ROD	1	1	1	1				
14	1	22117-080000	WASHER, 8	1	1	1	1				
15	1	22137-100000	WASHER, 10	1	1	1	1				
16	1	22157-080000	WASHER, 8	1	1	1	1				
17	1	22417-200200	PIN, COTTER 2.0X20	1	1	1	1				
18	1	22487-100600	PIN, H10X 60	1	1	1	1				
19	1	22487-100900	PIN, H10X 90	1	1	1	1				
20	1	24311-000210	O-RING, 1AP21.0	2	2	2	2				
21	1	24761-020000	NIPPLE, GREASE PT1/8	2	2	2	2				
22	1	26013-080162	BOLT, M8X 16	2	2	2	2				
23	1	26051-080002	NUT, M8	1	1	1	1				
24	1	1C6281-52310	PIN, SNAP 6	1	1	1	1				
25	1	933110-54100	PIN	1	1	1	1				
26	1	172122-46590	ELBOW	2	2	2	2				
27	1	22117-080000	WASHER, 8	2	2	2	2				
28	1	26051-080002	NUT, M8	4	4	4	4				
29	1	22137-100000	WASHER, 10	2	2	2	2				
30	1	22417-200200	PIN, COTTER 2.0X20	1	1	1	1				

Fig.27. LOW-HIGH PEDAL

(A)=VIO45-5B(US)
 (B)=VIO45-5B(AS)
 (C)=VIO45-5B(NZ)

(D)=VIO45-5B(SG)
 (E)=
 (F)=



No.	Lev.	Parts No.	Description	Q'ty						I	R
				(A)	(B)	(C)	(D)	(E)	(F)		
1	1	1A1040-43900	WASHER, SPRING	1	1	1	1				
2	1	172A47-45501	PEDAL, SPEED	1	1	1	1				1
2-1	1	172A47-45502	PEDAL ASSY, SPEED	1	1	1	1				S 1
3	2	172141-41360	BUSH	2	2	2	2				
5	1	172A47-45531	BRACKET	1	1	1	1				2
5-1	1	172A47-45532	BRACKET ASSY	1	1	1	1				S 2
6	1	172A47-45580	SPRING	1	1	1	1				
7	1	172458-45950	PAD, PEDAL	1	1	1	1				
8	1	24311-000210	O-RING, 1AP21.0	2	2	2	2				
9	1	26013-080162	BOLT, M8X 16	1	1	1	1				
10	1	26106-080162	BOLT, M8X 16 PLATED	2	2	2	2				

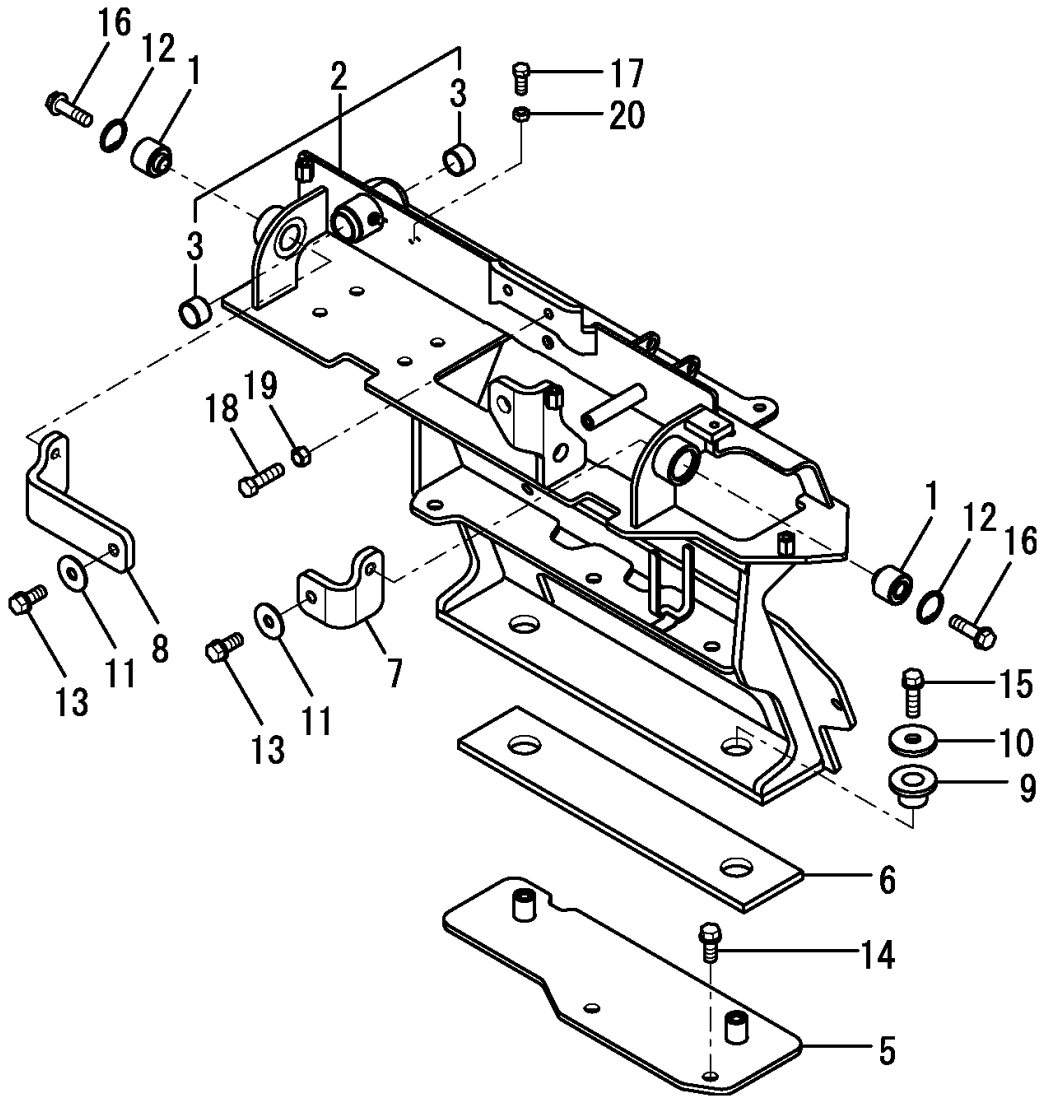
Remarks

- (1)D=No.2 : 17mm, No.2-1 : 35mm.
- (2)B part hole diameter=No.5 : 19mm, No.5-1 : 21mm.

Fig.28. VALVE PLATE(US : TO M58000, AS, NZ, SG)

(A)=VIO45-5B(US)
 (B)=VIO45-5B(AS)
 (C)=VIO45-5B(NZ)

(D)=VIO45-5B(SG)
 (E)=
 (F)=

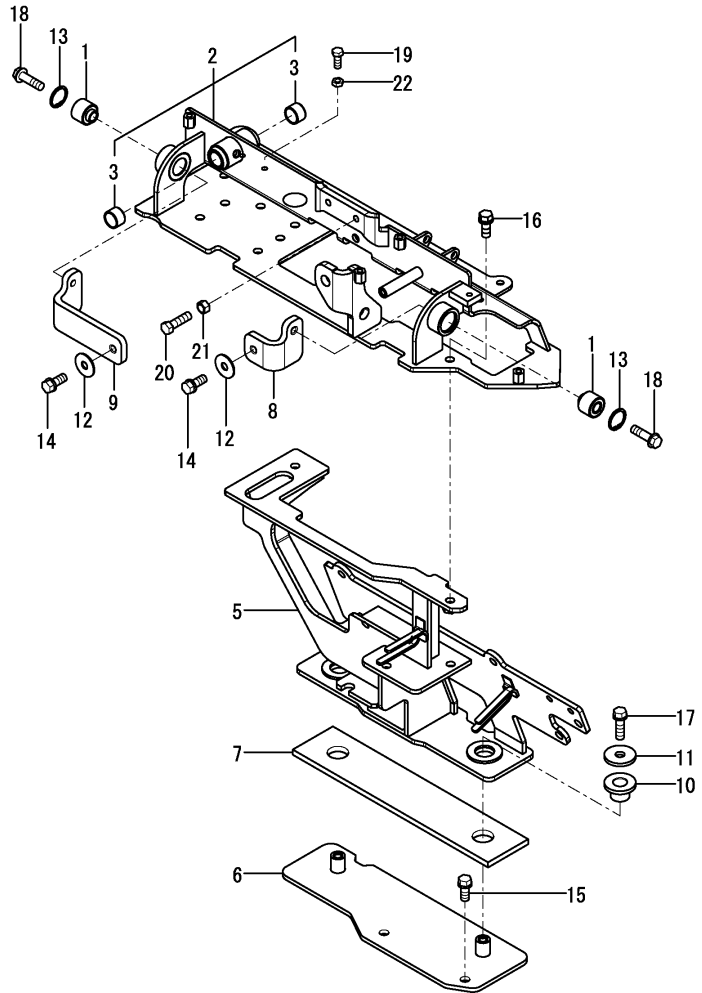


No.	Lev.	Parts No.	Description	Q'ty						I	R		
				(A)	(B)	(C)	(D)	(E)	(F)				
1	1	172165-45490	CUSHION	2	2	2	2						
2	1	172A47-45601	MOUNT ASSY, LINK	1	1	1	1						
3	2	172141-41370	BUSH	2	2	2	2						
5	1	172A47-45800	BRACKET ASSY, DAMPER	1	1	1	1						
6	1	172A47-45840	PAD, ABSORBER	1	1	1	1						
7	1	172A47-45870	STAY, DAMPER	1	1	1	1						
8	1	172A47-45880	STAY, DAMPER	1	1	1	1						
9	1	172478-68870	GROMMET	2	2	2	2						
10	1	172478-68890	WASHER	2	2	2	2						
11	1	22157-100000	WASHER, 10	2	2	2	2						
12	1	22252-000280	RING, 28	2	2	2	2						
13	1	26013-100252	BOLT, M10X 25	2	2	2	2						
14	1	26013-100252	BOLT, M10X 25	2	2	2	2						
15	1	26013-100352	BOLT, M10X 35	2	2	2	2						
16	1	26106-100352	BOLT, M10X 35 PLATED	2	2	2	2						
17	1	26116-080204	BOLT, M8X 20 PLATED	2	2	2	2						
18	1	26116-100354	BOLT, M10X 35 PLATED	2	2	2	2						
18-1	1	26116-100304	BOLT, M10X 30 PLATED	2	2	2	2				N		
(A=M53185)				(B=M53185)				(C=M53185)				(D=M53185)	
19	1	26716-100002	NUT, M10	2	2	2	2						
20	1	26756-080002	NUT, LOCK M8	2	2	2	2						

Fig.103. (28A)VALVE PLATE(US : FROM M58001)

(A)=VIO45-5B(US)
 (B)=VIO45-5B(AS)
 (C)=VIO45-5B(NZ)

(D)=VIO45-5B(SG)
 (E)=
 (F)=

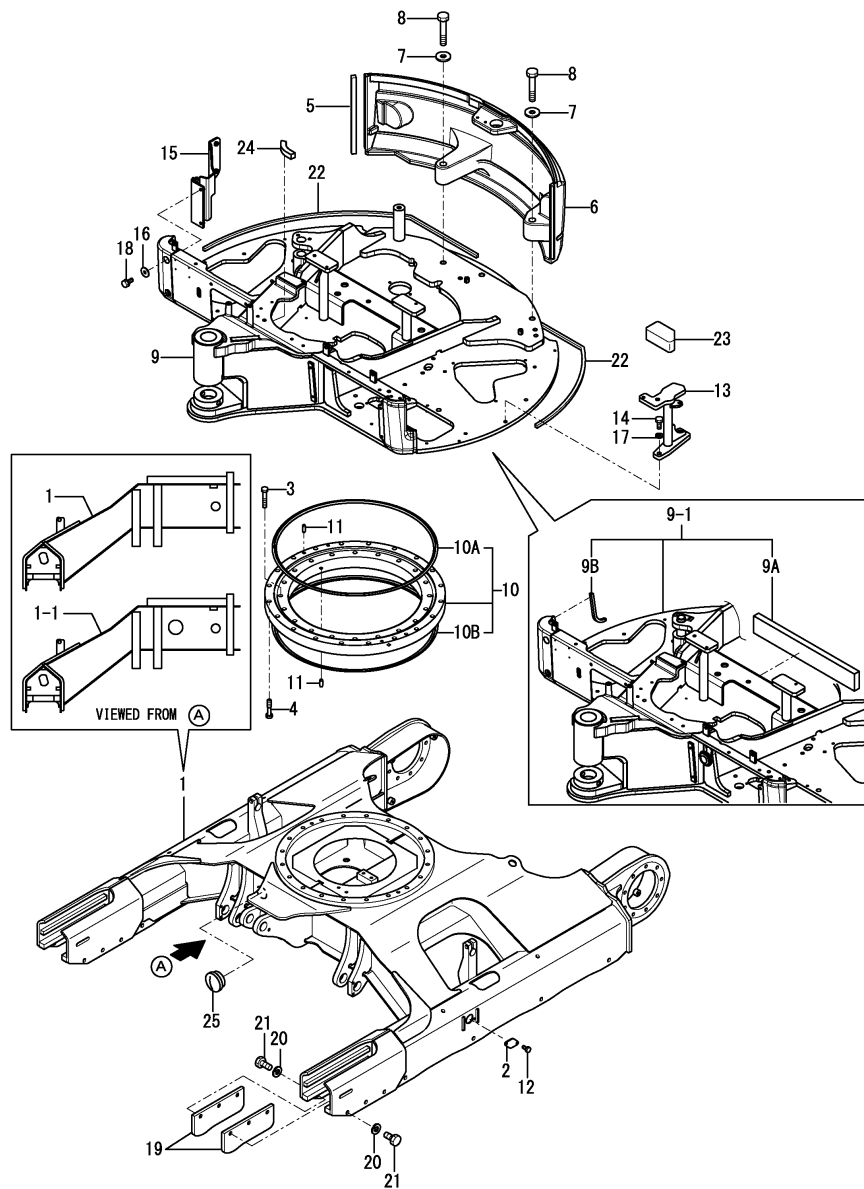


No.	Lev.	Parts No.	Description	Q'ty						I	R
				(A)	(B)	(C)	(D)	(E)	(F)		
1	1	172165-45490	CUSHION	2							
2	1	172A79-45591	STAND ASSY, LINK	1							
3	2	172141-41370	BUSH	2							
5	1	172A79-45661	BRACKET ASSY,CV	1							
6	1	172A47-45800	BRACKET ASSY, DAMPER	1							
7	1	172A47-45840	PAD, ABSORBER	1							
8	1	172A47-45870	STAY, DAMPER	1							
9	1	172A47-45880	STAY, DAMPER	1							
10	1	172478-68870	GROMMET	2							
11	1	172478-68890	WASHER	2							
12	1	22157-100000	WASHER, 10	2							
13	1	22252-000280	RING, 28	2							
14	1	26013-100252	BOLT, M10X 25	2							
15	1	26013-100252	BOLT, M10X 25	2							
16	1	26013-100252	BOLT, M10X 25	2							
17	1	26013-100352	BOLT, M10X 35	2							
18	1	26106-100352	BOLT, M10X 35 PLATED	2							
19	1	26116-080204	BOLT, M8X 20 PLATED	2							
20	1	26116-100304	BOLT, M10X 30 PLATED	2							
21	1	26716-100002	NUT, M10	2							
22	1	26756-080002	NUT, LOCK M8	2							

Fig.29. FRAME & TURNING BEARING

(A)=VIO45-5B(US)
(B)=VIO45-5B(AS)
(C)=VIO45-5B(NZ)

(D)=VIO45-5B(SG)
(E)=
(F)=



No.	Lev.	Parts No.	Description	Q'ty						I	R
				(A)	(B)	(C)	(D)	(E)	(F)		
1	1	172460-50103	FRAME ASSY,LOWER(49)	1	1	1	1				
1-1	1	172460-50104	FRAME ASSY,LOWER(49)	1	1	1	1				S
		(A=M/#53168) (B=M/#53168) (C=M/#53168) (D=M/#53168)									
2	1	172458-50480-2	COVER, FRAME	2	2	2	2				
3	1	172455-57650	BOLT	20	20	20	20				
4	1	172455-57661	BOLT	20	20	20	20				
4-1	1	172A79-57660	BOLT	20	20	20	20				N
		(A=M53133) (B=M53133) (C=M53133) (D=M53133)									
5	1	172A47-53320	SEAL, WEIGHT	1	1	1	1				
6	1	172A47-53310	WEIGHT, COUNTER	1	1	1	1				
7	1	172187-53321	WASHER	2	2	2	2				
8	1	172455-53331	BOLT	2	2	2	2				
9	1	172A47-54101	FRAME ASSY, TURNING	1	1	1	1				1
9-1	1	172A78-54090	FRAME ASSY, TURNING	1	1	1	1				N 1
		(A=M53321) (B=M53321) (C=M53321) (D=M53321)									
9A	2	172A78-54070	SPONGE	1	1	1	1				W
		(A=M53321) (B=M53321) (C=M53321) (D=M53321)									
9B	2	172A78-54080	SEAL	1	1	1	1				W
		(A=M53321) (B=M53321) (C=M53321) (D=M53321)									
9D	1	172156-03740	LABEL, GREASE	1	1	1	1				2
10	1	172445-57600	BEARING, SWING	1	1	1	1				
10A	2	172124-57620	SEAL, TURNING	1	1	1	1				
10B	2	172124-57630	SEAL, TURNING	1	1	1	1				
11	1	172122-57620	PIN, PARALLEL	4	4	4	4				
12	1	26106-100122	BOLT, M10X 12 PLATED	4	4	4	4				
13	1	172A47-54530	BOSS ASSY	1	1	1	1				
14	1	26116-160402	BOLT, M16X 40 PLATED	2	2	2	2				
15	1	172A47-65911	HINGE ASSY	1	1	1	1				
16	1	22157-100000	WASHER, 10	2	2	2	2				
16-1	1	22137-100000	WASHER, 10	2	2	2	2				N
		(A=M53001) (B=M53001) (C=M53001) (D=M53001)									
17	1	22217-160000	WASHER, SPRING 16	2	2	2	2				
18	1	26013-100202	BOLT, M10X 20	2	2	2	2				
18-1	1	26013-100402	BOLT, M10X 40	2	2	2	2				N
		(A=M53001) (B=M53001) (C=M53001) (D=M53001)									
19	1	172423-50810-3	GUARD, CRAWLER	4	4	4	4				3
20	1	22217-160000	WASHER, SPRING 16	12	12	12	12				3
21	1	26116-160352	BOLT, M16X 35 PLATED	12	12	12	12				3
22	1	172A47-54600	SEAL	1	1	1	1				
23	1	172A78-53350	WEIGHT	1	1	1	1				Z
		(A=M/#53001) (B=M/#53001) (C=M/#53001) (D=M/#53001)									
24	1	172A47-54620	SPONGE	1	1	1	1				W
		(A=M53163) (B=M53163) (C=M53163) (D=M53163)									
25	1	172141-50890	GROMMET	1	1	1	1				W
		(A=M53079) (B=M53079) (C=M53079) (D=M53079)									

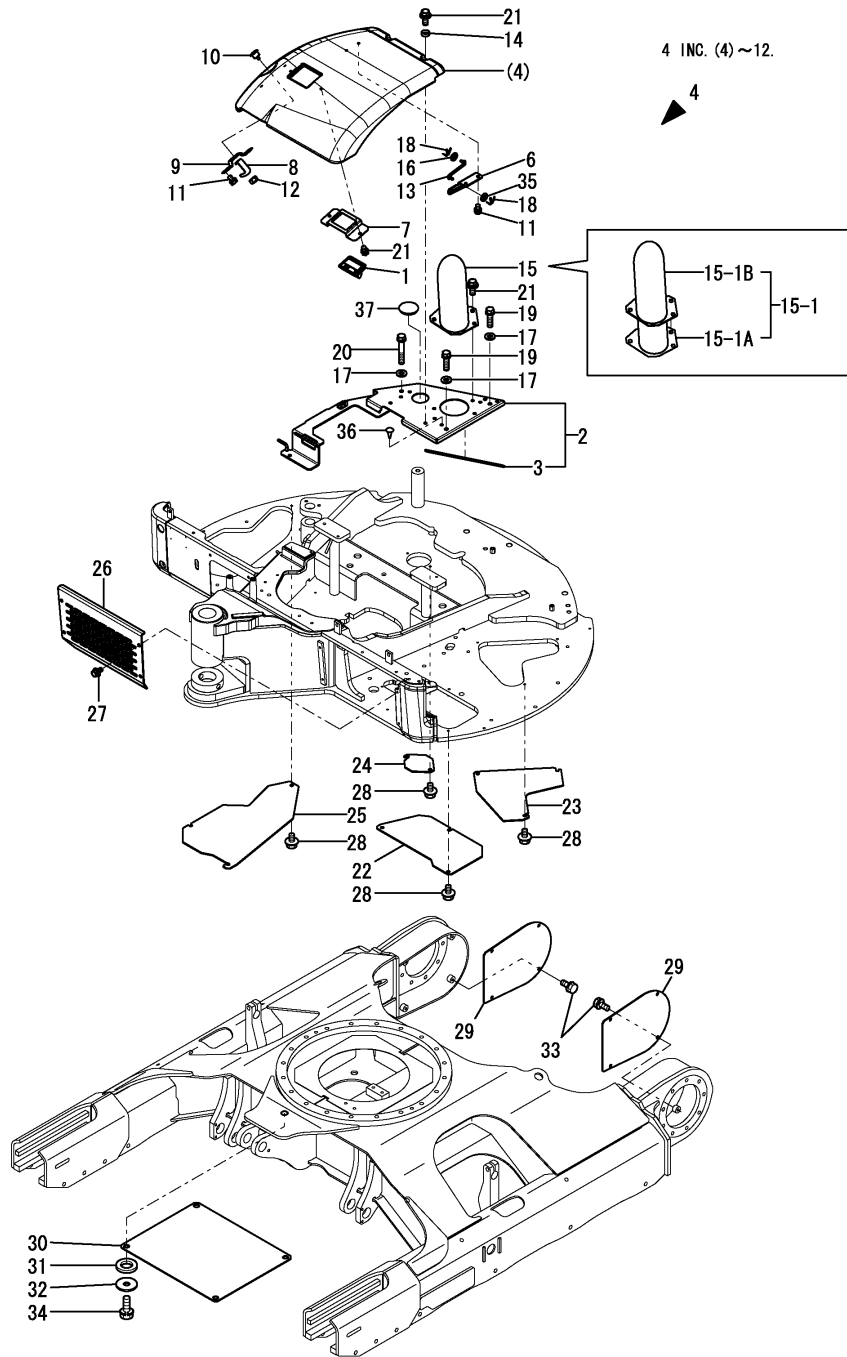
Remarks

- (1) Attach the No.9D label to this part.
- (2) Label is not illustrated.
- (3) Iron crawler specification.

Fig.30. COVER(FRAME)

(A)=VIO45-5B(US)
(B)=VIO45-5B(AS)
(C)=VIO45-5B(NZ)

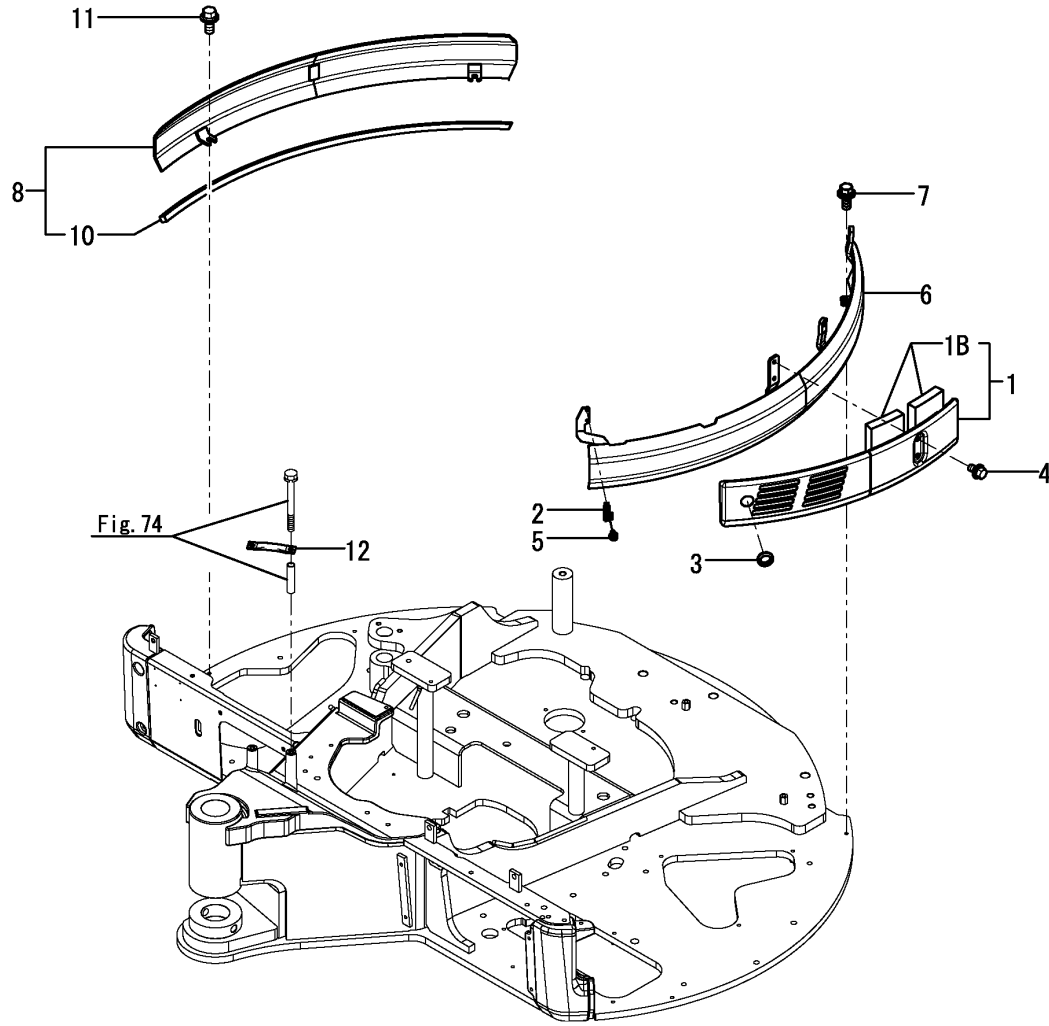
(D)=VIO45-5B(SG)
(E)=
(F)=



No.	Lev.	Parts No.	Description	Q'ty						I	R
				(A)	(B)	(C)	(D)	(E)	(F)		
1	1	172187-61421	HANDLE, LOCK	1	1	1	1				
2	1	172A47-61690-2	COVER ASSY, MUFFLER	1	1	1	1				
2-1	1	172A47-61690-Y	COVER ASSY, MUFFLER	1	1	1	1				S
3	2	(A=M58501) 172A47-61790	SEAL	1	1	1	1				
4	1	(B=M54001) 172A47-61310-1	COVER ASSY	1	1	1	1				
4-1	1	(C=M54001) 172A47-61311	COVER ASSY	1	1	1	1				N
4-2	1	(D=M54001) 172A79-61810	COVER ASSY	1	1	1	1				S
6	2	(A=M58501) 172A47-61931	GUIDE, STOPPER	1	1	1	1				
7	2	(B=M54001) 172A47-61940	STAY, CATCH	1	1	1	1				
8	2	(C=M54001) 172A47-61950	STAY, KEY	1	1	1	1				
9	2	(D=M54001) 172A47-61960	PLATE, LOCK	1	1	1	1				
10	2	172164-66170	KEY ASSY, CYLINDER	1	1	1	1				
11	2	26013-080122	BOLT, M8X 12	6	6	6	6				
12	2	26347-100002	NUT, M10	1	1	1	1				
13	1	172444-65190	ROD ASSY, STOPPER	1	1	1	1				
14	1	172A47-65550	COLLAR	2	2	2	2				
15	1	172460-65601	COVER ASSY, TAIL	1	1	1	1				
15-1	1	172A78-61600	COVER ASSY, TAIL	1	1	1	1				S
15-1A	2	(A=M58501) 172A78-61610	COVER ASSY, TAIL	1	1	1	1				W
15-1B	2	(B=M54001) 172A78-61650	COVER ASSY, TAIL	1	1	1	1				W
16	1	(C=M54001) 22137-080000	WASHER, 8	1	1	1	1				
17	1	(D=M54001) 22137-100000	WASHER, 10	3	3	3	3				
18	1	22417-200200	PIN, COTTER 2.0X20	2	2	2	2				
19	1	26013-100352	BOLT, M10X 35	2	2	2	2				
20	1	26013-100602	BOLT, M10X 60	1	1	1	1				
21	1	26014-100252	BOLT, M10X 25	6	6	6	6				
22	1	172A47-61400	COVER, VALVE STAND	1	1	1	1				
23	1	172A47-61411	COVER, VALVE STAND	1	1	1	1				
24	1	172A47-61420	COVER, OIL SUMP	1	1	1	1				
25	1	172A47-61430	COVER, FUEL	1	1	1	1				
26	1	172A47-61440	COVER, VALVE	1	1	1	1				
27	1	26014-080162	BOLT, M8X 16	4	4	4	4				
28	1	26106-100162	BOLT, M10X 16 PLATED	11	11	11	11				
29	1	172460-61100-3	COVER, MOTOR	2	2	2	2				
30	1	172460-61120-2	COVER	1	1	1	1				
30-1	1	172460-61121	COVER, UNDER(GRAY:49)	1	1	1	1				N
31	1	(A=M58501) 172162-61500	TRIM	4	4	4	4				
32	1	(B=M54001) 22157-120000	WASHER, 12	4	4	4	4				
33	1	(C=M54001) 26013-100202	BOLT, M10X 20	8	8	8	8				
34	1	(D=M54001) 26013-120302	BOLT, M12X 30	4	4	4	4				
35	1	1A1380-62160	WASHER, BELT COVER	1	1	1	1				W
36	1	(A=MZZZZZ) 172122-17190	CLIP, TREE	4	4	4	4				
37	1	(B=MZZZZZ) 172730-61890	CAP, ENGINE COVER	1	1	1	1				

N:Old $\begin{matrix} \leftarrow \text{Yes} \\ \text{No} \end{matrix}$ New, Q:Old $\begin{matrix} \leftarrow \text{No} \\ \text{Yes} \end{matrix}$ New, R:Old $\begin{matrix} \leftarrow \text{Yes} \\ \text{Yes} \end{matrix}$ New, S:Old $\begin{matrix} \leftarrow \text{No} \\ \text{No} \end{matrix}$ New, W:Add, Z:Discontinued, F:Interchangeable by set, K:Q'ty Change
Copyright (C) YANMAR GLOBAL CS CO., LTD. All Rights Reserved.

Fig.31. MULTI COVER & FRAM GUARD



(A)=VIO45-5B(US)
 (B)=VIO45-5B(AS)
 (C)=VIO45-5B(NZ)

(D)=VIO45-5B(SG)
 (E)=
 (F)=

No.	Lev.	Parts No.	Description	Q'ty						I	R
				(A)	(B)	(C)	(D)	(E)	(F)		
1	1	172A47-61220-2	COVER ASSY, MULTI	1	1	1	1				
1-1	1	172A77-61220-2	COVER ASSY, MULTI	1	1	1	1				N
		(A=M53001) (B=M53001) (C=M53001) (D=M53001)									
1-2	1	172A47-61220-2	COVER ASSY, MULTI	1	1	1	1				N
		(A=M53057) (B=M53057) (C=M53057) (D=M53057)									
1-3	1	172A47-61220-Y	COVER ASSY, MULTI	1	1	1	1				S
		(A=M58501) (B=M54001) (C=M54001) (D=M54001)									
1B	2	172A77-61230	SPONGE	2	2	2	2				W
		(A=M53001) (B=M53001) (C=M53001) (D=M53001)									
1B-1	2	172A77-61230	SPONGE	2	2	2	2				Z
		(A=M53057) (B=M53057) (C=M53057) (D=M53057)									
2	1	198220-61480	HOLDER, ROD	1	1	1	1				
3	1	172137-66230	GROMMET	1	1	1	1				
4	1	26014-080162	BOLT, M8X 16	2	2	2	2				
5	1	26023-050102	SCREW, M5X10	2	2	2	2				
6	1	172A47-61010	GUARD, FRAME	1	1	1	1				1
6A	1	172437-03352	LABEL, CYLINDER	1	1	1	1				3
7	1	26014-100252	BOLT, M10X 25	2	2	2	2				
8	1	172A47-61001	GUARD, FRAME	1	1	1	1				2
10	2	172458-54750	SEAL	1	1	1	1				
10A	1	172437-03352	LABEL, CYLINDER	1	1	1	1				3
11	1	26014-100252	BOLT, M10X 25	2	2	2	2				
12	1	172A47-79150	PIPE, GUIDE	1	1	1	1				Z
		(A=M53191) (B=M53191) (C=M53191) (D=M53191)									

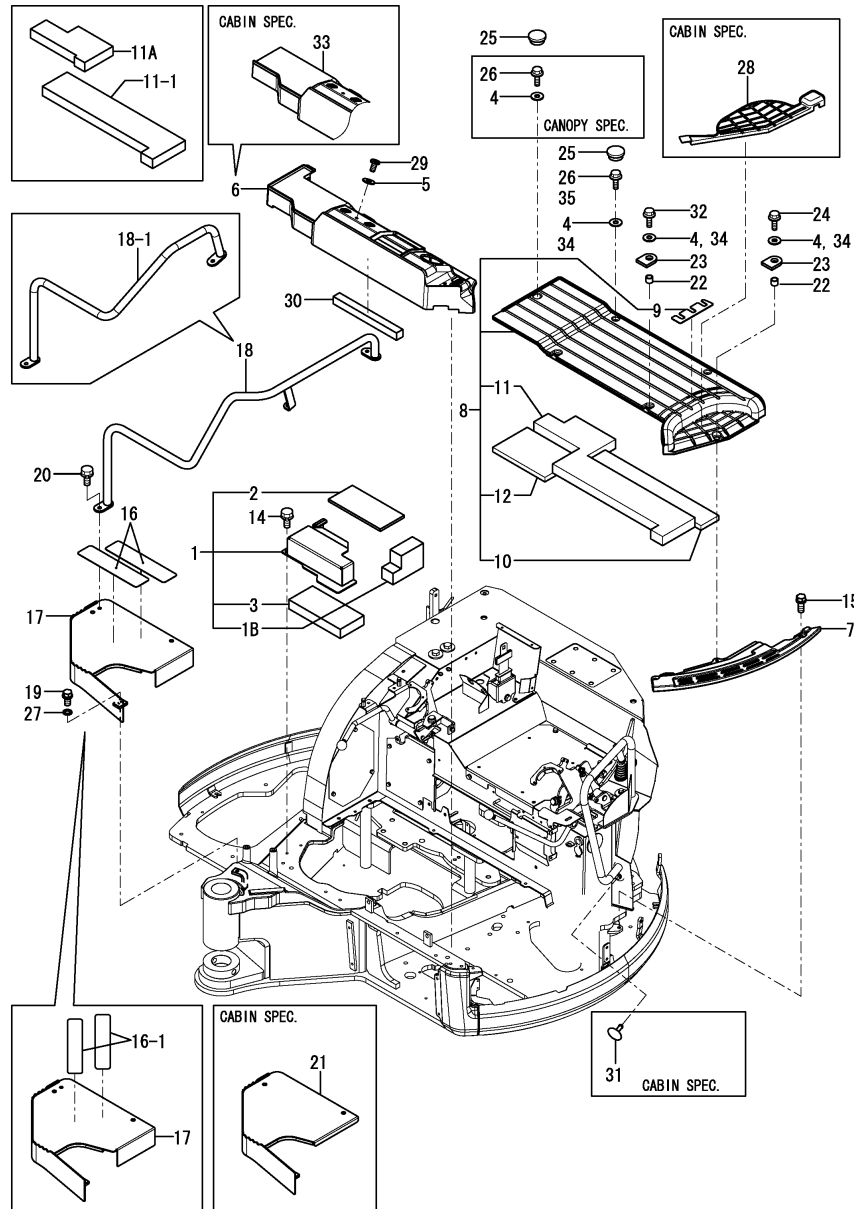
Remarks

- (1) Attach the No.6A label to this part.
- (2) Attach the No.10A label to this part.
- (3) Label is not illustrated.

Fig.34. STEP & INSTRUMENT PANEL

(A)=VIO45-5B(US)
(B)=VIO45-5B(AS)
(C)=VIO45-5B(NZ)

(D)=VIO45-5B(SG)
(E)=
(F)=



No.	Lev.	Parts No.	Description	Q'ty						I	R
				(A)	(B)	(C)	(D)	(E)	(F)		
1	1	172A47-62090	STEP ASSY	1	1	1	1				
1B	2	172A47-62330	SPONGE	1	1	1	1				W
		(A=M53079) (B=M53079) (C=M53079) (D=M53079)									
2	2	172A47-62280	SPONGE	1	1	1	1				
3	2	172A47-62270	SPONGE	1	1	1	1				
4	1	1A1380-62160	WASHER, BELT COVER	6	6	6	6				3
5	1	172458-62430	WASHER	2	2	2	2				
6	1	172A47-62501	MAT, FLOOR	1	1	1	1				3
7	1	172A47-62520	STEP, NON SLIP	1	1	1	1				
8	1	172A47-62550	STEP ASSY	1	1	1	1				
9	2	172A47-62530	SHEET	1	1	1	1				
10	2	172A47-62261	SPONGE	1	1	1	1				
11	2	172A47-62450	SPONGE	1	1	1	1				
11-1	2	172A47-62451	SPONGE	1	1	1	1				S 1
		(A=M53133) (B=M53133) (C=M53133) (D=M53133)									
11A	2	172A47-62470	SPONGE	1	1	1	1				W
		(A=M53133) (B=M53133) (C=M53133) (D=M53133)									
12	2	172A47-62460	SPONGE	1	1	1	1				
14	1	26013-100202	BOLT, M10X 20	2	2	2	2				
15	1	26013-100252	BOLT, M10X 25	2	2	2	2				
16	1	172433-62200	SEAT	2	2	2	2				
16-1	1	172164-62431	SHEET	2	2	2	2				F 2
		(A=M53226) (B=M53226) (C=M53226) (D=M53226)									
17	1	172A47-62600	STEP ASSY	1	1	1	1				3
17-1	1	172A47-62601	STEP ASSY	1	1	1	1				N 3
		(A=M53191) (B=M53191) (C=M53191) (D=M53191)									
18	1	172A47-64851	HANDRAIL ASSY	1	1	1	1				3
18-1	1	172A47-64852	HANDRAIL ASSY	1	1	1	1				S 3
		(A=M53079) (B=M53079) (C=M53079) (D=M53079)									
19	1	26013-100202	BOLT, M10X 20	3	3	3	3				
20	1	26013-100202	BOLT, M10X 20	2	2	2	2				3
21	1	172A47-62700	STEP ASSY	1	1	1	1				4
21-1	1	172A47-62701	STEP ASSY	1	1	1	1				N 4
		(A=M53191) (B=M53191) (C=M53191) (D=M53191)									
22	1	172A47-62570	COLLAR	3	3	3	3				
23	1	172A47-62580	PAD, ABSORBER	3	3	3	3				
24	1	26106-080202	BOLT, M8X 20 PLATED	3	3	3	3				
24-1	1	26106-080202	BOLT, M8X 20 PLATED	1	1	1	1				K
		(A=M53231) (B=M53231) (C=M53231) (D=M53231)									
25	1	172A47-62150	CAP, CLIP	3	3	3	3				
26	1	172A47-62660	BOLT	3	3	3	3				3
27	1	22137-100000	WASHER, 10	3	3	3	3				3
28	1	172A47-62410	MAT, FLOOR	1	1	1	1				4
29	1	172137-69850	SCREW	2	2	2	2				
30	1	172A47-62510	SPONGE	1	1	1	1				W
		(A=M53079) (B=M53079) (C=M53079) (D=M53079)									
31	1	172444-68650	CLIP, TREE	1	1	1	1				W 4
		(A=M53001) (B=M53001) (C=M53001) (D=M53001)									
32	1	26106-080202	BOLT, M8X 20 PLATED	2	2	2	2				
32-1	1	26106-080252	BOLT, M8X 25 PLATED	2	2	2	2				N
		(A=M53231) (B=M53231) (C=M53231) (D=M53231)									

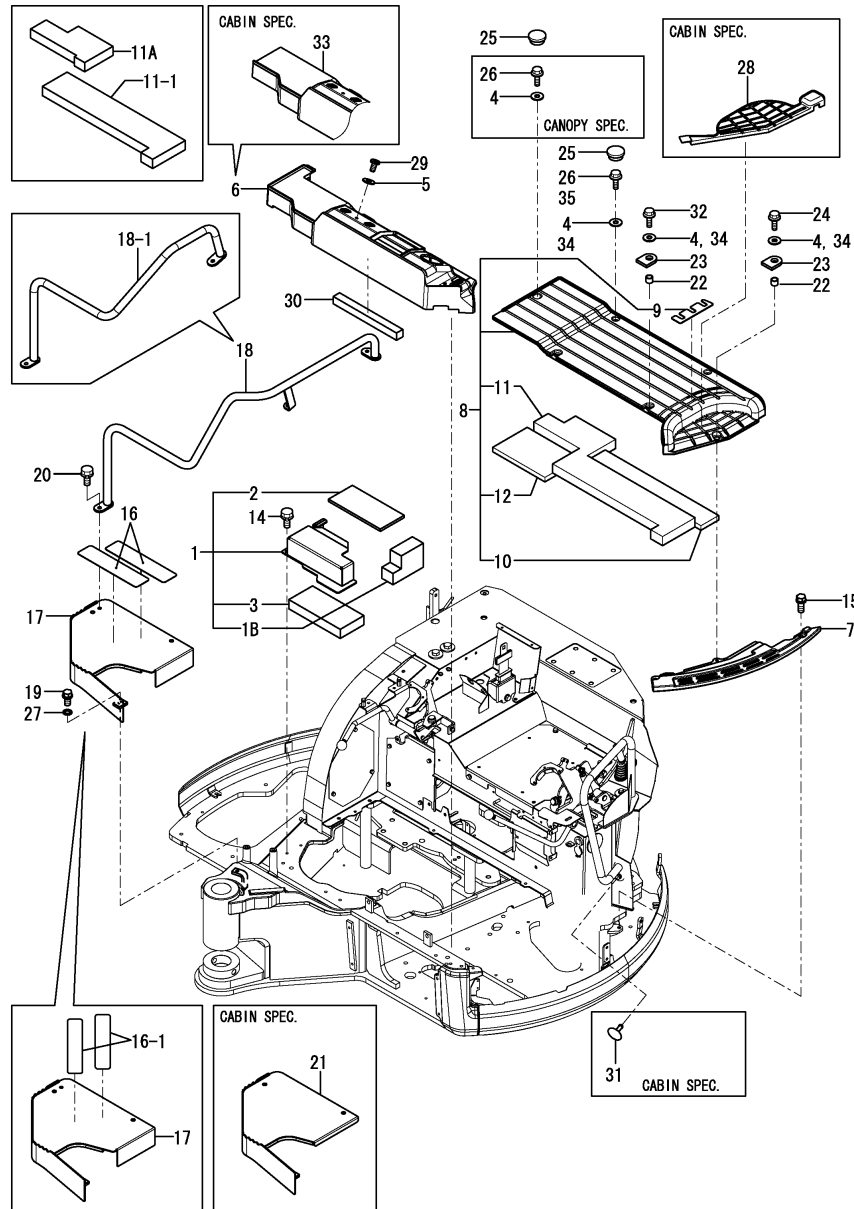
Remarks

- (1)Interchangeable by simultaneous replacement with No.11A.
- (2)It is compatibility by exchange in two at the same time.
- (3)Canopy specification.
- (4)Cabin specification.

Fig.34. STEP & INSTRUMENT PANEL

(A)=VIO45-5B(US)
 (B)=VIO45-5B(AS)
 (C)=VIO45-5B(NZ)

(D)=VIO45-5B(SG)
 (E)=
 (F)=



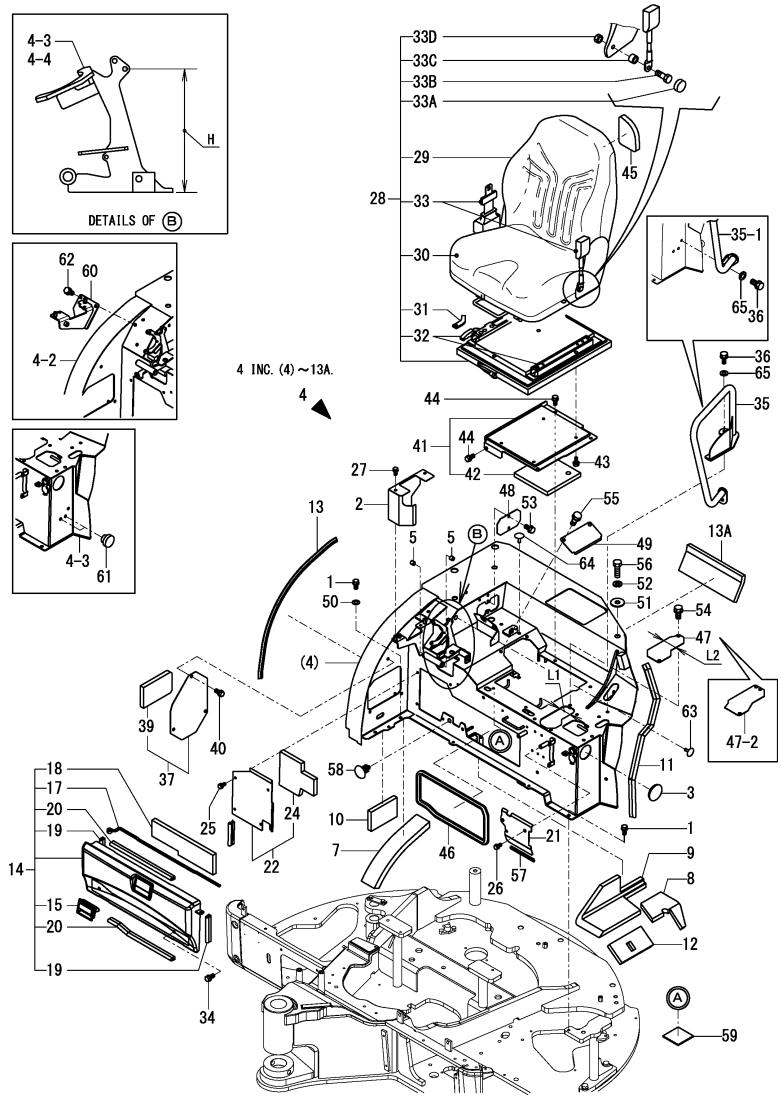
No.	Lev.	Parts No.	Description	Q'ty						I	R
				(A)	(B)	(C)	(D)	(E)	(F)		
33	1	172A46-62520	MAT, FLOOR	1	1	1	1			4	
34	1	1A1380-62160	WASHER, BELT COVER	5	5	5	5			4	
35	1	172A47-62660	BOLT	2	2	2	2			4	

Remarks

- (1) Interchangeable by simultaneous replacement with No.11A.
- (2) It is compatible by exchange in two at the same time.
- (3) Canopy specification.
- (4) Cabin specification.

Fig.35. SEAT & SEAT MOUNT

(A)=VIO45-5B(US)
 (B)=VIO45-5B(AS)
 (C)=VIO45-5B(NZ)
 (D)=VIO45-5B(SG)
 (E)=
 (F)=



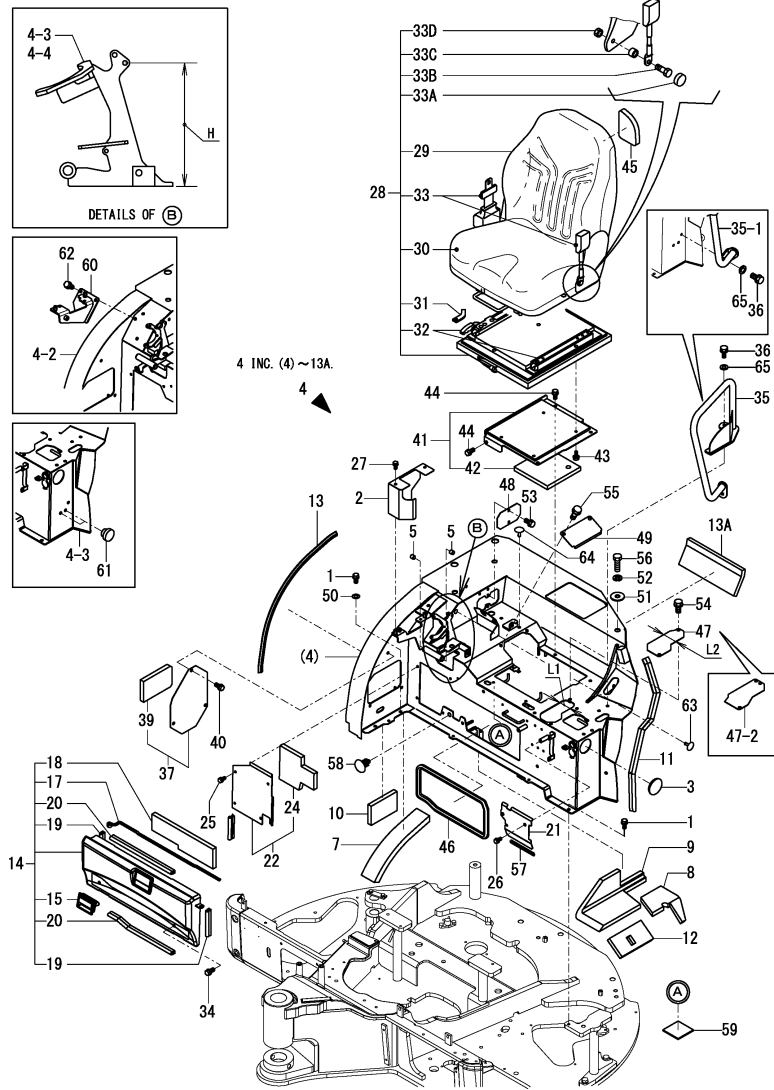
- Remarks
- (1)L1=No.4 : 64mm, No.4-1 : 76mm.
 - (2)L2=No.47 : 72mm, No.47-1 : 88mm.
 - (3)H=No.4-3 : 196mm, No.4-4 : 198mm.
 - (4)Canopy specification.
 - (5)Cabin specification.
 - (6)Attach the No.13B, 13C & 13D label to this part.
 - (7)Attach the No.20A label to this part.
 - (8)Label is not illustrated.

No.	Lev.	Parts No.	Description	Q'ty						I	R
				(A)	(B)	(C)	(D)	(E)	(F)		
1	1	26013-100202	BOLT, M10X 20	4	4	4	4				
2	1	172A47-61460-1	COVER, BLADE	1	1	1	1				4
3	1	172730-61890	CAP, ENGINE COVER	1	1	1	1				
4	1	172A78-64200	MOUNT ASSY, SEAT	1	1	1	1				6
4-1	1	172A78-64201-1	MOUNT ASSY, SEAT	1	1	1	1				S 1
		(A=M/#53148) (B=M/#53148) (C=M/#53148) (D=M/#53148)									
4-2	1	172A78-64202	MOUNT ASSY, SEAT	1	1	1	1				S
		(A=M53166) (B=M53166) (C=M53166) (D=M53166)									
4-3	1	172A78-64203	MOUNT ASSY, SEAT	1	1	1	1				S
		(A=M53079) (B=M53079) (C=M53079) (D=M53079)									
4-4	1	172A78-64204	MOUNT ASSY, SEAT	1	1	1	1				S 3
		(A=M53231) (B=M53231) (C=M53231) (D=M53231)									
4-5	1	172A78-64100	MOUNT ASSY, SEAT	1	1	1	1				N
		(A=M53321) (B=M53321) (C=M53321) (D=M53321)									
4-6	1	172A78-64101	MOUNT ASSY, SEAT	1	1	1	1				N
		(A=M53487) (B=M53487) (C=M53487) (D=M53487)									
5	2	172141-41360	BUSH	2	2	2	2				
7	2	172A47-64900	SPONGE	1	1	1	1				
8	2	172A47-64911	SPONGE	1	1	1	1				
9	2	172A47-64921	SPONGE	1	1	1	1				
10	2	172A47-64940	SPONGE	1	1	1	1				
10-1	2	172A78-64940	SPONGE	1	1	1	1				N
		(A=M53321) (B=M53321) (C=M53321) (D=M53321)									
11	2	172164-65710	RUBBER, SEAL	1	1	1	1				
11-1	2	172A78-65710	RUBBER, SEAL B	1	1	1	1				R
		(A=M53231) (B=M53231) (C=M53231) (D=M53231)									
12	2	172A47-64990	SPONGE	1	1	1	1				
13	2	172444-65610	SEAL, BONNET	1	1	1	1				
13A	2	172A78-64970	SPONGE	1	1	1	1				W
		(A=M53321) (B=M53321) (C=M53321) (D=M53321)									
13B	1	172437-03302	LABEL, MANUAL	1	1	1	1				8
13C	1	172437-03471	LABEL, LEVER LOCK	1	1	1	1				8
13D	1	172472-03241	LABEL, PIN US	1	1	1	1				8
14	1	172A47-64501	COVER ASSY, MANUAL	1	1	1	1				7
14-1	1	172A78-64500	COVER ASSY, MANUAL	1	1	1	1				N 7
		(A=M53321) (B=M53321) (C=M53321) (D=M53321)									
15	2	172187-61421	HANDLE, LOCK	1	1	1	1				
17	2	172A47-64550	SEAL	1	1	1	1				
18	2	172A47-64950	SPONGE	1	1	1	1				
18-1	2	172A78-64950	SPONGE	1	1	1	1				N
		(A=M53321) (B=M53321) (C=M53321) (D=M53321)									
19	2	172446-13580	SEAL, RADIATOR	2	2	2	2				
20	2	172455-18860	SEAL	2	2	2	2				
20A	1	172472-03141	LABEL, SUPPORT	1	1	1	1				8
21	1	172A47-64580	COVER, ELECTRIC	1	1	1	1				
22	1	172A47-64871	COVER, SEAT MOUNT	1	1	1	1				
22-1	1	172A78-64870	COVER, SEAT MOUNT	1	1	1	1				N
		(A=M53321) (B=M53321) (C=M53321) (D=M53321)									
24	2	172A47-64960	SPONGE	1	1	1	1				
24-1	2	172A78-64960	SPONGE	1	1	1	1				N
		(A=M53321) (B=M53321) (C=M53321) (D=M53321)									

Fig.35. SEAT & SEAT MOUNT

(A)=VIO45-5B(US)
 (B)=VIO45-5B(AS)
 (C)=VIO45-5B(NZ)

(D)=VIO45-5B(SG)
 (E)=
 (F)=



No.	Lev.	Parts No.	Description	Q'ty						I	R
				(A)	(B)	(C)	(D)	(E)	(F)		
25	1	26013-080162	BOLT, M8X 16	4	4	4	4				
26	1	26013-080162	BOLT, M8X 16	2	2	2	2				
27	1	26013-080162	BOLT, M8X 16	2	2	2	2			4	
28	1	172467-64101	SEAT, OPERATOR		1	1	1				
29	2	172467-64110	CUSHION, BACKREST		1	1	1				
30	2	172467-64120	CUSHION, SEAT		1	1	1				
31	2	172467-64130	STOPPER		1	1	1				
32	2	172467-64140	RAIL SET		1	1	1				
33	2	172989-64451	BELT, SEAT		1	1	1				
33-1	2	172467-64150	BELT, SEAT		1	1	1			N	
		(B=M53133) (C=M53133) (D=M53133)									
33A	2	172467-64160	COVER, CAP		2	2	2			W	
		(B=M53133) (C=M53133) (D=M53133)									
33B	2	172467-64170	BOLT		2	2	2			W	
		(B=M53133) (C=M53133) (D=M53133)									
33C	2	172467-64180	TUBE		2	2	2			W	
		(B=M53133) (C=M53133) (D=M53133)									
33D	2	172467-64190	NUT		2	2	2			W	
		(B=M53133) (C=M53133) (D=M53133)									
34	1	26013-100202	BOLT, M10X 20	2	2	2	2				
35	1	172A47-64701	HOLD ASSY, HAND	1	1	1	1			4	
35-1	1	172A47-64702	HAND HOLD ASSY	1	1	1	1			S 4	
		(A=M53079) (B=M53079) (C=M53079) (D=M53079)									
36	1	26013-100202	BOLT, M10X 20	2	2	2	2			4	
36-1	1	26013-100252	BOLT, M10X 25	3	3	3	3			N 4	
		(A=*2015.07.) (B=*2015.07.) (C=*2015.07.) (D=*2015.07.)									
37	1	172A47-64880	COVER, SEAT MOUNT	1	1	1	1			4	
37-1	1	172A78-64880	COVER, SEAT MOUNT	1	1	1	1			N 4	
		(A=M53324) (B=M53324) (C=M53324) (D=M53324)									
39	2	172A47-64940	SPONGE	1	1	1	1			4	
39-1	2	172A78-64940	SPONGE	1	1	1	1			N 4	
		(A=M53324) (B=M53324) (C=M53324) (D=M53324)									
40	1	26013-100202	BOLT, M10X 20	3	3	3	3			4	
41	1	172A46-64810	PLATE, SEAT	1	1	1	1				
41-1	1	172A46-64811-1	PLATE, SEAT GRM (73)	1	1	1	1			N	
		(A=M/#53148) (B=M/#53148) (C=M/#53148) (D=M/#53148)									
42	2	172A46-64930	SPONGE	1	1	1	1				
43	1	26013-080162	BOLT, M8X 16		4	4	4				
44	1	26013-100202	BOLT, M10X 20	4	4	4	4				
45	1	172A47-64980	CUSHION, SEAT	1	1	1	1			5	
46	1	172162-65650	SEAL	1	1	1	1				
47	1	172A46-64951	COVER, SEAT MOUNT	1	1	1	1				
47-1	1	172A46-64952	COVER, SEAT MOUNT	1	1	1	1			S 2	
		(A=M/#53148) (B=M/#53148) (C=M/#53148) (D=M/#53148)									
47-2	1	172A46-64953	COVER, SEAT MOUNT	1	1	1	1			S	
		(A=M53373) (B=M53373) (C=M53373) (D=M53373)									
48	1	172A46-64960	COVER	1	1	1	1				
49	1	172A46-64970	COVER, SEAT MOUNT	1	1	1	1				
50	1	22137-100000	WASHER, 10	1	1	1	1				
50-1	1	22137-100000	WASHER, 10	2	2	2	2			K	
		(A=M53072) (B=M53072) (C=M53072) (D=M53072)									

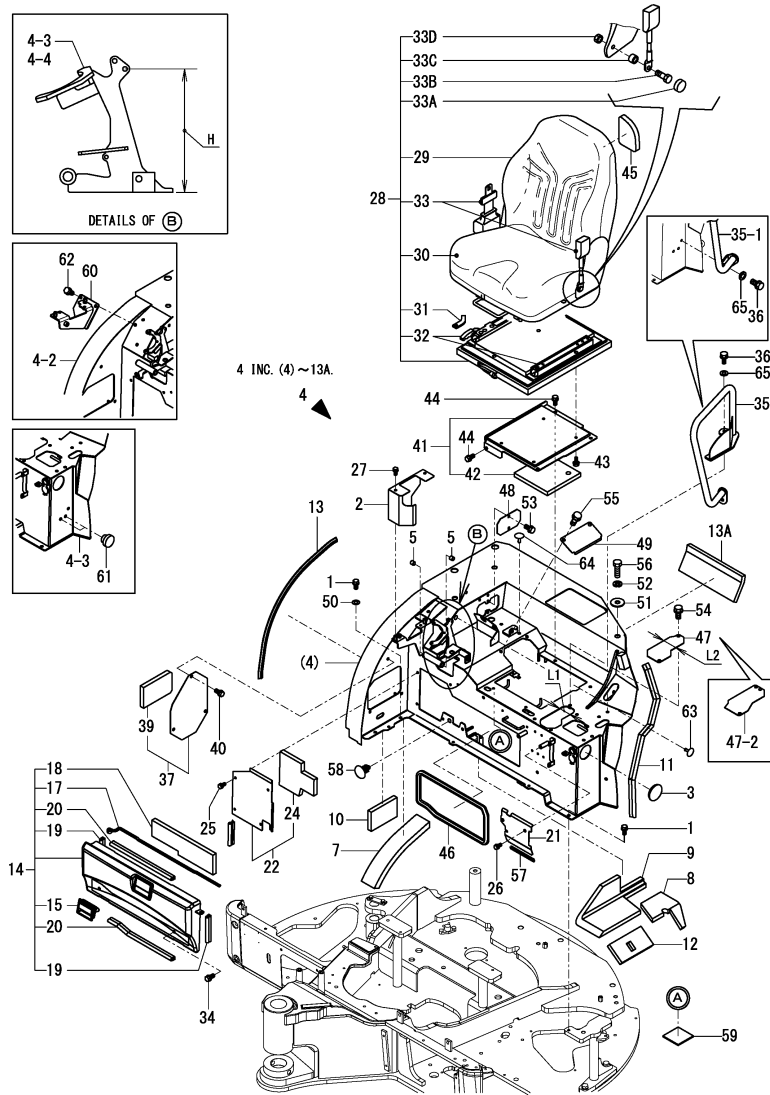
Remarks

- (1)L1=No.4 : 64mm, No.4-1 : 76mm.
- (2)L2=No.47 : 72mm, No.47-1 : 88mm.
- (3)H=No.4-3 : 196mm, No.4-4 : 198mm.
- (4)Canopy specification.
- (5)Cabin specification.
- (6)Attach the No.13B, 13C & 13D label to this part.
- (7)Attach the No.20A label to this part.
- (8)Label is not illustrated.

Fig.35. SEAT & SEAT MOUNT

(A)=VIO45-5B(US)
 (B)=VIO45-5B(AS)
 (C)=VIO45-5B(NZ)

(D)=VIO45-5B(SG)
 (E)=
 (F)=



No.	Lev.	Parts No.	Description	Q'ty						I	R
				(A)	(B)	(C)	(D)	(E)	(F)		
51	1	22157-140000	WASHER, 14	3	3	3	3				
52	1	22217-160000	WASHER, SPRING 16	4	4	4	4				
53	1	26013-080162	BOLT, M8X 16	2	2	2	2				
54	1	26013-100162	BOLT, M10X 16	2	2	2	2				
55	1	26013-100162	BOLT, M10X 16	2	2	2	2				
56	1	26116-160252	BOLT, M16X 25 PLATED	4	4	4	4				
57	1	172444-17620	SEAL	1	1	1	1				
58	1	172444-68650	CLIP, TREE	1	1	1	1			4	
58-1	1	172122-17190	CLIP, TREE	1	1	1	1			R 4	
(A=*2010.10.) (B=*2010.10.) (C=*2010.10.) (D=*2010.10.)											
59	1	172446-14250	PLATE, RUBBER	2	2	2	2			W	
(A=M/#53113) (B=M/#53113) (C=M/#53113) (D=M/#53113)											
60	1	172A78-64300	BRACKET ASSY, BLADE	1	1	1	1			W	
(A=M53079) (B=M53079) (C=M53079) (D=M53079)											
61	1	172187-64900	PLUG	2	2	2	2			W	
(A=M53079) (B=M53079) (C=M53079) (D=M53079)											
62	1	26013-100202	BOLT, M10X 20	3	3	3	3			W	
(A=M53079) (B=M53079) (C=M53079) (D=M53079)											
63	1	172444-68650	CLIP, TREE	2	2	2	2				
63-1	1	172122-17190	CLIP, TREE	2	2	2	2			R	
(A=*2010.10.) (B=*2010.10.) (C=*2010.10.) (D=*2010.10.)											
64	1	172458-64600	CLIP, TREE	2	2	2	2				
65	1	194145-04810	WASHER, 10	3	3	3	3			W	
(A=*2015.07.) (B=*2015.07.) (C=*2015.07.) (D=*2015.07.)											

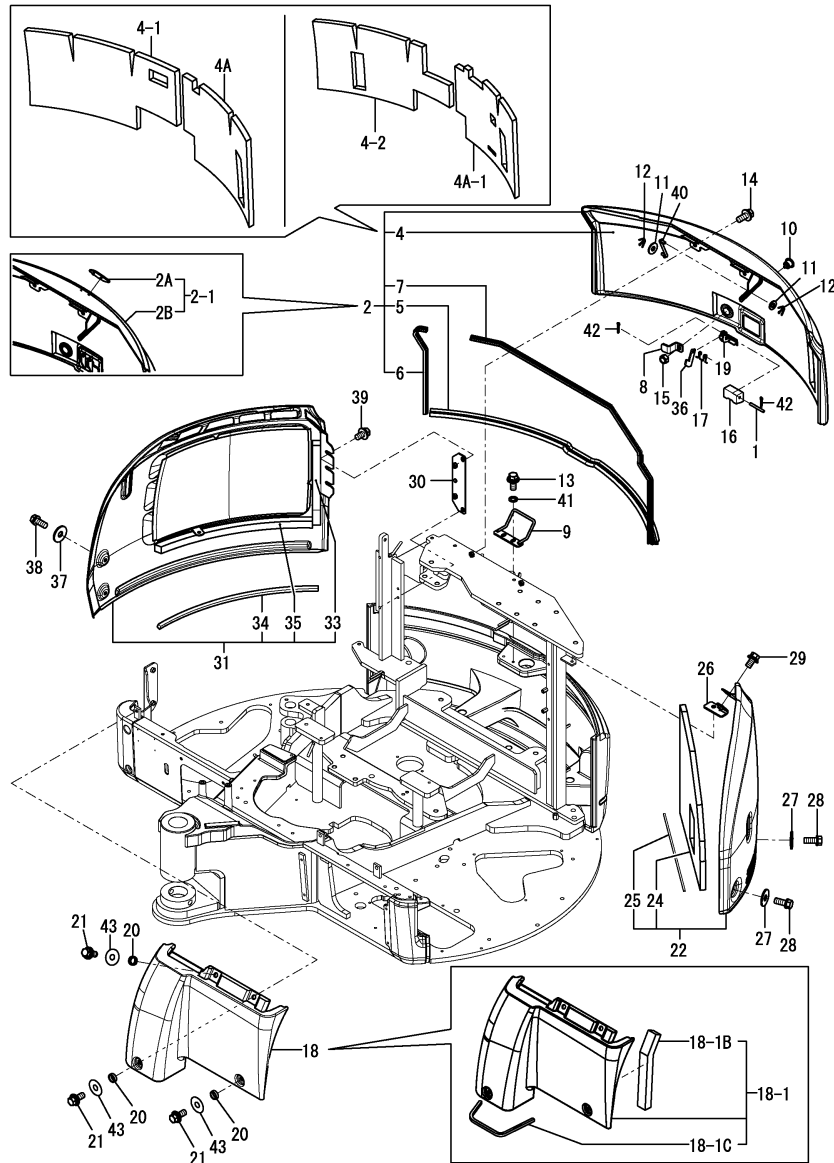
Remarks

- (1)L1=No.4 : 64mm, No.4-1 : 76mm.
- (2)L2=No.47 : 72mm, No.47-1 : 88mm.
- (3)H=No.4-3 : 196mm, No.4-4 : 198mm.
- (4)Canopy specification.
- (5)Cabin specification.
- (6)Attach the No.13B, 13C & 13D label to this part.
- (7)Attach the No.20A label to this part.
- (8)Label is not illustrated.

Fig.36. BONNET

(A)=VIO45-5B(US)
(B)=VIO45-5B(AS)
(C)=VIO45-5B(NZ)

(D)=VIO45-5B(SG)
(E)=
(F)=



No.	Lev.	Parts No.	Description	Q'ty						I	R
				(A)	(B)	(C)	(D)	(E)	(F)		
1	1	172458-65050	SHAFT	1	1	1	1				
2	1	172A78-65100-2	BONNET ASSY	1	1	1	1				1
2-1	1	172A78-65010	BONNET KIT,A EMB	1	1	1	1				S 1
		(A=M54001) (B=M54001) (C=M54001) (D=M54001)									
2A	2	172A77-03110	EMBLEM ASSY	1	1	1	1				W
		(A=M58501) (B=M54001) (C=M54001) (D=M54001)									
2B	2	172A78-65130	BONNET ASSY, A	1	1	1	1				W 1
		(A=M58501) (B=M54001) (C=M54001) (D=M54001)									
2B-1	2	172A78-65210	BONNET ASSY, A	1	1	1	1				N 1
		(A=M54001) (B=M54001) (C=M54001) (D=M54001)									
4	3	172A47-65350	SPONGE	1	1	1	1				
4-1	3	172A47-65351	SPONGE	1	1	1	1				F 3
		(A=M53133) (B=M53133) (C=M53133) (D=M53133)									
4-2	3	172A78-65350	SPONGE	1	1	1	1				F 6
		(A=M54001) (B=M54001) (C=M54001) (D=M54001)									
4A	3	172A47-65360	SPONGE	1	1	1	1				W
		(A=M53133) (B=M53133) (C=M53133) (D=M53133)									
4A-1	3	172A78-65360	SPONGE	1	1	1	1				S 6
		(A=M54001) (B=M54001) (C=M54001) (D=M54001)									
5	3	172A47-65370	RUBBER, SEAL	1	1	1	1				
6	3	172A47-65731	RUBBER, SEAL	1	1	1	1				
7	3	172444-62451	SEAL	1	1	1	1				
7A	1	172437-03381	LABEL, SWING AREA	1	1	1	1				2
7B	1	172437-03402	LABEL, ENGINE COVER	1	1	1	1				2
7C	1	172A36-03411	LABEL, ENGINE ROOM	1	1	1	1				2
7D	1	172A47-03160	LABEL, REAR	1	1	1	1				2
8	1	172458-65271	PLATE, LOCK	1	1	1	1				
9	1	172A78-65320	CATCH ASSY, LOCK	1	1	1	1				
10	1	172164-66170	KEY ASSY, CYLINDER	1	1	1	1				
11	1	22137-080000	WASHER, 8	2	2	2	2				
12	1	22417-200200	PIN, COTTER 2.0X20	2	2	2	2				
13	1	26013-100252	BOLT, M10X 25	2	2	2	2				
14	1	26014-100252	BOLT, M10X 25	2	2	2	2				
15	1	26347-100002	NUT, M10	1	1	1	1				
16	1	172458-65060	COVER, LOCK	1	1	1	1				
17	1	172734-65270	SPRING, CATCH	1	1	1	1				
18	1	172A47-65460-1	BONNET	1	1	1	1				
18-1	1	172A79-65410	BONNET ASSY,B Y	1	1	1	1				S
		(A=M58501) (B=M54001) (C=M54001) (D=M54001)									
18-1B	2	172A78-65430	SPONGE	1	1	1	1				W
		(A=M58501) (B=M54001) (C=M54001) (D=M54001)									
18-1C	2	172A78-65440	SEAL, 330	1	1	1	1				W
		(A=M58501) (B=M54001) (C=M54001) (D=M54001)									
19	1	172124-65450	LEVER ASSY, LOCK	1	1	1	1				
20	1	172A47-65550	COLLAR	4	4	4	4				
21	1	26014-100252	BOLT, M10X 25	4	4	4	4				
21-1	1	26013-100252	BOLT, M10X 25	4	4	4	4				N
		(A=M53001) (B=M53001) (C=M53001) (D=M53001)									
22	1	172A47-65601-2	BONNET ASSY	1	1	1	1				4
22-1	1	172A47-65601-Y	BONNET ASSY	1	1	1	1				S 4
		(A=M58501) (B=M54001) (C=M54001) (D=M54001)									

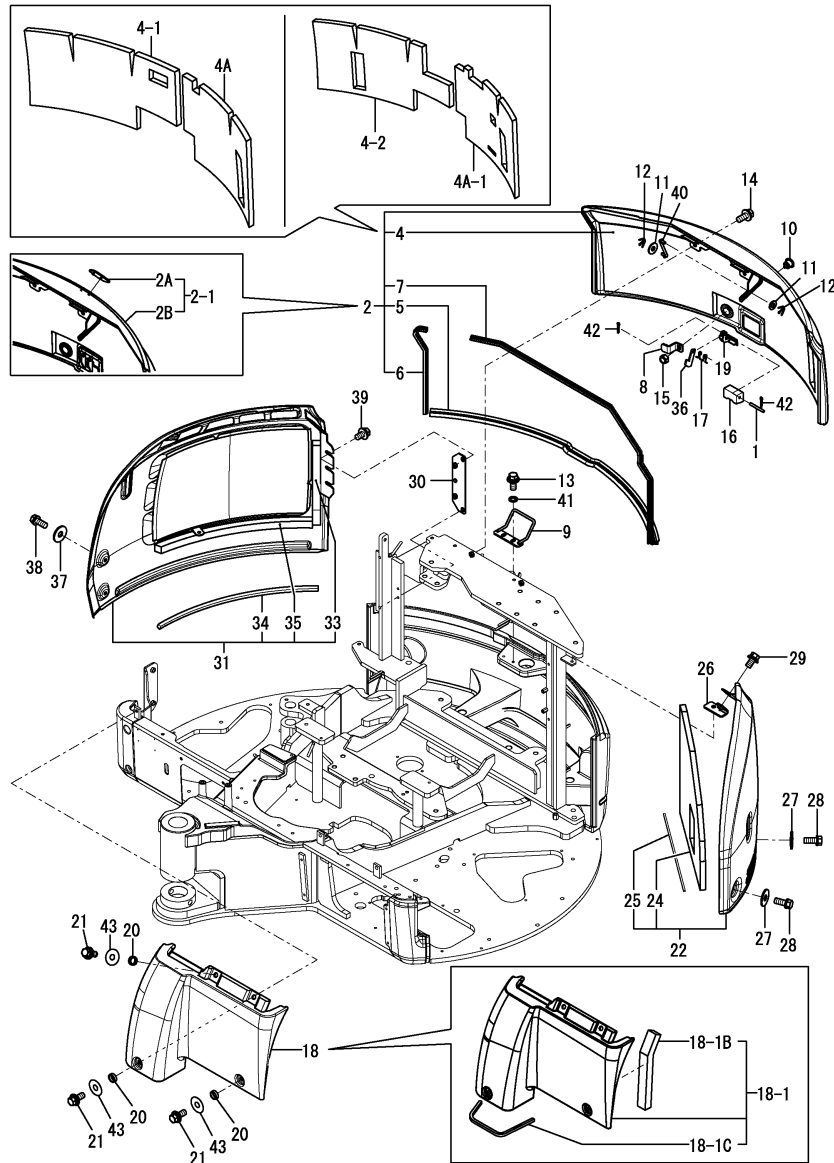
Remarks

- (1) Attach the No.7A, 7B, 7C & 7D label to this part.
- (2) Label is not illustrated.
- (3) Interchangeable by simultaneous replacement with No.4A.
- (4) Attach the No.25A label to this part.
- (5) Attach the No.35A label to this part.
- (6) Interchangeable by simultaneous replacement with No.4-2, 4A-1.

Fig.36. BONNET

(A)=VIO45-5B(US)
 (B)=VIO45-5B(AS)
 (C)=VIO45-5B(NZ)

(D)=VIO45-5B(SG)
 (E)=
 (F)=



No.	Lev.	Parts No.	Description	Q'ty						I	R
				(A)	(B)	(C)	(D)	(E)	(F)		
24	2	172A47-65650	SPONGE	1	1	1	1				
25	2	172460-19180	TRIM	1	1	1	1				
25A	1	172437-03361	LABEL, BATTERY	1	1	1	1				2
26	1	172A47-65670	STAY, BONNET	1	1	1	1				
27	1	22157-100000	WASHER, 10	2	2	2	2				
28	1	26013-100252	BOLT, M10X 25	2	2	2	2				
29	1	26014-100252	BOLT, M10X 25	2	2	2	2				
30	1	172A47-65010	BRACKET ASSY	1	1	1	1				
31	1	172A47-65800-2	BONNET ASSY	1	1	1	1				5
31-1	1	172A47-65800-Y	BONNET ASSY	1	1	1	1				S 5
		(A=M58501) (B=M54001) (C=M54001) (D=M54001)									
33	2	172A47-53320	SEAL, WEIGHT	1	1	1	1				
34	2	172480-62900	TRIM	1	1	1	1				
35	2	172A47-65960	SEAL, BONNET	1	1	1	1				
35A	1	114110-07761	LABEL, FUEL OIL CAUT	1	1	1	1				2
36	1	172124-65480	CATCHER	1	1	1	1				
37	1	172458-61261	WASHER	2	2	2	2				
38	1	26013-100252	BOLT, M10X 25	2	2	2	2				
39	1	26014-100202	BOLT, M10X 20	4	4	4	4				
40	1	172444-65190	ROD ASSY, STOPPER	1	1	1	1				
41	1	22157-100000	WASHER, 10	2	2	2	2				
42	1	22417-200200	PIN, COTTER 2.0X20	2	2	2	2				
43	1	22157-100000	WASHER, 10	3	3	3	3				W
		(A=M53001) (B=M53001) (C=M53001) (D=M53001)									

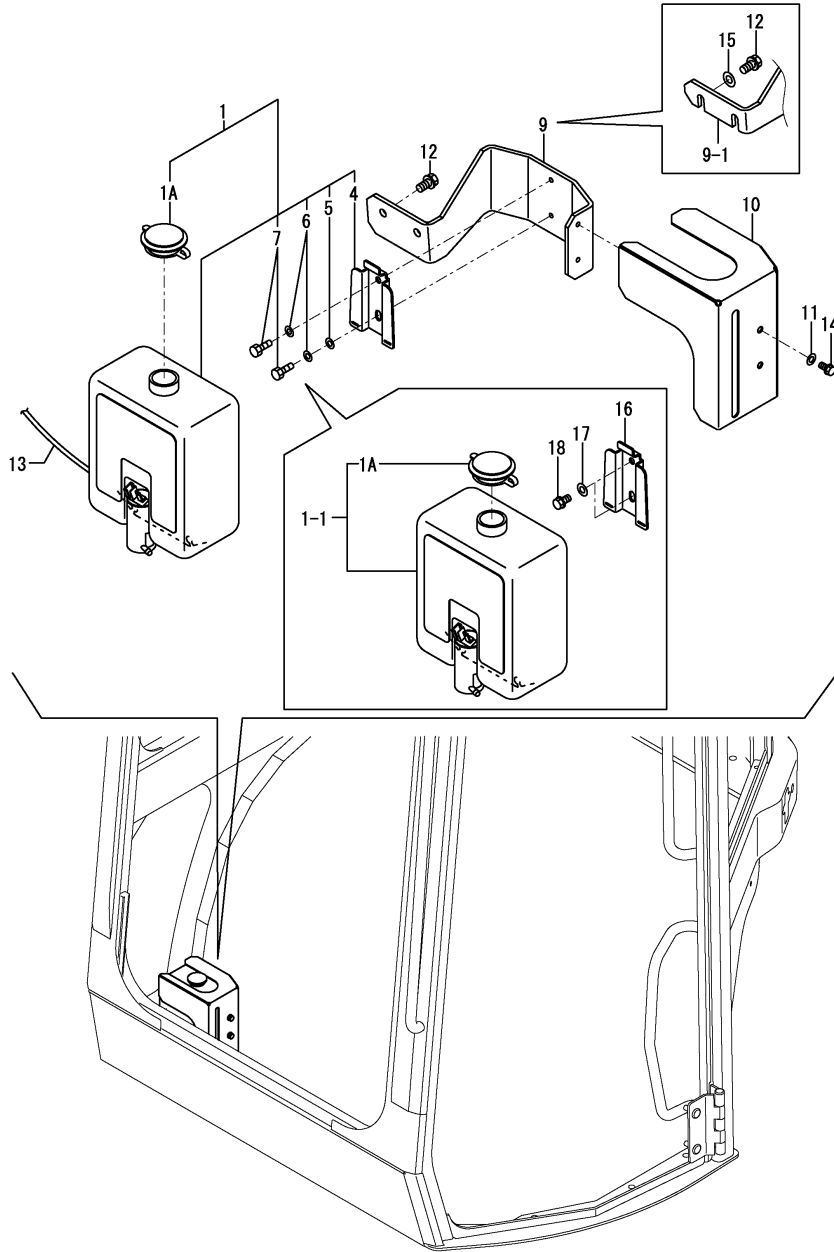
Remarks

- (1) Attach the No.7A, 7B, 7C & 7D label to this part.
- (2) Label is not illustrated.
- (3) Interchangeable by simultaneous replacement with No.4A.
- (4) Attach the No.25A label to this part.
- (5) Attach the No.35A label to this part.
- (6) Interchangeable by simultaneous replacement with No.4-2, 4A-1.

Fig.16. WINDOW WASHER

(A)=VIO45-5B(US)
 (B)=VIO45-5B(AS)
 (C)=VIO45-5B(NZ)

(D)=VIO45-5B(SG)
 (E)=
 (F)=



No.	Lev.	Parts No.	Description	Q'ty						I	R
				(A)	(B)	(C)	(D)	(E)	(F)		
1	1	172472-17610	TANK ASSY, WASHER	1	1	1	1				
1-1	1	172A47-18980	TANK ASSY, WASHER	1	1	1	1			F 1	
		(A=M53165) (B=M53165) (C=M53165) (D=M53165)									
1A	2	172A47-18990	CAP	1	1	1	1			W	
		(A=M53165) (B=M53165) (C=M53165) (D=M53165)									
4	3	172472-17650	BRACKET	1	1	1	1			Z	
		(A=MXXXXX) (B=MXXXXX) (C=MXXXXX) (D=MXXXXX)									
5	3	22137-060000	WASHER, 6	1	1	1	1			Z	
		(A=MXXXXX) (B=MXXXXX) (C=MXXXXX) (D=MXXXXX)									
6	3	22217-060000	WASHER, SPRING 6	2	2	2	2			Z	
		(A=MXXXXX) (B=MXXXXX) (C=MXXXXX) (D=MXXXXX)									
7	3	26116-060162	BOLT, M6X 16 PLATED	2	2	2	2			Z	
		(A=MXXXXX) (B=MXXXXX) (C=MXXXXX) (D=MXXXXX)									
9	1	172A47-18780	PLATE, WASHER	1	1	1	1				
9-1	1	172A47-18781	PLATE, WT	1	1	1	1			N	
		(A=M53193) (B=M53193) (C=M53193) (D=M53193)									
10	1	172A47-18810	COVER, WASHER	1	1	1	1				
11	1	22137-060000	WASHER, 6	4	4	4	4				
11-1	1	22137-060000	WASHER, 6	2	2	2	2			K	
		(A=MXXXXX) (B=MXXXXX) (C=MXXXXX) (D=MXXXXX)									
12	1	26013-080202	BOLT, M8X 20	2	2	2	2				
13	1	172472-16610	HARNES, WASHER	1	1	1	1				
14	1	26013-060102	BOLT, M6X 10	4	4	4	4				
14-1	1	26013-060102	BOLT, M6X 10	2	2	2	2			K	
		(A=MXXXXX) (B=MXXXXX) (C=MXXXXX) (D=MXXXXX)									
15	1	22137-080000	WASHER, 8	2	2	2	2			W	
		(A=M53193) (B=M53193) (C=M53193) (D=M53193)									
16	1	120147-44810	BRACKET	1	1	1	1			W	
		(A=MXXXXX) (B=MXXXXX) (C=MXXXXX) (D=MXXXXX)									
17	1	22137-060000	WASHER, 6	2	2	2	2			W	
		(A=MXXXXX) (B=MXXXXX) (C=MXXXXX) (D=MXXXXX)									
18	1	26013-060102	BOLT, M6X 10	2	2	2	2			W	
		(A=MXXXXX) (B=MXXXXX) (C=MXXXXX) (D=MXXXXX)									

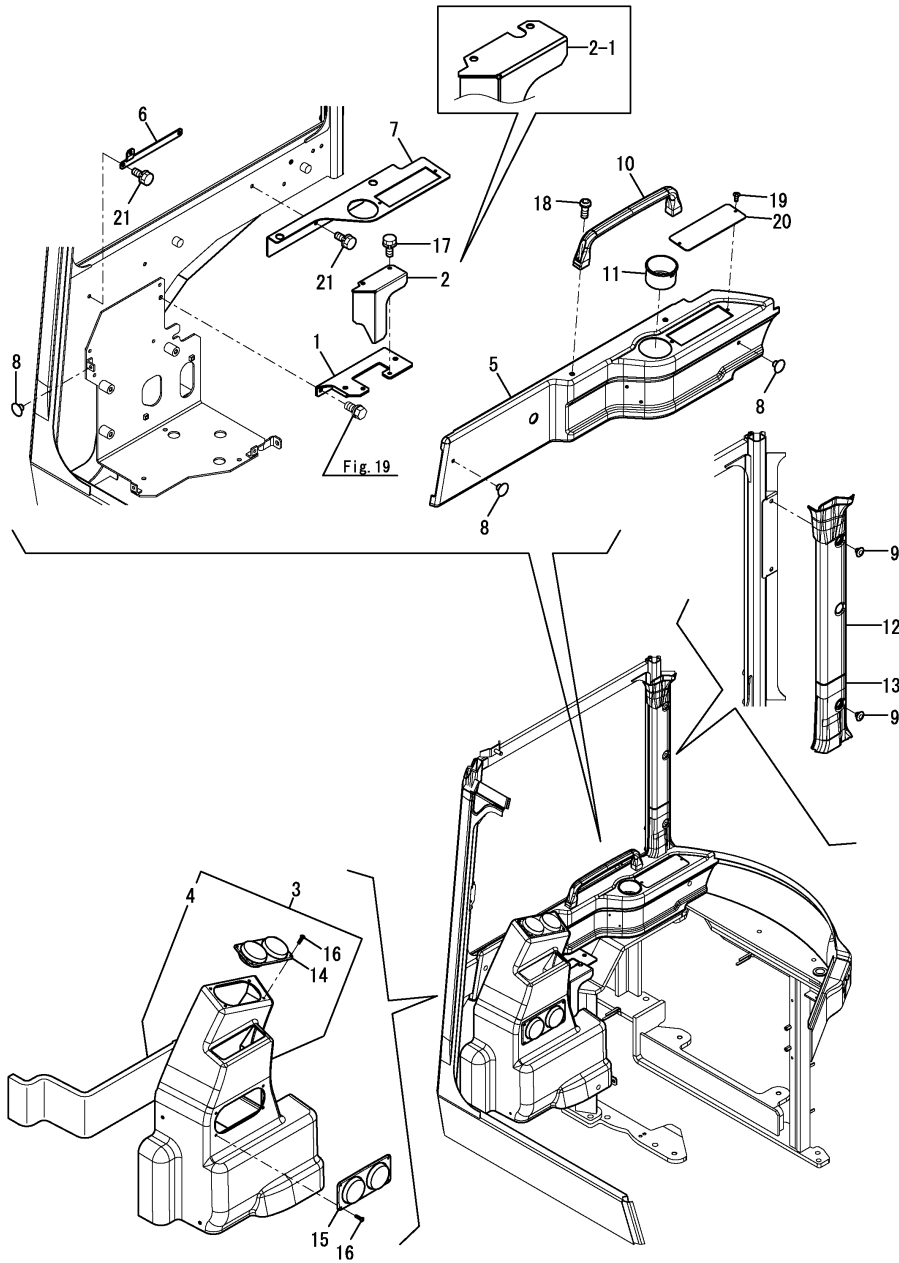
Remarks

(1)Interchangeable by simultaneous replacement with No.16, 17 & 18.

Fig.32. COVER(CABIN)(1)(TO M53273)

(A)=VIO45-5B(US)
 (B)=VIO45-5B(AS)
 (C)=VIO45-5B(NZ)

(D)=VIO45-5B(SG)
 (E)=
 (F)=



No.	Lev.	Parts No.	Description	Q'ty						I	R
				(A)	(B)	(C)	(D)	(E)	(F)		
1	1	172A47-18270-1	BRACKET ASSY	1	1	1	1				
2	1	172A47-18280	COVER	1	1	1	1				
2-1	1	172A47-18281	COVER	1	1	1	1				S
3	1	172A47-61490	COVER ASSY, CABIN	1	1	1	1				1
4	2	172A47-61530	SPONGE	1	1	1	1				
4B	1	172437-03343	LABEL, TRANSPORT	1	1	1	1				2
5	1	172A47-61511	COVER, CABIN	1	1	1	1				
6	1	172A47-63190	STAY ASSY	1	1	1	1				
7	1	172A47-63220-1	STAY ASSY, TUBE	1	1	1	1				
8	1	1A6260-64200	CLIP	5	5	5	5				
9	1	172458-64600	CLIP, TREE	3	3	3	3				
10	1	172176-67181	GRIP	1	1	1	1				
11	1	172176-67880	HOLDER	1	1	1	1				
12	1	172458-68990	COVER, PILLAR	1	1	1	1				
12-1	1	172458-68991	COVER, PILLAR	1	1	1	1				N
13	1	172458-69000	COVER, PILLAR	1	1	1	1				
14	1	1E8545-80940	GRILLE, DUCT	1	1	1	1				
15	1	197821-88070	GRILLE	1	1	1	1				
16	1	22869-400160	SCREW, 4X16	8	8	8	8				
17	1	26013-080162	BOLT, M8X 16	2	2	2	2				
18	1	26557-080202	SCREW, M8X20	2	2	2	2				
19	1	26033-040202	SCREW, M4X20	2	2	2	2				
20	1	172A47-18930	COVER, RADIO	1	1	1	1				
21	1	26013-080202	BOLT, M8X 20	4	4	4	4				

Remarks

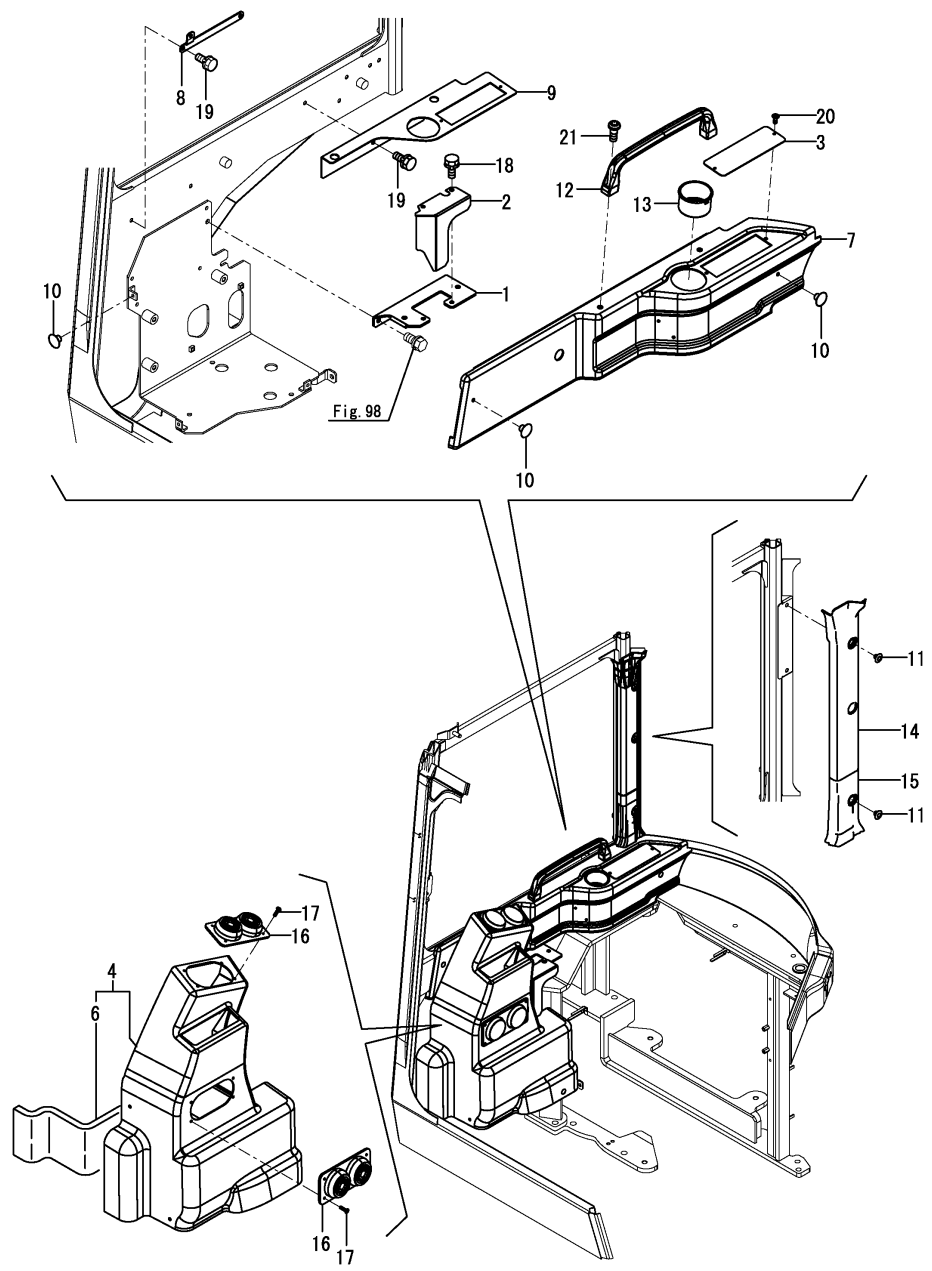
- (1) Attach the No.4B label to this part.
- (2) Label is not illustrated.

Fig.99. (32A)COVER(CABIN)(1)(FROM M53274)

(A)=VIO45-5B(US)
 (B)=VIO45-5B(AS)
 (C)=VIO45-5B(NZ)

(D)=VIO45-5B(SG)
 (E)=
 (F)=

No.	Lev.	Parts No.	Description	Q'ty						I	R
				(A)	(B)	(C)	(D)	(E)	(F)		
1	1	172A47-18270-1	BRACKET ASSY	1	1	1	1				
2	1	172A47-18281	COVER	1	1	1	1				
3	1	172A47-18930-1	COVER, RADIO	1	1	1	1				
4	1	172A47-61491	COVER ASSY,CAB F	1	1	1	1				1
6	2	172A47-61530	SPONGE	1	1	1	1				
6A	1	172437-03343	LABEL, TRANSPORT	1	1	1	1				2
7	1	172A47-61511	COVER, CABIN	1	1	1	1				
8	1	172A47-63190	STAY ASSY	1	1	1	1				
9	1	172A47-63220-1	STAY ASSY, TUBE	1	1	1	1				
10	1	1A6260-64200	CLIP	5	5	5	5				
11	1	172458-64600	CLIP, TREE	3	3	3	3				
12	1	172176-67181	GRIP	1	1	1	1				
13	1	172176-67880	HOLDER	1	1	1	1				
14	1	172458-68991	COVER, PILLAR	1	1	1	1				
15	1	172458-69000	COVER, PILLAR	1	1	1	1				
16	1	1E8545-80090	GRILLE	2	2	2	2				
17	1	22857-500160	SCREW, 5X16	8	8	8	8				
18	1	26013-080162	BOLT, M8X 16	2	2	2	2				
19	1	26013-080202	BOLT, M8X 20	4	4	4	4				
20	1	26033-040202	SCREW, M4X20	2	2	2	2				
21	1	26557-080202	SCREW, M8X20	2	2	2	2				

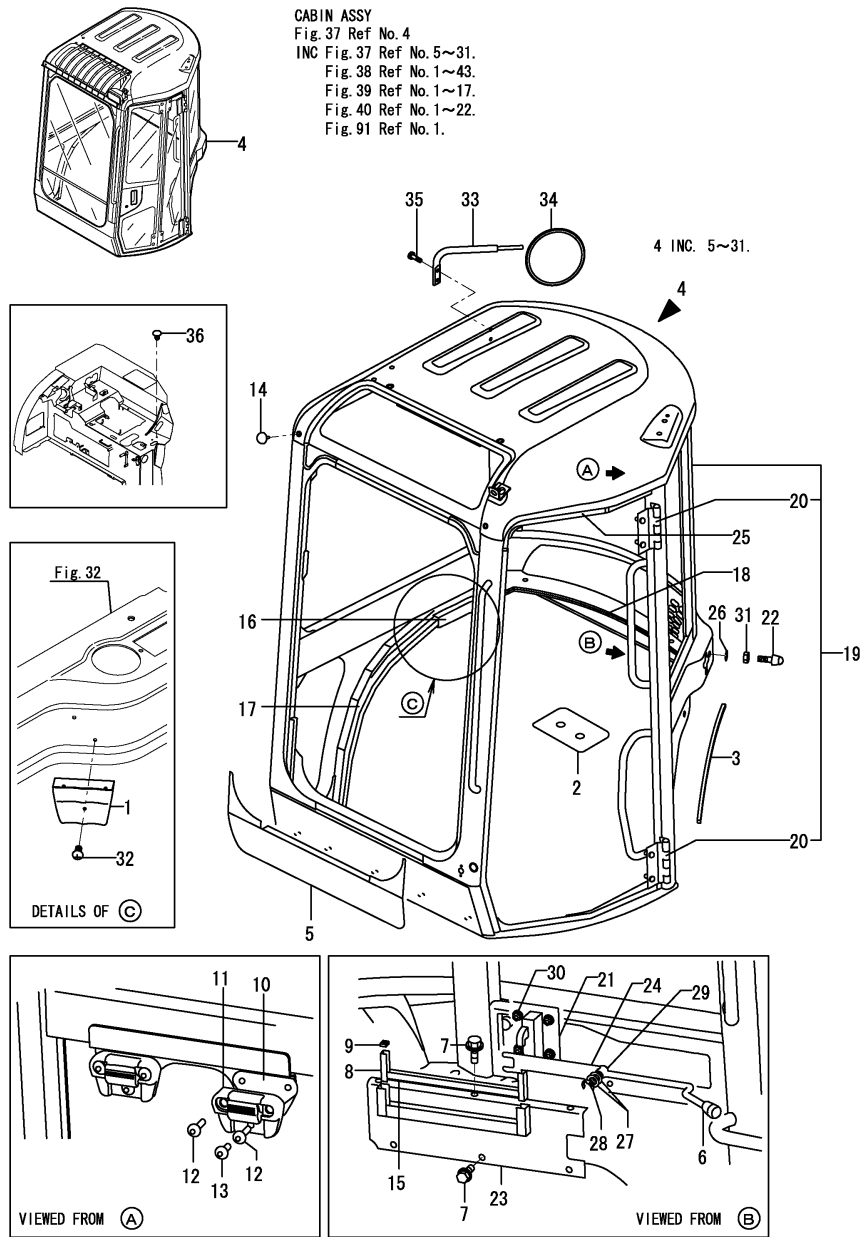


Remarks
 (1)Attach the No.6A label to this part.
 (2)Label is not illustrated.

Fig.37. CABIN(BODY)

(A)=VIO45-5B(US)
(B)=VIO45-5B(AS)
(C)=VIO45-5B(NZ)

(D)=VIO45-5B(SG)
(E)=
(F)=



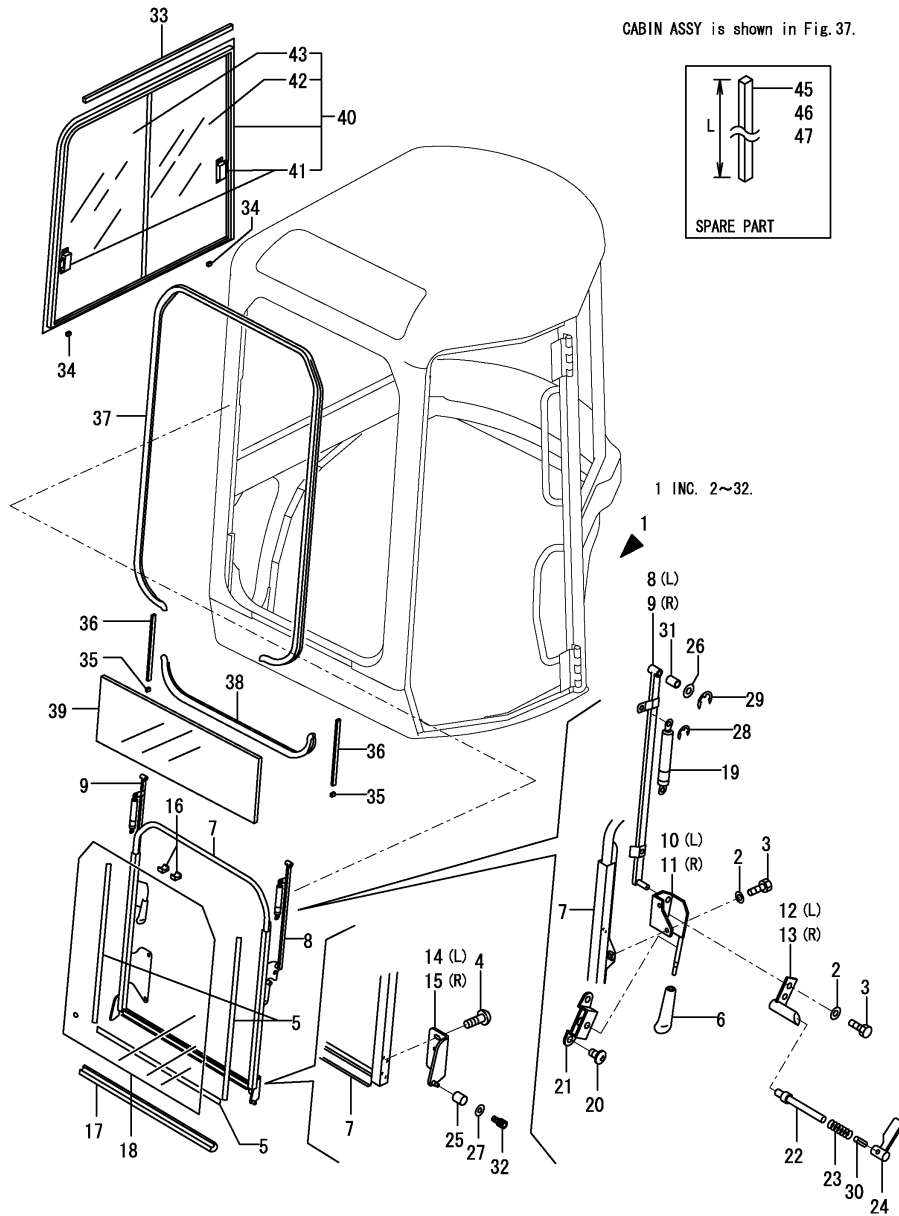
No.	Lev.	Parts No.	Description	Q'ty						I	R
				(A)	(B)	(C)	(D)	(E)	(F)		
1	1	172312-17250	ASHTRAY	1	1	1	1				
2	1	172458-63580	SPACER	1	1	1	1				
3	1	172164-65710	RUBBER, SEAL	1	1	1	1				
4	1	172A47-67801	CABIN ASSY	1	1	1	1				
5	2	172458-03310	LABEL, CABIN FRONT	1	1	1	1				
6	2	1E5100-51430	KNOB, CLUTCH	1	1	1	1				
7	2	172519-63240	BOLT	6	6	6	6				
8	2	172455-67310	RUN, GLASS	2	2	2	2				
9	2	172455-67320	CAP, CHANNEL	2	2	2	2				
10	2	172455-67330	PLATE ASSY, GLASS	2	2	2	2				
11	2	172455-67340	HOLDER, GLASS	2	2	2	2				
12	2	172455-67350	SCREW	4	4	4	4				
13	2	172455-67360	SCREW	2	2	2	2				
14	2	172455-67440	CLIP, TREE	4	4	4	4				
15	2	172458-67840	RUN, GLASS	1	1	1	1				
16	2	172458-67960	SEAL	1	1	1	1				
17	2	172458-67970	SEAL	1	1	1	1				
18	2	172458-67981	SEAL	1	1	1	1				
19	2	172A47-68001	FRAME ASSY, CABIN	1	1	1	1				1
20	3	172458-68070	HINGE ASSY, DOOR	2	2	2	2				
21	2	172162-69050	LOCK ASSY	1	1	1	1				
22	2	172165-69190	RUBBER, STOPPER	1	1	1	1				
23	2	172458-69790	COVER ASSY	1	1	1	1				
24	2	172458-69830	LEVER, RESET	1	1	1	1				
25	2	172458-69930	SEAL, DOOR	1	1	1	1				
26	2	22117-100000	WASHER, 10	1	1	1	1				
27	2	22117-120000	WASHER, 12	2	2	2	2				
28	2	22272-000100	RING, E-10	1	1	1	1				
29	2	24550-012200	BUSH, 12X20	1	1	1	1				
30	2	26366-080002	NUT, M8	4	4	4	4				
31	2	26716-100002	NUT, M10	1	1	1	1				
32	1	22867-400100	SCREW, 4X10	3	3	3	3				
33	1	172A25-68301-1	BRACKET, MIRROR	1	1	1	1				
34	1	172A25-68500	MIRROR, REARVIEW	1	1	1	1				
35	1	26013-100162	BOLT, M10X 16	2	2	2	2				
35-1	1	26013-100252	BOLT, M10X 25	2	2	2	2				N
36	1	172444-68650	CLIP, TREE	2	2	2	2				W
37A	1	172437-03441	LABEL, ROPS	1	1	1	1				2
37B	1	172437-03451	LABEL, SEAT BELT	1	1	1	1				2

Remarks
* The constitution of the figure was changed.
(1) Attach the No.37A & 37B label to this part.
(2) Label is not illustrated.

Fig.38. CABIN(GLASS)

(A)=VIO45-5B(US)
(B)=VIO45-5B(AS)
(C)=VIO45-5B(NZ)

(D)=VIO45-5B(SG)
(E)=
(F)=



No.	Lev.	Parts No.	Description	Q'ty						I	R
				(A)	(B)	(C)	(D)	(E)	(F)		
1	2	172459-67810	SASH ASSY	1	1	1	1				
2	3	172458-63670	WASHER	8	8	8	8				
3	3	172458-63680	BOLT	8	8	8	8				
4	3	172458-63730	SCREW	4	4	4	4				
5	3	172458-63790	SEAL, DAM	3	3	3	3				
6	3	172445-66750	GRIP	2	2	2	2				
6-1	3	172455-66750	KNOB	2	2	2	2				R
7	3	172458-67340	FRAME	1	1	1	1				
8	3	172458-67440	LINK	1	1	1	1				
9	3	172458-67510	LINK	1	1	1	1				
10	3	172458-67520	HANDLE	1	1	1	1				
11	3	172458-67550	HANDLE	1	1	1	1				
12	3	172458-67570	LATCH ASSY	1	1	1	1				
13	3	172458-67610	LATCH ASSY	1	1	1	1				
14	3	172458-67670	SHAFT ASSY, ROLLER	1	1	1	1				
15	3	172458-67680	SHAFT ASSY, ROLLER	1	1	1	1				
16	3	172458-67850	RUBBER, STOPPER	2	2	2	2				
17	3	172458-67870	RUBBER, SEAL	1	1	1	1				
18	3	172458-67900	GLASS	1	1	1	1				
19	3	172458-67920	SPRING, GAS	2	2	2	2				
20	3	172463-69150	SCREW	4	4	4	4				
21	3	172463-69160	HOLDER ASSY	2	2	2	2				
22	3	172463-69190	PIN, LATCH	2	2	2	2				
23	3	172463-69200	SPRING	2	2	2	2				
24	3	172463-69210	LEVER ASSY	2	2	2	2				
25	3	172445-69740	ROLLER	2	2	2	2				
26	3	22117-120000	WASHER, 12	4	4	4	4				
27	3	22137-060000	WASHER, 6	2	2	2	2				
28	3	22272-000060	RING, E- 6	4	4	4	4				
29	3	22272-000080	RING, E- 8	4	4	4	4				
30	3	22351-030012	PIN, SPRING 3.0X12	2	2	2	2				
31	3	24550-012200	BUSH, 12X20	4	4	4	4				
32	3	26450-060102	BOLT, M6X 10	2	2	2	2				
33	2	172458-63760	SEAL, SPONGE	1	1	1	1				
34	2	172455-67610	SPACER	2	2	2	2				
35	2	172455-67710	RUBBER, STOPPER	2	2	2	2				
36	2	172458-67830	RUN, GLASS	2	2	2	2				
37	2	172458-67860	RUBBER, SEAL	1	1	1	1				
38	2	172458-67880	RUBBER, SEAL	1	1	1	1				
39	2	172458-67910	GLASS	1	1	1	1				
40	2	172458-69250	SASH ASSY	1	1	1	1				
41	3	172455-67770	LOCK ASSY, SASH	2	2	2	2				
42	3	172458-69260	GLASS, SASH	1	1	1	1				2
43	3	172458-69270	GLASS, SASH	1	1	1	1				
45	1	172478-68600	SEAL, DAM	1	1	1	1				1
46	1	172478-68610	SEAL, DAM	1	1	1	1				1
47	1	172478-68620	SEAL, DAM	1	1	1	1				1
48A	1	172472-03241	LABEL, PIN US	1	1	1	1				3
48B	1	172437-03312	LABEL, SLOPE	1	1	1	1				3
48C	1	172437-03372	LABEL, NEUTRAL	1	1	1	1				3

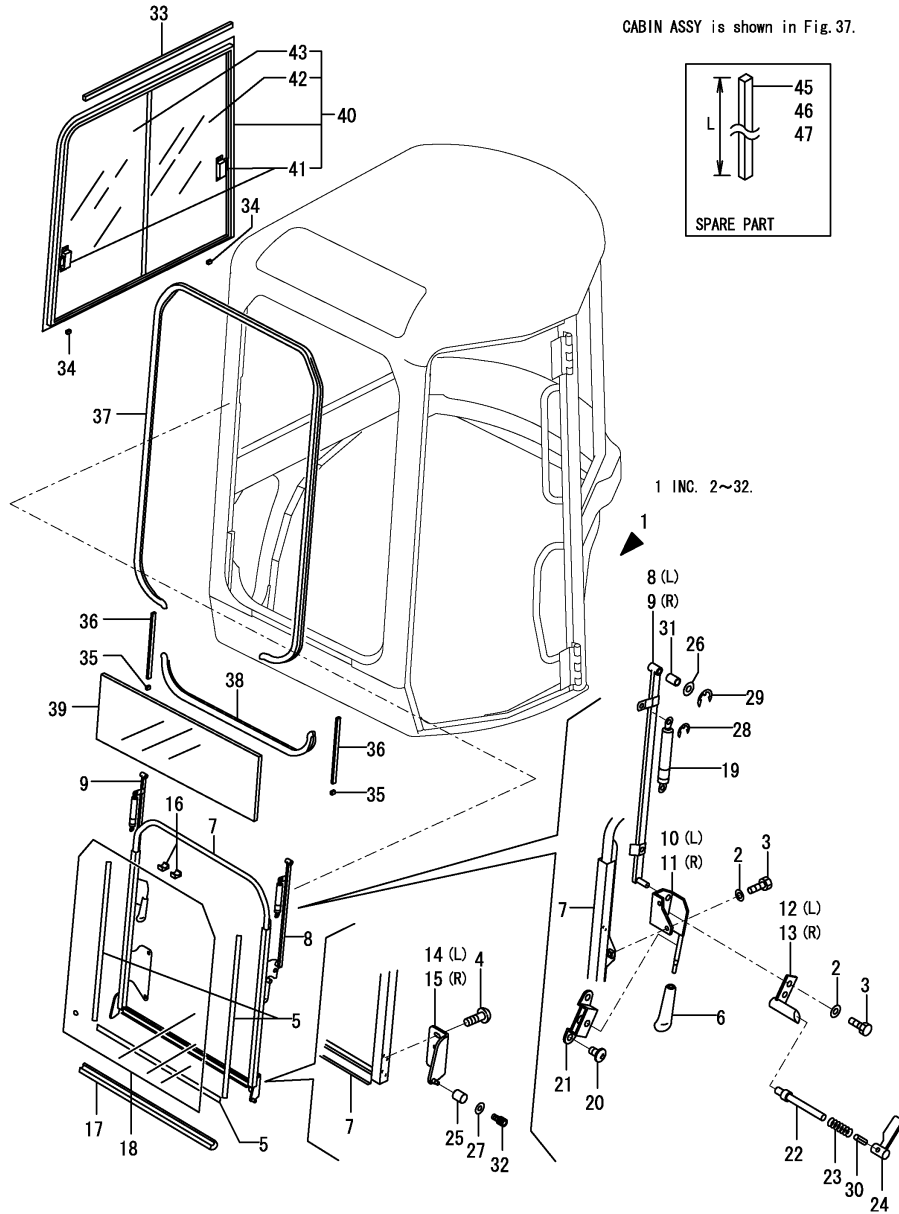
Remarks

- * The constitution of the figure was changed.
- (1) Spare parts. L=No.45 : 1000mm, No.46 : 2000mm.
- (2) Attach the No.48A, 48B, 48C, 48D, 48E & 48F label to this part.
- (3) Label is not illustrated.

Fig.38. CABIN(GLASS)

(A)=VIO45-5B(US)
 (B)=VIO45-5B(AS)
 (C)=VIO45-5B(NZ)

(D)=VIO45-5B(SG)
 (E)=
 (F)=



CABIN ASSY is shown in Fig.37.

No.	Lev.	Parts No.	Description	Q'ty						I	R
				(A)	(B)	(C)	(D)	(E)	(F)		
48D	1	172437-03551	LABEL, WINDOW US	1	1	1	1				3
48E	1	172437-03601	LABEL, 2-WAY US	1	1	1					3
48F	1	172A47-03410	LABEL,4 WAY US				1				3

Remarks

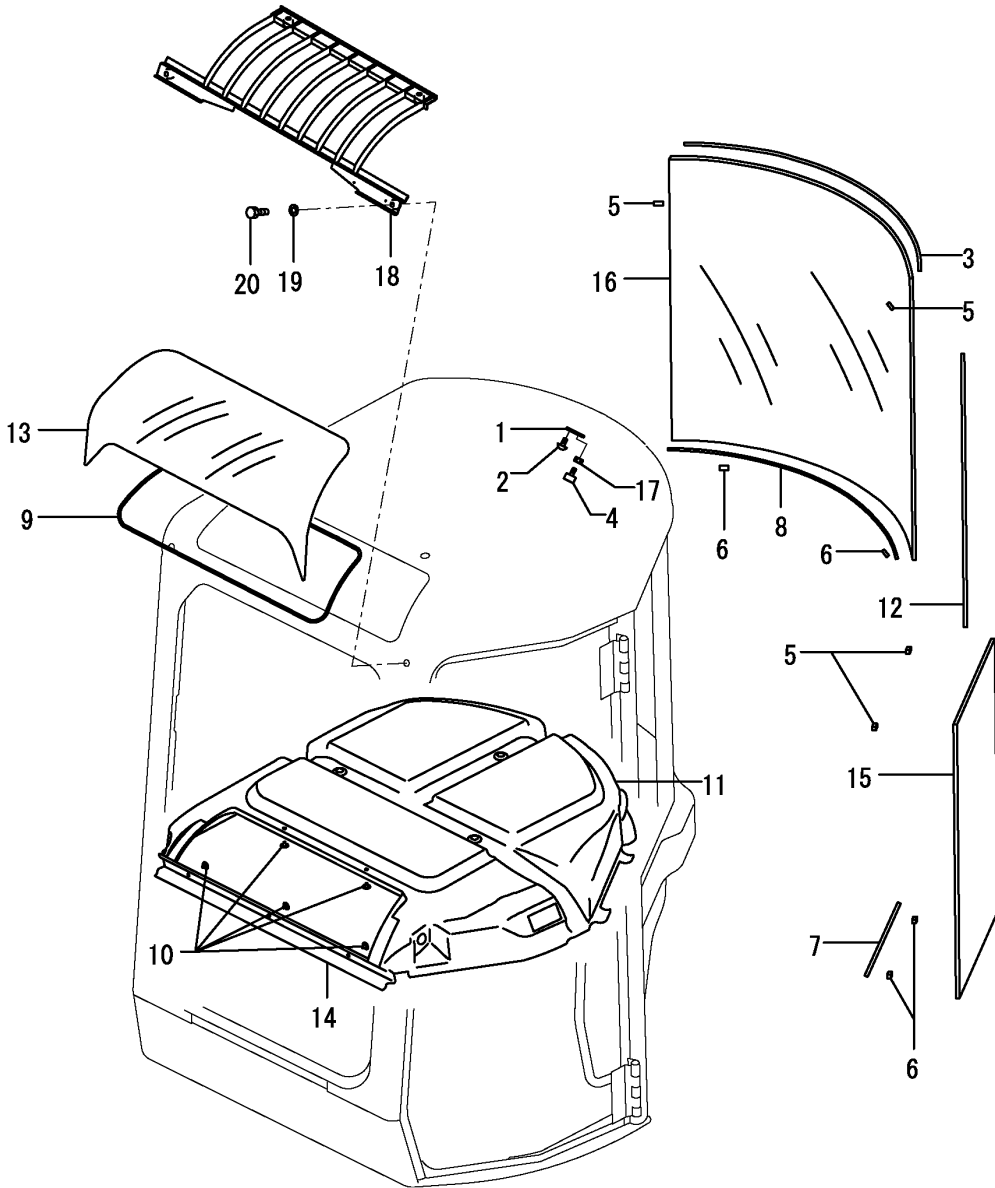
- * The constitution of the figure was changed.
- (1) Spare parts. L=No.45 : 1000mm, No.46 : 2000mm.
- (2) Attach the No.48A, 48B, 48C, 48D, 48E & 48F label to this part.
- (3) Label is not illustrated.

Fig.39. CABIN(ACCESSORY)

(A)=VIO45-5B(US)
 (B)=VIO45-5B(AS)
 (C)=VIO45-5B(NZ)

(D)=VIO45-5B(SG)
 (E)=
 (F)=

CABIN ASSY is shown in Fig. 37.



No.	Lev.	Parts No.	Description	Q'ty						I	R
				(A)	(B)	(C)	(D)	(E)	(F)		
1	2	172458-63700	PLATE ASSY	1	1	1	1				
2	2	172458-63730	SCREW	1	1	1	1				
3	2	172458-63770	TRIM	1	1	1	1				
4	2	172458-63800	RUBBER, STOPPER	1	1	1	1				
5	2	172458-63950	SPACER	4	4	4	4				
6	2	172458-63960	SPACER	4	4	4	4				
7	2	172458-63970	SEAL, DAM	1	1	1	1				
8	2	172458-63980	SEAL, DAM	1	1	1	1				
9	2	172458-63990	SEAL, DAM	1	1	1	1				
10	2	172455-67550	CLIP	15	15	15	15				
11	2	172458-68851	ROOF, INNER	1	1	1	1				
12	2	172458-69090	TRIM	1	1	1	1				
13	2	172458-69210	SUNROOF	1	1	1	1				
14	2	172458-69220	LINING	1	1	1	1				
15	2	172458-69230	GLASS	1	1	1	1				
16	2	172458-69240	GLASS	1	1	1	1				1
17	2	26716-100002	NUT, M10	1	1	1	1				
18	1	172472-66611-2	GUARD, FOPS	1	1	1	1				
19	1	22137-100000	WASHER, 10	4	4	4	4				
20	1	26076-100352	BOLT, 10.910X 35	4	4	4	4				
21A	1	172A47-03362	LABEL, LIFT Q US	1	1	1	1				2
21A-1	1	172A47-03363	LABEL, LIFT Q US	1	1	1	1				N 2
		(A=M53163)	(B=M53079)	(C=M53079)	(D=M53079)						

Remarks

* The constitution of the figure was changed.

(1) Attach the No.21A label to this part.

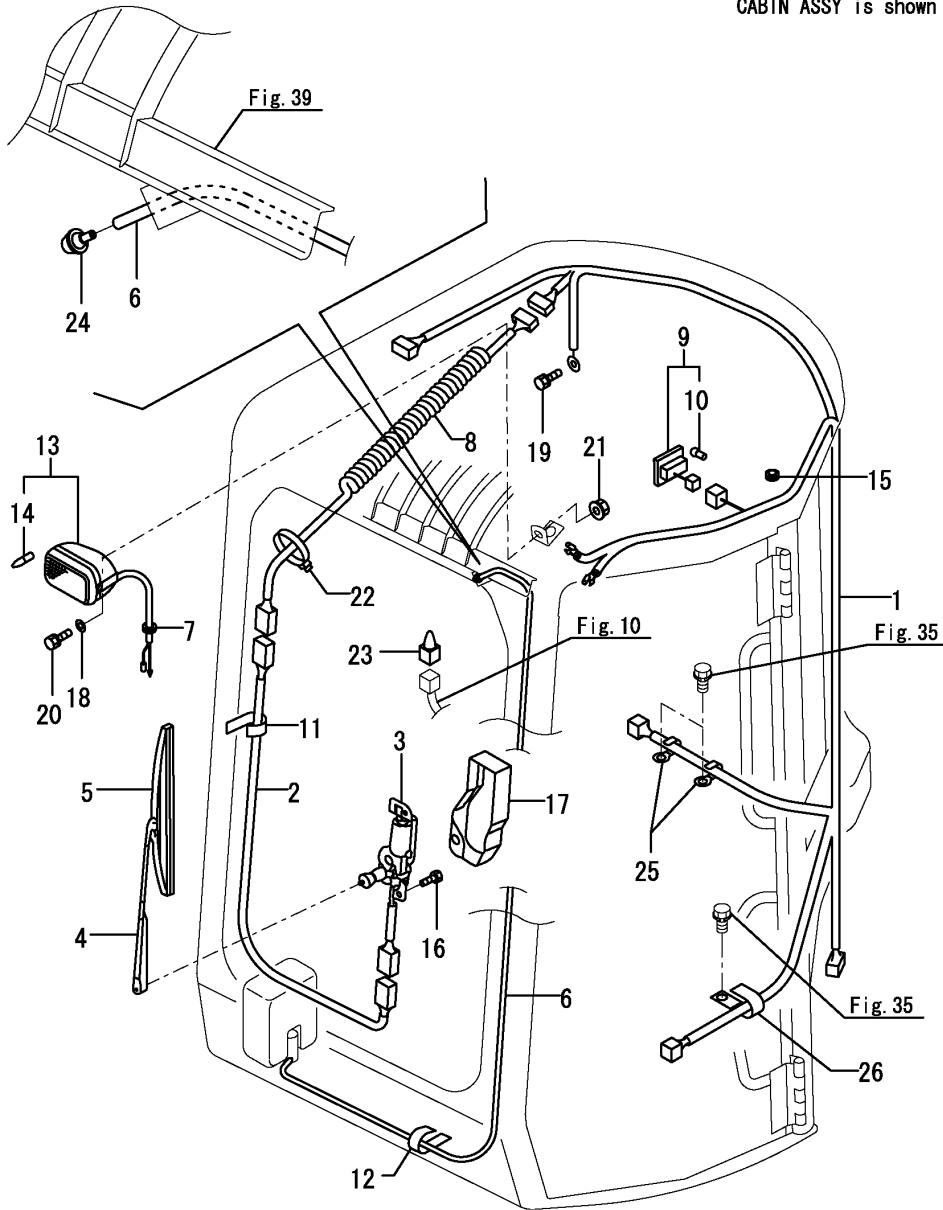
(2) Label is not illustrated.

Fig.40. CABIN(ELECTRIC PARTS)

(A)=VIO45-5B(US)
 (B)=VIO45-5B(AS)
 (C)=VIO45-5B(NZ)

(D)=VIO45-5B(SG)
 (E)=
 (F)=

CABIN ASSY is shown in Fig. 37.



No.	Lev.	Parts No.	Description	Q'ty						I	R
				(A)	(B)	(C)	(D)	(E)	(F)		
1	2	172458-16612	HARNES, WIRE	1	1	1	1				
2	2	172458-16620	HARNES, WIRE	1	1	1	1				
3	2	172458-17210	MOTOR, WIPER	1	1	1	1				
4	2	172458-17220	ARM, WIPER	1	1	1	1				
5	2	172458-17230	BLADE, WIPER	1	1	1	1				
6	2	172472-17620	HOSE, WASHER	1	1	1	1				
7	2	172455-67870	GROMMET	2	2	2	2				
8	2	172455-67880	CORD	1	1	1	1				
9	2	172455-67900	LAMP, ROOM	1	1	1	1				
10	3	172455-67930	BULB	1	1	1	1				
11	2	172455-67910	CLAMP, HARNES	3	3	3	3				
12	2	172455-67910	CLAMP, HARNES	3	3	3	3				
13	2	172455-67971	LAMP, CABIN	1	1	1	1				
14	3	172458-17420	BULB	1	1	1	1				
15	2	172458-69320	GROMMET	1	1	1	1				
16	2	172455-69410	BOLT	2	2	2	2				
17	2	172455-69490	COVER, WIPER	1	1	1	1				
18	2	22137-080000	WASHER, 8	1	1	1	1				
19	2	26013-080162	BOLT, M8X 16	1	1	1	1				
20	2	26116-080202	BOLT, M8X 20 PLATED	1	1	1	1				
21	2	26366-080002	NUT, M8	1	1	1	1				
22	2	933168-55770	BAND	1	1	1	1				
23	1	172190-16500	HARNES, WIRE	1	1	1	1				
24	1	198094-86060	NOZZLE, WASHER	1	1	1	1				
25	1	172126-16540	CLAMP	2	2	2	2				
26	1	1A1380-59480	CLAMP, CORD	2	2	2	2				

Remarks

* The constitution of the figure was changed.

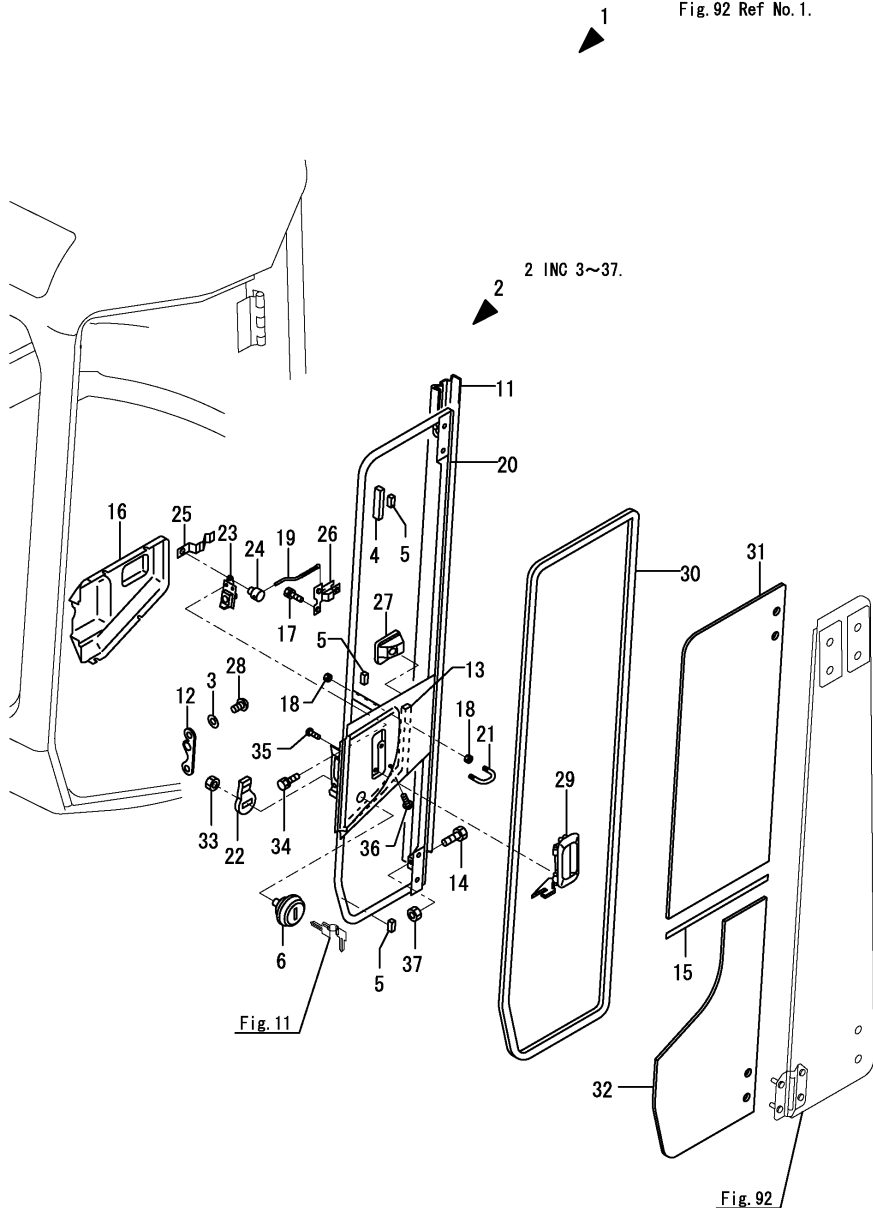
Fig.91. (40A)CABIN DOOR(FRONT)

(A)=VIO45-5B(US)
 (B)=VIO45-5B(AS)
 (C)=VIO45-5B(NZ)

(D)=VIO45-5B(SG)
 (E)=
 (F)=

CABIN ASSY is shown in Fig. 37.

CABIN DOOR ASSY
 Fig. 91 Ref No. 1
 INC Fig. 91 Ref No. 2.
 Fig. 92 Ref No. 1.



No.	Lev.	Parts No.	Description	Q'ty						I	R
				(A)	(B)	(C)	(D)	(E)	(F)		
1	2	172459-67821	DOOR ASSY	1	1	1	1				
2	3	172459-67831	DOOR ASSY	1	1	1	1				
3	4	172458-63670	WASHER	2	2	2	2				
4	4	172458-63930	STOPPER	1	1	1	1				
5	4	172458-63950	SPACER	3	3	3	3				
6	4	172164-66170	KEY ASSY, CYLINDER	1	1	1	1				
11	4	172458-66720	COVER, DOOR	1	1	1	1				
12	4	172458-67020	STRIKER ASSY	1	1	1	1				
13	4	172458-67650	SEAL, DAM	1	1	1	1				
14	4	26116-100304	BOLT, M10X 30 PLATED	1	1	1	1				
15	4	172458-69100	TRIM	1	1	1	1				
16	4	172455-69170	COVER, LATCH	1	1	1	1				
17	4	172455-69300	BOLT	3	3	3	3				
18	4	172445-69320	NUT	4	4	4	4				
19	4	172445-69400	ROD, HANDLE	1	1	1	1				
20	4	172458-69400	FRAME ASSY, DOOR	1	1	1	1				
21	4	172445-69420	HOOK, DOOR	1	1	1	1				
22	4	172162-69470	PLATE, LOCK	1	1	1	1				
23	4	172162-69480	LOCK ASSY	1	1	1	1				
24	4	172162-69490	PIN	1	1	1	1				
25	4	172162-69500	SPRING	1	1	1	1				
26	4	172162-69510	HANDLE ASSY	1	1	1	1				
27	4	172162-69520	COVER	1	1	1	1				
28	4	172455-69520	BOLT	2	2	2	2				
29	4	172162-69542	HANDLE, OUTER	1	1	1	1				
30	4	172458-69580	TRIM ASSY	1	1	1	1				
31	4	172458-69900	GLASS, DOOR	1	1	1	1				
32	4	172458-69910	GLASS, DOOR	1	1	1	1				
33	4	26716-100002	NUT, M10	1	1	1	1				
34	4	26013-060162	BOLT, M6X 16	3	3	3	3				
35	4	26023-060122	SCREW, M6X12	2	2	2	2				
36	4	26023-060162	SCREW, M6X16	4	4	4	4				
36-1	4	172458-69170	SCREW, SETTING	4	4	4	4				N
		(A=M53266)	(B=M53266)	(C=M53266)	(D=M53266)						
37	4	26716-100002	NUT, M10	1	1	1	1				

Remarks
 * The constitution of the figure was changed.

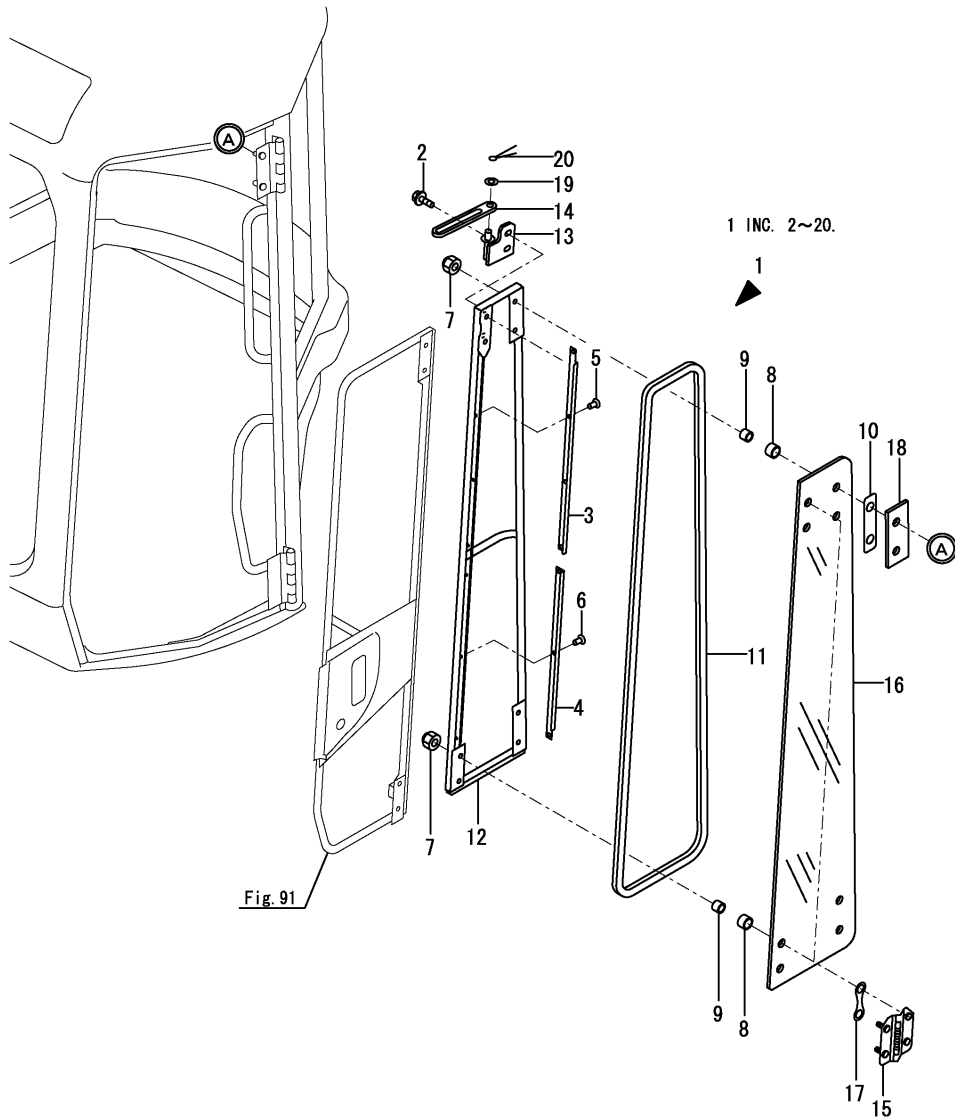
Fig.92. (40B)CABIN DOOR(REAR)

(A)=VIO45-5B(US)
 (B)=VIO45-5B(AS)
 (C)=VIO45-5B(NZ)

(D)=VIO45-5B(SG)
 (E)=
 (F)=

CABIN ASSY is shown in Fig.37.

CABIN DOOR ASSY is shown in Fig.91.



No.	Lev.	Parts No.	Description	Q'ty						I	R
				(A)	(B)	(C)	(D)	(E)	(F)		
1	3	172459-67841	DOOR ASSY	1	1	1	1				
2	4	172519-63240	BOLT	2	2	2	2				
3	4	172458-66780	PLATE, DOOR	1	1	1	1				
4	4	172458-66790	PLATE, DOOR	1	1	1	1				
5	4	172458-66800	SCREW	4	4	4	4				
6	4	172458-66800	SCREW	3	3	3	3				
7	4	172455-69140	NUT, CAP	12	12	12	12				
8	4	172455-69200	TUBE	12	12	12	12				
9	4	172455-69250	PIPE	12	12	12	12				
10	4	172455-69290	PACKING	4	4	4	4				
11	4	172458-69590	TRIM ASSY	1	1	1	1				
12	4	172458-69601	FRAME ASSY, DOOR	1	1	1	1				
13	4	172458-69730	PLATE ASSY	1	1	1	1				
14	4	172458-69760	GUIDE, STOPPER	1	1	1	1				
15	4	172458-69770	HINGE	2	2	2	2				
16	4	172458-69920	GLASS, DOOR	1	1	1	1				
17	4	172458-69960	GASKET	8	8	8	8				
18	4	172458-69990	COVER	2	2	2	2				
19	4	22137-080000	WASHER, 8	2	2	2	2				
20	4	22417-200160	PIN, COTTER 2.0X16	2	2	2	2				

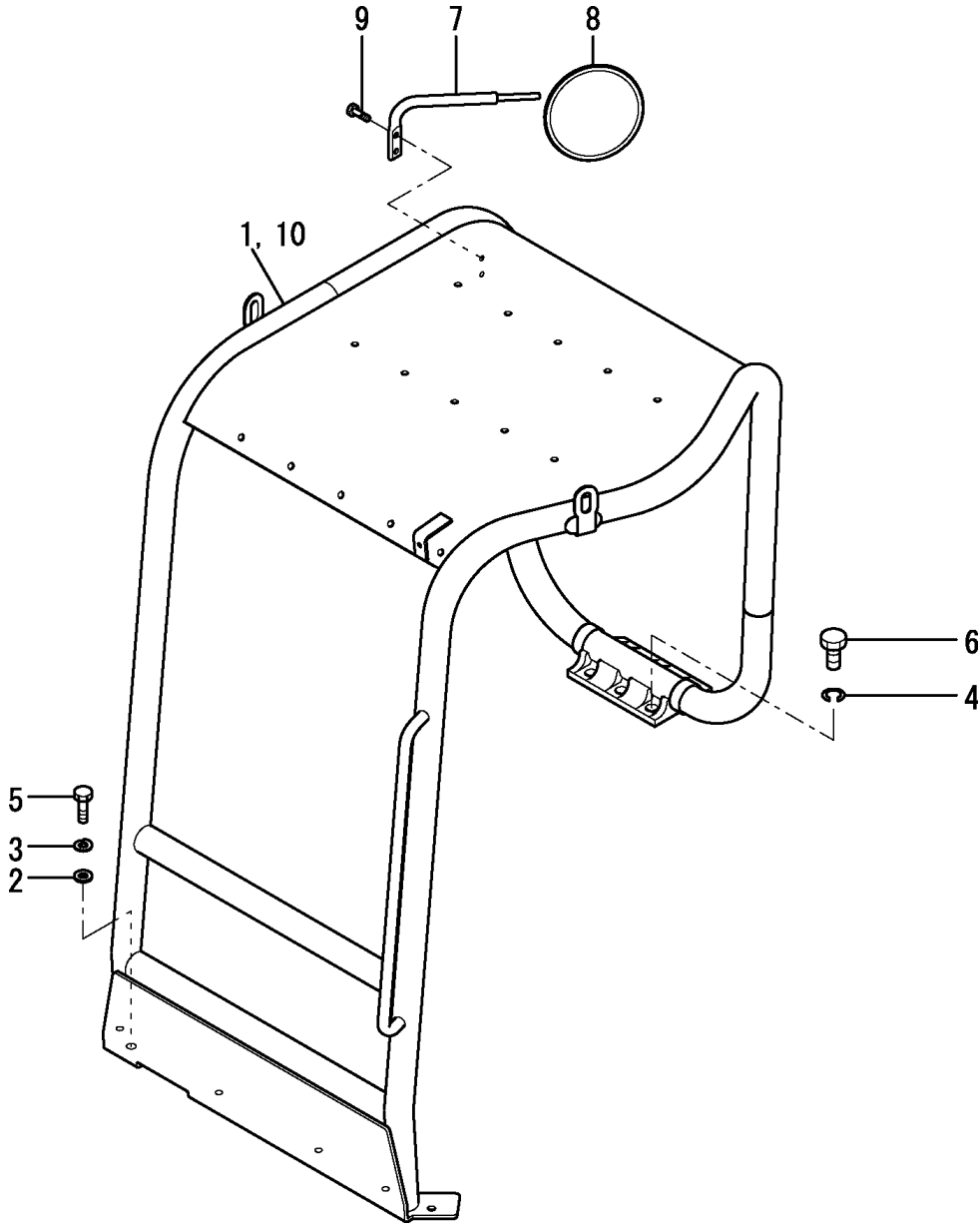
Remarks

* The constitution of the figure was changed.

Fig.41. CANOPY

(A)=VIO45-5B(US)
 (B)=VIO45-5B(AS)
 (C)=VIO45-5B(NZ)

(D)=VIO45-5B(SG)
 (E)=
 (F)=

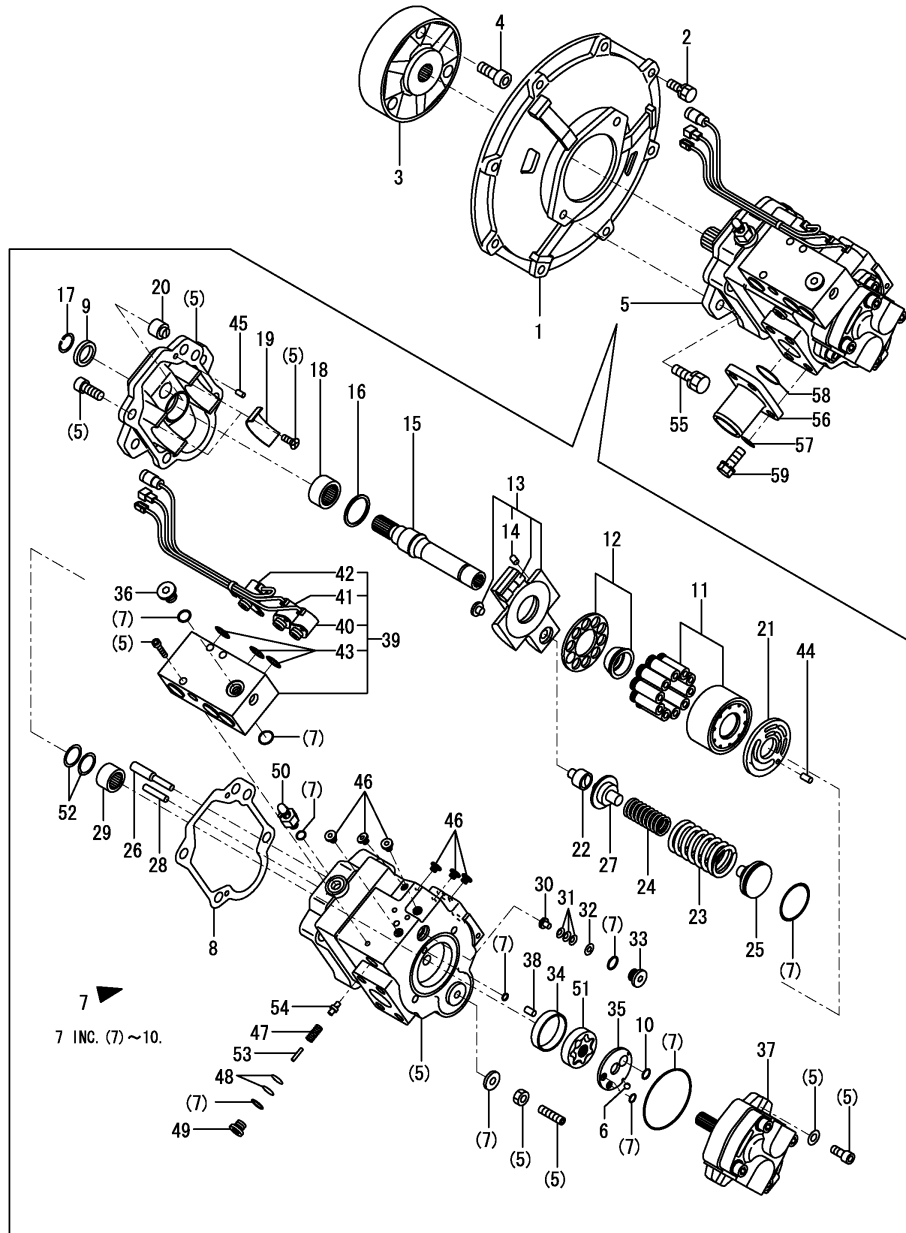


No.	Lev.	Parts No.	Description	Q'ty						I	R
				(A)	(B)	(C)	(D)	(E)	(F)		
1	1	172467-66300-1	CANOPY ASSY		1	1	1				1
1-1	1	172467-66301-1	CANOPY ASSY, ROPS		1	1	1				F 1
		(B=M53198)	(C=M53198)	(D=M53198)							
1A	1	172A47-03362	LABEL, LIFT Q US	1	1	1	1				2
1A-1	1	172A47-03363	LABEL,LIFT Q US	1	1	1	1				N 2
		(A=M53163)	(B=M53079)	(C=M53079)	(D=M53079)						
1B	1	172437-03312	LABEL, SLOPE	1	1	1	1				2
1C	1	172437-03343	LABEL, TRANSPORT	1	1	1	1				2
1D	1	172437-03372	LABEL, NEUTRAL	1	1	1	1				2
1E	1	172437-03441	LABEL, ROPS	1	1	1	1				2
1F	1	172437-03451	LABEL, SEAT BELT	1	1	1	1				2
1G	1	172437-03601	LABEL, 2-WAY US	1	1	1					2
1H	1	172A47-03410	LABEL,4 WAY US				1				2
1I	1	172472-03141	LABEL, SUPPORT	1	1	1	1				2
2	1	172149-66550	WASHER	4	4	4	4				
3	1	22217-120000	WASHER, SPRING 12	4	4	4	4				
4	1	22217-160000	WASHER, SPRING 16	6	6	6	6				
5	1	26076-120402	BOLT, 10.912X 40	4	4	4	4				
6	1	26076-160402	BOLT, 10.916X 40	6	6	6	6				
7	1	172A25-68301-1	BRACKET, MIRROR	1	1	1	1				
8	1	172A25-68500	MIRROR, REARVIEW	1	1	1	1				
9	1	26013-100162	BOLT, M10X 16	2	2	2	2				
9-1	1	26013-100252	BOLT, M10X 25	2	2	2	2				N
		(A=M53185)	(B=M53185)	(C=M53185)	(D=M53185)						
10	1	172A47-67900	CANOPY ASSY	1							1

Remarks

- (1)It supplies it with serial number label and puts follows label.
 Attach the No.1A, 1B, 1C, 1D, 1E, 1F, 1G, 1H & 1I label to this part.
- (2)Label is not illustrated.

Fig.42. HYDRAULIC PUMP & JOINT

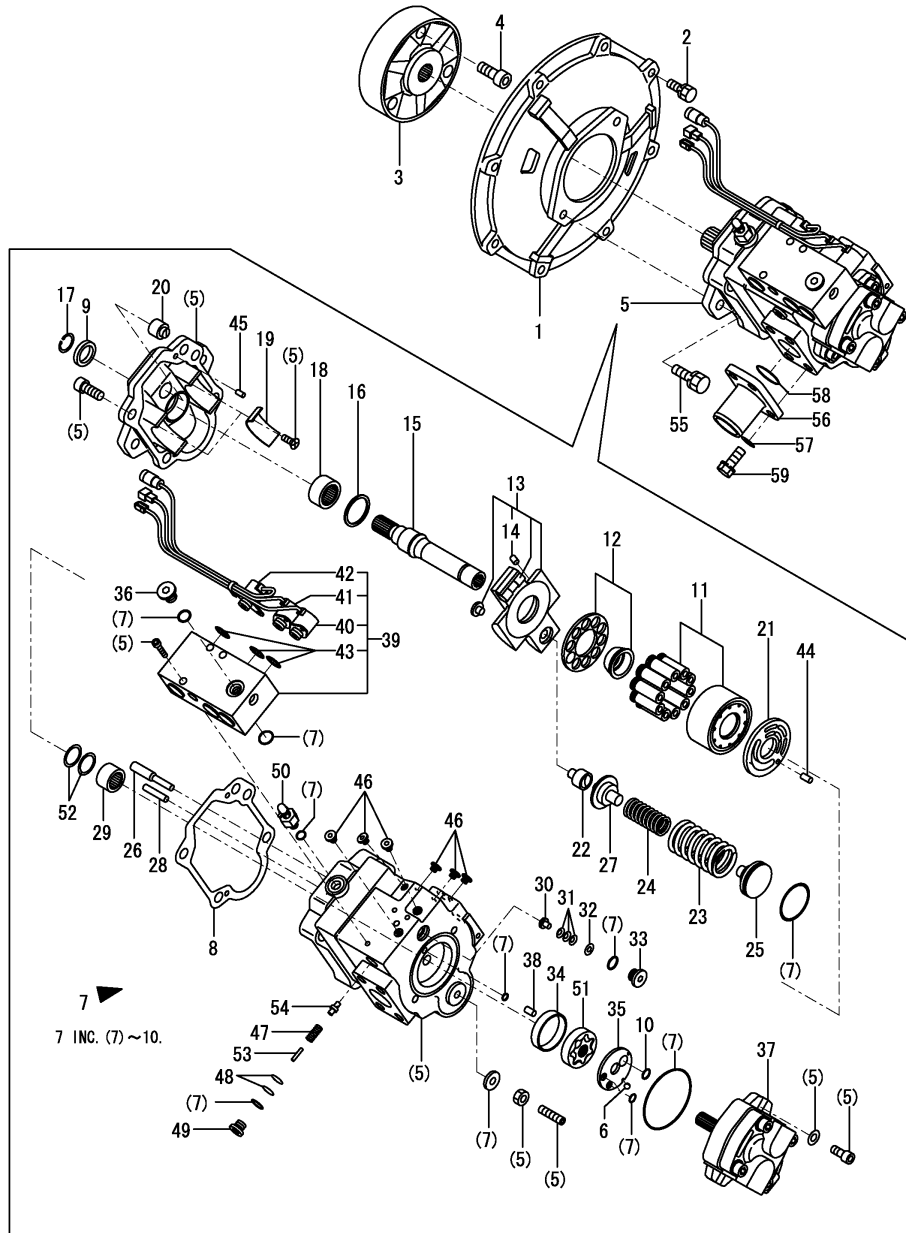


Remarks

- (1)For safety lock.
- (2)For second gear traveling.
- (3)For quick coupler.

No.	Lev.	Parts No.	Description	Q'ty						I	R
				(A)	(B)	(C)	(D)	(E)	(F)		
1	1	172168-71101-4	COVER, FLYWHEEL	1	1	1	1				
2	1	26013-100302	BOLT, M10X 30	8	8	8	8				
3	1	172165-71200	COUPLING	1	1	1	1				
4	1	26450-120402	BOLT, M12X 40	3	3	3	3				
5	1	172961-73102	PUMP ASSY	1	1	1	1				
5-1	1	172961-73103	PUMP ASSY	1	1	1	1				N
		(A=M53079)	(B=M53079)	(C=M53079)	(D=M53079)						
6	2	172122-70350	BALL, STEEL	1	1	1	1				
7	2	172460-73111	SEAL SET	1	1	1	1				
8	3	172460-73170	GASKET	1	1	1	1				
9	3	172460-73190	SEAL, OIL	1	1	1	1				
10	3	172460-73400	O-RING	1	1	1	1				
11	2	172460-73121	BLOCK KIT, CYLINDER	1	1	1	1				
12	2	172460-73130	RETAINER KIT	1	1	1	1				
13	2	172460-73140	PLATE, SWASH	1	1	1	1				
14	3	172312-74790	ORIFICE	1	1	1	1				
15	2	172460-73150	SHAFT	1	1	1	1				
16	2	172460-73160	WASHER, THRUST	1	1	1	1				
17	2	172460-73180	RING, SNAP	1	1	1	1				
18	2	172460-73200	BEARING, NEEDLE	1	1	1	1				
19	2	172460-73210	BUSH	2	2	2	2				
20	2	172460-73220	STOPPER	1	1	1	1				
20-1	2	172460-73450	STOPPER	1	1	1	1				N
		(A=M53079)	(B=M53079)	(C=M53079)	(D=M53079)						
21	2	172460-73231	PLATE, VALVE	1	1	1	1				
22	2	172460-73240	HOLDER	1	1	1	1				
23	2	172461-73150	SPRING	1	1	1	1				
24	2	172461-73140	SPRING	1	1	1	1				
25	2	172461-73270	SEAT, SPRING	1	1	1	1				
26	2	172460-73280	PIN	1	1	1	1				
27	2	172176-73290	SEAT, SPRING	1	1	1	1				
28	2	172460-73290	PIN	1	1	1	1				
29	2	172460-73330	BEARING, NEEDLE	1	1	1	1				
30	2	172460-73340	STOPPER	1	1	1	1				
31	2	172460-73350	SPRING, DISK	3	3	3	3				
32	2	172460-73360	WASHER	1	1	1	1				
33	2	172460-73370	PLUG	1	1	1	1				
34	2	172460-73380	BUSH	1	1	1	1				
35	2	172460-73390	PLATE	1	1	1	1				
36	2	172148-70301	PLUG	1	1	1	1				
37	2	172461-73131	PUMP, GEAR	1	1	1	1				
38	2	172460-73420	PIN	1	1	1	1				
39	2	172960-73430	VALVE	1	1	1	1				
40	3	172460-73900	VALVE, SOLENOID	1	1	1	1				1
41	3	172460-73910	VALVE, SOLENOID	1	1	1	1				2
42	3	172460-73920	VALVE, SOLENOID	1	1	1	1				3
43	3	24352-190110	O-RING, 219011	3	3	3	3				
44	2	172122-73480	PIN	1	1	1	1				
45	2	172122-73480	PIN	2	2	2	2				
46	2	172452-73480	PLUG	6	6	6	6				
47	2	172176-73560	SPRING	1	1	1	1				

Fig.42. HYDRAULIC PUMP & JOINT



(A)=VIO45-5B(US)
 (B)=VIO45-5B(AS)
 (C)=VIO45-5B(NZ)

(D)=VIO45-5B(SG)
 (E)=
 (F)=

No.	Lev.	Parts No.	Description	Q'ty						I	R
				(A)	(B)	(C)	(D)	(E)	(F)		
48	2	172176-73590	SHIM	2	2	2	2				
49	2	172176-73600	PLUG	1	1	1	1				
50	2	172176-73690	BREEDER, AIR	1	1	1	1				
51	2	172176-73880	PUMP ASSY, TROCHOID	1	1	1	1				
52	2	172176-73910	WASHER, THRUST	2	2	2	2				
53	2	172176-73930	PIN	1	1	1	1				
54	2	172176-73940	POPPET	1	1	1	1				
55	1	26013-120352	BOLT, M12X 35	2	2	2	2				
56	1	172165-76860	FLANGE	1	1	1	1				
57	1	22117-120000	WASHER, 12	4	4	4	4				
58	1	24321-000450	O-RING, 1AG45.0	1	1	1	1				
59	1	26013-120302	BOLT, M12X 30	4	4	4	4				

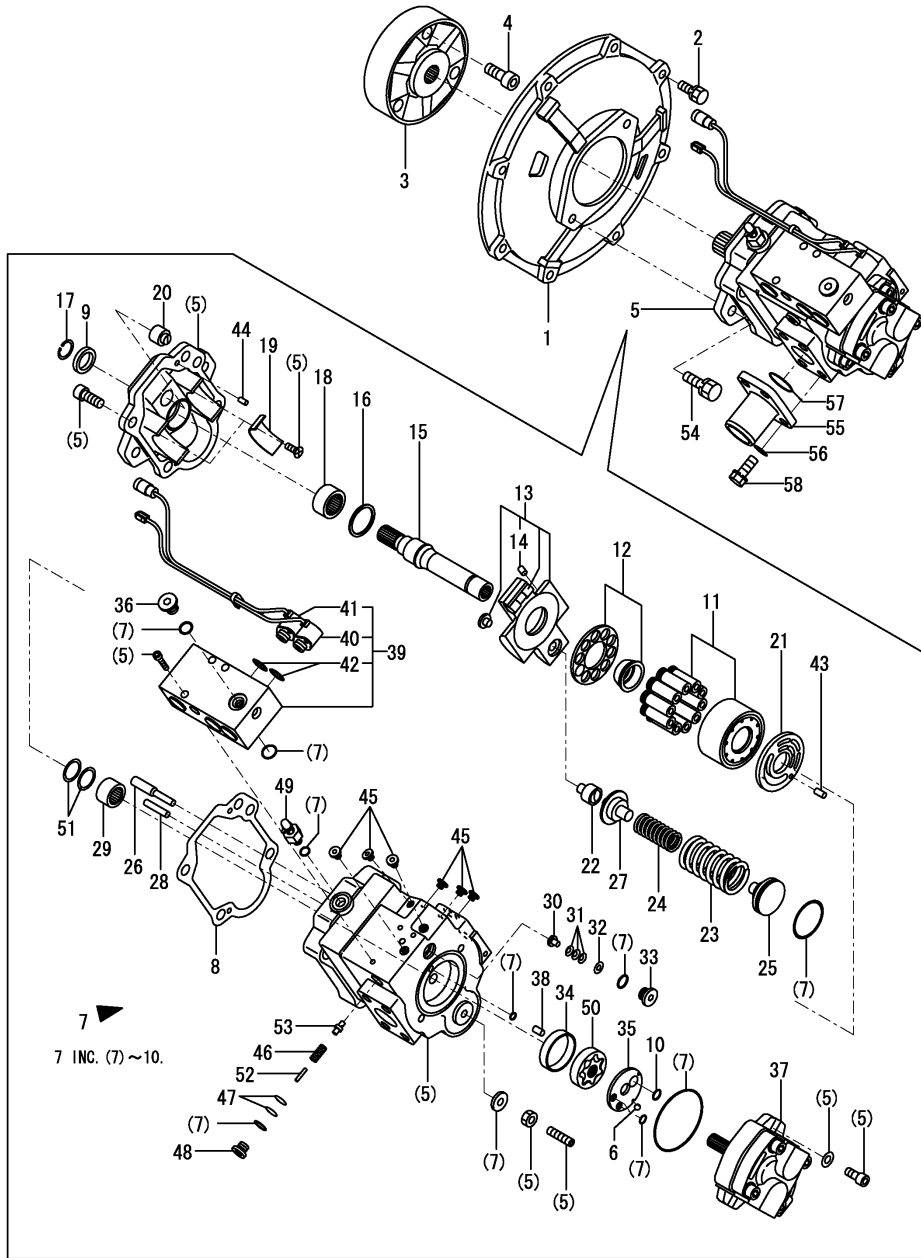
Remarks

- (1)For safety lock.
- (2)For second gear traveling.
- (3)For quick coupler.

Fig.93. (42A)HYDRAULIC PUMP & JOINT(WITHOUT QUICK COUPLER SPEC.)

(A)=VIO45-5B(US)
 (B)=VIO45-5B(AS)
 (C)=VIO45-5B(NZ)

(D)=VIO45-5B(SG)
 (E)=
 (F)=



No.	Lev.	Parts No.	Description	Q'ty						I	R
				(A)	(B)	(C)	(D)	(E)	(F)		
1	1	172168-71101-4	COVER, FLYWHEEL	1	1	1	1				
2	1	26013-100302	BOLT, M10X 30	8	8	8	8				
3	1	172165-71200	COUPLING	1	1	1	1				
4	1	26450-120402	BOLT, M12X 40	3	3	3	3				
5	1	172461-73103	PUMP ASSY, HYDRAULIC	1	1	1	1				
6	2	172122-70350	BALL, STEEL	1	1	1	1				
7	2	172460-73111	SEAL SET	1	1	1	1				
8	3	172460-73170	GASKET	1	1	1	1				
9	3	172460-73190	SEAL, OIL	1	1	1	1				
10	3	172460-73400	O-RING	1	1	1	1				
11	2	172460-73121	BLOCK KIT, CYLINDER	1	1	1	1				
12	2	172460-73130	RETAINER KIT	1	1	1	1				
13	2	172460-73140	PLATE, SWASH	1	1	1	1				
14	3	172312-74790	ORIFICE	1	1	1	1				
15	2	172460-73150	SHAFT	1	1	1	1				
16	2	172460-73160	WASHER, THRUST	1	1	1	1				
17	2	172460-73180	RING, SNAP	1	1	1	1				
18	2	172460-73200	BEARING, NEEDLE	1	1	1	1				
19	2	172460-73210	BUSH	2	2	2	2				
20	2	172460-73450	STOPPER	1	1	1	1				
21	2	172460-73231	PLATE, VALVE	1	1	1	1				
22	2	172460-73240	HOLDER	1	1	1	1				
23	2	172461-73150	SPRING	1	1	1	1				
24	2	172461-73140	SPRING	1	1	1	1				
25	2	172461-73270	SEAT, SPRING	1	1	1	1				
26	2	172460-73280	PIN	1	1	1	1				
27	2	172176-73290	SEAT, SPRING	1	1	1	1				
28	2	172460-73290	PIN	1	1	1	1				
29	2	172460-73330	BEARING, NEEDLE	1	1	1	1				
30	2	172460-73340	STOPPER	1	1	1	1				
31	2	172460-73350	SPRING, DISK	3	3	3	3				
32	2	172460-73360	WASHER	1	1	1	1				
33	2	172460-73370	PLUG	1	1	1	1				
34	2	172460-73380	BUSH	1	1	1	1				
35	2	172460-73390	PLATE	1	1	1	1				
36	2	172148-70301	PLUG	1	1	1	1				
37	2	172461-73131	PUMP, GEAR	1	1	1	1				
38	2	172460-73420	PIN	1	1	1	1				
39	2	172460-73430	VALVE	1	1	1	1				
40	3	172460-73900	VALVE, SOLENOID	1	1	1	1				1
41	3	172460-73910	VALVE, SOLENOID	1	1	1	1				2
42	3	24352-190110	O-RING, 219011	2	2	2	2				
43	2	172122-73480	PIN	1	1	1	1				
44	2	172122-73480	PIN	2	2	2	2				
45	2	172452-73480	PLUG	6	6	6	6				
46	2	172176-73560	SPRING	1	1	1	1				
47	2	172176-73590	SHIM	2	2	2	2				
48	2	172176-73600	PLUG	1	1	1	1				
49	2	172176-73690	BREEDER, AIR	1	1	1	1				
50	2	172176-73880	PUMP ASSY, TROCHOID	1	1	1	1				
51	2	172176-73910	WASHER, THRUST	2	2	2	2				

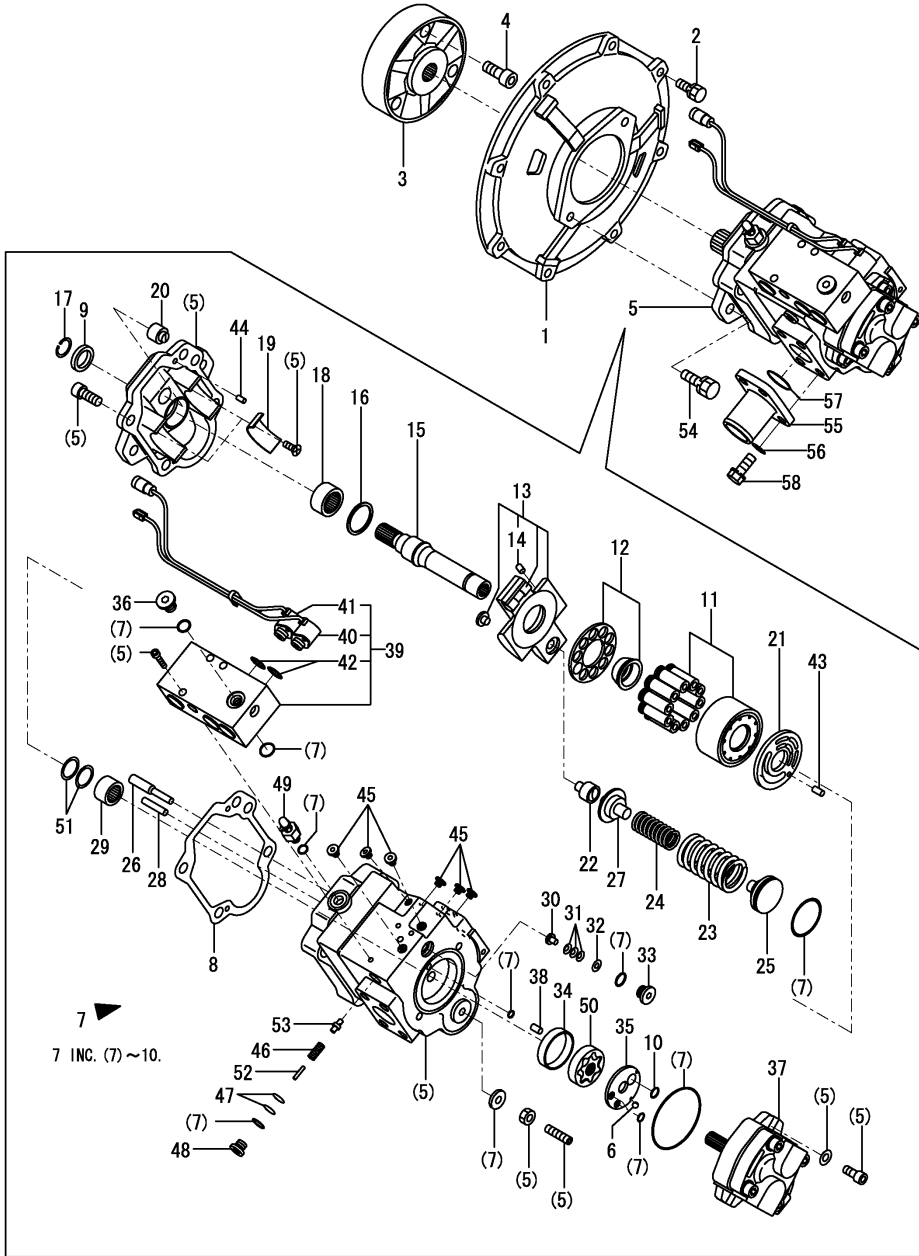
Remarks
 (1)For safety lock.
 (2)For second gear traveling.

Fig.93. (42A)HYDRAULIC PUMP & JOINT(WITHOUT QUICK COUPLER SPEC.)

(A)=VIO45-5B(US)
 (B)=VIO45-5B(AS)
 (C)=VIO45-5B(NZ)

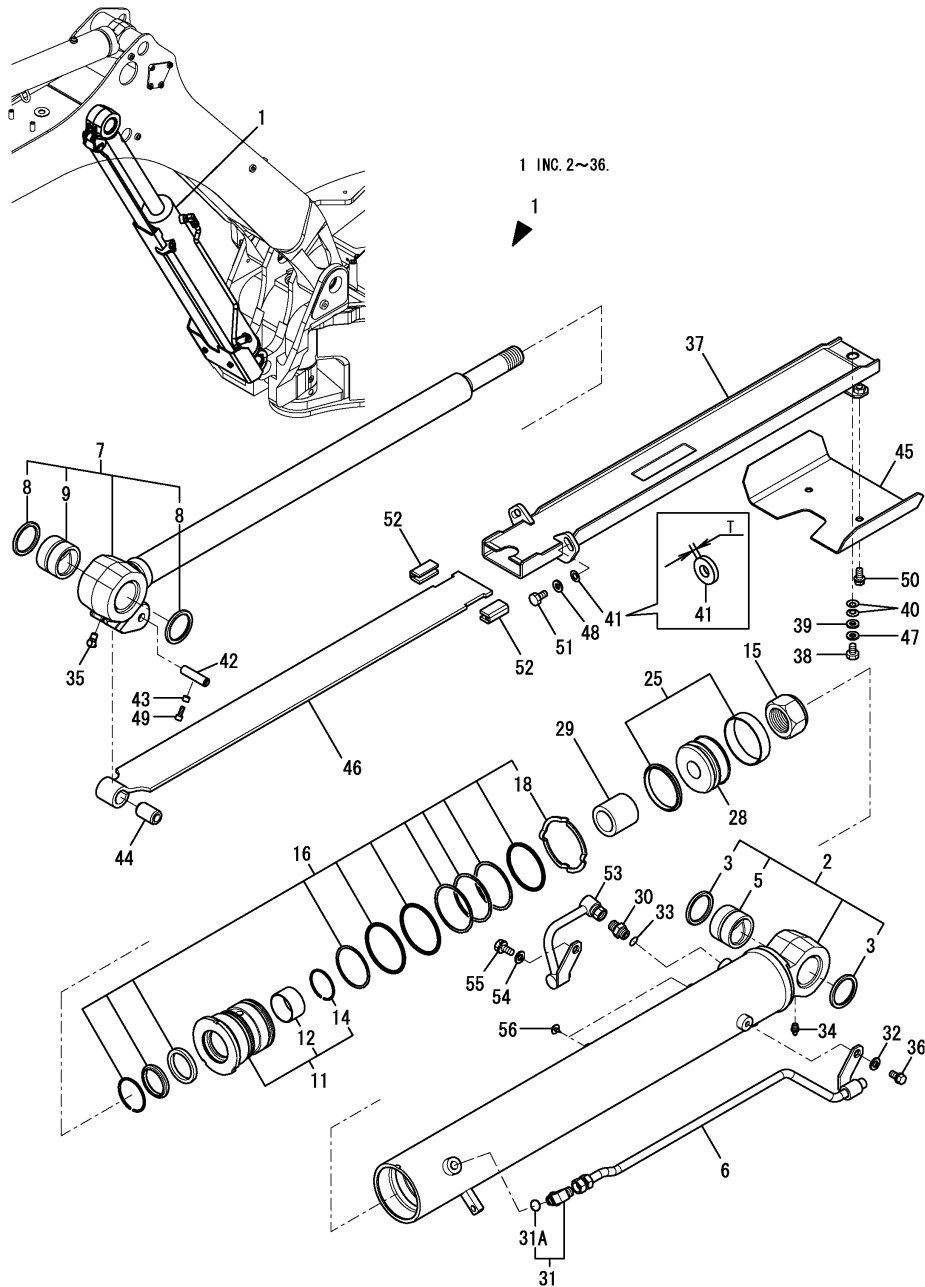
(D)=VIO45-5B(SG)
 (E)=
 (F)=

No.	Lev.	Parts No.	Description	Q'ty						I	R
				(A)	(B)	(C)	(D)	(E)	(F)		
52	2	172176-73930	PIN	1	1	1	1				
53	2	172176-73940	POPPET	1	1	1	1				
54	1	26013-120352	BOLT, M12X 35	2	2	2	2				
55	1	172165-76860	FLANGE	1	1	1	1				
56	1	22117-120000	WASHER, 12	4	4	4	4				
57	1	24321-000450	O-RING, 1AG45.0	1	1	1	1				
58	1	26013-120302	BOLT, M12X 30	4	4	4	4				



Remarks
 (1)For safety lock.
 (2)For second gear traveling.

Fig.43. BOOM CYLINDER



(A)=VIO45-5B(US)
(B)=VIO45-5B(AS)
(C)=VIO45-5B(NZ)

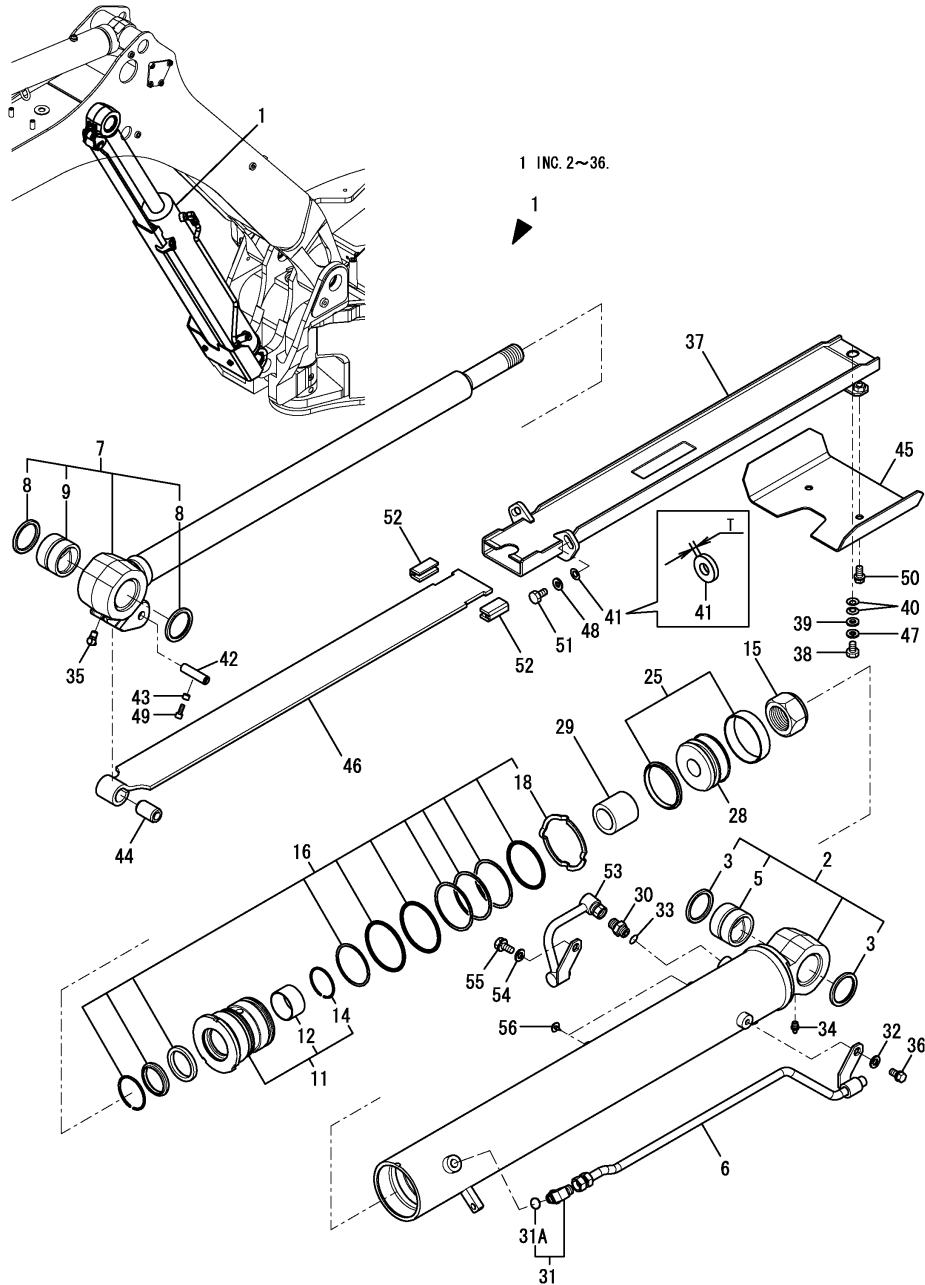
(D)=VIO45-5B(SG)
(E)=
(F)=

No.	Lev.	Parts No.	Description	Q'ty						I	R
				(A)	(B)	(C)	(D)	(E)	(F)		
1	1	172A48-72102-2	CYLINDER ASSY, BOOM	1	1	1	1				
1-1	1	172A48-72102-N	CYLINDER ASSY, BOOM	1	1	1	1				S
		(A=M58501) (B=M54001) (C=M54001) (D=M54001)									
2	2	172A48-72111-2	TUBE ASSY, BOOM	1	1	1	1				
2-1	2	172A48-72111-N	TUBE ASSY, BOOM	1	1	1	1				S
		(A=M58501) (B=M54001) (C=M54001) (D=M54001)									
3	3	172448-54120	SEAL, DUST	2	2	2	2				
5	3	172A48-72180	BUSH	1	1	1	1				
6	2	172A47-72170-2	PIPE ASSY, BOOM	1	1	1	1				
6-1	2	172A47-72170-N	PIPE ASSY, BOOM	1	1	1	1				S
		(A=M58501) (B=M54001) (C=M54001) (D=M54001)									
7	2	172A48-72201	ROD ASSY, BOOM	1	1	1	1				
8	3	172448-54120	SEAL, DUST	2	2	2	2				
9	3	172460-72180	BUSH	1	1	1	1				
11	2	172A48-72250	HEAD ASSY	1	1	1	1				
12	3	172151-72240	BUSH, ROD	1	1	1	1				
14	3	933111-26700	RING, SPRING	1	1	1	1				
15	2	172151-72270	NUT	1	1	1	1				
16	2	172A48-72281	SEAL SET, HEAD	1	1	1	1				
18	3	172151-72290	WASHER, LOCK	1	1	1	1				
25	2	172491-72260	SEAL SET, PISTON	1	1	1	1				
28	2	172A48-72270	PISTON	1	1	1	1				
29	2	172A48-72310	PLUNGER, CUSHION	1	1	1	1				
30	2	172730-75141	ADAPTER	1	1	1	1				
31	2	172142-76181	JOINT ASSY	1	1	1	1				
31A	3	24315-000140	O-RING, 1BP14.0	1	1	1	1				W
		(A=M53001) (B=M53001) (C=M53001) (D=M53001)									
32	2	22137-100000	WASHER, 10	1	1	1	1				
33	2	24315-000140	O-RING, 1BP14.0	1	1	1	1				
33-1	2	41851-000140	O-RING	1	1	1	1				N
		(A=M53106) (B=M53106) (C=M53106) (D=M53106)									
34	2	24761-020000	NIPPLE, GREASE PT1/8	1	1	1	1				
35	2	24761-040000	NIPPLE, GREASE B	1	1	1	1				
36	2	26013-100202	BOLT, M10X 20	1	1	1	1				
37	1	172A47-72800-2	GUIDE ASSY	1	1	1	1				
37-1	1	172A47-72800-N	GUIDE ASSY	1	1	1	1				S
		(A=M58501) (B=M54001) (C=M54001) (D=M54001)									
38	1	26116-100162	BOLT, M10X 16 PLATED	1	1	1	1				
39	1	933147-03400	WASHER, BRAKE ARM	1	1	1	1				
40	1	933168-14170	SPRING	2	2	2	2				
41	1	172137-46042	SEAT, SPRING	2	2	2	2				
41-1	1	172A79-72570	WASHER	2	2	2	2				S 1
		(A=M53120) (B=M53120) (C=M53120) (D=M53120)									
42	1	172A23-72043	SHAFT	1	1	1	1				
43	1	172A46-72070	SPACER	1	1	1	1				
44	1	172A23-72052	GROMMET	1	1	1	1				
45	1	172A47-72820-2	COVER, HOSE	1	1	1	1				
45-1	1	172A47-72820-N	COVER, HOSE	1	1	1	1				S
		(A=M58501) (B=M54001) (C=M54001) (D=M54001)									
46	1	172A27-72951-2	PLATE, SLIDE	1	1	1	1				
46-1	1	172A27-72951-N	PLATE, SLIDE	1	1	1	1				S

Remarks

(1)T=No.41 : 2mm, No.41-1 : 45mm.

Fig.43. BOOM CYLINDER



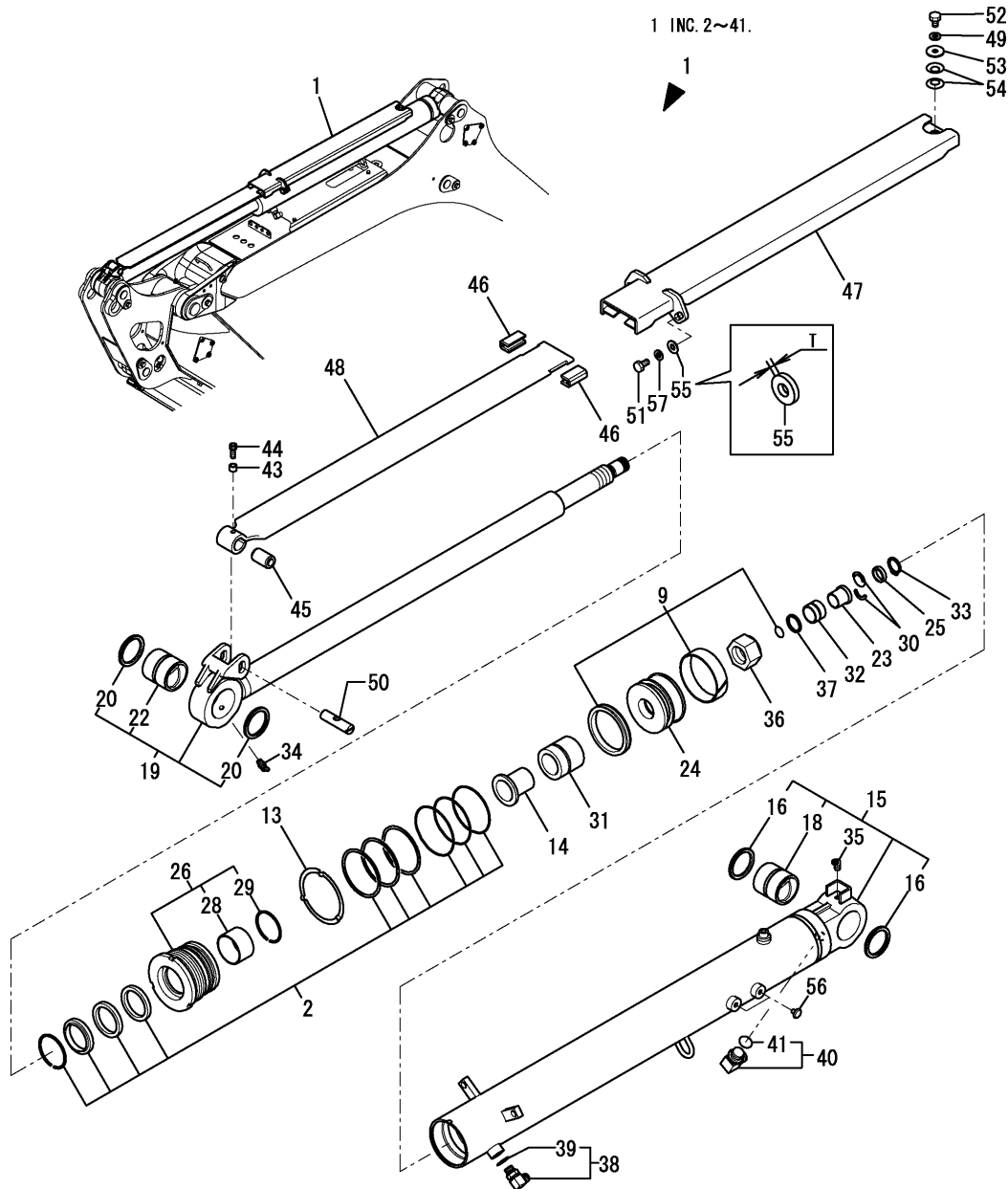
(A)=VIO45-5B(US)
 (B)=VIO45-5B(AS)
 (C)=VIO45-5B(NZ)

(D)=VIO45-5B(SG)
 (E)=
 (F)=

No.	Lev.	Parts No.	Description	Q'ty						I	R
				(A)	(B)	(C)	(D)	(E)	(F)		
		(A=M58501)	(B=M54001)	(C=M54001)	(D=M54001)						
47	1	22217-100000	WASHER, SPRING 10		1	1	1	1			
48	1	22217-100000	WASHER, SPRING 10		2	2	2	2			
49	1	172A47-72840	BOLT		1	1	1	1			
50	1	26013-100202	BOLT, M10X 20		2	2	2	2			
51	1	26076-100202	BOLT, 10.910X 20		2	2	2	2			
51-1	1	26076-100252	BOLT, 10.910X 25		2	2	2	2			S
		(A=M53120)	(B=M53120)	(C=M53120)	(D=M53120)						
52	1	172A23-72081	GUIDE, SLIDE		2	2	2	2			
53	1	172A47-72770-2	PIPE ASSY, BOOM		1	1	1	1			
53-1	1	172A47-72770-N	PIPE ASSY, BOOM		1	1	1	1			S
		(A=M58501)	(B=M54001)	(C=M54001)	(D=M54001)						
54	1	22137-100000	WASHER, 10		1	1	1	1			
55	1	26013-100202	BOLT, M10X 20		1	1	1	1			
56	1	172183-81160	CLIP, TREE		2	2	2	2			

Remarks
 (1)T=No.41 : 2mm, No.41-1 : 45mm.

Fig.44. ARM CYLINDER



(A)=VIO45-5B(US)
(B)=VIO45-5B(AS)
(C)=VIO45-5B(NZ)

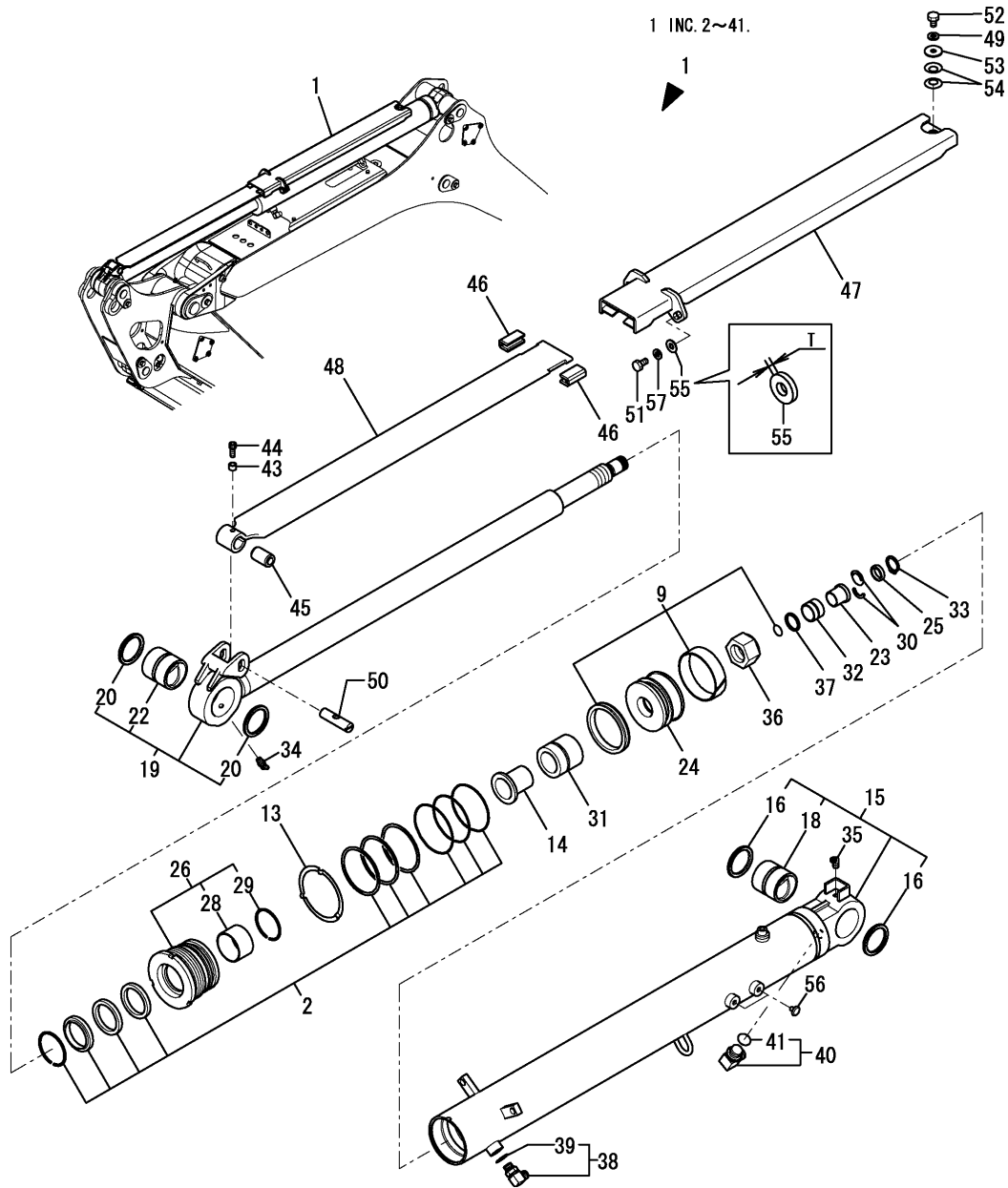
(D)=VIO45-5B(SG)
(E)=
(F)=

No.	Lev.	Parts No.	Description	Q'ty						I	R
				(A)	(B)	(C)	(D)	(E)	(F)		
1	1	172A47-72302-2	CYLINDER ASSY, ARM	1	1	1	1				
1-1	1	172A47-72302-N	CYLINDER ASSY, ARM	1	1	1	1				S
		(A=M58501) (B=M54001) (C=M54001) (D=M54001)									
2	2	172A47-72911	SEAL SET, HEAD	1	1	1	1				
9	2	172461-72020	SEAL SET, PISTON	1	1	1	1				
13	2	172146-72270	WASHER, LOCK	1	1	1	1				
14	2	172461-72520	COLLAR, CUSHION	1	1	1	1				
15	2	172A47-72311-2	TUBE, ARM	1	1	1	1				
15-1	2	172A47-72311-N	TUBE, ARM	1	1	1	1				S
		(A=M58501) (B=M54001) (C=M54001) (D=M54001)									
16	3	172448-54120	SEAL, DUST	2	2	2	2				
18	3	172151-72591	BUSH	1	1	1	1				
19	2	172A47-72401	ROD ASSY, ARM	1	1	1	1				
20	3	172448-54120	SEAL, DUST	2	2	2	2				
22	3	172151-72591	BUSH	1	1	1	1				
23	2	172458-72460	COLLAR, CUSHION	1	1	1	1				
24	2	172461-72500	PISTON	1	1	1	1				
25	2	172458-72470	COVER, STOPPER	1	1	1	1				
26	2	172A47-72451	HEAD ASSY	1	1	1	1				
28	3	172151-72540	BUSH, ROD	1	1	1	1				
29	3	933125-94500	RING, SPRING	1	1	1	1				
30	2	172423-72540	STOPPER	2	2	2	2				
31	2	172461-72511	PLUNGER, CUSHION	1	1	1	1				
32	2	172460-72941	PLUNGER, CUSHION	1	1	1	1				
33	2	22242-000260	RING, 26	1	1	1	1				
34	2	24761-040000	NIPPLE, GREASE B	1	1	1	1				
35	2	24761-050000	NIPPLE, GREASE C	1	1	1	1				
36	2	172151-72580	NUT	1	1	1	1				
37	2	172423-72530	SPACER	1	1	1	1				
38	2	172142-76181	JOINT ASSY	1	1	1	1				
39	3	24315-000140	O-RING, 1BP14.0	1	1	1	1				W
		(A=M53001) (B=M53001) (C=M53001) (D=M53001)									
40	2	172141-76900	CONNECTOR ASSY	1	1	1	1				
41	3	24315-000180	O-RING, 1BP18.0	1	1	1	1				
43	1	172A46-72070	SPACER	1	1	1	1				
44	1	172A47-72840	BOLT	1	1	1	1				
45	1	172A23-72052	GROMMET	1	1	1	1				
46	1	172A23-72081	GUIDE, SLIDE	2	2	2	2				
47	1	172A27-72900-2	GUIDE ASSY	1	1	1	1				
47-1	1	172A27-72900-N	GUIDE ASSY	1	1	1	1				S
		(A=M58501) (B=M54001) (C=M54001) (D=M54001)									
48	1	172A27-72951-2	PLATE, SLIDE	1	1	1	1				
48-1	1	172A27-72951-N	PLATE, SLIDE	1	1	1	1				S
		(A=M58501) (B=M54001) (C=M54001) (D=M54001)									
49	1	22217-100000	WASHER, SPRING 10	1	1	1	1				
50	1	172A23-72043	SHAFT	1	1	1	1				
51	1	26076-100202	BOLT, 10.910X 20	2	2	2	2				
51-1	1	26076-100252	BOLT, 10.910X 25	2	2	2	2				S
		(A=M53120) (B=M53120) (C=M53120) (D=M53120)									
52	1	26116-100162	BOLT, M10X 16 PLATED	1	1	1	1				
53	1	933147-03400	WASHER, BRAKE ARM	1	1	1	1				

Remarks

(1)T=No.55 : 2mm, No.55-1 : 45mm.

Fig.44. ARM CYLINDER



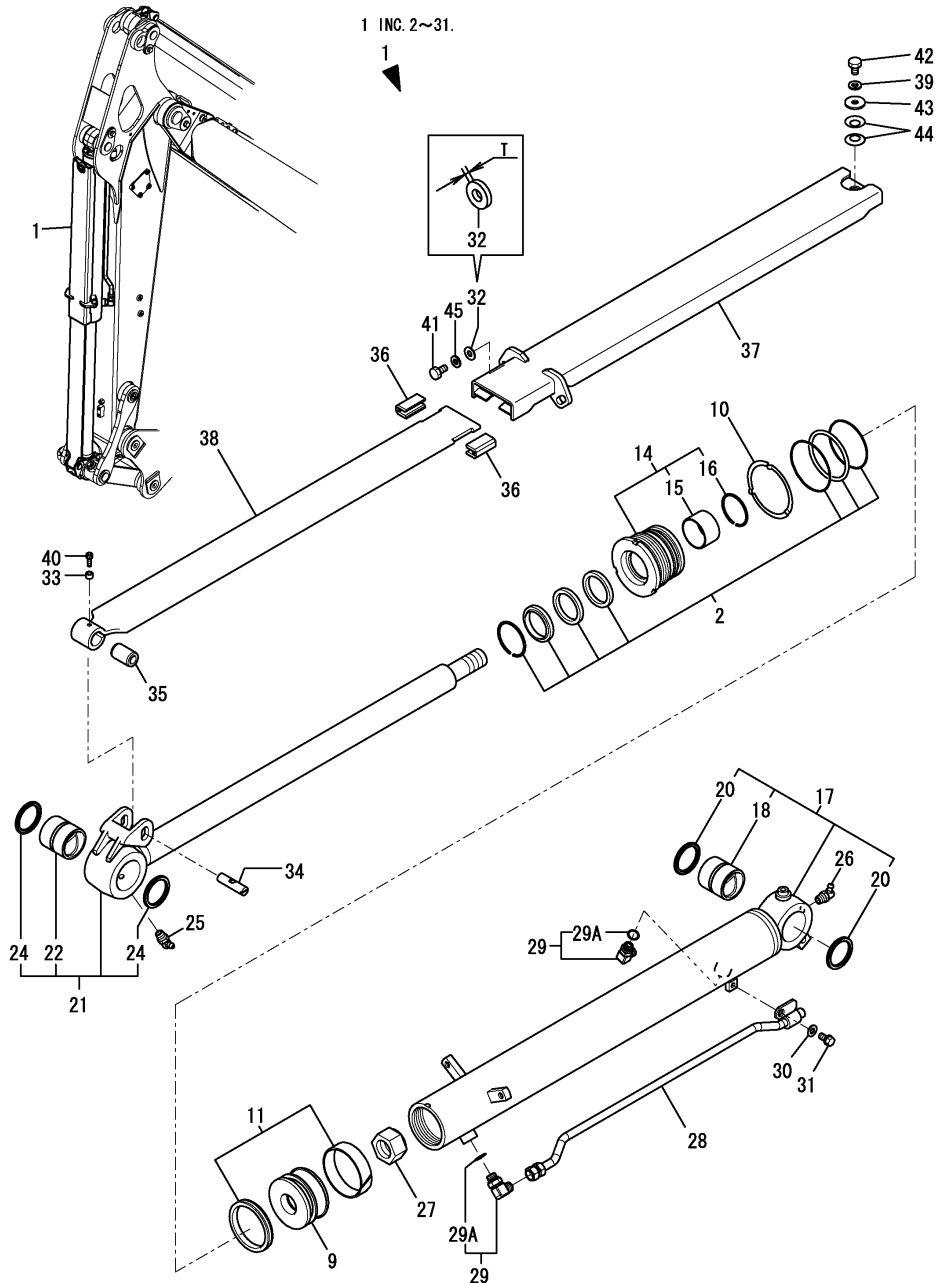
No.	Lev.	Parts No.	Description	Q'ty						I	R
				(A)	(B)	(C)	(D)	(E)	(F)		
54	1	933168-14170	SPRING	2	2	2	2				
55	1	172137-46042	SEAT, SPRING	2	2	2	2				
55-1	1	172A79-72570	WASHER	2	2	2	2			S	1
				(A=M53120)	(B=M53120)	(C=M53120)	(D=M53120)				
56	1	172183-81160	CLIP, TREE	2	2	2	2				
57	1	22217-100000	WASHER, SPRING 10	2	2	2	2				

Remarks
 (1)T=No.55 : 2mm, No.55-1 : 45mm.

Fig.45. BUCKET CYLINDER

(A)=VIO45-5B(US)
(B)=VIO45-5B(AS)
(C)=VIO45-5B(NZ)

(D)=VIO45-5B(SG)
(E)=
(F)=



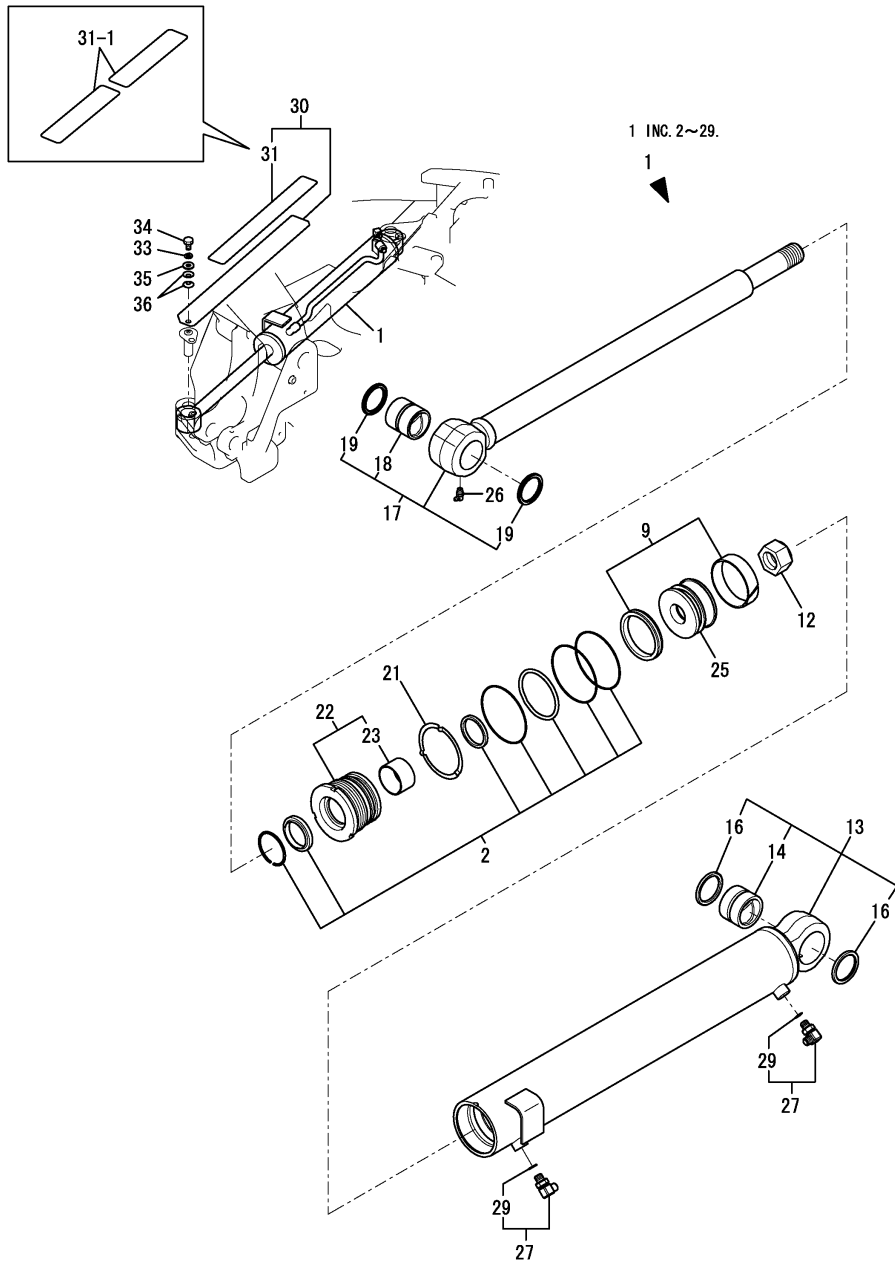
No.	Lev.	Parts No.	Description	Q'ty						I	R
				(A)	(B)	(C)	(D)	(E)	(F)		
1	1	172A47-72501-2	CYLINDER ASSY	1	1	1	1				
1-1	1	172A47-72501-N	CYLINDER ASSY	1	1	1	1				S
		(A=M58501) (B=M54001) (C=M54001) (D=M54001)									
2	2	172A47-72921	SEAL SET, HEAD	1	1	1	1				
9	2	172148-72050	PISTON	1	1	1	1				
10	2	172141-72190	WASHER, LOCK	1	1	1	1				
11	2	172960-72630	SEAL SET, PISTON	1	1	1	1				
14	2	172A47-72651	HEAD ASSY	1	1	1	1				
15	3	172151-72540	BUSH, ROD	1	1	1	1				
16	3	933125-94500	RING, SPRING	1	1	1	1				
17	2	172A47-72511-3	TUBE, BUCKET	1	1	1	1				
17-1	2	172A47-72511-N	TUBE, BUCKET	1	1	1	1				S
		(A=M58501) (B=M54001) (C=M54001) (D=M54001)									
18	3	172165-72320	BUSH	1	1	1	1				
20	3	172168-81410	SEAL, DUST	2	2	2	2				
21	2	172A47-72601	ROD ASSY, BUCKET	1	1	1	1				
22	3	172151-72670	BUSH	1	1	1	1				
24	3	172168-81410	SEAL, DUST	2	2	2	2				
25	2	24761-040000	NIPPLE, GREASE B	1	1	1	1				
26	2	24761-050000	NIPPLE, GREASE C	1	1	1	1				
27	2	933111-20200	NUT	1	1	1	1				
28	2	172A47-72550-2	PIPE ASSY, BUCKET	1	1	1	1				
28-1	2	172A47-72550-N	PIPE ASSY, BUCKET	1	1	1	1				S
		(A=M58501) (B=M54001) (C=M54001) (D=M54001)									
29	2	172142-76181	JOINT ASSY	2	2	2	2				
29A	3	24315-000140	O-RING, 1BP14.0	2	2	2	2				W
		(A=M53001) (B=M53001) (C=M53001) (D=M53001)									
30	2	22137-100000	WASHER, 10	1	1	1	1				
31	2	26013-100202	BOLT, M10X 20	1	1	1	1				
32	1	172137-46042	SEAT, SPRING	2	2	2	2				
32-1	1	172A79-72570	WASHER	2	2	2	2				S 1
		(A=M53120) (B=M53120) (C=M53120) (D=M53120)									
33	1	172A46-72070	SPACER	1	1	1	1				
34	1	172A23-72043	SHAFT	1	1	1	1				
35	1	172A23-72052	GROMMET	1	1	1	1				
36	1	172A23-72081	GUIDE, SLIDE	2	2	2	2				
37	1	172A47-72850-2	GUIDE ASSY	1	1	1	1				
37-1	1	172A47-72850-N	GUIDE ASSY	1	1	1	1				S
		(A=M58501) (B=M54001) (C=M54001) (D=M54001)									
38	1	172A47-72881-2	PLATE, SLIDE	1	1	1	1				
38-1	1	172A47-72881-N	PLATE, SLIDE	1	1	1	1				S
		(A=M58501) (B=M54001) (C=M54001) (D=M54001)									
39	1	22217-100000	WASHER, SPRING 10	1	1	1	1				
40	1	172A47-72840	BOLT	1	1	1	1				
41	1	26076-100202	BOLT, 10.910X 20	2	2	2	2				
41-1	1	26076-100252	BOLT, 10.910X 25	2	2	2	2				S
		(A=M53120) (B=M53120) (C=M53120) (D=M53120)									
42	1	26116-100162	BOLT, M10X 16 PLATED	1	1	1	1				
43	1	933147-03400	WASHER, BRAKE ARM	1	1	1	1				
44	1	933168-14170	SPRING	2	2	2	2				
45	1	22217-100000	WASHER, SPRING 10	2	2	2	2				

Remarks

(1)T=No.32 : 2mm, No.32-1 : 45mm.

N:Old $\begin{matrix} \leftarrow \text{Yes} \\ \text{No} \end{matrix}$ New, Q:Old $\begin{matrix} \leftarrow \text{No} \\ \text{Yes} \end{matrix}$ New, R:Old $\begin{matrix} \leftarrow \text{Yes} \\ \text{No} \end{matrix}$ New, S:Old $\begin{matrix} \leftarrow \text{No} \\ \text{Yes} \end{matrix}$ New, W:Add, Z:Discontinued, F:Interchangeable by set, K:Q'ty Change

Fig.46. SWING CYLINDER



(A)=VIO45-5B(US)
 (B)=VIO45-5B(AS)
 (C)=VIO45-5B(NZ)

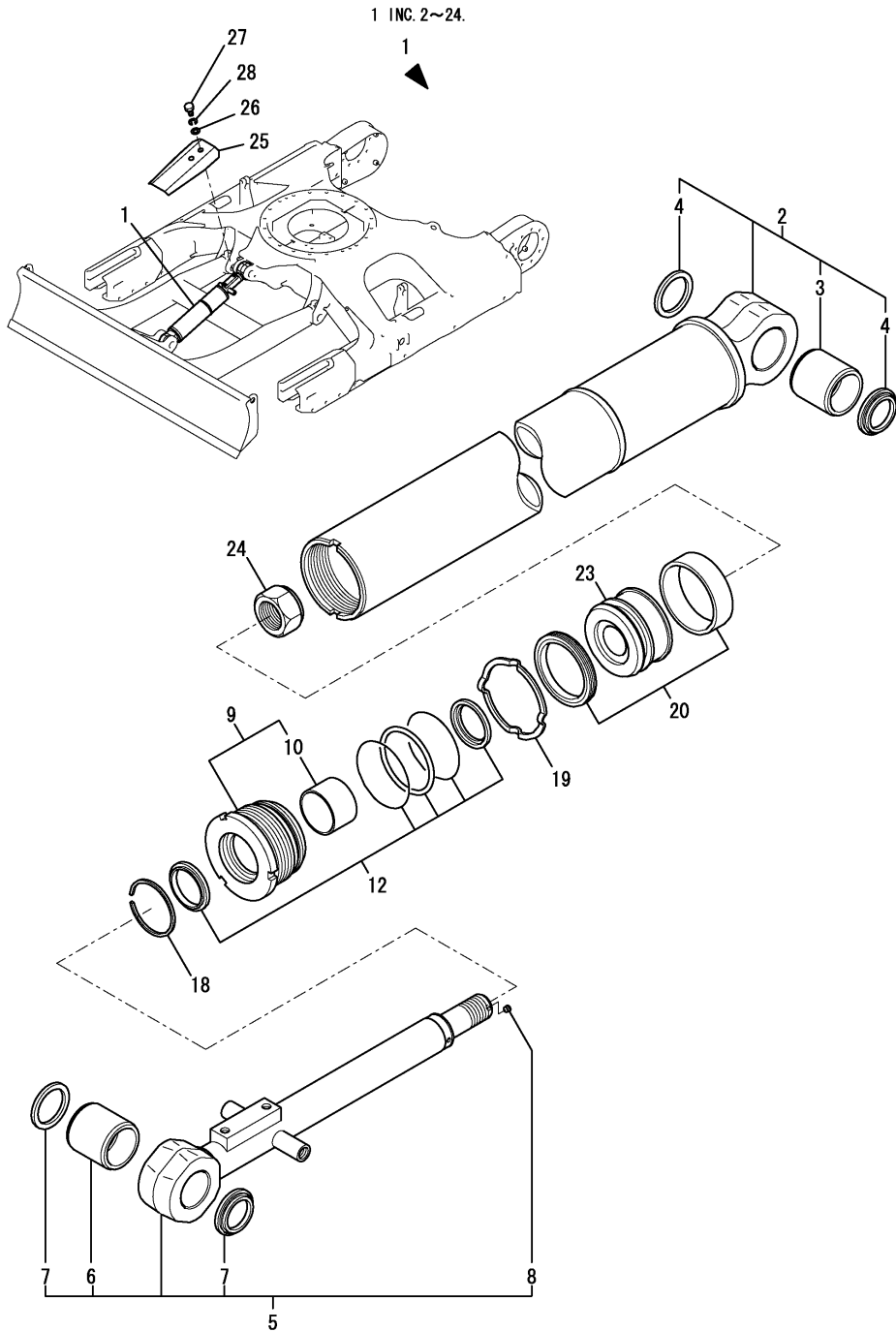
(D)=VIO45-5B(SG)
 (E)=
 (F)=

No.	Lev.	Parts No.	Description	Q'ty						I	R
				(A)	(B)	(C)	(D)	(E)	(F)		
1	1	172A47-72700	CYLINDER ASSY, SWING	1	1	1	1				
2	2	172460-72040	SEAL SET, HEAD	1	1	1	1				
9	2	172460-72050	SEAL SET, PISTON	1	1	1	1				
12	2	933111-20200	NUT	1	1	1	1				
13	2	172A47-72710	TUBE ASSY, SWING	1	1	1	1				
14	3	172458-72740	BUSH	1	1	1	1				
16	3	172448-72650	SEAL, DUST	2	2	2	2				
17	2	172460-72540	ROD ASSY, SWING	1	1	1	1				
18	3	172165-72310	BUSH	1	1	1	1				
19	3	172448-72650	SEAL, DUST	2	2	2	2				
21	2	172151-72870	WASHER, LOCK	1	1	1	1				
22	2	172460-72880	HEAD ASSY	1	1	1	1				
23	3	24550-045300	BUSH, 45X30	1	1	1	1				
25	2	172460-72900	PISTON	1	1	1	1				
26	2	24761-050000	NIPPLE, GREASE C	1	1	1	1				
27	2	172141-76181	CONNECTOR ASSY, 02FF	2	2	2	2				
29	3	41851-000110	O-RING	2	2	2	2				
30	1	172460-72950-2	COVER, SWING	1	1	1	1				2
31	2	172164-62430	SHEET	1	1	1	1				2
31-1	2	172164-62431	SHEET	2	2	2	2				F 1
		(A=M53226)	(B=M53226)	(C=M53226)	(D=M53226)						
33	1	22217-100000	WASHER, SPRING 10	1	1	1	1				2
34	1	26116-100162	BOLT, M10X 16 PLATED	1	1	1	1				2
35	1	933147-03400	WASHER, BRAKE ARM	1	1	1	1				2
36	1	933168-14170	SPRING	2	2	2	2				2

Remarks

- (1)It is compatibility by exchange in two at the same time.
- (2)Canopy specification.

Fig.47. BLADE CYLINDER



(A)=VIO45-5B(US)
 (B)=VIO45-5B(AS)
 (C)=VIO45-5B(NZ)

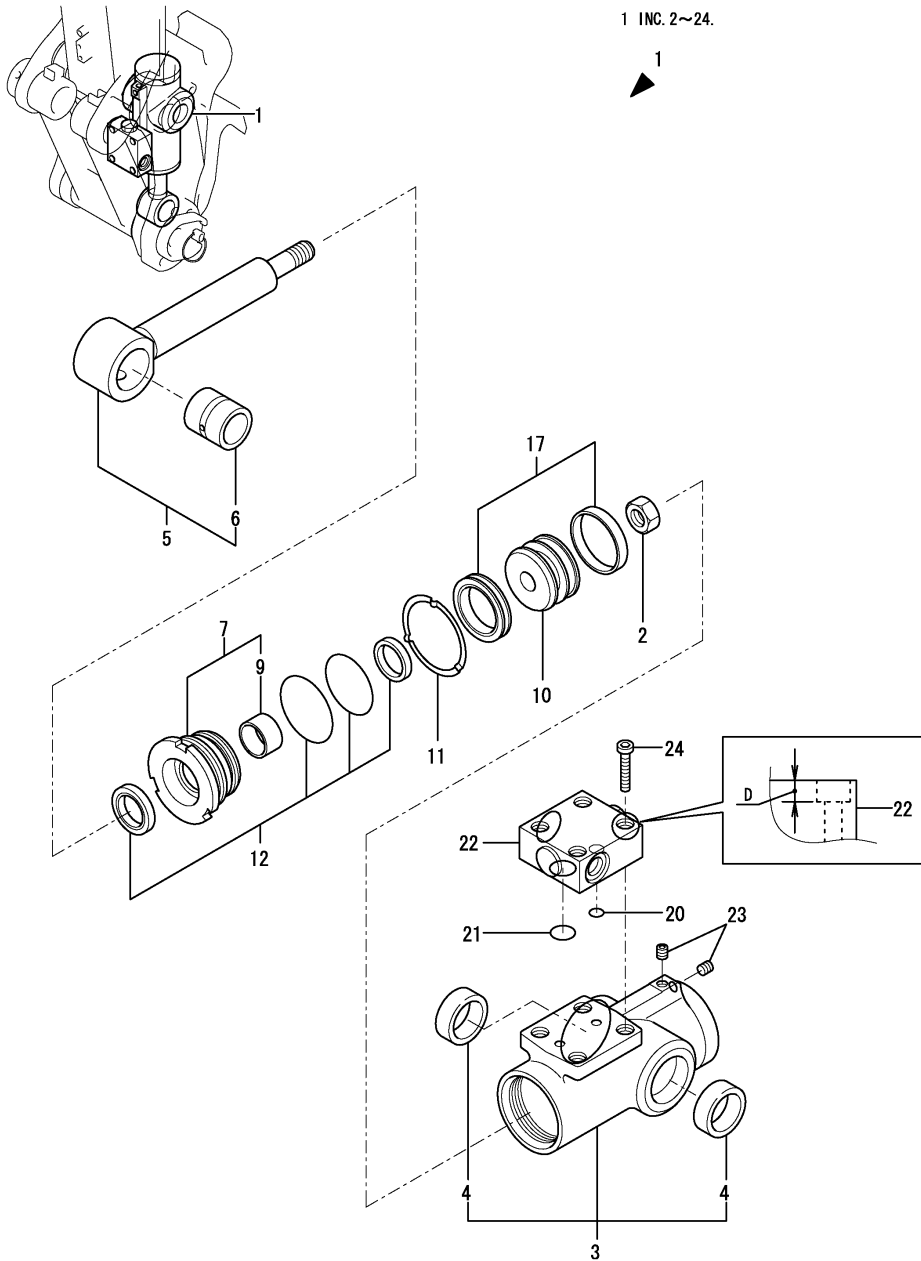
(D)=VIO45-5B(SG)
 (E)=
 (F)=

No.	Lev.	Parts No.	Description	Q'ty						I	R
				(A)	(B)	(C)	(D)	(E)	(F)		
1	1	172960-72600-2	CYLINDER ASSY, BLADE	1	1	1	1				
2	2	172960-72640	TUBE ASSY, BLADE	1	1	1	1				
3	3	172151-72670	BUSH	1	1	1	1				
4	3	172168-81410	SEAL, DUST	2	2	2	2				
5	2	172423-72620	ROD ASSY, BLADE	1	1	1	1				
6	3	172151-72670	BUSH	1	1	1	1				
7	3	172168-81410	SEAL, DUST	2	2	2	2				
8	3	23871-010000	PLUG, R01	1	1	1	1				
9	2	172151-71591	HEAD ASSY	1	1	1	1				
10	3	172151-72540	BUSH, ROD	1	1	1	1				
12	2	172151-71881	SEAL SET, HEAD	1	1	1	1				
18	2	933111-26700	RING, SPRING	1	1	1	1				
19	2	172151-72870	WASHER, LOCK	1	1	1	1				
20	2	172460-72050	SEAL SET, PISTON	1	1	1	1				
23	2	172423-72800	PISTON	1	1	1	1				
24	2	172151-72580	NUT	1	1	1	1				
25	1	172445-72670-3	COVER, BLADE	1	1	1	1				
26	1	22137-120000	WASHER, 12	2	2	2	2				
27	1	26116-120252	BOLT, M12X 25 PLATED	2	2	2	2				
27-1	1	26013-120202	BOLT, M12X 20	2	2	2	2				N
		(A=MZZZZZ) (B=MZZZZZ) (C=MZZZZZ) (D=MZZZZZ)									
28	1	22217-120000	WASHER, SPRING 12	2	2	2	2				Z
		(A=MZZZZZ) (B=MZZZZZ) (C=MZZZZZ) (D=MZZZZZ)									

Fig.48. HITCH CYLINDER(QUICK COUPLER)

(A)=VIO45-5B(US)
 (B)=VIO45-5B(AS)
 (C)=VIO45-5B(NZ)

(D)=VIO45-5B(SG)
 (E)=
 (F)=



No.	Lev.	Parts No.	Description	Q'ty						I	R
				(A)	(B)	(C)	(D)	(E)	(F)		
1	1	172960-72800-2	CYLINDER ASSY, HITCH	1	1	1	1				
1-1	1	172960-72800-N	CYLINDER ASSY, HITCH	1	1	1	1				S
		(A=M58501)	(B=M54001)	(C=M54001)	(D=M54001)						
2	2	172141-72580	NUT, M20	1	1	1	1				
3	2	172960-72810-2	TUBE, HITCH	1	1	1	1				
3-1	2	172960-72810-N	TUBE, HITCH	1	1	1	1				S
		(A=M58501)	(B=M54001)	(C=M54001)	(D=M54001)						
4	3	172960-72950	BUSH	2	2	2	2				
5	2	172960-72880	ROD ASSY, HITCH	1	1	1	1				
6	3	172960-72920	BUSH	1	1	1	1				
7	2	172960-72860	HEAD	1	1	1	1				
9	3	24550-035200	BUSH, 35X20	1	1	1	1				
10	2	172960-72890	PISTON	1	1	1	1				
11	2	172960-72900	WASHER	1	1	1	1				
12	2	172960-72960	SEAL SET, HEAD	1	1	1	1				
17	2	172960-72970	SEAL SET, PISTON	1	1	1	1				
20	2	172958-72950	O-RING	1	1	1	1				
21	2	172958-72960	O-RING	1	1	1	1				
22	2	172958-72982-2	VALVE, CHECK	1	1	1	1				
22-1	2	172958-72983	VALVE ASSY, OPERATE	1	1	1	1				F 1
		(A=M53394)	(B=M53394)	(C=M53394)	(D=M53394)						
22-2	2	172958-72983-N	VALVE ASSY, OPERATE	1	1	1	1				S
		(A=M58501)	(B=M54001)	(C=M54001)	(D=M54001)						
23	2	23871-005000	PLUG, R005	2	2	2	2				
24	2	26450-060352	BOLT, M6X 35	4	4	4	4				
24-1	2	26450-060302	BOLT, M6X 30	4	4	4	4				S
		(A=M53394)	(B=M53394)	(C=M53394)	(D=M53394)						

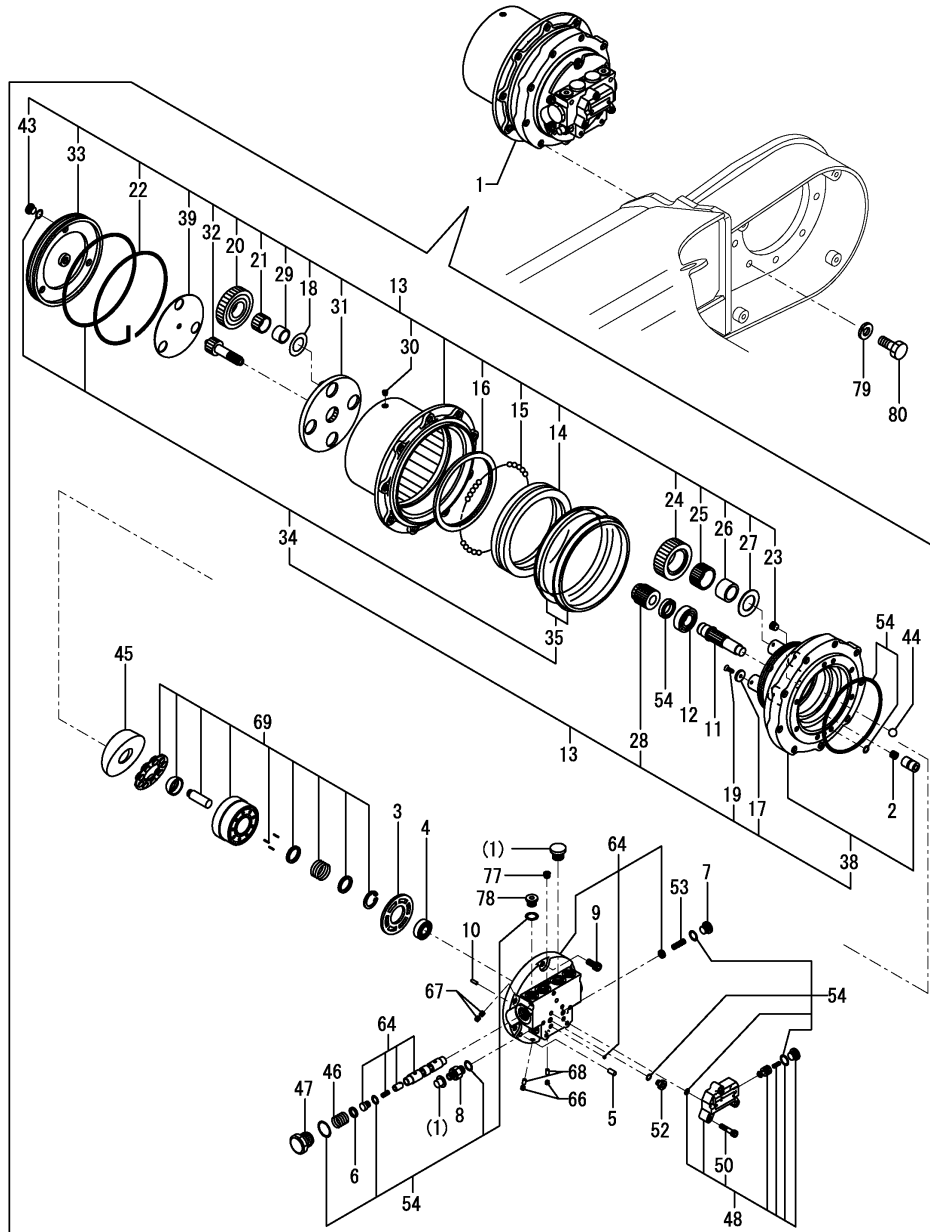
Remarks

(1)D=No.22 : 4mm, No.22-1 : 8mm.
 Interchangeable by simultaneous replacement with No.24-1.

Fig.49. TRAVEL MOTOR

(A)=VIO45-5B(US)
(B)=VIO45-5B(AS)
(C)=VIO45-5B(NZ)

(D)=VIO45-5B(SG)
(E)=
(F)=



No.	Lev.	Parts No.	Description	Q'ty						I	R
				(A)	(B)	(C)	(D)	(E)	(F)		
1	1	172460-73301	MOTOR ASSY, TRAVEL	2	2	2	2				
2	2	172147-70361	SPRING	4	4	4	4				
3	2	172147-70371	PLATE, VALVE	2	2	2	2				
4	2	172147-70390	BEARING, BALL	2	2	2	2				
5	2	172122-70410	PIN	4	4	4	4				
6	2	172122-70460	SEAT, SPRING	4	4	4	4				
7	2	172147-70500	PLUG	2	2	2	2				
8	2	172458-73830	PLUG	2	2	2	2				
9	2	172147-70540	BOLT, SOCKET HEAD	12	12	12	12				
10	2	172122-73470	PIN	2	2	2	2				
11	2	172423-73470	SHAFT	2	2	2	2				
12	2	172423-73480	BEARING, BALL	2	2	2	2				
13	2	172460-73501	GEAR, REDUCTION	2	2	2	2				
14	3	172124-70010	BEARING, ANGULAR	2	2	2	2				
15	3	172124-70030	BALL, STEEL	198	198	198	198				
16	3	172124-70051	NUT, RING	2	2	2	2				
17	3	172147-70070	PLATE, THRUST	2	2	2	2				
18	3	172A47-73310	WASHER, THRUST	6	6	6	6				
19	3	172141-70110	SCREW	8	8	8	8				
20	3	172147-70111	GEAR, PLANETARY	6	6	6	6				
21	3	172147-70120	GAUGE ASSY	6	6	6	6				
22	3	172147-70210	WIRE	2	2	2	2				
23	3	172423-73330	PLUG	4	4	4	4				
24	3	172423-73340	GEAR, PLANETARY	8	8	8	8				
25	3	172423-73350	BEARING, NEEDLE	8	8	8	8				
26	3	172423-73360	RACE, INNER	8	8	8	8				
27	3	172423-73370	WASHER, THRUST	8	8	8	8				
28	3	172423-73381	GEAR, SUN	2	2	2	2				
29	3	172423-73410	RACE, INNER	6	6	6	6				
30	3	172122-73430	PLUG	4	4	4	4				
31	3	172460-73511	HOLDER	2	2	2	2				
32	3	172460-73531	GEAR, DRIVE	2	2	2	2				
33	3	172460-73540	COVER	2	2	2	2				
34	3	172460-73600	SEAL SET, REDUCTION	2	2	2	2				
35	4	172147-70020	SEAL, FLOATING	2	2	2	2				1
38	3	172460-73621	FLANGE KIT	2	2	2	2				
39	3	172460-73631	PLATE KIT, THRUST	2	2	2	2				
43	3	172183-73770	PLUG	6	6	6	6				
43-1	3	172148-70301	PLUG	6	6	6	6				R
		(A=M53001)	(B=M53001)	(C=M53001)	(D=M53001)						
44	2	172423-73510	BALL, STEEL	4	4	4	4				
45	2	172460-73551	PLATE, SWASH	2	2	2	2				
46	2	172460-73560	SPRING	4	4	4	4				
47	2	172460-73570	CAP	4	4	4	4				
48	2	172460-73580	VALVE ASSY	2	2	2	2				
50	3	172A47-73320	BOLT, SOCKET HEAD	6	6	6	6				
52	2	172460-73590	PLUG	4	4	4	4				
53	2	172423-73601	SPRING	2	2	2	2				
54	2	172460-73610	SEAL SET, MOTOR	2	2	2	2				
64	2	172460-73641	PLATE KIT, BASE	2	2	2	2				
66	2	172147-70220	PLUG	4	4	4	4				

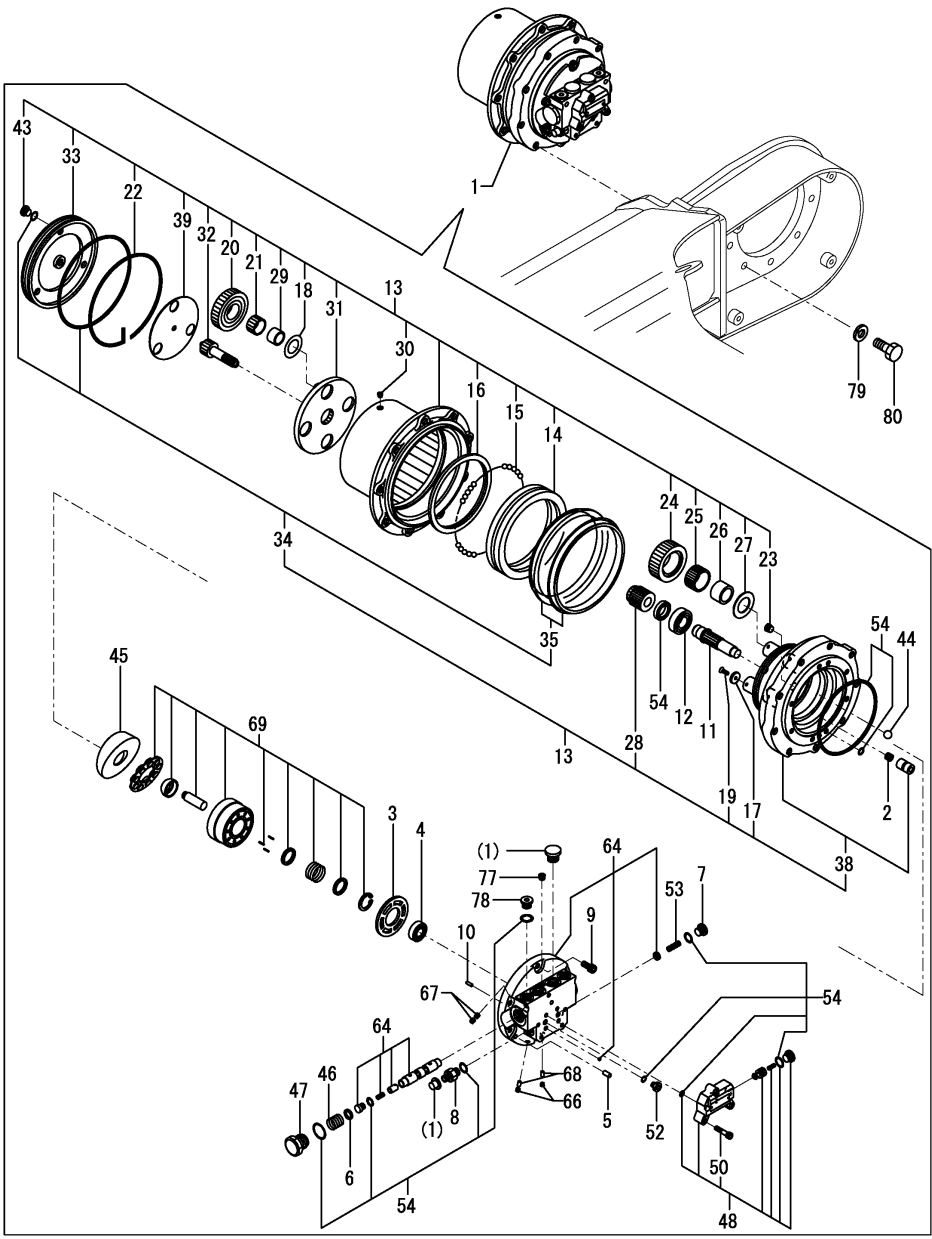
Remarks
(1)A package contains 2 floating seals.
1 package par 1 travel motor.

Fig.49. TRAVEL MOTOR

(A)=VIO45-5B(US)
 (B)=VIO45-5B(AS)
 (C)=VIO45-5B(NZ)

(D)=VIO45-5B(SG)
 (E)=
 (F)=

No.	Lev.	Parts No.	Description	Q'ty						I	R
				(A)	(B)	(C)	(D)	(E)	(F)		
67	2	172148-70340	ORIFICE	8	8	8	8				
68	2	172312-74790	ORIFICE	8	8	8	8				
69	2	172423-73651	BLOCK KIT, CYLINDER	2	2	2	2				
77	2	23871-020000	PLUG, R02	2	2	2	2				
78	2	172147-70500	PLUG	4	4	4	4				
79	1	22217-140000	WASHER, SPRING 14	18	18	18	18				
80	1	172455-29140	BOLT	18	18	18	18				

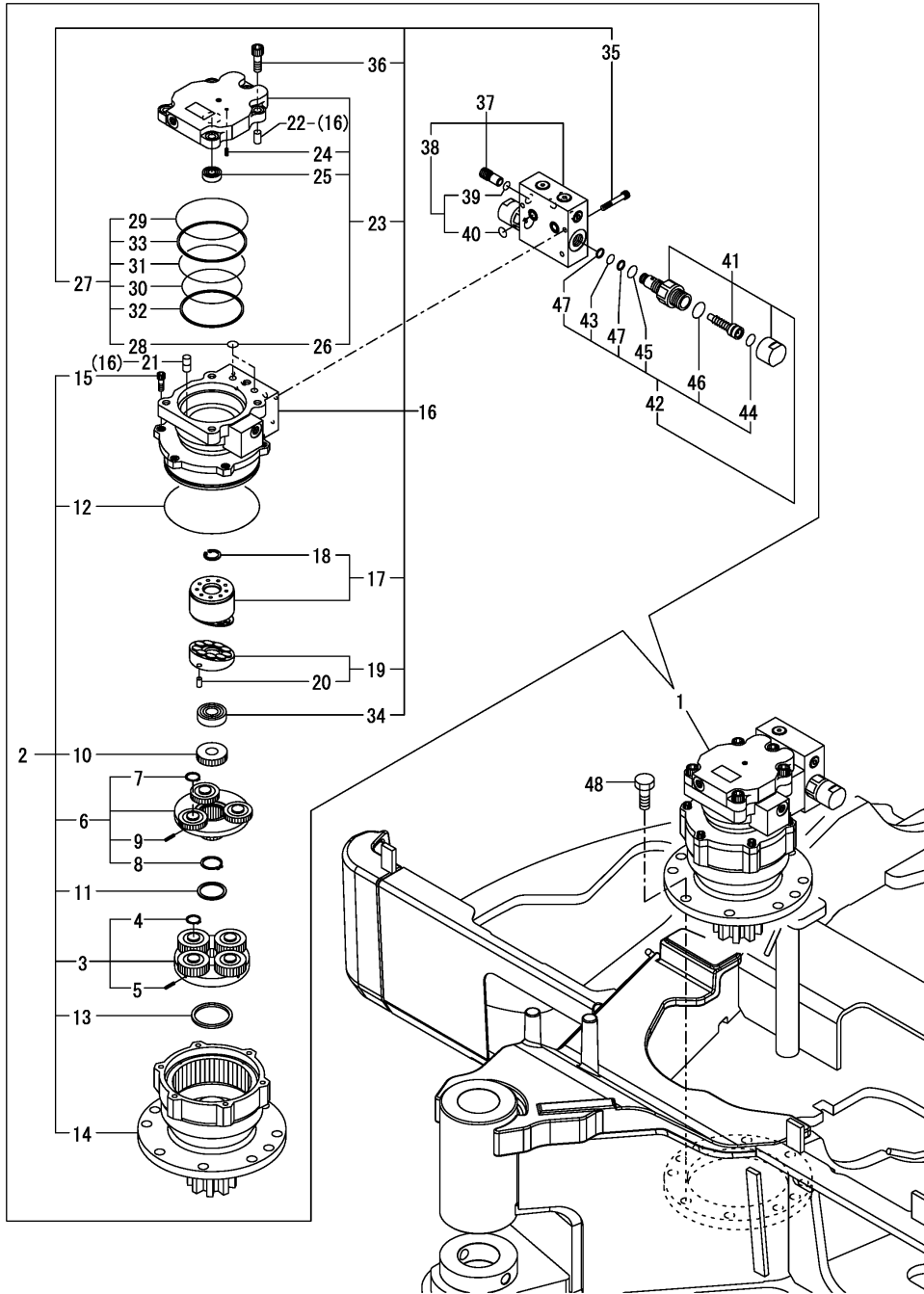


Remarks
 (1)A package contains 2 floating seals.
 1 package par 1 travel motor.

Fig.50. TURNING MOTOR

(A)=VIO45-5B(US)
 (B)=VIO45-5B(AS)
 (C)=VIO45-5B(NZ)

(D)=VIO45-5B(SG)
 (E)=
 (F)=

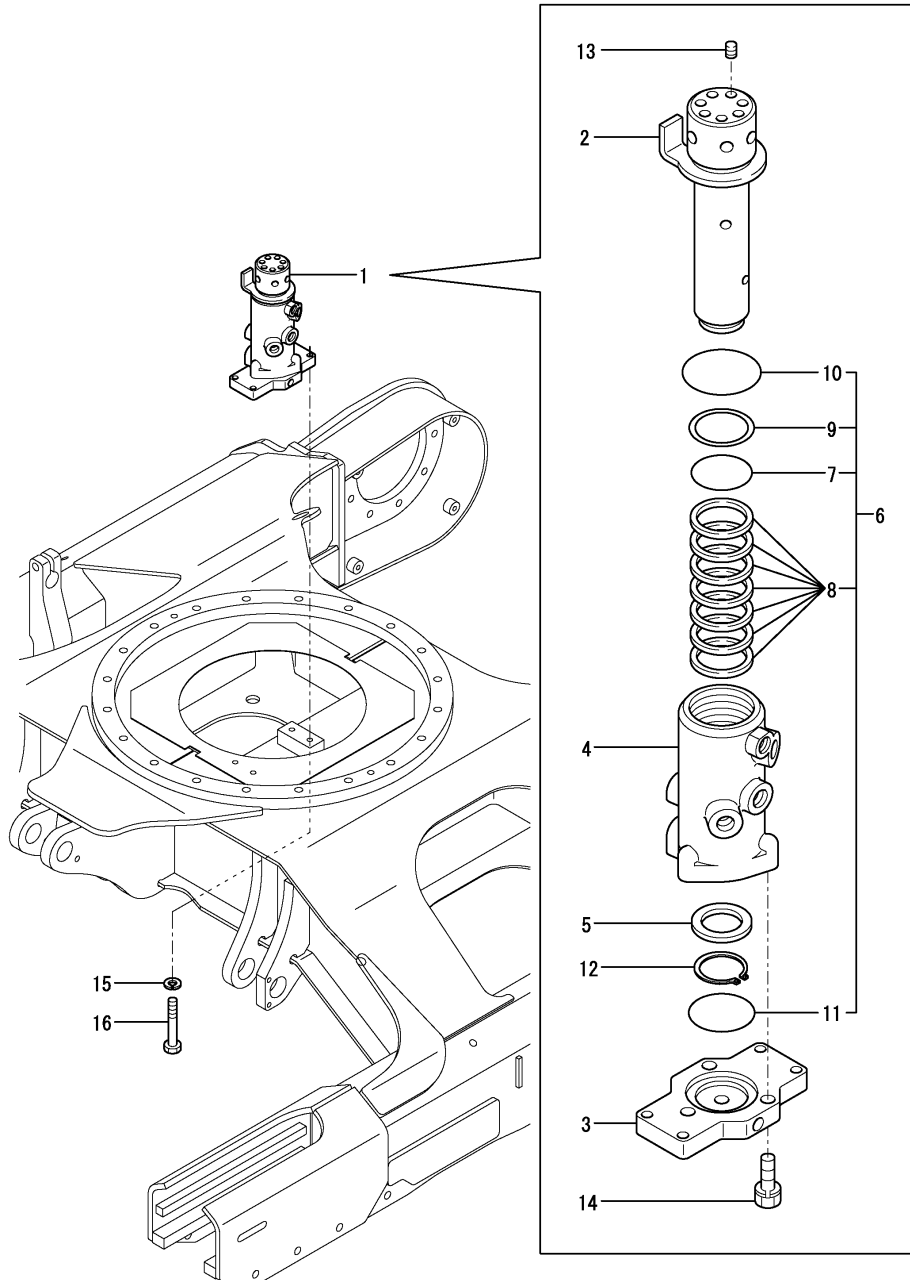


No.	Lev.	Parts No.	Description	Q'ty						I	R
				(A)	(B)	(C)	(D)	(E)	(F)		
1	1	172461-73310	MOTOR ASSY, SWING	1	1	1	1				
2	2	172460-73700	GEAR, REDUCTION	1	1	1	1				
3	3	172425-73410	CARRIER KIT	1	1	1	1				
4	4	22242-000200	RING, 20	4	4	4	4				
5	4	22351-040020	PIN, SPRING 4.0X20	4	4	4	4				
6	3	172425-73420	CARRIER KIT	1	1	1	1				
7	4	22242-000200	RING, 20	3	3	3	3				
8	4	22242-000300	RING, 30	1	1	1	1				
9	4	22351-040020	PIN, SPRING 4.0X20	3	3	3	3				
10	3	172460-73790	GEAR	1	1	1	1				
11	3	172425-73490	COLLAR, THRUST	1	1	1	1				
12	3	172425-73510	O-RING	1	1	1	1				
13	3	172425-73520	RING	1	1	1	1				
14	3	172460-73710	PINION KIT	1	1	1	1				
15	3	26450-080252	BOLT, M8X 25	6	6	6	6				
16	2	172460-73720	MOTOR ASSY	1	1	1	1				
17	3	172425-73440	BARREL KIT, CYLINDER	1	1	1	1				
18	4	22252-000280	RING, 28	1	1	1	1				
19	3	172425-73450	PLATE KIT	1	1	1	1				
20	4	172425-73550	PIN, PARALLEL	1	1	1	1				
21	3	172425-73530	FILTER	2	2	2	2				
22	3	172425-73540	PIN, PARALLEL	1	1	1	1				
23	3	172460-73730	BODY KIT	1	1	1	1				
24	4	22351-050012	PIN, SPRING 5.0X12	1	1	1	1				
25	4	24101-062010	BEARING, BALL 6201C3	1	1	1	1				
26	4	24315-000180	O-RING, 1BP18.0	2	2	2	2				
27	3	172460-73740	SEAL SET, MOTOR	1	1	1	1				
28	4	24315-000180	O-RING, 1BP18.0	2	2	2	2				
29	4	24325-001200	O-RING, 1BG120.0	1	1	1	1				
30	4	24325-001000	O-RING, 1BG100.0	1	1	1	1				
31	4	24325-001100	O-RING, 1BG110.0	1	1	1	1				
32	4	24376-001000	RING, BACK UP T3G100	1	1	1	1				
33	4	24376-001100	RING, BACK UP T3G110	1	1	1	1				
34	3	24105-062044	BEARING, BALL 6204Z	1	1	1	1				
35	3	26450-080502	BOLT, M8X 50	4	4	4	4				
36	3	26450-120352	BOLT, M12X 35	5	5	5	5				
37	2	172460-73750	VALVE ASSY	1	1	1	1				
38	3	172460-73760	SEAL SET, VALVE	1	1	1	1				
39	4	24315-000110	O-RING, 1BP11.0	2	2	2	2				
40	4	24315-000180	O-RING, 1BP18.0	2	2	2	2				
41	2	172461-73770	VALVE ASSY, RELIEF	2	2	2	2				
42	3	172460-73780	SEAL SET, VALVE	2	2	2	2				
43	4	24315-000140	O-RING, 1BP14.0	2	2	2	2				
44	4	24315-000180	O-RING, 1BP18.0	2	2	2	2				
45	4	24315-000220	O-RING, 1BP22.0	2	2	2	2				
46	4	24315-000280	O-RING, 1BP28.0	2	2	2	2				
47	4	24372-000140	RING, BACK UP T2P14	4	4	4	4				
48	1	172460-73320	BOLT	9	9	9	9				

Fig.51. SWIVEL JOINT(Y SPEC.)(TO M54044)

(A)=VIO45-5B(US)
 (B)=VIO45-5B(AS)
 (C)=VIO45-5B(NZ)

(D)=VIO45-5B(SG)
 (E)=
 (F)=



No.	Lev.	Parts No.	Description	Q'ty						I	R
				(A)	(B)	(C)	(D)	(E)	(F)		
1	1	172444-73803 (A=M54045) (B=M54045)	JOINT ASSY, SWIVEL (C=M54045) (D=M54045)	1	1	1	1			Z	1
2	2	172444-73810	SHAFT ASSY, SWIVEL	1	1	1	1				
3	2	172444-73840	FLANGE, SWIVEL	1	1	1	1				
4	2	172444-73831	HUB, SWIVEL	1	1	1	1				
5	2	172137-73860	SPACER, SWIVEL	1	1	1	1				
6	2	172444-73880	SEAL SET, SWIVEL	1	1	1	1				
7	3	172142-73800	O-RING, 55.76X5.7	1	1	1	1				
8	3	172447-73840	SEAL	7	7	7	7				
9	3	172148-73870	RING, BUCK UP	1	1	1	1				
10	3	24311-000750	O-RING, 1AP75.0	1	1	1	1				
11	3	24321-000700	O-RING, 1AG70.0	1	1	1	1				
12	2	22242-000451	RING, 45	1	1	1	1				
13	2	23871-020000	PLUG, R02	7	7	7	7				
14	2	26013-100352	BOLT, M10X 35	3	3	3	3				
15	1	22217-100000	WASHER, SPRING 10	4	4	4	4				
16	1	26116-100652	BOLT, M10X 65 PLATED	4	4	4	4				
16-1	1	26116-100352	BOLT, M10X 35 PLATED	4	4	4	4				S
		(A=M53079) (B=M53079)	(C=M53079) (D=M53079)								

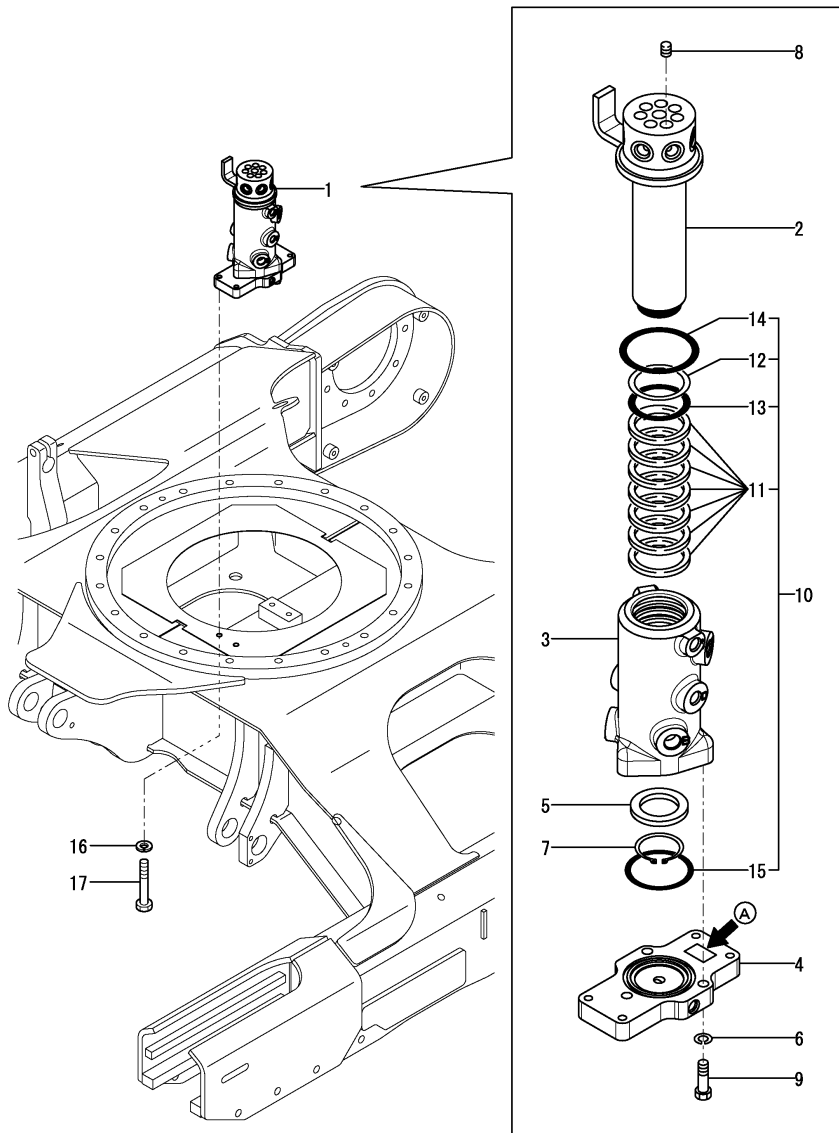
Remarks

(1)Compatibility by assembly exchange with parts of Fig.120(51A) No.1.

Fig.120. (51A)SWIVEL JOINT(N SPEC.)(FROM M54045)

(A)=VIO45-5B(US)
 (B)=VIO45-5B(AS)
 (C)=VIO45-5B(NZ)

(D)=VIO45-5B(SG)
 (E)=
 (F)=



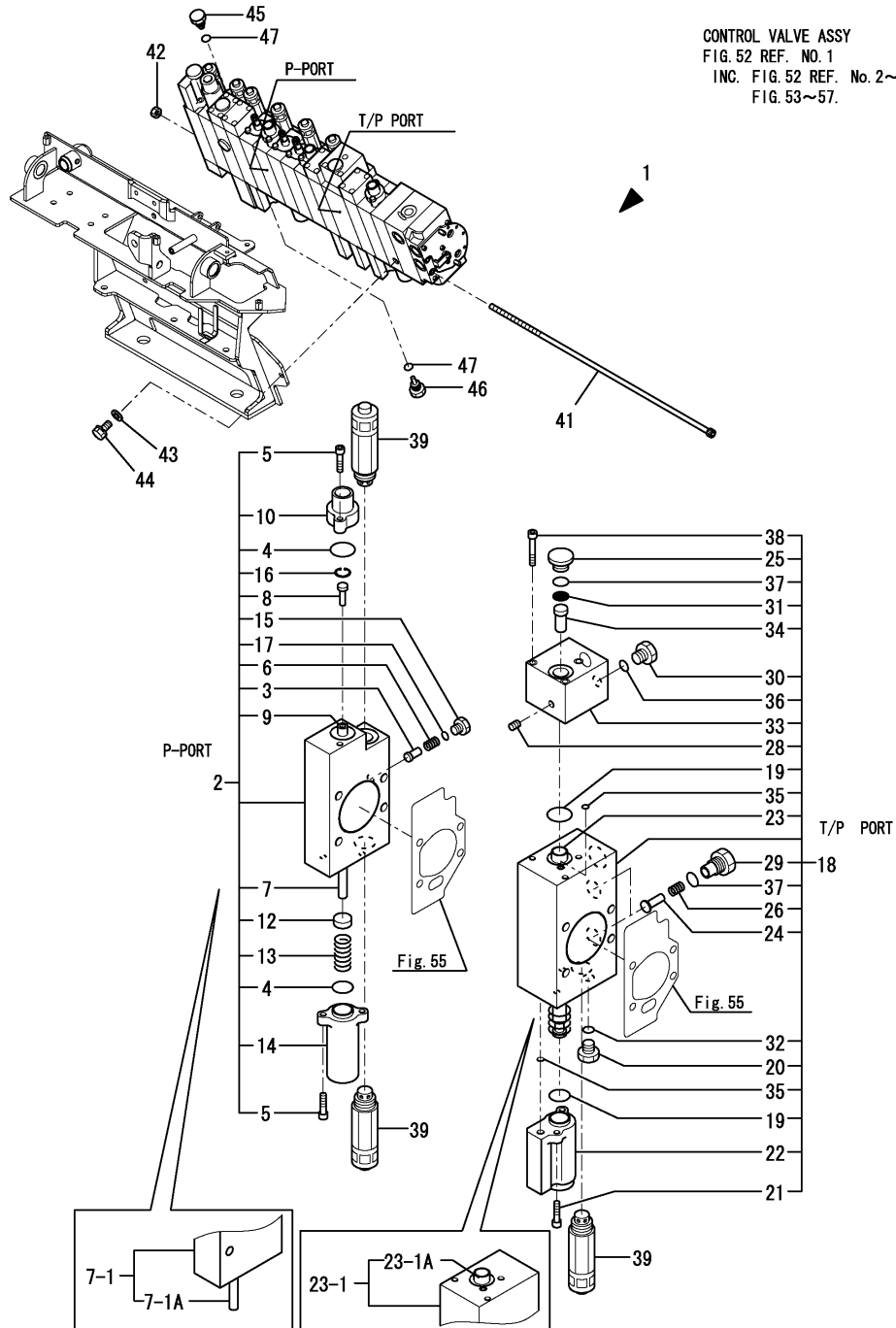
No.	Lev.	Parts No.	Description	Q'ty						I	R
				(A)	(B)	(C)	(D)	(E)	(F)		
1	1	172B02-73800 (A=M54045) (B=M54045) (C=M54045) (D=M54045)	JOINT ASSY, SWIVEL	1	1	1	1			W	1
2	2	172B02-73810	SHAFT ASSY, SWIVEL	1	1	1	1				
3	2	172B02-73840	HUB, SWIVEL	1	1	1	1				
4	2	172B02-73850	FLANGE, SWIVEL	1	1	1	1				
5	2	172B02-73860	SPACER, SWIVEL	1	1	1	1				
6	2	22217-100000	WASHER, SPRING 10	3	3	3	3				
7	2	22242-000451	RING, 45	1	1	1	1				
8	2	23871-020000	PLUG, R02	7	7	7	7				
9	2	26076-100352	BOLT, 10.910X 35	3	3	3	3				
10	2	172B02-73900	SEAL KIT, SWIVEL	1	1	1	1				
10-1	2	172B02-73910	SEAL KIT, SWIVEL	1	1	1	1			N	
		(A=*2014.04) (B=*2014.04) (C=*2014.04) (D=*2014.04)									
11	3	172B02-73870	SEAL, SWIVEL	7	7	7	7				
11-1	3	172B02-73890	SEAL, SWIVEL	7	7	7	7			N	
		(A=*2014.04) (B=*2014.04) (C=*2014.04) (D=*2014.04)									
12	3	172B02-73880	RING, BACKUP T3 55	1	1	1	1				
13	3	24315-000560	O-RING, 1BP56.0	1	1	1	1				
14	3	24315-000750	O-RING, 1BP75.0	1	1	1	1				
15	3	24325-000700	O-RING, 1BG70.0	1	1	1	1				
16	1	22217-100000	WASHER, SPRING 10	4	4	4	4				
17	1	26116-100352	BOLT, M10X 35 PLATED	4	4	4	4				

Remarks
 (1)A:NACHI LABEL

Fig.52. CONTROL VALVE(1/6)(US : TO M58000, AS, NZ)

(A)=VIO45-5B(US)
 (B)=VIO45-5B(AS)
 (C)=VIO45-5B(NZ)

(D)=VIO45-5B(SG)
 (E)=
 (F)=



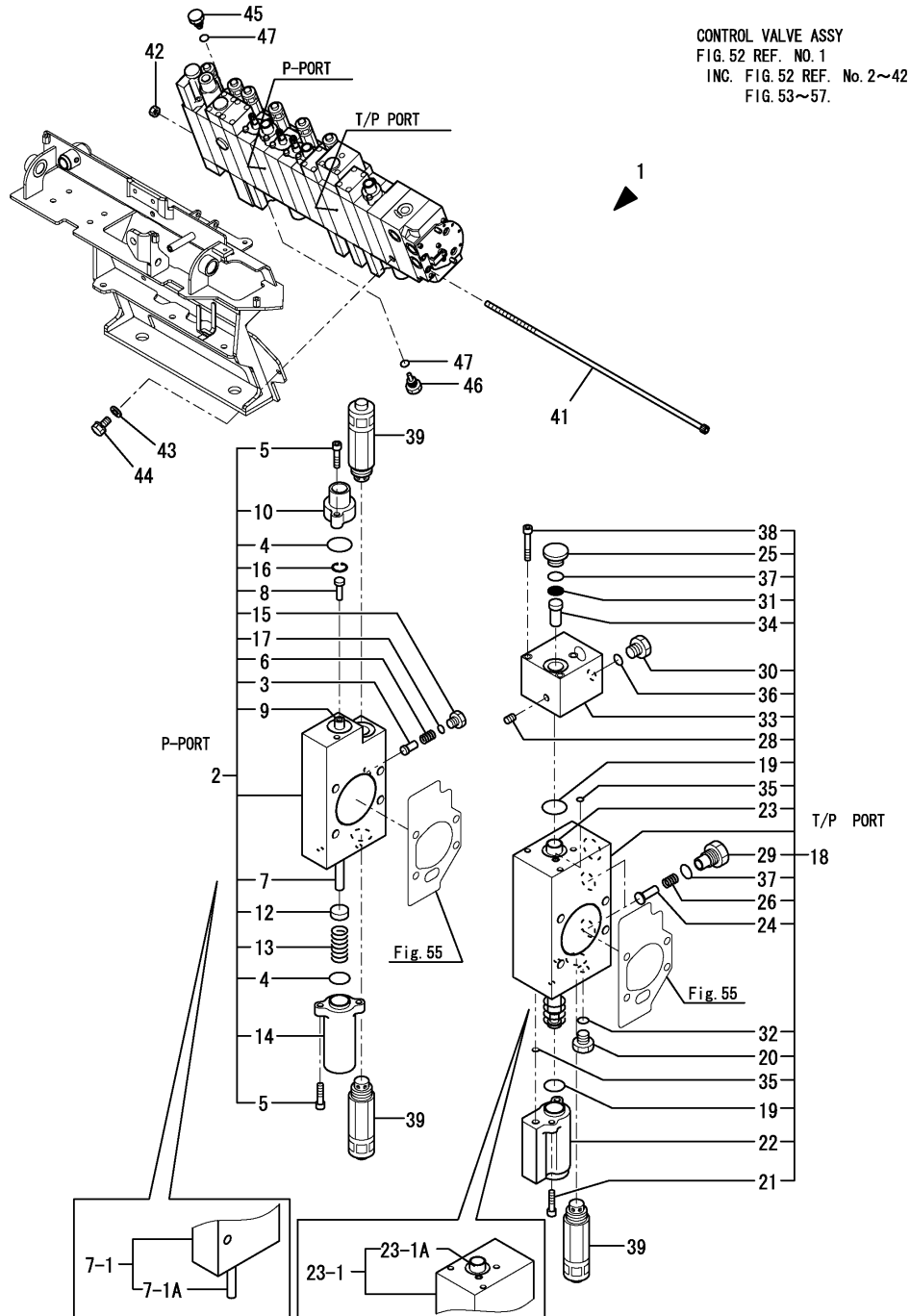
CONTROL VALVE ASSY
 FIG. 52 REF. NO. 1
 INC. FIG. 52 REF. No. 2~42
 FIG. 53~57.

No.	Lev.	Parts No.	Description	Q'ty						I	R
				(A)	(B)	(C)	(D)	(E)	(F)		
1	1	172A47-74112	VALVE ASSY, CONTROL	1	1	1					
1-1	1	172A47-74113	VALVE ASSY, CONTROL	1	1	1					N
		(A=M53302) (B=M53302) (C=M53302)									
2	2	172A47-75520	VALVE	1	1	1					
3	3	172499-70180	VALVE ASSY, REVERSE	1	1	1					
4	3	172458-74230	O-RING	2	2	2					
5	3	172458-74260	BOLT	4	4	4					
6	3	172173-74280	SPRING	1	1	1					
7	3	172A47-74350	SPOOL ASSY,INLET	1	1	1					Z
		(A=M53001) (B=M53001) (C=M53001)									
7-1	3	172A47-74500	SECTION ASSY, INLET	1	1	1					W
		(A=M53001) (B=M53001) (C=M53001)									
7-1A	4	172A47-74350	SPOOL ASSY,INLET	1	1	1					
8	3	172A47-74360	FILTER	1	1	1					
9	3	172A47-74370	PISTON	1	1	1					
10	3	172A47-74380	COVER, PILOT	1	1	1					
12	3	172458-74530	SEAT, SPRING	1	1	1					
13	3	172458-74540	SPRING, RETURN	1	1	1					
14	3	172458-74550	COVER, PILOT	1	1	1					
15	3	172458-74670	PLUG	1	1	1					
16	3	172A47-74980	CIRCLIP	1	1	1					
17	3	24315-000080	O-RING, 1BP8.0	1	1	1					
18	2	172A47-75570	SECTION ASSY	1	1	1					
18-1	2	172A47-75571	SECTION ASSY	1	1	1					N
		(A=M53210) (B=M53210) (C=M53210)									
19	3	172458-74230	O-RING	2	2	2					
20	3	172A47-74260	PLUG	2	2	2					
20-1	3	172A47-74260	PLUG	1	1	1					K
		(A=M53001) (B=M53001) (C=M53001)									
21	3	172458-74260	BOLT	1	1	1					
21-1	3	172458-74260	BOLT	2	2	2					K
		(A=M53001) (B=M53001) (C=M53001)									
22	3	172A47-74280	COVER, PILOT	1	1	1					
23	3	172A47-74290	SPOOL ASSY	1	1	1					Z
		(A=M53001) (B=M53001) (C=M53001)									
23-1	3	172A47-74440	SECTION, CONFLUENE	1	1	1					W
		(A=M53001) (B=M53001) (C=M53001)									
23-1A	4	172A47-74290	SPOOL ASSY	1	1	1					
23-2	3	172A47-74441	SECTION, CONFLUENE	1	1	1					N
		(A=M53210) (B=M53210) (C=M53210)									
23-2A	4	172A47-74291	SPOOL ASSY	1	1	1					N
		(A=M53210) (B=M53210) (C=M53210)									
24	3	172458-74290	VALVE, REVERSE	2	2	2					
25	3	172183-74350	PLUG	1	1	1					
26	3	172458-74360	SPRING, VALVE	2	2	2					
28	3	172458-74460	PLUG	2	2	2					
29	3	172458-74640	STAY, VALVE	2	2	2					
30	3	172458-74670	PLUG	1	1	1					
31	3	172499-74860	FILTER	1	1	1					
32	3	172A47-74950	O-RING	1	1	1					
33	3	172A47-74960	BODY, PILOT	1	1	1					

Fig.52. CONTROL VALVE(1/6)(US : TO M58000, AS, NZ)

(A)=VIO45-5B(US)
 (B)=VIO45-5B(AS)
 (C)=VIO45-5B(NZ)

(D)=VIO45-5B(SG)
 (E)=
 (F)=

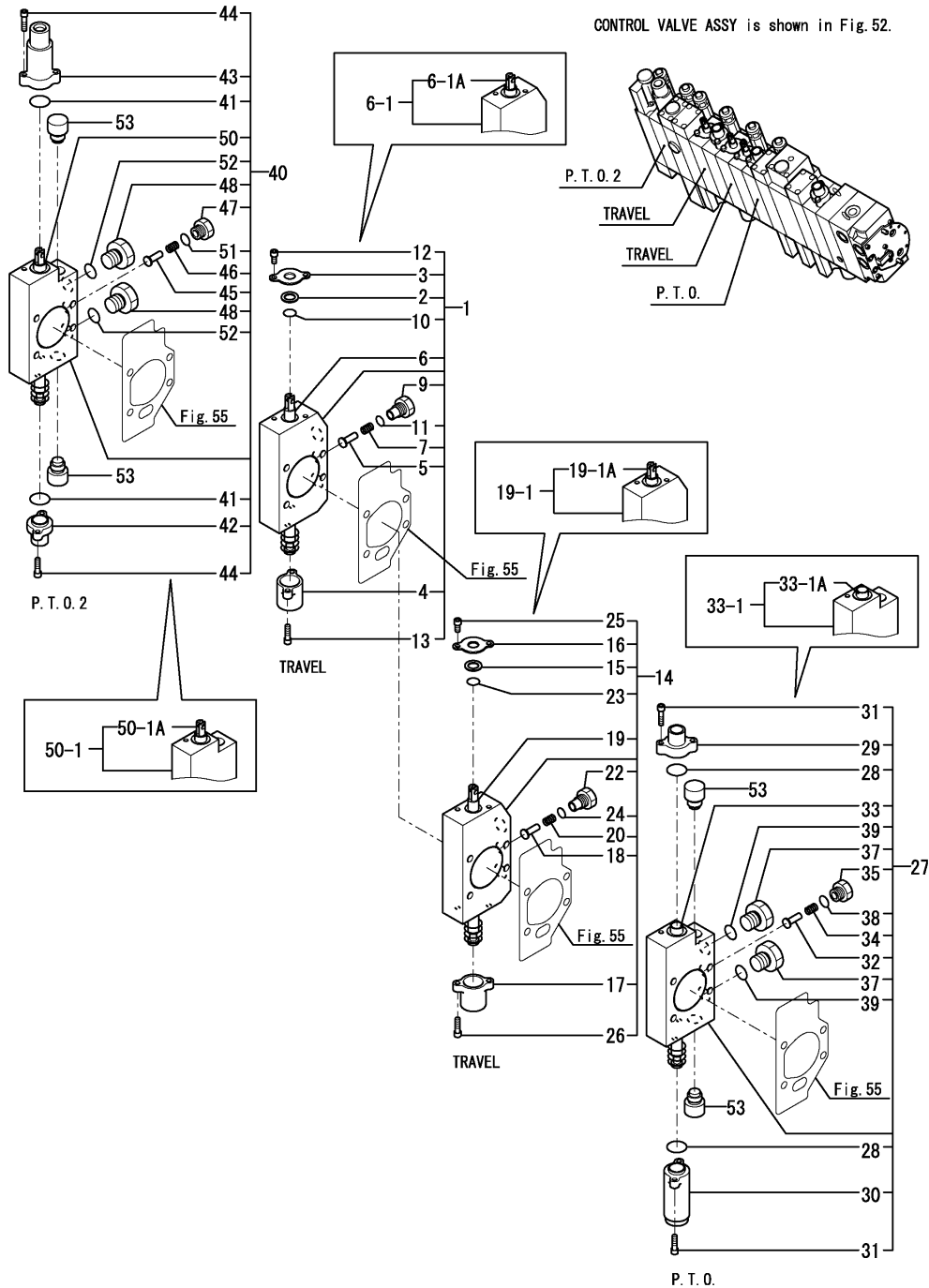


No.	Lev.	Parts No.	Description	Q'ty						I	R
				(A)	(B)	(C)	(D)	(E)	(F)		
34	3	172499-74960	PLUG	1	1	1					
35	3	24311-000060	O-RING, 1AP6.0	2	2	2					
36	3	24315-000080	O-RING, 1BP8.0	1	1	1					
37	3	24315-000110	O-RING, 1BP11.0	3	3	3					
38	3	26450-050452	BOLT, M5X 45	3	3	3					
39	2	172A47-75400	VALVE ASSY, RELIEF	3	3	3					
41	2	172A47-75450	BOLT	4	4	4					Z
		(A=M53001) (B=M53001) (C=M53001)									
41-1	2	172A47-75810	BOLT	4	4	4					W
		(A=M53001) (B=M53001) (C=M53001)									
42	2	26716-080002	NUT, M8	4	4	4					
43	1	22133-100000	WASHER, 10	3	3	3					
44	1	26013-100162	BOLT, M10X 16	3	3	3					
45	1	172A47-76270	PLUG, PILOT	1	1	1					
46	1	172A47-76280	PLUG, PILOT	1	1	1					
47	1	24315-000110	O-RING, 1BP11.0	2	2	2					
47-1	1	41851-000110	O-RING	2	2	2					N
		(A=M53106) (B=M53106) (C=M53106)									

Fig.53. CONTROL VALVE(2/6)(US : TO M58000, AS, NZ)

(A)=VIO45-5B(US)
(B)=VIO45-5B(AS)
(C)=VIO45-5B(NZ)

(D)=VIO45-5B(SG)
(E)=
(F)=



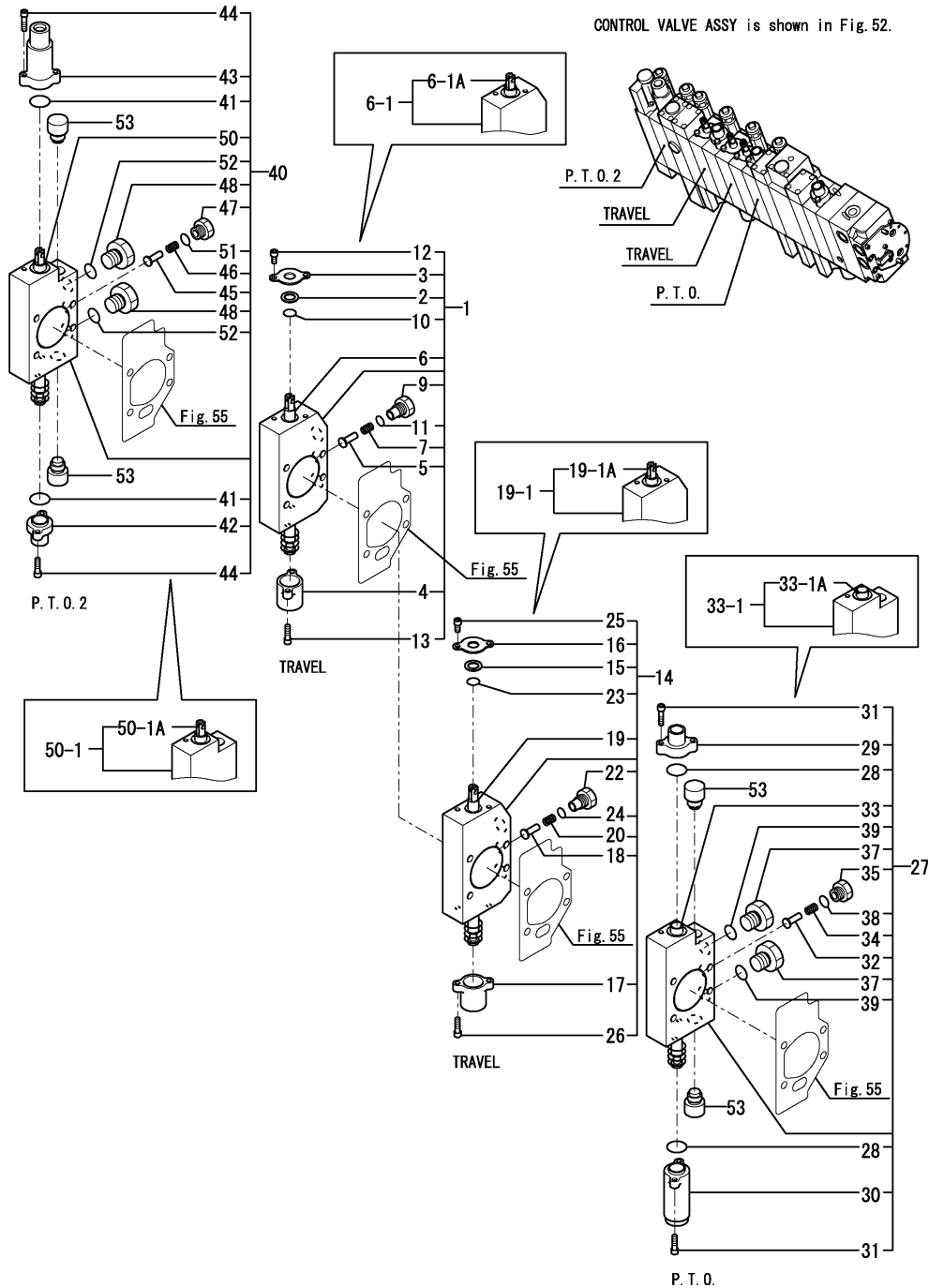
No.	Lev.	Parts No.	Description	Q'ty						I	R
				(A)	(B)	(C)	(D)	(E)	(F)		
1	2	172A47-75510	SECTION, TRAVEL	1	1	1					
1-1	2	172A47-75511	SECTION, TRAVEL	1	1	1					N
		(A=M53302) (B=M53302) (C=M53302)									
2	3	172458-74130	WIPER, DUST	1	1	1					
3	3	172458-74140	RETAINER, SEAL	1	1	1					
4	3	172458-74170	CAP, SPRING	1	1	1					
4-1	3	172A78-74170	CAP, SPRING	1	1	1					N
		(A=M53302) (B=M53302) (C=M53302)									
5	3	172458-74290	VALVE, REVERSE	1	1	1					
6	3	172A47-74340	SPOOL ASSY, TRAVEL	1	1	1					Z
		(A=M53001) (B=M53001) (C=M53001)									
6-1	3	172A47-74530	SECTION ASSY, TRAVEL	1	1	1					W
		(A=M53001) (B=M53001) (C=M53001)									
6-1A	4	172A47-74340	SPOOL ASSY, TRAVEL	1	1	1					
7	3	172458-74360	SPRING, VALVE	1	1	1					
9	3	172458-74640	STAY, VALVE	1	1	1					
10	3	24311-000120	O-RING, 1AP12.0	1	1	1					
11	3	24315-000110	O-RING, 1BP11.0	1	1	1					
12	3	26450-050102	BOLT, M5X 10	2	2	2					
13	3	26450-050182	BOLT, M5X 18	2	2	2					
14	2	172A47-75530	SECTION, TRAVEL	1	1	1					
14-1	2	172A47-75531	SECTION, TRAVEL	1	1	1					N
		(A=M53302) (B=M53302) (C=M53302)									
15	3	172458-74130	WIPER, DUST	1	1	1					
16	3	172458-74140	RETAINER, SEAL	1	1	1					
17	3	172458-74170	CAP, SPRING	1	1	1					
17-1	3	172A78-74170	CAP, SPRING	1	1	1					N
		(A=M53302) (B=M53302) (C=M53302)									
18	3	172458-74290	VALVE, REVERSE	1	1	1					
19	3	172A47-74340	SPOOL ASSY, TRAVEL	1	1	1					Z
		(A=M53001) (B=M53001) (C=M53001)									
19-1	3	172A47-74490	SECTION, TRAVEL	1	1	1					W
		(A=M53001) (B=M53001) (C=M53001)									
19-1A	4	172A47-74340	SPOOL ASSY, TRAVEL	1	1	1					
20	3	172458-74360	SPRING, VALVE	1	1	1					
22	3	172458-74640	STAY, VALVE	1	1	1					
23	3	24311-000120	O-RING, 1AP12.0	1	1	1					
24	3	24315-000110	O-RING, 1BP11.0	1	1	1					
25	3	26450-050102	BOLT, M5X 10	2	2	2					
26	3	26450-050182	BOLT, M5X 18	2	2	2					
27	2	172A47-75550	SECTION, PTO	1	1	1					
28	3	172458-74230	O-RING	2	2	2					
29	3	172458-74240	COVER, PILOT	1	1	1					
30	3	172458-74250	COVER, PILOT	1	1	1					
31	3	172458-74260	BOLT	4	4	4					
32	3	172490-74310	VALVE, REVERSE	1	1	1					
33	3	172A47-74320	SPOOL ASSY, PTO	1	1	1					Z
		(A=M53001) (B=M53001) (C=M53001)									
33-1	3	172A47-74470	PTO SECTION ASSY	1	1	1					W
		(A=M53001) (B=M53001) (C=M53001)									
33-1A	4	172A47-74320	SPOOL ASSY, PTO	1	1	1					

N:Old $\xrightarrow{\text{Yes}}$ New, Q:Old $\xrightarrow{\text{No}}$ New, R:Old $\xrightarrow{\text{Yes}}$ New, S:Old $\xrightarrow{\text{No}}$ New, W:Add, Z:Discontinued, F:Interchangeable by set, K:Q'ty Change
 ++ CONTINUE ++
 Copyright (C) YANMAR GLOBAL CS CO., LTD. All Rights Reserved.

Fig.53. CONTROL VALVE(2/6)(US : TO M58000, AS, NZ)

(A)=VIO45-5B(US)
 (B)=VIO45-5B(AS)
 (C)=VIO45-5B(NZ)

(D)=VIO45-5B(SG)
 (E)=
 (F)=



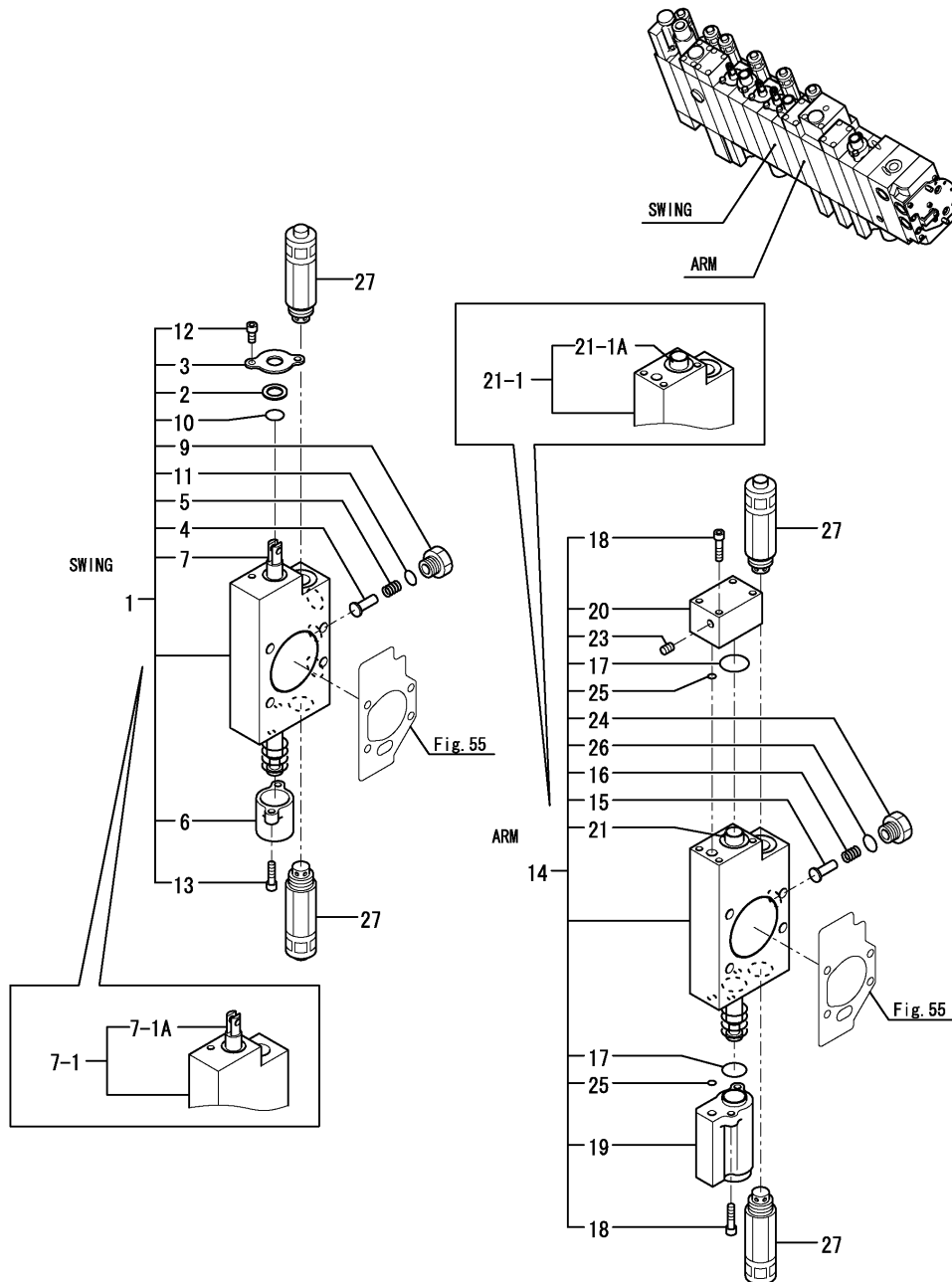
No.	Lev.	Parts No.	Description	Q'ty						I	R
				(A)	(B)	(C)	(D)	(E)	(F)		
34	3	172490-74320	SPRING, VALVE	1	1	1					
35	3	172490-74330	STAY, VALVE	1	1	1					
37	3	172458-74650	STAY, VALVE	2	2	2					
38	3	24315-000110	O-RING, 1BP11.0	1	1	1					
39	3	24315-000140	O-RING, 1BP14.0	2	2	2					
40	2	172A47-75640	SECTION, PTO	1	1	1					
41	3	172458-74230	O-RING	2	2	2					
42	3	172458-74240	COVER, PILOT	1	1	1					
43	3	172458-74250	COVER, PILOT	1	1	1					
44	3	172458-74260	BOLT	4	4	4					
45	3	172490-74310	VALVE, REVERSE	1	1	1					
46	3	172490-74320	SPRING, VALVE	1	1	1					
47	3	172490-74330	STAY, VALVE	1	1	1					
48	3	172458-74650	STAY, VALVE	2	2	2					
50	3	172A47-75660	SPOOL ASSY, PTO	1	1	1					Z
50-1	3	172A47-75650	SECTION ASSY, PTO	1	1	1					W
50-1A	4	172A47-75660	SPOOL ASSY, PTO	1	1	1					
51	3	24315-000110	O-RING, 1BP11.0	1	1	1					
52	3	24315-000140	O-RING, 1BP14.0	2	2	2					
53	2	172A47-75460	PLUG ASSY, VALVE	4	4	4					

Fig.54. CONTROL VALVE(3/6)(US : TO M58000, AS, NZ)

(A)=VIO45-5B(US)
(B)=VIO45-5B(AS)
(C)=VIO45-5B(NZ)

(D)=VIO45-5B(SG)
(E)=
(F)=

CONTROL VALVE ASSY is shown in Fig. 52.



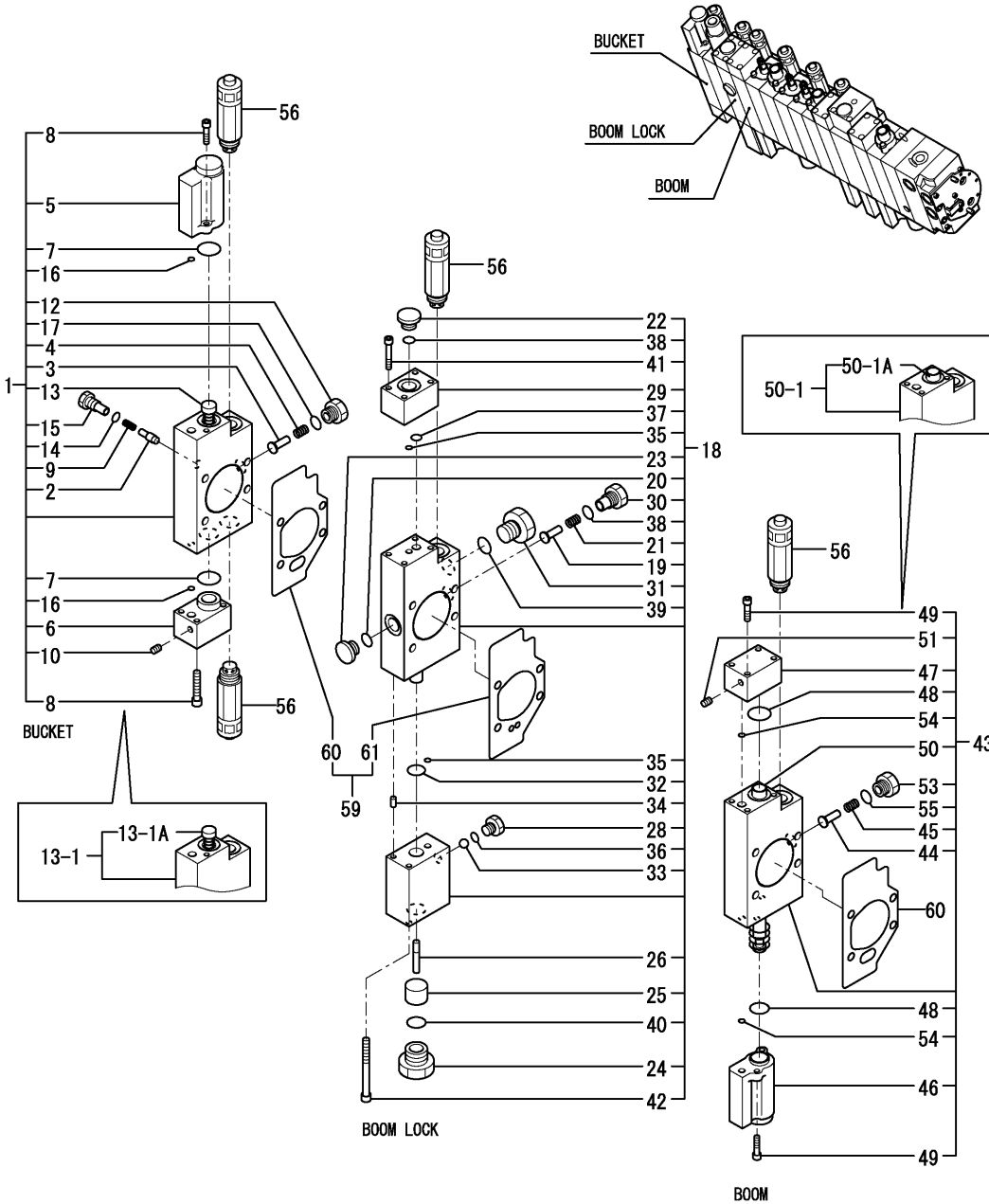
No.	Lev.	Parts No.	Description	Q'ty						I	R
				(A)	(B)	(C)	(D)	(E)	(F)		
1	2	172A47-75540	SECTION, SWING	1	1	1					
1-1	2	172A47-75541	SECTION, SWING	1	1	1					N
		(A=M53302) (B=M53302) (C=M53302)									
2	3	172458-74130	WIPER, DUST	1	1	1					
3	3	172458-74140	RETAINER, SEAL	1	1	1					
4	3	172458-74150	VALVE, REVERSE	1	1	1					
5	3	172458-74160	SPRING, VALVE	1	1	1					
6	3	172458-74170	CAP, SPRING	1	1	1					
6-1	3	172A78-74170	CAP, SPRING	1	1	1					N
		(A=M53302) (B=M53302) (C=M53302)									
7	3	172A47-74330	SPOOL ASSY, SWING	1	1	1					Z
		(A=M53001) (B=M53001) (C=M53001)									
7-1	3	172A47-74480	SECTION, SWING	1	1	1					W
		(A=M53001) (B=M53001) (C=M53001)									
7-1A	4	172A47-74330	SPOOL ASSY, SWING	1	1	1					
9	3	172458-74630	STAY, VALVE	1	1	1					
10	3	24311-000120	O-RING, 1AP12.0	1	1	1					
11	3	24315-000110	O-RING, 1BP11.0	1	1	1					
12	3	26450-050102	BOLT, M5X 10	2	2	2					
13	3	26450-050182	BOLT, M5X 18	2	2	2					
14	2	172A47-75561	SECTION, ARM	1	1	1					
15	3	172458-74150	VALVE, REVERSE	1	1	1					
16	3	172458-74160	SPRING, VALVE	1	1	1					
17	3	172458-74230	O-RING	2	2	2					
18	3	172458-74260	BOLT	4	4	4					
19	3	172A47-74280	COVER, PILOT	1	1	1					
20	3	172A47-74300	COVER, PILOT	1	1	1					
21	3	172A47-74311	SPOOL ASSY, ARM	1	1	1					Z
		(A=M53001) (B=M53001) (C=M53001)									
21-1	3	172A47-74451	SECTION, ARM	1	1	1					W
		(A=M53001) (B=M53001) (C=M53001)									
21-1A	4	172A47-74311	SPOOL ASSY, ARM	1	1	1					
23	3	172458-74460	PLUG	1	1	1					
24	3	172458-74630	STAY, VALVE	1	1	1					
25	3	24311-000060	O-RING, 1AP6.0	2	2	2					
26	3	24315-000110	O-RING, 1BP11.0	1	1	1					
27	2	172A47-75470	VALVE ASSY, OVERLOAD	4	4	4					

Fig.55. CONTROL VALVE(4/6)(US : TO M58000, AS, NZ)

(A)=VIO45-5B(US)
 (B)=VIO45-5B(AS)
 (C)=VIO45-5B(NZ)

(D)=VIO45-5B(SG)
 (E)=
 (F)=

CONTROL VALVE ASSY is shown in Fig.52.



No.	Lev.	Parts No.	Description	Q'ty						I	R
				(A)	(B)	(C)	(D)	(E)	(F)		
1	2	172A47-75490	SECTION, BUCKET	1	1	1					
2	3	172499-70180	VALVE ASSY, REVERSE	1	1	1					
3	3	172458-74150	VALVE, REVERSE	1	1	1					
4	3	172458-74160	SPRING, VALVE	1	1	1					
5	3	172A47-74220	COVER, PILOT	1	1	1					
6	3	172A47-74230	COVER, PILOT	1	1	1					
7	3	172458-74230	O-RING	2	2	2					
8	3	172458-74260	BOLT	4	4	4					
9	3	172173-74280	SPRING	1	1	1					
10	3	172458-74460	PLUG	1	1	1					
12	3	172458-74630	STAY, VALVE	1	1	1					
13	3	172A47-74940	SPOOL ASSY, BUCKET	1	1	1					Z
(A=M53001) (B=M53001) (C=M53001)											
13-1	3	172A47-74550	SECTION ASSY, BUCKET	1	1	1					W
(A=M53001) (B=M53001) (C=M53001)											
13-1A	4	172A47-74940	SPOOL ASSY, BUCKET	1	1	1					
14	3	172A47-74950	O-RING	1	1	1					
15	3	172A47-74970	STAY, VALVE	1	1	1					
16	3	24311-000060	O-RING, 1AP6.0	2	2	2					
17	3	24315-000110	O-RING, 1BP11.0	1	1	1					
18	2	172A47-75610	VALVE ASSY	1	1	1					
19	3	172499-70180	VALVE ASSY, REVERSE	1	1	1					
20	3	172A47-74270	O-RING	1	1	1					
21	3	172173-74280	SPRING	1	1	1					
22	3	172183-74350	PLUG	1	1	1					
23	3	172A47-74460	PLUG	1	1	1					
24	3	172A47-74560	BUSH PF1/2X1/4	1	1	1					
25	3	172A47-74570	PISTON B	1	1	1					
26	3	172A47-74580	PISTON A1	1	1	1					
28	3	172A47-74920	HOLDER, BALL	1	1	1					
29	3	172A47-74930	BODY, DISCHARGE	1	1	1					
30	3	172A47-74970	STAY, VALVE	1	1	1					
31	3	172A47-75620	STAY, VALVE	1	1	1					
32	3	172A47-75680	O-RING	1	1	1					
33	3	172A47-75690	BALL, STEEL	1	1	1					
34	3	22312-050100	PIN, PARALLEL M5X10	2	2	2					
35	3	24311-000060	O-RING, 1AP6.0	2	2	2					
36	3	24315-000080	O-RING, 1BP8.0	1	1	1					
37	3	24315-000100	O-RING, 1BP10.0	1	1	1					
38	3	24315-000110	O-RING, 1BP11.0	2	2	2					
39	3	24315-000140	O-RING, 1BP14.0	1	1	1					
40	3	24315-000180	O-RING, 1BP18.0	1	1	1					
41	3	26450-050302	BOLT, M5X 30	2	2	2					
42	3	26450-060652	BOLT, M6X 65	2	2	2					
43	2	172A47-75501	SECTION, BOOM	1	1	1					
44	3	172458-74150	VALVE, REVERSE	1	1	1					
45	3	172458-74160	SPRING, VALVE	1	1	1					
46	3	172A47-74220	COVER, PILOT	1	1	1					
47	3	172A47-74230	COVER, PILOT	2	2	2					
48	3	172458-74230	O-RING	2	2	2					
49	3	172458-74260	BOLT	4	4	4					

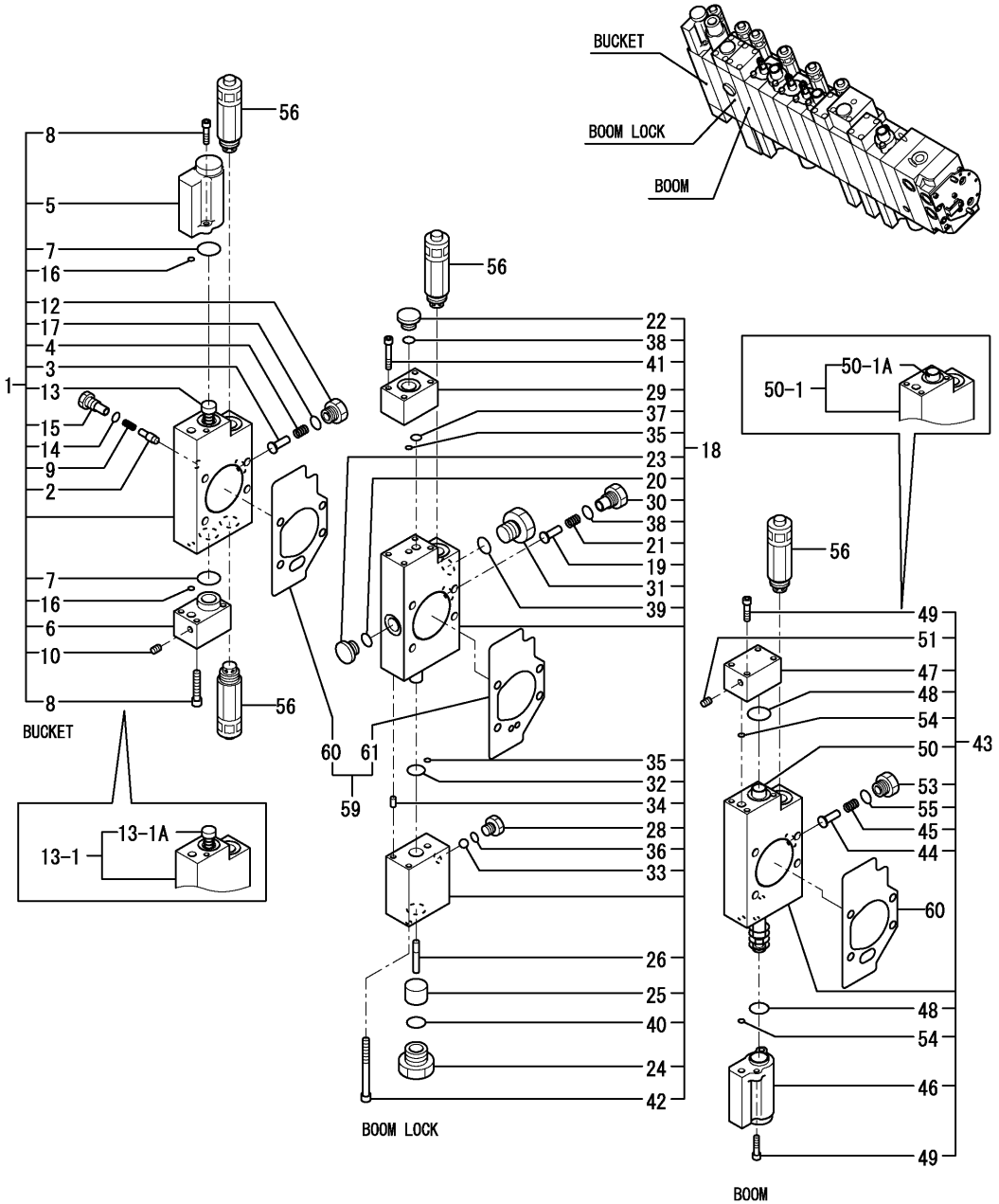
N:Old $\xrightarrow{\text{Yes}}$ New, Q:Old $\xrightarrow{\text{No}}$ New, R:Old $\xrightarrow{\text{Yes}}$ New, S:Old $\xrightarrow{\text{No}}$ New, W:Add, Z:Discontinued, F:Interchangeable by set, K:Q'ty Change
 ++ CONTINUE ++
 Copyright (C) YANMAR GLOBAL CS CO., LTD. All Rights Reserved.

Fig.55. CONTROL VALVE(4/6)(US : TO M58000, AS, NZ)

(A)=VIO45-5B(US)
 (B)=VIO45-5B(AS)
 (C)=VIO45-5B(NZ)

(D)=VIO45-5B(SG)
 (E)=
 (F)=

CONTROL VALVE ASSY is shown in Fig.52.



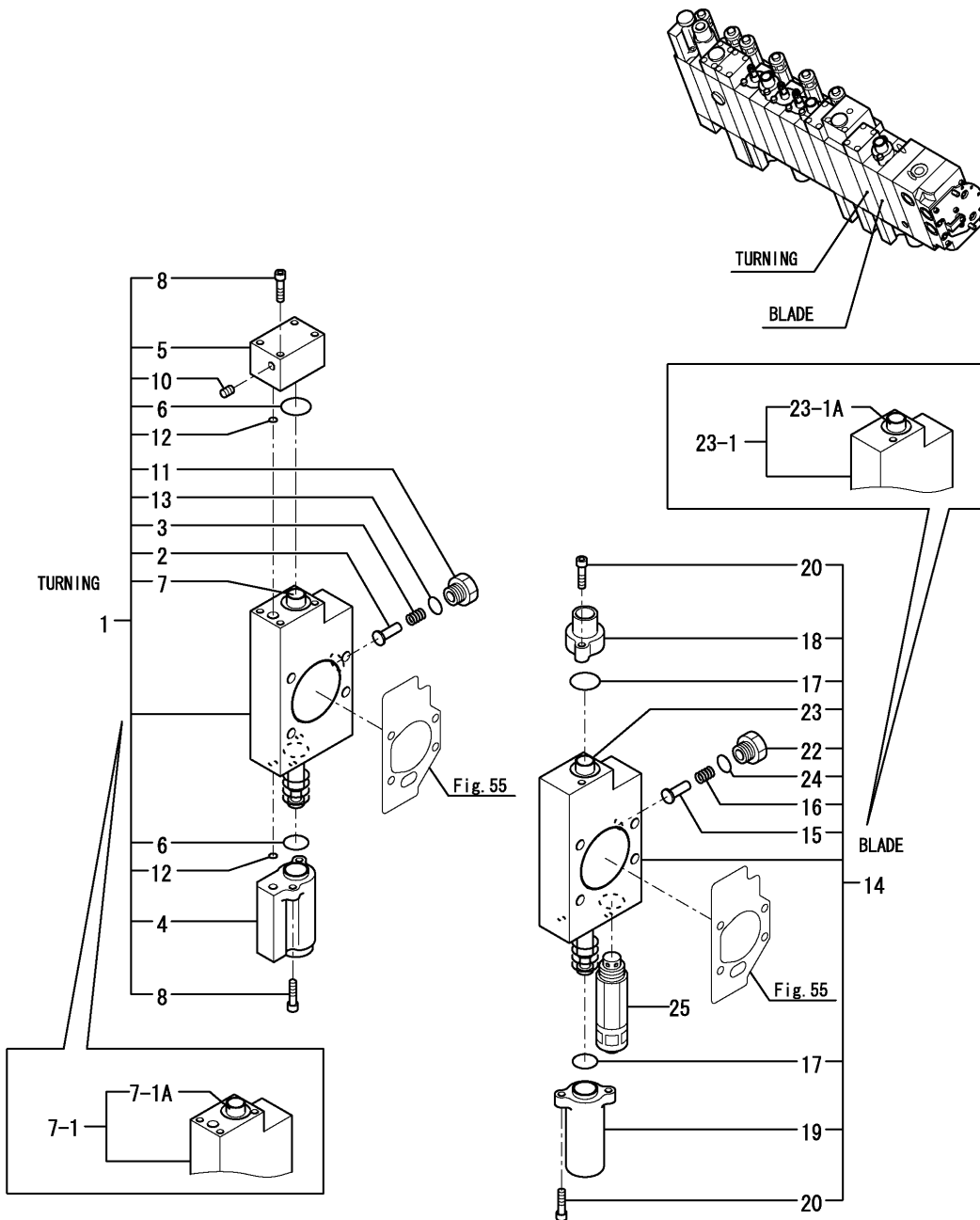
No.	Lev.	Parts No.	Description	Q'ty						I	R
				(A)	(B)	(C)	(D)	(E)	(F)		
50	3	172A47-74411 (A=M53001) (B=M53001) (C=M53001)	SPOOL ASSY, BOOM	1	1	1					Z
50-1	3	172A47-74541 (A=M53001) (B=M53001) (C=M53001)	SECTION, BOOM	1	1	1					W
50-1A	4	172A47-74411	SPOOL ASSY, BOOM	1	1	1					
51	3	172458-74460	PLUG	1	1	1					
53	3	172458-74630	STAY, VALVE	1	1	1					
54	3	24311-000060	O-RING, 1AP6.0	2	2	2					
55	3	24315-000110	O-RING, 1BP11.0	1	1	1					
56	2	172A47-75470	VALVE ASSY, OVERLOAD	4	4	4					
59	2	172A47-75630	GASKET SET	1	1	1					
60	3	172A47-75430	GASKET	12	12	12					
61	3	172A47-75440	GASKET	1	1	1					

Fig.56. CONTROL VALVE(5/6)(US : TO M58000, AS, NZ)

(A)=VIO45-5B(US)
 (B)=VIO45-5B(AS)
 (C)=VIO45-5B(NZ)

(D)=VIO45-5B(SG)
 (E)=
 (F)=

CONTROL VALVE ASSY is shown in Fig. 52.



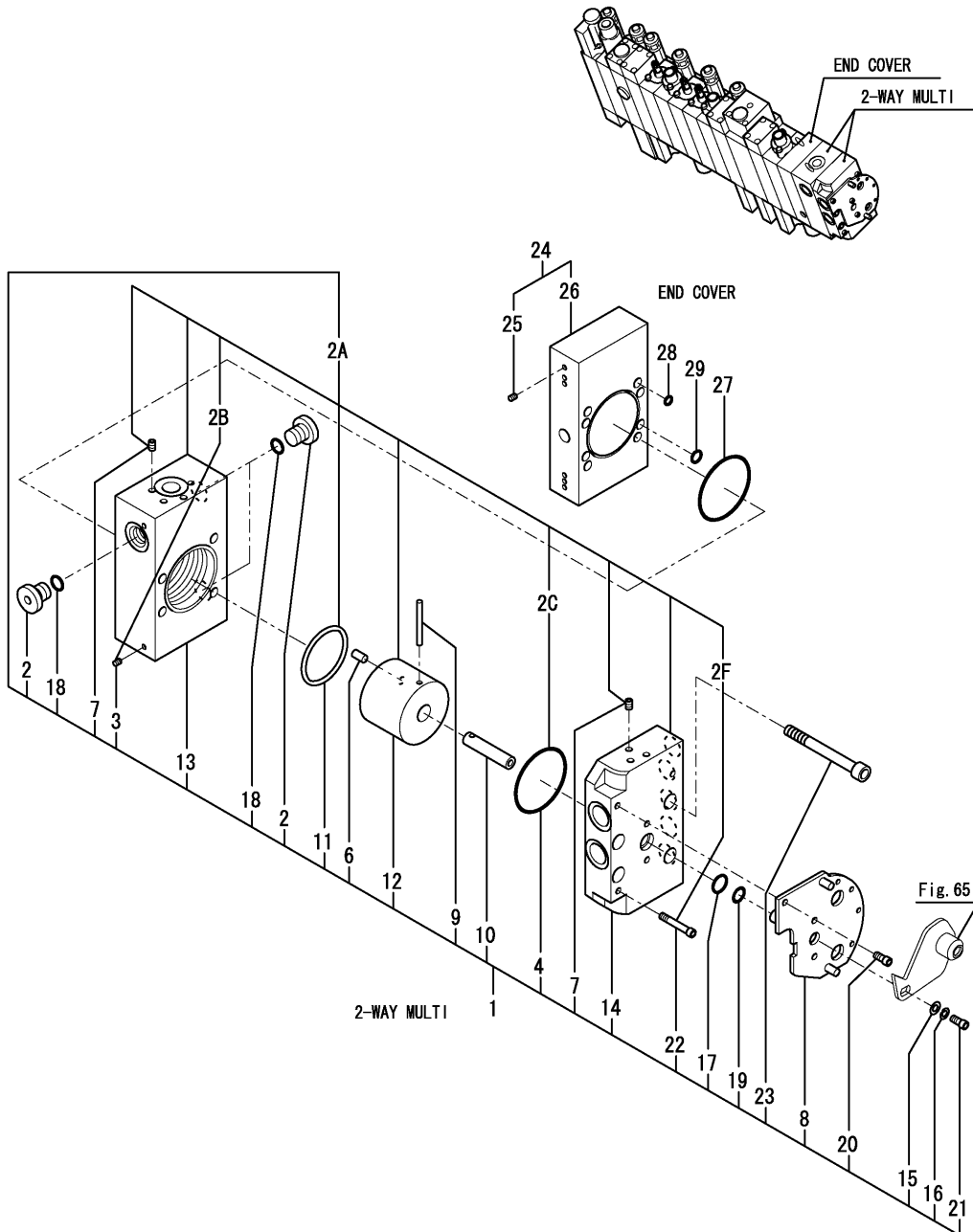
No.	Lev.	Parts No.	Description	Qty						I	R
				(A)	(B)	(C)	(D)	(E)	(F)		
1	2	172A47-75581	SECTION, SWING	1	1	1					
2	3	172458-74150	VALVE, REVERSE	1	1	1					
3	3	172458-74160	SPRING, VALVE	1	1	1					
4	3	172A47-74220	COVER, PILOT	1	1	1					
5	3	172A47-74230	COVER, PILOT	1	1	1					
6	3	172458-74230	O-RING	2	2	2					
7	3	172A47-74241	SPOOL ASSY, SWING	1	1	1					Z
		(A=M53001) (B=M53001) (C=M53001)									
7-1	3	172A47-74431	SECTION, SWING	1	1	1					W
		(A=M53001) (B=M53001) (C=M53001)									
7-1A	4	172A47-74241	SPOOL ASSY, SWING	1	1	1					
8	3	172458-74260	BOLT	4	4	4					
10	3	172458-74460	PLUG	1	1	1					
11	3	172458-74630	STAY, VALVE	1	1	1					
12	3	24311-000060	O-RING, 1AP6.0	2	2	2					
13	3	24315-000110	O-RING, 1BP11.0	1	1	1					
14	2	172A47-75591	SECTION, BLADE	1	1	1					
15	3	172458-74150	VALVE, REVERSE	1	1	1					
16	3	172458-74160	SPRING, VALVE	1	1	1					
17	3	172458-74230	O-RING	2	2	2					
18	3	172458-74240	COVER, PILOT	1	1	1					
19	3	172458-74250	COVER, PILOT	1	1	1					
20	3	172458-74260	BOLT	4	4	4					
22	3	172458-74630	STAY, VALVE	1	1	1					
23	3	172A47-75671	SPOOL ASSY, BLADE	1	1	1					Z
		(A=M53001) (B=M53001) (C=M53001)									
23-1	3	172A47-74421	SECTION ASSY, BLADE	1	1	1					W
		(A=M53001) (B=M53001) (C=M53001)									
23-1A	4	172A47-75671	SPOOL ASSY, BLADE	1	1	1					
24	3	24315-000110	O-RING, 1BP11.0	1	1	1					
25	2	172A47-75480	VALVE ASSY, OVERLOAD	1	1	1					

Fig.57. CONTROL VALVE(6/6)(US : TO M58000, AS, NZ)

(A)=VIO45-5B(US)
(B)=VIO45-5B(AS)
(C)=VIO45-5B(NZ)

(D)=VIO45-5B(SG)
(E)=
(F)=

CONTROL VALVE ASSY is shown in Fig. 52.

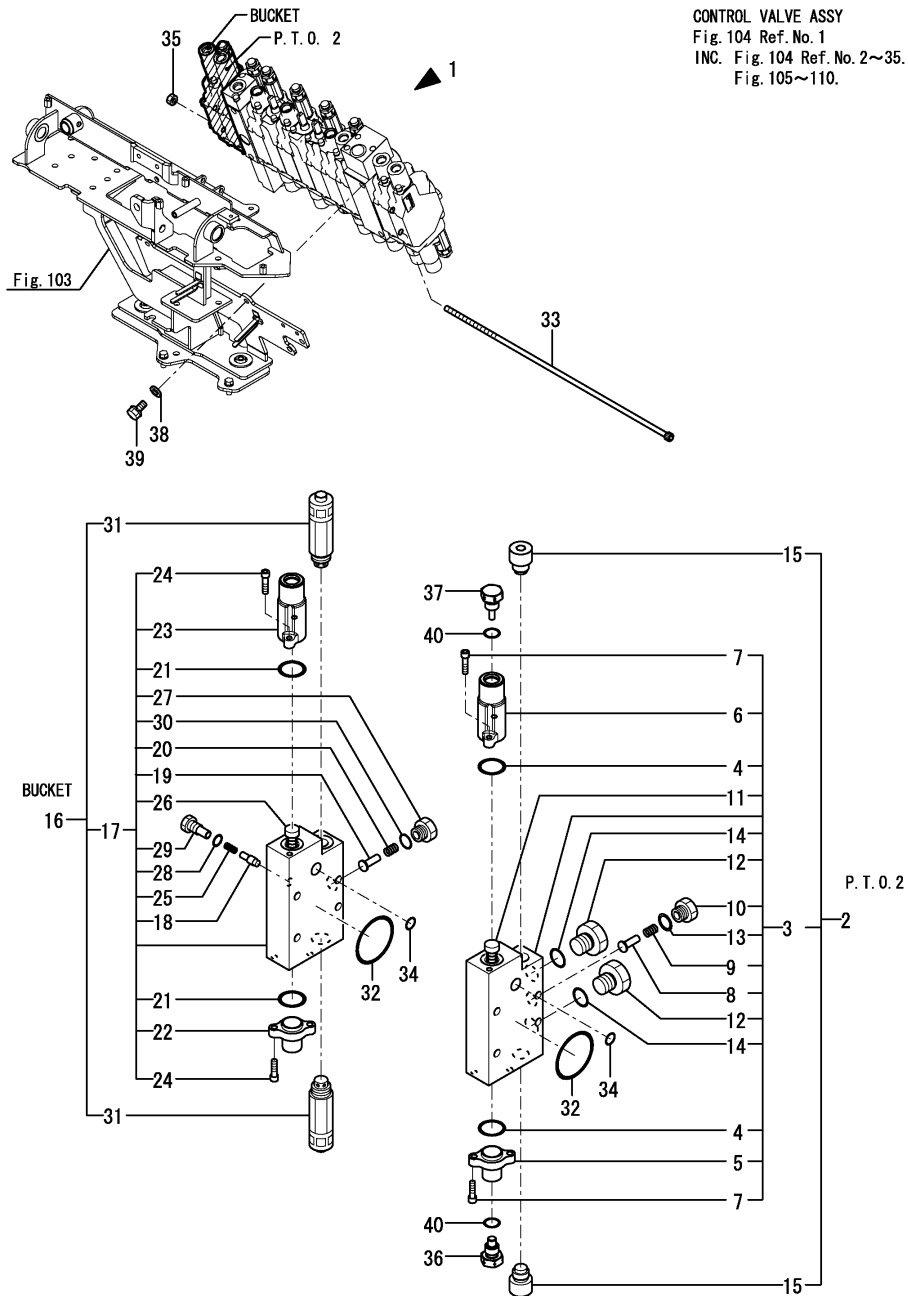


No.	Lev.	Parts No.	Description	Q'ty						I	R
				(A)	(B)	(C)	(D)	(E)	(F)		
1	2	172A47-74210	VALVE	1	1	1					
2	3	172183-74350	PLUG	3	3	3					
2A	3	172A47-75910	BODY, 2-WAY KIT	1	1	1					W
		(A=M53302) (B=M53302) (C=M53302)									
2B	4	172458-74460	PLUG	2	2	2					
2C	4	172A47-75420	O-RING	1	1	1					
2F	4	26450-050302	BOLT, M5X 30	2	2	2					
3	3	172458-74460	PLUG	2	2	2					Z
		(A=M53302) (B=M53302) (C=M53302)									
4	3	172A47-75420	O-RING	1	1	1					Z
		(A=M53302) (B=M53302) (C=M53302)									
6	3	172A47-75710	PLUNGER	1	1	1					
7	3	172A47-75720	PLUG NPT1/16	11	11	11					Z
		(A=M53302) (B=M53302) (C=M53302)									
8	3	172A47-75730	PLATE	1	1	1					Z
		(A=M53001) (B=M53001) (C=M53001)									
8-1	3	172A47-75820	PLATE	1	1	1					W
		(A=M53001) (B=M53001) (C=M53001)									
9	3	172A47-75740	NEEDLE ROLLER 4MM	1	1	1					
10	3	172A47-75750	SHAFT	1	1	1					
11	3	172A47-75760	PACKING, ROD	1	1	1					Z
		(A=M53302) (B=M53302) (C=M53302)									
12	3	172A47-75800	CYLINDER	1	1	1					Z
		(A=M53302) (B=M53302) (C=M53302)									
13	3	172A47-75780	BODY	1	1	1					Z
		(A=M53302) (B=M53302) (C=M53302)									
14	3	172A47-75790	BODY	1	1	1					Z
		(A=M53302) (B=M53302) (C=M53302)									
15	3	22137-050000	WASHER, 5	1	1	1					
16	3	22217-050000	WASHER, SPRING 5	1	1	1					
17	3	24311-240100	O-RING, 1AP10A	1	1	1					
18	3	24315-000110	O-RING, 1BP11.0	3	3	3					
19	3	24373-240100	RING, BACK UP T3P10A	1	1	1					
20	3	26450-050102	BOLT, M5X 10	3	3	3					
21	3	26450-050102	BOLT, M5X 10	1	1	1					
22	3	26450-050302	BOLT, M5X 30	2	2	2					Z
		(A=M53302) (B=M53302) (C=M53302)									
23	3	26450-080752	BOLT, M8X 75	4	4	4					
24	2	172A47-75600	COVER ASSY, END	1	1	1					
25	3	172458-74460	PLUG	8	8	8					
26	3	172A47-75410	COVER, END	1	1	1					
27	2	172A47-75420	O-RING	1	1	1					
28	2	24311-000060	O-RING, 1AP6.0	7	7	7					
29	2	24311-000090	O-RING, 1AP9.0	2	2	2					

Fig.104. (57A)CONTROL VALVE(1/7)(US : FROM M58001)

(A)=VIO45-5B(US)
 (B)=VIO45-5B(AS)
 (C)=VIO45-5B(NZ)

(D)=VIO45-5B(SG)
 (E)=
 (F)=



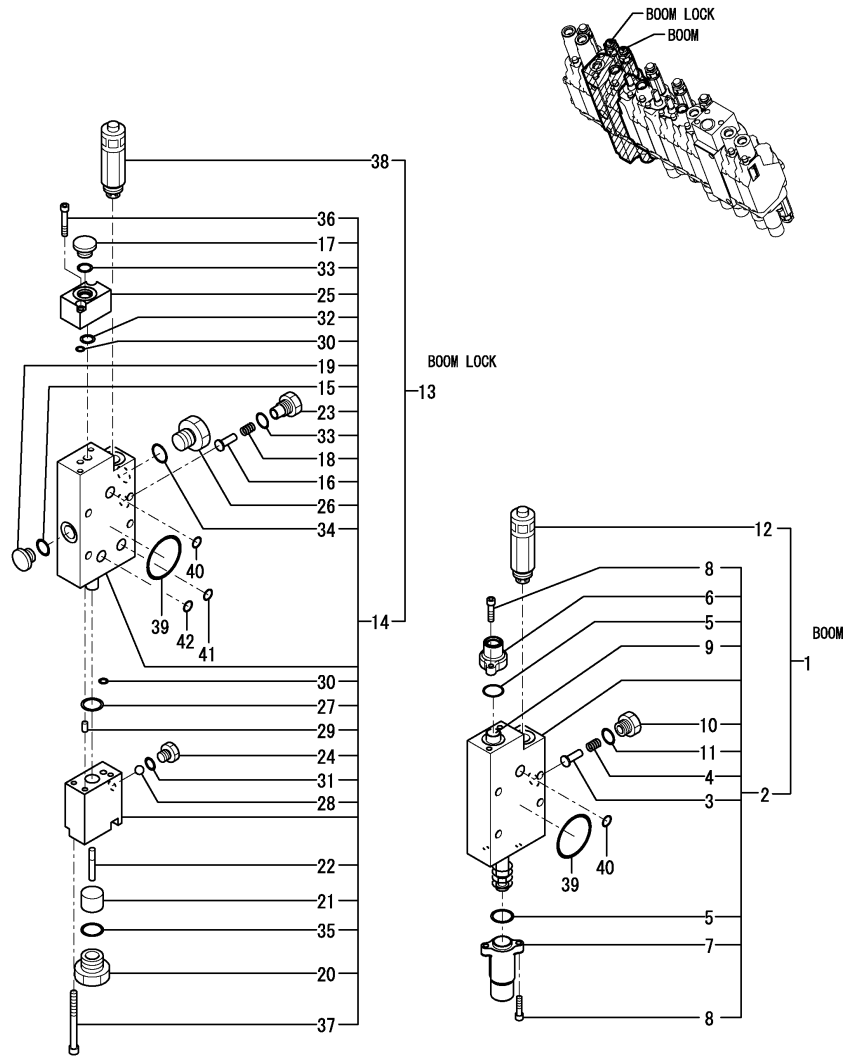
CONTROL VALVE ASSY
 Fig. 104 Ref. No. 1
 INC. Fig. 104 Ref. No. 2~35.
 Fig. 105~110.

No.	Lev.	Parts No.	Description	Q'ty						I	R
				(A)	(B)	(C)	(D)	(E)	(F)		
1	1	172A78-74200	VALVE ASSY,CV-BCV	1							
2	2	172A78-74590	SECTION ASSY, PTO	1							
3	3	172A78-74490	SECTION ASSY, PTO	1							
4	4	172458-74230	O-RING	2							
5	4	172458-74240	COVER, PILOT	1							
6	4	172458-74250	COVER, PILOT	1							
7	4	172458-74260	BOLT	4							
8	4	172490-74310	VALVE, REVERSE	1							
9	4	172490-74320	SPRING, VALVE	1							
10	4	172490-74330	STAY, VALVE	1							
11	4	172A78-74360	SPOOL ASSY, PTO	1							
12	4	172A47-75620	STAY, VALVE	2							
13	4	24315-000110	O-RING, 1BP11.0	1							
14	4	24315-000140	O-RING, 1BP14.0	2							
15	3	172A47-75460	PLUG ASSY, VALVE	2							
16	2	172A78-74600	SECTION ASSY, BUCKET	1							
17	3	172A78-74500	SECTION ASSY, BUCKET	1							
18	4	172499-70180	VALVE ASSY, REVERSE	1							
19	4	172458-74150	VALVE, REVERSE	1							
20	4	172458-74160	SPRING, VALVE	1							
21	4	172458-74230	O-RING	2							
22	4	172458-74240	COVER, PILOT	1							
23	4	172458-74250	COVER, PILOT	1							
24	4	172458-74260	BOLT	4							
25	4	172173-74280	SPRING	1							
26	4	172A78-74370	SPOOL ASSY, BUCKET	1							
27	4	172458-74630	STAY, VALVE	1							
28	4	172A47-74950	O-RING	1							
29	4	172A47-74970	STAY, VALVE	1							
30	4	24315-000110	O-RING, 1BP11.0	1							
31	3	172A47-75470	VALVE ASSY, OVERLOAD	2							
32	2	172458-74720	O-RING	2							
33	2	172A47-75450	BOLT	4							
34	2	24311-000200	O-RING, 1AP20.0	2							
35	2	26716-080002	NUT, M8	4							
36	1	172A47-76270	PLUG, PILOT	1							
37	1	172A47-76280	PLUG, PILOT	1							
38	1	22133-100000	WASHER, 10	3							
39	1	26013-100162	BOLT, M10X 16	3							
40	1	41851-000110	O-RING	2							

Fig.105. (57B)CONTROL VALVE(2/7)(US : FROM M58001)

(A)=VIO45-5B(US)
 (B)=VIO45-5B(AS)
 (C)=VIO45-5B(NZ)

(D)=VIO45-5B(SG)
 (E)=
 (F)=



No.	Lev.	Parts No.	Description	Q'ty						I	R
				(A)	(B)	(C)	(D)	(E)	(F)		
1	2	172A78-74570	SECTION ASSY, BOOM	1							
2	3	172A78-74470	SECTION ASSY, BOOM	1							
3	4	172458-74150	VALVE, REVERSE	1							
4	4	172458-74160	SPRING, VALVE	1							
5	4	172458-74230	O-RING	2							
6	4	172458-74240	COVER, PILOT	1							
7	4	172458-74250	COVER, PILOT	1							
8	4	172458-74260	BOLT	4							
9	4	172A78-74350	SPOOL ASSY, BOOM	1							
10	4	172458-74630	STAY, VALVE	1							
11	4	24315-000110	O-RING, 1BP11.0	1							
12	3	172A47-75470	VALVE ASSY, OVERLOAD	1							
13	2	172A78-74580	SECTION ASSY, VALVE	1							
14	3	172A78-74480	SECTION ASSY, VALVE	1							
15	4	172A47-74270	O-RING	1							
16	4	172458-74290	VALVE, REVERSE	1							
17	4	172183-74350	PLUG	1							
18	4	172458-74360	SPRING, VALVE	1							
19	4	172A47-74460	PLUG	1							
20	4	172A47-74560	BUSH PF1/2X1/4	1							
21	4	172A47-74570	PISTON B	1							
22	4	172A47-74580	PISTON A1	1							
23	4	172458-74640	STAY, VALVE	1							
24	4	172A47-74920	HOLDER, BALL	1							
25	4	172A47-74930	BODY, DISCHARGE	1							
26	4	172A47-75620	STAY, VALVE	1							
27	4	172A47-75680	O-RING	1							
28	4	172A47-75690	BALL, STEEL	1							
29	4	22312-050100	PIN, PARALLEL M5X10	2							
30	4	24311-000060	O-RING, 1AP6.0	2							
31	4	24315-000080	O-RING, 1BP8.0	1							
32	4	24315-000100	O-RING, 1BP10.0	1							
33	4	24315-000110	O-RING, 1BP11.0	2							
34	4	24315-000140	O-RING, 1BP14.0	1							
35	4	24315-000180	O-RING, 1BP18.0	1							
36	4	26450-050302	BOLT, M5X 30	2							
37	4	26450-060652	BOLT, M6X 65	2							
38	3	172A47-75470	VALVE ASSY, OVERLOAD	1							
39	2	172458-74720	O-RING	2							
40	2	24311-000200	O-RING, 1AP20.0	2							
41	2	24315-000090	O-RING, 1BP9.0	1							
42	2	24315-000100	O-RING, 1BP10.0	1							

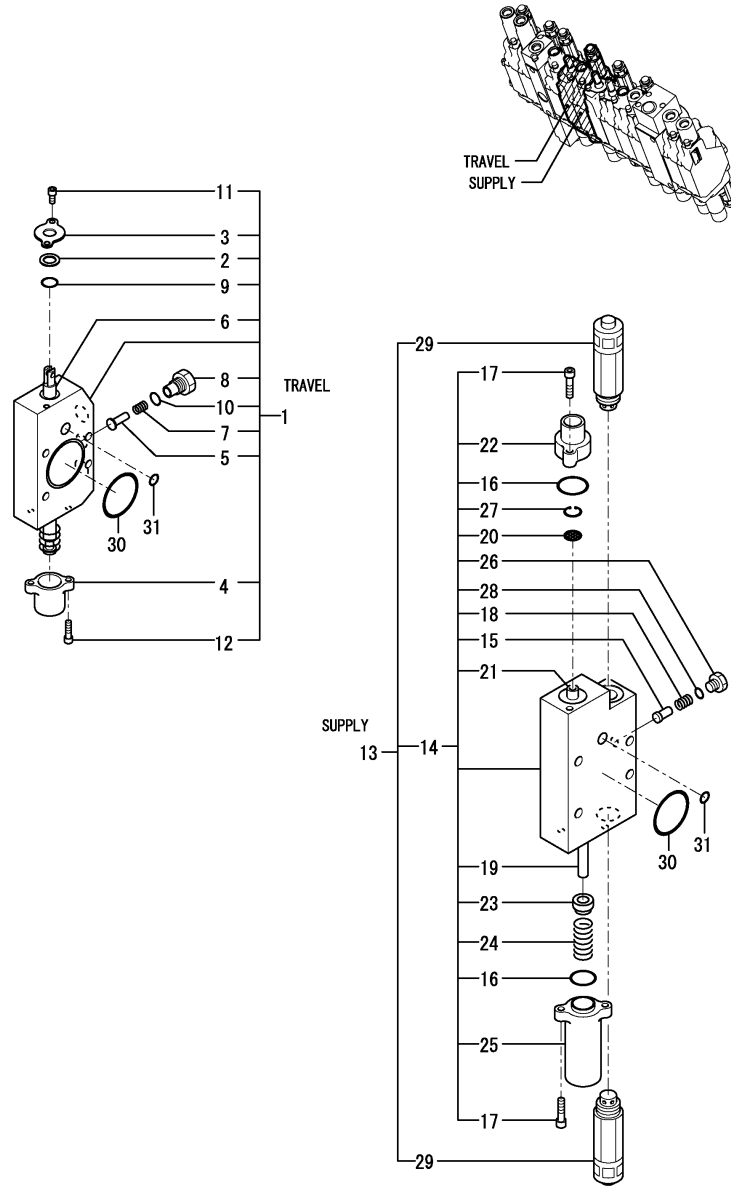
Remarks

* Control valve assy is shown in Fig.104.

Fig.106. (57C)CONTROL VALVE(3/7)(US : FROM M58001)

(A)=VIO45-5B(US)
 (B)=VIO45-5B(AS)
 (C)=VIO45-5B(NZ)

(D)=VIO45-5B(SG)
 (E)=
 (F)=



No.	Lev.	Parts No.	Description	Q'ty						I	R
				(A)	(B)	(C)	(D)	(E)	(F)		
1	2	172A78-74460	SECTION ASSY, TRAVEL	1							
2	3	172458-74130	WIPER, DUST	1							
3	3	172458-74140	RETAINER, SEAL	1							
4	3	172A78-74170	CAP, SPRING	1							
5	3	172458-74290	VALVE, REVERSE	1							
6	3	172A78-74340	SPOOL ASSY, TRAVEL	1							
7	3	172458-74360	SPRING, VALVE	1							
8	3	172458-74640	STAY, VALVE	1							
9	3	24311-000120	O-RING, 1AP12.0	1							
10	3	24315-000110	O-RING, 1BP11.0	1							
11	3	26450-050102	BOLT, M5X 10	2							
12	3	26450-050182	BOLT, M5X 18	2							
13	2	172A78-74560	SECTION ASSY, INLET	1							
14	3	172A78-74450	SECTION ASSY, INLET	1							
15	4	172499-70180	VALVE ASSY, REVERSE	1							
16	4	172458-74230	O-RING	2							
17	4	172458-74260	BOLT	4							
18	4	172173-74280	SPRING	1							
19	4	172A47-74350	SPOOL ASSY,INLET	1							
20	4	172A47-74360	FILTER	1							
21	4	172A47-74370	PISTON	1							
22	4	172A47-74380	COVER, PILOT	1							
23	4	172458-74530	SEAT, SPRING	1							
24	4	172458-74540	SPRING, RETURN	1							
25	4	172458-74550	COVER, PILOT	1							
26	4	172458-74670	PLUG	1							
27	4	172A47-74980	CIRCLIP	1							
28	4	24315-000080	O-RING, 1BP8.0	1							
29	3	172A47-75400	VALVE ASSY, RELIEF	2							
30	2	172458-74720	O-RING	2							
31	2	24311-000200	O-RING, 1AP20.0	2							

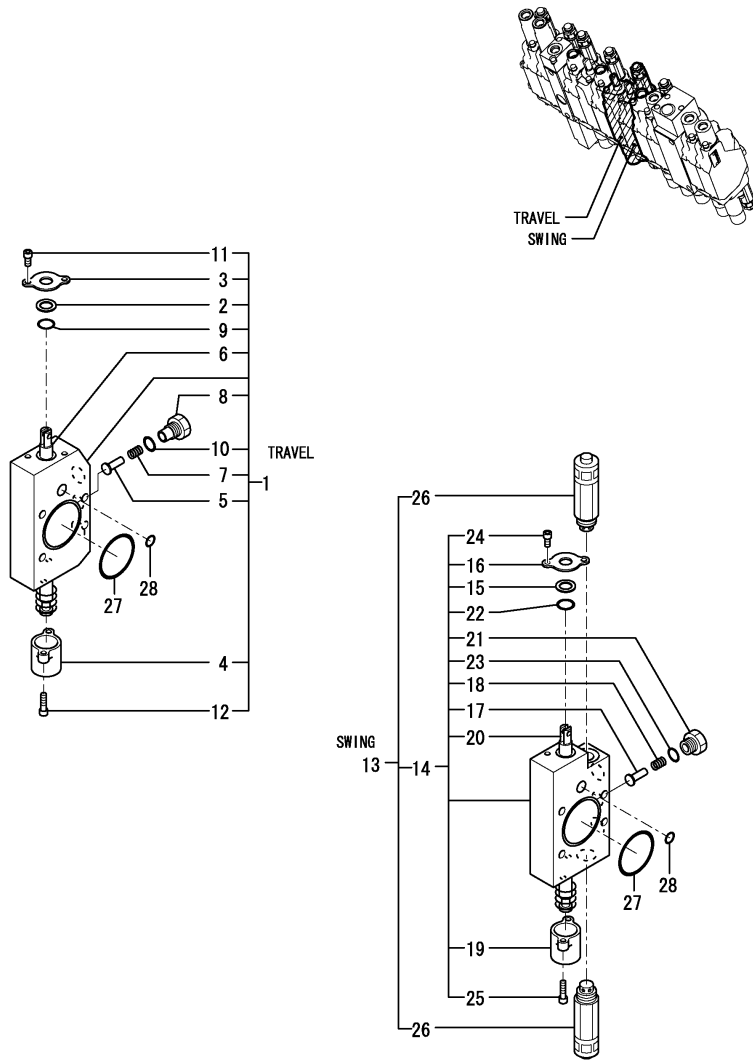
Remarks

* Control valve assy is shown in Fig.104.

Fig.107. (57D)CONTROL VALVE(4/7)(US : FROM M58001)

(A)=VIO45-5B(US)
 (B)=VIO45-5B(AS)
 (C)=VIO45-5B(NZ)

(D)=VIO45-5B(SG)
 (E)=
 (F)=



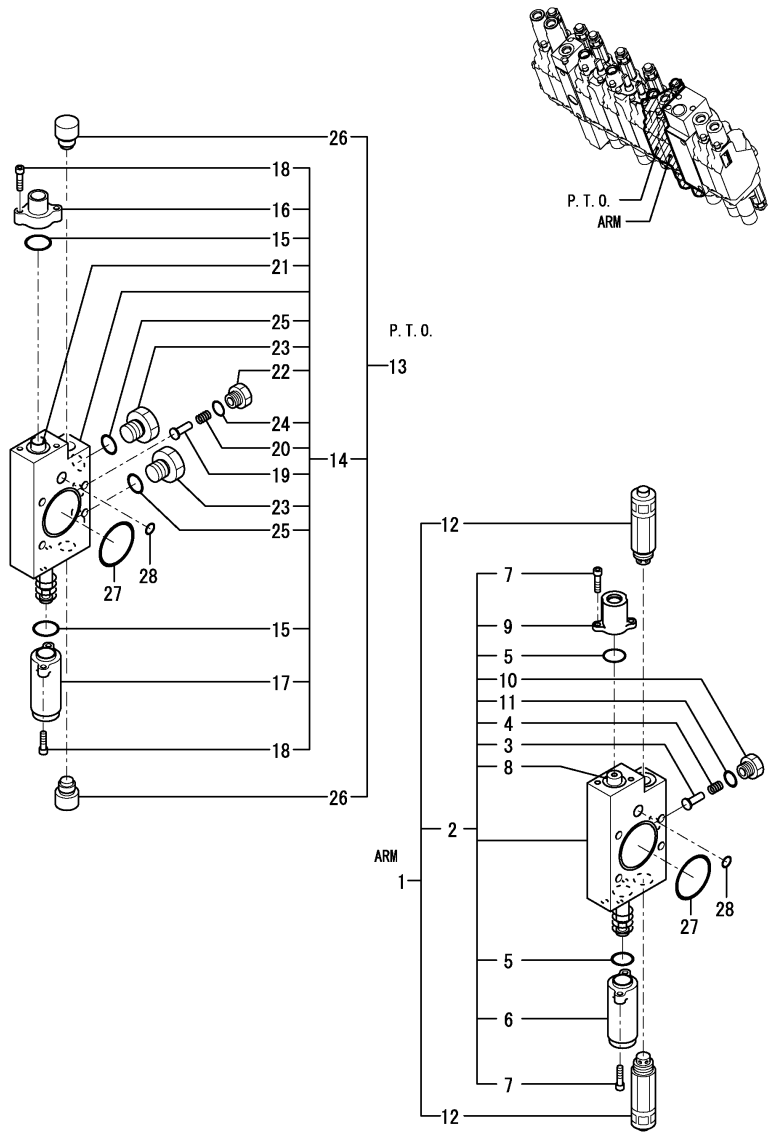
No.	Lev.	Parts No.	Description	Q'ty						I	R
				(A)	(B)	(C)	(D)	(E)	(F)		
1	2	172A78-74440	SECTION ASSY, TRAVEL	1							
2	3	172458-74130	WIPER, DUST	1							
3	3	172458-74140	RETAINER, SEAL	1							
4	3	172A78-74170	CAP, SPRING	1							
5	3	172458-74290	VALVE, REVERSE	1							
6	3	172A78-74340	SPOOL ASSY, TRAVEL	1							
7	3	172458-74360	SPRING, VALVE	1							
8	3	172458-74640	STAY, VALVE	1							
9	3	24311-000120	O-RING, 1AP12.0	1							
10	3	24315-000110	O-RING, 1BP11.0	1							
11	3	26450-050102	BOLT, M5X 10	2							
12	3	26450-050182	BOLT, M5X 18	2							
13	2	172A78-74550	SECTION ASSY, SWING	1							
14	3	172A78-74430	SECTION ASSY, SWING	1							
15	4	172458-74130	WIPER, DUST	1							
16	4	172458-74140	RETAINER, SEAL	1							
17	4	172458-74150	VALVE, REVERSE	1							
18	4	172458-74160	SPRING, VALVE	1							
19	4	172A78-74170	CAP, SPRING	1							
20	4	172A78-74330	SPOOL ASSY, SWING	1							
21	4	172458-74630	STAY, VALVE	1							
22	4	24311-000120	O-RING, 1AP12.0	1							
23	4	24315-000110	O-RING, 1BP11.0	1							
24	4	26450-050102	BOLT, M5X 10	2							
25	4	26450-050182	BOLT, M5X 18	2							
26	3	172A47-75470	VALVE ASSY, OVERLOAD	2							
27	2	172458-74720	O-RING	2							
28	2	24311-000200	O-RING, 1AP20.0	2							

Remarks
 * Control valve assy is shown in Fig.104.

Fig.108. (57E)CONTROL VALVE(5/7)(US : FROM M58001)

(A)=VIO45-5B(US)
 (B)=VIO45-5B(AS)
 (C)=VIO45-5B(NZ)

(D)=VIO45-5B(SG)
 (E)=
 (F)=



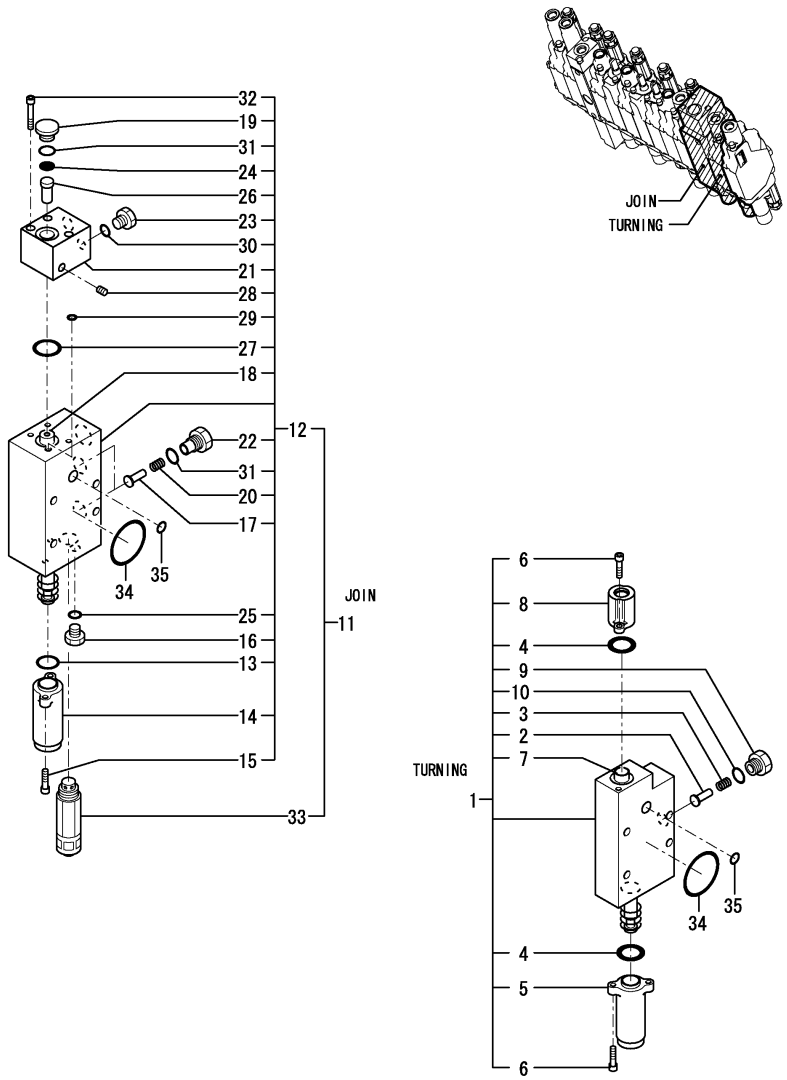
No.	Lev.	Parts No.	Description	Q'ty						I	R
				(A)	(B)	(C)	(D)	(E)	(F)		
1	2	172A78-74530	SECTION ASSY, ARM	1							
2	3	172A78-74410	SECTION ASSY, ARM	1							
3	4	172458-74150	VALVE, REVERSE	1							
4	4	172458-74160	SPRING, VALVE	1							
5	4	172458-74230	O-RING	2							
6	4	172458-74250	COVER, PILOT	1							
7	4	172458-74260	BOLT	4							
8	4	172A78-74310	SPOOL ASSY, ARM	1							
9	4	172A78-74610	CAP, PILOT	1							
10	4	172458-74630	STAY, VALVE	1							
11	4	24315-000110	O-RING, 1BP11.0	1							
12	3	172A47-75470	VALVE ASSY, OVERLOAD	2							
13	2	172A78-74540	SECTION ASSY, PTO	1							
14	3	172A78-74420	SECTION ASSY, PTO	1							
15	4	172458-74230	O-RING	2							
16	4	172458-74240	COVER, PILOT	1							
17	4	172458-74250	COVER, PILOT	1							
18	4	172458-74260	BOLT	4							
19	4	172490-74310	VALVE, REVERSE	1							
20	4	172490-74320	SPRING, VALVE	1							
21	4	172A78-74320	SPOOL ASSY, PTO	1							
22	4	172490-74330	STAY, VALVE	1							
23	4	172A47-75620	STAY, VALVE	2							
24	4	24315-000110	O-RING, 1BP11.0	1							
25	4	24315-000140	O-RING, 1BP14.0	2							
26	3	172A47-75460	PLUG ASSY, VALVE	2							
27	2	172458-74720	O-RING	2							
28	2	24311-000200	O-RING, 1AP20.0	2							

Remarks
 * Control valve assy is shown in Fig.104.

Fig.109. (57F)CONTROL VALVE(6/7)(US : FROM M58001)

(A)=VIO45-5B(US)
 (B)=VIO45-5B(AS)
 (C)=VIO45-5B(NZ)

(D)=VIO45-5B(SG)
 (E)=
 (F)=



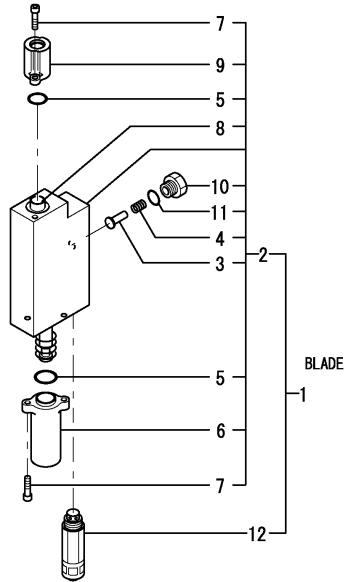
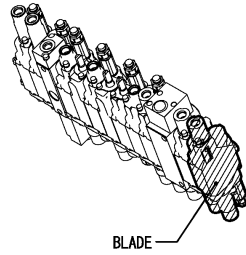
No.	Lev.	Parts No.	Description	Q'ty						I	R
				(A)	(B)	(C)	(D)	(E)	(F)		
1	2	172A78-74390	SECTION ASSY, SWING	1							
2	3	172458-74150	VALVE, REVERSE	1							
3	3	172458-74160	SPRING, VALVE	1							
4	3	172458-74230	O-RING	2							
5	3	172458-74250	COVER, PILOT	1							
6	3	172458-74260	BOLT	4							
7	3	172A78-74300	SPOOL ASSY, SWING	1							
8	3	172A78-74610	CAP, PILOT	1							
9	3	172458-74630	STAY, VALVE	1							
10	3	24315-000110	O-RING, 1BP11.0	1							
11	2	172A78-74520	SECTION ASSY	1							
12	3	172A78-74400	SECTION ASSY	1							
13	4	172458-74230	O-RING	1							
14	4	172458-74250	COVER, PILOT	1							
15	4	172458-74260	BOLT	2							
16	4	172A47-74260	PLUG	1							
17	4	172458-74290	VALVE, REVERSE	2							
18	4	172A47-74291	SPOOL ASSY	1							
19	4	172183-74350	PLUG	1							
20	4	172458-74360	SPRING, VALVE	2							
21	4	172A78-74620	BLOCK, PILOT	1							
22	4	172458-74640	STAY, VALVE	2							
23	4	172458-74670	PLUG	1							
24	4	172499-74860	FILTER	1							
25	4	172A47-74950	O-RING	1							
26	4	172499-74960	PLUG	1							
27	4	172A47-75680	O-RING	1							
28	4	172A47-75720	PLUG NPT1/16	1							
29	4	24315-000050	O-RING, 1BP5.0	1							
30	4	24315-000080	O-RING, 1BP8.0	1							
31	4	24315-000110	O-RING, 1BP11.0	3							
32	4	26450-050452	BOLT, M5X 45	3							
33	3	172A47-75400	VALVE ASSY, RELIEF	1							
34	2	172458-74720	O-RING	2							
35	2	24311-000200	O-RING, 1AP20.0	2							

Remarks
 * Control valve assy is shown in Fig.104.

Fig.110. (57G)CONTROL VALVE(7/7)(US : FROM M58001)

(A)=VIO45-5B(US)
 (B)=VIO45-5B(AS)
 (C)=VIO45-5B(NZ)

(D)=VIO45-5B(SG)
 (E)=
 (F)=



No.	Lev.	Parts No.	Description	Q'ty						I	R
				(A)	(B)	(C)	(D)	(E)	(F)		
1	2	172A78-74510	SECTION ASSY, BLADE	1							
2	3	172A78-74380	SECTION ASSY, BLADE	1							
3	4	172458-74150	VALVE, REVERSE	1							
4	4	172458-74160	SPRING, VALVE	1							
5	4	172458-74230	O-RING	2							
6	4	172458-74250	COVER, PILOT	1							
7	4	172458-74260	BOLT	4							
8	4	172A78-74290	SPOOL ASSY, BLADE	1							
9	4	172A78-74610	CAP, PILOT	1							
10	4	172458-74630	STAY, VALVE	1							
11	4	24315-000110	O-RING, 1BP11.0	1							
12	3	172A47-75480	VALVE ASSY, OVERLOAD	1							

Remarks

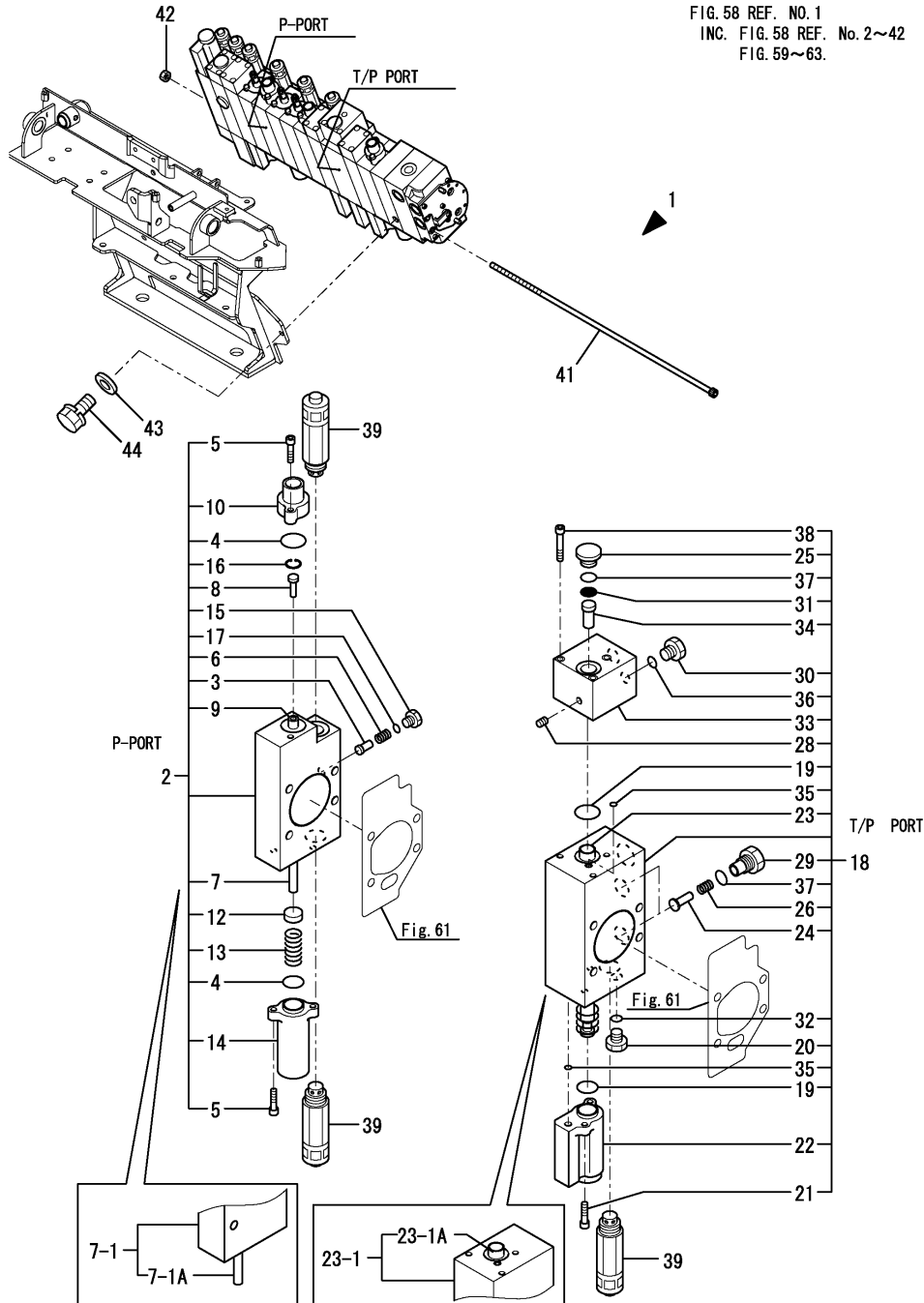
* Control valve assy is shown in Fig.104.

Fig.58. CONTROL VALVE(1/6)(SG)

(A)=VIO45-5B(US)
 (B)=VIO45-5B(AS)
 (C)=VIO45-5B(NZ)

(D)=VIO45-5B(SG)
 (E)=
 (F)=

CONTROL VALVE ASSY
 FIG. 58 REF. NO. 1
 INC. FIG. 58 REF. No. 2~42
 FIG. 59~63.



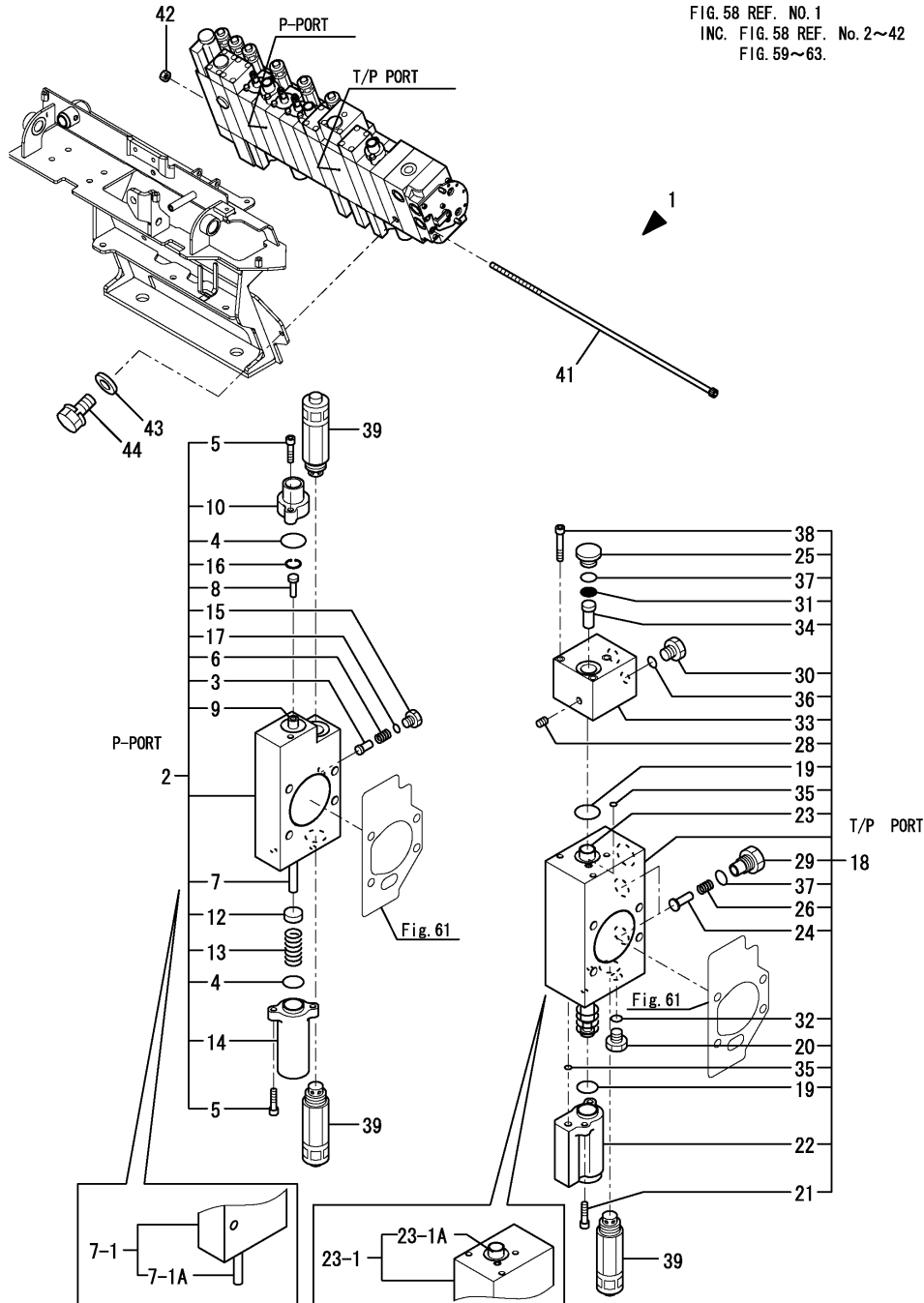
No.	Lev.	Parts No.	Description	Q'ty						I	R
				(A)	(B)	(C)	(D)	(E)	(F)		
1	1	172A47-74102	VALVE ASSY, CONTROL				1				
1-1	1	172A47-74103	VALVE ASSY, CONTROL (D=M53198)				1				N
2	2	172A47-75520	VALVE				1				
3	3	172499-70180	VALVE ASSY, REVERSE				1				
4	3	172458-74230	O-RING				2				
5	3	172458-74260	BOLT				4				
6	3	172173-74280	SPRING				1				
7	3	172A47-74350	SPOOL ASSY,INLET (D=M53001)				1				Z
7-1	3	172A47-74500	SECTION ASSY, INLET (D=M53001)				1				W
7-1A	4	172A47-74350	SPOOL ASSY,INLET				1				
8	3	172A47-74360	FILTER				1				
9	3	172A47-74370	PISTON				1				
10	3	172A47-74380	COVER, PILOT				1				
12	3	172458-74530	SEAT, SPRING				1				
13	3	172458-74540	SPRING, RETURN				1				
14	3	172458-74550	COVER, PILOT				1				
15	3	172458-74670	PLUG				1				
16	3	172A47-74980	CIRCLIP				1				
17	3	24315-000080	O-RING, 1BP8.0				1				
18	2	172A47-75570	SECTION ASSY				1				
18-1	2	172A47-75571	SECTION ASSY (D=M53210)				1				N
19	3	172458-74230	O-RING				2				
20	3	172A47-74260	PLUG				2				
20-1	3	172A47-74260	PLUG (D=M53001)				1				K
21	3	172458-74260	BOLT (D=M53001)				1				
21-1	3	172458-74260	BOLT (D=M53001)				2				K
22	3	172A47-74280	COVER, PILOT				1				
23	3	172A47-74290	SPOOL ASSY (D=M53001)				1				Z
23-1	3	172A47-74440	SECTION, CONFLUENE (D=M53001)				1				W
23-1A	4	172A47-74290	SPOOL ASSY				1				
23-2	3	172A47-74441	SECTION, CONFLUENE (D=M53210)				1				N
23-2A	4	172A47-74291	SPOOL ASSY (D=M53210)				1				N
24	3	172458-74290	VALVE, REVERSE				2				
25	3	172183-74350	PLUG				1				
26	3	172458-74360	SPRING, VALVE				2				
28	3	172458-74460	PLUG				2				
29	3	172458-74640	STAY, VALVE				2				
30	3	172458-74670	PLUG				1				
31	3	172499-74860	FILTER				1				
32	3	172A47-74950	O-RING				1				
33	3	172A47-74960	BODY, PILOT				1				

Fig.58. CONTROL VALVE(1/6)(SG)

(A)=VIO45-5B(US)
 (B)=VIO45-5B(AS)
 (C)=VIO45-5B(NZ)

(D)=VIO45-5B(SG)
 (E)=
 (F)=

CONTROL VALVE ASSY
 FIG. 58 REF. NO. 1
 INC. FIG. 58 REF. No. 2~42
 FIG. 59~63.

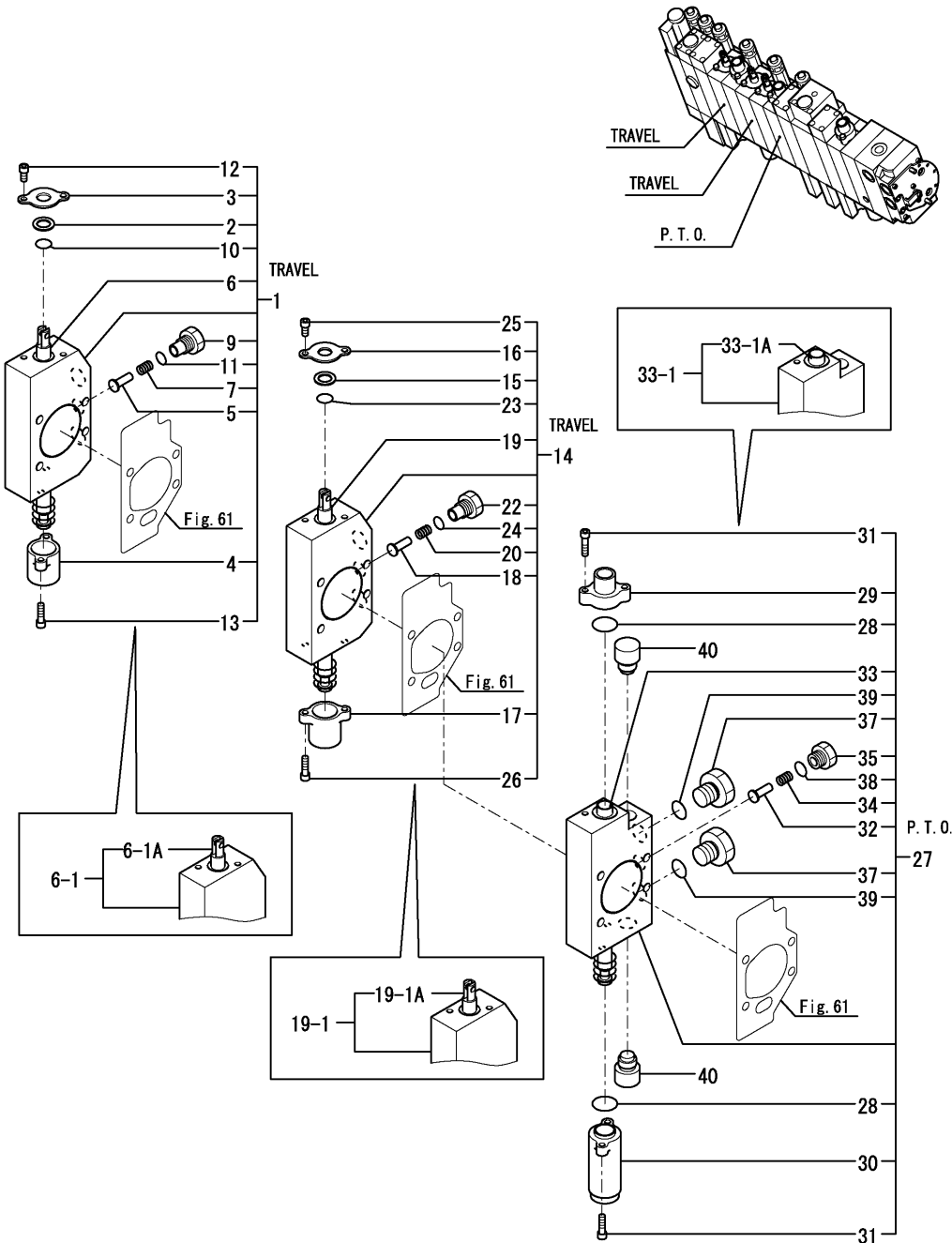


No.	Lev.	Parts No.	Description	Q'ty						I	R
				(A)	(B)	(C)	(D)	(E)	(F)		
34	3	172499-74960	PLUG						1		
35	3	24311-000060	O-RING, 1AP6.0						2		
36	3	24315-000080	O-RING, 1BP8.0						1		
37	3	24315-000110	O-RING, 1BP11.0						3		
38	3	26450-050452	BOLT, M5X 45						3		
39	2	172A47-75400	VALVE ASSY, RELIEF						3		
41	2	172A47-75450	BOLT						4		
42	2	26716-080002	NUT, M8						4		
43	1	22133-100000	WASHER, 10						3		
44	1	26013-100162	BOLT, M10X 16						3		

(A)=VIO45-5B(US)
 (B)=VIO45-5B(AS)
 (C)=VIO45-5B(NZ)

(D)=VIO45-5B(SG)
 (E)=
 (F)=

CONTROL VALVE ASSY is shown in Fig. 58.

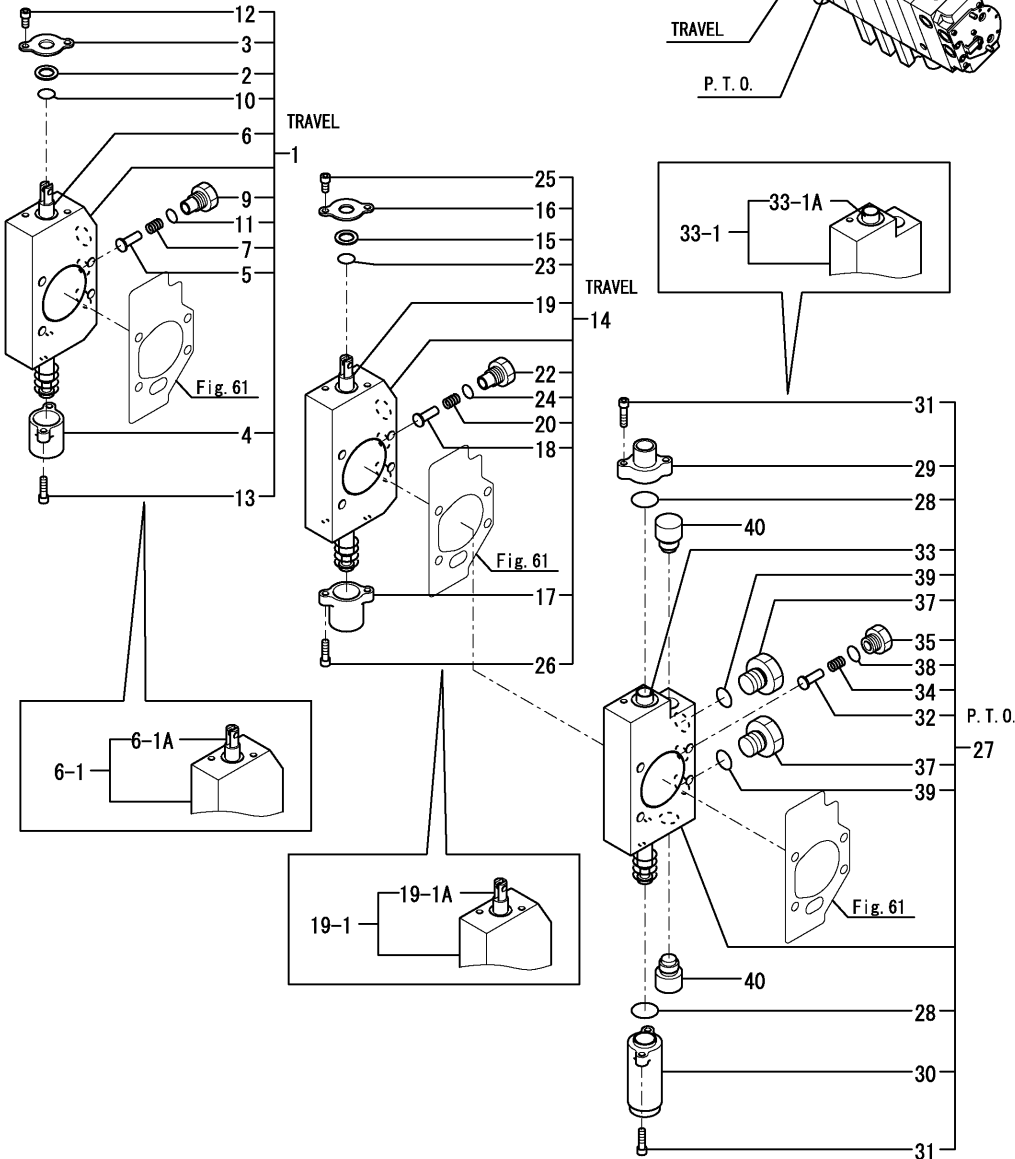
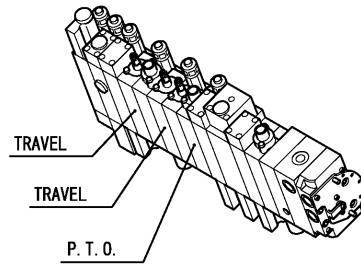


No.	Lev.	Parts No.	Description	Q'ty						I	R
				(A)	(B)	(C)	(D)	(E)	(F)		
1	2	172A47-75510	SECTION, TRAVEL						1		
1-1	2	172A47-75511	SECTION, TRAVEL						1		N
			(D=M53198)								
2	3	172458-74130	WIPER, DUST						1		
3	3	172458-74140	RETAINER, SEAL						1		
4	3	172458-74170	CAP, SPRING						1		
4-1	3	172A78-74170	CAP, SPRING						1		N
			(D=M53198)								
5	3	172458-74290	VALVE, REVERSE						1		
6	3	172A47-74340	SPOOL ASSY, TRAVEL						1		Z
			(D=M53001)								
6-1	3	172A47-74530	SECTION ASSY, TRAVEL						1		W
			(D=M53001)								
6-1A	4	172A47-74340	SPOOL ASSY, TRAVEL						1		
7	3	172458-74360	SPRING, VALVE						1		
9	3	172458-74640	STAY, VALVE						1		
10	3	24311-000120	O-RING, 1AP12.0						1		
11	3	24315-000110	O-RING, 1BP11.0						1		
12	3	26450-050102	BOLT, M5X 10						2		
13	3	26450-050182	BOLT, M5X 18						2		
14	2	172A47-75530	SECTION, TRAVEL						1		
14-1	2	172A47-75531	SECTION, TRAVEL						1		N
			(D=M53198)								
15	3	172458-74130	WIPER, DUST						1		
16	3	172458-74140	RETAINER, SEAL						1		
17	3	172458-74170	CAP, SPRING						1		
17-1	3	172A78-74170	CAP, SPRING						1		N
			(D=M53198)								
18	3	172458-74290	VALVE, REVERSE						1		
19	3	172A47-74340	SPOOL ASSY, TRAVEL						1		Z
			(D=M53001)								
19-1	3	172A47-74490	SECTION, TRAVEL						1		W
			(D=M53001)								
19-1A	4	172A47-74340	SPOOL ASSY, TRAVEL						1		
20	3	172458-74360	SPRING, VALVE						1		
22	3	172458-74640	STAY, VALVE						1		
23	3	24311-000120	O-RING, 1AP12.0						1		
24	3	24315-000110	O-RING, 1BP11.0						1		
25	3	26450-050102	BOLT, M5X 10						2		
26	3	26450-050182	BOLT, M5X 18						2		
27	2	172A47-75550	SECTION, PTO						1		
28	3	172458-74230	O-RING						2		
29	3	172458-74240	COVER, PILOT						1		
30	3	172458-74250	COVER, PILOT						1		
31	3	172458-74260	BOLT						4		
32	3	172490-74310	VALVE, REVERSE						1		
33	3	172A47-74320	SPOOL ASSY, PTO						1		Z
			(D=M53001)								
33-1	3	172A47-74470	PTO SECTION ASSY						1		W
			(D=M53001)								
33-1A	4	172A47-74320	SPOOL ASSY, PTO						1		

(A)=VIO45-5B(US)
 (B)=VIO45-5B(AS)
 (C)=VIO45-5B(NZ)

(D)=VIO45-5B(SG)
 (E)=
 (F)=

CONTROL VALVE ASSY is shown in Fig. 58.

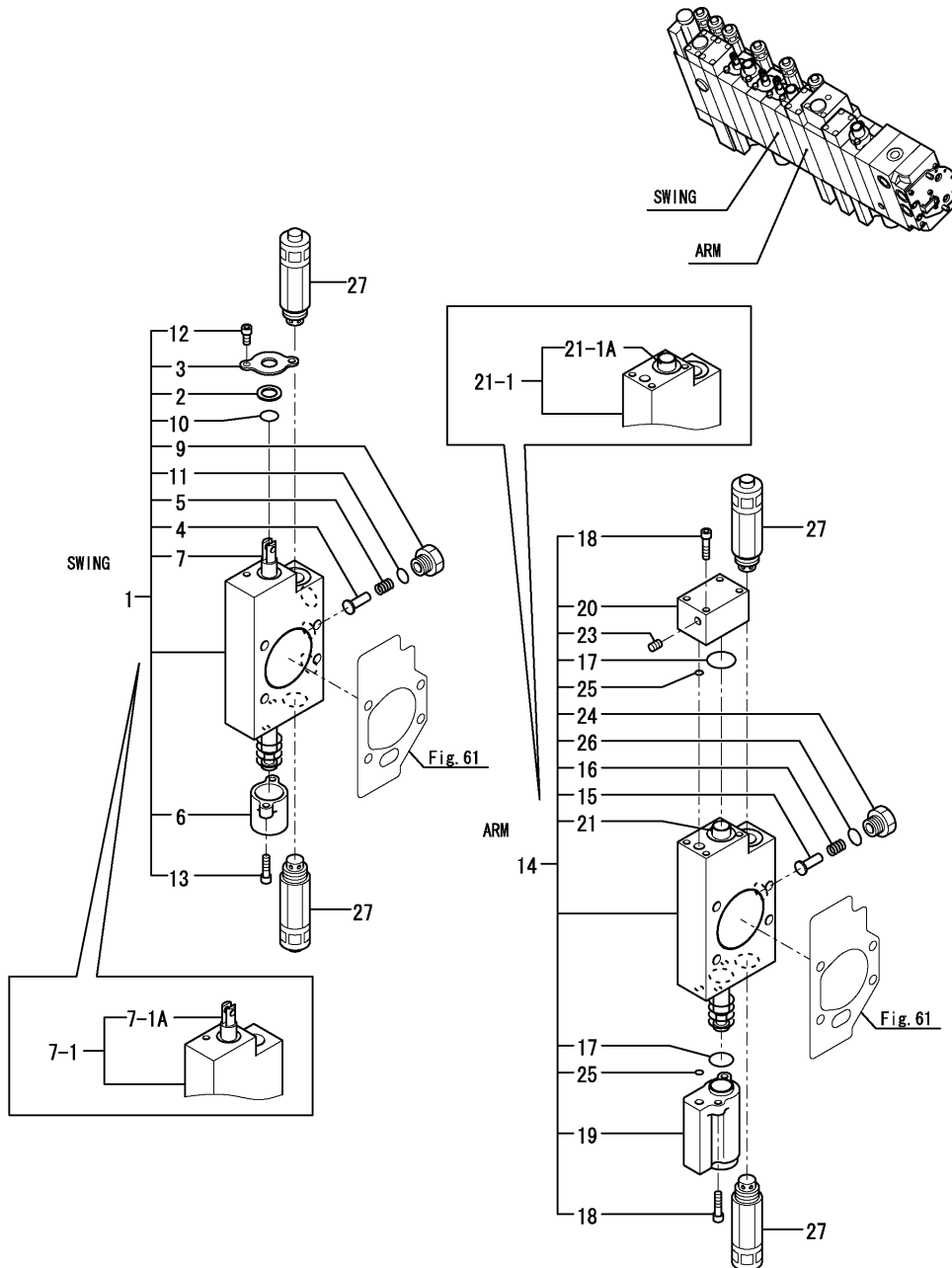


No.	Lev.	Parts No.	Description	Q'ty						I	R	
				(A)	(B)	(C)	(D)	(E)	(F)			
34	3	172490-74320	SPRING, VALVE				1					
35	3	172490-74330	STAY, VALVE				1					
37	3	172458-74650	STAY, VALVE				2					
38	3	24315-000110	O-RING, 1BP11.0				1					
39	3	24315-000140	O-RING, 1BP14.0				2					
40	2	172A47-75460	PLUG ASSY, VALVE				2					

(A)=VIO45-5B(US)
 (B)=VIO45-5B(AS)
 (C)=VIO45-5B(NZ)

(D)=VIO45-5B(SG)
 (E)=
 (F)=

CONTROL VALVE ASSY is shown in Fig. 58.



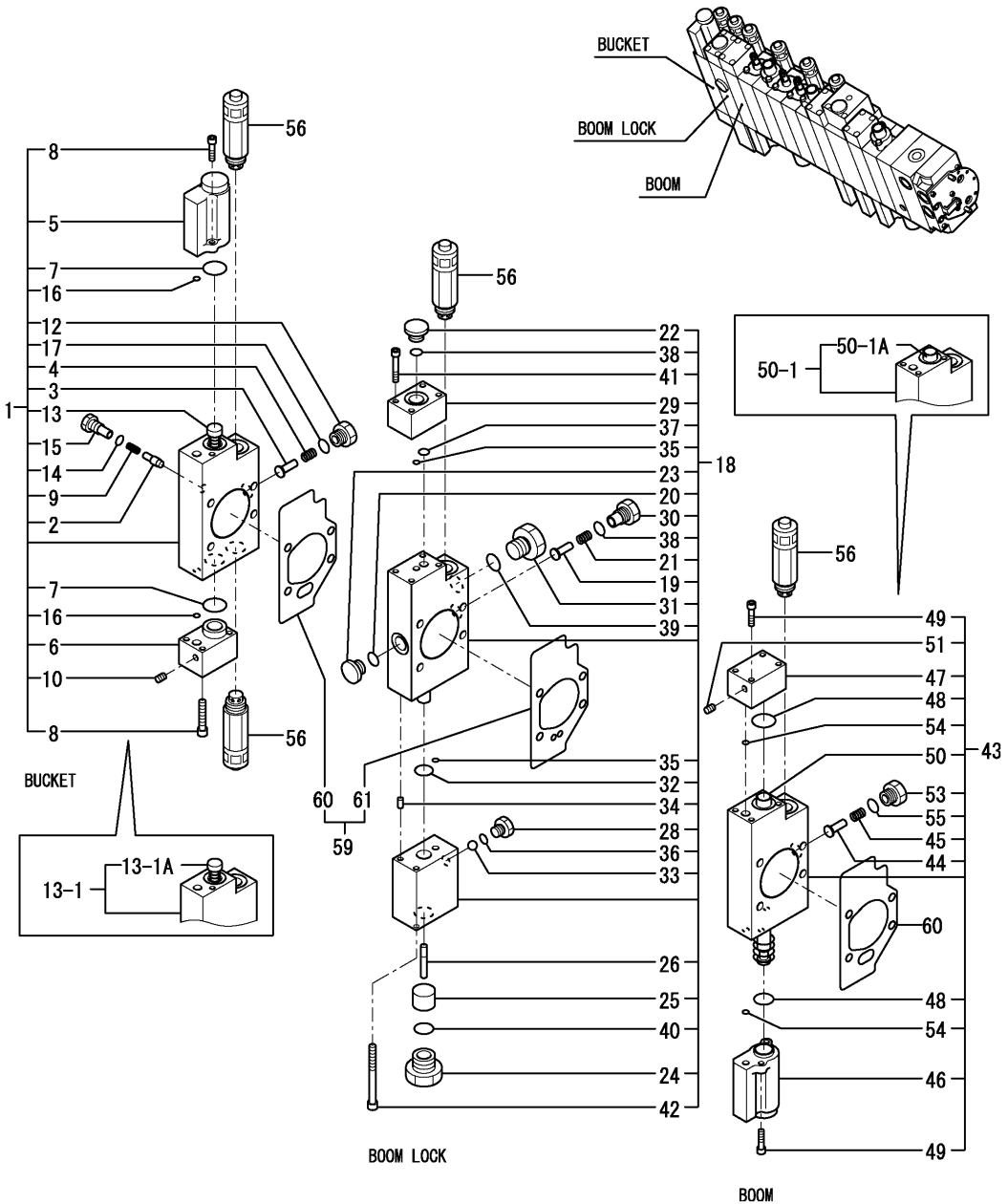
No.	Lev.	Parts No.	Description	Q'ty						I	R	
				(A)	(B)	(C)	(D)	(E)	(F)			
1	2	172A47-75540	SECTION, SWING				1					
1-1	2	172A47-75541	SECTION, SWING (D=M53198)				1					N
2	3	172458-74130	WIPER, DUST				1					
3	3	172458-74140	RETAINER, SEAL				1					
4	3	172458-74150	VALVE, REVERSE				1					
5	3	172458-74160	SPRING, VALVE				1					
6	3	172458-74170	CAP, SPRING				1					
6-1	3	172A78-74170	CAP, SPRING (D=M53198)				1					N
7	3	172A47-74330	SPOOL ASSY, SWING (D=M53001)				1					Z
7-1	3	172A47-74480	SECTION, SWING (D=M53001)				1					W
7-1A	4	172A47-74330	SPOOL ASSY, SWING				1					
9	3	172458-74630	STAY, VALVE				1					
10	3	24311-000120	O-RING, 1AP12.0				1					
11	3	24315-000110	O-RING, 1BP11.0				1					
12	3	26450-050102	BOLT, M5X 10				2					
13	3	26450-050182	BOLT, M5X 18				2					
14	2	172A47-75561	SECTION, ARM				1					
15	3	172458-74150	VALVE, REVERSE				1					
16	3	172458-74160	SPRING, VALVE				1					
17	3	172458-74230	O-RING				2					
18	3	172458-74260	BOLT				4					
19	3	172A47-74280	COVER, PILOT				1					
20	3	172A47-74300	COVER, PILOT				1					
21	3	172A47-74311	SPOOL ASSY, ARM (D=M53001)				1					Z
21-1	3	172A47-74451	SECTION, ARM (D=M53001)				1					W
21-1A	4	172A47-74311	SPOOL ASSY, ARM				1					
23	3	172458-74460	PLUG				1					
24	3	172458-74630	STAY, VALVE				1					
25	3	24311-000060	O-RING, 1AP6.0				2					
26	3	24315-000110	O-RING, 1BP11.0				1					
27	2	172A47-75470	VALVE ASSY, OVERLOAD				4					

Fig.61. CONTROL VALVE(4/6)(SG)

(A)=VIO45-5B(US)
(B)=VIO45-5B(AS)
(C)=VIO45-5B(NZ)

(D)=VIO45-5B(SG)
(E)=
(F)=

CONTROL VALVE ASSY is shown in Fig. 58.



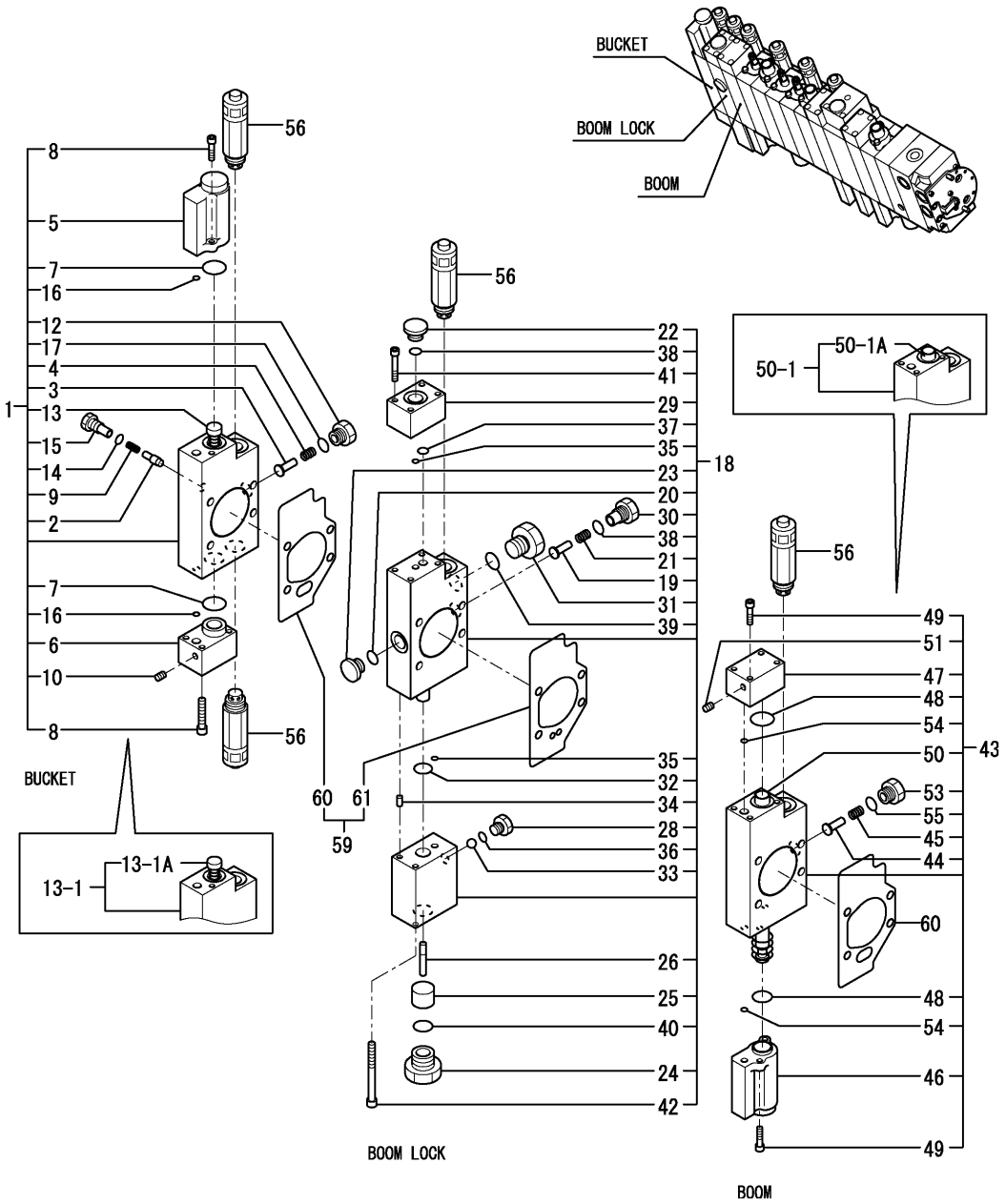
No.	Lev.	Parts No.	Description	Q'ty						I	R
				(A)	(B)	(C)	(D)	(E)	(F)		
1	2	172A47-75490	SECTION, BUCKET				1				
2	3	172499-70180	VALVE ASSY, REVERSE				1				
3	3	172458-74150	VALVE, REVERSE				1				
4	3	172458-74160	SPRING, VALVE				1				
5	3	172A47-74220	COVER, PILOT				1				
6	3	172A47-74230	COVER, PILOT				1				
7	3	172458-74230	O-RING				2				
8	3	172458-74260	BOLT				4				
9	3	172173-74280	SPRING				1				
10	3	172458-74460	PLUG				1				
12	3	172458-74630	STAY, VALVE				1				
13	3	172A47-74940	SPOOL ASSY, BUCKET				1				Z
13-1	3	172A47-74550	SECTION ASSY, BACKET	(D=M53001)			1				W
13-1A	4	172A47-74940	SPOOL ASSY, BUCKET	(D=M53001)			1				
14	3	172A47-74950	O-RING				1				
15	3	172A47-74970	STAY, VALVE				1				
16	3	24311-000060	O-RING, 1AP6.0				2				
17	3	24315-000110	O-RING, 1BP11.0				1				
18	2	172A47-75610	VALVE ASSY				1				
19	3	172499-70180	VALVE ASSY, REVERSE				1				
20	3	172A47-74270	O-RING				1				
21	3	172173-74280	SPRING				1				
22	3	172183-74350	PLUG				1				
23	3	172A47-74460	PLUG				1				
24	3	172A47-74560	BUSH PF1/2X1/4				1				
25	3	172A47-74570	PISTON B				1				
26	3	172A47-74580	PISTON A1				1				
28	3	172A47-74920	HOLDER, BALL				1				
29	3	172A47-74930	BODY, DISCHARGE				1				
30	3	172A47-74970	STAY, VALVE				1				
31	3	172A47-75620	STAY, VALVE				1				
32	3	172A47-75680	O-RING				1				
33	3	172A47-75690	BALL, STEEL				1				
34	3	22312-050100	PIN, PARALLEL M5X10				2				
35	3	24311-000060	O-RING, 1AP6.0				2				
36	3	24315-000080	O-RING, 1BP8.0				1				
37	3	24315-000100	O-RING, 1BP10.0				1				
38	3	24315-000110	O-RING, 1BP11.0				2				
39	3	24315-000140	O-RING, 1BP14.0				1				
40	3	24315-000180	O-RING, 1BP18.0				1				
41	3	26450-050302	BOLT, M5X 30				2				
42	3	26450-060652	BOLT, M6X 65				2				
43	2	172A47-75501	SECTION, BOOM				1				
44	3	172458-74150	VALVE, REVERSE				1				
45	3	172458-74160	SPRING, VALVE				1				
46	3	172A47-74220	COVER, PILOT				1				
47	3	172A47-74230	COVER, PILOT				2				
48	3	172458-74230	O-RING				2				
49	3	172458-74260	BOLT				4				

Fig.61. CONTROL VALVE(4/6)(SG)

(A)=VIO45-5B(US)
 (B)=VIO45-5B(AS)
 (C)=VIO45-5B(NZ)

(D)=VIO45-5B(SG)
 (E)=
 (F)=

CONTROL VALVE ASSY is shown in Fig. 58.

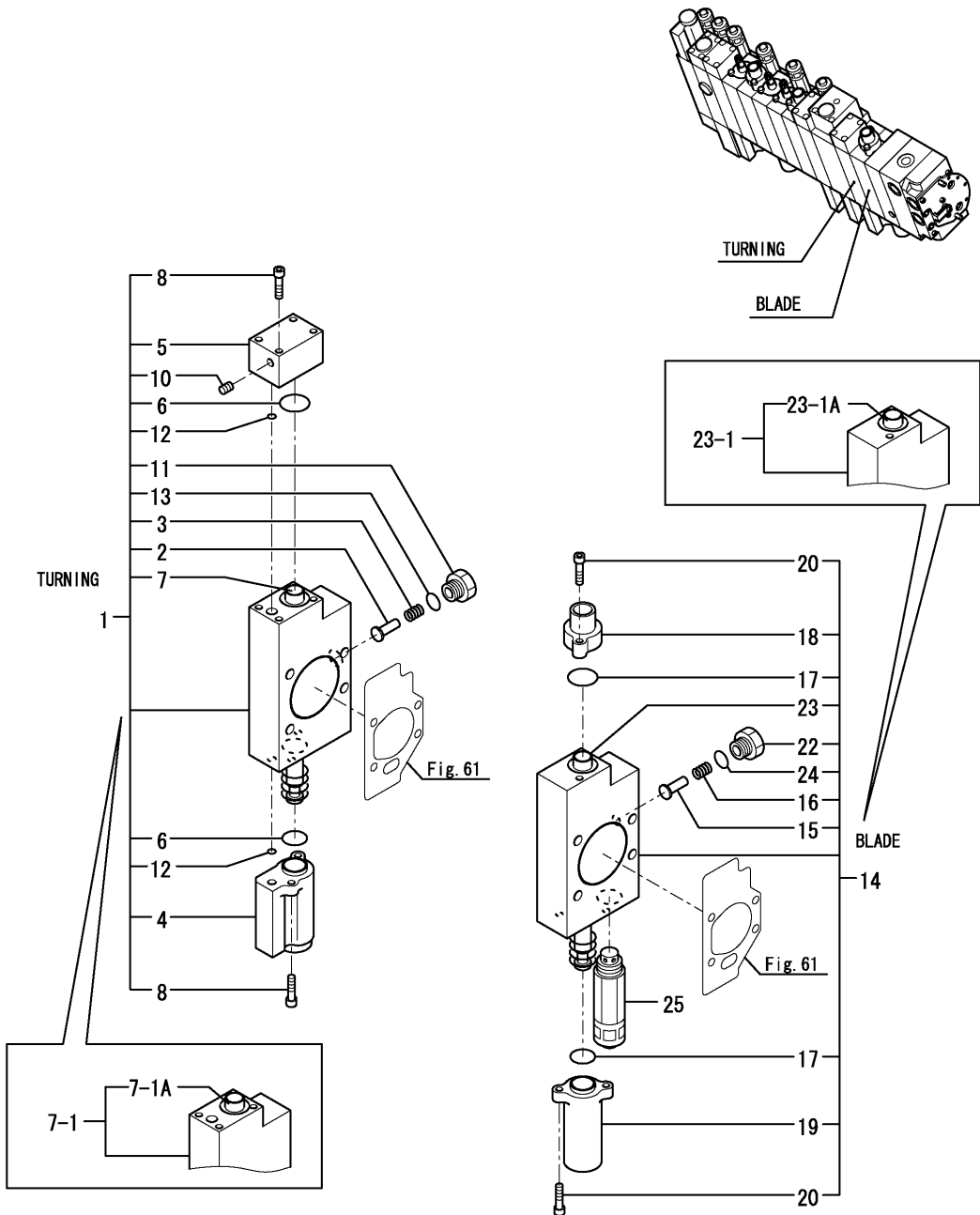


No.	Lev.	Parts No.	Description	Q'ty						I	R
				(A)	(B)	(C)	(D)	(E)	(F)		
50	3	172A47-74411	SPOOL ASSY, BOOM (D=M53001)				1				Z
50-1	3	172A47-74541	SECTION, BOOM (D=M53001)				1				W
50-1A	4	172A47-74411	SPOOL ASSY, BOOM				1				
51	3	172458-74460	PLUG				1				
53	3	172458-74630	STAY, VALVE				1				
54	3	24311-000060	O-RING, 1AP6.0				2				
55	3	24315-000110	O-RING, 1BP11.0				1				
56	2	172A47-75470	VALVE ASSY, OVERLOAD				4				
59	2	172A46-74330	GASKET SET				1				
60	3	172A47-75430	GASKET				11				
61	3	172A47-75440	GASKET				1				

(A)=VIO45-5B(US)
 (B)=VIO45-5B(AS)
 (C)=VIO45-5B(NZ)

(D)=VIO45-5B(SG)
 (E)=
 (F)=

CONTROL VALVE ASSY is shown in Fig. 58.



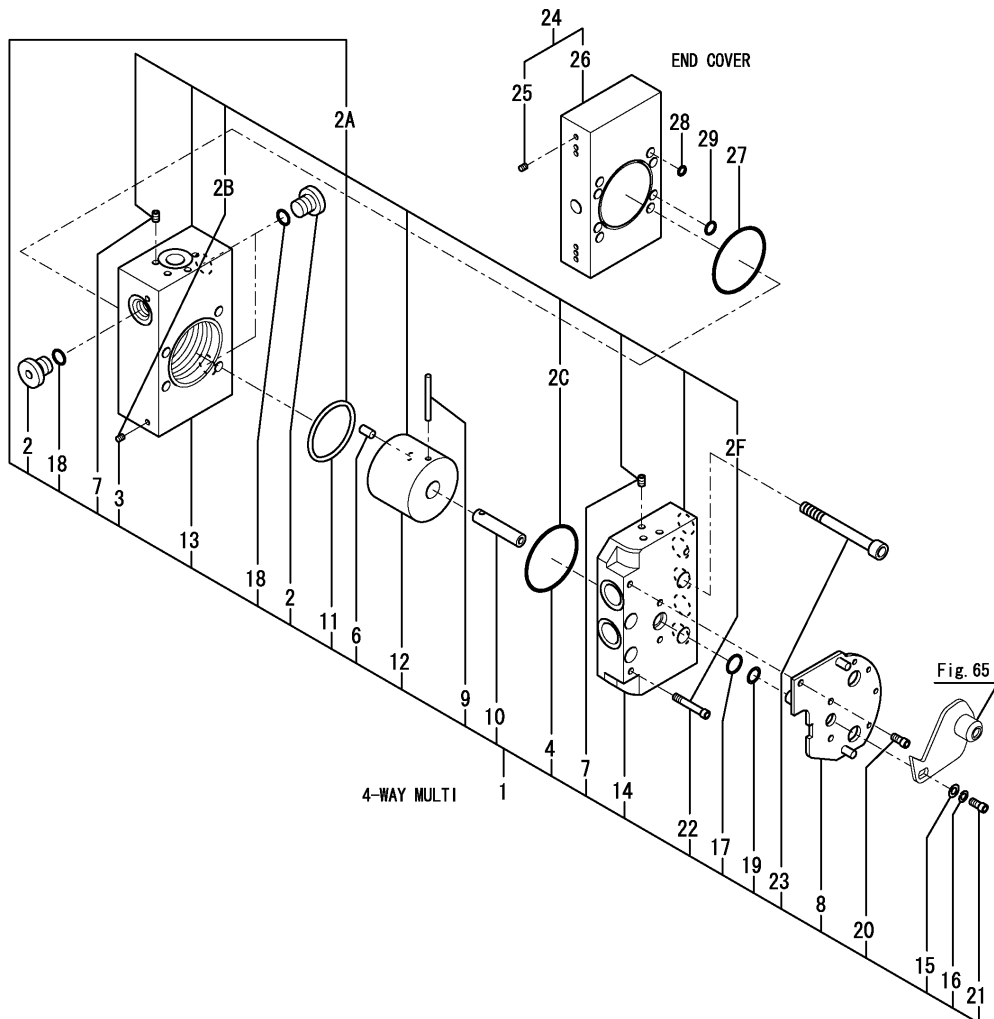
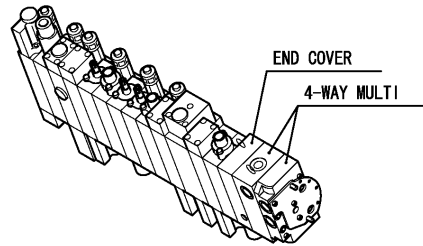
No.	Lev.	Parts No.	Description	Q'ty						I	R
				(A)	(B)	(C)	(D)	(E)	(F)		
1	2	172A47-75581	SECTION, SWING				1				
2	3	172458-74150	VALVE, REVERSE				1				
3	3	172458-74160	SPRING, VALVE				1				
4	3	172A47-74220	COVER, PILOT				1				
5	3	172A47-74230	COVER, PILOT				1				
6	3	172458-74230	O-RING				2				
7	3	172A47-74241	SPOOL ASSY, SWING				1				Z
7-1	3	172A47-74431	SECTION, SWING				1				W
7-1A	4	172A47-74241	SPOOL ASSY, SWING				1				
8	3	172458-74260	BOLT				4				
10	3	172458-74460	PLUG				1				
11	3	172458-74630	STAY, VALVE				1				
12	3	24311-000060	O-RING, 1AP6.0				2				
13	3	24315-000110	O-RING, 1BP11.0				1				
14	2	172A47-75591	SECTION, BLADE				1				
15	3	172458-74150	VALVE, REVERSE				1				
16	3	172458-74160	SPRING, VALVE				1				
17	3	172458-74230	O-RING				2				
18	3	172458-74240	COVER, PILOT				1				
19	3	172458-74250	COVER, PILOT				1				
20	3	172458-74260	BOLT				4				
22	3	172458-74630	STAY, VALVE				1				
23	3	172A47-75671	SPOOL ASSY, BLADE				1				Z
23-1	3	172A47-74421	SECTION ASSY, BLADE				1				W
23-1A	4	172A47-75671	SPOOL ASSY, BLADE				1				
24	3	24315-000110	O-RING, 1BP11.0				1				
25	2	172A47-75480	VALVE ASSY, OVERLOAD				1				

Fig.63. CONTROL VALVE(6/6)(SG)

(A)=VIO45-5B(US)
 (B)=VIO45-5B(AS)
 (C)=VIO45-5B(NZ)

(D)=VIO45-5B(SG)
 (E)=
 (F)=

CONTROL VALVE ASSY is shown in Fig. 58.

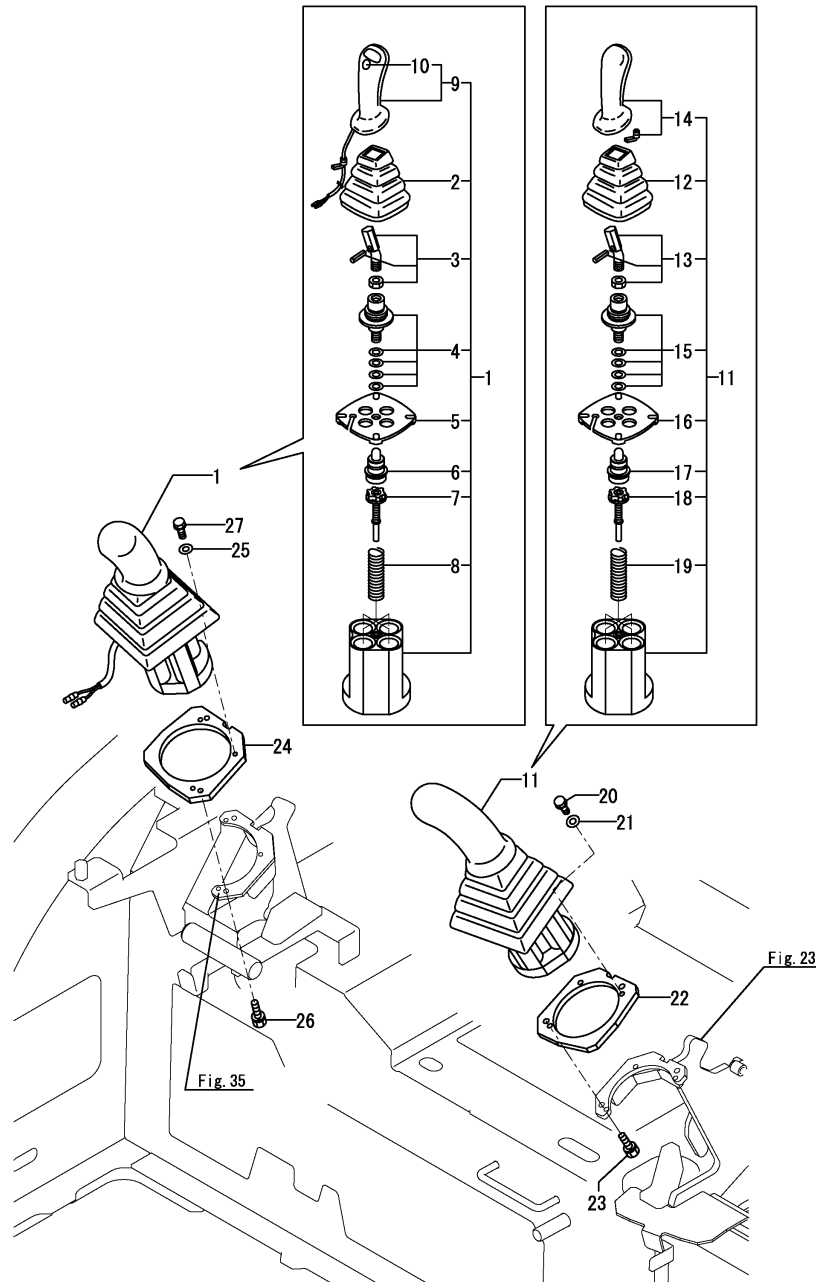


No.	Lev.	Parts No.	Description	Q'ty						I	R	
				(A)	(B)	(C)	(D)	(E)	(F)			
1	2	172A47-74200	VALVE				1					
2	3	172183-74350	PLUG				3					
2A	3	172A47-75900	BODY 4WAY KIT				1					W
			(D=M53198)									
2B	4	172458-74460	PLUG				2					
2C	4	172A47-75420	O-RING				1					
2F	4	26450-050302	BOLT, M5X 30				2					
3	3	172458-74460	PLUG				2					Z
			(D=M53198)									
4	3	172A47-75420	O-RING				1					Z
			(D=M53198)									
6	3	172A47-75710	PLUNGER				1					
7	3	172A47-75720	PLUG NPT1/16				11					Z
			(D=M53198)									
8	3	172A47-75730	PLATE				1					
9	3	172A47-75740	NEEDLE ROLLER 4MM				1					
10	3	172A47-75750	SHAFT				1					
11	3	172A47-75760	PACKING, ROD				1					Z
			(D=M53198)									
12	3	172A47-75770	CYLINDER				1					Z
			(D=M53198)									
13	3	172A47-75780	BODY				1					Z
			(D=M53198)									
14	3	172A47-75790	BODY				1					Z
			(D=M53198)									
15	3	22137-050000	WASHER, 5				1					
16	3	22217-050000	WASHER, SPRING 5				1					
17	3	24311-240100	O-RING, 1AP10A				1					
18	3	24315-000110	O-RING, 1BP11.0				3					
18-1	3	41851-000110	O-RING				3					N
			(D=M53106)									
19	3	24373-240100	RING, BACK UP T3P10A				1					
20	3	26450-050102	BOLT, M5X 10				3					
21	3	26450-050102	BOLT, M5X 10				1					
22	3	26450-050302	BOLT, M5X 30				2					Z
			(D=M53198)									
23	3	26450-080752	BOLT, M8X 75				4					
24	2	172A47-75600	COVER ASSY, END				1					
25	3	172458-74460	PLUG				8					
26	3	172A47-75410	COVER, END				1					
27	2	172A47-75420	O-RING				1					
28	2	24311-000060	O-RING, 1AP6.0				7					
29	2	24311-000090	O-RING, 1AP9.0				2					

Fig.64. REMOTE CONTROL VALVE

(A)=VIO45-5B(US)
 (B)=VIO45-5B(AS)
 (C)=VIO45-5B(NZ)

(D)=VIO45-5B(SG)
 (E)=
 (F)=



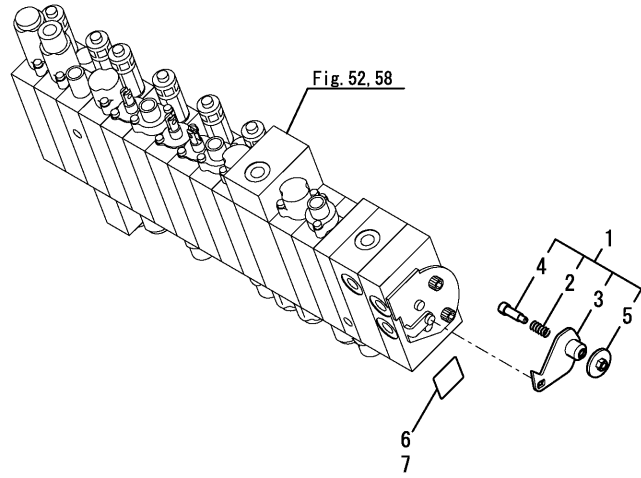
No.	Lev.	Parts No.	Description	Q'ty						I	R
				(A)	(B)	(C)	(D)	(E)	(F)		
1	1	172A47-74510	VALVE ASSY, PTO	1	1	1	1				
2	2	172441-74030	BOOT	1	1	1	1				
3	2	172441-74040	LEVER KIT	1	1	1	1				
4	2	172463-74530	CARDAN KIT	1	1	1	1				
5	2	172463-74540	PLATE, RETAINING	1	1	1	1				
6	2	172463-74551	PLUNGER KIT	1	1	1	1				
7	2	172463-74561	REGULATION KIT	4	4	4	4				
8	2	172463-74570	SPRING KIT	1	1	1	1				
9	2	172A47-74520	HANDLE	1	1	1	1				
10	3	172463-74580	BUTTON COVER KIT	1	1	1	1				
11	1	172463-74521	VALVE ASSY	1	1	1	1				
12	2	172441-74030	BOOT	1	1	1	1				
13	2	172441-74040	LEVER KIT	1	1	1	1				
14	2	172441-74050	HANDLE	1	1	1	1				
15	2	172463-74530	CARDAN KIT	1	1	1	1				
16	2	172463-74540	PLATE, RETAINING	1	1	1	1				
17	2	172463-74551	PLUNGER KIT	1	1	1	1				
18	2	172463-74561	REGULATION KIT	4	4	4	4				
19	2	172463-74570	SPRING KIT	1	1	1	1				
20	1	26013-060202	BOLT, M6X 20	3	3	3	3				
21	1	22137-060000	WASHER, 6	3	3	3	3				
22	1	172A78-64510	SPACER, VALVE	1	1	1	1				
23	1	26013-060162	BOLT, M6X 16	2	2	2	2				
24	1	172A78-64510	SPACER, VALVE	1	1	1	1				
25	1	22137-060000	WASHER, 6	3	3	3	3				
26	1	26013-060162	BOLT, M6X 16	2	2	2	2				
27	1	26013-060202	BOLT, M6X 20	3	3	3	3				

Remarks
 * P.T.O. PPC spec. is shown in Fig.95.

Fig.65. MULTI LEVER

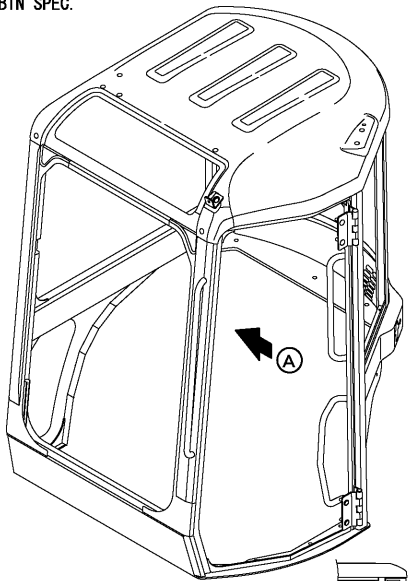
(A)=VIO45-5B(US)
 (B)=VIO45-5B(AS)
 (C)=VIO45-5B(NZ)

(D)=VIO45-5B(SG)
 (E)=
 (F)=



No.	Lev.	Parts No.	Description	Q'ty						I	R
				(A)	(B)	(C)	(D)	(E)	(F)		
1	1	172A47-74601	MULTI V LEVER ASSY	1	1	1	1				
2	2	1C6141-35370	SPRING, LOCK	1	1	1	1				
3	2	172A47-74611	LEVER ASSY	1	1	1	1				
4	2	172A47-74650	SHAFT	1	1	1	1				
5	2	172A47-74660	KNOB ASSY	1	1	1	1				
6	1	172A47-03220	LABEL,2-WAY	1	1	1					
7	1	172A47-03390	LABEL,MULTILEVER US							1	
8	1	172437-03601	LABEL, 2-WAY US	1	1	1					
9	1	172444-03290	MAGNET							1	
10	1	172A47-03410	LABEL,4 WAY US							1	

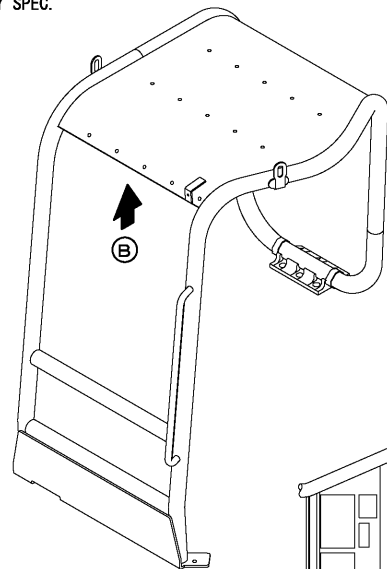
CABIN SPEC.



8
9
10

VIEWED FROM (A)

CANOPY SPEC.



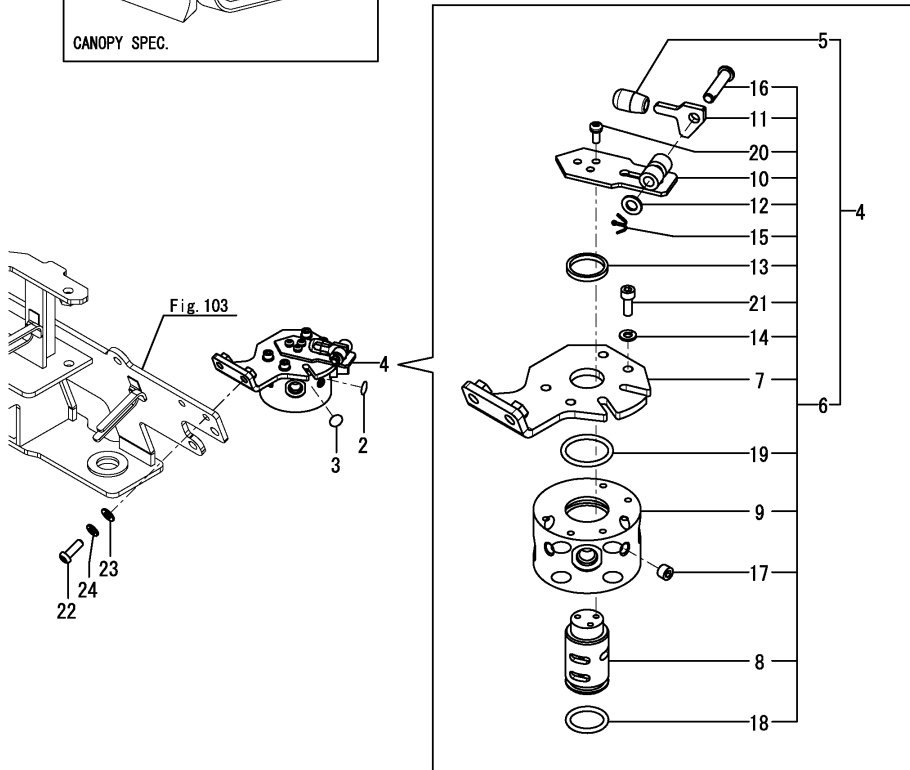
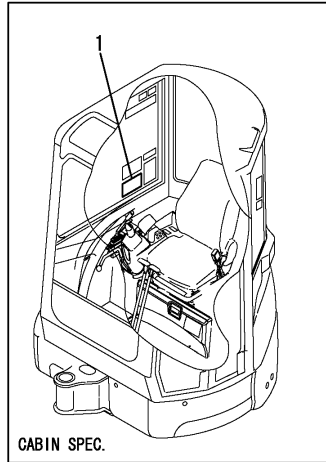
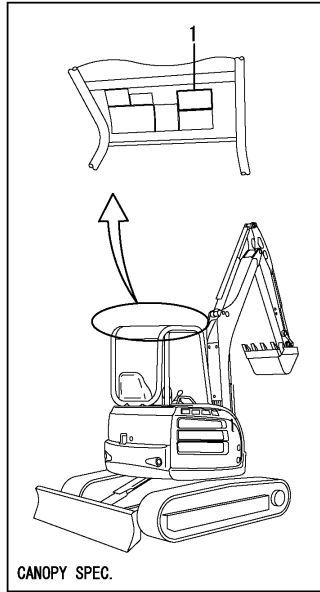
8
9
10

VIEWED FROM (B)

Fig.111. (65A)2-WAY VALVE(US : FROM M58001)

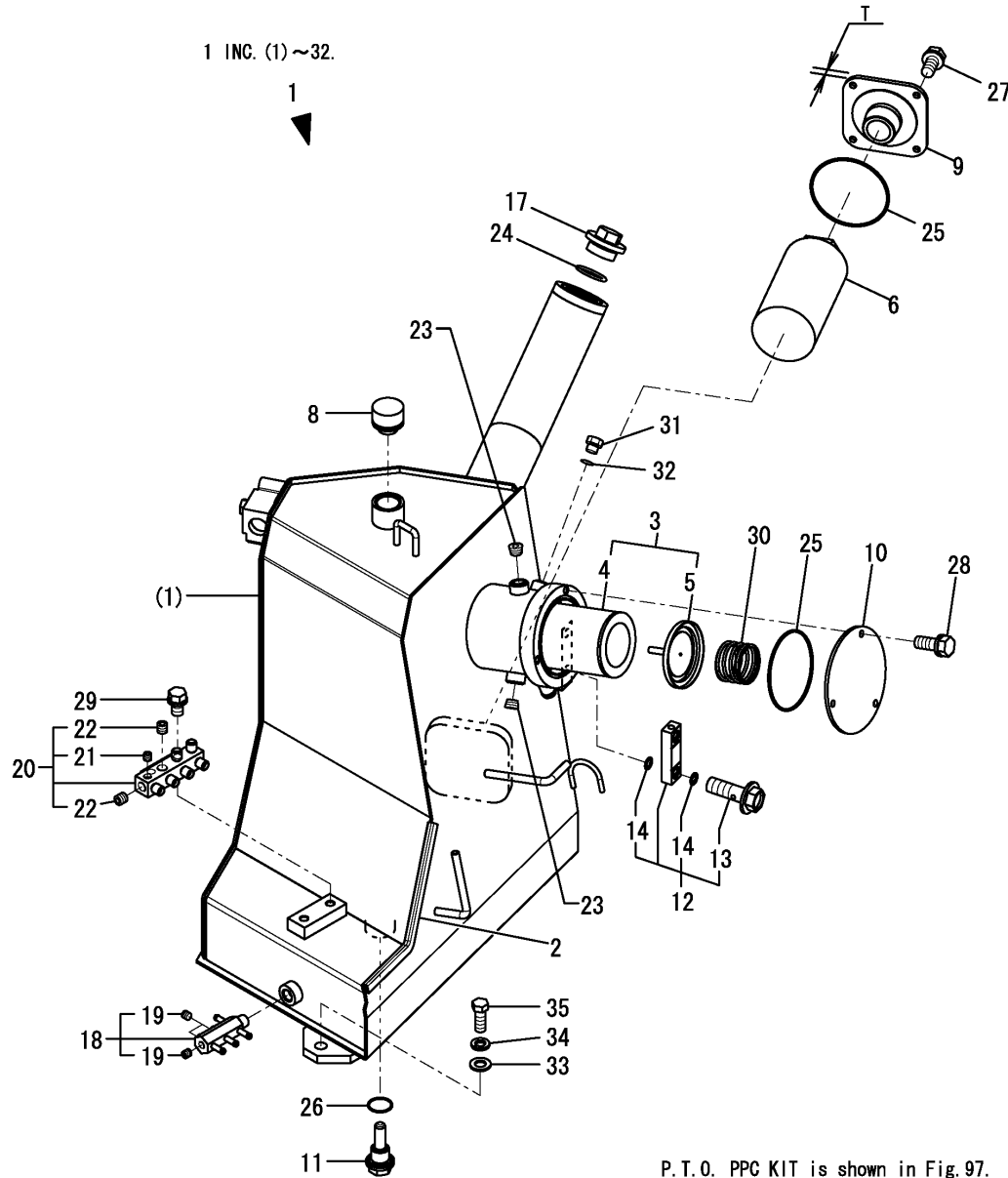
(A)=VIO45-5B(US)
 (B)=VIO45-5B(AS)
 (C)=VIO45-5B(NZ)

(D)=VIO45-5B(SG)
 (E)=
 (F)=



No.	Lev.	Parts No.	Description	Q'ty						I	R
				(A)	(B)	(C)	(D)	(E)	(F)		
1	1	172437-03601	LABEL, 2-WAY US	1							
2	1	172437-03610	LABEL	1							
3	1	172437-03620	LABEL	1							
4	1	172A79-74550	VALVE ASSY, 2WAY JD	1							
5	2	172157-58830	KNOB, 6.5X18X35	1							
6	2	172A79-74560	VALVE ASSY, 2WAY JD	1							
7	3	172A79-74570	STAY ASSY, 2WAY	1							
8	3	172437-74711	SHAFT	1							
9	3	172437-74720	BLOCK, VALVE	1							
10	3	172A36-74750	LEVER	1							
11	3	172A36-74780	PLATE, LOCK	1							
12	3	22117-080000	WASHER, 8	1							
13	3	22137-240000	WASHER, 24	1							
14	3	22217-060000	WASHER, SPRING 6	4							
15	3	22417-200160	PIN, COTTER 2.0X16	1							
16	3	22487-080300	PIN, H 8X 30	1							
17	3	23871-010000	PLUG, R01	4							
18	3	24311-000250	O-RING, 1AP25.0	1							
19	3	24311-000320	O-RING, 1AP32.0	1							
20	3	26022-050122	SCREW, M5X12	3							
21	3	26450-060162	BOLT, M6X 16	4							
22	1	172A79-74590	BOLT, BUTTON 8X25	2							
23	1	22137-080000	WASHER, 8	2							
24	1	22217-080000	WASHER, SPRING 8	2							

Fig.66. HYD. OIL TANK



(A)=VIO45-5B(US)
(B)=VIO45-5B(AS)
(C)=VIO45-5B(NZ)

(D)=VIO45-5B(SG)
(E)=
(F)=

No.	Lev.	Parts No.	Description	Q'ty						I	R
				(A)	(B)	(C)	(D)	(E)	(F)		
1	1	772A47-75100-1	TANK ASSY, OIL	1	1	1	1				1
2	2	172162-64320	TRIM	1	1	1	1				
3	2	172175-73700	FILTER ASSY, RETURN	1	1	1	1				
4	3	172175-73710	ELEMENT, FILTER	1	1	1	1				
5	3	172141-73770	VALVE ASSY, BY-PASS	1	1	1	1				
6	2	172146-73730	FILTER, SUCTION	1	1	1	1				
8	2	172446-75250	CAP, RESERVER	1	1	1	1				
9	2	172183-75410	FLANGE, SUCTION	1	1	1	1				
9-1	2	172A46-75500	FLANGE, SUCTION	1	1	1	1				F 3
		(A=M53195)	(B=M53195)	(C=M53195)	(D=M53195)						
10	2	172A47-75340	COVER, TANK	1	1	1	1				
11	2	172187-75500	PLUG	1	1	1	1				
12	2	172447-75600	GAUGE ASSY	1	1	1	1				
13	3	172455-75290	BOLT	2	2	2	2				
14	3	172455-75300	O-RING	4	4	4	4				
17	2	172116-75850-B	PLUG, OIL FEED	1	1	1	1				
18	2	172A47-76300	BLOCK, DRAIN	1	1	1	1				
19	3	23871-020000	PLUG, R02	3	3	3	3				
20	2	172A47-76310	BLOCK, PILOT	1	1	1	1				
21	3	23871-010000	PLUG, R01	1	1	1	1				
22	3	23871-020000	PLUG, R02	2	2	2	2				
23	2	23871-030000	PLUG, R03	2	2	2	2				
24	2	24311-000380	O-RING, 1AP38.0	1	1	1	1				
25	2	24321-001050	O-RING, 1AG105.0	2	2	2	2				
26	2	24341-000300	O-RING, 1AS30.0	1	1	1	1				
27	2	26013-080162	BOLT, M8X 16	4	4	4	4				
27-1	2	26014-080252	BOLT, M8X 25	4	4	4	4				S
		(A=M53195)	(B=M53195)	(C=M53195)	(D=M53195)						
28	2	26013-080202	BOLT, M8X 20	3	3	3	3				
28-1	2	26014-080202	BOLT, M8X 20	3	3	3	3				R
		(A=M53072)	(B=M53072)	(C=M53072)	(D=M53072)						
29	2	26013-100162	BOLT, M10X 16	2	2	2	2				
29-1	2	26013-100202	BOLT, M10X 20	2	2	2	2				N
		(A=M53185)	(B=M53185)	(C=M53185)	(D=M53185)						
30	2	933152-02710	SPRING, CLUTCH	1	1	1	1				
31	2	172165-76590	PLUG	1	1	1	1				
32	2	24315-000110	O-RING, 1BP11.0	1	1	1	1				
32-1	2	41851-000110	O-RING	1	1	1	1				N
		(A=M53106)	(B=M53106)	(C=M53106)	(D=M53106)						
32A	1	172463-03290	LABEL, HYD.OIL	1	1	1	1				2
33	1	22137-140000	WASHER, 14	3	3	3	3				
34	1	22217-140000	WASHER, SPRING 14	3	3	3	3				
35	1	26116-140352	BOLT, M14X 35 PLATED	3	3	3	3				

Remarks

(1) Attach the No.32A label to this part.

(2) Label is not illustrated.

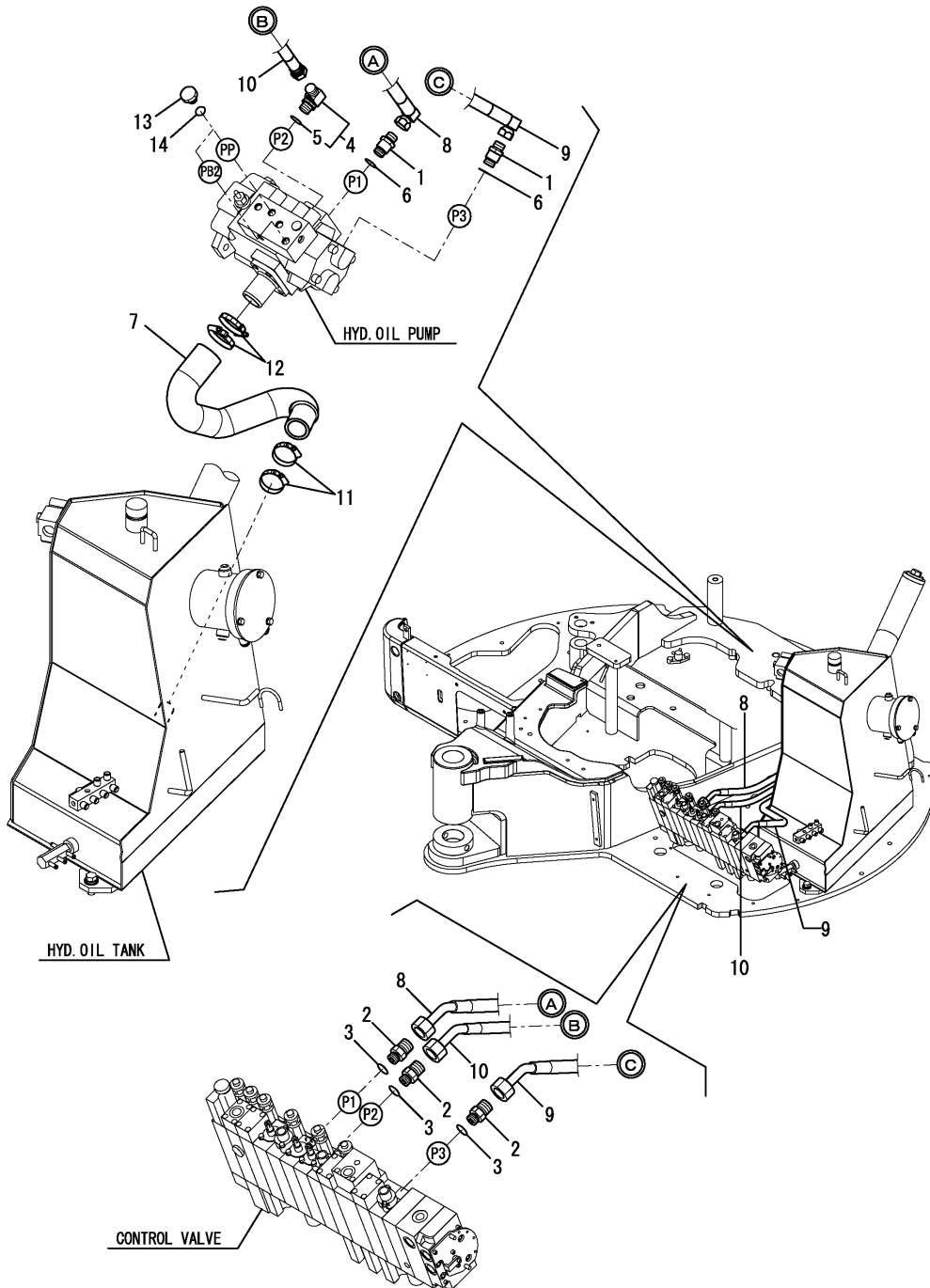
(3) T=No.9 : 6mm, No.9-1 : 12mm.

Interchangeable by simultaneous replacement with No.27-1.

Fig.67. TANK - PUMP - CONTROL VALVE

(A)=VIO45-5B(US)
 (B)=VIO45-5B(AS)
 (C)=VIO45-5B(NZ)

(D)=VIO45-5B(SG)
 (E)=
 (F)=

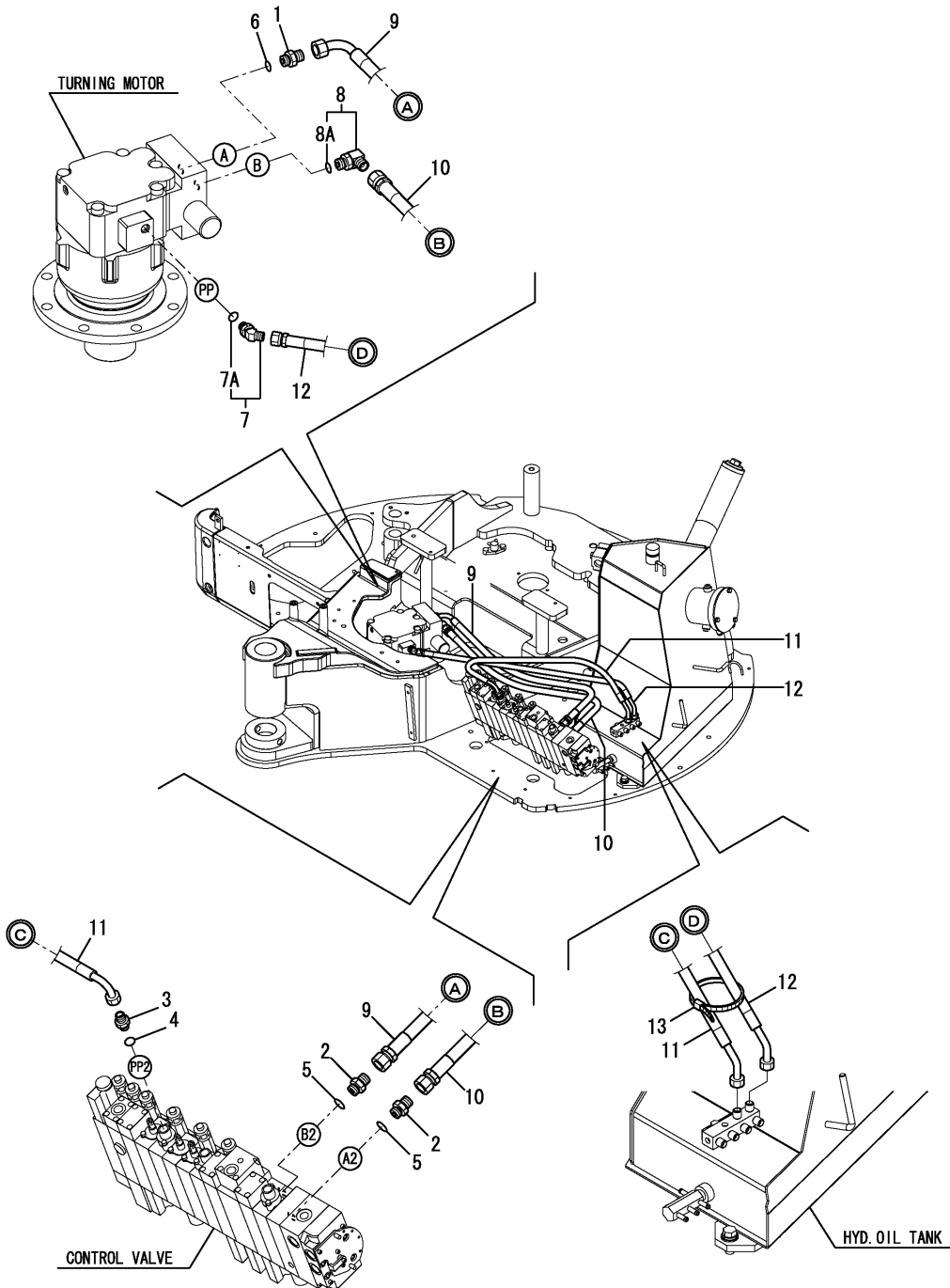


No.	Lev.	Parts No.	Description	Q'ty						I	R
				(A)	(B)	(C)	(D)	(E)	(F)		
1	1	172147-76271	CONNECTOR, 1/2X1/2	2	2	2	2				
2	1	172168-76162	CONNECTOR, PF1/2X3/8	3	3	3	3				
3	1	24315-000140	O-RING, 1BP14.0	3	3	3	3				
3-1	1	41851-000140	O-RING	3	3	3	3			N	
		(A=M53106)	(B=M53106)	(C=M53106)	(D=M53106)						
4	1	172A47-76150	ELBOW	1	1	1	1				
4-1	1	172A47-76151	ELBOW	1	1	1	1			N	
		(A=M53001)	(B=M53001)	(C=M53001)	(D=M53001)						
5	2	24315-000180	O-RING, 1BP18.0	1	1	1	1				
5-1	2	41851-000180	O-RING	1	1	1	1			N	
		(A=M53001)	(B=M53001)	(C=M53001)	(D=M53001)						
6	1	24315-000180	O-RING, 1BP18.0	2	2	2	2				
6-1	1	41851-000180	O-RING	2	2	2	2			N	
		(A=M53106)	(B=M53106)	(C=M53106)	(D=M53106)						
7	1	172A47-78100	HOSE	1	1	1	1				
8	1	172A47-78990	HOSE	1	1	1	1				
9	1	172A47-78120	HOSE	1	1	1	1				
10	1	172A47-78110	HOSE	1	1	1	1				
11	1	23001-060000	CLAMP, HOSE 60	2	2	2	2				
12	1	23001-070000	CLAMP, HOSE 70	2	2	2	2				
13	1	172165-76590	PLUG	2	2	2	2				
14	1	24315-000110	O-RING, 1BP11.0	2	2	2	2				
14-1	1	41851-000110	O-RING	2	2	2	2			N	
		(A=M53106)	(B=M53106)	(C=M53106)	(D=M53106)						

Fig.68. CONTROL VALVE - TURNING MOTOR)(US : TO M58000, AS, NZ, SG)

(A)=VIO45-5B(US)
 (B)=VIO45-5B(AS)
 (C)=VIO45-5B(NZ)

(D)=VIO45-5B(SG)
 (E)=
 (F)=

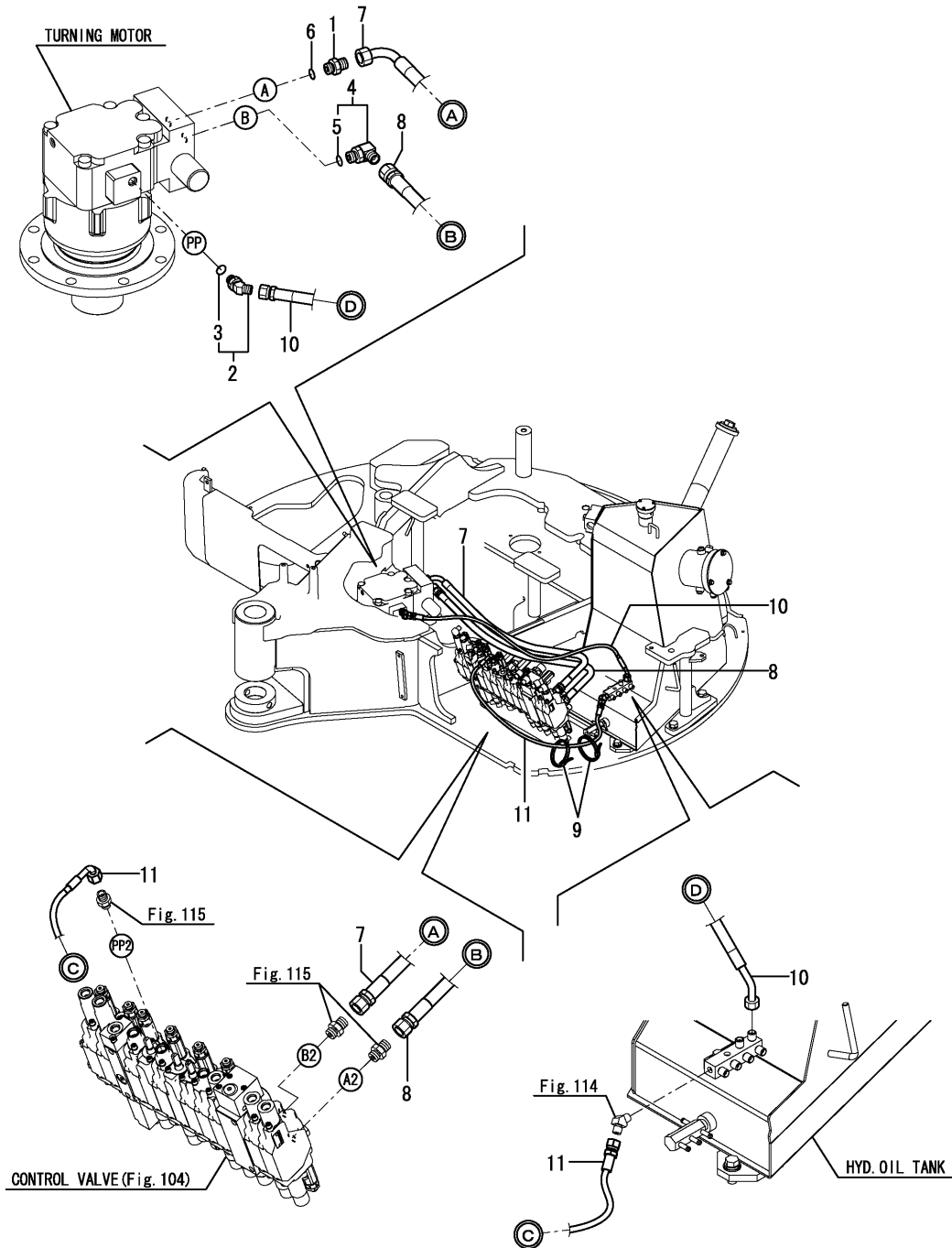


No.	Lev.	Parts No.	Description	Q'ty						I	R
				(A)	(B)	(C)	(D)	(E)	(F)		
1	1	172730-75141	ADAPTER	1	1	1	1				
2	1	172730-75141	ADAPTER	2	2	2	2				
3	1	172123-76121	ADAPTER	1	1	1	1				
4	1	24315-000110	O-RING, 1BP11.0	1	1	1	1				
4-1	1	41851-000110	O-RING	1	1	1	1				N
		(A=M53106) (B=M53106) (C=M53106) (D=M53106)									
5	1	24315-000140	O-RING, 1BP14.0	2	2	2	2				
5-1	1	41851-000140	O-RING	2	2	2	2				N
		(A=M53106) (B=M53106) (C=M53106) (D=M53106)									
6	1	24315-000140	O-RING, 1BP14.0	1	1	1	1				
6-1	1	41851-000140	O-RING	1	1	1	1				N
		(A=M53106) (B=M53106) (C=M53106) (D=M53106)									
7	1	172173-76102	CONNECTOR ASSY	1	1	1	1				
7A	2	41851-000110	O-RING	1	1	1	1				
8	1	172142-76181	JOINT ASSY	1	1	1	1				
8A	2	24315-000140	O-RING, 1BP14.0	1	1	1	1				W
		(A=M53001) (B=M53001) (C=M53001) (D=M53001)									
9	1	172A47-78180	HOSE	1	1	1	1				
10	1	172A47-78980	HOSE	1	1	1	1				
11	1	172A47-78590	HOSE	1	1	1	1				
12	1	172A47-78580	HOSE	1	1	1	1				
13	1	194202-56460	BAND, 200	1	1	1	1				

Fig.112. (68A)CONTROL VALVE - TURNING MOTOR(US : FROM M58001)

(A)=VIO45-5B(US)
 (B)=VIO45-5B(AS)
 (C)=VIO45-5B(NZ)

(D)=VIO45-5B(SG)
 (E)=
 (F)=

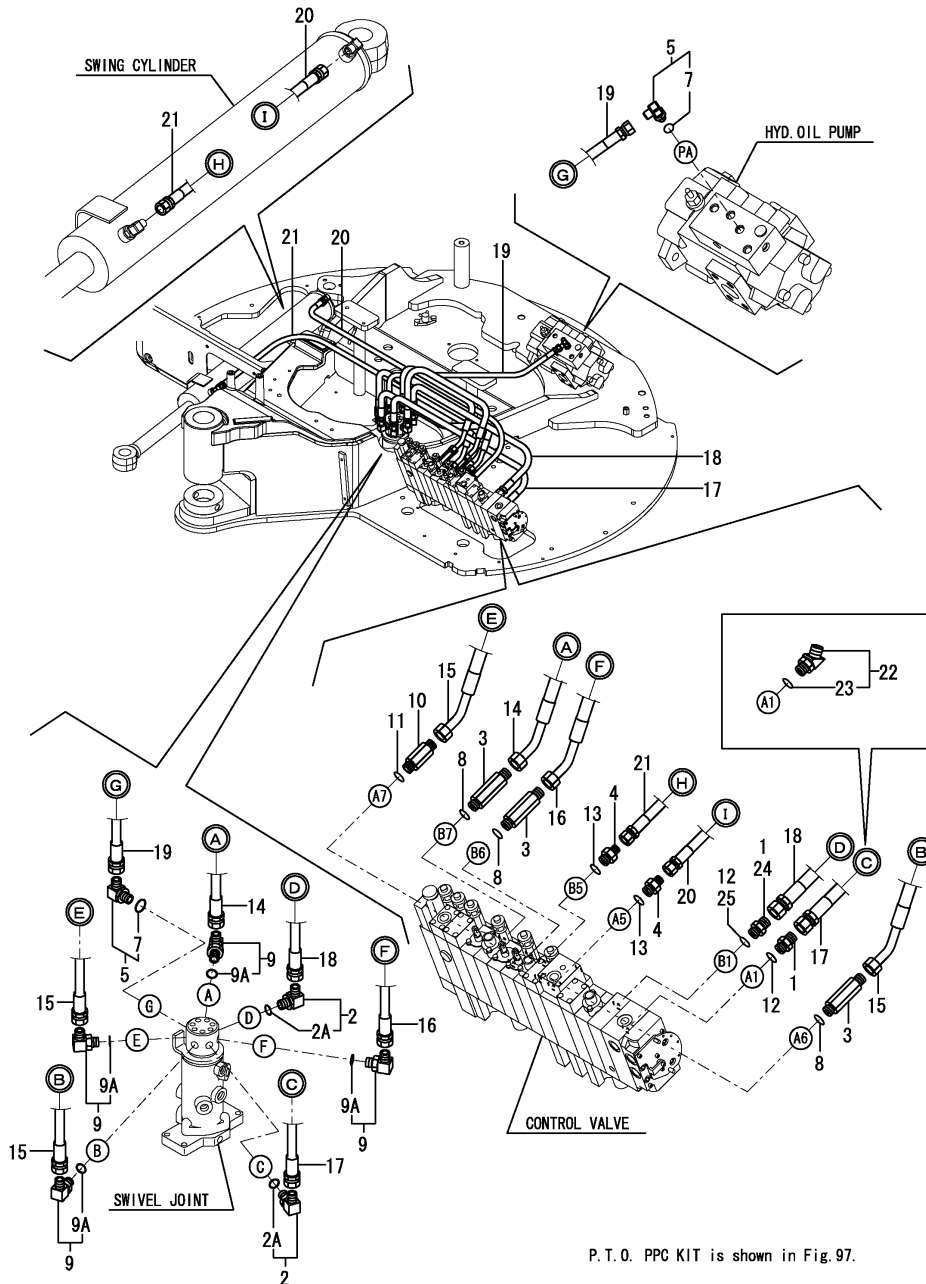


No.	Lev.	Parts No.	Description	Q'ty						I	R
				(A)	(B)	(C)	(D)	(E)	(F)		
1	1	172730-75141	ADAPTER	1							
2	1	172173-76102	CONNECTOR ASSY	1							
3	2	41851-000110	O-RING	1							
4	1	172142-76181	JOINT ASSY	1							
5	2	24315-000140	O-RING, 1BP14.0	1							
6	1	41851-000140	O-RING	1							
7	1	172A47-78180	HOSE	1							
8	1	172A47-78980	HOSE	1							
9	1	194202-56460	BAND, 200	2							
10	1	172A79-78740	HOSE, F403BE096S	1							
11	1	172A79-78750	HOSE, F403BC072S	1							

Fig.69. CONTROL VALVE - SWIVEL JOINT & SWING CYLINDER

(A)=VIO45-5B(US)
 (B)=VIO45-5B(AS)
 (C)=VIO45-5B(NZ)

(D)=VIO45-5B(SG)
 (E)=
 (F)=

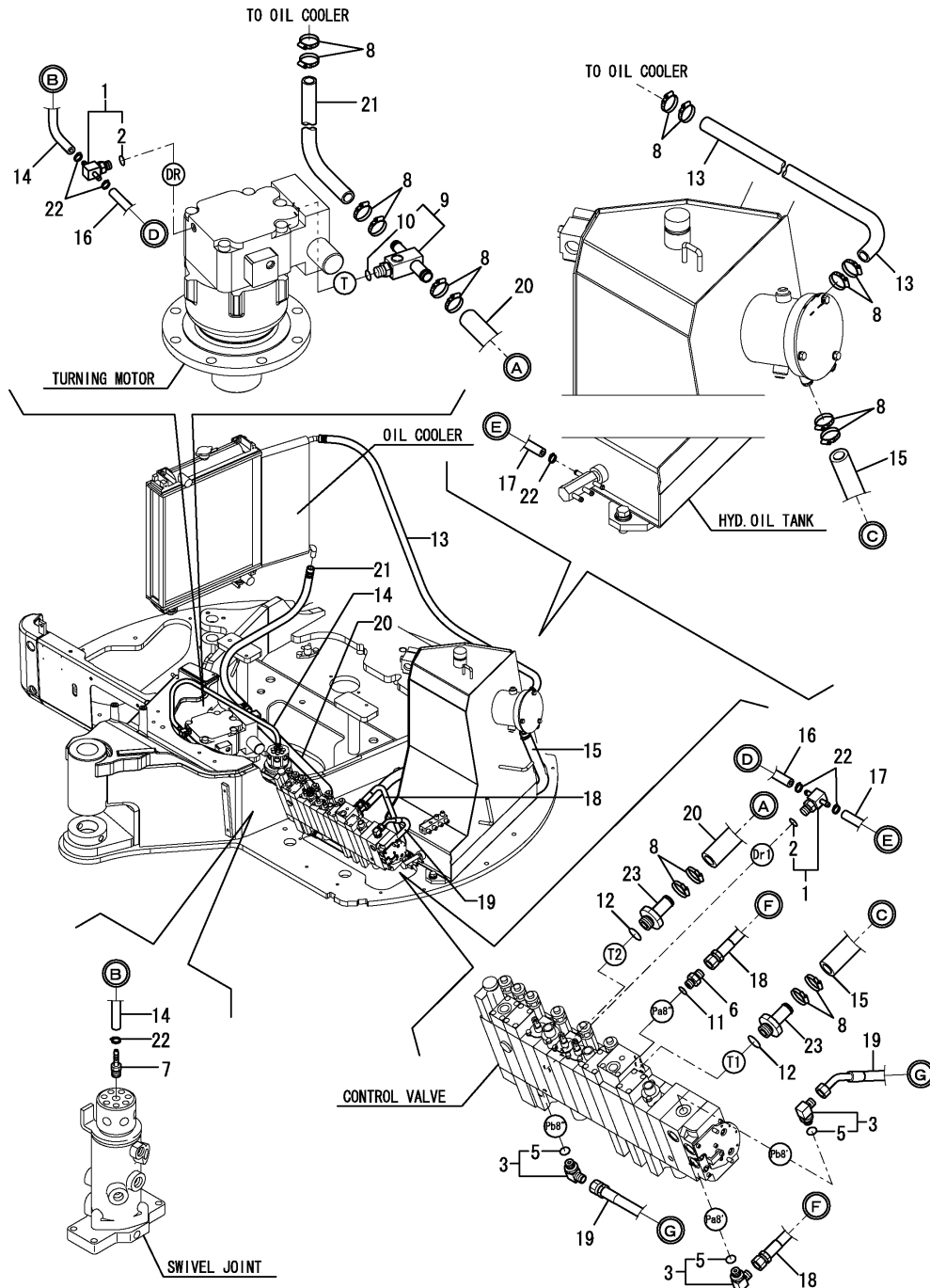


P.T.O. PPC KIT is shown in Fig.97.

No.	Lev.	Parts No.	Description	Q'ty						I	R
				(A)	(B)	(C)	(D)	(E)	(F)		
1	1	172730-75141	ADAPTER	2	2	2	2				
2	1	172173-76121	CONNECTOR ASSY	2	2	2	2				
2A	2	24315-000110	O-RING, 1BP11.0	2	2	2	2				
3	1	172162-76131	ADAPTER	3	3	3	3				
4	1	172124-76160	CONNECTOR	2	2	2	2				
5	1	172141-76181	CONNECTOR ASSY, 02FF	2	2	2	2				
7	2	41851-000110	O-RING	2	2	2	2				
8	1	24315-000140	O-RING, 1BP14.0	3	3	3	3				
8-1	1	41851-000140	O-RING	3	3	3	3				N
9	1	172142-76181	JOINT ASSY	4	4	4	4				
9A	2	24315-000140	O-RING, 1BP14.0	4	4	4	4				W
10	1	172116-76381	ADAPTER, 64	1	1	1	1				
11	1	24315-000140	O-RING, 1BP14.0	1	1	1	1				
11-1	1	41851-000140	O-RING	1	1	1	1				N
12	1	24315-000140	O-RING, 1BP14.0	2	2	2	2				
12-1	1	41851-000140	O-RING	2	2	2	2				N
13	1	24315-000140	O-RING, 1BP14.0	2	2	2	2				
13-1	1	41851-000140	O-RING	2	2	2	2				N
14	1	172A47-78460	HOSE	1	1	1	1				
14-1	1	172A47-78461	HOSE	1	1	1	1				N
15	1	172A47-78460	HOSE	2	2	2	2				
15-1	1	172A47-78461	HOSE	2	2	2	2				N
16	1	172A47-78460	HOSE	1	1	1	1				
16-1	1	172A47-78461	HOSE	1	1	1	1				N
17	1	172A47-78230	HOSE	1	1	1	1				
17-1	1	172A47-78221	HOSE	1	1	1	1				N
18	1	172A47-78220	HOSE	1	1	1	1				
18-1	1	172A47-78221	HOSE	1	1	1	1				N
19	1	172A47-78600	HOSE	1	1	1	1				
20	1	172A47-78200	HOSE	1	1	1	1				
21	1	172A47-78170	HOSE	1	1	1	1				
22	1	172644-76161	ELBOW, ADJUST	1	1						W 1
23	2	24315-000140	O-RING, 1BP14.0	1	1						
24	1	172730-75141	ADAPTER	1	1						1
25	1	24315-000140	O-RING, 1BP14.0	1	1						1
25-1	1	41851-000140	O-RING	1	1						N 1

Remarks
 (1)P.T.O. PPC specification.

Fig.70. RETURN(US : TO M58000, AS, NZ, SG)

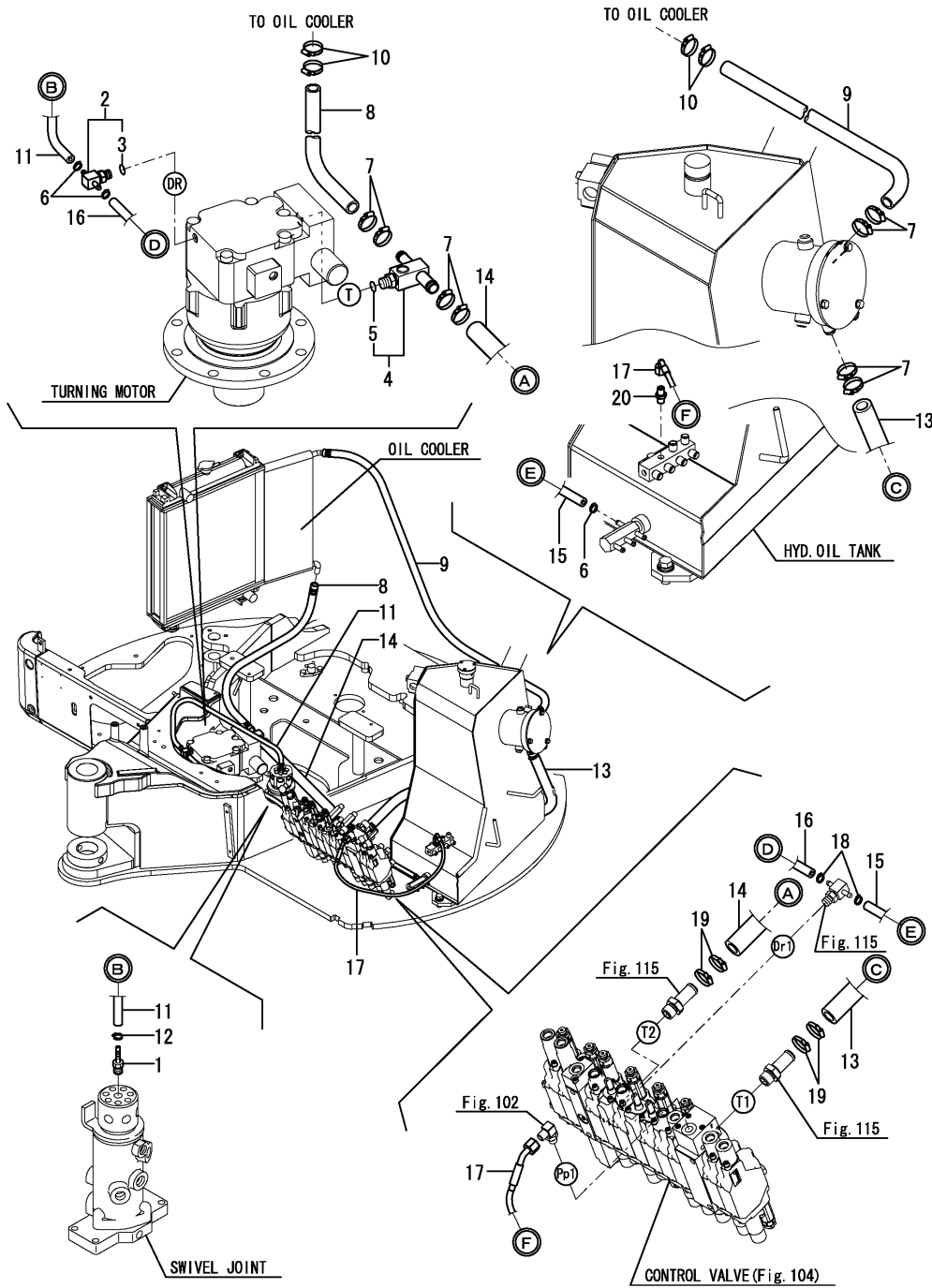


(A)=VIO45-5B(US)
 (B)=VIO45-5B(AS)
 (C)=VIO45-5B(NZ)

(D)=VIO45-5B(SG)
 (E)=
 (F)=

No.	Lev.	Parts No.	Description	Q'ty						I	R
				(A)	(B)	(C)	(D)	(E)	(F)		
1	1	172A47-76230	NIPPLE, TEE	2	2	2	2				
2	2	24315-000110	O-RING, 1BP11.0	2	2	2	2				
2-1	2	41851-000110	O-RING	2	2	2	2				N
3	1	(A=M53106) 172141-76181 (B=M53106) (C=M53106) (D=M53106)	CONNECTOR ASSY, 02FF	3	3	3	3				
5	2	24315-000110	O-RING, 1BP11.0	3	3	3	3				
5-1	2	41851-000110	O-RING	3	3	3	3				N
6	1	(A=M53001) 172123-76121 (B=M53001) (C=M53001) (D=M53001)	ADAPTER	1	1	1	1				
7	1	172141-76220	NIPPLE, 02	1	1	1	1				
8	1	23001-025000	CLAMP, HOSE 25	16	16	16	16				
9	1	172A47-76240	NIPPLE, TEE	1	1	1	1				
10	2	24315-000140	O-RING, 1BP14.0	1	1	1	1				
10-1	2	41851-000140	O-RING	1	1	1	1				N
11	1	24315-000110	O-RING, 1BP11.0	1	1	1	1				
11-1	1	41851-000110	O-RING	1	1	1	1				N
12	1	24315-000180	O-RING, 1BP18.0	2	2	2	2				
12-1	1	41851-000180	O-RING	2	2	2	2				N
13	1	172A47-78330	HOSE	1	1	1	1				
14	1	172A47-78340	HOSE	1	1	1	1				
14-1	1	172A47-78341	HOSE	1	1	1	1				N
15	1	(A=M53079) 172A47-78300 (B=M53079) (C=M53079) (D=M53079)	HOSE	1	1	1	1				
16	1	172A47-78350	HOSE	1	1	1	1				
17	1	172A47-78360	HOSE	1	1	1	1				
18	1	172A47-78610	HOSE	1	1	1	1				
19	1	172A47-78620	HOSE	1	1	1	1				
20	1	172A47-78310	HOSE	1	1	1	1				
20-1	1	172A52-78310	HOSE	1	1	1	1				N
21	1	(A=M53260) 172A47-78320 (B=M53260) (C=M53260) (D=M53260)	HOSE	1	1	1	1				
22	1	23000-013000	CLAMP, 13	6	6	6	6				
23	1	172A47-76191	NIPPLE	2	2	2	2				

Fig.113. (70A)RETURN(US : FROM M58001)

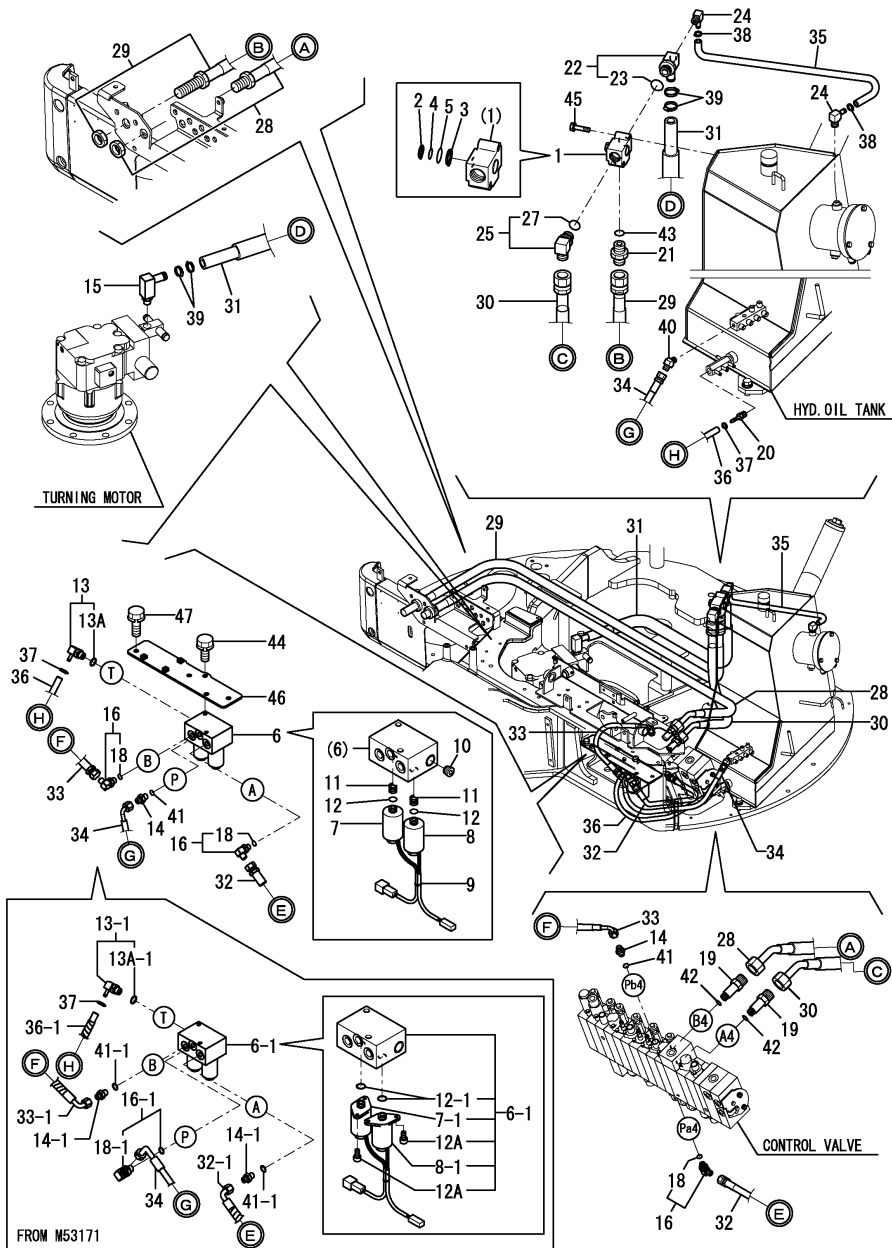


(A)=VIO45-5B(US)
 (B)=VIO45-5B(AS)
 (C)=VIO45-5B(NZ)

(D)=VIO45-5B(SG)
 (E)=
 (F)=

No.	Lev.	Parts No.	Description	Q'ty						I	R
				(A)	(B)	(C)	(D)	(E)	(F)		
1	1	172141-76220	NIPPLE, 02	1							
2	1	172A47-76230	NIPPLE, TEE	1							
3	2	41851-000110	O-RING	1							
4	1	172A47-76240	NIPPLE, TEE	1							
5	2	41851-000140	O-RING	1							
6	1	23000-013000	CLAMP, 13	3							
7	1	23001-025000	CLAMP, HOSE 25	8							
8	1	172A47-78320	HOSE	1							
9	1	172A47-78330	HOSE	1							
10	1	23001-025000	CLAMP, HOSE 25	4							
11	1	172A47-78341	HOSE	1							
12	1	23000-013000	CLAMP, 13	1							
13	1	172A47-78300	HOSE	1							
14	1	172A52-78310	HOSE	1							
15	1	172A47-78360	HOSE	1							
16	1	172A79-78610	HOSE	1							
17	1	172A79-78920	HOSE	1							
18	1	23000-013000	CLAMP, 13	2							
19	1	23001-025000	CLAMP, HOSE 25	4							
20	1	23391-020000	JOINT, RGI-1/4	1							

Fig.71. P.T.O.(FRAME END)(US : TO M58000, AS, NZ, SG)



(A)=VIO45-5B(US)
 (B)=VIO45-5B(AS)
 (C)=VIO45-5B(NZ)

(D)=VIO45-5B(SG)
 (E)=
 (F)=

No.	Lev.	Parts No.	Description	Q'ty						I	R
				(A)	(B)	(C)	(D)	(E)	(F)		
1	1	172A47-74120	VALVE ASSY, CHANGE	1	1	1	1				
1-1	1	172A47-74121	VALVE ASSY, SELECOR	1	1	1	1				N
		(A=MZZZZZ) (B=MZZZZZ) (C=MZZZZZ) (D=MZZZZZ)									
2	2	22242-000210	RING, 21	1	1	1	1				
3	2	22242-000250	RING, 25	1	1	1	1				
4	2	24315-000210	O-RING, 1BP21.0	1	1	1	1				
5	2	24315-000250	O-RING, 1BP25.0	1	1	1	1				
6	1	172A47-74130	VALVE ASSY, PTO	1	1	1	1				
6-1	1	172A79-74500	VALVE ASSY, PTO	1	1	1	1				F 1
		(A=M53171) (B=M53171) (C=M53171) (D=M53171)									
7	2	172A47-74140	VALVE, SOLENOID	1	1	1	1				
7-1	2	172A79-74510	VALVE, SOLENOID	1	1	1	1				S
		(A=M53171) (B=M53171) (C=M53171) (D=M53171)									
8	2	172A47-74150	VALVE, SOLENOID	1	1	1	1				
8-1	2	172A79-74520	VALVE, SOLENOID	1	1	1	1				S
		(A=M53171) (B=M53171) (C=M53171) (D=M53171)									
9	2	172A47-74160	BAND	1	1	1	1				Z
		(A=M53171) (B=M53171) (C=M53171) (D=M53171)									
10	2	172142-74670	PLUG	1	1	1	1				Z
		(A=M53171) (B=M53171) (C=M53171) (D=M53171)									
11	2	172449-74720	SPRING	2	2	2	2				Z
		(A=M53171) (B=M53171) (C=M53171) (D=M53171)									
12	2	24315-000140	O-RING, 1BP14.0	3	3	3	3				
12-1	2	24311-000160	O-RING, 1AP16.0	2	2	2	2				S
		(A=M53171) (B=M53171) (C=M53171) (D=M53171)									
12A	2	26450-050102	BOLT, M5X 10	4	4	4	4				W
		(A=M53171) (B=M53171) (C=M53171) (D=M53171)									
13	1	172A47-76120	NIPPLE, ELBOW	1	1	1	1				
13-1	1	172186-76430	NIPPLE, ELBOW	1	1	1	1				S 1
		(A=M53171) (B=M53171) (C=M53171) (D=M53171)									
13A	2	24315-000140	O-RING, 1BP14.0	1	1	1	1				
13A-1	2	24315-000110	O-RING, 1BP11.0	1	1	1	1				S
		(A=M53171) (B=M53171) (C=M53171) (D=M53171)									
14	1	172123-76121	ADAPTER	2	2	2	2				
14-1	1	172123-76121	ADAPTER	3	3	3	3				K 1
		(A=M53171) (B=M53171) (C=M53171) (D=M53171)									
15	1	172455-76160	ELBOW	1	1	1	1				
16	1	172141-76181	CONNECTOR ASSY, 02FF	3	3	3	3				
16-1	1	172141-76181	CONNECTOR ASSY, 02FF	2	2	2	2				K 1
		(A=M53171) (B=M53171) (C=M53171) (D=M53171)									
18	2	41851-000110	O-RING	3	3	3	3				
18-1	2	41851-000110	O-RING	2	2	2	2				K
		(A=M53171) (B=M53171) (C=M53171) (D=M53171)									
19	1	172422-76191	CONNECTOR, PF3/8X3/4	2	2	2	2				
20	1	172141-76220	NIPPLE, 02	1	1	1	1				
21	1	172142-76240	JOINT	1	1	1	1				
22	1	172A47-76250	NIPPLE, ELBOW	1	1	1	1				
23	2	24315-000240	O-RING, 1BP24.0	1	1	1	1				
23-1	2	41851-000240	O-RING	1	1	1	1				N
		(A=M53106) (B=M53106) (C=M53106) (D=M53106)									
24	1	172168-76370	ELBOW	2	2	2	2				

Remarks

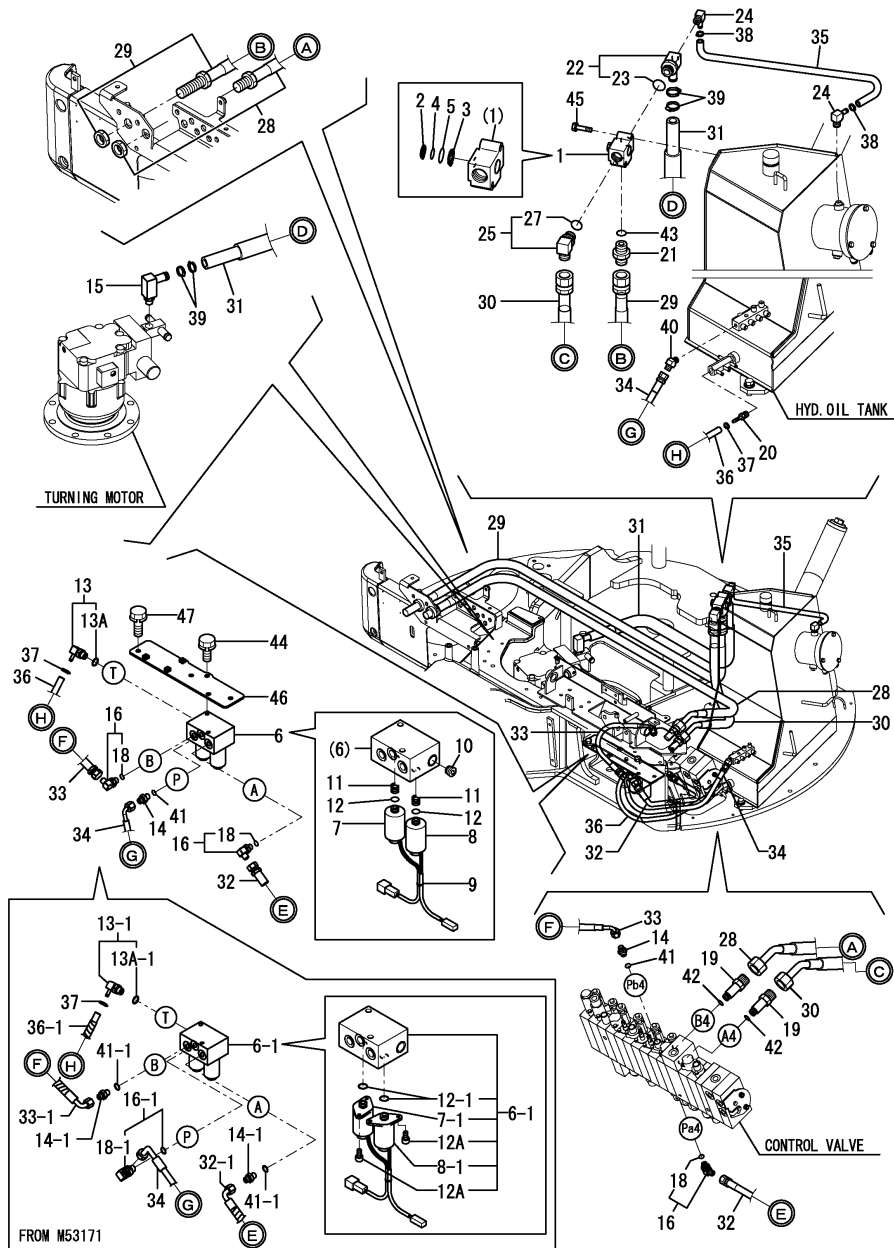
*P.T.O. PPC specification. is shown in Fig.96.

(1)Interchangeable by simultaneous replacement with No.6-1, 13-1, 14-1, 16-1, 32-1, 33-1, 36-1 & 41-2.

Fig.71. P.T.O.(FRAME END)(US : TO M58000, AS, NZ, SG)

(A)=VIO45-5B(US)
 (B)=VIO45-5B(AS)
 (C)=VIO45-5B(NZ)

(D)=VIO45-5B(SG)
 (E)=
 (F)=



No.	Lev.	Parts No.	Description	Q'ty						I	R
				(A)	(B)	(C)	(D)	(E)	(F)		
25	1	172165-76380	CONNECTOR ASSY	1	1	1	1				
27	2	24315-000240	O-RING, 1BP24.0	1	1	1	1				
28	1	172A47-78190	HOSE	1	1	1	1				
29	1	172A47-78240	HOSE	1	1	1	1				
30	1	172A47-78250	HOSE	1	1	1	1				
31	1	172A47-78420	HOSE	1	1	1	1				
32	1	172A47-78660	HOSE	1	1	1	1				
32-1	1	172A79-78250	HOSE	1	1	1	1				S 1
		(A=M53171) (B=M53171) (C=M53171) (D=M53171)									
33	1	172A47-78670	HOSE	1	1	1	1				
33-1	1	172A79-78260	HOSE	1	1	1	1				S 1
		(A=M53171) (B=M53171) (C=M53171) (D=M53171)									
34	1	172A47-78680	HOSE	1	1	1	1				
35	1	172A47-78700	HOSE	1	1	1	1				
36	1	172A47-78760	HOSE	1	1	1	1				
36-1	1	172A79-78270	HOSE	1	1	1	1				S 1
		(A=M53171) (B=M53171) (C=M53171) (D=M53171)									
37	1	23000-013000	CLAMP, 13	2	2	2	2				
38	1	23001-016000	CLAMP, HOSE 16	2	2	2	2				
39	1	23001-025000	CLAMP, HOSE 25	4	4	4	4				
40	1	23394-020000	JOINT, 45RGI-1/4	1	1	1	1				
41	1	24315-000110	O-RING, 1BP11.0	2	2	2	2				
41-1	1	41851-000110	O-RING	2	2	2	2				N
		(A=M53106) (B=M53106) (C=M53106) (D=M53106)									
41-2	1	41851-000110	O-RING	3	3	3	3				K 1
		(A=M53171) (B=M53171) (C=M53171) (D=M53171)									
42	1	24315-000140	O-RING, 1BP14.0	2	2	2	2				
42-1	1	41851-000140	O-RING	2	2	2	2				N
		(A=M53106) (B=M53106) (C=M53106) (D=M53106)									
43	1	24315-000240	O-RING, 1BP24.0	1	1	1	1				
43-1	1	41851-000240	O-RING	1	1	1	1				N
		(A=M53106) (B=M53106) (C=M53106) (D=M53106)									
44	1	26013-100202	BOLT, M10X 20	2	2	2	2				
45	1	26013-100502	BOLT, M10X 50	2	2	2	2				
46	1	172A47-71300	BRACKET ASSY	1	1	1	1				
47	1	26013-100252	BOLT, M10X 25	3	3	3	3				

Remarks

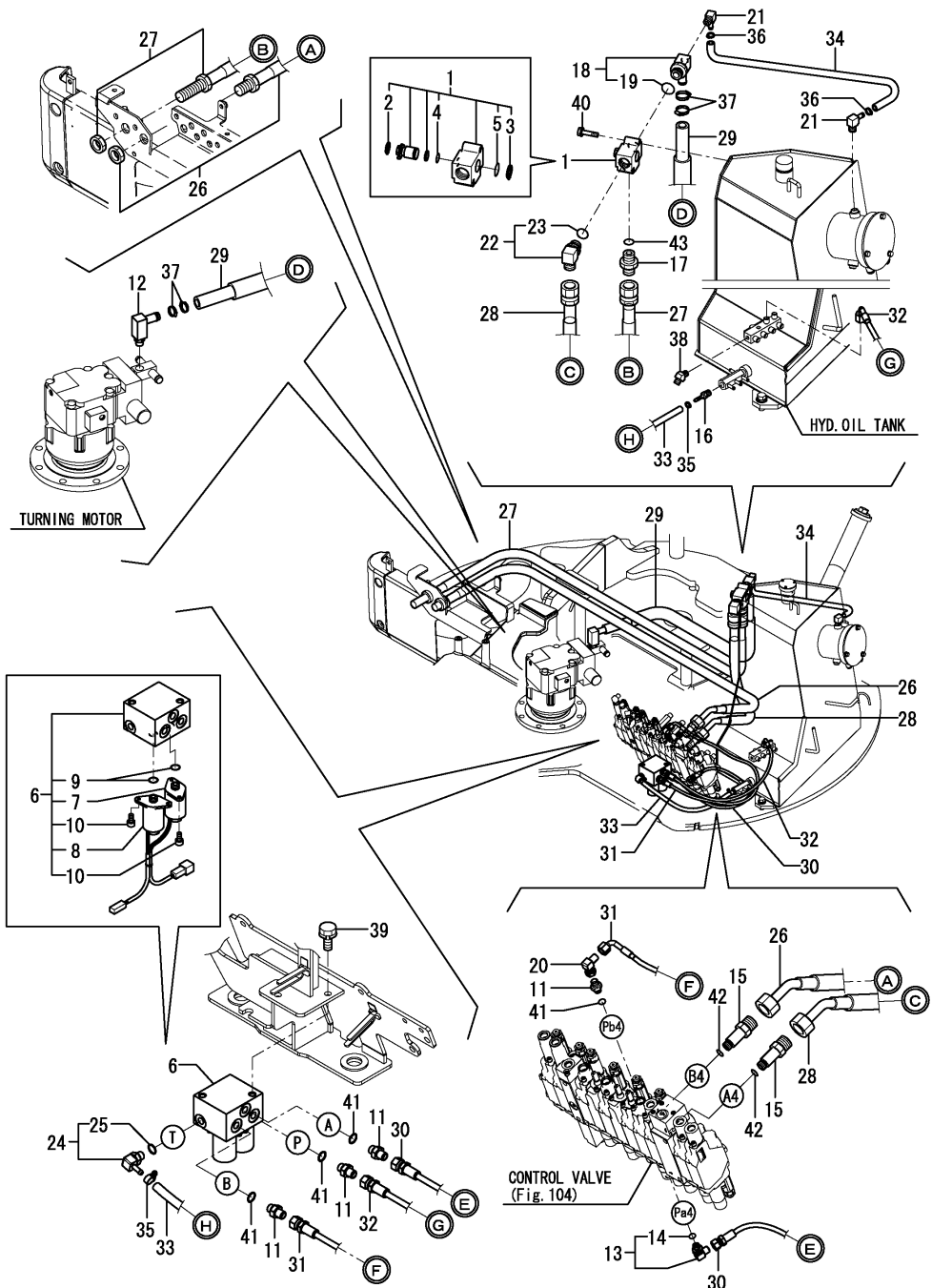
*P.T.O. PPC specification, is shown in Fig.96.

(1)Interchangeable by simultaneous replacement with No.6-1, 13-1, 14-1, 16-1, 32-1, 33-1, 36-1 & 41-2.

Fig.114. (71A)P.T.O.(FRAME END)(US : FROM M58001)

(A)=VIO45-5B(US)
 (B)=VIO45-5B(AS)
 (C)=VIO45-5B(NZ)

(D)=VIO45-5B(SG)
 (E)=
 (F)=

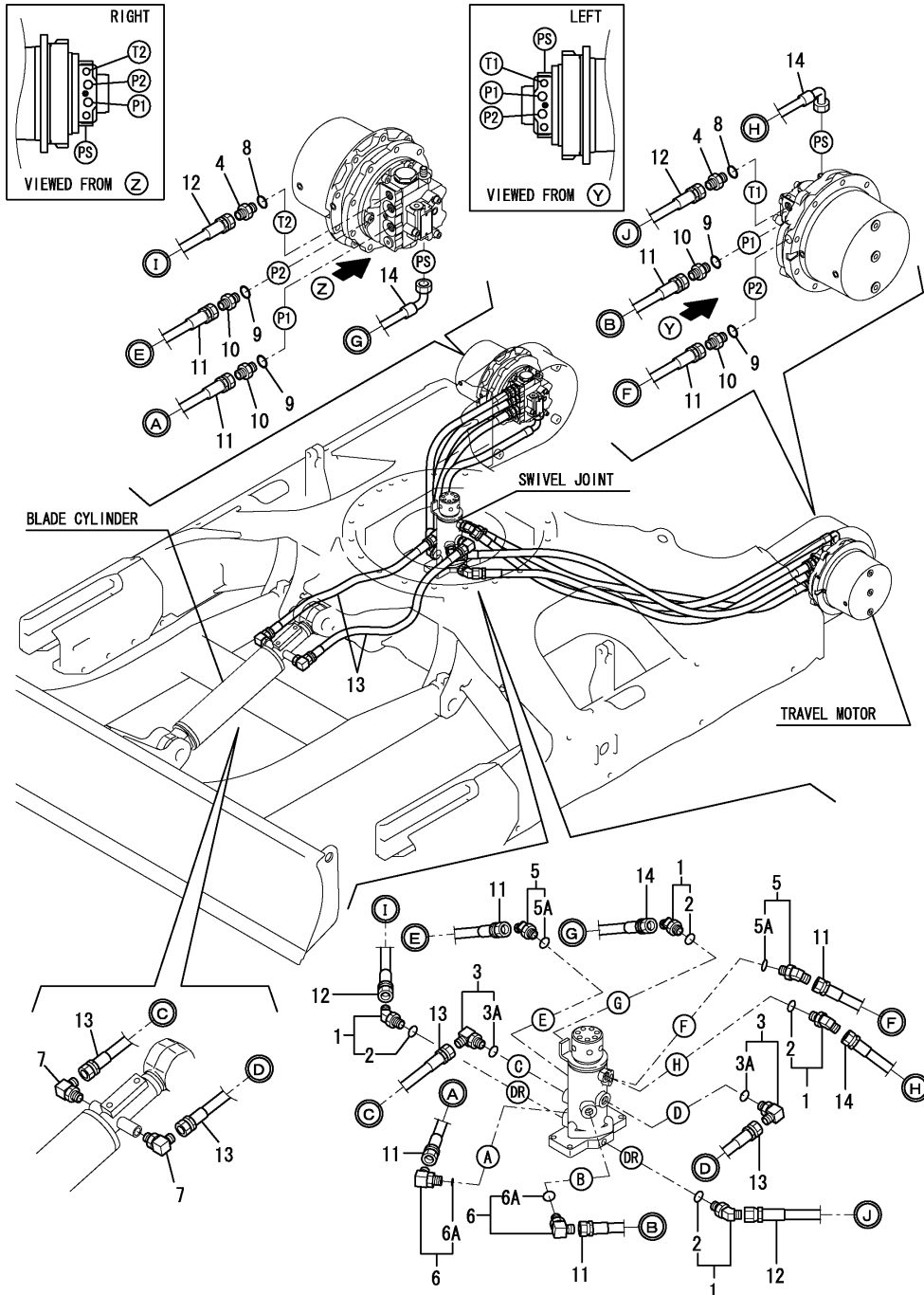


No.	Lev.	Parts No.	Description	Qty						I	R
				(A)	(B)	(C)	(D)	(E)	(F)		
1	1	172A47-74121	VALVE ASSY, SELECOR	1							
2	2	22242-000210	RING, 21	1							
3	2	22242-000250	RING, 25	1							
4	2	24315-000210	O-RING, 1BP21.0	1							
5	2	24315-000250	O-RING, 1BP25.0	1							
6	1	172A79-74500	VALVE ASSY, PTO	1							
7	2	172A79-74510	VALVE, SOLENOID	1							
8	2	172A79-74520	VALVE, SOLENOID	1							
9	2	24311-000160	O-RING, 1AP16.0	2							
10	2	26450-050102	BOLT, M5X 10	4							
11	1	172123-76121	ADAPTER	4							
12	1	172455-76160	ELBOW	1							
13	1	172141-76181	CONNECTOR ASSY, 02FF	1							
14	2	41851-000110	O-RING	1							
15	1	172422-76191	CONNECTOR, PF3/8X3/4	2							
16	1	172141-76220	NIPPLE, 02	1							
17	1	172142-76240	JOINT	1							
18	1	172A47-76250	NIPPLE, ELBOW	1							
19	2	41851-000240	O-RING	1							
20	1	172828-76330	CONNECTOR, 1/4X1/4	1							
21	1	172168-76370	ELBOW	2							
22	1	172165-76380	CONNECTOR ASSY	1							
23	2	24315-000240	O-RING, 1BP24.0	1							
24	1	172186-76430	NIPPLE, ELBOW	1							
25	2	24315-000110	O-RING, 1BP11.0	1							
26	1	172A47-78190	HOSE	1							
27	1	172A47-78240	HOSE	1							
28	1	172A47-78250	HOSE	1							
29	1	172A47-78420	HOSE	1							
30	1	172A79-78470	HOSE, F403BB073S	1							
31	1	172A79-78480	HOSE, F403BC081S	1							
32	1	172A79-78490	HOSE, F403BC063S	1							
33	1	172A79-78500	HOSE, G804YY040S	1							
34	1	172A47-78700	HOSE	1							
35	1	23000-013000	CLAMP, 13	2							
36	1	23001-016000	CLAMP, HOSE 16	2							
37	1	23001-025000	CLAMP, HOSE 25	4							
38	1	23394-020000	JOINT, 45RGI-1/4	1							
39	1	26013-100202	BOLT, M10X 20	2							
40	1	26013-100502	BOLT, M10X 50	2							
41	1	41851-000110	O-RING	4							
42	1	41851-000140	O-RING	2							
43	1	41851-000240	O-RING	1							

Fig.72. TRAVEL

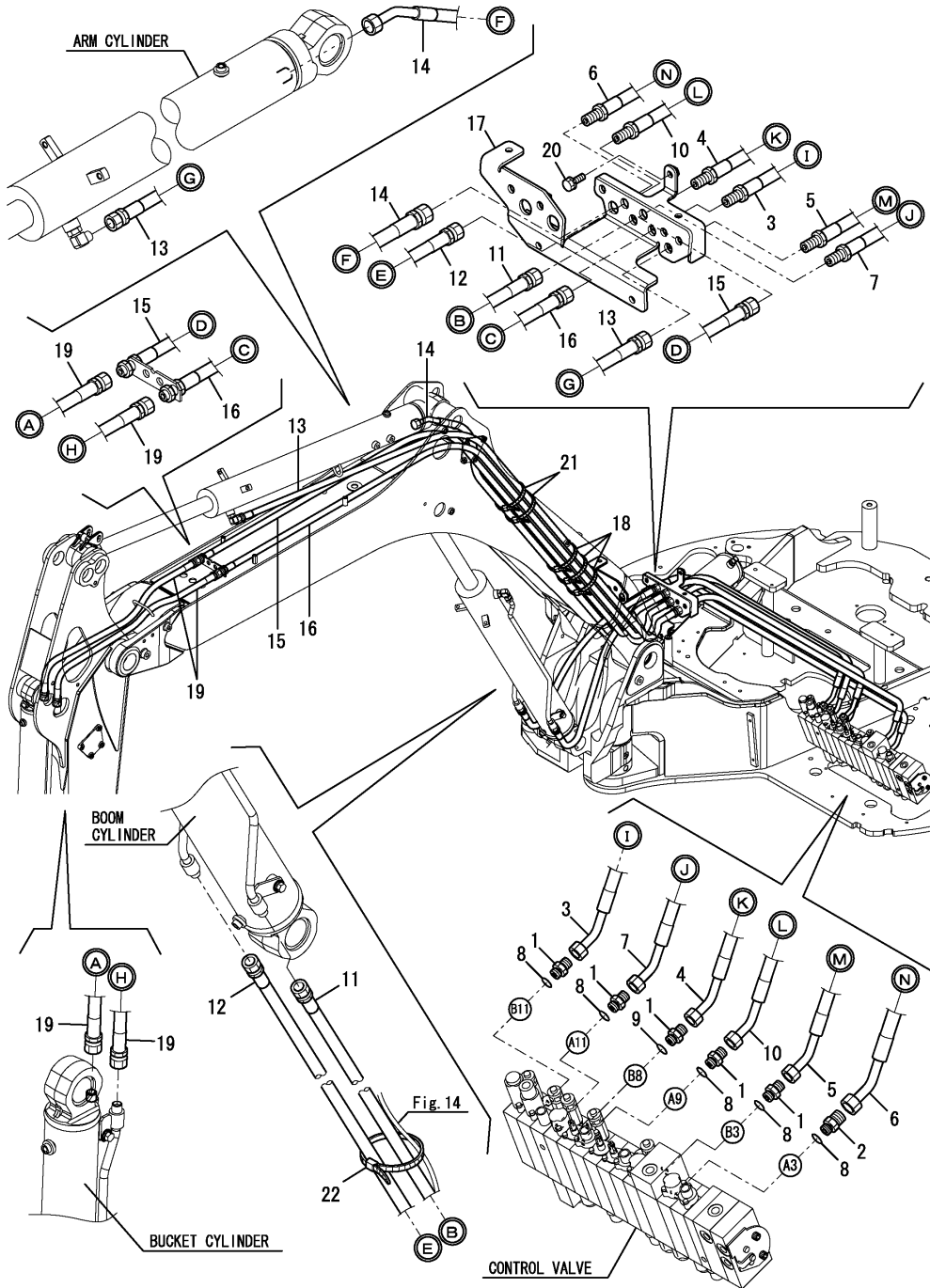
(A)=VIO45-5B(US)
 (B)=VIO45-5B(AS)
 (C)=VIO45-5B(NZ)

(D)=VIO45-5B(SG)
 (E)=
 (F)=



No.	Lev.	Parts No.	Description	Q'ty						I	R
				(A)	(B)	(C)	(D)	(E)	(F)		
1	1	172173-76102	CONNECTOR ASSY	4	4	4	4				
2	2	41851-000110	O-RING	4	4	4	4				
3	1	172173-76121	CONNECTOR ASSY	2	2	2	2				
3A	2	24315-000110	O-RING, 1BP11.0	2	2	2	2				
4	1	172124-76160	CONNECTOR	2	2	2	2				
5	1	172644-76161	ELBOW, ADJUST	2	2	2	2				
5A	2	24315-000140	O-RING, 1BP14.0	2	2	2	2				W
		(A=M53001) (B=M53001) (C=M53001) (D=M53001)									
6	1	172142-76181	JOINT ASSY	2	2	2	2				
6A	2	24315-000140	O-RING, 1BP14.0	2	2	2	2				W
		(A=M53001) (B=M53001) (C=M53001) (D=M53001)									
7	1	23393-030000	JOINT, 90RGI-3/8	2	2	2	2				
8	1	24315-000140	O-RING, 1BP14.0	2	2	2	2				
8-1	1	41851-000140	O-RING	2	2	2	2				N
		(A=M53106) (B=M53106) (C=M53106) (D=M53106)									
9	1	24315-000180	O-RING, 1BP18.0	4	4	4	4				
9-1	1	41851-000180	O-RING	4	4	4	4				N
		(A=M53106) (B=M53106) (C=M53106) (D=M53106)									
10	1	933160-01370	CONNECTOR, PF1/2PF3/8	4	4	4	4				
11	1	172460-78121	HOSE	4	4	4	4				
12	1	172A47-79330	HOSE	2	2	2	2				
13	1	172460-78540	HOSE	2	2	2	2				
14	1	172A47-79340	HOSE	2	2	2	2				

Fig.73. BOOM



(A)=VIO45-5B(US)
 (B)=VIO45-5B(AS)
 (C)=VIO45-5B(NZ)

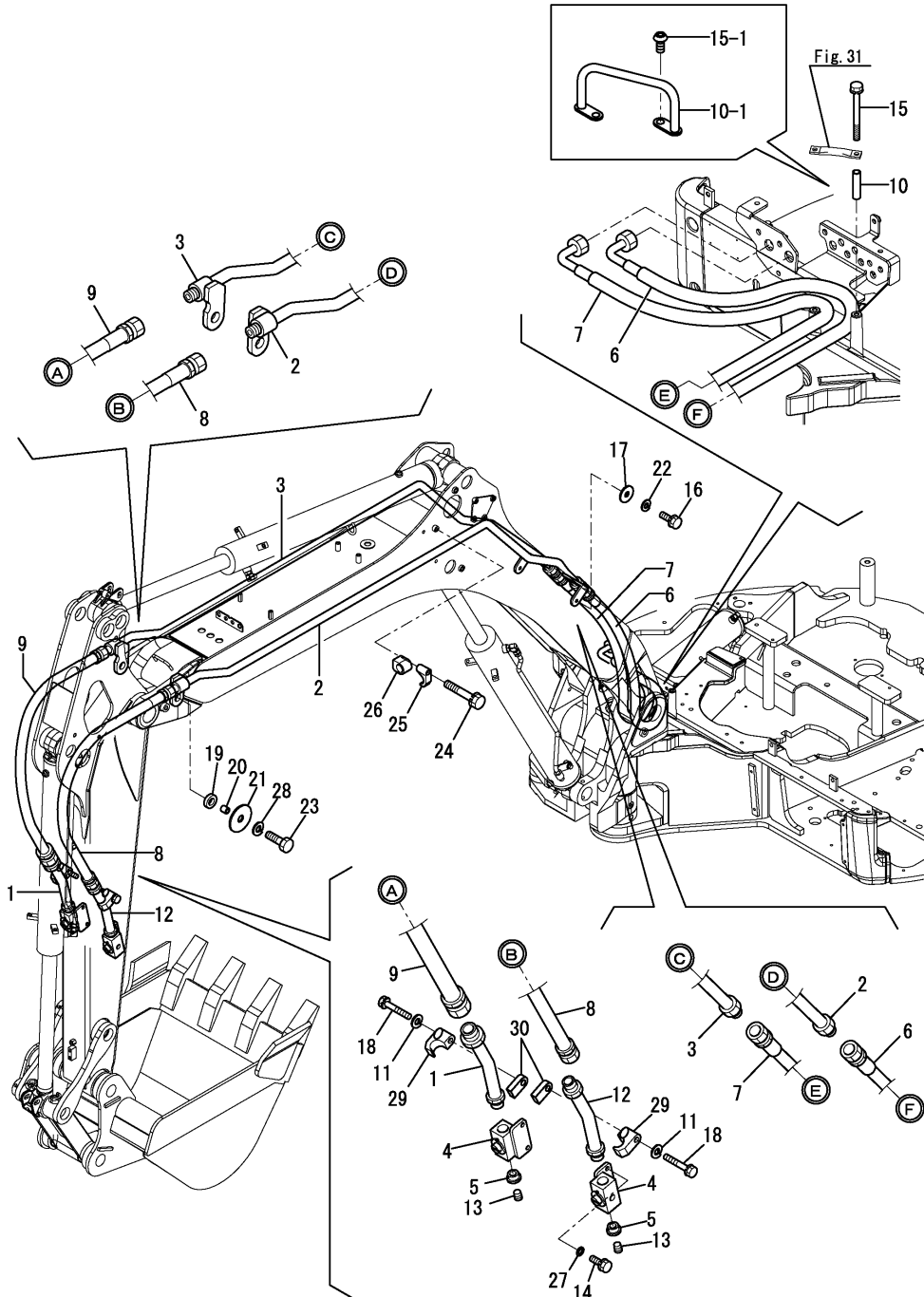
(D)=VIO45-5B(SG)
 (E)=
 (F)=

No.	Lev.	Parts No.	Description	Q'ty						I	R
				(A)	(B)	(C)	(D)	(E)	(F)		
1	1	172730-75141	ADAPTER	5	5	5	5				
2	1	172168-76162	CONNECTOR, PF1/2X3/8	1	1	1	1				
3	1	172A47-78130	HOSE	1	1	1	1				
4	1	172A47-78140	HOSE	1	1	1	1				
5	1	172A47-78150	HOSE	1	1	1	1				
6	1	172A47-78160	HOSE	1	1	1	1				
7	1	172A47-78960	HOSE	1	1	1	1				
8	1	24315-000140	O-RING, 1BP14.0	5	5	5	5				
8-1	1	41851-000140	O-RING	5	5	5	5				N
		(A=M53106)	(B=M53106)	(C=M53106)	(D=M53106)						
9	1	24315-000140	O-RING, 1BP14.0	1	1	1	1				
9-1	1	41851-000140	O-RING	1	1	1	1				N
		(A=M53106)	(B=M53106)	(C=M53106)	(D=M53106)						
10	1	172A47-78970	HOSE	1	1	1	1				
11	1	172A47-78811	HOSE	1	1	1	1				
11-1	1	172A47-78812	HOSE	1	1	1	1				N
		(A=M53191)	(B=M53191)	(C=M53191)	(D=M53191)						
12	1	172A47-78801	HOSE	1	1	1	1				
12-1	1	172A47-78802	HOSE	1	1	1	1				N
		(A=M53191)	(B=M53191)	(C=M53191)	(D=M53191)						
13	1	172A47-78831	HOSE	1	1	1	1				
13-1	1	172A47-78832	HOSE H206BB333K	1	1	1	1				N
		(A=M53191)	(B=M53191)	(C=M53191)	(D=M53191)						
14	1	172A47-78820	HOSE	1	1	1	1				
14-1	1	172A47-78821	HOSE H208BL248K	1	1	1	1				N
		(A=M53191)	(B=M53191)	(C=M53191)	(D=M53191)						
15	1	172A47-78840	HOSE	1	1	1	1				
15-1	1	172A47-78841	HOSE H206BX341K	1	1	1	1				N
		(A=M53191)	(B=M53191)	(C=M53191)	(D=M53191)						
16	1	172A47-78850	HOSE	1	1	1	1				
16-1	1	172A47-78851	HOSE H206BX344K	1	1	1	1				N
		(A=M53191)	(B=M53191)	(C=M53191)	(D=M53191)						
17	1	172A47-79200	COVER ASSY, HOSE	1	1	1	1				
18	1	172122-79890	CLAMP, HOSE	3	3	3	3				
19	1	172A47-78860	HOSE	2	2	2	2				
20	1	26013-100252	BOLT, M10X 25	2	2	2	2				
21	1	172183-16560	CLIP, HOSE	2	2	2	2				
22	1	194202-56460	BAND, 200	1	1	1	1				W
		(A=MZZZZZ)	(B=MZZZZZ)	(C=MZZZZZ)	(D=MZZZZZ)						

Fig.74. P.T.O.(ARM END)

(A)=VIO45-5B(US)
(B)=VIO45-5B(AS)
(C)=VIO45-5B(NZ)

(D)=VIO45-5B(SG)
(E)=
(F)=

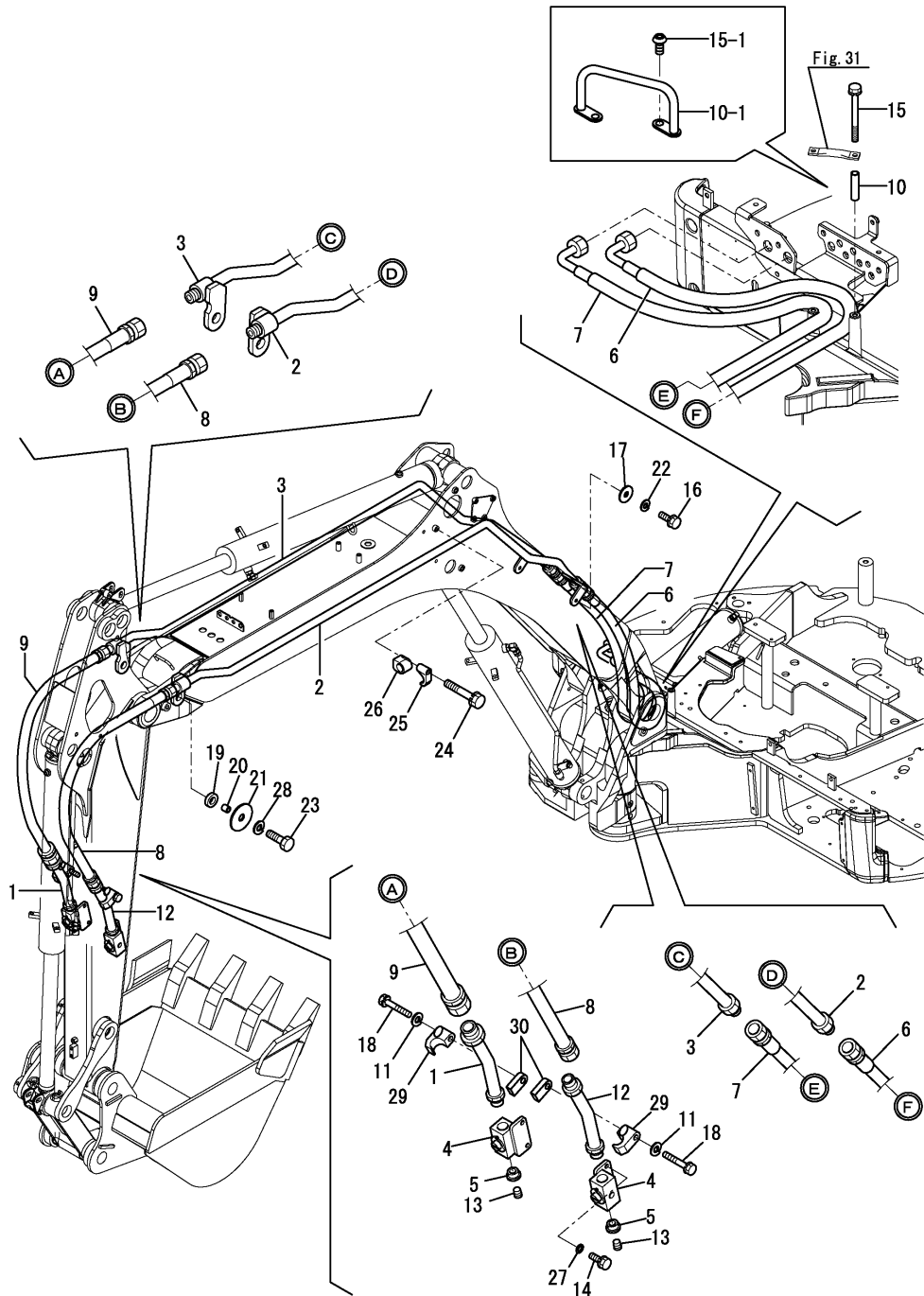


No.	Lev.	Parts No.	Description	Q'ty						I	R
				(A)	(B)	(C)	(D)	(E)	(F)		
1	1	172A78-76940-1	TUBE ASSY, PTO	1	1	1	1				
1-1	1	172A78-76940-Y	TUBE ASSY, PTO	1	1	1	1				S
		(A=M58501) (B=M54001) (C=M54001) (D=M54001)									
2	1	172A47-76406-2	TUBE ASSY, PTO	1	1	1	1				
2-1	1	172A47-76406-Y	TUBE ASSY, PTO	1	1	1	1				S
		(A=M58501) (B=M54001) (C=M54001) (D=M54001)									
3	1	172A47-76426-2	TUBE ASSY, PTO	1	1	1	1				
3-1	1	172A47-76426-Y	TUBE ASSY, PTO	1	1	1	1				S
		(A=M58501) (B=M54001) (C=M54001) (D=M54001)									
4	1	172176-76581-5	VALVE ASSY, STOP	2	2	2	2				
4-1	1	172176-76582-2	VALVE ASSY, STOP	2	2	2	2				N
		(A=M53244) (B=M53244) (C=M53244) (D=M53244)									
4-2	1	172176-76582-Y	VALVE 12 ASSY,STOP	2	2	2	2				S
		(A=M58501) (B=M54001) (C=M54001) (D=M54001)									
5	1	172164-76650	BUSH	2	2	2	2				
6	1	172A47-78260	HOSE	1	1	1	1				
6-1	1	172A47-78261	HOSE	1	1	1	1				N
		(A=M53191) (B=M53191) (C=M53191) (D=M53191)									
7	1	172A47-78270	HOSE	1	1	1	1				
8	1	172A78-78280	HOSE	1	1	1	1				
8-1	1	172A78-78281	HOSE G112BB097W	1	1	1	1				N
		(A=M53079) (B=M53079) (C=M53079) (D=M53079)									
9	1	172A78-78290	HOSE	1	1	1	1				
9-1	1	172A78-78291	HOSE G116BB100W	1	1	1	1				N
		(A=M53079) (B=M53079) (C=M53079) (D=M53079)									
10	1	172A47-79160	COLLAR, PTO	2	2	2	2				
10-1	1	172A47-79170	GUIDE ASSY, HOSE	1	1	1	1				S
		(A=M53191) (B=M53191) (C=M53191) (D=M53191)									
11	1	22217-120000	WASHER, SPRING 12	2	2	2	2				Z
		(A=M53001) (B=M53001) (C=M53001) (D=M53001)									
12	1	172A78-76930-1	TUBE ASSY, PTO	1	1	1	1				
12-1	1	172A78-76930-Y	TUBE ASSY, PTO	1	1	1	1				S
		(A=M58501) (B=M54001) (C=M54001) (D=M54001)									
13	1	23871-040000	PLUG, R04	2	2	2	2				
14	1	26013-100252	BOLT, M10X 25	4	4	4	4				
15	1	26013-101002	BOLT, M10X100	2	2	2	2				
15-1	1	172455-61720	BOLT	2	2	2	2				S
		(A=M53191) (B=M53191) (C=M53191) (D=M53191)									
16	1	26076-120302	BOLT, 10.912X 30	2	2	2	2				
17	1	172147-13150	WASHER	2	2	2	2				
17-1	1	172147-13151	WASHER	2	2	2	2				N
		(A=M53277) (B=M53277) (C=M53277) (D=M53277)									
18	1	26116-120552	BOLT, M12X 55 PLATED	2	2	2	2				
18-1	1	26013-120702	BOLT, M12X 70	2	2	2	2				N
		(A=M53001) (B=M53001) (C=M53001) (D=M53001)									
19	1	172A52-14200	PAD, ABSORBER	2	2	2	2				
20	1	172A47-76460	COLLAR	2	2	2	2				
21	1	172146-82910	SPACER	2	2	2	2				
22	1	22217-120000	WASHER, SPRING 12	2	2	2	2				
23	1	26076-120402	BOLT, 10.912X 40	2	2	2	2				
24	1	26013-120652	BOLT, M12X 65	2	2	2	2				

Fig.74. P.T.O.(ARM END)

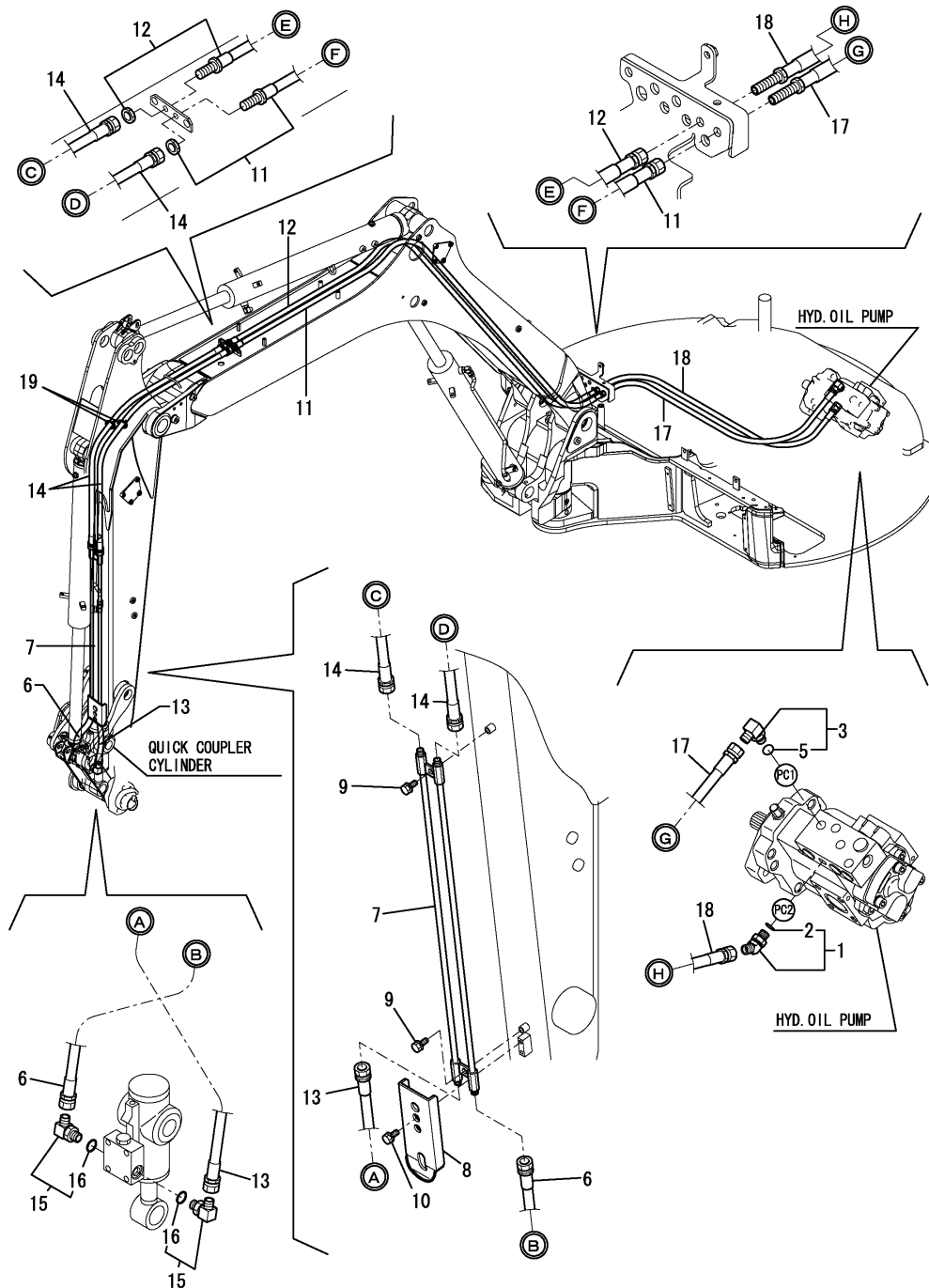
(A)=VIO45-5B(US)
 (B)=VIO45-5B(AS)
 (C)=VIO45-5B(NZ)

(D)=VIO45-5B(SG)
 (E)=
 (F)=



No.	Lev.	Parts No.	Description	Q'ty						I	R
				(A)	(B)	(C)	(D)	(E)	(F)		
24-1	1	26013-120602 (A=M53001) (B=M53001) (C=M53001) (D=M53001)	BOLT, M12X 60	2	2	2	2				N
25	1	172151-76990-2	CLAMP	2	2	2	2				
25-1	1	172151-76990-Y (A=M58501) (B=M54001) (C=M54001) (D=M54001)	CLAMP	2	2	2	2				S
26	1	172A47-76450	CLAMP, PTO	2	2	2	2				
27	1	22137-100000	WASHER, 10	4	4	4	4				
28	1	22217-120000	WASHER, SPRING 12	2	2	2	2				
29	1	172142-76940-2	CLAMP	2	2	2	2				
29-1	1	172142-76940-Y (A=M58501) (B=M54001) (C=M54001) (D=M54001)	CLAMP	2	2	2	2				S
30	1	172187-76690-2 (A=M53001) (B=M53001) (C=M53001) (D=M53001)	PLATE	2	2	2	2				W
30-1	1	172187-76690-Y (A=M58501) (B=M54001) (C=M54001) (D=M54001)	PLATE	2	2	2	2				S

Fig.75. QUICK COUPLER



(A)=VIO45-5B(US)
 (B)=VIO45-5B(AS)
 (C)=VIO45-5B(NZ)

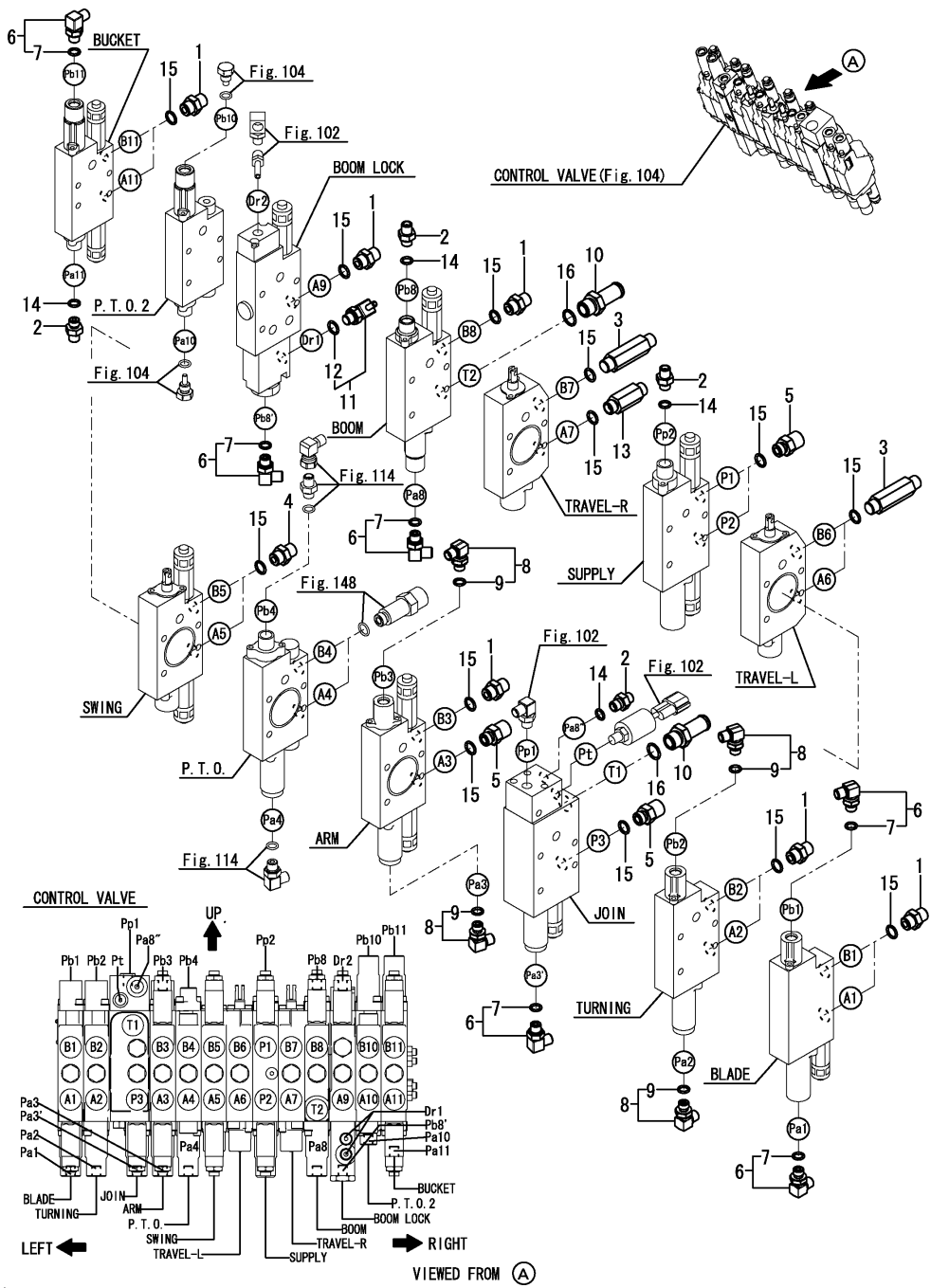
(D)=VIO45-5B(SG)
 (E)=
 (F)=

No.	Lev.	Parts No.	Description	Q'ty						I	R
				(A)	(B)	(C)	(D)	(E)	(F)		
1	1	172173-76102	CONNECTOR ASSY	1	1	1	1				
2	2	41851-000110	O-RING	1	1	1	1				
3	1	172141-76181	CONNECTOR ASSY, 02FF	1	1	1	1				
5	2	41851-000110	O-RING	1	1	1	1				
6	1	172958-78160	HOSE	1	1	1	1				
7	1	172960-76100-2	TUBE, HITCH	1	1	1	1				
7-1	1	172960-76100-Y	TUBE, HITCH	1	1	1	1				S
		(A=M58501) (B=M54001) (C=M54001) (D=M54001)									
8	1	172960-81952-2	COVER ASSY	1	1	1	1				
8-1	1	172960-81953-2	COVER ASSY	1	1	1	1				N
		(A=M53266) (B=M53266) (C=M53266) (D=M53266)									
8-2	1	172960-81953-Y	COVER ASSY	1	1	1	1				S
		(A=M58501) (B=M54001) (C=M54001) (D=M54001)									
9	1	26013-100202	BOLT, M10X 20	2	2	2	2				
10	1	26013-080162	BOLT, M8X 16	2	2	2	2				
11	1	172A47-78411	HOSE	1	1	1	1				
11-1	1	172A47-78412	HOSE H204BX344K	1	1	1	1				N
		(A=M53191) (B=M53191) (C=M53191) (D=M53191)									
12	1	172A47-79301	HOSE	1	1	1	1				
12-1	1	172A47-79302	HOSE H204BX343K	1	1	1	1				N
		(A=M53191) (B=M53191) (C=M53191) (D=M53191)									
13	1	172958-78120	HOSE	1	1	1	1				
14	1	172A47-79310	HOSE	2	2	2	2				
15	1	172958-76130	ELBOW	2	2	2	2				
16	2	24315-000110	O-RING, 1BP11.0	2	2	2	2				
17	1	172A47-78400	HOSE	1	1	1	1				
18	1	172A47-78690	HOSE	1	1	1	1				
19	1	172122-79930	CLAMP, HOSE	2	2	2	2				

Fig.115. (75A)CONTROL VALVE(FITTING)(US : FROM M58001)

(A)=VIO45-5B(US)
 (B)=VIO45-5B(AS)
 (C)=VIO45-5B(NZ)

(D)=VIO45-5B(SG)
 (E)=
 (F)=

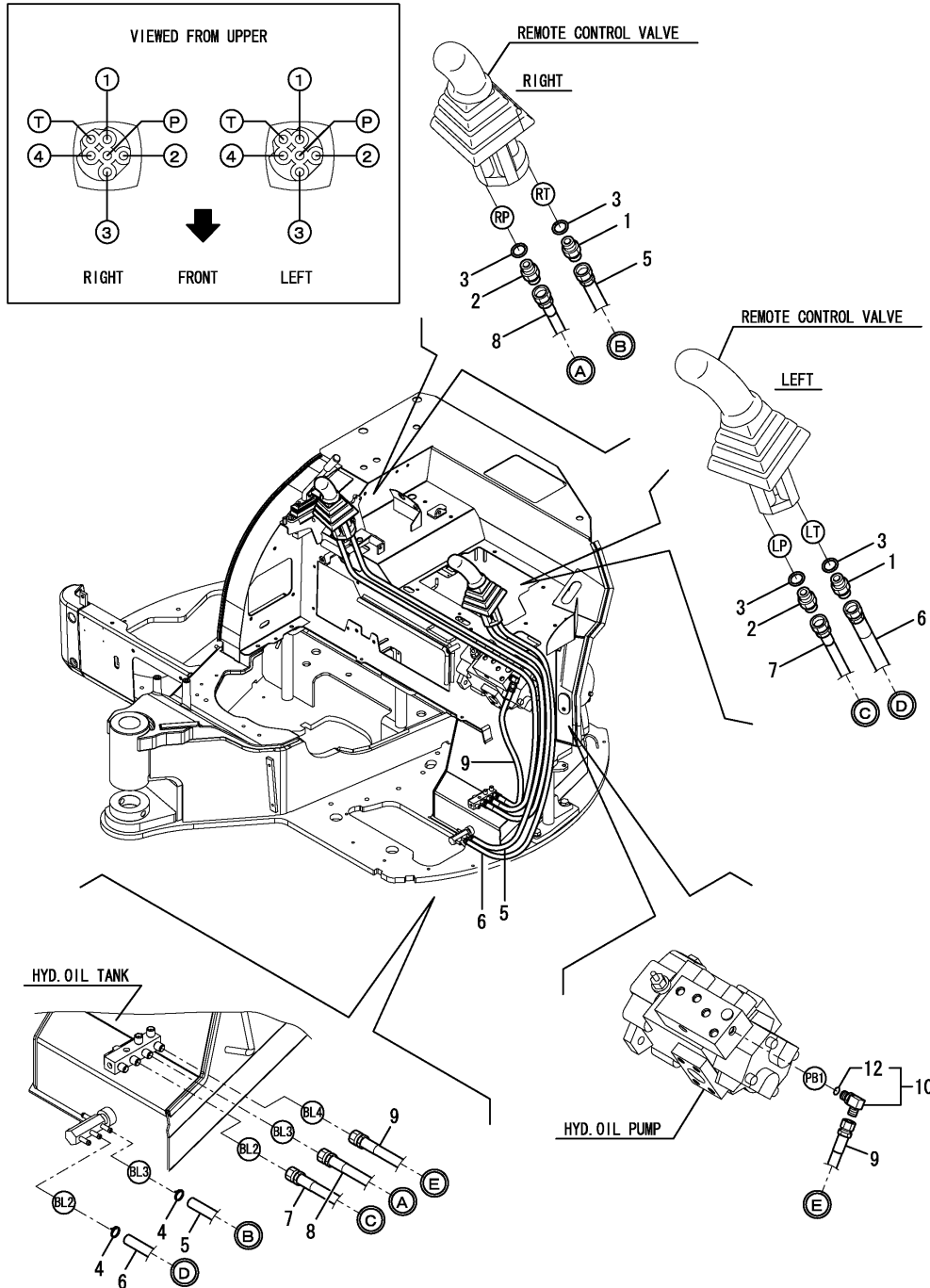


No.	Lev.	Parts No.	Description	(A)	(B)	(C)	(D)	(E)	(F)	I	R
1	1	172730-75141	ADAPTER	9							
2	1	172123-76121	ADAPTER	4							
3	1	172162-76131	ADAPTER	3							
4	1	172124-76160	CONNECTOR	2							
5	1	172168-76162	CONNECTOR, PF 1/2X3/8	4							
6	1	172141-76181	CONNECTOR ASSY, O2FF	6							
7	2	41851-000110	O-RING	6							
8	1	172A47-76180	ELBOW	4							
9	2	41851-000110	O-RING	4							
10	1	172A47-76191	NIPPLE	2							
11	1	172A47-76230	NIPPLE, TEE	1							
12	2	41851-000110	O-RING	1							
13	1	172116-76381	ADAPTER, 64	1							
14	1	41851-000110	O-RING	4							
15	1	41851-000140	O-RING	19							
16	1	41851-000180	O-RING	2							

Fig.76. CONTROL PIPING(PUMP - REMOTE CONTROL VALVE - RETURN)

(A)=VIO45-5B(US)
 (B)=VIO45-5B(AS)
 (C)=VIO45-5B(NZ)

(D)=VIO45-5B(SG)
 (E)=
 (F)=

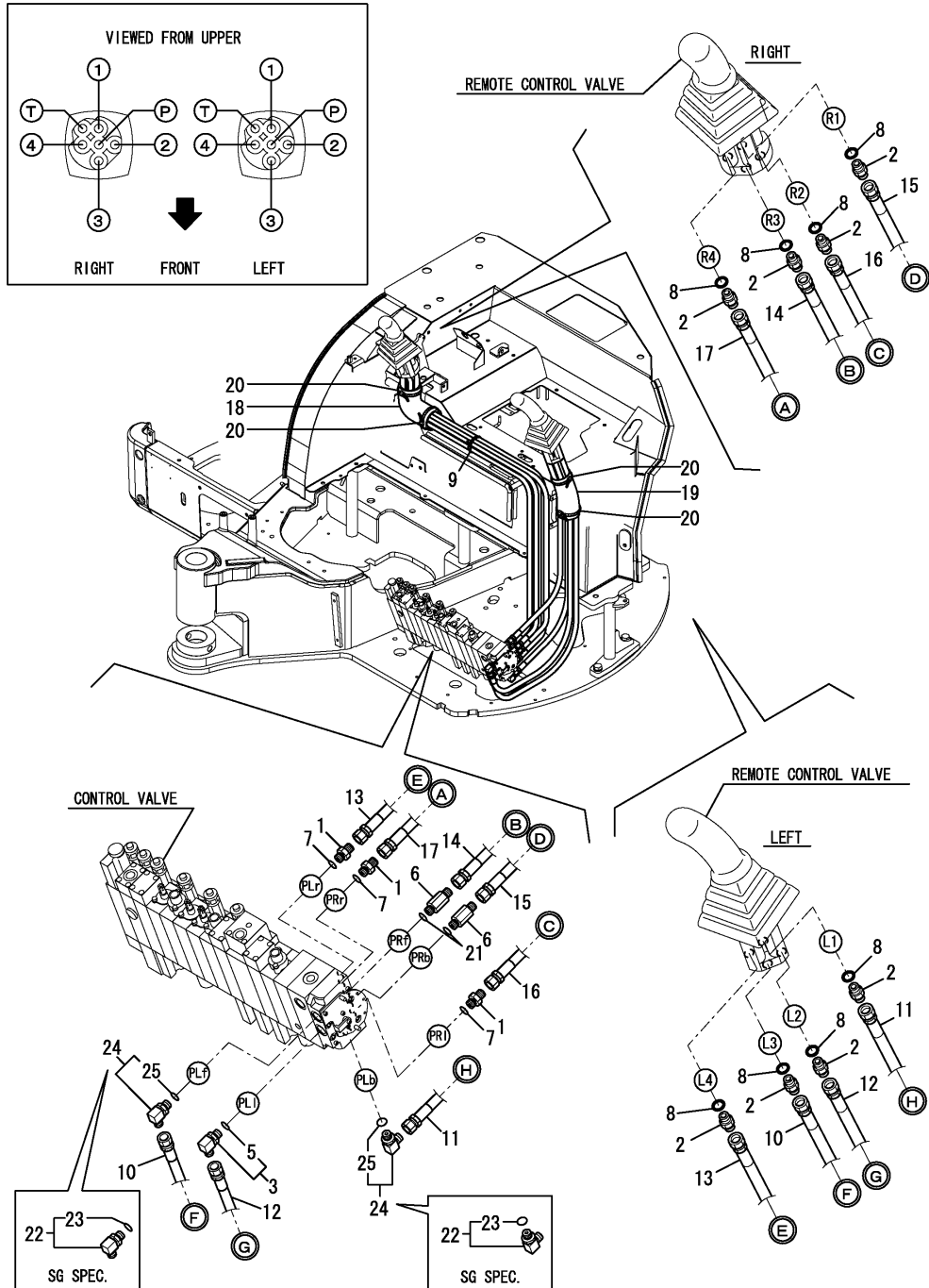


No.	Lev.	Parts No.	Description	Q'ty						I	R
				(A)	(B)	(C)	(D)	(E)	(F)		
1	1	172123-76121	ADAPTER	2	2	2	2				
2	1	172455-76220	CONNECTOR	2	2	2	2				
3	1	24315-000110	O-RING, 1BP11.0	4	4	4	4				
3-1	1	41851-000110	O-RING	4	4	4	4			N	
		(A=M53106) (B=M53106) (C=M53106) (D=M53106)									
4	1	23000-013000	CLAMP, 13	2	2	2	2				
5	1	172A47-78652	HOSE	1	1	1	1				
6	1	172A47-78642	HOSE	1	1	1	1				
7	1	172A47-78553	HOSE	1	1	1	1				
8	1	172A47-78561	HOSE	1	1	1	1				
9	1	172A47-78570	HOSE	1	1	1	1				
10	1	172141-76181	CONNECTOR ASSY, 02FF	1	1	1	1				
12	2	41851-000110	O-RING	1	1	1	1				

Fig.77. CONTROL PIPING(CONTROL VALVE - REMOTE CONTROL VALVE)(US : TO M58000, AS, NZ, SG)

(A)=VIO45-5B(US)
(B)=VIO45-5B(AS)
(C)=VIO45-5B(NZ)

(D)=VIO45-5B(SG)
(E)=
(F)=

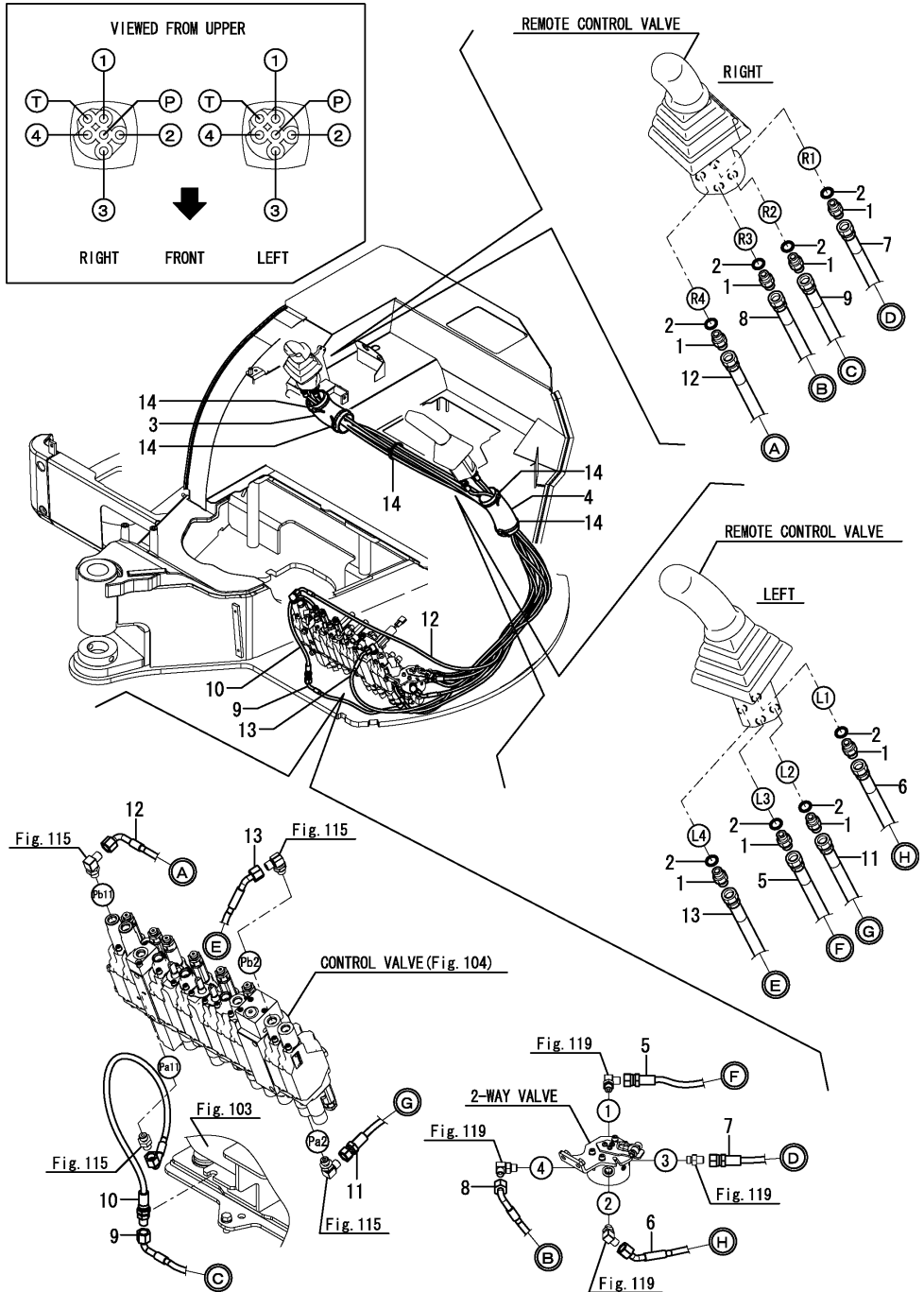


No.	Lev.	Parts No.	Description	Q'ty						I	R
				(A)	(B)	(C)	(D)	(E)	(F)		
1	1	172123-76121	ADAPTER	3	3	3	3				
2	1	172123-76121	ADAPTER	8	8	8	8				
3	1	172141-76181	CONNECTOR ASSY, 02FF	1	1	1	1				
5	2	41851-000110	O-RING	1	1	1	1				
6	1	172183-76200	CONNECTOR	2	2	2	2				
7	1	24315-000110	O-RING, 1BP11.0	3	3	3	3				
7-1	1	41851-000110	O-RING	3	3	3	3				N
		(A=M53106) (B=M53106) (C=M53106) (D=M53106)									
8	1	24315-000110	O-RING, 1BP11.0	8	8	8	8				
8-1	1	41851-000110	O-RING	8	8	8	8				N
		(A=M53106) (B=M53106) (C=M53106) (D=M53106)									
9	1	172122-79930	CLAMP, HOSE	1	1	1	1				
10	1	172A47-78522	HOSE	1	1	1	1				
11	1	172A47-78513	HOSE	1	1	1	1				
12	1	172A47-78532	HOSE	1	1	1	1				
13	1	172A47-78503	HOSE	1	1	1	1				
14	1	172A47-78882	HOSE	1	1	1	1				
15	1	172A47-78542	HOSE	1	1	1	1				
16	1	172A47-78632	HOSE	1	1	1	1				
17	1	172A47-78892	HOSE	1	1	1	1				
18	1	172458-63641	SPONGE, HOSE	1	1	1	1				
19	1	172458-78571	SPONGE, HOSE	1	1	1	1				
20	1	172122-79930	CLAMP, HOSE	4	4	4	4				
21	1	24315-000110	O-RING, 1BP11.0	2	2	2	2				
21-1	1	41851-000110	O-RING	2	2	2	2				N
		(A=M53106) (B=M53106) (C=M53106) (D=M53106)									
22	1	172A47-76180	ELBOW							2	
23	2	24315-000110	O-RING, 1BP11.0							2	
23-1	2	41851-000110	O-RING							2	N
			(D=M53106)								
24	1	172141-76181	CONNECTOR ASSY, 02FF	2	2	2					
25	2	41851-000110	O-RING	2	2	2					

Fig.116. (77A)CONTROL PIPING(2-WAY VALVE)(1)(US : FROM M58001)

(A)=VIO45-5B(US)
 (B)=VIO45-5B(AS)
 (C)=VIO45-5B(NZ)

(D)=VIO45-5B(SG)
 (E)=
 (F)=

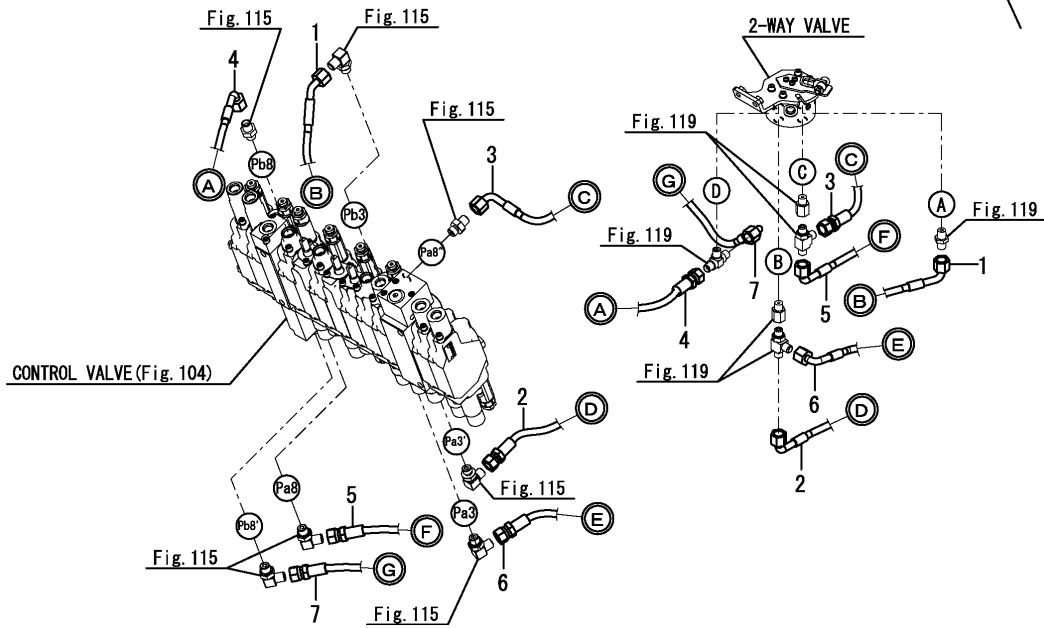
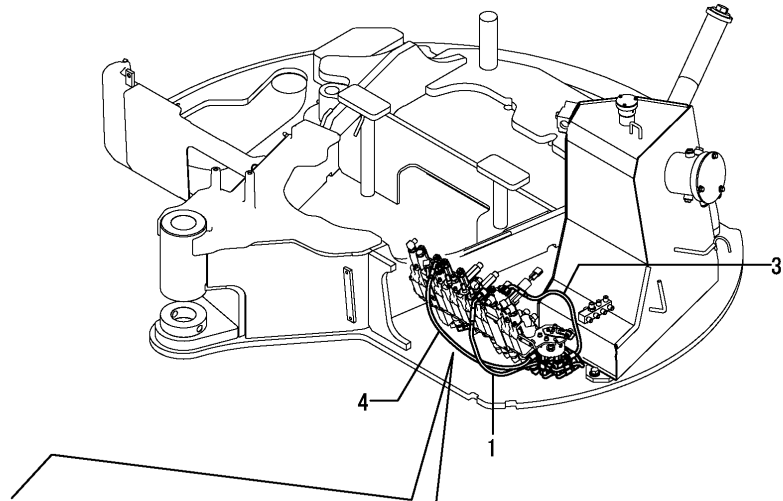


No.	Lev.	Parts No.	Description	Q'ty						I	R
				(A)	(B)	(C)	(D)	(E)	(F)		
1	1	172123-76121	ADAPTER	8							
2	1	41851-000110	O-RING	8							
3	1	172458-63641	SPONGE, HOSE	1							
4	1	172458-78571	SPONGE, HOSE	1							
5	1	172A79-78570	HOSE, H603BB130S	1							
6	1	172A79-78580	HOSE, H603BE124S	1							
7	1	172A79-78590	HOSE, F403BB176S	1							
8	1	172A79-78600	HOSE, F403BC205S	1							
9	1	172A79-78710	HOSE, F403BC228S	1							
10	1	172A79-78720	HOSE, F403CX063S	1							
11	1	172A79-78770	HOSE, H603BB142S	1							
12	1	172A79-78780	HOSE, F303BC234S	1							
13	1	172A79-78910	HOSE, H603BE158S	1							
14	1	172122-79930	CLAMP, HOSE	5							

Fig.117. (77B)CONTROL PIPING(2-WAY VALVE)(2)(US : FROM M58001)

(A)=VIO45-5B(US)
 (B)=VIO45-5B(AS)
 (C)=VIO45-5B(NZ)

(D)=VIO45-5B(SG)
 (E)=
 (F)=

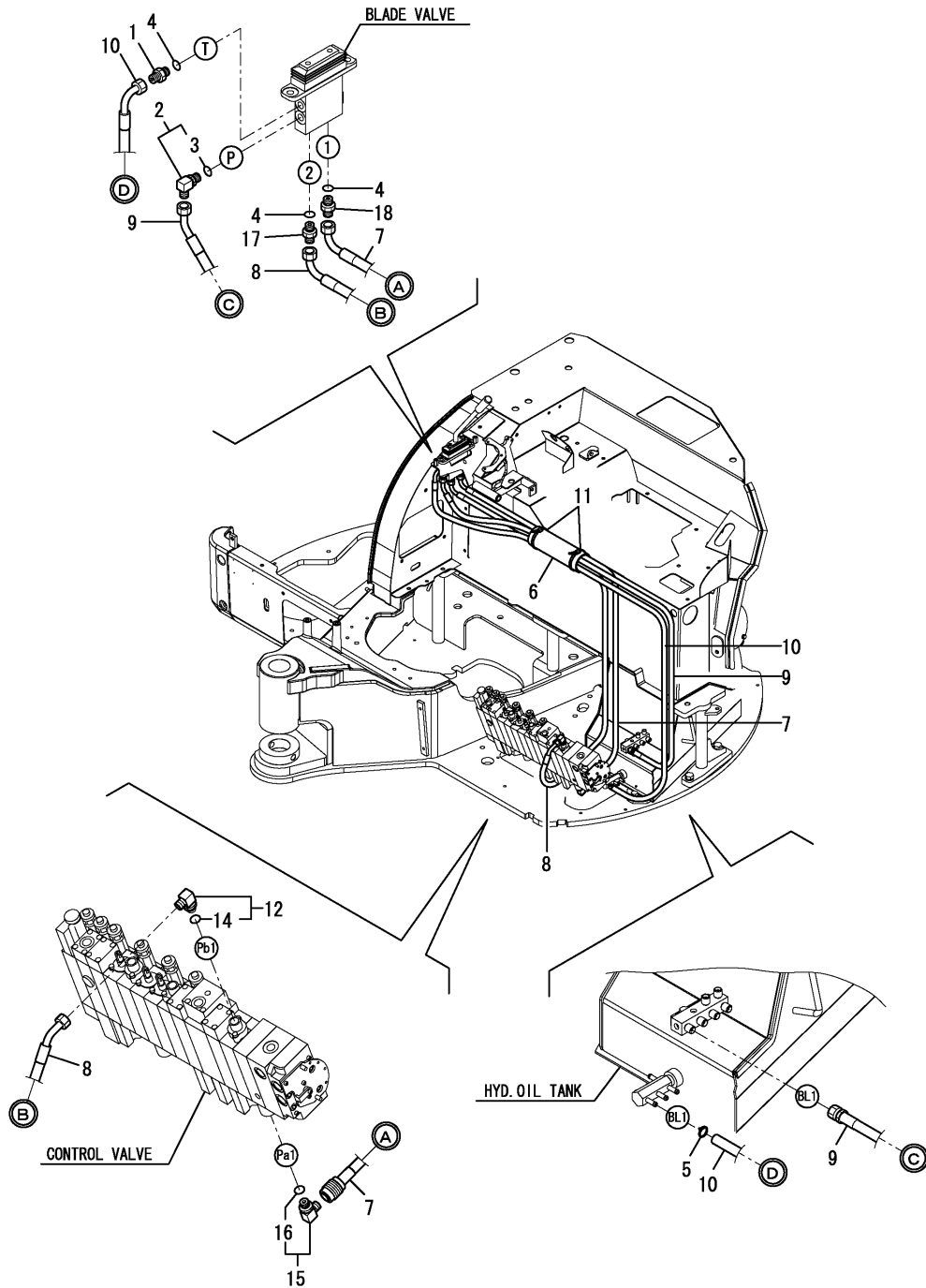


No.	Lev.	Parts No.	Description	Q'ty						I	R
				(A)	(B)	(C)	(D)	(E)	(F)		
1	1	172A79-78510	HOSE, F403CE047S	1							
2	1	172A79-78520	HOSE, F403BC033S	1							
3	1	172A79-78530	HOSE, F403BC043S	1							
4	1	172A79-78540	HOSE, F403BC056S	1							
5	1	172A79-78550	HOSE, F403BC051S	1							
6	1	172A79-78560	HOSE, F403BC040S	1							
7	1	172A79-78790	HOSE, F403BC041S	1							

Fig.78. CONTROL PIPING(CONTROL VALVE - BLADE VALVE)(US : TO M58000, AS, NZ, SG)

(A)=VIO45-5B(US)
 (B)=VIO45-5B(AS)
 (C)=VIO45-5B(NZ)

(D)=VIO45-5B(SG)
 (E)=
 (F)=

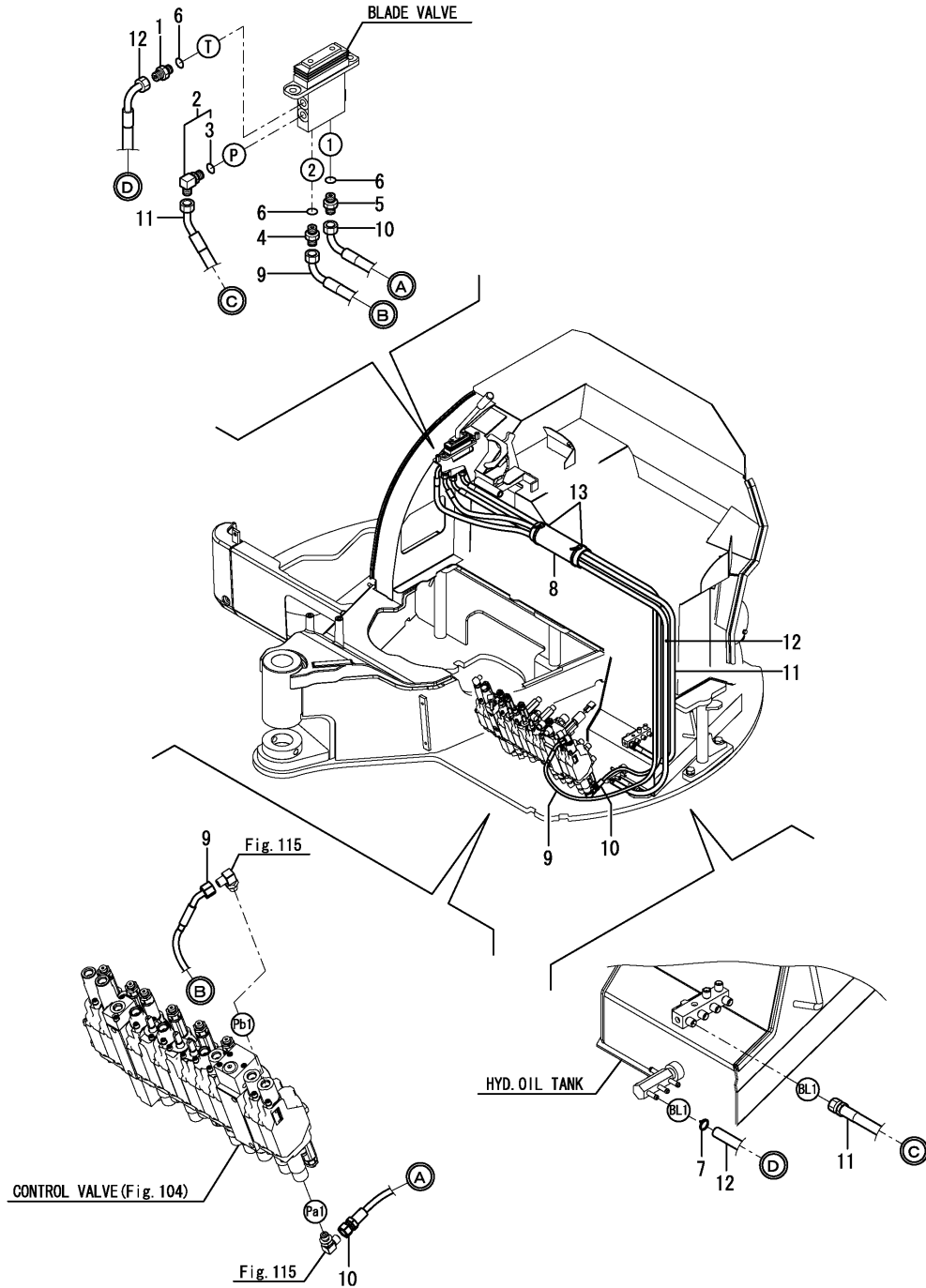


No.	Lev.	Parts No.	Description	Q'ty						I	R
				(A)	(B)	(C)	(D)	(E)	(F)		
1	1	172123-76121	ADAPTER	1	1	1	1				
2	1	172958-76130	ELBOW	1	1	1	1				
3	2	24315-000110	O-RING, 1BP11.0	1	1	1	1				
4	1	24315-000110	O-RING, 1BP11.0	3	3	3	3				
4-1	1	41851-000110	O-RING	3	3	3	3				N
		(A=M53106) (B=M53106) (C=M53106) (D=M53106)									
5	1	23000-013000	CLAMP, 13	1	1	1	1				
6	1	172458-78571	SPONGE, HOSE	1	1	1	1				
7	1	172A47-78921	HOSE	1	1	1	1				
8	1	172A47-78931	HOSE	1	1	1	1				
9	1	172A47-78942	HOSE	1	1	1	1				
10	1	172A47-78952	HOSE	1	1	1	1				
11	1	172122-79930	CLAMP, HOSE	2	2	2	2				
12	1	172141-76181	CONNECTOR ASSY, 02FF	1	1	1	1				
14	2	41851-000110	O-RING	1	1	1	1				
15	1	172A47-76261	ELBOW, COUPLER	1	1	1	1				
16	2	24315-000110	O-RING, 1BP11.0	1	1	1	1				
16-1	2	41851-000110	O-RING	1	1	1	1				N
		(A=M53001) (B=M53001) (C=M53001) (D=M53001)									
17	1	172A47-76171	CONNECTOR, G1/4X0.6	1	1	1	1				
18	1	172164-76330	JOINT, PF1/4-0.7	1	1	1	1				

Fig.118. (78A)CONTROL PIPING(VALVE - BLADE VALVE)(US : FROM M58001)

(A)=VIO45-5B(US)
 (B)=VIO45-5B(AS)
 (C)=VIO45-5B(NZ)

(D)=VIO45-5B(SG)
 (E)=
 (F)=

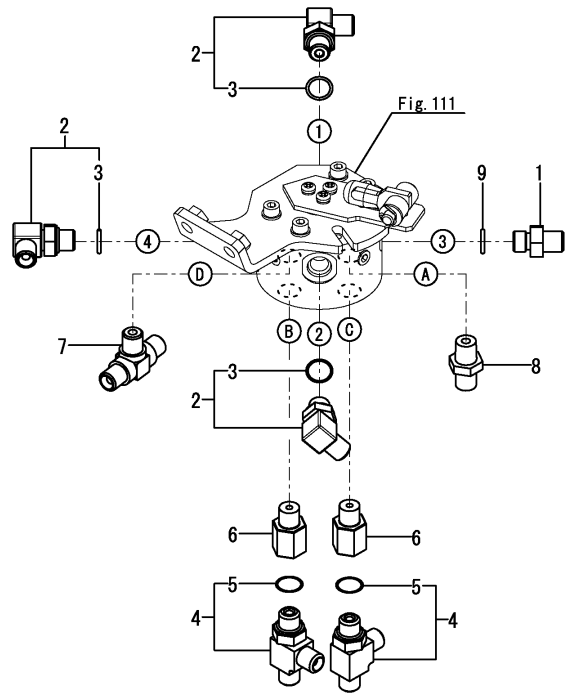


No.	Lev.	Parts No.	Description	Q'ty						I	R
				(A)	(B)	(C)	(D)	(E)	(F)		
1	1	172123-76121	ADAPTER	1							
2	1	172958-76130	ELBOW	1							
3	2	24315-000110	O-RING, 1BP11.0	1							
4	1	172A47-76171	CONNECTOR, G1/4X0.6	1							
5	1	172164-76330	JOINT, PF1/4-0.7	1							
6	1	41851-000110	O-RING	3							
7	1	23000-013000	CLAMP, 13	1							
8	1	172458-78571	SPONGE, HOSE	1							
9	1	172A79-78730	HOSE, F403CE235S	1							
10	1	172A79-78760	HOSE, H603BC215S	1							
11	1	172A47-78942	HOSE	1							
12	1	172A47-78952	HOSE	1							
13	1	172122-79930	CLAMP, HOSE	2							

Fig.119. (78B)CONTROL PIPING(2-WAY VALVE)(FITTING)(US : FROM M58001)

(A)=VIO45-5B(US)
 (B)=VIO45-5B(AS)
 (C)=VIO45-5B(NZ)

(D)=VIO45-5B(SG)
 (E)=
 (F)=

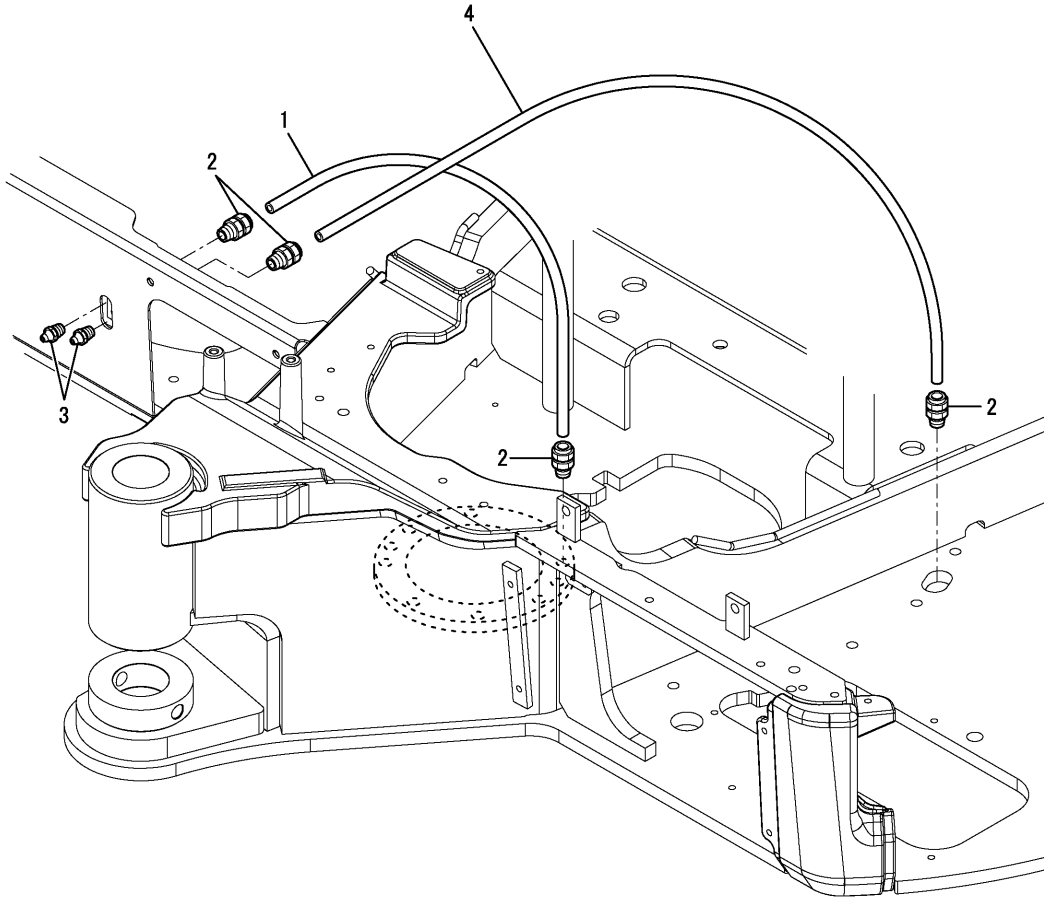


No.	Lev.	Parts No.	Description	Q'ty						I	R
				(A)	(B)	(C)	(D)	(E)	(F)		
1	1	172123-76121	ADAPTER	1							
2	1	172141-76181	CONNECTOR ASSY, 02FF	3							
3	2	41851-000110	O-RING	3							
4	1	172162-76181	JOINT ASSY	2							
5	2	41851-000110	O-RING	2							
6	1	172A79-76250	CONNECTOR, T1/4XG1/4	2							
7	1	172162-76320	CONNECTOR, 3X1/4	1							
8	1	23391-020000	JOINT, RGI-1/4	1							
9	1	41851-000110	O-RING	1							

Fig.79. GREASING

(A)=VIO45-5B(US)
 (B)=VIO45-5B(AS)
 (C)=VIO45-5B(NZ)

(D)=VIO45-5B(SG)
 (E)=
 (F)=

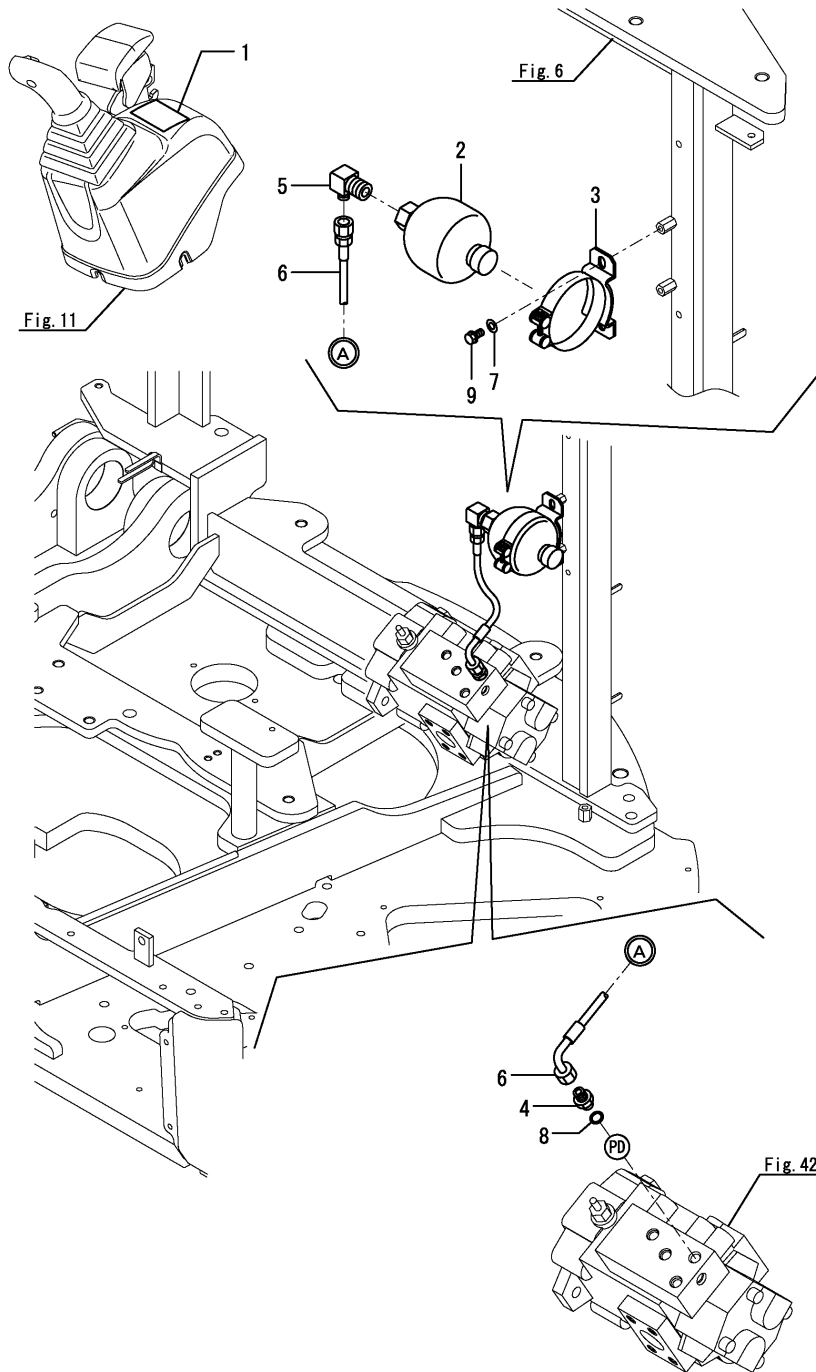


No.	Lev.	Parts No.	Description	Q'ty						I	R
				(A)	(B)	(C)	(D)	(E)	(F)		
1	1	172A47-77800	HOSE	1	1	1	1				
2	1	172A47-77820	JOINT, GREASE	4	4	4	4				
3	1	24761-020000	NIPPLE, GREASE PT1/8	2	2	2	2				
4	1	172A47-77810	HOSE	1	1	1	1				

Fig.80. ACCUMULATOR

(A)=VIO45-5B(US)
 (B)=VIO45-5B(AS)
 (C)=VIO45-5B(NZ)

(D)=VIO45-5B(SG)
 (E)=
 (F)=

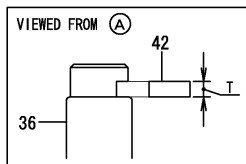
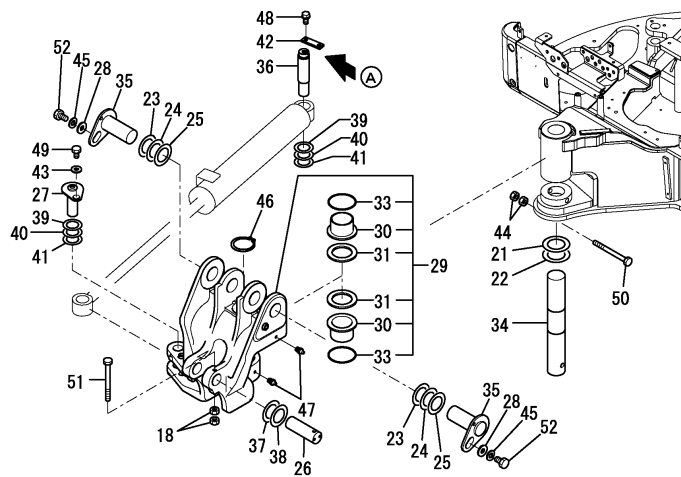
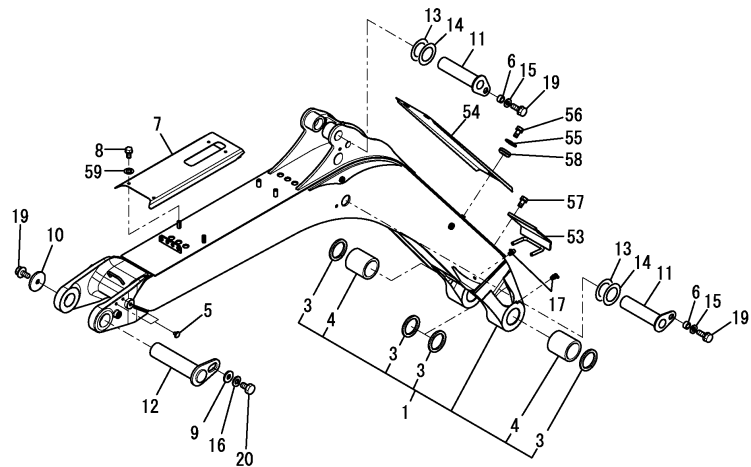


No.	Lev.	Parts No.	Description	Q'ty						I	R
				(A)	(B)	(C)	(D)	(E)	(F)		
1	1	172A47-03371	LABEL,PTO EX	1	1	1	1				
2	1	172478-73600	ACCUMULATOR	1	1	1	1				
3	1	172478-73630	CLAMP	1	1	1	1				
4	1	172123-76121	ADAPTER	1	1	1	1				
5	1	172478-76200	CONNECTOR	1	1	1	1				
6	1	172460-78790	HOSE	1	1	1	1				
7	1	22137-080000	WASHER, 8	2	2	2	2				
8	1	24315-000110	O-RING, 1BP11.0	1	1	1	1				
8-1	1	41851-000110	O-RING	1	1	1	1				N
9	1	26013-080162	BOLT, M8X 16	2	2	2	2				

Fig.81. BOOM & BOOM BRACKET

(A)=VIO45-5B(US)
(B)=VIO45-5B(AS)
(C)=VIO45-5B(NZ)

(D)=VIO45-5B(SG)
(E)=
(F)=



Remarks

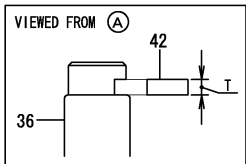
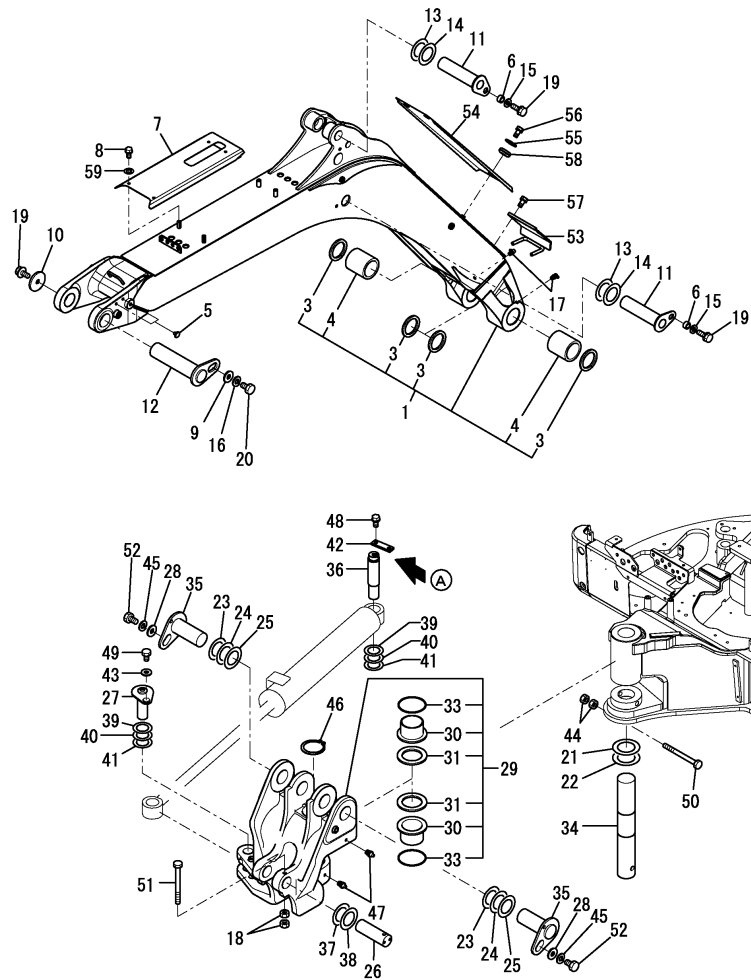
- (1) Attach the No.4A, 4B, 4C, 4D, 4E & 4F label to this part.
 - (2) Label is not illustrated.
 - (3) T=No.36, 42 : 6mm, No.36-1, 42-1 : 9mm.
- Interchangeable by simultaneous replacement with No.42-1 & 48-1.

No.	Lev.	Parts No.	Description	Q'ty						I	R
				(A)	(B)	(C)	(D)	(E)	(F)		
1	1	172A78-81101-1	BOOM ASSY,EX (2J)	1	1	1	1				1
1-1	1	172A78-81101-Y	BOOM ASSY,EX	1	1	1	1				S 1
		(A=M58501) (B=M54001) (C=M54001) (D=M54001)									
3	2	172020-10620	SEAL, DUST	4	4	4	4				
4	2	172A47-81971	BUSH	2	2	2	2				
4A	1	172437-03432	LABEL, STEERING	1	1	1	1				2
4B	1	172437-03461	LABEL, BOOM	2	2	2	2				2
4C	1	172472-03271	LABEL, SANDUS	1	1	1	1				2
4D	1	172472-03281	LABEL, WARNING HITCH	1	1	1	1				2
4E	1	172A47-03110	LABEL, BOOM	1	1	1	1				2
4F	1	172437-03511	LABEL, HOOK	1	1	1	1				2
5	1	172183-81160	CLIP, TREE	2	2	2	2				
6	1	172164-81670	SPACER	2	2	2	2				
7	1	172A78-81840-1	COVER, BOOM	1	1	1	1				
7-1	1	172A78-81840-Y	COVER, BOOM	1	1	1	1				S
		(A=M58501) (B=M54001) (C=M54001) (D=M54001)									
8	1	26013-080162	BOLT, M8X 16	4	4	4	4				
8-1	1	26013-080202	BOLT, M8X 20	4	4	4	4				N
		(A=M53148) (B=M53148) (C=M53148) (D=M53148)									
9	1	172187-81970	WASHER	1	1	1	1				
10	1	172147-82140	WASHER	1	1	1	1				
11	1	172A47-81900-W	PIN	2	2	2	2				
12	1	172A47-81920-W	PIN	1	1	1	1				
13	1	172165-82520	SHIM	2	2	2	2				
14	1	172165-82530	SHIM	2	2	2	2				
15	1	22157-120000	WASHER, 12	2	2	2	2				
16	1	22217-140000	WASHER, SPRING 14	1	1	1	1				
17	1	24761-020000	NIPPLE, GREASE PT1/8	2	2	2	2				
18	1	26716-120002	NUT, M12	2	2	2	2				
19	1	26013-120252	BOLT, M12X 25	3	3	3	3				
20	1	26116-140252	BOLT, M14X 25 PLATED	1	1	1	1				
21	1	172176-81700	SHIM	1	1	1	1				
22	1	172176-81710	SHIM	1	1	1	1				
23	1	172460-81800	SHIM	2	2	2	2				
24	1	172460-81810	SHIM	2	2	2	2				
25	1	172460-81820	SHIM	2	2	2	2				
26	1	172458-81830	PIN	1	1	1	1				
26-1	1	172A78-81980	PIN	1	1	1	1				N
		(A=M53001) (B=M53001) (C=M53001) (D=M53001)									
27	1	172458-81930-W	PIN	1	1	1	1				
28	1	172187-81970	WASHER	2	2	2	2				
29	1	172460-82301-1	BRACKET, BOOM	1	1	1	1				
29-1	1	172460-82301-Y	BRACKET, BOOM	1	1	1	1				S
		(A=M58501) (B=M54001) (C=M54001) (D=M54001)									
30	2	172165-81710	BUSH	2	2	2	2				
31	2	172165-81770	SEAL, DUST	2	2	2	2				
33	2	24321-000700	O-RING, 1AG70.0	2	2	2	2				
34	1	172460-82400	PIN	1	1	1	1				
35	1	172A47-81950-W	PIN	2	2	2	2				
36	1	172A47-81940	PIN	1	1	1	1				
36-1	1	172A47-81941	PIN 40X111	1	1	1	1				F 3

Fig.81. BOOM & BOOM BRACKET

(A)=VIO45-5B(US)
(B)=VIO45-5B(AS)
(C)=VIO45-5B(NZ)

(D)=VIO45-5B(SG)
(E)=
(F)=



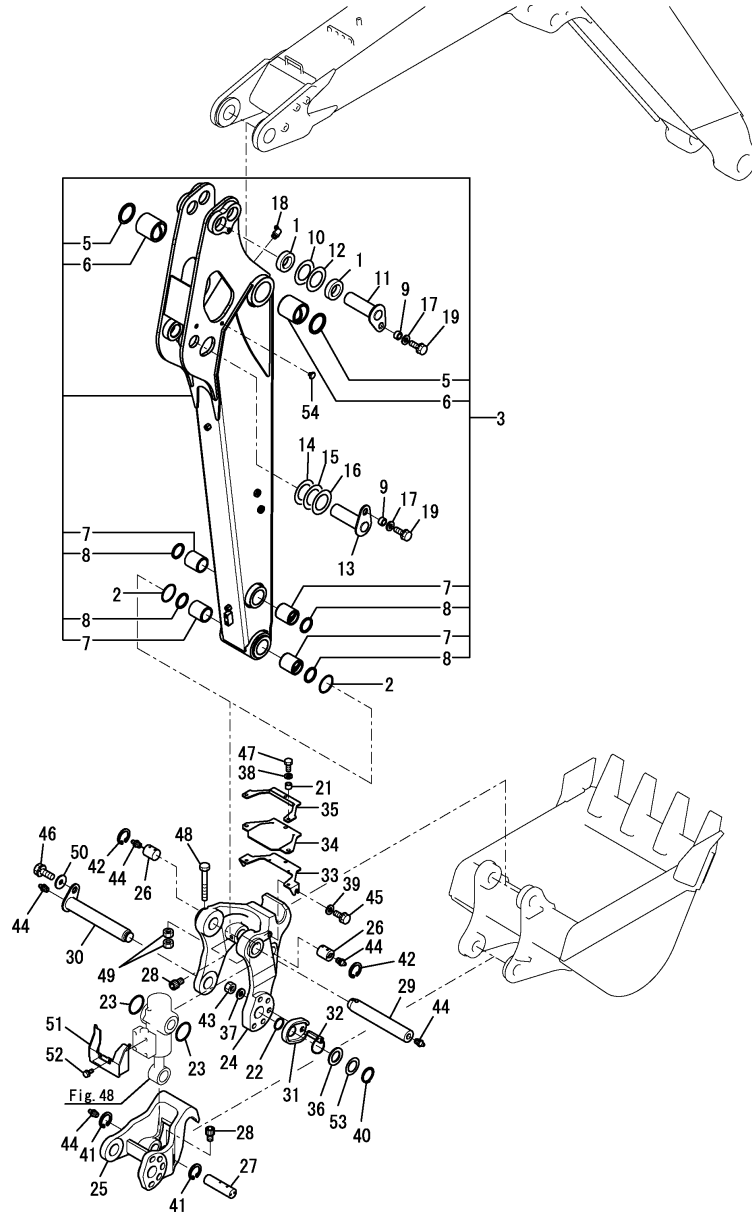
No.	Lev.	Parts No.	Description	Q'ty						I	R
				(A)	(B)	(C)	(D)	(E)	(F)		
		(A=M53352)	(B=M53352)	(C=M53352)	(D=M53352)						
37	1	172165-82520	SHIM		2	2	2	2			
38	1	172165-82530	SHIM		2	2	2	2			
39	1	172165-82580	SHIM		4	4	4	4			
40	1	172165-82590	SHIM		4	4	4	4			
41	1	172165-82600	SHIM		4	4	4	4			
42	1	172117-83970-7	PLATE, LOCK		1	1	1	1			
42-1	1	172A47-81980	PLATE, LOCK		1	1	1	1			S 3
		(A=M53352)	(B=M53352)	(C=M53352)	(D=M53352)						
43	1	22157-120000	WASHER, 12		1	1	1	1			
44	1	26716-160002	NUT, M16		2	2	2	2			
45	1	22217-140000	WASHER, SPRING 14		2	2	2	2			
46	1	22242-000700	RING, 70		1	1	1	1			
47	1	24761-020000	NIPPLE, GREASE PT1/8		2	2	2	2			
48	1	26013-100202	BOLT, M10X 20		2	2	2	2			
48-1	1	26013-100252	BOLT, M10X 25		2	2	2	2			S
		(A=M53352)	(B=M53352)	(C=M53352)	(D=M53352)						
49	1	26013-120252	BOLT, M12X 25		1	1	1	1			
50	1	26076-161702	BOLT, 10.916X170		1	1	1	1			
51	1	26116-121302	BOLT, M12X130 PLATED		1	1	1	1			
51-1	1	26116-121402	BOLT, M12X140 PLATED		1	1	1	1			N
		(A=*2013.09)	(B=*2013.09)	(C=*2013.09)	(D=*2013.09)						
52	1	26116-140352	BOLT, M14X 35 PLATED		2	2	2	2			
53	1	172A47-79100-2	GUIDE ASSY, HOSE		1	1	1	1			
53-1	1	172A47-79101-2	GUIDE ASSY, HOSE		1	1	1	1			N
		(A=M53191)	(B=M53191)	(C=M53191)	(D=M53191)						
53-2	1	172A47-79101-Y	GUIDE ASSY, HOSE		1	1	1	1			S
		(A=M58501)	(B=M54001)	(C=M54001)	(D=M54001)						
54	1	172A78-81800-2	COVER ASSY, HOSE		1	1	1	1			
54-1	1	172A78-81800-Y	COVER ASSY, HOSE		1	1	1	1			S
		(A=M58501)	(B=M54001)	(C=M54001)	(D=M54001)						
55	1	22157-080000	WASHER, 8		3	3	3	3			
56	1	26013-080162	BOLT, M8X 16		3	3	3	3			
57	1	26013-100402	BOLT, M10X 40		2	2	2	2			
58	1	172137-62970	GROMMET		3	3	3	3			
59	1	22137-080000	WASHER, 8		4	4	4	4			W
		(A=M53148)	(B=M53148)	(C=M53148)	(D=M53148)						

Remarks
 (1) Attach the No.4A, 4B, 4C, 4D, 4E & 4F label to this part.
 (2) Label is not illustrated.
 (3) T=No.36, 42 : 6mm, No.36-1, 42-1 : 9mm.
 Interchangeable by simultaneous replacement with No.42-1 & 48-1.

Fig.82. ARM & QUICK COUPLER

(A)=VIO45-5B(US)
(B)=VIO45-5B(AS)
(C)=VIO45-5B(NZ)

(D)=VIO45-5B(SG)
(E)=
(F)=



No.	Lev.	Parts No.	Description	Q'ty						I	R
				(A)	(B)	(C)	(D)	(E)	(F)		
1	1	172A48-81610	COLLAR	2	2	2	2				
2	1	172125-81280	O-RING	2	2	2	2				
3	1	172A78-81500-1	ARM, 1500	1	1	1	1				1
3-1	1	172A78-81500-Y	ARM, 1500	1	1	1	1				S 1
		(A=M58501) (B=M54001) (C=M54001) (D=M54001)									
5	2	172020-10620	SEAL, DUST	2	2	2	2				
6	2	172445-81360	BUSH	2	2	2	2				
7	2	172112-83500	BUSH, PIN	4	4	4	4				
8	2	172168-81410	SEAL, DUST	4	4	4	4				
8A	1	172472-03261	LABEL, FINGER	1	1	1	1				4
8B	1	172472-03330	LABEL, LOCK PIN	1	1	1	1				4
8C	1	172472-03230	LABEL, OPERATION	1	1	1	1				4
9	1	172164-81670	SPACER	2	2	2	2				
10	1	172165-82520	SHIM	1	1	1	1				
11	1	172491-82130-W	PIN ASSY	1	1	1	1				
12	1	172165-82530	SHIM	1	1	1	1				
13	1	172460-82540-W	PIN	1	1	1	1				
14	1	172165-82550	SHIM	1	1	1	1				
15	1	172165-82560	SHIM	1	1	1	1				
16	1	172165-82570	SHIM	1	1	1	1				
17	1	22157-120000	WASHER, 12	2	2	2	2				
18	1	24761-040000	NIPPLE, GREASE B	1	1	1	1				
19	1	26013-120252	BOLT, M12X 25	2	2	2	2				
21	1	172958-17121	COLLAR, 9X4	3	3	3	3				
22	1	172124-46200	O-RING	1	1	1	1				
23	1	172171-81270	O-RING, 61X6.0	2	2	2	2				
24	1	172960-83101-2	BRACKET A(YELLOW:2J)	1	1	1	1				
24-1	1	172960-83102-1	BRACKET,A	1	1	1	1				N
		(A=M53399) (B=M53399) (C=M53399) (D=M53399)									
24-2	1	172960-83102-Y	BRACKET,A	1	1	1	1				S
		(A=M58501) (B=M54001) (C=M54001) (D=M54001)									
25	1	172960-83111-2	BRACKET B(YELLOW:2J)	1	1	1	1				
25-1	1	172960-83112-2	BRACKET B(YELLOW:2J)	1	1	1	1				N
		(A=M/#53182) (B=M/#53182) (C=M/#53182) (D=M/#53182)									
25-2	1	172960-83113-1	BRACKET,B	1	1	1	1				N
		(A=M53399) (B=M53399) (C=M53399) (D=M53399)									
25-3	1	172960-83113-Y	BRACKET,B	1	1	1	1				S
		(A=M58501) (B=M54001) (C=M54001) (D=M54001)									
26	1	172960-83120	PIN	2	2	2	2				
27	1	172960-83130	PIN	1	1	1	1				
28	1	172958-83140	BOLT	3	3	3	3				
29	1	172960-83140	PIN	1	1	1	1				
30	1	172960-83151-2	PIN 45X299(YELLOW:2J)	1	1	1	1				
30-1	1	172960-83151-Y	PIN 45X299	1	1	1	1				S
		(A=M58501) (B=M54001) (C=M54001) (D=M54001)									
31	1	172958-83171-2	PLATE, LOCK	1	1	1	1				2
31-1	1	172958-83171-Y	PLATE, LOCK	1	1	1	1				S 2
		(A=M58501) (B=M54001) (C=M54001) (D=M54001)									
31A	1	172458-03240	LABEL, LOCK	1	1	1	1				4
32	1	172960-83192	PIN ASSY, LOCK	1	1	1	1				3
32A	1	172958-03160	LABEL	1	1	1	1				4

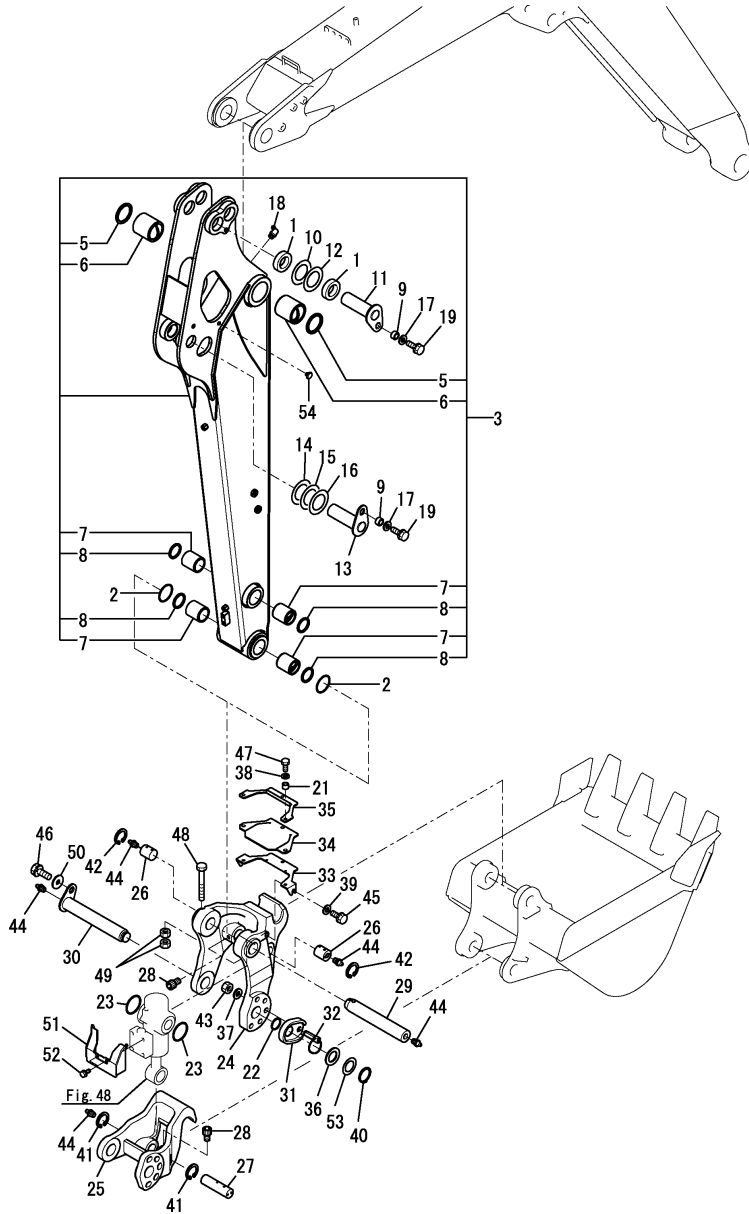
Remarks

- (1) Attach the No.8A, 8B & 8C label to this part.
- (2) Attach the No.31A label to this part.
- (3) Attach the No.32A label to this part.
- (4) Label is not illustrated.

Fig.82. ARM & QUICK COUPLER

(A)=VIO45-5B(US)
 (B)=VIO45-5B(AS)
 (C)=VIO45-5B(NZ)

(D)=VIO45-5B(SG)
 (E)=
 (F)=



No.	Lev.	Parts No.	Description	Q'ty						I	R
				(A)	(B)	(C)	(D)	(E)	(F)		
33	1	172960-83252-2	GUARD ASSY	1	1	1	1				
33-1	1	172960-83252-Y	GUARD ASSY	1	1	1	1				S
		(A=M58501) (B=M54001) (C=M54001) (D=M54001)									
34	1	172960-83282	PLATE, RUBBER	1	1	1	1				
35	1	172960-83292-2	PLATE ASSY(YELLOW:2J	1	1	1	1				
35-1	1	172960-83292-Y	PLATE ASSY	1	1	1	1				S
		(A=M58501) (B=M54001) (C=M54001) (D=M54001)									
36	1	172960-83210	COLLAR	1	1	1	1				
37	1	172958-83330	WASHER	1	1	1	1				
38	1	22137-080000	WASHER, 8	3	3	3	3				
39	1	22137-100000	WASHER, 10	2	2	2	2				
40	1	22242-000350	RING, 35	1	1	1	1				
41	1	22252-000350	RING, 35	2	2	2	2				
42	1	22252-000400	RING, 40	2	2	2	2				
43	1	26756-060002	NUT, LOCK M6	1	1	1	1				
44	1	24761-020000	NIPPLE, GREASE PT1/8	5	5	5	5				
45	1	26013-100202	BOLT, M10X 20	2	2	2	2				
46	1	26013-120302	BOLT, M12X 30	1	1	1	1				
47	1	26116-080202	BOLT, M8X 20 PLATED	3	3	3	3				
48	1	26116-100802	BOLT, M10X 80 PLATED	1	1	1	1				
49	1	26716-100002	NUT, M10	2	2	2	2				
50	1	22157-120000	WASHER, 12	1	1	1	1				
51	1	172960-83312-2	COVER ASSY	1	1	1	1				
51-1	1	172960-83312-Y	COVER ASSY	1	1	1	1				S
		(A=M58501) (B=M54001) (C=M54001) (D=M54001)									
52	1	26013-080162	BOLT, M8X 16	2	2	2	2				
53	1	172141-84601	SHIM	1	1	1	1				
54	1	172183-81160	CLIP, TREE	1	1	1	1				

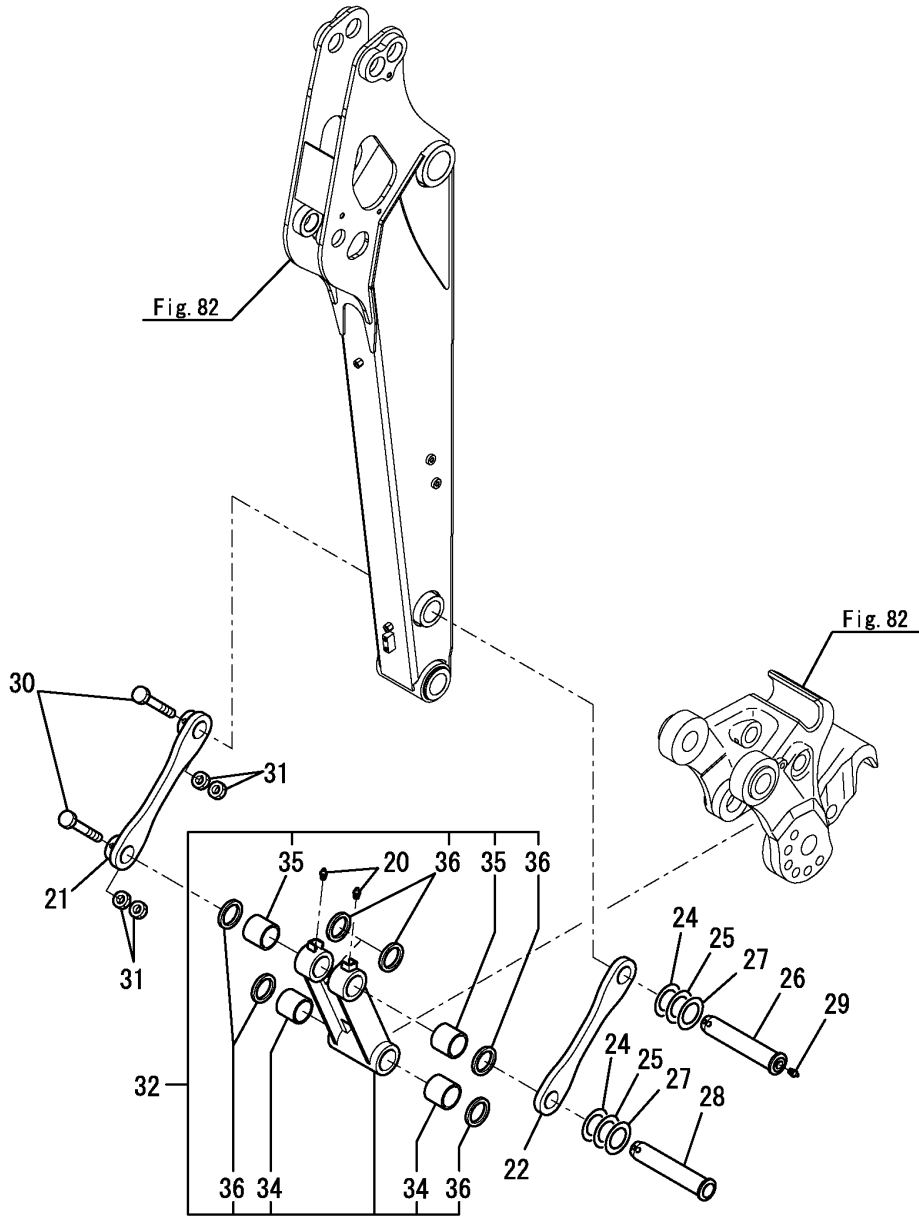
Remarks

- (1) Attach the No.8A, 8B & 8C label to this part.
- (2) Attach the No.31A label to this part.
- (3) Attach the No.32A label to this part.
- (4) Label is not illustrated.

Fig.83. BUCKET LINK

(A)=VIO45-5B(US)
 (B)=VIO45-5B(AS)
 (C)=VIO45-5B(NZ)

(D)=VIO45-5B(SG)
 (E)=
 (F)=

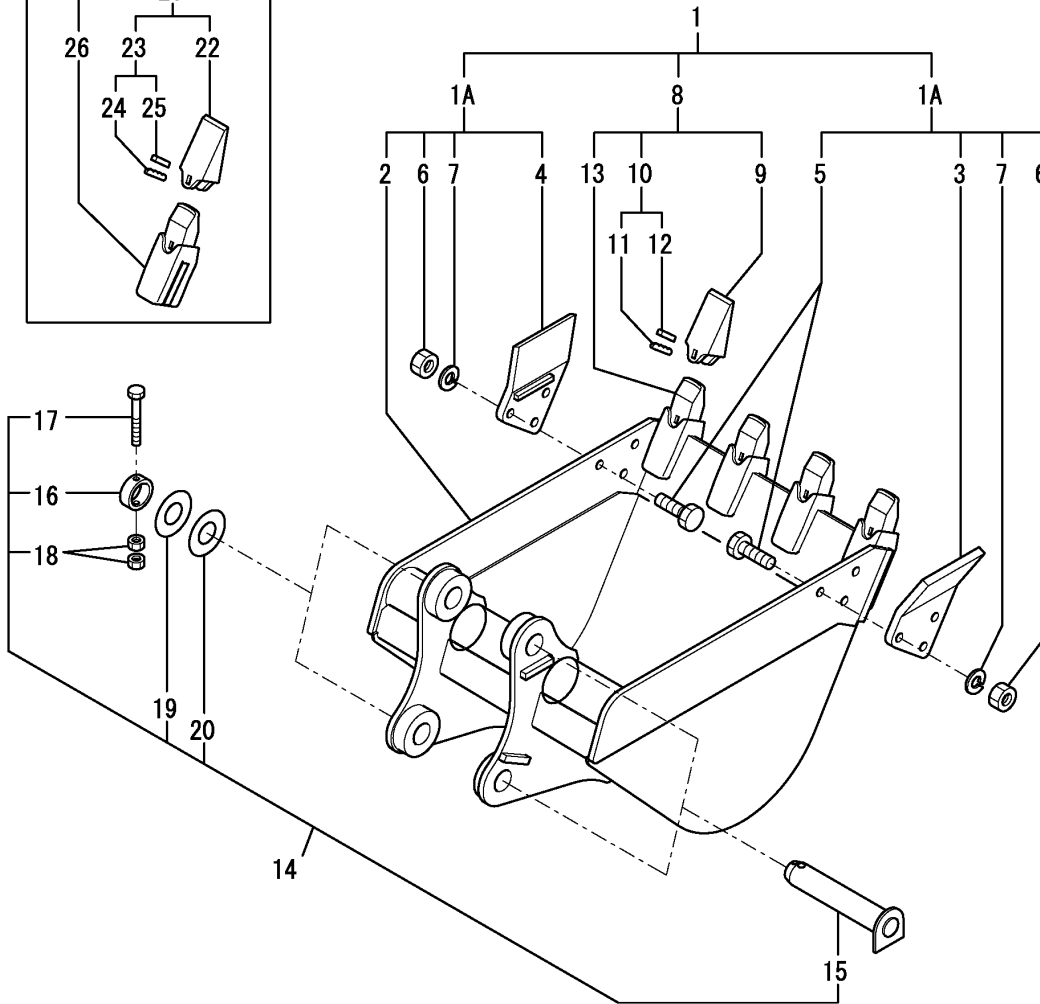
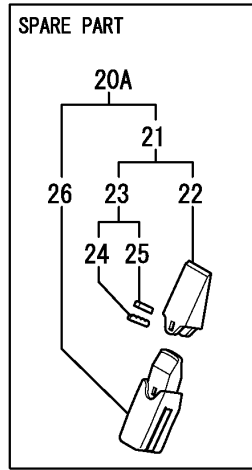


No.	Lev.	Parts No.	Description	Q'ty						I	R
				(A)	(B)	(C)	(D)	(E)	(F)		
20	1	24761-020000	NIPPLE, GREASE PT1/8	2	2	2	2				
21	1	172460-82350-2	ARM, BUCKET	1	1	1	1				
21-1	1	172460-82350-Y	ARM, BUCKET	1	1	1	1				S
		(A=M58501) (B=M54001) (C=M54001) (D=M54001)									
22	1	172460-82360-2	ARM, BUCKET	1	1	1	1				
22-1	1	172460-82360-Y	ARM, BUCKET	1	1	1	1				S
		(A=M58501) (B=M54001) (C=M54001) (D=M54001)									
23	1	172460-82650-W	PIN KIT, ARM	1	1	1	1				
24	2	172165-82550	SHIM	2	2	2	2				
25	2	172165-82560	SHIM	2	2	2	2				
26	2	172460-82560-W	PIN	1	1	1	1				
27	2	172165-82570	SHIM	2	2	2	2				
28	2	172460-82590-W	PIN	1	1	1	1				
29	2	24761-020000	NIPPLE, GREASE PT1/8	1	1	1	1				
30	2	26116-100802	BOLT, M10X 80 PLATED	2	2	2	2				
31	2	26716-100002	NUT, M10	4	4	4	4				
32	1	172460-82380-5	LINK, BUCKET	1	1	1	1				
32-1	1	172460-82380-Y	LINK, BUCKET	1	1	1	1				S
		(A=M58501) (B=M54001) (C=M54001) (D=M54001)									
34	2	172112-83500	BUSH, PIN	2	2	2	2				
35	2	172112-86250	BUSH, PIN	2	2	2	2				
36	2	172168-81410	SEAL, DUST	6	6	6	6				

Fig.84. BUCKET

(A)=VIO45-5B(US)
 (B)=VIO45-5B(AS)
 (C)=VIO45-5B(NZ)

(D)=VIO45-5B(SG)
 (E)=
 (F)=



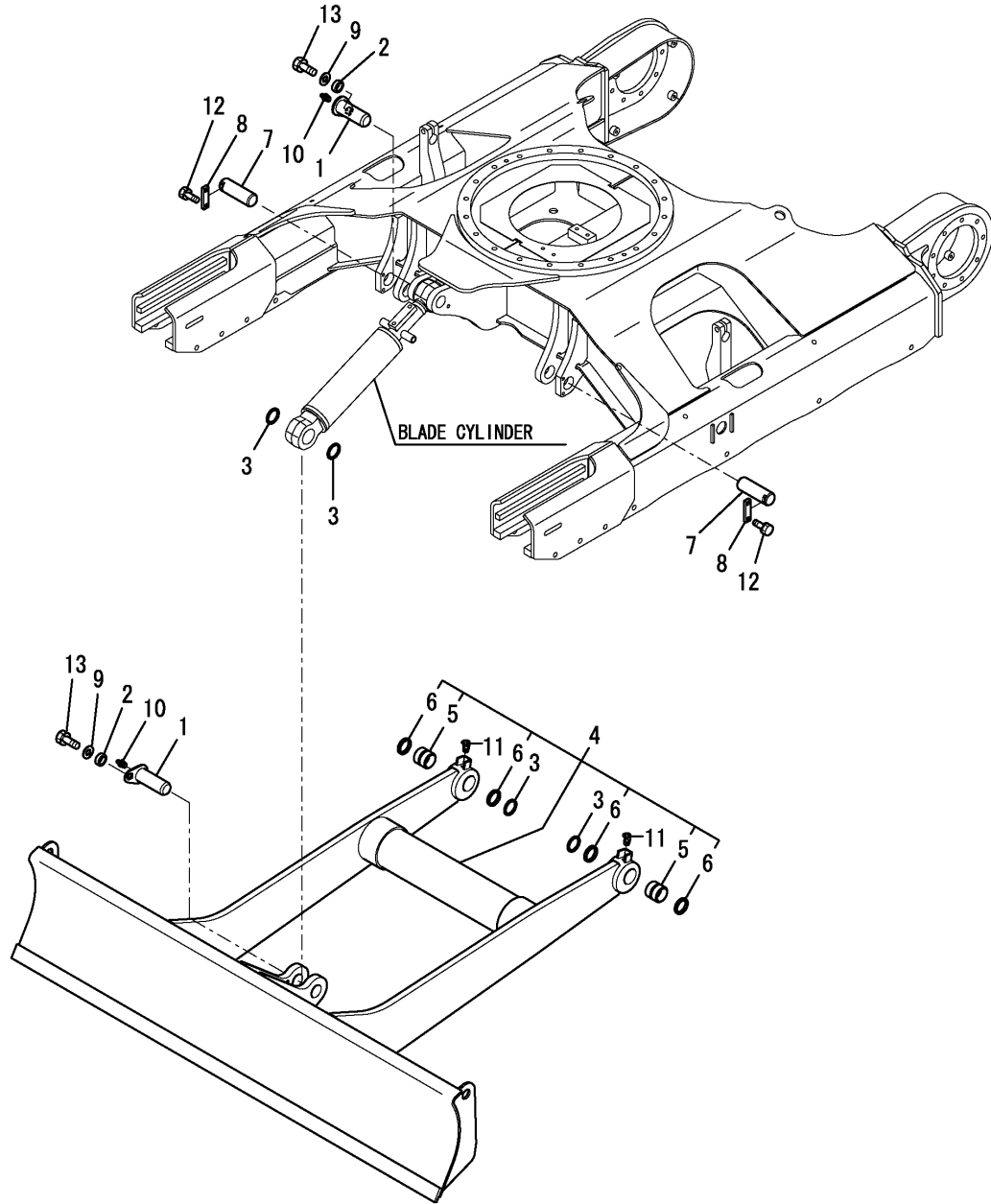
No.	Lev.	Parts No.	Description	Q'ty						I	R
				(A)	(B)	(C)	(D)	(E)	(F)		
1	1	172460-82101-3	BUCKET ASSY, 650S			1	1				
1-1	1	172460-82101-N	BUCKET ASSY, 650S (C=M54001) (D=M54001)			1	1				S
1A	2	172460-82240-2	BUCKET ASSY, 650S			1	1				
1A-1	2	172460-82240-N	BUCKET ASSY, 650S (C=M54001) (D=M54001)			1	1				S
2	3	172460-82111-3	BUCKET ASSY			1	1				
2-1	3	172460-82111-N	BUCKET ASSY (C=M54001) (D=M54001)			1	1				S
3	3	172460-82180-3	CUTTER, SIDE			1	1				
3-1	3	172460-82180-N	CUTTER, SIDE (C=M54001) (D=M54001)			1	1				S
4	3	172460-82200-3	CUTTER, SIDE			1	1				
4-1	3	172460-82200-N	CUTTER, SIDE (C=M54001) (D=M54001)			1	1				S
5	3	172460-82220	BOLT			6	6				
6	3	172460-82230	NUT			6	6				
7	3	22217-160000	WASHER, SPRING 16			6	6				
8	2	772151-81611-W	TOOTH ASSY			4	4				
9	3	172448-82570	TOOTH, POINT			4	4				
10	3	172448-82960	PIN ASSY, LOCK			4	4				
11	4	172448-82580	PIN, LOCK			4	4				
12	4	172448-82590	RUBBER, PIN			4	4				
13	3	172151-81611-W	ADAPTER			4	4				
14	1	172960-81600	BUCKET PIN KIT Q			2	2	2			
15	2	172960-83170	PIN 45X271Q			2	2	2			
16	2	172176-81640	COLLAR			2	2	2			
17	2	26116-100752	BOLT, M10X 75 PLATED			2	2	2			
18	2	26716-100002	NUT, M10			4	4	4			
19	2	172165-82550	SHIM			2	2	2			
20	2	172165-82560	SHIM			2	2	2			
20A	1	772151-81611-W	TOOTH ASSY			4	4				1
21	2	172448-82950	TOOTH KIT, POINT			4	4				1
22	3	172448-82570	TOOTH, POINT			4	4				1
23	3	172448-82960	PIN ASSY, LOCK			4	4				1
24	4	172448-82580	PIN, LOCK			4	4				1
25	4	172448-82590	RUBBER, PIN			4	4				1
26	2	172151-81611-W	ADAPTER			4	4				1

Remarks
 (1) Spare parts.

Fig.85. BLADE

(A)=VIO45-5B(US)
 (B)=VIO45-5B(AS)
 (C)=VIO45-5B(NZ)

(D)=VIO45-5B(SG)
 (E)=
 (F)=



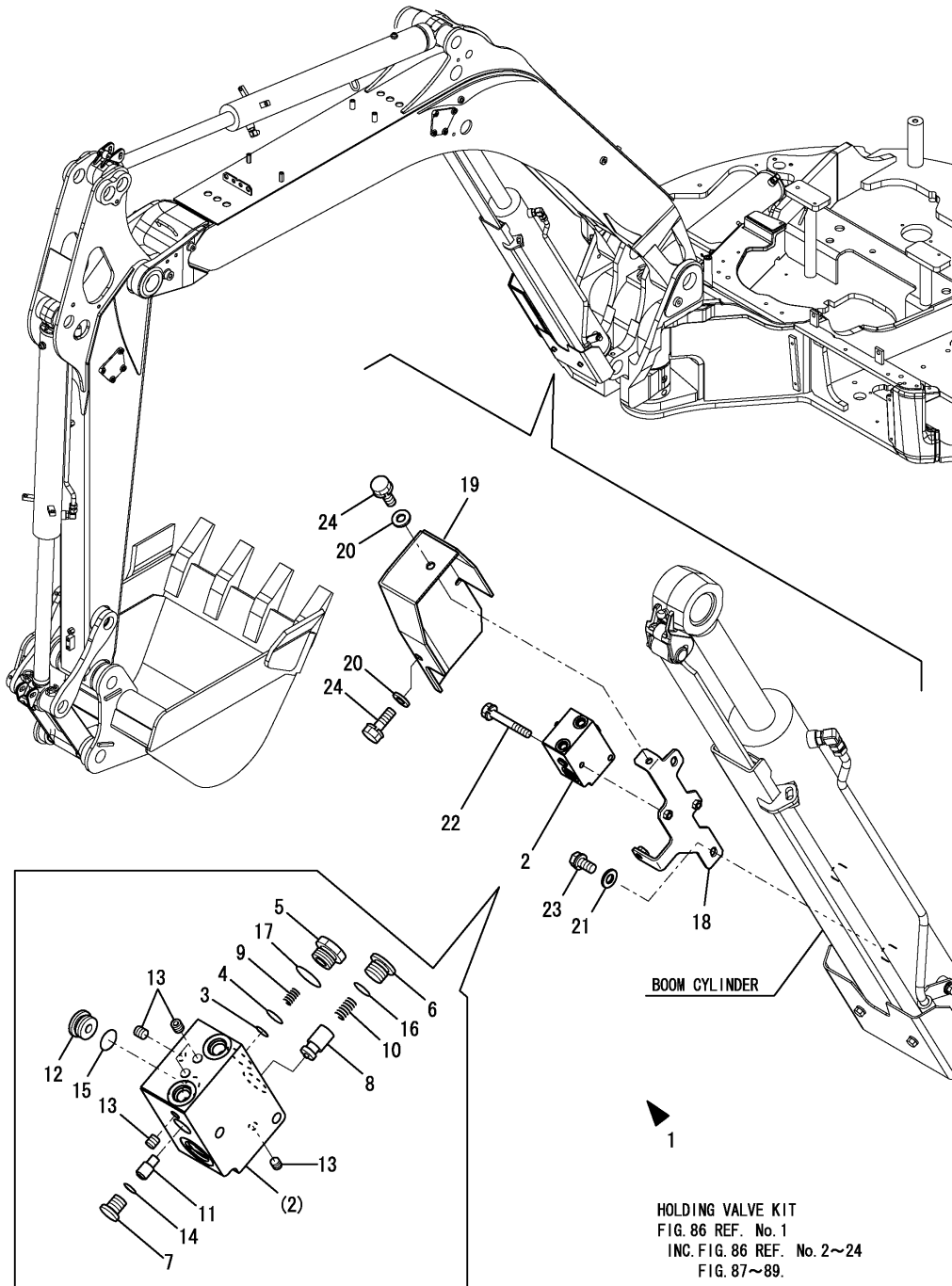
No.	Lev.	Parts No.	Description	Q'ty						I	R
				(A)	(B)	(C)	(D)	(E)	(F)		
1	1	172164-81650-W	PIN	2	2	2	2				
2	1	172164-81670	SPACER	2	2	2	2				
3	1	172112-87840	SHIM	4	4	4	4				
4	1	172A34-94101-2	BLADE ASSY	1	1	1	1			1	
5	2	172151-72670	BUSH	2	2	2	2				
6	2	172168-81410	SEAL, DUST	4	4	4	4				
6A	1	172437-03511	LABEL, HOOK	2	2	2	2			2	
7	1	172423-94210	PIN	2	2	2	2				
8	1	172124-94310-5	PLATE, LOCK	2	2	2	2				
9	1	22157-120000	WASHER, 12	2	2	2	2				
10	1	24761-020000	NIPPLE, GREASE PT1/8	2	2	2	2				
11	1	24761-040000	NIPPLE, GREASE B	2	2	2	2				
12	1	26013-100252	BOLT, M10X 25	4	4	4	4				
13	1	26013-120302	BOLT, M12X 30	2	2	2	2				

Remarks
 (1) Attach the No.6A label to this part.
 (2) Label is not illustrated.

Fig.86. HOLDING VALVE KIT(1)(OPTIONAL)

(A)=VIO45-5B(US)
 (B)=VIO45-5B(AS)
 (C)=VIO45-5B(NZ)

(D)=VIO45-5B(SG)
 (E)=
 (F)=



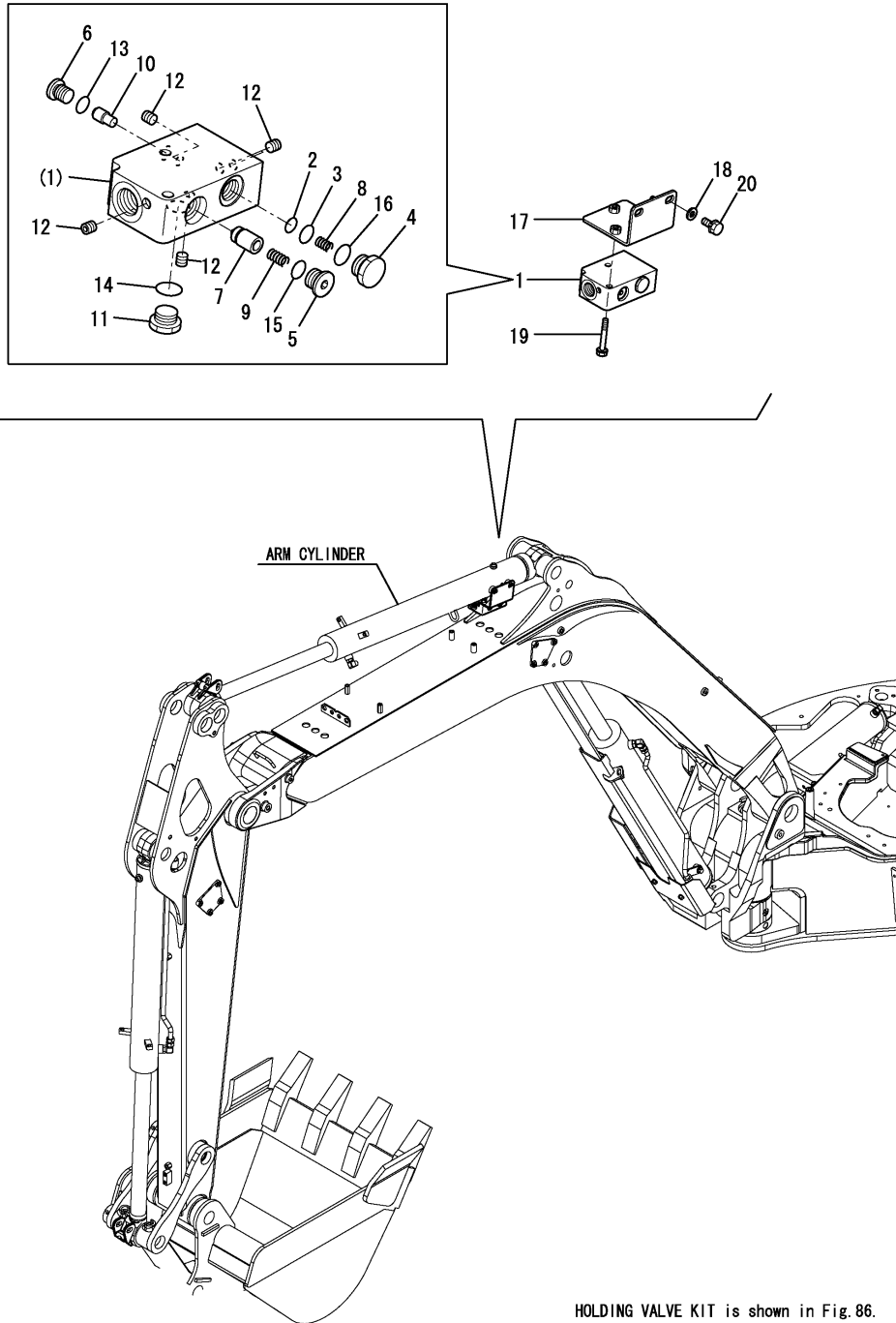
HOLDING VALVE KIT
 FIG. 86 REF. No.1
 INC. FIG. 86 REF. No. 2~24
 FIG. 87~89.

No.	Lev.	Parts No.	Description	Q'ty						I	R
				(A)	(B)	(C)	(D)	(E)	(F)		
1	1	172A78-08520 (B=M/#53139)	HOLDING VALVE KIT		1						W
1-1	1	172A78-08521	HOLDING VALVE KIT		1						N
1-2	1	172A78-08521-Y (B=M53191) (B=M54001)	HOLDING VALVE KIT		1						S
2	2	172A25-74401	HOLD VALVE,BOOM&ARM		1						
3	3	172A25-74420	O-RING		1						
4	3	172A25-74430	O-RING		1						
5	3	172A25-74440	PLUG		1						
6	3	172A25-74450	PLUG		1						
7	3	172A25-74460	PLUG		1						
8	3	172A25-74470	POPPET		1						
9	3	172A25-74480	SPRING		1						
10	3	172A25-74490	SPRING		1						
11	3	172A25-74501	PISTON		1						
12	3	172455-77140	PLUG		1						
13	3	172455-77150	PLUG		5						
14	3	24315-000100	O-RING, 1BP10.0		1						
15	3	24315-000110	O-RING, 1BP11.0		1						
16	3	24315-000140	O-RING, 1BP14.0		1						
17	3	24315-000160	O-RING, 1BP16.0		1						
18	2	172A79-77100	BRACKET ASSY,BOOM K		1						
19	2	172A79-77150-1	COVER, BOOM		1						
19-1	2	172A79-77150-Y (B=M54001)	COVER, BOOM		1						S
20	2	22137-100000	WASHER, 10		2						
21	2	22137-100000	WASHER, 10		2						
22	2	26013-080552	BOLT, M8X 55		2						
23	2	26013-100202	BOLT, M10X 20		2						
24	2	26013-100252	BOLT, M10X 25		2						

Fig.87. HOLDING VALVE KIT(2)(OPTIONAL)

(A)=VIO45-5B(US)
 (B)=VIO45-5B(AS)
 (C)=VIO45-5B(NZ)

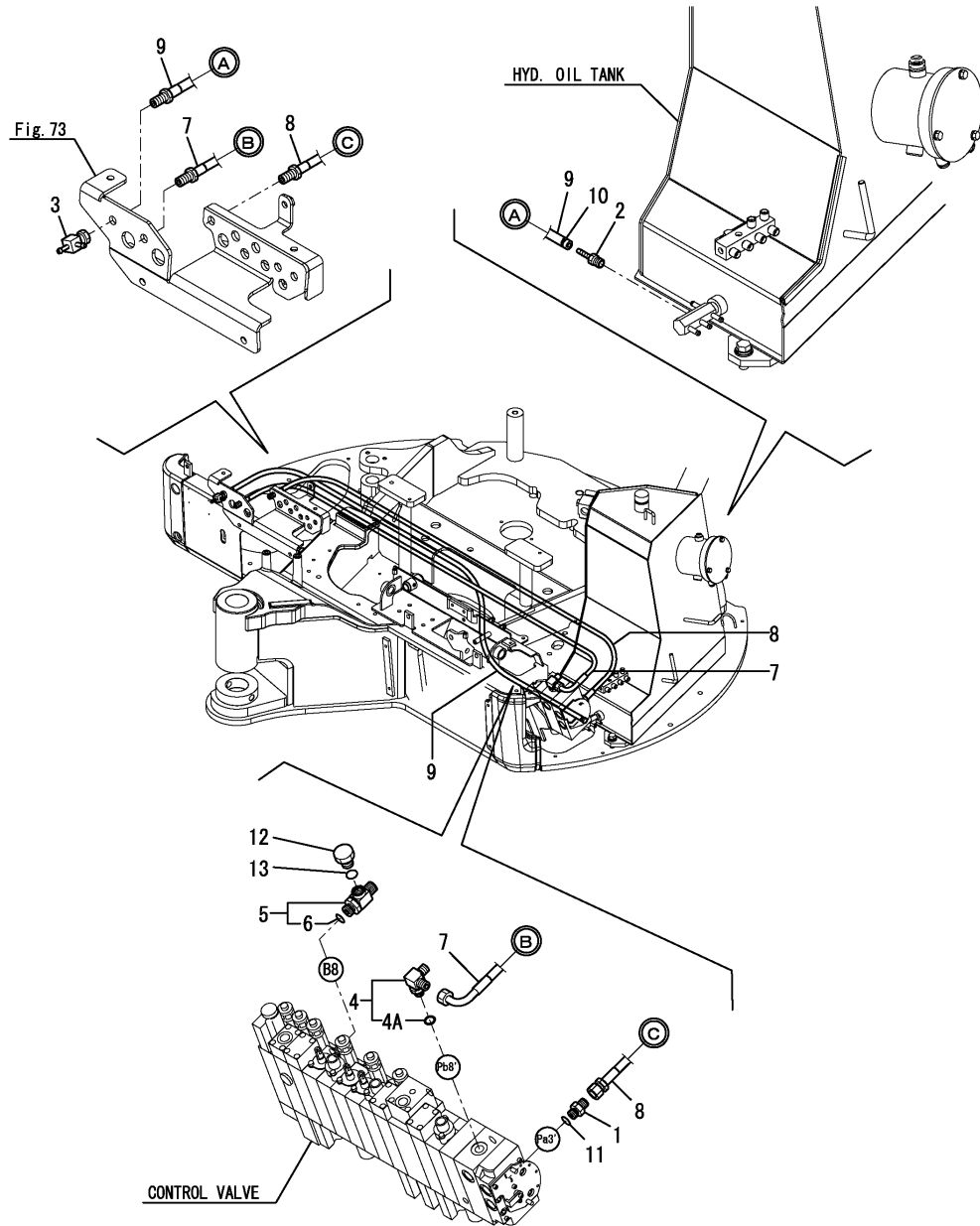
(D)=VIO45-5B(SG)
 (E)=
 (F)=



No.	Lev.	Parts No.	Description	Q'ty						I	R
				(A)	(B)	(C)	(D)	(E)	(F)		
1	2	172A25-74401	HOLD VALVE,BOOM&ARM		1						
2	3	172A25-74420	O-RING		1						
3	3	172A25-74430	O-RING		1						
4	3	172A25-74440	PLUG		1						
5	3	172A25-74450	PLUG		1						
6	3	172A25-74460	PLUG		1						
7	3	172A25-74470	POPPET		1						
8	3	172A25-74480	SPRING		1						
9	3	172A25-74490	SPRING		1						
10	3	172A25-74501	PISTON		1						
11	3	172455-77140	PLUG		1						
12	3	172455-77150	PLUG		5						
13	3	24315-000100	O-RING, 1BP10.0		1						
14	3	24315-000110	O-RING, 1BP11.0		1						
15	3	24315-000140	O-RING, 1BP14.0		1						
16	3	24315-000160	O-RING, 1BP16.0		1						
17	2	172A47-77200-1	BRACKET ,ARM K		1						
17-1	2	172A47-77200-N	BRACKET ASSY,ARM K		1						S
(B=M54001)											
18	2	172458-61261	WASHER		2						
19	2	26013-080552	BOLT, M8X 55		2						
20	2	26013-100202	BOLT, M10X 20		2						

HOLDING VALVE KIT is shown in Fig. 86.

Fig.88. HOLDING VALVE KIT(3)(OPTIONAL)



(A)=VIO45-5B(US)
 (B)=VIO45-5B(AS)
 (C)=VIO45-5B(NZ)

(D)=VIO45-5B(SG)
 (E)=
 (F)=

No.	Lev.	Parts No.	Description	Q'ty						I	R
				(A)	(B)	(C)	(D)	(E)	(F)		
1	2	172123-76121	ADAPTER		1						
2	2	172141-76220	NIPPLE, 02		1						
3	2	172A47-76320	NIPPLE		1						
4	2	172491-76330	ELBOW, ADJUSTABLE		1						
4A	3	24315-000110 (B=M53001)	O-RING, 1BP11.0		1						W
5	2	172460-76700 (B=M53001)	CONNECTOR, 2X3/8X1/4		1						Z
6	3	24315-000140 (B=M53001)	O-RING, 1BP14.0		1						Z
7	2	172A47-78770	HOSE		1						
8	2	172A47-78780	HOSE		1						
9	2	172A47-78790	HOSE		1						
10	2	23000-013000	CLAMP, 13		1						
11	2	41851-000110	O-RING		1						
12	2	172165-76590 (B=M53001)	PLUG		1						Z
13	2	41851-000110 (B=M53001)	O-RING		1						Z

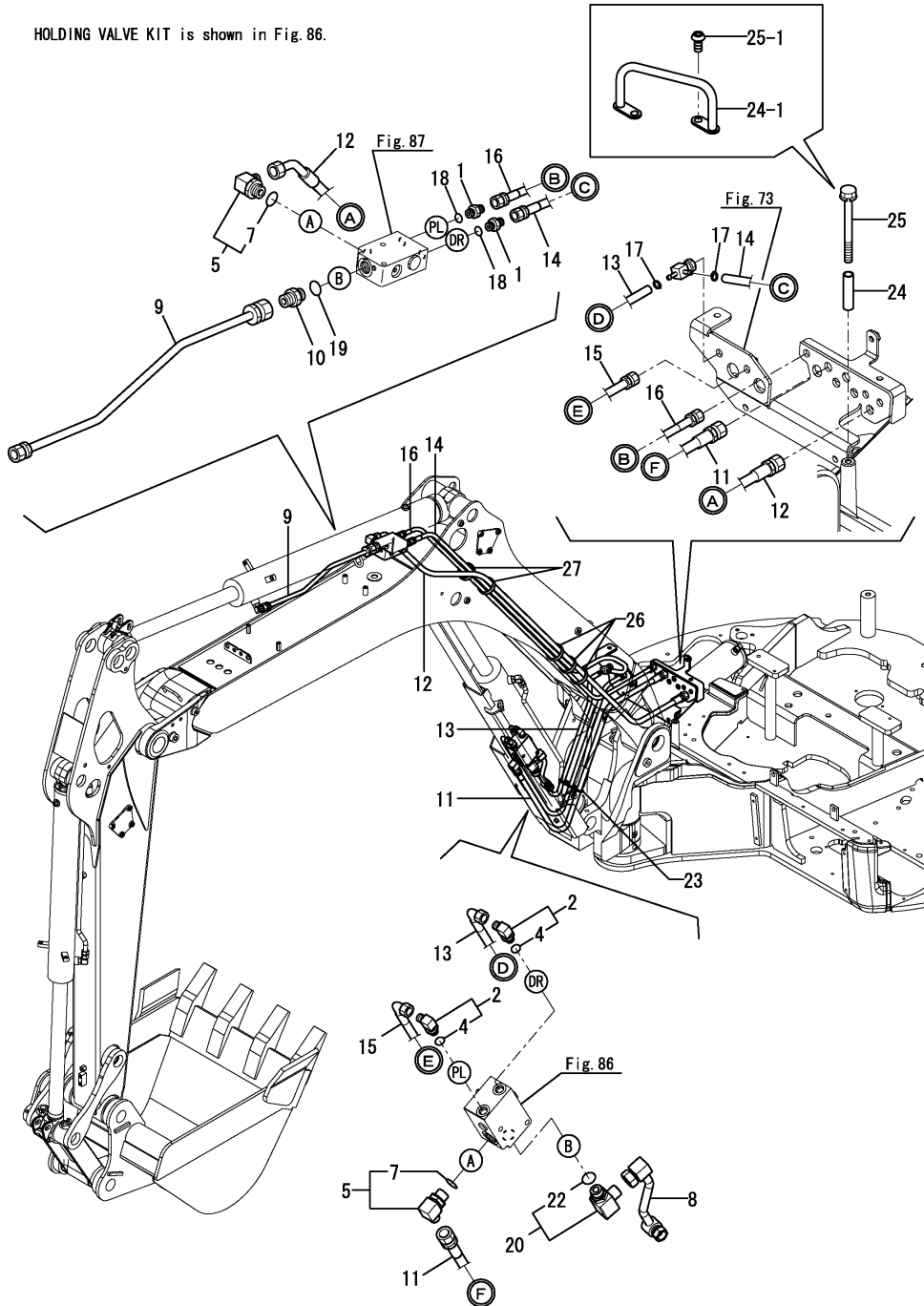
HOLDING VALVE KIT is shown in Fig. 86.

Fig.89. HOLDING VALVE KIT(4)(OPTIONAL)

(A)=VIO45-5B(US)
 (B)=VIO45-5B(AS)
 (C)=VIO45-5B(NZ)

(D)=VIO45-5B(SG)
 (E)=
 (F)=

HOLDING VALVE KIT is shown in Fig. 86.



No.	Lev.	Parts No.	Description	Q'ty						I	R
				(A)	(B)	(C)	(D)	(E)	(F)		
1	2	172123-76121	ADAPTER		2						
2	2	172141-76181	CONNECTOR ASSY, 02FF		2						
4	3	41851-000110	O-RING		2						
5	2	172157-76300	ELBOW ASSY		2						
7	3	24315-000180	O-RING, 1BP18.0		2						
8	2	172A79-77120-1	TUBE ASSY, BOOM		1						
8-1	2	172A79-77120-Y (B=M54001)	TUBE ASSY, BOOM		1						S
9	2	172A47-77221-2	TUBE ASSY, ARM		1						
9-1	2	172A47-77221-Y (B=M54001)	TUBE ASSY, ARM		1						S
10	2	172112-77361	CONNECTOR		1						
11	2	172A47-78381	HOSE H206BB150W		1						
11-1	2	172A47-78382 (B=M53191)	HOSE H206BB155W		1						N
12	2	172A47-78391	HOSE H206BE260K		1						
12-1	2	172A47-78392 (B=M53191)	HOSE H206BE260K		1						N
13	2	172A47-78430	HOSE		1						
13-1	2	172A47-78431 (B=M53191)	HOSE G804CY166K		1						N
14	2	172A47-78440	HOSE G804BY263K		1						
14-1	2	172A47-78441 (B=M53191)	HOSE G804BY263K		1						N
15	2	172A47-78480	HOSE		1						
15-1	2	172A47-78481 (B=M53191)	HOSE H204BC163K		1						N
16	2	172A47-78490	HOSE H204BB260K		1						
16-1	2	172A47-78491 (B=M53191)	HOSE H204BB260K		1						N
17	2	23000-013000	CLAMP, 13		2						
18	2	41851-000110	O-RING		2						
19	2	41851-000180	O-RING		1						
20	2	172141-76900	CONNECTOR ASSY		1						
22	3	24315-000180	O-RING, 1BP18.0		1						
23	2	172122-79930	CLAMP, HOSE		1						
24	2	172A47-79160	COLLAR, PTO		2						
24-1	2	172A47-79170 (B=M53191)	GUIDE ASSY, HOSE		1						S
25	2	26013-101002	BOLT, M10X100		2						
25-1	2	172455-61720 (B=M53191)	BOLT		2						S
26	2	172122-79890 (B=M53001)	CLAMP, HOSE		3						W
27	2	172122-79930 (B=M53001)	CLAMP, HOSE		2						W

Fig.90. LABEL KIT(FOR CANADA)(OPTIONAL)

(A)=VIO45-5B(US)

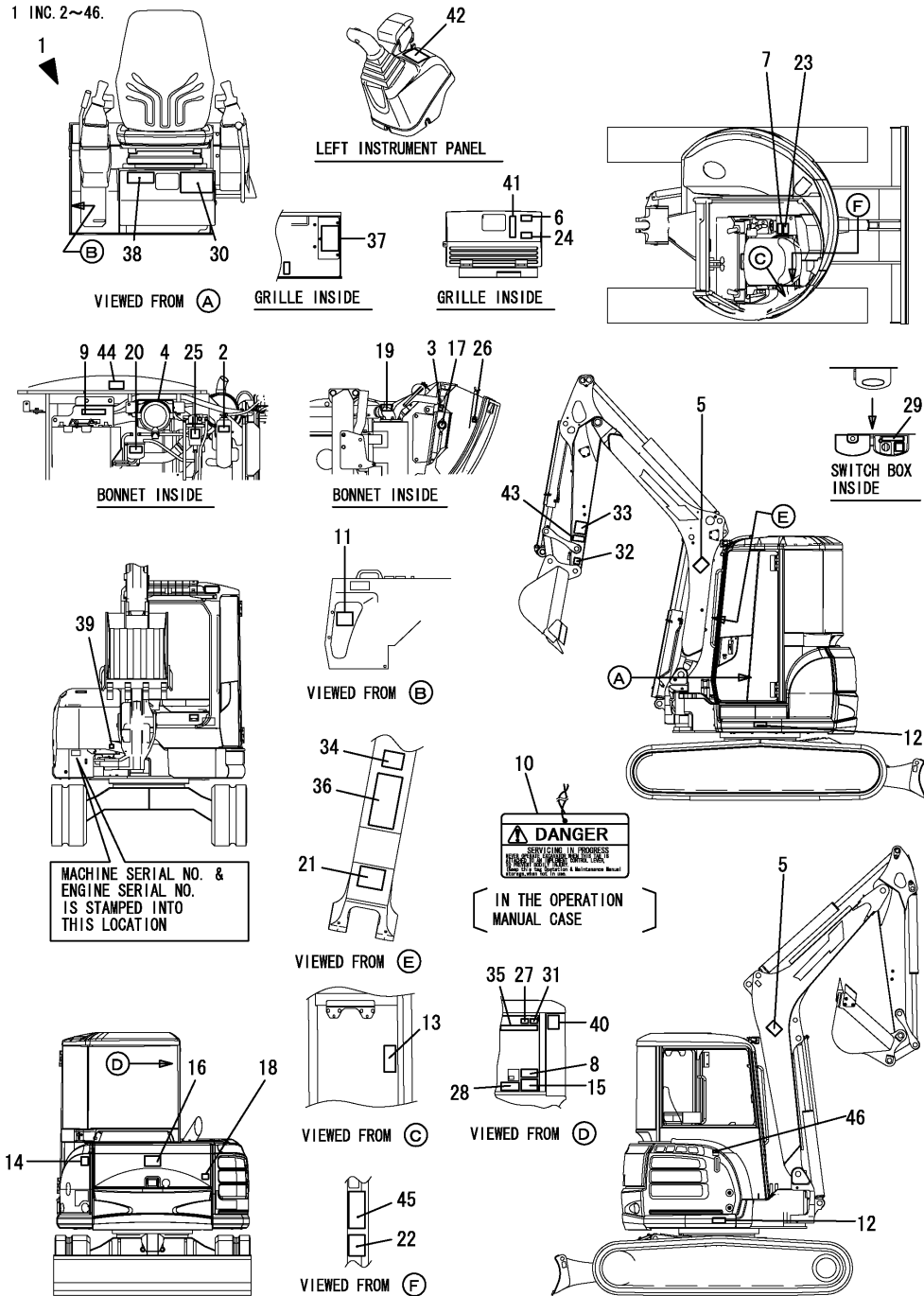
(B)=VIO45-5B(AS)

(C)=VIO45-5B(NZ)

(D)=VIO45-5B(SG)

(E)=

(F)=



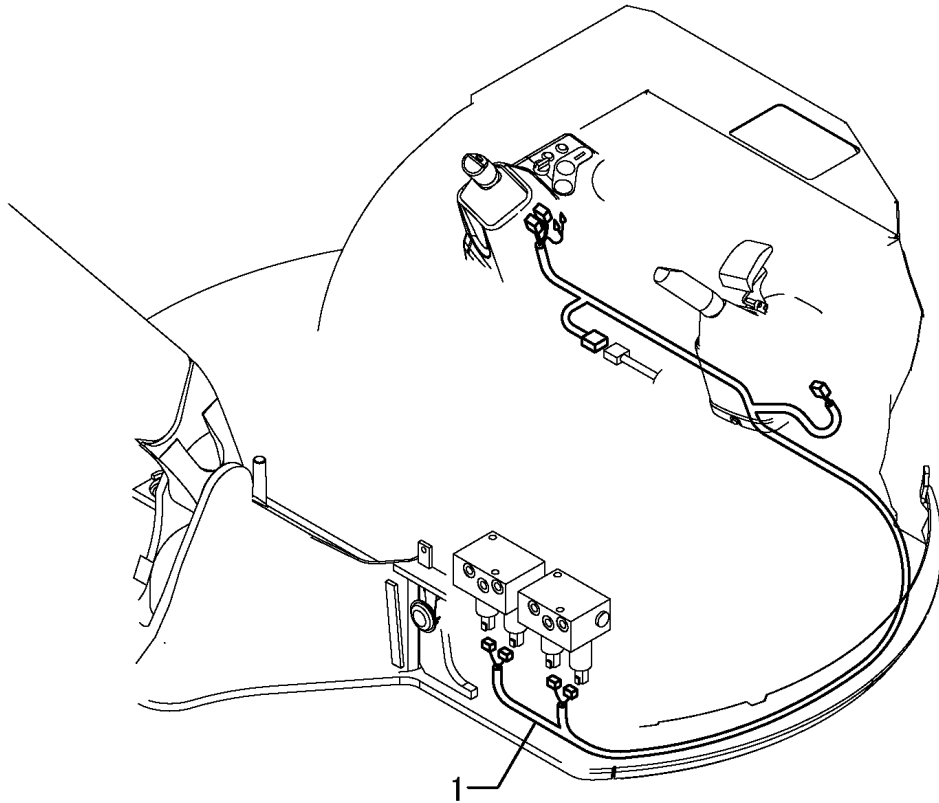
No.	Lev.	Parts No.	Description	Q'ty						I	R
				(A)	(B)	(C)	(D)	(E)	(F)		
1	1	172A78-03020 (A=M/#53106)	CA LABELKIT,VIO45-5B	1							W
2	2	172A37-03150	LABEL,SUB-TANK CA	1							
3	2	172A37-03160	LABEL,ANTI-FREEZE CA	1							
4	2	172A37-03180	LABEL J, AIR CLEANER	1							
5	2	172A37-03200	LABEL,BOOM CA	2							
6	2	172A37-03220	LABEL,ADJUST CRAWLER	1							
7	2	172A37-03231	LABEL,MANUAL CA.	1							
8	2	172A37-03241	LABEL,SLOPE CA.	1							
9	2	172A37-03250	LABEL,RESERVOIR CA	1							
10	2	172469-03261	TAG ASSY, SERVICING	1							
11	2	172A37-03271	LABEL,TRANSPORT CA.	1							
12	2	172A37-03280	LABEL,GREASE CYL CA	2							
13	2	172478-03290	LABEL,F/W LOWER	1							
14	2	172A37-03290	LABEL,BATTERY CA	1							
15	2	172A37-03300	LABEL,NEWTRAL CA	1							
16	2	172A37-03310	LABEL,SWING AREA CA	1							
17	2	172469-03320	LABEL,RADIATOR CAP	1							
18	2	172A37-03330	LABEL,ENGINE COVER	1							
19	2	172A37-03350	LABEL,SILENCER CA	1							
20	2	172469-03360	LABEL,OIL	1							
21	2	172A37-03360	LABEL,STERRING CA	1							
22	2	172A37-03370	LABEL,ROPS CA	1							
23	2	172A37-03400	LABEL,LEVER LOCK CA	1							
24	2	172467-03411	LABEL,GREASING CA	1							
25	2	172A07-03410	LABEL,WATER DRAIN	1							
26	2	172A37-03410	LABEL,RADIATOR CA	1							
27	2	172A37-03420	LABEL,WINDOW CA	1							
28	2	172A37-03430	LABEL,2 WAY CA	1							
29	2	172469-03480	LABEL,SWITCH	1							
30	2	172A37-03500	LABEL,SUPPORT CA	2							
31	2	172A37-03520	LABEL,PIN CA	1							
32	2	172A37-03530	LABEL,FINGER CA	1							
33	2	172469-03540	LABEL,OPERATION PIN	1							
34	2	172A37-03540	LABEL,SAND CA	1							
35	2	172469-03550	LABEL,OP HITCH	1							
36	2	172A37-03550	LABEL,WARNING HITCH	1							
37	2	172A47-03601	LABEL,FUSE CA	1							
38	2	172A78-03600	LABEL SPEC CA	1							
38-1	2	172A78-03601 (A=M/#53106)	LABEL SPEC CA	1							N
39	2	172A47-03610	LABEL, GREASE CA	1							
40	2	172A47-03632	LABEL,LIFT Q CA	1							
41	2	172A47-03640	LABEL,OIL & WATER CA	1							
42	2	172A47-03651	LABEL,PTO CA	1							
43	2	172A37-03680	LABEL,LOCK PIN CA	1							
44	2	172A37-03710	LABEL,ENGROOM CA	1							
45	2	172A37-03720	LABEL,SEAT BELT CA	1							
46	2	129942-07760	LABEL, FUEL OIL NOTI	1							
46-1	2	129942-07761 (A=MZZZZZ)	LABEL, FUEL OIL CAUT	1							N

N:Old $\xrightarrow{\text{Yes}}$ New, Q:Old $\xrightarrow{\text{No}}$ New, R:Old $\xrightarrow{\text{Yes}}$ New, S:Old $\xrightarrow{\text{No}}$ New, W:Add, Z:Discontinued, F:Interchangeable by set, K:Q'ty Change

Fig.94. P.T.O.(PPC)(ELECTRIC PARTS)

(A)=VIO45-5B(US)
 (B)=VIO45-5B(AS)
 (C)=VIO45-5B(NZ)

(D)=VIO45-5B(SG)
 (E)=
 (F)=



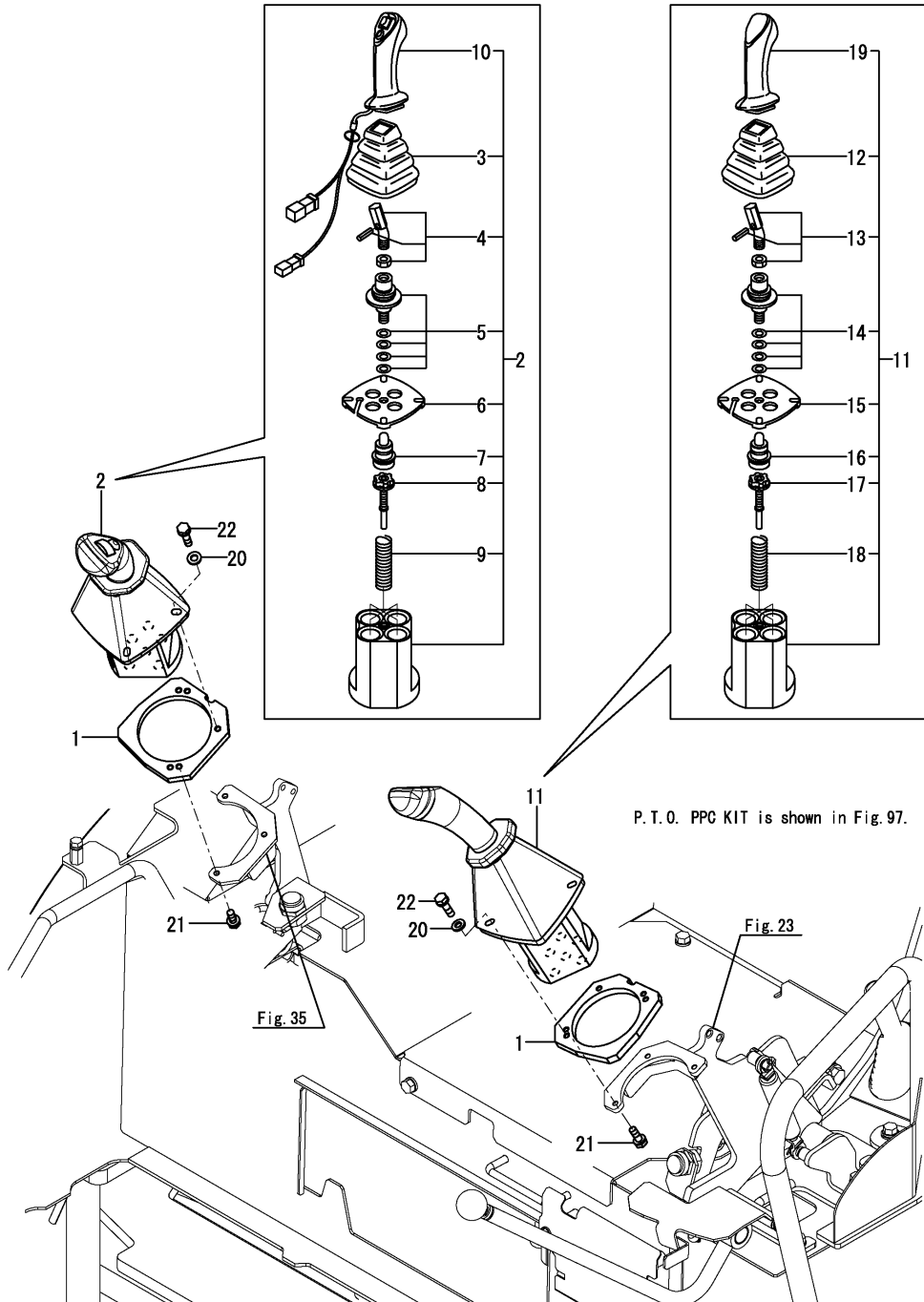
No.	Lev.	Parts No.	Description	Q'ty						I	R
				(A)	(B)	(C)	(D)	(E)	(F)		
1	1	172A79-16660	HARNES, KR	1	1						

P. T. O. PPC KIT is shown in Fig. 97.

Fig.95. P.T.O.(PPC)(REMOTE CONTROL VALVE)

(A)=VIO45-5B(US)
 (B)=VIO45-5B(AS)
 (C)=VIO45-5B(NZ)

(D)=VIO45-5B(SG)
 (E)=
 (F)=

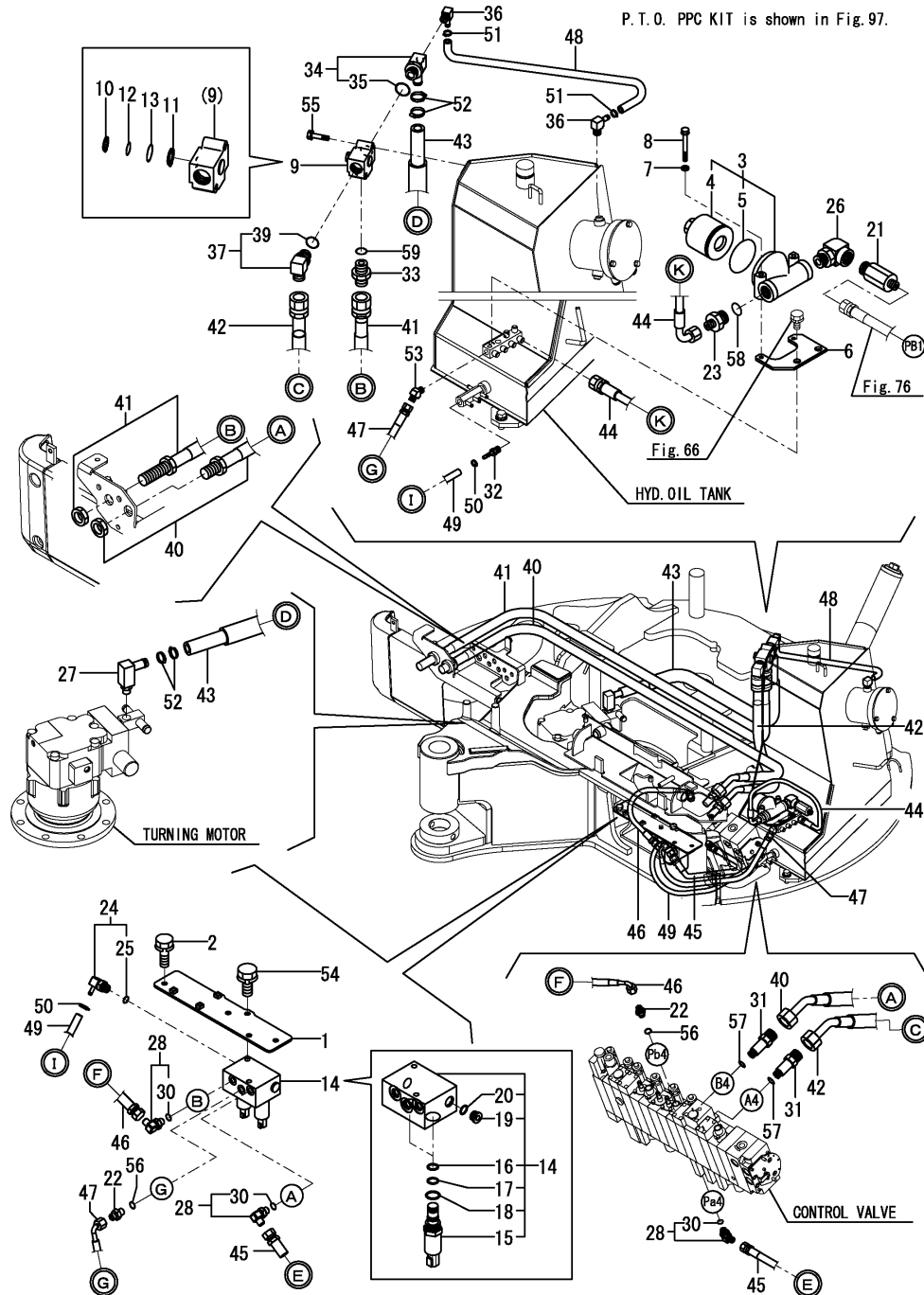


No.	Lev.	Parts No.	Description	Q'ty						I	R
				(A)	(B)	(C)	(D)	(E)	(F)		
1	1	172A78-64510	SPACER, VALVE		2	2					
2	1	172A69-74850	VALVE ASSY,R		1	1					
3	2	172441-74030	BOOT		1	1					
4	2	172441-74040	LEVER KIT		1	1					
5	2	172463-74530	CARDAN KIT		1	1					
6	2	172463-74540	PLATE, RETAINING		1	1					
7	2	172463-74551	PLUNGER KIT		1	1					
8	2	172463-74561	REGULATION KIT		4	4					
9	2	172463-74570	SPRING KIT		1	1					
10	2	172A69-74860	HANDLE ASSY		1	1					
11	1	172A69-74900	VALVE ASSY,L		1	1					
12	2	172441-74030	BOOT		1	1					
13	2	172441-74040	LEVER KIT		1	1					
14	2	172463-74530	CARDAN KIT		1	1					
15	2	172463-74540	PLATE, RETAINING		1	1					
16	2	172463-74551	PLUNGER KIT		1	1					
17	2	172463-74561	REGULATION KIT		4	4					
18	2	172463-74570	SPRING KIT		1	1					
19	2	172A69-74910	HANDLE		1	1					
20	1	22137-060000	WASHER, 6		6	6					
21	1	26013-060162	BOLT, M6X 16		4	4					
22	1	26013-060202	BOLT, M6X 20		6	6					

Fig.96. P.T.O.(PPC)(HYD. OIL PIPING : FRAME END)

(A)=VIO45-5B(US)
 (B)=VIO45-5B(AS)
 (C)=VIO45-5B(NZ)

(D)=VIO45-5B(SG)
 (E)=
 (F)=



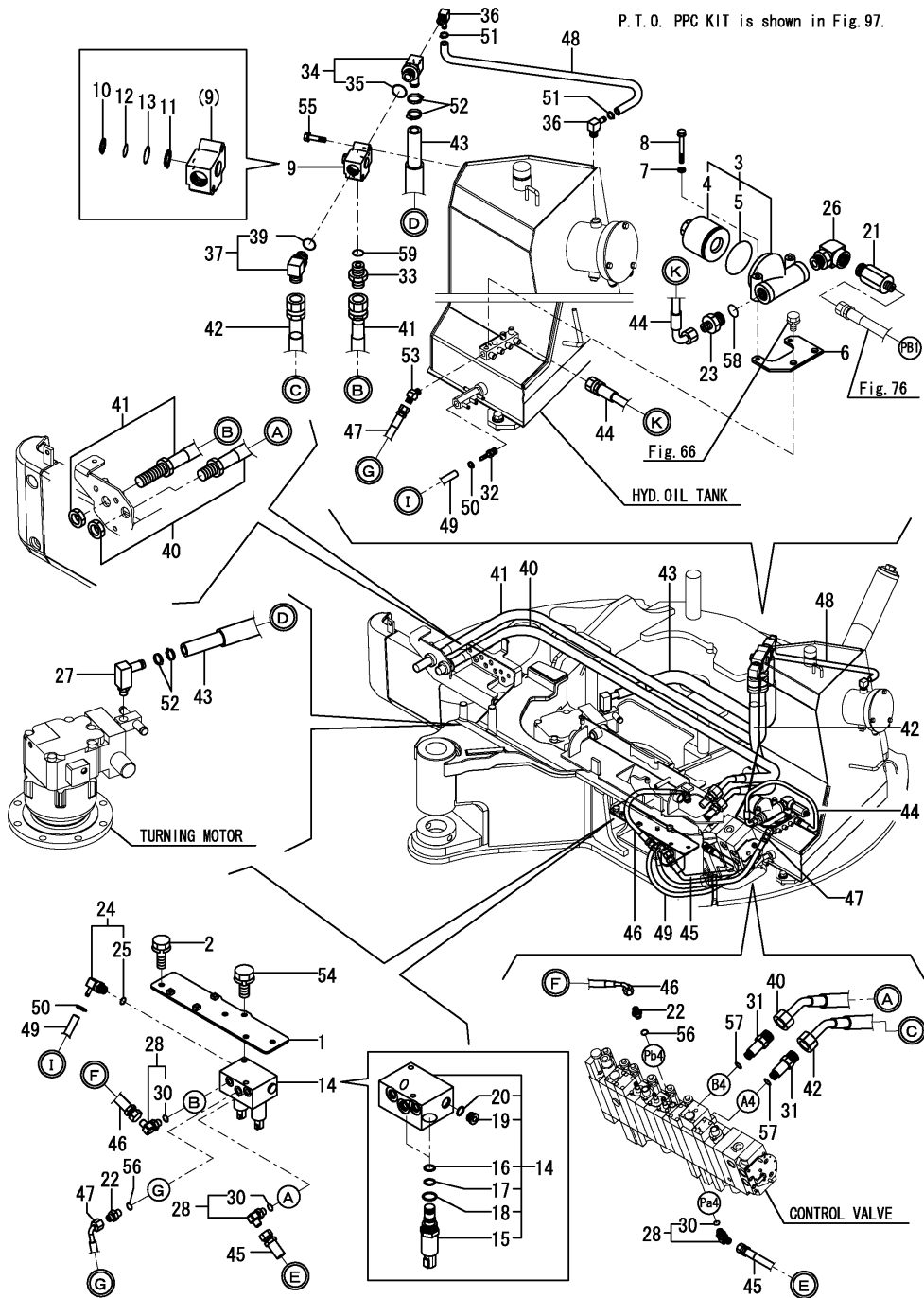
No.	Lev.	Parts No.	Description	Q'ty						I	R
				(A)	(B)	(C)	(D)	(E)	(F)		
1	1	172A47-71300	BRACKET ASSY	1	1						
2	1	26013-100252	BOLT, M10X 25	3	3						
3	1	172837-73700	FILTER, LINE	1	1						
4	2	172837-73730	ELEMENT, FILTER	1	1						
5	2	172837-73740	O-RING	1	1						
6	1	172837-73710	BRACKET, FILTER	1	1						
7	1	22137-060000	WASHER, 6	2	2						
8	1	26013-060552	BOLT, M6X 55	2	2						
9	1	172A47-74120	VALVE ASSY, CHANGE	1	1						
9-1	1	172A47-74121	VALVE ASSY, SELECOR (B=MZZZZZ) (C=MZZZZZ)	1	1						N
10	2	22242-000210	RING, 21	1	1						
11	2	22242-000250	RING, 25	1	1						
12	2	24315-000210	O-RING, 1BP21.0	1	1						
13	2	24315-000250	O-RING, 1BP25.0	1	1						
14	1	172837-74130	VALVE ASSY	1	1						
15	2	172837-74140	VALVE ASSY	2	2						
16	2	172837-74150	O-RING	2	2						
17	2	172837-74160	O-RING	2	2						
18	2	172837-74170	O-RING	2	2						
19	2	172142-74670	PLUG	1	1						
20	2	24315-000140	O-RING, 1BP14.0	1	1						
21	1	172157-76110	CONNECTOR, 1/4X1/2	1	1						
22	1	172123-76121	ADAPTER	2	2						
23	1	172423-76120	CONNECTOR, PF1/2X1/4	1	1						
24	1	172A47-76120	NIPPLE, ELBOW	1	1						
25	2	24315-000140	O-RING, 1BP14.0	1	1						
26	1	172837-76150	CONNECTOR, R1/2-42	1	1						
27	1	172455-76160	ELBOW	1	1						
28	1	172141-76181	CONNECTOR ASSY, 02FF	3	3						
30	2	41851-000110	O-RING	3	3						
31	1	172422-76191	CONNECTOR, PF3/8X3/4	2	2						
32	1	172141-76220	NIPPLE, 02	1	1						
33	1	172142-76240	JOINT	1	1						
34	1	172A47-76250	NIPPLE, ELBOW	1	1						
35	2	41851-000240	O-RING	1	1						
36	1	172168-76370	ELBOW	2	2						
37	1	172165-76380	CONNECTOR ASSY	1	1						
39	2	24315-000240	O-RING, 1BP24.0	1	1						
40	1	172A47-78190	HOSE	1	1						
41	1	172A47-78240	HOSE	1	1						
42	1	172A47-78250	HOSE	1	1						
43	1	172A47-78420	HOSE	1	1						
44	1	172837-78440	HOSE F403BC040	1	1						
45	1	172A47-78660	HOSE	1	1						
46	1	172A47-78670	HOSE	1	1						
47	1	172A47-78680	HOSE	1	1						
48	1	172A47-78700	HOSE	1	1						
49	1	172A47-78760	HOSE	1	1						
50	1	23000-013000	CLAMP, 13	2	2						
51	1	23001-016000	CLAMP, HOSE 16	2	2						

N:Old $\frac{Yes}{No}$ New, Q:Old $\frac{No}{Yes}$ New, R:Old $\frac{Yes}{No}$ New, S:Old $\frac{No}{Yes}$ New, W:Add, Z:Discontinued, F:Interchangeable by set, K:Q'ty Change
 ++ CONTINUE ++
 Copyright (C) YANMAR GLOBAL CS CO., LTD. All Rights Reserved.

Fig.96. P.T.O.(PPC)(HYD. OIL PIPING : FRAME END)

(A)=VIO45-5B(US)
 (B)=VIO45-5B(AS)
 (C)=VIO45-5B(NZ)

(D)=VIO45-5B(SG)
 (E)=
 (F)=



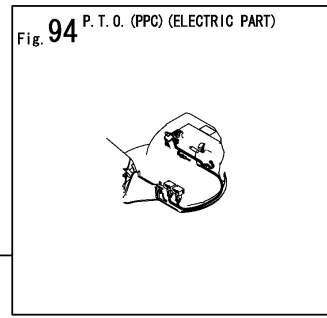
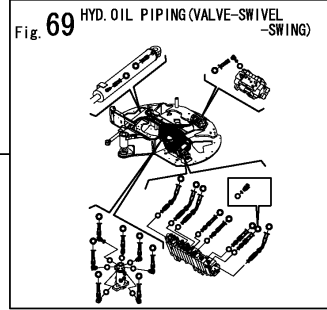
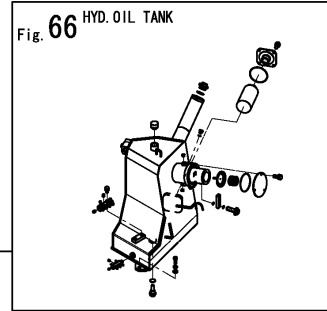
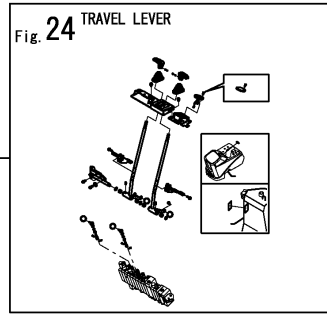
No.	Lev.	Parts No.	Description	Q'ty						I	R
				(A)	(B)	(C)	(D)	(E)	(F)		
52	1	23001-025000	CLAMP, HOSE 25		4	4					
53	1	23394-020000	JOINT, 45RGI-1/4		1	1					
54	1	26013-100202	BOLT, M10X 20		2	2					
55	1	26013-100502	BOLT, M10X 50		2	2					
56	1	41851-000110	O-RING		2	2					
57	1	41851-000140	O-RING		2	2					
58	1	41851-000180	O-RING		1	1					
59	1	41851-000240	O-RING		1	1					

Fig.97. P.T.O.(PPC)KIT(OPTIONAL)

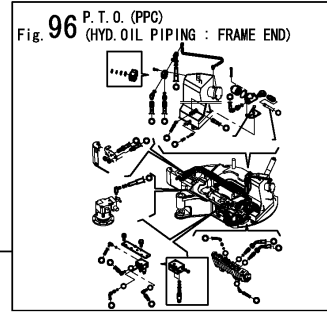
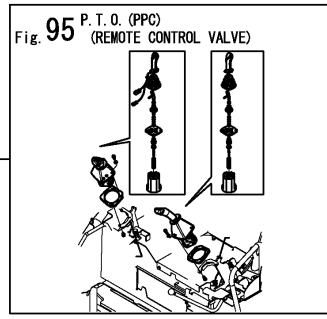
(A)=VIO45-5B(US)
 (B)=VIO45-5B(AS)
 (C)=VIO45-5B(NZ)

(D)=VIO45-5B(SG)
 (E)=
 (F)=

No.	Lev.	Parts No.	Description	Q'ty						I	R
				(A)	(B)	(C)	(D)	(E)	(F)		
1	1	172A79-08810 (B=M53001)	CONTROLLER KIT (C=M53001)	1	1					W	1



1
P.T.O. PPC KIT



Remarks
 (1) Refer to each figure, showing details of kit parts.

Parts No. Index

Parts No.	Fig. No.	Ref. No.
105340-55040	8	10
114110-07761	1	64
	2	61
	3	33
	36	35 A
119247-77100	11	4
	12	9
119650-77910	11	6
		39
119650-77911	11	6 -1
		39 -1
119802-55710	8	38
119802-77200	11	5
119808-12540	4	7
119866-12530	4	6
120147-44810	16	16
121250-49121	7	69
121256-44600	7	36
121450-44531	7	31
121470-44581	7	33
124450-44550	7	35
124450-44560	7	32
124766-59050	7	39
	8	41
124970-77920	11	42
129004-12520	4	5
129100-55690	8	37
129107-44590	7	2
129211-77920	11	9
129400-13201	4	18
129612-52100	8	35
129942-07760	90	46
129942-07761	90	46 -1
171064-44510	7	29
171064-44520	7	30
172020-10620	81	3
	82	5
172112-77361	89	10
172112-83500	82	7
	83	34
172112-86250	83	35
172112-87840	85	3
172113-12522	5	6
172116-75850-B	66	17
172116-76381	69	10
	115	13
172117-53320	8	54
172117-83970-7	81	42
172119-35011-1	20	2
172119-35012	20	2 -1

Parts No.	Fig. No.	Ref. No.
172122-17190	30	36
	35	58 -1
		63 -1
172122-37710-4	20	17
172122-37752	20	18
172122-37782	20	19
172122-37810	20	20
172122-37820	20	21
172122-37844	20	22
172122-46590	24	16
	26	26
172122-55061	7	58
	8	51
172122-57620	29	11
172122-70350	42	6
	93	6
172122-70410	49	5
172122-70460	49	6
172122-73430	49	30
172122-73470	49	10
172122-73480	42	44
		45
	93	43
		44
172122-79890	73	18
	89	26
172122-79930	75	19
	77	9
		20
	78	11
	89	23
		27
	116	14
	118	13
172123-76121	13	8
	68	3
	70	6
	71	14
		14 -1
	76	1
	77	1
		2
	78	1
	80	4
	88	1
	89	1
	96	22
	114	11
	115	2
	116	1

Parts No.	Fig. No.	Ref. No.
172123-76121	118	1
	119	1
172124-13411	7	27
172124-17640	15	6
	100	8
	101	9
172124-37120	20	8
172124-46200	23	6
	24	15
	26	12
	82	22
172124-57620	29	10 A
172124-57630	29	10 B
172124-65450	36	19
172124-65480	36	36
172124-70010	49	14
172124-70030	49	15
172124-70051	49	16
172124-76160	69	4
	72	4
	115	4
172124-94310-5	85	8
172125-03951	1	37
	2	33
	3	32
	4	7 A
172125-81280	82	2
172126-11510	7	12
	9	7
	10	33
	15	1
		13
	18	55
	100	1
	101	1
172126-16540	14	14
	40	25
172137-12270	5	5
172137-16560	8	56
	12	12
		14
172137-46042	6	13
	17	13
	43	41
	44	55
	45	32
172137-46210	11	22
172137-62970	81	58
172137-66230	31	3
172137-69850	34	29

Parts No.	Fig. No.	Ref. No.
172137-73860	51	5
172137-76100	102	8
172141-14260	8	7
172141-14610	7	41
172141-41340	5	13
	24	4
172141-41360	26	5
	27	3
	35	5
172141-41370	23	4
	24	6
		9
	28	3
	103	3
172141-50890	29	25
172141-70110	49	19
172141-72190	45	10
172141-72580	48	2
172141-73770	66	5
172141-76181	13	9
	46	27
	69	5
	70	3
	71	16
		16 -1
	75	3
	76	10
	77	3
		24
	78	12
	89	2
	96	28
	102	13
	114	13
	115	6
	119	2
172141-76220	70	7
	71	20
	88	2
	96	32
	102	15
	113	1
	114	16
172141-76900	44	40
	89	20
172141-84601	82	53
172142-45870	26	11
172142-73800	51	7
172142-74670	71	10
	96	19

Parts No. Index

Parts No.	Fig. No.	Ref. No.
172142-76181	43	31
	44	38
	45	29
	68	8
	69	9
	72	6
	112	4
172142-76240	71	21
	96	33
	114	17
172142-76940-2	74	29
172142-76940-Y	74	29 -1
172146-45691	24	12
172146-72270	44	13
172146-73730	66	6
172146-82910	74	21
172147-13150	74	17
172147-13151	74	17 -1
172147-70020	49	35
172147-70070	49	17
172147-70111	49	20
172147-70120	49	21
172147-70210	49	22
172147-70220	49	66
172147-70361	49	2
172147-70371	49	3
172147-70390	49	4
172147-70500	49	7
		78
172147-70540	49	9
172147-76271	67	1
172147-82140	81	10
172148-70301	42	36
	49	43 -1
	93	36
172148-70340	49	67
172148-72050	45	9
172148-73870	51	9
172149-66550	41	2
172151-71591	47	9
172151-71881	47	12
172151-72240	43	12
172151-72270	43	15
172151-72290	43	18
172151-72540	44	28
	45	15
	47	10
172151-72580	44	36
	47	24
172151-72591	44	18

Parts No.	Fig. No.	Ref. No.	
172151-72591	44	22	
172151-72670	45	22	
	47	3	
		6	
		85	5
172151-72870	46	21	
	47	19	
172151-76990-2	74	25	
172151-76990-Y	74	25 -1	
172151-81611-W	84	13	
		26	
172155-57610	17	1	
172156-03740	1	36	
	2	32	
	29	9 D	
172157-58830	111	5	
172157-76110	96	21	
172157-76300	89	5	
172162-13170	6	6	
172162-13190	6	7	
172162-13200	6	9	
172162-14200	8	3	
172162-18040	18	2	
172162-46210	26	13	
172162-46690	23	12	
172162-61500	30	31	
172162-64320	66	2	
172162-65650	35	46	
172162-65660	7	18	
172162-69050	37	21	
172162-69470	91	22	
172162-69480	91	23	
172162-69490	91	24	
172162-69500	91	25	
172162-69510	91	26	
172162-69520	91	27	
172162-69542	91	29	
172162-76131	69	3	
	115	3	
172162-76181	119	4	
172162-76320	119	7	
172164-16370	9	10	
172164-19310	17	11	
172164-37351	20	44 -1	
172164-45970	25	1	
172164-62430	46	31	
172164-62431	34	16 -1	
	46	31 -1	
172164-65710	7	46	
	35	11	

Parts No.	Fig. No.	Ref. No.
172164-65710	37	3
172164-66170	30	10
	36	10
	91	6
172164-76330	78	18
	118	5
172164-76650	74	5
172164-81650-W	85	1
172164-81670	81	6
	82	9
	85	2
	5	2
172165-12140	6	10
172165-13242	6	11
172165-13270	6	11
172165-18601	17	10
172165-18630	17	8
172165-18670	17	9
172165-18770	15	8
	100	15
	101	16
172165-45490	28	1
	103	1
172165-45970	22	3
172165-47550	23	14
172165-69190	37	22
172165-71200	42	3
	93	3
172165-72310	46	18
172165-72320	45	18
172165-76380	71	25
	96	37
	114	22
172165-76590	66	31
	67	13
	88	12
172165-76860	42	56
	93	55
172165-81710	81	30
172165-81770	81	31
172165-82520	81	13
		37
	82	10
172165-82530	81	14
		38
	82	12
172165-82550	82	14
	83	24
	84	19
172165-82560	82	15
	83	25

Parts No.	Fig. No.	Ref. No.
172165-82560	84	20
172165-82570	82	16
	83	27
172165-82580	81	39
172165-82590	81	40
172165-82600	81	41
172168-71101-4	42	1
	93	1
172168-76162	67	2
	73	2
	115	5
172168-76370	71	24
	96	36
	114	21
172168-81410	45	20
		24
	47	4
		7
	82	8
	83	36
	85	6
172171-81270	82	23
172173-74280	52	6
	55	9
		21
	58	6
	61	9
		21
	104	25
	106	18
172173-76102	68	7
	72	1
	75	1
	112	2
172173-76121	69	2
	72	3
172175-17120	10	16
172175-73700	66	3
172175-73710	66	4
172176-67181	32	10
	99	12
172176-67880	32	11
	99	13
172176-73290	42	27
	93	27
172176-73560	42	47
	93	46
172176-73590	42	48
	93	47
172176-73600	42	49

Parts No. Index

Parts No.	Fig. No.	Ref. No.
172176-73600	93	48
172176-73690	42	50
	93	49
172176-73880	42	51
	93	50
172176-73910	42	52
	93	51
172176-73930	42	53
	93	52
172176-73940	42	54
	93	53
172176-76581-5	74	4
172176-76582-2	74	4 -1
172176-76582-Y	74	4 -2
172176-81640	84	16
172176-81700	81	21
172176-81710	81	22
172183-03280	1	4
	2	3
172183-14250	8	6
172183-14640	8	33
172183-16560	73	21
172183-73770	49	43
172183-74350	52	25
	55	22
	57	2
	58	25
	61	22
	63	2
	105	17
	109	19
172183-75410	66	9
172183-76200	77	6
172183-81160	43	56
	44	56
	81	5
	82	54
172186-76390	13	12
	102	16
172186-76430	71	13 -1
	114	24
172187-17070	11	28
172187-17080	11	29
172187-17090	11	30
172187-17100	11	27
172187-17101	11	27 -1
172187-17220	10	17
172187-17280	11	16
172187-17290	11	48
172187-17560	11	25

Parts No.	Fig. No.	Ref. No.
172187-17560	11	46
172187-17570	11	26
		47
172187-45870	24	13
172187-45880	24	14
172187-53321	29	7
172187-61421	30	1
	35	15
172187-64900	11	24
	35	61
172187-75500	66	11
172187-76690-2	74	30
172187-76690-Y	74	30 -1
172187-78580	102	18
172187-81970	81	9
		28
172190-16500	40	23
172312-17250	37	1
172312-74790	42	14
	49	68
	93	14
172422-76191	71	19
	96	31
	114	15
172423-37301-4	20	27
172423-37302	20	27 -1
172423-37330-3	20	30
172423-37331	20	30 -1
172423-37360-3	20	33
172423-37361	20	33 -1
172423-37370	20	29
172423-38603	21	27
172423-50810-3	29	19
172423-72530	44	37
172423-72540	44	30
172423-72620	47	5
172423-72800	47	23
172423-73330	49	23
172423-73340	49	24
172423-73350	49	25
172423-73360	49	26
172423-73370	49	27
172423-73381	49	28
172423-73410	49	29
172423-73470	49	11
172423-73480	49	12
172423-73510	49	44
172423-73601	49	53
172423-73651	49	69
172423-76120	96	23

Parts No.	Fig. No.	Ref. No.
172423-94210	85	7
172425-17630	15	5
	100	7
	101	8
172425-73410	50	3
172425-73420	50	6
172425-73440	50	17
172425-73450	50	19
172425-73490	50	11
172425-73510	50	12
172425-73520	50	13
172425-73530	50	21
172425-73540	50	22
172425-73550	50	20
172433-62200	34	16
172437-03242	1	38
	2	34
172437-03252	1	39
	2	35
	3	2
172437-03302	1	40
	2	36
	3	3
	35	13 B
172437-03312	1	41
	2	37
	3	4
	38	48 B
	41	1 B
172437-03322	1	42
	2	38
	3	5
	7	25 A
172437-03343	1	43
	2	39
	3	6
	32	4 B
	41	1 C
	99	6 A
172437-03352	1	44
	2	40
	3	7
	31	6 A
		10 A
172437-03361	1	45
	2	41
	3	8
	36	25 A
172437-03372	1	46
	2	42

Parts No.	Fig. No.	Ref. No.
172437-03372	3	9
	38	48 C
	41	1 D
172437-03381	1	47
	2	43
	3	10
	36	7 A
172437-03391	1	48
	2	44
	3	11
	7	25 B
172437-03402	1	49
	2	45
	3	12
	36	7 B
172437-03422	1	50
	2	46
	3	13
	4	12 A
172437-03432	1	51
	2	47
	3	14
	81	4 A
172437-03441	1	52
	2	48
	3	15
	37	37 A
	41	1 E
172437-03451	1	53
	2	49
	3	16
	37	37 B
	41	1 F
172437-03461	1	54
	2	50
	3	17
	81	4 B
172437-03471	1	55
	2	51
	3	18
	35	13 C
172437-03501	1	34
	2	30
172437-03511	1	35
	2	31
	81	4 F
	85	6 A
172437-03551	1	8
	3	26
	38	48 D

Parts No. Index

Parts No.	Fig. No.	Ref. No.
172437-03601	1	61
	2	58
	3	27
	38	48 E
	41	1 G
	65	8
	111	1
172437-03610	111	2
172437-03620	111	3
172437-74711	111	8
172437-74720	111	9
172441-44320	22	2
	23	2
172441-74030	64	2
		12
	95	3
		12
172441-74040	64	3
		13
	95	4
		13
172441-74050	64	14
172444-03290	1	63
	2	60
	65	9
172444-13210	7	67
172444-13220	7	68
172444-17620	35	57
172444-62451	36	7
172444-65190	30	13
	36	40
172444-65610	35	13
172444-68650	34	31
	35	58
		63
	37	36
172444-73803	51	1
172444-73810	51	2
172444-73831	51	4
172444-73840	51	3
172444-73880	51	6
172445-18131	17	4
172445-57600	29	10
172445-66750	38	6
172445-68790	7	62
172445-69320	91	18
172445-69400	91	19
172445-69420	91	21
172445-69740	38	25
172445-72670-3	47	25

Parts No.	Fig. No.	Ref. No.
172445-81360	82	6
172446-13580	35	19
172446-14250	35	59
172446-75250	66	8
172447-13550	18	1
	19	17
	98	22
172447-17140	10	4
172447-73840	51	8
172447-75600	66	12
172448-14610	8	29
172448-14620	8	31
172448-54120	43	3
		8
		44
		16
		20
172448-72650	46	16
		19
172448-82570	84	9
		22
172448-82580	84	11
		24
172448-82590	84	12
		25
172448-82950	84	21
172448-82960	84	10
		23
172449-74720	71	11
172452-73480	42	46
	93	45
172455-18860	35	20
172455-29140	20	1
	49	80
172455-46890	23	13
172455-53331	29	8
172455-57650	29	3
172455-57661	29	4
172455-61720	10	27
	74	15 -1
	89	25 -1
172455-66750	38	6 -1
172455-67310	37	8
172455-67320	37	9
172455-67330	37	10
172455-67340	37	11
172455-67350	37	12
172455-67360	37	13
172455-67440	37	14
172455-67550	39	10
172455-67610	38	34

Parts No.	Fig. No.	Ref. No.
172455-67710	38	35
172455-67770	38	41
172455-67870	40	7
172455-67880	40	8
172455-67900	40	9
172455-67910	40	11
		12
172455-67930	40	10
172455-67971	40	13
172455-69140	92	7
172455-69170	91	16
172455-69200	92	8
172455-69250	92	9
172455-69290	92	10
172455-69300	91	17
172455-69410	40	16
172455-69490	40	17
172455-69520	91	28
172455-75290	66	13
172455-75300	66	14
172455-76160	71	15
		96
		27
	114	12
172455-76220	76	2
172455-77140	86	12
		87
		11
172455-77150	86	13
		87
		12
172456-53700	13	22
	102	6
172458-03220	1	30
		2
		26
172458-03240	1	16
		2
		12
	82	31 A
172458-03310	37	5
172458-03601	1	9
172458-12150	5	16
172458-12170	5	17
172458-12180	5	18
172458-12200	5	19
172458-14370	8	8
172458-16140	9	2
172458-16550	10	5
172458-16562	14	8
172458-16612	40	1
172458-16620	40	2
172458-17210	40	3
172458-17220	40	4
172458-17230	40	5

Parts No.	Fig. No.	Ref. No.
172458-17400	14	2
172458-17410-5	14	11
172458-17410-Y	14	11 -1
172458-17420	14	3
	40	14
172458-17551	100	5
	101	6
172458-18660	15	7
172458-37120	20	26
172458-45950	27	7
172458-50480-2	29	2
172458-54750	31	10
172458-61261	36	37
	87	18
172458-62430	34	5
172458-63580	37	2
172458-63641	15	9
	77	18
	116	3
172458-63670	38	2
	91	3
172458-63680	38	3
172458-63700	39	1
172458-63730	38	4
	39	2
172458-63760	38	33
172458-63770	39	3
172458-63790	38	5
172458-63800	39	4
172458-63930	91	4
172458-63950	39	5
	91	5
172458-63960	39	6
172458-63970	39	7
172458-63980	39	8
172458-63990	39	9
172458-64600	32	9
	35	64
	99	11
172458-65050	36	1
172458-65060	36	16
172458-65271	36	8
172458-66720	91	11
172458-66780	92	3
172458-66790	92	4
172458-66800	92	5
		6
172458-67020	91	12
172458-67340	38	7
172458-67440	38	8

Parts No. Index

Parts No.	Fig. No.	Ref. No.
172458-67510	38	9
172458-67520	38	10
172458-67550	38	11
172458-67570	38	12
172458-67610	38	13
172458-67650	91	13
172458-67670	38	14
172458-67680	38	15
172458-67830	38	36
172458-67840	37	15
172458-67850	38	16
172458-67860	38	37
172458-67870	38	17
172458-67880	38	38
172458-67900	38	18
172458-67910	38	39
172458-67920	38	19
172458-67960	37	16
172458-67970	37	17
172458-67981	37	18
172458-68070	37	20
172458-68851	39	11
172458-68990	32	12
172458-68991	32	12 -1
	99	14
172458-69000	32	13
	99	15
172458-69090	39	12
172458-69100	91	15
172458-69170	91	36 -1
172458-69210	39	13
172458-69220	39	14
172458-69230	39	15
172458-69240	39	16
172458-69250	38	40
172458-69260	38	42
172458-69270	38	43
172458-69320	40	15
172458-69400	91	20
172458-69580	91	30
172458-69590	92	11
172458-69601	92	12
172458-69730	92	13
172458-69760	92	14
172458-69770	92	15
172458-69790	37	23
172458-69830	37	24
172458-69900	91	31
172458-69910	91	32
172458-69920	92	16

Parts No.	Fig. No.	Ref. No.
172458-69930	37	25
172458-69960	92	17
172458-69990	92	18
172458-72460	44	23
172458-72470	44	25
172458-72740	46	14
172458-73830	49	8
172458-74130	53	2
		15
	54	2
	59	2
		15
	60	2
	106	2
	107	2
		15
172458-74140	53	3
		16
	54	3
	59	3
		16
	60	3
	106	3
	107	3
		16
172458-74150	54	4
		15
	55	3
		44
	56	2
		15
	60	4
		15
	61	3
		44
	62	2
		15
	104	19
	105	3
	107	17
	108	3
	109	2
	110	3
172458-74160	54	5
		16
	55	4
		45
	56	3
		16
	60	5

Parts No.	Fig. No.	Ref. No.
172458-74160	60	16
	61	4
		45
	62	3
		16
	104	20
	105	4
	107	18
	108	4
	109	3
	110	4
172458-74170	53	4
		17
	54	6
	59	4
		17
	60	6
172458-74230	52	4
		19
	53	28
		41
	54	17
	55	7
		48
	56	6
		17
	58	4
		19
	59	28
	60	17
	61	7
		48
	62	6
		17
	104	4
	105	5
	106	16
	108	5
		15
	109	4
		13
	110	5
172458-74240	53	29
		42
	56	18
	59	29
	62	18
	104	5
		22

Parts No.	Fig. No.	Ref. No.
172458-74240	105	6
	108	16
172458-74250	53	30
		43
	56	19
	59	30
	62	19
	104	6
		23
	105	7
	108	6
		17
	109	5
		14
	110	6
172458-74260	52	5
		21
		21 -1
	53	31
		44
	54	18
	55	8
		49
	56	8
		20
	58	5
		21
		21 -1
	59	31
	60	18
	61	8
		49
	62	8
		20
	104	7
	105	8
	106	17
	108	7
		18
	109	6
		15
	110	7
172458-74290	52	24
	53	5
		18
	58	24
	59	5
		18
	105	16

Parts No. Index

Parts No.	Fig. No.	Ref. No.
172458-74290	106	5
	107	5
172458-74360	109	17
	52	26
	53	7
		20
	58	26
	59	7
		20
	105	18
	106	7
	107	7
172458-74460	109	20
	52	28
	54	23
	55	10
		51
	56	10
	57	2 B
		3
		25
	58	28
	60	23
	61	10
		51
	62	10
	63	2 B
	3	
	25	
172458-74530	52	12
	58	12
172458-74540	106	23
	52	13
172458-74550	58	13
	106	24
172458-74630	52	14
	58	14
	106	25
	54	9
	24	24
	55	12
	53	53
	56	11
	22	22
	60	9
	24	24
	61	12
		53
	62	11
		22

Parts No.	Fig. No.	Ref. No.
172458-74630	104	27
	105	10
	107	21
	108	10
	109	9
	110	10
172458-74640	52	29
	53	9
		22
	58	29
	59	9
		22
	105	23
	106	8
	107	8
	109	22
172458-74650	53	37
		48
	59	37
172458-74670	52	15
		30
	58	15
		30
	106	26
	109	23
172458-74720	104	32
	105	39
	106	30
	107	27
	108	27
	109	34
172458-78571	77	19
	78	6
	116	4
	118	8
172458-81830	81	26
172458-81930-W	81	27
172459-67810	38	1
172459-67821	91	1
172459-67831	91	2
172459-67841	92	1
172460-16130	9	4
172460-16300-1	9	8
172460-17611	15	4
	100	6
	101	7
172460-18100	17	2
172460-18120	17	3
172460-18250	18	18
172460-18351	17	6

Parts No.	Fig. No.	Ref. No.
172460-19180	36	25
172460-37061	20	5
172460-37062	20	5 -1
172460-37120	20	9
172460-37130-3	20	10
172460-37131-3	20	10 -1
172460-37150-3	20	11
172460-37151-3	20	11 -1
172460-37171	20	6
172460-37172	20	6 -1
172460-37290	20	25
172460-37291	20	25 -1
172460-37700	20	16
172460-38400	21	1
172460-38410	21	2
172460-38420	21	14
172460-38430	21	15
172460-38450	21	3
		16
172460-38460	21	4
		17
172460-38470	21	5
		18
172460-38480	21	8
		21
172460-38490	21	9
		22
172460-38500	21	7
		20
172460-38510	21	11
		24
172460-38520	21	6
		19
172460-38530	21	10
		23
172460-38550	21	12
		25
172460-38560	21	13
		26
172460-50103	29	1
172460-50104	29	1 -1
172460-61100-3	30	29
172460-61120-2	30	30
172460-61121	30	30 -1
172460-65601	30	15
172460-72040	46	2
172460-72050	46	9
	47	20
172460-72180	43	9
172460-72540	46	17

Parts No.	Fig. No.	Ref. No.
172460-72880	46	22
172460-72900	46	25
172460-72941	44	32
172460-72950-2	46	30
172460-73111	42	7
	93	7
172460-73121	42	11
	93	11
172460-73130	42	12
	93	12
172460-73140	42	13
	93	13
172460-73150	42	15
	93	15
172460-73160	42	16
	93	16
172460-73170	42	8
	93	8
172460-73180	42	17
	93	17
172460-73190	42	9
	93	9
172460-73200	42	18
	93	18
172460-73210	42	19
	93	19
172460-73220	42	20
172460-73231	42	21
	93	21
172460-73240	42	22
	93	22
172460-73280	42	26
	93	26
172460-73290	42	28
	93	28
172460-73301	49	1
172460-73320	50	48
172460-73330	42	29
	93	29
172460-73340	42	30
	93	30
172460-73350	42	31
	93	31
172460-73360	42	32
	93	32
172460-73370	42	33
	93	33
172460-73380	42	34
	93	34
172460-73390	42	35

Parts No. Index

Parts No.	Fig. No.	Ref. No.
172460-73390	93	35
172460-73400	42	10
	93	10
172460-73420	42	38
	93	38
172460-73430	93	39
172460-73450	42	20 -1
	93	20
172460-73501	49	13
172460-73511	49	31
172460-73531	49	32
172460-73540	49	33
172460-73551	49	45
172460-73560	49	46
172460-73570	49	47
172460-73580	49	48
172460-73590	49	52
172460-73600	49	34
172460-73610	49	54
172460-73621	49	38
172460-73631	49	39
172460-73641	49	64
172460-73700	50	2
172460-73710	50	14
172460-73720	50	16
172460-73730	50	23
172460-73740	50	27
172460-73750	50	37
172460-73760	50	38
172460-73780	50	42
172460-73790	50	10
172460-73900	42	40
	93	40
172460-73910	42	41
	93	41
172460-73920	42	42
172460-76700	88	5
172460-78121	72	11
172460-78540	72	13
172460-78790	80	6
172460-81800	81	23
172460-81810	81	24
172460-81820	81	25
172460-82101-3	84	1
172460-82101-N	84	1 -1
172460-82111-3	84	2
172460-82111-N	84	2 -1
172460-82180-3	84	3
172460-82180-N	84	3 -1
172460-82200-3	84	4

Parts No.	Fig. No.	Ref. No.
172460-82200-N	84	4 -1
172460-82220	84	5
172460-82230	84	6
172460-82240-2	84	1 A
172460-82240-N	84	1 A-1
172460-82301-1	81	29
172460-82301-Y	81	29 -1
172460-82350-2	83	21
172460-82350-Y	83	21 -1
172460-82360-2	83	22
172460-82360-Y	83	22 -1
172460-82380-5	83	32
172460-82380-Y	83	32 -1
172460-82400	81	34
172460-82540-W	82	13
172460-82560-W	83	26
172460-82590-W	83	28
172460-82650-W	83	23
172461-11331	4	1
172461-13120	6	3
172461-13130	6	4
172461-13140	6	5
172461-72020	44	9
172461-72500	44	24
172461-72511	44	31
172461-72520	44	14
172461-73103	93	5
172461-73131	42	37
	93	37
172461-73140	42	24
	93	24
172461-73150	42	23
	93	23
172461-73270	42	25
	93	25
172461-73310	50	1
172461-73770	50	41
172462-03320	1	32
	2	28
	7	6 A
172463-03290	1	31
	2	27
	66	32 A
172463-03320	1	6
172463-69150	38	20
172463-69160	38	21
172463-69190	38	22
172463-69200	38	23
172463-69210	38	24
172463-74521	64	11

Parts No.	Fig. No.	Ref. No.
172463-74530	64	4
		15
	95	5
		14
172463-74540	64	5
		16
	95	6
		15
172463-74551	64	6
		17
	95	7
		16
172463-74561	64	7
		18
	95	8
		17
172463-74570	64	8
		19
	95	9
		18
172463-74580	64	10
172467-03150	1	11
	2	7
172467-03151	1	11 -1
	2	7 -1
172467-03411	90	24
172467-64101	35	28
172467-64110	35	29
172467-64120	35	30
172467-64130	35	31
172467-64140	35	32
172467-64150	35	33 -1
172467-64160	35	33 A
172467-64170	35	33 B
172467-64180	35	33 C
172467-64190	35	33 D
172467-66300-1	41	1
172467-66301-1	41	1 -1
172469-03261	90	10
172469-03320	90	17
172469-03360	90	20
172469-03480	90	29
172469-03540	90	33
172469-03550	90	35
172472-03141	1	2
	2	2
	3	20
		29
	35	20 A
	41	1 I

Parts No.	Fig. No.	Ref. No.
172472-03230	1	15
	2	11
	82	8 C
172472-03241	1	17
	2	13
	3	22
	35	13 D
	38	48 A
172472-03250	1	18
	2	14
172472-03261	1	19
	2	15
	3	23
	82	8 A
172472-03271	1	20
	2	16
	3	24
	81	4 C
172472-03281	1	21
	2	17
	3	25
	81	4 D
172472-03290	1	22
	2	18
	11	19
172472-03300	1	23
	2	19
	11	20
172472-03330	1	25
	2	21
	3	21
	82	8 B
172472-16610	16	13
172472-17300	11	15
172472-17610	16	1
172472-17620	40	6
172472-17650	16	4
172472-66611-2	39	18
172478-03290	90	13
172478-17200	13	3
172478-17201	13	3 -1
	102	4
172478-37450	20	44 -2
172478-37500-3	20	39
172478-37501	20	39 -1
172478-37530	20	44
172478-37540	20	43
172478-37550	20	42
172478-65490	7	45
172478-65580	7	17

Parts No. Index

Parts No.	Fig. No.	Ref. No.
172478-68600	38	45
172478-68610	38	46
172478-68620	38	47
172478-68870	28	9
	103	10
172478-68890	28	10
	103	11
172478-73600	80	2
172478-73630	80	3
172478-76200	80	5
172480-62900	36	34
172490-03200	1	28
	2	24
172490-16741	10	7
172490-37320	20	37
172490-74310	53	32
		45
	59	32
	104	8
	108	19
172490-74320	53	34
		46
	59	34
	104	9
	108	20
172490-74330	53	35
		47
	59	35
	104	10
	108	22
172491-12100	5	3
172491-13101	6	1
172491-13111	6	2
172491-18620	17	28
172491-72260	43	25
172491-76330	88	4
172491-82130-W	82	11
172496-18360	17	7
172497-16550	10	6
172498-12250	5	24
172499-13750	19	1
	98	1
172499-70180	52	3
	55	2
		19
	58	3
	61	2
		19
	104	18
	106	15

Parts No.	Fig. No.	Ref. No.
172499-74860	52	31
	58	31
	109	24
172499-74960	52	34
	58	34
	109	26
172511-17351	13	4
	102	5
172519-61550	19	9
		24
	98	13
		18
	100	13
		19
	101	14
		20
172519-63240	11	38
	18	48
	19	14
		27
	22	8
		9
	23	16
		17
	37	7
	92	2
	98	19
		27
172524-45250	7	38
172644-76161	69	22
	72	5
172648-16600	10	2 A
	12	3
172725-16380	18	46
172730-61890	30	37
	35	3
172730-75141	43	30
	68	1
		2
	69	1
		24
	73	1
	112	1
	115	1
172734-41300	26	2
172734-65270	36	17
172828-76330	114	20
172837-73700	96	3
172837-73710	96	6
172837-73730	96	4

Parts No.	Fig. No.	Ref. No.
172837-73740	96	5
172837-74130	96	14
172837-74140	96	15
172837-74150	96	16
172837-74160	96	17
172837-74170	96	18
172837-76150	96	26
172837-78210	102	17
172837-78440	96	44
172958-03160	1	14
	2	10
	82	32 A
172958-17110	11	18
172958-17121	82	21
172958-17140	11	20 D
172958-17150	11	20 E
172958-17160	11	20 F
172958-17170	11	20 G
172958-17180	11	20 H
172958-17190	11	20 I
172958-17200	11	20 J
172958-17210	11	20 K
172958-17220	11	20 L
172958-64500	11	23
172958-72950	48	20
172958-72960	48	21
172958-72982-2	48	22
172958-72983	48	22 -1
172958-72983-N	48	22 -2
172958-76130	75	15
	78	2
	118	2
172958-78120	75	13
172958-78160	75	6
172958-83140	82	28
172958-83171-2	82	31
172958-83171-Y	82	31 -1
172958-83330	82	37
172960-72600-2	47	1
172960-72630	45	11
172960-72640	47	2
172960-72800-2	48	1
172960-72800-N	48	1 -1
172960-72810-2	48	3
172960-72810-N	48	3 -1
172960-72860	48	7
172960-72880	48	5
172960-72890	48	10
172960-72900	48	11
172960-72920	48	6

Parts No.	Fig. No.	Ref. No.
172960-72950	48	4
172960-72960	48	12
172960-72970	48	17
172960-73430	42	39
172960-76100-2	75	7
172960-76100-Y	75	7 -1
172960-81600	84	14
172960-81952-2	75	8
172960-81953-2	75	8 -1
172960-81953-Y	75	8 -2
172960-83101-2	82	24
172960-83102-1	82	24 -1
172960-83102-Y	82	24 -2
172960-83111-2	82	25
172960-83112-2	82	25 -1
172960-83113-1	82	25 -2
172960-83113-Y	82	25 -3
172960-83120	82	26
172960-83130	82	27
172960-83140	82	29
172960-83151-2	82	30
172960-83151-Y	82	30 -1
172960-83170	84	15
172960-83192	82	32
172960-83210	82	36
172960-83252-2	82	33
172960-83252-Y	82	33 -1
172960-83282	82	34
172960-83292-2	82	35
172960-83292-Y	82	35 -1
172960-83312-2	82	51
172960-83312-Y	82	51 -1
172961-73102	42	5
172961-73103	42	5 -1
172989-64451	35	33
172A07-03160	1	12
	2	8
	8	40 A
172A07-03410	90	25
172A23-72043	43	42
	44	50
	45	34
172A23-72052	43	44
	44	45
	45	35
172A23-72081	43	52
	44	46
	45	36
172A25-68301-1	37	33
	41	7

Parts No. Index

Parts No.	Fig. No.	Ref. No.
172A25-68500	37	34
	41	8
172A25-74401	86	2
	87	1
172A25-74420	86	3
	87	2
172A25-74430	86	4
	87	3
172A25-74440	86	5
	87	4
172A25-74450	86	6
	87	5
172A25-74460	86	7
	87	6
172A25-74470	86	8
	87	7
172A25-74480	86	9
	87	8
172A25-74490	86	10
	87	9
172A25-74501	86	11
	87	10
172A27-72900-2	44	47
172A27-72900-N	44	47 -1
172A27-72951-2	43	46
	44	48
172A27-72951-N	43	46 -1
	44	48 -1
172A34-94101-2	85	4
172A36-03411	1	7
	2	5
		5 -1
	3	19
	36	7 C
172A36-74750	111	10
172A36-74780	111	11
172A37-03150	90	2
172A37-03160	90	3
172A37-03180	90	4
172A37-03200	90	5
172A37-03220	90	6
172A37-03231	90	7
172A37-03241	90	8
172A37-03250	90	9
172A37-03271	90	11
172A37-03280	90	12
172A37-03290	90	14
172A37-03300	90	15
172A37-03310	90	16
172A37-03330	90	18

Parts No.	Fig. No.	Ref. No.
172A37-03350	90	19
172A37-03360	90	21
172A37-03370	90	22
172A37-03400	90	23
172A37-03410	90	26
172A37-03420	90	27
172A37-03430	90	28
172A37-03500	90	30
172A37-03520	90	31
172A37-03530	90	32
172A37-03540	90	34
172A37-03550	90	36
172A37-03680	90	43
172A37-03710	90	44
172A37-03720	90	45
172A38-03201	1	26
	2	22
	3	30
	7	34 A
172A38-03211	1	29
	2	25
	3	31
	7	20 A
172A46-13040	7	55
172A46-16360	9	9
172A46-17300	24	29
172A46-17310	24	30
172A46-45350	25	2
172A46-46500	23	11
172A46-46530	22	6
172A46-62520	34	33
172A46-64810	35	41
172A46-64811-1	35	41 -1
172A46-64930	35	42
172A46-64951	35	47
172A46-64952	35	47 -1
172A46-64953	35	47 -2
172A46-64960	35	48
172A46-64970	35	49
172A46-72070	43	43
	44	43
	45	33
172A46-74330	61	59
172A46-75500	66	9 -1
172A47-03110	1	10
	2	6
	81	4 E
172A47-03160	1	13
	2	9
	36	7 D

Parts No.	Fig. No.	Ref. No.
172A47-03220	1	65
	2	62
	65	6
172A47-03250	1	56
	2	52
172A47-03260	1	58
	2	53
172A47-03270	1	60
	2	55
172A47-03300	1	57
	2	56
172A47-03301	1	57 -1
	2	56 -1
172A47-03310	1	3
	2	57
172A47-03311	1	3 -1
	2	57 -1
172A47-03330	1	24
	2	20
172A47-03340	1	33
	2	29
172A47-03341	1	33 -1
	2	29 -1
172A47-03362	1	59
	2	54
	3	1
	41	1 A
172A47-03363	1	59 -1
	2	54 -1
	3	1 -1
	39	21 A-1
	41	1 A-1
172A47-03371	1	60 A
	2	57 A
	80	1
172A47-03390	1	66
	2	63
	65	7
172A47-03410	1	62
	2	59
	3	28
	38	48 F
	41	1 H
	65	10
172A47-03601	90	37
172A47-03610	90	39
172A47-03632	90	40
172A47-03640	90	41
172A47-03651	90	42

Parts No.	Fig. No.	Ref. No.
172A47-05300	8	21
172A47-11200	17	30
172A47-11301	4	12
172A47-11350	4	19
172A47-11351	4	19 -1
172A47-11370	4	20
172A47-11500	4	4
172A47-11510	4	8
172A47-11520	4	9
172A47-11600	4	10
172A47-12110	5	12
172A47-12130	5	4
172A47-12141	5	1
172A47-12142	5	15
172A47-13050	7	3
172A47-13060	7	4
172A47-13120	17	31
172A47-13130	7	16
172A47-13140	7	60
172A47-13151	7	1
172A47-13160	7	5
172A47-13180	7	6
172A47-13202	6	8
172A47-13430	4	11
172A47-13460	7	13
172A47-13470	7	7
172A47-13480	7	8
172A47-13490	7	10
172A47-13510	7	14
172A47-13522	7	15
172A47-13640	7	66
172A47-13680	6	12
172A47-13750	7	20
172A47-13770	7	65
172A47-13780	7	21
172A47-13940	7	61
172A47-13960	7	22
172A47-14210	8	4
172A47-14510	8	25
172A47-14520	8	9
172A47-14800	7	28
172A47-14860	7	24
172A47-14870	7	25
172A47-16100	9	1
172A47-16101	9	1 -1
172A47-16110	9	3
172A47-16111	9	3 -1
172A47-16112	9	3 -2
172A47-16130	10	1
172A47-16140	9	14

Parts No. Index

Parts No.	Fig. No.	Ref. No.
172A47-16250-1	9	6
172A47-16301	9	5
172A47-16302	9	5 -1
172A47-16541	10	13
172A47-16542	10	13 -1
172A47-16560	12	1
172A47-16561	12	1 -1
172A47-16590	12	11
172A47-16591	12	11 -1
172A47-16650	13	21
	102	1
172A47-16810	13	1
	102	2
172A47-16860	13	2
	102	3
172A47-17210	11	27 A
172A47-17211	11	27 A-1
172A47-17270	14	9
172A47-17280	14	10
172A47-17500	100	2
	101	2
172A47-17530	15	2
172A47-17550	15	3
172A47-17600-3	14	4
172A47-17600-Y	14	4 -1
172A47-17900	11	21
172A47-18120	18	3
172A47-18130	18	25
172A47-18140	18	5
172A47-18150	18	6
172A47-18160	18	7
172A47-18170	18	8
172A47-18180	18	25 A
172A47-18191	18	9
172A47-18200	18	11
172A47-18210	18	13
172A47-18221	18	16
172A47-18230	18	14
172A47-18261	19	7
172A47-18262	98	7
172A47-18270-1	32	1
	99	1
172A47-18280	32	2
172A47-18281	32	2 -1
	99	2
172A47-18300	18	57
		60
172A47-18340	19	2
	98	2
172A47-18351	19	3

Parts No.	Fig. No.	Ref. No.
172A47-18351	100	9
172A47-18352	98	3
	101	10
172A47-18391	100	10
172A47-18392	101	11
172A47-18440	18	26
172A47-18441	18	26 -1
172A47-18470	19	4
172A47-18471	19	4 -1
	98	4
172A47-18570	18	47
172A47-18580	18	27
172A47-18590	18	28
172A47-18591	18	28 -1
172A47-18600	19	20
	98	14
172A47-18660	100	11
	101	12
172A47-18711-1	12	5
	100	14
	101	15
172A47-18730	19	6
	98	6
172A47-18760	12	4
172A47-18780	16	9
172A47-18781	16	9 -1
172A47-18810	16	10
172A47-18841	18	45
172A47-18870	18	29
172A47-18871	18	29 -1
172A47-18930	32	20
172A47-18930-1	99	3
172A47-18940	100	16
	101	17
172A47-18950	100	17
	101	18
172A47-18980	16	1 -1
172A47-18990	16	1 A
172A47-19310	19	22
	98	16
172A47-19320	19	23
	98	17
172A47-19330	19	10
	98	9
172A47-19340	19	11
	98	10
172A47-19350	19	12
	98	11
172A47-19360	19	13
	98	12

Parts No.	Fig. No.	Ref. No.
172A47-19380	18	30
172A47-19381	18	30 -1
172A47-19390	18	31
172A47-19391	18	31 -1
172A47-19400	100	18
	101	19
172A47-44200	24	1
172A47-44230	24	2
172A47-45100	24	5
172A47-45150	24	8
172A47-45200	26	4
172A47-45260	26	7
172A47-45300	26	8
172A47-45420	26	9
172A47-45430	26	10
172A47-45450	24	11
172A47-45451	24	11 -1
172A47-45501	27	2
172A47-45502	27	2 -1
172A47-45531	27	5
172A47-45532	27	5 -1
172A47-45580	27	6
172A47-45601	28	2
172A47-45800	28	5
	103	6
172A47-45840	28	6
	103	7
172A47-45870	28	7
	103	8
172A47-45880	28	8
	103	9
172A47-46210	23	7
172A47-46230	23	8
172A47-46310	23	9
172A47-46343	23	10
172A47-46344	23	10 -1
172A47-46451	22	4
172A47-46452	22	4 -1
172A47-46470	22	5
172A47-46471	22	5 -1
172A47-53310	29	6
172A47-53320	29	5
	36	33
172A47-54101	29	9
172A47-54530	29	13
172A47-54600	29	22
172A47-54610	14	13
172A47-54620	29	24
172A47-61001	31	8
172A47-61010	31	6

Parts No.	Fig. No.	Ref. No.
172A47-61220-2	31	1
		1 -2
172A47-61220-Y	31	1 -3
172A47-61310-1	30	4
172A47-61311	30	4 -1
172A47-61400	30	22
172A47-61411	30	23
172A47-61420	30	24
172A47-61430	30	25
172A47-61440	30	26
172A47-61460-1	35	2
172A47-61490	32	3
172A47-61491	99	4
172A47-61511	32	5
	99	7
172A47-61530	32	4
	99	6
172A47-61550	33	14
172A47-61560	33	15
172A47-61570	8	22
172A47-61690-2	30	2
172A47-61690-Y	30	2 -1
172A47-61790	30	3
172A47-61931	30	6
172A47-61940	30	7
172A47-61950	30	8
172A47-61960	30	9
172A47-62090	34	1
172A47-62150	34	25
172A47-62200	24	24
172A47-62201	24	24 -1
172A47-62261	34	10
172A47-62270	34	3
172A47-62280	34	2
172A47-62290	8	17
172A47-62300	24	34
172A47-62310	8	52
172A47-62320	8	18
172A47-62330	34	1 B
172A47-62350	24	25
172A47-62410	34	28
172A47-62450	34	11
172A47-62451	34	11 -1
172A47-62460	34	12
172A47-62470	34	11 A
172A47-62501	34	6
172A47-62510	34	30
172A47-62520	34	7
172A47-62530	34	9
172A47-62550	34	8

Parts No. Index

Parts No.	Fig. No.	Ref. No.
172A47-62570	34	22
172A47-62580	34	23
172A47-62600	34	17
172A47-62601	34	17 -1
172A47-62660	34	26
		35
172A47-62700	34	21
172A47-62701	34	21 -1
172A47-63110	11	36
172A47-63121	11	37
172A47-63190	32	6
	99	8
172A47-63220-1	32	7
	99	9
172A47-64501	35	14
172A47-64550	35	17
172A47-64580	35	21
172A47-64701	35	35
172A47-64702	35	35 -1
172A47-64851	34	18
172A47-64852	34	18 -1
172A47-64871	35	22
172A47-64880	35	37
172A47-64900	35	7
172A47-64911	35	8
172A47-64921	35	9
172A47-64940	35	10
		39
172A47-64950	35	18
172A47-64960	35	24
172A47-64980	35	45
172A47-64990	35	12
172A47-65010	36	30
172A47-65350	36	4
172A47-65351	36	4 -1
172A47-65360	36	4 A
172A47-65370	36	5
172A47-65460-1	36	18
172A47-65550	30	14
	36	20
172A47-65601-2	36	22
172A47-65601-Y	36	22 -1
172A47-65650	36	24
172A47-65670	36	26
172A47-65731	36	6
172A47-65800-2	36	31
172A47-65800-Y	36	31 -1
172A47-65911	29	15
172A47-65960	36	35
172A47-67801	37	4

Parts No.	Fig. No.	Ref. No.
172A47-67900	41	10
172A47-68001	37	19
172A47-68820	33	1
172A47-68830	33	2
172A47-68840	33	3
172A47-68850	33	4
172A47-68860	33	5
172A47-68870	33	6
172A47-68880	33	7
172A47-68890	33	8
172A47-68900	33	9
172A47-68920	33	10
172A47-68930	33	11
172A47-68940	33	16
172A47-68980	33	18
172A47-68990	33	17
172A47-71300	71	46
	96	1
172A47-72170-2	43	6
172A47-72170-N	43	6 -1
172A47-72302-2	44	1
172A47-72302-N	44	1 -1
172A47-72311-2	44	15
172A47-72311-N	44	15 -1
172A47-72401	44	19
172A47-72451	44	26
172A47-72501-2	45	1
172A47-72501-N	45	1 -1
172A47-72511-3	45	17
172A47-72511-N	45	17 -1
172A47-72550-2	45	28
172A47-72550-N	45	28 -1
172A47-72601	45	21
172A47-72651	45	14
172A47-72700	46	1
172A47-72710	46	13
172A47-72770-2	43	53
172A47-72770-N	43	53 -1
172A47-72800-2	43	37
172A47-72800-N	43	37 -1
172A47-72820-2	43	45
172A47-72820-N	43	45 -1
172A47-72840	43	49
	44	44
	45	40
172A47-72850-2	45	37
172A47-72850-N	45	37 -1
172A47-72881-2	45	38
172A47-72881-N	45	38 -1
172A47-72911	44	2

Parts No.	Fig. No.	Ref. No.
172A47-72921	45	2
172A47-73310	49	18
172A47-73320	49	50
172A47-74102	58	1
172A47-74103	58	1 -1
172A47-74112	52	1
172A47-74113	52	1 -1
172A47-74120	71	1
	96	9
172A47-74121	71	1 -1
	96	9 -1
	114	1
172A47-74130	71	6
172A47-74140	71	7
172A47-74150	71	8
172A47-74160	71	9
172A47-74200	63	1
172A47-74210	57	1
172A47-74220	55	5
		46
	56	4
	61	5
		46
	62	4
172A47-74230	55	6
		47
	56	5
	61	6
		47
	62	5
172A47-74241	56	7
		7 -1A
	62	7
		7 -1A
172A47-74260	52	20
		20 -1
	58	20
		20 -1
	109	16
172A47-74270	55	20
	61	20
	105	15
172A47-74280	52	22
	54	19
	58	22
	60	19
172A47-74290	52	23
		23 -1A
	58	23
		23 -1A

Parts No.	Fig. No.	Ref. No.
172A47-74291	52	23 -2A
	58	23 -2A
	109	18
172A47-74300	54	20
	60	20
172A47-74311	54	21
		21 -1A
	60	21
		21 -1A
172A47-74320	53	33
		33 -1A
	59	33
		33 -1A
172A47-74330	54	7
		7 -1A
	60	7
		7 -1A
172A47-74340	53	6
		6 -1A
		19
		19 -1A
	59	6
		6 -1A
		19
		19 -1A
172A47-74350	52	7
		7 -1A
	58	7
		7 -1A
	106	19
172A47-74360	52	8
	58	8
	106	20
172A47-74370	52	9
	58	9
	106	21
172A47-74380	52	10
	58	10
	106	22
172A47-74411	55	50
		50 -1A
	61	50
		50 -1A
172A47-74421	56	23 -1
	62	23 -1
172A47-74431	56	7 -1
	62	7 -1
172A47-74440	52	23 -1
	58	23 -1
172A47-74441	52	23 -2

Parts No. Index

Parts No.	Fig. No.	Ref. No.
172A47-74441	58	23 -2
172A47-74451	54	21 -1
	60	21 -1
172A47-74460	55	23
	61	23
	105	19
172A47-74470	53	33 -1
	59	33 -1
172A47-74480	54	7 -1
	60	7 -1
172A47-74490	53	19 -1
	59	19 -1
172A47-74500	52	7 -1
	58	7 -1
172A47-74510	64	1
172A47-74520	64	9
172A47-74530	53	6 -1
	59	6 -1
172A47-74541	55	50 -1
	61	50 -1
172A47-74550	55	13 -1
	61	13 -1
172A47-74560	55	24
	61	24
	105	20
172A47-74570	55	25
	61	25
	105	21
172A47-74580	55	26
	61	26
	105	22
172A47-74601	65	1
172A47-74611	65	3
172A47-74650	65	4
172A47-74660	65	5
172A47-74700	25	3
172A47-74710	25	4
172A47-74720	25	5
172A47-74730	25	6
172A47-74740	25	7
172A47-74750	25	8
172A47-74760	25	9
172A47-74770	25	10
172A47-74780	25	11
172A47-74790	25	12
172A47-74800	25	13
172A47-74810	25	14
172A47-74820	25	15
172A47-74830	25	16
172A47-74840	25	17

Parts No.	Fig. No.	Ref. No.
172A47-74850	25	18
172A47-74860	25	19
172A47-74870	25	20
172A47-74880	25	21
172A47-74890	25	22
172A47-74920	55	28
	61	28
	105	24
172A47-74930	55	29
	61	29
	105	25
172A47-74940	55	13
		13 -1A
	61	13
		13 -1A
172A47-74950	52	32
	55	14
	58	32
	61	14
	104	28
	109	25
172A47-74960	52	33
	58	33
172A47-74970	55	15
		30
	61	15
		30
	104	29
172A47-74980	52	16
	58	16
	106	27
172A47-75340	66	10
172A47-75400	52	39
	58	39
	106	29
	109	33
172A47-75410	57	26
	63	26
172A47-75420	57	2 C
		4
		27
	63	2 C
		4
		27
172A47-75430	55	60
	61	60
172A47-75440	55	61
	61	61
172A47-75450	52	41
	58	41

Parts No.	Fig. No.	Ref. No.
172A47-75450	104	33
172A47-75460	53	53
	59	40
	104	15
	108	26
172A47-75470	54	27
	55	56
	60	27
	61	56
	104	31
	105	12
		38
	107	26
	108	12
172A47-75480	56	25
	62	25
	110	12
172A47-75490	55	1
	61	1
172A47-75501	55	43
	61	43
172A47-75510	53	1
	59	1
172A47-75511	53	1 -1
	59	1 -1
172A47-75520	52	2
	58	2
172A47-75530	53	14
	59	14
172A47-75531	53	14 -1
	59	14 -1
172A47-75540	54	1
	60	1
172A47-75541	54	1 -1
	60	1 -1
172A47-75550	53	27
	59	27
172A47-75561	54	14
	60	14
172A47-75570	52	18
	58	18
172A47-75571	52	18 -1
	58	18 -1
172A47-75581	56	1
	62	1
172A47-75591	56	14
	62	14
172A47-75600	57	24
	63	24
172A47-75610	55	18

Parts No.	Fig. No.	Ref. No.
172A47-75610	61	18
172A47-75620	55	31
	61	31
	104	12
	105	26
	108	23
172A47-75630	55	59
172A47-75640	53	40
172A47-75650	53	50 -1
172A47-75660	53	50
		50 -1A
172A47-75671	56	23
		23 -1A
	62	23
		23 -1A
172A47-75680	55	32
	61	32
	105	27
	109	27
172A47-75690	55	33
	61	33
	105	28
172A47-75710	57	6
	63	6
172A47-75720	57	7
	63	7
	109	28
172A47-75730	57	8
	63	8
172A47-75740	57	9
	63	9
172A47-75750	57	10
	63	10
172A47-75760	57	11
	63	11
172A47-75770	63	12
172A47-75780	57	13
	63	13
172A47-75790	57	14
	63	14
172A47-75800	57	12
172A47-75810	52	41 -1
172A47-75820	57	8 -1
172A47-75900	63	2 A
172A47-75910	57	2 A
172A47-76110	13	6
172A47-76111	13	6 -1
172A47-76120	71	13
	96	24
172A47-76150	67	4

Parts No. Index

Parts No.	Fig. No.	Ref. No.
172A47-76151	67	4 -1
172A47-76171	78	17
	118	4
172A47-76180	77	22
	115	8
172A47-76191	70	23
	115	10
172A47-76230	70	1
	113	2
	115	11
172A47-76240	70	9
	113	4
172A47-76250	71	22
	96	34
	114	18
172A47-76261	78	15
172A47-76270	52	45
	104	36
172A47-76280	52	46
	104	37
172A47-76300	66	18
172A47-76310	66	20
172A47-76320	88	3
172A47-76406-2	74	2
172A47-76406-Y	74	2 -1
172A47-76426-2	74	3
172A47-76426-Y	74	3 -1
172A47-76450	74	26
172A47-76460	74	20
172A47-77200-1	87	17
172A47-77200-N	87	17 -1
172A47-77221-2	89	9
172A47-77221-Y	89	9 -1
172A47-77800	79	1
172A47-77810	79	4
172A47-77820	79	2
172A47-78100	67	7
172A47-78110	67	10
172A47-78120	67	9
172A47-78130	73	3
172A47-78140	73	4
172A47-78150	73	5
172A47-78160	73	6
172A47-78170	69	21
172A47-78180	68	9
	112	7
172A47-78190	71	28
	96	40
	114	26
172A47-78200	69	20

Parts No.	Fig. No.	Ref. No.
172A47-78220	69	18
172A47-78221	69	17 -1
		18 -1
172A47-78230	69	17
172A47-78240	71	29
	96	41
	114	27
172A47-78250	71	30
	96	42
	114	28
172A47-78260	74	6
172A47-78261	74	6 -1
172A47-78270	74	7
172A47-78300	70	15
	113	13
172A47-78310	70	20
172A47-78320	70	21
	113	8
172A47-78330	70	13
	113	9
172A47-78340	70	14
172A47-78341	70	14 -1
	113	11
172A47-78350	70	16
172A47-78360	70	17
	113	15
172A47-78381	89	11
172A47-78382	89	11 -1
172A47-78391	89	12
172A47-78392	89	12 -1
172A47-78400	75	17
172A47-78411	75	11
172A47-78412	75	11 -1
172A47-78420	71	31
	96	43
	114	29
172A47-78430	89	13
172A47-78431	89	13 -1
172A47-78440	89	14
172A47-78441	89	14 -1
172A47-78460	69	14
		15
		16
172A47-78461	69	14 -1
		15 -1
		16 -1
172A47-78480	89	15
172A47-78481	89	15 -1
172A47-78490	89	16
172A47-78491	89	16 -1

Parts No.	Fig. No.	Ref. No.
172A47-78503	77	13
172A47-78513	77	11
172A47-78522	77	10
172A47-78532	77	12
172A47-78542	77	15
172A47-78553	76	7
172A47-78561	76	8
172A47-78570	76	9
172A47-78580	68	12
172A47-78590	68	11
172A47-78600	69	19
172A47-78610	70	18
172A47-78620	70	19
172A47-78632	77	16
172A47-78642	76	6
172A47-78652	76	5
172A47-78660	71	32
	96	45
172A47-78670	71	33
	96	46
172A47-78680	71	34
	96	47
172A47-78690	75	18
172A47-78700	71	35
	96	48
	114	34
172A47-78760	71	36
	96	49
172A47-78770	88	7
172A47-78780	88	8
172A47-78790	88	9
172A47-78801	73	12
172A47-78802	73	12 -1
172A47-78811	73	11
172A47-78812	73	11 -1
172A47-78820	73	14
172A47-78821	73	14 -1
172A47-78831	73	13
172A47-78832	73	13 -1
172A47-78840	73	15
172A47-78841	73	15 -1
172A47-78850	73	16
172A47-78851	73	16 -1
172A47-78860	73	19
172A47-78882	77	14
172A47-78892	77	17
172A47-78910	13	13
172A47-78921	78	7
172A47-78931	78	8
172A47-78942	78	9

Parts No.	Fig. No.	Ref. No.
172A47-78942	118	11
172A47-78952	78	10
	118	12
172A47-78960	73	7
172A47-78970	73	10
172A47-78980	68	10
	112	8
172A47-78990	67	8
172A47-79100-2	81	53
172A47-79101-2	81	53 -1
172A47-79101-Y	81	53 -2
172A47-79150	31	12
172A47-79160	74	10
	89	24
172A47-79170	74	10 -1
	89	24 -1
172A47-79200	73	17
172A47-79301	75	12
172A47-79302	75	12 -1
172A47-79310	75	14
172A47-79320	13	14
172A47-79321	13	14 -1
172A47-79330	72	12
172A47-79340	72	14
172A47-81900-W	81	11
172A47-81920-W	81	12
172A47-81940	81	36
172A47-81941	81	36 -1
172A47-81950-W	81	35
172A47-81971	81	4
172A47-81980	81	42 -1
172A48-72102-2	43	1
172A48-72102-N	43	1 -1
172A48-72111-2	43	2
172A48-72111-N	43	2 -1
172A48-72180	43	5
172A48-72201	43	7
172A48-72250	43	11
172A48-72270	43	28
172A48-72281	43	16
172A48-72310	43	29
172A48-81610	82	1
172A52-14200	74	19
172A52-78310	70	20 -1
	113	14
172A64-03700	1	27
	2	23
172A64-17250	11	3
172A69-46270	23	12 -1
172A69-74850	95	2

Parts No. Index

Parts No.	Fig. No.	Ref. No.
172A69-74860	95	10
172A69-74900	95	11
172A69-74910	95	19
172A77-03110	1	76
	2	73
	36	2 A
172A77-16520	10	14
172A77-16540	10	14 -1
172A77-17250	11	17
172A77-46050	22	1 -1
	23	1 -1
172A77-61220-2	31	1 -1
172A77-61230	31	1 B
		1 B-1
172A78-03020	90	1
172A78-03300	1	57 -2
	2	56 -2
172A78-03310	1	3 -2
	2	57 -2
172A78-03320	1	5
	2	4
172A78-03321	1	5 -1
	2	4 -1
172A78-03600	90	38
172A78-03601	90	38 -1
172A78-08520	86	1
172A78-08521	86	1 -1
172A78-08521-Y	86	1 -2
172A78-11510	4	8 -1
172A78-11520	4	9 -1
172A78-13010	6	8 -1
172A78-13020	6	8 A
172A78-14220	8	5
172A78-14600	8	29 -1
172A78-16500	10	2
172A78-16501	10	2 -1
172A78-16550	14	1
172A78-17460-1	14	15
172A78-17460-Y	14	15 -1
172A78-17500	15	11
	100	29
	101	5
172A78-18100	18	32 -2
172A78-18110	18	39 -1
172A78-18200	18	59
172A78-18300	17	5
172A78-18500	19	5
172A78-18501	19	5 -1
	98	5
172A78-18560	19	26

Parts No.	Fig. No.	Ref. No.
172A78-18560	98	21
172A78-46100	23	3
172A78-46101	23	3 -1
172A78-53350	29	23
172A78-54070	29	9 A
172A78-54080	29	9 B
172A78-54090	29	9 -1
172A78-61600	30	15 -1
172A78-61610	30	15 -1A
172A78-61650	30	15 -1B
172A78-64100	35	4 -5
172A78-64101	35	4 -6
172A78-64200	35	4
172A78-64201-1	35	4 -1
172A78-64202	35	4 -2
172A78-64203	35	4 -3
172A78-64204	35	4 -4
172A78-64300	35	60
172A78-64500	35	14 -1
172A78-64510	64	22
		24
	95	1
172A78-64870	35	22 -1
172A78-64880	35	37 -1
172A78-64940	35	10 -1
		39 -1
172A78-64950	35	18 -1
172A78-64960	35	24 -1
172A78-64970	35	13 A
172A78-65010	36	2 -1
172A78-65100-2	36	2
172A78-65130	36	2 B
172A78-65210	36	2 B-1
172A78-65320	36	9
172A78-65350	36	4 -2
172A78-65360	36	4 A-1
172A78-65430	36	18 -1B
172A78-65440	36	18 -1C
172A78-65710	35	11 -1
172A78-74170	53	4 -1
		17 -1
	54	6 -1
	59	4 -1
		17 -1
	60	6 -1
	106	4
	107	4
		19
172A78-74200	104	1
172A78-74290	110	8

Parts No.	Fig. No.	Ref. No.
172A78-74300	109	7
172A78-74310	108	8
172A78-74320	108	21
172A78-74330	107	20
172A78-74340	106	6
	107	6
172A78-74350	105	9
172A78-74360	104	11
172A78-74370	104	26
172A78-74380	110	2
172A78-74390	109	1
172A78-74400	109	12
172A78-74410	108	2
172A78-74420	108	14
172A78-74430	107	14
172A78-74440	107	1
172A78-74450	106	14
172A78-74460	106	1
172A78-74470	105	2
172A78-74480	105	14
172A78-74490	104	3
172A78-74500	104	17
172A78-74510	110	1
172A78-74520	109	11
172A78-74530	108	1
172A78-74540	108	13
172A78-74550	107	13
172A78-74560	106	13
172A78-74570	105	1
172A78-74580	105	13
172A78-74590	104	2
172A78-74600	104	16
172A78-74610	108	9
	109	8
	110	9
172A78-74620	109	21
172A78-76930-1	74	12
172A78-76930-Y	74	12 -1
172A78-76940-1	74	1
172A78-76940-Y	74	1 -1
172A78-78280	74	8
172A78-78281	74	8 -1
172A78-78290	74	9
172A78-78291	74	9 -1
172A78-81101-1	81	1
172A78-81101-Y	81	1 -1
172A78-81500-1	82	3
172A78-81500-Y	82	3 -1
172A78-81800-2	81	54
172A78-81800-Y	81	54 -1

Parts No.	Fig. No.	Ref. No.
172A78-81840-1	81	7
172A78-81840-Y	81	7 -1
172A78-81980	81	26 -1
172A79-03120	1	10 -1
	2	6 -1
172A79-03150	1	67
	2	64
	24	32
172A79-03160	1	68
	2	65
	24	33
172A79-08810	97	1
172A79-12150	5	2 -1
172A79-16660	94	1
172A79-45591	103	2
172A79-45661	103	5
172A79-57660	29	4 -1
172A79-61810	30	4 -2
172A79-65410	36	18 -1
172A79-72570	43	41 -1
	44	55 -1
	45	32 -1
172A79-74500	71	6 -1
	114	6
172A79-74510	71	7 -1
	114	7
172A79-74520	71	8 -1
	114	8
172A79-74550	111	4
172A79-74560	111	6
172A79-74570	111	7
172A79-74590	111	22
172A79-76110	102	10
172A79-76250	119	6
172A79-77100	86	18
172A79-77120-1	89	8
172A79-77120-Y	89	8 -1
172A79-77150-1	86	19
172A79-77150-Y	86	19 -1
172A79-78250	71	32 -1
172A79-78260	71	33 -1
172A79-78270	71	36 -1
172A79-78470	114	30
172A79-78480	114	31
172A79-78490	114	32
172A79-78500	114	33
172A79-78510	117	1
172A79-78520	117	2
172A79-78530	117	3
172A79-78540	117	4

Parts No. Index

Parts No.	Fig. No.	Ref. No.
172A79-78550	117	5
172A79-78560	117	6
172A79-78570	116	5
172A79-78580	116	6
172A79-78590	116	7
172A79-78600	116	8
172A79-78610	113	16
172A79-78710	116	9
172A79-78720	116	10
172A79-78730	118	9
172A79-78740	112	10
172A79-78750	112	11
172A79-78760	118	10
172A79-78770	116	11
172A79-78780	116	12
172A79-78790	117	7
172A79-78910	116	13
172A79-78920	113	17
172A81-37300	20	25 -2
172A81-37310	20	25 -2A
172A81-37330	20	25 -2C
172A81-37340	20	25 -2D
172A81-37370	20	25 -2G
172A81-37380	20	25 -2H
172A85-16140	9	2 -1
172B02-73800	120	1
172B02-73810	120	2
172B02-73840	120	3
172B02-73850	120	4
172B02-73860	120	5
172B02-73870	120	11
172B02-73880	120	12
172B02-73890	120	11 -1
172B02-73900	120	10
172B02-73910	120	10 -1
184015-44680	7	37
184015-59110	7	40
184015-59120	7	42
184015-59190	8	42
184015-59200	8	44
184016-55700	8	36
184016-55701	8	36 -1
184016-59310	8	27
194145-04810	35	65
194151-57100	10	24
194200-37780	26	1
194202-56460	10	29
		30
	13	5
	68	13

Parts No.	Fig. No.	Ref. No.
194202-56460	73	22
	102	7
	112	9
194440-51620	10	31
	12	15
194464-52190	11	1
	22	7
	23	15
194630-42120	20	12
194680-51670	10	8
		26
197821-88070	32	15
198094-86060	40	24
198220-61480	31	2
1A1040-43900	17	12
	26	3
	27	1
1A1040-56900	5	8
1A1380-59480	40	26
1A1380-62160	30	35
	34	4
		34
1A6260-64200	32	8
	99	10
1A7030-87090	18	42 -1
1A7030-88100	18	42
1A7030-88101	18	42 -1B
1A7030-88760	18	12
	15	15
1A7030-88820	18	10
1A7030-88840	18	17
1A7400-61250	7	44
1A7951-51300	18	42 -1A
1C6141-35370	65	2
1C6281-52310	5	7
	24	17
	26	24
1D4070-23580	22	1
	23	1
1D4103-18300	11	1 -1
1D4220-58150	18	19
1E5100-51430	37	6
1E6740-64200	26	2 -1
1E8545-80030	18	22
1E8545-80090	99	16
1E8545-80210	18	23
1E8545-80250	18	24
1E8545-80940	32	14
1E8685-79920	18	20
1E8685-79940	18	21

Parts No.	Fig. No.	Ref. No.
1E8915-84120	18	58
1E9110-79610	18	32
1E9110-79611	18	32 -1
1E9110-79680	18	33
1E9110-80100	18	34
1E9110-80110	18	40
1E9110-80130	18	35
1E9110-80140	18	36
1E9110-80150	18	37
1E9110-80160	18	38
1E9110-80170	18	39
1E9110-80180	18	41
22117-040000	24	18
22117-080000	24	19
	26	14
		27
	111	12
22117-100000	37	26
22117-120000	37	27
	38	26
	42	57
	93	56
22133-100000	52	43
	58	43
	104	38
22137-050000	57	15
	63	15
22137-060000	5	9
	8	46
	10	23
	11	10
		43
	16	5
		11
		11 -1
		17
	18	54
	38	27
	64	21
		25
	95	20
	96	7
22137-080000	7	26
	9	11
	12	13
	16	15
	19	16
	23	18
	30	16
	36	11

Parts No.	Fig. No.	Ref. No.
22137-080000	40	18
	80	7
	81	59
	82	38
	92	19
	100	20
	111	23
22137-100000	10	9
	14	5
		12
	23	26
	26	15
		29
	29	16 -1
	30	17
	34	27
	35	50
		50 -1
	39	19
	43	32
		54
	45	30
	74	27
	82	39
	86	20
		21
22137-120000	47	26
22137-140000	8	19
	66	33
22137-160000	6	14
22137-240000	111	13
22157-080000	18	53
	26	16
	81	55
22157-100000	24	27
	28	11
	29	16
	36	27
		41
		43
	103	12
22157-120000	30	32
	81	15
		43
	82	17
		50
	85	9
22157-140000	8	55
	35	51
22190-080002	17	14

Parts No. Index

Parts No.	Fig. No.	Ref. No.
22217-050000	57	16
	63	16
22217-060000	16	6
	17	15
	111	14
22217-080000	7	57
	8	47
	17	16
22217-100000	111	24
	6	15
	10	28
	17	17
	43	47
		48
	44	49
		57
	45	39
		45
	46	
	51	
	120	
	16	
22217-120000	41	3
	47	28
	74	11
		22
	28	
22217-140000	8	20
	20	3
	49	79
	66	34
	81	16
		45
22217-160000	6	16
		17
	20	38
		49
	29	17
		20
		33
		35
		41
		84
22242-000200	50	4
		7
22242-000210	71	2
	96	10
	114	2
22242-000250	71	3
	96	11

Parts No.	Fig. No.	Ref. No.
22242-000250	114	3
22242-000260	44	33
22242-000300	20	25 -2J
		34
		45
		50
		8
22242-000350	20	13
	82	40
		40
22242-000451	51	12
	120	7
		7
22242-000700	81	46
		12
22252-000280	28	12
	50	18
	103	13
22252-000350	82	41
22252-000400	17	18
	82	42
22252-000620	20	46
22272-000060	38	28
22272-000070	23	20
22272-000080	38	29
22272-000100	37	28
22312-050100	55	34
	61	34
	105	29
22351-030012	38	30
22351-030028	11	20 M
22351-035040	23	21
22351-040020	50	5
		9
22351-050012	50	24
22351-050032	22	11
22351-060040	23	22
22372-080000	7	47
22417-200160	92	20
	111	15
22417-200200	7	63
	23	23
	26	17
		30
		18
		12
		42
22487-080300	111	16
22487-100600	26	18
22487-100900	26	19
22857-500121	11	35
22857-500160	99	17
22867-400100	37	32
22869-400160	24	31

Parts No.	Fig. No.	Ref. No.
22869-400160	32	16
23000-013000	13	15
	70	22
	71	37
	76	4
	78	5
	88	10
	89	17
	96	50
	102	19
	113	6
		12
		18
		35
	114	
	118	
	7	
23000-070000	4	14
23001-016000	71	38
	96	51
	114	36
23001-022000	15	10
	100	21
	101	21
23001-025000	70	8
	71	39
	96	52
	113	7
		10
	19	
	114	
	37	
23001-041000	7	48
23001-048000	7	49
23001-060000	67	11
23001-070000	67	12
23010-014000	8	11
23061-050300	8	48
23065-070225	7	34
23080-013000	8	12
23391-020000	113	20
	119	8
23393-030000	72	7
23394-020000	13	16
	71	40
	96	
	53	
	114	
	38	
23491-140002	8	13
23871-005000	48	23
23871-010000	47	8
	66	
	21	
	111	
	17	
23871-020000	49	77

Parts No.	Fig. No.	Ref. No.
23871-020000	51	13
	66	19
		22
	120	
	8	
23871-030000	66	23
23871-040000	74	13
23876-040000	8	15
24101-062010	50	25
24104-062030	17	19
24105-062044	50	34
24105-062064	20	47
24311-000060	52	35
	54	25
	55	16
		35
		54
	56	
	12	
	57	
	28	
	58	
	35	
	60	
	25	
	61	
	16	
	35	
	54	
	62	
	12	
	63	
	28	
	105	
	30	
24311-000090	57	29
	63	
	29	
24311-000120	53	10
	23	
	54	
	10	
	59	
	10	
	23	
	60	
	10	
	106	
	9	
	107	
	9	
	22	
24311-000160	7	70
	8	16
	39	
	71	
	12	
	-1	
	9	
	114	
	9	
24311-000200	104	34
	105	40
	106	31
	107	28
	108	28
	109	
	35	
24311-000210	22	12
	26	20

Parts No. Index

Parts No.	Fig. No.	Ref. No.
24311-000210	27	8
24311-000250	111	18
24311-000320	111	19
24311-000380	66	24
24311-000750	51	10
24311-240100	57	17
	63	17
24315-000050	109	29
24315-000080	13	7
	52	17
		36
	55	36
	58	17
		36
	61	36
	102	11
	105	31
	106	28
	109	30
24315-000090	105	41
24315-000100	55	37
	61	37
	86	14
	87	13
	105	32
		42
24315-000110	13	17
	50	39
	52	37
		47
	53	11
		24
		38
		51
	54	11
		26
	55	17
		38
		55
	56	13
		24
	57	18
	58	37
	59	11
		24
		38
	60	11
		26
	61	17
		38

Parts No.	Fig. No.	Ref. No.
24315-000110	61	55
	62	13
		24
	63	18
	66	32
	67	14
	68	4
	69	2 A
	70	2
		5
		11
	71	13 A-1
		41
	72	3 A
	75	16
	76	3
	77	7
		8
		21
		23
	78	3
		4
		16
	80	8
	86	15
	87	14
	88	4 A
	102	9
	104	13
		30
	105	11
		33
	106	10
	107	10
		23
	108	11
		24
	109	10
		31
	110	11
	114	25
	118	3
24315-000140	20	23
	43	31 A
		33
	44	39
	45	29 A
	50	43
	53	39
		52

Parts No.	Fig. No.	Ref. No.
24315-000140	55	39
	59	39
	61	39
	67	3
	68	5
		6
		8 A
	69	8
		9 A
		11
		12
		13
		23
		25
	70	10
	71	12
		13 A
		42
	72	5 A
		6 A
		8
	73	8
		9
	86	16
	87	15
	88	6
	96	20
		25
	104	14
	105	34
	108	25
	112	5
24315-000160	86	17
	87	16
24315-000180	44	41
	50	26
		28
		40
		44
	55	40
	61	40
	67	5
		6
	70	12
	72	9
	89	7
		22
	105	35
24315-000210	71	4
	96	12

Parts No.	Fig. No.	Ref. No.
24315-000210	114	4
24315-000220	50	45
24315-000240	71	23
		27
		43
	96	39
	114	23
24315-000250	71	5
	96	13
	114	5
24315-000280	50	46
24315-000290	20	35
24315-000560	120	13
24315-000750	120	14
24321-000300	20	25 -21
24321-000400	20	14
24321-000450	42	58
	93	57
24321-000650	8	40
24321-000700	51	11
	81	33
24321-001050	66	25
24325-000700	120	15
24325-001000	50	30
24325-001100	50	31
24325-001200	50	29
24341-000300	66	26
24352-190110	42	43
	93	42
24372-000140	50	47
24373-240100	57	19
	63	19
24376-001000	50	32
24376-001100	50	33
24550-012200	37	29
	38	31
24550-035200	48	9
24550-045300	46	23
24761-020000	20	24
	24	20
	26	21
	43	34
	79	3
	81	17
		47
	82	44
	83	20
		29
	85	10
24761-040000	43	35

Parts No. Index

Parts No.	Fig. No.	Ref. No.	
24761-040000	44	34	
	45	25	
	82	18	
	85	11	
24761-050000	23	24	
	44	35	
	45	26	
26013-060102	46	26	
	16	14	
26013-060122		14 -1	
		18	
	7	59	
	8	53	
	10	25	
	11	11	
		12	
		44	
	12	10	
	13	18	
26013-060162	102	21	
	8	49	
	11	13	
		45	
	64	23	
		26	
26013-060202	91	34	
	95	21	
	10	22	
	11	14	
	64	20	
26013-060252		27	
	95	22	
	18	52	
26013-060302		52 -1	
	18	61	
	26013-060552	96	8
	26013-080122	7	64
26013-080162		8	
		10	
		32	
		13	
		19	
		30	
		11	
	102	22	
	7	50	
	11	49	
12	7		
15	12		
17	20		
18	43		
25	23		
26	22		

Parts No.	Fig. No.	Ref. No.
26013-080162	27	9
	32	17
	35	25
		26
		27
		43
		53
	40	19
	66	27
	75	10
26013-080202	80	9
	81	8
		56
	82	52
	99	18
	100	22
		28
		30
	101	22
	4	15
26013-080252	5	10
	7	50 -1
		51
	16	12
	19	28
	25	24
	32	21
	66	28
	81	8 -1
	98	26
26013-080302	99	19
	4	13
	7	50 -2
	17	21
	19	25
	100	27
	17	22
	18	51
	86	22
	87	19
26013-080552	8	23
	10	10
		10 -1
	12	8
	13	20
	14	16
	35	54
		55
	37	35
	41	9

Parts No.	Fig. No.	Ref. No.	
26013-100162	52	44	
	58	44	
	66	29	
	102	23	
	104	39	
	26013-100202	5	11 -1
		7	52
		9	12
		10	11
		14	6
		7	
19		15	
		19	
23		27	
29		18	
26013-100302	30	33	
	34	14	
		19	
		20	
	35	1	
		34	
		36	
		40	
		44	
	43	36	
26013-100352		50	
		55	
		55	
	45	31	
	66	29 -1	
	71	44	
	75	9	
	81	48	
	82	45	
	86	23	
26013-100402	87	20	
	96	54	
	98	20	
		24	
	114	39	
	26013-100502	5	11
			14
		7	53
		17	29
		23	19
24		28	
28		13	
		14	
34		15	
35		36 -1	

Parts No.	Fig. No.	Ref. No.	
26013-100252	36	13	
		21 -1	
		28	
		38	
		37	
		35 -1	
		41	
		9 -1	
		71	
		47	
26013-100302	73	20	
	74	14	
	81	48 -1	
	85	12	
	86	24	
	96	2	
	100	23	
	103	14	
		15	
		16	
26013-100352	42	2	
	93	2	
	28	15	
	30	19	
	51	14	
	103	17	
	26013-100402	29	18 -1
		81	57
		71	45
		96	55
114		40	
26013-100502		30	20
		74	15
		89	25
		47	27 -1
		81	19
		49	
	82	19	
	26013-101002	4	16
		30	34
		42	59
82		46	
85		13	
93		58	
26013-120202		42	55
		93	54
		20	15
		74	24 -1
	74	24	
	74	24	
	74	18 -1	
	12	7 -1	
	30	27	
	31	4	

Parts No. Index

Parts No.	Fig. No.	Ref. No.
26014-080162	101	23
26014-080202	66	28 -1
26014-080252	66	27 -1
	98	25
	101	24
26014-080302	7	54
26014-100202	7	56
	36	39
	101	25
26014-100252	4	22
	30	21
	31	7
		11
	36	14
		21
		29
26022-050122	8	14
	111	20
26023-050102	31	5
26023-060122	91	35
26023-060162	91	36
26033-040202	12	6
	18	44
		49
	32	19
	99	20
26051-080002	4	17
	18	50
	19	18
	24	21
	26	23
		28
	98	23
26076-100202	43	51
	44	51
	45	41
26076-100252	43	51 -1
	44	51 -1
	45	41 -1
26076-100352	39	20
	120	9
26076-120302	74	16
26076-120402	41	5
	74	23
26076-160402	6	18
	41	6
26076-160552	33	13
26076-161702	81	50
26106-080162	24	26
	27	10

Parts No.	Fig. No.	Ref. No.
26106-080202	34	24
		24 -1
		32
26106-080252	17	32
	34	32 -1
26106-080302	24	3
26106-080502	17	23
26106-080602	17	24
		25
26106-080652	17	25 -1
26106-100122	29	12
26106-100162	30	28
26106-100352	28	16
	103	18
26116-060162	16	7
26116-080202	40	20
	82	47
26116-080204	28	17
	103	19
26116-080702	8	50
26116-100162	43	38
	44	52
	45	42
	46	34
26116-100304	28	18 -1
	91	14
	103	20
26116-100352	51	16 -1
	120	17
26116-100354	24	36
	28	18
26116-100652	51	16
26116-100752	84	17
26116-100802	82	48
	83	30
26116-120252	47	27
26116-120552	74	18
26116-121302	81	51
26116-121402	81	51 -1
26116-140252	81	20
26116-140352	8	24
	66	35
	81	52
26116-160252	35	56
26116-160352	29	21
26116-160402	29	14
26116-160852	20	50
26117-060554	5	25
26347-100002	30	12
	36	15

Parts No.	Fig. No.	Ref. No.
26366-080002	37	30
	40	21
26450-050102	53	12
		25
	54	12
	57	20
		21
	59	12
		25
	60	12
	63	20
		21
	71	12 A
	106	11
	107	11
		24
	114	10
26450-050182	53	13
		26
	54	13
	59	13
		26
	60	13
	106	12
	107	12
		25
26450-050302	55	41
	57	2 F
		22
	61	41
	63	2 F
		22
	105	36
26450-050452	52	38
	58	38
	109	32
26450-060102	5	26
	38	32
26450-060162	111	21
26450-060302	48	24 -1
26450-060352	48	24
26450-060652	55	42
	61	42
	105	37
26450-080252	50	15
26450-080502	50	35
26450-080752	57	23
	63	23
26450-120352	50	36
26450-120402	42	4

Parts No.	Fig. No.	Ref. No.
26450-120402	93	4
26557-080202	32	18
	99	21
26587-040122	24	22
		35
	100	24
		25
		26
	101	26
		27
		28
26716-060002	10	12
	17	26
26716-080002	9	13
	17	27
		52
		42
	104	35
26716-100002	24	37
	28	19
	37	31
		39
		17
		82
		49
		83
		31
		84
		18
		91
		33
		37
	103	21
26716-120002	81	18
26716-160002	20	51
	81	44
26756-060002	82	43
26756-080002	28	20
	103	22
26757-100002	5	27
26776-180002	11	2
	22	10
	23	25
26857-060002	5	28
29420-050000	10	19
29420-150000	10	20
29420-300000	10	21
41851-000110	13	11
		17 -1
	46	29
	52	47 -1
	63	18 -1
	66	32 -1
	67	14 -1
	68	4 -1

