

0CK50-M00260EN

P R E F A C E

1. This Parts Catalog carries Yanmar excavator (crawler back-hoe) VI080-1 for U.S.A. .

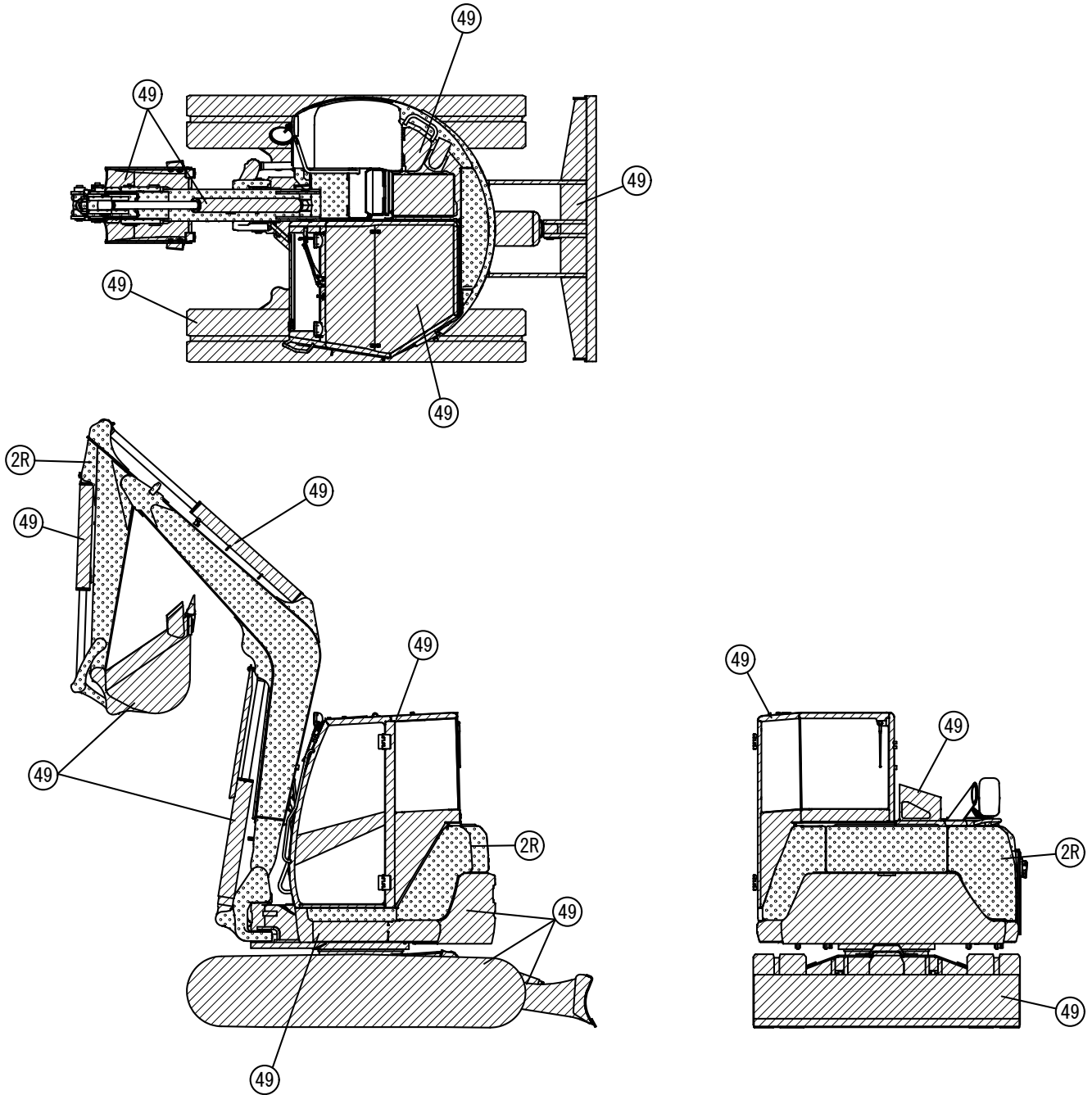
2. Parts catalog history



| | | Model | Published | Remarks |
|-------------|---------|---------------|-------------|---------|
| 1st edition | Vehicle | VI080-1A (US) | Dec. , 2014 | |
| | Engine | 4TNV98C-WBV | | |

3. Your understanding is asking that this parts catalog is not a technical data manual setting forth as servicing procedures, This parts catalog is using simplified illustration.

Be sure to use Yanmar Genuine Parts in your maintenance servicing of Yanmar products. Be careful not to use the simple parts available in the market, otherwise their use in repairing causes such as an early breakage, for instance.

VEHICLE PAINTED COLOR



| Color Code | Description | Painted Color | Paint Part No. | | |
|------------|---|------------------------|----------------|--------------|--------------|
| | | | 16L Can | 4L Can | SPRAY |
| 2R |  | YANMAR Turmeric Yellow | ----- | 977620-41001 | 977620-41002 |
| 49 |  | YANMAR Navy Gray | ----- | TOR-91390000 | TOR-94800490 |

PICTURESQUE INDEX (1) ■ ■ ■ MAIN PARTS

1. LABEL & ACCESSORY

Fig. 1 to 5, 179, 180

15. OPTIONAL & KIT

Fig. 147 to 166, 181

13. HYDRAULIC OIL PIPING

Fig. 119 to 139

3. ELECTRICAL PARTS

Fig. 15 to 28, 193, 196

4. AIR CONDITIONER & HEATER

Fig. 29 to 34

6. CONTROL EQUIPMENT

Fig. 41 to 46

9. AROUND SEAT

Fig. 60 to 65

11. CABIN

Fig. 70 to 85

RIGHT



REAR



2. ENGINE RELATED

Fig. 6 to 14

10. BONNET

Fig. 66 to 69

14. IMPLEMENT

Fig. 140 to 146, 192

7. FRAME

Fig. 47 to 51

8. COVER

Fig. 52 to 59

5. TRAVELING

Fig. 35 to 40, 178, 182



LEFT



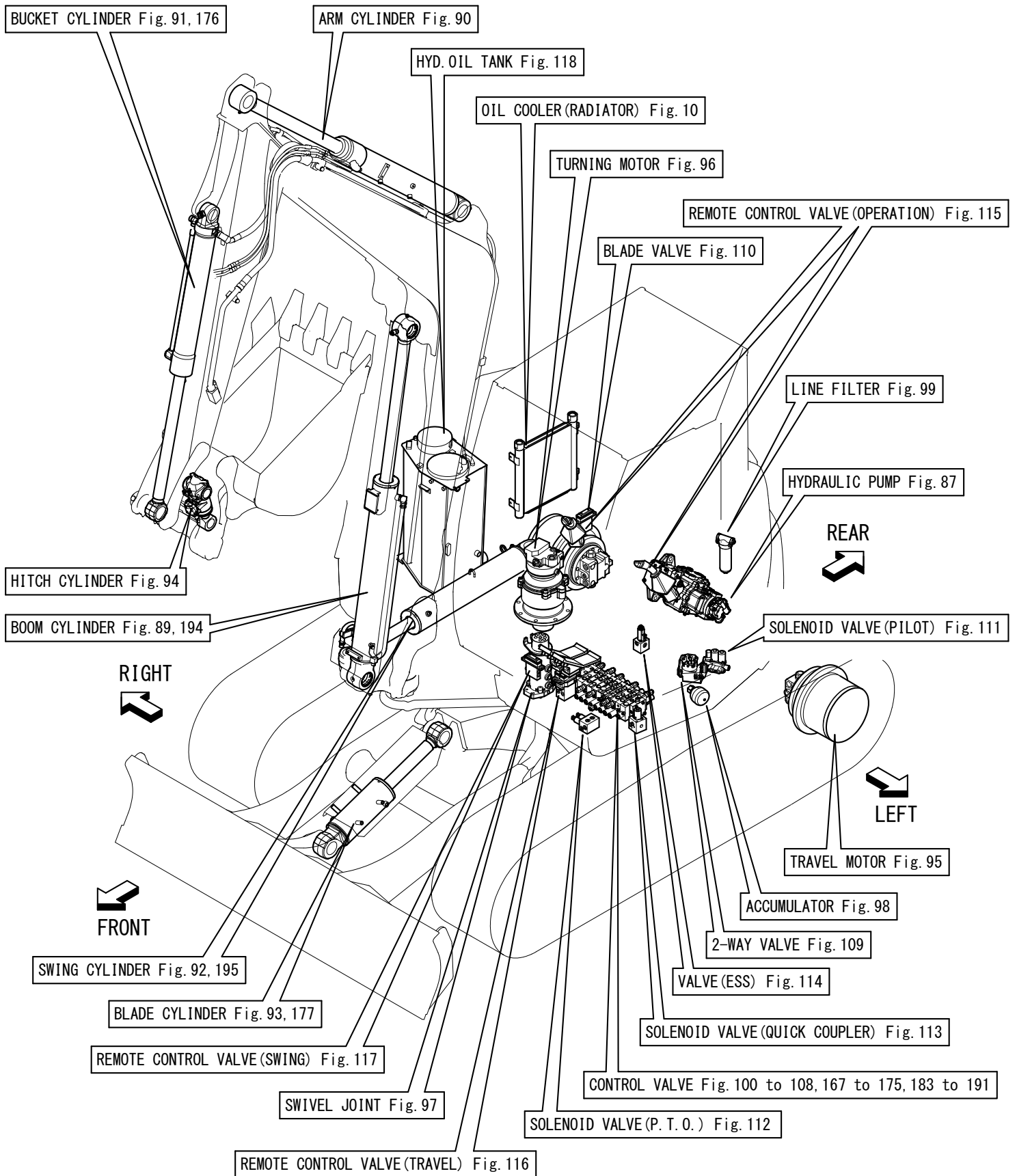
FRONT

12. HYDRAULIC OIL EQUIPMENT

Fig. 86 to 118, 167 to 177, 183 to 191, 194, 195

PICTURESQUE INDEX (2) ■ ■ ■ HYDRAULIC SECTION

HYDRAULIC PIPING Fig. 119 to 132
CONTROL PIPING Fig. 133 to 137



Contents

OCK50-M00260

Fig. No. Fig. Name

LABEL & ACCESSORY

- 1. LABEL(EXTERIOR)(TO MAF000)
- 179. (1A)LABEL(EXTERIOR)(FROM MAF001)
- 2. LABEL(BONNET INSIDE)
- 3. LABEL(CABIN)(TO MAF000)
- 180. (3A)LABEL(CABIN)(FROM MAF001)
- 4. LABEL(QUICK COUPLER)
- 5. ACCESSORY

ENGINE RELATED

- 6. SILENCER
- 7. AIR CLEANER
- 8. ACCELERATOR
- 9. ENGINE MOUNT
- 10. RADIATOR
- 11. RADIATOR MOUNT
- 12. SUB TANK
- 13. FUEL TANK
- 14. FUEL PIPING

ELECTRICAL PARTS

- 15. ENGINE
- 16. VALVE PLATE
- 17. BATTERY
- 18. DUMMY CONNECTOR

Fig. No. Fig. Name

- 19. COUPLER
- 20. SEAT MOUNT
- 21. STARTER SWITCH
- 22. QUICK COUPLER(SWITCH BOX)
- 23. TRAVEL ALARM
- 24. HYD. OIL SWITCH
- 25. CONTROLLER
- 26. WORK LAMP
- 27. INDICATOR BOX
- 28. GPS(1.0G)(TO MAF940)
- 193. (28A)GPS(1.5G)
- 196. (28B)GPS(2.0G)

AIR CONDITIONER & HEATER

- 29. AIR CONDITIONER(CABIN RELATED)
- 30. AIR CONDITIONER(PIPING)
- 31. AIR CONDITIONER(UNIT)(INNER PARTS)
- 32. AIR CONDITIONER(ENGINE RELATED)
- 33. AIR CONDITIONER(CONDENSER RELATED)
- 34. AIR CONDITIONER(CONDENSER)(INNER PARTS)

TRAVELING

- 35. SPROCKET
- 36. IDLER & ADJUST
- 37. TRACK ROLLER

Contents

OCK50-M00260

Fig. No. Fig. Name

- 38. CARRIER ROLLER
- 39. CRAWLER ADJUST(Y SPEC.)(TO M1B872)
- 178. (39A)CRAWLER ADJUST(S SPEC.)(FROM M1B873)
- 40. RUBBER CRAWLER & IRON CRAWLER(H SPEC.)
- 182. (40A)IRON CRAWLER(D SPEC.)

CONTROL EQUIPMENT

- 41. TRAVEL LEVER
- 42. BLADE LEVER
- 43. SWING PEDAL
- 44. LOCK LEVER & LEVER STAND
- 45. PEDAL STAND
- 46. ARMREST

FRAME

- 47. TRAVEL FRAME
- 48. CRAWLER GUARD
- 49. COUNTER WEIGHT
- 50. TURNING FRAME
- 51. TURNING BEARING

COVER

- 52. COVER(FUEL TANK SIDE)
- 53. TAIL COVER
- 54. CENTER COVER

Fig. No. Fig. Name

- 55. COVER(SEAT MOUNT)
- 56. COVER(TRAVEL FRAME)
- 57. COVER(TURNING FRAME)
- 58. FRAME GUARD(LEFT)
- 59. FRAME GUARD(RIGHT)

AROUND SEAT

- 60. FLOOR MAT
- 61. LEVER BOX
- 62. SIDE COVER
- 63. SEAT MOUNT
- 64. SEAT SLIDE
- 65. SEAT

BONNET

- 66. BONNET(BODY)
- 67. BONNET(REAR)
- 68. BONNET(LEFT)
- 69. BONNET(RIGHT)

CABIN

- 70. CABIN MOUNT(BRACKET)
- 71. CABIN MOUNT(ANTIVIBRATION MOUNT)
- 72. CABIN(ASSEMBLY)
- 73. CABIN(ACCESSORY)(1)

Contents

OCK50-M00260

Fig. No. Fig. Name

- 74. CABIN(ACCESSORY)(2)
- 75. CABIN(ACCESSORY)(3)
- 76. CABIN(ELECTRIC PARTS)
- 77. CABIN(GLASS)
- 78. CABIN(FRONT WINDOW)(1)
- 79. CABIN(FRONT WINDOW)(2)
- 80. CABIN(WIPER & WINDOW WASHER)
- 81. CABIN(RADIO)
- 82. CABIN DOOR
- 83. REARVIEW MIRROR
- 84. CABIN(COVER)
- 85. SIDE MIRROR

HYDRAULIC OIL EQUIPMENT

- 86. HYDRAULIC PUMP MOUNT & JOINT
- 87. HYDRAULIC PUMP
- 88. CONTROL VALVE PLATE
- 89. BOOM CYLINDER(K SPEC.)
- 194. (89A)BOOM CYLINDER(H SPEC.)
- 90. ARM CYLINDER
- 91. BUCKET CYLINDER(K SPEC.)
- 176. (91A)BUCKET CYLINDER(J SPEC.)
- 92. SWING CYLINDER(K SPEC.)
- 195. (92A)SWING CYLINDER(H SPEC.)
- 93. BLADE CYLINDER(K SPEC.)

Fig. No. Fig. Name

- 177. (93A)BLADE CYLINDER(J SPEC.)
- 94. HITCH CYLINDER
- 95. TRAVEL MOTOR
- 96. TURNING MOTOR
- 97. SWIVEL JOINT
- 98. ACCUMULATOR
- 99. LINE FILTER
- 100. CONTROL VALVE(A-TYPE)(1/9)(TO M1B319)
- 101. CONTROL VALVE(A-TYPE)(2/9)(TO M1B319)
- 102. CONTROL VALVE(A-TYPE)(3/9)(TO M1B319)
- 103. CONTROL VALVE(A-TYPE)(4/9)(TO M1B319)
- 104. CONTROL VALVE(A-TYPE)(5/9)(TO M1B319)
- 105. CONTROL VALVE(A-TYPE)(6/9)(TO M1B319)
- 106. CONTROL VALVE(A-TYPE)(7/9)(TO M1B319)
- 107. CONTROL VALVE(A-TYPE)(8/9)(TO M1B319)
- 108. CONTROL VALVE(A-TYPE)(9/9)(TO M1B319)
- 167. (108A)CONTROL VALVE(B-TYPE)(1/9)(FROM M1B320)
- 168. (108B)CONTROL VALVE(B-TYPE)(2/9)(FROM M1B320)
- 169. (108C)CONTROL VALVE(B-TYPE)(3/9)(FROM M1B320)
- 170. (108D)CONTROL VALVE(B-TYPE)(4/9)(FROM M1B320)
- 171. (108E)CONTROL VALVE(B-TYPE)(5/9)(FROM M1B320)
- 172. (108F)CONTROL VALVE(B-TYPE)(6/9)(FROM M1B320)
- 173. (108G)CONTROL VALVE(B-TYPE)(7/9)(FROM M1B320)
- 174. (108H)CONTROL VALVE(B-TYPE)(8/9)(FROM M1B320)
- 175. (108I)CONTROL VALVE(B-TYPE)(9/9)(FROM M1B320)

Contents

OCK50-M00260

Fig. No. Fig. Name

- 183. (108J)CONTROL VALVE(THUMB BRACKET SPEC.)(1/9)
- 184. (108K)CONTROL VALVE(THUMB BRACKET SPEC.)(2/9)
- 185. (108L)CONTROL VALVE(THUMB BRACKET SPEC.)(3/9)
- 186. (108M)CONTROL VALVE(THUMB BRACKET SPEC.)(4/9)
- 187. (108N)CONTROL VALVE(THUMB BRACKET SPEC.)(5/9)
- 188. (108O)CONTROL VALVE(THUMB BRACKET SPEC.)(6/9)
- 189. (108P)CONTROL VALVE(THUMB BRACKET SPEC.)(7/9)
- 190. (108Q)CONTROL VALVE(THUMB BRACKET SPEC.)(8/9)
- 191. (108R)CONTROL VALVE(THUMB BRACKET SPEC.)(9/9)
- 109. 2-WAY VALVE
- 110. BLADE VALVE
- 111. SOLENOID VALVE(PILOT)
- 112. SOLENOID VALVE(P.T.O.)
- 113. SOLENOID VALVE(QUICK COUPLER)
- 114. VALVE(E.S.S.)
- 115. REMOTE CONTROL VALVE
- 116. REMOTE CONTROL VALVE(TRAVEL)
- 117. REMOTE CONTROL VALVE(SWING)
- 118. HYD. OIL TANK

HYDRAULIC OIL PIPING

- 119. PUMP - CONTROL VALVE - OIL COOLER
- 120. TANK - PUMP & SWING CYLINDER
- 121. CONTROL VALVE - TURNING MOTOR
- 122. CONTROL VALVE(FITTING)(1)

Fig. No. Fig. Name

- 123. CONTROL VALVE(FITTING)(2)
- 124. CONTROL VALVE(FITTING)(P.T.O.)
- 125. CONTROL VALVE - BOOM, TURNING MOTOR & TANK
- 126. CONTROL VALVE - SWIVEL JOINT
- 127. TRAVEL FRAME
- 128. BOOM
- 129. P.T.O.(FRAME END)
- 130. P.T.O.(ARM END)
- 131. P.T.O.(ARM END)(LONG ARM)
- 132. QUICK COUPLER
- 133. CONTROL PIPING(CONTROL VALVE - SOLENOID VALVE)
- 134. CONTROL PIPING(CONTROL VALVE - 2-WAY VALVE)
- 135. CONTROL PIPING(2-WAY VALVE - REMOTE CONTROL VALVE)
- 136. CONTROL PIPING(TRAVEL & SWING PEDAL)
- 137. CONTROL PIPING(P.T.O.)
- 138. GREASING(TURNING FRAME)
- 139. GREASING(BOOM)

IMPLEMENT

- 140. BOOM BRACKET
- 141. BOOM
- 142. ARM
- 192. (142A)ARM(THUMB BRACKET SPEC.)
- 143. ARM(LONG ARM SPEC.)
- 144. BUCKET ARM & LINK

Contents

OCK50-M00260

Fig. No. Fig. Name

145. QUICK COUPLER

146. BLADE

Fig. No. Fig. Name

OPTIONAL & KIT

147. LABEL(OPTIONAL)(CA)

148. LABEL(OPTIONAL)(CA)(WITHOUT QUICK COUPLER SPEC.)

149. DIAL KIT FOR P.T.O. FLOW RATE ADJUSTMENT(OPTIONAL)

150. REMOTE CONTROLLER KIT(OPTIONAL)

151. P.T.O.2 KIT(BOOM END)(OPTIONAL)(1/7)

152. P.T.O.2 KIT(BOOM END)(OPTIONAL)(2/7)

153. P.T.O.2 KIT(BOOM END)(OPTIONAL)(3/7)

154. P.T.O.2 KIT(BOOM END)(OPTIONAL)(4/7)

155. P.T.O.2 KIT(BOOM END)(OPTIONAL)(5/7)

156. P.T.O.2 KIT(BOOM END)(OPTIONAL)(6/7)

157. P.T.O.2 KIT(BOOM END)(OPTIONAL)(7/7)

158. P.T.O.2 KIT(ARM END)(OPTIONAL)(1/7)

159. P.T.O.2 KIT(ARM END)(OPTIONAL)(2/7)

160. P.T.O.2 KIT(ARM END)(OPTIONAL)(3/7)

161. P.T.O.2 KIT(ARM END)(OPTIONAL)(4/7)

162. P.T.O.2 KIT(ARM END)(OPTIONAL)(5/7)

163. P.T.O.2 KIT(ARM END)(OPTIONAL)(6/7)

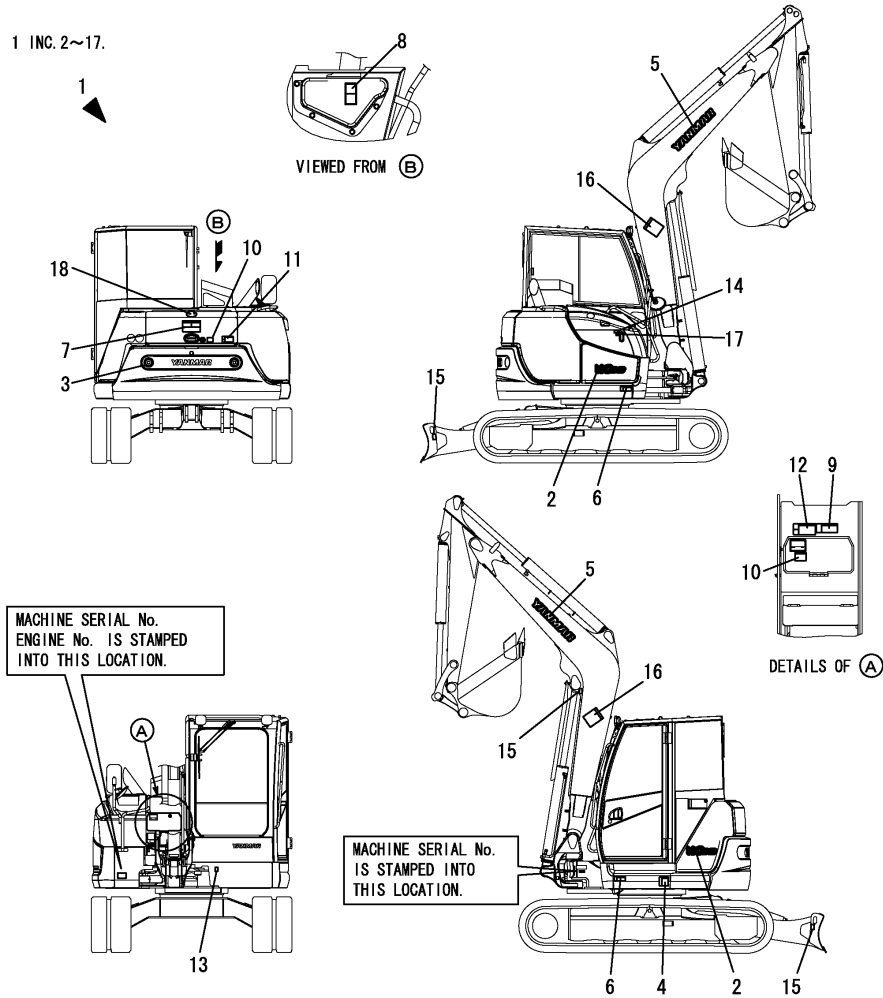
164. P.T.O.2 KIT(ARM END)(OPTIONAL)(7/7)

165. ADDITIONAL WEIGHT KIT(OPTIONAL)

166. SIDE MIRROR(LEFT)(OPTIONAL)

181. P.T.O. OVER LOAD VALVE KIT(OPTIONAL)

Fig.1. LABEL(EXTERIOR)(TO MAF000)



| No. | Lev. | Parts No. | Description | Q'ty | | | | | | I | R |
|-----|------|--------------|----------------------|------|-----|-----|-----|-----|-----|---|---|
| | | | | (A) | (B) | (C) | (D) | (E) | (F) | | |
| 1 | 1 | 172B11-08120 | LABEL SET,OUT EX | 1 | | | | | | | |
| 2 | 2 | 172B11-03140 | LABEL, MODEL | 2 | | | | | | | |
| 3 | 2 | 172B11-03160 | LABEL, REAR EMBLEM | 1 | | | | | | | |
| 4 | 2 | 172472-03141 | LABEL, SUPPORT | 1 | | | | | | | |
| 5 | 2 | 172A65-03230 | LABEL, YANMAR 627 | 2 | | | | | | | |
| 6 | 2 | 172437-03352 | LABEL, GREASE CYL US | 2 | | | | | | | |
| 7 | 2 | 172437-03381 | LABEL, SWING AREA | 1 | | | | | | | |
| 8 | 2 | 172437-03391 | LABEL, RADIATOR | 1 | | | | | | | |
| 9 | 2 | 172B03-03390 | LABEL, SILENCER EX | 1 | | | | | | | |
| 10 | 2 | 172437-03402 | LABEL, ENGINE COVER | 2 | | | | | | | |
| 11 | 2 | 172A36-03411 | LABEL, ENGINE ROOM | 1 | | | | | | | |
| 12 | 2 | 172A36-03411 | LABEL, ENGINE ROOM | 1 | | | | | | | |
| 13 | 2 | 172B03-03460 | LABEL, GREASE US | 1 | | | | | | | |
| 14 | 2 | 172437-03501 | LABEL, FUEL US | 1 | | | | | | | |
| 15 | 2 | 172437-03511 | LABEL, LIFTING | 3 | | | | | | | |
| 16 | 2 | 172187-03941 | LABEL, BOOM US | 2 | | | | | | | |
| 17 | 2 | 114110-07761 | LABEL, FUEL CAUTION | 1 | | | | | | | |
| 18 | 1 | 172A89-03500 | EMBLEM ASSY | 1 | | | | | | | |

SAFETY LABEL

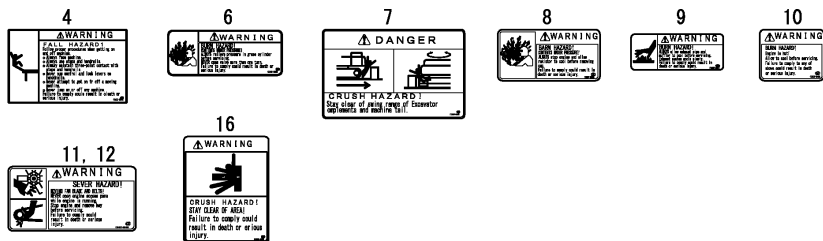


Fig.179. (1A)LABEL(EXTERIOR)(FROM MAF001)

(A)=VIO80-1A C(US)

(B)=

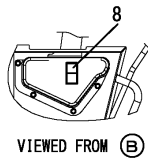
(C)=

(D)=

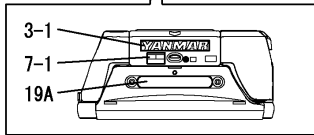
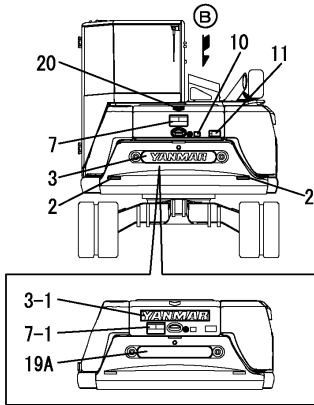
(E)=

(F)=

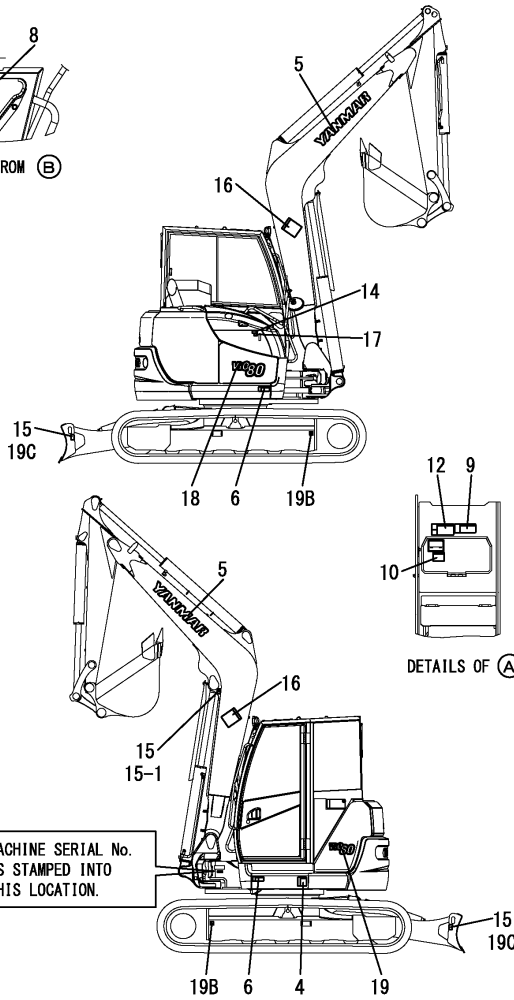
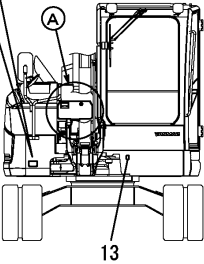
1 inc.2 to 19C.



VIEWED FROM (B)


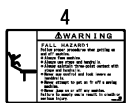


MACHINE SERIAL No.
ENGINE No. IS STAMPED
INTO THIS LOCATION.



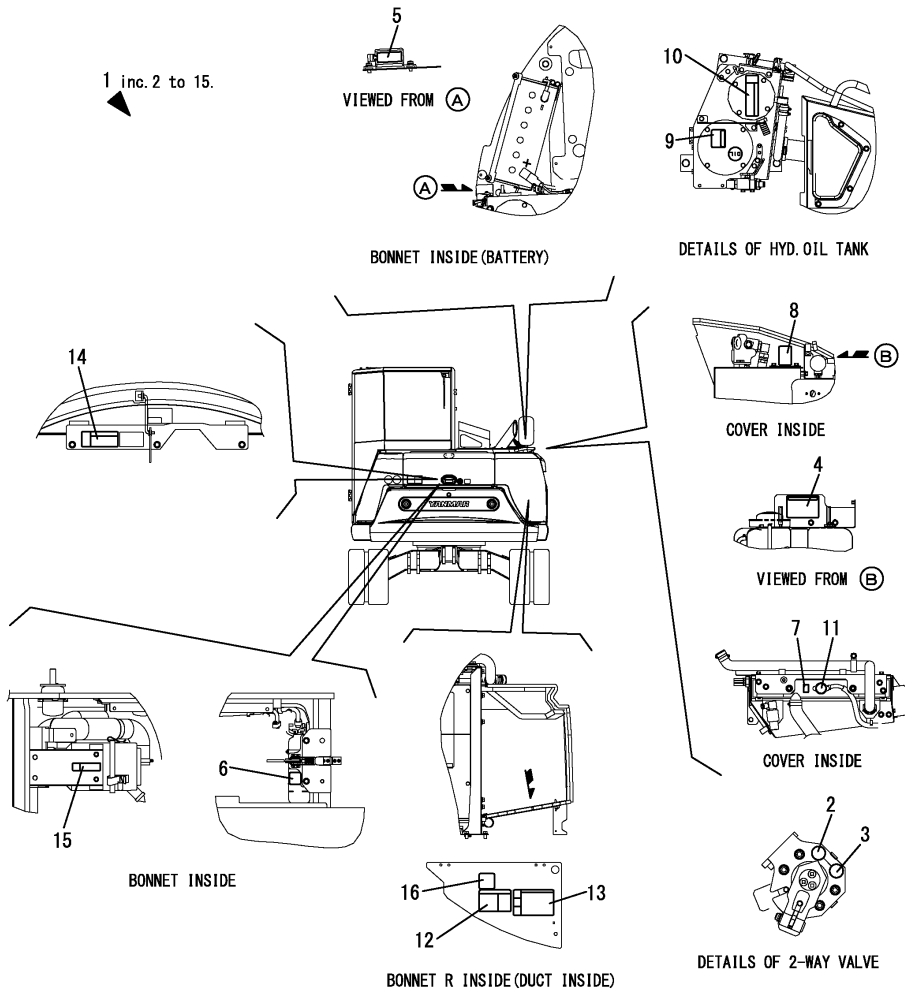
DETAILS OF (A)

SAFETY LABEL



| No. | Lev. | Parts No. | Description | Q'ty | | | | | | I | R |
|--------------|------|--------------|-----------------------|------|-----|-----|-----|-----|-----|---|---|
| | | | | (A) | (B) | (C) | (D) | (E) | (F) | | |
| 1 | 1 | 172B11-08121 | LABEL SET, EXT EX D | 1 | | | | | | | |
| 1-1 | 1 | 172B11-08122 | LABEL SET,OUT EX D | 1 | | | | | | | S |
| (A=MAF001) | | | | | | | | | | | |
| 2 | 2 | 172B04-03980 | LABEL, REFLECTOR M | 2 | | | | | | | |
| 3 | 2 | 172B11-04790 | LABEL, REAR 80 | 1 | | | | | | | |
| 3-1 | 2 | 172A86-03840 | LABEL, YANMAR 800 B | 1 | | | | | | | S |
| (A=MAF001) | | | | | | | | | | | |
| 3-2 | 2 | 172A86-03570 | LABEL, YANMAR 800 W | 1 | | | | | | | W |
| (A=*2020.04) | | | | | | | | | | | |
| 4 | 2 | 172472-03141 | LABEL, SUPPORT | 1 | | | | | | | |
| 5 | 2 | 172A86-03840 | LABEL, YANMAR 800 B | 2 | | | | | | | |
| 5-1 | 2 | 172A86-04420 | LABEL, FY&YANMAR 800W | 2 | | | | | | | W |
| (A=*2020.04) | | | | | | | | | | | |
| 6 | 2 | 172437-03352 | LABEL, GREASE CYL US | 2 | | | | | | | |
| 7 | 2 | 172437-03381 | LABEL, SWING AREA | 1 | | | | | | | |
| 7-1 | 2 | 172A64-03380 | LABEL, SWING AREA US | 1 | | | | | | | N |
| (A=MAF001) | | | | | | | | | | | |
| 8 | 2 | 172437-03391 | LABEL, RADIATOR | 1 | | | | | | | |
| 9 | 2 | 172B03-03390 | LABEL, SILENCER EX | 1 | | | | | | | |
| 10 | 2 | 172437-03402 | LABEL, ENGINE COVER | 2 | | | | | | | |
| 11 | 2 | 172A36-03411 | LABEL, ENGINE ROOM | 1 | | | | | | | |
| 12 | 2 | 172A36-03411 | LABEL, ENGINE ROOM | 1 | | | | | | | |
| 13 | 2 | 172B03-03460 | LABEL, GREASE US | 1 | | | | | | | |
| 14 | 2 | 172437-03501 | LABEL, FUEL US | 1 | | | | | | | |
| 15 | 2 | 172437-03511 | LABEL, LIFTING | 3 | | | | | | | |
| 15-1 | 2 | 172437-03511 | LABEL, LIFTING | 1 | | | | | | | K |
| (A=MAG679) | | | | | | | | | | | |
| 16 | 2 | 172187-03941 | LABEL, BOOM US | 2 | | | | | | | |
| 17 | 2 | 114110-07761 | LABEL, FUEL CAUTION | 1 | | | | | | | |
| 18 | 2 | 172B11-03470 | LABEL, MODEL VIO80 R | 1 | | | | | | | |
| 19 | 2 | 172B11-03480 | LABEL, MODEL VIO80 L | 1 | | | | | | | |
| 19A | 2 | 172B11-03260 | LABEL, WEIGHT | 1 | | | | | | | W |
| (A=MAF001) | | | | | | | | | | | |
| 19B | 2 | 172B03-03930 | LABEL, TIE-DOWN | 2 | | | | | | | W |
| (A=MAG679) | | | | | | | | | | | |
| 19C | 2 | 172B03-03940 | LABEL, LIFTING & TIE | 2 | | | | | | | W |
| (A=MAG679) | | | | | | | | | | | |
| 20 | 1 | 172B36-03100 | EMBLEM ASSY, FY L5 Y | 1 | | | | | | | |
| 20-1 | 1 | 172B36-03120 | EMBLEM ASSY, FY L5 BK | 1 | | | | | | | W |
| (A=*2020.04) | | | | | | | | | | | |

Fig.2. LABEL(BONNET INSIDE)



(A)=VIO80-1A C(US)
(B)=
(C)=

(D)=
(E)=
(F)=

| No. | Lev. | Parts No. | Description | Q'ty | | | | | | I | R |
|-----|------|--------------|----------------------|------|-----|-----|-----|-----|-----|---|---|
| | | | | (A) | (B) | (C) | (D) | (E) | (F) | | |
| 1 | 1 | 172B11-08360 | LABEL SET,IN US T4 | 1 | | | | | | | |
| 2 | 2 | 172437-03610 | LABEL, STANDARD US | 1 | | | | | | | |
| 3 | 2 | 172437-03620 | LABEL, OPTION US | 1 | | | | | | | |
| 4 | 2 | 172A69-03130 | LABEL, GREASING US | 1 | | | | | | | |
| 5 | 2 | 172B11-03171 | LABEL, LF | 1 | | | | | | | |
| 6 | 2 | 172A38-03201 | LABEL, SUB TANK | 1 | | | | | | | |
| 7 | 2 | 172A38-03211 | LABEL, ANTI-FREEZING | 1 | | | | | | | |
| 8 | 2 | 172A69-03270 | LABEL, PTO SELECT | 1 | | | | | | | |
| 9 | 2 | 172463-03290 | LABEL, OILING US | 1 | | | | | | | |
| 10 | 2 | 172437-03322 | LABEL, RESERVOIR US | 1 | | | | | | | |
| 11 | 2 | 172462-03320 | LABEL, RADIATOR | 1 | | | | | | | |
| 12 | 2 | 172A69-03350 | LABEL, BATTERY COVER | 1 | | | | | | | |
| 13 | 2 | 172437-03361 | LABEL, BATTERY | 1 | | | | | | | |
| 14 | 2 | 172B03-03390 | LABEL, SILENCER EX | 1 | | | | | | | |
| 15 | 2 | 172125-03951 | LABEL, AIR CLEANER | 1 | | | | | | | |
| 16 | 1 | 172B04-03590 | LABEL, MINUS CABLE | 1 | | | | | | | W |

(A)=*2019.10)

SAFETY LABEL

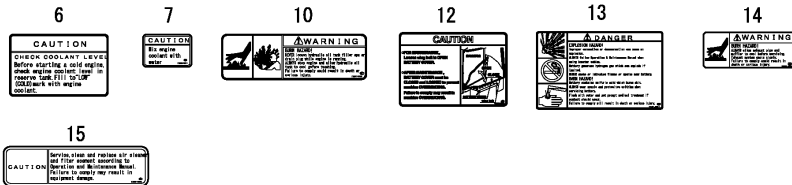


Fig.3. LABEL(CABIN)(TO MAF000)

(A)=VIO80-1A C(US)

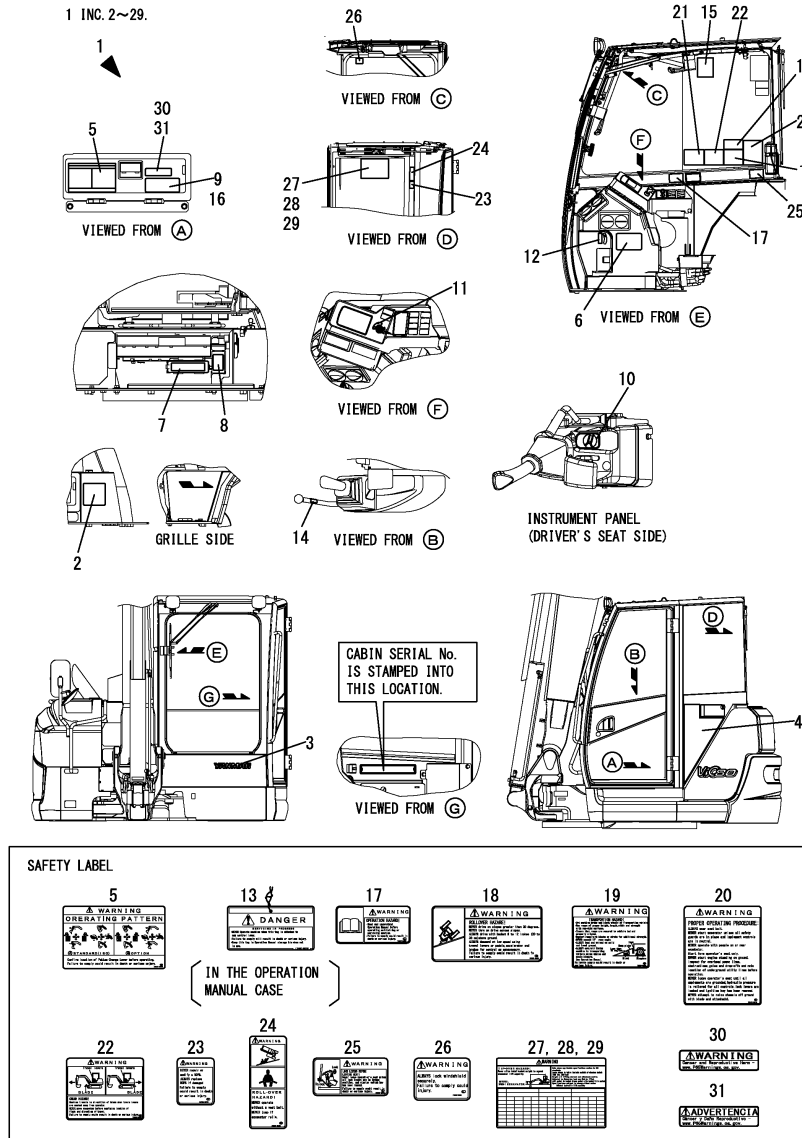
(B)=

(C)=

(D)=

(E)=

(F)=



| No. | Lev. | Parts No. | Description | Q'ty | | | | | | I | R |
|-----|------|--------------|----------------------|------|-----|-----|-----|-----|-----|---|-----|
| | | | | (A) | (B) | (C) | (D) | (E) | (F) | | |
| 1 | 1 | 172B11-08410 | LABEL SET,CAB US T4 | 1 | | | | | | | |
| 2 | 2 | 172463-03281 | LABEL,ADJUST CRAWLER | 1 | | | | | | | 1 |
| 3 | 2 | 172B11-03300 | LABEL,BRAND LOGO 315 | 1 | | | | | | | |
| 4 | 2 | 172B11-03310 | LABEL, CABIN SIDE | 1 | | | | | | | |
| 5 | 2 | 172437-03601 | LABEL, 2WAY US | 1 | | | | | | | |
| 6 | 2 | 172B11-03110 | LABEL, OIL&WATER T4 | 1 | | | | | | | |
| 7 | 2 | 172B11-03130 | LABEL, RELAY BOX | 1 | | | | | | | |
| 8 | 2 | 172B11-03150 | LABEL, FUSE BOX T4 | 1 | | | | | | | |
| 9 | 2 | 172B11-03180 | LABEL, SPEC. US T4 | 1 | | | | | | | |
| 10 | 2 | 172A69-03220 | LABEL, ACCELERATOR | 1 | | | | | | | |
| 11 | 2 | 172B03-03220 | LABEL, KEY SWITCH | 1 | | | | | | | |
| 12 | 2 | 172B03-03240 | LABEL, AIR SELECT | 1 | | | | | | | |
| 13 | 2 | 172437-03252 | TAG ASSY, CAUTION | 1 | | | | | | | |
| 14 | 2 | 172183-03280 | LABEL, LOCK | 1 | | | | | | | |
| 15 | 2 | 172B04-03370 | LABEL, DPF EX | 1 | | | | | | | |
| 16 | 2 | 172B11-03380 | LABEL, SPEC US T4 | 1 | | | | | | | 2 |
| 17 | 2 | 172437-03302 | LABEL, MANUAL | 1 | | | | | | | |
| 18 | 2 | 172437-03312 | LABEL, SLOPE | 1 | | | | | | | |
| 19 | 2 | 172437-03343 | LABEL, TRANSPORT | 1 | | | | | | | |
| 20 | 2 | 172437-03372 | LABEL, NEUTRAL | 1 | | | | | | | |
| 21 | 2 | 172B11-03400 | LABEL, OPERATION | 1 | | | | | | | |
| 22 | 2 | 172437-03432 | LABEL, STEERING | 1 | | | | | | | |
| 23 | 2 | 172437-03441 | LABEL, ROPS US | 1 | | | | | | | |
| 24 | 2 | 172437-03451 | LABEL, SEAT BELT | 1 | | | | | | | |
| 25 | 2 | 172437-03471 | LABEL, LEVER LOCK US | 1 | | | | | | | |
| 26 | 2 | 172437-03551 | LABEL, WINDOW US | 1 | | | | | | | |
| 27 | 2 | 172B11-03860 | LABEL, LIFT Q US | 1 | | | | | | | |
| 28 | 2 | 172B11-03930 | LABEL, LIFT US LONG | 1 | | | | | | | 3 |
| 29 | 2 | 172B11-03890 | LABEL, LIFT US | 1 | | | | | | | 2 |
| 30 | 1 | 172B03-03800 | LABEL,CAL P65 US | 1 | | | | | | | W 4 |
| | | (A=MAG039) | | | | | | | | | |
| 31 | 1 | 172B03-03810 | LABEL,CAL P65 SP | 1 | | | | | | | W 4 |
| | | (A=MAG039) | | | | | | | | | |

Remarks

* DPF: DPF stands for DIESEL PARTICULATE FILTER.

- (1)Rubber crawler specification.
- (2)Without quick coupler specification.
- (3)Long arm specification.
- (4)Optional : CALIFORNIA

Fig.180. (3A)LABEL(CABIN)(FROM MAF001)

(A)=VIO80-1A C(US)

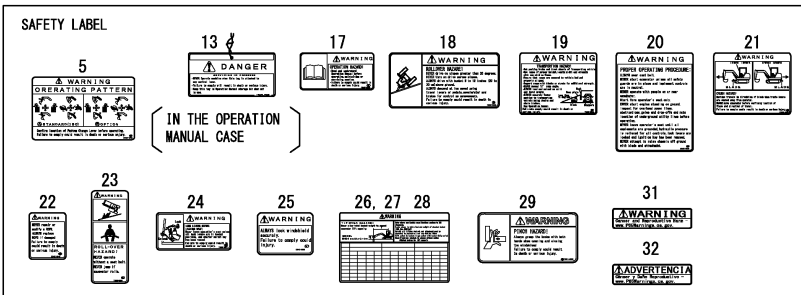
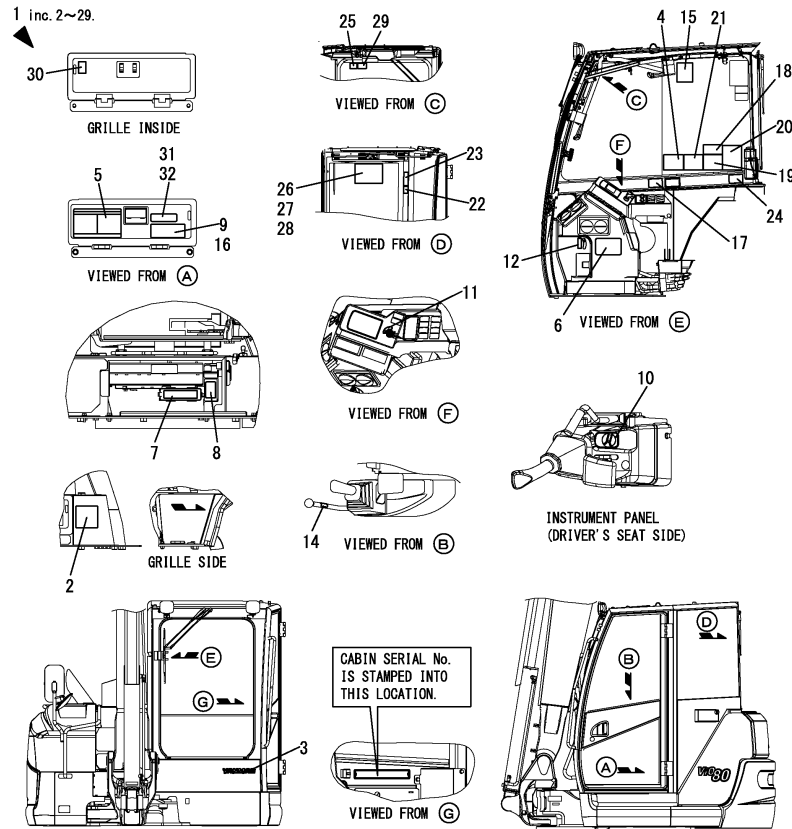
(B)=

(C)=

(D)=

(E)=

(F)=



| No. | Lev. | Parts No. | Description | Q'ty | | | | | | I | R |
|---------------|------|--------------|----------------------|------|-----|-----|-----|-----|-----|---|-----|
| | | | | (A) | (B) | (C) | (D) | (E) | (F) | | |
| 1 | 1 | 172B11-08411 | LABEL SET,CAB US T4D | 1 | | | | | | | |
| 2 | 2 | 172463-03281 | LABEL,ADJUST CRAWLER | 1 | | | | | | | 1 |
| 3 | 2 | 172A86-03480 | LABEL, YANMAR 280 W | 1 | | | | | | | |
| 4 | 2 | 172B11-03400 | LABEL, OPERATION | 1 | | | | | | | |
| 5 | 2 | 172437-03601 | LABEL, 2WAY US | 1 | | | | | | | |
| 6 | 2 | 172B11-03110 | LABEL, OIL&WATER T4 | 1 | | | | | | | |
| 7 | 2 | 172B11-03130 | LABEL, RELAY BOX | 1 | | | | | | | |
| 8 | 2 | 172B11-03150 | LABEL, FUSE BOX T4 | 1 | | | | | | | |
| 9 | 2 | 172B11-03180 | LABEL, SPEC. US T4 | 1 | | | | | | | |
| 10 | 2 | 172A69-03220 | LABEL, ACCELERATOR | 1 | | | | | | | |
| 11 | 2 | 172B03-03220 | LABEL, KEY SWITCH | 1 | | | | | | | |
| 12 | 2 | 172B03-03240 | LABEL, AIR SELECT | 1 | | | | | | | |
| 13 | 2 | 172437-03252 | TAG ASSY, CAUTION | 1 | | | | | | | |
| 14 | 2 | 172183-03280 | LABEL, LOCK | 1 | | | | | | | |
| 15 | 2 | 172B04-03370 | LABEL, DPF EX | 1 | | | | | | | Z |
| 16 | 2 | 172B11-03380 | LABEL, SPEC US T4 | 1 | | | | | | | Z 2 |
| (A=*2016.10.) | | | | | | | | | | | |
| (A=*2016.10.) | | | | | | | | | | | |
| 17 | 2 | 172437-03302 | LABEL, MANUAL | 1 | | | | | | | |
| 18 | 2 | 172437-03312 | LABEL, SLOPE | 1 | | | | | | | |
| 19 | 2 | 172437-03343 | LABEL, TRANSPORT | 1 | | | | | | | |
| 20 | 2 | 172437-03372 | LABEL, NEUTRAL | 1 | | | | | | | |
| 21 | 2 | 172437-03432 | LABEL, STEERING | 1 | | | | | | | |
| 22 | 2 | 172437-03441 | LABEL, ROPS US | 1 | | | | | | | |
| 23 | 2 | 172437-03451 | LABEL, SEAT BELT | 1 | | | | | | | |
| 24 | 2 | 172437-03471 | LABEL, LEVER LOCK US | 1 | | | | | | | |
| 25 | 2 | 172437-03551 | LABEL, WINDOW US | 1 | | | | | | | |
| 26 | 2 | 172B11-03860 | LABEL, LIFT Q US | 1 | | | | | | | |
| 27 | 2 | 172B11-03930 | LABEL, LIFT US LONG | 1 | | | | | | | 3 |
| 28 | 2 | 172B11-03890 | LABEL, LIFT US | 1 | | | | | | | 2 |
| 29 | 2 | 172B11-03970 | LABEL, PINCH US | 1 | | | | | | | W |
| (A=MAF051) | | | | | | | | | | | |
| 30 | 1 | 172B03-03230 | LABEL, EMC | 1 | | | | | | | W |
| (A=MAF651) | | | | | | | | | | | |
| 31 | 1 | 172B03-03800 | LABEL,CAL P65 US | 1 | | | | | | | W 4 |
| (A=MAG039) | | | | | | | | | | | |
| 32 | 1 | 172B03-03810 | LABEL,CAL P65 SP | 1 | | | | | | | W 4 |
| (A=MAG039) | | | | | | | | | | | |

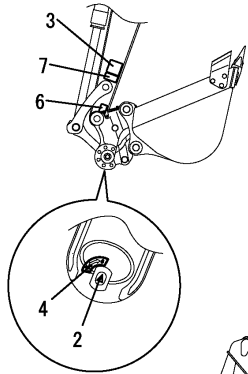
Remarks

* DPF: DPF stands for DIESEL PARTICULATE FILTER.

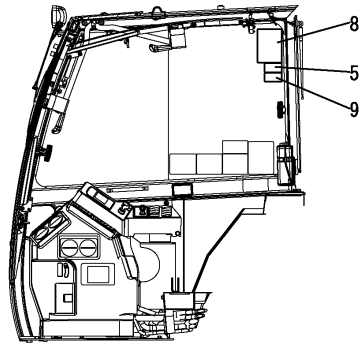
- (1)Rubber crawler specification.
- (2)Without quick coupler specification.
- (3)Long arm specification.
- (4)Optional : CALIFORNIA

Fig.4. LABEL(QUICK COUPLER)

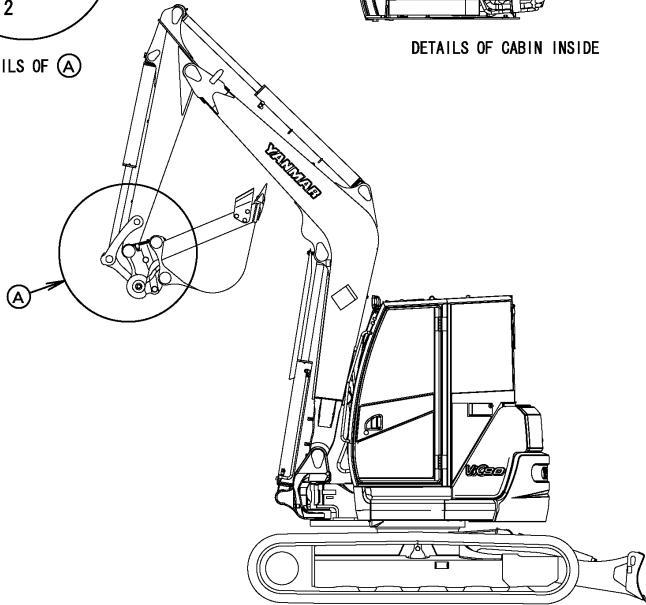
1 INC. 2~9.



DETAILS OF (A)



DETAILS OF CABIN INSIDE



(A)=VIO80-1A C(US)
(B)=
(C)=

(D)=
(E)=
(F)=

| No. | Lev. | Parts No. | Description | Q'ty | | | | | | I | R |
|-----|------|--------------|----------------------|------|-----|-----|-----|-----|-----|---|---|
| | | | | (A) | (B) | (C) | (D) | (E) | (F) | | |
| 1 | 1 | 172B03-08200 | LABEL SET, QUICK EX | 1 | | | | | | | |
| 2 | 2 | 172958-03160 | LABEL | 1 | | | | | | | |
| 3 | 2 | 172472-03230 | LABEL, OPERATION | 1 | | | | | | | |
| 4 | 2 | 172458-03240 | LABEL, LOCK | 1 | | | | | | | |
| 5 | 2 | 172472-03241 | LABEL, PIN US | 1 | | | | | | | |
| 6 | 2 | 172472-03261 | LABEL, FINGER | 1 | | | | | | | |
| 7 | 2 | 172472-03330 | LABEL, LOCK PIN | 1 | | | | | | | |
| 8 | 2 | 172B03-04400 | LABEL, WARNING HITCH | 1 | | | | | | | |
| 9 | 2 | 172B03-04410 | LABEL, SAND US | 1 | | | | | | | |

SAFETY LABEL

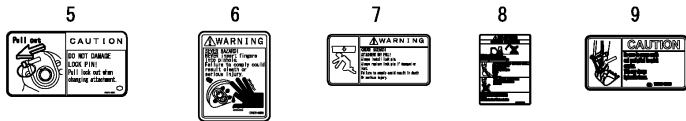
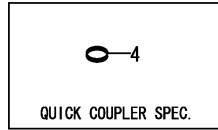
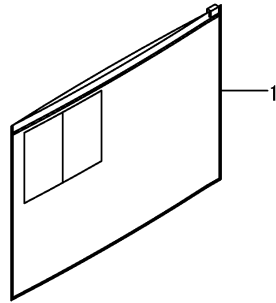


Fig.5. ACCESSORY

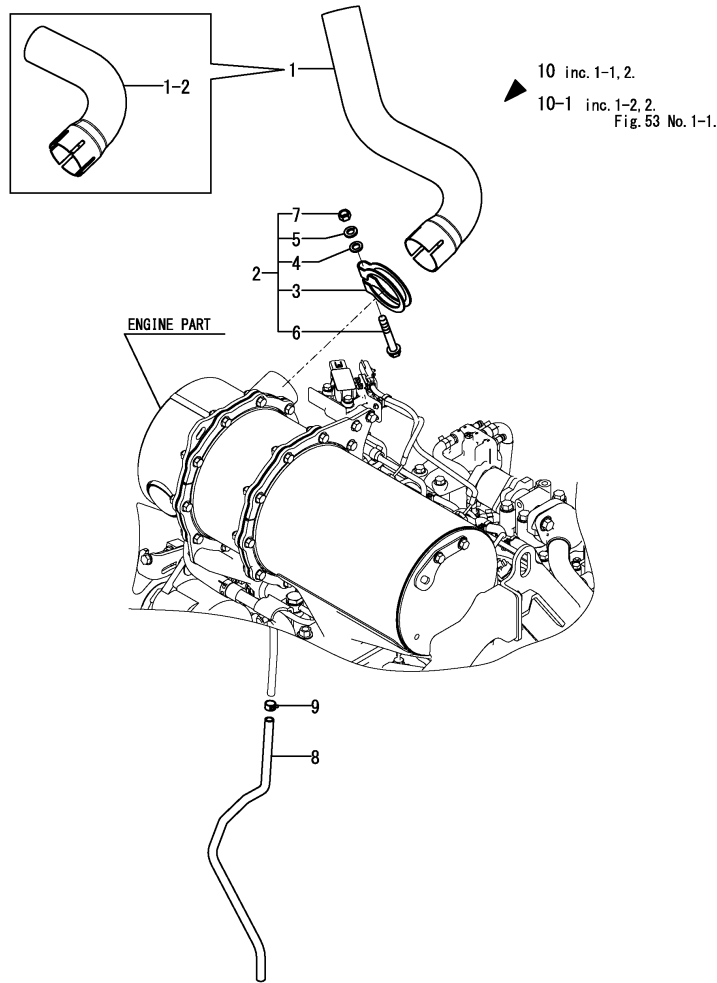
(A)=VIO80-1A C(US)
 (B)=
 (C)=

(D)=
 (E)=
 (F)=



| No. | Lev. | Parts No. | Description | Q'ty | | | | | | I | R |
|-----|------|--------------|--------------|------|-----|-----|-----|-----|-----|---|---|
| | | | | (A) | (B) | (C) | (D) | (E) | (F) | | |
| 1 | 1 | 172958-07330 | CASE, MANUAL | 1 | | | | | | | |
| 4 | 1 | 1C7100-99650 | RING | 1 | | | | | | | |

Fig.6. SILENCER



(A)=VIO80-1A C(US)
(B)=
(C)=

(D)=
(E)=
(F)=

| No. | Lev. | Parts No. | Description | Q'ty | | | | | | I | R |
|------------|------|--------------|----------------------|------|-----|-----|-----|-----|-----|---|-----|
| | | | | (A) | (B) | (C) | (D) | (E) | (F) | | |
| 1 | 1 | 172B11-11300 | PIPE, EXHAUST | 1 | | | | | | | |
| 1-1 | 1 | 172B11-11301 | PIPE, EXHAUST | 1 | | | | | | | N |
| (A=M1B039) | | | | | | | | | | | |
| 1-2 | 1 | 172B11-11302 | PIPE, EXHAUST | 1 | | | | | | | S |
| (A=MAG539) | | | | | | | | | | | |
| 2 | 1 | 172B11-11350 | CLAMP ASSY, SILENCER | 1 | | | | | | | |
| 3 | 2 | 172B11-11360 | CLAMP | 1 | | | | | | | |
| 4 | 2 | 22117-100000 | WASHER, 10 | 1 | | | | | | | |
| 5 | 2 | 22217-100000 | WASHER, SPRING 10 | 1 | | | | | | | Z |
| (A=M1B039) | | | | | | | | | | | |
| 6 | 2 | 26106-100652 | BOLT, M10X 65 PLATED | 1 | | | | | | | |
| 7 | 2 | 26716-100002 | NUT, M10 | 1 | | | | | | | |
| 7-1 | 2 | 26366-100002 | NUT, M10 | 1 | | | | | | | N |
| (A=M1B039) | | | | | | | | | | | |
| 8 | 1 | 172B11-11390 | PIPE, DRAIN | 1 | | | | | | | |
| 9 | 1 | 124766-59050 | CLAMP, HOSE 11.5 | 8 | | | | | | | |
| 9-1 | 1 | 124766-59050 | CLAMP, HOSE 11.5 | 1 | | | | | | | K |
| (A=M1B039) | | | | | | | | | | | |
| 10 | 1 | 172B11-08810 | CLAMP KIT, PIPE | 1 | | | | | | | 1 |
| 10-1 | 1 | 172B11-08811 | CLAMP KIT, PIPE | 1 | | | | | | | S 2 |
| (A=MAG539) | | | | | | | | | | | |

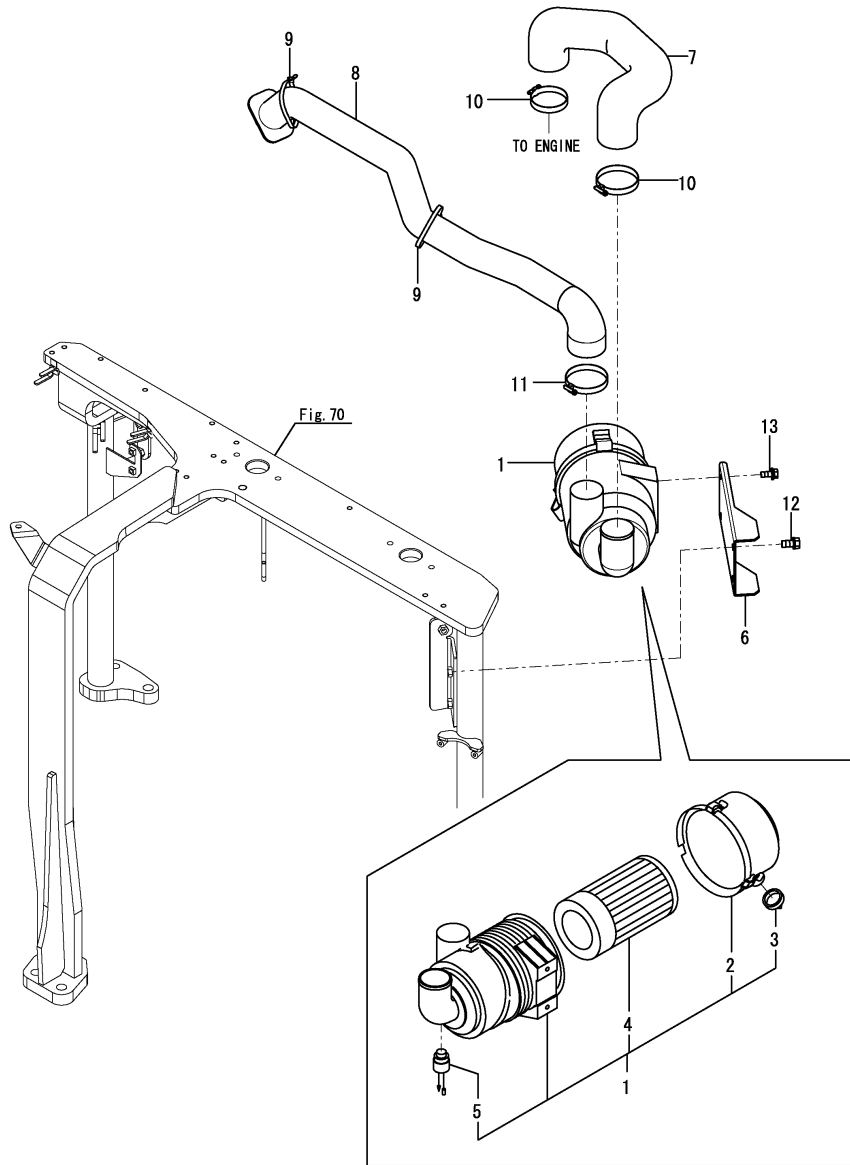
Remarks

- (1) Include No.1-1, No.2.
- (2) Include No.1-1, 2 & Fig.53 No.1-1.

Fig.7. AIR CLEANER

(A)=VIO80-1A C(US)
 (B)=
 (C)=

(D)=
 (E)=
 (F)=



| No. | Lev. | Parts No. | Description | Q'ty | | | | | | I | R |
|-----|------|--------------|---------------------|------|-----|-----|-----|-----|-----|---|---|
| | | | | (A) | (B) | (C) | (D) | (E) | (F) | | |
| 1 | 1 | 172B11-11500 | CLEANER ASSY, AIR | 1 | | | | | | | |
| 2 | 2 | 119160-12530 | COVER ASSY, CLEANER | 1 | | | | | | | |
| 3 | 2 | 119160-12540 | VALVE, VACUATOR | 1 | | | | | | | |
| 4 | 2 | 119160-12560 | ELEMENT, OUTER | 1 | | | | | | | |
| 5 | 2 | 119140-12680 | INDICATOR, CLEANER | 1 | | | | | | | |
| 6 | 1 | 172A69-11530 | BRACKET, CLEANER | 1 | | | | | | | 1 |
| 6A | 1 | 172125-03951 | LABEL, AIR CLEANER | 1 | | | | | | | 2 |
| 7 | 1 | 172B11-11550 | HOSE, AIR INTAKE A | 1 | | | | | | | |
| 8 | 1 | 172B11-11560 | HOSE ASSY, B | 1 | | | | | | | |
| 9 | 1 | 172122-79890 | CLAMP, HOSE 350 | 2 | | | | | | | |
| 10 | 1 | 23000-080000 | CLAMP, 80 | 2 | | | | | | | |
| 11 | 1 | 23000-090000 | CLAMP, 90 | 1 | | | | | | | |
| 12 | 1 | 26013-100202 | BOLT, M10X 20 | 2 | | | | | | | |
| 13 | 1 | 26014-080202 | BOLT, M8X 20 | 2 | | | | | | | |

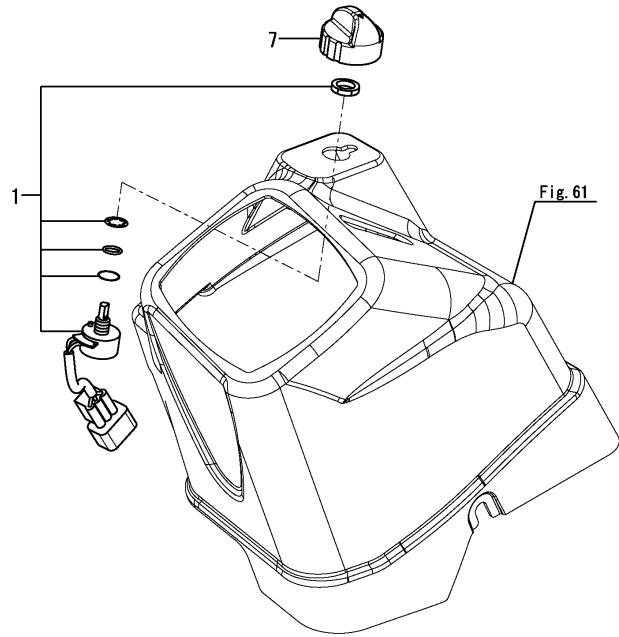
Remarks

- (1) Attach the No.6A label to this part.
- (2) Not illustrated.

Fig.8. ACCELERATOR

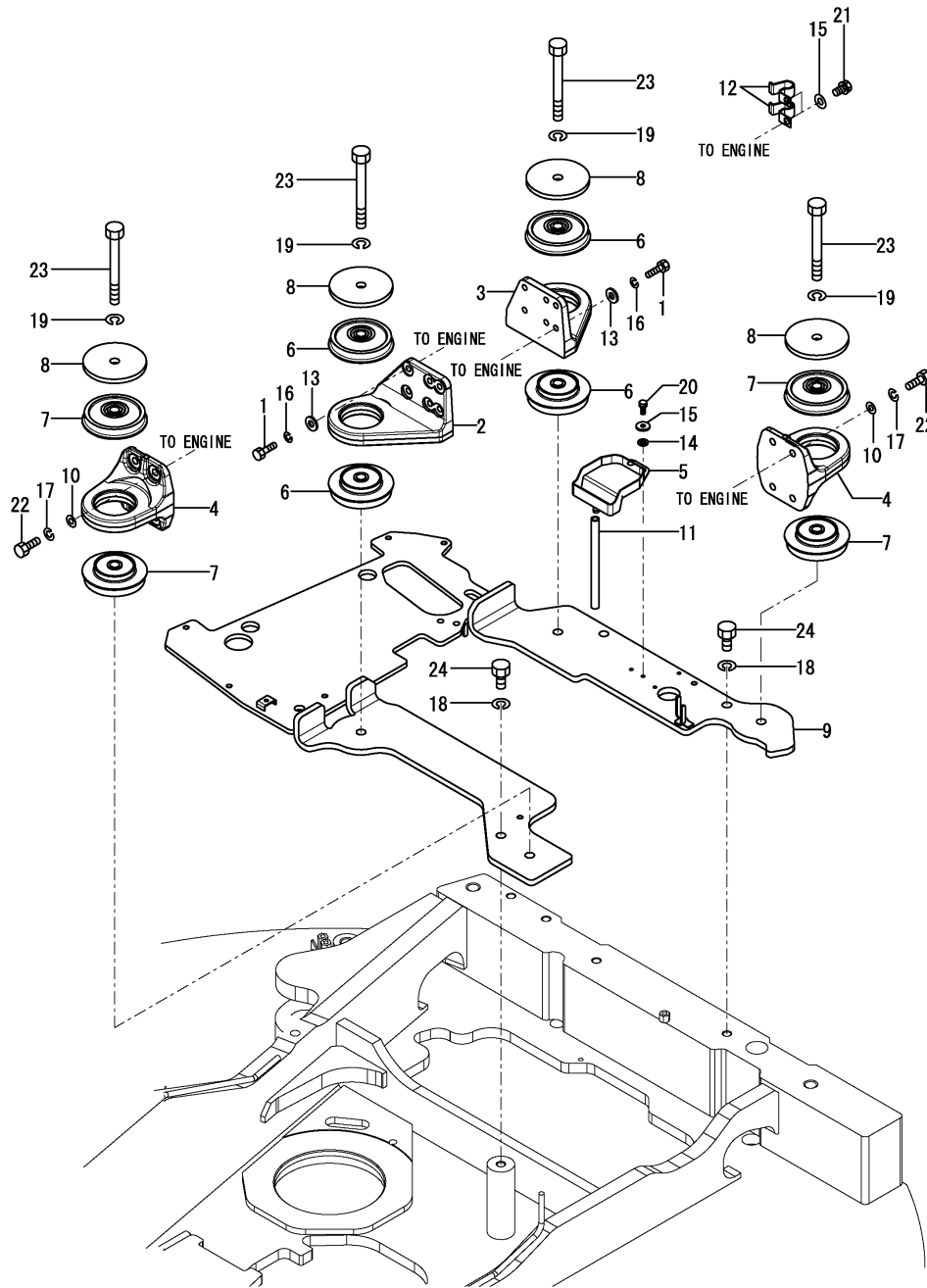
(A)=VIO80-1A C(US)
 (B)=
 (C)=

(D)=
 (E)=
 (F)=



| No. | Lev. | Parts No. | Description | Q'ty | | | | | | I | R |
|-----|------|--------------|---------------------|------|-----|-----|-----|-----|-----|---|---|
| | | | | (A) | (B) | (C) | (D) | (E) | (F) | | |
| 1 | 1 | 172A69-12100 | VOLUME ASSY, ACCEL. | 1 | | | | | | | |
| 7 | 1 | 172A69-12120 | KNOB ASSY, ACCEL. | 1 | | | | | | | |

Fig.9. ENGINE MOUNT

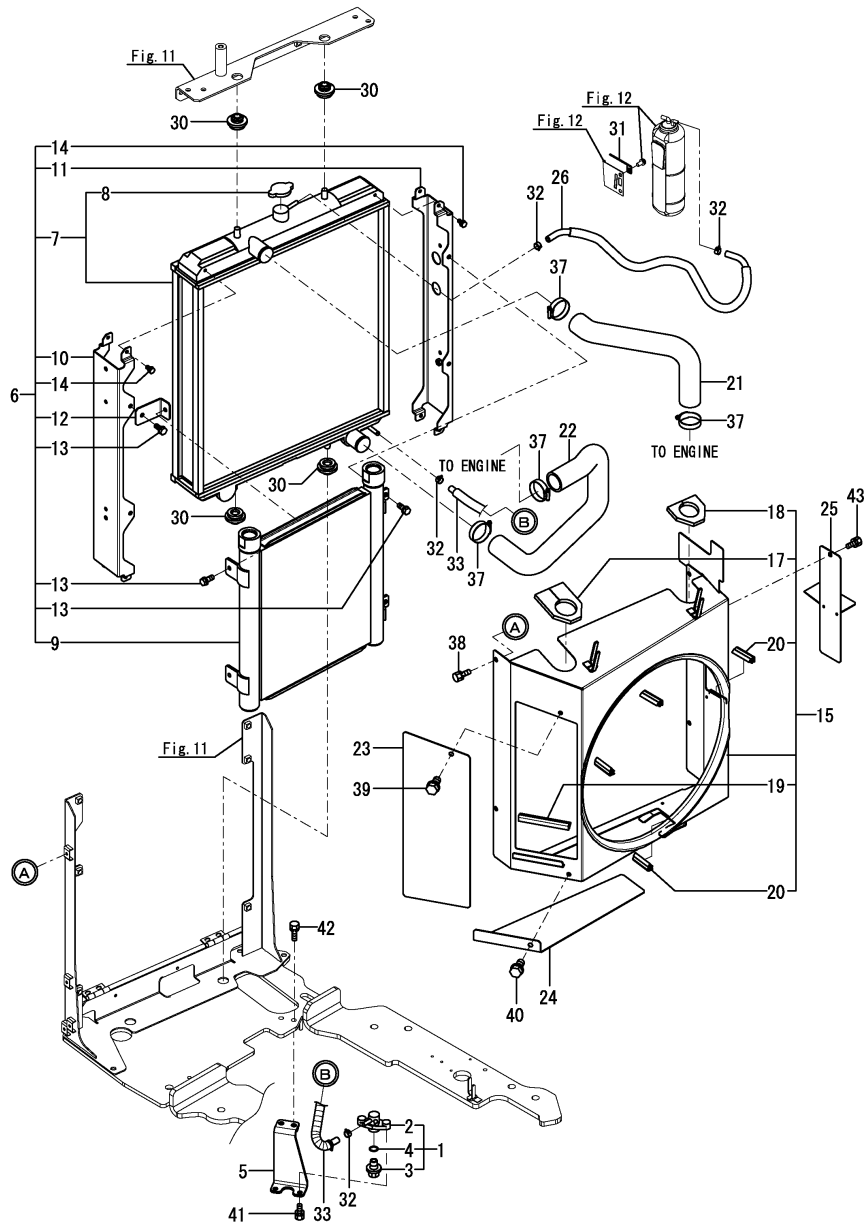


(A)=VIO80-1A C(US)
 (B)=
 (C)=

(D)=
 (E)=
 (F)=

| No. | Lev. | Parts No. | Description | Q'ty | | | | | | I | R |
|-----|------|--------------|----------------------|------|-----|-----|-----|-----|-----|---|---|
| | | | | (A) | (B) | (C) | (D) | (E) | (F) | | |
| 1 | 1 | 172A21-13100 | BOLT, 10X35 11T | 12 | | | | | | | |
| 2 | 1 | 172B11-13100 | BRACKET, RR | 1 | | | | | | | |
| 3 | 1 | 172B11-13110 | BRACKET, RL | 1 | | | | | | | |
| 4 | 1 | 172B11-13120 | BRACKET, F | 2 | | | | | | | |
| 5 | 1 | 172A89-13150 | OIL PAN | 1 | | | | | | | |
| 6 | 1 | 172B11-13150 | MOUNT, ENGINE F | 4 | | | | | | | |
| 7 | 1 | 172B11-13160 | MOUNT, ENGINE R | 4 | | | | | | | |
| 8 | 1 | 172B11-13170 | STOPPER, 17X115X9 | 4 | | | | | | | |
| 9 | 1 | 172B11-13200 | PLATE ASSY, BASE | 1 | | | | | | | |
| 10 | 1 | 172165-13220 | WASHER | 8 | | | | | | | |
| 11 | 1 | 172137-14282 | HOSE, FUEL GAUGE | 1 | | | | | | | |
| 12 | 1 | 172112-16650 | CLAMP | 2 | | | | | | | |
| 13 | 1 | 172137-46042 | SEAT, SPRING 10.5 | 12 | | | | | | | |
| 14 | 1 | 22117-060000 | WASHER, 6 | 2 | | | | | | | |
| 15 | 1 | 22157-060000 | WASHER, 6 | 2 | | | | | | | |
| 16 | 1 | 22217-100000 | WASHER, SPRING 10 | 12 | | | | | | | |
| 17 | 1 | 22217-120000 | WASHER, SPRING 12 | 8 | | | | | | | |
| 18 | 1 | 22217-160000 | WASHER, SPRING 16 | 4 | | | | | | | |
| 19 | 1 | 22217-160000 | WASHER, SPRING 16 | 4 | | | | | | | |
| 20 | 1 | 26013-060162 | BOLT, M6X 16 | 2 | | | | | | | |
| 21 | 1 | 26013-100162 | BOLT, M10X 16 | 2 | | | | | | | |
| 22 | 1 | 26076-120302 | BOLT, 10.912X 30 | 8 | | | | | | | |
| 23 | 1 | 26076-161302 | BOLT, 10.916X130 | 4 | | | | | | | |
| 24 | 1 | 26116-160352 | BOLT, M16X 35 PLATED | 4 | | | | | | | |

Fig.10. RADIATOR



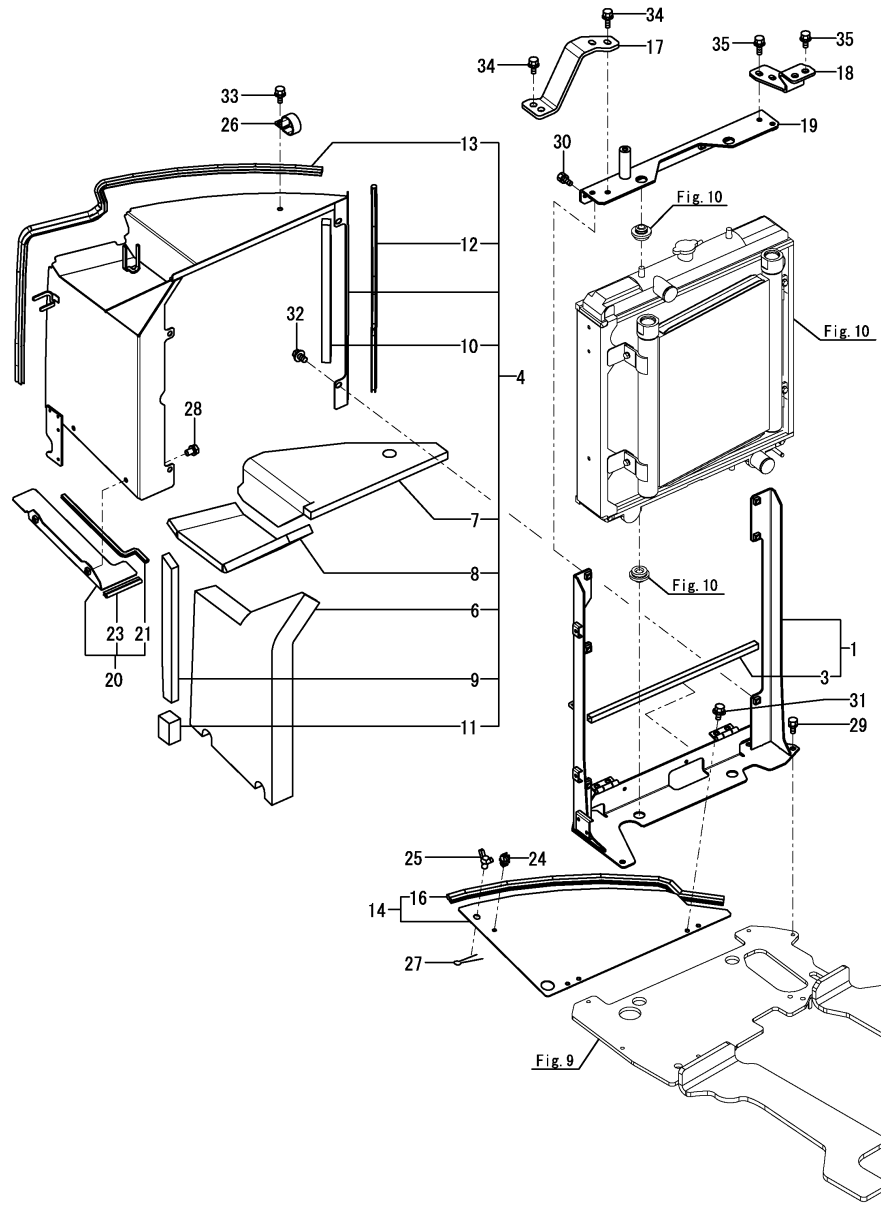
(A)=VIO80-1A C(US)
 (B)=
 (C)=

(D)=
 (E)=
 (F)=

| No. | Lev. | Parts No. | Description | Q'ty | | | | | | I | R |
|-----|------|--------------|----------------------|------|-----|-----|-----|-----|-----|---|---|
| | | | | (A) | (B) | (C) | (D) | (E) | (F) | | |
| 1 | 1 | 172444-13210 | COCK ASSY, 2WAY | 1 | | | | | | | |
| 2 | 2 | 172444-13220 | BODY | 1 | | | | | | | |
| 3 | 2 | 121250-49121 | PLUG, DRAIN M16 | 1 | | | | | | | |
| 4 | 2 | 24311-000160 | O-RING, 1AP16.0 | 1 | | | | | | | |
| 5 | 1 | 172A69-13230 | PLATE ASSY, COCK | 1 | | | | | | | |
| 6 | 1 | 172B11-13300 | RADIATOR ASSY | 1 | | | | | | | |
| 7 | 2 | 172B11-13310 | RADIATOR ASSY, SUB | 1 | | | | | | | 1 |
| 8 | 3 | 129107-44590 | CAP, RADIATOR | 1 | | | | | | | |
| 9 | 2 | 172B11-13320 | COOLER ASSY, OIL | 1 | | | | | | | |
| 10 | 2 | 172B11-13330 | SUPPORT ASSY | 1 | | | | | | | |
| 11 | 2 | 172B11-13340 | SUPPORT ASSY | 1 | | | | | | | |
| 12 | 2 | 172B11-13350 | BRACKET | 2 | | | | | | | |
| 13 | 2 | 172A89-13360 | BOLT, M8 | 6 | | | | | | | |
| 14 | 2 | 172A89-13370 | BOLT, M6 | 8 | | | | | | | |
| 14A | 1 | 172A38-03211 | LABEL, ANTI-FREEZING | 1 | | | | | | | 2 |
| 15 | 1 | 172B11-13500 | SHROUD ASSY | 1 | | | | | | | |
| 17 | 2 | 172A89-13550 | PAD, SHROUD A | 1 | | | | | | | |
| 18 | 2 | 172B11-13560 | SPONGE, SEAL | 1 | | | | | | | |
| 19 | 2 | 172458-61500 | RUBBER, SEAL 120 | 1 | | | | | | | |
| 20 | 2 | 172458-61510 | RUBBER, SEAL 55 | 2 | | | | | | | |
| 21 | 1 | 172B11-13570 | HOSE, WATER A | 1 | | | | | | | |
| 22 | 1 | 172B11-13580 | HOSE, WATER B | 1 | | | | | | | |
| 23 | 1 | 172A89-13800 | COVER, SHROUD A | 1 | | | | | | | |
| 24 | 1 | 172A89-13810 | COVER, SHROUD B | 1 | | | | | | | |
| 25 | 1 | 172A89-13820 | COVER ASSY, SHROUD C | 1 | | | | | | | |
| 26 | 1 | 172A46-14610 | HOSE ASSY, FUEL 520 | 1 | | | | | | | |
| 30 | 1 | 184015-44680 | RUBBER, RADIATOR | 4 | | | | | | | |
| 31 | 1 | 1A1686-57850 | CLAMP, 80 | 1 | | | | | | | |
| 32 | 1 | 124766-59050 | CLAMP, HOSE 11.5 | 4 | | | | | | | |
| 33 | 1 | 184014-59450 | PIPE ASSY, FUEL 550 | 1 | | | | | | | |
| 37 | 1 | 23001-048000 | CLAMP, HOSE 48 | 4 | | | | | | | |
| 38 | 1 | 26013-080162 | BOLT, M8X 16 | 4 | | | | | | | |
| 39 | 1 | 26013-080162 | BOLT, M8X 16 | 1 | | | | | | | |
| 40 | 1 | 26013-080162 | BOLT, M8X 16 | 1 | | | | | | | |
| 41 | 1 | 26013-080162 | BOLT, M8X 16 | 2 | | | | | | | |
| 42 | 1 | 26013-100302 | BOLT, M10X 30 | 2 | | | | | | | |
| 43 | 1 | 26014-080162 | BOLT, M8X 16 | 1 | | | | | | | |

Remarks
 (1)Attach the No.14A label to this part.
 (2)Not illustrated.

Fig.11. RADIATOR MOUNT



(A)=VIO80-1A C(US)
(B)=
(C)=

(D)=
(E)=
(F)=

| No. | Lev. | Parts No. | Description | Q'ty | | | | | | I | R |
|-----|------|--------------|----------------------|------|-----|-----|-----|-----|-----|---|---|
| | | | | (A) | (B) | (C) | (D) | (E) | (F) | | |
| 1 | 1 | 172B11-13400 | BRACKET ASSY | 1 | | | | | | | |
| 3 | 2 | 172499-13750 | SEAL, DUCT A | 1 | | | | | | | |
| 4 | 1 | 172B11-13600 | DUCT ASSY, RADIATOR | 1 | | | | | | | |
| 6 | 2 | 172B11-13700 | SPONGE, DUCT A | 1 | | | | | | | |
| 7 | 2 | 172B11-13710 | SPONGE, DUCT B | 1 | | | | | | | |
| 8 | 2 | 172B11-13720 | SPONGE, DUCT C | 1 | | | | | | | |
| 9 | 2 | 172B11-13730 | SPONGE, DUCT D | 1 | | | | | | | |
| 10 | 2 | 172B11-13740 | SPONGE, DUCT E | 1 | | | | | | | |
| 11 | 2 | 172B11-13790 | SPONGE, DUCT F | 1 | | | | | | | |
| 12 | 2 | 172A64-64940 | SEAL, 560 | 1 | | | | | | | |
| 13 | 2 | 172A64-65160 | SEAL, 1170 | 1 | | | | | | | |
| 14 | 1 | 172B11-13750 | COVER ASSY, DUCT | 1 | | | | | | | 1 |
| 16 | 2 | 172A89-65850 | RUBBER, SEAL 670 | 1 | | | | | | | |
| 16A | 1 | 172A69-03350 | LABEL, BATTERY COVER | 1 | | | | | | | 2 |
| 16B | 1 | 172437-03361 | LABEL, BATTERY | 1 | | | | | | | 2 |
| 17 | 1 | 172B11-13830 | STAY, RADIATOR A | 1 | | | | | | | |
| 18 | 1 | 172B11-13840 | STAY, RADIATOR B | 1 | | | | | | | |
| 19 | 1 | 172B11-13860 | BRACKET ASSY, RAD U | 1 | | | | | | | |
| 20 | 1 | 172B11-13930 | SUPPORT ASSY, DUCT | 1 | | | | | | | |
| 21 | 2 | 172638-06710 | RUBBER, CUSHION 300 | 1 | | | | | | | |
| 23 | 2 | 172164-66800 | RUBBER, SEAL 60 | 1 | | | | | | | |
| 24 | 1 | 1A7400-61250 | HOLDER, ROD 8 | 1 | | | | | | | |
| 25 | 1 | 172142-62301 | WING BOLT, M10X20 | 1 | | | | | | | |
| 26 | 1 | 172146-78150 | PLATE, CLAMP A | 1 | | | | | | | |
| 27 | 1 | 22417-320200 | PIN, COTTER 3.2X20 | 1 | | | | | | | |
| 28 | 1 | 26013-080122 | BOLT, M8X 12 | 2 | | | | | | | |
| 29 | 1 | 26013-100202 | BOLT, M10X 20 | 4 | | | | | | | |
| 30 | 1 | 26013-100202 | BOLT, M10X 20 | 2 | | | | | | | |
| 31 | 1 | 26014-080162 | BOLT, M8X 16 | 4 | | | | | | | |
| 32 | 1 | 26014-100202 | BOLT, M10X 20 | 4 | | | | | | | |
| 33 | 1 | 26014-100202 | BOLT, M10X 20 | 1 | | | | | | | |
| 34 | 1 | 26014-100252 | BOLT, M10X 25 | 4 | | | | | | | |
| 35 | 1 | 26014-100252 | BOLT, M10X 25 | 4 | | | | | | | |

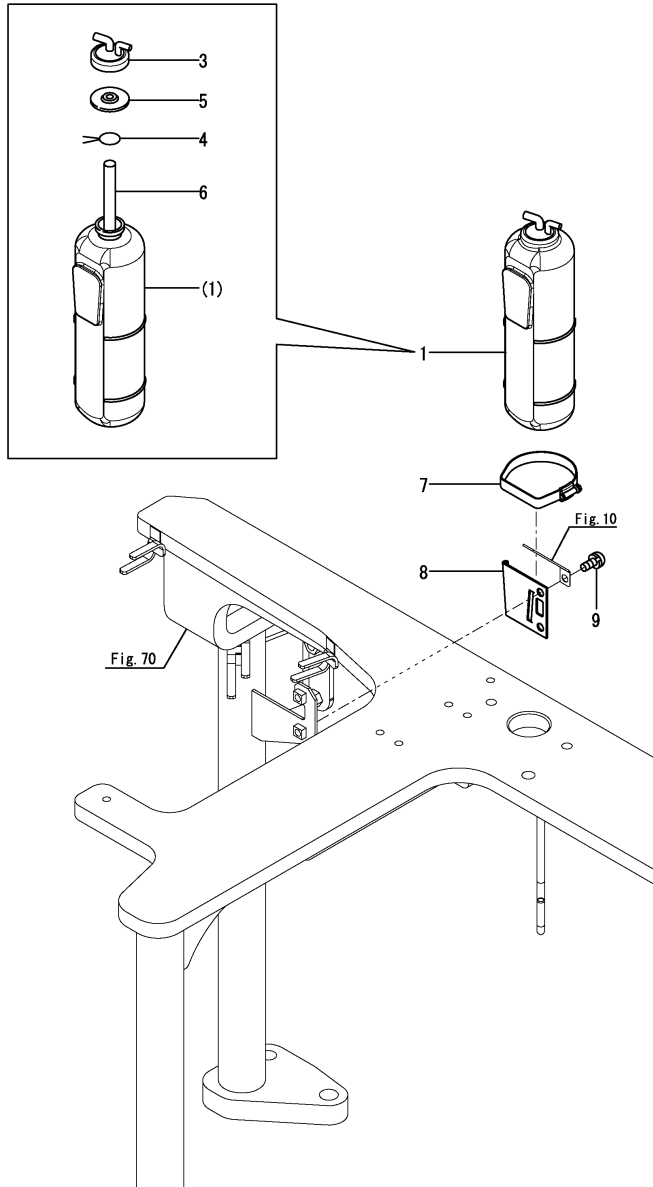
Remarks

- (1) Attach the No.16A & 16B label to this part.
- (2) Not illustrated.

Fig.12. SUB TANK

(A)=VIO80-1A C(US)
 (B)=
 (C)=

(D)=
 (E)=
 (F)=

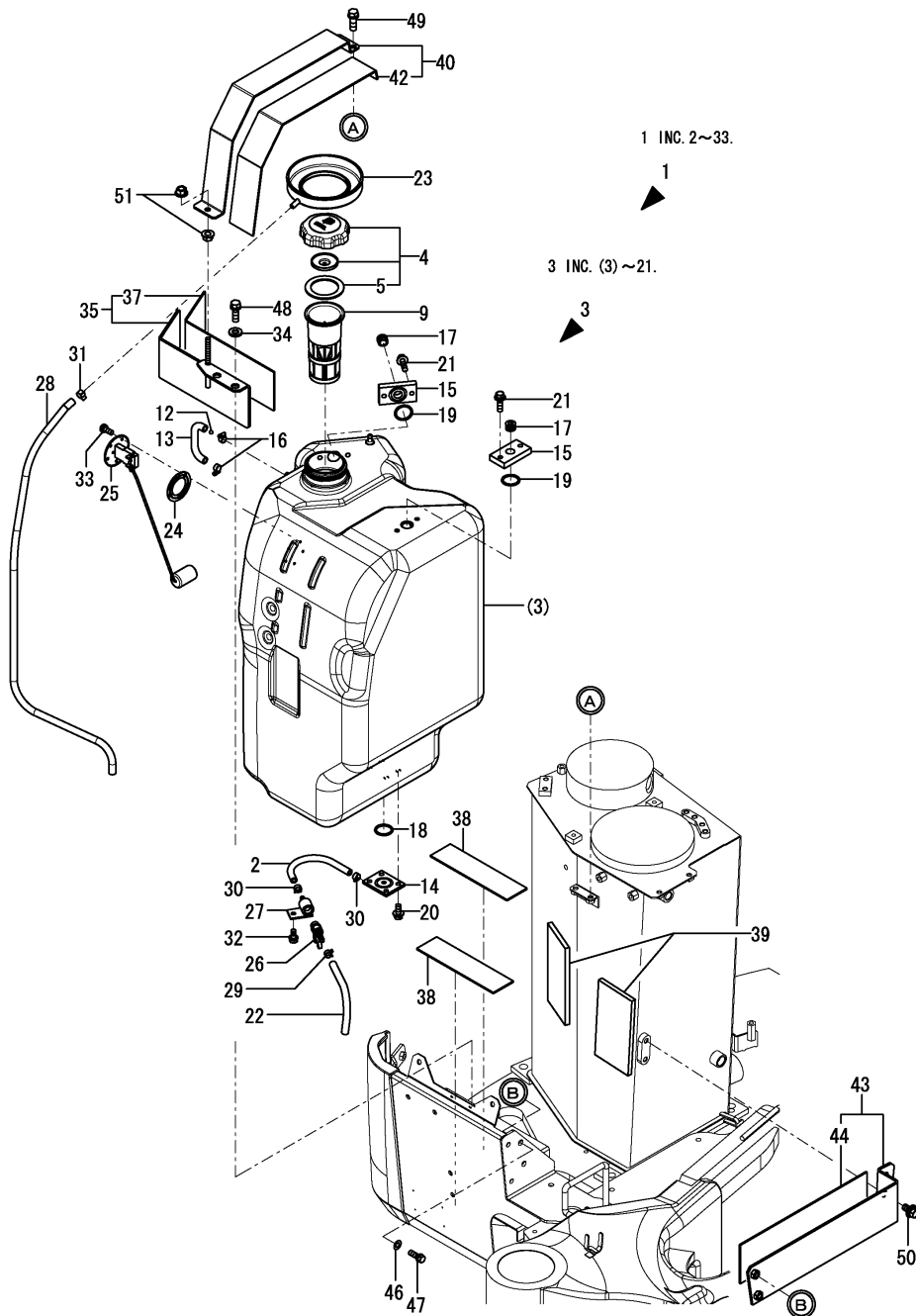


| No. | Lev. | Parts No. | Description | Q'ty | | | | | | I | R |
|-----|------|--------------|-------------------|------|-----|-----|-----|-----|-----|---|---|
| | | | | (A) | (B) | (C) | (D) | (E) | (F) | | |
| 1 | 1 | 171064-44510 | TANK ASSY, SUB | 1 | | | | | | | 1 |
| 3 | 2 | 121450-44531 | CAP | 1 | | | | | | | |
| 4 | 2 | 124450-44560 | CLAMP, PIPE | 1 | | | | | | | |
| 5 | 2 | 121470-44581 | GASKET | 1 | | | | | | | |
| 6 | 2 | 23065-070225 | HOSE 7X 225 | 1 | | | | | | | |
| 6A | 1 | 172A38-03201 | LABEL, SUB TANK | 1 | | | | | | | 2 |
| 7 | 1 | 124450-44550 | BAND, SUB TANK | 1 | | | | | | | |
| 8 | 1 | 121256-44600 | BRACKET, SUB TANK | 1 | | | | | | | |
| 9 | 1 | 26022-080162 | SCREW, M8X16 | 2 | | | | | | | |

Remarks

- (1) Attach the No.6A label to this part.
- (2) Not illustrated.

Fig.13. FUEL TANK



(A)=VIO80-1A C(US)

(B)=

(C)=

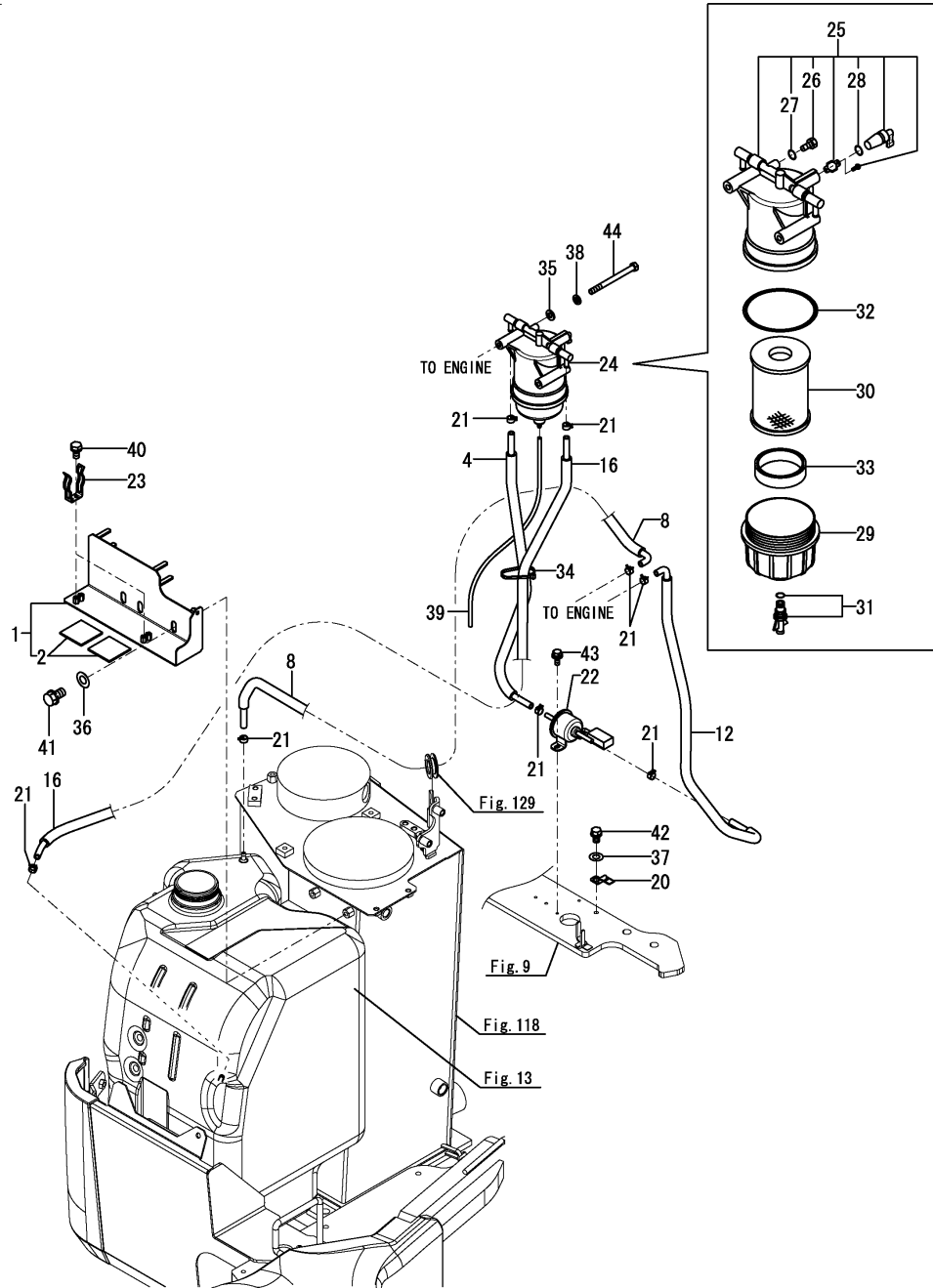
(D)=

(E)=

(F)=

| No. | Lev. | Parts No. | Description | Q'ty | | | | | | I | R |
|---------------|------|--------------|-------------------|------|-----|-----|-----|-----|-----|---|---|
| | | | | (A) | (B) | (C) | (D) | (E) | (F) | | |
| 1 | 1 | 772A69-14100 | TANK ASSY, FUEL | 1 | | | | | | | |
| 2 | 2 | 172137-13400 | PIPE, DRAIN A | 1 | | | | | | | |
| 3 | 2 | 172A69-14110 | TANK ASSY, FUEL | 1 | | | | | | | |
| 4 | 3 | 198200-04031 | CAP ASSY, FILLER | 1 | | | | | | | |
| 5 | 4 | 198200-04040 | GASKET, FUEL CAP | 1 | | | | | | | |
| 9 | 3 | 172A69-14130 | NET ASSY, FUEL | 1 | | | | | | | |
| 12 | 3 | 172447-14160 | FLOAT, 7 | 1 | | | | | | | |
| 13 | 3 | 172458-14203 | HOSE, FUEL GAUGE | 1 | | | | | | | |
| 14 | 3 | 172A69-14211 | LOCK ASSY, DRAIN | 1 | | | | | | | |
| 15 | 3 | 172A69-14240 | PLATE, R1/2 | 2 | | | | | | | |
| 16 | 3 | 23000-013000 | CLAMP, 13 | 2 | | | | | | | |
| 17 | 3 | 23876-040000 | PLUG, R04 | 2 | | | | | | | |
| 18 | 3 | 24311-000320 | O-RING, 1AP32.0 | 1 | | | | | | | |
| 18-1 | 3 | 172A69-14550 | PACKING | 1 | | | | | | | N |
| (A=*2016.01.) | | | | | | | | | | | |
| 19 | 3 | 24311-000320 | O-RING, 1AP32.0 | 2 | | | | | | | |
| 20 | 3 | 26013-080202 | BOLT, M8X 20 | 4 | | | | | | | |
| 21 | 3 | 26013-080302 | BOLT, M8X 30 | 4 | | | | | | | |
| 22 | 2 | 172186-14150 | HOSE, FUEL GAUGE | 1 | | | | | | | |
| 23 | 2 | 172A69-14170 | SUMP, FUEL | 1 | | | | | | | |
| 24 | 2 | 172162-14200 | GASKET | 1 | | | | | | | |
| 25 | 2 | 172A78-14220 | GAUGE, FUEL | 1 | | | | | | | |
| 26 | 2 | 172A69-14230 | VALVE, FUEL DRAIN | 1 | | | | | | | |
| 27 | 2 | 172444-14270 | JOINT, DRAIN | 1 | | | | | | | |
| 28 | 2 | 172187-14510 | HOSE, 9.5X1050 | 1 | | | | | | | |
| 29 | 2 | 106990-44660 | CLAMP, HOSE 12.5 | 1 | | | | | | | |
| 30 | 2 | 124766-59050 | CLAMP, HOSE 11.5 | 2 | | | | | | | |
| 31 | 2 | 23080-013000 | CLAMP, 13 | 1 | | | | | | | |
| 32 | 2 | 26013-080162 | BOLT, M8X 16 | 1 | | | | | | | |
| 33 | 2 | 26022-050122 | SCREW, M5X12 | 5 | | | | | | | |
| 34 | 1 | 194145-04810 | WASHER, 10 | 2 | | | | | | | |
| 35 | 1 | 172A69-14310 | BRACKET ASSY, F | 1 | | | | | | | |
| 37 | 2 | 172A69-14350 | PLATE, RUBBER A | 1 | | | | | | | |
| 38 | 1 | 172A69-14370 | PLATE, RUBBER D | 2 | | | | | | | |
| 39 | 1 | 172A89-14380 | SPONGE, RUBBER | 2 | | | | | | | |
| 40 | 1 | 172A69-14410 | BRACKET ASSY, UP | 1 | | | | | | | |
| 42 | 2 | 172A69-14430 | PLATE, RUBBER B | 1 | | | | | | | |
| 43 | 1 | 172A69-14450 | BRACKET ASSY, L | 1 | | | | | | | |
| 44 | 2 | 172A69-14350 | PLATE, RUBBER A | 1 | | | | | | | |
| 46 | 1 | 22137-100000 | WASHER, 10 | 2 | | | | | | | |
| 47 | 1 | 26013-100302 | BOLT, M10X 30 | 2 | | | | | | | |
| 48 | 1 | 26013-100302 | BOLT, M10X 30 | 2 | | | | | | | |
| 49 | 1 | 26013-100302 | BOLT, M10X 30 | 2 | | | | | | | |
| 50 | 1 | 26014-100202 | BOLT, M10X 20 | 2 | | | | | | | |
| 51 | 1 | 26367-100002 | NUT, M10 | 2 | | | | | | | |

Fig.14. FUEL PIPING



(A)=VIO80-1A C(US)

(B)=

(C)=

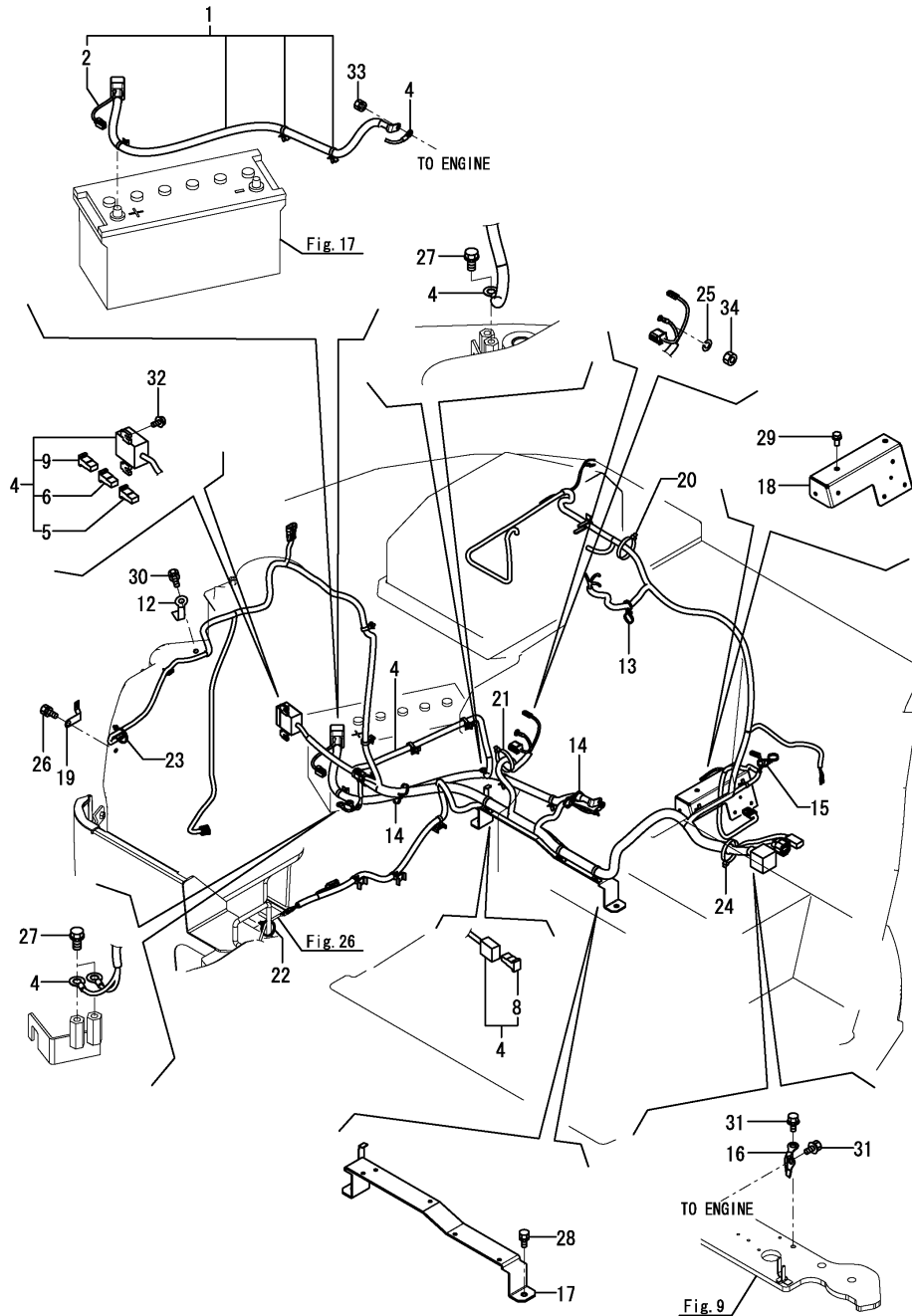
(D)=

(E)=

(F)=

| No. | Lev. | Parts No. | Description | Q'ty | | | | | | I | R |
|-----|------|--------------|----------------------|------|-----|-----|-----|-----|-----|---|---|
| | | | | (A) | (B) | (C) | (D) | (E) | (F) | | |
| 1 | 1 | 172B11-14510 | BRACKET ASSY, GUN | 1 | | | | | | | |
| 2 | 2 | 172446-14250 | PLATE, RUBBER C | 2 | | | | | | | |
| 4 | 1 | 172B11-14700 | HOSE ASSY, 850 | 1 | | | | | | | |
| 8 | 1 | 172B11-14730 | HOSE ASSY, 1700 | 1 | | | | | | | |
| 12 | 1 | 172B11-14760 | HOSE ASSY, 2600 | 1 | | | | | | | |
| 16 | 1 | 172B11-14790 | HOSE ASSY, 650 | 1 | | | | | | | |
| 20 | 1 | 172460-16700 | STAY, A | 1 | | | | | | | |
| 21 | 1 | 106990-44660 | CLAMP, HOSE 12.5 | 8 | | | | | | | |
| 22 | 1 | 129612-52100 | PUMP, FUEL FEED | 1 | | | | | | | |
| 23 | 1 | 172122-55061 | PLATE, GREASE PUMP | 2 | | | | | | | |
| 24 | 1 | 129E22-55700 | FILTER ASSY,FUEL PRE | 1 | | | | | | | |
| 25 | 2 | 129E00-55710 | BODY ASSY | 1 | | | | | | | |
| 26 | 3 | 129A00-55750 | PLUG, AIR VENT | 1 | | | | | | | |
| 27 | 3 | 129A00-55760 | O-RING | 1 | | | | | | | |
| 28 | 3 | 24311-000110 | O-RING, 1AP11.0 | 1 | | | | | | | |
| 29 | 2 | 129A00-55720 | CUP, CLEAR | 1 | | | | | | | |
| 30 | 2 | 129A00-55730 | ELEMENT, FUEL FILTER | 1 | | | | | | | |
| 31 | 2 | 129242-55740 | PLUG, DRAIN | 1 | | | | | | | |
| 32 | 2 | 129A00-55740 | O-RING | 1 | | | | | | | |
| 33 | 2 | 129A00-55770 | FLOAT | 1 | | | | | | | |
| 34 | 1 | 194202-56460 | BAND, BINDING 200 | 1 | | | | | | | |
| 35 | 1 | 22137-080000 | WASHER, 8 | 2 | | | | | | | |
| 36 | 1 | 22137-100000 | WASHER, 10 | 2 | | | | | | | |
| 37 | 1 | 22137-100000 | WASHER, 10 | 1 | | | | | | | |
| 38 | 1 | 22217-080000 | WASHER, SPRING 8 | 2 | | | | | | | |
| 39 | 1 | 23061-050500 | PIPE, 5X 500 | 1 | | | | | | | |
| 40 | 1 | 26013-060122 | BOLT, M6X 12 | 4 | | | | | | | |
| 41 | 1 | 26013-100162 | BOLT, M10X 16 | 2 | | | | | | | |
| 42 | 1 | 26013-100162 | BOLT, M10X 16 | 1 | | | | | | | |
| 43 | 1 | 26014-060162 | BOLT, M6X 16 | 2 | | | | | | | |
| 44 | 1 | 26116-080952 | BOLT, M8X 95 PLATED | 2 | | | | | | | |

Fig.15. ENGINE



(A)=VIO80-1A C(US)

(B)=

(C)=

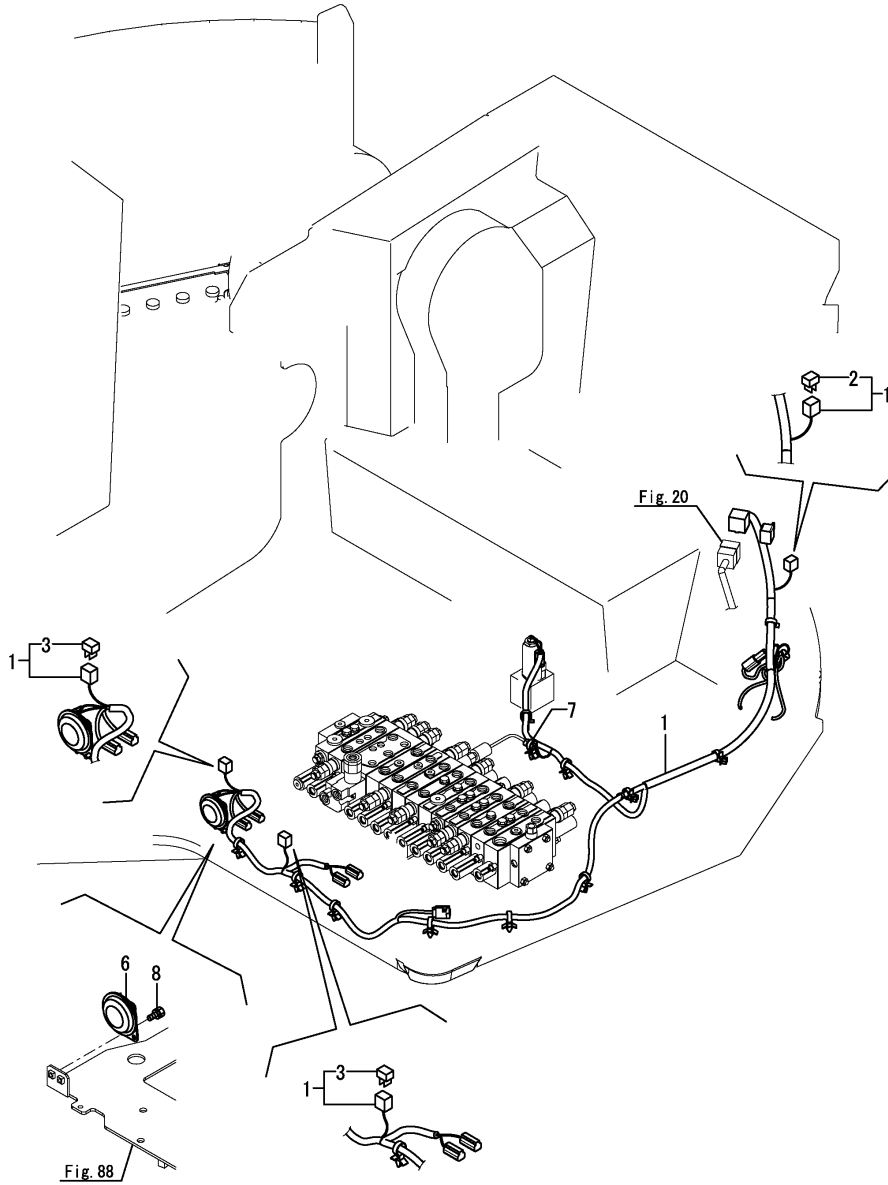
(D)=

(E)=

(F)=

| No. | Lev. | Parts No. | Description | Q'ty | | | | | | I | R |
|-----|------|--------------|----------------------|------|-----|-----|-----|-----|-----|---|---|
| | | | | (A) | (B) | (C) | (D) | (E) | (F) | | |
| 1 | 1 | 172B11-16100 | CABLE ASSY,BATTERY + | 1 | | | | | | | |
| 2 | 2 | 172B11-16120 | HARNESS, BATTERY | 1 | | | | | | | |
| 4 | 1 | 172B11-16501 | HARNESS ASSY, WIRE A | 1 | | | | | | | |
| 4-1 | 1 | 172B11-16502 | HARNESS ASSY, A | 1 | | | | | | | N |
| | | (A=M1B607) | | | | | | | | | |
| 5 | 2 | 1C6900-06180 | FUSE, SLOW BLOW 80A | 1 | | | | | | | |
| 6 | 2 | 172A65-16550 | FUSE, SLOW BLOW 60A | 1 | | | | | | | |
| 8 | 2 | 1A7810-51750 | FUSE, SLOW BLOW 120A | 1 | | | | | | | |
| 9 | 2 | 1E8940-83450 | FUSE, SLOW BLOW 100A | 1 | | | | | | | |
| 12 | 1 | 172126-16540 | CLAMP, 10X70 | 1 | | | | | | | |
| 13 | 1 | 172137-16560 | BAND, BINDING W | 1 | | | | | | | |
| 14 | 1 | 172137-16560 | BAND, BINDING W | 2 | | | | | | | |
| 15 | 1 | 172137-16560 | BAND, BINDING W | 1 | | | | | | | |
| 16 | 1 | 172187-16600 | CORD, ENGINE EARTH | 1 | | | | | | | |
| 17 | 1 | 172B11-16650 | SUPPORT ASSY, B | 1 | | | | | | | |
| 18 | 1 | 172B11-16660 | SUPPORT, HARNESS A | 1 | | | | | | | |
| 19 | 1 | 172A69-16700 | BRACKET, SWP 2P-M | 1 | | | | | | | |
| 20 | 1 | 194202-56460 | BAND, BINDING 200 | 1 | | | | | | | |
| 21 | 1 | 194202-56460 | BAND, BINDING 200 | 1 | | | | | | | |
| 22 | 1 | 194202-56460 | BAND, BINDING 200 | 1 | | | | | | | |
| 23 | 1 | 194202-56460 | BAND, BINDING 200 | 1 | | | | | | | |
| 24 | 1 | 194202-56460 | BAND, BINDING 200 | 1 | | | | | | | |
| 25 | 1 | 22217-080000 | WASHER, SPRING 8 | 1 | | | | | | | |
| 26 | 1 | 26013-080162 | BOLT, M8X 16 | 1 | | | | | | | |
| 27 | 1 | 26013-100162 | BOLT, M10X 16 | 3 | | | | | | | |
| 28 | 1 | 26013-100202 | BOLT, M10X 20 | 2 | | | | | | | |
| 29 | 1 | 26013-100202 | BOLT, M10X 20 | 2 | | | | | | | |
| 30 | 1 | 26014-080162 | BOLT, M8X 16 | 1 | | | | | | | |
| 31 | 1 | 26014-100162 | BOLT, M10X 16 | 2 | | | | | | | |
| 32 | 1 | 26023-060122 | SCREW, M6X12 | 2 | | | | | | | |
| 33 | 1 | 26051-080002 | NUT, M8 | 1 | | | | | | | |
| 34 | 1 | 26716-080002 | NUT, M8 | 1 | | | | | | | |

Fig.16. VALVE PLATE



(A)=VIO80-1A C(US)
 (B)=
 (C)=

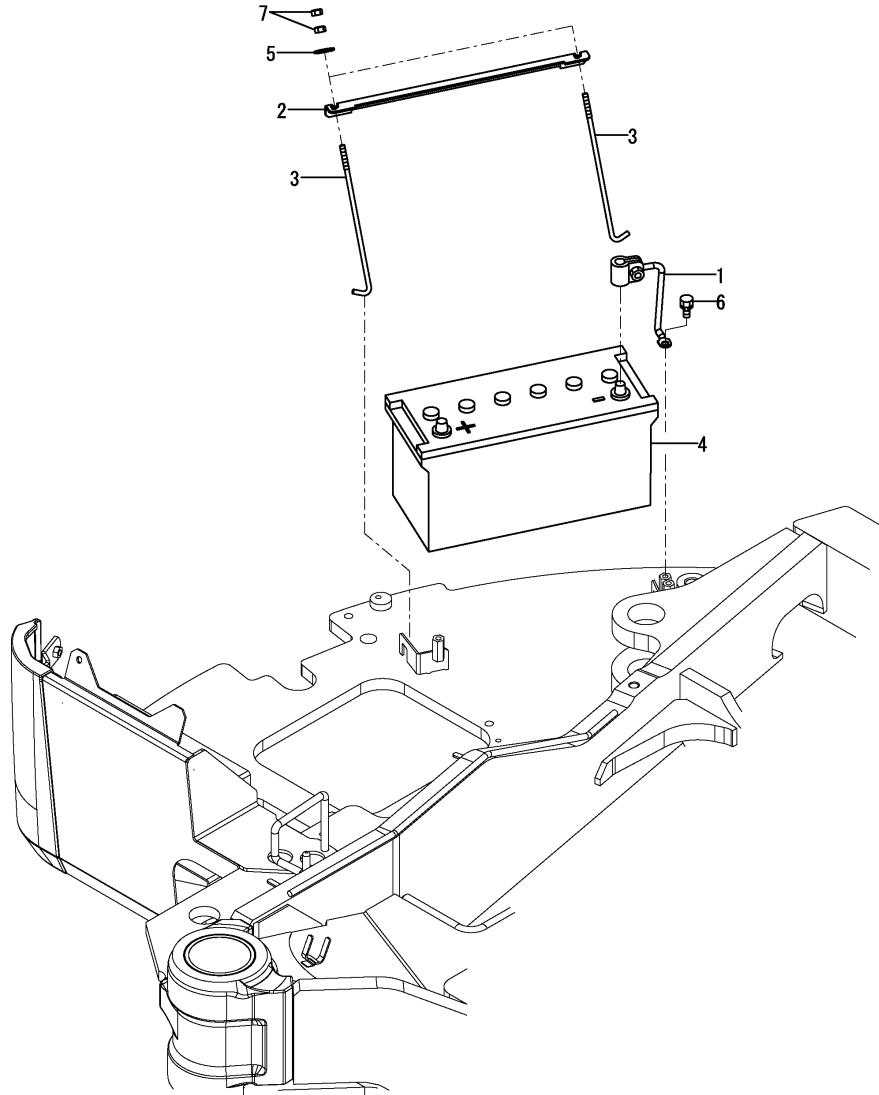
(D)=
 (E)=
 (F)=

| No. | Lev. | Parts No. | Description | Q'ty | | | | | | I | R |
|-----|------|--------------|-----------------|------|-----|-----|-----|-----|-----|---|---|
| | | | | (A) | (B) | (C) | (D) | (E) | (F) | | |
| 1 | 1 | 172B11-16620 | HARNES ASSY, D | 1 | | | | | | | |
| 2 | 2 | 172649-16560 | DIODE, 1.5-3PA | 1 | | | | | | | |
| 3 | 2 | 1E8465-83170 | DIODE, 090,1.5A | 2 | | | | | | | |
| 6 | 1 | 194151-57100 | HORN | 1 | | | | | | | |
| 7 | 1 | 1E8775-84120 | CLAMP, BAND B | 1 | | | | | | | |
| 8 | 1 | 26013-060122 | BOLT, M6X 12 | 2 | | | | | | | |

Fig.17. BATTERY

(A)=VIO80-1A C(US)
 (B)=
 (C)=

(D)=
 (E)=
 (F)=

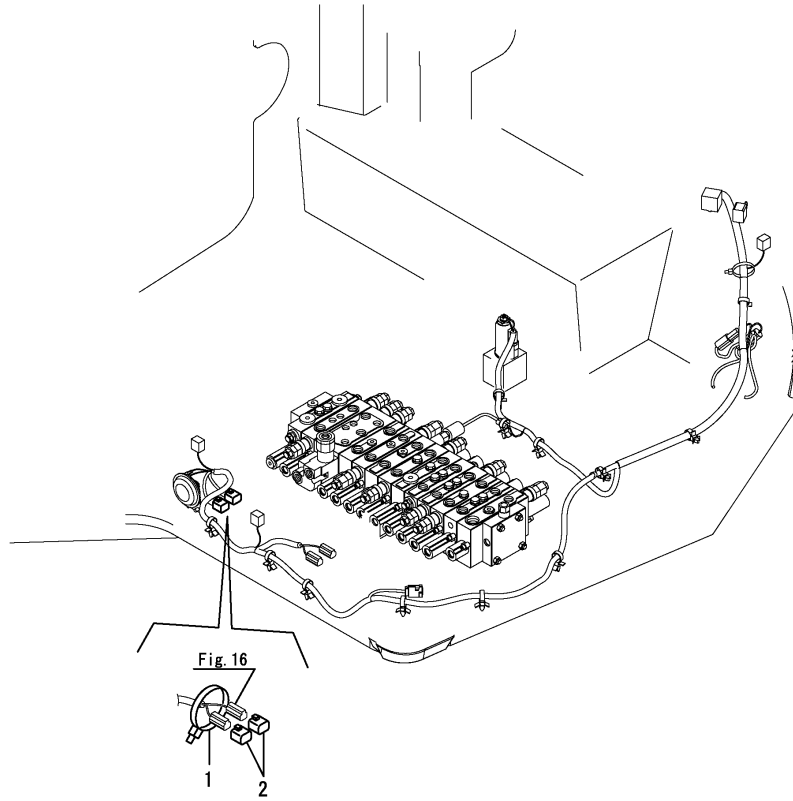


| No. | Lev. | Parts No. | Description | Q'ty | | | | | | I | R |
|--------------|------|--------------|---------------------|------|-----|-----|-----|-----|-----|---|---|
| | | | | (A) | (B) | (C) | (D) | (E) | (F) | | |
| 1 | 1 | 172187-16110 | CORD, BATTERY MINUS | 1 | | | | | | | |
| 1-1 | 1 | 172A69-16121 | CABLE, - BATTERY | 1 | | | | | | | N |
| (A=*2019.10) | | | | | | | | | | | |
| 2 | 1 | 172112-16201 | RETAINER, BATTERY | 1 | | | | | | | |
| 3 | 1 | 172164-16370 | ROD | 2 | | | | | | | |
| 4 | 1 | 1E8080-83321 | BATTERY, 130E41R | 1 | | | | | | | |
| 5 | 1 | 22157-080000 | WASHER, 8 | 2 | | | | | | | |
| 6 | 1 | 26013-100162 | BOLT, M10X 16 | 1 | | | | | | | |
| 7 | 1 | 26716-080002 | NUT, M8 | 4 | | | | | | | |

Fig.18. DUMMY CONNECTOR

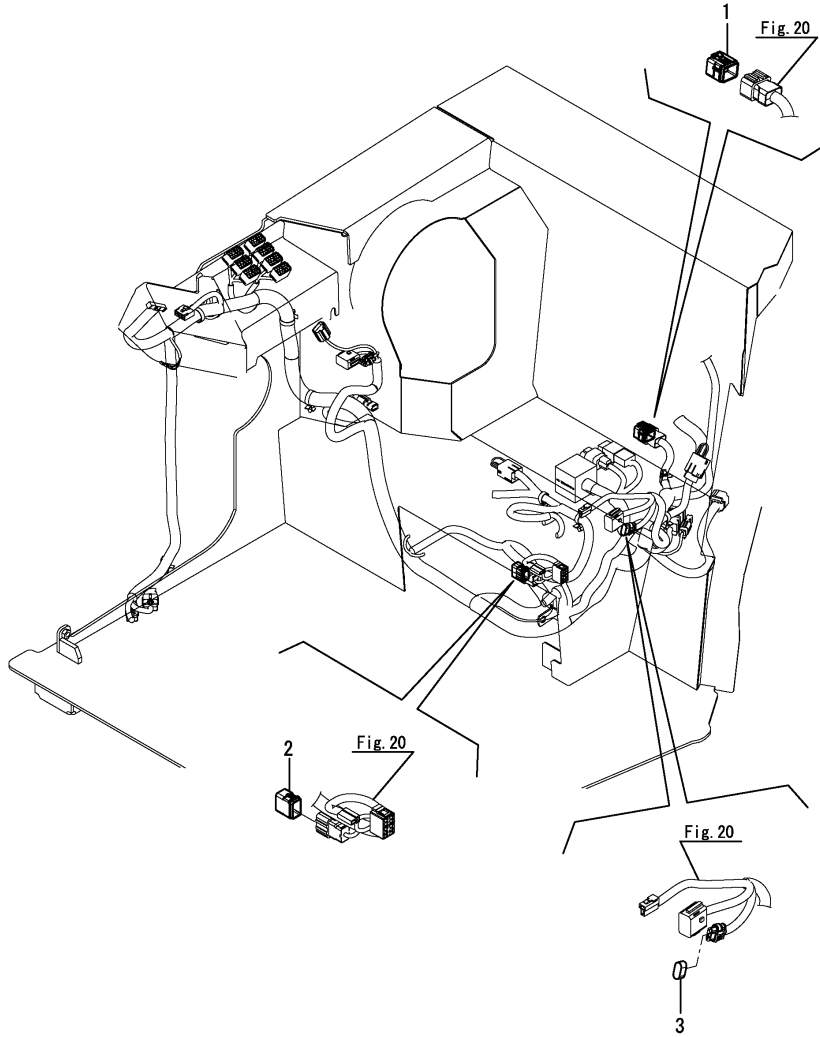
(A)=VIO80-1A C(US)
 (B)=
 (C)=

(D)=
 (E)=
 (F)=



| No. | Lev. | Parts No. | Description | Q'ty | | | | | | I | R |
|-----|------|--------------|-------------------|------|-----|-----|-----|-----|-----|---|---|
| | | | | (A) | (B) | (C) | (D) | (E) | (F) | | |
| 1 | 1 | 172126-11510 | BAND, BINDING 300 | 1 | | | | | | | |
| 2 | 1 | 172A69-16480 | CONNECTOR, DUMMY | 2 | | | | | | | |

Fig.19. COUPLER

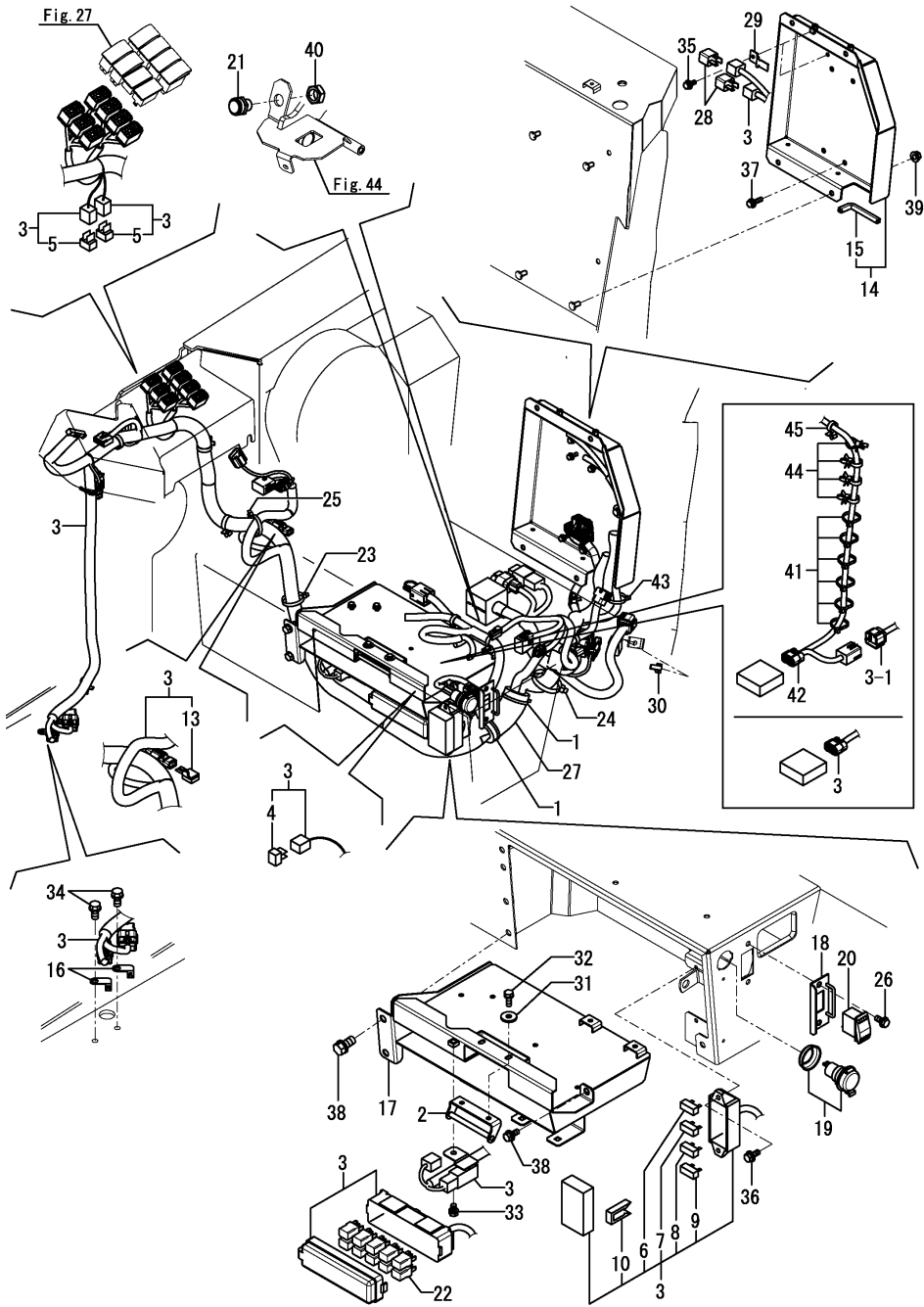


(A)=VIO80-1A C(US)
(B)=
(C)=

(D)=
(E)=
(F)=

| No. | Lev. | Parts No. | Description | Q'ty | | | | | | I | R |
|-----|------|--------------|-------------------|------|-----|-----|-----|-----|-----|---|---|
| | | | | (A) | (B) | (C) | (D) | (E) | (F) | | |
| 1 | 1 | 172B11-16840 | COUPLER, SWP 12F | 1 | | | | | | | |
| 2 | 1 | 172B11-16850 | COUPLER, SWP 8F | 1 | | | | | | | |
| 3 | 1 | 172B11-16810 | COUPLER, 282105-1 | 2 | | | | | | | |

Fig.20. SEAT MOUNT



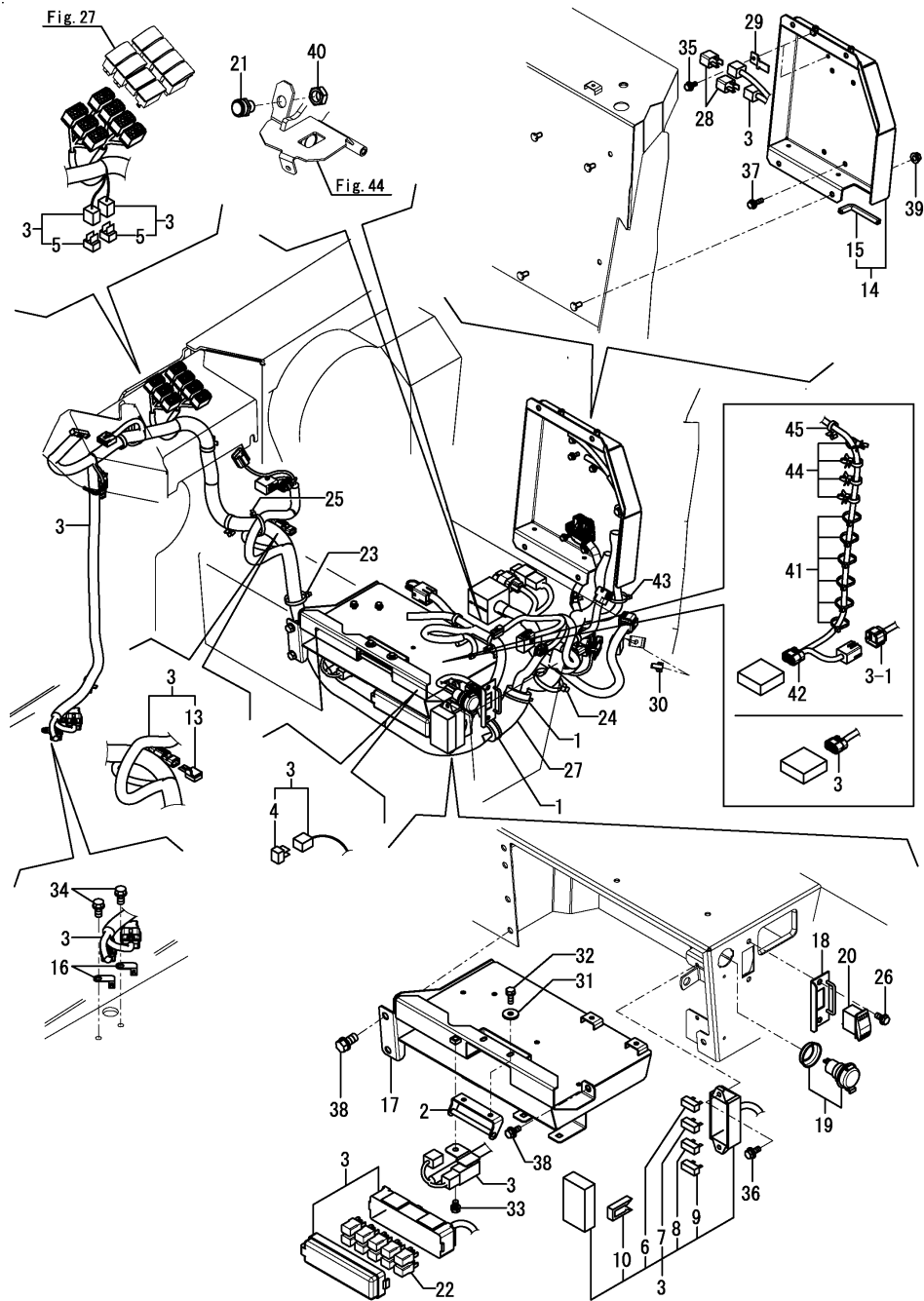
(A)=VIO80-1A C(US)
 (B)=
 (C)=

(D)=
 (E)=
 (F)=

| No. | Lev. | Parts No. | Description | Q'ty | | | | | | I | R |
|--------------|------|------------------------------|----------------------|------|-----|-----|-----|-----|-----|---|---|
| | | | | (A) | (B) | (C) | (D) | (E) | (F) | | |
| 1 | 1 | 172126-11510 | BAND, BINDING 300 | 2 | | | | | | | |
| 2 | 1 | 172B11-16350 | CATCH ASSY, LOCK | 1 | | | | | | | |
| 3 | 1 | 172B11-16440 | HARNESS ASSY, B | 1 | | | | | | | |
| 3-1 | 1 | 172B11-16550 (A=*2019.11) | HARNESS ASSY, B | 1 | | | | | | | S |
| 4 | 2 | 172649-16560 | DIODE, 1.5-3PA | 3 | | | | | | | |
| 5 | 2 | 1A6382-51510 | RESISTANCE, 2W R120 | 2 | | | | | | | |
| 6 | 2 | 198535-52110 | FUSE, 5A | 8 | | | | | | | |
| 7 | 2 | 198535-52120 | FUSE, 10A | 4 | | | | | | | |
| 8 | 2 | 198535-52140 | FUSE, 20A | 6 | | | | | | | |
| 9 | 2 | 198535-52170 | FUSE, 30A | 4 | | | | | | | |
| 10 | 2 | 1E9570-83900 | PULLER, MINI FUSE | 1 | | | | | | | |
| 13 | 2 | 1E8235-84910 | DIODE, 090 31 | 9 | | | | | | | |
| 14 | 1 | 172B11-16601 | BRACKET ASSY, E-ECU | 1 | | | | | | | |
| 15 | 2 | 172456-13470 | RUBBER 100 | 1 | | | | | | | |
| 16 | 1 | 172A69-16700 | BRACKET, SWP 2P-M | 2 | | | | | | | |
| 17 | 1 | 172B11-16900 | BRACKET ASSY, CR | 1 | | | | | | | |
| 17-1 | 1 | 172B11-16901 | BRACKET ASSY,CR | 1 | | | | | | | N |
| (A=*2019.11) | | | | | | | | | | | |
| 18 | 1 | 172A89-17180 | PLATE ASSY, SWITCH | 1 | | | | | | | |
| 19 | 1 | 172A64-17250 | SOCKET ASSY | 1 | | | | | | | |
| 20 | 1 | 172A69-17260 | SWITCH, ENGINE STOP | 1 | | | | | | | |
| 21 | 1 | 194464-52190 | SWITCH, SAFETY START | 1 | | | | | | | |
| 22 | 1 | 1A7522-52950 | RELAY, ACM13221M19 | 10 | | | | | | | |
| 23 | 1 | 194202-56460 | BAND, BINDING 200 | 1 | | | | | | | |
| 24 | 1 | 194202-56460 | BAND, BINDING 200 | 1 | | | | | | | |
| 25 | 1 | 194202-56460 | BAND, BINDING 200 | 1 | | | | | | | |
| 26 | 1 | 172519-63240 | BOLT, M8X16 | 2 | | | | | | | |
| 27 | 1 | 172445-68650 | SPONGE, HOSE | 1 | | | | | | | |
| 28 | 1 | 129927-77900 | RELAY, ISO 90A | 2 | | | | | | | |
| 29 | 1 | 129927-77910 | BRACKET, CONNECTOR | 2 | | | | | | | |
| 30 | 1 | 1E8490-84130 | CLAMP, BAND | 1 | | | | | | | |
| 31 | 1 | 22157-060000 | WASHER, 6 | 2 | | | | | | | |
| 32 | 1 | 26013-060122 | BOLT, M6X 12 | 2 | | | | | | | |
| 33 | 1 | 26013-080122 | BOLT, M8X 12 | 1 | | | | | | | |
| 34 | 1 | 26013-080162 | BOLT, M8X 16 | 2 | | | | | | | |
| 35 | 1 | 26014-060162 | BOLT, M6X 16 | 2 | | | | | | | |
| 36 | 1 | 26014-060162 | BOLT, M6X 16 | 2 | | | | | | | |
| 37 | 1 | 26014-060252 | BOLT, M6X 25 | 4 | | | | | | | |
| 38 | 1 | 26014-100202 | BOLT, M10X 20 | 3 | | | | | | | |
| 39 | 1 | 26051-080002 | NUT, M8 | 4 | | | | | | | |
| 40 | 1 | 26776-180002 | NUT, LOCK M18 | 1 | | | | | | | |
| 41 | 1 | 172126-11510 | BAND, BINDING 300 | 6 | | | | | | | W |
| (A=*2019.11) | | | | | | | | | | | |
| 42 | 1 | 172B11-16640 | HARNESS ASSY,REMOT2G | 1 | | | | | | | W |
| (A=*2019.11) | | | | | | | | | | | |
| 43 | 1 | 194202-56460 | BAND, BINDING 200 | 1 | | | | | | | W |
| (A=*2019.11) | | | | | | | | | | | |
| 44 | 1 | 1E8775-84120 | CLAMP, BAND B | 5 | | | | | | | W |
| (A=*2019.11) | | | | | | | | | | | |
| 45 | 1 | 1E8490-84130 | CLAMP, BAND | 2 | | | | | | | W |

N:Old \xrightarrow{Yes} New, Q:Old \xrightarrow{No} New, R:Old \xrightarrow{Yes} New, S:Old \xrightarrow{No} New, W:Add, Z:Discontinued, F:Interchangeable by set, K:Q'ty Change
 ++ CONTINUE ++
 Copyright (C) 2014 YANMAR GLOBAL CS CO., LTD. All Rights Reserved.

Fig.20. SEAT MOUNT



(A)=VIO80-1A C(US)
 (B)=
 (C)=

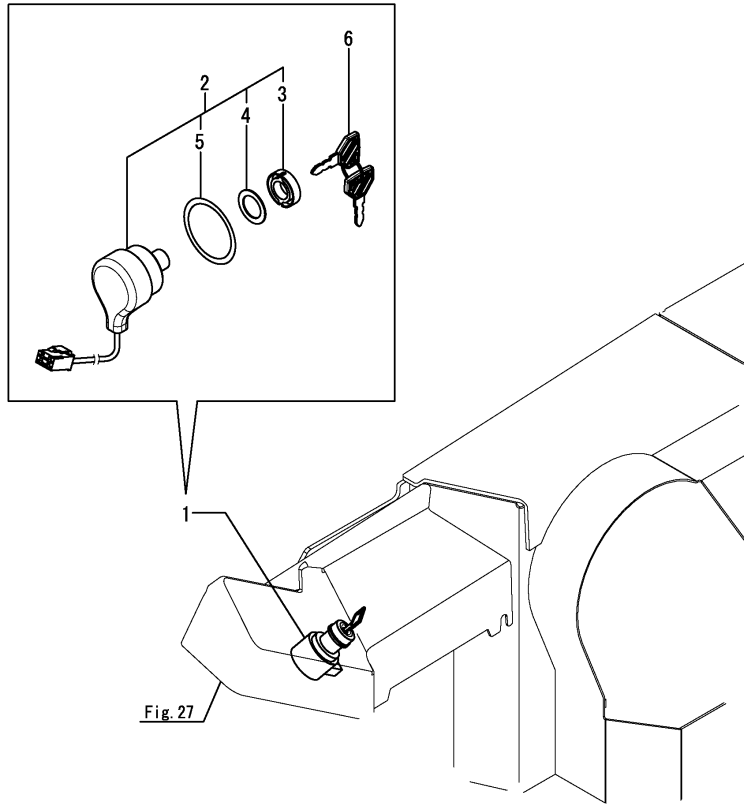
(D)=
 (E)=
 (F)=

| No. | Lev. | Parts No. | Description | Q'ty | | | | | | I | R |
|--------------|------|-----------|-------------|------|-----|-----|-----|-----|-----|---|---|
| | | | | (A) | (B) | (C) | (D) | (E) | (F) | | |
| (A=*2019.11) | | | | | | | | | | | |
| | | | | | | | | | | | |
| | | | | | | | | | | | |
| | | | | | | | | | | | |
| | | | | | | | | | | | |
| | | | | | | | | | | | |
| | | | | | | | | | | | |
| | | | | | | | | | | | |
| | | | | | | | | | | | |
| | | | | | | | | | | | |
| | | | | | | | | | | | |
| | | | | | | | | | | | |
| | | | | | | | | | | | |
| | | | | | | | | | | | |
| | | | | | | | | | | | |
| | | | | | | | | | | | |
| | | | | | | | | | | | |
| | | | | | | | | | | | |
| | | | | | | | | | | | |
| | | | | | | | | | | | |
| | | | | | | | | | | | |
| | | | | | | | | | | | |

Fig.21. STARTER SWITCH

(A)=VIO80-1A C(US)
 (B)=
 (C)=

(D)=
 (E)=
 (F)=



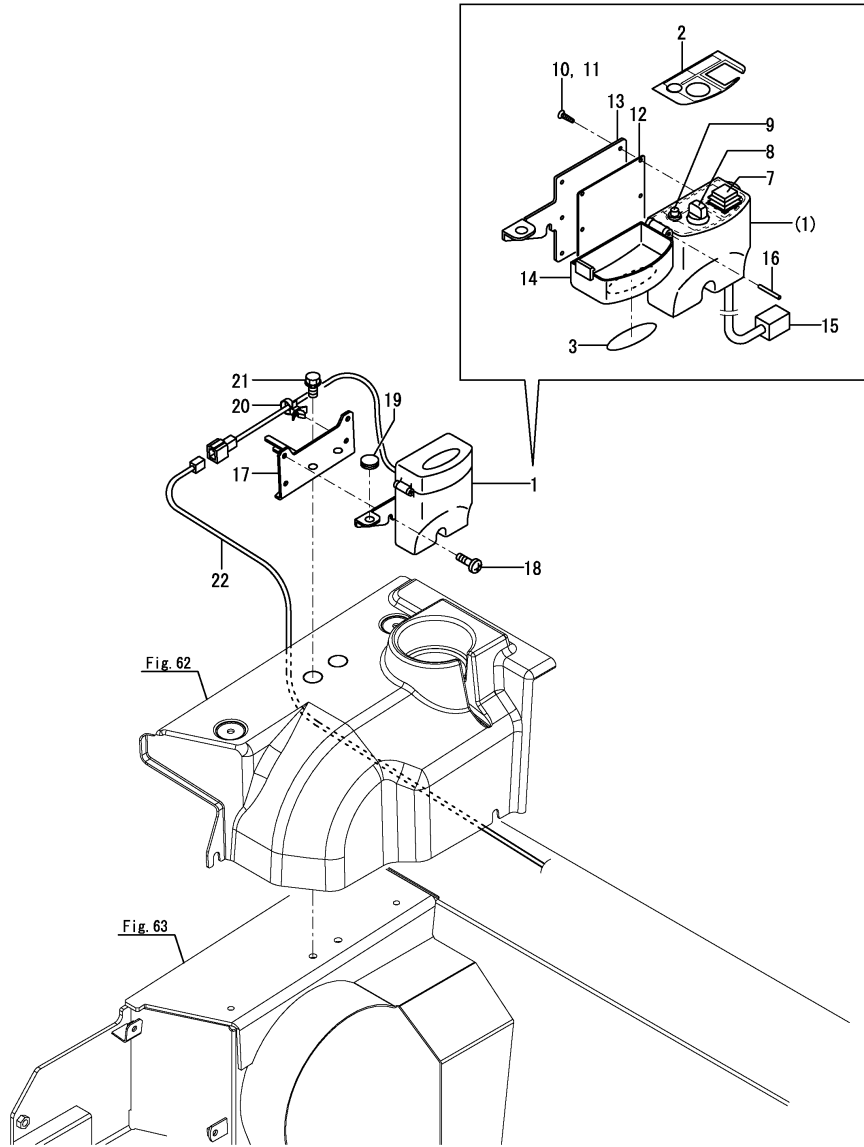
| No. | Lev. | Parts No. | Description | Q'ty | | | | | | I | R |
|-----|------|--------------|----------------------|------|-----|-----|-----|-----|-----|---|---|
| | | | | (A) | (B) | (C) | (D) | (E) | (F) | | |
| 1 | 1 | 172B11-17100 | SWITCH ASSY, STARTER | 1 | | | | | | | |
| 2 | 2 | 172B11-17110 | CYLINDER ASSY, KEY | 1 | | | | | | | |
| 3 | 3 | 172B11-17120 | NUT, RING | 1 | | | | | | | |
| 4 | 3 | 172B11-17130 | WASHER | 1 | | | | | | | |
| 5 | 3 | 172B11-17140 | O-RING | 1 | | | | | | | |
| 6 | 2 | 198360-52160 | KEY ASSY, SPARE | 1 | | | | | | | |

Fig.27

Fig.22. QUICK COUPLER(SWITCH BOX)

(A)=VIO80-1A C(US)
(B)=
(C)=

(D)=
(E)=
(F)=



| No. | Lev. | Parts No. | Description | Q'ty | | | | | | I | R |
|------------|------|--------------|----------------------|------|-----|-----|-----|-----|-----|---|-----|
| | | | | (A) | (B) | (C) | (D) | (E) | (F) | | |
| 1 | 1 | 172958-17111 | BOX, SWITCH EX | 1 | | | | | | | 1 |
| 1-1 | 1 | 172958-17410 | BOX, SWITCH EX D | 1 | | | | | | | S 2 |
| (A=MAF001) | | | | | | | | | | | |
| 2 | 2 | 172472-03290 | LABEL, SWITCH | 1 | | | | | | | |
| 3 | 2 | 172472-03300 | LABEL, COVER | 1 | | | | | | | |
| 7 | 3 | 172958-17140 | SWITCH ASSY | 1 | | | | | | | |
| 8 | 3 | 172958-17150 | SWITCH ASSY, CONTROL | 1 | | | | | | | |
| 9 | 3 | 172958-17160 | LAMP, INDICATOR | 1 | | | | | | | |
| 10 | 3 | 172958-17170 | SCREW, TAPPING | 6 | | | | | | | |
| 11 | 3 | 172958-17180 | SCREW, TAPPING | 2 | | | | | | | |
| 12 | 3 | 172958-17190 | PACKING | 1 | | | | | | | |
| 13 | 3 | 172958-17200 | BRACKET | 1 | | | | | | | |
| 14 | 3 | 172958-17210 | CASE, UPPER | 1 | | | | | | | 1 |
| 14-1 | 3 | 172958-17230 | CASE, UPPER | 1 | | | | | | | S 2 |
| (A=MAF001) | | | | | | | | | | | |
| 15 | 3 | 172958-17220 | CORD, CP 4P | 1 | | | | | | | |
| 16 | 3 | 22351-030028 | PIN, SPRING 3.0X28 | 1 | | | | | | | |
| 17 | 1 | 172A89-17150 | BRACKET ASSY, QH | 1 | | | | | | | |
| 18 | 1 | 172137-46210 | SCREW, BIND | 2 | | | | | | | |
| 19 | 1 | 172187-64900 | PLUG | 1 | | | | | | | |
| 20 | 1 | 1E8775-84120 | CLAMP, BAND B | 1 | | | | | | | |
| 21 | 1 | 26013-100252 | BOLT, M10X 25 | 2 | | | | | | | |
| 22 | 1 | 172B11-16270 | HARNESS, QH | 1 | | | | | | | |

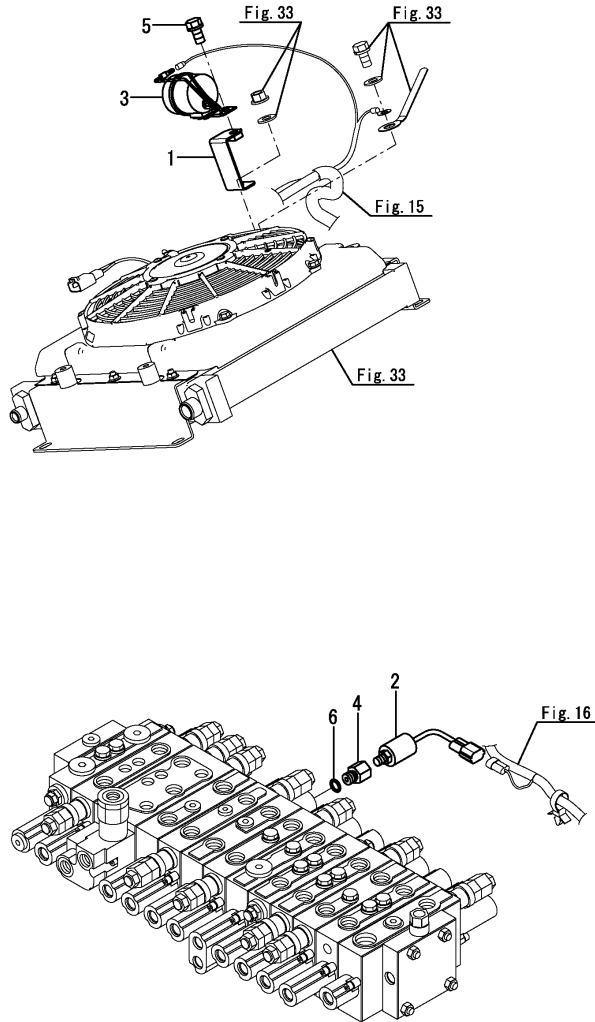
Remarks

- (1)Color = DARK OLIVE GRAY.
- (2)Color = PANTONE 425C.

Fig.23. TRAVEL ALARM

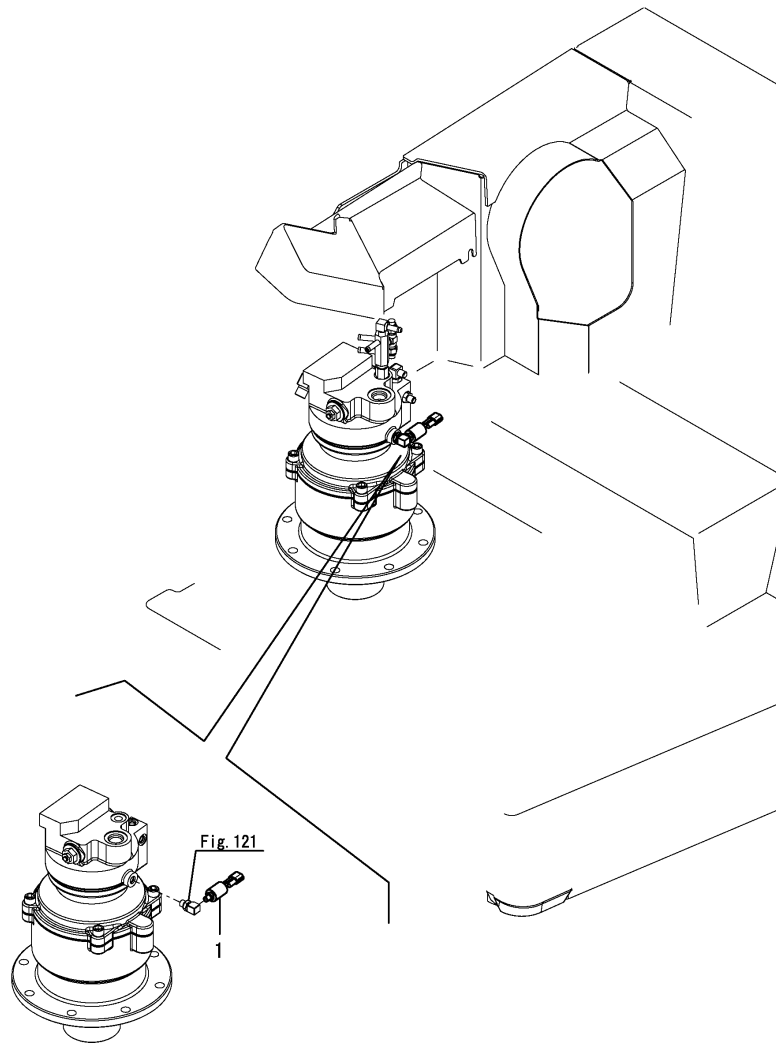
(A)=VIO80-1A C(US)
 (B)=
 (C)=

(D)=
 (E)=
 (F)=



| No. | Lev. | Parts No. | Description | Q'ty | | | | | | I | R |
|-----|------|--------------|----------------------|------|-----|-----|-----|-----|-----|---|---|
| | | | | (A) | (B) | (C) | (D) | (E) | (F) | | |
| 1 | 1 | 172B11-16880 | BRACKET ASSY, BUZZER | 1 | | | | | | | |
| 2 | 1 | 172478-17201 | SWITCH, PRESSURE | 1 | | | | | | | |
| 3 | 1 | 172511-17351 | BUZZER, BACK | 1 | | | | | | | |
| 4 | 1 | 172156-76110 | CONNECTOR, PF1/4X1/8 | 1 | | | | | | | |
| 5 | 1 | 26013-080162 | BOLT, M8X 16 | 1 | | | | | | | |
| 6 | 1 | 41851-000110 | O-RING, P11.0 HNBR | 1 | | | | | | | |

Fig.24. HYD. OIL SWITCH



(A)=VIO80-1A C(US)
(B)=
(C)=

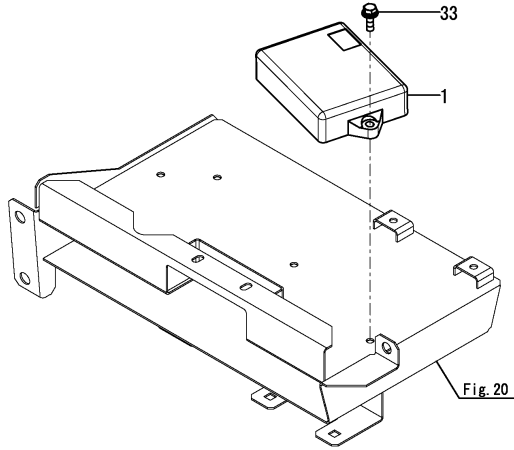
(D)=
(E)=
(F)=

| No. | Lev. | Parts No. | Description | Q'ty | | | | | | I | R |
|-----|------|--------------|------------------|------|-----|-----|-----|-----|-----|---|---|
| | | | | (A) | (B) | (C) | (D) | (E) | (F) | | |
| 1 | 1 | 172478-17201 | SWITCH, PRESSURE | 1 | | | | | | | |
| | | | | | | | | | | | |
| | | | | | | | | | | | |
| | | | | | | | | | | | |
| | | | | | | | | | | | |
| | | | | | | | | | | | |
| | | | | | | | | | | | |
| | | | | | | | | | | | |
| | | | | | | | | | | | |
| | | | | | | | | | | | |
| | | | | | | | | | | | |
| | | | | | | | | | | | |
| | | | | | | | | | | | |
| | | | | | | | | | | | |
| | | | | | | | | | | | |
| | | | | | | | | | | | |
| | | | | | | | | | | | |
| | | | | | | | | | | | |
| | | | | | | | | | | | |

Fig.25. CONTROLLER

(A)=VIO80-1A C(US)
 (B)=
 (C)=

(D)=
 (E)=
 (F)=



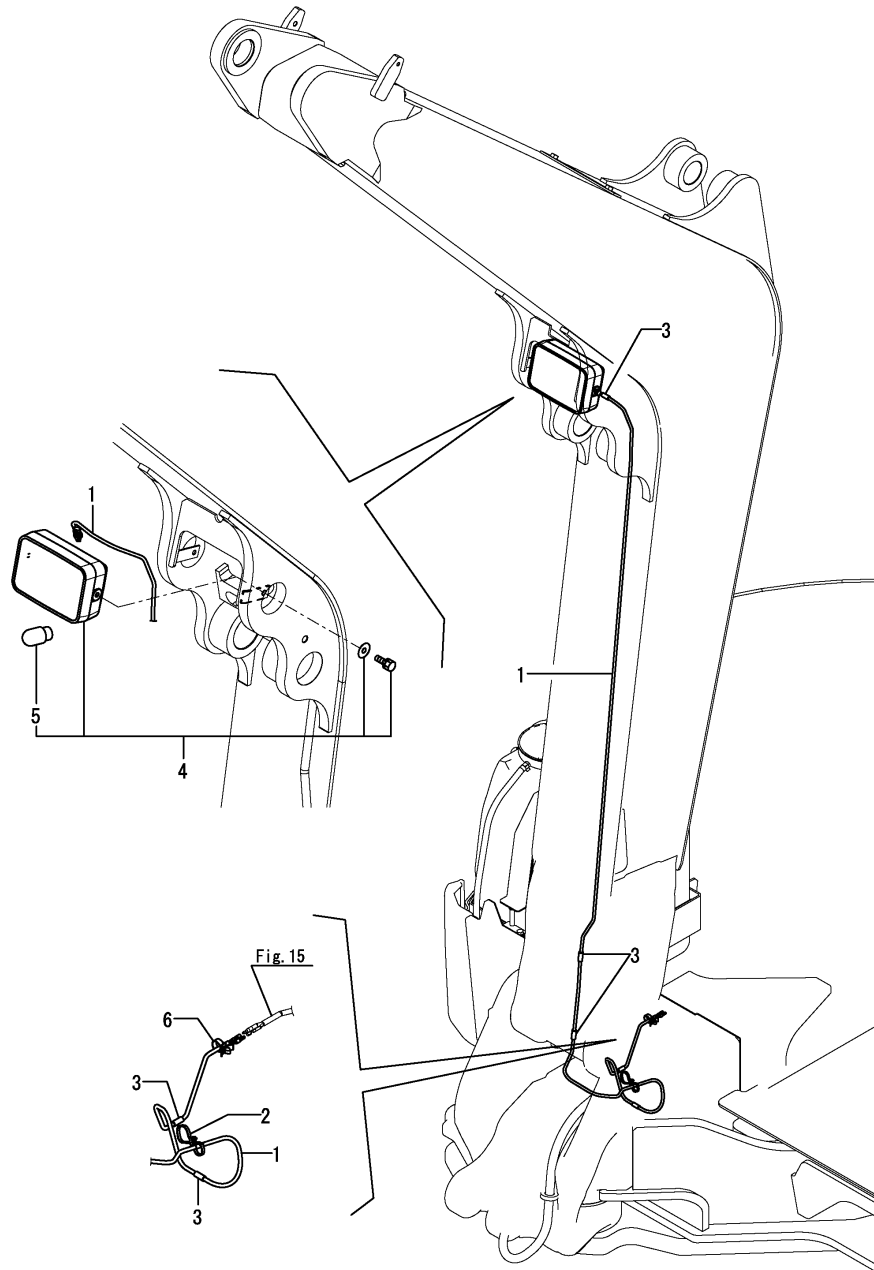
| No. | Lev. | Parts No. | Description | Q'ty | | | | | | I | R |
|-----|------|--------------|--------------|------|-----|-----|-----|-----|-----|---|---|
| | | | | (A) | (B) | (C) | (D) | (E) | (F) | | |
| 1 | 1 | 1A8280-50900 | CONTROLLER | 1 | | | | | | | 1 |
| 33 | 1 | 26014-060202 | BOLT, M6X 20 | 2 | | | | | | | |

Remarks
 (1)Spare parts.
 Please contact any authorized distributor nearest to install a proper infomation.

Fig.26. WORK LAMP

(A)=VIO80-1A C(US)
 (B)=
 (C)=

(D)=
 (E)=
 (F)=

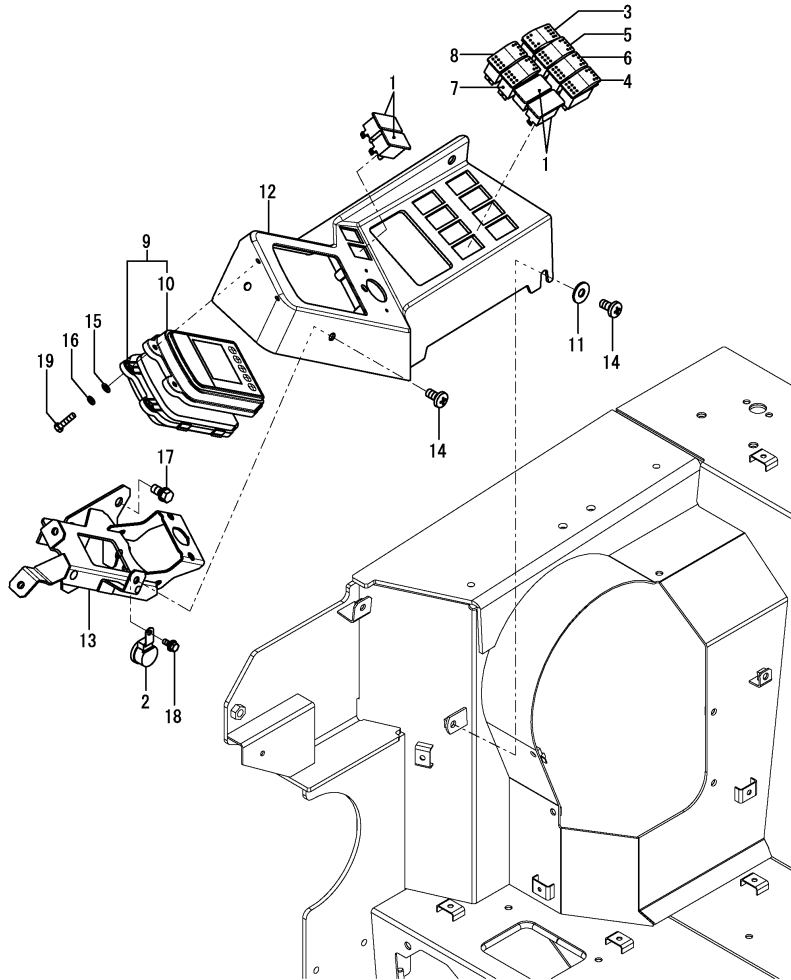


| No. | Lev. | Parts No. | Description | Q'ty | | | | | | I | R |
|-----|------|--------------|-------------------|------|-----|-----|-----|-----|-----|---|---|
| | | | | (A) | (B) | (C) | (D) | (E) | (F) | | |
| 1 | 1 | 172A89-16440 | HARNES, WIRE BOOM | 1 | | | | | | | |
| 2 | 1 | 172137-16560 | BAND, BINDING W | 1 | | | | | | | |
| 3 | 1 | 172B11-16780 | RUBBER, CLAMP A | 5 | | | | | | | |
| 4 | 1 | 172162-17400 | LAMP ASSY, WORK | 1 | | | | | | | |
| 5 | 2 | 172141-17211 | BULB, 12V 55W | 1 | | | | | | | |
| 6 | 1 | 1E8775-84120 | CLAMP, BAND B | 1 | | | | | | | |

Fig.27. INDICATOR BOX

(A)=VIO80-1A C(US)
 (B)=
 (C)=

(D)=
 (E)=
 (F)=



| No. | Lev. | Parts No. | Description | Q'ty | | | | | | I | R |
|------|------|--------------|---------------------|------|-----|-----|-----|-----|-----|---|-----|
| | | | | (A) | (B) | (C) | (D) | (E) | (F) | | |
| 1 | 1 | 172538-17100 | PLUG, PANEL | 4 | | | | | | | |
| 2 | 1 | 172141-17150 | BUZZER | 1 | | | | | | | |
| 3 | 1 | 172B11-17200 | SWITCH, DPF | 1 | | | | | | | |
| 4 | 1 | 172A69-17211 | SWITCH, TRAVLE | 1 | | | | | | | |
| 5 | 1 | 172A69-17221 | SWITCH, WIPER | 1 | | | | | | | |
| 6 | 1 | 172A69-17231 | SWITCH, LIGHT | 1 | | | | | | | |
| 7 | 1 | 172A69-17241 | SWITCH, AUTO DECEL | 1 | | | | | | | |
| 8 | 1 | 172A69-17251 | SWITCH, ECO | 1 | | | | | | | |
| 9 | 1 | 172B03-17255 | MONITOR ASSY | 1 | | | | | | | |
| 9-1 | 1 | 172B03-17259 | MONITOR ASSY | 1 | | | | | | | N |
| | | (A=MAG164) | | | | | | | | | |
| 10 | 2 | 172B03-17261 | MONITOR ASSY, UPPER | 1 | | | | | | | |
| 11 | 1 | 172458-62430 | WASHER, M8 | 2 | | | | | | | |
| 12 | 1 | 172B11-63140 | PANEL, INSTRUMENT | 1 | | | | | | | 1 |
| 12-1 | 1 | 172B11-63240 | PANEL, INSTRUMENT D | 1 | | | | | | | S 2 |
| | | (A=MAF001) | | | | | | | | | |
| 13 | 1 | 172B11-63500 | STAY ASSY, PANEL | 1 | | | | | | | |
| 14 | 1 | 172137-69850 | SCREW, BIND | 4 | | | | | | | |
| 15 | 1 | 22137-050000 | WASHER, 5 | 4 | | | | | | | |
| 16 | 1 | 22217-050000 | WASHER, SPRING 5 | 4 | | | | | | | |
| 17 | 1 | 26013-100202 | BOLT, M10X 20 | 3 | | | | | | | |
| 18 | 1 | 26014-060162 | BOLT, M6X 16 | 1 | | | | | | | |
| 19 | 1 | 26116-050202 | BOLT, M5X 20 PLATED | 4 | | | | | | | |

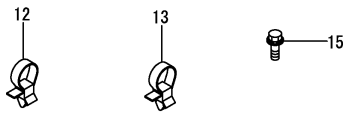
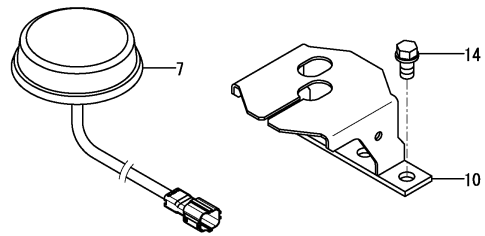
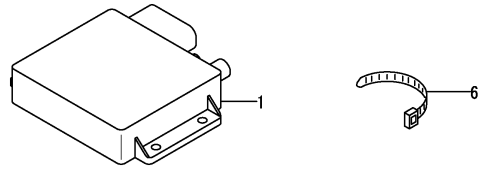
Remarks

* DPF: DPF stands for DIESEL PARTICULATE FILTER.
 (1)Color = DARK OLIVE GRAY.
 (2)Color = PANTONE 425C.

Fig.28. GPS(1.0G)(TO MAF940)

(A)=VIO80-1A C(US)
 (B)=
 (C)=

(D)=
 (E)=
 (F)=



| No. | Lev. | Parts No. | Description | Q'ty | | | | | | I | R |
|-----|------|--------------|----------------------|------|-----|-----|-----|-----|-----|---|---|
| | | | | (A) | (B) | (C) | (D) | (E) | (F) | | |
| 1 | 1 | 1RF001-00024 | CONTROLLER, MOBILE | 1 | | | | | | | 1 |
| 6 | 1 | 172126-11510 | BAND, BINDING 300 | 6 | | | | | | | |
| 7 | 1 | 172B11-16590 | ANTENNA ASSY, MOBILE | 1 | | | | | | | |
| 10 | 1 | 172B11-17920 | BRACKET ASSY, GPS | 1 | | | | | | | |
| 12 | 1 | 1E8775-84120 | CLAMP, BAND B | 4 | | | | | | | |
| 13 | 1 | 1E8490-84130 | CLAMP, BAND | 3 | | | | | | | |
| 14 | 1 | 26013-100202 | BOLT, M10X 20 | 2 | | | | | | | |
| 15 | 1 | 26014-060162 | BOLT, M6X 16 | 4 | | | | | | | |

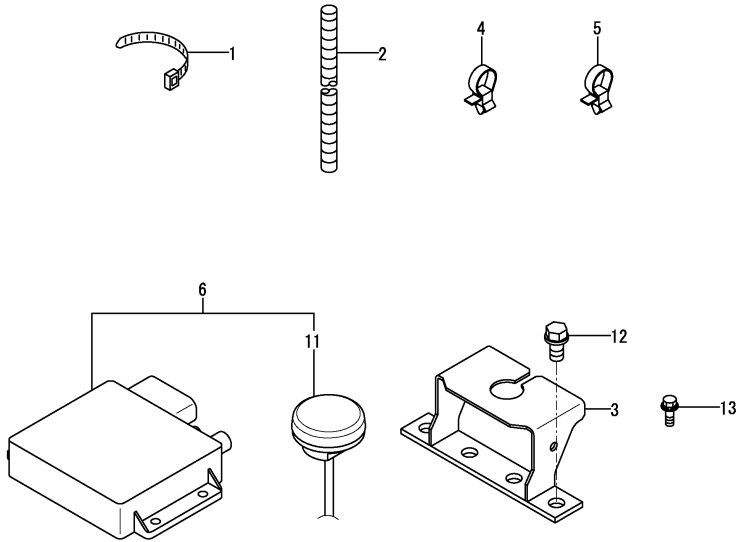
Remarks

- * Interchangeable by simultaneous replacement with No.1, 7 & 10, Fig.193 No.3, 6.
- (1)To install proper information, go to an authorized distributor.
- Note : Carrier registration is required when replacing this part.
- * For more information, contact the service department of the dealer you purchased from.
- Note : Registration is required when replacing this part.
- * For more information, contact the service department of the dealer you purchased from.

Fig.193. (28A)GPS(1.5G)

(A)=VIO80-1A C(US)
 (B)=
 (C)=

(D)=
 (E)=
 (F)=



| No. | Lev. | Parts No. | Description | Q'ty | | | | | | I | R |
|-----|------|--------------|-------------------|------|-----|-----|-----|-----|-----|---|-----|
| | | | | (A) | (B) | (C) | (D) | (E) | (F) | | |
| 1 | 1 | 172126-11510 | BAND, BINDING 300 | 6 | | | | | | | |
| 2 | 1 | 172B11-16540 | TUBE, PROTECTOR 7 | 1 | | | | | | | |
| 3 | 1 | 172B11-17950 | BRACKET ASSY, GPS | 1 | | | | | | | N |
| | | (A=MAG960) | | | | | | | | | |
| 4 | 1 | 1E8775-84120 | CLAMP, BAND B | 4 | | | | | | | |
| 5 | 1 | 1E8490-84130 | CLAMP, BAND | 3 | | | | | | | |
| 6 | 1 | 1RF001-93553 | SA-R KIT,3G | 1 | | | | | | | 1 |
| 6-1 | 1 | 1RF001-93554 | SA-R KIT,3G | 1 | | | | | | | N 1 |
| | | (A=MAG858) | | | | | | | | | |
| 11 | 2 | 1RF001-93010 | ANTENNA, MOBILE | 1 | | | | | | | |
| 12 | 1 | 26013-100202 | BOLT, M10X 20 | 2 | | | | | | | |
| 13 | 1 | 26014-060162 | BOLT, M6X 16 | 4 | | | | | | | |

Remarks

(1)To install proper information, go to an authorized distributor.

Note : Carrier registration is required when replacing this part.

For more information, contact the service department of the dealer you purchased from.

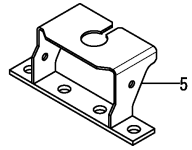
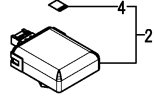
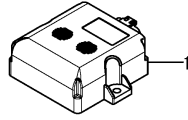
Note : Registration is required when replacing this part.

For more information, contact the service department of the dealer you purchased from.

Fig.196. (28B)GPS(2.0G)

(A)=VIO80-1A C(US)
 (B)=
 (C)=

(D)=
 (E)=
 (F)=



| No. | Lev. | Parts No. | Description | Q'ty | | | | | | I | R | |
|-----|------|--------------|----------------------|------|-----|-----|-----|-----|-----|---|---|---|
| | | | | (A) | (B) | (C) | (D) | (E) | (F) | | | |
| 1 | 1 | 1RF001-00222 | CONTROLLER,SA-R BATT | 1 | | | | | | | | 1 |
| 2 | 1 | 1RF001-00311 | CONTROLLER,SA-R 3G | 1 | | | | | | | | |
| 4 | 2 | 1RF001-93410 | MICROSIM,DOCOMO | 1 | | | | | | | | |
| 5 | 1 | 172B11-17951 | BRACKET ASSY, GPS | 1 | | | | | | | | |
| 6 | 1 | 26013-100202 | BOLT, M10X 20 | 2 | | | | | | | | |
| 7 | 1 | 26014-060162 | BOLT, M6X 16 | 2 | | | | | | | | |

Remarks

(1)To install proper information, go to an authorized distributor.

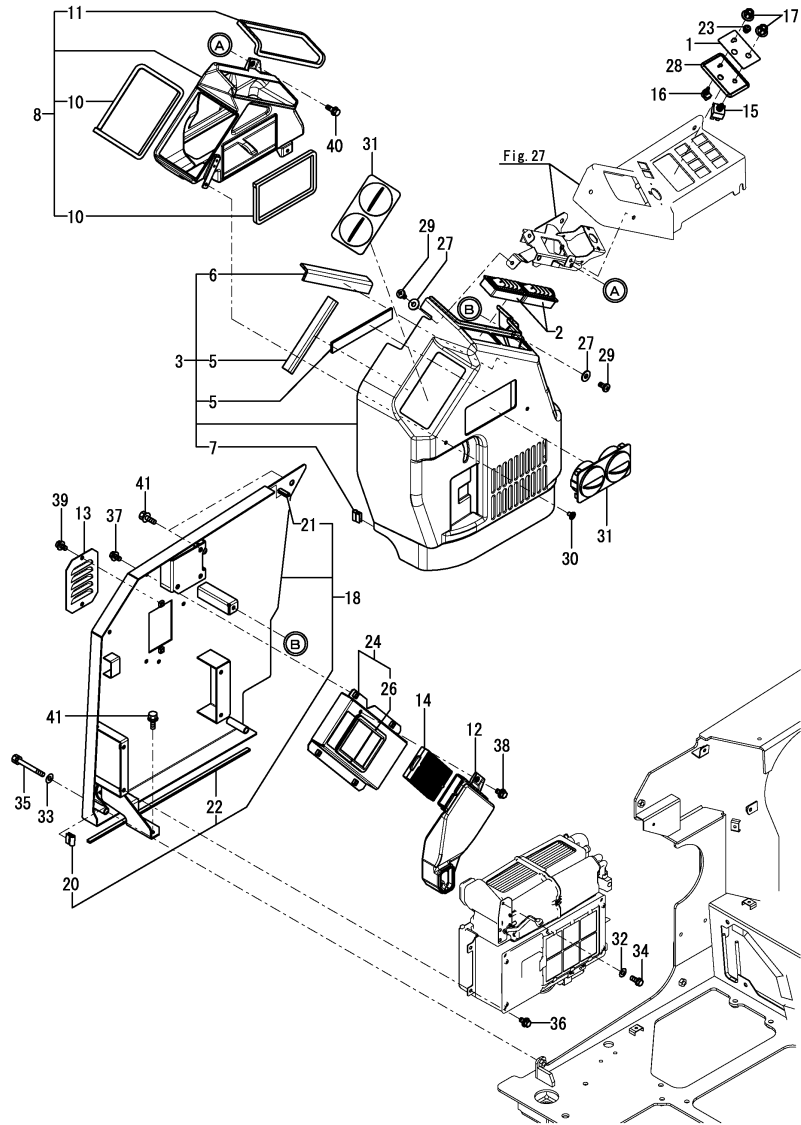
Note : Carrier registration is required when replacing this part.

* For more information, contact the service department of the dealer you purchased from.

Note : Registration is required when replacing this part.

* For more information, contact the service department of the dealer you purchased from.

Fig.29. AIR CONDITIONER(CABIN RELATED)



(A)=VIO80-1A C(US)

(B)=

(C)=

(D)=

(E)=

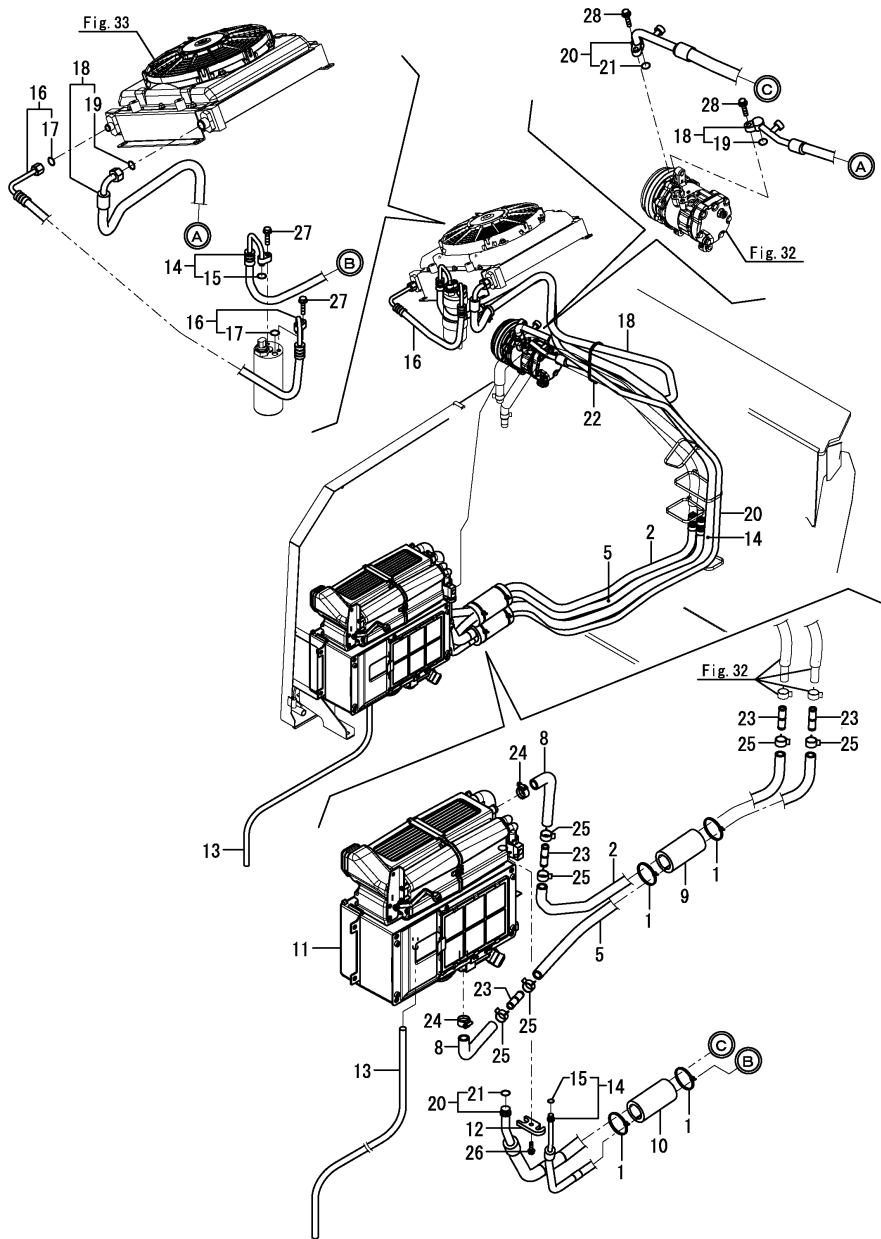
(F)=

| No. | Lev. | Parts No. | Description | Q'ty | | | | | | I | R |
|------|------|--------------|---------------------|------|-----|-----|-----|-----|-----|---|-----|
| | | | | (A) | (B) | (C) | (D) | (E) | (F) | | |
| 1 | 1 | 172B03-03250 | LABEL, SWITCH | 1 | | | | | | | |
| 2 | 1 | 172458-17700 | GRILLE | 2 | | | | | | | |
| 3 | 1 | 172B11-18200 | COVER ASSY, AIR CON | 1 | | | | | | | 1 |
| 3-1 | 1 | 172B11-18210 | COVER ASSY, AIR CON | 1 | | | | | | | S 4 |
| | | (A=MAF001) | | | | | | | | | |
| 5 | 2 | 172B11-18240 | SHEET, INSULATOR A | 2 | | | | | | | |
| 6 | 2 | 172B11-18250 | SHEET, INSULATOR B | 1 | | | | | | | |
| 7 | 2 | 172B11-19760 | SEAL, 25 | 1 | | | | | | | |
| 8 | 1 | 172B11-18700 | DUCT ASSY, AIR CON | 1 | | | | | | | |
| 10 | 2 | 172A69-18750 | SEAL, DUCT C | 2 | | | | | | | |
| 11 | 2 | 172B11-18810 | SEAL, 700 | 1 | | | | | | | |
| 12 | 1 | 172B11-18740 | DUCT, AIR CON | 1 | | | | | | | |
| 13 | 1 | 172B11-18780 | LOUVER | 1 | | | | | | | |
| 14 | 2 | 172B06-18420 | FILTER, AIR | 1 | | | | | | | |
| 15 | 2 | 172B06-18560 | SWITCH, BLOWER | 1 | | | | | | | |
| 16 | 2 | 172B06-18570 | SWITCH, THERMO | 1 | | | | | | | |
| 17 | 2 | 172B06-18580 | KNOB | 2 | | | | | | | |
| 18 | 1 | 172B11-19110 | BRACKET ASSY, AC U | 1 | | | | | | | |
| 20 | 2 | 172B11-19760 | SEAL, 25 | 1 | | | | | | | |
| 21 | 2 | 172455-61580 | RUBBER, EDGE 30 | 1 | | | | | | | |
| 22 | 2 | 172458-64140 | SEAL, 560 | 1 | | | | | | | |
| 23 | 1 | 172B03-19160 | SWITCH ASSY, AC | 1 | | | | | | | |
| 24 | 1 | 172B11-19250 | DUCT ASSY | 1 | | | | | | | |
| 26 | 2 | 172162-62540 | SEAL, STEP | 1 | | | | | | | |
| 27 | 1 | 172458-62430 | WASHER, M8 | 2 | | | | | | | |
| 28 | 1 | 172B03-63340 | PANEL, AC | 1 | | | | | | | 2 |
| 28-1 | 1 | 172B03-63670 | PANEL, AC D | 1 | | | | | | | S 5 |
| | | (A=MAF001) | | | | | | | | | |
| 29 | 1 | 172137-69850 | SCREW, BIND | 2 | | | | | | | |
| 30 | 1 | 1A8110-84210 | RIVET, PUSH | 2 | | | | | | | 3 |
| 30-1 | 1 | 1A8060-84280 | RIVET, PUSH | 2 | | | | | | | S 6 |
| | | (A=MAF001) | | | | | | | | | |
| 31 | 1 | 1A7030-87411 | GRILLE ASSY, FRONT | 2 | | | | | | | |
| 32 | 1 | 22117-060000 | WASHER, 6 | 1 | | | | | | | |
| 33 | 1 | 22137-100000 | WASHER, 10 | 2 | | | | | | | |
| 34 | 1 | 26013-060102 | BOLT, M6X 10 | 1 | | | | | | | |
| 35 | 1 | 26013-100852 | BOLT, M10X 85 | 2 | | | | | | | |
| 36 | 1 | 26014-080162 | BOLT, M8X 16 | 4 | | | | | | | |
| 37 | 1 | 26014-080162 | BOLT, M8X 16 | 4 | | | | | | | |
| 38 | 1 | 26014-080162 | BOLT, M8X 16 | 1 | | | | | | | |
| 39 | 1 | 26014-080162 | BOLT, M8X 16 | 2 | | | | | | | |
| 40 | 1 | 26014-080202 | BOLT, M8X 20 | 1 | | | | | | | |
| 41 | 1 | 26014-100252 | BOLT, M10X 25 | 3 | | | | | | | |

Remarks

- (1)Color = WARM IVORY.
- (2)Color = WARM GARY.
- (3)Color = LIGHT GARY.
- (4)Color = NAVY GRAY.
- (5)Color = PANTONE 425C.
- (6)Color = BLACK.

Fig.30. AIR CONDITIONER(PIPING)



(A)=VIO80-1A C(US)
 (B)=
 (C)=

(D)=
 (E)=
 (F)=

| No. | Lev. | Parts No. | Description | Q'ty | | | | | | I | R |
|-----|------|--------------|---------------------|------|-----|-----|-----|-----|-----|---|---|
| | | | | (A) | (B) | (C) | (D) | (E) | (F) | | |
| 1 | 1 | 172126-11510 | BAND, BINDING 300 | 4 | | | | | | | |
| 2 | 1 | 172A89-17810 | HOSE ASSY, 1050 | 1 | | | | | | | |
| 5 | 1 | 172A69-17840 | HOSE ASSY, 1050 | 1 | | | | | | | |
| 8 | 1 | 172B11-17870 | HOSE, HEATER A | 2 | | | | | | | |
| 9 | 1 | 172A69-18900 | SPONGE, HOSE 120X53 | 1 | | | | | | | |
| 10 | 1 | 172B11-18900 | SPONGE, 42X120 | 1 | | | | | | | |
| 11 | 2 | 172B03-19100 | AIR CONDITIONER | 1 | | | | | | | |
| 12 | 1 | 172B03-19110 | PLATE, FLANGE | 1 | | | | | | | |
| 13 | 1 | 172B11-19870 | HOSE, DRAIN AC | 1 | | | | | | | |
| 14 | 1 | 172B11-19800 | HOSE, VALVE | 1 | | | | | | | |
| 15 | 2 | 172B06-18700 | O-RING, L-HOSE | 2 | | | | | | | |
| 16 | 1 | 172B11-19830 | HOSE, RECIEVER | 1 | | | | | | | |
| 17 | 2 | 172B06-18700 | O-RING, L-HOSE | 2 | | | | | | | |
| 18 | 1 | 172B11-19840 | HOSE, DISCHARGE | 1 | | | | | | | |
| 19 | 2 | 172B06-18680 | O-RING, D-HOSE | 2 | | | | | | | |
| 20 | 1 | 172B11-19850 | HOSE, SUCTION | 1 | | | | | | | |
| 21 | 2 | 172B06-18690 | O-RING, S-HOSE | 2 | | | | | | | |
| 22 | 1 | 194202-56460 | BAND, BINDING 200 | 1 | | | | | | | |
| 23 | 1 | 1A7030-88660 | PIPE, JOINT | 4 | | | | | | | |
| 24 | 1 | 23001-022000 | CLAMP, HOSE 22 | 2 | | | | | | | |
| 25 | 1 | 23080-018000 | CLAMP, 18 | 6 | | | | | | | |
| 26 | 1 | 26106-060202 | BOLT, M6X 20 PLATED | 1 | | | | | | | |
| 27 | 1 | 26106-060252 | BOLT, M6X 25 PLATED | 2 | | | | | | | |
| 28 | 1 | 26106-080252 | BOLT, M8X 25 PLATED | 2 | | | | | | | |

Remarks

(1) Inner parts are shown in Fig.31.

Fig.31. AIR CONDITIONER(UNIT)(INNER PARTS)

(A)=VIO80-1A C(US)

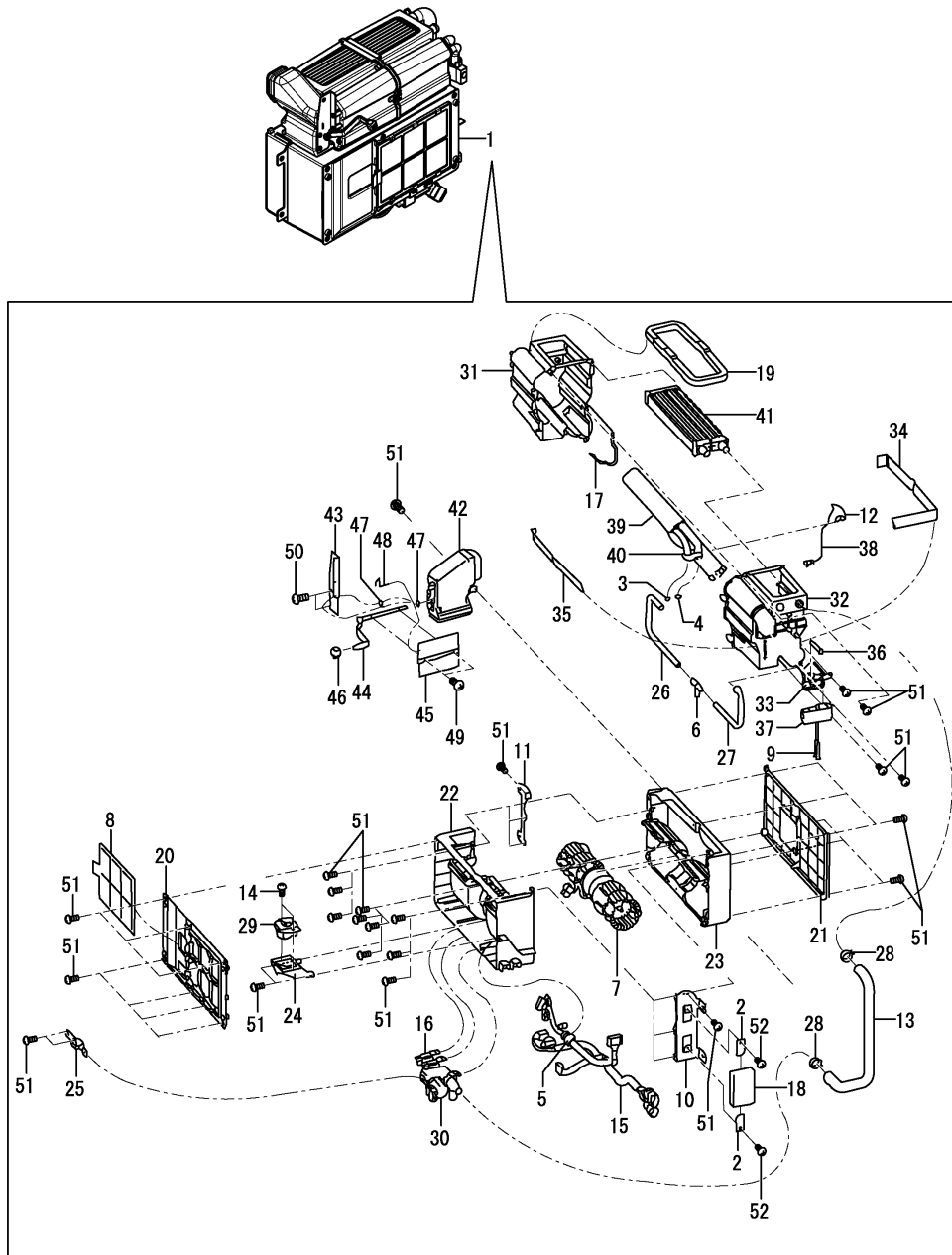
(B)=

(C)=

(D)=

(E)=

(F)=



| No. | Lev. | Parts No. | Description | Q'ty | | | | | | I | R |
|-----|------|--------------|-----------------------|------|-----|-----|-----|-----|-----|---|---|
| | | | | (A) | (B) | (C) | (D) | (E) | (F) | | |
| 1 | 1 | 172B03-19100 | AIR CONDITIONER | 1 | | | | | | | |
| 2 | 2 | 172B06-18550 | BRACKET, AMP | 2 | | | | | | | |
| 3 | 2 | 172B06-18680 | O-RING, D-HOSE | 1 | | | | | | | |
| 4 | 2 | 172B06-18690 | O-RING, S-HOSE | 1 | | | | | | | |
| 5 | 2 | 172B06-18930 | INSULATOR, HARNESS | 1 | | | | | | | |
| 6 | 2 | 172B06-18960 | ELBOW, DRAIN | 1 | | | | | | | |
| 7 | 2 | 172B06-18970 | MOTOR ASSY, BLOWER | 1 | | | | | | | |
| 8 | 2 | 172B03-19120 | FILTER, REC | 1 | | | | | | | |
| 9 | 2 | 172B06-19120 | BOLT, M5X40 | 2 | | | | | | | |
| 10 | 2 | 172B03-19130 | BRACKET, 1 | 1 | | | | | | | |
| 11 | 2 | 172B03-19140 | BRACKET, 2 | 1 | | | | | | | |
| 12 | 2 | 172B06-19140 | HOLDER, THERMISTOR | 1 | | | | | | | |
| 13 | 2 | 172B03-19150 | HOSE, HEATER | 1 | | | | | | | |
| 14 | 2 | 172B06-19150 | SCREW, PAN HEAD | 2 | | | | | | | |
| 15 | 2 | 172B03-19190 | HARNESS ASSY, HVAC | 1 | | | | | | | |
| 16 | 2 | 172B03-19200 | RELAY | 2 | | | | | | | |
| 17 | 2 | 172B06-19200 | SEAL, CASE | 1 | | | | | | | |
| 18 | 2 | 172B03-19210 | CONTROLLER, HVAC | 1 | | | | | | | |
| 19 | 2 | 172B03-19220 | SEAL, OUTLET | 1 | | | | | | | |
| 20 | 2 | 172B03-19230 | COVER, FRONT | 1 | | | | | | | |
| 21 | 2 | 172B03-19240 | COVER, BACK | 1 | | | | | | | |
| 22 | 2 | 172B03-19250 | CASE ASSY, LOWER F | 1 | | | | | | | |
| 23 | 2 | 172B03-19260 | CASE ASSY, LOWER BACK | 1 | | | | | | | |
| 24 | 2 | 172B03-19270 | MOUNT, RESISTOR | 1 | | | | | | | |
| 25 | 2 | 172B03-19280 | RETAINER, VALVE | 1 | | | | | | | |
| 26 | 2 | 172B03-19290 | HOSE, DRAIN 1 | 1 | | | | | | | |
| 27 | 2 | 172B03-19300 | HOSE, DRAIN 2 | 1 | | | | | | | |
| 28 | 2 | 172B03-19310 | CLAMP, HOSE | 2 | | | | | | | |
| 29 | 2 | 172B03-19320 | RESISTOR | 1 | | | | | | | |
| 30 | 2 | 172B03-19330 | VALVE ASSY, WATER | 1 | | | | | | | |
| 31 | 2 | 172B03-19340 | CASE ASSY, UP FEMALE | 1 | | | | | | | |
| 32 | 2 | 172B03-19350 | CASE ASSY, UP MALE | 1 | | | | | | | |
| 33 | 2 | 172B03-19360 | COVER ASSY, PAF | 1 | | | | | | | |
| 34 | 2 | 172B03-19370 | SEAL, AC-UNIT 1 | 1 | | | | | | | |
| 35 | 2 | 172B03-19380 | SEAL, AC-UNIT 2 | 1 | | | | | | | |
| 36 | 2 | 172B03-19390 | RETAINER, TXV | 1 | | | | | | | |
| 37 | 2 | 172B03-19400 | VALVE, EXPANSION | 1 | | | | | | | |
| 38 | 2 | 172B03-19410 | SENSOR, TEMPERATURE | 1 | | | | | | | |
| 39 | 2 | 172B03-19420 | EVAPORATOR ASSY | 1 | | | | | | | |
| 40 | 2 | 172B03-19430 | STAY | 1 | | | | | | | |
| 41 | 2 | 172B03-19440 | HEATER ASSY | 1 | | | | | | | |
| 42 | 2 | 172B03-19450 | DUCT ASSY | 1 | | | | | | | |
| 43 | 2 | 172B03-19460 | BRACKET, DUCT | 1 | | | | | | | |
| 44 | 2 | 172B03-19470 | LEVER ASSY, DOOR | 1 | | | | | | | |
| 45 | 2 | 172B03-19480 | DOOR ASSY | 1 | | | | | | | |
| 46 | 2 | 172B03-19490 | KNOB | 1 | | | | | | | |
| 47 | 2 | 172B03-19500 | SPACER, C | 2 | | | | | | | |
| 48 | 2 | 172B03-19510 | SPRING | 1 | | | | | | | |
| 49 | 2 | 172B03-19520 | SCREW, 3X6 | 2 | | | | | | | |
| 50 | 2 | 172B03-19530 | SCREW, 4X10 | 2 | | | | | | | |
| 51 | 2 | 172B03-19540 | SCREW, 4X16 | 36 | | | | | | | |

Fig.31. AIR CONDITIONER(UNIT)(INNER PARTS)

(A)=VIO80-1A C(US)
(B)=
(C)=

(D)=
(E)=
(F)=

| No. | Lev. | Parts No. | Description | Q'ty | | | | | | I | R |
|-----|------|--------------|-------------|------|-----|-----|-----|-----|-----|---|---|
| | | | | (A) | (B) | (C) | (D) | (E) | (F) | | |
| 52 | 2 | 172B03-19550 | SCREW, 5X5 | 2 | | | | | | | |

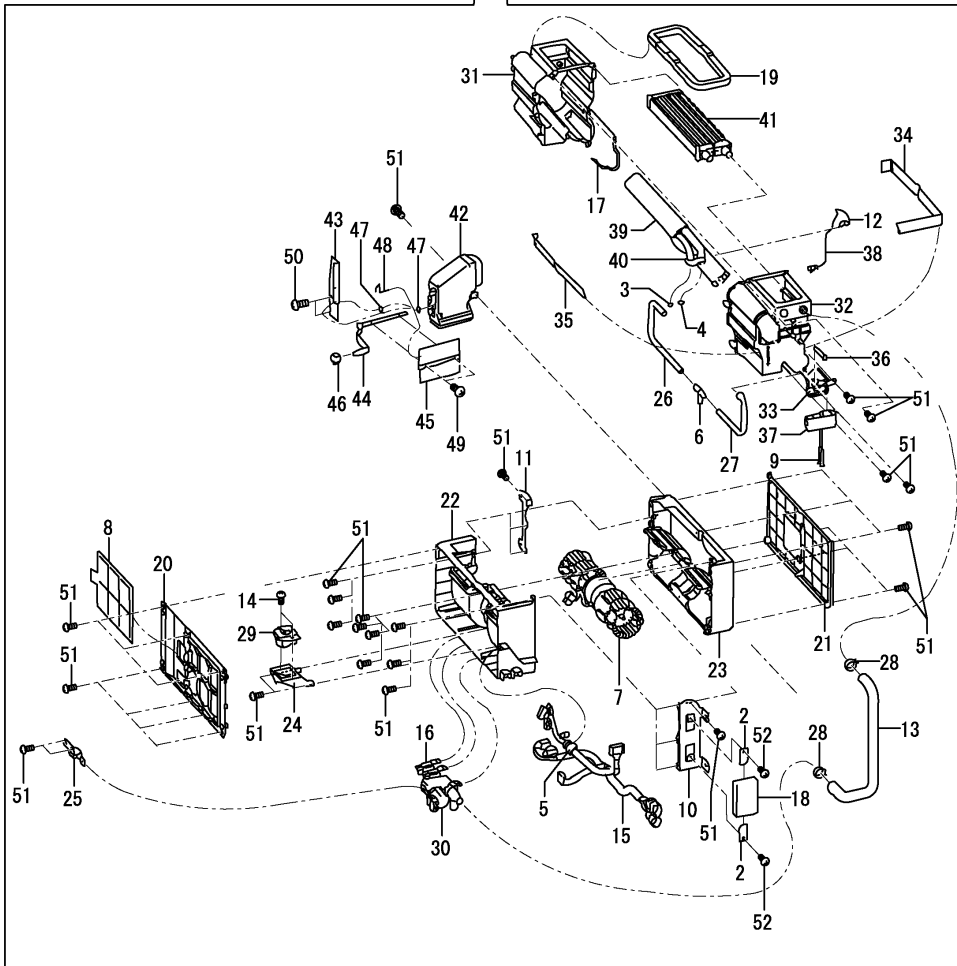
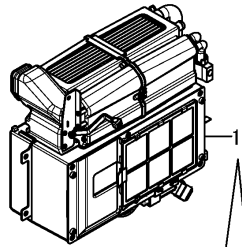
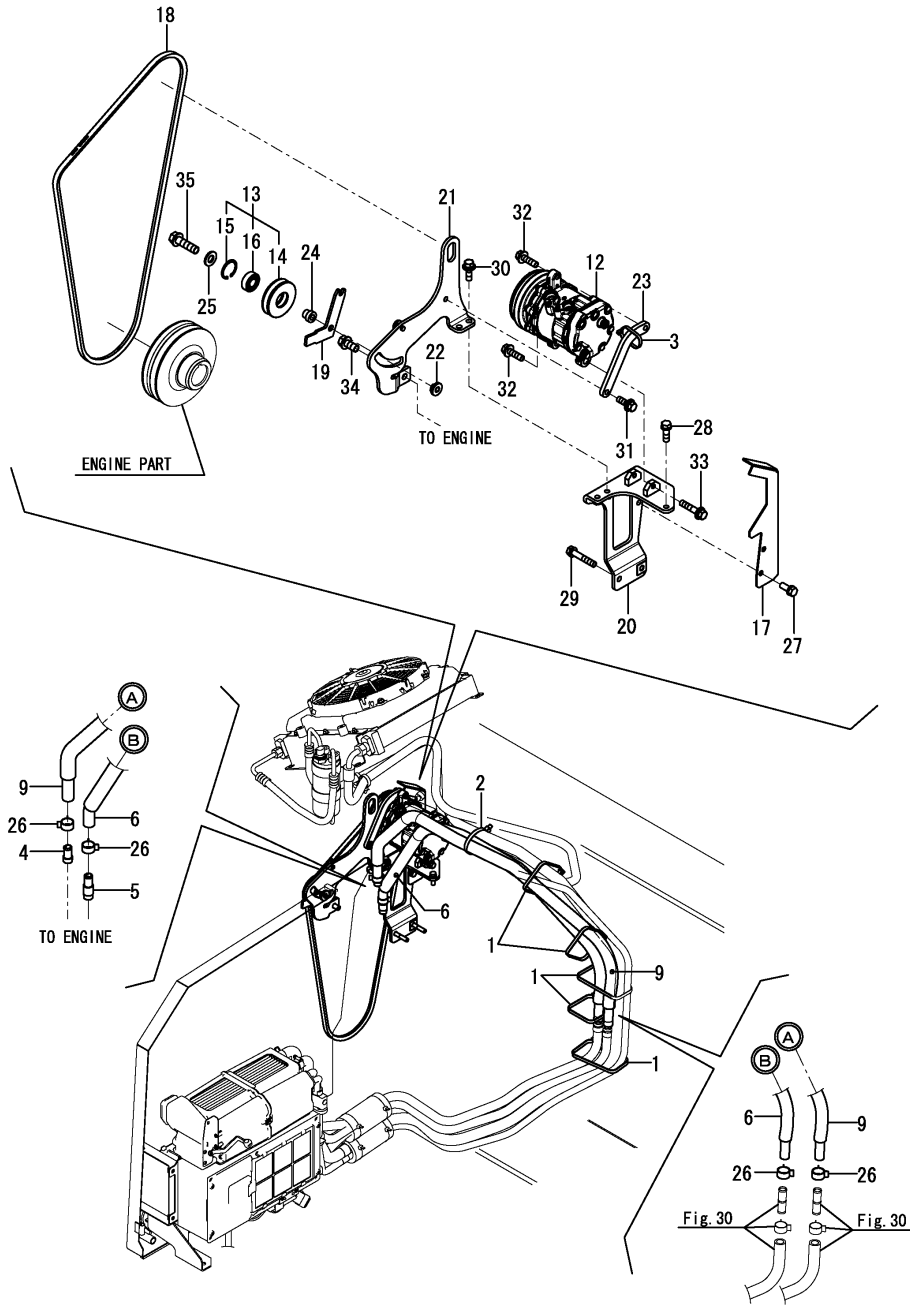


Fig.32. AIR CONDITIONER(ENGINE RELATED)



(A)=VIO80-1A C(US)
(B)=
(C)=

(D)=
(E)=
(F)=

| No. | Lev. | Parts No. | Description | Q'ty | | | | | | I | R |
|-----|------|--------------|----------------------|------|-----|-----|-----|-----|-----|---|---|
| | | | | (A) | (B) | (C) | (D) | (E) | (F) | | |
| 1 | 1 | 172126-11510 | BAND, BINDING 300 | 7 | | | | | | | |
| 2 | 1 | 172137-16560 | BAND, BINDING W | 2 | | | | | | | |
| 3 | 1 | 172137-16560 | BAND, BINDING W | 1 | | | | | | | |
| 4 | 1 | 172124-17640 | JOINT, PIPE 3/8 | 1 | | | | | | | |
| 5 | 1 | 172B11-17640 | JOINT, PIPE 3/8 | 1 | | | | | | | |
| 6 | 1 | 172A89-17810 | HOSE ASSY, 1050 | 1 | | | | | | | |
| 9 | 1 | 172A69-17840 | HOSE ASSY, 1050 | 1 | | | | | | | |
| 12 | 1 | 172B11-18100 | COMPRESSOR ASSY, 116 | 1 | | | | | | | |
| 13 | 1 | 172A69-18150 | PULLEY ASSY, TENSION | 1 | | | | | | | |
| 14 | 2 | 172A69-18160 | PULLEY, TENSION | 1 | | | | | | | |
| 15 | 2 | 22252-000350 | RING, 35 | 1 | | | | | | | |
| 16 | 2 | 24104-062020 | BEARING, 6202UUC3 | 1 | | | | | | | |
| 17 | 1 | 172B11-18150 | GUARD, BELT | 1 | | | | | | | |
| 18 | 1 | 172A69-18190 | V-BELT, HM60 | 1 | | | | | | | |
| 19 | 1 | 172B11-18290 | BAR, ADJUST | 1 | | | | | | | |
| 20 | 1 | 172B11-18300 | BRACKET ASSY | 1 | | | | | | | |
| 21 | 1 | 172B11-18370 | BRACKET ASSY, PULLEY | 1 | | | | | | | |
| 22 | 1 | 172187-18410 | NUT, PULLEY | 1 | | | | | | | |
| 23 | 1 | 172B11-18410 | PLATE, COMPRESSOR | 1 | | | | | | | |
| 24 | 1 | 129466-96240 | SPACER, PULLEY | 1 | | | | | | | |
| 25 | 1 | 22137-100000 | WASHER, 10 | 1 | | | | | | | |
| 26 | 1 | 23080-018000 | CLAMP, 18 | 4 | | | | | | | |
| 27 | 1 | 26013-080202 | BOLT, M8X 20 | 2 | | | | | | | |
| 28 | 1 | 26013-080252 | BOLT, M8X 25 | 1 | | | | | | | |
| 29 | 1 | 26013-080452 | BOLT, M8X 45 | 2 | | | | | | | |
| 30 | 1 | 26014-080252 | BOLT, M8X 25 | 2 | | | | | | | |
| 31 | 1 | 26014-080252 | BOLT, M8X 25 | 1 | | | | | | | |
| 32 | 1 | 26014-080302 | BOLT, M8X 30 | 2 | | | | | | | |
| 33 | 1 | 26014-080402 | BOLT, M8X 40 | 1 | | | | | | | |
| 34 | 1 | 26106-100202 | BOLT, M10X 20 PLATED | 1 | | | | | | | |
| 35 | 1 | 26106-100352 | BOLT, M10X 35 PLATED | 1 | | | | | | | |

Fig.33. AIR CONDITIONER(CONDENSER RELATED)

(A)=VIO80-1A C(US)

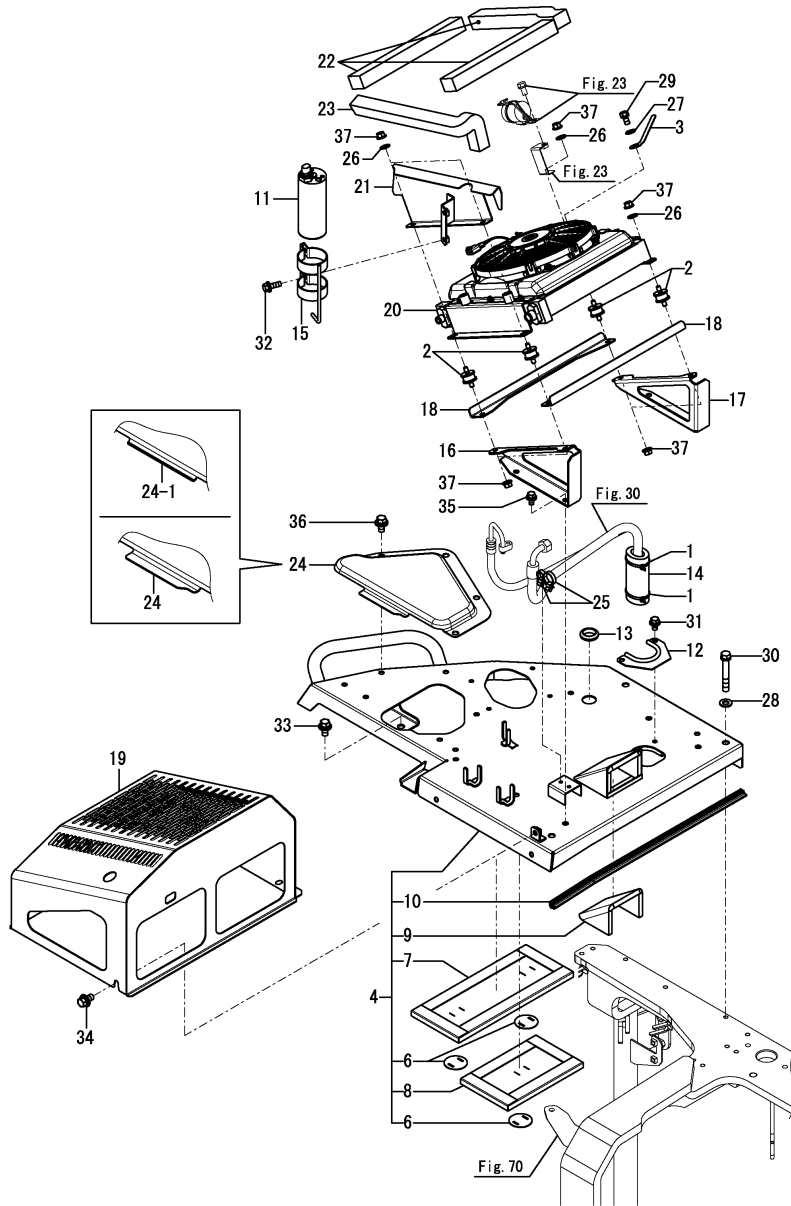
(B)=

(C)=

(D)=

(E)=

(F)=

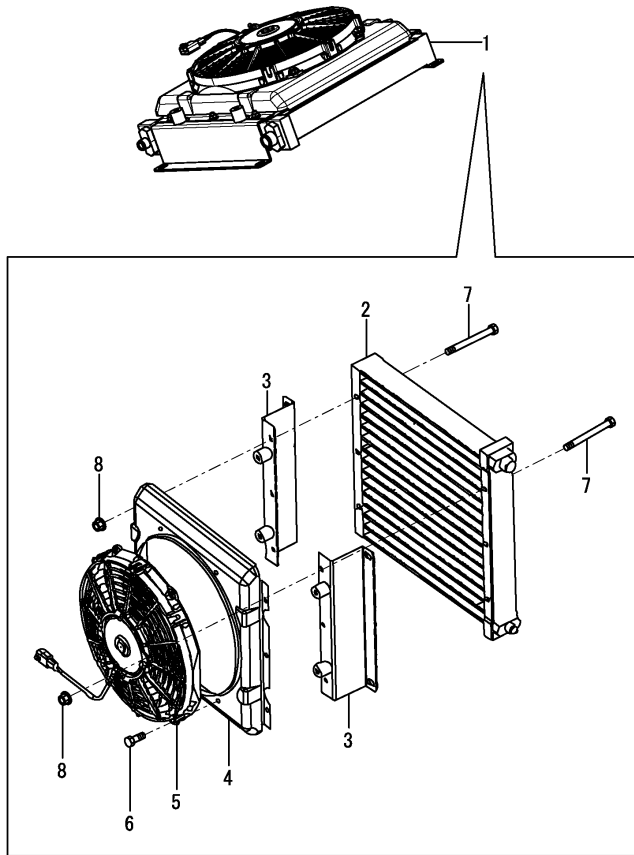


| No. | Lev. | Parts No. | Description | Q'ty | | | | | | I | R |
|--------------|------|--------------|----------------------|------|-----|-----|-----|-----|-----|---|-----|
| | | | | (A) | (B) | (C) | (D) | (E) | (F) | | |
| 1 | 1 | 172126-11510 | BAND, BINDING 300 | 2 | | | | | | | |
| 2 | 1 | 172447-13550 | MOUNT, EVER | 4 | | | | | | | |
| 3 | 1 | 172126-16540 | CLAMP, 10X70 | 1 | | | | | | | |
| 4 | 1 | 172B11-18440 | BASE ASSY,COND | 1 | | | | | | | |
| 4-1 | 1 | 172B11-18441 | BASE ASSY, CONDENSER | 1 | | | | | | | N |
| (A=*2015.02) | | | | | | | | | | | |
| 6 | 2 | 172B11-18570 | PLATE, INSULATOR | 3 | | | | | | | |
| 7 | 2 | 172B11-18580 | INSULATOR, A | 1 | | | | | | | |
| 8 | 2 | 172B11-18590 | INSULATOR, H | 1 | | | | | | | |
| 9 | 2 | 172B11-18680 | INSULATOR, J | 1 | | | | | | | |
| 10 | 2 | 172444-61320 | RUBBER, SEAL 580 | 1 | | | | | | | |
| 11 | 1 | 172B06-18450 | RECEIVER-DRYER | 1 | | | | | | | |
| 12 | 1 | 172A89-18580 | COVER ASSY, HOSE U | 1 | | | | | | | |
| 13 | 1 | 172B11-18880 | GROMMET, 30 | 1 | | | | | | | |
| 14 | 1 | 172B11-18900 | SPONGE, 42X120 | 1 | | | | | | | |
| 15 | 1 | 172B03-18950 | BRACKET ASSY, R/D | 1 | | | | | | | |
| 16 | 1 | 172B11-19500 | BRACKET, CONDENSER F | 1 | | | | | | | |
| 17 | 1 | 172B11-19520 | BRACKET, CONDENSER R | 1 | | | | | | | |
| 18 | 1 | 172B11-19580 | RIB, BRACKET | 2 | | | | | | | |
| 19 | 1 | 172B11-19610 | COVER ASSY,CONDENSER | 1 | | | | | | | |
| 20 | 1 | 172B03-19680 | CONDENSER ASSY | 1 | | | | | | | 1 |
| 21 | 1 | 172B11-19700 | PLATE ASSY, SEAL | 1 | | | | | | | |
| 22 | 1 | 172B11-19770 | SEAL, 310 | 3 | | | | | | | |
| 23 | 1 | 172B11-19780 | SEAL, 420 | 1 | | | | | | | |
| 24 | 1 | 172A69-62130 | COVER, UPPER | 1 | | | | | | | 2 |
| 24-1 | 1 | 172B12-62130 | COVER, UPPER | 1 | | | | | | | S 2 |
| (A=*2015.02) | | | | | | | | | | | |
| 24A | 1 | 172437-03391 | LABEL, RADIATOR | 1 | | | | | | | 3 |
| 25 | 1 | 1E8490-84130 | CLAMP, BAND | 2 | | | | | | | |
| 26 | 1 | 22137-080000 | WASHER, 8 | 4 | | | | | | | |
| 27 | 1 | 22137-080000 | WASHER, 8 | 1 | | | | | | | |
| 28 | 1 | 22137-100000 | WASHER, 10 | 3 | | | | | | | |
| 29 | 1 | 26013-080162 | BOLT, M8X 16 | 1 | | | | | | | |
| 30 | 1 | 26013-100702 | BOLT, M10X 70 | 3 | | | | | | | |
| 31 | 1 | 26014-080162 | BOLT, M8X 16 | 2 | | | | | | | |
| 32 | 1 | 26014-080252 | BOLT, M8X 25 | 2 | | | | | | | |
| 33 | 1 | 26014-100202 | BOLT, M10X 20 | 1 | | | | | | | |
| 34 | 1 | 26014-100202 | BOLT, M10X 20 | 4 | | | | | | | |
| 35 | 1 | 26014-100202 | BOLT, M10X 20 | 4 | | | | | | | |
| 36 | 1 | 26014-100202 | BOLT, M10X 20 | 4 | | | | | | | |
| 37 | 1 | 26051-080002 | NUT, M8 | 8 | | | | | | | |

Remarks

- (1) Inner parts are shown in Fig.34.
- (2) Attach the No.24A label to this part.
- (3) Not illustrated.

Fig.34. AIR CONDITIONER(CONDENSER)(INNER PARTS)

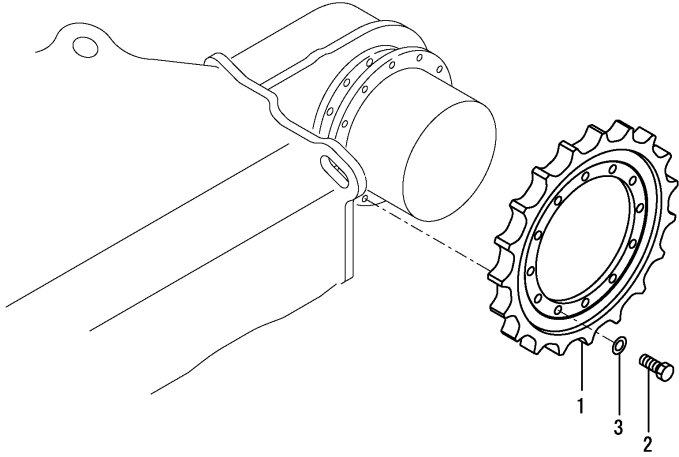


(A)=VIO80-1A C(US)
 (B)=
 (C)=

(D)=
 (E)=
 (F)=

| No. | Lev. | Parts No. | Description | Q'ty | | | | | | I | R |
|-----|------|--------------|---------------------|------|-----|-----|-----|-----|-----|---|---|
| | | | | (A) | (B) | (C) | (D) | (E) | (F) | | |
| 1 | 1 | 172B03-19680 | CONDENSER ASSY | 1 | | | | | | | |
| 2 | 2 | 172B06-19260 | CONDENSER | 1 | | | | | | | |
| 3 | 2 | 172B03-19650 | BRACKET ASSY | 2 | | | | | | | |
| 4 | 2 | 172B03-19660 | COVER ASSY, FAN | 1 | | | | | | | |
| 5 | 2 | 172B03-19670 | MOTOR ASSY, FAN | 1 | | | | | | | |
| 6 | 2 | 26106-060162 | BOLT, M6X 16 PLATED | 4 | | | | | | | |
| 7 | 2 | 26106-060602 | BOLT, M6X 60 PLATED | 6 | | | | | | | |
| 8 | 2 | 26366-060002 | NUT, M6 | 6 | | | | | | | |

Fig.35. SPROCKET

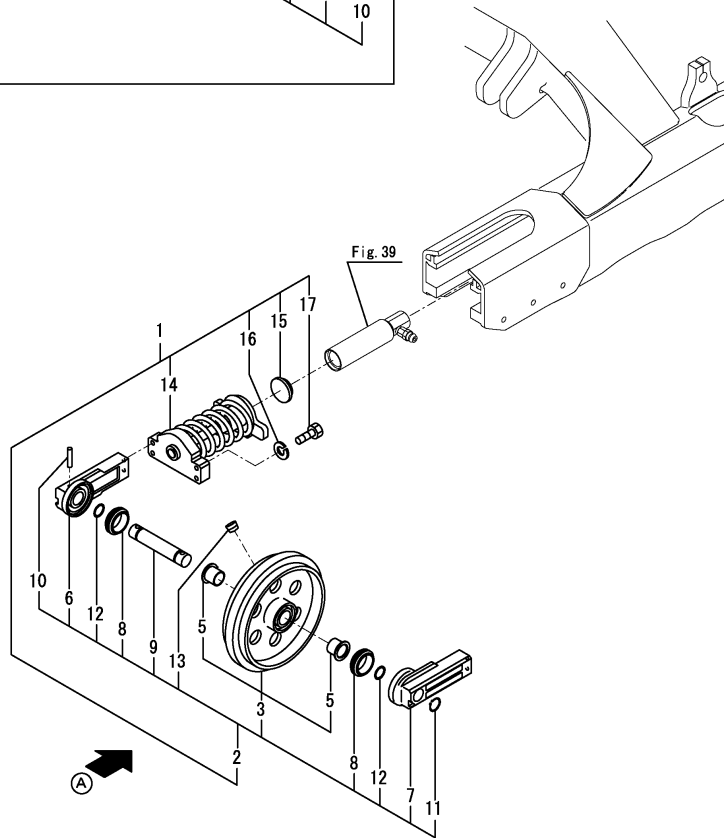
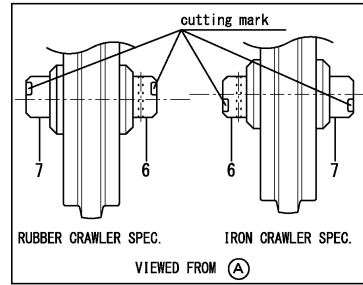
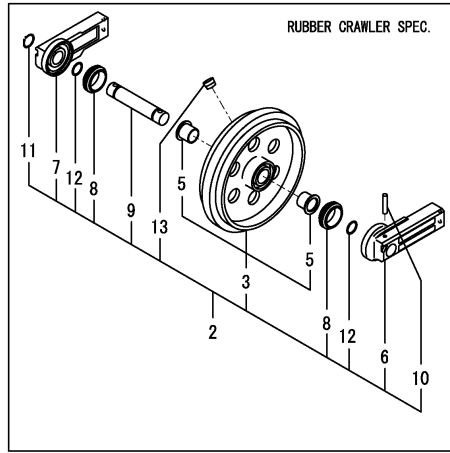


(A)=VIO80-1A C(US)
 (B)=
 (C)=

(D)=
 (E)=
 (F)=

| No. | Lev. | Parts No. | Description | Q'ty | | | | | | I | R |
|-----|------|--------------|---------------|------|-----|-----|-----|-----|-----|---|---|
| | | | | (A) | (B) | (C) | (D) | (E) | (F) | | |
| 1 | 1 | 172A89-29100 | SPROCKET, 19 | 2 | | | | | | | |
| 2 | 1 | 172455-29140 | BOLT, 14X35 | 24 | | | | | | | |
| 3 | 1 | 172455-29150 | WASHER, 14X25 | 24 | | | | | | | |

Fig.36. IDLER & ADJUST



(A)=VIO80-1A C(US)
(B)=
(C)=

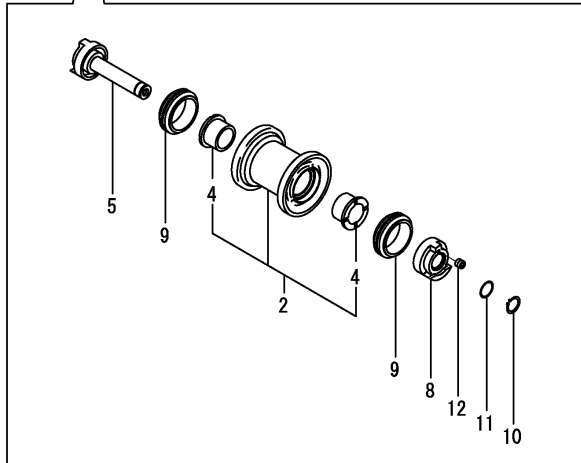
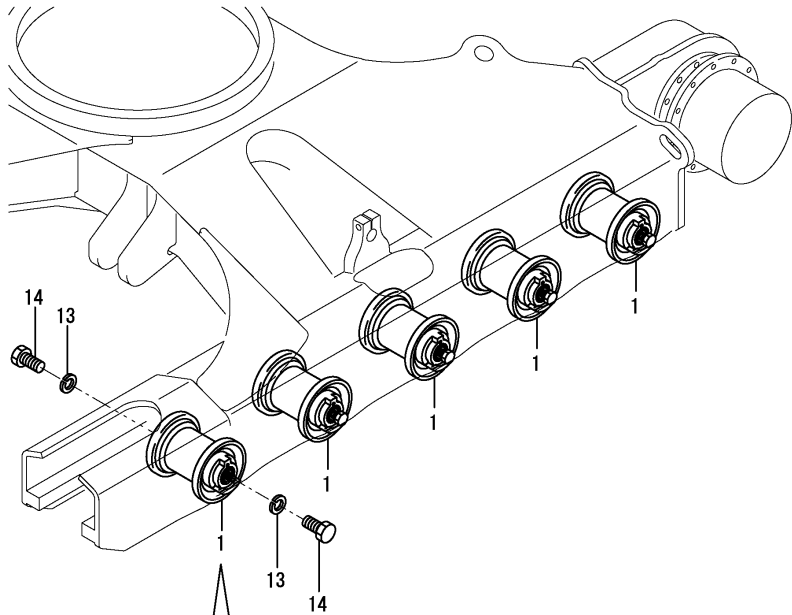
(D)=
(E)=
(F)=

| No. | Lev. | Parts No. | Description | Q'ty | | | | | | I | R |
|-----|------|----------------|----------------------|------|-----|-----|-----|-----|-----|---|---|
| | | | | (A) | (B) | (C) | (D) | (E) | (F) | | |
| 1 | 1 | 772478-37120-1 | IDLER ASSY | 2 | | | | | | | |
| 2 | 2 | 772478-37101-2 | IDLER ASSY | 2 | | | | | | | 1 |
| 3 | 3 | 172478-37101 | IDLER ASSY | 2 | | | | | | | |
| 5 | 4 | 172478-37121 | BUSH, IDLER | 4 | | | | | | | |
| 6 | 3 | 172478-37141 | COVER, CYLINDER A | 2 | | | | | | | |
| 7 | 3 | 172478-37151 | COVER, CYLINDER B | 2 | | | | | | | |
| 8 | 3 | 172455-37160 | SEAL, FLOATING | 4 | | | | | | | |
| 9 | 3 | 172455-37170 | SHAFT, IDLER | 2 | | | | | | | |
| 10 | 3 | 172455-37180 | PIN, SPRING 10AWX70 | 2 | | | | | | | |
| 11 | 3 | 22242-000400 | RING, 40 | 2 | | | | | | | |
| 12 | 3 | 24311-000380 | O-RING, 1AP38.0 | 4 | | | | | | | |
| 13 | 3 | 933171-13691 | PLUG, PT1/8 | 2 | | | | | | | |
| 14 | 2 | 172187-37700-3 | ADJUSTER ASSY | 2 | | | | | | | |
| 15 | 2 | 172162-37810 | PLATE, ADJUSTER | 2 | | | | | | | |
| 16 | 2 | 22217-140000 | WASHER, SPRING 14 | 8 | | | | | | | |
| 17 | 2 | 26116-140602 | BOLT, M14X 60 PLATED | 8 | | | | | | | |

Remarks

(1) This part is used both rubber crawler & iron crawler.
When constructing Idler Assy, The direction of cutting mark of idler seal cover A & B is the opposite side concerning rubber crawler & iron crawler.

Fig.37. TRACK ROLLER

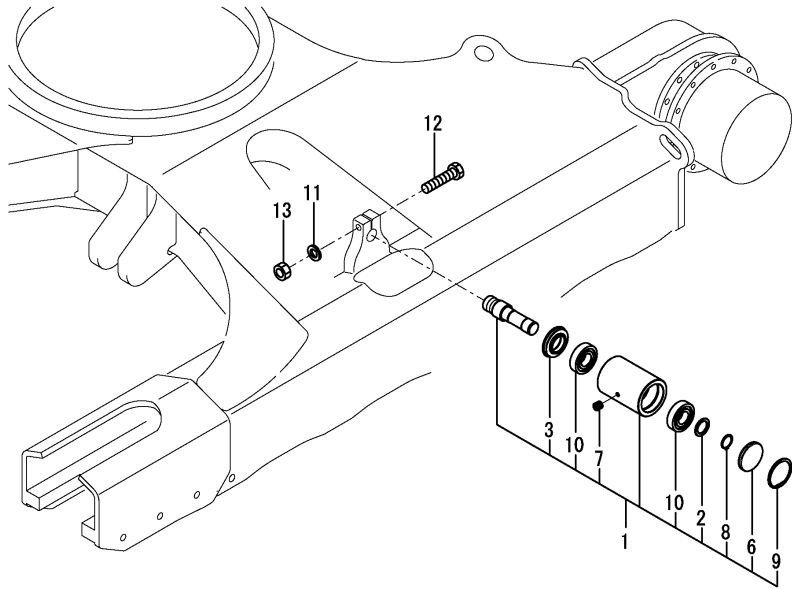


(A)=VIO80-1A C(US)
 (B)=
 (C)=

(D)=
 (E)=
 (F)=

| No. | Lev. | Parts No. | Description | Q'ty | | | | | | I | R |
|-----|------|--------------|--------------------|------|-----|-----|-----|-----|-----|---|---|
| | | | | (A) | (B) | (C) | (D) | (E) | (F) | | |
| 1 | 1 | 172B11-37300 | ROLLER ASSY, LOWER | 10 | | | | | | | |
| 2 | 2 | 172B11-37310 | ROLLER ASSY, LOWER | 10 | | | | | | | |
| 4 | 3 | 172B11-37330 | BUSH | 20 | | | | | | | |
| 5 | 2 | 172B11-37340 | SHAFT ASSY | 10 | | | | | | | |
| 8 | 2 | 172B11-37370 | COVER, SEAL R | 10 | | | | | | | |
| 9 | 2 | 172B11-37380 | SEAL, FLOATING | 20 | | | | | | | |
| 10 | 2 | 22242-000380 | RING, 38 | 10 | | | | | | | |
| 11 | 2 | 24321-000350 | O-RING, 1AG35.0 | 10 | | | | | | | |
| 12 | 2 | 933171-13691 | PLUG, PT1/8 | 10 | | | | | | | |
| 13 | 1 | 22217-200000 | WASHER, SPRING 20 | 20 | | | | | | | |
| 14 | 1 | 26076-200409 | BOLT, 10.920X 40 | 20 | | | | | | | |

Fig.38. CARRIER ROLLER



(A)=VIO80-1A C(US)
 (B)=
 (C)=

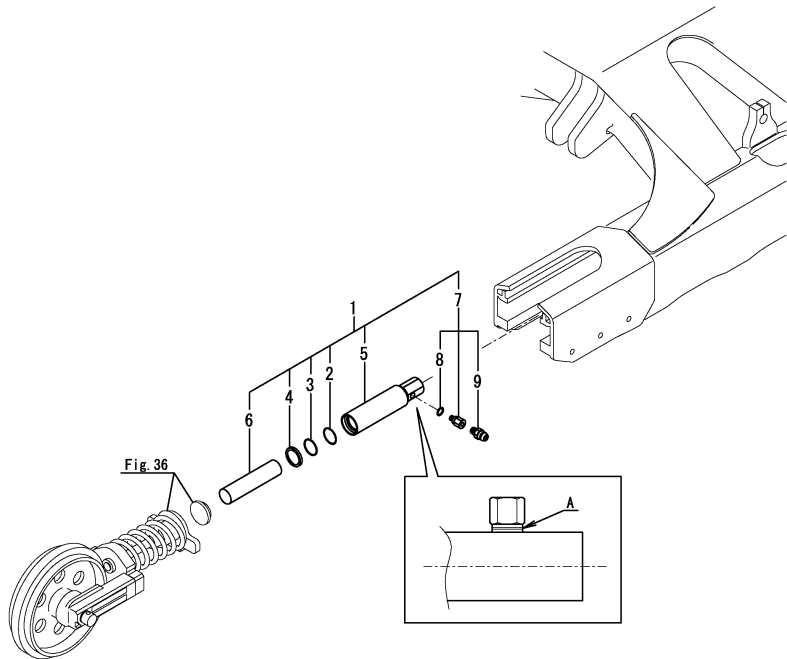
(D)=
 (E)=
 (F)=

| No. | Lev. | Parts No. | Description | Q'ty | | | | | | I | R |
|-----|------|--------------|----------------------|------|-----|-----|-----|-----|-----|---|---|
| | | | | (A) | (B) | (C) | (D) | (E) | (F) | | |
| 1 | 1 | 172A89-37501 | ROLLER ASSY, CARRIER | 2 | | | | | | | |
| 2 | 2 | 172730-31630 | COLLAR, 35 50 3 | 2 | | | | | | | |
| 3 | 2 | 172164-37120 | SEAL, 45X85X8.5X19 | 2 | | | | | | | |
| 6 | 2 | 172A89-37530 | PLUG, BORE 72 | 2 | | | | | | | |
| 7 | 2 | 194630-42120 | PLUG, SCREW PT1/8 | 2 | | | | | | | |
| 8 | 2 | 22242-000350 | RING, 35 | 2 | | | | | | | |
| 9 | 2 | 22252-000720 | RING, 72 | 2 | | | | | | | |
| 10 | 2 | 24101-062074 | BEARING, BALL 6207 | 4 | | | | | | | |
| 11 | 1 | 22217-160000 | WASHER, SPRING 16 | 2 | | | | | | | |
| 12 | 1 | 26116-160852 | BOLT, M16X 85 PLATED | 2 | | | | | | | |
| 13 | 1 | 26716-160002 | NUT, M16 | 2 | | | | | | | |

Fig.39. CRAWLER ADJUST(Y SPEC.)(TO M1B872)

(A)=VIO80-1A C(US)
 (B)=
 (C)=

(D)=
 (E)=
 (F)=



| No. | Lev. | Parts No. | Description | Q'ty | | | | | | I | R |
|-----|------|----------------------------|----------------------|------|-----|-----|-----|-----|-----|---|---|
| | | | | (A) | (B) | (C) | (D) | (E) | (F) | | |
| 1 | 1 | 772162-37770 (A=M1B873) | CYLINDER ASSY,ADJUST | 2 | | | | | | Z | 1 |
| 2 | 2 | 198072-17440 | O-RING, 55.0 | 2 | | | | | | | |
| 3 | 2 | 172478-37710 | RING, BACK UP 55 | 2 | | | | | | | |
| 4 | 2 | 172478-37720 | SEAL,DUST DKB5569811 | 2 | | | | | | | |
| 5 | 2 | 172162-37770 | TUBE ASSY, ADJUST | 2 | | | | | | | |
| 6 | 2 | 172162-37800 | PISTON, HYDRAULIC | 2 | | | | | | | |
| 7 | 2 | 172122-37844 | VALVE ASSY, NIPPLE | 2 | | | | | | | |
| 8 | 3 | 24315-000140 | O-RING, 1BP14.0 | 2 | | | | | | | |
| 9 | 3 | 24761-020000 | NIPPLE, GREASE PT1/8 | 2 | | | | | | | |

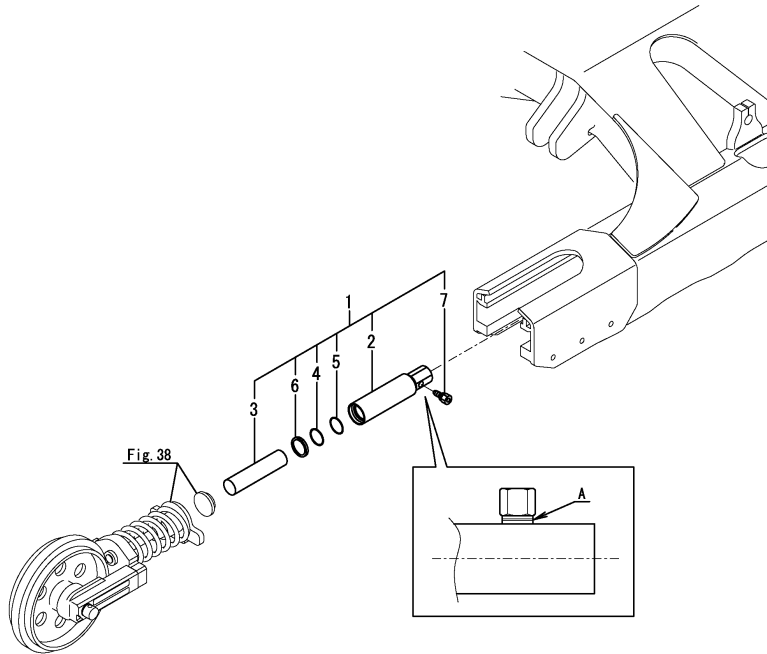
Remarks

* A : Y specifications have a slit for the identification.
 S specifications do not have a slit for the identification.
 S specifications are shown in Fig.178(39A).
 (1)Interchangeable by Fig.178(39A) No.1.
 The inner parts are not compatible.

Fig.178. (39A)CRAWLER ADJUST(S SPEC.)(FROM M1B873)

(A)=VIO80-1A C(US)
 (B)=
 (C)=

(D)=
 (E)=
 (F)=



| No. | Lev. | Parts No. | Description | Q'ty | | | | | | I | R |
|-----|------|----------------------------|----------------------|------|-----|-----|-----|-----|-----|---|---|
| | | | | (A) | (B) | (C) | (D) | (E) | (F) | | |
| 1 | 1 | 172B11-37750 (A=M1B873) | CYLINDER ASSY,ADJUST | 2 | | | | | | | W |
| 2 | 2 | 172B11-37760 | TUBE ASSY, ADJUST | 2 | | | | | | | |
| 3 | 2 | 172B11-37790 | PISTON | 2 | | | | | | | |
| 4 | 2 | 172B11-37800 | RING, BACK UP | 2 | | | | | | | |
| 5 | 2 | 172B11-37810 | SEAL, ISI 55X65X6 | 2 | | | | | | | |
| 6 | 2 | 172B11-37820 | SEAL, DUST 55X69X11 | 2 | | | | | | | |
| 7 | 2 | 172B06-37951 | NIPPLE, VALVE | 2 | | | | | | | |

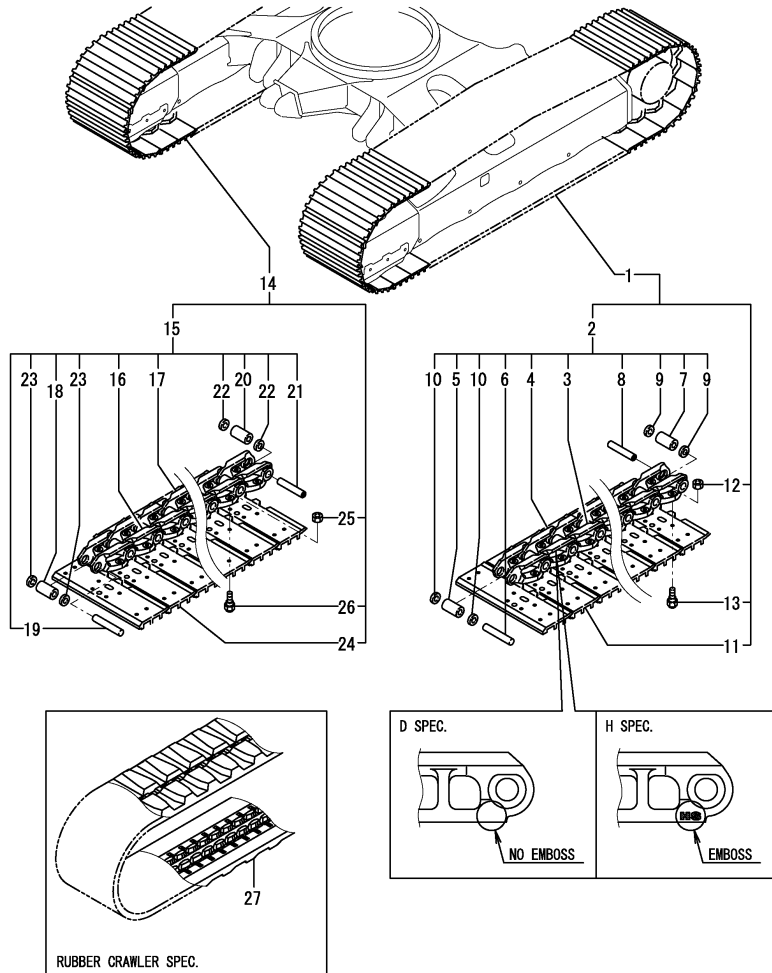
Remarks

* A : Y specifications have a slit for the identification.
 S specifications do not have a slit for the identification.
 Y specifications are shown in Fig.39.
 The inner parts are not compatible.

Fig.40. RUBBER CRAWLER & IRON CRAWLER(H SPEC.)

(A)=VIO80-1A C(US)
(B)=
(C)=

(D)=
(E)=
(F)=



| No. | Lev. | Parts No. | Description | Q'ty | | | | | | I | R | |
|-----|------|--------------|----------------------|------|-----|-----|-----|-----|-----|---|---|---|
| | | | | (A) | (B) | (C) | (D) | (E) | (F) | | | |
| 1 | 1 | 172A89-38100 | SHOE ASSY,TRACK 450L | 1 | | | | | | | Z | 1 |
| | | (A=MAF386) | | | | | | | | | | |
| 2 | 2 | 172A89-38120 | LINK ASSY | 1 | | | | | | | | |
| 3 | 3 | 172A89-38180 | LINK, TRACK L | 39 | | | | | | | | |
| 4 | 3 | 172A89-38190 | LINK, TRACK R | 39 | | | | | | | | |
| 5 | 3 | 172A89-38220 | BUSH, TRUCK | 38 | | | | | | | | |
| 6 | 3 | 172A89-38230 | PIN, TRUCK | 38 | | | | | | | | |
| 7 | 3 | 172A89-38240 | BUSH, MASTER | 1 | | | | | | | | |
| 8 | 3 | 172A89-38250 | PIN, MASTER | 1 | | | | | | | | |
| 9 | 3 | 172A89-38260 | COLLAR | 2 | | | | | | | | |
| 10 | 3 | 172A89-38280 | SEAL | 76 | | | | | | | | |
| 11 | 2 | 172A89-38130 | SHOE, TRUCK 450 L | 39 | | | | | | | | |
| 12 | 2 | 172A89-38160 | NUT, SHOE | 156 | | | | | | | | |
| 13 | 2 | 172A89-38170 | BOLT, SHOE | 156 | | | | | | | | |
| 14 | 1 | 172A89-38110 | SHOE ASSY,TRACK 450R | 1 | | | | | | | Z | 2 |
| | | (A=MAF386) | | | | | | | | | | |
| 15 | 2 | 172A89-38120 | LINK ASSY | 1 | | | | | | | | |
| 16 | 3 | 172A89-38180 | LINK, TRACK L | 39 | | | | | | | | |
| 17 | 3 | 172A89-38190 | LINK, TRACK R | 39 | | | | | | | | |
| 18 | 3 | 172A89-38220 | BUSH, TRUCK | 38 | | | | | | | | |
| 19 | 3 | 172A89-38230 | PIN, TRUCK | 38 | | | | | | | | |
| 20 | 3 | 172A89-38240 | BUSH, MASTER | 1 | | | | | | | | |
| 21 | 3 | 172A89-38250 | PIN, MASTER | 1 | | | | | | | | |
| 22 | 3 | 172A89-38260 | COLLAR | 2 | | | | | | | | |
| 23 | 3 | 172A89-38280 | SEAL | 76 | | | | | | | | |
| 24 | 2 | 172A89-38140 | SHOE, TRUCK 450 R | 39 | | | | | | | | |
| 25 | 2 | 172A89-38160 | NUT, SHOE | 156 | | | | | | | | |
| 26 | 2 | 172A89-38170 | BOLT, SHOE | 156 | | | | | | | | |
| 27 | 1 | 172455-38601 | CRAWLER, RUBBER 445 | 2 | | | | | | | | |

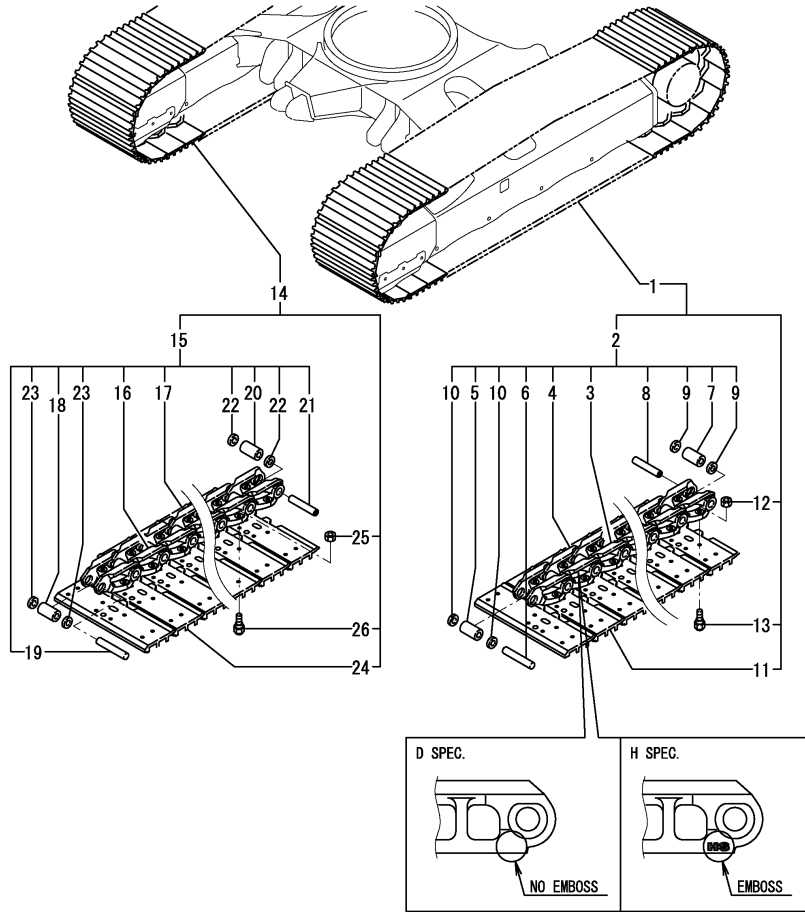
Remarks

- (1)Replacement with Fig.182(40A) No1.
The inner parts are not compatible.
- (2)Replacement with Fig.182(40A) No14.
The inner parts are not compatible.

Fig.182. (40A)IRON CRAWLER(D SPEC.)

(A)=VIO80-1A C(US)
(B)=
(C)=

(D)=
(E)=
(F)=



| No. | Lev. | Parts No. | Description | Q'ty | | | | | | I | R |
|-----|------|----------------------------|----------------------|------|-----|-----|-----|-----|-----|---|---|
| | | | | (A) | (B) | (C) | (D) | (E) | (F) | | |
| 1 | 1 | 172B11-38100 (A=MAF386) | SHOE ASSY,TRACK 450L | 1 | | | | | | | W |
| 2 | 2 | 172B11-38120 | LINK ASSY | 1 | | | | | | | |
| 3 | 3 | 172B11-38180 | LINK, TRACK L | 39 | | | | | | | |
| 4 | 3 | 172B11-38190 | LINK, TRACK R | 39 | | | | | | | |
| 5 | 3 | 172B11-38220 | BUSH, TRACK | 38 | | | | | | | |
| 6 | 3 | 172B11-38230 | PIN, TRACK | 38 | | | | | | | |
| 7 | 3 | 172B11-38240 | BUSH, MASTER | 1 | | | | | | | |
| 8 | 3 | 172B11-38250 | PIN, MASTER | 1 | | | | | | | |
| 9 | 3 | 172B11-38260 | SPACER | 2 | | | | | | | |
| 10 | 3 | 172B11-38280 | SEAL, DUCT | 76 | | | | | | | |
| 11 | 2 | 172B11-38130 | SHOE, TRACK 450 L | 39 | | | | | | | |
| 12 | 2 | 172B11-38160 | NUT, SHOE | 156 | | | | | | | |
| 13 | 2 | 172B11-38170 | BOLT, SHOE | 156 | | | | | | | |
| 14 | 1 | 172B11-38110 (A=MAF386) | SHOE ASSY,TRACK 450R | 1 | | | | | | | W |
| 15 | 2 | 172B11-38120 | LINK ASSY | 1 | | | | | | | |
| 16 | 3 | 172B11-38180 | LINK, TRACK L | 39 | | | | | | | |
| 17 | 3 | 172B11-38190 | LINK, TRACK R | 39 | | | | | | | |
| 18 | 3 | 172B11-38220 | BUSH, TRACK | 38 | | | | | | | |
| 19 | 3 | 172B11-38230 | PIN, TRACK | 38 | | | | | | | |
| 20 | 3 | 172B11-38240 | BUSH, MASTER | 1 | | | | | | | |
| 21 | 3 | 172B11-38250 | PIN, MASTER | 1 | | | | | | | |
| 22 | 3 | 172B11-38260 | SPACER | 2 | | | | | | | |
| 23 | 3 | 172B11-38280 | SEAL, DUCT | 76 | | | | | | | |
| 24 | 2 | 172B11-38140 | SHOE, TRACK 450 R | 39 | | | | | | | |
| 25 | 2 | 172B11-38160 | NUT, SHOE | 156 | | | | | | | |
| 26 | 2 | 172B11-38170 | BOLT, SHOE | 156 | | | | | | | |

Remarks

* Iron crawler (H specification) are shown in Fig.40.
The inner parts are not compatible.

Fig.41. TRAVEL LEVER

(A)=VIO80-1A C(US)
 (B)=
 (C)=

(D)=
 (E)=
 (F)=

| No. | Lev. | Parts No. | Description | Q'ty | | | | | | I | R |
|-----|------|--------------|---------------------|------|-----|-----|-----|-----|-----|---|---|
| | | | | (A) | (B) | (C) | (D) | (E) | (F) | | |
| 1 | 1 | 172A69-45211 | LEVER ASSY, TRACK L | 1 | | | | | | | |
| 2 | 1 | 172A69-45251 | LEVER ASSY, TRACK R | 1 | | | | | | | |
| 3 | 1 | 172187-45870 | GRIP, DRIVE L | 1 | | | | | | | |
| 4 | 1 | 172187-45880 | GRIP, DRIVE R | 1 | | | | | | | |
| 5 | 1 | 22117-040000 | WASHER, 4 | 2 | | | | | | | |
| 6 | 1 | 26013-100202 | BOLT, M10X 20 | 4 | | | | | | | |
| 7 | 1 | 26587-040122 | SCREW, M4X12 | 2 | | | | | | | |

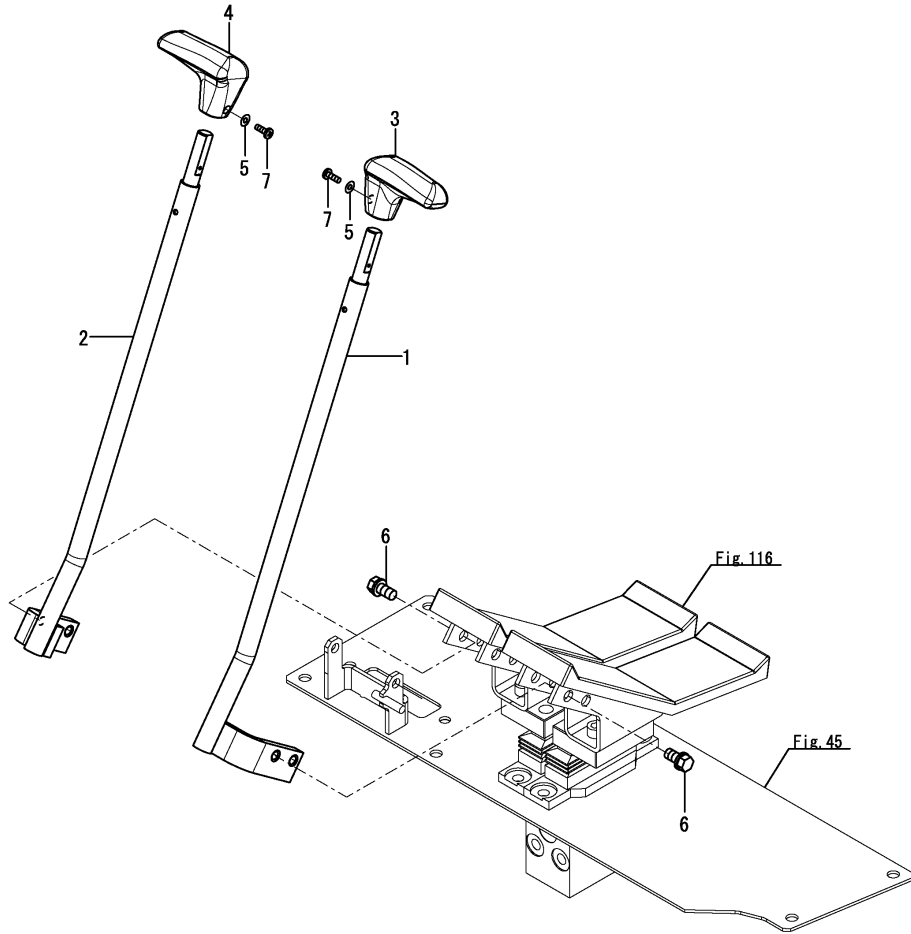


Fig.42. BLADE LEVER

(A)=VIO80-1A C(US)
(B)=
(C)=

(D)=
(E)=
(F)=

| No. | Lev. | Parts No. | Description | Q'ty | | | | | | I | R |
|-----|------|--------------|-------------------|------|-----|-----|-----|-----|-----|---|---|
| | | | | (A) | (B) | (C) | (D) | (E) | (F) | | |
| 1 | 1 | 172964-12140 | GRIP | 1 | | | | | | | |
| 2 | 1 | 172A69-45851 | LEVER ASSY, BLADE | 1 | | | | | | | |
| 3 | 1 | 26013-080162 | BOLT, M8X 16 | 2 | | | | | | | |

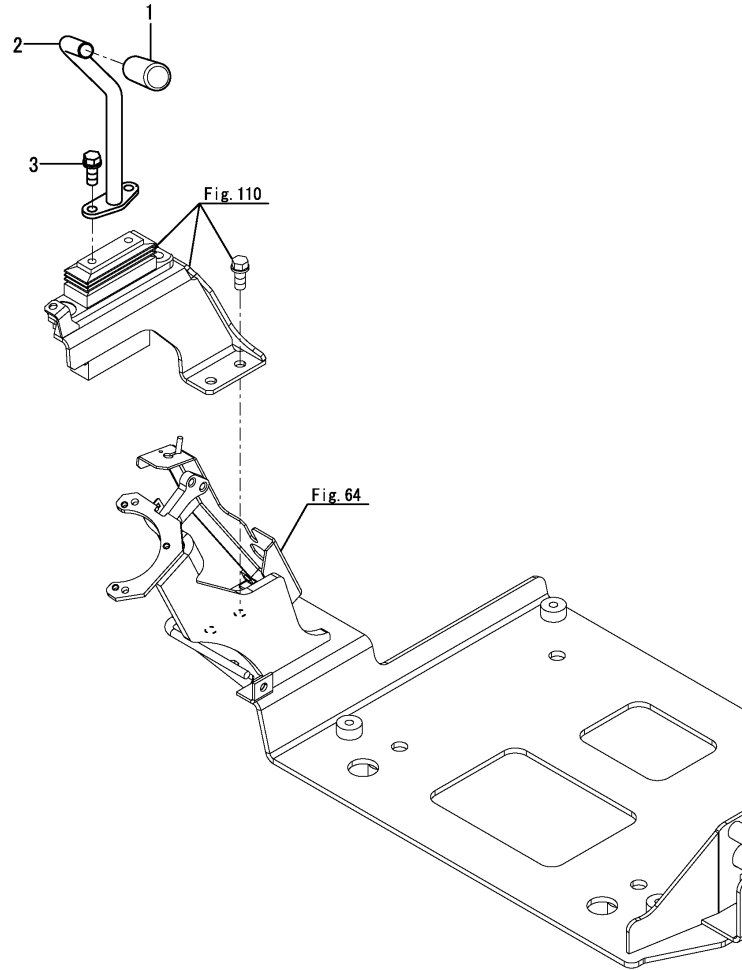
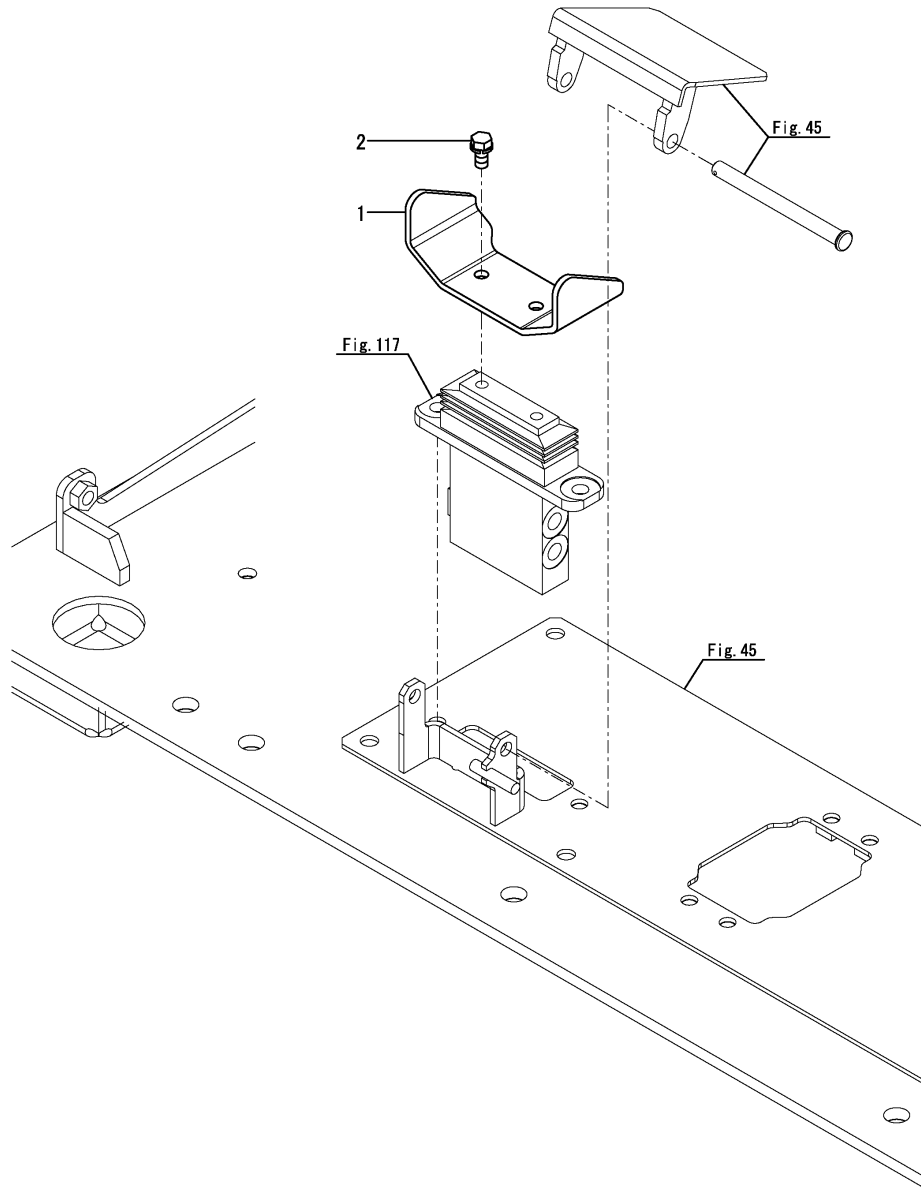


Fig.43. SWING PEDAL

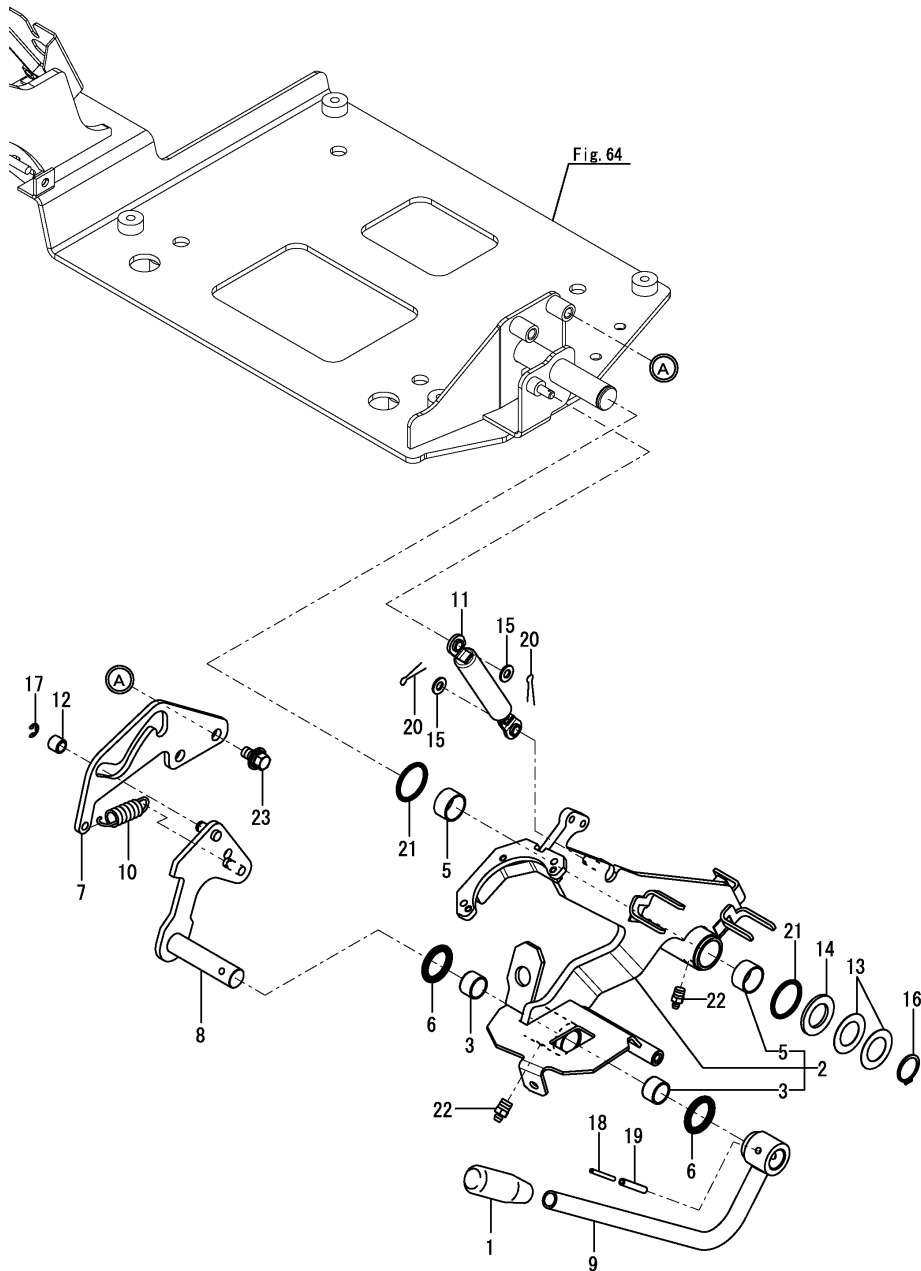
(A)=VIO80-1A C(US)
 (B)=
 (C)=

(D)=
 (E)=
 (F)=



| No. | Lev. | Parts No. | Description | Q'ty | | | | | | I | R |
|-----|------|--------------|--------------|------|-----|-----|-----|-----|-----|---|---|
| | | | | (A) | (B) | (C) | (D) | (E) | (F) | | |
| 1 | 1 | 172A69-45350 | PEDAL, SWING | 1 | | | | | | | |
| 2 | 1 | 26013-080162 | BOLT, M8X 16 | 2 | | | | | | | |

Fig.44. LOCK LEVER & LEVER STAND



(A)=VIO80-1A C(US)
 (B)=
 (C)=

(D)=
 (E)=
 (F)=

| No. | Lev. | Parts No. | Description | Q'ty | | | | | | I | R |
|-----|------|--------------|----------------------|------|-----|-----|-----|-----|-----|---|---|
| | | | | (A) | (B) | (C) | (D) | (E) | (F) | | |
| 1 | 1 | 172A77-46050 | GRIP | 1 | | | | | | | |
| 2 | 1 | 172A69-46101 | STAND ASSY, LEVER L | 1 | | | | | | | |
| 3 | 2 | 172141-41370 | BUSH, 20 15 | 2 | | | | | | | |
| 5 | 2 | 24550-025150 | BUSH, 25X15 | 2 | | | | | | | |
| 6 | 1 | 172124-46200 | O-RING, 27.6X5.7 | 2 | | | | | | | |
| 7 | 1 | 172A69-46210 | GUIDE, LOCK | 1 | | | | | | | |
| 8 | 1 | 172A69-46220 | ROD ASSY, SPRING | 1 | | | | | | | |
| 9 | 1 | 172A69-46251 | LEVER ASSY, LOCK | 1 | | | | | | | |
| 10 | 1 | 172A69-46270 | SPRING, 2.3X15X60 | 1 | | | | | | | |
| 11 | 1 | 172455-46890 | SPRING, GAS | 1 | | | | | | | |
| 12 | 1 | 172165-47550 | BUSH | 1 | | | | | | | |
| 13 | 1 | 172165-47980 | SHIM, 42X25.5X0.5 | 2 | | | | | | | |
| 14 | 1 | 172165-47990 | WASHER, 25.5X42 | 1 | | | | | | | |
| 15 | 1 | 22137-080000 | WASHER, 8 | 2 | | | | | | | |
| 16 | 1 | 22242-000250 | RING, 25 | 1 | | | | | | | |
| 17 | 1 | 22272-000070 | RING, E- 7 | 1 | | | | | | | |
| 18 | 1 | 22351-035040 | PIN, SPRING 3.5X40 | 1 | | | | | | | |
| 19 | 1 | 22351-060040 | PIN, SPRING 6.0X40 | 1 | | | | | | | |
| 20 | 1 | 22417-200200 | PIN, COTTER 2.0X20 | 2 | | | | | | | |
| 21 | 1 | 24311-000340 | O-RING, 1AP34.0 | 2 | | | | | | | |
| 22 | 1 | 24761-020000 | NIPPLE, GREASE PT1/8 | 2 | | | | | | | |
| 23 | 1 | 26014-100202 | BOLT, M10X 20 | 2 | | | | | | | |

Fig.45. PEDAL STAND

(A)=VIO80-1A C(US)
 (B)=
 (C)=

(D)=
 (E)=
 (F)=

| No. | Lev. | Parts No. | Description | Q'ty | | | | | | I | R |
|-----|------|----------------|--------------------|------|-----|-----|-----|-----|-----|---|---|
| | | | | (A) | (B) | (C) | (D) | (E) | (F) | | |
| 1 | 1 | 172187-45651 | SHAFT, PEDAL COVER | 1 | | | | | | | |
| 2 | 1 | 172187-45720-2 | COVER, PEDAL | 1 | | | | | | | |
| 3 | 1 | 172187-45760 | PAD | 1 | | | | | | | |
| 4 | 1 | 172A69-45800 | PLATE ASSY, PEDAL | 1 | | | | | | | |
| 5 | 1 | 22137-100000 | WASHER, 10 | 1 | | | | | | | |
| 6 | 1 | 22417-250200 | PIN, COTTER 2.5X20 | 1 | | | | | | | |
| 7 | 1 | 26013-100252 | BOLT, M10X 25 | 6 | | | | | | | |

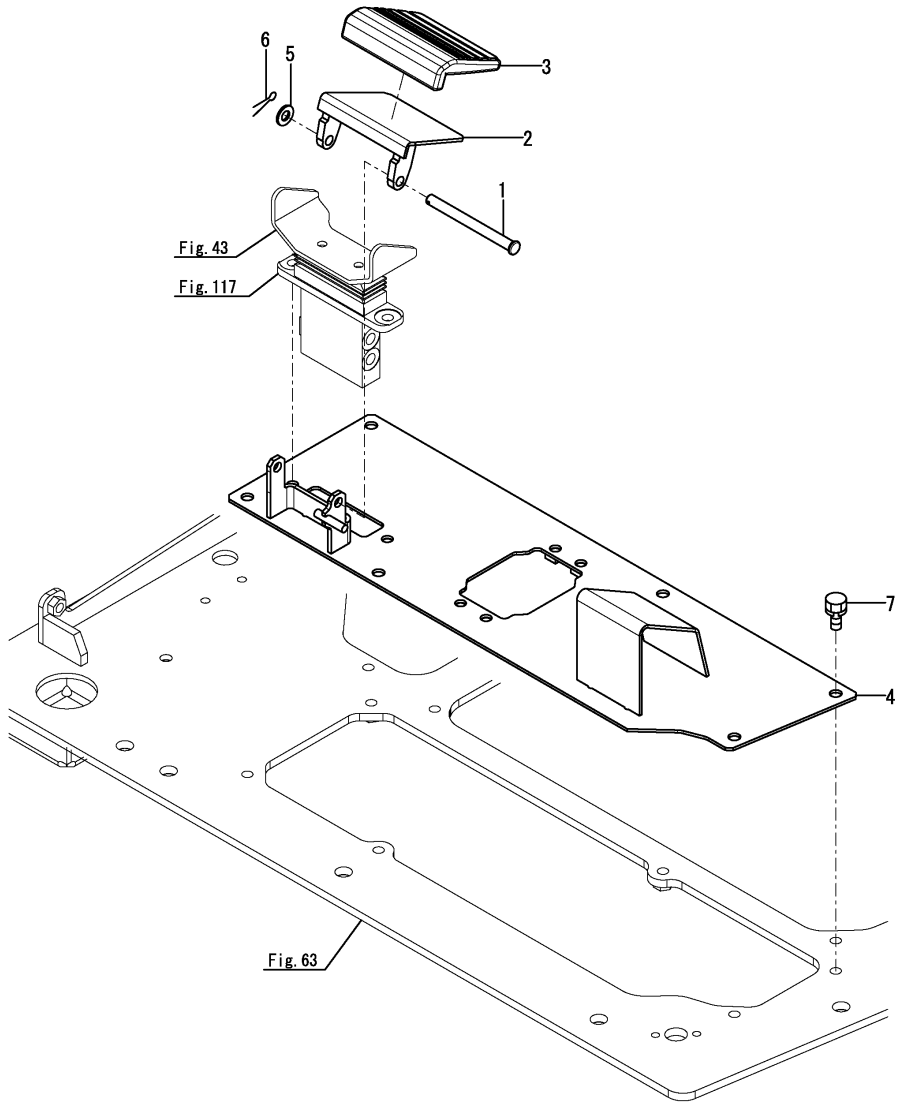


Fig.46. ARMREST

(A)=VIO80-1A C(US)
(B)=
(C)=

(D)=
(E)=
(F)=

| No. | Lev. | Parts No. | Description | Q'ty | | | | | | I | R |
|-----|------|--------------|----------------|------|-----|-----|-----|-----|-----|---|---|
| | | | | (A) | (B) | (C) | (D) | (E) | (F) | | |
| 1 | 1 | 172441-44320 | ARMREST | 2 | | | | | | | |
| 2 | 1 | 172A46-46500 | GUIDE ASSY, L | 1 | | | | | | | |
| 3 | 1 | 172A46-46530 | PLATE, GUIDE R | 1 | | | | | | | |
| 4 | 1 | 172519-63240 | BOLT, M8X16 | 4 | | | | | | | |
| 5 | 1 | 172519-63240 | BOLT, M8X16 | 4 | | | | | | | |

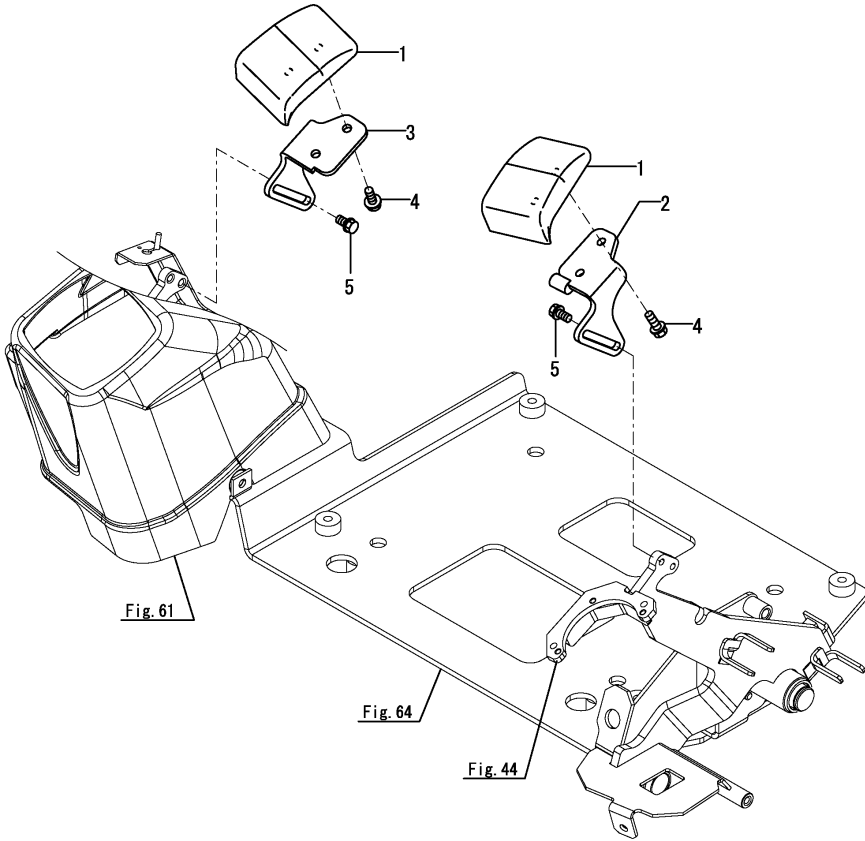


Fig.47. TRAVEL FRAME

(A)=VIO80-1A C(US)
 (B)=
 (C)=

(D)=
 (E)=
 (F)=

| No. | Lev. | Parts No. | Description | Q'ty | | | | | | I | R |
|-----|------|----------------|----------------------|------|-----|-----|-----|-----|-----|---|---|
| | | | | (A) | (B) | (C) | (D) | (E) | (F) | | |
| 1 | 1 | 172B11-50100 | FRAME ASSY, LOWER | 1 | | | | | | | |
| 2 | 1 | 172458-50480-2 | COVER, FRAME | 2 | | | | | | | |
| 3 | 1 | 26106-100122 | BOLT, M10X 12 PLATED | 4 | | | | | | | |

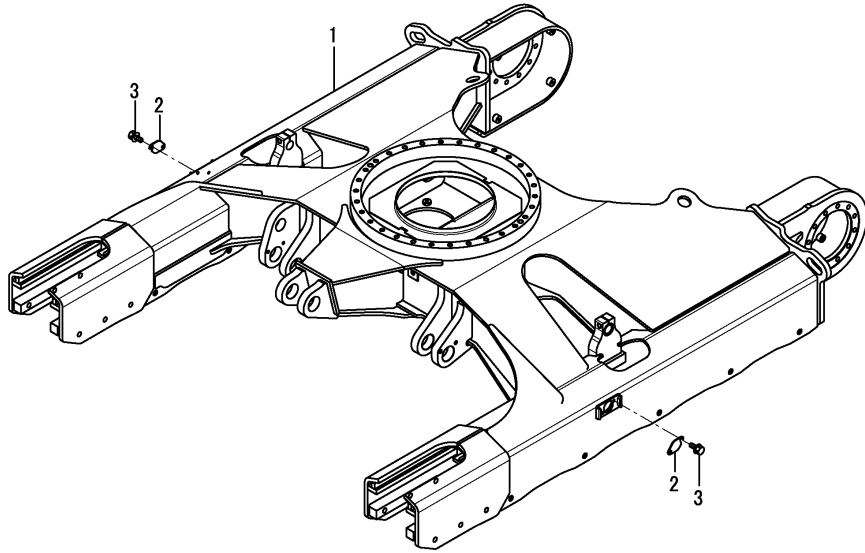
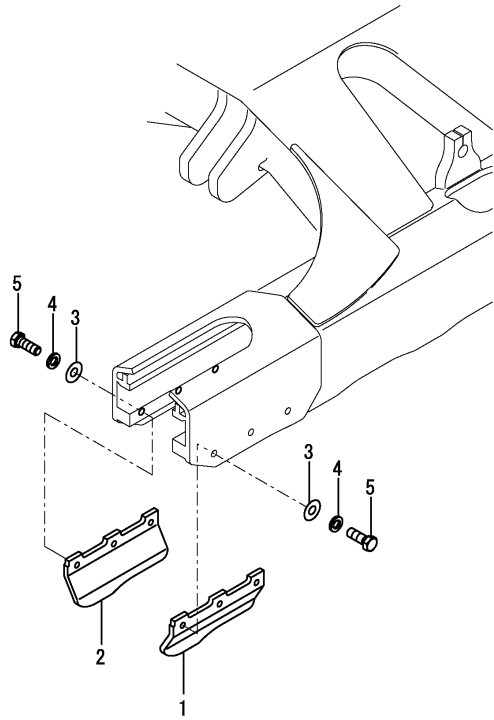


Fig.48. CRAWLER GUARD



(A)=VIO80-1A C(US)
 (B)=
 (C)=

(D)=
 (E)=
 (F)=

| No. | Lev. | Parts No. | Description | Q'ty | | | | | | I | R |
|-----|------|----------------|----------------------|------|-----|-----|-----|-----|-----|---|---|
| | | | | (A) | (B) | (C) | (D) | (E) | (F) | | |
| 1 | 1 | 172187-50801-3 | PLATE, GUARD | 2 | | | | | | | |
| 2 | 1 | 172187-50811-3 | PLATE, GUARD | 2 | | | | | | | |
| 3 | 1 | 22137-160000 | WASHER, 16 | 12 | | | | | | | |
| 4 | 1 | 22217-160000 | WASHER, SPRING 16 | 12 | | | | | | | |
| 5 | 1 | 26116-160402 | BOLT, M16X 40 PLATED | 12 | | | | | | | |

Fig.49. COUNTER WEIGHT

(A)=VIO80-1A C(US)
 (B)=
 (C)=

(D)=
 (E)=
 (F)=

| No. | Lev. | Parts No. | Description | Q'ty | | | | | | I | R |
|-----|------|--------------|----------------------|------|-----|-----|-----|-----|-----|---|---|
| | | | | (A) | (B) | (C) | (D) | (E) | (F) | | |
| 1 | 1 | 172B11-53300 | WEIGHT ASSY, COUNTER | 1 | | | | | | | |
| 3 | 2 | 172B11-53340 | SPONGE, WEIGHT A | 1 | | | | | | | |
| 4 | 2 | 172B11-53350 | SPONGE, WEIGHT B | 1 | | | | | | | |
| 5 | 2 | 172B11-53360 | SPONGE, WEIGHT C | 1 | | | | | | | |
| 6 | 2 | 172B11-53370 | SPONGE, WEIGHT D | 1 | | | | | | | |
| 7 | 2 | 172B11-53380 | SPONGE, WEIGHT E | 1 | | | | | | | |
| 8 | 1 | 172187-53321 | WASHER, 24.5X65X8 | 4 | | | | | | | |
| 9 | 1 | 172455-53331 | BOLT, 24X140 | 4 | | | | | | | |
| 10 | 1 | 172456-53700 | GROMMET, 30 | 2 | | | | | | | |

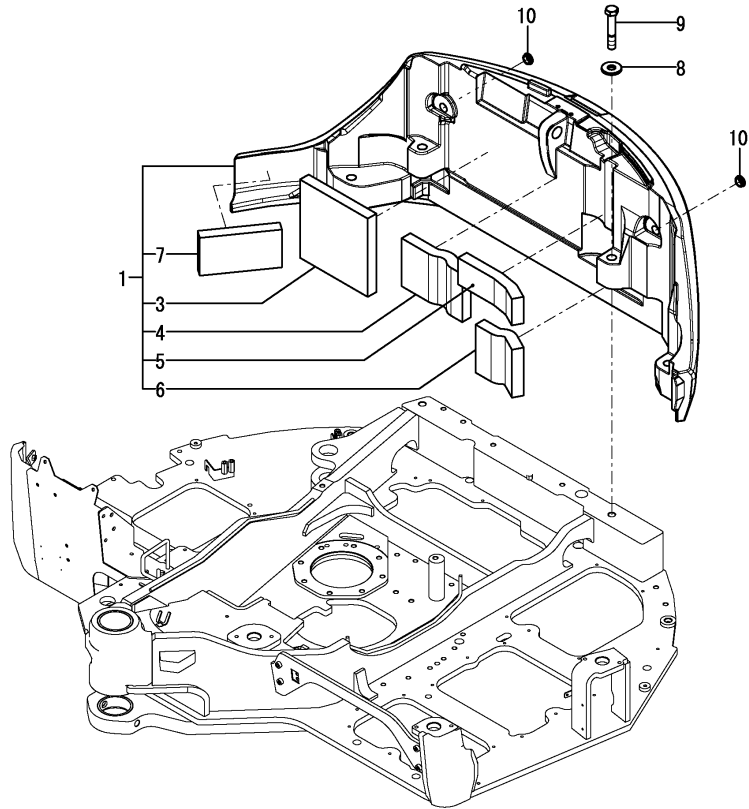
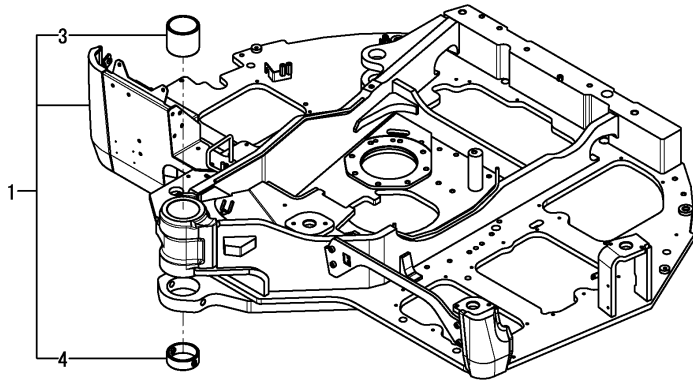


Fig.50. TURNING FRAME

(A)=VIO80-1A C(US)
 (B)=
 (C)=

(D)=
 (E)=
 (F)=



| No. | Lev. | Parts No. | Description | Q'ty | | | | | | I | R |
|-----|------|--------------|---------------------|------|-----|-----|-----|-----|-----|---|---|
| | | | | (A) | (B) | (C) | (D) | (E) | (F) | | |
| 1 | 1 | 172B11-54100 | FRAME ASSY, TURNING | 1 | | | | | | | |
| 3 | 2 | 172A89-54500 | BUSH, 100X100 | 1 | | | | | | | |
| 4 | 2 | 172187-54760 | BUSH, 100X40 | 1 | | | | | | | |

Fig.51. TURNING BEARING

(A)=VIO80-1A C(US)
 (B)=
 (C)=

(D)=
 (E)=
 (F)=

| No. | Lev. | Parts No. | Description | Q'ty | | | | | | I | R |
|-----|------|--------------|----------------------|------|-----|-----|-----|-----|-----|---|---|
| | | | | (A) | (B) | (C) | (D) | (E) | (F) | | |
| 1 | 1 | 172A89-57600 | BEARING ASSY,TURNING | 1 | | | | | | | |
| 3 | 2 | 172A89-57620 | SEAL | 2 | | | | | | | |
| 4 | 1 | 172A69-57650 | BOLT, 10.9 16X90 | 30 | | | | | | | |
| 5 | 1 | 172162-57660 | PIN, PARALLEL 16X40 | 4 | | | | | | | |
| 6 | 1 | 172A69-57660 | BOLT, 10.9 16X85 | 28 | | | | | | | |

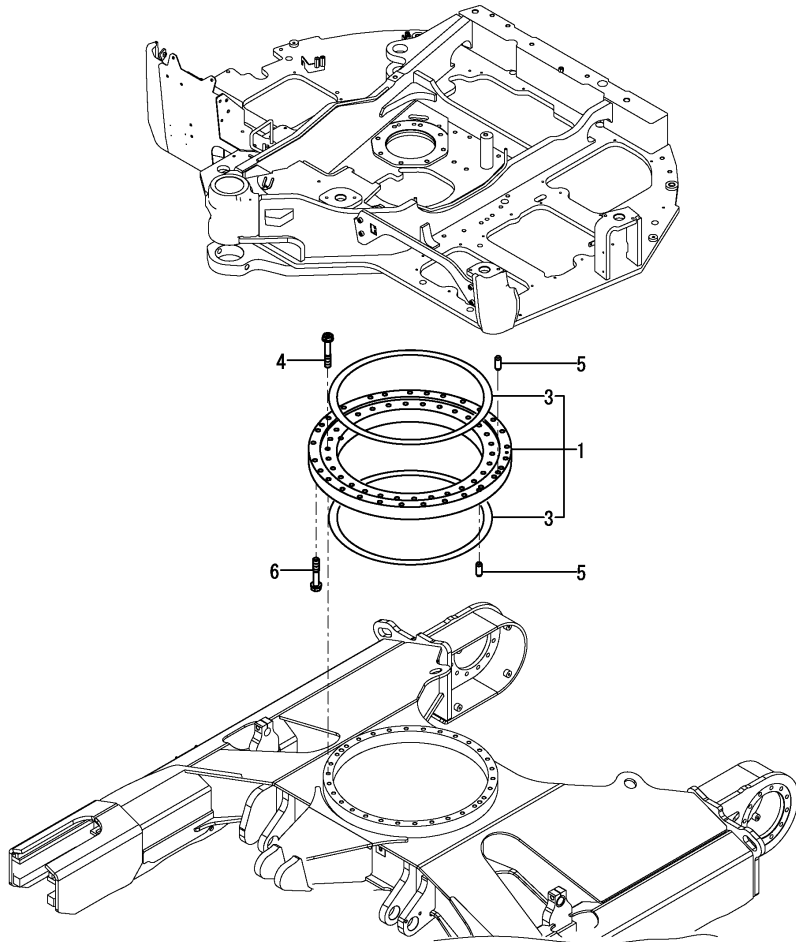
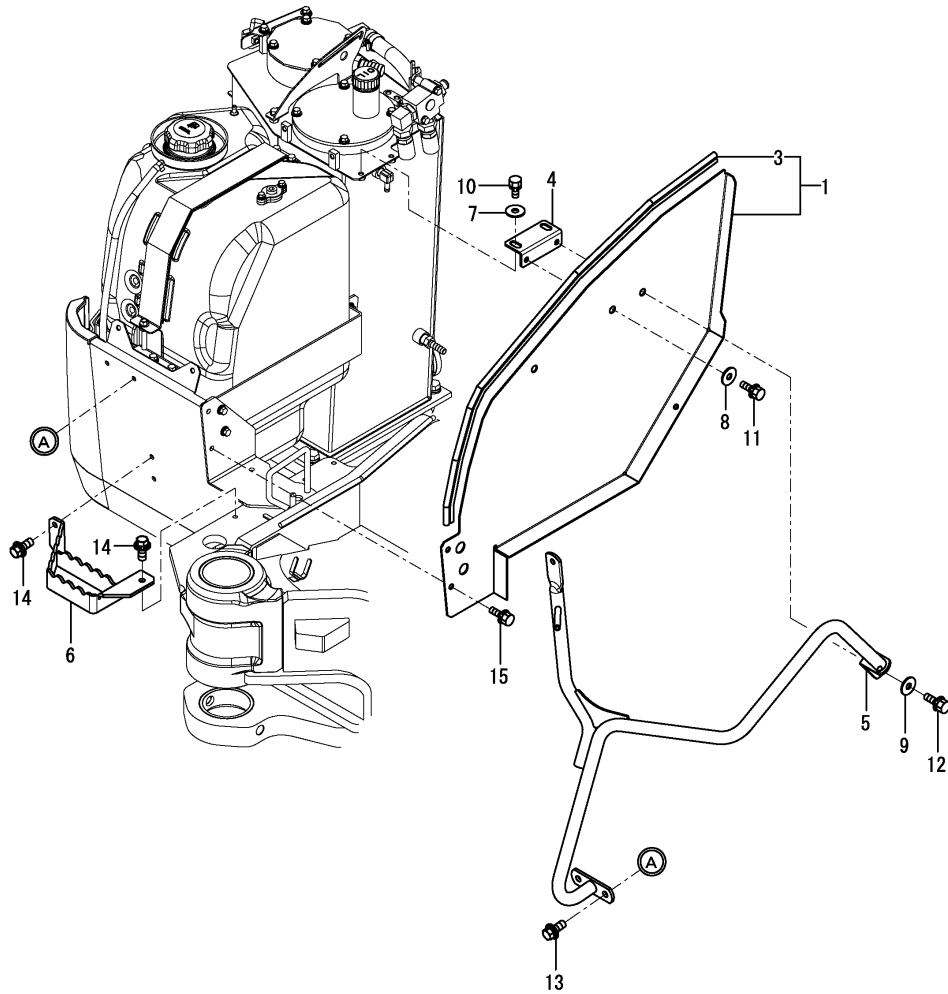


Fig.52. COVER(FUEL TANK SIDE)

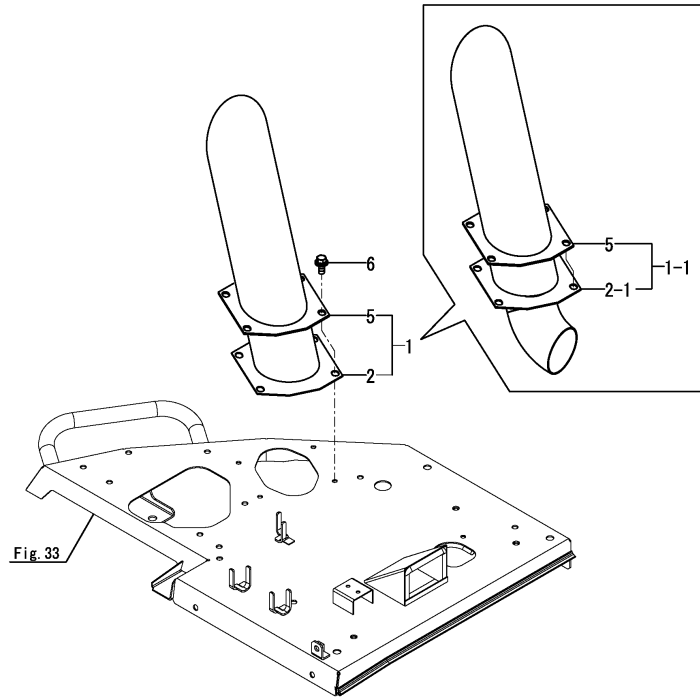


(A)=VIO80-1A C(US)
(B)=
(C)=

(D)=
(E)=
(F)=

| No. | Lev. | Parts No. | Description | Q'ty | | | | | | I | R |
|--------------|------|----------------|-------------------|------|-----|-----|-----|-----|-----|---|---|
| | | | | (A) | (B) | (C) | (D) | (E) | (F) | | |
| 1 | 1 | 172B11-61600 | COVER ASSY, FUEL | 1 | | | | | | | |
| 1-1 | 1 | 172B11-61601 | COVER ASSY,FO | 1 | | | | | | | N |
| (A=MAF519) | | | | | | | | | | | |
| 3 | 2 | 172B11-61650 | SEAL, 1060 | 1 | | | | | | | |
| 4 | 1 | 172B11-61660 | STAY ASSY, COVER | 1 | | | | | | | |
| 5 | 1 | 172B11-61830 | GRIP ASSY, MIRROR | 1 | | | | | | | |
| 5-1 | 1 | 172B11-61830-1 | GRIP ASSY, MIRROR | 1 | | | | | | | W |
| (A=*2020.04) | | | | | | | | | | | |
| 6 | 1 | 172A69-62050 | STEP ASSY | 1 | | | | | | | |
| 7 | 1 | 22157-100000 | WASHER, 10 | 2 | | | | | | | |
| 8 | 1 | 22157-100000 | WASHER, 10 | 1 | | | | | | | |
| 9 | 1 | 22157-100000 | WASHER, 10 | 1 | | | | | | | |
| 10 | 1 | 26013-100252 | BOLT, M10X 25 | 2 | | | | | | | |
| 11 | 1 | 26013-100252 | BOLT, M10X 25 | 1 | | | | | | | |
| 12 | 1 | 26013-100252 | BOLT, M10X 25 | 1 | | | | | | | |
| 13 | 1 | 26014-100252 | BOLT, M10X 25 | 2 | | | | | | | |
| 14 | 1 | 26014-100252 | BOLT, M10X 25 | 3 | | | | | | | |
| 15 | 1 | 26014-100252 | BOLT, M10X 25 | 2 | | | | | | | |

Fig.53. TAIL COVER



(A)=VIO80-1A C(US)
 (B)=
 (C)=

(D)=
 (E)=
 (F)=

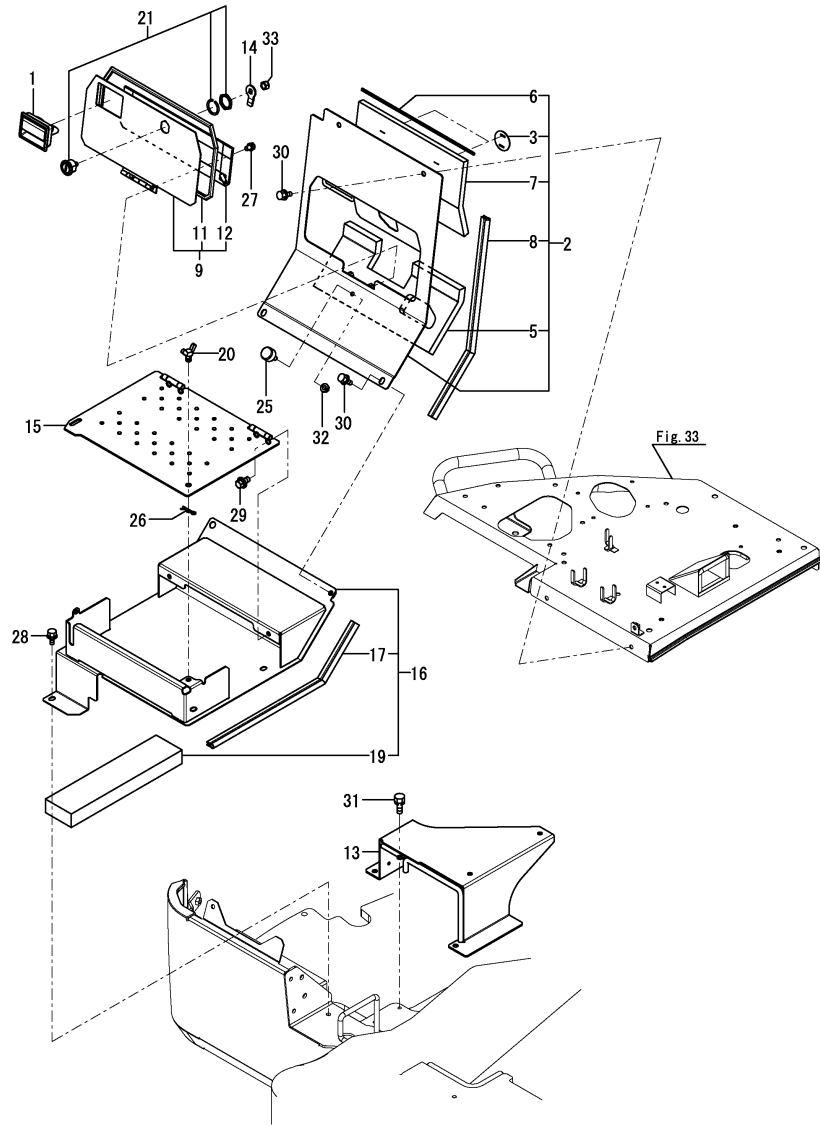
| No. | Lev. | Parts No. | Description | Q'ty | | | | | | I | R |
|------------|------|--------------|--------------------|------|-----|-----|-----|-----|-----|---|---|
| | | | | (A) | (B) | (C) | (D) | (E) | (F) | | |
| 1 | 1 | 172B11-61900 | COVER ASSY, TAIL | 1 | | | | | | | |
| 1-1 | 1 | 172B11-61400 | COVER ASSY, TAIL | 1 | | | | | | S | 1 |
| (A=MAG539) | | | | | | | | | | | |
| 2 | 2 | 172B11-61910 | COVER ASSY, TAIL A | 1 | | | | | | | |
| 2-1 | 2 | 172B11-61520 | COVER ASSY, TAIL A | 1 | | | | | | S | |
| (A=MAG539) | | | | | | | | | | | |
| 5 | 2 | 172B11-61950 | COVER ASSY, TAIL B | 1 | | | | | | | |
| 6 | 1 | 26014-080202 | BOLT, M8X 20 | 4 | | | | | | | |

Fig. 33

Remarks

(1)Interchangeable by simultaneous replacement with Fig.6 No.1-2.
 Spare kit is shown in Fig.6 No.10-1.

Fig.54. CENTER COVER



(A)=VIO80-1A C(US)

(B)=

(C)=

(D)=

(E)=

(F)=

| No. | Lev. | Parts No. | Description | Q'ty | | | | | | I | R |
|--------------|------|----------------|----------------------|------|-----|-----|-----|-----|-----|---|-----|
| | | | | (A) | (B) | (C) | (D) | (E) | (F) | | |
| 1 | 1 | 172187-61421 | HANDLE, LOCK | 1 | | | | | | | 4 |
| 1-1 | 1 | 172B02-69040 | HANDLE, LOCK BLACK | 1 | | | | | | | S 5 |
| (A=MAF001) | | | | | | | | | | | |
| 2 | 1 | 172B11-61680 | COVER ASSY, CENTER | 1 | | | | | | | 1 |
| 2-1 | 1 | 172B11-61680-1 | COVER ASSY, CENTER | 1 | | | | | | | W 1 |
| (A=*2016.07) | | | | | | | | | | | |
| 3 | 2 | 172B11-18570 | PLATE, INSULATOR | 2 | | | | | | | |
| 5 | 2 | 172B11-61720 | SPONGE, COVER A | 1 | | | | | | | |
| 6 | 2 | 172B11-61730 | SEAL, 385 | 1 | | | | | | | |
| 7 | 2 | 172B11-61810 | INSULATOR, B | 1 | | | | | | | |
| 8 | 2 | 172A64-64940 | SEAL, 560 | 1 | | | | | | | |
| 8A | 1 | 172B03-03390 | LABEL, SILENCER EX | 1 | | | | | | | 3 |
| 8B | 1 | 172A36-03411 | LABEL, ENGINE ROOM | 1 | | | | | | | 3 |
| 9 | 1 | 172B11-61760 | COVER ASSY, ENGINE | 1 | | | | | | | 2 |
| 11 | 2 | 172A69-61780 | SEAL, 1020 | 1 | | | | | | | |
| 12 | 2 | 172B11-61820 | INSULATOR, G | 1 | | | | | | | |
| 12A | 1 | 172437-03402 | LABEL, ENGINE COVER | 2 | | | | | | | 3 |
| 13 | 1 | 172A89-61800 | BRACKET ASSY, COVER | 1 | | | | | | | |
| 14 | 1 | 172B11-61800 | PLATE, LOCK | 1 | | | | | | | |
| 15 | 1 | 172A89-61880 | COVER ASSY, TOOL BOX | 1 | | | | | | | |
| 16 | 1 | 172A89-61900 | BASE ASSY, TOOL BOX | 1 | | | | | | | |
| 17 | 2 | 172A69-13690 | SEAL, 540 | 1 | | | | | | | |
| 19 | 2 | 172A89-61981 | PAD, TOOL BOX A | 1 | | | | | | | |
| 20 | 1 | 172142-62301 | WING BOLT, M10X20 | 1 | | | | | | | |
| 21 | 1 | 172B03-66170 | CYLINDER ASSY, KEY | 1 | | | | | | | |
| 25 | 1 | 172176-67150 | RUBBER, STOPPER 20 | 1 | | | | | | | |
| 26 | 1 | 22372-100000 | PIN, SNAP 10 | 1 | | | | | | | |
| 27 | 1 | 26013-080122 | BOLT, M8X 12 | 2 | | | | | | | |
| 28 | 1 | 26014-100202 | BOLT, M10X 20 | 3 | | | | | | | |
| 29 | 1 | 26014-100202 | BOLT, M10X 20 | 2 | | | | | | | |
| 30 | 1 | 26014-100202 | BOLT, M10X 20 | 4 | | | | | | | |
| 31 | 1 | 26014-100202 | BOLT, M10X 20 | 3 | | | | | | | |
| 32 | 1 | 26051-080002 | NUT, M8 | 1 | | | | | | | |
| 33 | 1 | 26347-100002 | NUT, M10 | 1 | | | | | | | |

Remarks

- (1) Attach the No.8A, 8B label to this part.
- (2) Attach the No.12A label to this part.
- (3) Not illustrated.
- (4) Color = DARK OLIVE GRAY.
- (5) Color = BLACK.

Fig.55. COVER(SEAT MOUNT)

(A)=VIO80-1A C(US)

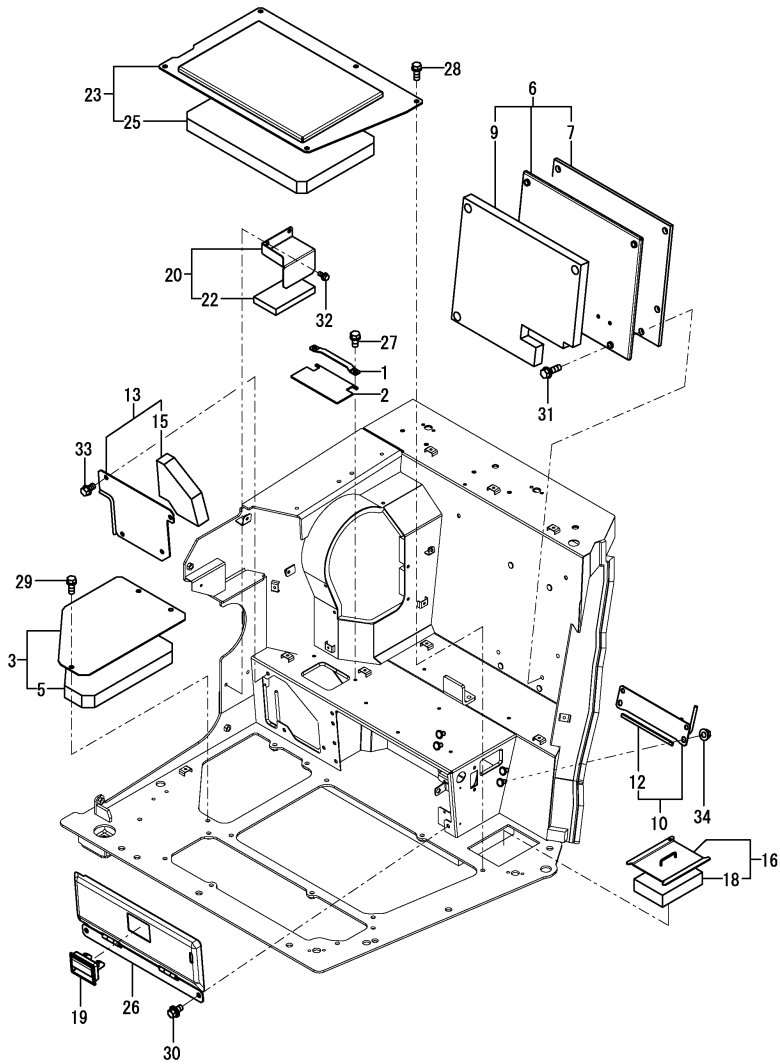
(B)=

(C)=

(D)=

(E)=

(F)=



| No. | Lev. | Parts No. | Description | Q'ty | | | | | | I | R |
|------------|------|--------------|----------------------|------|-----|-----|-----|-----|-----|---|-----|
| | | | | (A) | (B) | (C) | (D) | (E) | (F) | | |
| 1 | 1 | 172A69-61010 | BRACKET, PLATE | 1 | | | | | | | |
| 2 | 1 | 172A69-61020 | PLATE, RUBBER | 1 | | | | | | | |
| 3 | 1 | 172B11-61050 | PLATE ASSY | 1 | | | | | | | |
| 5 | 2 | 172B11-61060 | SPONGE, PLATE | 1 | | | | | | | |
| 6 | 1 | 172B11-61140 | COVER ASSY, SEAT | 1 | | | | | | | |
| 7 | 2 | 172A69-61120 | PAD, COVER | 1 | | | | | | | |
| 9 | 2 | 172B11-61290 | SPONGE, COVER REAR | 1 | | | | | | | |
| 10 | 1 | 172B11-61150 | COVER ASSY, HOSE | 1 | | | | | | | |
| 12 | 2 | 172A65-64840 | SEAL, 190 | 1 | | | | | | | |
| 13 | 1 | 172B11-61240 | COVER ASSY, HOSE | 1 | | | | | | | |
| 15 | 2 | 172B11-61280 | SPONGE, HOSE COVER | 1 | | | | | | | |
| 16 | 1 | 172B11-61300 | COVER ASSY, MULTI | 1 | | | | | | | |
| 18 | 2 | 172B11-61330 | SPONGE, MULTI COVER | 1 | | | | | | | |
| 19 | 1 | 172187-61421 | HANDLE, LOCK | 1 | | | | | | | 3 |
| 19-1 | 1 | 172B02-69040 | HANDLE, LOCK BLACK | 1 | | | | | | | S 4 |
| (A=MAF001) | | | | | | | | | | | |
| 20 | 1 | 172B11-61420 | COVER ASSY,FLOOR MAT | 1 | | | | | | | |
| 22 | 2 | 172B11-61470 | SPONGE, MAT COVER | 1 | | | | | | | |
| 23 | 1 | 172B11-62200 | STEP ASSY | 1 | | | | | | | |
| 25 | 2 | 172B11-62210 | SPONGE, STEP | 1 | | | | | | | |
| 26 | 1 | 172A69-64760 | COVER ASSY, FL P | 1 | | | | | | | 1 |
| 26A | 1 | 172437-03601 | LABEL, 2WAY US | 1 | | | | | | | 2 |
| 27 | 1 | 26013-080162 | BOLT, M8X 16 | 2 | | | | | | | |
| 28 | 1 | 26013-100252 | BOLT, M10X 25 | 5 | | | | | | | |
| 29 | 1 | 26013-100252 | BOLT, M10X 25 | 3 | | | | | | | |
| 30 | 1 | 26014-100202 | BOLT, M10X 20 | 2 | | | | | | | |
| 31 | 1 | 26014-100302 | BOLT, M10X 30 | 4 | | | | | | | |
| 32 | 1 | 26106-080162 | BOLT, M8X 16 PLATED | 2 | | | | | | | |
| 33 | 1 | 26106-100162 | BOLT, M10X 16 PLATED | 4 | | | | | | | |
| 34 | 1 | 26366-100002 | NUT, M10 | 4 | | | | | | | |

Remarks

- (1)Attach the No.26A label to this part.
- (2)Not illustrated.
- (3)Color = DARK OLIVE GRAY.
- (4)Color = BLACK.

Fig.56. COVER(TRAVEL FRAME)

(A)=VIO80-1A C(US)
(B)=
(C)=

(D)=
(E)=
(F)=

| No. | Lev. | Parts No. | Description | Q'ty | | | | | | I | R |
|-----|------|----------------|---------------|------|-----|-----|-----|-----|-----|---|---|
| | | | | (A) | (B) | (C) | (D) | (E) | (F) | | |
| 1 | 1 | 172162-61500 | RUBBER | 4 | | | | | | | |
| 2 | 1 | 172187-61500-3 | COVER | 1 | | | | | | | |
| 3 | 1 | 172A89-61540 | COVER, TRAVEL | 2 | | | | | | | |
| 4 | 1 | 22157-120000 | WASHER, 12 | 4 | | | | | | | |
| 5 | 1 | 26013-100202 | BOLT, M10X 20 | 8 | | | | | | | |
| 6 | 1 | 26013-120302 | BOLT, M12X 30 | 4 | | | | | | | |

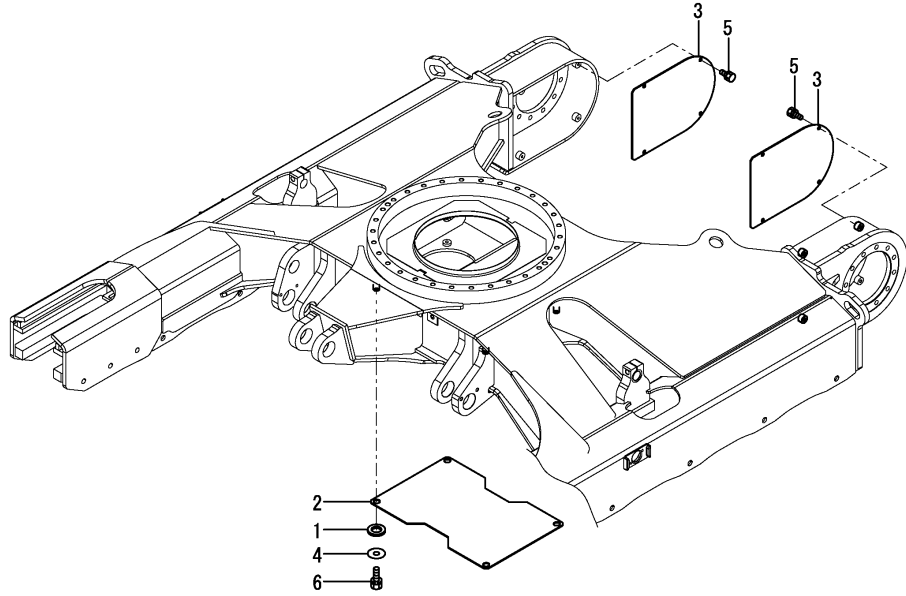
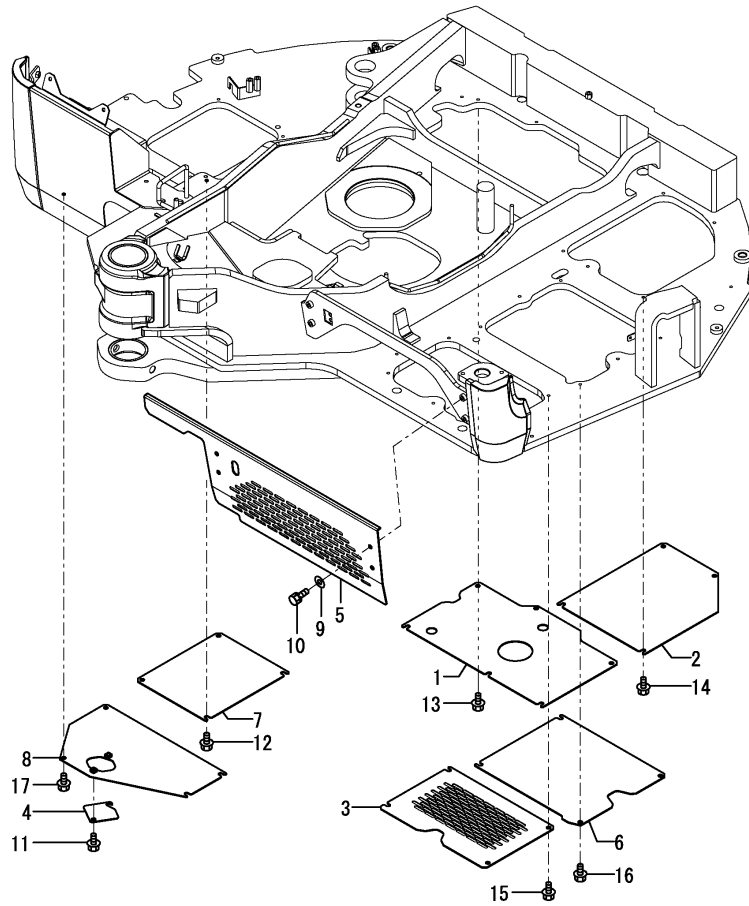


Fig.57. COVER(TURNING FRAME)

(A)=VIO80-1A C(US)
 (B)=
 (C)=

(D)=
 (E)=
 (F)=

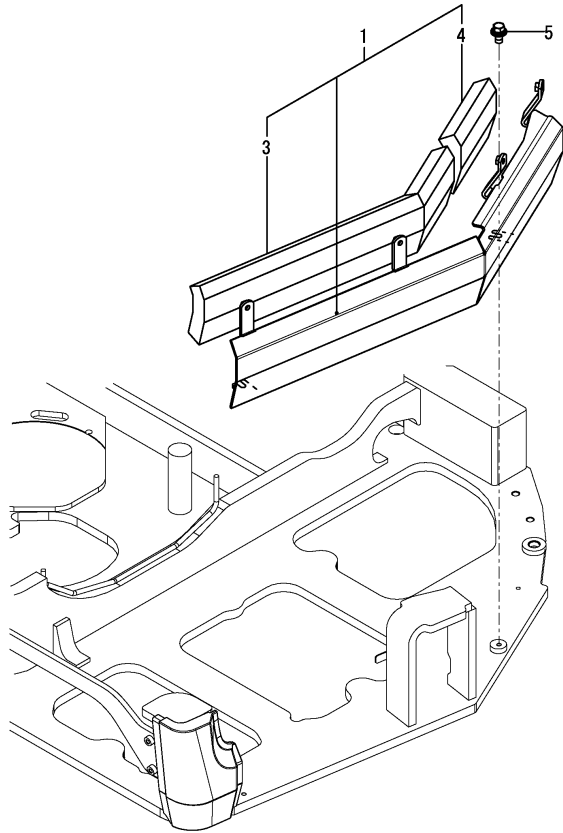


| No. | Lev. | Parts No. | Description | Q'ty | | | | | | I | R |
|------------|------|----------------|----------------------|------|-----|-----|-----|-----|-----|---|---|
| | | | | (A) | (B) | (C) | (D) | (E) | (F) | | |
| 1 | 1 | 172B11-61500 | COVER, OIL PAN | 1 | | | | | | | |
| 2 | 1 | 172A89-61510 | COVER, PUMP | 1 | | | | | | | |
| 3 | 1 | 172A89-61520-N | COVER, C/V A | 1 | | | | | | | |
| 4 | 1 | 172A89-61530 | COVER, FUEL DRAIN | 1 | | | | | | | |
| 5 | 1 | 172B11-61550 | COVER, FRAME FL | 1 | | | | | | | |
| 6 | 1 | 172A69-61560 | COVER, B C/V | 1 | | | | | | | |
| 7 | 1 | 172A89-61570 | COVER, RESERVOIR | 1 | | | | | | | |
| 8 | 1 | 172A89-61580 | COVER ASSY, FUEL | 1 | | | | | | | |
| 8-1 | 1 | 172A89-61581 | COVER ASSY,FO | 1 | | | | | | | N |
| (A=MAG479) | | | | | | | | | | | |
| 9 | 1 | 22137-100000 | WASHER, 10 | 4 | | | | | | | |
| 10 | 1 | 26013-100162 | BOLT, M10X 16 | 4 | | | | | | | |
| 11 | 1 | 26106-100162 | BOLT, M10X 16 PLATED | 2 | | | | | | | |
| 12 | 1 | 26106-100162 | BOLT, M10X 16 PLATED | 4 | | | | | | | |
| 13 | 1 | 26106-100162 | BOLT, M10X 16 PLATED | 6 | | | | | | | |
| 14 | 1 | 26106-100162 | BOLT, M10X 16 PLATED | 4 | | | | | | | |
| 15 | 1 | 26106-100162 | BOLT, M10X 16 PLATED | 4 | | | | | | | |
| 16 | 1 | 26106-100162 | BOLT, M10X 16 PLATED | 4 | | | | | | | |
| 17 | 1 | 26106-100162 | BOLT, M10X 16 PLATED | 4 | | | | | | | |

Fig.58. FRAME GUARD(LEFT)

(A)=VIO80-1A C(US)
 (B)=
 (C)=

(D)=
 (E)=
 (F)=



| No. | Lev. | Parts No. | Description | Q'ty | | | | | | I | R |
|-----|------|--------------|----------------------|------|-----|-----|-----|-----|-----|---|---|
| | | | | (A) | (B) | (C) | (D) | (E) | (F) | | |
| 1 | 1 | 172B11-61340 | GUARD ASSY, FRAME L | 1 | | | | | | | 1 |
| 3 | 2 | 172B11-61380 | SPONGE, GUARD L A | 1 | | | | | | | |
| 4 | 2 | 172B11-61390 | SPONGE, GUARD L B | 1 | | | | | | | |
| 4A | 1 | 172472-03141 | LABEL, SUPPORT | 1 | | | | | | | 2 |
| 4B | 1 | 172437-03352 | LABEL, GREASE CYL US | 1 | | | | | | | 2 |
| 5 | 1 | 26106-100202 | BOLT, M10X 20 PLATED | 2 | | | | | | | |

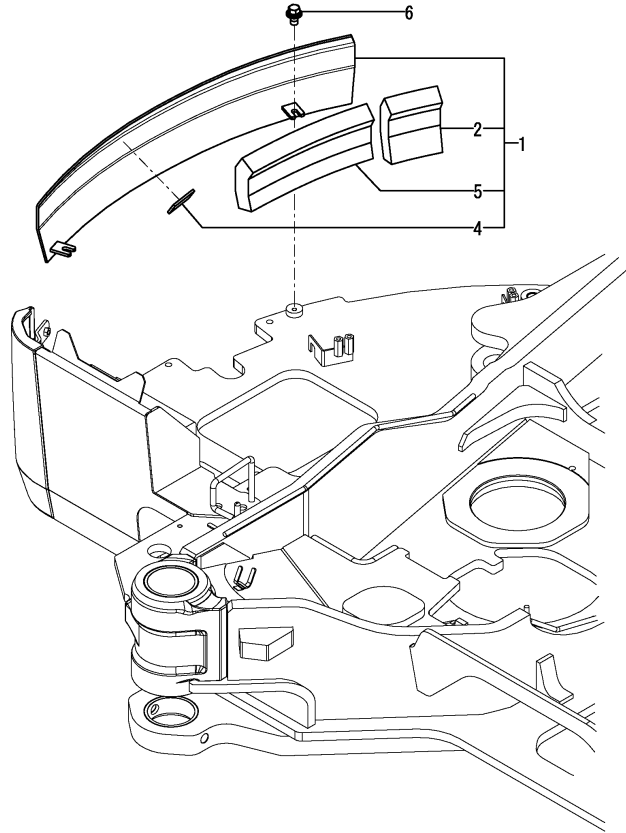
Remarks

- (1) Attach the No.4A & 4B label to this part.
- (2) Not illustrated.

Fig.59. FRAME GUARD(RIGHT)

(A)=VIO80-1A C(US)
 (B)=
 (C)=

(D)=
 (E)=
 (F)=

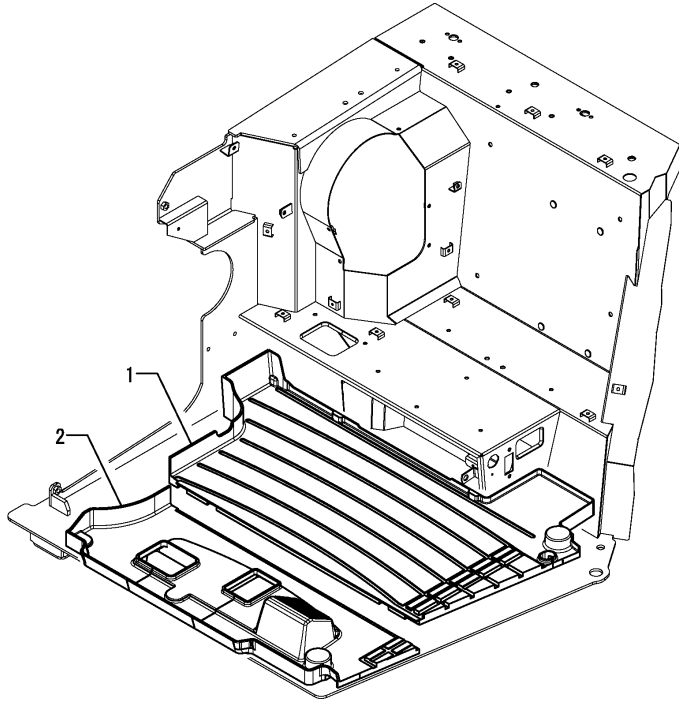


| No. | Lev. | Parts No. | Description | Q'ty | | | | | | I | R |
|-----|------|--------------|----------------------|------|-----|-----|-----|-----|-----|---|---|
| | | | | (A) | (B) | (C) | (D) | (E) | (F) | | |
| 1 | 1 | 172B11-61440 | GUARD ASSY, FRAME R | 1 | | | | | | | 1 |
| 2 | 2 | 172B11-61330 | SPONGE, MULTI COVER | 1 | | | | | | | |
| 4 | 2 | 172A89-61470 | PLATE, RUBBER | 1 | | | | | | | |
| 5 | 2 | 172B11-62020 | SPONGE, GUARD R B | 1 | | | | | | | |
| 5A | 1 | 172437-03352 | LABEL, GREASE CYL US | 1 | | | | | | | 2 |
| 6 | 1 | 26106-100202 | BOLT, M10X 20 PLATED | 2 | | | | | | | |

Remarks

- (1) Attach the No.5A label to this part.
- (2) Not illustrated.

Fig.60. FLOOR MAT

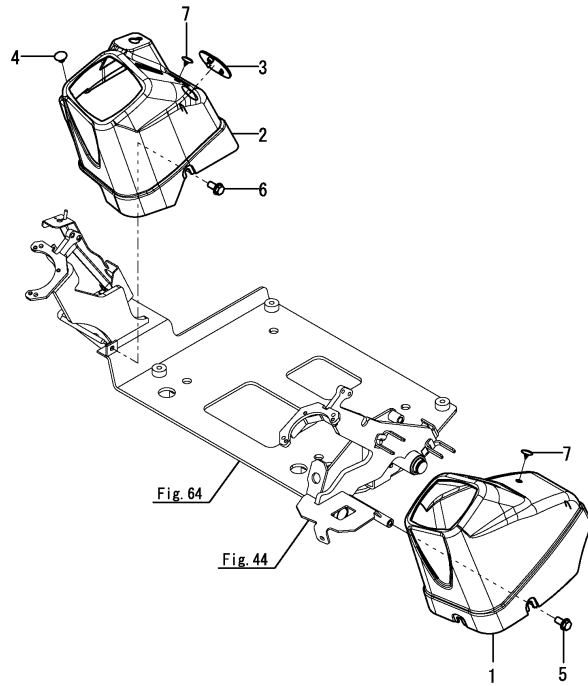


(A)=VIO80-1A C(US)
 (B)=
 (C)=

(D)=
 (E)=
 (F)=

| No. | Lev. | Parts No. | Description | Q'ty | | | | | | I | R |
|-----|------|--------------|--------------|------|-----|-----|-----|-----|-----|---|---|
| | | | | (A) | (B) | (C) | (D) | (E) | (F) | | |
| 1 | 1 | 172A69-62150 | MAT, FLOOR A | 1 | | | | | | | |
| 2 | 1 | 172A69-62160 | MAT, FLOOR B | 1 | | | | | | | |

Fig.61. LEVER BOX



(A)=VIO80-1A C(US)
(B)=
(C)=

(D)=
(E)=
(F)=

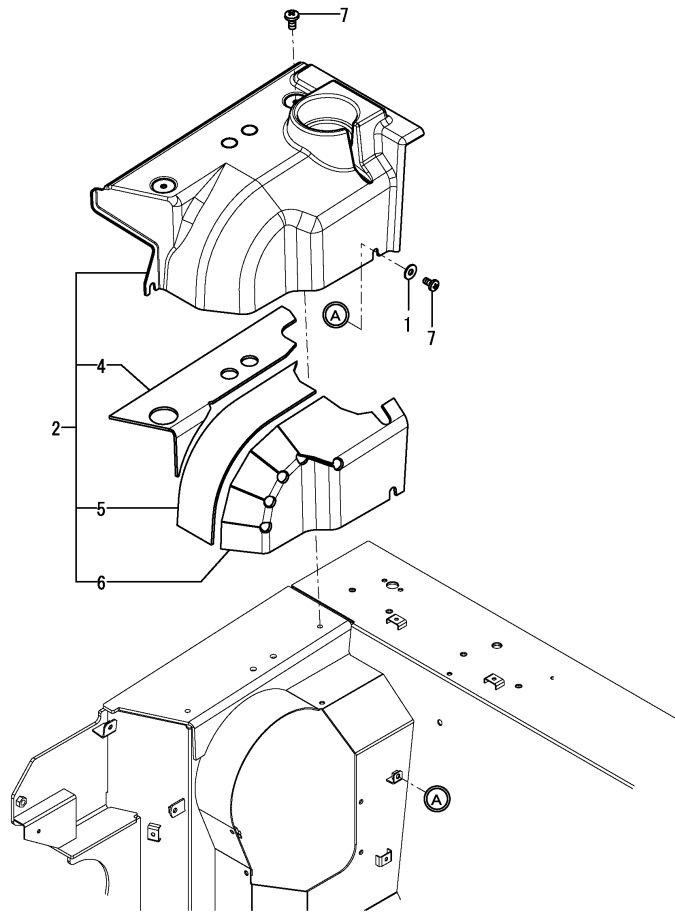
| No. | Lev. | Parts No. | Description | Q'ty | | | | | | I | R |
|------------|------|--------------|--------------------|------|-----|-----|-----|-----|-----|---|-----|
| | | | | (A) | (B) | (C) | (D) | (E) | (F) | | |
| 1 | 1 | 172B11-63110 | BOX, CONTROL L | 1 | | | | | | | 1 |
| 1-1 | 1 | 172B11-63210 | BOX, CONTROL L D | 1 | | | | | | | S 2 |
| (A=MAF001) | | | | | | | | | | | |
| 2 | 1 | 172B11-63120 | BOX, CONTROL R | 1 | | | | | | | 1 |
| 2-1 | 1 | 172B11-63220 | BOX, CONTROL R D | 1 | | | | | | | S 2 |
| (A=MAF001) | | | | | | | | | | | |
| 3 | 1 | 172B11-63130 | COVER, CONTROL R | 1 | | | | | | | 1 |
| 3-1 | 1 | 172B11-63230 | COVER, CONTROL R D | 1 | | | | | | | S 2 |
| (A=MAF001) | | | | | | | | | | | |
| 4 | 1 | 172187-63160 | CLIP | 1 | | | | | | | |
| 5 | 1 | 172519-63240 | BOLT, M8X16 | 3 | | | | | | | |
| 6 | 1 | 172519-63240 | BOLT, M8X16 | 2 | | | | | | | |
| 7 | 1 | 172176-68210 | CLIP, TREE D25XL15 | 2 | | | | | | | |

Remarks
(1)Color = DARK OLIVE GRAY.
(2)Color = PANTONE 425C.

Fig.62. SIDE COVER

(A)=VIO80-1A C(US)
 (B)=
 (C)=

(D)=
 (E)=
 (F)=



| No. | Lev. | Parts No. | Description | Q'ty | | | | | | I | R |
|------------|------|--------------|---------------------|------|-----|-----|-----|-----|-----|---|-----|
| | | | | (A) | (B) | (C) | (D) | (E) | (F) | | |
| 1 | 1 | 172458-62430 | WASHER, M8 | 1 | | | | | | | |
| 2 | 1 | 172B11-63150 | COVER ASSY, SIDE | 1 | | | | | | | 1 |
| 2-1 | 1 | 172B11-63250 | COVER ASSY,SIDE D | 1 | | | | | | | S 2 |
| (A=MAF001) | | | | | | | | | | | |
| 4 | 2 | 172B11-63170 | SHEET, INSULATION A | 1 | | | | | | | |
| 5 | 2 | 172B11-63180 | SHEET, INSULATION B | 1 | | | | | | | |
| 6 | 2 | 172B11-63190 | SHEET, INSULATION C | 1 | | | | | | | |
| 7 | 1 | 172137-69850 | SCREW, BIND | 3 | | | | | | | |

Remarks
 (1)Color = WARM IVORY.
 (2)Color = PANTONE 425C.

Fig.63. SEAT MOUNT

(A)=VIO80-1A C(US)

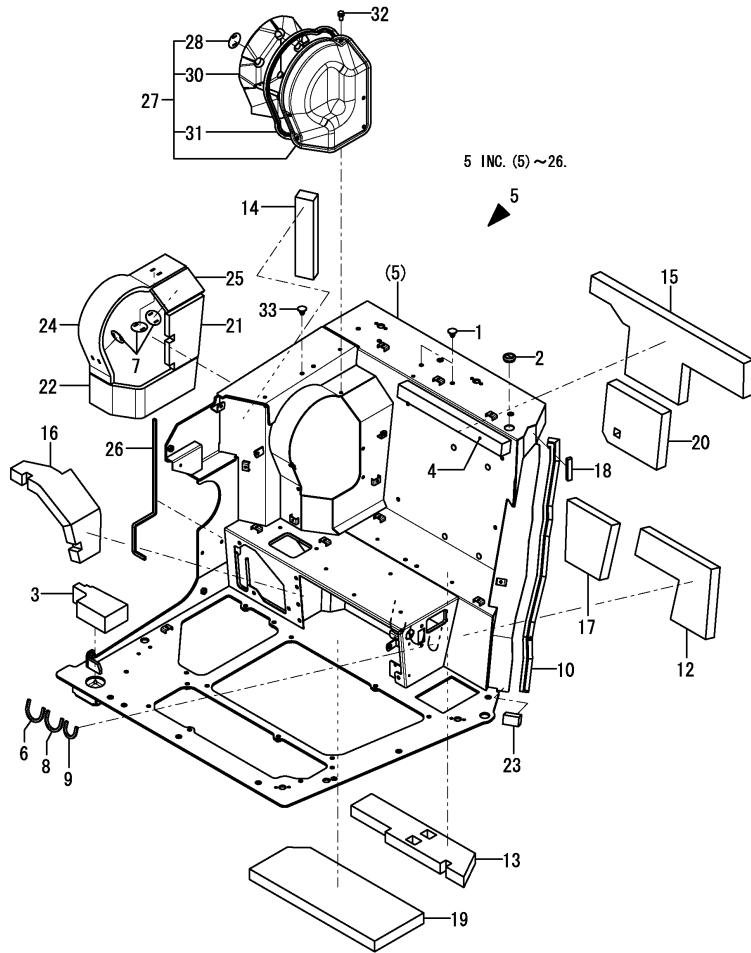
(B)=

(C)=

(D)=

(E)=

(F)=

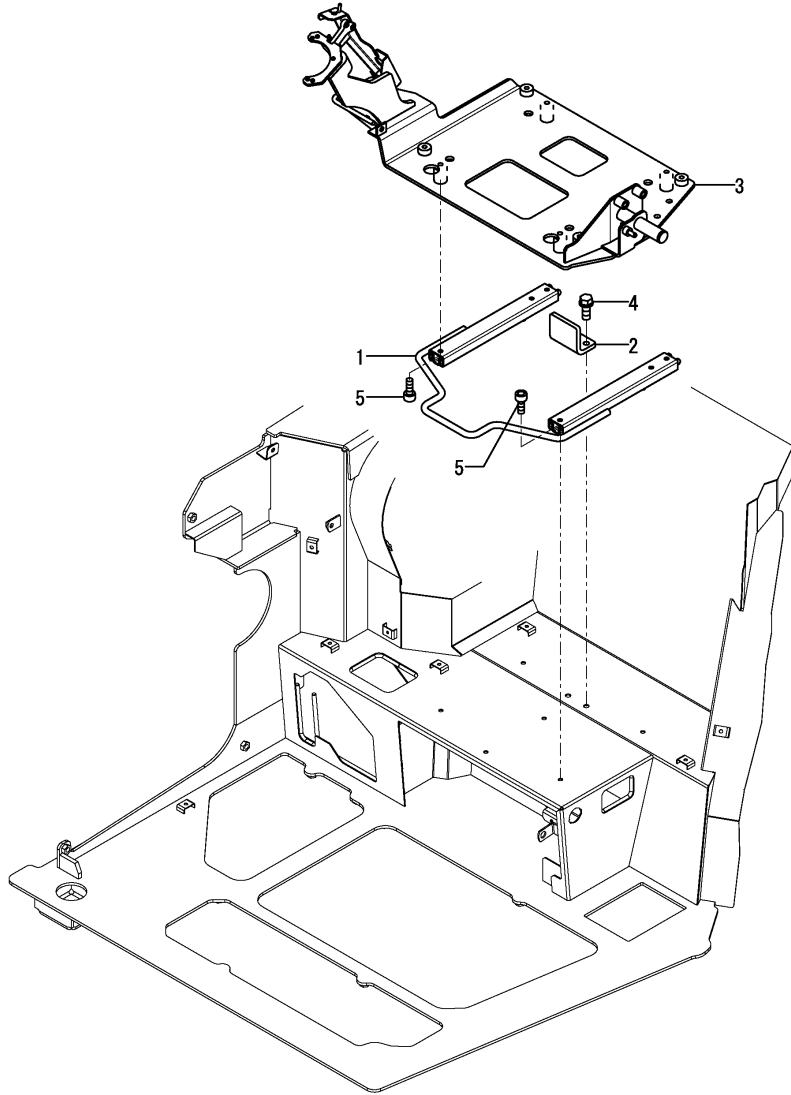


| No. | Lev. | Parts No. | Description | Q'ty | | | | | | I | R |
|-----|------|--------------|--------------------|------|-----|-----|-----|-----|-----|---|---|
| | | | | (A) | (B) | (C) | (D) | (E) | (F) | | |
| 1 | 1 | 172122-17190 | CLIP, TREE | 2 | | | | | | | |
| 2 | 1 | 172B11-18880 | GROMMET, 30 | 1 | | | | | | | |
| 3 | 1 | 172B11-62250 | SPONGE, T60 | 1 | | | | | | | |
| 4 | 1 | 172B11-64170 | CUSHION, SEAT | 1 | | | | | | | |
| 5 | 1 | 172B11-64200 | MOUNT ASSY, SEAT | 1 | | | | | | | |
| 6 | 2 | 172444-17620 | SEAL, 125 | 1 | | | | | | | |
| 7 | 2 | 172B11-18570 | PLATE, INSULATOR | 3 | | | | | | | |
| 8 | 2 | 172458-18850 | PROTECTOR, 105 | 1 | | | | | | | |
| 9 | 2 | 172538-19700 | SEAL, 135 | 1 | | | | | | | |
| 10 | 2 | 172162-61330 | SEAL, COVER A | 1 | | | | | | | |
| 12 | 2 | 172B11-64610 | SPONGE, SEAT MOUNT | 1 | | | | | | | |
| 13 | 2 | 172B11-64620 | SPONGE, SEAT MOUNT | 1 | | | | | | | |
| 14 | 2 | 172B11-64640 | SPONGE, SEAT MOUNT | 1 | | | | | | | |
| 15 | 2 | 172B11-64660 | SPONGE, SEAT MOUNT | 1 | | | | | | | |
| 16 | 2 | 172B11-64670 | SPONGE, SEAT MOUNT | 1 | | | | | | | |
| 17 | 2 | 172B11-64680 | SPONGE, SEAT MOUNT | 1 | | | | | | | |
| 18 | 2 | 172A69-64710 | SEAL, SEAT MOUNT | 1 | | | | | | | |
| 19 | 2 | 172B11-64820 | SPONGE, SEAT MOUNT | 1 | | | | | | | |
| 20 | 2 | 172B11-64830 | SPONGE, SEAT MOUNT | 1 | | | | | | | |
| 21 | 2 | 172B11-64840 | SPONGE, SEAT MOUNT | 1 | | | | | | | |
| 22 | 2 | 172B11-64850 | INSULATOR, D | 1 | | | | | | | |
| 23 | 2 | 172B11-64860 | SEAL, SEAT MOUNT | 1 | | | | | | | |
| 24 | 2 | 172B11-64910 | INSULATOR, E | 1 | | | | | | | |
| 25 | 2 | 172B11-64920 | INSULATOR, F | 1 | | | | | | | |
| 26 | 2 | 172187-66140 | RUBBER, EDGE 580 | 1 | | | | | | | |
| 27 | 1 | 172B11-64690 | COVER ASSY, DPF | 1 | | | | | | | |
| 28 | 2 | 172B11-18570 | PLATE, INSULATOR | 1 | | | | | | | |
| 30 | 2 | 172B11-64810 | INSULATOR, C | 1 | | | | | | | |
| 31 | 2 | 172B11-64870 | SEAL, 1200 | 1 | | | | | | | |
| 32 | 1 | 26013-080162 | BOLT, M8X 16 | 5 | | | | | | | |
| 33 | 1 | 172122-17190 | CLIP, TREE | 2 | | | | | | | |

Remarks

* DPF: DPF stands for DIESEL PARTICULATE FILTER.

Fig.64. SEAT SLIDE

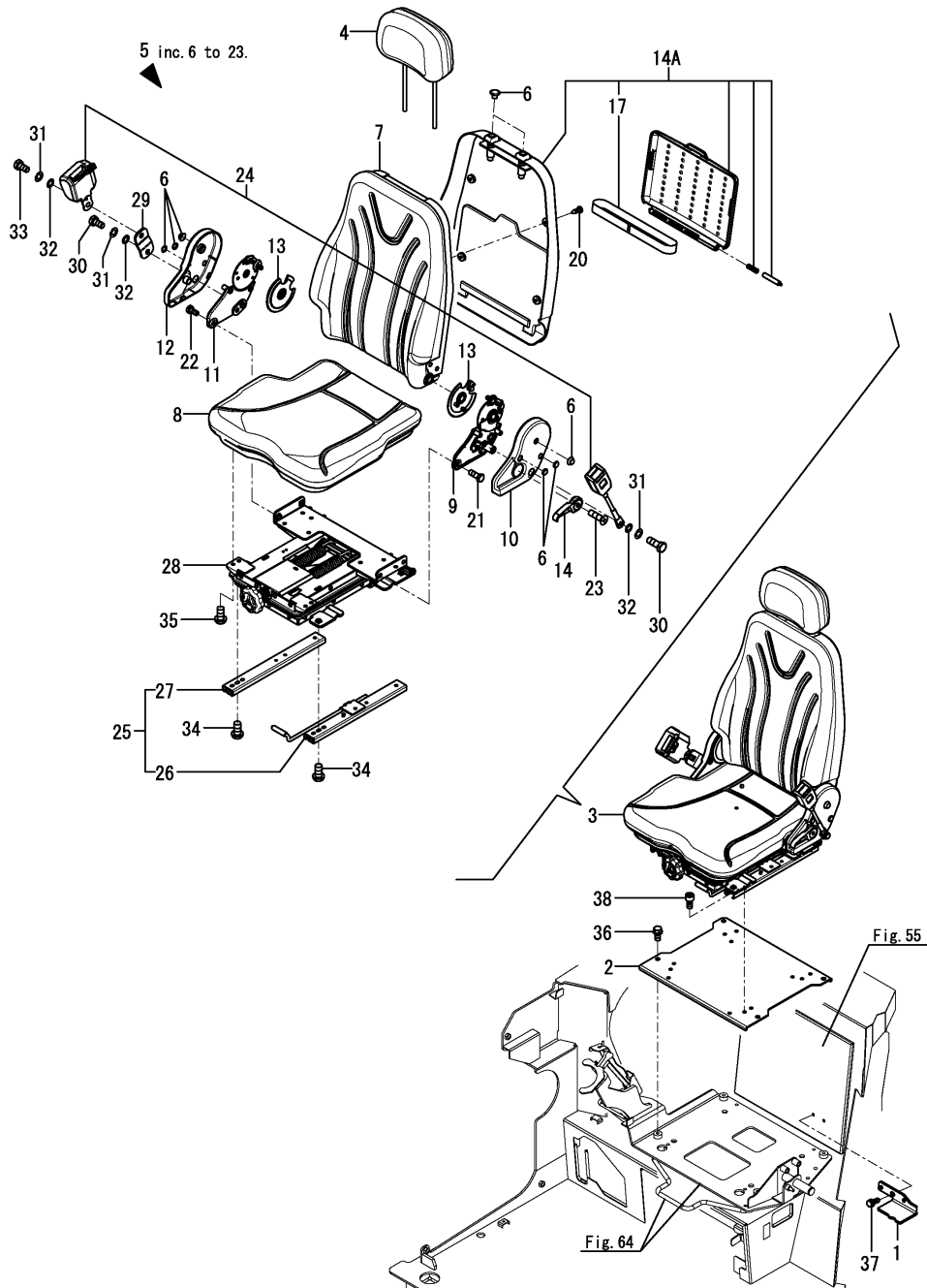


(A)=VIO80-1A C(US)
 (B)=
 (C)=

(D)=
 (E)=
 (F)=

| No. | Lev. | Parts No. | Description | Q'ty | | | | | | I | R |
|-----|------|--------------|-------------------|------|-----|-----|-----|-----|-----|---|---|
| | | | | (A) | (B) | (C) | (D) | (E) | (F) | | |
| 1 | 1 | 172A69-64100 | SLIDER ASSY, SEAT | 1 | | | | | | | |
| 2 | 1 | 172A69-64740 | PLATE, STOPPER | 1 | | | | | | | |
| 3 | 1 | 172B11-64950 | FRAME ASSY, SLIDE | 1 | | | | | | | |
| 4 | 1 | 26013-100252 | BOLT, M10X 25 | 2 | | | | | | | |
| 5 | 1 | 26450-080162 | BOLT, M8X 16 | 8 | | | | | | | |

Fig.65. SEAT

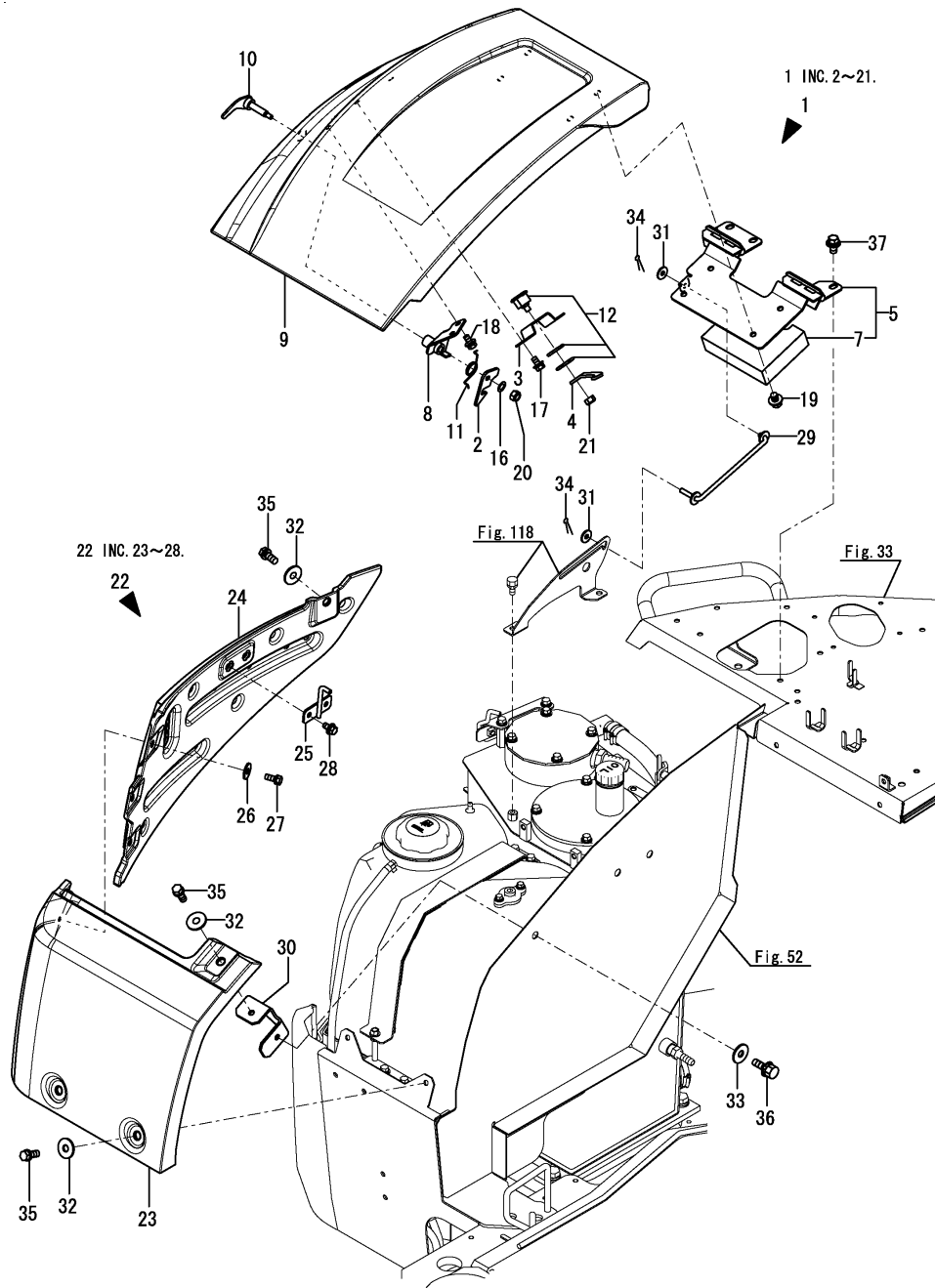


(A)=VIO80-1A C(US)
(B)=
(C)=

(D)=
(E)=
(F)=

| No. | Lev. | Parts No. | Description | Q'ty | | | | | | I | R |
|------------|------|--------------|----------------------|------|-----|-----|-----|-----|-----|---|---|
| | | | | (A) | (B) | (C) | (D) | (E) | (F) | | |
| 1 | 1 | 172B11-61080 | STOPPER, SEAT | 1 | | | | | | | |
| 1-1 | 1 | 172B11-61130 | STOPPER, SEAT | 1 | | | | | | | N |
| (A=MAF745) | | | | | | | | | | | |
| 2 | 1 | 172A69-64120 | PLATE ASSY | 1 | | | | | | | |
| 3 | 1 | 172A69-64800 | SEAT ASSY | 1 | | | | | | | |
| 4 | 2 | 172A89-64720 | HEADREST | 1 | | | | | | | |
| 5 | 2 | 172A89-64730 | SEAT ASSY, OPERATOR | 1 | | | | | | | |
| 6 | 3 | 172A89-64760 | CAP ASSY | 1 | | | | | | | |
| 7 | 3 | 172A89-64770 | SEAT, OPERATOR | 1 | | | | | | | |
| 8 | 3 | 172A89-64780 | SEAT, CUSHION | 1 | | | | | | | |
| 9 | 3 | 172A89-64820 | HINGE ASSY | 1 | | | | | | | |
| 10 | 3 | 172A89-64830 | COVER | 1 | | | | | | | |
| 11 | 3 | 172A89-64840 | HINGE ASSY | 1 | | | | | | | |
| 12 | 3 | 172A89-64850 | COVER | 1 | | | | | | | |
| 13 | 3 | 172A89-64870 | COVER | 2 | | | | | | | |
| 14 | 3 | 172A89-64880 | LEVER | 1 | | | | | | | |
| 14A | 3 | 172A89-64980 | BOX ASSY, MANUAL | 1 | | | | | | | |
| 17 | 4 | 172A89-64950 | BAND | 1 | | | | | | | |
| 20 | 3 | 22859-500160 | SCREW, 5X16 | 4 | | | | | | | |
| 21 | 3 | 26106-100162 | BOLT, M10X 16 PLATED | 4 | | | | | | | |
| 22 | 3 | 26106-100162 | BOLT, M10X 16 PLATED | 4 | | | | | | | |
| 23 | 3 | 26559-050202 | SCREW, M5X20 | 1 | | | | | | | |
| 24 | 2 | 172A89-64740 | SEATBELT ASSY | 1 | | | | | | | |
| 25 | 2 | 172A89-64750 | RAIL ASSY | 1 | | | | | | | |
| 26 | 3 | 172A89-64800 | RAIL ASSY, TL | 1 | | | | | | | |
| 27 | 3 | 172A89-64810 | RAIL ASSY, TR | 1 | | | | | | | |
| 28 | 2 | 172A89-64790 | SEAT, SPRING | 1 | | | | | | | |
| 29 | 2 | 172A89-64860 | BRACKET ASSY | 1 | | | | | | | |
| 30 | 2 | 172A89-64890 | BOLT | 2 | | | | | | | |
| 31 | 2 | 172A89-64900 | SPRING | 3 | | | | | | | |
| 32 | 2 | 172A89-64910 | WASHER | 3 | | | | | | | |
| 33 | 2 | 172A89-64920 | BOLT | 1 | | | | | | | |
| 34 | 2 | 26106-080162 | BOLT, M8X 16 PLATED | 4 | | | | | | | |
| 35 | 2 | 26106-080162 | BOLT, M8X 16 PLATED | 4 | | | | | | | |
| 36 | 1 | 26013-100162 | BOLT, M10X 16 | 4 | | | | | | | |
| 36-1 | 1 | 26014-100252 | BOLT, M10X 25 | 4 | | | | | | | N |
| (A=MAF745) | | | | | | | | | | | |
| 37 | 1 | 26014-080162 | BOLT, M8X 16 | 2 | | | | | | | |
| 38 | 1 | 26450-080162 | BOLT, M8X 16 | 4 | | | | | | | |

Fig.66. BONNET(BODY)

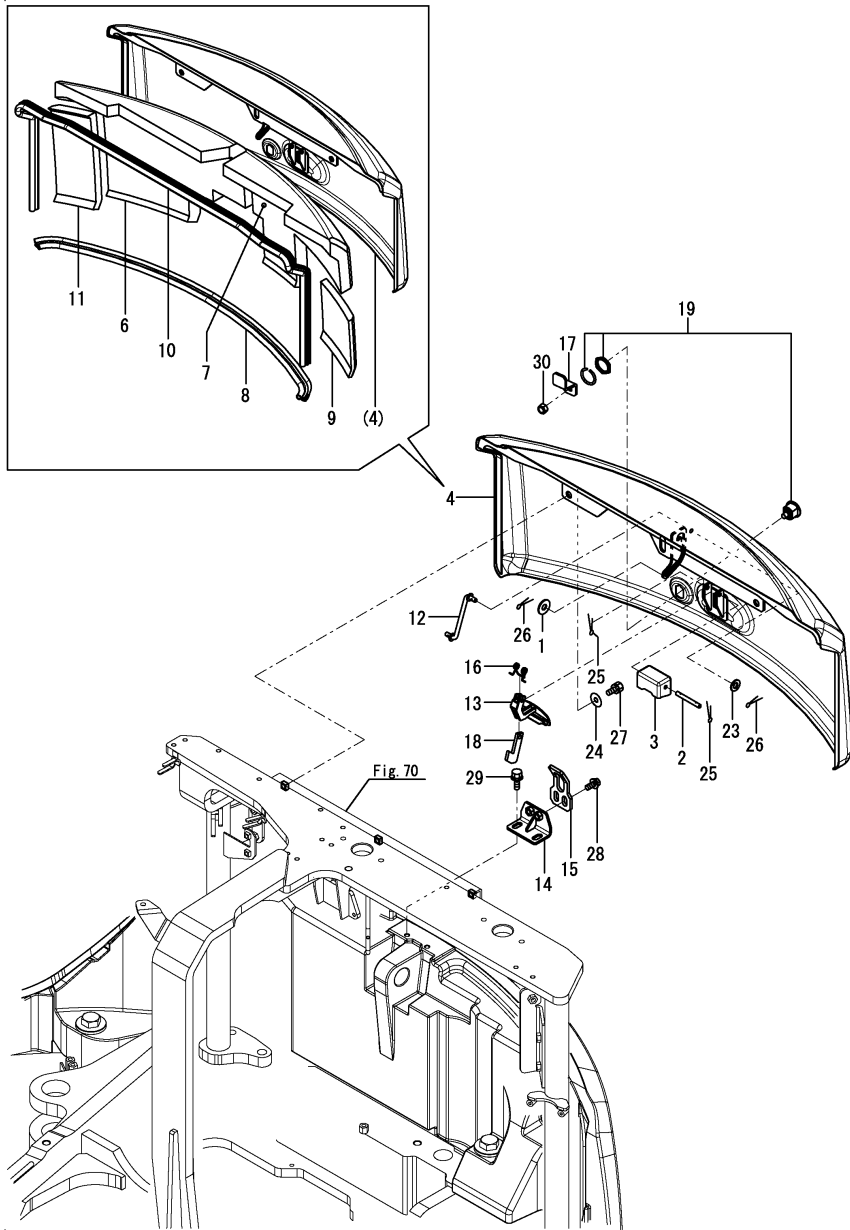


(A)=VIO80-1A C(US)
(B)=
(C)=

(D)=
(E)=
(F)=

| No. | Lev. | Parts No. | Description | Q'ty | | | | | | I | R |
|-----|------|--------------|----------------------|------|-----|-----|-----|-----|-----|---|---|
| | | | | (A) | (B) | (C) | (D) | (E) | (F) | | |
| 1 | 1 | 172B11-62410 | BONNET ASSY, U | 1 | | | | | | | |
| 2 | 2 | 172B03-61960 | LOCK, PLATE | 1 | | | | | | | |
| 3 | 2 | 172A69-62280 | PLATE, LOCK | 1 | | | | | | | |
| 4 | 2 | 172B11-62290 | STAY, KEY | 1 | | | | | | | |
| 5 | 2 | 172B11-62300 | PLATE ASSY, HINGE | 1 | | | | | | | |
| 7 | 3 | 172B11-62900 | SPONGE, BONNET B | 1 | | | | | | | |
| 8 | 2 | 172A69-62310 | HOOK ASSY | 1 | | | | | | | |
| 9 | 2 | 172A69-62420 | BONNET, UPPER B | 1 | | | | | | | |
| 10 | 2 | 172A69-62510 | LEVER ASSY | 1 | | | | | | | |
| 11 | 2 | 172156-65690 | SPRING, STOPPER | 1 | | | | | | | |
| 12 | 2 | 172B03-66170 | CYLINDER ASSY, KEY | 1 | | | | | | | |
| 16 | 2 | 22137-080000 | WASHER, 8 | 1 | | | | | | | |
| 17 | 2 | 26014-080162 | BOLT, M8X 16 | 2 | | | | | | | |
| 18 | 2 | 26014-080162 | BOLT, M8X 16 | 2 | | | | | | | |
| 19 | 2 | 26014-100162 | BOLT, M10X 16 | 4 | | | | | | | |
| 20 | 2 | 26347-080002 | NUT, M8 | 1 | | | | | | | |
| 21 | 2 | 26347-100002 | NUT, M10 | 1 | | | | | | | |
| 22 | 1 | 172A69-62430 | BONNET ASSY, LOWER B | 1 | | | | | | | |
| 23 | 2 | 172A69-62440 | BONNET, FRONT B | 1 | | | | | | | |
| 24 | 2 | 172A69-62450 | BONNET, REAR B | 1 | | | | | | | |
| 25 | 2 | 172A69-62470 | BAR ASSY, CATCH | 1 | | | | | | | |
| 26 | 2 | 22157-080000 | WASHER, 8 | 3 | | | | | | | |
| 27 | 2 | 26013-080202 | BOLT, M8X 20 | 3 | | | | | | | |
| 28 | 2 | 26014-080162 | BOLT, M8X 16 | 2 | | | | | | | |
| 29 | 1 | 172A69-62650 | ROD ASSY, STOPPER | 1 | | | | | | | |
| 30 | 1 | 172A69-65530 | STAY ASSY, BONNET | 1 | | | | | | | |
| 31 | 1 | 22157-080000 | WASHER, 8 | 2 | | | | | | | |
| 32 | 1 | 22157-100000 | WASHER, 10 | 4 | | | | | | | |
| 33 | 1 | 22157-100000 | WASHER, 10 | 1 | | | | | | | |
| 34 | 1 | 22417-200200 | PIN, COTTER 2.0X20 | 2 | | | | | | | |
| 35 | 1 | 26013-100252 | BOLT, M10X 25 | 4 | | | | | | | |
| 36 | 1 | 26013-100252 | BOLT, M10X 25 | 1 | | | | | | | |
| 37 | 1 | 26014-100202 | BOLT, M10X 20 | 3 | | | | | | | |

Fig.67. BONNET(REAR)



(A)=VIO80-1A C(US)
 (B)=
 (C)=

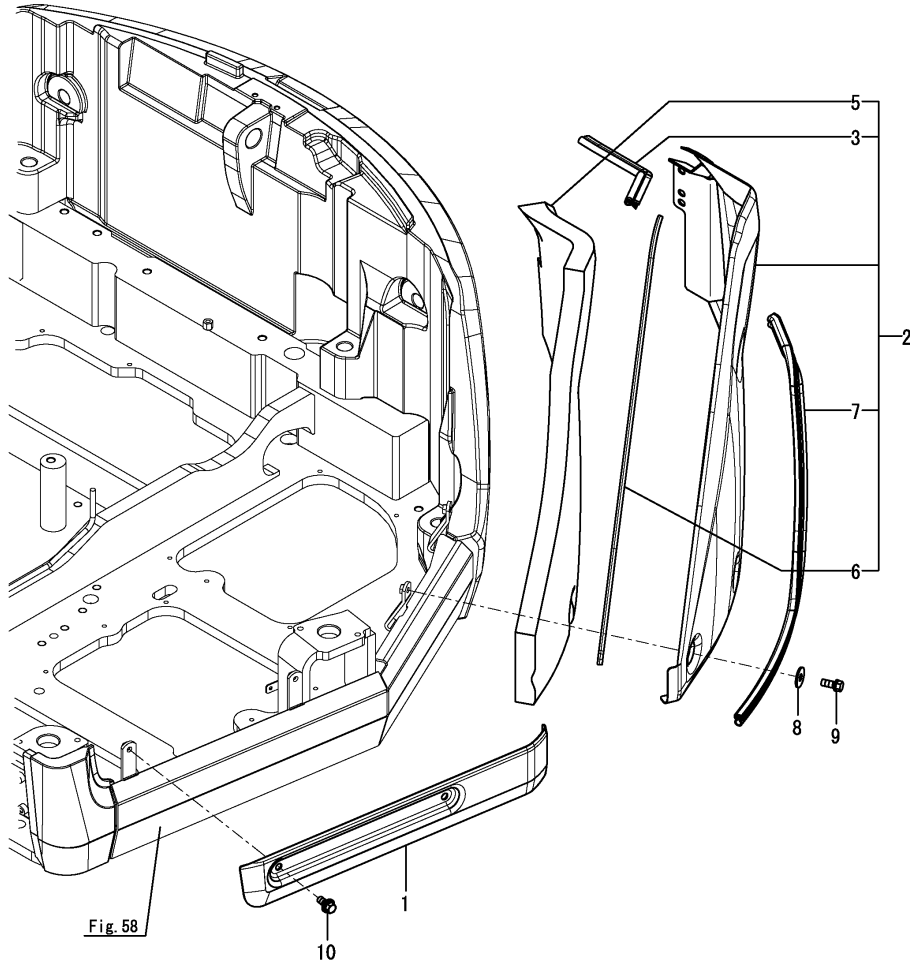
(D)=
 (E)=
 (F)=

| No. | Lev. | Parts No. | Description | Q'ty | | | | | | I | R |
|--------------|------|----------------|---------------------|------|-----|-----|-----|-----|-----|---|-----|
| | | | | (A) | (B) | (C) | (D) | (E) | (F) | | |
| 1 | 1 | 1A1380-62160 | WASHER, BELT COVER | 1 | | | | | | | |
| 2 | 1 | 172458-65050 | SHAFT | 1 | | | | | | | |
| 3 | 1 | 172458-65060 | COVER, BONNET LOCK | 1 | | | | | | | |
| 4 | 1 | 172B11-65120 | BONNET ASSY, A | 1 | | | | | | | 1 |
| 4-1 | 1 | 172B11-65120-1 | BONNET ASSY, A | 1 | | | | | | | W 1 |
| (A=*2020.04) | | | | | | | | | | | |
| 6 | 2 | 172B11-65160 | SPONGE, BONNET A | 1 | | | | | | | |
| 7 | 2 | 172B11-65170 | SPONGE, BONNET A | 1 | | | | | | | |
| 8 | 2 | 172A69-65180 | RUBBER, SEAL 1070 | 1 | | | | | | | |
| 9 | 2 | 172B11-65180 | SPONGE, BONNET A | 1 | | | | | | | |
| 10 | 2 | 172A69-65190 | RUBBER, SEAL 1760 | 1 | | | | | | | |
| 11 | 2 | 172B11-65190 | SPONGE, BONNET A | 1 | | | | | | | |
| 11A | 1 | 172437-03381 | LABEL, SWING AREA | 1 | | | | | | | 2 |
| 11B | 1 | 172B03-03390 | LABEL, SILENCER EX | 1 | | | | | | | 2 |
| 11C | 1 | 172437-03402 | LABEL, ENGINE COVER | 2 | | | | | | | 2 |
| 11D | 1 | 172A36-03411 | LABEL, ENGINE ROOM | 1 | | | | | | | 2 |
| 12 | 1 | 172444-65190 | ROD ASSY, STOPPER | 1 | | | | | | | |
| 13 | 1 | 172187-65210 | LEVER ASSY, LOCK | 1 | | | | | | | |
| 14 | 1 | 172B11-65220 | BRACKET ASSY, LOCK | 1 | | | | | | | |
| 15 | 1 | 172187-65270 | PLATE, CATCH | 1 | | | | | | | |
| 16 | 1 | 172734-65270 | SPRING, CATCH | 1 | | | | | | | |
| 17 | 1 | 172B11-65270 | PLATE, LOCK | 1 | | | | | | | |
| 18 | 1 | 172124-65480 | CATCHER | 1 | | | | | | | |
| 19 | 1 | 172B03-66170 | CYLINDER ASSY, KEY | 1 | | | | | | | |
| 23 | 1 | 22137-080000 | WASHER, 8 | 1 | | | | | | | |
| 24 | 1 | 22157-100000 | WASHER, 10 | 3 | | | | | | | |
| 25 | 1 | 22417-200200 | PIN, COTTER 2.0X20 | 2 | | | | | | | |
| 26 | 1 | 22417-200200 | PIN, COTTER 2.0X20 | 2 | | | | | | | |
| 27 | 1 | 26013-100252 | BOLT, M10X 25 | 3 | | | | | | | |
| 28 | 1 | 26014-100252 | BOLT, M10X 25 | 2 | | | | | | | |
| 29 | 1 | 26014-100252 | BOLT, M10X 25 | 2 | | | | | | | |
| 30 | 1 | 26347-100002 | NUT, M10 | 1 | | | | | | | |

Remarks

- (1) Attach the No.11A, 11B, 11C & 11D label to this part.
- (2) Not illustrated.

Fig.68. BONNET(LEFT)



(A)=VIO80-1A C(US)
 (B)=
 (C)=

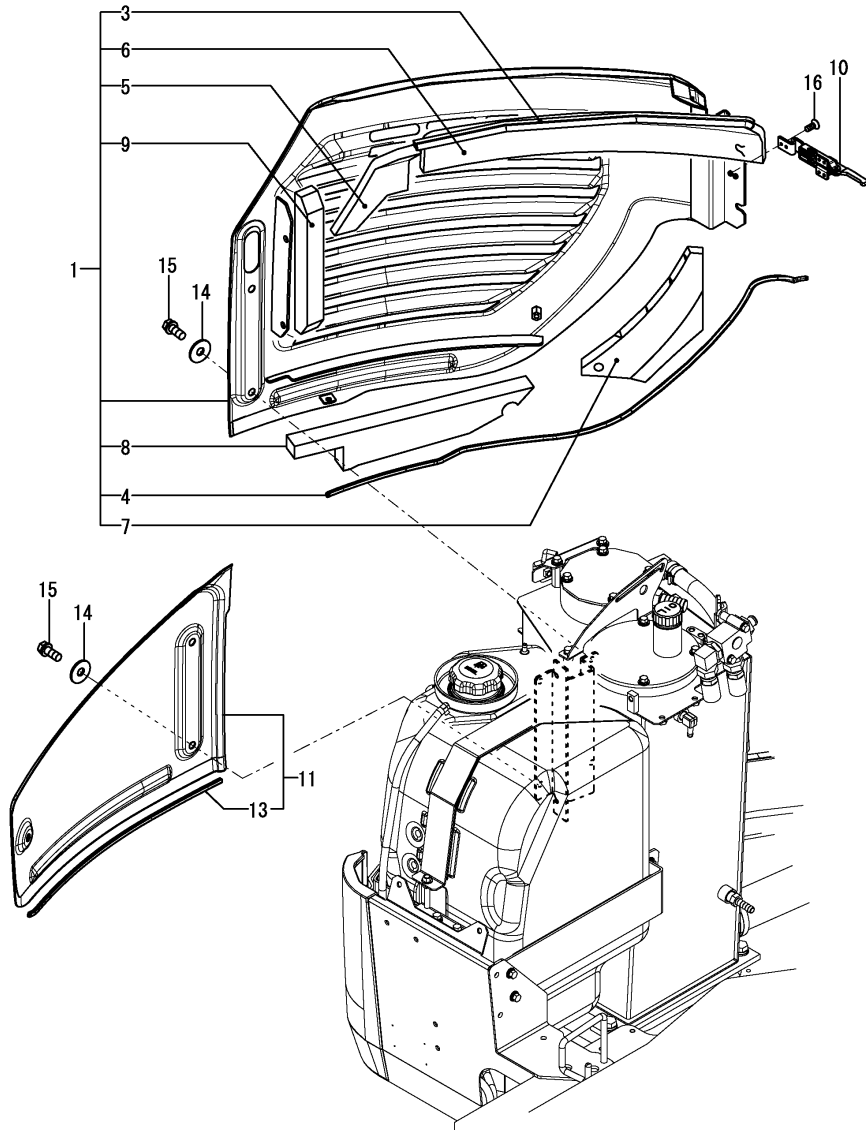
(D)=
 (E)=
 (F)=

| No. | Lev. | Parts No. | Description | Q'ty | | | | | | I | R |
|--------------|------|----------------|----------------|------|-----|-----|-----|-----|-----|---|---|
| | | | | (A) | (B) | (C) | (D) | (E) | (F) | | |
| 1 | 1 | 172B11-61490 | COVER, FRAME L | 1 | | | | | | | |
| 1-1 | 1 | 172B11-61490-1 | COVER, FRAME L | 1 | | | | | | | W |
| (A=*2020.04) | | | | | | | | | | | |
| 2 | 1 | 172A89-65600-Y | BONNET ASSY, L | 1 | | | | | | | |
| 2-1 | 1 | 172A89-65600-1 | BONNET ASSY, L | 1 | | | | | | | W |
| (A=*2020.04) | | | | | | | | | | | |
| 3 | 2 | 172162-15310 | SEAL | 1 | | | | | | | |
| 5 | 2 | 172A89-65630 | PAD, BONNET L | 1 | | | | | | | |
| 6 | 2 | 172A69-65670 | TRIM, 860 | 1 | | | | | | | |
| 7 | 2 | 172171-65820 | RUBBER, SEAL | 1 | | | | | | | |
| 8 | 1 | 22157-100000 | WASHER, 10 | 4 | | | | | | | |
| 9 | 1 | 26013-100252 | BOLT, M10X 25 | 4 | | | | | | | |
| 10 | 1 | 26014-100252 | BOLT, M10X 25 | 2 | | | | | | | |

Fig.69. BONNET(RIGHT)

(A)=VIO80-1A C(US)
 (B)=
 (C)=

(D)=
 (E)=
 (F)=

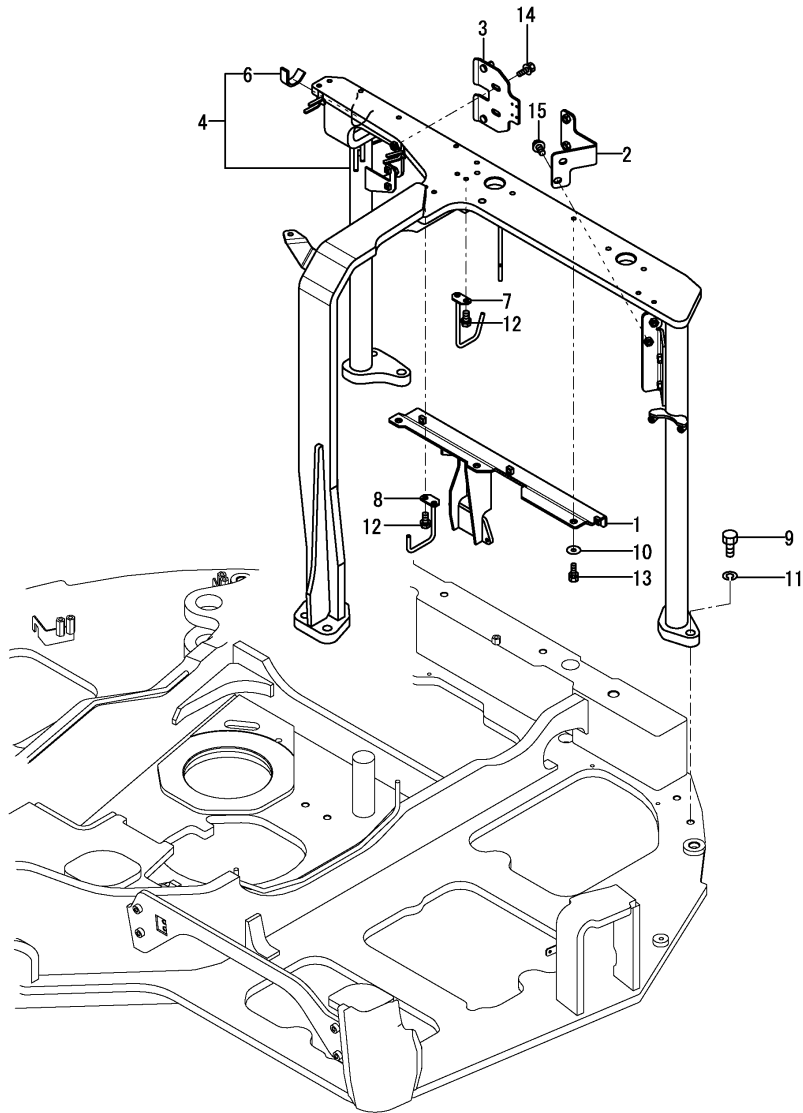


| No. | Lev. | Parts No. | Description | Q'ty | | | | | | I | R |
|--------------|------|----------------|---------------------|------|-----|-----|-----|-----|-----|---|---|
| | | | | (A) | (B) | (C) | (D) | (E) | (F) | | |
| 1 | 1 | 172B11-65800 | BONNET ASSY, R | 1 | | | | | | | |
| 1-1 | 1 | 172B11-65800-1 | BONNET ASSY, R | 1 | | | | | | | W |
| (A=*2020.04) | | | | | | | | | | | |
| 3 | 2 | 172A89-65850 | RUBBER, SEAL 670 | 1 | | | | | | | |
| 4 | 2 | 172A89-65860 | TRIM, 1160 | 1 | | | | | | | |
| 5 | 2 | 172B11-65910 | SPONGE, BONNET R A | 1 | | | | | | | |
| 6 | 2 | 172B11-65921 | SPONGE, BONNET R B | 1 | | | | | | | |
| 7 | 2 | 172B11-65930 | SPONGE, BONNET R C | 1 | | | | | | | |
| 8 | 2 | 172B11-65940 | SPONGE, BONNET R D | 1 | | | | | | | |
| 9 | 2 | 172B11-65950 | SPONGE, BONNET R E | 1 | | | | | | | |
| 10 | 1 | 172A69-65872 | HANDLE, BONNET LOCK | 1 | | | | | | | |
| 11 | 1 | 172A69-65900-Y | BONNET ASSY | 1 | | | | | | | |
| 11-1 | 1 | 172A69-65900-1 | BONNET ASSY | 1 | | | | | | | W |
| (A=*2020.04) | | | | | | | | | | | |
| 13 | 2 | 172A69-65920 | TRIM, 600 | 1 | | | | | | | |
| 14 | 1 | 22157-100000 | WASHER, 10 | 5 | | | | | | | |
| 15 | 1 | 26013-100252 | BOLT, M10X 25 | 5 | | | | | | | |
| 16 | 1 | 26577-050122 | SCREW, M5X12 | 6 | | | | | | | |

Fig.70. CABIN MOUNT(BRACKET)

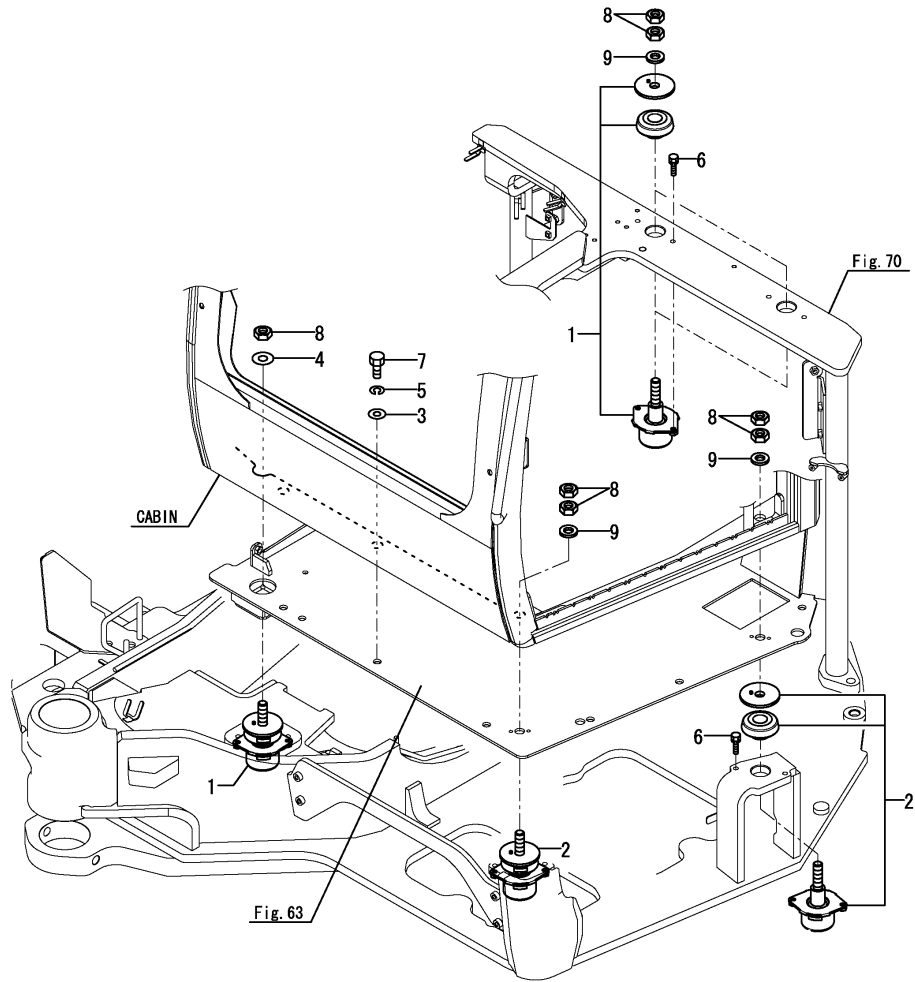
(A)=VIO80-1A C(US)
 (B)=
 (C)=

(D)=
 (E)=
 (F)=



| No. | Lev. | Parts No. | Description | Q'ty | | | | | | I | R |
|-----|------|--------------|----------------------|------|-----|-----|-----|-----|-----|---|---|
| | | | | (A) | (B) | (C) | (D) | (E) | (F) | | |
| 1 | 1 | 172B11-65211 | BRACKET ASSY, A | 1 | | | | | | | |
| 2 | 1 | 172A89-65661 | STAY ASSY, BONNET L | 1 | | | | | | | |
| 3 | 1 | 172A89-65950 | BRACKET ASSY, BR | 1 | | | | | | | |
| 4 | 1 | 172B11-67100 | BRACKET ASSY,CABIN M | 1 | | | | | | | |
| 6 | 2 | 172A89-67450 | SEAL, SPONGE 105 | 1 | | | | | | | |
| 7 | 1 | 172A89-67360 | GUIDE ASSY, HOSE C | 1 | | | | | | | |
| 8 | 1 | 172A89-67390 | GUIDE ASSY, HOSE E | 1 | | | | | | | |
| 9 | 1 | 172460-73320 | BOLT, 16X45 | 6 | | | | | | | |
| 10 | 1 | 22157-100000 | WASHER, 10 | 3 | | | | | | | |
| 11 | 1 | 22217-160000 | WASHER, SPRING 16 | 6 | | | | | | | |
| 12 | 1 | 26013-100202 | BOLT, M10X 20 | 4 | | | | | | | |
| 13 | 1 | 26013-100252 | BOLT, M10X 25 | 3 | | | | | | | |
| 14 | 1 | 26014-100252 | BOLT, M10X 25 | 2 | | | | | | | |
| 15 | 1 | 26014-100252 | BOLT, M10X 25 | 2 | | | | | | | |

Fig.71. CABIN MOUNT(ANTIVIBRATION MOUNT)



(A)=VIO80-1A C(US)
 (B)=
 (C)=

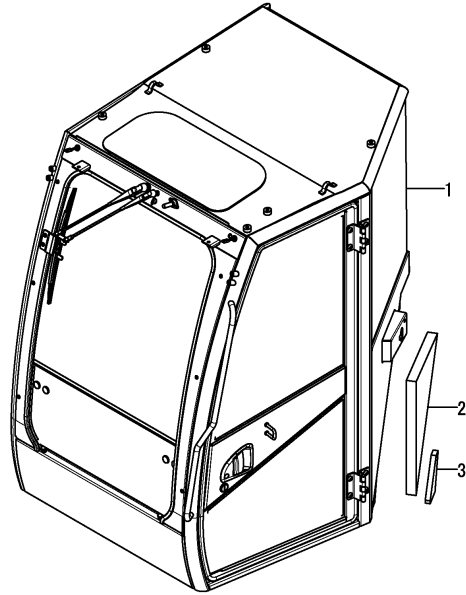
(D)=
 (E)=
 (F)=

| No. | Lev. | Parts No. | Description | Q'ty | | | | | | I | R |
|-----|------|--------------|-------------------|------|-----|-----|-----|-----|-----|---|---|
| | | | | (A) | (B) | (C) | (D) | (E) | (F) | | |
| 1 | 1 | 172A69-64160 | MOUNT ASSY, 60HS | 3 | | | | | | | |
| 2 | 1 | 172A69-64170 | MOUNT ASSY, 70HS | 2 | | | | | | | |
| 3 | 1 | 22137-160000 | WASHER, 16 | 6 | | | | | | | |
| 4 | 1 | 22137-200000 | WASHER, 20 | 1 | | | | | | | |
| 5 | 1 | 22217-160000 | WASHER, SPRING 16 | 6 | | | | | | | |
| 6 | 1 | 26013-100352 | BOLT, M10X 35 | 10 | | | | | | | |
| 7 | 1 | 26076-160402 | BOLT, 10.916X 40 | 6 | | | | | | | |
| 8 | 1 | 26716-200002 | NUT, M20 | 9 | | | | | | | |
| 9 | 1 | 933172-14120 | WASHER, 21X40X6 | 4 | | | | | | | |

Fig.72. CABIN(ASSEMBLY)

(A)=VIO80-1A C(US)
 (B)=
 (C)=

(D)=
 (E)=
 (F)=



| No. | Lev. | Parts No. | Description | Q'ty | | | | | | I | R |
|-----|------|--------------|----------------------|------|-----|-----|-----|-----|-----|---|---|
| | | | | (A) | (B) | (C) | (D) | (E) | (F) | | |
| 1 | 1 | 172B11-68000 | CABIN ASSY | 1 | | | | | | | 1 |
| 1A | 1 | 172437-03302 | LABEL, MANUAL | 1 | | | | | | | 2 |
| 1B | 1 | 172437-03441 | LABEL, ROPS US | 1 | | | | | | | 2 |
| 1C | 1 | 172437-03451 | LABEL, SEAT BELT | 1 | | | | | | | 2 |
| 1S | 1 | 172437-03471 | LABEL, LEVER LOCK US | 1 | | | | | | | 2 |
| 2 | 1 | 172B11-68910 | SPONGE, CABIN A | 1 | | | | | | | |
| 3 | 1 | 172B11-68920 | SPONGE, CABIN B | 1 | | | | | | | |

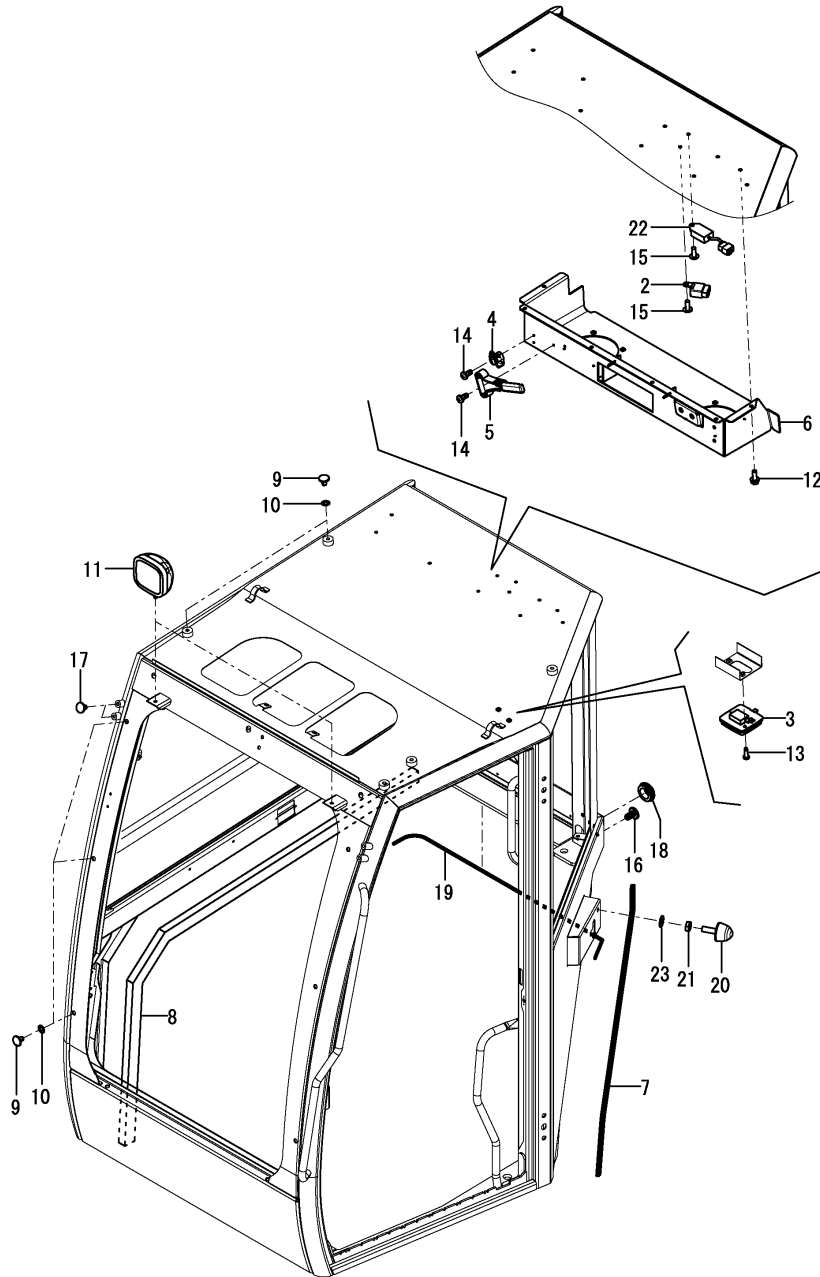
Remarks

(1)Attach the No.1A, 1B, 1C & 1D label to this part.

(2)Not illustrated.

* Inner parts are shown in Fig.73 from Fig.82.

Fig.73. CABIN(ACCESSORY)(1)

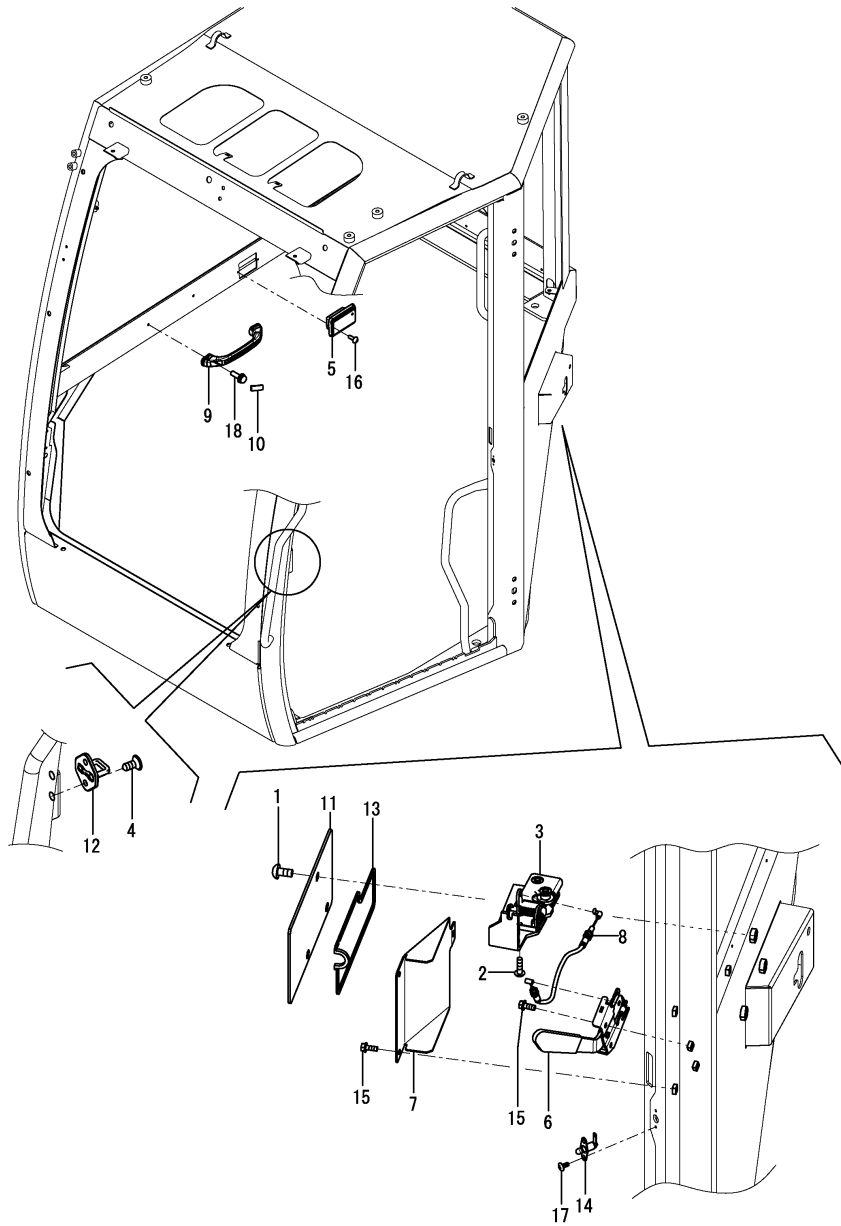


(A)=VIO80-1A C(US)
(B)=
(C)=

(D)=
(E)=
(F)=

| No. | Lev. | Parts No. | Description | Q'ty | | | | | | I | R |
|------------|------|--------------|--------------------|------|-----|-----|-----|-----|-----|---|---|
| | | | | (A) | (B) | (C) | (D) | (E) | (F) | | |
| 2 | 3 | 172B02-17150 | RELAY, CA TYPE C | 1 | | | | | | | |
| 3 | 3 | 172B06-68040 | LAMP, ROOM | 1 | | | | | | | |
| 4 | 3 | 172B06-68070 | HOOK, COAT | 1 | | | | | | | |
| 5 | 3 | 172B06-68101 | HAMMER, EMERGENCY | 1 | | | | | | | |
| 6 | 3 | 172B11-68240 | COVER ASSY, HEADER | 1 | | | | | | | |
| 7 | 3 | 172B11-68270 | SEAL, 865 | 1 | | | | | | | |
| 8 | 3 | 172B11-68290 | SEAL, 1780 | 1 | | | | | | | |
| 9 | 3 | 172B11-68310 | PLUG, HOLE | 11 | | | | | | | |
| 9-1 | 3 | 172B11-68310 | PLUG, HOLE | 10 | | | | | | | K |
| (A=M1B328) | | | | | | | | | | | |
| 10 | 3 | 172B11-68320 | RUBBER, PACKING | 11 | | | | | | | |
| 10-1 | 3 | 172B11-68320 | RUBBER, PACKING | 10 | | | | | | | K |
| (A=M1B328) | | | | | | | | | | | |
| 11 | 3 | 172B06-68350 | LAMP, WORK | 2 | | | | | | | |
| 12 | 3 | 172B06-68360 | BOLT, M6X16 | 6 | | | | | | | |
| 13 | 3 | 172B06-68370 | BOLT, M5X16 | 2 | | | | | | | |
| 14 | 3 | 172B06-68380 | BOLT, M4X12 | 4 | | | | | | | |
| 15 | 3 | 172B11-68800 | SCREW, M6X16 | 2 | | | | | | | |
| 16 | 3 | 172B11-69030 | CAP, BOLT M8 | 2 | | | | | | | |
| 17 | 3 | 172B11-69040 | CAP, BOLT M10 | 4 | | | | | | | |
| 18 | 3 | 172B11-69060 | GROMMET, 22 | 1 | | | | | | | |
| 19 | 3 | 172B11-69080 | SEAL, DAM 935 | 1 | | | | | | | |
| 20 | 3 | 172463-69270 | STOPPER, DOOR | 1 | | | | | | | |
| 21 | 3 | 172455-69560 | NUT, M10 | 1 | | | | | | | |
| 22 | 3 | 128300-77920 | TIMER, GLOW PLUG | 1 | | | | | | | |
| 23 | 3 | 22217-100000 | WASHER, SPRING 10 | 1 | | | | | | | |

Fig.74. CABIN(ACCESSORY)(2)



(A)=VIO80-1A C(US)
 (B)=
 (C)=

(D)=
 (E)=
 (F)=

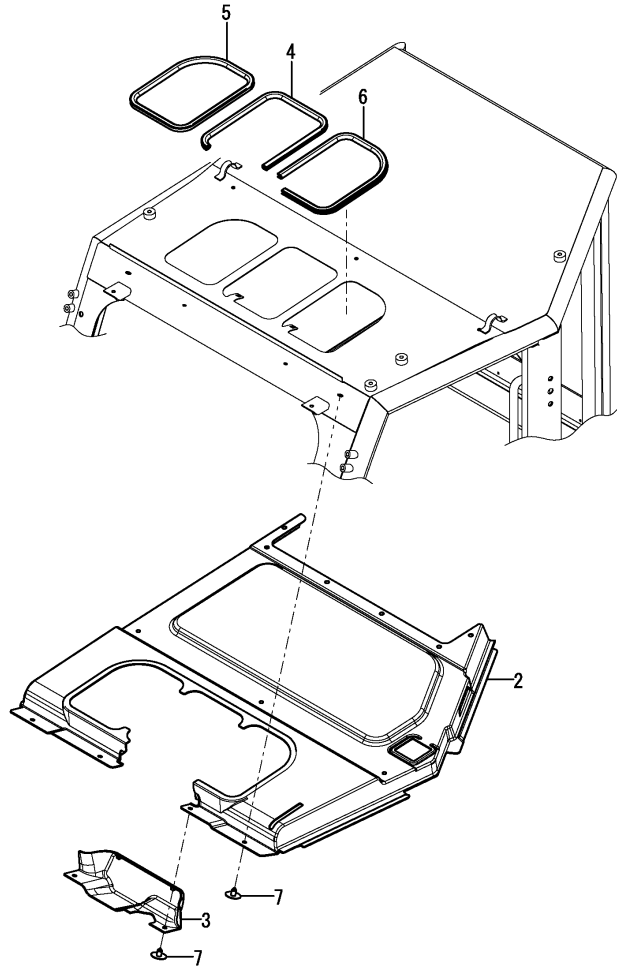
| No. | Lev. | Parts No. | Description | Q'ty | | | | | | I | R |
|------|------|--------------|----------------------|------|-----|-----|-----|-----|-----|---|-----|
| | | | | (A) | (B) | (C) | (D) | (E) | (F) | | |
| 1 | 3 | 172458-63730 | SCREW, M10X20 | 3 | | | | | | | |
| 2 | 3 | 172455-67350 | SCREW, M6X25 | 4 | | | | | | | |
| 3 | 3 | 172B06-68060 | LATCH ASSY | 1 | | | | | | | |
| 4 | 3 | 172B06-68130 | SCREW, M8X20 | 2 | | | | | | | |
| 5 | 3 | 172B06-68150 | TRAY, ASH | 1 | | | | | | | |
| 6 | 3 | 172B11-68160 | LEVER ASSY, LOW | 1 | | | | | | | |
| 7 | 3 | 172B11-68170 | COVER, DOOR LEVER | 1 | | | | | | | |
| 8 | 3 | 172B11-68180 | CABLE ASSY, DOOR | 1 | | | | | | | |
| 9 | 3 | 172B11-68190 | GRIP, R | 1 | | | | | | | 1 |
| 9-1 | 3 | 172B11-68210 | GRIP, R D | 1 | | | | | | | S 2 |
| | | (A=MAF001) | | | | | | | | | |
| 10 | 3 | 172B11-68200 | CAP, GRIP R | 2 | | | | | | | 1 |
| 10-1 | 3 | 172B11-68220 | CAP, GRIP R D | 2 | | | | | | | S 2 |
| | | (A=MAF001) | | | | | | | | | |
| 11 | 3 | 172B11-68250 | BRACKET ASSY, CATCH | 1 | | | | | | | |
| 12 | 3 | 172B06-68260 | STRIKER, DOOR | 1 | | | | | | | |
| 13 | 3 | 172B11-68300 | SEAL, 770 | 1 | | | | | | | |
| 14 | 3 | 172B06-68340 | SWITCH, DOOR | 1 | | | | | | | |
| 15 | 3 | 172B06-68360 | BOLT, M6X16 | 5 | | | | | | | |
| 16 | 3 | 172B06-68380 | BOLT, M4X12 | 2 | | | | | | | |
| 17 | 3 | 172B06-68400 | SCREW, TAPPING M4X12 | 2 | | | | | | | |
| 18 | 3 | 172B11-68810 | SCREW, M6X20 | 2 | | | | | | | |

Remarks
 (1)Color = GRAY.
 (2)Color = BLACK.

Fig.75. CABIN(ACCESSORY)(3)

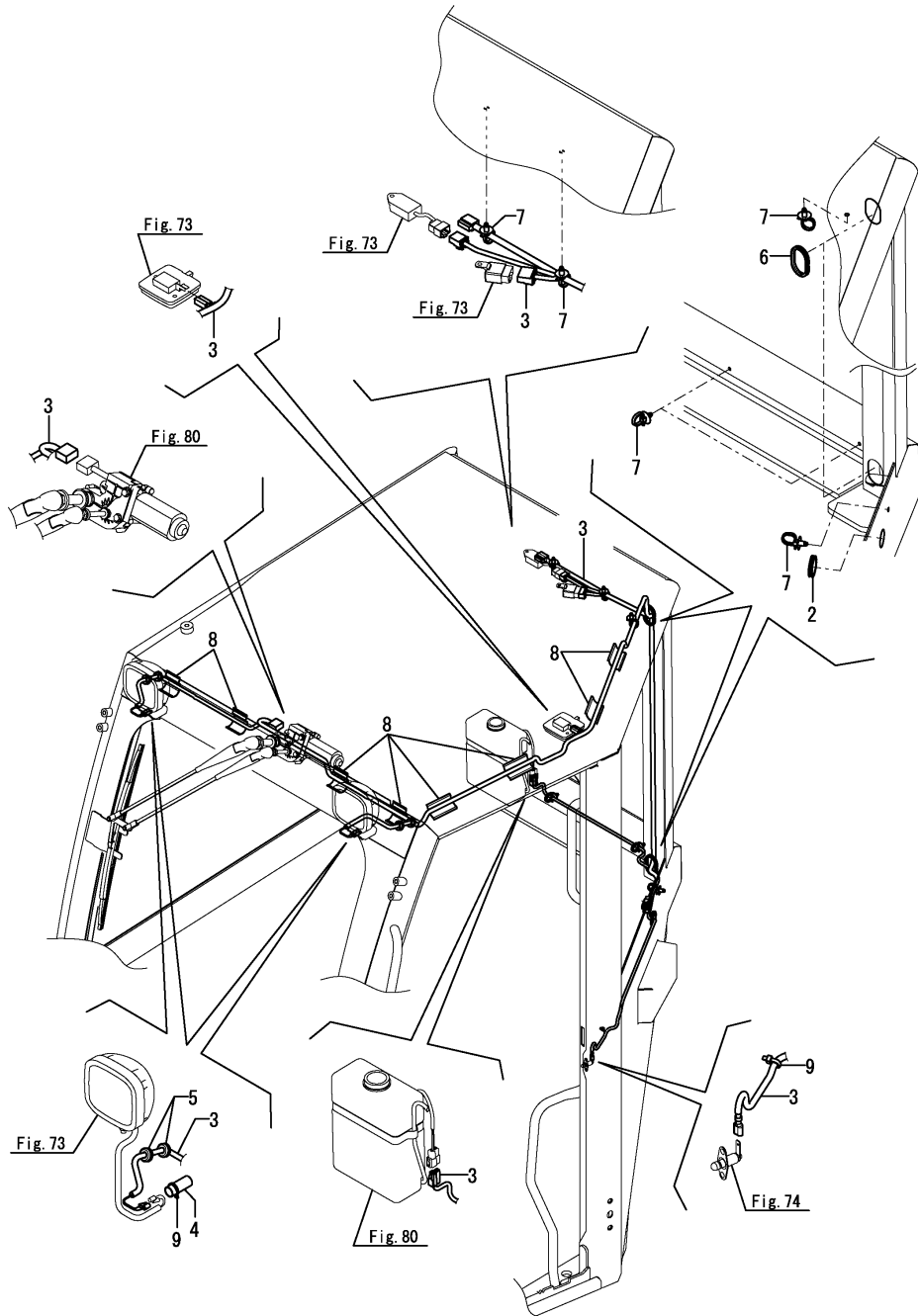
(A)=VIO80-1A C(US)
 (B)=
 (C)=

(D)=
 (E)=
 (F)=



| No. | Lev. | Parts No. | Description | Q'ty | | | | | | I | R |
|-----|------|--------------|------------------|------|-----|-----|-----|-----|-----|---|---|
| | | | | (A) | (B) | (C) | (D) | (E) | (F) | | |
| 2 | 3 | 172B11-68410 | PAD, ROOF | 1 | | | | | | | |
| 3 | 3 | 172B11-68420 | COVER, HEADER FT | 1 | | | | | | | |
| 4 | 3 | 172B11-68430 | SEAL, 673 | 1 | | | | | | | |
| 5 | 3 | 172B11-68440 | SEAL, 783 | 1 | | | | | | | |
| 6 | 3 | 172B11-68450 | SEAL, 815 | 1 | | | | | | | |
| 7 | 3 | 172B11-68460 | RIVET, 7 | 7 | | | | | | | |

Fig.76. CABIN(ELECTRIC PARTS)



(A)=VIO80-1A C(US)
 (B)=
 (C)=

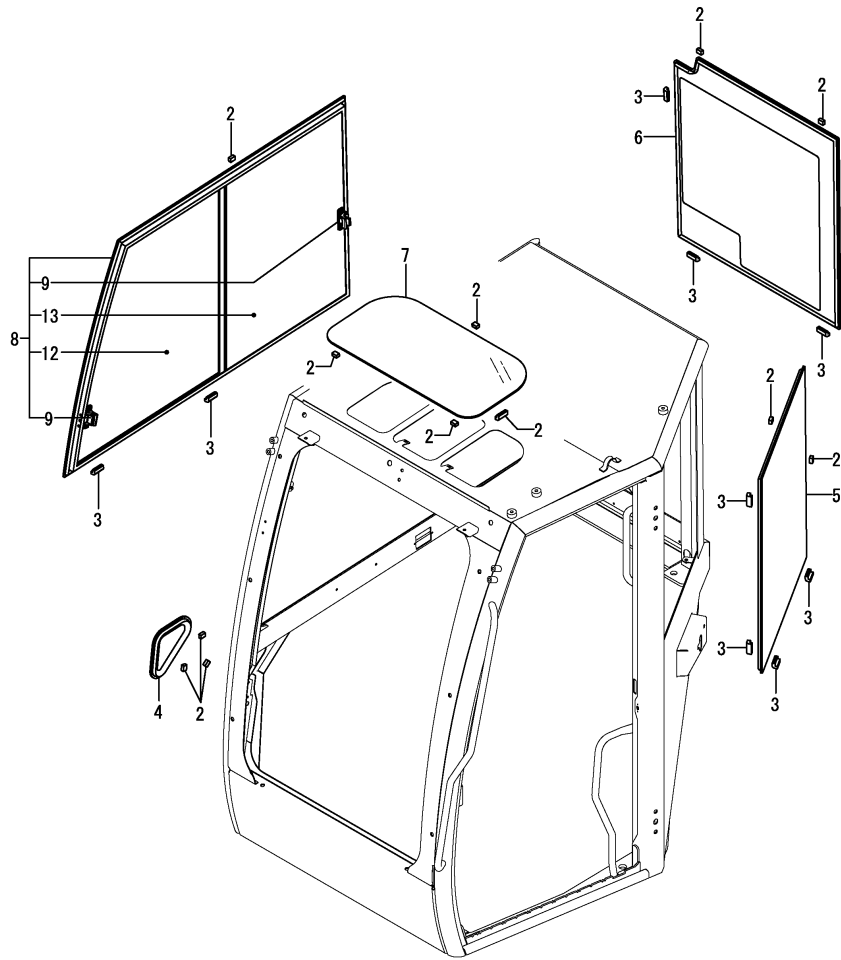
(D)=
 (E)=
 (F)=

| No. | Lev. | Parts No. | Description | Q'ty | | | | | | I | R |
|------------|------|--------------|---------------------|------|-----|-----|-----|-----|-----|---|---|
| | | | | (A) | (B) | (C) | (D) | (E) | (F) | | |
| 2 | 3 | 172455-67940 | BUSH, PIN | 1 | | | | | | | |
| 3 | 3 | 172B11-68751 | HARNESS ASSY, CABIN | 1 | | | | | | | |
| 3-1 | 3 | 172B11-68752 | HARNESS ASSY, CABIN | 1 | | | | | | | N |
| (A=M1B328) | | | | | | | | | | | |
| 4 | 3 | 172B11-68760 | TUBE ASSY, PVC | 2 | | | | | | | |
| 5 | 3 | 172B06-68780 | GROMMET, 9.5X3.2 | 4 | | | | | | | |
| 6 | 3 | 172B06-68800 | BUSH, 130 | 2 | | | | | | | |
| 7 | 3 | 172B06-68830 | BAND, BINDING | 6 | | | | | | | |
| 8 | 3 | 172B06-68870 | TAPE, SOFT | 6 | | | | | | | |
| 9 | 3 | 933168-55770 | BAND, BINDING 146 | 3 | | | | | | | |

Fig.77. CABIN(GLASS)

(A)=VIO80-1A C(US)
 (B)=
 (C)=

(D)=
 (E)=
 (F)=

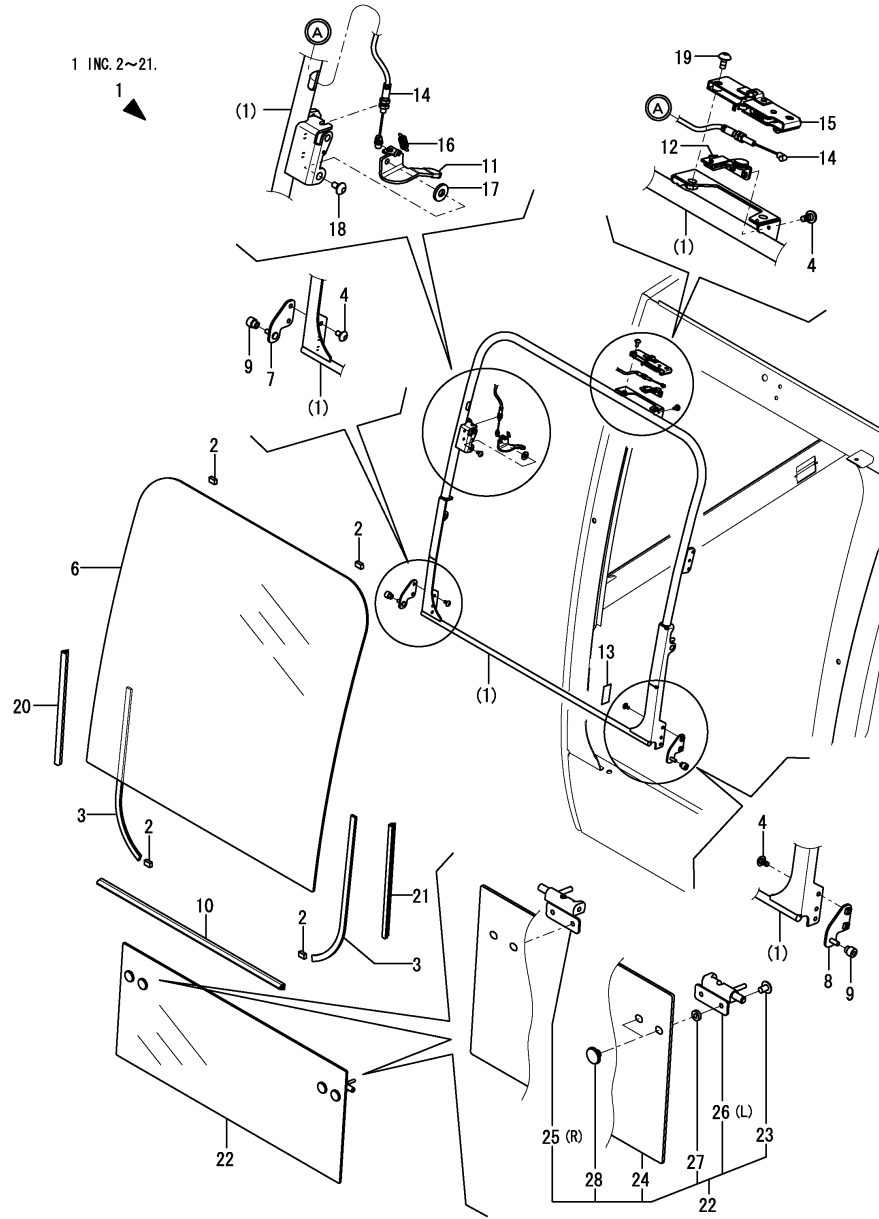


| No. | Lev. | Parts No. | Description | Q'ty | | | | | | I | R |
|-----|------|--------------|----------------------|------|-----|-----|-----|-----|-----|---|---|
| | | | | (A) | (B) | (C) | (D) | (E) | (F) | | |
| 2 | 3 | 172458-63950 | SPACER | 12 | | | | | | | |
| 3 | 3 | 172458-63960 | SPACER, LOWER | 11 | | | | | | | |
| 4 | 3 | 172B11-68560 | GLASS, RIGHT FRONT | 1 | | | | | | | |
| 5 | 3 | 172B11-68570 | GLASS, LEFT | 1 | | | | | | | |
| 6 | 3 | 172B11-68580 | GLASS, REAR | 1 | | | | | | | 1 |
| 7 | 3 | 172B11-68590 | GLASS, ROOF | 1 | | | | | | | |
| 8 | 3 | 172B11-68600 | SASH ASSY | 1 | | | | | | | |
| 9 | 4 | 172455-67770 | LOCK ASSY, SASH | 2 | | | | | | | |
| 12 | 4 | 172B11-68631 | GLASS, SASH FRONT | 1 | | | | | | | |
| 13 | 4 | 172B11-68640 | GLASS, SASH REAR | 1 | | | | | | | 2 |
| 14A | 1 | 172B11-03860 | LABEL, LIFT Q US | 1 | | | | | | | 3 |
| 14B | 1 | 172B11-03930 | LABEL, LIFT US LONG | 1 | | | | | | | 3 |
| 15A | 1 | 172437-03312 | LABEL, SLOPE | 1 | | | | | | | 3 |
| 15B | 1 | 172437-03343 | LABEL, TRANSPORT | 1 | | | | | | | 3 |
| 15C | 1 | 172437-03372 | LABEL, NEUTRAL | 1 | | | | | | | 3 |
| 15D | 1 | 172437-03432 | LABEL, STEERING | 1 | | | | | | | 3 |
| 15E | 1 | 172472-03241 | LABEL, PIN US | 1 | | | | | | | 3 |
| 15F | 1 | 172B03-04400 | LABEL, WARNING HITCH | 1 | | | | | | | 3 |
| 15G | 1 | 172B03-04410 | LABEL, SAND US | 1 | | | | | | | 3 |

Remarks

- (1) Attach the No.14A & 14B label to this part.
- (2) Attach the No.15A, 15B, 15C, 15D, 15E, 15F & 15G label to this part.
- (3) Not illustrated.

Fig.78. CABIN(FRONT WINDOW)(1)



(A)=VIO80-1A C(US)
 (B)=
 (C)=

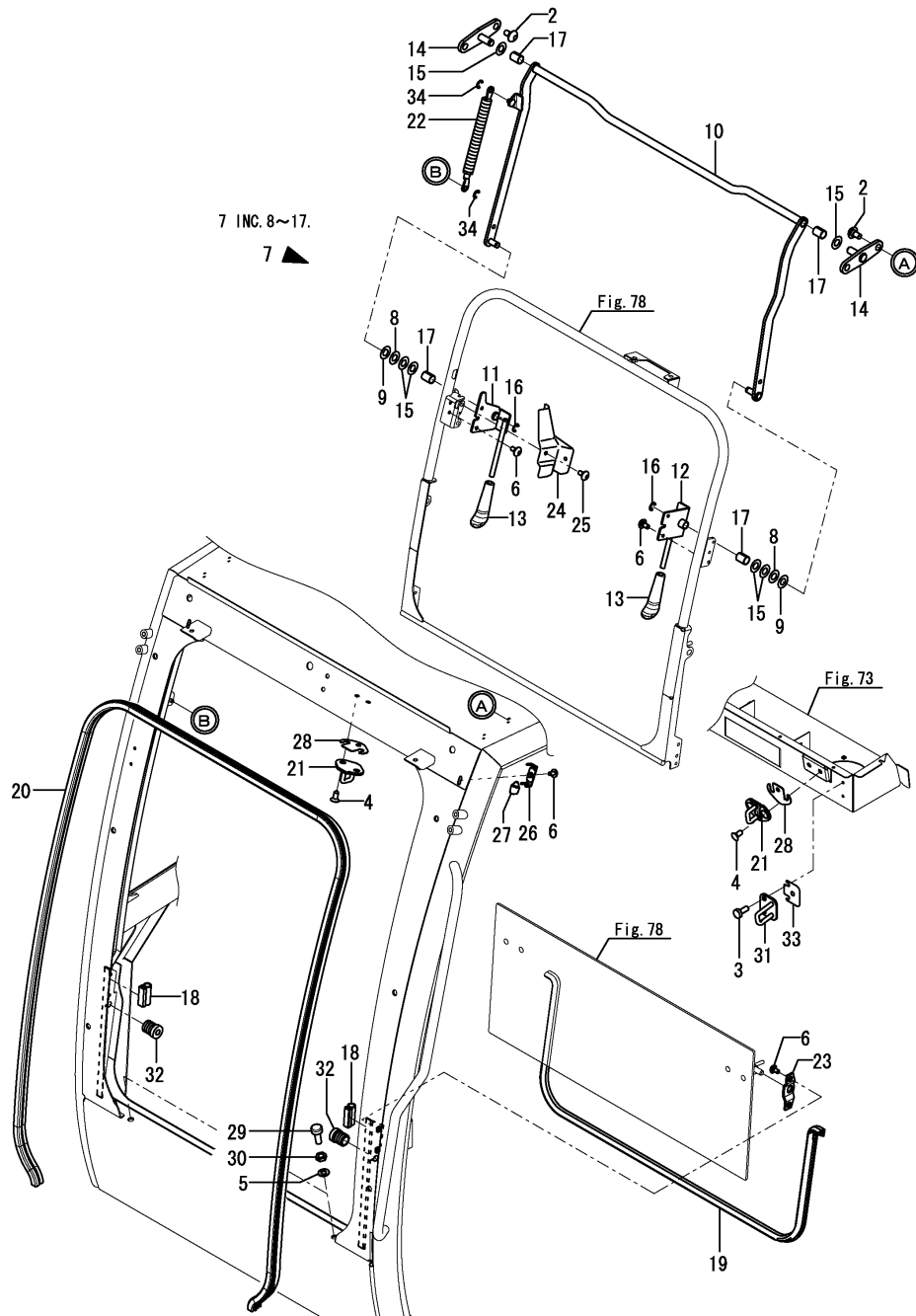
(D)=
 (E)=
 (F)=

| No. | Lev. | Parts No. | Description | Q'ty | | | | | | I | R |
|-----|------|--------------|----------------------|------|-----|-----|-----|-----|-----|---|---|
| | | | | (A) | (B) | (C) | (D) | (E) | (F) | | |
| 1 | 3 | 172B11-69160 | WINDOW ASSY, FRONT | 1 | | | | | | | |
| 2 | 4 | 172458-63950 | SPACER | 4 | | | | | | | |
| 3 | 4 | 172B11-69090 | SEAL, DUM 360 | 2 | | | | | | | |
| 4 | 4 | 172463-69150 | SCREW | 6 | | | | | | | |
| 6 | 4 | 172B11-69180 | GLASS, F/W | 1 | | | | | | | 1 |
| 7 | 4 | 172B11-69190 | STAY ASSY, F/W R | 1 | | | | | | | |
| 8 | 4 | 172B11-69200 | STAY ASSY, F/W L | 1 | | | | | | | |
| 9 | 4 | 172B06-69211 | ROLLER | 2 | | | | | | | |
| 10 | 4 | 172B11-69260 | SEAL, 852 | 1 | | | | | | | |
| 11 | 4 | 172B11-69270 | LEVER ASSY, F/W LOCK | 1 | | | | | | | |
| 12 | 4 | 172B11-69280 | LOCK ASSY, F/W | 1 | | | | | | | |
| 13 | 4 | 172B11-69290 | RUBBER, PLATE | 1 | | | | | | | |
| 14 | 4 | 172B11-69340 | CABLE ASSY, F/W | 1 | | | | | | | |
| 15 | 4 | 172B11-69350 | LOCK ASSY, F/W | 1 | | | | | | | |
| 16 | 4 | 172B06-69360 | SPRING | 1 | | | | | | | |
| 17 | 4 | 172B06-69380 | WASHER | 1 | | | | | | | |
| 18 | 4 | 172B06-69390 | BOLT, TORX M6X16 | 1 | | | | | | | |
| 19 | 4 | 172B06-69400 | BOLT, TORX M6X20 | 2 | | | | | | | |
| 20 | 4 | 172B11-69540 | GLASSRUN, 388 | 1 | | | | | | | |
| 21 | 4 | 172B11-69550 | GLASSRUN, 388 | 1 | | | | | | | |
| 22 | 3 | 172B11-69360 | GLASS ASSY,FRONT LOW | 1 | | | | | | | |
| 23 | 4 | 172B11-68820 | SCREW, M8X12 | 4 | | | | | | | |
| 24 | 4 | 172B11-69370 | GLASS, FRONT LOWER | 1 | | | | | | | |
| 25 | 4 | 172B11-69380 | LATCH ASSY, R | 1 | | | | | | | |
| 26 | 4 | 172B11-69390 | LATCH ASSY, L | 1 | | | | | | | |
| 27 | 4 | 172B11-69400 | RUBBER, PACKING | 4 | | | | | | | |
| 28 | 4 | 172B11-69410 | RETAINER, M8 | 4 | | | | | | | |
| 29A | 1 | 172437-03551 | LABEL, WINDOW US | 1 | | | | | | | 2 |

Remarks

- (1) Attach the No.29A label to this part.
- (2) Not illustrated.

Fig.79. CABIN(FRONT WINDOW)(2)



(A)=VIO80-1A C(US)
 (B)=
 (C)=

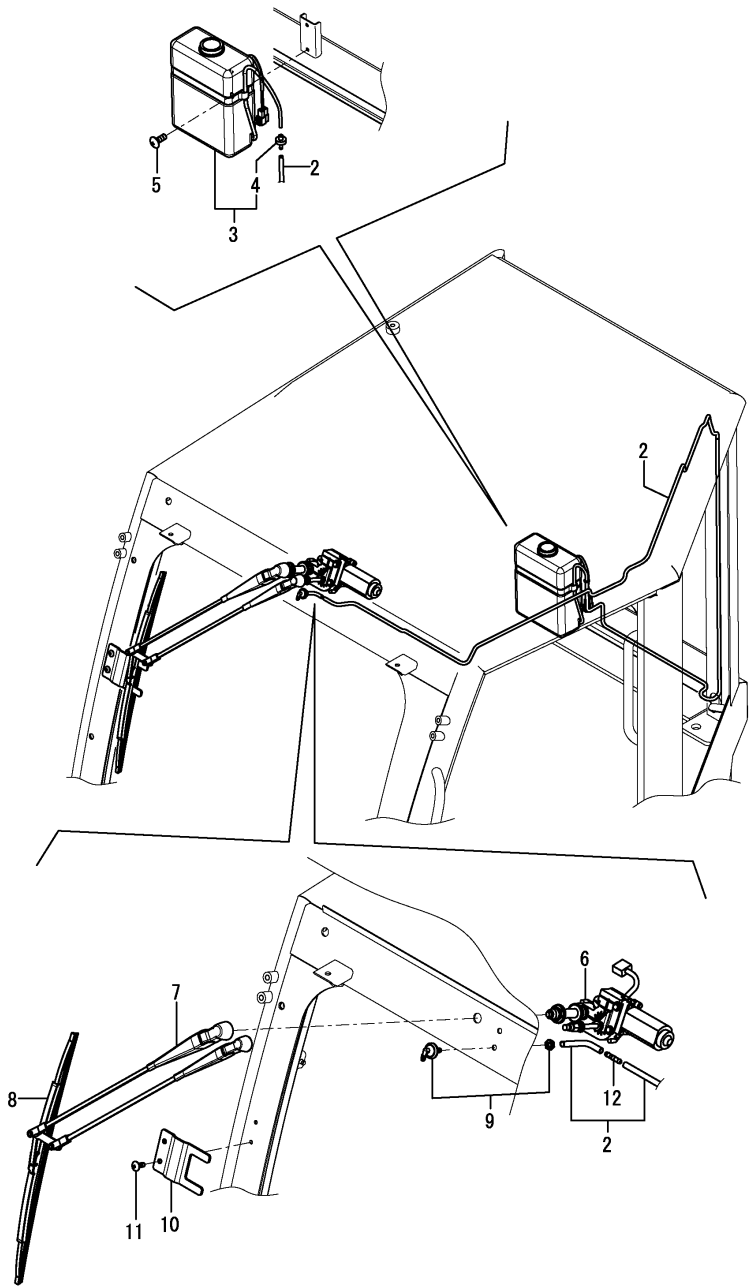
(D)=
 (E)=
 (F)=

| No. | Lev. | Parts No. | Description | Q'ty | | | | | | I | R |
|-----|------|--------------|----------------------|------|-----|-----|-----|-----|-----|---|---|
| | | | | (A) | (B) | (C) | (D) | (E) | (F) | | |
| 2 | 3 | 172458-63730 | SCREW, M10X20 | 4 | | | | | | | |
| 3 | 3 | 172B06-68360 | BOLT, M6X16 | 2 | | | | | | | |
| 4 | 3 | 172B11-68830 | SCREW, M8X20 | 4 | | | | | | | |
| 5 | 3 | 172B11-68860 | WASHER, M10 | 2 | | | | | | | |
| 6 | 3 | 172463-69150 | SCREW | 12 | | | | | | | |
| 7 | 3 | 172B11-69300 | LINK ASSY, F/W | 1 | | | | | | | |
| 8 | 4 | 172B11-68870 | WASHER, M12 | 2 | | | | | | | |
| 9 | 4 | 172463-69240 | WASHER, 12.5X26 | 2 | | | | | | | |
| 10 | 4 | 172B11-69310 | LINK ASSY, F/W | 1 | | | | | | | |
| 11 | 4 | 172B11-69320 | BRACKET ASSY, LINK R | 1 | | | | | | | |
| 12 | 4 | 172B11-69330 | BRACKET ASSY, LINK L | 1 | | | | | | | |
| 13 | 4 | 172B06-69370 | KNOB | 2 | | | | | | | |
| 14 | 4 | 172B11-69440 | BRACKET ASSY, LINK | 2 | | | | | | | |
| 15 | 4 | 172B06-69450 | WASHER | 6 | | | | | | | |
| 16 | 4 | 22272-000080 | RING, E- 8 | 2 | | | | | | | |
| 17 | 4 | 24550-012200 | BEARING, 12 X 20 | 4 | | | | | | | |
| 18 | 3 | 172B11-69430 | SEAL, 40 | 2 | | | | | | | |
| 19 | 3 | 172B11-69450 | SEAL, 1410 | 1 | | | | | | | |
| 20 | 3 | 172B11-69460 | SEAL, GLASS FRONT | 1 | | | | | | | |
| 21 | 3 | 172B11-69470 | STRIKER | 2 | | | | | | | |
| 22 | 3 | 172B11-69480 | SPRING, GAS | 1 | | | | | | | |
| 23 | 3 | 172B11-69490 | HOLDER, LATCH | 2 | | | | | | | |
| 24 | 3 | 172B11-69500 | COVER, LOCK HANDLE R | 1 | | | | | | | |
| 25 | 3 | 172B06-69510 | CLIP, TREE | 2 | | | | | | | |
| 26 | 3 | 172B11-69510 | BRACKET ASSY,STOPPER | 2 | | | | | | | |
| 27 | 3 | 172B11-69520 | RUBBER, STOPPER | 2 | | | | | | | |
| 28 | 3 | 172B11-69530 | SHIM | 2 | | | | | | | |
| 29 | 3 | 172455-69550 | STOPPER, B | 2 | | | | | | | |
| 30 | 3 | 172455-69560 | NUT, M10 | 2 | | | | | | | |
| 31 | 3 | 172B11-69560 | STRIKER ASSY, LOCK | 1 | | | | | | | |
| 32 | 3 | 172B11-69570 | RUBBER, STOPPER | 2 | | | | | | | |
| 33 | 3 | 172B11-69580 | SHIM | 1 | | | | | | | |
| 34 | 3 | 22272-000060 | RING, E- 6 | 2 | | | | | | | |

Fig.80. CABIN(WIPER & WINDOW WASHER)

(A)=VIO80-1A C(US)
 (B)=
 (C)=

(D)=
 (E)=
 (F)=

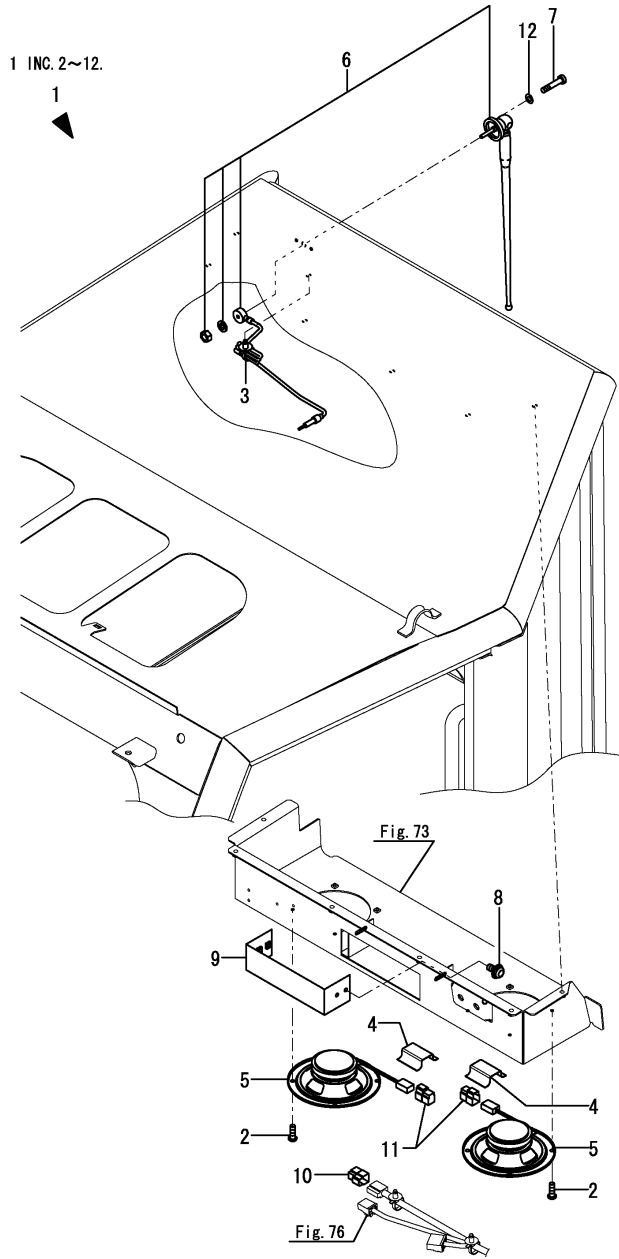


| No. | Lev. | Parts No. | Description | Q'ty | | | | | | I | R |
|-----|------|--------------|---------------------|------|-----|-----|-----|-----|-----|---|---|
| | | | | (A) | (B) | (C) | (D) | (E) | (F) | | |
| 2 | 3 | 172B11-68030 | HOSE, 2710 | 1 | | | | | | | |
| 3 | 3 | 172B06-68310 | TANK, WASHER | 1 | | | | | | | |
| 3-1 | 3 | 172B11-68340 | TANK, WASHER | 1 | | | | | | | N |
| 4 | 4 | 172B06-68410 | VALVE, CHECK | 1 | | | | | | | Z |
| 5 | 3 | 172B11-68800 | SCREW, M6X16 | 2 | | | | | | | |
| 6 | 3 | 172B11-69220 | MOTOR, WIPER | 1 | | | | | | | |
| 7 | 3 | 172B11-69230 | ARM, WIPER | 1 | | | | | | | |
| 8 | 3 | 172B06-69240 | BLADE ASSY, 500 | 1 | | | | | | | |
| 9 | 3 | 172B11-69240 | CONNECTOR, 90 | 1 | | | | | | | |
| 10 | 3 | 172B11-69250 | BRACKET ASSY, WIPER | 1 | | | | | | | |
| 11 | 3 | 172B11-69420 | SCREW, TR-HD | 2 | | | | | | | |
| 12 | 3 | 172B11-69700 | VALVE ASSY | 1 | | | | | | | |

Fig.81. CABIN(RADIO)

(A)=VIO80-1A C(US)
 (B)=
 (C)=

(D)=
 (E)=
 (F)=



| No. | Lev. | Parts No. | Description | Q'ty | | | | | | I | R |
|-----|------|--------------|----------------------|------|-----|-----|-----|-----|-----|---|---|
| | | | | (A) | (B) | (C) | (D) | (E) | (F) | | |
| 1 | 2 | 172B11-69610 | ELECTRIC ASSY,NO RAD | 1 | | | | | | | |
| 2 | 3 | 172B06-68390 | BOLT, M4X12 | 8 | | | | | | | |
| 3 | 3 | 172B06-68830 | BAND, BINDING | 1 | | | | | | | |
| 4 | 3 | 172B06-68870 | TAPE, SOFT | 3 | | | | | | | |
| 5 | 3 | 172B06-69571 | SPEAKER | 2 | | | | | | | |
| 6 | 3 | 172B06-69581 | ANTENNA, RADIO | 1 | | | | | | | |
| 7 | 3 | 172B06-69600 | BOLT, M4X20 | 2 | | | | | | | |
| 8 | 3 | 172B11-69630 | SCREW, M4X12 | 4 | | | | | | | |
| 9 | 3 | 172B11-69640 | COVER, RADIO | 1 | | | | | | | |
| 10 | 3 | 172B11-69650 | CONNECTOR | 1 | | | | | | | |
| 11 | 3 | 172B11-69660 | CONNECTOR | 2 | | | | | | | |
| 12 | 3 | 22137-040000 | WASHER, 4 | 2 | | | | | | | |

Fig.82. CABIN DOOR

(A)=VIO80-1A C(US)

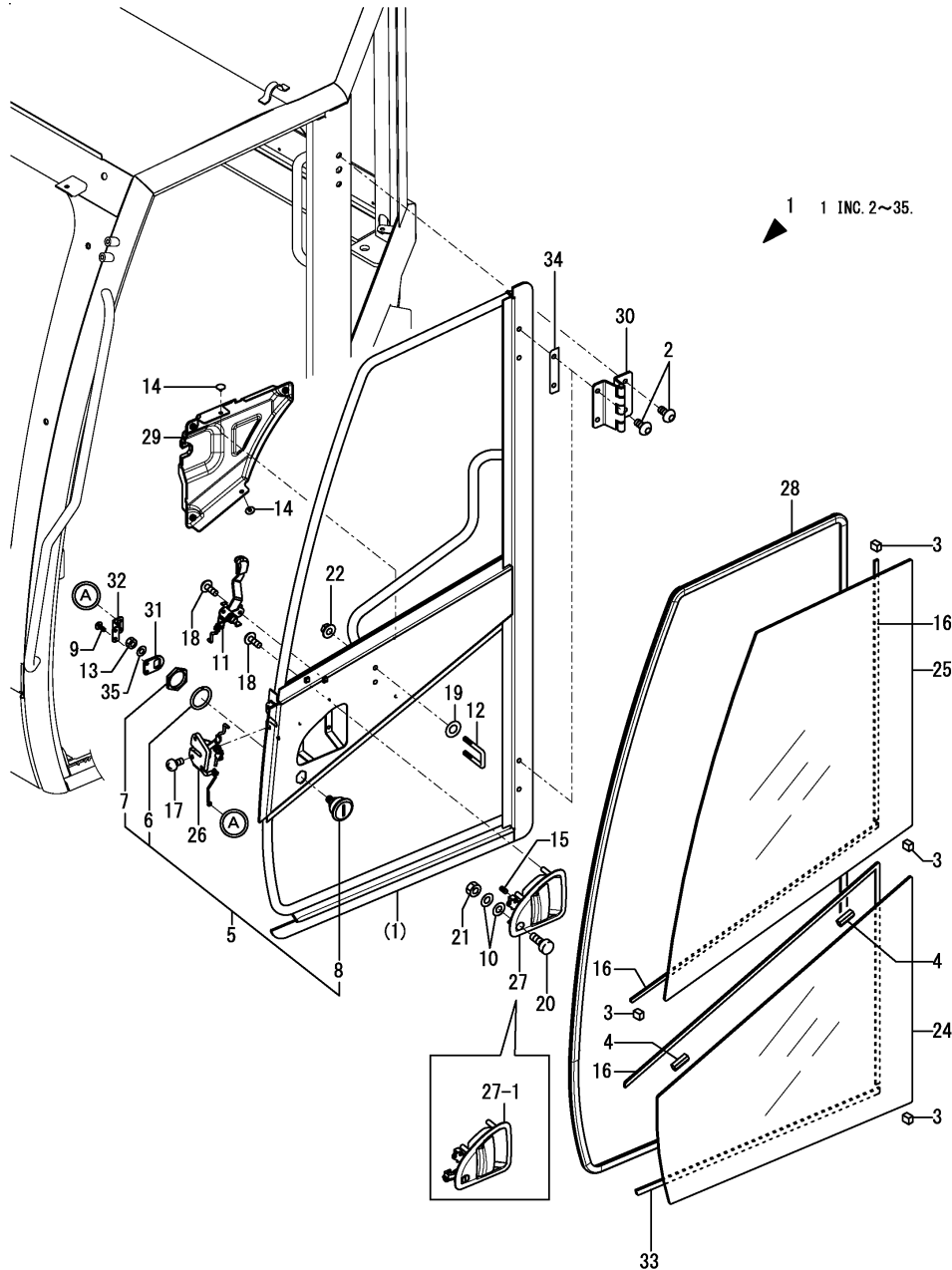
(B)=

(C)=

(D)=

(E)=

(F)=

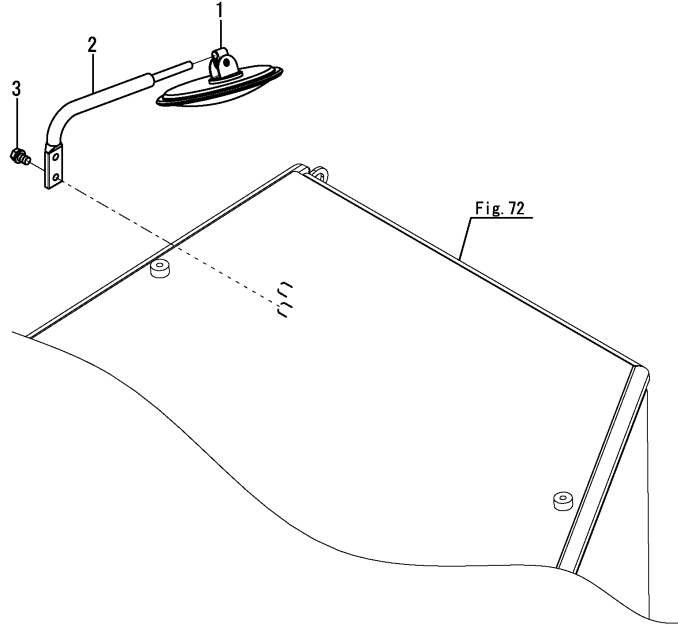


| No. | Lev. | Parts No. | Description | Q'ty | | | | | | I | R |
|--------------|------|--------------|---------------------|------|-----|-----|-----|-----|-----|---|---|
| | | | | (A) | (B) | (C) | (D) | (E) | (F) | | |
| 1 | 2 | 172B11-69800 | DOOR ASSY, CABIN | 1 | | | | | | | |
| 1-1 | 2 | 172B11-69801 | DOOR ASSY, CABIN | 1 | | | | | | | N |
| (A=*2015.01) | | | | | | | | | | | |
| 2 | 3 | 172458-63730 | SCREW, M10X20 | 8 | | | | | | | |
| 3 | 3 | 172458-63950 | SPACER | 4 | | | | | | | |
| 4 | 3 | 172458-63960 | SPACER, LOWER | 2 | | | | | | | |
| 5 | 3 | 172B03-66170 | CYLINDER ASSY, KEY | 1 | | | | | | | Z |
| (A=*2015.01) | | | | | | | | | | | |
| 6 | 4 | 172B03-66180 | WASHER, RING | 1 | | | | | | | Z |
| (A=*2015.01) | | | | | | | | | | | |
| 7 | 4 | 172B03-66190 | NUT, M24 | 1 | | | | | | | Z |
| (A=*2015.01) | | | | | | | | | | | |
| 8 | 4 | 172B03-66200 | CYLINDER ASSY, BASE | 1 | | | | | | | Z |
| (A=*2015.01) | | | | | | | | | | | |
| 9 | 3 | 172B11-68790 | SCREW, M4X10 | 2 | | | | | | | Z |
| (A=*2015.01) | | | | | | | | | | | |
| 10 | 3 | 172B11-68860 | WASHER, M10 | 2 | | | | | | | Z |
| (A=*2015.01) | | | | | | | | | | | |
| 11 | 3 | 172B06-68940 | HANDLE ASSY | 1 | | | | | | | |
| 12 | 3 | 172B06-69010 | HOOK, DOOR | 1 | | | | | | | |
| 13 | 3 | 172B11-69010 | NUT, M10 | 1 | | | | | | | Z |
| (A=*2015.01) | | | | | | | | | | | |
| 14 | 3 | 172B11-69020 | CLIP, TREE | 5 | | | | | | | |
| 15 | 3 | 172B06-69040 | LOCK, SCREW | 1 | | | | | | | |
| 16 | 3 | 172B11-69070 | SEAL, DUM 2500 | 1 | | | | | | | |
| 17 | 3 | 172B06-69080 | SCREW, M6X20 | 3 | | | | | | | |
| 18 | 3 | 172B06-69090 | SCREW | 5 | | | | | | | |
| 19 | 3 | 172455-69270 | WASHER, 8.5X16 | 2 | | | | | | | |
| 20 | 3 | 172455-69550 | STOPPER, B | 1 | | | | | | | Z |
| (A=*2015.01) | | | | | | | | | | | |
| 21 | 3 | 172455-69560 | NUT, M10 | 1 | | | | | | | Z |
| (A=*2015.01) | | | | | | | | | | | |
| 22 | 3 | 172455-69710 | NUT, SPRING 8 | 2 | | | | | | | |
| 24 | 3 | 172B11-69820 | GLASS, DOOR LOWER | 1 | | | | | | | |
| 25 | 3 | 172B11-69830 | GLASS, DOOR UPPER | 1 | | | | | | | |
| 26 | 3 | 172B11-69850 | LOCK ASSY, DOOR | 1 | | | | | | | |
| 27 | 3 | 172B11-69860 | HANDLE ASSY, OUTER | 1 | | | | | | | |
| 27-1 | 2 | 172B11-69861 | HANDLE ASSY, OUTER | 1 | | | | | | | S |
| (A=*2015.01) | | | | | | | | | | | |
| 28 | 3 | 172B11-69870 | SEAL, DOOR | 1 | | | | | | | |
| 29 | 3 | 172B11-69880 | COVER, DOOR INNER | 1 | | | | | | | |
| 30 | 3 | 172B11-69890 | HINGE ASSY, DOOR | 2 | | | | | | | |
| 31 | 3 | 172B11-69900 | PLATE, CYLINDER ROD | 1 | | | | | | | Z |
| (A=*2015.01) | | | | | | | | | | | |
| 32 | 3 | 172B11-69910 | BRACKET, ROD | 1 | | | | | | | Z |
| (A=*2015.01) | | | | | | | | | | | |
| 33 | 3 | 172B11-69920 | SEAL, DUM 600 | 1 | | | | | | | |
| 34 | 3 | 172B11-69930 | SHIM | 1 | | | | | | | |
| 35 | 3 | 22217-100000 | WASHER, SPRING 10 | 1 | | | | | | | Z |
| (A=*2015.01) | | | | | | | | | | | |

Fig.83. REARVIEW MIRROR

(A)=VIO80-1A C(US)
 (B)=
 (C)=

(D)=
 (E)=
 (F)=

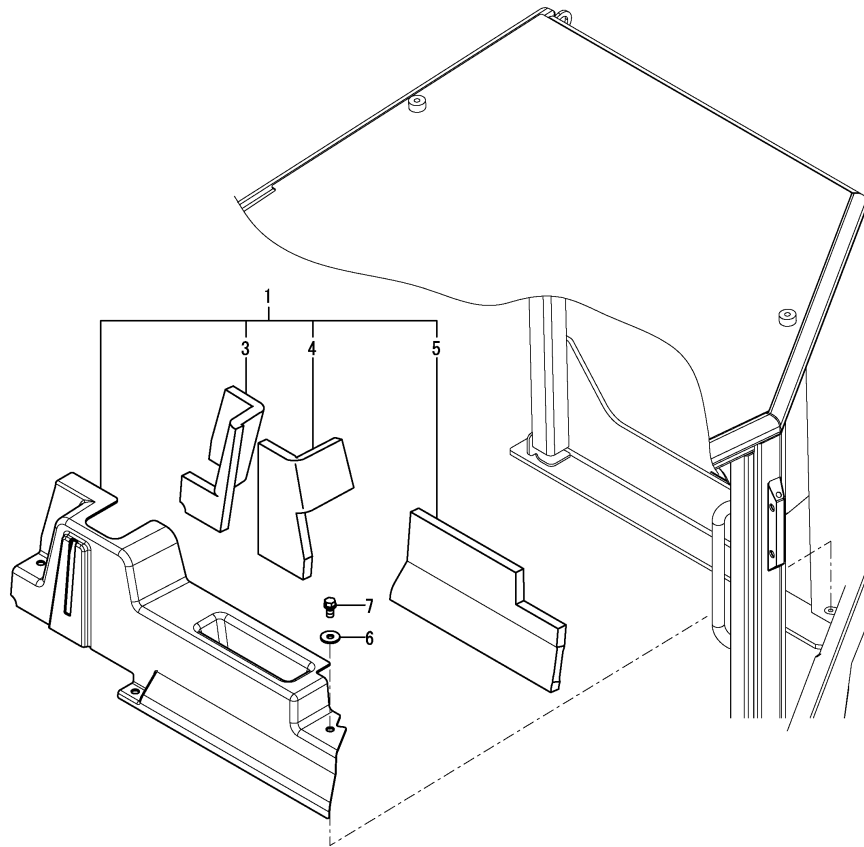


| No. | Lev. | Parts No. | Description | Q'ty | | | | | | I | R | |
|-----|------|--------------|----------------------|------|-----|-----|-----|-----|-----|---|---|--|
| | | | | (A) | (B) | (C) | (D) | (E) | (F) | | | |
| 1 | 1 | 172A25-68500 | MIRROR, REARVIEW | 1 | | | | | | | | |
| 2 | 1 | 172A69-68850 | BRACKET ASSY, MIRROR | 1 | | | | | | | | |
| 3 | 1 | 26013-100252 | BOLT, M10X 25 | 2 | | | | | | | | |

Fig.84. CABIN(COVER)

(A)=VIO80-1A C(US)
 (B)=
 (C)=

(D)=
 (E)=
 (F)=



| No. | Lev. | Parts No. | Description | Q'ty | | | | | | I | R |
|------------|------|--------------|--------------------|------|-----|-----|-----|-----|-----|---|-----|
| | | | | (A) | (B) | (C) | (D) | (E) | (F) | | |
| 1 | 1 | 172B11-68940 | COVER ASSY, TANK | 1 | | | | | | | 1 |
| 1-1 | 1 | 172B11-68840 | COVER ASSY, TANK D | 1 | | | | | | | S 2 |
| (A=MAF001) | | | | | | | | | | | |
| 3 | 2 | 172B11-68960 | SPONGE, COVER A | 1 | | | | | | | |
| 4 | 2 | 172B11-68970 | SPONGE, COVER B | 1 | | | | | | | |
| 5 | 2 | 172B11-68980 | SPONGE, COVER C | 1 | | | | | | | |
| 6 | 1 | 22157-080000 | WASHER, 8 | 3 | | | | | | | |
| 6-1 | 1 | 172458-62430 | WASHER, M8 | 3 | | | | | | | S |
| (A=MAF001) | | | | | | | | | | | |
| 7 | 1 | 26013-080162 | BOLT, M8X 16 | 3 | | | | | | | |
| 7-1 | 1 | 172137-69850 | SCREW, BIND | 3 | | | | | | | S |
| (A=MAF001) | | | | | | | | | | | |

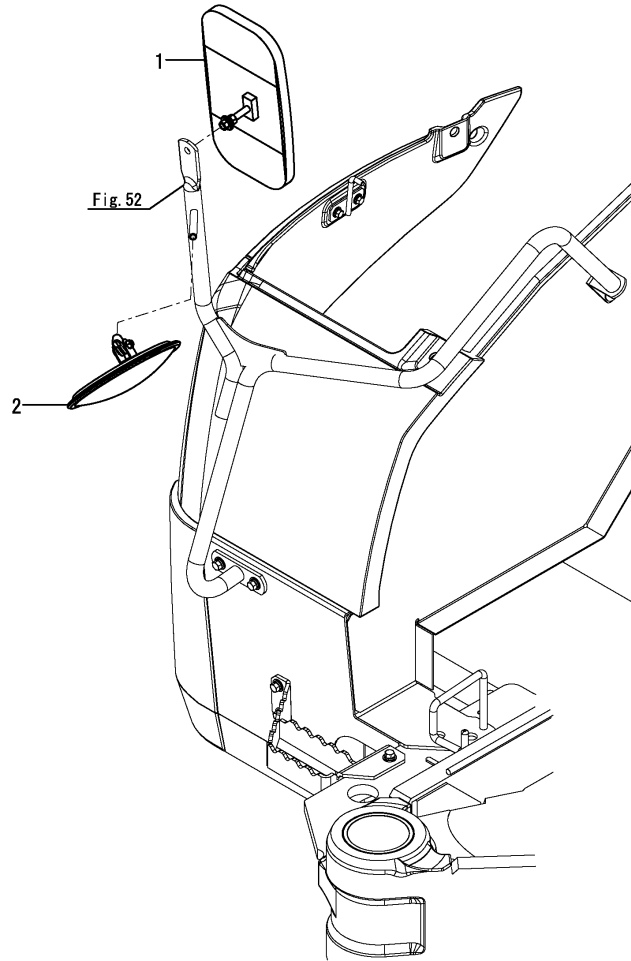
Remarks

- (1)Color = WARM IVORY.
- (2)Color = PANTONE 425C.

Fig.85. SIDE MIRROR

(A)=VIO80-1A C(US)
 (B)=
 (C)=

(D)=
 (E)=
 (F)=



| No. | Lev. | Parts No. | Description | Q'ty | | | | | | I | R |
|-----|------|--------------|----------------------|------|-----|-----|-----|-----|-----|---|---|
| | | | | (A) | (B) | (C) | (D) | (E) | (F) | | |
| 1 | 1 | 1W3855-50160 | MIRROR ASSY,REARVIEW | 1 | | | | | | | |
| 2 | 1 | 172A25-68500 | MIRROR, REARVIEW | 1 | | | | | | | |

Fig.86. HYDRAULIC PUMP MOUNT & JOINT

(A)=VIO80-1A C(US)
(B)=
(C)=

(D)=
(E)=
(F)=

| No. | Lev. | Parts No. | Description | Q'ty | | | | | | I | R |
|-----|------|--------------|---------------|------|-----|-----|-----|-----|-----|---|---|
| | | | | (A) | (B) | (C) | (D) | (E) | (F) | | |
| 1 | 1 | 172B11-71100 | MOUNT, PUMP | 1 | | | | | | | |
| 2 | 1 | 26013-100302 | BOLT, M10X 30 | 12 | | | | | | | |
| 3 | 1 | 172499-71200 | COUPLING | 1 | | | | | | | |
| 4 | 1 | 172187-71210 | BOLT, 14X50 | 3 | | | | | | | |

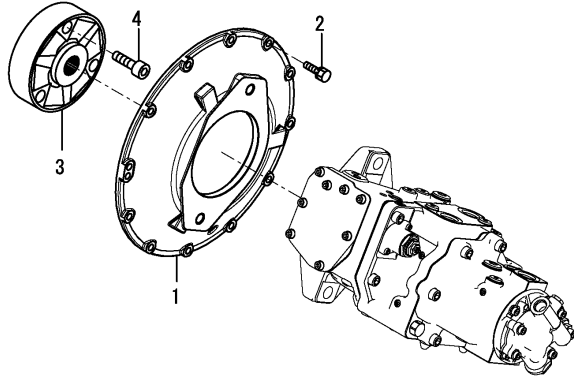
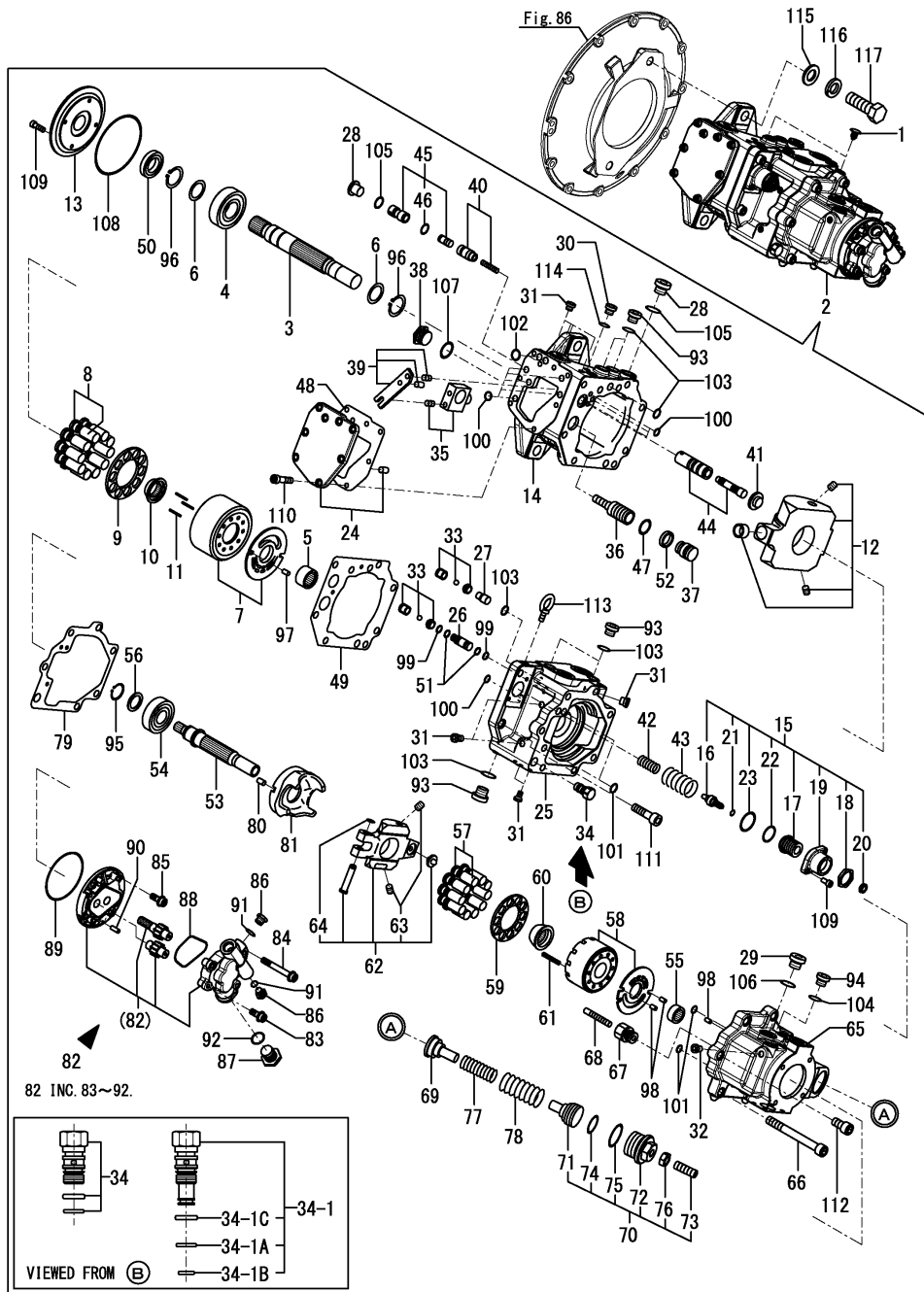


Fig.87. HYDRAULIC PUMP



(A)=VIO80-1A C(US)

(B)=

(C)=

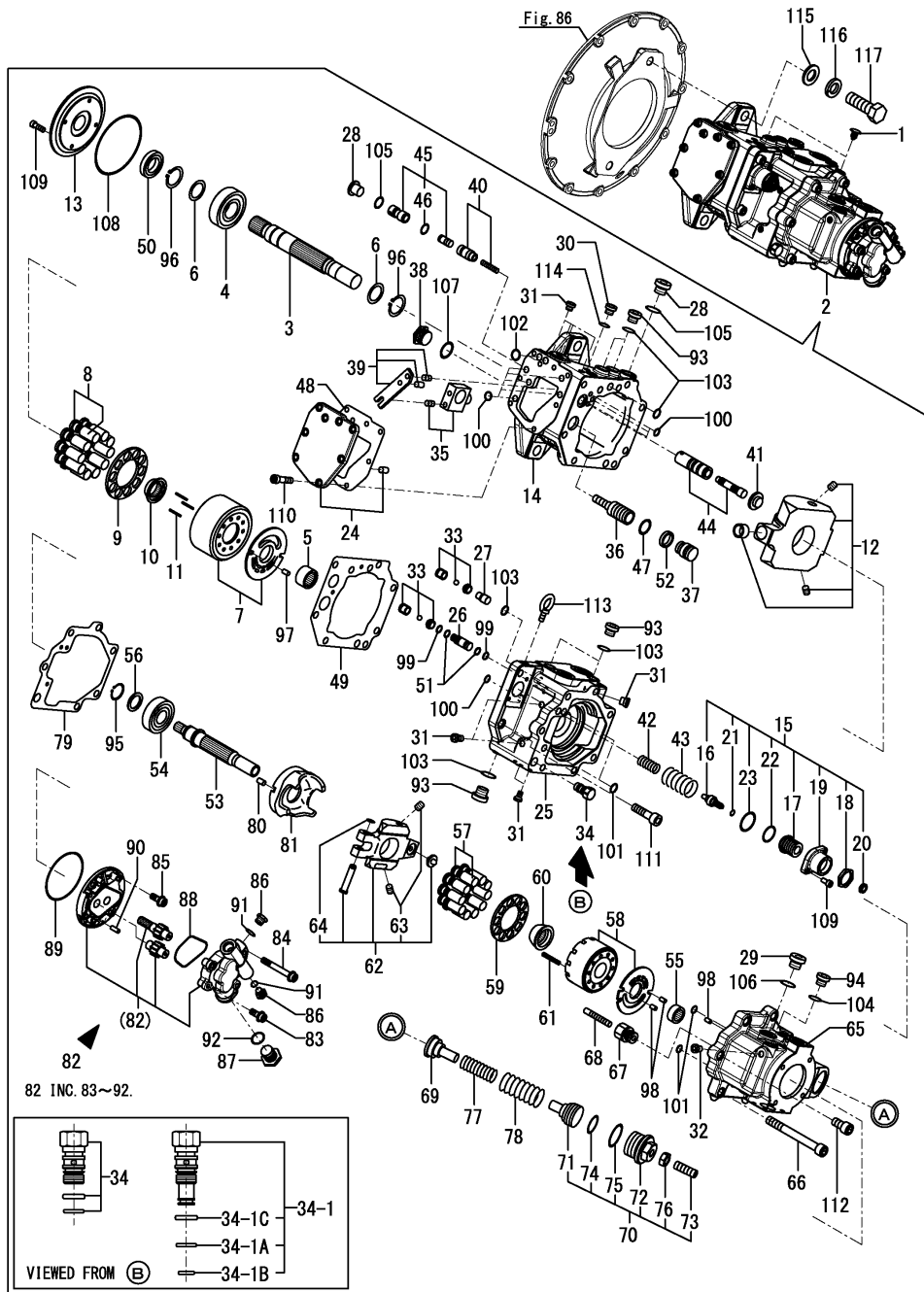
(D)=

(E)=

(F)=

| No. | Lev. | Parts No. | Description | Q'ty | | | | | | I | R |
|------------|------|--------------|----------------------|------|-----|-----|-----|-----|-----|---|---|
| | | | | (A) | (B) | (C) | (D) | (E) | (F) | | |
| 1 | 1 | 172122-17190 | CLIP, TREE | 2 | | | | | | | |
| 2 | 1 | 172B11-73100 | PUMP ASSY | 1 | | | | | | | |
| 2-1 | 1 | 172B11-73200 | PUMP ASSY | 1 | | | | | | | N |
| (A=M1B494) | | | | | | | | | | | |
| 3 | 2 | 172B11-70010 | SHAFT | 1 | | | | | | | |
| 4 | 2 | 172B11-70020 | BEARING, BALL | 1 | | | | | | | |
| 5 | 2 | 172B11-70030 | BEARING, NEEDLE | 1 | | | | | | | |
| 6 | 2 | 172B11-70040 | SPACER | 2 | | | | | | | |
| 7 | 2 | 172B11-70050 | CYLINDER ASSY | 1 | | | | | | | |
| 8 | 2 | 172B11-70060 | PISTON ASSY | 1 | | | | | | | |
| 9 | 2 | 172B11-70070 | PLATE | 1 | | | | | | | |
| 10 | 2 | 172B11-70080 | BUSH | 1 | | | | | | | |
| 11 | 2 | 172B11-70090 | SPRING | 10 | | | | | | | |
| 12 | 2 | 172B11-70100 | PLATE ASSY | 1 | | | | | | | |
| 13 | 2 | 172B11-70110 | COVER | 1 | | | | | | | |
| 14 | 2 | 172B11-70120 | CASE | 1 | | | | | | | |
| 15 | 2 | 172B11-70130 | COVER ASSY | 1 | | | | | | | |
| 16 | 3 | 172B11-70350 | ROD, AJUST | 1 | | | | | | | |
| 17 | 3 | 172B11-70360 | NUT, ADJUST | 1 | | | | | | | |
| 18 | 3 | 172B11-70370 | NUT, LOCK | 1 | | | | | | | |
| 19 | 3 | 172B11-70380 | COVER, SPRING | 1 | | | | | | | |
| 20 | 3 | 172B11-70520 | NUT | 1 | | | | | | | |
| 21 | 3 | 24315-000090 | O-RING, 1BP9.0 | 1 | | | | | | | |
| 22 | 3 | 24315-000260 | O-RING, 1BP26.0 | 1 | | | | | | | |
| 23 | 3 | 24325-000350 | O-RING, 1BG35.0 | 1 | | | | | | | |
| 24 | 2 | 172B11-70140 | COVER ASSY | 1 | | | | | | | |
| 25 | 2 | 172B11-70150 | BLOCK, VALVE | 1 | | | | | | | |
| 26 | 2 | 172B11-70160 | PIPE, SEAL | 1 | | | | | | | |
| 27 | 2 | 172B11-70170 | SPACER | 1 | | | | | | | |
| 28 | 2 | 172B11-70190 | PLUG, G1/2 | 2 | | | | | | | |
| 29 | 2 | 172B11-70190 | PLUG, G1/2 | 1 | | | | | | | |
| 30 | 2 | 172B11-70200 | PLUG, G1/8 | 1 | | | | | | | |
| 31 | 2 | 172B11-70210 | PLUG, M7X0.75 | 9 | | | | | | | |
| 32 | 2 | 172B11-70210 | PLUG, M7X0.75 | 1 | | | | | | | |
| 33 | 2 | 172B11-70220 | VALVE ASSY, CHECK | 2 | | | | | | | |
| 34 | 2 | 172B27-73160 | PLUG ASSY, CAVITY | 1 | | | | | | | |
| 34-1 | 2 | 172B11-70900 | PLUG, CAVITY | 1 | | | | | | | N |
| (A=M1B494) | | | | | | | | | | | |
| 34-1A | 3 | 172B11-70450 | O-RING, AS568-015 | 1 | | | | | | | W |
| (A=M1B494) | | | | | | | | | | | |
| 34-1B | 3 | 24315-000100 | O-RING, 1BP10.0 | 1 | | | | | | | W |
| (A=M1B494) | | | | | | | | | | | |
| 34-1C | 3 | 24315-000140 | O-RING, 1BP14.0 | 1 | | | | | | | W |
| (A=M1B494) | | | | | | | | | | | |
| 35 | 2 | 172B11-70240 | PIN ASSY | 1 | | | | | | | |
| 36 | 2 | 172B11-70250 | PISTON, SERVO | 1 | | | | | | | |
| 37 | 2 | 172B11-70260 | STOPPER, L | 1 | | | | | | | |
| 38 | 2 | 172B11-70270 | PLUG | 1 | | | | | | | |
| 39 | 2 | 172B11-70300 | LEVER ASSY, FEEDBACK | 1 | | | | | | | |
| 40 | 2 | 172B11-70310 | PISTON ASSY | 1 | | | | | | | |
| 41 | 2 | 172B11-70320 | SEAT, SPRING | 1 | | | | | | | |

Fig.87. HYDRAULIC PUMP



(A)=VIO80-1A C(US)

(B)=

(C)=

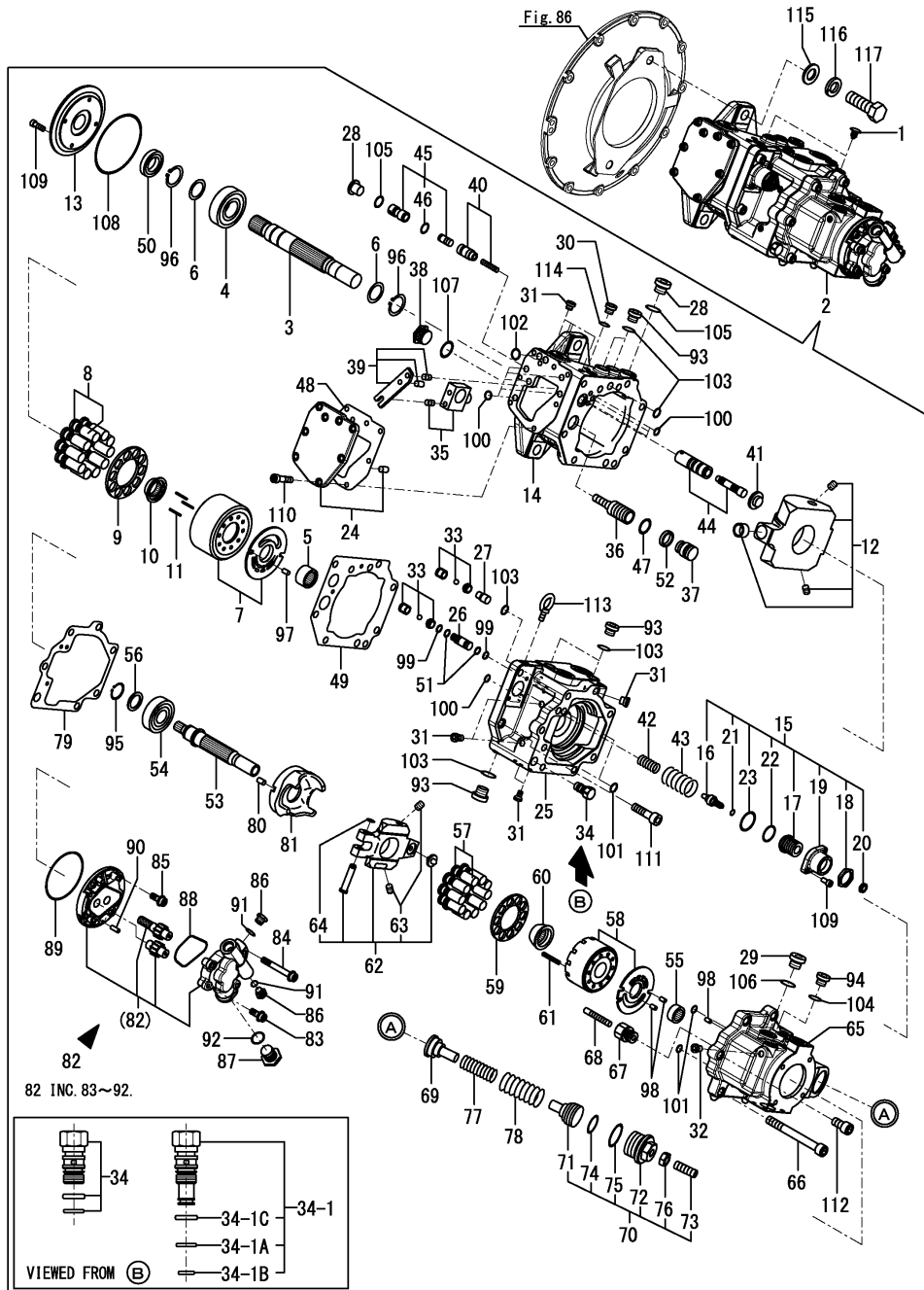
(D)=

(E)=

(F)=

| No. | Lev. | Parts No. | Description | Q'ty | | | | | | I | R |
|------------|------|--------------|-------------------|------|-----|-----|-----|-----|-----|---|---|
| | | | | (A) | (B) | (C) | (D) | (E) | (F) | | |
| 42 | 2 | 172B11-70330 | SPRING, INNER | 1 | | | | | | | |
| 42-1 | 2 | 172B11-70910 | SPRING, INNER | 1 | | | | | | | N |
| (A=M1B494) | | | | | | | | | | | |
| 43 | 2 | 172B11-70340 | SPRING, OUTER | 1 | | | | | | | |
| 44 | 2 | 172B11-70400 | SPOOL ASSY | 1 | | | | | | | |
| 45 | 2 | 172B11-70410 | PISTON ASSY, PF | 1 | | | | | | | |
| 46 | 3 | 172B11-70450 | O-RING, AS568-015 | 1 | | | | | | | |
| 47 | 2 | 172B11-70460 | O-RING | 1 | | | | | | | |
| 48 | 2 | 172B11-70470 | SEAT, PACKING T | 1 | | | | | | | |
| 49 | 2 | 172B11-70480 | SEAT, PACKING F | 1 | | | | | | | |
| 50 | 2 | 172B11-70490 | SEAL, OIL | 1 | | | | | | | |
| 51 | 2 | 172B11-70500 | RING, BACK UP | 2 | | | | | | | |
| 52 | 2 | 172B11-70510 | RING, BACK UP | 1 | | | | | | | |
| 53 | 2 | 172B11-70550 | SHAFT, DRIVE | 1 | | | | | | | |
| 54 | 2 | 172B11-70560 | BEARING, BALL | 1 | | | | | | | |
| 55 | 2 | 172B11-70570 | BEARING, NEEDLE | 1 | | | | | | | |
| 56 | 2 | 172B11-70580 | SPACER | 1 | | | | | | | |
| 57 | 2 | 172B11-70600 | PISTON ASSY | 1 | | | | | | | |
| 58 | 2 | 172B11-70610 | CYLINDER ASSY | 1 | | | | | | | |
| 59 | 2 | 172B11-70620 | PLATE | 1 | | | | | | | |
| 60 | 2 | 172B11-70630 | BUSH | 1 | | | | | | | |
| 61 | 2 | 172B11-70640 | SPRING | 6 | | | | | | | |
| 62 | 2 | 172B11-70650 | PLATE ASSY | 1 | | | | | | | |
| 63 | 3 | 172455-77150 | PLUG | 2 | | | | | | | |
| 64 | 3 | 22242-000120 | RING, 12 | 1 | | | | | | | |
| 65 | 2 | 172B11-70660 | CASE | 1 | | | | | | | |
| 66 | 2 | 172B11-70670 | BOLT, M12-150 | 6 | | | | | | | |
| 67 | 2 | 172B11-70680 | CASE, PISTON | 1 | | | | | | | |
| 68 | 2 | 172B11-70690 | PIN | 1 | | | | | | | |
| 69 | 2 | 172B11-70700 | SEAT, SPRING | 1 | | | | | | | |
| 70 | 2 | 172B11-70710 | PLUG ASSY | 1 | | | | | | | |
| 71 | 3 | 172B11-70720 | ROD, ADJUST | 1 | | | | | | | |
| 72 | 3 | 172B11-70750 | PLUG | 1 | | | | | | | |
| 73 | 3 | 172B11-70780 | BOLT, ADJUST | 1 | | | | | | | |
| 74 | 3 | 24315-000380 | O-RING | 1 | | | | | | | |
| 75 | 3 | 24315-000500 | O-RING, 1BP50.0 | 1 | | | | | | | |
| 76 | 3 | 26756-160002 | NUT, LOCK M16 | 1 | | | | | | | |
| 77 | 2 | 172B11-70730 | SPRING, INNER | 1 | | | | | | | |
| 78 | 2 | 172B11-70740 | SPRING, OUTER | 1 | | | | | | | |
| 79 | 2 | 172B11-70760 | SEAT, PACKING R | 1 | | | | | | | |
| 80 | 2 | 172B11-70770 | PIN | 1 | | | | | | | |
| 81 | 2 | 172B11-70790 | SUPPORT | 1 | | | | | | | |
| 82 | 2 | 172B11-73150 | PUMP ASSY, GEAR | 1 | | | | | | | |
| 83 | 3 | 172B11-70800 | SOCKET, FLANGE | 2 | | | | | | | |
| 84 | 3 | 172B11-70810 | SOCKET, FLANGE | 2 | | | | | | | |
| 85 | 3 | 172B11-70820 | SOCKET, FLANGE | 4 | | | | | | | |
| 86 | 3 | 172B11-70830 | PLUG, G1/4 | 2 | | | | | | | |
| 87 | 3 | 172B11-70840 | PLUG, G3/4 | 1 | | | | | | | |
| 88 | 3 | 172B11-70850 | RING | 1 | | | | | | | |
| 89 | 3 | 172B11-70860 | O-RING, AS568-152 | 1 | | | | | | | |
| 90 | 3 | 172B11-70870 | PIN | 2 | | | | | | | |

Fig.87. HYDRAULIC PUMP



(A)=VIO80-1A C(US)

(B)=

(C)=

(D)=

(E)=

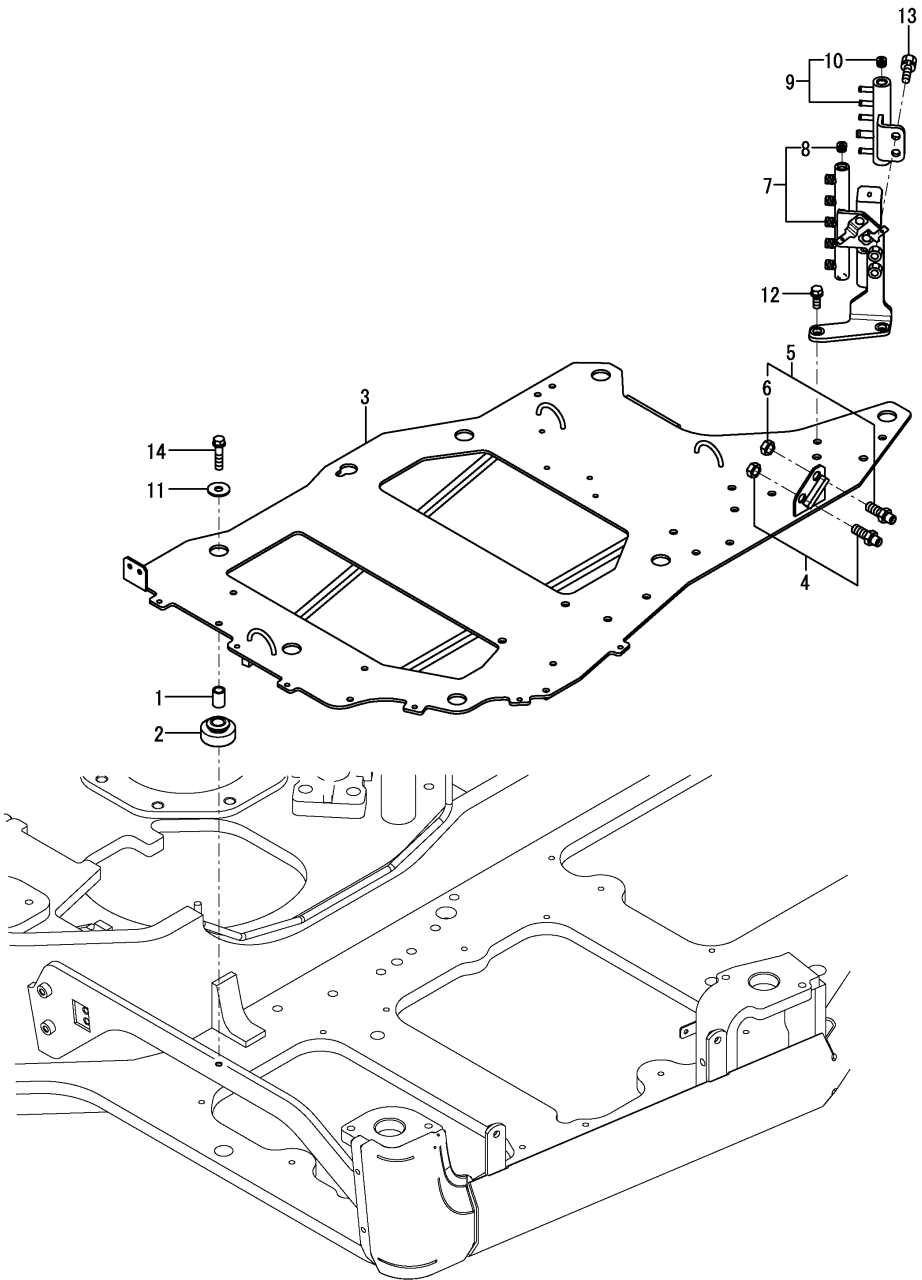
(F)=

| No. | Lev. | Parts No. | Description | Q'ty | | | | | | I | R |
|-----|------|--------------|----------------------|------|-----|-----|-----|-----|-----|---|---|
| | | | | (A) | (B) | (C) | (D) | (E) | (F) | | |
| 91 | 3 | 24315-000110 | O-RING, 1BP11.0 | 2 | | | | | | | |
| 92 | 3 | 24315-000240 | O-RING, 1BP24.0 | 1 | | | | | | | |
| 93 | 2 | 172455-77140 | PLUG | 5 | | | | | | | |
| 94 | 2 | 172455-77140 | PLUG | 1 | | | | | | | |
| 95 | 2 | 22242-000250 | RING, 25 | 1 | | | | | | | |
| 96 | 2 | 22242-000350 | RING, 35 | 2 | | | | | | | |
| 97 | 2 | 22351-060014 | PIN, SPRING 6.0X14 | 1 | | | | | | | |
| 98 | 2 | 22351-060014 | PIN, SPRING 6.0X14 | 3 | | | | | | | |
| 99 | 2 | 24315-000070 | O-RING, 1BP7.0 | 2 | | | | | | | |
| 100 | 2 | 24316-000080 | O-RING, 4DP8.0 | 9 | | | | | | | |
| 101 | 2 | 24316-000080 | O-RING, 4DP8.0 | 4 | | | | | | | |
| 102 | 2 | 24315-000100 | O-RING, 1BP10.0 | 2 | | | | | | | |
| 103 | 2 | 24315-000110 | O-RING, 1BP11.0 | 7 | | | | | | | |
| 104 | 2 | 24315-000110 | O-RING, 1BP11.0 | 1 | | | | | | | |
| 105 | 2 | 24315-000180 | O-RING, 1BP18.0 | 2 | | | | | | | |
| 106 | 2 | 24315-000180 | O-RING, 1BP18.0 | 1 | | | | | | | |
| 107 | 2 | 24315-000240 | O-RING, 1BP24.0 | 1 | | | | | | | |
| 108 | 2 | 24325-000850 | O-RING, 1BG85.0 | 1 | | | | | | | |
| 109 | 2 | 26450-060202 | BOLT, M6X 20 | 6 | | | | | | | |
| 110 | 2 | 26450-080252 | BOLT, M8X 25 | 8 | | | | | | | |
| 111 | 2 | 26450-120402 | BOLT, M12X 40 | 3 | | | | | | | |
| 112 | 2 | 26450-120402 | BOLT, M12X 40 | 1 | | | | | | | |
| 113 | 2 | 26617-100002 | BOLT, EYE M10 | 2 | | | | | | | |
| 114 | 2 | 24315-000080 | O-RING, 1BP8.0 | 1 | | | | | | | |
| 115 | 1 | 22137-180000 | WASHER, 18 | 2 | | | | | | | |
| 116 | 1 | 22217-180000 | WASHER, SPRING 18 | 2 | | | | | | | |
| 117 | 1 | 26116-180552 | BOLT, M18X 55 PLATED | 2 | | | | | | | |

Fig.88. CONTROL VALVE PLATE

(A)=VIO80-1A C(US)
 (B)=
 (C)=

(D)=
 (E)=
 (F)=



| No. | Lev. | Parts No. | Description | Q'ty | | | | | | I | R |
|-----|------|--------------|----------------------|------|-----|-----|-----|-----|-----|---|---|
| | | | | (A) | (B) | (C) | (D) | (E) | (F) | | |
| 1 | 1 | 172A69-71550 | COLLAR | 7 | | | | | | | |
| 2 | 1 | 172A69-71560 | GROMMET, 17X50 | 7 | | | | | | | |
| 3 | 1 | 172B11-71600 | PLATE ASSY, VALVE | 1 | | | | | | | |
| 4 | 1 | 172151-76050 | JOINT | 1 | | | | | | | |
| 5 | 1 | 172A89-76150 | JOINT | 1 | | | | | | | |
| 6 | 2 | 172A89-76160 | NUT, LOCK | 1 | | | | | | | |
| 7 | 1 | 172A69-76680 | MOUNT ASSY, BLOCK | 1 | | | | | | | |
| 8 | 2 | 23871-020000 | PLUG, R02 | 1 | | | | | | | |
| 9 | 1 | 172B11-76720 | MOUNT ASSY, BLOCK DR | 1 | | | | | | | |
| 10 | 2 | 23871-020000 | PLUG, R02 | 1 | | | | | | | |
| 11 | 1 | 22157-100000 | WASHER, 10 | 7 | | | | | | | |
| 12 | 1 | 26013-100252 | BOLT, M10X 25 | 2 | | | | | | | |
| 13 | 1 | 26013-100252 | BOLT, M10X 25 | 2 | | | | | | | |
| 14 | 1 | 26013-100452 | BOLT, M10X 45 | 7 | | | | | | | |

Fig.89. BOOM CYLINDER(K SPEC.)

(A)=VIO80-1A C(US)

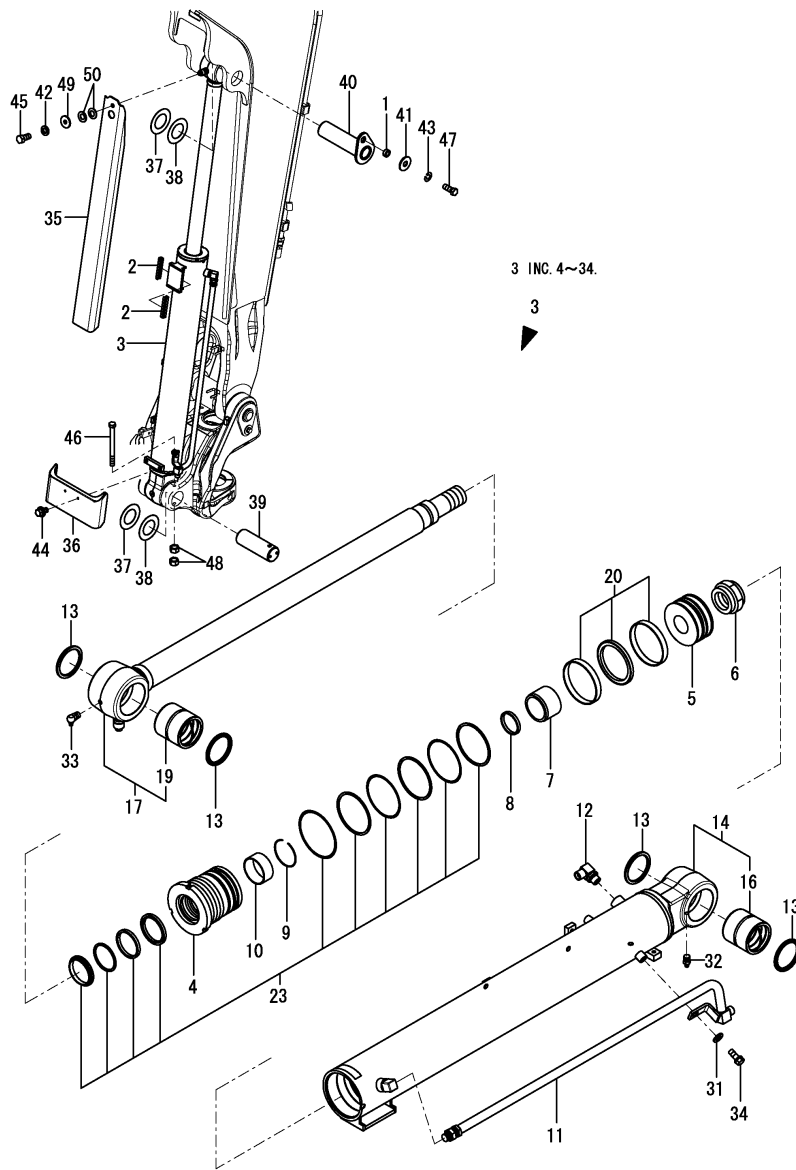
(B)=

(C)=

(D)=

(E)=

(F)=

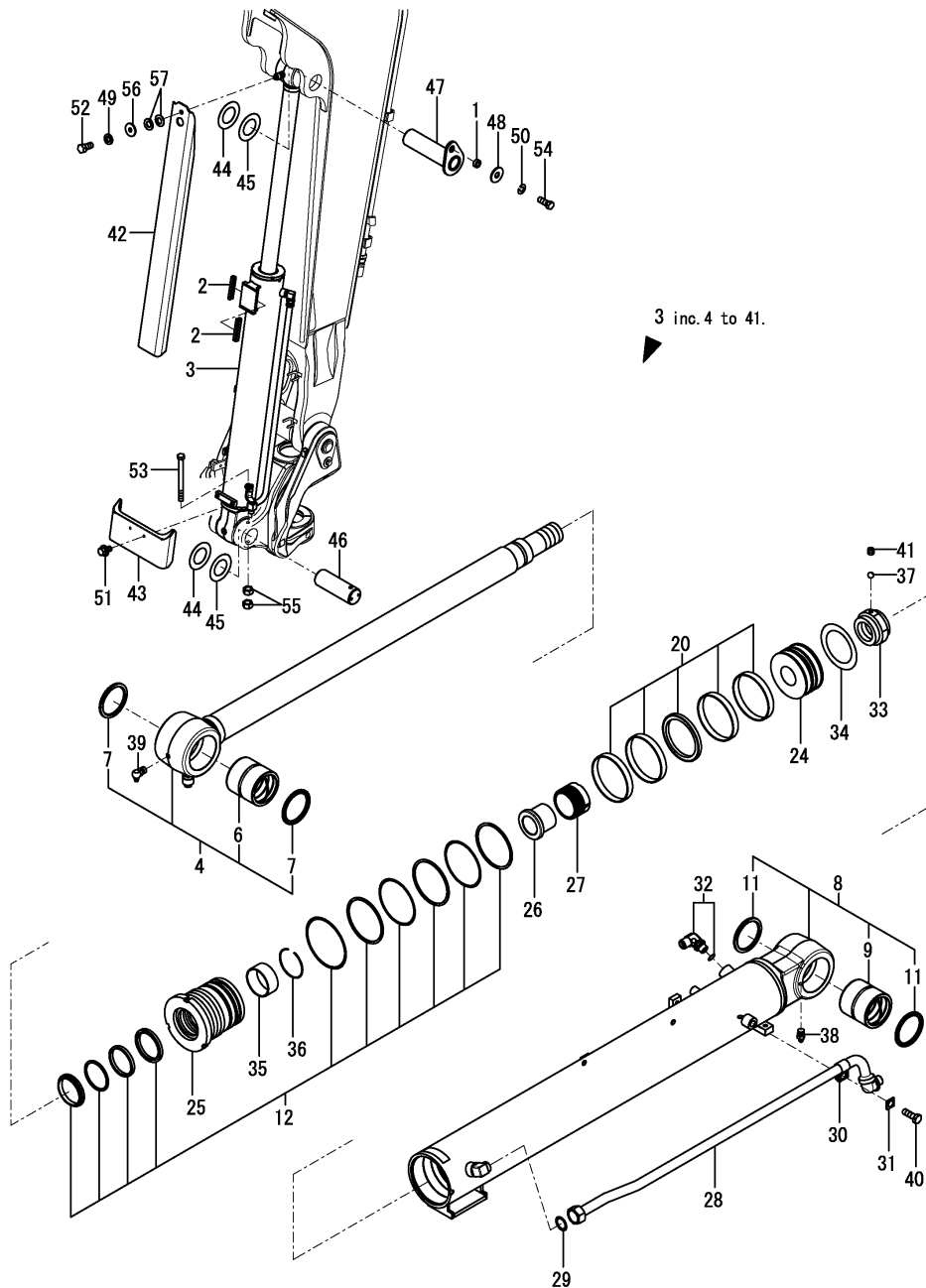


| No. | Lev. | Parts No. | Description | Q'ty | | | | | | I | R |
|--------------|------|----------------|----------------------|------|-----|-----|-----|-----|-----|---|-----|
| | | | | (A) | (B) | (C) | (D) | (E) | (F) | | |
| 1 | 1 | 172155-45790 | SPACER | 1 | | | | | | | |
| 2 | 1 | 172162-61770 | GUIDE, SLIDE | 2 | | | | | | | |
| 3 | 1 | 172B11-72100 | CYLINDER ASSY, BOOM | 1 | | | | | | | Z 1 |
| (A=MAG881) | | | | | | | | | | | |
| 4 | 2 | 172B11-72110 | HEAD | 1 | | | | | | | |
| 5 | 2 | 172B11-72120 | PISTON | 1 | | | | | | | |
| 6 | 2 | 172B11-72130 | NUT, LOCK | 1 | | | | | | | |
| 7 | 2 | 172B11-72140 | PLUNGER, CUSHION | 1 | | | | | | | |
| 8 | 2 | 172B11-72150 | SEAL, CUSHION | 1 | | | | | | | |
| 9 | 2 | 172B11-72160 | RING, RETAINING | 1 | | | | | | | |
| 10 | 2 | 172B11-72170 | BEARING, SLEEVE | 1 | | | | | | | |
| 11 | 2 | 172B11-72180 | PIPE ASSY | 1 | | | | | | | |
| 12 | 2 | 172B11-72190 | ELBOW, G1/2 | 1 | | | | | | | |
| 13 | 2 | 172B11-72200 | SEAL, DUST PIN 70 | 4 | | | | | | | |
| 14 | 2 | 172B11-72210 | REPAIR KIT, TUBE AS | 1 | | | | | | | |
| 16 | 3 | 172B11-71220 | BUSH, PIN 70 | 1 | | | | | | | |
| 17 | 2 | 172B11-72220 | REPAIR KIT, ROD AS | 1 | | | | | | | |
| 19 | 3 | 172B11-71220 | BUSH, PIN 70 | 1 | | | | | | | |
| 20 | 2 | 172B11-72230 | SEAL KIT, PISTON | 1 | | | | | | | |
| 23 | 2 | 172B11-72240 | SEAL KIT, HEAD | 1 | | | | | | | |
| 31 | 2 | 22137-100000 | WASHER, 10 | 1 | | | | | | | |
| 32 | 2 | 24761-020000 | NIPPLE, GREASE PT1/8 | 1 | | | | | | | |
| 33 | 2 | 24761-050000 | NIPPLE, GREASE C | 1 | | | | | | | |
| 34 | 2 | 26076-100162 | BOLT, 10 X 16 | 1 | | | | | | | |
| 35 | 1 | 172187-72910-N | COVER, SLIDE | 1 | | | | | | | |
| 36 | 1 | 172A89-72960-N | COVER, HOSE | 1 | | | | | | | |
| 37 | 1 | 172176-81700 | SHIM, 70X120X0.8 | 2 | | | | | | | |
| 38 | 1 | 172176-81710 | SHIM, 70X120X0.5 | 2 | | | | | | | |
| 39 | 1 | 172187-81801 | PIN, 70X200 | 1 | | | | | | | |
| 40 | 1 | 172A89-81810 | PIN ASSY, 70X252 | 1 | | | | | | | |
| 40-1 | 1 | 172A89-81810-1 | PIN ASSY, 70X252 | 1 | | | | | | | W |
| (A=*2020.04) | | | | | | | | | | | |
| 41 | 1 | 22157-140000 | WASHER, 14 | 1 | | | | | | | |
| 42 | 1 | 22217-100000 | WASHER, SPRING 10 | 1 | | | | | | | |
| 43 | 1 | 22217-140000 | WASHER, SPRING 14 | 1 | | | | | | | |
| 44 | 1 | 26014-100202 | BOLT, M10X 20 | 2 | | | | | | | |
| 45 | 1 | 26116-100202 | BOLT, M10X 20 PLATED | 1 | | | | | | | |
| 46 | 1 | 26116-121402 | BOLT, M12X140 PLATED | 1 | | | | | | | |
| 47 | 1 | 26116-140352 | BOLT, M14X 35 PLATED | 1 | | | | | | | |
| 48 | 1 | 26716-120002 | NUT, M12 | 2 | | | | | | | |
| 49 | 1 | 933147-03400 | WASHER, BRAKE ARM | 1 | | | | | | | |
| 50 | 1 | 933168-14170 | SPRING, 16 | 2 | | | | | | | |

Remarks

(1)Interchangeable by Fig.194(89A) No.3.
The inner parts are not compatible.

Fig.194. (89A)BOOM CYLINDER(H SPEC.)



(A)=VIO80-1A C(US)

(B)=

(C)=

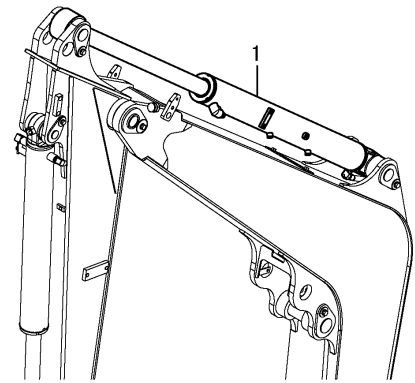
(D)=

(E)=

(F)=

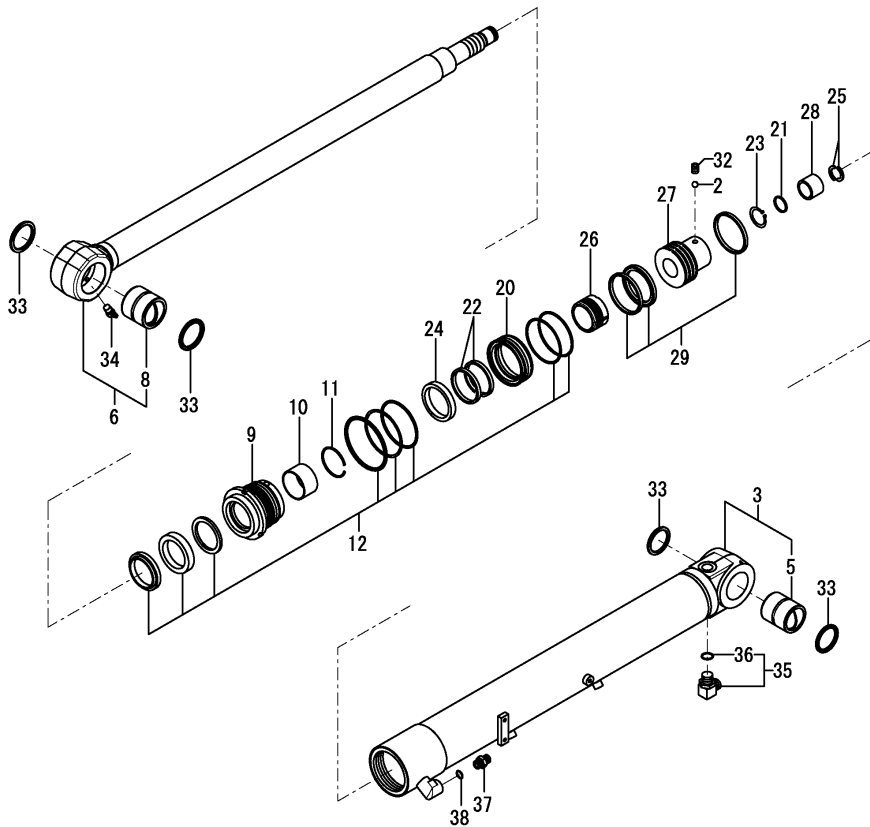
| No. | Lev. | Parts No. | Description | Q'ty | | | | | | I | R |
|--------------|------|----------------|-----------------------|------|-----|-----|-----|-----|-----|---|---|
| | | | | (A) | (B) | (C) | (D) | (E) | (F) | | |
| 1 | 1 | 172155-45790 | SPACER | 1 | | | | | | | |
| 2 | 1 | 172162-61770 | GUIDE, SLIDE | 2 | | | | | | | |
| 3 | 1 | 172B11-72101 | CYLINDER ASSY, BOOM | 1 | | | | | | | W |
| (A=MAG881) | | | | | | | | | | | |
| 4 | 2 | 172B11-96100 | REPAIR KIT, ROD | 1 | | | | | | | |
| 6 | 3 | 172B11-96120 | BUSH, PIN 70X85X83 | 1 | | | | | | | |
| 7 | 3 | 172B11-96150 | SEAL, DUST ROD 70 | 2 | | | | | | | |
| 8 | 2 | 172B11-96130 | REPAIR KIT, TUBE | 1 | | | | | | | |
| 9 | 3 | 172B11-96120 | BUSH, PIN 70X85X83 | 1 | | | | | | | |
| 11 | 3 | 172B11-96150 | SEAL, DUST ROD 70 | 2 | | | | | | | |
| 12 | 2 | 172B11-96160 | SEAL KIT, HEAD 115 65 | 1 | | | | | | | |
| 20 | 2 | 172B11-96200 | SEAL KIT, PISTON 115 | 1 | | | | | | | |
| 24 | 2 | 172B11-96240 | PISTON, 115 | 1 | | | | | | | |
| 25 | 2 | 172B11-96250 | HEAD, CYLINDER 115 65 | 1 | | | | | | | |
| 26 | 2 | 172B11-96260 | BUSH, FLANGE 65 | 1 | | | | | | | |
| 27 | 2 | 172B11-96270 | PLUNGER, CUSHION 78 | 1 | | | | | | | |
| 28 | 2 | 172B11-96280 | PIPE ASSY | 1 | | | | | | | |
| 29 | 2 | 172B11-97240 | O-RING, 20X2 | 1 | | | | | | | |
| 30 | 2 | 172B11-97380 | CLAMP, PIPE | 1 | | | | | | | |
| 31 | 2 | 172B11-97390 | WASHER | 1 | | | | | | | |
| 32 | 2 | 172B11-97420 | ELBOW, G1/2 | 1 | | | | | | | |
| 33 | 2 | 172B11-97710 | NUT, M52 | 1 | | | | | | | |
| 34 | 2 | 172B11-97720 | SHIM, 65X52.5X0.5 | 1 | | | | | | | |
| 35 | 2 | 172B11-97740 | BUSH, 65X70X30 | 1 | | | | | | | |
| 36 | 2 | 172B11-97750 | RING, RETAINING 65 | 1 | | | | | | | |
| 37 | 2 | 24190-080001 | BALL, STEEL 1/4 | 1 | | | | | | | |
| 38 | 2 | 24761-020000 | NIPPLE, GREASE PT 1/8 | 1 | | | | | | | |
| 39 | 2 | 24761-050000 | NIPPLE, GREASE C | 1 | | | | | | | |
| 40 | 2 | 26076-080202 | BOLT, 8 X 20 | 1 | | | | | | | |
| 41 | 2 | 26979-100122 | SCREW, M10X12 | 1 | | | | | | | |
| 42 | 1 | 172187-72910-N | COVER, SLIDE | 1 | | | | | | | |
| 43 | 1 | 172A89-72960-N | COVER, HOSE | 1 | | | | | | | |
| 44 | 1 | 172176-81700 | SHIM, 70X120X0.8 | 2 | | | | | | | |
| 45 | 1 | 172176-81710 | SHIM, 70X120X0.5 | 2 | | | | | | | |
| 46 | 1 | 172187-81801 | PIN, 70X200 | 1 | | | | | | | |
| 47 | 1 | 172A89-81810 | PIN ASSY, 70X252 | 1 | | | | | | | |
| 47-1 | 1 | 172A89-81810-1 | PIN ASSY, 70X252 | 1 | | | | | | | W |
| (A=*2020.04) | | | | | | | | | | | |
| 48 | 1 | 22157-140000 | WASHER, 14 | 1 | | | | | | | |
| 49 | 1 | 22217-100000 | WASHER, SPRING 10 | 1 | | | | | | | |
| 50 | 1 | 22217-140000 | WASHER, SPRING 14 | 1 | | | | | | | |
| 51 | 1 | 26014-100202 | BOLT, M10X 20 | 2 | | | | | | | |
| 52 | 1 | 26116-100202 | BOLT, M10X 20 PLATED | 1 | | | | | | | |
| 53 | 1 | 26116-121402 | BOLT, M12X140 PLATED | 1 | | | | | | | |
| 54 | 1 | 26116-140352 | BOLT, M14X 35 PLATED | 1 | | | | | | | |
| 55 | 1 | 26716-120002 | NUT, M12 | 2 | | | | | | | |
| 56 | 1 | 933147-03400 | WASHER, BRAKE ARM | 1 | | | | | | | |
| 57 | 1 | 933168-14170 | SPRING, 16 | 2 | | | | | | | |

Fig.90. ARM CYLINDER



1 INC. 2~34.

1



(A)=VIO80-1A C(US)

(B)=

(C)=

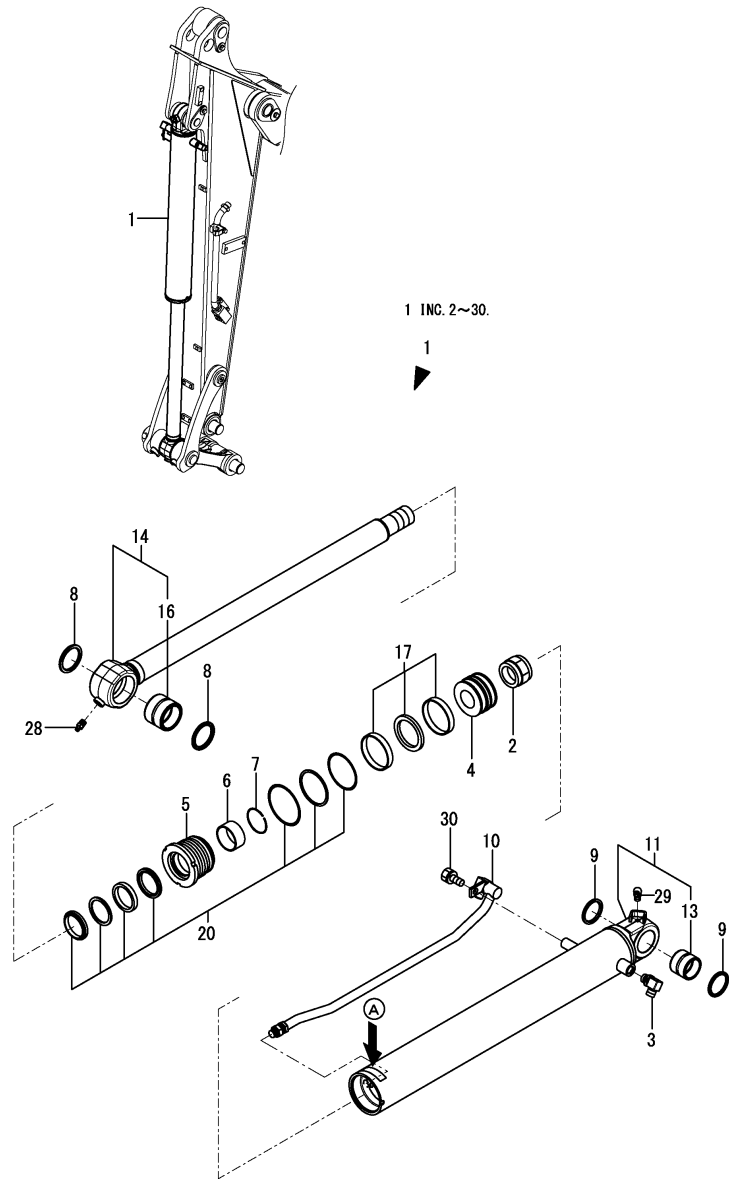
(D)=

(E)=

(F)=

| No. | Lev. | Parts No. | Description | Q'ty | | | | | | I | R |
|-----|------|----------------|----------------------|------|-----|-----|-----|-----|-----|---|---|
| | | | | (A) | (B) | (C) | (D) | (E) | (F) | | |
| 1 | 1 | 172A89-72300-N | CYLINDER ASSY, ARM | 1 | | | | | | | |
| 2 | 2 | 172124-70030 | BALL, STEEL | 1 | | | | | | | |
| 3 | 2 | 172A89-72310-N | TUBE KIT, CYLINDER | 1 | | | | | | | |
| 5 | 3 | 172A69-72480 | BUSH, PIN | 1 | | | | | | | |
| 6 | 2 | 172A89-72330 | ROD KIT, PISTON | 1 | | | | | | | |
| 8 | 3 | 172A69-72490 | BUSH, PIN | 1 | | | | | | | |
| 9 | 2 | 172A89-72350 | HEAD, CYLINDER | 1 | | | | | | | |
| 10 | 2 | 172A89-72360 | BUSH | 1 | | | | | | | |
| 11 | 2 | 172A89-72370 | RING, SNAP | 1 | | | | | | | |
| 12 | 2 | 172A89-72380 | REPAIR KIT, CYLINDER | 1 | | | | | | | |
| 20 | 2 | 172A89-72440 | HOLDER | 1 | | | | | | | |
| 21 | 2 | 172A69-72450 | SEAL, CUSHION | 1 | | | | | | | |
| 22 | 2 | 172A89-72450 | SEAL, CUSHION | 2 | | | | | | | |
| 23 | 2 | 172A69-72460 | RING, SNAP | 1 | | | | | | | |
| 24 | 2 | 172A89-72460 | COLLAR | 1 | | | | | | | |
| 25 | 2 | 172A69-72470 | STOPPER | 2 | | | | | | | |
| 26 | 2 | 172A89-72470 | BEARING, CUSHION | 1 | | | | | | | |
| 27 | 2 | 172A89-72480 | PISTON | 1 | | | | | | | |
| 28 | 2 | 172A89-72490 | BEARING, CUSHION | 1 | | | | | | | |
| 29 | 2 | 172A89-72750 | REPAIR KIT, CYLINDER | 1 | | | | | | | |
| 32 | 2 | 172162-72930 | SCREW, SETTING | 1 | | | | | | | |
| 33 | 2 | 172162-72950 | SEAL, DUST | 4 | | | | | | | |
| 34 | 2 | 24761-050000 | NIPPLE, GREASE C | 1 | | | | | | | |
| 35 | 1 | 172141-76900 | CONNECTOR ASSY, 1/2L | 1 | | | | | | | |
| 36 | 2 | 24315-000180 | O-RING, 1BP18.0 | 1 | | | | | | | |
| 37 | 1 | 172112-77361 | CONNECTOR, PF1/2-1/2 | 1 | | | | | | | |
| 38 | 1 | 41851-000180 | O-RING, P 18.0 HNBR | 1 | | | | | | | |

Fig.91. BUCKET CYLINDER(K SPEC.)



(A)=VIO80-1A C(US)
(B)=
(C)=

(D)=
(E)=
(F)=

| No. | Lev. | Parts No. | Description | Q'ty | | | | | | I | R |
|-----|------|------------------------------|-----------------------|------|-----|-----|-----|-----|-----|---|---|
| | | | | (A) | (B) | (C) | (D) | (E) | (F) | | |
| 1 | 1 | 172B11-72500 (A=*2016.03) | CYLINDER ASSY, BUCKET | 1 | | | | | | | Z |
| 2 | 2 | 172B11-72130 | NUT, LOCK | 1 | | | | | | | |
| 3 | 2 | 172B11-72190 | ELBOW, G1/2 | 1 | | | | | | | |
| 4 | 2 | 172B11-72510 | PISTON | 1 | | | | | | | |
| 5 | 2 | 172B11-72520 | HEAD | 1 | | | | | | | |
| 6 | 2 | 172B11-72530 | BEARING, SLEEVE | 1 | | | | | | | |
| 7 | 2 | 172B11-72540 | RING, RETAINING | 1 | | | | | | | |
| 8 | 2 | 172B11-72550 | SEAL, DUST PIN 60 | 2 | | | | | | | |
| 9 | 2 | 172B11-72560 | SEAL, DUST PIN 50 | 2 | | | | | | | |
| 10 | 2 | 172B11-72570 | PIPE ASSY | 1 | | | | | | | |
| 11 | 2 | 172B11-72580 | REPAIR KIT, TUBE AS | 1 | | | | | | | |
| 13 | 3 | 172B11-71330 | BUSH, PIN 50 | 1 | | | | | | | |
| 14 | 2 | 172B11-72590 | REPAIR KIT, ROD AS | 1 | | | | | | | |
| 16 | 3 | 172B11-71320 | BUSH, PIN 60 | 1 | | | | | | | |
| 17 | 2 | 172B11-72600 | SEAL KIT, PISTON | 1 | | | | | | | |
| 20 | 2 | 172B11-72610 | SEAL KIT, HEAD | 1 | | | | | | | |
| 28 | 2 | 24761-020000 | NIPPLE, GREASE PT1/8 | 1 | | | | | | | |
| 29 | 2 | 24761-050000 | NIPPLE, GREASE C | 1 | | | | | | | |
| 30 | 2 | 26076-100162 | BOLT, 10 X 16 | 1 | | | | | | | |

Remarks

* A : There is parts No. & serial No.(K448XXX)
Interchangeable by Fig.176(91A).
The inner parts are not compatible.

Fig.176. (91A)BUCKET CYLINDER(J SPEC.)

(A)=VIO80-1A C(US)

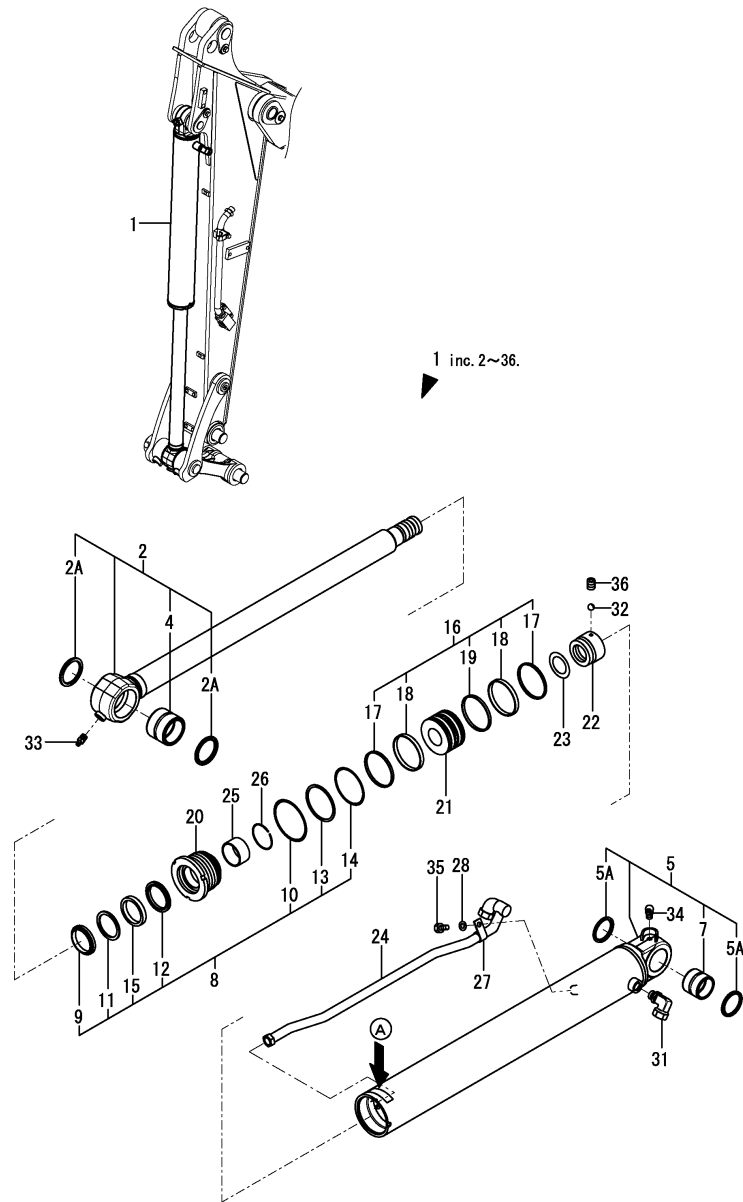
(B)=

(C)=

(D)=

(E)=

(F)=



| No. | Lev. | Parts No. | Description | Q'ty | | | | | | I | R |
|-----|------|-------------------------------|-----------------------|------|-----|-----|-----|-----|-----|---|---|
| | | | | (A) | (B) | (C) | (D) | (E) | (F) | | |
| 1 | 1 | 172B11-72501 (A=*2016.03) | CYLINDER ASSY, BUCKET | 1 | | | | | | | W |
| 2 | 2 | 172B11-97100 | REPAIR KIT, ROD | 1 | | | | | | | |
| 2A | 3 | 172B11-97400 (A=*2017.04.) | SEAL, DUST PIN 60X75 | 2 | | | | | | | W |
| 4 | 3 | 172B11-97120 | BUSH, PIN 60X75X58 | 1 | | | | | | | |
| 5 | 2 | 172B11-97130 | REPAIR KIT, TUBE | 1 | | | | | | | |
| 5A | 3 | 172B11-97410 (A=*2017.04.) | SEAL, DUST PIN 50X60 | 2 | | | | | | | W |
| 7 | 3 | 172B11-97150 | BUSH, PIN 50X60X48 | 1 | | | | | | | |
| 8 | 2 | 172B11-97160 | SEAL KIT, HEAD 95 60 | 1 | | | | | | | |
| 9 | 3 | 172B11-97170 | SEAL, DUST ROD 60 | 1 | | | | | | | |
| 10 | 3 | 172B11-97180 | O-RING, NBR HS90 | 1 | | | | | | | |
| 11 | 3 | 172B11-97190 | SEAL, ROD 60 | 1 | | | | | | | |
| 12 | 3 | 172B11-97200 | SEAL, BUFFER 60 | 1 | | | | | | | |
| 13 | 3 | 172B11-97210 | RING, BACK UP | 1 | | | | | | | |
| 14 | 3 | 172B11-97220 | O-RING, NBR HS90 | 1 | | | | | | | |
| 15 | 3 | 172B11-97230 | RING, BACK UP 60 | 1 | | | | | | | |
| 16 | 2 | 172B11-97250 | SEAL KIT, PISTON 95 | 1 | | | | | | | |
| 17 | 3 | 172B11-97260 | RING, WEAR 95 | 2 | | | | | | | |
| 18 | 3 | 172B11-97270 | RING, WEAR 95 | 2 | | | | | | | |
| 19 | 3 | 172B11-97280 | SEAL, PISTON 95 | 1 | | | | | | | |
| 20 | 2 | 172B11-97290 | HEAD, CYLINDER 95 60 | 1 | | | | | | | |
| 21 | 2 | 172B11-97300 | PISTON, 95 | 1 | | | | | | | |
| 22 | 2 | 172B11-97310 | NUT, M45 | 1 | | | | | | | |
| 23 | 2 | 172B11-97320 | SHIM, 65X45X0.5 | 1 | | | | | | | |
| 24 | 2 | 172B11-97330 | PIPE ASSY | 1 | | | | | | | |
| 25 | 2 | 172B11-97340 | BUSH, 60X65X30 | 1 | | | | | | | |
| 26 | 2 | 172B11-97350 | RING, RETAINING 60 | 1 | | | | | | | |
| 27 | 2 | 172B11-97380 | CLAMP, PIPE | 1 | | | | | | | |
| 28 | 2 | 172B11-97390 | WASHER | 1 | | | | | | | |
| 31 | 2 | 172B11-97420 | ELBOW, G1/2 | 1 | | | | | | | |
| 32 | 2 | 24190-080001 | BALL, STEEL 1/4 | 1 | | | | | | | |
| 33 | 2 | 24761-020000 | NIPPLE, GREASE PT1/8 | 1 | | | | | | | |
| 34 | 2 | 24761-050000 | NIPPLE, GREASE C | 1 | | | | | | | |
| 35 | 2 | 26076-080202 | BOLT, 8 X 20 | 1 | | | | | | | |
| 36 | 2 | 26979-100122 | SCREW, M10X12 | 1 | | | | | | | |

Remarks

* A : There is parts No. & serial No.(172B11-72501HXXX)

The inner parts are not compatible.

Fig.92. SWING CYLINDER(K SPEC.)

(A)=VIO80-1A C(US)

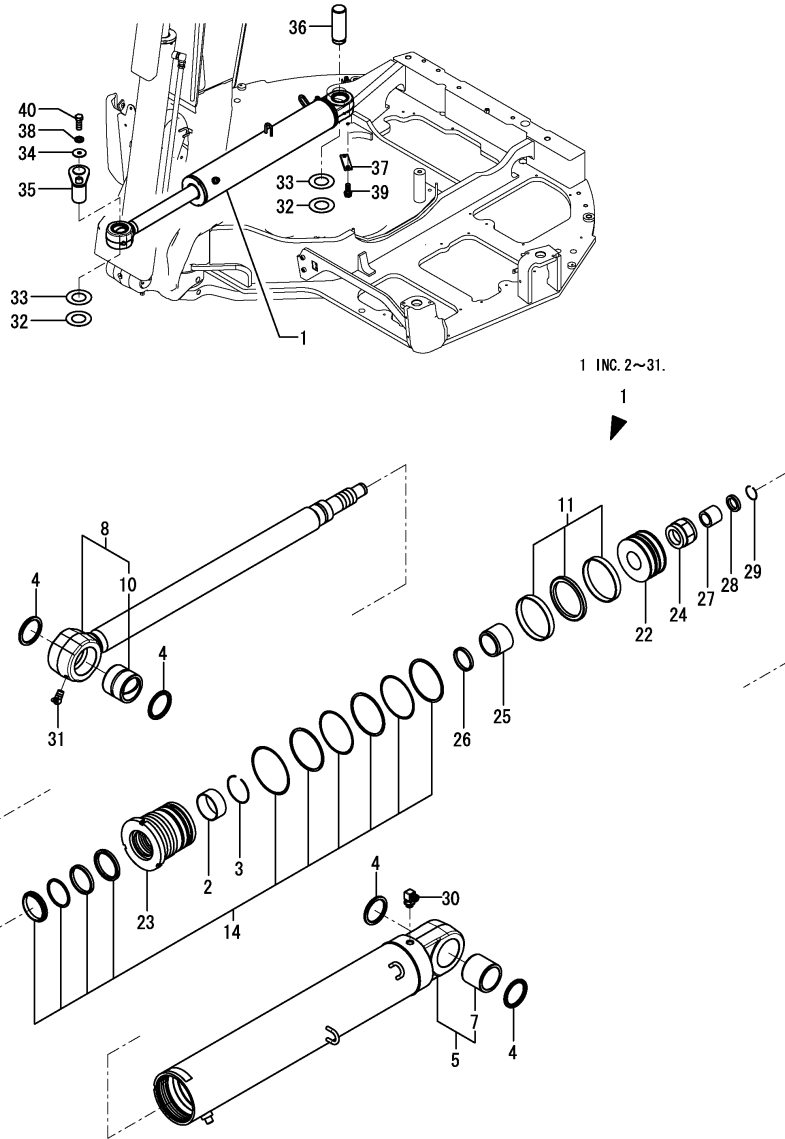
(B)=

(C)=

(D)=

(E)=

(F)=



| No. | Lev. | Parts No. | Description | Q'ty | | | | | | I | R | |
|------|------|--------------------------------|----------------------|------|-----|-----|-----|-----|-----|---|---|---|
| | | | | (A) | (B) | (C) | (D) | (E) | (F) | | | |
| 1 | 1 | 172B11-72700 (A=MAG880) | CYLINDER ASSY, SWING | 1 | | | | | | | Z | 1 |
| 2 | 2 | 172B11-72530 | BEARING, SLEEVE | 1 | | | | | | | | |
| 3 | 2 | 172B11-72540 | RING, RETAINING | 1 | | | | | | | | |
| 4 | 2 | 172B11-72550 | SEAL, DUST PIN 60 | 4 | | | | | | | | |
| 5 | 2 | 172B11-72620 | REPAIR KIT, TUBE AS | 1 | | | | | | | | |
| 7 | 3 | 172B11-71520 | BUSH, PIN 60 | 1 | | | | | | | | |
| 8 | 2 | 172B11-72630 | REPAIR KIT, ROD AS | 1 | | | | | | | | |
| 10 | 3 | 172B11-71530 | BUSH, PIN 60 | 1 | | | | | | | | |
| 11 | 2 | 172B11-72640 | SEAL KIT, PISTON | 1 | | | | | | | | |
| 14 | 2 | 172B11-72650 | SEAL KIT, HEAD | 1 | | | | | | | | |
| 22 | 2 | 172B11-72710 | PISTON | 1 | | | | | | | | |
| 23 | 2 | 172B11-72720 | HEAD | 1 | | | | | | | | |
| 24 | 2 | 172B11-72730 | NUT, LOCK | 1 | | | | | | | | |
| 25 | 2 | 172B11-72740 | PLUNGER, CUSHION | 1 | | | | | | | | |
| 26 | 2 | 172B11-72750 | SEAL, CUSHION | 1 | | | | | | | | |
| 27 | 2 | 172B11-72760 | PLUNGER, CUSHION | 1 | | | | | | | | |
| 28 | 2 | 172B11-72770 | RING, PLATE | 1 | | | | | | | | |
| 29 | 2 | 172B11-72780 | RING, RETAINING | 1 | | | | | | | | |
| 30 | 2 | 172B11-72790 | ELBOW, G3/8 | 1 | | | | | | | | |
| 31 | 2 | 24761-050000 | NIPPLE, GREASE C | 1 | | | | | | | | |
| 32 | 1 | 172175-81700 | SHIM, 60X110X0.8 | 4 | | | | | | | | |
| 33 | 1 | 172175-81710 | SHIM, 60X110X0.5 | 4 | | | | | | | | |
| 34 | 1 | 172187-81970 | WASHER, 15X58X3.2 | 1 | | | | | | | | |
| 35 | 1 | 172187-82370 | PIN ASSY, 60X144 | 1 | | | | | | | | |
| 35-1 | 1 | 172187-82370-1 (A=*2020.04) | PIN ASSY, 60X144 | 1 | | | | | | | | W |
| 36 | 1 | 172A69-82370 | PIN, 60X155 | 1 | | | | | | | | |
| 37 | 1 | 172162-94280-3 | PLATE, LOCK | 1 | | | | | | | | |
| 38 | 1 | 22217-140000 | WASHER, SPRING 14 | 1 | | | | | | | | |
| 39 | 1 | 26013-120302 | BOLT, M12X 30 | 2 | | | | | | | | |
| 40 | 1 | 26116-140352 | BOLT, M14X 35 PLATED | 1 | | | | | | | | |

Remarks

(1)Interchangeable by Fig.195(92A) No.1.
The inner parts are not compatible.

Fig.195. (92A)SWING CYLINDER(H SPEC.)

(A)=VIO80-1A C(US)

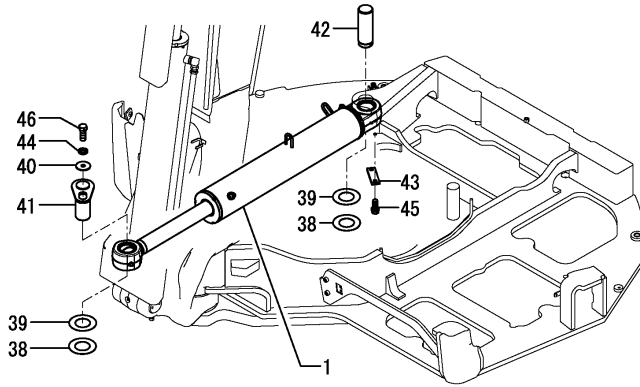
(B)=

(C)=

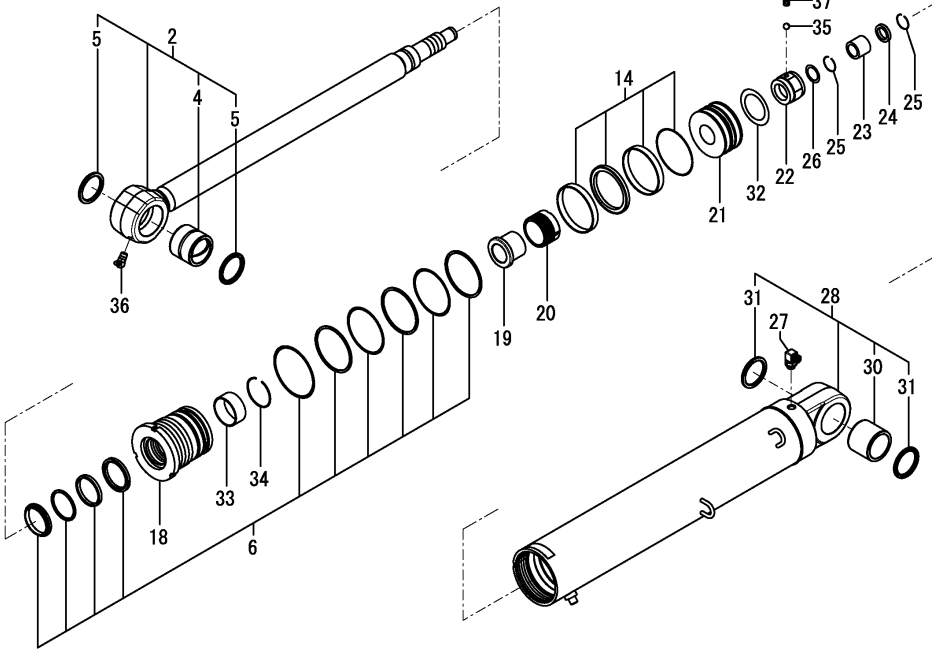
(D)=

(E)=

(F)=

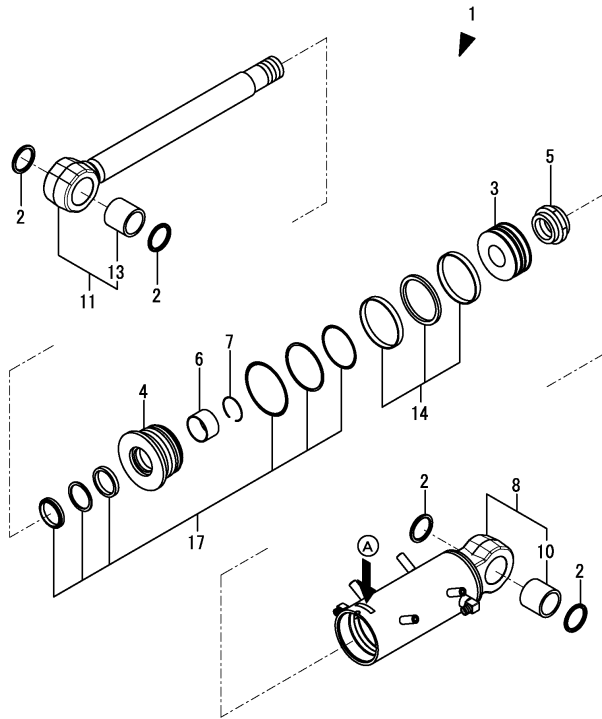
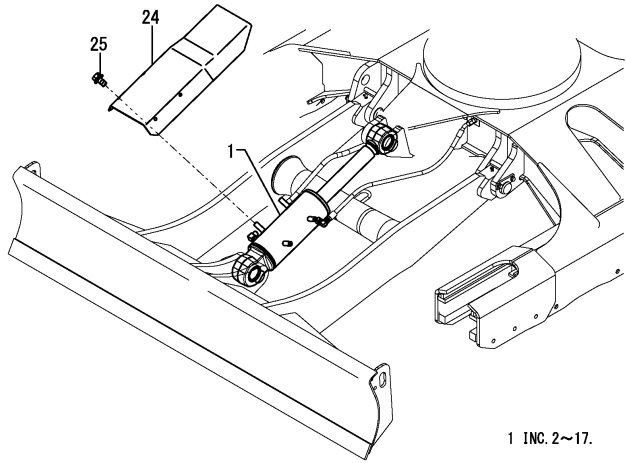


1 inc. 2 to 37.



| No. | Lev. | Parts No. | Description | Q'ty | | | | | | I | R |
|------|------|--------------------------------|----------------------|------|-----|-----|-----|-----|-----|---|---|
| | | | | (A) | (B) | (C) | (D) | (E) | (F) | | |
| 1 | 1 | 172B11-72701 (A=MAG880) | CYLINDER ASSY, SWING | 1 | | | | | | | W |
| 2 | 2 | 172B11-96400 | REPAIR KIT, ROD | 1 | | | | | | | |
| 4 | 3 | 172B11-96420 | BUSH, PIN 60X75X63 | 1 | | | | | | | |
| 5 | 3 | 172B11-97400 | SEAL, DUST PIN 60X75 | 2 | | | | | | | |
| 6 | 2 | 172B11-96460 | SEAL KIT,HEAD 120 60 | 1 | | | | | | | |
| 14 | 2 | 172B11-96500 | SEAL KIT, PISTON 120 | 1 | | | | | | | |
| 18 | 2 | 172B11-96550 | HEAD,CYLINDER 120 60 | 1 | | | | | | | |
| 19 | 2 | 172B11-96560 | BUSH, FLANGE 60 | 1 | | | | | | | |
| 20 | 2 | 172B11-96570 | PLUNGER, CUSHION 78 | 1 | | | | | | | |
| 21 | 2 | 172B11-96580 | PISTON, 120 | 1 | | | | | | | |
| 22 | 2 | 172B11-96590 | NUT, M45 | 1 | | | | | | | |
| 23 | 2 | 172B11-96600 | PLUNGER, CUSHION 32 | 1 | | | | | | | |
| 24 | 2 | 172B11-96610 | CLAMP, 40X2.8 | 1 | | | | | | | |
| 25 | 2 | 172B11-96620 | RETAINER, LING26X2.7 | 2 | | | | | | | |
| 26 | 2 | 172B11-96630 | SEAL, BUFFER 23.5 | 1 | | | | | | | |
| 27 | 2 | 172B11-96640 | ELBOW, G3/8 | 1 | | | | | | | |
| 28 | 2 | 172B11-96700 | REPAIR KIT, TUBE | 1 | | | | | | | |
| 30 | 3 | 172B11-96730 | BUSH, PIN 60X75X63 | 1 | | | | | | | |
| 31 | 3 | 172B11-97400 | SEAL, DUST PIN 60X75 | 2 | | | | | | | |
| 32 | 2 | 172B11-97320 | SHIM, 65X45X0.5 | 1 | | | | | | | |
| 33 | 2 | 172B11-97340 | BUSH, 60X65X30 | 1 | | | | | | | |
| 34 | 2 | 172B11-97350 | RING, RETAINING 60 | 1 | | | | | | | |
| 35 | 2 | 24190-080001 | BALL, STEEL 1/4 | 1 | | | | | | | |
| 36 | 2 | 24761-050000 | NIPPLE, GREASE C | 1 | | | | | | | |
| 37 | 2 | 26979-100122 | SCREW, M10X12 | 1 | | | | | | | |
| 38 | 1 | 172175-81700 | SHIM, 60X110X0.8 | 4 | | | | | | | |
| 39 | 1 | 172175-81710 | SHIM, 60X110X0.5 | 4 | | | | | | | |
| 40 | 1 | 172187-81970 | WASHER, 15X58X3.2 | 1 | | | | | | | |
| 41 | 1 | 172187-82370 | PIN ASSY, 60X144 | 1 | | | | | | | |
| 41-1 | 1 | 172187-82370-1 (A=*2020.04) | PIN ASSY, 60X144 | 1 | | | | | | | W |
| 42 | 1 | 172A69-82371 | PIN, 60X155 | 1 | | | | | | | |
| 43 | 1 | 172162-94280-3 | PLATE, LOCK | 1 | | | | | | | |
| 44 | 1 | 22217-140000 | WASHER, SPRING 14 | 1 | | | | | | | |
| 45 | 1 | 26013-120302 | BOLT, M12X 30 | 2 | | | | | | | |
| 46 | 1 | 26116-140352 | BOLT, M14X 35 PLATED | 1 | | | | | | | |

Fig.93. BLADE CYLINDER(K SPEC.)



(A)=VIO80-1A C(US)
(B)=
(C)=

(D)=
(E)=
(F)=

| No. | Lev. | Parts No. | Description | Q'ty | | | | | | I | R |
|-----|------|------------------------------|----------------------|------|-----|-----|-----|-----|-----|---|---|
| | | | | (A) | (B) | (C) | (D) | (E) | (F) | | |
| 1 | 1 | 172B11-72800 (A=*2016.03) | CYLINDER ASSY, BLADE | 1 | | | | | | | Z |
| 2 | 2 | 172B11-72550 | SEAL, DUST PIN 60 | 4 | | | | | | | |
| 3 | 2 | 172B11-72810 | PISTON | 1 | | | | | | | |
| 4 | 2 | 172B11-72820 | HEAD | 1 | | | | | | | |
| 5 | 2 | 172B11-72830 | NUT, LOCK | 1 | | | | | | | |
| 6 | 2 | 172B11-72840 | BEARING, SLEEVE | 1 | | | | | | | |
| 7 | 2 | 172B11-72850 | RING, RETAINING | 1 | | | | | | | |
| 8 | 2 | 172B11-72860 | REPAIR KIT, TUBE AS | 1 | | | | | | | |
| 10 | 3 | 172B11-71720 | BUSH, PIN 60 | 1 | | | | | | | |
| 11 | 2 | 172B11-72870 | REPAIR KIT, ROD AS | 1 | | | | | | | |
| 13 | 3 | 172B11-71720 | BUSH, PIN 60 | 1 | | | | | | | |
| 14 | 2 | 172B11-72880 | SEAL KIT, PISTON | 1 | | | | | | | |
| 17 | 2 | 172B11-72890 | SEAL KIT, HEAD | 1 | | | | | | | |
| 24 | 1 | 172B11-72900 | COVER ASSY, CYLINDER | 1 | | | | | | | |
| 25 | 1 | 26014-100202 | BOLT, M10X 20 | 4 | | | | | | | |

Remarks

* A : There is parts No. & serial No.(K450XXX)
Interchangeable by Fig.177(93A).
The inner parts are not compatible.

Fig.177. (93A)BLADE CYLINDER(J SPEC.)

(A)=VIO80-1A C(US)

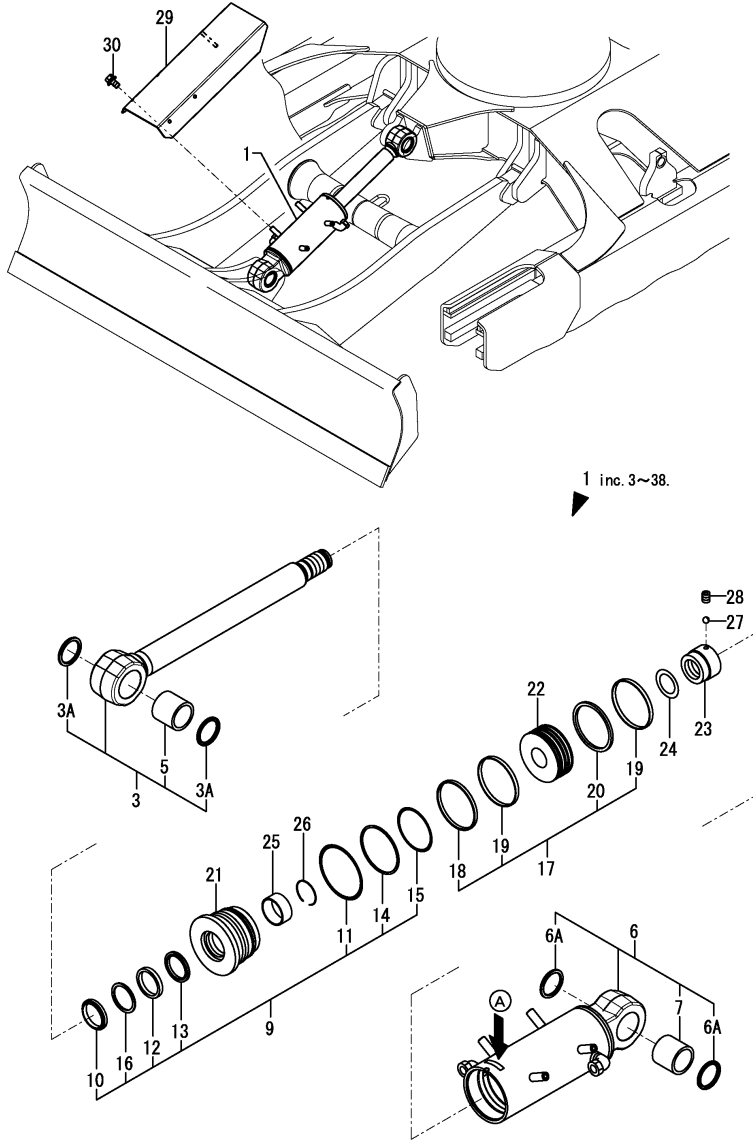
(B)=

(C)=

(D)=

(E)=

(F)=



| No. | Lev. | Parts No. | Description | Q'ty | | | | | | I | R |
|-----|------|-------------------------------|----------------------|------|-----|-----|-----|-----|-----|---|---|
| | | | | (A) | (B) | (C) | (D) | (E) | (F) | | |
| 1 | 1 | 172B11-72801 (A=*2016.03) | CYLINDER ASSY, BLADE | 1 | | | | | | | W |
| 3 | 2 | 172B11-97500 | REPAIR KIT, ROD | 1 | | | | | | | |
| 3A | 3 | 172B11-97400 (A=*2017.04.) | SEAL, DUST PIN 60X75 | 2 | | | | | | | W |
| 5 | 3 | 172B11-97520 | BUSH, PIN 60X75X68 | 1 | | | | | | | |
| 6 | 2 | 172B11-97530 | REPAIR KIT, TUBE | 1 | | | | | | | |
| 6A | 3 | 172B11-97400 (A=*2017.04.) | SEAL, DUST PIN 60X75 | 2 | | | | | | | W |
| 7 | 3 | 172B11-97520 | BUSH, PIN 60X75X68 | 1 | | | | | | | |
| 9 | 2 | 172B11-97560 | SEAL KIT,HEAD 130 65 | 1 | | | | | | | |
| 10 | 3 | 172B11-97570 | SEAL, DUST ROD 65 | 1 | | | | | | | |
| 11 | 3 | 172B11-97580 | O-RING, NBR HS90 | 1 | | | | | | | |
| 12 | 3 | 172B11-97590 | SEAL, ROD 65 | 1 | | | | | | | |
| 13 | 3 | 172B11-97600 | SEAL, BUFFER 65 | 1 | | | | | | | |
| 14 | 3 | 172B11-97610 | RING, BACK UP | 1 | | | | | | | |
| 15 | 3 | 172B11-97620 | O-RING, NBR HS90 | 1 | | | | | | | |
| 16 | 3 | 172B11-97630 | RING, BACK UP 65 | 1 | | | | | | | |
| 17 | 2 | 172B11-97650 | SEAL KIT, PISTON 130 | 1 | | | | | | | |
| 18 | 3 | 172B11-97660 | RING, WEAR 130 | 1 | | | | | | | |
| 19 | 3 | 172B11-97670 | RING, WEAR 130 | 2 | | | | | | | |
| 20 | 3 | 172B11-97680 | SEAL, PISTON 130 | 1 | | | | | | | |
| 21 | 2 | 172B11-97690 | HEAD,CYLINDER 130 65 | 1 | | | | | | | |
| 22 | 2 | 172B11-97700 | PISTON, 130 | 1 | | | | | | | |
| 23 | 2 | 172B11-97710 | NUT, M52 | 1 | | | | | | | |
| 24 | 2 | 172B11-97720 | SHIM, 65X52.5X0.5 | 1 | | | | | | | |
| 25 | 2 | 172B11-97740 | BUSH, 65X70X30 | 1 | | | | | | | |
| 26 | 2 | 172B11-97750 | RING, RETAINING 65 | 1 | | | | | | | |
| 27 | 2 | 24190-080001 | BALL, STEEL 1/4 | 1 | | | | | | | |
| 28 | 2 | 26979-100122 | SCREW, M10X12 | 1 | | | | | | | |
| 29 | 1 | 172A69-72900 | COVER ASSY, BLADE | 1 | | | | | | | |
| 30 | 1 | 26014-100202 | BOLT, M10X 20 | 4 | | | | | | | |

Remarks

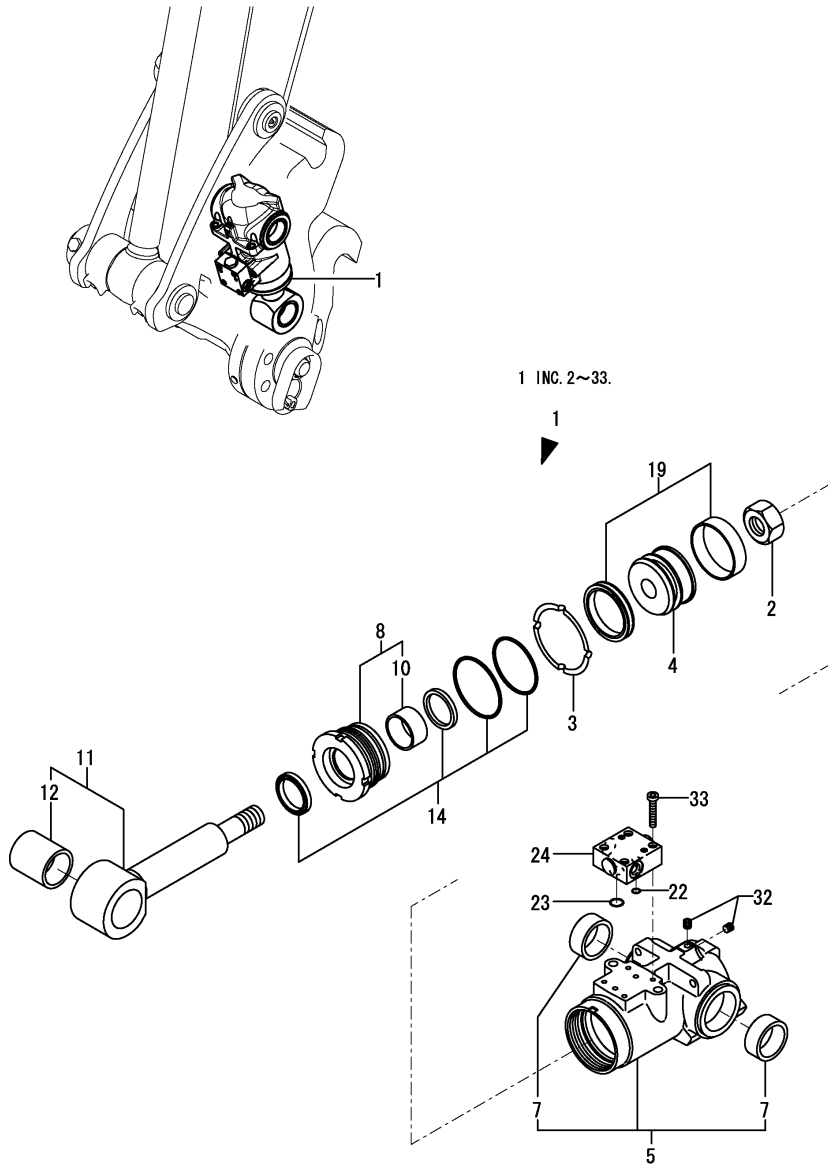
* A : There is parts No. & serial No.(172B11-72801HXXX)

The inner parts are not compatible.

Fig.94. HITCH CYLINDER

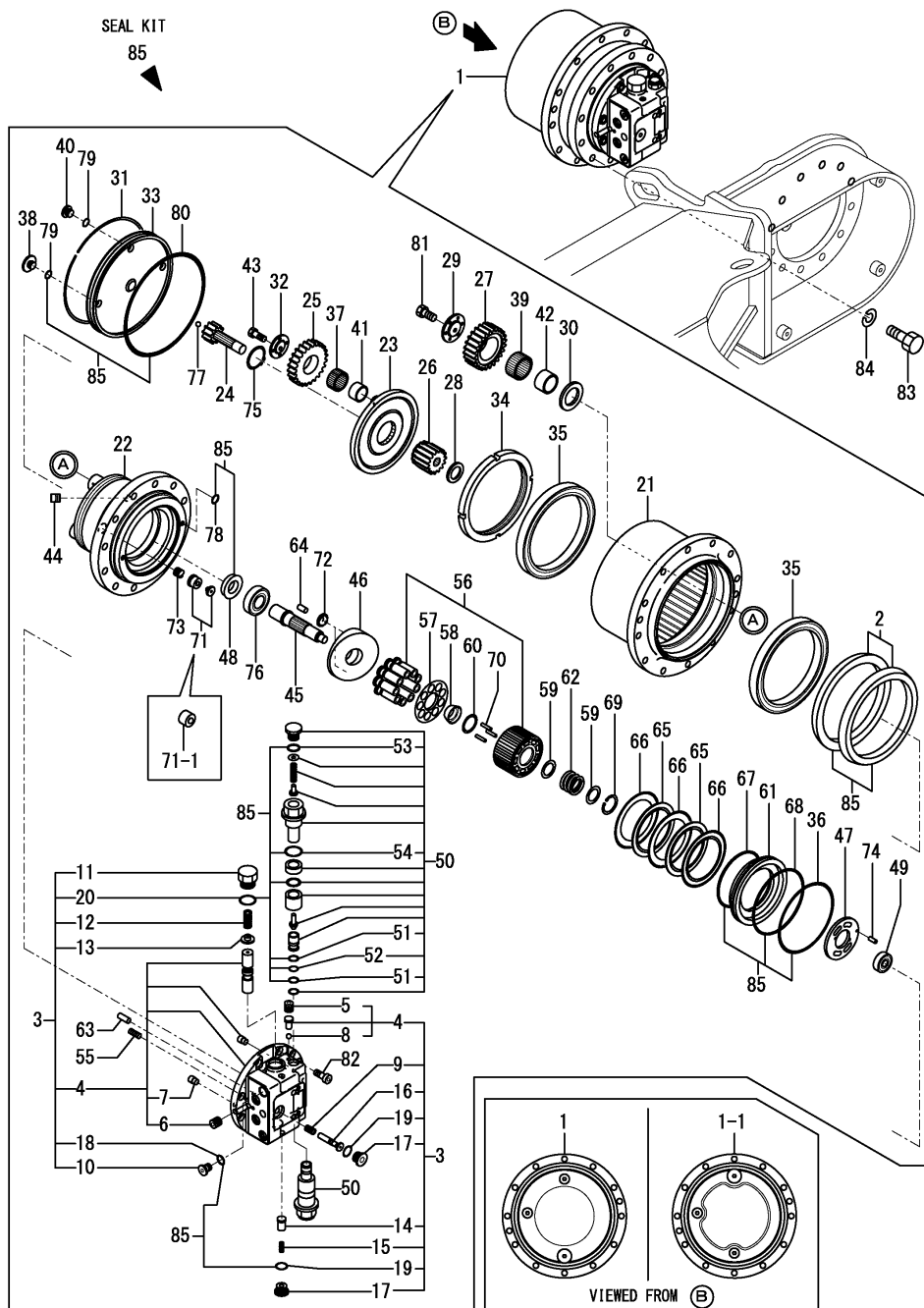
(A)=VIO80-1A C(US)
 (B)=
 (C)=

(D)=
 (E)=
 (F)=



| No. | Lev. | Parts No. | Description | Q'ty | | | | | | I | R |
|-----|------|----------------|----------------------|------|-----|-----|-----|-----|-----|---|---|
| | | | | (A) | (B) | (C) | (D) | (E) | (F) | | |
| 1 | 1 | 172978-72800-N | CYLINDER, HITCH | 1 | | | | | | | |
| 2 | 2 | 172141-72250 | U-NUT, M27 | 1 | | | | | | | |
| 3 | 2 | 172142-72260 | WASHER, LOCK 80 B | 1 | | | | | | | |
| 4 | 2 | 172175-72480 | PISTON, 80 | 1 | | | | | | | |
| 5 | 2 | 172978-72810-N | TUBE, HITCH | 1 | | | | | | | |
| 7 | 3 | 172978-72890 | BUSH, 45-55-22 | 2 | | | | | | | |
| 8 | 2 | 172978-72860 | HEAD ASSY, 80 45 | 1 | | | | | | | |
| 10 | 3 | 24550-045250 | BUSH, 45X25 | 1 | | | | | | | |
| 11 | 2 | 172978-72880 | ROD ASSY, HITCH | 1 | | | | | | | |
| 12 | 3 | 172151-71630 | BUSH, 45-60 | 1 | | | | | | | |
| 14 | 2 | 172978-72920 | SEAL SET, HEAD 80X45 | 1 | | | | | | | |
| 19 | 2 | 172142-72951 | SEAL SET, PISTON | 1 | | | | | | | |
| 22 | 2 | 172958-72950 | O-RING, P8 | 1 | | | | | | | |
| 23 | 2 | 172958-72960 | O-RING, P14 | 1 | | | | | | | |
| 24 | 2 | 172958-72983-N | VALVE ASSY, OPERATE | 1 | | | | | | | |
| 32 | 2 | 23871-005000 | PLUG, R005 | 2 | | | | | | | |
| 33 | 2 | 26450-060302 | BOLT, M6X 30 | 4 | | | | | | | |

Fig.95. TRAVEL MOTOR



(A)=VIO80-1A C(US)

(B)=

(C)=

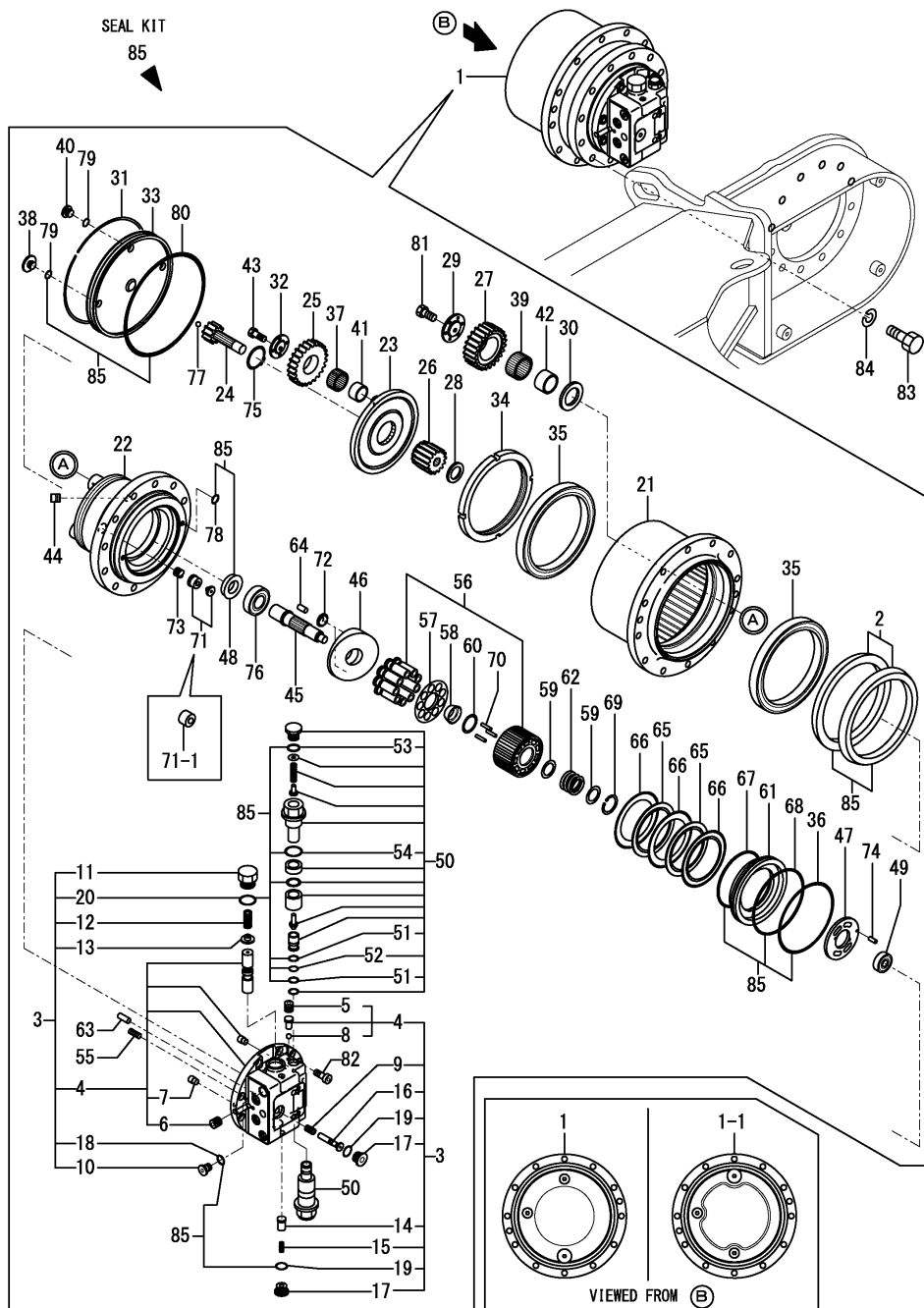
(D)=

(E)=

(F)=

| No. | Lev. | Parts No. | Description | Q'ty | | | | | | I | R |
|------------|------|--------------|--------------------|------|-----|-----|-----|-----|-----|---|---|
| | | | | (A) | (B) | (C) | (D) | (E) | (F) | | |
| 1 | 1 | 172A89-73300 | MOTOR ASSY, TRAVEL | 2 | | | | | | | |
| 1-1 | 1 | 172A89-73301 | MOTOR ASSY, TRAVEL | 2 | | | | | | | N |
| (A=M1B289) | | | | | | | | | | | |
| 2 | 2 | 172A65-73310 | SEAL SET, FLOATING | 2 | | | | | | | |
| 3 | 2 | 172A89-73310 | FLANGE ASSY, REAR | 2 | | | | | | | |
| 4 | 3 | 172A89-73320 | FLANGE KIT, REAR | 2 | | | | | | | |
| 5 | 4 | 172479-73750 | PLUG | 6 | | | | | | | |
| 6 | 4 | 172479-73760 | PLUG | 8 | | | | | | | |
| 7 | 4 | 172A69-73850 | ORIFICE | 2 | | | | | | | |
| 8 | 4 | 24190-060001 | BALL, STEEL 3/16 | 2 | | | | | | | |
| 9 | 3 | 172A89-73340 | SPRING | 2 | | | | | | | |
| 10 | 3 | 172479-73480 | PLUG | 2 | | | | | | | |
| 11 | 3 | 172A65-73620 | PLUG | 4 | | | | | | | |
| 12 | 3 | 172A65-73630 | SPRING | 4 | | | | | | | |
| 13 | 3 | 172479-73800 | RETAINER, SPRING | 4 | | | | | | | |
| 14 | 3 | 172479-73810 | VALVE | 4 | | | | | | | |
| 15 | 3 | 172479-73830 | SPRING | 4 | | | | | | | |
| 16 | 3 | 172A69-73830 | SPOOL | 2 | | | | | | | |
| 17 | 3 | 172479-73850 | PLUG | 6 | | | | | | | |
| 18 | 3 | 24315-000140 | O-RING, 1BP14.0 | 2 | | | | | | | |
| 19 | 3 | 24315-000180 | O-RING, 1BP18.0 | 6 | | | | | | | |
| 20 | 3 | 24315-000260 | O-RING, 1BP26.0 | 4 | | | | | | | |
| 21 | 2 | 172A65-73320 | HUB | 2 | | | | | | | |
| 22 | 2 | 172A65-73330 | SPINDLE | 2 | | | | | | | |
| 22-1 | 1 | 172A89-73350 | SPINDLE | 2 | | | | | | | S |
| (A=M1B289) | | | | | | | | | | | |
| 23 | 2 | 172A65-73340 | CARRIER | 2 | | | | | | | |
| 24 | 2 | 172A65-73350 | GEAR, SUN 2 | 2 | | | | | | | |
| 25 | 2 | 172A65-73360 | GEAR, PLANETARY 1 | 6 | | | | | | | |
| 26 | 2 | 172A65-73370 | GEAR, SUN 1 | 2 | | | | | | | |
| 27 | 2 | 172A65-73380 | GEAR, PLANETARY 2 | 8 | | | | | | | |
| 28 | 2 | 172A65-73390 | COLLAR, THRUST | 2 | | | | | | | |
| 29 | 2 | 172A65-73400 | WASHER, THRUST 1 | 8 | | | | | | | |
| 30 | 2 | 172A65-73410 | WASHER, THRUST 2 | 8 | | | | | | | |
| 31 | 2 | 172479-73420 | RING | 2 | | | | | | | |
| 32 | 2 | 172A65-73420 | WASHER, THRUST 3 | 6 | | | | | | | |
| 33 | 2 | 172A65-73430 | COVER | 2 | | | | | | | |
| 33-1 | 1 | 172A89-73430 | COVER | 2 | | | | | | | N |
| (A=M1B289) | | | | | | | | | | | |
| 34 | 2 | 172A65-73440 | NUT, RING | 2 | | | | | | | |
| 35 | 2 | 172A65-73450 | BEARING, ANGULAR | 4 | | | | | | | |
| 36 | 2 | 172499-73460 | O-RING | 2 | | | | | | | |
| 37 | 2 | 172A65-73460 | BEARING, ROLLER | 6 | | | | | | | |
| 38 | 2 | 172479-73470 | PLUG | 2 | | | | | | | |
| 39 | 2 | 172A65-73470 | BEARING, ROLLER | 8 | | | | | | | |
| 40 | 2 | 172479-73480 | PLUG | 4 | | | | | | | |
| 41 | 2 | 172A65-73480 | INNER RACE | 6 | | | | | | | |
| 42 | 2 | 172A65-73490 | INNER RACE | 8 | | | | | | | |
| 43 | 2 | 172A65-73500 | BOLT, M8X20 10.9T | 6 | | | | | | | |
| 44 | 2 | 172A65-73510 | SCREW, M8X12 | 4 | | | | | | | |
| 45 | 2 | 172A65-73520 | SHAFT | 2 | | | | | | | |

Fig.95. TRAVEL MOTOR



(A)=VIO80-1A C(US)

(B)=

(C)=

(D)=

(E)=

(F)=

| No. | Lev. | Parts No. | Description | (A) | (B) | (C) | (D) | (E) | (F) | Q'ty | I | R |
|------------|------|--------------|--------------------|-----|-----|-----|-----|-----|-----|------|---|---|
| 46 | 2 | 172A65-73530 | PLATE, SWASH | 2 | | | | | | | | |
| 46-1 | 1 | 172A89-73530 | PLATE, SWASH | 2 | | | | | | | | S |
| (A=M1B289) | | | | | | | | | | | | |
| 47 | 2 | 172A65-73540 | PLATE, TIMING | 2 | | | | | | | | |
| 48 | 2 | 172A65-73550 | SEAL, OIL | 2 | | | | | | | | |
| 49 | 2 | 172A65-73560 | BEARING | 2 | | | | | | | | |
| 50 | 2 | 172A65-73570 | VALVE ASSY, RELIEF | 4 | | | | | | | | |
| 51 | 3 | 172A65-73580 | RING, BACK UP | 8 | | | | | | | | |
| 52 | 3 | 24315-000100 | O-RING, 1BP10.0 | 4 | | | | | | | | |
| 53 | 3 | 24315-000110 | O-RING, 1BP11.0 | 4 | | | | | | | | |
| 54 | 3 | 24315-000200 | O-RING, 1BP20.0 | 4 | | | | | | | | |
| 55 | 2 | 172479-73590 | SPRING | 20 | | | | | | | | |
| 56 | 2 | 172499-73620 | PISTON ASSY | 2 | | | | | | | | |
| 57 | 2 | 172499-73630 | PLATE, RETAINER | 2 | | | | | | | | |
| 57-1 | 1 | 172A89-73540 | PLATE, RETAINER | 2 | | | | | | | | N |
| (A=M1B289) | | | | | | | | | | | | |
| 58 | 2 | 172499-73640 | BALL, THRUST | 2 | | | | | | | | |
| 58-1 | 1 | 172A89-73550 | BALL, THRUST | 2 | | | | | | | | N |
| (A=M1B289) | | | | | | | | | | | | |
| 59 | 2 | 172499-73660 | WASHER | 4 | | | | | | | | |
| 60 | 2 | 172499-73670 | WASHER | 2 | | | | | | | | |
| 61 | 2 | 172499-73680 | PISTON, HYDRAULIC | 2 | | | | | | | | |
| 62 | 2 | 172499-73700 | SPRING | 2 | | | | | | | | |
| 63 | 2 | 172479-73710 | PIN, PARALLEL 8X54 | 4 | | | | | | | | |
| 64 | 2 | 172479-73710 | PIN, PARALLEL 8X54 | 4 | | | | | | | | |
| 65 | 2 | 172499-73710 | PLATE, FRICTION | 4 | | | | | | | | |
| 66 | 2 | 172499-73720 | PLATE | 6 | | | | | | | | |
| 67 | 2 | 172499-73760 | O-RING | 2 | | | | | | | | |
| 68 | 2 | 172499-73770 | O-RING | 2 | | | | | | | | |
| 69 | 2 | 172499-73780 | RING, SNAP | 2 | | | | | | | | |
| 70 | 2 | 172499-73810 | BEARING, ROLLER | 6 | | | | | | | | |
| 71 | 2 | 172499-73820 | PISTON ASSY | 2 | | | | | | | | |
| 71-1 | 1 | 172A89-73560 | PISTON | 2 | | | | | | | | S |
| (A=M1B289) | | | | | | | | | | | | |
| 72 | 2 | 172499-73830 | PIVOT | 4 | | | | | | | | |
| 72-1 | 1 | 172A89-73570 | PIVOT | 4 | | | | | | | | S |
| (A=M1B289) | | | | | | | | | | | | |
| 73 | 2 | 172499-73870 | SPRING | 2 | | | | | | | | |
| 74 | 2 | 172479-73950 | PIN, PARALLEL 8X54 | 2 | | | | | | | | |
| 75 | 2 | 22242-000450 | RING, 45 | 2 | | | | | | | | |
| 76 | 2 | 24101-062064 | BEARING, BALL 6206 | 2 | | | | | | | | |
| 77 | 2 | 24190-120001 | BALL, STEEL 3/8 | 2 | | | | | | | | |
| 78 | 2 | 24315-000070 | O-RING, 1BP7.0 | 4 | | | | | | | | |
| 79 | 2 | 24315-000140 | O-RING, 1BP14.0 | 6 | | | | | | | | |
| 80 | 2 | 24321-002300 | O-RING, 1AG230.0 | 2 | | | | | | | | |
| 81 | 2 | 26076-100202 | BOLT, 10.910X 20 | 8 | | | | | | | | |
| 82 | 2 | 26450-120302 | BOLT, M12X 30 | 16 | | | | | | | | |
| 83 | 1 | 172460-73320 | BOLT, 16X45 | 24 | | | | | | | | |
| 84 | 1 | 22217-160000 | WASHER, SPRING 16 | 24 | | | | | | | | |
| 85 | 1 | 172A65-73700 | SEAL SET | 2 | | | | | | | | |

Fig.96. TURNING MOTOR

(A)=VIO80-1A C(US)

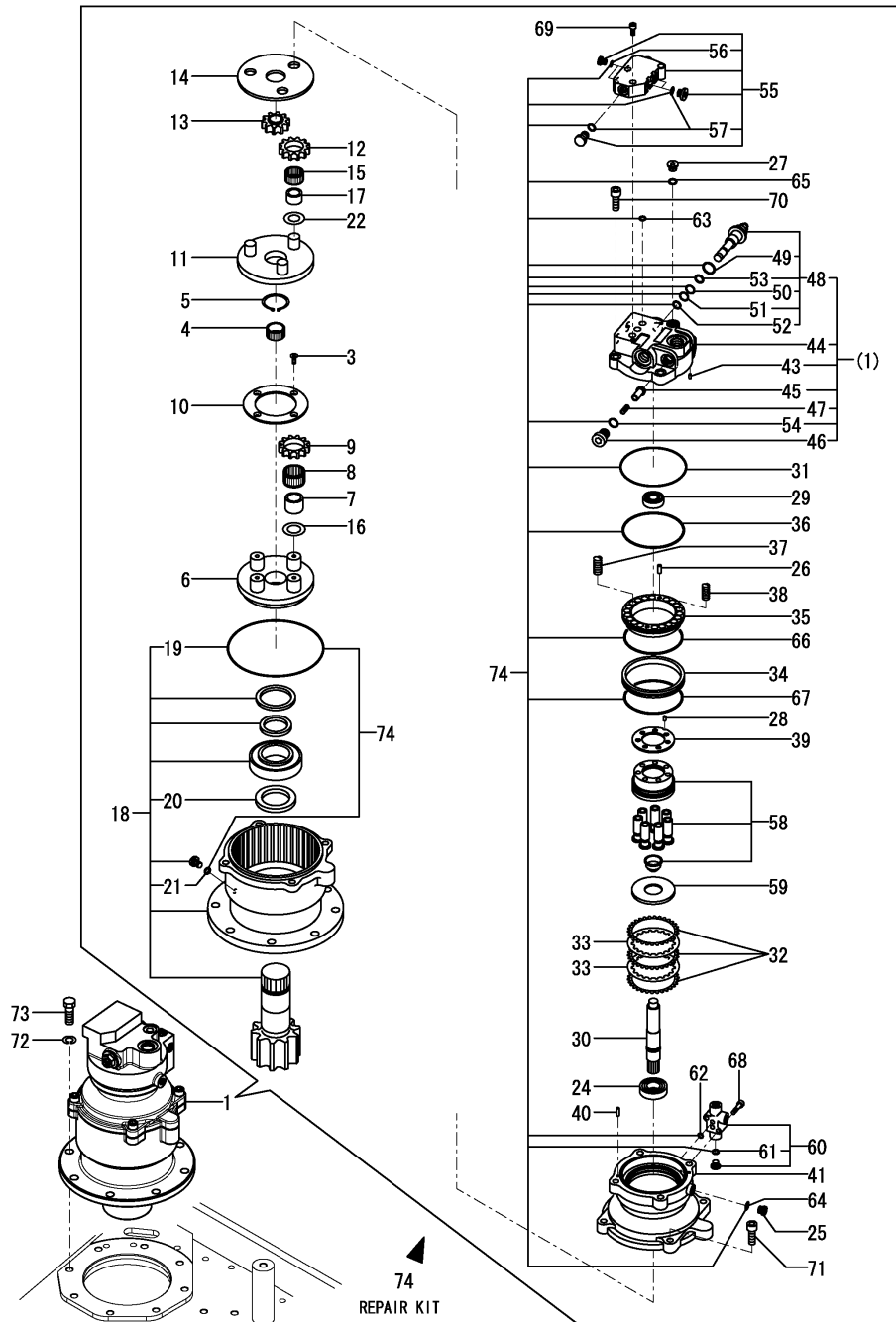
(B)=

(C)=

(D)=

(E)=

(F)=



| No. | Lev. | Parts No. | Description | Q'ty | | | | | | I | R |
|-----|------|--------------|--------------------|------|-----|-----|-----|-----|-----|---|---|
| | | | | (A) | (B) | (C) | (D) | (E) | (F) | | |
| 1 | 1 | 172B11-73310 | MOTOR ASSY, SWING | 1 | | | | | | | |
| 3 | 3 | 172162-70290 | SCREW | 4 | | | | | | | |
| 4 | 3 | 172162-70310 | GEAR, SUN | 1 | | | | | | | |
| 5 | 3 | 172162-70320 | RING, SNAP | 1 | | | | | | | |
| 6 | 3 | 172499-70720 | HOLDER | 1 | | | | | | | |
| 7 | 3 | 172499-70730 | LACE, INNER | 4 | | | | | | | |
| 8 | 3 | 172499-70740 | BEARING, NEEDLE | 4 | | | | | | | |
| 9 | 3 | 172499-70750 | GEAR, PLANETARY | 4 | | | | | | | |
| 10 | 3 | 172499-70760 | PLATE, THRUST | 1 | | | | | | | |
| 11 | 3 | 172499-70770 | HOLDER | 1 | | | | | | | |
| 12 | 3 | 172499-70780 | GEAR, PLANETARY | 3 | | | | | | | |
| 13 | 3 | 172499-70790 | GEAR, DRIVE | 1 | | | | | | | |
| 14 | 3 | 172499-71040 | PLATE KIT, THRUST | 1 | | | | | | | |
| 15 | 3 | 172450-73360 | BEARING, NEEDLE | 3 | | | | | | | |
| 16 | 3 | 172423-73370 | WASHER, THRUST | 4 | | | | | | | |
| 17 | 3 | 172450-73370 | LACE, INNER | 3 | | | | | | | |
| 18 | 3 | 172A69-73370 | HOUSING ASSY | 1 | | | | | | | |
| 19 | 4 | 172162-70150 | O-RING | 1 | | | | | | | |
| 20 | 4 | 172A69-73320 | SEAL, OIL | 1 | | | | | | | |
| 21 | 4 | 24315-000080 | O-RING, 1BP8.0 | 1 | | | | | | | |
| 22 | 3 | 172450-73380 | WASHER, THRUST | 3 | | | | | | | |
| 24 | 3 | 172122-70260 | BEARING, BALL | 1 | | | | | | | |
| 25 | 3 | 172148-70301 | PLUG | 1 | | | | | | | |
| 26 | 3 | 172122-70410 | PIN | 2 | | | | | | | |
| 27 | 3 | 172147-70500 | PLUG | 1 | | | | | | | |
| 28 | 3 | 172122-70530 | PIN | 1 | | | | | | | |
| 29 | 3 | 172162-70590 | BEARING, BALL | 1 | | | | | | | |
| 30 | 3 | 172499-70810 | SHAFT | 1 | | | | | | | |
| 31 | 3 | 172162-70820 | O-RING | 1 | | | | | | | |
| 32 | 3 | 172499-70830 | DISK | 3 | | | | | | | |
| 33 | 3 | 172499-70840 | PLATE, FRICTION | 2 | | | | | | | |
| 34 | 3 | 172499-70850 | COLLAR | 1 | | | | | | | |
| 35 | 3 | 172499-70860 | PISTON, BRAKE | 1 | | | | | | | |
| 36 | 3 | 172499-70870 | O-RING, AS568-257 | 1 | | | | | | | |
| 37 | 3 | 172499-70880 | SPRING | 12 | | | | | | | |
| 38 | 3 | 172499-70890 | SPRING | 8 | | | | | | | |
| 39 | 3 | 172499-70970 | PLATE, VALVE | 1 | | | | | | | |
| 40 | 3 | 172499-70980 | PIN | 2 | | | | | | | |
| 41 | 3 | 172A69-73330 | CASE | 1 | | | | | | | |
| 43 | 4 | 172124-70380 | ORIFICE | 1 | | | | | | | |
| 44 | 4 | 172499-70900 | COVER | 1 | | | | | | | |
| 45 | 4 | 172499-70910 | POPPET | 2 | | | | | | | |
| 46 | 4 | 172499-70920 | PLUG | 2 | | | | | | | |
| 47 | 4 | 172499-70930 | SPRING | 2 | | | | | | | |
| 48 | 4 | 172B11-73340 | VALVE ASSY, RELIEF | 2 | | | | | | | |
| 49 | 5 | 172499-70950 | O-RING, AS568-916 | 2 | | | | | | | |
| 50 | 5 | 172499-70960 | RING, BACK UP | 2 | | | | | | | |
| 51 | 5 | 172312-74780 | RING, BUCK UP | 2 | | | | | | | |
| 52 | 5 | 24315-000150 | O-RING, 1BP15.0 | 2 | | | | | | | |
| 53 | 5 | 24315-000160 | O-RING, 1BP16.0 | 2 | | | | | | | |
| 54 | 4 | 24315-000210 | O-RING, 1BP21.0 | 2 | | | | | | | |

Fig.96. TURNING MOTOR

(A)=VIO80-1A C(US)

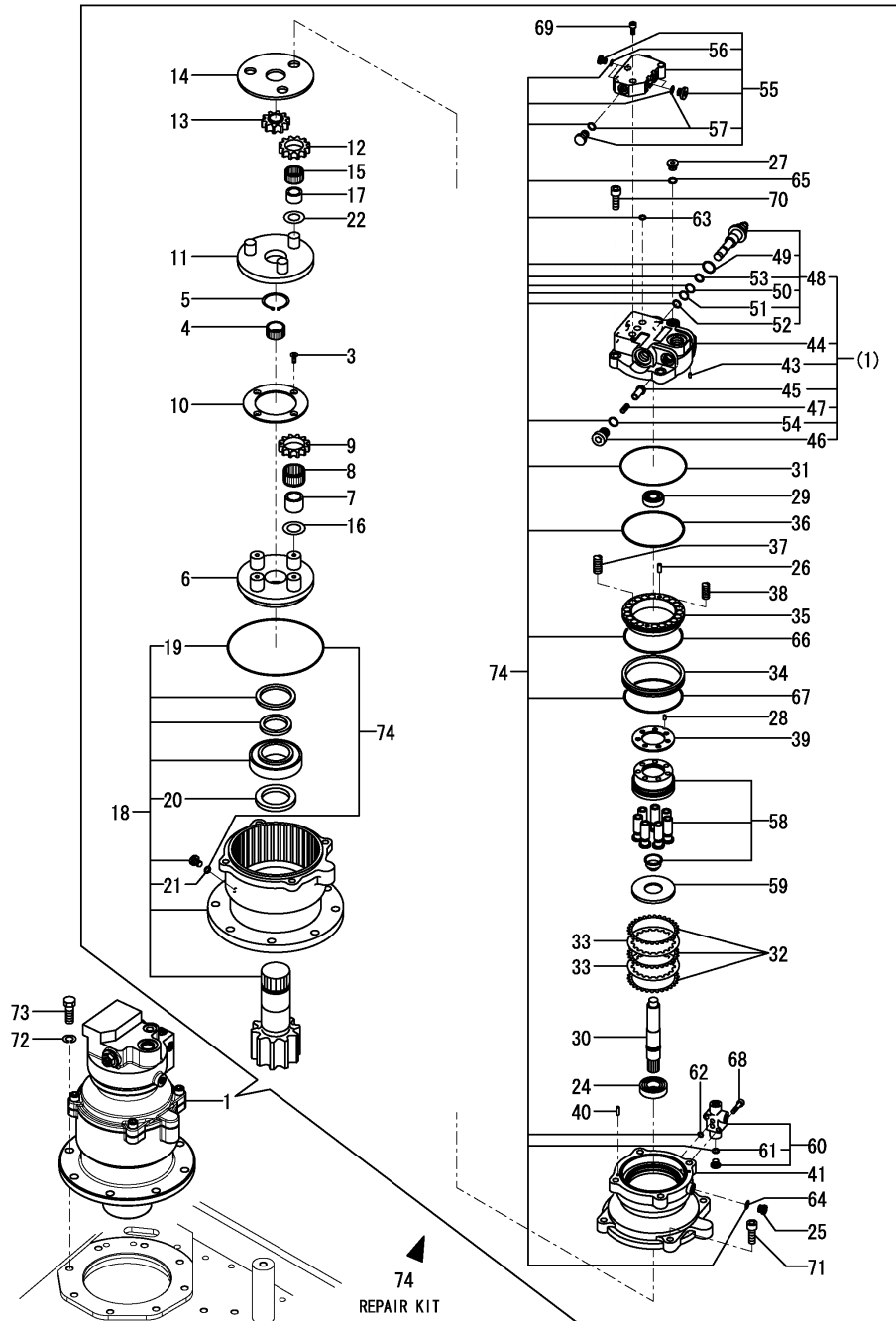
(B)=

(C)=

(D)=

(E)=

(F)=

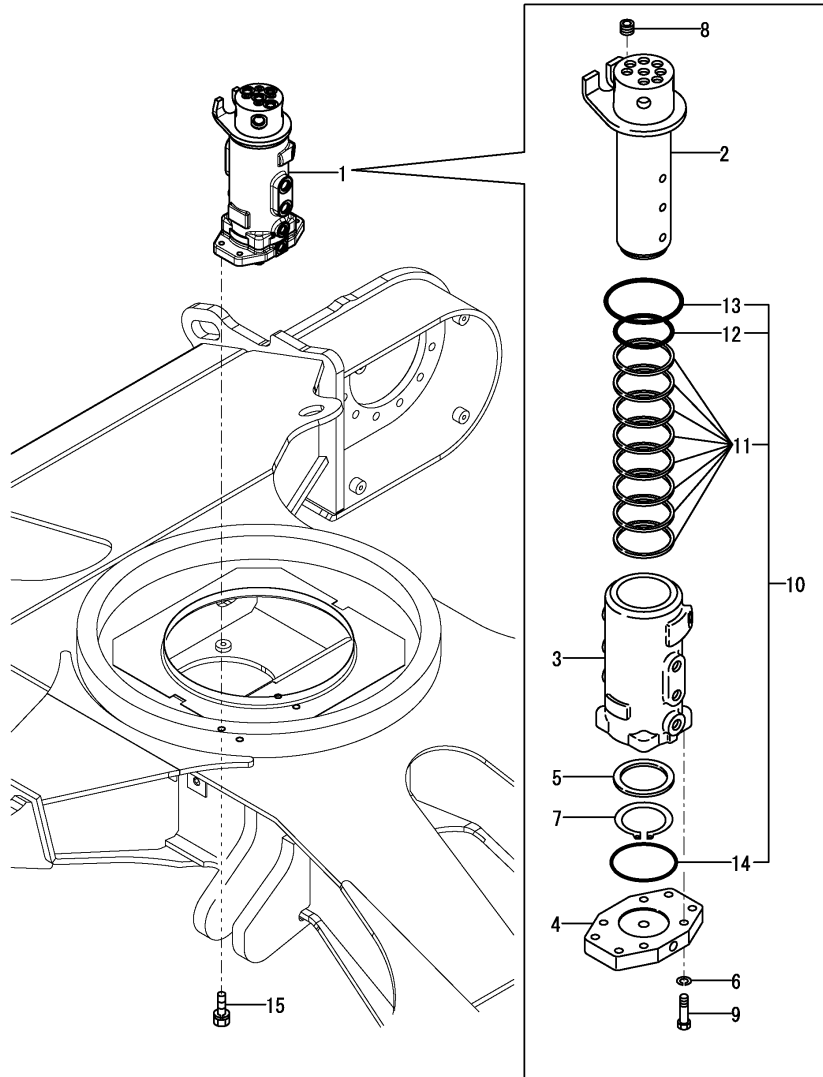


| No. | Lev. | Parts No. | Description | Q'ty | | | | | | I | R |
|-----|------|--------------|----------------------|------|-----|-----|-----|-----|-----|---|---|
| | | | | (A) | (B) | (C) | (D) | (E) | (F) | | |
| 55 | 3 | 172A69-73350 | VALVE ASSY | 1 | | | | | | | |
| 56 | 4 | 24315-000110 | O-RING, 1BP11.0 | 2 | | | | | | | |
| 57 | 4 | 24315-000140 | O-RING, 1BP14.0 | 4 | | | | | | | |
| 58 | 3 | 172A69-73360 | BLOCK ASSY, CYLINDER | 1 | | | | | | | |
| 59 | 3 | 172A69-73380 | PLATE, THRUST | 1 | | | | | | | |
| 60 | 3 | 172A69-73390 | VALVE ASSY | 1 | | | | | | | |
| 61 | 4 | 24315-000110 | O-RING, 1BP11.0 | 1 | | | | | | | |
| 62 | 3 | 24315-000070 | O-RING, 1BP7.0 | 2 | | | | | | | |
| 63 | 3 | 24315-000100 | O-RING, 1BP10.0 | 3 | | | | | | | |
| 64 | 3 | 24315-000110 | O-RING, 1BP11.0 | 1 | | | | | | | |
| 65 | 3 | 24315-000140 | O-RING, 1BP14.0 | 1 | | | | | | | |
| 66 | 3 | 24325-001300 | O-RING, 1BG130.0 | 1 | | | | | | | |
| 67 | 3 | 24325-001450 | O-RING, 1BG145.0 | 1 | | | | | | | |
| 68 | 3 | 26450-060302 | BOLT, M6X 30 | 2 | | | | | | | |
| 69 | 3 | 26450-080202 | BOLT, M8X 20 | 3 | | | | | | | |
| 70 | 3 | 26450-140402 | BOLT, M14X 40 | 4 | | | | | | | |
| 71 | 2 | 26450-140402 | BOLT, M14X 40 | 4 | | | | | | | |
| 72 | 1 | 22217-160000 | WASHER, SPRING 16 | 8 | | | | | | | |
| 73 | 1 | 26076-160502 | BOLT, 10.916X 50 | 8 | | | | | | | |
| 74 | 1 | 172499-71020 | REPAIR KIT | 1 | | | | | | | |

Fig.97. SWIVEL JOINT

(A)=VIO80-1A C(US)
 (B)=
 (C)=

(D)=
 (E)=
 (F)=

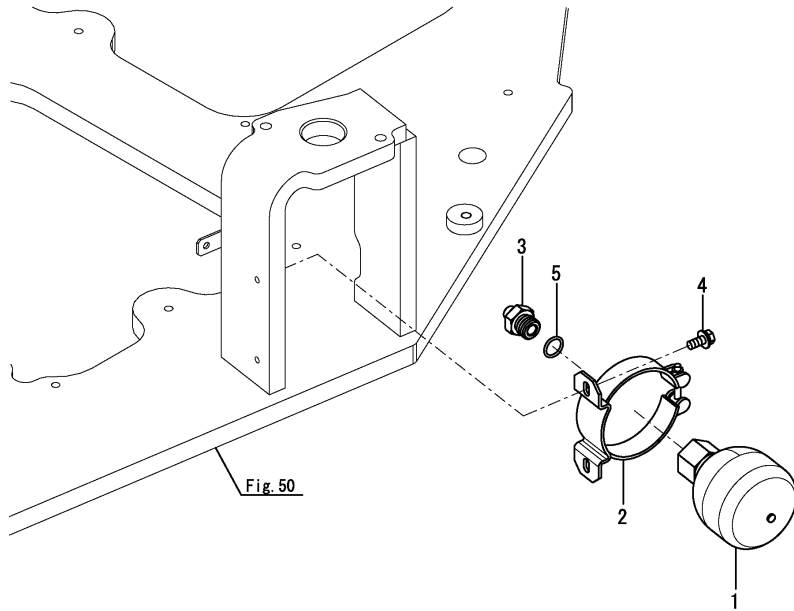


| No. | Lev. | Parts No. | Description | Q'ty | | | | | | I | R |
|-----|------|--------------|--------------------|------|-----|-----|-----|-----|-----|---|---|
| | | | | (A) | (B) | (C) | (D) | (E) | (F) | | |
| 1 | 1 | 172A65-73800 | JOINT ASSY, SWIVEL | 1 | | | | | | | |
| 2 | 2 | 172A65-73810 | SHAFT ASSY | 1 | | | | | | | |
| 3 | 2 | 172A65-73840 | ROTOR | 1 | | | | | | | |
| 4 | 2 | 172A65-73850 | FLANGE | 1 | | | | | | | |
| 5 | 2 | 172A65-73860 | SPACER | 1 | | | | | | | |
| 6 | 2 | 22217-100000 | WASHER, SPRING 10 | 4 | | | | | | | |
| 7 | 2 | 22242-000720 | RING, 72 | 1 | | | | | | | |
| 8 | 2 | 23871-030000 | PLUG, R03 | 4 | | | | | | | |
| 9 | 2 | 26076-100402 | BOLT, 10.910X 40 | 4 | | | | | | | |
| 10 | 2 | 172A65-73880 | SEAL KIT | 1 | | | | | | | |
| 11 | 3 | 172A65-73870 | SEAL | 8 | | | | | | | |
| 12 | 3 | 24315-000800 | O-RING, 1BP80.0 | 1 | | | | | | | |
| 13 | 3 | 24315-001000 | O-RING, 1BP100.0 | 1 | | | | | | | |
| 14 | 3 | 24325-000950 | O-RING, 1BG95.0 | 1 | | | | | | | |
| 15 | 1 | 26013-120402 | BOLT, M12X 40 | 4 | | | | | | | |

Fig.98. ACCUMULATOR

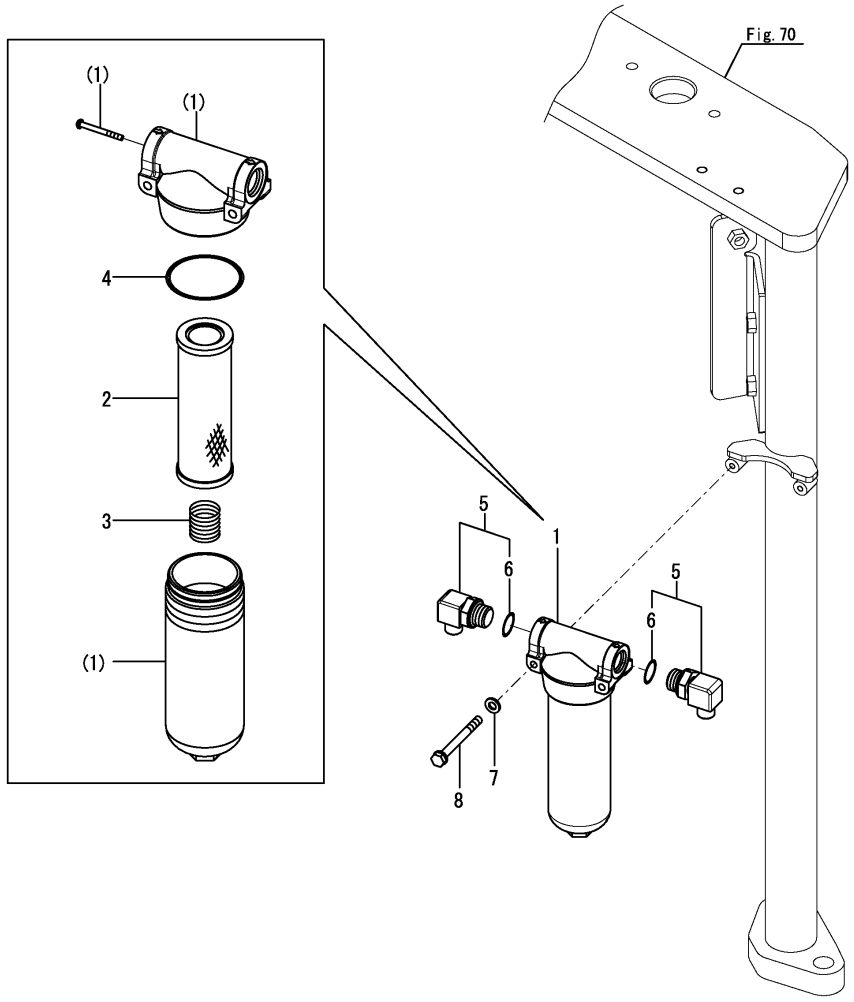
(A)=VIO80-1A C(US)
 (B)=
 (C)=

(D)=
 (E)=
 (F)=



| No. | Lev. | Parts No. | Description | Q'ty | | | | | | I | R |
|-----|------|--------------|----------------------|------|-----|-----|-----|-----|-----|---|---|
| | | | | (A) | (B) | (C) | (D) | (E) | (F) | | |
| 1 | 1 | 172B11-73600 | ACCUMULATOR | 1 | | | | | | | |
| 2 | 1 | 172B11-73630 | CLAMP | 1 | | | | | | | |
| 3 | 1 | 172423-76120 | CONNECTOR, PF1/2X1/4 | 1 | | | | | | | |
| 4 | 1 | 26014-080202 | BOLT, M8X 20 | 2 | | | | | | | |
| 5 | 1 | 41851-000180 | O-RING, P 18.0 HNBR | 1 | | | | | | | |

Fig.99. LINE FILTER



(A)=VIO80-1A C(US)
 (B)=
 (C)=

(D)=
 (E)=
 (F)=

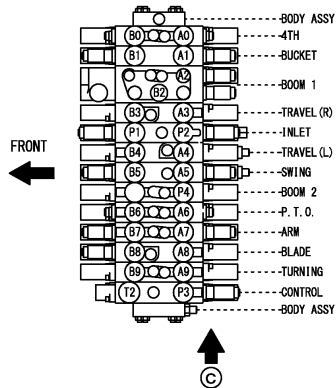
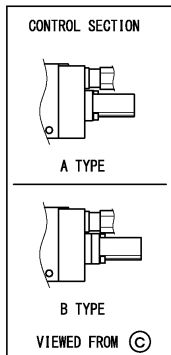
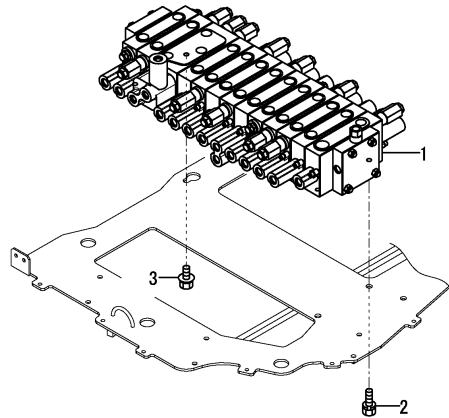
| No. | Lev. | Parts No. | Description | Q'ty | | | | | | I | R |
|-----|------|--------------|----------------------|------|-----|-----|-----|-----|-----|---|---|
| | | | | (A) | (B) | (C) | (D) | (E) | (F) | | |
| 1 | 1 | 172B11-73750 | FILTER ASSY, LINE | 1 | | | | | | | |
| 2 | 2 | 172B11-73760 | ELEMENT | 1 | | | | | | | |
| 3 | 2 | 172B11-73770 | SPRING | 1 | | | | | | | |
| 4 | 2 | 172B11-73780 | O-RING, JASO 2053 90 | 1 | | | | | | | |
| 5 | 1 | 172157-76300 | ELBOW ASSY, 3/8-1/2 | 2 | | | | | | | |
| 6 | 2 | 24315-000180 | O-RING, 1BP18.0 | 2 | | | | | | | |
| 7 | 1 | 22137-060000 | WASHER, 6 | 2 | | | | | | | |
| 8 | 1 | 26013-060602 | BOLT, M6X 60 | 2 | | | | | | | |

Fig.100. CONTROL VALVE(A-TYPE)(1/9)(TO M1B319)

(A)=VIO80-1A C(US)
 (B)=
 (C)=

(D)=
 (E)=
 (F)=

CONTROL VALVE ASSY
 Fig. 100 Ref. No. 1
 INC. Fig. 101~108.

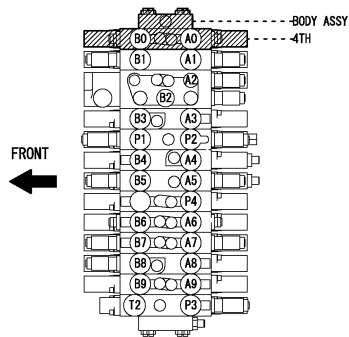
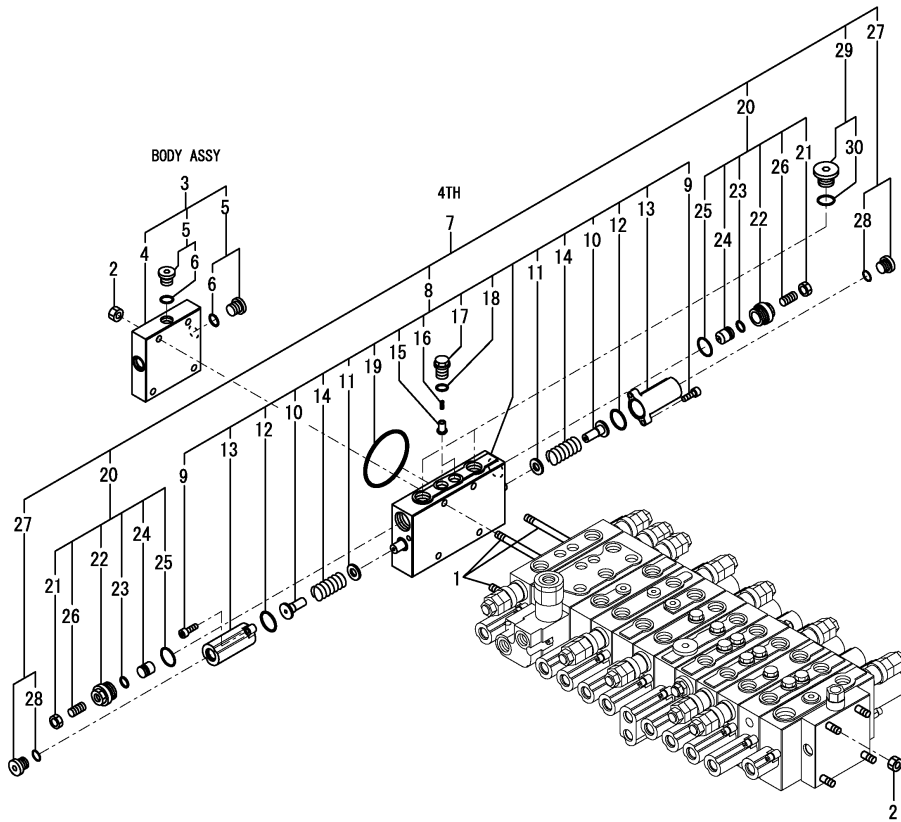


| No. | Lev. | Parts No. | Description | Q'ty | | | | | | I | R |
|-----|------|--------------|----------------------|------|-----|-----|-----|-----|-----|---|---|
| | | | | (A) | (B) | (C) | (D) | (E) | (F) | | |
| 1 | 1 | 172B11-74100 | VALVE ASSY, CONTROL | 1 | | | | | | | 1 |
| 2 | 1 | 26013-100162 | BOLT, M10X 16 | 2 | | | | | | | |
| 3 | 1 | 26106-100122 | BOLT, M10X 12 PLATED | 1 | | | | | | | |

Remarks

- * B-type is shown in Fig.167(108A).
- * Thumb bracket spec. is shown in Fig.183(108J).
- (1) Inner parts are shown in Fig.108 from Fig.101.

Fig.101. CONTROL VALVE(A-TYPE)(2/9)(TO M1B319)



(A)=VIO80-1A C(US)
(B)=
(C)=

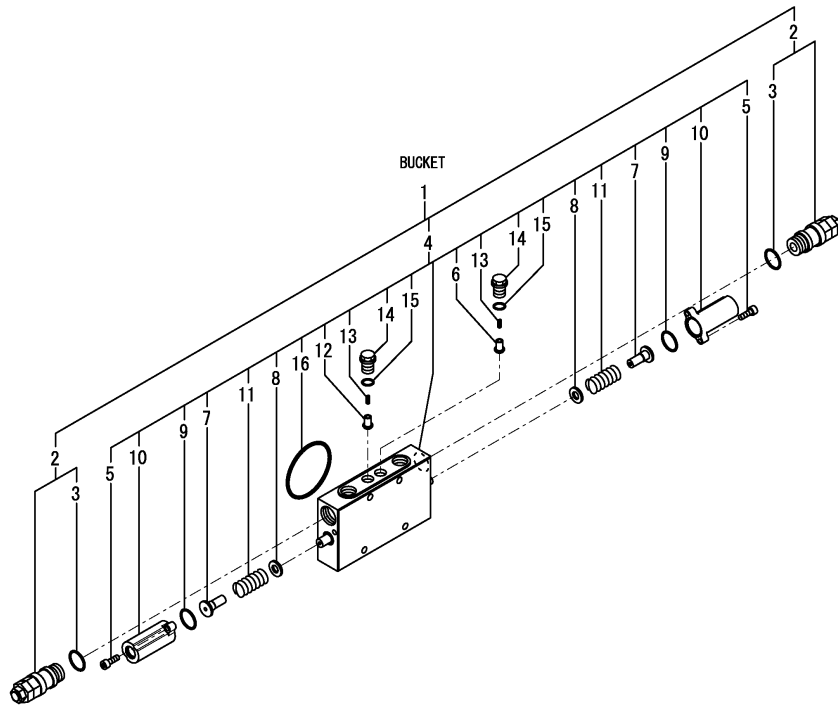
(D)=
(E)=
(F)=

| No. | Lev. | Parts No. | Description | Q'ty | | | | | | I | R |
|-----|------|--------------|----------------------|------|-----|-----|-----|-----|-----|---|---|
| | | | | (A) | (B) | (C) | (D) | (E) | (F) | | |
| 1 | 2 | 172A69-71260 | TIE-ROD | 4 | | | | | | | |
| 2 | 2 | 172422-74110 | NUT | 8 | | | | | | | |
| 3 | 2 | 172A69-74110 | BODY ASSY | 1 | | | | | | | |
| 4 | 3 | 172478-74360 | BODY | 1 | | | | | | | |
| 5 | 3 | 172187-74530 | PLUG ASSY | 2 | | | | | | | |
| 6 | 4 | 24315-000110 | O-RING, 1BP11.0 | 2 | | | | | | | |
| 7 | 2 | 172A69-74170 | SECTION ASSY, 4TH | 1 | | | | | | | |
| 8 | 3 | 172A69-74180 | SECTION, 4TH | 1 | | | | | | | |
| 9 | 4 | 172151-74060 | BOLT, SOCKET HEAD | 4 | | | | | | | |
| 10 | 4 | 172478-74180 | SEAT, SPRING | 2 | | | | | | | |
| 11 | 4 | 172175-74220 | SEAT, SPRING | 2 | | | | | | | |
| 12 | 4 | 172151-74320 | O-RING | 2 | | | | | | | |
| 13 | 4 | 172455-74390 | CAP, STEERING WHEEL | 2 | | | | | | | |
| 14 | 4 | 172455-74410 | SPRING | 2 | | | | | | | |
| 15 | 4 | 172455-74420 | POPPET, VALVE | 2 | | | | | | | |
| 16 | 4 | 172455-74440 | SPRING | 2 | | | | | | | |
| 17 | 4 | 172455-74450 | PLUG | 2 | | | | | | | |
| 18 | 4 | 172455-74460 | O-RING | 2 | | | | | | | |
| 19 | 4 | 24321-000700 | O-RING, 1AG70.0 | 1 | | | | | | | |
| 20 | 3 | 172455-74320 | VALVE ASSY, SHUT-OFF | 2 | | | | | | | |
| 21 | 4 | 172455-74010 | NUT, SHOE | 2 | | | | | | | |
| 22 | 4 | 172455-74020 | PLUG | 2 | | | | | | | |
| 23 | 4 | 172455-74030 | O-RING | 2 | | | | | | | |
| 24 | 4 | 172455-74040 | POPPET, VALVE | 2 | | | | | | | |
| 25 | 4 | 172116-74150 | O-RING | 2 | | | | | | | |
| 26 | 4 | 172455-74990 | SCREW, SETTING | 2 | | | | | | | |
| 27 | 3 | 172187-74530 | PLUG ASSY | 2 | | | | | | | |
| 28 | 4 | 24315-000110 | O-RING, 1BP11.0 | 2 | | | | | | | |
| 29 | 3 | 172187-74550 | PLUG ASSY | 2 | | | | | | | |
| 30 | 4 | 24315-000180 | O-RING, 1BP18.0 | 2 | | | | | | | |

Remarks

* Control valve assy is shown in Fig.100.

Fig.102. CONTROL VALVE(A-TYPE)(3/9)(TO M1B319)



(A)=VIO80-1A C(US)
 (B)=
 (C)=

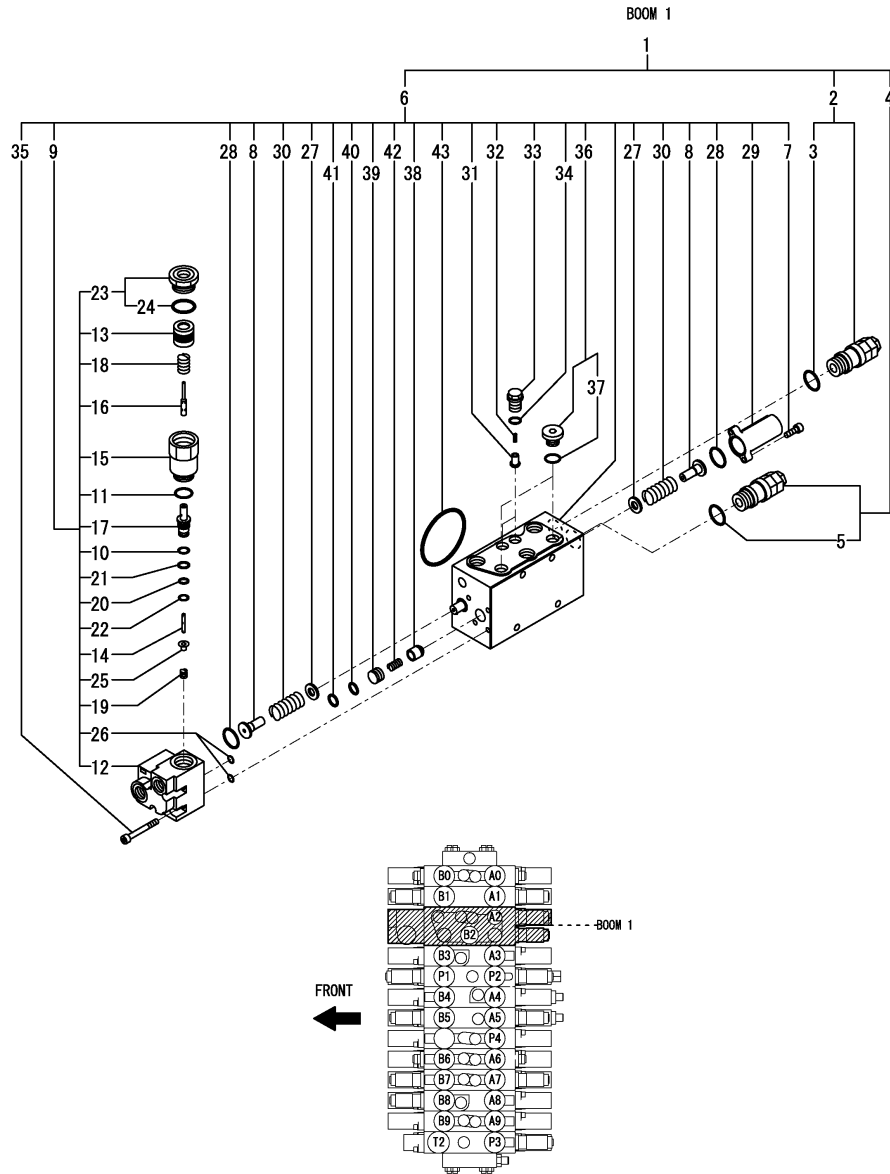
(D)=
 (E)=
 (F)=

| No. | Lev. | Parts No. | Description | Q'ty | | | | | | I | R |
|-----|------|--------------|----------------------|------|-----|-----|-----|-----|-----|---|---|
| | | | | (A) | (B) | (C) | (D) | (E) | (F) | | |
| 1 | 2 | 172A89-74141 | SECTION ASSY, BUCKET | 1 | | | | | | | |
| 2 | 3 | 172A89-74150 | VALVE,RELIEF 28.5/50 | 2 | | | | | | | |
| 3 | 4 | 172116-74150 | O-RING | 2 | | | | | | | |
| 4 | 3 | 172A89-74161 | SECTION, BUCKET | 1 | | | | | | | |
| 5 | 4 | 172151-74060 | BOLT, SOCKET HEAD | 4 | | | | | | | |
| 6 | 4 | 172478-74170 | POPPET, VALVE | 1 | | | | | | | |
| 7 | 4 | 172478-74180 | SEAT, SPRING | 2 | | | | | | | |
| 8 | 4 | 172175-74220 | SEAT, SPRING | 2 | | | | | | | |
| 9 | 4 | 172151-74320 | O-RING | 2 | | | | | | | |
| 10 | 4 | 172455-74390 | CAP, STEERING WHEEL | 2 | | | | | | | |
| 11 | 4 | 172455-74410 | SPRING | 2 | | | | | | | |
| 12 | 4 | 172455-74420 | POPPET, VALVE | 1 | | | | | | | |
| 13 | 4 | 172455-74440 | SPRING | 2 | | | | | | | |
| 14 | 4 | 172455-74450 | PLUG | 2 | | | | | | | |
| 15 | 4 | 172455-74460 | O-RING | 2 | | | | | | | |
| 16 | 4 | 24321-000700 | O-RING, 1AG70.0 | 1 | | | | | | | |

Remarks

* Control valve assy is shown in Fig.100.

Fig.103. CONTROL VALVE(A-TYPE)(4/9)(TO M1B319)



(A)=VIO80-1A C(US)
(B)=
(C)=

(D)=
(E)=
(F)=

| No. | Lev. | Parts No. | Description | Q'ty | | | | | | I | R |
|-----|------|--------------|----------------------|------|-----|-----|-----|-----|-----|---|---|
| | | | | (A) | (B) | (C) | (D) | (E) | (F) | | |
| 1 | 2 | 172B11-74180 | SECTION ASSY, BOOM 1 | 1 | | | | | | | |
| 2 | 3 | 172A89-74150 | VALVE,RELIEF 28.5/50 | 1 | | | | | | | |
| 3 | 4 | 172116-74150 | O-RING | 1 | | | | | | | |
| 4 | 3 | 172A89-74190 | VALVE,RELIEF 29.5/50 | 1 | | | | | | | |
| 5 | 4 | 172116-74150 | O-RING | 1 | | | | | | | |
| 6 | 3 | 172B11-74200 | SECTION, BOOM 1 | 1 | | | | | | | |
| 7 | 4 | 172151-74060 | BOLT, SOCKET HEAD | 2 | | | | | | | |
| 8 | 4 | 172478-74180 | SEAT, SPRING | 2 | | | | | | | |
| 9 | 4 | 172488-74200 | VALVE ASSY | 1 | | | | | | | |
| 10 | 5 | 172638-73650 | RING, BACK UP | 1 | | | | | | | |
| 11 | 5 | 172116-74150 | O-RING | 1 | | | | | | | |
| 12 | 5 | 172488-74210 | BODY | 1 | | | | | | | |
| 13 | 5 | 172488-74220 | PISTON, HYDRAULIC | 1 | | | | | | | |
| 14 | 5 | 172455-74590 | POPPET, VALVE | 1 | | | | | | | |
| 15 | 5 | 172455-74600 | PLUG | 1 | | | | | | | |
| 16 | 5 | 172455-74620 | SPOOL | 1 | | | | | | | |
| 17 | 5 | 172455-74630 | SLEEVE | 1 | | | | | | | |
| 18 | 5 | 172455-74640 | SPRING | 1 | | | | | | | |
| 19 | 5 | 172455-74650 | SPRING | 1 | | | | | | | |
| 20 | 5 | 172455-74660 | O-RING | 1 | | | | | | | |
| 21 | 5 | 172455-74670 | O-RING | 1 | | | | | | | |
| 22 | 5 | 172455-74680 | RING, BACK UP | 1 | | | | | | | |
| 23 | 5 | 172187-74690 | PLUG ASSY | 1 | | | | | | | |
| 24 | 6 | 172312-74770 | O-RING | 1 | | | | | | | |
| 25 | 5 | 172455-74720 | SEAT, SPRING | 1 | | | | | | | |
| 26 | 5 | 24315-000070 | O-RING, 1BP7.0 | 2 | | | | | | | |
| 27 | 4 | 172175-74220 | SEAT, SPRING | 2 | | | | | | | |
| 28 | 4 | 172151-74320 | O-RING | 2 | | | | | | | |
| 29 | 4 | 172455-74390 | CAP, STEERING WHEEL | 1 | | | | | | | |
| 30 | 4 | 172455-74410 | SPRING | 2 | | | | | | | |
| 31 | 4 | 172455-74420 | POPPET, VALVE | 2 | | | | | | | |
| 32 | 4 | 172455-74440 | SPRING | 2 | | | | | | | |
| 33 | 4 | 172455-74450 | PLUG | 2 | | | | | | | |
| 34 | 4 | 172455-74460 | O-RING | 2 | | | | | | | |
| 35 | 4 | 172455-74530 | BOLT, SOCKET HEAD | 5 | | | | | | | |
| 36 | 4 | 172187-74540 | PLUG ASSY | 2 | | | | | | | |
| 37 | 5 | 24315-000140 | O-RING, 1BP14.0 | 2 | | | | | | | |
| 38 | 4 | 172455-74550 | POPPET, VALVE | 1 | | | | | | | |
| 39 | 4 | 172455-74560 | SPACER | 1 | | | | | | | |
| 40 | 4 | 172455-74570 | O-RING | 1 | | | | | | | |
| 41 | 4 | 172455-74580 | RING, BACK UP | 1 | | | | | | | |
| 42 | 4 | 172187-74630 | SPRING | 1 | | | | | | | |
| 43 | 4 | 24321-000700 | O-RING, 1AG70.0 | 1 | | | | | | | |

Remarks

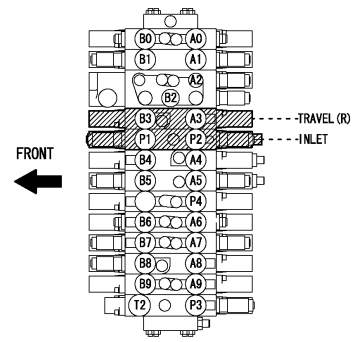
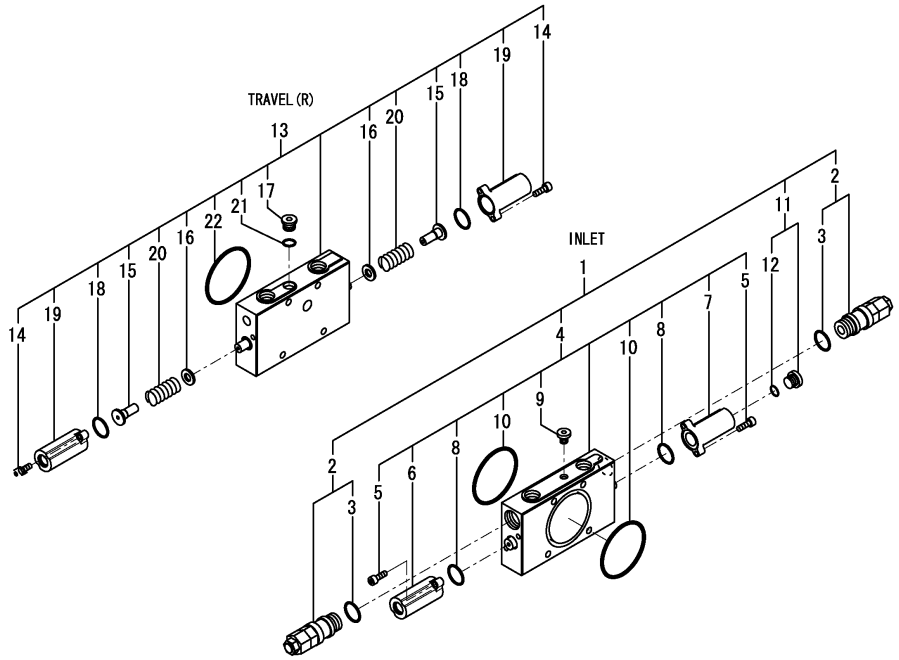
* Control valve assy is shown in Fig.100.

Fig.104. CONTROL VALVE(A-TYPE)(5/9)(TO M1B319)

(A)=VIO80-1A C(US)
 (B)=
 (C)=

(D)=
 (E)=
 (F)=

| No. | Lev. | Parts No. | Description | Q'ty | | | | | | I | R |
|-----|------|--------------|----------------------|------|-----|-----|-----|-----|-----|---|---|
| | | | | (A) | (B) | (C) | (D) | (E) | (F) | | |
| 1 | 2 | 172A89-74120 | SECTION ASSY, INLET | 1 | | | | | | | |
| 2 | 3 | 172A89-74130 | VALVE,RELIEF 25.7/30 | 2 | | | | | | | |
| 3 | 4 | 172116-74150 | O-RING | 2 | | | | | | | |
| 4 | 3 | 172A69-74140 | SECTION, INLET | 1 | | | | | | | |
| 5 | 4 | 172151-74060 | BOLT, SOCKET HEAD | 4 | | | | | | | |
| 6 | 4 | 172A69-74150 | CAP ASSY | 1 | | | | | | | |
| 7 | 4 | 172A69-74160 | CAP | 1 | | | | | | | |
| 8 | 4 | 172151-74320 | O-RING | 2 | | | | | | | |
| 9 | 4 | 172422-74330 | PLUG ASSY | 1 | | | | | | | |
| 10 | 4 | 24321-000700 | O-RING, 1AG70.0 | 2 | | | | | | | |
| 11 | 3 | 172187-74530 | PLUG ASSY | 1 | | | | | | | |
| 12 | 4 | 24315-000110 | O-RING, 1BP11.0 | 1 | | | | | | | |
| 13 | 2 | 172A89-74210 | SECTION, TRAVEL R | 1 | | | | | | | |
| 14 | 3 | 172151-74060 | BOLT, SOCKET HEAD | 4 | | | | | | | |
| 15 | 3 | 172478-74180 | SEAT, SPRING | 2 | | | | | | | |
| 16 | 3 | 172175-74220 | SEAT, SPRING | 2 | | | | | | | |
| 17 | 3 | 172A69-74250 | PLUG | 1 | | | | | | | |
| 18 | 3 | 172151-74320 | O-RING | 2 | | | | | | | |
| 19 | 3 | 172455-74390 | CAP, STEERING WHEEL | 2 | | | | | | | |
| 20 | 3 | 172455-74410 | SPRING | 2 | | | | | | | |
| 21 | 3 | 172455-74460 | O-RING | 1 | | | | | | | |
| 22 | 3 | 24321-000700 | O-RING, 1AG70.0 | 1 | | | | | | | |



Remarks
 * Control valve assy is shown in Fig.100.

Fig.105. CONTROL VALVE(A-TYPE)(6/9)(TO M1B319)

(A)=VIO80-1A C(US)

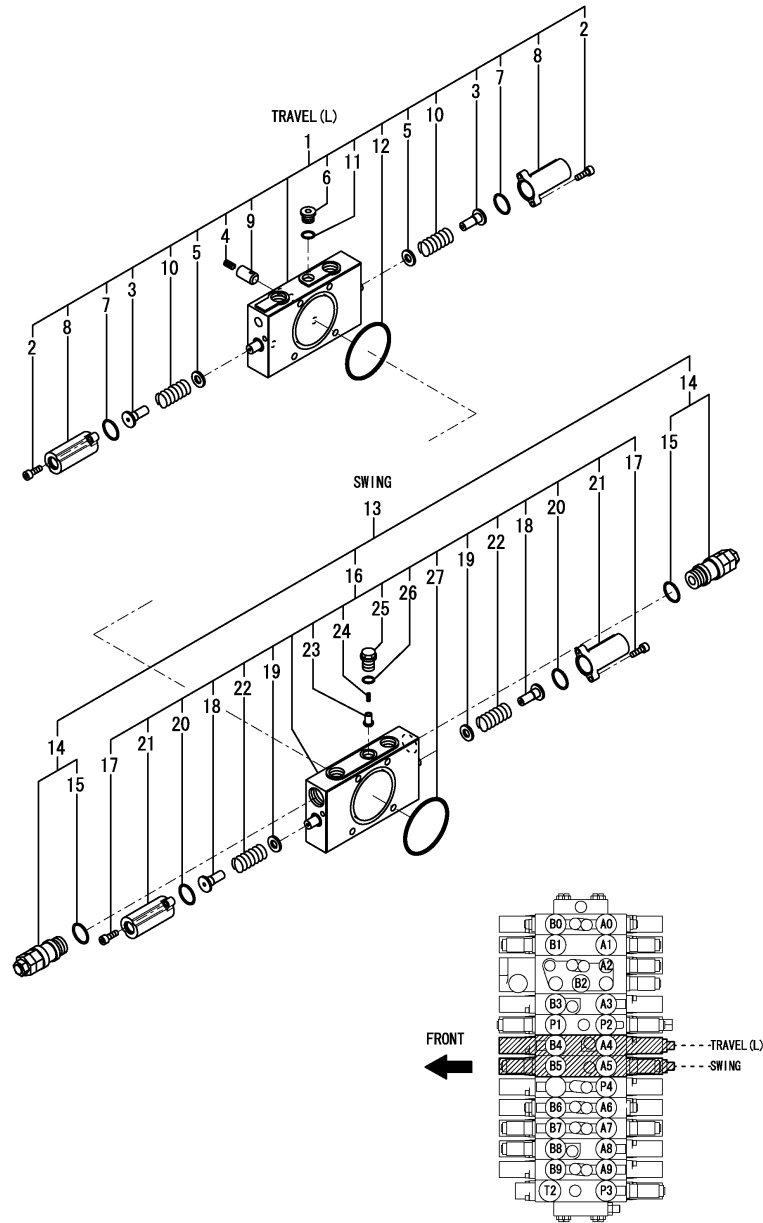
(B)=

(C)=

(D)=

(E)=

(F)=



| No. | Lev. | Parts No. | Description | Q'ty | | | | | | I | R |
|-----|------|--------------|----------------------|------|-----|-----|-----|-----|-----|---|---|
| | | | | (A) | (B) | (C) | (D) | (E) | (F) | | |
| 1 | 2 | 172A89-74220 | SECTION, TRAVEL L | 1 | | | | | | | |
| 2 | 3 | 172151-74060 | BOLT, SOCKET HEAD | 4 | | | | | | | |
| 3 | 3 | 172478-74180 | SEAT, SPRING | 2 | | | | | | | |
| 4 | 3 | 172113-74190 | SPRING | 1 | | | | | | | |
| 5 | 3 | 172175-74220 | SEAT, SPRING | 2 | | | | | | | |
| 6 | 3 | 172A69-74250 | PLUG | 1 | | | | | | | |
| 7 | 3 | 172151-74320 | O-RING | 2 | | | | | | | |
| 8 | 3 | 172455-74390 | CAP, STEERING WHEEL | 2 | | | | | | | |
| 9 | 3 | 172187-74410 | POPPET, VALVE | 1 | | | | | | | |
| 10 | 3 | 172455-74410 | SPRING | 2 | | | | | | | |
| 11 | 3 | 172455-74460 | O-RING | 1 | | | | | | | |
| 12 | 3 | 24321-000700 | O-RING, 1AG70.0 | 1 | | | | | | | |
| 13 | 2 | 172A89-74230 | SECTION ASSY, SWING | 1 | | | | | | | |
| 14 | 3 | 172A89-74150 | VALVE,RELIEF 28.5/50 | 2 | | | | | | | |
| 15 | 4 | 172116-74150 | O-RING | 2 | | | | | | | |
| 16 | 3 | 172A69-74280 | SECTION, SWING | 1 | | | | | | | |
| 17 | 4 | 172151-74060 | BOLT, SOCKET HEAD | 4 | | | | | | | |
| 18 | 4 | 172478-74180 | SEAT, SPRING | 2 | | | | | | | |
| 19 | 4 | 172175-74220 | SEAT, SPRING | 2 | | | | | | | |
| 20 | 4 | 172151-74320 | O-RING | 2 | | | | | | | |
| 21 | 4 | 172455-74390 | CAP, STEERING WHEEL | 2 | | | | | | | |
| 22 | 4 | 172455-74410 | SPRING | 2 | | | | | | | |
| 23 | 4 | 172455-74420 | POPPET, VALVE | 1 | | | | | | | |
| 24 | 4 | 172455-74440 | SPRING | 1 | | | | | | | |
| 25 | 4 | 172455-74450 | PLUG | 1 | | | | | | | |
| 26 | 4 | 172455-74460 | O-RING | 1 | | | | | | | |
| 27 | 4 | 24321-000700 | O-RING, 1AG70.0 | 1 | | | | | | | |

Remarks

* Control valve assy is shown in Fig.100.

N:Old $\xrightarrow{\text{Yes}}$ New, Q:Old $\xrightarrow{\text{No}}$ New, R:Old $\xrightarrow{\text{Yes}}$ New, S:Old $\xrightarrow{\text{No}}$ New, W:Add, Z:Discontinued, F:Interchangeable by set, K:Q'ty Change

Fig.106. CONTROL VALVE(A-TYPE)(7/9)(TO M1B319)

(A)=VIO80-1A C(US)

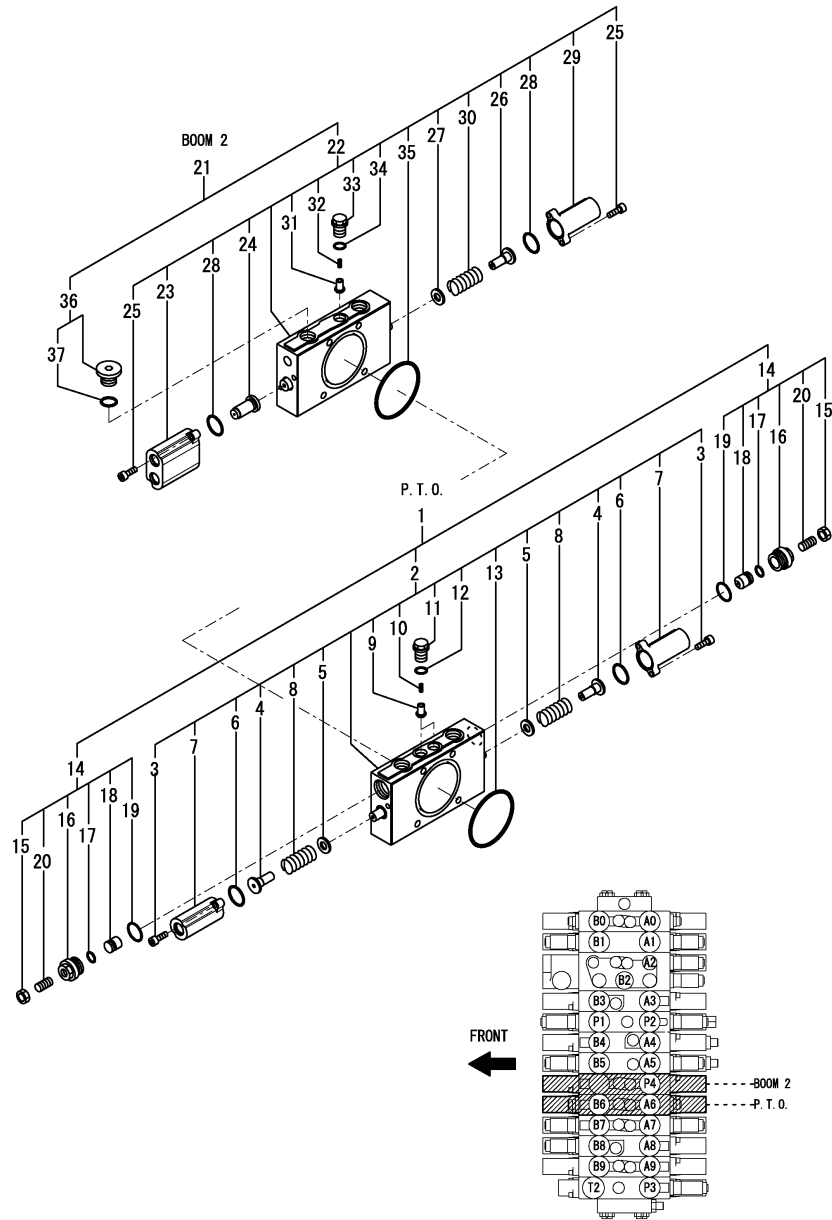
(B)=

(C)=

(D)=

(E)=

(F)=



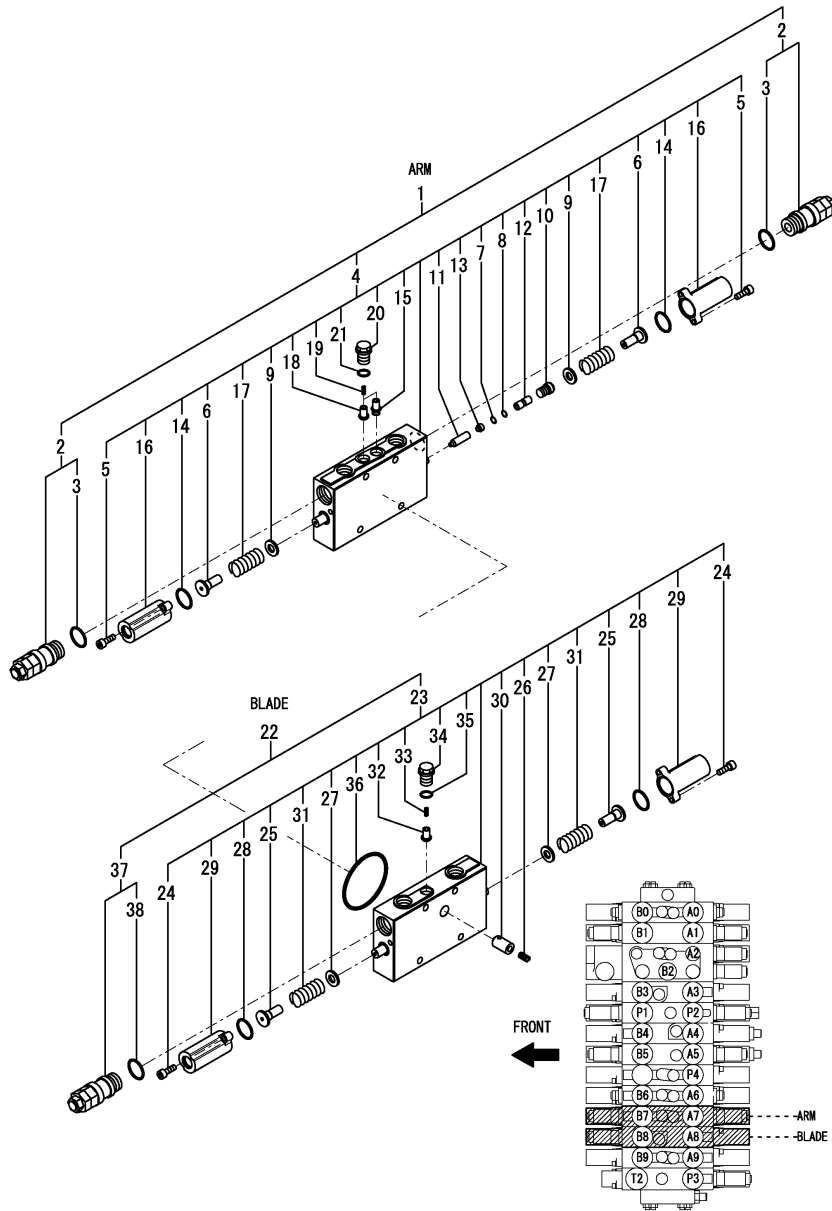
| No. | Lev. | Parts No. | Description | Q'ty | | | | | | I | R |
|-----|------|--------------|----------------------|------|-----|-----|-----|-----|-----|---|---|
| | | | | (A) | (B) | (C) | (D) | (E) | (F) | | |
| 1 | 2 | 172A69-71130 | SECTION ASSY, PTO | 1 | | | | | | | |
| 2 | 3 | 172A69-71140 | SECTION, PTO | 1 | | | | | | | |
| 3 | 4 | 172151-74060 | BOLT, SOCKET HEAD | 4 | | | | | | | |
| 4 | 4 | 172478-74180 | SEAT, SPRING | 2 | | | | | | | |
| 5 | 4 | 172175-74220 | SEAT, SPRING | 2 | | | | | | | |
| 6 | 4 | 172151-74320 | O-RING | 2 | | | | | | | |
| 7 | 4 | 172455-74390 | CAP, STEERING WHEEL | 2 | | | | | | | |
| 8 | 4 | 172455-74410 | SPRING | 2 | | | | | | | |
| 9 | 4 | 172455-74420 | POPPET, VALVE | 2 | | | | | | | |
| 10 | 4 | 172455-74440 | SPRING | 2 | | | | | | | |
| 11 | 4 | 172455-74450 | PLUG | 2 | | | | | | | |
| 12 | 4 | 172455-74460 | O-RING | 2 | | | | | | | |
| 13 | 4 | 24321-000700 | O-RING, 1AG70.0 | 1 | | | | | | | |
| 14 | 3 | 172455-74320 | VALVE ASSY, SHUT-OFF | 2 | | | | | | | |
| 15 | 4 | 172455-74010 | NUT, SHOE | 2 | | | | | | | |
| 16 | 4 | 172455-74020 | PLUG | 2 | | | | | | | |
| 17 | 4 | 172455-74030 | O-RING | 2 | | | | | | | |
| 18 | 4 | 172455-74040 | POPPET, VALVE | 2 | | | | | | | |
| 19 | 4 | 172116-74150 | O-RING | 2 | | | | | | | |
| 20 | 4 | 172455-74990 | SCREW, SETTING | 2 | | | | | | | |
| 21 | 2 | 172A69-74291 | SECTION ASSY, BOOM 2 | 1 | | | | | | | |
| 22 | 3 | 172A69-74301 | SECTION, BOOM 2 | 1 | | | | | | | |
| 23 | 4 | 172A69-71110 | CAP | 1 | | | | | | | |
| 24 | 4 | 172A69-71120 | PISTON | 1 | | | | | | | |
| 25 | 4 | 172151-74060 | BOLT, SOCKET HEAD | 4 | | | | | | | |
| 26 | 4 | 172478-74180 | SEAT, SPRING | 1 | | | | | | | |
| 27 | 4 | 172175-74220 | SEAT, SPRING | 1 | | | | | | | |
| 28 | 4 | 172151-74320 | O-RING | 2 | | | | | | | |
| 29 | 4 | 172455-74390 | CAP, STEERING WHEEL | 1 | | | | | | | |
| 30 | 4 | 172455-74410 | SPRING | 1 | | | | | | | |
| 31 | 4 | 172455-74420 | POPPET, VALVE | 1 | | | | | | | |
| 32 | 4 | 172455-74440 | SPRING | 1 | | | | | | | |
| 33 | 4 | 172455-74450 | PLUG | 1 | | | | | | | |
| 34 | 4 | 172455-74460 | O-RING | 1 | | | | | | | |
| 35 | 4 | 24321-000700 | O-RING, 1AG70.0 | 1 | | | | | | | |
| 36 | 3 | 172187-74550 | PLUG ASSY | 1 | | | | | | | |
| 37 | 4 | 24315-000180 | O-RING, 1BP18.0 | 1 | | | | | | | |

Remarks

* Control valve assy is shown in Fig.100.

N:Old $\xrightarrow{\text{Yes}}$ New, Q:Old $\xrightarrow{\text{No}}$ New, R:Old $\xrightarrow{\text{Yes}}$ New, S:Old $\xrightarrow{\text{No}}$ New, W:Add, Z:Discontinued, F:Interchangeable by set, K:Q'ty Change

Fig.107. CONTROL VALVE(A-TYPE)(8/9)(TO M1B319)



(A)=VIO80-1A C(US)

(B)=

(C)=

(D)=

(E)=

(F)=

| No. | Lev. | Parts No. | Description | Q'ty | | | | | | I | R |
|-----|------|--------------|----------------------|------|-----|-----|-----|-----|-----|---|---|
| | | | | (A) | (B) | (C) | (D) | (E) | (F) | | |
| 1 | 2 | 172B11-74210 | SECTION ASSY, ARM | 1 | | | | | | | |
| 2 | 3 | 172A89-74150 | VALVE,RELIEF 28.5/50 | 2 | | | | | | | |
| 3 | 4 | 172116-74150 | O-RING | 2 | | | | | | | |
| 4 | 3 | 172B11-74220 | SECTION, ARM | 1 | | | | | | | |
| 5 | 4 | 172151-74060 | BOLT, SOCKET HEAD | 4 | | | | | | | |
| 6 | 4 | 172478-74180 | SEAT, SPRING | 2 | | | | | | | |
| 7 | 4 | 172425-74200 | O-RING | 1 | | | | | | | |
| 8 | 4 | 172425-74210 | RING, BACKUP | 1 | | | | | | | |
| 9 | 4 | 172175-74220 | SEAT, SPRING | 2 | | | | | | | |
| 10 | 4 | 172B11-74230 | PLUG | 1 | | | | | | | |
| 11 | 4 | 172B11-74240 | SPOOL, POPPET | 1 | | | | | | | |
| 12 | 4 | 172B11-74250 | SPACER | 1 | | | | | | | |
| 13 | 4 | 172B11-74260 | SPRING | 1 | | | | | | | |
| 14 | 4 | 172151-74320 | O-RING | 2 | | | | | | | |
| 15 | 4 | 172A89-74330 | VALVE, POPPET | 1 | | | | | | | |
| 16 | 4 | 172455-74390 | CAP, STEERING WHEEL | 2 | | | | | | | |
| 17 | 4 | 172455-74410 | SPRING | 2 | | | | | | | |
| 18 | 4 | 172455-74420 | POPPET, VALVE | 1 | | | | | | | |
| 19 | 4 | 172455-74440 | SPRING | 2 | | | | | | | |
| 20 | 4 | 172455-74450 | PLUG | 2 | | | | | | | |
| 21 | 4 | 172455-74460 | O-RING | 2 | | | | | | | |
| 22 | 2 | 172A89-74280 | SECTION ASSY, BLADE | 1 | | | | | | | |
| 23 | 3 | 172A69-71190 | SECTION, BLADE | 1 | | | | | | | |
| 24 | 4 | 172151-74060 | BOLT, SOCKET HEAD | 4 | | | | | | | |
| 25 | 4 | 172478-74180 | SEAT, SPRING | 2 | | | | | | | |
| 26 | 4 | 172113-74190 | SPRING | 1 | | | | | | | |
| 27 | 4 | 172175-74220 | SEAT, SPRING | 2 | | | | | | | |
| 28 | 4 | 172151-74320 | O-RING | 2 | | | | | | | |
| 29 | 4 | 172455-74390 | CAP, STEERING WHEEL | 2 | | | | | | | |
| 30 | 4 | 172187-74410 | POPPET, VALVE | 1 | | | | | | | |
| 31 | 4 | 172455-74410 | SPRING | 2 | | | | | | | |
| 32 | 4 | 172455-74420 | POPPET, VALVE | 1 | | | | | | | |
| 33 | 4 | 172455-74440 | SPRING | 1 | | | | | | | |
| 34 | 4 | 172455-74450 | PLUG | 1 | | | | | | | |
| 35 | 4 | 172455-74460 | O-RING | 1 | | | | | | | |
| 36 | 4 | 24321-000700 | O-RING, 1AG70.0 | 1 | | | | | | | |
| 37 | 3 | 172A89-74290 | VALVE, RELIEF 15/50 | 1 | | | | | | | |
| 38 | 4 | 172116-74150 | O-RING | 1 | | | | | | | |

Remarks

* Control valve assy is shown in Fig.100.

N:Old $\xrightarrow{\text{Yes}}$ New, Q:Old $\xrightarrow{\text{No}}$ New, R:Old $\xrightarrow{\text{Yes}}$ New, S:Old $\xrightarrow{\text{No}}$ New, W:Add, Z:Discontinued, F:Interchangeable by set, K:Q'ty Change

Fig.108. CONTROL VALVE(A-TYPE)(9/9)(TO M1B319)

(A)=VIO80-1A C(US)

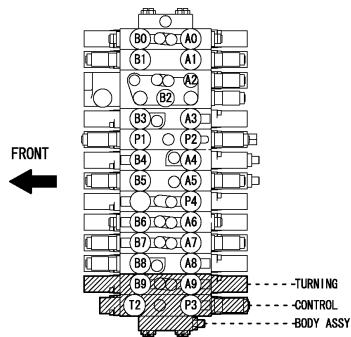
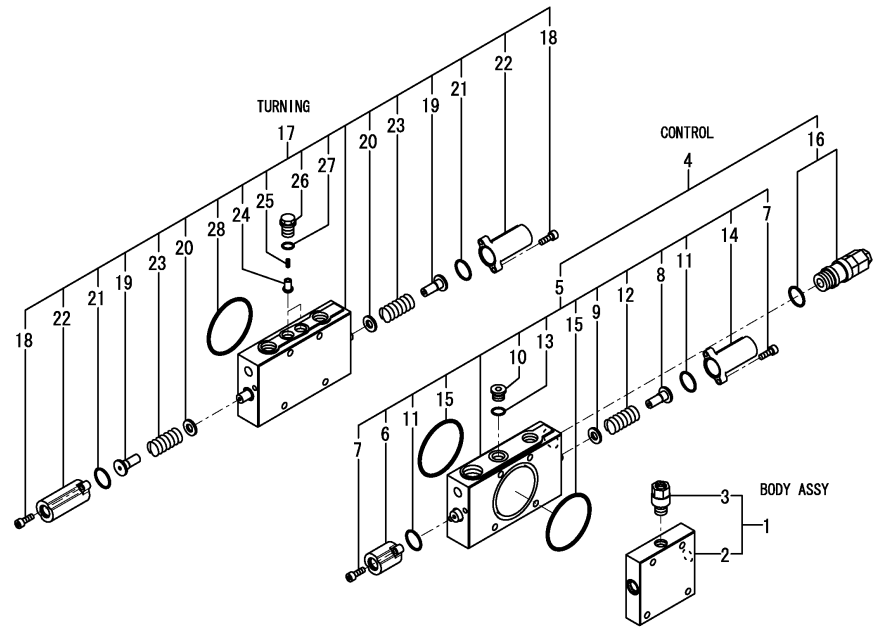
(B)=

(C)=

(D)=

(E)=

(F)=



| No. | Lev. | Parts No. | Description | Q'ty | | | | | | I | R |
|-----|------|--------------|----------------------|------|-----|-----|-----|-----|-----|---|---|
| | | | | (A) | (B) | (C) | (D) | (E) | (F) | | |
| 1 | 2 | 172A69-71250 | BODY ASSY | 1 | | | | | | | |
| 2 | 3 | 172478-74360 | BODY | 1 | | | | | | | |
| 3 | 3 | 172478-74370 | PLUG ASSY | 1 | | | | | | | |
| 4 | 2 | 172B11-74140 | SECTION ASSY,CONFLUX | 1 | | | | | | | |
| 5 | 3 | 172A69-71230 | SECTION, CONFLUX | 1 | | | | | | | |
| 6 | 4 | 172A69-71240 | CAP ASSY | 1 | | | | | | | |
| 7 | 4 | 172151-74060 | BOLT, SOCKET HEAD | 4 | | | | | | | |
| 8 | 4 | 172478-74180 | SEAT, SPRING | 1 | | | | | | | |
| 9 | 4 | 172175-74220 | SEAT, SPRING | 1 | | | | | | | |
| 10 | 4 | 172A69-74250 | PLUG | 1 | | | | | | | |
| 11 | 4 | 172151-74320 | O-RING | 2 | | | | | | | |
| 12 | 4 | 172455-74410 | SPRING | 1 | | | | | | | |
| 13 | 4 | 172455-74460 | O-RING | 1 | | | | | | | |
| 14 | 4 | 172455-74480 | CAP, STEERING WHEEL | 1 | | | | | | | |
| 15 | 4 | 24321-000700 | O-RING, 1AG70.0 | 2 | | | | | | | |
| 16 | 3 | 172B11-74150 | RELIEF, 24.2/30 | 1 | | | | | | | |
| 17 | 2 | 172A89-74270 | SECTION, SWING | 1 | | | | | | | |
| 18 | 3 | 172151-74060 | BOLT, SOCKET HEAD | 4 | | | | | | | |
| 19 | 3 | 172478-74180 | SEAT, SPRING | 2 | | | | | | | |
| 20 | 3 | 172175-74220 | SEAT, SPRING | 2 | | | | | | | |
| 21 | 3 | 172151-74320 | O-RING | 2 | | | | | | | |
| 22 | 3 | 172455-74390 | CAP, STEERING WHEEL | 2 | | | | | | | |
| 23 | 3 | 172455-74410 | SPRING | 2 | | | | | | | |
| 24 | 3 | 172455-74420 | POPPET, VALVE | 2 | | | | | | | |
| 25 | 3 | 172455-74440 | SPRING | 2 | | | | | | | |
| 26 | 3 | 172455-74450 | PLUG | 2 | | | | | | | |
| 27 | 3 | 172455-74460 | O-RING | 2 | | | | | | | |
| 28 | 3 | 24321-000700 | O-RING, 1AG70.0 | 1 | | | | | | | |

Remarks

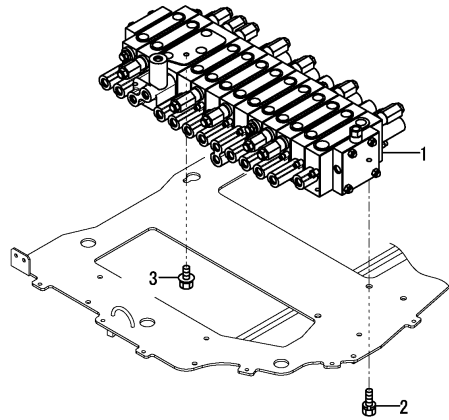
* Control valve assy is shown in Fig.100.

Fig.167. (108A)CONTROL VALVE(B-TYPE)(1/9)(FROM M1B320)

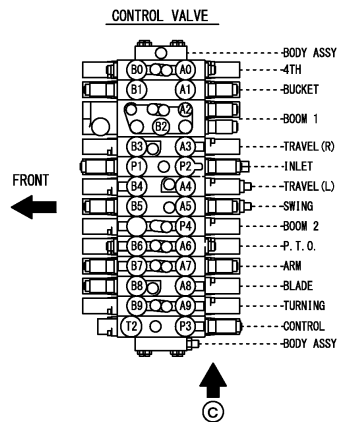
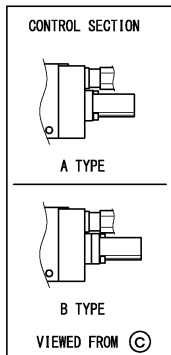
(A)=VIO80-1A C(US)
 (B)=
 (C)=

(D)=
 (E)=
 (F)=

CONTROL VALVE ASSY
 Fig. 167 Ref. No. 1
 INC. Fig. 168~175.



| No. | Lev. | Parts No. | Description | Q'ty | | | | | | I | R |
|-----|------|--------------|----------------------|------|-----|-----|-----|-----|-----|---|---|
| | | | | (A) | (B) | (C) | (D) | (E) | (F) | | |
| 1 | 1 | 172B11-74101 | VALVE ASSY, CONTROL | 1 | | | | | | | 1 |
| 2 | 1 | 26013-100162 | BOLT, M10X 16 | 2 | | | | | | | |
| 3 | 1 | 26106-100122 | BOLT, M10X 12 PLATED | 1 | | | | | | | |



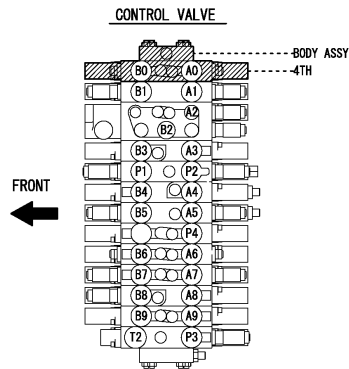
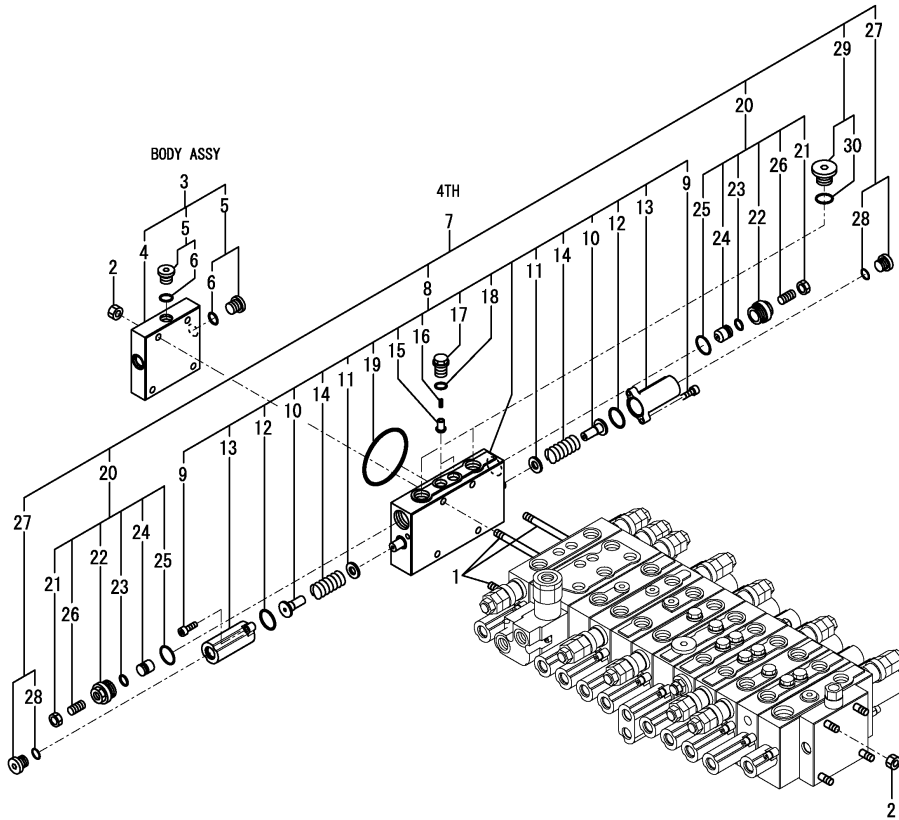
Remarks

* A-type is shown in Fig.100.

* Thumb bracket spec. is shown in Fig.183(108J).

(1) Inner parts are shown in Fig.175(108I) from Fig.168(108B).

Fig.168. (108B)CONTROL VALVE(B-TYPE)(2/9)(FROM M1B320)



(A)=VIO80-1A C(US)
(B)=
(C)=

(D)=
(E)=
(F)=

| No. | Lev. | Parts No. | Description | Q'ty | | | | | | I | R |
|-----|------|--------------|----------------------|------|-----|-----|-----|-----|-----|---|---|
| | | | | (A) | (B) | (C) | (D) | (E) | (F) | | |
| 1 | 2 | 172A69-71260 | TIE-ROD | 4 | | | | | | | |
| 2 | 2 | 172422-74110 | NUT | 8 | | | | | | | |
| 3 | 2 | 172A69-74110 | BODY ASSY | 1 | | | | | | | |
| 4 | 3 | 172478-74360 | BODY | 1 | | | | | | | |
| 5 | 3 | 172187-74530 | PLUG ASSY | 2 | | | | | | | |
| 6 | 4 | 24315-000110 | O-RING, 1BP11.0 | 2 | | | | | | | |
| 7 | 2 | 172A69-74170 | SECTION ASSY, 4TH | 1 | | | | | | | |
| 8 | 3 | 172A69-74180 | SECTION, 4TH | 1 | | | | | | | |
| 9 | 4 | 172151-74060 | BOLT, SOCKET HEAD | 4 | | | | | | | |
| 10 | 4 | 172478-74180 | SEAT, SPRING | 2 | | | | | | | |
| 11 | 4 | 172175-74220 | SEAT, SPRING | 2 | | | | | | | |
| 12 | 4 | 172151-74320 | O-RING | 2 | | | | | | | |
| 13 | 4 | 172455-74390 | CAP, STEERING WHEEL | 2 | | | | | | | |
| 14 | 4 | 172455-74410 | SPRING | 2 | | | | | | | |
| 15 | 4 | 172455-74420 | POPPET, VALVE | 2 | | | | | | | |
| 16 | 4 | 172455-74440 | SPRING | 2 | | | | | | | |
| 17 | 4 | 172455-74450 | PLUG | 2 | | | | | | | |
| 18 | 4 | 172455-74460 | O-RING | 2 | | | | | | | |
| 19 | 4 | 24321-000700 | O-RING, 1AG70.0 | 1 | | | | | | | |
| 20 | 3 | 172455-74320 | VALVE ASSY, SHUT-OFF | 2 | | | | | | | |
| 21 | 4 | 172455-74010 | NUT, SHOE | 2 | | | | | | | |
| 22 | 4 | 172455-74020 | PLUG | 2 | | | | | | | |
| 23 | 4 | 172455-74030 | O-RING | 2 | | | | | | | |
| 24 | 4 | 172455-74040 | POPPET, VALVE | 2 | | | | | | | |
| 25 | 4 | 172116-74150 | O-RING | 2 | | | | | | | |
| 26 | 4 | 172455-74990 | SCREW, SETTING | 2 | | | | | | | |
| 27 | 3 | 172187-74530 | PLUG ASSY | 2 | | | | | | | |
| 28 | 4 | 24315-000110 | O-RING, 1BP11.0 | 2 | | | | | | | |
| 29 | 3 | 172187-74550 | PLUG ASSY | 2 | | | | | | | |
| 30 | 4 | 24315-000180 | O-RING, 1BP18.0 | 2 | | | | | | | |

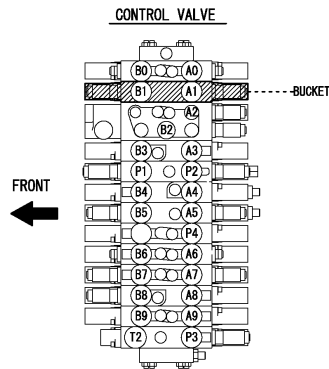
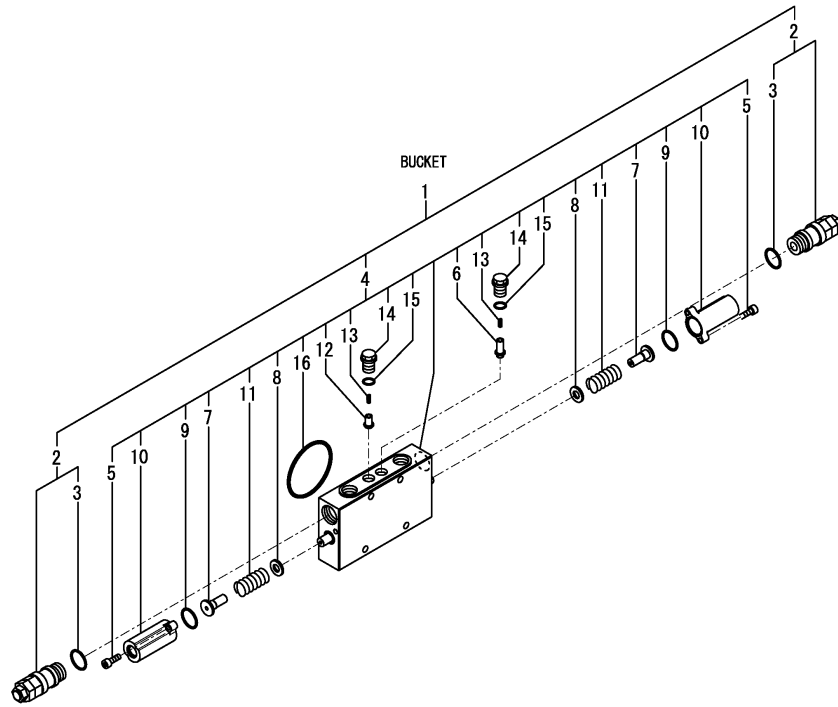
Remarks

* Control valve assy is shown in Fig.167(108A).

Fig.169. (108C)CONTROL VALVE(B-TYPE)(3/9)(FROM M1B320)

(A)=VIO80-1A C(US)
 (B)=
 (C)=

(D)=
 (E)=
 (F)=

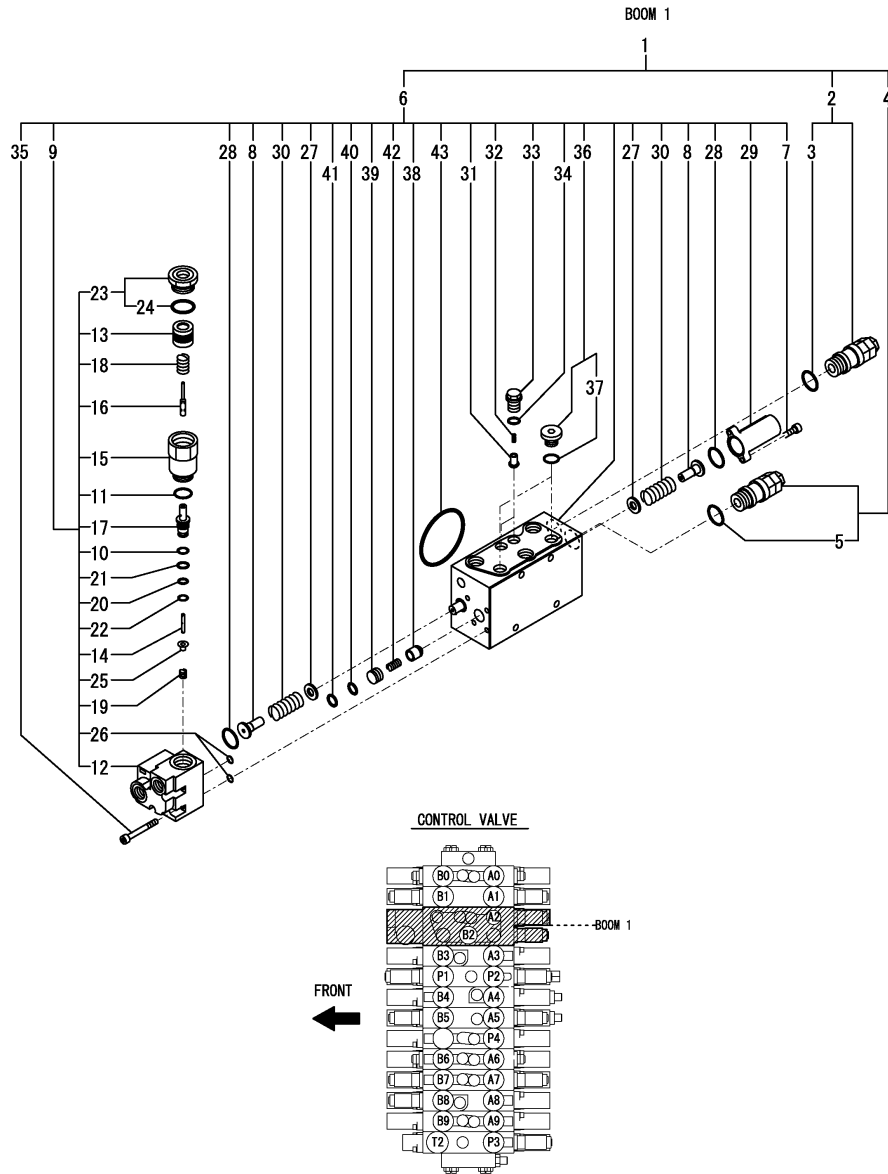


| No. | Lev. | Parts No. | Description | Q'ty | | | | | | I | R |
|-----|------|--------------|----------------------|------|-----|-----|-----|-----|-----|---|---|
| | | | | (A) | (B) | (C) | (D) | (E) | (F) | | |
| 1 | 2 | 172B11-74270 | SECTION ASSY, BUCKET | 1 | | | | | | | |
| 2 | 3 | 172A89-74150 | VALVE,RELIEF 28.5/50 | 2 | | | | | | | |
| 3 | 4 | 172116-74150 | O-RING | 2 | | | | | | | |
| 4 | 3 | 172B11-74280 | SECTION, BUCKET | 1 | | | | | | | |
| 5 | 4 | 172151-74060 | BOLT, SOCKET HEAD | 4 | | | | | | | |
| 6 | 4 | 172B11-74120 | VALVE, POPPET 3.0 | 1 | | | | | | | |
| 7 | 4 | 172478-74180 | SEAT, SPRING | 2 | | | | | | | |
| 8 | 4 | 172175-74220 | SEAT, SPRING | 2 | | | | | | | |
| 9 | 4 | 172151-74320 | O-RING | 2 | | | | | | | |
| 10 | 4 | 172455-74390 | CAP, STEERING WHEEL | 2 | | | | | | | |
| 11 | 4 | 172455-74410 | SPRING | 2 | | | | | | | |
| 12 | 4 | 172455-74420 | POPPET, VALVE | 1 | | | | | | | |
| 13 | 4 | 172455-74440 | SPRING | 2 | | | | | | | |
| 14 | 4 | 172455-74450 | PLUG | 2 | | | | | | | |
| 15 | 4 | 172455-74460 | O-RING | 2 | | | | | | | |
| 16 | 4 | 24321-000700 | O-RING, 1AG70.0 | 1 | | | | | | | |

Remarks

* Control valve assy is shown in Fig.167(108A).

Fig.170. (108D)CONTROL VALVE(B-TYPE)(4/9)(FROM M1B320)



(A)=VIO80-1A C(US)

(B)=

(C)=

(D)=

(E)=

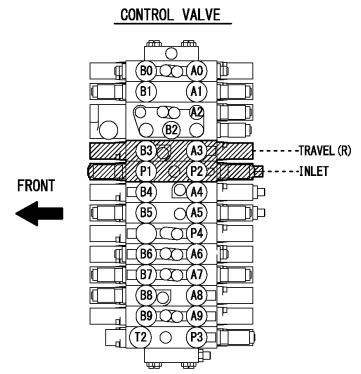
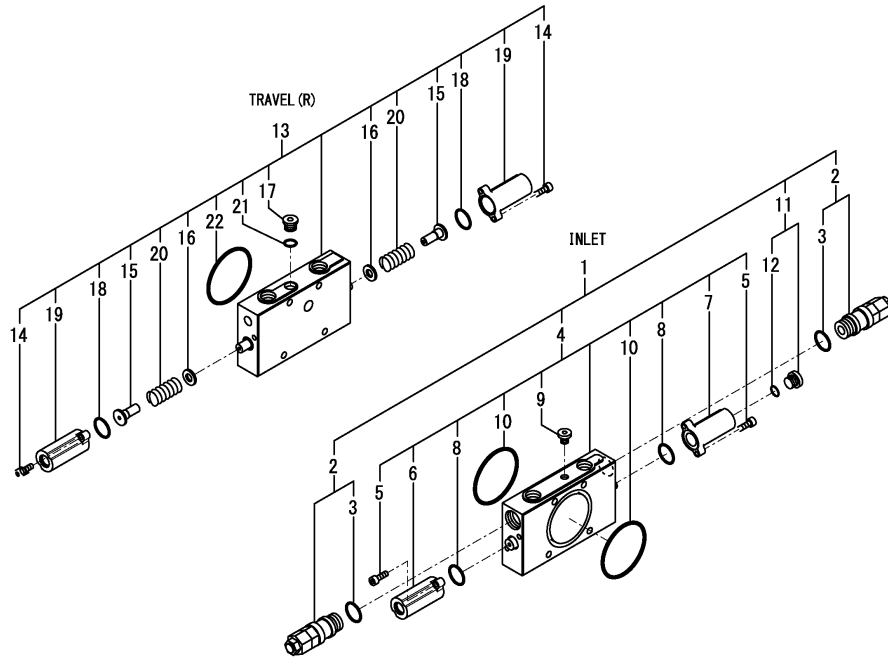
(F)=

| No. | Lev. | Parts No. | Description | Qty | | | | | | I | R |
|-----|------|--------------|----------------------|-----|-----|-----|-----|-----|-----|---|---|
| | | | | (A) | (B) | (C) | (D) | (E) | (F) | | |
| 1 | 2 | 172B11-74180 | SECTION ASSY, BOOM 1 | 1 | | | | | | | |
| 2 | 3 | 172A89-74150 | VALVE,RELIEF 28.5/50 | 1 | | | | | | | |
| 3 | 4 | 172116-74150 | O-RING | 1 | | | | | | | |
| 4 | 3 | 172A89-74190 | VALVE,RELIEF 29.5/50 | 1 | | | | | | | |
| 5 | 4 | 172116-74150 | O-RING | 1 | | | | | | | |
| 6 | 3 | 172B11-74200 | SECTION, BOOM 1 | 1 | | | | | | | |
| 7 | 4 | 172151-74060 | BOLT, SOCKET HEAD | 2 | | | | | | | |
| 8 | 4 | 172478-74180 | SEAT, SPRING | 2 | | | | | | | |
| 9 | 4 | 172488-74200 | VALVE ASSY | 1 | | | | | | | |
| 10 | 5 | 172638-73650 | RING, BACK UP | 1 | | | | | | | |
| 11 | 5 | 172116-74150 | O-RING | 1 | | | | | | | |
| 12 | 5 | 172488-74210 | BODY | 1 | | | | | | | |
| 13 | 5 | 172488-74220 | PISTON, HYDRAULIC | 1 | | | | | | | |
| 14 | 5 | 172455-74590 | POPPET, VALVE | 1 | | | | | | | |
| 15 | 5 | 172455-74600 | PLUG | 1 | | | | | | | |
| 16 | 5 | 172455-74620 | SPOOL | 1 | | | | | | | |
| 17 | 5 | 172455-74630 | SLEEVE | 1 | | | | | | | |
| 18 | 5 | 172455-74640 | SPRING | 1 | | | | | | | |
| 19 | 5 | 172455-74650 | SPRING | 1 | | | | | | | |
| 20 | 5 | 172455-74660 | O-RING | 1 | | | | | | | |
| 21 | 5 | 172455-74670 | O-RING | 1 | | | | | | | |
| 22 | 5 | 172455-74680 | RING, BACK UP | 1 | | | | | | | |
| 23 | 5 | 172187-74690 | PLUG ASSY | 1 | | | | | | | |
| 24 | 6 | 172312-74770 | O-RING | 1 | | | | | | | |
| 25 | 5 | 172455-74720 | SEAT, SPRING | 1 | | | | | | | |
| 26 | 5 | 24315-000070 | O-RING, 1BP7.0 | 2 | | | | | | | |
| 27 | 4 | 172175-74220 | SEAT, SPRING | 2 | | | | | | | |
| 28 | 4 | 172151-74320 | O-RING | 2 | | | | | | | |
| 29 | 4 | 172455-74390 | CAP, STEERING WHEEL | 1 | | | | | | | |
| 30 | 4 | 172455-74410 | SPRING | 2 | | | | | | | |
| 31 | 4 | 172455-74420 | POPPET, VALVE | 2 | | | | | | | |
| 32 | 4 | 172455-74440 | SPRING | 2 | | | | | | | |
| 33 | 4 | 172455-74450 | PLUG | 2 | | | | | | | |
| 34 | 4 | 172455-74460 | O-RING | 2 | | | | | | | |
| 35 | 4 | 172455-74530 | BOLT, SOCKET HEAD | 5 | | | | | | | |
| 36 | 4 | 172187-74540 | PLUG ASSY | 2 | | | | | | | |
| 37 | 5 | 24315-000140 | O-RING, 1BP14.0 | 2 | | | | | | | |
| 38 | 4 | 172455-74550 | POPPET, VALVE | 1 | | | | | | | |
| 39 | 4 | 172455-74560 | SPACER | 1 | | | | | | | |
| 40 | 4 | 172455-74570 | O-RING | 1 | | | | | | | |
| 41 | 4 | 172455-74580 | RING, BACK UP | 1 | | | | | | | |
| 42 | 4 | 172187-74630 | SPRING | 1 | | | | | | | |
| 43 | 4 | 24321-000700 | O-RING, 1AG70.0 | 1 | | | | | | | |

Remarks

* Control valve assy is shown in Fig.167(108A).

Fig.171. (108E)CONTROL VALVE(B-TYPE)(5/9)(FROM M1B320)



(A)=VIO80-1A C(US)
(B)=
(C)=

(D)=
(E)=
(F)=

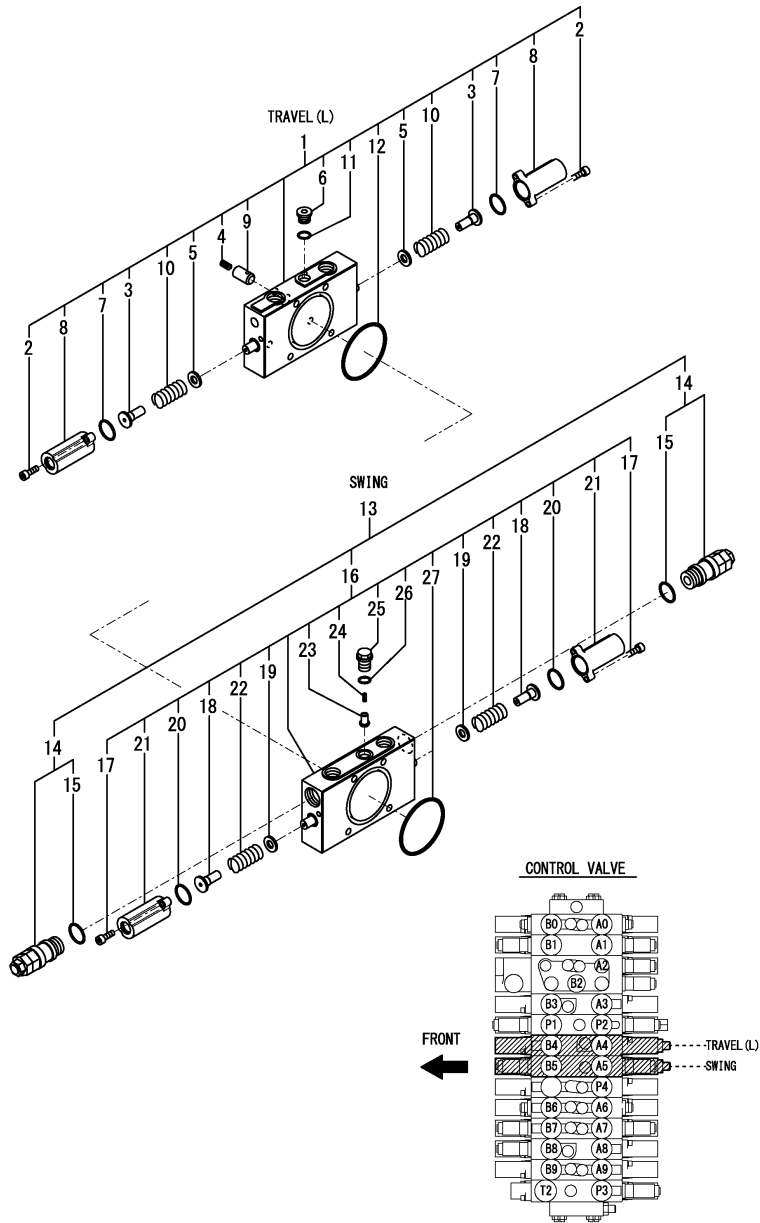
| No. | Lev. | Parts No. | Description | Q'ty | | | | | | I | R |
|-----|------|--------------|----------------------|------|-----|-----|-----|-----|-----|---|---|
| | | | | (A) | (B) | (C) | (D) | (E) | (F) | | |
| 1 | 2 | 172A89-74120 | SECTION ASSY, INLET | 1 | | | | | | | |
| 2 | 3 | 172A89-74130 | VALVE,RELIEF 25.7/30 | 2 | | | | | | | |
| 3 | 4 | 172116-74150 | O-RING | 2 | | | | | | | |
| 4 | 3 | 172A69-74140 | SECTION, INLET | 1 | | | | | | | |
| 5 | 4 | 172151-74060 | BOLT, SOCKET HEAD | 4 | | | | | | | |
| 6 | 4 | 172A69-74150 | CAP ASSY | 1 | | | | | | | |
| 7 | 4 | 172A69-74160 | CAP | 1 | | | | | | | |
| 8 | 4 | 172151-74320 | O-RING | 2 | | | | | | | |
| 9 | 4 | 172422-74330 | PLUG ASSY | 1 | | | | | | | |
| 10 | 4 | 24321-000700 | O-RING, 1AG70.0 | 2 | | | | | | | |
| 11 | 3 | 172187-74530 | PLUG ASSY | 1 | | | | | | | |
| 12 | 4 | 24315-000110 | O-RING, 1BP11.0 | 1 | | | | | | | |
| 13 | 2 | 172A89-74210 | SECTION, TRAVEL R | 1 | | | | | | | |
| 14 | 3 | 172151-74060 | BOLT, SOCKET HEAD | 4 | | | | | | | |
| 15 | 3 | 172478-74180 | SEAT, SPRING | 2 | | | | | | | |
| 16 | 3 | 172175-74220 | SEAT, SPRING | 2 | | | | | | | |
| 17 | 3 | 172A69-74250 | PLUG | 1 | | | | | | | |
| 18 | 3 | 172151-74320 | O-RING | 2 | | | | | | | |
| 19 | 3 | 172455-74390 | CAP, STEERING WHEEL | 2 | | | | | | | |
| 20 | 3 | 172455-74410 | SPRING | 2 | | | | | | | |
| 21 | 3 | 172455-74460 | O-RING | 1 | | | | | | | |
| 22 | 3 | 24321-000700 | O-RING, 1AG70.0 | 1 | | | | | | | |

Remarks
* Control valve assy is shown in Fig.167(108A).

Fig.172. (108F)CONTROL VALVE(B-TYPE)(6/9)(FROM M1B320)

(A)=VIO80-1A C(US)
 (B)=
 (C)=

(D)=
 (E)=
 (F)=



| No. | Lev. | Parts No. | Description | Q'ty | | | | | | I | R |
|-----|------|--------------|----------------------|------|-----|-----|-----|-----|-----|---|---|
| | | | | (A) | (B) | (C) | (D) | (E) | (F) | | |
| 1 | 2 | 172A89-74220 | SECTION, TRAVEL L | 1 | | | | | | | |
| 2 | 3 | 172151-74060 | BOLT, SOCKET HEAD | 4 | | | | | | | |
| 3 | 3 | 172478-74180 | SEAT, SPRING | 2 | | | | | | | |
| 4 | 3 | 172113-74190 | SPRING | 1 | | | | | | | |
| 5 | 3 | 172175-74220 | SEAT, SPRING | 2 | | | | | | | |
| 6 | 3 | 172A69-74250 | PLUG | 1 | | | | | | | |
| 7 | 3 | 172151-74320 | O-RING | 2 | | | | | | | |
| 8 | 3 | 172455-74390 | CAP, STEERING WHEEL | 2 | | | | | | | |
| 9 | 3 | 172187-74410 | POPPET, VALVE | 1 | | | | | | | |
| 10 | 3 | 172455-74410 | SPRING | 2 | | | | | | | |
| 11 | 3 | 172455-74460 | O-RING | 1 | | | | | | | |
| 12 | 3 | 24321-000700 | O-RING, 1AG70.0 | 1 | | | | | | | |
| 13 | 2 | 172A89-74230 | SECTION ASSY, SWING | 1 | | | | | | | |
| 14 | 3 | 172A89-74150 | VALVE,RELIEF 28.5/50 | 2 | | | | | | | |
| 15 | 4 | 172116-74150 | O-RING | 2 | | | | | | | |
| 16 | 3 | 172A69-74280 | SECTION, SWING | 1 | | | | | | | |
| 17 | 4 | 172151-74060 | BOLT, SOCKET HEAD | 4 | | | | | | | |
| 18 | 4 | 172478-74180 | SEAT, SPRING | 2 | | | | | | | |
| 19 | 4 | 172175-74220 | SEAT, SPRING | 2 | | | | | | | |
| 20 | 4 | 172151-74320 | O-RING | 2 | | | | | | | |
| 21 | 4 | 172455-74390 | CAP, STEERING WHEEL | 2 | | | | | | | |
| 22 | 4 | 172455-74410 | SPRING | 2 | | | | | | | |
| 23 | 4 | 172455-74420 | POPPET, VALVE | 1 | | | | | | | |
| 24 | 4 | 172455-74440 | SPRING | 1 | | | | | | | |
| 25 | 4 | 172455-74450 | PLUG | 1 | | | | | | | |
| 26 | 4 | 172455-74460 | O-RING | 1 | | | | | | | |
| 27 | 4 | 24321-000700 | O-RING, 1AG70.0 | 1 | | | | | | | |

Remarks

* Control valve assy is shown in Fig.167(108A).

N:Old $\xrightarrow{\text{Yes}}$ New, Q:Old $\xrightarrow{\text{No}}$ New, R:Old $\xrightarrow{\text{Yes}}$ New, S:Old $\xrightarrow{\text{No}}$ New, W:Add, Z:Discontinued, F:Interchangeable by set, K:Q'ty Change

Fig.173. (108G)CONTROL VALVE(B-TYPE)(7/9)(FROM M1B320)

(A)=V1080-1A C(US)

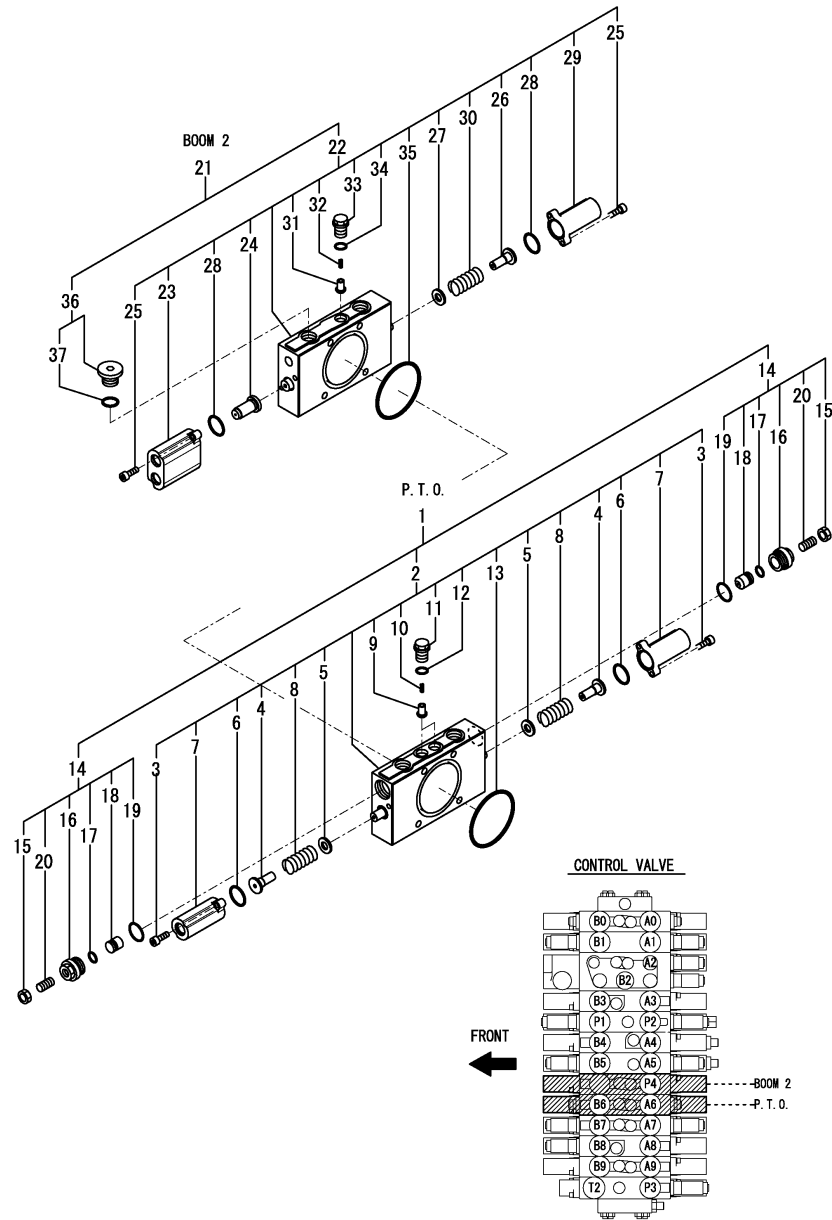
(B)=

(C)=

(D)=

(E)=

(F)=



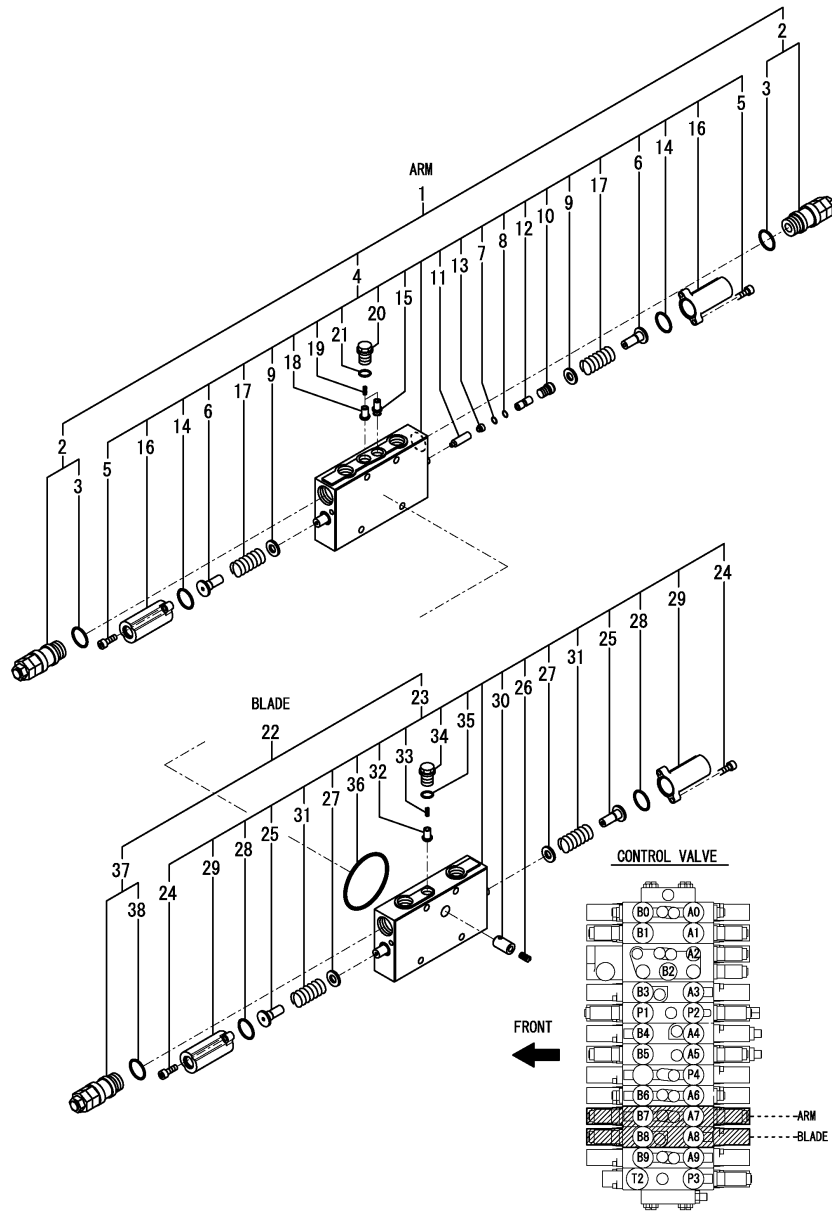
| No. | Lev. | Parts No. | Description | Q'ty | | | | | | I | R |
|-----|------|--------------|----------------------|------|-----|-----|-----|-----|-----|---|---|
| | | | | (A) | (B) | (C) | (D) | (E) | (F) | | |
| 1 | 2 | 172A69-71130 | SECTION ASSY, PTO | 1 | | | | | | | |
| 2 | 3 | 172A69-71140 | SECTION, PTO | 1 | | | | | | | |
| 3 | 4 | 172151-74060 | BOLT, SOCKET HEAD | 4 | | | | | | | |
| 4 | 4 | 172478-74180 | SEAT, SPRING | 2 | | | | | | | |
| 5 | 4 | 172175-74220 | SEAT, SPRING | 2 | | | | | | | |
| 6 | 4 | 172151-74320 | O-RING | 2 | | | | | | | |
| 7 | 4 | 172455-74390 | CAP, STEERING WHEEL | 2 | | | | | | | |
| 8 | 4 | 172455-74410 | SPRING | 2 | | | | | | | |
| 9 | 4 | 172455-74420 | POPPET, VALVE | 2 | | | | | | | |
| 10 | 4 | 172455-74440 | SPRING | 2 | | | | | | | |
| 11 | 4 | 172455-74450 | PLUG | 2 | | | | | | | |
| 12 | 4 | 172455-74460 | O-RING | 2 | | | | | | | |
| 13 | 4 | 24321-000700 | O-RING, 1AG70.0 | 1 | | | | | | | |
| 14 | 3 | 172455-74320 | VALVE ASSY, SHUT-OFF | 2 | | | | | | | |
| 15 | 4 | 172455-74010 | NUT, SHOE | 2 | | | | | | | |
| 16 | 4 | 172455-74020 | PLUG | 2 | | | | | | | |
| 17 | 4 | 172455-74030 | O-RING | 2 | | | | | | | |
| 18 | 4 | 172455-74040 | POPPET, VALVE | 2 | | | | | | | |
| 19 | 4 | 172116-74150 | O-RING | 2 | | | | | | | |
| 20 | 4 | 172455-74990 | SCREW, SETTING | 2 | | | | | | | |
| 21 | 2 | 172B11-74290 | SECTION ASSY, BOOM 2 | 1 | | | | | | | |
| 22 | 3 | 172B11-74300 | SECTION, BOOM 2 | 1 | | | | | | | |
| 23 | 4 | 172A69-71110 | CAP | 1 | | | | | | | |
| 24 | 4 | 172A69-71120 | PISTON | 1 | | | | | | | |
| 25 | 4 | 172151-74060 | BOLT, SOCKET HEAD | 4 | | | | | | | |
| 26 | 4 | 172478-74180 | SEAT, SPRING | 1 | | | | | | | |
| 27 | 4 | 172175-74220 | SEAT, SPRING | 1 | | | | | | | |
| 28 | 4 | 172151-74320 | O-RING | 2 | | | | | | | |
| 29 | 4 | 172455-74390 | CAP, STEERING WHEEL | 1 | | | | | | | |
| 30 | 4 | 172455-74410 | SPRING | 1 | | | | | | | |
| 31 | 4 | 172455-74420 | POPPET, VALVE | 1 | | | | | | | |
| 32 | 4 | 172455-74440 | SPRING | 1 | | | | | | | |
| 33 | 4 | 172455-74450 | PLUG | 1 | | | | | | | |
| 34 | 4 | 172455-74460 | O-RING | 1 | | | | | | | |
| 35 | 4 | 24321-000700 | O-RING, 1AG70.0 | 1 | | | | | | | |
| 36 | 3 | 172187-74550 | PLUG ASSY | 1 | | | | | | | |
| 37 | 4 | 24315-000180 | O-RING, 1BP18.0 | 1 | | | | | | | |

Remarks

* Control valve assy is shown in Fig.167(108A).

N:Old $\xrightarrow{\text{Yes}}$ New, Q:Old $\xrightarrow{\text{No}}$ New, R:Old $\xrightarrow{\text{Yes}}$ New, S:Old $\xrightarrow{\text{No}}$ New, W:Add, Z:Discontinued, F:Interchangeable by set, K:Q'ty Change

Fig.174. (108H)CONTROL VALVE(B-TYPE)(8/9)(FROM M1B320)



(A)=VIO80-1A C(US)
(B)=
(C)=

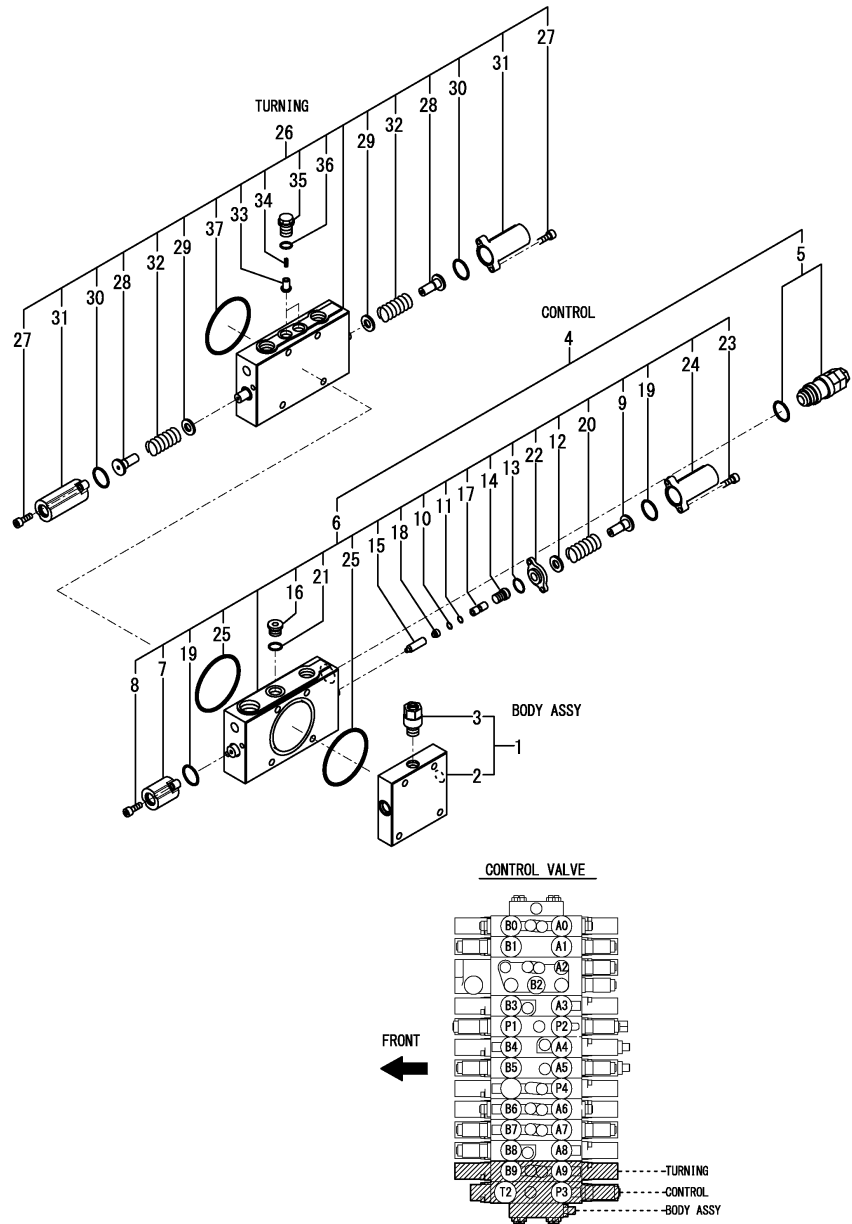
(D)=
(E)=
(F)=

| No. | Lev. | Parts No. | Description | Q'ty | | | | | | I | R |
|-----|------|--------------|----------------------|------|-----|-----|-----|-----|-----|---|---|
| | | | | (A) | (B) | (C) | (D) | (E) | (F) | | |
| 1 | 2 | 172B11-74210 | SECTION ASSY, ARM | 1 | | | | | | | |
| 2 | 3 | 172A89-74150 | VALVE,RELIEF 28.5/50 | 2 | | | | | | | |
| 3 | 4 | 172116-74150 | O-RING | 2 | | | | | | | |
| 4 | 3 | 172B11-74220 | SECTION, ARM | 1 | | | | | | | |
| 5 | 4 | 172151-74060 | BOLT, SOCKET HEAD | 4 | | | | | | | |
| 6 | 4 | 172478-74180 | SEAT, SPRING | 2 | | | | | | | |
| 7 | 4 | 172425-74200 | O-RING | 1 | | | | | | | |
| 8 | 4 | 172425-74210 | RING, BACKUP | 1 | | | | | | | |
| 9 | 4 | 172175-74220 | SEAT, SPRING | 2 | | | | | | | |
| 10 | 4 | 172B11-74230 | PLUG | 1 | | | | | | | |
| 11 | 4 | 172B11-74240 | SPOOL, POPPET | 1 | | | | | | | |
| 12 | 4 | 172B11-74250 | SPACER | 1 | | | | | | | |
| 13 | 4 | 172B11-74260 | SPRING | 1 | | | | | | | |
| 14 | 4 | 172151-74320 | O-RING | 2 | | | | | | | |
| 15 | 4 | 172A89-74330 | VALVE, POPPET | 1 | | | | | | | |
| 16 | 4 | 172455-74390 | CAP, STEERING WHEEL | 2 | | | | | | | |
| 17 | 4 | 172455-74410 | SPRING | 2 | | | | | | | |
| 18 | 4 | 172455-74420 | POPPET, VALVE | 1 | | | | | | | |
| 19 | 4 | 172455-74440 | SPRING | 2 | | | | | | | |
| 20 | 4 | 172455-74450 | PLUG | 2 | | | | | | | |
| 21 | 4 | 172455-74460 | O-RING | 2 | | | | | | | |
| 22 | 2 | 172A89-74280 | SECTION ASSY, BLADE | 1 | | | | | | | |
| 23 | 3 | 172A69-71190 | SECTION, BLADE | 1 | | | | | | | |
| 24 | 4 | 172151-74060 | BOLT, SOCKET HEAD | 4 | | | | | | | |
| 25 | 4 | 172478-74180 | SEAT, SPRING | 2 | | | | | | | |
| 26 | 4 | 172113-74190 | SPRING | 1 | | | | | | | |
| 27 | 4 | 172175-74220 | SEAT, SPRING | 2 | | | | | | | |
| 28 | 4 | 172151-74320 | O-RING | 2 | | | | | | | |
| 29 | 4 | 172455-74390 | CAP, STEERING WHEEL | 2 | | | | | | | |
| 30 | 4 | 172187-74410 | POPPET, VALVE | 1 | | | | | | | |
| 31 | 4 | 172455-74410 | SPRING | 2 | | | | | | | |
| 32 | 4 | 172455-74420 | POPPET, VALVE | 1 | | | | | | | |
| 33 | 4 | 172455-74440 | SPRING | 1 | | | | | | | |
| 34 | 4 | 172455-74450 | PLUG | 1 | | | | | | | |
| 35 | 4 | 172455-74460 | O-RING | 1 | | | | | | | |
| 36 | 4 | 24321-000700 | O-RING, 1AG70.0 | 1 | | | | | | | |
| 37 | 3 | 172B11-74440 | RELIEF, 15.0/50 | 1 | | | | | | | |
| 38 | 4 | 172116-74150 | O-RING | 1 | | | | | | | |

Remarks

* Control valve assy is shown in Fig.167(108A).

Fig.175. (108I)CONTROL VALVE(B-TYPE)(9/9)(FROM M1B320)



(A)=VIO80-1A C(US)
(B)=
(C)=

(D)=
(E)=
(F)=

| No. | Lev. | Parts No. | Description | Q'ty | | | | | | I | R |
|-----|------|--------------|----------------------|------|-----|-----|-----|-----|-----|---|---|
| | | | | (A) | (B) | (C) | (D) | (E) | (F) | | |
| 1 | 2 | 172A69-71250 | BODY ASSY | 1 | | | | | | | |
| 2 | 3 | 172478-74360 | BODY | 1 | | | | | | | |
| 3 | 3 | 172478-74370 | PLUG ASSY | 1 | | | | | | | |
| 4 | 2 | 172B11-74141 | SECTION ASSY,CONTROL | 1 | | | | | | | |
| 5 | 3 | 172B11-74150 | RELIEF, 24.2/30 | 1 | | | | | | | |
| 6 | 3 | 172B27-74360 | SECTION, CONFLUX | 1 | | | | | | | |
| 7 | 4 | 172A69-71240 | CAP ASSY | 1 | | | | | | | |
| 8 | 4 | 172151-74060 | BOLT, SOCKET HEAD | 2 | | | | | | | |
| 9 | 4 | 172478-74180 | SEAT, SPRING | 1 | | | | | | | |
| 10 | 4 | 172425-74200 | O-RING | 1 | | | | | | | |
| 11 | 4 | 172425-74210 | RING, BACKUP | 1 | | | | | | | |
| 12 | 4 | 172175-74220 | SEAT, SPRING | 1 | | | | | | | |
| 13 | 4 | 172312-74230 | O-RING | 1 | | | | | | | |
| 14 | 4 | 172B11-74230 | PLUG | 1 | | | | | | | |
| 15 | 4 | 172B11-74240 | SPOOL, POPPET | 1 | | | | | | | |
| 16 | 4 | 172A69-74250 | PLUG | 1 | | | | | | | |
| 17 | 4 | 172B11-74250 | SPACER | 1 | | | | | | | |
| 18 | 4 | 172B11-74260 | SPRING | 1 | | | | | | | |
| 19 | 4 | 172151-74320 | O-RING | 2 | | | | | | | |
| 20 | 4 | 172455-74410 | SPRING | 1 | | | | | | | |
| 21 | 4 | 172455-74460 | O-RING | 1 | | | | | | | |
| 22 | 4 | 172B27-74460 | SPACER | 1 | | | | | | | |
| 23 | 4 | 172B27-74470 | BOLT, HEX SOCKET | 2 | | | | | | | |
| 24 | 4 | 172455-74480 | CAP, STEERING WHEEL | 1 | | | | | | | |
| 25 | 4 | 24321-000700 | O-RING, 1AG70.0 | 2 | | | | | | | |
| 26 | 2 | 172A89-74270 | SECTION, SWING | 1 | | | | | | | |
| 27 | 3 | 172151-74060 | BOLT, SOCKET HEAD | 4 | | | | | | | |
| 28 | 3 | 172478-74180 | SEAT, SPRING | 2 | | | | | | | |
| 29 | 3 | 172175-74220 | SEAT, SPRING | 2 | | | | | | | |
| 30 | 3 | 172151-74320 | O-RING | 2 | | | | | | | |
| 31 | 3 | 172455-74390 | CAP, STEERING WHEEL | 2 | | | | | | | |
| 32 | 3 | 172455-74410 | SPRING | 2 | | | | | | | |
| 33 | 3 | 172455-74420 | POPPET, VALVE | 2 | | | | | | | |
| 34 | 3 | 172455-74440 | SPRING | 2 | | | | | | | |
| 35 | 3 | 172455-74450 | PLUG | 2 | | | | | | | |
| 36 | 3 | 172455-74460 | O-RING | 2 | | | | | | | |
| 37 | 3 | 24321-000700 | O-RING, 1AG70.0 | 1 | | | | | | | |

Remarks

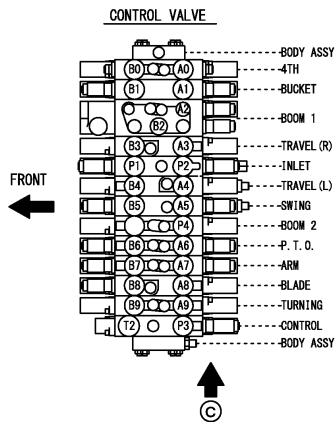
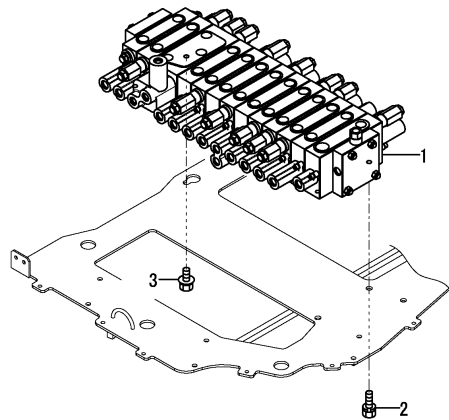
* Control valve assy is shown in Fig.167(108A).

N:Old $\begin{matrix} \text{Yes} \\ \text{No} \end{matrix}$ New, Q:Old $\begin{matrix} \text{No} \\ \text{Yes} \end{matrix}$ New, R:Old $\begin{matrix} \text{Yes} \\ \text{No} \end{matrix}$ New, S:Old $\begin{matrix} \text{No} \\ \text{Yes} \end{matrix}$ New, W:Add, Z:Discontinued, F:Interchangeable by set, K:Q'ty Change

Fig.183. (108J)CONTROL VALVE(THUMB BRACKET SPEC.)(1/9)

(A)=VIO80-1A C(US)
 (B)=
 (C)=

(D)=
 (E)=
 (F)=



| No. | Lev. | Parts No. | Description | Q'ty | | | | | | I | R |
|-----|------|--------------|----------------------|------|-----|-----|-----|-----|-----|---|---|
| | | | | (A) | (B) | (C) | (D) | (E) | (F) | | |
| 1 | 1 | 172B11-74110 | VALVE ASSY, CONT US | 1 | | | | | | | 1 |
| 2 | 1 | 26013-100162 | BOLT, M10X 16 | 2 | | | | | | | |
| 3 | 1 | 26106-100122 | BOLT, M10X 12 PLATED | 1 | | | | | | | |

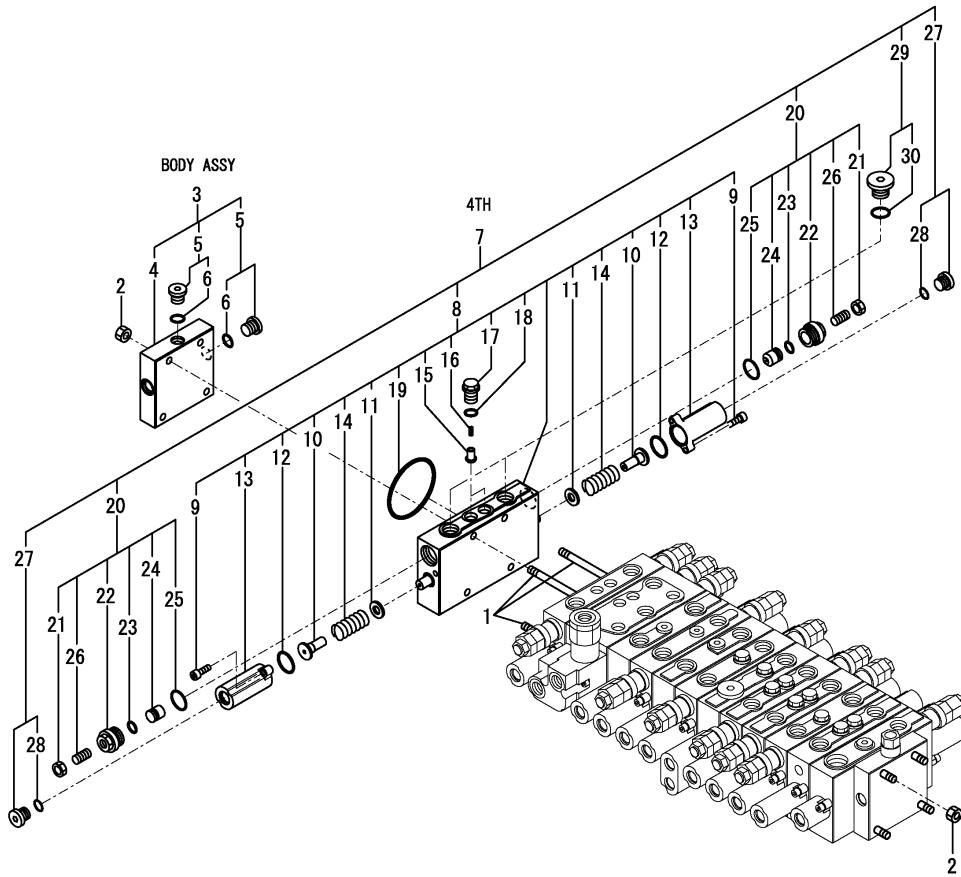
Remarks

* A-type is shown in Fig.100.

* B-type is shown in Fig.167(108A).

(1) Inner parts are shown in Fig.191(108R) from Fig.184(108K).

Fig.184. (108K)CONTROL VALVE(THUMB BRACKET SPEC.)(2/9)



(A)=VIO80-1A C(US)
(B)=
(C)=

(D)=
(E)=
(F)=

| No. | Lev. | Parts No. | Description | Q'ty | | | | | | I | R |
|-----|------|--------------|----------------------|------|-----|-----|-----|-----|-----|---|---|
| | | | | (A) | (B) | (C) | (D) | (E) | (F) | | |
| 1 | 2 | 172A69-71260 | TIE-ROD | 4 | | | | | | | |
| 2 | 2 | 172422-74110 | NUT | 8 | | | | | | | |
| 3 | 2 | 172A69-74110 | BODY ASSY | 1 | | | | | | | |
| 4 | 3 | 172478-74360 | BODY | 1 | | | | | | | |
| 5 | 3 | 172187-74530 | PLUG ASSY | 2 | | | | | | | |
| 6 | 4 | 24315-000110 | O-RING, 1BP11.0 | 2 | | | | | | | |
| 7 | 2 | 172A69-74170 | SECTION ASSY, 4TH | 1 | | | | | | | |
| 8 | 3 | 172A69-74180 | SECTION, 4TH | 1 | | | | | | | |
| 9 | 4 | 172151-74060 | BOLT, SOCKET HEAD | 4 | | | | | | | |
| 10 | 4 | 172478-74180 | SEAT, SPRING | 2 | | | | | | | |
| 11 | 4 | 172175-74220 | SEAT, SPRING | 2 | | | | | | | |
| 12 | 4 | 172151-74320 | O-RING | 2 | | | | | | | |
| 13 | 4 | 172455-74390 | CAP, STEERING WHEEL | 2 | | | | | | | |
| 14 | 4 | 172455-74410 | SPRING | 2 | | | | | | | |
| 15 | 4 | 172455-74420 | POPPET, VALVE | 2 | | | | | | | |
| 16 | 4 | 172455-74440 | SPRING | 2 | | | | | | | |
| 17 | 4 | 172455-74450 | PLUG | 2 | | | | | | | |
| 18 | 4 | 172455-74460 | O-RING | 2 | | | | | | | |
| 19 | 4 | 24321-000700 | O-RING, 1AG70.0 | 1 | | | | | | | |
| 20 | 3 | 172455-74320 | VALVE ASSY, SHUT-OFF | 2 | | | | | | | |
| 21 | 4 | 172455-74010 | NUT, SHOE | 2 | | | | | | | |
| 22 | 4 | 172455-74020 | PLUG | 2 | | | | | | | |
| 23 | 4 | 172455-74030 | O-RING | 2 | | | | | | | |
| 24 | 4 | 172455-74040 | POPPET, VALVE | 2 | | | | | | | |
| 25 | 4 | 172116-74150 | O-RING | 2 | | | | | | | |
| 26 | 4 | 172455-74990 | SCREW, SETTING | 2 | | | | | | | |
| 27 | 3 | 172187-74530 | PLUG ASSY | 2 | | | | | | | |
| 28 | 4 | 24315-000110 | O-RING, 1BP11.0 | 2 | | | | | | | |
| 29 | 3 | 172187-74550 | PLUG ASSY | 2 | | | | | | | |
| 30 | 4 | 24315-000180 | O-RING, 1BP18.0 | 2 | | | | | | | |

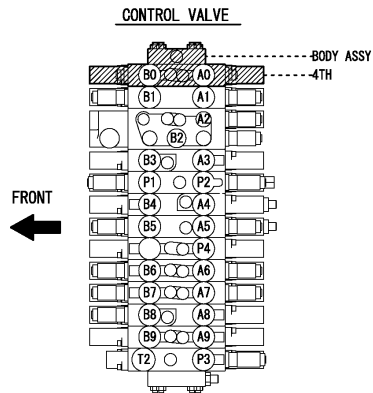
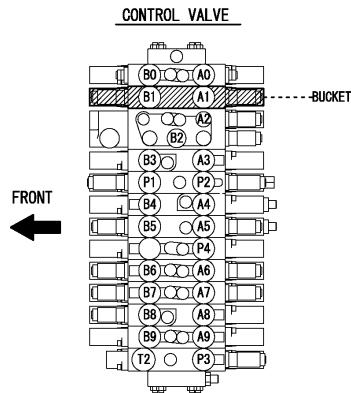
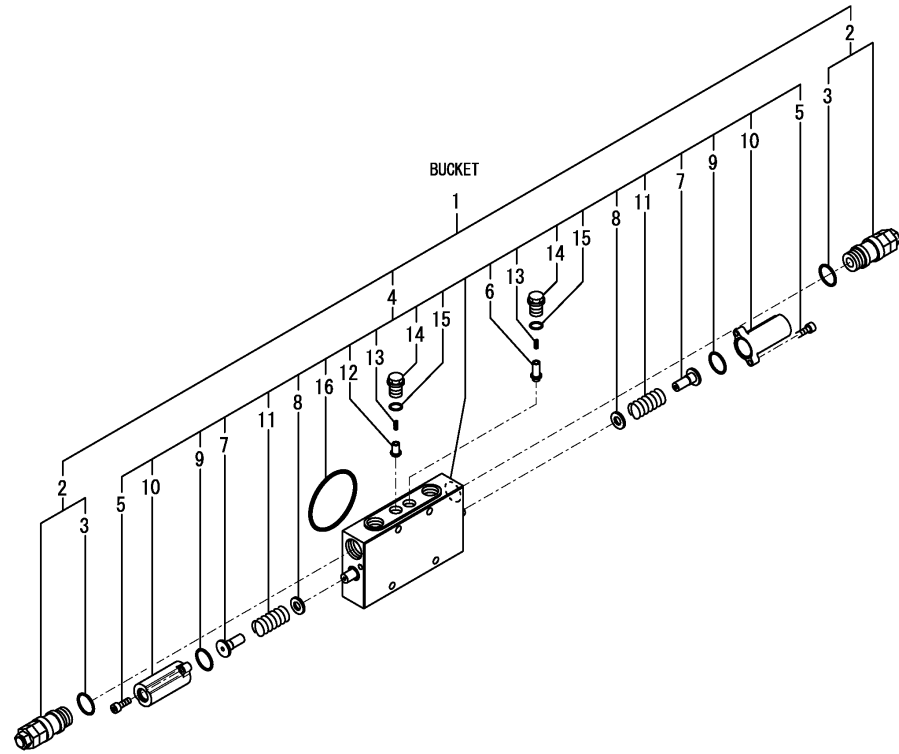


Fig.185. (108L)CONTROL VALVE(THUMB BRACKET SPEC.)(3/9)

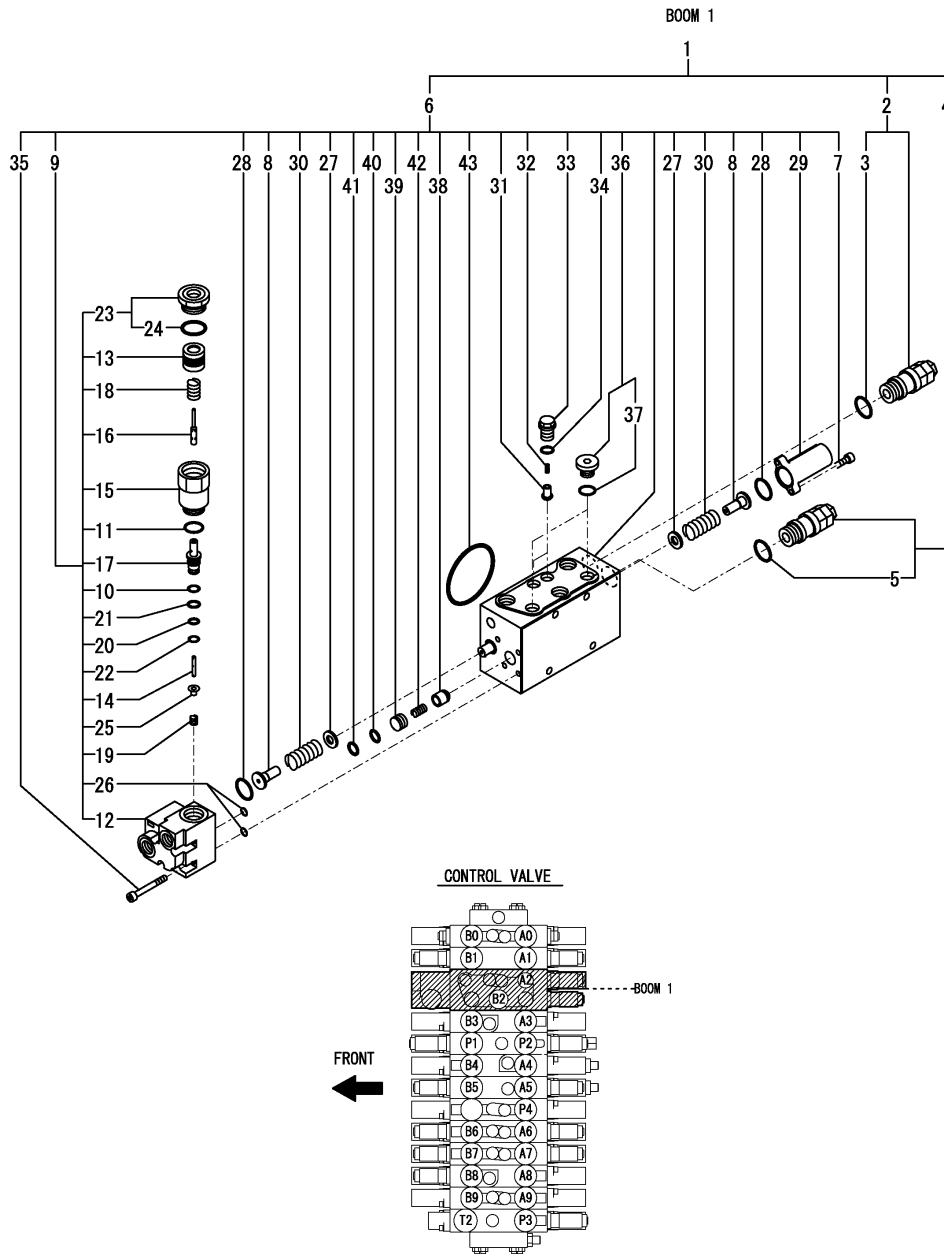


(A)=VIO80-1A C(US)
(B)=
(C)=

(D)=
(E)=
(F)=

| No. | Lev. | Parts No. | Description | Q'ty | | | | | | I | R |
|-----|------|--------------|----------------------|------|-----|-----|-----|-----|-----|---|---|
| | | | | (A) | (B) | (C) | (D) | (E) | (F) | | |
| 1 | 2 | 172B11-74270 | SECTION ASSY, BUCKET | 1 | | | | | | | |
| 2 | 3 | 172A89-74150 | VALVE,RELIEF 28.5/50 | 2 | | | | | | | |
| 3 | 4 | 172116-74150 | O-RING | 2 | | | | | | | |
| 4 | 3 | 172B11-74280 | SECTION, BUCKET | 1 | | | | | | | |
| 5 | 4 | 172151-74060 | BOLT, SOCKET HEAD | 4 | | | | | | | |
| 6 | 4 | 172B11-74120 | VALVE, POPPET 3.0 | 1 | | | | | | | |
| 7 | 4 | 172478-74180 | SEAT, SPRING | 2 | | | | | | | |
| 8 | 4 | 172175-74220 | SEAT, SPRING | 2 | | | | | | | |
| 9 | 4 | 172151-74320 | O-RING | 2 | | | | | | | |
| 10 | 4 | 172455-74390 | CAP, STEERING WHEEL | 2 | | | | | | | |
| 11 | 4 | 172455-74410 | SPRING | 2 | | | | | | | |
| 12 | 4 | 172455-74420 | POPPET, VALVE | 1 | | | | | | | |
| 13 | 4 | 172455-74440 | SPRING | 2 | | | | | | | |
| 14 | 4 | 172455-74450 | PLUG | 2 | | | | | | | |
| 15 | 4 | 172455-74460 | O-RING | 2 | | | | | | | |
| 16 | 4 | 24321-000700 | O-RING, 1AG70.0 | 1 | | | | | | | |

Fig.186. (108M)CONTROL VALVE(THUMB BRACKET SPEC.)(4/9)

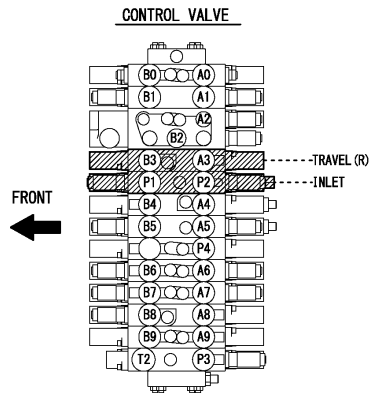
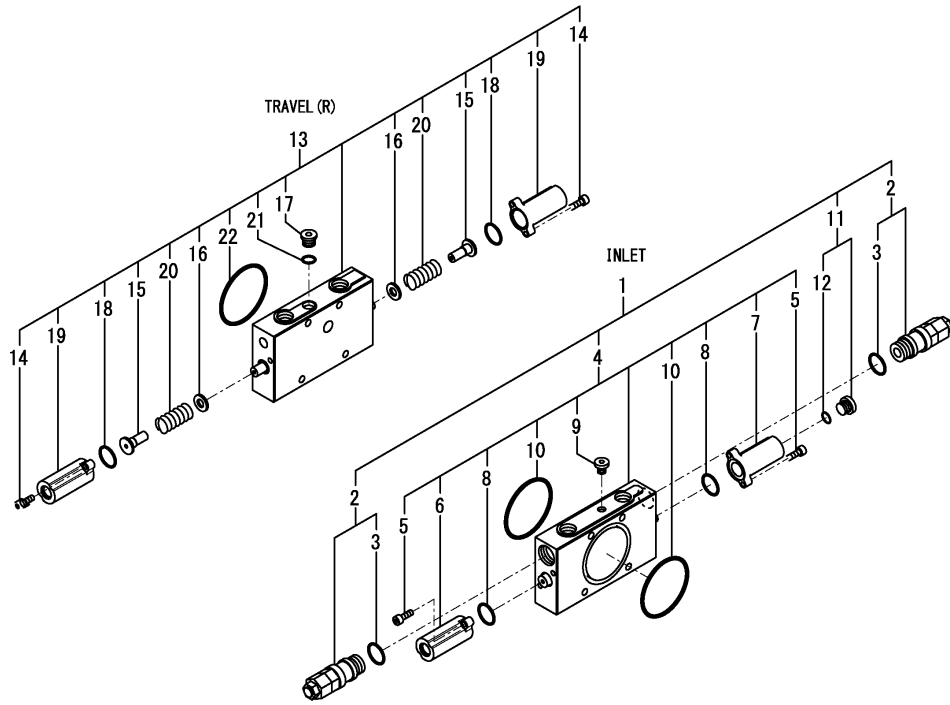


(A)=VIO80-1A C(US)
(B)=
(C)=

(D)=
(E)=
(F)=

| No. | Lev. | Parts No. | Description | Q'ty | | | | | | I | R |
|-----|------|--------------|----------------------|------|-----|-----|-----|-----|-----|---|---|
| | | | | (A) | (B) | (C) | (D) | (E) | (F) | | |
| 1 | 2 | 172B11-74180 | SECTION ASSY, BOOM 1 | 1 | | | | | | | |
| 2 | 3 | 172A89-74150 | VALVE,RELIEF 28.5/50 | 1 | | | | | | | |
| 3 | 4 | 172116-74150 | O-RING | 1 | | | | | | | |
| 4 | 3 | 172A89-74190 | VALVE,RELIEF 29.5/50 | 1 | | | | | | | |
| 5 | 4 | 172116-74150 | O-RING | 1 | | | | | | | |
| 6 | 3 | 172B11-74200 | SECTION, BOOM 1 | 1 | | | | | | | |
| 7 | 4 | 172151-74060 | BOLT, SOCKET HEAD | 2 | | | | | | | |
| 8 | 4 | 172478-74180 | SEAT, SPRING | 2 | | | | | | | |
| 9 | 4 | 172488-74200 | VALVE ASSY | 1 | | | | | | | |
| 10 | 5 | 172638-73650 | RING, BACK UP | 1 | | | | | | | |
| 11 | 5 | 172116-74150 | O-RING | 1 | | | | | | | |
| 12 | 5 | 172488-74210 | BODY | 1 | | | | | | | |
| 13 | 5 | 172488-74220 | PISTON, HYDRAULIC | 1 | | | | | | | |
| 14 | 5 | 172455-74590 | POPPET, VALVE | 1 | | | | | | | |
| 15 | 5 | 172455-74600 | PLUG | 1 | | | | | | | |
| 16 | 5 | 172455-74620 | SPOOL | 1 | | | | | | | |
| 17 | 5 | 172455-74630 | SLEEVE | 1 | | | | | | | |
| 18 | 5 | 172455-74640 | SPRING | 1 | | | | | | | |
| 19 | 5 | 172455-74650 | SPRING | 1 | | | | | | | |
| 20 | 5 | 172455-74660 | O-RING | 1 | | | | | | | |
| 21 | 5 | 172455-74670 | O-RING | 1 | | | | | | | |
| 22 | 5 | 172455-74680 | RING, BACK UP | 1 | | | | | | | |
| 23 | 5 | 172187-74690 | PLUG ASSY | 1 | | | | | | | |
| 24 | 6 | 172312-74770 | O-RING | 1 | | | | | | | |
| 25 | 5 | 172455-74720 | SEAT, SPRING | 1 | | | | | | | |
| 26 | 5 | 24315-000070 | O-RING, 1BP7.0 | 2 | | | | | | | |
| 27 | 4 | 172175-74220 | SEAT, SPRING | 2 | | | | | | | |
| 28 | 4 | 172151-74320 | O-RING | 2 | | | | | | | |
| 29 | 4 | 172455-74390 | CAP, STEERING WHEEL | 1 | | | | | | | |
| 30 | 4 | 172455-74410 | SPRING | 2 | | | | | | | |
| 31 | 4 | 172455-74420 | POPPET, VALVE | 2 | | | | | | | |
| 32 | 4 | 172455-74440 | SPRING | 2 | | | | | | | |
| 33 | 4 | 172455-74450 | PLUG | 2 | | | | | | | |
| 34 | 4 | 172455-74460 | O-RING | 2 | | | | | | | |
| 35 | 4 | 172455-74530 | BOLT, SOCKET HEAD | 5 | | | | | | | |
| 36 | 4 | 172187-74540 | PLUG ASSY | 2 | | | | | | | |
| 37 | 5 | 24315-000140 | O-RING, 1BP14.0 | 2 | | | | | | | |
| 38 | 4 | 172455-74550 | POPPET, VALVE | 1 | | | | | | | |
| 39 | 4 | 172455-74560 | SPACER | 1 | | | | | | | |
| 40 | 4 | 172455-74570 | O-RING | 1 | | | | | | | |
| 41 | 4 | 172455-74580 | RING, BACK UP | 1 | | | | | | | |
| 42 | 4 | 172187-74630 | SPRING | 1 | | | | | | | |
| 43 | 4 | 24321-000700 | O-RING, 1AG70.0 | 1 | | | | | | | |

Fig.187. (108N)CONTROL VALVE(THUMB BRACKET SPEC.)(5/9)



(A)=VIO80-1A C(US)
(B)=
(C)=

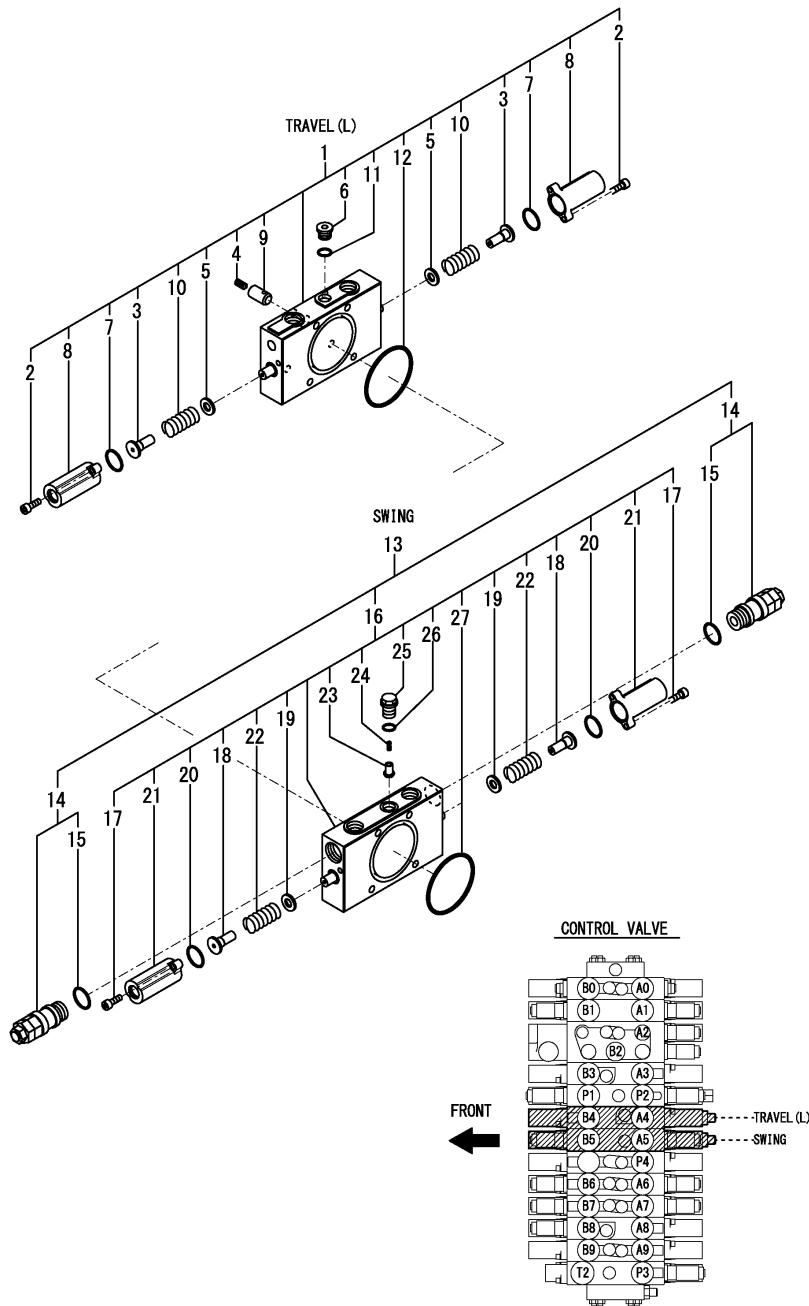
(D)=
(E)=
(F)=

| No. | Lev. | Parts No. | Description | Q'ty | | | | | | I | R |
|-----|------|--------------|----------------------|------|-----|-----|-----|-----|-----|---|---|
| | | | | (A) | (B) | (C) | (D) | (E) | (F) | | |
| 1 | 2 | 172A89-74120 | SECTION ASSY, INLET | 1 | | | | | | | |
| 2 | 3 | 172A89-74130 | VALVE,RELIEF 25.7/30 | 2 | | | | | | | |
| 3 | 4 | 172116-74150 | O-RING | 2 | | | | | | | |
| 4 | 3 | 172A69-74140 | SECTION, INLET | 1 | | | | | | | |
| 5 | 4 | 172151-74060 | BOLT, SOCKET HEAD | 4 | | | | | | | |
| 6 | 4 | 172A69-74150 | CAP ASSY | 1 | | | | | | | |
| 7 | 4 | 172A69-74160 | CAP | 1 | | | | | | | |
| 8 | 4 | 172151-74320 | O-RING | 2 | | | | | | | |
| 9 | 4 | 172422-74330 | PLUG ASSY | 1 | | | | | | | |
| 10 | 4 | 24321-000700 | O-RING, 1AG70.0 | 2 | | | | | | | |
| 11 | 3 | 172187-74530 | PLUG ASSY | 1 | | | | | | | |
| 12 | 4 | 24315-000110 | O-RING, 1BP11.0 | 1 | | | | | | | |
| 13 | 2 | 172A89-74210 | SECTION, TRAVEL R | 1 | | | | | | | |
| 14 | 3 | 172151-74060 | BOLT, SOCKET HEAD | 4 | | | | | | | |
| 15 | 3 | 172478-74180 | SEAT, SPRING | 2 | | | | | | | |
| 16 | 3 | 172175-74220 | SEAT, SPRING | 2 | | | | | | | |
| 17 | 3 | 172A69-74250 | PLUG | 1 | | | | | | | |
| 18 | 3 | 172151-74320 | O-RING | 2 | | | | | | | |
| 19 | 3 | 172455-74390 | CAP, STEERING WHEEL | 2 | | | | | | | |
| 20 | 3 | 172455-74410 | SPRING | 2 | | | | | | | |
| 21 | 3 | 172455-74460 | O-RING | 1 | | | | | | | |
| 22 | 3 | 24321-000700 | O-RING, 1AG70.0 | 1 | | | | | | | |

Fig.188. (1080)CONTROL VALVE(THUMB BRACKET SPEC.)(6/9)

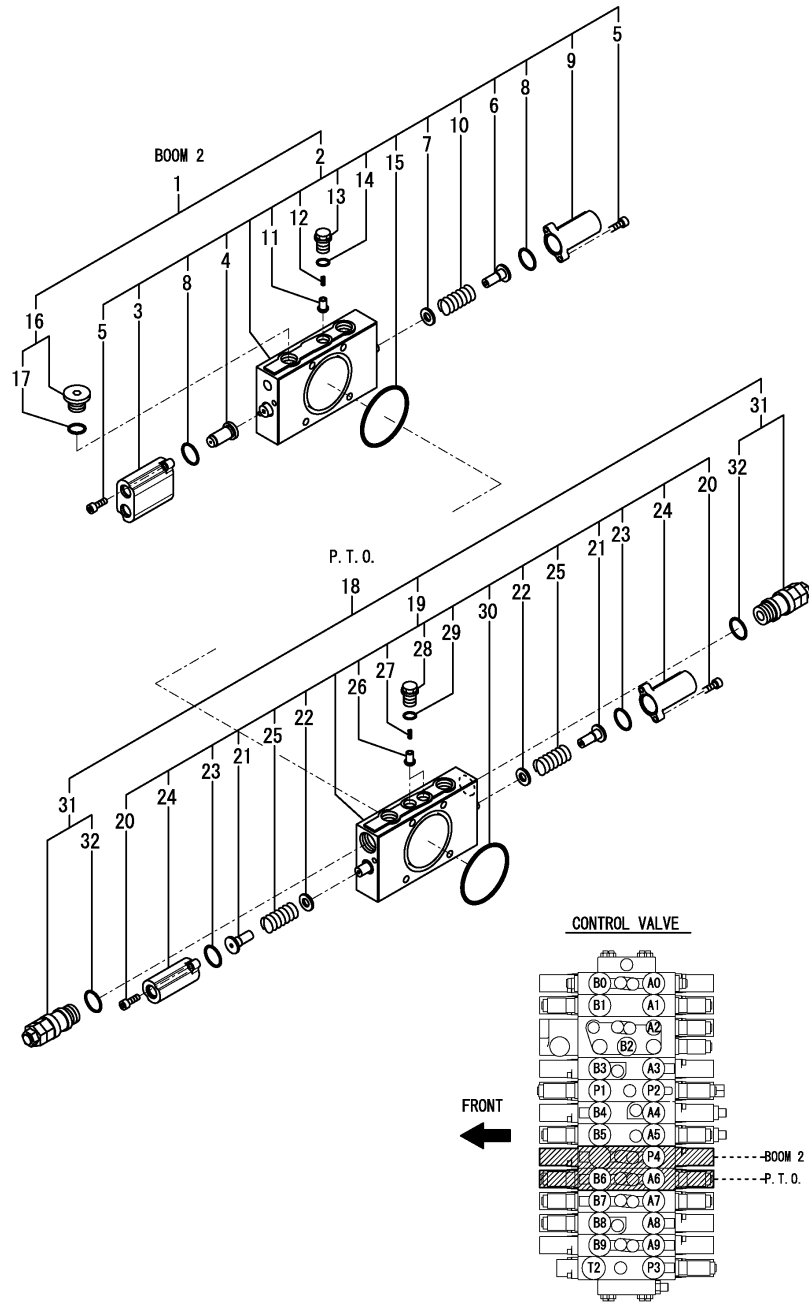
(A)=VIO80-1A C(US)
 (B)=
 (C)=

(D)=
 (E)=
 (F)=



| No. | Lev. | Parts No. | Description | Q'ty | | | | | | I | R |
|-----|------|--------------|----------------------|------|-----|-----|-----|-----|-----|---|---|
| | | | | (A) | (B) | (C) | (D) | (E) | (F) | | |
| 1 | 2 | 172A89-74220 | SECTION, TRAVEL L | 1 | | | | | | | |
| 2 | 3 | 172151-74060 | BOLT, SOCKET HEAD | 4 | | | | | | | |
| 3 | 3 | 172478-74180 | SEAT, SPRING | 2 | | | | | | | |
| 4 | 3 | 172113-74190 | SPRING | 1 | | | | | | | |
| 5 | 3 | 172175-74220 | SEAT, SPRING | 2 | | | | | | | |
| 6 | 3 | 172A69-74250 | PLUG | 1 | | | | | | | |
| 7 | 3 | 172151-74320 | O-RING | 2 | | | | | | | |
| 8 | 3 | 172455-74390 | CAP, STEERING WHEEL | 2 | | | | | | | |
| 9 | 3 | 172187-74410 | POPPET, VALVE | 1 | | | | | | | |
| 10 | 3 | 172455-74410 | SPRING | 2 | | | | | | | |
| 11 | 3 | 172455-74460 | O-RING | 1 | | | | | | | |
| 12 | 3 | 24321-000700 | O-RING, 1AG70.0 | 1 | | | | | | | |
| 13 | 2 | 172A89-74230 | SECTION ASSY, SWING | 1 | | | | | | | |
| 14 | 3 | 172A89-74150 | VALVE,RELIEF 28.5/50 | 2 | | | | | | | |
| 15 | 4 | 172116-74150 | O-RING | 2 | | | | | | | |
| 16 | 3 | 172A69-74280 | SECTION, SWING | 1 | | | | | | | |
| 17 | 4 | 172151-74060 | BOLT, SOCKET HEAD | 4 | | | | | | | |
| 18 | 4 | 172478-74180 | SEAT, SPRING | 2 | | | | | | | |
| 19 | 4 | 172175-74220 | SEAT, SPRING | 2 | | | | | | | |
| 20 | 4 | 172151-74320 | O-RING | 2 | | | | | | | |
| 21 | 4 | 172455-74390 | CAP, STEERING WHEEL | 2 | | | | | | | |
| 22 | 4 | 172455-74410 | SPRING | 2 | | | | | | | |
| 23 | 4 | 172455-74420 | POPPET, VALVE | 1 | | | | | | | |
| 24 | 4 | 172455-74440 | SPRING | 1 | | | | | | | |
| 25 | 4 | 172455-74450 | PLUG | 1 | | | | | | | |
| 26 | 4 | 172455-74460 | O-RING | 1 | | | | | | | |
| 27 | 4 | 24321-000700 | O-RING, 1AG70.0 | 1 | | | | | | | |

Fig.189. (108P)CONTROL VALVE(THUMB BRACKET SPEC.)(7/9)

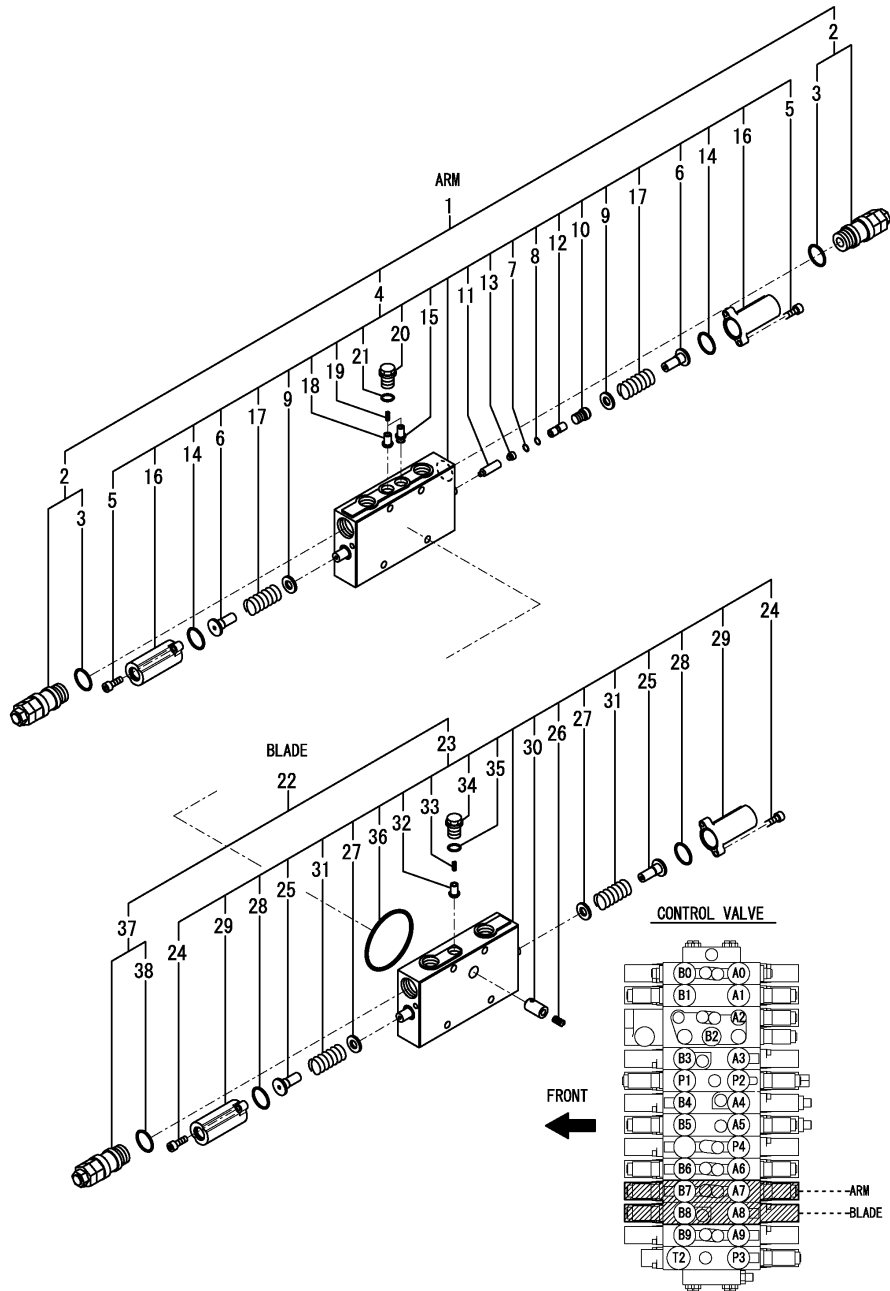


(A)=VIO80-1A C(US)
 (B)=
 (C)=

(D)=
 (E)=
 (F)=

| No. | Lev. | Parts No. | Description | Q'ty | | | | | | I | R |
|-----|------|--------------|----------------------|------|-----|-----|-----|-----|-----|---|---|
| | | | | (A) | (B) | (C) | (D) | (E) | (F) | | |
| 1 | 2 | 172B11-74290 | SECTION ASSY, BOOM 2 | 1 | | | | | | | |
| 2 | 3 | 172B11-74300 | SECTION, BOOM 2 | 1 | | | | | | | |
| 3 | 4 | 172A69-71110 | CAP | 1 | | | | | | | |
| 4 | 4 | 172A69-71120 | PISTON | 1 | | | | | | | |
| 5 | 4 | 172151-74060 | BOLT, SOCKET HEAD | 4 | | | | | | | |
| 6 | 4 | 172478-74180 | SEAT, SPRING | 1 | | | | | | | |
| 7 | 4 | 172175-74220 | SEAT, SPRING | 1 | | | | | | | |
| 8 | 4 | 172151-74320 | O-RING | 2 | | | | | | | |
| 9 | 4 | 172455-74390 | CAP, STEERING WHEEL | 1 | | | | | | | |
| 10 | 4 | 172455-74410 | SPRING | 1 | | | | | | | |
| 11 | 4 | 172455-74420 | POPPET, VALVE | 1 | | | | | | | |
| 12 | 4 | 172455-74440 | SPRING | 1 | | | | | | | |
| 13 | 4 | 172455-74450 | PLUG | 1 | | | | | | | |
| 14 | 4 | 172455-74460 | O-RING | 1 | | | | | | | |
| 15 | 4 | 24321-000700 | O-RING, 1AG70.0 | 1 | | | | | | | |
| 16 | 3 | 172187-74550 | PLUG ASSY | 1 | | | | | | | |
| 17 | 4 | 24315-000180 | O-RING, 1BP18.0 | 1 | | | | | | | |
| 18 | 2 | 172B11-74320 | SECTION ASSY, PTO | 1 | | | | | | | |
| 19 | 3 | 172A69-71140 | SECTION, PTO | 1 | | | | | | | |
| 20 | 4 | 172151-74060 | BOLT, SOCKET HEAD | 4 | | | | | | | |
| 21 | 4 | 172478-74180 | SEAT, SPRING | 2 | | | | | | | |
| 22 | 4 | 172175-74220 | SEAT, SPRING | 2 | | | | | | | |
| 23 | 4 | 172151-74320 | O-RING | 2 | | | | | | | |
| 24 | 4 | 172455-74390 | CAP, STEERING WHEEL | 2 | | | | | | | |
| 25 | 4 | 172455-74410 | SPRING | 2 | | | | | | | |
| 26 | 4 | 172455-74420 | POPPET, VALVE | 2 | | | | | | | |
| 27 | 4 | 172455-74440 | SPRING | 2 | | | | | | | |
| 28 | 4 | 172455-74450 | PLUG | 2 | | | | | | | |
| 29 | 4 | 172455-74460 | O-RING | 2 | | | | | | | |
| 30 | 4 | 24321-000700 | O-RING, 1AG70.0 | 1 | | | | | | | |
| 31 | 3 | 172B11-74460 | RELIEF, 21.4/50 | 2 | | | | | | | |
| 32 | 4 | 172116-74150 | O-RING | 2 | | | | | | | |

Fig.190. (108Q)CONTROL VALVE(THUMB BRACKET SPEC.)(8/9)

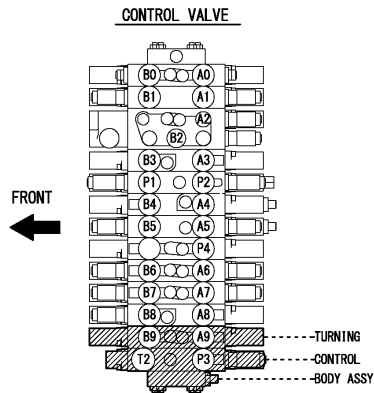
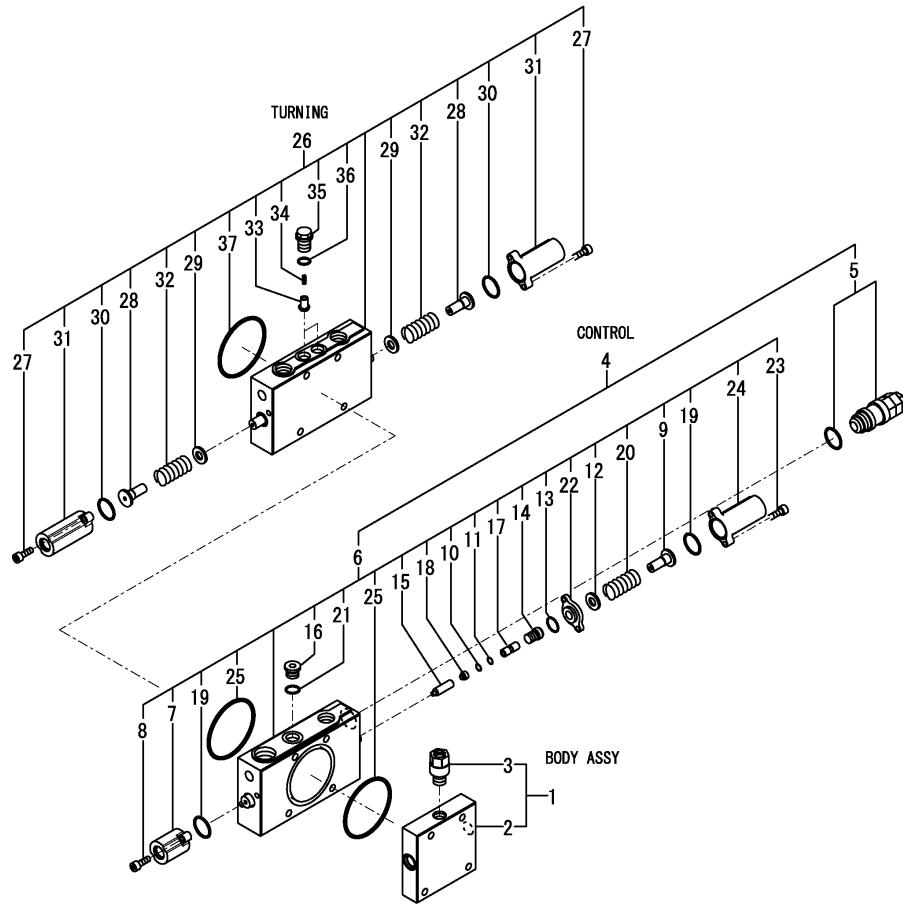


(A)=VIO80-1A C(US)
(B)=
(C)=

(D)=
(E)=
(F)=

| No. | Lev. | Parts No. | Description | Q'ty | | | | | | I | R |
|-----|------|--------------|----------------------|------|-----|-----|-----|-----|-----|---|---|
| | | | | (A) | (B) | (C) | (D) | (E) | (F) | | |
| 1 | 2 | 172B11-74210 | SECTION ASSY, ARM | 1 | | | | | | | |
| 2 | 3 | 172A89-74150 | VALVE,RELIEF 28.5/50 | 2 | | | | | | | |
| 3 | 4 | 172116-74150 | O-RING | 2 | | | | | | | |
| 4 | 3 | 172B11-74220 | SECTION, ARM | 1 | | | | | | | |
| 5 | 4 | 172151-74060 | BOLT, SOCKET HEAD | 4 | | | | | | | |
| 6 | 4 | 172478-74180 | SEAT, SPRING | 2 | | | | | | | |
| 7 | 4 | 172425-74200 | O-RING | 1 | | | | | | | |
| 8 | 4 | 172425-74210 | RING, BACKUP | 1 | | | | | | | |
| 9 | 4 | 172175-74220 | SEAT, SPRING | 2 | | | | | | | |
| 10 | 4 | 172B11-74230 | PLUG | 1 | | | | | | | |
| 11 | 4 | 172B11-74240 | SPOOL, POPPET | 1 | | | | | | | |
| 12 | 4 | 172B11-74250 | SPACER | 1 | | | | | | | |
| 13 | 4 | 172B11-74260 | SPRING | 1 | | | | | | | |
| 14 | 4 | 172151-74320 | O-RING | 2 | | | | | | | |
| 15 | 4 | 172A89-74330 | VALVE, POPPET | 1 | | | | | | | |
| 16 | 4 | 172455-74390 | CAP, STEERING WHEEL | 2 | | | | | | | |
| 17 | 4 | 172455-74410 | SPRING | 2 | | | | | | | |
| 18 | 4 | 172455-74420 | POPPET, VALVE | 1 | | | | | | | |
| 19 | 4 | 172455-74440 | SPRING | 2 | | | | | | | |
| 20 | 4 | 172455-74450 | PLUG | 2 | | | | | | | |
| 21 | 4 | 172455-74460 | O-RING | 2 | | | | | | | |
| 22 | 2 | 172A89-74280 | SECTION ASSY, BLADE | 1 | | | | | | | |
| 23 | 3 | 172A69-71190 | SECTION, BLADE | 1 | | | | | | | |
| 24 | 4 | 172151-74060 | BOLT, SOCKET HEAD | 4 | | | | | | | |
| 25 | 4 | 172478-74180 | SEAT, SPRING | 2 | | | | | | | |
| 26 | 4 | 172113-74190 | SPRING | 1 | | | | | | | |
| 27 | 4 | 172175-74220 | SEAT, SPRING | 2 | | | | | | | |
| 28 | 4 | 172151-74320 | O-RING | 2 | | | | | | | |
| 29 | 4 | 172455-74390 | CAP, STEERING WHEEL | 2 | | | | | | | |
| 30 | 4 | 172187-74410 | POPPET, VALVE | 1 | | | | | | | |
| 31 | 4 | 172455-74410 | SPRING | 2 | | | | | | | |
| 32 | 4 | 172455-74420 | POPPET, VALVE | 1 | | | | | | | |
| 33 | 4 | 172455-74440 | SPRING | 1 | | | | | | | |
| 34 | 4 | 172455-74450 | PLUG | 1 | | | | | | | |
| 35 | 4 | 172455-74460 | O-RING | 1 | | | | | | | |
| 36 | 4 | 24321-000700 | O-RING, 1AG70.0 | 1 | | | | | | | |
| 37 | 3 | 172B11-74440 | RELIEF, 15.0/50 | 1 | | | | | | | |
| 38 | 4 | 172116-74150 | O-RING | 1 | | | | | | | |

Fig.191. (108R)CONTROL VALVE(THUMB BRACKET SPEC.)(9/9)



(A)=VIO80-1A C(US)
(B)=
(C)=

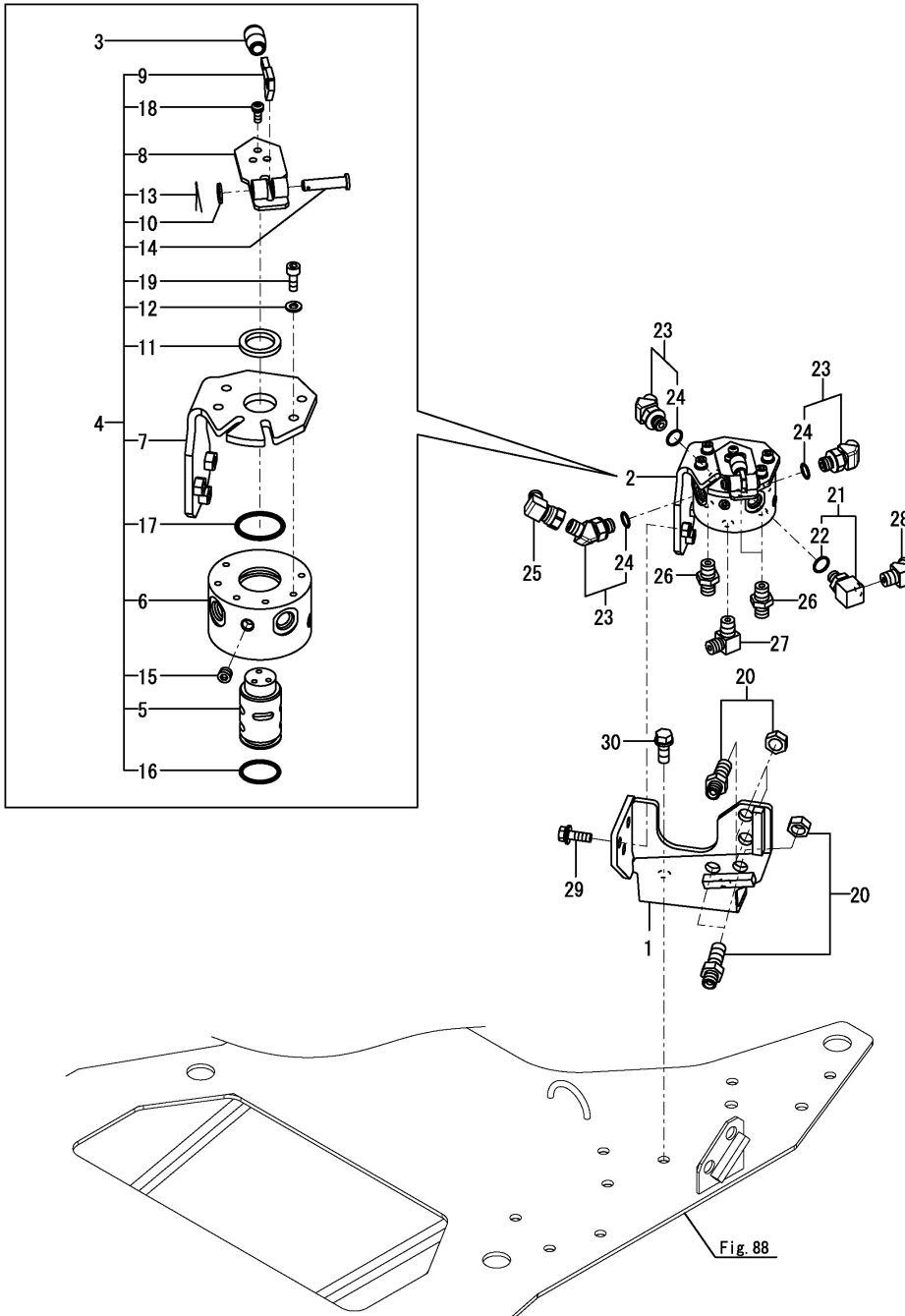
(D)=
(E)=
(F)=

| No. | Lev. | Parts No. | Description | Q'ty | | | | | | I | R |
|-----|------|--------------|----------------------|------|-----|-----|-----|-----|-----|---|---|
| | | | | (A) | (B) | (C) | (D) | (E) | (F) | | |
| 1 | 2 | 172A69-71250 | BODY ASSY | 1 | | | | | | | |
| 2 | 3 | 172478-74360 | BODY | 1 | | | | | | | |
| 3 | 3 | 172478-74370 | PLUG ASSY | 1 | | | | | | | |
| 4 | 2 | 172B11-74141 | SECTION ASSY,CONTROL | 1 | | | | | | | |
| 5 | 3 | 172B11-74150 | RELIEF, 24.2/30 | 1 | | | | | | | |
| 6 | 3 | 172B27-74360 | SECTION, CONFLUX | 1 | | | | | | | |
| 7 | 4 | 172A69-71240 | CAP ASSY | 1 | | | | | | | |
| 8 | 4 | 172151-74060 | BOLT, SOCKET HEAD | 2 | | | | | | | |
| 9 | 4 | 172478-74180 | SEAT, SPRING | 1 | | | | | | | |
| 10 | 4 | 172425-74200 | O-RING | 1 | | | | | | | |
| 11 | 4 | 172425-74210 | RING, BACKUP | 1 | | | | | | | |
| 12 | 4 | 172175-74220 | SEAT, SPRING | 1 | | | | | | | |
| 13 | 4 | 172312-74230 | O-RING | 1 | | | | | | | |
| 14 | 4 | 172B11-74230 | PLUG | 1 | | | | | | | |
| 15 | 4 | 172B11-74240 | SPOOL, POPPET | 1 | | | | | | | |
| 16 | 4 | 172A69-74250 | PLUG | 1 | | | | | | | |
| 17 | 4 | 172B11-74250 | SPACER | 1 | | | | | | | |
| 18 | 4 | 172B11-74260 | SPRING | 1 | | | | | | | |
| 19 | 4 | 172151-74320 | O-RING | 2 | | | | | | | |
| 20 | 4 | 172455-74410 | SPRING | 1 | | | | | | | |
| 21 | 4 | 172455-74460 | O-RING | 1 | | | | | | | |
| 22 | 4 | 172B27-74460 | SPACER | 1 | | | | | | | |
| 23 | 4 | 172B27-74470 | BOLT, HEX SOCKET | 2 | | | | | | | |
| 24 | 4 | 172455-74480 | CAP, STEERING WHEEL | 1 | | | | | | | |
| 25 | 4 | 24321-000700 | O-RING, 1AG70.0 | 2 | | | | | | | |
| 26 | 2 | 172A89-74270 | SECTION, SWING | 1 | | | | | | | |
| 27 | 3 | 172151-74060 | BOLT, SOCKET HEAD | 4 | | | | | | | |
| 28 | 3 | 172478-74180 | SEAT, SPRING | 2 | | | | | | | |
| 29 | 3 | 172175-74220 | SEAT, SPRING | 2 | | | | | | | |
| 30 | 3 | 172151-74320 | O-RING | 2 | | | | | | | |
| 31 | 3 | 172455-74390 | CAP, STEERING WHEEL | 2 | | | | | | | |
| 32 | 3 | 172455-74410 | SPRING | 2 | | | | | | | |
| 33 | 3 | 172455-74420 | POPPET, VALVE | 2 | | | | | | | |
| 34 | 3 | 172455-74440 | SPRING | 2 | | | | | | | |
| 35 | 3 | 172455-74450 | PLUG | 2 | | | | | | | |
| 36 | 3 | 172455-74460 | O-RING | 2 | | | | | | | |
| 37 | 3 | 24321-000700 | O-RING, 1AG70.0 | 1 | | | | | | | |

Fig.109. 2-WAY VALVE

(A)=VIO80-1A C(US)
 (B)=
 (C)=

(D)=
 (E)=
 (F)=

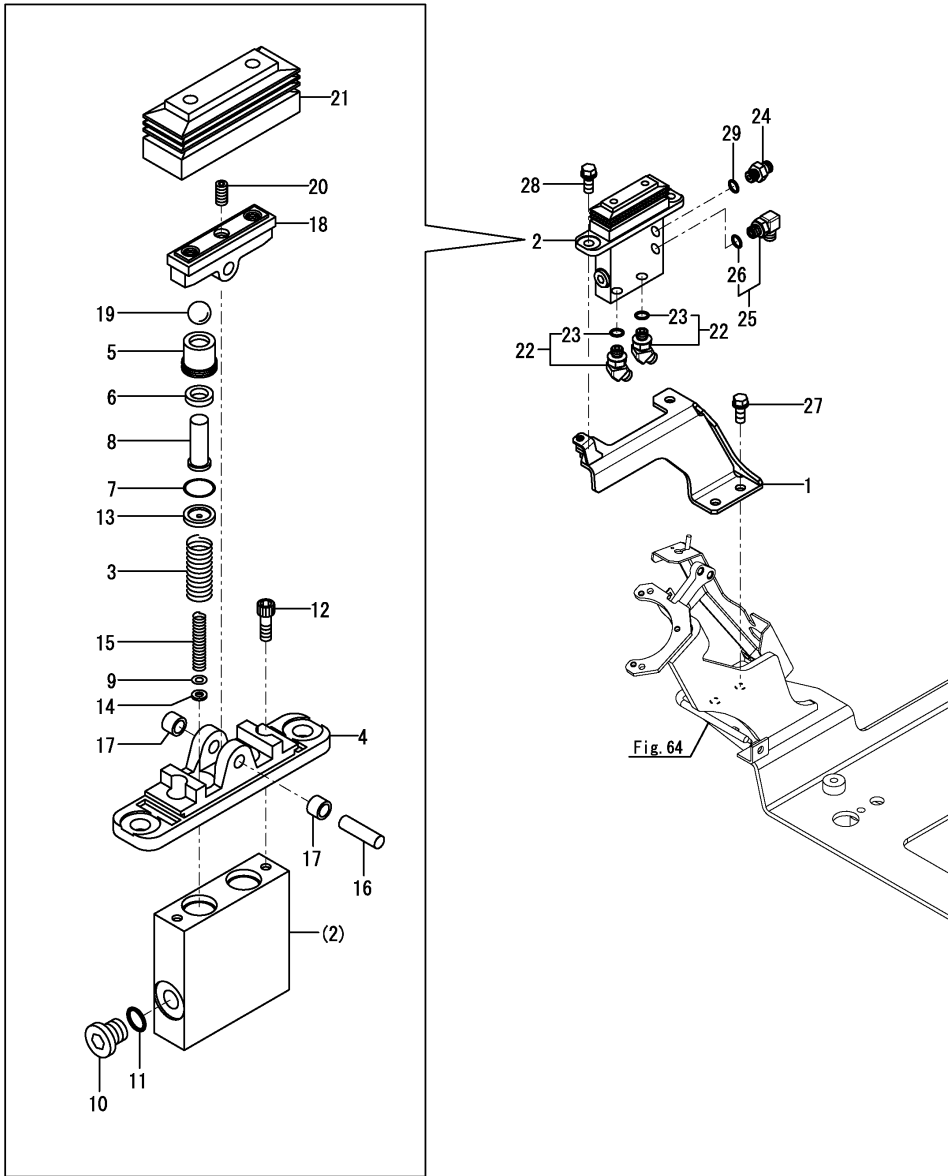


| No. | Lev. | Parts No. | Description | Q'ty | | | | | | I | R |
|-----|------|--------------|--------------------|------|-----|-----|-----|-----|-----|---|---|
| | | | | (A) | (B) | (C) | (D) | (E) | (F) | | |
| 1 | 1 | 172A69-71750 | BRACKET ASSY, 2WAY | 1 | | | | | | | |
| 2 | 1 | 172A36-74690 | VALVE ASSY, 2WAY | 1 | | | | | | | |
| 3 | 2 | 172157-58830 | KNOB, 6.5X18X35 | 1 | | | | | | | |
| 4 | 2 | 172A36-74700 | VALVE ASSY, 2-WAY | 1 | | | | | | | |
| 5 | 3 | 172437-74711 | SHAFT | 1 | | | | | | | |
| 6 | 3 | 172437-74720 | BLOCK, VALVE | 1 | | | | | | | |
| 7 | 3 | 172437-74732 | STAY ASSY | 1 | | | | | | | |
| 8 | 3 | 172A36-74750 | LEVER ASSY | 1 | | | | | | | |
| 9 | 3 | 172A36-74780 | PLATE, LOCK | 1 | | | | | | | |
| 10 | 3 | 22117-080000 | WASHER, 8 | 1 | | | | | | | |
| 11 | 3 | 22137-240000 | WASHER, 24 | 1 | | | | | | | |
| 12 | 3 | 22217-060000 | WASHER, SPRING 6 | 4 | | | | | | | |
| 13 | 3 | 22417-200160 | PIN, COTTER 2.0X16 | 1 | | | | | | | |
| 14 | 3 | 22487-080300 | PIN, 8X 30 | 1 | | | | | | | |
| 15 | 3 | 23871-010000 | PLUG, R01 | 4 | | | | | | | |
| 16 | 3 | 24311-000250 | O-RING, 1AP25.0 | 1 | | | | | | | |
| 17 | 3 | 24311-000320 | O-RING, 1AP32.0 | 1 | | | | | | | |
| 18 | 3 | 26022-050122 | SCREW, M5X12 | 3 | | | | | | | |
| 19 | 3 | 26450-060162 | BOLT, M6X 16 | 4 | | | | | | | |
| 20 | 1 | 172151-76050 | JOINT | 4 | | | | | | | |
| 21 | 1 | 172137-76100 | ELBOW, PT PF1/4 | 1 | | | | | | | |
| 22 | 2 | 24315-000110 | O-RING, 1BP11.0 | 1 | | | | | | | |
| 23 | 1 | 172173-76102 | CONNECTOR ASSY | 3 | | | | | | | |
| 24 | 2 | 41851-000110 | O-RING, P11.0 HNBR | 3 | | | | | | | |
| 25 | 1 | 172828-76330 | CONNECTOR, 1/4X1/4 | 1 | | | | | | | |
| 26 | 1 | 23391-020000 | JOINT, RGI-1/4 | 3 | | | | | | | |
| 27 | 1 | 23393-020000 | JOINT, 90RGI-1/4 | 1 | | | | | | | |
| 28 | 1 | 23394-020000 | JOINT, 45RGI-1/4 | 1 | | | | | | | |
| 29 | 1 | 26013-080252 | BOLT, M8X 25 | 3 | | | | | | | |
| 30 | 1 | 26013-100252 | BOLT, M10X 25 | 2 | | | | | | | |

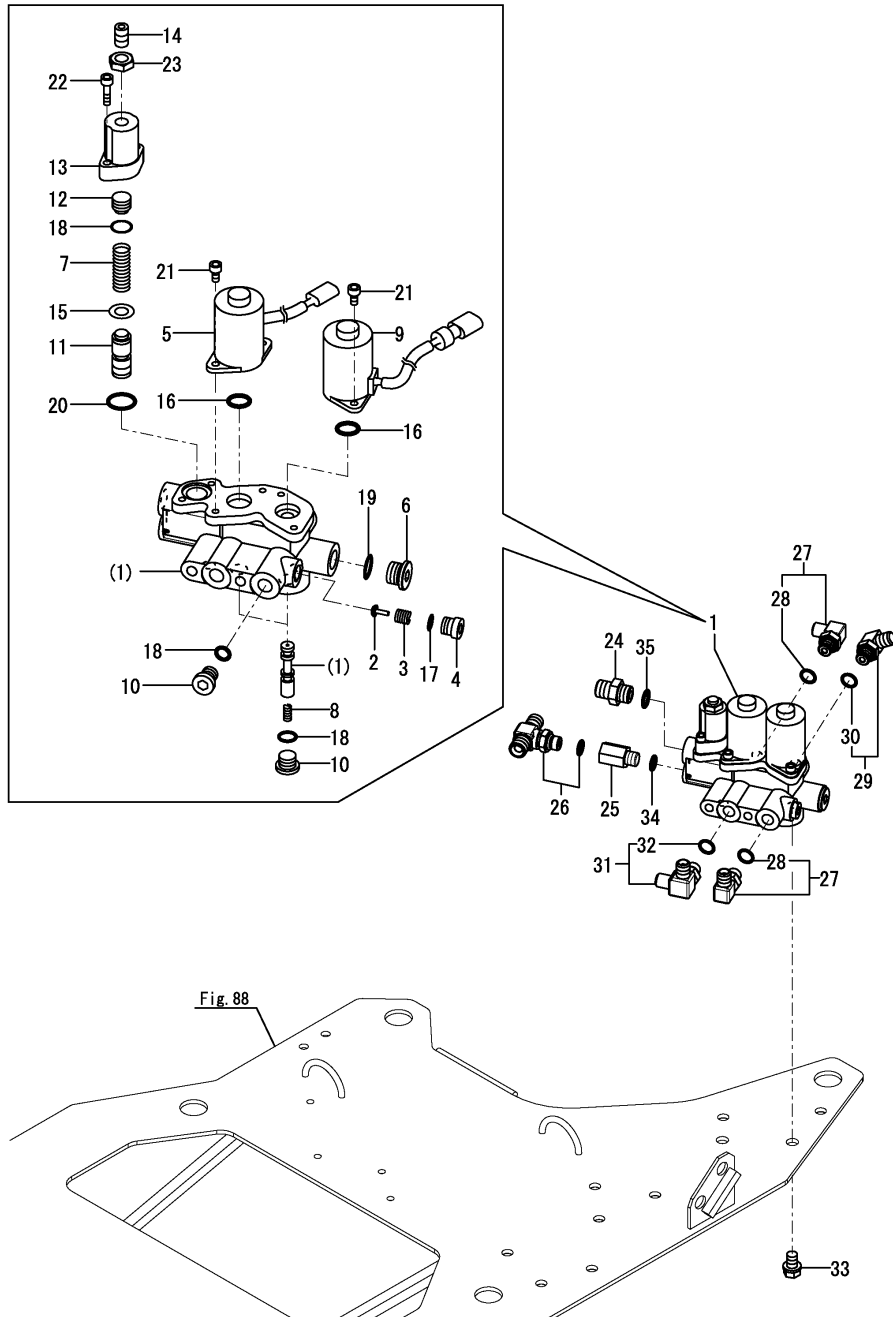
Fig.110. BLADE VALVE

(A)=VIO80-1A C(US)
 (B)=
 (C)=

(D)=
 (E)=
 (F)=



| No. | Lev. | Parts No. | Description | Q'ty | | | | | | I | R |
|-----|------|--------------|----------------------|------|-----|-----|-----|-----|-----|---|---|
| | | | | (A) | (B) | (C) | (D) | (E) | (F) | | |
| 1 | 1 | 172A69-74310 | STAY ASSY, VALVE | 1 | | | | | | | |
| 2 | 1 | 172A69-74670 | VALVE ASSY, REMO-CON | 1 | | | | | | | |
| 3 | 2 | 172A69-74680 | SPRING | 2 | | | | | | | |
| 4 | 2 | 172A47-74710 | COVER | 1 | | | | | | | |
| 5 | 2 | 172A47-74720 | PLUG | 2 | | | | | | | |
| 6 | 2 | 172A47-74730 | PACKING | 2 | | | | | | | |
| 7 | 2 | 172A47-74740 | O-RING | 2 | | | | | | | |
| 8 | 2 | 172A47-74750 | ROD, PUSH | 2 | | | | | | | |
| 9 | 2 | 172A47-74760 | SHIM | 2 | | | | | | | |
| 10 | 2 | 172A47-74770 | PLUG, RO | 1 | | | | | | | |
| 11 | 2 | 172A47-74780 | O-RING | 1 | | | | | | | |
| 12 | 2 | 172A47-74790 | BOLT, HEX SOCKET | 2 | | | | | | | |
| 13 | 2 | 172A47-74800 | SEAT, SPRING | 2 | | | | | | | |
| 14 | 2 | 172A47-74810 | WASHER | 2 | | | | | | | |
| 15 | 2 | 172A47-74820 | SPRING | 2 | | | | | | | |
| 16 | 2 | 172A47-74840 | SHAFT, CAM | 1 | | | | | | | |
| 17 | 2 | 172A47-74850 | BUSH | 2 | | | | | | | |
| 18 | 2 | 172A47-74860 | CAM | 1 | | | | | | | |
| 19 | 2 | 172A47-74870 | BALL, STEEL | 2 | | | | | | | |
| 20 | 2 | 172A47-74880 | SCREW, SETTING | 1 | | | | | | | |
| 21 | 2 | 172A47-74890 | BELLOWS | 1 | | | | | | | |
| 22 | 1 | 172173-76102 | CONNECTOR ASSY | 2 | | | | | | | |
| 23 | 2 | 41851-000110 | O-RING, P11.0 HNBR | 2 | | | | | | | |
| 24 | 1 | 172123-76121 | ADAPTER, M/M PF1/4 | 1 | | | | | | | |
| 25 | 1 | 172141-76181 | CONNECTOR ASSY, 02FF | 1 | | | | | | | |
| 26 | 2 | 41851-000110 | O-RING, P11.0 HNBR | 1 | | | | | | | |
| 27 | 1 | 26013-100252 | BOLT, M10X 25 | 2 | | | | | | | |
| 28 | 1 | 26013-100252 | BOLT, M10X 25 | 2 | | | | | | | |
| 29 | 1 | 41851-000110 | O-RING, P11.0 HNBR | 1 | | | | | | | |



(A)=VIO80-1A C(US)
 (B)=
 (C)=

(D)=
 (E)=
 (F)=

| No. | Lev. | Parts No. | Description | Q'ty | | | | | | I | R |
|-----|------|--------------|----------------------|------|-----|-----|-----|-----|-----|---|---|
| | | | | (A) | (B) | (C) | (D) | (E) | (F) | | |
| 1 | 1 | 172A69-74411 | VALVE ASSY, SOL | 1 | | | | | | | |
| 2 | 2 | 172A69-74440 | PLUNGER | 1 | | | | | | | |
| 3 | 2 | 172A69-74450 | SPRING | 1 | | | | | | | |
| 4 | 2 | 172A69-74460 | PLUG | 1 | | | | | | | |
| 5 | 2 | 172A69-74470 | VALVE, SOLENOID | 1 | | | | | | | |
| 6 | 2 | 172A69-74520 | PLUG, PF1/2 | 1 | | | | | | | |
| 7 | 2 | 172A69-74540 | SPRING | 1 | | | | | | | |
| 8 | 2 | 172A46-74710 | SPRING, COMPRESSION | 2 | | | | | | | |
| 9 | 2 | 172A46-74720 | VALVE, SOLENOID | 1 | | | | | | | |
| 10 | 2 | 172A46-74730 | PLUG, G1/4 | 3 | | | | | | | |
| 11 | 2 | 172A69-74960 | PLUNGER | 1 | | | | | | | |
| 12 | 2 | 172A69-74970 | PLUG | 1 | | | | | | | |
| 13 | 2 | 172A69-74980 | COVER | 1 | | | | | | | |
| 14 | 2 | 172A69-74990 | SCREW, ADJUSTING | 1 | | | | | | | |
| 15 | 2 | 22117-080000 | WASHER, 8 | 1 | | | | | | | |
| 16 | 2 | 24311-000160 | O-RING, 1AP16.0 | 2 | | | | | | | |
| 17 | 2 | 24315-000100 | O-RING, 1BP10.0 | 1 | | | | | | | |
| 18 | 2 | 24315-000110 | O-RING, 1BP11.0 | 4 | | | | | | | |
| 19 | 2 | 24315-000180 | O-RING, 1BP18.0 | 1 | | | | | | | |
| 20 | 2 | 24315-000200 | O-RING, 1BP20.0 | 1 | | | | | | | |
| 21 | 2 | 26450-050122 | BOLT, M5X 12 | 4 | | | | | | | |
| 22 | 2 | 26450-050202 | BOLT, M5X 20 | 2 | | | | | | | |
| 23 | 2 | 26736-100002 | NUT, M10 | 1 | | | | | | | |
| 24 | 1 | 172730-75141 | ADAPTER, M/M C | 1 | | | | | | | |
| 25 | 1 | 172422-76140 | CONNECTOR, PF1/4 | 1 | | | | | | | |
| 26 | 1 | 172B11-76150 | CONNECTOR, TEE | 1 | | | | | | | |
| 27 | 1 | 172141-76181 | CONNECTOR ASSY, 02FF | 2 | | | | | | | |
| 28 | 2 | 41851-000110 | O-RING, P11.0 HNBR | 2 | | | | | | | |
| 29 | 1 | 172141-76181 | CONNECTOR ASSY, 02FF | 1 | | | | | | | |
| 30 | 2 | 41851-000110 | O-RING, P11.0 HNBR | 1 | | | | | | | |
| 31 | 1 | 172491-76330 | ELBOW,ADJUSTABLE 1/4 | 1 | | | | | | | |
| 32 | 2 | 24315-000110 | O-RING, 1BP11.0 | 1 | | | | | | | |
| 33 | 1 | 26013-100162 | BOLT, M10X 16 | 2 | | | | | | | |
| 34 | 1 | 41851-000110 | O-RING, P11.0 HNBR | 1 | | | | | | | |
| 35 | 1 | 41851-000140 | O-RING, P 14.0 HNBR | 1 | | | | | | | |

(A)=VIO80-1A C(US)
 (B)=
 (C)=

(D)=
 (E)=
 (F)=

| No. | Lev. | Parts No. | Description | Q'ty | | | | | | I | R |
|-----|------|--------------|----------------------|------|-----|-----|-----|-----|-----|---|---|
| | | | | (A) | (B) | (C) | (D) | (E) | (F) | | |
| 1 | 1 | 172B11-74410 | VALVE ASSY, PTO | 1 | | | | | | | |
| 2 | 1 | 172123-76121 | ADAPTER, M/M PF1/4 | 1 | | | | | | | |
| 3 | 1 | 172141-76181 | CONNECTOR ASSY, 02FF | 2 | | | | | | | |
| 4 | 2 | 41851-000110 | O-RING, P11.0 HNBR | 2 | | | | | | | |
| 5 | 1 | 172186-76430 | NIPPLE, ELBOW PF1/4 | 1 | | | | | | | |
| 6 | 2 | 24315-000110 | O-RING, 1BP11.0 | 1 | | | | | | | |
| 7 | 1 | 26013-080162 | BOLT, M8X 16 | 2 | | | | | | | |
| 8 | 1 | 41851-000110 | O-RING, P11.0 HNBR | 1 | | | | | | | |

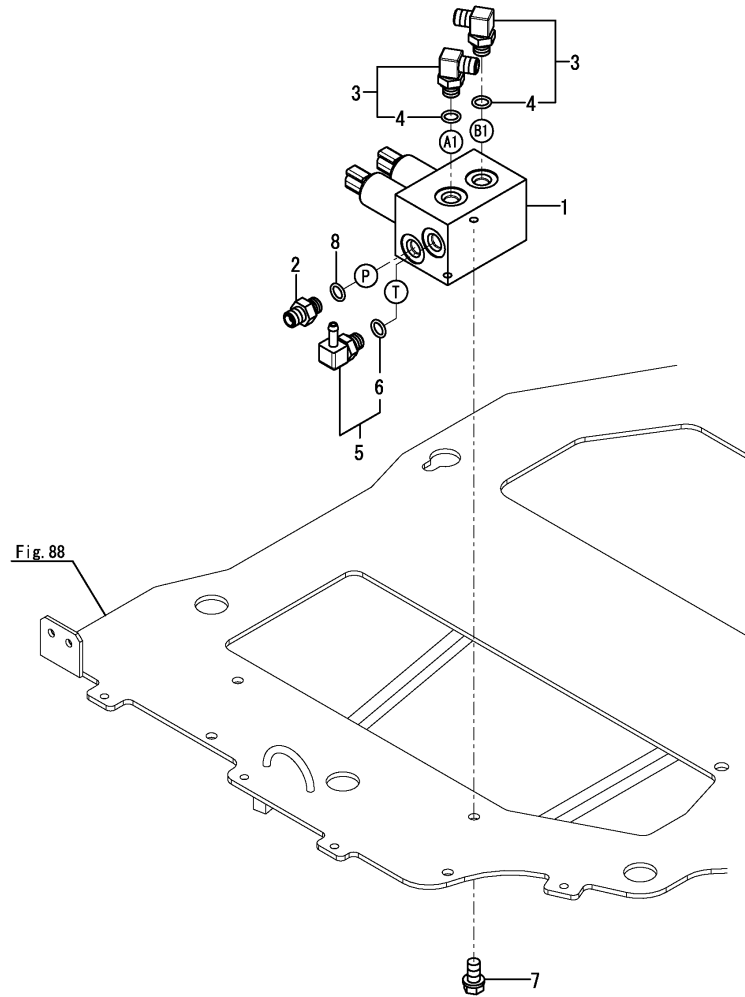
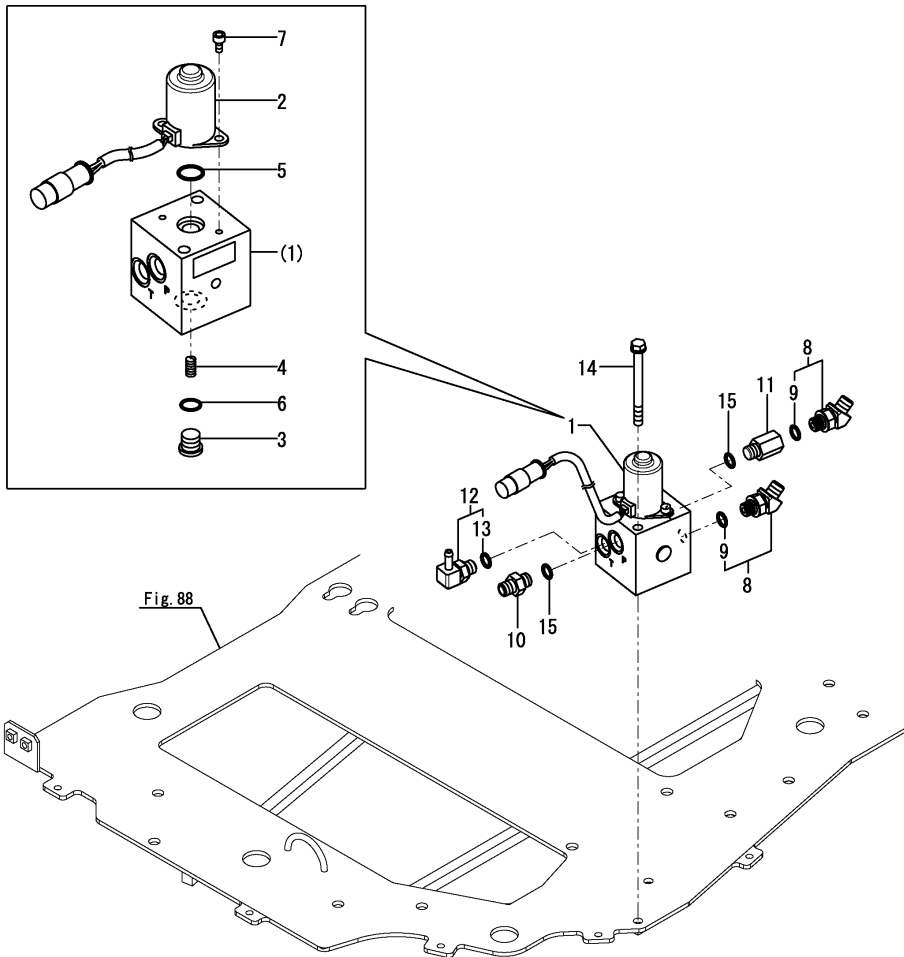


Fig.113. SOLENOID VALVE(QUICK COUPLER)

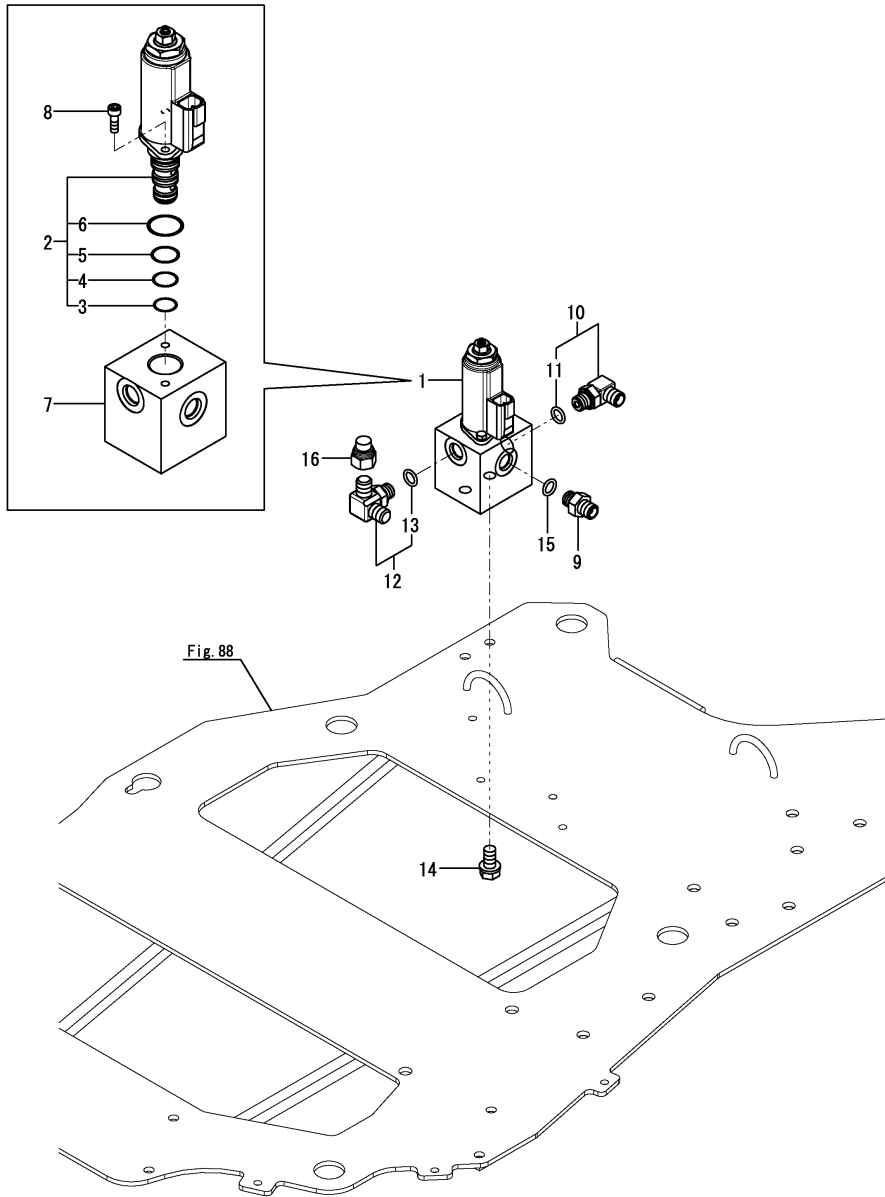


(A)=VIO80-1A C(US)
 (B)=
 (C)=

(D)=
 (E)=
 (F)=

| No. | Lev. | Parts No. | Description | Q'ty | | | | | | I | R |
|-----|------|--------------|---------------------|------|-----|-----|-----|-----|-----|---|---|
| | | | | (A) | (B) | (C) | (D) | (E) | (F) | | |
| 1 | 1 | 172A69-74550 | VALVE ASSY, Q | 1 | | | | | | | |
| 2 | 2 | 172A69-74560 | SOLENOID | 1 | | | | | | | |
| 3 | 2 | 172A69-74590 | PLUG, G1/4 | 1 | | | | | | | |
| 4 | 2 | 172A46-74710 | SPRING, COMPRESSION | 1 | | | | | | | |
| 5 | 2 | 24311-000160 | O-RING, 1AP16.0 | 1 | | | | | | | |
| 6 | 2 | 24315-000110 | O-RING, 1BP11.0 | 1 | | | | | | | |
| 7 | 2 | 26450-050102 | BOLT, M5X 10 | 2 | | | | | | | |
| 8 | 1 | 172173-76102 | CONNECTOR ASSY | 2 | | | | | | | |
| 9 | 2 | 41851-000110 | O-RING, P11.0 HNBR | 2 | | | | | | | |
| 10 | 1 | 172123-76121 | ADAPTER, M/M PF1/4 | 1 | | | | | | | |
| 11 | 1 | 172422-76140 | CONNECTOR, PF1/4 | 1 | | | | | | | |
| 12 | 1 | 172186-76430 | NIPPLE, ELBOW PF1/4 | 1 | | | | | | | |
| 13 | 2 | 24315-000110 | O-RING, 1BP11.0 | 1 | | | | | | | |
| 14 | 1 | 26013-080902 | BOLT, M8X 90 | 2 | | | | | | | |
| 15 | 1 | 41851-000110 | O-RING, P11.0 HNBR | 2 | | | | | | | |

Fig.114. VALVE(E.S.S.)



(A)=VIO80-1A C(US)
 (B)=
 (C)=

(D)=
 (E)=
 (F)=

| No. | Lev. | Parts No. | Description | Q'ty | | | | | | I | R |
|-----|------|--------------|----------------------|------|-----|-----|-----|-----|-----|---|---|
| | | | | (A) | (B) | (C) | (D) | (E) | (F) | | |
| 1 | 1 | 172B03-74710 | VALVE ASSY, P | 1 | | | | | | | |
| 2 | 2 | 172B03-74740 | CARTRIDGE ASSY,P0.7A | 1 | | | | | | | |
| 3 | 3 | 172B03-74860 | O-RING, 1B AS 013 | 1 | | | | | | | |
| 4 | 3 | 172B03-74870 | O-RING, 1B AS 014 | 1 | | | | | | | |
| 5 | 3 | 172B03-74880 | O-RING, 1B AS 015 | 1 | | | | | | | |
| 6 | 3 | 24315-000200 | O-RING, 1BP20.0 | 1 | | | | | | | |
| 7 | 2 | 172B03-74760 | BLOCK, 1 | 1 | | | | | | | |
| 8 | 2 | 26450-050122 | BOLT, M5X 12 | 2 | | | | | | | |
| 9 | 1 | 172123-76121 | ADAPTER, M/M PF1/4 | 1 | | | | | | | |
| 10 | 1 | 172141-76181 | CONNECTOR ASSY, 02FF | 1 | | | | | | | |
| 11 | 2 | 41851-000110 | O-RING, P11.0 HNBR | 1 | | | | | | | |
| 12 | 1 | 172491-76330 | ELBOW,ADJUSTABLE 1/4 | 1 | | | | | | | |
| 13 | 2 | 24315-000110 | O-RING, 1BP11.0 | 1 | | | | | | | |
| 14 | 1 | 26013-080162 | BOLT, M8X 16 | 2 | | | | | | | |
| 15 | 1 | 41851-000110 | O-RING, P11.0 HNBR | 1 | | | | | | | |
| 16 | 1 | 1E3030-78370 | CAP, SCREW | 1 | | | | | | | 1 |

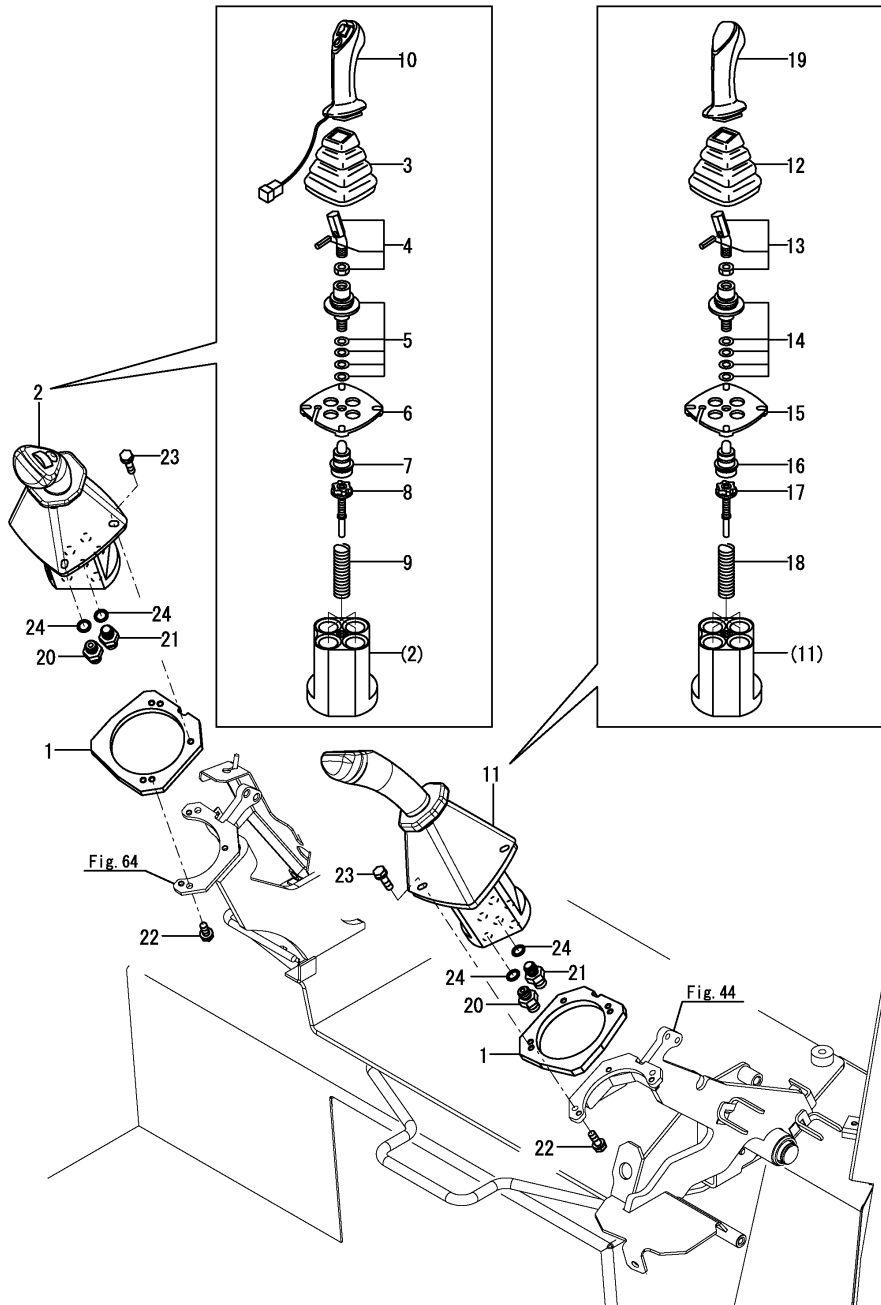
Remarks

(1)Not applied for quick coupler specification.

Fig.115. REMOTE CONTROL VALVE

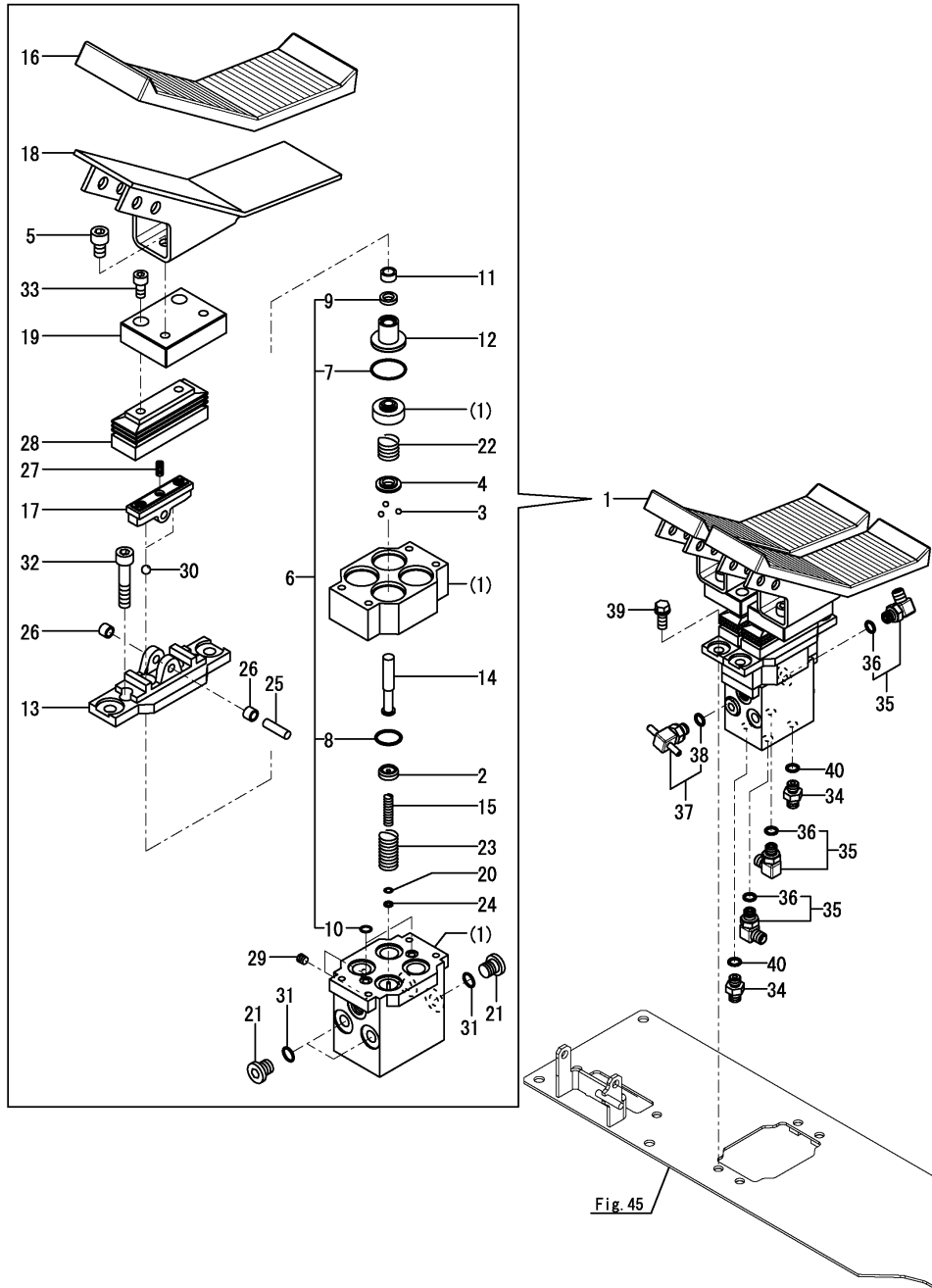
(A)=VIO80-1A C(US)
 (B)=
 (C)=

(D)=
 (E)=
 (F)=



| No. | Lev. | Parts No. | Description | Q'ty | | | | | | I | R |
|-----|------|--------------|--------------------|------|-----|-----|-----|-----|-----|---|---|
| | | | | (A) | (B) | (C) | (D) | (E) | (F) | | |
| 1 | 1 | 172A78-64510 | SPACER, VALVE | 2 | | | | | | | |
| 2 | 1 | 172B11-74850 | VALVE ASSY, R | 1 | | | | | | | |
| 3 | 2 | 172441-74030 | BOOT, RUBBER | 1 | | | | | | | |
| 4 | 2 | 172441-74040 | LEVER KIT | 1 | | | | | | | |
| 5 | 2 | 172463-74530 | JOINT KIT | 1 | | | | | | | |
| 6 | 2 | 172463-74540 | PLATE, RETAINING | 1 | | | | | | | |
| 7 | 2 | 172463-74551 | PLUNGER KIT | 1 | | | | | | | |
| 8 | 2 | 172463-74561 | REGULATION KIT | 4 | | | | | | | |
| 9 | 2 | 172463-74570 | SPRING KIT | 1 | | | | | | | |
| 10 | 2 | 172B11-74860 | HANDLE ASSY | 1 | | | | | | | |
| 11 | 1 | 172A69-74900 | VALVE ASSY, L | 1 | | | | | | | |
| 12 | 2 | 172441-74030 | BOOT, RUBBER | 1 | | | | | | | |
| 13 | 2 | 172441-74040 | LEVER KIT | 1 | | | | | | | |
| 14 | 2 | 172463-74530 | JOINT KIT | 1 | | | | | | | |
| 15 | 2 | 172463-74540 | PLATE, RETAINING | 1 | | | | | | | |
| 16 | 2 | 172463-74551 | PLUNGER KIT | 1 | | | | | | | |
| 17 | 2 | 172463-74561 | REGULATION KIT | 4 | | | | | | | |
| 18 | 2 | 172463-74570 | SPRING KIT | 1 | | | | | | | |
| 19 | 2 | 172A69-74910 | HANDLE | 1 | | | | | | | |
| 20 | 1 | 172123-76121 | ADAPTER, M/M PF1/4 | 10 | | | | | | | |
| 21 | 1 | 172455-76220 | CONNECTOR, PF1/4 | 2 | | | | | | | |
| 22 | 1 | 26014-060162 | BOLT, M6X 16 | 4 | | | | | | | |
| 23 | 1 | 26014-060162 | BOLT, M6X 16 | 6 | | | | | | | |
| 24 | 1 | 41851-000110 | O-RING, P11.0 HNBR | 12 | | | | | | | |

Fig.116. REMOTE CONTROL VALVE(TRAVEL)



(A)=VIO80-1A C(US)
 (B)=
 (C)=

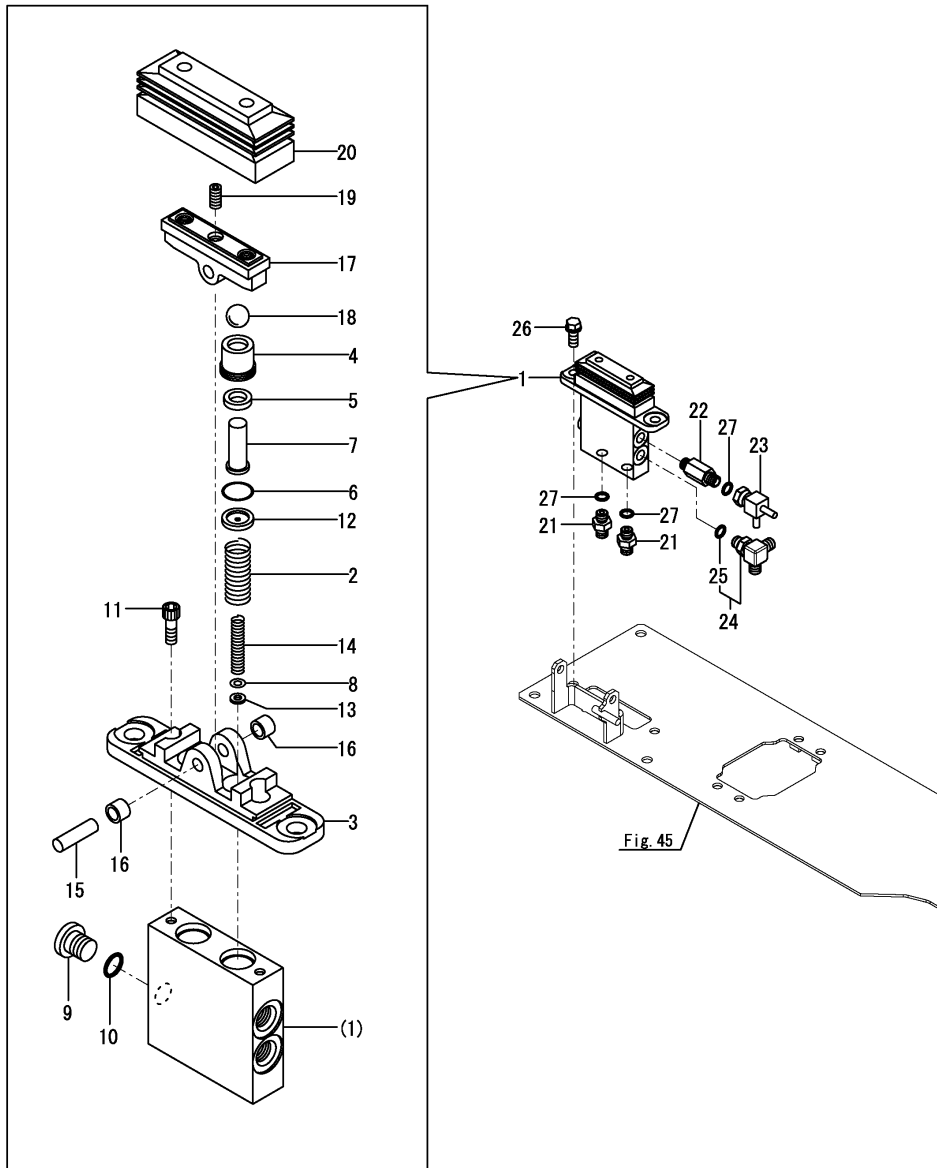
(D)=
 (E)=
 (F)=

| No. | Lev. | Parts No. | Description | Q'ty | | | | | | I | R |
|-----|------|--------------|----------------------|------|-----|-----|-----|-----|-----|---|---|
| | | | | (A) | (B) | (C) | (D) | (E) | (F) | | |
| 1 | 1 | 172A89-74700 | VALVE ASSY, TRAVEL | 1 | | | | | | | |
| 2 | 2 | 172A69-71300 | SEAT, SPRING | 4 | | | | | | | |
| 3 | 2 | 172A69-71310 | BALL, STEEL | 12 | | | | | | | |
| 4 | 2 | 172A69-71320 | SEAT, SPRING | 4 | | | | | | | |
| 5 | 2 | 172A69-71340 | BOLT, 10X16 | 4 | | | | | | | |
| 6 | 2 | 172A69-71350 | SEAL SET, SUB | 1 | | | | | | | |
| 7 | 3 | 172A69-71360 | O-RING, AS568-025 | 4 | | | | | | | |
| 8 | 3 | 172A69-71370 | O-RING, AS568-020 | 4 | | | | | | | |
| 9 | 3 | 172A47-74730 | PACKING | 4 | | | | | | | |
| 10 | 3 | 24315-000080 | O-RING, 1BP8.0 | 2 | | | | | | | |
| 11 | 2 | 172A69-71380 | CUP, GREASE | 4 | | | | | | | |
| 12 | 2 | 172A69-71390 | PLUG | 4 | | | | | | | |
| 13 | 2 | 172A69-71400 | COVER | 2 | | | | | | | |
| 14 | 2 | 172A89-74710 | ROD, PUSH | 4 | | | | | | | |
| 15 | 2 | 172A89-74720 | SPRING | 4 | | | | | | | |
| 16 | 2 | 172A69-74730 | COVER, PEDAL | 2 | | | | | | | |
| 17 | 2 | 172A89-74730 | CAM | 2 | | | | | | | |
| 18 | 2 | 172A69-74740 | PEDAL | 2 | | | | | | | |
| 19 | 2 | 172A69-74750 | BLOCK | 2 | | | | | | | |
| 20 | 2 | 172A47-74760 | SHIM | 4 | | | | | | | |
| 21 | 2 | 172A47-74770 | PLUG, RO | 3 | | | | | | | |
| 22 | 2 | 172A69-74770 | SPRING | 4 | | | | | | | |
| 23 | 2 | 172A69-74780 | SPRING | 4 | | | | | | | |
| 24 | 2 | 172A47-74810 | WASHER | 4 | | | | | | | |
| 25 | 2 | 172A47-74840 | SHAFT, CAM | 2 | | | | | | | |
| 26 | 2 | 172A47-74850 | BUSH | 4 | | | | | | | |
| 27 | 2 | 172A47-74880 | SCREW, SETTING | 2 | | | | | | | |
| 28 | 2 | 172A47-74890 | BELLOWS | 2 | | | | | | | |
| 29 | 2 | 172455-77150 | PLUG | 2 | | | | | | | |
| 30 | 2 | 24190-100001 | BALL, STEEL 5/16 | 4 | | | | | | | |
| 31 | 2 | 24315-000110 | O-RING, 1BP11.0 | 3 | | | | | | | |
| 32 | 2 | 26450-060502 | BOLT M 6X 50 | 4 | | | | | | | |
| 33 | 2 | 26450-080162 | BOLT, M8X 16 | 4 | | | | | | | |
| 34 | 1 | 172123-76121 | ADAPTER, M/M PF1/4 | 2 | | | | | | | |
| 35 | 1 | 172141-76181 | CONNECTOR ASSY, 02FF | 3 | | | | | | | |
| 36 | 2 | 41851-000110 | O-RING, P11.0 HNBR | 3 | | | | | | | |
| 37 | 1 | 172A47-76230 | NIPPLE, TEE G1/4 | 1 | | | | | | | |
| 38 | 2 | 41851-000110 | O-RING, P11.0 HNBR | 1 | | | | | | | |
| 39 | 1 | 26013-100252 | BOLT, M10X 25 | 2 | | | | | | | |
| 40 | 1 | 41851-000110 | O-RING, P11.0 HNBR | 2 | | | | | | | |

Fig.117. REMOTE CONTROL VALVE(SWING)

(A)=VIO80-1A C(US)
 (B)=
 (C)=

(D)=
 (E)=
 (F)=



| No. | Lev. | Parts No. | Description | Q'ty | | | | | | I | R |
|-----|------|--------------|----------------------|------|-----|-----|-----|-----|-----|---|---|
| | | | | (A) | (B) | (C) | (D) | (E) | (F) | | |
| 1 | 1 | 172A69-74670 | VALVE ASSY, REMO-CON | 1 | | | | | | | |
| 2 | 2 | 172A69-74680 | SPRING | 2 | | | | | | | |
| 3 | 2 | 172A47-74710 | COVER | 1 | | | | | | | |
| 4 | 2 | 172A47-74720 | PLUG | 2 | | | | | | | |
| 5 | 2 | 172A47-74730 | PACKING | 2 | | | | | | | |
| 6 | 2 | 172A47-74740 | O-RING | 2 | | | | | | | |
| 7 | 2 | 172A47-74750 | ROD, PUSH | 2 | | | | | | | |
| 8 | 2 | 172A47-74760 | SHIM | 2 | | | | | | | |
| 9 | 2 | 172A47-74770 | PLUG, RO | 1 | | | | | | | |
| 10 | 2 | 172A47-74780 | O-RING | 1 | | | | | | | |
| 11 | 2 | 172A47-74790 | BOLT, HEX SOCKET | 2 | | | | | | | |
| 12 | 2 | 172A47-74800 | SEAT, SPRING | 2 | | | | | | | |
| 13 | 2 | 172A47-74810 | WASHER | 2 | | | | | | | |
| 14 | 2 | 172A47-74820 | SPRING | 2 | | | | | | | |
| 15 | 2 | 172A47-74840 | SHAFT, CAM | 1 | | | | | | | |
| 16 | 2 | 172A47-74850 | BUSH | 2 | | | | | | | |
| 17 | 2 | 172A47-74860 | CAM | 1 | | | | | | | |
| 18 | 2 | 172A47-74870 | BALL, STEEL | 2 | | | | | | | |
| 19 | 2 | 172A47-74880 | SCREW, SETTING | 1 | | | | | | | |
| 20 | 2 | 172A47-74890 | BELLOWS | 1 | | | | | | | |
| 21 | 1 | 172123-76121 | ADAPTER, M/M PF1/4 | 2 | | | | | | | |
| 22 | 1 | 172183-76200 | CONNECTOR, 1/4-1/4 | 1 | | | | | | | |
| 23 | 1 | 172A47-76320 | NIPPLE, G1/4 | 1 | | | | | | | |
| 24 | 1 | 172491-76330 | ELBOW,ADJUSTABLE 1/4 | 1 | | | | | | | |
| 25 | 2 | 24315-000110 | O-RING, 1BP11.0 | 1 | | | | | | | |
| 26 | 1 | 26013-100252 | BOLT, M10X 25 | 4 | | | | | | | |
| 27 | 1 | 41851-000110 | O-RING, P11.0 HNBR | 3 | | | | | | | |

Fig.118. HYD. OIL TANK

(A)=VIO80-1A C(US)

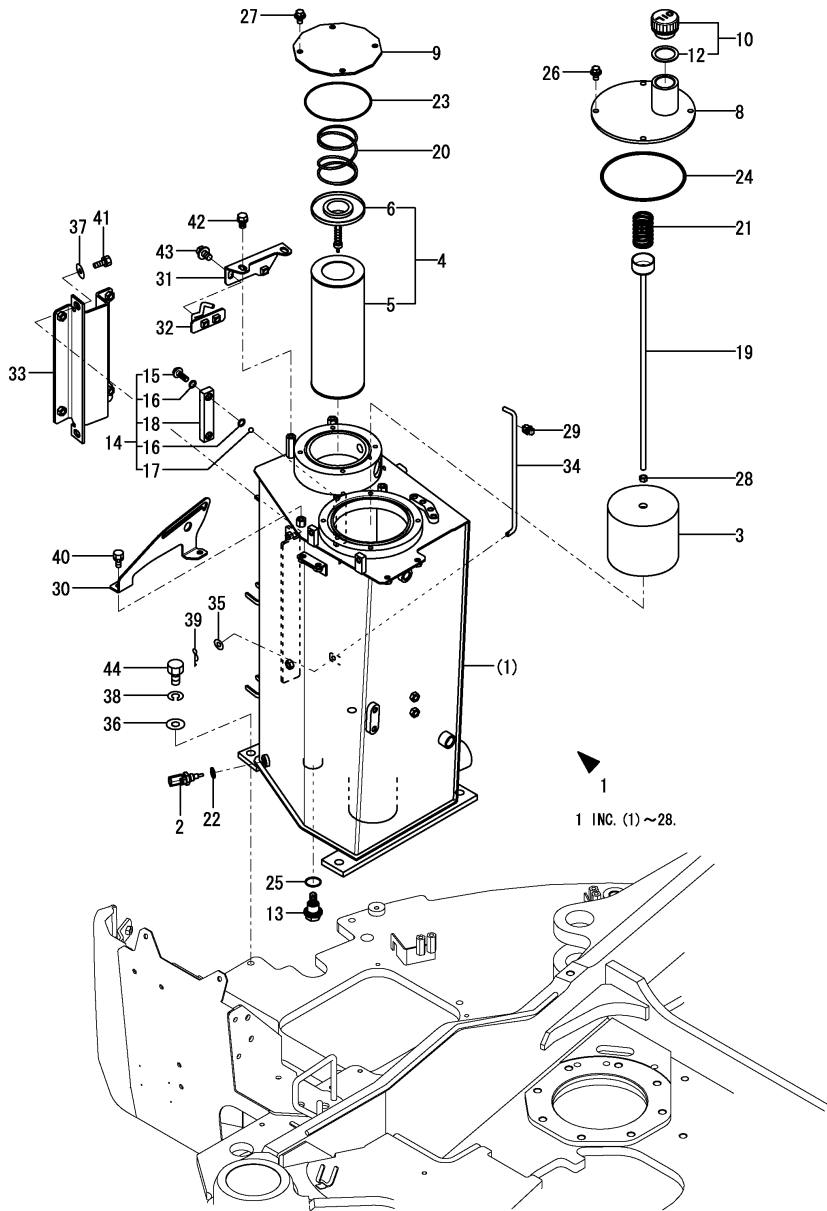
(B)=

(C)=

(D)=

(E)=

(F)=



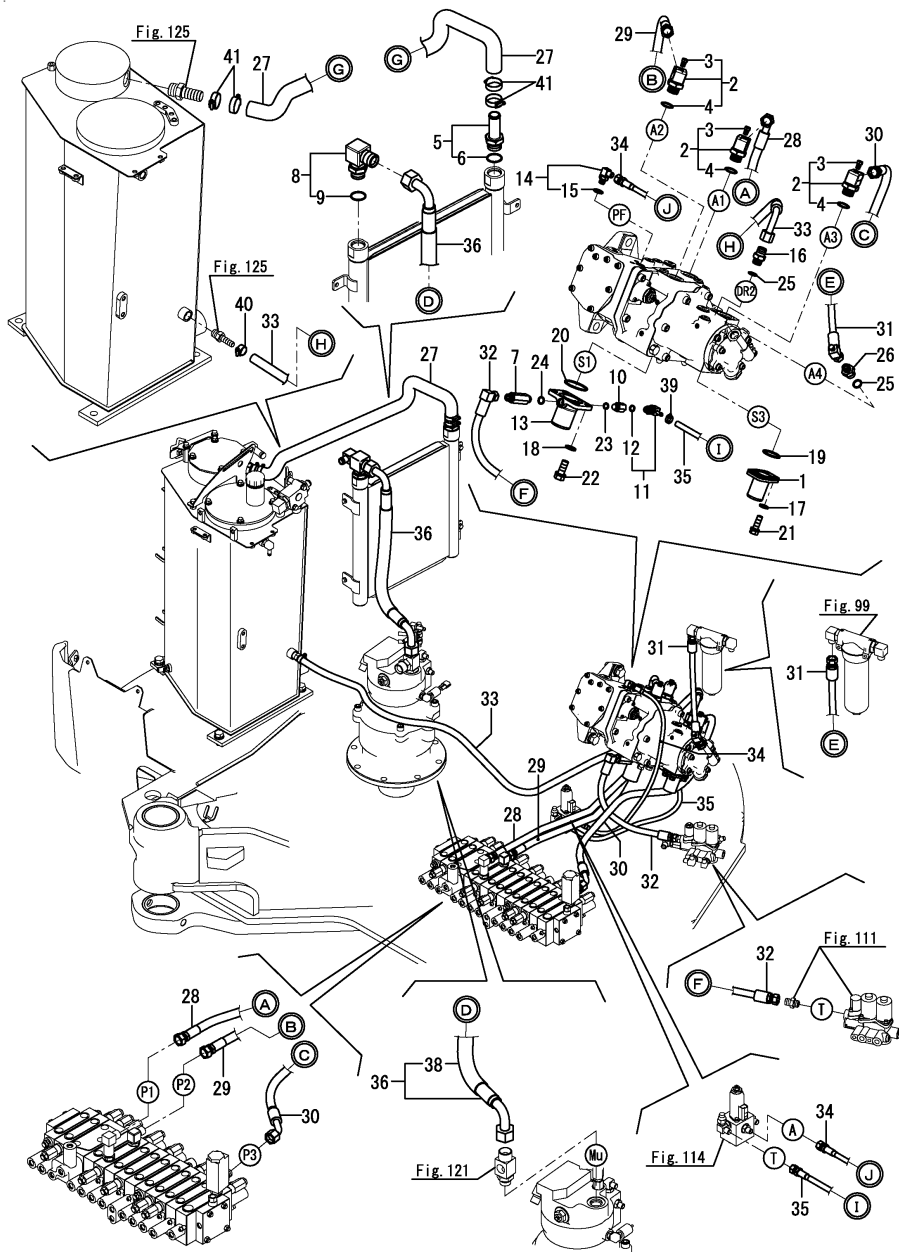
| No. | Lev. | Parts No. | Description | Q'ty | | | | | | I | R |
|-----|------|----------------|----------------------|------|-----|-----|-----|-----|-----|---|---|
| | | | | (A) | (B) | (C) | (D) | (E) | (F) | | |
| 1 | 1 | 772B11-75100 | RESERVOIR SET | 1 | | | | | | | |
| 2 | 2 | 129927-44900 | SENSOR, TEMPERATURE | 1 | | | | | | | |
| 3 | 2 | 172162-73700 | STRAINER, SUCTION | 1 | | | | | | | |
| 4 | 2 | 172B11-73700 | FILTER ASSY, RETURN | 1 | | | | | | | |
| 5 | 3 | 172B11-73710 | ELEMENT, RETURN | 1 | | | | | | | |
| 6 | 3 | 172112-74971 | VALVE, BYPASS | 1 | | | | | | | |
| 8 | 2 | 172A69-75240 | COVER ASSY | 1 | | | | | | | |
| 9 | 2 | 172187-75340-2 | COVER, HYD TANK A | 1 | | | | | | | 1 |
| 10 | 2 | 172A69-75450 | CAP, RESERVOIR | 1 | | | | | | | |
| 12 | 3 | 172A69-75470 | PACKING | 1 | | | | | | | |
| 13 | 2 | 172187-75500 | PLUG, MAGNET 24 | 1 | | | | | | | |
| 14 | 2 | 172A69-75600 | GAUGE, OIL LEVEL | 1 | | | | | | | |
| 15 | 3 | 172455-75290 | BOLT, OIL M10 | 2 | | | | | | | |
| 16 | 3 | 172455-75300 | O-RING | 4 | | | | | | | |
| 17 | 3 | 172455-75310 | FLOAT | 1 | | | | | | | |
| 18 | 3 | 172A69-75610 | GAUGE, OIL LEVEL | 1 | | | | | | | |
| 19 | 2 | 172A69-75710 | ROD ASSY, FILTER | 1 | | | | | | | |
| 20 | 2 | 172112-75770 | SPRING, FILTER | 1 | | | | | | | |
| 21 | 2 | 172112-75780 | SPRING, FILTER | 1 | | | | | | | |
| 22 | 2 | 22190-120002 | WASHER, SEAL 12 | 1 | | | | | | | |
| 23 | 2 | 24321-001350 | O-RING, 1AG135.0 | 1 | | | | | | | |
| 24 | 2 | 24321-001700 | O-RING, 1AG170.0 | 1 | | | | | | | |
| 25 | 2 | 24341-000300 | O-RING, 1AS30.0 | 1 | | | | | | | |
| 26 | 2 | 26014-100202 | BOLT, M10X 20 | 4 | | | | | | | |
| 27 | 2 | 26014-100202 | BOLT, M10X 20 | 4 | | | | | | | |
| 28 | 2 | 26716-100002 | NUT, M10 | 1 | | | | | | | |
| 28A | 1 | 172437-03322 | LABEL, RESERVOIR US | 1 | | | | | | | 2 |
| 29 | 1 | 1A7400-61250 | HOLDER, ROD 8 | 1 | | | | | | | |
| 30 | 1 | 172A89-62550 | GUIDE, STOPPER | 1 | | | | | | | |
| 31 | 1 | 172B11-62570 | STAY ASSY | 1 | | | | | | | |
| 32 | 1 | 172A89-62610 | CATCH ASSY, LOCK | 1 | | | | | | | |
| 33 | 1 | 172B11-65720 | HINGE ASSY | 1 | | | | | | | |
| 34 | 1 | 172B11-65780 | HOOK, BONNET R | 1 | | | | | | | |
| 35 | 1 | 22137-080000 | WASHER, 8 | 1 | | | | | | | |
| 36 | 1 | 22137-160000 | WASHER, 16 | 4 | | | | | | | |
| 37 | 1 | 22157-100000 | WASHER, 10 | 2 | | | | | | | |
| 38 | 1 | 22217-160000 | WASHER, SPRING 16 | 4 | | | | | | | |
| 39 | 1 | 22372-080000 | PIN, SNAP 8 | 1 | | | | | | | |
| 40 | 1 | 26013-100162 | BOLT, M10X 16 | 2 | | | | | | | |
| 41 | 1 | 26013-100252 | BOLT, M10X 25 | 2 | | | | | | | |
| 42 | 1 | 26014-100162 | BOLT, M10X 16 | 2 | | | | | | | |
| 43 | 1 | 26014-100202 | BOLT, M10X 20 | 4 | | | | | | | |
| 44 | 1 | 26116-160352 | BOLT, M16X 35 PLATED | 4 | | | | | | | |

Remarks

(1)Attach the No.28A label to this part.

(2)Not illustrated.

Fig.119. PUMP - CONTROL VALVE - OIL COOLER



(A)=VIO80-1A C(US)

(B)=

(C)=

(D)=

(E)=

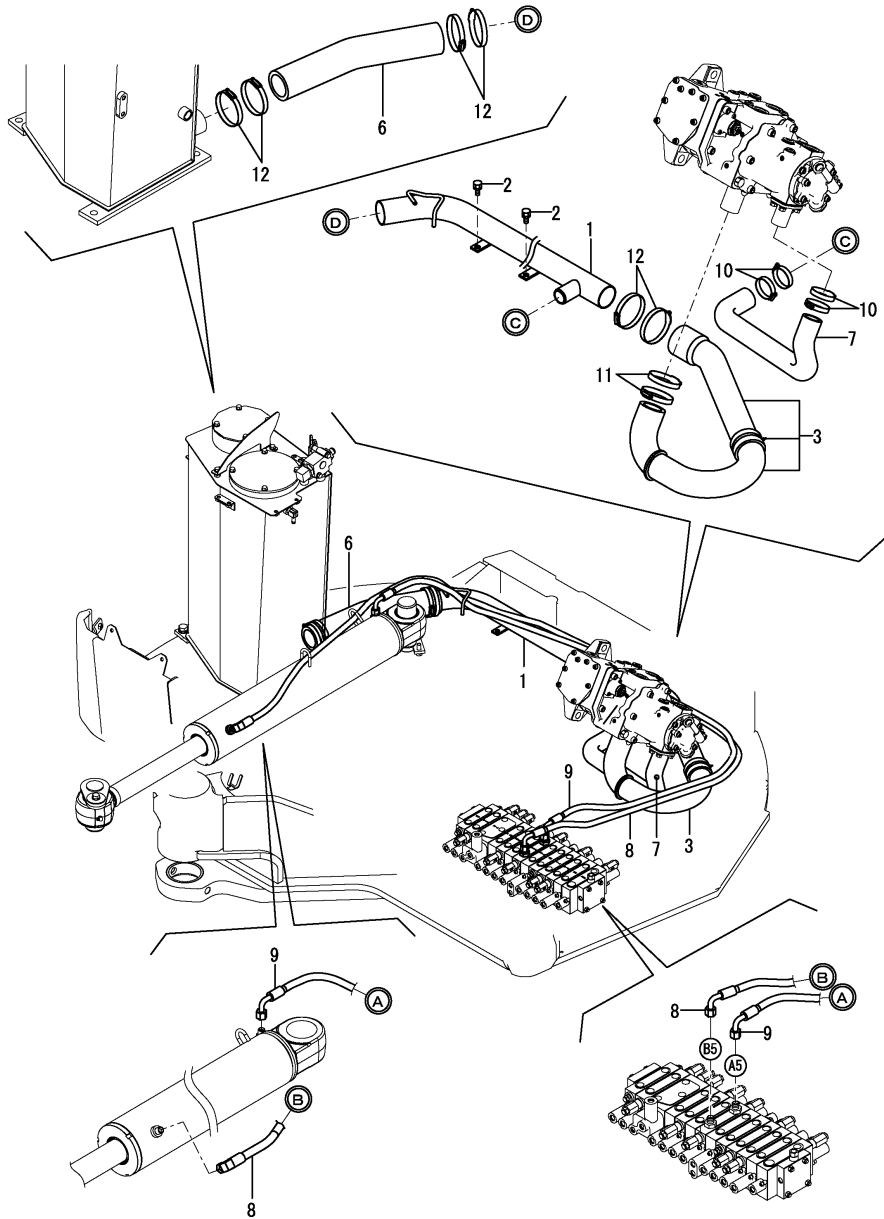
(F)=

| No. | Lev. | Parts No. | Description | Qty | | | | | | I | R |
|-----|------|--------------|----------------------|-----|-----|-----|-----|-----|-----|---|---|
| | | | | (A) | (B) | (C) | (D) | (E) | (F) | | |
| 1 | 1 | 172422-76100 | FLANGE, 40.5 | 1 | | | | | | | |
| 2 | 1 | 172A89-76110 | ELBOW, G3/4-G1/2 | 3 | | | | | | | |
| 3 | 2 | 172A89-76120 | PLUG, SCREW PT1/8 | 3 | | | | | | | |
| 4 | 2 | 41851-000240 | O-RING, P 24.0 HNBR | 3 | | | | | | | |
| 5 | 1 | 172A69-76120 | NIPPLE, G1 | 1 | | | | | | | |
| 6 | 2 | 172A65-76790 | O-RING, P29.0 HNBR | 1 | | | | | | | |
| 7 | 1 | 172162-76131 | ADAPTER, M/M | 1 | | | | | | | |
| 8 | 1 | 172A89-76130 | ELBOW, 90 G1 | 1 | | | | | | | |
| 9 | 2 | 24315-000290 | O-RING, 1BP29.0 | 1 | | | | | | | |
| 10 | 1 | 172422-76140 | CONNECTOR, PF1/4 | 1 | | | | | | | |
| 11 | 1 | 172458-76150 | NIPPLE, ELBOW PF1/4 | 1 | | | | | | | |
| 12 | 2 | 24315-000110 | O-RING, 1BP11.0 | 1 | | | | | | | |
| 13 | 1 | 172A69-76160 | FLANGE ASSY | 1 | | | | | | | |
| 14 | 1 | 172141-76181 | CONNECTOR ASSY, 02FF | 1 | | | | | | | |
| 15 | 2 | 41851-000110 | O-RING, P11.0 HNBR | 1 | | | | | | | |
| 16 | 1 | 172112-77361 | CONNECTOR, PF1/2-1/2 | 1 | | | | | | | |
| 17 | 1 | 22117-100000 | WASHER, 10 | 4 | | | | | | | |
| 18 | 1 | 22117-120000 | WASHER, 12 | 4 | | | | | | | |
| 19 | 1 | 24325-000400 | O-RING, 1BG40.0 | 1 | | | | | | | |
| 20 | 1 | 24325-000550 | O-RING, 1BG55.0 | 1 | | | | | | | |
| 21 | 1 | 26013-100302 | BOLT, M10X 30 | 4 | | | | | | | |
| 22 | 1 | 26013-120302 | BOLT, M12X 30 | 4 | | | | | | | |
| 23 | 1 | 41851-000110 | O-RING, P11.0 HNBR | 1 | | | | | | | |
| 24 | 1 | 41851-000140 | O-RING, P 14.0 HNBR | 1 | | | | | | | |
| 25 | 1 | 41851-000180 | O-RING, P 18.0 HNBR | 2 | | | | | | | |
| 26 | 1 | 933160-01370 | CONNECTOR, PF1/2X3/8 | 1 | | | | | | | |
| 27 | 1 | 172B11-78130 | HOSE, 25.4 | 1 | | | | | | | |
| 28 | 1 | 172B11-78150 | HOSE, H108BC106S | 1 | | | | | | | |
| 29 | 1 | 172B11-78160 | HOSE, H108BB110S | 1 | | | | | | | |
| 30 | 1 | 172B11-78170 | HOSE, H108BE112S | 1 | | | | | | | |
| 31 | 1 | 172B11-78180 | HOSE, H606BZ040S | 1 | | | | | | | |
| 32 | 1 | 172B11-78200 | HOSE, G806BV043S | 1 | | | | | | | |
| 33 | 1 | 172A69-78210 | HOSE, G608CY180S | 1 | | | | | | | |
| 34 | 1 | 172B11-78220 | HOSE, H604BB072S | 1 | | | | | | | |
| 35 | 1 | 172B11-78230 | HOSE, G804BY062 | 1 | | | | | | | |
| 36 | 1 | 172A89-78240 | HOSE, G616CC060 | 1 | | | | | | | |
| 38 | 2 | 172499-78591 | HEAT INSULATOR, HOSE | 1 | | | | | | | |
| 39 | 1 | 23001-016000 | CLAMP, HOSE 16 | 1 | | | | | | | |
| 40 | 1 | 23001-022000 | CLAMP, HOSE 22 | 1 | | | | | | | |
| 41 | 1 | 23001-041000 | CLAMP, HOSE 41 | 4 | | | | | | | |

Remarks

* Fitting(control valve) is shown in Fig.122 & 123.

Fig.120. TANK - PUMP & SWING CYLINDER



(A)=VIO80-1A C(US)
 (B)=
 (C)=

(D)=
 (E)=
 (F)=

| No. | Lev. | Parts No. | Description | Q'ty | | | | | | I | R |
|-----|------|--------------|--------------------|------|-----|-----|-----|-----|-----|---|---|
| | | | | (A) | (B) | (C) | (D) | (E) | (F) | | |
| 1 | 1 | 172A89-76470 | TUBE ASSY, SUCTION | 1 | | | | | | | |
| 2 | 1 | 26014-100252 | BOLT, M10X 25 | | 2 | | | | | | |
| 3 | 1 | 172B11-78080 | HOSE ASSY, 59 A | | 1 | | | | | | |
| 6 | 1 | 172A69-78110 | HOSE, 59 B | 1 | | | | | | | |
| 7 | 1 | 172B11-78120 | HOSE, 39.5 | 1 | | | | | | | |
| 8 | 1 | 172B11-78380 | HOSE, H106BV327S | 1 | | | | | | | |
| 9 | 1 | 172B11-78390 | HOSE, H106CC226S | 1 | | | | | | | |
| 10 | 1 | 23001-054000 | CLAMP, HOSE 54 | 4 | | | | | | | |
| 11 | 1 | 23001-070000 | CLAMP, HOSE 70 | 2 | | | | | | | |
| 12 | 1 | 23001-090000 | CLAMP, HOSE 90 | 6 | | | | | | | |

Remarks

* Fitting(control valve) is shown in Fig.122 & 123.

Fig.121. CONTROL VALVE - TURNING MOTOR

(A)=VIO80-1A C(US)

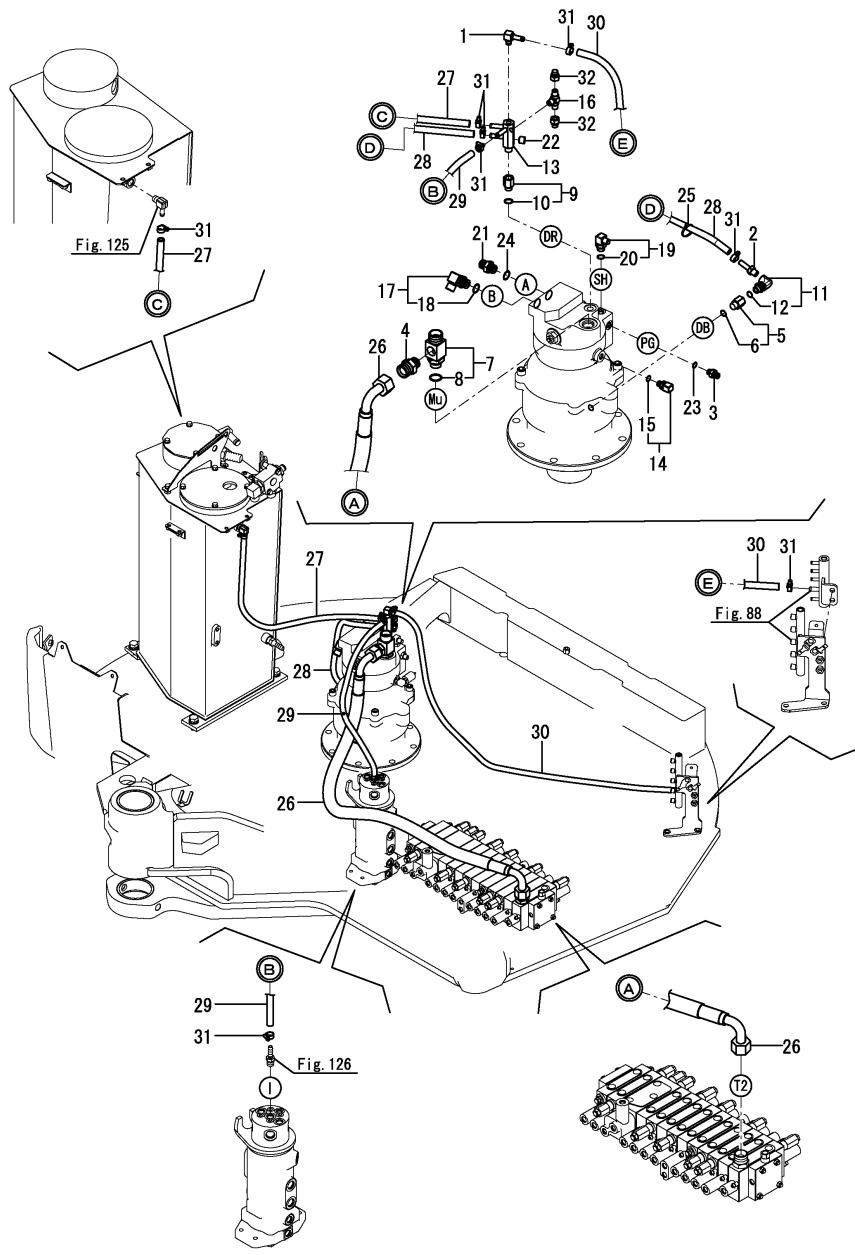
(B)=

(C)=

(D)=

(E)=

(F)=



| No. | Lev. | Parts No. | Description | Q'ty | | | | | | I | R |
|------------|------|--------------|----------------------|------|-----|-----|-----|-----|-----|---|---|
| | | | | (A) | (B) | (C) | (D) | (E) | (F) | | |
| 1 | 1 | 172155-11120 | ELBOW, 1/4X3/8 | 1 | | | | | | | |
| 2 | 1 | 172137-76110 | NIPPLE, 3/8 | 1 | | | | | | | |
| 3 | 1 | 172123-76121 | ADAPTER, M/M PF1/4 | 1 | | | | | | | |
| 4 | 1 | 172187-76131 | CONNECTOR, PF3/4X3/4 | 1 | | | | | | | |
| 5 | 1 | 172A52-76130 | ADAPTER, G3/8 | 1 | | | | | | | |
| 6 | 2 | 24315-000140 | O-RING, 1BP14.0 | 1 | | | | | | | |
| 7 | 1 | 172187-76141 | CONNECTOR, PF1XPF3/4 | 1 | | | | | | | |
| 8 | 2 | 24315-000240 | O-RING, 1BP24.0 | 1 | | | | | | | |
| 9 | 1 | 172A69-76140 | ADAPTER, M/F 3/8 | 1 | | | | | | | |
| 10 | 2 | 41851-000140 | O-RING, P 14.0 HNBR | 1 | | | | | | | |
| 11 | 1 | 172499-76300 | ELBOW, 3/8 W/FILTER | 1 | | | | | | | |
| 12 | 2 | 24315-000140 | O-RING, 1BP14.0 | 1 | | | | | | | |
| 13 | 1 | 172499-76311 | JOINT, 3/8 | 1 | | | | | | | |
| 13-1 | 1 | 172B62-76310 | BLOCK, DRAIN | 1 | | | | | | | R |
| (A=MAG679) | | | | | | | | | | | |
| 14 | 1 | 172A89-76310 | JOINT, G1/4-RC1/8 | 1 | | | | | | | |
| 15 | 2 | 41851-000110 | O-RING, P11.0 HNBR | 1 | | | | | | | |
| 16 | 1 | 172162-76320 | CONNECTOR, 3X1/4 | 1 | | | | | | | |
| 17 | 1 | 172141-76900 | CONNECTOR ASSY, 1/2L | 1 | | | | | | | |
| 18 | 2 | 24315-000180 | O-RING, 1BP18.0 | 1 | | | | | | | |
| 19 | 1 | 172141-76920 | CONNECTOR ASSY | 1 | | | | | | | |
| 20 | 2 | 24315-000140 | O-RING, 1BP14.0 | 1 | | | | | | | |
| 21 | 1 | 172112-77361 | CONNECTOR, PF1/2-1/2 | 1 | | | | | | | |
| 22 | 1 | 23871-020000 | PLUG, R02 | 1 | | | | | | | |
| 23 | 1 | 41851-000110 | O-RING, P11.0 HNBR | 1 | | | | | | | |
| 24 | 1 | 41851-000180 | O-RING, P 18.0 HNBR | 1 | | | | | | | |
| 25 | 1 | 172137-16560 | BAND, BINDING W | 1 | | | | | | | |
| 26 | 1 | 172A69-78230 | HOSE, G616CC159S | 1 | | | | | | | |
| 27 | 1 | 172A69-78250 | HOSE, G806YY075 | 1 | | | | | | | |
| 28 | 1 | 172A69-78261 | HOSE, G806YY060S | 1 | | | | | | | |
| 29 | 1 | 172A69-78261 | HOSE, G806YY060S | 1 | | | | | | | |
| 30 | 1 | 172A69-78270 | HOSE, G806YY140 | 1 | | | | | | | |
| 31 | 1 | 23001-016000 | CLAMP, HOSE 16 | 8 | | | | | | | |
| 32 | 1 | 1E3030-78370 | CAP, SCREW | 2 | | | | | | | |

Remarks

* Fitting(control valve) is shown in Fig.122 & 123.

N:Old $\begin{matrix} \leftarrow \text{Yes} \\ \text{No} \end{matrix}$ New, Q:Old $\begin{matrix} \leftarrow \text{No} \\ \text{Yes} \end{matrix}$ New, R:Old $\begin{matrix} \leftarrow \text{Yes} \\ \text{Yes} \end{matrix}$ New, S:Old $\begin{matrix} \leftarrow \text{No} \\ \text{No} \end{matrix}$ New, W:Add, Z:Discontinued, F:Interchangeable by set, K:Q'ty Change

Fig.122. CONTROL VALVE(FITTING)(1)

(A)=VIO80-1A C(US)

(B)=

(C)=

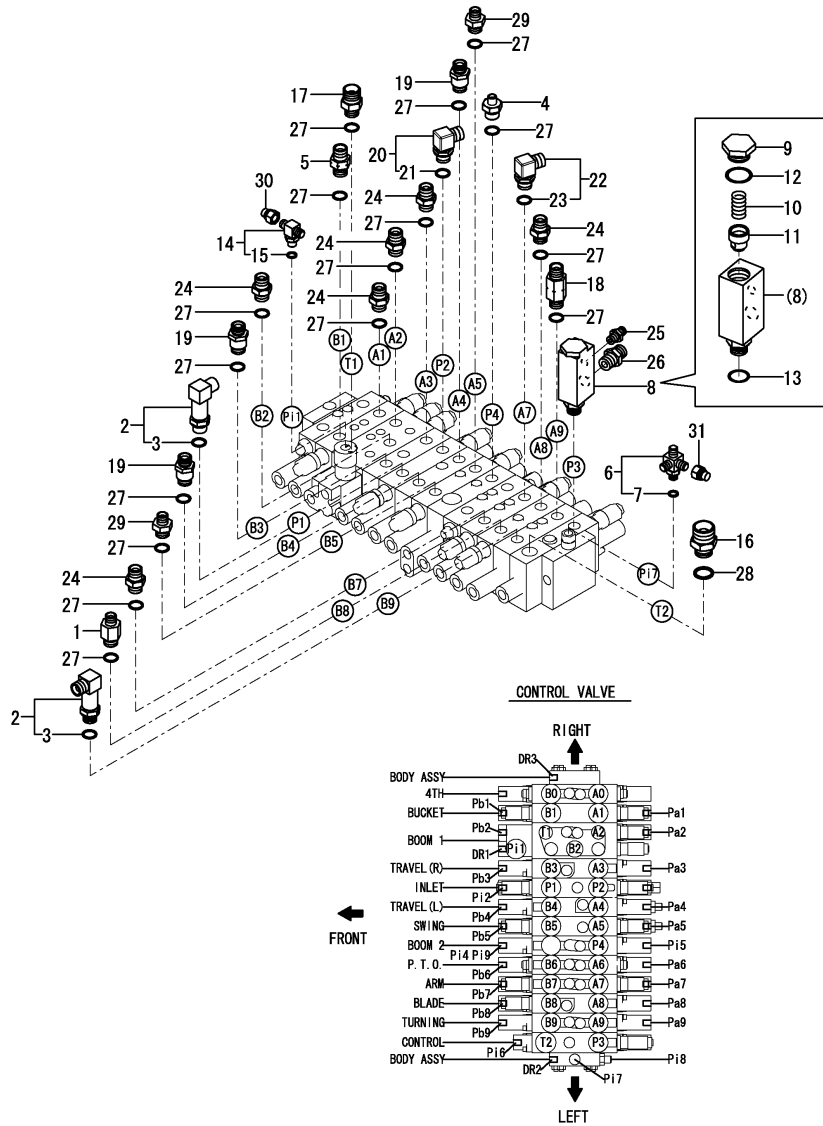
(D)=

(E)=

(F)=

Q'ty I R

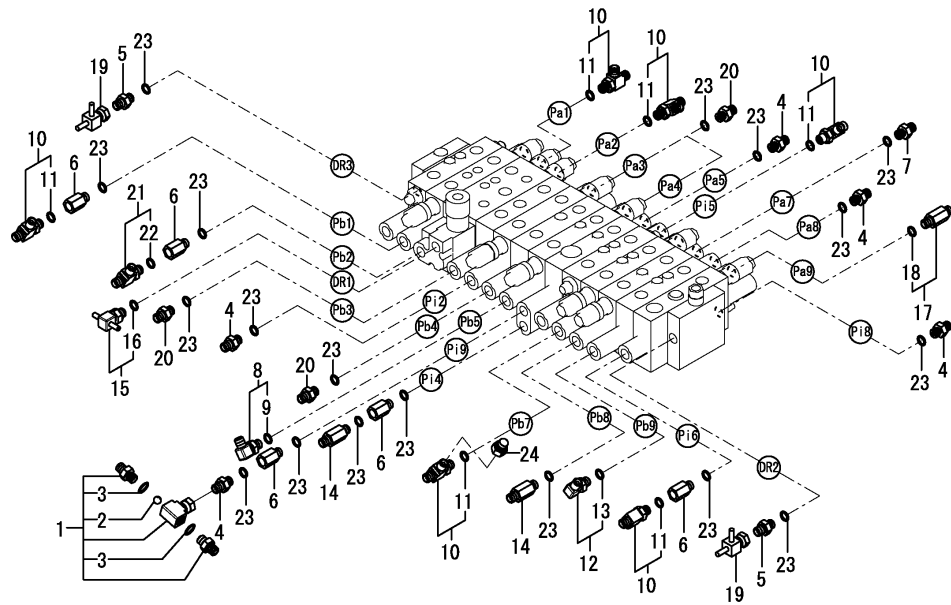
| No. | Lev. | Parts No. | Description | (A) | (B) | (C) | (D) | (E) | (F) | I | R |
|-----|------|--------------|----------------------|-----|-----|-----|-----|-----|-----|---|---|
| 1 | 1 | 172423-76100 | CONNECTOR, PF1/2X3/8 | 1 | | | | | | | |
| 2 | 1 | 172524-76110 | ELBOW, 1/2 L | 2 | | | | | | | |
| 3 | 2 | 24315-000180 | O-RING, 1BP18.0 | 2 | | | | | | | |
| 4 | 1 | 172423-76120 | CONNECTOR, PF1/2X1/4 | 1 | | | | | | | |
| 5 | 1 | 172423-76140 | CONNECTOR, 1/2X1/2 | 1 | | | | | | | |
| 6 | 1 | 172491-76140 | JOINT, 1/4 | 1 | | | | | | | |
| 7 | 2 | 24315-000110 | O-RING, 1BP11.0 | 1 | | | | | | | |
| 8 | 1 | 172A69-76150 | ELBOW, 90 CHECK 1/2 | 1 | | | | | | | |
| 9 | 2 | 172A69-76050 | PLUG | 1 | | | | | | | |
| 10 | 2 | 172A69-76060 | SPRING | 1 | | | | | | | |
| 11 | 2 | 172A69-76070 | VALVE, POPPET | 1 | | | | | | | |
| 12 | 2 | 24315-000240 | O-RING, 1BP24.0 | 1 | | | | | | | |
| 13 | 2 | 41851-000180 | O-RING, P 18.0 HNBR | 1 | | | | | | | |
| 14 | 1 | 172187-76170 | TEE, ADJUSTABLE | 1 | | | | | | | |
| 15 | 2 | 24315-000110 | O-RING, 1BP11.0 | 1 | | | | | | | |
| 16 | 1 | 172151-76200 | JOINT, PF3/4-1 | 1 | | | | | | | |
| 17 | 1 | 172187-76200 | ADAPTER, 1/2-3/4 | 1 | | | | | | | |
| 18 | 1 | 172176-76210 | JOINT, PF1/2 | 1 | | | | | | | |
| 19 | 1 | 172147-76271 | CONNECTOR, 1/2X1/2 | 3 | | | | | | | |
| 20 | 1 | 172141-76900 | CONNECTOR ASSY, 1/2L | 1 | | | | | | | |
| 21 | 2 | 24315-000180 | O-RING, 1BP18.0 | 1 | | | | | | | |
| 22 | 1 | 172141-76900 | CONNECTOR ASSY, 1/2L | 1 | | | | | | | |
| 23 | 2 | 24315-000180 | O-RING, 1BP18.0 | 1 | | | | | | | |
| 24 | 1 | 172112-77361 | CONNECTOR, PF1/2-1/2 | 6 | | | | | | | |
| 25 | 1 | 23391-020000 | JOINT, RGI-1/4 | 1 | | | | | | | |
| 26 | 1 | 23391-040000 | JOINT, RGI-1/2 | 1 | | | | | | | |
| 27 | 1 | 41851-000180 | O-RING, P 18.0 HNBR | 16 | | | | | | | |
| 28 | 1 | 41851-000240 | O-RING, P 24.0 HNBR | 1 | | | | | | | |
| 29 | 1 | 933160-01370 | CONNECTOR, PF1/2X3/8 | 2 | | | | | | | |
| 30 | 1 | 1E3030-78370 | CAP, SCREW | 1 | | | | | | | |
| 31 | 1 | 1E3030-78370 | CAP, SCREW | 1 | | | | | | | 1 |



Remarks

(1)Not applied for quick coupler specification.

Fig.123. CONTROL VALVE(FITTING)(2)



(A)=VIO80-1A C(US)
(B)=
(C)=

(D)=
(E)=
(F)=

| No. | Lev. | Parts No. | Description | Q'ty | | | | | | I | R |
|-----|------|--------------|----------------------|------|-----|-----|-----|-----|-----|---|---|
| | | | | (A) | (B) | (C) | (D) | (E) | (F) | | |
| 1 | 1 | 172A86-74500 | VALVE, SHUTTLE | 1 | | | | | | | |
| 2 | 2 | 24190-140001 | BALL, STEEL 7/16 | 1 | | | | | | | |
| 3 | 2 | 41851-000110 | O-RING, P11.0 HNBR | 2 | | | | | | | |
| 4 | 1 | 172123-76121 | ADAPTER, M/M PF1/4 | 5 | | | | | | | |
| 5 | 1 | 172123-76121 | ADAPTER, M/M PF1/4 | 2 | | | | | | | |
| 6 | 1 | 172422-76140 | CONNECTOR, PF1/4 | 5 | | | | | | | |
| 7 | 1 | 172A47-76171 | CONNECTOR, G1/4X0.6 | 1 | | | | | | | |
| 8 | 1 | 172141-76181 | CONNECTOR ASSY, 02FF | 1 | | | | | | | |
| 9 | 2 | 41851-000110 | O-RING, P11.0 HNBR | 1 | | | | | | | |
| 10 | 1 | 172162-76181 | JOINT ASSY, 1/4 T | 6 | | | | | | | |
| 11 | 2 | 41851-000110 | O-RING, P11.0 HNBR | 6 | | | | | | | |
| 12 | 1 | 172A47-76180 | ELBOW, 90 G1/4-0.6 | 1 | | | | | | | |
| 13 | 2 | 41851-000110 | O-RING, P11.0 HNBR | 1 | | | | | | | |
| 14 | 1 | 172183-76200 | CONNECTOR, 1/4-1/4 | 2 | | | | | | | |
| 15 | 1 | 172A47-76230 | NIPPLE, TEE G1/4 | 1 | | | | | | | |
| 16 | 2 | 41851-000110 | O-RING, P11.0 HNBR | 1 | | | | | | | |
| 17 | 1 | 172A47-76290 | CONNECTOR, G1/4L-0.6 | 1 | | | | | | | |
| 18 | 2 | 41851-000110 | O-RING, P11.0 HNBR | 1 | | | | | | | |
| 19 | 1 | 172A47-76320 | NIPPLE, G1/4 | 2 | | | | | | | |
| 20 | 1 | 172164-76330 | JOINT, PF1/4-0.7 | 4 | | | | | | | |
| 21 | 1 | 172164-76700 | JOINT ASSY | 1 | | | | | | | |
| 22 | 2 | 24315-000110 | O-RING, 1BP11.0 | 1 | | | | | | | |
| 23 | 1 | 41851-000110 | O-RING, P11.0 HNBR | 19 | | | | | | | |
| 24 | 1 | 1E3030-78370 | CAP, SCREW | 1 | | | | | | | |

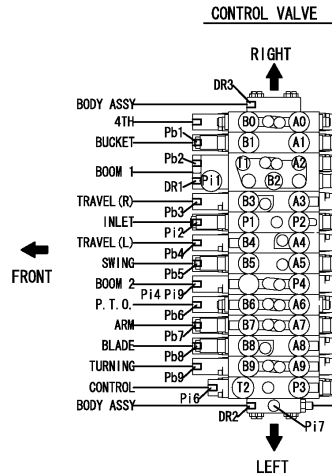
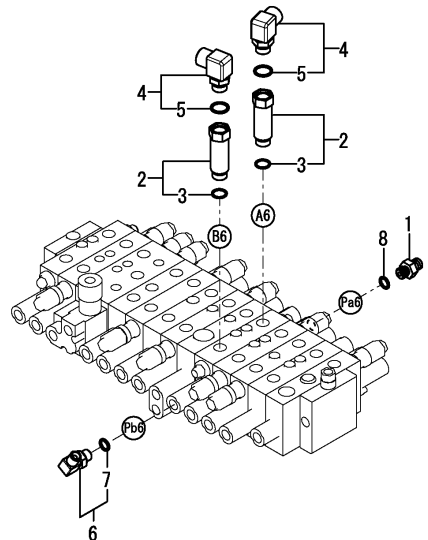


Fig.124. CONTROL VALVE(FITTING)(P.T.O.)

(A)=VIO80-1A C(US)
 (B)=
 (C)=

(D)=
 (E)=
 (F)=



| No. | Lev. | Parts No. | Description | Q'ty | | | | | | I | R |
|-----|------|--------------|----------------------|------|-----|-----|-----|-----|-----|---|---|
| | | | | (A) | (B) | (C) | (D) | (E) | (F) | | |
| 1 | 1 | 172123-76121 | ADAPTER, M/M PF1/4 | 1 | | | | | | | |
| 2 | 1 | 172A21-76120 | ADAPTER, G1/2-1/2 | 2 | | | | | | | |
| 3 | 2 | 41851-000180 | O-RING, P 18.0 HNBR | 2 | | | | | | | |
| 4 | 1 | 172151-76161 | ELBOW, PF1/2-3/4 | 2 | | | | | | | |
| 5 | 2 | 24315-000180 | O-RING, 1BP18.0 | 2 | | | | | | | |
| 6 | 1 | 172141-76181 | CONNECTOR ASSY, O2FF | 1 | | | | | | | |
| 7 | 2 | 41851-000110 | O-RING, P11.0 HNBR | 1 | | | | | | | |
| 8 | 1 | 41851-000110 | O-RING, P11.0 HNBR | 1 | | | | | | | |

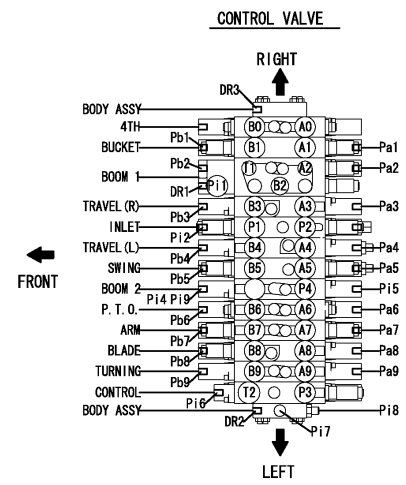
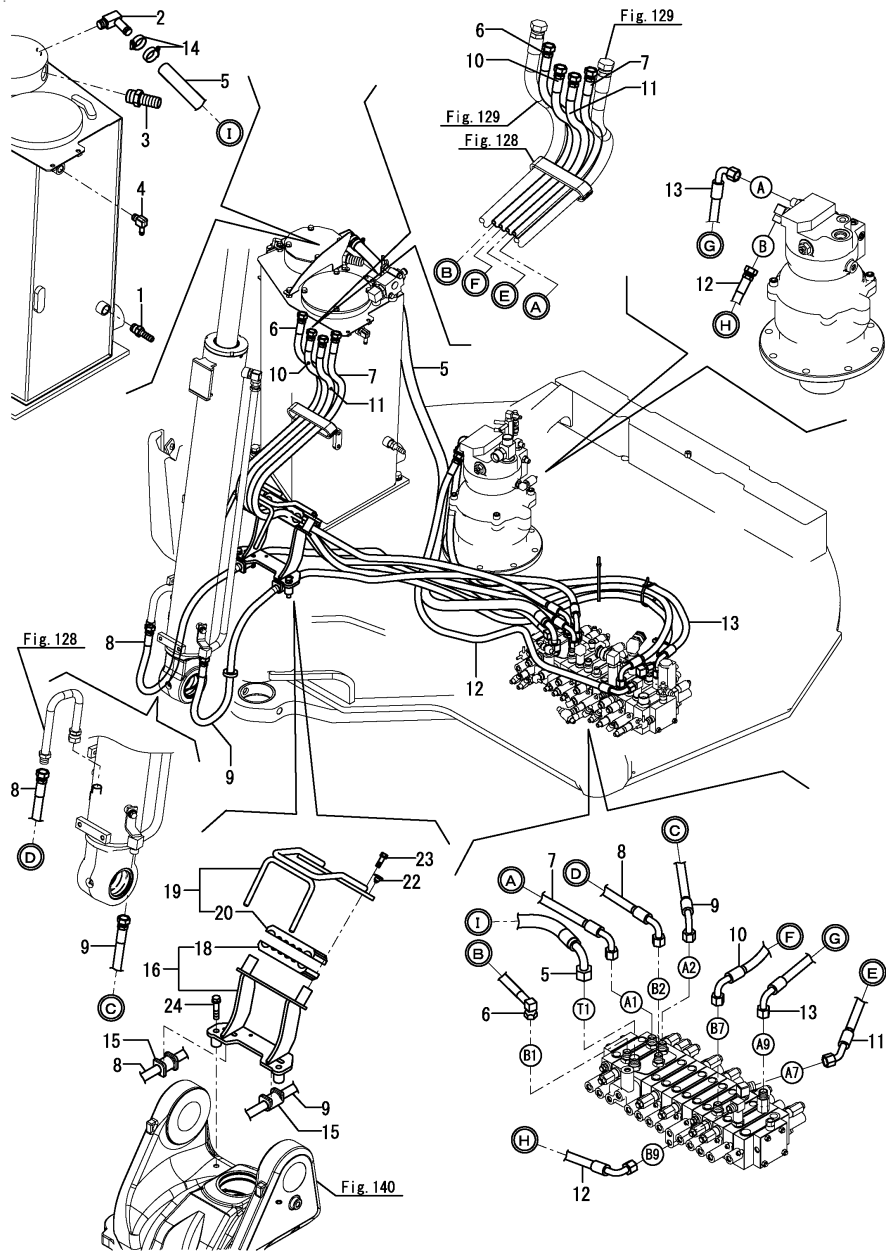


Fig.125. CONTROL VALVE - BOOM, TURNING MOTOR & TANK



(A)=VIO80-1A C(US)
(B)=
(C)=

(D)=
(E)=
(F)=

| No. | Lev. | Parts No. | Description | Q'ty | | | | | | I | R |
|--------------|------|----------------|----------------------|------|-----|-----|-----|-----|-----|---|---|
| | | | | (A) | (B) | (C) | (D) | (E) | (F) | | |
| 1 | 1 | 172168-76170 | CONNECTOR, 12 | 1 | | | | | | | |
| 2 | 1 | 172A89-76170 | ELBOW, 90 1/2 | 1 | | | | | | | |
| 3 | 1 | 172187-76180 | NIPPLE, HOSE 101-25 | 1 | | | | | | | |
| 4 | 1 | 172168-76370 | ELBOW, 90 3/8-1/2 | 1 | | | | | | | |
| 5 | 1 | 172A69-78220 | HOSE, G612CY188S | 1 | | | | | | | |
| 6 | 1 | 172A89-78300 | HOSE, H108BV238K | 1 | | | | | | | |
| 7 | 1 | 172A89-78310 | HOSE, H108BC234K | 1 | | | | | | | |
| 8 | 1 | 172A69-78320 | HOSE, H108BC217K | 1 | | | | | | | |
| 9 | 1 | 172A69-78330 | HOSE, H108BC208K | 1 | | | | | | | |
| 10 | 1 | 172A89-78430 | HOSE, G108BC291K | 1 | | | | | | | |
| 11 | 1 | 172A89-78440 | HOSE, H108BE272K | 1 | | | | | | | |
| 12 | 1 | 172A69-78470 | HOSE, H108BC145S | 1 | | | | | | | |
| 13 | 1 | 172A69-78480 | HOSE, H108CC152S | 1 | | | | | | | |
| 14 | 1 | 23001-035000 | CLAMP, HOSE 35 | 2 | | | | | | | |
| 15 | 1 | 172187-78100 | RUBBER, HOSE CLAMP A | 2 | | | | | | | |
| 16 | 1 | 172A89-79100-Y | CLAMP ASSY, HOSE | 1 | | | | | | | |
| 16-1 | 1 | 172A89-79100-1 | CLAMP ASSY, HOSE | 1 | | | | | | | W |
| (A=*2020.04) | | | | | | | | | | | |
| 18 | 2 | 172A89-79140 | SUPPORT, HOSE RUBBER | 1 | | | | | | | |
| 19 | 1 | 172A89-79150-Y | PLATE ASSY, CLAMP | 1 | | | | | | | |
| 19-1 | 1 | 172A89-79150-1 | PLATE ASSY, CLAMP | 1 | | | | | | | W |
| (A=*2020.04) | | | | | | | | | | | |
| 20 | 2 | 172A89-79140 | SUPPORT, HOSE RUBBER | 1 | | | | | | | |
| 22 | 1 | 172183-81160 | CLIP, TREE 9.5 | 4 | | | | | | | |
| 23 | 1 | 26013-100302 | BOLT, M10X 30 | 2 | | | | | | | |
| 24 | 1 | 26013-120602 | BOLT, M12X 60 | 2 | | | | | | | |

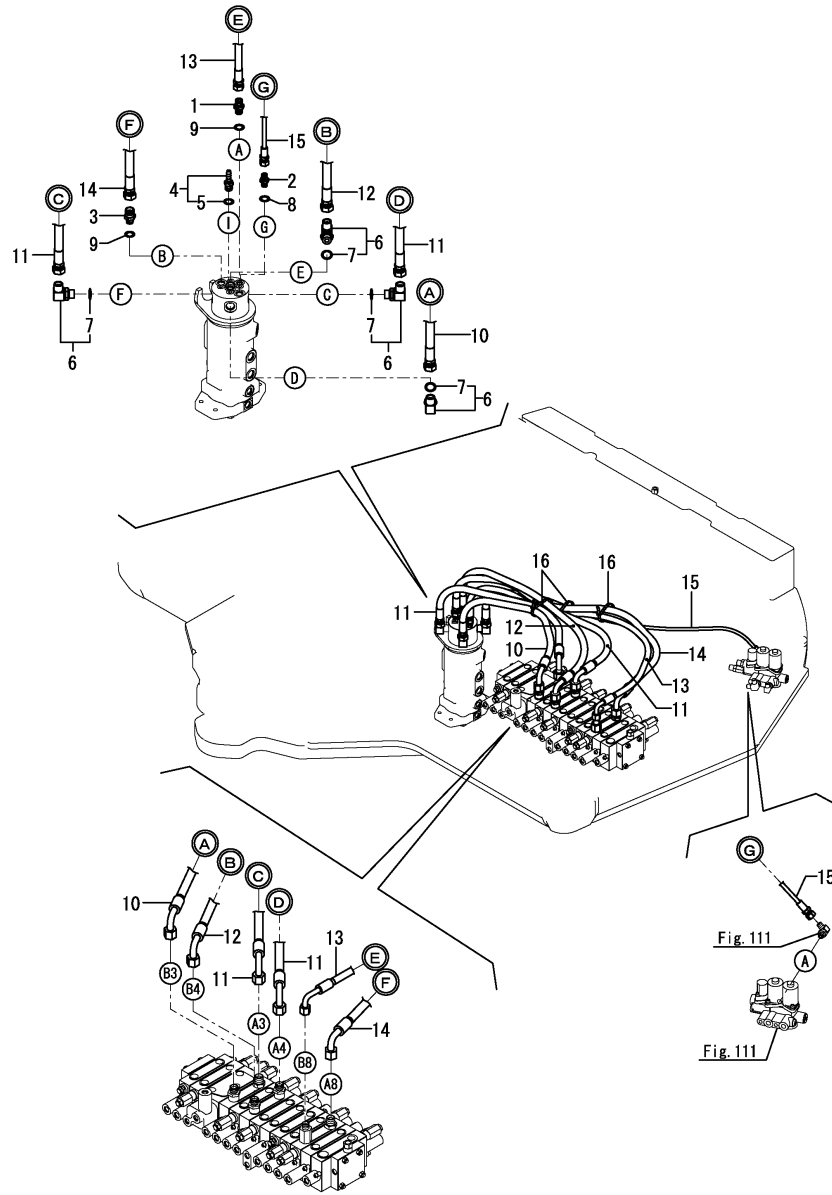
Remarks

* Fitting(control valve) is shown in Fig.122 & 123.

Fig.126. CONTROL VALVE - SWIVEL JOINT

(A)=VIO80-1A C(US)
 (B)=
 (C)=

(D)=
 (E)=
 (F)=



| No. | Lev. | Parts No. | Description | Q'ty | | | | | | I | R |
|-----|------|--------------|----------------------|------|-----|-----|-----|-----|-----|---|---|
| | | | | (A) | (B) | (C) | (D) | (E) | (F) | | |
| 1 | 1 | 172730-75141 | ADAPTER, M/M C | 1 | | | | | | | |
| 2 | 1 | 172123-76121 | ADAPTER, M/M PF1/4 | 1 | | | | | | | |
| 3 | 1 | 172168-76162 | CONNECTOR, PF1/2X3/8 | 1 | | | | | | | |
| 4 | 1 | 172A65-76700 | CONNECTOR, G3/8 | 1 | | | | | | | |
| 5 | 2 | 41851-000140 | O-RING, P 14.0 HNBR | 1 | | | | | | | |
| 6 | 1 | 172141-76900 | CONNECTOR ASSY, 1/2L | 4 | | | | | | | |
| 7 | 2 | 24315-000180 | O-RING, 1BP18.0 | 4 | | | | | | | |
| 8 | 1 | 41851-000110 | O-RING, P11.0 HNBR | 1 | | | | | | | |
| 9 | 1 | 41851-000140 | O-RING, P 14.0 HNBR | 2 | | | | | | | |
| 10 | 1 | 172A69-78340 | HOSE, H108BC070S | 1 | | | | | | | |
| 11 | 1 | 172A69-78350 | HOSE, H108BC073S | 2 | | | | | | | |
| 12 | 1 | 172A69-78360 | HOSE, H108BC086S | 1 | | | | | | | |
| 13 | 1 | 172A69-78450 | HOSE, H106BC113S | 1 | | | | | | | |
| 14 | 1 | 172A69-78460 | HOSE, H108BC113S | 1 | | | | | | | |
| 15 | 1 | 172A69-78900 | HOSE, F403BB107S | 1 | | | | | | | |
| 16 | 1 | 172122-79890 | CLAMP, HOSE 350 | 3 | | | | | | | |

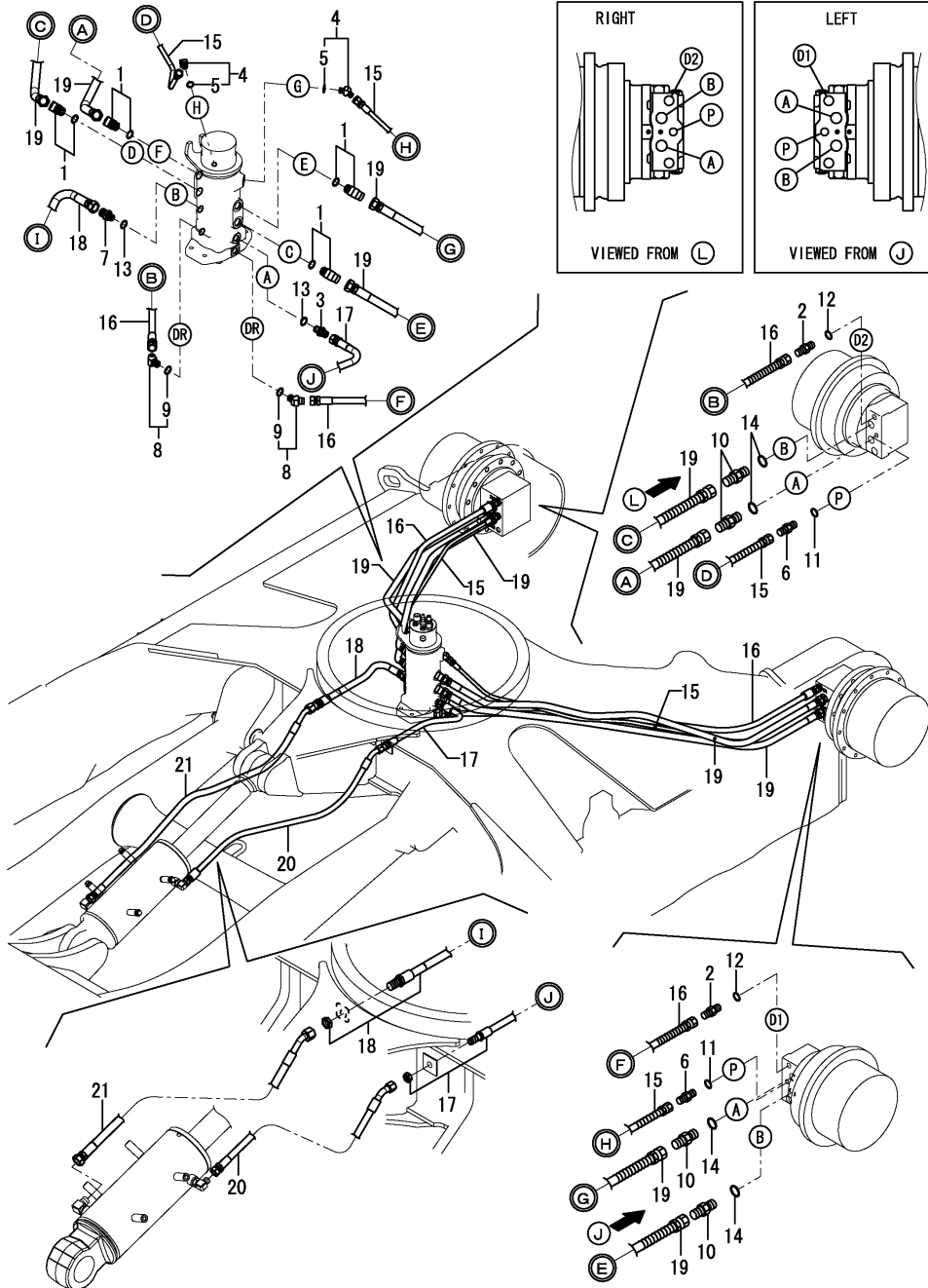
Remarks

* Fitting(control valve) is shown in Fig.122 & 123.

Fig.127. TRAVEL FRAME

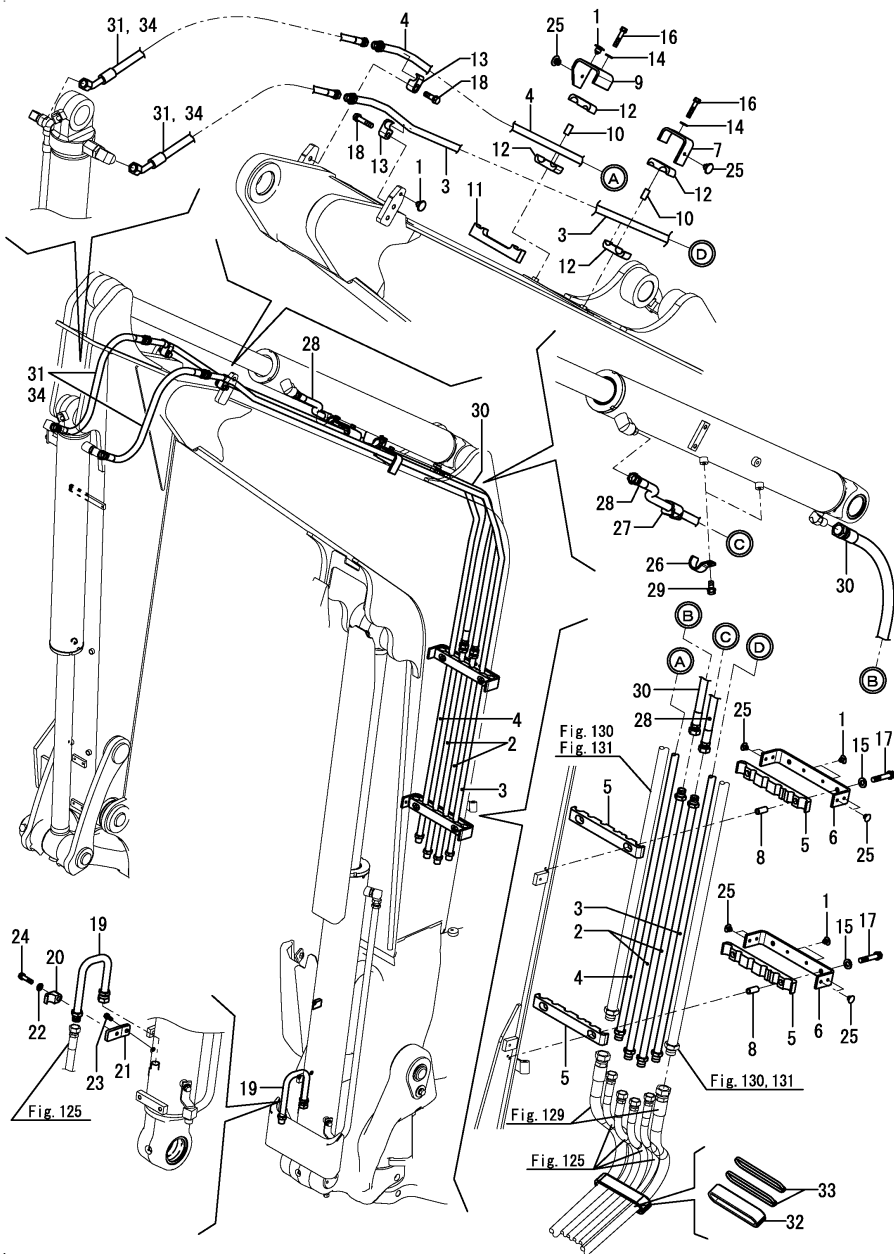
(A)=VIO80-1A C(US)
 (B)=
 (C)=

(D)=
 (E)=
 (F)=



| No. | Lev. | Parts No. | Description | Q'ty | | | | | | I | R |
|-----|------|--------------|----------------------|------|-----|-----|-----|-----|-----|---|---|
| | | | | (A) | (B) | (C) | (D) | (E) | (F) | | |
| 1 | 1 | 1D4180-22850 | ELBOW, 45 PF1/2 | 4 | | | | | | | |
| 2 | 1 | 172730-75141 | ADAPTER, M/M C | 2 | | | | | | | |
| 3 | 1 | 172730-75141 | ADAPTER, M/M C | 1 | | | | | | | |
| 4 | 1 | 172173-76102 | CONNECTOR ASSY | 2 | | | | | | | |
| 5 | 2 | 41851-000110 | O-RING, P11.0 HNBR | 2 | | | | | | | |
| 6 | 1 | 172123-76121 | ADAPTER, M/M PF1/4 | 2 | | | | | | | |
| 7 | 1 | 172168-76162 | CONNECTOR, PF1/2X3/8 | 1 | | | | | | | |
| 8 | 1 | 172644-76161 | ELBOW, ADJUST 45 | 2 | | | | | | | |
| 9 | 2 | 24315-000140 | O-RING, 1BP14.0 | 2 | | | | | | | |
| 10 | 1 | 172112-77361 | CONNECTOR, PF1/2-1/2 | 4 | | | | | | | |
| 11 | 1 | 41851-000110 | O-RING, P11.0 HNBR | 2 | | | | | | | |
| 12 | 1 | 41851-000140 | O-RING, P 14.0 HNBR | 2 | | | | | | | |
| 13 | 1 | 41851-000140 | O-RING, P 14.0 HNBR | 2 | | | | | | | |
| 14 | 1 | 41851-000180 | O-RING, P 18.0 HNBR | 4 | | | | | | | |
| 15 | 1 | 172187-78201 | HOSE, G604BB155W | 2 | | | | | | | |
| 16 | 1 | 172187-78211 | HOSE, G306BB145W | 2 | | | | | | | |
| 17 | 1 | 172A69-78510 | HOSE, H106BX055 | 1 | | | | | | | |
| 18 | 1 | 172A69-78520 | HOSE, H108BX055 | 1 | | | | | | | |
| 19 | 1 | 172499-78530 | HOSE, H108BB151W | 4 | | | | | | | |
| 20 | 1 | 172A69-78530 | HOSE, H106BE097W | 1 | | | | | | | |
| 21 | 1 | 172A69-78540 | HOSE, H108BE130W | 1 | | | | | | | |

Fig.128. BOOM



(A)=VIO80-1A C(US)

(B)=

(C)=

(D)=

(E)=

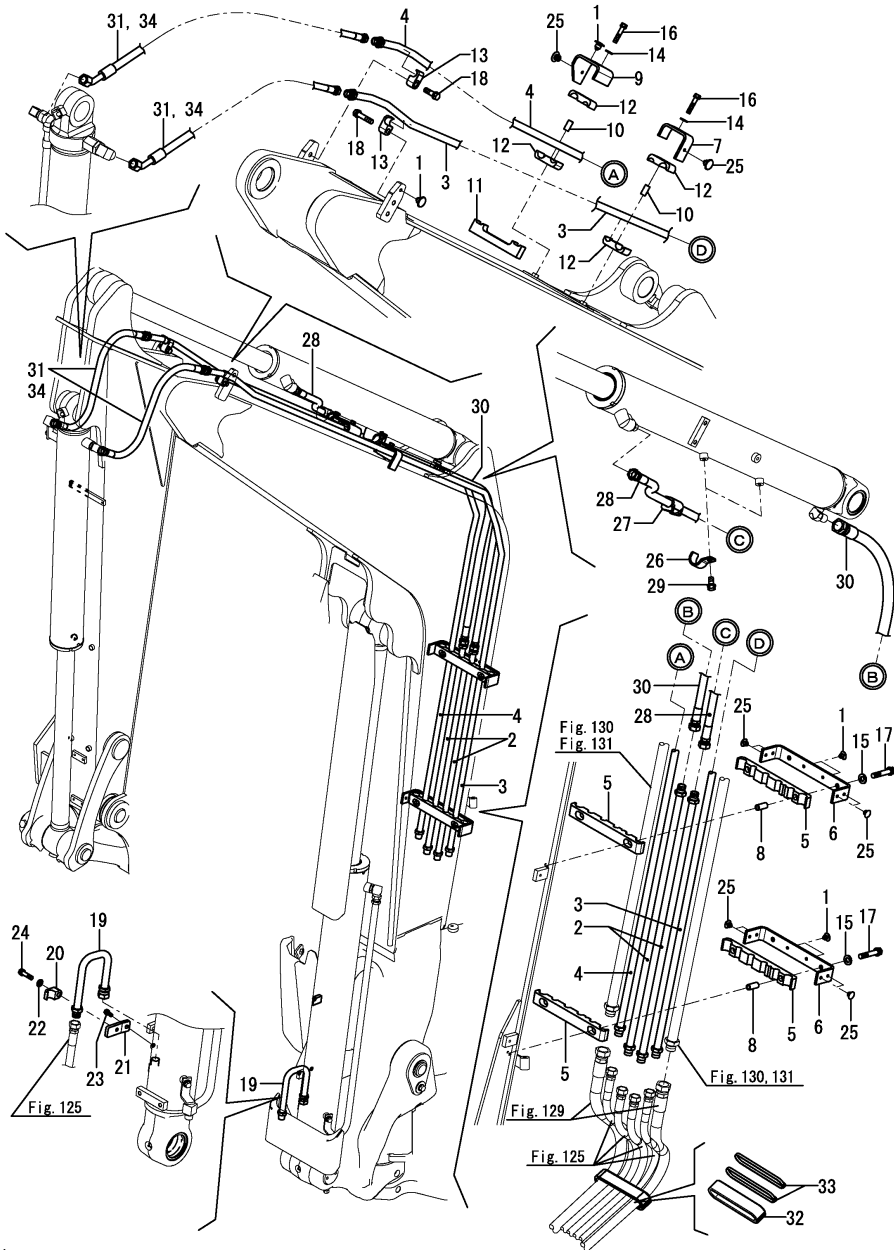
(F)=

| No. | Lev. | Parts No. | Description | Q'ty | | | | | | I | R |
|---------------|------|----------------|----------------------|------|-----|-----|-----|-----|-----|---|---|
| | | | | (A) | (B) | (C) | (D) | (E) | (F) | | |
| 1 | 1 | 172444-17660 | CLIP, TREE 8 | 6 | | | | | | | |
| 1-1 | 1 | 172B11-76900 | CLIP, TREE 8 | 6 | | | | | | | N |
| (A=*2015.07.) | | | | | | | | | | | |
| 2 | 1 | 172A69-76200-Y | TUBE ASSY, ARM | 2 | | | | | | | |
| 2-1 | 1 | 172A69-76200-1 | TUBE ASSY, ARM | 2 | | | | | | | W |
| (A=*2020.04) | | | | | | | | | | | |
| 3 | 1 | 172B11-76250 | TUBE ASSY, BUCKET L | 1 | | | | | | | |
| 3-1 | 1 | 172B11-76250-1 | TUBE ASSY, BUCKET L | 1 | | | | | | | W |
| (A=*2020.04) | | | | | | | | | | | |
| 4 | 1 | 172A69-76270-Y | TUBE ASSY, BUCKET | 1 | | | | | | | |
| 4-1 | 1 | 172A69-76270-1 | TUBE ASSY, BUCKET | 1 | | | | | | | W |
| (A=*2020.04) | | | | | | | | | | | |
| 5 | 1 | 172A89-76400 | CLAMP, RUBBER A | 4 | | | | | | | |
| 6 | 1 | 172B11-76420 | CLAMP, TUBE A | 2 | | | | | | | |
| 6-1 | 1 | 172B11-76420-1 | CLAMP, TUBE A | 2 | | | | | | | W |
| (A=*2020.04) | | | | | | | | | | | |
| 7 | 1 | 172B11-76440 | CLAMP, TUBE B | 1 | | | | | | | |
| 7-1 | 1 | 172B11-76440-1 | CLAMP, TUBE B | 1 | | | | | | | W |
| (A=*2020.04) | | | | | | | | | | | |
| 8 | 1 | 172A69-76450 | COLLAR, CLAMP | 4 | | | | | | | |
| 9 | 1 | 172B11-76460 | CLAMP, TUBE Q PTO2 | 1 | | | | | | | |
| 9-1 | 1 | 172B11-76460-1 | CLAMP, TUBE Q PTO2 | 1 | | | | | | | W |
| (A=*2020.04) | | | | | | | | | | | |
| 10 | 1 | 172187-76520 | COLLAR, CLAMP | 2 | | | | | | | |
| 11 | 1 | 172B11-76830 | RUBBER, TUBE CLAMP | 1 | | | | | | | |
| 12 | 1 | 172187-76940 | RUBBER, CLAMP B | 4 | | | | | | | |
| 13 | 1 | 172142-76950-Y | CLAMP, 1/2 | 2 | | | | | | | |
| 13-1 | 1 | 172142-76951 | CLAMP, 1/2 | 2 | | | | | | | |
| (A=*2016.11) | | | | | | | | | | | |
| 13-2 | 1 | 172142-76951-N | CLAMP, 1/2 | 2 | | | | | | | W |
| (A=*2020.04) | | | | | | | | | | | |
| 14 | 1 | 22137-100000 | WASHER, 10 | 2 | | | | | | | |
| 15 | 1 | 22137-100000 | WASHER, 10 | 4 | | | | | | | |
| 16 | 1 | 26013-100502 | BOLT, M10X 50 | 2 | | | | | | | |
| 17 | 1 | 26013-100552 | BOLT, M10X 55 | 4 | | | | | | | |
| 18 | 1 | 26013-120402 | BOLT, M12X 40 | 2 | | | | | | | |
| 18-1 | 1 | 26014-120452 | BOLT, M12X 45 | 2 | | | | | | | N |
| (A=*2016.05.) | | | | | | | | | | | |
| 19 | 1 | 172A89-72270-N | TUBE, BOOM | 1 | | | | | | | |
| 20 | 1 | 172142-76950-N | CLAMP, 1/2 | 1 | | | | | | | |
| 21 | 1 | 172A69-77240 | PLATE, CLAMP H | 1 | | | | | | | |
| 22 | 1 | 22137-100000 | WASHER, 10 | 1 | | | | | | | |
| 23 | 1 | 26013-080202 | BOLT, M8X 20 | 1 | | | | | | | |
| 24 | 1 | 26013-100402 | BOLT, M10X 40 | 1 | | | | | | | |
| 25 | 1 | 172444-17660 | CLIP, TREE 8 | 10 | | | | | | | |
| 26 | 1 | 172A69-72680 | CLAMP ASSY, HOSE | 2 | | | | | | | |
| 27 | 1 | 172187-78100 | RUBBER, HOSE CLAMP A | 2 | | | | | | | |
| 28 | 1 | 172A69-78280 | HOSE, H108BB202K | 1 | | | | | | | |
| 29 | 1 | 26013-100162 | BOLT, M10X 16 | 2 | | | | | | | |
| 30 | 1 | 172A89-78550 | HOSE, H108BB095K | 1 | | | | | | | |
| 31 | 1 | 172A89-78570 | HOSE, H108BB070W | 2 | | | | | | | |

Remarks

(1)Long arm specification.

Fig.128. BOOM



(A)=VIO80-1A C(US)
 (B)=
 (C)=

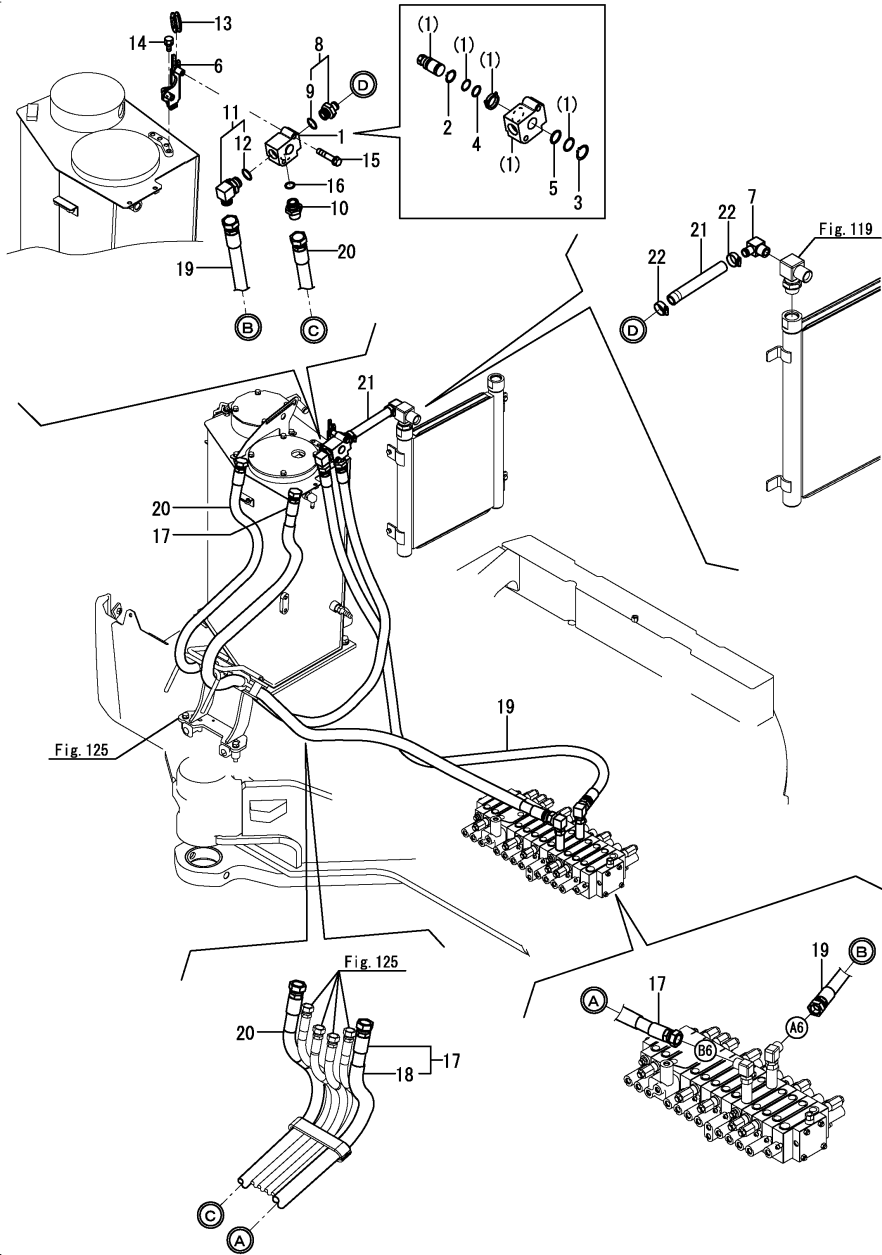
(D)=
 (E)=
 (F)=

| No. | Lev. | Parts No. | Description | Q'ty | | | | | | I | R |
|-----|------|--------------|--------------------|------|-----|-----|-----|-----|-----|---|---|
| | | | | (A) | (B) | (C) | (D) | (E) | (F) | | |
| 32 | 1 | 172A69-78680 | COVER, HOSE 23X330 | 1 | | | | | | | |
| 33 | 1 | 172A69-79890 | CLIP, HOSE | 2 | | | | | | | |
| 34 | 1 | 172499-78210 | HOSE, H108BE091W | 2 | | | | | | | 1 |

Remarks

(1)Long arm specification.

Fig.129. P.T.O.(FRAME END)



(A)=VIO80-1A C(US)
 (B)=
 (C)=

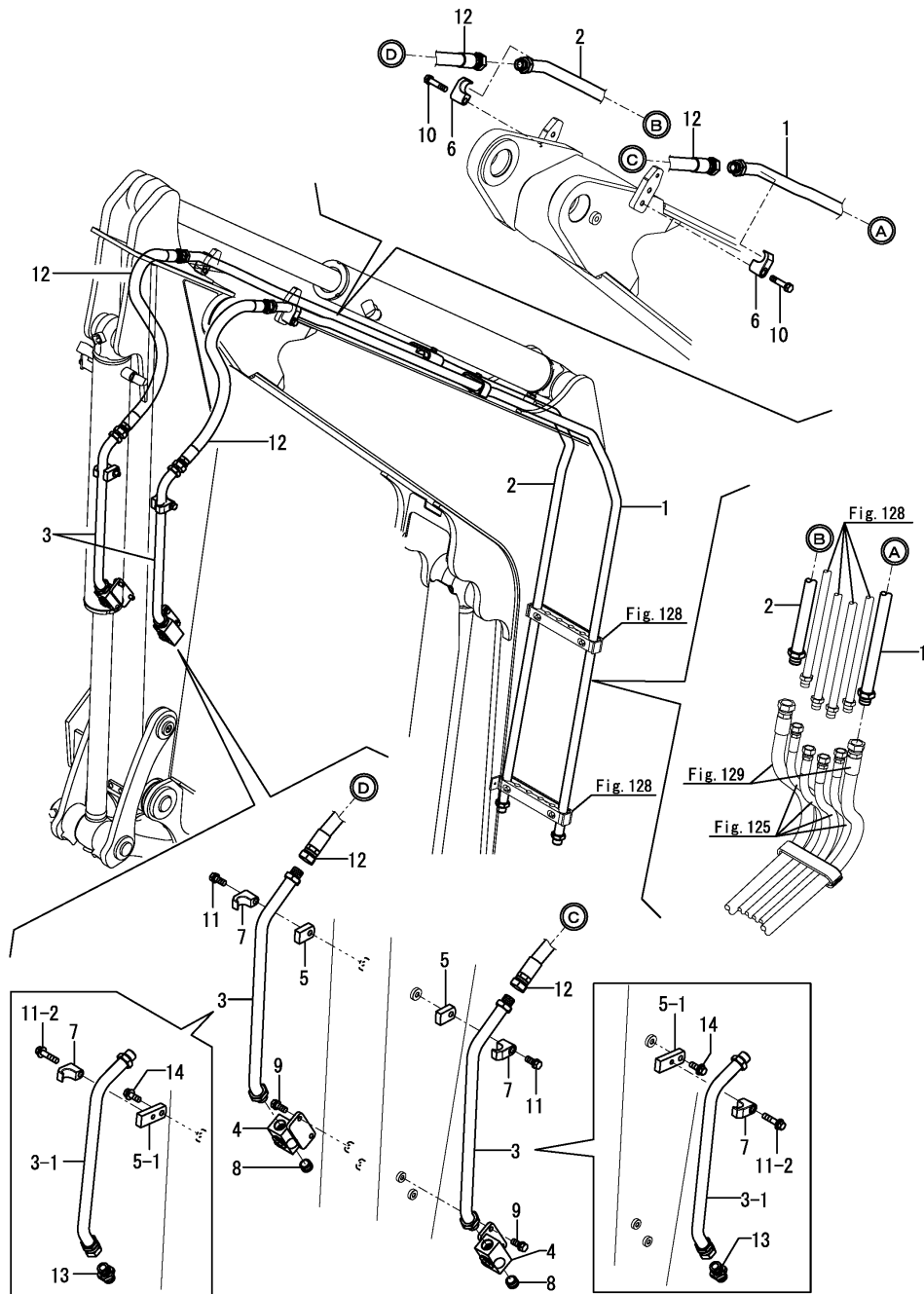
(D)=
 (E)=
 (F)=

| No. | Lev. | Parts No. | Description | Q'ty | | | | | | I | R |
|-----|------|--------------|---------------------|------|-----|-----|-----|-----|-----|---|---|
| | | | | (A) | (B) | (C) | (D) | (E) | (F) | | |
| 1 | 1 | 172A69-74050 | VALVE ASSY, SELECOR | 1 | | | | | | | |
| 2 | 2 | 22242-000210 | RING, 21 | 1 | | | | | | | |
| 3 | 2 | 22242-000250 | RING, 25 | 1 | | | | | | | |
| 4 | 2 | 24315-000210 | O-RING, 1BP21.0 | 1 | | | | | | | |
| 5 | 2 | 24315-000250 | O-RING, 1BP25.0 | 1 | | | | | | | |
| 6 | 1 | 172A69-74070 | STAY ASSY, VALVE | 1 | | | | | | | |
| 7 | 1 | 172467-76120 | ELBOW, 90 R3/4 | 1 | | | | | | | |
| 8 | 1 | 172524-76210 | NIPPLE, HOSE 3/4 | 1 | | | | | | | |
| 9 | 2 | 24315-000240 | O-RING, 1BP24.0 | 1 | | | | | | | |
| 10 | 1 | 172142-76240 | JOINT, PF3/4 | 1 | | | | | | | |
| 11 | 1 | 172165-76380 | CONNECTOR ASSY | 1 | | | | | | | |
| 12 | 2 | 24315-000240 | O-RING, 1BP24.0 | 1 | | | | | | | |
| 13 | 1 | 172422-78760 | GROMMET | 1 | | | | | | | |
| 14 | 1 | 26013-100162 | BOLT, M10X 16 | 2 | | | | | | | |
| 15 | 1 | 26013-100502 | BOLT, M10X 50 | 2 | | | | | | | |
| 16 | 1 | 41851-000240 | O-RING, P 24.0 HNBR | 1 | | | | | | | |
| 17 | 1 | 172A89-78400 | HOSE, G112BB259K | 1 | | | | | | | |
| 18 | 2 | 172175-78720 | SPONGE, HOSE 330 | 1 | | | | | | | |
| 19 | 1 | 172A89-78410 | HOSE G112BB205K | 1 | | | | | | | |
| 20 | 1 | 172A89-78420 | HOSE G112BB304K | 1 | | | | | | | |
| 21 | 1 | 172B11-78490 | HOSE, G812YY020 | 1 | | | | | | | |
| 22 | 1 | 23001-025000 | CLAMP, HOSE 25 | 2 | | | | | | | |

Remarks

* Fitting(control valve) is shown in Fig.124.

Fig.130. P.T.O.(ARM END)

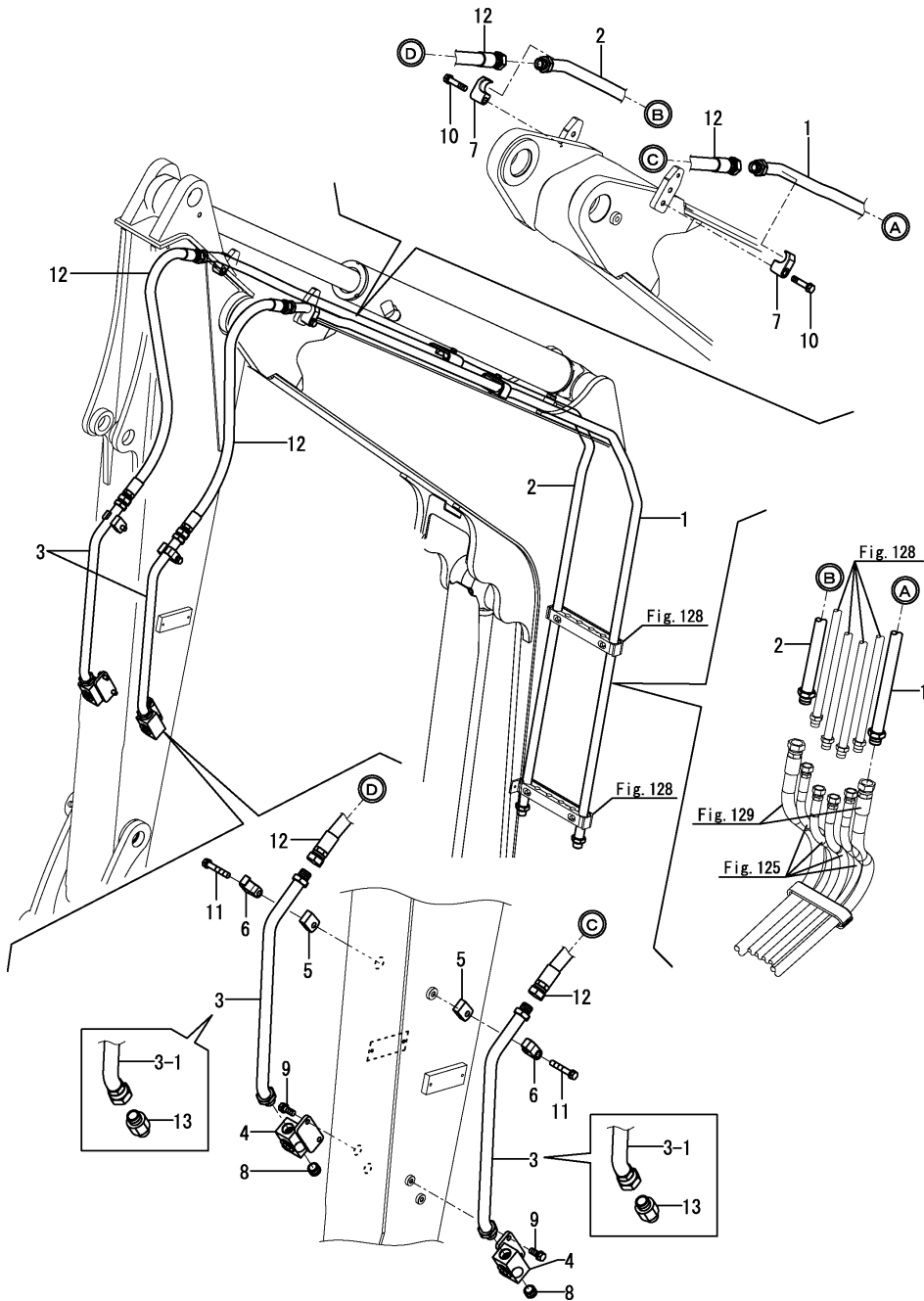


(A)=VIO80-1A C(US)
(B)=
(C)=

(D)=
(E)=
(F)=

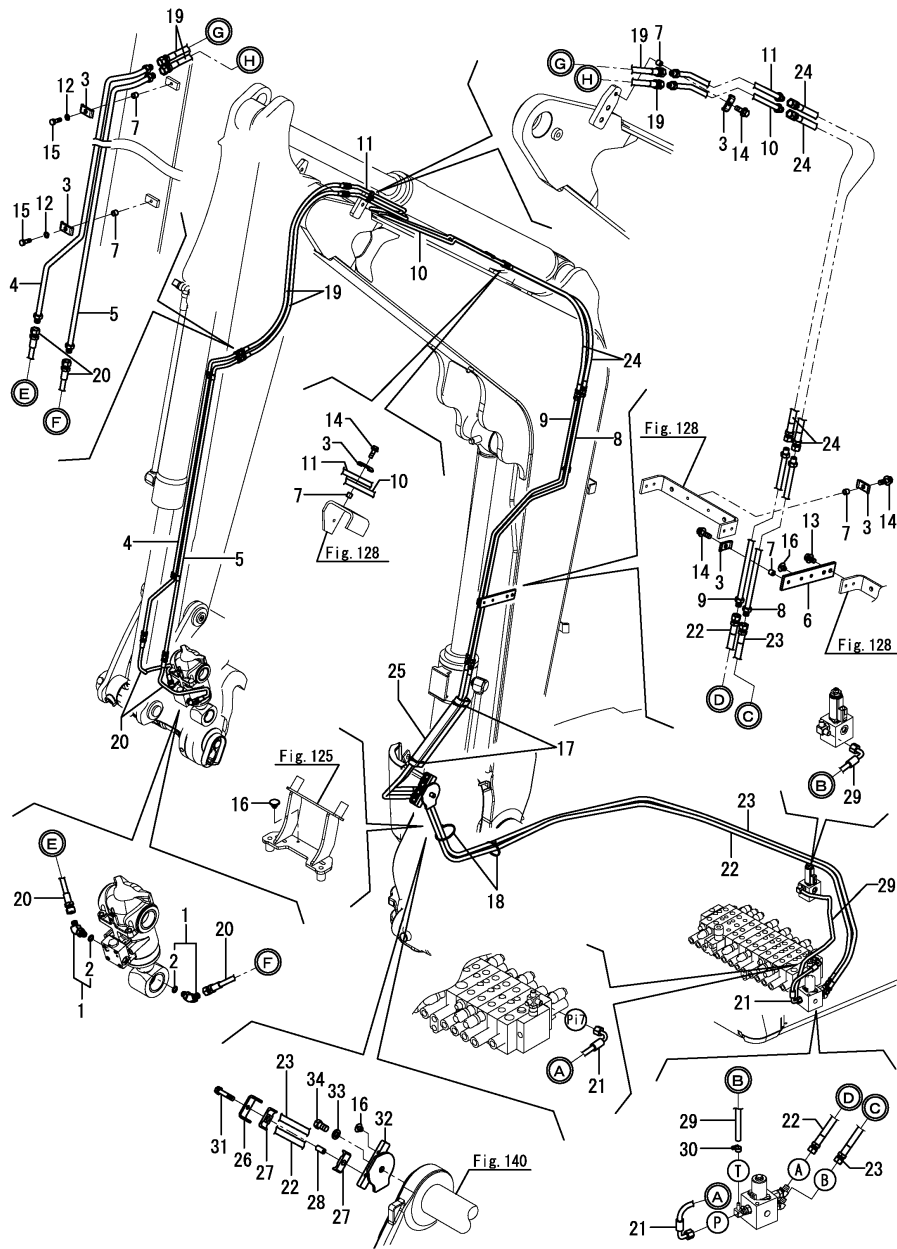
| No. | Lev. | Parts No. | Description | Q'ty | | | | | | I | R |
|--------------|------|----------------|----------------------|------|-----|-----|-----|-----|-----|---|---|
| | | | | (A) | (B) | (C) | (D) | (E) | (F) | | |
| 1 | 1 | 172A69-76300-Y | TUBE ASSY, PTO | 1 | | | | | | | |
| 1-1 | 1 | 172A69-76300-1 | TUBE ASSY, PTO | 1 | | | | | | | W |
| (A=*2020.04) | | | | | | | | | | | |
| 2 | 1 | 172A69-76320-Y | TUBE ASSY, PTO | 1 | | | | | | | |
| 2-1 | 1 | 172A69-76320-1 | TUBE ASSY, PTO | 1 | | | | | | | W |
| (A=*2020.04) | | | | | | | | | | | |
| 3 | 1 | 172187-76570-Y | TUBE, 3RD | 2 | | | | | | | |
| (A=*2018.11) | | | | | | | | | | | |
| 3-1 | 1 | 172B11-76610-Y | TUBE ASSY, PTO1 | 2 | | | | | | | S |
| (A=MAG313) | | | | | | | | | | | |
| 3-2 | 1 | 172B11-76610-1 | TUBE ASSY, PTO1 | 2 | | | | | | | W |
| (A=*2020.04) | | | | | | | | | | | |
| 4 | 1 | 172176-76582-Y | VALVE ASSY, STOP | 2 | | | | | | | |
| 4-1 | 1 | 172B11-74800 | VALVE ASSY,STOP R3/4 | 2 | | | | | | | N |
| (A=MAF942) | | | | | | | | | | | |
| 4-2 | 1 | 172B11-74800-1 | VALVE ASSY,STOP R3/4 | 2 | | | | | | | W |
| (A=*2020.04) | | | | | | | | | | | |
| 5 | 1 | 172187-76690-Y | PLATE, SPACER T16 | 2 | | | | | | | |
| 5-1 | 1 | 172B11-76630-Y | PLATE, M12 | 2 | | | | | | | S |
| (A=MAG313) | | | | | | | | | | | |
| 5-2 | 1 | 172B11-76630-1 | PLATE, M12 | 2 | | | | | | | W |
| (A=*2020.04) | | | | | | | | | | | |
| 6 | 1 | 172142-76940-Y | CLAMP, 3/4 | 2 | | | | | | | |
| 6-1 | 1 | 172142-76941 | CLAMP, 3/4 | 2 | | | | | | | |
| (A=*2018.11) | | | | | | | | | | | |
| 6-2 | 1 | 172142-76941-N | CLAMP, 3/4 | 2 | | | | | | | W |
| (A=*2020.04) | | | | | | | | | | | |
| 7 | 1 | 172142-76940-Y | CLAMP, 3/4 | 2 | | | | | | | |
| 7-1 | 1 | 172142-76941 | CLAMP, 3/4 | 2 | | | | | | | |
| (A=*2018.11) | | | | | | | | | | | |
| 7-2 | 1 | 172142-76941-N | CLAMP, 3/4 | 2 | | | | | | | W |
| (A=*2020.04) | | | | | | | | | | | |
| 8 | 1 | 23871-060000 | PLUG, R06 | 2 | | | | | | | |
| 9 | 1 | 26013-100252 | BOLT, M10X 25 | 4 | | | | | | | |
| 10 | 1 | 26013-120552 | BOLT, M12X 55 | 2 | | | | | | | |
| 10-1 | 1 | 26014-120552 | BOLT, M12X 55 | 2 | | | | | | | N |
| (A=M1B719) | | | | | | | | | | | |
| 11 | 1 | 26013-120702 | BOLT, M12X 70 | 2 | | | | | | | |
| 11-1 | 1 | 26014-120752 | BOLT, 12 X 75 | 2 | | | | | | | N |
| (A=M1B719) | | | | | | | | | | | |
| 11-2 | 1 | 26014-120552 | BOLT, M12X 55 | 2 | | | | | | | S |
| (A=MAG313) | | | | | | | | | | | |
| 12 | 1 | 172187-79250 | HOSE, G112BB085W | 2 | | | | | | | |
| 13 | 1 | 23391-060000 | JOINT, RGI-3/4 | 2 | | | | | | | W |
| (A=MAG313) | | | | | | | | | | | |
| 14 | 1 | 26014-120352 | BOLT, M12X 35 | 2 | | | | | | | W |
| (A=MAG313) | | | | | | | | | | | |

Fig.131. P.T.O.(ARM END)(LONG ARM)



| No. | Lev. | Parts No. | Description | Q'ty | | | | | | I | R |
|--------------|------|----------------|----------------------|------|-----|-----|-----|-----|-----|---|---|
| | | | | (A) | (B) | (C) | (D) | (E) | (F) | | |
| 1 | 1 | 172A69-76300-Y | TUBE ASSY, PTO | 1 | | | | | | | |
| 1-1 | 1 | 172A69-76300-1 | TUBE ASSY, PTO | 1 | | | | | | | W |
| (A=*2020.04) | | | | | | | | | | | |
| 2 | 1 | 172A69-76320-Y | TUBE ASSY, PTO | 1 | | | | | | | |
| 2-1 | 1 | 172A69-76320-1 | TUBE ASSY, PTO | 1 | | | | | | | W |
| (A=*2020.04) | | | | | | | | | | | |
| 3 | 1 | 172499-76500-Y | TUBE ASSY, ARM | 2 | | | | | | | |
| 3-1 | 1 | 172B12-76310 | TUBE ASSY, PTO1 | 2 | | | | | | | S |
| (A=*2019.02) | | | | | | | | | | | |
| 4 | 1 | 172176-76582-Y | VALVE ASSY, STOP | 2 | | | | | | | |
| 4-1 | 1 | 172B11-74800 | VALVE ASSY,STOP R3/4 | 2 | | | | | | | N |
| (A=MAF942) | | | | | | | | | | | |
| 4-2 | 1 | 172B11-74800-1 | VALVE ASSY,STOP R3/4 | 2 | | | | | | | W |
| (A=*2020.04) | | | | | | | | | | | |
| 5 | 1 | 172187-76690-Y | PLATE, SPACER T16 | 2 | | | | | | | |
| 6 | 1 | 172142-76940-Y | CLAMP, 3/4 | 2 | | | | | | | |
| 6-1 | 1 | 172142-76941 | CLAMP, 3/4 | 2 | | | | | | | N |
| (A=*2016.11) | | | | | | | | | | | |
| 6-2 | 1 | 172142-76941-N | CLAMP, 3/4 | 2 | | | | | | | W |
| (A=*2020.04) | | | | | | | | | | | |
| 7 | 1 | 172142-76940-Y | CLAMP, 3/4 | 2 | | | | | | | |
| 7-1 | 1 | 172142-76941 | CLAMP, 3/4 | 2 | | | | | | | N |
| (A=*2016.11) | | | | | | | | | | | |
| 7-2 | 1 | 172142-76941-N | CLAMP, 3/4 | 2 | | | | | | | W |
| (A=*2020.04) | | | | | | | | | | | |
| 8 | 1 | 23871-060000 | PLUG, R06 | 2 | | | | | | | N |
| 9 | 1 | 26013-100252 | BOLT, M10X 25 | 4 | | | | | | | |
| 10 | 1 | 26013-120552 | BOLT, M12X 55 | 2 | | | | | | | |
| 10-1 | 1 | 26014-120552 | BOLT, M12X 55 | 2 | | | | | | | N |
| (A=M1B719) | | | | | | | | | | | |
| 11 | 1 | 26013-120702 | BOLT, M12X 70 | 2 | | | | | | | |
| 11-1 | 1 | 26014-120752 | BOLT, 12 X 75 | 2 | | | | | | | N |
| (A=M1B719) | | | | | | | | | | | |
| 12 | 1 | 172187-79300 | HOSE, G112BB098W | 2 | | | | | | | |
| 13 | 1 | 23391-060000 | JOINT, RGI-3/4 | 2 | | | | | | | W |
| (A=*2019.02) | | | | | | | | | | | |

Fig.132. QUICK COUPLER



(A)=VIO80-1A C(US)

(B)=

(C)=

(D)=

(E)=

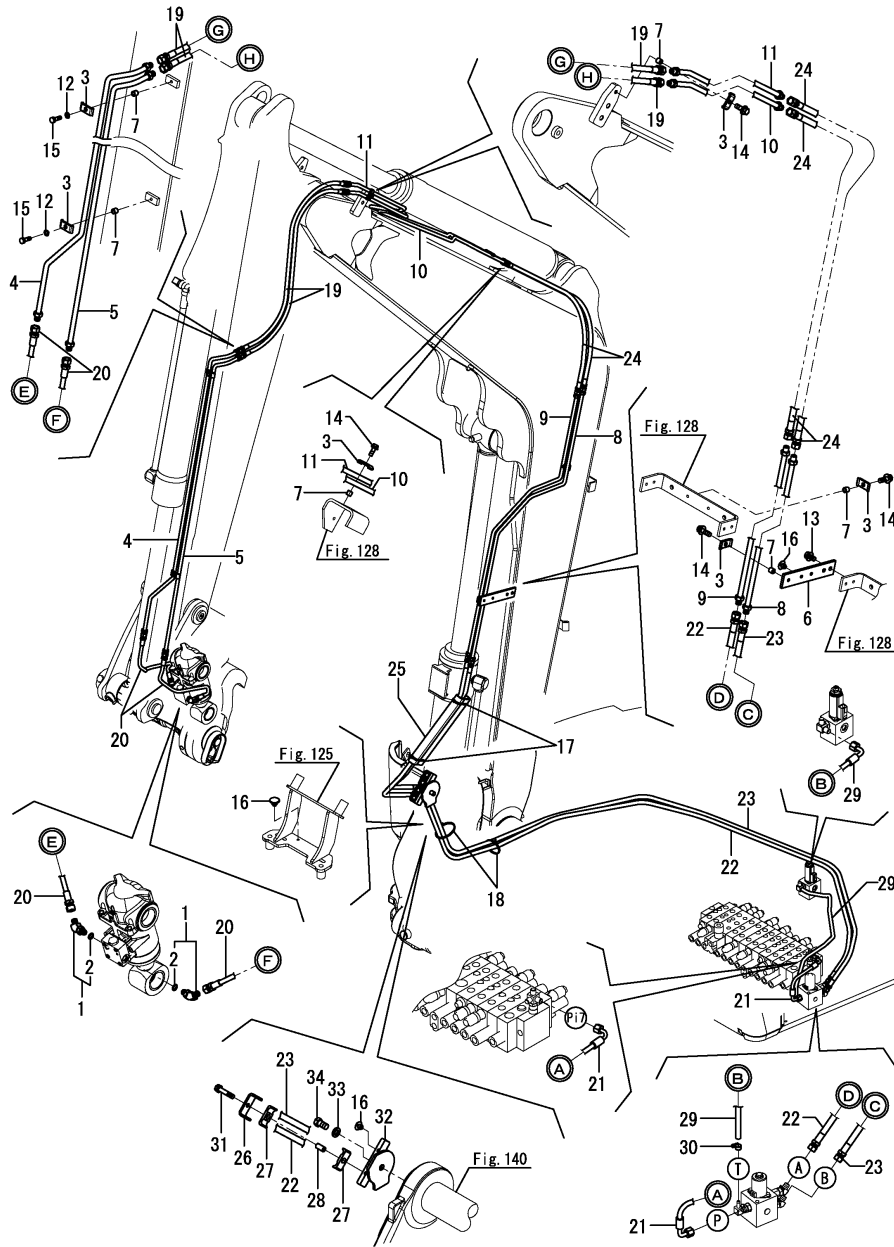
(F)=

| No. | Lev. | Parts No. | Description | (A) | (B) | (C) | Q'ty | (D) | (E) | (F) | I | R |
|---------------|------|----------------|----------------------|-----|-----|-----|------|-----|-----|-----|---|---|
| 1 | 1 | 172978-76100 | ELBOW, 45 PF1/4 | 2 | | | | | | | | |
| 2 | 2 | 24315-000110 | O-RING, 1BP11.0 | 2 | | | | | | | | |
| 3 | 1 | 172110-76170-5 | PLATE | 6 | | | | | | | | |
| 4 | 1 | 172978-76480-Y | TUBE ASSY, ARM | 1 | | | | | | | | |
| 4-1 | 1 | 172978-76480-4 | TUBE ASSY, ARM | 1 | | | | | | | | W |
| (A=*2020.04) | | | | | | | | | | | | |
| 5 | 1 | 172978-76500-Y | TUBE ASSY, ARM | 1 | | | | | | | | |
| 5-1 | 1 | 172978-76500-4 | TUBE ASSY, ARM | 1 | | | | | | | | W |
| (A=*2020.04) | | | | | | | | | | | | |
| 6 | 1 | 172B11-76510 | PLATE, CLAMP Q HV | 1 | | | | | | | | |
| 6-1 | 1 | 172B11-76510-1 | PLATE, CLAMP Q HV | 1 | | | | | | | | W |
| (A=*2020.04) | | | | | | | | | | | | |
| 7 | 1 | 172137-76580 | COLLAR, 9X11 | 6 | | | | | | | | |
| 8 | 1 | 172A69-76600-Y | TUBE ASSY | 1 | | | | | | | | |
| 8-1 | 1 | 172A69-76600-1 | TUBE ASSY | 1 | | | | | | | | W |
| (A=*2020.04) | | | | | | | | | | | | |
| 9 | 1 | 172A69-76620-Y | TUBE ASSY | 1 | | | | | | | | |
| 9-1 | 1 | 172A69-76620-1 | TUBE ASSY | 1 | | | | | | | | W |
| (A=*2020.04) | | | | | | | | | | | | |
| 10 | 1 | 172A69-76640-Y | TUBE ASSY | 1 | | | | | | | | |
| 10-1 | 1 | 172A69-76640-1 | TUBE ASSY | 1 | | | | | | | | W |
| (A=*2020.04) | | | | | | | | | | | | |
| 11 | 1 | 172A69-76660-Y | TUBE ASSY | 1 | | | | | | | | |
| 11-1 | 1 | 172A69-76660-1 | TUBE ASSY | 1 | | | | | | | | W |
| (A=*2020.04) | | | | | | | | | | | | |
| 12 | 1 | 22217-080000 | WASHER, SPRING 8 | 2 | | | | | | | | |
| 13 | 1 | 26014-080162 | BOLT, M8X 16 | 2 | | | | | | | | |
| 14 | 1 | 26014-080252 | BOLT, M8X 25 | 4 | | | | | | | | |
| 15 | 1 | 26076-080252 | BOLT, 10.98X 25 | 2 | | | | | | | | |
| 16 | 1 | 172444-17660 | CLIP, TREE 8 | 4 | | | | | | | | |
| 16-1 | 1 | 172B11-76900 | CLIP, TREE 8 | 4 | | | | | | | | N |
| (A=*2015.07.) | | | | | | | | | | | | |
| 17 | 1 | 172126-11510 | BAND, BINDING 300 | 2 | | | | | | | | |
| 18 | 1 | 194202-56460 | BAND, BINDING 200 | 2 | | | | | | | | |
| 19 | 1 | 172978-78111 | HOSE, H205BB065W | 2 | | | | | | | | |
| 20 | 1 | 172958-78120 | HOSE, G604BB048W | 2 | | | | | | | | |
| 21 | 1 | 172A69-78591 | HOSE, H604CC025 | 1 | | | | | | | | |
| 22 | 1 | 172A89-78600 | HOSE, H604BB339K | 1 | | | | | | | | |
| 23 | 1 | 172A89-78610 | HOSE, H604BB339K | 1 | | | | | | | | |
| 24 | 1 | 172A69-78620 | HOSE, H604BB093K | 2 | | | | | | | | |
| 25 | 1 | 172A69-78670 | COVER, HOSE | 1 | | | | | | | | |
| 26 | 1 | 172A69-79200 | CLAMP, 54X25 | 1 | | | | | | | | |
| 27 | 1 | 172A69-79210 | SUPPORT, HOSE RUBBER | 2 | | | | | | | | |
| 28 | 1 | 172A69-79220 | COLLAR, 9X24 | 1 | | | | | | | | |
| 29 | 1 | 172A89-79620 | HOSE, G804CY103 | 1 | | | | | | | | |
| 30 | 1 | 23000-013000 | CLAMP, 13 | 1 | | | | | | | | |
| 31 | 1 | 26013-080402 | BOLT, M8X 40 | 1 | | | | | | | | |
| 32 | 1 | 172A69-79250-Y | CLAMP ASSY | 1 | | | | | | | | |
| 32-1 | 1 | 172A69-79250-1 | CLAMP ASSY | 1 | | | | | | | | W |
| (A=*2020.04) | | | | | | | | | | | | |
| 33 | 1 | 22217-140000 | WASHER, SPRING 14 | 1 | | | | | | | | |

Remarks

* Fitting(control valve) is shown in Fig.122 & 123.

Fig.132. QUICK COUPLER



(A)=VIO80-1A C(US)
 (B)=
 (C)=

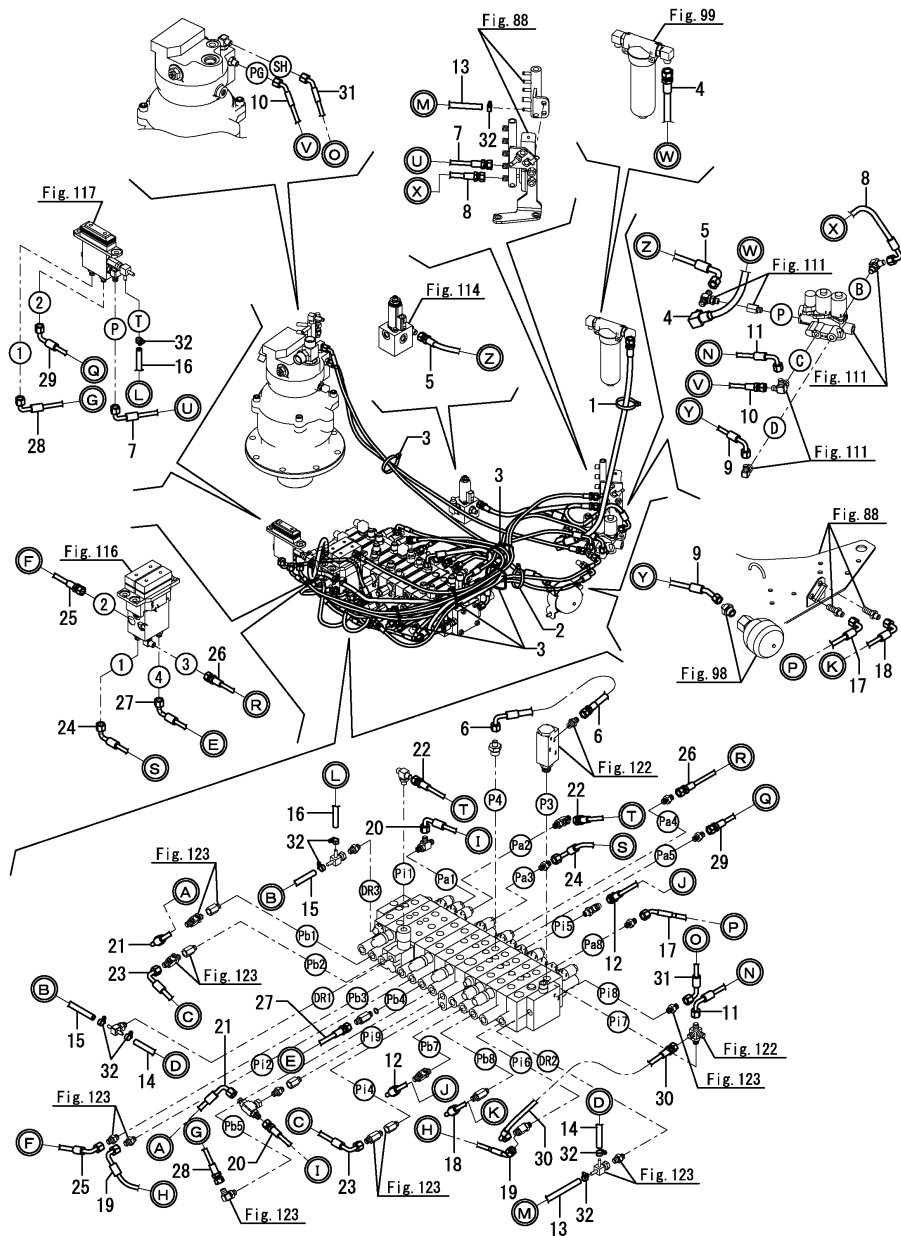
(D)=
 (E)=
 (F)=

| No. | Lev. | Parts No. | Description | Q'ty | | | | | | I | R |
|-----|------|--------------|----------------------|------|-----|-----|-----|-----|-----|---|---|
| | | | | (A) | (B) | (C) | (D) | (E) | (F) | | |
| 34 | 1 | 26116-140252 | BOLT, M14X 25 PLATED | 1 | | | | | | | |

Remarks

* Fitting(control valve) is shown in Fig.122 & 123.

Fig.133. CONTROL PIPING(CONTROL VALVE - SOLENOID VALVE)



(A)=VIO80-1A C(US)
 (B)=
 (C)=

(D)=
 (E)=
 (F)=

| No. | Lev. | Parts No. | Description | Q'ty | | | | | | I | R |
|-----|------|--------------|-------------------|------|-----|-----|-----|-----|-----|---|---|
| | | | | (A) | (B) | (C) | (D) | (E) | (F) | | |
| 1 | 1 | 172137-16560 | BAND, BINDING W | 1 | | | | | | | |
| 2 | 1 | 172137-16560 | BAND, BINDING W | 1 | | | | | | | |
| 3 | 1 | 194202-56460 | BAND, BINDING 200 | 5 | | | | | | | |
| 4 | 1 | 172B11-78191 | HOSE, H606BV077 | 1 | | | | | | | |
| 5 | 1 | 172B11-78261 | HOSE, H604BC031S | 1 | | | | | | | |
| 6 | 1 | 172A69-78370 | HOSE, H104BC034 | 1 | | | | | | | |
| 7 | 1 | 172A69-78860 | HOSE, F403BC148 | 1 | | | | | | | |
| 8 | 1 | 172B11-78870 | HOSE, H604BC042 | 1 | | | | | | | |
| 9 | 1 | 172B11-78881 | HOSE, H603CE058 | 1 | | | | | | | |
| 10 | 1 | 172A69-78890 | HOSE, F403BE120S | 1 | | | | | | | |
| 11 | 1 | 172A69-78910 | HOSE, F403CC067 | 1 | | | | | | | |
| 12 | 1 | 172A69-78920 | HOSE, F403BC083 | 1 | | | | | | | |
| 13 | 1 | 172A69-78930 | HOSE, G804YY115S | 1 | | | | | | | |
| 14 | 1 | 172A69-78940 | HOSE, G804YY045S | 1 | | | | | | | |
| 15 | 1 | 172A69-78950 | HOSE, G804YY017S | 1 | | | | | | | |
| 16 | 1 | 172A69-78960 | HOSE, G804YY034 | 1 | | | | | | | |
| 17 | 1 | 172A69-78980 | HOSE, H603CE042 | 1 | | | | | | | |
| 18 | 1 | 172A69-78990 | HOSE, F403CC090 | 1 | | | | | | | |
| 19 | 1 | 172A69-79400 | HOSE, F403CE029 | 1 | | | | | | | |
| 20 | 1 | 172A69-79410 | HOSE, F403BC113 | 1 | | | | | | | |
| 21 | 1 | 172A69-79420 | HOSE, H603CC035 | 1 | | | | | | | |
| 22 | 1 | 172A69-79430 | HOSE, F403BB117 | 1 | | | | | | | |
| 23 | 1 | 172A69-79440 | HOSE, H603CC022 | 1 | | | | | | | |
| 24 | 1 | 172A69-79450 | HOSE, F403CC115 | 1 | | | | | | | |
| 25 | 1 | 172A69-79460 | HOSE, H603BC026 | 1 | | | | | | | |
| 26 | 1 | 172A69-79470 | HOSE, F403BB115 | 1 | | | | | | | |
| 27 | 1 | 172A69-79481 | HOSE, H603BC036 | 1 | | | | | | | |
| 28 | 1 | 172A69-79501 | HOSE, F403BC042 | 1 | | | | | | | |
| 29 | 1 | 172A69-79511 | HOSE, F403BC133 | 1 | | | | | | | |
| 30 | 1 | 172A69-79520 | HOSE, H603BC027 | 1 | | | | | | | |
| 31 | 1 | 172A69-79530 | HOSE, F403CE135S | 1 | | | | | | | |
| 32 | 1 | 23000-013000 | CLAMP, 13 | 8 | | | | | | | |

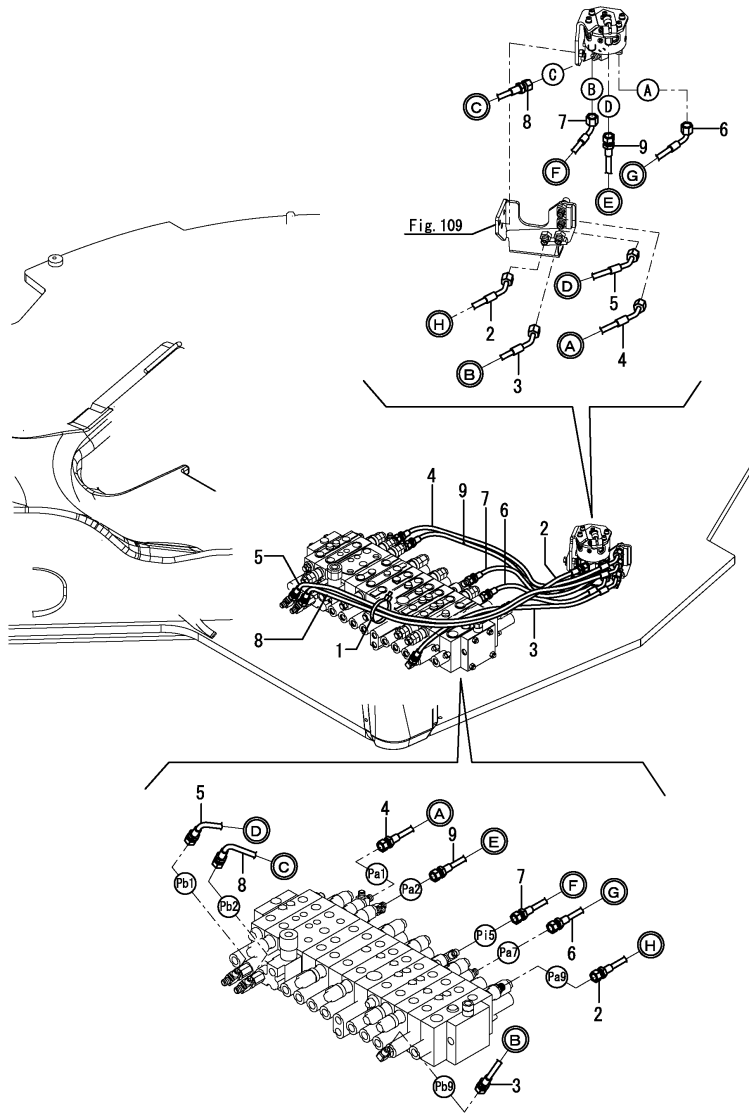
Remarks

* Fitting(control valve) is shown in Fig.122 & 123.

Fig.134. CONTROL PIPING(CONTROL VALVE - 2-WAY VALVE)

(A)=VIO80-1A C(US)
 (B)=
 (C)=

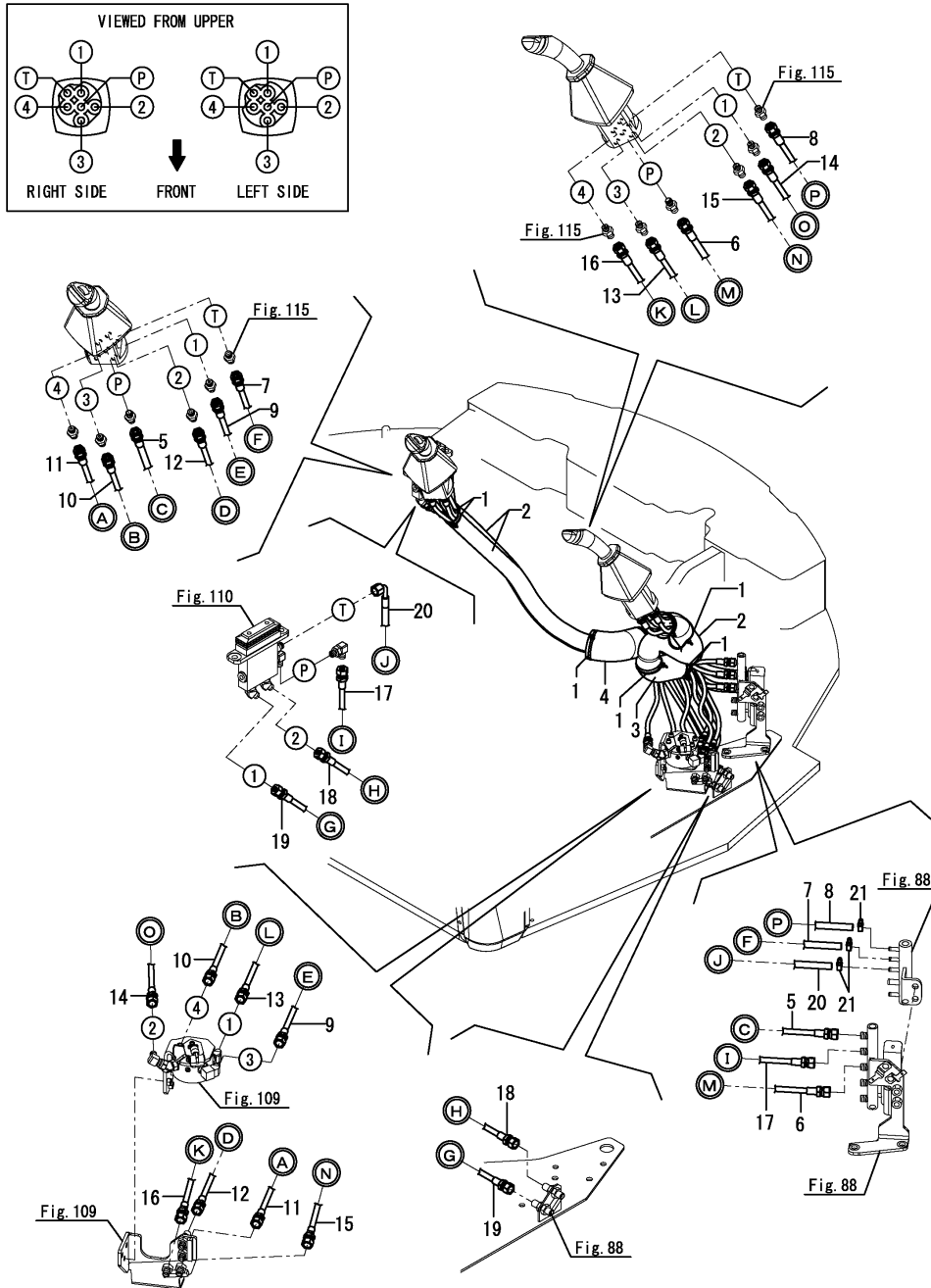
(D)=
 (E)=
 (F)=



| No. | Lev. | Parts No. | Description | Q'ty | | | | | | I | R |
|-----|------|--------------|-------------------|------|-----|-----|-----|-----|-----|---|---|
| | | | | (A) | (B) | (C) | (D) | (E) | (F) | | |
| 1 | 1 | 194202-56460 | BAND, BINDING 200 | 1 | | | | | | | |
| 2 | 1 | 172A69-79800 | HOSE, H603BE030 | 1 | | | | | | | |
| 3 | 1 | 172A69-79810 | HOSE, F403BE075 | 1 | | | | | | | |
| 4 | 1 | 172A69-79820 | HOSE, F403BE079 | 1 | | | | | | | |
| 5 | 1 | 172A69-79830 | HOSE, F403BE112 | 1 | | | | | | | |
| 6 | 1 | 172A69-79840 | HOSE, F403BC040 | 1 | | | | | | | |
| 7 | 1 | 172A69-79850 | HOSE, F403BC082 | 1 | | | | | | | |
| 8 | 1 | 172A69-79860 | HOSE, F403BB100 | 1 | | | | | | | |
| 9 | 1 | 172A69-79870 | HOSE, F403BB071 | 1 | | | | | | | |

Remarks
 * Fitting(control valve) is shown in Fig.122 & 123.

Fig.135. CONTROL PIPING(2-WAY VALVE - REMOTE CONTROL VALVE)



(A)=VIO80-1A C(US)
 (B)=
 (C)=

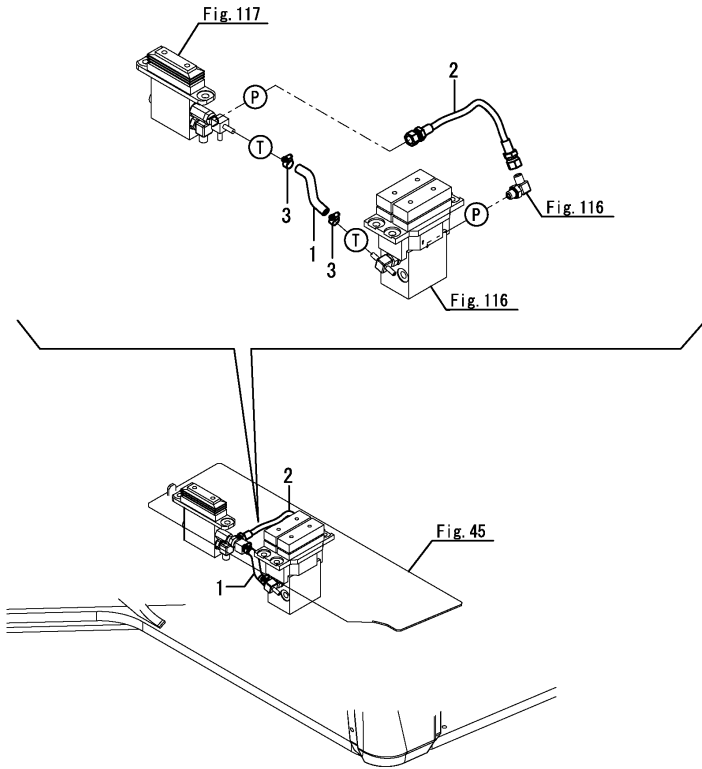
(D)=
 (E)=
 (F)=

| No. | Lev. | Parts No. | Description | Q'ty | | | | | | I | R |
|-----|------|--------------|---------------------|------|-----|-----|-----|-----|-----|---|---|
| | | | | (A) | (B) | (C) | (D) | (E) | (F) | | |
| 1 | 1 | 172126-11510 | BAND, BINDING 300 | 12 | | | | | | | |
| 2 | 1 | 172A69-78630 | COVER, HOSE 650 | 3 | | | | | | | |
| 3 | 1 | 172A69-78650 | SPONGE, HOSE 150X44 | 1 | | | | | | | |
| 4 | 1 | 172A69-78660 | SPONGE, HOSE 150X53 | 1 | | | | | | | |
| 5 | 1 | 172A69-78700 | HOSE, H603BB106 | 1 | | | | | | | |
| 6 | 1 | 172A69-78711 | HOSE, H603BB097 | 1 | | | | | | | |
| 7 | 1 | 172A69-78720 | HOSE, G804BY120 | 1 | | | | | | | |
| 8 | 1 | 172A69-78731 | HOSE, G804BY103 | 1 | | | | | | | |
| 9 | 1 | 172A69-78740 | HOSE, H603BB134 | 1 | | | | | | | |
| 10 | 1 | 172A69-78750 | HOSE, H603BB123 | 1 | | | | | | | |
| 11 | 1 | 172A69-78760 | HOSE, H603BB130 | 1 | | | | | | | |
| 12 | 1 | 172A69-78770 | HOSE, H603BB126 | 1 | | | | | | | |
| 13 | 1 | 172A69-78781 | HOSE, H603BB112 | 1 | | | | | | | |
| 14 | 1 | 172A69-78791 | HOSE, H603BB111 | 1 | | | | | | | |
| 15 | 1 | 172A69-78801 | HOSE, H603BB111 | 1 | | | | | | | |
| 16 | 1 | 172A69-78811 | HOSE, H603BB110 | 1 | | | | | | | |
| 17 | 1 | 172A69-78820 | HOSE, F403BB103 | 1 | | | | | | | |
| 18 | 1 | 172A69-78830 | HOSE, H603BB116 | 1 | | | | | | | |
| 19 | 1 | 172A69-78840 | HOSE, H603BB114 | 1 | | | | | | | |
| 20 | 1 | 172A69-78850 | HOSE, G804CY110 | 1 | | | | | | | |
| 21 | 1 | 23000-013000 | CLAMP, 13 | 3 | | | | | | | |

Fig.136. CONTROL PIPING(TRAVEL & SWING PEDAL)

(A)=VIO80-1A C(US)
 (B)=
 (C)=

(D)=
 (E)=
 (F)=



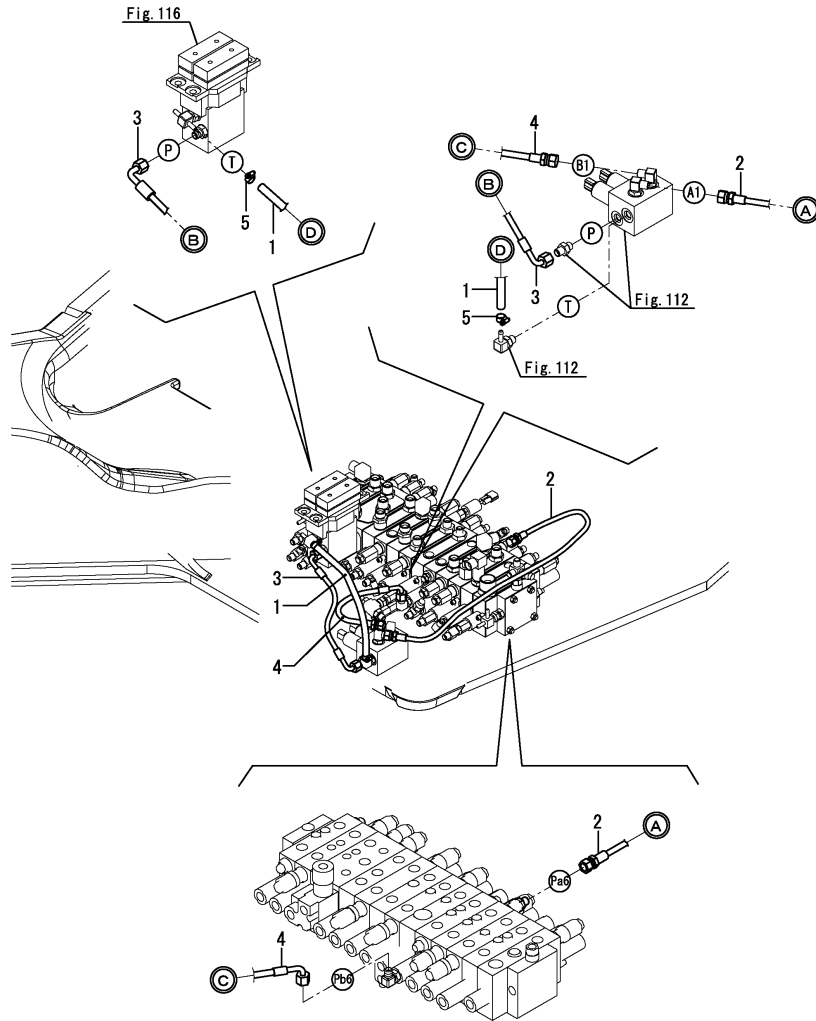
| No. | Lev. | Parts No. | Description | Q'ty | | | | | | I | R |
|-----|------|--------------|-----------------|------|-----|-----|-----|-----|-----|---|---|
| | | | | (A) | (B) | (C) | (D) | (E) | (F) | | |
| 1 | 1 | 172A69-78970 | HOSE, G804YY010 | 1 | | | | | | | |
| 2 | 1 | 172A69-79490 | HOSE, H603BB020 | 1 | | | | | | | |
| 3 | 1 | 23000-013000 | CLAMP, 13 | 2 | | | | | | | |

Fig.137. CONTROL PIPING(P.T.O.)

(A)=VIO80-1A C(US)
 (B)=
 (C)=

(D)=
 (E)=
 (F)=

| No. | Lev. | Parts No. | Description | Q'ty | | | | | | I | R |
|-----|------|--------------|-----------------|------|-----|-----|-----|-----|-----|---|---|
| | | | | (A) | (B) | (C) | (D) | (E) | (F) | | |
| 1 | 1 | 172B11-79540 | HOSE, G604YY029 | 1 | | | | | | | |
| 2 | 1 | 172B11-79550 | HOSE, F403BB095 | 1 | | | | | | | |
| 3 | 1 | 172B11-79560 | HOSE, H603CC028 | 1 | | | | | | | |
| 4 | 1 | 172B11-79570 | HOSE, H603BC029 | 1 | | | | | | | |
| 5 | 1 | 23000-013000 | CLAMP, 13 | 2 | | | | | | | |



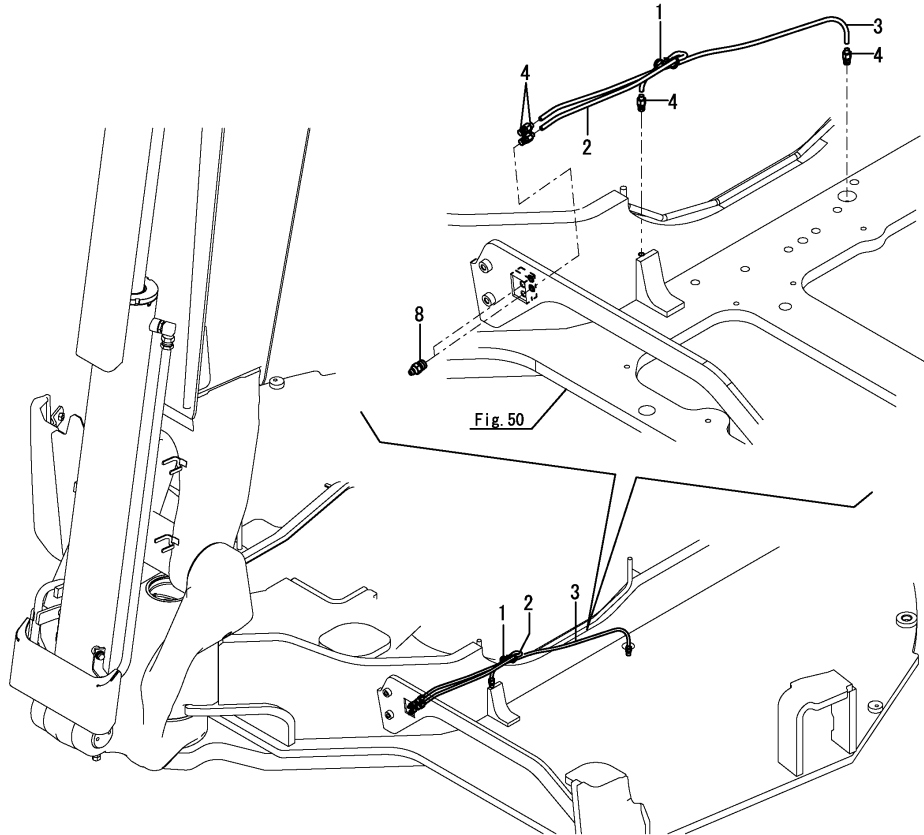
Remarks

* Fitting(control valve) is shown in Fig.124.

Fig.138. GREASING(TURNING FRAME)

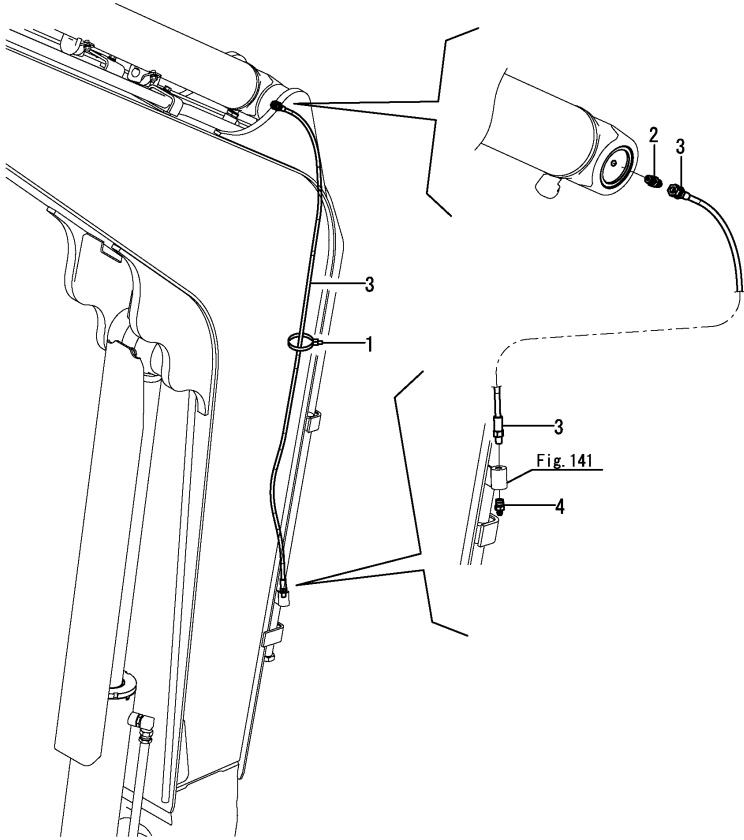
(A)=VIO80-1A C(US)
 (B)=
 (C)=

(D)=
 (E)=
 (F)=



| No. | Lev. | Parts No. | Description | Q'ty | | | | | | I | R |
|-----|------|--------------|----------------------|------|-----|-----|-----|-----|-----|---|---|
| | | | | (A) | (B) | (C) | (D) | (E) | (F) | | |
| 1 | 1 | 172137-16560 | BAND, BINDING W | 1 | | | | | | | |
| 2 | 1 | 172A89-77800 | HOSE, P602YY045 | 1 | | | | | | | |
| 3 | 1 | 172A89-77810 | HOSE, P602YY075 | 1 | | | | | | | |
| 4 | 1 | 172A47-77820 | JOINT, GREASE | 4 | | | | | | | |
| 8 | 1 | 24761-020000 | NIPPLE, GREASE PT1/8 | 2 | | | | | | | |

Fig.139. GREASING(BOOM)



(A)=VIO80-1A C(US)
(B)=
(C)=

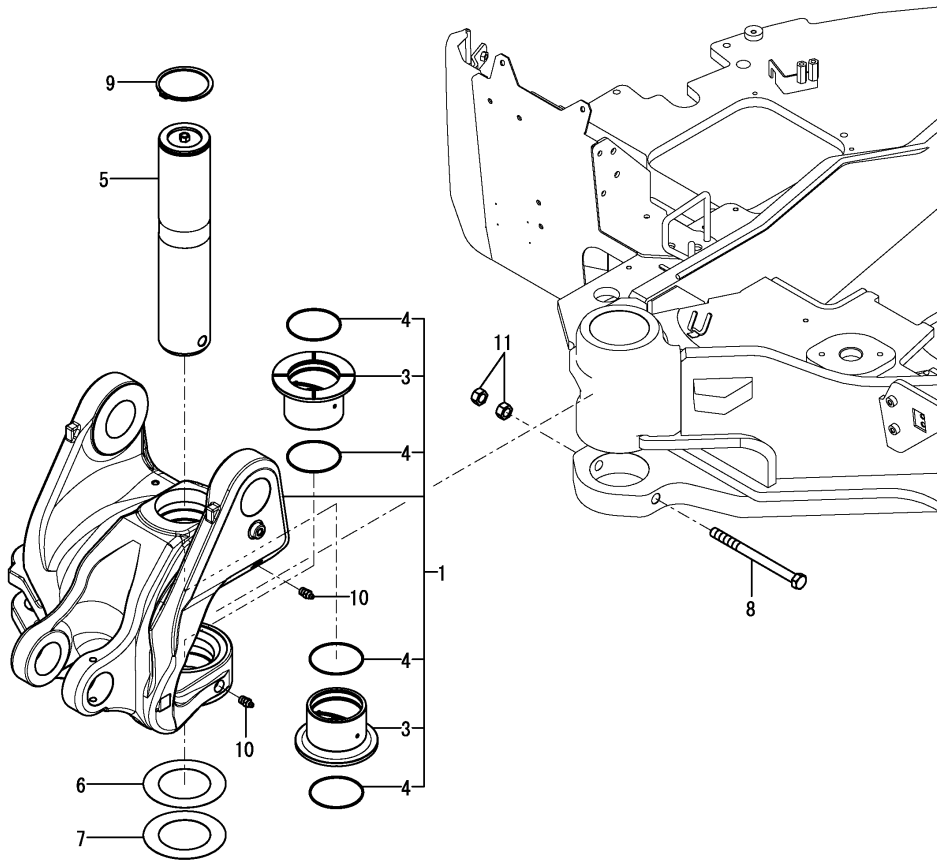
(D)=
(E)=
(F)=

| No. | Lev. | Parts No. | Description | Q'ty | | | | | | I | R |
|-----|------|--------------|----------------------|------|-----|-----|-----|-----|-----|---|---|
| | | | | (A) | (B) | (C) | (D) | (E) | (F) | | |
| 1 | 1 | 194202-56460 | BAND, BINDING 200 | 1 | | | | | | | |
| 2 | 1 | 172112-77580 | JOINT, STRAIGHT 1/8 | 1 | | | | | | | |
| 3 | 1 | 172A89-77820 | HOSE, P202AF141 | 1 | | | | | | | |
| 4 | 1 | 24761-020000 | NIPPLE, GREASE PT1/8 | 1 | | | | | | | |

Fig.140. BOOM BRACKET

(A)=VIO80-1A C(US)
 (B)=
 (C)=

(D)=
 (E)=
 (F)=

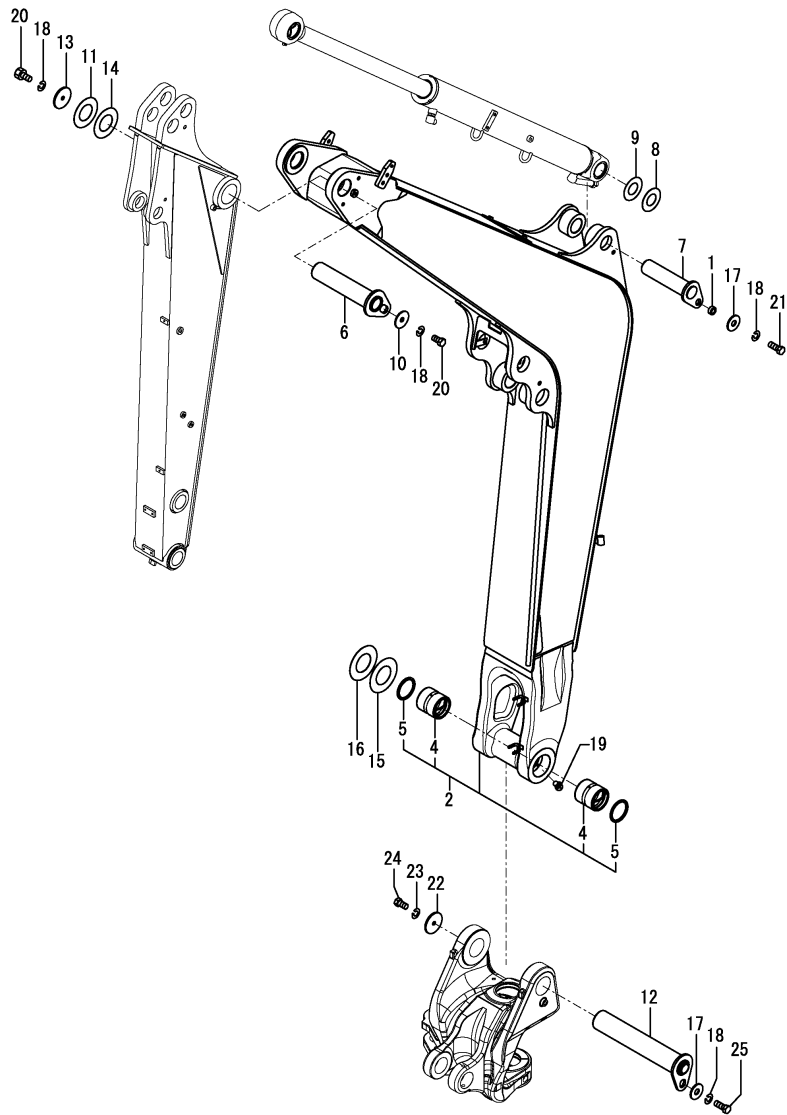


| No. | Lev. | Parts No. | Description | Q'ty | | | | | | I | R |
|--------------|------|----------------|----------------------|------|-----|-----|-----|-----|-----|---|---|
| | | | | (A) | (B) | (C) | (D) | (E) | (F) | | |
| 1 | 1 | 172A89-82300-Y | BRACKET ASSY, BOOM | 1 | | | | | | | |
| 3 | 2 | 172A89-82320 | BUSH, 100X90 | 2 | | | | | | | |
| 4 | 2 | 24321-001000 | O-RING, 1AG100.0 | 4 | | | | | | | |
| 5 | 1 | 172187-82330 | PIN ASSY, 100X487 | 1 | | | | | | | |
| 5-1 | 1 | 172187-82330-1 | PIN ASSY, 100X487 | 1 | | | | | | | W |
| (A=*2020.04) | | | | | | | | | | | |
| 6 | 1 | 172187-82400 | SHIM, 100X160X0.5 | 1 | | | | | | | |
| 7 | 1 | 172187-82410 | SHIM, 100X160X0.8 | 1 | | | | | | | |
| 8 | 1 | 172187-82420 | BOLT, 18X230 | 1 | | | | | | | |
| 9 | 1 | 22242-001000 | RING, 100 | 1 | | | | | | | |
| 10 | 1 | 24761-020000 | NIPPLE, GREASE PT1/8 | 2 | | | | | | | |
| 11 | 1 | 26716-180002 | NUT, M18 | 2 | | | | | | | |

Fig.141. BOOM

(A)=VIO80-1A C(US)
 (B)=
 (C)=

(D)=
 (E)=
 (F)=



| No. | Lev. | Parts No. | Description | Q'ty | | | | | | I | R |
|--------------|------|----------------|----------------------|------|-----|-----|-----|-----|-----|---|-----|
| | | | | (A) | (B) | (C) | (D) | (E) | (F) | | |
| 1 | 1 | 172155-45790 | SPACER | 1 | | | | | | | |
| 2 | 1 | 172A89-81100-Y | BOOM ASSY, EX | 1 | | | | | | | 1 |
| 2-1 | 1 | 172A89-81100-1 | BOOM ASSY, EX | 1 | | | | | | | W 1 |
| (A=*2020.04) | | | | | | | | | | | |
| 4 | 2 | 172A52-81352 | BUSH, 80X95 A | 2 | | | | | | | |
| 5 | 2 | 172162-81430 | SEAL, DUST 80X95X5 | 2 | | | | | | | |
| 5A | 1 | 172187-03941 | LABEL, BOOM US | 2 | | | | | | | 2 |
| 6 | 1 | 172499-81751 | PIN ASSY, 70X315 | 1 | | | | | | | |
| 6-1 | 1 | 172499-81751-1 | PIN ASSY, 70X315 | 1 | | | | | | | W |
| (A=*2020.04) | | | | | | | | | | | |
| 7 | 1 | 172187-81840 | PIN ASSY, 60X243 | 1 | | | | | | | |
| 7-1 | 1 | 172187-81840-1 | PIN ASSY, 60X243 | 1 | | | | | | | W |
| (A=*2020.04) | | | | | | | | | | | |
| 8 | 1 | 172499-81850 | SHIM, 60X100X0.8 | 1 | | | | | | | |
| 9 | 1 | 172499-81860 | SHIM, 60X100X0.5 | 1 | | | | | | | |
| 10 | 1 | 172187-81970 | WASHER, 15X58X3.2 | 1 | | | | | | | |
| 11 | 1 | 172445-81990 | SHIM, 70X130X0.8 | 1 | | | | | | | |
| 12 | 1 | 172187-82340 | PIN ASSY, 80X435 | 1 | | | | | | | |
| 12-1 | 1 | 172187-82340-1 | PIN ASSY, 80X435 | 1 | | | | | | | W |
| (A=*2020.04) | | | | | | | | | | | |
| 13 | 1 | 172187-82430 | WASHER, 15X90X6 | 1 | | | | | | | |
| 14 | 1 | 172162-83580 | SHIM, 70X130X0.5 | 1 | | | | | | | |
| 15 | 1 | 172162-83600 | SHIM, 80X150X0.5 | 1 | | | | | | | |
| 16 | 1 | 172162-83610 | SHIM, 80X150X1.2 | 1 | | | | | | | |
| 17 | 1 | 22157-140000 | WASHER, 14 | 2 | | | | | | | |
| 18 | 1 | 22217-140000 | WASHER, SPRING 14 | 4 | | | | | | | |
| 19 | 1 | 24761-040000 | NIPPLE, GREASE B | 2 | | | | | | | |
| 20 | 1 | 26116-140252 | BOLT, M14X 25 PLATED | 2 | | | | | | | |
| 21 | 1 | 26116-140352 | BOLT, M14X 35 PLATED | 1 | | | | | | | |
| 22 | 1 | 172187-82430 | WASHER, 15X90X6 | 1 | | | | | | | 3 |
| 23 | 1 | 22217-140000 | WASHER, SPRING 14 | 1 | | | | | | | 3 |
| 24 | 1 | 26116-140252 | BOLT, M14X 25 PLATED | 1 | | | | | | | 3 |
| 25 | 1 | 26116-140252 | BOLT, M14X 25 PLATED | 1 | | | | | | | |

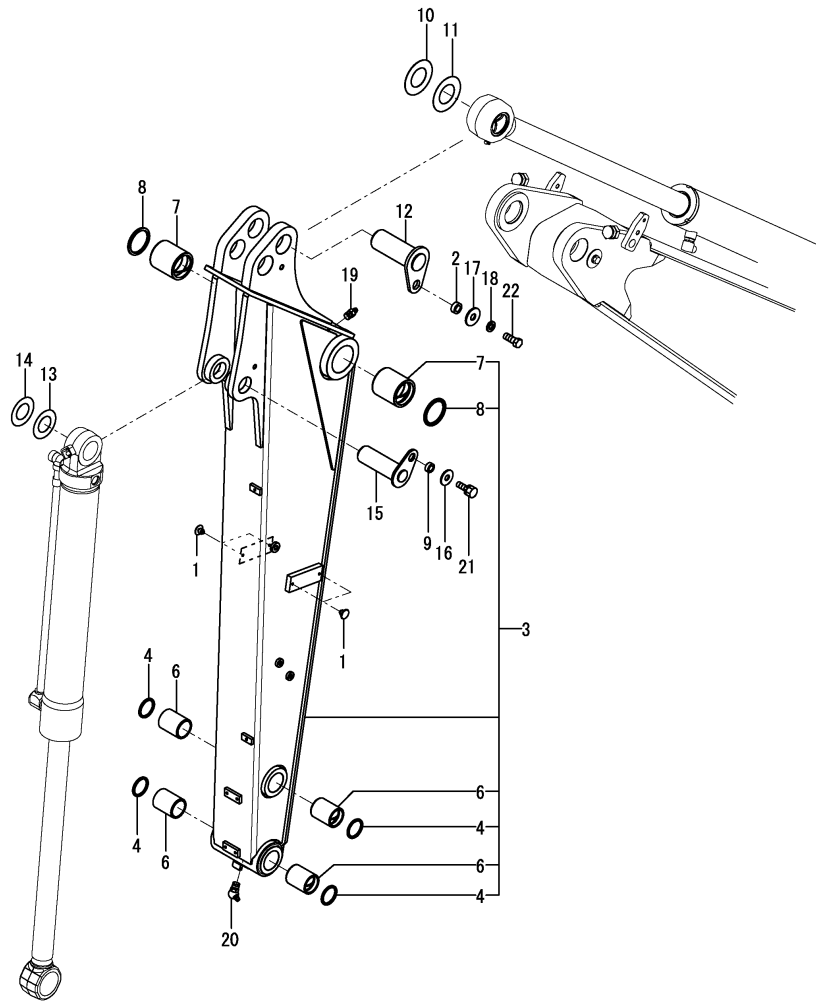
Remarks

- (1) Attach the No.5A label to this part.
- (2) Not illustrated.
- (3) Not applied for quick coupler specification.

Fig.142. ARM

(A)=VIO80-1A C(US)
(B)=
(C)=

(D)=
(E)=
(F)=



| No. | Lev. | Parts No. | Description | Q'ty | | | | | | I | R |
|------|------|--------------------------------|----------------------|------|-----|-----|-----|-----|-----|---|---|
| | | | | (A) | (B) | (C) | (D) | (E) | (F) | | |
| 1 | 1 | 172444-17660 | CLIP, TREE 8 | 4 | | | | | | | |
| 2 | 1 | 172155-45790 | SPACER | 1 | | | | | | | |
| 3 | 1 | 172A89-81470-Y | ARM, 1650 EX | 1 | | | | | | | 1 |
| 3-1 | 1 | 172A89-81471-Y (A=*2019.03) | ARM, 1650 EX | 1 | | | | | | | N |
| 3-2 | 1 | 172A89-81471-1 (A=*2020.04) | ARM, 1650 EX | 1 | | | | | | | W |
| 4 | 2 | 172448-54120 | SEAL, DUST 50X60X4 | 4 | | | | | | | |
| 6 | 2 | 172187-81710 | BUSH, 50X75 | 4 | | | | | | | |
| 7 | 2 | 172162-82280 | BUSH, 70X85 | 2 | | | | | | | |
| 8 | 2 | 172162-82350 | SEAL, DUST 70X85X5 | 2 | | | | | | | |
| 8A | 1 | 172472-03261 | LABEL, FINGER | 1 | | | | | | | 2 |
| 8B | 1 | 172472-03330 | LABEL, LOCK PIN | 1 | | | | | | | 2 |
| 9 | 1 | 172164-81670 | SPACER | 1 | | | | | | | |
| 10 | 1 | 172175-81700 | SHIM, 60X110X0.8 | 1 | | | | | | | |
| 11 | 1 | 172175-81710 | SHIM, 60X110X0.5 | 1 | | | | | | | |
| 12 | 1 | 172187-81861 | PIN ASSY, 60X155 | 1 | | | | | | | |
| 12-1 | 1 | 172187-81861-1 (A=*2020.04) | PIN ASSY, 60X155 | 1 | | | | | | | W |
| 13 | 1 | 172165-82520 | SHIM, 50X90X0.5 | 1 | | | | | | | |
| 14 | 1 | 172165-82530 | SHIM, 50X90X1.2 | 1 | | | | | | | |
| 15 | 1 | 172458-83650 | PIN ASSY, 50X153 | 1 | | | | | | | |
| 15-1 | 1 | 172458-83650-1 (A=*2020.04) | PIN ASSY, 50X153 | 1 | | | | | | | W |
| 16 | 1 | 22157-120000 | WASHER, 12 | 1 | | | | | | | |
| 17 | 1 | 22157-140000 | WASHER, 14 | 1 | | | | | | | |
| 18 | 1 | 22217-140000 | WASHER, SPRING 14 | 1 | | | | | | | |
| 19 | 1 | 24761-020000 | NIPPLE, GREASE PT1/8 | 1 | | | | | | | |
| 20 | 1 | 24761-040000 | NIPPLE, GREASE B | 1 | | | | | | | |
| 21 | 1 | 26013-120302 | BOLT, M12X 30 | 1 | | | | | | | |
| 22 | 1 | 26116-140352 | BOLT, M14X 35 PLATED | 1 | | | | | | | |

Remarks

* Thumb bracket spec. is shown in Fig.192(142A).

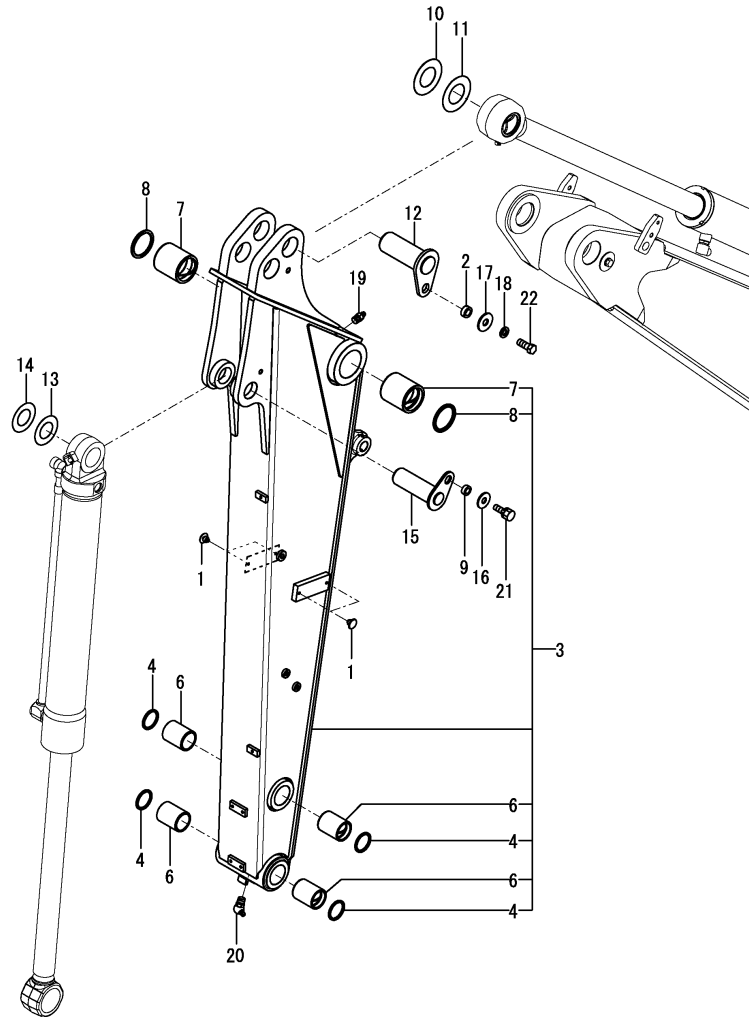
(1) Attach the No.8A & 8B label to this part.

(2) Not illustrated.

Fig.192. (142A)ARM(THUMB BRACKET SPEC.)

(A)=VIO80-1A C(US)
 (B)=
 (C)=

(D)=
 (E)=
 (F)=



| No. | Lev. | Parts No. | Description | Q'ty | | | | | | I | R |
|--------------|------|----------------------------|----------------------|------|-----|-----|-----|-----|-----|---|-----|
| | | | | (A) | (B) | (C) | (D) | (E) | (F) | | |
| 1 | 1 | 172444-17660 | CLIP, TREE 8 | 4 | | | | | | | |
| 2 | 1 | 172155-45790 | SPACER | 1 | | | | | | | |
| 3 | 1 | 172B11-81590 | ARM ASSY, 1650 THUMB | 1 | | | | | | | 1 |
| 3-1 | 1 | 172B11-81591 (A=MAG441) | ARM ASSY, 1650 THUMB | 1 | | | | | | | N 1 |
| 3-2 | 1 | 172B11-81591-1 | ARM ASSY, 1650 THUMB | 1 | | | | | | | W 1 |
| (A=*2020.04) | | | | | | | | | | | |
| 4 | 2 | 172448-54120 | SEAL, DUST 50X60X4 | 4 | | | | | | | |
| 6 | 2 | 172187-81710 | BUSH, 50X75 | 4 | | | | | | | |
| 7 | 2 | 172162-82280 | BUSH, 70X85 | 2 | | | | | | | |
| 8 | 2 | 172162-82350 | SEAL, DUST 70X85X5 | 2 | | | | | | | |
| 8A | 1 | 172472-03261 | LABEL, FINGER | 1 | | | | | | | 2 |
| 8B | 1 | 172472-03330 | LABEL, LOCK PIN | 1 | | | | | | | 2 |
| 9 | 1 | 172164-81670 | SPACER | 1 | | | | | | | |
| 10 | 1 | 172175-81700 | SHIM, 60X110X0.8 | 1 | | | | | | | |
| 11 | 1 | 172175-81710 | SHIM, 60X110X0.5 | 1 | | | | | | | |
| 12 | 1 | 172187-81861 | PIN ASSY, 60X155 | 1 | | | | | | | |
| 12-1 | 1 | 172187-81861-1 | PIN ASSY, 60X155 | 1 | | | | | | | W |
| (A=*2020.04) | | | | | | | | | | | |
| 13 | 1 | 172165-82520 | SHIM, 50X90X0.5 | 1 | | | | | | | |
| 14 | 1 | 172165-82530 | SHIM, 50X90X1.2 | 1 | | | | | | | |
| 15 | 1 | 172458-83650 | PIN ASSY, 50X153 | 1 | | | | | | | |
| 15-1 | 1 | 172458-83650-1 | PIN ASSY, 50X153 | 1 | | | | | | | W |
| (A=*2020.04) | | | | | | | | | | | |
| 16 | 1 | 22157-120000 | WASHER, 12 | 1 | | | | | | | |
| 17 | 1 | 22157-140000 | WASHER, 14 | 1 | | | | | | | |
| 18 | 1 | 22217-140000 | WASHER, SPRING 14 | 1 | | | | | | | |
| 19 | 1 | 24761-020000 | NIPPLE, GREASE PT1/8 | 1 | | | | | | | |
| 20 | 1 | 24761-040000 | NIPPLE, GREASE B | 1 | | | | | | | |
| 21 | 1 | 26013-120302 | BOLT, M12X 30 | 1 | | | | | | | |
| 22 | 1 | 26116-140352 | BOLT, M14X 35 PLATED | 1 | | | | | | | |

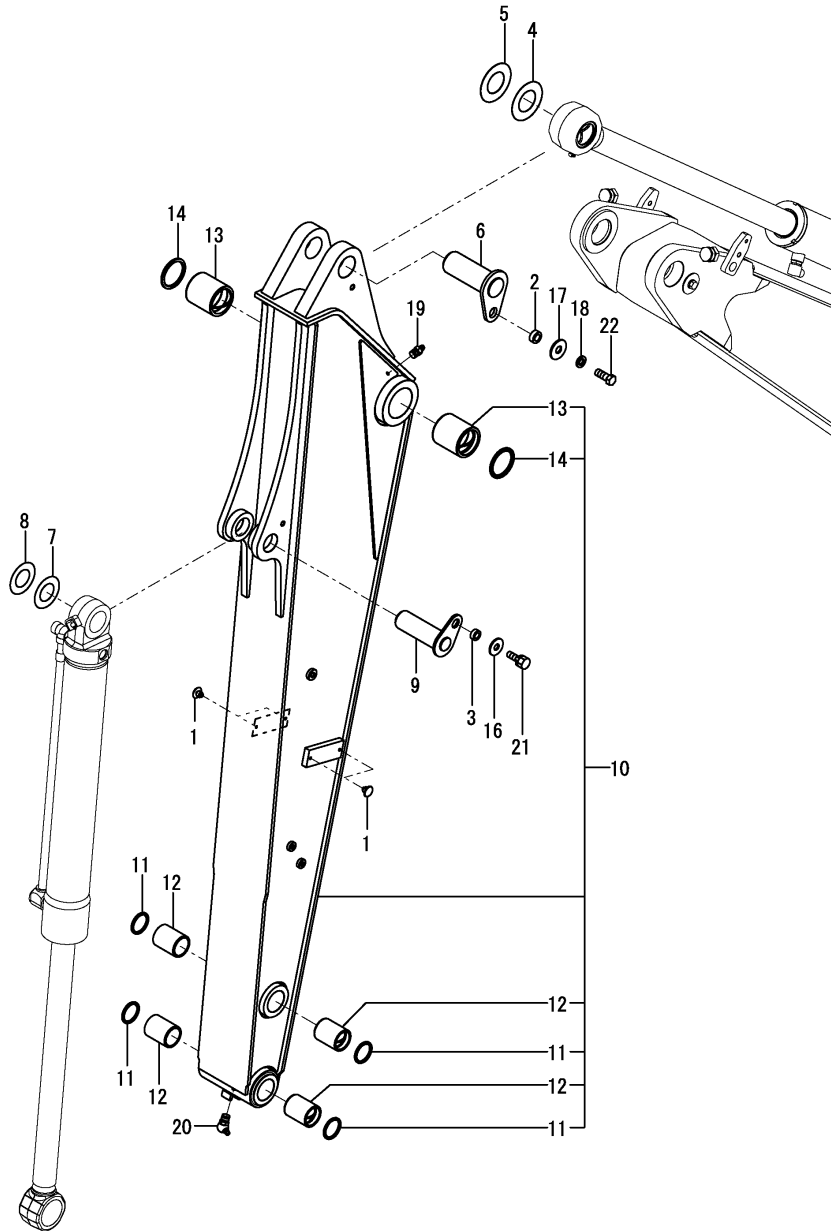
Remarks

- (1) Attach the No.8A & 8B label to this part.
- (2) Not illustrated.

Fig.143. ARM(LONG ARM SPEC.)

(A)=VIO80-1A C(US)
(B)=
(C)=

(D)=
(E)=
(F)=

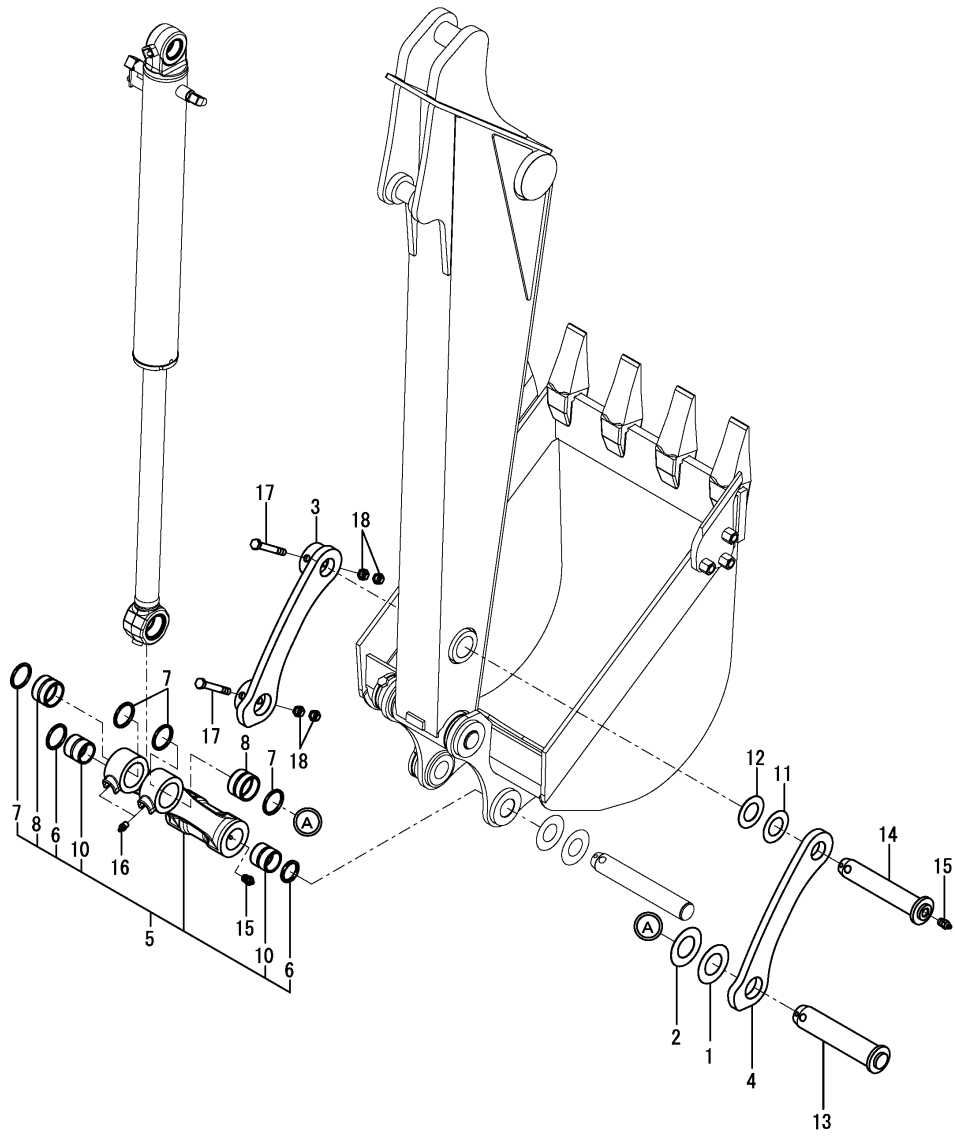


| No. | Lev. | Parts No. | Description | Q'ty | | | | | | I | R |
|------|------|----------------|----------------------|------|-----|-----|-----|-----|-----|---|---|
| | | | | (A) | (B) | (C) | (D) | (E) | (F) | | |
| 1 | 1 | 172444-17660 | CLIP, TREE 8 | 4 | | | | | | | |
| 2 | 1 | 172155-45790 | SPACER | 1 | | | | | | | |
| 3 | 1 | 172164-81670 | SPACER | 1 | | | | | | | |
| 4 | 1 | 172175-81700 | SHIM, 60X110X0.8 | 1 | | | | | | | |
| 5 | 1 | 172175-81710 | SHIM, 60X110X0.5 | 1 | | | | | | | |
| 6 | 1 | 172187-81861 | PIN ASSY, 60X155 | 1 | | | | | | | |
| 6-1 | 1 | 172187-81861-1 | PIN ASSY, 60X155 | 1 | | | | | | | W |
| | | (A=*2020.04) | | | | | | | | | |
| 7 | 1 | 172165-82520 | SHIM, 50X90X0.5 | 1 | | | | | | | |
| 8 | 1 | 172165-82530 | SHIM, 50X90X1.2 | 1 | | | | | | | |
| 9 | 1 | 172458-83650 | PIN ASSY, 50X153 | 1 | | | | | | | |
| 9-1 | 1 | 172458-83650-1 | PIN ASSY, 50X153 | 1 | | | | | | | W |
| | | (A=*2020.04) | | | | | | | | | |
| 10 | 1 | 172B11-83690 | ARM ASSY, 2000 | 1 | | | | | | | |
| 10-1 | 1 | 172B11-83690-1 | ARM ASSY, 2000 | 1 | | | | | | | W |
| | | (A=*2020.04) | | | | | | | | | |
| 11 | 2 | 172448-54120 | SEAL, DUST 50X60X4 | 4 | | | | | | | |
| 12 | 2 | 172187-81710 | BUSH, 50X75 | 4 | | | | | | | |
| 13 | 2 | 172162-82280 | BUSH, 70X85 | 2 | | | | | | | |
| 14 | 2 | 172162-82350 | SEAL, DUST 70X85X5 | 2 | | | | | | | |
| 16 | 1 | 22157-120000 | WASHER, 12 | 1 | | | | | | | |
| 17 | 1 | 22157-140000 | WASHER, 14 | 1 | | | | | | | |
| 18 | 1 | 22217-140000 | WASHER, SPRING 14 | 1 | | | | | | | |
| 19 | 1 | 24761-020000 | NIPPLE, GREASE PT1/8 | 1 | | | | | | | |
| 20 | 1 | 24761-040000 | NIPPLE, GREASE B | 1 | | | | | | | |
| 21 | 1 | 26013-120302 | BOLT, M12X 30 | 1 | | | | | | | |
| 22 | 1 | 26116-140352 | BOLT, M14X 35 PLATED | 1 | | | | | | | |

Fig.144. BUCKET ARM & LINK

(A)=VIO80-1A C(US)
(B)=
(C)=

(D)=
(E)=
(F)=



| No. | Lev. | Parts No. | Description | Q'ty | | | | | | I | R |
|--------------|------|----------------|----------------------|------|-----|-----|-----|-----|-----|---|---|
| | | | | (A) | (B) | (C) | (D) | (E) | (F) | | |
| 1 | 1 | 172175-81700 | SHIM, 60X110X0.8 | 1 | | | | | | | |
| 2 | 1 | 172175-81710 | SHIM, 60X110X0.5 | 1 | | | | | | | |
| 3 | 1 | 172455-82380-Y | ARM, BUCKET | 1 | | | | | | | |
| 3-1 | 1 | 172455-82380-1 | ARM, BUCKET | 1 | | | | | | | W |
| (A=*2020.04) | | | | | | | | | | | |
| 4 | 1 | 172455-82391-Y | ARM, BUCKET | 1 | | | | | | | |
| 4-1 | 1 | 172455-82391-1 | ARM, BUCKET | 1 | | | | | | | W |
| (A=*2020.04) | | | | | | | | | | | |
| 5 | 1 | 172499-82400-Y | LINK, BUCKET | 1 | | | | | | | |
| 6 | 2 | 172448-54120 | SEAL, DUST 50X60X4 | 2 | | | | | | | |
| 7 | 2 | 172168-54760 | SEAL, DUST 60X70X4 | 4 | | | | | | | |
| 8 | 2 | 172455-82360 | BUSH, 60X47 | 2 | | | | | | | |
| 10 | 2 | 172187-83040 | BUSH, 50X60X54.5 | 2 | | | | | | | |
| 11 | 1 | 172165-82520 | SHIM, 50X90X0.5 | 1 | | | | | | | |
| 12 | 1 | 172165-82530 | SHIM, 50X90X1.2 | 1 | | | | | | | |
| 13 | 1 | 172455-83350 | PIN ASSY, 60X248 | 1 | | | | | | | |
| 13-1 | 1 | 172455-83351 | PIN ASSY, 60X248 | 1 | | | | | | | |
| 13-2 | 1 | 172455-83351-1 | PIN ASSY, 60X248 | 1 | | | | | | | W |
| (A=*2020.04) | | | | | | | | | | | |
| 14 | 1 | 172455-83360 | PIN ASSY, 50X248 | 1 | | | | | | | |
| 14-1 | 1 | 172455-83360-1 | PIN ASSY, 50X248 | 1 | | | | | | | W |
| (A=*2020.04) | | | | | | | | | | | |
| 15 | 1 | 24761-020000 | NIPPLE, GREASE PT1/8 | 3 | | | | | | | |
| 16 | 1 | 24761-020000 | NIPPLE, GREASE PT1/8 | 2 | | | | | | | |
| 17 | 1 | 26116-161202 | BOLT, M16X120 PLATED | 2 | | | | | | | |
| 18 | 1 | 26716-160002 | NUT, M16 | 4 | | | | | | | |

Fig.145. QUICK COUPLER

(A)=VIO80-1A C(US)

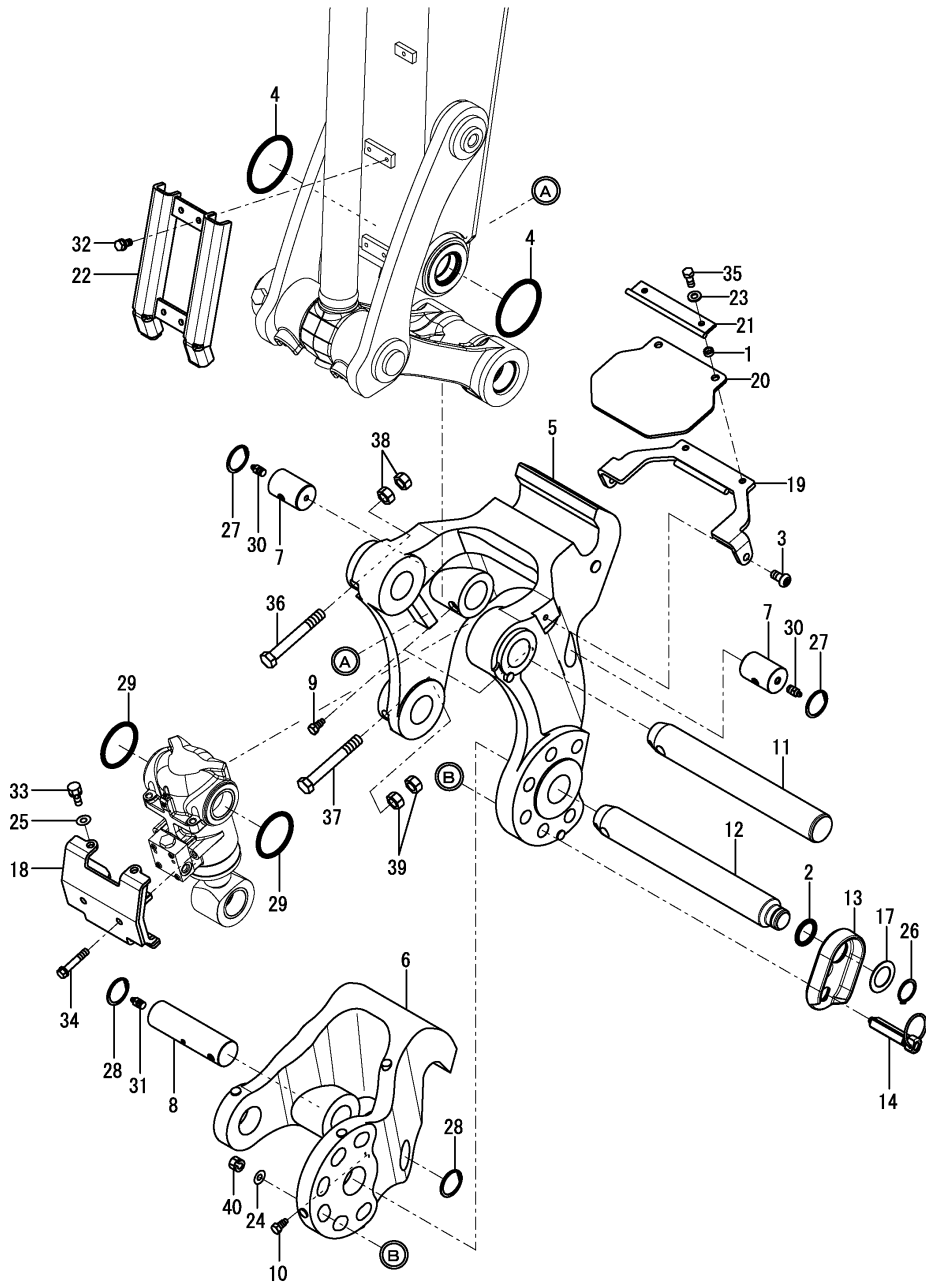
(B)=

(C)=

(D)=

(E)=

(F)=

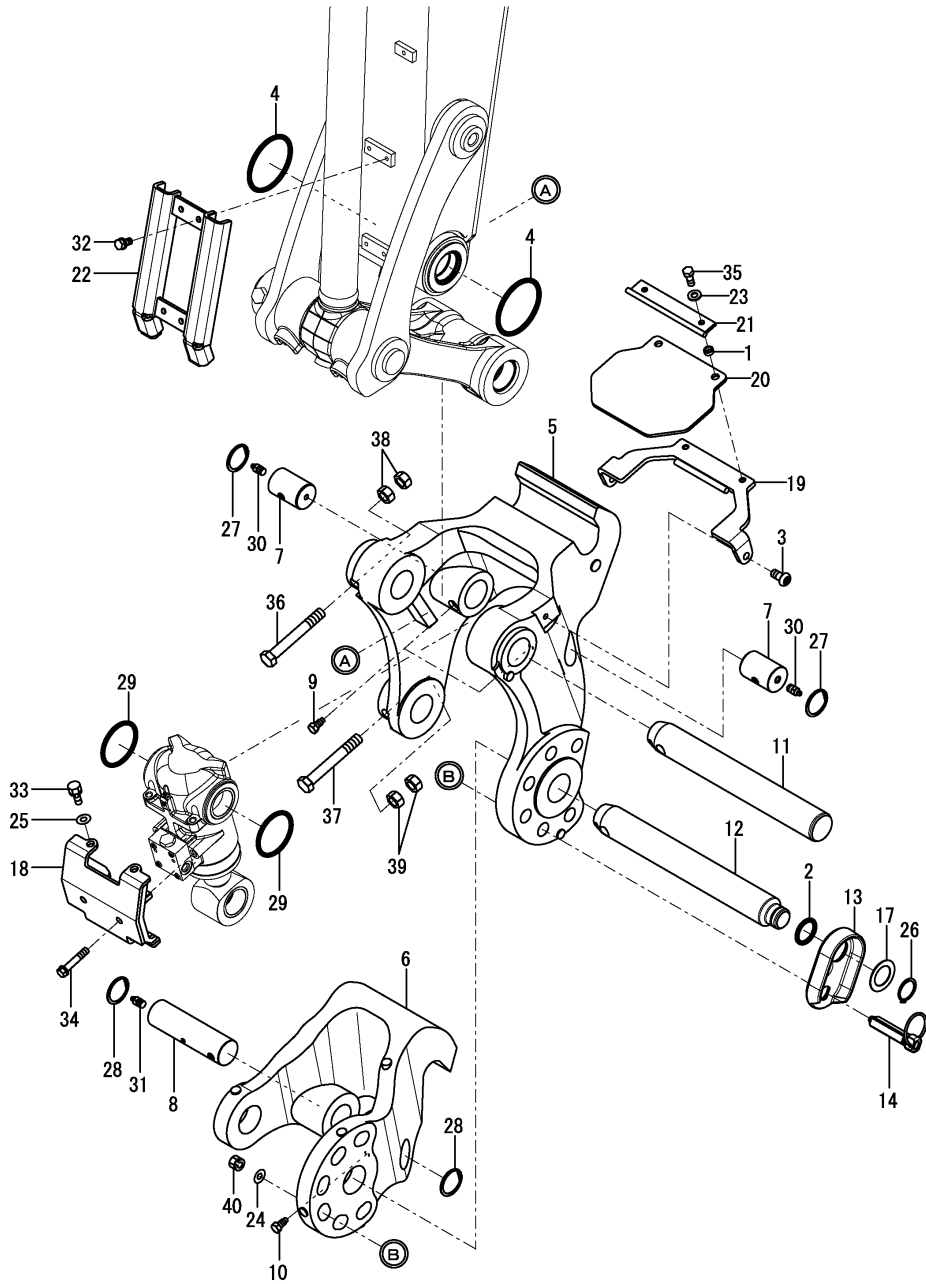


| No. | Lev. | Parts No. | Description | Q'ty | | | | | | I | R |
|--------------|------|----------------|-----------------------|------|-----|-----|-----|-----|-----|---|---|
| | | | | (A) | (B) | (C) | (D) | (E) | (F) | | |
| 1 | 1 | 172958-17121 | COLLAR, 9X4 | 2 | | | | | | | |
| 2 | 1 | 172124-46200 | O-RING, 27.6X5.7 | 1 | | | | | | | |
| 3 | 1 | 172455-61720 | BOLT, BUTTON | 2 | | | | | | | |
| 4 | 1 | 172162-82360 | O-RING, 86X8 | 2 | | | | | | | |
| 5 | 1 | 172978-83101-Y | BRACKET, A | 1 | | | | | | | |
| 5-1 | 1 | 172978-83101-4 | BRACKET, A | 1 | | | | | | | W |
| (A=*2020.04) | | | | | | | | | | | |
| 6 | 1 | 172978-83111-Y | BRACKET, B | 1 | | | | | | | |
| 6-1 | 1 | 172978-83111-4 | BRACKET, B | 1 | | | | | | | W |
| (A=*2020.04) | | | | | | | | | | | |
| 7 | 1 | 172978-83120 | PIN, 45X65 | 2 | | | | | | | |
| 8 | 1 | 172978-83130 | PIN, 45X161 | 1 | | | | | | | |
| 9 | 1 | 172978-83140 | BOLT, LOCK | 2 | | | | | | | |
| 10 | 1 | 172978-83140 | BOLT, LOCK | 1 | | | | | | | |
| 11 | 1 | 172978-83150 | PIN, 50X345 | 1 | | | | | | | |
| 12 | 1 | 172978-83161 | PIN, 50X373 | 1 | | | | | | | |
| 13 | 1 | 172978-83170-Y | PLATE, LOCK | 1 | | | | | | | |
| 13-1 | 1 | 172978-83170-4 | PLATE, LOCK | 1 | | | | | | | W |
| (A=*2020.04) | | | | | | | | | | | |
| 14 | 1 | 172978-83191 | PIN ASSY, LOCK | 1 | | | | | | | |
| 17 | 1 | 172960-83210 | COLLAR, 35.5X55X1.6 | 1 | | | | | | | |
| 18 | 1 | 172978-83221-Y | COVER, HITCH CYLINDER | 1 | | | | | | | |
| 18-1 | 1 | 172978-83221-4 | COVER, HITCH CYLINDER | 1 | | | | | | | W |
| (A=*2020.04) | | | | | | | | | | | |
| 19 | 1 | 172978-83270-Y | GUARD ASSY | 1 | | | | | | | |
| 19-1 | 1 | 172978-83270-4 | GUARD ASSY | 1 | | | | | | | W |
| (A=*2020.04) | | | | | | | | | | | |
| 20 | 1 | 172978-83292 | PLATE, RUBBER | 1 | | | | | | | |
| 21 | 1 | 172978-83300-Y | PLATE ASSY | 1 | | | | | | | |
| 21-1 | 1 | 172978-83300-4 | PLATE ASSY | 1 | | | | | | | W |
| (A=*2020.04) | | | | | | | | | | | |
| 22 | 1 | 172978-83320-Y | COVER, ARM | 1 | | | | | | | |
| 22-1 | 1 | 172978-83320-4 | COVER, ARM | 1 | | | | | | | W |
| (A=*2020.04) | | | | | | | | | | | |
| 23 | 1 | 22137-080000 | WASHER, 8 | 2 | | | | | | | |
| 24 | 1 | 22137-100000 | WASHER, 10 | 1 | | | | | | | |
| 25 | 1 | 22137-100000 | WASHER, 10 | 2 | | | | | | | |
| 26 | 1 | 22242-000350 | RING, 35 | 1 | | | | | | | |
| 27 | 1 | 22252-000450 | RING, 45 | 2 | | | | | | | |
| 28 | 1 | 22252-000450 | RING, 45 | 2 | | | | | | | |
| 29 | 1 | 24311-000700 | O-RING, 1AP70.0 | 2 | | | | | | | |
| 30 | 1 | 24761-020000 | NIPPLE, GREASE PT1/8 | 2 | | | | | | | |
| 31 | 1 | 24761-020000 | NIPPLE, GREASE PT1/8 | 1 | | | | | | | |
| 32 | 1 | 26013-080162 | BOLT, M8X 16 | 4 | | | | | | | |
| 33 | 1 | 26013-100252 | BOLT, M10X 25 | 2 | | | | | | | |
| 34 | 1 | 26013-100502 | BOLT, M10X 50 | 2 | | | | | | | |
| 35 | 1 | 26116-080202 | BOLT, M8X 20 PLATED | 2 | | | | | | | |
| 36 | 1 | 26116-161202 | BOLT, M16X120 PLATED | 1 | | | | | | | |
| 37 | 1 | 26116-161202 | BOLT, M16X120 PLATED | 1 | | | | | | | |
| 38 | 1 | 26716-160002 | NUT, M16 | 2 | | | | | | | |
| 39 | 1 | 26716-160002 | NUT, M16 | 2 | | | | | | | |

Fig.145. QUICK COUPLER

(A)=VIO80-1A C(US)
(B)=
(C)=

(D)=
(E)=
(F)=

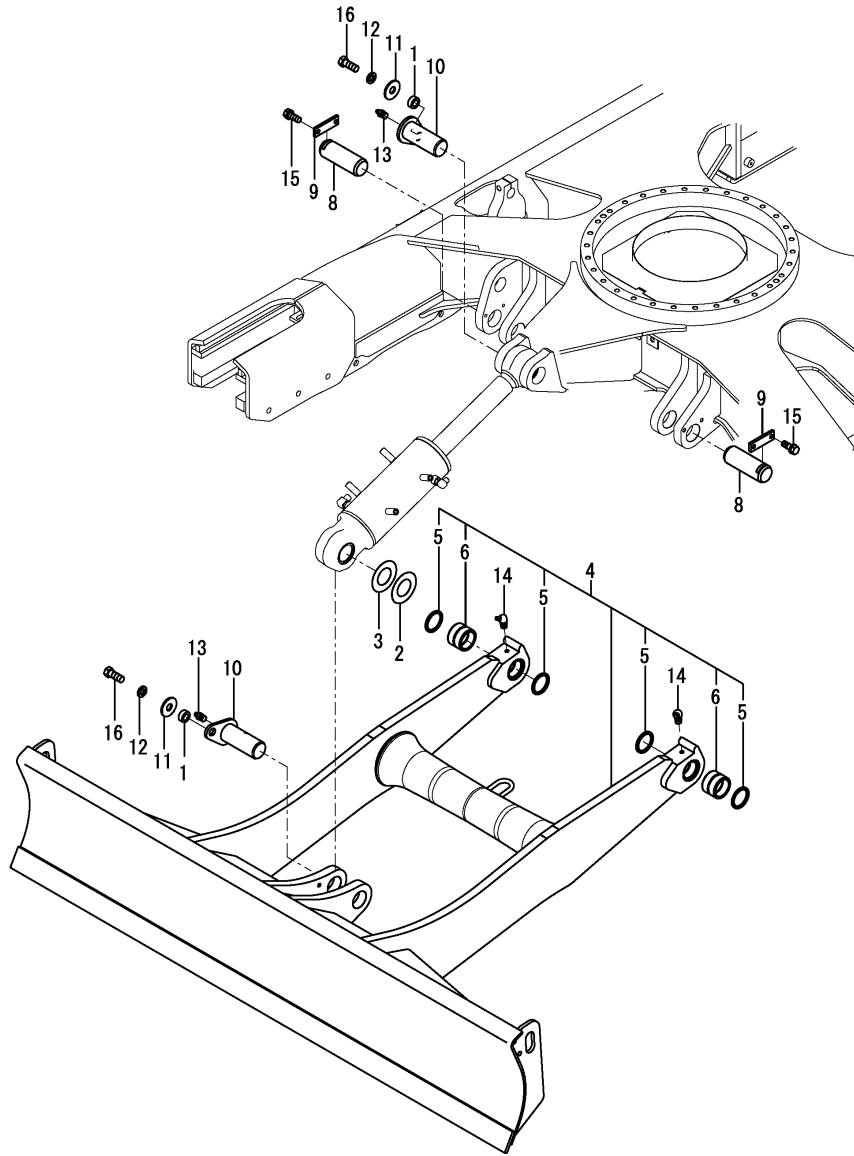


| No. | Lev. | Parts No. | Description | Q'ty | | | | | | I | R |
|-----|------|--------------|---------------|------|-----|-----|-----|-----|-----|---|---|
| | | | | (A) | (B) | (C) | (D) | (E) | (F) | | |
| 40 | 1 | 26756-100002 | NUT, LOCK M10 | 1 | | | | | | | |
| | | | | | | | | | | | |
| | | | | | | | | | | | |
| | | | | | | | | | | | |
| | | | | | | | | | | | |
| | | | | | | | | | | | |
| | | | | | | | | | | | |
| | | | | | | | | | | | |
| | | | | | | | | | | | |
| | | | | | | | | | | | |
| | | | | | | | | | | | |
| | | | | | | | | | | | |
| | | | | | | | | | | | |
| | | | | | | | | | | | |
| | | | | | | | | | | | |
| | | | | | | | | | | | |
| | | | | | | | | | | | |
| | | | | | | | | | | | |
| | | | | | | | | | | | |

Fig.146. BLADE

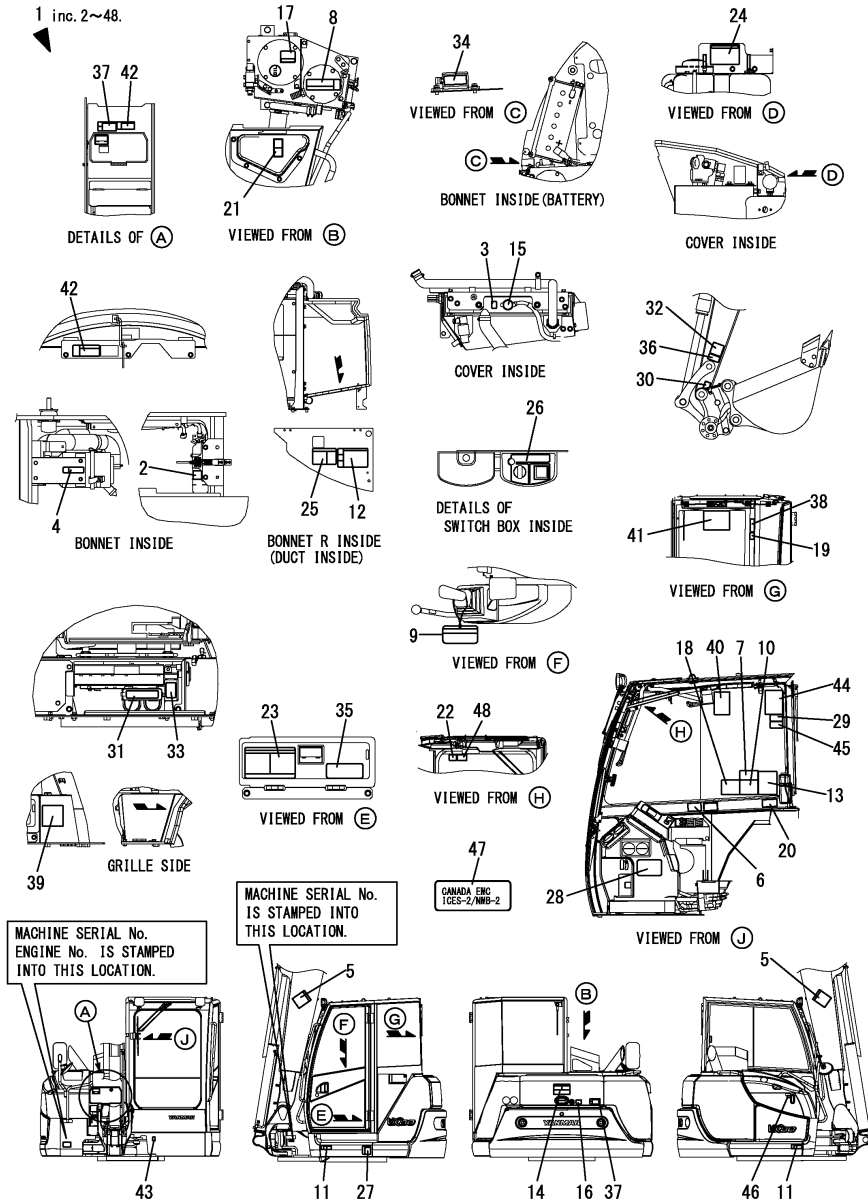
(A)=VIO80-1A C(US)
 (B)=
 (C)=

(D)=
 (E)=
 (F)=



| No. | Lev. | Parts No. | Description | Q'ty | | | | | | I | R |
|-----|------|----------------|----------------------|------|-----|-----|-----|-----|-----|---|---|
| | | | | (A) | (B) | (C) | (D) | (E) | (F) | | |
| 1 | 1 | 172155-45790 | SPACER | 2 | | | | | | | |
| 2 | 1 | 172175-81700 | SHIM, 60X110X0.8 | 1 | | | | | | | |
| 3 | 1 | 172175-81710 | SHIM, 60X110X0.5 | 1 | | | | | | | |
| 4 | 1 | 172A89-94100 | BLADE ASSY | 1 | | | | | | | |
| 5 | 2 | 172020-10620 | SEAL, DUST 60X75X5 | 4 | | | | | | | |
| 6 | 2 | 172162-81060 | BUSH, 60X55 | 2 | | | | | | | |
| 8 | 1 | 172162-94270 | PIN, 60X150 | 2 | | | | | | | |
| 9 | 1 | 172162-94280-3 | PLATE, LOCK | 2 | | | | | | | |
| 10 | 1 | 172187-94300 | PIN ASSY, 60X147 | 2 | | | | | | | |
| 11 | 1 | 22157-140000 | WASHER, 14 | 2 | | | | | | | |
| 12 | 1 | 22217-140000 | WASHER, SPRING 14 | 2 | | | | | | | |
| 13 | 1 | 24761-020000 | NIPPLE, GREASE PT1/8 | 2 | | | | | | | |
| 14 | 1 | 24761-040000 | NIPPLE, GREASE B | 2 | | | | | | | |
| 15 | 1 | 26013-120302 | BOLT, M12X 30 | 4 | | | | | | | |
| 16 | 1 | 26116-140352 | BOLT, M14X 35 PLATED | 2 | | | | | | | |

Fig.147. LABEL(OPTIONAL)(CA)



(A)=VIO80-1A C(US)

(B)=

(C)=

(D)=

(E)=

(F)=

| No. | Lev. | Parts No. | Description | Q'ty | | | | | | I | R |
|---------------|------|--------------|----------------------|------|-----|-----|-----|-----|-----|---|---|
| | | | | (A) | (B) | (C) | (D) | (E) | (F) | | |
| 1 | 1 | 172B11-03070 | LABEL KIT,CA T4 | 1 | | | | | | | |
| 2 | 2 | 172A37-03150 | LABEL, SUB TANK CA | 1 | | | | | | | |
| 3 | 2 | 172A37-03160 | LABEL, ANTI-FREEZING | 1 | | | | | | | |
| 4 | 2 | 172A37-03180 | LABEL, AIR CLEANER J | 1 | | | | | | | |
| 5 | 2 | 172A37-03200 | LABEL, BOOM CA | 2 | | | | | | | |
| 6 | 2 | 172A37-03231 | LABEL, MANUAL CA. | 1 | | | | | | | |
| 7 | 2 | 172A37-03241 | LABEL, SLOPE CA | 1 | | | | | | | |
| 8 | 2 | 172A37-03250 | LABEL, RESERVOIR CA | 1 | | | | | | | |
| 9 | 2 | 172469-03261 | TAG ASSY, CAUTION | 1 | | | | | | | |
| 10 | 2 | 172A37-03271 | LABEL, TRANSPORT CA. | 1 | | | | | | | |
| 11 | 2 | 172A37-03280 | LABEL, GREASE CYL CA | 2 | | | | | | | |
| 12 | 2 | 172A37-03290 | LABEL, BATTERY CA | 1 | | | | | | | |
| 13 | 2 | 172A37-03300 | LABEL, NEUTRAL CA | 1 | | | | | | | |
| 14 | 2 | 172A37-03310 | LABEL, SWING AREA CA | 1 | | | | | | | |
| 14-1 | 2 | 172A64-03390 | LABEL, SWING AREA CA | 1 | | | | | | | N |
| (A=MAF001) | | | | | | | | | | | |
| 15 | 2 | 172469-03320 | LABEL, RADIATOR CAP | 1 | | | | | | | |
| 16 | 2 | 172A37-03330 | LABEL, ENG. COVER CA | 2 | | | | | | | |
| 17 | 2 | 172469-03360 | LABEL, OIL | 1 | | | | | | | |
| 18 | 2 | 172A37-03360 | LABEL, STERRING CA | 1 | | | | | | | |
| 19 | 2 | 172A37-03370 | LABEL, ROPS CA | 1 | | | | | | | |
| 20 | 2 | 172A37-03400 | LABEL, LEVER LOCK CA | 1 | | | | | | | |
| 21 | 2 | 172A37-03410 | LABEL, RADIATOR CA | 1 | | | | | | | |
| 22 | 2 | 172A37-03420 | LABEL, WINDOW CA | 1 | | | | | | | |
| 23 | 2 | 172A37-03430 | LABEL, 2WAY CA | 1 | | | | | | | |
| 24 | 2 | 172A69-03430 | LABEL, GREASE CA | 1 | | | | | | | |
| 25 | 2 | 172A69-03450 | LABEL, BATTERY COVER | 1 | | | | | | | |
| 26 | 2 | 172469-03480 | LABEL, SWITCH | 1 | | | | | | | |
| 27 | 2 | 172A37-03500 | LABEL, SUPPORT CA | 1 | | | | | | | |
| 28 | 2 | 172B11-03510 | LABEL, FEED CA T4 | 1 | | | | | | | |
| 29 | 2 | 172A37-03520 | LABEL, PIN CA | 1 | | | | | | | |
| 30 | 2 | 172A37-03530 | LABEL, FINGER CA | 1 | | | | | | | |
| 31 | 2 | 172B11-03530 | LABEL,RELAY BOX CA | 1 | | | | | | | |
| 32 | 2 | 172469-03540 | LABEL, OPERATION PIN | 1 | | | | | | | |
| 33 | 2 | 172B11-03550 | LABEL,FUSE BOX CA T4 | 1 | | | | | | | |
| 34 | 2 | 172B11-03570 | LABEL,LF CA | 1 | | | | | | | |
| 35 | 2 | 172B11-03580 | LABEL, SPEC. CA T4 | 1 | | | | | | | |
| 36 | 2 | 172A37-03680 | LABEL, LOCK PIN CA | 1 | | | | | | | |
| 37 | 2 | 172A37-03710 | LABEL, ENG. ROOM CA | 2 | | | | | | | |
| 38 | 2 | 172A37-03720 | LABEL, SEAT BELT CA | 1 | | | | | | | |
| 39 | 2 | 172478-03330 | LABEL,ADJUST CRAWLER | 1 | | | | | | | |
| 40 | 2 | 172B04-03860 | LABEL, DPF CA | 1 | | | | | | | |
| 41 | 2 | 172B11-03870 | LABEL, LIFT Q CA | 1 | | | | | | | |
| 42 | 2 | 172B03-04530 | LABEL, SILENCER CA | 2 | | | | | | | |
| 43 | 2 | 172B03-04580 | LABEL, GREASE CA | 1 | | | | | | | |
| 44 | 2 | 172B03-04600 | LABEL, WARNING HITCH | 1 | | | | | | | |
| 45 | 2 | 172B03-04610 | LABEL, SAND CA | 1 | | | | | | | |
| 46 | 2 | 129942-07761 | LABEL, FUEL CAUTION | 1 | | | | | | | |
| 47 | 2 | 172B03-03230 | LABEL, EMC | 1 | | | | | | | W |
| (A=*2016.10.) | | | | | | | | | | | |
| 48 | 2 | 172B11-03960 | LABEL,PINCH CA | 1 | | | | | | | W |

Remarks

* The label except mention is the same as US specification.

* DPF: DPF stands for DIESEL PARTICULATE FILTER.

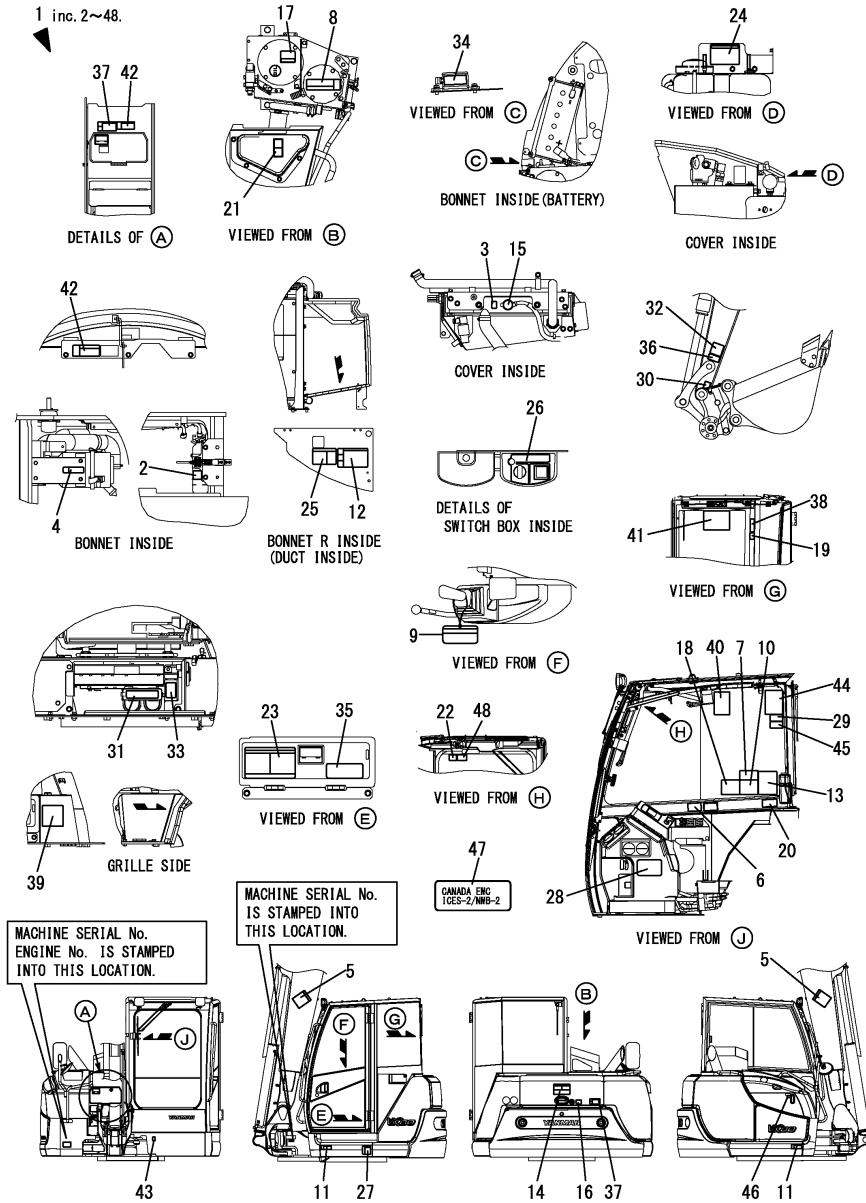
N:Old $\begin{matrix} \text{Yes} \\ \text{No} \end{matrix}$ New, Q:Old $\begin{matrix} \text{No} \\ \text{Yes} \end{matrix}$ New, R:Old $\begin{matrix} \text{Yes} \\ \text{No} \end{matrix}$ New, S:Old $\begin{matrix} \text{No} \\ \text{Yes} \end{matrix}$ New, W:Add, Z:Discontinued, F:Interchangeable by set, K:Q'ty Change

++ CONTINUE ++

Fig.147. LABEL(OPTIONAL)(CA)

(A)=VIO80-1A C(US)
(B)=
(C)=

(D)=
(E)=
(F)=



| No. | Lev. | Parts No. | Description | Q'ty | | | | | | I | R |
|-----|------|-----------|-------------|------|-----|-----|-----|-----|-----|---|---|
| | | | | (A) | (B) | (C) | (D) | (E) | (F) | | |

(A=*2016.09.)

Remarks

* The label except mention is the same as US specification.

* DPF: DPF stands for DIESEL PARTICULATE FILTER.

Fig.148. LABEL(OPTIONAL)(CA)(WITHOUT QUICK COUPLER SPEC.)

(A)=VIO80-1A C(US)

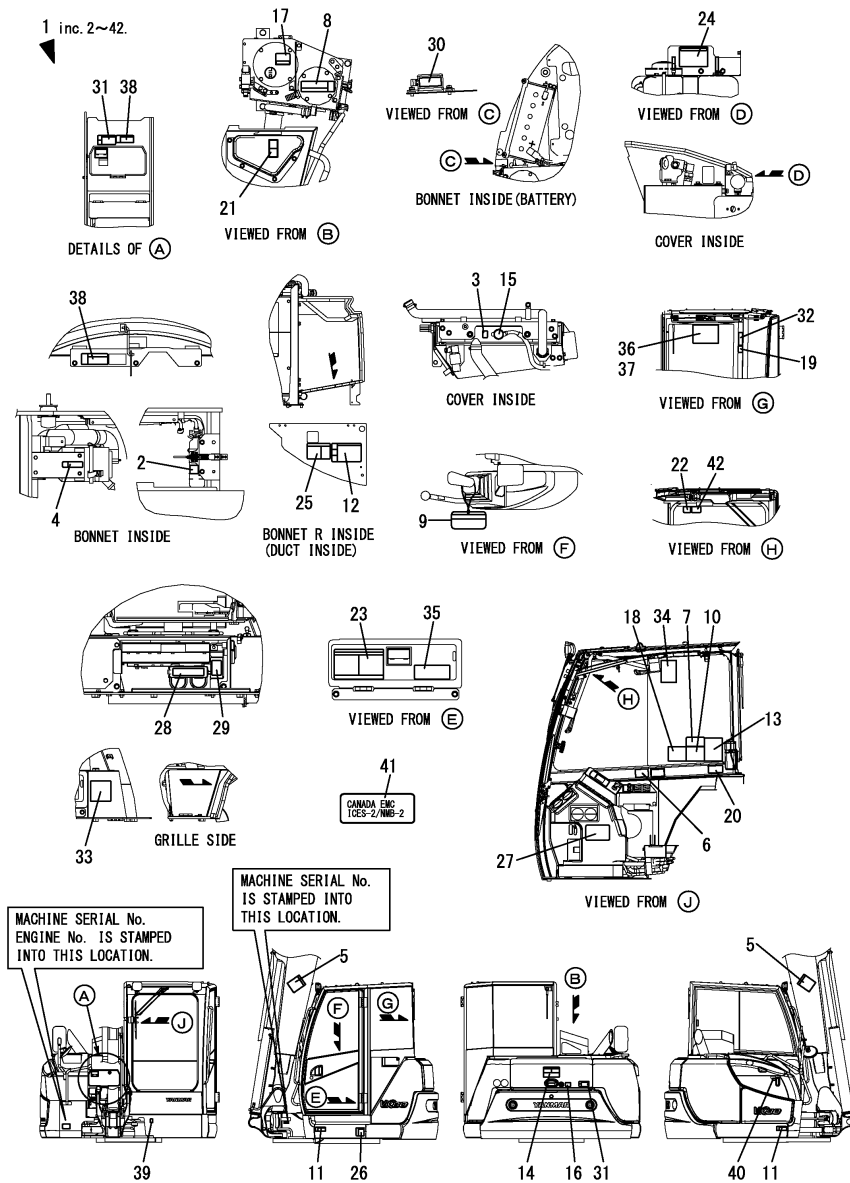
(B)=

(C)=

(D)=

(E)=

(F)=



| No. | Lev. | Parts No. | Description | (A) | (B) | (C) | Q'ty | (D) | (E) | (F) | I | R |
|---------------|------|--------------|----------------------|-----|-----|-----|------|-----|-----|-----|---|---|
| 1 | 1 | 172B11-03080 | LABEL KIT,CA T4 | 1 | | | | | | | | |
| 2 | 2 | 172A37-03150 | LABEL, SUB TANK CA | 1 | | | | | | | | |
| 3 | 2 | 172A37-03160 | LABEL, ANTI-FREEZING | 1 | | | | | | | | |
| 4 | 2 | 172A37-03180 | LABEL, AIR CLEANER J | 1 | | | | | | | | |
| 5 | 2 | 172A37-03200 | LABEL, BOOM CA | 2 | | | | | | | | |
| 6 | 2 | 172A37-03231 | LABEL, MANUAL CA. | 1 | | | | | | | | |
| 7 | 2 | 172A37-03241 | LABEL, SLOPE CA | 1 | | | | | | | | |
| 8 | 2 | 172A37-03250 | LABEL, RESERVOIR CA | 1 | | | | | | | | |
| 9 | 2 | 172469-03261 | TAG ASSY, CAUTION | 1 | | | | | | | | |
| 10 | 2 | 172A37-03271 | LABEL, TRANSPORT CA. | 1 | | | | | | | | |
| 11 | 2 | 172A37-03280 | LABEL, GREASE CYL CA | 2 | | | | | | | | |
| 12 | 2 | 172A37-03290 | LABEL, BATTERY CA | 1 | | | | | | | | |
| 13 | 2 | 172A37-03300 | LABEL, NEUTRAL CA | 1 | | | | | | | | |
| 14 | 2 | 172A37-03310 | LABEL, SWING AREA CA | 1 | | | | | | | | |
| 14-1 | 2 | 172A64-03390 | LABEL, SWING AREA CA | 1 | | | | | | | | N |
| (A=MAF001) | | | | | | | | | | | | |
| 15 | 2 | 172469-03320 | LABEL, RADIATOR CAP | 1 | | | | | | | | |
| 16 | 2 | 172A37-03330 | LABEL, ENG. COVER CA | 2 | | | | | | | | |
| 17 | 2 | 172469-03360 | LABEL, OIL | 1 | | | | | | | | |
| 18 | 2 | 172A37-03360 | LABEL, STERRING CA | 1 | | | | | | | | |
| 19 | 2 | 172A37-03370 | LABEL, ROPS CA | 1 | | | | | | | | |
| 20 | 2 | 172A37-03400 | LABEL, LEVER LOCK CA | 1 | | | | | | | | |
| 21 | 2 | 172A37-03410 | LABEL, RADIATOR CA | 1 | | | | | | | | |
| 22 | 2 | 172A37-03420 | LABEL, WINDOW CA | 1 | | | | | | | | |
| 23 | 2 | 172A37-03430 | LABEL, 2WAY CA | 1 | | | | | | | | |
| 24 | 2 | 172A69-03430 | LABEL, GREASE CA | 1 | | | | | | | | |
| 25 | 2 | 172A69-03450 | LABEL, BATTERY COVER | 1 | | | | | | | | |
| 26 | 2 | 172A37-03500 | LABEL, SUPPORT CA | 1 | | | | | | | | |
| 27 | 2 | 172B11-03510 | LABEL, FEED CA T4 | 1 | | | | | | | | |
| 28 | 2 | 172B11-03530 | LABEL,RELAY BOX CA | 1 | | | | | | | | |
| 29 | 2 | 172B11-03550 | LABEL,FUSE BOX CA T4 | 1 | | | | | | | | |
| 30 | 2 | 172B11-03570 | LABEL,LF CA | 1 | | | | | | | | |
| 31 | 2 | 172A37-03710 | LABEL, ENG. ROOM CA | 2 | | | | | | | | |
| 32 | 2 | 172A37-03720 | LABEL, SEAT BELT CA | 1 | | | | | | | | |
| 33 | 2 | 172478-03330 | LABEL,ADJUST CRAWLER | 1 | | | | | | | | |
| 34 | 2 | 172B04-03860 | LABEL, DPF CA | 1 | | | | | | | | |
| 35 | 2 | 172B11-03880 | LABEL, SPEC CA T4 | 1 | | | | | | | | |
| 35-1 | 2 | 172B11-03580 | LABEL, SPEC. CA T4 | 1 | | | | | | | | N |
| (A=*2016.10.) | | | | | | | | | | | | |
| 36 | 2 | 172B11-03900 | LABEL, LIFT CA | 1 | | | | | | | | |
| 37 | 2 | 172B11-03940 | LABEL, LIFT CA LONG | 1 | | | | | | | | 1 |
| 38 | 2 | 172B03-04530 | LABEL, SILENCER CA | 2 | | | | | | | | |
| 39 | 2 | 172B03-04580 | LABEL, GREASE CA | 1 | | | | | | | | |
| 40 | 2 | 129942-07761 | LABEL, FUEL CAUTION | 1 | | | | | | | | |
| 41 | 2 | 172B03-03230 | LABEL, EMC | 1 | | | | | | | | W |
| (A=*2016.10.) | | | | | | | | | | | | |
| 42 | 2 | 172B11-03960 | LABEL,PINCH CA | 1 | | | | | | | | W |
| (A=*2016.09.) | | | | | | | | | | | | |

Remarks

* The label except mention is the same as US specification.

* DPF: DPF stands for DIESEL PARTICULATE FILTER.

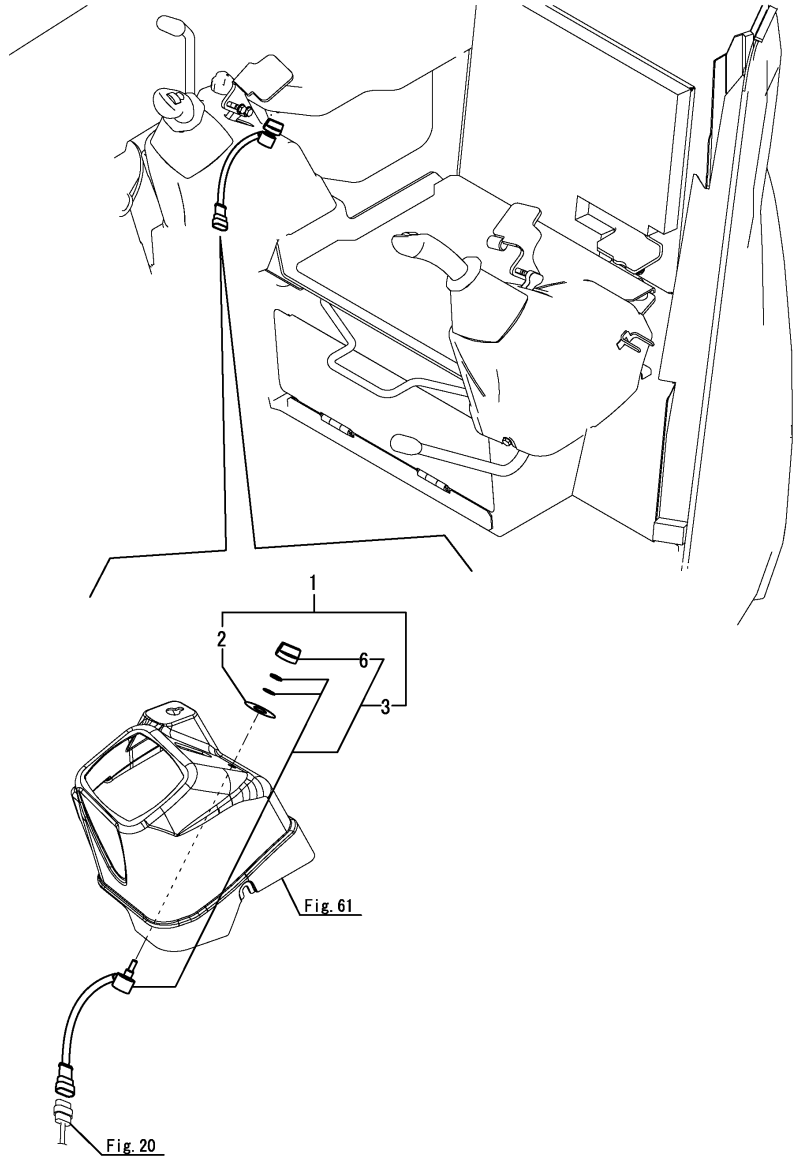
(1)Long arm specification.

N:Old $\begin{matrix} \leftarrow \text{Yes} \\ \text{No} \end{matrix}$ New, Q:Old $\begin{matrix} \leftarrow \text{No} \\ \text{Yes} \end{matrix}$ New, R:Old $\begin{matrix} \leftarrow \text{Yes} \\ \text{Yes} \end{matrix}$ New, S:Old $\begin{matrix} \leftarrow \text{No} \\ \text{No} \end{matrix}$ New, W:Add, Z:Discontinued, F:Interchangeable by set, K:Q'ty Change

Fig.149. DIAL KIT FOR P.T.O. FLOW RATE ADJUSTMENT(OPTIONAL)

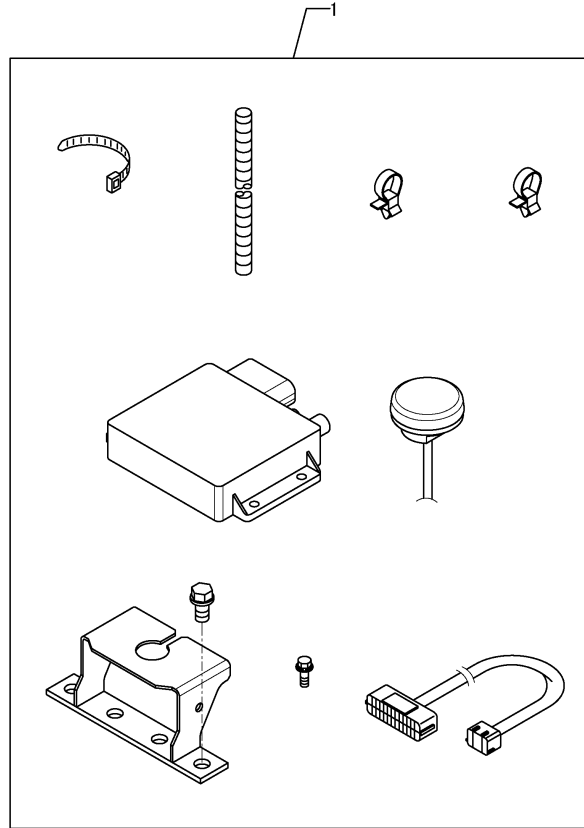
(A)=VIO80-1A C(US)
 (B)=
 (C)=

(D)=
 (E)=
 (F)=



| No. | Lev. | Parts No. | Description | Q'ty | | | | | | I | R |
|-----|------|--------------|---------------------|------|-----|-----|-----|-----|-----|---|---|
| | | | | (A) | (B) | (C) | (D) | (E) | (F) | | |
| 1 | 1 | 172B11-08310 | SENSOR KIT | 1 | | | | | | | |
| 2 | 2 | 172B11-03420 | LABEL,PROPORTIONAL | 1 | | | | | | | |
| 3 | 2 | 172B11-17251 | SENSOR ASSY, VOLUME | 1 | | | | | | | |
| 6 | 3 | 172B11-17301 | KNOB ASSY | 1 | | | | | | | |

Fig.150. REMOTE CONTROLLER KIT(OPTIONAL)



(A)=VIO80-1A C(US)
 (B)=
 (C)=

(D)=
 (E)=
 (F)=

| No. | Lev. | Parts No. | Description | Q'ty | | | | | | I | R |
|------------|------|--------------|--------------------|------|-----|-----|-----|-----|-----|---|-----|
| | | | | (A) | (B) | (C) | (D) | (E) | (F) | | |
| 1 | 1 | 172B11-08320 | CONTROLLER KIT, | 1 | | | | | | | 1 |
| 1-1 | 1 | 172B11-08330 | CONTROLLER KIT, RM | 1 | | | | | | | N 1 |
| (A=MAF778) | | | | | | | | | | | |

Remarks

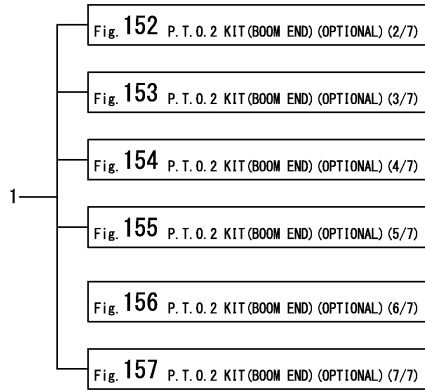
(1) Before installing, always set the unique information at an authorized dealer.
 Carrier registration is required when replacing this part.
 For more information, contact the service department of the dealer you purchased from.
 Registration is required when replacing this part.
 For more information, contact the service department of the dealer you purchased from.

Fig.151. P.T.O.2 KIT(BOOM END)(OPTIONAL)(1/7)

(A)=VIO80-1A C(US)
 (B)=
 (C)=

(D)=
 (E)=
 (F)=

| No. | Lev. | Parts No. | Description | Q'ty | | | | | | I | R |
|-----|------|--------------|---------------------|------|-----|-----|-----|-----|-----|---|---|
| | | | | (A) | (B) | (C) | (D) | (E) | (F) | | |
| 1 | 1 | 172B11-08700 | PTO KIT, BOOM END 2 | 1 | | | | | | | 1 |
| | | | | | | | | | | | |
| | | | | | | | | | | | |
| | | | | | | | | | | | |
| | | | | | | | | | | | |
| | | | | | | | | | | | |
| | | | | | | | | | | | |
| | | | | | | | | | | | |
| | | | | | | | | | | | |
| | | | | | | | | | | | |
| | | | | | | | | | | | |
| | | | | | | | | | | | |
| | | | | | | | | | | | |
| | | | | | | | | | | | |
| | | | | | | | | | | | |
| | | | | | | | | | | | |
| | | | | | | | | | | | |
| | | | | | | | | | | | |
| | | | | | | | | | | | |
| | | | | | | | | | | | |

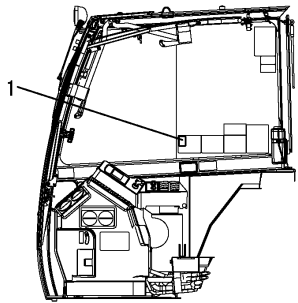
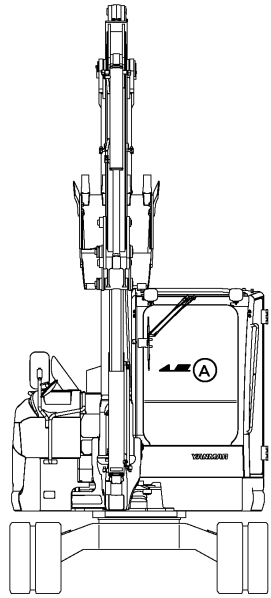


Remarks
 (1)Refer to each figure, showing details of kit parts.

Fig.152. P.T.O.2 KIT(BOOM END)(OPTIONAL)(2/7)

(A)=VIO80-1A C(US)
 (B)=
 (C)=

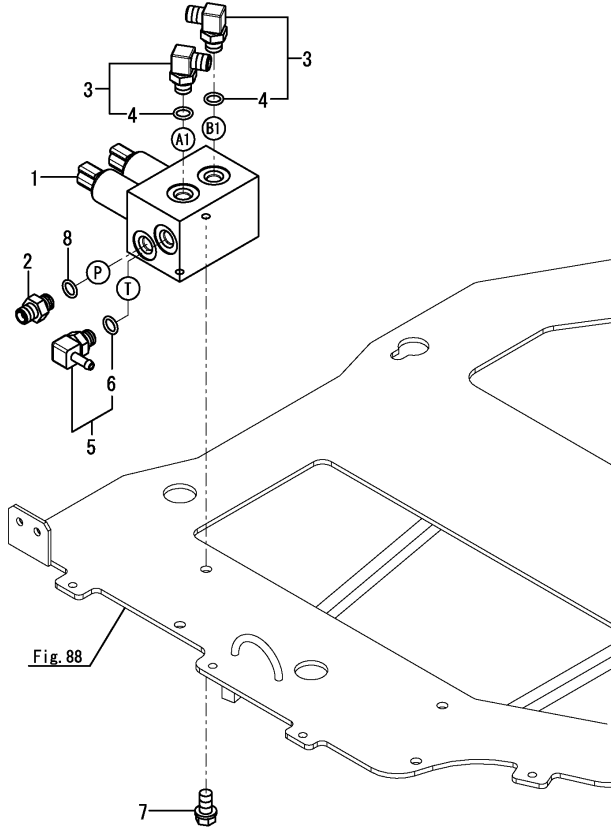
(D)=
 (E)=
 (F)=



VIEWED FROM (A)

| No. | Lev. | Parts No. | Description | Q'ty | | | | | | I | R |
|-----|------|--------------|-------------|------|-----|-----|-----|-----|-----|---|---|
| | | | | (A) | (B) | (C) | (D) | (E) | (F) | | |
| 1 | 2 | 172B11-03410 | LABEL, PTO | 1 | | | | | | | |

Fig.153. P.T.O.2 KIT(BOOM END)(OPTIONAL)(3/7)



(A)=V1080-1A C(US)
 (B)=
 (C)=

(D)=
 (E)=
 (F)=

| No. | Lev. | Parts No. | Description | Q'ty | | | | | | I | R |
|-----|------|--------------|----------------------|------|-----|-----|-----|-----|-----|---|---|
| | | | | (A) | (B) | (C) | (D) | (E) | (F) | | |
| 1 | 2 | 172B11-74410 | VALVE ASSY, PTO | 1 | | | | | | | |
| 2 | 2 | 172123-76121 | ADAPTER, M/M PF1/4 | 1 | | | | | | | |
| 3 | 2 | 172141-76181 | CONNECTOR ASSY, 02FF | 2 | | | | | | | |
| 4 | 3 | 41851-000110 | O-RING, P11.0 HNBR | 2 | | | | | | | |
| 5 | 2 | 172186-76430 | NIPPLE, ELBOW PF1/4 | 1 | | | | | | | |
| 6 | 3 | 24315-000110 | O-RING, 1BP11.0 | 1 | | | | | | | |
| 7 | 2 | 26013-080162 | BOLT, M8X 16 | 2 | | | | | | | |
| 8 | 2 | 41851-000110 | O-RING, P11.0 HNBR | 1 | | | | | | | |

Fig.154. P.T.O.2 KIT(BOOM END)(OPTIONAL)(4/7)

(A)=VIO80-1A C(US)
 (B)=
 (C)=

(D)=
 (E)=
 (F)=

| No. | Lev. | Parts No. | Description | Q'ty | | | | | | I | R |
|-----|------|--------------|------------------|------|-----|-----|-----|-----|-----|---|---|
| | | | | (A) | (B) | (C) | (D) | (E) | (F) | | |
| 1 | 2 | 172B11-74900 | VALVE ASSY, L | 1 | | | | | | | |
| 2 | 3 | 172441-74030 | BOOT, RUBBER | 1 | | | | | | | |
| 3 | 3 | 172441-74040 | LEVER KIT | 1 | | | | | | | |
| 4 | 3 | 172463-74530 | JOINT KIT | 1 | | | | | | | |
| 5 | 3 | 172463-74540 | PLATE, RETAINING | 1 | | | | | | | |
| 6 | 3 | 172463-74551 | PLUNGER KIT | 1 | | | | | | | |
| 7 | 3 | 172463-74561 | REGULATION KIT | 4 | | | | | | | |
| 8 | 3 | 172463-74570 | SPRING KIT | 1 | | | | | | | |
| 9 | 3 | 172B11-74910 | HANDLE ASSY | 1 | | | | | | | |

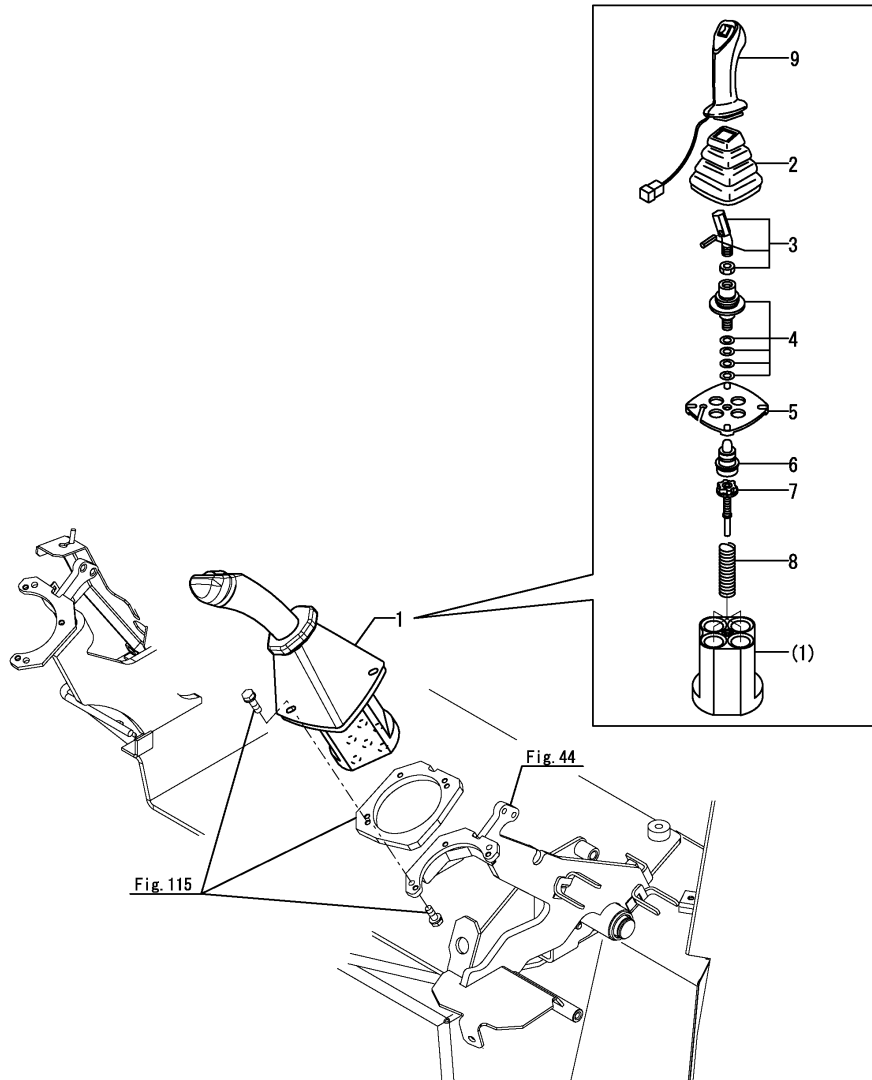


Fig.155. P.T.O.2 KIT(BOOM END)(OPTIONAL)(5/7)

(A)=VIO80-1A C(US)
 (B)=
 (C)=

(D)=
 (E)=
 (F)=

| No. | Lev. | Parts No. | Description | Q'ty | | | | | | I | R |
|-----|------|--------------|----------------------|------|-----|-----|-----|-----|-----|---|---|
| | | | | (A) | (B) | (C) | (D) | (E) | (F) | | |
| 1 | 2 | 172123-76121 | ADAPTER, M/M PF1/4 | 2 | | | | | | | |
| 2 | 2 | 172141-76900 | CONNECTOR ASSY, 1/2L | 2 | | | | | | | |
| 3 | 3 | 24315-000180 | O-RING, 1BP18.0 | 2 | | | | | | | |
| 4 | 2 | 41851-000110 | O-RING, P11.0 HNBR | 2 | | | | | | | |

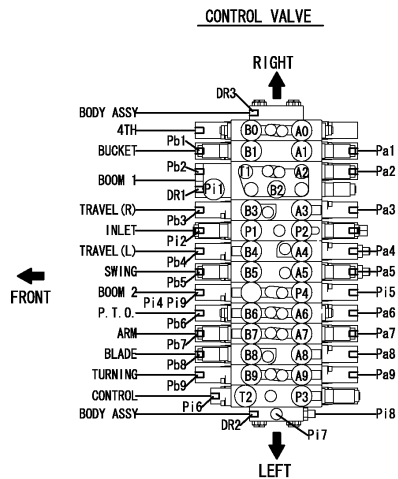
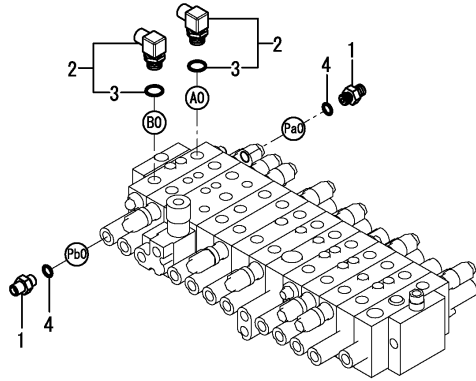
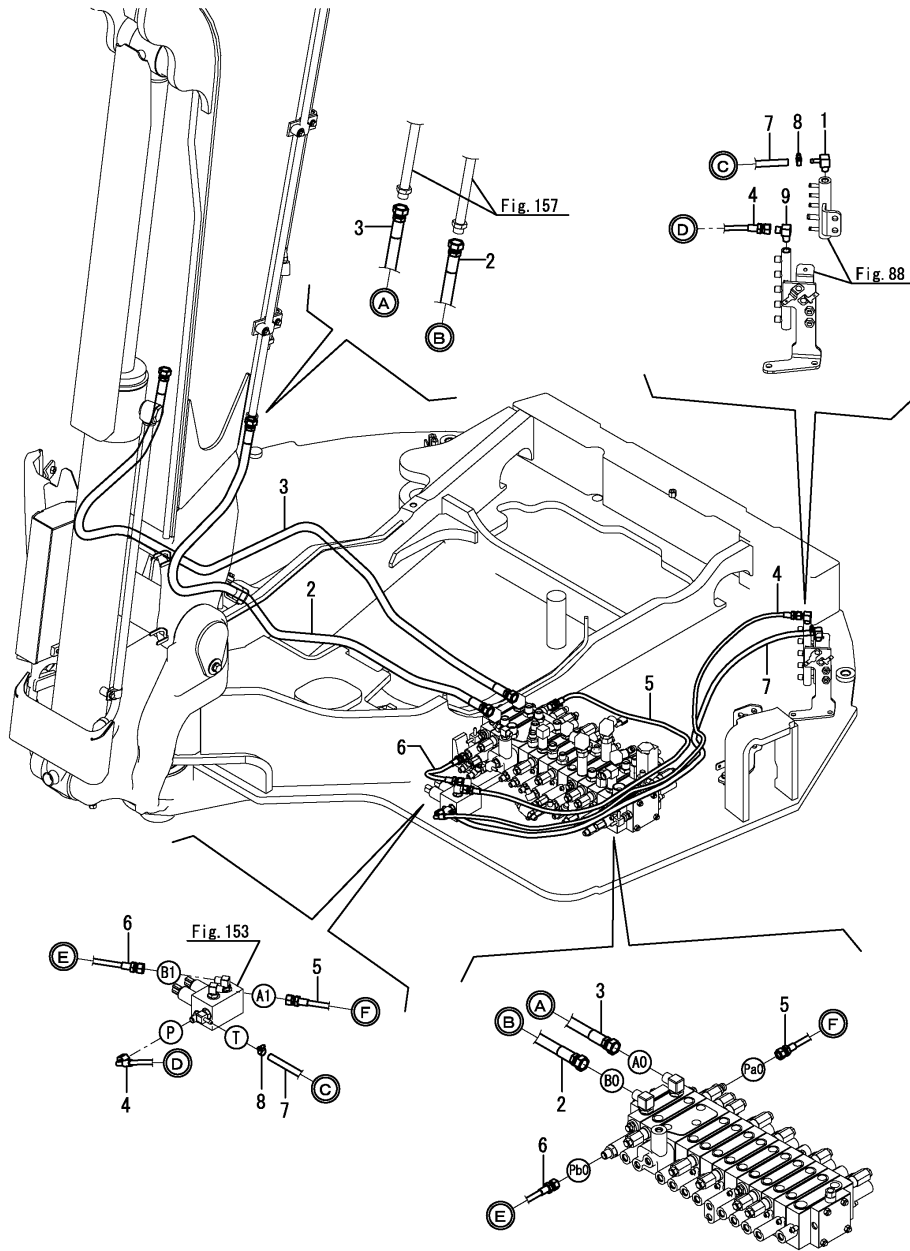


Fig.156. P.T.O.2 KIT(BOOM END)(OPTIONAL)(6/7)

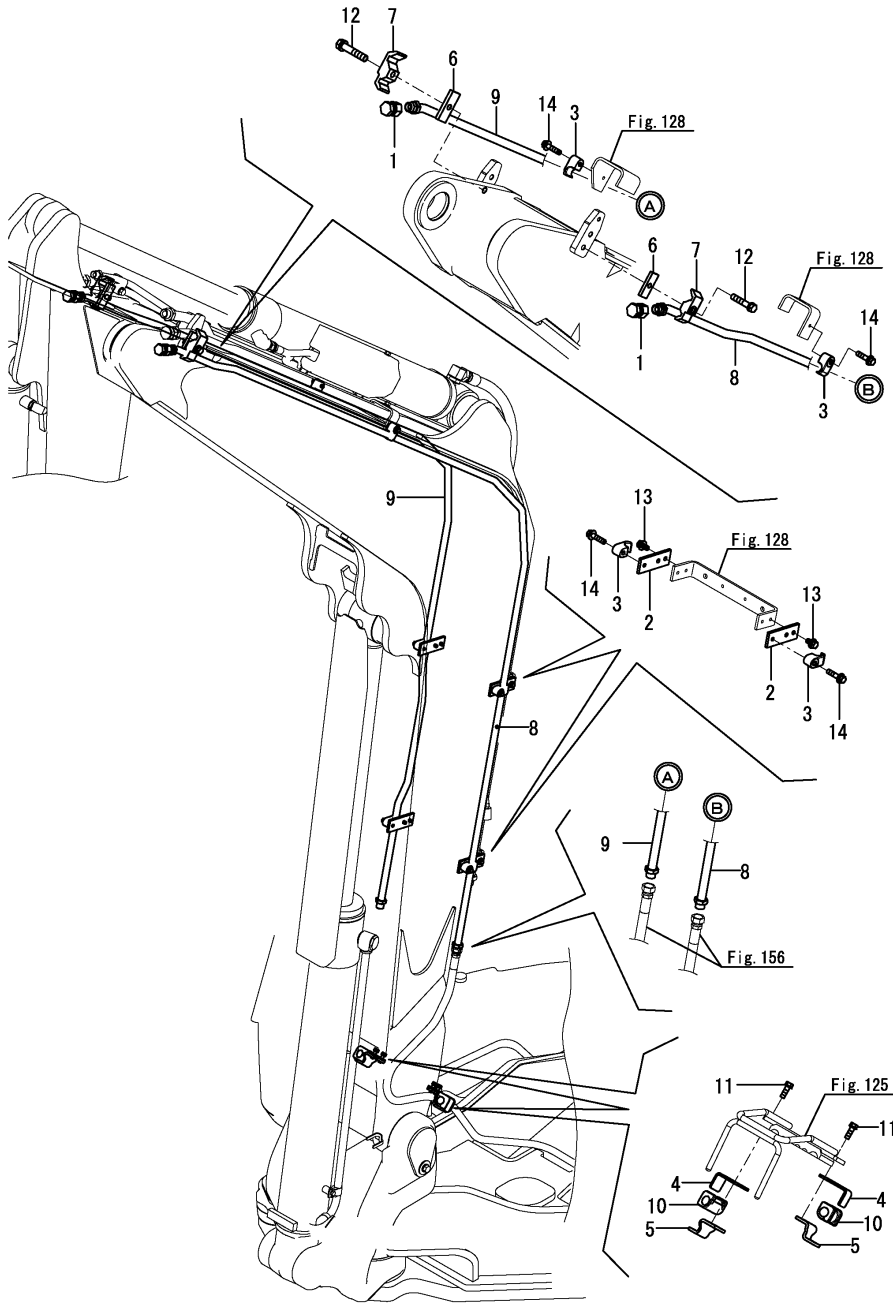


(A)=VIO80-1A C(US)
 (B)=
 (C)=

(D)=
 (E)=
 (F)=

| No. | Lev. | Parts No. | Description | Q'ty | | | | | | I | R |
|-----|------|--------------|-------------------|------|-----|-----|-----|-----|-----|---|---|
| | | | | (A) | (B) | (C) | (D) | (E) | (F) | | |
| 1 | 2 | 172186-76390 | NIPPLE, ELBOW 1/4 | 1 | | | | | | | |
| 2 | 2 | 172B11-79940 | HOSE, H108BB238K | 1 | | | | | | | |
| 3 | 2 | 172B11-79950 | HOSE, H108BB238K | 1 | | | | | | | |
| 4 | 2 | 172B11-79960 | HOSE, F403BC150 | 1 | | | | | | | |
| 5 | 2 | 172B11-79970 | HOSE, F403BB140 | 1 | | | | | | | |
| 6 | 2 | 172B11-79980 | HOSE, H603BB027 | 1 | | | | | | | |
| 7 | 2 | 172B11-79990 | HOSE, G604YY147 | 1 | | | | | | | |
| 8 | 2 | 23000-013000 | CLAMP, 13 | 2 | | | | | | | |
| 9 | 2 | 23393-020000 | JOINT, 90RGI-1/4 | 1 | | | | | | | |

Fig.157. P.T.O.2 KIT(BOOM END)(OPTIONAL)(7/7)



(A)=VIO80-1A C(US)
(B)=
(C)=

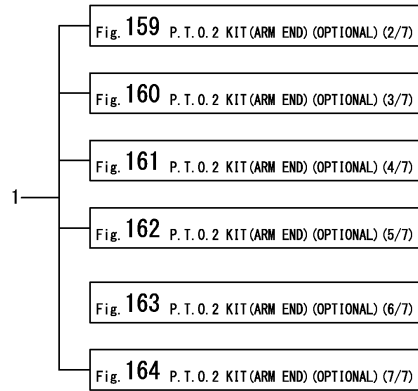
(D)=
(E)=
(F)=

| No. | Lev. | Parts No. | Description | Q'ty | | | | | | I | R |
|--------------|------|----------------|----------------------|------|-----|-----|-----|-----|-----|---|---|
| | | | | (A) | (B) | (C) | (D) | (E) | (F) | | |
| 1 | 2 | 172137-75570 | ADAPTER, PF1/2 | 2 | | | | | | | |
| 2 | 2 | 172B11-76520 | PLATE, CLAMP PTO2 | 4 | | | | | | | |
| 2-1 | 2 | 172B11-76520-1 | PLATE, CLAMP PTO2 | 4 | | | | | | | W |
| (A=*2020.04) | | | | | | | | | | | |
| 3 | 2 | 172B11-76550 | CLAMP, 1/2 | 6 | | | | | | | |
| 3-1 | 2 | 172B11-76550-1 | CLAMP, 1/2 | 6 | | | | | | | W |
| (A=*2020.04) | | | | | | | | | | | |
| 4 | 2 | 172B11-76560 | CLAMP, A PTO2 | 2 | | | | | | | |
| 4-1 | 2 | 172B11-76560-1 | CLAMP, A PTO2 | 2 | | | | | | | W |
| (A=*2020.04) | | | | | | | | | | | |
| 5 | 2 | 172B11-76570 | CLAMP, B PTO2 | 2 | | | | | | | |
| 5-1 | 2 | 172B11-76570-1 | CLAMP, B PTO2 | 2 | | | | | | | W |
| (A=*2020.04) | | | | | | | | | | | |
| 6 | 2 | 172175-76590-Y | PLATE, SPACER | 2 | | | | | | | |
| 6-1 | 2 | 172175-76590-6 | PLATE, SPACER | 2 | | | | | | | W |
| (A=*2020.04) | | | | | | | | | | | |
| 7 | 2 | 172125-76900-2 | CLAMP | 2 | | | | | | | |
| 7-1 | 2 | 172125-76900-5 | CLAMP | 2 | | | | | | | W |
| (A=*2020.04) | | | | | | | | | | | |
| 8 | 2 | 172B11-77900 | TUBE ASSY, PTO2 L | 1 | | | | | | | |
| 8-1 | 2 | 172B11-77900-1 | TUBE ASSY, PTO2 L | 1 | | | | | | | W |
| (A=*2020.04) | | | | | | | | | | | |
| 9 | 2 | 172B11-77930 | TUBE ASSY, PTO2 R | 1 | | | | | | | |
| 9-1 | 2 | 172B11-77930-1 | TUBE ASSY, PTO2 R | 1 | | | | | | | W |
| (A=*2020.04) | | | | | | | | | | | |
| 10 | 2 | 172187-78100 | RUBBER, HOSE CLAMP A | 2 | | | | | | | |
| 11 | 2 | 26013-080252 | BOLT, M8X 25 | 4 | | | | | | | |
| 12 | 2 | 26013-120602 | BOLT, M12X 60 | 2 | | | | | | | |
| 13 | 2 | 26014-080162 | BOLT, M8X 16 | 8 | | | | | | | |
| 14 | 2 | 26014-080352 | BOLT, M8X 35 | 6 | | | | | | | |

Fig.158. P.T.O.2 KIT(ARM END)(OPTIONAL)(1/7)

(A)=VIO80-1A C(US)
(B)=
(C)=

(D)=
(E)=
(F)=



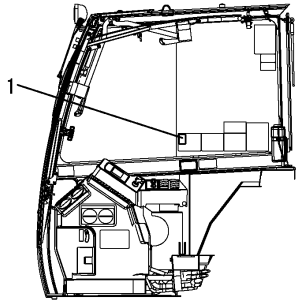
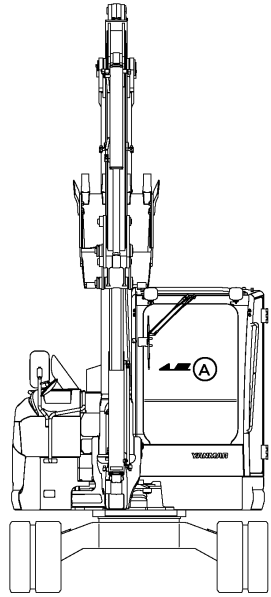
| No. | Lev. | Parts No. | Description | Q'ty | | | | | | I | R |
|-----|------|--------------|--------------------|------|-----|-----|-----|-----|-----|---|---|
| | | | | (A) | (B) | (C) | (D) | (E) | (F) | | |
| 1 | 1 | 172B11-08710 | PTO KIT, ARM END 2 | 1 | | | | | | | |
| | | | | | | | | | | | |
| | | | | | | | | | | | |
| | | | | | | | | | | | |
| | | | | | | | | | | | |
| | | | | | | | | | | | |
| | | | | | | | | | | | |
| | | | | | | | | | | | |
| | | | | | | | | | | | |
| | | | | | | | | | | | |
| | | | | | | | | | | | |
| | | | | | | | | | | | |
| | | | | | | | | | | | |
| | | | | | | | | | | | |
| | | | | | | | | | | | |
| | | | | | | | | | | | |
| | | | | | | | | | | | |

Remarks
(1)Refer to each figure, showing details of kit parts.

Fig.159. P.T.O.2 KIT(ARM END)(OPTIONAL)(2/7)

(A)=VIO80-1A C(US)
 (B)=
 (C)=

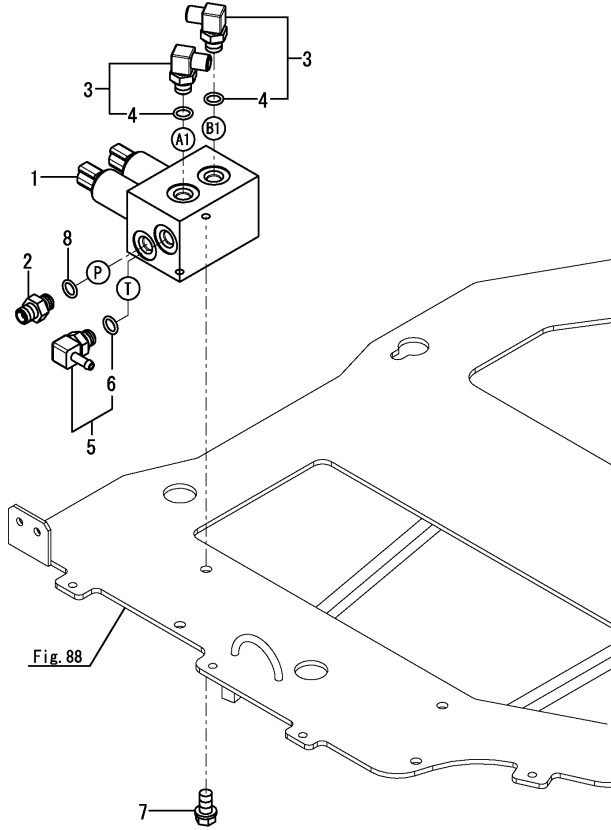
(D)=
 (E)=
 (F)=



VIEWED FROM (A)

| No. | Lev. | Parts No. | Description | Q'ty | | | | | | I | R |
|-----|------|--------------|-------------|------|-----|-----|-----|-----|-----|---|---|
| | | | | (A) | (B) | (C) | (D) | (E) | (F) | | |
| 1 | 2 | 172B11-03410 | LABEL, PTO | 1 | | | | | | | |

Fig.160. P.T.O.2 KIT(ARM END)(OPTIONAL)(3/7)



(A)=VIO80-1A C(US)
 (B)=
 (C)=

(D)=
 (E)=
 (F)=

| No. | Lev. | Parts No. | Description | Q'ty | | | | | | I | R |
|-----|------|--------------|----------------------|------|-----|-----|-----|-----|-----|---|---|
| | | | | (A) | (B) | (C) | (D) | (E) | (F) | | |
| 1 | 2 | 172B11-74410 | VALVE ASSY, PTO | 1 | | | | | | | |
| 2 | 2 | 172123-76121 | ADAPTER, M/M PF1/4 | 1 | | | | | | | |
| 3 | 2 | 172141-76181 | CONNECTOR ASSY, 02FF | 2 | | | | | | | |
| 4 | 3 | 41851-000110 | O-RING, P11.0 HNBR | 2 | | | | | | | |
| 5 | 2 | 172186-76430 | NIPPLE, ELBOW PF1/4 | 1 | | | | | | | |
| 6 | 3 | 24315-000110 | O-RING, 1BP11.0 | 1 | | | | | | | |
| 7 | 2 | 26013-080162 | BOLT, M8X 16 | 2 | | | | | | | |
| 8 | 2 | 41851-000110 | O-RING, P11.0 HNBR | 1 | | | | | | | |

Fig.161. P.T.O.2 KIT(ARM END)(OPTIONAL)(4/7)

(A)=VIO80-1A C(US)
 (B)=
 (C)=

(D)=
 (E)=
 (F)=

| No. | Lev. | Parts No. | Description | Q'ty | | | | | | I | R |
|-----|------|--------------|------------------|------|-----|-----|-----|-----|-----|---|---|
| | | | | (A) | (B) | (C) | (D) | (E) | (F) | | |
| 1 | 2 | 172B11-74900 | VALVE ASSY, L | 1 | | | | | | | |
| 2 | 3 | 172441-74030 | BOOT, RUBBER | 1 | | | | | | | |
| 3 | 3 | 172441-74040 | LEVER KIT | 1 | | | | | | | |
| 4 | 3 | 172463-74530 | JOINT KIT | 1 | | | | | | | |
| 5 | 3 | 172463-74540 | PLATE, RETAINING | 1 | | | | | | | |
| 6 | 3 | 172463-74551 | PLUNGER KIT | 1 | | | | | | | |
| 7 | 3 | 172463-74561 | REGULATION KIT | 4 | | | | | | | |
| 8 | 3 | 172463-74570 | SPRING KIT | 1 | | | | | | | |
| 9 | 3 | 172B11-74910 | HANDLE ASSY | 1 | | | | | | | |

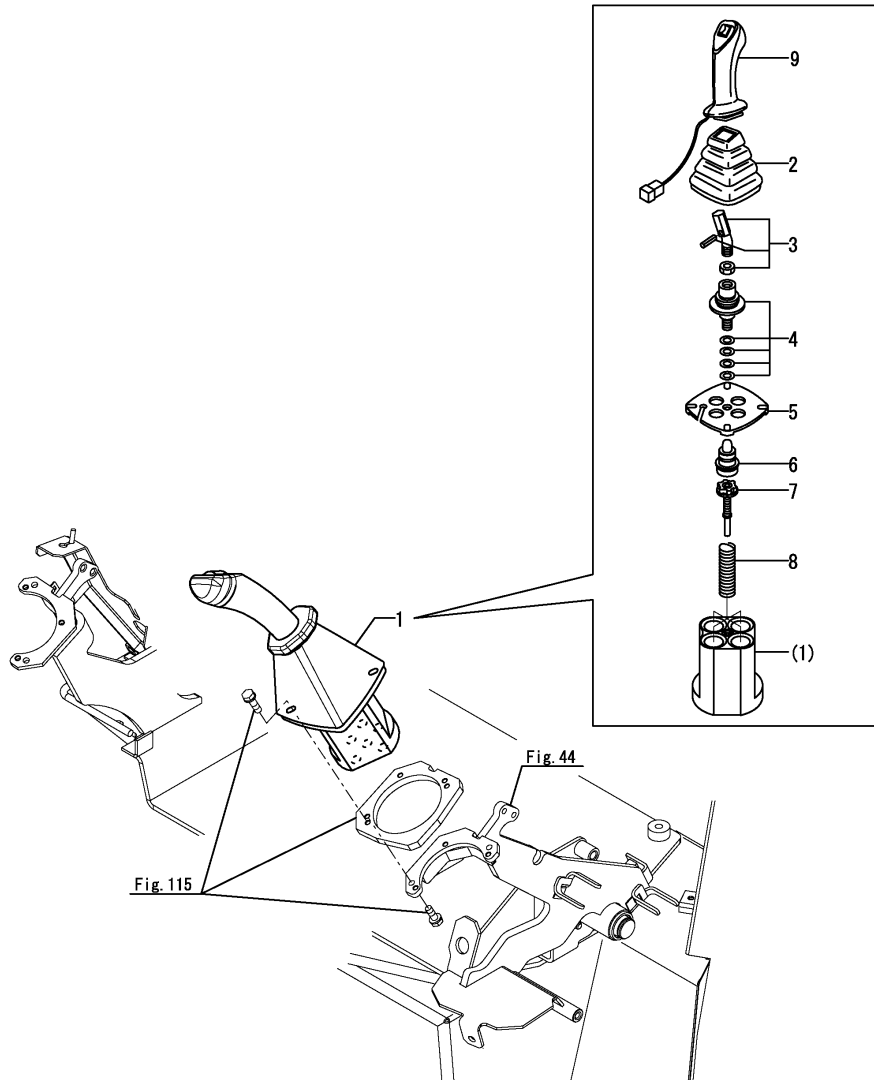


Fig.162. P.T.O.2 KIT(ARM END)(OPTIONAL)(5/7)

(A)=VIO80-1A C(US)
 (B)=
 (C)=

(D)=
 (E)=
 (F)=

| No. | Lev. | Parts No. | Description | Q'ty | | | | | | I | R |
|-----|------|--------------|----------------------|------|-----|-----|-----|-----|-----|---|---|
| | | | | (A) | (B) | (C) | (D) | (E) | (F) | | |
| 1 | 2 | 172123-76121 | ADAPTER, M/M PF1/4 | 2 | | | | | | | |
| 2 | 2 | 172141-76900 | CONNECTOR ASSY, 1/2L | 2 | | | | | | | |
| 3 | 3 | 24315-000180 | O-RING, 1BP18.0 | 2 | | | | | | | |
| 4 | 2 | 41851-000110 | O-RING, P11.0 HNBR | 2 | | | | | | | |

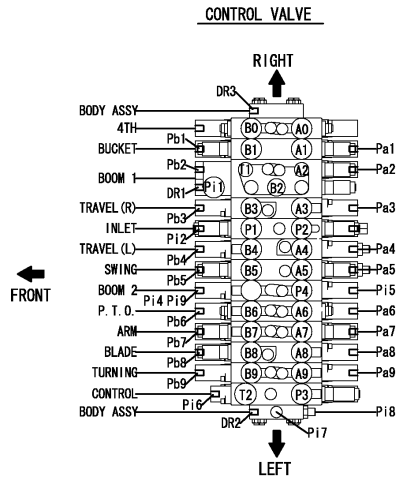
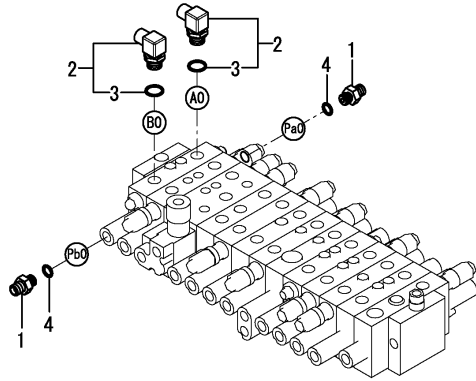
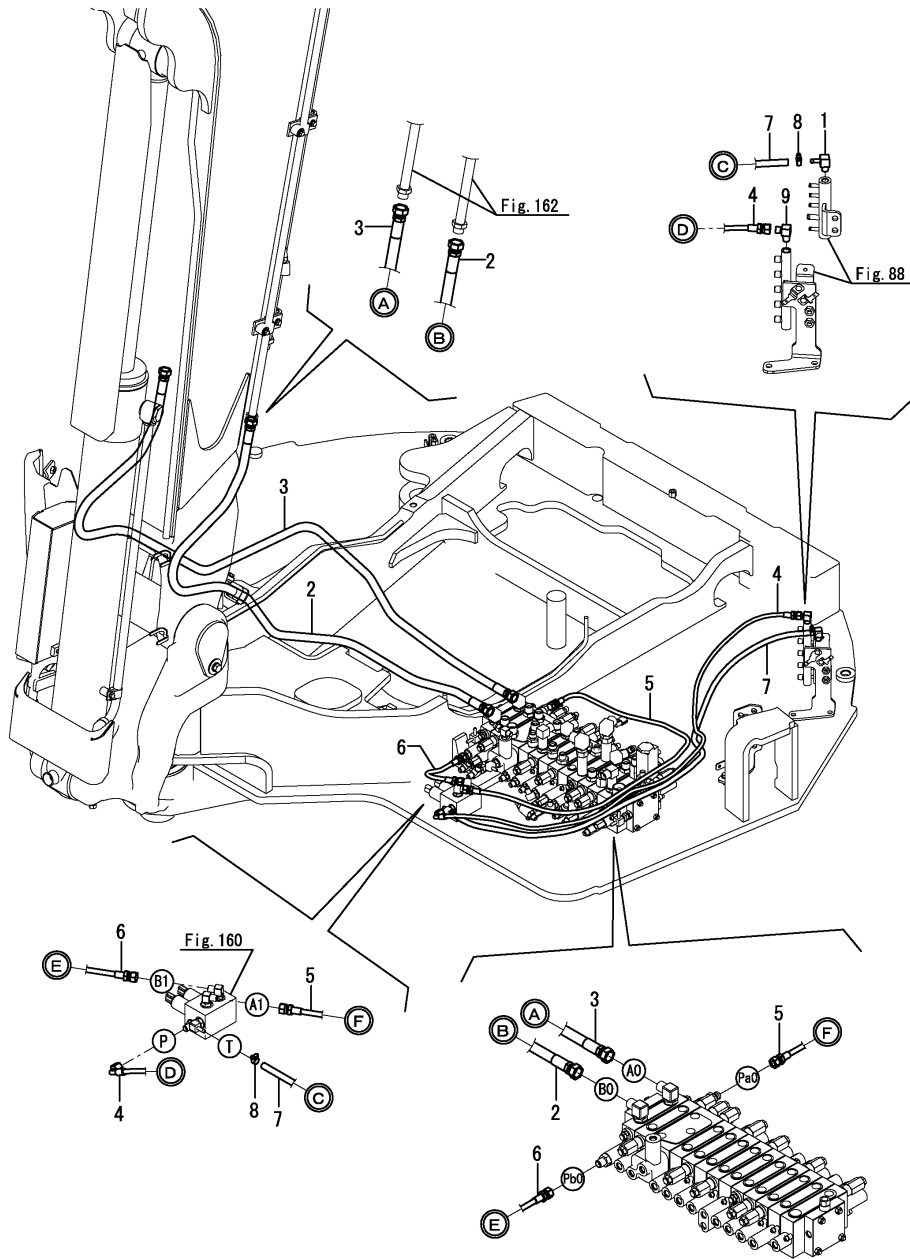


Fig.163. P.T.O.2 KIT(ARM END)(OPTIONAL)(6/7)

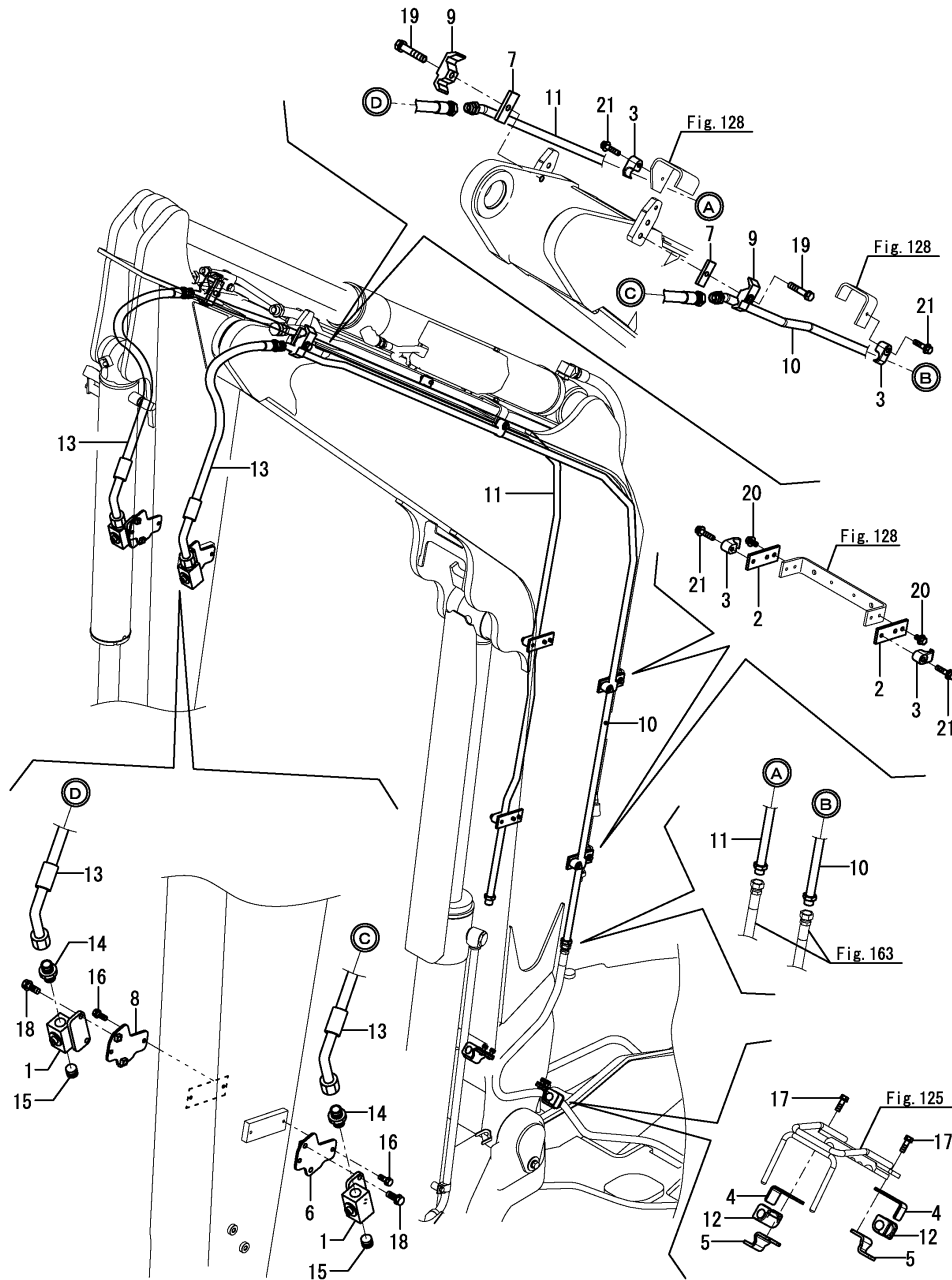


(A)=VIO80-1A C(US)
 (B)=
 (C)=

(D)=
 (E)=
 (F)=

| No. | Lev. | Parts No. | Description | Q'ty | | | | | | I | R |
|-----|------|--------------|-------------------|------|-----|-----|-----|-----|-----|---|---|
| | | | | (A) | (B) | (C) | (D) | (E) | (F) | | |
| 1 | 2 | 172186-76390 | NIPPLE, ELBOW 1/4 | 1 | | | | | | | |
| 2 | 2 | 172B11-79940 | HOSE, H108BB238K | 1 | | | | | | | |
| 3 | 2 | 172B11-79950 | HOSE, H108BB238K | 1 | | | | | | | |
| 4 | 2 | 172B11-79960 | HOSE, F403BC150 | 1 | | | | | | | |
| 5 | 2 | 172B11-79970 | HOSE, F403BB140 | 1 | | | | | | | |
| 6 | 2 | 172B11-79980 | HOSE, H603BB027 | 1 | | | | | | | |
| 7 | 2 | 172B11-79990 | HOSE, G604YY147 | 1 | | | | | | | |
| 8 | 2 | 23000-013000 | CLAMP, 13 | 2 | | | | | | | |
| 9 | 2 | 23393-020000 | JOINT, 90RGI-1/4 | 1 | | | | | | | |

Fig.164. P.T.O.2 KIT(ARM END)(OPTIONAL)(7/7)



(A)=VIO80-1A C(US)

(B)=

(C)=

(D)=

(E)=

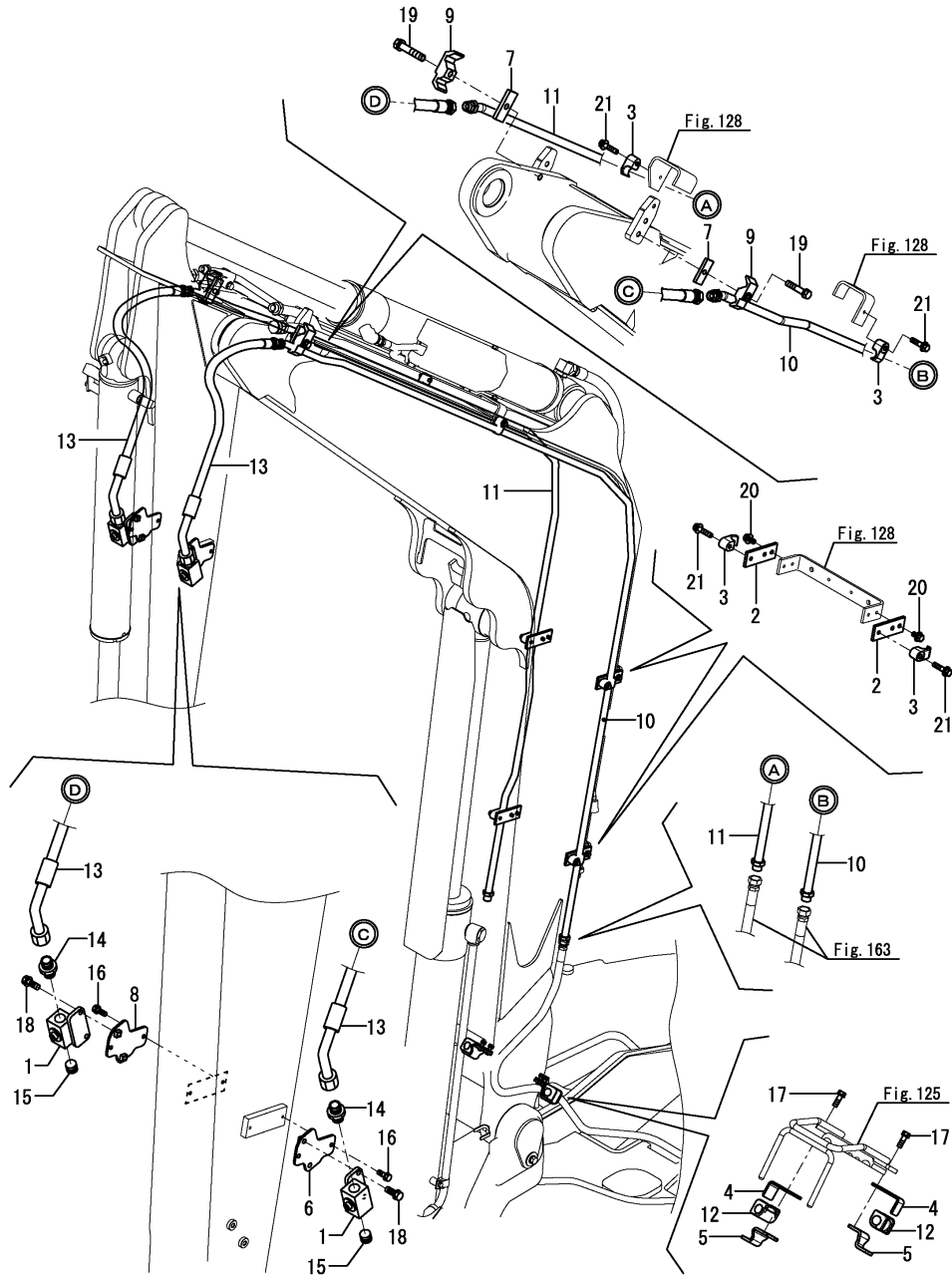
(F)=

| No. | Lev. | Parts No. | Description | Q'ty | | | | | | I | R |
|------|------|----------------|----------------------|------|-----|-----|-----|-----|-----|---|---|
| | | | | (A) | (B) | (C) | (D) | (E) | (F) | | |
| 1 | 2 | 172183-74822-Y | VALVE ASSY, STOP 08 | 2 | | | | | | | |
| 1-1 | 2 | 172B11-74700 | VALVE ASSY,STOP R1/2 | 2 | | | | | | | N |
| | | (A=MAG004) | | | | | | | | | |
| 1-2 | 2 | 172B11-74700-1 | VALVE ASSY,STOP R1/2 | 2 | | | | | | | W |
| | | (A=*2020.04) | | | | | | | | | |
| 2 | 2 | 172B11-76520 | PLATE, CLAMP PTO2 | 3 | | | | | | | |
| 2-1 | 2 | 172B11-76520-1 | PLATE, CLAMP PTO2 | 3 | | | | | | | W |
| | | (A=*2020.04) | | | | | | | | | |
| 3 | 2 | 172B11-76550 | CLAMP, 1/2 | 6 | | | | | | | |
| 3-1 | 2 | 172B11-76550-1 | CLAMP, 1/2 | 6 | | | | | | | W |
| | | (A=*2020.04) | | | | | | | | | |
| 4 | 2 | 172B11-76560 | CLAMP, A PTO2 | 2 | | | | | | | |
| 4-1 | 2 | 172B11-76560-1 | CLAMP, A PTO2 | 2 | | | | | | | W |
| | | (A=*2020.04) | | | | | | | | | |
| 5 | 2 | 172B11-76570 | CLAMP, B PTO2 | 2 | | | | | | | |
| 5-1 | 2 | 172B11-76570-1 | CLAMP, B PTO2 | 2 | | | | | | | W |
| | | (A=*2020.04) | | | | | | | | | |
| 6 | 2 | 172B11-76580 | PLATE ASSY, VALVE L | 1 | | | | | | | |
| 6-1 | 2 | 172B11-76580-1 | PLATE ASSY, VALVE L | 1 | | | | | | | W |
| | | (A=*2020.04) | | | | | | | | | |
| 7 | 2 | 172175-76590-Y | PLATE, SPACER | 2 | | | | | | | |
| 7-1 | 2 | 172175-76590-6 | PLATE, SPACER | 2 | | | | | | | W |
| | | (A=*2020.04) | | | | | | | | | |
| 8 | 2 | 172B11-76600 | PLATE ASSY, VALVE R | 1 | | | | | | | |
| 8-1 | 2 | 172B11-76600-1 | PLATE ASSY, VALVE R | 1 | | | | | | | W |
| | | (A=*2020.04) | | | | | | | | | |
| 9 | 2 | 172125-76900-2 | CLAMP | 2 | | | | | | | |
| 9-1 | 2 | 172125-76900-5 | CLAMP | 2 | | | | | | | W |
| | | (A=*2020.04) | | | | | | | | | |
| 10 | 2 | 172B11-77900 | TUBE ASSY, PTO2 L | 1 | | | | | | | |
| 10-1 | 2 | 172B11-77900-1 | TUBE ASSY, PTO2 L | 1 | | | | | | | W |
| | | (A=*2020.04) | | | | | | | | | |
| 11 | 2 | 172B11-77930 | TUBE ASSY, PTO2 R | 1 | | | | | | | |
| 11-1 | 2 | 172B11-77930-1 | TUBE ASSY, PTO2 R | 1 | | | | | | | W |
| | | (A=*2020.04) | | | | | | | | | |
| 12 | 2 | 172187-78100 | RUBBER, HOSE CLAMP A | 2 | | | | | | | |
| 13 | 2 | 172B11-79930 | HOSE, H108BE095W | 2 | | | | | | | |
| 14 | 2 | 23391-040000 | JOINT, RGI-1/2 | 2 | | | | | | | |
| 15 | 2 | 23871-040000 | PLUG, R04 | 2 | | | | | | | |
| 16 | 2 | 26013-080202 | BOLT, M8X 20 | 4 | | | | | | | |
| 17 | 2 | 26013-080252 | BOLT, M8X 25 | 4 | | | | | | | |
| 18 | 2 | 26013-100252 | BOLT, M10X 25 | 4 | | | | | | | |
| 19 | 2 | 26013-120602 | BOLT, M12X 60 | 2 | | | | | | | |
| 20 | 2 | 26014-080162 | BOLT, M8X 16 | 6 | | | | | | | |
| | | (A=*2016.09) | | | | | | | | | |
| 21 | 2 | 26014-080352 | BOLT, M8X 35 | 6 | | | | | | | |
| 22 | 2 | 172B11-76520 | PLATE, CLAMP PTO2 | 1 | | | | | | | |
| | | (A=*2016.09) | | | | | | | | | |
| 22-1 | 2 | 172B11-76520-1 | PLATE, CLAMP PTO2 | 1 | | | | | | | W |
| | | (A=*2020.04) | | | | | | | | | |
| 23 | 2 | 26014-080162 | BOLT, M8X 16 | 2 | | | | | | | |

Fig.164. P.T.O.2 KIT(ARM END)(OPTIONAL)(7/7)

(A)=VIO80-1A C(US)
(B)=
(C)=

(D)=
(E)=
(F)=



| No. | Lev. | Parts No. | Description | Q'ty | | | | | | I | R |
|-----|------|-----------|-------------|------|-----|-----|-----|-----|-----|---|---|
| | | | | (A) | (B) | (C) | (D) | (E) | (F) | | |

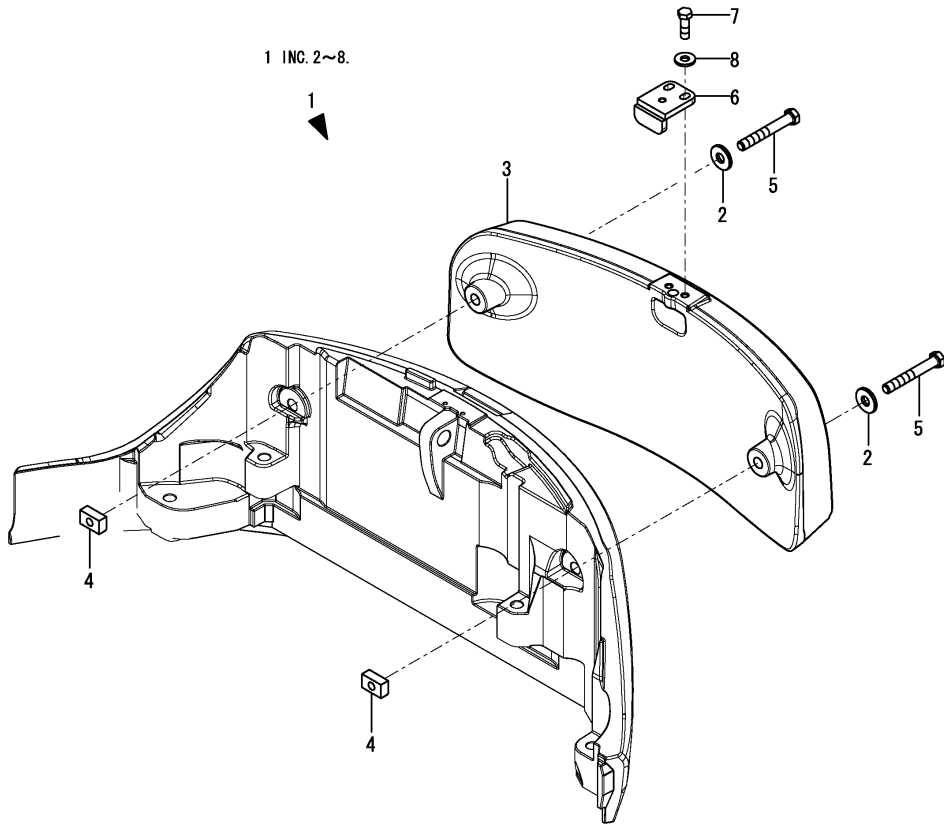
(A=*2016.09)

| | | | | | | | | | | | |
|--|--|--|--|--|--|--|--|--|--|--|--|
| | | | | | | | | | | | |
| | | | | | | | | | | | |
| | | | | | | | | | | | |
| | | | | | | | | | | | |
| | | | | | | | | | | | |
| | | | | | | | | | | | |
| | | | | | | | | | | | |
| | | | | | | | | | | | |
| | | | | | | | | | | | |
| | | | | | | | | | | | |
| | | | | | | | | | | | |
| | | | | | | | | | | | |
| | | | | | | | | | | | |
| | | | | | | | | | | | |
| | | | | | | | | | | | |
| | | | | | | | | | | | |
| | | | | | | | | | | | |
| | | | | | | | | | | | |
| | | | | | | | | | | | |
| | | | | | | | | | | | |
| | | | | | | | | | | | |
| | | | | | | | | | | | |

Fig.165. ADDITIONAL WEIGHT KIT(OPTIONAL)

(A)=VIO80-1A C(US)
 (B)=
 (C)=

(D)=
 (E)=
 (F)=

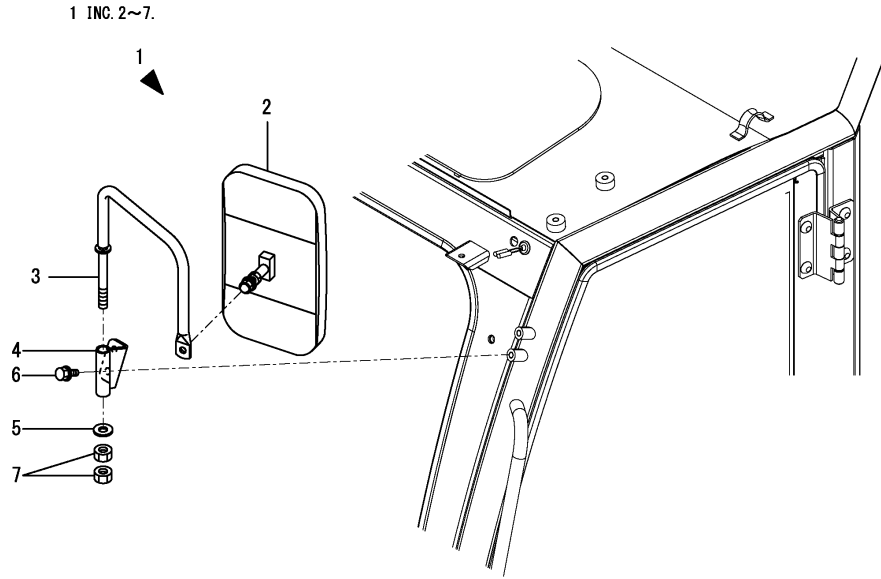


| No. | Lev. | Parts No. | Description | Q'ty | | | | | | I | R |
|-----|------|--------------|----------------------|------|-----|-----|-----|-----|-----|---|---|
| | | | | (A) | (B) | (C) | (D) | (E) | (F) | | |
| 1 | 1 | 172A89-08900 | WEIGHT SET, ADD | 1 | | | | | | | |
| 2 | 2 | 172187-53321 | WASHER, 24.5X65X8 | 2 | | | | | | | |
| 3 | 2 | 172A89-53320 | WEIGHT, ADD | 1 | | | | | | | |
| 4 | 2 | 172A46-53360 | NUT, M24 | 2 | | | | | | | |
| 5 | 2 | 172A48-53371 | BOLT, M24X170 | 2 | | | | | | | |
| 6 | 2 | 172A48-53380 | BRACKET ASSY, WEIGHT | 1 | | | | | | | |
| 7 | 2 | 26116-160502 | BOLT, M16X 50 PLATED | 2 | | | | | | | |
| 8 | 2 | 933147-08501 | WASHER, WHEEL SHAFT | 2 | | | | | | | |

Fig.166. SIDE MIRROR(LEFT)(OPTIONAL)

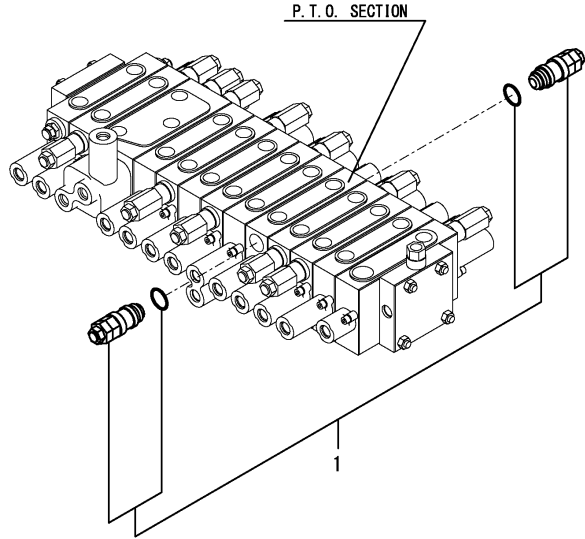
(A)=VIO80-1A C(US)
 (B)=
 (C)=

(D)=
 (E)=
 (F)=



| No. | Lev. | Parts No. | Description | Q'ty | | | | | | I | R |
|-----|------|--------------|----------------------|------|-----|-----|-----|-----|-----|---|---|
| | | | | (A) | (B) | (C) | (D) | (E) | (F) | | |
| 1 | 1 | 172B12-06700 | MIRROR KIT, SIDE L | 1 | | | | | | | |
| 2 | 2 | 1W3855-50160 | MIRROR ASSY,REARVIEW | 1 | | | | | | | |
| 3 | 2 | 172B12-68500 | STAY ASSY, MIRROR L | 1 | | | | | | | |
| 4 | 2 | 172B12-68550 | BRACKET ASSY, MIRROR | 1 | | | | | | | |
| 5 | 2 | 22137-140000 | WASHER, 14 | 1 | | | | | | | |
| 6 | 2 | 26014-100202 | BOLT, M10X 20 | 2 | | | | | | | |
| 7 | 2 | 26736-140002 | NUT, M14 | 2 | | | | | | | |

Fig.181. P.T.O. OVER LOAD VALVE KIT(OPTIONAL)



(A)=VIO80-1A C(US)
(B)=
(C)=

(D)=
(E)=
(F)=

| No. | Lev. | Parts No. | Description | Q'ty | | | | | | I | R |
|-----|------|--------------|---------------------|------|-----|-----|-----|-----|-----|---|---|
| | | | | (A) | (B) | (C) | (D) | (E) | (F) | | |
| 1 | 1 | 172B11-08590 | VALVE ASSY,PTO OL15 | 1 | | | | | | | |
| | | | | | | | | | | | |
| | | | | | | | | | | | |
| | | | | | | | | | | | |
| | | | | | | | | | | | |
| | | | | | | | | | | | |
| | | | | | | | | | | | |
| | | | | | | | | | | | |
| | | | | | | | | | | | |
| | | | | | | | | | | | |
| | | | | | | | | | | | |
| | | | | | | | | | | | |
| | | | | | | | | | | | |
| | | | | | | | | | | | |
| | | | | | | | | | | | |
| | | | | | | | | | | | |
| | | | | | | | | | | | |
| | | | | | | | | | | | |

Parts No. Index

| Parts No. | Fig. No. | Ref. No. |
|----------------|----------|----------|
| 106990-44660 | 13 | 29 |
| | 14 | 21 |
| 114110-07761 | 1 | 17 |
| | 179 | 17 |
| 119140-12680 | 7 | 5 |
| 119160-12530 | 7 | 2 |
| 119160-12540 | 7 | 3 |
| 119160-12560 | 7 | 4 |
| 121250-49121 | 10 | 3 |
| 121256-44600 | 12 | 8 |
| 121450-44531 | 12 | 3 |
| 121470-44581 | 12 | 5 |
| 124450-44550 | 12 | 7 |
| 124450-44560 | 12 | 4 |
| 124766-59050 | 6 | 9 |
| | | 9 -1 |
| | 10 | 32 |
| | 13 | 30 |
| 128300-77920 | 73 | 22 |
| 129107-44590 | 10 | 8 |
| 129242-55740 | 14 | 31 |
| 129466-96240 | 32 | 24 |
| 129612-52100 | 14 | 22 |
| 129927-44900 | 118 | 2 |
| 129927-77900 | 20 | 28 |
| 129927-77910 | 20 | 29 |
| 129942-07761 | 147 | 46 |
| | 148 | 40 |
| 129A00-55720 | 14 | 29 |
| 129A00-55730 | 14 | 30 |
| 129A00-55740 | 14 | 32 |
| 129A00-55750 | 14 | 26 |
| 129A00-55760 | 14 | 27 |
| 129A00-55770 | 14 | 33 |
| 129E00-55710 | 14 | 25 |
| 129E22-55700 | 14 | 24 |
| 171064-44510 | 12 | 1 |
| 172020-10620 | 146 | 5 |
| 172110-76170-5 | 132 | 3 |
| 172112-16201 | 17 | 2 |
| 172112-16650 | 9 | 12 |
| 172112-74971 | 118 | 6 |
| 172112-75770 | 118 | 20 |
| 172112-75780 | 118 | 21 |
| 172112-77361 | 90 | 37 |
| | 119 | 16 |
| | 121 | 21 |
| | 122 | 24 |
| | 127 | 10 |
| 172112-77580 | 139 | 2 |

| Parts No. | Fig. No. | Ref. No. |
|--------------|----------|----------|
| 172113-74190 | 105 | 4 |
| | 107 | 26 |
| | 172 | 4 |
| | 174 | 26 |
| | 188 | 4 |
| | 190 | 26 |
| 172116-74150 | 101 | 25 |
| | 102 | 3 |
| | 103 | 3 |
| | | 5 |
| | | 11 |
| | 104 | 3 |
| | 105 | 15 |
| | 106 | 19 |
| | 107 | 3 |
| | | 38 |
| | 168 | 25 |
| | 169 | 3 |
| | 170 | 3 |
| | | 5 |
| | | 11 |
| | 171 | 3 |
| | 172 | 15 |
| | 173 | 19 |
| | 174 | 3 |
| | | 38 |
| | 184 | 25 |
| | 185 | 3 |
| | 186 | 3 |
| | | 5 |
| | | 11 |
| | 187 | 3 |
| | 188 | 15 |
| | 189 | 32 |
| | 190 | 3 |
| | | 38 |
| 172122-17190 | 63 | 1 |
| | | 33 |
| | 87 | 1 |
| 172122-37844 | 39 | 7 |
| 172122-55061 | 14 | 23 |
| 172122-70260 | 96 | 24 |
| 172122-70410 | 96 | 26 |
| 172122-70530 | 96 | 28 |
| 172122-79890 | 7 | 9 |
| | 126 | 16 |
| 172123-76121 | 110 | 24 |
| | 112 | 2 |
| | 113 | 10 |
| | 114 | 9 |

| Parts No. | Fig. No. | Ref. No. |
|----------------|----------|----------|
| 172123-76121 | 115 | 20 |
| | 116 | 34 |
| | 117 | 21 |
| | 121 | 3 |
| | 123 | 4 |
| | | 5 |
| | 124 | 1 |
| | 126 | 2 |
| | 127 | 6 |
| | 153 | 2 |
| | 155 | 1 |
| | 160 | 2 |
| | 162 | 1 |
| 172124-17640 | 32 | 4 |
| 172124-46200 | 44 | 6 |
| | 145 | 2 |
| 172124-65480 | 67 | 18 |
| 172124-70030 | 90 | 2 |
| 172124-70380 | 96 | 43 |
| 172125-03951 | 2 | 15 |
| | 7 | 6 A |
| 172125-76900-2 | 157 | 7 |
| | 164 | 9 |
| 172125-76900-5 | 157 | 7 -1 |
| | 164 | 9 -1 |
| 172126-11510 | 18 | 1 |
| | 20 | 1 |
| | | 41 |
| | 28 | 6 |
| | 30 | 1 |
| | 32 | 1 |
| | 33 | 1 |
| | 132 | 17 |
| | 135 | 1 |
| | 193 | 1 |
| 172126-16540 | 15 | 12 |
| | 33 | 3 |
| 172137-13400 | 13 | 2 |
| 172137-14282 | 9 | 11 |
| 172137-16560 | 15 | 13 |
| | | 14 |
| | | 15 |
| | 26 | 2 |
| | 32 | 2 |
| | | 3 |
| | 121 | 25 |
| | 133 | 1 |
| | | 2 |
| | 138 | 1 |
| 172137-46042 | 9 | 13 |

| Parts No. | Fig. No. | Ref. No. |
|----------------|----------|----------|
| 172137-46210 | 22 | 18 |
| 172137-69850 | 27 | 14 |
| | 29 | 29 |
| | 62 | 7 |
| | 84 | 7 -1 |
| 172137-75570 | 157 | 1 |
| 172137-76100 | 109 | 21 |
| 172137-76110 | 121 | 2 |
| 172137-76580 | 132 | 7 |
| 172141-17150 | 27 | 2 |
| 172141-17211 | 26 | 5 |
| 172141-41370 | 44 | 3 |
| 172141-72250 | 94 | 2 |
| 172141-76181 | 110 | 25 |
| | 111 | 27 |
| | | 29 |
| | 112 | 3 |
| | 114 | 10 |
| | 116 | 35 |
| | 119 | 14 |
| | 123 | 8 |
| | 124 | 6 |
| | 153 | 3 |
| | 160 | 3 |
| 172141-76900 | 90 | 35 |
| | 121 | 17 |
| | 122 | 20 |
| | | 22 |
| | 126 | 6 |
| | 155 | 2 |
| | 162 | 2 |
| 172141-76920 | 121 | 19 |
| 172142-62301 | 11 | 25 |
| | 54 | 20 |
| 172142-72260 | 94 | 3 |
| 172142-72951 | 94 | 19 |
| 172142-76240 | 129 | 10 |
| 172142-76940-Y | 130 | 6 |
| | | 7 |
| | 131 | 6 |
| | | 7 |
| 172142-76941 | 130 | 6 -1 |
| | | 7 -1 |
| | 131 | 6 -1 |
| | | 7 -1 |
| 172142-76941-N | 130 | 6 -2 |
| | | 7 -2 |
| | 131 | 6 -2 |
| | | 7 -2 |
| 172142-76950-N | 128 | 20 |

Parts No. Index

| Parts No. | Fig. No. | Ref. No. |
|----------------|----------|----------|
| 172142-76950-Y | 128 | 13 |
| 172142-76951 | 128 | 13 -1 |
| 172142-76951-N | 128 | 13 -2 |
| 172146-78150 | 11 | 26 |
| 172147-70500 | 96 | 27 |
| 172147-76271 | 122 | 19 |
| 172148-70301 | 96 | 25 |
| 172151-71630 | 94 | 12 |
| 172151-74060 | 101 | 9 |
| | 102 | 5 |
| | 103 | 7 |
| | 104 | 5 |
| | 14 | 14 |
| | 105 | 2 |
| | | 17 |
| | 106 | 3 |
| | | 25 |
| | 107 | 5 |
| | | 24 |
| | 108 | 7 |
| | | 18 |
| | 168 | 9 |
| | 169 | 5 |
| | 170 | 7 |
| | 171 | 5 |
| | | 14 |
| | 172 | 2 |
| | | 17 |
| | 173 | 3 |
| | | 25 |
| | 174 | 5 |
| | | 24 |
| | 175 | 8 |
| | | 27 |
| | 184 | 9 |
| | 185 | 5 |
| | 186 | 7 |
| | 187 | 5 |
| | | 14 |
| | 188 | 2 |
| | | 17 |
| | 189 | 5 |
| | | 20 |
| | 190 | 5 |
| | | 24 |
| | 191 | 8 |
| | | 27 |
| 172151-74320 | 101 | 12 |
| | 102 | 9 |
| | 103 | 28 |

| Parts No. | Fig. No. | Ref. No. |
|--------------|----------|----------|
| 172151-74320 | 104 | 8 |
| | | 18 |
| | 105 | 7 |
| | | 20 |
| | 106 | 6 |
| | | 28 |
| | 107 | 14 |
| | | 28 |
| | 108 | 11 |
| | | 21 |
| | 168 | 12 |
| | 169 | 9 |
| | 170 | 28 |
| | 171 | 8 |
| | | 18 |
| | 172 | 7 |
| | | 20 |
| | 173 | 6 |
| | | 28 |
| | 174 | 14 |
| | | 28 |
| | 175 | 19 |
| | | 30 |
| | 184 | 12 |
| | 185 | 9 |
| | 186 | 28 |
| | 187 | 8 |
| | | 18 |
| | 188 | 7 |
| | | 20 |
| | 189 | 8 |
| | | 23 |
| | 190 | 14 |
| | | 28 |
| | 191 | 19 |
| | | 30 |
| 172151-76050 | 88 | 4 |
| | 109 | 20 |
| 172151-76161 | 124 | 4 |
| 172151-76200 | 122 | 16 |
| 172155-11120 | 121 | 1 |
| 172155-45790 | 89 | 1 |
| | 141 | 1 |
| | 142 | 2 |
| | 143 | 2 |
| | 146 | 1 |
| | 192 | 2 |
| | 194 | 1 |
| 172156-65690 | 66 | 11 |
| 172156-76110 | 23 | 4 |

| Parts No. | Fig. No. | Ref. No. |
|----------------|----------|----------|
| 172157-58830 | 109 | 3 |
| 172157-76300 | 99 | 5 |
| 172162-14200 | 13 | 24 |
| 172162-15310 | 68 | 3 |
| 172162-17400 | 26 | 4 |
| 172162-37770 | 39 | 5 |
| 172162-37800 | 39 | 6 |
| 172162-37810 | 36 | 15 |
| 172162-57660 | 51 | 5 |
| 172162-61330 | 63 | 10 |
| 172162-61500 | 56 | 1 |
| 172162-61770 | 89 | 2 |
| | 194 | 2 |
| 172162-62540 | 29 | 26 |
| 172162-70150 | 96 | 19 |
| 172162-70290 | 96 | 3 |
| 172162-70310 | 96 | 4 |
| 172162-70320 | 96 | 5 |
| 172162-70590 | 96 | 29 |
| 172162-70820 | 96 | 31 |
| 172162-72930 | 90 | 32 |
| 172162-72950 | 90 | 33 |
| 172162-73700 | 118 | 3 |
| 172162-76131 | 119 | 7 |
| 172162-76181 | 123 | 10 |
| 172162-76320 | 121 | 16 |
| 172162-81060 | 146 | 6 |
| 172162-81430 | 141 | 5 |
| 172162-82280 | 142 | 7 |
| | 143 | 13 |
| | 192 | 7 |
| 172162-82350 | 142 | 8 |
| | 143 | 14 |
| | 192 | 8 |
| 172162-82360 | 145 | 4 |
| 172162-83580 | 141 | 14 |
| 172162-83600 | 141 | 15 |
| 172162-83610 | 141 | 16 |
| 172162-94270 | 146 | 8 |
| 172162-94280-3 | 92 | 37 |
| | 146 | 9 |
| | 195 | 43 |
| 172164-16370 | 17 | 3 |
| 172164-37120 | 38 | 3 |
| 172164-66800 | 11 | 23 |
| 172164-76330 | 123 | 20 |
| 172164-76700 | 123 | 21 |
| 172164-81670 | 142 | 9 |
| | 143 | 3 |
| | 192 | 9 |

| Parts No. | Fig. No. | Ref. No. |
|--------------|----------|----------|
| 172165-13220 | 9 | 10 |
| 172165-47550 | 44 | 12 |
| 172165-47980 | 44 | 13 |
| 172165-47990 | 44 | 14 |
| 172165-76380 | 129 | 11 |
| 172165-82520 | 142 | 13 |
| | 143 | 7 |
| | 144 | 11 |
| | 192 | 13 |
| 172165-82530 | 142 | 14 |
| | 143 | 8 |
| | 144 | 12 |
| | 192 | 14 |
| 172168-54760 | 144 | 7 |
| 172168-76162 | 126 | 3 |
| | 127 | 7 |
| 172168-76170 | 125 | 1 |
| 172168-76370 | 125 | 4 |
| 172171-65820 | 68 | 7 |
| 172173-76102 | 109 | 23 |
| | 110 | 22 |
| | 113 | 8 |
| | 127 | 4 |
| 172175-72480 | 94 | 4 |
| 172175-74220 | 101 | 11 |
| | 102 | 8 |
| | 103 | 27 |
| | 104 | 16 |
| | 105 | 5 |
| | | 19 |
| | 106 | 5 |
| | | 27 |
| | 107 | 9 |
| | | 27 |
| | 108 | 9 |
| | 168 | 11 |
| | 169 | 8 |
| | 170 | 27 |
| | 171 | 16 |
| | 172 | 5 |
| | | 19 |
| | 173 | 5 |
| | | 27 |
| | 174 | 9 |
| | | 27 |
| | 175 | 12 |
| | | 29 |
| | 184 | 11 |
| | 185 | 8 |

Parts No. Index

| Parts No. | Fig. No. | Ref. No. |
|----------------|----------|----------|
| 172175-74220 | 186 | 27 |
| | 187 | 16 |
| | 188 | 5 |
| | | 19 |
| | 189 | 7 |
| | | 22 |
| | 190 | 9 |
| | | 27 |
| | 191 | 12 |
| | | 29 |
| 172175-76590-6 | 157 | 6 -1 |
| | 164 | 7 -1 |
| 172175-76590-Y | 157 | 6 |
| | 164 | 7 |
| 172175-78720 | 129 | 18 |
| 172175-81700 | 92 | 32 |
| | 142 | 10 |
| | 143 | 4 |
| | 144 | 1 |
| | 146 | 2 |
| | 192 | 10 |
| | 195 | 38 |
| 172175-81710 | 92 | 33 |
| | 142 | 11 |
| | 143 | 5 |
| | 144 | 2 |
| | 146 | 3 |
| | 192 | 11 |
| | 195 | 39 |
| 172176-67150 | 54 | 25 |
| 172176-68210 | 61 | 7 |
| 172176-76210 | 122 | 18 |
| 172176-76582-Y | 130 | 4 |
| | 131 | 4 |
| 172176-81700 | 89 | 37 |
| | 194 | 44 |
| 172176-81710 | 89 | 38 |
| | 194 | 45 |
| 172183-03280 | 3 | 14 |
| | 180 | 14 |
| 172183-74822-Y | 164 | 1 |
| 172183-76200 | 117 | 22 |
| | 123 | 14 |
| 172183-81160 | 125 | 22 |
| 172186-14150 | 13 | 22 |
| 172186-76390 | 156 | 1 |
| | 163 | 1 |
| 172186-76430 | 112 | 5 |
| | 113 | 12 |
| | 153 | 5 |

| Parts No. | Fig. No. | Ref. No. |
|----------------|----------|----------|
| 172186-76430 | 160 | 5 |
| 172187-03941 | 1 | 16 |
| | 141 | 5 A |
| | 179 | 16 |
| 172187-14510 | 13 | 28 |
| 172187-16110 | 17 | 1 |
| 172187-16600 | 15 | 16 |
| 172187-18410 | 32 | 22 |
| 172187-37700-3 | 36 | 14 |
| 172187-45651 | 45 | 1 |
| 172187-45720-2 | 45 | 2 |
| 172187-45760 | 45 | 3 |
| 172187-45870 | 41 | 3 |
| 172187-45880 | 41 | 4 |
| 172187-50801-3 | 48 | 1 |
| 172187-50811-3 | 48 | 2 |
| 172187-53321 | 49 | 8 |
| | 165 | 2 |
| 172187-54760 | 50 | 4 |
| 172187-61421 | 54 | 1 |
| | 55 | 19 |
| 172187-61500-3 | 56 | 2 |
| 172187-63160 | 61 | 4 |
| 172187-64900 | 22 | 19 |
| 172187-65210 | 67 | 13 |
| 172187-65270 | 67 | 15 |
| 172187-66140 | 63 | 26 |
| 172187-71210 | 86 | 4 |
| 172187-72910-N | 89 | 35 |
| | 194 | 42 |
| 172187-74410 | 105 | 9 |
| | 107 | 30 |
| | 172 | 9 |
| | 174 | 30 |
| | 188 | 9 |
| | 190 | 30 |
| 172187-74530 | 101 | 5 |
| | | 27 |
| | 104 | 11 |
| | 168 | 5 |
| | | 27 |
| | 171 | 11 |
| | 184 | 5 |
| | | 27 |
| | 187 | 11 |
| 172187-74540 | 103 | 36 |
| | 170 | 36 |
| | 186 | 36 |
| 172187-74550 | 101 | 29 |
| | 106 | 36 |

| Parts No. | Fig. No. | Ref. No. |
|----------------|----------|----------|
| 172187-74550 | 168 | 29 |
| | 173 | 36 |
| | 184 | 29 |
| | 189 | 16 |
| 172187-74630 | 103 | 42 |
| | 170 | 42 |
| | 186 | 42 |
| 172187-74690 | 103 | 23 |
| | 170 | 23 |
| | 186 | 23 |
| 172187-75340-2 | 118 | 9 |
| 172187-75500 | 118 | 13 |
| 172187-76131 | 121 | 4 |
| 172187-76141 | 121 | 7 |
| 172187-76170 | 122 | 14 |
| 172187-76180 | 125 | 3 |
| 172187-76200 | 122 | 17 |
| 172187-76520 | 128 | 10 |
| 172187-76570-Y | 130 | 3 |
| 172187-76690-Y | 130 | 5 |
| | 131 | 5 |
| 172187-76940 | 128 | 12 |
| 172187-78100 | 125 | 15 |
| | 128 | 27 |
| | 157 | 10 |
| | 164 | 12 |
| 172187-78201 | 127 | 15 |
| 172187-78211 | 127 | 16 |
| 172187-79250 | 130 | 12 |
| 172187-79300 | 131 | 12 |
| 172187-81710 | 142 | 6 |
| | 143 | 12 |
| | 192 | 6 |
| 172187-81801 | 89 | 39 |
| | 194 | 46 |
| 172187-81840 | 141 | 7 |
| 172187-81840-1 | 141 | 7 -1 |
| 172187-81861 | 142 | 12 |
| | 143 | 6 |
| | 192 | 12 |
| 172187-81861-1 | 142 | 12 -1 |
| | 143 | 6 -1 |
| | 192 | 12 -1 |
| 172187-81970 | 92 | 34 |
| | 141 | 10 |
| | 195 | 40 |
| 172187-82330 | 140 | 5 |
| 172187-82330-1 | 140 | 5 -1 |
| 172187-82340 | 141 | 12 |
| 172187-82340-1 | 141 | 12 -1 |

| Parts No. | Fig. No. | Ref. No. |
|----------------|----------|----------|
| 172187-82370 | 92 | 35 |
| | 195 | 41 |
| 172187-82370-1 | 92 | 35 -1 |
| | 195 | 41 -1 |
| 172187-82400 | 140 | 6 |
| 172187-82410 | 140 | 7 |
| 172187-82420 | 140 | 8 |
| 172187-82430 | 141 | 13 |
| | | 22 |
| 172187-83040 | 144 | 10 |
| 172187-94300 | 146 | 10 |
| 172312-74230 | 175 | 13 |
| | 191 | 13 |
| 172312-74770 | 103 | 24 |
| | 170 | 24 |
| | 186 | 24 |
| 172312-74780 | 96 | 51 |
| 172422-74110 | 101 | 2 |
| | 168 | 2 |
| | 184 | 2 |
| 172422-74330 | 104 | 9 |
| | 171 | 9 |
| | 187 | 9 |
| 172422-76100 | 119 | 1 |
| 172422-76140 | 111 | 25 |
| | 113 | 11 |
| | 119 | 10 |
| | 123 | 6 |
| 172422-78760 | 129 | 13 |
| 172423-73370 | 96 | 16 |
| 172423-76100 | 122 | 1 |
| 172423-76120 | 98 | 3 |
| | 122 | 4 |
| 172423-76140 | 122 | 5 |
| 172425-74200 | 107 | 7 |
| | 174 | 7 |
| | 175 | 10 |
| | 190 | 7 |
| | 191 | 10 |
| 172425-74210 | 107 | 8 |
| | 174 | 8 |
| | 175 | 11 |
| | 190 | 8 |
| | 191 | 11 |
| 172437-03252 | 3 | 13 |
| | 180 | 13 |
| 172437-03302 | 3 | 17 |
| | 72 | 1 A |
| | 180 | 17 |
| 172437-03312 | 3 | 18 |

Parts No. Index

| Parts No. | Fig. No. | Ref. No. |
|--------------|----------|----------|
| 172437-03312 | 77 | 15 A |
| | 180 | 18 |
| 172437-03322 | 2 | 10 |
| | 118 | 28 A |
| 172437-03343 | 3 | 19 |
| | 77 | 15 B |
| | 180 | 19 |
| 172437-03352 | 1 | 6 |
| | 58 | 4 B |
| | 59 | 5 A |
| | 179 | 6 |
| 172437-03361 | 2 | 13 |
| | 11 | 16 B |
| 172437-03372 | 3 | 20 |
| | 77 | 15 C |
| | 180 | 20 |
| 172437-03381 | 1 | 7 |
| | 67 | 11 A |
| | 179 | 7 |
| 172437-03391 | 1 | 8 |
| | 33 | 24 A |
| | 179 | 8 |
| 172437-03402 | 1 | 10 |
| | 54 | 12 A |
| | 67 | 11 C |
| | 179 | 10 |
| 172437-03432 | 3 | 22 |
| | 77 | 15 D |
| | 180 | 21 |
| 172437-03441 | 3 | 23 |
| | 72 | 1 B |
| | 180 | 22 |
| 172437-03451 | 3 | 24 |
| | 72 | 1 C |
| | 180 | 23 |
| 172437-03471 | 3 | 25 |
| | 72 | 1 S |
| | 180 | 24 |
| 172437-03501 | 1 | 14 |
| | 179 | 14 |
| 172437-03511 | 1 | 15 |
| | 179 | 15 |
| | | 15 -1 |
| 172437-03551 | 3 | 26 |
| | 78 | 29 A |
| | 180 | 25 |
| 172437-03601 | 3 | 5 |
| | 55 | 26 A |
| | 180 | 5 |
| 172437-03610 | 2 | 2 |

| Parts No. | Fig. No. | Ref. No. |
|--------------|----------|----------|
| 172437-03620 | 2 | 3 |
| 172437-74711 | 109 | 5 |
| 172437-74720 | 109 | 6 |
| 172437-74732 | 109 | 7 |
| 172441-44320 | 46 | 1 |
| 172441-74030 | 115 | 3 |
| | | 12 |
| | 154 | 2 |
| | 161 | 2 |
| 172441-74040 | 115 | 4 |
| | | 13 |
| | 154 | 3 |
| | 161 | 3 |
| 172444-13210 | 10 | 1 |
| 172444-13220 | 10 | 2 |
| 172444-14270 | 13 | 27 |
| 172444-17620 | 63 | 6 |
| 172444-17660 | 128 | 1 |
| | | 25 |
| | 132 | 16 |
| | 142 | 1 |
| | 143 | 1 |
| | 192 | 1 |
| 172444-61320 | 33 | 10 |
| 172444-65190 | 67 | 12 |
| 172445-68650 | 20 | 27 |
| 172445-81990 | 141 | 11 |
| 172446-14250 | 14 | 2 |
| 172447-13550 | 33 | 2 |
| 172447-14160 | 13 | 12 |
| 172448-54120 | 142 | 4 |
| | 143 | 11 |
| | 144 | 6 |
| | 192 | 4 |
| 172450-73360 | 96 | 15 |
| 172450-73370 | 96 | 17 |
| 172450-73380 | 96 | 22 |
| 172455-29140 | 35 | 2 |
| 172455-29150 | 35 | 3 |
| 172455-37160 | 36 | 8 |
| 172455-37170 | 36 | 9 |
| 172455-37180 | 36 | 10 |
| 172455-38601 | 40 | 27 |
| 172455-46890 | 44 | 11 |
| 172455-53331 | 49 | 9 |
| 172455-61580 | 29 | 21 |
| 172455-61720 | 145 | 3 |
| 172455-67350 | 74 | 2 |
| 172455-67770 | 77 | 9 |
| 172455-67940 | 76 | 2 |

| Parts No. | Fig. No. | Ref. No. |
|--------------|----------|----------|
| 172455-69270 | 82 | 19 |
| 172455-69550 | 79 | 29 |
| | 82 | 20 |
| 172455-69560 | 73 | 21 |
| | 79 | 30 |
| | 82 | 21 |
| 172455-69710 | 82 | 22 |
| 172455-74010 | 101 | 21 |
| | 106 | 15 |
| | 168 | 21 |
| | 173 | 15 |
| | 184 | 21 |
| 172455-74020 | 101 | 22 |
| | 106 | 16 |
| | 168 | 22 |
| | 173 | 16 |
| | 184 | 22 |
| 172455-74030 | 101 | 23 |
| | 106 | 17 |
| | 168 | 23 |
| | 173 | 17 |
| | 184 | 23 |
| 172455-74040 | 101 | 24 |
| | 106 | 18 |
| | 168 | 24 |
| | 173 | 18 |
| | 184 | 24 |
| 172455-74320 | 101 | 20 |
| | 106 | 14 |
| | 168 | 20 |
| | 173 | 14 |
| | 184 | 20 |
| 172455-74390 | 101 | 13 |
| | 102 | 10 |
| | 103 | 29 |
| | 104 | 19 |
| | 105 | 8 |
| | | 21 |
| | | 21 |
| | 106 | 7 |
| | | 29 |
| | 107 | 16 |
| | | 29 |
| | 108 | 22 |
| | 168 | 13 |
| | 169 | 10 |
| | 170 | 29 |
| | 171 | 19 |
| | 172 | 8 |
| | | 21 |
| | 173 | 7 |

| Parts No. | Fig. No. | Ref. No. |
|--------------|----------|----------|
| 172455-74390 | 173 | 29 |
| | 174 | 16 |
| | | 29 |
| | 175 | 31 |
| | 184 | 13 |
| | 185 | 10 |
| | 186 | 29 |
| | 187 | 19 |
| | 188 | 8 |
| | | 21 |
| | 189 | 9 |
| | | 24 |
| | 190 | 16 |
| | | 29 |
| | 191 | 31 |
| 172455-74410 | 101 | 14 |
| | 102 | 11 |
| | 103 | 30 |
| | 104 | 20 |
| | 105 | 10 |
| | | 22 |
| | 106 | 8 |
| | | 30 |
| | 107 | 17 |
| | | 31 |
| | 108 | 12 |
| | | 23 |
| | 168 | 14 |
| | 169 | 11 |
| | 170 | 30 |
| | 171 | 20 |
| | 172 | 10 |
| | | 22 |
| | 173 | 8 |
| | | 30 |
| | 174 | 17 |
| | | 31 |
| | 175 | 20 |
| | | 32 |
| | 184 | 14 |
| | 185 | 11 |
| | 186 | 30 |
| | 187 | 20 |
| | 188 | 10 |
| | | 22 |
| | 189 | 10 |
| | | 25 |
| | 190 | 17 |
| | | 31 |
| | 191 | 20 |

Parts No. Index

| Parts No. | Fig. No. | Ref. No. |
|--------------|----------|----------|
| 172455-74410 | 191 | 32 |
| 172455-74420 | 101 | 15 |
| | 102 | 12 |
| | 103 | 31 |
| | 105 | 23 |
| | 106 | 9 |
| | | 31 |
| | 107 | 18 |
| | | 32 |
| | 108 | 24 |
| | 168 | 15 |
| | 169 | 12 |
| | 170 | 31 |
| | 172 | 23 |
| | 173 | 9 |
| | | 31 |
| | 174 | 18 |
| | | 32 |
| | 175 | 33 |
| | 184 | 15 |
| | 185 | 12 |
| | 186 | 31 |
| | 188 | 23 |
| | 189 | 11 |
| | | 26 |
| | 190 | 18 |
| | | 32 |
| 172455-74440 | 191 | 33 |
| | 101 | 16 |
| | 102 | 13 |
| | 103 | 32 |
| | 105 | 24 |
| | 106 | 10 |
| | | 32 |
| | 107 | 19 |
| | | 33 |
| | 108 | 25 |
| | 168 | 16 |
| | 169 | 13 |
| | 170 | 32 |
| | 172 | 24 |
| | 173 | 10 |
| | | 32 |
| | 174 | 19 |
| | | 33 |
| | 175 | 34 |
| | 184 | 16 |
| | 185 | 13 |
| | 186 | 32 |
| | 188 | 24 |

| Parts No. | Fig. No. | Ref. No. |
|--------------|----------|----------|
| 172455-74440 | 189 | 12 |
| | | 27 |
| | 190 | 19 |
| | | 33 |
| | 191 | 34 |
| 172455-74450 | 101 | 17 |
| | 102 | 14 |
| | 103 | 33 |
| | 105 | 25 |
| | 106 | 11 |
| | | 33 |
| | 107 | 20 |
| | | 34 |
| | 108 | 26 |
| | 168 | 17 |
| | 169 | 14 |
| | 170 | 33 |
| | 172 | 25 |
| | 173 | 11 |
| | | 33 |
| | 174 | 20 |
| | | 34 |
| | | 35 |
| | 175 | 17 |
| | 184 | 14 |
| | 185 | 14 |
| | 186 | 33 |
| | 188 | 25 |
| | 189 | 13 |
| | | 28 |
| | 190 | 20 |
| | | 34 |
| | 191 | 35 |
| 172455-74460 | 101 | 18 |
| | 102 | 15 |
| | 103 | 34 |
| | 104 | 21 |
| | 105 | 11 |
| | | 26 |
| | 106 | 12 |
| | | 34 |
| | 107 | 21 |
| | | 35 |
| | 108 | 13 |
| | | 27 |
| | 168 | 18 |
| | 169 | 15 |
| | 170 | 34 |
| | 171 | 21 |
| | 172 | 11 |
| | | 26 |

| Parts No. | Fig. No. | Ref. No. |
|--------------|----------|----------|
| 172455-74460 | 173 | 12 |
| | | 34 |
| | 174 | 21 |
| | | 35 |
| | 175 | 21 |
| | | 36 |
| | 184 | 18 |
| | 185 | 15 |
| | 186 | 34 |
| | 187 | 21 |
| | 188 | 11 |
| | | 26 |
| | 189 | 14 |
| | | 29 |
| | 190 | 21 |
| | | 35 |
| | 191 | 21 |
| | | 36 |
| 172455-74480 | 108 | 14 |
| | 175 | 24 |
| | 191 | 24 |
| 172455-74530 | 103 | 35 |
| | 170 | 35 |
| | 186 | 35 |
| 172455-74550 | 103 | 38 |
| | 170 | 38 |
| | 186 | 38 |
| 172455-74560 | 103 | 39 |
| | 170 | 39 |
| | 186 | 39 |
| 172455-74570 | 103 | 40 |
| | 170 | 40 |
| | 186 | 40 |
| 172455-74580 | 103 | 41 |
| | 170 | 41 |
| | 186 | 41 |
| 172455-74590 | 103 | 14 |
| | 170 | 14 |
| | 186 | 14 |
| 172455-74600 | 103 | 15 |
| | 170 | 15 |
| | 186 | 15 |
| 172455-74620 | 103 | 16 |
| | 170 | 16 |
| | 186 | 16 |
| 172455-74630 | 103 | 17 |
| | 170 | 17 |
| | 186 | 17 |
| 172455-74640 | 103 | 18 |
| | | 18 |

| Parts No. | Fig. No. | Ref. No. |
|----------------|----------|----------|
| 172455-74640 | 186 | 18 |
| 172455-74650 | 103 | 19 |
| | 170 | 19 |
| | 186 | 19 |
| 172455-74660 | 103 | 20 |
| | 170 | 20 |
| | 186 | 20 |
| 172455-74670 | 103 | 21 |
| | 170 | 21 |
| | 186 | 21 |
| 172455-74680 | 103 | 22 |
| | 170 | 22 |
| | 186 | 22 |
| 172455-74720 | 103 | 25 |
| | 170 | 25 |
| | 186 | 25 |
| 172455-74990 | 101 | 26 |
| | 106 | 20 |
| | 168 | 26 |
| | 173 | 20 |
| | 184 | 26 |
| 172455-75290 | 118 | 15 |
| 172455-75300 | 118 | 16 |
| 172455-75310 | 118 | 17 |
| 172455-76220 | 115 | 21 |
| 172455-77140 | 87 | 93 |
| | | 94 |
| 172455-77150 | 87 | 63 |
| | 116 | 29 |
| 172455-82360 | 144 | 8 |
| 172455-82380-1 | 144 | 3 -1 |
| 172455-82380-Y | 144 | 3 |
| 172455-82391-1 | 144 | 4 -1 |
| 172455-82391-Y | 144 | 4 |
| 172455-83350 | 144 | 13 |
| 172455-83351 | 144 | 13 -1 |
| 172455-83351-1 | 144 | 13 -2 |
| 172455-83360 | 144 | 14 |
| 172455-83360-1 | 144 | 14 -1 |
| 172456-13470 | 20 | 15 |
| 172456-53700 | 49 | 10 |
| 172458-03240 | 4 | 4 |
| 172458-14203 | 13 | 13 |
| 172458-17700 | 29 | 2 |
| 172458-18850 | 63 | 8 |
| 172458-50480-2 | 47 | 2 |
| 172458-61500 | 10 | 19 |
| 172458-61510 | 10 | 20 |
| 172458-62430 | 27 | 11 |
| | 29 | 27 |

Parts No. Index

| Parts No. | Fig. No. | Ref. No. |
|----------------|----------|----------|
| 172458-62430 | 62 | 1 |
| | 84 | 6 -1 |
| 172458-63730 | 74 | 1 |
| | 79 | 2 |
| | 82 | 2 |
| 172458-63950 | 77 | 2 |
| | 78 | 2 |
| | 82 | 3 |
| 172458-63960 | 77 | 3 |
| | 82 | 4 |
| 172458-64140 | 29 | 22 |
| 172458-65050 | 67 | 2 |
| 172458-65060 | 67 | 3 |
| 172458-76150 | 119 | 11 |
| 172458-83650 | 142 | 15 |
| | 143 | 9 |
| | 192 | 15 |
| 172458-83650-1 | 142 | 15 -1 |
| | 143 | 9 -1 |
| | 192 | 15 -1 |
| 172460-16700 | 14 | 20 |
| 172460-73320 | 70 | 9 |
| | 95 | 83 |
| 172462-03320 | 2 | 11 |
| 172463-03281 | 3 | 2 |
| | 180 | 2 |
| 172463-03290 | 2 | 9 |
| 172463-69150 | 78 | 4 |
| | 79 | 6 |
| 172463-69240 | 79 | 9 |
| 172463-69270 | 73 | 20 |
| 172463-74530 | 115 | 5 |
| | | 14 |
| | 154 | 4 |
| | 161 | 4 |
| 172463-74540 | 115 | 6 |
| | | 15 |
| | 154 | 5 |
| | 161 | 5 |
| 172463-74551 | 115 | 7 |
| | | 16 |
| | 154 | 6 |
| | 161 | 6 |
| 172463-74561 | 115 | 8 |
| | | 17 |
| | 154 | 7 |
| | 161 | 7 |
| 172463-74570 | 115 | 9 |
| | | 18 |
| | 154 | 8 |

| Parts No. | Fig. No. | Ref. No. |
|--------------|----------|----------|
| 172463-74570 | 161 | 8 |
| 172467-76120 | 129 | 7 |
| 172469-03261 | 147 | 9 |
| | 148 | 9 |
| 172469-03320 | 147 | 15 |
| | 148 | 15 |
| 172469-03360 | 147 | 17 |
| | 148 | 17 |
| 172469-03480 | 147 | 26 |
| 172469-03540 | 147 | 32 |
| 172472-03141 | 1 | 4 |
| | 58 | 4 A |
| | 179 | 4 |
| 172472-03230 | 4 | 3 |
| 172472-03241 | 4 | 5 |
| | 77 | 15 E |
| 172472-03261 | 4 | 6 |
| | 142 | 8 A |
| | 192 | 8 A |
| 172472-03290 | 22 | 2 |
| 172472-03300 | 22 | 3 |
| 172472-03330 | 4 | 7 |
| | 142 | 8 B |
| | 192 | 8 B |
| 172478-03330 | 147 | 39 |
| | 148 | 33 |
| 172478-17201 | 23 | 2 |
| | 24 | 1 |
| 172478-37101 | 36 | 3 |
| 172478-37121 | 36 | 5 |
| 172478-37141 | 36 | 6 |
| 172478-37151 | 36 | 7 |
| 172478-37710 | 39 | 3 |
| 172478-37720 | 39 | 4 |
| 172478-74170 | 102 | 6 |
| 172478-74180 | 101 | 10 |
| | 102 | 7 |
| | 103 | 8 |
| | 104 | 15 |
| | 105 | 3 |
| | | 18 |
| | 106 | 4 |
| | | 26 |
| | 107 | 6 |
| | | 25 |
| | 108 | 8 |
| | | 19 |
| | 168 | 10 |
| | 169 | 7 |
| | 170 | 8 |

| Parts No. | Fig. No. | Ref. No. |
|--------------|----------|----------|
| 172478-74180 | 171 | 15 |
| | 172 | 3 |
| | | 18 |
| | 173 | 4 |
| | | 26 |
| | 174 | 6 |
| | | 25 |
| | 175 | 9 |
| | | 28 |
| | 184 | 10 |
| | 185 | 7 |
| | 186 | 8 |
| | 187 | 15 |
| | 188 | 3 |
| | | 18 |
| | 189 | 6 |
| | | 21 |
| | 190 | 6 |
| | | 25 |
| | 191 | 9 |
| | | 28 |
| 172478-74360 | 101 | 4 |
| | 108 | 2 |
| | 168 | 4 |
| | 175 | 2 |
| | 184 | 4 |
| | 191 | 2 |
| 172478-74370 | 108 | 3 |
| | 175 | 3 |
| | 191 | 3 |
| 172479-73420 | 95 | 31 |
| 172479-73470 | 95 | 38 |
| 172479-73480 | 95 | 10 |
| | | 40 |
| 172479-73590 | 95 | 55 |
| 172479-73710 | 95 | 63 |
| | | 64 |
| 172479-73750 | 95 | 5 |
| 172479-73760 | 95 | 6 |
| 172479-73800 | 95 | 13 |
| 172479-73810 | 95 | 14 |
| 172479-73830 | 95 | 15 |
| 172479-73850 | 95 | 17 |
| 172479-73950 | 95 | 74 |
| 172488-74200 | 103 | 9 |
| | 170 | 9 |
| | 186 | 9 |
| 172488-74210 | 103 | 12 |
| | 170 | 12 |
| | 186 | 12 |

| Parts No. | Fig. No. | Ref. No. |
|--------------|----------|----------|
| 172488-74220 | 103 | 13 |
| | 170 | 13 |
| | 186 | 13 |
| 172491-76140 | 122 | 6 |
| 172491-76330 | 111 | 31 |
| | 114 | 12 |
| | 117 | 24 |
| 172499-13750 | 11 | 3 |
| 172499-70720 | 96 | 6 |
| 172499-70730 | 96 | 7 |
| 172499-70740 | 96 | 8 |
| 172499-70750 | 96 | 9 |
| 172499-70760 | 96 | 10 |
| 172499-70770 | 96 | 11 |
| 172499-70780 | 96 | 12 |
| 172499-70790 | 96 | 13 |
| 172499-70810 | 96 | 30 |
| 172499-70830 | 96 | 32 |
| 172499-70840 | 96 | 33 |
| 172499-70850 | 96 | 34 |
| 172499-70860 | 96 | 35 |
| 172499-70870 | 96 | 36 |
| 172499-70880 | 96 | 37 |
| 172499-70890 | 96 | 38 |
| 172499-70900 | 96 | 44 |
| 172499-70910 | 96 | 45 |
| 172499-70920 | 96 | 46 |
| 172499-70930 | 96 | 47 |
| 172499-70950 | 96 | 49 |
| 172499-70960 | 96 | 50 |
| 172499-70970 | 96 | 39 |
| 172499-70980 | 96 | 40 |
| 172499-71020 | 96 | 74 |
| 172499-71040 | 96 | 14 |
| 172499-71200 | 86 | 3 |
| 172499-73460 | 95 | 36 |
| 172499-73620 | 95 | 56 |
| 172499-73630 | 95 | 57 |
| 172499-73640 | 95 | 58 |
| 172499-73660 | 95 | 59 |
| 172499-73670 | 95 | 60 |
| 172499-73680 | 95 | 61 |
| 172499-73700 | 95 | 62 |
| 172499-73710 | 95 | 65 |
| 172499-73720 | 95 | 66 |
| 172499-73760 | 95 | 67 |
| 172499-73770 | 95 | 68 |
| 172499-73780 | 95 | 69 |
| 172499-73810 | 95 | 70 |
| 172499-73820 | 95 | 71 |

Parts No. Index

| Parts No. | Fig. No. | Ref. No. |
|----------------|----------|----------|
| 172499-73830 | 95 | 72 |
| 172499-73870 | 95 | 73 |
| 172499-76300 | 121 | 11 |
| 172499-76311 | 121 | 13 |
| 172499-76500-Y | 131 | 3 |
| 172499-78210 | 128 | 34 |
| 172499-78530 | 127 | 19 |
| 172499-78591 | 119 | 38 |
| 172499-81751 | 141 | 6 |
| 172499-81751-1 | 141 | 6 -1 |
| 172499-81850 | 141 | 8 |
| 172499-81860 | 141 | 9 |
| 172499-82400-Y | 144 | 5 |
| 172511-17351 | 23 | 3 |
| 172519-63240 | 20 | 26 |
| | 46 | 4 |
| | | 5 |
| | 61 | 5 |
| | | 6 |
| 172524-76110 | 122 | 2 |
| 172524-76210 | 129 | 8 |
| 172538-17100 | 27 | 1 |
| 172538-19700 | 63 | 9 |
| 172638-06710 | 11 | 21 |
| 172638-73650 | 103 | 10 |
| | 170 | 10 |
| | 186 | 10 |
| 172644-76161 | 127 | 8 |
| 172649-16560 | 16 | 2 |
| | 20 | 4 |
| 172730-31630 | 38 | 2 |
| 172730-75141 | 111 | 24 |
| | 126 | 1 |
| | 127 | 2 |
| | | 3 |
| 172734-65270 | 67 | 16 |
| 172828-76330 | 109 | 25 |
| 172958-03160 | 4 | 2 |
| 172958-07330 | 5 | 1 |
| 172958-17111 | 22 | 1 |
| 172958-17121 | 145 | 1 |
| 172958-17140 | 22 | 7 |
| 172958-17150 | 22 | 8 |
| 172958-17160 | 22 | 9 |
| 172958-17170 | 22 | 10 |
| 172958-17180 | 22 | 11 |
| 172958-17190 | 22 | 12 |
| 172958-17200 | 22 | 13 |
| 172958-17210 | 22 | 14 |
| 172958-17220 | 22 | 15 |

| Parts No. | Fig. No. | Ref. No. |
|----------------|----------|----------|
| 172958-17230 | 22 | 14 -1 |
| 172958-17410 | 22 | 1 -1 |
| 172958-72950 | 94 | 22 |
| 172958-72960 | 94 | 23 |
| 172958-72983-N | 94 | 24 |
| 172958-78120 | 132 | 20 |
| 172960-83210 | 145 | 17 |
| 172964-12140 | 42 | 1 |
| 172978-72800-N | 94 | 1 |
| 172978-72810-N | 94 | 5 |
| 172978-72860 | 94 | 8 |
| 172978-72880 | 94 | 11 |
| 172978-72890 | 94 | 7 |
| 172978-72920 | 94 | 14 |
| 172978-76100 | 132 | 1 |
| 172978-76480-4 | 132 | 4 -1 |
| 172978-76480-Y | 132 | 4 |
| 172978-76500-4 | 132 | 5 -1 |
| 172978-76500-Y | 132 | 5 |
| 172978-78111 | 132 | 19 |
| 172978-83101-4 | 145 | 5 -1 |
| 172978-83101-Y | 145 | 5 |
| 172978-83111-4 | 145 | 6 -1 |
| 172978-83111-Y | 145 | 6 |
| 172978-83120 | 145 | 7 |
| 172978-83130 | 145 | 8 |
| 172978-83140 | 145 | 9 |
| | | 10 |
| 172978-83150 | 145 | 11 |
| 172978-83161 | 145 | 12 |
| 172978-83170-4 | 145 | 13 -1 |
| 172978-83170-Y | 145 | 13 |
| 172978-83191 | 145 | 14 |
| 172978-83221-4 | 145 | 18 -1 |
| 172978-83221-Y | 145 | 18 |
| 172978-83270-4 | 145 | 19 -1 |
| 172978-83270-Y | 145 | 19 |
| 172978-83292 | 145 | 20 |
| 172978-83300-4 | 145 | 21 -1 |
| 172978-83300-Y | 145 | 21 |
| 172978-83320-4 | 145 | 22 -1 |
| 172978-83320-Y | 145 | 22 |
| 172A21-13100 | 9 | 1 |
| 172A21-76120 | 124 | 2 |
| 172A25-68500 | 83 | 1 |
| | 85 | 2 |
| 172A36-03411 | 1 | 11 |
| | | 12 |
| | 54 | 8 B |
| | 67 | 11 D |

| Parts No. | Fig. No. | Ref. No. |
|--------------|----------|----------|
| 172A36-03411 | 179 | 11 |
| | | 12 |
| 172A36-74690 | 109 | 2 |
| 172A36-74700 | 109 | 4 |
| 172A36-74750 | 109 | 8 |
| 172A36-74780 | 109 | 9 |
| 172A37-03150 | 147 | 2 |
| | 148 | 2 |
| 172A37-03160 | 147 | 3 |
| | 148 | 3 |
| 172A37-03180 | 147 | 4 |
| | 148 | 4 |
| 172A37-03200 | 147 | 5 |
| | 148 | 5 |
| 172A37-03231 | 147 | 6 |
| | 148 | 6 |
| 172A37-03241 | 147 | 7 |
| | 148 | 7 |
| 172A37-03250 | 147 | 8 |
| | 148 | 8 |
| 172A37-03271 | 147 | 10 |
| | 148 | 10 |
| 172A37-03280 | 147 | 11 |
| | 148 | 11 |
| 172A37-03290 | 147 | 12 |
| | 148 | 12 |
| 172A37-03300 | 147 | 13 |
| | 148 | 13 |
| 172A37-03310 | 147 | 14 |
| | 148 | 14 |
| 172A37-03330 | 147 | 16 |
| | 148 | 16 |
| 172A37-03360 | 147 | 18 |
| | 148 | 18 |
| 172A37-03370 | 147 | 19 |
| | 148 | 19 |
| 172A37-03400 | 147 | 20 |
| | 148 | 20 |
| 172A37-03410 | 147 | 21 |
| | 148 | 21 |
| 172A37-03420 | 147 | 22 |
| | 148 | 22 |
| 172A37-03430 | 147 | 23 |
| | 148 | 23 |
| 172A37-03500 | 147 | 27 |
| | 148 | 26 |
| 172A37-03520 | 147 | 29 |
| 172A37-03530 | 147 | 30 |
| 172A37-03680 | 147 | 36 |
| 172A37-03710 | 147 | 37 |

| Parts No. | Fig. No. | Ref. No. |
|--------------|----------|----------|
| 172A37-03710 | 148 | 31 |
| 172A37-03720 | 147 | 38 |
| | 148 | 32 |
| 172A38-03201 | 2 | 6 |
| | 12 | 6 A |
| 172A38-03211 | 2 | 7 |
| | 10 | 14 A |
| 172A46-14610 | 10 | 26 |
| 172A46-46500 | 46 | 2 |
| 172A46-46530 | 46 | 3 |
| 172A46-53360 | 165 | 4 |
| 172A46-74710 | 111 | 8 |
| | 113 | 4 |
| 172A46-74720 | 111 | 9 |
| 172A46-74730 | 111 | 10 |
| 172A47-74710 | 110 | 4 |
| | 117 | 3 |
| 172A47-74720 | 110 | 5 |
| | 117 | 4 |
| 172A47-74730 | 110 | 6 |
| | 116 | 9 |
| | 117 | 5 |
| 172A47-74740 | 110 | 7 |
| | 117 | 6 |
| 172A47-74750 | 110 | 8 |
| | 117 | 7 |
| 172A47-74760 | 110 | 9 |
| | 116 | 20 |
| | 117 | 8 |
| 172A47-74770 | 110 | 10 |
| | 116 | 21 |
| | 117 | 9 |
| 172A47-74780 | 110 | 11 |
| | 117 | 10 |
| 172A47-74790 | 110 | 12 |
| | 117 | 11 |
| 172A47-74800 | 110 | 13 |
| | 117 | 12 |
| 172A47-74810 | 110 | 14 |
| | 116 | 24 |
| | 117 | 13 |
| 172A47-74820 | 110 | 15 |
| | 117 | 14 |
| 172A47-74840 | 110 | 16 |
| | 116 | 25 |
| | 117 | 15 |
| 172A47-74850 | 110 | 17 |
| | 116 | 26 |
| | 117 | 16 |
| 172A47-74860 | 110 | 18 |

Parts No. Index

| Parts No. | Fig. No. | Ref. No. |
|--------------|----------|----------|
| 172A47-74860 | 117 | 17 |
| 172A47-74870 | 110 | 19 |
| | 117 | 18 |
| 172A47-74880 | 110 | 20 |
| | 116 | 27 |
| | 117 | 19 |
| 172A47-74890 | 110 | 21 |
| | 116 | 28 |
| | 117 | 20 |
| 172A47-76171 | 123 | 7 |
| 172A47-76180 | 123 | 12 |
| 172A47-76230 | 116 | 37 |
| | 123 | 15 |
| 172A47-76290 | 123 | 17 |
| 172A47-76320 | 117 | 23 |
| | 123 | 19 |
| 172A47-77820 | 138 | 4 |
| 172A48-53371 | 165 | 5 |
| 172A48-53380 | 165 | 6 |
| 172A52-76130 | 121 | 5 |
| 172A52-81352 | 141 | 4 |
| 172A64-03380 | 179 | 7 -1 |
| 172A64-03390 | 147 | 14 -1 |
| | 148 | 14 -1 |
| 172A64-17250 | 20 | 19 |
| 172A64-64940 | 11 | 12 |
| | 54 | 8 |
| 172A64-65160 | 11 | 13 |
| 172A65-03230 | 1 | 5 |
| 172A65-16550 | 15 | 6 |
| 172A65-64840 | 55 | 12 |
| 172A65-73310 | 95 | 2 |
| 172A65-73320 | 95 | 21 |
| 172A65-73330 | 95 | 22 |
| 172A65-73340 | 95 | 23 |
| 172A65-73350 | 95 | 24 |
| 172A65-73360 | 95 | 25 |
| 172A65-73370 | 95 | 26 |
| 172A65-73380 | 95 | 27 |
| 172A65-73390 | 95 | 28 |
| 172A65-73400 | 95 | 29 |
| 172A65-73410 | 95 | 30 |
| 172A65-73420 | 95 | 32 |
| 172A65-73430 | 95 | 33 |
| 172A65-73440 | 95 | 34 |
| 172A65-73450 | 95 | 35 |
| 172A65-73460 | 95 | 37 |
| 172A65-73470 | 95 | 39 |
| 172A65-73480 | 95 | 41 |
| 172A65-73490 | 95 | 42 |

| Parts No. | Fig. No. | Ref. No. |
|--------------|----------|----------|
| 172A65-73500 | 95 | 43 |
| 172A65-73510 | 95 | 44 |
| 172A65-73520 | 95 | 45 |
| 172A65-73530 | 95 | 46 |
| 172A65-73540 | 95 | 47 |
| 172A65-73550 | 95 | 48 |
| 172A65-73560 | 95 | 49 |
| 172A65-73570 | 95 | 50 |
| 172A65-73580 | 95 | 51 |
| 172A65-73620 | 95 | 11 |
| 172A65-73630 | 95 | 12 |
| 172A65-73700 | 95 | 85 |
| 172A65-73800 | 97 | 1 |
| 172A65-73810 | 97 | 2 |
| 172A65-73840 | 97 | 3 |
| 172A65-73850 | 97 | 4 |
| 172A65-73860 | 97 | 5 |
| 172A65-73870 | 97 | 11 |
| 172A65-73880 | 97 | 10 |
| 172A65-76700 | 126 | 4 |
| 172A65-76790 | 119 | 6 |
| 172A69-03130 | 2 | 4 |
| 172A69-03220 | 3 | 10 |
| | 180 | 10 |
| 172A69-03270 | 2 | 8 |
| 172A69-03350 | 2 | 12 |
| | 11 | 16 A |
| 172A69-03430 | 147 | 24 |
| | 148 | 24 |
| 172A69-03450 | 147 | 25 |
| | 148 | 25 |
| 172A69-11530 | 7 | 6 |
| 172A69-12100 | 8 | 1 |
| 172A69-12120 | 8 | 7 |
| 172A69-13230 | 10 | 5 |
| 172A69-13690 | 54 | 17 |
| 172A69-14110 | 13 | 3 |
| 172A69-14130 | 13 | 9 |
| 172A69-14170 | 13 | 23 |
| 172A69-14211 | 13 | 14 |
| 172A69-14230 | 13 | 26 |
| 172A69-14240 | 13 | 15 |
| 172A69-14310 | 13 | 35 |
| 172A69-14350 | 13 | 37 |
| | | 44 |
| 172A69-14370 | 13 | 38 |
| 172A69-14410 | 13 | 40 |
| 172A69-14430 | 13 | 42 |
| 172A69-14450 | 13 | 43 |
| 172A69-14550 | 13 | 18 -1 |

| Parts No. | Fig. No. | Ref. No. |
|--------------|----------|----------|
| 172A69-16121 | 17 | 1 -1 |
| 172A69-16480 | 18 | 2 |
| 172A69-16700 | 15 | 19 |
| | 20 | 16 |
| 172A69-17211 | 27 | 4 |
| 172A69-17221 | 27 | 5 |
| 172A69-17231 | 27 | 6 |
| 172A69-17241 | 27 | 7 |
| 172A69-17251 | 27 | 8 |
| 172A69-17260 | 20 | 20 |
| 172A69-17840 | 30 | 5 |
| | 32 | 9 |
| 172A69-18150 | 32 | 13 |
| 172A69-18160 | 32 | 14 |
| 172A69-18190 | 32 | 18 |
| 172A69-18750 | 29 | 10 |
| 172A69-18900 | 30 | 9 |
| 172A69-45211 | 41 | 1 |
| 172A69-45251 | 41 | 2 |
| 172A69-45350 | 43 | 1 |
| 172A69-45800 | 45 | 4 |
| 172A69-45851 | 42 | 2 |
| 172A69-46101 | 44 | 2 |
| 172A69-46210 | 44 | 7 |
| 172A69-46220 | 44 | 8 |
| 172A69-46251 | 44 | 9 |
| 172A69-46270 | 44 | 10 |
| 172A69-57650 | 51 | 4 |
| 172A69-57660 | 51 | 6 |
| 172A69-61010 | 55 | 1 |
| 172A69-61020 | 55 | 2 |
| 172A69-61120 | 55 | 7 |
| 172A69-61560 | 57 | 6 |
| 172A69-61780 | 54 | 11 |
| 172A69-62050 | 52 | 6 |
| 172A69-62130 | 33 | 24 |
| 172A69-62150 | 60 | 1 |
| 172A69-62160 | 60 | 2 |
| 172A69-62280 | 66 | 3 |
| 172A69-62310 | 66 | 8 |
| 172A69-62420 | 66 | 9 |
| 172A69-62430 | 66 | 22 |
| 172A69-62440 | 66 | 23 |
| 172A69-62450 | 66 | 24 |
| 172A69-62470 | 66 | 25 |
| 172A69-62510 | 66 | 10 |
| 172A69-62650 | 66 | 29 |
| 172A69-64100 | 64 | 1 |
| 172A69-64120 | 65 | 2 |
| 172A69-64160 | 71 | 1 |

| Parts No. | Fig. No. | Ref. No. |
|----------------|----------|----------|
| 172A69-64170 | 71 | 2 |
| 172A69-64710 | 63 | 18 |
| 172A69-64740 | 64 | 2 |
| 172A69-64760 | 55 | 26 |
| 172A69-64800 | 65 | 3 |
| 172A69-65180 | 67 | 8 |
| 172A69-65190 | 67 | 10 |
| 172A69-65530 | 66 | 30 |
| 172A69-65670 | 68 | 6 |
| 172A69-65872 | 69 | 10 |
| 172A69-65900-1 | 69 | 11 -1 |
| 172A69-65900-Y | 69 | 11 |
| 172A69-65920 | 69 | 13 |
| 172A69-68850 | 83 | 2 |
| 172A69-71110 | 106 | 23 |
| | 173 | 23 |
| | 189 | 3 |
| 172A69-71120 | 106 | 24 |
| | 173 | 24 |
| | 189 | 4 |
| 172A69-71130 | 106 | 1 |
| | 173 | 1 |
| 172A69-71140 | 106 | 2 |
| | 173 | 2 |
| | 189 | 19 |
| 172A69-71190 | 107 | 23 |
| | 174 | 23 |
| | 190 | 23 |
| 172A69-71230 | 108 | 5 |
| 172A69-71240 | 108 | 6 |
| | 175 | 7 |
| | 191 | 7 |
| 172A69-71250 | 108 | 1 |
| | 175 | 1 |
| | 191 | 1 |
| 172A69-71260 | 101 | 1 |
| | 168 | 1 |
| | 184 | 1 |
| 172A69-71300 | 116 | 2 |
| 172A69-71310 | 116 | 3 |
| 172A69-71320 | 116 | 4 |
| 172A69-71340 | 116 | 5 |
| 172A69-71350 | 116 | 6 |
| 172A69-71360 | 116 | 7 |
| 172A69-71370 | 116 | 8 |
| 172A69-71380 | 116 | 11 |
| 172A69-71390 | 116 | 12 |
| 172A69-71400 | 116 | 13 |
| 172A69-71550 | 88 | 1 |
| 172A69-71560 | 88 | 2 |

Parts No. Index

| Parts No. | Fig. No. | Ref. No. |
|--------------|----------|----------|
| 172A69-71750 | 109 | 1 |
| 172A69-72450 | 90 | 21 |
| 172A69-72460 | 90 | 23 |
| 172A69-72470 | 90 | 25 |
| 172A69-72480 | 90 | 5 |
| 172A69-72490 | 90 | 8 |
| 172A69-72680 | 128 | 26 |
| 172A69-72900 | 177 | 29 |
| 172A69-73320 | 96 | 20 |
| 172A69-73330 | 96 | 41 |
| 172A69-73350 | 96 | 55 |
| 172A69-73360 | 96 | 58 |
| 172A69-73370 | 96 | 18 |
| 172A69-73380 | 96 | 59 |
| 172A69-73390 | 96 | 60 |
| 172A69-73830 | 95 | 16 |
| 172A69-73850 | 95 | 7 |
| 172A69-74050 | 129 | 1 |
| 172A69-74070 | 129 | 6 |
| 172A69-74110 | 101 | 3 |
| | 168 | 3 |
| | 184 | 3 |
| 172A69-74140 | 104 | 4 |
| | 171 | 4 |
| | 187 | 4 |
| 172A69-74150 | 104 | 6 |
| | 171 | 6 |
| | 187 | 6 |
| 172A69-74160 | 104 | 7 |
| | 171 | 7 |
| | 187 | 7 |
| 172A69-74170 | 101 | 7 |
| | 168 | 7 |
| | 184 | 7 |
| 172A69-74180 | 101 | 8 |
| | 168 | 8 |
| | 184 | 8 |
| 172A69-74250 | 104 | 17 |
| | 105 | 6 |
| | 108 | 10 |
| | 171 | 17 |
| | 172 | 6 |
| | 175 | 16 |
| | 187 | 17 |
| | 188 | 6 |
| | 191 | 16 |
| 172A69-74280 | 105 | 16 |
| | 172 | 16 |
| | 188 | 16 |
| 172A69-74291 | 106 | 21 |

| Parts No. | Fig. No. | Ref. No. |
|----------------|----------|----------|
| 172A69-74301 | 106 | 22 |
| 172A69-74310 | 110 | 1 |
| 172A69-74411 | 111 | 1 |
| 172A69-74440 | 111 | 2 |
| 172A69-74450 | 111 | 3 |
| 172A69-74460 | 111 | 4 |
| 172A69-74470 | 111 | 5 |
| 172A69-74520 | 111 | 6 |
| 172A69-74540 | 111 | 7 |
| 172A69-74550 | 113 | 1 |
| 172A69-74560 | 113 | 2 |
| 172A69-74590 | 113 | 3 |
| 172A69-74670 | 110 | 2 |
| | 117 | 1 |
| 172A69-74680 | 110 | 3 |
| | 117 | 2 |
| 172A69-74730 | 116 | 16 |
| 172A69-74740 | 116 | 18 |
| 172A69-74750 | 116 | 19 |
| 172A69-74770 | 116 | 22 |
| 172A69-74780 | 116 | 23 |
| 172A69-74900 | 115 | 11 |
| 172A69-74910 | 115 | 19 |
| 172A69-74960 | 111 | 11 |
| 172A69-74970 | 111 | 12 |
| 172A69-74980 | 111 | 13 |
| 172A69-74990 | 111 | 14 |
| 172A69-75240 | 118 | 8 |
| 172A69-75450 | 118 | 10 |
| 172A69-75470 | 118 | 12 |
| 172A69-75600 | 118 | 14 |
| 172A69-75610 | 118 | 18 |
| 172A69-75710 | 118 | 19 |
| 172A69-76050 | 122 | 9 |
| 172A69-76060 | 122 | 10 |
| 172A69-76070 | 122 | 11 |
| 172A69-76120 | 119 | 5 |
| 172A69-76140 | 121 | 9 |
| 172A69-76150 | 122 | 8 |
| 172A69-76160 | 119 | 13 |
| 172A69-76200-1 | 128 | 2 -1 |
| 172A69-76200-Y | 128 | 2 |
| 172A69-76270-1 | 128 | 4 -1 |
| 172A69-76270-Y | 128 | 4 |
| 172A69-76300-1 | 130 | 1 -1 |
| | 131 | 1 -1 |
| 172A69-76300-Y | 130 | 1 |
| | 131 | 1 |
| | 131 | 1 |
| 172A69-76320-1 | 130 | 2 -1 |
| | 131 | 2 -1 |

| Parts No. | Fig. No. | Ref. No. |
|----------------|----------|----------|
| 172A69-76320-Y | 130 | 2 |
| | 131 | 2 |
| 172A69-76450 | 128 | 8 |
| 172A69-76600-1 | 132 | 8 -1 |
| 172A69-76600-Y | 132 | 8 |
| 172A69-76620-1 | 132 | 9 -1 |
| 172A69-76620-Y | 132 | 9 |
| 172A69-76640-1 | 132 | 10 -1 |
| 172A69-76640-Y | 132 | 10 |
| 172A69-76660-1 | 132 | 11 -1 |
| 172A69-76660-Y | 132 | 11 |
| 172A69-76680 | 88 | 7 |
| 172A69-77240 | 128 | 21 |
| 172A69-78110 | 120 | 6 |
| 172A69-78210 | 119 | 33 |
| 172A69-78220 | 125 | 5 |
| 172A69-78230 | 121 | 26 |
| 172A69-78250 | 121 | 27 |
| 172A69-78261 | 121 | 28 |
| | | 29 |
| 172A69-78270 | 121 | 30 |
| 172A69-78280 | 128 | 28 |
| 172A69-78320 | 125 | 8 |
| 172A69-78330 | 125 | 9 |
| 172A69-78340 | 126 | 10 |
| 172A69-78350 | 126 | 11 |
| 172A69-78360 | 126 | 12 |
| 172A69-78370 | 133 | 6 |
| 172A69-78450 | 126 | 13 |
| 172A69-78460 | 126 | 14 |
| 172A69-78470 | 125 | 12 |
| 172A69-78480 | 125 | 13 |
| 172A69-78510 | 127 | 17 |
| 172A69-78520 | 127 | 18 |
| 172A69-78530 | 127 | 20 |
| 172A69-78540 | 127 | 21 |
| 172A69-78591 | 132 | 21 |
| 172A69-78620 | 132 | 24 |
| 172A69-78630 | 135 | 2 |
| 172A69-78650 | 135 | 3 |
| 172A69-78660 | 135 | 4 |
| 172A69-78670 | 132 | 25 |
| 172A69-78680 | 128 | 32 |
| 172A69-78700 | 135 | 5 |
| 172A69-78711 | 135 | 6 |
| 172A69-78720 | 135 | 7 |
| 172A69-78731 | 135 | 8 |
| 172A69-78740 | 135 | 9 |
| 172A69-78750 | 135 | 10 |
| 172A69-78760 | 135 | 11 |

| Parts No. | Fig. No. | Ref. No. |
|----------------|----------|----------|
| 172A69-78770 | 135 | 12 |
| 172A69-78781 | 135 | 13 |
| 172A69-78791 | 135 | 14 |
| 172A69-78801 | 135 | 15 |
| 172A69-78811 | 135 | 16 |
| 172A69-78820 | 135 | 17 |
| 172A69-78830 | 135 | 18 |
| 172A69-78840 | 135 | 19 |
| 172A69-78850 | 135 | 20 |
| 172A69-78860 | 133 | 7 |
| 172A69-78890 | 133 | 10 |
| 172A69-78900 | 126 | 15 |
| 172A69-78910 | 133 | 11 |
| 172A69-78920 | 133 | 12 |
| 172A69-78930 | 133 | 13 |
| 172A69-78940 | 133 | 14 |
| 172A69-78950 | 133 | 15 |
| 172A69-78960 | 133 | 16 |
| 172A69-78970 | 136 | 1 |
| 172A69-78980 | 133 | 17 |
| 172A69-78990 | 133 | 18 |
| 172A69-79200 | 132 | 26 |
| 172A69-79210 | 132 | 27 |
| 172A69-79220 | 132 | 28 |
| 172A69-79250-1 | 132 | 32 -1 |
| 172A69-79250-Y | 132 | 32 |
| 172A69-79400 | 133 | 19 |
| 172A69-79410 | 133 | 20 |
| 172A69-79420 | 133 | 21 |
| 172A69-79430 | 133 | 22 |
| 172A69-79440 | 133 | 23 |
| 172A69-79450 | 133 | 24 |
| 172A69-79460 | 133 | 25 |
| 172A69-79470 | 133 | 26 |
| 172A69-79481 | 133 | 27 |
| 172A69-79490 | 136 | 2 |
| 172A69-79501 | 133 | 28 |
| 172A69-79511 | 133 | 29 |
| 172A69-79520 | 133 | 30 |
| 172A69-79530 | 133 | 31 |
| 172A69-79800 | 134 | 2 |
| 172A69-79810 | 134 | 3 |
| 172A69-79820 | 134 | 4 |
| 172A69-79830 | 134 | 5 |
| 172A69-79840 | 134 | 6 |
| 172A69-79850 | 134 | 7 |
| 172A69-79860 | 134 | 8 |
| 172A69-79870 | 134 | 9 |
| 172A69-79890 | 128 | 33 |
| 172A69-82370 | 92 | 36 |

Parts No. Index

| Parts No. | Fig. No. | Ref. No. |
|--------------|----------|----------|
| 172A69-82371 | 195 | 42 |
| 172A77-46050 | 44 | 1 |
| 172A78-14220 | 13 | 25 |
| 172A78-64510 | 115 | 1 |
| 172A86-03480 | 180 | 3 |
| 172A86-03570 | 179 | 3 -2 |
| 172A86-03840 | 179 | 3 -1 |
| | | 5 |
| 172A86-04420 | 179 | 5 -1 |
| 172A86-74500 | 123 | 1 |
| 172A89-03500 | 1 | 18 |
| 172A89-08900 | 165 | 1 |
| 172A89-13150 | 9 | 5 |
| 172A89-13360 | 10 | 13 |
| 172A89-13370 | 10 | 14 |
| 172A89-13550 | 10 | 17 |
| 172A89-13800 | 10 | 23 |
| 172A89-13810 | 10 | 24 |
| 172A89-13820 | 10 | 25 |
| 172A89-14380 | 13 | 39 |
| 172A89-16440 | 26 | 1 |
| 172A89-17150 | 22 | 17 |
| 172A89-17180 | 20 | 18 |
| 172A89-17810 | 30 | 2 |
| | 32 | 6 |
| 172A89-18580 | 33 | 12 |
| 172A89-29100 | 35 | 1 |
| 172A89-37501 | 38 | 1 |
| 172A89-37530 | 38 | 6 |
| 172A89-38100 | 40 | 1 |
| 172A89-38110 | 40 | 14 |
| 172A89-38120 | 40 | 2 |
| | | 15 |
| 172A89-38130 | 40 | 11 |
| 172A89-38140 | 40 | 24 |
| 172A89-38160 | 40 | 12 |
| | | 25 |
| 172A89-38170 | 40 | 13 |
| | | 26 |
| 172A89-38180 | 40 | 3 |
| | | 16 |
| 172A89-38190 | 40 | 4 |
| | | 17 |
| 172A89-38220 | 40 | 5 |
| | | 18 |
| 172A89-38230 | 40 | 6 |
| | | 19 |
| 172A89-38240 | 40 | 7 |
| | | 20 |
| 172A89-38250 | 40 | 8 |

| Parts No. | Fig. No. | Ref. No. |
|----------------|----------|----------|
| 172A89-38250 | 40 | 21 |
| 172A89-38260 | 40 | 9 |
| | | 22 |
| 172A89-38280 | 40 | 10 |
| | | 23 |
| 172A89-53320 | 165 | 3 |
| 172A89-54500 | 50 | 3 |
| 172A89-57600 | 51 | 1 |
| 172A89-57620 | 51 | 3 |
| 172A89-61470 | 59 | 4 |
| 172A89-61510 | 57 | 2 |
| 172A89-61520-N | 57 | 3 |
| 172A89-61530 | 57 | 4 |
| 172A89-61540 | 56 | 3 |
| 172A89-61570 | 57 | 7 |
| 172A89-61580 | 57 | 8 |
| 172A89-61581 | 57 | 8 -1 |
| 172A89-61800 | 54 | 13 |
| 172A89-61880 | 54 | 15 |
| 172A89-61900 | 54 | 16 |
| 172A89-61981 | 54 | 19 |
| 172A89-62550 | 118 | 30 |
| 172A89-62610 | 118 | 32 |
| 172A89-64720 | 65 | 4 |
| 172A89-64730 | 65 | 5 |
| 172A89-64740 | 65 | 24 |
| 172A89-64750 | 65 | 25 |
| 172A89-64760 | 65 | 6 |
| 172A89-64770 | 65 | 7 |
| 172A89-64780 | 65 | 8 |
| 172A89-64790 | 65 | 28 |
| 172A89-64800 | 65 | 26 |
| 172A89-64810 | 65 | 27 |
| 172A89-64820 | 65 | 9 |
| 172A89-64830 | 65 | 10 |
| 172A89-64840 | 65 | 11 |
| 172A89-64850 | 65 | 12 |
| 172A89-64860 | 65 | 29 |
| 172A89-64870 | 65 | 13 |
| 172A89-64880 | 65 | 14 |
| 172A89-64890 | 65 | 30 |
| 172A89-64900 | 65 | 31 |
| 172A89-64910 | 65 | 32 |
| 172A89-64920 | 65 | 33 |
| 172A89-64950 | 65 | 17 |
| 172A89-64980 | 65 | 14 A |
| 172A89-65600-1 | 68 | 2 -1 |
| 172A89-65600-Y | 68 | 2 |
| 172A89-65630 | 68 | 5 |
| 172A89-65661 | 70 | 2 |

| Parts No. | Fig. No. | Ref. No. |
|----------------|----------|----------|
| 172A89-65850 | 11 | 16 |
| | 69 | 3 |
| 172A89-65860 | 69 | 4 |
| 172A89-65950 | 70 | 3 |
| 172A89-67360 | 70 | 7 |
| 172A89-67390 | 70 | 8 |
| 172A89-67450 | 70 | 6 |
| 172A89-72270-N | 128 | 19 |
| 172A89-72300-N | 90 | 1 |
| 172A89-72310-N | 90 | 3 |
| 172A89-72330 | 90 | 6 |
| 172A89-72350 | 90 | 9 |
| 172A89-72360 | 90 | 10 |
| 172A89-72370 | 90 | 11 |
| 172A89-72380 | 90 | 12 |
| 172A89-72440 | 90 | 20 |
| 172A89-72450 | 90 | 22 |
| 172A89-72460 | 90 | 24 |
| 172A89-72470 | 90 | 26 |
| 172A89-72480 | 90 | 27 |
| 172A89-72490 | 90 | 28 |
| 172A89-72750 | 90 | 29 |
| 172A89-72960-N | 89 | 36 |
| | 194 | 43 |
| 172A89-73300 | 95 | 1 |
| 172A89-73301 | 95 | 1 -1 |
| 172A89-73310 | 95 | 3 |
| 172A89-73320 | 95 | 4 |
| 172A89-73340 | 95 | 9 |
| 172A89-73350 | 95 | 22 -1 |
| 172A89-73430 | 95 | 33 -1 |
| 172A89-73530 | 95 | 46 -1 |
| 172A89-73540 | 95 | 57 -1 |
| 172A89-73550 | 95 | 58 -1 |
| 172A89-73560 | 95 | 71 -1 |
| 172A89-73570 | 95 | 72 -1 |
| 172A89-74120 | 104 | 1 |
| | 171 | 1 |
| | 187 | 1 |
| 172A89-74130 | 104 | 2 |
| | 171 | 2 |
| | 187 | 2 |
| 172A89-74141 | 102 | 1 |
| 172A89-74150 | 102 | 2 |
| | 103 | 2 |
| | 105 | 14 |
| | 107 | 2 |
| | 169 | 2 |
| | 170 | 2 |
| | 172 | 14 |

| Parts No. | Fig. No. | Ref. No. |
|--------------|----------|----------|
| 172A89-74150 | 174 | 2 |
| | 185 | 2 |
| | 186 | 2 |
| | 188 | 14 |
| | 190 | 2 |
| 172A89-74161 | 102 | 4 |
| 172A89-74190 | 103 | 4 |
| | 170 | 4 |
| | 186 | 4 |
| 172A89-74210 | 104 | 13 |
| | 171 | 13 |
| | 187 | 13 |
| 172A89-74220 | 105 | 1 |
| | 172 | 1 |
| | 188 | 1 |
| 172A89-74230 | 105 | 13 |
| | 172 | 13 |
| | 188 | 13 |
| 172A89-74270 | 108 | 17 |
| | 175 | 26 |
| | 191 | 26 |
| 172A89-74280 | 107 | 22 |
| | 174 | 22 |
| | 190 | 22 |
| 172A89-74290 | 107 | 37 |
| 172A89-74330 | 107 | 15 |
| | 174 | 15 |
| | 190 | 15 |
| 172A89-74700 | 116 | 1 |
| 172A89-74710 | 116 | 14 |
| 172A89-74720 | 116 | 15 |
| 172A89-74730 | 116 | 17 |
| 172A89-76110 | 119 | 2 |
| 172A89-76120 | 119 | 3 |
| 172A89-76130 | 119 | 8 |
| 172A89-76150 | 88 | 5 |
| 172A89-76160 | 88 | 6 |
| 172A89-76170 | 125 | 2 |
| 172A89-76310 | 121 | 14 |
| 172A89-76400 | 128 | 5 |
| 172A89-76470 | 120 | 1 |
| 172A89-77800 | 138 | 2 |
| 172A89-77810 | 138 | 3 |
| 172A89-77820 | 139 | 3 |
| 172A89-78240 | 119 | 36 |
| 172A89-78300 | 125 | 6 |
| 172A89-78310 | 125 | 7 |
| 172A89-78400 | 129 | 17 |
| 172A89-78410 | 129 | 19 |
| 172A89-78420 | 129 | 20 |

Parts No. Index

| Parts No. | Fig. No. | Ref. No. |
|----------------|----------|----------|
| 172A89-78430 | 125 | 10 |
| 172A89-78440 | 125 | 11 |
| 172A89-78550 | 128 | 30 |
| 172A89-78570 | 128 | 31 |
| 172A89-78600 | 132 | 22 |
| 172A89-78610 | 132 | 23 |
| 172A89-79100-1 | 125 | 16 -1 |
| 172A89-79100-Y | 125 | 16 |
| 172A89-79140 | 125 | 18 |
| | | 20 |
| 172A89-79150-1 | 125 | 19 -1 |
| 172A89-79150-Y | 125 | 19 |
| 172A89-79620 | 132 | 29 |
| 172A89-81100-1 | 141 | 2 -1 |
| 172A89-81100-Y | 141 | 2 |
| 172A89-81470-Y | 142 | 3 |
| 172A89-81471-1 | 142 | 3 -2 |
| 172A89-81471-Y | 142 | 3 -1 |
| 172A89-81810 | 89 | 40 |
| | 194 | 47 |
| 172A89-81810-1 | 89 | 40 -1 |
| | 194 | 47 -1 |
| 172A89-82300-Y | 140 | 1 |
| 172A89-82320 | 140 | 3 |
| 172A89-94100 | 146 | 4 |
| 172B02-17150 | 73 | 2 |
| 172B02-69040 | 54 | 1 -1 |
| | 55 | 19 -1 |
| 172B03-03220 | 3 | 11 |
| | 180 | 11 |
| 172B03-03230 | 147 | 47 |
| | 148 | 41 |
| | 180 | 30 |
| 172B03-03240 | 3 | 12 |
| | 180 | 12 |
| 172B03-03250 | 29 | 1 |
| 172B03-03390 | 1 | 9 |
| | 2 | 14 |
| | 54 | 8 A |
| | 67 | 11 B |
| | 179 | 9 |
| 172B03-03460 | 1 | 13 |
| | 179 | 13 |
| 172B03-03800 | 3 | 30 |
| | 180 | 31 |
| 172B03-03810 | 3 | 31 |
| | 180 | 32 |
| 172B03-03930 | 179 | 19 B |
| 172B03-03940 | 179 | 19 C |
| 172B03-04400 | 4 | 8 |

| Parts No. | Fig. No. | Ref. No. |
|--------------|----------|----------|
| 172B03-04400 | 77 | 15 F |
| 172B03-04410 | 4 | 9 |
| | 77 | 15 G |
| 172B03-04530 | 147 | 42 |
| | 148 | 38 |
| 172B03-04580 | 147 | 43 |
| | 148 | 39 |
| 172B03-04600 | 147 | 44 |
| 172B03-04610 | 147 | 45 |
| 172B03-08200 | 4 | 1 |
| 172B03-17255 | 27 | 9 |
| 172B03-17259 | 27 | 9 -1 |
| 172B03-17261 | 27 | 10 |
| 172B03-18950 | 33 | 15 |
| 172B03-19100 | 30 | 11 |
| | 31 | 1 |
| 172B03-19110 | 30 | 12 |
| 172B03-19120 | 31 | 8 |
| 172B03-19130 | 31 | 10 |
| 172B03-19140 | 31 | 11 |
| 172B03-19150 | 31 | 13 |
| 172B03-19160 | 29 | 23 |
| 172B03-19190 | 31 | 15 |
| 172B03-19200 | 31 | 16 |
| 172B03-19210 | 31 | 18 |
| 172B03-19220 | 31 | 19 |
| 172B03-19230 | 31 | 20 |
| 172B03-19240 | 31 | 21 |
| 172B03-19250 | 31 | 22 |
| 172B03-19260 | 31 | 23 |
| 172B03-19270 | 31 | 24 |
| 172B03-19280 | 31 | 25 |
| 172B03-19290 | 31 | 26 |
| 172B03-19300 | 31 | 27 |
| 172B03-19310 | 31 | 28 |
| 172B03-19320 | 31 | 29 |
| 172B03-19330 | 31 | 30 |
| 172B03-19340 | 31 | 31 |
| 172B03-19350 | 31 | 32 |
| 172B03-19360 | 31 | 33 |
| 172B03-19370 | 31 | 34 |
| 172B03-19380 | 31 | 35 |
| 172B03-19390 | 31 | 36 |
| 172B03-19400 | 31 | 37 |
| 172B03-19410 | 31 | 38 |
| 172B03-19420 | 31 | 39 |
| 172B03-19430 | 31 | 40 |
| 172B03-19440 | 31 | 41 |
| 172B03-19450 | 31 | 42 |
| 172B03-19460 | 31 | 43 |

| Parts No. | Fig. No. | Ref. No. |
|--------------|----------|----------|
| 172B03-19470 | 31 | 44 |
| 172B03-19480 | 31 | 45 |
| 172B03-19490 | 31 | 46 |
| 172B03-19500 | 31 | 47 |
| 172B03-19510 | 31 | 48 |
| 172B03-19520 | 31 | 49 |
| 172B03-19530 | 31 | 50 |
| 172B03-19540 | 31 | 51 |
| 172B03-19550 | 31 | 52 |
| 172B03-19650 | 34 | 3 |
| 172B03-19660 | 34 | 4 |
| 172B03-19670 | 34 | 5 |
| 172B03-19680 | 33 | 20 |
| | 34 | 1 |
| 172B03-61960 | 66 | 2 |
| 172B03-63340 | 29 | 28 |
| 172B03-63670 | 29 | 28 -1 |
| 172B03-66170 | 54 | 21 |
| | 66 | 12 |
| | 67 | 19 |
| | 82 | 5 |
| 172B03-66180 | 82 | 6 |
| 172B03-66190 | 82 | 7 |
| 172B03-66200 | 82 | 8 |
| 172B03-74710 | 114 | 1 |
| 172B03-74740 | 114 | 2 |
| 172B03-74760 | 114 | 7 |
| 172B03-74860 | 114 | 3 |
| 172B03-74870 | 114 | 4 |
| 172B03-74880 | 114 | 5 |
| 172B04-03370 | 3 | 15 |
| | 180 | 15 |
| 172B04-03590 | 2 | 16 |
| 172B04-03860 | 147 | 40 |
| | 148 | 34 |
| 172B04-03980 | 179 | 2 |
| 172B06-18420 | 29 | 14 |
| 172B06-18450 | 33 | 11 |
| 172B06-18550 | 31 | 2 |
| 172B06-18560 | 29 | 15 |
| 172B06-18570 | 29 | 16 |
| 172B06-18580 | 29 | 17 |
| 172B06-18680 | 30 | 19 |
| | 31 | 3 |
| 172B06-18690 | 30 | 21 |
| | 31 | 4 |
| 172B06-18700 | 30 | 15 |
| | | 17 |
| 172B06-18930 | 31 | 5 |
| 172B06-18960 | 31 | 6 |

| Parts No. | Fig. No. | Ref. No. |
|--------------|----------|----------|
| 172B06-18970 | 31 | 7 |
| 172B06-19120 | 31 | 9 |
| 172B06-19140 | 31 | 12 |
| 172B06-19150 | 31 | 14 |
| 172B06-19200 | 31 | 17 |
| 172B06-19260 | 34 | 2 |
| 172B06-37951 | 178 | 7 |
| 172B06-68040 | 73 | 3 |
| 172B06-68060 | 74 | 3 |
| 172B06-68070 | 73 | 4 |
| 172B06-68101 | 73 | 5 |
| 172B06-68130 | 74 | 4 |
| 172B06-68150 | 74 | 5 |
| 172B06-68260 | 74 | 12 |
| 172B06-68310 | 80 | 3 |
| 172B06-68340 | 74 | 14 |
| 172B06-68350 | 73 | 11 |
| 172B06-68360 | 73 | 12 |
| | 74 | 15 |
| | 79 | 3 |
| 172B06-68370 | 73 | 13 |
| 172B06-68380 | 73 | 14 |
| | 74 | 16 |
| 172B06-68390 | 81 | 2 |
| 172B06-68400 | 74 | 17 |
| 172B06-68410 | 80 | 4 |
| 172B06-68780 | 76 | 5 |
| 172B06-68800 | 76 | 6 |
| 172B06-68830 | 76 | 7 |
| | 81 | 3 |
| 172B06-68870 | 76 | 8 |
| | 81 | 4 |
| 172B06-68940 | 82 | 11 |
| 172B06-69010 | 82 | 12 |
| 172B06-69040 | 82 | 15 |
| 172B06-69080 | 82 | 17 |
| 172B06-69090 | 82 | 18 |
| 172B06-69211 | 78 | 9 |
| 172B06-69240 | 80 | 8 |
| 172B06-69360 | 78 | 16 |
| 172B06-69370 | 79 | 13 |
| 172B06-69380 | 78 | 17 |
| 172B06-69390 | 78 | 18 |
| 172B06-69400 | 78 | 19 |
| 172B06-69450 | 79 | 15 |
| 172B06-69510 | 79 | 25 |
| 172B06-69571 | 81 | 5 |
| 172B06-69581 | 81 | 6 |
| 172B06-69600 | 81 | 7 |
| 172B11-03070 | 147 | 1 |

Parts No. Index

| Parts No. | Fig. No. | Ref. No. |
|--------------|----------|----------|
| 172B11-03080 | 148 | 1 |
| 172B11-03110 | 3 | 6 |
| | 180 | 6 |
| 172B11-03130 | 3 | 7 |
| | 180 | 7 |
| 172B11-03140 | 1 | 2 |
| 172B11-03150 | 3 | 8 |
| | 180 | 8 |
| 172B11-03160 | 1 | 3 |
| 172B11-03171 | 2 | 5 |
| 172B11-03180 | 3 | 9 |
| | 180 | 9 |
| 172B11-03260 | 179 | 19 A |
| 172B11-03300 | 3 | 3 |
| 172B11-03310 | 3 | 4 |
| 172B11-03380 | 3 | 16 |
| | 180 | 16 |
| 172B11-03400 | 3 | 21 |
| | 180 | 4 |
| 172B11-03410 | 152 | 1 |
| | 159 | 1 |
| 172B11-03420 | 149 | 2 |
| 172B11-03470 | 179 | 18 |
| 172B11-03480 | 179 | 19 |
| 172B11-03510 | 147 | 28 |
| | 148 | 27 |
| 172B11-03530 | 147 | 31 |
| | 148 | 28 |
| 172B11-03550 | 147 | 33 |
| | 148 | 29 |
| 172B11-03570 | 147 | 34 |
| | 148 | 30 |
| 172B11-03580 | 147 | 35 |
| | 148 | 35 -1 |
| 172B11-03860 | 3 | 27 |
| | 77 | 14 A |
| | 180 | 26 |
| 172B11-03870 | 147 | 41 |
| 172B11-03880 | 148 | 35 |
| 172B11-03890 | 3 | 29 |
| | 180 | 28 |
| 172B11-03900 | 148 | 36 |
| 172B11-03930 | 3 | 28 |
| | 77 | 14 B |
| | 180 | 27 |
| 172B11-03940 | 148 | 37 |
| 172B11-03960 | 147 | 48 |
| | 148 | 42 |
| 172B11-03970 | 180 | 29 |
| 172B11-04790 | 179 | 3 |

| Parts No. | Fig. No. | Ref. No. |
|--------------|----------|----------|
| 172B11-08120 | 1 | 1 |
| 172B11-08121 | 179 | 1 |
| 172B11-08122 | 179 | 1 -1 |
| 172B11-08310 | 149 | 1 |
| 172B11-08320 | 150 | 1 |
| 172B11-08330 | 150 | 1 -1 |
| 172B11-08360 | 2 | 1 |
| 172B11-08410 | 3 | 1 |
| 172B11-08411 | 180 | 1 |
| 172B11-08590 | 181 | 1 |
| 172B11-08700 | 151 | 1 |
| 172B11-08710 | 158 | 1 |
| 172B11-08810 | 6 | 10 |
| 172B11-08811 | 6 | 10 -1 |
| 172B11-11300 | 6 | 1 |
| 172B11-11301 | 6 | 1 -1 |
| 172B11-11302 | 6 | 1 -2 |
| 172B11-11350 | 6 | 2 |
| 172B11-11360 | 6 | 3 |
| 172B11-11390 | 6 | 8 |
| 172B11-11500 | 7 | 1 |
| 172B11-11550 | 7 | 7 |
| 172B11-11560 | 7 | 8 |
| 172B11-13100 | 9 | 2 |
| 172B11-13110 | 9 | 3 |
| 172B11-13120 | 9 | 4 |
| 172B11-13150 | 9 | 6 |
| 172B11-13160 | 9 | 7 |
| 172B11-13170 | 9 | 8 |
| 172B11-13200 | 9 | 9 |
| 172B11-13300 | 10 | 6 |
| 172B11-13310 | 10 | 7 |
| 172B11-13320 | 10 | 9 |
| 172B11-13330 | 10 | 10 |
| 172B11-13340 | 10 | 11 |
| 172B11-13350 | 10 | 12 |
| 172B11-13400 | 11 | 1 |
| 172B11-13500 | 10 | 15 |
| 172B11-13560 | 10 | 18 |
| 172B11-13570 | 10 | 21 |
| 172B11-13580 | 10 | 22 |
| 172B11-13600 | 11 | 4 |
| 172B11-13700 | 11 | 6 |
| 172B11-13710 | 11 | 7 |
| 172B11-13720 | 11 | 8 |
| 172B11-13730 | 11 | 9 |
| 172B11-13740 | 11 | 10 |
| 172B11-13750 | 11 | 14 |
| 172B11-13790 | 11 | 11 |
| 172B11-13830 | 11 | 17 |

| Parts No. | Fig. No. | Ref. No. |
|--------------|----------|----------|
| 172B11-13840 | 11 | 18 |
| 172B11-13860 | 11 | 19 |
| 172B11-13930 | 11 | 20 |
| 172B11-14510 | 14 | 1 |
| 172B11-14700 | 14 | 4 |
| 172B11-14730 | 14 | 8 |
| 172B11-14760 | 14 | 12 |
| 172B11-14790 | 14 | 16 |
| 172B11-16100 | 15 | 1 |
| 172B11-16120 | 15 | 2 |
| 172B11-16270 | 22 | 22 |
| 172B11-16350 | 20 | 2 |
| 172B11-16440 | 20 | 3 |
| 172B11-16501 | 15 | 4 |
| 172B11-16502 | 15 | 4 -1 |
| 172B11-16540 | 193 | 2 |
| 172B11-16550 | 20 | 3 -1 |
| 172B11-16590 | 28 | 7 |
| 172B11-16601 | 20 | 14 |
| 172B11-16620 | 16 | 1 |
| 172B11-16640 | 20 | 42 |
| 172B11-16650 | 15 | 17 |
| 172B11-16660 | 15 | 18 |
| 172B11-16780 | 26 | 3 |
| 172B11-16810 | 19 | 3 |
| 172B11-16840 | 19 | 1 |
| 172B11-16850 | 19 | 2 |
| 172B11-16880 | 23 | 1 |
| 172B11-16900 | 20 | 17 |
| 172B11-16901 | 20 | 17 -1 |
| 172B11-17100 | 21 | 1 |
| 172B11-17110 | 21 | 2 |
| 172B11-17120 | 21 | 3 |
| 172B11-17130 | 21 | 4 |
| 172B11-17140 | 21 | 5 |
| 172B11-17200 | 27 | 3 |
| 172B11-17251 | 149 | 3 |
| 172B11-17301 | 149 | 6 |
| 172B11-17640 | 32 | 5 |
| 172B11-17870 | 30 | 8 |
| 172B11-17920 | 28 | 10 |
| 172B11-17950 | 193 | 3 |
| 172B11-17951 | 193 | 3 -1 |
| | 196 | 5 |
| 172B11-18100 | 32 | 12 |
| 172B11-18150 | 32 | 17 |
| 172B11-18200 | 29 | 3 |
| 172B11-18210 | 29 | 3 -1 |
| 172B11-18240 | 29 | 5 |
| 172B11-18250 | 29 | 6 |

| Parts No. | Fig. No. | Ref. No. |
|--------------|----------|----------|
| 172B11-18290 | 32 | 19 |
| 172B11-18300 | 32 | 20 |
| 172B11-18370 | 32 | 21 |
| 172B11-18410 | 32 | 23 |
| 172B11-18440 | 33 | 4 |
| 172B11-18441 | 33 | 4 -1 |
| 172B11-18570 | 33 | 6 |
| | 54 | 3 |
| | 63 | 7 |
| | | 28 |
| 172B11-18580 | 33 | 7 |
| 172B11-18590 | 33 | 8 |
| 172B11-18680 | 33 | 9 |
| 172B11-18700 | 29 | 8 |
| 172B11-18740 | 29 | 12 |
| 172B11-18780 | 29 | 13 |
| 172B11-18810 | 29 | 11 |
| 172B11-18880 | 33 | 13 |
| | 63 | 2 |
| 172B11-18900 | 30 | 10 |
| | 33 | 14 |
| 172B11-19110 | 29 | 18 |
| 172B11-19250 | 29 | 24 |
| 172B11-19500 | 33 | 16 |
| 172B11-19520 | 33 | 17 |
| 172B11-19580 | 33 | 18 |
| 172B11-19610 | 33 | 19 |
| 172B11-19700 | 33 | 21 |
| 172B11-19760 | 29 | 7 |
| | | 20 |
| 172B11-19770 | 33 | 22 |
| 172B11-19780 | 33 | 23 |
| 172B11-19800 | 30 | 14 |
| 172B11-19830 | 30 | 16 |
| 172B11-19840 | 30 | 18 |
| 172B11-19850 | 30 | 20 |
| 172B11-19870 | 30 | 13 |
| 172B11-37300 | 37 | 1 |
| 172B11-37310 | 37 | 2 |
| 172B11-37330 | 37 | 4 |
| 172B11-37340 | 37 | 5 |
| 172B11-37370 | 37 | 8 |
| 172B11-37380 | 37 | 9 |
| 172B11-37750 | 178 | 1 |
| 172B11-37760 | 178 | 2 |
| 172B11-37790 | 178 | 3 |
| 172B11-37800 | 178 | 4 |
| 172B11-37810 | 178 | 5 |
| 172B11-37820 | 178 | 6 |
| 172B11-38100 | 182 | 1 |

Parts No. Index

| Parts No. | Fig. No. | Ref. No. |
|--------------|----------|----------|
| 172B11-38110 | 182 | 14 |
| 172B11-38120 | 182 | 2 |
| | | 15 |
| 172B11-38130 | 182 | 11 |
| 172B11-38140 | 182 | 24 |
| 172B11-38160 | 182 | 12 |
| | | 25 |
| 172B11-38170 | 182 | 13 |
| | | 26 |
| 172B11-38180 | 182 | 3 |
| | | 16 |
| 172B11-38190 | 182 | 4 |
| | | 17 |
| 172B11-38220 | 182 | 5 |
| | | 18 |
| 172B11-38230 | 182 | 6 |
| | | 19 |
| 172B11-38240 | 182 | 7 |
| | | 20 |
| 172B11-38250 | 182 | 8 |
| | | 21 |
| 172B11-38260 | 182 | 9 |
| | | 22 |
| 172B11-38280 | 182 | 10 |
| | | 23 |
| 172B11-50100 | 47 | 1 |
| 172B11-53300 | 49 | 1 |
| 172B11-53340 | 49 | 3 |
| 172B11-53350 | 49 | 4 |
| 172B11-53360 | 49 | 5 |
| 172B11-53370 | 49 | 6 |
| 172B11-53380 | 49 | 7 |
| 172B11-54100 | 50 | 1 |
| 172B11-61050 | 55 | 3 |
| 172B11-61060 | 55 | 5 |
| 172B11-61080 | 65 | 1 |
| 172B11-61130 | 65 | 1 -1 |
| 172B11-61140 | 55 | 6 |
| 172B11-61150 | 55 | 10 |
| 172B11-61240 | 55 | 13 |
| 172B11-61280 | 55 | 15 |
| 172B11-61290 | 55 | 9 |
| 172B11-61300 | 55 | 16 |
| 172B11-61330 | 55 | 18 |
| | | 59 |
| | | 2 |
| 172B11-61340 | 58 | 1 |
| 172B11-61380 | 58 | 3 |
| 172B11-61390 | 58 | 4 |
| 172B11-61400 | 53 | 1 -1 |
| 172B11-61420 | 55 | 20 |

| Parts No. | Fig. No. | Ref. No. |
|----------------|----------|----------|
| 172B11-61440 | 59 | 1 |
| 172B11-61470 | 55 | 22 |
| 172B11-61490 | 68 | 1 |
| 172B11-61490-1 | 68 | 1 -1 |
| 172B11-61500 | 57 | 1 |
| 172B11-61520 | 53 | 2 -1 |
| 172B11-61550 | 57 | 5 |
| 172B11-61600 | 52 | 1 |
| 172B11-61601 | 52 | 1 -1 |
| 172B11-61650 | 52 | 3 |
| 172B11-61660 | 52 | 4 |
| 172B11-61680 | 54 | 2 |
| 172B11-61680-1 | 54 | 2 -1 |
| 172B11-61720 | 54 | 5 |
| 172B11-61730 | 54 | 6 |
| 172B11-61760 | 54 | 9 |
| 172B11-61800 | 54 | 14 |
| 172B11-61810 | 54 | 7 |
| 172B11-61820 | 54 | 12 |
| 172B11-61830 | 52 | 5 |
| 172B11-61830-1 | 52 | 5 -1 |
| 172B11-61900 | 53 | 1 |
| 172B11-61910 | 53 | 2 |
| 172B11-61950 | 53 | 5 |
| 172B11-62020 | 59 | 5 |
| 172B11-62200 | 55 | 23 |
| 172B11-62210 | 55 | 25 |
| 172B11-62250 | 63 | 3 |
| 172B11-62290 | 66 | 4 |
| 172B11-62300 | 66 | 5 |
| 172B11-62410 | 66 | 1 |
| 172B11-62570 | 118 | 31 |
| 172B11-62900 | 66 | 7 |
| 172B11-63110 | 61 | 1 |
| 172B11-63120 | 61 | 2 |
| 172B11-63130 | 61 | 3 |
| 172B11-63140 | 27 | 12 |
| 172B11-63150 | 62 | 2 |
| 172B11-63170 | 62 | 4 |
| 172B11-63180 | 62 | 5 |
| 172B11-63190 | 62 | 6 |
| 172B11-63210 | 61 | 1 -1 |
| 172B11-63220 | 61 | 2 -1 |
| 172B11-63230 | 61 | 3 -1 |
| 172B11-63240 | 27 | 12 -1 |
| 172B11-63250 | 62 | 2 -1 |
| 172B11-63500 | 27 | 13 |
| 172B11-64170 | 63 | 4 |
| 172B11-64200 | 63 | 5 |
| 172B11-64610 | 63 | 12 |

| Parts No. | Fig. No. | Ref. No. |
|----------------|----------|----------|
| 172B11-64620 | 63 | 13 |
| 172B11-64640 | 63 | 14 |
| 172B11-64660 | 63 | 15 |
| 172B11-64670 | 63 | 16 |
| 172B11-64680 | 63 | 17 |
| 172B11-64690 | 63 | 27 |
| 172B11-64810 | 63 | 30 |
| 172B11-64820 | 63 | 19 |
| 172B11-64830 | 63 | 20 |
| 172B11-64840 | 63 | 21 |
| 172B11-64850 | 63 | 22 |
| 172B11-64860 | 63 | 23 |
| 172B11-64870 | 63 | 31 |
| 172B11-64910 | 63 | 24 |
| 172B11-64920 | 63 | 25 |
| 172B11-64950 | 64 | 3 |
| 172B11-65120 | 67 | 4 |
| 172B11-65120-1 | 67 | 4 -1 |
| 172B11-65160 | 67 | 6 |
| 172B11-65170 | 67 | 7 |
| 172B11-65180 | 67 | 9 |
| 172B11-65190 | 67 | 11 |
| 172B11-65211 | 70 | 1 |
| 172B11-65220 | 67 | 14 |
| 172B11-65270 | 67 | 17 |
| 172B11-65720 | 118 | 33 |
| 172B11-65780 | 118 | 34 |
| 172B11-65800 | 69 | 1 |
| 172B11-65800-1 | 69 | 1 -1 |
| 172B11-65910 | 69 | 5 |
| 172B11-65921 | 69 | 6 |
| 172B11-65930 | 69 | 7 |
| 172B11-65940 | 69 | 8 |
| 172B11-65950 | 69 | 9 |
| 172B11-67100 | 70 | 4 |
| 172B11-68000 | 72 | 1 |
| 172B11-68030 | 80 | 2 |
| 172B11-68160 | 74 | 6 |
| 172B11-68170 | 74 | 7 |
| 172B11-68180 | 74 | 8 |
| 172B11-68190 | 74 | 9 |
| 172B11-68200 | 74 | 10 |
| 172B11-68210 | 74 | 9 -1 |
| 172B11-68220 | 74 | 10 -1 |
| 172B11-68240 | 73 | 6 |
| 172B11-68250 | 74 | 11 |
| 172B11-68270 | 73 | 7 |
| 172B11-68290 | 73 | 8 |
| 172B11-68300 | 74 | 13 |
| 172B11-68310 | 73 | 9 |

| Parts No. | Fig. No. | Ref. No. |
|--------------|----------|----------|
| 172B11-68310 | 73 | 9 -1 |
| 172B11-68320 | 73 | 10 |
| | | 10 -1 |
| 172B11-68340 | 80 | 3 -1 |
| 172B11-68410 | 75 | 2 |
| 172B11-68420 | 75 | 3 |
| 172B11-68430 | 75 | 4 |
| 172B11-68440 | 75 | 5 |
| 172B11-68450 | 75 | 6 |
| 172B11-68460 | 75 | 7 |
| 172B11-68560 | 77 | 4 |
| 172B11-68570 | 77 | 5 |
| 172B11-68580 | 77 | 6 |
| 172B11-68590 | 77 | 7 |
| 172B11-68600 | 77 | 8 |
| 172B11-68631 | 77 | 12 |
| 172B11-68640 | 77 | 13 |
| 172B11-68751 | 76 | 3 |
| 172B11-68752 | 76 | 3 -1 |
| 172B11-68760 | 76 | 4 |
| 172B11-68790 | 82 | 9 |
| 172B11-68800 | 73 | 15 |
| | | 80 |
| | | 5 |
| 172B11-68810 | 74 | 18 |
| 172B11-68820 | 78 | 23 |
| 172B11-68830 | 79 | 4 |
| 172B11-68840 | 84 | 1 -1 |
| 172B11-68860 | 79 | 5 |
| | | 82 |
| | | 10 |
| 172B11-68870 | 79 | 8 |
| 172B11-68910 | 72 | 2 |
| 172B11-68920 | 72 | 3 |
| 172B11-68940 | 84 | 1 |
| 172B11-68960 | 84 | 3 |
| 172B11-68970 | 84 | 4 |
| 172B11-68980 | 84 | 5 |
| 172B11-69010 | 82 | 13 |
| 172B11-69020 | 82 | 14 |
| 172B11-69030 | 73 | 16 |
| 172B11-69040 | 73 | 17 |
| 172B11-69060 | 73 | 18 |
| 172B11-69070 | 82 | 16 |
| 172B11-69080 | 73 | 19 |
| 172B11-69090 | 78 | 3 |
| 172B11-69160 | 78 | 1 |
| 172B11-69180 | 78 | 6 |
| 172B11-69190 | 78 | 7 |
| 172B11-69200 | 78 | 8 |
| 172B11-69220 | 80 | 6 |
| 172B11-69230 | 80 | 7 |

Parts No. Index

| Parts No. | Fig. No. | Ref. No. |
|--------------|----------|----------|
| 172B11-69240 | 80 | 9 |
| 172B11-69250 | 80 | 10 |
| 172B11-69260 | 78 | 10 |
| 172B11-69270 | 78 | 11 |
| 172B11-69280 | 78 | 12 |
| 172B11-69290 | 78 | 13 |
| 172B11-69300 | 79 | 7 |
| 172B11-69310 | 79 | 10 |
| 172B11-69320 | 79 | 11 |
| 172B11-69330 | 79 | 12 |
| 172B11-69340 | 78 | 14 |
| 172B11-69350 | 78 | 15 |
| 172B11-69360 | 78 | 22 |
| 172B11-69370 | 78 | 24 |
| 172B11-69380 | 78 | 25 |
| 172B11-69390 | 78 | 26 |
| 172B11-69400 | 78 | 27 |
| 172B11-69410 | 78 | 28 |
| 172B11-69420 | 80 | 11 |
| 172B11-69430 | 79 | 18 |
| 172B11-69440 | 79 | 14 |
| 172B11-69450 | 79 | 19 |
| 172B11-69460 | 79 | 20 |
| 172B11-69470 | 79 | 21 |
| 172B11-69480 | 79 | 22 |
| 172B11-69490 | 79 | 23 |
| 172B11-69500 | 79 | 24 |
| 172B11-69510 | 79 | 26 |
| 172B11-69520 | 79 | 27 |
| 172B11-69530 | 79 | 28 |
| 172B11-69540 | 78 | 20 |
| 172B11-69550 | 78 | 21 |
| 172B11-69560 | 79 | 31 |
| 172B11-69570 | 79 | 32 |
| 172B11-69580 | 79 | 33 |
| 172B11-69610 | 81 | 1 |
| 172B11-69630 | 81 | 8 |
| 172B11-69640 | 81 | 9 |
| 172B11-69650 | 81 | 10 |
| 172B11-69660 | 81 | 11 |
| 172B11-69700 | 80 | 12 |
| 172B11-69800 | 82 | 1 |
| 172B11-69801 | 82 | 1 -1 |
| 172B11-69820 | 82 | 24 |
| 172B11-69830 | 82 | 25 |
| 172B11-69850 | 82 | 26 |
| 172B11-69860 | 82 | 27 |
| 172B11-69861 | 82 | 27 -1 |
| 172B11-69870 | 82 | 28 |
| 172B11-69880 | 82 | 29 |

| Parts No. | Fig. No. | Ref. No. |
|--------------|----------|----------|
| 172B11-69890 | 82 | 30 |
| 172B11-69900 | 82 | 31 |
| 172B11-69910 | 82 | 32 |
| 172B11-69920 | 82 | 33 |
| 172B11-69930 | 82 | 34 |
| 172B11-70010 | 87 | 3 |
| 172B11-70020 | 87 | 4 |
| 172B11-70030 | 87 | 5 |
| 172B11-70040 | 87 | 6 |
| 172B11-70050 | 87 | 7 |
| 172B11-70060 | 87 | 8 |
| 172B11-70070 | 87 | 9 |
| 172B11-70080 | 87 | 10 |
| 172B11-70090 | 87 | 11 |
| 172B11-70100 | 87 | 12 |
| 172B11-70110 | 87 | 13 |
| 172B11-70120 | 87 | 14 |
| 172B11-70130 | 87 | 15 |
| 172B11-70140 | 87 | 24 |
| 172B11-70150 | 87 | 25 |
| 172B11-70160 | 87 | 26 |
| 172B11-70170 | 87 | 27 |
| 172B11-70190 | 87 | 28 |
| | | 29 |
| 172B11-70200 | 87 | 30 |
| 172B11-70210 | 87 | 31 |
| | | 32 |
| 172B11-70220 | 87 | 33 |
| 172B11-70240 | 87 | 35 |
| 172B11-70250 | 87 | 36 |
| 172B11-70260 | 87 | 37 |
| 172B11-70270 | 87 | 38 |
| 172B11-70300 | 87 | 39 |
| 172B11-70310 | 87 | 40 |
| 172B11-70320 | 87 | 41 |
| 172B11-70330 | 87 | 42 |
| 172B11-70340 | 87 | 43 |
| 172B11-70350 | 87 | 16 |
| 172B11-70360 | 87 | 17 |
| 172B11-70370 | 87 | 18 |
| 172B11-70380 | 87 | 19 |
| 172B11-70400 | 87 | 44 |
| 172B11-70410 | 87 | 45 |
| 172B11-70450 | 87 | 34 -1A |
| | | 46 |
| 172B11-70460 | 87 | 47 |
| 172B11-70470 | 87 | 48 |
| 172B11-70480 | 87 | 49 |
| 172B11-70490 | 87 | 50 |
| 172B11-70500 | 87 | 51 |

| Parts No. | Fig. No. | Ref. No. |
|--------------|----------|----------|
| 172B11-70510 | 87 | 52 |
| 172B11-70520 | 87 | 20 |
| 172B11-70550 | 87 | 53 |
| 172B11-70560 | 87 | 54 |
| 172B11-70570 | 87 | 55 |
| 172B11-70580 | 87 | 56 |
| 172B11-70600 | 87 | 57 |
| 172B11-70610 | 87 | 58 |
| 172B11-70620 | 87 | 59 |
| 172B11-70630 | 87 | 60 |
| 172B11-70640 | 87 | 61 |
| 172B11-70650 | 87 | 62 |
| 172B11-70660 | 87 | 65 |
| 172B11-70670 | 87 | 66 |
| 172B11-70680 | 87 | 67 |
| 172B11-70690 | 87 | 68 |
| 172B11-70700 | 87 | 69 |
| 172B11-70710 | 87 | 70 |
| 172B11-70720 | 87 | 71 |
| 172B11-70730 | 87 | 77 |
| 172B11-70740 | 87 | 78 |
| 172B11-70750 | 87 | 72 |
| 172B11-70760 | 87 | 79 |
| 172B11-70770 | 87 | 80 |
| 172B11-70780 | 87 | 73 |
| 172B11-70790 | 87 | 81 |
| 172B11-70800 | 87 | 83 |
| 172B11-70810 | 87 | 84 |
| 172B11-70820 | 87 | 85 |
| 172B11-70830 | 87 | 86 |
| 172B11-70840 | 87 | 87 |
| 172B11-70850 | 87 | 88 |
| 172B11-70860 | 87 | 89 |
| 172B11-70870 | 87 | 90 |
| 172B11-70900 | 87 | 34 -1 |
| 172B11-70910 | 87 | 42 -1 |
| 172B11-71100 | 86 | 1 |
| 172B11-71220 | 89 | 16 |
| | | 19 |
| 172B11-71320 | 91 | 16 |
| 172B11-71330 | 91 | 13 |
| 172B11-71520 | 92 | 7 |
| 172B11-71530 | 92 | 10 |
| 172B11-71600 | 88 | 3 |
| 172B11-71720 | 93 | 10 |
| | | 13 |
| 172B11-72100 | 89 | 3 |
| 172B11-72101 | 194 | 3 |
| 172B11-72110 | 89 | 4 |
| 172B11-72120 | 89 | 5 |

| Parts No. | Fig. No. | Ref. No. |
|--------------|----------|----------|
| 172B11-72130 | 89 | 6 |
| | 91 | 2 |
| 172B11-72140 | 89 | 7 |
| 172B11-72150 | 89 | 8 |
| 172B11-72160 | 89 | 9 |
| 172B11-72170 | 89 | 10 |
| 172B11-72180 | 89 | 11 |
| 172B11-72190 | 89 | 12 |
| | 91 | 3 |
| 172B11-72200 | 89 | 13 |
| 172B11-72210 | 89 | 14 |
| 172B11-72220 | 89 | 17 |
| 172B11-72230 | 89 | 20 |
| 172B11-72240 | 89 | 23 |
| 172B11-72500 | 91 | 1 |
| 172B11-72501 | 176 | 1 |
| 172B11-72510 | 91 | 4 |
| 172B11-72520 | 91 | 5 |
| 172B11-72530 | 91 | 6 |
| | 92 | 2 |
| 172B11-72540 | 91 | 7 |
| | 92 | 3 |
| 172B11-72550 | 91 | 8 |
| | 92 | 4 |
| | 93 | 2 |
| 172B11-72560 | 91 | 9 |
| 172B11-72570 | 91 | 10 |
| 172B11-72580 | 91 | 11 |
| 172B11-72590 | 91 | 14 |
| 172B11-72600 | 91 | 17 |
| 172B11-72610 | 91 | 20 |
| 172B11-72620 | 92 | 5 |
| 172B11-72630 | 92 | 8 |
| 172B11-72640 | 92 | 11 |
| 172B11-72650 | 92 | 14 |
| 172B11-72700 | 92 | 1 |
| 172B11-72701 | 195 | 1 |
| 172B11-72710 | 92 | 22 |
| 172B11-72720 | 92 | 23 |
| 172B11-72730 | 92 | 24 |
| 172B11-72740 | 92 | 25 |
| 172B11-72750 | 92 | 26 |
| 172B11-72760 | 92 | 27 |
| 172B11-72770 | 92 | 28 |
| 172B11-72780 | 92 | 29 |
| 172B11-72790 | 92 | 30 |
| 172B11-72800 | 93 | 1 |
| 172B11-72801 | 177 | 1 |
| 172B11-72810 | 93 | 3 |
| 172B11-72820 | 93 | 4 |

Parts No. Index

| Parts No. | Fig. No. | Ref. No. |
|--------------|----------|----------|
| 172B11-72830 | 93 | 5 |
| 172B11-72840 | 93 | 6 |
| 172B11-72850 | 93 | 7 |
| 172B11-72860 | 93 | 8 |
| 172B11-72870 | 93 | 11 |
| 172B11-72880 | 93 | 14 |
| 172B11-72890 | 93 | 17 |
| 172B11-72900 | 93 | 24 |
| 172B11-73100 | 87 | 2 |
| 172B11-73150 | 87 | 82 |
| 172B11-73200 | 87 | 2 -1 |
| 172B11-73310 | 96 | 1 |
| 172B11-73340 | 96 | 48 |
| 172B11-73600 | 98 | 1 |
| 172B11-73630 | 98 | 2 |
| 172B11-73700 | 118 | 4 |
| 172B11-73710 | 118 | 5 |
| 172B11-73750 | 99 | 1 |
| 172B11-73760 | 99 | 2 |
| 172B11-73770 | 99 | 3 |
| 172B11-73780 | 99 | 4 |
| 172B11-74100 | 100 | 1 |
| 172B11-74101 | 167 | 1 |
| 172B11-74110 | 183 | 1 |
| 172B11-74120 | 169 | 6 |
| | 185 | 6 |
| 172B11-74140 | 108 | 4 |
| 172B11-74141 | 175 | 4 |
| | 191 | 4 |
| 172B11-74150 | 108 | 16 |
| | 175 | 5 |
| | 191 | 5 |
| 172B11-74180 | 103 | 1 |
| | 170 | 1 |
| | 186 | 1 |
| 172B11-74200 | 103 | 6 |
| | 170 | 6 |
| | 186 | 6 |
| 172B11-74210 | 107 | 1 |
| | 174 | 1 |
| | 190 | 1 |
| 172B11-74220 | 107 | 4 |
| | 174 | 4 |
| | 190 | 4 |
| 172B11-74230 | 107 | 10 |
| | 174 | 10 |
| | 175 | 14 |
| | 190 | 10 |
| | 191 | 14 |
| 172B11-74240 | 107 | 11 |

| Parts No. | Fig. No. | Ref. No. |
|----------------|----------|----------|
| 172B11-74240 | 174 | 11 |
| | 175 | 15 |
| | 190 | 11 |
| | 191 | 15 |
| 172B11-74250 | 107 | 12 |
| | 174 | 12 |
| | 175 | 17 |
| | 190 | 12 |
| | 191 | 17 |
| 172B11-74260 | 107 | 13 |
| | 174 | 13 |
| | 175 | 18 |
| | 190 | 13 |
| | 191 | 18 |
| 172B11-74270 | 169 | 1 |
| | 185 | 1 |
| 172B11-74280 | 169 | 4 |
| | 185 | 4 |
| 172B11-74290 | 173 | 21 |
| | 189 | 1 |
| 172B11-74300 | 173 | 22 |
| | 189 | 2 |
| 172B11-74320 | 189 | 18 |
| 172B11-74410 | 112 | 1 |
| | 153 | 1 |
| | 160 | 1 |
| 172B11-74440 | 174 | 37 |
| | 190 | 37 |
| 172B11-74460 | 189 | 31 |
| 172B11-74700 | 164 | 1 -1 |
| 172B11-74700-1 | 164 | 1 -2 |
| 172B11-74800 | 130 | 4 -1 |
| | 131 | 4 -1 |
| 172B11-74800-1 | 130 | 4 -2 |
| | 131 | 4 -2 |
| 172B11-74850 | 115 | 2 |
| 172B11-74860 | 115 | 10 |
| 172B11-74900 | 154 | 1 |
| | 161 | 1 |
| 172B11-74910 | 154 | 9 |
| | 161 | 9 |
| 172B11-76150 | 111 | 26 |
| 172B11-76250 | 128 | 3 |
| 172B11-76250-1 | 128 | 3 -1 |
| 172B11-76420 | 128 | 6 |
| 172B11-76420-1 | 128 | 6 -1 |
| 172B11-76440 | 128 | 7 |
| 172B11-76440-1 | 128 | 7 -1 |
| 172B11-76460 | 128 | 9 |
| 172B11-76460-1 | 128 | 9 -1 |

| Parts No. | Fig. No. | Ref. No. |
|----------------|----------|----------|
| 172B11-76510 | 132 | 6 |
| 172B11-76510-1 | 132 | 6 -1 |
| 172B11-76520 | 157 | 2 |
| | 164 | 2 |
| | | 22 |
| 172B11-76520-1 | 157 | 2 -1 |
| | 164 | 2 -1 |
| | | 22 -1 |
| 172B11-76550 | 157 | 3 |
| | 164 | 3 |
| 172B11-76550-1 | 157 | 3 -1 |
| | 164 | 3 -1 |
| 172B11-76560 | 157 | 4 |
| | 164 | 4 |
| 172B11-76560-1 | 157 | 4 -1 |
| | 164 | 4 -1 |
| 172B11-76570 | 157 | 5 |
| | 164 | 5 |
| 172B11-76570-1 | 157 | 5 -1 |
| | 164 | 5 -1 |
| 172B11-76580 | 164 | 6 |
| 172B11-76580-1 | 164 | 6 -1 |
| 172B11-76600 | 164 | 8 |
| 172B11-76600-1 | 164 | 8 -1 |
| 172B11-76610-1 | 130 | 3 -2 |
| 172B11-76610-Y | 130 | 3 -1 |
| 172B11-76630-1 | 130 | 5 -2 |
| 172B11-76630-Y | 130 | 5 -1 |
| 172B11-76720 | 88 | 9 |
| 172B11-76830 | 128 | 11 |
| 172B11-76900 | 128 | 1 -1 |
| | 132 | 16 -1 |
| 172B11-77900 | 157 | 8 |
| | 164 | 10 |
| 172B11-77900-1 | 157 | 8 -1 |
| | 164 | 10 -1 |
| 172B11-77930 | 157 | 9 |
| | 164 | 11 |
| 172B11-77930-1 | 157 | 9 -1 |
| | 164 | 11 -1 |
| 172B11-78080 | 120 | 3 |
| 172B11-78120 | 120 | 7 |
| 172B11-78130 | 119 | 27 |
| 172B11-78150 | 119 | 28 |
| 172B11-78160 | 119 | 29 |
| 172B11-78170 | 119 | 30 |
| 172B11-78180 | 119 | 31 |
| 172B11-78191 | 133 | 4 |
| 172B11-78200 | 119 | 32 |
| 172B11-78220 | 119 | 34 |

| Parts No. | Fig. No. | Ref. No. |
|----------------|----------|----------|
| 172B11-78230 | 119 | 35 |
| 172B11-78261 | 133 | 5 |
| 172B11-78380 | 120 | 8 |
| 172B11-78390 | 120 | 9 |
| 172B11-78490 | 129 | 21 |
| 172B11-78870 | 133 | 8 |
| 172B11-78881 | 133 | 9 |
| 172B11-79540 | 137 | 1 |
| 172B11-79550 | 137 | 2 |
| 172B11-79560 | 137 | 3 |
| 172B11-79570 | 137 | 4 |
| 172B11-79930 | 164 | 13 |
| 172B11-79940 | 156 | 2 |
| | 163 | 2 |
| 172B11-79950 | 156 | 3 |
| | 163 | 3 |
| 172B11-79960 | 156 | 4 |
| | 163 | 4 |
| 172B11-79970 | 156 | 5 |
| | 163 | 5 |
| 172B11-79980 | 156 | 6 |
| | 163 | 6 |
| 172B11-79990 | 156 | 7 |
| | 163 | 7 |
| 172B11-81590 | 192 | 3 |
| 172B11-81591 | 192 | 3 -1 |
| 172B11-81591-1 | 192 | 3 -2 |
| 172B11-83690 | 143 | 10 |
| 172B11-83690-1 | 143 | 10 -1 |
| 172B11-96100 | 194 | 4 |
| 172B11-96120 | 194 | 6 |
| | | 9 |
| 172B11-96130 | 194 | 8 |
| 172B11-96150 | 194 | 7 |
| | | 11 |
| 172B11-96160 | 194 | 12 |
| 172B11-96200 | 194 | 20 |
| 172B11-96240 | 194 | 24 |
| 172B11-96250 | 194 | 25 |
| 172B11-96260 | 194 | 26 |
| 172B11-96270 | 194 | 27 |
| 172B11-96280 | 194 | 28 |
| 172B11-96400 | 195 | 2 |
| 172B11-96420 | 195 | 4 |
| 172B11-96460 | 195 | 6 |
| 172B11-96500 | 195 | 14 |
| 172B11-96550 | 195 | 18 |
| 172B11-96560 | 195 | 19 |
| 172B11-96570 | 195 | 20 |
| 172B11-96580 | 195 | 21 |

Parts No. Index

| Parts No. | Fig. No. | Ref. No. |
|--------------|----------|----------|
| 172B11-96590 | 195 | 22 |
| 172B11-96600 | 195 | 23 |
| 172B11-96610 | 195 | 24 |
| 172B11-96620 | 195 | 25 |
| 172B11-96630 | 195 | 26 |
| 172B11-96640 | 195 | 27 |
| 172B11-96700 | 195 | 28 |
| 172B11-96730 | 195 | 30 |
| 172B11-97100 | 176 | 2 |
| 172B11-97120 | 176 | 4 |
| 172B11-97130 | 176 | 5 |
| 172B11-97150 | 176 | 7 |
| 172B11-97160 | 176 | 8 |
| 172B11-97170 | 176 | 9 |
| 172B11-97180 | 176 | 10 |
| 172B11-97190 | 176 | 11 |
| 172B11-97200 | 176 | 12 |
| 172B11-97210 | 176 | 13 |
| 172B11-97220 | 176 | 14 |
| 172B11-97230 | 176 | 15 |
| 172B11-97240 | 194 | 29 |
| 172B11-97250 | 176 | 16 |
| 172B11-97260 | 176 | 17 |
| 172B11-97270 | 176 | 18 |
| 172B11-97280 | 176 | 19 |
| 172B11-97290 | 176 | 20 |
| 172B11-97300 | 176 | 21 |
| 172B11-97310 | 176 | 22 |
| 172B11-97320 | 176 | 23 |
| | 195 | 32 |
| 172B11-97330 | 176 | 24 |
| 172B11-97340 | 176 | 25 |
| | 195 | 33 |
| 172B11-97350 | 176 | 26 |
| | 195 | 34 |
| 172B11-97380 | 176 | 27 |
| | 194 | 30 |
| 172B11-97390 | 176 | 28 |
| | 194 | 31 |
| 172B11-97400 | 176 | 2 A |
| | 177 | 3 A |
| | | 6 A |
| | 195 | 5 |
| | | 31 |
| 172B11-97410 | 176 | 5 A |
| 172B11-97420 | 176 | 31 |
| | 194 | 32 |
| 172B11-97500 | 177 | 3 |
| 172B11-97520 | 177 | 5 |
| | | 7 |

| Parts No. | Fig. No. | Ref. No. |
|--------------|----------|----------|
| 172B11-97530 | 177 | 6 |
| 172B11-97560 | 177 | 9 |
| 172B11-97570 | 177 | 10 |
| 172B11-97580 | 177 | 11 |
| 172B11-97590 | 177 | 12 |
| 172B11-97600 | 177 | 13 |
| 172B11-97610 | 177 | 14 |
| 172B11-97620 | 177 | 15 |
| 172B11-97630 | 177 | 16 |
| 172B11-97650 | 177 | 17 |
| 172B11-97660 | 177 | 18 |
| 172B11-97670 | 177 | 19 |
| 172B11-97680 | 177 | 20 |
| 172B11-97690 | 177 | 21 |
| 172B11-97700 | 177 | 22 |
| 172B11-97710 | 177 | 23 |
| | 194 | 33 |
| 172B11-97720 | 177 | 24 |
| | 194 | 34 |
| 172B11-97740 | 177 | 25 |
| | 194 | 35 |
| 172B11-97750 | 177 | 26 |
| | 194 | 36 |
| 172B12-06700 | 166 | 1 |
| 172B12-62130 | 33 | 24 -1 |
| 172B12-68500 | 166 | 3 |
| 172B12-68550 | 166 | 4 |
| 172B12-76310 | 131 | 3 -1 |
| 172B27-73160 | 87 | 34 |
| 172B27-74360 | 175 | 6 |
| | 191 | 6 |
| 172B27-74460 | 175 | 22 |
| | 191 | 22 |
| 172B27-74470 | 175 | 23 |
| | 191 | 23 |
| 172B36-03100 | 179 | 20 |
| 172B36-03120 | 179 | 20 -1 |
| 172B62-76310 | 121 | 13 -1 |
| 184014-59450 | 10 | 33 |
| 184015-44680 | 10 | 30 |
| 194145-04810 | 13 | 34 |
| 194151-57100 | 16 | 6 |
| 194202-56460 | 14 | 34 |
| | | 15 |
| | | 20 |
| | | 21 |
| | | 22 |
| | | 23 |
| | | 24 |
| | 20 | 23 |
| | | 24 |

| Parts No. | Fig. No. | Ref. No. |
|--------------|----------|----------|
| 194202-56460 | 20 | 25 |
| | | 43 |
| | 30 | 22 |
| | 132 | 18 |
| | 133 | 3 |
| | 134 | 1 |
| | 139 | 1 |
| 194464-52190 | 20 | 21 |
| 194630-42120 | 38 | 7 |
| 198072-17440 | 39 | 2 |
| 198200-04031 | 13 | 4 |
| 198200-04040 | 13 | 5 |
| 198360-52160 | 21 | 6 |
| 198535-52110 | 20 | 6 |
| 198535-52120 | 20 | 7 |
| 198535-52140 | 20 | 8 |
| 198535-52170 | 20 | 9 |
| 1A1380-62160 | 67 | 1 |
| 1A1686-57850 | 10 | 31 |
| 1A6382-51510 | 20 | 5 |
| 1A7030-87411 | 29 | 31 |
| 1A7030-88660 | 30 | 23 |
| 1A7400-61250 | 11 | 24 |
| | 118 | 29 |
| 1A7522-52950 | 20 | 22 |
| 1A7810-51750 | 15 | 8 |
| 1A8060-84280 | 29 | 30 -1 |
| 1A8110-84210 | 29 | 30 |
| 1A8280-50900 | 25 | 1 |
| 1C6900-06180 | 15 | 5 |
| 1C7100-99650 | 5 | 4 |
| 1D4180-22850 | 127 | 1 |
| 1E3030-78370 | 114 | 16 |
| | 121 | 32 |
| | 122 | 30 |
| | | 31 |
| | 123 | 24 |
| 1E8080-83321 | 17 | 4 |
| 1E8235-84910 | 20 | 13 |
| 1E8465-83170 | 16 | 3 |
| 1E8490-84130 | 20 | 30 |
| | | 45 |
| | | 28 |
| | | 13 |
| | | 33 |
| | | 25 |
| | 193 | 5 |
| 1E8775-84120 | 16 | 7 |
| | 20 | 44 |
| | 22 | 20 |
| | 26 | 6 |
| | 28 | 12 |

| Parts No. | Fig. No. | Ref. No. |
|--------------|----------|----------|
| 1E8775-84120 | 193 | 4 |
| 1E8940-83450 | 15 | 9 |
| 1E9570-83900 | 20 | 10 |
| 1RF001-00024 | 28 | 1 |
| 1RF001-00222 | 196 | 1 |
| 1RF001-00311 | 196 | 2 |
| 1RF001-93010 | 193 | 11 |
| 1RF001-93410 | 196 | 4 |
| 1RF001-93553 | 193 | 6 |
| 1RF001-93554 | 193 | 6 -1 |
| 1W3855-50160 | 85 | 1 |
| | 166 | 2 |
| 22117-040000 | 41 | 5 |
| 22117-060000 | 9 | 14 |
| | 29 | 32 |
| 22117-080000 | 109 | 10 |
| | 111 | 15 |
| 22117-100000 | 6 | 4 |
| | 119 | 17 |
| 22117-120000 | 119 | 18 |
| 22137-040000 | 81 | 12 |
| 22137-050000 | 27 | 15 |
| 22137-060000 | 99 | 7 |
| 22137-080000 | 14 | 35 |
| | 33 | 26 |
| | | 27 |
| | | 44 |
| | | 15 |
| | | 66 |
| | | 16 |
| | | 67 |
| | | 23 |
| | | 118 |
| | | 35 |
| | | 145 |
| | | 23 |
| 22137-100000 | 13 | 46 |
| | 14 | 36 |
| | | 37 |
| | | 29 |
| | | 33 |
| | | 32 |
| | | 25 |
| | | 33 |
| | | 28 |
| | | 45 |
| | | 5 |
| | | 57 |
| | | 9 |
| | | 89 |
| | | 31 |
| | 128 | 14 |
| | | 15 |
| | | 22 |
| | | 145 |
| | | 24 |
| | | 25 |
| 22137-140000 | 166 | 5 |
| 22137-160000 | 48 | 3 |
| | 71 | 3 |
| | 118 | 36 |
| 22137-180000 | 87 | 115 |

Parts No. Index

| Parts No. | Fig. No. | Ref. No. |
|--------------|----------|----------|
| 22137-200000 | 71 | 4 |
| 22137-240000 | 109 | 11 |
| 22157-060000 | 9 | 15 |
| | 20 | 31 |
| 22157-080000 | 17 | 5 |
| | 66 | 26 |
| | | 31 |
| | 84 | 6 |
| 22157-100000 | 52 | 7 |
| | | 8 |
| | | 9 |
| | 66 | 32 |
| | | 33 |
| | 67 | 24 |
| | 68 | 8 |
| | 69 | 14 |
| | 70 | 10 |
| | 88 | 11 |
| | 118 | 37 |
| 22157-120000 | 56 | 4 |
| | 142 | 16 |
| | 143 | 16 |
| | 192 | 16 |
| 22157-140000 | 89 | 41 |
| | 141 | 17 |
| | 142 | 17 |
| | 143 | 17 |
| | 146 | 11 |
| | 192 | 17 |
| | 194 | 48 |
| 22190-120002 | 118 | 22 |
| 22217-050000 | 27 | 16 |
| 22217-060000 | 109 | 12 |
| 22217-080000 | 14 | 38 |
| | 15 | 25 |
| | 132 | 12 |
| 22217-100000 | 6 | 5 |
| | 9 | 16 |
| | 73 | 23 |
| | 82 | 35 |
| | 89 | 42 |
| | 97 | 6 |
| | 194 | 49 |
| 22217-120000 | 9 | 17 |
| 22217-140000 | 36 | 16 |
| | 89 | 43 |
| | 92 | 38 |
| | 132 | 33 |
| | 141 | 18 |
| | | 23 |

| Parts No. | Fig. No. | Ref. No. |
|--------------|----------|----------|
| 22217-140000 | 142 | 18 |
| | 143 | 18 |
| | 146 | 12 |
| | 192 | 18 |
| | 194 | 50 |
| | 195 | 44 |
| 22217-160000 | 9 | 18 |
| | | 19 |
| | 38 | 11 |
| | 48 | 4 |
| | 70 | 11 |
| | 71 | 5 |
| | 95 | 84 |
| | 96 | 72 |
| | 118 | 38 |
| 22217-180000 | 87 | 116 |
| 22217-200000 | 37 | 13 |
| 22242-000120 | 87 | 64 |
| 22242-000210 | 129 | 2 |
| 22242-000250 | 44 | 16 |
| | 87 | 95 |
| | 129 | 3 |
| 22242-000350 | 38 | 8 |
| | 87 | 96 |
| | 145 | 26 |
| 22242-000380 | 37 | 10 |
| 22242-000400 | 36 | 11 |
| 22242-000450 | 95 | 75 |
| 22242-000720 | 97 | 7 |
| 22242-001000 | 140 | 9 |
| 22252-000350 | 32 | 15 |
| 22252-000450 | 145 | 27 |
| | | 28 |
| 22252-000720 | 38 | 9 |
| 22272-000060 | 79 | 34 |
| 22272-000070 | 44 | 17 |
| 22272-000080 | 79 | 16 |
| 22351-030028 | 22 | 16 |
| 22351-035040 | 44 | 18 |
| 22351-060014 | 87 | 97 |
| | | 98 |
| 22351-060040 | 44 | 19 |
| 22372-080000 | 118 | 39 |
| 22372-100000 | 54 | 26 |
| 22417-200160 | 109 | 13 |
| 22417-200200 | 44 | 20 |
| | 66 | 34 |
| | 67 | 25 |
| | | 26 |
| 22417-250200 | 45 | 6 |

| Parts No. | Fig. No. | Ref. No. |
|--------------|----------|----------|
| 22417-320200 | 11 | 27 |
| 22487-080300 | 109 | 14 |
| 22859-500160 | 65 | 20 |
| 23000-013000 | 13 | 16 |
| | 132 | 30 |
| | 133 | 32 |
| | 135 | 21 |
| | 136 | 3 |
| | 137 | 5 |
| | 156 | 8 |
| | 163 | 8 |
| 23000-080000 | 7 | 10 |
| 23000-090000 | 7 | 11 |
| 23001-016000 | 119 | 39 |
| | 121 | 31 |
| 23001-022000 | 30 | 24 |
| | 119 | 40 |
| 23001-025000 | 129 | 22 |
| 23001-035000 | 125 | 14 |
| 23001-041000 | 119 | 41 |
| 23001-048000 | 10 | 37 |
| 23001-054000 | 120 | 10 |
| 23001-070000 | 120 | 11 |
| 23001-090000 | 120 | 12 |
| 23061-050500 | 14 | 39 |
| 23065-070225 | 12 | 6 |
| 23080-013000 | 13 | 31 |
| 23080-018000 | 30 | 25 |
| | 32 | 26 |
| 23391-020000 | 109 | 26 |
| | 122 | 25 |
| 23391-040000 | 122 | 26 |
| | 164 | 14 |
| 23391-060000 | 130 | 13 |
| | 131 | 13 |
| 23393-020000 | 109 | 27 |
| | 156 | 9 |
| | 163 | 9 |
| 23394-020000 | 109 | 28 |
| 23871-005000 | 94 | 32 |
| 23871-010000 | 109 | 15 |
| 23871-020000 | 88 | 8 |
| | | 10 |
| | 121 | 22 |
| 23871-030000 | 97 | 8 |
| 23871-040000 | 164 | 15 |
| 23871-060000 | 130 | 8 |
| | 131 | 8 |
| 23876-040000 | 13 | 17 |
| 24101-062064 | 95 | 76 |

| Parts No. | Fig. No. | Ref. No. |
|--------------|----------|----------|
| 24101-062074 | 38 | 10 |
| 24104-062020 | 32 | 16 |
| 24190-060001 | 95 | 8 |
| 24190-080001 | 176 | 32 |
| | 177 | 27 |
| | 194 | 37 |
| | 195 | 35 |
| 24190-100001 | 116 | 30 |
| 24190-120001 | 95 | 77 |
| 24190-140001 | 123 | 2 |
| 24311-000110 | 14 | 28 |
| 24311-000160 | 10 | 4 |
| | 111 | 16 |
| | 113 | 5 |
| 24311-000250 | 109 | 16 |
| 24311-000320 | 13 | 18 |
| | | 19 |
| | 109 | 17 |
| 24311-000340 | 44 | 21 |
| 24311-000380 | 36 | 12 |
| 24311-000700 | 145 | 29 |
| 24315-000070 | 87 | 99 |
| | 95 | 78 |
| | 96 | 62 |
| | 103 | 26 |
| | 170 | 26 |
| | 186 | 26 |
| 24315-000080 | 87 | 114 |
| | 96 | 21 |
| | 116 | 10 |
| 24315-000090 | 87 | 21 |
| 24315-000100 | 87 | 34 -1B |
| | | 102 |
| | 95 | 52 |
| | 96 | 63 |
| | 111 | 17 |
| 24315-000110 | 87 | 91 |
| | | 103 |
| | | 104 |
| | 95 | 53 |
| | 96 | 56 |
| | | 61 |
| | | 64 |
| | 101 | 6 |
| | | 28 |
| | 104 | 12 |
| | 109 | 22 |
| | 111 | 18 |
| | | 32 |
| | 112 | 6 |

Parts No. Index

| Parts No. | Fig. No. | Ref. No. | | |
|--------------|--------------|--------------|-----|-----|
| 24315-000110 | 113 | 6 | | |
| | | 13 | | |
| | 114 | 13 | | |
| | 116 | 31 | | |
| | 117 | 25 | | |
| | 119 | 12 | | |
| | 122 | 7 | | |
| | | 15 | | |
| | 123 | 22 | | |
| | 132 | 2 | | |
| | 153 | 6 | | |
| | 160 | 6 | | |
| | 168 | 6 | | |
| | | 28 | | |
| | 171 | 12 | | |
| | 184 | 6 | | |
| | | 28 | | |
| | 187 | 12 | | |
| | 24315-000140 | 39 | 8 | |
| 87 | | 34 -1C | | |
| 95 | | 18 | | |
| | | 79 | | |
| 96 | | 57 | | |
| | | 65 | | |
| 103 | | 37 | | |
| 121 | | 6 | | |
| | | 12 | | |
| | | 20 | | |
| 127 | | 9 | | |
| 170 | | 37 | | |
| 186 | | 37 | | |
| 24315-000150 | | 96 | 52 | |
| | | 24315-000160 | 96 | 53 |
| | | | 87 | 105 |
| 24315-000180 | | | 106 | |
| | | 90 | 36 | |
| | | 95 | 19 | |
| | 99 | 6 | | |
| | 101 | 30 | | |
| | 106 | 37 | | |
| | 111 | 19 | | |
| | 121 | 18 | | |
| | 122 | 3 | | |
| | | 21 | | |
| | | 23 | | |
| | 124 | 5 | | |
| | 126 | 7 | | |
| | 155 | 3 | | |
| | 162 | 3 | | |
| | 168 | 30 | | |

| Parts No. | Fig. No. | Ref. No. |
|--------------|----------|----------|
| 24315-000180 | 173 | 37 |
| | 184 | 30 |
| | 189 | 17 |
| 24315-000200 | 95 | 54 |
| | 111 | 20 |
| | 114 | 6 |
| | 119 | 6 |
| 24315-000210 | 96 | 54 |
| | 129 | 4 |
| 24315-000240 | 87 | 92 |
| | | 107 |
| | 121 | 8 |
| | 122 | 12 |
| | 129 | 9 |
| | | 12 |
| 24315-000250 | 129 | 5 |
| 24315-000260 | 87 | 22 |
| | 95 | 20 |
| 24315-000290 | 119 | 9 |
| 24315-000380 | 87 | 74 |
| 24315-000500 | 87 | 75 |
| 24315-000800 | 97 | 12 |
| 24315-001000 | 97 | 13 |
| 24316-000080 | 87 | 100 |
| | | 101 |
| 24321-000350 | 37 | 11 |
| 24321-000700 | 101 | 19 |
| | 102 | 16 |
| | 103 | 43 |
| | 104 | 10 |
| | | 22 |
| | 105 | 12 |
| | | 27 |
| | 106 | 13 |
| | | 35 |
| | 107 | 36 |
| 108 | 15 | |
| | 28 | |
| | 168 | 19 |
| | 169 | 16 |
| | 170 | 43 |
| | 171 | 10 |
| | | 22 |
| | 172 | 12 |
| | | 27 |
| | 173 | 13 |
| | | 35 |
| | 174 | 36 |
| | 175 | 25 |
| | | 37 |
| | 184 | 19 |

| Parts No. | Fig. No. | Ref. No. |
|--------------|----------|----------|
| 24321-000700 | 185 | 16 |
| | 186 | 43 |
| | 187 | 10 |
| | | 22 |
| | 188 | 12 |
| | | 27 |
| | 189 | 15 |
| | | 30 |
| | 190 | 36 |
| | 191 | 25 |
| | 37 | |
| 24321-001000 | 140 | 4 |
| 24321-001350 | 118 | 23 |
| 24321-001700 | 118 | 24 |
| 24321-002300 | 95 | 80 |
| 24325-000350 | 87 | 23 |
| 24325-000400 | 119 | 19 |
| 24325-000550 | 119 | 20 |
| 24325-000850 | 87 | 108 |
| 24325-000950 | 97 | 14 |
| 24325-001300 | 96 | 66 |
| 24325-001450 | 96 | 67 |
| 24341-000300 | 118 | 25 |
| 24550-012200 | 79 | 17 |
| 24550-025150 | 44 | 5 |
| 24550-045250 | 94 | 10 |
| 24761-020000 | 39 | 9 |
| | 44 | 22 |
| | 89 | 32 |
| | 91 | 28 |
| | 138 | 8 |
| | 139 | 4 |
| | 140 | 10 |
| | 142 | 19 |
| | 143 | 19 |
| | 144 | 15 |
| | 16 | |
| | 145 | 30 |
| | | 31 |
| | 146 | 13 |
| | 176 | 33 |
| | 192 | 19 |
| | 194 | 38 |
| 24761-040000 | 141 | 19 |
| | 142 | 20 |
| | 143 | 20 |
| | 146 | 14 |
| | 192 | 20 |
| 24761-050000 | 89 | 33 |
| | | 34 |
| | 90 | 34 |

| Parts No. | Fig. No. | Ref. No. |
|--------------|----------|----------|
| 24761-050000 | 91 | 29 |
| | 92 | 31 |
| | 176 | 34 |
| | 194 | 39 |
| | 195 | 36 |
| 26013-060102 | 29 | 34 |
| 26013-060122 | 14 | 40 |
| | 16 | 8 |
| | 20 | 32 |
| 26013-060162 | 9 | 20 |
| 26013-060602 | 99 | 8 |
| 26013-080122 | 11 | 28 |
| | 20 | 33 |
| | 54 | 27 |
| 26013-080162 | 10 | 38 |
| | | 39 |
| | | 40 |
| | | 41 |
| | 13 | 32 |
| | 15 | 26 |
| | 20 | 34 |
| | 23 | 5 |
| | 33 | 29 |
| | 42 | 3 |
| | 43 | 2 |
| | 55 | 27 |
| | 63 | 32 |
| | 84 | 7 |
| | 112 | 7 |
| | 114 | 14 |
| | 145 | 32 |
| | 153 | 7 |
| | 160 | 7 |
| 26013-080202 | 13 | 20 |
| | 32 | 27 |
| | 66 | 27 |
| | 128 | 23 |
| | 164 | 16 |
| 26013-080252 | 32 | 28 |
| | 109 | 29 |
| | 157 | 11 |
| | 164 | 17 |
| 26013-080302 | 13 | 21 |
| 26013-080402 | 132 | 31 |
| 26013-080452 | 32 | 29 |
| 26013-080902 | 113 | 14 |
| 26013-100162 | 9 | 21 |
| | 14 | 41 |
| | | 42 |
| | 15 | 27 |

Parts No. Index

| Parts No. | Fig. No. | Ref. No. | |
|--------------|--------------|----------|----|
| 26013-100162 | 17 | 6 | |
| | 57 | 10 | |
| | 65 | 36 | |
| | 100 | 2 | |
| | 111 | 33 | |
| | 118 | 40 | |
| | 128 | 29 | |
| | 129 | 14 | |
| | 167 | 2 | |
| | 183 | 2 | |
| | 26013-100202 | 7 | 12 |
| | | 11 | 29 |
| | | | 30 |
| | | 15 | 28 |
| | | | 29 |
| 27 | | 17 | |
| 28 | | 14 | |
| 41 | | 6 | |
| 56 | | 5 | |
| 70 | | 12 | |
| 193 | | 12 | |
| 196 | | 6 | |
| 26013-100252 | | 22 | 21 |
| | | 45 | 7 |
| | | 52 | 10 |
| | | 11 | |
| | | 12 | |
| | 55 | 28 | |
| | | 29 | |
| | 64 | 4 | |
| | 66 | 35 | |
| | | 36 | |
| | 67 | 27 | |
| | 68 | 9 | |
| | 69 | 15 | |
| | 70 | 13 | |
| | 83 | 3 | |
| 88 | 12 | | |
| | 13 | | |
| 109 | 30 | | |
| 110 | 27 | | |
| | 28 | | |
| 116 | 39 | | |
| 117 | 26 | | |
| 118 | 41 | | |
| 130 | 9 | | |
| 131 | 9 | | |
| 145 | 33 | | |
| 164 | 18 | | |
| 26013-100302 | 10 | 42 | |

| Parts No. | Fig. No. | Ref. No. | | | |
|--------------|--------------|--------------|--------------|--------------|----|
| 26013-100302 | 13 | 47 | | | |
| | | 48 | | | |
| | | 49 | | | |
| | | 86 | 2 | | |
| | | 119 | 21 | | |
| | | 125 | 23 | | |
| | 26013-100352 | 71 | 6 | | |
| | 26013-100402 | 128 | 24 | | |
| | 26013-100452 | 88 | 14 | | |
| | 26013-100502 | 128 | 16 | | |
| 129 | | 15 | | | |
| 145 | | 34 | | | |
| 26013-100552 | | 128 | 17 | | |
| | | 26013-100702 | 33 | 30 | |
| | | 26013-100852 | 29 | 35 | |
| | | 26013-120302 | 56 | 6 | |
| | | | 92 | 39 | |
| | | | 119 | 22 | |
| | | | 142 | 21 | |
| | 143 | | 21 | | |
| | 146 | | 15 | | |
| | 192 | | 21 | | |
| 195 | 45 | | | | |
| 26013-120402 | 97 | | 15 | | |
| | 128 | | 18 | | |
| | 26013-120552 | 130 | 10 | | |
| | | 131 | 10 | | |
| | | 26013-120602 | 125 | 24 | |
| | | | 157 | 12 | |
| | | | 164 | 19 | |
| | | | 26013-120702 | 130 | 11 |
| | | | | 131 | 11 |
| | | | | 26014-060162 | 14 |
| 20 | | | | | 35 |
| | | | | | 36 |
| 27 | 18 | | | | |
| 28 | 15 | | | | |
| 115 | 22 | | | | |
| | 23 | | | | |
| 193 | 13 | | | | |
| 196 | 7 | | | | |
| 26014-060202 | 25 | 33 | | | |
| 26014-060252 | 20 | 37 | | | |
| 26014-080162 | 10 | 43 | | | |
| | 11 | 31 | | | |
| | 15 | 30 | | | |
| | 29 | 36 | | | |
| | | 37 | | | |
| | | 38 | | | |
| | | 39 | | | |

| Parts No. | Fig. No. | Ref. No. | | | |
|--------------|--------------|--------------|--------------|----|----|
| 26014-080162 | 33 | 31 | | | |
| | 65 | 37 | | | |
| | 66 | 17 | | | |
| | | 18 | | | |
| | | 28 | | | |
| | | 132 | 13 | | |
| | | 157 | 13 | | |
| | | 164 | 20 | | |
| | | | 23 | | |
| | 26014-080202 | 7 | 13 | | |
| 29 | | 40 | | | |
| 53 | | 6 | | | |
| 98 | | 4 | | | |
| 26014-080252 | | 32 | 30 | | |
| | | | 31 | | |
| | | | 32 | | |
| | | 33 | 32 | | |
| | | 132 | 14 | | |
| | | 26014-080302 | 32 | 32 | |
| | 26014-080352 | 157 | 14 | | |
| | | 164 | 21 | | |
| | | 26014-080402 | 32 | 33 | |
| | | | 26014-100162 | 15 | 31 |
| 66 | | | | 19 | |
| 118 | | | | 42 | |
| 26014-100202 | | | | 11 | 32 |
| | | | | | 33 |
| | | | | | 33 |
| | | | | 13 | 50 |
| | 20 | | | 38 | |
| | 33 | | | 33 | |
| | | 34 | | | |
| | | 35 | | | |
| | | 36 | | | |
| | | 44 | 23 | | |
| | 54 | 28 | | | |
| | | 29 | | | |
| | | 30 | | | |
| | | 31 | | | |
| | 55 | 30 | | | |
| | 66 | 37 | | | |
| | 89 | 44 | | | |
| | 93 | 25 | | | |
| | 118 | 26 | | | |
| | | 27 | | | |
| | | 43 | | | |
| | 166 | 6 | | | |
| | 177 | 30 | | | |
| | 194 | 51 | | | |
| 26014-100252 | 11 | 34 | | | |
| | | 35 | | | |
| | | 35 | | | |
| | | 41 | | | |

| Parts No. | Fig. No. | Ref. No. | | | | | | | | |
|--------------|--------------|--------------|--------------|--------------|--------------|--------------|--------------|--------------|--------------|----|
| 26014-100252 | 52 | 13 | | | | | | | | |
| | | 14 | | | | | | | | |
| | | 15 | | | | | | | | |
| | | 65 | 36 -1 | | | | | | | |
| | | 67 | 28 | | | | | | | |
| | | | 29 | | | | | | | |
| | | 68 | 10 | | | | | | | |
| | | 70 | 14 | | | | | | | |
| | | | 15 | | | | | | | |
| | | 120 | 2 | | | | | | | |
| 26014-100302 | 55 | 31 | | | | | | | | |
| | 26014-120352 | 130 | 14 | | | | | | | |
| | | 26014-120452 | 128 | 18 -1 | | | | | | |
| | | | 26014-120552 | 130 | 10 -1 | | | | | |
| | | | | | 11 -2 | | | | | |
| | | | | | 131 | 10 -1 | | | | |
| | | | | 26014-120752 | 130 | 11 -1 | | | | |
| | | | | | | 131 | 11 -1 | | | |
| | | | | | 26022-050122 | 13 | 33 | | | |
| | | | | | | 109 | 18 | | | |
| 26022-080162 | | | | | | 12 | 9 | | | |
| | 26023-060122 | | | | | 15 | 32 | | | |
| | | 26051-080002 | | | | 15 | 33 | | | |
| | | | 20 | | | 39 | | | | |
| | | | 33 | | | 37 | | | | |
| | | | 54 | | | 32 | | | | |
| | | | 26076-080202 | 176 | | 35 | | | | |
| | | | | 194 | | 40 | | | | |
| | | | | 26076-080252 | 132 | 15 | | | | |
| | | | | | 26076-100162 | 89 | 34 | | | |
| 91 | | | | | | 30 | | | | |
| 26076-100202 | 95 | | | | | 81 | | | | |
| | 26076-100402 | 97 | | | | 9 | | | | |
| | | 26076-120302 | | | | 9 | 22 | | | |
| | | | | | | 26076-160402 | 71 | 7 | | |
| | | | | | | | 26076-160502 | 96 | 73 | |
| | | | 26076-161302 | | | | | 9 | 23 | |
| | | | | | | | | 26076-200409 | 37 | 14 |
| | | | | 26106-060162 | | | | | 34 | 6 |
| | | | | | 26106-060202 | | | | 30 | 26 |
| | | | | | | | | | 26106-060252 | 30 |
| 26106-060602 | | | | | | | | | | 34 |
| | 26106-080162 | | | | | | | | | 55 |
| | | | | | | | | | | 65 |
| | | | | | | | | | | 35 |
| | | 26106-080252 | | | | 30 | 28 | | | |
| | | | 26106-100122 | | | 47 | 3 | | | |
| | | | | | | 100 | 3 | | | |
| | | | | 167 | | 3 | | | | |
| | | | | 183 | 3 | | | | | |

Parts No. Index

| Parts No. | Fig. No. | Ref. No. | |
|--------------|--------------|----------|----|
| 26106-100162 | 55 | 33 | |
| | 57 | 11 | |
| | | 12 | |
| | | 13 | |
| | | 14 | |
| | | 15 | |
| | | 16 | |
| | | 17 | |
| | 65 | 21 | |
| | | 22 | |
| | 26106-100202 | 32 | 34 |
| | | 58 | 5 |
| | | 59 | 6 |
| | 26106-100352 | 32 | 35 |
| | 26106-100652 | 6 | 6 |
| | 26116-050202 | 27 | 19 |
| | 26116-080202 | 145 | 35 |
| 26116-080952 | 14 | 44 | |
| 26116-100202 | 89 | 45 | |
| | 194 | 52 | |
| 26116-121402 | 89 | 46 | |
| | 194 | 53 | |
| 26116-140252 | 132 | 34 | |
| | 141 | 20 | |
| | | 24 | |
| | 25 | | |
| 26116-140352 | 89 | 47 | |
| | 92 | 40 | |
| | 141 | 21 | |
| | 142 | 22 | |
| | 143 | 22 | |
| | 146 | 16 | |
| | 192 | 22 | |
| | 194 | 54 | |
| | 195 | 46 | |
| | 26116-140602 | 36 | 17 |
| 26116-160352 | 9 | 24 | |
| | 118 | 44 | |
| 26116-160402 | 48 | 5 | |
| 26116-160502 | 165 | 7 | |
| 26116-160852 | 38 | 12 | |
| 26116-161202 | 144 | 17 | |
| | 145 | 36 | |
| | 37 | | |
| 26116-180552 | 87 | 117 | |
| 26347-080002 | 66 | 20 | |
| 26347-100002 | 54 | 33 | |
| | 66 | 21 | |
| | 67 | 30 | |
| 26366-060002 | 34 | 8 | |

| Parts No. | Fig. No. | Ref. No. |
|--------------|----------|----------|
| 26366-100002 | 6 | 7 -1 |
| | 55 | 34 |
| 26367-100002 | 13 | 51 |
| 26450-050102 | 113 | 7 |
| 26450-050122 | 111 | 21 |
| | 114 | 8 |
| | 111 | 22 |
| 26450-050202 | 109 | 19 |
| 26450-060162 | 87 | 109 |
| 26450-060202 | 94 | 33 |
| | 96 | 68 |
| 26450-060502 | 116 | 32 |
| 26450-080162 | 64 | 5 |
| | 65 | 38 |
| | 116 | 33 |
| 26450-080202 | 96 | 69 |
| 26450-080252 | 87 | 110 |
| 26450-120302 | 95 | 82 |
| 26450-120402 | 87 | 111 |
| | | 112 |
| 26450-140402 | 96 | 70 |
| | | 71 |
| 26559-050202 | 65 | 23 |
| 26577-050122 | 69 | 16 |
| 26587-040122 | 41 | 7 |
| 26617-100002 | 87 | 113 |
| 26716-080002 | 15 | 34 |
| | 17 | 7 |
| 26716-100002 | 6 | 7 |
| | 118 | 28 |
| 26716-120002 | 89 | 48 |
| | 194 | 55 |
| 26716-160002 | 38 | 13 |
| | 144 | 18 |
| | 145 | 38 |
| | 39 | |
| 26716-180002 | 140 | 11 |
| 26716-200002 | 71 | 8 |
| 26736-100002 | 111 | 23 |
| 26736-140002 | 166 | 7 |
| 26756-100002 | 145 | 40 |
| 26756-160002 | 87 | 76 |
| 26776-180002 | 20 | 40 |
| 26979-100122 | 176 | 36 |
| | 177 | 28 |
| | 194 | 41 |
| | 195 | 37 |
| 41851-000110 | 23 | 6 |
| | 109 | 24 |
| | 110 | 23 |

| Parts No. | Fig. No. | Ref. No. |
|--------------|----------|----------|
| 41851-000110 | 110 | 26 |
| | | 29 |
| | 111 | 28 |
| | | 30 |
| | | 34 |
| | 112 | 4 |
| | | 8 |
| | 113 | 9 |
| | | 15 |
| | 114 | 11 |
| | | 15 |
| | 115 | 24 |
| | 116 | 36 |
| | | 38 |
| | | 40 |
| | 117 | 27 |
| | 119 | 15 |
| | | 23 |
| | 121 | 15 |
| | | 23 |
| | 123 | 3 |
| | | 9 |
| | | 11 |
| | | 13 |
| | | 16 |
| | | 18 |
| | | 23 |
| | 124 | 7 |
| | | 8 |
| | 126 | 8 |
| | 127 | 5 |
| | | 11 |
| | 153 | 4 |
| | | 8 |
| | 155 | 4 |
| | 160 | 4 |
| | | 8 |
| | 162 | 4 |
| 41851-000140 | 111 | 35 |
| | 119 | 24 |
| | 121 | 10 |
| | 126 | 5 |
| | | 9 |
| | 127 | 12 |
| | | 13 |
| 41851-000180 | 90 | 38 |
| | 98 | 5 |
| | 119 | 25 |
| | 121 | 24 |
| | 122 | 13 |

| Parts No. | Fig. No. | Ref. No. |
|----------------|----------|----------|
| 41851-000180 | 122 | 27 |
| | 124 | 3 |
| | 127 | 14 |
| 41851-000240 | 119 | 4 |
| | 122 | 28 |
| | 129 | 16 |
| 772162-37770 | 39 | 1 |
| 772478-37101-2 | 36 | 2 |
| 772478-37120-1 | 36 | 1 |
| 772A69-14100 | 13 | 1 |
| 772B11-75100 | 118 | 1 |
| 933147-03400 | 89 | 49 |
| | 194 | 56 |
| 933147-08501 | 165 | 8 |
| 933160-01370 | 119 | 26 |
| | 122 | 29 |
| 933168-14170 | 89 | 50 |
| | 194 | 57 |
| 933168-55770 | 76 | 9 |
| 933171-13691 | 36 | 13 |
| | 37 | 12 |
| 933172-14120 | 71 | 9 |