

0CS10-M56500EN

# P R E F A C E

1. This parts catalog carries Yanmar skid-steer loader S165R.

2. Parts catalog history

		Parts catalog NO.	Published	Remarks
1st edition	Vehicle	0CS10-G56500	Oct.,2012	
	Engine	0CW10-G33400		

3. Your understanding is asking that this parts catalog is not a technical data manual setting forth as servicing procedures, This parts catalog is using simplified illustration.

Be sure to use Yanmar Genuine Parts in your maintenance servicing of Yanmar products.

Be careful not to use the simple parts available in the market, otherwise their use in repairing causes such as an early breakage, for instance.

## Directions for the Parts Catalog.

1. This Parts Catalog shows both standard and optional parts.
2. Parts may change without prior notice.
3. The following is an example of the Parts Catalog format.

REF.	LEV.	PARTS NO.	DESCRIPTION	Q'TY						I	R
				(A)	(B)	(C)	(D)	(E)	(F)		
1	1	729595-51390	FUEL INJECTION PUMP	1	1	1	1	1			1
1-1	1	729595-51391	FUEL INJECTION PUMP	1	1	1	1	1		N	1
		(A=E00185) (B=E00200)									
3	2	26022-060162	SCREW M 6X 16	9	9	9	9	9			
3-1	2	26022-060162	SCREW M 6X 16	4	4	4	4	4		K	
		(A=E00156) (B=E00156) (C=E00156) (D=E00156) (E=E00156)									
4	2	129470-51040	CAMSHAFT	1	1	1	1	1			
5	2	122710-51050	BEARING, ROLLER	2	2	2	2	2			
6	2	129470-51060	RETAINER	1	1	1	1	1			

Remarks
(1) BOOST COMPEMSATOR TYPE. OPTIONAL PART, TO E00155,(4JH-DT, 4JH-DTZ

### ① Ref. No.

The Ref. No. listed may not be in accordance with the illustration Ref. No.

(Ex.) Illustration No.

List Ref No.

1

1

(Before change) → 1-1 (After change)

For interchangeable symbols N, R and K, illustrations for new parts may be abbreviated.

### ② Lev. (Level)

Level indication

The numbers below indicate the level of relativity towards the main part.

1 ----- Main parts (Assembly parts)

2 ----- Sub component included in " 1 ".

3 ----- Sub component included in " 2 ".

Note) Parts that are not for sale are partially illustrated but not listed.

### ③ Interchangeability Symbol

When a part change takes place, one of the following interchangeability symbols is indicated beside the part.

Symbol	Interchangeability	Contents note
N	Old $\begin{matrix} \leftarrow \text{Yes} \\ \text{No} \rightarrow \end{matrix}$ New	New Part is interchangeable for Old Part but Old Part is not interchangeable for New Part.
Q	Old $\begin{matrix} \leftarrow \text{No} \\ \text{Yes} \rightarrow \end{matrix}$ New	New Part is not interchangeable for Old Part but Old Part is interchangeable for New Part.
R	Old $\begin{matrix} \leftarrow \text{Yes} \\ \text{Yes} \rightarrow \end{matrix}$ New	New/ Old Parts are both interchangeable.
S	Old $\begin{matrix} \leftarrow \text{No} \\ \text{No} \rightarrow \end{matrix}$ New	New/ Old Parts are both not interchangeable.
W		Part newly added.
Z		Part discontinued.
F		Not interchangeable by a single part but interchangeable together with related parts.
K		Changes only for used parts quantities.

### ④ Effective Machine No.

When a part changes, the effective Machine No. will be indicated in the (A)-(F) column.

Product Symbol	Product No.	Product Symbol	Product No.
C	Clutch No. Compressor No.	F	Machine No. (Agricultural Equip.)
D	Drive No.	M	Machine No.
E	Engine No.		

Note 1) A date may follow the symbol. (Ex.) 1996.01

Note 2) "XXXXX" and "ZZZZZ" are for parts that could not be predicted or for engine models that could not be identified.

Note 3) (A=E00185) is the E (Engine Serial Number) for the column (A) model (in this case 4JH-DT) after the parts design change.

### ⑤ Remarks

Figures or alphabets (symbols) are entered in the remarks column.

The comments (remarks) on parts that are indicated at the bottom of the illustration are the same symbols as those stated above.

# Contents

OCS10-M56500

Fig. No.	Fig. Name
<b>MAIN LOADER COMPONENTS</b>	
1.	MAINFRAME
2.	WHEEL DRIVES
3.	WHEEL DRIVES
4.	ENGINE AND ENGINE CONTROLS
5.	FUEL SYSTEM
6.	AIR CLEANER AND MUFFLER/EXHAUST
7.	WATER BOTTLE
8.	COOLER WATER SYSTEM(OIL COOLER ASSEMBLY)(1)
9.	COOLER WATER SYSTEM(OIL COOLER ASSEMBLY)(2)
10.	COOLER WATER SYSTEM(RADIATOR ASSEMBLY)
11.	BRAKE SYSTEM
12.	HYDROSTATIC MOUNT AND LINKAGE
13.	HYDROSTATIC MOUNT AND LINKAGE(NEUTRAL CENTERING DEVICE)
14.	HYDROSTATIC PLUMBING
15.	CHARGE, COOLER AND RETURN FILTER PLUMBING
16.	AUXILIARY CIRCUIT PLUMBING
17.	TILT CIRCUIT PLUMBING
18.	LIFT CIRCUIT PLUMBING
19.	HIGH-FLOW PLUMBING(CHASSIS-HIGH-FLOW MODELS)
20.	HIGH-FLOW PLUMBING(LIFT ARM-HIGH-FLOW MODELS)
21.	SELF-LEVELING VALVE PLUMBING
22.	FOOT PEDAL CONTROL AND CABIN PANEL
23.	STEERING CONTROLS(DUAL LEVER STEERING)
24.	LIFT ARM

Fig. No.	Fig. Name
25.	ATTACHMENT SYSTEM
26.	ROPS/FOPS
27.	SEAT, SEAT MOUNTING AND RESTRAINT BAR
28.	SEAT, SEAT MOUNTING AND RESTRAINT BAR(RESTRAINT BAR)
29.	REAR DOOR AND ENGINE COVER
30.	ELECTRICAL-TAIL LIGHTS(REAR WORK LIGHT)
31.	ELECTRICAL-TAIL LIGHTS
32.	ELECTRICAL-INSTRUMENT PANEL
33.	ELECTRICAL-INSTRUMENT PANEL(ACCESSORY HOOKUP)
34.	TIRES
35.	SOUND SUPPRESSION
36.	DECALS(1)
37.	DECALS(2)
38.	DECALS(3)
39.	DECALS(4)
40.	DECALS(5)
41.	DECALS(6)
<b>HYDRAULIC COMPONENTS</b>	
42.	LIFT CYLINDER
43.	TILT CYLINDER
44.	DRIVE MOTOR AND PARKING BRAKE(HYDRAULIC DRIVE MOTOR)
45.	TANDEM PUMP(GEAR PUMP END)
46.	TANDEM PUMP(ENGINE END)
47.	GEAR PUMP

# Contents

OCS10-M56500

Fig. No. Fig. Name

- 48. GEAR PUMP(HIGH-FLOW GEAR PUMP)
- 49. MAIN CONTROL VALVE(CONTROL VALVE)
- 50. MAIN CONTROL VALVE(MAIN RELIEF VALVE)
- 51. MAIN CONTROL VALVE(AUXILIARY DETENT POSITIONER)
- 52. MAIN CONTROL VALVE(LIST FLOAT POSITIONER)
- 53. MAIN CONTROL VALVE(TILT SPOOL POSITIONER)
- 54. MAIN CONTROL VALVE(LOAD CHECK PLUG)
- 55. MAIN CONTROL VALVE(TILT RELIEF CARTRIDGE)
- 56. MAIN CONTROL VALVE(SPOOL LOCK KIT)
- 57. SELF-LEVELING VALVE
- 58. BRAKE SOLENOID VALVE
- 59. HIGH-FLOW SOLENOID VALVE

## KITS,FILTERS AND ACCESSORIES

- 60. CAB DOOR AND SIDE WINDOWS KIT
- 61. WINDSHIELD WIPER MOTOR AND WASHER KIT
- 62. CAB HEATER KIT
- 63. BACKUP ALARM KIT(DUAL LEVER CONTROLS)
- 64. SIDE WINDOW HALF-GLASS KIT
- 65. INTERIOR DOME LIGHT
- 66. PRE-CLEANER KIT
- 67. STROBE LIGHT KIT
- 68. CAB DOOR LIFT ARM INTERLOCK KIT
- 69. REARVIEW MIRROR KIT
- 70. ENGINE AUTO-SHUTDOWN KIT

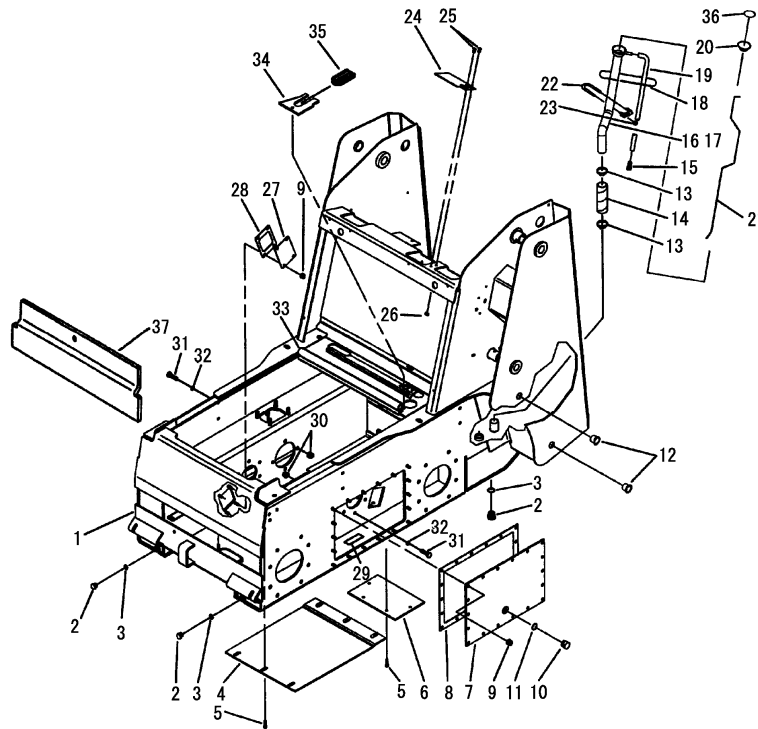
Fig. No. Fig. Name

- 71. IMPACT-RESISTANT DOOR KIT
- 72. SINGLE-POINT LIFT KIT
- 73. FOUR-POINT LIFT KIT
- 74. FULL-SLIDING GLASS KIT
- 75. SELF-LEVELING VALVE KIT
- 76. HIGH-FLOW HYDRAULICS KITS(DUAL LEVER)(1)
- 77. HIGH-FLOW HYDRAULICS KITS(DUAL LEVER)(2)
- 78. CAB DOOR KIT
- 79. MANUAL QUICK COUPLER KIT
- 80. SOUND SUPPRESSION KIT
- 81. UNIVERSAL RADIO KIT
- 82. REAR WIPER KIT(1)
- 83. REAR WIPER KIT(2)

Fig.1. MAINFRAME

(A)=S165R  
(B)=  
(C)=

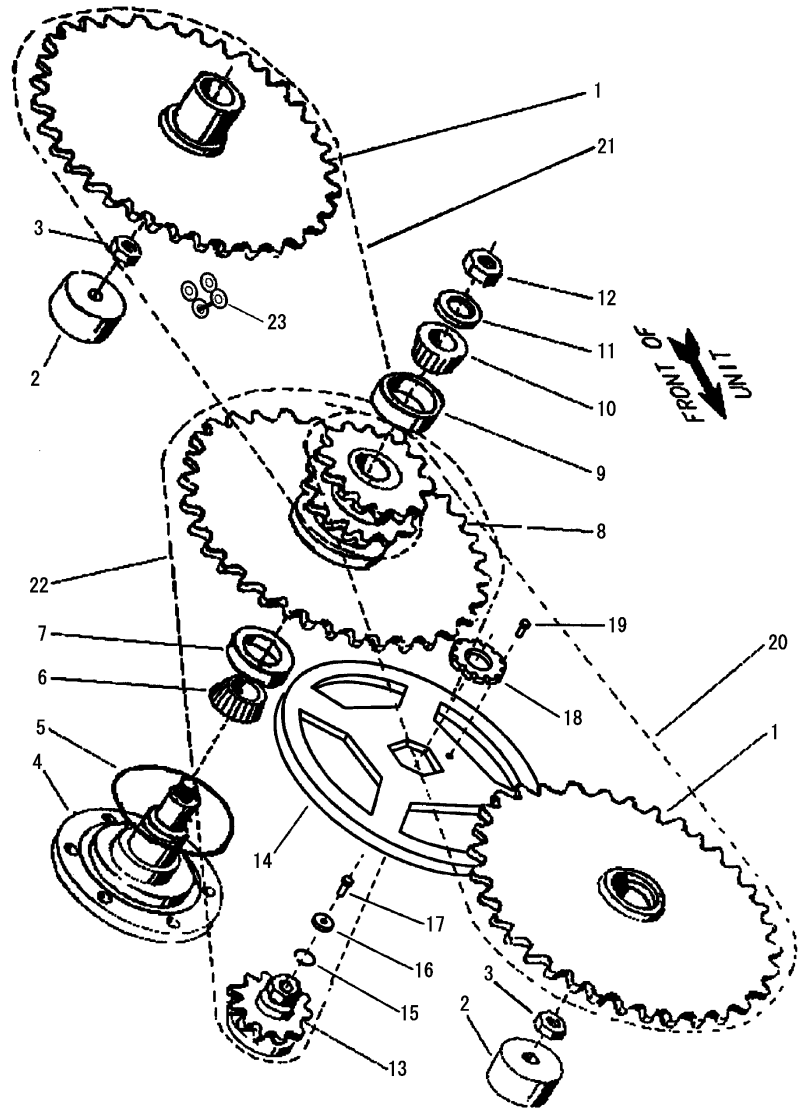
(D)=  
(E)=  
(F)=



No.	Lev.	Parts No.	Description	Q'ty						I	R
				(A)	(B)	(C)	(D)	(E)	(F)		
1	1	172215-01280	MAINFRAME	1							
2	1	172215-00620	PLUG	3							
3	1	172215-08480	O-RING	3							
4	1	172215-08160	PAN, BELLY	1							
5	1	172551-00440	SCREW	10							
6	1	172215-08050	COVER, FLOOR R BOTTM	1							
7	1	172215-08130	COVER, CHAINCASE	2							
8	1	172215-05020	GASKET, COVER	2							
9	1	172215-00200	NUT	44							
10	1	172551-01040	PLUG	2							
11	1	172215-08450	O-RING	2							
12	1	172215-10650	PLUG, COUNTERWEIGHT	4							
13	1	172215-09560	CLAMP	2							
14	1	172215-05310	HOSE	1							
15	1	172215-05700	VENT, FILTER	1							
16	1	172215-05610	TUBE, FILL	1							
17	1	172215-05990	TUBE, FILL	1							1
18	1	172551-00120	TIE, CABLE	2							
19	1	172215-09590	HOSE, FILLNECK DRAIN	1							
20	1	172215-09540	CAP, FILL TUBE	1							
21	1	172215-10460	DIPSTICK, RESERVOIR	1							
22	1	172215-02130	CLAMP	1							
23	1	172551-00270	NUT	2							
24	1	172215-08250	DOOR, FUEL	1							
25	1	172215-03030	SCREW	2							
26	1	172215-06620	NUT	2							
27	1	172215-08020	COVER, CHAINCASE	2							
28	1	172215-05010	GASKET	2							
29	1	172215-01710	MAGNET, CERAMIC	2							
30	1	172215-06810	NUT	20							
31	1	172215-03840	BOLT	20							
32	1	172215-08420	O-RING	8							
33	1	172215-10220	SEAL	1							
34	1	172215-08270	PROTECTOR, HARNESS	1							
35	1	172215-02570	GROMMET, RUBBER	2							
36	1	172215-10740	LABEL, RESERVOIR CAP	1							
37	1	172215-08090	COVER, FRONT	1							
38	1	172551-00440	SCREW	1							2

Remarks  
(1)HIGH-FLOW.  
(2)Not shown in illustration.

Fig.2. WHEEL DRIVES



(A)=S165R  
(B)=  
(C)=

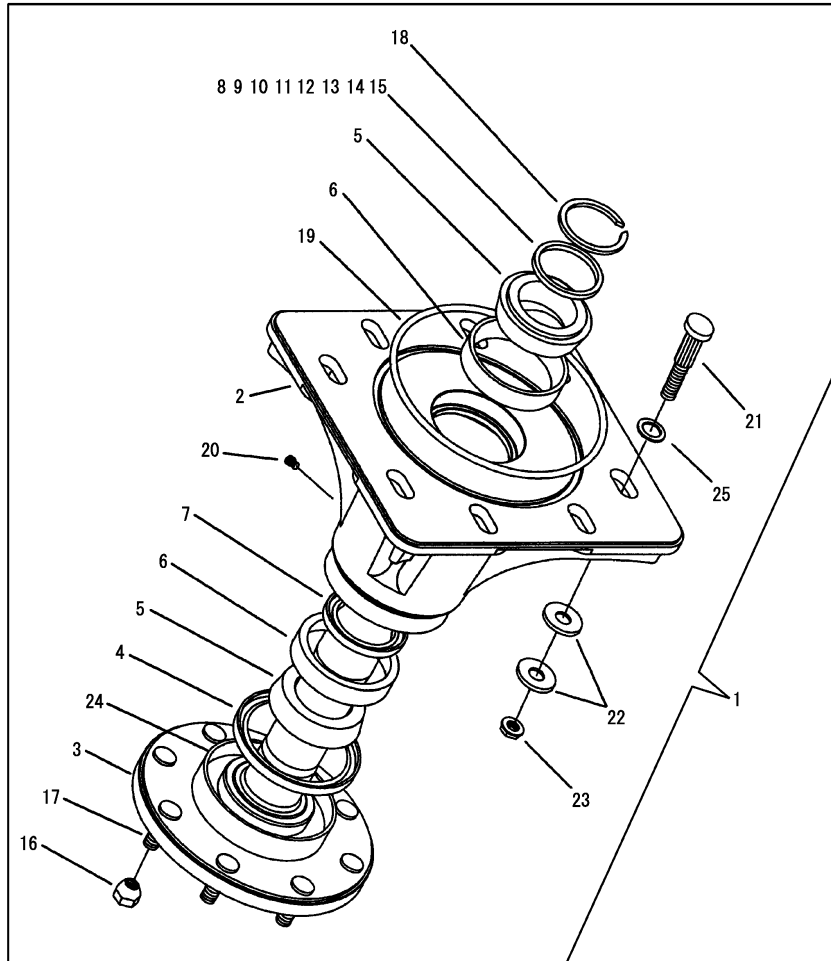
(D)=  
(E)=  
(F)=

No.	Lev.	Parts No.	Description	Q'ty						I	R
				(A)	(B)	(C)	(D)	(E)	(F)		
1	1	172215-08790	SPROCKET, AXLE	4							
2	1	172215-08720	GUIDE	4							
3	1	172551-02750	NUT	4							
4	1	172215-07920	SHAFT, DRIVE PRIMARY	2							
5	1	172215-08540	O-RING	2							
6	1	172215-00430	BEARING, CONE	2							
7	1	172215-02640	BEARING, CUP	2							
8	1	172215-08780	SPROCKET, CLUSTER	2							
9	1	172215-03720	CUP, BEARING	2							
10	1	172215-03710	CONE, BEARING	2							
11	1	172215-03060	WASHER	2							
12	1	172215-06670	NUT	2							
13	1	172215-08800	MOTOR, SPROCKET	2							
14	1	172215-05100	DISC, BRAKE	2							
15	1	172215-08590	RING, SNAP	2							
16	1	172215-09200	WASHER	2							
17	1	172215-03090	SCREW	2							
18	1	172215-06830	NUT	2							
19	1	172215-03040	SCREW	2							
20	1	172215-04510	CHAIN ASSY, ROLLER	2							
21	1	172215-04500	CHAIN ASSY, ROLLER	2							
22	1	172215-04490	CHAIN ASSY, ROLLER	2							
23	1	172215-04480	LINK, CONNECTOR	2							

Fig.3. WHEEL DRIVES

(A)=S165R  
(B)=  
(C)=

(D)=  
(E)=  
(F)=



No.	Lev.	Parts No.	Description	Q'ty						I	R
				(A)	(B)	(C)	(D)	(E)	(F)		
1	1	172215-07430	AXLE&SUPPORT ASSY	1							
2	2	172215-05120	HOUSING, AXLE	4							
3	2	172215-07930	AXLE&LUG ASSY	4							
4	2	172215-08370	SEAL, OUTER	4							
5	2	172215-00430	BEARING, CONE	8							
6	2	172215-02640	BEARING, CUP	8							
7	2	172215-08380	SEAL, INNER	4							
8	2	172215-09100	WASHER	1							1
9	2	172215-09110	WASHER	1							1
10	2	172215-09120	WASHER	1							1
11	2	172215-09170	WASHER	1							1
12	2	172215-09160	WASHER	1							1
13	2	172215-09130	WASHER	1							1
14	2	172215-09140	WASHER	1							1
15	2	172215-09150	WASHER	1							1
16	2	172215-06660	NUT	32							
17	2	172215-03760	BOLT	32							
18	2	172215-08580	RING, SNAP	4							
19	2	172215-08550	O-RING	4							
20	2	172215-07090	PLUG	4							
21	2	172215-03860	BOLT	32							
22	2	172215-09190	WASHER	64							
23	2	172215-00630	NUT	32							
24	2	172215-08180	SEAL PROTECTOR, AXLE	4							
25	2	172215-00060	O-RING	32							

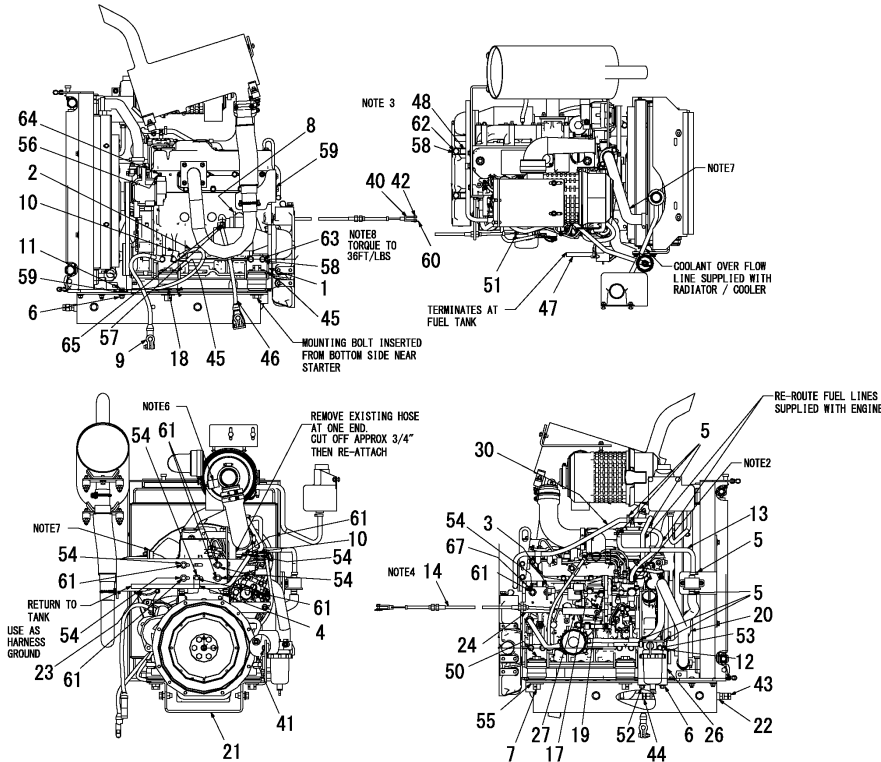
Remarks  
(1)As required.



Fig.4. ENGINE AND ENGINE CONTROLS

(A)=S165R  
(B)=  
(C)=

(D)=  
(E)=  
(F)=



- NOTES:
- 1.) REMOVE FUEL FILTER THAT COMES WITH ENGINE. DISCARD FUEL LINES THAT ARE CONNECTED TO FILTER. RE-MOUNT FILTER IN POSITION SHOWN.
  - 2.) LOOSEN NUT ON FUEL PORT. TURN PORT CONNECTION TO OPPOSITE SIDE FOR CONNECTION TO FUEL HOSE. RE-TIGHTEN.
  - 3.) ROUTE WIRE HARNESS ALONG FLYWHEEL HOUSING THROUGH INSULATED CLIPS MOUNTED IN FRONT SET OF HOLES. WITH THE WIRE HARNESS TOWARD THE ENGINE BLOCK.
  - 4.) ROUTE THROTTLE CABLE ACROSS ENGINE BELL HOUSING JUST BELOW WIRE HARNESS.
  - 6.) WITH ENGINE RUNNING, TEST RESTRICTION INDICATOR BY BLOCKING THE AIR INTAKE PORT OF AIR CLEANER. THE RESTRICTION INDICATOR WILL SHOW RED IN THE SIGHT GLASS. REMOVE THE BLOCKAGE TO THE AIR CLEANER, RESET THE RESTRICTION INDICATOR.
  - 7.) UPPER RADIATOR HOSE, LOWER RADIATOR HOSE, WATER TRAP, PRESSURE PUMP, AND EXHAUST GASKET ARE SUPPLIED WITH ENGINE.
  - 8.) USE THREAD LOCKING ADHESIVE.

GOVERNED ENGINE SPEED SPECIFICATIONS

SPEEDSETTING	RPM	TOLERANCE
LOWIDLE, NOLOAD	1200	± 50 RPM
MIDIDLE, NOLOAD	3150	± 25 RPM
HIGH, NOLOAD (EQUILY)	2775	± 25 RPM
MANUFACTURER'S RATING*	3000	± 25 RPM

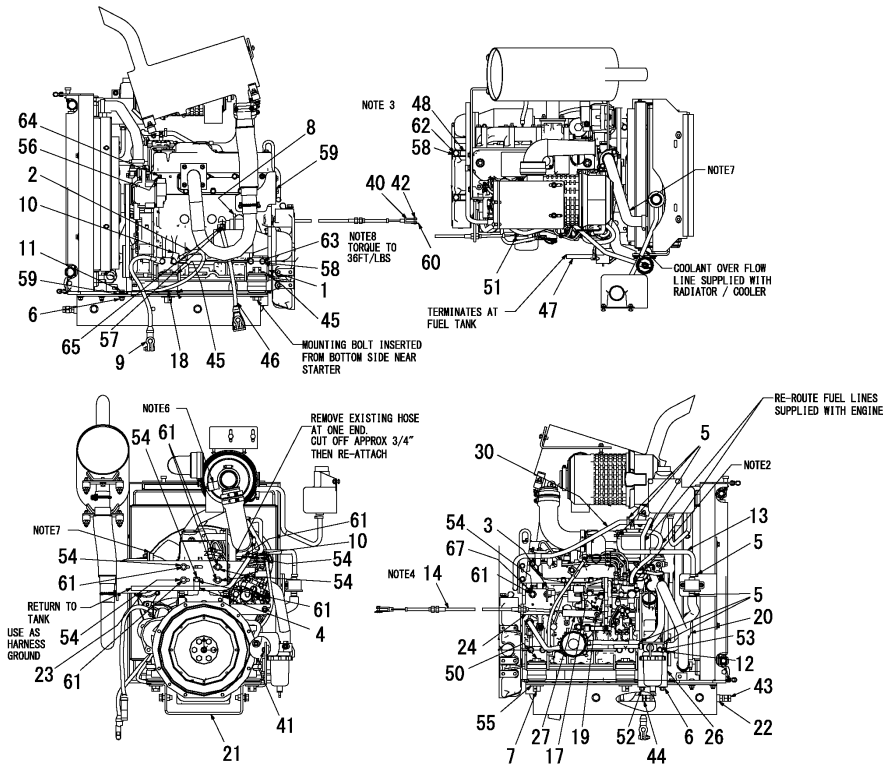
\*THE FULL LOAD GOVERNED SPEED THAT THE ENGINE PASSES U.S. EPA EMISSIONS STANDARDS.

No.	Lev.	Parts No.	Description	Q'ty						I	R
				(A)	(B)	(C)	(D)	(E)	(F)		
1	1	172215-03890	MOUNT, ENGINE	4							
2	1	172215-00040	CABLE	1							
3	1	172215-00340	CLAMP	1							
4	1	172215-00100	CLAMP	1							
5	1	172551-00140	CLAMP	7							
6	1	172215-00200	NUT	3							
7	1	172551-00300	NUT	4							
8	1	172551-00370	TIE, CABLE	1							
9	1	172215-00310	CABLE, BATTERY	1							
10	1	172215-00340	CLAMP	2							
11	1	172551-00450	SCREW	1							
12	1	172215-00370	WASHER	1							
13	1	172215-00420	HOSE, FUEL	1							
14	1	172215-04550	CABLE, THROTTLE	1							
15	1	172215-00510	SCREW	4							
16	1	172215-00530	SPACER	2							
17	1	172551-01060	NUT	1							
18	1	172215-00730	ISOLATOR	4							
19	1	172215-00780	SCREW	1							
20	1	172215-00900	SLEEVE, PROTECTIVE	1							
21	1	172215-05110	SUPPORT	1							
22	1	172215-05340	HOSE ASSY	1							
23	1	172215-01100	BRACKET, SUPPORT	1							
24	1	172215-01420	BRACKET, FUEL	1							
25	1	172215-01430	BRACKET, FUEL FILTER	1							
26	1	172215-01440	BRACKET, SEPARATOR	1							
27	1	172215-01470	BRACKET, SUPPORT	1							
29	1	172215-01530	HOSE, FUEL	1							
30	1	172215-01540	HOSE, FUEL	1							
40	1	172215-06460	YOKE, CLEVIS	1							
41	1	172215-06620	NUT	3							
42	1	172215-06900	PIN, CLEVIS	1							
43	1	172215-11490	PLUG	1							
44	1	172215-07180	ADAPTOR	1							
45	1	172215-09010	WASHER	10							
46	1	172215-09530	CABLE, BATTERY +	1							
47	1	172215-09600	HOSE, FUEL	1							
48	1	172215-09700	CLAMP	2							
49	1	172551-09600	SCREW	2							
50	1	172551-09690	SCREW	4							
51	1	172215-02860	NUT	1							
52	1	172551-09750	BOLT	2							
53	1	172215-02960	SCREW	1							
54	1	172551-10370	WASHER	9							
55	1	172215-03260	WASHER	4							
56	1	172215-03270	WASHER	1							
57	1	172215-03280	WASHER	1							
58	1	172551-10480	WASHER	18							
59	1	172215-03330	WASHER	2							
60	1	172215-03350	PIN, COTTER	1							
61	1	172215-03360	SCREW	9							

Fig.4. ENGINE AND ENGINE CONTROLS

(A)=S165R  
(B)=  
(C)=

(D)=  
(E)=  
(F)=



- NOTES:
- 1.) REMOVE FUEL FILTER THAT COMES WITH ENGINE. DISCARD FUEL LINES THAT ARE CONNECTED TO FILTER. RE-MOUNT FILTER IN POSITION SHOWN.
  - 2.) LOOSEN NUT ON FUEL PORT. TURN PORT CONNECTION TO OPPOSITE SIDE FOR CONNECTION TO FUEL HOSE. RE-TIGHTEN.
  - 3.) ROUTE WIRE HARNESS ALONG FLYWHEEL HOUSING THROUGH INSULATED CLIPS MOUNTED IN FRONT SET OF HOLES. WITH THE WIRE HARNESS TOWARD THE ENGINE BLOCK.
  - 4.) ROUTE THROTTLE CABLE ACROSS ENGINE BELL HOUSING JUST BELOW WIRE HARNESS.
  - 6.) WITH ENGINE RUNNING, TEST RESTRICTION INDICATOR BY BLOCKING THE AIR INTAKE PORT OF AIR CLEANER. THE RESTRICTION INDICATOR WILL SHOW RED IN THE SIGHT GLASS. REMOVE THE BLOCKAGE TO THE AIR CLEANER, RESET THE RESTRICTION INDICATOR.
  - 7.) UPPER RADIATOR HOSE, LOWER RADIATOR HOSE, WATER TRAP, PRESSURE PUMP, AND EXHAUST GASKET ARE SUPPLIED WITH ENGINE.
  - 8.) USE THREAD LOCKING ADHESIVE.

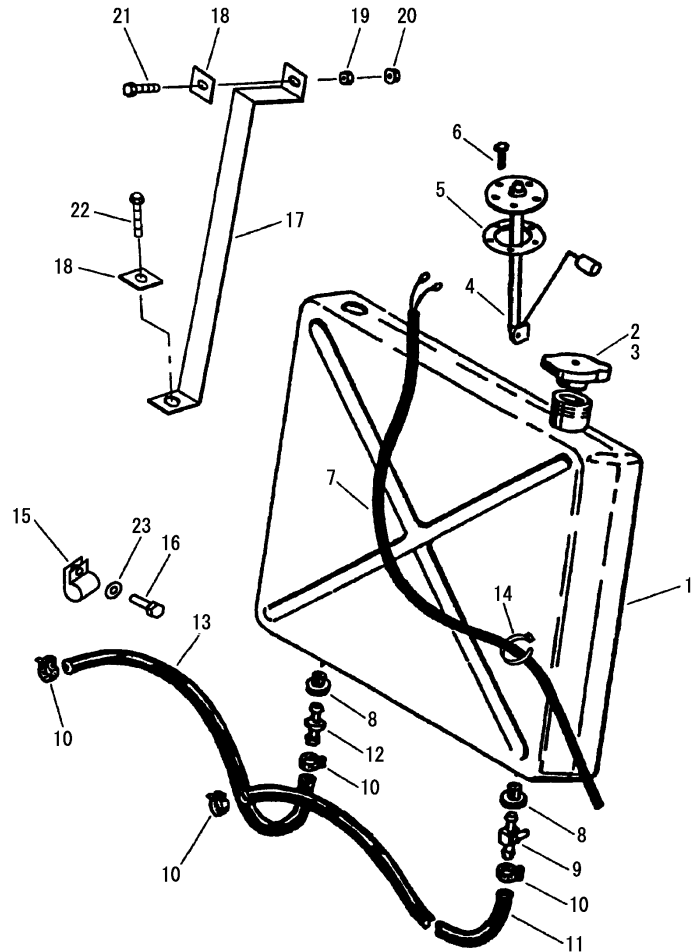
GOVERNED ENGINE SPEED SPECIFICATIONS

SPEEDSETTING	RPM	TOLERANCE
LOWIDLE, NOLOAD	1200	± 50 RPM
HIGHIDLE, NOLOAD	3150	± 25 RPM
HIGH, NOLOAD (EQUALLY)	2775	± 25 RPM
MANUFACTURER'S CRATING*	3000	± 25 RPM

\*THE FULL LOAD GOVERNED SPEED THAT THE ENGINE PASSES U.S. EPA EMISSIONS STANDARDS.

No.	Lev.	Parts No.	Description	Q'ty						I	R
				(A)	(B)	(C)	(D)	(E)	(F)		
62	1	172215-03180	SCREW	2							
63	1	172215-03370	SCREW	16							
64	1	172551-10430	NUT	1							
65	1	172551-10440	NUT	1							
66	1	172551-10490	SCREW	2							
67	1	172215-03380	WASHER	2							

Fig.5. FUEL SYSTEM



No.	Lev.	Parts No.	Description	Q'ty						I	R
				(A)	(B)	(C)	(D)	(E)	(F)		
1	1	172215-09500	TANK, FUEL	1							
2	1	172215-10820	CAP, FUEL	1							
3	1	172215-09940	CAP, FUEL ANTI-SPILL	1							
4	1	172215-09490	SENDER, FUEL GAUGE	1							
5	1	172215-05000	GASKET	1							
6	1	172215-07670	SCREW	5							
7	1	172215-09510	WIRE HARNESS, FUEL	1							
8	1	172551-00360	BUSHING, FUEL TANK	2							
9	1	172215-05270	VALVE, SHUT-OFF FUEL	1							
10	1	172551-00140	CLAMP	4							
11	1	172215-09600	HOSE, FUEL	1							
12	1	172215-00410	FITTING	1							
13	1	172215-01540	HOSE, FUEL	1							
14	1	172551-00120	TIE, CABLE	3							
15	1	172215-00340	CLAMP	4							
16	1	172215-07690	SCREW	2							
17	1	172215-08980	STRAP, FUEL TANK	1							
18	1	172215-09230	WASHER	2							
19	1	172551-10300	NUT	1							
20	1	172215-00200	NUT	1							
21	1	172215-07730	SCREW	1							
22	1	172215-07600	SCREW	1							
23	1	172551-10370	WASHER	2							

Fig.6. AIR CLEANER AND MUFFLER/EXHAUST

(A)=S165R

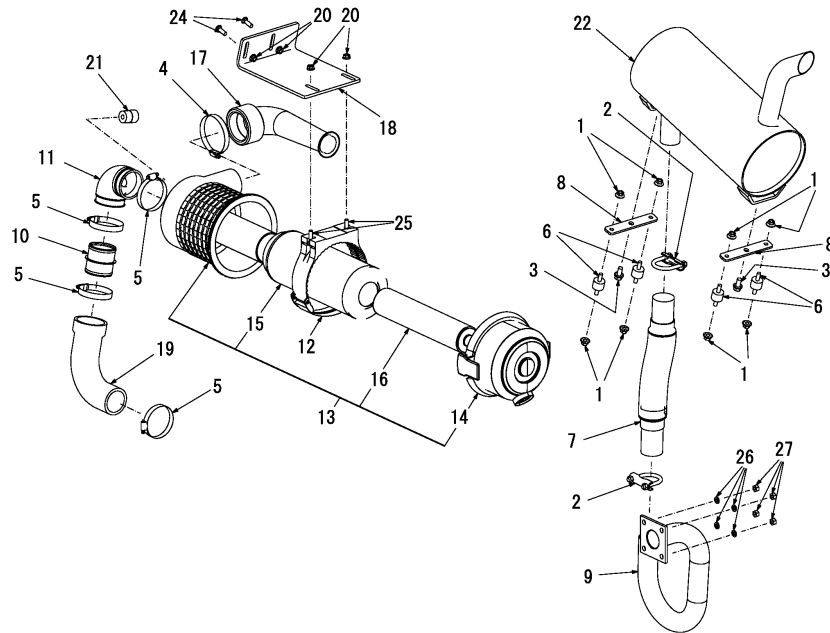
(B)=

(C)=

(D)=

(E)=

(F)=



No.	Lev.	Parts No.	Description	Q'ty						I	R
				(A)	(B)	(C)	(D)	(E)	(F)		
1	1	172551-00240	NUT	8							
2	1	172215-00290	U-CLAMP	2							
3	1	172551-00440	SCREW	2							
4	1	172551-00630	CLAMP	1							
5	1	172551-00640	CLAMP	4							
6	1	172215-00640	ISOLATOR	4							
7	1	172215-01070	COUPLER, FLEX	1							
8	1	172215-01080	PLATE, ISOLATOR	2							
9	1	172215-01090	PIPE, EXHAUST	1							
10	1	172215-01450	TUBE, HOSE CONNECTOR	1							
11	1	172215-01640	ELBOW	1							
12	1	172215-01650	CLAMP	1							
13	1	172215-03650	CLEANER, AIR	1							
14	2	172215-11560	HOUSING, BOTTOM	1							
15	2	172215-01660	ELEMENT, PRIMARY	1							
16	2	172215-01670	ELEMENT, SECONDARY	1							
17	1	172551-02450	DIFFUSER, SOUND	1							
18	1	172215-02540	BRACKET, AIR FILTER	1							
19	1	172215-02250	HOSE	1							
20	1	172215-06620	NUT	4							
21	1	172215-09300	GAUGE, RESTRICTION	1							
22	1	172215-02580	MUFFLER	1							
23	1	172215-11580	BLANKET, INSULATION	1							1
24	1	172215-02820	BOLT	2							
25	1	172551-09810	BOLT	2							
26	1	172215-03280	WASHER	4							
27	1	172551-10440	NUT	4							

Remarks

(1)Not shown in illustration.

N:Old  $\xrightarrow{\text{Yes}}$  New, Q:Old  $\xrightarrow{\text{No}}$  New, R:Old  $\xrightarrow{\text{Yes}}$  New, S:Old  $\xrightarrow{\text{No}}$  New, W:Add, Z:Discontinued, F:Interchangeable by set, K:Q'ty Change

Fig.7. WATER BOTTLE

(A)=S165R  
(B)=  
(C)=

(D)=  
(E)=  
(F)=

No.	Lev.	Parts No.	Description	Q'ty						I	R
				(A)	(B)	(C)	(D)	(E)	(F)		
1	1	172215-06620	NUT	6							
2	1	172215-09570	TANK, COOLANT	1							
3	1	172215-09580	CAP, COOLANT	1							
4	1	172551-09720	BOLT	2							
5	1	172215-09410	HOSE, OVERFLOW	1							
6	1	172551-00140	CLAMP	2							

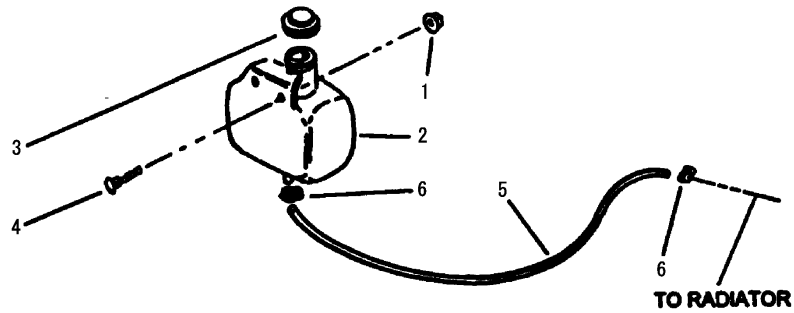
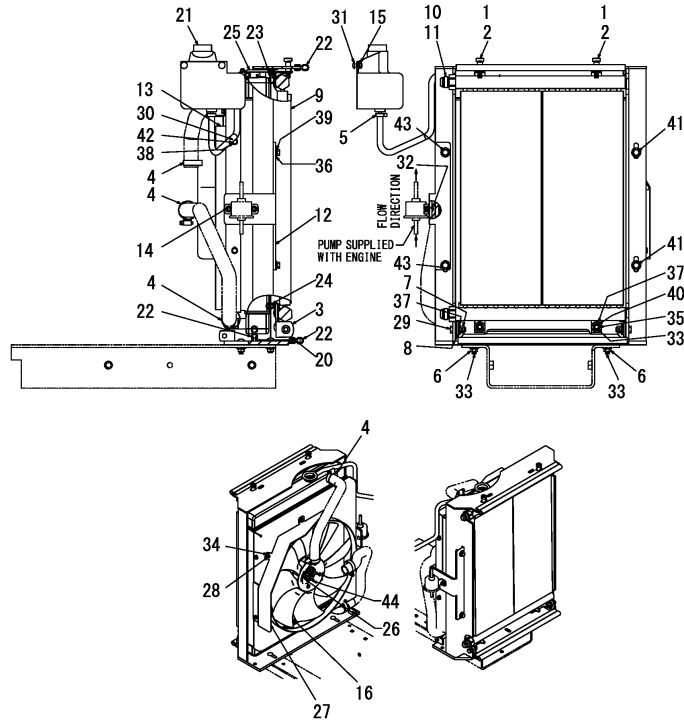


Fig.8. COOLER WATER SYSTEM(OIL COOLER ASSEMBLY)(1)



(A)=S165R  
(B)=  
(C)=

(D)=  
(E)=  
(F)=

No.	Lev.	Parts No.	Description	Q'ty						I	R
				(A)	(B)	(C)	(D)	(E)	(F)		
1	1	172215-03830	BOLT	2							
2	1	172215-03800	BOLT	2							
3	1	172215-04260	BRACKET, MOUNT	1							
4	1	172215-00050	CLAMP	4							
5	1	172551-00140	CLAMP	1							
6	1	172215-00200	NUT	4							
7	1	172551-00280	NUT	2							
8	1	172215-00530	SPACER	2							
9	1	172215-04990	MOUNT, RADIATOR	1							
10	1	172215-05770	COOLER, OIL STANDARD	1							
11	1	172215-05910	COOLER, OIL	1							1
12	1	172215-01460	BRACKET, FUEL PUMP	1							
13	1	172215-01500	SHROUD, FAN	1							
14	1	172215-06610	NUT	2							
15	1	172215-06620	NUT	2							
16	1	172215-02560	REPLACEMENT KIT, FAN	1							
17	2	172215-02550	FAN	1							2
18	2	172215-11150	SPACER, FAN	1							2
19	2	172215-03390	SCREW	4							2
20	1	172215-08960	BRACKET, BOTTOM RAD.	1							
21	1	172215-09570	TANK, COOLANT	1							
22	1	172215-10370	SEAL,BULB, R GRILLE	3							
23	1	172215-11500	SEAL,BULB, R GRILLE	1							
24	1	172215-10430	SEAL,BULB, RADIATOR	1							
25	1	172215-10960	RADIATOR	1							
26	1	172215-11150	SPACER, FAN	1							
27	1	172215-11570	GUARD, BELT	1							
28	1	172551-09440	SCREW	2							
29	1	172551-09540	SCREW	2							
30	1	172551-09640	WASHER	4							
31	1	172551-09720	BOLT	2							
32	1	172551-09820	BOLT	2							
33	1	172215-02930	BOLT	6							
34	1	172551-09890	WASHER	2							
35	1	172551-10300	NUT	2							
36	1	172551-10370	WASHER	4							
37	1	172551-10380	WASHER	4							
38	1	172215-03270	WASHER	4							
39	1	172215-03280	WASHER	4							
40	1	172215-03290	WASHER	2							
41	1	172215-03360	SCREW	2							
42	1	172551-10450	SCREW	4							
43	1	172551-10490	SCREW	2							
44	1	172215-03390	SCREW	4							

Remarks  
(1)HIGH-FLOW.  
(2)Not shown in illustration.

Fig.9. COOLER WATER SYSTEM(OIL COOLER ASSEMBLY)(2)

(A)=S165R  
(B)=  
(C)=

(D)=  
(E)=  
(F)=

No.	Lev.	Parts No.	Description	Q'ty						I	R
				(A)	(B)	(C)	(D)	(E)	(F)		
1	1	172551-10480	WASHER	18							
2	1	172215-00510	SCREW	4							
3	1	172215-03890	MOUNT, ENGINE	4							
4	1	172215-03370	SCREW	16							
5	1	172551-09690	SCREW	4							
6	1	172215-09010	WASHER	10							
7	1	172215-09430	MOUNT, RUBBER	4							
8	1	172215-03260	WASHER	4							
9	1	172551-00300	NUT	4							
10	1	172215-04260	BRACKET, MOUNT	1							
11	1	172215-05110	SUPPORT	1							

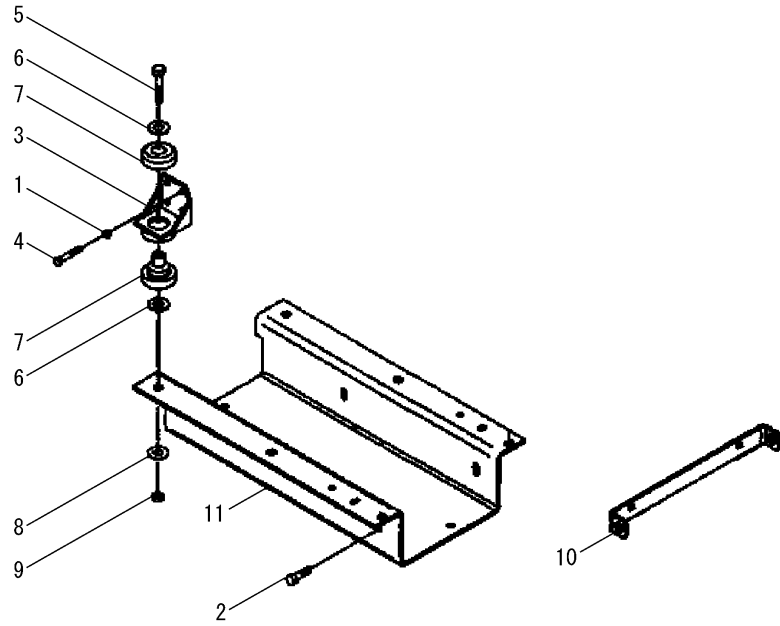


Fig.10. COOLER WATER SYSTEM(RADIATOR ASSEMBLY)

(A)=S165R  
(B)=  
(C)=

(D)=  
(E)=  
(F)=

No.	Lev.	Parts No.	Description	Q'ty						I	R
				(A)	(B)	(C)	(D)	(E)	(F)		
1	1	172215-10960	RADIATOR	1							
2	1	172215-11130	CAP	1							
3	1	171440-49010	PIPE, WATER	1							
4	1	23010-038000	CLAMP, 38	4							
5	1	171420-49020	PIPE, WATER	1							
6	1	172215-07680	SCREW	4							
7	1	172215-03280	WASHER	5							
8	1	172551-10370	WASHER	4							

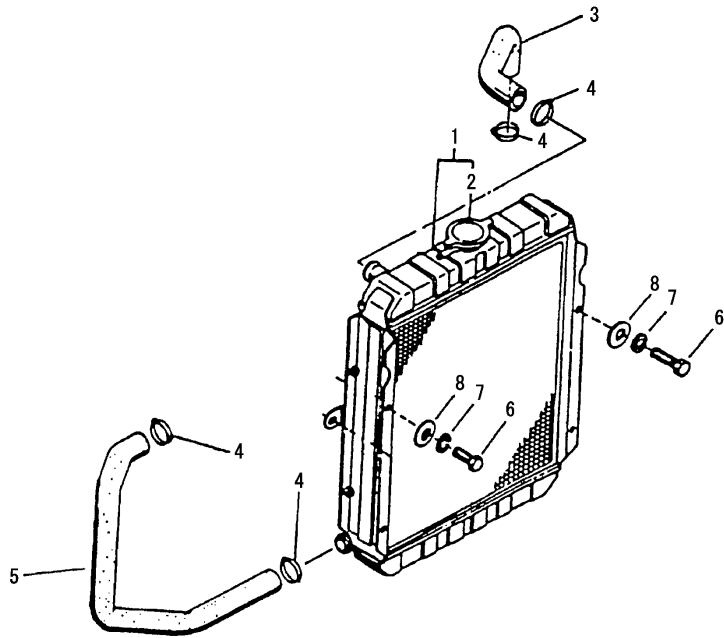
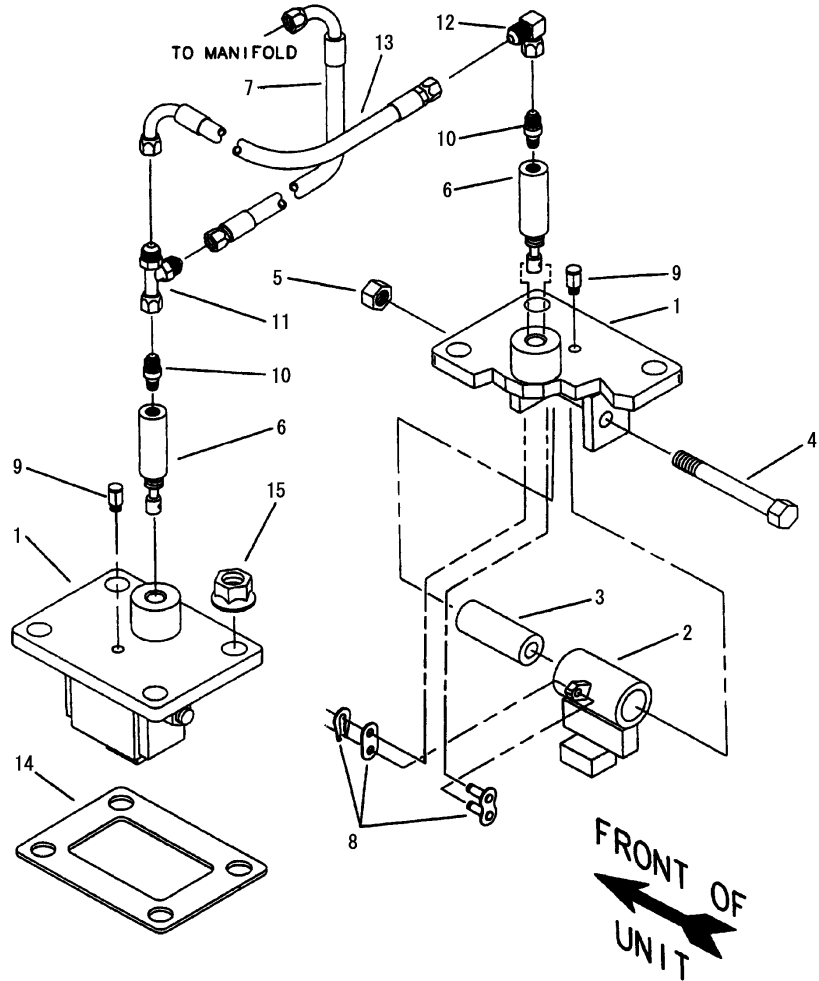




Fig.11. BRAKE SYSTEM



(A)=S165R  
(B)=  
(C)=

(D)=  
(E)=  
(F)=

No.	Lev.	Parts No.	Description	Q'ty						I	R
				(A)	(B)	(C)	(D)	(E)	(F)		
1	1	172215-04160	MOUNT, BRAKE	2							
2	1	172215-04240	STOP, BRAKE	2							
3	1	172215-11210	TUBE, PIVOT	2							
4	1	172215-07550	SCREW	2							
5	1	172551-00290	NUT	2							
6	1	172215-05860	CYLINDER, BRAKE	2							
7	1	172215-05440	HOSE ASSY	1							
8	1	172215-04470	LINK, CONNECTING	2							
9	1	172215-07170	BREATHER	2							
10	1	172215-07080	ADAPTOR	2							
11	1	172215-07250	FITTING	1							
12	1	172215-07260	FITTING	1							
13	1	172215-05380	HOSE ASSY	1							
14	1	172215-05030	GASKET	2							
15	1	172551-00580	NUT	8							

Fig.12. HYDROSTATIC MOUNT AND LINKAGE

(A)=S165R

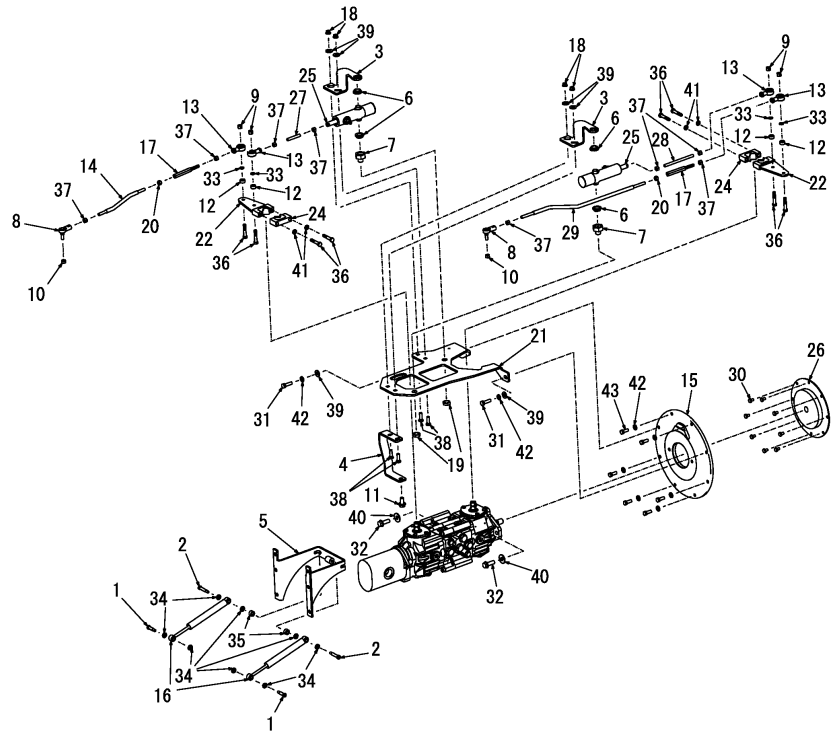
(B)=

(C)=

(D)=

(E)=

(F)=



No.	Lev.	Parts No.	Description	Q'ty						I	R
				(A)	(B)	(C)	(D)	(E)	(F)		
1	1	172215-03820	SCREW	2							
2	1	172215-03850	SCREW	2							
3	1	172215-04170	BRACKET	2							
4	1	172215-04210	BRACKET, SUPPORT	1							
5	1	172215-04220	MOUNT, SHOCK	1							
6	1	172215-04400	BUSHING	4							
7	1	172215-04410	BUSHING	2							
8	1	172215-00010	ROD END	2							
9	1	172551-00280	NUT	4							
10	1	172215-00210	NUT	2							
11	1	172215-00350	SCREW	1							
12	1	172215-00530	SPACER	2							
13	1	172215-00380	ROD END, FEMALE STD.	4							
14	1	172215-00940	ROD, STEERING RIGHT	1							
15	1	172215-05080	PUMP, MOUNTING PLATE	1							
16	1	172215-05390	ABSORBER, SHOCK	2							
17	1	172215-06500	TURNBUCKLE	2							
18	1	172551-02750	NUT	4							
19	1	172215-06690	NUT	2							
20	1	172215-06800	NUT	2							
21	1	172215-07400	ARM, CONTROL MOUNT	1							
22	1	172215-07410	ARM, PUMP	2							
23	1	172215-00240	MOUNT, RUBBER	2							1
24	1	172215-06580	RETAINER, PUMP ARM	2							
25	1	172215-07450	NEUTRAL START ASSY	2							
26	1	172215-07460	PLATE, DRIVE	1							
27	1	172215-07490	ROD, CONTROL RIGHT	1							
28	1	172215-07500	ROD, CONTROL LEFT	1							
29	1	172215-07530	ROD, STEERING LEFT	1							
30	1	172215-07690	SCREW	8							
31	1	172215-07780	SCREW	2							
32	1	172215-07810	SCREW	2							
33	1	172215-08990	WASHER	4							
34	1	172215-09180	WASHER	8							
35	1	172215-11190	BUSHING	2							
36	1	172215-02760	SCREW	8							
37	1	172215-02800	NUT, HEX	8							
38	1	172215-02930	BOLT	4							
39	1	172551-10380	WASHER	6							
40	1	172551-10390	WASHER	2							
41	1	172215-03290	WASHER	4							
42	1	172215-03300	WASHER	8							
43	1	172215-03370	SCREW	6							

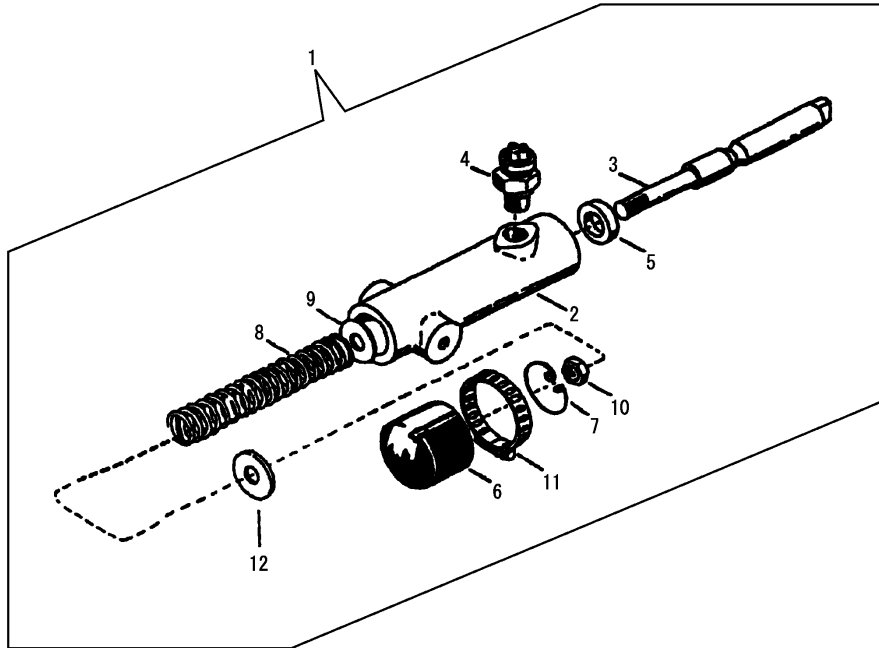
Remarks  
 (1)In outside hole.  
 Not shown in illustration.

Fig.13. HYDROSTATIC MOUNT AND LINKAGE(NEUTRAL CENTERING DEVICE)

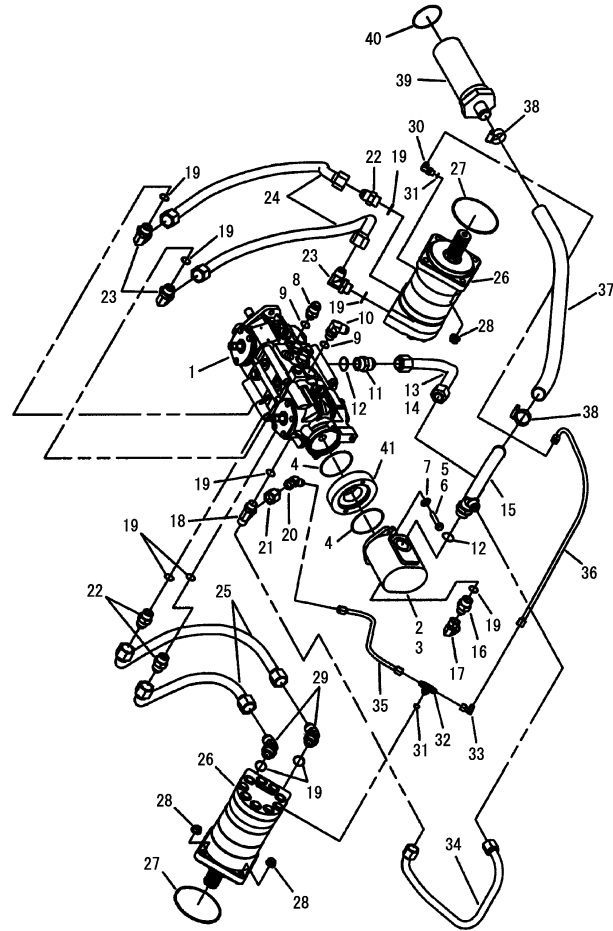
(A)=S165R  
(B)=  
(C)=

(D)=  
(E)=  
(F)=

No.	Lev.	Parts No.	Description	Q'ty						I	R
				(A)	(B)	(C)	(D)	(E)	(F)		
1	1	172215-07450	NEUTRAL START ASSY	1							
2	2	172215-05130	HOUSING, CENTERING	1							
3	2	172215-07510	ROD	1							
4	2	172215-04540	SWITCH, NEUTRAL	1							
5	2	172215-08350	SEAL, WIPER ROD	1							
6	2	172215-09690	CAP, DUST	1							
7	2	172215-08530	RING, SNAP	1							
8	2	172215-08850	SPRING	1							
9	2	172551-10380	WASHER	1							
10	2	172215-06740	NUT	1							
11	2	172215-00050	CLAMP	1							
12	2	172215-09050	WASHER	1							



OCS10-M56500 MAIN LOADER COMPONENTS  
**Fig.14. HYDROSTATIC PLUMBING**



(A)=S165R  
 (B)=  
 (C)=

(D)=  
 (E)=  
 (F)=

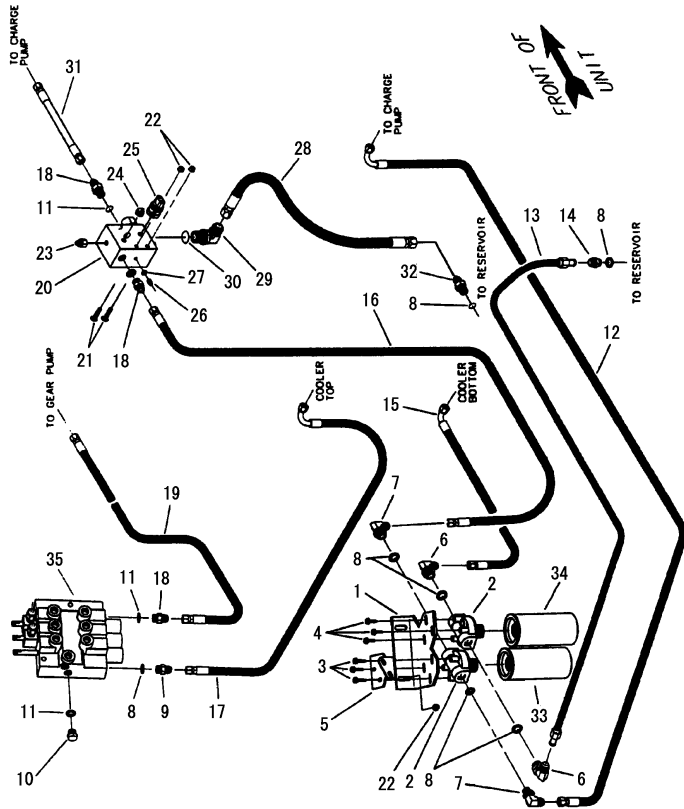
No.	Lev.	Parts No.	Description	Q'ty						I	R
				(A)	(B)	(C)	(D)	(E)	(F)		
1	1	172215-01860	PUMP, TANDEM M44	1							1
2	1	172215-06030	PUMP, GEAR	1							2
3	1	172215-01680	PUMP, GEAR HIGH FLOW	1							3
4	1	172215-00600	O-RING	1							
5	1	172215-07600	SCREW	2							
6	1	172215-02760	SCREW	2							
7	1	172215-09180	WASHER	2							
8	1	172215-00030	FITTING	1							
9	1	172216-00040	O-RING	2							
10	1	172215-00190	FITTING	1							
11	1	172215-00150	FITTING, STRAIGHT	1							
12	1	172215-11450	O-RING	2							
13	1	172215-06060	LINE, HYDRAULIC	1							
14	1	172215-06160	HOSE	1							4
15	1	172215-07360	FITTING	1							
16	1	172215-00250	FITTING	1							
17	1	172215-00170	FITTING	1							
18	1	172551-00490	CONNECTOR, TEE-RUN	1							
19	1	172215-08450	O-RING	1							
20	1	172215-11460	FITTING	1							
21	1	172215-07230	FITTING	1							
22	1	172551-00330	CONNECTOR	3							
23	1	172551-00080	CONNECTOR	3							
24	1	172215-06020	HOSE	2							
25	1	172215-06050	HOSE	2							
26	1	172215-07480	MOTOR, HYDRAULIC	2							5
27	1	172215-08560	O-RING	2							
28	1	172215-06810	NUT	8							
29	1	172551-00110	CONNECTOR	2							
30	1	172551-00220	CONNECTOR	1							
31	1	172215-00070	O-RING	2							
32	1	172215-00080	FITTING	1							
33	1	172215-00500	FITTING	1							
34	1	172215-05690	HOSE ASSY	1							
35	1	172215-05800	HOSE	1							
36	1	172215-00810	HOSE	1							
37	1	172215-05600	HOSE	1							
38	1	172215-10540	CLAMP	2							
39	1	172215-05840	STRAINER	1							
40	1	172215-00600	O-RING	1							
41	1	172215-05220	PLATE, ADAPTOR	1							

Remarks  
 (1) For breakdown, see Fig.No.45 and 46.  
 (2) For breakdown, see Fig.No.47.  
 (3) HIGH-FLOW.  
 For breakdown, see Fig.No.48.  
 (4) HIGH-FLOW.  
 (5) For breakdown, see Fig.No.44.

Fig.15. CHARGE, COOLER AND RETURN FILTER PLUMBING

(A)=S165R  
(B)=  
(C)=

(D)=  
(E)=  
(F)=

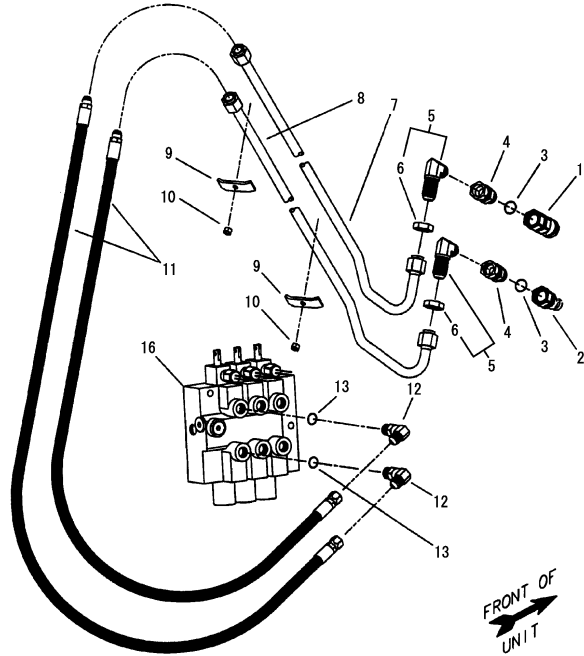


No.	Lev.	Parts No.	Description	Q'ty						I	R
				(A)	(B)	(C)	(D)	(E)	(F)		
1	1	172215-04050	BRACKET, MOUNT	1							
2	1	172215-05290	BASE, FILTER	2							
3	1	172551-00160	SCREW	3							
4	1	172551-00610	SCREW	3							
5	1	172215-04060	BRACKET, HOLDER	1							
6	1	172551-00080	CONNECTOR	2							
7	1	172215-00260	FITTING	2							
8	1	172215-08450	O-RING	7							
9	1	172215-00250	FITTING	1							
10	1	172551-01050	PLUG	1							
11	1	172216-00040	O-RING	3							
12	1	172215-05560	HOSE	1							
13	1	172215-05470	HOSE	1							
14	1	172551-00330	CONNECTOR	1							
15	1	172215-05690	HOSE ASSY	1							
16	1	172215-05250	HOSE	1							
17	1	172215-05570	HOSE	1							
18	1	172551-00320	CONNECTOR	3							
19	1	172215-05480	HOSE	1							
20	1	172215-06040	VALVE	1							1
21	1	172215-03210	BOLT	2							
22	1	172215-00200	NUT	4							
23	1	172215-04570	SWITCH, TEMP. OIL	1							
24	1	172215-04560	SWITCH, TEMP. OIL	1							
25	1	172215-04900	SWITCH, PRESSURE	1							
26	1	172551-02790	PLUG	1							
27	1	172215-08470	O-RING	1							
28	1	172215-05260	HOSE	1							
29	1	172215-00540	FITTING	1							
30	1	172215-00070	O-RING	1							
31	1	172215-05490	HOSE	1							
32	1	172215-00440	FITTING, STRAIGHT	1							
33	1	172215-05870	ELEMENT, FILTER	1							2
34	1	172215-01730	ELEMENT, FILTER	1							
35	1	172215-05780	VALVE, CONTROL	1							3

Remarks

- (1) For breakdown, see Fig.No.58.
- (2) Heavy duty.
- The most rearward filter.
- (3) For breakdown, see Fig.No.49.

Fig.16. AUXILIARY CIRCUIT PLUMBING



(A)=S165R  
(B)=  
(C)=

(D)=  
(E)=  
(F)=

No.	Lev.	Parts No.	Description	Q'ty						I	R
				(A)	(B)	(C)	(D)	(E)	(F)		
1	1	172215-04930	COUPLER, FEMALE	1							
2	1	172215-04920	COUPLER, MALE	1							
3	1	172215-08450	O-RING	2							
4	1	172215-00450	FITTING	4							
5	1	172215-07240	FITTING	2							
6	2	172215-06700	NUT	2							
7	1	172215-05750	LINE, HYD. INSIDE	1							
8	1	172215-05760	LINE, HYD. OUTSIDE	1							
9	1	172215-08920	CLAMP	3							
10	1	172551-00280	NUT	3							
11	1	172215-05530	HOSE	2							
12	1	172215-00190	FITTING	2							
13	1	172216-00040	O-RING	2							
14	1	172215-11290	QUICK COUPLER KIT	1							1
15	1	172215-11280	QUICK COUPLER KIT	1							2
16	1	172215-05780	VALVE, CONTROL	1							3

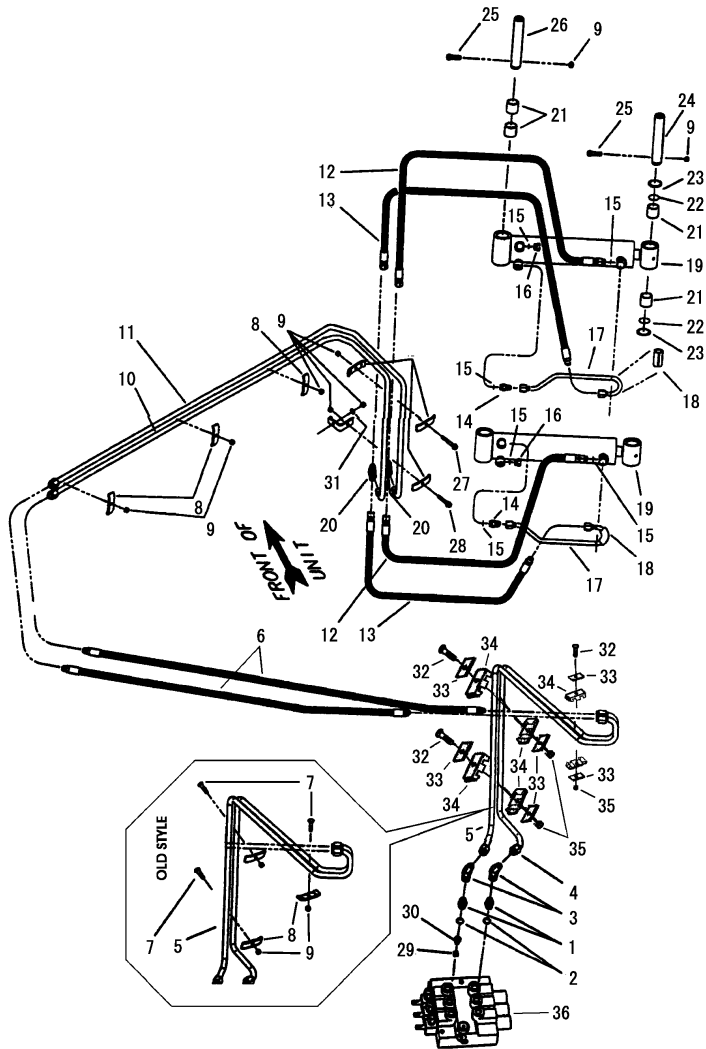
Remarks

- (1) Couplers only. Not shown in illustration.
- (2) Kit includes [2] 90 degree elbows, [4] reducers, [2] straight adapters, [2] reducer bushings, [1] nylon sling, [1] tab, [1] flat washer and [1] hex nut. Not shown in illustration.
- (3) For breakdown, see Fig.No.49. Not shown in illustration.

Fig.17. TILT CIRCUIT PLUMBING

(A)=S165R  
(B)=  
(C)=

(D)=  
(E)=  
(F)=



No.	Lev.	Parts No.	Description	Qty						I	R
				(A)	(B)	(C)	(D)	(E)	(F)		
1	1	172551-00320	CONNECTOR	2							
2	1	172216-00040	O-RING	2							
3	1	172215-00170	FITTING	2							
4	1	172215-05450	LINE, CROSSOVER	1							
5	1	172215-05460	LINE, CROSSOVER	1							
6	1	172215-05590	HOSE	2							
7	1	172215-02920	BOLT	3							
8	1	172215-08920	CLAMP	6							
9	1	172551-00280	NUT	8							
10	1	172215-05730	LINE, TILT BASE	1							
11	1	172215-05720	LINE, TILT ROD	1							
12	1	172215-05370	HOSE	2							
13	1	172215-05790	HOSE	2							
14	1	172215-00270	FITTING	2							
15	1	172215-00070	O-RING	4							
16	1	172551-00960	PLUG	2							
17	1	172215-05420	LINE, HYDRAULIC	2							
18	1	172215-10450	PROTECTOR, HYD. LINE	2							
19	1	172215-02610	CYLINDER, TILT	2							1
20	1	172215-00160	FITTING	2							
21	1	172215-04330	BUSHING	8							
22	1	172215-08360	SEAL	4							
23	1	172215-09030	WASHER	1							2
24	1	172215-01310	PIN, PIVOT	2							
25	1	172215-07610	SCREW	2							
26	1	172215-06930	PIN, PIVOT	2							
27	1	172215-02760	SCREW	1							
28	1	172551-00170	SCREW	1							
29	1	172215-05820	RESTRICTOR	1							
30	1	172215-08820	SPRING	1							
31	1	172551-10380	WASHER	1							
32	1	172215-02900	BOLT	3							
33	1	172551-00510	PLATE	6							
34	1	172215-00390	CLAMP	3							
35	1	172551-00240	NUT	3							
36	1	172215-05780	VALVE, CONTROL	1							3

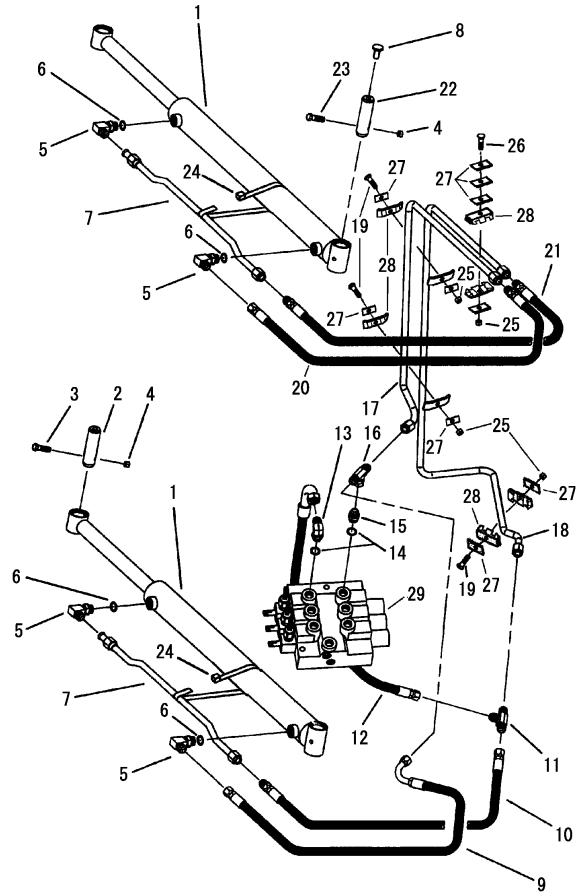
Remarks

- (1)For breakdown, see Fig.No.43.
- (2)As required.
- (3)For breakdown, see Fig.No.49.

Fig.18. LIFT CIRCUIT PLUMBING

(A)=S165R  
(B)=  
(C)=

(D)=  
(E)=  
(F)=



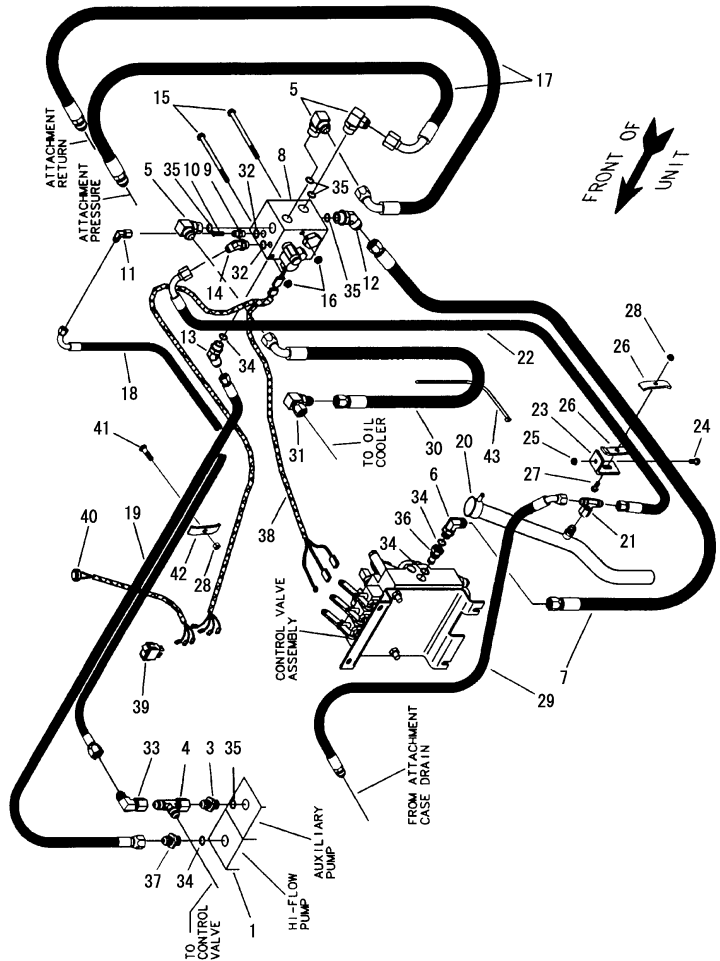
No.	Lev.	Parts No.	Description	Q'ty						I	R
				(A)	(B)	(C)	(D)	(E)	(F)		
1	1	172215-06170	CYLINDER, LIFT	2							1
2	1	172215-06960	PIN, PIVOT ROD END	2							
3	1	172215-07610	SCREW	2							
4	1	172551-00280	NUT	7							
5	1	172215-00020	FITTING	4							
6	1	172215-08480	O-RING	4							
7	1	172215-05280	LINE, HYDRAULIC	2							
8	1	172215-10710	PLUG	2							
9	1	172215-05540	HOSE	1							
10	1	172215-05500	HOSE	1							
11	1	172215-00160	FITTING	1							
12	1	172215-05550	HOSE	1							
13	1	172215-00120	FITTING	1							
14	1	172216-00040	O-RING	2							
15	1	172551-00320	CONNECTOR	1							
16	1	172215-00180	FITTING	1							
17	1	172215-02180	HYD.LIFT TUBE,CROSS.	1							
18	1	172215-02190	TUBE, HYDRAULIC LIFT	1							
19	1	172215-02900	BOLT	3							
20	1	172215-05510	HOSE	1							
21	1	172215-05520	HOSE	1							
22	1	172215-07000	PIN, PIVOT BASE END	2							
23	1	172551-09580	SCREW	2							
24	1	172215-01560	CLAMP	2							
25	1	172551-00240	NUT	4							
26	1	172215-03200	BOLT	1							
27	1	172551-00510	PLATE	10							
28	1	172215-00390	CLAMP	4							
29	1	172215-05780	VALVE, CONTROL	1							2

Remarks

- (1)For breakdown, see Fig.No.42.
- (2)For breakdown, see Fig.No.49.



Fig.19. HIGH-FLOW PLUMBING(CHASSIS-HIGH-FLOW MODELS)



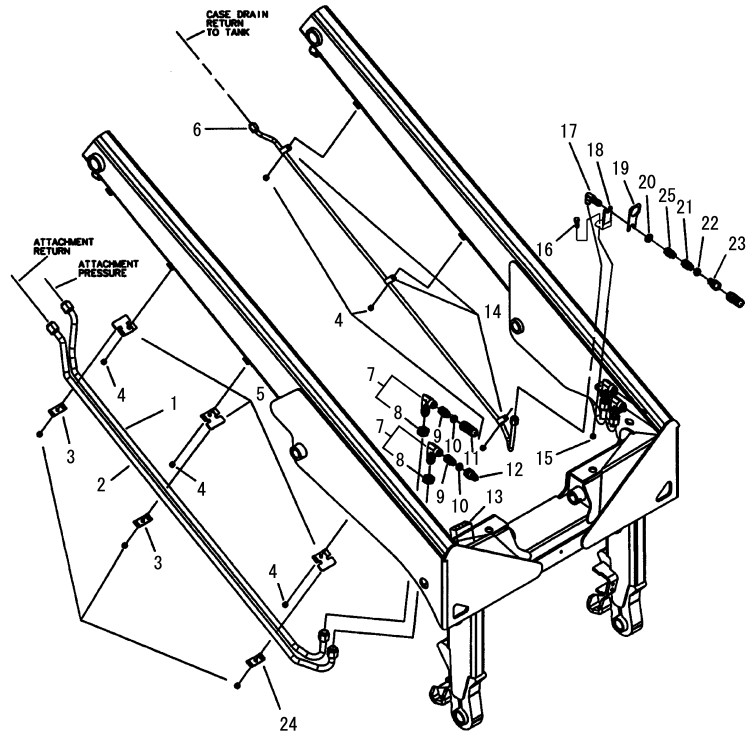
(A)=S165R  
(B)=  
(C)=

(D)=  
(E)=  
(F)=

No.	Lev.	Parts No.	Description	Q'ty						I	R
				(A)	(B)	(C)	(D)	(E)	(F)		
1	1	172215-01680	PUMP, GEAR HIGH FLOW	1							1
2	1	172215-01690	SEAL KIT	1							2
3	1	172215-07110	FITTING, STRAIGHT	1							
4	1	172215-07100	FITTING, TEE	1							
5	1	172551-00080	CONNECTOR	3							
6	1	172215-00190	FITTING	1							
7	1	172215-05960	HOSE ASSY	1							
8	1	172215-05920	VALVE	1							3
9	1	172551-00070	FITTING	1							
10	1	172215-05850	SCREEN, IN-LINE	1							
11	1	172215-00500	FITTING	1							
12	1	172551-00110	CONNECTOR	1							
13	1	172215-00120	FITTING	1							
14	1	172215-07300	FITTING	1							
15	1	172215-07660	SCREW	2							
16	1	172551-02750	NUT	2							
17	1	172215-05940	HOSE ASSY	2							
18	1	172215-05980	HOSE ASSY	1							
19	1	172215-05930	HOSE ASSY	1							
20	1	172215-05990	TUBE, FILL	1							
21	1	172215-00490	FITTING	1							
22	1	172215-05970	HOSE ASSY	1							
23	1	172215-04190	BRACKET, HOSE	1							
24	1	172215-02720	SCREW	1							
25	1	172215-06620	NUT	1							
26	1	172215-08920	CLAMP	2							
27	1	172215-03210	BOLT	1							
28	1	172551-00280	NUT	2							
29	1	172215-05950	HOSE ASSY	1							
30	1	172215-05320	HOSE ASSY	1							
31	1	172215-00330	FITTING	1							
32	1	172215-00070	O-RING	2							
33	1	172215-00170	FITTING	1							
34	1	172216-00040	O-RING	4							
35	1	172215-08450	O-RING	5							
36	1	172215-06010	SLEEVE, POWER BEYOND	1							
37	1	172551-00700	CONNECTOR	1							
38	1	172215-10760	HARNES, WIRE	1							
39	1	172215-04840	SWITCH	1							
40	1	172215-10910	SWITCH	1							4
41	1	172215-03770	BOLT	1							
42	1	172215-05240	CLAMP	1							
43	1	172215-00480	TIE, CABLE	1							

Remarks  
 (1) For breakdown, see Fig.No.48.  
 (2) Not shown in illustration.  
 (3) For breakdown, see Fig.No.59.  
 (4) Right dual lever.

Fig.20. HIGH-FLOW PLUMBING(LIFT ARM-HIGH-FLOW MODELS)



(A)=S165R  
(B)=  
(C)=

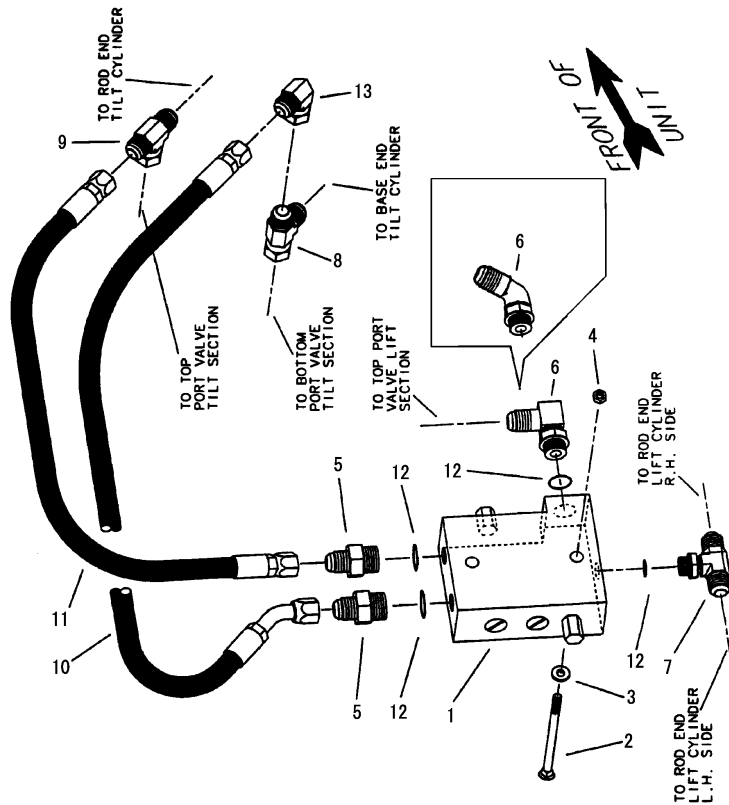
(D)=  
(E)=  
(F)=

No.	Lev.	Parts No.	Description	Q'ty						I	R
				(A)	(B)	(C)	(D)	(E)	(F)		
1	1	172215-05890	LINE, HYD. INNER	1							
2	1	172215-05880	LINE, HYD. OUTER	1							
3	1	172215-05240	CLAMP	2							
4	1	172551-00280	NUT	3							
5	1	172215-00340	CLAMP	3							
6	1	172215-05900	LINE, HYD.CASE DRAIN	1							
7	1	172215-07240	FITTING	2							
8	2	172215-06700	NUT	2							
9	1	172215-00450	FITTING	2							
10	1	172215-08450	O-RING	2							
11	1	172215-04930	COUPLER, FEMALE	1							
12	1	172215-04920	COUPLER, MALE	1							
13	1	172215-10770	LABEL, AUX PORT	1							
14	1	172215-09400	CLIP, INSULATED	3							
15	1	172215-00200	NUT	1							
16	1	172551-09530	SCREW	1							
17	1	172215-00470	FITTING	1							
18	1	172215-04180	BRACKET, TUBE	1							
19	1	172215-04200	BRACKET, MOUNT	1							
20	1	172215-06690	NUT	1							1
21	1	172215-11480	FITTING	1							
22	1	172215-08480	O-RING	1							
23	1	172215-04940	QUICK COUPLER, MALE	1							
24	1	172215-08940	STRAP	1							
25	1	172215-00680	FITTING	1							1
26	1	172215-00320	CLAMP	1							2
27	1	172551-00160	SCREW	1							2
28	1	172215-06620	NUT	1							2

Remarks

- (1)172215-06690 is provided with 172215-00680.
- (2)Not shown in illustration.

Fig.21. SELF-LEVELING VALVE PLUMBING



(A)=S165R  
(B)=  
(C)=

(D)=  
(E)=  
(F)=

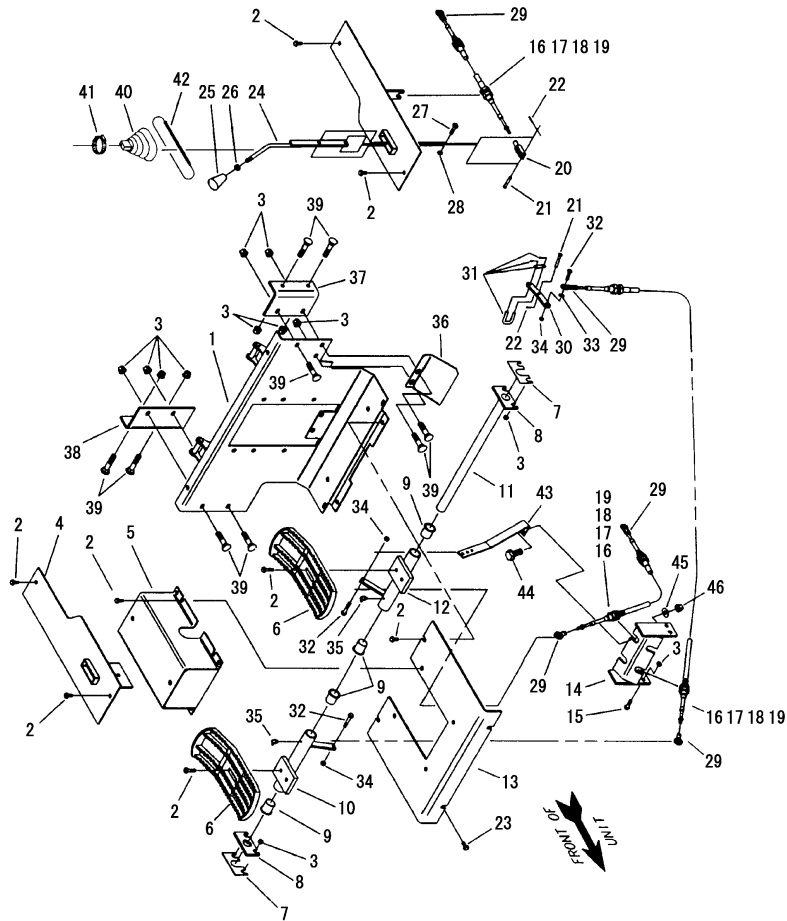
No.	Lev.	Parts No.	Description	Q'ty						I	R
				(A)	(B)	(C)	(D)	(E)	(F)		
1	1	172215-05410	VALVE, SELF LEVELING	1							1
2	1	172215-03200	BOLT	2							
3	1	172551-10380	WASHER	2							
4	1	172551-00270	NUT	2							
5	1	172551-00700	CONNECTOR	2							
6	1	172215-00120	FITTING	1							
7	1	172215-11470	FITTING	1							
8	1	172215-00180	FITTING	1							
9	1	172215-07100	FITTING, TEE	1							
10	1	172215-05630	HOSE ASSY	1							
11	1	172215-05620	HOSE ASSY	1							
12	1	172216-00040	O-RING	4							
13	1	172215-00170	FITTING	1							

Remarks  
(1)For breakdown, see Fig.No.57.

Fig.22. FOOT PEDAL CONTROL AND CABIN PANEL

(A)=S165R  
(B)=  
(C)=

(D)=  
(E)=  
(F)=



No.	Lev.	Parts No.	Description	Qty						I	R
				(A)	(B)	(C)	(D)	(E)	(F)		
1	1	172215-08140	PLATE, KICK	1							
2	1	172551-00440	SCREW	8							
3	1	172215-00200	NUT	17							
4	1	172215-08030	MOUNT, THROTTLE	1							
5	1	172215-08070	COVER, ACCESS PEDAL	1							
6	1	172215-04530	PEDAL, FOOT	2							
7	1	172215-06570	SHIM	1							1
8	1	172215-06560	PIVOT	2							
9	1	172215-04360	BUSHING	4							
10	1	172215-02010	PIVOT, PEDAL R FOOT	1							
11	1	172215-07910	SHAFT ASSY, PIVOT	1							
12	1	172215-02000	PIVOT, PEDAL L FOOT	1							
13	1	172215-08060	PLATE, FLOOR	1							
14	1	172215-11220	BRACKET, CABLE MOUNT	1							
15	1	172551-00450	SCREW	4							
16	1	172215-04850	CABLE	2							2
17	1	172215-04850	CABLE	1							3
18	1	172215-04860	CABLE, TILT	1							3
19	1	172215-00990	CABLE, LIFT	1							3
20	1	172215-06450	CLEVIS	1							
21	1	172215-06900	PIN, CLEVIS	1							
22	1	172215-03350	PIN, COTTER	1							
23	1	172551-06750	SCREW	2							
24	1	172215-04690	LEVER, AUXILIARY	1							
25	1	172215-09440	KNOB	1							
26	1	172551-10300	NUT	1							
27	1	172215-07600	SCREW	1							
28	1	172551-00280	NUT	1							
29	1	172215-00660	ROD END, FEMALE	5							
30	1	172215-00970	LINK, VALVE	3							
31	1	172215-06550	LOCK&PIN ASSY	3							
32	1	172551-09880	SCREW	5							
33	1	172551-09640	WASHER	3							
34	1	172551-00260	NUT	5							
35	1	172215-01990	FITTING, GREASE	2							
36	1	172215-08150	COVER, BRAKE ACCESS	1							
37	1	172215-04130	BRACKET, MOUNT LEFT	1							
38	1	172215-04120	BRACKET, MOUNT RIGHT	1							
39	1	172551-09750	BOLT	9							
40	1	172215-09640	BOOT, AUXILIARY	1							
41	1	172215-00110	CLAMP	1							
42	1	172551-00120	TIE, CABLE	1							
43	1	172215-03990	BRACKET, FOOT PEDAL	1							4
44	1	172551-09570	SCREW	1							
45	1	172551-10390	WASHER	1							
46	1	172551-00290	NUT	1							

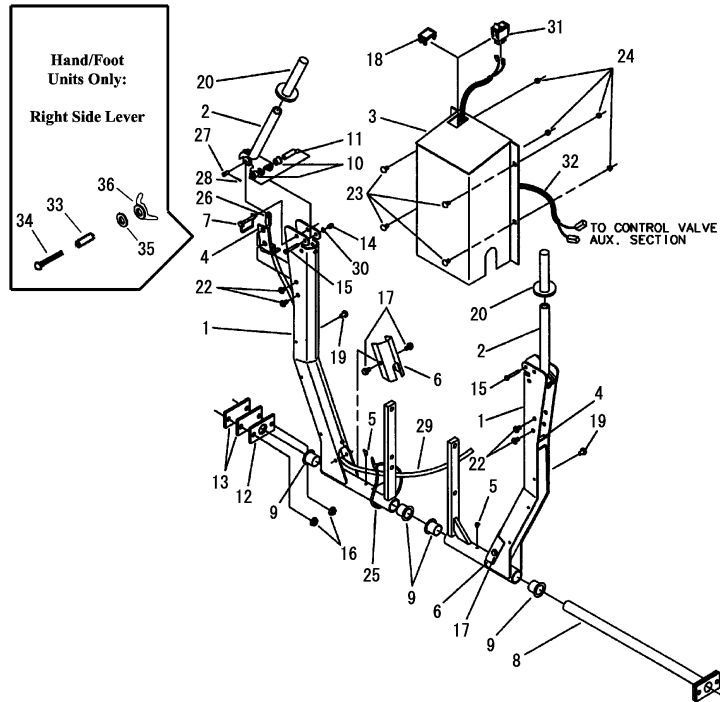
Remarks

- (1)As required.
- (2)Dual lever foot control.
- (3)Dual lever hand control.
- (4)Hands only controls.

Fig.23. STEERING CONTROLS(DUAL LEVER STEERING)

(A)=S165R  
(B)=  
(C)=

(D)=  
(E)=  
(F)=

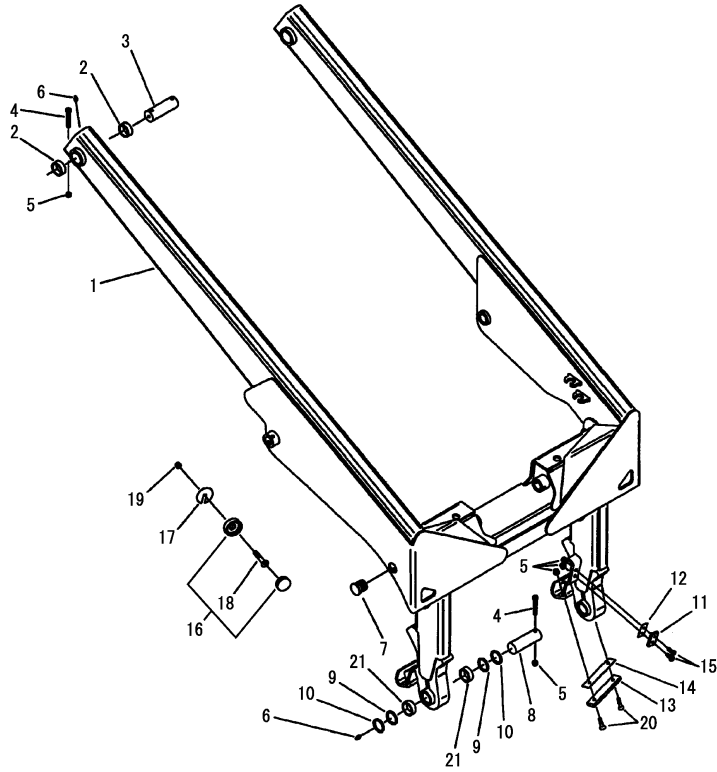


No.	Lev.	Parts No.	Description	Q'ty						I	R
				(A)	(B)	(C)	(D)	(E)	(F)		
1	1	172215-02020	HANDLE, DUAL LEVER	2							
2	1	172215-04780	HANDLE, DUAL LEVER	2							
3	1	172215-08000	WRAPPER	1							
4	1	172215-00960	BRACKET, CABLE	1							
5	1	172215-01990	FITTING, GREASE	2							
6	1	172215-08010	COVER, CABLE	2							
7	1	172215-06910	PIN, SNAPPER	2							1
8	1	172215-07910	SHAFT ASSY, PIVOT	1							
9	1	172215-04360	BUSHING	4							
10	1	172215-04380	BUSHING	4							
11	1	172215-04390	BUSHING	2							
12	1	172215-06560	PIVOT	1							
13	1	172215-06570	SHIM	2							
14	1	172215-06780	NUT	2							
15	1	172215-07750	SCREW	2							
16	1	172215-00200	NUT	4							
17	1	172215-02740	SCREW	4							
18	1	172215-09900	PLUG	1							
19	1	172215-09380	BUMPER	2							
20	1	172215-10920	GRIP	2							
21	1	172215-10910	SWITCH	1							2
22	1	172215-07760	SCREW	2							
23	1	172215-02820	BOLT	4							
24	1	172215-06620	NUT	4							
25	1	172215-00480	TIE, CABLE	2							
26	1	172215-06450	CLEVIS	1							
27	1	172215-06900	PIN, CLEVIS	1							
28	1	172215-03350	PIN, COTTER	1							
29	1	172215-04850	CABLE	1							
30	1	172551-09640	WASHER	2							
31	1	172215-04760	SWITCH, AUXILIARY	1							3
32	1	172215-10330	WIRE HARNESS, LOCK	1							3
33	1	172215-01270	SPACER	1							
34	1	172215-03170	BOLT	1							
35	1	172551-10370	WASHER	1							
36	1	172215-03250	NUT	1							

Remarks

- (1)Hand/Foot only.
- (2)Right dual lever.
- Not shown in illustration.
- (3)Hands only controls.

Fig.24. LIFT ARM



(A)=S165R  
(B)=  
(C)=

(D)=  
(E)=  
(F)=

No.	Lev.	Parts No.	Description	Q'ty						I	R
				(A)	(B)	(C)	(D)	(E)	(F)		
1	1	172215-02240	ARM, LIFT	1							
2	1	172215-04340	BUSHING	4							
3	1	172215-06990	PIN, PIVOT	2							
4	1	172215-07610	SCREW	4							
5	1	172551-00280	NUT	12							
6	1	172551-09410	FITTING	4							
7	1	172215-09980	PLUG	2							
8	1	172215-01010	PIN, PIVOT	2							
9	1	172215-08360	SEAL	4							
10	1	172215-09030	WASHER	1							1
11	1	172215-08670	PLATE, WEAR	2							
12	1	172215-08680	SHIM	1							1
13	1	172215-08700	PLATE, WEAR	2							
14	1	172215-08710	SHIM, DOWN STOP	1							1
15	1	172215-07820	SCREW	4							
16	1	172215-01720	STOP, DOWN	2							2
17	1	172215-08690	SHIM	1							1
18	1	172215-07710	SCREW	2							
19	1	172215-06630	NUT	2							
20	1	172215-07830	SCREW	4							
21	1	172215-04330	BUSHING	4							

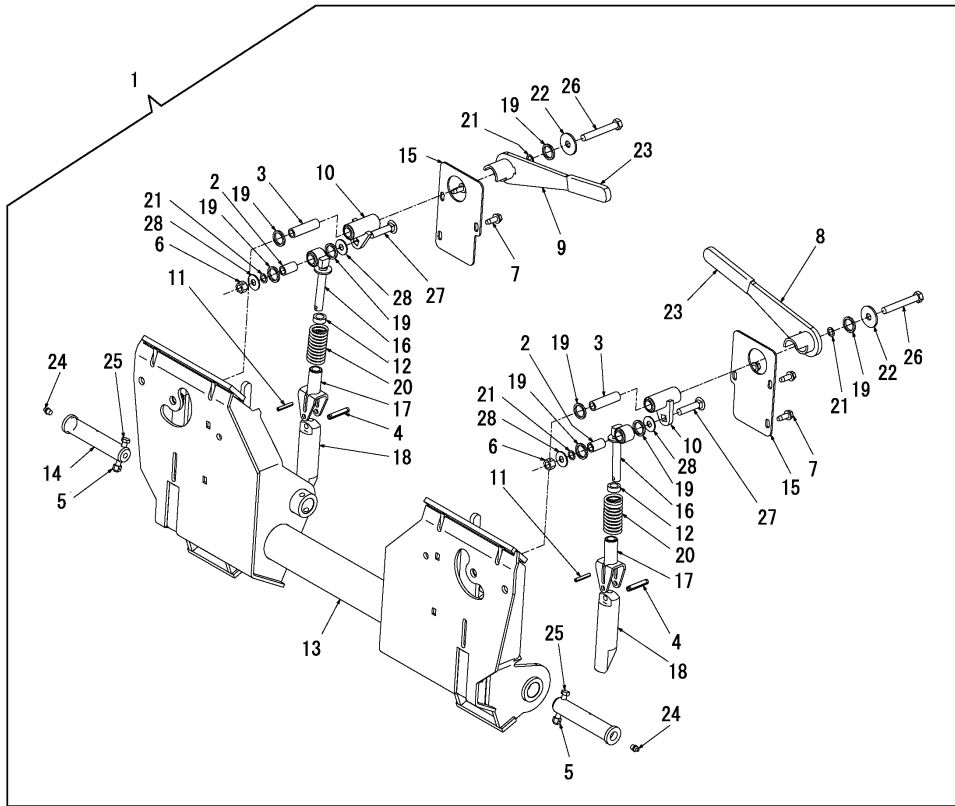
Remarks

- (1)As required.
- (2)172215-01720 is a one-piece stop, replacing two previously existing parts.

Fig.25. ATTACHMENT SYSTEM

(A)=S165R  
(B)=  
(C)=

(D)=  
(E)=  
(F)=

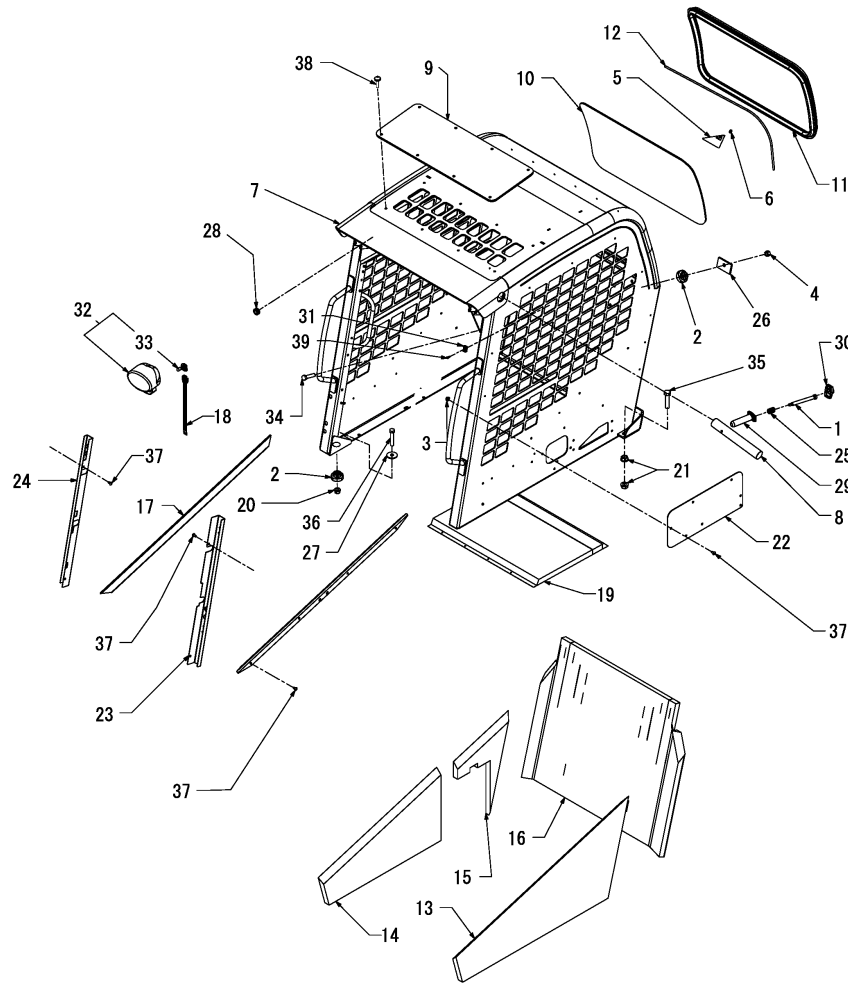


No.	Lev.	Parts No.	Description	Q'ty						I	R
				(A)	(B)	(C)	(D)	(E)	(F)		
1	1	172215-01250	QUICK COUPLER	1							
2	2	172215-04350	BUSHING	2							
3	2	172215-04370	BUSHING	2							
4	2	172215-00130	PIN, SPRING	2							
5	2	172551-00280	NUT	2							
6	2	172551-00290	NUT	2							
7	2	172215-00230	SCREW	6							
8	2	172215-04730	HANDLE, LEFT	1							
9	2	172215-04740	HANDLE, RIGHT	1							
10	2	172215-04750	LEVER	2							
11	2	172215-03680	PIN, ROLL	2							
12	2	172215-00930	SPACER	2							
13	2	172215-01000	WELDMENT, TWO-PIN	1							
14	2	172215-01010	PIN, PIVOT	2							
15	2	172215-01130	COVER, LATCH	2							
16	2	172215-06470	ROD, LINK	2							
17	2	172215-06480	CLEVIS	2							
18	2	172215-06970	PIN, LATCH	2							
19	2	172215-08520	RING, QUAD	8							
20	2	172215-08840	SPRING, COMPRESSION	2							
21	2	172215-09000	WASHER	4							
22	2	172215-09020	WASHER	2							
23	2	172215-09310	GRIP	2							
24	2	172551-09410	FITTING	2							
25	2	172551-09550	SCREW	2							
26	2	172215-02870	SCREW	2							
27	2	172215-02910	BOLT	2							
28	2	172215-03340	WASHER	4							

Fig.26. ROPS/FOPS

(A)=S165R  
(B)=  
(C)=

(D)=  
(E)=  
(F)=

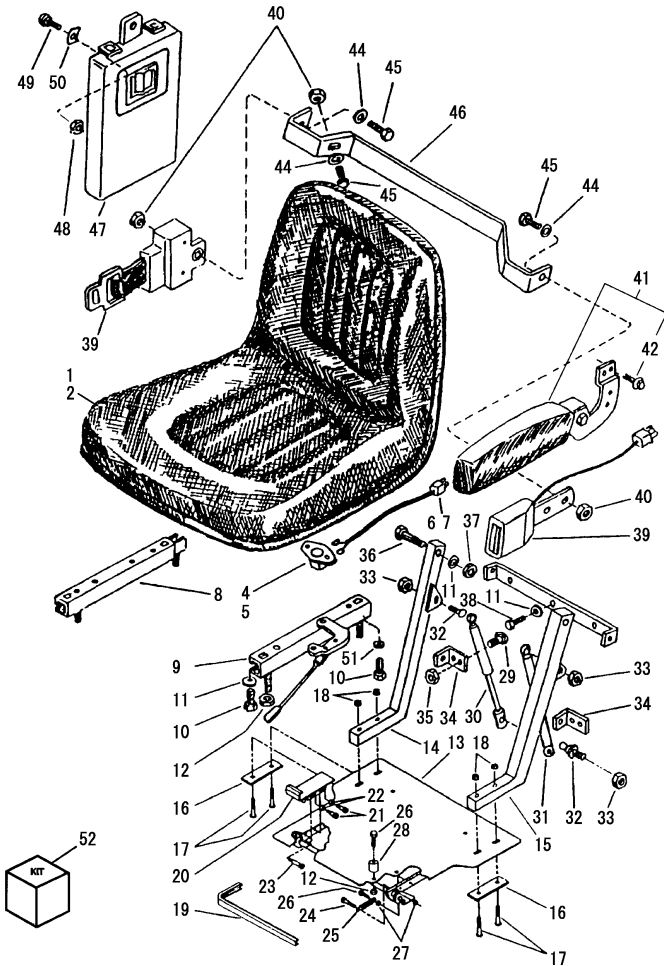


No.	Lev.	Parts No.	Description	Qty						I	R
				(A)	(B)	(C)	(D)	(E)	(F)		
1	1	172215-03780	SCREW	2							
2	1	172215-00140	MOUNT, RUBBER	4							
3	1	172551-00230	NUT	7							
4	1	172551-00290	NUT	5							
5	1	172551-01110	TAG, RIP-CORD	1							
6	1	172215-00650	RING	1							
7	1	172215-00950	WELDMENT, ROPS	1							
8	1	172215-01030	PIN, LIFTARM LOCK	2							
9	1	172215-01040	WINDOW	1							
10	1	172215-01050	WINDOW	1							
11	1	172215-01110	SEAL, WINDOW	1							
12	1	172215-01120	SEAL	1							
13	1	172215-01140	PAD, FOAM LEFT	1							
14	1	172215-01150	PAD, FOAM RIGHT	1							
15	1	172215-02040	PAD, FOAM RIGHT REAR	1							
16	1	172215-01160	PAD, REAR LOWER ROPS	1							
17	1	172215-01170	GUARD, HEADLINER	2							
18	1	172215-01210	PLUG, LIGHT	2							
19	1	172215-02070	PAD, FOAM, ROOF	1							
20	1	172215-06630	NUT	2							
21	1	172215-06650	NUT	4							
22	1	172215-08290	COVER, HEATER ACCESS	1							
23	1	172215-08320	COVER, POST, ROPS,L	1							
24	1	172215-08330	COVER, POST, ROPS,R	1							
25	1	172215-08830	SPRING, LOCK KNOB	2							
26	1	172215-08930	PLATE, CLAMP	2							
27	1	172215-09020	WASHER	2							
28	1	172215-11430	GROMMET	2							
29	1	172215-09480	KNOB, LIFTARM LOCK	2							
30	1	172215-09520	COVER, LIFTARM KNOB	2							
31	1	172215-10080	MOUNT, WIRE TIE	9							
32	1	172215-11010	HEADLIGHT	3							
33	2	172215-00560	BULB	3							1
34	1	172215-02730	SCREW	2							
35	1	172215-02810	SCREW	2							
36	1	172215-02980	SCREW	2							
37	1	172215-03020	SCREW	11							
38	1	172215-02220	SCREW	8							
39	1	172215-11400	RIVET, POP	9							

Remarks  
(1)As required.



Fig.27. SEAT, SEAT MOUNTING AND RESTRAINT BAR



Remarks

- (1)Dual lever.
- (2)Not shown in illustration.
- (3)Suspension.
- (4)Suspension seat only.

(A)=S165R  
(B)=  
(C)=

(D)=  
(E)=  
(F)=

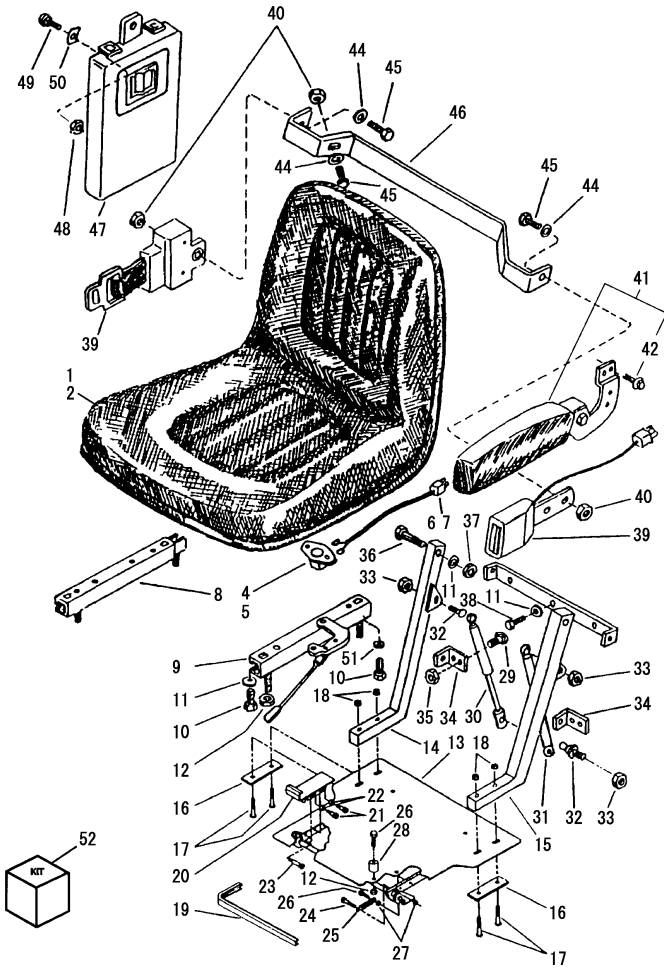
No.	Lev.	Parts No.	Description	Q'ty						I	R
				(A)	(B)	(C)	(D)	(E)	(F)		
1	1	172215-09880	SEAT, OPERATOR STD.	1							
2	1	172215-10850	SEAT, OPERATOR SUS.	1							1
3	1	172215-11030	KNOB, SEAT ADJUSTER	1							2
4	1	172215-09910	SWITCH, SEAT LOCKOUT	1							
5	1	172215-10730	SWITCH, SEAT LOCKOUT	1							3
6	1	172215-09920	WIRE	1							
7	1	172215-10720	WIRE, SUSPENSION	1							3
8	1	172215-10250	SEAT RAIL, SLAVE	1							
9	1	172215-10240	ADJUSTER, SEAT RAIL	1							
10	1	172551-09510	SCREW	4							
11	1	172551-10380	WASHER	4							
12	1	172215-06620	NUT	5							
13	1	172215-04980	PLATE, SEAT	1							
14	1	172215-07380	ARM, SWING RIGHT	1							
15	1	172215-07390	ARM, SWING LEFT	1							
16	1	172215-05090	PLATE, BACKER	2							
17	1	172215-02990	BOLT	4							
18	1	172551-02750	NUT	4							
19	1	172215-10420	SEAL, BULB	1							
20	1	172215-04770	RELEASE HANDLE, SEAT	1							
21	1	172215-03800	BOLT	2							
22	1	172215-04310	BUSHING, SPACER	2							
23	1	172215-03810	BOLT	1							
24	1	172215-02830	SCREW	1							
25	1	172215-08880	SPRING	1							
26	1	172215-02720	SCREW	2							
27	1	172551-10320	NUT	2							
28	1	172215-00530	SPACER	1							
29	1	172551-09520	SCREW	4							
30	1	172215-05400	GAS SPRING	1							
31	1	172215-05360	GAS SPRING, LOCKING	1							
32	1	172215-00550	STUD, BALL	4							
33	1	172551-00270	NUT	4							
34	1	172215-03920	BRACKET, MOUNT	2							
35	1	172215-00700	NUT	4							
36	1	172215-03870	BOLT	2							
37	1	172551-00280	NUT	2							
38	1	172551-00440	SCREW	4							
39	1	172215-09890	BELT, SEAT	1							
40	1	172215-00400	NUT	4							
41	1	172215-11230	ARM REST KIT, STD.	1							
42	2	172215-02710	SCREW	4							
43	1	172215-10550	ARM REST	1							2
44	1	172215-03340	WASHER	4							
45	1	172215-02850	SCREW	4							
46	1	172215-03910	BRACKET, SEAT BELT	1							
47	1	172215-02030	HOLDER, MANUAL	1							
48	1	172551-00230	NUT	2							
49	1	172551-09820	BOLT	2							
50	1	172215-06790	NUT	2							
51	1	172551-10360	WASHER	4							

Fig.27. SEAT, SEAT MOUNTING AND RESTRAINT BAR

(A)=S165R  
(B)=  
(C)=

(D)=  
(E)=  
(F)=

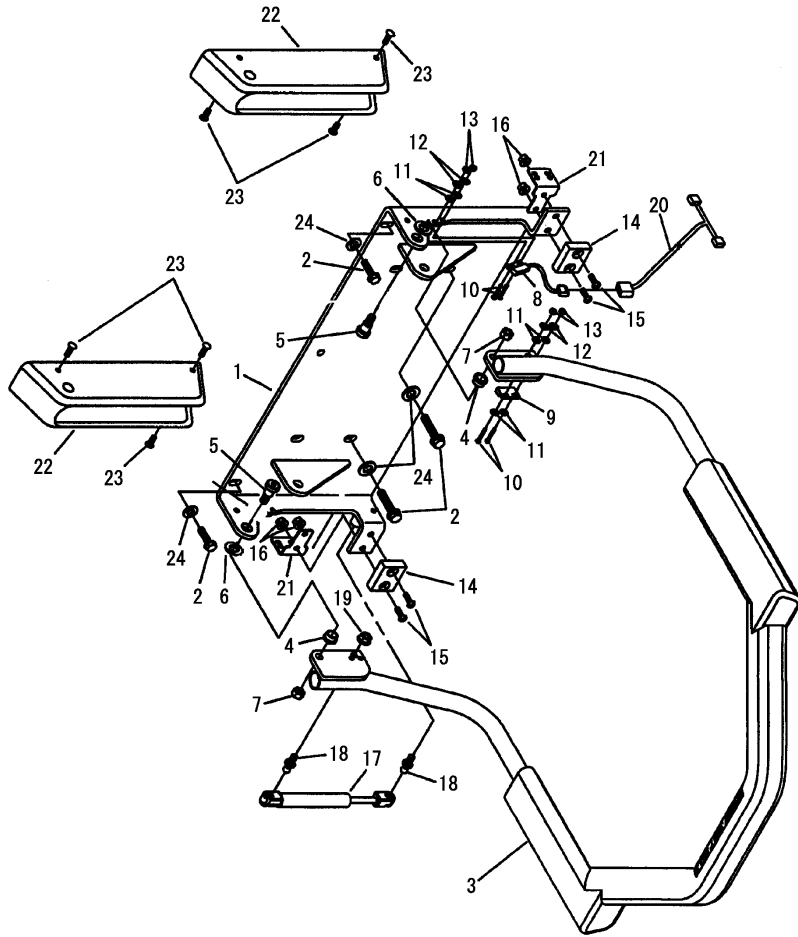
No.	Lev.	Parts No.	Description	Q'ty						I	R
				(A)	(B)	(C)	(D)	(E)	(F)		
52	1	172215-11120	ARM REST ASSY	1							4



Remarks

- (1)Dual lever.
- (2)Not shown in illustration.
- (3)Suspension.
- (4)Suspension seat only.

Fig.28. SEAT, SEAT MOUNTING AND RESTRAINT BAR(RESTRAINT BAR)



No.	Lev.	Parts No.	Description	Q'ty						I	R
				(A)	(B)	(C)	(D)	(E)	(F)		
1	1	172215-04280	MOUNT, SEAT	1							
2	1	172551-00440	SCREW	4							
3	1	172215-02060	BAR, RESTRAINT	1							
4	1	172215-04430	BUSHING	2							
5	1	172215-03790	BOLT	2							
6	1	172215-09090	WASHER	2							
7	1	172551-00280	NUT	2							
8	1	172215-02110	SWITCH, PROXIMITY	1							
9	1	172551-02480	MAGNET, SWITCH	1							
10	1	172215-02690	SCREW	4							
11	1	172215-02970	WASHER	6							
12	1	172551-10370	WASHER	4							
13	1	172215-02880	NUT	4							
14	1	172215-08750	STOP, RESTRAINT BAR	2							
15	1	172215-07560	SCREW	4							
16	1	172215-06610	NUT	4							
17	1	172215-06120	GAS SPRING	1							
18	1	172215-00550	STUD, BALL	2							
19	1	172215-06620	NUT	1							
20	1	172215-10860	WIRE HARNESS	1							
21	1	172215-04270	BRACKET, BAR	2							
22	1	172215-08280	COVER, HINGE	2							
23	1	172215-10880	CLIP	6							
24	1	172551-10380	WASHER	4							

Fig.29. REAR DOOR AND ENGINE COVER

(A)=S165R

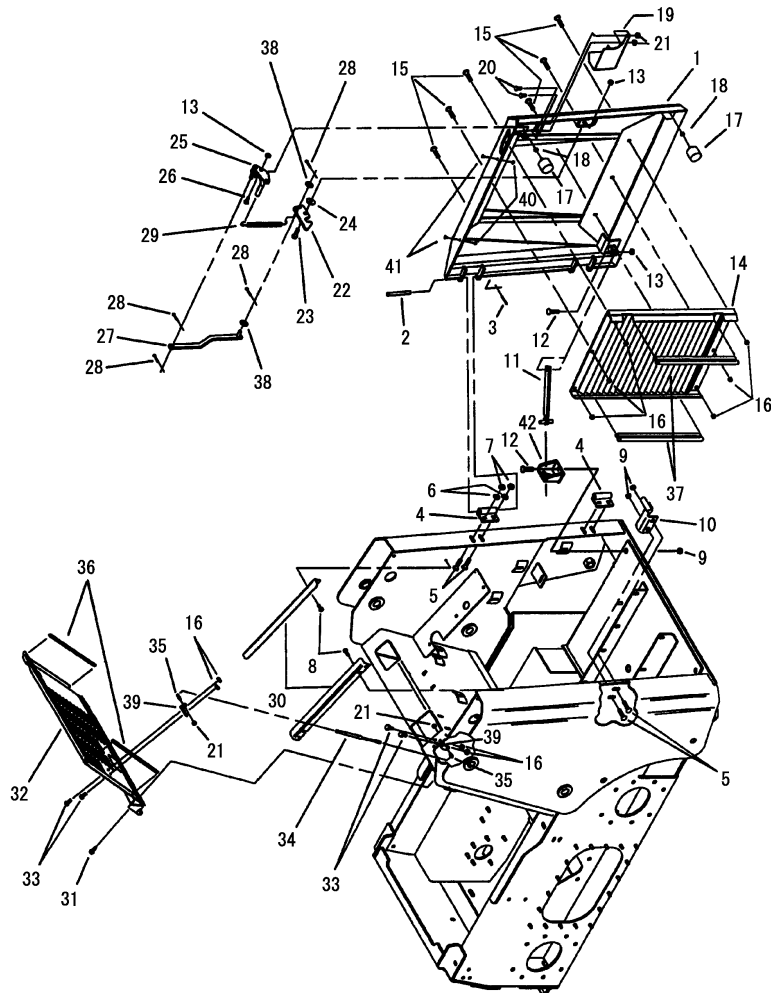
(B)=

(C)=

(D)=

(E)=

(F)=



No.	Lev.	Parts No.	Description	Q'ty						I	R
				(A)	(B)	(C)	(D)	(E)	(F)		
1	1	172215-08240	DOOR, REAR	1							
2	1	172215-06940	PIN, CLEVIS	2							
3	1	172215-03000	PIN, COTTER	2							
4	1	172215-04030	HINGE, REAR DOOR	2							
5	1	172215-02750	BOLT	6							
6	1	172215-03310	WASHER	4							
7	1	172215-03240	NUT	4							
8	1	172215-02740	SCREW	4							
9	1	172215-00710	NUT	3							
10	1	172215-04830	PIN, LATCH	1							
11	1	172215-07520	BAR, LOCK	1							
12	1	172551-09870	BOLT	2							
13	1	172551-00290	NUT	3							
14	1	172215-02470	GRILLE	1							
15	1	172551-09750	BOLT	6							
16	1	172215-00200	NUT	10							
17	1	172215-09280	BUMPER, RUBBER	2							
18	1	172551-10330	NUT	2							
19	1	172215-08080	GUARD, HAND	1							
20	1	172551-09720	BOLT	2							
21	1	172215-06620	NUT	4							
22	1	172215-10130	LATCH, REAR DOOR	1							
23	1	172215-02700	SCREW	1							
24	1	172215-03340	WASHER	1							1
25	1	172215-04720	HANDLE	1							
26	1	172215-02910	BOLT	1							
27	1	172215-07370	RELEASE, LATCH ARM	1							
28	1	172215-03000	PIN, COTTER	4							
29	1	172215-08870	SPRING, LATCH	1							
30	1	172215-04040	BRACKET, DOOR SUPPORT	2							
31	1	172215-03040	SCREW	4							
32	1	172215-02480	COVER, ENGINE	1							
33	1	172551-09520	SCREW	4							
34	1	172215-06070	SHOCK, GAS SPRING	1							
35	1	172215-00550	STUD, BALL	2							
36	1	172215-10140	EDGING, TOP DOOR	2							
37	1	172215-10220	SEAL	2							
38	1	172551-10380	WASHER	2							
39	1	172215-03920	BRACKET, MOUNT	2							
40	1	172215-10790	BUMPER, RUBBER	2							
41	1	172215-11420	SCREW	2							
42	1	172215-03940	LOCK, GUIDE	1							

Remarks

(1)As required.

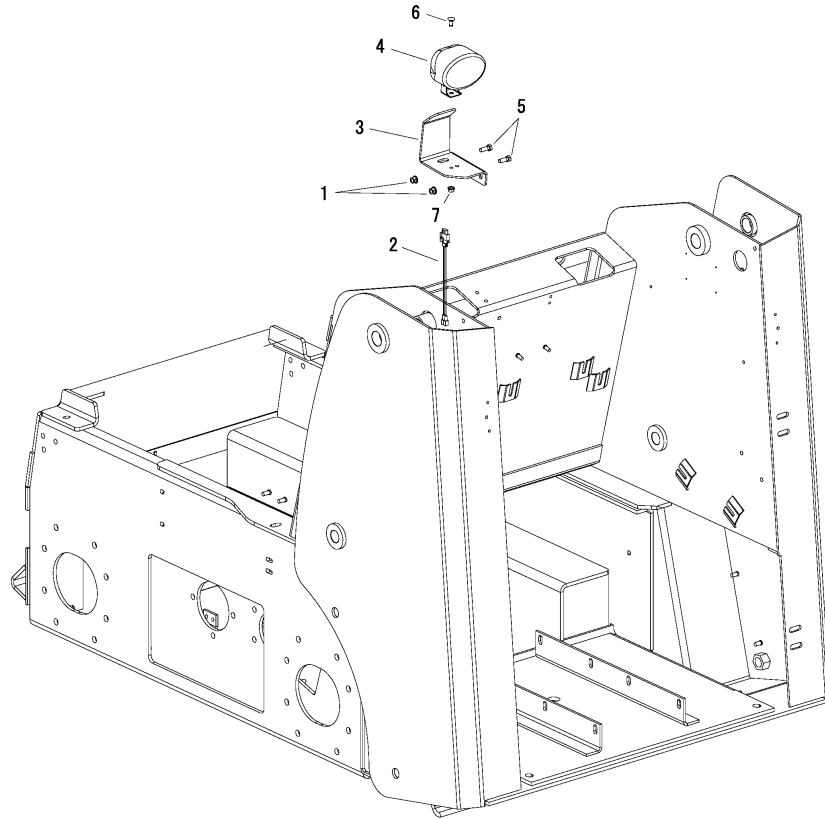
N:Old  $\xrightarrow{\text{Yes}}$  New, Q:Old  $\xrightarrow{\text{No}}$  New, R:Old  $\xrightarrow{\text{Yes}}$  New, S:Old  $\xrightarrow{\text{No}}$  New, W:Add, Z:Discontinued, F:Interchangeable by set, K:Q'ty Change

Fig.30. ELECTRICAL-TAIL LIGHTS(REAR WORK LIGHT)

(A)=S165R  
(B)=  
(C)=

(D)=  
(E)=  
(F)=

No.	Lev.	Parts No.	Description	Q'ty						I	R
				(A)	(B)	(C)	(D)	(E)	(F)		
1	1	172215-00200	NUT	2							
2	1	172215-01240	PLUG, LIGHT	1							
3	1	172215-01260	BRACKET, LIGHT	1							
4	1	172215-11010	HEADLIGHT	1							1
5	1	172551-09530	SCREW	2							
6	1	172551-09720	BOLT	1							
7	1	172215-03230	NUT	1							



Remarks

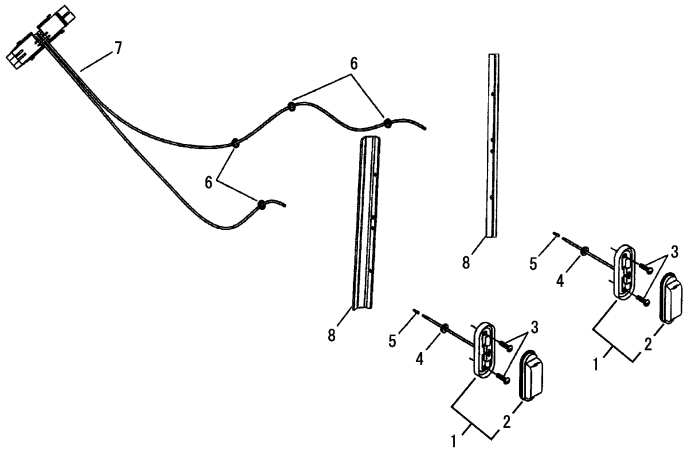
(1)Use replacement bulb 172215-00560 or equivalent GE862-12V.

OCS10-M56500 MAIN LOADER COMPONENTS  
**Fig.31. ELECTRICAL-TAIL LIGHTS**

(A)=S165R  
 (B)=  
 (C)=

(D)=  
 (E)=  
 (F)=

No.	Lev.	Parts No.	Description	Q'ty						I	R
				(A)	(B)	(C)	(D)	(E)	(F)		
1	1	172215-11040	LIGHT, TAIL	2							
2	2	172215-11070	LENS	2							1
3	1	172215-02940	SCREW	4							
4	1	172215-11050	GROMMET	2							
5	1	172215-09680	CONNECTOR	2							2
6	1	172551-00120	TIE, CABLE	1							3
7	1	172215-11060	HARNES, WIRE	1							
8	1	172215-01980	BRACKET, PROTECTION	2							
9	1	172215-03150	SCREW	4							4



Remarks

- (1) Bulb replacement is a #194 wedge base. As required.
- (2) 172215-09680 is supplied with 172215-11060.
- (3) As required.
- (4) Not shown in illustration.

Fig.32. ELECTRICAL-INSTRUMENT PANEL

(A)=S165R

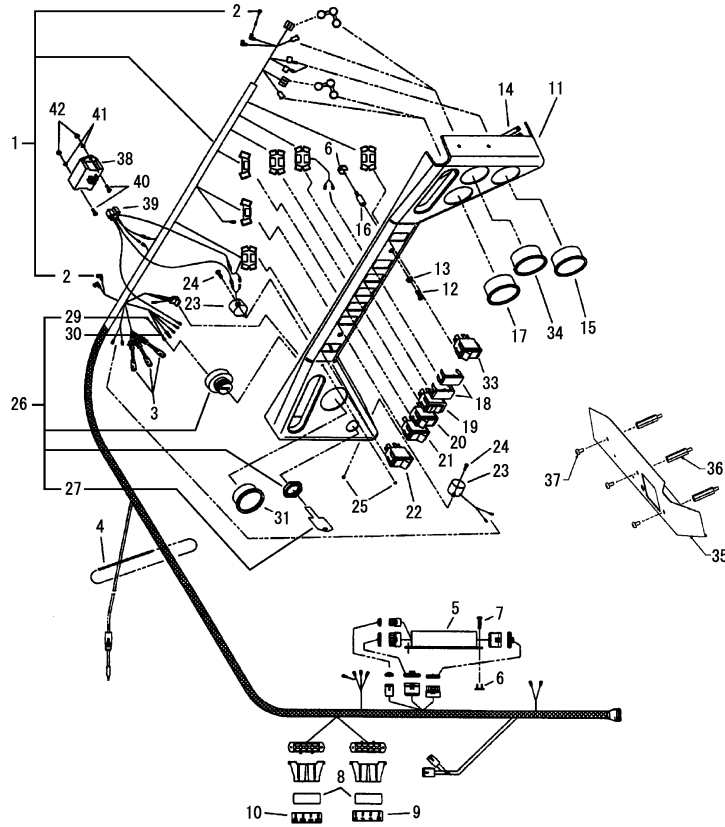
(B)=

(C)=

(D)=

(E)=

(F)=



No.	Lev.	Parts No.	Description	Qty						I	R
				(A)	(B)	(C)	(D)	(E)	(F)		
1	1	172215-01520	WIRE HARNESS, ROPS	1							
2	2	172215-10440	WIRE, GROUND	2							
3	1	172215-10490	DIODE	3							
4	1	172551-00120	TIE, CABLE	1							1
5	1	172215-09960	MODULE, CONTROL	1							
6	1	172215-06760	NUT	11							
7	1	172215-07740	SCREW	4							
8	1	172215-08110	COVER, FUSE BLOCK	2							
9	1	172215-10390	LABEL, FUSE BOX A	1							
10	1	172215-10400	LABEL, FUSE BOX B	1							
11	1	172215-01020	PANEL, INSTRUMENT	1							
12	1	172215-03670	SCREW	9							
13	1	172215-09040	WASHER	9							
14	1	172215-09950	TRIM, EDGE	1							
15	1	172215-04670	GAUGE, HOURMETER	1							
16	1	172215-06530	OFF, STAND	2							
17	1	172215-11440	GAUGE, FUEL	1							2
18	1	172215-09900	PLUG	2							
19	1	172215-04640	SWITCH, GLOW PLUG	1							
20	1	172215-04630	SWITCH, LOWER BOOM	1							
21	1	172215-04660	SWITCH, INTERLOCK	1							
22	1	172215-04790	SWITCH, BRAKE	1							
23	1	172215-04810	BUZZER, SOLID STATE	2							
24	1	172215-07770	SCREW	2							
25	1	172215-06820	NUT	2							
26	1	172215-02140	SWITCH, IGNITION	1							
27	2	172215-00300	KEY	1							3
28	2	172215-00610	TAG, KEY	1							4
29	2	172215-02860	NUT	4							
30	1	172215-02780	WASHER	4							
31	1	172215-10380	CLUSTER	1							
32	1	172215-00580	BULB, LAMP	1							1
33	1	172215-04650	SWITCH, LIGHT	1							
34	1	172215-04680	GAUGE, HYD. TEMP.	1							
35	1	172215-03640	COVER, PANEL	1							
36	1	172215-02210	NUT, STANDOFF	3							
37	1	172215-03110	SCREW	3							
38	1	172215-01060	TIMER, DELAY	1							
39	1	172215-10530	HARNESS, DELAY TIMER	1							
40	1	172215-02940	SCREW	2							
41	1	172215-02780	WASHER	2							
42	1	172215-02790	NUT	2							
43	1	172215-09670	FUSE, 10 A	1							1
44	1	172215-09930	FUSE, 15 A	1							1

Remarks

- (1)As required.
- Not shown in illustration.
- (2)Replacement bulb is GE 53 or equivalent.
- (3)Set of 2.
- (4)Not shown in illustration.

Fig.33. ELECTRICAL-INSTRUMENT PANEL(ACCESSORY HOOKUP)

(A)=S165R  
(B)=  
(C)=

(D)=  
(E)=  
(F)=

No.	Lev.	Parts No.	Description	Q'ty						I	R
				(A)	(B)	(C)	(D)	(E)	(F)		
1	1	172215-10890	HARNES, WIRE	1							
2	1	172551-01460	POWER,AUXILIARY	1							
3	1	172551-01470	COVER	1							
4	1	172215-09450	PLUG	1							
5	1	172215-00590	SOCKET	1							

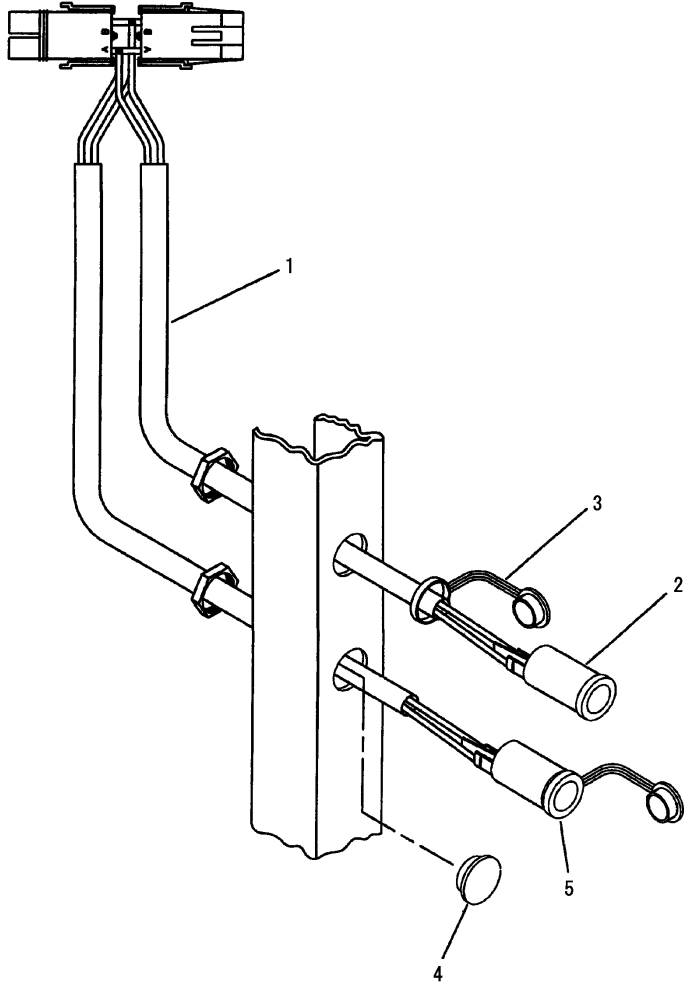


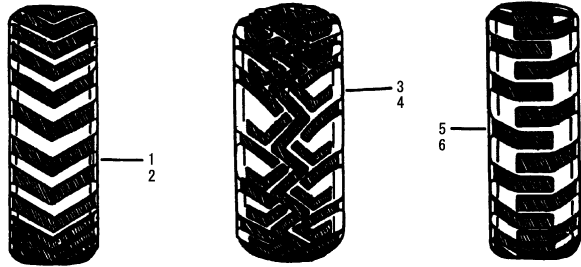


Fig.34. TIRES

(A)=S165R  
(B)=  
(C)=

(D)=  
(E)=  
(F)=

No.	Lev.	Parts No.	Description	Qty						I	R
				(A)	(B)	(C)	(D)	(E)	(F)		
1	1	172215-11590	WHEEL ASSY HD10X16.5	1							1
2	1	172215-11510	WHEEL	1							
3	1	172215-11600	WHEEL ASSY 10X16.5	1							2
4	1	172215-11510	WHEEL	1							
5	1	172215-11610	WHEEL ASSY 10X16.5	1							3
6	1	172215-11510	WHEEL	1							



Remarks

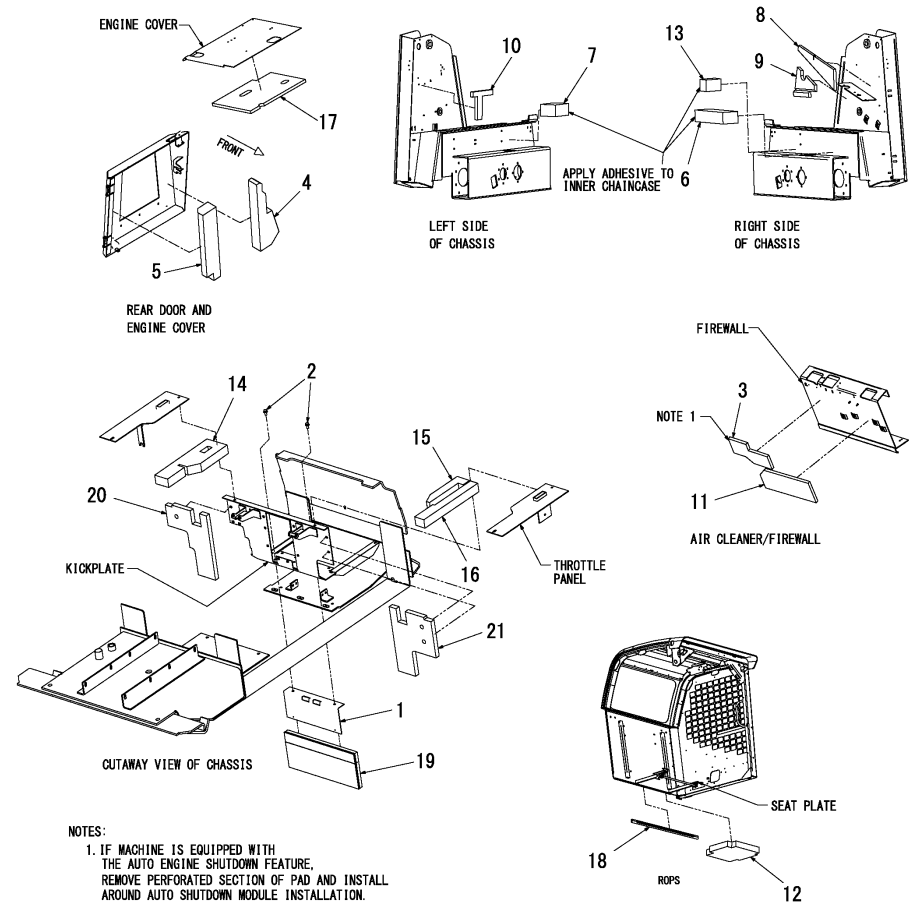
\*All tires take the 172215-01960 rubber valve stem.  
Purchase equivalent-quality tires for your skid-steer loader.  
Contact your dealer for replacement tire information.  
Specify left or right side mounting on tire and wheel sets when ordering.  
(1)WHEEL ASSY HD10X16.5 8PLY.  
(2)WHEEL ASSY 10X16.5 6PLY STD.  
(3)WHEEL ASSY 10X16.5 SD.

Fig.35. SOUND SUPPRESSION

(A)=S165R  
(B)=  
(C)=



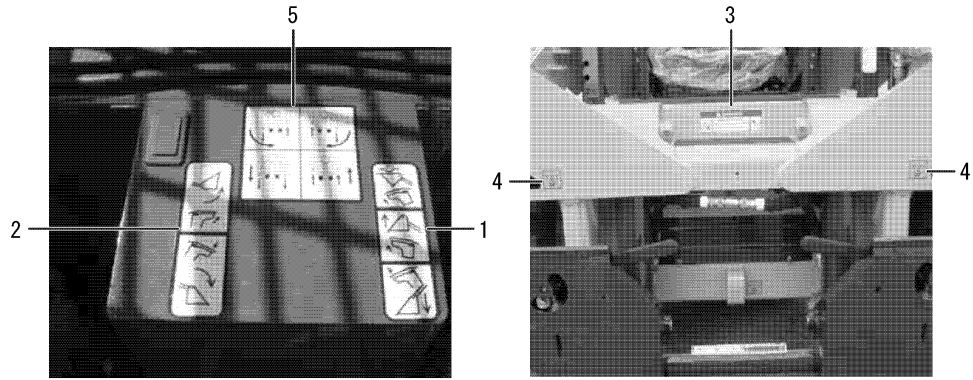
(D)=  
(E)=  
(F)=

No.	Lev.	Parts No.	Description	Q'ty						I	R
				(A)	(B)	(C)	(D)	(E)	(F)		
1	1	172215-04080	WELDMENT, SUPPORT	1							
2	1	172551-00440	SCREW	2							
3	1	172215-01760	PAD, ACOUSTIC WALL	1							
4	1	172215-01770	PAD, ACOUST. R DOOR L	1							
5	1	172215-01780	PAD, ACOUST. R DOOR R	1							
6	1	172215-01790	PAD, ACOUSTIC CASE R	1							
7	1	172215-01800	PAD, ACOUSTIC CASE L	1							
8	1	172215-01810	PAD, ACOUSTIC, ENG.	1							
9	1	172215-01820	PAD, ACOUSTIC, ENG.	1							
10	1	172215-01830	PAD, ACOUSTIC, ENG.	1							
11	1	172215-01840	PAD, ACOUSTIC WALL	1							
12	1	172215-01900	PAD, ACOUSTIC SEAT	1							
13	1	172215-01910	PAD, ACOUSTIC CASE	1							
14	1	172215-01920	PAD, ACOUSTIC SEAT	1							
15	1	172215-01930	PAD, ACOUSTIC SEAT	1							
16	1	172215-01940	PAD, ACOUSTIC SEAT	1							
17	1	172215-02490	PAD, ENGINE COVER	1							
18	1	172215-10500	SEAL, BULB	1							
19	1	172215-10600	FOAM, TUNNEL	1							
20	1	172215-10830	FOAM, KICKPLATE .L	1							
21	1	172215-10840	FOAM, KICKPLATE .R	1							



NOTES:  
1. IF MACHINE IS EQUIPPED WITH THE AUTO ENGINE SHUTDOWN FEATURE, REMOVE PERFORATED SECTION OF PAD AND INSTALL AROUND AUTO SHUTDOWN MODULE INSTALLATION.  
2. ENGINE HIGH IDLE SET AT: 2750-2800 RPM

Fig.36. DECALS(1)



(A)=S165R  
(B)=  
(C)=





(D)=  
(E)=  
(F)=

No.	Lev.	Parts No.	Description	Q'ty						I	R
				(A)	(B)	(C)	(D)	(E)	(F)		
1	1	172215-10000	LABEL, PEDAL, LIFT	1							
2	1	172215-10010	LABEL, PEDAL, TILT	1							
3	1	172551-01520	LABEL, NO RIDERS	1							
4	1	172551-01560	LABEL, TIEDOWN POINT	5							
5	1	172215-10300	LABEL, STEERING	1							
6	1	172215-00800	REFLECTOR, RED	2							
7	1	172215-10340	LABEL, HANDS ONLY	1							
8	1	172215-10350	LABEL, HANDS ONLY	1							
9	1	172215-10360	LABEL, HANDS ONLY	1							

Fig.37. DECALS(2)

(A)=S165R  
(B)=  
(C)=




(D)=  
(E)=  
(F)=



No.	Lev.	Parts No.	Description	Q'ty						I	R
				(A)	(B)	(C)	(D)	(E)	(F)		
1	1	172215-01550	LABEL, WARNING	1							
2	1	172215-10320	LABEL, OIL LEVEL	2							
3	1	172215-10700	LABEL, AUX PORT	1							
4	1	172215-10310	LABEL, BREAKER	1							
5	1	172215-10770	LABEL, AUX PORT	1							1
6	1	172551-01530	LABEL, WARNING	1							

Remarks  
(1)HIGH-FLOW.

Fig.38. DECALS(3)



(A)=S165R  
(B)=  
(C)=

(D)=  
(E)=  
(F)=

No.	Lev.	Parts No.	Description	Q'ty						I	R
				(A)	(B)	(C)	(D)	(E)	(F)		
1	1	172551-01540	LABEL, WARNING	1							
2	1	172551-01490	LABEL, HYDRAULIC	1							
3	1	172215-10740	LABEL, RESERVOIR CAP	1							
4	1	172551-01500	LABEL, DIESEL FUEL	1							
5	1	172551-01840	LABEL, FLAG	1							
6	1	172551-01110	TAG, RIP-CORD	1							
7	1	172215-00820	LABEL, WARNING	1							
8	1	172215-00840	LABEL, SAFETY	1							
9	1	172551-02640	LABEL, LOW SULFUR	1							
10	1	172215-00650	RING	1							

Fig.39. DECALS(4)

(A)=S165R  
(B)=  
(C)=

(D)=  
(E)=  
(F)=

No.	Lev.	Parts No.	Description	Q'ty						I	R
				(A)	(B)	(C)	(D)	(E)	(F)		
1	1	172551-01480	LABEL, MANUAL	1							
2	1	172215-00830	LABEL, WARNING	1							
3	1	172215-10390	LABEL, FUSE BOX A	1							
4	1	172215-10400	LABEL, FUSE BOX B	1							
5	1	172215-10030	LABEL, BOOM LOCK, L	1							
6	1	172215-10040	LABEL, BOOM LOCK, R	1							
7	1	172215-10020	LABEL, SWITCH	1							













Fig.40. DECALS(5)

(A)=S165R  
(B)=  
(C)=

(D)=  
(E)=  
(F)=


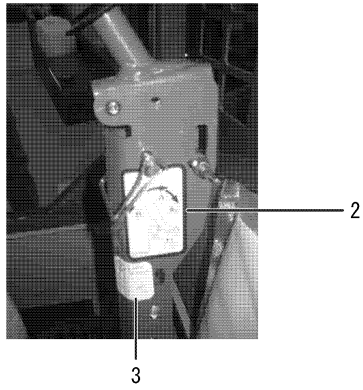



No.	Lev.	Parts No.	Description	Q'ty						I	R
				(A)	(B)	(C)	(D)	(E)	(F)		
1	1	172215-09970	LABEL	1							
2	1	172215-11540	LABEL, RIGHT S165R	1							
3	1	172215-11530	LABEL, LEFT S165R	1							
4	1	172215-11550	LABEL	1							
5	1	172551-11500	LABEL	1							
6	1	172215-10230	TAPE, SAFETY WALK	1							
7	1	172215-09340	TAPE, SAFETY WALK	1							
8	1	172215-10230	TAPE, SAFETY WALK	1							
9	1	172215-11520	PLATE, CAPACITY	1							1
10	1	172216-11930	PLATE, SERIAL YANMAR	1							1



Remarks  
(1)Ref. only - Not serviceable.

Fig.41. DECALS(6)



No.	Lev.	Parts No.	Description	Q'ty						I	R	
				(A)	(B)	(C)	(D)	(E)	(F)			
1	1	172215-09990	LABEL, THROTTLE	1								
2	1	172215-10290	LABEL, AUX. LEVER	1								
3	1	172215-10470	LABEL, HIGH FLOW	1								1

Remarks  
(1)HIGH-FLOW.



Fig.42. LIFT CYLINDER

(A)=S165R  
(B)=  
(C)=

(D)=  
(E)=  
(F)=

No.	Lev.	Parts No.	Description	Q'ty						I	R
				(A)	(B)	(C)	(D)	(E)	(F)		
1	1	172215-06170	CYLINDER, LIFT	2							
2	2	172215-05430	BARREL	2							
3	2	172215-06180	ROD	2							
4	2	172215-06130	PISTON	2							
5	2	172215-03690	GLAND	2							
6	2	172215-06730	NUT	2							
7	2	172215-06720	NUT	2							
8	2	172215-06390	SEAL KIT	2							
9	2	172215-02650	ZERK	2							
10	2	172215-10410	ZERK, 90 GREASE	2							

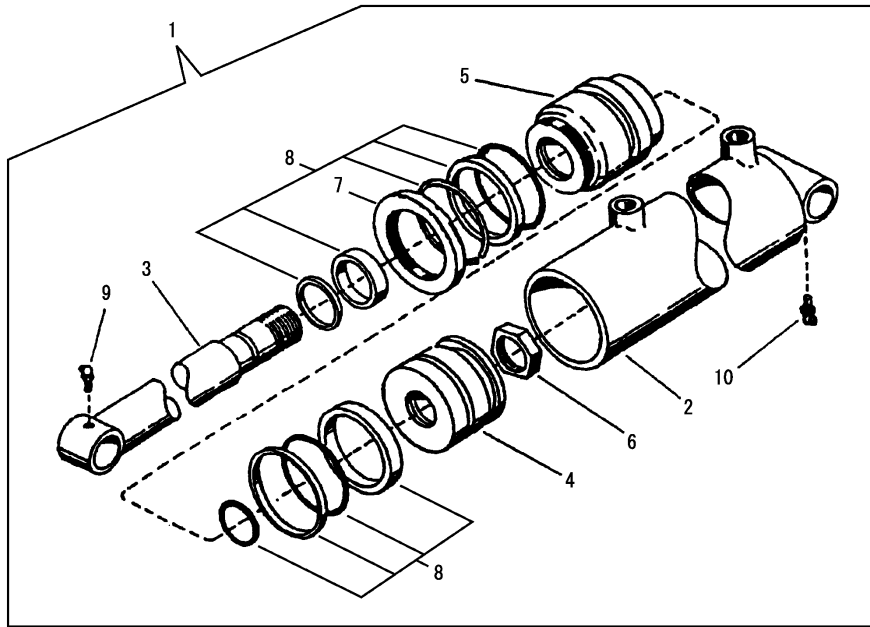


Fig.43. TILT CYLINDER

(A)=S165R  
(B)=  
(C)=

(D)=  
(E)=  
(F)=

No.	Lev.	Parts No.	Description	Q'ty						I	R
				(A)	(B)	(C)	(D)	(E)	(F)		
1	1	172215-02610	CYLINDER, TILT	2							
2	2	172215-04330	BUSHING	8							
3	2	172215-06140	PISTON	2							
4	2	172215-03700	GLAND	2							
5	2	172215-06750	NUT	2							
6	2	172215-06680	NUT	2							
7	2	172215-06380	SEAL KIT	2							
8	2	172215-02590	ROD	2							
9	2	172215-02600	BARREL	2							
10	2	172551-09410	FITTING	2							
11	2	172215-02650	ZERK	2							

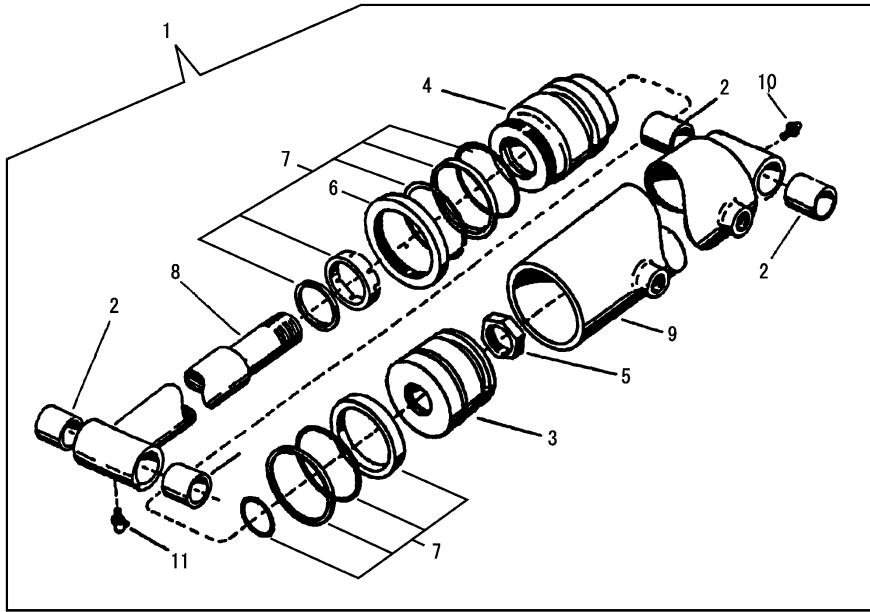
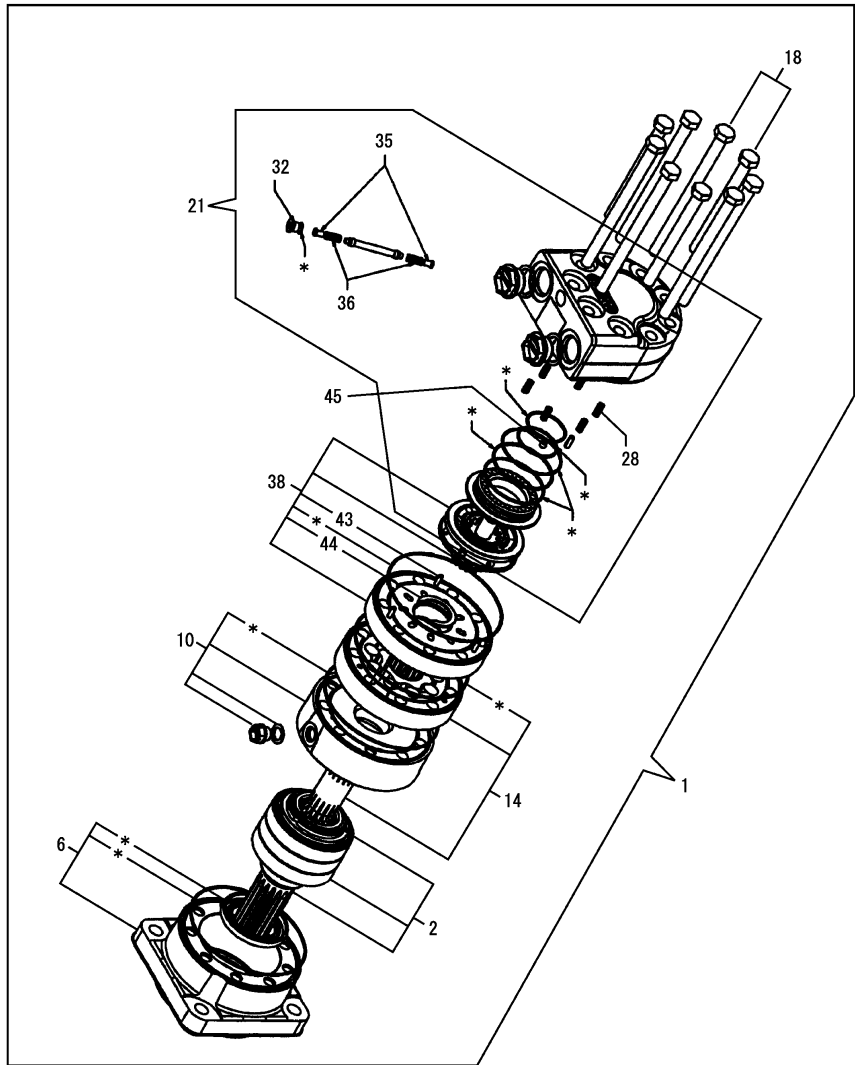


Fig.44. DRIVE MOTOR AND PARKING BRAKE(HYDRAULIC DRIVE MOTOR)

(A)=S165R  
(B)=  
(C)=

(D)=  
(E)=  
(F)=



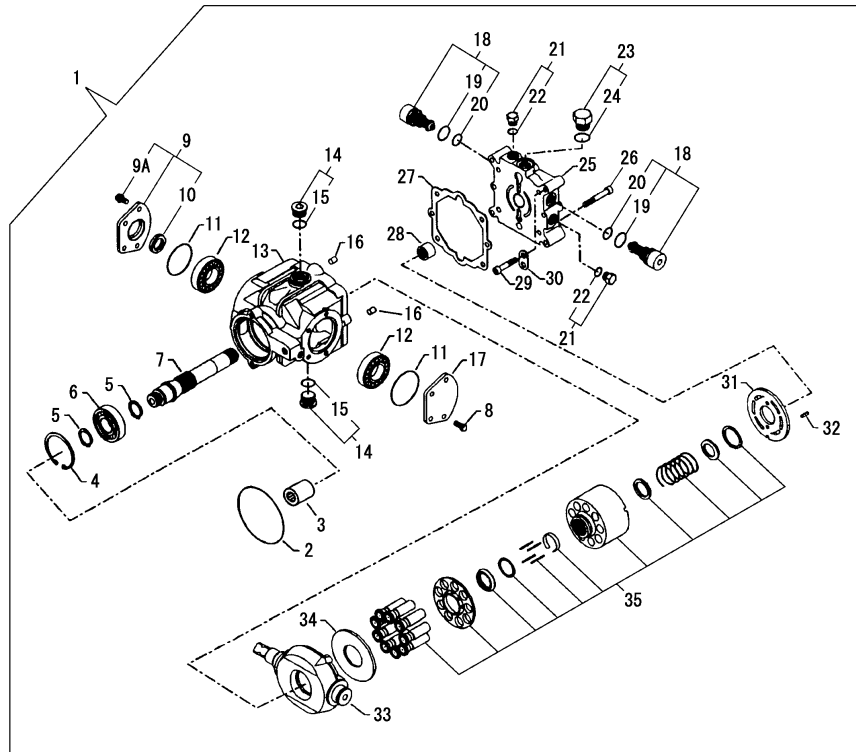
No.	Lev.	Parts No.	Description	Q'ty						I	R
				(A)	(B)	(C)	(D)	(E)	(F)		
1	1	172215-07480	MOTOR, HYDRAULIC	2							
2	2	172215-07960	SHAFT ASSY	2							
6	2	172215-05180	FLANGE ASSY	2							
10	2	172215-05190	FLANGE ASSY	2							
14	2	172215-05070	GEAR ASSY	2							
18	2	172215-07900	BOLT, ASSY	2							
21	2	172215-07470	COVER ASSY, END	2							
28	3	172215-08900	SPRING	12							
32	3	172215-07350	PLUG	2							
35	3	172215-04420	VALVE STOP, FLUSHING	4							
36	3	172215-08910	SPRING	4							
38	2	172215-06100	VALVE ASSY	2							
43	3	172215-07040	PIN, GUIDE	6							
44	3	172215-08640	RING, STOP	2							
45	2	172215-06190	SCREW, ORIFICE	2							
47	1	172215-06370	SEAL KIT	2							1

Remarks  
(1)Asterisk(\*) Ref.Nos. are included in the KIT.

Fig.45. TANDEM PUMP(GEAR PUMP END)

(A)=S165R  
(B)=  
(C)=

(D)=  
(E)=  
(F)=



No.	Lev.	Parts No.	Description	Q'ty						I	R
				(A)	(B)	(C)	(D)	(E)	(F)		
1	1	172215-01860	PUMP, TANDEM M44	1							
2	2	172215-08630	O-RING	1							
3	2	172215-04970	COUPLING	1							
4	2	172215-08510	RING, RETAINING	1							
5	2	172215-01950	RING, RETAINING	2							
6	2	172215-03750	BEARING, BALL	1							
7	2	172215-07940	SHAFT	1							
8	2	172215-07850	SCREW	4							
9	2	172215-08340	COVER, TRUNNION	1							
9A	3	172215-07850	SCREW	4							
10	3	172215-08410	SEAL, LIP	1							
11	2	172215-08600	O-RING	2							
12	2	172215-03730	BEARING	2							
13	2	172215-05170	HOUSING	1							
14	2	172215-07320	PLUG	2							
15	3	172215-02460	O-RING	2							
16	2	172215-07030	PIN	2							
17	2	172215-08260	COVER, TRUNNION	1							
18	2	172215-06090	VALVE, SCR 4350	2							
19	3	172215-08460	O-RING	2							
20	3	172215-02670	O-RING	2							
21	2	172551-00960	PLUG	2							
22	2	172215-02450	O-RING	2							
23	2	172551-01050	PLUG	1							
24	2	172215-02660	O-RING	1							
25	2	172215-05150	CAP, END	1							
26	2	172215-07860	SCREW	4							
27	2	172215-05040	GASKET, END CAP	1							
28	2	172215-03740	NEEDLE, BEARING	1							
29	2	172215-07870	SCREW	4							
30	2	172215-02440	BRACKET, LIFTING	1							
31	2	172215-06260	PLATE, VALVE REAR	1							
32	2	172215-07020	PIN, SPRING	1							
33	2	172215-05230	PLATE, SWASH	1							
34	2	172215-09220	PLATE, THRUST	1							
35	2	172215-06440	CYLINDER BLOCK KIT	1							
47	1	172215-06340	SEAL KIT, OVERHAUL	1							1

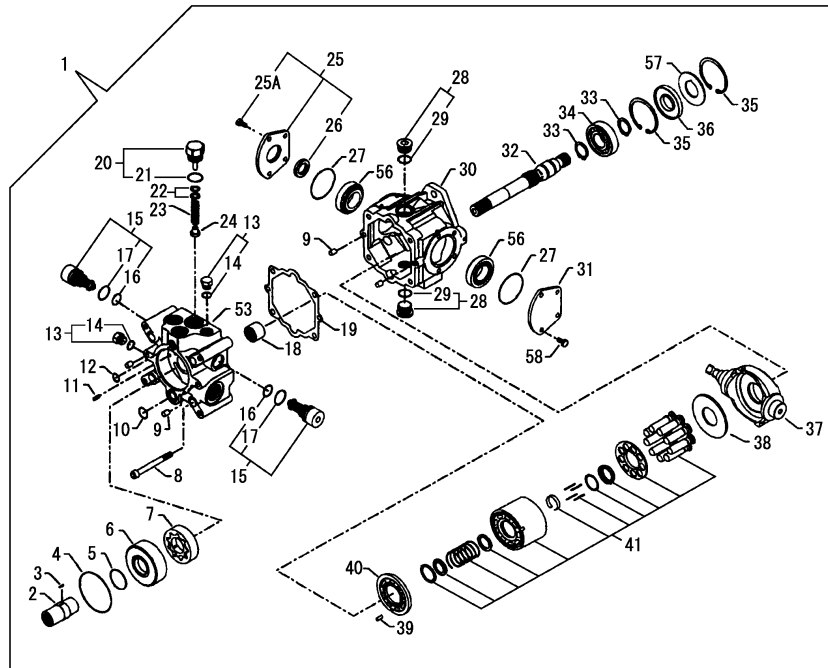
Remarks

(1)Includes Ref.No.2, 10, 11, 15, 19, 20, 22, 24 and 27.

Fig.46. TANDEM PUMP(ENGINE END)

(A)=S165R  
(B)=  
(C)=

(D)=  
(E)=  
(F)=



No.	Lev.	Parts No.	Description	Q'ty						I	R
				(A)	(B)	(C)	(D)	(E)	(F)		
1	1	172215-01860	PUMP, TANDEM M44	1							
2	2	172215-04960	COUPLING	1							
3	2	172215-07010	PIN	1							
4	2	172215-08620	O-RING	1							
5	2	172215-08610	O-RING	1							
6	2	172215-08730	SPACER	1							
7	2	172215-05060	GEROTOR	1							
8	2	172215-07880	SCREW	4							
9	2	172215-07030	PIN	2							
10	2	172215-08440	O-RING	1							
11	2	172215-06920	PIN	1							
12	2	172215-08420	O-RING	1							
13	2	172551-00960	PLUG	1							
14	2	172215-02450	O-RING	1							
15	2	172215-06090	VALVE, SCR 4350	2							
16	3	172215-02670	O-RING	2							
17	3	172215-08460	O-RING	2							
18	2	172215-03740	NEEDLE, BEARING	1							
19	2	172215-05040	GASKET, END CAP	1							
20	2	172215-07330	PLUG, CHARGE RELIEF	1							
21	3	172215-01880	SHIM, CHARGE RELIEF	3							
22	2	172215-08740	SHIM KIT	1							
23	2	172215-01870	SPRING, COMPRESSION	1							
24	2	172215-06080	POPPET, RELIEF	1							
25	2	172215-08340	COVER, TRUNNION	1							
25A	3	172215-07850	SCREW	4							
26	3	172215-08410	SEAL, LIP	1							
27	2	172215-08600	O-RING	1							
28	2	172215-07320	PLUG	2							
29	3	172215-02460	O-RING	2							
30	2	172215-05140	HOUSING, FRONT PUMP	1							
31	2	172215-08260	COVER, TRUNNION	1							
32	2	172215-07950	SHAFT, PUMP	1							
33	2	172215-01950	RING, RETAINING	2							
34	2	172215-03750	BEARING, BALL	1							
35	2	172215-08510	RING, RETAINING	2							
36	2	172215-08390	SEAL, LIP	1							
37	2	172215-05230	PLATE, SWASH	1							
38	2	172215-09220	PLATE, THRUST	1							
39	2	172215-07020	PIN, SPRING	1							
40	2	172215-06250	VALVE PLATE, FRONT	1							
41	2	172215-06440	CYLINDER BLOCK KIT	1							
53	2	172215-05160	CAP, END	1							
54	2	172215-02420	PIN	1							1
55	2	172215-02430	PLUG, PIPE	1							1
56	2	172215-03730	BEARING	2							
57	2	172215-09210	WASHER	1							
58	2	172215-07850	SCREW	4							
59	1	172215-06340	SEAL KIT, OVERHAUL	1							2

Remarks

- (1)Not shown in illustration.
- (2)Includes Ref.No.4, 5, 10, 12, 14, 16, 17, 18, 21, 26, 27, 29 and 36.

Fig.47. GEAR PUMP

(A)=S165R  
(B)=  
(C)=

(D)=  
(E)=  
(F)=

No.	Lev.	Parts No.	Description	Q'ty						I	R
				(A)	(B)	(C)	(D)	(E)	(F)		
1	1	172215-06030	PUMP, GEAR	1							
2	1	172215-06360	SEAL KIT	1							

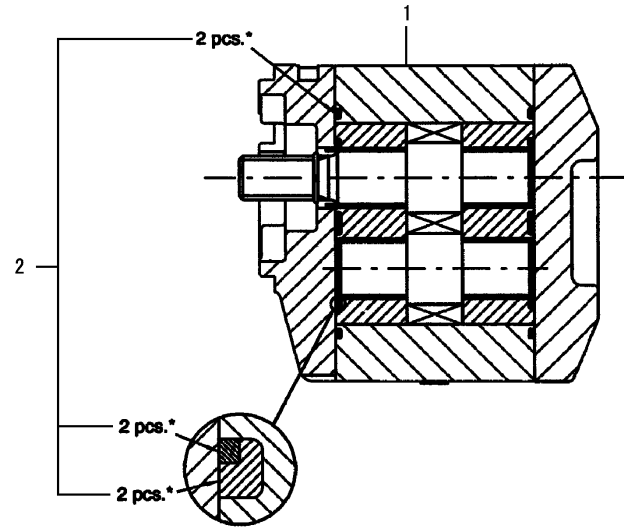
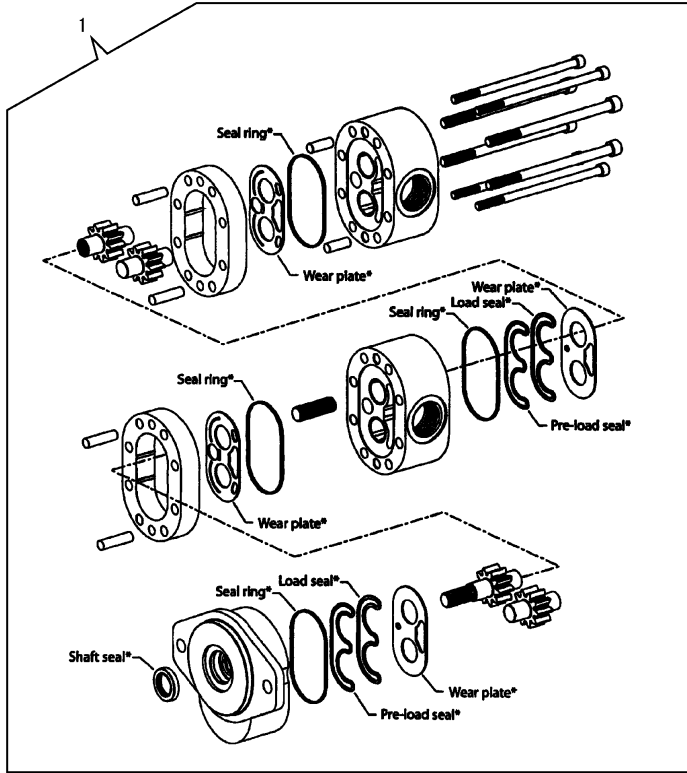


Fig.48. GEAR PUMP(HIGH-FLOW GEAR PUMP)

(A)=S165R  
(B)=  
(C)=

(D)=  
(E)=  
(F)=

No.	Lev.	Parts No.	Description	Q'ty						I	R
				(A)	(B)	(C)	(D)	(E)	(F)		
1	1	172215-01680	PUMP, GEAR HIGH FLOW	1							
2	1	172215-01690	SEAL KIT	1							1



Remarks  
(1)Asterisk (\*) parts are included in the KIT.

Fig.49. MAIN CONTROL VALVE(CONTROL VALVE)

(A)=S165R  
(B)=  
(C)=

(D)=  
(E)=  
(F)=

No.	Lev.	Parts No.	Description	Q'ty						I	R
				(A)	(B)	(C)	(D)	(E)	(F)		
1	1	172215-05780	VALVE, CONTROL	1							
2	2	172215-05640	POSITIONER, FLOAT	1							
3	2	172215-05660	POSITIONER KIT	1							
4	2	172215-05670	POSITIONER KIT	1							
5	2	172215-05830	CARTRIDGE, RELIEF	1							
6	2	172215-05680	CARTRIDGE, RELIEF	1							
7	2	172215-07280	PLUG	3							
8	2	172215-05580	LOCK KIT, SPOOL	3							
9	2	172215-06300	SEAL KIT, SPOOL	1							
10	2	172551-01050	PLUG	3							
11	2	172215-04000	BRACKET, MOUNTING	1							
12	2	172551-09750	BOLT	4							
13	2	172215-00200	NUT	4							
14	2	172215-00980	BRACKET, MOUNT	1							
15	2	172215-07790	SCREW	2							
16	2	172215-00220	NUT	2							
17	2	172551-10380	WASHER	2							
18	2	172215-03040	SCREW	1							
19	2	172551-10360	WASHER	1							
20	2	172215-09970	LABEL	1							
21	2	172215-10110	TIE, CABLE YELLOW	1							
22	2	172215-10090	TIE, CABLE BLUE	1							
23	2	172215-10100	TIE, CABLE RED	1							

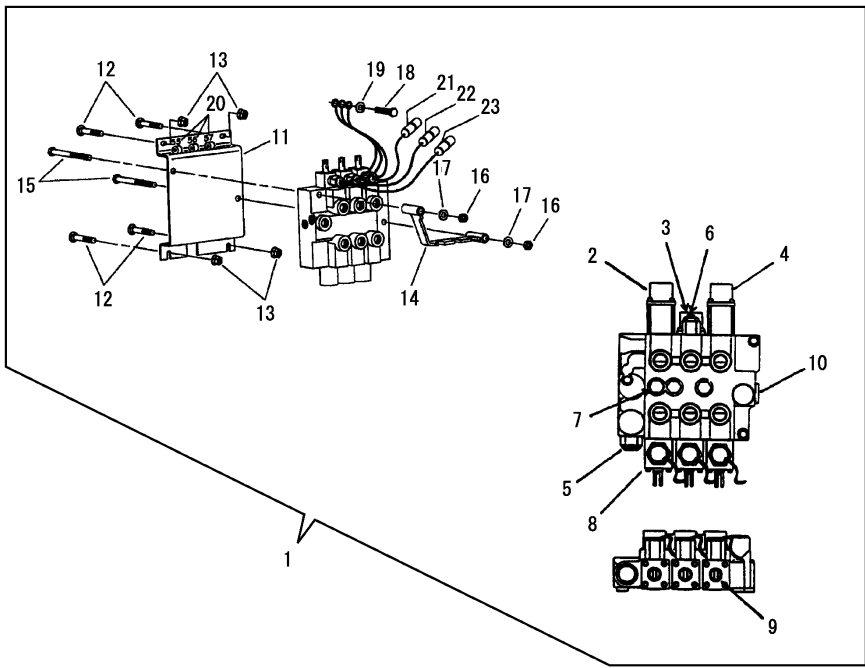
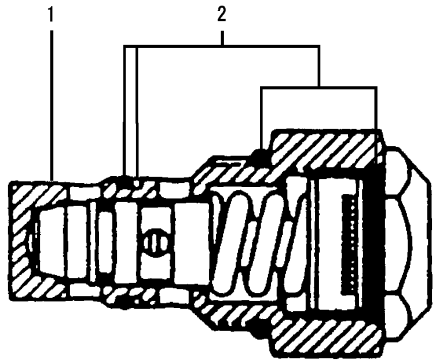




Fig.50. MAIN CONTROL VALVE(MAIN RELIEF VALVE)

(A)=S165R  
(B)=  
(C)=

(D)=  
(E)=  
(F)=



No.	Lev.	Parts No.	Description	Q'ty						I	R
				(A)	(B)	(C)	(D)	(E)	(F)		
1	1	172215-05830	CARTRIDGE, RELIEF	1							
2	1	172215-06280	SEAL KIT	1							

Fig.51. MAIN CONTROL VALVE(AUXILIARY DETENT POSITIONER)

(A)=S165R  
(B)=  
(C)=

(D)=  
(E)=  
(F)=

No.	Lev.	Parts No.	Description	Q'ty						I	R
				(A)	(B)	(C)	(D)	(E)	(F)		
1	1	172215-05670	POSITIONER KIT	1							

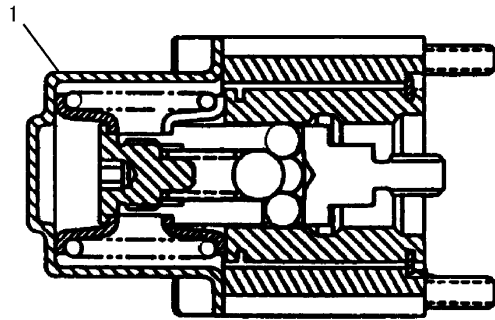


Fig.52. MAIN CONTROL VALVE(LIST FLOAT POSITIONER)

(A)=S165R  
(B)=  
(C)=

(D)=  
(E)=  
(F)=

No.	Lev.	Parts No.	Description	Q'ty						I	R
				(A)	(B)	(C)	(D)	(E)	(F)		
1	1	172215-05650	POSITIONER KIT	1							

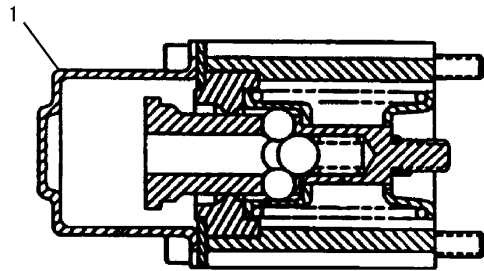


Fig.53. MAIN CONTROL VALVE(TILT SPOOL POSITIONER)

(A)=S165R  
(B)=  
(C)=

(D)=  
(E)=  
(F)=

No.	Lev.	Parts No.	Description	Qty						I	R
				(A)	(B)	(C)	(D)	(E)	(F)		
1	1	172215-05660	POSITIONER KIT	1							

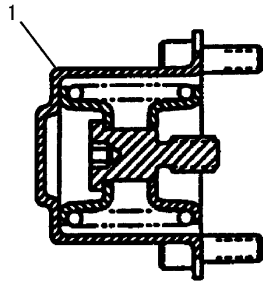


Fig.54. MAIN CONTROL VALVE(LOAD CHECK PLUG)

(A)=S165R  
(B)=  
(C)=

(D)=  
(E)=  
(F)=

No.	Lev.	Parts No.	Description	Q'ty						I	R
				(A)	(B)	(C)	(D)	(E)	(F)		
1	1	172215-07280	PLUG	1							




Fig.55. MAIN CONTROL VALVE(TILT RELIEF CARTRIDGE)

(A)=S165R  
(B)=  
(C)=

(D)=  
(E)=  
(F)=

No.	Lev.	Parts No.	Description	Q'ty						I	R
				(A)	(B)	(C)	(D)	(E)	(F)		
1	1	172215-05680	CARTRIDGE, RELIEF	1							
2	1	172215-06290	SEAL KIT	1							

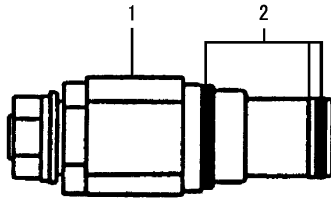


Fig.56. MAIN CONTROL VALVE(SPOOL LOCK KIT)

(A)=S165R  
(B)=  
(C)=

(D)=  
(E)=  
(F)=

No.	Lev.	Parts No.	Description	Q'ty						I	R
				(A)	(B)	(C)	(D)	(E)	(F)		
1	1	172215-05580	LOCK KIT, SPOOL	1							
2	2	172215-06110	SOLENOID	1							
6	2	172215-08400	WIPER	1							
7	2	172215-08770	SPACER	1							

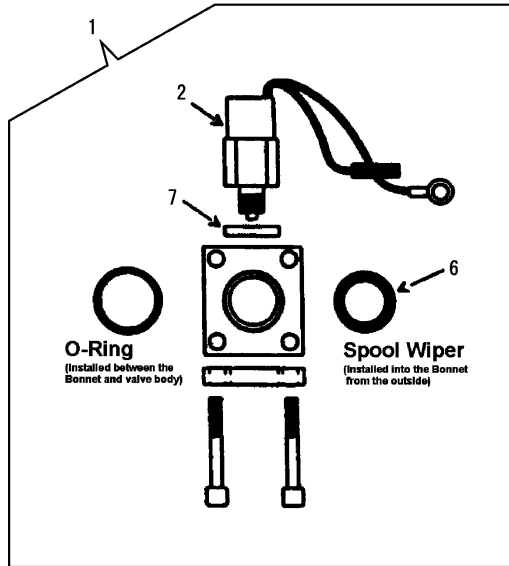
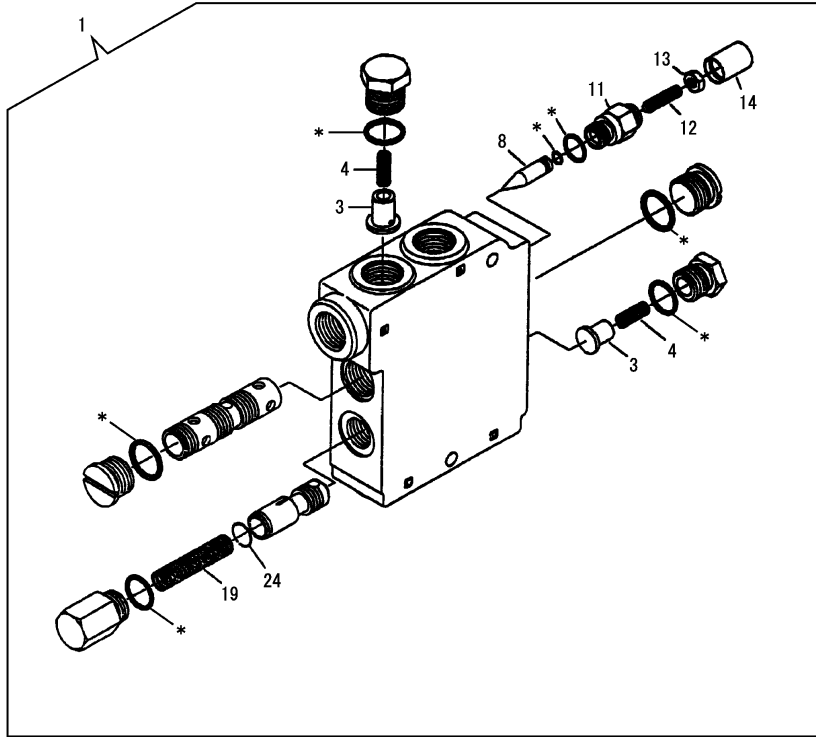


Fig.57. SELF-LEVELING VALVE

(A)=S165R  
(B)=  
(C)=

(D)=  
(E)=  
(F)=

No.	Lev.	Parts No.	Description	Q'ty						I	R
				(A)	(B)	(C)	(D)	(E)	(F)		
1	1	172215-05410	VALVE, SELF LEVELING	1							
3	2	172551-00680	LOAD CHECK	2							
4	2	172551-00660	SPRING	2							
8	2	172551-00530	PIN	1							
11	2	172215-07130	CAP, ADJUSTMENT	1							
12	2	172551-00560	SCREW SET	1							
13	2	172215-06770	NUT	1							
14	2	172215-09550	COVER, TAMPER PROOF	1							
19	2	172215-08890	SPRING	1							
24	2	172551-06760	RING,RETAINING	1							
25	1	172215-06350	SEAL KIT	1							1



Remarks  
(1)Asterisk (\*) Ref.Nos. are included in the KIT.

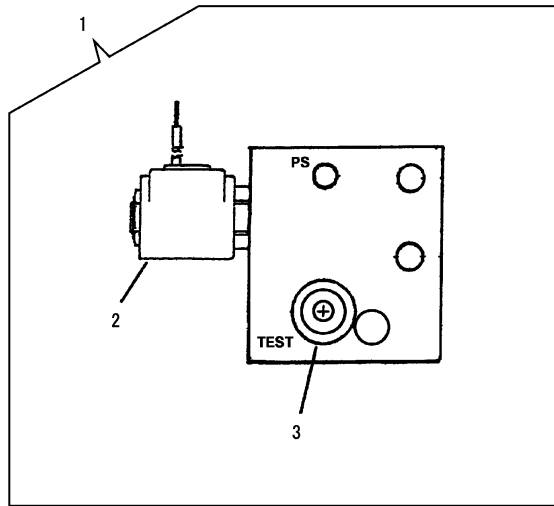


Fig.58. BRAKE SOLENOID VALVE

(A)=S165R  
(B)=  
(C)=

(D)=  
(E)=  
(F)=

No.	Lev.	Parts No.	Description	Q'ty						I	R
				(A)	(B)	(C)	(D)	(E)	(F)		
1	1	172215-06040	VALVE	1							
2	2	172215-05740	VALVE, SOLENOID	1							
3	2	172215-07340	PLUG, HOLLOW HEX	1							
4	1	172215-06330	SEAL KIT	1							1
5	1	172215-05710	COIL	1							1



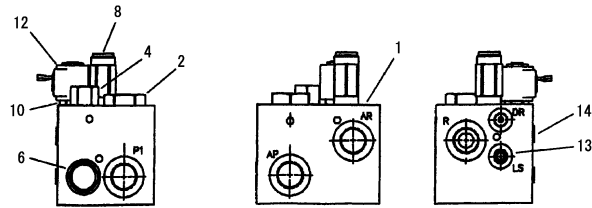
Remarks  
(1)For Ref.No.2.  
Not shown in illustration.

Fig.59. HIGH-FLOW SOLENOID VALVE

(A)=S165R  
(B)=  
(C)=

(D)=  
(E)=  
(F)=

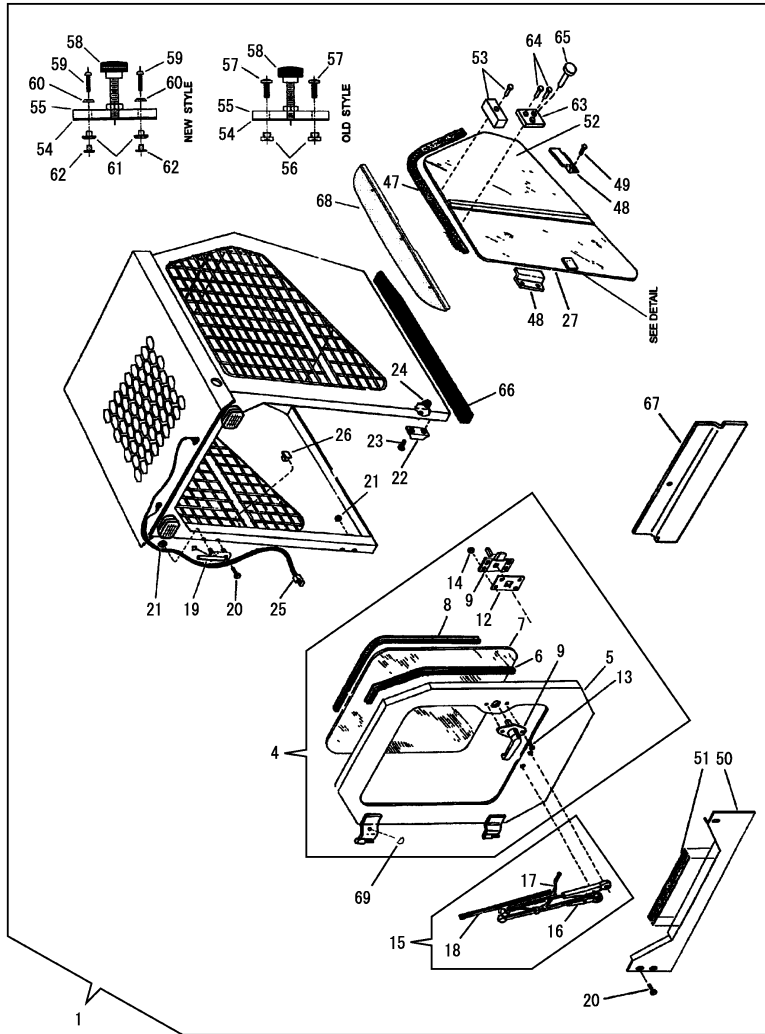
No.	Lev.	Parts No.	Description	Q'ty						I	R
				(A)	(B)	(C)	(D)	(E)	(F)		
1	1	172215-05920	VALVE	1							
2	1	172215-06240	ELEMENT, LOGIC	1							
3	1	172215-06320	SEAL KIT	1							1
4	1	172215-06270	ELEMENT	1							
5	1	172215-06310	SEAL KIT	1							2
6	1	172215-06230	VALVE, CHECK	1							
7	1	172215-06430	SEAL KIT	1							3
8	1	172215-06220	VALVE, UNLOADER	1							
9	1	172215-06420	SEAL KIT	1							4
10	1	172215-06210	SPOOL VALVE, N.O.	1							
11	1	172215-06410	SEAL KIT	1							5
12	1	172215-06150	COIL	1							
13	1	172215-06200	ORIFICE	1							
14	1	172215-07290	PLUG	1							



Remarks

- (1) For Ref.No.2.  
Not shown in illustration.
- (2) For Ref.No.4.  
Not shown in illustration.
- (3) For Ref.No.6.  
Not shown in illustration.
- (4) For Ref.No.8.  
Not shown in illustration.
- (5) For Ref.No.10.  
Not shown in illustration.

Fig.60. CAB DOOR AND SIDE WINDOWS KIT



Remarks

- (1) Includes 172215-12840 lift arm interlock kit. Not shown in illustration.
- (2) Not shown in illustration.
- (3) As required. Not shown in illustration.

(A)=S165R  
(B)=  
(C)=

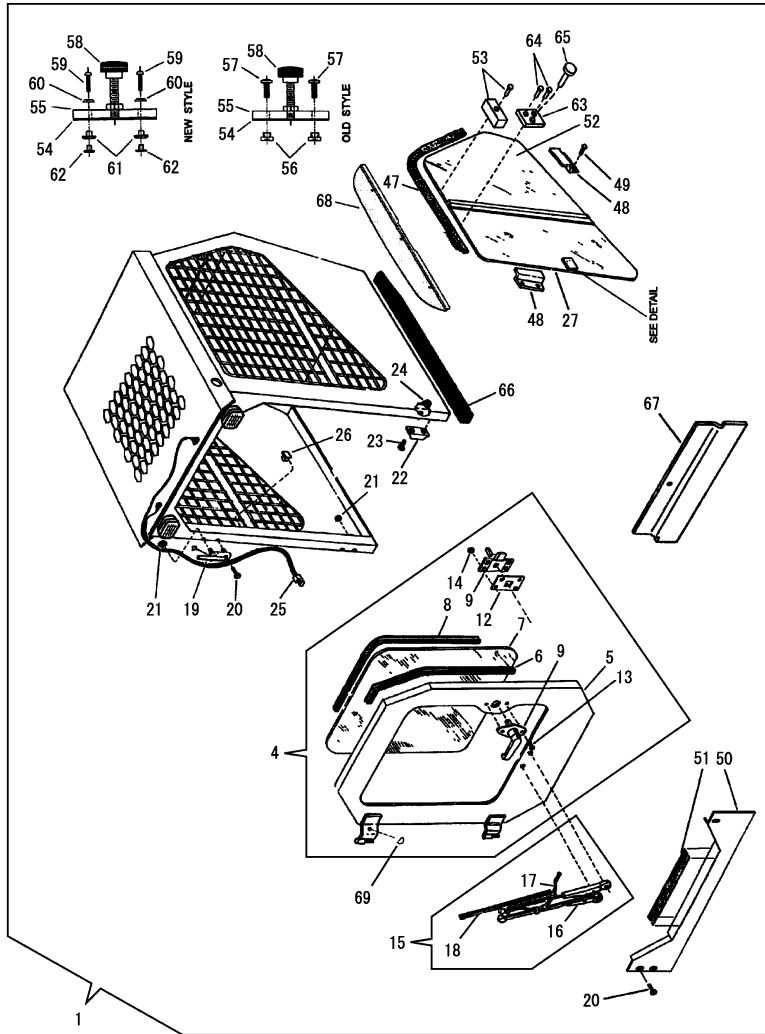
(D)=  
(E)=  
(F)=

No.	Lev.	Parts No.	Description	Q'ty						I	R
				(A)	(B)	(C)	(D)	(E)	(F)		
1	1	172215-11310	DOOR KIT,CAB W/WINDO	1							
2	2	172215-11300	DOOR KIT, CAB	1							1
3	2	172215-11250	WINDOW SLIDING KIT	1							2
4	2	172215-10520	DOOR ASSY, CAB	1							
5	3	172215-10480	DOOR, CAB	1							
6	3	172215-10510	SEAL, DOOR	1							
7	3	172215-09710	GLASS, DOOR	1							
8	3	172215-09720	SEAL, WINDOW	1							
9	3	172215-01700	LOCK&HANDLE ASSY	1							
10	3	172215-09860	KEY	1							2
11	3	172215-02680	SCREW SET	1							2
12	3	172215-08650	SPACER, DOOR LATCH	1							
13	3	172215-07720	SCREW	2							
14	3	172215-06610	NUT	4							
15	2	172215-03660	ARM, WET WIPER ASSY	1							
16	3	172215-09730	ARM, PANTOGRAPH	1							
17	3	172215-01490	ARM KIT, WET	1							
18	3	172215-01480	BLADE, WIPER	1							
19	2	172215-03900	HINGE	2							
20	2	172551-01810	SCREW	8							
21	2	172215-00200	NUT	7							
22	2	172215-04070	PLATE, STRIKE	1							
23	2	172551-00160	SCREW	2							
24	2	172215-06620	NUT	2							
25	2	172215-10180	WIRE HARNESS	1							
26	2	172215-09610	CLIP, NYLON	3							
27	2	172215-10170	WINDOW ASSY, LEFT	1							
28	3	172215-03600	GLASS, SLIDING O.S.	1							3
29	3	172215-03610	GLASS, SLIDING I.S.	1							3
30	3	172215-03530	ANTI-RATTLER	1							2
31	3	172215-03540	KNOB, THREADED	1							2
32	3	172215-03550	BLOCK, PULL HANDLE	1							2
33	3	172215-03560	INSERT, THREADED	2							2
34	3	172215-03570	SHIM, RUBBER	1							2
35	3	172215-03580	WASHER	4							2
36	3	172215-03590	WIPER, VINYL	1							2
37	2	172215-10160	WINDOW ASSY, RIGHT	1							2
38	3	172215-03600	GLASS, SLIDING O.S.	1							3
39	3	172215-03610	GLASS, SLIDING I.S.	1							3
40	3	172215-03530	ANTI-RATTLER	1							2
41	3	172215-03540	KNOB, THREADED	1							2
42	3	172215-03550	BLOCK, PULL HANDLE	1							2
43	3	172215-03560	INSERT, THREADED	2							2
44	3	172215-03570	SHIM, RUBBER	1							2
45	3	172215-03580	WASHER	4							2
46	3	172215-03590	WIPER, VINYL	1							2
47	2	172215-01320	WEATHER STRIP	4							
48	2	172215-08950	SUPPORT, SIDE WINDOW	6							
49	2	172551-09440	SCREW	20							
50	2	172215-08200	THRESHOLD	1							
51	2	172215-09660	TAPE, SAFETY WALK	1							

Fig.60. CAB DOOR AND SIDE WINDOWS KIT

(A)=S165R  
(B)=  
(C)=

(D)=  
(E)=  
(F)=



No.	Lev.	Parts No.	Description	Q'ty						I	R
				(A)	(B)	(C)	(D)	(E)	(F)		
52	2	172215-11000	GLASS, STATIONARY	2							
53	2	172215-06400	STOP WINDOW KIT	2							
54	2	172215-05050	GASKET, LOCK	2							
55	2	172215-05200	PLATE, FRICTION LOCK	2							
56	2	172215-06840	NUT	4							
57	2	172215-07540	SCREW	4							
58	2	172215-10270	HANDLE, PULL KNOB	2							
59	2	172215-07650	SCREW	4							
60	2	172215-09240	WASHER	4							
61	2	172215-04440	BUSHING	4							
62	2	172215-06850	NUT	4							
63	2	172215-05210	PLATE, FRICTION LOCK	2							
64	2	172215-07620	SCREW	4							
65	2	172215-10260	KNOB, LOCK	2							
66	2	172215-09810	WEATHER STRIPPING	2							
67	2	172215-08090	COVER, FRONT	1							
68	2	172215-01230	SUPPORT	2							
69	2	172215-10790	BUMPER, RUBBER	1							
70	2	172215-11420	SCREW	1							2

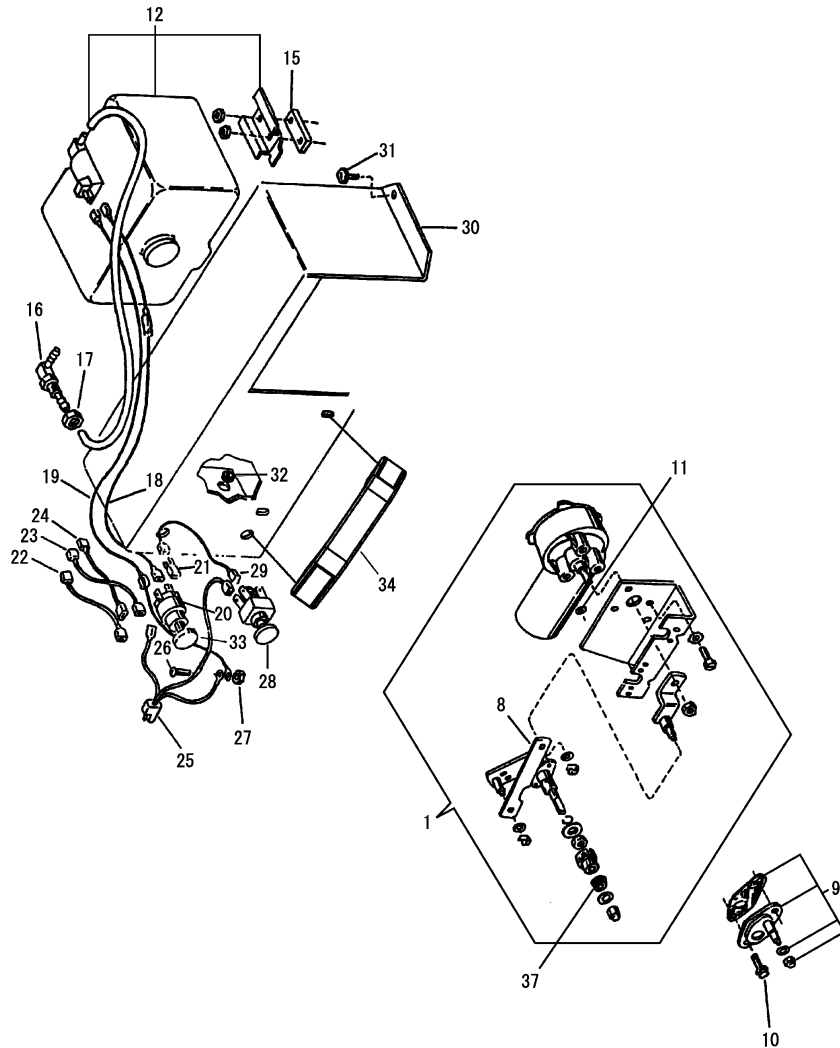
Remarks

- (1) Includes 172215-12840 lift arm interlock kit. Not shown in illustration.
- (2) Not shown in illustration.
- (3) As required. Not shown in illustration.

Fig.61. WINDSHIELD WIPER MOTOR AND WASHER KIT

(A)=S165R  
(B)=  
(C)=

(D)=  
(E)=  
(F)=



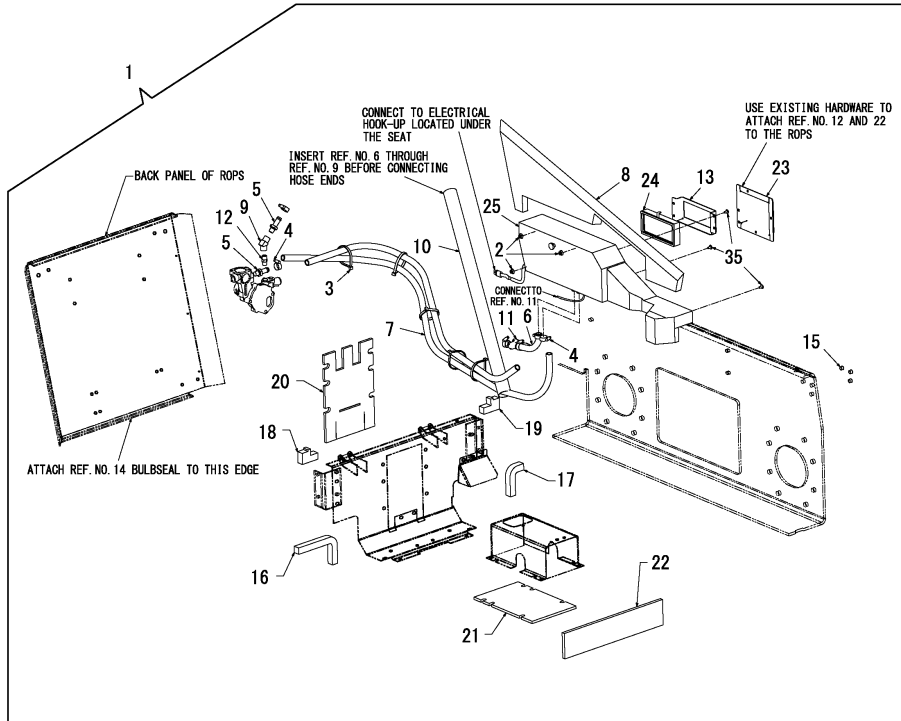
No.	Lev.	Parts No.	Description	Q'ty						I	R
				(A)	(B)	(C)	(D)	(E)	(F)		
1	1	172215-09870	MOTOR, WIPER	1							
8	2	172215-06520	LINK	1							
9	1	172215-06510	ADAPTOR, PANTOGRAPH	1							
10	1	172215-03140	SCREW	2							
11	1	172215-09070	WASHER	3							
12	1	172215-09740	WASHER	1							
15	1	172215-08660	SPACER	1							
16	1	172215-07190	FITTING	1							
17	1	172215-06620	NUT	1							
18	1	172215-09790	WIRE	1							
19	1	172215-09350	WIRE	1							
20	1	172215-04600	SWITCH, WIPER	1							
21	1	172215-09420	ADAPTOR, TERMINAL	1							
22	1	172215-09750	WIRE, YELLOW	1							
23	1	172215-09760	WIRE	1							
24	1	172215-09770	WIRE, BLUE	1							
25	1	172215-09780	WIRE HARNESS, DOOR	1							
26	1	172215-03120	SCREW	1							
27	1	172215-06710	NUT	1							
28	1	172215-04610	SWITCH, HEATER	1							
29	1	172215-09760	WIRE	1							
30	1	172215-08120	COVER	1							
31	1	172551-09440	SCREW	3							
32	1	172215-09320	GROMMET	1							
33	1	172215-11110	KNOB	1							
34	1	172215-01410	HANDLE, GRAB	1							
35	1	172551-09610	SCREW	2							1
36	1	172551-00620	NUT	2							1
37	1	172215-02120	BUSHING	1							

Remarks  
(1)Hardware for Ref.No.34.  
Not shown in illustration.

Fig.62. CAB HEATER KIT

(A)=S165R  
(B)=  
(C)=

(D)=  
(E)=  
(F)=



No.	Lev.	Parts No.	Description	Qty						I	R
				(A)	(B)	(C)	(D)	(E)	(F)		
1	1	172215-03420	HEATER KIT, CAB	1							
2	2	172551-00230	NUT	3							
3	2	172215-00480	TIE, CABLE	5							
4	2	172551-00760	CLAMP	6							
5	2	172215-00570	FITTING	2							
6	2	172215-05330	HOSE, HEATER	1							
7	2	172215-01180	HOSE, HEATER	2							
8	2	172215-01220	PAD, FOAM LEFT	1							
9	2	172215-01330	45 ELBOW	1							
10	2	172215-01890	SLEEVE, PROTECTIVE	1							
11	2	172215-07200	VALVE, CABLE	1							
12	2	172215-07220	ADAPTOR, STRAIGHT	1							
13	2	172215-08310	HOUSING, FILTER	1							
14	2	172215-10500	SEAL, BULB	1							1
15	2	172215-10590	PLUG, HOSE	8							
16	2	172215-10610	RUBBER, SPONGE	1							
17	2	172215-10620	RUBBER, SPONGE	1							
18	2	172215-10630	FOAM, KICKPLATE .R	1							
19	2	172215-10640	FOAM, KICKPLATE .L	1							
20	2	172215-10660	FOAM, KICKPLATE	1							
21	2	172215-10670	FOAM, LINKAGE COVER	1							
22	2	172215-10690	WEATHER STRIP	1							
23	2	172215-10870	COVER, HEATER MOTOR	1							
24	2	172215-10940	FILTER	1							
25	2	172215-10950	HEATER	1							
26	3	172551-01280	SWITCH, HEATER	1							1
27	3	172215-00740	KNOB	2							1
28	3	172215-04910	CABLE ASSY, CONTROL	1							1
29	3	172215-00750	BLOCK, RESITTOR	1							1
30	3	172215-00760	RECTIFIER, HEATER	1							1
31	3	172551-01590	FLANGE	4							1
32	3	172215-00770	SCREW	2							1
33	3	172215-00910	KNOB, RECIRCULATION	1							1
34	3	172551-06780	GROMMET	1							1
35	2	172215-03020	SCREW	3							

Remarks

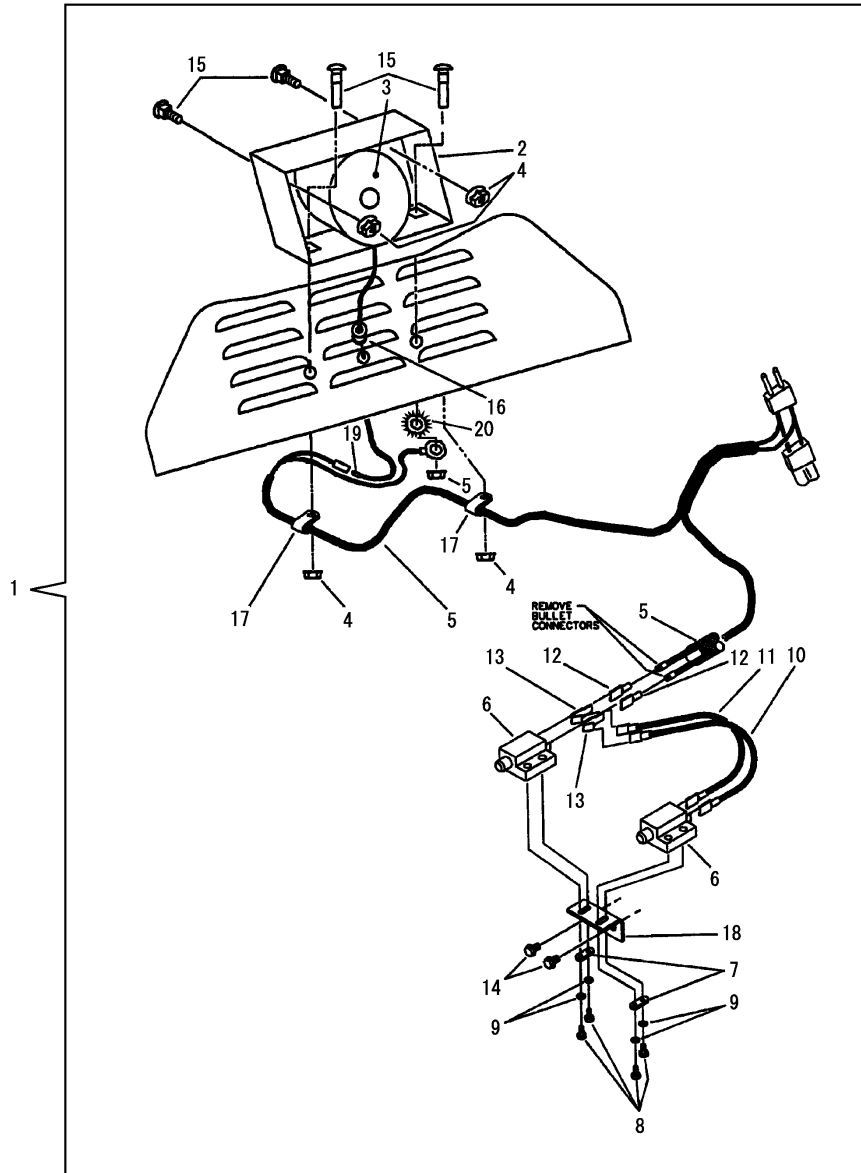
(1)Not shown in illustration.

N:Old  $\begin{matrix} \text{Yes} \\ \text{No} \end{matrix}$  New, Q:Old  $\begin{matrix} \text{No} \\ \text{Yes} \end{matrix}$  New, R:Old  $\begin{matrix} \text{Yes} \\ \text{Yes} \end{matrix}$  New, S:Old  $\begin{matrix} \text{No} \\ \text{No} \end{matrix}$  New, W:Add, Z:Discontinued, F:Interchangeable by set, K:Qty Change

Fig.63. BACKUP ALARM KIT(DUAL LEVER CONTROLS)

(A)=S165R  
(B)=  
(C)=

(D)=  
(E)=  
(F)=



No.	Lev.	Parts No.	Description	Q'ty						I	R
				(A)	(B)	(C)	(D)	(E)	(F)		
1	1	172215-11270	BACKUP ALARM KIT	1							
2	2	172215-07970	COVER	1							
3	2	172215-09620	ALARM	1							
4	2	172551-00230	NUT	5							
5	2	172215-10210	HARNESS, WIRE	1							
6	2	172215-04620	SWITCH, DUAL LEVER	2							
7	2	172215-03970	PLATE, MOUNTING	2							
8	2	172215-07740	SCREW	4							
9	2	172215-02780	WASHER	4							
10	2	172215-09840	WIRE, BLUE DUALLEVER	1							
11	2	172215-09850	WIRE, RED DUAL LEVER	1							
12	2	172215-09370	TERMINAL, DUAL LEVER	2							
13	2	172215-09420	ADAPTOR, TERMINAL	2							
14	2	172215-07630	SCREW	2							
15	2	172551-09820	BOLT	4							
16	2	172215-09320	GROMMET	1							
17	2	172215-09330	CLIP, INSULATED	2							
18	2	172215-03960	BRACKET, MOUNT	1							
19	2	172215-00280	FITTING	1							
20	2	172215-00720	WASHER	1							

Fig.64. SIDE WINDOW HALF-GLASS KIT

(A)=S165R  
(B)=  
(C)=

(D)=  
(E)=  
(F)=

No.	Lev.	Parts No.	Description	Q'ty						I	R
				(A)	(B)	(C)	(D)	(E)	(F)		
1	1	172215-11240	WINDOW KIT, SIDE	1							
2	2	172215-09820	WINDOW, REAR HALF	2							
3	2	172215-09830	WEATHER STRIP	2							
4	2	172215-08950	SUPPORT, SIDE WINDOW	6							
5	2	172551-09440	SCREW	8							
6	2	172215-07570	SCREW	4							
7	2	172551-00230	NUT	4							
8	2	172215-03980	RETAINER, HALF GLASS	2							
9	2	172215-03080	SCREW	2							

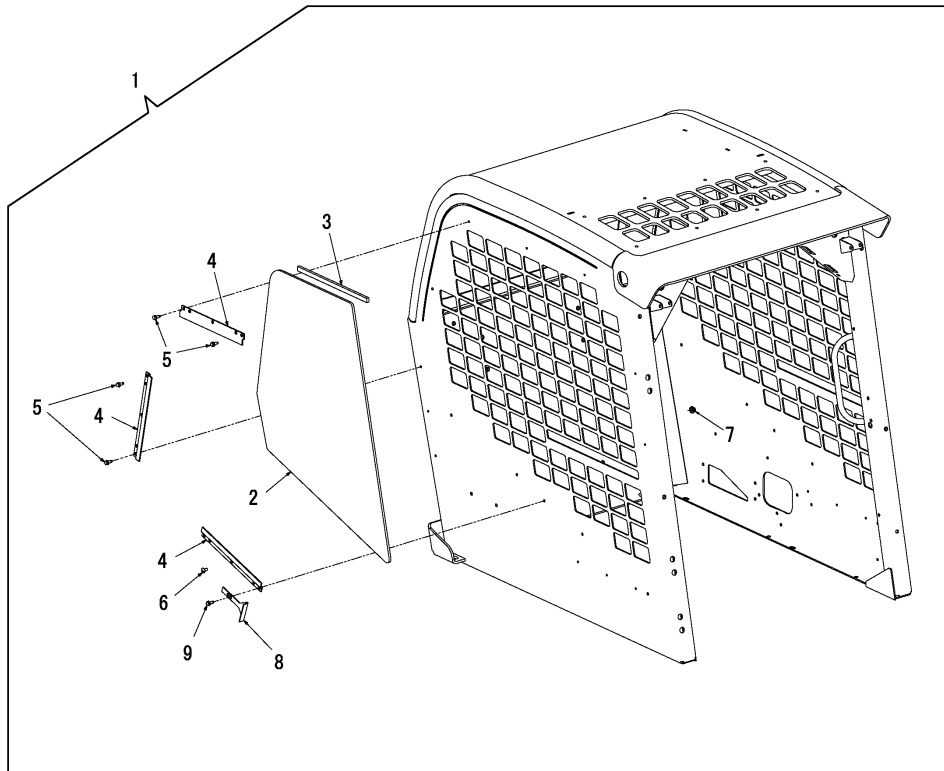


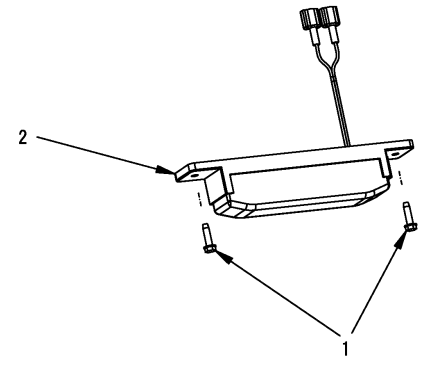


Fig.65. INTERIOR DOME LIGHT

(A)=S165R  
(B)=  
(C)=

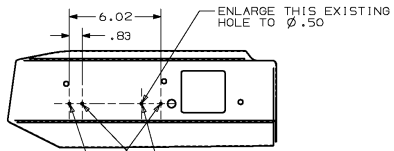
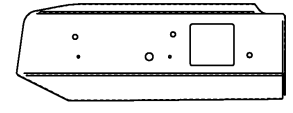
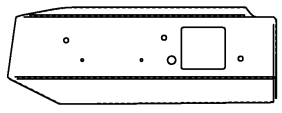
(D)=  
(E)=  
(F)=

No.	Lev.	Parts No.	Description	Q'ty						I	R
				(A)	(B)	(C)	(D)	(E)	(F)		
1	1	172551-06740	SCREW	2							
2	1	172215-03630	LIGHT, DOME	1							1



IF YOUR PANEL LOOKS LIKE THIS YOU WILL NEED TO DO THE FOLLOWING MODIFICATIONS SHOWN BELOW TO INSTALL THE DOME LIGHT

IF YOUR PANEL LOOKS LIKE THIS NO MODIFICATIONS WILL BE NECESSARY



DRILL (2)  $\phi$  .147 HOLES AS SHOWN

Remarks  
(1)Bulb replacement 172215-12830.

Fig.66. PRE-CLEANER KIT

(A)=S165R  
(B)=  
(C)=

(D)=  
(E)=  
(F)=

No.	Lev.	Parts No.	Description	Q'ty						I	R
				(A)	(B)	(C)	(D)	(E)	(F)		
1	1	172215-10800	PRE-CLEANER	1							
2	1	172215-04230	BRACKET, MOUNT	1							
3	1	172551-00160	SCREW	2							
4	1	172215-06620	NUT	4							
5	1	172215-09290	BAND, MOUNTING	1							
6	1	172551-09510	SCREW	2							
7	1	172215-02890	SCREW	1							
8	1	172551-00260	NUT	1							
9	1	172215-10810	TUBE, PRE-CLEANER	1							
10	1	172215-09630	CLAMP	1							

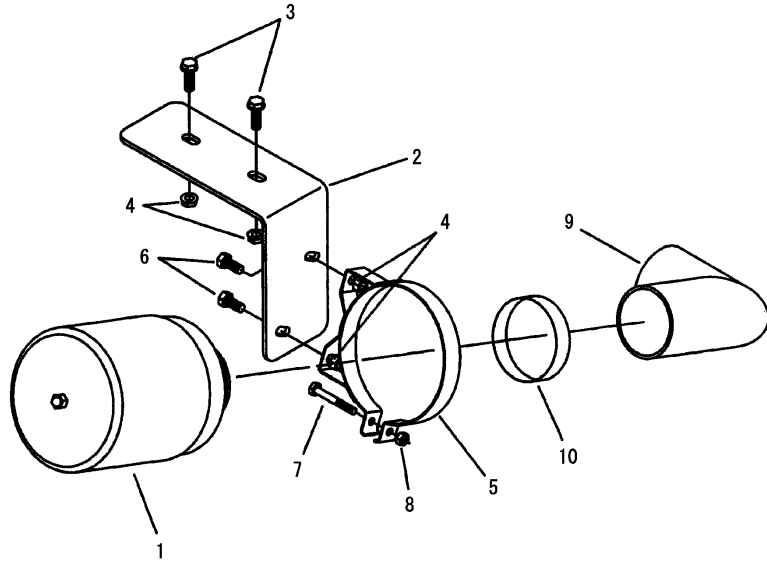


Fig.67. STROBE LIGHT KIT

(A)=S165R  
(B)=  
(C)=

(D)=  
(E)=  
(F)=

No.	Lev.	Parts No.	Description	Q'ty						I	R
				(A)	(B)	(C)	(D)	(E)	(F)		
1	1	172215-03400	STROBE KIT, LIGHT	1							
2	2	172215-00460	STROBE	1							
3	2	172215-04250	BRACKET, MOUNTING	1							
4	2	172215-09360	GROMMET, RUBBER	3							
5	2	172215-00360	TERMINAL	2							
6	2	172215-04700	SWITCH, HAZARD	1							
7	2	172551-09460	SCREW	2							

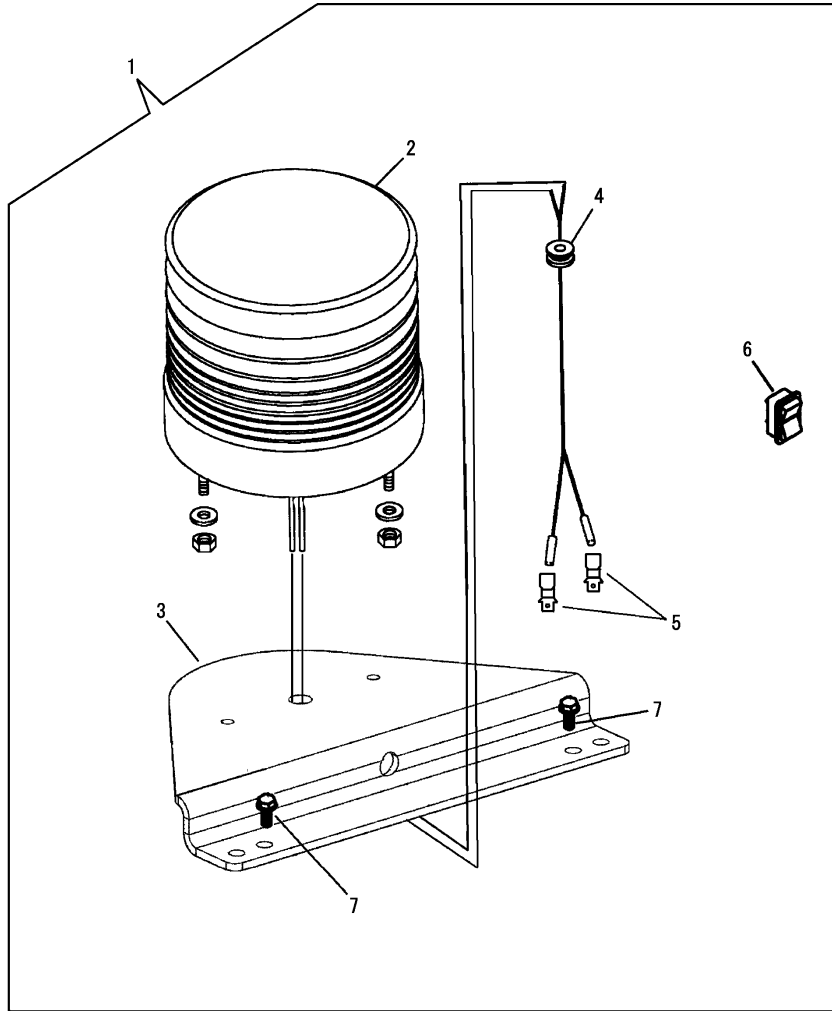
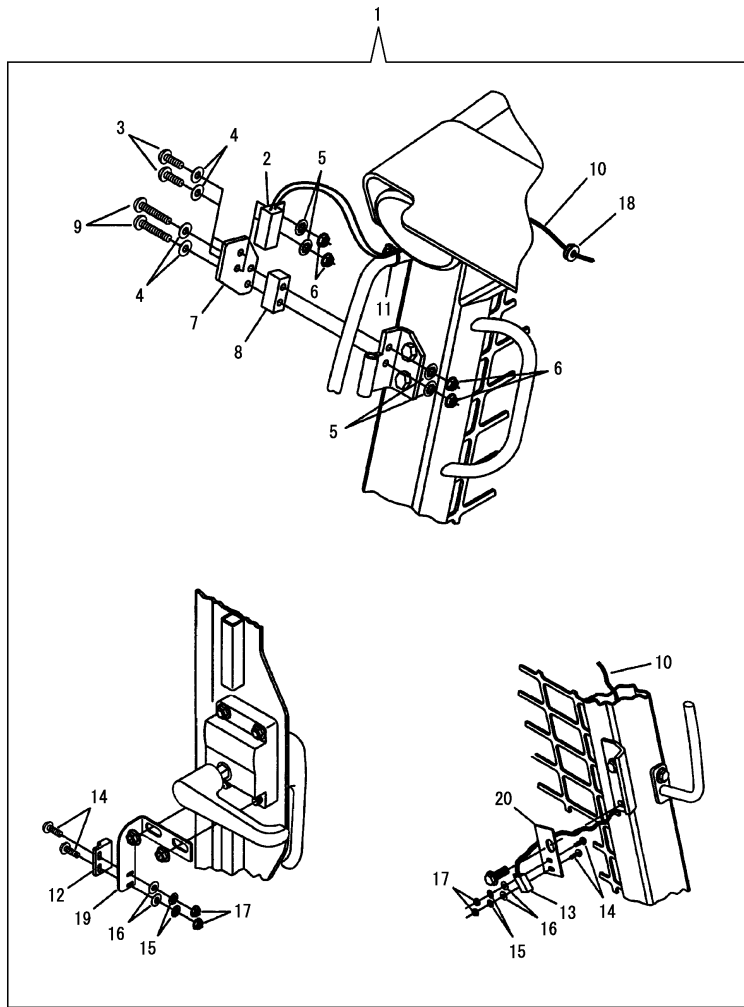


Fig.68. CAB DOOR LIFT ARM INTERLOCK KIT



(A)=S165R  
(B)=  
(C)=

(D)=  
(E)=  
(F)=

No.	Lev.	Parts No.	Description	Q'ty						I	R
				(A)	(B)	(C)	(D)	(E)	(F)		
1	1	172215-12840	LIFT ARM INTERLOCK K	1							
2	2	172215-10970	SWITCH, PROXIMITY	1							1
3	2	172215-02940	SCREW	2							
4	2	172551-09660	WASHER	8							
5	2	172215-02780	WASHER	4							
6	2	172215-02790	NUT	4							
7	2	172215-08300	MOUNT, SWITCH	1							
8	2	172215-08760	SPACER, SWITCH MOUNT	1							
9	2	172215-07640	SCREW	2							
10	2	172215-11080	HARNES, WIRE	1							
11	2	172551-00120	TIE, CABLE	3							
12	2	172551-02480	MAGNET, SWITCH	1							
13	2	172215-02110	SWITCH, PROXIMITY	1							2
14	2	172215-02690	SCREW	4							
15	2	172215-03130	WASHER	4							
16	2	172215-02970	WASHER	4							
17	2	172215-02880	NUT	4							
18	2	172215-11430	GROMMET	1							
19	2	172215-04290	BRACKET, INTERLOCK	1							3
20	2	172215-04300	BRACKET, INTERLOCK	1							4

Remarks

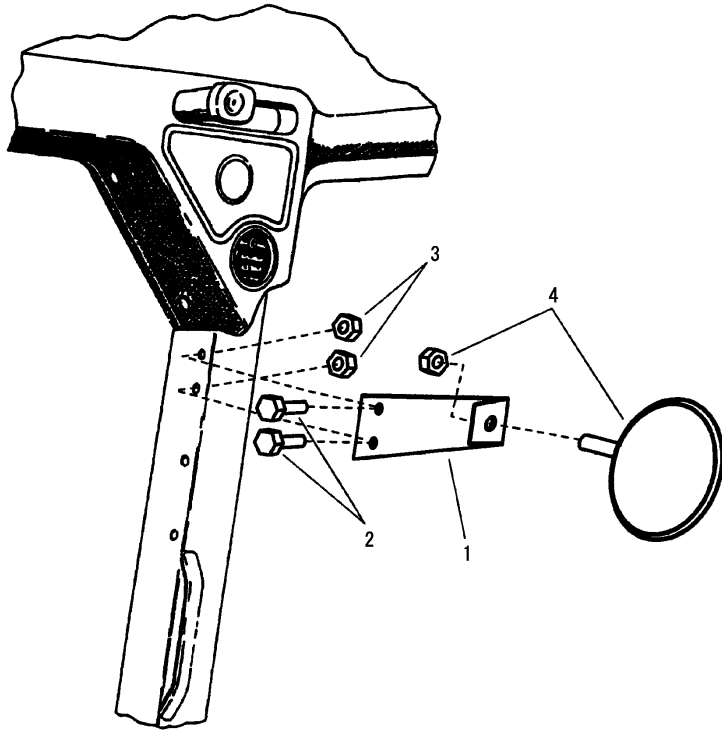
- (1) Normally closed.
- (2) Normally open.
- (3) Rops side.
- (4) Door side.

Fig.69. REARVIEW MIRROR KIT

(A)=S165R  
(B)=  
(C)=

(D)=  
(E)=  
(F)=

No.	Lev.	Parts No.	Description	Q'ty						I	R
				(A)	(B)	(C)	(D)	(E)	(F)		
1	1	172215-03880	BRACKET, MIRROR	1							
2	1	172551-09480	SCREW	2							
3	1	172215-06610	NUT	2							
4	1	172215-09390	MIRROR, REARVIEW	1							




---

---

---

---

---

---

---

---

---

---

---

---

---

---

---

---

---

---

---

---

---

---

---

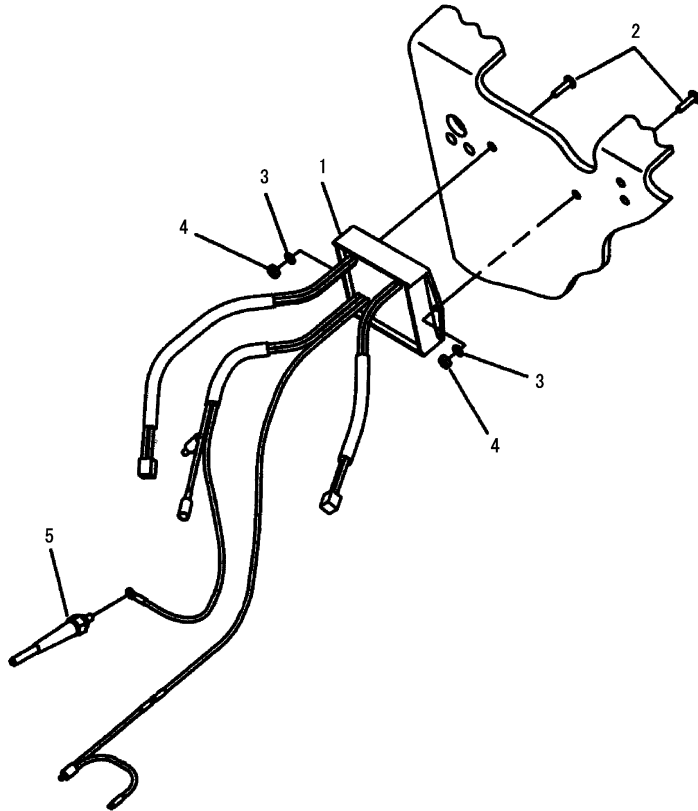
---

Fig.70. ENGINE AUTO-SHUTDOWN KIT

(A)=S165R  
(B)=  
(C)=

(D)=  
(E)=  
(F)=

No.	Lev.	Parts No.	Description	Q'ty						I	R
				(A)	(B)	(C)	(D)	(E)	(F)		
1	1	172215-10980	MODULE, SHUTDOWN	1							
2	1	172215-07890	SCREW	2							
3	1	172215-03320	WASHER	2							
4	1	172215-03220	NUT	2							
5	1	172215-10580	PROBE, COOLANT, RAD.	1							
6	1	172551-00120	TIE, CABLE	10							1



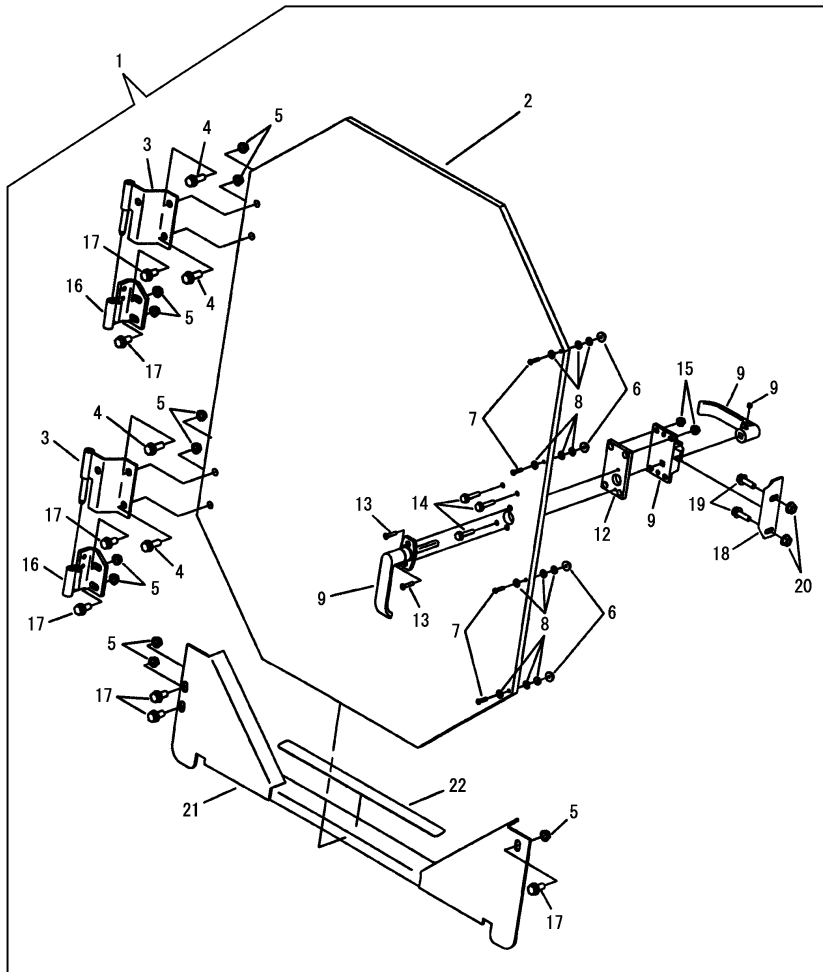
Remarks

(1)Not shown in illustration.

Fig.71. IMPACT-RESISTANT DOOR KIT

(A)=S165R  
(B)=  
(C)=

(D)=  
(E)=  
(F)=

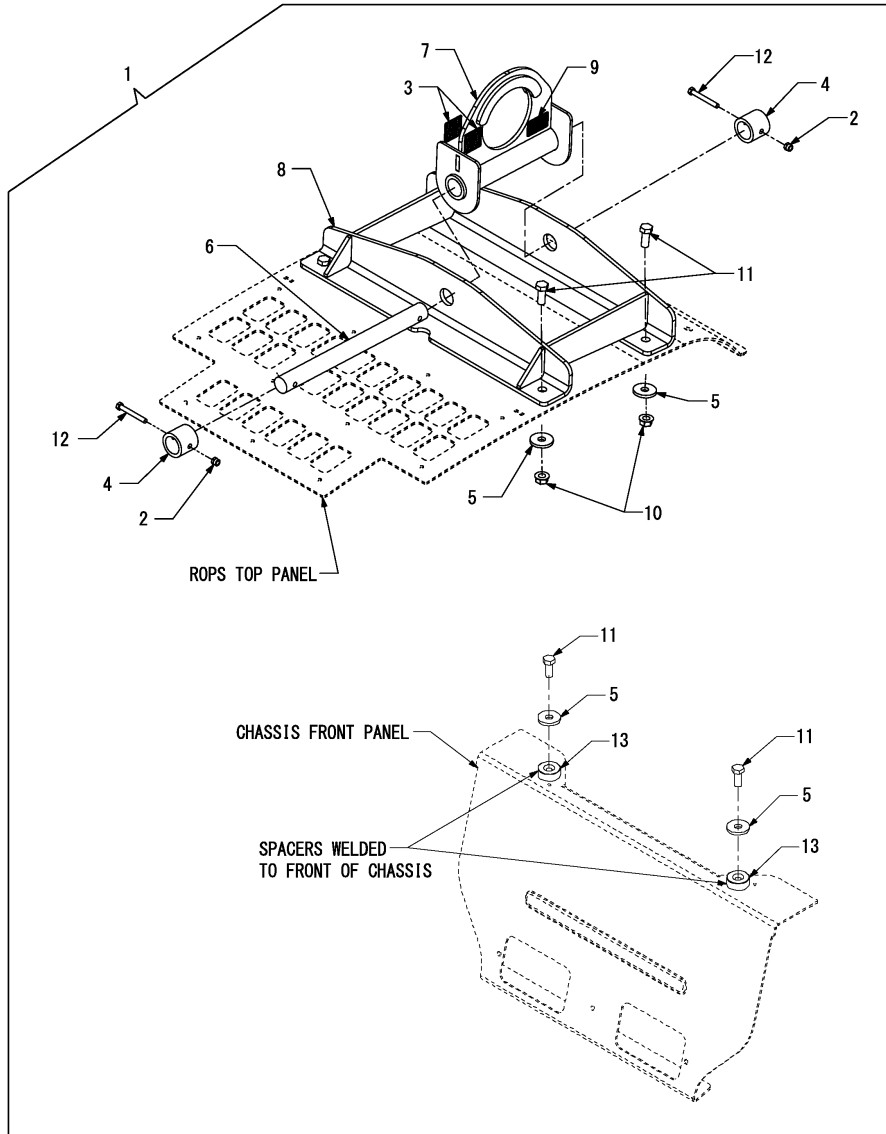


No.	Lev.	Parts No.	Description	Q'ty						I	R
				(A)	(B)	(C)	(D)	(E)	(F)		
1	1	172215-11370	DOOR KIT	1							1
2	2	172215-10780	DOOR, RESISTANT	1							
3	2	172215-11200	HINGE	2							
4	2	172551-00450	SCREW	4							
5	2	172215-00200	NUT	11							
6	2	172215-10790	BUMPER, RUBBER	4							
7	2	172215-07650	SCREW	4							
8	2	172215-02840	WASHER	12							
9	2	172215-01700	LOCK&HANDLE ASSY	1							
10	2	172215-09860	KEY	1							2
11	2	172215-02680	SCREW SET	1							2
12	2	172215-08650	SPACER, DOOR LATCH	1							
13	2	172215-07840	SCREW	2							
14	2	172215-07590	SCREW	3							
15	2	172215-06610	NUT	3							
16	2	172215-03900	HINGE	2							
17	2	172551-01810	SCREW	7							
18	2	172215-04070	PLATE, STRIKE	1							
19	2	172551-00160	SCREW	2							
20	2	172215-06620	NUT	2							
21	2	172215-08200	THRESHOLD	1							
22	2	172215-09660	TAPE, SAFETY WALK	1							

Remarks

- (1)Includes 172215-12840 lift arm interlock kit.
- (2)Not shown in illustration.

Fig.72. SINGLE-POINT LIFT KIT



No.	Lev.	Parts No.	Description	Q'ty						I	R
				(A)	(B)	(C)	(D)	(E)	(F)		
1	1	172215-03440	SINGLE-POINT LIFT	1							
2	2	172551-00180	NUT	2							
3	2	172551-01570	LABEL, LIFT POINT	2							
4	2	172215-00920	TUBE, LOCKING	2							
5	2	172215-11180	WASHER	6							
6	2	172215-01570	ROD, LIFT SUPPORT	1							
7	2	172215-01580	LIFT EYE ASSY	1							
8	2	172215-01970	WELDMENT, LIFT	1							
9	2	172216-05250	PLATE, NAME	1							
10	2	172215-06650	NUT	4							
11	2	172215-02770	SCREW	6							
12	2	172215-02950	SCREW	2							
13	2	172216-04460	SPACER, MOUNTING	2							
14	2	172215-12850	INSTRUCTION SHEET	1							1
15	2	172215-12860	OP MANUAL 810834	1							1

Remarks  
 (1) Not shown in illustration.



Fig.73. FOUR-POINT LIFT KIT

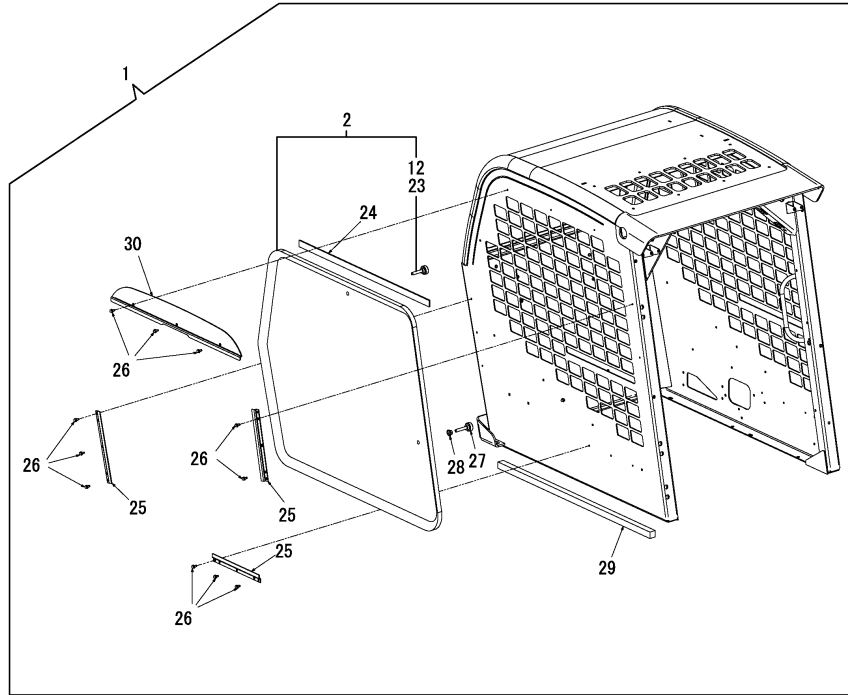
(A)=S165R  
(B)=  
(C)=

(D)=  
(E)=  
(F)=

No.	Lev.	Parts No.	Description	Q'ty						I	R
				(A)	(B)	(C)	(D)	(E)	(F)		
1	1	172215-03500	4-POINT LIFT, KIT	1							
2	2	172551-01570	LABEL,LIFT POINT	4							
3	2	172215-02500	BRACKET, LIFT	2							
4	2	172215-02700	SCREW	6							
5	2	172215-03240	NUT	6							
6	2	172215-03310	WASHER	6							
7	2	172551-10390	WASHER	12							

NOT ILLUSTRATED

Fig.74. FULL-SLIDING GLASS KIT



(A)=S165R

(B)=

(C)=

(D)=

(E)=

(F)=

No.	Lev.	Parts No.	Description	Q'ty						I	R
				(A)	(B)	(C)	(D)	(E)	(F)		
1	1	172215-11250	WINDOW SLIDING KIT	1							
2	2	172215-10160	WINDOW ASSY, RIGHT	1							
3	3	172215-03600	GLASS, SLIDING O.S.	1							2
4	3	172215-03610	GLASS, SLIDING I.S.	1							2
5	3	172215-03530	ANTI-RATTLER	1							1
6	3	172215-03540	KNOB, THREADED	1							1
7	3	172215-03550	BLOCK, PULL HANDLE	1							1
8	3	172215-03560	INSERT, THREADED	2							1
9	3	172215-03570	SHIM, RUBBER	1							1
10	3	172215-03580	WASHER	4							1
11	3	172215-03590	WIPER, VINYL	1							1
12	3	172215-10260	KNOB, LOCK	2							
13	2	172215-10170	WINDOW ASSY, LEFT	1							1
14	3	172215-03600	GLASS, SLIDING O.S.	1							2
15	3	172215-03610	GLASS, SLIDING I.S.	1							2
16	3	172215-03530	ANTI-RATTLER	1							1
17	3	172215-03540	KNOB, THREADED	1							1
18	3	172215-03550	BLOCK, PULL HANDLE	1							1
19	3	172215-03560	INSERT, THREADED	2							1
20	3	172215-03570	SHIM, RUBBER	1							1
21	3	172215-03580	WASHER	4							1
22	3	172215-03590	WIPER, VINYL	1							1
23	3	172215-10260	KNOB, LOCK	2							
24	2	172215-01320	WEATHER STRIP	4							
25	2	172215-08950	SUPPORT, SIDE WINDOW	8							
26	2	172551-09440	SCREW	20							
27	2	172215-10270	HANDLE, PULL KNOB	2							
28	2	172215-00200	NUT	2							
29	2	172215-09810	WEATHER STRIPPING	2							
30	2	172215-01230	SUPPORT	2							

Remarks

(1)Not shown in illustration.

(2)As required.

Not shown in illustration.

Fig.75. SELF-LEVELING VALVE KIT

(A)=S165R  
(B)=  
(C)=

(D)=  
(E)=  
(F)=

No.	Lev.	Parts No.	Description	Qty						I	R
				(A)	(B)	(C)	(D)	(E)	(F)		
1	1	172215-11330	KIT, SELF-LEVELING	1							
2	2	172215-05410	VALVE, SELF LEVELING	1							
3	2	172215-03200	BOLT	2							
4	2	172215-03280	WASHER	2							
5	2	172551-00270	NUT	2							
6	2	172551-00700	CONNECTOR	2							
7	2	172215-00120	FITTING	1							
8	2	172215-11470	FITTING	1							
9	2	172215-00090	FITTING	1							
10	2	172215-00180	FITTING	1							
11	2	172215-05630	HOSE ASSY	1							
12	2	172215-05620	HOSE ASSY	1							

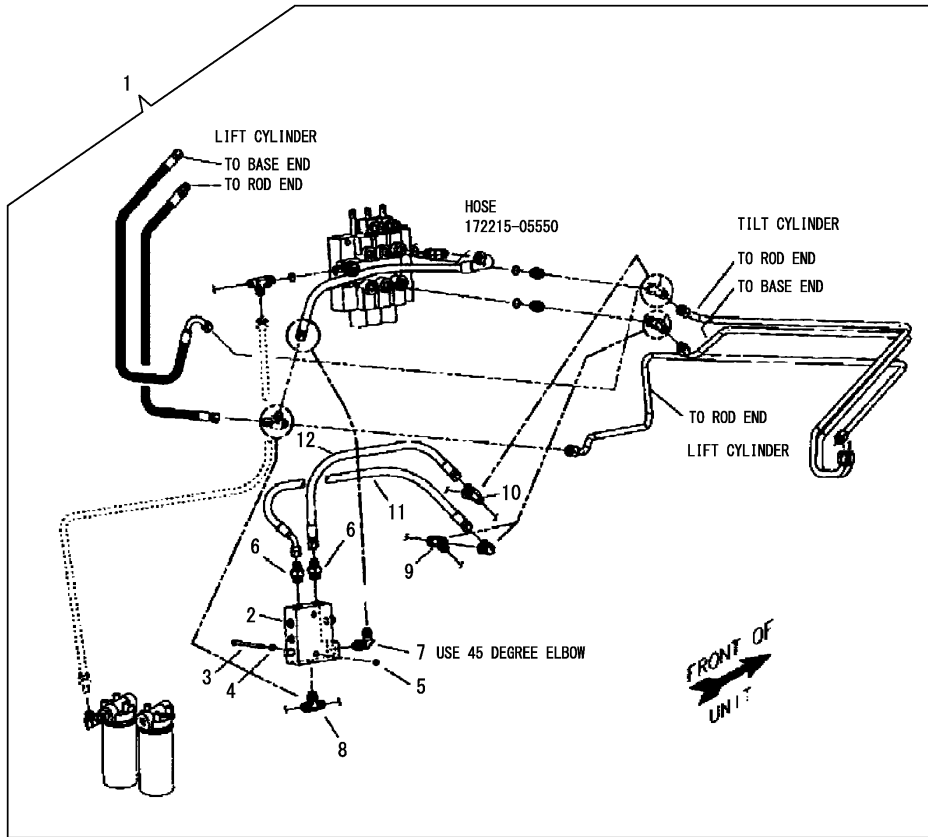
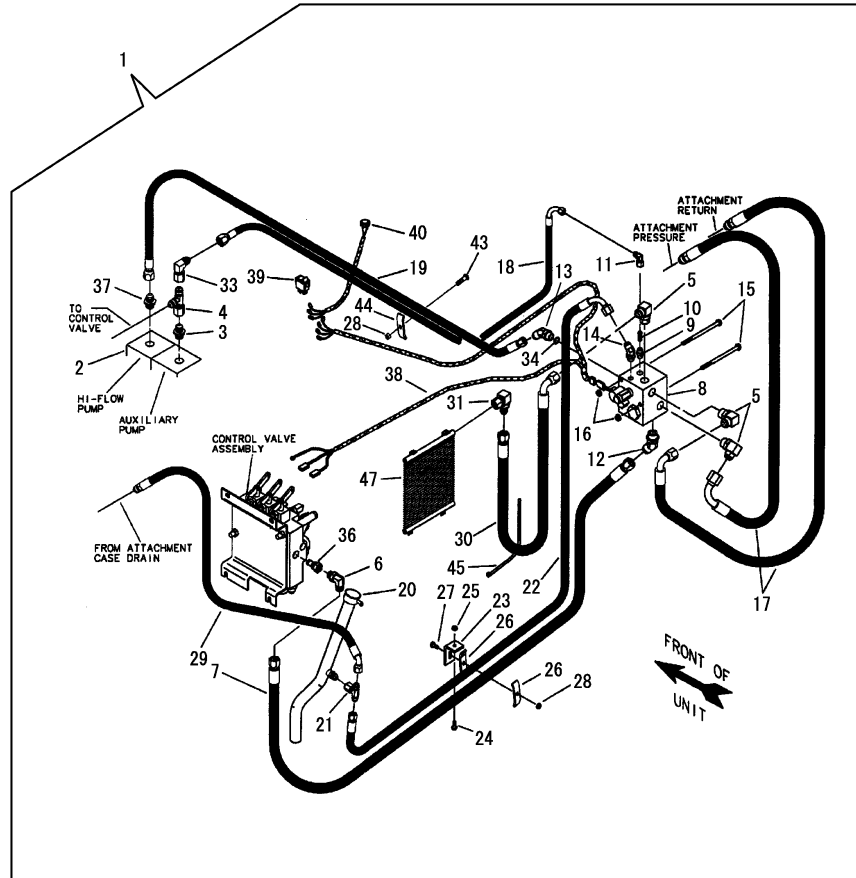


Fig.76. HIGH-FLOW HYDRAULICS KITS(DUAL LEVER)(1)

(A)=S165R  
(B)=  
(C)=

(D)=  
(E)=  
(F)=



No.	Lev.	Parts No.	Description	Qty						I	R
				(A)	(B)	(C)	(D)	(E)	(F)		
1	1	172215-11380	HYD. KIT, DUAL LEVER	1							
2	2	172215-06000	PUMP, HIGH FLOW	1							
3	2	172215-00250	FITTING	1							
4	2	172215-00090	FITTING	1							
5	2	172551-00080	CONNECTOR	3							
6	2	172215-00190	FITTING	1							
7	2	172215-05960	HOSE ASSY	1							
8	2	172215-07440	VALVE, PACKAGE LINE	1							
9	2	172551-00070	FITTING	1							
10	2	172215-05850	SCREEN, IN-LINE	1							
11	2	172215-00500	FITTING	1							
12	2	172551-00110	CONNECTOR	1							
13	2	172215-00120	FITTING	1							
14	2	172215-07300	FITTING	1							
15	2	172215-03070	SCREW	2							
16	2	172551-02750	NUT	2							
17	2	172215-05940	HOSE ASSY	2							
18	2	172215-05980	HOSE ASSY	1							
19	2	172215-05930	HOSE ASSY	1							
20	2	172215-05990	TUBE, FILL	1							
21	2	172215-00490	FITTING	1							
22	2	172215-05970	HOSE ASSY	1							
23	2	172215-04190	BRACKET, HOSE	1							
24	2	172215-02720	SCREW	1							
25	2	172215-06620	NUT	1							
26	2	172215-08920	CLAMP	2							
27	2	172215-03210	BOLT	1							
28	2	172551-00280	NUT	2							
29	2	172215-05950	HOSE ASSY	1							
30	2	172215-05320	HOSE ASSY	1							
31	2	172215-00330	FITTING	1							
32	2	172215-00070	O-RING	1							1
33	2	172215-00170	FITTING	1							
34	2	172216-00040	O-RING	4							
35	2	172215-08450	O-RING	5							1
36	2	172215-06010	SLEEVE, POWER BEYOND	1							
37	2	172551-00700	CONNECTOR	1							
38	2	172215-10760	HARNESS, WIRE	1							
39	2	172215-04840	SWITCH	1							
40	2	172215-10910	SWITCH	1							
41	2	172215-10470	LABEL, HIGH FLOW	1							1
42	2	172215-11020	LABEL, HIGH FLOW	1							1
43	2	172215-03770	BOLT	1							
44	2	172215-05240	CLAMP	1							
45	2	172215-09460	TIE, CABLE	1							
46	2	172215-10770	LABEL, AUX PORT	1							1
47	2	172215-05910	COOLER, OIL	1							

Remarks  
(1)Not shown in illustration.

Fig.77. HIGH-FLOW HYDRAULICS KITS(DUAL LEVER)(2)

(A)=S165R

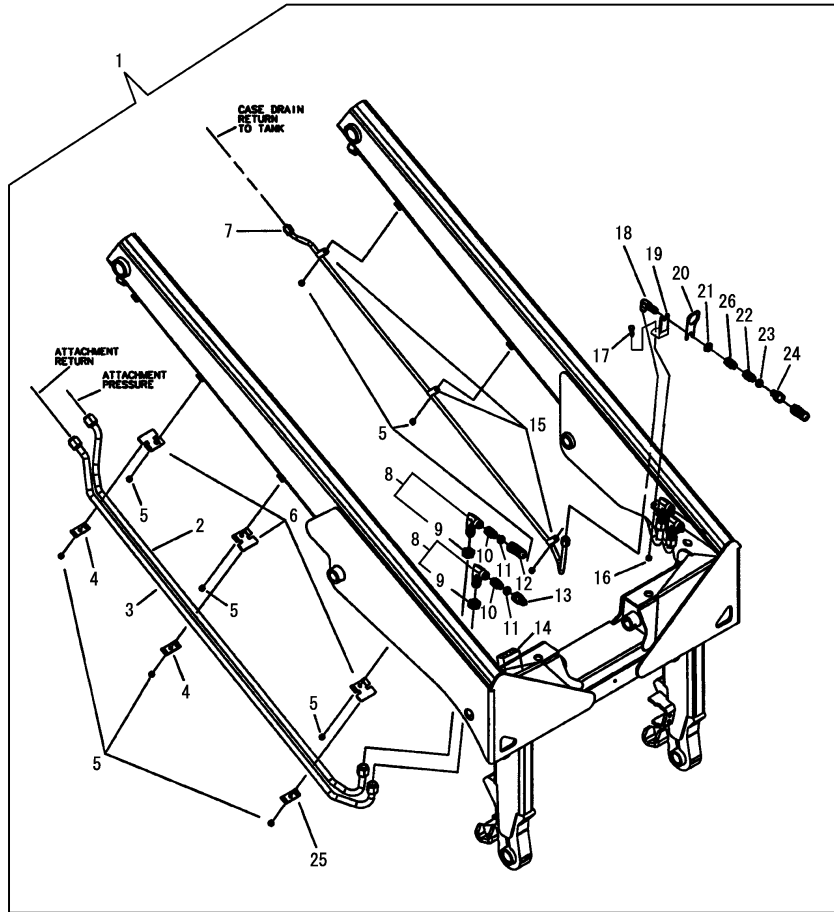
(B)=

(C)=

(D)=

(E)=

(F)=



No.	Lev.	Parts No.	Description	Q'ty						I	R
				(A)	(B)	(C)	(D)	(E)	(F)		
1	1	172215-11380	HYD. KIT, DUAL LEVER	1							
2	2	172215-05890	LINE, HYD. INNER	1							
3	2	172215-05880	LINE, HYD. OUTER	1							
4	2	172215-05240	CLAMP	2							
5	2	172551-00280	NUT	3							
6	2	172215-00340	CLAMP	3							
7	2	172215-05900	LINE, HYD.CASE DRAIN	1							
8	2	172215-07240	FITTING	2							
9	3	172215-06700	NUT	2							
10	2	172215-00450	FITTING	2							
11	2	172215-08450	O-RING	2							
12	2	172215-04930	COUPLER, FEMALE	1							
13	2	172215-04920	COUPLER, MALE	1							
14	2	172215-10770	LABEL, AUX PORT	1							
15	2	172215-09400	CLIP, INSULATED	3							
16	2	172215-00200	NUT	1							
17	2	172551-09530	SCREW	1							
18	2	172215-00470	FITTING	1							
19	2	172215-04180	BRACKET, TUBE	1							
20	2	172215-04200	BRACKET, MOUNT	1							
21	2	172215-06690	NUT	1							1
22	2	172215-11480	FITTING	1							
23	2	172215-08480	O-RING	1							
24	2	172215-04940	QUICK COUPLER, MALE	1							
25	2	172215-08940	STRAP	1							
26	2	172215-00680	FITTING	1							1
27	2	172215-00320	CLAMP	1							2
28	2	172551-00160	SCREW	1							2
29	2	172215-06620	NUT	1							2

Remarks

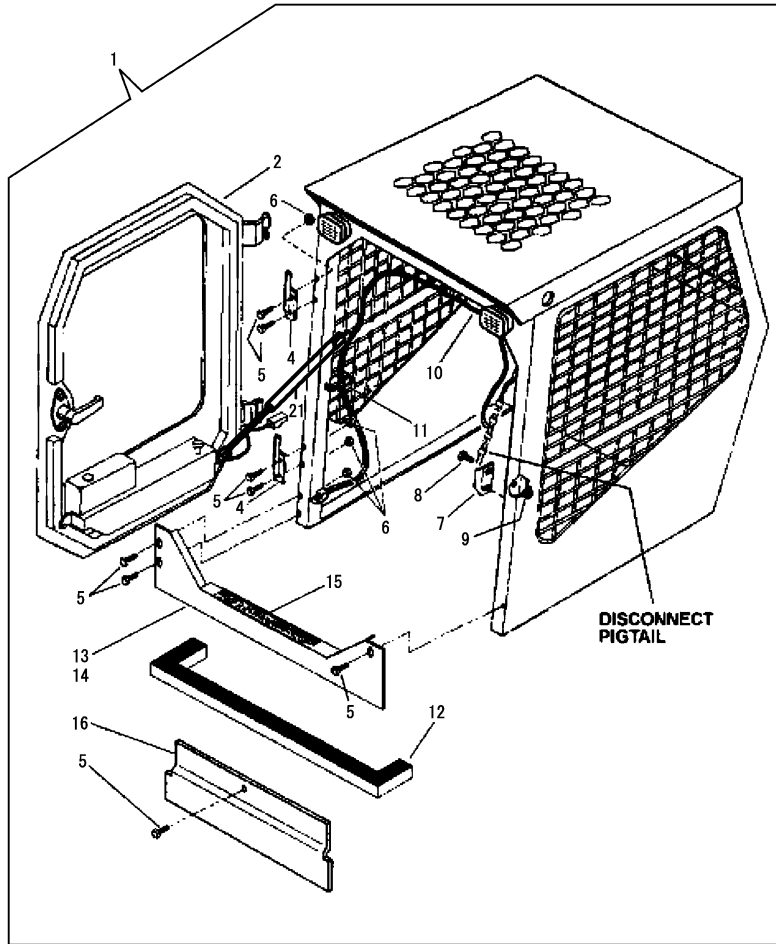
(1)172215-06690 is provided with 172215-00680.

(2)Not shown in illustration.

Fig.78. CAB DOOR KIT

(A)=S165R  
(B)=  
(C)=

(D)=  
(E)=  
(F)=



No.	Lev.	Parts No.	Description	Q'ty						I	R
				(A)	(B)	(C)	(D)	(E)	(F)		
1	1	172215-11300	DOOR KIT, CAB	1							1
2	2	172215-07420	DOOR ASSY, CAB	1							
3	2	172215-09860	KEY	1							2
4	2	172215-03900	HINGE	2							
5	2	172551-01810	SCREW	8							
6	2	172215-00200	NUT	7							
7	2	172215-04070	PLATE, STRIKE	1							
8	2	172551-00160	SCREW	2							
9	2	172215-06620	NUT	2							
10	2	172215-10180	WIRE HARNESS	1							
11	2	172551-00120	TIE, CABLE	2							
12	2	172215-10680	WEATHER STRIP	1							
13	2	172215-08200	THRESHOLD	1							
14	2	172215-08100	THRESHOLD	1							
15	2	172215-09660	TAPE, SAFETY WALK	1							
16	2	172215-08090	COVER, FRONT	1							
17	2	172215-11090	FOAM, STRIP	2							3
18	2	172215-11100	FOAM, STRIP	1							3
19	2	172215-00340	CLAMP	1							3
20	2	172551-10320	NUT	2							3
21	2	172215-00890	SPRING, GAS ASSIST	1							
22	2	172215-00670	CLIP, GAS SPRING	2							3
23	2	172215-00550	STUD, BALL	2							3
24	2	172551-10320	NUT	4							3
25	2	172215-10700	LABEL, AUX PORT	1							3

Remarks

- (1)Includes 172215-12840 lift arm interlock kit.
- (2)Set of 2. Not shown in illustration.
- (3)Not shown in illustration.

Fig.79. MANUAL QUICK COUPLER KIT

(A)=S165R  
(B)=  
(C)=

(D)=  
(E)=  
(F)=

No.	Lev.	Parts No.	Description	Q'ty						I	R
				(A)	(B)	(C)	(D)	(E)	(F)		
1	1	172215-01340	TWO-PIN ATTACH. KIT	1							
2	2	172215-04350	BUSHING	2							
3	2	172215-04370	BUSHING	2							
4	2	172215-00130	PIN, SPRING	2							
5	2	172551-00280	NUT	2							
6	2	172551-00290	NUT	2							
7	2	172215-00230	SCREW	6							
8	2	172215-04730	HANDLE, LEFT	1							
9	2	172215-04740	HANDLE, RIGHT	1							
10	2	172215-04750	LEVER	2							
11	2	172215-03680	PIN, ROLL	2							
12	2	172215-00930	SPACER	2							
13	2	172215-01000	WELDMENT, TWO-PIN	1							
14	2	172215-01010	PIN, PIVOT	2							
15	2	172215-01130	COVER, LATCH	2							
16	2	172215-06470	ROD, LINK	2							
17	2	172215-06480	CLEVIS	2							
18	2	172215-06970	PIN, LATCH	2							
19	2	172215-08520	RING, QUAD	8							
20	2	172215-08840	SPRING, COMPRESSION	2							
21	2	172215-09000	WASHER	4							
22	2	172215-09020	WASHER	2							
23	2	172215-09310	GRIP	2							
24	2	172551-09410	FITTING	2							
25	2	172551-09550	SCREW	2							
26	2	172215-02870	SCREW	2							
27	2	172215-02910	BOLT	2							
28	2	172215-03340	WASHER	4							

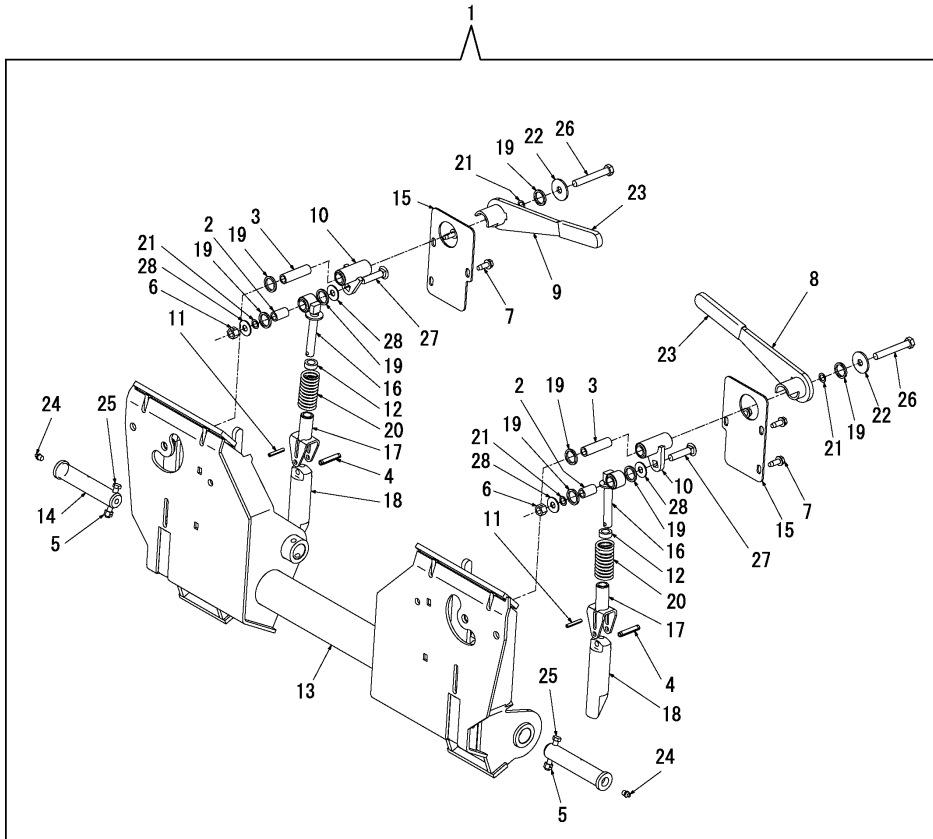


Fig.80. SOUND SUPPRESSION KIT

(A)=S165R  
(B)=  
(C)=

(D)=  
(E)=  
(F)=

No.	Lev.	Parts No.	Description	Q'ty						I	R
				(A)	(B)	(C)	(D)	(E)	(F)		
1	1	172215-03490	SOUND-PROOFING KIT	1							
2	2	172215-04080	WELDMENT, SUPPORT	1							
3	2	172551-00440	SCREW	2							
4	2	172215-01760	PAD, ACOUSTIC WALL	1							
5	2	172215-01770	PAD, ACOUST. R DOOR L	1							
6	2	172215-01780	PAD, ACOUST. R DOOR R	1							
7	2	172215-01790	PAD, ACOUSTIC CASE R	1							
8	2	172215-01800	PAD, ACOUSTIC CASE L	1							
9	2	172215-01810	PAD, ACOUSTIC, ENG.	1							
10	2	172215-01820	PAD, ACOUSTIC, ENG.	1							
11	2	172215-01830	PAD, ACOUSTIC, ENG.	1							
12	2	172215-01840	PAD, ACOUSTIC WALL	1							
13	2	172215-01900	PAD, ACOUSTIC SEAT	1							
14	2	172215-01910	PAD, ACOUSTIC CASE	1							
15	2	172215-01920	PAD, ACOUSTIC SEAT	1							
16	2	172215-01930	PAD, ACOUSTIC SEAT	1							
17	2	172215-01940	PAD, ACOUSTIC SEAT	1							
18	2	172215-02490	PAD, ENGINE COVER	1							
19	2	172215-10500	SEAL, BULB	1							
20	2	172215-10600	FOAM, TUNNEL	1							
21	2	172215-10830	FOAM, KICKPLATE .L	1							
22	2	172215-10840	FOAM, KICKPLATE .R	1							

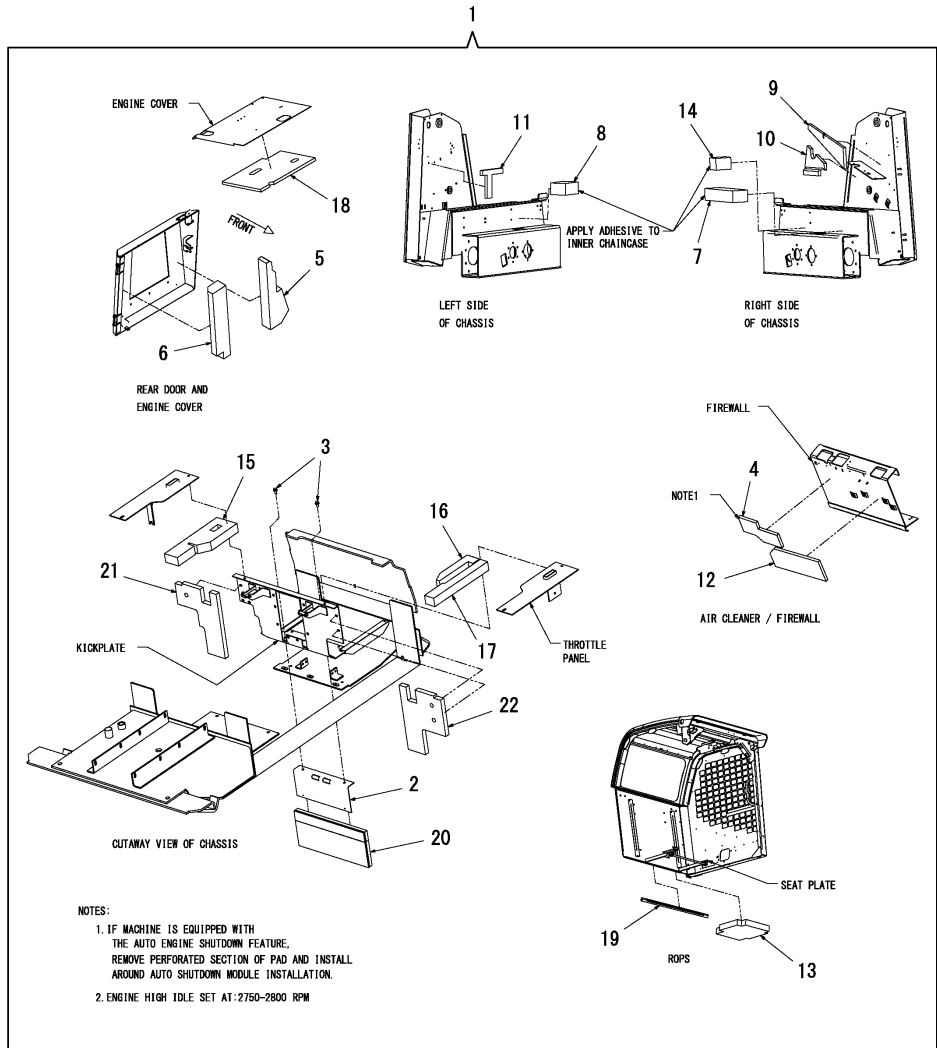


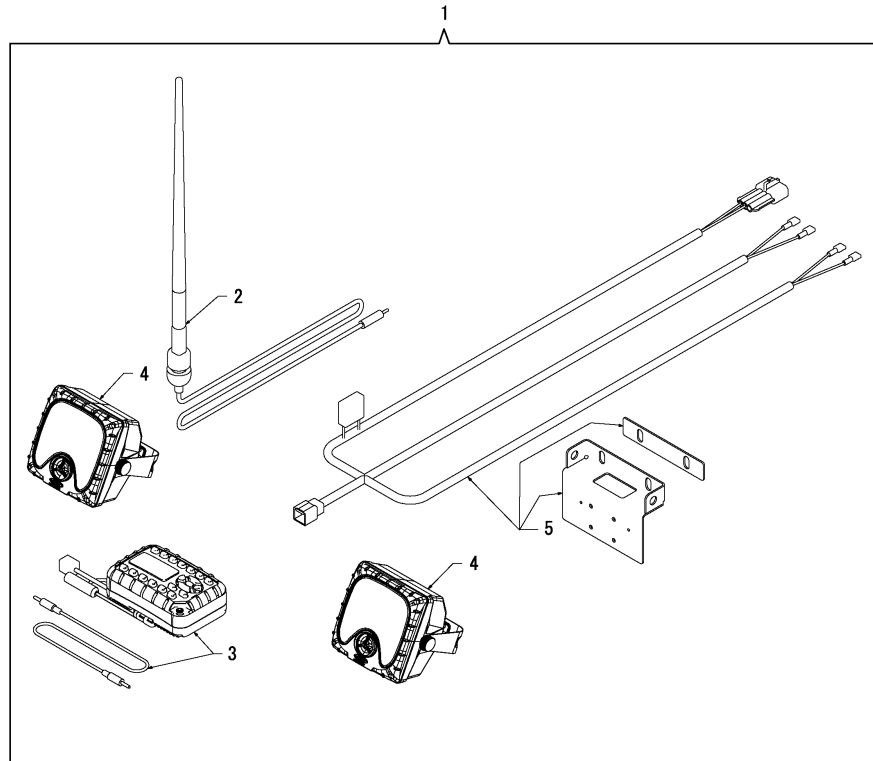


Fig.81. UNIVERSAL RADIO KIT

(A)=S165R  
(B)=  
(C)=

(D)=  
(E)=  
(F)=

No.	Lev.	Parts No.	Description	Q'ty						I	R
				(A)	(B)	(C)	(D)	(E)	(F)		
1	1	172215-03480	RADIO KIT	1							
2	2	172551-02150	ANTENNA, RADIO	1							
3	2	172551-02440	RADIO	1							
4	2	172215-02090	SPEAKER/PAIR	1							
5	2	172215-02630	INSTALL KIT, RADIO	1							
6	2	172215-02080	HARNESS, RADIO	1							1



Remarks

(1)Not shown in illustration.

Fig.82. REAR WIPER KIT(1)

(A)=S165R

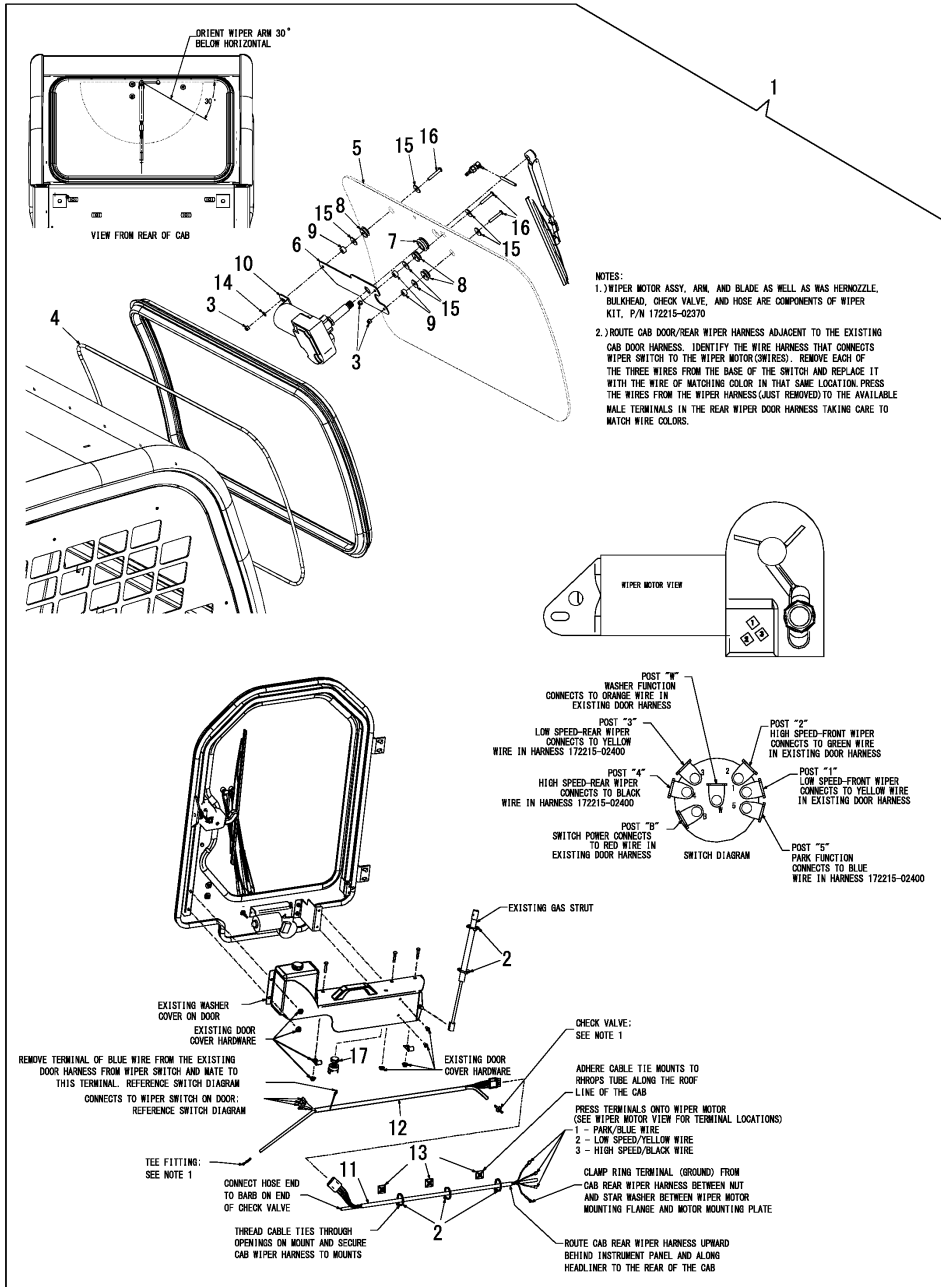
(B)=

(C)=

(D)=

(E)=

(F)=



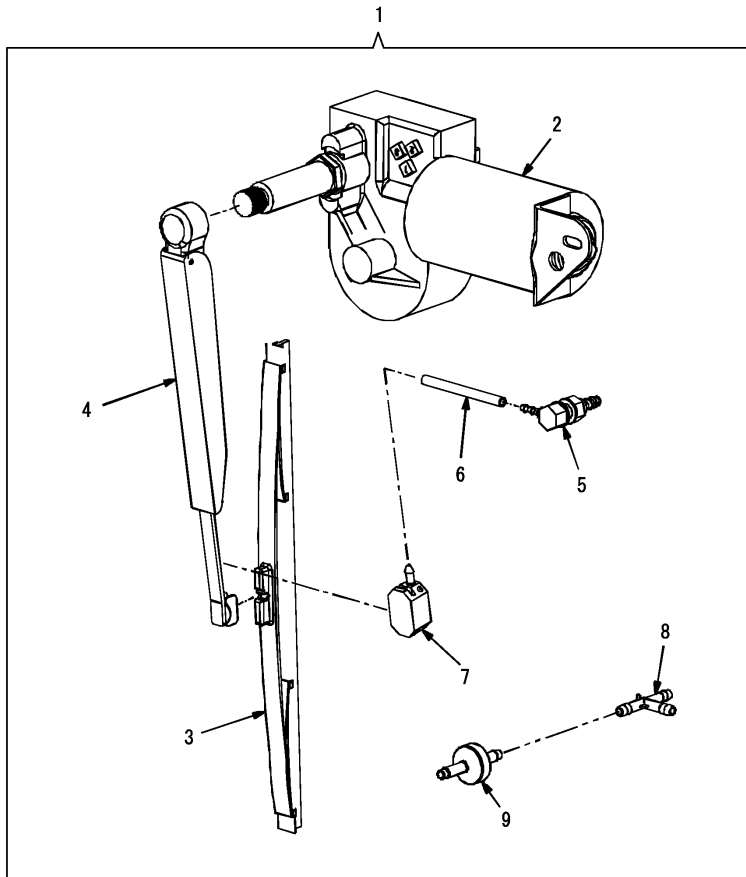
No.	Lev.	Parts No.	Description	(A)	(B)	(C)	(D)	(E)	(F)	Q'ty	I	R
1	1	172215-03520	WIPER KIT, REAR	1								
2	2	172551-00120	TIE, CABLE	5								
3	2	172551-00620	NUT	3								
4	2	172215-01120	SEAL	1								
5	2	172215-02260	WINDOW	1								
6	2	172215-02280	MOUNT, WIPER MOTOR	1								
7	2	172215-02290	GROMMET	1								
8	2	172215-02300	GROMMET	3								
9	2	172215-02310	SPACER	3								
10	2	172215-02370	MOTOR KIT, WIPER	1								
11	2	172215-02390	HARNESS, CAB R WIPER	1								
12	2	172215-02400	HARNESS, CAB R WIPER	1								
13	2	172215-02620	MOUNT, CABLE TIE	3								
14	2	172215-03050	WASHER	1								
15	2	172215-03100	WASHER	6								
16	2	172215-03190	SCREW	3								
17	2	172215-03620	SWITCH	1								

Fig.83. REAR WIPER KIT(2)

(A)=S165R  
(B)=  
(C)=

(D)=  
(E)=  
(F)=

No.	Lev.	Parts No.	Description	Q'ty						I	R
				(A)	(B)	(C)	(D)	(E)	(F)		
1	1	172215-02370	MOTOR KIT, WIPER	1							
2	2	172215-02270	MOTOR, WIPER	1							
3	2	172215-02320	BLADE, WIPER	1							
4	2	172215-02330	ARM, WIPER	1							
5	2	172215-02340	BULKHEAD, WIPER	1							
6	2	172215-02350	HOSE, WIPER	1							
7	2	172215-02360	NOZZLE, WASHER, REAR	1							
8	2	172215-02380	FITTING	1							
9	2	172215-02410	VALVE, CHECK	1							



## Parts No. Index

Parts No.	Fig. No.	Ref. No.
171420-49020	10	5
171440-49010	10	3
172215-00010	12	8
172215-00020	18	5
172215-00030	14	8
172215-00040	4	2
172215-00050	8	4
	13	11
172215-00060	3	25
172215-00070	14	31
	15	30
	17	15
	19	32
	76	32
172215-00080	14	32
172215-00090	75	9
	76	4
172215-00100	4	4
172215-00110	22	41
172215-00120	18	13
	19	13
	21	6
	75	7
	76	13
172215-00130	25	4
	79	4
172215-00140	26	2
172215-00150	14	11
172215-00160	17	20
	18	11
172215-00170	14	17
	17	3
	19	33
	21	13
	76	33
172215-00180	18	16
	21	8
	75	10
172215-00190	14	10
	16	12
	19	6
	76	6
172215-00200	1	9
	4	6
	5	20
	8	6
	15	22
	20	15
	22	3
	23	16

Parts No.	Fig. No.	Ref. No.
172215-00200	29	16
	30	1
	49	13
	60	21
	71	5
	74	28
	77	16
	78	6
172215-00210	12	10
172215-00220	49	16
172215-00230	25	7
	79	7
172215-00240	12	23
172215-00250	14	16
	15	9
	76	3
172215-00260	15	7
172215-00270	17	14
172215-00280	63	19
172215-00290	6	2
172215-00300	32	27
172215-00310	4	9
172215-00320	20	26
	77	27
172215-00330	19	31
	76	31
172215-00340	4	3
		10
	5	15
	20	5
	77	6
	78	19
172215-00350	12	11
172215-00360	67	5
172215-00370	4	12
172215-00380	12	13
172215-00390	17	34
	18	28
172215-00400	27	40
172215-00410	5	12
172215-00420	4	13
172215-00430	2	6
	3	5
172215-00440	15	32
172215-00450	16	4
	20	9
	77	10
172215-00460	67	2
172215-00470	20	17
	77	18

Parts No.	Fig. No.	Ref. No.
172215-00480	19	43
	23	25
	62	3
172215-00490	19	21
	76	21
172215-00500	14	33
	19	11
	76	11
172215-00510	4	15
	9	2
172215-00530	4	16
	8	8
	12	12
	27	28
172215-00540	15	29
172215-00550	27	32
	28	18
	29	35
	78	23
172215-00560	26	33
172215-00570	62	5
172215-00580	32	32
172215-00590	33	5
172215-00600	14	4
		40
172215-00610	32	28
172215-00620	1	2
172215-00630	3	23
172215-00640	6	6
172215-00650	26	6
	38	10
172215-00660	22	29
172215-00670	78	22
172215-00680	20	25
	77	26
172215-00700	27	35
172215-00710	29	9
172215-00720	63	20
172215-00730	4	18
172215-00740	62	27
172215-00750	62	29
172215-00760	62	30
172215-00770	62	32
172215-00780	4	19
172215-00800	36	6
172215-00810	14	36
172215-00820	38	7
172215-00830	39	2
172215-00840	38	8
172215-00890	78	21

Parts No.	Fig. No.	Ref. No.
172215-00900	4	20
172215-00910	62	33
172215-00920	72	4
172215-00930	25	12
	79	12
172215-00940	12	14
172215-00950	26	7
172215-00960	23	4
172215-00970	22	30
172215-00980	49	14
172215-00990	22	19
172215-01000	25	13
	79	13
172215-01010	24	8
	25	14
	79	14
172215-01020	32	11
172215-01030	26	8
172215-01040	26	9
172215-01050	26	10
172215-01060	32	38
172215-01070	6	7
172215-01080	6	8
172215-01090	6	9
172215-01100	4	23
172215-01110	26	11
172215-01120	26	12
	82	4
172215-01130	25	15
	79	15
172215-01140	26	13
172215-01150	26	14
172215-01160	26	16
172215-01170	26	17
172215-01180	62	7
172215-01210	26	18
172215-01220	62	8
172215-01230	60	68
	74	30
172215-01240	30	2
172215-01250	25	1
172215-01260	30	3
172215-01270	23	33
172215-01280	1	1
172215-01310	17	24
172215-01320	60	47
	74	24
172215-01330	62	9
172215-01340	79	1
172215-01410	61	34

## Parts No. Index

Parts No.	Fig. No.	Ref. No.
172215-01420	4	24
172215-01430	4	25
172215-01440	4	26
172215-01450	6	10
172215-01460	8	12
172215-01470	4	27
172215-01480	60	18
172215-01490	60	17
172215-01500	8	13
172215-01520	32	1
172215-01530	4	29
172215-01540	4	30
	5	13
172215-01550	37	1
172215-01560	18	24
172215-01570	72	6
172215-01580	72	7
172215-01640	6	11
172215-01650	6	12
172215-01660	6	15
172215-01670	6	16
172215-01680	14	3
	19	1
	48	1
172215-01690	19	2
	48	2
172215-01700	60	9
	71	9
172215-01710	1	29
172215-01720	24	16
172215-01730	15	34
172215-01760	35	3
	80	4
172215-01770	35	4
	80	5
172215-01780	35	5
	80	6
172215-01790	35	6
	80	7
172215-01800	35	7
	80	8
172215-01810	35	8
	80	9
172215-01820	35	9
	80	10
172215-01830	35	10
	80	11
172215-01840	35	11
	80	12
172215-01860	14	1

Parts No.	Fig. No.	Ref. No.
172215-01860	45	1
	46	1
172215-01870	46	23
172215-01880	46	21
172215-01890	62	10
172215-01900	35	12
	80	13
172215-01910	35	13
	80	14
172215-01920	35	14
	80	15
172215-01930	35	15
	80	16
172215-01940	35	16
	80	17
172215-01950	45	5
	46	33
172215-01970	72	8
172215-01980	31	8
172215-01990	22	35
	23	5
172215-02000	22	12
172215-02010	22	10
172215-02020	23	1
172215-02030	27	47
172215-02040	26	15
172215-02060	28	3
172215-02070	26	19
172215-02080	81	6
172215-02090	81	4
172215-02110	28	8
	68	13
172215-02120	61	37
172215-02130	1	22
172215-02140	32	26
172215-02180	18	17
172215-02190	18	18
172215-02210	32	36
172215-02220	26	38
172215-02240	24	1
172215-02250	6	19
172215-02260	82	5
172215-02270	83	2
172215-02280	82	6
172215-02290	82	7
172215-02300	82	8
172215-02310	82	9
172215-02320	83	3
172215-02330	83	4
172215-02340	83	5

Parts No.	Fig. No.	Ref. No.
172215-02350	83	6
172215-02360	83	7
172215-02370	82	10
	83	1
172215-02380	83	8
172215-02390	82	11
172215-02400	82	12
172215-02410	83	9
172215-02420	46	54
172215-02430	46	55
172215-02440	45	30
172215-02450	45	22
	46	14
172215-02460	45	15
	46	29
172215-02470	29	14
172215-02480	29	32
172215-02490	35	17
	80	18
172215-02500	73	3
172215-02540	6	18
172215-02550	8	17
172215-02560	8	16
172215-02570	1	35
172215-02580	6	22
172215-02590	43	8
172215-02600	43	9
172215-02610	17	19
	43	1
172215-02620	82	13
172215-02630	81	5
172215-02640	2	7
	3	6
172215-02650	42	9
	43	11
172215-02660	45	24
172215-02670	45	20
	46	16
172215-02680	60	11
	71	11
172215-02690	28	10
	68	14
172215-02700	29	23
	73	4
172215-02710	27	42
172215-02720	19	24
	27	26
	76	24
172215-02730	26	34
172215-02740	23	17

Parts No.	Fig. No.	Ref. No.
172215-02740	29	8
172215-02750	29	5
172215-02760	12	36
	14	6
	17	27
172215-02770	72	11
172215-02780	32	30
		41
	63	9
	68	5
172215-02790	32	42
	68	6
172215-02800	12	37
172215-02810	26	35
172215-02820	6	24
	23	23
172215-02830	27	24
172215-02840	71	8
172215-02850	27	45
172215-02860	4	51
	32	29
172215-02870	25	26
	79	26
172215-02880	28	13
	68	17
172215-02890	66	7
172215-02900	17	32
	18	19
172215-02910	25	27
	29	26
	79	27
172215-02920	17	7
172215-02930	8	33
	12	38
172215-02940	31	3
	32	40
	68	3
172215-02950	72	12
172215-02960	4	53
172215-02970	28	11
	68	16
172215-02980	26	36
172215-02990	27	17
172215-03000	29	3
		28
172215-03020	26	37
	62	35
172215-03030	1	25
172215-03040	2	19
	29	31

## Parts No. Index

Parts No.	Fig. No.	Ref. No.
172215-03040	49	18
172215-03050	82	14
172215-03060	2	11
172215-03070	76	15
172215-03080	64	9
172215-03090	2	17
172215-03100	82	15
172215-03110	32	37
172215-03120	61	26
172215-03130	68	15
172215-03140	61	10
172215-03150	31	9
172215-03170	23	34
172215-03180	4	62
172215-03190	82	16
172215-03200	18	26
	21	2
	75	3
172215-03210	15	21
	19	27
	76	27
172215-03220	70	4
172215-03230	30	7
172215-03240	29	7
	73	5
172215-03250	23	36
172215-03260	4	55
	9	8
172215-03270	4	56
	8	38
172215-03280	4	57
	6	26
	8	39
	10	7
	75	4
172215-03290	8	40
	12	41
172215-03300	12	42
172215-03310	29	6
	73	6
172215-03320	70	3
172215-03330	4	59
172215-03340	25	28
	27	44
	29	24
	79	28
172215-03350	4	60
	22	22
	23	28
172215-03360	4	61

Parts No.	Fig. No.	Ref. No.
172215-03360	8	41
172215-03370	4	63
	9	4
	12	43
172215-03380	4	67
172215-03390	8	19
		44
172215-03400	67	1
172215-03420	62	1
172215-03440	72	1
172215-03480	81	1
172215-03490	80	1
172215-03500	73	1
172215-03520	82	1
172215-03530	60	30
		40
	74	5
		16
172215-03540	60	31
		41
	74	6
		17
172215-03550	60	32
		42
	74	7
		18
172215-03560	60	33
		43
	74	8
		19
172215-03570	60	34
		44
	74	9
		20
172215-03580	60	35
		45
	74	10
		21
172215-03590	60	36
		46
	74	11
		22
172215-03600	60	28
		38
	74	3
		14
172215-03610	60	29
		39
	74	4
		15

Parts No.	Fig. No.	Ref. No.
172215-03620	82	17
172215-03630	65	2
172215-03640	32	35
172215-03650	6	13
172215-03660	60	15
172215-03670	32	12
172215-03680	25	11
	79	11
172215-03690	42	5
172215-03700	43	4
172215-03710	2	10
172215-03720	2	9
172215-03730	45	12
	46	56
172215-03740	45	28
	46	18
172215-03750	45	6
	46	34
172215-03760	3	17
172215-03770	19	41
	76	43
172215-03780	26	1
172215-03790	28	5
172215-03800	8	2
	27	21
172215-03810	27	23
172215-03820	12	1
172215-03830	8	1
172215-03840	1	31
172215-03850	12	2
172215-03860	3	21
172215-03870	27	36
172215-03880	69	1
172215-03890	4	1
	9	3
172215-03900	60	19
	71	16
	78	4
172215-03910	27	46
172215-03920	27	34
	29	39
172215-03940	29	42
172215-03960	63	18
172215-03970	63	7
172215-03980	64	8
172215-03990	22	43
172215-04000	49	11
172215-04030	29	4
172215-04040	29	30
172215-04050	15	1

Parts No.	Fig. No.	Ref. No.
172215-04060	15	5
172215-04070	60	22
	71	18
	78	7
172215-04080	35	1
	80	2
172215-04120	22	38
172215-04130	22	37
172215-04160	11	1
172215-04170	12	3
172215-04180	20	18
	77	19
172215-04190	19	23
	76	23
172215-04200	20	19
	77	20
172215-04210	12	4
172215-04220	12	5
172215-04230	66	2
172215-04240	11	2
172215-04250	67	3
172215-04260	8	3
	9	10
172215-04270	28	21
172215-04280	28	1
172215-04290	68	19
172215-04300	68	20
172215-04310	27	22
172215-04330	17	21
	24	21
	43	2
172215-04340	24	2
172215-04350	25	2
	79	2
172215-04360	22	9
	23	9
172215-04370	25	3
	79	3
172215-04380	23	10
172215-04390	23	11
172215-04400	12	6
172215-04410	12	7
172215-04420	44	35
172215-04430	28	4
172215-04440	60	61
172215-04470	11	8
172215-04480	2	23
172215-04490	2	22
172215-04500	2	21
172215-04510	2	20

## Parts No. Index

Parts No.	Fig. No.	Ref. No.
172215-04530	22	6
172215-04540	13	4
172215-04550	4	14
172215-04560	15	24
172215-04570	15	23
172215-04600	61	20
172215-04610	61	28
172215-04620	63	6
172215-04630	32	20
172215-04640	32	19
172215-04650	32	33
172215-04660	32	21
172215-04670	32	15
172215-04680	32	34
172215-04690	22	24
172215-04700	67	6
172215-04720	29	25
172215-04730	25	8
	79	8
172215-04740	25	9
	79	9
172215-04750	25	10
	79	10
172215-04760	23	31
172215-04770	27	20
172215-04780	23	2
172215-04790	32	22
172215-04810	32	23
172215-04830	29	10
172215-04840	19	39
	76	39
172215-04850	22	16
		17
	23	29
172215-04860	22	18
172215-04900	15	25
172215-04910	62	28
172215-04920	16	2
	20	12
	77	13
172215-04930	16	1
	20	11
	77	12
172215-04940	20	23
	77	24
172215-04960	46	2
172215-04970	45	3
172215-04980	27	13
172215-04990	8	9
172215-05000	5	5

Parts No.	Fig. No.	Ref. No.
172215-05010	1	28
172215-05020	1	8
172215-05030	11	14
172215-05040	45	27
	46	19
172215-05050	60	54
172215-05060	46	7
172215-05070	44	14
172215-05080	12	15
172215-05090	27	16
172215-05100	2	14
172215-05110	4	21
	9	11
172215-05120	3	2
172215-05130	13	2
172215-05140	46	30
172215-05150	45	25
172215-05160	46	53
172215-05170	45	13
172215-05180	44	6
172215-05190	44	10
172215-05200	60	55
172215-05210	60	63
172215-05220	14	41
172215-05230	45	33
	46	37
172215-05240	19	42
	20	3
	76	44
	77	4
172215-05250	15	16
172215-05260	15	28
172215-05270	5	9
172215-05280	18	7
172215-05290	15	2
172215-05310	1	14
172215-05320	19	30
	76	30
172215-05330	62	6
172215-05340	4	22
172215-05360	27	31
172215-05370	17	12
172215-05380	11	13
172215-05390	12	16
172215-05400	27	30
172215-05410	21	1
	57	1
	75	2
172215-05420	17	17
172215-05430	42	2

Parts No.	Fig. No.	Ref. No.
172215-05440	11	7
172215-05450	17	4
172215-05460	17	5
172215-05470	15	13
172215-05480	15	19
172215-05490	15	31
172215-05500	18	10
172215-05510	18	20
172215-05520	18	21
172215-05530	16	11
172215-05540	18	9
172215-05550	18	12
172215-05560	15	12
172215-05570	15	17
172215-05580	49	8
	56	1
172215-05590	17	6
172215-05600	14	37
172215-05610	1	16
172215-05620	21	11
	75	12
172215-05630	21	10
	75	11
172215-05640	49	2
172215-05650	52	1
172215-05660	49	3
	53	1
172215-05670	49	4
	51	1
172215-05680	49	6
	55	1
172215-05690	14	34
	15	15
172215-05700	1	15
172215-05710	58	5
172215-05720	17	11
172215-05730	17	10
172215-05740	58	2
172215-05750	16	7
172215-05760	16	8
172215-05770	8	10
172215-05780	15	35
	16	16
	17	36
	18	29
	49	1
172215-05790	17	13
172215-05800	14	35
172215-05820	17	29
172215-05830	49	5

Parts No.	Fig. No.	Ref. No.
172215-05830	50	1
172215-05840	14	39
172215-05850	19	10
	76	10
172215-05860	11	6
172215-05870	15	33
172215-05880	20	2
	77	3
172215-05890	20	1
	77	2
172215-05900	20	6
	77	7
172215-05910	8	11
	76	47
172215-05920	19	8
	59	1
172215-05930	19	19
	76	19
172215-05940	19	17
	76	17
172215-05950	19	29
	76	29
172215-05960	19	7
	76	7
172215-05970	19	22
	76	22
172215-05980	19	18
	76	18
172215-05990	1	17
	19	20
	76	20
172215-06000	76	2
172215-06010	19	36
	76	36
172215-06020	14	24
172215-06030	14	2
	47	1
172215-06040	15	20
	58	1
172215-06050	14	25
172215-06060	14	13
172215-06070	29	34
172215-06080	46	24
172215-06090	45	18
	46	15
172215-06100	44	38
172215-06110	56	2
172215-06120	28	17
172215-06130	42	4
172215-06140	43	3

## Parts No. Index

Parts No.	Fig. No.	Ref. No.
172215-06150	59	12
172215-06160	14	14
172215-06170	18	1
	42	1
172215-06180	42	3
172215-06190	44	45
172215-06200	59	13
172215-06210	59	10
172215-06220	59	8
172215-06230	59	6
172215-06240	59	2
172215-06250	46	40
172215-06260	45	31
172215-06270	59	4
172215-06280	50	2
172215-06290	55	2
172215-06300	49	9
172215-06310	59	5
172215-06320	59	3
172215-06330	58	4
172215-06340	45	47
	46	59
	57	25
172215-06350	47	2
172215-06360	44	47
172215-06370	43	7
172215-06380	42	8
172215-06390	60	53
172215-06400	59	11
172215-06410	59	9
172215-06420	59	7
172215-06430	45	35
172215-06440	46	41
	22	20
172215-06450	23	26
	4	40
172215-06460	25	16
172215-06470	79	16
	25	17
172215-06480	79	17
	12	17
172215-06500	61	9
172215-06510	61	8
172215-06520	32	16
172215-06530	22	31
172215-06550	22	8
172215-06560	23	12
	22	7
172215-06570	23	13
	12	24
172215-06580		

Parts No.	Fig. No.	Ref. No.
172215-06610	8	14
	28	16
	60	14
	69	3
	71	15
172215-06620	1	26
	4	41
	6	20
	7	1
	8	15
	19	25
	20	28
	23	24
	27	12
	28	19
	29	21
	60	24
	61	17
	66	4
	71	20
	76	25
	77	29
	78	9
172215-06630	24	19
	26	20
172215-06650	26	21
	72	10
172215-06660	3	16
172215-06670	2	12
172215-06680	43	6
172215-06690	12	19
	20	20
	77	21
172215-06700	16	6
	20	8
	77	9
172215-06710	61	27
172215-06720	42	7
172215-06730	42	6
172215-06740	13	10
172215-06750	43	5
172215-06760	32	6
172215-06770	57	13
172215-06780	23	14
172215-06790	27	50
172215-06800	12	20
172215-06810	1	30
	14	28
172215-06820	32	25
172215-06830	2	18

Parts No.	Fig. No.	Ref. No.
172215-06840	60	56
172215-06850	60	62
172215-06900	4	42
	22	21
	23	27
172215-06910	23	7
172215-06920	46	11
172215-06930	17	26
172215-06940	29	2
172215-06960	18	2
172215-06970	25	18
	79	18
172215-06990	24	3
172215-07000	18	22
172215-07010	46	3
172215-07020	45	32
	46	39
172215-07030	45	16
	46	9
172215-07040	44	43
172215-07080	11	10
172215-07090	3	20
172215-07100	19	4
	21	9
172215-07110	19	3
172215-07130	57	11
172215-07170	11	9
172215-07180	4	44
172215-07190	61	16
172215-07200	62	11
172215-07220	62	12
172215-07230	14	21
172215-07240	16	5
	20	7
	77	8
172215-07250	11	11
172215-07260	11	12
172215-07280	49	7
	54	1
172215-07290	59	14
172215-07300	19	14
	76	14
172215-07320	45	14
	46	28
172215-07330	46	20
172215-07340	58	3
172215-07350	44	32
172215-07360	14	15
172215-07370	29	27
172215-07380	27	14

Parts No.	Fig. No.	Ref. No.
172215-07390	27	15
172215-07400	12	21
172215-07410	12	22
172215-07420	78	2
172215-07430	3	1
172215-07440	76	8
172215-07450	12	25
	13	1
172215-07460	12	26
172215-07470	44	21
172215-07480	14	26
	44	1
172215-07490	12	27
172215-07500	12	28
172215-07510	13	3
172215-07520	29	11
172215-07530	12	29
172215-07540	60	57
172215-07550	11	4
172215-07560	28	15
172215-07570	64	6
172215-07590	71	14
172215-07600	5	22
	14	5
	22	27
172215-07610	17	25
	18	3
	24	4
172215-07620	60	64
172215-07630	63	14
172215-07640	68	9
172215-07650	60	59
	71	7
172215-07660	19	15
172215-07670	5	6
172215-07680	10	6
172215-07690	5	16
	12	30
172215-07710	24	18
172215-07720	60	13
172215-07730	5	21
172215-07740	32	7
	63	8
172215-07750	23	15
172215-07760	23	22
172215-07770	32	24
172215-07780	12	31
172215-07790	49	15
172215-07810	12	32
172215-07820	24	15



## Parts No. Index

Parts No.	Fig. No.	Ref. No.
172215-07830	24	20
172215-07840	71	13
172215-07850	45	8
		9 A
	46	25 A
		58
172215-07860	45	26
172215-07870	45	29
172215-07880	46	8
172215-07890	70	2
172215-07900	44	18
172215-07910	22	11
	23	8
172215-07920	2	4
172215-07930	3	3
172215-07940	45	7
172215-07950	46	32
172215-07960	44	2
172215-07970	63	2
172215-08000	23	3
172215-08010	23	6
172215-08020	1	27
172215-08030	22	4
172215-08050	1	6
172215-08060	22	13
172215-08070	22	5
172215-08080	29	19
172215-08090	1	37
	60	67
	78	16
172215-08100	78	14
172215-08110	32	8
172215-08120	61	30
172215-08130	1	7
172215-08140	22	1
172215-08150	22	36
172215-08160	1	4
172215-08180	3	24
172215-08200	60	50
	71	21
	78	13
172215-08240	29	1
172215-08250	1	24
172215-08260	45	17
	46	31
172215-08270	1	34
172215-08280	28	22
172215-08290	26	22
172215-08300	68	7
172215-08310	62	13

Parts No.	Fig. No.	Ref. No.
172215-08320	26	23
172215-08330	26	24
172215-08340	45	9
	46	25
172215-08350	13	5
172215-08360	17	22
	24	9
172215-08370	3	4
172215-08380	3	7
172215-08390	46	36
172215-08400	56	6
172215-08410	45	10
	46	26
172215-08420	1	32
	46	12
172215-08440	46	10
172215-08450	1	11
	14	19
	15	8
	16	3
	19	35
	20	10
	76	35
	77	11
172215-08460	45	19
	46	17
172215-08470	15	27
172215-08480	1	3
	18	6
	20	22
	77	23
172215-08510	45	4
	46	35
172215-08520	25	19
	79	19
172215-08530	13	7
172215-08540	2	5
172215-08550	3	19
172215-08560	14	27
172215-08580	3	18
172215-08590	2	15
172215-08600	45	11
	46	27
172215-08610	46	5
172215-08620	46	4
172215-08630	45	2
172215-08640	44	44
172215-08650	60	12
	71	12
172215-08660	61	15

Parts No.	Fig. No.	Ref. No.
172215-08670	24	11
172215-08680	24	12
172215-08690	24	17
172215-08700	24	13
172215-08710	24	14
172215-08720	2	2
172215-08730	46	6
172215-08740	46	22
172215-08750	28	14
172215-08760	68	8
172215-08770	56	7
172215-08780	2	8
172215-08790	2	1
172215-08800	2	13
172215-08820	17	30
172215-08830	26	25
172215-08840	25	20
	79	20
172215-08850	13	8
172215-08870	29	29
172215-08880	27	25
172215-08890	57	19
172215-08900	44	28
172215-08910	44	36
172215-08920	16	9
	17	8
	19	26
	76	26
172215-08930	26	26
172215-08940	20	24
	77	25
172215-08950	60	48
	64	4
	74	25
172215-08960	8	20
172215-08980	5	17
172215-08990	12	33
172215-09000	25	21
	79	21
172215-09010	4	45
	9	6
172215-09020	25	22
	26	27
	79	22
172215-09030	17	23
	24	10
172215-09040	32	13
172215-09050	13	12
172215-09070	61	11
172215-09090	28	6

Parts No.	Fig. No.	Ref. No.
172215-09100	3	8
172215-09110	3	9
172215-09120	3	10
172215-09130	3	13
172215-09140	3	14
172215-09150	3	15
172215-09160	3	12
172215-09170	3	11
172215-09180	12	34
	14	7
172215-09190	3	22
172215-09200	2	16
172215-09210	46	57
172215-09220	45	34
	46	38
172215-09230	5	18
172215-09240	60	60
172215-09280	29	17
172215-09290	66	5
172215-09300	6	21
172215-09310	25	23
	79	23
172215-09320	61	32
	63	16
172215-09330	63	17
172215-09340	40	7
172215-09350	61	19
172215-09360	67	4
172215-09370	63	12
172215-09380	23	19
172215-09390	69	4
172215-09400	20	14
	77	15
172215-09410	7	5
172215-09420	61	21
	63	13
172215-09430	9	7
172215-09440	22	25
172215-09450	33	4
172215-09460	76	45
172215-09480	26	29
172215-09490	5	4
172215-09500	5	1
172215-09510	5	7
172215-09520	26	30
172215-09530	4	46
172215-09540	1	20
172215-09550	57	14
172215-09560	1	13
172215-09570	7	2

## Parts No. Index

Parts No.	Fig. No.	Ref. No.
172215-09570	8	21
172215-09580	7	3
172215-09590	1	19
172215-09600	4	47
	5	11
172215-09610	60	26
172215-09620	63	3
172215-09630	66	10
172215-09640	22	40
172215-09660	60	51
	71	22
	78	15
172215-09670	32	43
172215-09680	31	5
172215-09690	13	6
172215-09700	4	48
172215-09710	60	7
172215-09720	60	8
172215-09730	60	16
172215-09740	61	12
172215-09750	61	22
172215-09760	61	23
		29
172215-09770	61	24
172215-09780	61	25
172215-09790	61	18
172215-09810	60	66
	74	29
172215-09820	64	2
172215-09830	64	3
172215-09840	63	10
172215-09850	63	11
172215-09860	60	10
	71	10
	78	3
172215-09870	61	1
172215-09880	27	1
172215-09890	27	39
172215-09900	23	18
	32	18
172215-09910	27	4
172215-09920	27	6
172215-09930	32	44
172215-09940	5	3
172215-09950	32	14
172215-09960	32	5
172215-09970	40	1
	49	20
172215-09980	24	7
172215-09990	41	1

Parts No.	Fig. No.	Ref. No.
172215-10000	36	1
172215-10010	36	2
172215-10020	39	7
172215-10030	39	5
172215-10040	39	6
172215-10080	26	31
172215-10090	49	22
172215-10100	49	23
172215-10110	49	21
172215-10130	29	22
172215-10140	29	36
172215-10160	60	37
	74	2
172215-10170	60	27
	74	13
172215-10180	60	25
	78	10
172215-10210	63	5
172215-10220	1	33
	29	37
172215-10230	40	6
		8
172215-10240	27	9
172215-10250	27	8
172215-10260	60	65
	74	12
		23
172215-10270	60	58
	74	27
172215-10290	41	2
172215-10300	36	5
172215-10310	37	4
172215-10320	37	2
172215-10330	23	32
172215-10340	36	7
172215-10350	36	8
172215-10360	36	9
172215-10370	8	22
172215-10380	32	31
172215-10390	32	9
	39	3
172215-10400	32	10
	39	4
172215-10410	42	10
172215-10420	27	19
172215-10430	8	24
172215-10440	32	2
172215-10450	17	18
172215-10460	1	21
172215-10470	41	3

Parts No.	Fig. No.	Ref. No.
172215-10470	76	41
172215-10480	60	5
172215-10490	32	3
172215-10500	35	18
	62	14
	80	19
172215-10510	60	6
172215-10520	60	4
172215-10530	32	39
172215-10540	14	38
172215-10550	27	43
172215-10580	70	5
172215-10590	62	15
172215-10600	35	19
	80	20
172215-10610	62	16
172215-10620	62	17
172215-10630	62	18
172215-10640	62	19
172215-10650	1	12
172215-10660	62	20
172215-10670	62	21
172215-10680	78	12
172215-10690	62	22
172215-10700	37	3
	78	25
172215-10710	18	8
172215-10720	27	7
172215-10730	27	5
172215-10740	1	36
	38	3
172215-10760	19	38
	76	38
172215-10770	20	13
	37	5
	76	46
	77	14
172215-10780	71	2
172215-10790	29	40
	60	69
	71	6
172215-10800	66	1
172215-10810	66	9
172215-10820	5	2
172215-10830	35	20
	80	21
172215-10840	35	21
	80	22
172215-10850	27	2
172215-10860	28	20

Parts No.	Fig. No.	Ref. No.
172215-10870	62	23
172215-10880	28	23
172215-10890	33	1
172215-10910	19	40
	23	21
	76	40
172215-10920	23	20
172215-10940	62	24
172215-10950	62	25
172215-10960	8	25
	10	1
172215-10970	68	2
172215-10980	70	1
172215-11000	60	52
172215-11010	26	32
	30	4
172215-11020	76	42
172215-11030	27	3
172215-11040	31	1
172215-11050	31	4
172215-11060	31	7
172215-11070	31	2
172215-11080	68	10
172215-11090	78	17
172215-11100	78	18
172215-11110	61	33
172215-11120	27	52
172215-11130	10	2
172215-11150	8	18
		26
172215-11180	72	5
172215-11190	12	35
172215-11200	71	3
172215-11210	11	3
172215-11220	22	14
172215-11230	27	41
172215-11240	64	1
172215-11250	60	3
	74	1
172215-11270	63	1
172215-11280	16	15
172215-11290	16	14
172215-11300	60	2
	78	1
172215-11310	60	1
172215-11330	75	1
172215-11370	71	1
172215-11380	76	1
	77	1
172215-11400	26	39

## Parts No. Index

Parts No.	Fig. No.	Ref. No.
172215-11420	29	41
	60	70
172215-11430	26	28
	68	18
172215-11440	32	17
172215-11450	14	12
172215-11460	14	20
172215-11470	21	7
	75	8
172215-11480	20	21
	77	22
172215-11490	4	43
172215-11500	8	23
172215-11510	34	2
		4
		6
172215-11520	40	9
172215-11530	40	3
172215-11540	40	2
172215-11550	40	4
172215-11560	6	14
172215-11570	8	27
172215-11580	6	23
172215-11590	34	1
172215-11600	34	3
172215-11610	34	5
172215-12840	68	1
172215-12850	72	14
172215-12860	72	15
172216-00040	14	9
	15	11
	16	13
	17	2
	18	14
	19	34
	21	12
	76	34
172216-04460	72	13
172216-05250	72	9
172216-11930	40	10
172551-00070	19	9
	76	9
172551-00080	14	23
	15	6
	19	5
	76	5
172551-00110	14	29
	19	12
	76	12
172551-00120	1	18

Parts No.	Fig. No.	Ref. No.
172551-00120	5	14
	22	42
	31	6
	32	4
	68	11
	70	6
	78	11
	82	2
172551-00140	4	5
	5	10
	7	6
	8	5
172551-00160	15	3
	20	27
	60	23
	66	3
	71	19
	77	28
	78	8
172551-00170	17	28
172551-00180	72	2
172551-00220	14	30
172551-00230	26	3
	27	48
	62	2
	63	4
	64	7
172551-00240	6	1
	17	35
	18	25
172551-00260	22	34
	66	8
172551-00270	1	23
	21	4
	27	33
	75	5
172551-00280	8	7
	12	9
	16	10
	17	9
	18	4
	19	28
	20	4
	22	28
	24	5
	25	5
	27	37
	28	7
	76	28
	77	5

Parts No.	Fig. No.	Ref. No.
172551-00280	79	5
172551-00290	11	5
	22	46
	25	6
	26	4
	29	13
	79	6
172551-00300	4	7
	9	9
172551-00320	15	18
	17	1
	18	15
172551-00330	14	22
	15	14
172551-00360	5	8
172551-00370	4	8
172551-00440	1	5
		38
	6	3
	22	2
	27	38
	28	2
	35	2
	80	3
172551-00450	4	11
	22	15
	71	4
172551-00490	14	18
172551-00510	17	33
	18	27
172551-00530	57	8
172551-00560	57	12
172551-00580	11	15
172551-00610	15	4
172551-00620	61	36
	82	3
172551-00630	6	4
172551-00640	6	5
172551-00660	57	4
172551-00680	57	3
172551-00700	19	37
	21	5
	75	6
	76	37
172551-00760	62	4
172551-00960	17	16
	45	21
	46	13
172551-01040	1	10
172551-01050	15	10

Parts No.	Fig. No.	Ref. No.
172551-01050	45	23
	49	10
172551-01060	4	17
172551-01110	26	5
	38	6
172551-01280	62	26
172551-01460	33	2
172551-01470	33	3
172551-01480	39	1
172551-01490	38	2
172551-01500	38	4
172551-01520	36	3
172551-01530	37	6
172551-01540	38	1
172551-01560	36	4
172551-01570	72	3
	73	2
172551-01590	62	31
172551-01810	60	20
	71	17
	78	5
172551-01840	38	5
172551-02150	81	2
172551-02440	81	3
172551-02450	6	17
172551-02480	28	9
	68	12
172551-02640	38	9
172551-02750	2	3
	12	18
	19	16
	27	18
	76	16
172551-02790	15	26
172551-06740	65	1
172551-06750	22	23
172551-06760	57	24
172551-06780	62	34
172551-09410	24	6
	25	24
	43	10
	79	24
172551-09440	8	28
	60	49
	61	31
	64	5
	74	26
172551-09460	67	7
172551-09480	69	2
172551-09510	27	10

## Parts No. Index

Parts No.	Fig. No.	Ref. No.
172551-09510	66	6
172551-09520	27	29
	29	33
172551-09530	20	16
	30	5
	77	17
172551-09540	8	29
172551-09550	25	25
	79	25
172551-09570	22	44
172551-09580	18	23
172551-09600	4	49
172551-09610	61	35
172551-09640	8	30
	22	33
	23	30
172551-09660	68	4
172551-09690	4	50
	9	5
172551-09720	7	4
	8	31
	29	20
	30	6
172551-09750	4	52
	22	39
	29	15
	49	12
172551-09810	6	25
172551-09820	8	32
	27	49
	63	15
172551-09870	29	12
172551-09880	22	32
172551-09890	8	34
172551-10300	5	19
	8	35
	22	26
172551-10320	27	27
	78	20
		24
172551-10330	29	18
172551-10360	27	51
	49	19
172551-10370	4	54
	5	23
	8	36
	10	8
	23	35
	28	12
172551-10380	8	37

Parts No.	Fig. No.	Ref. No.
172551-10380	12	39
	13	9
	17	31
	21	3
	27	11
	28	24
	29	38
	49	17
172551-10390	12	40
	22	45
	73	7
172551-10430	4	64
172551-10440	4	65
	6	27
172551-10450	8	42
172551-10480	4	58
	9	1
172551-10490	4	66
	8	43
172551-11500	40	5
23010-038000	10	4

Parts No.	Fig. No.	Ref. No.
-----------	----------	----------

Parts No.	Fig. No.	Ref. No.
-----------	----------	----------