

OCK50-M00570EN

P R E F A C E

1. This parts catalog carries Yanmar skid-steer loader S165R-1.

2. Parts catalog history

		Model	Published	Remarks
1st edition	Vehicle	S165R-1	Jan.,2016	
	Engine	4TNV98C-NMS2	Oct.,2013	

3. Your understanding is asking that this parts catalog is not a technical data manual setting forth as servicing procedures, This parts catalog is using simplified illustration.
Be sure to use Yanmar Genuine Parts in your maintenance servicing of Yanmar products.
Be careful not to use the simple parts available in the market, otherwise their use in repairing causes such as an early breakage, for instance.

Contents

OCK50-M00570

Fig. No. Fig. Name

CHASSIS

1. CHASSIS
2. BUMPER & COUNTERWEIGHT
3. GRILLE & COVERS
4. SOUND SUPPRESSION
5. WHEEL DRIVES
6. WHEELS & TIRES

LIFT ARM

7. LIFT ARM

ROPS/FOPS

8. ROPS/FOPS ASSEMBLY
9. SIDE WINDOWS(OPTIONAL)
10. GLASS DOOR(OPTIONAL)
11. GLASS DOOR COMPONENTS
12. SINGLE PUMP WASHER BOTTLE(OPTIONAL)
13. DOUBLE PUMP WASHER BOTTLE(OPTIONAL)
14. REAR WIPER(OPTIONAL)
15. HEATER COMPONENTS(OPTIONAL)
16. RESTRAINT BAR
17. NON-SUSPENSION SEAT
18. MECHANICAL & AIR SUSPENSION SEATS
19. SEAT BELT OPTIONS
20. THREE-POINT RESTRAINT OPTIONS

Fig. No. Fig. Name

21. HAND-FOOT CONTROLS(1/2)
22. HAND-FOOT CONTROLS(2/2)
23. JOYSTICK CONTROLS(1/2)
24. JOYSTICK CONTROLS(2/2)
25. SOLENOID VALVE

ENGINE

26. ENGINE
27. INTAKE
28. RADIATOR & COOLER
29. BLOCK HEATER(OPTIONAL)

ELECTRICAL

30. CHASSIS ELECTRICAL
31. FUSES & RELAYS
32. ENGINE ELECTRICAL
33. BATTERY NEG. (-) CABLE/MASTER DISCONNECT
34. ROPS ELECTRICAL
35. HEATER, DOOR & WIPER ELECTRICAL
36. 14-PIN CONNECTOR(OPTIONAL)
37. AM/FM RADIO(OPTIONAL)

HYDRAULICS

38. HYDROSTATICS WITH DRIVE MOTORS(1-SPEED, HAND-FOOT CONTROLS)
39. ONE-SPEED DRIVE MOTORS

Contents

OCK50-M00570

Fig. No. Fig. Name

- 40. HYDROSTATICS WITH DRIVE MOTORS(2-SPEED, HAND-FOOT CONTROLS)
- 41. SOLENOID VALVE
- 42. TANDEM PUMP/ENGINE END
- 43. TANDEM PUMP/GEAR PUMP END
- 44. TWO-SPEED DRIVE MOTORS
- 45. HYDROSTATICS WITH DRIVE MOTORS(1-SPEED JOYSTICK CONTROLS)
- 46. HYDROSTATICS WITH DRIVE MOTORS(2-SPEED JOYSTICK CONTROLS)
- 47. TANDEM DRIVE PUMP
- 48. MANIFOLD VALVE
- 49. CHASSIS HYDRAULICS
- 50. HYDRAULIC FILTER
- 51. LIFT ARM HYDRAULICS
- 52. LIFT CYLINDER
- 53. TILT CYLINDER
- 54. COUPLER BLOCK
- 55. AUXILIARY HYDRAULICS(HAND-FOOT CONTROLS)
- 56. GEAR PUMP(HAND-FOOT CONTROLS)
- 57. 3-SPOOL CONTROL VALVE(HAND-FOOT CONTROLS)
- 58. AUXILIARY HYDRAULICS(JOYSTICK CONTROLS)
- 59. GEAR PUMP(JOYSTICK CONTROLS)
- 60. CONTROL VALVE(JOYSTICK CONTROLS)
- 61. HYDRAULICS, SELF-LEVELING(HAND-FOOT CONTROLS)
- 62. HYDRAULICS, SELF-LEVELING(JOYSTICK CONTROLS)
- 63. SELF-LEVEL VALVE
- 64. SOLENOID VALVE

Fig. No. Fig. Name

- 65. HYDRAULICS, NO SELF-LEVELING(HAND-FOOT CONTROLS)
- 66. HYDRAULICS, NO SELF-LEVELING(JOYSTICK CONTROLS)
- 67. HYDRAULICS(RIDE CONTROL & WITHOUT RIDE CONTROL)
- 68. MANIFOLD ASSY
- 69. HYDRAULICS, NO QUICK ATTACH HITCH
- 70. QUICK ATTACH HITCH HYDRAULICS
- 71. QUICK ATTACH VALVE

ATTACHMENTS

- 72. MANUAL ATTACH HITCH
- 73. QUICK ATTACH ACTUATOR
- 74. QUICK ATTACH CYLINDER

DECALS/BADGE

- 75. DECALS/BADGE
- 76. DECALS/BADGE

SPECIAL TOOLS

- 77. SPECIAL TOOLS

Fig.1. CHASSIS

(A)=S165R-1

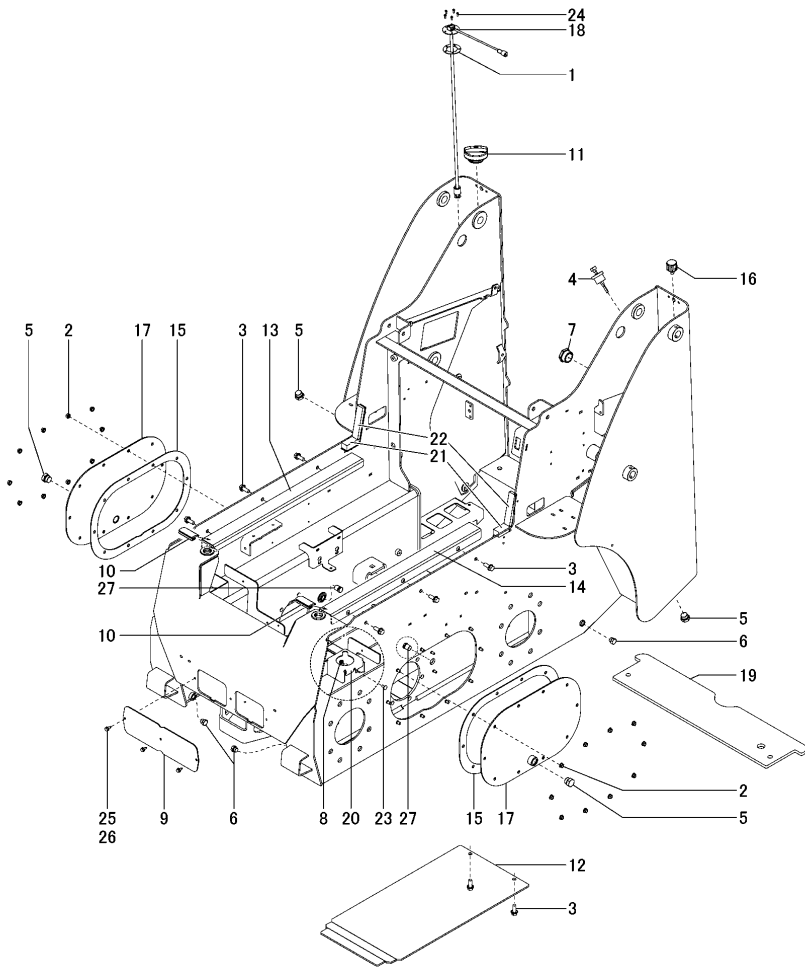
(B)=

(C)=

(D)=

(E)=

(F)=



No.	Lev.	Parts No.	Description	Q'ty						I	R
				(A)	(B)	(C)	(D)	(E)	(F)		
1	1	172216-00210	GASKET, FUEL SENDER	1							
2	1	172551-00720	NUT	20							
3	1	172215-00510	SCREW	8							
4	1	172216-00810	CAP, HYD. RESERVOIR	1							
5	1	172551-01040	PLUG	4							
6	1	172215-00620	PLUG	3							
7	1	172551-01190	SIGHT PORT	1							
8	1	172215-06620	NUT	1							
9	1	172218-02540	COVER, CLEAN-OUT	1							
10	1	172218-04880	SEAL, FILLER PLATE	2							
11	1	172551-03800	CAP, FUEL	1							
12	1	172215-15270	COVER, DRAIN	1							
13	1	172215-15280	WDMT, ROPS FILLER RT	1							
14	1	172215-15290	WDMT, ROPS FILLER LT	1							
15	1	172215-15300	GASKET, CHAINCASE	2							
16	1	172215-15310	BREATHER, HYD. TANK	1							
17	1	172215-15320	WDMT, COVER	2							
18	1	172215-15330	SENDER, FUEL	1							
19	1	172215-15340	PLATE, BUMPER	1							
20	1	172215-15350	PLATE, CUP HOLDER	1							
21	1	172215-15360	FOAM, CAB SEAL	2							
22	1	172215-15370	FOAM, CAB SEAL	2							
23	1	172551-09720	BOLT	1							
24	1	172215-03120	SCREW	5							
25	1	172216-06810	SCREW	3							1
26	1	172215-03150	SCREW	3							2
27	1	172218-06770	PLUG	2							

Remarks

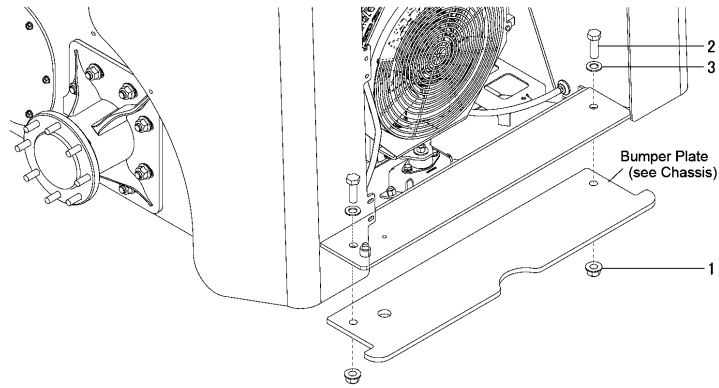
- (1)Used on earlier machines. For replacement hardware, use the same size screw as originally provided.
- (2)Used on later machines. For replacement hardware, use the same size screw as originally provided.

Fig.2. BUMPER & COUNTERWEIGHT

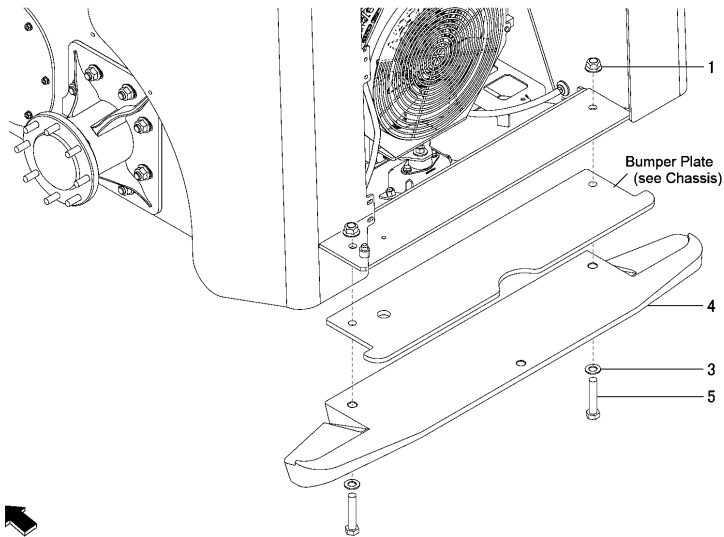
(A)=S165R-1
(B)=
(C)=

(D)=
(E)=
(F)=

BUMPER ONLY GROUP



COUNTERWEIGHT GROUP (OPTION)



No.	Lev.	Parts No.	Description	Q'ty						I	R
				(A)	(B)	(C)	(D)	(E)	(F)		
1	1	172216-13790	NUT	2							
2	1	172215-15390	SCREW	2							1
3	1	172216-09640	WASHER	2							
4	1	172215-15380	COUNTERWEIGHT	1							
5	1	172215-15400	SCREW	2							2

Remarks

* Quantities listed are per group.

Parts that are unique to one group are noted in the remarks as well as having Ref. Nos. unique to that group.

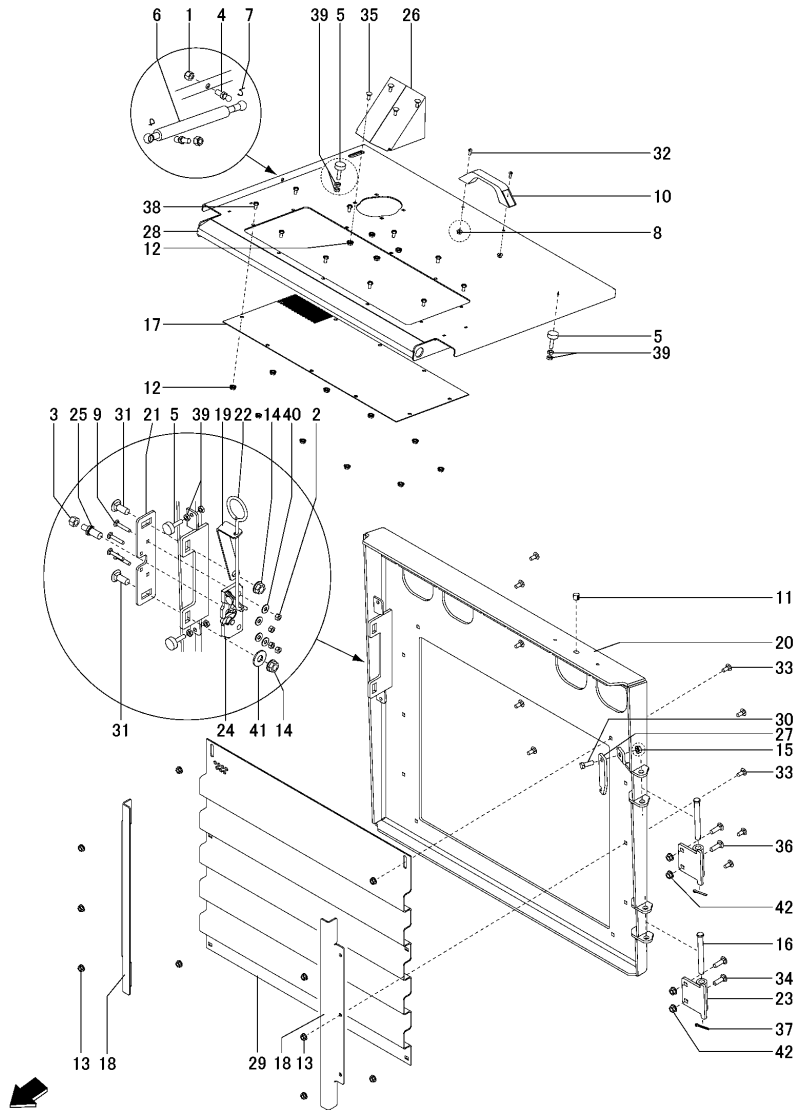
(1)Used with bumper only group.

(2)Used with counterweight group.

Fig.3. GRILLE & COVERS

(A)=S165R-1
(B)=
(C)=

(D)=
(E)=
(F)=



No.	Lev.	Parts No.	Description	Qty						I	R
				(A)	(B)	(C)	(D)	(E)	(F)		
1	1	172551-00150	NUT	2							
2	1	172551-00260	NUT	4							
3	1	172215-00220	NUT	1							
4	1	172215-00550	STUD, BALL	2							
5	1	172551-01070	BUMPER	4							
6	1	172216-01330	SPRING, GAS	1							
7	1	172215-00670	CLIP, GAS SPRING	2							
8	1	172551-01590	FLANGE	2							
9	1	172551-01650	BOLT	4							
10	1	172215-01410	HANDLE, GRAB	1							
11	1	172216-05270	PLUG, HOLE	1							
12	1	172215-06610	NUT	14							
13	1	172215-06620	NUT	10							
14	1	172215-06630	NUT	2							
15	1	172551-02750	NUT	1							
16	1	172215-06940	PIN, CLEVIS	2							
17	1	172215-15410	SCREEN	1							1
18	1	172215-15420	BRACKET, HINGE	2							
19	1	172215-15430	PLATE, ROD SPPT	1							
20	1	172215-15440	WDMT, REAR DOOR	1							
21	1	172215-15450	PLATE, LATCH	1							
22	1	172215-15460	ROD, LATCH	1							
23	1	172215-15470	WELDMENT, HINGE	2							
24	1	172215-15480	LATCH, DOOR	1							
25	1	172215-15490	STRIKER, LATCH	1							
26	1	172552-15850	HOOD, EXHAUST	1							
27	1	172215-15500	PLATE, DOOR LOCK	1							
28	1	172215-15510	WDMT, ENGINE COVER	1							
29	1	172217-04320	PLATE, PERFORATED	1							
30	1	172551-09530	SCREW	1							
31	1	172215-02750	BOLT	2							
32	1	172215-02940	SCREW	2							
33	1	172551-09720	BOLT	10							
34	1	172551-09750	BOLT	2							
35	1	172216-09410	BOLT	4							
36	1	172215-02930	BOLT	2							
37	1	172215-03000	PIN, COTTER	2							
38	1	172215-03110	SCREW	10							
39	1	172551-10320	NUT	8							
40	1	172551-10360	WASHER	4							
41	1	172551-10390	WASHER	1							
42	1	172551-00720	NUT	4							

Remarks
(1)Painted.

Fig.4. SOUND SUPPRESSION

(A)=S165R-1
(B)=
(C)=

(D)=
(E)=
(F)=

No.	Lev.	Parts No.	Description	Q'ty						I	R
				(A)	(B)	(C)	(D)	(E)	(F)		
1	1	172551-00630	CLAMP	1							
2	1	172551-02450	DIFFUSER, SOUND	1							
3	1	172215-15520	PAD, RISER RH	1							
4	1	172215-15530	PAD, RISER LH	1							
5	1	172215-15540	FOAM, ENGINE COVER	1							
6	1	172215-15550	WELDMENT, LOUVER	1							
7	1	172215-15560	WDMT, LOUVER INTAKE	1							
8	1	172215-15570	FOAM, REAR DOOR	1							
9	1	172215-03150	SCREW	2							

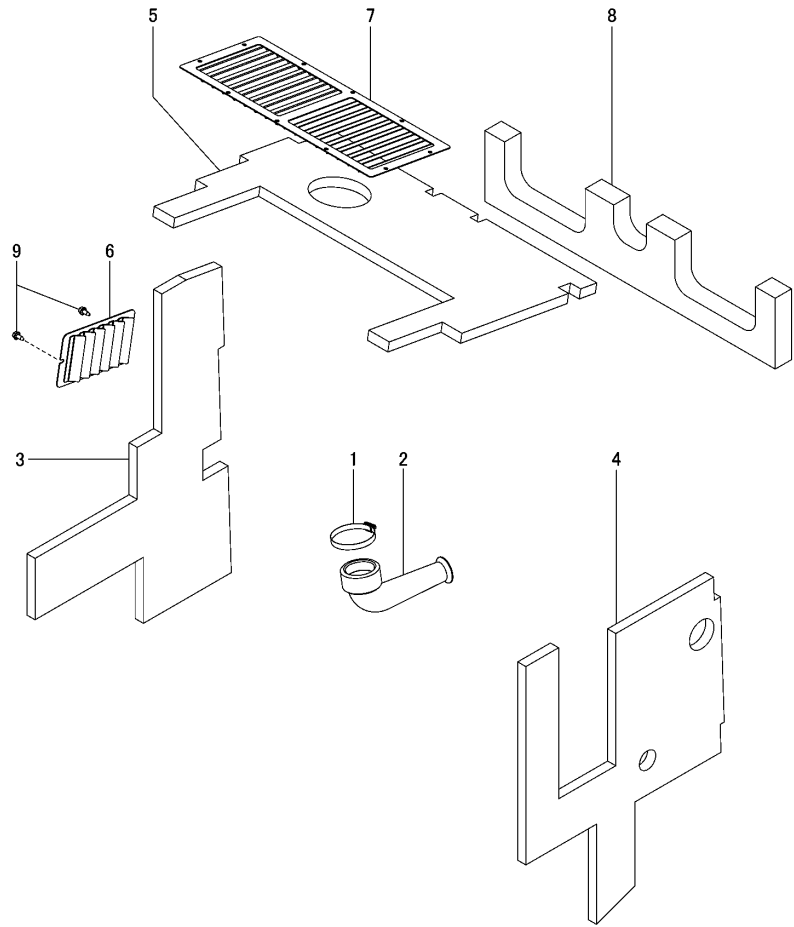
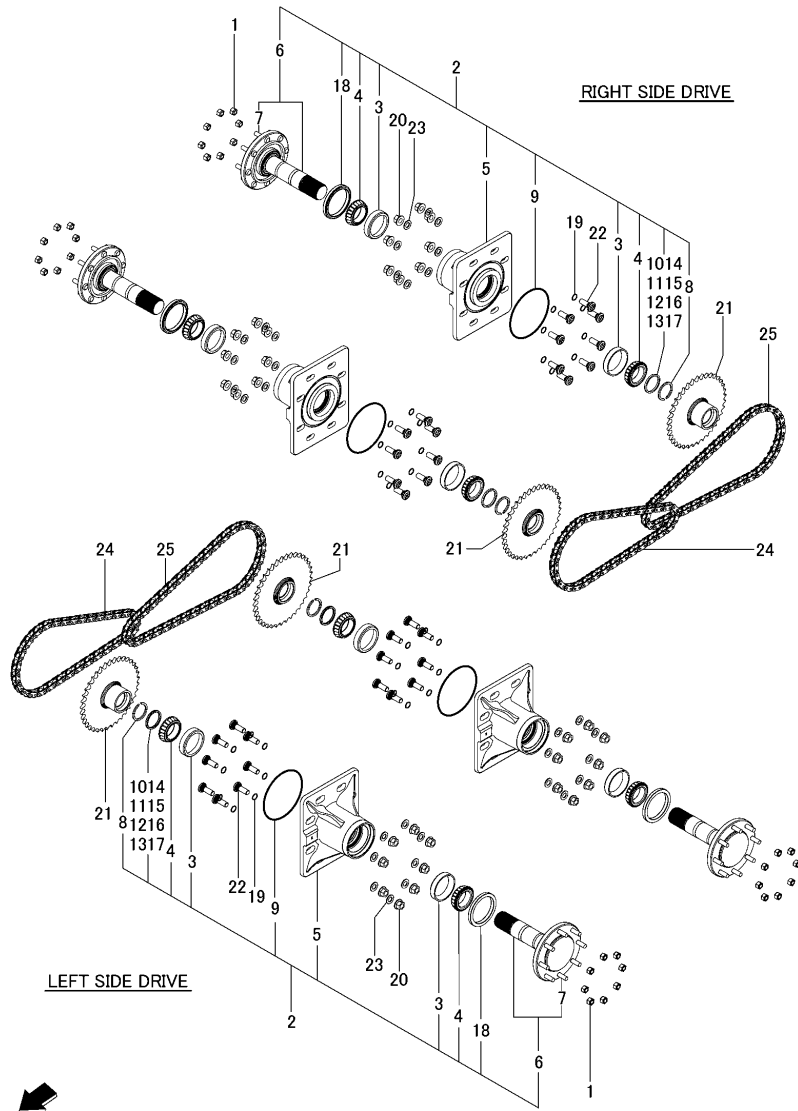


Fig.5. WHEEL DRIVES

(A)=S165R-1
(B)=
(C)=

(D)=
(E)=
(F)=



No.	Lev.	Parts No.	Description	Q'ty						I	R
				(A)	(B)	(C)	(D)	(E)	(F)		
1	1	172216-00360	NUT	32							
2	1	172216-06571	AXLE ASSY	4							
3	2	172216-10830	CUP, BEARING	8							
4	2	172216-10840	CONE, BEARING	8							
5	2	172216-02690	HOUSING, AXLE	4							
6	2	172216-02811	AXLE ASSY	4							
7	3	172216-02530	BOLT	32							
8	2	172216-10980	RING, RETAINING	4							
9	2	172215-08550	O-RING	4							
10	2	172216-11000	WASHER	4							1
11	2	172216-11010	WASHER	4							1
12	2	172216-11020	WASHER	4							1
13	2	172216-11030	WASHER	4							1
14	2	172216-11040	WASHER	4							1
15	2	172216-11050	WASHER	4							1
16	2	172216-11060	WASHER	4							1
17	2	172216-11070	WASHER	4							1
18	2	172215-15200	SEAL, AXEL 4.50	4							
19	1	172218-06920	O-RING	32							
20	1	172216-13790	NUT	32							
21	1	172215-15580	SPROCKET, 80-37T	4							
22	1	172218-06930	BOLT	32							
23	1	172216-09640	WASHER	32							
24	1	172215-15590	CHAIN, ROLLER	2							
25	1	172215-15600	CHAIN, ROLLER	2							

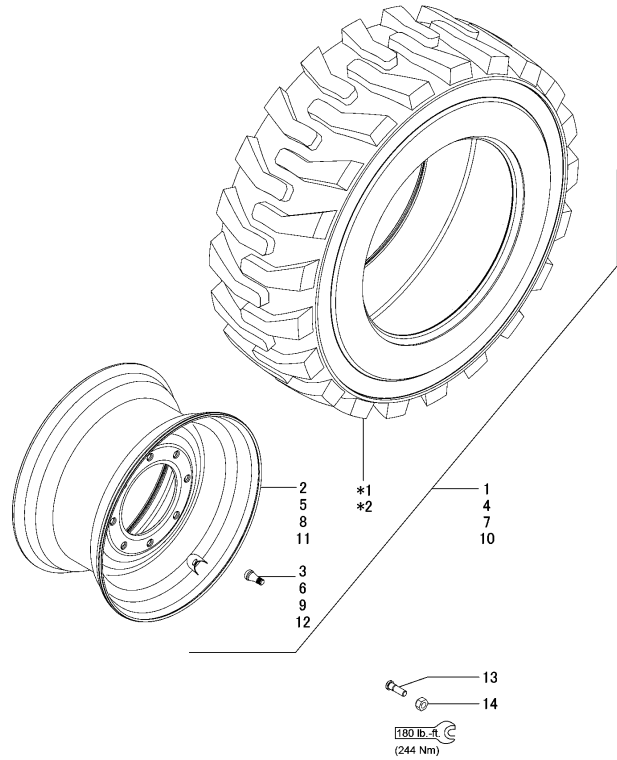
Remarks

(1)As required.

Fig.6. WHEELS & TIRES

(A)=S165R-1
(B)=
(C)=

(D)=
(E)=
(F)=



No.	Lev.	Parts No.	Description	Q'ty						I	R
				(A)	(B)	(C)	(D)	(E)	(F)		
1	1	172215-15610	TIRE&RIM	4							1
2	2	172215-01390	WHEEL	2							2
3	2	172215-01960	STEM, VALVE	4							
4	1	172215-11341	TIRE AND RIM	4							3
5	2	172215-01390	WHEEL	4							2
6	2	172215-01960	STEM, VALVE	4							
7	1	172215-15630	WHEEL ASSY	4							4
8	2	172215-15620	WHEEL, HEAVY DUTY	4							5
9	2	172215-01960	STEM, VALVE	4							
10	1	172216-09991	WHEEL ASSY	4							6
11	2	172215-01390	WHEEL	4							2
12	2	172215-01960	STEM, VALVE	4							
13	1	172215-03760	BOLT	32							
14	1	172215-06660	NUT	32							

Remarks

* Steel tracks for 10.00 tires only can be ordered through CEAttachments, Inc.
Tires : Purchase equivalent quality tires for your skid-steer loader. Contact your dealer for replacement tire information.

*1. Tire 10X16.5 6 Ply Tubeless, Tire/Hd 10X16.5 8 Ply Titan Hd 2

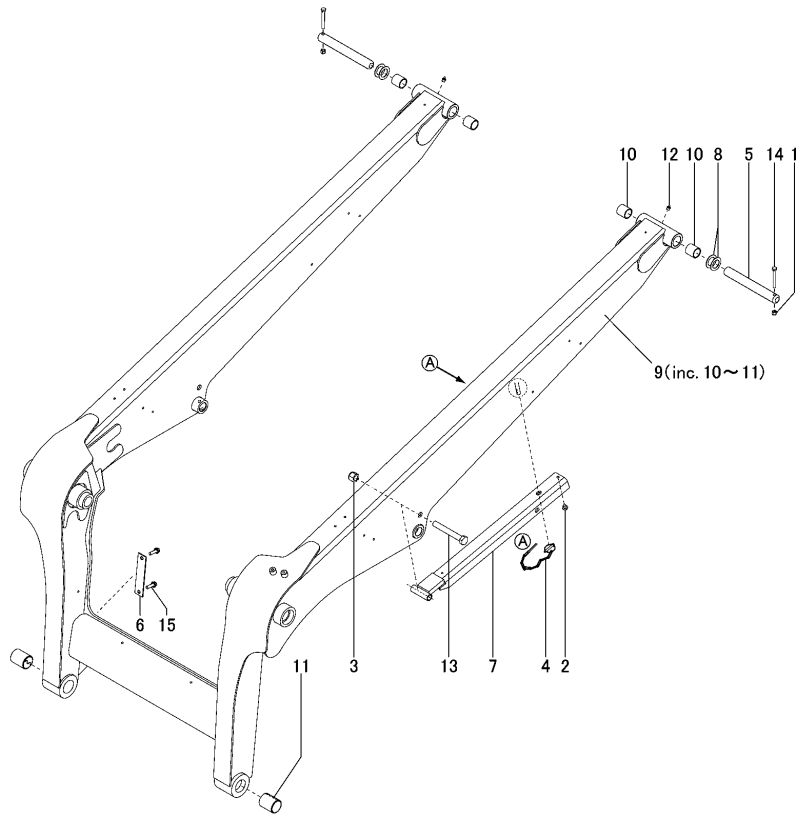
*2. Tire/SD 10X16.5 SD : Cannot use with tracks, warranty is voided.

(1)Tire & Rim 10X16.5 6ply Standard (2)Wheel 16.5X8.25 (3)Tire & Rim HD10X16.5 8ply

(4)Wheel Assy 10X16.5 Hvy Rim (5)Wheel 16.5X8.25 Heavy Duty

(6)Wheel Assy 10X16.5 SD : Cannot use with tracks, warranty is voided.

Fig.7. LIFT ARM



(A)=S165R-1
(B)=
(C)=

(D)=
(E)=
(F)=

No.	Lev.	Parts No.	Description	Q'ty						I	R
				(A)	(B)	(C)	(D)	(E)	(F)		
1	1	172551-00180	NUT	2							
2	1	172216-00270	STEM, RUBBER	1							
3	1	172551-00520	NUT	1							
4	1	172216-00470	PIN, KLIK	1							
5	1	172216-04530	PIN, GREASELESS	2							
6	1	172216-05440	SHIM	1							1
7	1	172216-08140	ARM, SAFETY	1							
8	1	172215-09030	WASHER	4							
9	1	172215-15640	LIFT ARM	1							
10	2	172216-02820	BUSHING	4							
11	2	172551-04980	BUSHING, SPRING	2							
12	1	172551-09410	FITTING	2							
13	1	172216-09300	SCREW	1							
14	1	172215-02950	SCREW	2							
15	1	172216-09480	SCREW	1							1

Remarks

(1)As required.

Fig.8. ROPS/FOPS ASSEMBLY

(A)=S165R-1

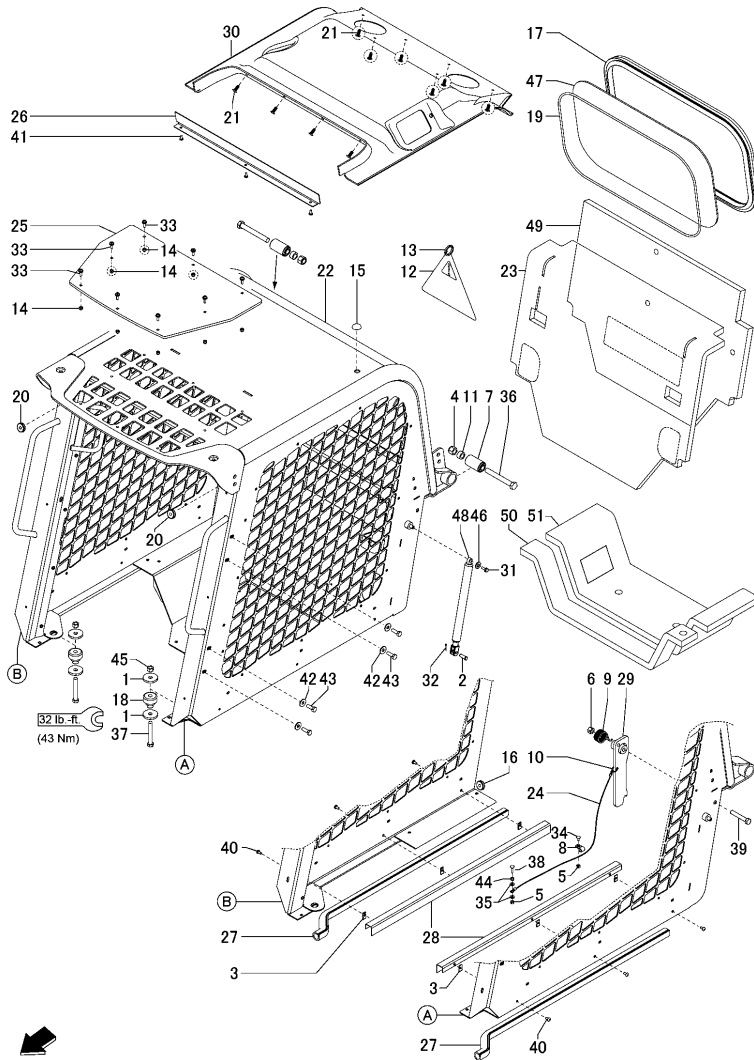
(B)=

(C)=

(D)=

(E)=

(F)=



No.	Lev.	Parts No.	Description	Q'ty						I	R
				(A)	(B)	(C)	(D)	(E)	(F)		
1	1	172551-00130	WASHER	4							
2	1	172215-15650	PIN	2							
3	1	172216-00140	NUT, SPEED	6							
4	1	172216-00150	NUT	2							
5	1	172551-00260	NUT	2							
6	1	172551-00290	NUT	1							
7	1	172216-00220	ISOLATOR, ROPS	2							
8	1	172551-00420	CLAMP	1							
9	1	172216-00310	SPRING, TORSION	1							
10	1	172215-15660	RING	1							
11	1	172216-01210	BUSHING	2							
12	1	172551-01110	TAG, RIP-CORD	1							
13	1	172215-00650	RING	1							
14	1	172218-00250	NUT	8							
15	1	172551-02430	PLUG	1							
16	1	172216-05380	GROMMET	1							
17	1	172551-02870	WEATHER STRIP	1							
18	1	172218-01280	MOUNT, ISOLATOR	2							
19	1	172551-02940	RIPCORD	1							
20	1	172551-03040	GROMMET	2							
21	1	172215-10880	CLIP	10							
22	1	172215-15670	ROPS	1							
23	1	172215-15680	PAD, REAR DECK	1							
24	1	172215-15690	CABLE, ROPS RELEASE	1							
25	1	172215-15700	WINDOW, SKYLIGHT	1							
26	1	172215-15710	COVER, CROSSMEMBER	1							
27	1	172215-15720	SEAL, ROPS	2							
28	1	172215-15740	BRACKET, WIRE GUIDE	2							
29	1	172215-15750	SUPPORT, ROPS	1							
30	1	172215-15800	HEADLINER	1							
31	1	172551-09480	SCREW	2							
32	1	172215-15810	PIN	2							
33	1	172215-15770	SCREW	8							
34	1	172216-09410	BOLT	1							
35	1	172551-09890	WASHER	2							
36	1	172215-15820	SCREW	2							
37	1	172218-05040	SCREW	2							
38	1	172551-09930	BOLT	1							
39	1	172215-15830	SCREW	1							
40	1	172215-03110	SCREW	6							
41	1	172551-10010	SCREW	3							
42	1	172218-05090	WASHER	4							
43	1	172218-05180	SCREW	4							
44	1	172551-10290	NUT	1							
45	1	172215-03240	NUT	2							
46	1	172551-10360	WASHER	2							
47	1	172551-03140	WINDOW	1							1
48	1	172215-15730	GAS SPRING	2							2
49	1	172215-15760	PAD, CAB REAR WALL	1							3
50	1	172215-15780	PAD, SEAT PAN F	1							
51	1	172215-15790	PAD, SEAT PAN R	1							

Remarks

(1)Without rear wiper.

(2)Without glass door.

See Fig.10 for gas springs with glass door.

(3)Without heater.

Fig.9. SIDE WINDOWS(OPTIONAL)

(A)=S165R-1
(B)=
(C)=

(D)=
(E)=
(F)=

No.	Lev.	Parts No.	Description	Q'ty						I	R
				(A)	(B)	(C)	(D)	(E)	(F)		
1	1	172215-15840	WINDOW ASSY, R	1							
2	1	172215-15850	WINDOW ASSY, L	1							
3	1	172551-10010	SCREW	22							

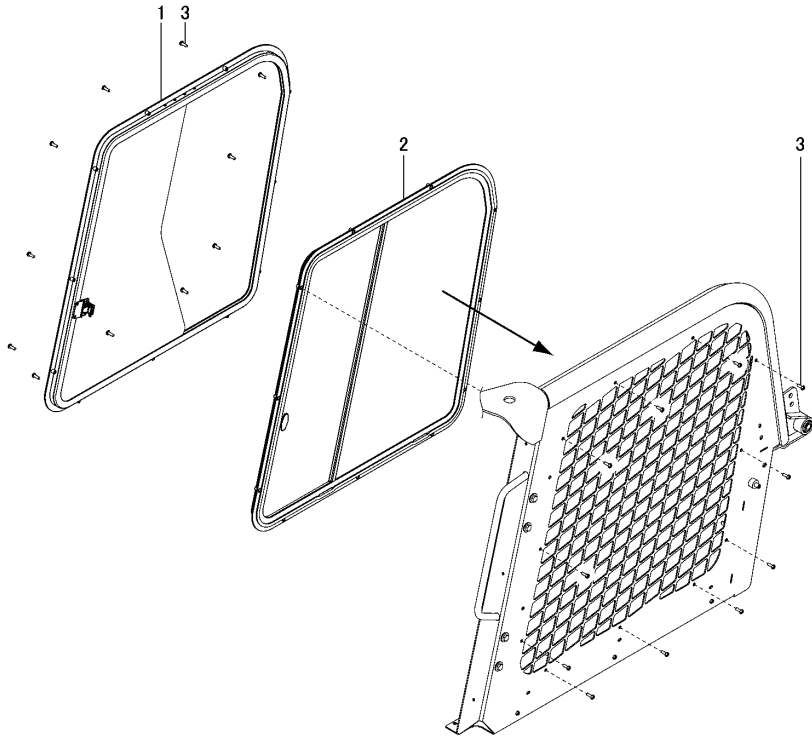
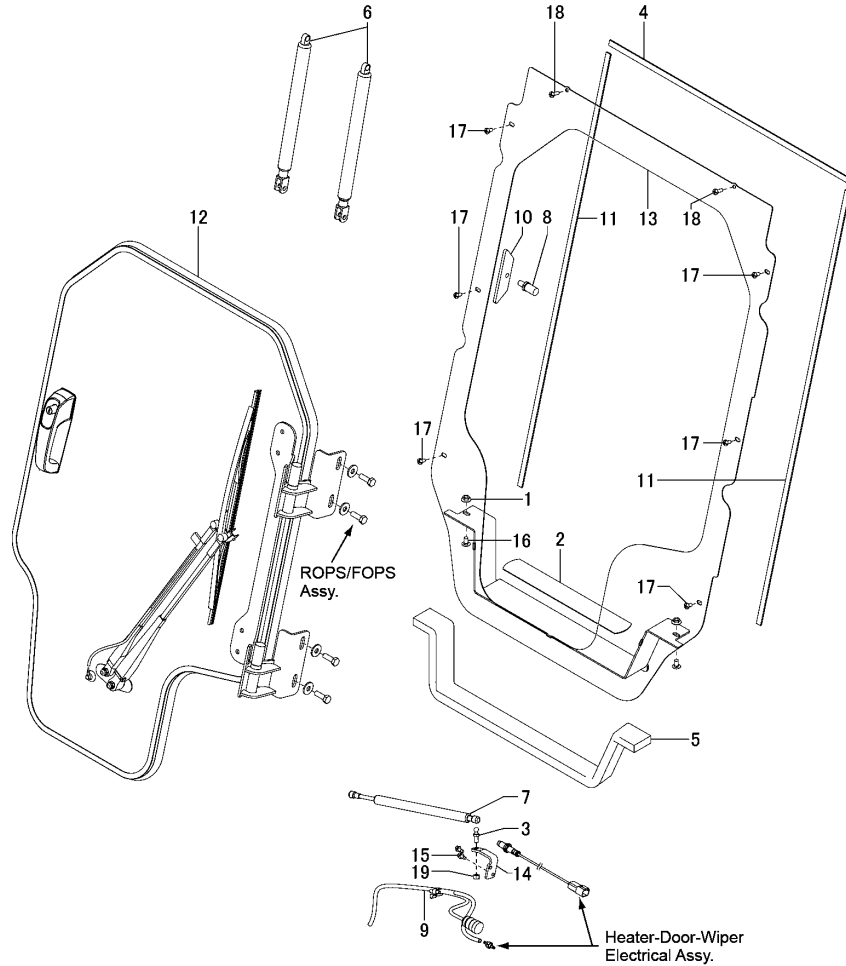


Fig.10. GLASS DOOR(OPTIONAL)

(A)=S165R-1
(B)=
(C)=

(D)=
(E)=
(F)=



No.	Lev.	Parts No.	Description	Qty						I	R
				(A)	(B)	(C)	(D)	(E)	(F)		
1	1	172551-00240	NUT	2							
2	1	172216-00240	STRIP	1							
3	1	172215-00550	STUD, BALL	1							
4	1	172215-15860	GASKET, TOP WINDOW	1							
5	1	172215-15870	FOAM, CAB SEAL	1							
6	1	172215-15880	GAS SPRING	2							
7	1	172215-15890	SPRING, GAS	1							
8	1	172215-15900	STRIKER, LATCH	1							
9	1	172215-15910	HARNES, FRONT WIPER	1							
10	1	172215-15920	PLATE, STRIKER MOUNT	1							
11	1	172215-15930	SAEL	2							
12	1	172215-15940	DOOR, CAB	1							
13	1	172215-15950	PANEL, DOOR	1							
14	1	172215-15960	BRACKET, BALL STUD	1							
15	1	172551-09440	SCREW	2							
16	1	172218-05000	BOLT	2							
17	1	172215-03110	SCREW	6							
18	1	172551-10010	SCREW	2							
19	1	172215-03230	NUT	1							

Fig.11. GLASS DOOR COMPONENTS

(A)=S165R-1

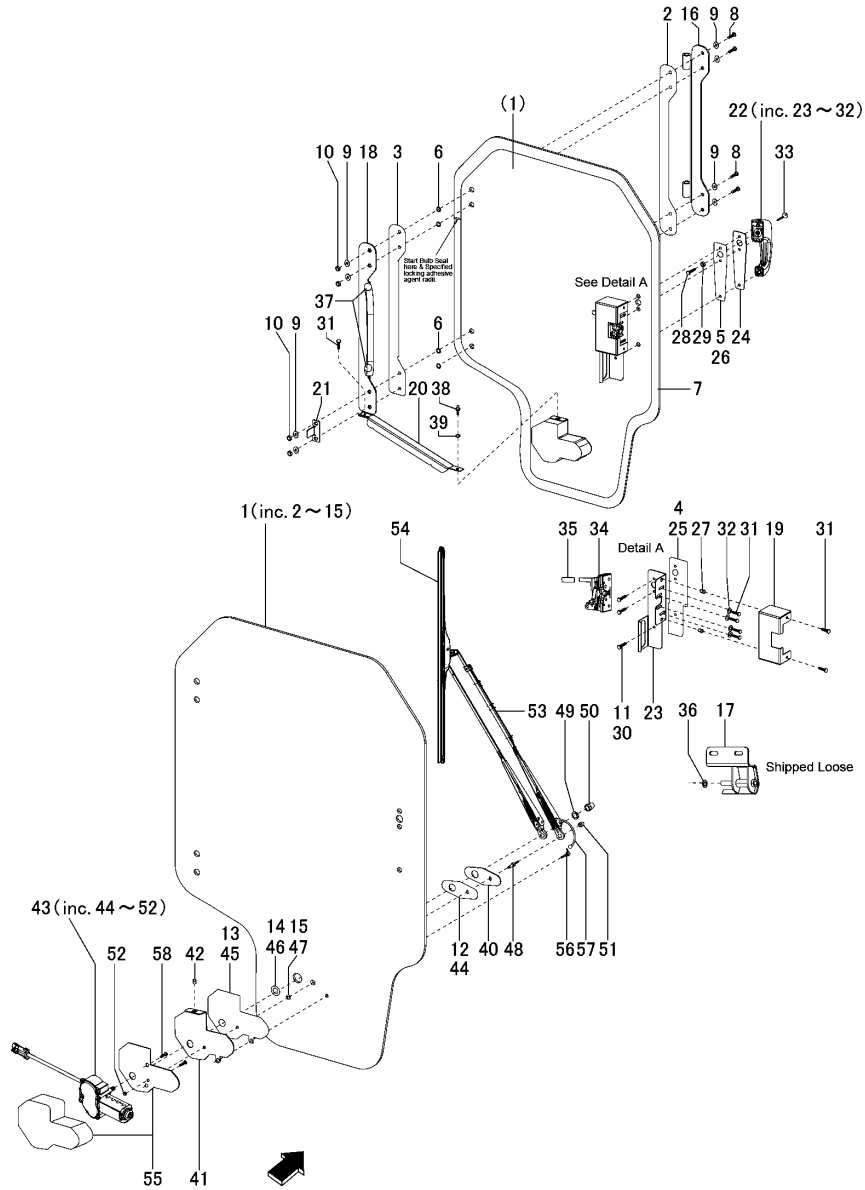
(B)=

(C)=

(D)=

(E)=

(F)=

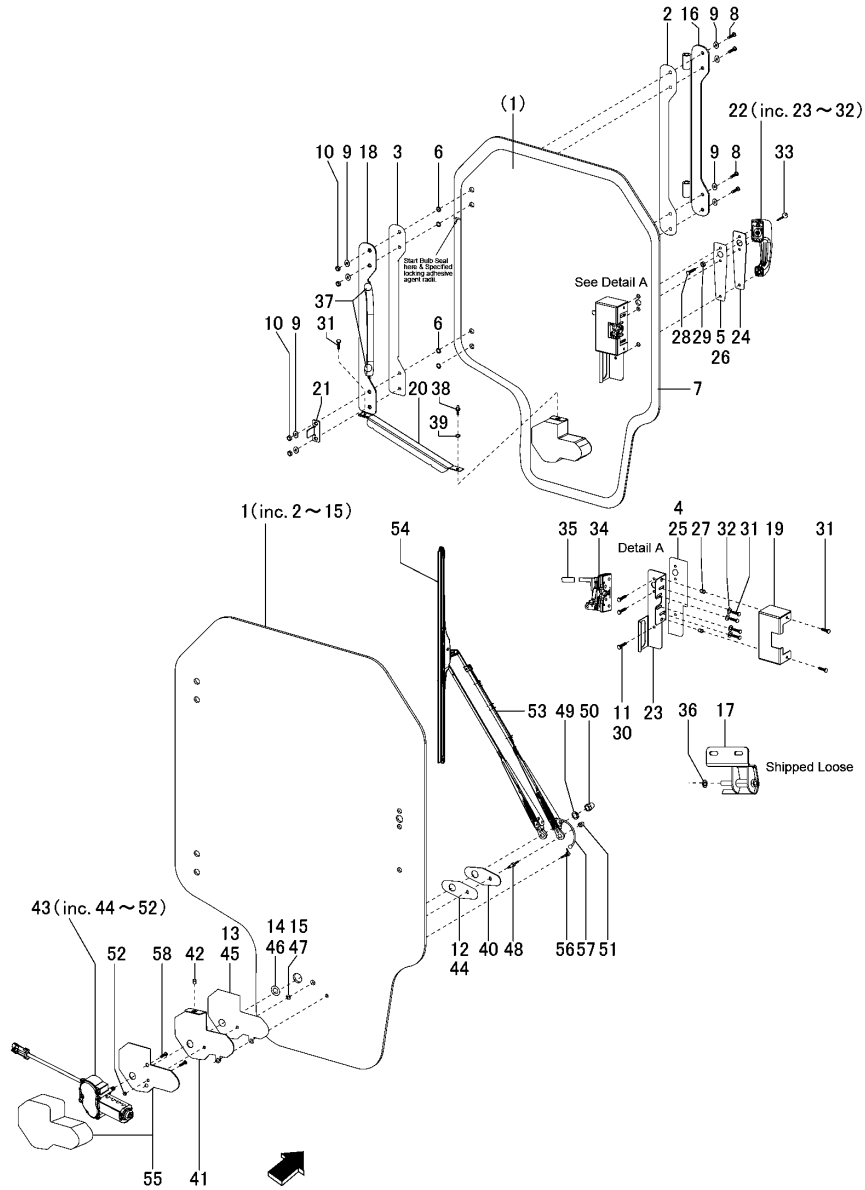


No.	Lev.	Parts No.	Description	Q'ty						I	R
				(A)	(B)	(C)	(D)	(E)	(F)		
1	1	172215-16090	GLASS DOOR KIT	1							
2	2	172215-15980	GASKET	1							
3	2	172215-15990	GASKET	1							
4	2	172215-16000	GASKET	1							
5	2	172215-16010	GASKET	1							
6	2	172215-16020	GROMMET	4							
7	2	172215-16030	SEAL, BULB	11							
8	2	172215-16080	SCREW	4							
9	2	172218-03270	WASHER	8							
10	2	172218-03280	LOCK NUT	4							
11	2	172218-03310	SCREW	3							
12	2	172215-16040	GASKET	1							
13	2	172215-16050	GASKET	1							
14	2	172215-16060	GROMMET	1							
15	2	172215-16070	GROMMET	1							
16	1	172215-15970	HINGE, DOOR	1							
17	1	172215-16290	BRACKET, HINGE	2							
18	1	172215-16300	BACKING PLATE, DOOR	1							
19	1	172215-16310	COVER, LATCH BOX	1							
20	1	172215-16170	WIRING CHANNEL, DOOR	1							
21	1	172215-16320	BRCKET	1							
22	1	172215-16140	HANDLE KIT	1							
23	2	172215-16130	BRACKT, LATCH DOOR	1							
24	2	172215-16100	HANDLE PLATE, DOOR	1							
25	2	172215-16000	GASKET	1							
26	2	172215-16010	GASKET	1							
27	2	172215-16110	INSERT	2							
28	2	172216-15990	SCREW	1							
29	2	172551-10430	NUT	1							
30	2	172218-03310	SCREW	3							
31	2	172215-16120	SCREW	7							
32	2	172551-10360	WASHER	4							
33	1	172551-07990	KEY	1							
34	1	172552-15450	LATCH	1							
35	1	172215-16280	SLEEVE, RUBBER	1							
36	1	172215-16180	WASHER	2							
37	1	172215-16190	PLUG	2							
38	1	172215-00550	STUD, BALL	1							
39	1	172551-10370	WASHER	1							
40	1	172215-16200	BRACKET, WIPER	1							
41	1	172215-16210	BRACKET, WIPER MOTOR	1							
42	1	172215-16260	INSERT	1							
43	1	172215-16160	WIPER MOTOR KIT	1							
44	2	172215-16040	GASKET	1							
45	2	172215-16050	GASKET	1							
46	2	172215-16060	GROMMET	1							
47	2	172215-16070	GROMMET	1							
48	2	172215-16150	PIN	1							
49	2	172218-03370	NUT	1							
50	2	172218-03350	NUT	1							
51	2	172218-03360	NUT	1							

Fig.11. GLASS DOOR COMPONENTS

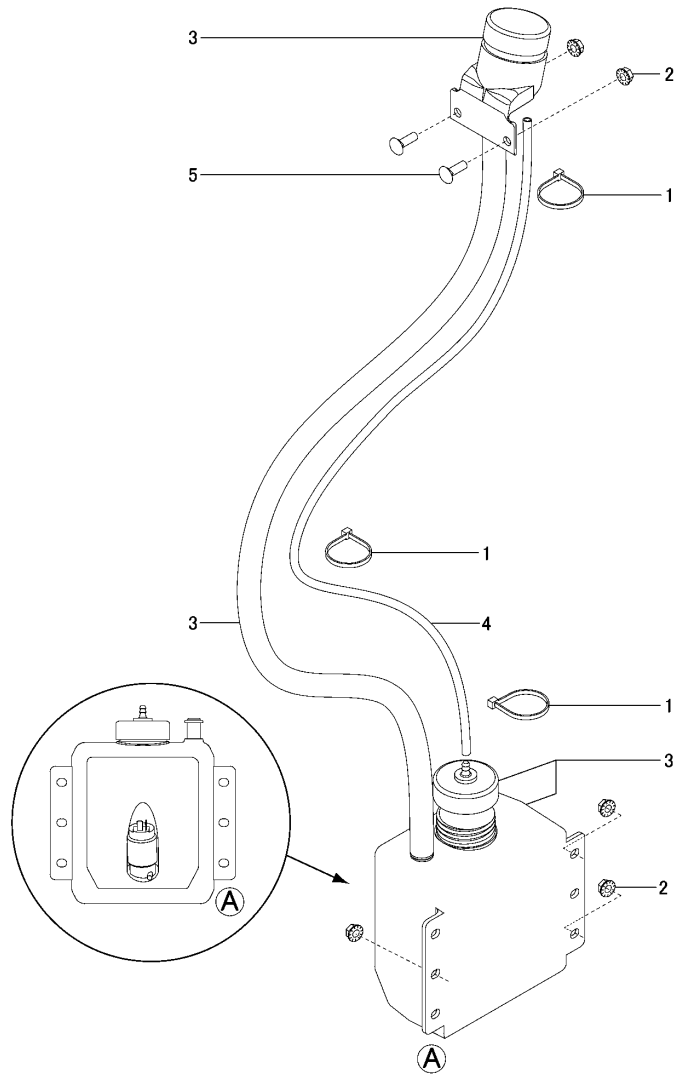
(A)=S165R-1
(B)=
(C)=

(D)=
(E)=
(F)=



No.	Lev.	Parts No.	Description	Q'ty						I	R
				(A)	(B)	(C)	(D)	(E)	(F)		
52	2	172551-10470	NUT	1							
53	1	172215-16220	ARM, WIPER	1							
54	1	172215-16230	BLADE ASSY	1							
55	1	172218-03040	COVER, WIPER MOTOR	1							
56	1	172215-16240	FITTING, COWL	1							
57	1	172215-16250	WIPER WET KIT	1							
58	1	172215-16270	SCREW	2							

Fig.12. SINGLE PUMP WASHER BOTTLE(OPTIONAL)



(A)=S165R-1
(B)=
(C)=

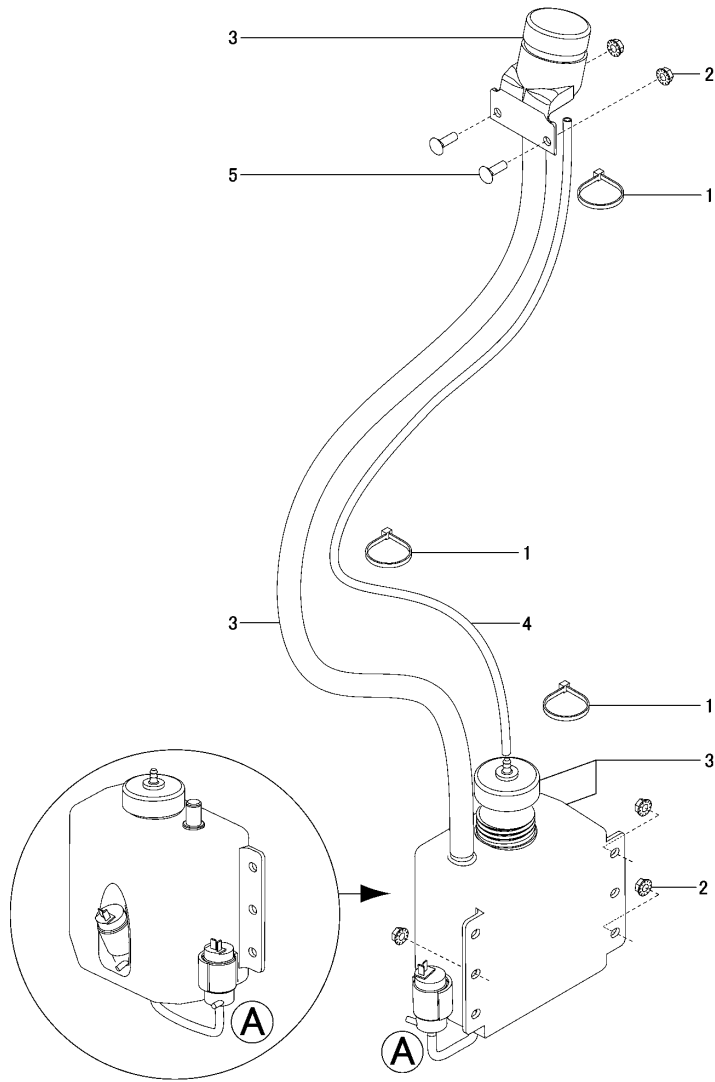
(D)=
(E)=
(F)=

No.	Lev.	Parts No.	Description	Q'ty						I	R
				(A)	(B)	(C)	(D)	(E)	(F)		
1	1	172551-00120	TIE, CABLE	3							
2	1	172215-06620	NUT	5							
3	1	172216-16930	RESERVOIR	1							
4	1	172216-16940	TUBE, BREATHER	1							
5	1	172215-02820	BOLT	2							

Fig.13. DOUBLE PUMP WASHER BOTTLE(OPTIONAL)

(A)=S165R-1
(B)=
(C)=

(D)=
(E)=
(F)=

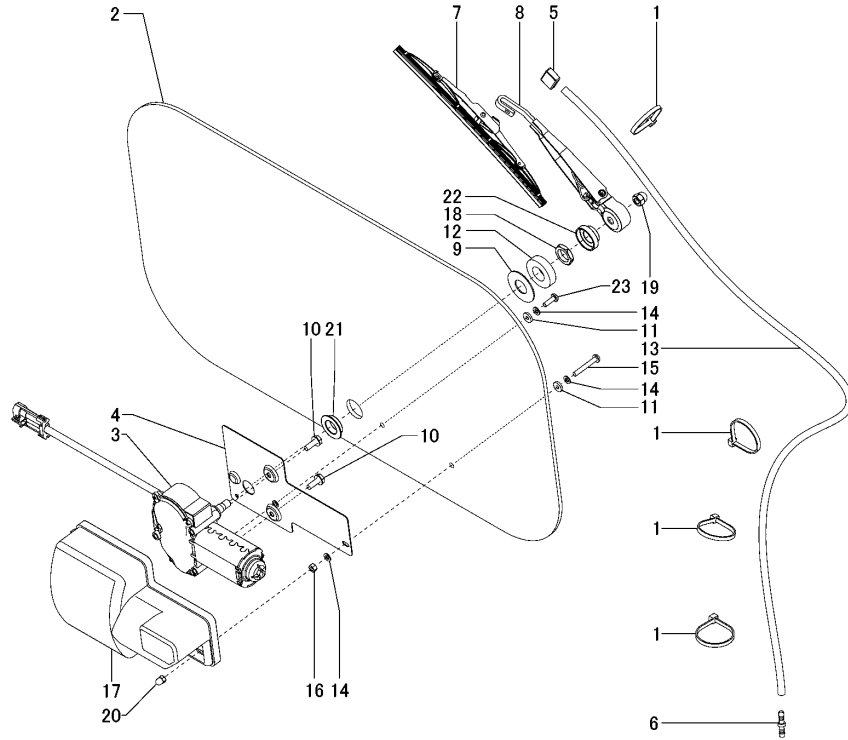


No.	Lev.	Parts No.	Description	Q'ty						I	R
				(A)	(B)	(C)	(D)	(E)	(F)		
1	1	172551-00120	TIE, CABLE	3							
2	1	172215-06620	NUT	5							
3	1	172216-17050	RESERVOIR	1							
4	1	172216-16940	TUBE, BREATHER	1							
5	1	172215-02820	BOLT	2							

Fig.14. REAR WIPER(OPTIONAL)

(A)=S165R-1
(B)=
(C)=

(D)=
(E)=
(F)=



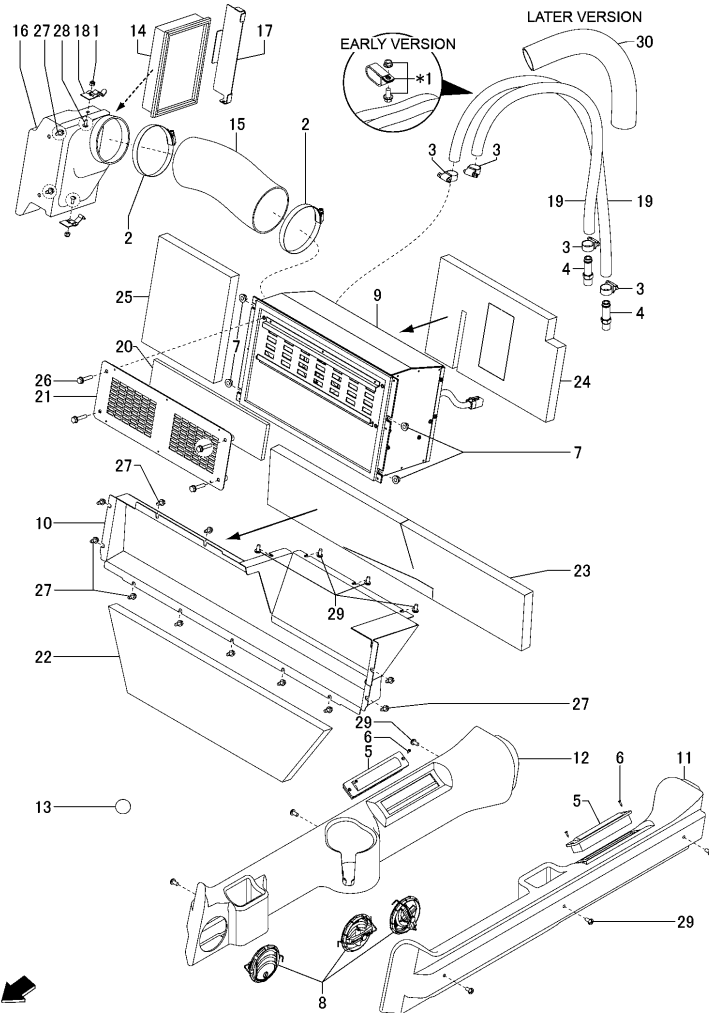
No.	Lev.	Parts No.	Description	Q'ty						I	R
				(A)	(B)	(C)	(D)	(E)	(F)		
1	1	172551-00120	TIE, CABLE	4							
2	1	172551-02820	WINDOW	1							
3	1	172551-02970	MOTOR, REAR WIPER	1							
4	1	172551-03080	PLATE,WIPER MOTOR	1							
5	1	172551-03100	HEAD, SPRITZER	1							
6	1	172218-03970	BARB, HOSE	1							
7	1	172551-03150	BLADE, WIPER	1							
8	1	172551-03160	ARM, WIPER	1							
9	1	172551-03180	WASHER	1							
10	1	172551-03190	SCREW	2							
11	1	172551-03210	WASHER	2							
12	1	172216-17040	SPACER, SHAFT	1							
13	1	172216-16910	HOSE	1							
14	1	172551-10220	WASHER	3							
15	1	172551-10230	SCREW	1							
16	1	172551-10470	NUT	1							
17	1	172551-10610	COVER, WIPER MOTOR	1							
18	1	172551-10620	NUT	1							
19	1	172551-10630	NUT	1							
20	1	172218-05980	NUT	1							
21	1	172551-10640	TOWER SEAL, TRICO WI	1							
22	1	172551-10650	SHIELD, RAIN	1							
23	1	172551-10660	SCREW	1							



Fig.15. HEATER COMPONENTS(OPTIONAL)

(A)=S165R-1
(B)=
(C)=

(D)=
(E)=
(F)=

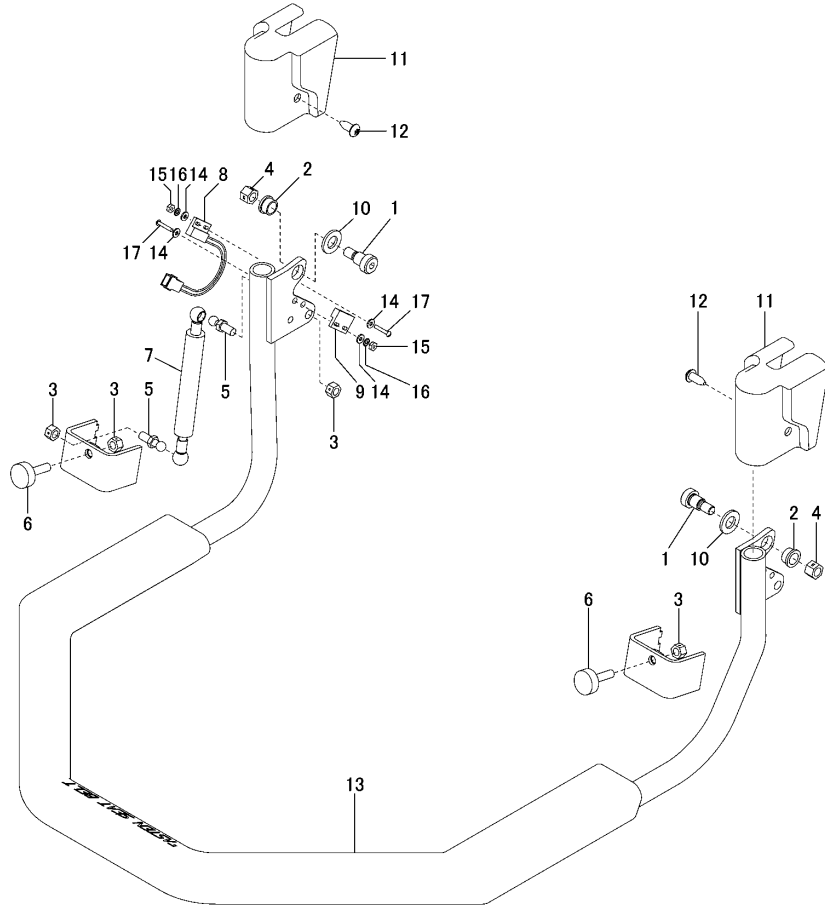


No.	Lev.	Parts No.	Description	Q'ty						I	R
				(A)	(B)	(C)	(D)	(E)	(F)		
1	1	172551-00620	NUT	2							
2	1	172552-00030	CLAMP	2							
3	1	172551-00760	CLAMP	4							
4	1	172551-00840	FITTING	2							
5	1	172551-01440	LOUVER, ROLL NOZZLE	2							
6	1	172216-02470	SCREW	4							
7	1	172215-06620	NUT	4							
8	1	172215-16330	LOUVER, ROUND	3							
9	1	172215-16340	HEATER	1							
10	1	172215-16350	WDMT, HEATER PLENUM	1							
11	1	172215-16360	DUCT, HEATER L	1							
12	1	172215-16370	DUCT, HEATER R	1							
13	1	172215-16380	LABEL, HOLE	2							
14	1	172215-16390	FILTER, AIR HEATER	1							
15	1	172215-16400	HOSE, HEATER INTAKE	1							
16	1	172215-16410	HOUSING, FILTER	1							
17	1	172215-16420	COVER, HOUSING	1							
18	1	172215-16430	LATCH, HOUSING	2							
19	1	172215-16440	HOSE, HEATER	2							1
20	1	172215-16450	FILTER, HEATER	1							
21	1	172215-16460	GRILLE, HEATER	1							
22	1	172215-16470	FOAM, HEATER LOWER	1							
23	1	172215-16480	FOAM, HEATER DUCT	1							
24	1	172215-16490	FOAM, HEATER BOX	1							
25	1	172215-16500	FOAM, HEATER RH	1							
26	1	172215-16520	SCREW	4							
27	1	172551-09440	SCREW	13							
28	1	172215-03120	SCREW	2							
29	1	172215-03110	SCREW	10							
30	1	172215-16510	SLEEVE	1							2

Remarks

*1. Early version, for service order Ref.30.
 (1)Length was 10x43 in. Base length shortened to use with hose sleeve Ref.30 instead of clamping to air cleaner bracket. Trim length of hoses provided to 30.5 in. (775mm) and 35.5 in. (902mm).
 (2)Later version, use for servicing all versions.

Fig.16. RESTRAINT BAR



(A)=S165R-1
(B)=
(C)=

(D)=
(E)=
(F)=

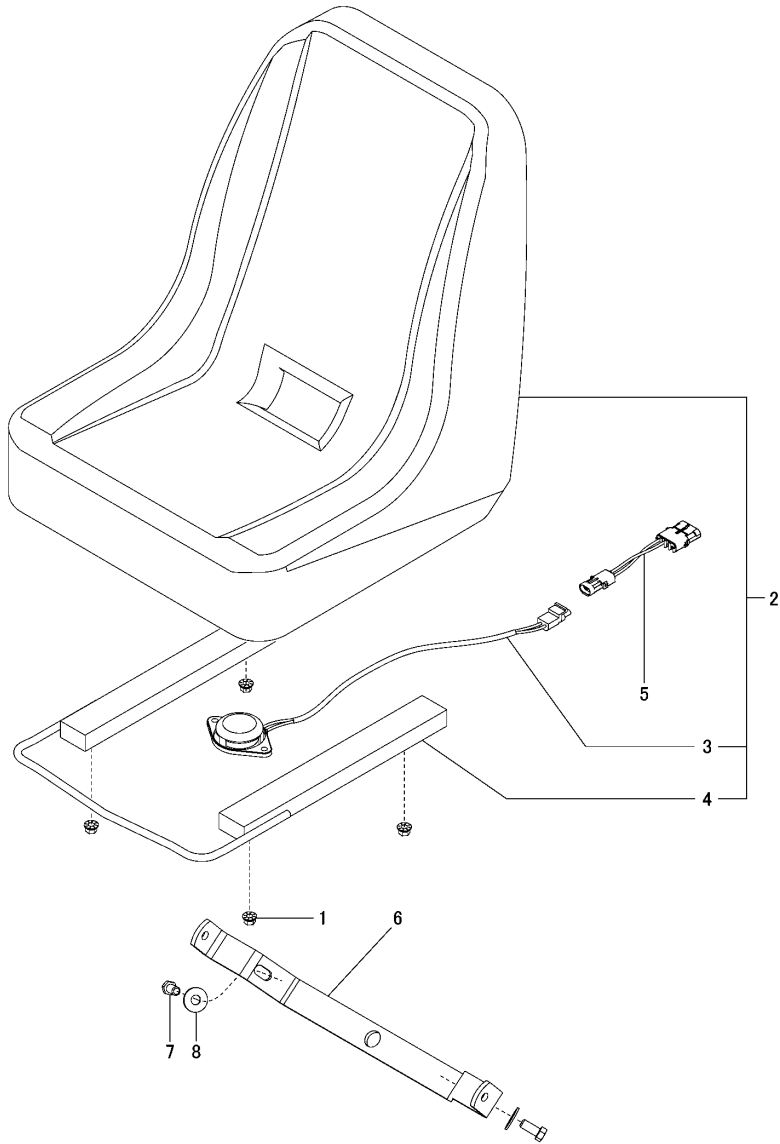
No.	Lev.	Parts No.	Description	Q'ty						I	R
				(A)	(B)	(C)	(D)	(E)	(F)		
1	1	172215-03790	BOLT	2							
2	1	172215-04430	BUSHING	2							
3	1	172551-00270	NUT	4							
4	1	172551-00280	NUT	2							
5	1	172215-00550	STUD, BALL	2							
6	1	172551-01070	BUMPER	2							
7	1	172215-06120	GAS SPRING	1							
8	1	172215-02110	SWITCH, PROXIMITY	1							
9	1	172551-02480	MAGNET, SWITCH	1							
10	1	172215-09090	WASHER	2							
11	1	172215-16530	COVER, HINGE R	2							
12	1	172215-16540	SCREW	2							
13	1	172215-16550	BAR, RESTRAINT	1							
14	1	172215-02970	WASHER	8							
15	1	172215-16560	NUT	4							
16	1	172215-03130	WASHER	4							
17	1	172215-16570	BOLT	4							



Fig.17. NON-SUSPENSION SEAT

(A)=S165R-1
(B)=
(C)=

(D)=
(E)=
(F)=



No.	Lev.	Parts No.	Description	Q'ty						I	R
				(A)	(B)	(C)	(D)	(E)	(F)		
1	1	172216-02490	NUT	4							
2	1	172216-03371	SEAT	1							
3	2	172216-03400	SWITCH, SEAT STD	1							
4	2	172216-03410	RAIL, SLIDE	1							
5	1	172216-13300	HARNES	1							
6	1	172215-16580	BRACKET, SEAT BELT	1							
7	1	172215-02850	SCREW	2							
8	1	172215-03340	WASHER	2							

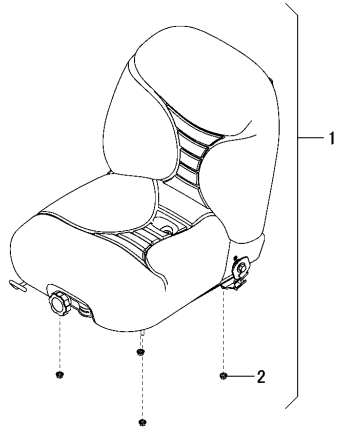


Fig.18. MECHANICAL & AIR SUSPENSION SEATS

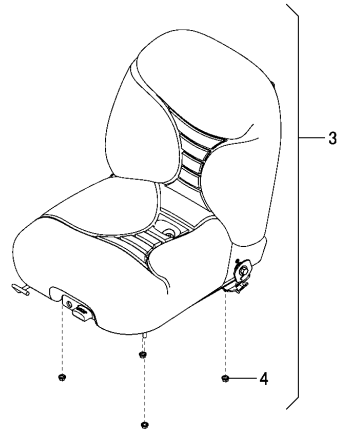
(A)=S165R-1
(B)=
(C)=

(D)=
(E)=
(F)=

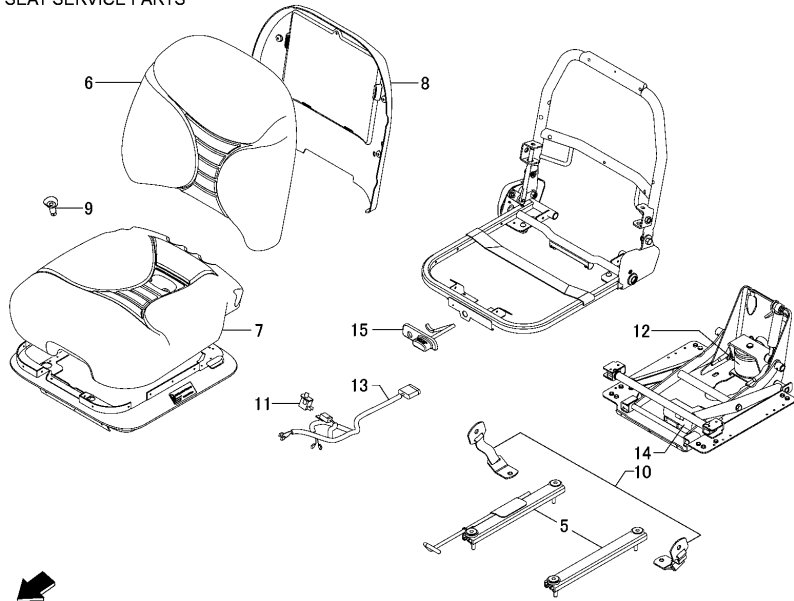
MECHANICAL SUSPENSION



AIR SUSPENSION



SEAT SERVICE PARTS



No.	Lev.	Parts No.	Description	Q'ty						I	R
				(A)	(B)	(C)	(D)	(E)	(F)		
1	1	172218-02291	SEAT, SUSPENSION	1							
2	2	172215-06620	NUT	4							
3	1	172218-02481	SEAT, AIR SUSPENSION	1							1
4	2	172215-06620	NUT	4							1
5	1	172218-04270	SLIDE KIT	1							
6	1	172218-04280	VINYL KIT, CUSHION	1							
7	1	172218-04290	VINYL KIT, CUSHION	1							
8	1	172218-04300	PANEL KIT ,BACK	1							
9	1	172218-04310	DRAIN, WATER	1							
10	1	172218-04350	TETHER KIT	1							
11	1	172218-04360	SWITCH KIT, SAFETY	1							
12	1	172218-04260	SPRING&SADDLE KIT	1							1
13	1	172218-04320	WIRE HARNESS	1							1
14	1	172218-04330	COMPRESSOR KIT	1							1
15	1	172218-04340	VALVE KIT, AIR	1							1

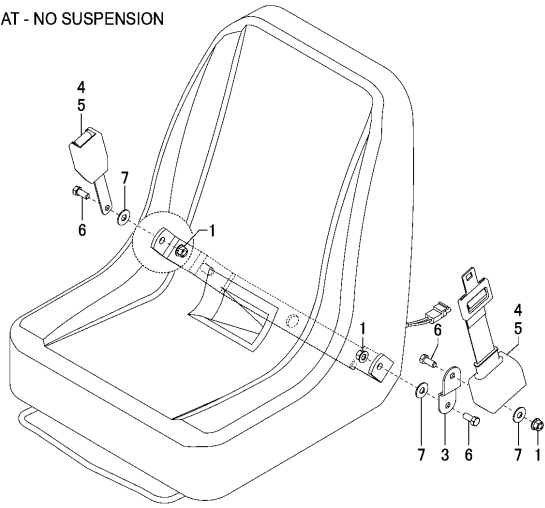
Remarks
(1) Air Suspension seat.

Fig.19. SEAT BELT OPTIONS

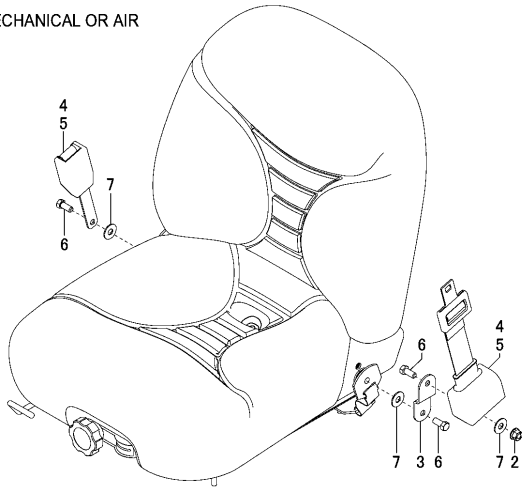
(A)=S165R-1
(B)=
(C)=

(D)=
(E)=
(F)=

STANDARD SEAT - NO SUSPENSION



SEAT WITH MECHANICAL OR AIR SUSPENSION



No.	Lev.	Parts No.	Description	Q'ty						I	R
				(A)	(B)	(C)	(D)	(E)	(F)		
1	1	172215-00400	NUT	3							1
2	1	172215-00400	NUT	1							2
3	1	172216-03350	TAB, RETRACTOR MOUNT	1							
4	1	172216-11080	BELT ASSY, SEAT	1							3
5	1	172216-11090	BELT ASSY, SEAT	1							4
6	1	172215-02850	SCREW	3							
7	1	172215-03340	WASHER	3							

Remarks

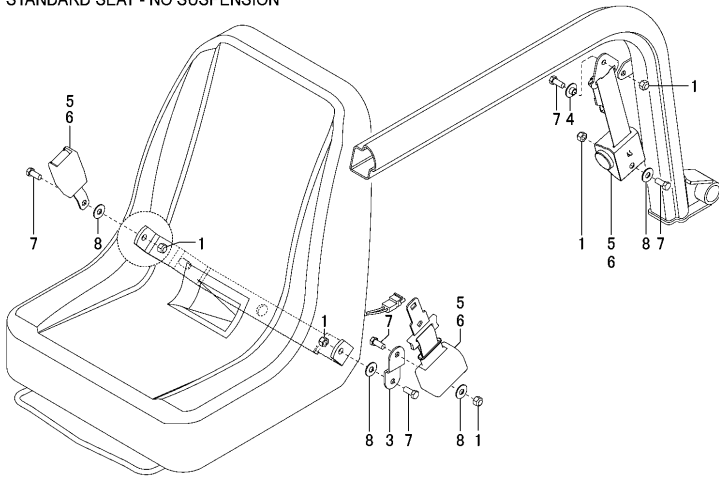
- (1) Standard Seat-no suspension.
- (2) Seat with mechanical or air suspension.
- (3) 2 inch.
- (4) 3 inch.

Fig.20. THREE-POINT RESTRAINT OPTIONS

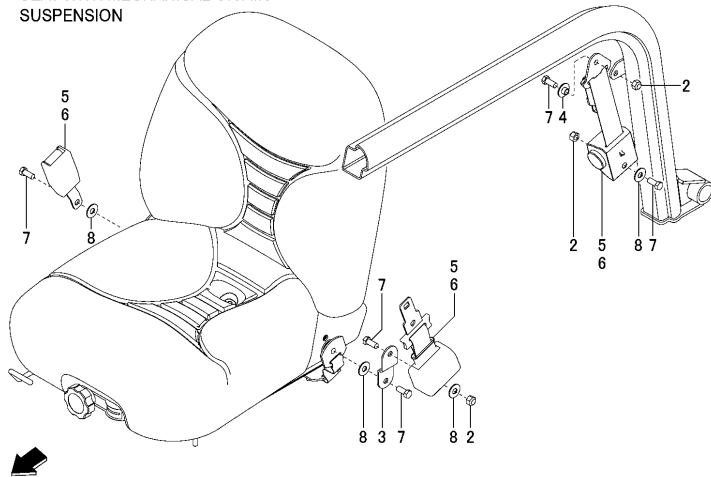
(A)=S165R-1
(B)=
(C)=

(D)=
(E)=
(F)=

STANDARD SEAT - NO SUSPENSION



SEAT WITH MECHANICAL OR AIR SUSPENSION



No.	Lev.	Parts No.	Description	Q'ty						I	R
				(A)	(B)	(C)	(D)	(E)	(F)		
1	1	172215-00400	NUT	5							1
2	1	172215-00400	NUT	3							2
3	1	172216-03350	TAB, RETRACTOR MOUNT	1							
4	1	172216-04110	SPACER	1							
5	1	172217-03670	RESTRAINT ASSY	1							3
6	1	172217-03690	RESTRAINT ASSY	1							4
7	1	172215-02850	SCREW	5							
8	1	172215-03340	WASHER	5							

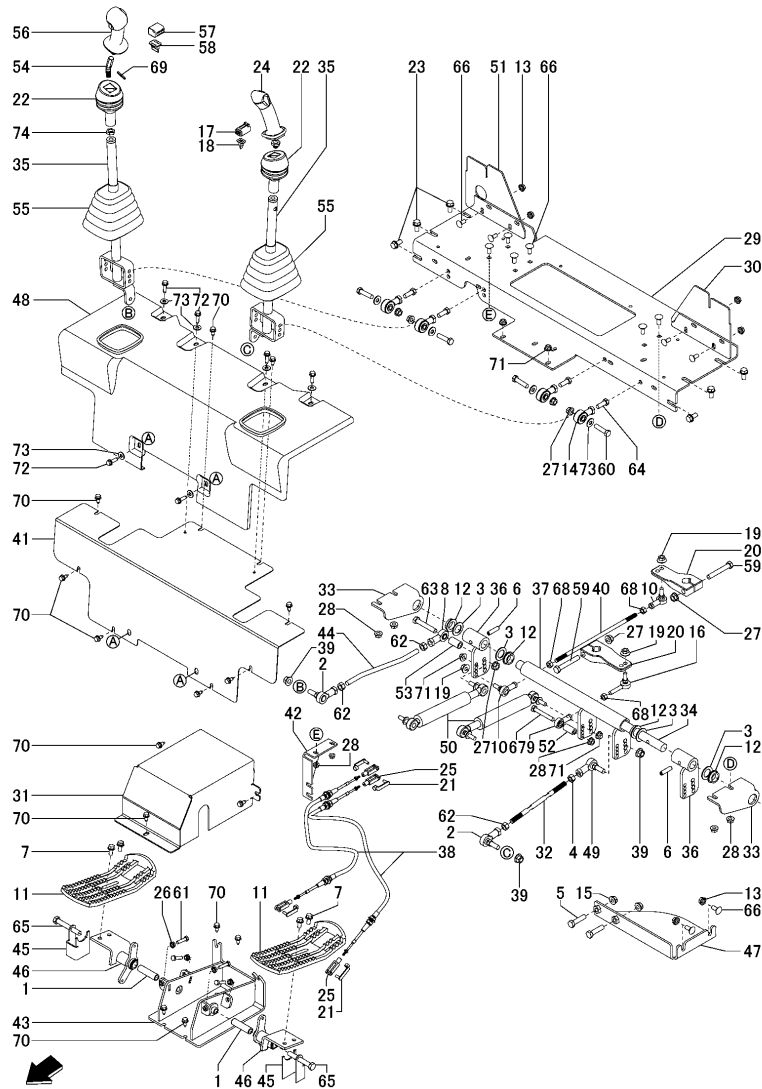
Remarks

- (1) Standard Seat-no suspension.
- (2) Seat with mechanical or air suspension.
- (3) 2 inch.
- (4) 3 inch.

Fig.21. HAND-FOOT CONTROLS(1/2)

(A)=S165R-1
(B)=
(C)=

(D)=
(E)=
(F)=



No.	Lev.	Parts No.	Description	Q'ty						I	R
				(A)	(B)	(C)	(D)	(E)	(F)		
1	1	172215-04370	BUSHING	2							
2	1	172215-00010	ROD END	2							
3	1	172216-00070	WASHER	4							
4	1	172215-16590	NUT	1							
5	1	172215-16600	SCREW	2							
6	1	172216-00280	PIN, ROLL	2							
7	1	172551-00440	SCREW	4							
8	1	172215-00380	ROD END, FEMALE STD.	1							
9	1	172216-00350	ROD END, FEMALE	1							
10	1	172216-00370	ROD END, FEMALE	2							
11	1	172215-04530	PEDAL, FOOT	2							
12	1	172216-00900	BUSHING, PIVOT	4							
13	1	172551-01060	NUT	6							
14	1	172215-00690	ROD END, ELASTOMERIC	4							
15	1	172215-00700	NUT	2							
16	1	172216-02050	ROD END, ELASTOMERIC	1							
17	1	172216-03520	PLUG, 4-PIN	1							1
18	1	172216-03530	WEDGE, 4-PIN	1							1
19	1	172216-04220	NUT	3							
20	1	172216-04680	CONTROL ARM, PUMP	2							
21	1	172216-05260	PIN, SPRING CLEVIS	4							
22	1	172217-01910	BOOT, H-F PILOT	2							
23	1	172216-06810	SCREW	6							
24	1	172217-02630	GRIP	1							
25	1	172215-06460	YOKE, CLEVIS	4							
26	1	172215-06620	NUT	4							
27	1	172551-02750	NUT	7							
28	1	172551-02760	NUT	7							
29	1	172215-16610	PLATE, CROSSMEMBER	1							
30	1	172215-16620	PLATE, CORNER	1							
31	1	172215-16630	COVER, CONTROL	1							
32	1	172215-16640	ROD, THREADED	1							
33	1	172215-16650	BRACKET, MOUNT	2							
34	1	172215-16660	SHAFT, PIVOT	1							
35	1	172215-16670	WDMT, CONTROL LEVER	2							
36	1	172215-16680	WDMT, PIVOT ARM	2							
37	1	172215-16690	WDMT, PIVOT ARM	1							
38	1	172215-16700	CABLE, HANDFOOT TILT	2							
39	1	172215-16710	NUT	3							
40	1	172215-16720	ROD, THREADED	1							
41	1	172215-16730	COVER, CONTROLS	1							
42	1	172215-16740	BRACKET, CABLE MOUNT	1							
43	1	172215-16750	WDMT, FOOT PEDAL	1							
44	1	172215-16760	ROD, THREADED	1							
45	1	172215-16770	BRACKET, SUPPORT	2							
46	1	172215-16780	WDMT, PIVOT PEDAL	2							
47	1	172215-16790	WDMT, STOP CTRL	1							
48	1	172215-16820	COVER, SOUND PAD	1							
49	1	172215-16840	ROD END, STUDDED	1							
50	1	172215-16850	DEVICE, CENTERING	2							
51	1	172215-16860	PLATE, CORNER	1							

Remarks

* Illustration is continuous from Fig.21 to Fig.22.

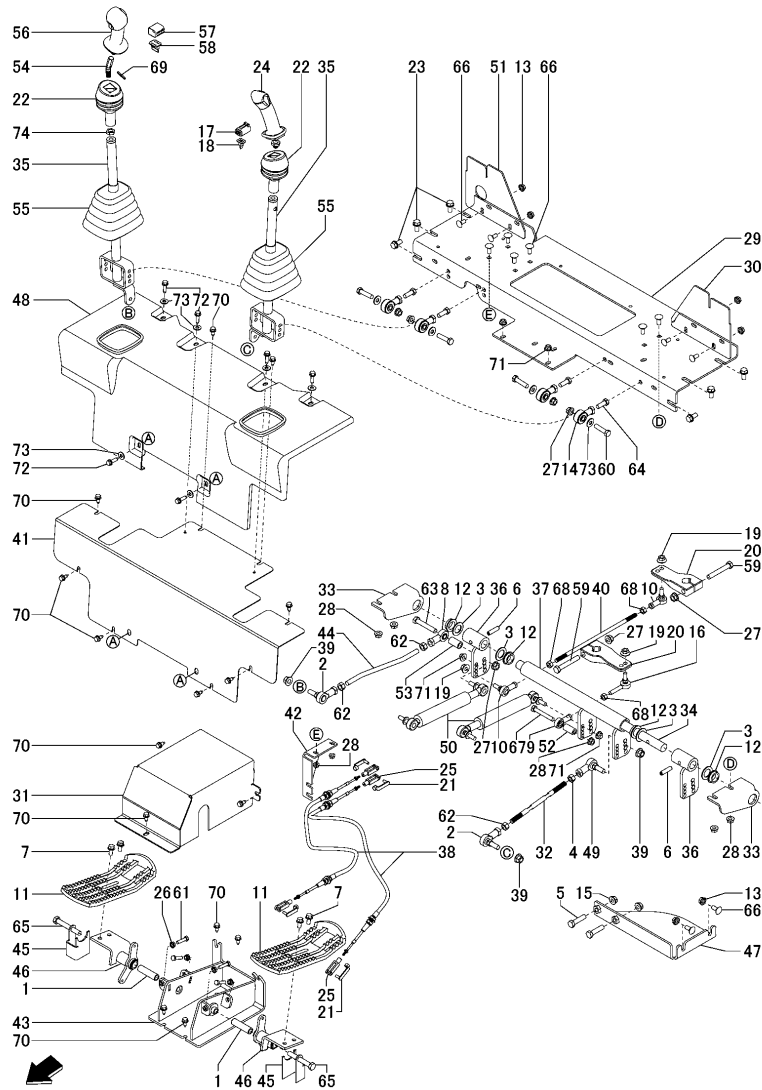
(1)LT grip wiring.

(2)RT grip wiring.

Fig.21. HAND-FOOT CONTROLS(1/2)

(A)=S165R-1
(B)=
(C)=

(D)=
(E)=
(F)=



No.	Lev.	Parts No.	Description	Q'ty						I	R
				(A)	(B)	(C)	(D)	(E)	(F)		
52	1	172215-16870	SPACER	1							
53	1	172215-16880	SPACER	1							
54	1	172216-15490	LEVER, GRIP RIGHT	1							
55	1	172215-16930	BOOT, RUBBER	2							
56	1	172216-15500	GRIP	1							
57	1	172216-15590	PLUG	1							2
58	1	172216-15600	WEDGE, LOCKING	1							2
59	1	172551-09550	SCREW	2							
60	1	172216-09320	SCREW	4							
61	1	172551-09600	SCREW	4							
62	1	172215-16950	NUT	3							
63	1	172551-09630	SCREW	1							
64	1	172216-09360	SCREW	4							
65	1	172215-02870	SCREW	2							
66	1	172551-09720	BOLT	12							
67	1	172551-09760	SCREW	1							
68	1	172552-15750	NUT	3							
69	1	172216-09610	PIN, ROLL	1							
70	1	172215-03150	SCREW	15							
71	1	172215-16940	SCREW	4							
72	1	172217-04000	SCREW	6							
73	1	172551-10370	WASHER	10							
74	1	172216-15610	NUT	1							

Remarks

* Illustration is continuous from Fig.21 to Fig.22.

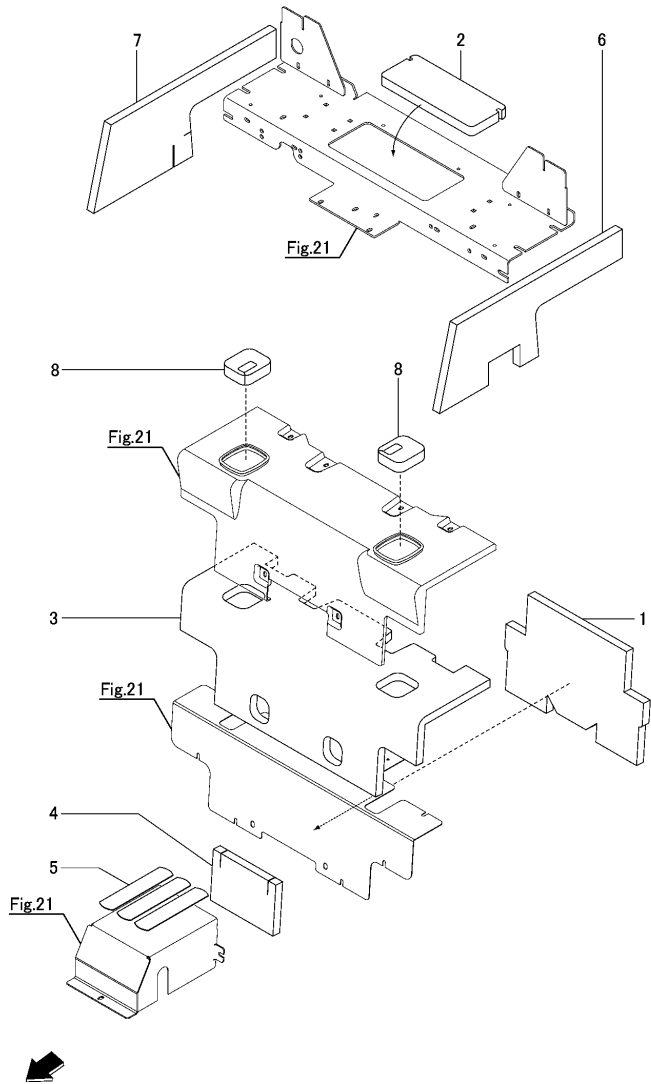
(1)LT grip wiring.

(2)RT grip wiring.

Fig.22. HAND-FOOT CONTROLS(2/2)

(A)=S165R-1
(B)=
(C)=

(D)=
(E)=
(F)=



No.	Lev.	Parts No.	Description	Q'ty						I	R
				(A)	(B)	(C)	(D)	(E)	(F)		
1	1	172215-16800	PAD, KICKPLATE	1							
2	1	172215-16810	PAD, KICKPLATE UNDER	1							
3	1	172215-16830	PAD, BACKER	1							
4	1	172215-16890	FOAM, COVER	1							
5	1	172216-00550	STRIP	3							
6	1	172215-16900	FOAM, LARGER L	1							
7	1	172215-16910	FOAM, LARGER R	1							
8	1	172215-16920	FOAM, CTRL OPENING	2							

Remarks

* Illustration is continuous from Fig.21 to Fig.22.

N:Old $\xrightarrow{\text{Yes}}$ New, Q:Old $\xrightarrow{\text{No}}$ New, R:Old $\xrightarrow{\text{Yes}}$ New, S:Old $\xrightarrow{\text{No}}$ New, W:Add, Z:Discontinued, F:Interchangeable by set, K:Q'ty Change

Fig.23. JOYSTICK CONTROLS(1/2)

(A)=S165R-1

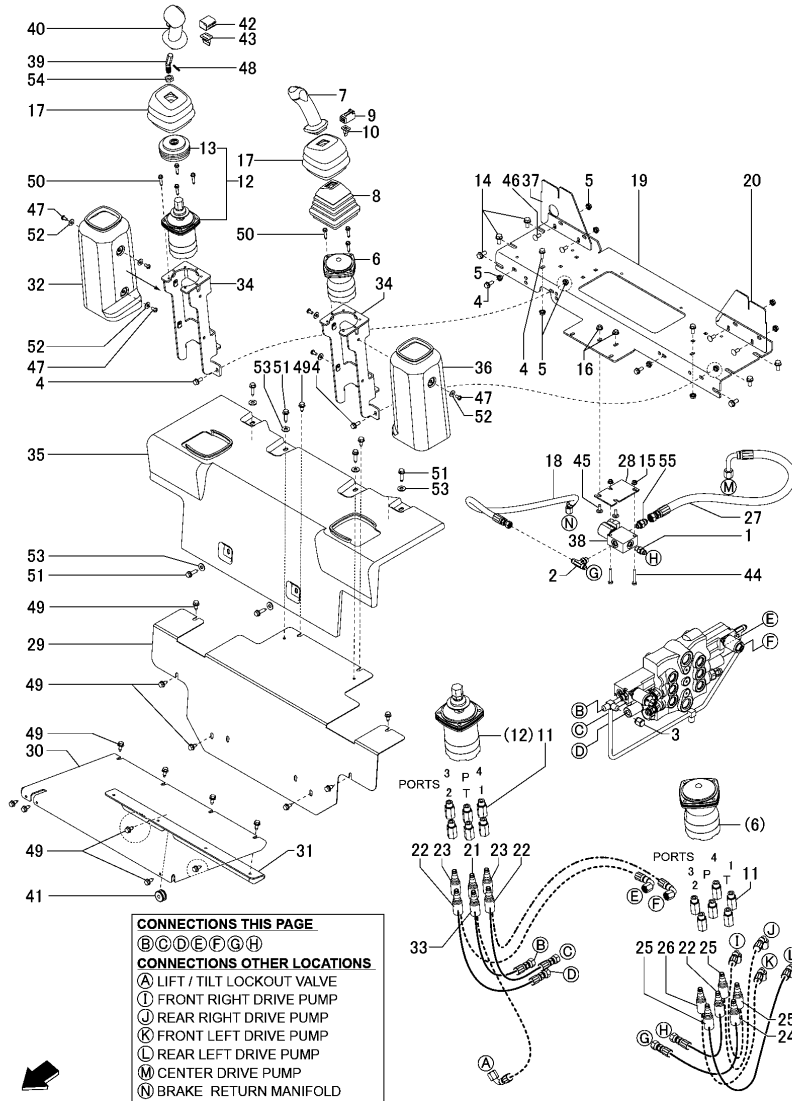
(B)=

(C)=

(D)=

(E)=

(F)=



No.	Lev.	Parts No.	Description	(A)	(B)	(C)	(D)	(E)	(F)	Qty	I	R
1	1	172551-00070	FITTING	1								
2	1	172215-00080	FITTING	1								
3	1	172216-00380	CAP	1								
4	1	172551-00610	SCREW	6								
5	1	172551-01060	NUT	10								
6	1	172216-03290	JOYSTICK, DRIVE	1								
7	1	172216-02920	GRIP	1								
8	1	172215-16960	BOOT, JOYSTICK	1								
9	1	172216-03520	PLUG, 4-PIN	1								
10	1	172216-03530	WEDGE, 4-PIN	1								
11	1	172216-04590	ADAPTOR	12								
12	1	172216-04831	JOYSTICK	1								
13	2	172215-15180	BOOT, JOYSTICK	1								
14	1	172216-06810	SCREW	6								
15	1	172215-06610	NUT	2								
16	1	172215-06620	NUT	2								
17	1	172218-02300	BOOT, CONTROL VALVE	2								
18	1	172215-16980	HOSE ASSY	1								
19	1	172215-16610	PLATE, CROSSMEMBER	1								
20	1	172215-16620	PLATE, CORNER	1								
21	1	172215-16990	HOSE	1								
22	1	172215-17000	HOSE	3								
23	1	172215-17010	HOSE	2								
24	1	172215-17020	HOSE	1								
25	1	172215-17030	HOSE	3								
26	1	172215-17040	HOSE	1								
27	1	172215-16970	HOSE	1								
28	1	172215-17050	BRACKET, VALVE MOUNT	1								
29	1	172215-17060	COVER, CONTROLS	1								
30	1	172215-17070	PLATE, FLOOR	1								
31	1	172215-17080	BRACKET, FLOOR PLATE	1								
32	1	172215-17090	COVER, JOYSTICK	1								
33	1	172215-17100	HOSE	1								
34	1	172215-17110	WDMT, JOYSTICK	2								
35	1	172215-17120	COVER, SOUND PAD	1								
36	1	172215-17130	COVER, JOYSTICK LH	1								
37	1	172215-16860	PLATE, CORNER	1								
38	1	172215-17140	VALVE, JOYSTICK	1								1
39	1	172216-15490	LEVER, GRIP RIGHT	1								
40	1	172216-15500	GRIP	1								
41	1	172218-07140	GROMMET	1								
42	1	172216-15590	PLUG	1								
43	1	172216-15600	WEDGE, LOCKING	1								
44	1	172551-09450	SCREW	2								
45	1	172551-09720	BOLT	2								
46	1	172218-05000	BOLT	4								
47	1	172215-03110	SCREW	6								
48	1	172216-09610	PIN, ROLL	1								
49	1	172215-03150	SCREW	17								
50	1	172216-09710	SCREW	7								
51	1	172217-04000	SCREW	6								

Remarks

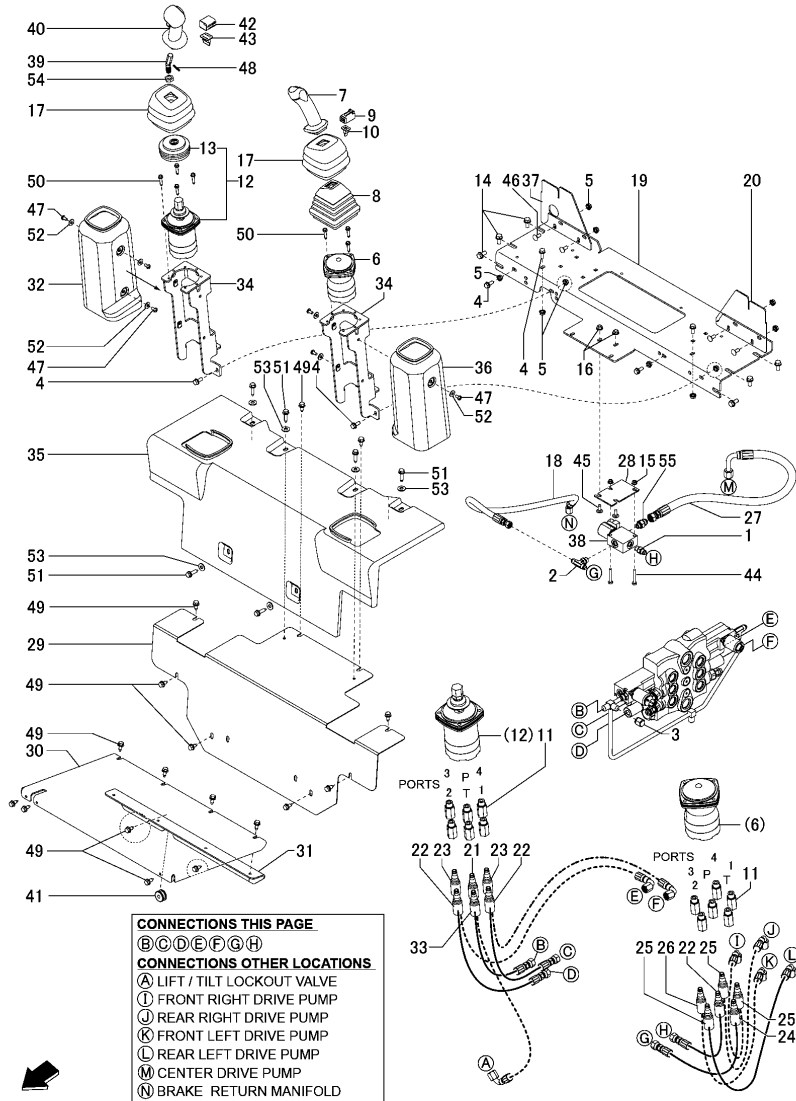
* Illustration is continuous from Fig.23 to Fig.24.

(1)See Fig.25 for internal components.

Fig.23. JOYSTICK CONTROLS(1/2)

(A)=S165R-1
(B)=
(C)=

(D)=
(E)=
(F)=



No.	Lev.	Parts No.	Description	Q'ty						I	R
				(A)	(B)	(C)	(D)	(E)	(F)		
52	1	172218-05160	WASHER	6							
53	1	172551-10370	WASHER	6							
54	1	172216-15610	NUT	1							
55	1	172215-00270	FITTING	1							

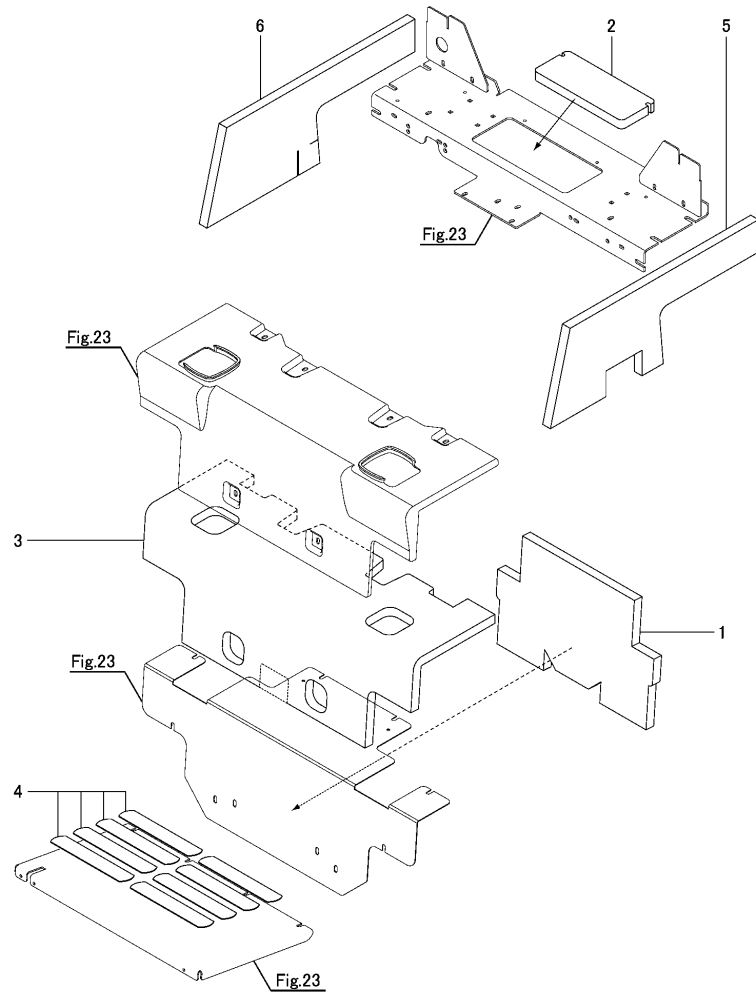
Remarks
 * Illustration is continuous from Fig.23 to Fig.24.
 (1) See Fig.25 for internal components.

Fig.24. JOYSTICK CONTROLS(2/2)

(A)=S165R-1
(B)=
(C)=

(D)=
(E)=
(F)=

No.	Lev.	Parts No.	Description	Q'ty						I	R
				(A)	(B)	(C)	(D)	(E)	(F)		
1	1	172215-16800	PAD, KICKPLATE	1							
2	1	172215-16810	PAD, KICKPLATE UNDER	1							
3	1	172215-16830	PAD, BACKER	1							
4	1	172216-00550	STRIP	8							
5	1	172215-16900	FOAM, LARGER L	1							
6	1	172215-16910	FOAM, LARGER R	1							



Remarks

* Illustration is continuous from Fig.23 to Fig.24.

Fig.25. SOLENOID VALVE

(A)=S165R-1
(B)=
(C)=

(D)=
(E)=
(F)=

No.	Lev.	Parts No.	Description	Q'ty						I	R
				(A)	(B)	(C)	(D)	(E)	(F)		
1	1	172215-17140	VALVE, JOYSTICK	1							
2	2	172216-16720	NUT, COIL	1							
3	2	172218-06350	CARTRIDGE	1							
4	2	172218-03780	COIL	1							

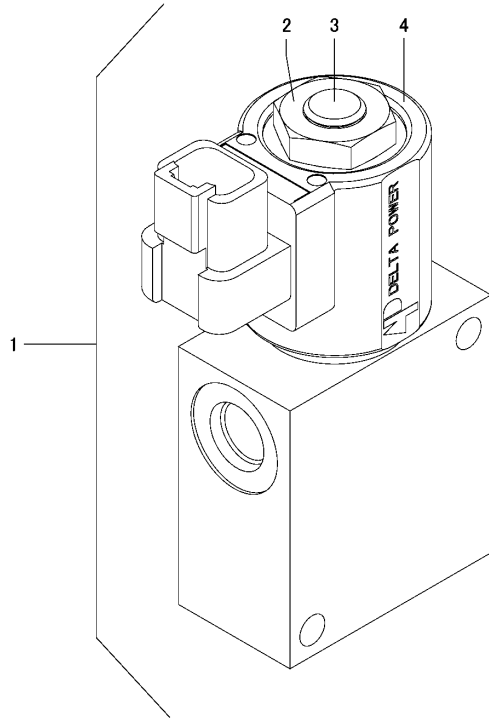


Fig.26. ENGINE

(A)=S165R-1

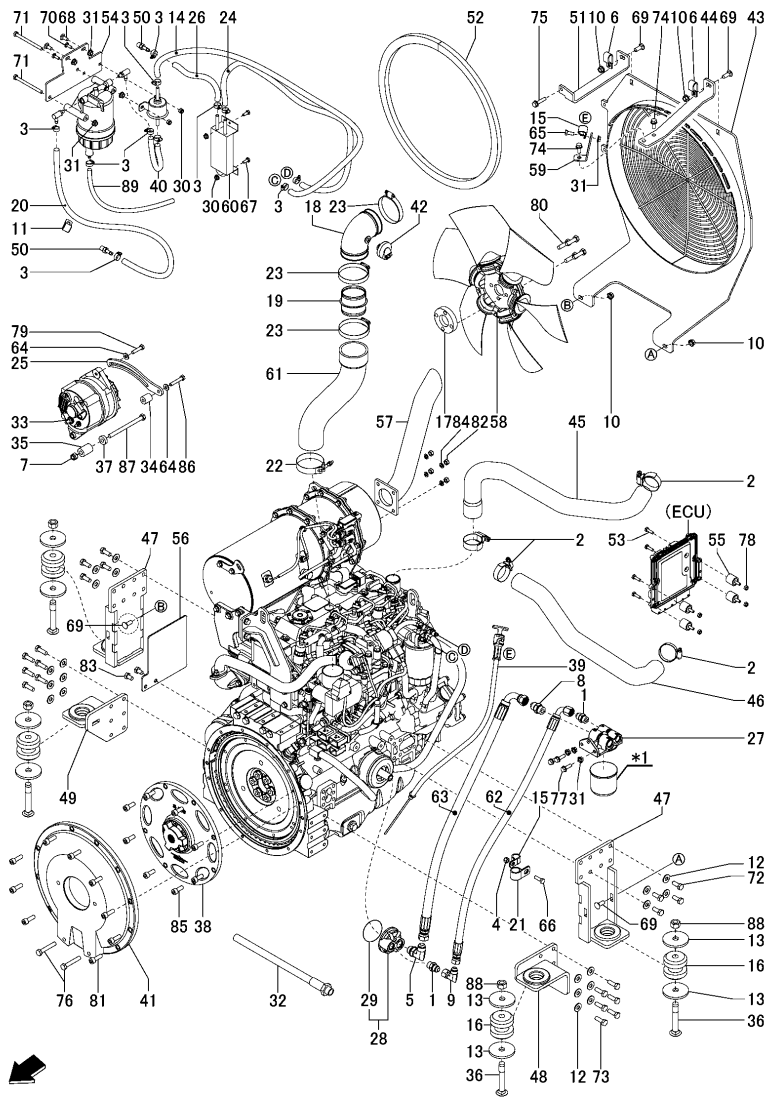
(B)=

(C)=

(D)=

(E)=

(F)=



No.	Lev.	Parts No.	Description	(A)	(B)	(C)	(D)	(E)	(F)	Q'ty	I	R
1	1	172551-00040	FITTING							2		
2	1	172216-00130	CLAMP							4		
3	1	172551-00140	CLAMP							11		
4	1	172551-00150	NUT							1		
5	1	172215-00190	FITTING							1		
6	1	172215-17150	CLAMP, HOSE							2		
7	1	172216-00180	NUT							1		
8	1	172551-00320	CONNECTOR							1		
9	1	172215-00470	FITTING							1		
10	1	172551-00720	NUT							4		
11	1	172551-00990	CLAMP							1		
12	1	172216-01470	WASHER							20		
13	1	172551-01240	WASHER							8		
14	1	172215-17160	HOSE							1		
15	1	172551-01270	CLAMP							2		
16	1	172551-01310	ISOLATOR							4		
17	1	172215-17170	SPACER							1		
18	1	172216-03440	ELBOW							1		
19	1	172216-03590	COUPLING, HOSE							1		
20	1	172215-17180	HOSE, FUEL							1		
21	1	172551-02160	HOSE, CLAMP							1		
22	1	172216-04130	CLAMP							1		
23	1	172215-01560	CLAMP							3		
24	1	172215-17190	HOSE, FUEL							1		
25	1	172551-02510	BRACKET, ALTERNATOR							1		
26	1	172217-01650	HOSE, FUEL							1		
27	1	172551-02540	MOUNT, FILTER							1		
28	1	172551-02551	ADAPTER, FILTER							1		
29	2	172216-11900	O-RING 230 N70							1		
30	1	172215-06610	NUT							4		
31	1	172215-06620	NUT							8		
32	1	172216-07390	HOSE ASSY							1		
33	1	172551-02920	ALTERNATOR							1		
34	1	172551-02950	SPACER							1		
35	1	172551-02960	SPACER							1		
36	1	172218-01490	BOLT							4		
37	1	172551-02980	SPACER							1		
38	1	172216-08330	COUPLER, FLEX							1		
39	1	172216-08350	DIPSTICK ASSY							1		
40	1	172216-08490	HOSE, FUEL							1		
41	1	172216-08590	HOUSING, FLYWHEEL							1		
42	1	172551-04310	INDICATOR, SERVICE							1		
43	1	172215-17200	WDMT, FAN SHROUD							1		
44	1	172215-17210	BRACKET, SHROUD							1		
45	1	172215-17220	HOSE, UPPER RAD							1		
46	1	172215-17230	HOSE, LOWER RAD							1		
47	1	172215-17240	WDMT, ENGINE MOUNT							2		
48	1	172215-17250	WDMT, ENGINE MOUNT							1		
49	1	172215-17260	WDMT, ENGINE MOUNT							1		
50	1	172216-13810	FITTING							2		
51	1	172215-17270	BRACKET, SHROUD							1		

Remarks

* Engine : Refer to PREFACE.

*1. Engine part.

(1)Apply specified locking adhesive agent or equivalent.

Fig.26. ENGINE

(A)=S165R-1

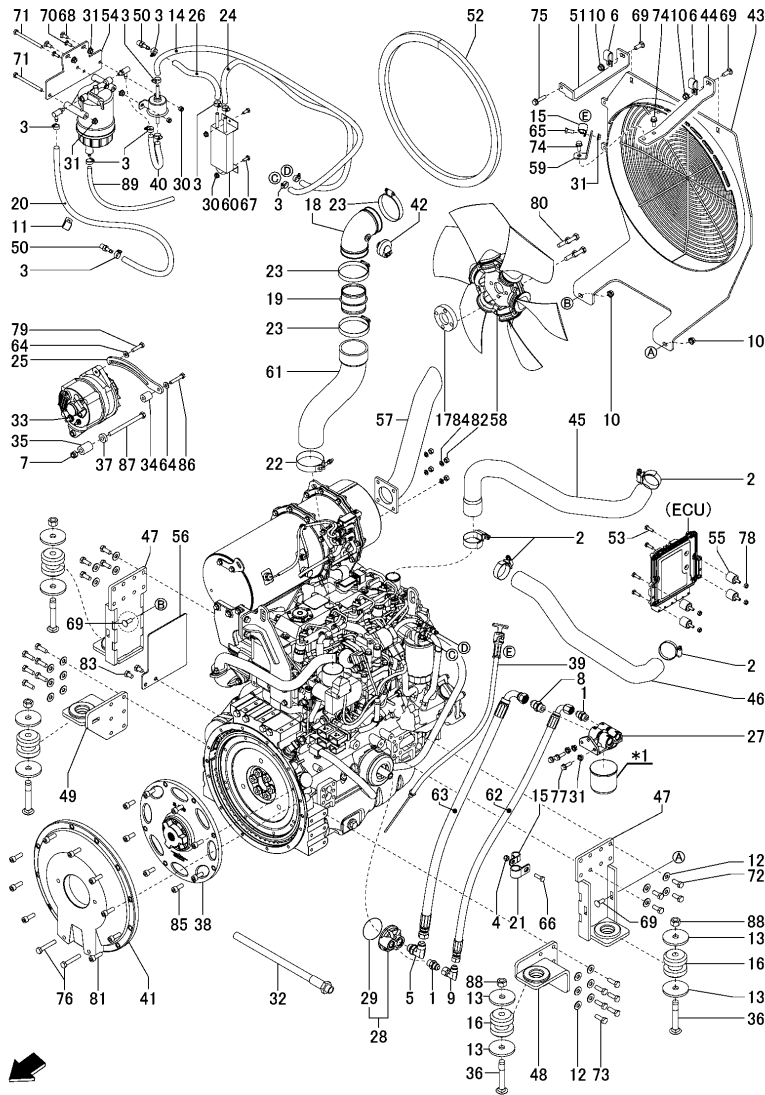
(B)=

(C)=

(D)=

(E)=

(F)=



No.	Lev.	Parts No.	Description	Q'ty						I	R
				(A)	(B)	(C)	(D)	(E)	(F)		
52	1	172215-17280	SEAL, FOAM	1							
53	1	172552-15900	SCREW	4							
54	1	172215-17290	PLATE, FUEL PUMP								
55	1	172552-15920	ISOLATOR	4							
56	1	172215-17300	PLATE, HEAT SHIELD	1							
57	1	172215-17310	TUBE, EXHAUST	1							
58	1	172215-17320	FAN	1							
59	1	172216-13840	BRACKET, DIPSTICK	1							
60	1	172216-13850	COOLER, FUEL	1							
61	1	172215-17330	HOSE, AIR FILTER	1							
62	1	172216-12320	HOSE 1/2 X 35	1							
63	1	172216-12330	HOSE 5/8 X 34.50	1							
64	1	172216-09250	WASHER	2							
65	1	172551-09510	SCREW	1							
66	1	172215-02720	SCREW	1							
67	1	172551-09710	SCREW	2							
68	1	172551-09720	BOLT	2							
69	1	172551-09750	BOLT	4							
70	1	172551-09820	BOLT	2							
71	1	172216-09420	SCREW	2							
72	1	172216-09580	SCREW	8							
73	1	172551-10060	SCREW	12							
74	1	172551-10130	SCREW	2							
75	1	172215-17360	SCREW	1							
76	1	172216-09770	SCREW	2							
77	1	172218-05150	SCREW	3							
78	1	172551-00260	NUT	4							
79	1	172216-09820	SCREW	1							
80	1	172215-17350	SCREW	4							1
81	1	172216-09830	SCREW	9							
82	1	172551-10440	NUT	4							
83	1	172217-04060	SCREW	2							
84	1	172215-03380	WASHER	4							
85	1	172216-09860	SCREW	8							
86	1	172551-10520	SCREW	1							
87	1	172551-10530	SCREW	1							
88	1	172216-11150	NUT	4							
89	1	172215-17340	HOSE, FUEL	1							

Remarks

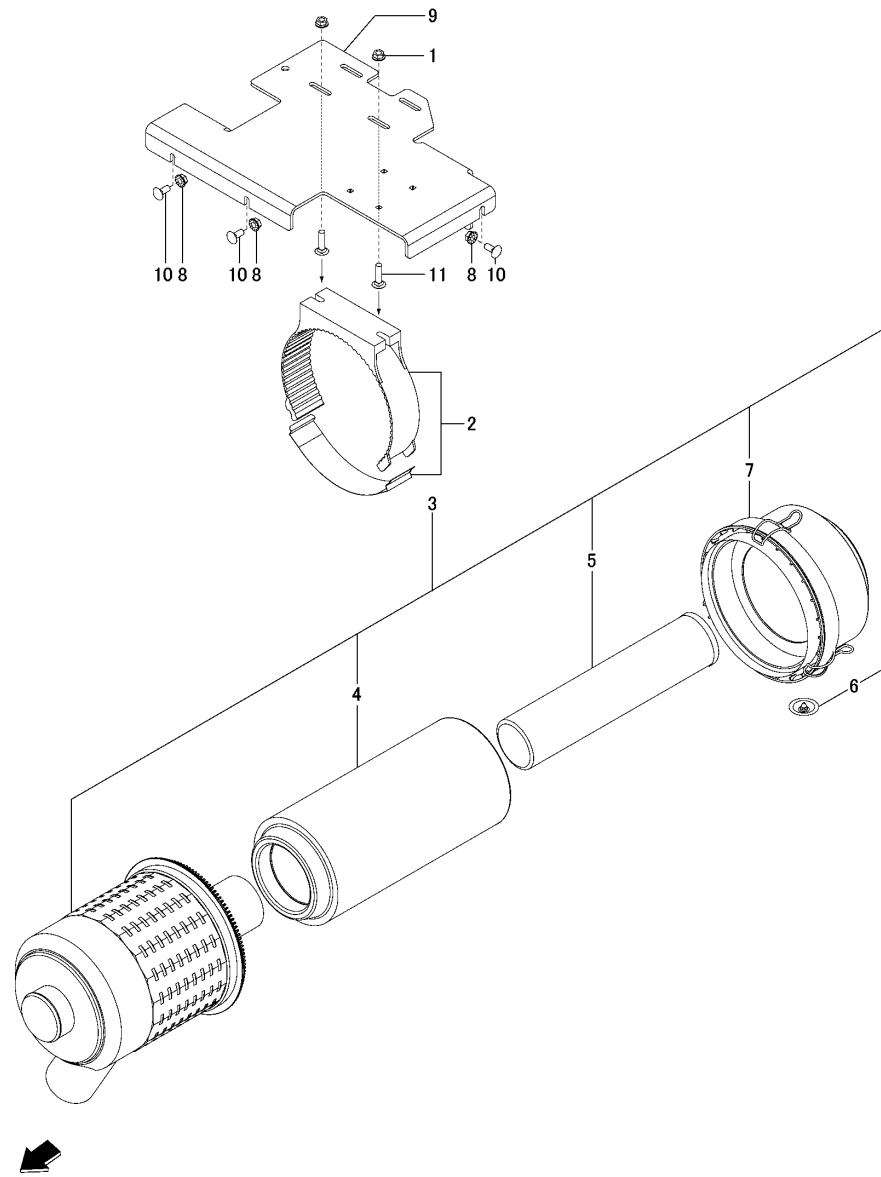
* Engine : Refer to PREFACE.

*1. Engine part.

(1)Apply specified locking adhesive agent or equivalent.

N:Old $\xrightarrow{\text{Yes}}$ New, Q:Old $\xrightarrow{\text{No}}$ New, R:Old $\xrightarrow{\text{Yes}}$ New, S:Old $\xrightarrow{\text{No}}$ New, W:Add, Z:Discontinued, F:Interchangeable by set, K:Q'ty Change

Fig.27. INTAKE

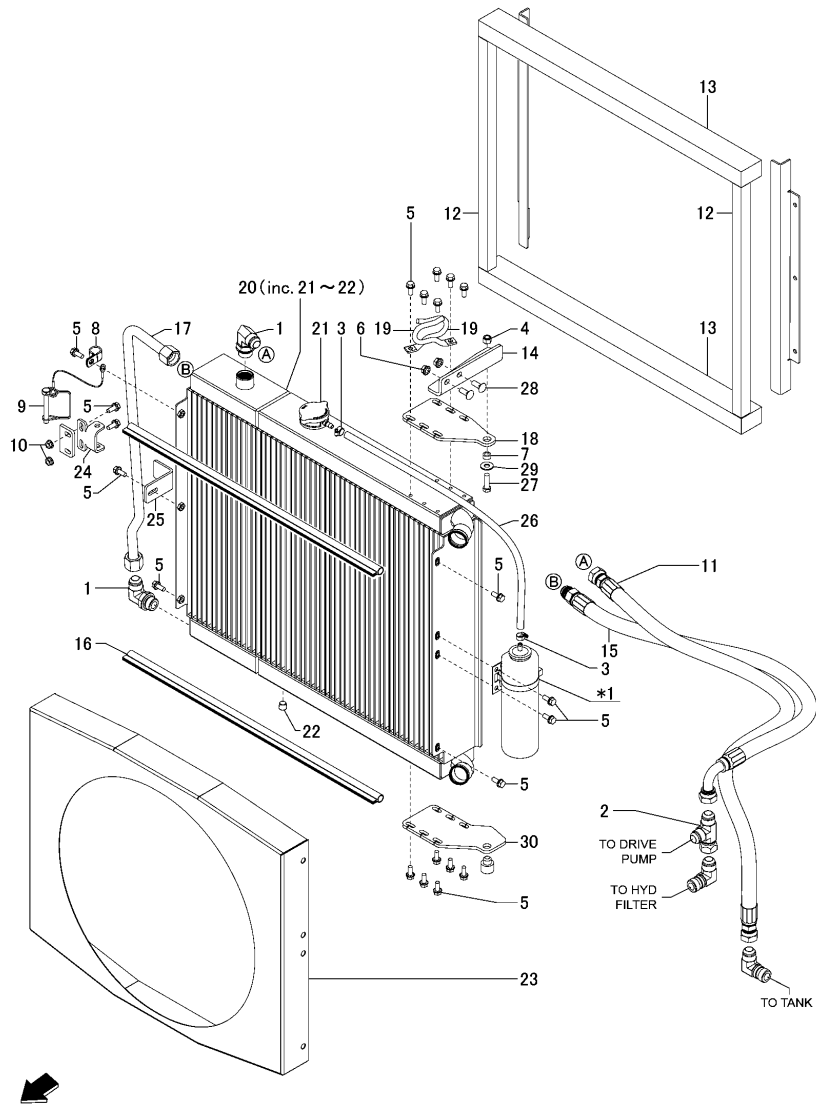


(A)=S165R-1
(B)=
(C)=

(D)=
(E)=
(F)=

No.	Lev.	Parts No.	Description	Q'ty						I	R
				(A)	(B)	(C)	(D)	(E)	(F)		
1	1	172551-00240	NUT	2							
2	1	172551-02000	CLAMP, AIR CLEANER	1							
3	1	172551-02250	CLEANER ASSY, AIR	1							
4	2	172551-02050	FILTER,AIR	1							
5	2	172551-02060	FILTER,AIR	1							
6	2	172551-02340	VALVE, EVACUATOR	1							
7	2	172551-02350	CAP, AIR CLEANER	1							
8	1	172215-06620	NUT	3							
9	1	172215-17370	PLATE, AIR CLEANER	1							
10	1	172551-09720	BOLT	3							
11	1	172551-09810	BOLT	2							

Fig.28. RADIATOR & COOLER



(A)=S165R-1
(B)=
(C)=

(D)=
(E)=
(F)=

No.	Lev.	Parts No.	Description	Q'ty						I	R
				(A)	(B)	(C)	(D)	(E)	(F)		
1	1	172551-00080	CONNECTOR	2							
2	1	172215-17380	TEE	1							
3	1	172551-00140	CLAMP	2							
4	1	172551-00180	NUT	1							
5	1	172551-00610	SCREW	21							
6	1	172551-00720	NUT	2							
7	1	172215-17390	SPACER	1							
8	1	172551-01270	CLAMP	1							
9	1	172216-03750	PIN, LOCK	1							
10	1	172215-06620	NUT	2							
11	1	172215-17400	HOSE	1							
12	1	172215-17410	SEAL, FOAM	2							
13	1	172215-17420	SEAL, FOAM	2							
14	1	172215-17430	PALTE, COOLER SPPT	1							
15	1	172215-17440	HOSE, HYD	1							
16	1	172215-17450	SEAL, BULB	2							
17	1	172215-17460	TUBE, HYD	1							
18	1	172215-17470	PALTE, COOLER SPPT	1							
19	1	172215-17480	BRACKET, HOSE SPPT	2							
20	1	172215-17490	COOLER, TDI	1							
21	2	172216-03740	CAP, RADIATOR	1							
22	2	172217-04840	PLUG, SCREW 1/4	1							
23	1	172215-17500	WDMT, SHROUD TDI	1							
24	1	172215-17510	PLATE, COOLER LOCK	1							
25	1	172215-17520	PLATE, COOLER LATCH	1							
26	1	172216-13920	HOSE	1							
27	1	172551-09540	SCREW	1							
28	1	172551-09750	BOLT	2							
29	1	172551-10380	WASHER	1							
30	1	172215-17530	PLATE, COOLER SPPT	1							

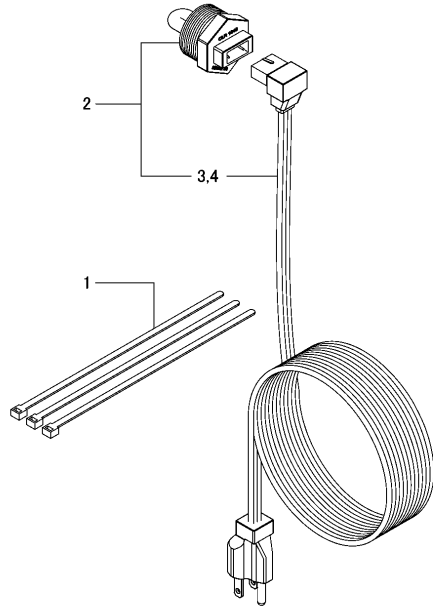
Remarks
*1. Engine part.

Fig.29. BLOCK HEATER(OPTIONAL)

(A)=S165R-1
(B)=
(C)=

(D)=
(E)=
(F)=

No.	Lev.	Parts No.	Description	Q'ty						I	R
				(A)	(B)	(C)	(D)	(E)	(F)		
1	1	172551-00120	TIE, CABLE	3							
2	1	172551-00910	BLOCK HEATER	1							1
3	2	172551-00920	CORD, HEATER	1							2
4	2	172215-17540	CORD, BLOCK HEATER	1							3



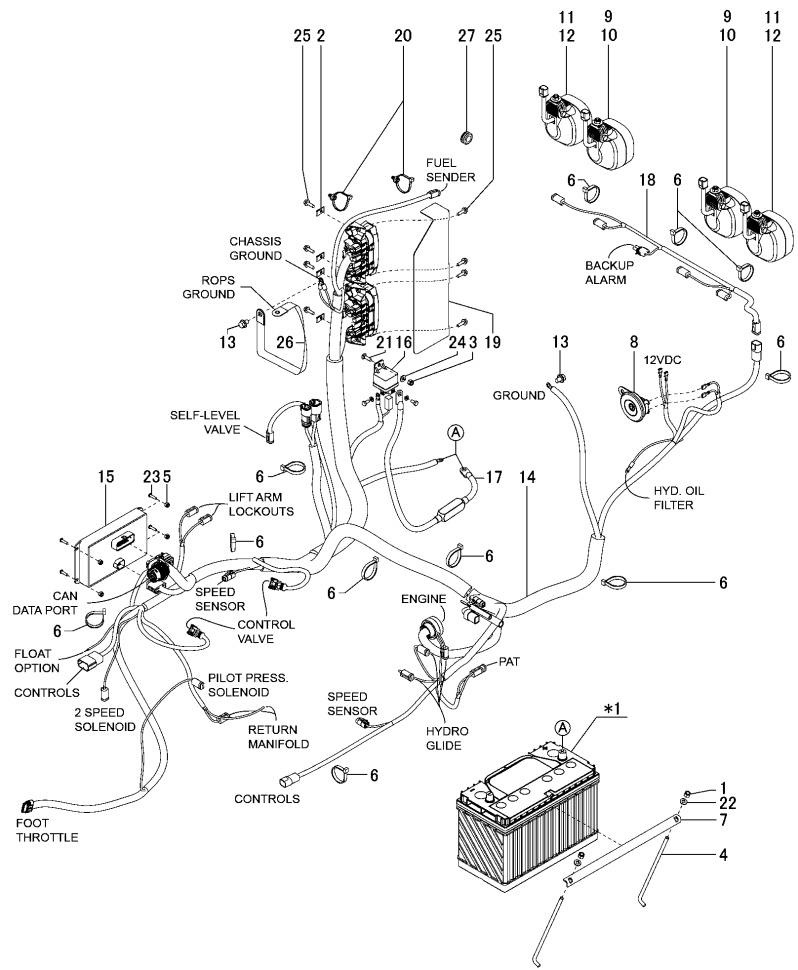
Remarks

- (1)Block Heater may be supplied with round or rectangular cable connector.
- (2)5 ft. cord with rectangular connector.
- (3)6 ft. cord with round connector.

Fig.30. CHASSIS ELECTRICAL

(A)=S165R-1
(B)=
(C)=

(D)=
(E)=
(F)=



No.	Lev.	Parts No.	Description	Q'ty						I	R
				(A)	(B)	(C)	(D)	(E)	(F)		
1	1	172551-00150	NUT	2							
2	1	172216-00140	NUT, SPEED	4							
3	1	172551-00250	NUT	1							
4	1	172218-00010	ROD, BATTERY	2							
5	1	172551-00620	NUT	4							
6	1	172215-00480	TIE, CABLE	11							
7	1	172217-00040	ANGLE, BATTERY	1							
8	1	172551-01980	HORN	1							
9	1	172218-01011	LIGHT, WHITE, 55W	2							
10	2	172217-05070	55 W BULB	2							1
11	1	172218-02121	LIGHT, RED, 35W	2							
12	2	172217-05080	35 W BULB	2							1
13	1	172551-06750	SCREW	2							
14	1	172215-17550	HARNESS, CHASSIS	1							
15	1	172215-17560	MODULE, MAIN CONTROL	1							
16	1	172215-17570	RELAY, MAIN POWER	1							2
17	1	172215-17580	CABLE, FUSE	1							
18	1	172215-17590	HARNESS, REAR DOOR	1							
19	1	172215-17600	PLATE, FUSE BLOCK	1							
20	1	172215-17610	TIE, CABLE	2							
21	1	172218-05870	BOLT	1							
22	1	172551-09860	WASHER	2							
23	1	172215-02940	SCREW	4							
24	1	172551-09890	WASHER	1							
25	1	172215-17620	SCREW	8							
26	1	172551-10690	STRAP, GROUND	1							
27	1	172215-17630	GROMMET	1							

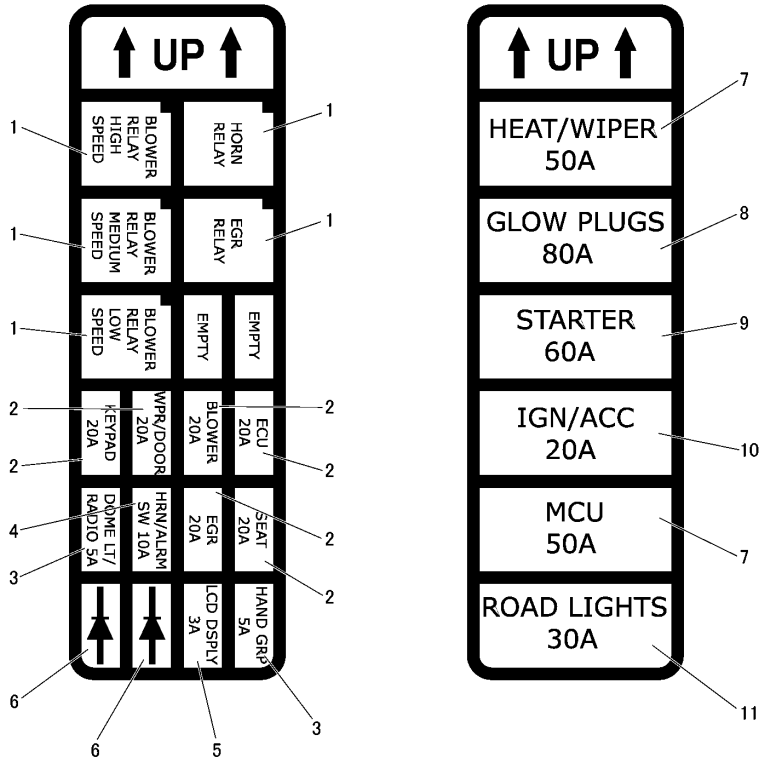
Remarks

- *1. Battery/12 Vdc Wet : Purchased locally. Group size 31, 950 CCA.
- (1)As required.
- (2)Some hardware included.

Fig.31. FUSES & RELAYS

(A)=S165R-1
(B)=
(C)=

(D)=
(E)=
(F)=

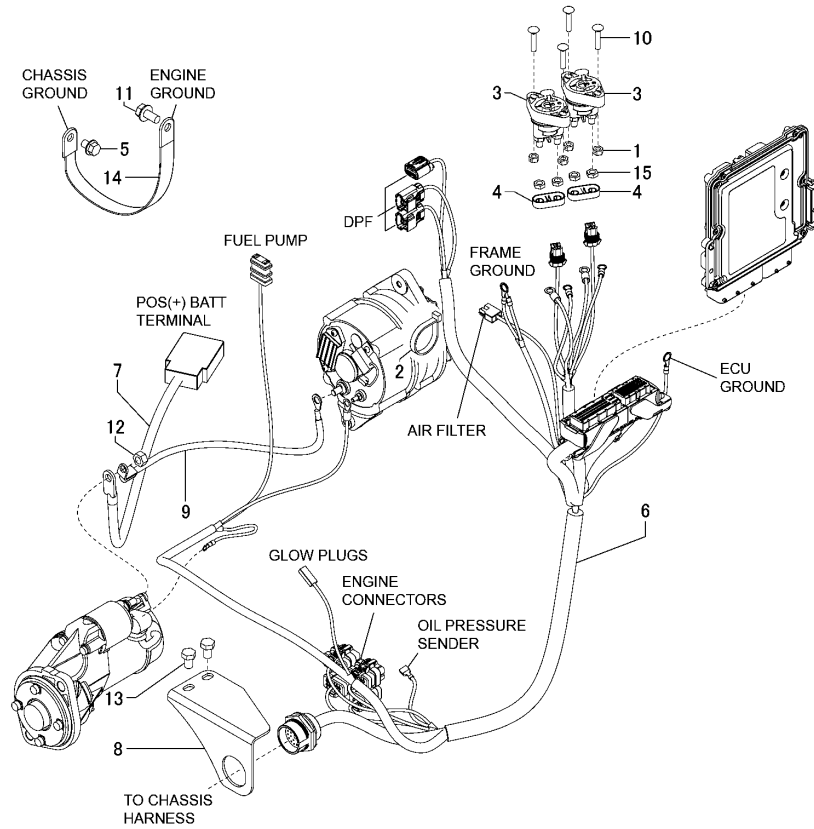


No.	Lev.	Parts No.	Description	Q'ty						I	R
				(A)	(B)	(C)	(D)	(E)	(F)		
1	1	172552-16040	RELAY, MICOR (20A)	5							
2	1	172552-16520	FUSE, 20A	6							
3	1	172215-17640	FUSE, ATM	2							
4	1	172551-02180	MINI FUSE	1							
5	1	172215-17690	FUSE	1							
6	1	172552-16540	DIODE	2							
7	1	172215-17650	FUSE, MAXI	2							
8	1	172551-03020	MAXI FUSE	1							
9	1	172215-17680	FUSE, MAXI	1							
10	1	172215-17670	FUSE, MAXI	1							
11	1	172215-17660	FUSE, MAXI	1							

Fig.32. ENGINE ELECTRICAL

(A)=S165R-1
(B)=
(C)=

(D)=
(E)=
(F)=



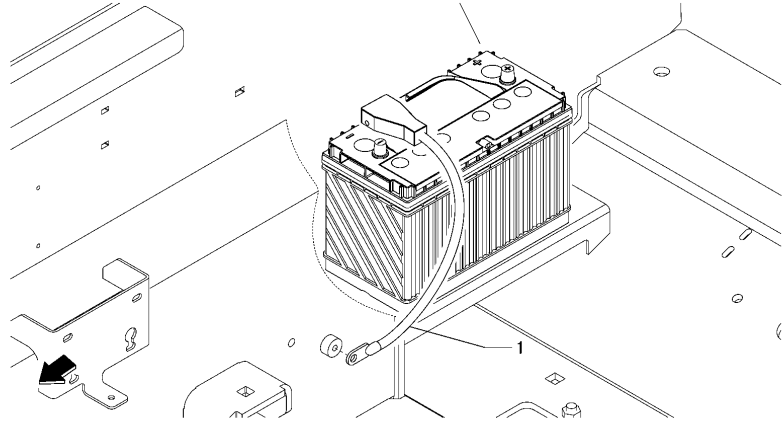
No.	Lev.	Parts No.	Description	Q'ty						I	R
				(A)	(B)	(C)	(D)	(E)	(F)		
1	1	172551-00260	NUT	4							
2	1	172215-00480	TIE, CABLE	1							
3	1	172216-06000	SOLENOID	2							
4	1	172216-07150	COVER, ELECTRICAL	2							
5	1	172551-06750	SCREW	1							
6	1	172215-17720	HARNES, ENGINE	1							
7	1	172215-17700	CABLE, BATTERY	1							
8	1	172215-17710	BRACKET, HARNES	1							
9	1	172216-16010	WIRE, ALTERNATOR	1							
10	1	172551-09940	BOLT	4							
11	1	172217-04010	SCREW	1							
12	1	172551-10440	NUT	1							
13	1	172217-04060	SCREW	2							
14	1	172551-10690	STRAP, GROUND	1							
15	1	172551-10320	NUT	2							

Fig.33. BATTERY NEG. (-) CABLE/MASTER DISCONNECT

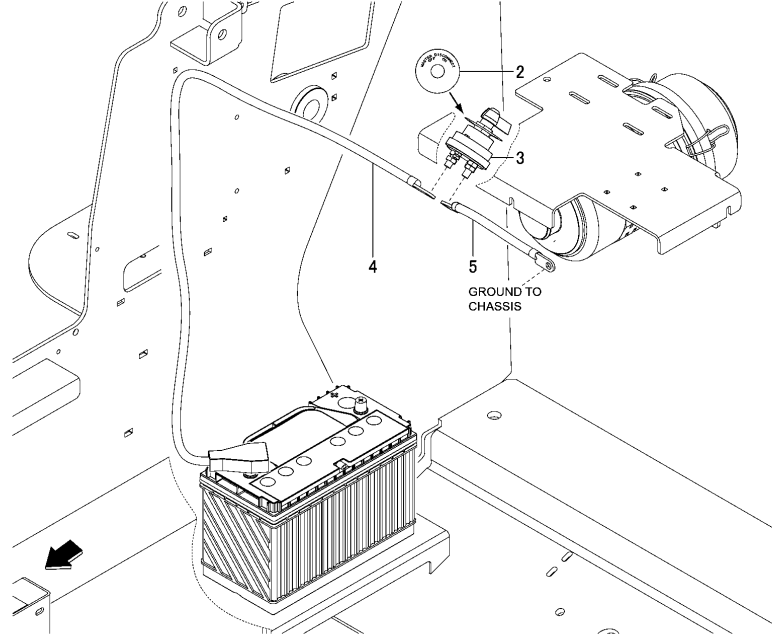
(A)=S165R-1
(B)=
(C)=

(D)=
(E)=
(F)=

BATTERY NEG. (-) CABLE W/O MASTER DISCONNECT



BATTERY NEG. (-) CABLE / MASTER DISCONNECT (OPTION)

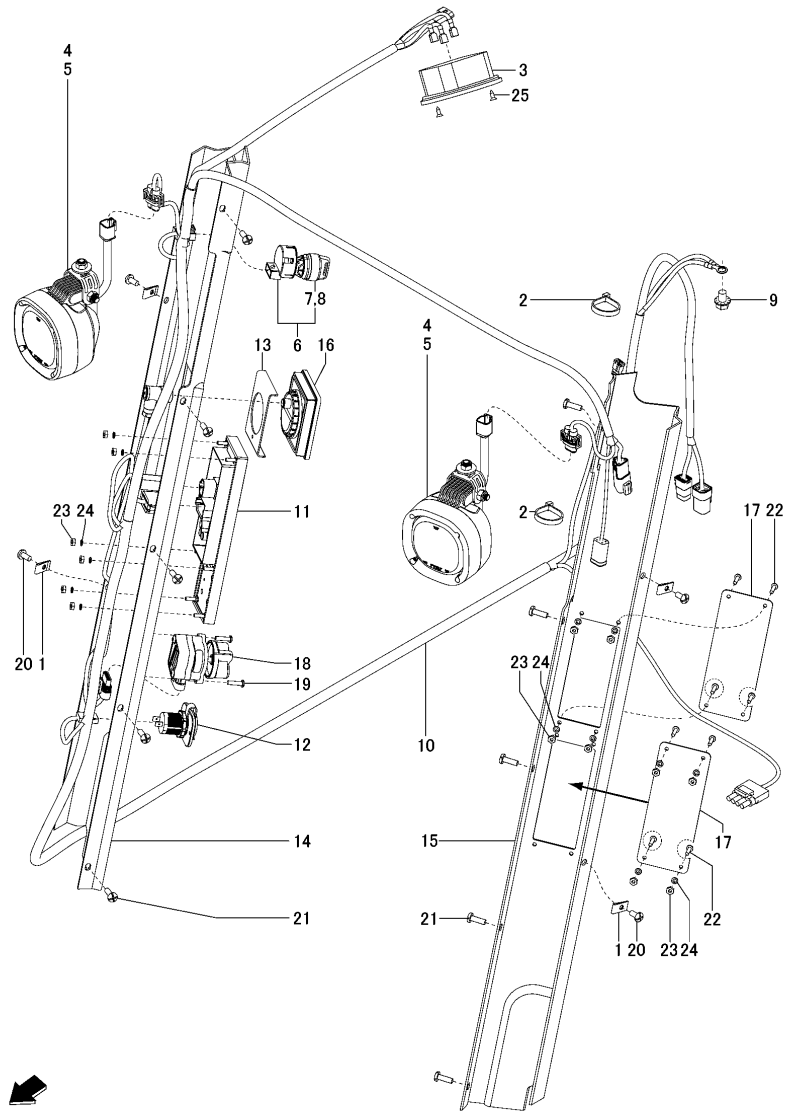


No.	Lev.	Parts No.	Description	Q'ty						I	R	
				(A)	(B)	(C)	(D)	(E)	(F)			
1	1	172215-17740	CABLE, BATTERY	1							1	
2	1	172551-00740	FACE PLATE	1								
3	1	172216-15690	SWITCH	1								
4	1	172215-17730	CABLE, BATTERY	1							2	
5	1	172215-17750	CABLE, SWITCH	1							2	

Remarks

- (1) Without master disconnect.
- (2) With master disconnect.

Fig.34. ROPS ELECTRICAL



(A)=S165R-1
(B)=
(C)=

(D)=
(E)=
(F)=

No.	Lev.	Parts No.	Description	Q'ty						I	R
				(A)	(B)	(C)	(D)	(E)	(F)		
1	1	172216-00140	NUT, SPEED	4							
2	1	172215-00480	TIE, CABLE	2							
3	1	172216-02350	LIGHT, DOME	1							1
4	1	172218-01011	LIGHT, WHITE, 55W	2							
5	2	172217-05070	55 W BULB	2							2
6	1	172551-04431	SWITCH, IGNITION	1							
7	2	172551-07990	KEY	1							
8	2	172551-08000	KEY COVER	1							
9	1	172551-00440	SCREW	1							
10	1	172215-17830	HARNESS, CAB	1							
11	1	172215-17760	MODULE, MAIN KEYPAD	1							
12	1	172215-17770	SOCKET	1							
13	1	172215-17780	PLATE, DISPLAY MOUNT	1							
14	1	172215-17790	PANEL, CONTROL RH	1							
15	1	172215-17800	PANEL, CONTROL LH	1							
16	1	172215-17810	DISPLAY, PROGRAMMED	1							
17	1	172215-17820	COVER, OPTION CUTOFF	2							
18	1	172218-06250	THROTTLE, HAND	1							
19	1	172218-06480	SCREW	2							
20	1	172215-03110	SCREW	4							
21	1	172551-10010	SCREW	10							
22	1	172551-10170	SCREW	8							
23	1	172215-03220	NUT	14							
24	1	172215-03320	WASHER	14							
25	1	172216-06750	SCREW	2							

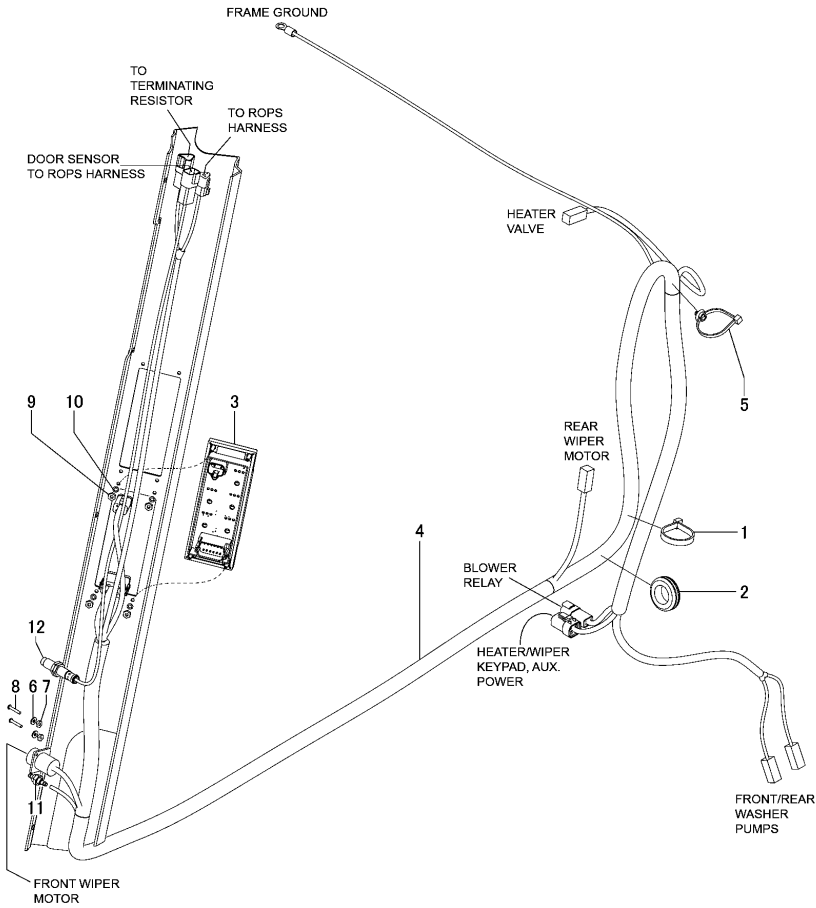
Remarks

- (1)Replacement bulb : Puchase locally. GE168 or equivalent.
- (2)As required.

Fig.35. HEATER, DOOR & WIPER ELECTRICAL

(A)=S165R-1
(B)=
(C)=

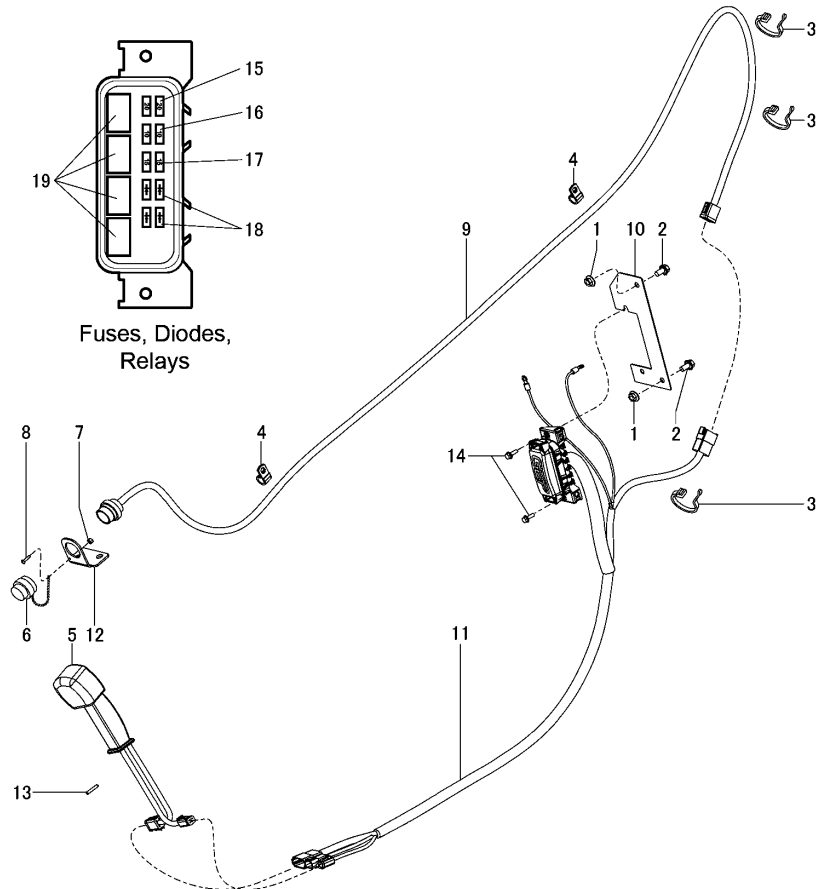
(D)=
(E)=
(F)=



No.	Lev.	Parts No.	Description	Q'ty						I	R
				(A)	(B)	(C)	(D)	(E)	(F)		
1	1	172215-00480	TIE, CABLE	1							
2	1	172216-00530	GROMMET, RUBBER	1							
3	1	172215-17840	MODULE, HEATER	1							
4	1	172215-17850	HARNES, HEATER	1							
5	1	172216-16060	TIE, CABLE	1							
6	1	172215-02970	WASHER	2							
7	1	172215-16560	NUT	2							
8	1	172215-16570	BOLT	2							
9	1	172215-03220	NUT	4							
10	1	172215-03320	WASHER	4							
11	1	172215-17860	HOSE SPLICE	1							1
12	1	172215-17870	SENSOR, INDUCTIVE	1							1

Remarks
(1)Machines with door.

Fig.36. 14-PIN CONNECTOR(OPTIONAL)



(A)=S165R-1
(B)=
(C)=

(D)=
(E)=
(F)=

No.	Lev.	Parts No.	Description	Q'ty						I	R
				(A)	(B)	(C)	(D)	(E)	(F)		
1	1	172215-00200	NUT	2							
2	1	172551-00440	SCREW	1							
3	1	172215-00480	TIE, CABLE	3							
4	1	172551-00990	CLAMP	2							
5	1	172216-05920	HANDLE, 14-PIN AUX	1							
6	1	172216-06370	CAP, DUCT	1							
7	1	172216-10870	NUT	1							
8	1	172215-07650	SCREW	1							
9	1	172215-17880	HARNESS	1							
10	1	172215-17890	BRACKET	1							
11	1	172215-17900	HARNESS	1							
12	1	172216-16180	MOUNT, PIN CONNECTOR	1							
13	1	172216-09610	PIN, ROLL	1							
14	1	172215-17620	SCREW	2							
15	1	172552-16520	FUSE,20A	2							
16	1	172551-02180	MINI FUSE	2							
17	1	172552-16530	FUSE,15A	2							
18	1	172552-16540	DIODE	4							
19	1	172551-04290	RELAY	4							

Fig.37. AM/FM RADIO(OPTIONAL)

(A)=S165R-1
(B)=
(C)=

(D)=
(E)=
(F)=

No.	Lev.	Parts No.	Description	Q'ty						I	R
				(A)	(B)	(C)	(D)	(E)	(F)		
1	1	172551-02150	ANTENNA, RADIO	1							
2	1	172551-02440	RADIO	1							
3	1	172216-05330	HARNESS, WIRE RADIO	1							
4	1	172215-17920	SPEAKER, RADIO	2							
5	1	172215-17910	BRACKET, RADIO	1							
6	1	172215-17930	SCREW	8							
7	1	172551-10110	SCREW	4							

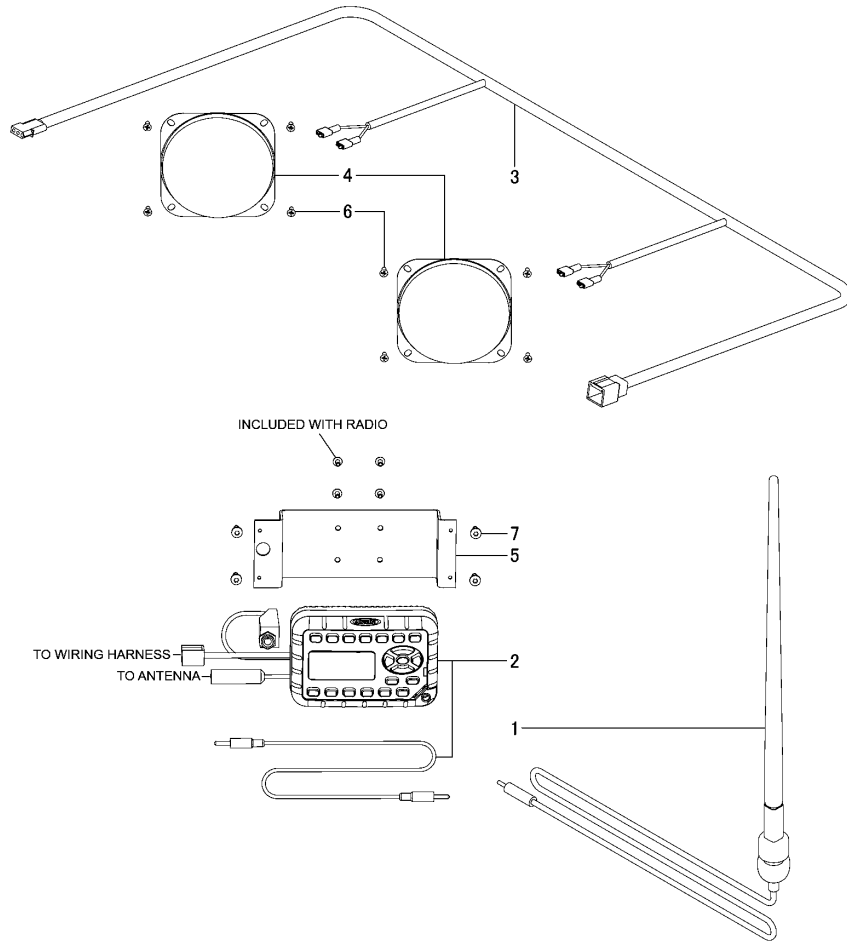
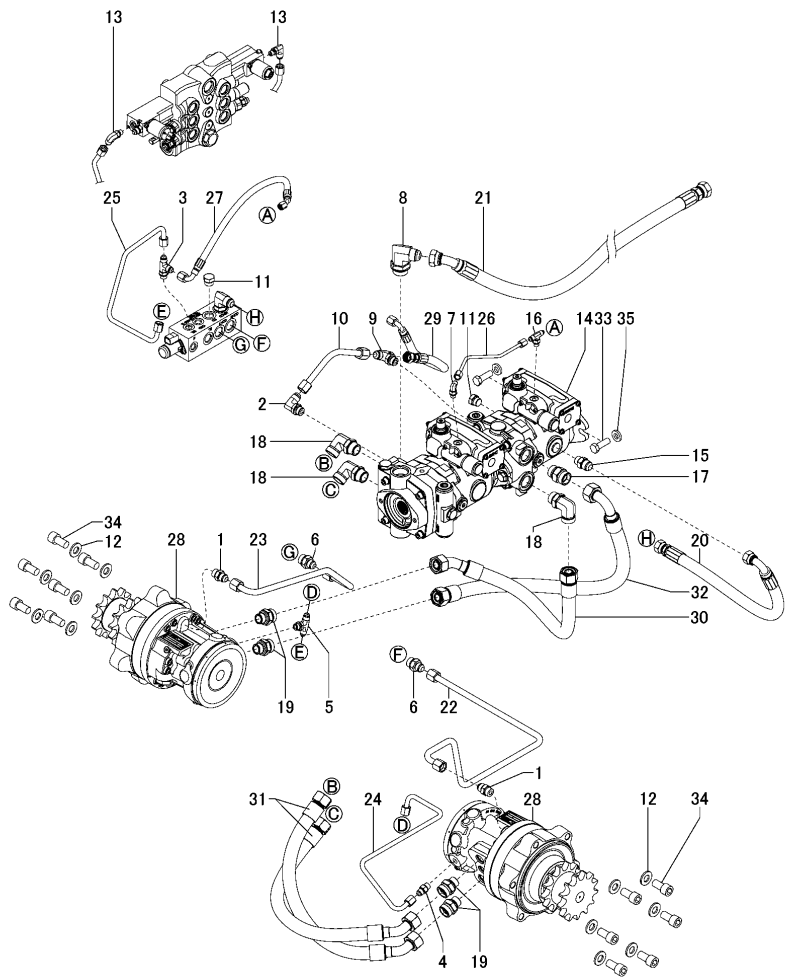


Fig.38. HYDROSTATICS WITH DRIVE MOTORS(1-SPEED, HAND-FOOT CONTROLS)

(A)=S165R-1
(B)=
(C)=

(D)=
(E)=
(F)=



No.	Lev.	Parts No.	Description	Q'ty						I	R
				(A)	(B)	(C)	(D)	(E)	(F)		
1	1	172551-00040	FITTING	2							
2	1	172215-00020	FITTING	1							
3	1	172551-00060	FITTING	1							
4	1	172551-00070	FITTING	1							
5	1	172215-00080	FITTING	1							
6	1	172551-00700	CONNECTOR	2							
7	1	172215-00520	FITTING	1							
8	1	172551-00950	FITTING	1							
9	1	172216-00590	FITTING	1							
10	1	172216-00610	TUBE, CHARGE	1							
11	1	172215-00620	PLUG	2							
12	1	172216-02040	WASHER	12							
13	1	172215-00850	FITTING	2							
14	1	172216-04151	PUMP, TANDEM	1							1
15	1	172551-02780	CONNECTOR	1							
16	1	172216-10900	FITTING	1							
17	1	172216-14360	FITTING	1							
18	1	172552-16730	CONNECTOR	3							
19	1	172216-14380	FITTING	4							
20	1	172215-17940	HOSE	1							
21	1	172215-17950	HOSE	1							
22	1	172215-17960	TUBE, HYD	1							
23	1	172215-17970	TUBE, HYD	1							
24	1	172215-17980	TUBE, HYD	1							
25	1	172215-17990	TUBE, HYD	1							
26	1	172215-18000	TUBE, HYD	1							
27	1	172215-18010	HOSE, HYD	1							
28	1	172215-18130	MOTOR, DRIVE	2							2
29	1	172215-18140	HOSE, HYD	1							
30	1	172215-18150	HOSE, HYD	1							
31	1	172215-18160	HOSE, HYD	2							
32	1	172215-18170	HOSE, HYD	1							
33	1	172215-02700	SCREW	2							
34	1	172216-09650	SCREW	12							
35	1	172216-11190	WASHER	2							



Remarks
(1)See Fig.42 & 43 for internal compornents.
(2)See Fig.39 for internal compornents.

Fig.39. ONE-SPEED DRIVE MOTORS

(A)=S165R-1

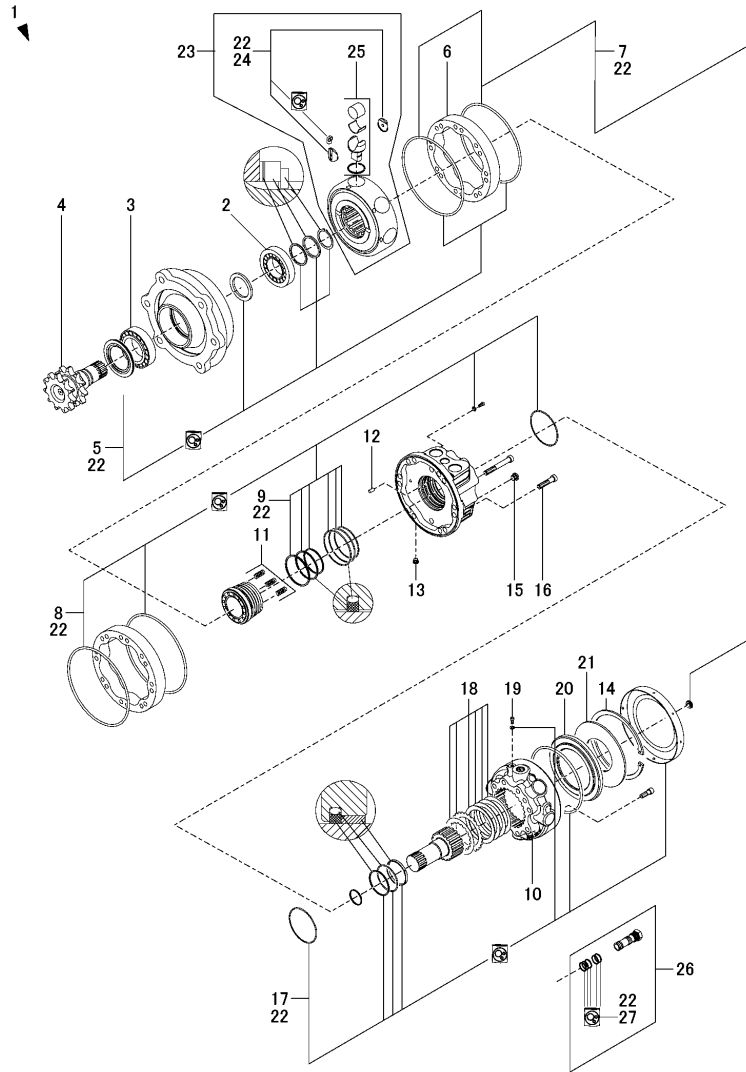
(B)=

(C)=

(D)=

(E)=

(F)=



No.	Lev.	Parts No.	Description	Q'ty						I	R
				(A)	(B)	(C)	(D)	(E)	(F)		
1	1	172215-18130	MOTOR, DRIVE	2							
2	2	172215-18120	BEARING, ROLLER	2							
3	2	172215-18110	BEARING, ROLLER	2							
4	2	172215-18080	SHAFT, SPROKETS	2							
5	2	172216-12251	SEAL KIT	2							
6	2	172216-12100	CAM	2							
7	2	172216-12110	KIT, SEAL MOTOR	2							
8	2	172216-12191	KIT, SEAL COVER	2							
9	3	172216-12140	KIT, SEAL VALVING	2							
10	2	172216-11990	HOUSING, BRAKE	2							
11	2	172215-18060	COMP. SPRING KIT	2							
12	2	172215-18030	PIN	2							
13	2	172215-18020	PLUG	2							
14	2	172216-12010	SNAP, RING	2							
15	2	172216-12180	PLUG, METALLIC	4							
16	2	172215-18040	SCREW	20							
17	2	172216-12040	KIT, SEAL BRAKE	2							
18	2	172216-12070	KIT, BRAKE DISC, SHIMS	2							
19	2	172215-18050	SCREW	2							
20	2	172216-12030	PISTON, STATIC BRAKE	2							
21	2	172216-12000	WASHER	2							
22	2	172216-12241	SEAL KIT	2							1
23	2	172215-18100	BLOCK, CYLINDER	2							
24	3	172216-12090	KIT, CLIPS	2							
25	3	172215-18090	PISTON REPAIR KIT	16							
26	2	172215-18070	VALVE, SHUTTLE	2							
27	3	172216-03910	SEAL KIT	2							

Remarks

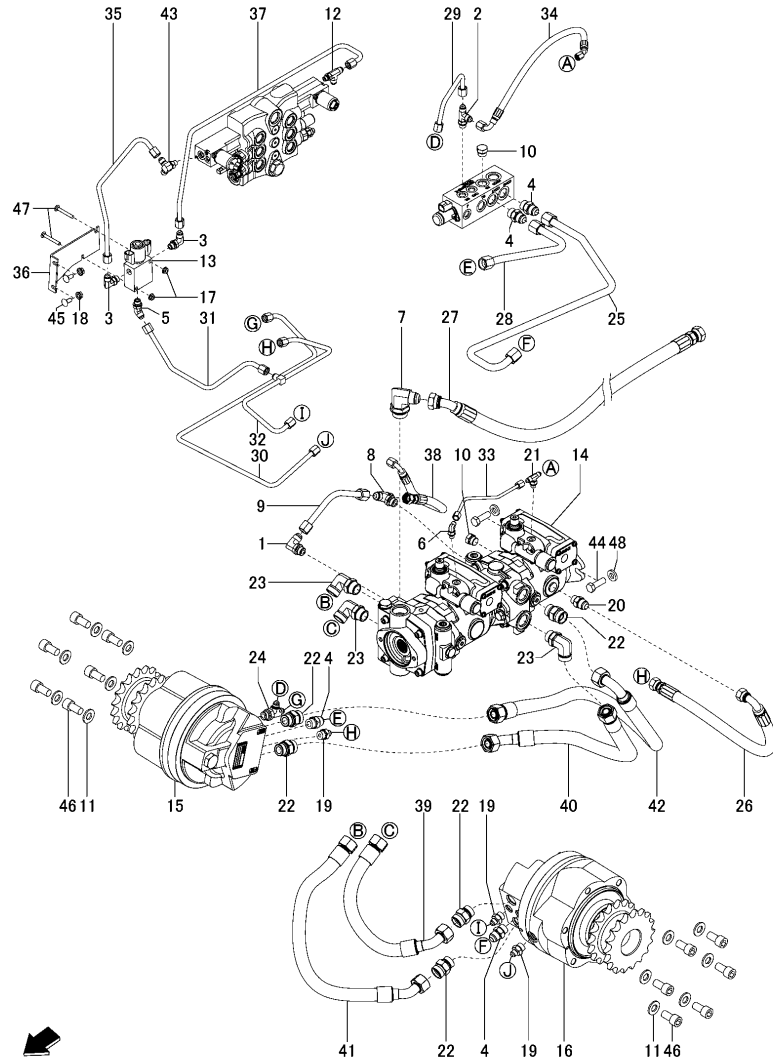
(1)Ref.22 shows the seal kit (full).

N:Old $\xrightarrow{\text{Yes}}$ New, Q:Old $\xrightarrow{\text{No}}$ New, R:Old $\xrightarrow{\text{Yes}}$ New, S:Old $\xrightarrow{\text{No}}$ New, W:Add, Z:Discontinued, F:Interchangeable by set, K:Q'ty Change

Fig.40. HYDROSTATICS WITH DRIVE MOTORS(2-SPEED, HAND-FOOT CONTROLS)

(A)=S165R-1
(B)=
(C)=

(D)=
(E)=
(F)=



No.	Lev.	Parts No.	Description	Q'ty						I	R
				(A)	(B)	(C)	(D)	(E)	(F)		
1	1	172215-00020	FITTING	1							
2	1	172551-00060	FITTING	1							
3	1	172551-00220	CONNECTOR	2							
4	1	172551-00320	CONNECTOR	4							
5	1	172551-00480	FITTING	1							
6	1	172215-00520	FITTING	1							
7	1	172551-00950	FITTING	1							
8	1	172216-00590	FITTING	1							
9	1	172216-00610	TUBE, CHARGE	1							
10	1	172215-00620	PLUG	2							
11	1	172216-02040	WASHER	12							
12	1	172216-14670	FITTING	1							
13	1	172216-03460	VALVE, SOLENOID	1							1
14	1	172216-04151	PUMP, TANDEM	1							2
15	1	172216-05720	MOTOR, TWO-SPEED R	1							3
16	1	172216-05730	MOTOR, TWO-SPEED L	1							3
17	1	172215-06610	NUT	2							
18	1	172215-06620	NUT	2							
19	1	172216-10890	FITTING	3							
20	1	172551-02780	CONNECTOR	1							
21	1	172216-10900	FITTING	1							
22	1	172216-14360	FITTING	5							
23	1	172552-16730	CONNECTOR	3							
24	1	172215-18180	TEE RUN	1							
25	1	172215-18190	TUBE, HYD	1							
26	1	172215-17940	HOSE	1							
27	1	172215-17950	HOSE	1							
28	1	172215-18200	TUBE, HYD	1							
29	1	172215-18210	TUBE, HYD	1							
30	1	172215-18220	TUBE, HYD	1							
31	1	172215-18230	TUBE, HYD	1							
32	1	172215-18240	TUBE, HYD	1							
33	1	172215-18000	TUBE, HYD	1							
34	1	172215-18010	HOSE, HYD	1							
35	1	172215-18250	TUBE, HYD	1							
36	1	172215-18260	BRKT, 2-SPEED VALVE	1							
37	1	172215-18270	TUBE, HYD	1							
38	1	172215-18140	HOSE, HYD	1							
39	1	172215-18280	HOSE, HYD	1							
40	1	172215-18150	HOSE, HYD	1							
41	1	172215-18160	HOSE, HYD	1							
42	1	172215-18170	HOSE, HYD	1							
43	1	172215-18290	CONNECTOR	1							
44	1	172215-02700	SCREW	2							
45	1	172551-09720	BOLT	2							
46	1	172216-09650	SCREW	12							
47	1	172551-10280	BOLT	2							
48	1	172216-11190	WASHER	2							

Remarks

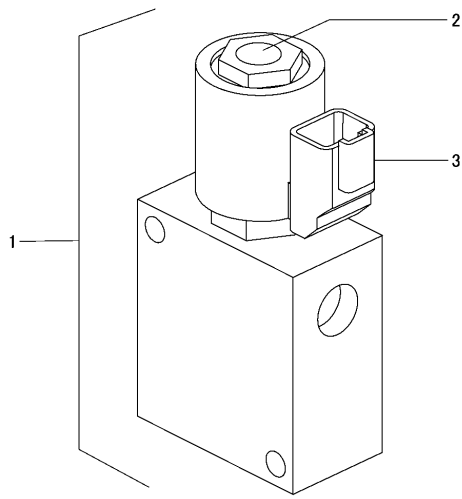
- (1)See Fig.41 for internal compornents.
- (2)See Fig.42 & Fig.43 for internal compornents.
- (3)See Fig.44 for internal compornents.

Fig.41. SOLENOID VALVE

(A)=S165R-1
(B)=
(C)=

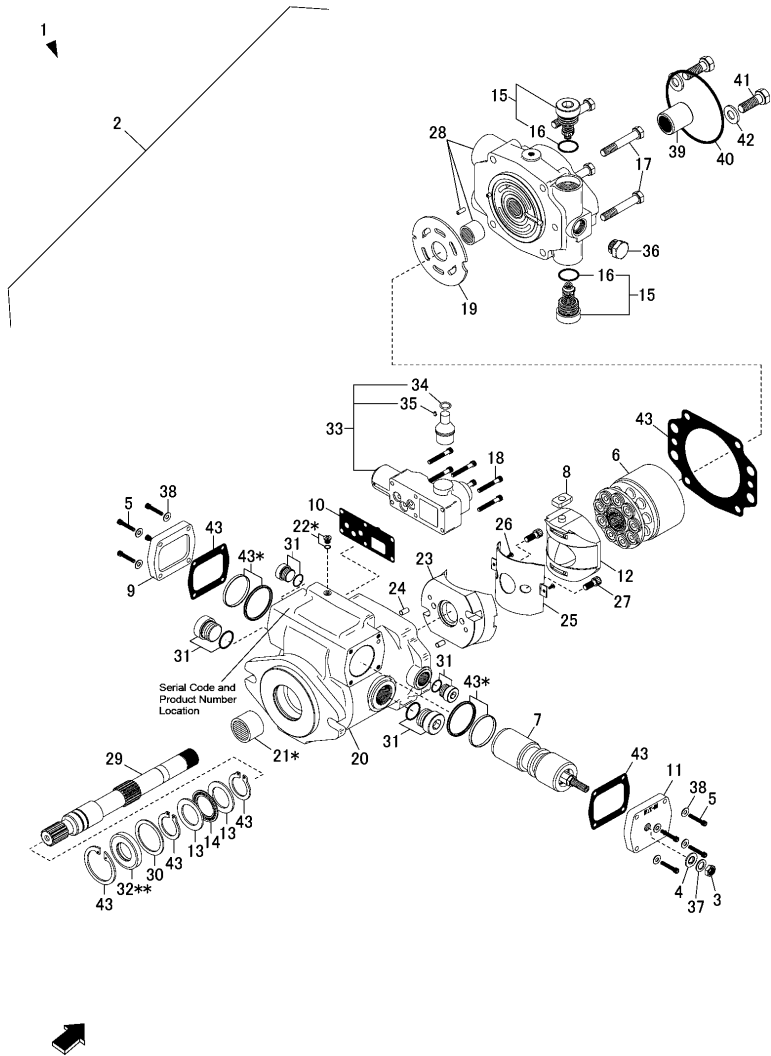
(D)=
(E)=
(F)=

No.	Lev.	Parts No.	Description	Q'ty						I	R
				(A)	(B)	(C)	(D)	(E)	(F)		
1	1	172216-03460	VALVE, SOLENOID	1							
2	2	172216-03490	CARTRIDGE	1							1
3	2	172216-03470	COIL	1							



Remarks
(1)Valve.

Fig.42. TANDEM PUMP/ENGINE END



(A)=S165R-1
(B)=
(C)=

(D)=
(E)=
(F)=

No.	Lev.	Parts No.	Description	Qty						I	R
				(A)	(B)	(C)	(D)	(E)	(F)		
1	1	172216-04151	PUMP, TANDEM	1							1
2	2	172216-04161	PUMP, ENGINE END	1							
3	3	172216-00630	NUT	1							
4	3	172216-00640	WASHER	1							
5	3	172216-00760	SCREW	8							
6	3	172216-00650	ROTATING KIT	1							
7	3	172216-02140	PISTON, SERVO	1							
8	3	172216-00870	FOLLOWER, PISTON	1							
9	3	172216-00660	PLATE, COVER	1							
10	3	172216-00840	GASKET	1							
11	3	172216-00670	PLATE, COVER	1							
12	3	172216-00680	PLATE, CAM	1							
13	3	172216-00090	BEARING, RACE THRUST	2							
14	3	172216-00100	BEARING, THRUST	1							
15	3	172216-01461	VALVE, RELIEF	2							
16	4	172216-00010	O-RING	2							
17	3	172551-09580	SCREW	4							
18	3	172216-00770	SCREW	6							
19	3	172216-00690	PLATE, VALVE	1							
20	3	172216-04320	HOUSING ASSY	1							2
21	3	172216-00030	BEARING	1							
22	3	172216-02190	PLUG	1							
23	3	172216-02150	CRADLE	1							
24	3	172216-00830	PIN, DOWEL	2							
25	3	172216-02160	BUSHING, CAM	1							
26	3	172216-02230	SCREW	2							
27	3	172216-02170	SCREW	2							
28	3	172216-02250	BACKPLATE ASSY	1							
29	3	172216-00700	SHAFT, DRIVE	1							
30	3	172216-00110	WASHER	1							
31	3	172215-00620	PLUG	4							
32	3	172216-00720	SEAL, SHAFT	1							
33	3	172216-04330	CNTROLLER ASSY	1							
34	4	172216-00850	KEY	1							
35	4	172216-02200	SEAL, WIPER	1							
36	3	172216-02240	PLUG	1							
37	3	172216-00740	WASHER	1							
38	3	172216-09460	WASHER	8							
39	3	172216-00750	COUPLER	1							
40	3	172551-01120	O-RING	1							
41	3	172216-09290	SCREW	2							
42	3	172551-10390	WASHER	2							
43	3	172216-00880	SEAL KIT	1							3

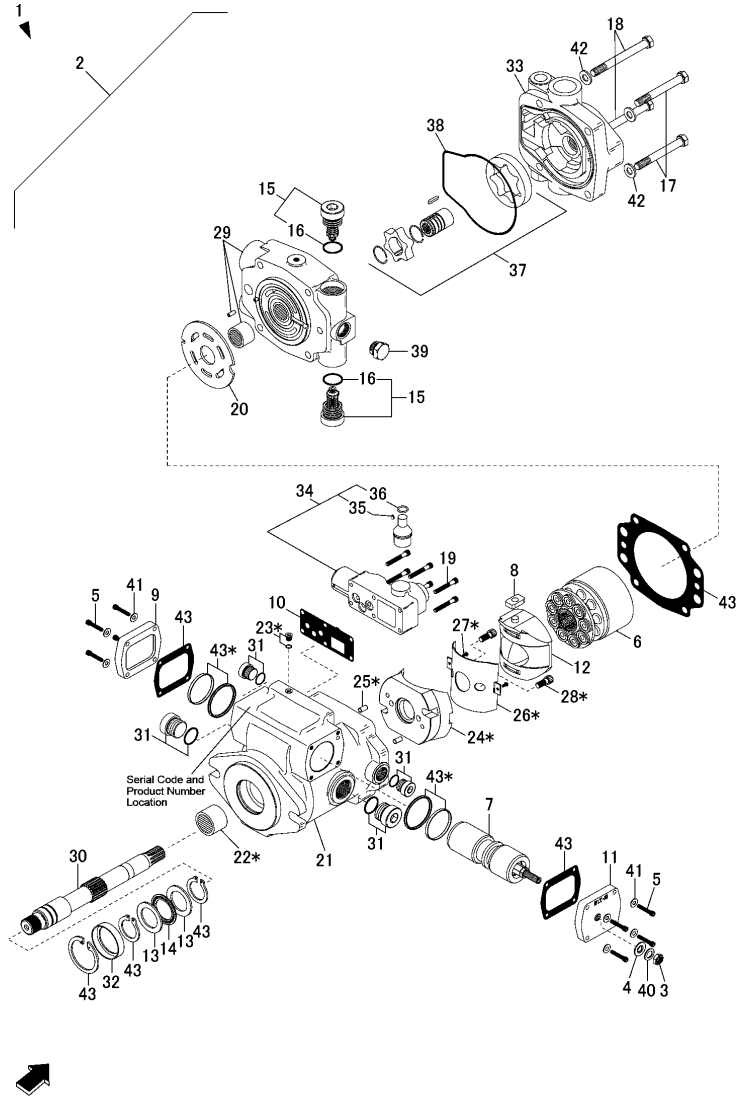
Remarks

- (1)Ref.1 includes Fig.42 to Fig.43.
- (2)Asterisk (*) Ref.Nos. are included in Ref.20.
- (3)Double asterisk (**) Ref.No. is included in Ref.43.

Fig.43. TANDEM PUMP/GEAR PUMP END

(A)=S165R-1
(B)=
(C)=

(D)=
(E)=
(F)=



No.	Lev.	Parts No.	Description	Q'ty						I	R
				(A)	(B)	(C)	(D)	(E)	(F)		
1	1	172216-04151	PUMP, TANDEM	1							1
2	2	172216-04141	PUMP, GEAR	1							
3	3	172216-00630	NUT	1							
4	3	172216-00640	WASHER	1							
5	3	172216-00760	SCREW	8							
6	3	172216-00650	ROTATING KIT	1							
7	3	172216-02140	PISTON, SERVO	1							
8	3	172216-00870	FOLLOWER, PISTON	1							
9	3	172216-00660	PLATE, COVER	1							
10	3	172216-00840	GASKET	1							
11	3	172216-00670	PLATE, COVER	1							
12	3	172216-00680	PLATE, CAM	1							
13	3	172216-00090	BEARING, RACE THRUST	2							
14	3	172216-00100	BEARING, THRUST	1							
15	3	172216-01461	VALVE, RELIEF	2							
16	4	172216-00010	O-RING	2							
17	3	172551-09780	SCREW	2							
18	3	172216-09400	SCREW	2							
19	3	172216-00770	SCREW	6							
20	3	172216-00690	PLATE, VALVE	1							
21	3	172216-04310	HOUSING ASSY	1							2
22	3	172216-00030	BEARING	1							
23	3	172216-02190	PLUG	1							
24	3	172216-02150	CRADLE	1							
25	3	172216-00830	PIN, DOWEL	2							
26	3	172216-02160	BUSHING, CAM	1							
27	3	172216-02230	SCREW	2							
28	3	172216-02170	SCREW	2							
29	3	172216-02180	BACKPLATE ASSY	1							
30	3	172216-00780	SHAFT, DRIVE	1							
31	3	172215-00620	PLUG	4							
32	3	172216-00730	SPACER	1							
33	3	172216-02010	ADAPTOR ASSY, CHARGE	1							
34	3	172216-04330	CNTRROLLER ASSY	1							
35	4	172216-00850	KEY	1							
36	4	172216-02200	SEAL, WIPER	1							
37	3	172216-02211	SEAL KIT	1							
38	4	172216-00710	O-RING	1							
39	3	172216-02240	PLUG	1							
40	3	172216-00740	WASHER	1							
41	3	172216-09460	WASHER	8							
42	3	172216-02220	WASHER	4							
43	3	172216-00880	SEAL KIT	1							

Remarks

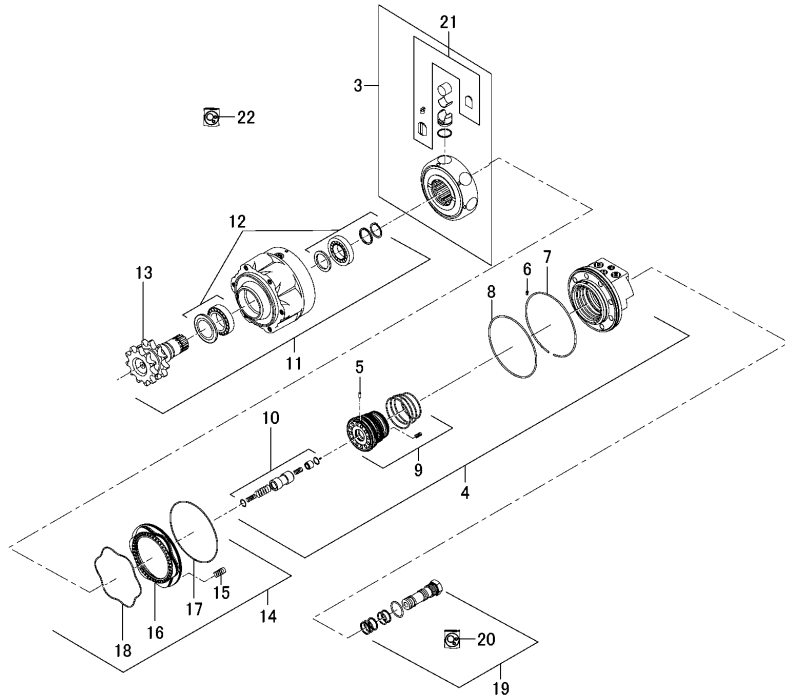
- (1)Ref.1 includes Fig.42 to Fig.43.
- (2)Asterisk (*) Ref.Nos. are included in Ref.21.

Fig.44. TWO-SPEED DRIVE MOTORS

(A)=S165R-1
(B)=
(C)=

(D)=
(E)=
(F)=

1 (inc. 3~20)
2 (inc. 3~20)
↓



No.	Lev.	Parts No.	Description	Q'ty						I	R
				(A)	(B)	(C)	(D)	(E)	(F)		
1	1	172216-05720	MOTOR, TWO-SPEED R	1							
2	1	172216-05730	MOTOR, TWO-SPEED L	1							
3	2	172216-06110	CLYNDER ASSY, BLOCK	1							
4	2	172216-06130	COVER ASSY, VALVING	1							
5	3	172216-06140	PIN, DOWEL	1							
6	3	172216-06150	PIN, DOWEL	1							
7	3	172216-03880	WASHER	1							
8	3	172216-03890	O-RING	1							
9	3	172216-06160	ASSY, VALVING	1							
10	3	172216-06170	SPOOL ASSY	1							
11	2	172216-06180	SUPPORT ASSY	1							
12	3	172216-06190	EARING KIT	1							
13	3	172216-06200	SHAFT	1							
14	2	172216-06210	BRAKE ASSY	1							
15	3	172216-06220	SPRING, BRAKE	8							
16	3	172216-06230	PISTON, BRAKE	1							
17	3	172216-06240	O-RING	1							
18	3	172216-03920	O-RING	1							
19	2	172216-03900	VALVING, SHUTTLE	1							
20	3	172216-03910	SEAL KIT	1							
21	1	172216-06120	REPAIR KIT, PISTON	1							
22	1	172216-06250	SEAL KIT	1							1

Remarks

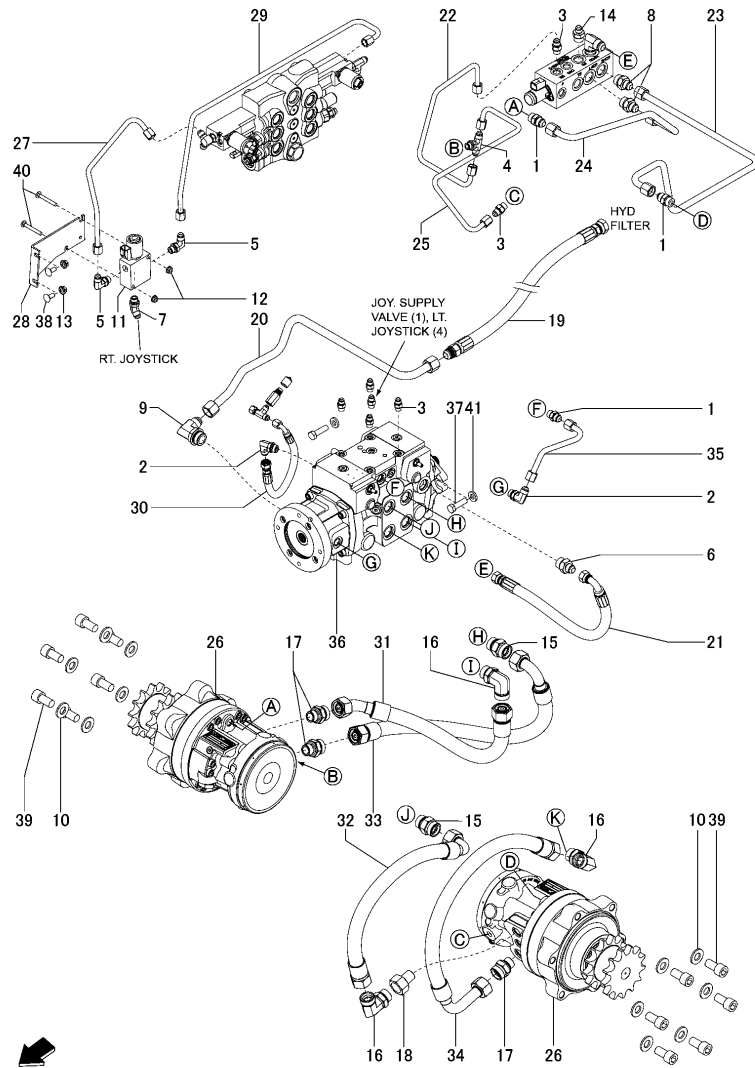
(1) Seal kit (complete).

N:Old $\xrightarrow{\text{Yes}}$ New, Q:Old $\xrightarrow{\text{No}}$ New, R:Old $\xrightarrow{\text{Yes}}$ New, S:Old $\xrightarrow{\text{No}}$ New, W:Add, Z:Discontinued, F:Interchangeable by set, K:Q'ty Change

Fig.45. HYDROSTATICS WITH DRIVE MOTORS(1-SPEED JOYSTICK CONTROLS)

(A)=S165R-1
(B)=
(C)=

(D)=
(E)=
(F)=



No.	Lev.	Parts No.	Description	Q'ty						I	R
				(A)	(B)	(C)	(D)	(E)	(F)		
1	1	172551-00040	FITTING	3							
2	1	172215-00020	FITTING	2							
3	1	172551-00070	FITTING	7							
4	1	172215-00080	FITTING	1							
5	1	172551-00220	CONNECTOR	2							
6	1	172215-00250	FITTING	1							
7	1	172551-00480	FITTING	1							
8	1	172551-00700	CONNECTOR	2							
9	1	172551-00950	FITTING	1							
10	1	172216-02040	WASHER	12							
11	1	172216-03460	VALVE, SOLENOID	1							1
12	1	172215-06610	NUT	2							
13	1	172215-06620	NUT	2							
14	1	172216-10890	FITTING	1							
15	1	172216-14360	FITTING	2							
16	1	172552-16730	CONNECTOR	3							
17	1	172216-14380	FITTING	3							
18	1	172215-18300	FITTING	1							
19	1	172215-18310	HOSE, HYD	1							
20	1	172215-18320	TUBE, HYD	1							
21	1	172215-17940	HOSE	1							
22	1	172215-18330	TUBE, HYD	1							
23	1	172215-17960	TUBE, HYD	1							
24	1	172215-17970	TUBE, HYD	1							
25	1	172215-17980	TUBE, HYD	1							
26	1	172215-18130	MOTOR, DRIVE	2							2
27	1	172215-18250	TUBE, HYD	1							
28	1	172215-18260	BRKT, 2-SPEED VALVE	1							
29	1	172215-18270	TUBE, HYD	1							
30	1	172215-18140	HOSE, HYD	1							
31	1	172215-18150	HOSE, HYD	1							
32	1	172215-18340	HOSE, HYD	1							
33	1	172215-18170	HOSE, HYD	1							
34	1	172215-18350	HOSE, HYD	1							
35	1	172215-18360	TUBE, HYD	1							
36	1	172216-14391	PUMP, TANDEM	1							3
37	1	172218-04950	SCREW	2							
38	1	172551-09720	BOLT	2							
39	1	172216-09650	SCREW	12							
40	1	172551-10280	BOLT	2							
41	1	172216-11190	WASHER	2							

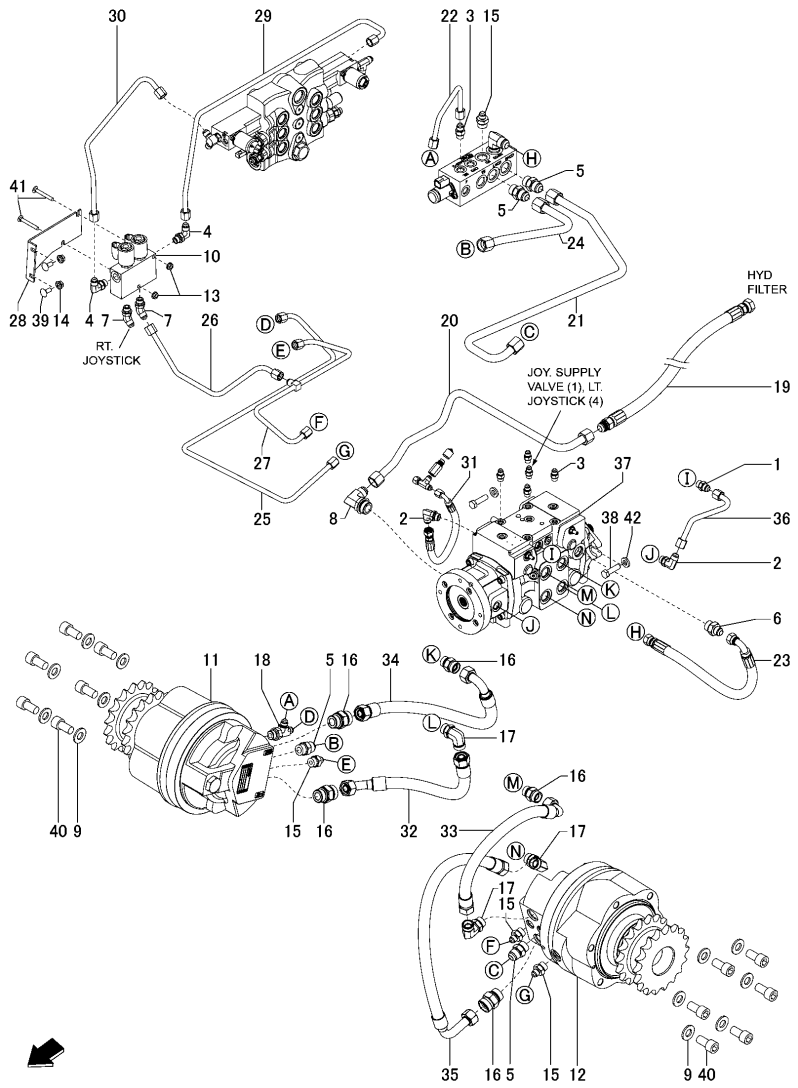
Remarks

- (1)See Fig.41 for internal components.
- (2)See Fig.39 for internal components.
- (3)See Fig.47 for internal components.

Fig.46. HYDROSTATICS WITH DRIVE MOTORS(2-SPEED JOYSTICK CONTROLS)

(A)=S165R-1
(B)=
(C)=

(D)=
(E)=
(F)=



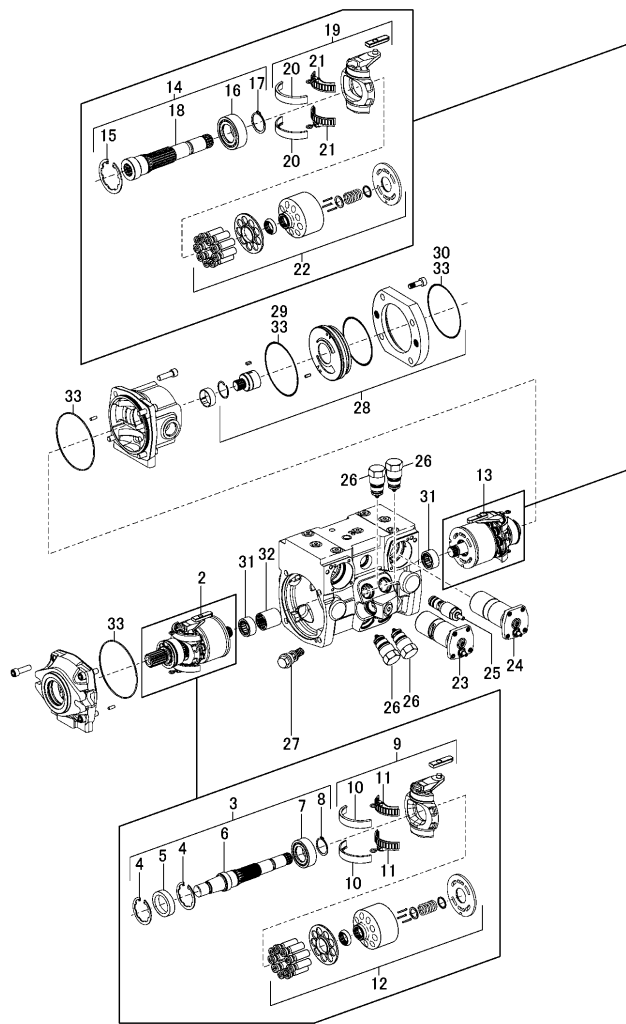
No.	Lev.	Parts No.	Description	Q'ty						I	R
				(A)	(B)	(C)	(D)	(E)	(F)		
1	1	172551-00040	FITTING	1							
2	1	172215-00020	FITTING	2							
3	1	172551-00070	FITTING	6							
4	1	172551-00220	CONNECTOR	2							
5	1	172551-00320	CONNECTOR	4							
6	1	172215-00250	FITTING	1							
7	1	172551-00480	FITTING	2							
8	1	172551-00950	FITTING	1							
9	1	172216-02040	WASHER	12							
10	1	172216-03340	VALVE, DUAL SOLENOID	1							1
11	1	172216-05720	MOTOR, TWO-SPEED R	1							2
12	1	172216-05730	MOTOR, TWO-SPEED L	1							2
13	1	172215-06610	NUT	2							
14	1	172215-06620	NUT	2							
15	1	172216-10890	FITTING	4							
16	1	172216-14360	FITTING	5							
17	1	172552-16730	CONNECTOR	3							
18	1	172215-18180	TEE RUN	1							
19	1	172215-18310	HOSE, HYD	1							
20	1	172215-18320	TUBE, HYD	1							
21	1	172215-18190	TUBE, HYD	1							
22	1	172215-18370	TUBE, HYD	1							
23	1	172215-17940	HOSE	1							
24	1	172215-18200	TUBE, HYD	1							
25	1	172215-18220	TUBE, HYD	1							
26	1	172215-18230	TUBE, HYD	1							
27	1	172215-18240	TUBE, HYD	1							
28	1	172215-18260	BRKT, 2-SPEED VALVE	1							
29	1	172215-18270	TUBE, HYD	1							
30	1	172215-18380	TUBE, HYD	1							
31	1	172215-18140	HOSE, HYD	1							
32	1	172215-18150	HOSE, HYD	1							
33	1	172215-18340	HOSE, HYD	1							
34	1	172215-18170	HOSE, HYD	1							
35	1	172215-18350	HOSE, HYD	1							
36	1	172215-18360	TUBE, HYD	1							
37	1	172216-14391	PUMP, TANDEM	1							3
38	1	172218-04950	SCREW	2							
39	1	172551-09720	BOLT	2							
40	1	172216-09650	SCREW	12							
41	1	172551-10280	BOLT	2							
42	1	172216-11190	WASHER	2							

Remarks
(1)See Fig.48 for internal components.
(2)See Fig.44 for internal components.
(3)See Fig.47 for internal components.

Fig.47. TANDEM DRIVE PUMP

(A)=S165R-1
(B)=
(C)=

(D)=
(E)=
(F)=



No.	Lev.	Parts No.	Description	Q'ty						I	R
				(A)	(B)	(C)	(D)	(E)	(F)		
1	1	172216-14391	PUMP, TANDEM	1							
2	2	172216-16531	GROUP, ROTARY	1							
3	3	172216-16611	SHAFT ASSY, DRIVE	1							1
4	4	172216-05190	SEEGER-V-RING	2							
5	4	172216-05200	RING, SHAFT SEAL	1							
6	4	172216-05180	SHAFT, DRIVE	1							
7	4	172216-16640	BEARING	1							
8	4	172215-15260	RING, RETAINING	1							
9	3	172216-16620	CRADLE ASSY	1							
10	4	172216-16650	LINER, BEARING	2							2
11	4	172216-16660	BEARING, CRADLE	2							2
12	3	172216-16630	GROUP, ROTARY RIGHT	1							
13	2	172216-16540	GROUP, ROTARY	1							
14	3	172216-16671	SHAFT ASSY, DRIVE	1							3
15	4	172216-05190	SEEGER-V-RING	1							
16	4	172216-16640	BEARING	1							
17	4	172215-15260	RING, RETAINING	1							
18	4	172216-05210	SHAFT, DRIVE	1							
19	3	172216-16620	CRADLE ASSY	1							
20	4	172216-16650	LINER, BEARING	2							2
21	4	172216-16660	BEARING, CRADLE	2							2
22	3	172216-16680	GROUP, ROTARY LEFT	1							
23	2	172216-16550	CNTROL, HYDRAULIC	1							
24	2	172215-15250	HYDRAULIC CONTROL	1							
25	2	172216-16560	CARTRIDGE, CONTROL	1							
26	2	172215-15240	VALVE, RELIEF	4							
27	2	172216-16580	VALVE, RELIEF	1							
28	2	172216-05151	PUMP, GEAR/INTERNAL	1							
29	3	172215-15190	O-RING	1							
30	3	172216-08390	O-RING	1							
31	2	172216-05170	BEARING, ROLLER	2							
32	2	172216-16590	COUPLER	1							
33	2	172216-16601	SEAL KIT	1							4

Remarks

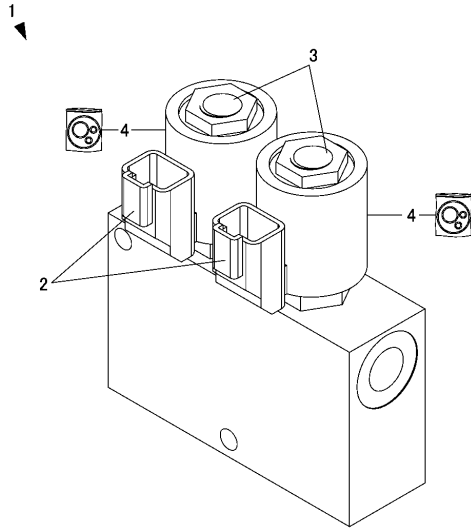
- (1)Engine end.
- (2)Set of 2.
- (3)Pump end.
- (4)Ref.33 shows the seal kit.

Fig.48. MANIFOLD VALVE

(A)=S165R-1
(B)=
(C)=

(D)=
(E)=
(F)=

No.	Lev.	Parts No.	Description	Q'ty						I	R
				(A)	(B)	(C)	(D)	(E)	(F)		
1	1	172216-03340	VALVE, DUAL SOLENOID	1							
2	2	172216-03470	COIL	2							
3	2	172216-03490	CARTRIDGE	2							1
4	2	172216-01290	SEAL KIT	2							

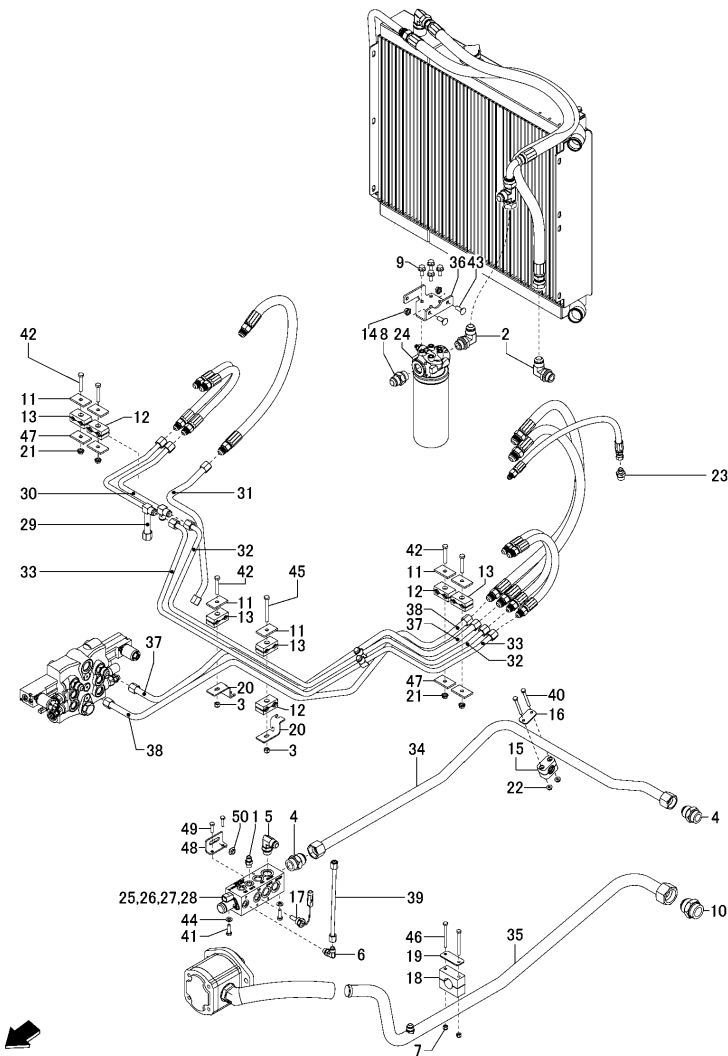


Remarks
(1)Valve.

Fig.49. CHASSIS HYDRAULICS

(A)=S165R-1
(B)=
(C)=

(D)=
(E)=
(F)=



No.	Lev.	Parts No.	Description	Q'ty						I	R
				(A)	(B)	(C)	(D)	(E)	(F)		
1	1	172551-00070	FITTING	1							
2	1	172551-00080	CONNECTOR	2							
3	1	172551-00150	NUT	2							
4	1	172215-00150	FITTING, STRAIGHT	2							
5	1	172215-00190	FITTING	1							
6	1	172551-00220	CONNECTOR	1							
7	1	172551-00250	NUT	2							
8	1	172551-00330	CONNECTOR	1							
9	1	172551-00440	SCREW	4							
10	1	172215-18390	FITTING	1							
11	1	172551-00510	PLATE	6							
12	1	172215-00390	CLAMP	3							
13	1	172216-00460	CLAMP	4							
14	1	172551-00720	NUT	2							
15	1	172551-00790	CLAMP	1							
16	1	172551-00800	PLATE, TOP	1							
17	1	172551-01090	SWITCH,TEMPERATURE	1							
18	1	172216-04030	CLAMP	1							
19	1	172216-04040	PLATE, TUBE CLAMP	1							
20	1	172216-06390	BRACKET, HARNESS	2							
21	1	172215-06620	NUT	4							
22	1	172216-10880	NUT	2							
23	1	172216-10890	FITTING	1							
24	1	172551-04362	FILTER ASSY	1							1
25	1	172215-18420	MANIFOLD, RETURN	1							2
26	2	172215-18400	VALVE, SOLENOID	1							
27	2	172217-02940	SCREW	2							
28	2	172215-18410	SEAL KIT	1							
29	1	172215-18430	TUBE, HYD	1							
30	1	172215-18440	TUBE, HYD	1							
31	1	172215-18450	TUBE, HYD	1							
32	1	172215-18460	TUBE, HYD	1							
33	1	172215-18470	TUBE, HYD	1							
34	1	172215-18480	TUBE, HYD	1							
35	1	172215-18490	TUBE, HYD	1							
36	1	172215-18500	PLATE, FILTER SPPT	1							3
37	1	172215-18510	TUBE, HYD	1							
38	1	172215-18520	TUBE, HYD	1							
39	1	172215-18530	TUBE, HYD	1							
40	1	172218-04940	SCREW	2							
41	1	172215-02720	SCREW	2							4
42	1	172551-09620	SCREW	5							
43	1	172551-09750	BOLT	2							
44	1	172551-10370	WASHER	2							4
45	1	172215-02960	SCREW	1							
46	1	172216-09520	SCREW	2							
47	1	172215-18540	PLATE	4							
48	1	172215-18550	BRACKET, MANIFOLD	1							5
49	1	172551-09880	SCREW	2							5
50	1	172551-00240	NUT	1							5

Remarks

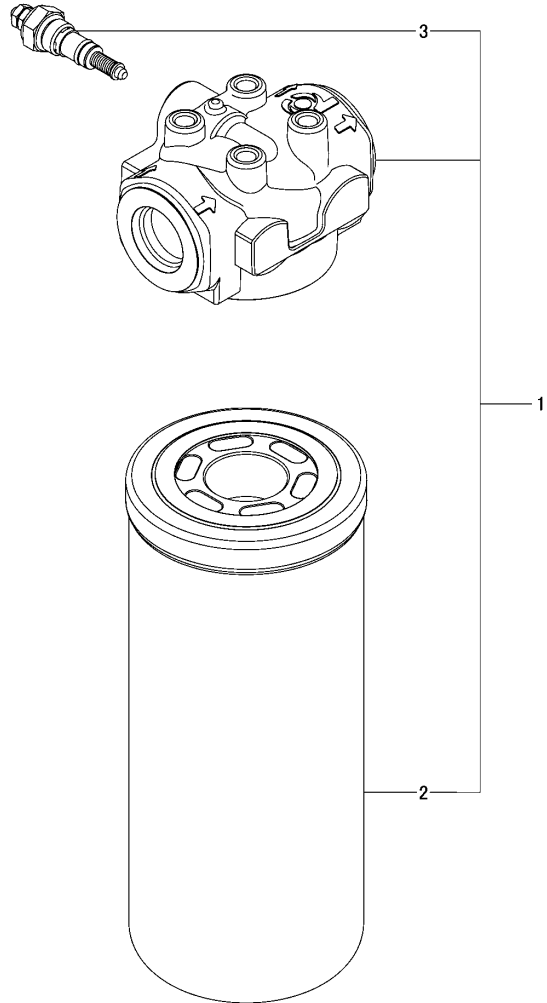
- (1) See Fig.50 for internal components.
- (2) Early version manifolds do not have mounting holes to secure bracket, Ref.48.
- (3) Early version may vary in appearance.
- (4) Early version manifold mounting.
- (5) Later version manifold mounting.

N:Old $\begin{matrix} \leftarrow \text{Yes} \\ \text{No} \rightarrow \end{matrix}$ New, Q:Old $\begin{matrix} \leftarrow \text{No} \\ \text{Yes} \rightarrow \end{matrix}$ New, R:Old $\begin{matrix} \leftarrow \text{Yes} \\ \text{Yes} \rightarrow \end{matrix}$ New, S:Old $\begin{matrix} \leftarrow \text{No} \\ \text{No} \rightarrow \end{matrix}$ New, W:Add, Z:Discontinued, F:Interchangeable by set, K:Q'ty Change

Fig.50. HYDRAULIC FILTER

(A)=S165R-1
(B)=
(C)=

(D)=
(E)=
(F)=



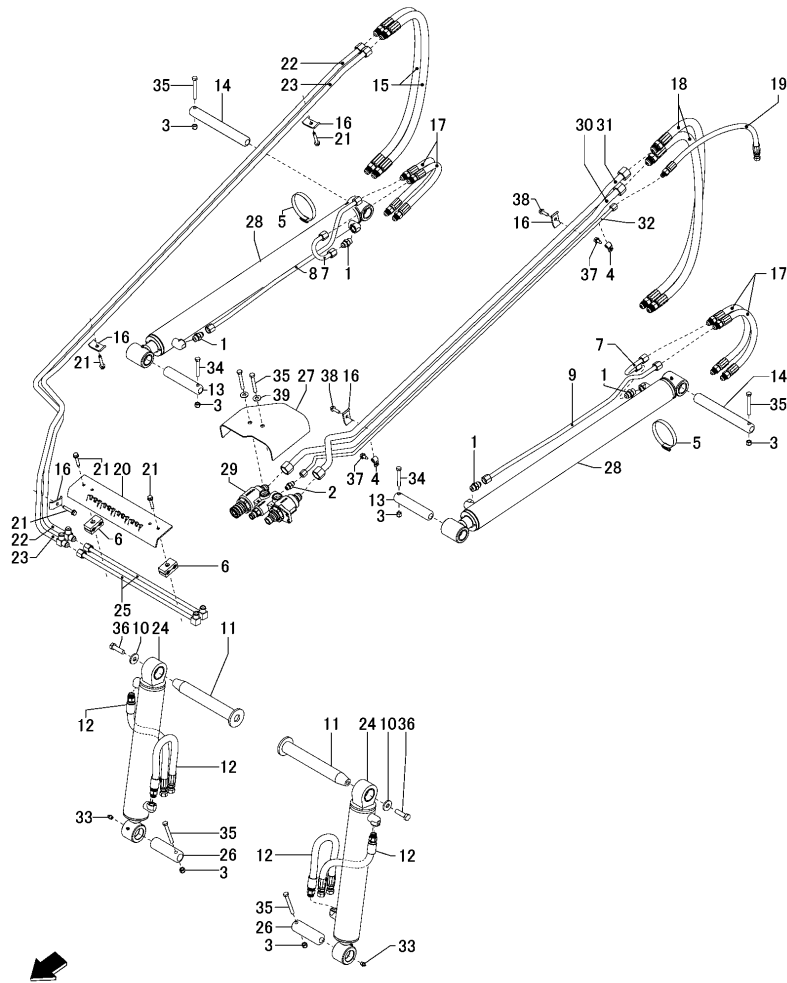
No.	Lev.	Parts No.	Description	Q'ty						I	R
				(A)	(B)	(C)	(D)	(E)	(F)		
1	1	172551-04362	FILTER ASSY	1							
2	2	172551-00380	FILTER, HYDRAULIC	1							
3	2	172215-15230	SWITCH, INDICATOR	1							



Fig.51. LIFT ARM HYDRAULICS

(A)=S165R-1
(B)=
(C)=

(D)=
(E)=
(F)=



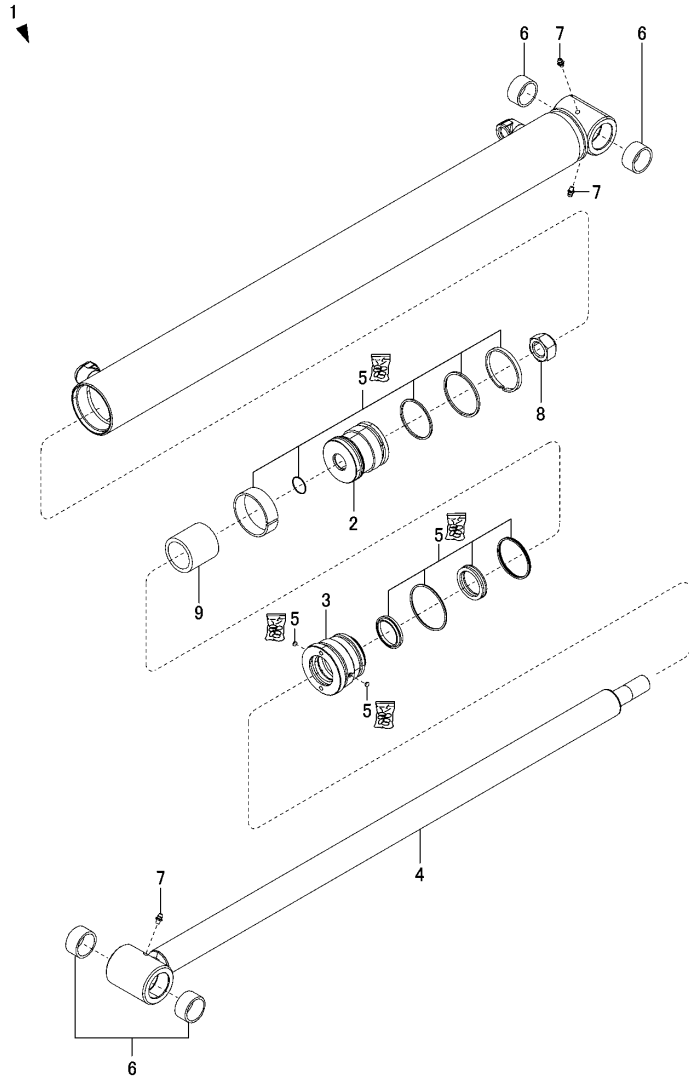
No.	Lev.	Parts No.	Description	Q'ty						I	R
				(A)	(B)	(C)	(D)	(E)	(F)		
1	1	172551-00040	FITTING	4							
2	1	172551-00070	FITTING	1							
3	1	172551-00180	NUT	6							
4	1	172551-00420	CLAMP	2							
5	1	172551-00630	CLAMP	2							
6	1	172216-00460	CLAMP	2							
7	1	172216-01540	TUBE, LIFT CYLINDER	2							
8	1	172216-01550	TUBE, LIFT CYLINDER R	1							
9	1	172216-01560	TUBE, LIFT CYLINDER L	1							
10	1	172216-01770	WASHER	2							
11	1	172216-01820	PIN, TILT CYLINDER	2							
12	1	172216-15070	HOSE ASSY	4							
13	1	172216-04470	PIN, GREASELESS	2							
14	1	172216-04530	PIN, GREASELESS	2							
15	1	172215-18560	HOSE	2							
16	1	172215-08920	CLAMP	5							
17	1	172215-18570	HOSE, HYD	4							
18	1	172215-18580	HOSE, HYD	2							
19	1	172215-18590	HOSE	1							
20	1	172215-18600	PLATE, COVER	1							
21	1	172218-05820	SCREW	5							
22	1	172215-18610	TUBE, HYD	1							
23	1	172215-18620	TUBE, HYD	1							
24	1	172216-15091	CYLINDER, TILT	2							1
25	1	172216-15160	TUBE, TILT	2							
26	1	172216-15190	PIN	2							
27	1	172216-15200	COVER, AUX COUPLER	1							
28	1	172215-18660	CYLINDER	2							2
29	1	172216-15211	BLOCK, COUPLER	1							3
30	1	172215-18670	TUBE, HYD	1							
31	1	172215-18680	TUBE, HYD	1							
32	1	172215-18690	TUBE, HYD	1							
33	1	172551-09410	FITTING	2							
34	1	172551-09550	SCREW	2							
35	1	172215-02950	SCREW	6							
36	1	172216-09570	SCREW	2							
37	1	172215-03150	SCREW	2							
38	1	172218-05150	SCREW	2							
39	1	172551-10380	WASHER	2							

Remarks

- (1) See Fig.53 for internal components.
- (2) See Fig.52 for internal components.
- (3) See Fig.54 for internal components.

(A)=S165R-1
 (B)=
 (C)=

(D)=
 (E)=
 (F)=

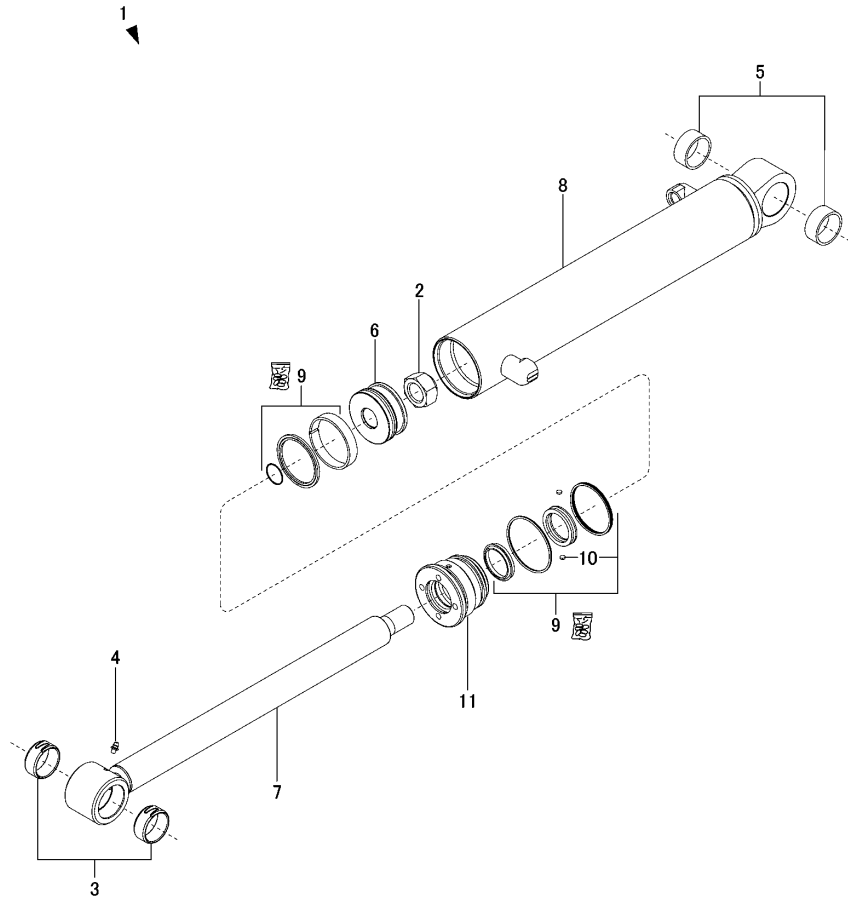


No.	Lev.	Parts No.	Description	Q'ty						I	R
				(A)	(B)	(C)	(D)	(E)	(F)		
1	1	172215-18660	CYLINDER	2							
2	2	172551-01930	PISTON	2							
3	2	172551-03410	HEAD GLAND	2							
4	2	172215-18640	ROD, CYLINDER	2							
5	2	172551-06910	SEAL KIT	2							
6	2	172215-18630	BUSHING, SPRING	8							
7	2	172218-06230	ZERK	6							
8	2	172551-00390	NUT	2							
9	2	172215-18650	SPACER	2							

Fig.53. TILT CYLINDER

(A)=S165R-1
(B)=
(C)=

(D)=
(E)=
(F)=



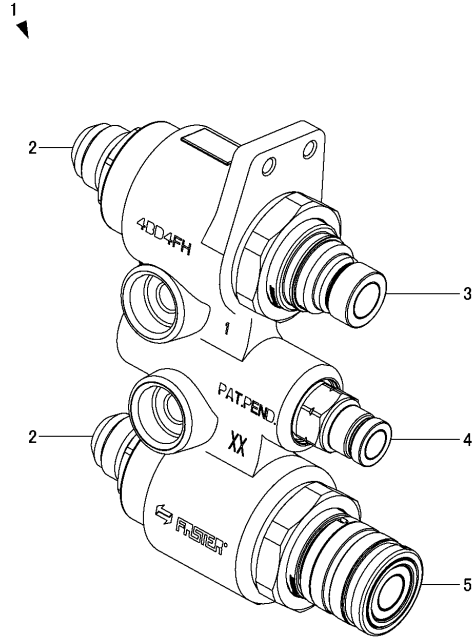
No.	Lev.	Parts No.	Description	Q'ty						I	R
				(A)	(B)	(C)	(D)	(E)	(F)		
1	1	172216-15091	CYLINDER, TILT	2							
2	2	172552-00020	NUT	2							
3	2	172551-01030	BUSHING	4							
4	2	172218-06230	ZERK	2							
5	2	172551-06900	BEARING,POLYLUBE	4							
6	2	172552-00670	PISTON	2							
7	2	172216-16490	WELDMENT, ROD	2							
8	2	172216-16480	WELDMENT, TUBE	2							
9	2	172216-16470	SEAL KIT	2							
10	3	172216-16420	INSERT	4							
11	2	172552-00640	HEAD GLAND	2							

Fig.54. COUPLER BLOCK

(A)=S165R-1
(B)=
(C)=

(D)=
(E)=
(F)=

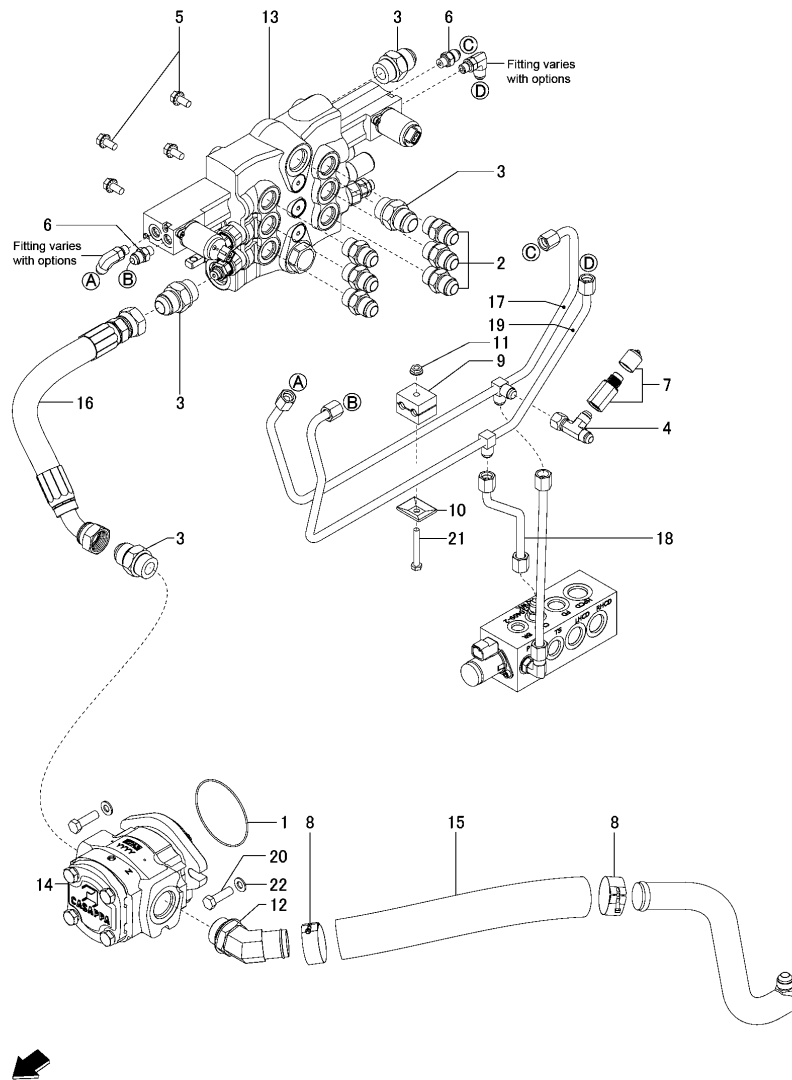
No.	Lev.	Parts No.	Description	Q'ty						I	R
				(A)	(B)	(C)	(D)	(E)	(F)		
1	1	172216-15211	BLOCK, COUPLER	1							
2	2	172216-16860	FITTING KIT, 3/4SAE	2							1
3	2	172216-16830	Q-COUPLER KIT,MALE	1							
4	2	172216-16850	Q-COUPLER KIT RETURN	1							
5	2	172216-16840	Q-COUPLER KIT,FEMALE	1							



Remarks

(1)Ref.2 includes fitting, spring and O-ring.

Fig.55. AUXILIARY HYDRAULICS(HAND-FOOT CONTROLS)



(A)=S165R-1
(B)=
(C)=

(D)=
(E)=
(F)=

No.	Lev.	Parts No.	Description	Q'ty						I	R
				(A)	(B)	(C)	(D)	(E)	(F)		
1	1	172216-00120	O-RING	1							
2	1	172551-00320	CONNECTOR	6							
3	1	172551-00330	CONNECTOR	4							
4	1	172551-00340	FITTING	1							
5	1	172216-00290	SCREW	4							
6	1	172218-00050	FITTING	2							
7	1	172216-05470	PORT, TEST	1							
8	1	172551-02530	CLAMP	2							
9	1	172216-06280	CLAMP	1							
10	1	172216-06290	PLATE	1							
11	1	172215-06610	NUT	1							
12	1	172215-18700	CONNECTOR	1							
13	1	172215-18720	VALVE, CONTROL	1							1
14	1	172215-18840	PUMP, GEAR	1							2
15	1	172215-18850	HOSE, HYD	1							
16	1	172215-18860	HOSE, HYD	1							
17	1	172215-18870	TUBE, HYD	1							
18	1	172215-18880	TUBE, HYD	1							
19	1	172215-18890	TUBE, HYD	1							
20	1	172551-09540	SCREW	2							
21	1	172215-02890	SCREW	1							
22	1	172215-18900	WASHER	2							

Remarks

- (1)See Fig.57 for internal components.
- (2)See Fig.56 for internal components.

Fig.56. GEAR PUMP(HAND-FOOT CONTROLS)

(A)=S165R-1
(B)=
(C)=

(D)=
(E)=
(F)=

No.	Lev.	Parts No.	Description	Q'ty						I	R
				(A)	(B)	(C)	(D)	(E)	(F)		
1	1	172215-18840	PUMP, GEAR	1							
2	2	172215-18730	HOUSING, GEAR	1							
3	2	172215-18740	COVER, FRONT	1							
4	2	172215-18750	COVER, REAR	1							
5	2	172215-18760	PLATE, THRUST	2							
6	2	172215-18770	SHAFT, DRIVE	1							
7	2	172215-18780	GEAR, DRIVEN	1							
8	2	172215-18790	BOLT	4							
9	2	172215-18800	WASHER	4							
10	2	172215-18810	RING, SNAP	1							
11	2	172215-18820	PIN	4							
12	2	172215-18830	SEAL KIT	1							

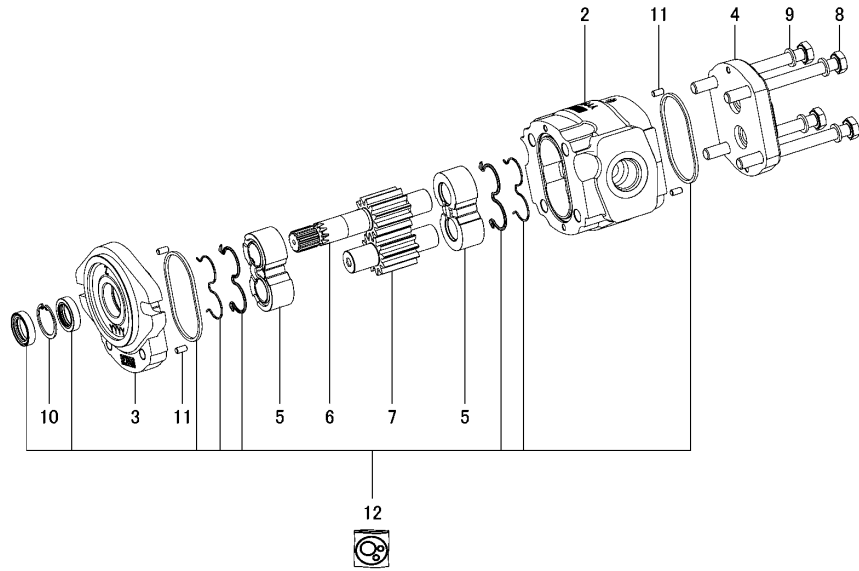
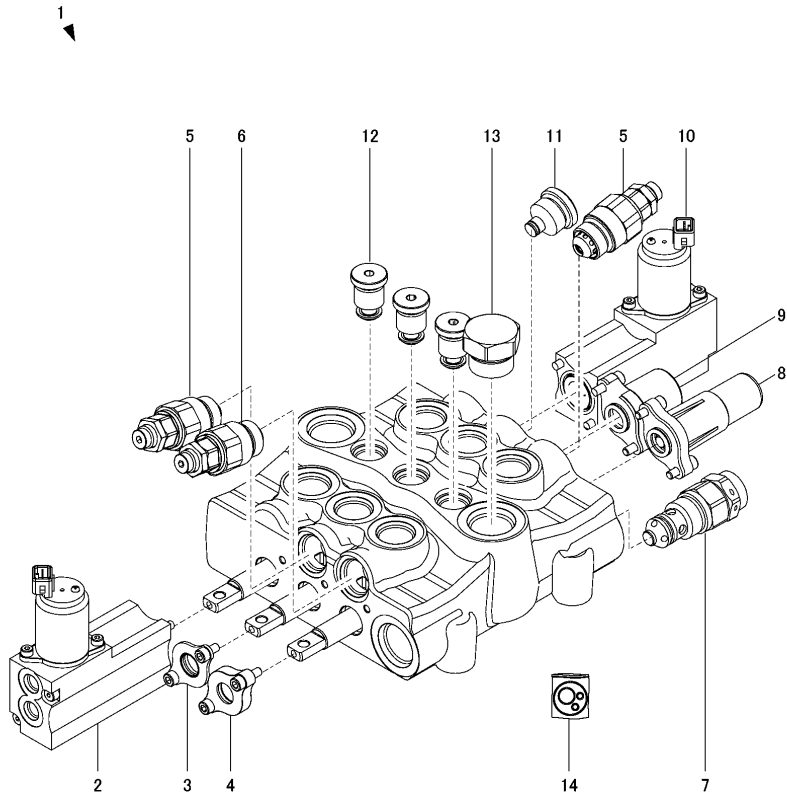


Fig.57. 3-SPOOL CONTROL VALVE(HAND-FOOT CONTROLS)

(A)=S165R-1
(B)=
(C)=

(D)=
(E)=
(F)=



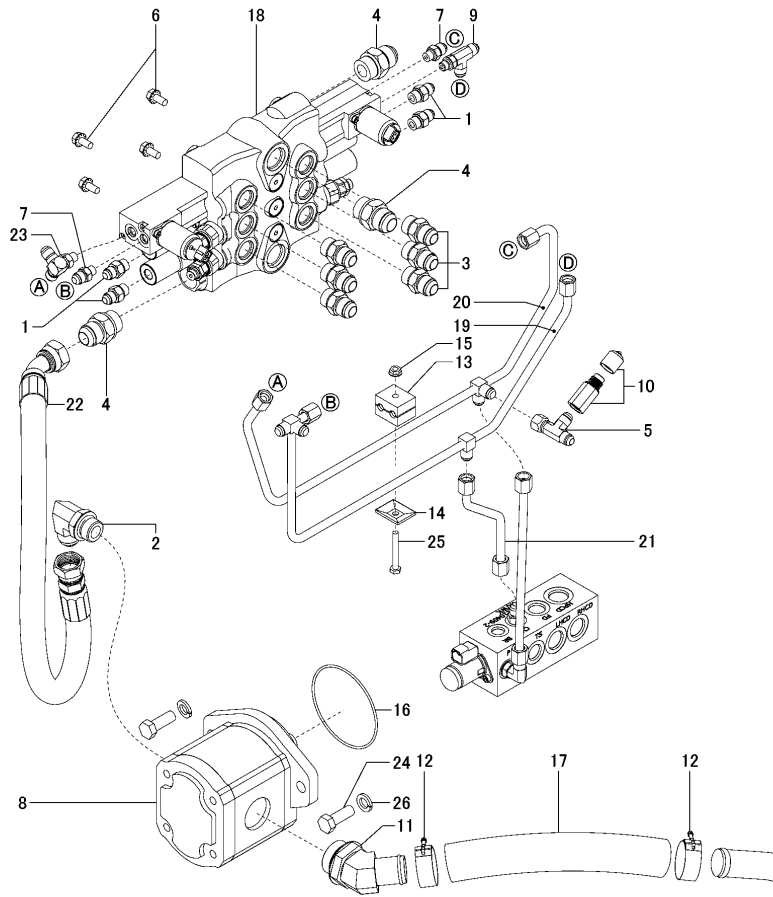
No.	Lev.	Parts No.	Description	Q'ty						I	R
				(A)	(B)	(C)	(D)	(E)	(F)		
1	1	172215-18720	VALVE, CONTROL	1							
2	2	172216-16730	SPOOL KIT, ELECHYD F	1							
3	2	172216-07600	SEAL, RETAINER	1							
4	2	172216-07590	RETAINER, SEAL	1							
5	2	172551-02860	VALVE, COMBINED	2							1
6	2	172218-06580	PORT, RELIEF	1							
7	2	172551-07900	VALVE,MAIN RELIEF	1							2
8	2	172216-07570	DETENT KIT	1							
9	2	172216-07580	ACTION KIT, SPOOL	1							
10	2	172216-16760	SPOOL KIT, ELECHYD R	3							
11	2	172551-02840	PLUG KIT	1							
12	2	172551-02830	VALVE, CHECK	3							
13	2	172551-00820	PLUG KIT	1							
14	2	172215-18710	SEAL KIT	1							

Remarks
(1)240-A BAR.
(2)210 BAR-3045Psi.

Fig.58. AUXILIARY HYDRAULICS(JOYSTICK CONTROLS)

(A)=S165R-1
(B)=
(C)=

(D)=
(E)=
(F)=



No.	Lev.	Parts No.	Description	Q'ty						I	R
				(A)	(B)	(C)	(D)	(E)	(F)		
1	1	172551-00070	FITTING	4							
2	1	172551-00080	CONNECTOR	1							
3	1	172551-00320	CONNECTOR	6							
4	1	172551-00330	CONNECTOR	3							
5	1	172551-00340	FITTING	1							
6	1	172216-00290	SCREW	4							
7	1	172218-00050	FITTING	2							
8	1	172551-01100	GEAR PUMP	1							1
9	1	172216-14670	FITTING	1							
10	1	172216-05470	PORT, TEST	1							
11	1	172551-02520	FITTING	1							
12	1	172551-02530	CLAMP	2							
13	1	172216-06280	CLAMP	1							
14	1	172216-06290	PLATE	1							
15	1	172215-06610	NUT	1							
16	1	172216-08390	O-RING	1							
17	1	172215-18910	HOSE, HYD	1							
18	1	172215-18930	VALVE, CONTROL	1							2
19	1	172215-18940	TUBE, HYD	1							
20	1	172215-18870	TUBE, HYD	1							
21	1	172215-18880	TUBE, HYD	1							
22	1	172215-18950	HOSE, HYD	1							
23	1	172215-18290	CONNECTOR	1							
24	1	172216-10750	SCREW	2							
25	1	172215-02890	SCREW	1							
26	1	172215-03310	WASHER	2							

Remarks
(1)See Fig.59 for internal components.
(2)See Fig.60 for internal components.

Fig.59. GEAR PUMP(JOYSTICK CONTROLS)

(A)=S165R-1
(B)=
(C)=

(D)=
(E)=
(F)=

No.	Lev.	Parts No.	Description	Q'ty						I	R
				(A)	(B)	(C)	(D)	(E)	(F)		
1	1	172551-01100	GEAR PUMP	1							
2	2	172551-01140	FLANGE KIT	1							
3	2	172551-01150	ENDCOVER	1							
4	2	172551-01130	SEAL KIT	1							
5	2	172551-01160	SCREW	4							
6	2	172551-01170	HOUSING KIT	1							

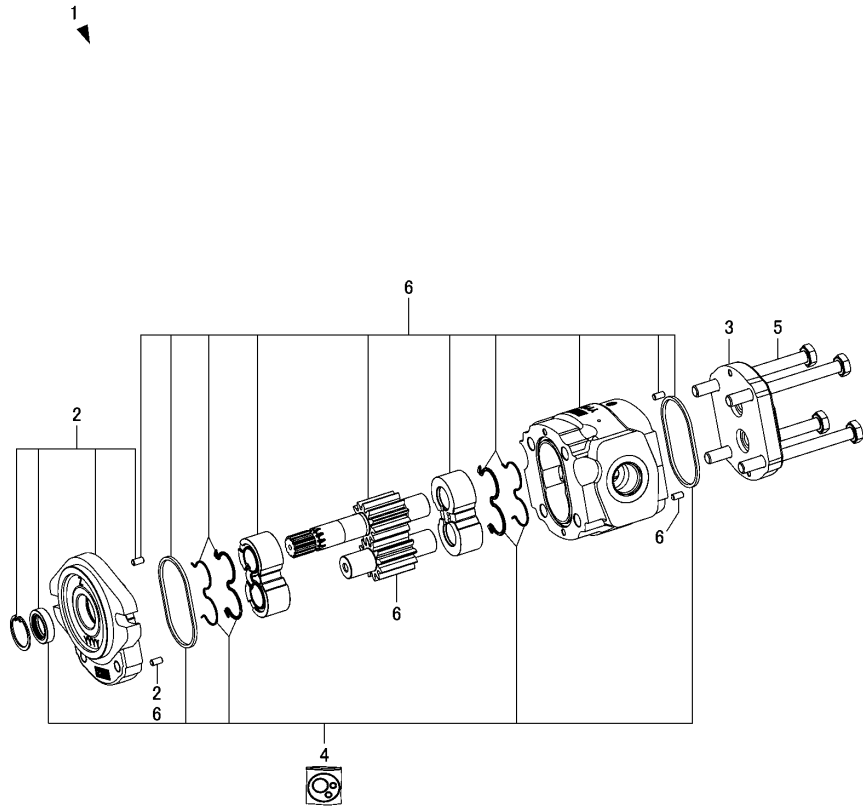
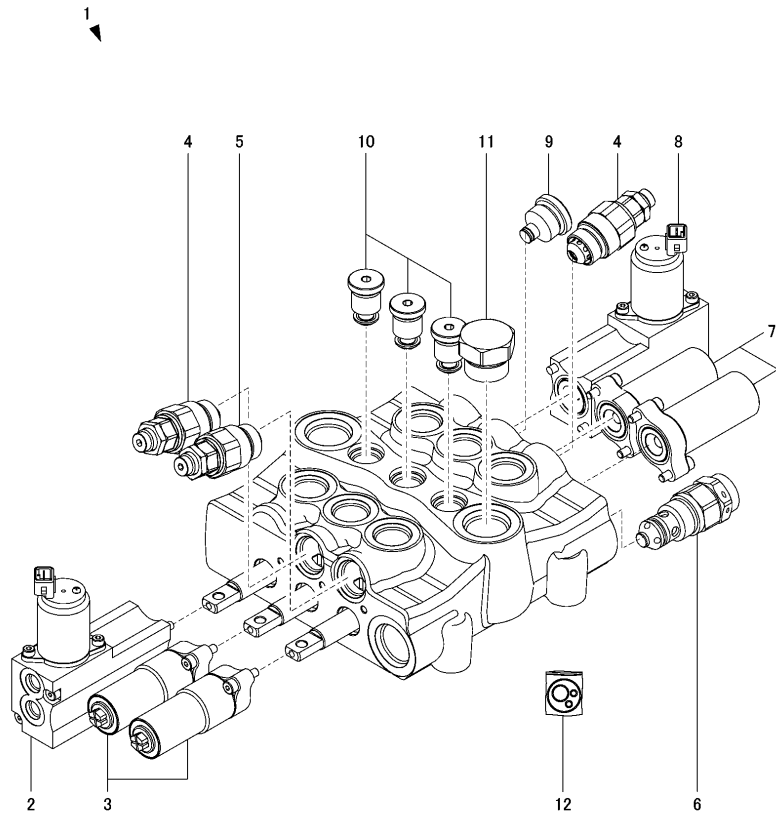


Fig.60. CONTROL VALVE(JOYSTICK CONTROLS)

(A)=S165R-1
(B)=
(C)=

(D)=
(E)=
(F)=



No.	Lev.	Parts No.	Description	Q'ty						I	R
				(A)	(B)	(C)	(D)	(E)	(F)		
1	1	172215-18930	VALVE, CONTROL	1							
2	2	172216-16730	SPOOL KIT, ELECHYD F	1							
3	2	172216-07520	HYD. CNTRL, ANTERIOR	2							
4	2	172551-02860	VALVE, COMBINED	2							1
5	2	172218-06580	PORT, RELIEF	1							2
6	2	172551-07900	VALVE,MAIN RELIEF	1							3
7	2	172216-07500	HYD. CONTROL, REAR	2							
8	2	172216-16760	SPOOL KIT, ELECHYD R	2							
9	2	172551-02840	PLUG KIT	1							
10	2	172551-02830	VALVE, CHECK	3							
11	2	172551-00820	PLUG KIT	1							
12	2	172215-18920	SEAL KIT	1							

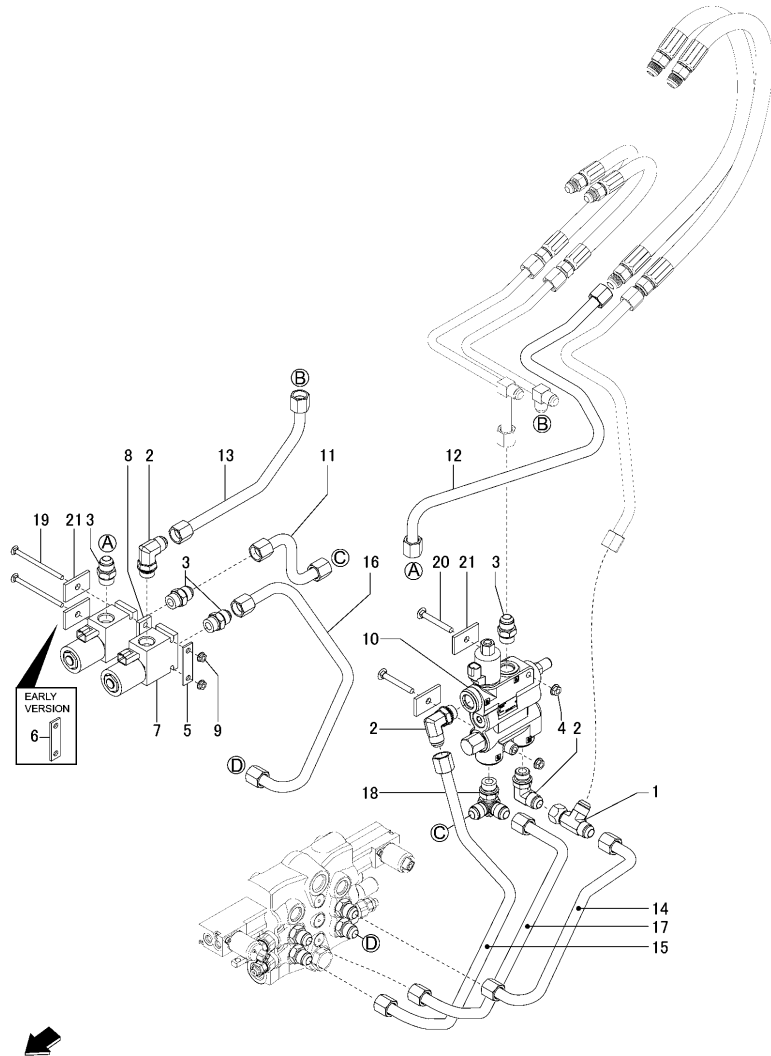
Remarks

- (1)240 BAR.
- (1)160 BAR.
- (1)205 BAR.

Fig.61. HYDRAULICS, SELF-LEVELING(HAND-FOOT CONTROLS)

(A)=S165R-1
(B)=
(C)=

(D)=
(E)=
(F)=



No.	Lev.	Parts No.	Description	Q'ty						I	R
				(A)	(B)	(C)	(D)	(E)	(F)		
1	1	172215-00090	FITTING	1							
2	1	172215-00190	FITTING	3							
3	1	172551-00320	CONNECTOR	4							
4	1	172551-01060	NUT	2							
5	1	172216-01830	STRAP	2							
6	1	172216-01830	STRAP	2							1
7	1	172216-03451	VALVE, SOLENOID	2							2
8	1	172216-06380	SPACER, SOLENOID L	1							
9	1	172215-06610	NUT	2							
10	1	172551-04202	VALVE, SELF-LEVEL	1							3
11	1	172215-18960	TUBE, HYD	1							
12	1	172215-18970	TUBE, HYD	1							
13	1	172215-18980	TUBE, HYD	1							
14	1	172215-18990	TUBE, HYD	1							
15	1	172215-19000	TUBE, HYD	1							
16	1	172215-19010	TUBE, HYD	1							
17	1	172215-19020	TUBE, HYD	1							
18	1	172216-14890	FITTING	1							
19	1	172215-19030	BOLT	2							
20	1	172215-03200	BOLT	2							
21	1	172215-18540	PLATE	4							4

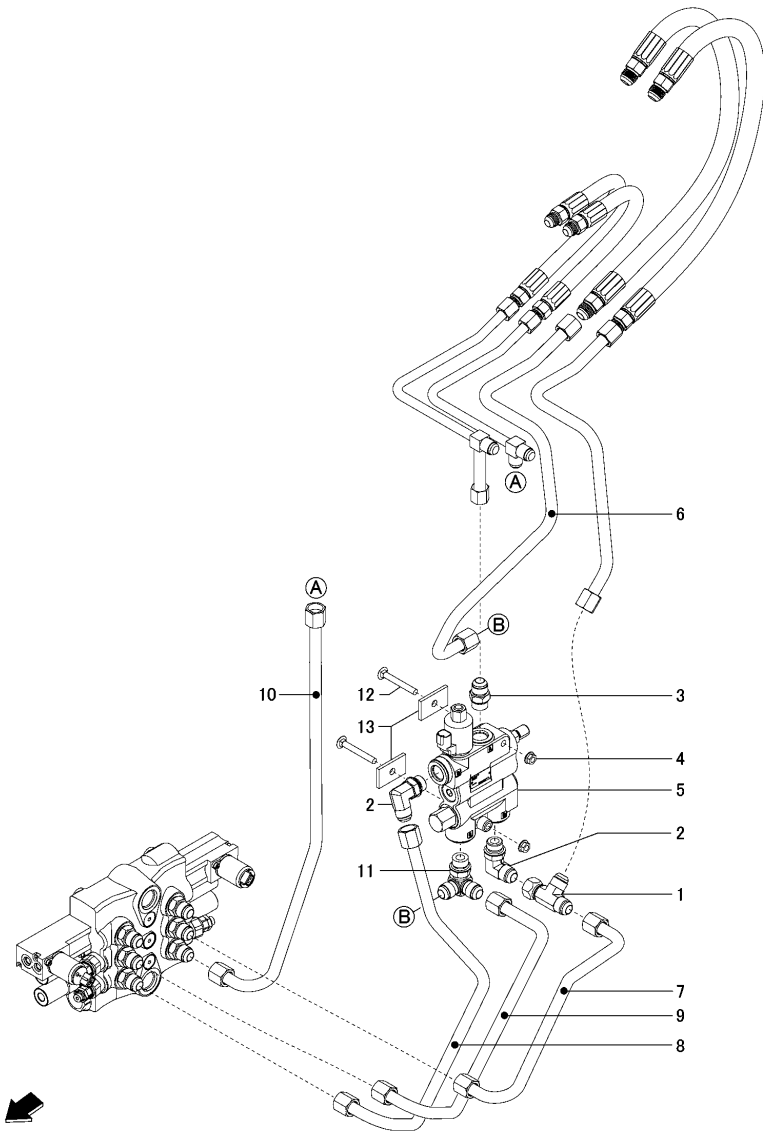
Remarks

- (1) Early version, replaced by Ref.6 (Qty.1) and Ref.21 (Qty.2).
- (2) See Fig.64 for internal components.
- (3) See Fig.63 for internal components.
- (4) For all versions, replaces Ref.6 (Qty.1) from early version at solenoid valve, and added at self-level valve.

Fig.62. HYDRAULICS, SELF-LEVELING(JOYSTICK CONTROLS)

(A)=S165R-1
(B)=
(C)=

(D)=
(E)=
(F)=



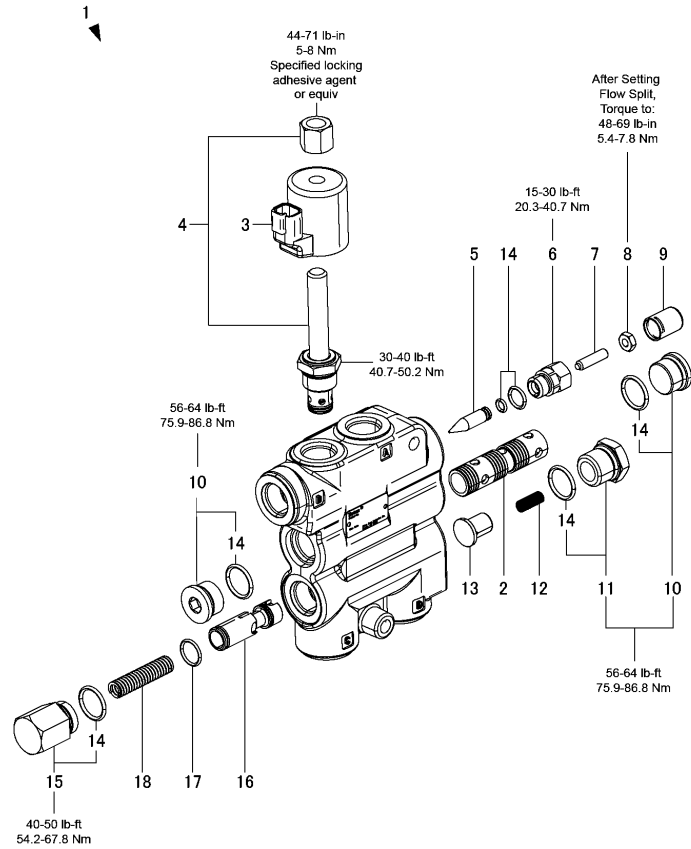
No.	Lev.	Parts No.	Description	Q'ty						I	R
				(A)	(B)	(C)	(D)	(E)	(F)		
1	1	172215-00090	FITTING	1							
2	1	172215-00190	FITTING	2							
3	1	172551-00320	CONNECTOR	1							
4	1	172551-01060	NUT	2							
5	1	172551-04202	VALVE, SELF-LEVEL	1							1
6	1	172215-19040	TUBE, HYD	1							
7	1	172215-18990	TUBE, HYD	1							
8	1	172215-19000	TUBE, HYD	1							
9	1	172215-19020	TUBE, HYD	1							
10	1	172215-19050	TUBE, HYD	1							
11	1	172216-14890	FITTING	1							
12	1	172215-03200	BOLT	2							
13	1	172215-18540	PLATE	2							

Remarks
(1)See Fig.63 for internal components.

Fig.63. SELF-LEVEL VALVE

(A)=S165R-1
(B)=
(C)=

(D)=
(E)=
(F)=



No.	Lev.	Parts No.	Description	Q'ty						I	R
				(A)	(B)	(C)	(D)	(E)	(F)		
1	1	172551-04202	VALVE, SELF-LEVEL	1							
2	2	172215-15210	SPOOL, FLOW DIVIDER	1							
3	2	172551-07030	COIL	1							
4	2	172551-07040	VALVE	1							
5	2	172551-00530	PIN	1							
6	2	172551-00540	CAP,ADJUSTMENT	1							
7	2	172551-00560	SCREW SET	1							
8	2	172551-00550	NUT	1							
9	2	172215-09550	COVER, TAMPER PROOF	1							
10	2	172551-00570	PLUG ASSY	2							
11	2	172551-00670	PLUG ASSY	1							
12	2	172551-00660	SPRING	1							
13	2	172551-00680	LOAD CHECK	1							
14	2	172551-01020	SEAL KIT	1							1
15	2	172551-01010	PLUG ASSY	1							
16	2	172215-15220	SPOOL, UNLOADING	1							
17	2	172551-06760	RING,RETAINING	1							
18	2	172215-08890	SPRING	1							

Remarks

(1)Ref.14 shows the seal kit.

N:Old $\xrightarrow{\text{Yes}}$ New, Q:Old $\xrightarrow{\text{No}}$ New, R:Old $\xrightarrow{\text{Yes}}$ New, S:Old $\xrightarrow{\text{No}}$ New, W:Add, Z:Discontinued, F:Interchangeable by set, K:Q'ty Change

Fig.64. SOLENOID VALVE

(A)=S165R-1
(B)=
(C)=

(D)=
(E)=
(F)=

No.	Lev.	Parts No.	Description	Q'ty							
				(A)	(B)	(C)	(D)	(E)	(F)		
1	1	172216-03451	VALVE, SOLENOID	2							
2	2	172216-00620	CARTRIDGE	2							
3	2	172216-03480	COIL	2							
4	2	172216-00580	SEAL KIT	2							

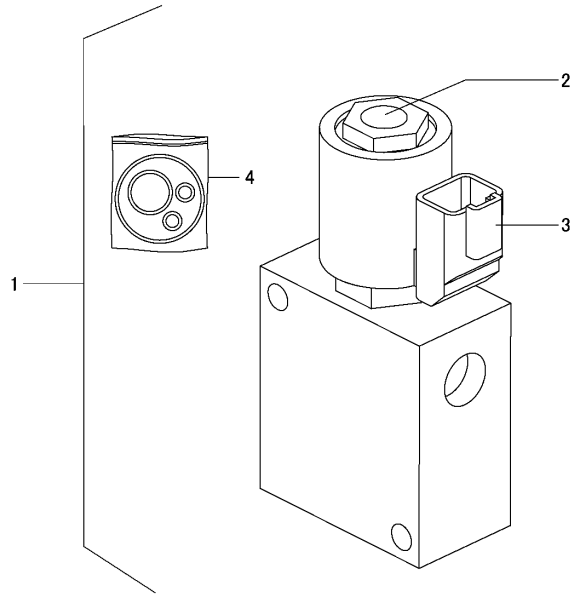
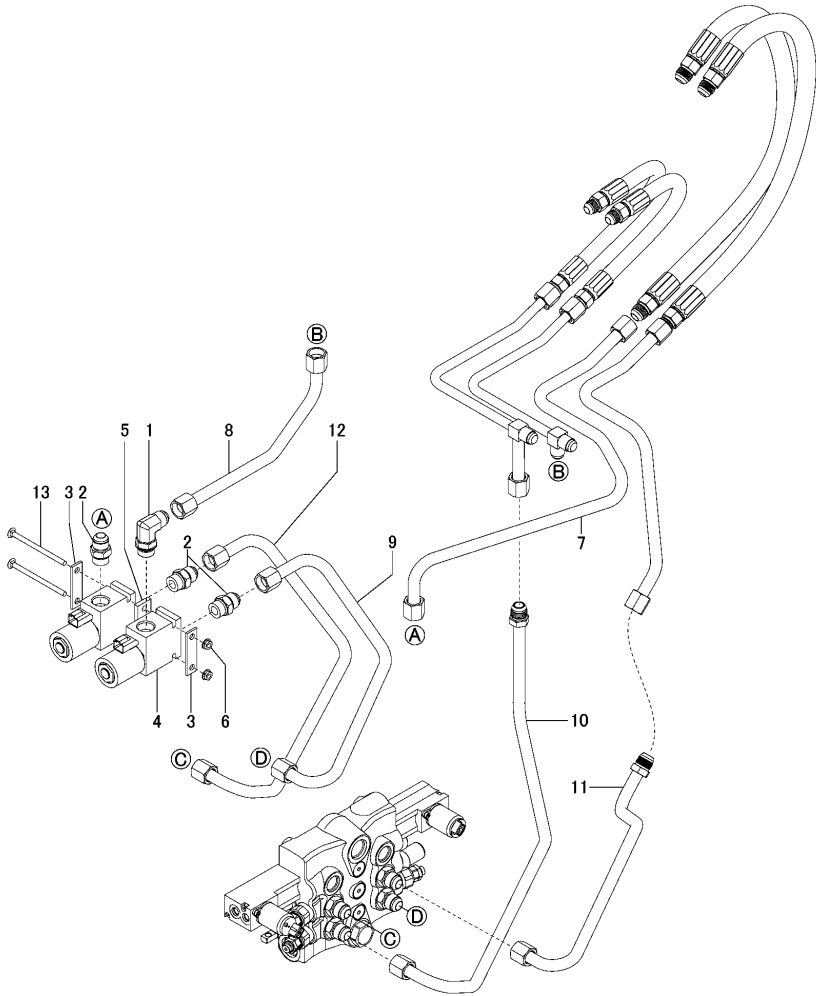


Fig.65. HYDRAULICS, NO SELF-LEVELING(HAND-FOOT CONTROLS)



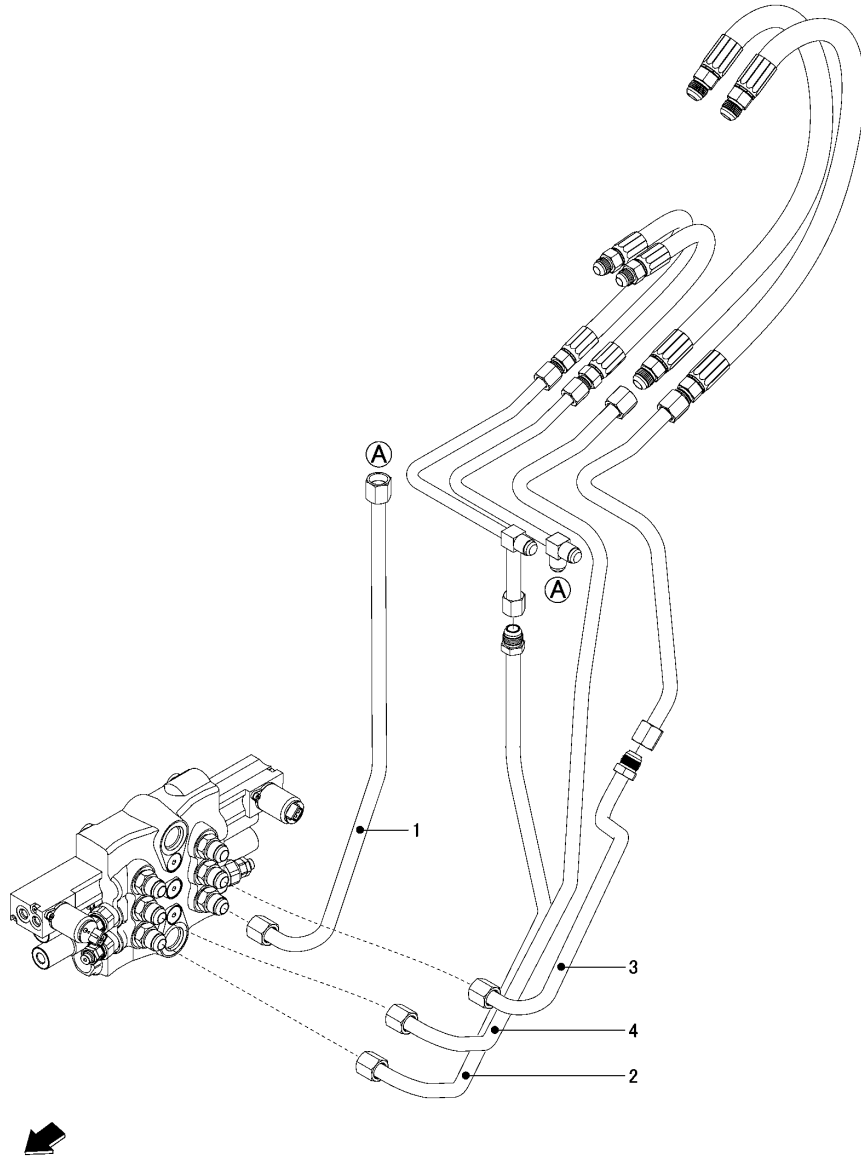
(A)=S165R-1
(B)=
(C)=

(D)=
(E)=
(F)=

No.	Lev.	Parts No.	Description	Q'ty						I	R
				(A)	(B)	(C)	(D)	(E)	(F)		
1	1	172215-00190	FITTING	1							
2	1	172551-00320	CONNECTOR	3							
3	1	172216-01830	STRAP	2							
4	1	172216-03451	VALVE, SOLENOID	2							1
5	1	172216-06380	SPACER, SOLENOID L	1							
6	1	172215-06610	NUT	2							
7	1	172215-18970	TUBE, HYD	1							
8	1	172215-18980	TUBE, HYD	1							
9	1	172215-19010	TUBE, HYD	1							
10	1	172215-19060	TUBE, HYD	1							
11	1	172215-19070	TUBE, HYD	1							
12	1	172215-19080	TUBE, HYD	1							
13	1	172215-19030	BOLT	2							

Remarks
(1)See Fig.64 for internal components.

Fig.66. HYDRAULICS, NO SELF-LEVELING(JOYSTICK CONTROLS)



(A)=S165R-1
(B)=
(C)=

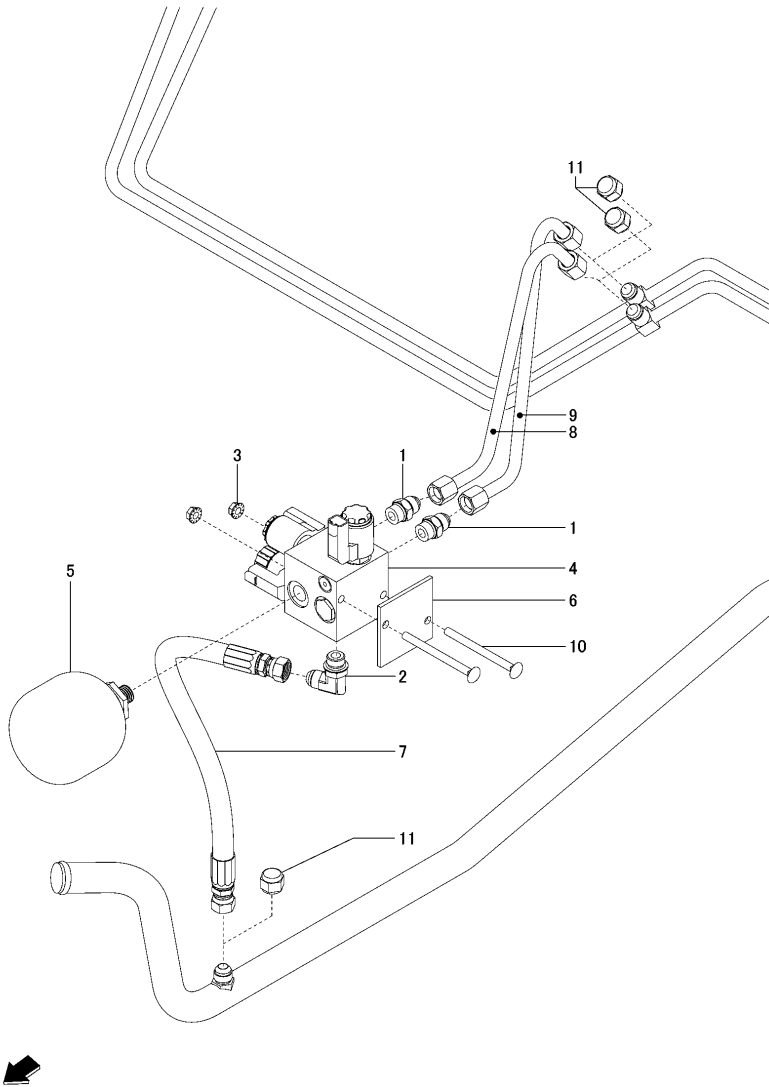
(D)=
(E)=
(F)=

No.	Lev.	Parts No.	Description	Q'ty						I	R	
				(A)	(B)	(C)	(D)	(E)	(F)			
1	1	172215-19050	TUBE, HYD	1								
2	1	172215-19060	TUBE, HYD	1								
3	1	172215-19070	TUBE, HYD	1								
4	1	172215-19090	TUBE, HYD	1								

Fig.67. HYDRAULICS(RIDE CONTROL & WITHOUT RIDE CONTROL)

(A)=S165R-1
(B)=
(C)=

(D)=
(E)=
(F)=



No.	Lev.	Parts No.	Description	Q'ty						I	R
				(A)	(B)	(C)	(D)	(E)	(F)		
1	1	172551-00040	FITTING	2							
2	1	172215-00020	FITTING	1							
3	1	172551-01060	NUT	2							
4	1	172551-02090	MANIFOLD, RIDE CNTRL	1							1
5	1	172551-02130	ACCUMULATOR	1							
6	1	172216-03850	PLATE, SPACER	1							2
7	1	172215-19100	HOSE	1							
8	1	172215-19110	TUBE, HYD	1							
9	1	172215-19120	TUBE, HYD	1							
10	1	172551-10160	BOLT	2							
11	1	172216-00300	CAP	3							3

Remarks
 (1) See Fig.68 for internal components.
 (2) Valve.
 (3) Used with No-Ride Control option.

Fig.68. MANIFOLD ASSY

(A)=S165R-1
(B)=
(C)=

(D)=
(E)=
(F)=

No.	Lev.	Parts No.	Description	Q'ty						I	R
				(A)	(B)	(C)	(D)	(E)	(F)		
1	1	172551-02090	MANIFOLD, RIDE CNTRL	1							
2	2	172551-02100	COIL	3							
3	2	172551-02120	CARTRIDGE	2							
4	2	172551-02110	CARTRIDGE	1							

1

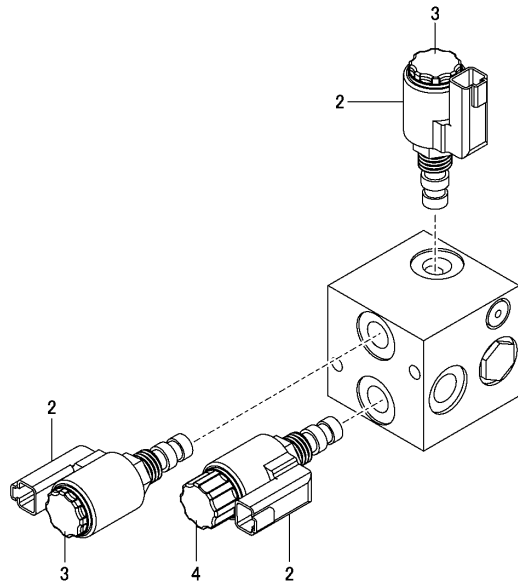


Fig.69. HYDRAULICS, NO QUICK ATTACH HITCH

(A)=S165R-1
(B)=
(C)=

(D)=
(E)=
(F)=

No.	Lev.	Parts No.	Description	Q'ty						I	R
				(A)	(B)	(C)	(D)	(E)	(F)		
1	1	172215-19130	TUBE, HYD	1							
2	1	172215-19140	TUBE, HYD	1							
3	1	172551-00330	CONNECTOR	1							

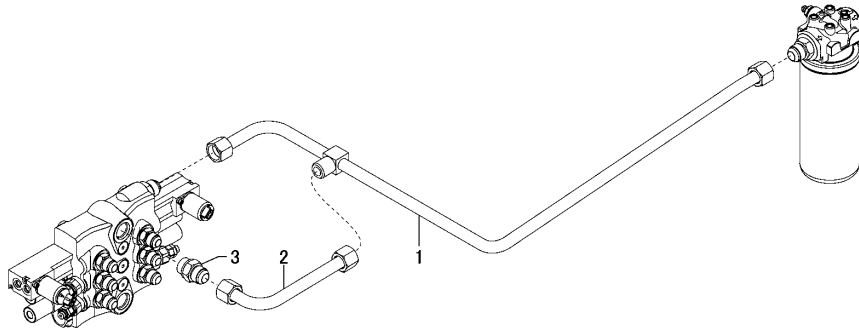
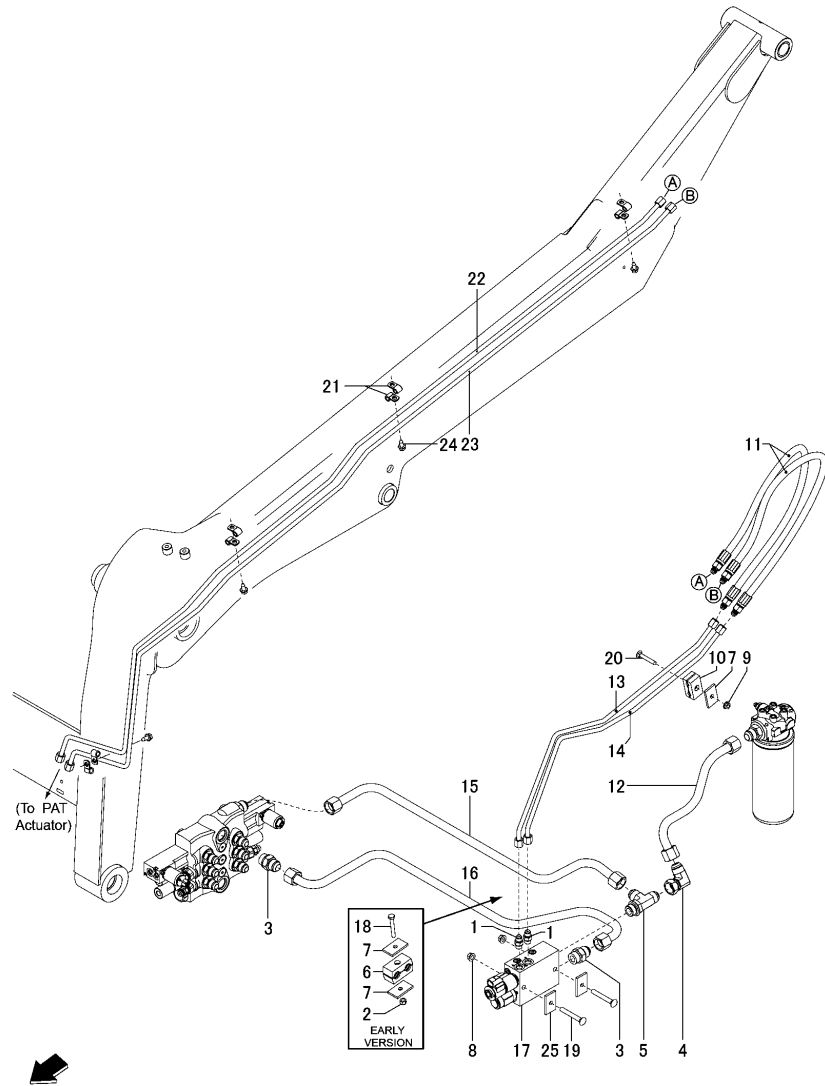


Fig.70. QUICK ATTACH HITCH HYDRAULICS



(A)=S165R-1
(B)=
(C)=

(D)=
(E)=
(F)=

No.	Lev.	Parts No.	Description	Q'ty						I	R
				(A)	(B)	(C)	(D)	(E)	(F)		
1	1	172551-00070	FITTING	2							
2	1	172551-00150	NUT	1							
3	1	172551-00330	CONNECTOR	1							
4	1	172215-00330	FITTING	1							
5	1	172551-00490	CONNECTOR, TEE-RUN	1							
6	1	172551-00500	CLAMP	1							
7	1	172551-00510	PLATE	3							
8	1	172551-00720	NUT	2							
9	1	172215-06620	NUT	1							
10	1	172216-12960	CLAMP	1							
11	1	172215-19150	HOSE, HYD	2							
12	1	172215-19180	TUBE, HYD	1							
13	1	172215-19190	TUBE, HYD	1							
14	1	172215-19200	TUBE, HYD	1							
15	1	172215-19210	TUBE, HYD	1							
16	1	172215-19220	TUBE, HYD	1							
17	1	172215-19260	VALVE, QUICK ATTACH	1							1
18	1	172551-09760	SCREW	1							
19	1	172215-19270	BOLT	2							
20	1	172218-05190	BOLT	1							
21	1	172551-00420	CLAMP	8							
22	1	172215-19160	TUBE, HYD	1							
23	1	172215-19170	TUBE, HYD	1							
24	1	172215-03150	SCREW	4							
25	1	172215-18540	PLATE	2							

Remarks

(1) See Fig.71 for internal components.

N:Old $\xrightarrow{\text{Yes}}$ New, Q:Old $\xrightarrow{\text{No}}$ New, R:Old $\xrightarrow{\text{Yes}}$ New, S:Old $\xrightarrow{\text{No}}$ New, W:Add, Z:Discontinued, F:Interchangeable by set, K:Q'ty Change

Fig.71. QUICK ATTACH VALVE

(A)=S165R-1
(B)=
(C)=

(D)=
(E)=
(F)=

No.	Lev.	Parts No.	Description	Q'ty						I	R
				(A)	(B)	(C)	(D)	(E)	(F)		
1	1	172215-19260	VALVE, QUICK ATTACH	1							
2	2	172215-19230	COIL, 12VDC	2							
3	2	172215-19240	VALVE, SPOOL	1							
4	2	172215-19250	REGULATOR	1							
5	1	172215-19280	SEAL KIT	1							
6	1	172215-19290	SEAL KIT	1							

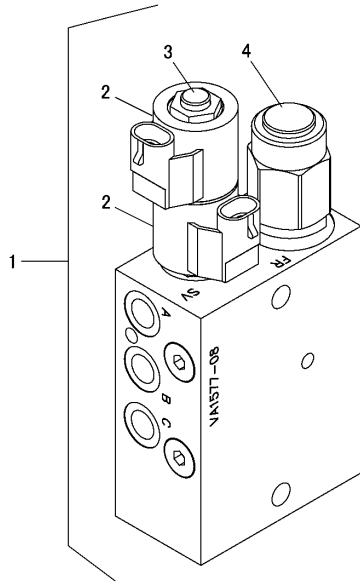
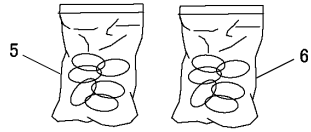
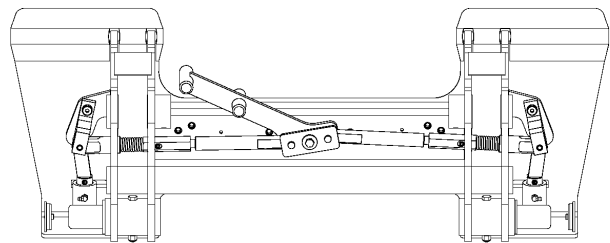
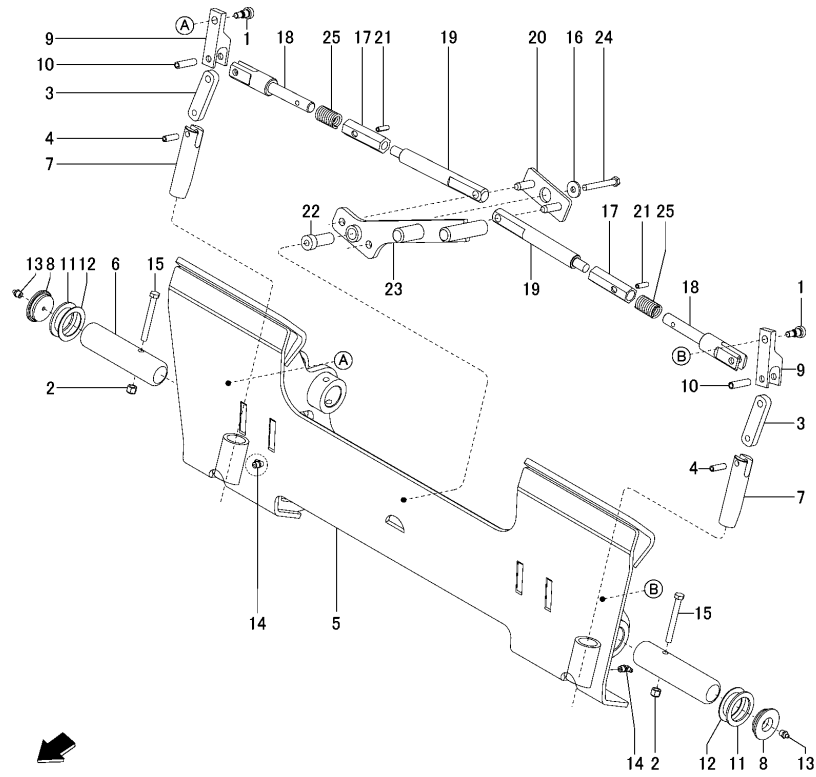


Fig.72. MANUAL ATTACH HITCH

(A)=S165R-1
(B)=
(C)=

(D)=
(E)=
(F)=



No.	Lev.	Parts No.	Description	Q'ty						I	R
				(A)	(B)	(C)	(D)	(E)	(F)		
1	1	172215-03790	BOLT	2							
2	1	172551-00180	NUT	2							
3	1	172551-01350	LINK, PIN	2							
4	1	172551-01410	PIN	2							
5	1	172216-13360	QUICK COUPLER	1							
6	1	172216-13370	PIN, PIVOT	2							
7	1	172216-13380	PIN	2							
8	1	172216-13390	CAP, GREASE	2							
9	1	172216-13400	LINK, LATCH	2							
10	1	172216-13410	PIN, SPRING	2							
11	1	172216-13420	SHIM	1							1
12	1	172216-13430	SHIM	1							1
13	1	172551-09410	FITTING	2							
14	1	172215-02650	ZERK	2							
15	1	172218-04960	SCREW	2							
16	1	172218-00040	WASHER	1							
17	1	172551-01320	LINK, SPRING STOP	2							
18	1	172551-01330	LINK, SPRING SLIDE	2							
19	1	172551-01340	LINK, ADJUSTABLE END	2							
20	1	172551-01390	PIN LINK	1							
21	1	172551-01400	SPRING PIN	2							
22	1	172551-01720	HANDLE PIVOT	1							
23	1	172216-13440	HANDLE	1							
24	1	172551-09650	SCREW	1							
25	1	172551-10550	SPRING	2							

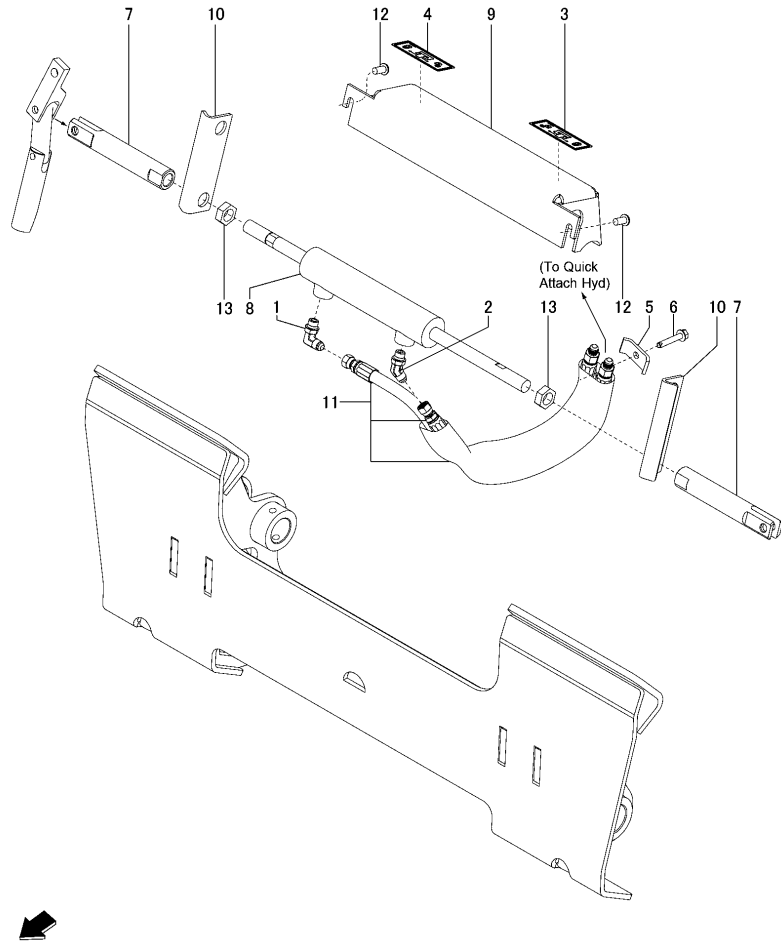
Remarks

(1)As required.

Fig.73. QUICK ATTACH ACTUATOR

(A)=S165R-1
(B)=
(C)=

(D)=
(E)=
(F)=

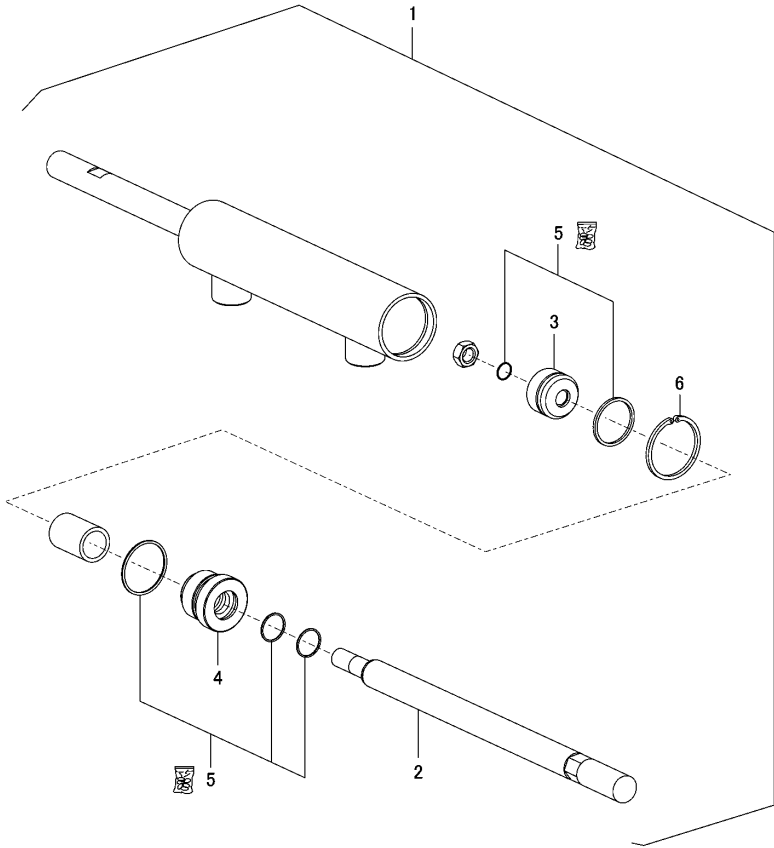


No.	Lev.	Parts No.	Description	Q'ty						I	R
				(A)	(B)	(C)	(D)	(E)	(F)		
1	1	172551-00220	CONNECTOR	1							
2	1	172551-00480	FITTING	1							
3	1	172551-01780	LABEL, LATCHING	1							1
4	1	172551-01790	LABEL, LATCHING	1							2
5	1	172215-08920	CLAMP	1							
6	1	172218-05820	SCREW	1							
7	1	172216-13520	LINK, SPRING SLIDE	2							
8	1	172215-19340	CYLINDER, HYD POWER	1							3
9	1	172215-19350	GURAD, CYLINDER	1							
10	1	172215-19360	STOP	2							
11	1	172215-19370	HOSE ASSY	1							
12	1	172216-13620	SCREW	2							
13	1	172218-05210	NUT	2							

Remarks

- (1)Left.
- (2)Right.
- (3)See Fig.74 for internal components.

Fig.74. QUICK ATTACH CYLINDER



(A)=S165R-1
(B)=
(C)=

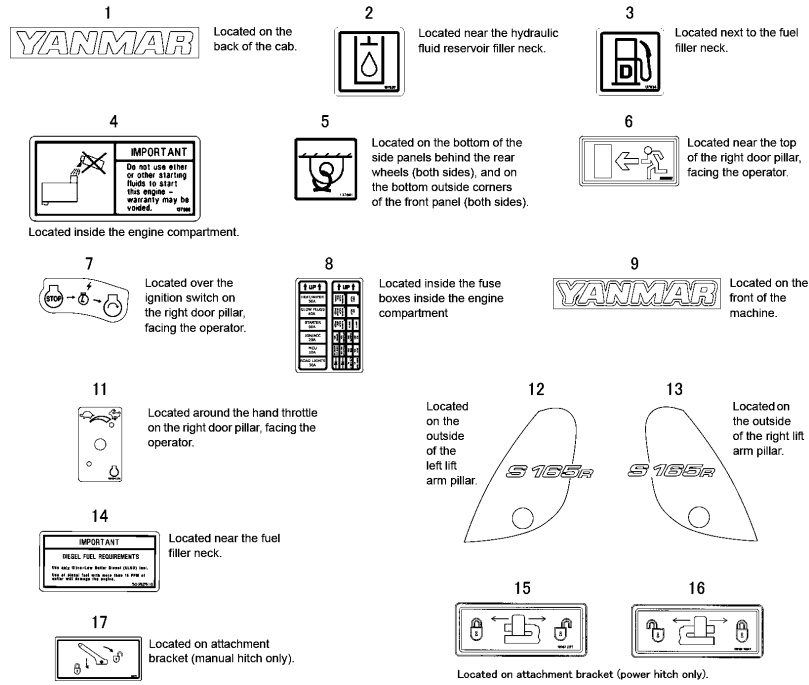
(D)=
(E)=
(F)=

No.	Lev.	Parts No.	Description	Qty						I	R
				(A)	(B)	(C)	(D)	(E)	(F)		
1	1	172215-19340	CYLINDER, HYD POWER	1							
2	2	172215-19300	ROD	1							
3	2	172215-19310	PISTON	1							
4	2	172215-19320	HEAD GLAND	1							
5	2	172215-19330	SEAL KIT	1							
6	2	172218-00400	RING, SNAP	1							

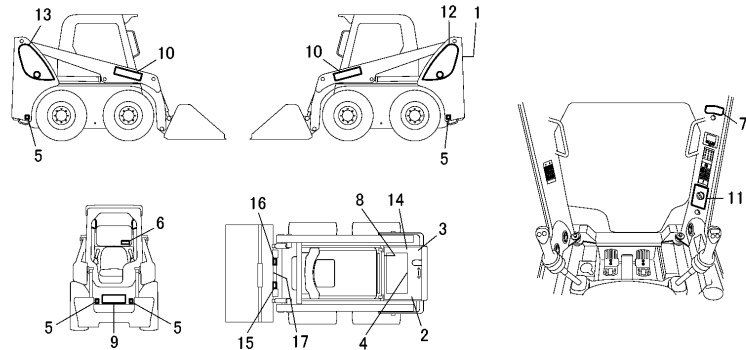
Fig.75. DECALS/BADGE

(A)=S165R-1
(B)=
(C)=

(D)=
(E)=
(F)=



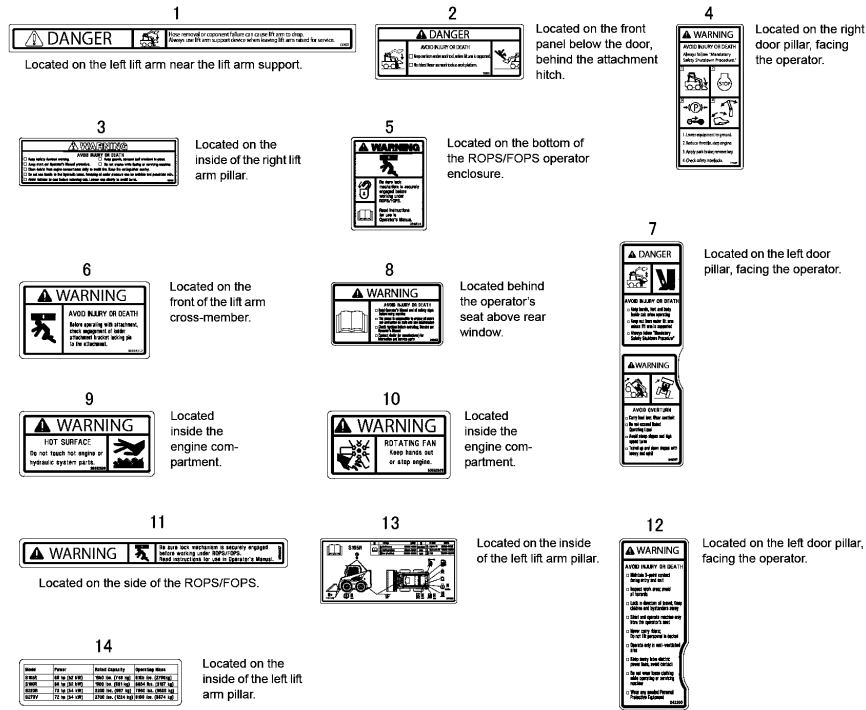
No.	Lev.	Parts No.	Description	Q'ty						I	R
				(A)	(B)	(C)	(D)	(E)	(F)		
1	1	172551-11500	LABEL	1							
2	1	172551-01490	LABEL, HYDRAULIC	1							
3	1	172551-01500	LABEL, DIESEL FUEL	1							
4	1	172551-01550	LABEL, WARNING	1							
5	1	172551-01560	LABEL, TIEDOWN POINT	4							
6	1	172215-19390	LABEL, ESCAPE	1							
7	1	172551-03010	LABEL,IGNITION	1							
8	1	172215-19380	LABEL, FUSE PANEL	1							
9	1	172551-11460	LABEL	1							
10	1	172215-11550	LABEL	2							1
11	1	172218-07550	LABEL, THROTTLE	1							
12	1	172215-19400	LABEL, LH S165-1	1							
13	1	172215-19410	LABEL, RH S165-1	1							
14	1	172216-17270	DECAL, FUEL	1							
15	1	172551-01780	LABEL, LATCHING	1							2
16	1	172551-01790	LABEL, LATCHING	1							3
17	1	172216-17240	DECAL, LATCHING	1							



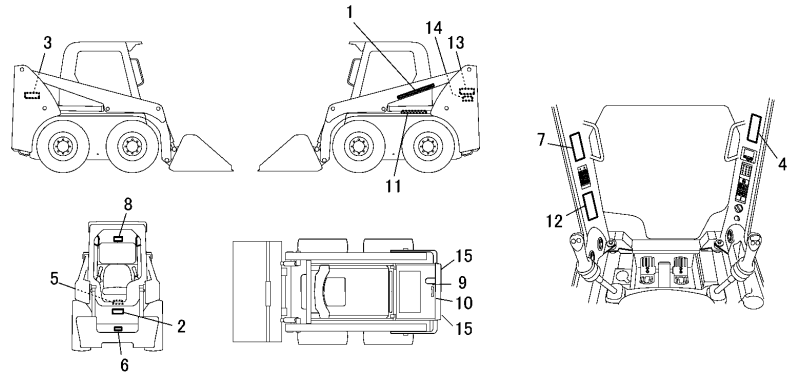
Remarks
(1)Not shown in illustration. Located on the outsides of the lift arm.
(2)Left.
(3)Right.

(A)=S165R-1
 (B)=
 (C)=

(D)=
 (E)=
 (F)=



No.	Lev.	Parts No.	Description	(A)	(B)	(C)	(D)	(E)	(F)	Q'ty	I	R
1	1	172551-01510	LABEL, KEEP OUT							2		
2	1	172551-01520	LABEL, NO RIDERS							1		
3	1	172551-01530	LABEL, WARNING							1		
4	1	172215-00840	LABEL, SAFETY							1		
5	1	172551-02070	LABEL, LOCK							1		
6	1	172216-17230	DECAL, ATTACH BRT.							1		
7	1	172218-02150	LABEL, WARNING							1		
8	1	172218-02400	LABEL, WARNING							1		
9	1	172216-12590	DECAL, DANGER HOT							1		
10	1	172216-12600	DECAL, DANGER FAN							1		
11	1	172216-12610	DECAL, ROPS LOCK							1		
12	1	172218-01940	LABEL, WARNING							1		
13	1	172215-19420	LABEL, SERVICE							1		
14	1	172215-11520	PLATE, CAPACITY							1		
15	1	172215-00800	REFLECTOR, RED							2		1



Remarks
 (1)Not shown in illustration.

(A)=S165R-1
 (B)=
 (C)=

(D)=
 (E)=
 (F)=

No.	Lev.	Parts No.	Description	Q'ty						I	R
				(A)	(B)	(C)	(D)	(E)	(F)		
1	1	172215-19430	GAUGE KIT, HYDRAULIC	1							
2	1	172215-19520	TEST PORT ADAPTER	1							1
3	1	172215-19440	TEST GAUGE, 1000PSI	1							
4	1	172215-19450	TEST GAUGE, 6000PSI	1							
5	1	172215-19460	TEST GAUGE, 10000PSI	1							
6	1	172215-19470	TEST HOSE, 120	1							2
7	1	172215-19490	ROD SEAL INSTALL	1							3
8	1	172215-19500	ROD SEAL INSTALL	1							4
9	1	172215-19510	ROD SEAL INSTALL	1							5
10	1	172215-19480	FIE PUMP TIMING KIT	1							

The parts of this figure are not illustrated.

Remarks

- (1)R1/8K SIZE. Used with test gauge kits.
- (2)Used with test gauge kits.
- (3)3/4" X 1-1/4" diameter seals.
- (4)1-1/2" X 2" diameter seals.
- (5)2" X 3" diameter seals.

Parts No. Index

Parts No.	Fig. No.	Ref. No.
172215-00010	21	2
172215-00020	38	2
	40	1
	45	2
	46	2
	67	2
172215-00080	23	2
	38	5
	45	4
172215-00090	61	1
	62	1
172215-00150	49	4
172215-00190	26	5
	49	5
	61	2
	62	2
	65	1
172215-00200	36	1
172215-00220	3	3
172215-00250	45	6
	46	6
172215-00270	23	55
172215-00330	70	4
172215-00380	21	8
172215-00390	49	12
172215-00400	19	1
		2
	20	1
		2
172215-00470	26	9
172215-00480	30	6
	32	2
	34	2
	35	1
	36	3
172215-00510	1	3
172215-00520	38	7
	40	6
172215-00550	3	4
	10	3
	11	38
	16	5
172215-00620	1	6
	38	11
	40	10
	42	31
	43	31
172215-00650	8	13
172215-00670	3	7
172215-00690	21	14

Parts No.	Fig. No.	Ref. No.
172215-00700	21	15
172215-00800	76	15
172215-00840	76	4
172215-00850	38	13
172215-01390	6	2
		5
		11
172215-01410	3	10
172215-01560	26	23
172215-01960	6	3
		6
		9
		12
172215-02110	16	8
172215-02650	72	14
172215-02700	38	33
	40	44
172215-02720	26	66
	49	41
172215-02750	3	31
172215-02820	12	5
	13	5
172215-02850	17	7
	19	6
	20	7
172215-02870	21	65
172215-02890	55	21
	58	25
172215-02930	3	36
172215-02940	3	32
	30	23
172215-02950	7	14
	51	35
172215-02960	49	45
172215-02970	16	14
	35	6
172215-03000	3	37
172215-03110	3	38
	8	40
	10	17
	15	29
	23	47
	34	20
172215-03120	1	24
	15	28
172215-03130	16	16
172215-03150	1	26
	4	9
	21	70
	23	49

Parts No.	Fig. No.	Ref. No.
172215-03150	51	37
	70	24
172215-03200	61	20
	62	12
172215-03220	34	23
	35	9
172215-03230	10	19
172215-03240	8	45
172215-03310	58	26
172215-03320	34	24
	35	10
172215-03340	17	8
	19	7
	20	8
172215-03380	26	84
172215-03760	6	13
172215-03790	16	1
	72	1
172215-04370	21	1
172215-04430	16	2
172215-04530	21	11
172215-06120	16	7
172215-06460	21	25
172215-06610	3	12
	23	15
	26	30
	40	17
	45	12
	46	13
	55	11
	58	15
	61	9
	65	6
172215-06620	1	8
	3	13
	12	2
	13	2
	15	7
	18	2
		4
	21	26
	23	16
	26	31
	27	8
	28	10
	40	18
	45	13
	46	14
	49	21
	70	9

Parts No.	Fig. No.	Ref. No.
172215-06630	3	14
172215-06660	6	14
172215-06940	3	16
172215-07650	36	8
172215-08550	5	9
172215-08890	63	18
172215-08920	51	16
	73	5
172215-09030	7	8
172215-09090	16	10
172215-09550	63	9
172215-10880	8	21
172215-11341	6	4
172215-11520	76	14
172215-11550	75	10
172215-15180	23	13
172215-15190	47	29
172215-15200	5	18
172215-15210	63	2
172215-15220	63	16
172215-15230	50	3
172215-15240	47	26
172215-15250	47	24
172215-15260	47	8
		17
172215-15270	1	12
172215-15280	1	13
172215-15290	1	14
172215-15300	1	15
172215-15310	1	16
172215-15320	1	17
172215-15330	1	18
172215-15340	1	19
172215-15350	1	20
172215-15360	1	21
172215-15370	1	22
172215-15380	2	4
172215-15390	2	2
172215-15400	2	5
172215-15410	3	17
172215-15420	3	18
172215-15430	3	19
172215-15440	3	20
172215-15450	3	21
172215-15460	3	22
172215-15470	3	23
172215-15480	3	24
172215-15490	3	25
172215-15500	3	27
172215-15510	3	28

Parts No. Index

Parts No.	Fig. No.	Ref. No.
172215-15520	4	3
172215-15530	4	4
172215-15540	4	5
172215-15550	4	6
172215-15560	4	7
172215-15570	4	8
172215-15580	5	21
172215-15590	5	24
172215-15600	5	25
172215-15610	6	1
172215-15620	6	8
172215-15630	6	7
172215-15640	7	9
172215-15650	8	2
172215-15660	8	10
172215-15670	8	22
172215-15680	8	23
172215-15690	8	24
172215-15700	8	25
172215-15710	8	26
172215-15720	8	27
172215-15730	8	48
172215-15740	8	28
172215-15750	8	29
172215-15760	8	49
172215-15770	8	33
172215-15780	8	50
172215-15790	8	51
172215-15800	8	30
172215-15810	8	32
172215-15820	8	36
172215-15830	8	39
172215-15840	9	1
172215-15850	9	2
172215-15860	10	4
172215-15870	10	5
172215-15880	10	6
172215-15890	10	7
172215-15900	10	8
172215-15910	10	9
172215-15920	10	10
172215-15930	10	11
172215-15940	10	12
172215-15950	10	13
172215-15960	10	14
172215-15970	11	16
172215-15980	11	2
172215-15990	11	3
172215-16000	11	4
		25

Parts No.	Fig. No.	Ref. No.
172215-16010	11	5
		26
172215-16020	11	6
172215-16030	11	7
172215-16040	11	12
		44
172215-16050	11	13
		45
172215-16060	11	14
		46
172215-16070	11	15
		47
172215-16080	11	8
172215-16090	11	1
172215-16100	11	24
172215-16110	11	27
172215-16120	11	31
172215-16130	11	23
172215-16140	11	22
172215-16150	11	48
172215-16160	11	43
172215-16170	11	20
172215-16180	11	36
172215-16190	11	37
172215-16200	11	40
172215-16210	11	41
172215-16220	11	53
172215-16230	11	54
172215-16240	11	56
172215-16250	11	57
172215-16260	11	42
172215-16270	11	58
172215-16280	11	35
172215-16290	11	17
172215-16300	11	18
172215-16310	11	19
172215-16320	11	21
172215-16330	15	8
172215-16340	15	9
172215-16350	15	10
172215-16360	15	11
172215-16370	15	12
172215-16380	15	13
172215-16390	15	14
172215-16400	15	15
172215-16410	15	16
172215-16420	15	17
172215-16430	15	18
172215-16440	15	19
172215-16450	15	20

Parts No.	Fig. No.	Ref. No.
172215-16460	15	21
172215-16470	15	22
172215-16480	15	23
172215-16490	15	24
172215-16500	15	25
172215-16510	15	30
172215-16520	15	26
172215-16530	16	11
172215-16540	16	12
172215-16550	16	13
172215-16560	16	15
	35	7
172215-16570	16	17
	35	8
172215-16580	17	6
172215-16590	21	4
172215-16600	21	5
172215-16610	21	29
	23	19
172215-16620	21	30
	23	20
172215-16630	21	31
172215-16640	21	32
172215-16650	21	33
172215-16660	21	34
172215-16670	21	35
172215-16680	21	36
172215-16690	21	37
172215-16700	21	38
172215-16710	21	39
172215-16720	21	40
172215-16730	21	41
172215-16740	21	42
172215-16750	21	43
172215-16760	21	44
172215-16770	21	45
172215-16780	21	46
172215-16790	21	47
172215-16800	22	1
	24	1
172215-16810	22	2
	24	2
172215-16820	21	48
172215-16830	22	3
	24	3
172215-16840	21	49
172215-16850	21	50
172215-16860	21	51
	23	37
172215-16870	21	52

Parts No.	Fig. No.	Ref. No.
172215-16880	21	53
172215-16890	22	4
172215-16900	22	6
	24	5
172215-16910	22	7
	24	6
172215-16920	22	8
172215-16930	21	55
172215-16940	21	71
172215-16950	21	62
172215-16960	23	8
172215-16970	23	27
172215-16980	23	18
172215-16990	23	21
172215-17000	23	22
172215-17010	23	23
172215-17020	23	24
172215-17030	23	25
172215-17040	23	26
172215-17050	23	28
172215-17060	23	29
172215-17070	23	30
172215-17080	23	31
172215-17090	23	32
172215-17100	23	33
172215-17110	23	34
172215-17120	23	35
172215-17130	23	36
172215-17140	23	38
	25	1
172215-17150	26	6
172215-17160	26	14
172215-17170	26	17
172215-17180	26	20
172215-17190	26	24
172215-17200	26	43
172215-17210	26	44
172215-17220	26	45
172215-17230	26	46
172215-17240	26	47
172215-17250	26	48
172215-17260	26	49
172215-17270	26	51
172215-17280	26	52
172215-17290	26	54
172215-17300	26	56
172215-17310	26	57
172215-17320	26	58
172215-17330	26	61
172215-17340	26	89

Parts No. Index

Parts No.	Fig. No.	Ref. No.
172215-17350	26	80
172215-17360	26	75
172215-17370	27	9
172215-17380	28	2
172215-17390	28	7
172215-17400	28	11
172215-17410	28	12
172215-17420	28	13
172215-17430	28	14
172215-17440	28	15
172215-17450	28	16
172215-17460	28	17
172215-17470	28	18
172215-17480	28	19
172215-17490	28	20
172215-17500	28	23
172215-17510	28	24
172215-17520	28	25
172215-17530	28	30
172215-17540	29	4
172215-17550	30	14
172215-17560	30	15
172215-17570	30	16
172215-17580	30	17
172215-17590	30	18
172215-17600	30	19
172215-17610	30	20
172215-17620	30	25
	36	14
172215-17630	30	27
172215-17640	31	3
172215-17650	31	7
172215-17660	31	11
172215-17670	31	10
172215-17680	31	9
172215-17690	31	5
172215-17700	32	7
172215-17710	32	8
172215-17720	32	6
172215-17730	33	4
172215-17740	33	1
172215-17750	33	5
172215-17760	34	11
172215-17770	34	12
172215-17780	34	13
172215-17790	34	14
172215-17800	34	15
172215-17810	34	16
172215-17820	34	17
172215-17830	34	10

Parts No.	Fig. No.	Ref. No.
172215-17840	35	3
172215-17850	35	4
172215-17860	35	11
172215-17870	35	12
172215-17880	36	9
172215-17890	36	10
172215-17900	36	11
172215-17910	37	5
172215-17920	37	4
172215-17930	37	6
172215-17940	38	20
	40	26
	45	21
	46	23
172215-17950	38	21
	40	27
172215-17960	38	22
	45	23
172215-17970	38	23
	45	24
172215-17980	38	24
	45	25
172215-17990	38	25
172215-18000	38	26
	40	33
172215-18010	38	27
	40	34
172215-18020	39	13
172215-18030	39	12
172215-18040	39	16
172215-18050	39	19
172215-18060	39	11
172215-18070	39	26
172215-18080	39	4
172215-18090	39	25
172215-18100	39	23
172215-18110	39	3
172215-18120	39	2
172215-18130	38	28
	39	1
	45	26
172215-18140	38	29
	40	38
	45	30
	46	31
172215-18150	38	30
	40	40
	45	31
	46	32
172215-18160	38	31

Parts No.	Fig. No.	Ref. No.
172215-18160	40	41
172215-18170	38	32
	40	42
	45	33
	46	34
172215-18180	40	24
	46	18
172215-18190	40	25
	46	21
172215-18200	40	28
	46	24
172215-18210	40	29
172215-18220	40	30
	46	25
172215-18230	40	31
	46	26
172215-18240	40	32
	46	27
172215-18250	40	35
	45	27
172215-18260	40	36
	45	28
	46	28
172215-18270	40	37
	45	29
	46	29
172215-18280	40	39
172215-18290	40	43
	58	23
172215-18300	45	18
172215-18310	45	19
	46	19
172215-18320	45	20
	46	20
172215-18330	45	22
172215-18340	45	32
	46	33
172215-18350	45	34
	46	35
172215-18360	45	35
	46	36
172215-18370	46	22
172215-18380	46	30
172215-18390	49	10
172215-18400	49	26
172215-18410	49	28
172215-18420	49	25
172215-18430	49	29
172215-18440	49	30
172215-18450	49	31

Parts No.	Fig. No.	Ref. No.
172215-18460	49	32
172215-18470	49	33
172215-18480	49	34
172215-18490	49	35
172215-18500	49	36
172215-18510	49	37
172215-18520	49	38
172215-18530	49	39
172215-18540	49	47
	61	21
	62	13
	70	25
172215-18550	49	48
172215-18560	51	15
172215-18570	51	17
172215-18580	51	18
172215-18590	51	19
172215-18600	51	20
172215-18610	51	22
172215-18620	51	23
172215-18630	52	6
172215-18640	52	4
172215-18650	52	9
172215-18660	51	28
	52	1
172215-18670	51	30
172215-18680	51	31
172215-18690	51	32
172215-18700	55	12
172215-18710	57	14
172215-18720	55	13
	57	1
172215-18730	56	2
172215-18740	56	3
172215-18750	56	4
172215-18760	56	5
172215-18770	56	6
172215-18780	56	7
172215-18790	56	8
172215-18800	56	9
172215-18810	56	10
172215-18820	56	11
172215-18830	56	12
172215-18840	55	14
	56	1
172215-18850	55	15
172215-18860	55	16
172215-18870	55	17
	58	20
172215-18880	55	18

Parts No. Index

Parts No.	Fig. No.	Ref. No.
172215-18880	58	21
172215-18890	55	19
172215-18900	55	22
172215-18910	58	17
172215-18920	60	12
172215-18930	58	18
	60	1
172215-18940	58	19
172215-18950	58	22
172215-18960	61	11
172215-18970	61	12
	65	7
172215-18980	61	13
	65	8
172215-18990	61	14
	62	7
172215-19000	61	15
	62	8
172215-19010	61	16
	65	9
172215-19020	61	17
	62	9
172215-19030	61	19
	65	13
172215-19040	62	6
172215-19050	62	10
	66	1
172215-19060	65	10
	66	2
172215-19070	65	11
	66	3
172215-19080	65	12
172215-19090	66	4
172215-19100	67	7
172215-19110	67	8
172215-19120	67	9
172215-19130	69	1
172215-19140	69	2
172215-19150	70	11
172215-19160	70	22
172215-19170	70	23
172215-19180	70	12
172215-19190	70	13
172215-19200	70	14
172215-19210	70	15
172215-19220	70	16
172215-19230	71	2
172215-19240	71	3
172215-19250	71	4
172215-19260	70	17

Parts No.	Fig. No.	Ref. No.
172215-19260	71	1
172215-19270	70	19
172215-19280	71	5
172215-19290	71	6
172215-19300	74	2
172215-19310	74	3
172215-19320	74	4
172215-19330	74	5
172215-19340	73	8
	74	1
172215-19350	73	9
172215-19360	73	10
172215-19370	73	11
172215-19380	75	8
172215-19390	75	6
172215-19400	75	12
172215-19410	75	13
172215-19420	76	13
172215-19430	77	1
172215-19440	77	3
172215-19450	77	4
172215-19460	77	5
172215-19470	77	6
172215-19480	77	10
172215-19490	77	7
172215-19500	77	8
172215-19510	77	9
172215-19520	77	2
172216-00010	42	16
	43	16
172216-00030	42	21
	43	22
172216-00070	21	3
172216-00090	42	13
	43	13
172216-00100	42	14
	43	14
172216-00110	42	30
172216-00120	55	1
172216-00130	26	2
172216-00140	8	3
	30	2
	34	1
172216-00150	8	4
172216-00180	26	7
172216-00210	1	1
172216-00220	8	7
172216-00240	10	2
172216-00270	7	2
172216-00280	21	6

Parts No.	Fig. No.	Ref. No.
172216-00290	55	5
	58	6
172216-00300	67	11
172216-00310	8	9
172216-00350	21	9
172216-00360	5	1
172216-00370	21	10
172216-00380	23	3
172216-00460	49	13
	51	6
172216-00470	7	4
172216-00530	35	2
172216-00550	22	5
	24	4
172216-00580	64	4
172216-00590	38	9
	40	8
172216-00610	38	10
	40	9
172216-00620	64	2
172216-00630	42	3
	43	3
172216-00640	42	4
	43	4
172216-00650	42	6
	43	6
172216-00660	42	9
	43	9
172216-00670	42	11
	43	11
172216-00680	42	12
	43	12
172216-00690	42	19
	43	20
172216-00700	42	29
172216-00710	43	38
172216-00720	42	32
172216-00730	43	32
172216-00740	42	37
	43	40
172216-00750	42	39
172216-00760	42	5
	43	5
172216-00770	42	18
	43	19
172216-00780	43	30
172216-00810	1	4
172216-00830	42	24
	43	25
172216-00840	42	10

Parts No.	Fig. No.	Ref. No.
172216-00840	43	10
172216-00850	42	34
	43	35
172216-00870	42	8
	43	8
172216-00880	42	43
	43	43
172216-00900	21	12
172216-01210	8	11
172216-01290	48	4
172216-01330	3	6
172216-01461	42	15
	43	15
172216-01470	26	12
172216-01540	51	7
172216-01550	51	8
172216-01560	51	9
172216-01770	51	10
172216-01820	51	11
172216-01830	61	5
		6
	65	3
172216-02010	43	33
172216-02040	38	12
	40	11
	45	10
	46	9
172216-02050	21	16
172216-02140	42	7
	43	7
172216-02150	42	23
	43	24
172216-02160	42	25
	43	26
172216-02170	42	27
	43	28
172216-02180	43	29
172216-02190	42	22
	43	23
172216-02200	42	35
	43	36
172216-02211	43	37
172216-02220	43	42
172216-02230	42	26
	43	27
172216-02240	42	36
	43	39
172216-02250	42	28
172216-02350	34	3
172216-02470	15	6

Parts No. Index

Parts No.	Fig. No.	Ref. No.
172216-02490	17	1
172216-02530	5	7
172216-02690	5	5
172216-02811	5	6
172216-02820	7	10
172216-02920	23	7
172216-03290	23	6
172216-03340	46	10
	48	1
172216-03350	19	3
	20	3
172216-03371	17	2
172216-03400	17	3
172216-03410	17	4
172216-03440	26	18
172216-03451	61	7
	64	1
	65	4
172216-03460	40	13
	41	1
	45	11
172216-03470	41	3
	48	2
172216-03480	64	3
172216-03490	41	2
	48	3
172216-03520	21	17
	23	9
172216-03530	21	18
	23	10
172216-03590	26	19
172216-03740	28	21
172216-03750	28	9
172216-03850	67	6
172216-03880	44	7
172216-03890	44	8
172216-03900	44	19
172216-03910	39	27
	44	20
172216-03920	44	18
172216-04030	49	18
172216-04040	49	19
172216-04110	20	4
172216-04130	26	22
172216-04141	43	2
172216-04151	38	14
	40	14
	42	1
	43	1
172216-04161	42	2

Parts No.	Fig. No.	Ref. No.
172216-04220	21	19
172216-04310	43	21
172216-04320	42	20
172216-04330	42	33
	43	34
172216-04470	51	13
172216-04530	7	5
	51	14
172216-04590	23	11
172216-04680	21	20
172216-04831	23	12
172216-05151	47	28
172216-05170	47	31
172216-05180	47	6
172216-05190	47	4
		15
172216-05200	47	5
172216-05210	47	18
172216-05260	21	21
172216-05270	3	11
172216-05330	37	3
172216-05380	8	16
172216-05440	7	6
172216-05470	55	7
	58	10
172216-05720	40	15
	44	1
	46	11
172216-05730	40	16
	44	2
	46	12
172216-05920	36	5
172216-06000	32	3
172216-06110	44	3
172216-06120	44	21
172216-06130	44	4
172216-06140	44	5
172216-06150	44	6
172216-06160	44	9
172216-06170	44	10
172216-06180	44	11
172216-06190	44	12
172216-06200	44	13
172216-06210	44	14
172216-06220	44	15
172216-06230	44	16
172216-06240	44	17
172216-06250	44	22
172216-06280	55	9
	58	13

Parts No.	Fig. No.	Ref. No.
172216-06290	55	10
	58	14
172216-06370	36	6
172216-06380	61	8
	65	5
172216-06390	49	20
172216-06571	5	2
172216-06750	34	25
172216-06810	1	25
	21	23
	23	14
172216-07150	32	4
172216-07390	26	32
172216-07500	60	7
172216-07520	60	3
172216-07570	57	8
172216-07580	57	9
172216-07590	57	4
172216-07600	57	3
172216-08140	7	7
172216-08330	26	38
172216-08350	26	39
172216-08390	47	30
	58	16
172216-08490	26	40
172216-08590	26	41
172216-09250	26	64
172216-09290	42	41
172216-09300	7	13
172216-09320	21	60
172216-09360	21	64
172216-09400	43	18
172216-09410	3	35
	8	34
172216-09420	26	71
172216-09460	42	38
	43	41
172216-09480	7	15
172216-09520	49	46
172216-09570	51	36
172216-09580	26	72
172216-09610	21	69
	23	48
	36	13
172216-09640	2	3
	5	23
172216-09650	38	34
	40	46
	45	39
	46	40

Parts No.	Fig. No.	Ref. No.
172216-09710	23	50
172216-09770	26	76
172216-09820	26	79
172216-09830	26	81
172216-09860	26	85
172216-09991	6	10
172216-10750	58	24
172216-10830	5	3
172216-10840	5	4
172216-10870	36	7
172216-10880	49	22
172216-10890	40	19
	45	14
	46	15
	49	23
172216-10900	38	16
	40	21
172216-10980	5	8
172216-11000	5	10
172216-11010	5	11
172216-11020	5	12
172216-11030	5	13
172216-11040	5	14
172216-11050	5	15
172216-11060	5	16
172216-11070	5	17
172216-11080	19	4
172216-11090	19	5
172216-11150	26	88
172216-11190	38	35
	40	48
	45	41
	46	42
172216-11900	26	29
172216-11990	39	10
172216-12000	39	21
172216-12010	39	14
172216-12030	39	20
172216-12040	39	17
172216-12070	39	18
172216-12090	39	24
172216-12100	39	6
172216-12110	39	7
172216-12140	39	9
172216-12180	39	15
172216-12191	39	8
172216-12241	39	22
172216-12251	39	5
172216-12320	26	62
172216-12330	26	63

Parts No. Index

Parts No.	Fig. No.	Ref. No.
172216-12590	76	9
172216-12600	76	10
172216-12610	76	11
172216-12960	70	10
172216-13300	17	5
172216-13360	72	5
172216-13370	72	6
172216-13380	72	7
172216-13390	72	8
172216-13400	72	9
172216-13410	72	10
172216-13420	72	11
172216-13430	72	12
172216-13440	72	23
172216-13520	73	7
172216-13620	73	12
172216-13790	2	1
	5	20
172216-13810	26	50
172216-13840	26	59
172216-13850	26	60
172216-13920	28	26
172216-14360	38	17
	40	22
	45	15
	46	16
172216-14380	38	19
	45	17
172216-14391	45	36
	46	37
	47	1
172216-14670	40	12
	58	9
172216-14890	61	18
	62	11
172216-15070	51	12
172216-15091	51	24
	53	1
172216-15160	51	25
172216-15190	51	26
172216-15200	51	27
172216-15211	51	29
	54	1
172216-15490	21	54
	23	39
172216-15500	21	56
	23	40
172216-15590	21	57
	23	42
172216-15600	21	58

Parts No.	Fig. No.	Ref. No.
172216-15600	23	43
172216-15610	21	74
	23	54
172216-15690	33	3
172216-15990	11	28
172216-16010	32	9
172216-16060	35	5
172216-16180	36	12
172216-16420	53	10
172216-16470	53	9
172216-16480	53	8
172216-16490	53	7
172216-16531	47	2
172216-16540	47	13
172216-16550	47	23
172216-16560	47	25
172216-16580	47	27
172216-16590	47	32
172216-16601	47	33
172216-16611	47	3
172216-16620	47	9
		19
172216-16630	47	12
172216-16640	47	7
		16
172216-16650	47	10
		20
172216-16660	47	11
		21
172216-16671	47	14
172216-16680	47	22
172216-16720	25	2
172216-16730	57	2
	60	2
172216-16760	57	10
	60	8
172216-16830	54	3
172216-16840	54	5
172216-16850	54	4
172216-16860	54	2
172216-16910	14	13
172216-16930	12	3
172216-16940	12	4
	13	4
172216-17040	14	12
172216-17050	13	3
172216-17230	76	6
172216-17240	75	17
172216-17270	75	14
172217-00040	30	7

Parts No.	Fig. No.	Ref. No.
172217-01650	26	26
172217-01910	21	22
172217-02630	21	24
172217-02940	49	27
172217-03670	20	5
172217-03690	20	6
172217-04000	21	72
	23	51
172217-04010	32	11
172217-04060	26	83
	32	13
172217-04320	3	29
172217-04840	28	22
172217-05070	30	10
	34	5
172217-05080	30	12
172218-00010	30	4
172218-00040	72	16
172218-00050	55	6
	58	7
172218-00250	8	14
172218-00400	74	6
172218-01011	30	9
	34	4
172218-01280	8	18
172218-01490	26	36
172218-01940	76	12
172218-02121	30	11
172218-02150	76	7
172218-02291	18	1
172218-02300	23	17
172218-02400	76	8
172218-02481	18	3
172218-02540	1	9
172218-03040	11	55
172218-03270	11	9
172218-03280	11	10
172218-03310	11	11
		30
172218-03350	11	50
172218-03360	11	51
172218-03370	11	49
172218-03780	25	4
172218-03970	14	6
172218-04260	18	12
172218-04270	18	5
172218-04280	18	6
172218-04290	18	7
172218-04300	18	8
172218-04310	18	9

Parts No.	Fig. No.	Ref. No.
172218-04320	18	13
172218-04330	18	14
172218-04340	18	15
172218-04350	18	10
172218-04360	18	11
172218-04880	1	10
172218-04940	49	40
172218-04950	45	37
	46	38
172218-04960	72	15
172218-05000	10	16
	23	46
172218-05040	8	37
172218-05090	8	42
172218-05150	26	77
	51	38
172218-05160	23	52
172218-05180	8	43
172218-05190	70	20
172218-05210	73	13
172218-05820	51	21
	73	6
172218-05870	30	21
172218-05980	14	20
172218-06230	52	7
	53	4
172218-06250	34	18
172218-06350	25	3
172218-06480	34	19
172218-06580	57	6
	60	5
172218-06770	1	27
172218-06920	5	19
172218-06930	5	22
172218-07140	23	41
172218-07550	75	11
172551-00040	26	1
	38	1
	45	1
	46	1
	51	1
	67	1
172551-00060	38	3
	40	2
172551-00070	23	1
	38	4
	45	3
	46	3
	49	1
	51	2

Parts No. Index

Parts No.	Fig. No.	Ref. No.
172551-00070	58	1
	70	1
172551-00080	28	1
	49	2
	58	2
172551-00120	12	1
	13	1
	14	1
	29	1
172551-00130	8	1
172551-00140	26	3
	28	3
172551-00150	3	1
	26	4
	30	1
	49	3
	70	2
172551-00180	7	1
	28	4
	51	3
	72	2
172551-00220	40	3
	45	5
	46	4
	49	6
	73	1
172551-00240	10	1
	27	1
	49	50
172551-00250	30	3
	49	7
172551-00260	3	2
	8	5
	26	78
	32	1
172551-00270	16	3
172551-00280	16	4
172551-00290	8	6
172551-00320	26	8
	40	4
	46	5
	55	2
	58	3
	61	3
	62	3
	65	2
172551-00330	49	8
	55	3
	58	4
	69	3

Parts No.	Fig. No.	Ref. No.
172551-00330	70	3
172551-00340	55	4
	58	5
172551-00380	50	2
172551-00390	52	8
172551-00420	8	8
	51	4
	70	21
172551-00440	21	7
	34	9
	36	2
	49	9
172551-00480	40	5
	45	7
	46	7
	73	2
172551-00490	70	5
172551-00500	70	6
172551-00510	49	11
	70	7
172551-00520	7	3
172551-00530	63	5
172551-00540	63	6
172551-00550	63	8
172551-00560	63	7
172551-00570	63	10
172551-00610	23	4
	28	5
172551-00620	15	1
	30	5
172551-00630	4	1
	51	5
172551-00660	63	12
172551-00670	63	11
172551-00680	63	13
172551-00700	38	6
	45	8
172551-00720	1	2
	3	42
	26	10
	28	6
	49	14
	70	8
172551-00740	33	2
172551-00760	15	3
172551-00790	49	15
172551-00800	49	16
172551-00820	57	13
	60	11
172551-00840	15	4

Parts No.	Fig. No.	Ref. No.
172551-00910	29	2
172551-00920	29	3
172551-00950	38	8
	40	7
	45	9
	46	8
172551-00990	26	11
	36	4
172551-01010	63	15
172551-01020	63	14
172551-01030	53	3
172551-01040	1	5
172551-01060	21	13
	23	5
	61	4
	62	4
	67	3
172551-01070	3	5
	16	6
172551-01090	49	17
172551-01100	58	8
	59	1
172551-01110	8	12
172551-01120	42	40
172551-01130	59	4
172551-01140	59	2
172551-01150	59	3
172551-01160	59	5
172551-01170	59	6
172551-01190	1	7
172551-01240	26	13
172551-01270	26	15
	28	8
172551-01310	26	16
172551-01320	72	17
172551-01330	72	18
172551-01340	72	19
172551-01350	72	3
172551-01390	72	20
172551-01400	72	21
172551-01410	72	4
172551-01440	15	5
172551-01490	75	2
172551-01500	75	3
172551-01510	76	1
172551-01520	76	2
172551-01530	76	3
172551-01550	75	4
172551-01560	75	5
172551-01590	3	8

Parts No.	Fig. No.	Ref. No.
172551-01650	3	9
172551-01720	72	22
172551-01780	73	3
	75	15
172551-01790	73	4
	75	16
172551-01930	52	2
172551-01980	30	8
172551-02000	27	2
172551-02050	27	4
172551-02060	27	5
172551-02070	76	5
172551-02090	67	4
	68	1
172551-02100	68	2
172551-02110	68	4
172551-02120	68	3
172551-02130	67	5
172551-02150	37	1
172551-02160	26	21
172551-02180	31	4
	36	16
172551-02250	27	3
172551-02340	27	6
172551-02350	27	7
172551-02430	8	15
172551-02440	37	2
172551-02450	4	2
172551-02480	16	9
172551-02510	26	25
172551-02520	58	11
172551-02530	55	8
	58	12
172551-02540	26	27
172551-02551	26	28
172551-02750	3	15
	21	27
172551-02760	21	28
172551-02780	38	15
	40	20
172551-02820	14	2
172551-02830	57	12
	60	10
172551-02840	57	11
	60	9
172551-02860	57	5
	60	4
172551-02870	8	17
172551-02920	26	33
172551-02940	8	19

Parts No. Index

Parts No.	Fig. No.	Ref. No.
172551-02950	26	34
172551-02960	26	35
172551-02970	14	3
172551-02980	26	37
172551-03010	75	7
172551-03020	31	8
172551-03040	8	20
172551-03080	14	4
172551-03100	14	5
172551-03140	8	47
172551-03150	14	7
172551-03160	14	8
172551-03180	14	9
172551-03190	14	10
172551-03210	14	11
172551-03410	52	3
172551-03800	1	11
172551-04202	61	10
	62	5
	63	1
172551-04290	36	19
172551-04310	26	42
172551-04362	49	24
	50	1
172551-04431	34	6
172551-04980	7	11
172551-06750	30	13
	32	5
172551-06760	63	17
172551-06900	53	5
172551-06910	52	5
172551-07030	63	3
172551-07040	63	4
172551-07900	57	7
	60	6
172551-07990	11	33
	34	7
172551-08000	34	8
172551-09410	7	12
	51	33
	72	13
172551-09440	10	15
	15	27
172551-09450	23	44
172551-09480	8	31
172551-09510	26	65
172551-09530	3	30
172551-09540	28	27
	55	20
172551-09550	21	59

Parts No.	Fig. No.	Ref. No.
172551-09550	51	34
172551-09580	42	17
172551-09600	21	61
172551-09620	49	42
172551-09630	21	63
172551-09650	72	24
172551-09710	26	67
172551-09720	1	23
	3	33
	21	66
	23	45
	26	68
	27	10
	40	45
	45	38
	46	39
172551-09750	3	34
	26	69
	28	28
	49	43
172551-09760	21	67
	70	18
172551-09780	43	17
172551-09810	27	11
172551-09820	26	70
172551-09860	30	22
172551-09880	49	49
172551-09890	8	35
	30	24
172551-09930	8	38
172551-09940	32	10
172551-10010	8	41
	9	3
	10	18
	34	21
172551-10060	26	73
172551-10110	37	7
172551-10130	26	74
172551-10160	67	10
172551-10170	34	22
172551-10220	14	14
172551-10230	14	15
172551-10280	40	47
	45	40
	46	41
172551-10290	8	44
172551-10320	3	39
	32	15
172551-10360	3	40
	8	46

Parts No.	Fig. No.	Ref. No.
172551-10360	11	32
172551-10370	11	39
	21	73
	23	53
	49	44
172551-10380	28	29
	51	39
172551-10390	3	41
	42	42
172551-10430	11	29
172551-10440	26	82
	32	12
172551-10470	11	52
	14	16
172551-10520	26	86
172551-10530	26	87
172551-10550	72	25
172551-10610	14	17
172551-10620	14	18
172551-10630	14	19
172551-10640	14	21
172551-10650	14	22
172551-10660	14	23
172551-10690	30	26
	32	14
172551-11460	75	9
172551-11500	75	1
172552-00020	53	2
172552-00030	15	2
172552-00640	53	11
172552-00670	53	6
172552-15450	11	34
172552-15750	21	68
172552-15850	3	26
172552-15900	26	53
172552-15920	26	55
172552-16040	31	1
172552-16520	31	2
	36	15
172552-16530	36	17
172552-16540	31	6
	36	18
172552-16730	38	18
	40	23
	45	16
	46	17

Parts No.	Fig. No.	Ref. No.
-----------	----------	----------