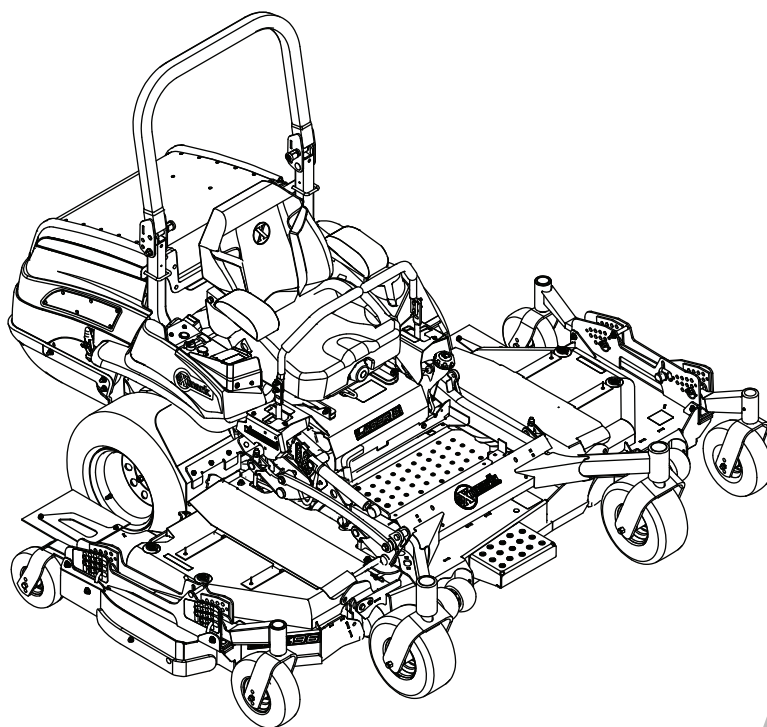




# LAZER Z<sup>®</sup> X-SERIES

Model No. LZX980EKC96RW0—Serial No. 411294212 and Up

Picture below may not reflect actual product.



# Parts Manual

Part No. 4505-758 Rev. A

# Ordering Replacement Parts

To order replacement parts, please supply the part number, the quantity, and the description of each part desired.

## Understanding Reference Numbers

Each identified part in an illustration has a reference number. The reference number for a part also appears in the parts list, along with other information about the part.

This catalog uses two special reference number formats, one to indicate parts in a service assembly and another to indicate the quantity of a given part in an illustration.

## Service Assembly Reference Numbers

Parts in service assemblies have reference numbers in the form a:b. The a represents the reference number of the entire service assembly and the b represents a sequential number unique to each part within the service assembly.

For example, a wheel assembly might be identified by reference number 6, the tire by 6:1, the valve by 6:2, and the wheel by 6:3. When you order the assembly identified by reference number 6, you receive all parts identified by reference numbers 6:1, 6:2, and 6:3. However, you may also order any part individually. Reference numbers of this type appear in illustration and in parts lists.

## Reference Numbers Indicating Quantity

In an illustration, if a reference number indicates more than one part, the reference number has the form nX y. The n represents the quantity of the part, the X is the multiplication symbol, and the y represents the reference number.

For example, in an illustration, the reference number 2X 37 means that two of the parts identified by reference number 37 are indicated.

# Touch Up Paint

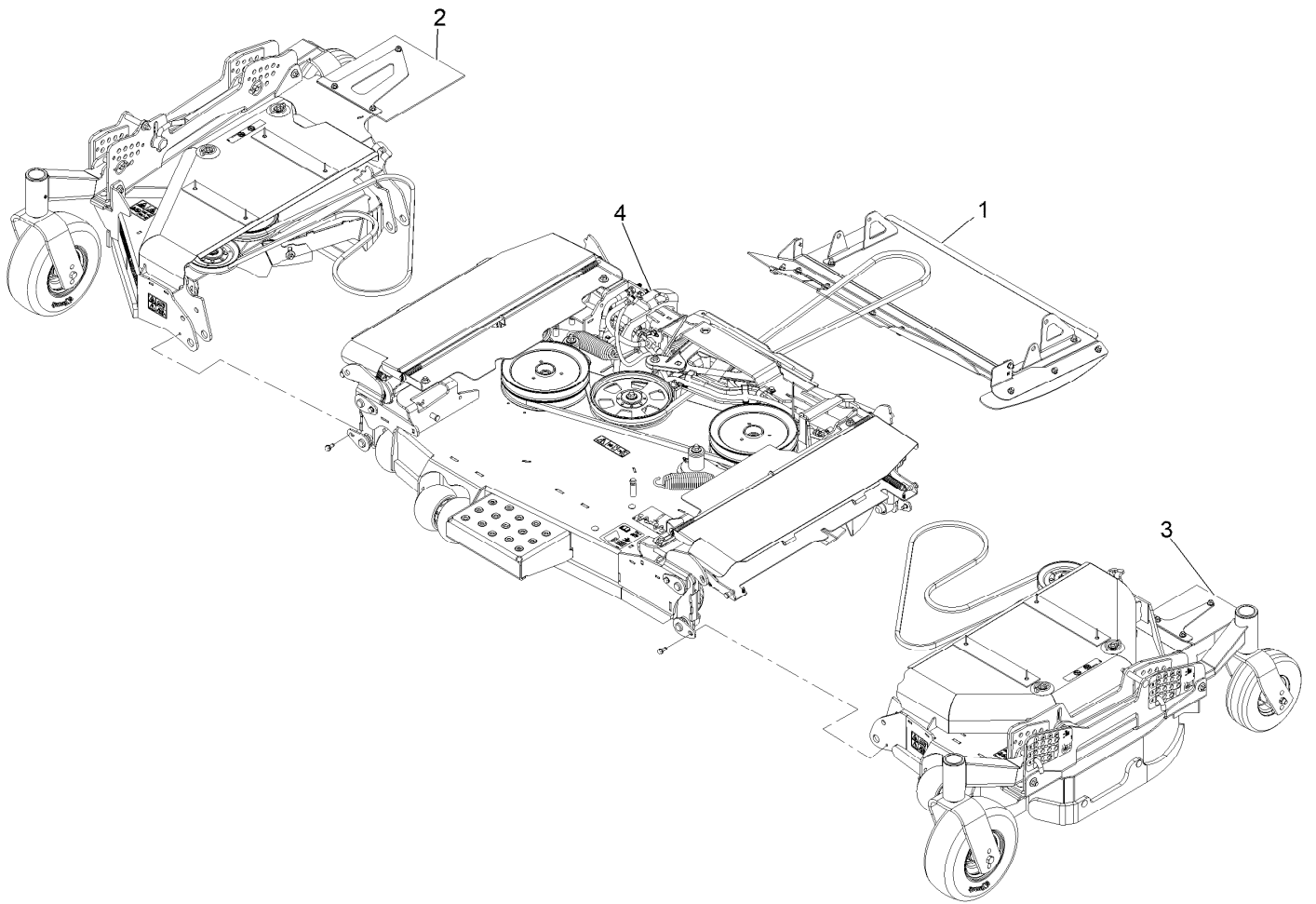
Exmark black touch up spray paint – gloss black.

Exmark red touch up paint (spray paint – P/N 1-850337 - .6 oz liquid bottle – P/N 103-9140).

# Contents

Complete Deck Assembly . . . . .	4
Center Deck Idler Assembly . . . . .	6
Center Deck W/Decals Assembly . . . . .	8
Idler Assembly No. 126-9435 . . . . .	10
Idler Assembly No. 126-9438 . . . . .	12
Deck Idler Assembly No. 126-1720 . . . . .	14
Center Folding Deck Hydraulic Assembly . . . . .	16
Center Deck Fold Assembly . . . . .	18
Center Deck Assembly . . . . .	20
LH Wing Deck Assembly . . . . .	22
LH Wing Deck W/Decals Assembly No. 142-5475 . . . . .	24
Caster Tire Assembly . . . . .	26
LH Deck Rear Caster Wheel and Fork Assembly . . . . .	28
RH Wing Deck Assembly . . . . .	30
RH Wing Deck W/Decals Assembly . . . . .	32
RH Wing Shield Assembly . . . . .	34
Caster Tire Assembly . . . . .	36
Discharge Tunnel Assembly . . . . .	38
Main Frame Assembly . . . . .	40
X-Series Decal . . . . .	42
Roll-Over Protection System . . . . .	44
Roll Over Protection System (cont.) . . . . .	46
Front Caster and Fork Assembly . . . . .	48
Caster Fork and Tire Assembly . . . . .	50
Deck Lift Assembly . . . . .	52
Controls Assembly . . . . .	54
Motion Control Assembly . . . . .	56
Park Brake Assembly . . . . .	58
Rear Wheel Assembly . . . . .	60
Seat Assembly . . . . .	62
Seat Assembly (cont.) . . . . .	64
Hood Assembly . . . . .	66
Power Unit Assembly . . . . .	68
Fuel Tank Assembly . . . . .	70
Engine Assembly . . . . .	72
Hydraulic Assembly . . . . .	74
LH Hydro Assembly No. 135-7909 . . . . .	76
RH Hydro Assembly No. 135-7910 . . . . .	78
Pump Idler Assembly No. 116-1255 . . . . .	80
Electrical Assembly . . . . .	82
Electrical Harness . . . . .	84

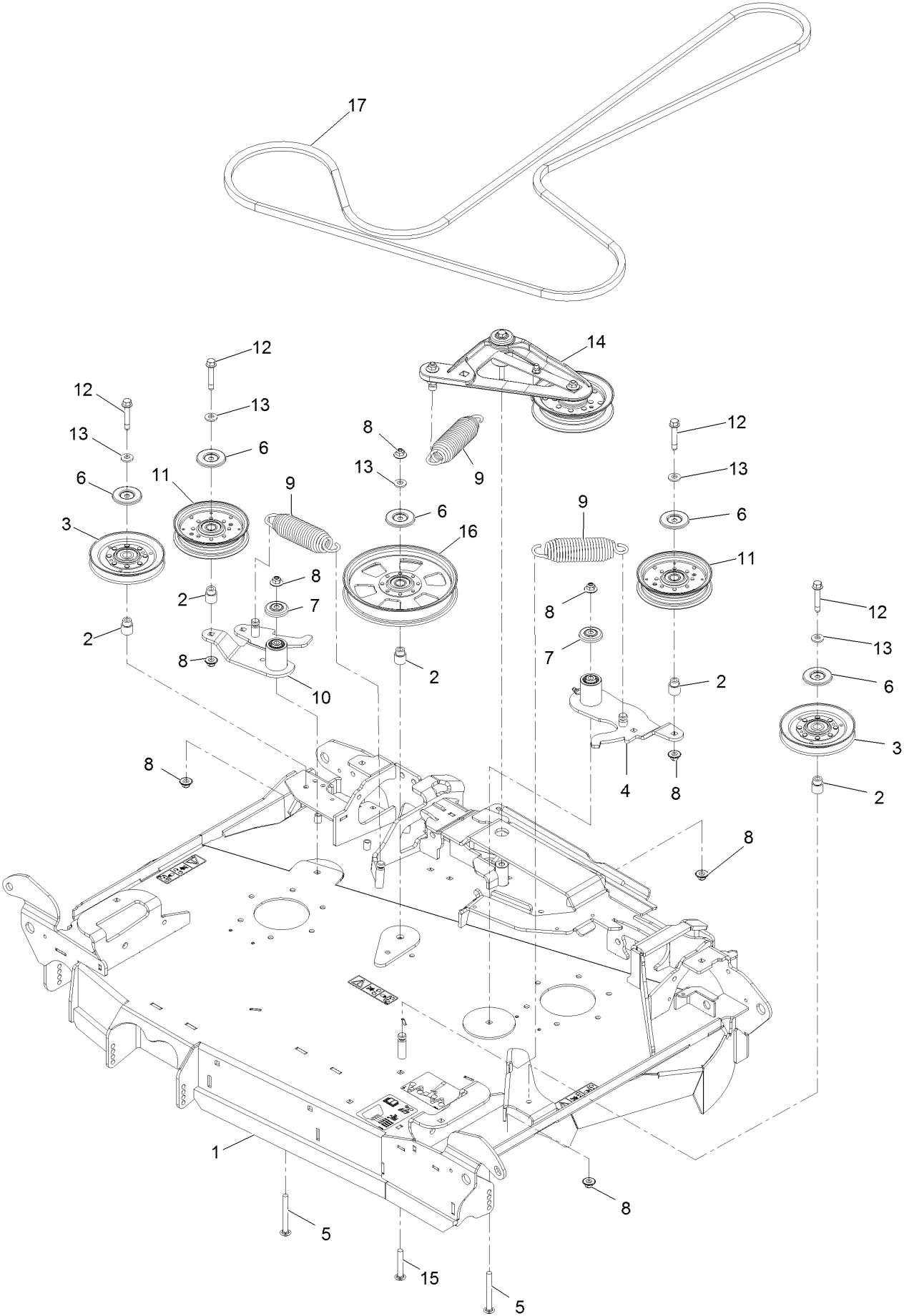
# Complete Deck Assembly



## Complete Deck Assembly (continued)

<i>Ref.</i>	<i>Part Number</i>	<i>Qty.</i>	<i>Description</i>	<i>Ref.</i>	<i>Part Number</i>	<i>Qty.</i>	<i>Description</i>
1	135-2655	1	Discharge-Tunnel ASM, 96-Gas	3	142-5472	1	ASM-Deck, LH Wing 96
2	142-5470	1	ASM-Deck, RH Wing 96	4	142-5513	1	ASM-Deck, Ctr 96

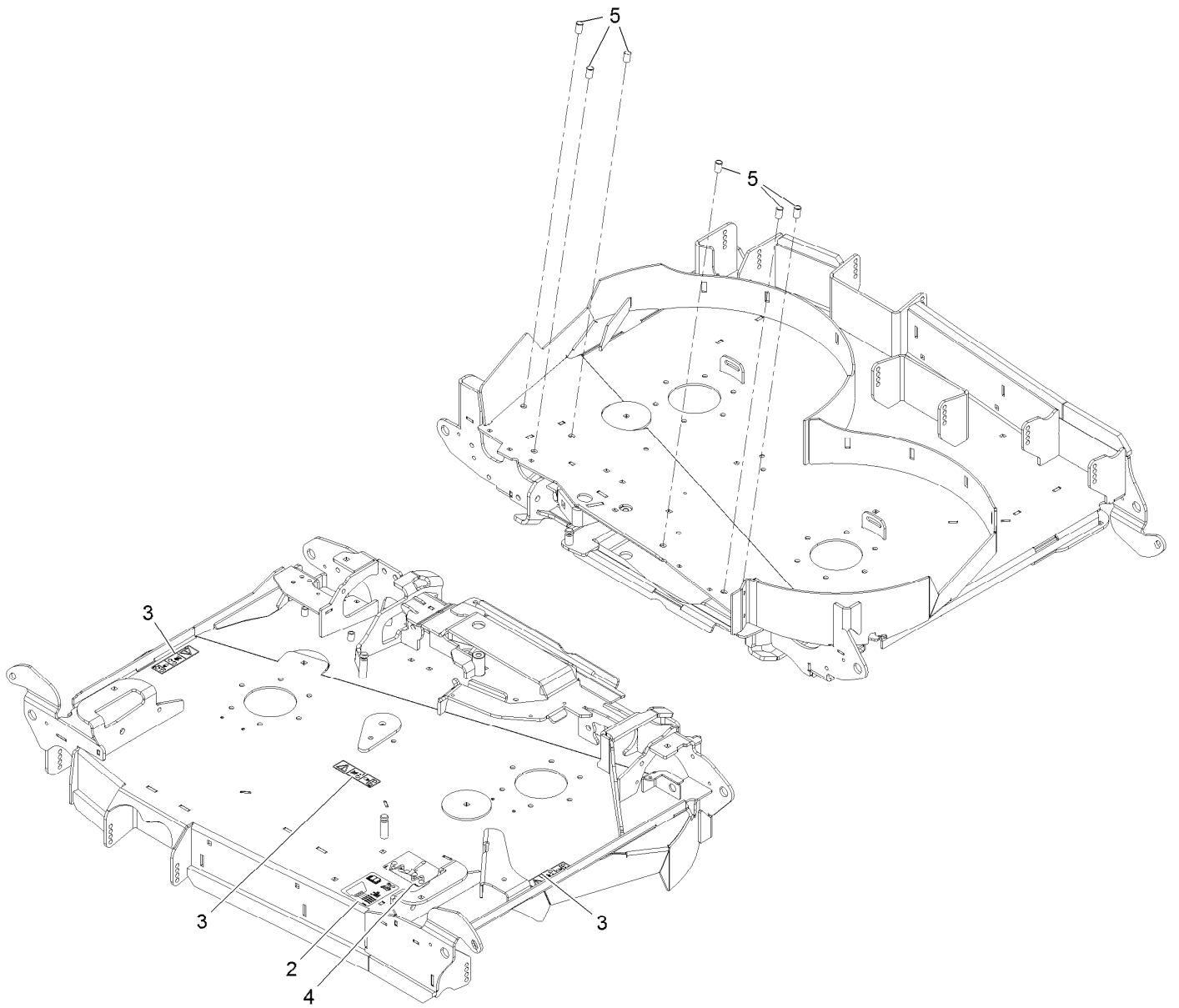
# Center Deck Idler Assembly



## Center Deck Idler Assembly (continued)

<i>Ref.</i>	<i>Part Number</i>	<i>Qty.</i>	<i>Description</i>	<i>Ref.</i>	<i>Part Number</i>	<i>Qty.</i>	<i>Description</i>
1	135-2636	1	ASM-Deck, Ctr 96	9	116-6317	3	Spring-Extension
2	1-633456	5	Bushing, Idler	10	126-9438	1	Idler ASM
3	126-2960	2	Idler-V	11	126-9187	2	Pulley-Idler, Flat
4	126-9435	1	Idler ASM	12	126-2956	4	Screw-HHF
5	116-1502	2	Bolt-Carriage Shoulder 3/8-16 X 3 1/2	13	98-5975	5	Washer-Spring Disc 3/8
6	126-8043	5	Shield-Dust	14	126-1720	1	Deck Idler ASM
7	103-2916	2	Guard-Top	15	3231-44	1	Bolt-Carriage 3/8-16 X 2 1/2
8	109-6658	7	Nut-Nyloc 3/8-16 Flg	16	116-9639	1	Pulley-Idler, Flat
				17	126-6440	1	V-Belt

# Center Deck W/Decals Assembly

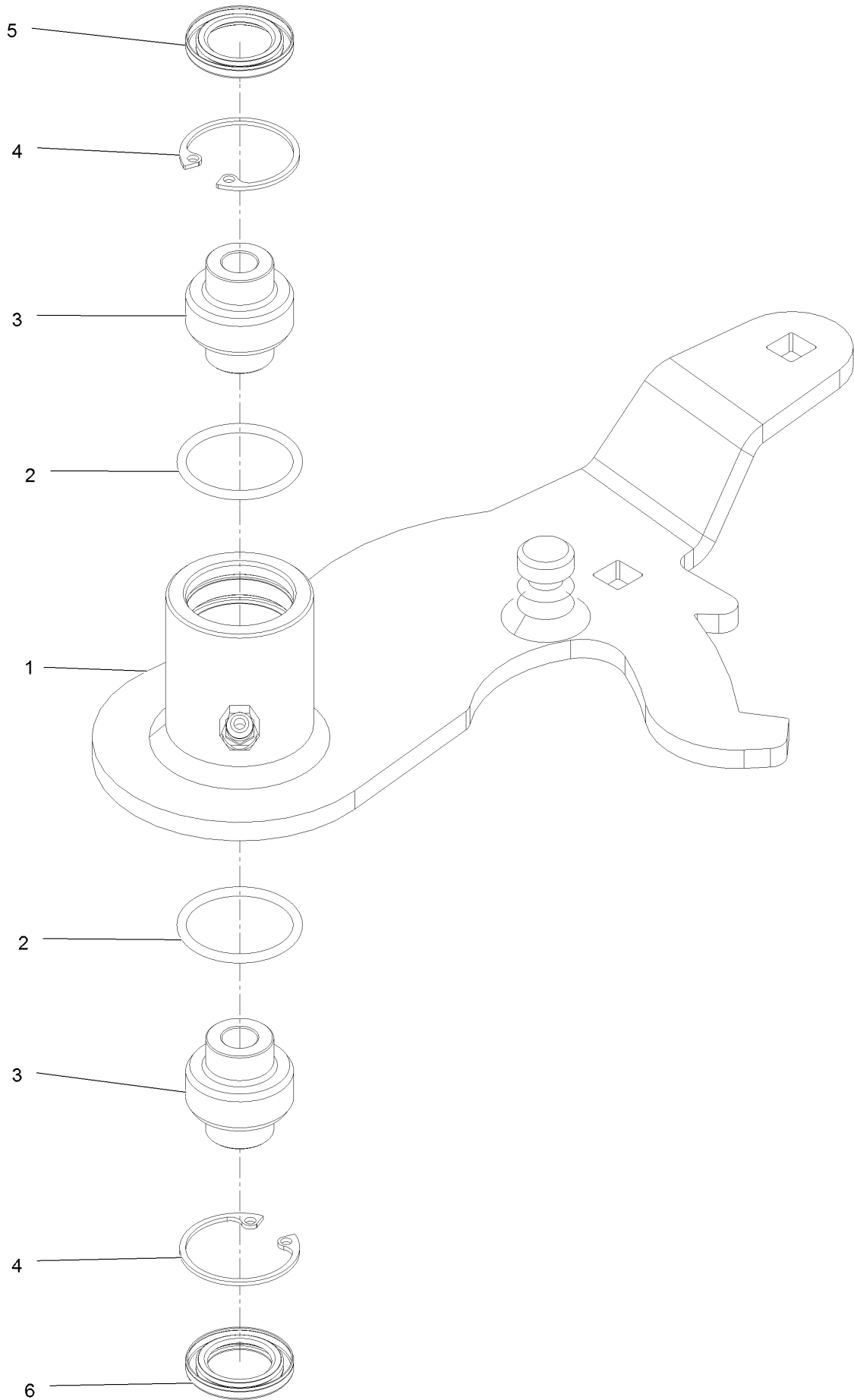




## Center Deck W/Decals Assembly (continued)

<i>Ref.</i>	<i>Part Number</i>	<i>Qty.</i>	<i>Description</i>	<i>Ref.</i>	<i>Part Number</i>	<i>Qty.</i>	<i>Description</i>
2	109-6036	1	Decal-Roller, Anti-Scalp	4	135-1097	1	Decal-Belt Routing
3	112-9028	3	Decal-Cover, Missing	5	32148-10	6	Nut-Clinch

# Idler Assembly No. 126-9435



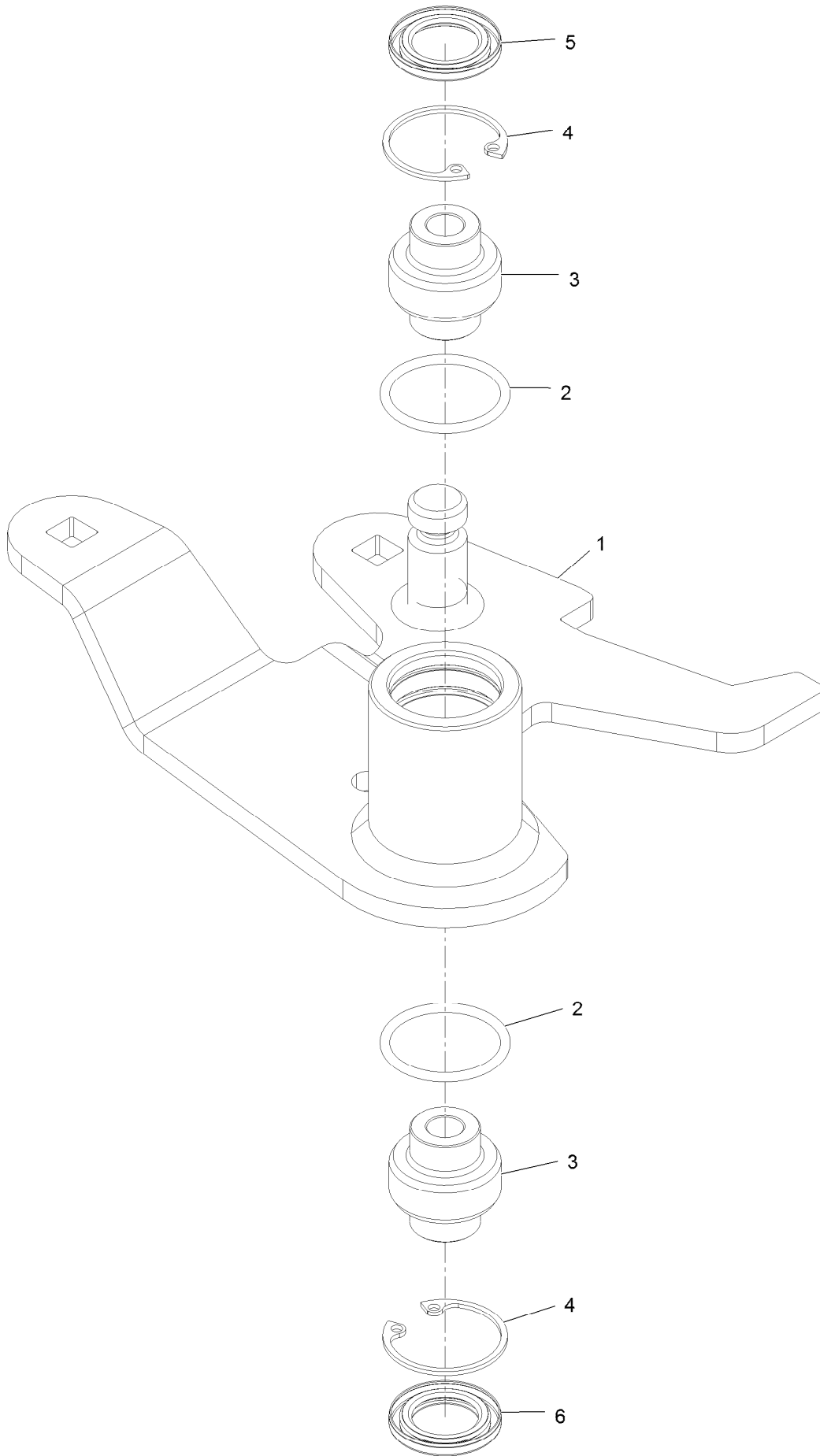
## Idler Assembly No. 126-9435 (continued)

<i>Ref.</i>	<i>Part Number</i>	<i>Qty.</i>	<i>Description</i>
1		1	ASM-Idler Arm 96Rd LH [red] ●
2	106-7159	2	O-Ring
3	103-3504	2	Bearing-Spherical

<i>Ref.</i>	<i>Part Number</i>	<i>Qty.</i>	<i>Description</i>
4	32120-10	2	Ring-Snap
5	103-3506	1	Seal-Lip, Single
6	103-3505	1	Seal-Lip, Double

● Not serviced separately

# Idler Assembly No. 126-9438



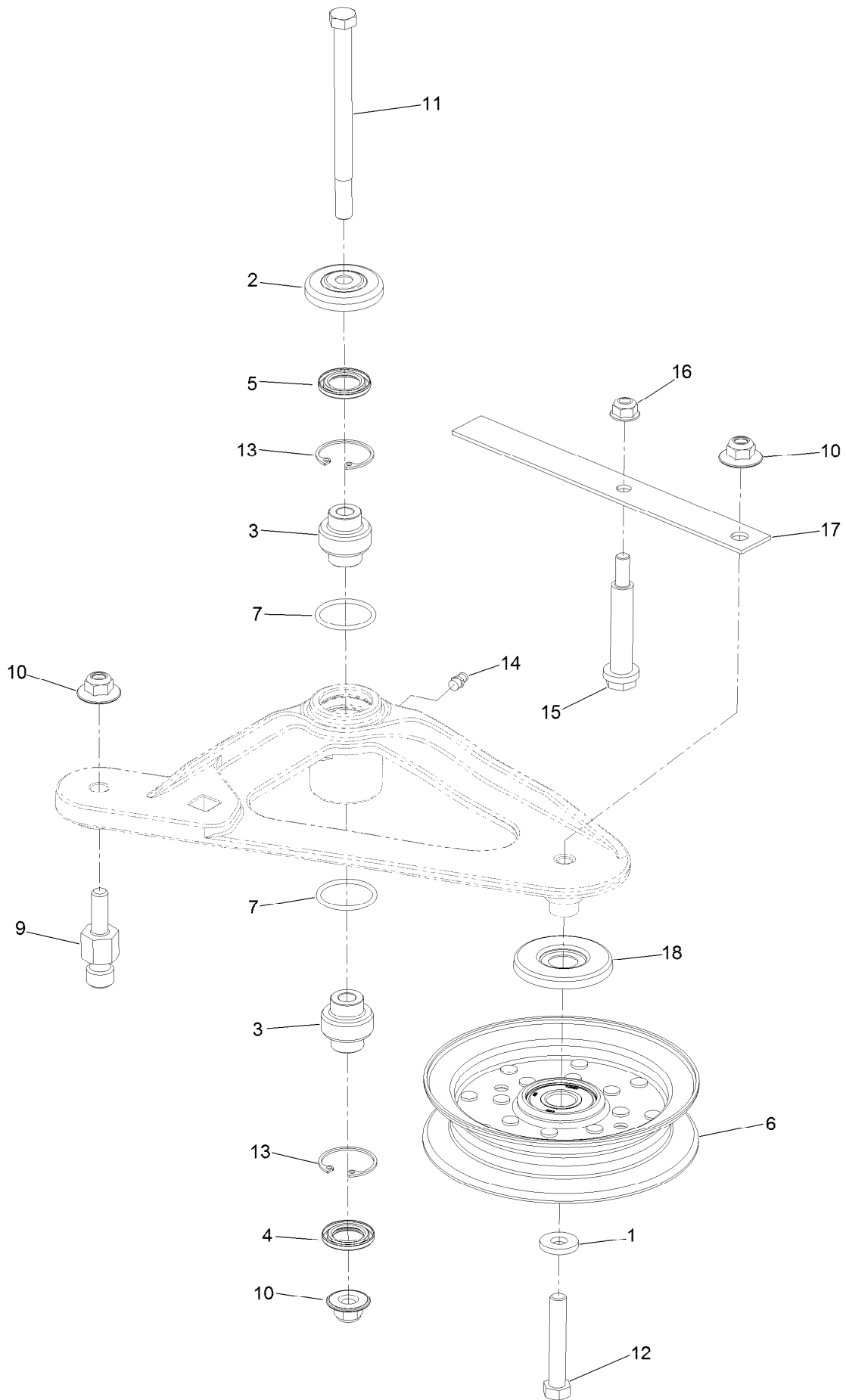
## Idler Assembly No. 126-9438 (continued)

<i>Ref.</i>	<i>Part Number</i>	<i>Qty.</i>	<i>Description</i>
1		1	ASM-Idler Arm, 96Rd [red] ●
2	106-7159	2	O-Ring
3	103-3504	2	Bearing-Spherical

<i>Ref.</i>	<i>Part Number</i>	<i>Qty.</i>	<i>Description</i>
4	32120-10	2	Ring-Snap
5	103-3506	1	Seal-Lip, Single
6	103-3505	1	Seal-Lip, Double

● Not serviced separately

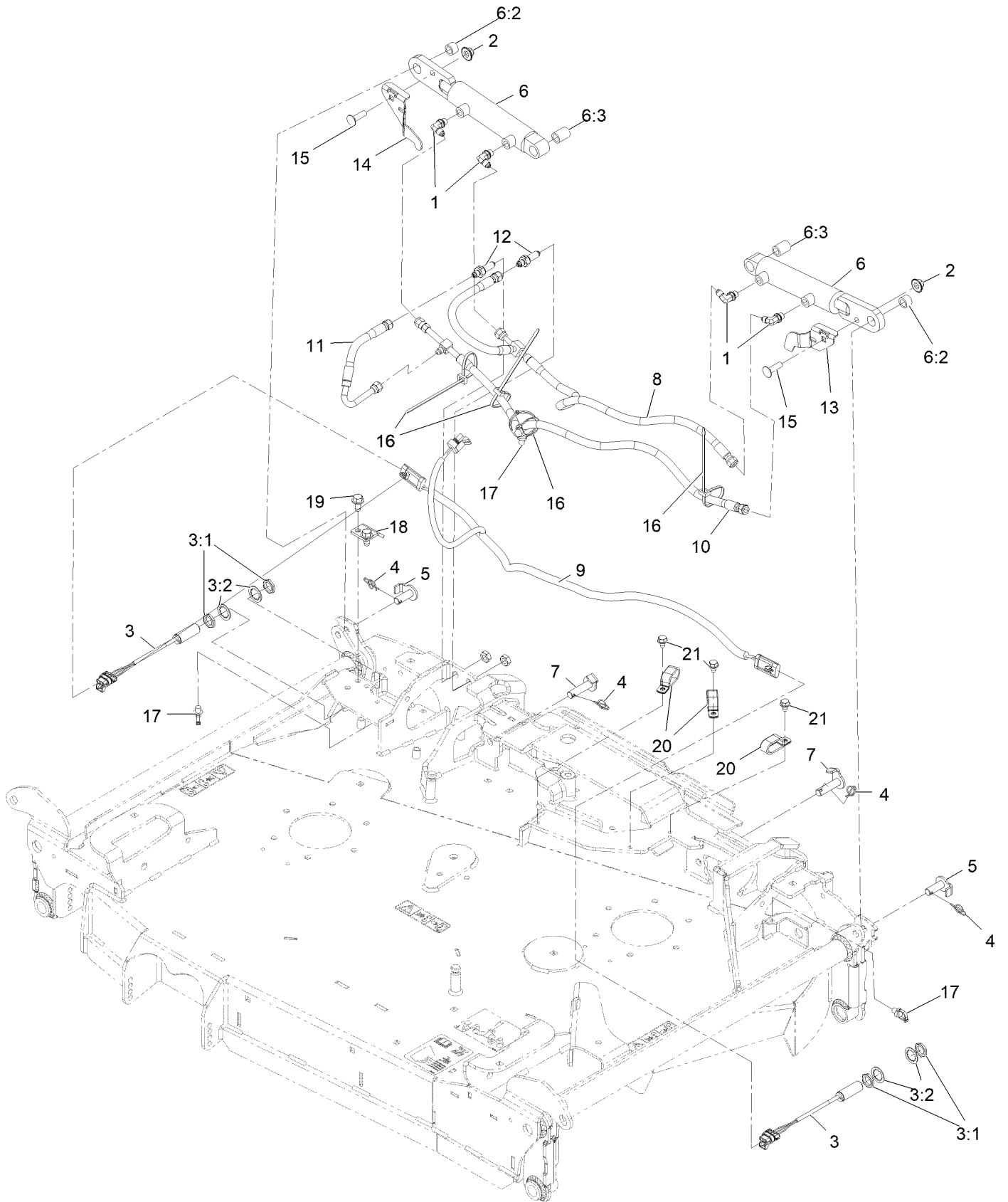
# Deck Idler Assembly No. 126-1720



## Deck Idler Assembly No. 126-1720 (continued)

<i>Ref.</i>	<i>Part Number</i>	<i>Qty.</i>	<i>Description</i>	<i>Ref.</i>	<i>Part Number</i>	<i>Qty.</i>	<i>Description</i>
1	43-0940	1	Spacer	11	109-7409	1	Screw-Shoulder, HH
2	103-2916	1	Guard-Top	12	104-3396	1	Screw-HH
3	103-3504	2	Bearing-Spherical	13	32120-10	2	Ring-Snap
4	103-3505	1	Seal-Lip, Double	14	302-19	1	Fitting-Grease
5	103-3506	1	Seal-Lip, Single	15	88-4590	1	Bolt-Shoulder
6	126-9196	1	Idler-Pulley, Flat	16	104-8300	1	Nut-HF, NI
7	106-7159	2	O-Ring	17	126-1704	1	Spring-Belt
9	126-0423	1	Pin-Spring, Anchor	18	126-9195	1	Shield-Guard, Dust
10	109-6658	3	Nut-Flange, NI				

# Center Folding Deck Hydraulic Assembly



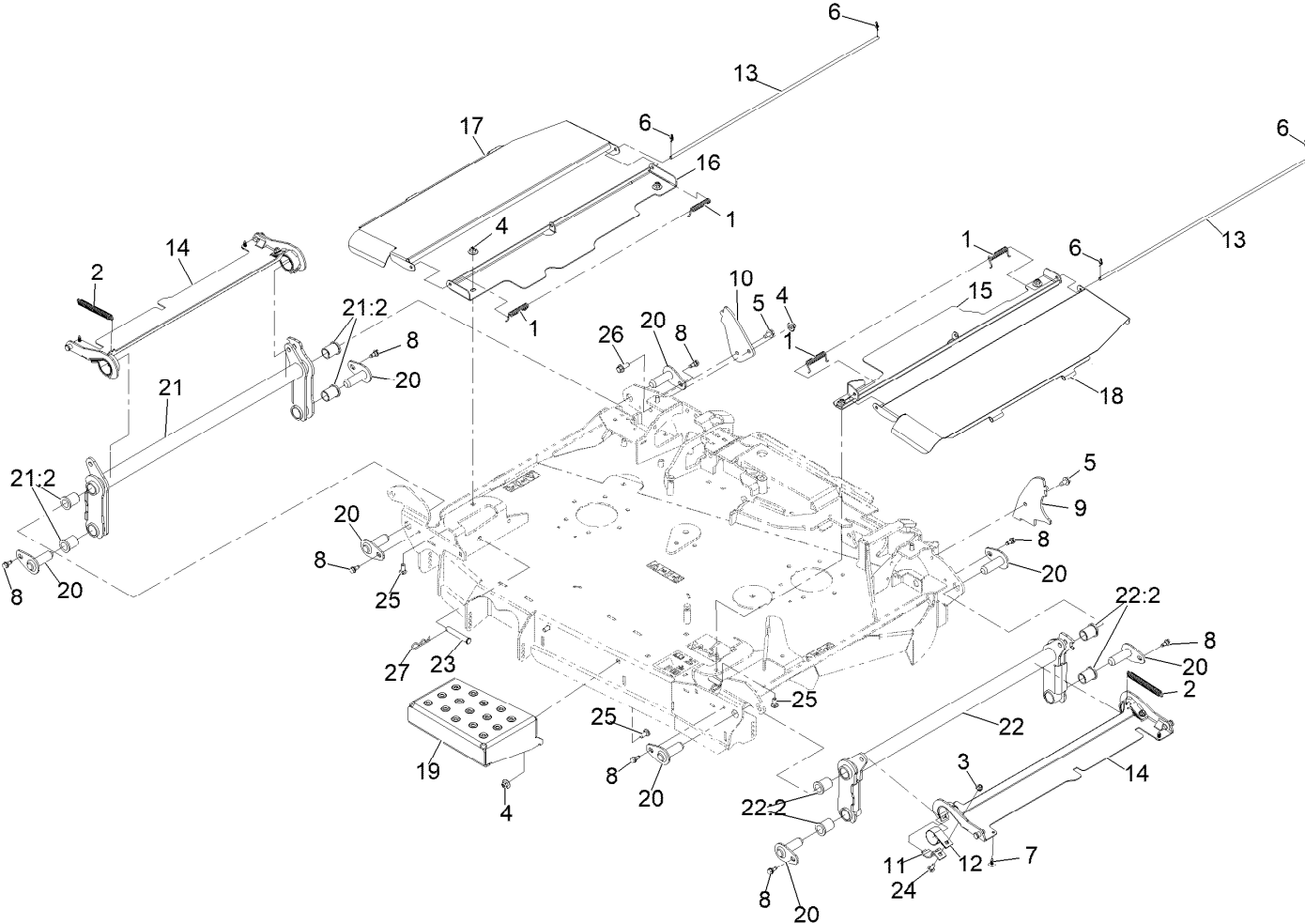


## Center Folding Deck Hydraulic Assembly (continued)

<i>Ref.</i>	<i>Part Number</i>	<i>Qty.</i>	<i>Description</i>	<i>Ref.</i>	<i>Part Number</i>	<i>Qty.</i>	<i>Description</i>
1	109-0760	4	Adapter, 90°	9	135-1552	1	Harness-Wire
2	109-6658	2	Nut-Flange, NI	10	142-6789	1	Hose ASM
3	115-5300	2	Proximity Switch ASM	11	135-4526	1	Hose ASM
3:1	117-3207	2	Nut-Hex	12	135-5077	2	Fiting-Straight
3:2	117-3208	2	Washer-Lock, Internal Tooth	13	135-5922	1	Plate-Proximity, LH
4	126-8417	4	Pin-Cotter, Locking	14	135-5923	1	Plate-Proximity, RH
5	126-8448	2	Pin-Cylinder	15	3231-28	2	Screw-CARR
6	126-9000	2	Deck Fold Cylinder ASM	16	3290-378	4	Tie-Cable
6:1:1	142-2768	1	Kit, CYL Repair ●	17	32180-030	3	Clip-Tie
6:2	126-8439	1	Bushing	18	135-6586	1	Bracket-Guard, Switch (RH)
6:3	126-8440	1	Bushing	19	110-9380	2	Screw-HWH
7	142-3762	2	Pin-Cylinder	20	120-1959	3	Clamp
8	142-6790	1	Hose ASM	21	9266934	3	Screw

● Not illustrated

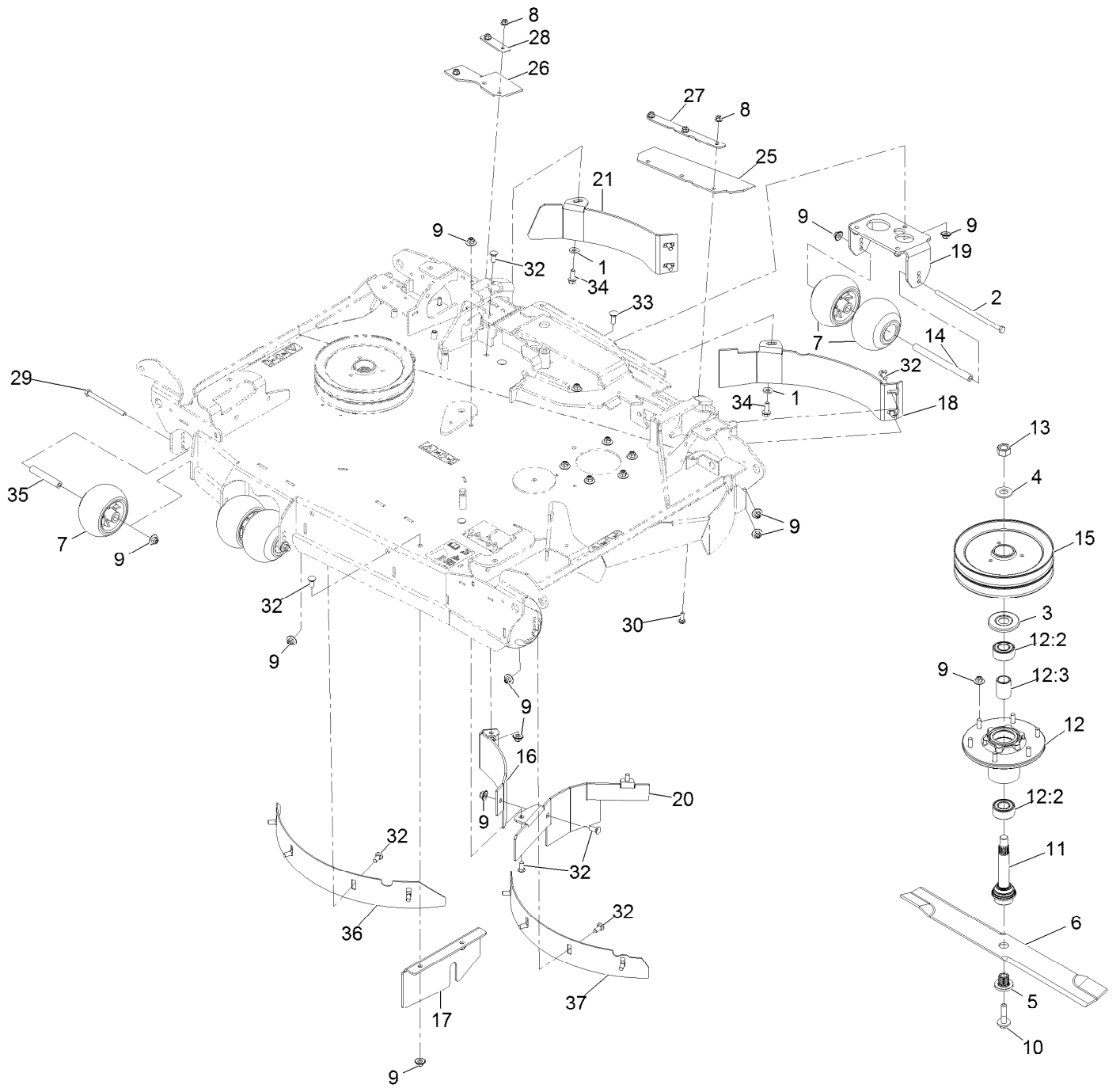
# Center Deck Fold Assembly



## Center Deck Fold Assembly (continued)

<i>Ref.</i>	<i>Part Number</i>	<i>Qty.</i>	<i>Description</i>	<i>Ref.</i>	<i>Part Number</i>	<i>Qty.</i>	<i>Description</i>
1	99-5293	4	Spring	16	135-2652-01	1	Shield-Center, RH
2	103-4813	2	Spring	17	135-6174-03	1	Panel-Shield Hinge, RH
3	104-8300	4	Nut-Nyloc 5/16-18 Flg	18	135-6178-03	1	Panel-Shield Hinge, LH
4	109-6658	7	Nut-Nyloc 3/8-16 Flg	19	135-6903-01	1	Panel-Step
5	110-9380	2	Screw-HWH	20	142-4813	8	ASM-Deck Pin
6	116-6639	4	Pin-Cotter, Locking	21	142-5423	1	ASM-Fols Arm, RH
7	117-2382	4	Plug-Plastic	21:2	142-4794	4	Bushing-Flanged
8	126-4424	8	Screw-Shoulder	22	142-5424	1	ASM-Fold Arm, LH
9	135-2628-01	1	Bracket-Deck Stop, LH	22:2	142-4794	4	Bushing-Flanged
10	135-2629-01	1	Bracket-Deck Stop, RH	23	283-55	2	Pin-Clevis
11	126-9764	4	Plate-Retainer, Bearing	24	3230-16	4	Bolt-Carriage 5/16-18 X 7/8
12	135-0584	4	Strap-Bearing, Nylon	25	3231-12	6	Bolt-CARR
13	135-1023	2	Cover-Rod, Pivot	26	3234-42	1	Screw HHF 3/8-16 X 1
14	135-2630-01	2	Cover-Wing	27	3290-355	2	Pin-Hair
15	135-2651-01	1	Shield-Center, LH				

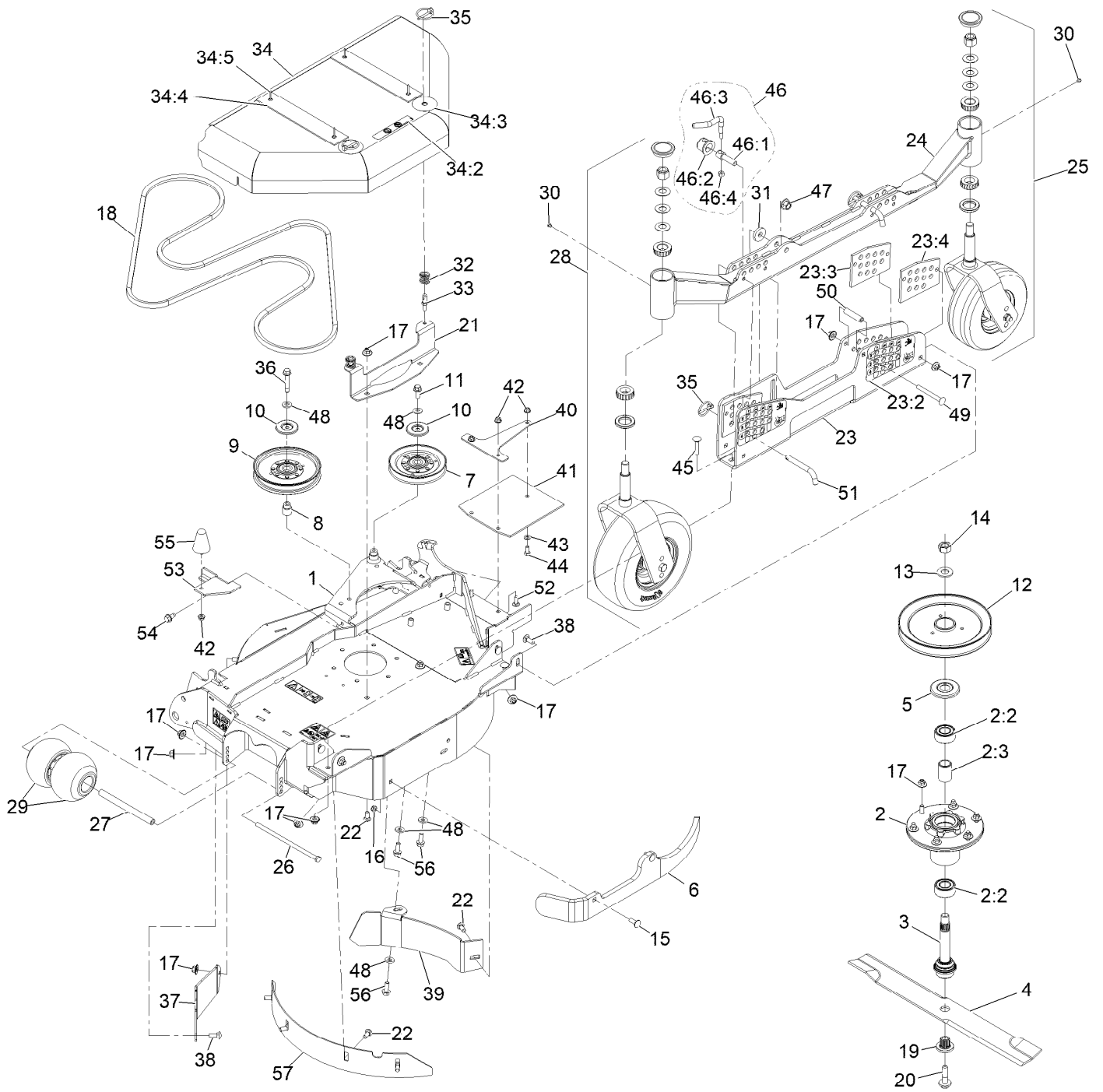
# Center Deck Assembly



## Center Deck Assembly (continued)

<i>Ref.</i>	<i>Part Number</i>	<i>Qty.</i>	<i>Description</i>	<i>Ref.</i>	<i>Part Number</i>	<i>Qty.</i>	<i>Description</i>
1	98-5975	6	Washer-Spring Disc 3/8	17	135-0603-01	1	Plate-Block, Front
2	99-7203	4	Screw-HH	18	135-3462-01	1	Baffle-Block, LH Ctr
3	103-1330	2	Guard-Bearing Top	19	135-1036-01	1	Bracket-Antiscalp, Rear
4	103-2802	2	Washer-Spring Disc 3/4	20	135-1827-01	1	Baffle-Center
5	103-3037	2	Bushing, Splined	21	135-3463-01	1	Baffle-Block, RH Ctr
6	103-6389	2	Blade, Low Lift (72")	25	135-2658	1	Flap-Discharge
7	103-8415	9	Roller-Anti-Scalp	26	135-2659	1	Flap-Discharge
8	104-8300	8	Nut-Nyloc 5/16-18 Flg	27	135-3760-03	1	Support-Flap
9	109-6658	38	Nut-Nyloc 3/8-16 Flg	28	135-3761-03	1	Support-Flap, RH
10	109-9220	2	Screw-Sems 1/2-20 X 2.19	29	323-38	1	Screw-HH 3/8-16 X 4 3/4
11	116-3341	2	ASM-Spindle And Seal	30	3230-16	6	Bolt-Carriage 5/16-18 X 7/8
12	135-3437	2	ASM-Cutter Hsg	32	3231-12	18	Bolt-CARR
12:2	135-3144	2	Bearing-3205 Trashguard	33	3231-2	3	Bolt-Carriage 3/8-16 X 1
12:3	135-3440	1	Spacer-Bearing	34	3234-11	6	Screw-HH Flg 3/8-16 X 1
13	116-7306	2	Nut-Hex	35	126-7140	1	Spacer-Wheel, Short
14	126-6115	4	Spacer-Wheel	36	135-2459-01	1	Baffle-Depth, LH
15	126-6634	2	Sheave-Double 96Rd	37	135-2460-01	1	Baffle-Depth, RH
16	135-0601-01	1	Baffle-Center, Rear (RH)				

# LH Wing Deck Assembly

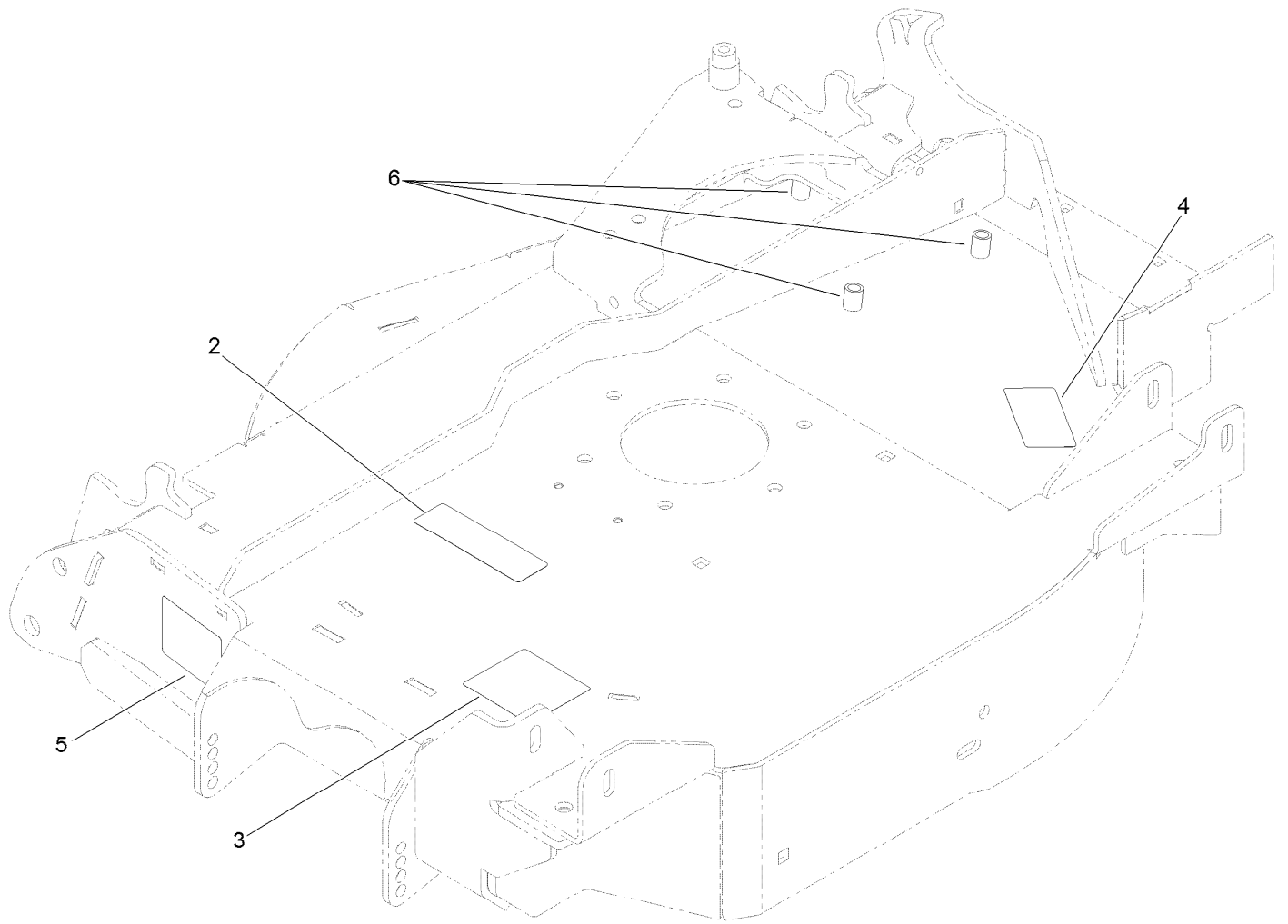


## LH Wing Deck Assembly (continued)

<i>Ref.</i>	<i>Part Number</i>	<i>Qty.</i>	<i>Description</i>	<i>Ref.</i>	<i>Part Number</i>	<i>Qty.</i>	<i>Description</i>
1	142-5473	1	ASM-Deck, LH Wing 96	31	30-8770	1	Washer
2	135-3437	1	ASM-Cutter Hsg	32	126-1503	2	Spring
2:2	135-3144	2	Bearing-3205 Trashguard	33	135-7455	2	Pin, Spring
2:3	135-3440	1	Spacer-Bearing	34	135-6170	1	LH Wing Shield ASM
3	116-3341	1	ASM-Spindle And Seal	34:2	93-6687	1	Decal-No Step
4	103-6389	1	Blade, Low Lift	34:3	135-3165	2	Decal-Cover, Scratch
5	103-1330	1	Guard-Bearing Top	34:4	135-6706	2	Plate
6	135-7967-01	1	Bumper-96 LH	34:5	133-7130	4	Rivet-Pop
7	126-2960	1	Idler-V	35	92-1298	4	Pin-Lynch
8	1-633456	1	Bushing, Idler	36	126-2956	1	Screw-HHF 3/8-16 X 2 1/4
9	126-7685	1	Idler-Pulley	37	126-9757-01	1	Plate-Fill
10	126-8043	2	Shield-Dust	38	3231-2	6	Bolt-Carriage 3/8-16 X 1
11	3234-42	1	Screw HHF 3/8-16 X 1	39	135-3461-01	1	Baffle-Block
12	126-6635	1	Sheave-Single 96Rd	40	135-0618-03	1	Support-Flap, LH
13	103-2802	1	Washer-Spring Disc 3/4	41	135-1849	1	Guard-Tire, LH
14	116-7306	1	Nut-Hex 3/4-16 W/Patch	42	104-8300	4	Nut-Nyloc 5/16-18 Flg
15	3231-22	2	Bolt-Carriage 3/8-16 X 1	43	3256-23	1	Washer-5/16 SAE
16	3296-59	2	Nut-Nyloc 3/8-16 Thin	44	322-3	1	Screw-HH 5/16-18 X 3/4
17	109-6658	24	Nut-Nyloc 3/8-16 Flg	45	3231-5	2	Bolt-Carriage 3/8-16 X 1 3/4
18	126-6442	1	Belt-V	46	107-1664	1	Lever ASM
19	103-3037	1	Bushing, Splined	46:1	106-3239	1	Screw-Lock
20	109-9220	1	Screw-Sems 1/2-20 X 2.19	46:2	107-1644	1	Cap-Lock
21	135-2653-03	1	Bracket-Shield Mount, Outer	46:3	106-3241	1	Lever-Lock
22	3231-12	7	Bolt-Carriage 3/8-16 X 7/8	46:4	3296-29	1	Nut-Nyloc 5/16-18
23	135-2433	1	LH HOC Channel ASM	47	99-5107	1	Nut-Lock 1/2-13
23:2	126-8597	2	Decal-HOC, LH	48	98-5975	5	Washer-Spring Disc 3/8
23:3	135-2422	2	Plate-Guide, HOC (LH)	49	3231-11	1	Bolt-Carriage 3/8-16 X 3 1/2
23:4	135-2423	2	Plate-Guide, HOC (RH)	50	135-2424	1	Spacer
24	135-2436-01	1	Tube-HOC, LH	51	135-2073	2	Pin-HOC
25		1	Caster/Wheel ASM ●	52	3230-10	2	Bolt-Carriage 5/16-18 X 7/8
26	99-7203	1	Screw-HH	53	135-2611-01	1	Bracket-Retainer, Cover
27	126-6115	1	Spacer-Wheel	54	110-9380	1	Screw-HWH 3/8-16 X 3/4 Tf
28		1	ASM-Caster, 11"tire ●	55	114-1925	1	Bumper-Rubber
29	103-8415	2	Roller-Anti-Scalp	56	3234-11	3	Screw-HH Flg 3/8-16 X 1
30	1-811010	2	Plug	57	135-2459-01	1	Baffle-Depth, LH

● Not serviced separately

# LH Wing Deck W/Decals Assembly No. 142-5475

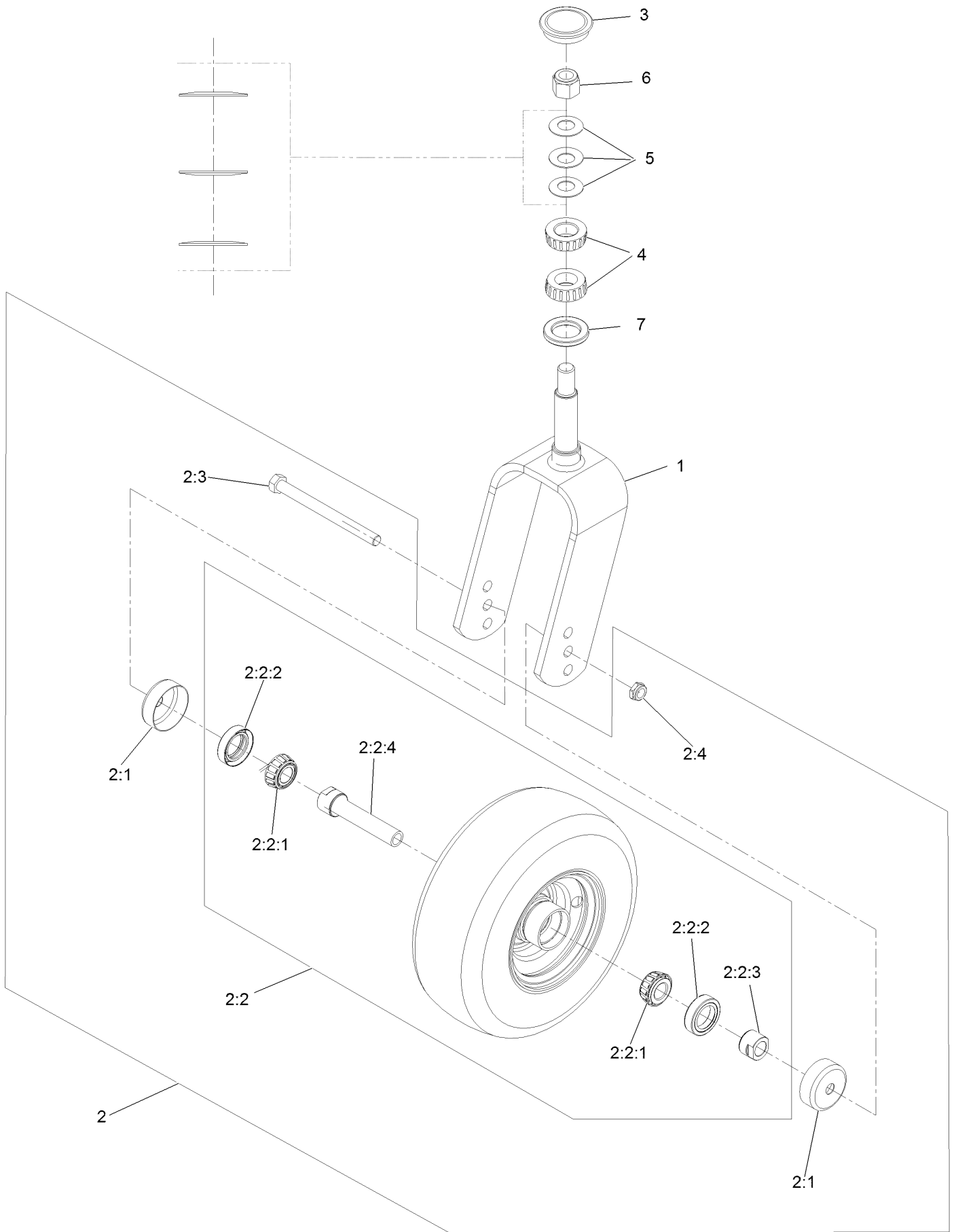




# LH Wing Deck W/Decals Assembly No. 142-5475 (continued)

<i>Ref.</i>	<i>Part Number</i>	<i>Qty.</i>	<i>Description</i>	<i>Ref.</i>	<i>Part Number</i>	<i>Qty.</i>	<i>Description</i>
2	112-9028	1	Decal-Cover, Missing	4	116-8283	1	Decal-Torque, Bolt
3	135-0664	1	Decal-Danger, Thrown Object	5	135-0670	1	Decal-Warning, Pinch Point
				6	32148-10	3	Nut-Clinch

# Caster Tire Assembly

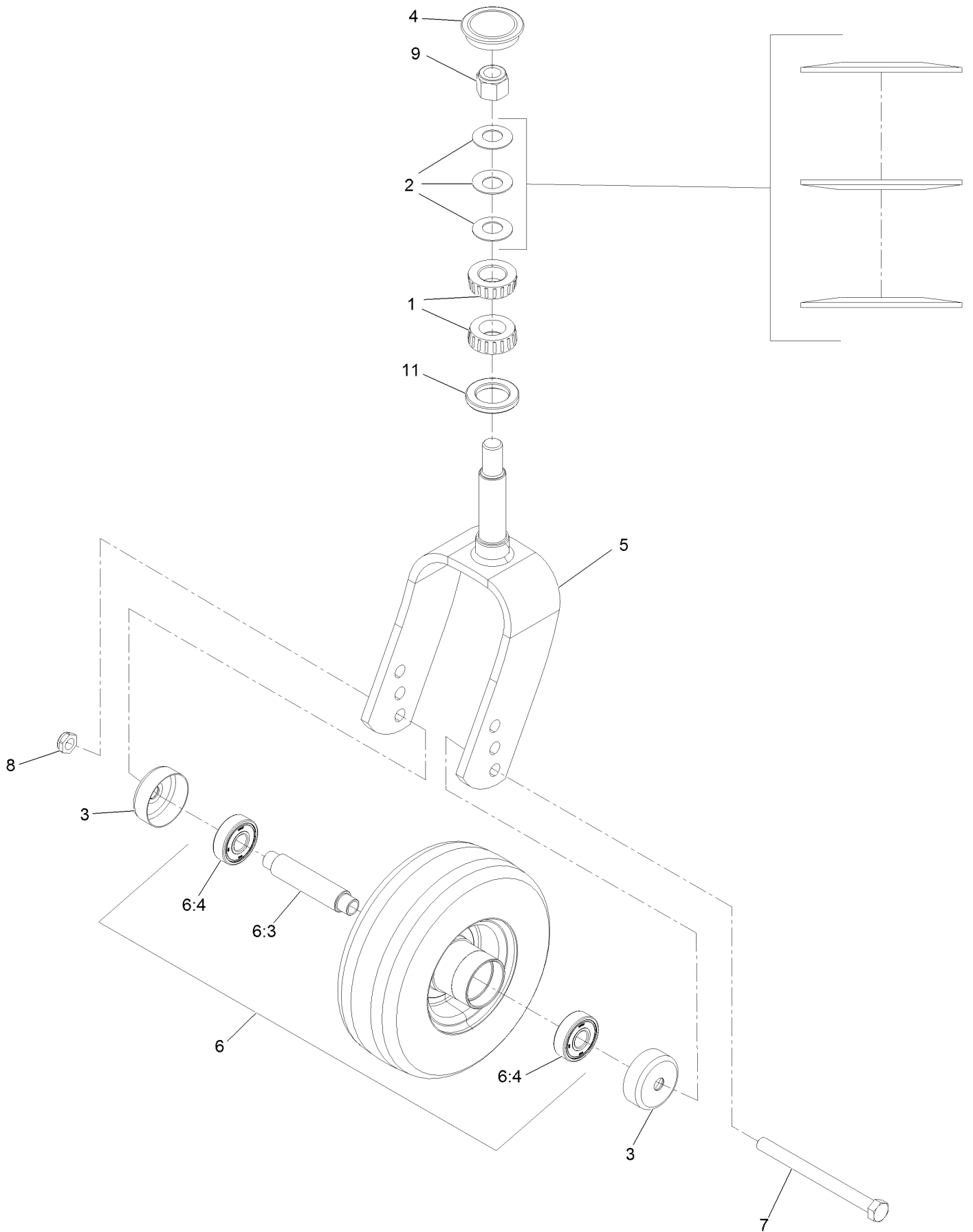


## Caster Tire Assembly (continued)

<i>Ref.</i>	<i>Part Number</i>	<i>Qty.</i>	<i>Description</i>	<i>Ref.</i>	<i>Part Number</i>	<i>Qty.</i>	<i>Description</i>
1	135-3794-01	1	Fork-Caster	2:3	325-20	1	Screw-HH 1/2-13 X 6
2	109-3524	1	Asm, Wheel And Bearings	2:4	3296-45	1	Nut-Nyloc 1/2-13 Thin
2:1	103-2768	2	Guard-Seal	3	103-4882	1	Cap-Grease
2:2		1	Wheel And Bearing ASM ●	4	1-543509	2	Cone-Bearing Tapered Roller
2:2:1	1-633585	2	Bearing-Cone Tapered Roller	5	1-633508	3	Washer-Spring Disc
2:2:2	103-0063	2	Seal-Double Lip	6	3296-51	1	Nut-Nyloc 3/4-10
2:2:3	103-3051	1	Spacer-Nut	7	1-543511	1	Seal-Grease
2:2:4	126-5359	1	Caster Axle ASM				

● Not serviced separately

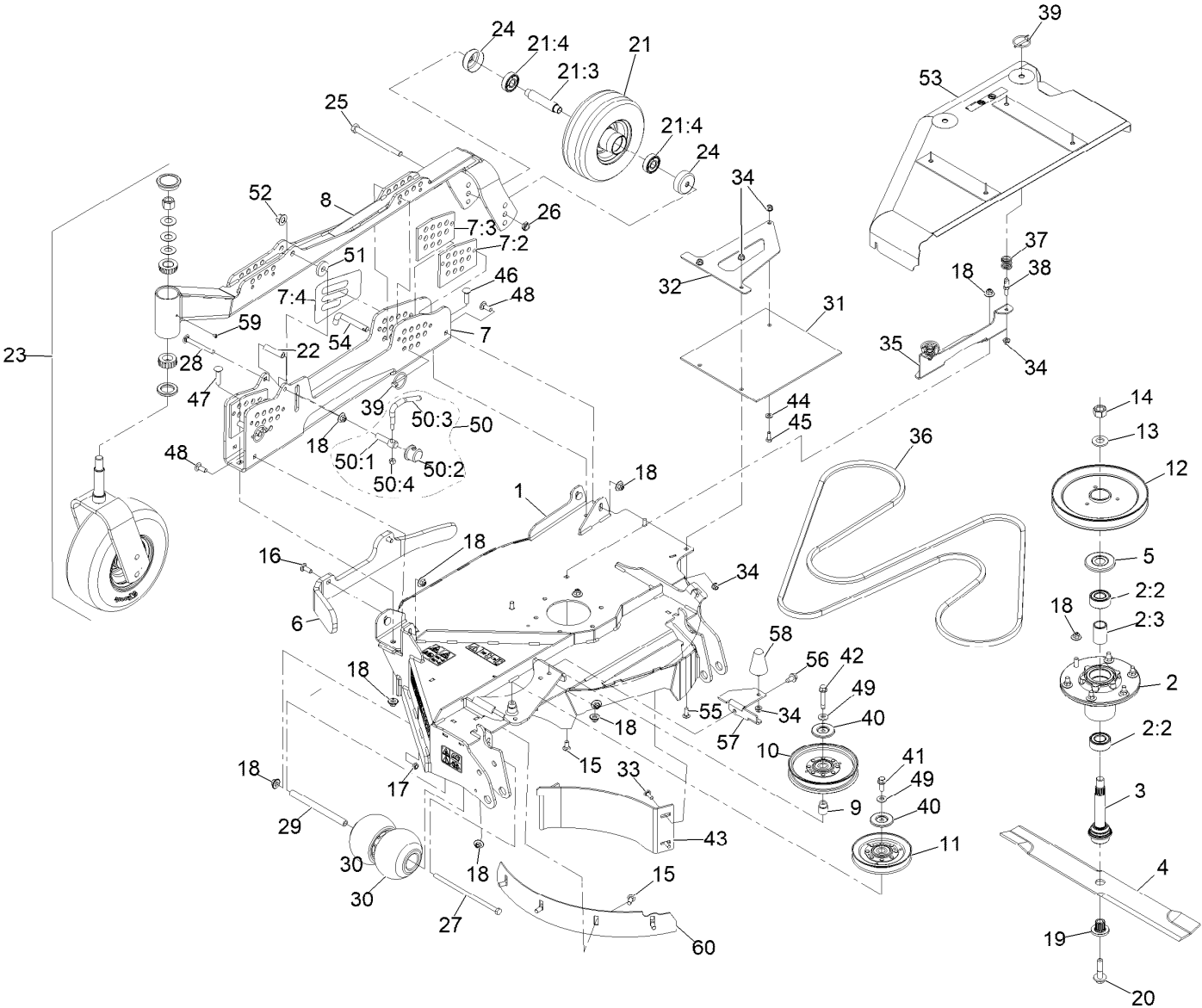
# LH Deck Rear Caster Wheel and Fork Assembly



# LH Deck Rear Caster Wheel and Fork Assembly (continued)

<i>Ref.</i>	<i>Part Number</i>	<i>Qty.</i>	<i>Description</i>	<i>Ref.</i>	<i>Part Number</i>	<i>Qty.</i>	<i>Description</i>
1	1-543509	2	Cone-Bearing Tapered Roller	6:3	126-7904	1	Axle-Caster
2	1-633508	3	Washer-Spring Disc	6:4	116-4004	2	Bearing
3	135-3218	2	Guard, Seal	7	325-20	1	Screw-HH 1/2-13 X 6
4	103-4882	1	Cap-Grease	8	3296-45	1	Nut-Nyloc 1/2-13 Thin
5	135-3793-01	1	Fork-Caster	9	3296-51	1	Nut-Nyloc 3/4-10
6	135-2642	1	Wheel And Tire ASM	11	1-543511	1	Seal-Grease

# RH Wing Deck Assembly



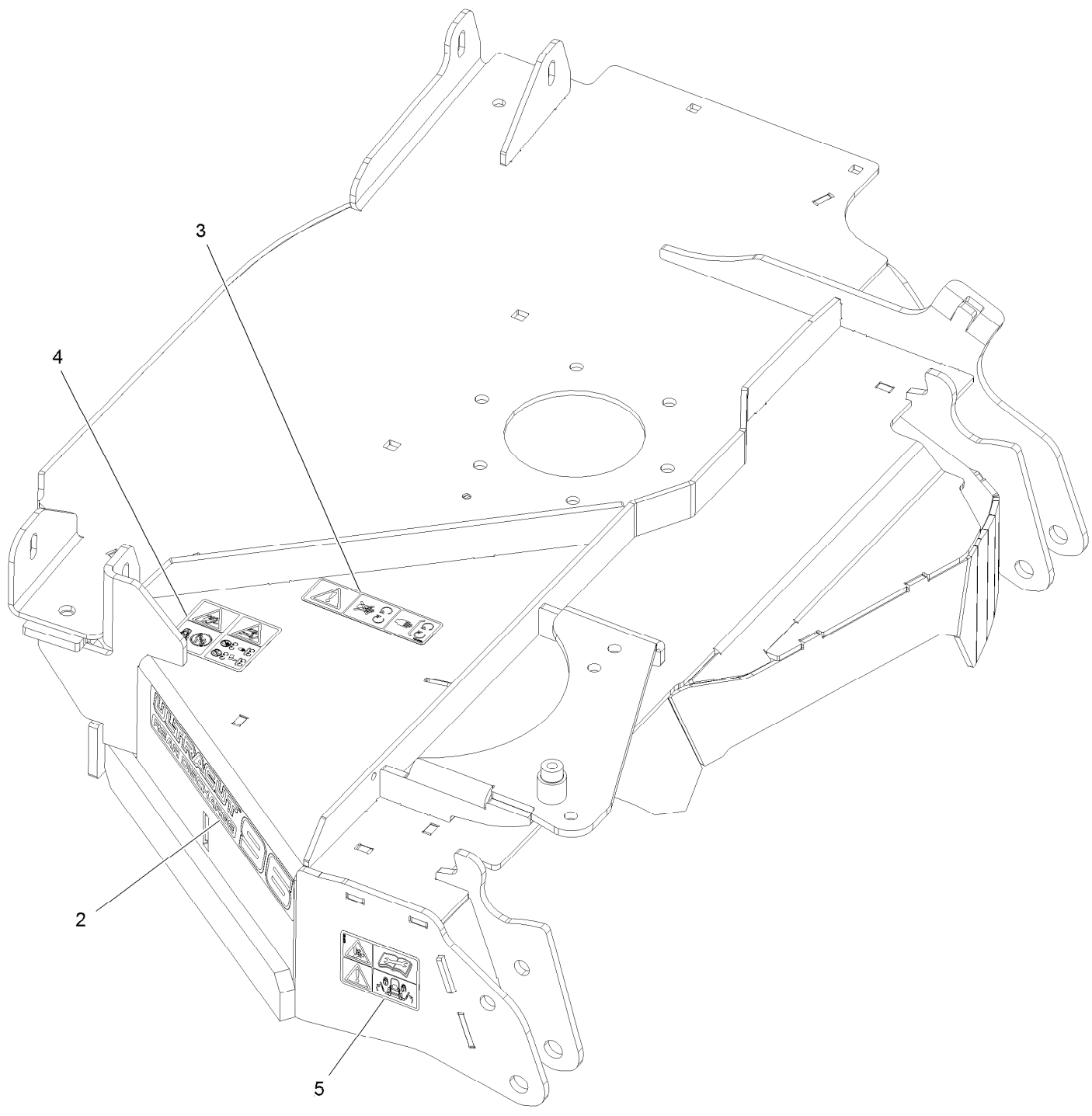
## RH Wing Deck Assembly (continued)

<i>Ref.</i>	<i>Part Number</i>	<i>Qty.</i>	<i>Description</i>	<i>Ref.</i>	<i>Part Number</i>	<i>Qty.</i>	<i>Description</i>
1	142-5471	1	ASM-Deck, RH Wing 96	30	103-8415	2	Roller-Anti-Scalp
2	135-3437	1	ASM-Cutter Hsg	31	135-2068	1	Guard-Tire
2:2	135-3144	2	Bearing-3205 Trashguard	32	135-2067-03	1	Support-Flap, RH
2:3	135-3440	1	Spacer-Bearing	33	3230-22	2	Bolt-Carriage 5/16-18 X 1 Sp
3	116-3341	1	ASM-Spindle And Seal	34	104-8300	8	Nut-Nyloc 5/16-18 Flg
4	103-6389	1	Blade, Low Lift	35	135-2653-03	1	Bracket-Shield Mount, Outer
5	103-1330	1	Guard-Bearing Top	36	126-6447	1	Belt-V
6	135-7968-01	1	Bumper-96 RH	37	126-1503	2	Spring
7	135-5595	1	RH HOC Channel ASM	38	135-7455	2	Pin, Spring
7:2	135-2422	2	Plate-Guide, HOC (LH)	39	92-1298	4	Pin-Lynch
7:3	135-2423	2	Plate-Guide, HOC (RH)	40	126-8043	2	Shield-Dust
7:4	126-8760	2	Decal-HOC, RH	41	3234-42	1	Screw HHF 3/8-16 X 1
8	135-3788-01	1	Tube-HOC, RH	42	126-2956	1	Screw-HHF 3/8-16 X 2 1/4
9	1-633456	1	Bushing, Idler	43	135-3540-01	1	Baffle-Block, RH Wing
10	126-7685	1	Idler-Pulley	44	3256-23	1	Washer-5/16 SAE
11	126-2960	1	Idler-V	45	322-3	1	Screw-HH 5/16-18 X 3/4
12	126-6635	1	Sheave-Single 96Rd	46	3231-4	1	Bolt-Carriage 3/8-16 X 1 1/2
13	103-2802	1	Washer-Spring Disc 3/4	47	3231-5	1	Bolt-Carriage 3/8-16 X 1 3/4
14	116-7306	1	Nut-Hex 3/4-16 W/Patch ▲	48	3231-2	4	Bolt-Carriage 3/8-16 X 1
15	3231-12	7	Bolt-Carriage 3/8-16 X 7/8	49	98-5975	2	Washer-Spring Disc 3/8
16	3231-22	2	Bolt-Carriage 3/8-16 X 1	50	107-1664	1	Lever ASM
17	3296-59	2	Nut-Nyloc 3/8-16 Thin	50:1	106-3239	1	Screw-Lock
18	109-6658	23	Nut-Nyloc 3/8-16 Flg	50:2	107-1644	1	Cap-Lock
19	103-3037	1	Bushing, Splined	50:3	106-3241	1	Lever-Lock
20	109-9220	1	Screw-Sems 1/2-20 X 2.19 ●	50:4	3296-29	1	Nut-Nyloc 5/16-18
21	135-2642	1	Wheel And Tire ASM	51	30-8770	1	Washer
21:3	126-7904	1	Axle-Caster	52	99-5107	1	Nut-Lock 1/2-13
21:4	116-4004	2	Bearing	53	135-6171	1	RH Wing Shield ASM
22	135-2424	1	Spacer	54	135-2073	2	Pin-HOC
23		1	ASM-Caster, 11"tire ■	55	3230-10	2	Bolt-Carriage 5/16-18 X 7/8
24	135-3218	2	Guard, Seal	56	110-9380	1	Screw-HWH 3/8-16 X 3/4 Tf
25	325-20	1	Screw-HH 1/2-13 X 6	57	135-2611-01	1	Bracket-Retainer, Cover
26	3296-45	1	Nut-Nyloc 1/2-13 Thin	58	114-1925	1	Bumper-Rubber
27	99-7203	1	Screw-HH	59	1-811010	1	Plug
28	3231-11	1	Bolt-Carriage 3/8-16 X 3 1/2	60	135-2460-01	1	Baffle-Depth, RH
29	126-6115	1	Spacer-Wheel				

● Torque to 50-60 ft-lb  
▲ Torque to 130-160 ft-lb

■ Not serviced separately

# RH Wing Deck W/Decals Assembly

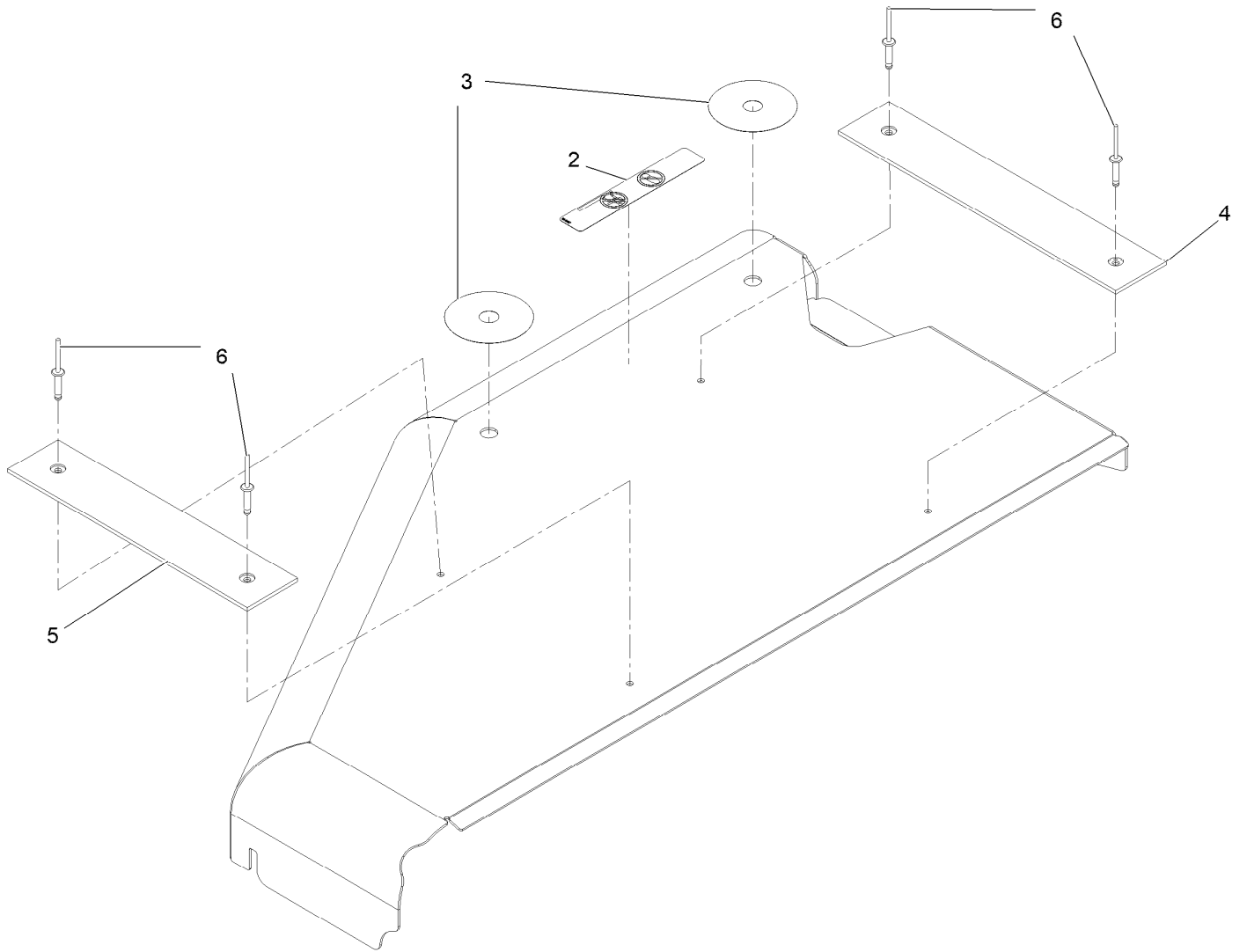




## RH Wing Deck W/Decals Assembly (continued)

<i>Ref.</i>	<i>Part Number</i>	<i>Qty.</i>	<i>Description</i>	<i>Ref.</i>	<i>Part Number</i>	<i>Qty.</i>	<i>Description</i>
2	126-9154	1	Decal-Ultracut 96-Rd	4	135-0664	1	Decal-Danger, Thrown Object
3	112-9028	1	Decal-Cover, Missing	5	135-0670	1	Decal-Warning, Pinch Point

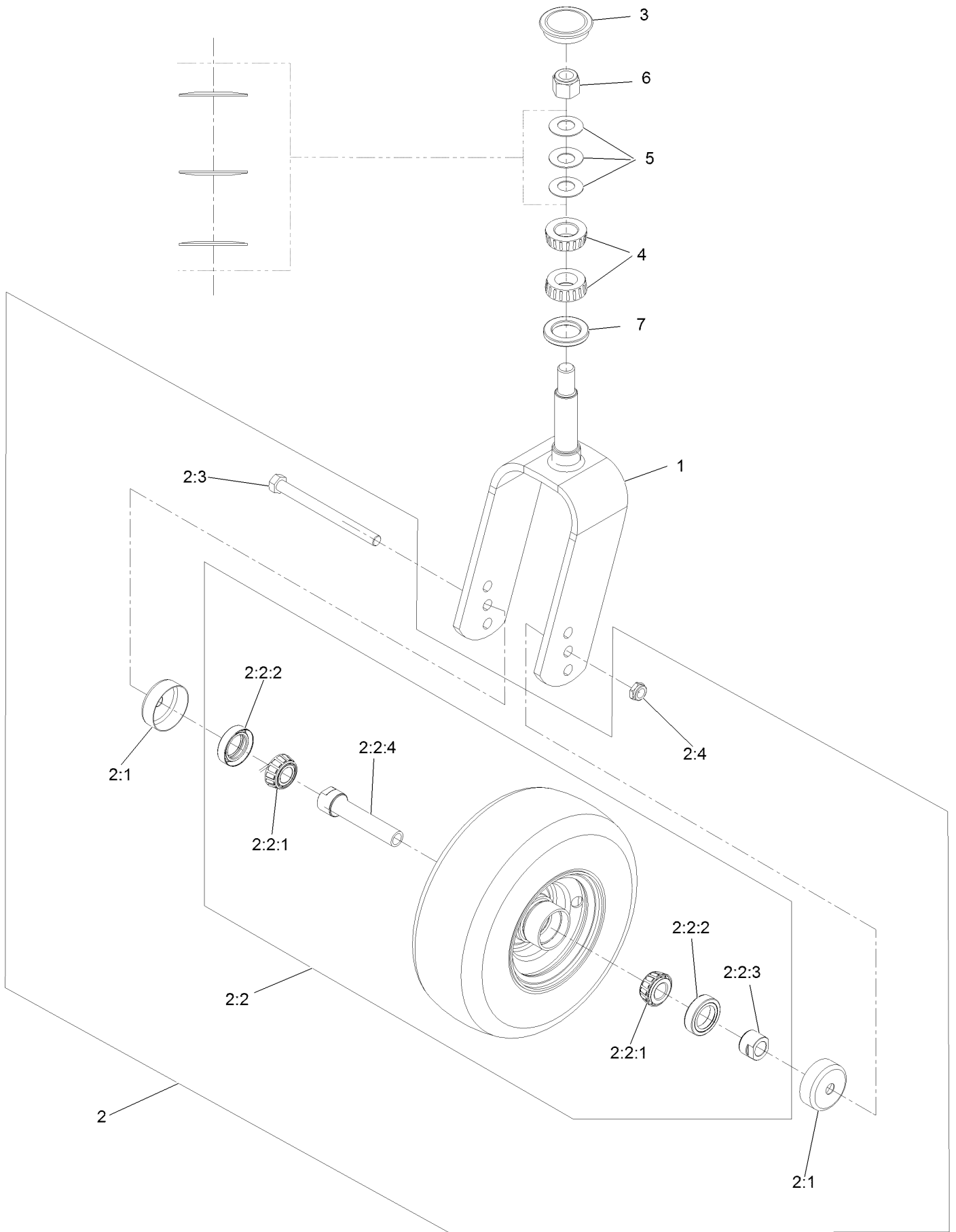
# RH Wing Shield Assembly



## RH Wing Shield Assembly (continued)

<i>Ref.</i>	<i>Part Number</i>	<i>Qty.</i>	<i>Description</i>	<i>Ref.</i>	<i>Part Number</i>	<i>Qty.</i>	<i>Description</i>
2	93-6687	1	Decal-No Step	5	135-6707	1	Plate-Front
3	135-3165	2	Decal-Cover, Scratch	6	133-7130	4	Rivet-Pop
4	135-6706	1	Plate				

# Caster Tire Assembly

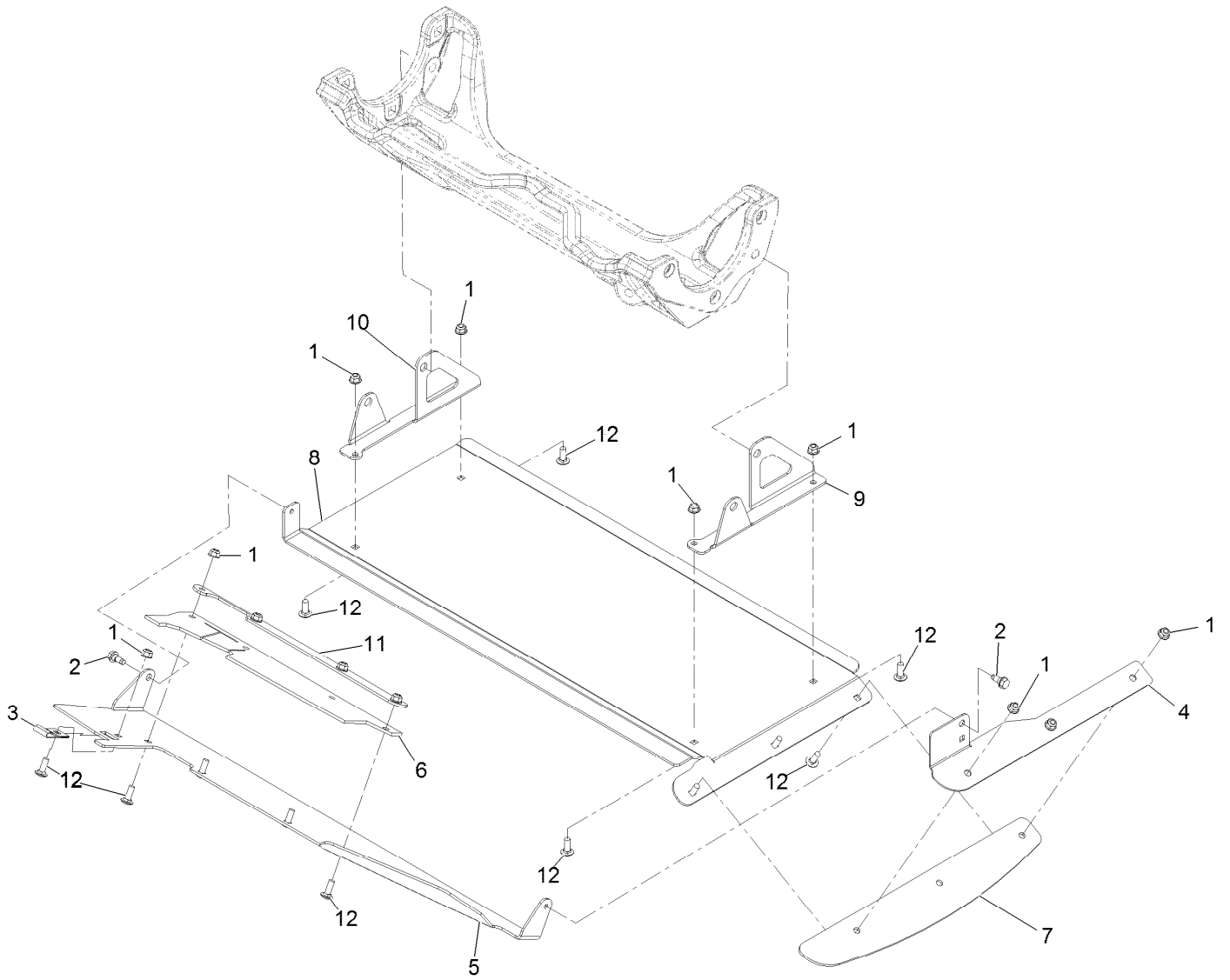


## Caster Tire Assembly (continued)

<i>Ref.</i>	<i>Part Number</i>	<i>Qty.</i>	<i>Description</i>	<i>Ref.</i>	<i>Part Number</i>	<i>Qty.</i>	<i>Description</i>
1	135-3794-01	1	Fork-Caster	2:3	325-20	1	Screw-HH
2	109-3524	1	Asm, Wheel And Bearings	2:4	3296-45	1	Nut-Hex
2:1	103-2768	2	Guard-Seal	3	103-4882	1	Cap-Grease
2:2		1	Wheel And Bearing ASM ●	4	1-543509	2	Bearing-Roller, Tapered
2:2:1	1-633585	2	Bearing-Cone, Taper	5	1-633508	3	Washer-Bellville
2:2:2	103-0063	2	Seal-Caster	6	3296-51	1	Nut-Lock, NI
2:2:3	103-3051	1	Spacer-Nut	7	1-543511	1	Seal-Grease
2:2:4	126-5359	1	Caster Axle ASM				

● Not serviced separately

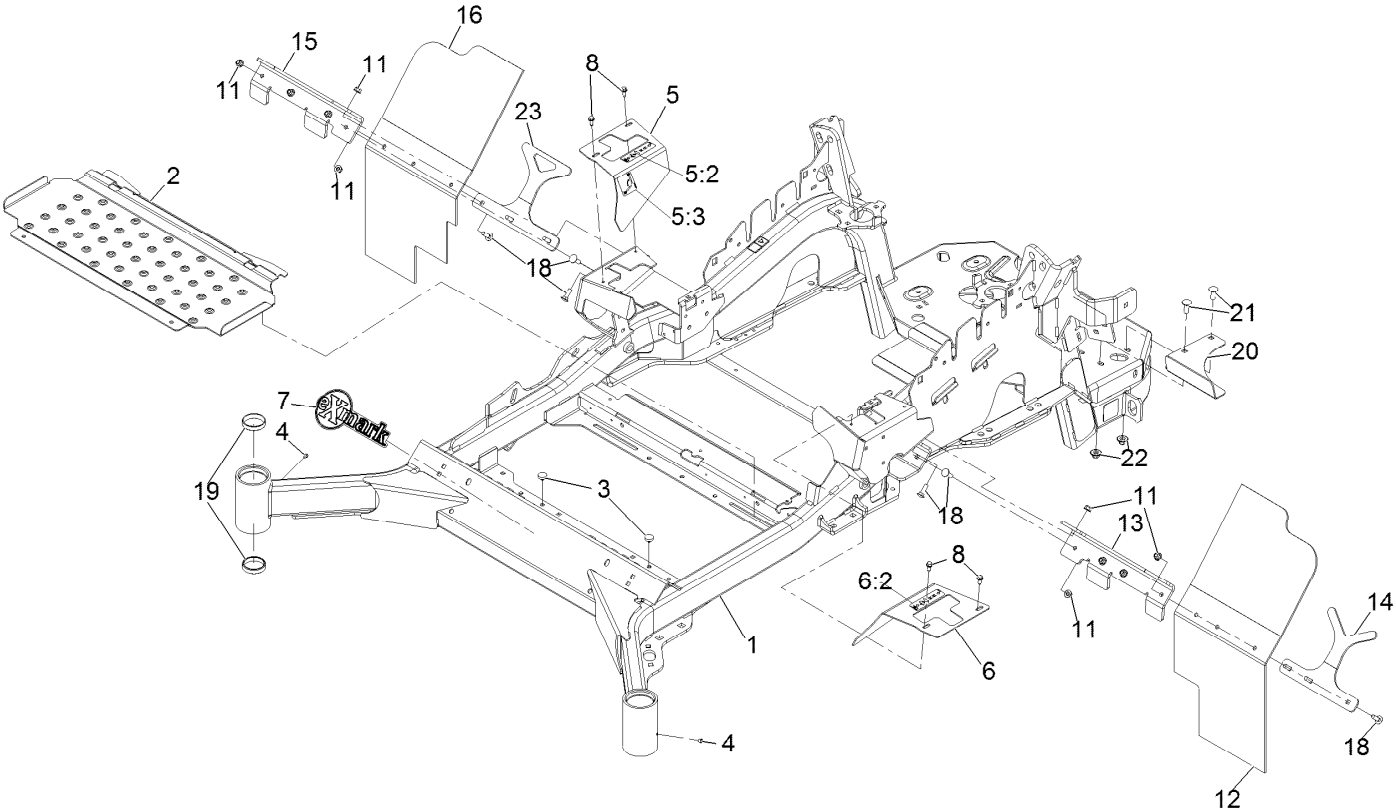
# Discharge Tunnel Assembly



## Discharge Tunnel Assembly (continued)

<i>Ref.</i>	<i>Part Number</i>	<i>Qty.</i>	<i>Description</i>	<i>Ref.</i>	<i>Part Number</i>	<i>Qty.</i>	<i>Description</i>
1	104-8300	12	Nut-Nyloc 5/16-18 Flg	7	135-3789	1	Flap-Rubber
2	126-4424	2	Screw-Shoulder	8	135-5932-03	1	Panel-Discharge
3	135-0608	1	Bearing-Strap, Nylon	9	135-7041-03	1	Bracket-Tunnel Hanger LH
4	135-2090-03	1	Bracket-Flap, LH	10	135-7042-03	1	Bracket-Tunnel Hanger RH
5	135-2657-03	1	Panel-Discharge	11	135-7046-03	1	Support-LH Flap Rd96
6	135-3769	1	Flap-Discharge	12	3230-10	12	Bolt-Carriage 5/16-18 X 7/8

# Main Frame Assembly

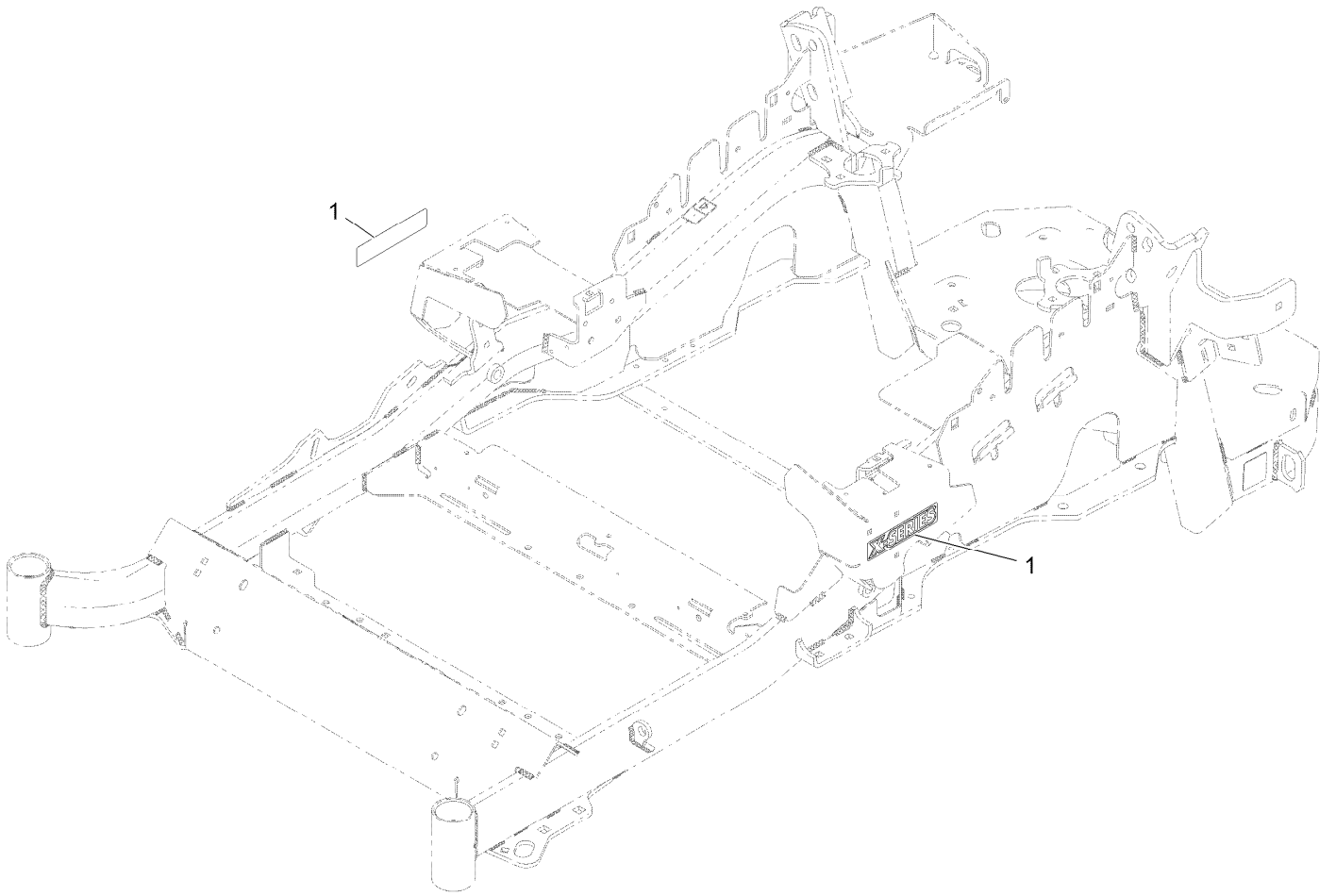




## Main Frame Assembly (continued)

<i>Ref.</i>	<i>Part Number</i>	<i>Qty.</i>	<i>Description</i>	<i>Ref.</i>	<i>Part Number</i>	<i>Qty.</i>	<i>Description</i>
1	142-2671	1	Mainframe ASM	11	104-8300	10	Nut-Nyloc 5/16-18 Flg
2	142-2872-01	1	Floor Pan	12	135-4947	1	Mud Flap
3	1-513658	2	Bumper	13	135-4950-03	1	Bracket-Mud Flap, LH
4	1-811010	2	Plug	14	135-4952-03	1	Support-Mud Flap, Rear
5	116-5899	1	RH Motion Control Cover ASM	15	135-4955-03	1	Bracket-Mud Flap, RH
5:2	99-8936	1	Decal-Control, Motion	16	135-4957	1	Mud Flap
5:3	116-5988	1	Decal-Park Brake, CE	18	3230-2	10	Bolt-Carriage 5/16-18 X 1
6	116-0580	1	LH Motion Control Cover ASM	19	1-543508	4	Cup-Bearing Tapered Roller
6:2	99-8936	1	Decal-Control, Motion	20	142-2927-01	1	Shield-Heat
7	135-2274	1	Decal-Exmark	21	3231-22	2	Screw-CARR
8	32144-10	4	Screw-HWH 1/4-20 X .62	22	109-6658	2	Nut-Flange, NI
				23	142-3344-03	1	Support-Mud Flap RH

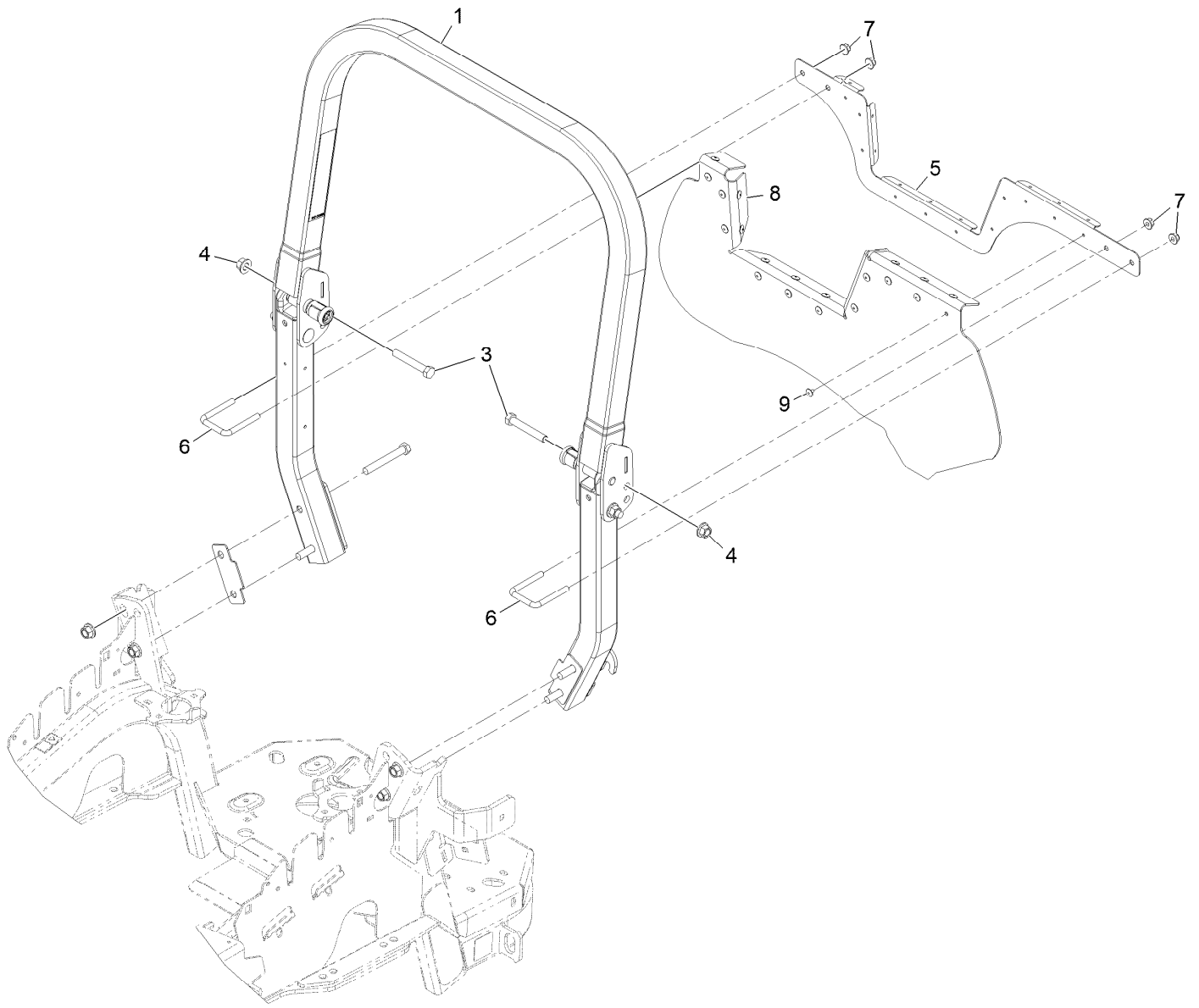
# X-Series Decal



## X-Series Decal (continued)

<i>Ref.</i>	<i>Part Number</i>	<i>Qty.</i>	<i>Description</i>
1	126-6573	2	Decal-X-Series

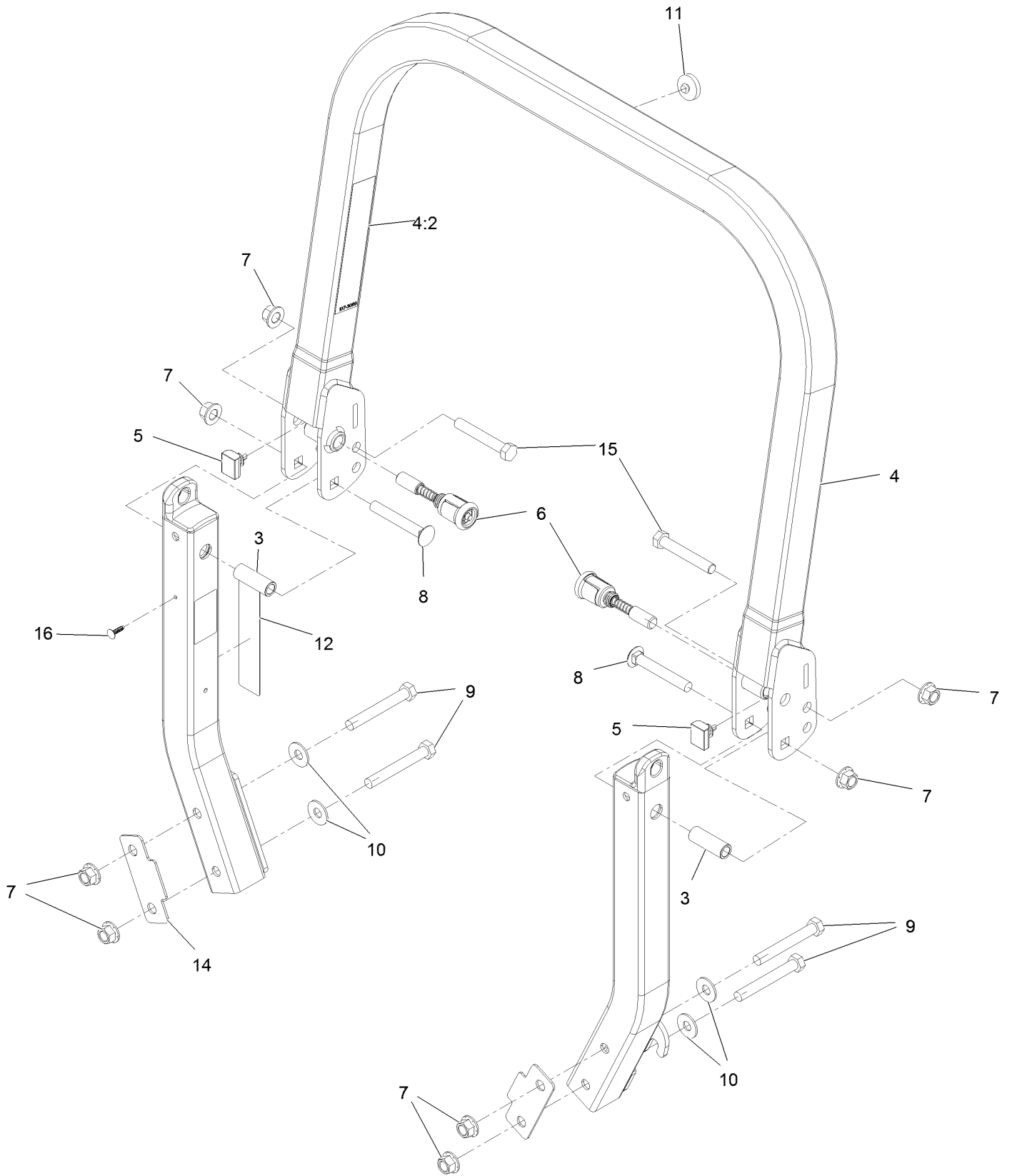
# Roll-Over Protection System



## Roll-Over Protection System (continued)

<i>Ref.</i>	<i>Part Number</i>	<i>Qty.</i>	<i>Description</i>	<i>Ref.</i>	<i>Part Number</i>	<i>Qty.</i>	<i>Description</i>
1	116-0230	1	ASM,ROPS Service Exmark	6	104-9082	2	U-Bolt
3	325-13	2	Screw-HH 1/2-13 X 3 1/4	7	104-8301	4	Nut-Nyloc 3/8-16 Flg
4	99-5107	2	Nut-Lock 1/2-13	8	142-3626	1	Air Dam, Hood
5	142-3625-03	1	Bracket, Air Dam	9	132-5064	5	Rivet-Pop

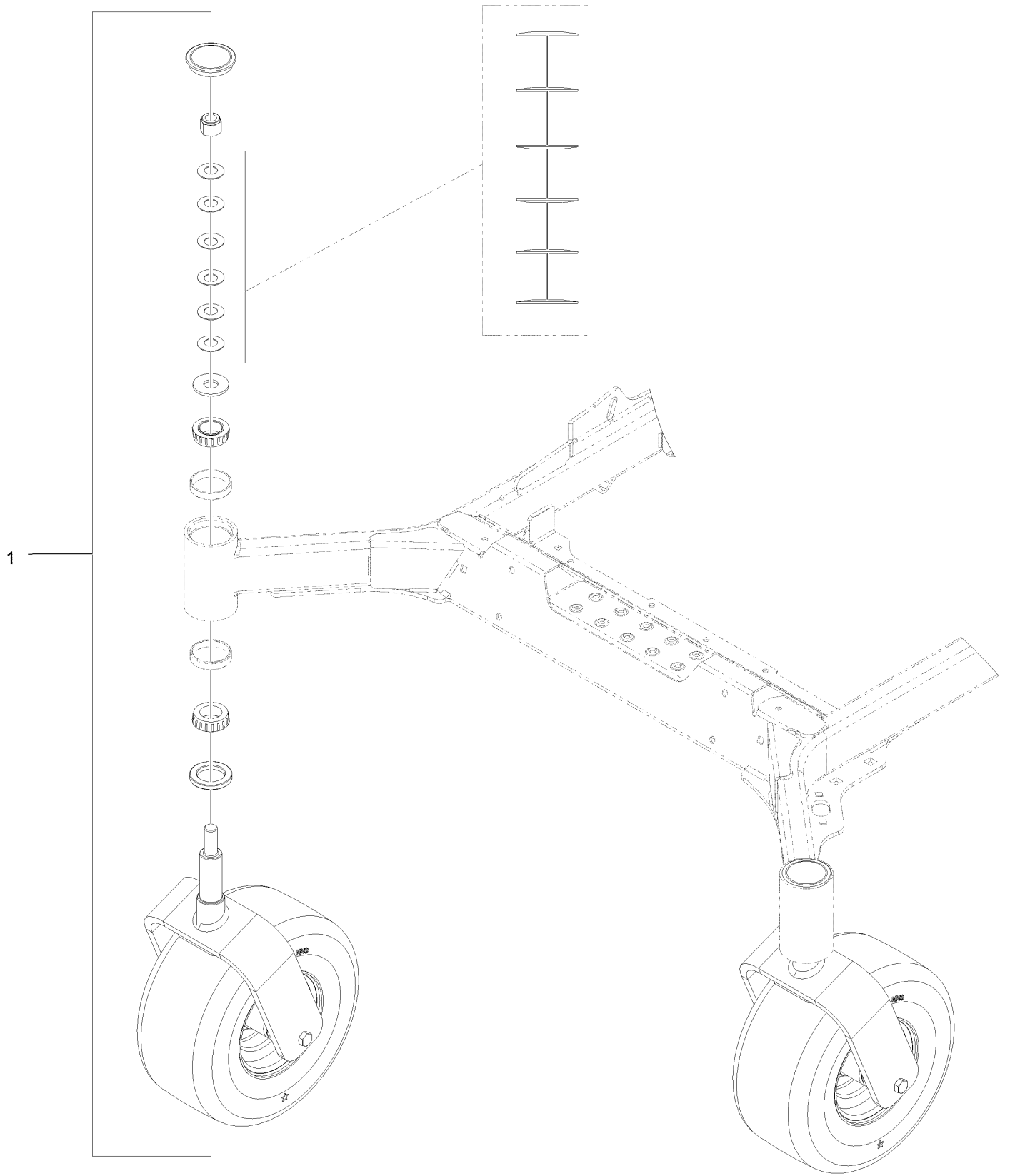
# Roll Over Protection System (cont.)



## Roll Over Protection System (cont.) (continued)

<i>Ref.</i>	<i>Part Number</i>	<i>Qty.</i>	<i>Description</i>	<i>Ref.</i>	<i>Part Number</i>	<i>Qty.</i>	<i>Description</i>
3	109-6653	2	Spacer	9	325-35	4	Screw-HH
4	116-0019	1	Upper ROPS ASM	10	109-9505	4	Washer, Spring Disc 1/2
4:2	107-3069	1	Decal-Warning	11	109-9233	1	Bumper-Push-In, Rubber
5	109-5337	2	Bumper-ROPS	12	117-0346	1	Decal-Caution, Fuel Vent
6	116-0104	2	Pin-Spring	14	116-0960	2	Spacer
7	99-5107	8	Nut-Lock 1/2-13	15	325-13	2	Screw-HH
8	3233-10	2	Bolt-Carriage 1/2-13 X 3 1/2	16	125-8067	1	Plug-Plastic

# Front Caster and Fork Assembly



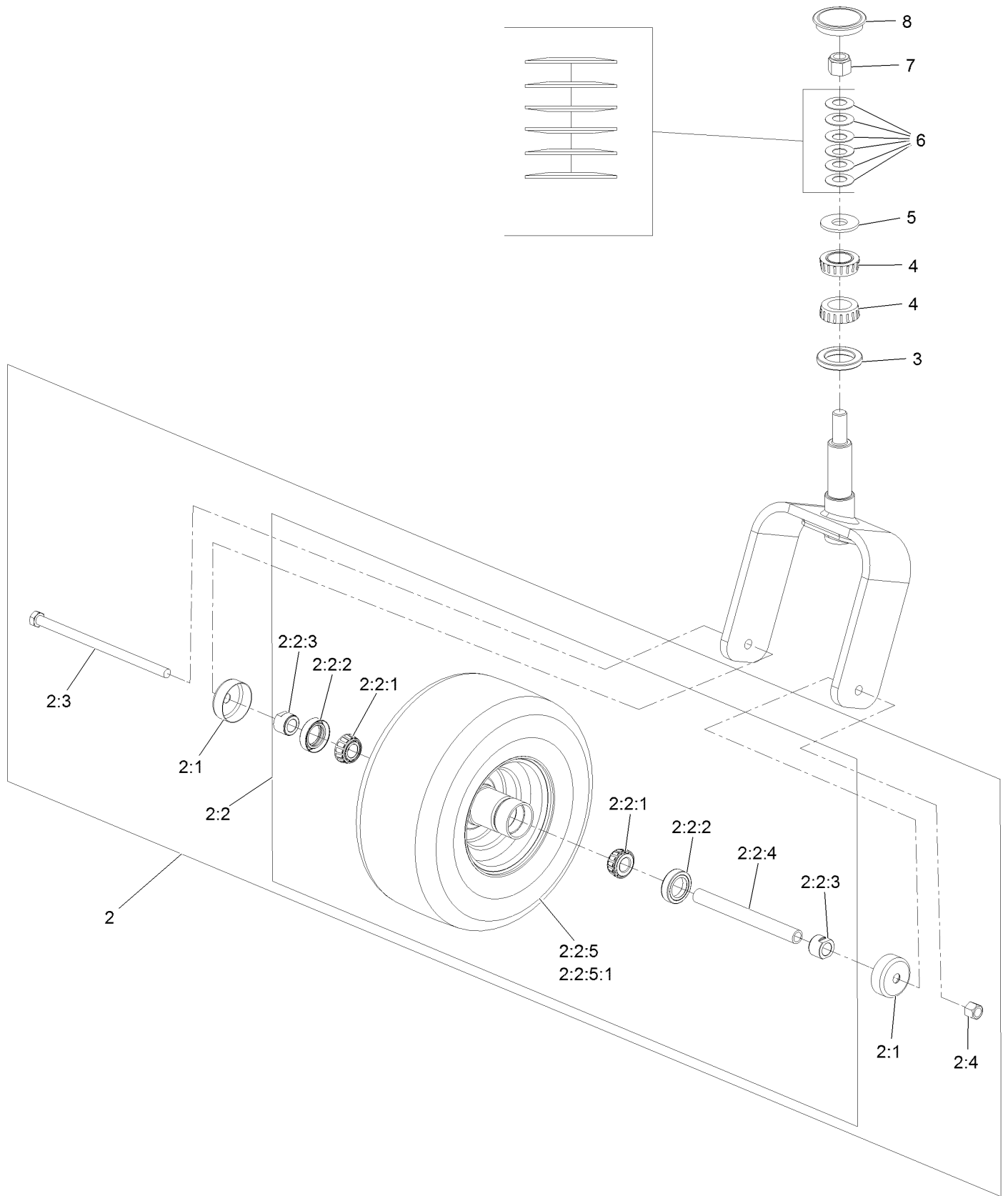


# Front Caster and Fork Assembly (continued)

<i>Ref.</i>	<i>Part Number</i>	<i>Qty.</i>	<i>Description</i>
1		2	ASM, Wheel Caster ●

● Not serviced separately

# Caster Fork and Tire Assembly



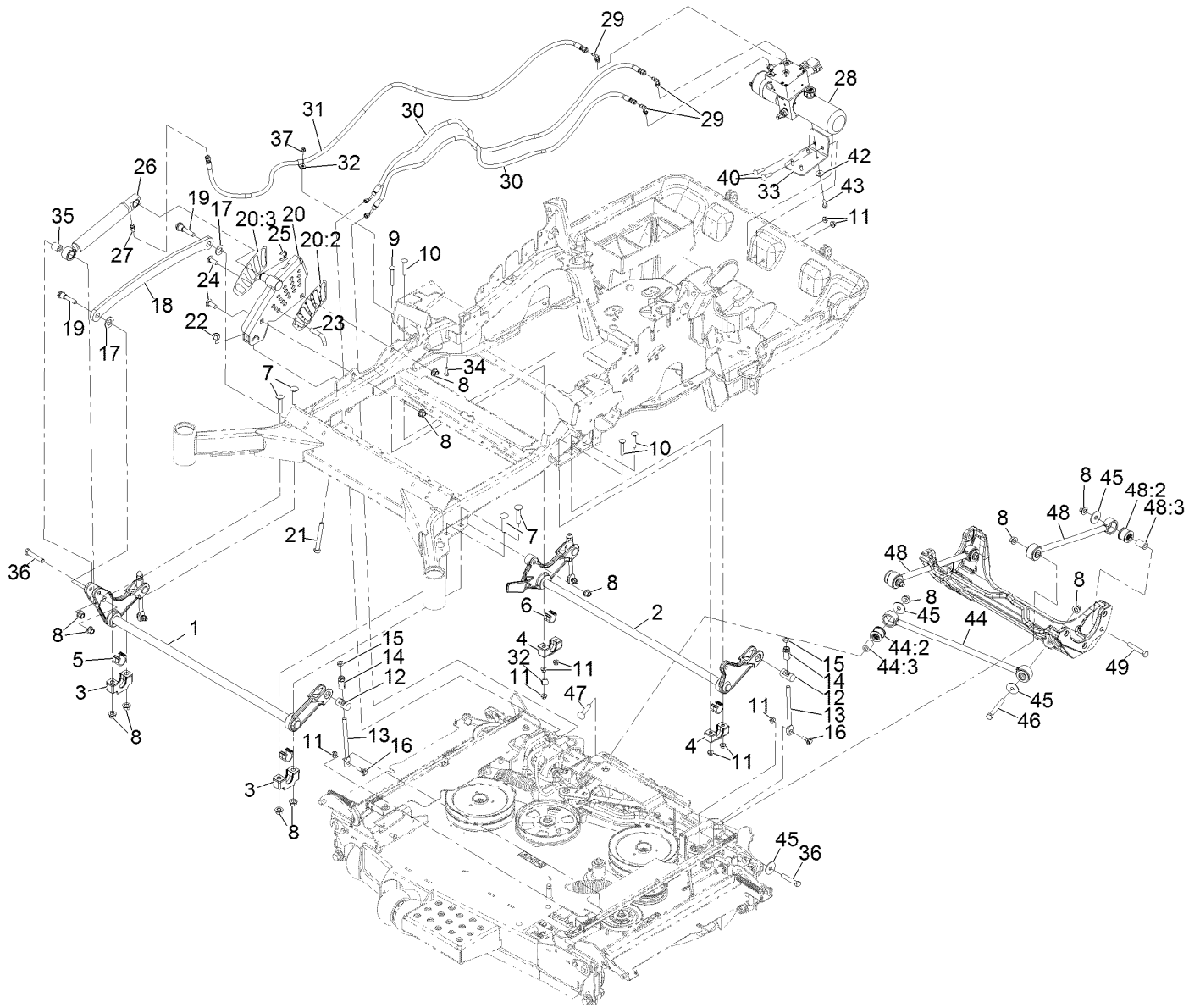
## Caster Fork and Tire Assembly (continued)

<i>Ref.</i>	<i>Part Number</i>	<i>Qty.</i>	<i>Description</i>	<i>Ref.</i>	<i>Part Number</i>	<i>Qty.</i>	<i>Description</i>
2		1	Wheel & Tire ASM ●	2:2:5:1	1-633584	2	Bearing-Cup
2:1	103-2768	2	Guard-Seal	2:3	325-39	1	Screw-HH 1/2-13 X 9 1/2
2:2		1	Wheel And Tire ASM ●	2:4	3296-23	1	Nut-Nyloc 1/2-13
2:2:1	1-633585	2	Bearing-Cone Tapered Roller	3	135-0355	1	Seal-Grease
2:2:2	103-0063	2	Seal-Double Lip	4	103-9028	2	Cone-Bearing Taper Roller
2:2:3	103-3051	1	Spacer-Nut ■	5	3256-8	1	Washer
2:2:4	126-5361	1	Axle Caster ASM	6	1-633508	6	Washer-Spring Disc
2:2:5		1	Wheel And Tire ASM ●	7	3296-51	1	Nut-Nyloc 3/4-10
				8	126-9369	1	Cap-Grease

● Not serviced separately

■ Use Pro-Lock, Nut Type (P/N 1-840022, .5ml tube) on threads.

# Deck Lift Assembly

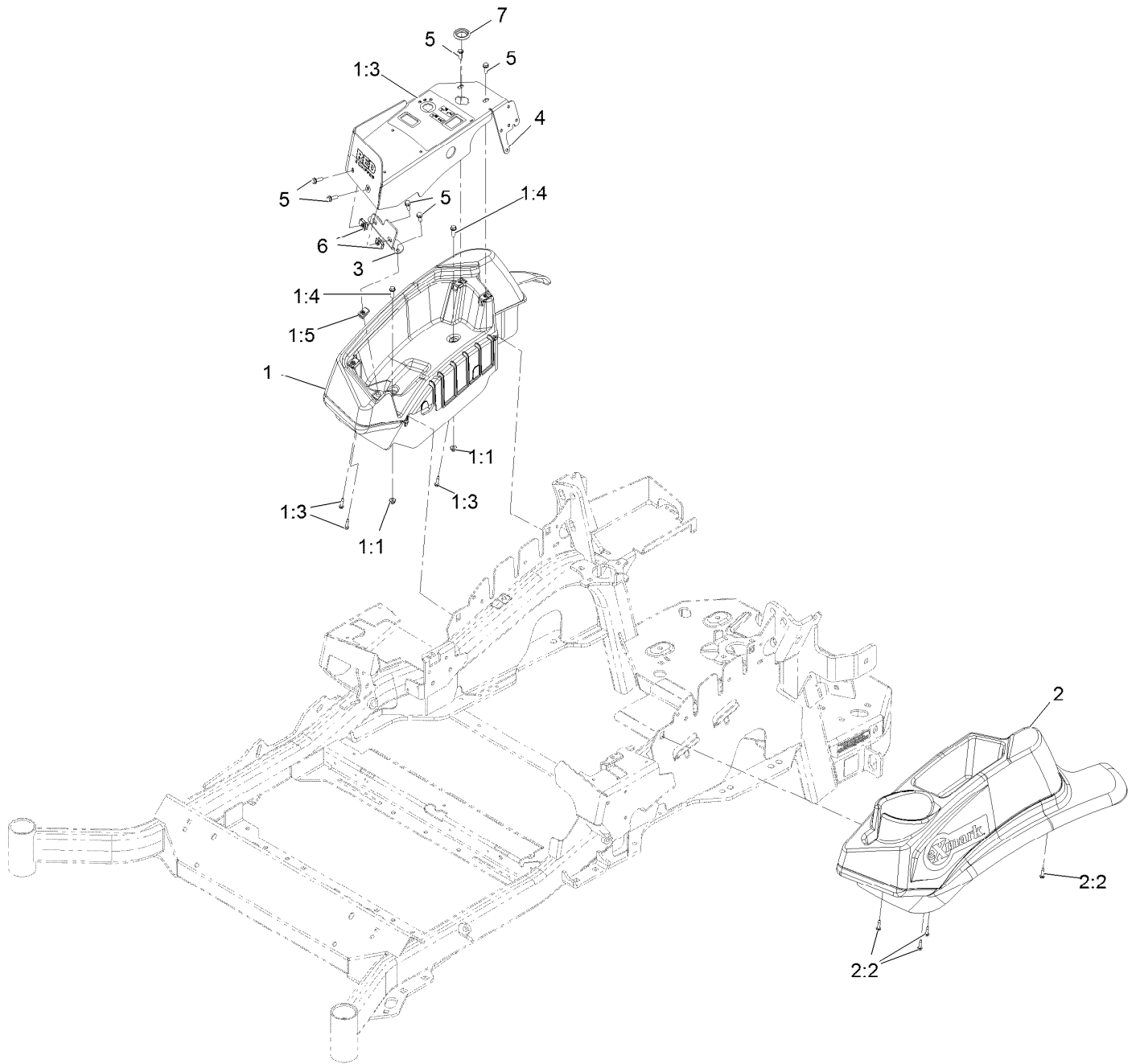


## Deck Lift Assembly (continued)

<i>Ref.</i>	<i>Part Number</i>	<i>Qty.</i>	<i>Description</i>	<i>Ref.</i>	<i>Part Number</i>	<i>Qty.</i>	<i>Description</i>
1	135-1216-03	1	Lift-Deck, Front	24	3233-26	2	Screw-CARR,Shortneck
2	116-2645-03	1	Lift-Deck, Rear	25	32151-91	1	Ring-Retaining
3	109-9409	2	Support-Bearing, Cross Shaft (Front)	26	126-7841	1	Lift Cylinder ASM
4	127-0553	2	Support-Bearing, Cross Shaft (Rear)	26:1	142-2767	1	Kit, CYL Repair ●
5	109-9410	2	Bearing-Cross Shaft, Front	27	109-2017	1	Adapter-Straight
6	109-7173	2	Bearing-Cross Shaft, Rear	28	135-1582	1	Power Unit
7	116-1700	4	Bolt-Carriage 1/2-13 X 2 1/2 Spl Neck	29	109-0760	3	Adapter-90°
8	99-5107	15	Nut-Lock 1/2-13	30	135-3330	2	Hose-HYD, HP
9	3231-9	1	Bolt-Carriage 3/8-16 X 2 3/4	31	135-3331	1	Hose-HYD, HP
10	3231-7	3	Bolt-Carriage 3/8-16 X 2 1/4	32	2412-138	2	R-Clamp
11	104-8301	11	Nut-Nyloc 3/8-16 Flg	33	142-2158-03	1	Mount-Power Unit
12	109-8353	4	Trunnion	34	322-4	1	Screw-HH 5/16-18 X 7/8
13	109-8007	4	Link-Adjuster, Deck Lift	35	135-1215	1	Spacer-Pivot
14	109-7840	4	Adjuster-Lift, Deck	36	325-11	3	Screw-HH 1/2-13 X 2 3/4
15	3218-5	4	Nut-Jam 1/2-13	37	104-8300	1	Nut-Nyloc 5/16-18 Flg
16	109-9840	4	Screw-Hex Flange 3/8-16 X .80	40	3231-26	2	Bolt-Carriage 3/8-16 X 1 1/2
17	3256-28	2	Washer-3/4 SAE	42	3290-461	4	Washer-Spring Disc
18	116-0797-03	1	Link-Lift, Deck	43	3234-29	4	Screw-HH Flg 5/16-18 X 1
19	116-2022	2	Screw-Hex Flange 1/2-13 X 1.90	44	109-5013	1	Panhard Rod ASM
20	126-7866	1	HOC ASM	44:2	109-5009	2	Bushing-Suspension, Rubber
20:2	126-9275	1	Decal-HOC	44:3	109-5010	2	Spacer
20:3	135-1432	1	Decal-HOC, Outer	45	86-1990	6	Washer
21	116-0559	1	Bolt-HH 1/2-13 X 4 Tap	46	325-17	1	Screw-HH 1/2-13 X 4
22	3296-23	1	Nut-Nyloc 1/2-13	47	3233-34	1	Bolt-Carriage 1/2-13 X 2 1/2
23	116-5584	1	Pin-HOC	48	142-3269	2	ASM, Deck Strut
				48:2	135-2466	2	Bushing-Rubber
				48:3	109-5010	2	Spacer
				49	325-12	2	Screw-HH 1/2-13 X 3

● Not illustrated

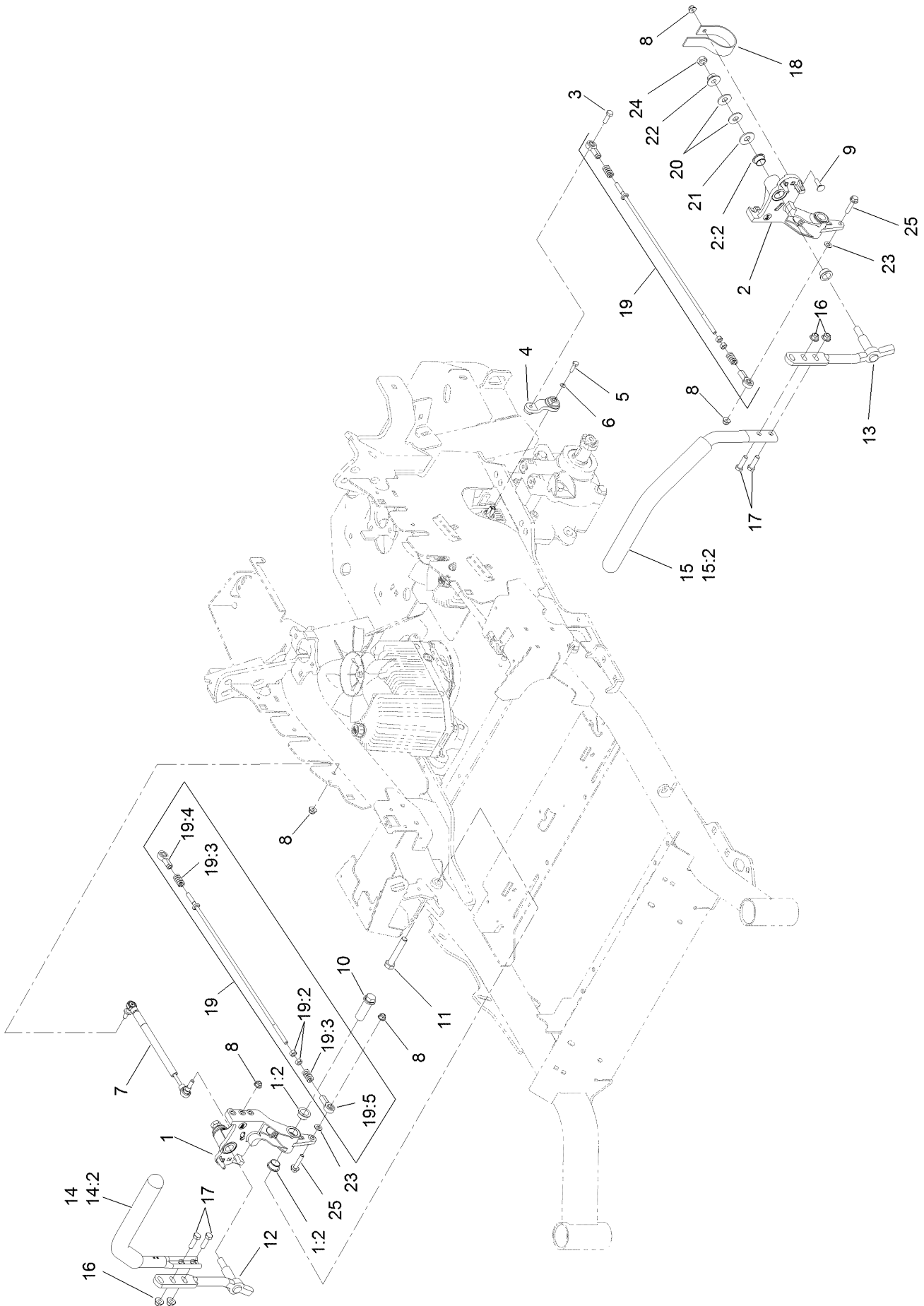
# Controls Assembly



## Controls Assembly (continued)

<i>Ref.</i>	<i>Part Number</i>	<i>Qty.</i>	<i>Description</i>	<i>Ref.</i>	<i>Part Number</i>	<i>Qty.</i>	<i>Description</i>
1	109-9341	1	Console,RH Narrow ASM	2:2	109-9345	4	Screw-HWH #10-14 X 3/4 Tf
1:1	104-7201	2	Nut-Nyloc 1/4-20 Flg	3	126-4563-03	1	Bracket-Console
1:3	109-9345	3	Screw-HWH #10-14 X 3/4 Tf	4	135-7114	1	Cover-Panel ASM W/Decals
1:4	32105-15	2	Screw-Machine 1/4-20 X 3/4	5	32105-15	6	Screw-Machine 1/4-20 X 3/4
1:5	107069	4	Nut-Retainer-Panel 1/4-20	6	107069	2	Nut-Retainer-Panel 1/4-20
2	109-9342	1	Console.LH Narrow ASM	7	116-1875	1	Plug-Plastic

# Motion Control Assembly



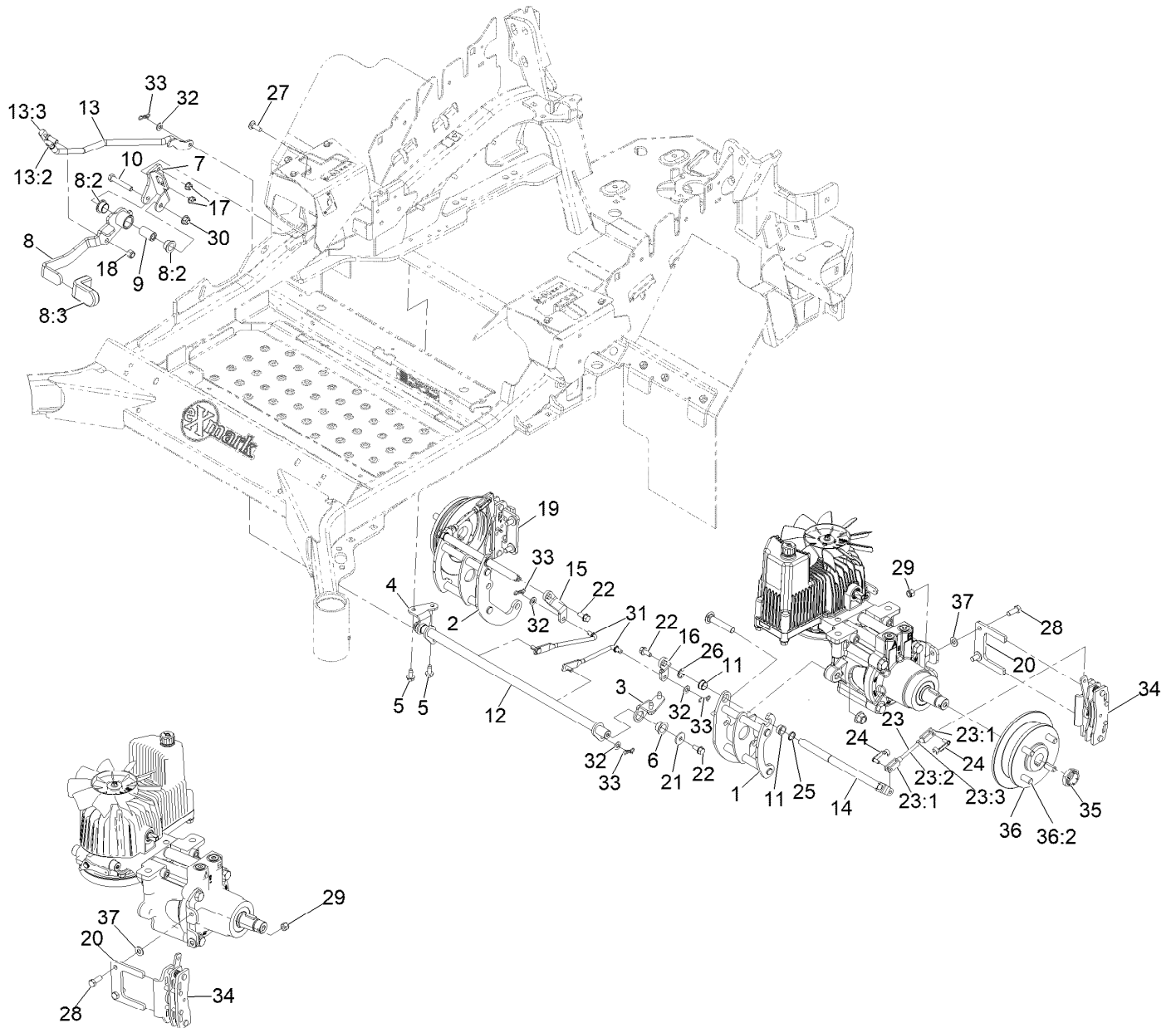


## Motion Control Assembly (continued)

<i>Ref.</i>	<i>Part Number</i>	<i>Qty.</i>	<i>Description</i>	<i>Ref.</i>	<i>Part Number</i>	<i>Qty.</i>	<i>Description</i>
1	116-0880	1	RH Motion Control And Bushing ASM	14	135-4371	1	RH Handle ASM
1:2	109-8054	4	Bushing-Flange	14:2	109-5668	1	Grip-Lever, Control
2	116-0881	1	LH Motion Control And Bushing ASM	15	135-4373	1	LH Handle ASM
2:2	109-8054	4	Bushing-Flange	15:2	109-5668	1	Grip-Lever, Control
3	116-0648	2	Screw-HH, Thread Locking ●	16	104-8301	4	Nut-HF, NI
4	109-4581	2	Arm-Control, Pump	17	323-7	4	Screw-HH
5	9080046	2	Screw-HH ●	18	109-5575	2	Spring-Leaf
6	1-303435	2	Washer-Spring	19	109-8106	2	Front Pump Linkage ASM
7	116-0027	2	Damper-Control, Motion	19:2	3219-2	2	Nut-Hex
8	104-8300	8	Nut-HF, NI	19:3	1-323245	2	Spring-Compression
9	3230-2	2	Bolt-CARR	19:4	1-633152	1	Balljoint-LH
10	109-5891	2	Hub-Threaded	19:5	1-543017	1	Balljoint-RH
11	325-12	2	Screw-HH	20	109-9505	4	Washer-Spring
12	116-0039	1	Lever-Control Motion, RH	21	3256-6	2	Washer-Flat
13	116-0040	1	Lever-Control Motion, LH	22	32128-56	2	Nut-HF
				23	3256-23	2	Washer-Plain
				24	3218-5	2	Nut-Jam
				25	115-1794	2	Screw-HHF

● Use Pro-Lock, Nut Type (P/N 1-840022, .5ml tube) on threads.

# Park Brake Assembly

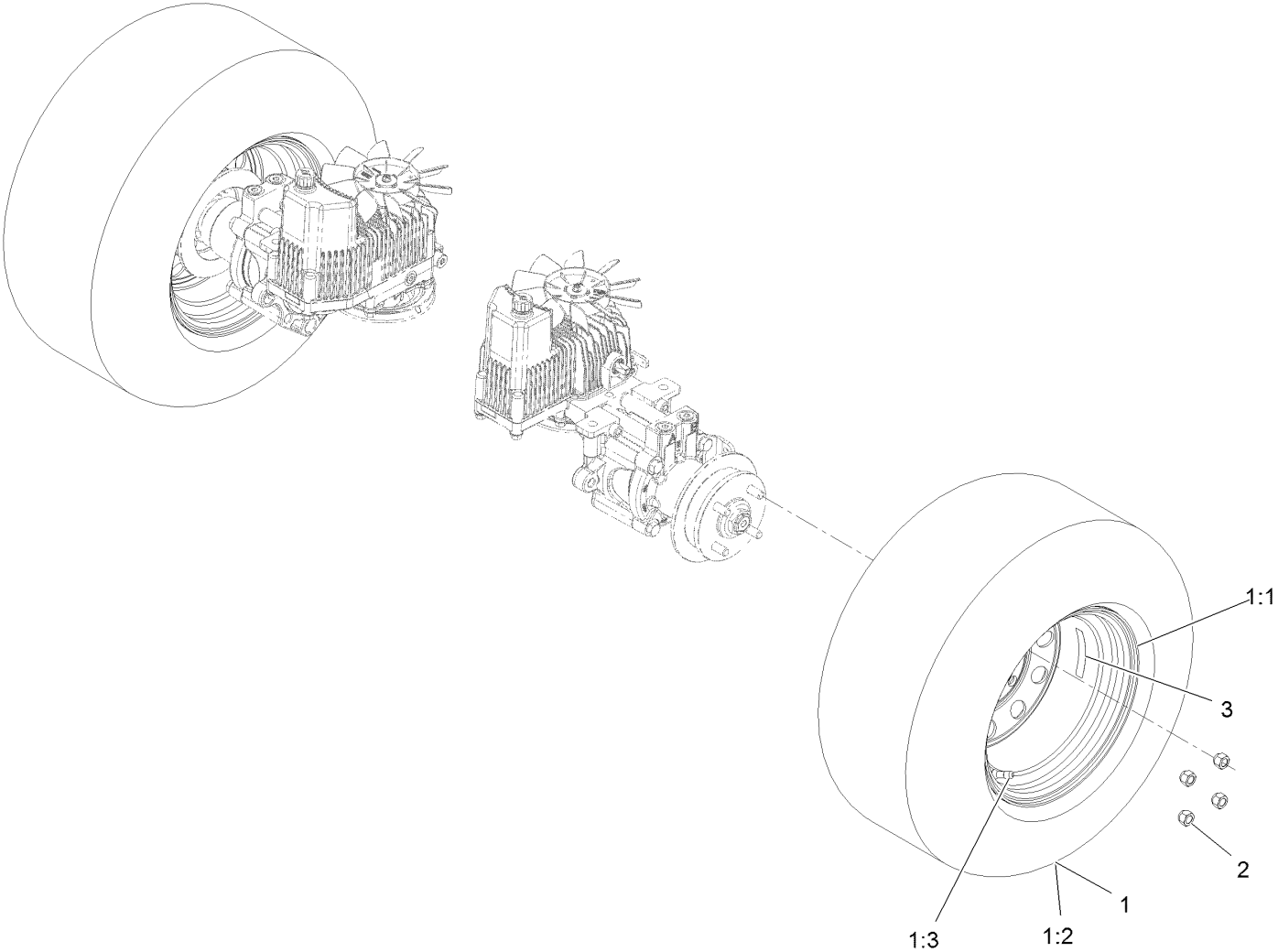


REAR VIEW OF  
RIGHT HAND HYDRO

## Park Brake Assembly (continued)

<i>Ref.</i>	<i>Part Number</i>	<i>Qty.</i>	<i>Description</i>	<i>Ref.</i>	<i>Part Number</i>	<i>Qty.</i>	<i>Description</i>
1	135-4893	1	Mount-Bellcrank, LH	19	135-7440	1	Caliper-Brake, RH
2	135-4895	1	Mount-Bellcrank, RH	20	135-7828	2	Plate-Mount, Brake
3	116-9681	1	Mount-Pivot, LH	21	115-7109	2	Washer-Flat
4	116-9682	1	Mount-Pivot, RH	22	98-9940	4	Screw-HHF
5	32144-70	4	Screw-HWH 5/16-18 X 3/4 Tf	23	126-7587	2	Rear Linkage ASM
6	109-8054	2	Bushing-Flanged	23:1	126-7588	2	Yoke
7	116-9096-01	1	Bracket-Mount	23:2	116-9069	1	Linkage, Rear
8	135-7565	1	Brake Lever ASM	23:3	3220-1	1	Nut-Jam 1/4-28
8:2	109-8054	2	Bushing-Flanged	24	126-6395	4	Pin-Clevis, Spring
8:3	132-4749	1	Grip-Lever	25	142-3422	2	Spacer
9	116-9117	1	Pivot-Handle, Brake	26	32120-19	2	E-Ring
10	323-11	1	Screw-HH 3/8-16 X 2 1/4	27	3230-2	2	Bolt-Carriage 5/16-18 X 1
11	126-6199	4	Bushing	28	135-7915	4	Screw-HH,
12	135-7800	1	Shaft-Cross	29	112-0236	4	Nut-Lock
13	135-4859	1	Front Linkage ASM	30	104-8301	1	Nut-Nyloc 3/8-16 Flg
13:2	94-7572	1	End-Tie Rod, RH	31	142-6328	2	Mid-Link, Short
13:3	3220-3	1	Nut-Jam 3/8-24	32	3256-23	4	Washer-5/16 SAE
14	135-4896	2	Bellcrank,	33	119-1415	4	Pin-Cotter, Locking
15	126-3716	1	Arm-Inner, RH	34	135-7441	1	Caliper-Brake, LH
16	126-3715	1	Arm-Inner, LH	35	116-1399	2	Locknut
17	104-8300	2	Nut-Nyloc 5/16-18 Flg	36	142-2701	2	Wheel Hub ASM
18	3296-6	1	Nut-Nyloc 3/8-24	36:2	116-1696	4	Stud-Wheel
				37	3256-24	4	Washer-Flat

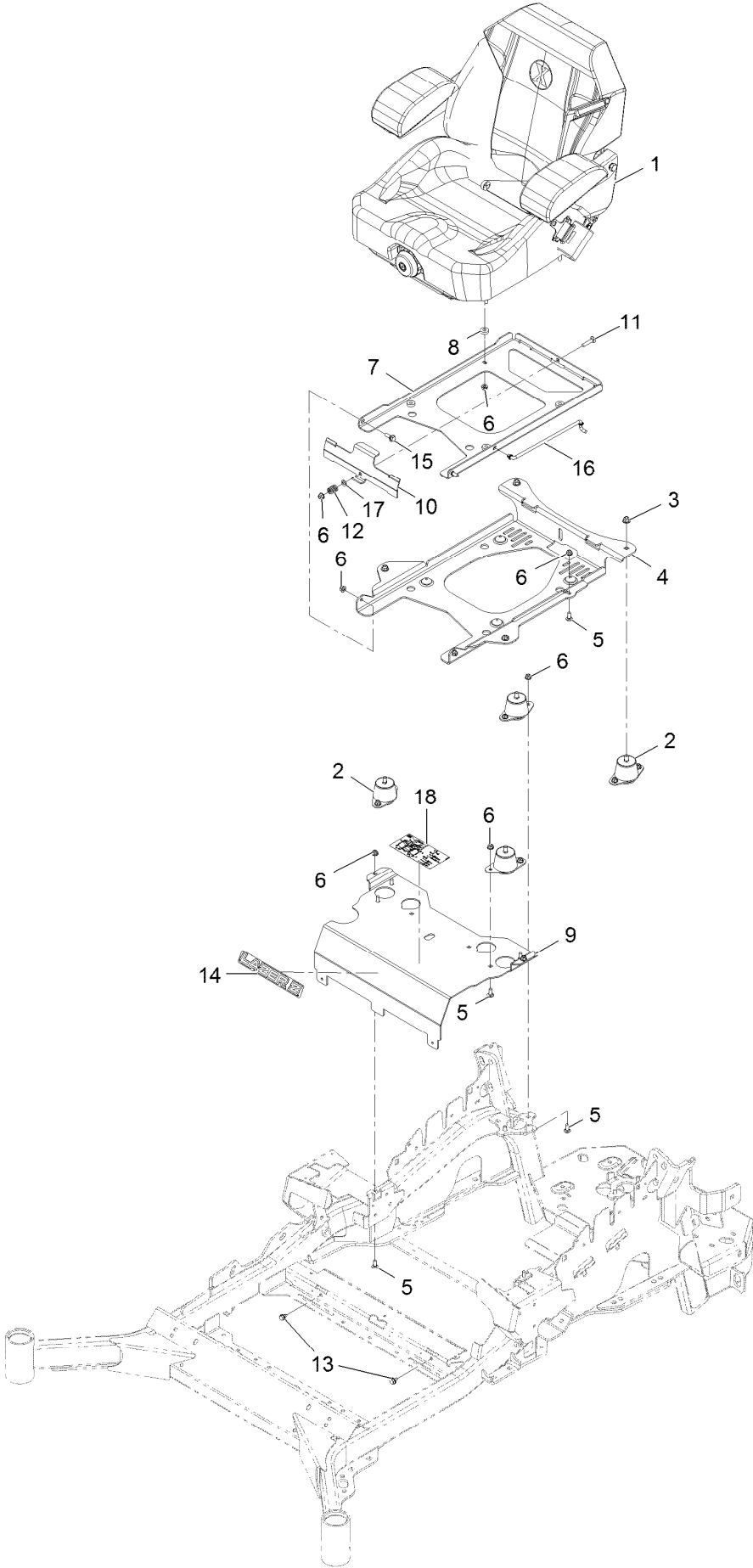
# Rear Wheel Assembly



## Rear Wheel Assembly (continued)

<i>Ref.</i>	<i>Part Number</i>	<i>Qty.</i>	<i>Description</i>	<i>Ref.</i>	<i>Part Number</i>	<i>Qty.</i>	<i>Description</i>
1	109-8972	2	Wheel And Tire ASM	1:3	232-27	1	Stem-Valve
1:1	1-633993	1	Tire	2	242-50	8	Nut-Lug 1/2-20
1:2	109-3156	1	Rim	3	135-7898	2	Decal-Wheel Hub

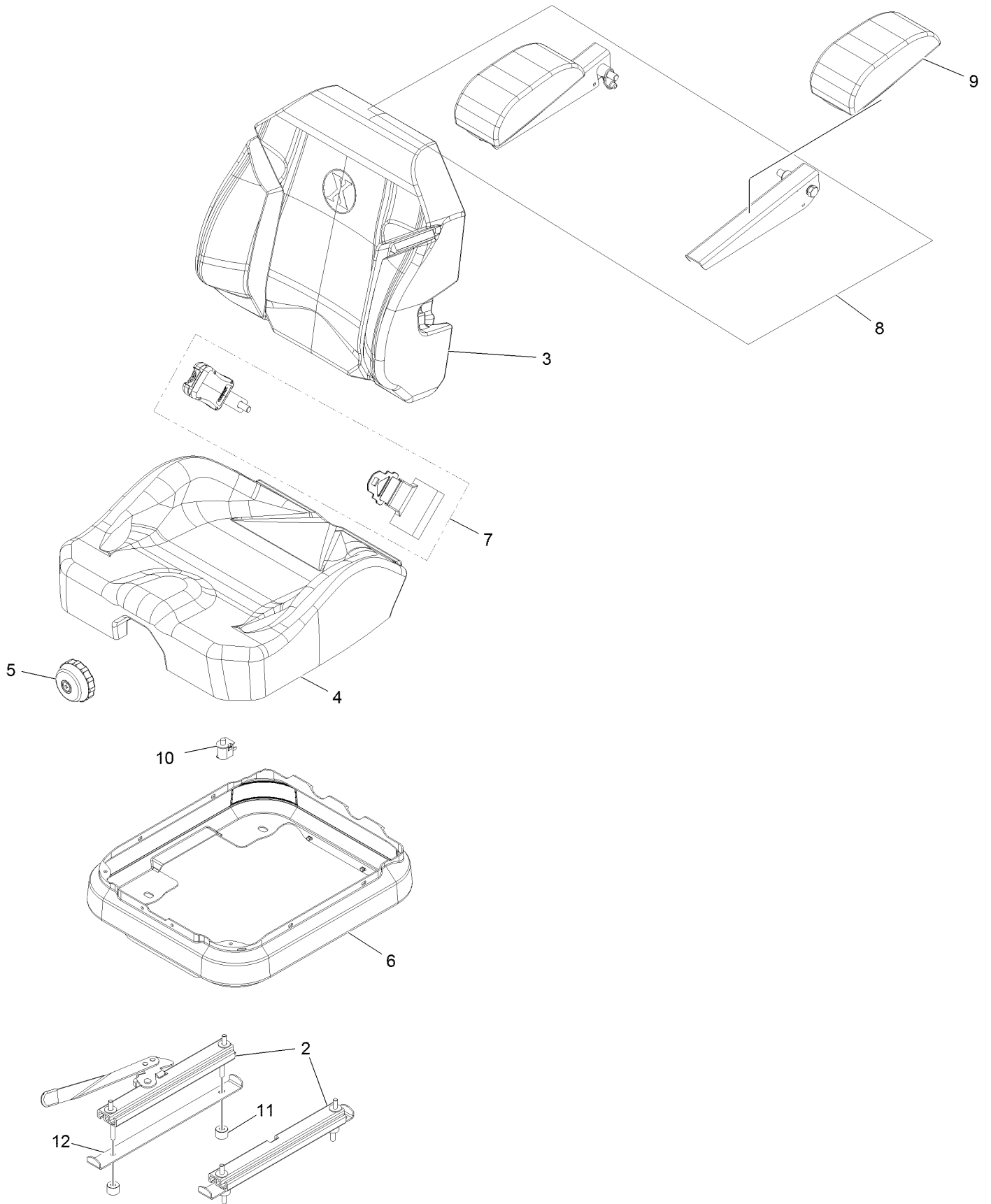
# Seat Assembly



## Seat Assembly (continued)

<i>Ref.</i>	<i>Part Number</i>	<i>Qty.</i>	<i>Description</i>	<i>Ref.</i>	<i>Part Number</i>	<i>Qty.</i>	<i>Description</i>
1	116-8912	1	Kit-Suspension Seat	10	109-9881-03	1	Plate-Latch, Seat
2	109-9034	4	Isolator-Seat	11	3230-4	1	Bolt-Carriage 5/16-18 X 1 1/2
3	104-8301	4	Nut-Nyloc 3/8-16 Flg	12	107-3017	1	Spring-Compression
4	116-3860-03	1	Plate-Tilt, Seat Support	13	9266934	2	Screw-HWH 5/16 X 1/2 Tf
5	3230-23	11	Bolt-Carriage 5/16-18 X 3/4 Short Neck	14	126-6574	1	Decal, Lazer Model
6	104-8300	18	Nut-Nyloc 5/16-18 Flg	15	116-1297	2	Screw-Shoulder
7	116-3859-03	1	Plate-Frame, Seat	16	116-0070	1	Rod-Prop
8	26-4840	4	Spacer-Pin, Mounting	17	3256-23	1	Washer-5/16 SAE
9	116-2130-03	1	Panel-Front, Seat Mount	18	142-2935	1	Decal-Lazer 96 Service Aid

# Seat Assembly (cont.)



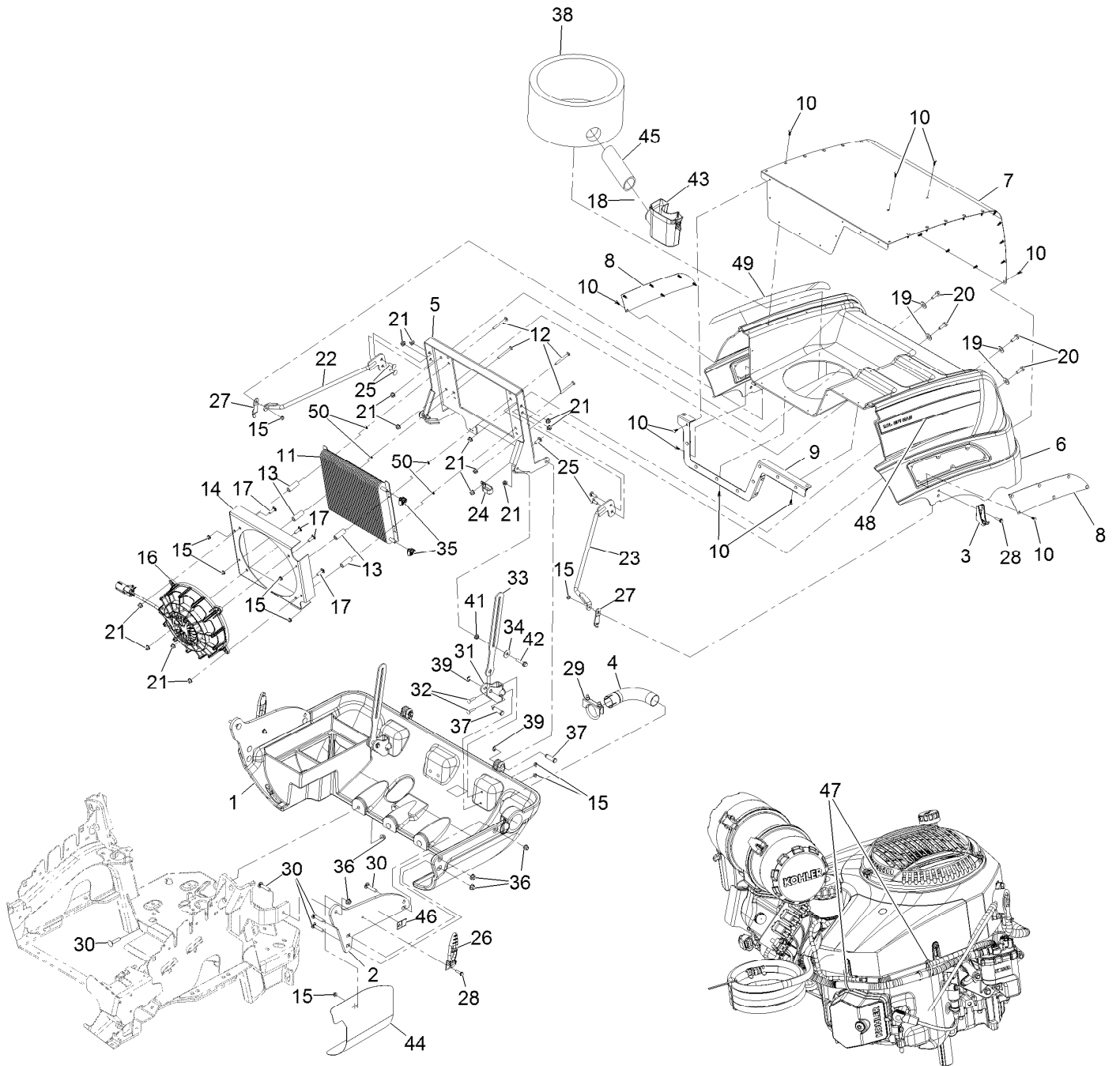


## Seat Assembly (cont.) (continued)

<i>Ref.</i>	<i>Part Number</i>	<i>Qty.</i>	<i>Description</i>	<i>Ref.</i>	<i>Part Number</i>	<i>Qty.</i>	<i>Description</i>
2	116-8910	1	Seat Track Set	7	126-2061	1	Seat Belt Service Kit
3	116-8908	1	Cover-Back 311463Vn500	8	116-8906	1	Kit-Arm Rest Set
4	116-8909	1	Cover-Cushion 311464Vn500	9	116-8905	1	Kit-Arm Rest Pads
5	116-8911	1	Knob-Adjuster	10	82-2190	1	Switch
6	116-5659	1	Cover-Suspension Bellows	11	116-9329	4	Spacer
				12	126-9918-03	2	Stop, Seat ●

● Used on Diesel models only

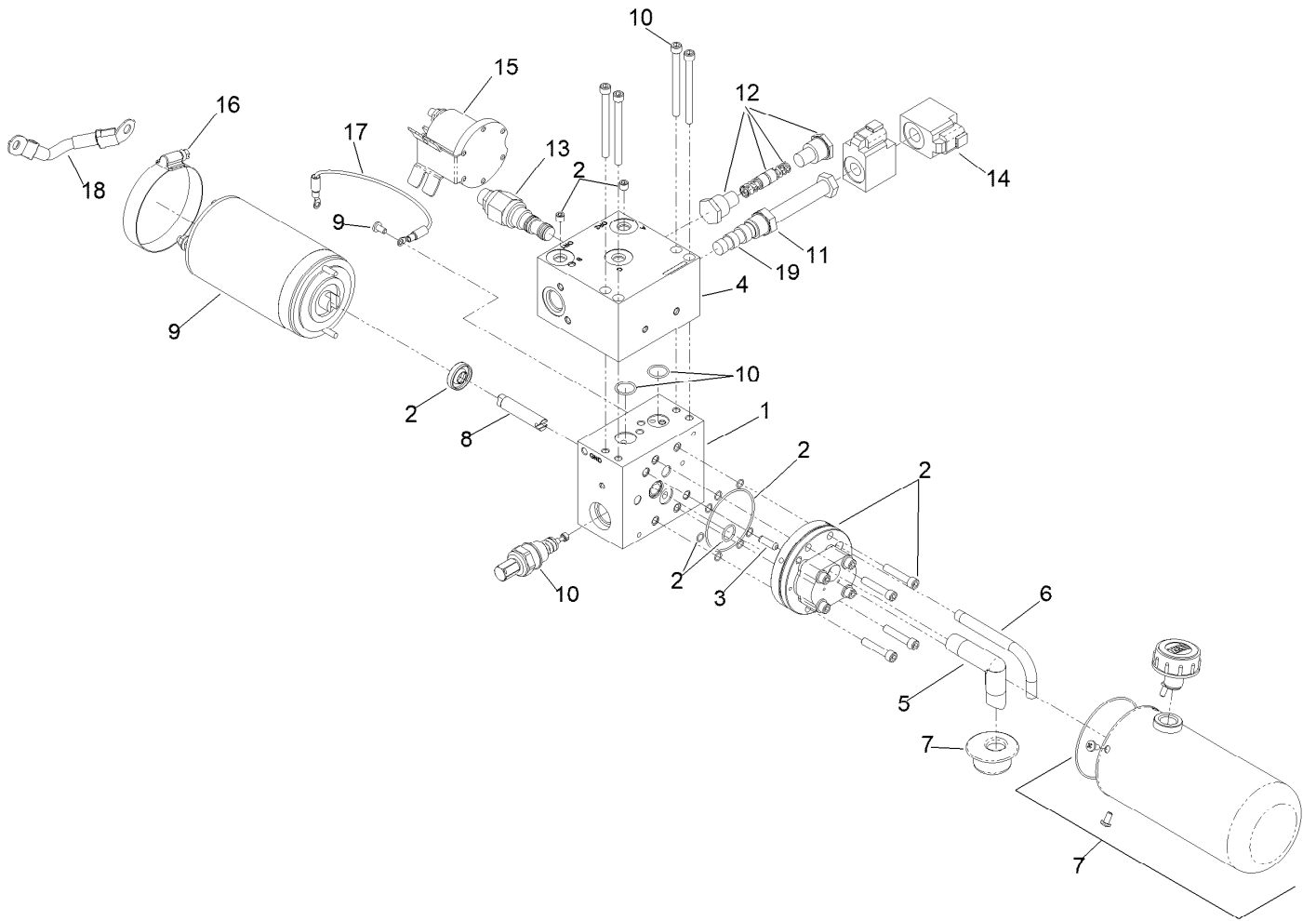
# Hood Assembly



## Hood Assembly (continued)

<i>Ref.</i>	<i>Part Number</i>	<i>Qty.</i>	<i>Description</i>	<i>Ref.</i>	<i>Part Number</i>	<i>Qty.</i>	<i>Description</i>
1	135-3340-03	1	Casting-Lower, Rear	26	103-2898	2	Latch-Rubber
2	135-3344-03	2	Plate-Mount	27	135-3353	2	Stop-Hood
3	126-8672	2	Latch-Catch	28	120-4654	4	Screw-HHF
4	135-1459	1	Tube-Exhaust	29	18-2130	1	Clamp
5	135-3317-03	1	Mount-Cooler	30	3231-5	11	Bolt-Carriage 3/8-16 X 1 3/4
6	135-3318	1	Hood	31	135-4438-03	2	Bracket-Mount, Slide
7	135-3324-03	1	Screen-Intake	32	3229-3	4	Bolt-Carriage 1/4-20 X 1 1/4
8	135-3332-03	2	Screen-Intake	33	135-3321-03	2	Slide-Hood
9	135-4437-03	1	Cap-Perforation, Hood	34	52-2900	2	Washer-Plastic
10	120-6737	57	Plug-Plastic	35	135-7984	2	Clamp-Hose
11	135-1223	1	Cooler-Oil	36	104-8301	11	Nut-Nyloc 3/8-16 Flg
12	3229-8	4	Bolt-Carriage 1/4-20 X 2 1/2	37	135-3347	4	Pin
13	95-6448	4	Spacer	38	135-3319	1	Foam-Inlet, Air
14	135-2391-03	1	Mount-Fan	39	32120-47	4	Ring-Retaining
15	104-7201	12	Nut-Nyloc 1/4-20 Flg	41	32128-20	2	Nut-Whizlock 5/16-18
16	135-0877	1	Fan	42	115-1794	2	Screw-Hex Flange 5/16-18 X 1 1/2
17	3230-22	4	Bolt-Carriage 5/16-18 X 1 Sp	43	135-7203	1	Mount-Hose
18	135-7836	1	Clamp	44	135-7312	1	Barrier-Heat
19	3256-4	4	Washer-3/8 Std	45	135-7442	1	Hose-Air Intake
20	3234-29	4	Screw-HH Flg 5/16-18 X 1	46	106-5517	1	Decal-Warning
21	104-8300	15	Nut-Nyloc 5/16-18 Flg	47	3290-378	2	Tie-Cable
22	135-4892	1	Support-Hood, RH	48	135-7933	1	Decal-LH Stripe
23	135-4874	1	Support-Hood, LH	49	135-7934	1	Decal-RH Stripe
24	120-1959	1	Clamp	50	32115-15	4	Nut-Push
25	3230-10	5	Bolt-Carriage 5/16-18 X 7/8				

# Power Unit Assembly

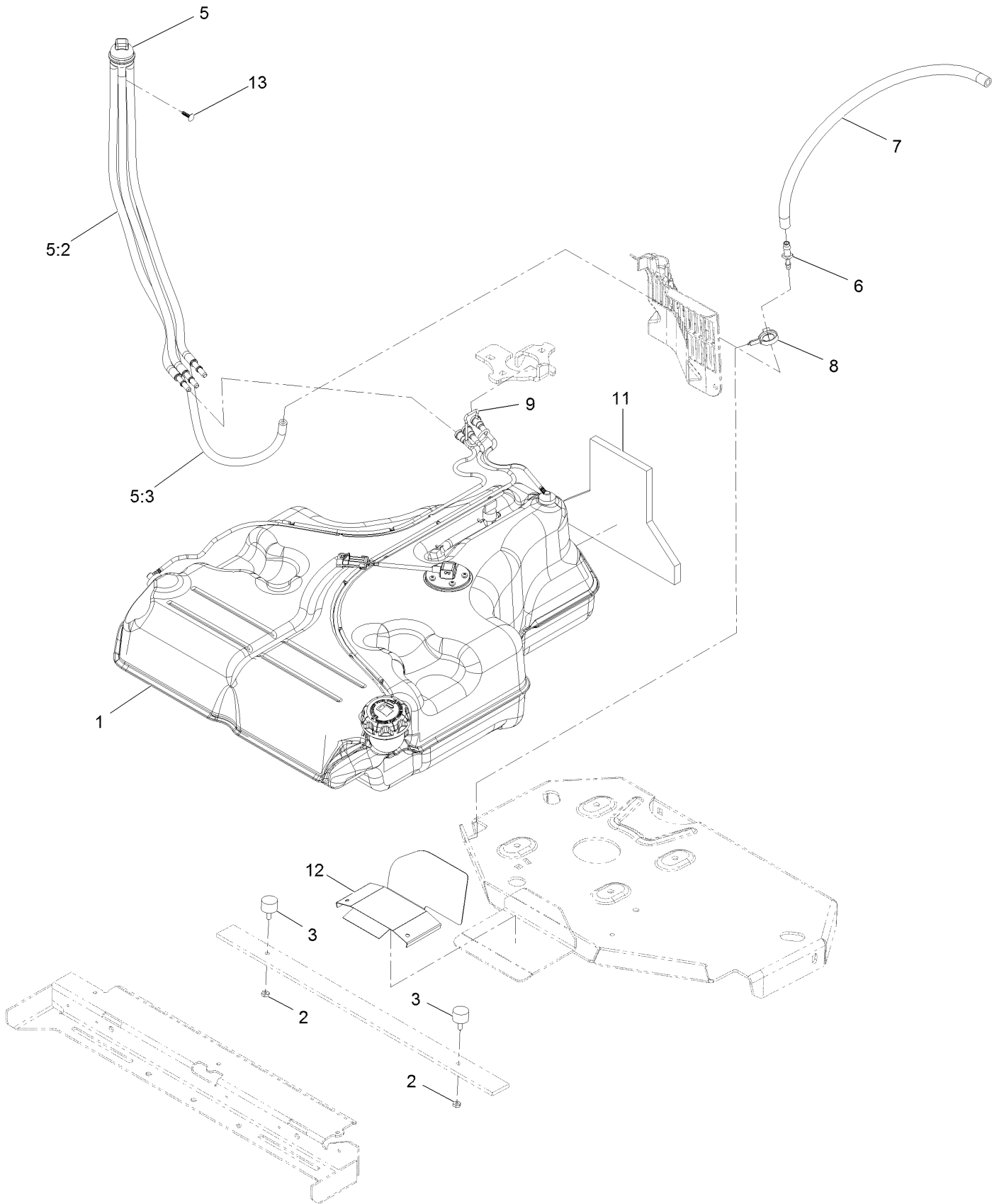


## Power Unit Assembly (continued)

<i>Ref.</i>	<i>Part Number</i>	<i>Qty.</i>	<i>Description</i>	<i>Ref.</i>	<i>Part Number</i>	<i>Qty.</i>	<i>Description</i>
1	135-7603	1	Base Assy, M3298, 3.0 Mtr	12	135-7614	1	Parts Kit, Dbl Po Ck Vlv, 4Inman
2	135-7604	1	P Assy, Kit, I, M3298, -100	13	135-7615	1	Counterbalance, 08, 5000-PSI
3	135-7605	2	Pin, Dowel, 1/4 X 3/4	14	135-7616	2	Coil, 12Vdc, 16W, Rect, Deutsch
4	135-7606	1	Valve, Relief, Vm01, 210-320 Bar	15	HYD13624	1	Power Unit Solenoid Kit, ATV/Ms-UTV
5	HYD09361	1	Inlet Tube, Bu	16	HYD13634	1	Clamp, Hose, Worm GR, 2.3-3.25
6	135-7608	1	Tube, Return, 90DEG, 1/8NPTF	17	135-7619	1	Wire Assy, Cntrl, 16Awg, Hs, Ring
7	135-7609	1	Parts Kit, Resv, Stl, 3.375 X 7.0	18	135-7620	1	Cable, Insulated, W/Lugs, 5In, 6GA
8	135-7610	1	Shaft, Intermediate, Micro, DC	19	135-7880	1	Parts Kit, Seal, 4W/3P Valve
9	135-7611	1	Motor, DC, 12V, 3In, 1 Term	99	142-4398	1	Cap-Powerunit
10	135-7612	1	Parts Kit, Manifold Assy, M3200	99	135-2834	1	Ruby Tran-1 Gal ●
11	135-7613	1	Cartridge, 4W/3P, 3000PSI, Mc, #8				

● Not illustrated

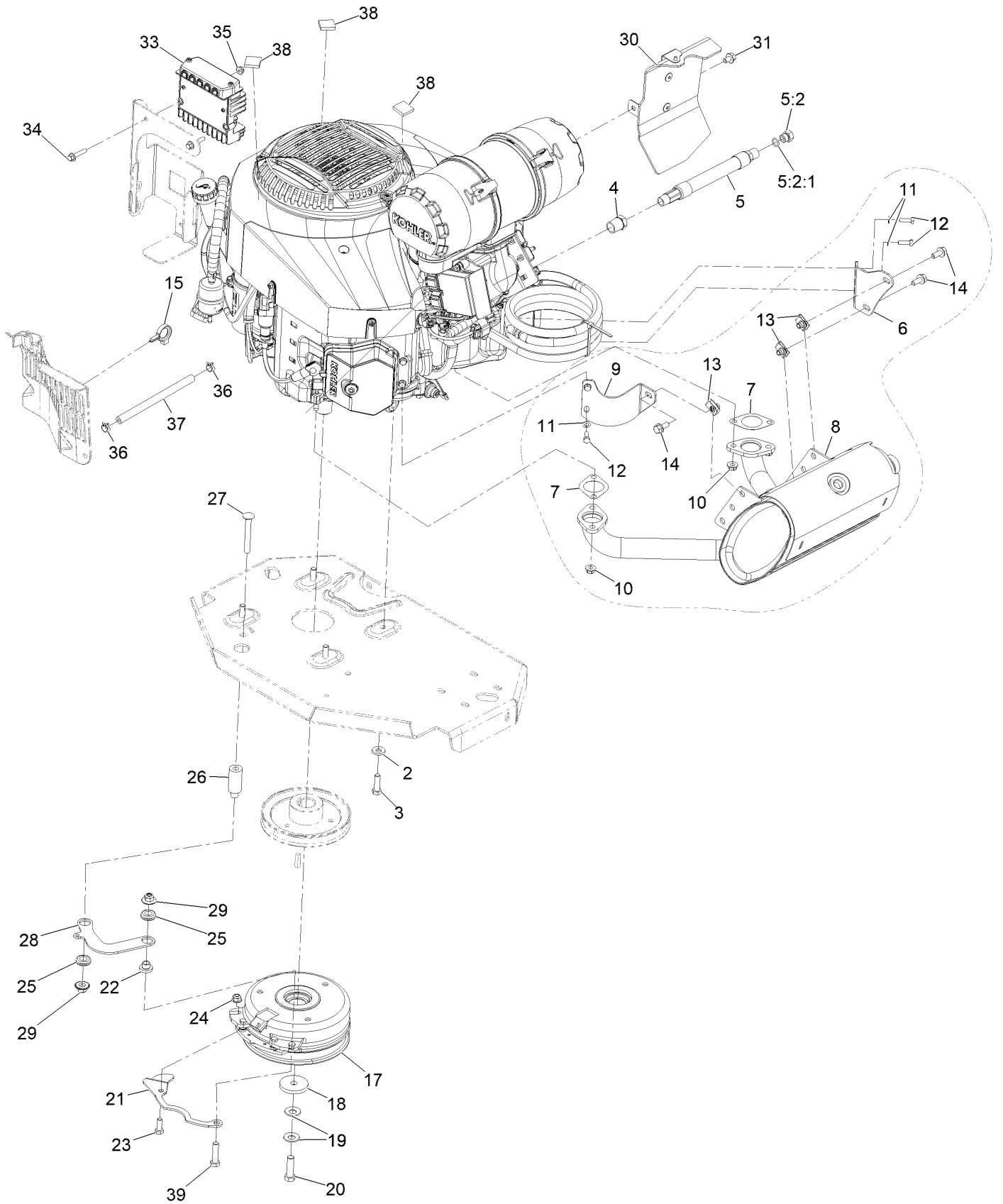
# Fuel Tank Assembly



## Fuel Tank Assembly (continued)

<i>Ref.</i>	<i>Part Number</i>	<i>Qty.</i>	<i>Description</i>	<i>Ref.</i>	<i>Part Number</i>	<i>Qty.</i>	<i>Description</i>
1	135-0643	1	Fuel Tank ASM	7	116-5087	1	Hose-Fuel
2	3218-1	2	Nut-Jam	8	105-1853	1	Clamp-Hose
3	1-523420	2	Bumper	9	116-6005	1	Retainer-Line, Vapor
5	127-0583	1	Fuel Manifold Vent ASM	11	126-0224	1	Insulation-Foam, Fuel Tank
5:2	109-0302	3	Hose-Fuel	12	126-0032-01	1	Guard-Exhaust
5:3	108-5376	1	Hose-Fuel	13	125-8067	1	Plug-Plastic
6	116-5072	1	Fitting-Straight				

# Engine Assembly

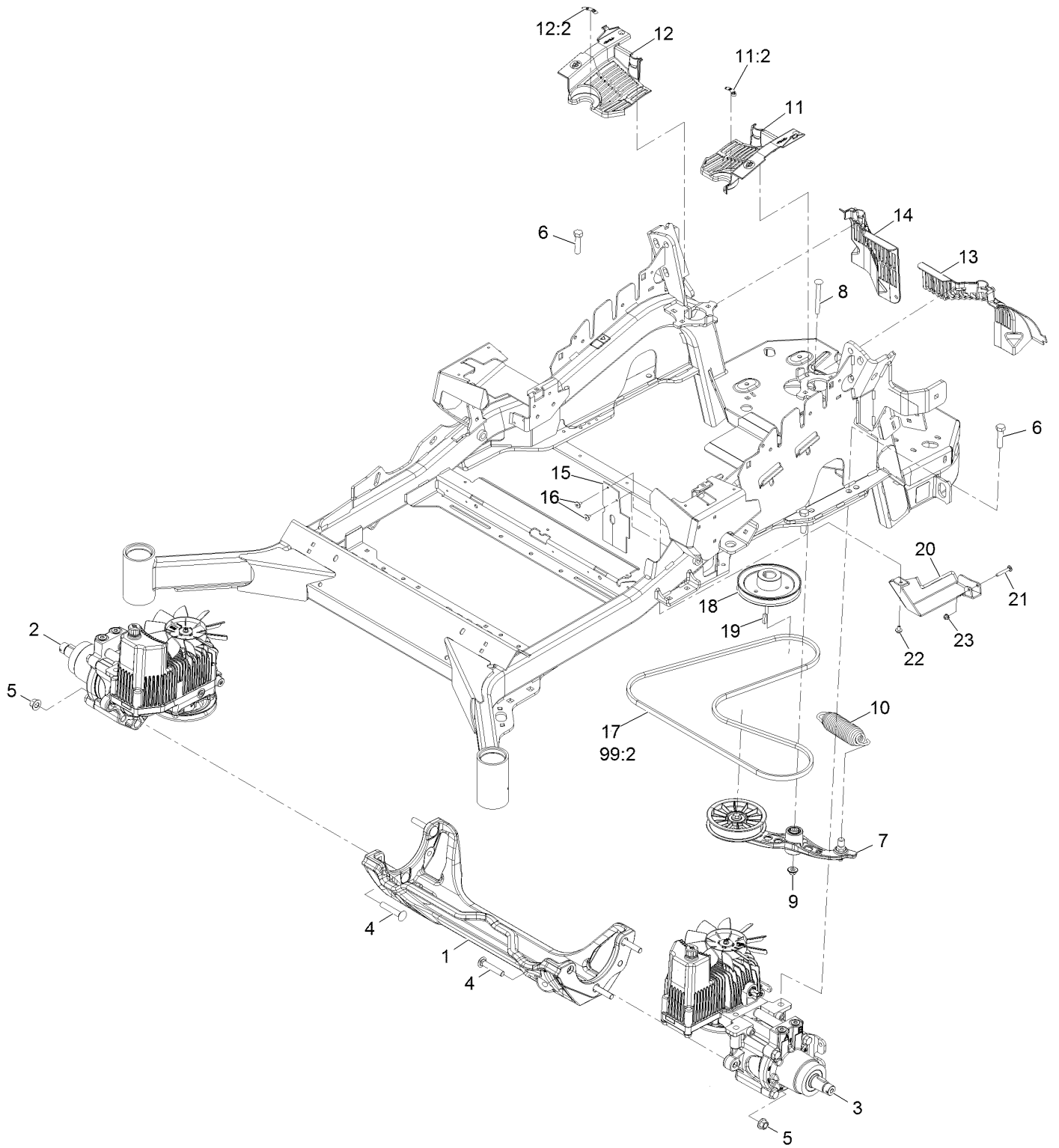




## Engine Assembly (continued)

<i>Ref.</i>	<i>Part Number</i>	<i>Qty.</i>	<i>Description</i>	<i>Ref.</i>	<i>Part Number</i>	<i>Qty.</i>	<i>Description</i>
2	98-5975	4	Washer-Spring Disc 3/8	21	116-3331-01	1	Belt-Guide
3	323-7	4	Screw-HH 3/8-16 X 1 1/4	22	116-3318	1	Spacer
4	103-1390	1	Bushing	23	322-4	2	Screw-HH 5/16-18 X 7/8
5	135-7298	1	Oil Drain Hose ASM	24	104-8300	2	Nut-Nyloc 5/16-18 Flg
5:2	353-508	1	Plug-W/O-Ring	25	93-5108	2	Grommet-Rubber
5:2:1	237-42	1	O-Ring	26	116-3319	1	Spacer
6	116-9048	1	Bracket-Muffler	27	3231-42	1	Bolt-Carriage 3/8-16 X 3
7	126-0359	2	Gasket-Exhaust	28	116-3317-01	1	Link-Anchor, Clutch
8	126-4645	1	Muffler	29	109-6658	2	Nut-Nyloc 3/8-16 Flg
9	126-5620	1	Bracket-Muffler, Front	30	135-7326	1	Baffle ASM
10	116-9626	4	Nut-Flange, Lock	31	68-9410	1	Screw-HH M8-1.25 X 12Mm
11	1-303435	4	Washer-Spring Disc 1/4	33	135-4434	1	Regulator And Rectifier ASM
12	116-4295	4	Screw-HH M6-1 X 20Mm W/Patch	34	127-8639	2	Screw-HHF
13	94-2413	3	Nut-U	35	104-7201	2	Nut-Nyloc 1/4-20 Flg
14	3234-5	3	Screw-HH Flg 5/16-18 X 3/4	36	2412-98	2	Clamp-Hose
15	105-1853	1	Clamp-Hose	37	109-0303	1	Hose-Fuel Line 7"
17	126-4185	1	Clutch Kit	38	93-9155	3	Velcro
18	109-6919	1	Washer-Clutch	39	323-8	1	Screw-HH 3/8-16 X 1 1/2
19	1-603610	2	Washer-Spring Disc 7/16				
20	109-9761	1	Screw-HH 7/16-20 X 1 1/2 W/Loctite				

# Hydraulic Assembly

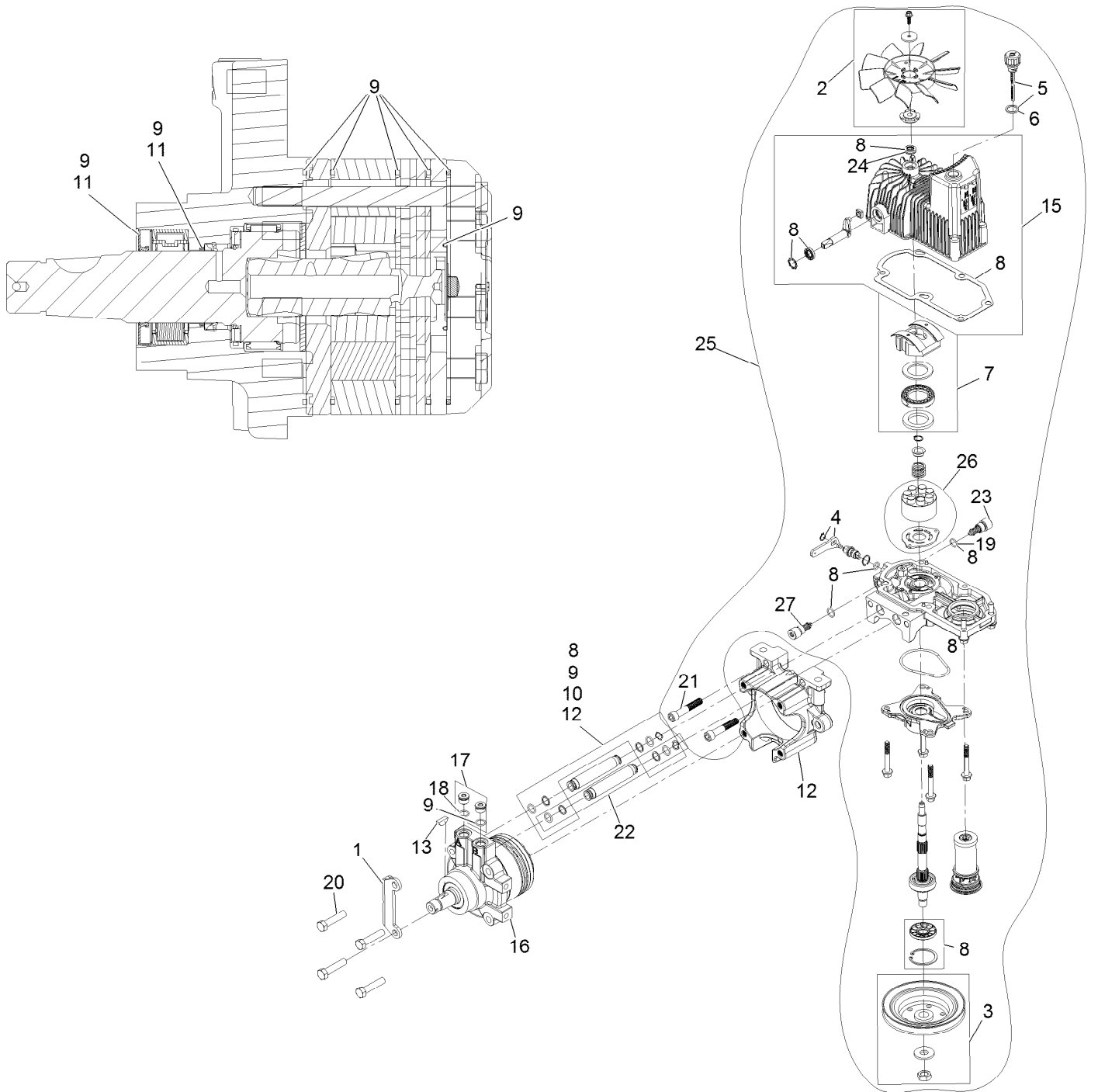


## Hydraulic Assembly (continued)

<i>Ref.</i>	<i>Part Number</i>	<i>Qty.</i>	<i>Description</i>	<i>Ref.</i>	<i>Part Number</i>	<i>Qty.</i>	<i>Description</i>
1	116-7558	1	Cradle-Hydro	15	116-2362	1	Deflector-Air Flow
2	135-7910	1	Hydro-RH	16	1-803035	2	Rivet 3/16 X 1/4
3	135-7909	1	Hydro-LH	17	126-9835	1	Belt-V
4	126-0095	6	Bolt-Carriage 1/2-13 X 2 3/4	18	109-9905	1	Sheave
5	99-5107	6	Nut-Lock 1/2-13	19	1-807259	1	Key-Machine 1/4 X 1/4 X 1
6	325-8	4	Screw-HH 1/2-13 X 1 1/4	20	142-3469	1	Tank Guard Wldmnt
7	116-1255	1	Pump Idler ASM	21	3229-5	1	Screw-CARR
8	116-1502	1	Bolt-Carriage Shoulder 3/8-16 X 3 1/2	22	46-6810	1	Screw-HWH 1/4-20 X .50 Taptite
9	109-6658	1	Nut-Nyloc 3/8-16 Flg	23	104-7201	1	Nut-Nyloc 1/4-20 Flg
10	116-6317	1	Spring-Extension	99	109-9828	1	Oil-HYD, (Quart) ●
11	116-0170	1	LH Hydro Guard ASM	99	116-0164	1	Filter-Hydro ●
11:2	116-8726	1	Decal-Oil, Hydro	99	116-1218	1	Oil-HYD, 1 Gallon ●
12	116-0171	1	RH Hydro Guard ASM	99	116-3270	1	Hydro Service Kit ●
12:2	116-8726	1	Decal-Oil, Hydro	99:1	109-9828	4	Oil-HYD, (Quart) ●
13	109-9709	1	Guard-Hydro, Rear Trim (LH)	99:2	126-9835	1	Belt-V
14	109-9058	1	Guard-Hydro, Rear (RH)	99:3	116-0164	2	Filter-Hydro ●

● Not illustrated

# LH Hydro Assembly No. 135-7909

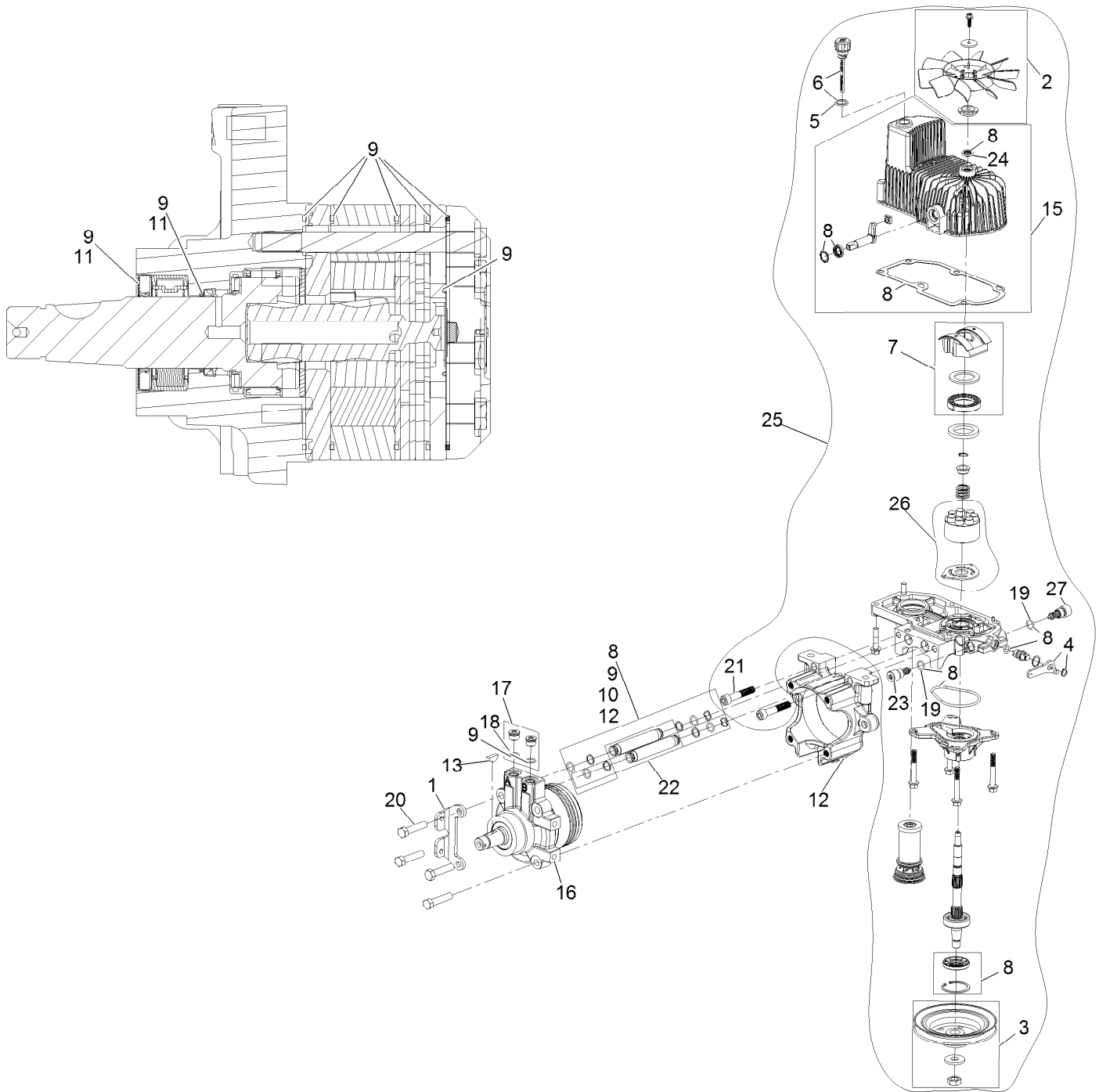


## LH Hydro Assembly No. 135-7909 (continued)

<i>Ref.</i>	<i>Part Number</i>	<i>Qty.</i>	<i>Description</i>	<i>Ref.</i>	<i>Part Number</i>	<i>Qty.</i>	<i>Description</i>
1	135-7827	1	Plate, Horse Shoe Mount	17	116-7901	1	Magnetic Plugs Service Kit
2	142-3603	1	Kit, 7.8 In Fan	18	76-1900	2	O-Ring
3	116-0234	1	Pulley Kit	19	116-8662	2	O-Ring-Valve, Check
4	116-0235	1	Handle	20	116-8974	4	Screw-HH 1/2-20 X 2 1/4
5	116-0236	1	Dipstick	21	116-8975	2	Screw-HSH 1/2-20 X 2 3/4
6	116-0237	1	Gasket	22	116-9922	2	Hydraulic Tube Kit
7	116-1367	1	Swash Block Kit	23	126-7466	1	Valve-Shock
8	142-3604	1	Kit, Pump Seal	24	126-7711	1	Seal-Drive, Fan
9	116-1369	1	Motor Seal Kit	25	142-3607	1	Kit, Pump Section 16Cc LH
10	116-1370	1	Tube Seal Kit	26	142-4501	1	Kit - 16Cc Port Plate, Rotate Grp
11	116-1371	1	Output Shaft Seal Kit				
12	116-5469	1	Cup-Nose	27	142-4459	1	Shock Valve Orificed 3800
13	3257-42	1	Key-Woodruff 5/16 X 1	99	116-1373	1	Flow Test Kit ●
15	142-4460	1	Kit, Housing-Hydro LH	99	116-4245	1	Puller-Pulley ●
16	142-3616	1	Kit, Motor Tg310Cc LH				

● Not illustrated

# RH Hydro Assembly No. 135-7910

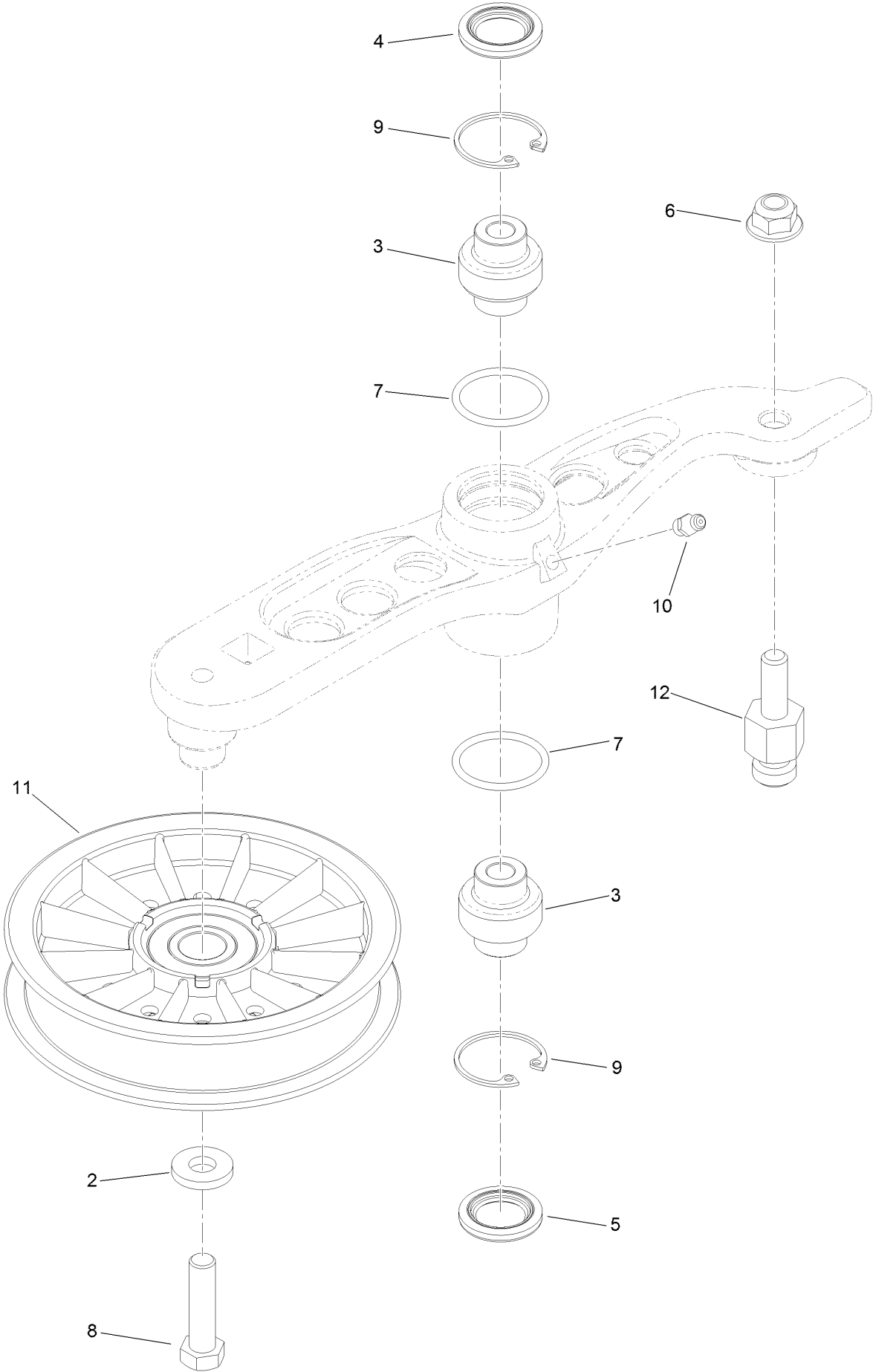


## RH Hydro Assembly No. 135-7910 (continued)

<i>Ref.</i>	<i>Part Number</i>	<i>Qty.</i>	<i>Description</i>	<i>Ref.</i>	<i>Part Number</i>	<i>Qty.</i>	<i>Description</i>
1	135-7827	1	Plate, Horse Shoe Mount	17	116-7901	1	Magnetic Plugs Service Kit
2	142-3603	1	Kit, 7.8 In Fan	18	76-1900	2	O-Ring
3	116-0234	1	Pulley Kit	19	116-8662	2	O-Ring-Valve, Check
4	116-0235	1	Handle	20	116-8974	4	Screw-HH 1/2-20 X 2 1/4
5	116-0236	1	Dipstick	21	116-8975	2	Screw-HSH 1/2-20 X 2 3/4
6	116-0237	1	Gasket	22	116-9922	2	Hydraulic Tube Kit
7	116-1367	1	Swash Block Kit	23	126-7466	1	Valve-Shock
8	142-3604	1	Kit, Pump Seal	24	126-7711	1	Seal-Drive, Fan
9	116-1369	1	Motor Seal Kit	25	142-3606	1	Kit, Pump Section 16Cc RH
10	116-1370	1	Tube Seal Kit	26	142-4501	1	Kit - 16Cc Port Plate, Rotate Grp
11	116-1371	1	Output Shaft Seal Kit				
12	116-5469	1	Cup-Nose	27	142-4459	1	Shock Valve Orificed 3800
13	3257-42	1	Key-Woodruff 5/16 X 1	99	116-4245	1	Puller-Pulley ●
15	142-4461	1	Kit, Housing-Hydro RH	99	116-1373	1	Flow Test Kit ●
16	142-3617	1	Kit, Motor Tg310Cc RH				

● Not illustrated

# Pump Idler Assembly No. 116-1255

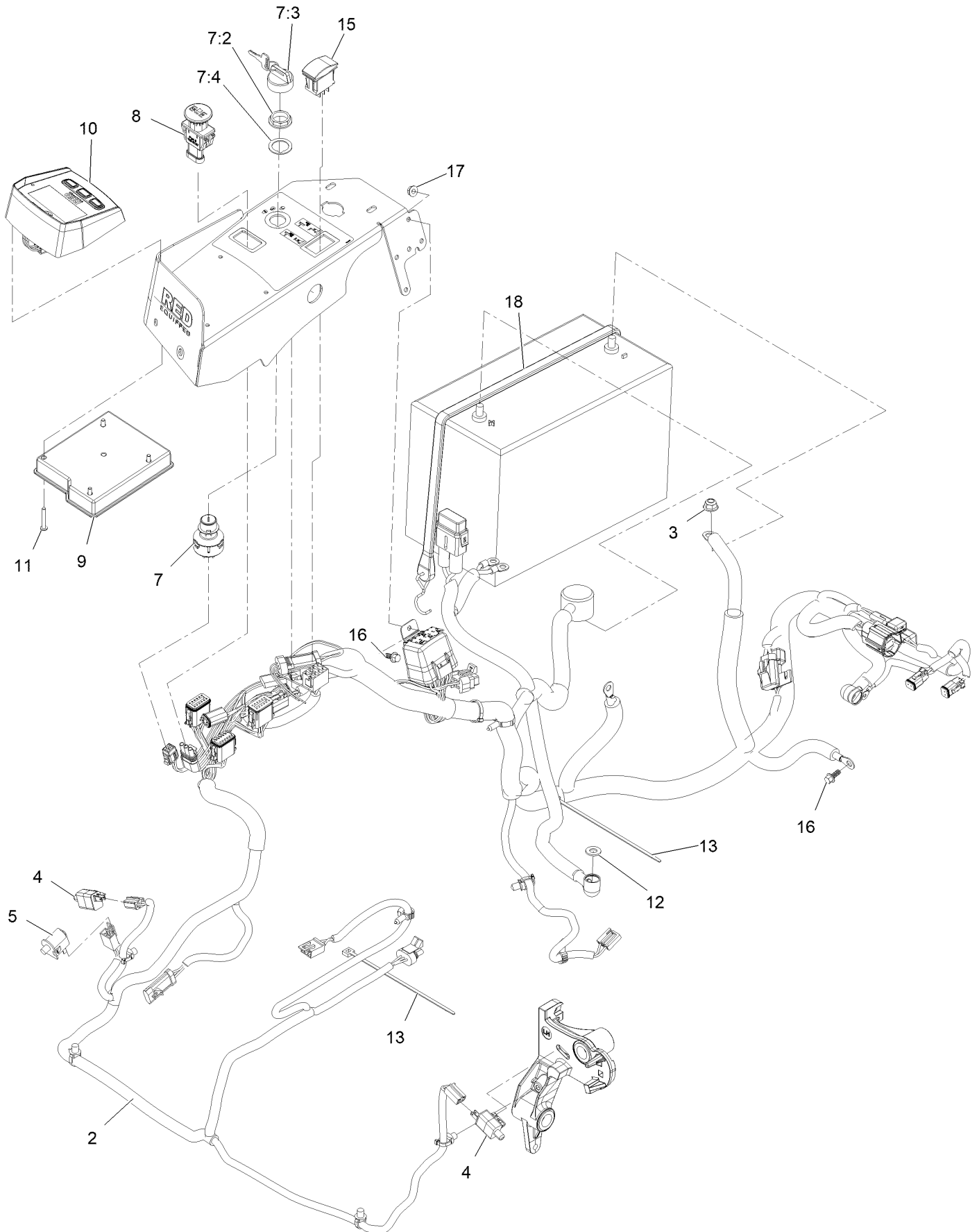




## Pump Idler Assembly No. 116-1255 (continued)

<i>Ref.</i>	<i>Part Number</i>	<i>Qty.</i>	<i>Description</i>	<i>Ref.</i>	<i>Part Number</i>	<i>Qty.</i>	<i>Description</i>
2	43-0940	1	Spacer	8	323-8	1	Screw-HH
3	103-3504	2	Bearing-Spherical	9	32120-10	2	Ring-Snap
4	103-3505	1	Seal-Lip, Double	10	302-19	1	Fitting-Grease
5	103-3506	1	Seal-Lip, Single	11	109-8076	1	Pulley-Idler
6	109-6658	1	Nut-Flange, NI	12	132-4724	1	Pin-Anchor, Spring
7	106-7159	2	O-Ring				

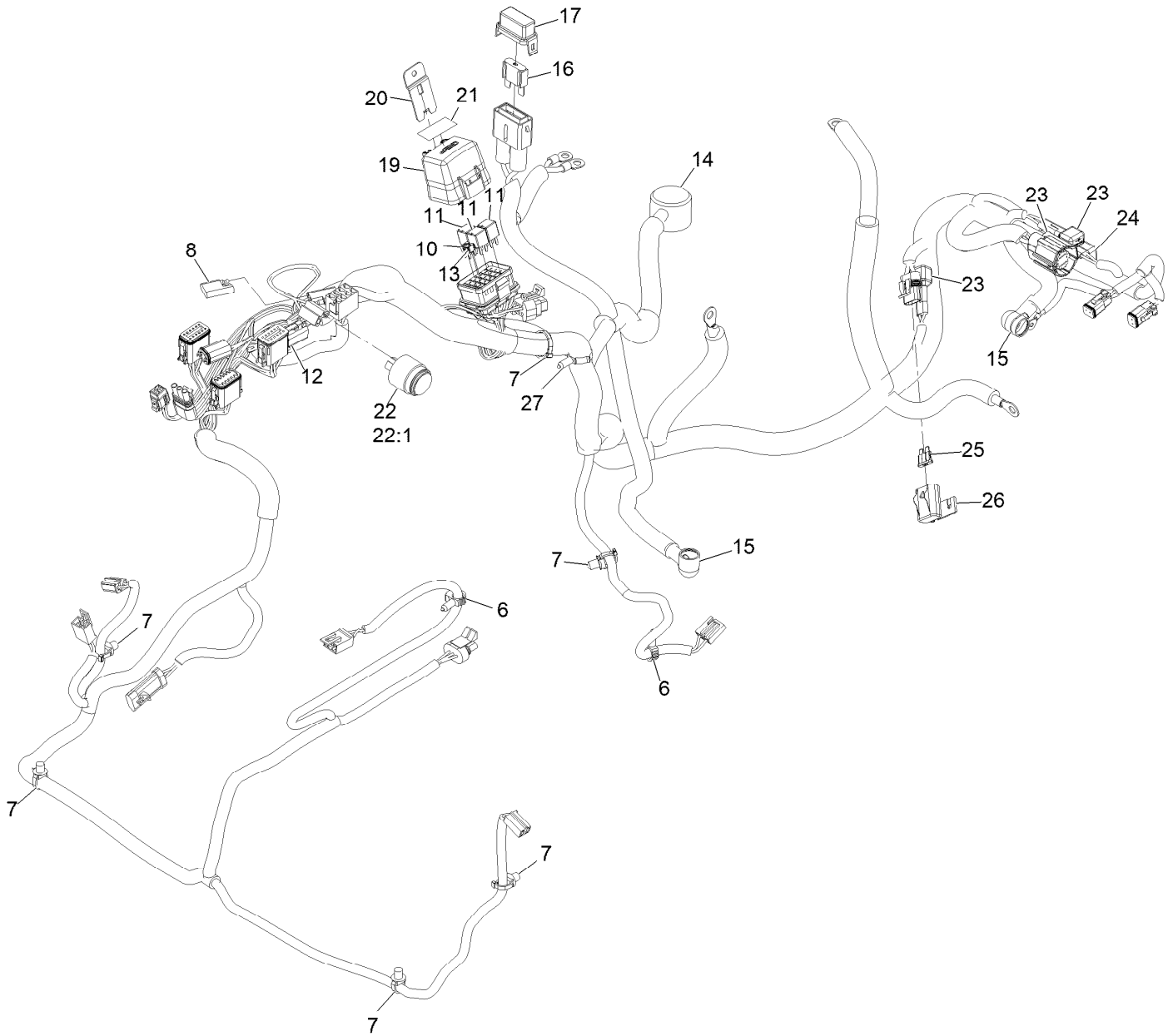
# Electrical Assembly



## Electrical Assembly (continued)

<i>Ref.</i>	<i>Part Number</i>	<i>Qty.</i>	<i>Description</i>	<i>Ref.</i>	<i>Part Number</i>	<i>Qty.</i>	<i>Description</i>
2	142-8168	1	Harness-Wire	10	126-4232	1	Module, Ldu
3	104-8301	2	Nut-Nyloc 3/8-16 Flg	11	126-5092	4	Screw-PPH
4	110-6765	2	Switch	12	3256-24	1	Washer-3/8 SAE
5	82-2190	1	Switch	13	3290-378	2	Tie-Cable
7	126-6285	1	Ignition Switch ASM	15	100-1535	1	Switch-Rocker, (On)-Off-(On)
7:2	108-8660	1	Nut-Mounting	16	99-6810	2	Screw-HH 1/4-20 X 5/8
7:3	106-5270	1	Ignition Key Set	17	32128-33	1	Nut-Whizlock 1/4-20
7:4	108-8659	1	Washer-Backup	18	135-4440	1	Strap
8	126-6187	1	Switch-PTO, Sealed				
9	135-3427	1	Module-Mcu				

# Electrical Harness



## Electrical Harness (continued)

<i>Ref.</i>	<i>Part Number</i>	<i>Qty.</i>	<i>Description</i>	<i>Ref.</i>	<i>Part Number</i>	<i>Qty.</i>	<i>Description</i>
6	32180-037	2	Clip-Harness	20	32180-177	1	Clip-Mounting
7	32180-030	6	Clip-Tie	21	135-7226	1	Decal-Fuse
8	32180-197	1	Cap-Plug	22	80-9330	1	Audio Alarm ASM
10	121-8868	1	Fuse-Mini Blade, 20 Amp	22:1	104-5107	1	Nut-Plastic, Knurled
11	126-3991	3	Relay-Micro	23	100-4918	3	Diode
12	32180-156	1	Cap-Plug, 6 Way	24	135-1366	1	Resistor - 30K Ohms 2W 5% Overmolded
13	121-8867	1	Fuse-Mini Blade, 15 Amp	25	99-6124	1	Fuse-40 Amp
14	109-2407	1	Insulator-Battery	26	32180-019	1	Cover-Fuse, Single
15	1-543393	2	Insulator-Solenoid	27	32180-067	1	Clip-Harness, Tubing (16MM)
16	94-8002	1	Fuse-Blade, 50 Amp				
17	32181-014	1	Cover-Fuse Holder, Maxi				
19	32181-013	1	Cover-Fuseblock, 24F, Gep				

**Notes:**



# MAXIMIZE THE PERFORMANCE OF YOUR EXMARK MACHINE.



## EXMARK® PREMIUM ENGINE OIL

Exmark now offers a family of engine oil viscosities to perform well in any environment. Each viscosity has the same synthetic formulation to give you what you need in punishing conditions. We designed each grade to the highest quality, making it ideal even for diesel applications. Coupled with Exmark Premium Fuel Treatment, we have the performance products to make your machine hum.

### EXMARK PREMIUM ENGINE OIL SAE 30/10W-30

- Meets zero shear requirements of a straight grade SAE 30 as well as the cold temp properties of a 10W-30.
- Most versatile oil in the industry.
- Superior corrosion protection over conventional oil - even in corrosive, humid environments.

### EXMARK PREMIUM ENGINE OIL SAE 20W-50

- Perfect for your big block engine, or any application in severe service.
- Same full synthetic formulation as all other Exmark Premium viscosities.
- Also effective for use in severe service small block engines.

### EXMARK PREMIUM ENGINE OIL SAE 10W-50

- Full synthetic formulation gives you peak performance. Don't settle for less.
- Wide span multi-grade combines easy starting in cold weather with maximum protection in high temperature operation.
- Reduce friction & wear over standard mineral formulations.

### EXMARK PREMIUM ENGINE OIL SAE 0W-40

- The perfect choice for when the weather turns cold or unpredictable, and your Exmark UTV has to perform.
- Commercial quality for severe service.
- Advanced additive package helps prevent corrosion from long-term storage.

### EXMARK PREMIUM ENGINE OIL UTV FORMULATION

- 4-cycle high-temp formulation.
- Heavier viscosity, full synthetic, perfect for your UTV.

### EXMARK PREMIUM UTV EXTREME CONDITIONS GEAR OIL

- SAE 80W-90, designed to keep your UTV performing at its peak.
- Shear stable, hypoid gear lube.
- Includes a premium additive system to combat wear, oxidation, rust & corrosion.

**Available from your local Exmark dealer. Find your closest dealer at [exmark.com](http://exmark.com)**

## EXMARK ACCESSORIES AND OPTIONS\*

### MID-MOUNT RIDING ACCESSORIES AND OPTIONS

CUSTOM RIDE SEAT SUSPENSION SYSTEM	OPERATOR CONTROLLED DISCHARGE
FULL SUSPENSION SEAT	SUN SHADE
DECK LIFT ASSIST KIT	TRASH CONTAINER
HITCH KIT	TURF STRIPER
LIGHT KIT	ULTRA VAC COLLECTION SYSTEM
12V POWER PORT	ULTRA VAC QUICK DISPOSAL SYSTEM
MICRO-MULCH SYSTEM	

### OUT-FRONT RIDING ACCESSORIES AND OPTIONS

CUSTOM RIDE SEAT SUSPENSION SYSTEM	SNOW BLADE
DUAL-TAIL WHEEL	SNOWBLOWER
FLOOR PAN EXTENDER	SUN SHADE
HITCH KIT	TRASH CONTAINER
LIGHT KIT	ULTRA VAC COLLECTION SYSTEM
MICRO-MULCH SYSTEM	ULTRA VAC QUICK DISPOSAL SYSTEM
ROLL OVER PROTECTION SYSTEM (ROPS)	WEATHER CAB

### WALK-BEHIND ACCESSORIES AND OPTIONS

GRASS CATCHER	TURF STRIPER
MICRO-MULCH SYSTEM	STANDON

\*Some accessories and options not available for some models.

Place Model No. and Serial No.  
Label Here (Included in the Literature  
Pack) or Fill in Below

Model No. \_\_\_\_\_

Serial No. \_\_\_\_\_

Date Purchased \_\_\_\_\_

Engine Model No. and Spec. No. \_\_\_\_\_

Engine Serial No. (E/No) \_\_\_\_\_

© 2021 Exmark Mfg. Co., Inc.  
415 Industrial Row  
Beatrice, NE 68310  
All Rights Reserved

Part No. 4505-758 Rev. A  
(402) 223-6375  
Fax (402) 223-5489  
Printed in the USA.

