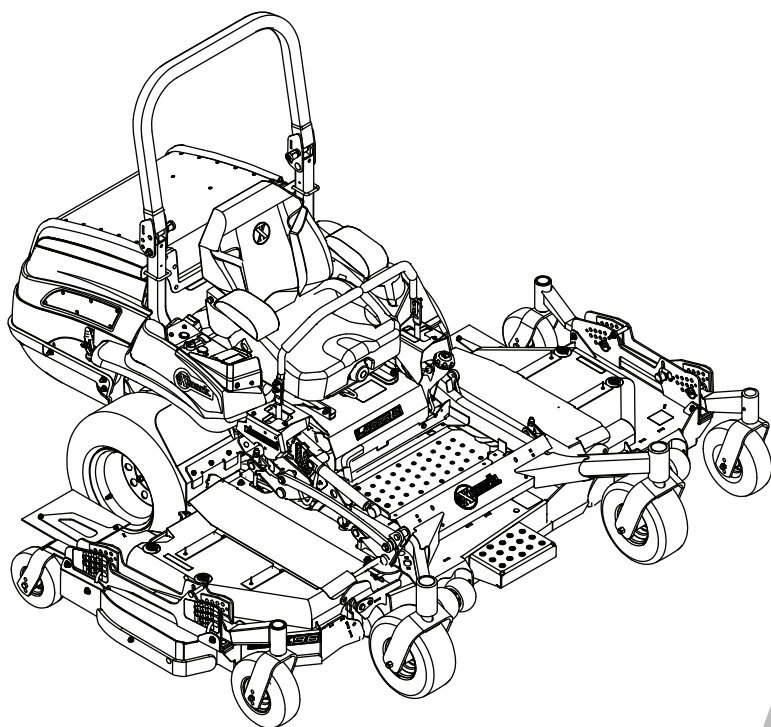




LAZER Z[®] X-SERIES

Model No. LZX980EKC96RW0—Serial No. 406294345 and Up

Picture below may not reflect actual product.



Parts Manual

Part No. 4504-617 Rev. C

Ordering Replacement Parts

To order replacement parts, please supply the part number, the quantity, and the description of each part desired.

Understanding Reference Numbers

Each identified part in an illustration has a reference number. The reference number for a part also appears in the parts list, along with other information about the part.

This catalog uses two special reference number formats, one to indicate parts in a service assembly and another to indicate the quantity of a given part in an illustration.

Service Assembly Reference Numbers

Parts in service assemblies have reference numbers in the form a:b. The a represents the reference number of the entire service assembly and the b represents a sequential number unique to each part within the service assembly.

For example, a wheel assembly might be identified by reference number 6, the tire by 6:1, the valve by 6:2, and the wheel by 6:3. When you order the assembly identified by reference number 6, you receive all parts identified by reference numbers 6:1, 6:2, and 6:3. However, you may also order any part individually. Reference numbers of this type appear in illustration and in parts lists.

Reference Numbers Indicating Quantity

In an illustration, if a reference number indicates more than one part, the reference number has the form nX y. The n represents the quantity of the part, the X is the multiplication symbol, and the y represents the reference number.

For example, in an illustration, the reference number 2X 37 means that two of the parts identified by reference number 37 are indicated.

Touch Up Paint

Exmark black touch up spray paint – gloss black.

Exmark red touch up paint (spray paint – P/N 1-850337 - .6 oz liquid bottle – P/N 103-9140).

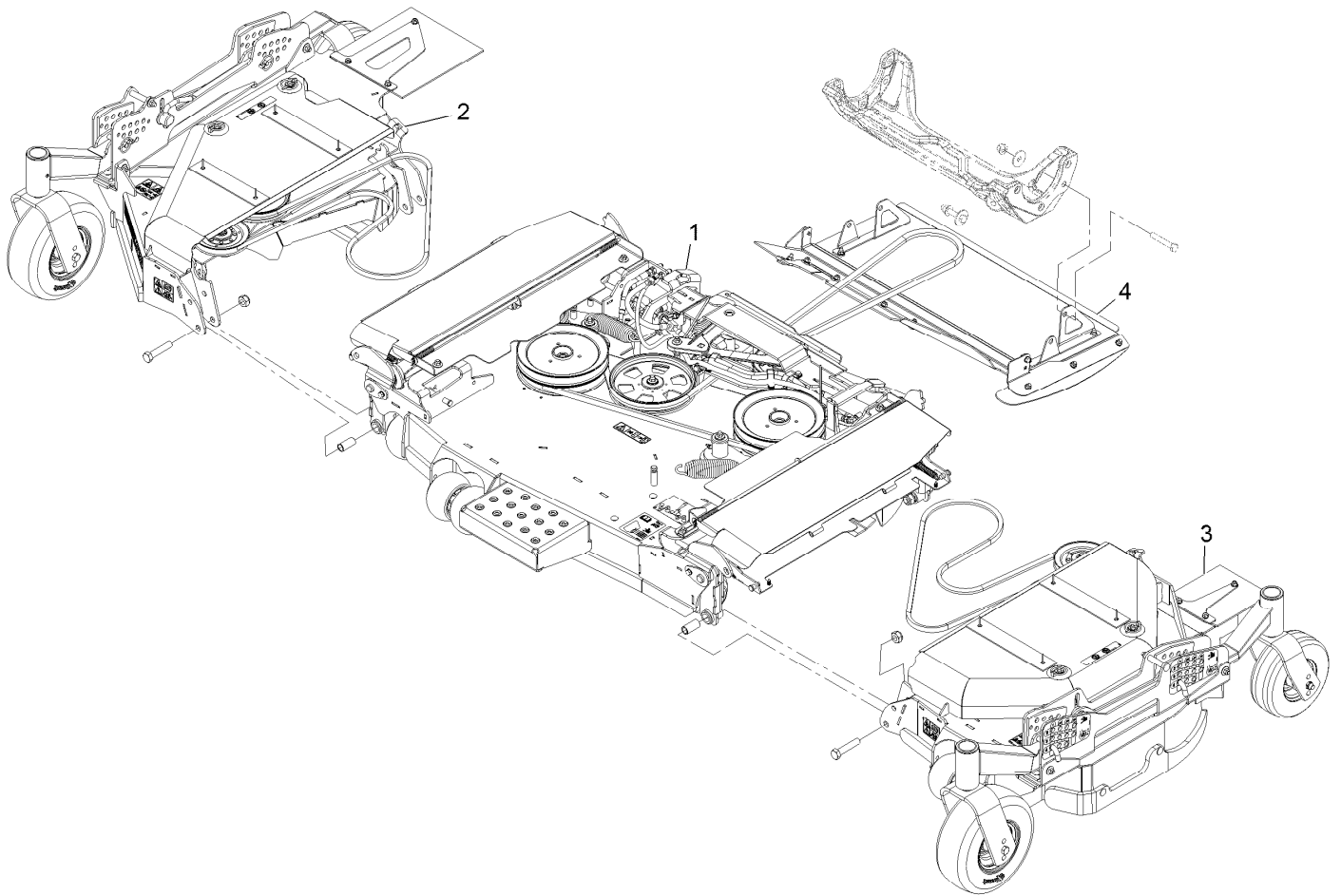


If your Exmark dealer does not have the Exmark part in stock, Exmark will get the parts to the dealer the next business day or the part will be FREE Guaranteed!! (Some restrictions apply. See your participating Exmark Dealer for details.)

Contents

Complete Deck Assembly	4
Center Deck Idler Assembly	6
Center Deck W/Decals Assembly	8
Idler Assembly No. 126-9435	10
Idler Assembly No. 126-9438	12
Deck Idler Assembly No. 126-1720	14
Center Folding Deck Hydraulic Assembly	16
Center Deck Fold Assembly	18
Center Deck Assembly	20
LH Wing Deck Assembly	22
LH Wing Deck W/Decals Assembly No. 140-0982	24
Caster Tire Assembly	26
LH Deck Rear Caster Wheel and Fork Assembly	28
RH Wing Deck Assembly	30
RH Wing Deck W/Decals Assembly	32
Caster Tire Assembly	34
Discharge Tunnel Assembly	36
Main Frame Assembly	38
X-Series Decal	40
Roll-Over Protection System	42
Roll Over Protection System (cont.)	44
Front Caster and Fork Assembly	46
Caster Fork and Tire Assembly	48
Deck Lift Assembly	50
Controls Assembly	52
Motion Control Assembly	54
Rear Wheel Assembly	56
Park Brake Assembly	58
Seat Assembly	60
Seat Assembly (cont.)	62
Hood Assembly	64
Power Train Assembly	66
Fuel Tank Assembly	68
Fuel Tank Assembly-Lazer 135-0643	70
Engine Assembly	72
Hydraulic Assembly	74
LH Hydro Assembly No. 135-7909	76
RH Hydro Assembly No. 135-7910	78
Pump Idler Assembly No. 116-1255	80
Electrical Assembly	82

Complete Deck Assembly

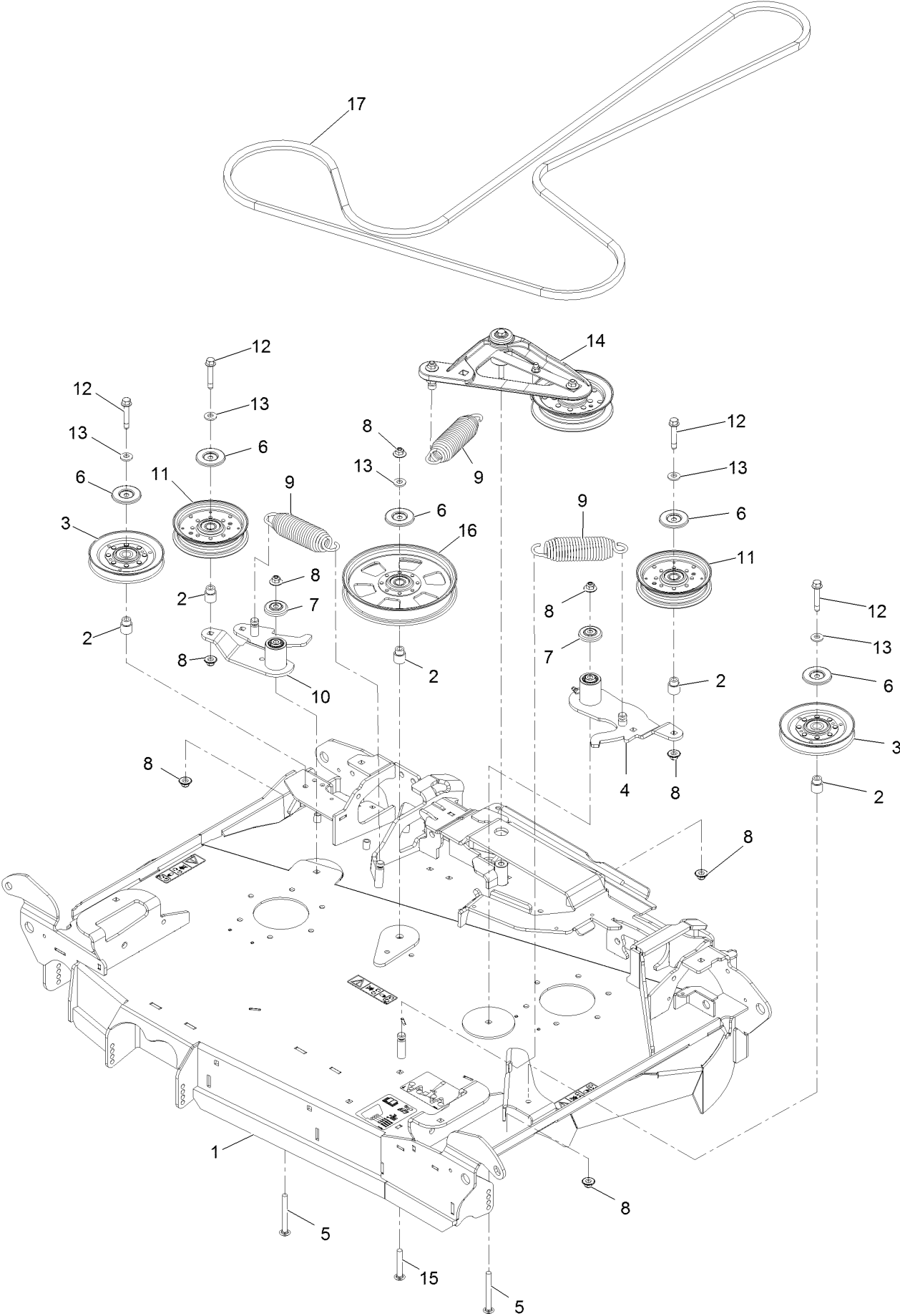


Complete Deck Assembly (continued)

<i>Ref.</i>	<i>Part Number</i>	<i>Qty.</i>	<i>Description</i>	<i>Ref.</i>	<i>Part Number</i>	<i>Qty.</i>	<i>Description</i>
1		1	ASM-Deck, Ctr 96 ●	3		1	ASM-Deck, LH Wing 96/120 ●
1	135-2633	1	ASM-Deck, Ctr 96	4	135-2655	1	Discharge-Tunnel ASM, 96-Gas
2	135-3778	1	ASM-Deck, RH Wing 96				
2		1	ASM-Deck, RH Wing 96 ●				
3	135-3776	1	ASM-Deck, LH Wing 96/120				

● Not serviced separately

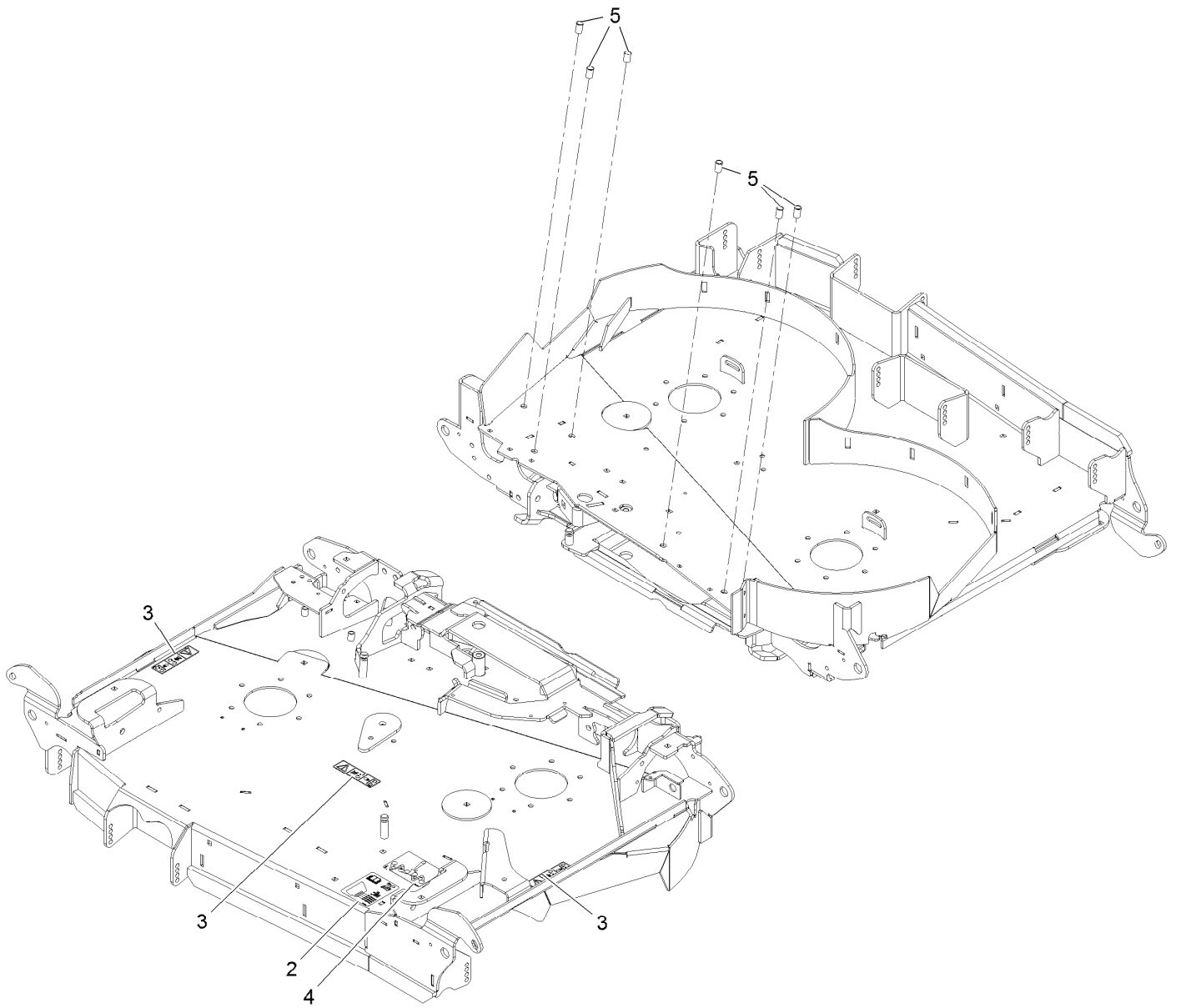
Center Deck Idler Assembly



Center Deck Idler Assembly (continued)

<i>Ref.</i>	<i>Part Number</i>	<i>Qty.</i>	<i>Description</i>	<i>Ref.</i>	<i>Part Number</i>	<i>Qty.</i>	<i>Description</i>
1	135-2636	1	ASM-Deck, Ctr 96	9	116-6317	3	Spring-Extension
2	1-633456	5	Bushing, Idler	10	126-9438	1	Idler ASM
3	126-2960	2	Idler-V	11	126-9187	2	Pulley-Idler, Flat
4	126-9435	1	Idler ASM	12	126-2956	4	Screw-HHF
5	116-1502	2	Bolt-Carriage Shoulder 3/8-16 X 3 1/2	13	98-5975	5	Washer-Spring Disc 3/8
6	126-8043	5	Shield-Dust	14	126-1720	1	Deck Idler ASM
7	103-2916	2	Guard-Top	15	3231-44	1	Bolt-Carriage 3/8-16 X 2 1/2
8	109-6658	7	Nut-Nyloc 3/8-16 Flg	16	116-9639	1	Pulley-Idler, Flat
				17	126-6440	1	V-Belt

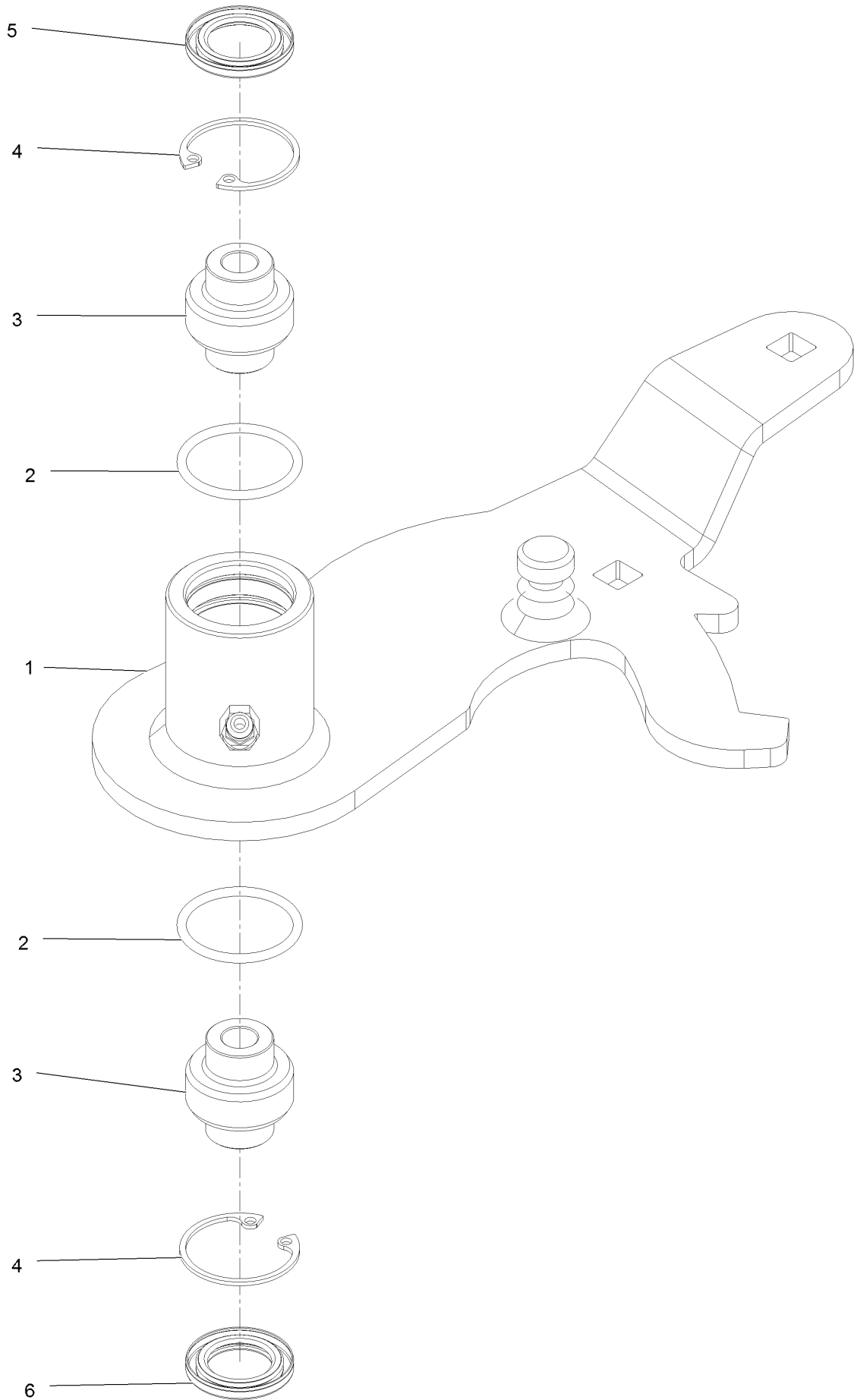
Center Deck W/Decals Assembly



Center Deck W/Decals Assembly (continued)

<i>Ref.</i>	<i>Part Number</i>	<i>Qty.</i>	<i>Description</i>	<i>Ref.</i>	<i>Part Number</i>	<i>Qty.</i>	<i>Description</i>
2	109-6036	1	Decal-Roller, Anti-Scalp	4	135-1097	1	Decal-Belt Routing
3	112-9028	3	Decal-Cover, Missing	5	32148-10	6	Nut-Clinch

Idler Assembly No. 126-9435



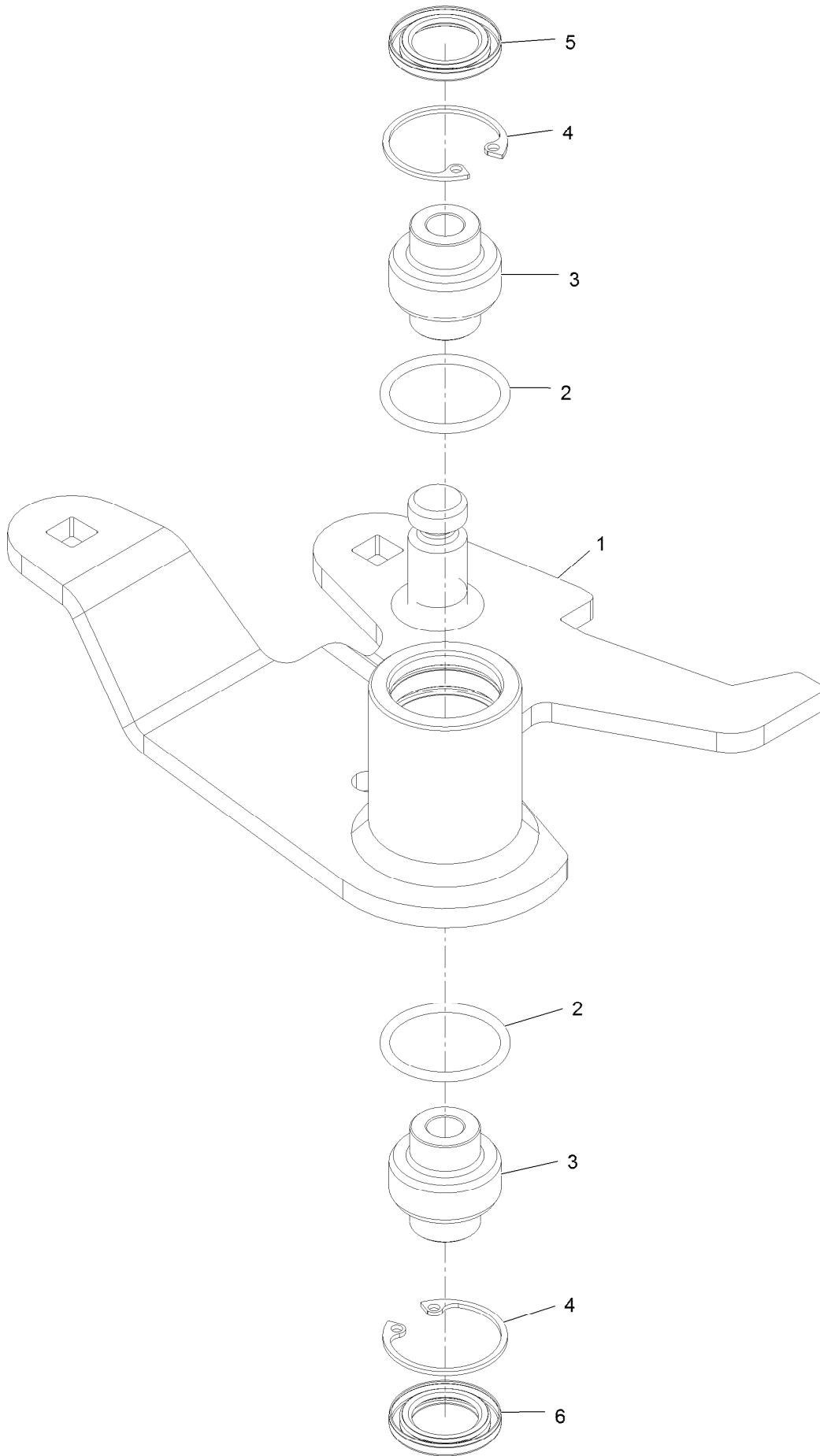
Idler Assembly No. 126-9435 (continued)

<i>Ref.</i>	<i>Part Number</i>	<i>Qty.</i>	<i>Description</i>
1		1	ASM-Idler Arm 96Rd LH [red] ●
2	106-7159	2	O-Ring
3	103-3504	2	Bearing-Spherical

<i>Ref.</i>	<i>Part Number</i>	<i>Qty.</i>	<i>Description</i>
4	32120-10	2	Ring-Snap
5	103-3506	1	Seal-Lip, Single
6	103-3505	1	Seal-Lip, Double

● Not serviced separately

Idler Assembly No. 126-9438



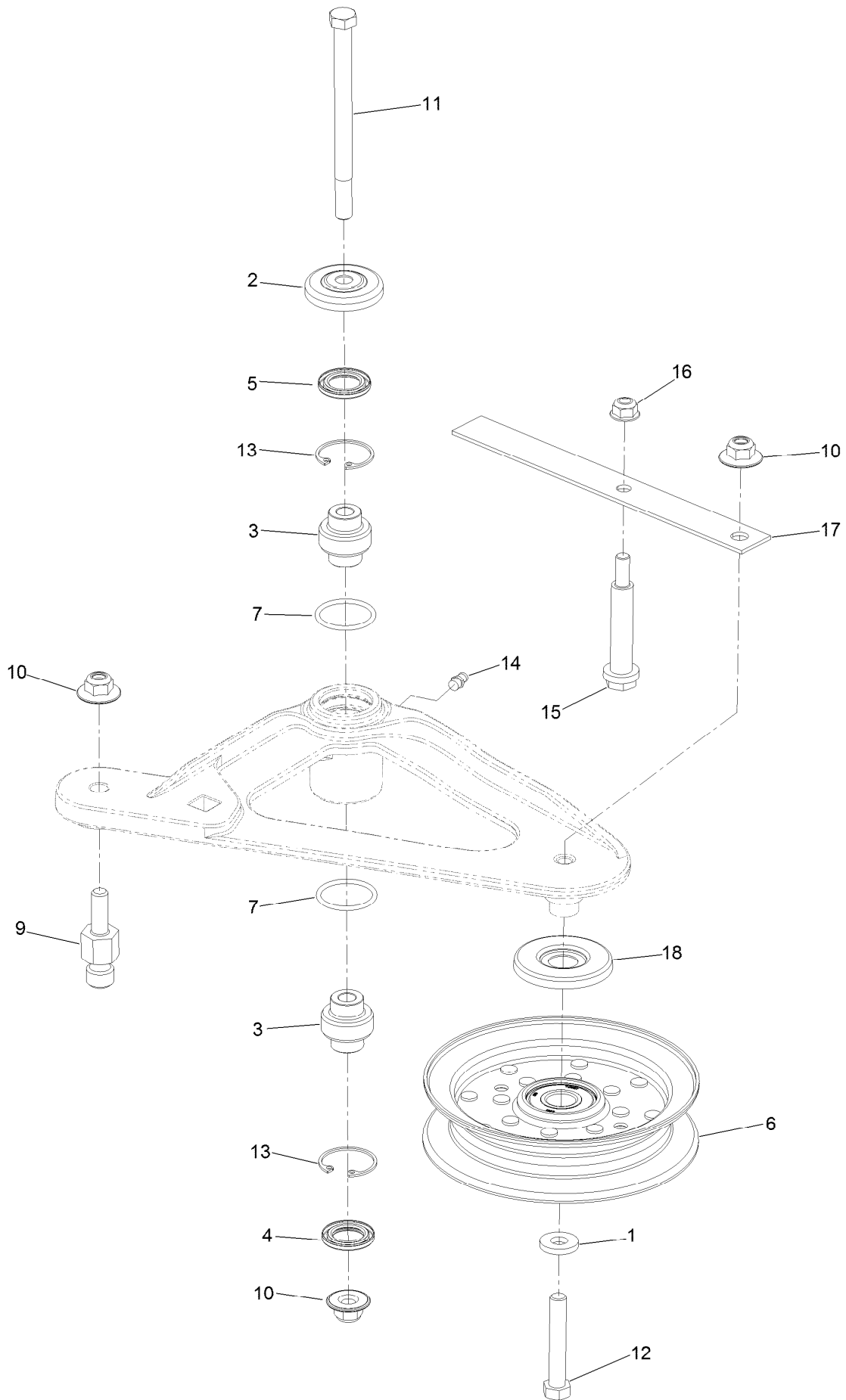
Idler Assembly No. 126-9438 (continued)

<i>Ref.</i>	<i>Part Number</i>	<i>Qty.</i>	<i>Description</i>
1		1	ASM-Idler Arm, 96Rd [red] ●
2	106-7159	2	O-Ring
3	103-3504	2	Bearing-Spherical

<i>Ref.</i>	<i>Part Number</i>	<i>Qty.</i>	<i>Description</i>
4	32120-10	2	Ring-Snap
5	103-3506	1	Seal-Lip, Single
6	103-3505	1	Seal-Lip, Double

● Not serviced separately

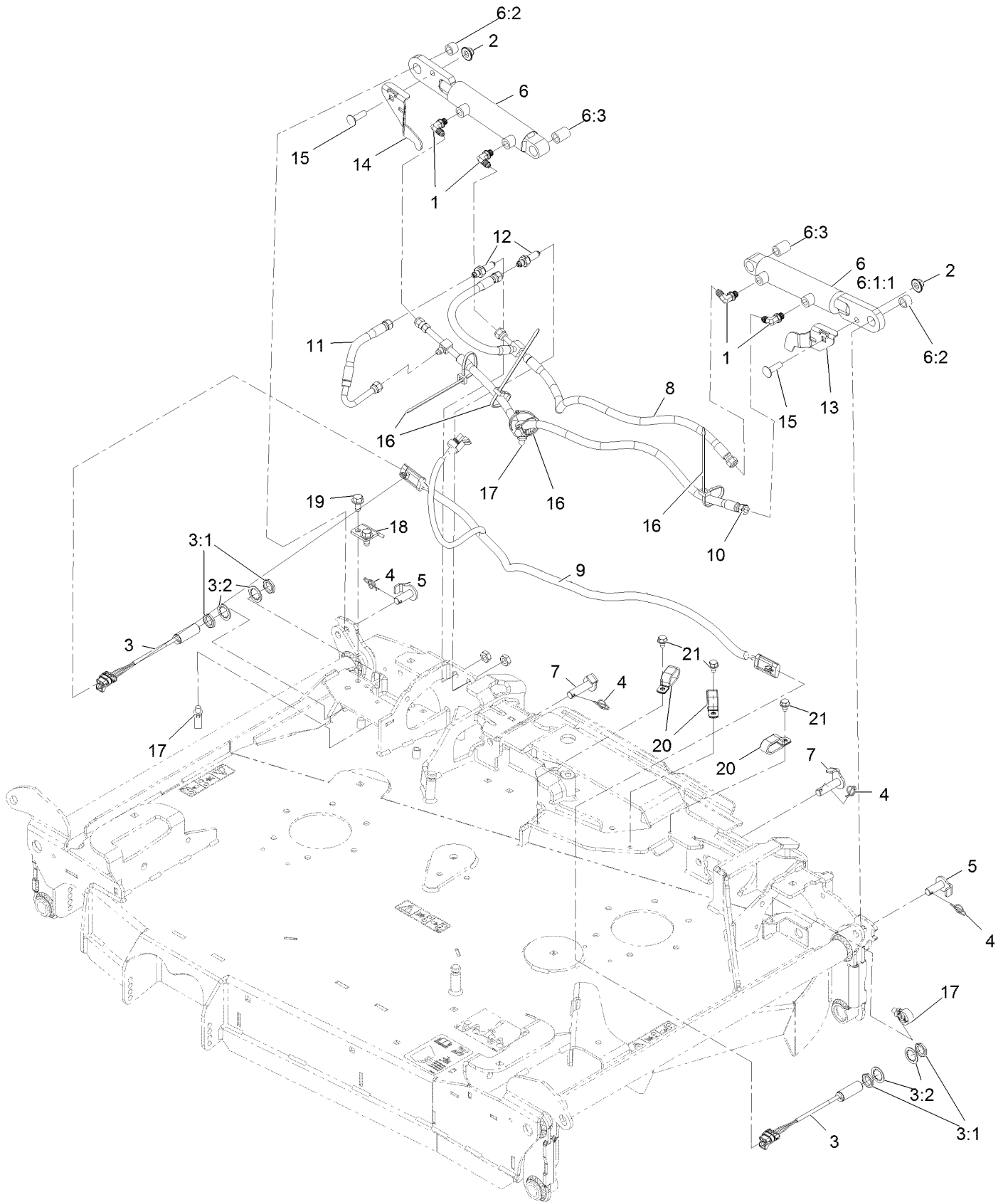
Deck Idler Assembly No. 126-1720



Deck Idler Assembly No. 126-1720 (continued)

<i>Ref.</i>	<i>Part Number</i>	<i>Qty.</i>	<i>Description</i>	<i>Ref.</i>	<i>Part Number</i>	<i>Qty.</i>	<i>Description</i>
1	43-0940	1	Spacer	11	109-7409	1	Screw-Shoulder, HH
2	103-2916	1	Guard-Top	12	104-3396	1	Screw-HH
3	103-3504	2	Bearing-Spherical	13	32120-10	2	Ring-Snap
4	103-3505	1	Seal-Lip, Double	14	302-19	1	Fitting-Grease
5	103-3506	1	Seal-Lip, Single	15	88-4590	1	Bolt-Shoulder
6	126-9196	1	Idler-Pulley, Flat	16	104-8300	1	Nut-HF, NI
7	106-7159	2	O-Ring	17	126-1704	1	Spring-Belt
9	126-0423	1	Pin-Spring, Anchor	18	126-9195	1	Shield-Guard, Dust
10	109-6658	3	Nut-Flange, NI				

Center Folding Deck Hydraulic Assembly

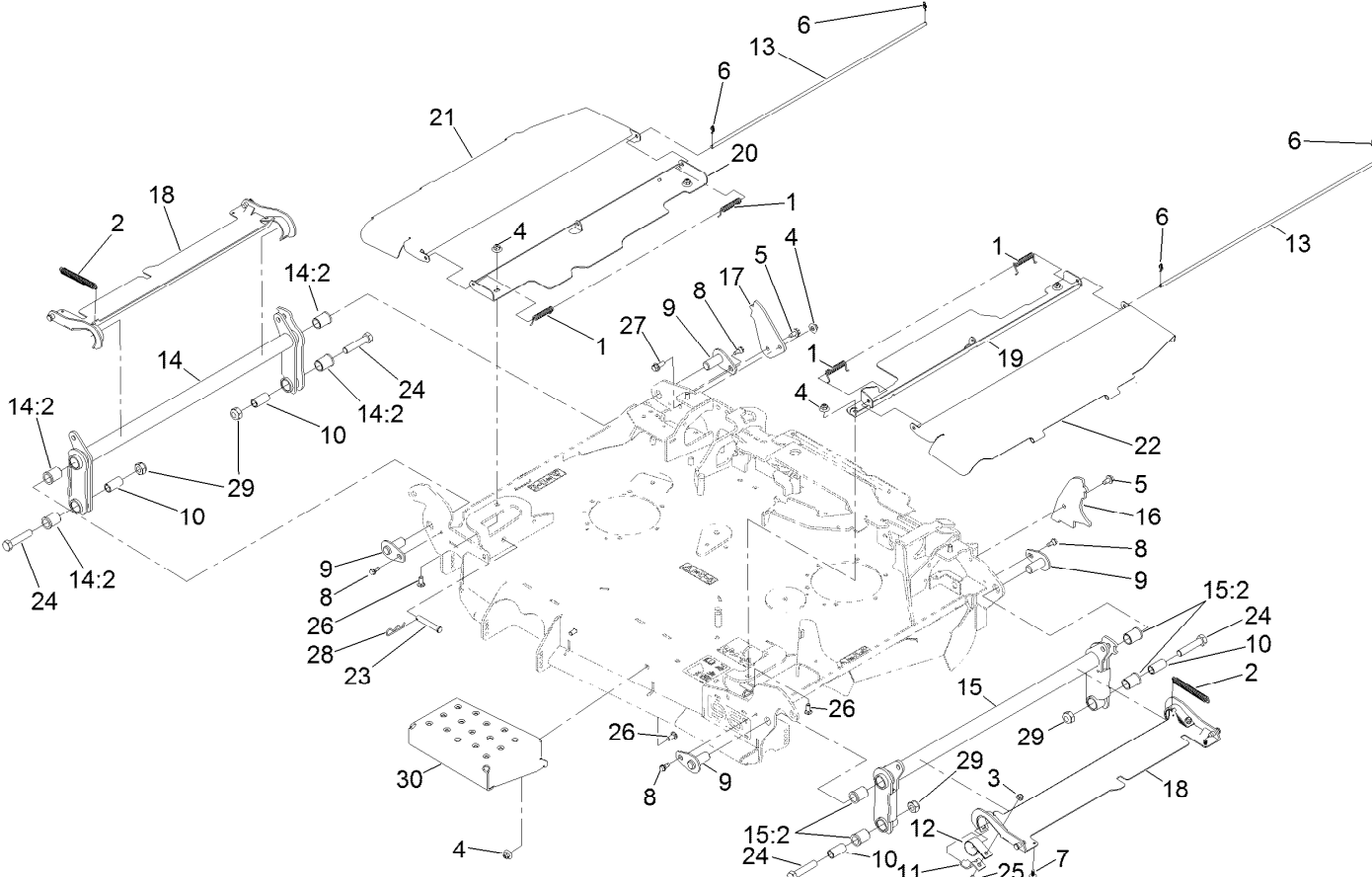


Center Folding Deck Hydraulic Assembly (continued)

<i>Ref.</i>	<i>Part Number</i>	<i>Qty.</i>	<i>Description</i>	<i>Ref.</i>	<i>Part Number</i>	<i>Qty.</i>	<i>Description</i>
1	109-0760	4	Adapter-90°	9	135-1552	1	Harness-Wire
2	109-6658	2	Nut-Nyloc 3/8-16 Flg	10	135-4524	1	Hose ASM
3	115-5300	2	Proximity Switch ASM	11	135-4526	1	Hose ASM
3:1	117-3207	2	Nut-Hex	12	135-5077	2	Fiting-Straight
3:2	117-3208	2	Washer-Lock, Internal Tooth	13	135-5922	1	Plate-Proximity, LH
4	126-8417	4	Pin-Cotter, Locking	14	135-5923	1	Plate-Proximity, RH
5	126-8448	2	Pin-Cylinder	15	3231-28	2	Bolt-Carriage 3/8-16 X 1 1/4
6	126-9000	2	Deck Fold Cylinder ASM	16	3290-378	4	Tie-Cable
6:1:1	142-2768	1	Kit, CYL Repair ●	17	32180-030	3	Clip-Tie
6:2	126-8439	1	Bushing	18	135-6586	1	Bracket-Guard, Switch (RH)
6:3	126-8440	1	Bushing	19	110-9380	2	Screw-HWH
7	142-3762	2	Pin-Cylinder	20	120-1959	3	Clamp
8	135-1494	1	Hose ASM	21	9266934	3	Screw-HWH 5/16 X 1/2 Tf

● Not illustrated

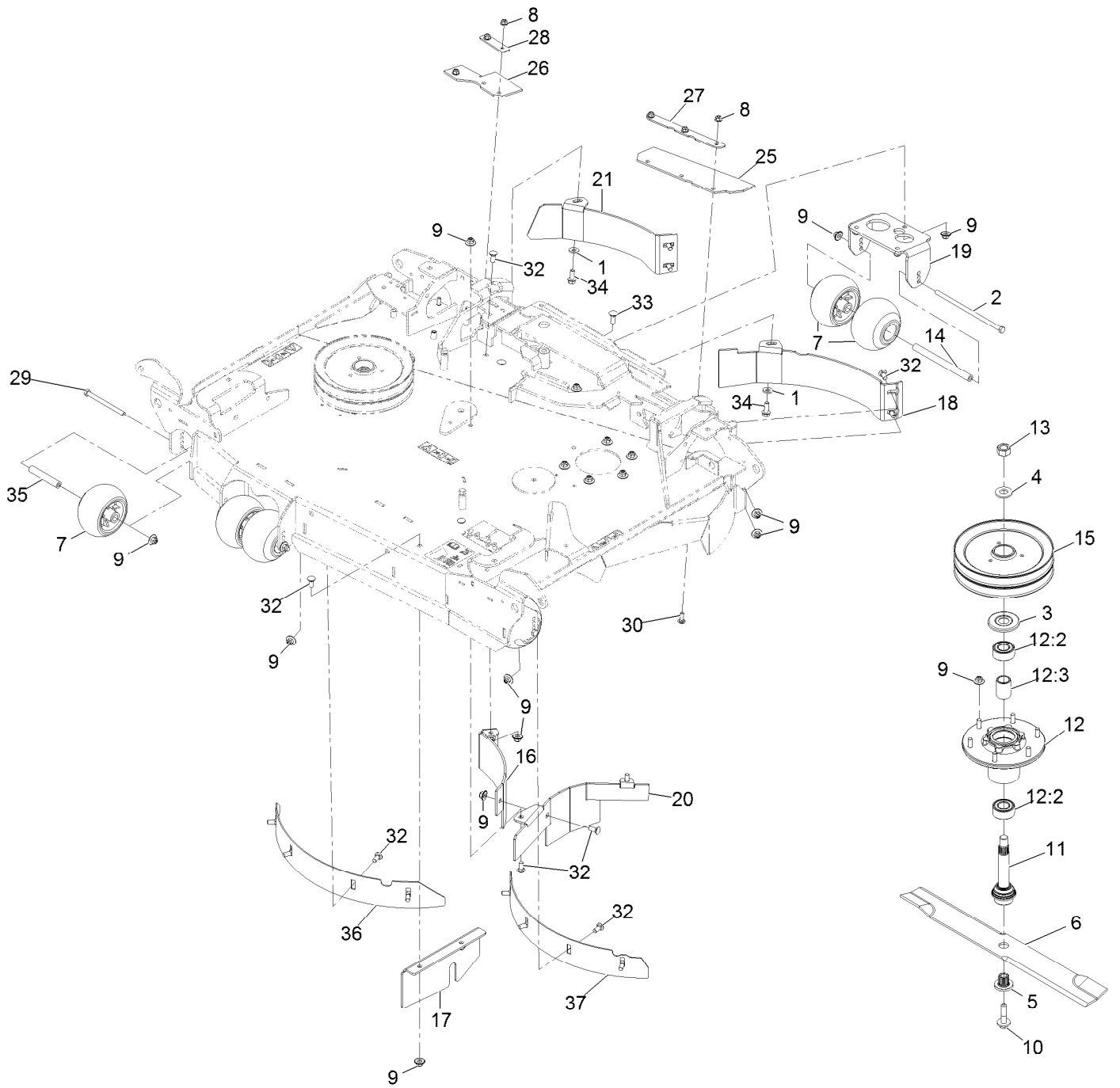
Center Deck Fold Assembly



Center Deck Fold Assembly (continued)

<i>Ref.</i>	<i>Part Number</i>	<i>Qty.</i>	<i>Description</i>	<i>Ref.</i>	<i>Part Number</i>	<i>Qty.</i>	<i>Description</i>
1	99-5293	4	Spring-Torsion	15:2	135-1841	4	Bushing-Flanged
2	103-4813	2	Spring	16	135-2628-01	1	Bracket-Deck Stop, LH
3	104-8300	4	Nut-HF, NI	17	135-2629-01	1	Bracket-Deck Stop, RH
4	109-6658	7	Nut-Flange, NI	18	135-2630-01	2	Cover-Wing
5	110-9380	2	Screw-HWH	19	135-2651-01	1	Shield-Center, LH
6	116-6639	4	Pin-Cotter, Locking	20	135-2652-01	1	Shield-Center, RH
7	117-2382	4	Plug-Plastic	21	135-6174-03	1	Panel-Shield Hinge, RH
8	126-4424	4	Screw-Shoulder	22	135-6178-03	1	Panel-Shield Hinge, LH
9	126-9411	4	Pin-Deck	23	283-55	2	Pin-Clevis
10	135-5125	4	Bushing-Float, Deck	24	327-9	4	Screw-HH
11	126-9764	4	Plate-Retainer, Bearing	25	3230-16	4	Screw-CARR
12	135-0584	4	Strap-Bearing, Nylon	26	3231-12	6	Bolt-CARR
13	135-1023	2	Cover-Rod, Pivot	27	3234-42	1	Screw-HHF
14	135-1046	1	RH Fold Arm ASM	28	3290-355	2	Pin-Hair
14:2	135-1841	4	Bushing-Flanged	29	3296-61	4	Nut-Lock
15	135-1844	1	LH Fold Arm ASM	30	135-6903-01	1	Panel-Step

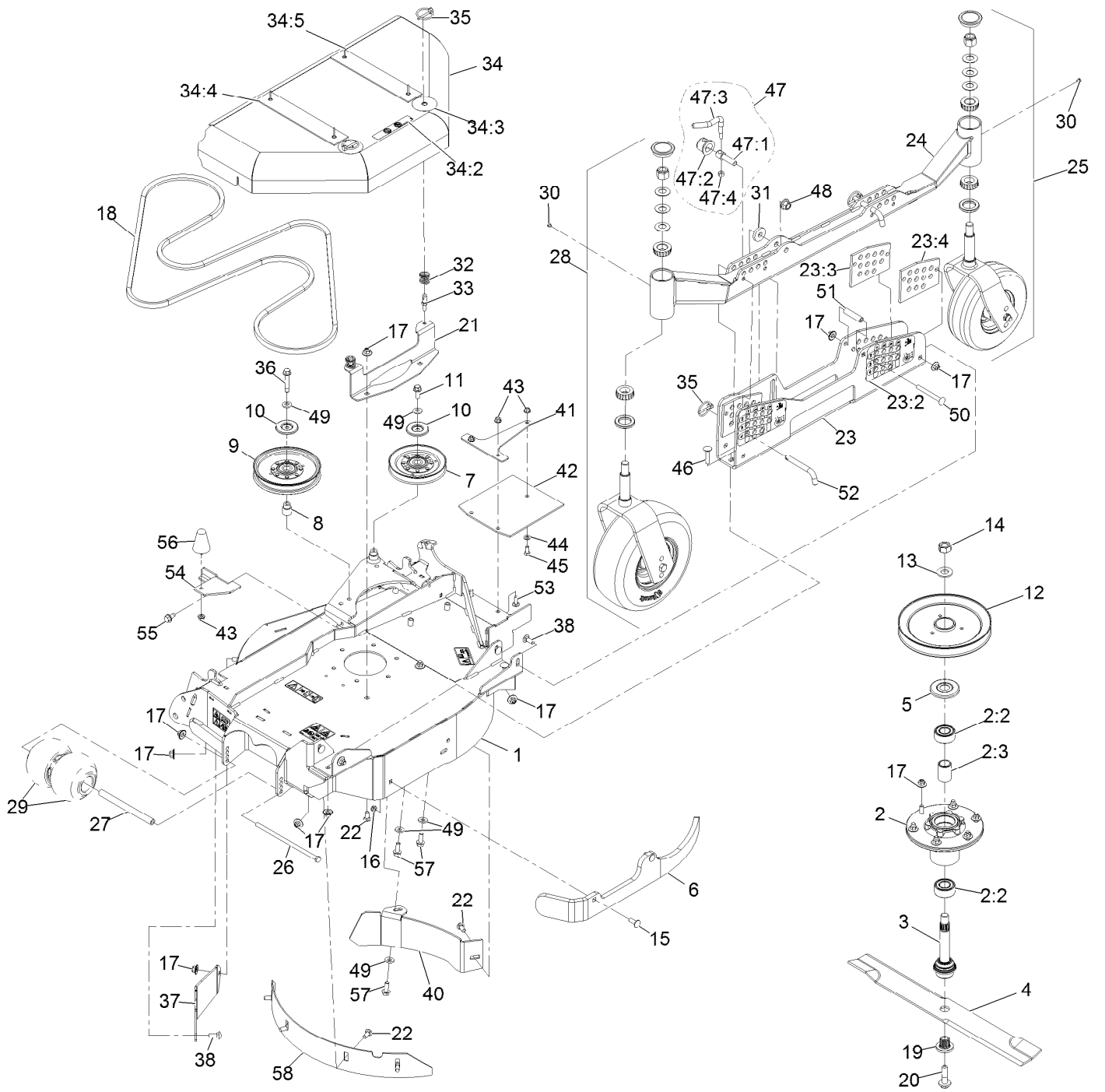
Center Deck Assembly



Center Deck Assembly (continued)

<i>Ref.</i>	<i>Part Number</i>	<i>Qty.</i>	<i>Description</i>	<i>Ref.</i>	<i>Part Number</i>	<i>Qty.</i>	<i>Description</i>
1	98-5975	6	Washer-Spring Disc 3/8	17	135-0603-01	1	Plate-Block, Front
2	99-7203	4	Screw-HH	18	135-3462-01	1	Baffle-Block, LH Ctr
3	103-1330	2	Guard-Bearing Top	19	135-1036-01	1	Bracket-Antiscalp, Rear
4	103-2802	2	Washer-Spring Disc 3/4	20	135-1827-01	1	Baffle-Center
5	103-3037	2	Bushing, Splined	21	135-3463-01	1	Baffle-Block, RH Ctr
6	103-6389	2	Blade, Low Lift (72")	25	135-2658	1	Flap-Discharge
7	103-8415	9	Roller-Anti-Scalp	26	135-2659	1	Flap-Discharge
8	104-8300	8	Nut-Nyloc 5/16-18 Flg	27	135-3760-03	1	Support-Flap
9	109-6658	38	Nut-Nyloc 3/8-16 Flg	28	135-3761-03	1	Support-Flap, RH
10	109-9220	2	Screw-Sems 1/2-20 X 2.19	29	323-38	1	Screw-HH 3/8-16 X 4 3/4
11	116-3341	2	ASM-Spindle And Seal	30	3230-16	6	Bolt-Carriage 5/16-18 X 7/8
12	135-3437	2	ASM-Cutter Hsg	32	3231-12	18	Bolt-CARR
12:2	135-3144	2	Bearing-3205 Trashguard	33	3231-2	3	Bolt-Carriage 3/8-16 X 1
12:3	135-3440	1	Spacer-Bearing	34	3234-11	6	Screw-HH Flg 3/8-16 X 1
13	116-7306	2	Nut-Hex	35	126-7140	1	Spacer-Wheel, Short
14	126-6115	4	Spacer-Wheel	36	135-2459-01	1	Baffle-Depth, LH
15	126-6634	2	Sheave-Double 96Rd	37	135-2460-01	1	Baffle-Depth, RH
16	135-0601-01	1	Baffle-Center, Rear (RH)				

LH Wing Deck Assembly

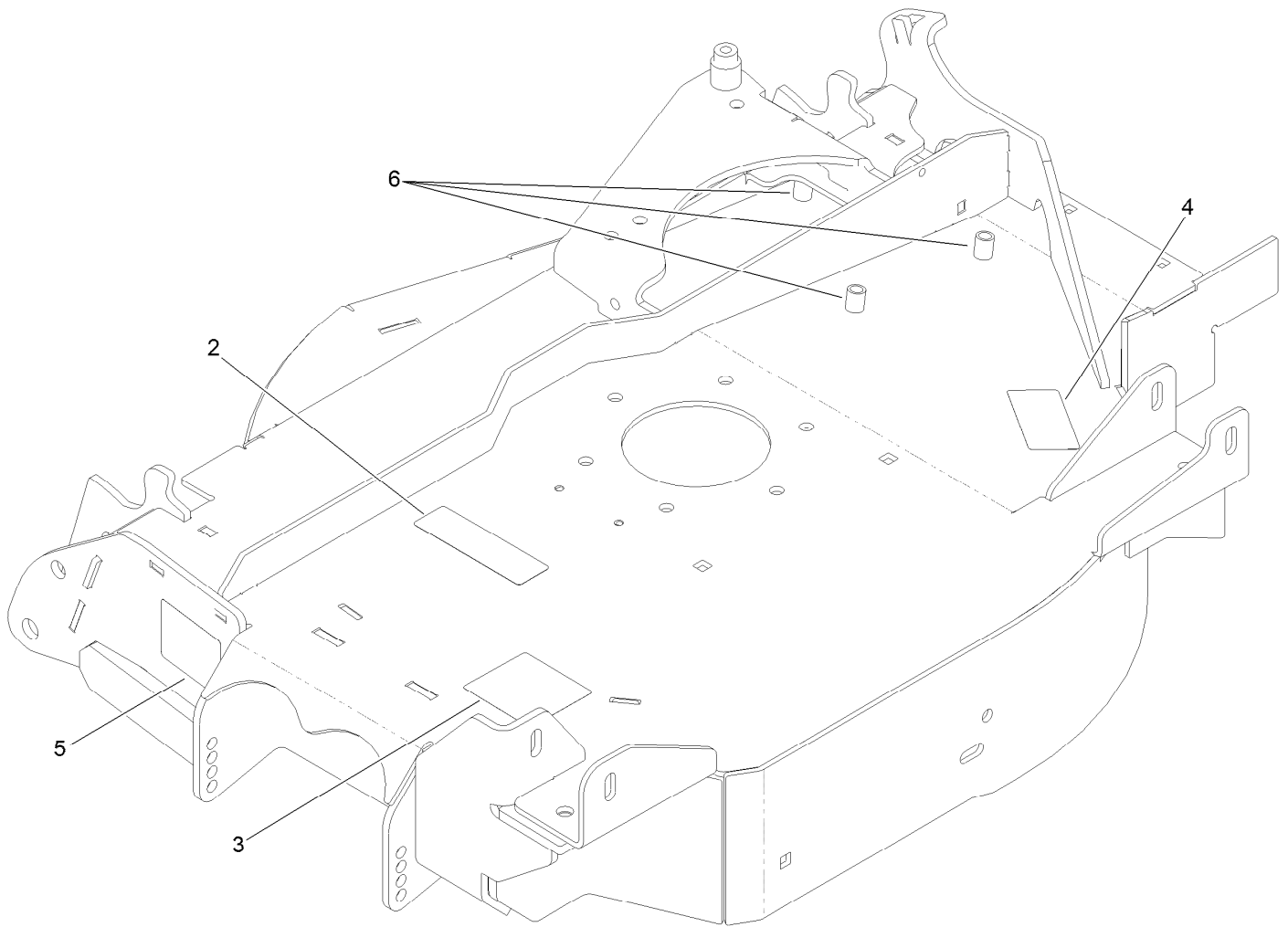


LH Wing Deck Assembly (continued)

<i>Ref.</i>	<i>Part Number</i>	<i>Qty.</i>	<i>Description</i>	<i>Ref.</i>	<i>Part Number</i>	<i>Qty.</i>	<i>Description</i>
1	135-2428	1	ASM-Deck, LH Wing 96/120	31	30-8770	1	Washer
2	135-3437	1	ASM-Cutter Hsg	32	126-1503	2	Spring
2:2	135-3144	2	Bearing-3205 Trashguard	33	135-7455	2	Pin, Spring
2:3	135-3440	1	Spacer-Bearing	34	135-6170	1	LH Wing Shield ASM
3	116-3341	1	ASM-Spindle And Seal	34:2	93-6687	1	Decal-No Step
4	103-6389	1	Blade, Low Lift (72")	34:3	135-3165	2	Decal-Cover, Scratch
5	103-1330	1	Guard-Bearing Top	34:4	135-6706	2	Plate
6	135-7967-01	1	Bumper-96 LH	34:5	133-7130	4	Rivet-Pop
7	126-2960	1	Idler-V	35	92-1298	4	Pin-Lynch
8	1-633456	1	Bushing, Idler	36	126-2956	1	Screw-HHF
9	126-7685	1	Idler-Pulley	37	126-9757-01	1	Plate-Fill
10	126-8043	2	Shield-Dust	38	3231-2	6	Bolt-Carriage 3/8-16 X 1
11	3234-42	1	Screw HHF 3/8-16 X 1	40	135-3461-01	1	Baffle-Block
12	126-6635	1	Sheave-Single 96Rd	41	135-0618-03	1	Support-Flap, LH
13	103-2802	1	Washer-Spring Disc 3/4	42	135-1849	1	Guard-Tire, LH
14	116-7306	1	Nut-Hex	43	104-8300	4	Nut-Nyloc 5/16-18 Flg
15	3231-22	2	Bolt-Carriage 3/8-16 X 1	44	3256-23	1	Washer-5/16 SAE
16	3296-59	2	Nut-Nyloc 3/8-16 Thin	45	322-3	1	Screw-HH 5/16-18 X 3/4
17	109-6658	24	Nut-Nyloc 3/8-16 Flg	46	3231-5	2	Bolt-Carriage 3/8-16 X 1 3/4
18	126-6442	1	Belt-V	47	107-1664	1	Lever ASM
19	103-3037	1	Bushing, Splined	47:1	106-3239	1	Screw-Lock
20	109-9220	1	Screw-Sems 1/2-20 X 2.19	47:2	107-1644	1	Cap-Lock
21	135-2653-03	1	Bracket-Shield Mount, Outer	47:3	106-3241	1	Lever-Lock
22	3231-12	7	Bolt-CARR	47:4	3296-29	1	Nut-Nyloc 5/16-18
23	135-2433	1	LH HOC Channel ASM	48	99-5107	1	Nut-Lock 1/2-13
23:2	126-8597	2	Decal-HOC, LH	49	98-5975	5	Washer-Spring Disc 3/8
23:3	135-2422	2	Plate-Guide, HOC (LH)	50	3231-11	1	Bolt-Carriage 3/8-16 X 3 1/2
23:4	135-2423	2	Plate-Guide, HOC (RH)	51	135-2424	1	Spacer
24	135-2436-01	1	Tube-HOC, LH	52	135-2073	2	Pin-HOC
25		1	Caster/Wheel ASM ●	53	3230-10	2	Bolt-Carriage 5/16-18 X 7/8
26	99-7203	1	Screw-HH	54	135-2611-01	1	Bracket-Retainer, Cover
27	126-6115	1	Spacer-Wheel	55	110-9380	1	Screw-HWH
28		1	ASM-Caster, 11"tire ●	56	114-1925	1	Bumper-Rubber
29	103-8415	2	Roller-Anti-Scalp	57	3234-11	3	Screw-HH Flg 3/8-16 X 1
30	1-811010	2	Plug	58	135-2459-01	1	Baffle-Depth, LH

● Not serviced separately

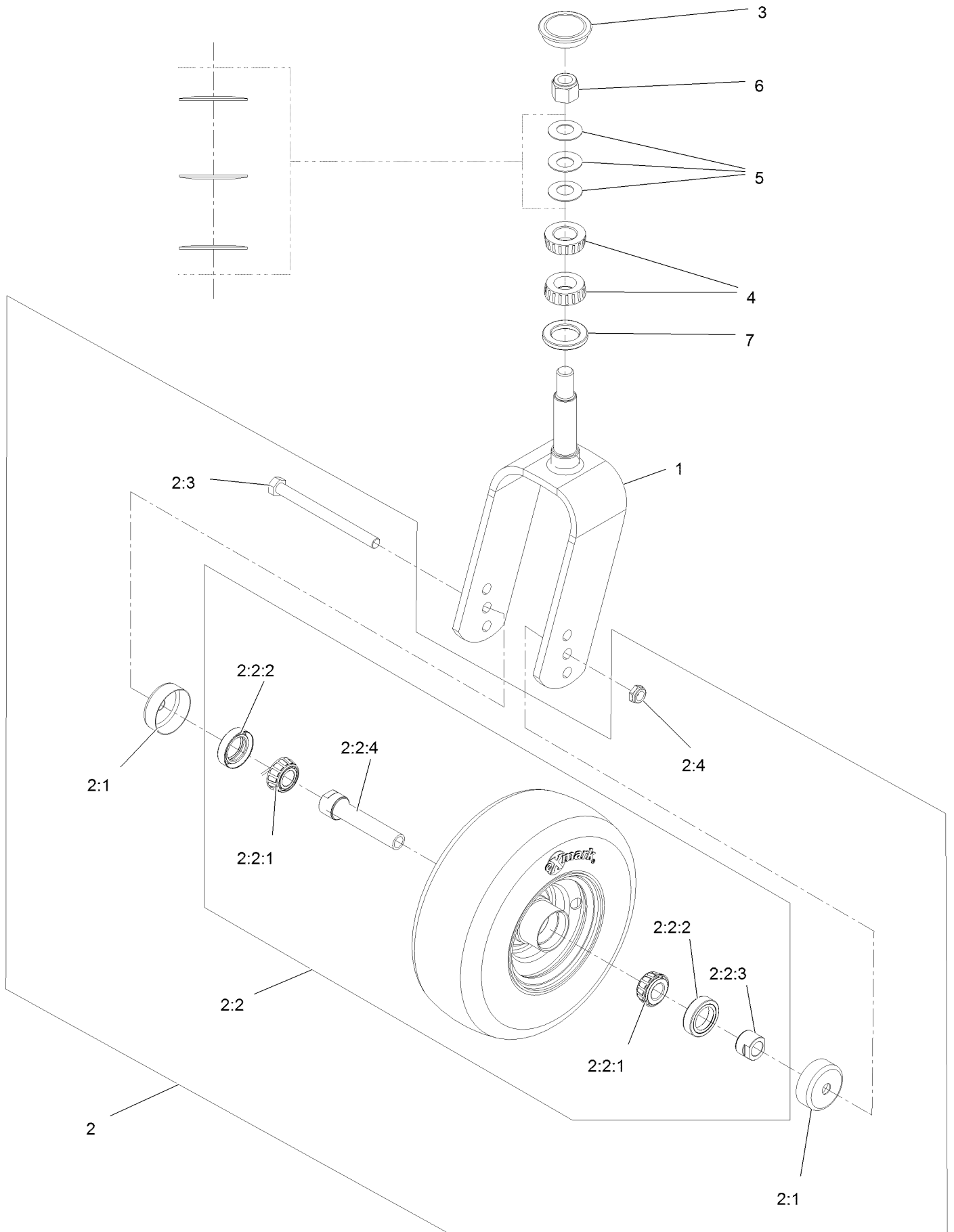
LH Wing Deck W/Decals Assembly No. 140-0982



LH Wing Deck W/Decals Assembly No. 140-0982 (continued)

<i>Ref.</i>	<i>Part Number</i>	<i>Qty.</i>	<i>Description</i>	<i>Ref.</i>	<i>Part Number</i>	<i>Qty.</i>	<i>Description</i>
2	112-9028	1	Decal-Cover, Missing	4	116-8283	1	Decal-Torque, Bolt
3	135-0664	1	Decal-Danger, Thrown Object	5	135-0670	1	Decal-Warning, Pinch Point
				6	32148-10	3	Nut-Clinch

Caster Tire Assembly

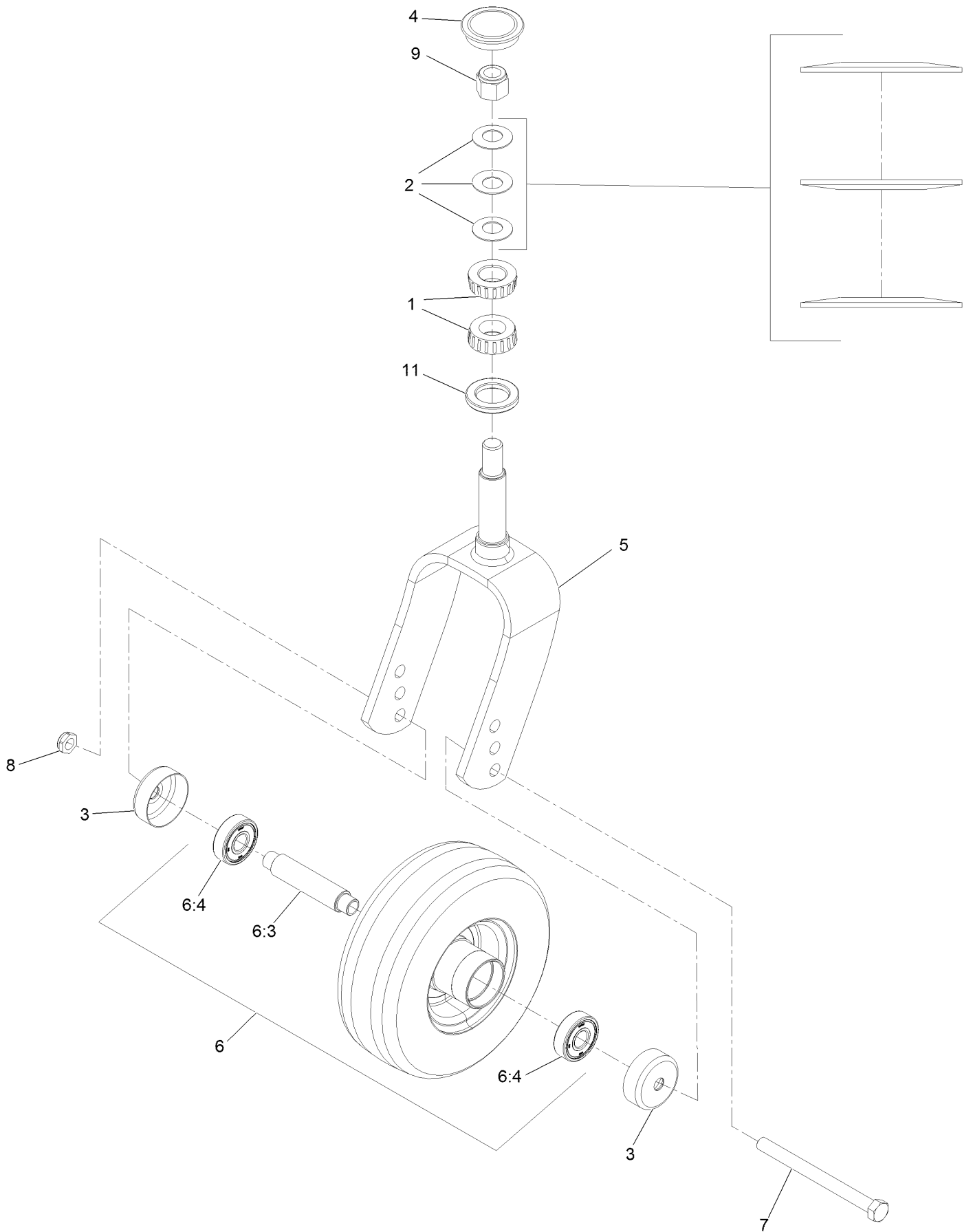


Caster Tire Assembly (continued)

<i>Ref.</i>	<i>Part Number</i>	<i>Qty.</i>	<i>Description</i>	<i>Ref.</i>	<i>Part Number</i>	<i>Qty.</i>	<i>Description</i>
1	135-3794-01	1	Fork-Caster	2:3	325-20	1	Screw-HH 1/2-13 X 6
2	109-3524	1	Asm, Wheel And Bearings	2:4	3296-45	1	Nut-Nyloc 1/2-13 Thin
2:1	103-2768	2	Guard-Seal	3	103-4882	1	Cap-Grease
2:2		1	Wheel And Bearing ASM ●	4	1-543509	2	Cone-Bearing Tapered Roller
2:2:1	1-633585	2	Bearing-Cone Tapered Roller	5	1-633508	3	Washer-Spring Disc
2:2:2	103-0063	2	Seal-Double Lip	6	3296-51	1	Nut-Nyloc 3/4-10
2:2:3	103-3051	1	Spacer-Nut	7	1-543511	1	Seal-Grease
2:2:4	126-5359	1	Caster Axle ASM				

● Not serviced separately

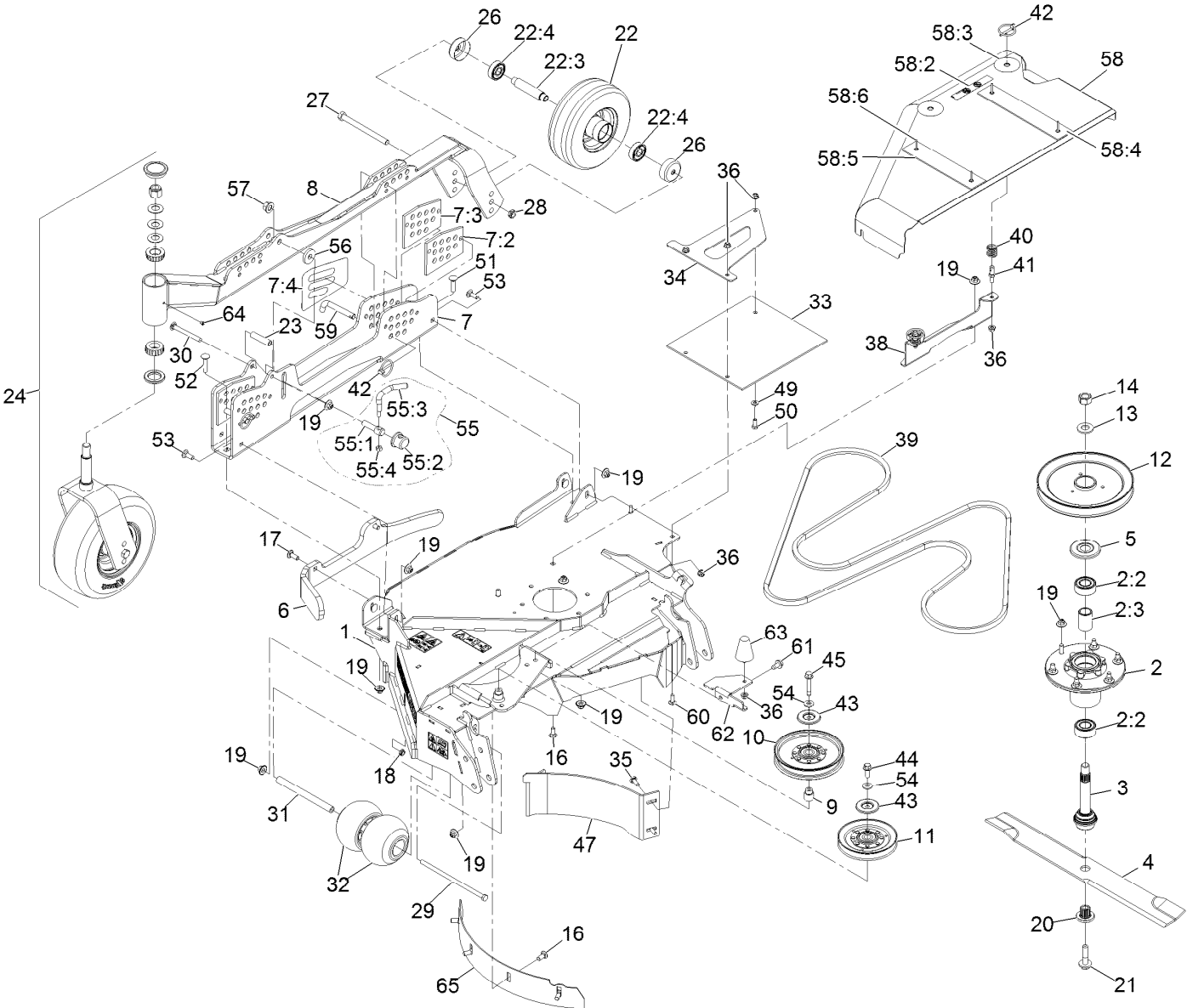
LH Deck Rear Caster Wheel and Fork Assembly



LH Deck Rear Caster Wheel and Fork Assembly (continued)

<i>Ref.</i>	<i>Part Number</i>	<i>Qty.</i>	<i>Description</i>	<i>Ref.</i>	<i>Part Number</i>	<i>Qty.</i>	<i>Description</i>
1	1-543509	2	Cone-Bearing Tapered Roller	6:3	126-7904	1	Axle-Caster
2	1-633508	3	Washer-Spring Disc	6:4	116-4004	2	Bearing
3	135-3218	2	Guard, Seal	7	325-20	1	Screw-HH 1/2-13 X 6
4	103-4882	1	Cap-Grease	8	3296-45	1	Nut-Nyloc 1/2-13 Thin
5	135-3793-01	1	Fork-Caster	9	3296-51	1	Nut-Nyloc 3/4-10
6	135-2642	1	Wheel And Tire ASM	11	1-543511	1	Seal-Grease

RH Wing Deck Assembly



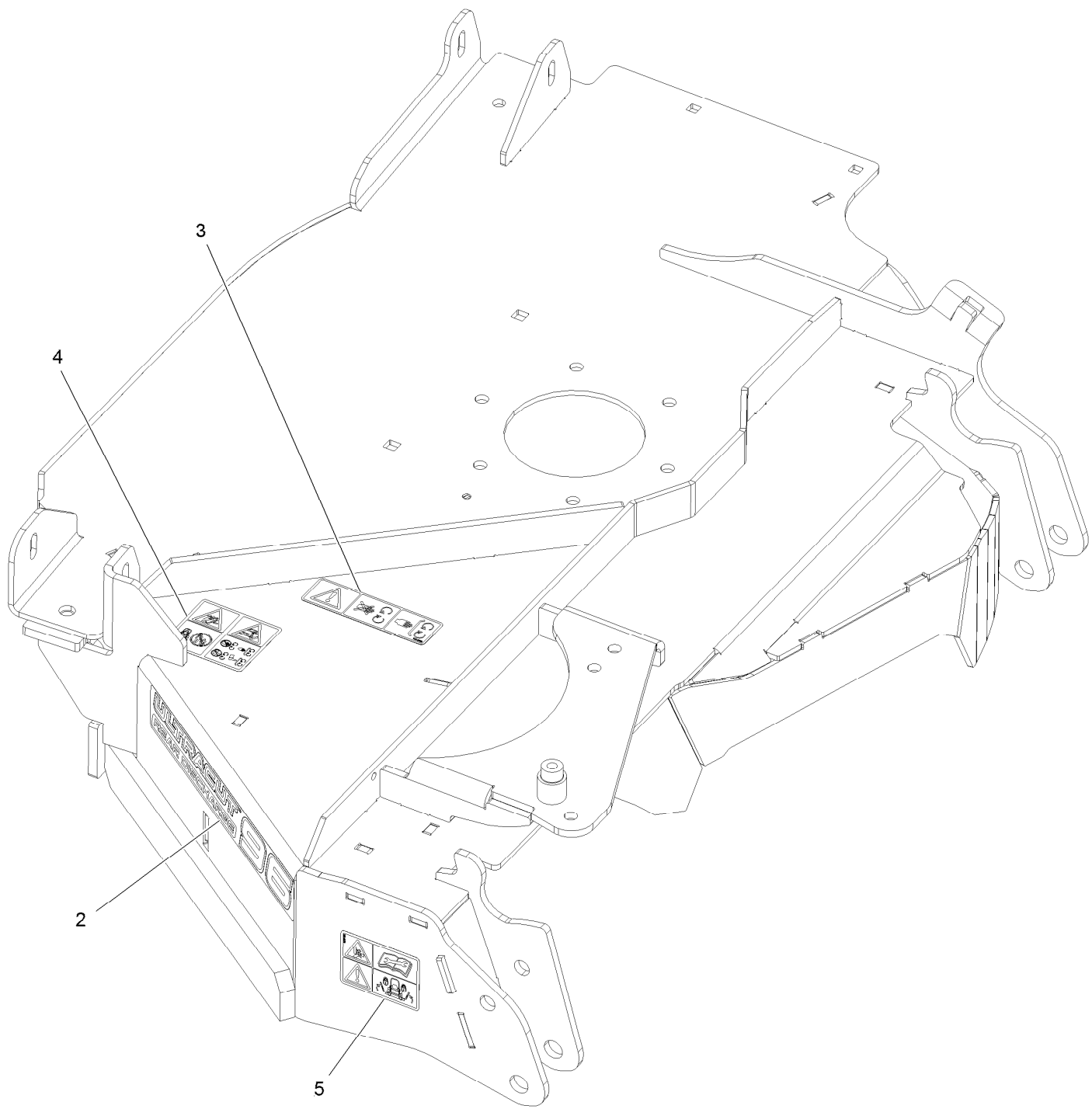
RH Wing Deck Assembly (continued)

<i>Ref.</i>	<i>Part Number</i>	<i>Qty.</i>	<i>Description</i>	<i>Ref.</i>	<i>Part Number</i>	<i>Qty.</i>	<i>Description</i>
1	135-2429	1	ASM-Deck, RH Wing 96	35	3230-22	2	Bolt-Carriage 5/16-18 X 1 Sp
2	135-3437	1	ASM-Cutter Hsg	36	104-8300	8	Nut-Nyloc 5/16-18 Flg
2:2	135-3144	2	Bearing-3205 Trashguard	38	135-2653-03	1	Bracket-Shield Mount, Outer
2:3	135-3440	1	Spacer-Bearing	39	126-6447	1	Belt-V
3	116-3341	1	ASM-Spindle And Seal	40	126-1503	2	Spring
4	103-6389	1	Blade, Low Lift (72")	41	135-7455	2	Pin, Spring
5	103-1330	1	Guard-Bearing Top	42	92-1298	4	Pin-Lynch
6	135-7968-01	1	Bumper-96 RH	43	126-8043	2	Shield-Dust
7	135-5595	1	RH HOC Channel ASM	44	3234-42	1	Screw HHF 3/8-16 X 1
7:2	135-2422	2	Plate-Guide, HOC (LH)	45	126-2956	1	Screw-HHF
7:3	135-2423	2	Plate-Guide, HOC (RH)	47	135-3540-01	1	Baffle-Block, RH Wing
7:4	126-8760	2	Decal-HOC, RH	49	3256-23	1	Washer-5/16 SAE
8	135-3788-01	1	Tube-HOC, RH	50	322-3	1	Screw-HH 5/16-18 X 3/4
9	1-633456	1	Bushing, Idler	51	3231-4	1	Bolt-Carriage 3/8-16 X 1 1/2
10	126-7685	1	Idler-Pulley	52	3231-5	1	Bolt-Carriage 3/8-16 X 1 3/4
11	126-2960	1	Idler-V	53	3231-2	4	Bolt-Carriage 3/8-16 X 1
12	126-6635	1	Sheave-Single 96Rd	54	98-5975	2	Washer-Spring Disc 3/8
13	103-2802	1	Washer-Spring Disc 3/4	55	107-1664	1	Lever ASM
14	116-7306	1	Nut-Hex ▲	55:1	106-3239	1	Screw-Lock
16	3231-12	7	Bolt-CARR	55:2	107-1644	1	Cap-Lock
17	3231-22	2	Bolt-Carriage 3/8-16 X 1	55:3	106-3241	1	Lever-Lock
18	3296-59	2	Nut-Nyloc 3/8-16 Thin	55:4	3296-29	1	Nut-Nyloc 5/16-18
19	109-6658	23	Nut-Nyloc 3/8-16 Flg	56	30-8770	1	Washer
20	103-3037	1	Bushing, Splined	57	99-5107	1	Nut-Lock 1/2-13
21	109-9220	1	Screw-Sems 1/2-20 X 2.19 ●	58	135-6171	1	RH Wing Shield ASM
22	135-2642	1	Wheel And Tire ASM	58:2	93-6687	1	Decal-No Step
22:3	126-7904	1	Axle-Caster	58:3	135-3165	2	Decal-Cover, Scratch
22:4	116-4004	2	Bearing	58:4	135-6706	1	Plate
23	135-2424	1	Spacer	58:5	135-6707	1	Plate-Front
24		1	ASM-Caster, 11"tire ■	58:6	133-7130	4	Rivet-Pop
26	135-3218	2	Guard, Seal	59	135-2073	2	Pin-HOC
27	325-20	1	Screw-HH 1/2-13 X 6	60	3230-10	2	Bolt-Carriage 5/16-18 X 7/8
28	3296-45	1	Nut-Nyloc 1/2-13 Thin	61	110-9380	1	Screw-HWH
29	99-7203	1	Screw-HH	62	135-2611-01	1	Bracket-Retainer, Cover
30	3231-11	1	Bolt-Carriage 3/8-16 X 3 1/2	63	114-1925	1	Bumper-Rubber
31	126-6115	1	Spacer-Wheel	64	1-811010	1	Plug
32	103-8415	2	Roller-Anti-Scalp	65	135-2460-01	1	Baffle-Depth, RH
33	135-2068	1	Guard-Tire				
34	135-2067-03	1	Support-Flap, RH				

● Torque to 50-60 ft-lb
▲ Torque to 130-160 ft-lb

■ Not serviced separately

RH Wing Deck W/Decals Assembly

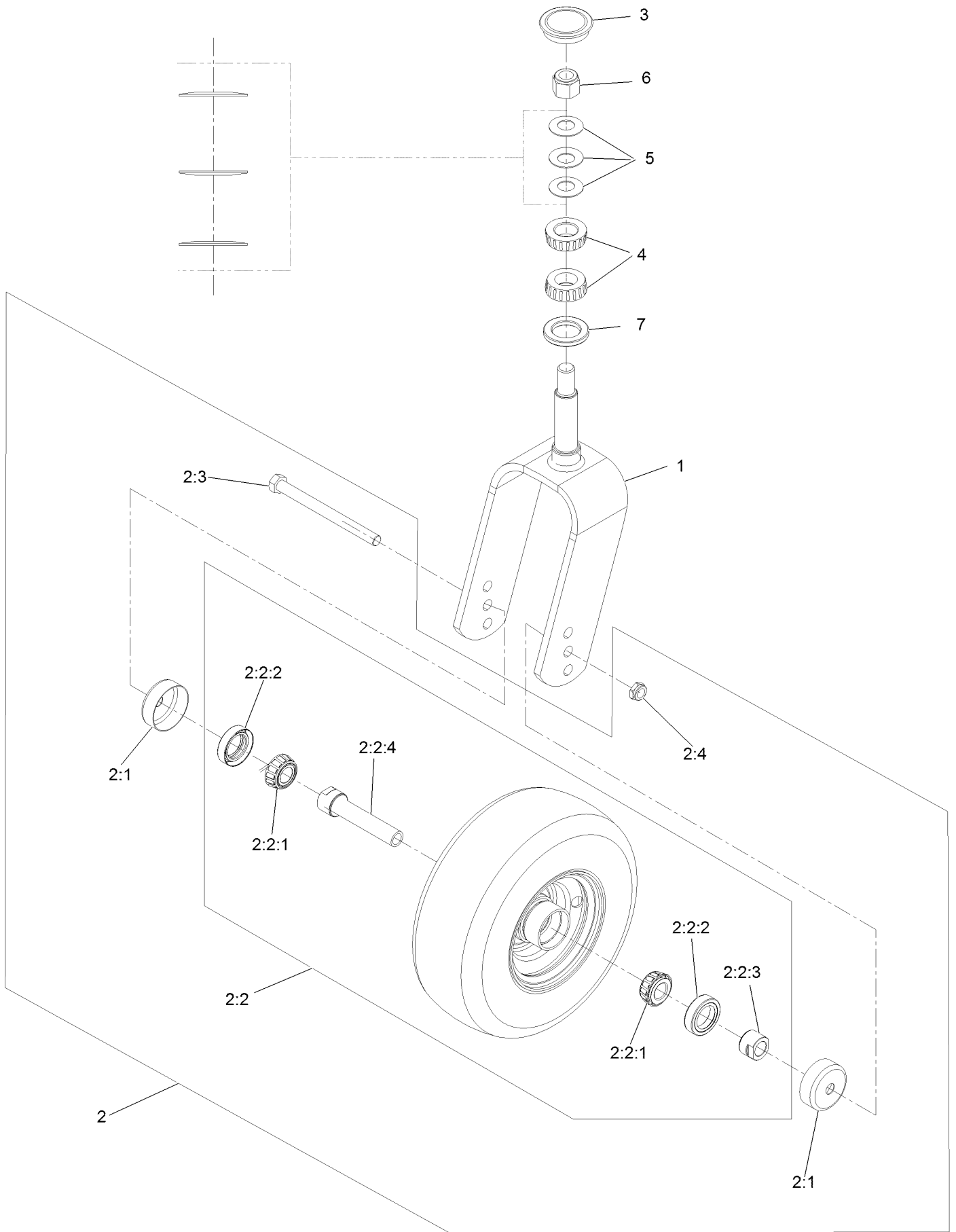


RH Wing Deck W/Decals Assembly (continued)

<i>Ref.</i>	<i>Part Number</i>	<i>Qty.</i>	<i>Description</i>
2	126-9154	1	Decal-Ultracut 96-Rd
3	112-9028	1	Decal-Cover, Missing

<i>Ref.</i>	<i>Part Number</i>	<i>Qty.</i>	<i>Description</i>
4	135-0664	1	Decal-Danger, Thrown Object
5	135-0670	1	Decal-Warning, Pinch Point

Caster Tire Assembly

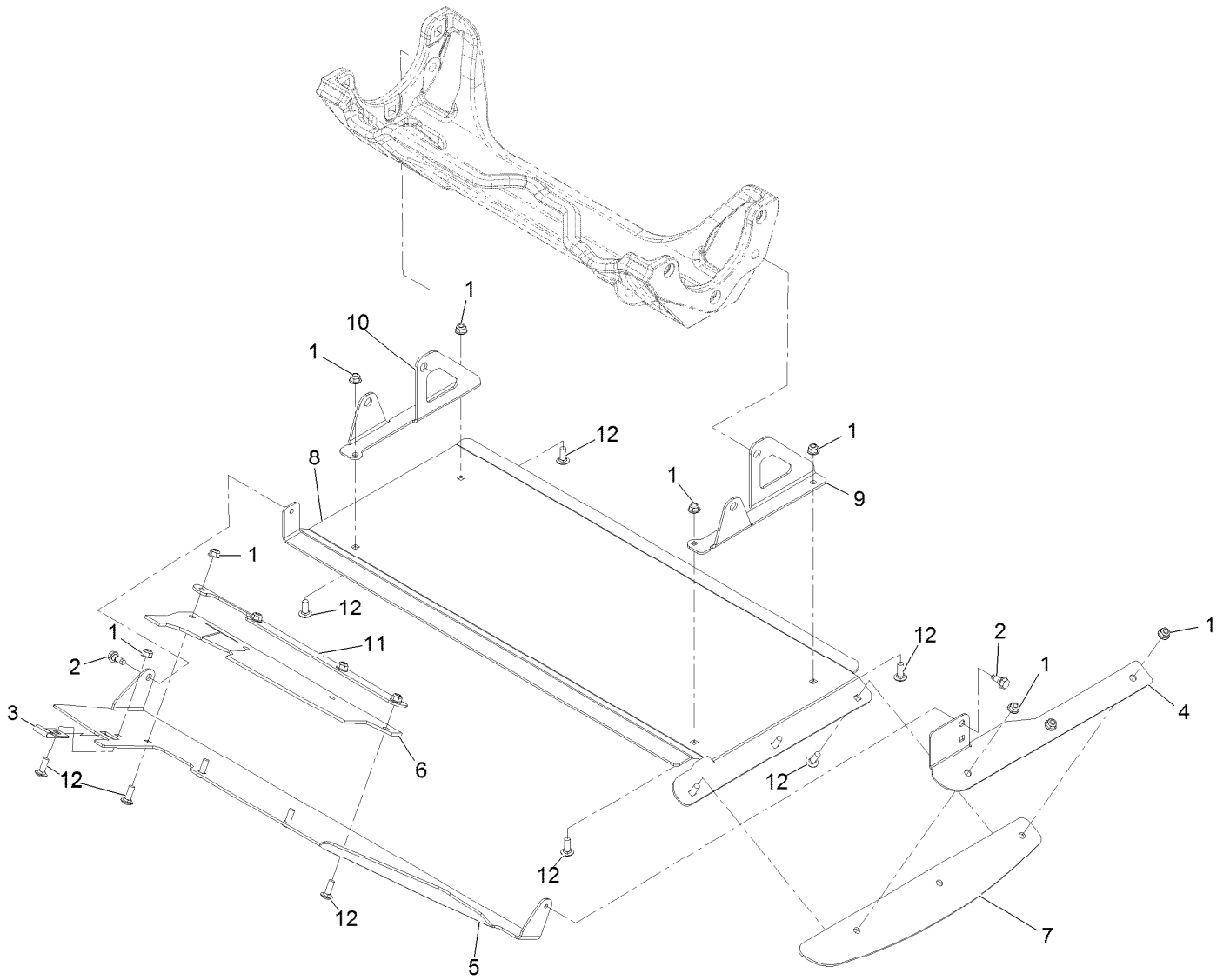


Caster Tire Assembly (continued)

<i>Ref.</i>	<i>Part Number</i>	<i>Qty.</i>	<i>Description</i>	<i>Ref.</i>	<i>Part Number</i>	<i>Qty.</i>	<i>Description</i>
1	135-3794-01	1	Fork-Caster	2:3	325-20	1	Screw-HH
2	109-3524	1	Asm, Wheel And Bearings	2:4	3296-45	1	Nut-Hex
2:1	103-2768	2	Guard-Seal	3	103-4882	1	Cap-Grease
2:2		1	Wheel And Bearing ASM ●	4	1-543509	2	Bearing-Roller, Tapered
2:2:1	1-633585	2	Bearing-Cone, Taper	5	1-633508	3	Washer-Bellville
2:2:2	103-0063	2	Seal-Caster	6	3296-51	1	Nut-Lock, NI
2:2:3	103-3051	1	Spacer-Nut	7	1-543511	1	Seal-Grease
2:2:4	126-5359	1	Caster Axle ASM				

● Not serviced separately

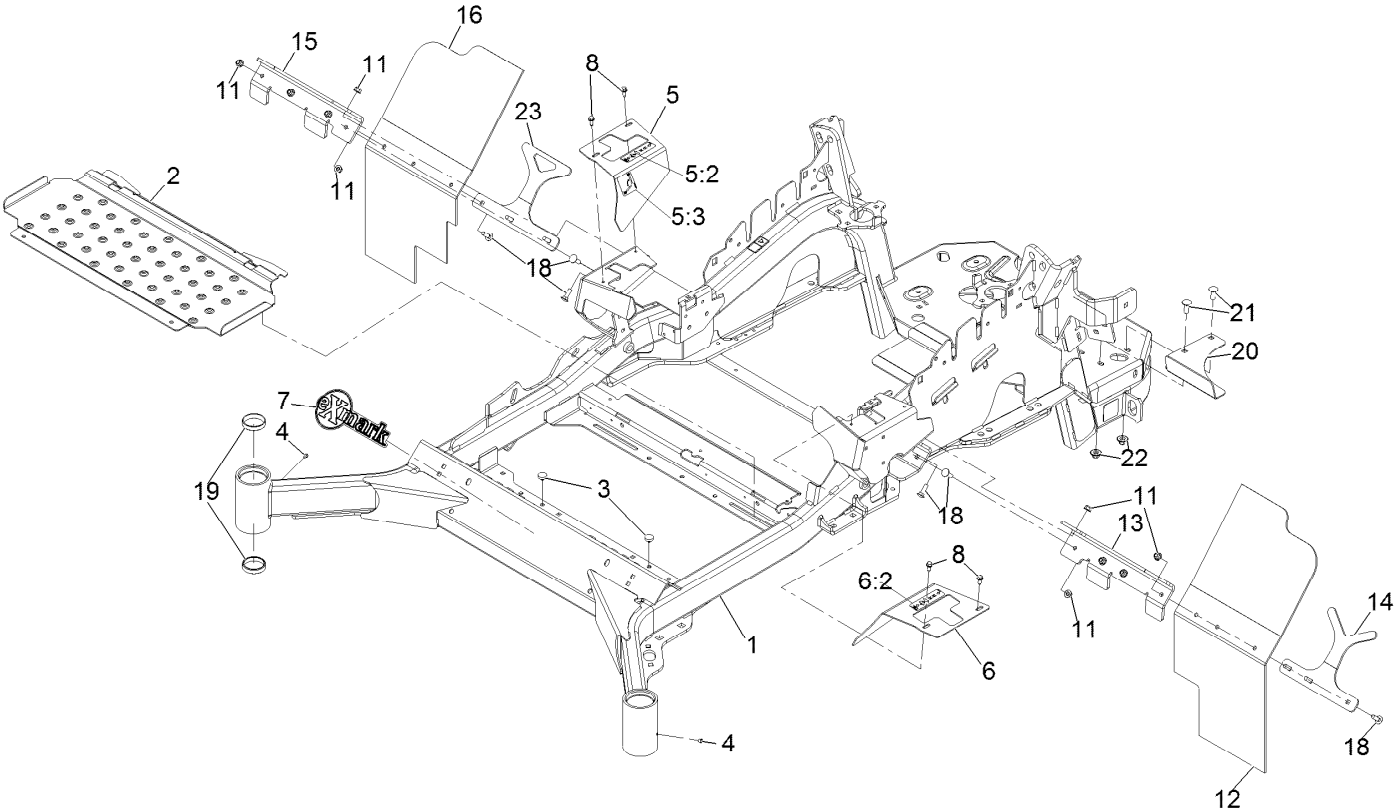
Discharge Tunnel Assembly



Discharge Tunnel Assembly (continued)

<i>Ref.</i>	<i>Part Number</i>	<i>Qty.</i>	<i>Description</i>	<i>Ref.</i>	<i>Part Number</i>	<i>Qty.</i>	<i>Description</i>
1	104-8300	12	Nut-Nyloc 5/16-18 Flg	7	135-3789	1	Flap-Rubber
2	126-4424	2	Screw-Shoulder	8	135-5932-03	1	Panel-Discharge
3	135-0608	1	Bearing-Strap, Nylon	9	135-7041-03	1	Bracket-Tunnel Hanger LH
4	135-2090-03	1	Bracket-Flap, LH	10	135-7042-03	1	Bracket-Tunnel Hanger RH
5	135-2657-03	1	Panel-Discharge	11	135-7046-03	1	Support-LH Flap Rd96
6	135-3769	1	Flap-Discharge	12	3230-10	12	Bolt-Carriage 5/16-18 X 7/8

Main Frame Assembly



Main Frame Assembly (continued)

<i>Ref.</i>	<i>Part Number</i>	<i>Qty.</i>	<i>Description</i>	<i>Ref.</i>	<i>Part Number</i>	<i>Qty.</i>	<i>Description</i>
1	142-2671	1	Mainframe ASM	11	104-8300	10	Nut-Nyloc 5/16-18 Flg
2	142-2872-01	1	Floor Pan	12	135-4947	1	Mud Flap
3	1-513658	2	Bumper	13	135-4950-03	1	Bracket-Mud Flap, LH
4	1-811010	2	Plug	14	135-4952-03	1	Support-Mud Flap, Rear
5	116-5899	1	RH Motion Control Cover ASM	15	135-4955-03	1	Bracket-Mud Flap, RH
5:2	99-8936	1	Decal-Control, Motion	16	135-4957	1	Mud Flap
5:3	116-5988	1	Decal-Park Brake, CE	18	3230-2	10	Bolt-Carriage 5/16-18 X 1
6	116-0580	1	LH Motion Control Cover ASM	19	1-543508	4	Cup-Bearing Tapered Roller
6:2	99-8936	1	Decal-Control, Motion	20	142-2927-01	1	Shield-Heat
7	135-2274	1	Decal-Exmark	21	3231-22	2	Screw-CARR
8	32144-10	4	Screw-HWH 1/4-20 X .62	22	109-6658	2	Nut-Flange, NI
				23	142-3344-03	1	Support-Mud Flap RH

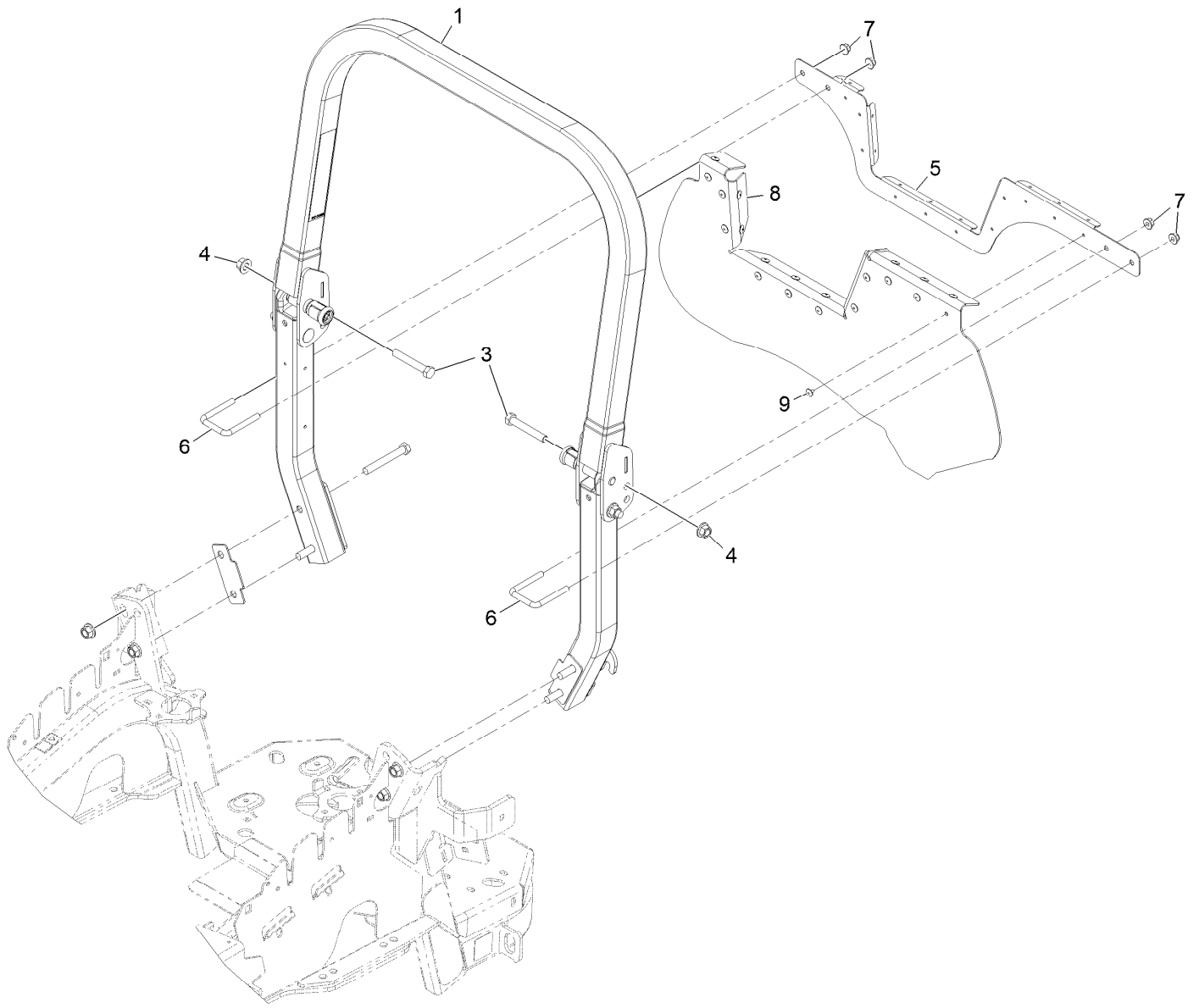
X-Series Decal



X-Series Decal (continued)

<i>Ref.</i>	<i>Part Number</i>	<i>Qty.</i>	<i>Description</i>
1	126-6573	2	Decal-X-Series

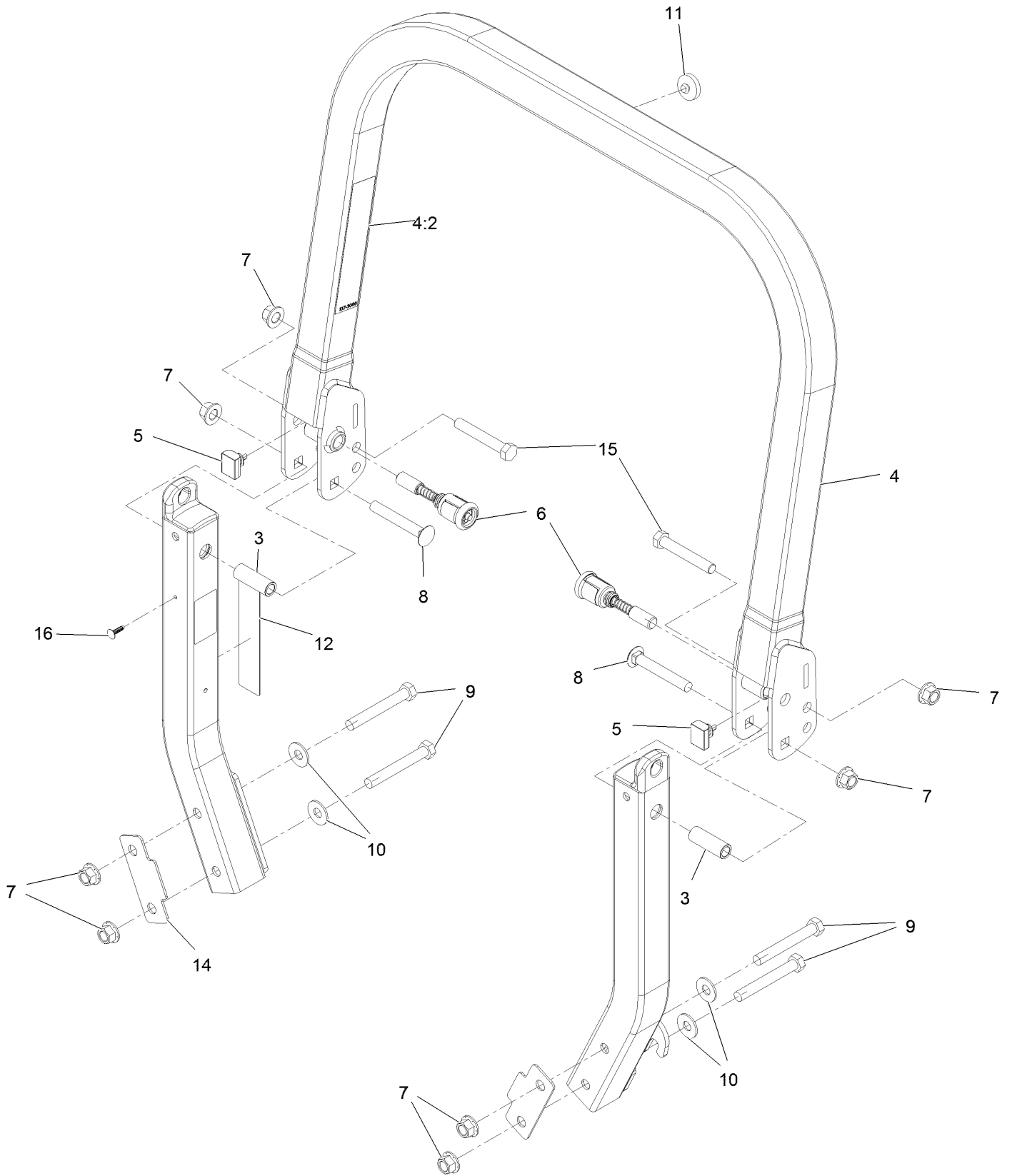
Roll-Over Protection System



Roll-Over Protection System (continued)

<i>Ref.</i>	<i>Part Number</i>	<i>Qty.</i>	<i>Description</i>	<i>Ref.</i>	<i>Part Number</i>	<i>Qty.</i>	<i>Description</i>
1	116-0230	1	ASM,ROPS Service Exmark	6	104-9082	2	U-Bolt
3	325-13	2	Screw-HH 1/2-13 X 3 1/4	7	104-8301	4	Nut-Nyloc 3/8-16 Flg
4	99-5107	2	Nut-Lock 1/2-13	8	142-3626	1	Air Dam, Hood
5	142-3625-03	1	Bracket, Air Dam	9	132-5064	5	Rivet-Pop

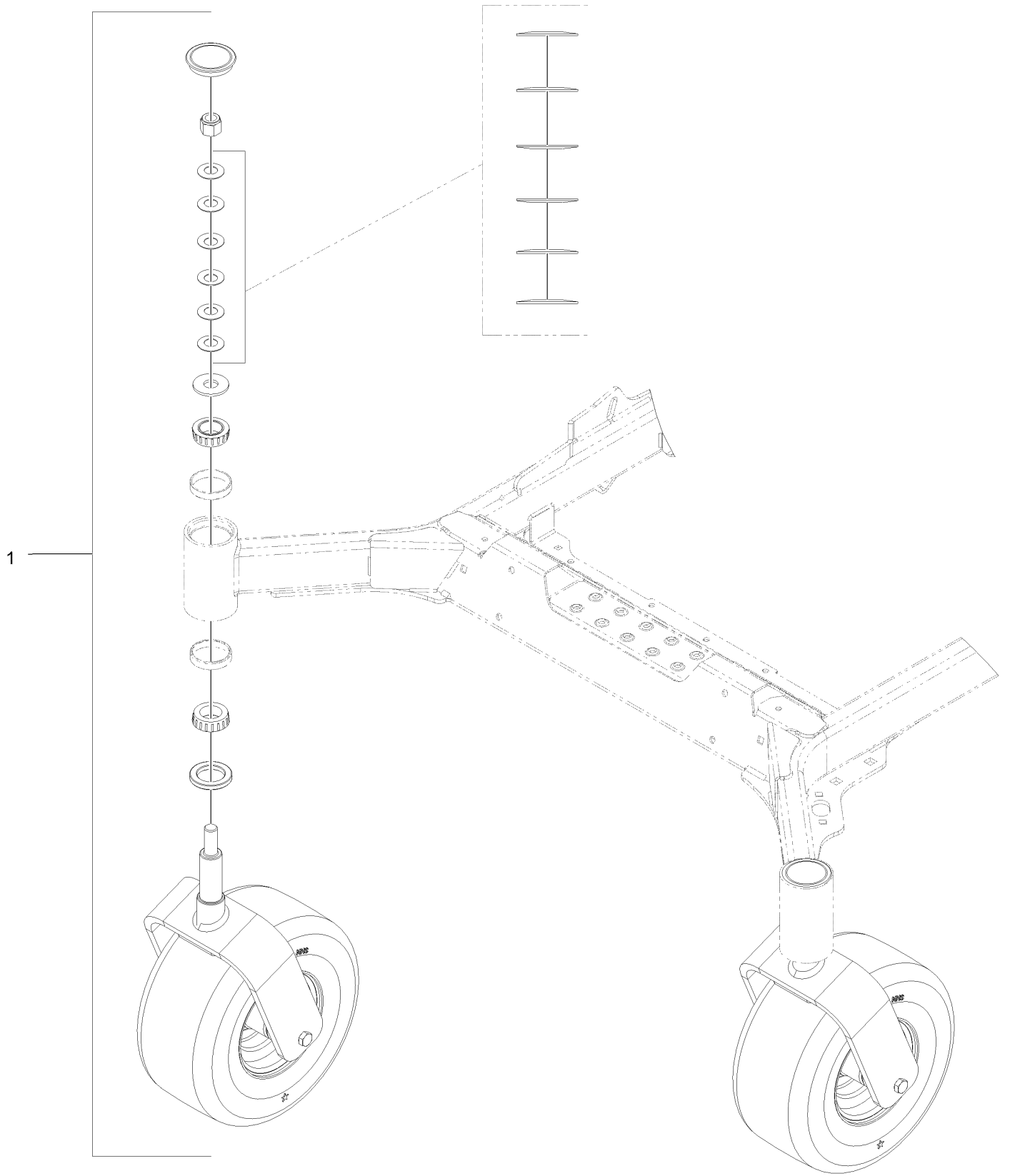
Roll Over Protection System (cont.)



Roll Over Protection System (cont.) (continued)

<i>Ref.</i>	<i>Part Number</i>	<i>Qty.</i>	<i>Description</i>	<i>Ref.</i>	<i>Part Number</i>	<i>Qty.</i>	<i>Description</i>
3	109-6653	2	Spacer	9	325-35	4	Screw-HH
4	116-0019	1	Upper ROPS ASM	10	109-9505	4	Washer, Spring Disc 1/2
4:2	107-3069	1	Decal-Warning	11	109-9233	1	Bumper-Push-In, Rubber
5	109-5337	2	Bumper-ROPS	12	117-0346	1	Decal-Caution, Fuel Vent
6	116-0104	2	Pin-Spring	14	116-0960	2	Spacer
7	99-5107	8	Nut-Lock 1/2-13	15	325-13	2	Screw-HH
8	3233-10	2	Bolt-Carriage 1/2-13 X 3 1/2	16	125-8067	1	Plug-Plastic

Front Caster and Fork Assembly

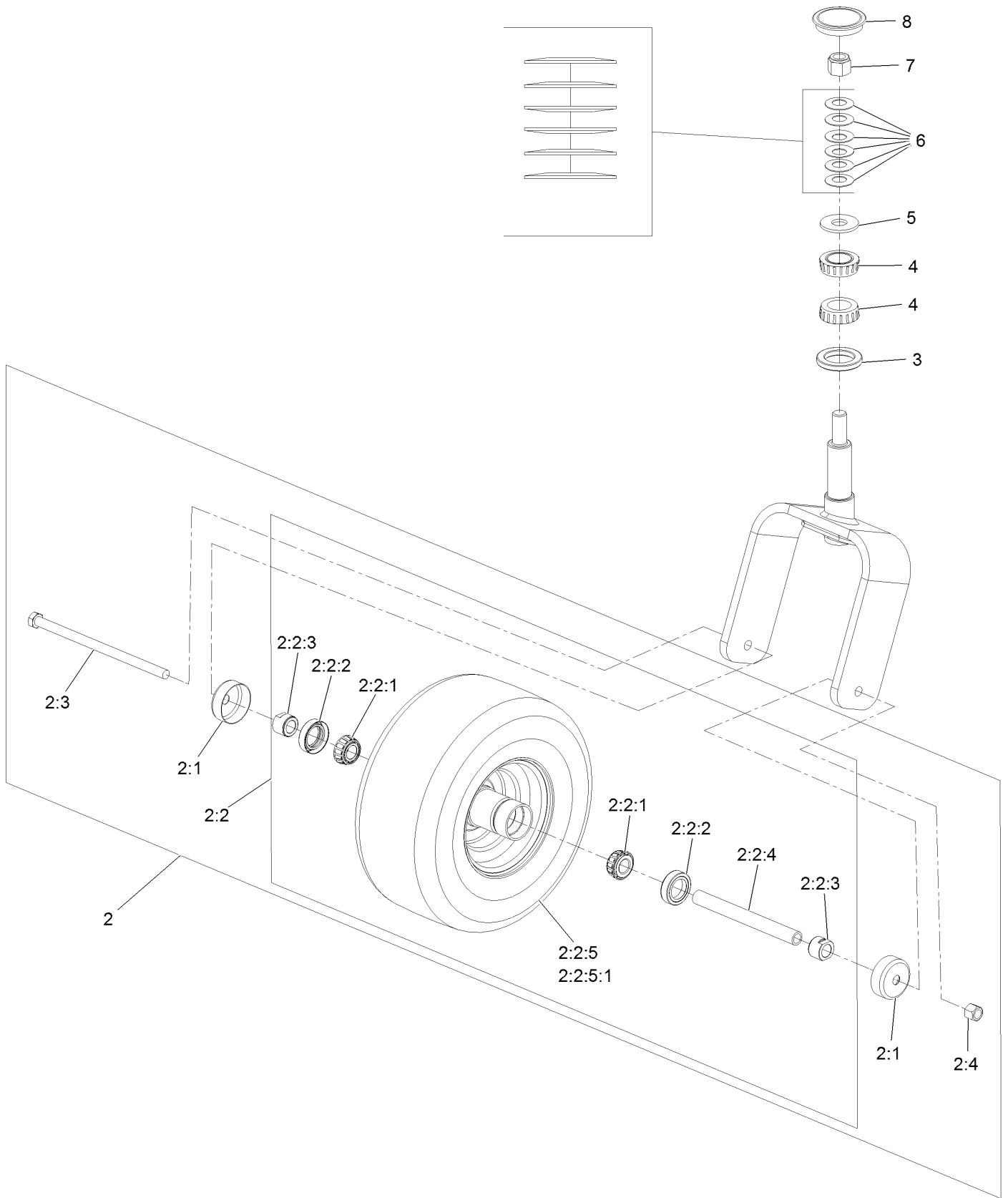


Front Caster and Fork Assembly (continued)

<i>Ref.</i>	<i>Part Number</i>	<i>Qty.</i>	<i>Description</i>
1		2	ASM, Wheel Caster ●

● Not serviced separately

Caster Fork and Tire Assembly



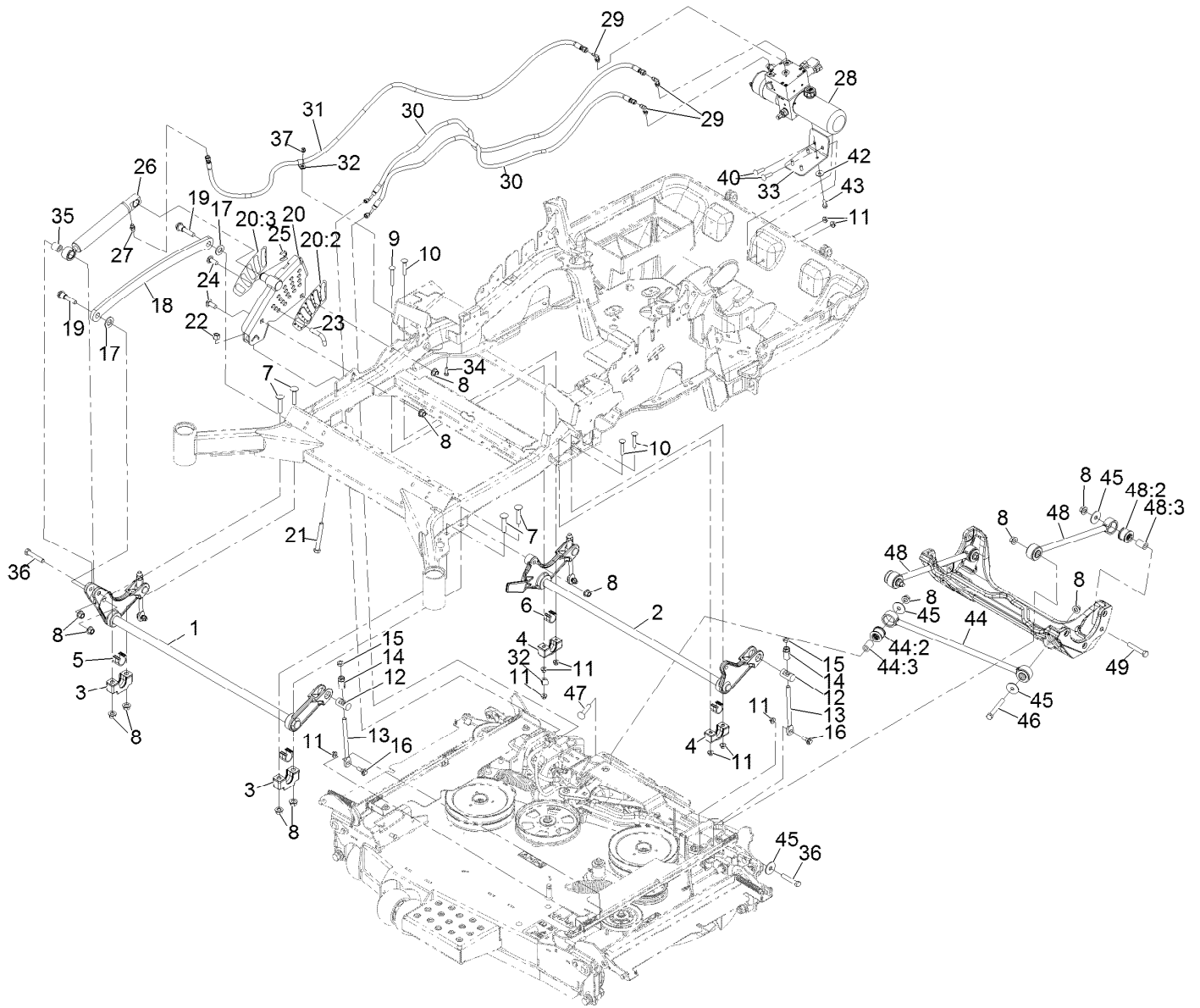
Caster Fork and Tire Assembly (continued)

<i>Ref.</i>	<i>Part Number</i>	<i>Qty.</i>	<i>Description</i>	<i>Ref.</i>	<i>Part Number</i>	<i>Qty.</i>	<i>Description</i>
2		1	Wheel & Tire ASM ●	2:2:5:1	1-633584	2	Bearing-Cup
2:1	103-2768	2	Guard-Seal	2:3	325-39	1	Screw-HH 1/2-13 X 9 1/2
2:2		1	Wheel And Tire ASM ●	2:4	3296-23	1	Nut-Nyloc 1/2-13
2:2:1	1-633585	2	Bearing-Cone Tapered Roller	3	135-0355	1	Seal-Grease
2:2:2	103-0063	2	Seal-Double Lip	4	103-9028	2	Cone-Bearing Taper Roller
2:2:3	103-3051	1	Spacer-Nut ■	5	3256-8	1	Washer
2:2:4	126-5361	1	Axle Caster ASM	6	1-633508	6	Washer-Spring Disc
2:2:5		1	Wheel And Tire ASM ●	7	3296-51	1	Nut-Nyloc 3/4-10
				8	126-9369	1	Cap-Grease

● Not serviced separately

■ Use Pro-Lock, Nut Type (P/N 1-840022, .5ml tube) on threads.

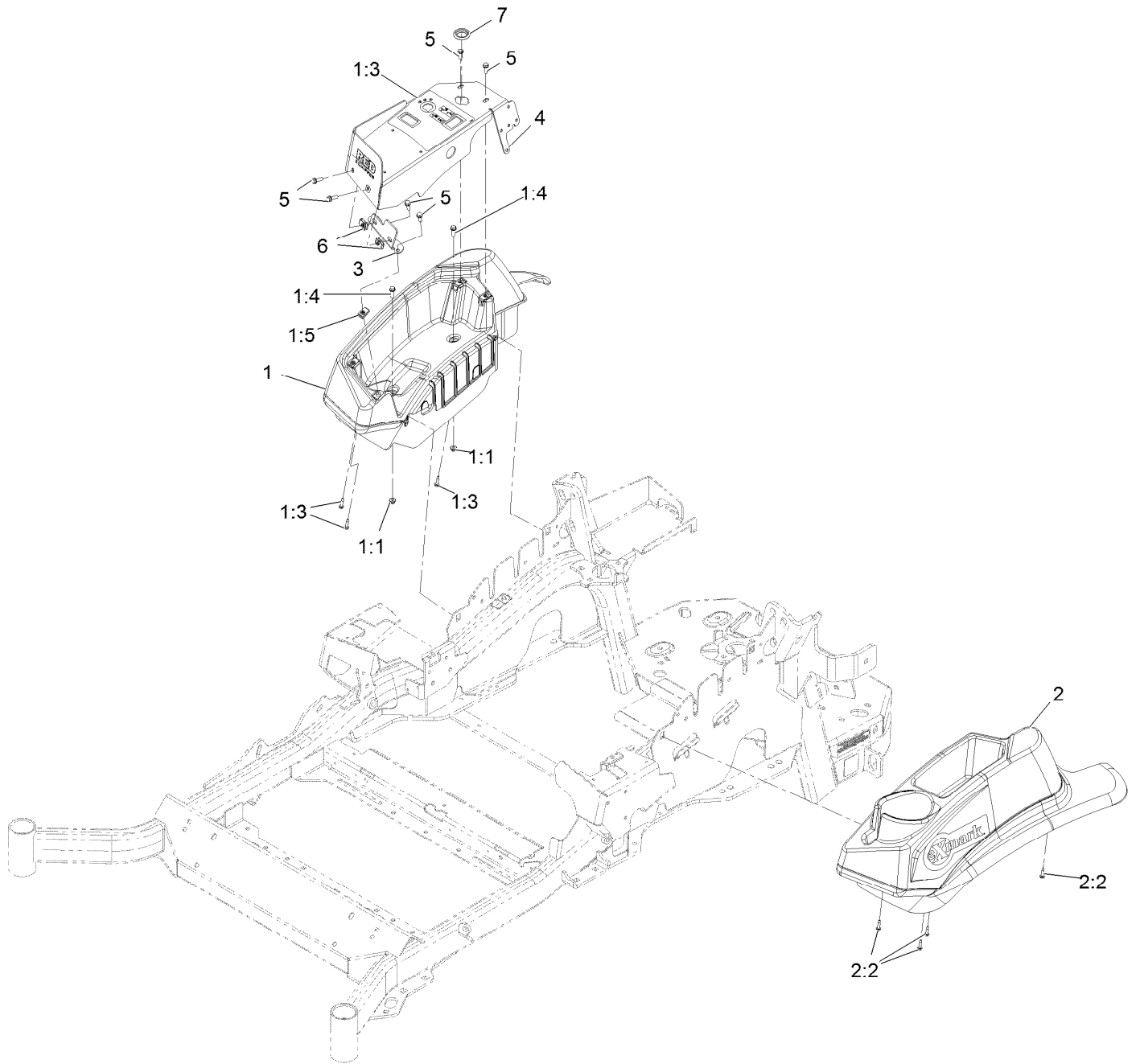
Deck Lift Assembly



Deck Lift Assembly (continued)

<i>Ref.</i>	<i>Part Number</i>	<i>Qty.</i>	<i>Description</i>	<i>Ref.</i>	<i>Part Number</i>	<i>Qty.</i>	<i>Description</i>
1	135-1216-03	1	Lift-Deck, Front	23	116-5584	1	Pin-HOC
2	116-2645-03	1	Lift-Deck, Rear	24	3233-26	2	Screw-CARR, Short Neck
3	109-9409	2	Support-Bearing, Cross Shaft (Front)	25	32151-91	1	Ring-Retaining
4	127-0553	2	Support-Bearing, Cross Shaft (Rear)	26	126-7841	1	Lift Cylinder ASM
5	109-9410	2	Bearing-Cross Shaft, Front	27	109-2017	1	Adapter-Straight
6	109-7173	2	Bearing-Cross Shaft, Rear	28	135-1582	1	Power Unit
7	116-1700	4	Bolt-Carriage 1/2-13 X 2 1/2 Spl Neck	29	109-0760	3	Adapter-90°
8	99-5107	15	Nut-Lock 1/2-13	30	135-3330	2	Hose-HYD, HP
9	3231-9	1	Bolt-Carriage 3/8-16 X 2 3/4	31	135-3331	1	Hose-HYD, HP
10	3231-7	3	Bolt-Carriage 3/8-16 X 2 1/4	32	2412-138	2	R-Clamp
11	104-8301	11	Nut-Nyloc 3/8-16 Flg	33	142-2158-03	1	Mount-Power Unit
12	109-8353	4	Trunnion	34	322-4	1	Screw-HH 5/16-18 X 7/8
13	109-8007	4	Link-Adjuster, Deck Lift	35	135-1215	1	Spacer-Pivot
14	109-7840	4	Adjuster-Lift, Deck	36	325-11	3	Screw-HH 1/2-13 X 2 3/4
15	3218-5	4	Nut-Jam 1/2-13	37	104-8300	1	Nut-Nyloc 5/16-18 Flg
16	109-9840	4	Screw-Hex Flange 3/8-16 X .80	40	3231-26	2	Bolt-Carriage 3/8-16 X 1 1/2
17	3256-28	2	Washer-3/4 SAE	42	3290-461	4	Washer-Spring Disc
18	116-0797-03	1	Link-Lift, Deck	43	3234-29	4	Screw-HH Flg 5/16-18 X 1
19	116-2022	2	Screw-Hex Flange 1/2-13 X 1.90	44	109-5013	1	Panhard Rod ASM
20	126-7866	1	HOC ASM	44:2	109-5009	2	Bushing-Suspension, Rubber
20:2	126-9275	1	Decal-HOC	44:3	109-5010	2	Spacer
20:3	135-1432	1	Decal-HOC, Outer	45	86-1990	6	Washer
21	116-0559	1	Bolt-HH 1/2-13 X 4 Tap	46	325-17	1	Screw-HH 1/2-13 X 4
22	3296-23	1	Nut-Nyloc 1/2-13	47	3233-34	1	Bolt-Carriage 1/2-13 X 2 1/2
				48	142-3269	2	ASM, Deck Strut
				48:2	135-2466	2	Bushing-Rubber
				48:3	109-5010	2	Spacer
				49	325-12	2	Screw-HH 1/2-13 X 3

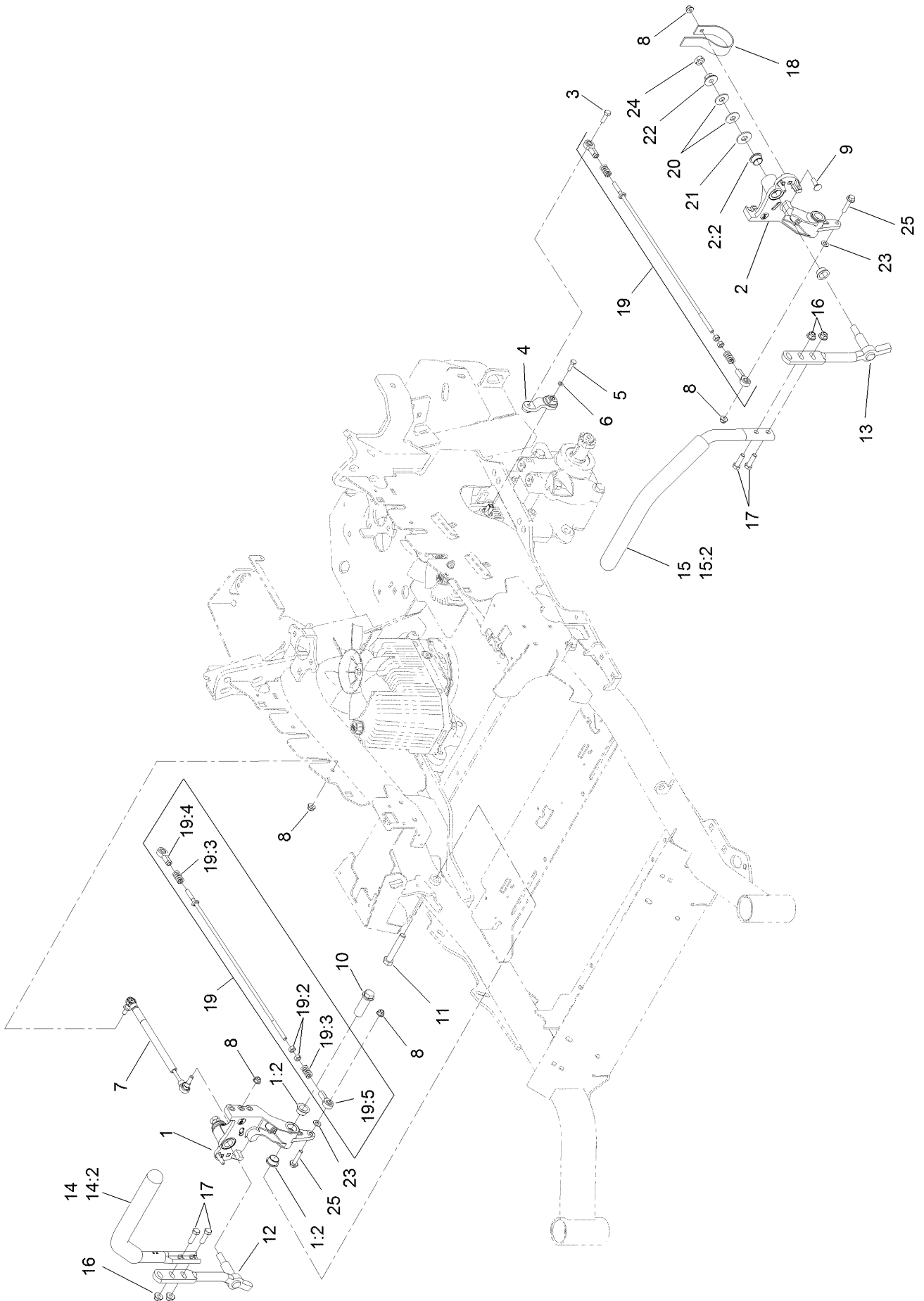
Controls Assembly



Controls Assembly (continued)

<i>Ref.</i>	<i>Part Number</i>	<i>Qty.</i>	<i>Description</i>	<i>Ref.</i>	<i>Part Number</i>	<i>Qty.</i>	<i>Description</i>
1	109-9341	1	Console,RH Narrow ASM	2:2	109-9345	4	Screw-HWH #10-14 X 3/4 Tf
1:1	104-7201	2	Nut-Nyloc 1/4-20 Flg	3	126-4563-03	1	Bracket-Console
1:3	109-9345	3	Screw-HWH #10-14 X 3/4 Tf	4	135-7114	1	Cover-Panel ASM W/Decals
1:4	32105-15	2	Screw-Machine 1/4-20 X 3/4	5	32105-15	6	Screw-Machine 1/4-20 X 3/4
1:5	107069	4	Nut-Retainer-Panel 1/4-20	6	107069	2	Nut-Retainer-Panel 1/4-20
2	109-9342	1	Console.LH Narrow ASM	7	116-1875	1	Plug-Plastic

Motion Control Assembly

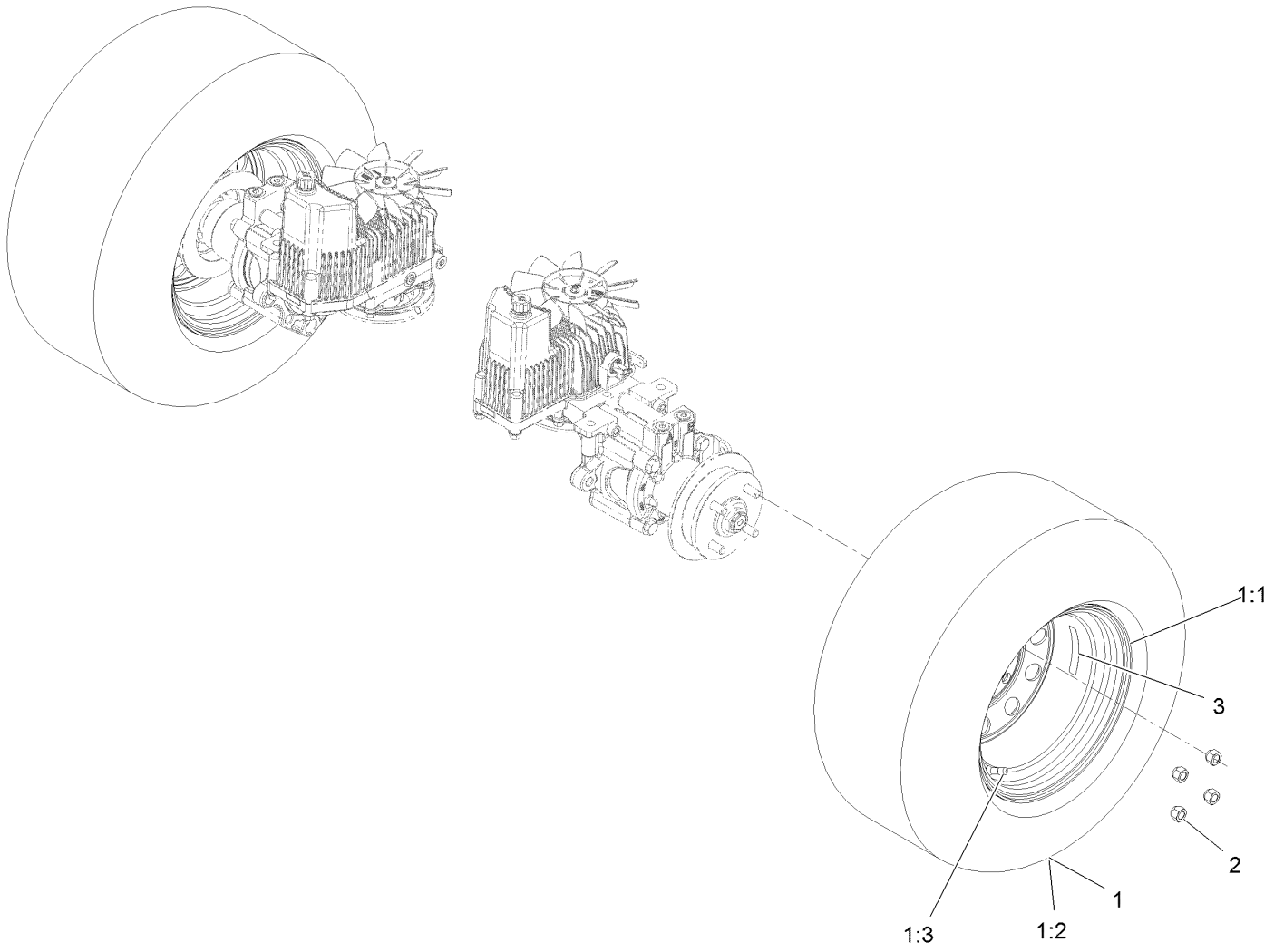


Motion Control Assembly (continued)

<i>Ref.</i>	<i>Part Number</i>	<i>Qty.</i>	<i>Description</i>	<i>Ref.</i>	<i>Part Number</i>	<i>Qty.</i>	<i>Description</i>
1	116-0880	1	RH Motion Control And Bushing ASM	14	135-4371	1	RH Handle ASM
1:2	109-8054	4	Bushing-Flange	14:2	109-5668	1	Grip-Lever, Control
2	116-0881	1	LH Motion Control And Bushing ASM	15	135-4373	1	LH Handle ASM
2:2	109-8054	4	Bushing-Flange	15:2	109-5668	1	Grip-Lever, Control
3	116-0648	2	Screw-HH, Thread Locking ●	16	104-8301	4	Nut-HF, NI
4	109-4581	2	Arm-Control, Pump	17	323-7	4	Screw-HH
5	9080046	2	Screw-HH ●	18	109-5575	2	Spring-Leaf
6	1-303435	2	Washer-Spring	19	109-8106	2	Front Pump Linkage ASM
7	116-0027	2	Damper-Control, Motion	19:2	3219-2	2	Nut-Hex
8	104-8300	8	Nut-HF, NI	19:3	1-323245	2	Spring-Compression
9	3230-2	2	Bolt-CARR	19:4	1-633152	1	Balljoint-LH
10	109-5891	2	Hub-Threaded	19:5	1-543017	1	Balljoint-RH
11	325-12	2	Screw-HH	20	109-9505	4	Washer-Spring
12	116-0039	1	Lever-Control Motion, RH	21	3256-6	2	Washer-Flat
13	116-0040	1	Lever-Control Motion, LH	22	32128-56	2	Nut-HF
				23	3256-23	2	Washer-Plain
				24	3218-5	2	Nut-Jam
				25	115-1794	2	Screw-HHF

● Use Pro-Lock, Nut Type (P/N 1-840022, .5ml tube) on threads.

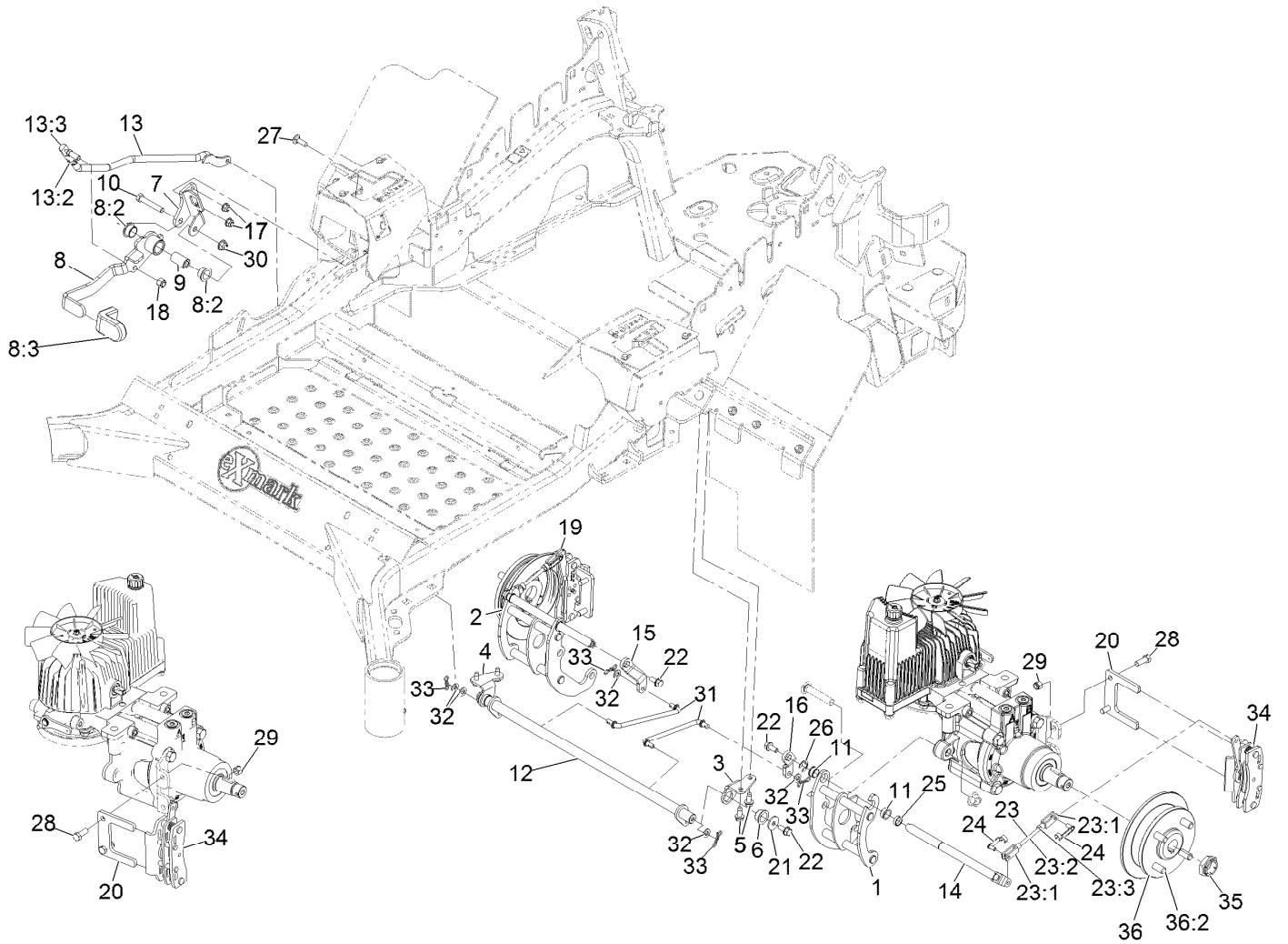
Rear Wheel Assembly



Rear Wheel Assembly (continued)

<i>Ref.</i>	<i>Part Number</i>	<i>Qty.</i>	<i>Description</i>	<i>Ref.</i>	<i>Part Number</i>	<i>Qty.</i>	<i>Description</i>
1	109-8972	2	Wheel And Tire ASM	1:3	232-27	1	Stem-Valve
1:1	1-633993	1	Tire	2	242-50	8	Nut-Lug 1/2-20
1:2	109-3156	1	Rim	3	135-7898	2	Decal-Wheel Hub

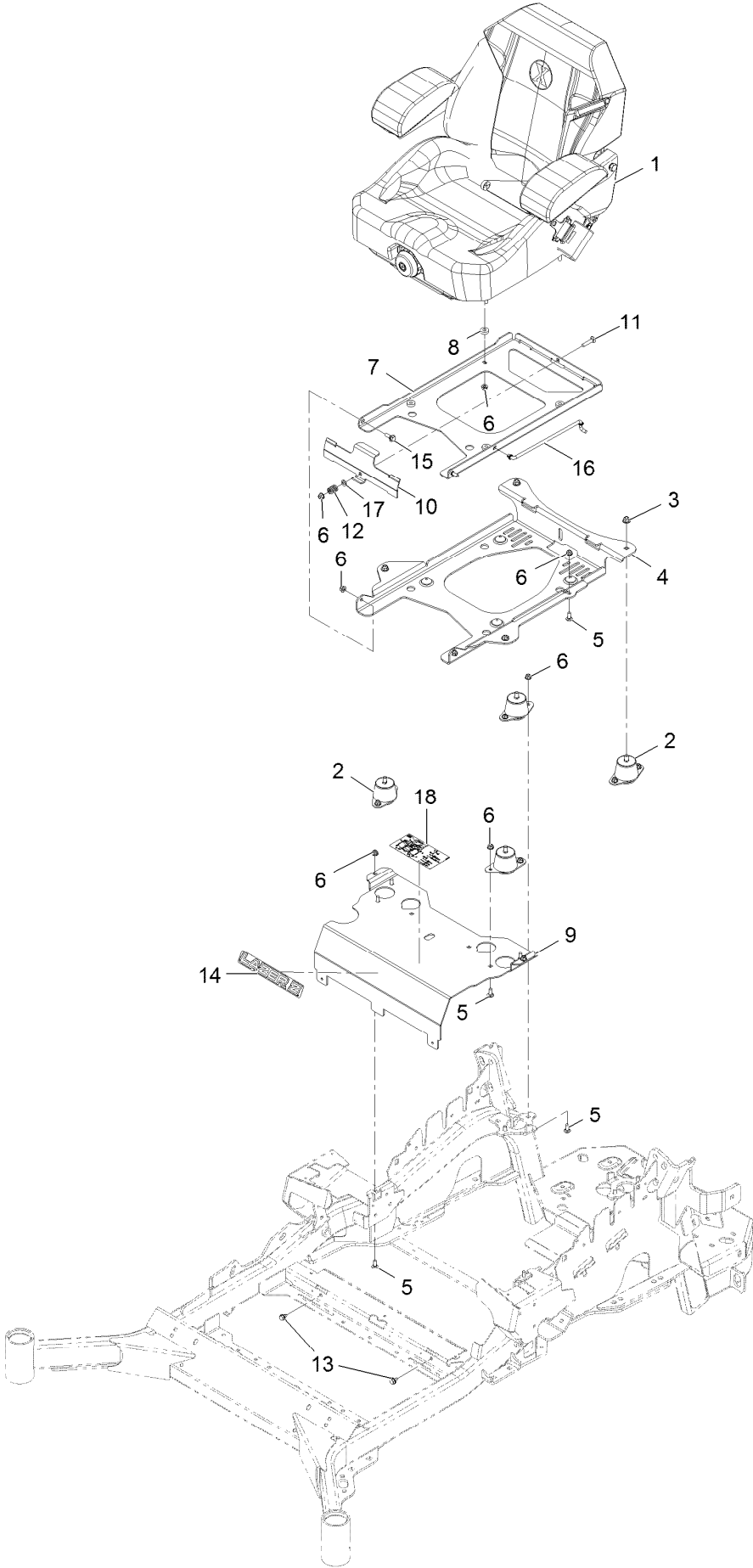
Park Brake Assembly



Park Brake Assembly (continued)

<i>Ref.</i>	<i>Part Number</i>	<i>Qty.</i>	<i>Description</i>	<i>Ref.</i>	<i>Part Number</i>	<i>Qty.</i>	<i>Description</i>
1	135-4893	1	Mount-Bellcrank, LH	19	135-7440	1	Caliper-Brake, RH
2	135-4895	1	Mount-Bellcrank, RH	20	135-7828	2	Plate-Mount, Brake
3	116-9681	1	Mount-Pivot, LH	21	115-7109	2	Washer-Flat
4	116-9682	1	Mount-Pivot, RH	22	98-9940	4	Screw-HHF
5	32144-70	4	Screw-HWH 5/16-18 X 3/4 Tf	23	126-7587	2	Rear Linkage ASM
6	109-8054	2	Bushing-Flanged	23:1	126-7588	2	Yoke
7	116-9096-01	1	Bracket-Mount	23:2	116-9069	1	Linkage, Rear
8	135-7565	1	Brake Lever ASM	23:3	3220-1	1	Nut-Jam 1/4-28
8:2	109-8054	2	Bushing-Flanged	24	126-6395	4	Pin-Clevis, Spring
8:3	132-4749	1	Grip-Lever	25	142-3422	2	Spacer
9	116-9117	1	Pivot-Handle, Brake	26	32120-19	2	E-Ring
10	323-11	1	Screw-HH 3/8-16 X 2 1/4	27	3230-2	2	Bolt-Carriage 5/16-18 X 1
11	126-6199	4	Bushing	28	135-7915	4	Screw-HH,
12	135-7800	1	Shaft-Cross	29	112-0236	4	Nut-Lock
13	135-4859	1	Front Linkage ASM	30	104-8301	1	Nut-Nyloc 3/8-16 Flg
13:2	94-7572	1	End-Tie Rod, RH	31	135-7583	2	Link-Mid
13:3	3220-3	1	Nut-Jam 3/8-24	32	3256-23	4	Washer-5/16 SAE
14	135-4896	2	Bellcrank,	33	119-1415	4	Pin-Cotter, Locking
15	126-3716	1	Arm-Inner, RH	34	135-7441	1	Caliper-Brake, LH
16	126-3715	1	Arm-Inner, LH	35	116-1399	2	Locknut
17	104-8300	2	Nut-Nyloc 5/16-18 Flg	36	142-2701	2	Wheel Hub ASM
18	3296-6	1	Nut-Nyloc 3/8-24	36:2	116-1696	4	Stud-Wheel

Seat Assembly



Seat Assembly (continued)

<i>Ref.</i>	<i>Part Number</i>	<i>Qty.</i>	<i>Description</i>	<i>Ref.</i>	<i>Part Number</i>	<i>Qty.</i>	<i>Description</i>
1	116-8912	1	Kit-Suspension Seat	10	109-9881-03	1	Plate-Latch, Seat
2	109-9034	4	Isolator-Seat	11	3230-4	1	Bolt-Carriage 5/16-18 X 1 1/2
3	104-8301	4	Nut-Nyloc 3/8-16 Flg	12	107-3017	1	Spring-Compression
4	116-3860-03	1	Plate-Tilt, Seat Support	13	9266934	2	Screw-HWH 5/16 X 1/2 Tf
5	3230-23	11	Bolt-Carriage 5/16-18 X 3/4 Short Neck	14	126-6574	1	Decal, Lazer Model
6	104-8300	18	Nut-Nyloc 5/16-18 Flg	15	116-1297	2	Screw-Shoulder
7	116-3859-03	1	Plate-Frame, Seat	16	116-0070	1	Rod-Prop
8	26-4840	4	Spacer-Pin, Mounting	17	3256-23	1	Washer-5/16 SAE
9	116-2130-03	1	Panel-Front, Seat Mount	18	142-2935	1	Decal-Lazer 96 Service Aid

Seat Assembly (cont.)

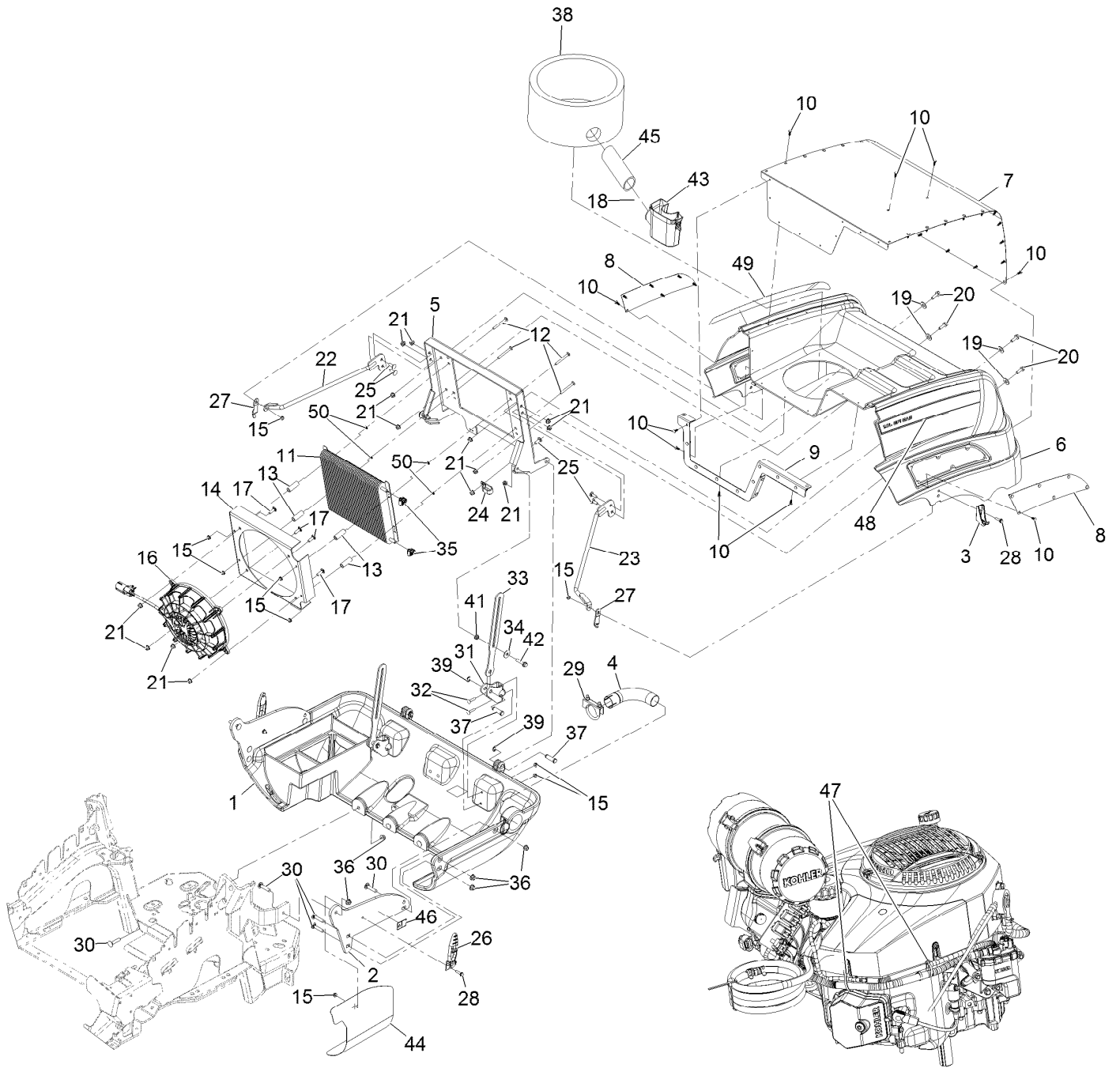


Seat Assembly (cont.) (continued)

<i>Ref.</i>	<i>Part Number</i>	<i>Qty.</i>	<i>Description</i>	<i>Ref.</i>	<i>Part Number</i>	<i>Qty.</i>	<i>Description</i>
2	116-8910	1	Seat Track Set	7	126-2061	1	Seat Belt Service Kit
3	116-8908	1	Cover-Back 311463Vn500	8	116-8906	1	Kit-Arm Rest Set
4	116-8909	1	Cover-Cushion 311464Vn500	9	116-8905	1	Kit-Arm Rest Pads
5	116-8911	1	Knob-Adjuster	10	82-2190	1	Switch
6	116-5659	1	Cover-Suspension Bellows	11	116-9329	4	Spacer
				12	126-9918-03	2	Stop, Seat ●

● Used on Diesel models only

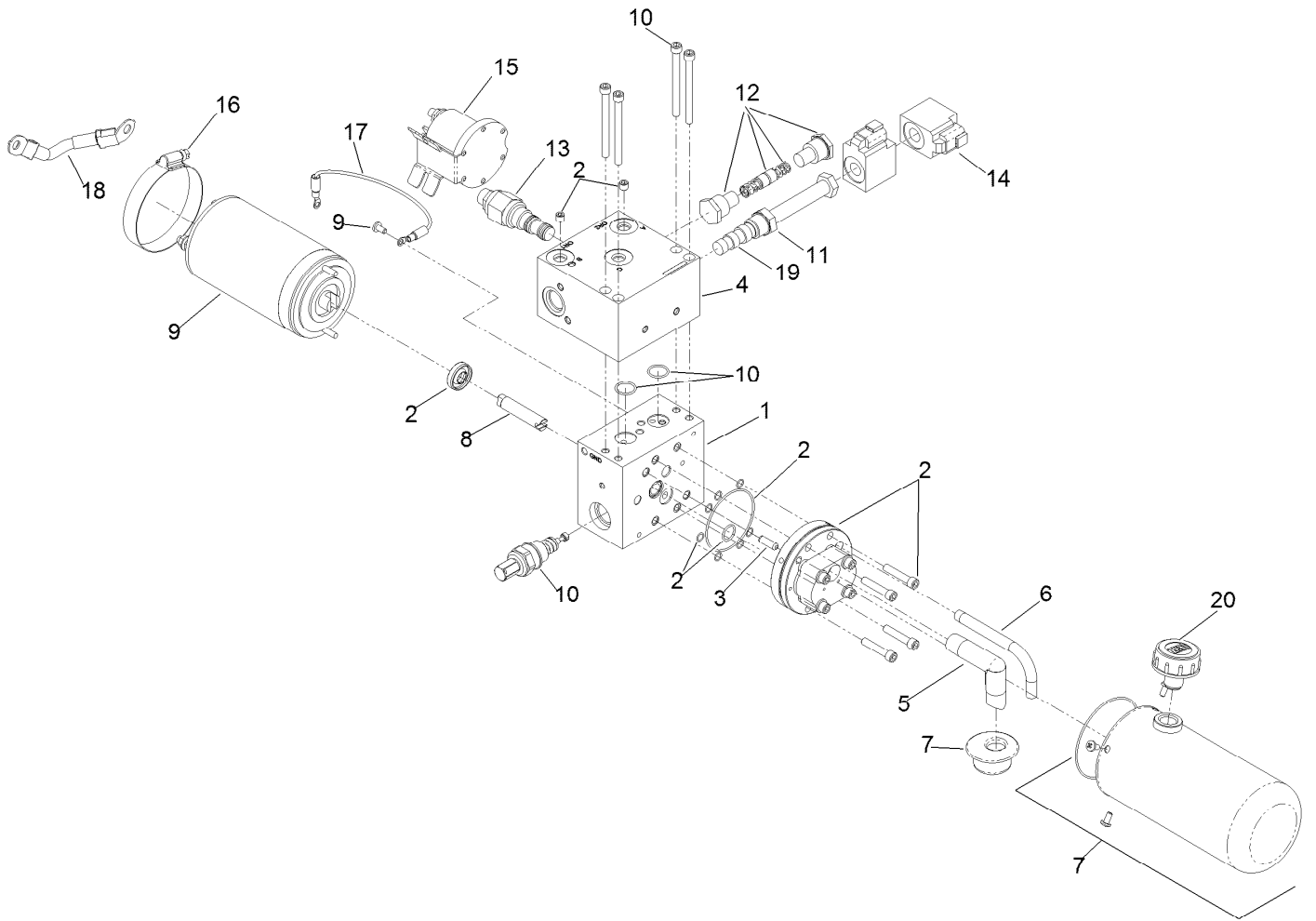
Hood Assembly



Hood Assembly (continued)

<i>Ref.</i>	<i>Part Number</i>	<i>Qty.</i>	<i>Description</i>	<i>Ref.</i>	<i>Part Number</i>	<i>Qty.</i>	<i>Description</i>
1	135-3340-03	1	Casting-Lower, Rear	26	103-2898	2	Latch-Rubber
2	135-3344-03	2	Plate-Mount	27	135-3353	2	Stop-Hood
3	126-8672	2	Latch-Catch	28	120-4654	4	Screw-HHF
4	135-1459	1	Tube-Exhaust	29	18-2130	1	Clamp
5	135-3317-03	1	Mount-Cooler	30	3231-5	11	Bolt-Carriage 3/8-16 X 1 3/4
6	135-3318	1	Hood	31	135-4438-03	2	Bracket-Mount, Slide
7	135-3324-03	1	Screen-Intake	32	3229-3	4	Bolt-Carriage 1/4-20 X 1 1/4
8	135-3332-03	2	Screen-Intake	33	135-3321-03	2	Slide-Hood
9	135-4437-03	1	Cap-Perforation, Hood	34	52-2900	2	Washer-Plastic
10	120-6737	57	Plug-Plastic	35	135-7984	2	Clamp-Hose
11	135-1223	1	Cooler-Oil	36	104-8301	11	Nut-Nyloc 3/8-16 Flg
12	3229-8	4	Bolt-Carriage 1/4-20 X 2 1/2	37	135-3347	4	Pin
13	95-6448	4	Spacer	38	135-3319	1	Foam-Inlet, Air
14	135-2391-03	1	Mount-Fan	39	32120-47	4	Ring-Retaining
15	104-7201	12	Nut-Nyloc 1/4-20 Flg	41	32128-20	2	Nut-Whizlock 5/16-18
16	135-0877	1	Fan	42	115-1794	2	Screw-Hex Flange 5/16-18 X 1 1/2
17	3230-22	4	Bolt-Carriage 5/16-18 X 1 Sp	43	135-7203	1	Mount-Hose
18	135-7836	1	Clamp	44	135-7312	1	Barrier-Heat
19	3256-4	4	Washer-3/8 Std	45	135-7442	1	Hose-Air Intake
20	3234-29	4	Screw-HH Flg 5/16-18 X 1	46	106-5517	1	Decal-Warning
21	104-8300	15	Nut-Nyloc 5/16-18 Flg	47	3290-378	2	Tie-Cable
22	135-4892	1	Support-Hood, RH	48	135-7933	1	Decal-LH Stripe
23	135-4874	1	Support-Hood, LH	49	135-7934	1	Decal-RH Stripe
24	120-1959	1	Clamp	50	32115-15	4	Nut-Push
25	3230-10	5	Bolt-Carriage 5/16-18 X 7/8				

Power Train Assembly

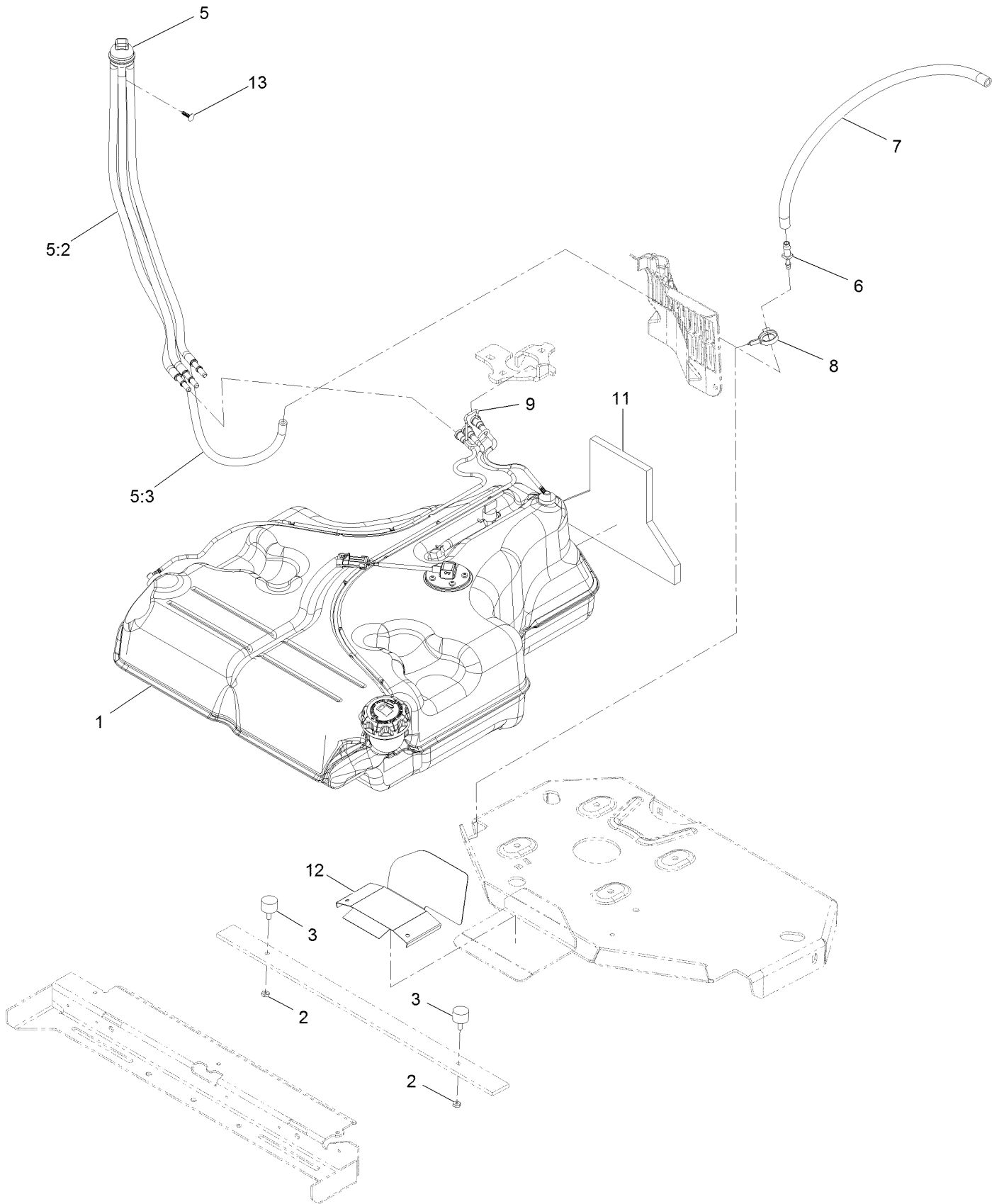


Power Train Assembly (continued)

<i>Ref.</i>	<i>Part Number</i>	<i>Qty.</i>	<i>Description</i>	<i>Ref.</i>	<i>Part Number</i>	<i>Qty.</i>	<i>Description</i>
1	135-7603	1	Base Assy, M3298, 3.0 Mtr	12	135-7614	1	Parts Kit, Dbl Po Ck Vlv, 4Inman
2	135-7604	1	P Assy, Kit, I, M3298, -100	13	135-7615	1	Counterbalance, 08, 5000-PSI
3	135-7605	2	Pin, Dowel, 1/4 X 3/4	14	135-7616	2	Coil, 12Vdc, 16W, Rect, Deutsch
4	135-7606	1	Valve, Relief, Vm01, 210-320 Bar	15	HYD13624	1	Power Unit Solenoid Kit, ATV/Ms-UTV
5	HYD09361	1	Inlet Tube, Bu	16	HYD13634	1	Clamp, Hose, Worm GR, 2.3-3.25
6	135-7608	1	Tube, Return, 90DEG, 1/8NPTF	17	135-7619	1	Wire Assy, Cntrl, 16Awg, Hs, Ring
7	135-7609	1	Parts Kit, Resv, Stl, 3.375 X 7.0	18	135-7620	1	Cable, Insulated, W/Lugs, 5In, 6GA
8	135-7610	1	Shaft, Intermediate, Micro, DC	19	135-7880	1	Parts Kit, Seal, 4W/3P Valve
9	135-7611	1	Motor, DC, 12V, 3In, 1 Term	20	142-4398	1	Cap-Powerunit
10	135-7612	1	Parts Kit, Manifold Assy, M3200	99	135-2834	1	Ruby Tran-1 Gal ●
11	135-7613	1	Cartridge, 4W/3P, 3000PSI, Mc, #8				

● Not illustrated

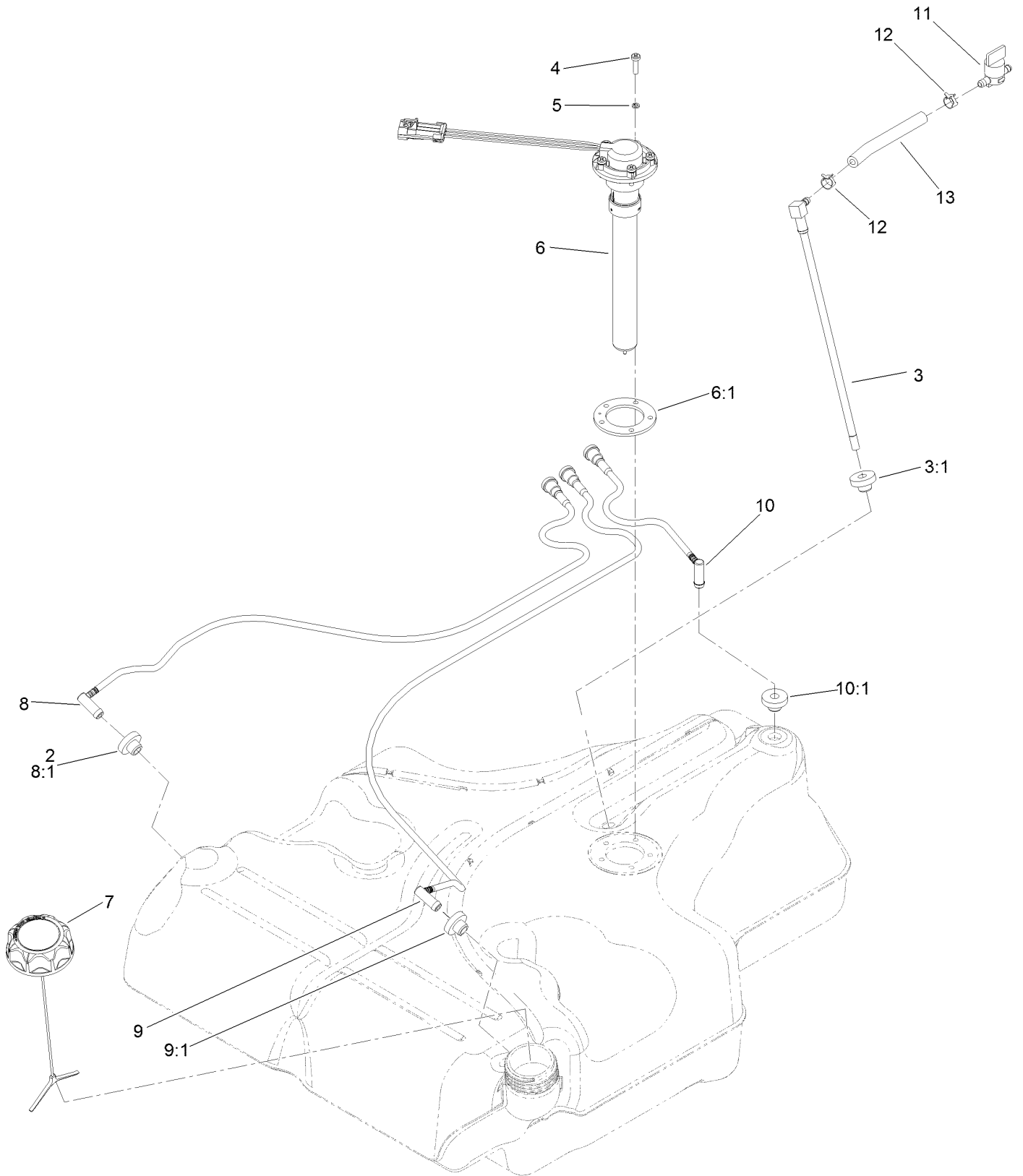
Fuel Tank Assembly



Fuel Tank Assembly (continued)

<i>Ref.</i>	<i>Part Number</i>	<i>Qty.</i>	<i>Description</i>	<i>Ref.</i>	<i>Part Number</i>	<i>Qty.</i>	<i>Description</i>
1	135-0643	1	Fuel Tank ASM	7	116-5087	1	Hose-Fuel
2	3218-1	2	Nut-Jam	8	105-1853	1	Clamp-Hose
3	1-523420	2	Bumper	9	116-6005	1	Retainer-Line, Vapor
5	127-0583	1	Fuel Manifold Vent ASM	11	126-0224	1	Insulation-Foam, Fuel Tank
5:2	109-0302	3	Hose-Fuel	12	126-0032-01	1	Guard-Exhaust
5:3	108-5376	1	Hose-Fuel	13	125-8067	1	Plug-Plastic
6	116-5072	1	Fitting-Straight				

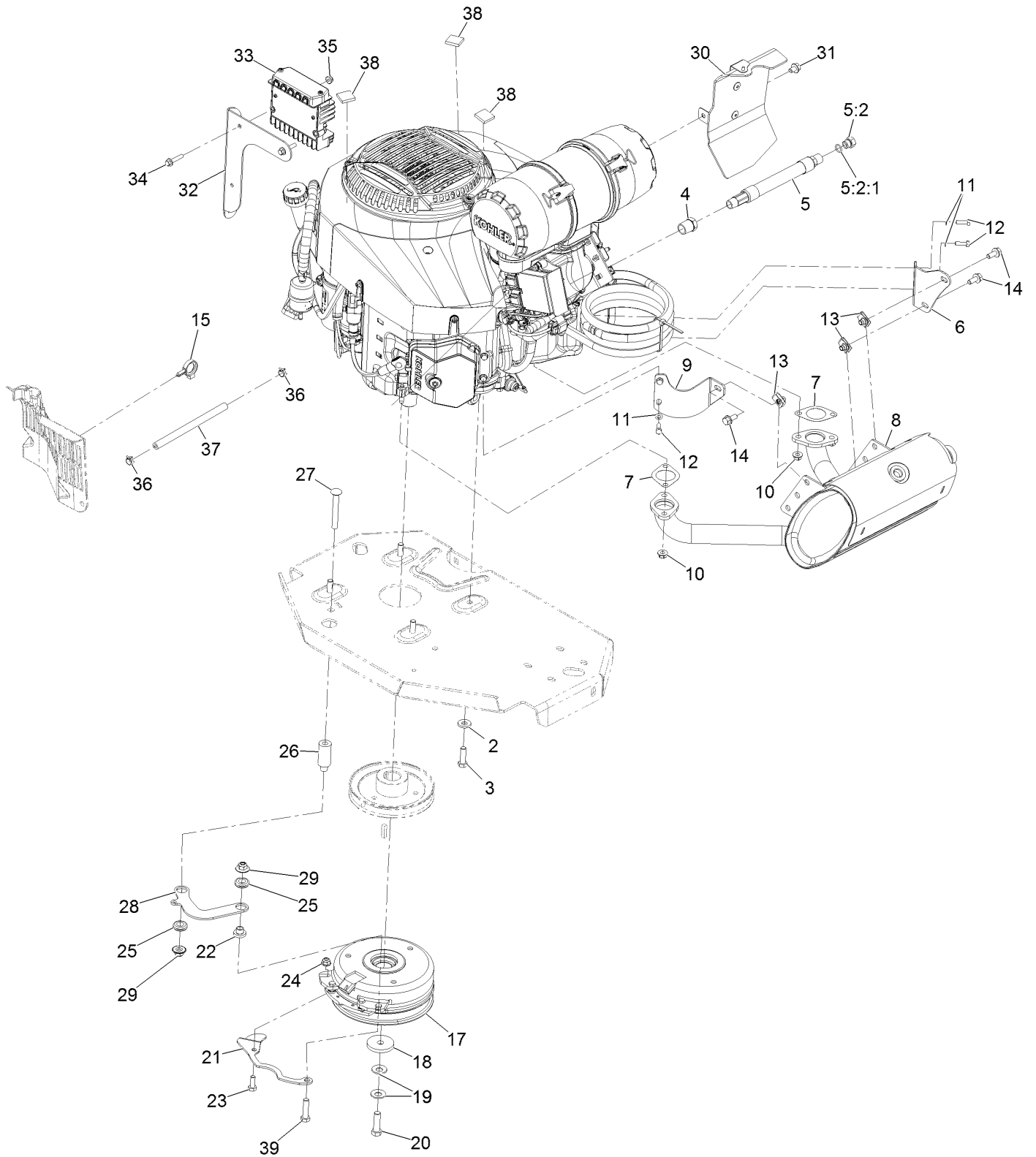
Fuel Tank Assembly-Lazer 135-0643



Fuel Tank Assembly-Lazer 135-0643 (continued)

<i>Ref.</i>	<i>Part Number</i>	<i>Qty.</i>	<i>Description</i>	<i>Ref.</i>	<i>Part Number</i>	<i>Qty.</i>	<i>Description</i>
2	46-6560	4	Bushing	8:1	46-6560	1	Bushing
3	116-2459	1	Fuel Line Kit (With Grommet)	9	116-2461	1	LH Vent Line Kit (With Grommet)
3:1	46-6560	1	Bushing	9:1	46-6560	1	Bushing
4	3290-500	5	Screw-PPH	10	116-2462	1	Rear Vent Line Kit (With Grommet)
5	3253-17	5	Washer-Lock				
6	126-3913	1	Float-Sender, Fuel	10:1	46-6560	1	Bushing
6:1	126-3950	1	Gasket-Sender	11	1-603770	1	Valve-Fuel
7	126-1789	1	Cap-Fuel, Ratcheting	12	2412-98	2	Clamp-Hose
8	116-2460	1	RH Vent Line Kit (With Grommet)	13	109-0650	1	Hose-Fuel

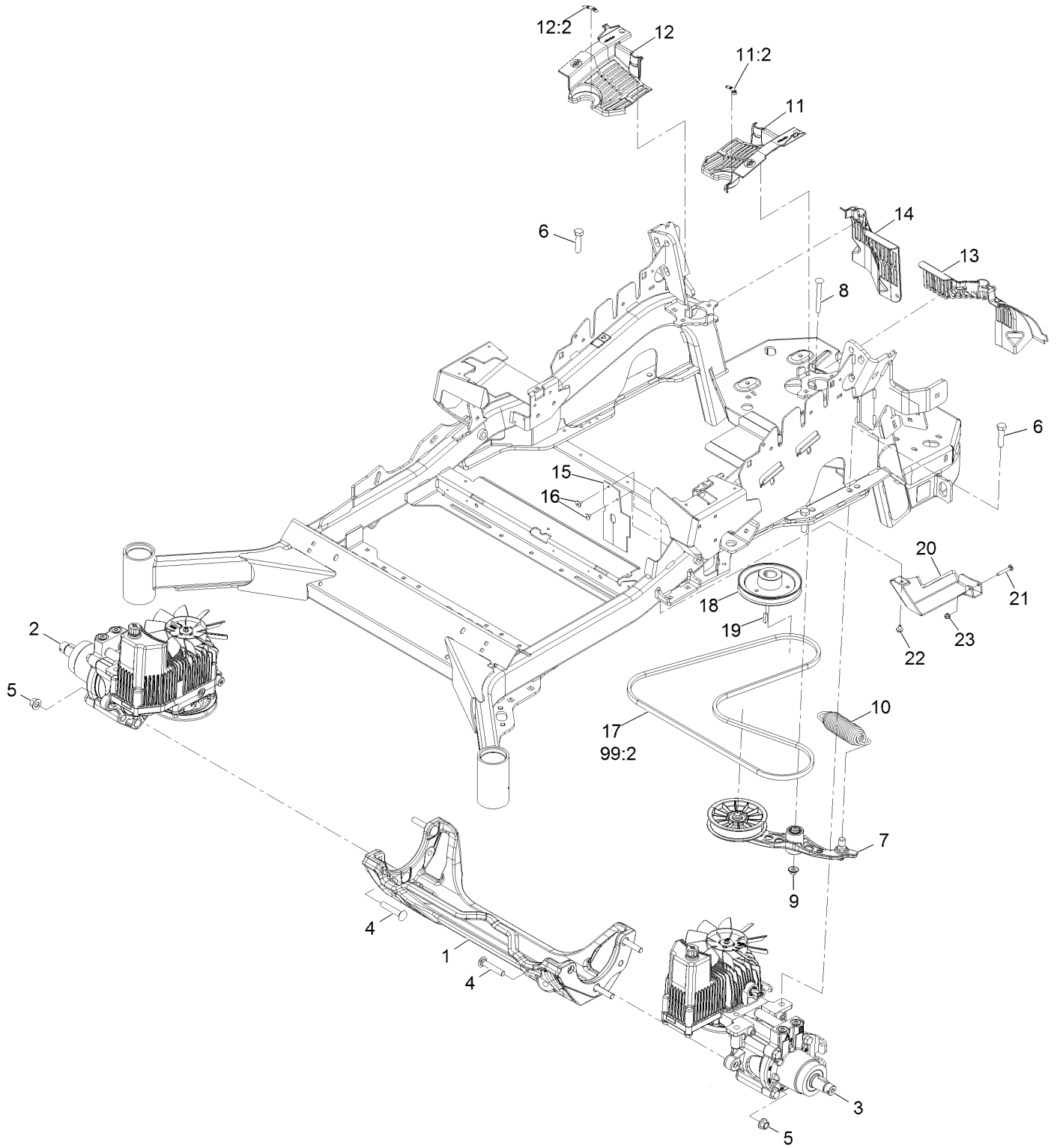
Engine Assembly



Engine Assembly (continued)

<i>Ref.</i>	<i>Part Number</i>	<i>Qty.</i>	<i>Description</i>	<i>Ref.</i>	<i>Part Number</i>	<i>Qty.</i>	<i>Description</i>
2	98-5975	4	Washer-Spring Disc 3/8	21	116-3331-01	1	Belt-Guide
3	323-7	4	Screw-HH 3/8-16 X 1 1/4	22	116-3318	1	Spacer
4	103-1390	1	Bushing	23	322-4	2	Screw-HH 5/16-18 X 7/8
5	135-7298	1	Oil Drain Hose ASM	24	104-8300	2	Nut-Nyloc 5/16-18 Flg
5:2	353-508	1	Plug-W/O-Ring	25	93-5108	2	Grommet-Rubber
5:2:1	237-42	1	O-Ring	26	116-3319	1	Spacer
6	116-9048	1	Bracket-Muffler	27	3231-42	1	Bolt-Carriage 3/8-16 X 3
7	126-0359	2	Gasket-Exhaust	28	116-3317-01	1	Link-Anchor, Clutch
8	126-4645	1	Muffler	29	109-6658	2	Nut-Nyloc 3/8-16 Flg
9	126-5620	1	Bracket-Muffler, Front	30	135-7326	1	Baffle ASM
10	116-9626	4	Nut-Flange, Lock	31	68-9410	1	Screw-HHF
11	1-303435	4	Washer-Spring Disc 1/4	32	135-7731-03	1	Mount-Regulator
12	116-4295	4	Screw-HH M6-1 X 20Mm W/Patch	33	135-4434	1	Regulator And Rectifier ASM
13	94-2413	3	Nut-U	34	127-8639	2	Screw-HHF
14	3234-5	3	Screw-HH Flg 5/16-18 X 3/4	35	104-7201	2	Nut-Nyloc 1/4-20 Flg
15	105-1853	1	Clamp-Hose	36	2412-98	2	Clamp-Hose
17	126-4185	1	Clutch Kit	37	109-0303	1	Hose-Fuel Line 7"
18	109-6919	1	Washer-Clutch	38	93-9155	3	Velcro
19	1-603610	2	Washer-Spring Disc 7/16	39	323-8	1	Screw-HH 3/8-16 X 1 1/2
20	109-9761	1	Screw-HH 7/16-20 X 1 1/2 W/Loctite				

Hydraulic Assembly

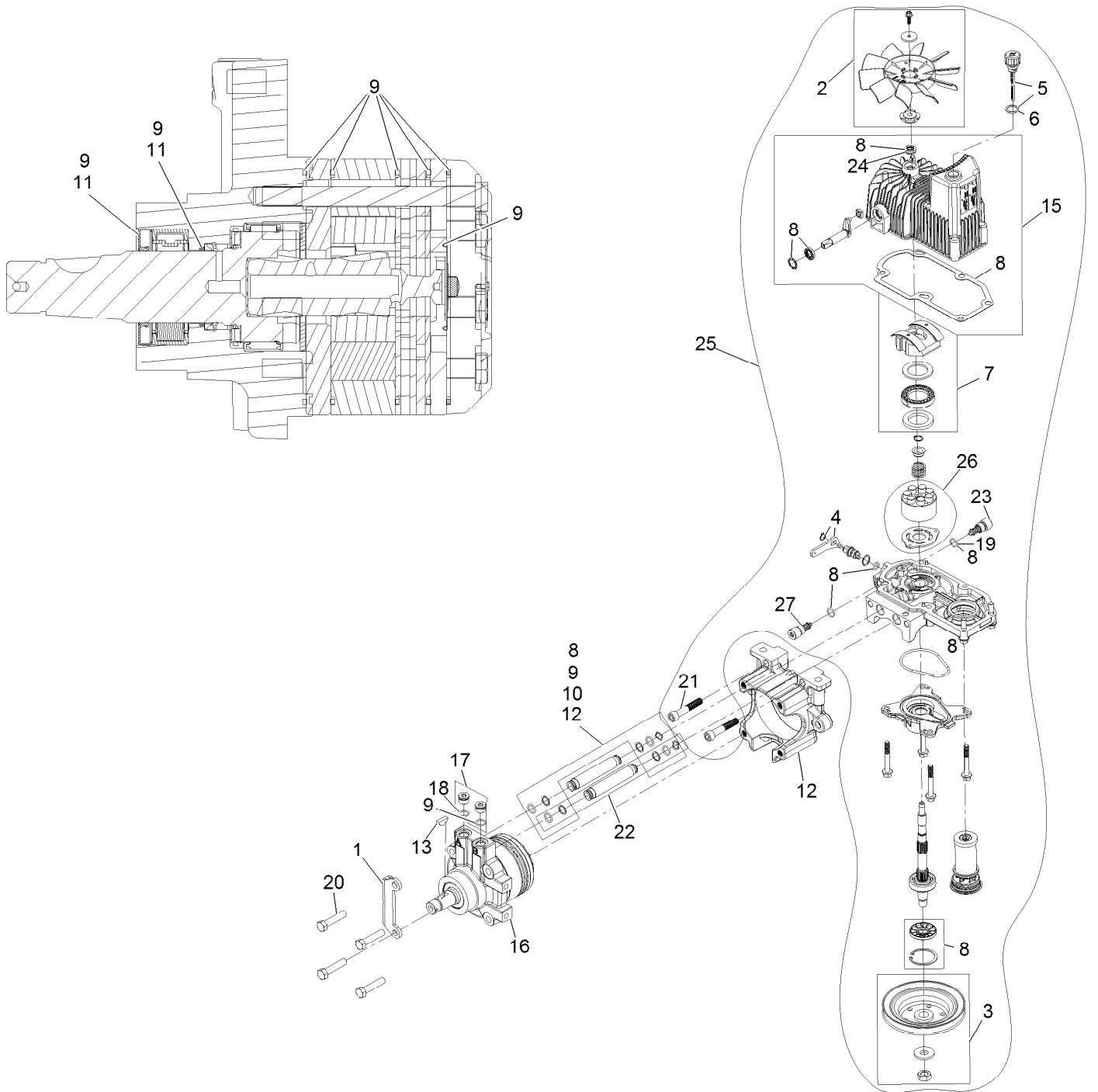


Hydraulic Assembly (continued)

<i>Ref.</i>	<i>Part Number</i>	<i>Qty.</i>	<i>Description</i>	<i>Ref.</i>	<i>Part Number</i>	<i>Qty.</i>	<i>Description</i>
1	116-7558	1	Cradle-Hydro	15	116-2362	1	Deflector-Air Flow
2	135-7910	1	Hydro-RH	16	1-803035	2	Rivet 3/16 X 1/4
3	135-7909	1	Hydro-LH	17	126-9835	1	Belt-V
4	126-0095	6	Bolt-Carriage 1/2-13 X 2 3/4	18	109-9905	1	Sheave
5	99-5107	6	Nut-Lock 1/2-13	19	1-807259	1	Key-Machine 1/4 X 1/4 X 1
6	325-8	4	Screw-HH 1/2-13 X 1 1/4	20	142-3469	1	Tank Guard Wldmnt
7	116-1255	1	Pump Idler ASM	21	3229-5	1	Screw-CARR
8	116-1502	1	Bolt-Carriage Shoulder 3/8-16 X 3 1/2	22	46-6810	1	Screw-HWH 1/4-20 X .50 Taptite
9	109-6658	1	Nut-Nyloc 3/8-16 Flg	23	104-7201	1	Nut-Nyloc 1/4-20 Flg
10	116-6317	1	Spring-Extension	99	109-9828	1	Oil-HYD, (Quart) ●
11	116-0170	1	LH Hydro Guard ASM	99	116-0164	1	Filter-Hydro ●
11:2	116-8726	1	Decal-Oil, Hydro	99	116-1218	1	Oil-HYD, 1 Gallon ●
12	116-0171	1	RH Hydro Guard ASM	99	116-3270	1	Hydro Service Kit ●
12:2	116-8726	1	Decal-Oil, Hydro	99:1	109-9828	4	Oil-HYD, (Quart) ●
13	109-9709	1	Guard-Hydro, Rear Trim (LH)	99:2	126-9835	1	Belt-V
14	109-9058	1	Guard-Hydro, Rear (RH)	99:3	116-0164	2	Filter-Hydro ●

● Not illustrated

LH Hydro Assembly No. 135-7909

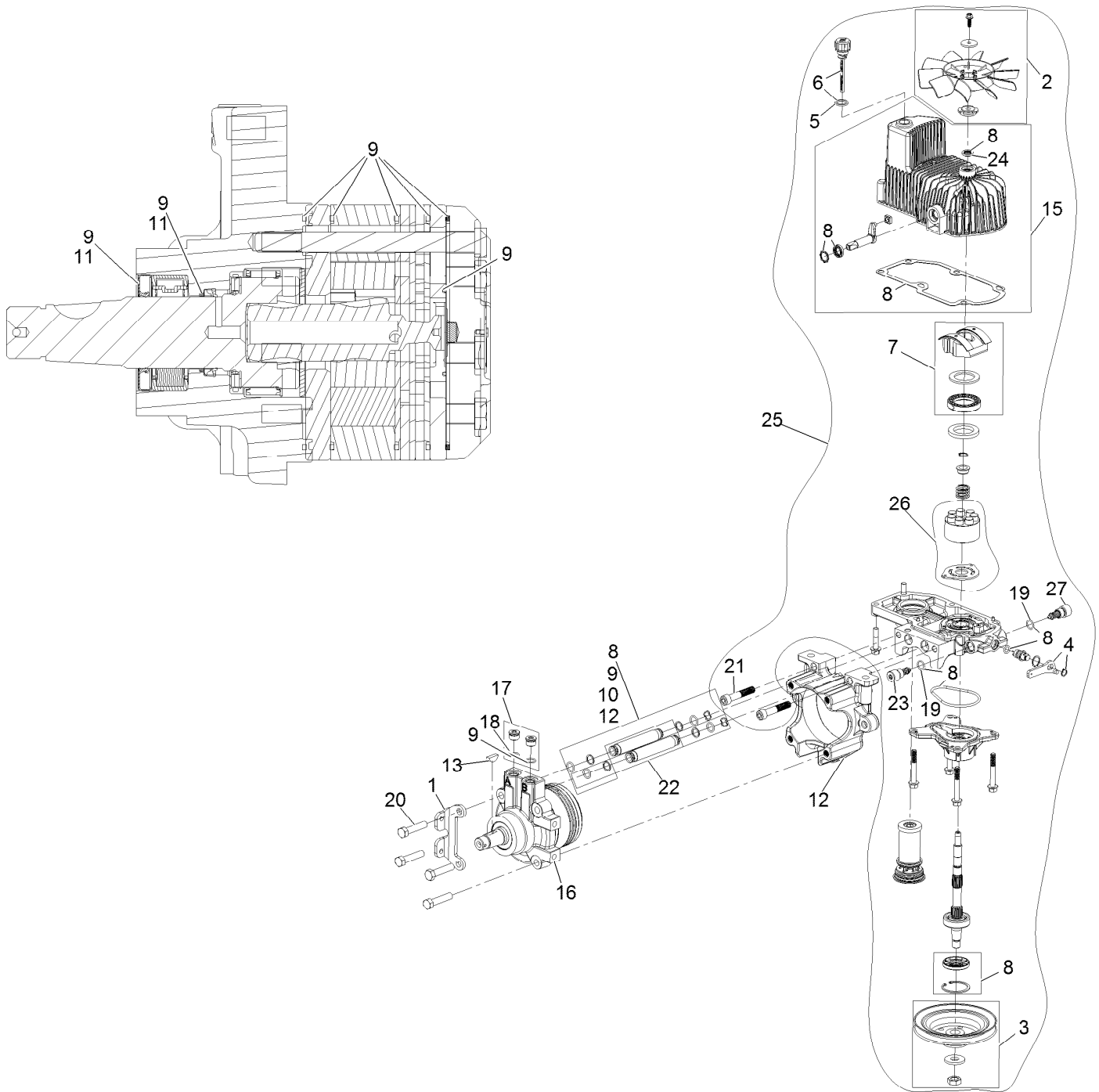


LH Hydro Assembly No. 135-7909 (continued)

<i>Ref.</i>	<i>Part Number</i>	<i>Qty.</i>	<i>Description</i>	<i>Ref.</i>	<i>Part Number</i>	<i>Qty.</i>	<i>Description</i>
1	135-7827	1	Plate, Horse Shoe Mount	17	116-7901	1	Magnetic Plugs Service Kit
2	142-3603	1	Kit, 7.8 In Fan	18	76-1900	2	O-Ring
3	116-0234	1	Pulley Kit	19	116-8662	2	O-Ring-Valve, Check
4	116-0235	1	Handle	20	116-8974	4	Screw-HH 1/2-20 X 2 1/4
5	116-0236	1	Dipstick	21	116-8975	2	Screw-HSH 1/2-20 X 2 3/4
6	116-0237	1	Gasket	22	116-9922	2	Hydraulic Tube Kit
7	116-1367	1	Swash Block Kit	23	126-7466	1	Valve-Shock
8	142-3604	1	Kit, Pump Seal	24	126-7711	1	Seal-Drive, Fan
9	116-1369	1	Motor Seal Kit	25	142-3607	1	Kit, Pump Section 16Cc LH
10	116-1370	1	Tube Seal Kit	26	142-4501	1	Kit - 16Cc Port Plate, Rotate Grp
11	116-1371	1	Output Shaft Seal Kit				
12	116-5469	1	Cup-Nose	27	142-4459	1	Shock Valve Orificed 3800
13	3257-42	1	Key-Woodruff 5/16 X 1	99	116-1373	1	Flow Test Kit ●
15	142-4460	1	Kit, Housing-Hydro LH	99	116-4245	1	Puller-Pulley ●
16	142-3616	1	Kit, Motor Tg310Cc LH				

● Not illustrated

RH Hydro Assembly No. 135-7910

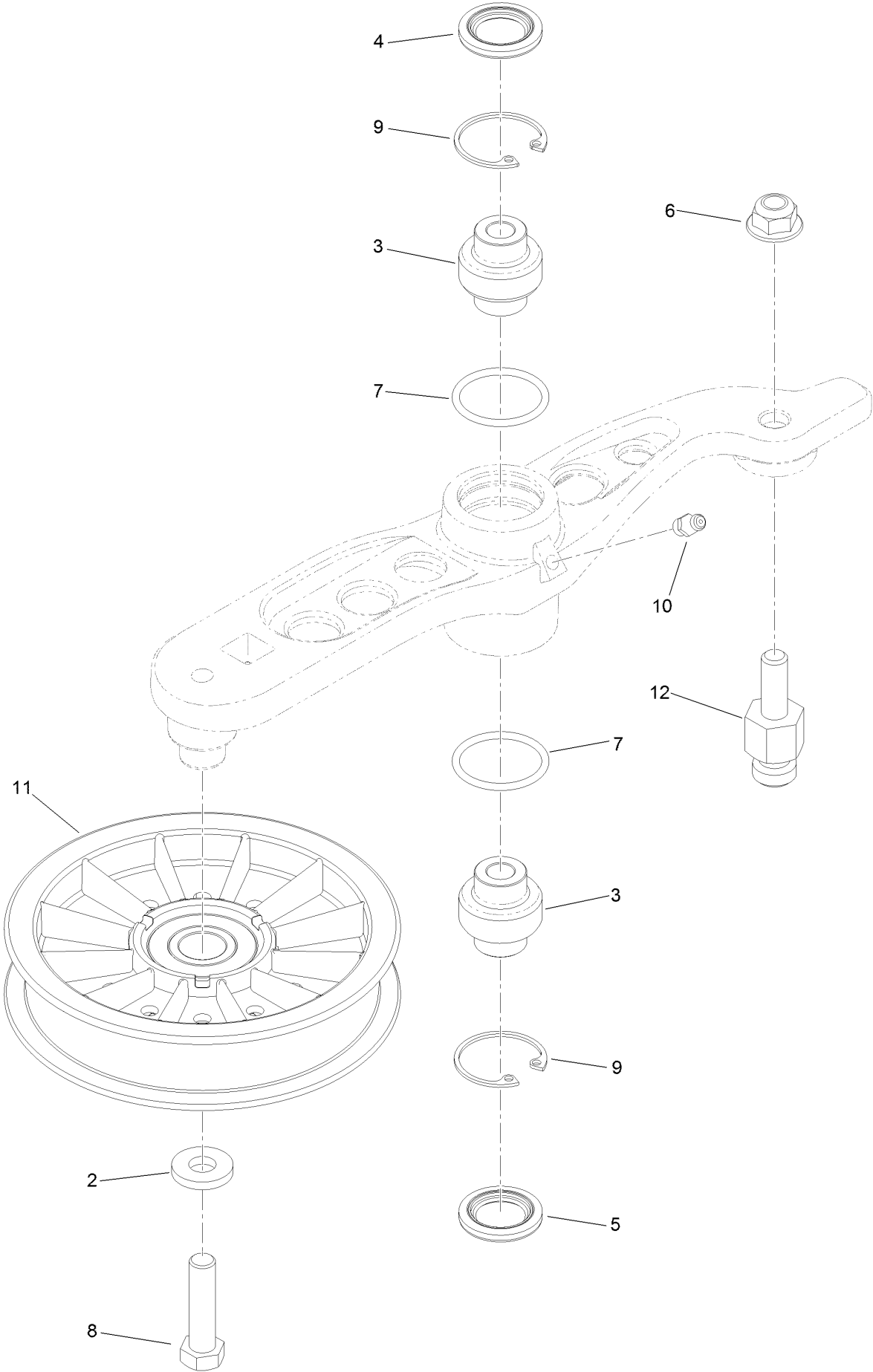


RH Hydro Assembly No. 135-7910 (continued)

<i>Ref.</i>	<i>Part Number</i>	<i>Qty.</i>	<i>Description</i>	<i>Ref.</i>	<i>Part Number</i>	<i>Qty.</i>	<i>Description</i>
1	135-7827	1	Plate, Horse Shoe Mount	17	116-7901	1	Magnetic Plugs Service Kit
2	142-3603	1	Kit, 7.8 In Fan	18	76-1900	2	O-Ring
3	116-0234	1	Pulley Kit	19	116-8662	2	O-Ring-Valve, Check
4	116-0235	1	Handle	20	116-8974	4	Screw-HH 1/2-20 X 2 1/4
5	116-0236	1	Dipstick	21	116-8975	2	Screw-HSH 1/2-20 X 2 3/4
6	116-0237	1	Gasket	22	116-9922	2	Hydraulic Tube Kit
7	116-1367	1	Swash Block Kit	23	126-7466	1	Valve-Shock
8	142-3604	1	Kit, Pump Seal	24	126-7711	1	Seal-Drive, Fan
9	116-1369	1	Motor Seal Kit	25	142-3606	1	Kit, Pump Section 16Cc RH
10	116-1370	1	Tube Seal Kit	26	142-4501	1	Kit - 16Cc Port Plate, Rotate Grp
11	116-1371	1	Output Shaft Seal Kit				
12	116-5469	1	Cup-Nose	27	142-4459	1	Shock Valve Orificed 3800
13	3257-42	1	Key-Woodruff 5/16 X 1	99	116-4245	1	Puller-Pulley ●
15	142-4461	1	Kit, Housing-Hydro RH	99	116-1373	1	Flow Test Kit ●
16	142-3617	1	Kit, Motor Tg310Cc RH				

● Not illustrated

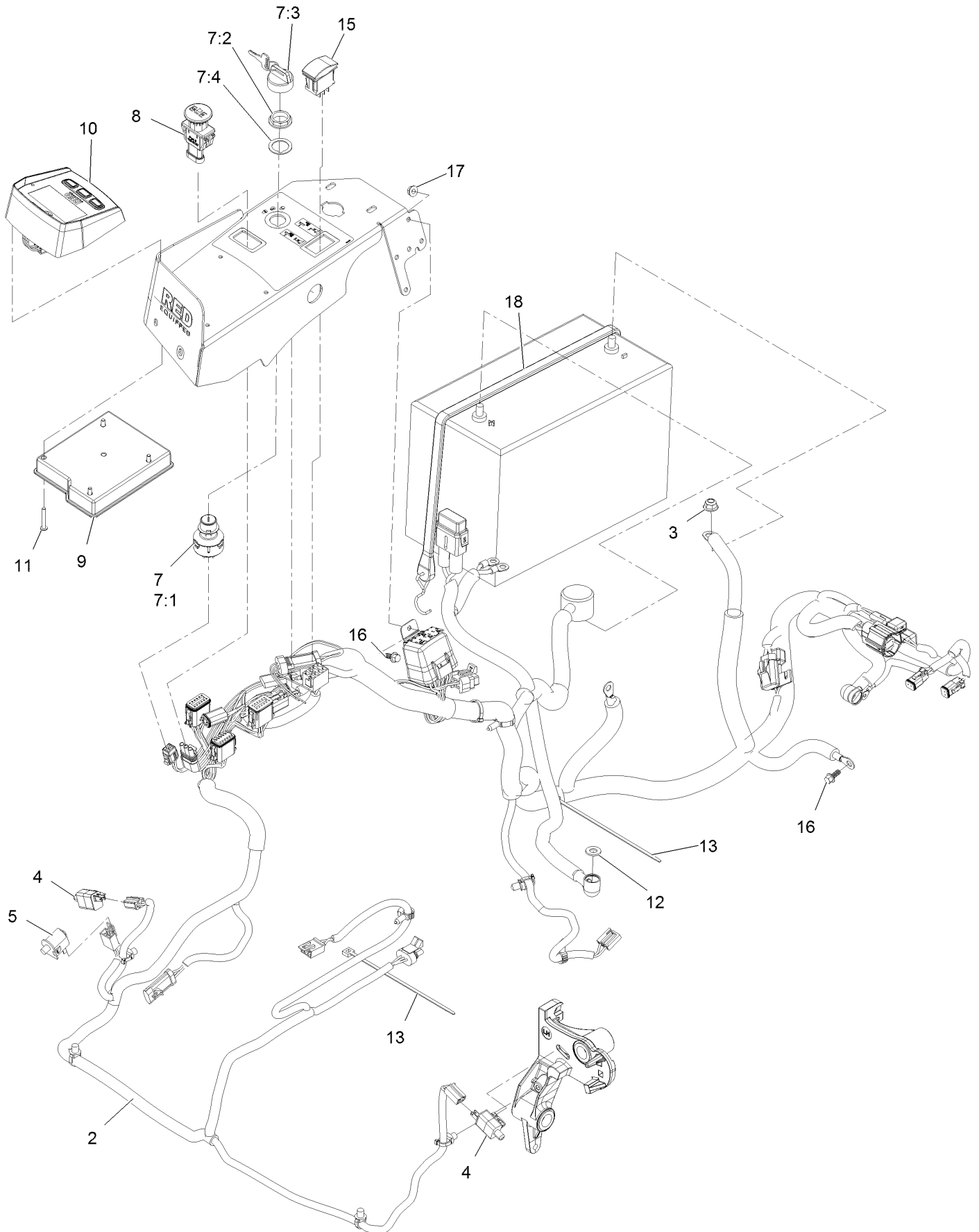
Pump Idler Assembly No. 116-1255



Pump Idler Assembly No. 116-1255 (continued)

<i>Ref.</i>	<i>Part Number</i>	<i>Qty.</i>	<i>Description</i>	<i>Ref.</i>	<i>Part Number</i>	<i>Qty.</i>	<i>Description</i>
2	43-0940	1	Spacer	8	323-8	1	Screw-HH
3	103-3504	2	Bearing-Spherical	9	32120-10	2	Ring-Snap
4	103-3505	1	Seal-Lip, Double	10	302-19	1	Fitting-Grease
5	103-3506	1	Seal-Lip, Single	11	109-8076	1	Pulley-Idler
6	109-6658	1	Nut-Flange, NI	12	132-4724	1	Pin-Anchor, Spring
7	106-7159	2	O-Ring				

Electrical Assembly



Electrical Assembly (continued)

<i>Ref.</i>	<i>Part Number</i>	<i>Qty.</i>	<i>Description</i>	<i>Ref.</i>	<i>Part Number</i>	<i>Qty.</i>	<i>Description</i>
2	135-4471	1	Harness-Wire	9	135-3427	1	Module-Mcu
3	104-8301	2	Nut-Nyloc 3/8-16 Flg	10	126-4232	1	Module, Ldu
4	110-6765	2	Switch	11	126-5092	4	Screw-PPH
5	82-2190	1	Switch	12	3256-24	1	Washer-3/8 SAE
7	126-6285	1	Ignition Switch ASM	13	3290-378	2	Tie-Cable
7:1		1	Switch-Ignition ●	15	100-1535	1	Switch-Rocker, (On)-Off-(On)
7:2	108-8660	1	Nut-Mounting	16	99-6810	2	Screw-HH 1/4-20 X 5/8
7:3	106-5270	1	Ignition Key Set	17	32128-33	1	Nut-Whizlock 1/4-20
7:4	108-8659	1	Washer-Backup	18	135-4440	1	Strap
8	126-6187	1	Switch-PTO, Sealed				

● Not serviced separately

Notes:

Notes:

Notes:



MAXIMIZE THE PERFORMANCE OF YOUR EXMARK MACHINE.



EXMARK® PREMIUM ENGINE OIL

Exmark now offers a family of engine oil viscosities to perform well in any environment. Each viscosity has the same synthetic formulation to give you what you need in punishing conditions. We designed each grade to the highest quality, making it ideal even for diesel applications. Coupled with Exmark Premium Fuel Treatment, we have the performance products to make your machine hum.

EXMARK PREMIUM ENGINE OIL SAE 30/10W-30

- Meets zero shear requirements of a straight grade SAE 30 as well as the cold temp properties of a 10W-30.
- Most versatile oil in the industry.
- Superior corrosion protection over conventional oil - even in corrosive, humid environments.

EXMARK PREMIUM ENGINE OIL SAE 20W-50

- Perfect for your big block engine, or any application in severe service.
- Same full synthetic formulation as all other Exmark Premium viscosities.
- Also effective for use in severe service small block engines.

EXMARK PREMIUM ENGINE OIL SAE 10W-50

- Full synthetic formulation gives you peak performance. Don't settle for less.
- Wide span multi-grade combines easy starting in cold weather with maximum protection in high temperature operation.
- Reduce friction & wear over standard mineral formulations.

EXMARK PREMIUM ENGINE OIL SAE 0W-40

- The perfect choice for when the weather turns cold or unpredictable, and your Exmark UTV has to perform.
- Commercial quality for severe service.
- Advanced additive package helps prevent corrosion from long-term storage.

EXMARK PREMIUM ENGINE OIL UTV FORMULATION

- 4-cycle high-temp formulation.
- Heavier viscosity, full synthetic, perfect for your UTV.

EXMARK PREMIUM UTV EXTREME CONDITIONS GEAR OIL

- SAE 80W-90, designed to keep your UTV performing at its peak.
- Shear stable, hypoid gear lube.
- Includes a premium additive system to combat wear, oxidation, rust & corrosion.

Available from your local Exmark dealer. Find your closest dealer at exmark.com

EXMARK ACCESSORIES AND OPTIONS*

MID-MOUNT RIDING ACCESSORIES AND OPTIONS

CUSTOM RIDE SEAT SUSPENSION SYSTEM	OPERATOR CONTROLLED DISCHARGE
FULL SUSPENSION SEAT	SUN SHADE
DECK LIFT ASSIST KIT	TRASH CONTAINER
HITCH KIT	TURF STRIPER
LIGHT KIT	ULTRA VAC COLLECTION SYSTEM
12V POWER PORT	ULTRA VAC QUICK DISPOSAL SYSTEM
MICRO-MULCH SYSTEM	

OUT-FRONT RIDING ACCESSORIES AND OPTIONS

CUSTOM RIDE SEAT SUSPENSION SYSTEM	SNOW BLADE
DUAL-TAIL WHEEL	SNOWBLOWER
FLOOR PAN EXTENDER	SUN SHADE
HITCH KIT	TRASH CONTAINER
LIGHT KIT	ULTRA VAC COLLECTION SYSTEM
MICRO-MULCH SYSTEM	ULTRA VAC QUICK DISPOSAL SYSTEM
ROLL OVER PROTECTION SYSTEM (ROPS)	WEATHER CAB

WALK-BEHIND ACCESSORIES AND OPTIONS

GRASS CATCHER	TURF STRIPER
MICRO-MULCH SYSTEM	STANDON

*Some accessories and options not available for some models.

Place Model No. and Serial No.
Label Here (Included in the Literature
Pack) or Fill in Below

Model No. _____

Serial No. _____

Date Purchased _____

Engine Model No. and Spec. No. _____

Engine Serial No. (E/No) _____

© 2020 Exmark Mfg. Co., Inc.
415 Industrial Row
Beatrice, NE 68310
All Rights Reserved

Part No. 4504-617 Rev. C
(402) 223-6375
Fax (402) 223-5489
Printed in the USA.

