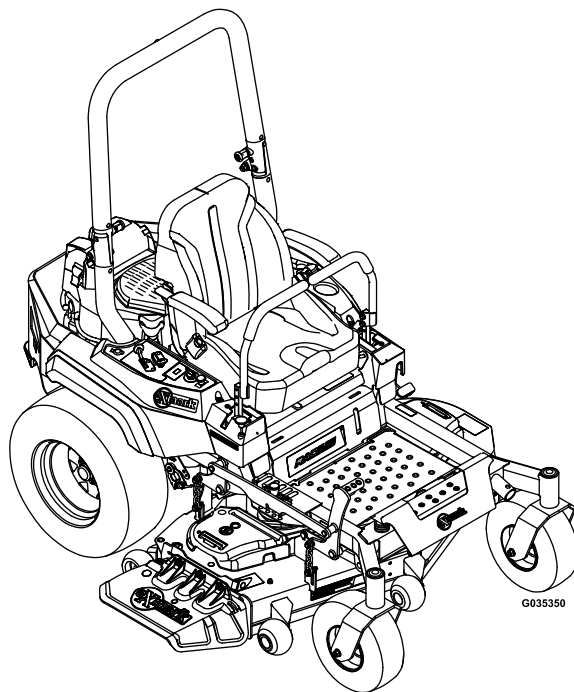




# **RADIUS® E-SERIES**

Model No. RAE708GEM60300—Serial No. 402082300 and Up

Picture below may not reflect actual product.



# **Parts Manual**

Part No. 4503-535 Rev. B

# Ordering Replacement Parts

To order replacement parts, please supply the part number, the quantity, and the description of each part desired.

## Understanding Reference Numbers

Each identified part in an illustration has a reference number. The reference number for a part also appears in the parts list, along with other information about the part.

This catalog uses two special reference number formats, one to indicate parts in a service assembly and another to indicate the quantity of a given part in an illustration.

## Service Assembly Reference Numbers

Parts in service assemblies have reference numbers in the form a:b. The a represents the reference number of the entire service assembly and the b represents a sequential number unique to each part within the service assembly.

For example, a wheel assembly might be identified by reference number 6, the tire by 6:1, the valve by 6:2, and the wheel by 6:3. When you order the assembly identified by reference number 6, you receive all parts identified by reference numbers 6:1, 6:2, and 6:3. However, you may also order any part individually. Reference numbers of this type appear in illustration and in parts lists.

## Reference Numbers Indicating Quantity

In an illustration, if a reference number indicates more than one part, the reference number has the form nX y. The n represents the quantity of the part, the X is the multiplication symbol, and the y represents the reference number.

For example, in an illustration, the reference number 2X 37 means that two of the parts identified by reference number 37 are indicated.

# Touch Up Paint

Exmark black touch up spray paint – gloss black.

Exmark red touch up paint (spray paint – P/N 1-850337 - .6 oz liquid bottle – P/N 103-9140).

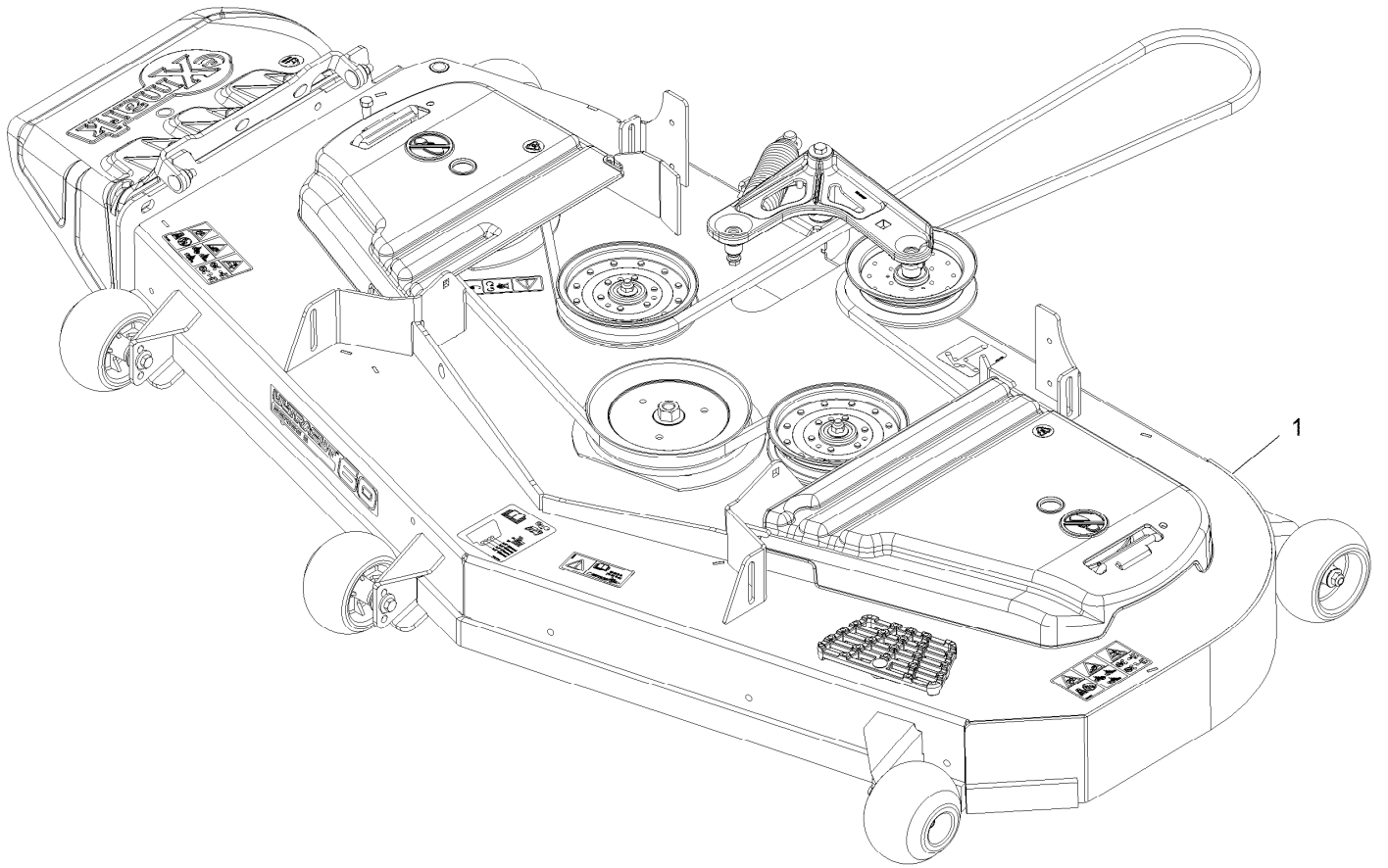


If your Exmark dealer does not have the Exmark part in stock, Exmark will get the parts to the dealer the next business day or the part will be FREE Guaranteed!! (Some restrictions apply. See your participating Exmark Dealer for details.)

## Contents

|   |    |
|---|----|
| Complete Deck Assembly . . . . .                  | 4  |
| Deck Assembly . . . . .                           | 6  |
| Deck W/Decals Assembly . . . . .                  | 8  |
| Idler Arm W/Bearings Assembly . . . . .           | 10 |
| Main Frame Assembly . . . . .                     | 12 |
| Roll-Over Protection System Assembly . . . . .    | 14 |
| Deck Lift Assembly . . . . .                      | 16 |
| Deck Strut Assembly . . . . .                     | 18 |
| Control Panel Assembly . . . . .                  | 20 |
| Motion Control Assembly . . . . .                 | 22 |
| LH and RH Motion Control Assembly . . . . .       | 24 |
| Caster Tire Assembly . . . . .                    | 26 |
| Caster Wheel Assembly . . . . .                   | 28 |
| Seat Assembly . . . . .                           | 30 |
| Seat Assembly (cont.) . . . . .                   | 32 |
| Fuel Tank and Vent Hose System Assembly . . . . . | 34 |
| Fuel Tank Assembly (cont.) . . . . .              | 36 |
| Engine Assembly . . . . .                         | 38 |
| Fuel System Assembly . . . . .                    | 40 |
| Carburetor Assembly . . . . .                     | 42 |
| Air Intake and Filtration Assembly . . . . .      | 44 |
| Ignition and Electrical Assembly . . . . .        | 46 |
| Crankcase and Crankshaft Assembly . . . . .       | 48 |
| Governor Control Assembly . . . . .               | 50 |
| Piston and Cylinder Head Assembly . . . . .       | 52 |
| Blower Housing Assembly . . . . .                 | 54 |
| Gasket and Seal Kit . . . . .                     | 56 |
| Rear Wheel Assembly . . . . .                     | 58 |
| Transaxle Assembly . . . . .                      | 60 |
| LH Transaxle Assembly . . . . .                   | 62 |
| RH Transaxle Assembly . . . . .                   | 64 |
| Electrical Assembly . . . . .                     | 66 |
| Harness Assembly . . . . .                        | 68 |

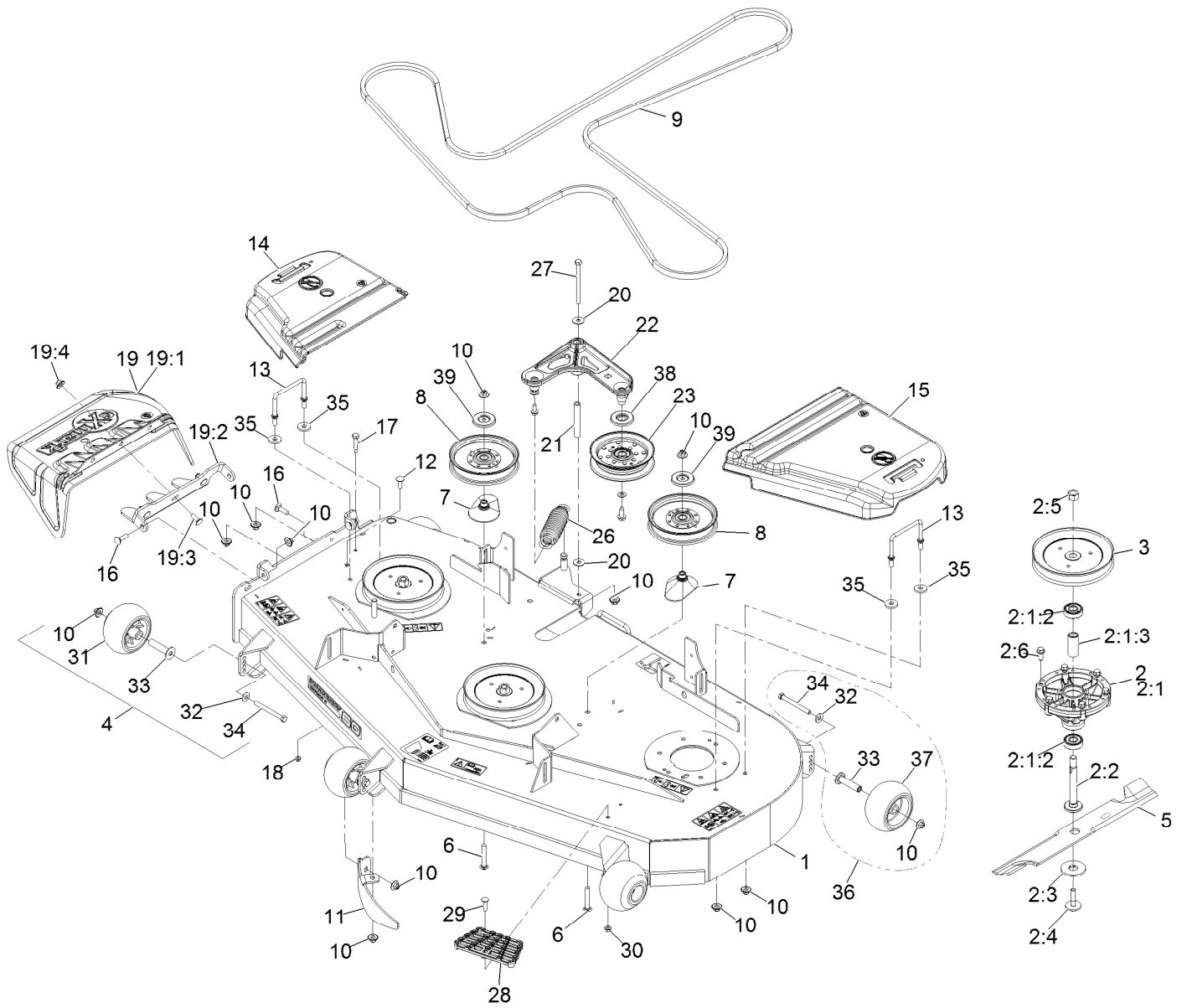
# Complete Deck Assembly



# Complete Deck Assembly (continued)

| <i>Ref.</i> | <i>Part Number</i> | <i>Qty.</i> | <i>Description</i>    |
|-------------|--------------------|-------------|-----------------------|
| 1           | 126-8040           | 1           | ASM-Deck Complete 603 |

# Deck Assembly



## Deck Assembly (continued)

| <i>Ref.</i> | <i>Part Number</i> | <i>Qty.</i> | <i>Description</i>           | <i>Ref.</i> | <i>Part Number</i> | <i>Qty.</i> | <i>Description</i>      |
|-------------|--------------------|-------------|------------------------------|-------------|--------------------|-------------|-------------------------|
| 1           | 126-3581           | 1           | ASM-Deck W/Decals 603        | 15          | 109-6938           | 1           | Cover-Belt, LH          |
| 2           | 126-4630           | 3           | ASM, Cutter Housing Complete | 16          | 3231-25            | 3           | Bolt-CARR               |
| 2:1         | 126-4627           | 1           | ASM-Cutter Housing           | 17          | 611792             | 1           | Bolt-Shoulder           |
| 2:1:2       | 116-4004           | 2           | Bearing                      | 18          | 104-7201           | 1           | Nut-HF                  |
| 2:1:3       | 116-4876           | 1           | Spacer-Bearing               | 19          | 109-7188           | 1           | ASM,Discharge Chute     |
| 2:2         | 109-7431           | 1           | Spindle-Hex Pilot □          | 19:1        | 109-2738           | 1           | Chute, Discharge        |
| 2:3         | 126-4530           | 1           | Washer-Hex Blade Drive       | 19:2        | 109-8675-01        | 1           | Bracket,Discharge Chute |
| 2:4         | 116-0005           | 1           | Bolt-Blade, Sem ■ ○          | 19:3        | 3231-22            | 3           | Screw-CARR              |
| 2:5         | 3219-6             | 1           | Nut-Hex ▲                    | 19:4        | 109-6658           | 3           | Nut-Flange, NI          |
| 2:6         | 126-1696           | 6           | Screw-Forming, Thread        | 20          | 52-2860            | 2           | Washer                  |
| 3           | 126-5007           | 3           | Sheave,Blade Drive 7.25      | 21          | 116-5111           | 1           | Bushing                 |
| 4           | 116-9981           | 3           | Kit, Anti-Scalp Roller       | 22          | 126-0976           | 1           | Idler Arm ASM           |
| 5           | 103-6403           | 3           | Blade, Notched               | 23          | 126-9196           | 1           | Idler-Pulley, Flat      |
| 5           | 116-5174           | 3           | Blade-Extreme 2, 20.50" ●    | 26          | 116-6317           | 1           | Spring-Extension        |
| 5           | 103-6393           | 3           | Blade, Mulching ◆            | 27          | 323-38             | 1           | Screw-HH                |
| 5           | 103-6388           | 3           | Blade, Low Lift ●            | 28          | 126-4781-03        | 1           | Step-Deck               |
| 5           | 103-6383           | 3           | Blade, Solid ●               | 29          | 3230-3             | 1           | Screw-CARR              |
| 6           | 3231-44            | 2           | Screw-CARR                   | 30          | 104-8300           | 1           | Nut-HF, NI              |
| 7           | 109-2872           | 2           | Spacer-Pulley                | 31          | 103-8415           | 3           | Roller-Anti-Scalp       |
| 8           | 126-9189           | 2           | Idler-Pulley, Flat 6.00X1.00 | 32          | 98-5975            | 5           | Washer-Belleville       |
| 9           | 126-6627           | 1           | Belt-V                       | 33          | 116-8131           | 5           | Axle, Roller            |
| 10          | 109-6658           | 16          | Nut-Flange, NI               | 34          | 116-9362           | 5           | Screw-HH                |
| 11          | 126-4708-01        | 1           | Dogleg-603                   | 35          | 1-373034           | 4           | Washer                  |
| 12          | 3231-22            | 1           | Screw-CARR                   | 36          | 126-7840           | 2           | Kit-Antiscalp Roller    |
| 13          | 109-6982           | 2           | Wireform-Cover               | 37          | 1-603299           | 2           | Roller-Scalp, Anti      |
| 14          | 116-0094           | 1           | Cover-Belt, RH               | 38          | 126-9195           | 1           | Shield-Guard, Dust      |
|             |                    |             |                              | 39          | 126-8043           | 2           | Shield-Dust             |

● Optional Equipment

■ Torque to 50-60 ft-lb

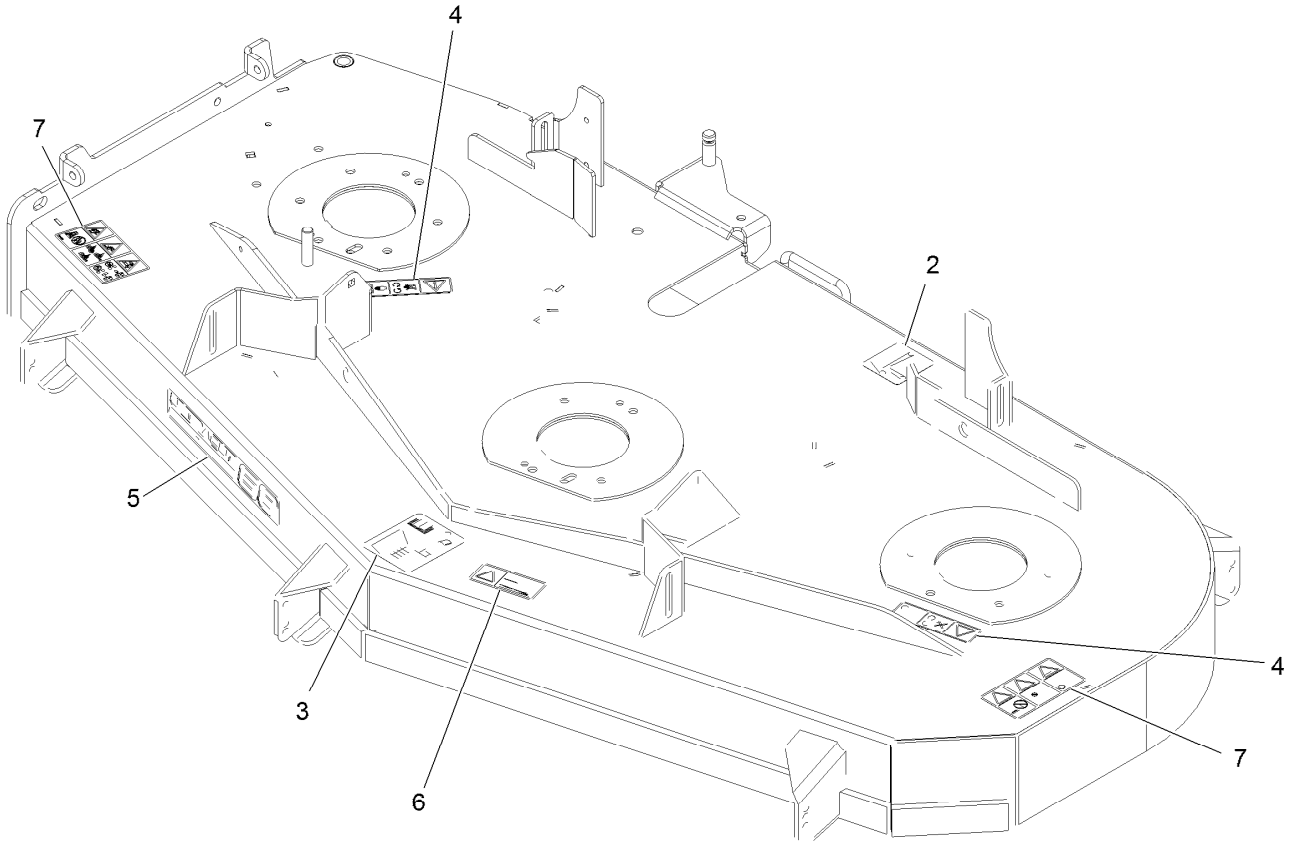
▲ Torque to 75-85 ft-lb

◆ Requires installation of mulch kit for proper mulching. See your Exmark dealer for details.

□ Apply Mobil HTS grease (P/N 103-5217 1.5 oz packet) (or a food-grade anti-seize) to spindle shaft

○ Apply lubricant to threads as needed to prevent seizing. Copper based anti-seize preferable. Grease is an acceptable substitute.

# Deck W/Decals Assembly



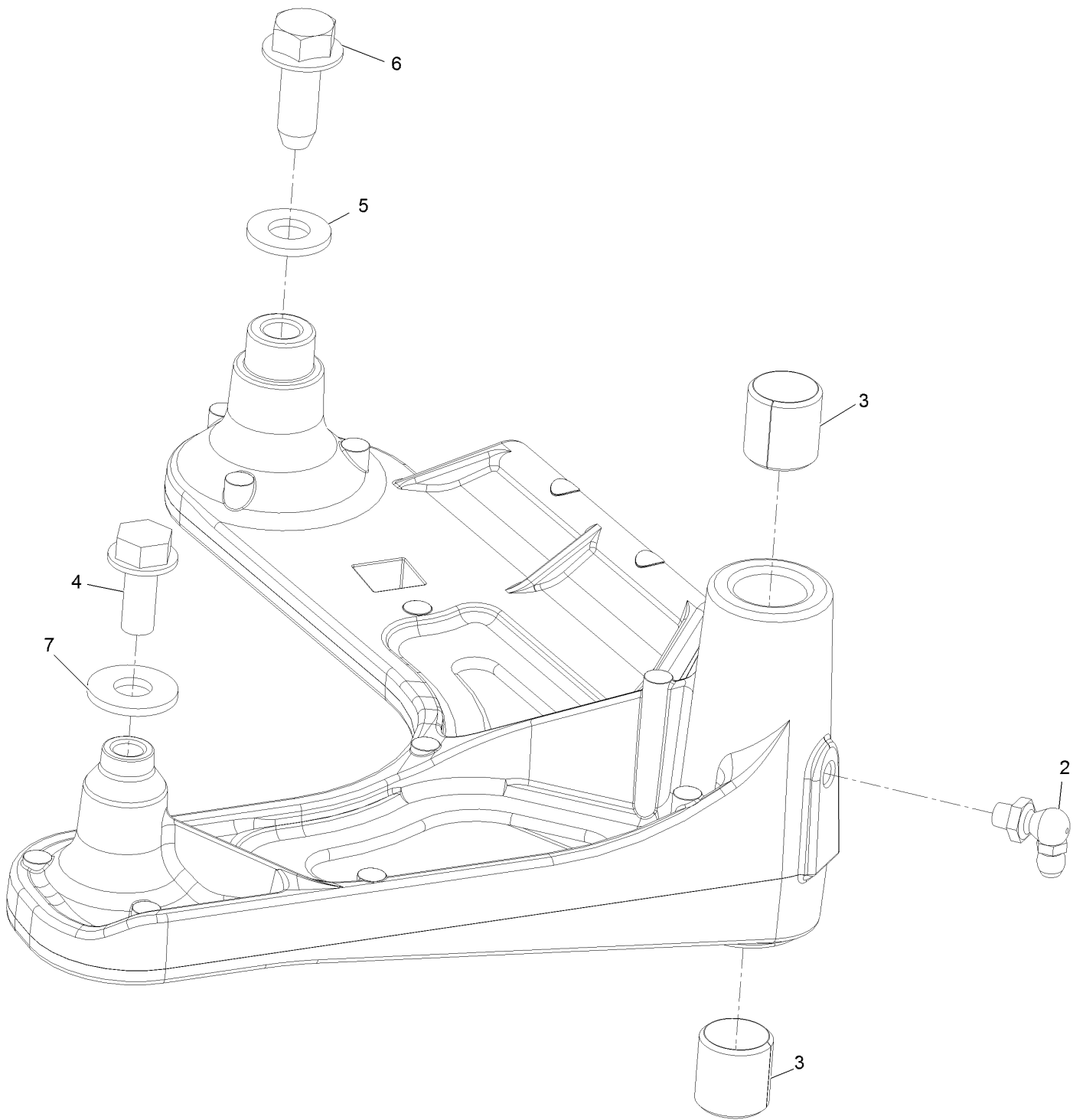


# Deck W/Decals Assembly (continued)

| <i>Ref.</i> | <i>Part Number</i> | <i>Qty.</i> | <i>Description</i>         |
|-------------|--------------------|-------------|----------------------------|
| 2           | 109-6035           | 1           | Decal-Routing, Belt        |
| 3           | 109-6036           | 1           | Decal-Roller, Anti-Scalp   |
| 4           | 112-9028           | 2           | Decal-Cover, Missing       |
| 5           | 126-7034           | 1           | Decal-Ultracut 60 Series 3 |

| <i>Ref.</i> | <i>Part Number</i> | <i>Qty.</i> | <i>Description</i>             |
|-------------|--------------------|-------------|--------------------------------|
| 6           | 116-8283           | 1           | Decal-Bolt Torque              |
| 7           | 126-6464           | 2           | Decal-Danger Thrown<br>Objects |

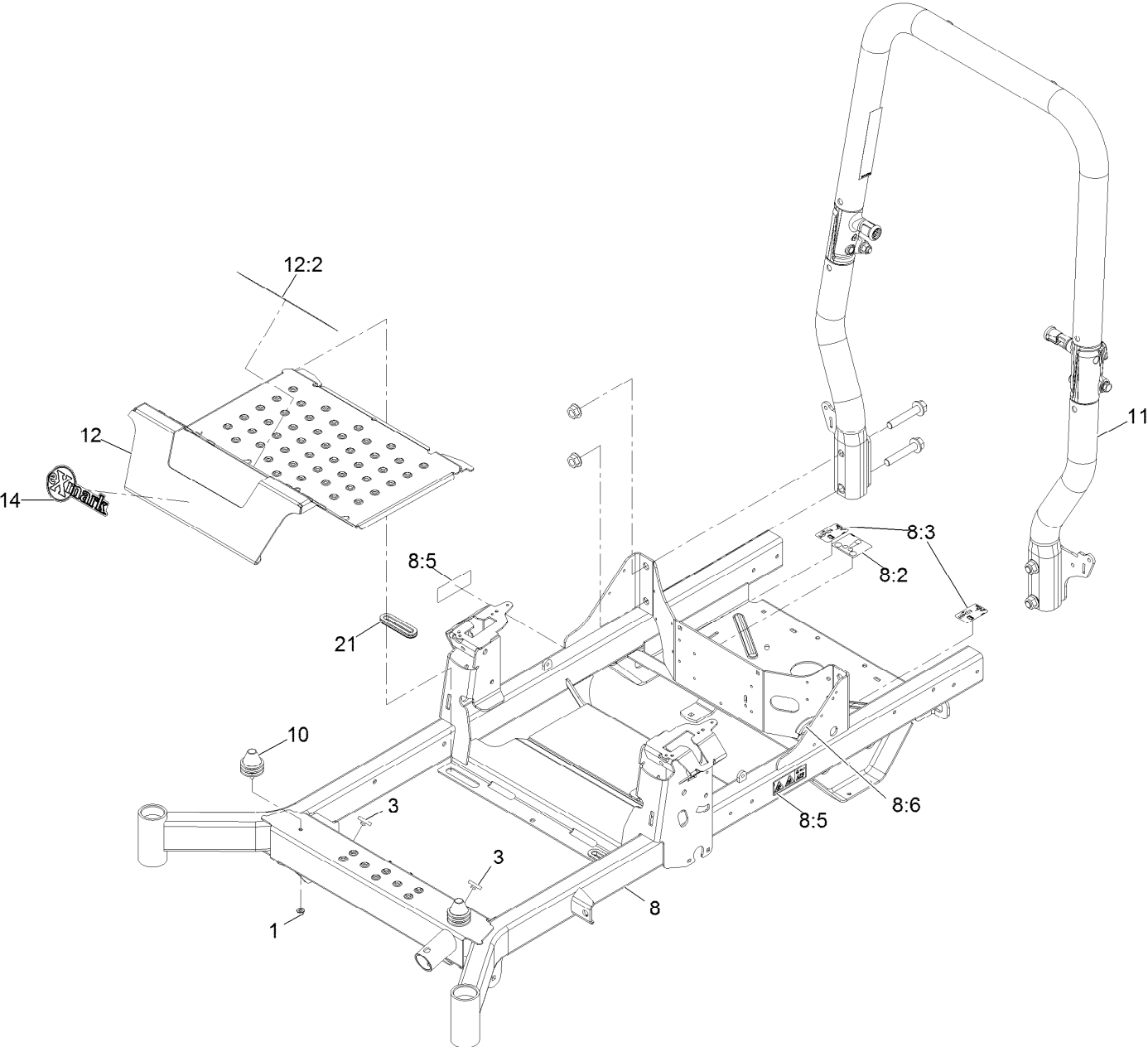
# Idler Arm W/Bearings Assembly



## Idler Arm W/Bearings Assembly (continued)

| <i>Ref.</i> | <i>Part Number</i> | <i>Qty.</i> | <i>Description</i>            | <i>Ref.</i> | <i>Part Number</i> | <i>Qty.</i> | <i>Description</i>    |
|-------------|--------------------|-------------|-------------------------------|-------------|--------------------|-------------|-----------------------|
| 2           | 302-40             | 1           | Zerk-90° 1/4-28               | 5           | 3256-24            | 1           | Washer-3/8 SAE        |
| 3           | 1-513034           | 2           | Sleeve-Bearing                | 6           | 126-1696           | 1           | Screw-Forming, Thread |
| 4           | 32144-11           | 1           | Screw-HWH 5/16-18 X 3/4<br>Tf | 7           | 3256-3             | 1           | Washer-5/16 Std       |

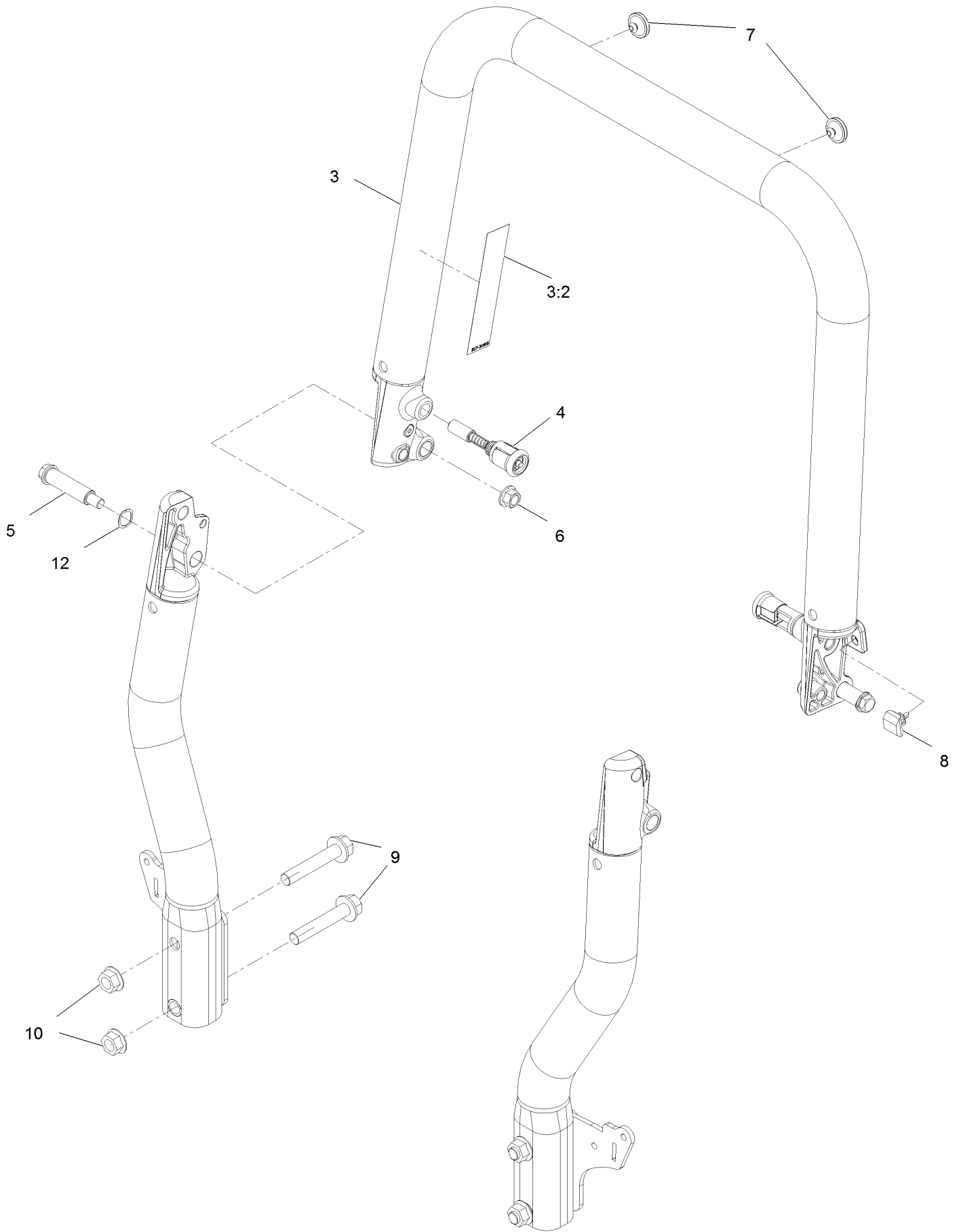
# Main Frame Assembly



## Main Frame Assembly (continued)

| <i>Ref.</i> | <i>Part Number</i> | <i>Qty.</i> | <i>Description</i>     | <i>Ref.</i> | <i>Part Number</i> | <i>Qty.</i> | <i>Description</i> |
|-------------|--------------------|-------------|------------------------|-------------|--------------------|-------------|--------------------|
| 1           | 104-8300           | 2           | Nut-Nyloc 5/16-18 Flg  | 10          | 126-5491           | 2           | Isolator           |
| 3           | 109-9233           | 2           | Bumper-Push-In, Rubber | 11          | 126-9525           | 1           | ASM-ROPS Tapered   |
| 8           | 126-4425           | 1           | Frame ASM              | 12          | 126-5872           | 1           | Pan-Floor          |
| 8:2         | 109-6014           | 1           | Decal-Routing, Belt    | 12:2        | 126-8383           | 1           | Decal-Danger       |
| 8:3         | 116-8588           | 2           | Decal-Release, Drive   | 14          | 126-8819           | 1           | Decal-Exmark Logo  |
| 8:5         | 126-4363           | 2           | Decal-Warning          | 21          | 126-7065           | 2           | Grommet-Rubber     |
| 8:6         | 127-6618           | 1           | Strip-Seal             |             |                    |             |                    |

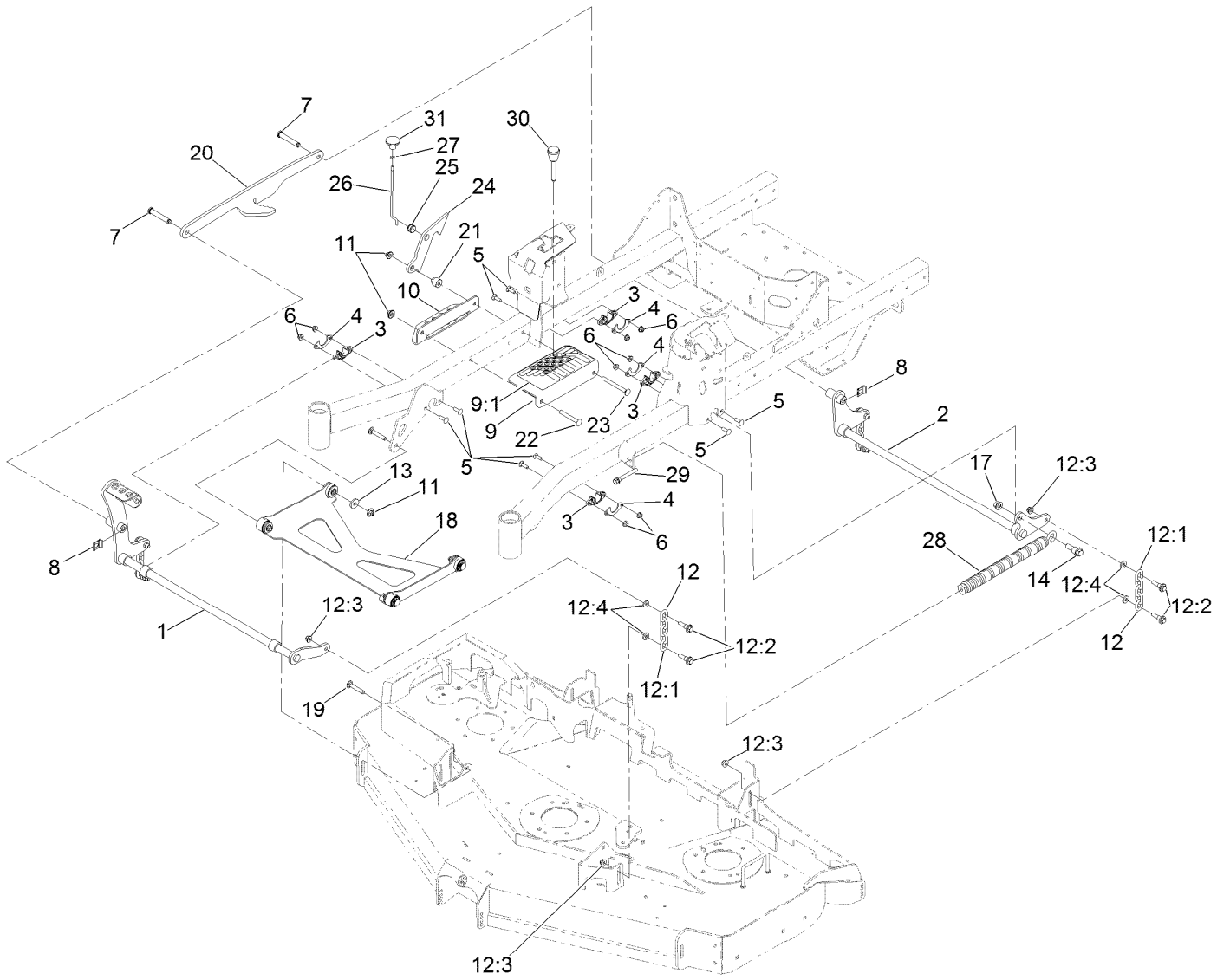
# Roll-Over Protection System Assembly



## Roll-Over Protection System Assembly (continued)

| <i>Ref.</i> | <i>Part Number</i> | <i>Qty.</i> | <i>Description</i> | <i>Ref.</i> | <i>Part Number</i> | <i>Qty.</i> | <i>Description</i> |
|-------------|--------------------|-------------|--------------------|-------------|--------------------|-------------|--------------------|
| 3           | 126-7838           | 1           | Top Tube ASM       | 7           | 135-0504           | 2           | Bumper-ROPS        |
| 3:2         | 107-3069           | 1           | Decal-Warning      | 8           | 126-9966           | 2           | Bumper-ROPS        |
| 4           | 116-0104           | 2           | Pin-Spring         | 9           | 126-9488           | 4           | Screw-HHF          |
| 5           | 126-9209           | 2           | Bolt-Shoulder      | 10          | 32128-50           | 4           | Nut-Flange         |
| 6           | 99-5107            | 2           | Nut-Lock           | 12          | 119-4164           | 2           | Washer-Wave        |

# Deck Lift Assembly

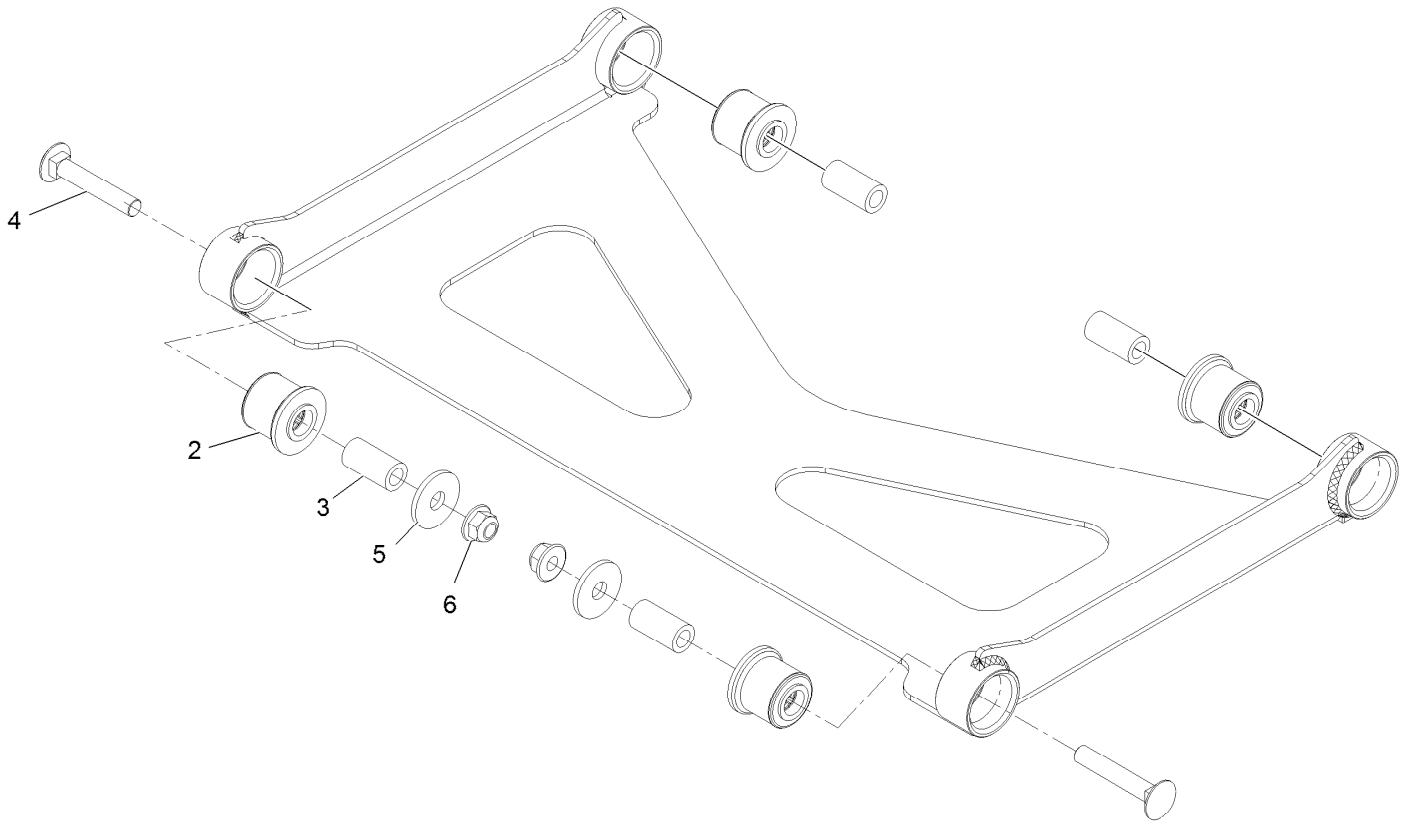




## Deck Lift Assembly (continued)

| <i>Ref.</i> | <i>Part Number</i> | <i>Qty.</i> | <i>Description</i>      | <i>Ref.</i> | <i>Part Number</i> | <i>Qty.</i> | <i>Description</i>    |
|-------------|--------------------|-------------|-------------------------|-------------|--------------------|-------------|-----------------------|
| 1           | 126-3342-03        | 1           | Shaft-Lift, Deck        | 13          | 1-373034           | 2           | Washer                |
| 2           | 126-3343-03        | 1           | Shaft-Lift, Deck (Rear) | 14          | 116-0780           | 1           | Screw-Shoulder, HHF   |
| 3           | 115-5065           | 4           | Bushing-Flange          | 17          | 99-5107            | 1           | Nut-Lock              |
| 4           | 116-2887           | 4           | Gusset-Lift, Deck       | 18          | 126-8365           | 1           | Deck Strut ASM        |
| 5           | 3230-22            | 8           | Screw-CARR              | 19          | 3231-7             | 2           | Screw-CARR            |
| 6           | 104-8300           | 8           | Nut-HF, NI              | 20          | 126-4639-03        | 1           | Link-Lift             |
| 7           | 126-9181           | 2           | Pin-Clevis              | 21          | 126-5221           | 1           | Spacer-Stepped        |
| 8           | 95-4064            | 2           | Clip-Pin                | 22          | 3231-42            | 1           | Screw-CARR            |
| 9           | 126-4535           | 1           | Bracket ASM             | 23          | 135-0313           | 1           | Screw-CARR            |
| 9:1         | 126-4784           | 1           | Decal-HOC               | 24          | 126-5222           | 1           | Plate-Lock, Transport |
| 10          | 126-4640-03        | 1           | Angle-HOC, Lower        | 25          | 126-5593           | 1           | Grommet               |
| 11          | 109-6658           | 4           | Nut-Flange, NI          | 26          | 126-5223           | 1           | Rod-Lock, Transport   |
| 12          | 126-8877           | 4           | Deck Chain ASM          | 27          | 3218-1             | 1           | Nut-Jam               |
| 12:1        | 1-633447           | 1           | Chain-Lift, Deck        | 28          | 116-0886           | 1           | Spring-Extension      |
| 12:2        | 130-0742           | 2           | Bolt-Shoulder           | 29          | 92-7674            | 1           | Bolt-Shoulder         |
| 12:3        | 104-8301           | 2           | Nut-HF, NI              | 30          | 126-5401           | 1           | Pin-HOC               |
| 12:4        | 43-0940            | 2           | Spacer                  | 31          | 126-7019           | 1           | Knob                  |

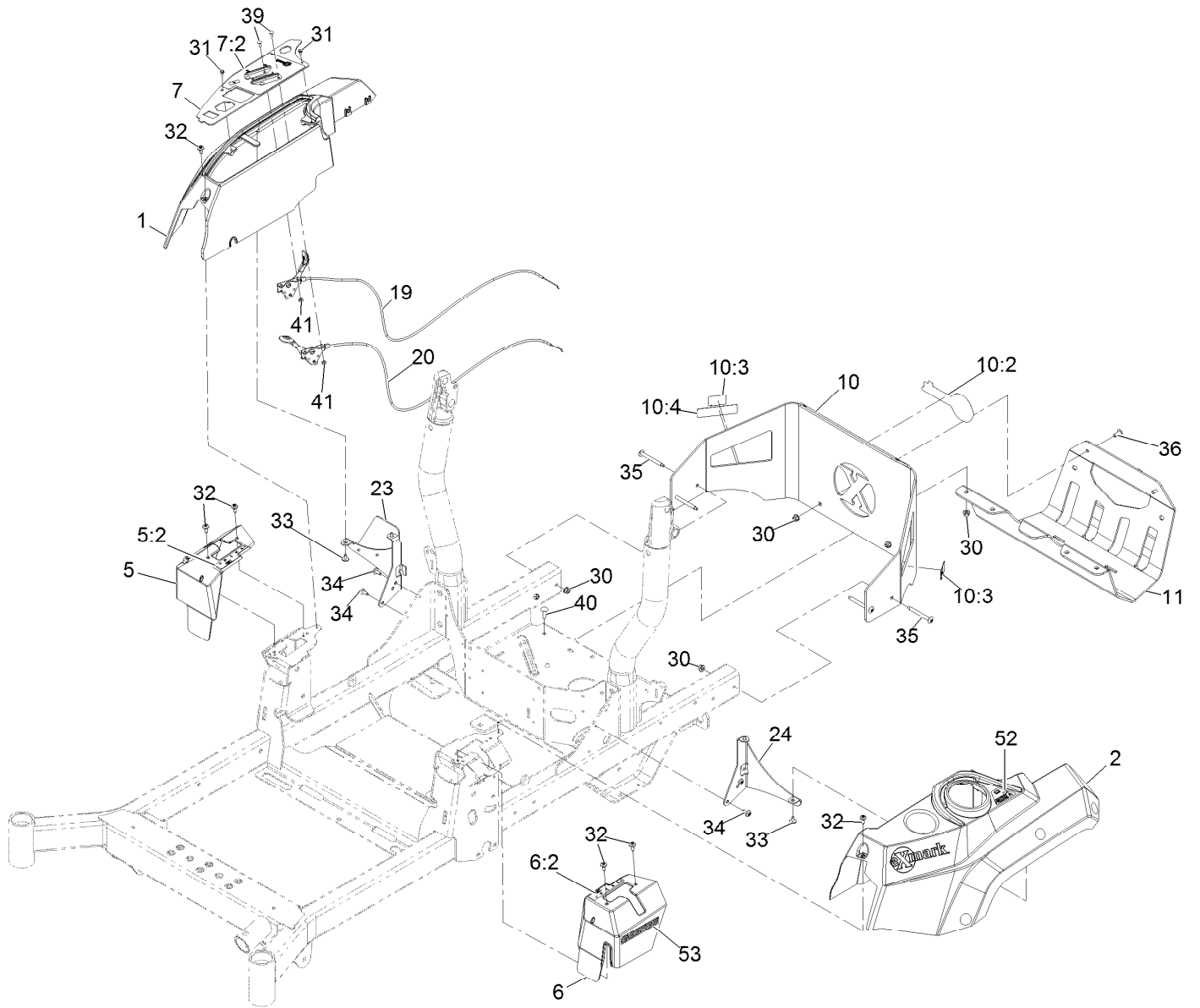
# Deck Strut Assembly



## Deck Strut Assembly (continued)

| <i>Ref.</i> | <i>Part Number</i> | <i>Qty.</i> | <i>Description</i>            | <i>Ref.</i> | <i>Part Number</i> | <i>Qty.</i> | <i>Description</i>           |
|-------------|--------------------|-------------|-------------------------------|-------------|--------------------|-------------|------------------------------|
| 2           | 126-8360           | 4           | Bushing-Rubber,<br>Suspension | 4           | 3231-7             | 2           | Bolt-Carriage 3/8-16 X 2 1/4 |
| 3           | 108-6544           | 4           | Spacer                        | 5           | 2844               | 2           | Washer                       |
|             |                    |             |                               | 6           | 104-8301           | 2           | Nut-Nyloc 3/8-16 Flg         |

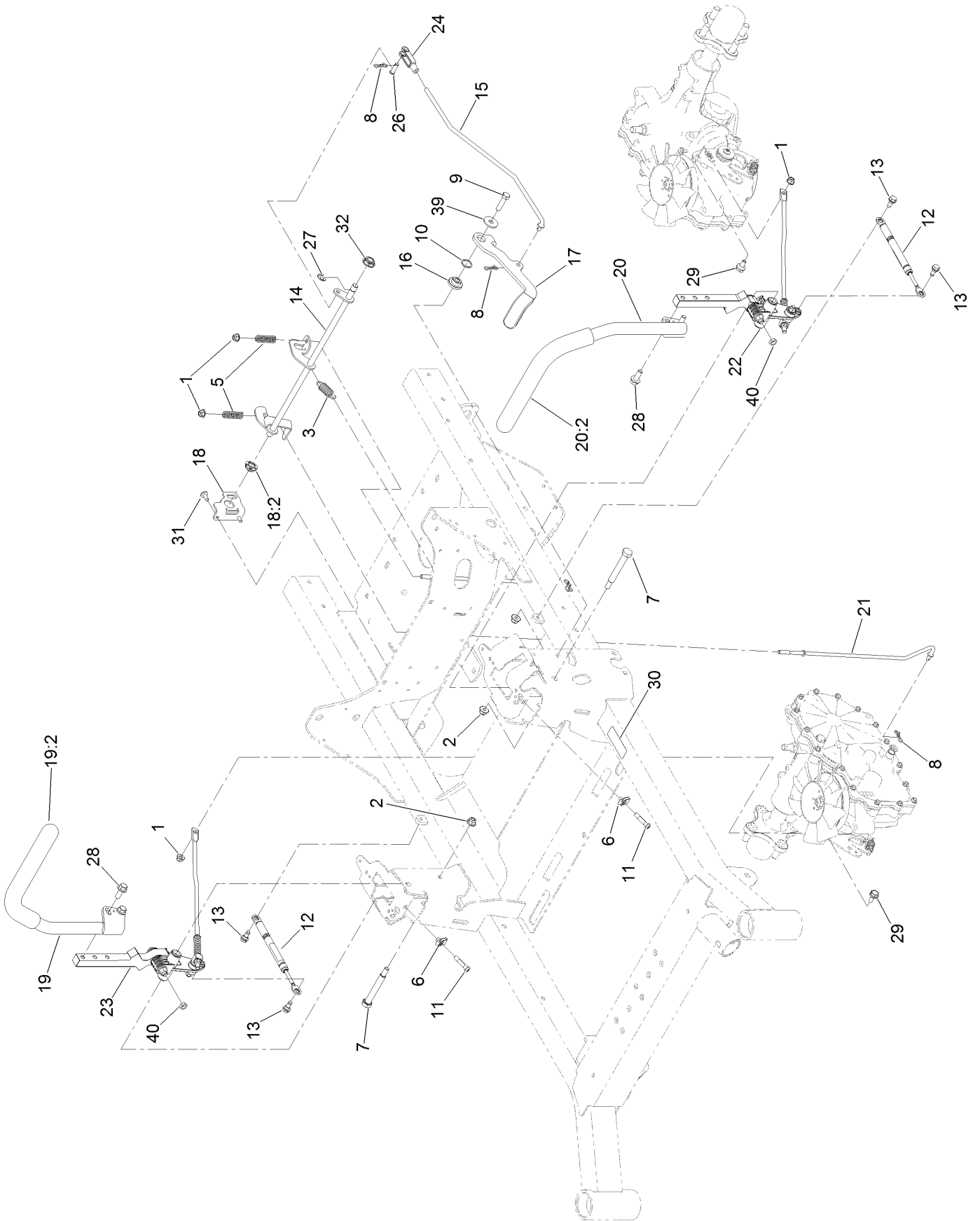
# Control Panel Assembly



## Control Panel Assembly (continued)

| <i>Ref.</i> | <i>Part Number</i> | <i>Qty.</i> | <i>Description</i>         | <i>Ref.</i> | <i>Part Number</i> | <i>Qty.</i> | <i>Description</i>                       |
|-------------|--------------------|-------------|----------------------------|-------------|--------------------|-------------|--|
| 1           | 126-6025           | 1           | Console, RH                | 31          | 117-5036           | 2           | Screw-HWH #10-14 X 1/2                   |
| 2           | 126-6026           | 1           | Console, LH                | 32          | 120-7950           | 6           | Screw-1/4-20 X 1/2 Tf Torx Plus          |
| 5           | 126-7371           | 1           | Cover-Control, Motion (RH) | 33          | 126-5544           | 4           | Screw-HWH #10-14 X 1/2 Torx              |
| 5:2         | 126-6183           | 1           | Decal-Control, Motion (RH) | 34          | 126-6266           | 4           | Screw-1/4-20 X .65 Torx Plus             |
| 6           | 126-7372           | 1           | Cover-Control, Motion (LH) | 35          | 126-6267           | 4           | Screw-Truss HD 5/16-18 X 2 3/4 Torx Plus |
| 6:2         | 126-6194           | 1           | Decal-Control, Motion (LH) | 36          | 126-6268           | 2           | Screw-Truss HD 5/16-18 X 3/4 Torx Plus   |
| 7           | 126-7789           | 1           | Ctrl Panel ASM W/Decal     | 39          | 1-807513           | 4           | Bolt-Carriage #10-24 X 1/2               |
| 7:2         | 126-6570           | 1           | Decal-Control Panel        | 40          | 3230-22            | 2           | Bolt-Carriage 5/16-18 X 1 Sp             |
| 10          | 126-7802           | 1           | Rear Guard ASM             | 41          | 3296-2             | 4           | Nut-Nyloc #10-24                         |
| 10:2        | 126-6965           | 1           | Decal-Exmark Logo          | 52          | 126-9939           | 1           | Decal-Fill, Fuel                         |
| 10:3        | 106-5517           | 2           | Decal-Warning              | 53          | 126-9295           | 2           | Decal-E-Series                           |
| 10:4        | 117-2718           | 1           | Decal-Arrester, Spark      |             |                    |             |  |
| 11          | 126-7664-03        | 1           | Guard-Muffler              |             |                    |             |  |
| 19          | 126-6945           | 1           | Cable-Control, Choke       |             |                    |             |  |
| 20          | 126-6944           | 1           | Cable-Control, Throttle    |             |                    |             |  |
| 23          | 126-9945           | 1           | Support-Console, RH        |             |                    |             |  |
| 24          | 126-5532-03        | 1           | Bracket-Console, LH        |             |                    |             |  |
| 30          | 104-8300           | 8           | Nut-Nyloc 5/16-18 Flg      |             |                    |             |  |

# Motion Control Assembly



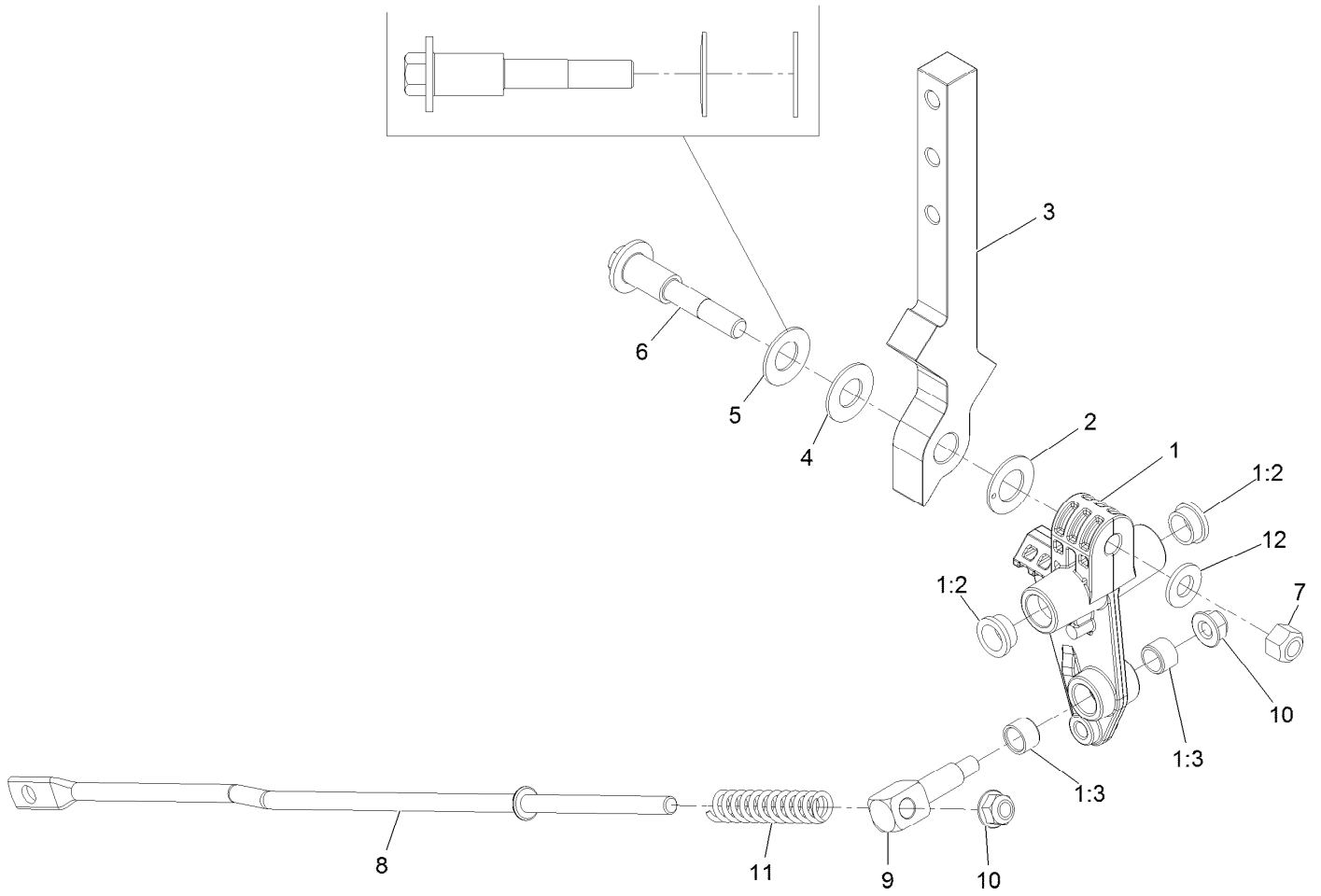
## Motion Control Assembly (continued)

| <i>Ref.</i> | <i>Part Number</i> | <i>Qty.</i> | <i>Description</i>      | <i>Ref.</i> | <i>Part Number</i> | <i>Qty.</i> | <i>Description</i>       |
|-------------|--------------------|-------------|-------------------------|-------------|--------------------|-------------|--------------------------|
| 1           | 104-8300           | 4           | Nut-HF, NI              | 19          | 126-9191           | 1           | RH Control Handle ASM    |
| 2           | 104-8301           | 3           | Nut-HF, NI              | 19:2        | 126-7359           | 1           | Grip                     |
| 3           | 107-1045           | 1           | Spring-Extension        | 20          | 126-9192           | 1           | LH Control Handle ASM    |
| 5           | 109-7694           | 2           | Spring-Compression      | 20:2        | 126-7359           | 1           | Grip                     |
| 6           | 112-3306           | 2           | Nut                     | 21          | 126-7217           | 2           | Linkage-Brake, Lower     |
| 7           | 115-5099           | 2           | Bolt-Pivot              | 22          |                    | 1           | LH Motion Control ASM ●  |
| 8           | 119-1415           | 4           | Pin-Cotter, Locking     | 23          |                    | 1           | RH Motion Control ASM ●  |
| 9           | 323-8              | 1           | Screw-HH                | 24          | 1-303105           | 1           | Yoke-Adjustable          |
| 10          | 119-4164           | 1           | Washer-Wave             | 26          | 1-808280           | 1           | Pin-Clevis               |
| 11          | 126-4299           | 2           | Screw-HSBH              | 27          | 32120-47           | 1           | Ring-Retaining, External |
| 12          | 126-4322           | 2           | Damper                  | 28          | 3234-42            | 4           | Screw-HHF                |
| 13          | 126-4424           | 4           | Screw-Shoulder          | 29          | 37-8771            | 2           | Bolt-Shoulder            |
| 14          | 126-5813           | 1           | Shaft-Brake             | 30          | 115-9625           | 1           | Decal-Brake, Parking     |
| 15          | 126-5819           | 1           | Linkage-Brake, Upper    | 31          | 126-6266           | 2           | Screw-Torx               |
| 16          | 126-5989           | 1           | Pivot-Flange            | 32          | 126-5820           | 1           | Bearing-Spherical        |
| 17          | 126-9490           | 1           | Lever-Brake (With Grip) | 39          | 2844               | 1           | Washer                   |
| 18          | 126-6456           | 1           | Bracket-Brake           | 40          | 3218-3             | 2           | Nut-Jam                  |
| 18:2        | 126-5820           | 1           | Bearing-Spherical       |             |                    |             |                          |

● Not serviced separately

# LH and RH Motion Control Assembly

WASHER ORIENTATION

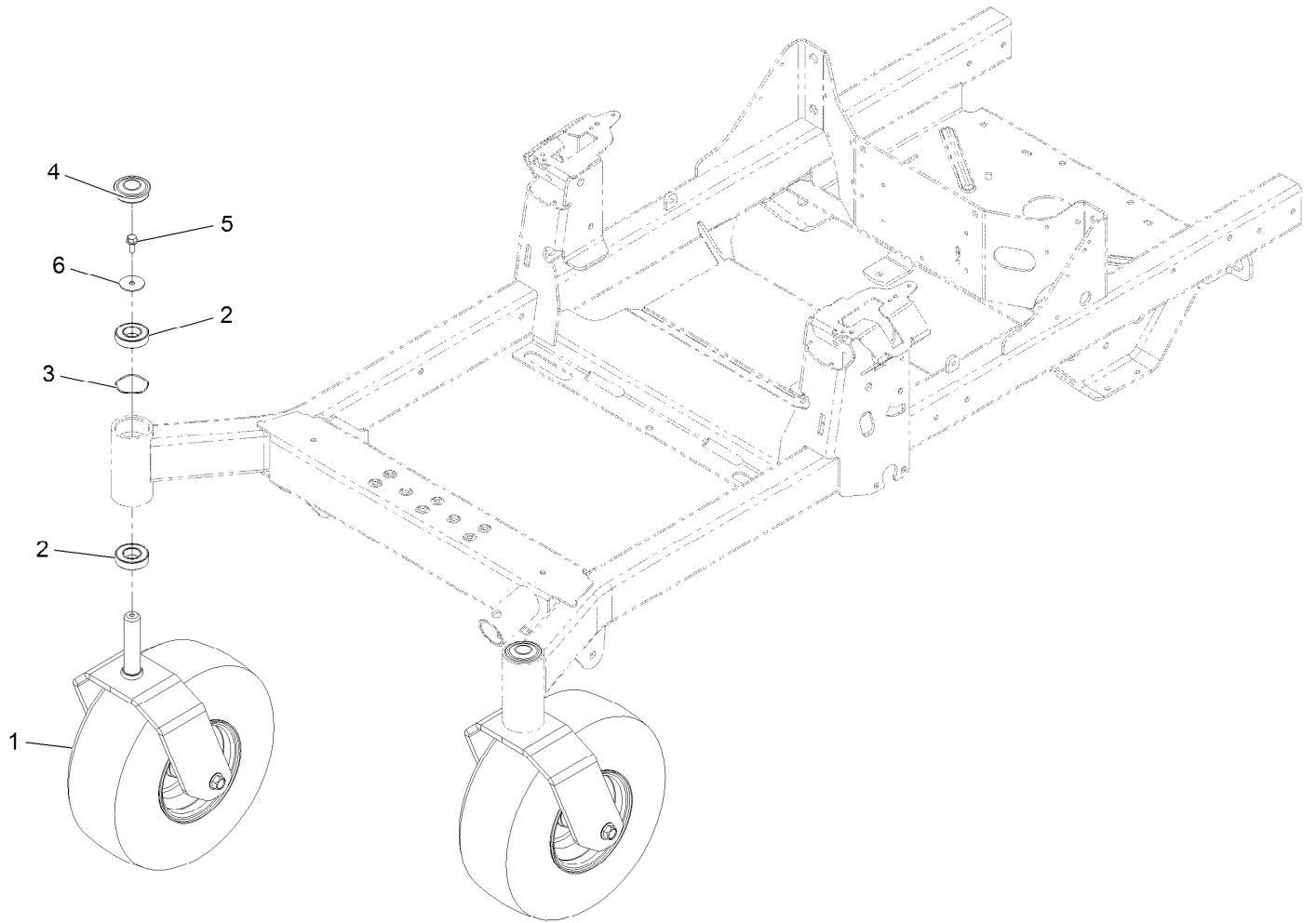




## LH and RH Motion Control Assembly (continued)

| <i>Ref.</i> | <i>Part Number</i> | <i>Qty.</i> | <i>Description</i> | <i>Ref.</i> | <i>Part Number</i> | <i>Qty.</i> | <i>Description</i>     |
|-------------|--------------------|-------------|--------------------|-------------|--------------------|-------------|------------------------|
| 1           | 126-3773           | 1           | Control Arm ASM    | 6           | 117-1198           | 1           | Bolt-Pivot             |
| 1:2         | 126-8909           | 2           | Bushing            | 7           | 32152-2            | 1           | Nut-Hex 3/8-16 Lock    |
| 1:3         | 1-413152           | 2           | Bushing-Sleeve     | 8           | 126-5435           | 1           | Link-Control           |
| 2           | 126-7296           | 1           | Washer-Friction    | 9           | 126-5434           | 1           | Swivel                 |
| 3           | 126-8182           | 1           | Arm-Control        | 10          | 104-8300           | 2           | Nut-Nyloc 5/16-18 Flg  |
| 4           | 117-1240           | 1           | Washer             | 11          | 126-8195           | 1           | Spring-Return, Neutral |
| 5           | 119-8925           | 1           | Washer-Belleville  | 12          | 3256-24            | 1           | Washer-3/8 SAE         |

# Caster Tire Assembly

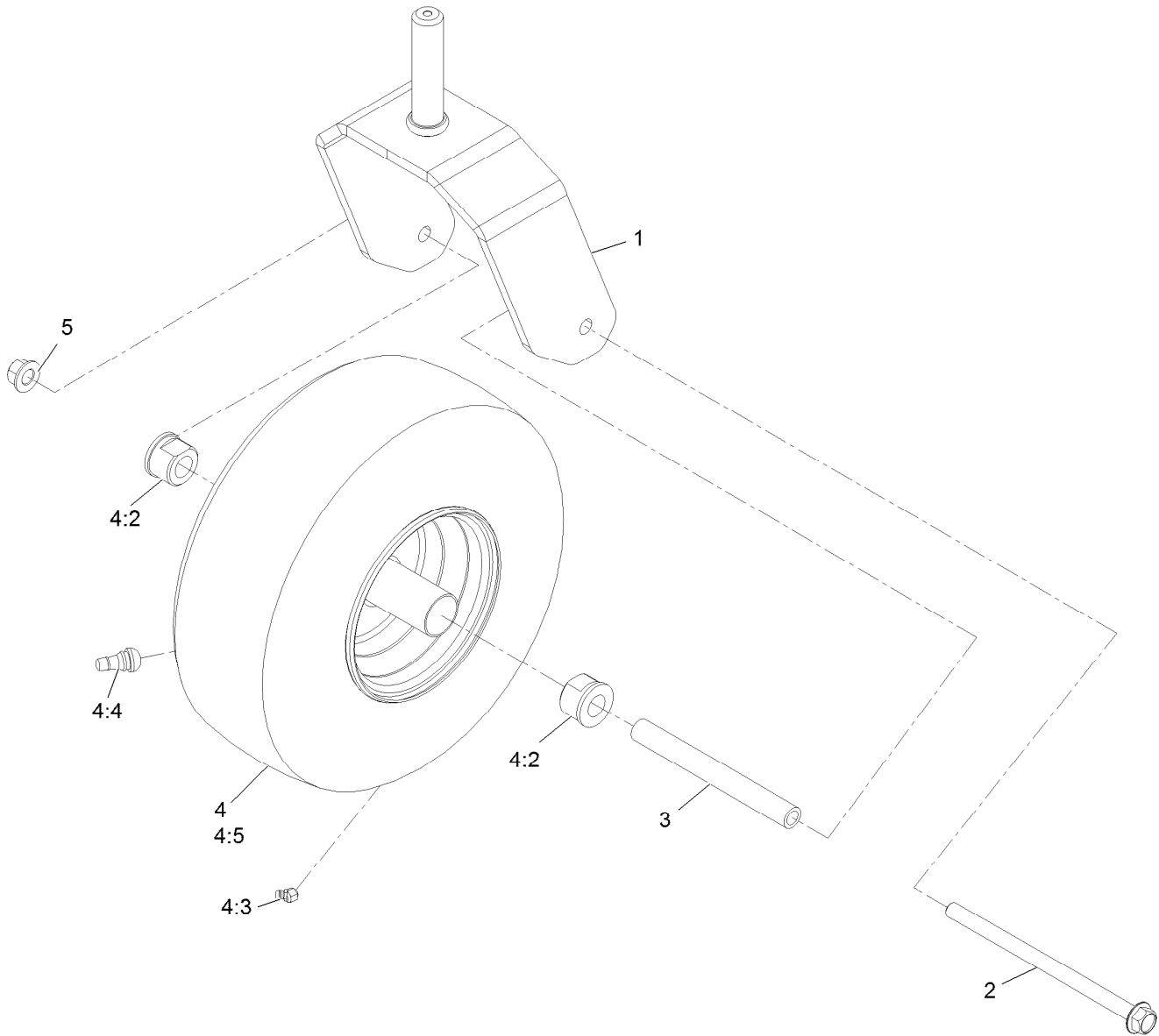


## Caster Tire Assembly (continued)

| <i>Ref.</i> | <i>Part Number</i> | <i>Qty.</i> | <i>Description</i>        | <i>Ref.</i> | <i>Part Number</i> | <i>Qty.</i> | <i>Description</i>         |
|-------------|--------------------|-------------|---------------------------|-------------|--------------------|-------------|----------------------------|
| 1           |                    | 2           | ASM-Front Caster W/Fork ● | 4           | 116-4348           | 2           | Cap-Grease                 |
| 2           | 109-3678           | 4           | Bearing-Ball              | 5           | 3234-5             | 2           | Screw-HH Flg 5/16-18 X 3/4 |
| 3           | 126-5897           | 2           | Spring                    | 6           | 3256-68            | 2           | Washer-Flat                |

● Not serviced separately

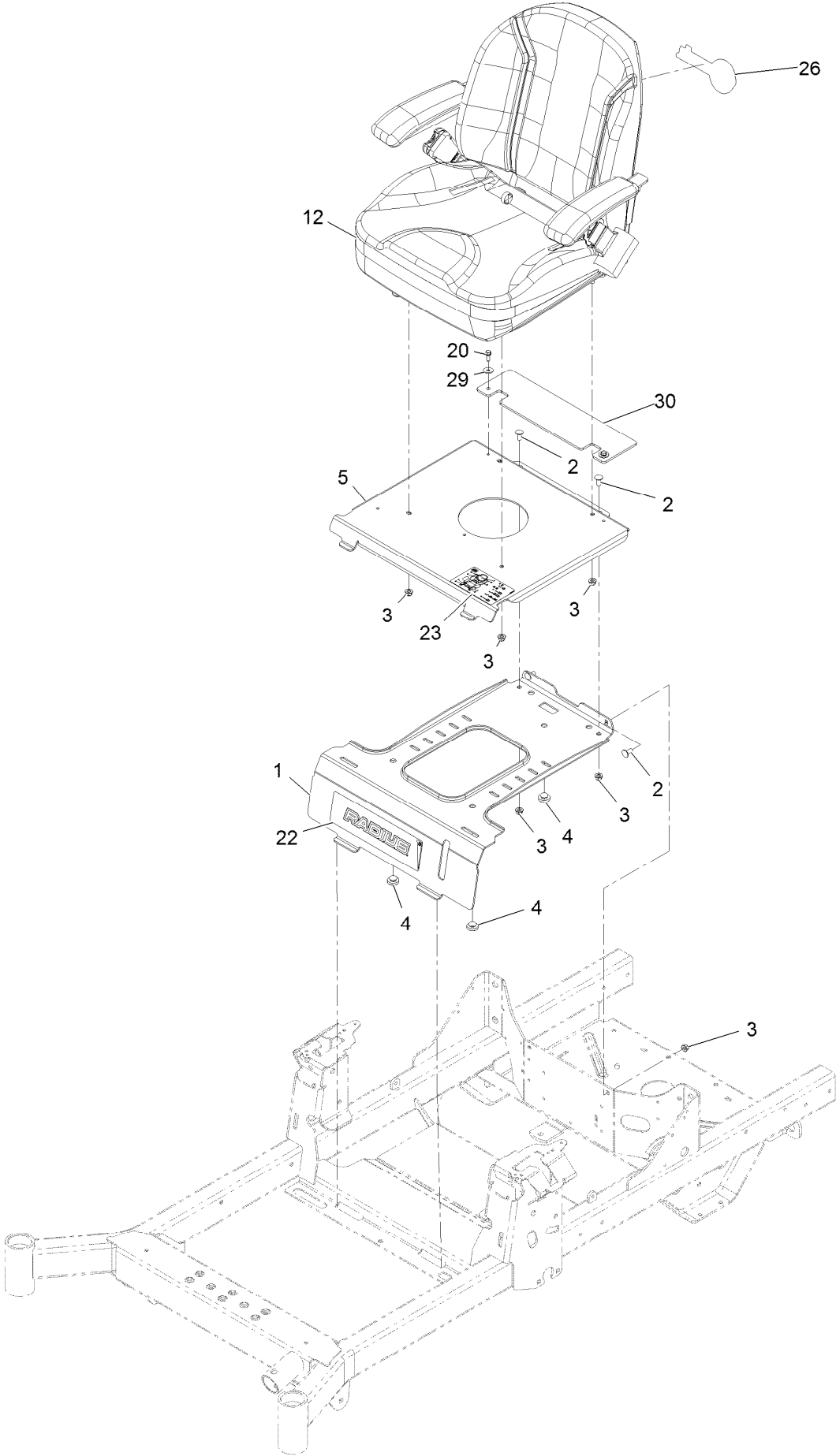
# Caster Wheel Assembly



## Caster Wheel Assembly (continued)

| <i>Ref.</i> | <i>Part Number</i> | <i>Qty.</i> | <i>Description</i>    | <i>Ref.</i> | <i>Part Number</i> | <i>Qty.</i> | <i>Description</i> |
|-------------|--------------------|-------------|-----------------------|-------------|--------------------|-------------|--------------------|
| 1           | 126-4312-01        | 1           | Fork-Caster           | 4:3         | 120-7125           | 1           | Fitting-Zerk       |
| 2           | 126-5389           | 1           | Screw-HHF             | 4:4         | 5108               | 1           | Valve              |
| 3           | 127-0068           | 1           | Spanner-Wheel, Caster | 4:5         | 126-5959           | 1           | Tire               |
| 4           | 126-4860           | 1           | ASM, Tire & Wheel     | 5           | 99-5107            | 1           | Nut-Lock 1/2-13    |
| 4:2         | 114-1640           | 2           | Bushing-Flange        |             |                    |             |                    |

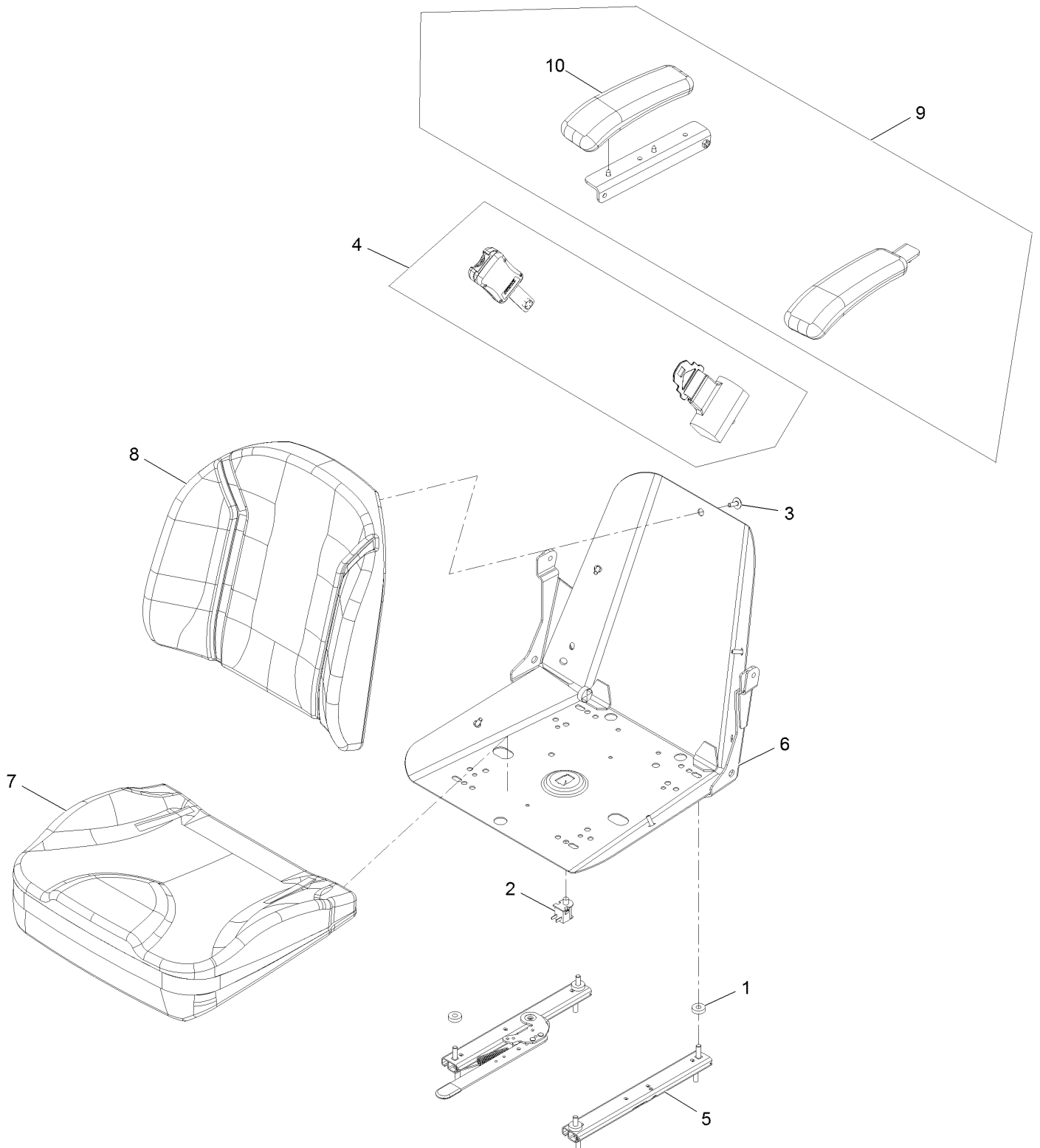
# Seat Assembly



## Seat Assembly (continued)

| <i>Ref.</i> | <i>Part Number</i> | <i>Qty.</i> | <i>Description</i>                        | <i>Ref.</i> | <i>Part Number</i> | <i>Qty.</i> | <i>Description</i>     |
|-------------|--------------------|-------------|---|-------------|--------------------|-------------|------------------------|
| 1           | 126-4082-03        | 1           | Plate-Retainer, Tank                      | 20          | 32144-44           | 2           | Screw-HWH 1/4-20 X 3/4 |
| 2           | 3230-23            | 4           | Bolt-Carriage 5/16-18 X 3/4<br>Short Neck | 22          | 126-9082           | 1           | Decal-Radius Logo      |
| 3           | 104-8300           | 8           | Nut-Nyloc 5/16-18 Flg                     | 23          | 126-8151           | 1           | Decal-Aid, Service     |
| 4           | 135-0505           | 3           | Bumper-Seat                               | 26          | 126-6965           | 1           | Decal-Exmark Logo      |
| 5           | 126-5189-03        | 1           | Plate-Seat, Fixed                         | 29          | 3256-67            | 2           | Washer                 |
| 12          | 126-8290           | 1           | ASM-Seat Exmark                           | 30          | 135-0104           | 1           | Guard, Rubber          |

# Seat Assembly (cont)

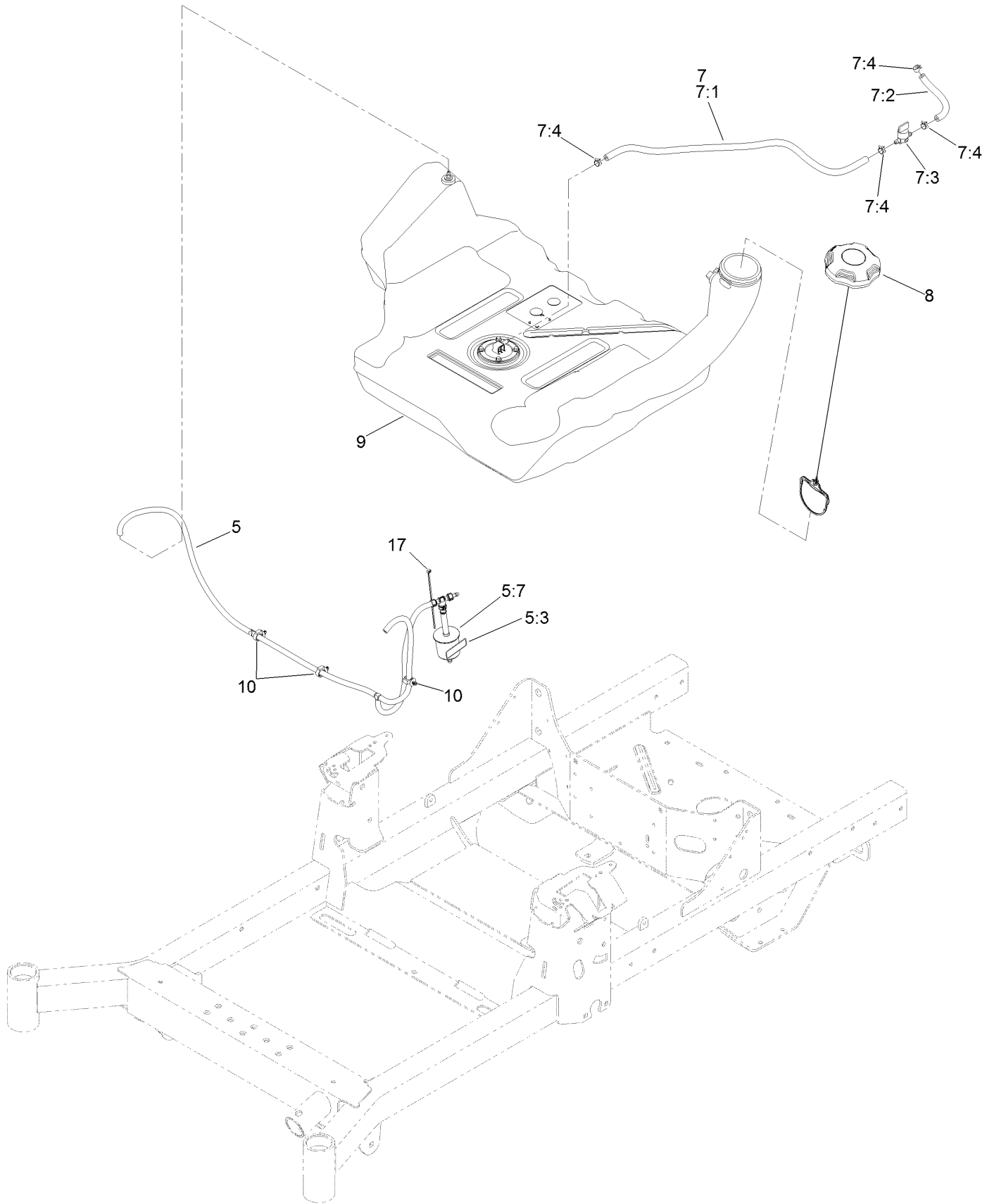




## Seat Assembly (cont) (continued)

| <i>Ref.</i> | <i>Part Number</i> | <i>Qty.</i> | <i>Description</i>                | <i>Ref.</i> | <i>Part Number</i> | <i>Qty.</i> | <i>Description</i>    |
|-------------|--------------------|-------------|-----------------------------------|-------------|--------------------|-------------|-----------------------|
| 1           | 26-4840            | 4           | Spacer-Pin, Mounting              | 6           | 126-5664           | 1           | Frame-Seat Svc        |
| 2           | 82-2190            | 1           | Switch                            | 7           | 126-5900           | 1           | Cover-Seat Bottom Svc |
| 3           | 103-8383           | 5           | Screw-HWH 1/4-20 X 3/4<br>Taptite | 8           | 131-4150           | 1           | Cushion-Seat, Back    |
| 4           | 126-7355           | 1           | Kit-Seat Belt                     | 9           | 131-4155           | 1           | Armrest Kit           |
| 5           | 126-4499           | 1           | ASM-Seat Track Svc                | 10          | 110-4163           | 1           | Cushion-Rest, Arm     |

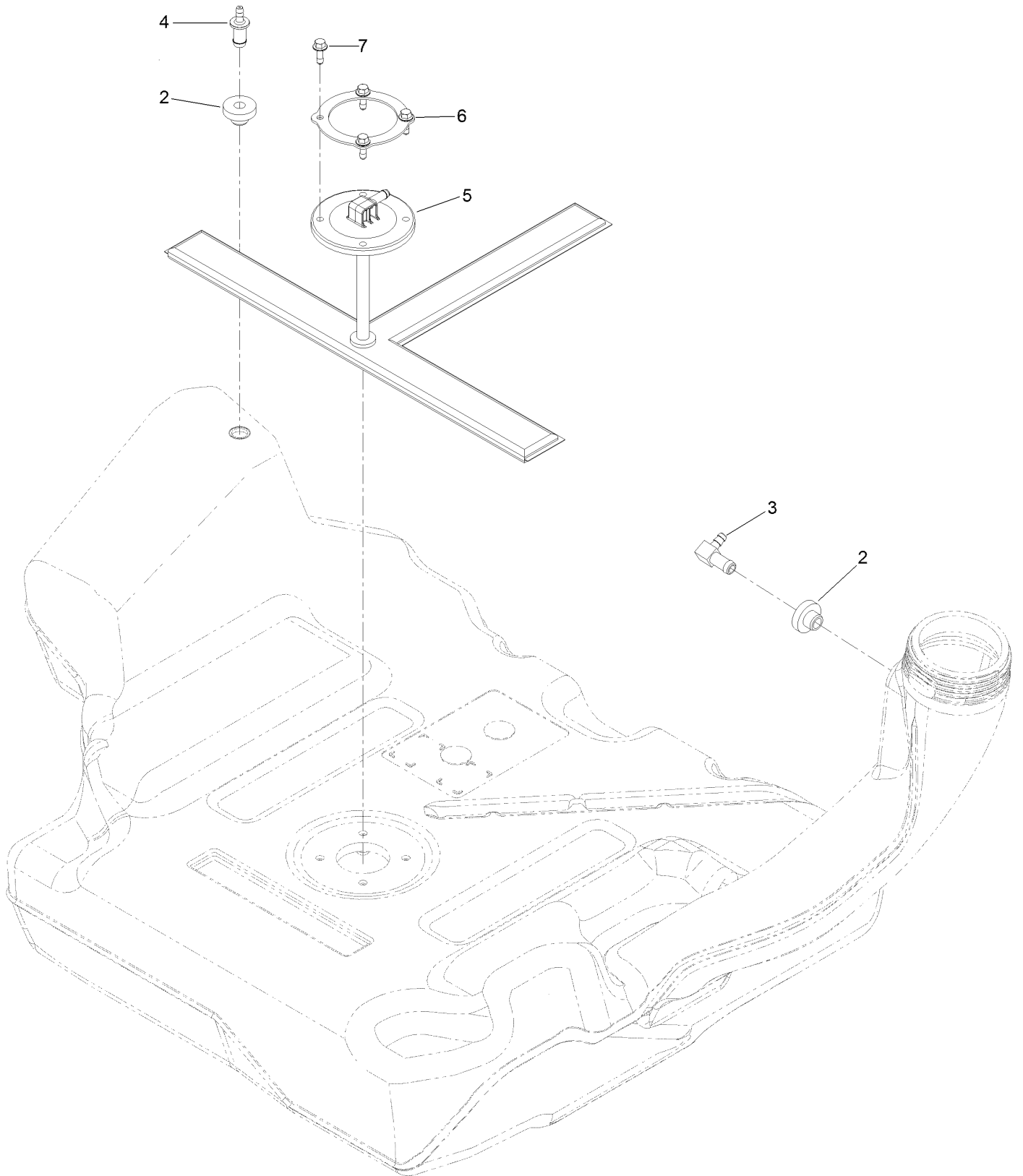
# Fuel Tank and Vent Hose System Assembly



## Fuel Tank and Vent Hose System Assembly (continued)

| <i>Ref.</i> | <i>Part Number</i> | <i>Qty.</i> | <i>Description</i>      | <i>Ref.</i> | <i>Part Number</i> | <i>Qty.</i> | <i>Description</i> |
|-------------|--------------------|-------------|-------------------------|-------------|--------------------|-------------|--------------------|
| 5           | 126-8738           | 1           | Vent Hose ASM           | 7:3         | 1-603770           | 1           | Valve-Fuel         |
| 5:3         | 116-4769           | 1           | Decal-Filter, Emissions | 7:4         | 2412-98            | 4           | Clamp-Hose         |
| 5:7         | 120-2235           | 1           | Filter-Fuel             | 8           | 126-4723           | 1           | Cap-Fuel           |
| 7           | 126-8740           | 1           | Fuel Hose ASM           | 9           | 126-4724           | 1           | Tank-Fuel          |
| 7:1         | 109-0302           | 1           | Hose-Fuel               | 10          | 126-5523           | 3           | Clip               |
| 7:2         | 109-0678           | 1           | Hose-Fuel               | 17          | 1-303287           | 1           | Tie-Cable          |

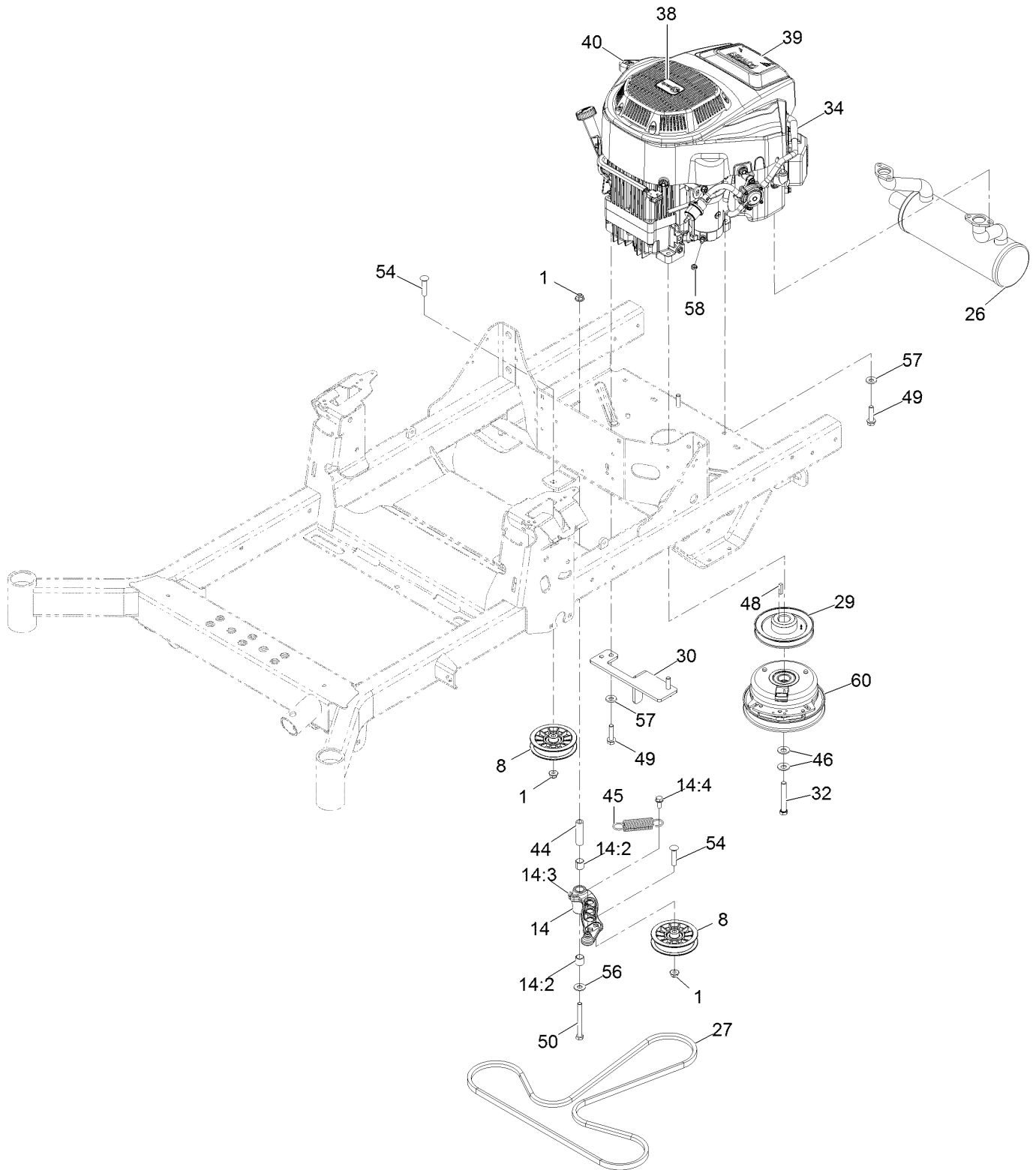
# Fuel Tank Assembly (cont.)



## Fuel Tank Assembly (cont.) (continued)

| <i>Ref.</i> | <i>Part Number</i> | <i>Qty.</i> | <i>Description</i>        | <i>Ref.</i> | <i>Part Number</i> | <i>Qty.</i> | <i>Description</i> |
|-------------|--------------------|-------------|---------------------------|-------------|--------------------|-------------|--------------------|
| 2           | 46-6560            | 2           | Bushing                   | 5           | 126-5528           | 1           | Pickup-Fuel        |
| 3           | 126-9057           | 1           | Fitting-90 DEG            | 6           | 126-5527           | 1           | Ring-Retainer      |
| 4           | 116-4630           | 1           | Fitting-Orifice, Straight | 7           | 126-5525           | 4           | Bolt               |

# Engine Assembly

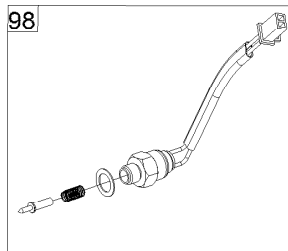
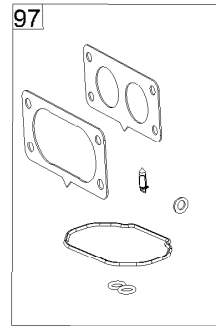
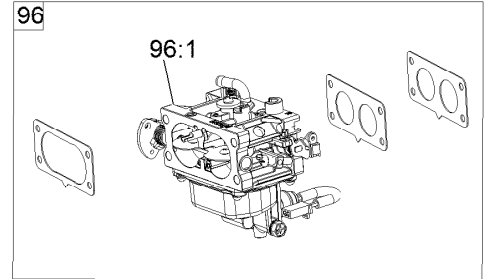
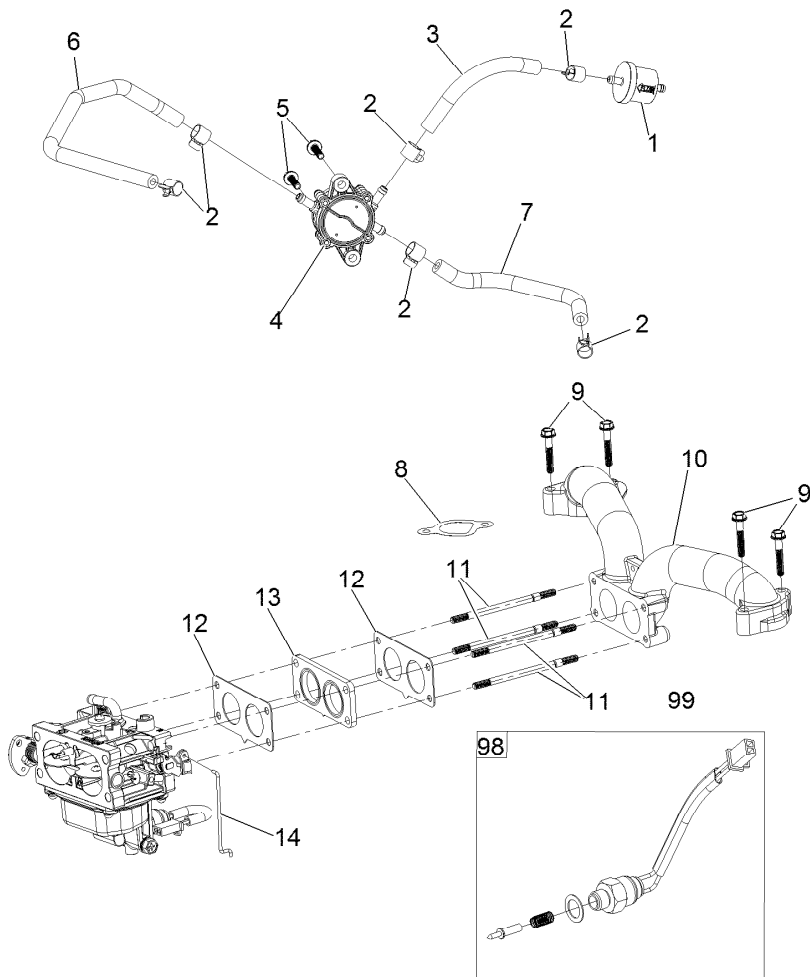


## Engine Assembly (continued)

| <i>Ref.</i> | <i>Part Number</i> | <i>Qty.</i> | <i>Description</i>                  | <i>Ref.</i> | <i>Part Number</i> | <i>Qty.</i> | <i>Description</i>                  |
|-------------|--------------------|-------------|-------------------------------------|-------------|--------------------|-------------|-------------------------------------|
| 1           | 104-8301           | 3           | Nut-Nyloc 3/8-16 Flg                | 39          | 126-9111           | 1           | Decal-708Cc V-Twin Engine           |
| 8           | 116-2456           | 2           | Pulley-Flat Idler                   | 40          | 131-1097           | 1           | Decal-Drain, Oil                    |
| 14          | 126-0973           | 1           | Idler Arm ASM                       | 44          | 1-603384           | 1           | Bushing-Pivot, Idler                |
| 14:2        | 1-513034           | 2           | Sleeve-Bearing                      | 45          | 1-603402           | 1           | Spring-Extension                    |
| 14:3        | 302-40             | 1           | Zerk-90° 1/4-28                     | 46          | 1-603610           | 2           | Washer-Spring Disc 7/16             |
| 14:4        | 32144-11           | 1           | Screw-HWH 5/16-18 X 3/4<br>Tf       | 48          | 1-807259           | 1           | Key-Machine 1/4 X 1/4 X 1           |
| 26          | 126-5864           | 1           | Muffler                             | 49          | 32144-102          | 4           | Screw-HWH 3/8-16 X 1 1/2<br>Taptite |
| 27          | 126-5993           | 1           | Belt-V                              | 50          | 323-15             | 1           | Screw-HH 3/8-16 X 3 1/2             |
| 29          | 135-0134           | 1           | Sheave-Engine                       | 54          | 3231-29            | 2           | Bolt-Carriage 3/8-16 X 1 3/4        |
| 30          | 126-6687-03        | 1           | Anchor-Clutch                       | 56          | 3256-4             | 1           | Washer-3/8 Std                      |
| 32          | 126-7198           | 1           | Screw-HH 7/16-20 X 3<br>W/Loctite ● | 57          | 98-5975            | 4           | Washer-Spring Disc 3/8              |
| 34          | 127-9451           | 1           | Engine-2P77F                        | 58          | 33003-00           | 1           | Nut-Hex M6-1 Flg                    |
| 38          | 131-1078           | 1           | Decal                               | 60          | 126-8925           | 1           | Clutch - 1.00 HD                    |

● Use Pro-Lock, Nut Type (P/N 1-840022, .5ml tube) on threads.

# Fuel System Assembly





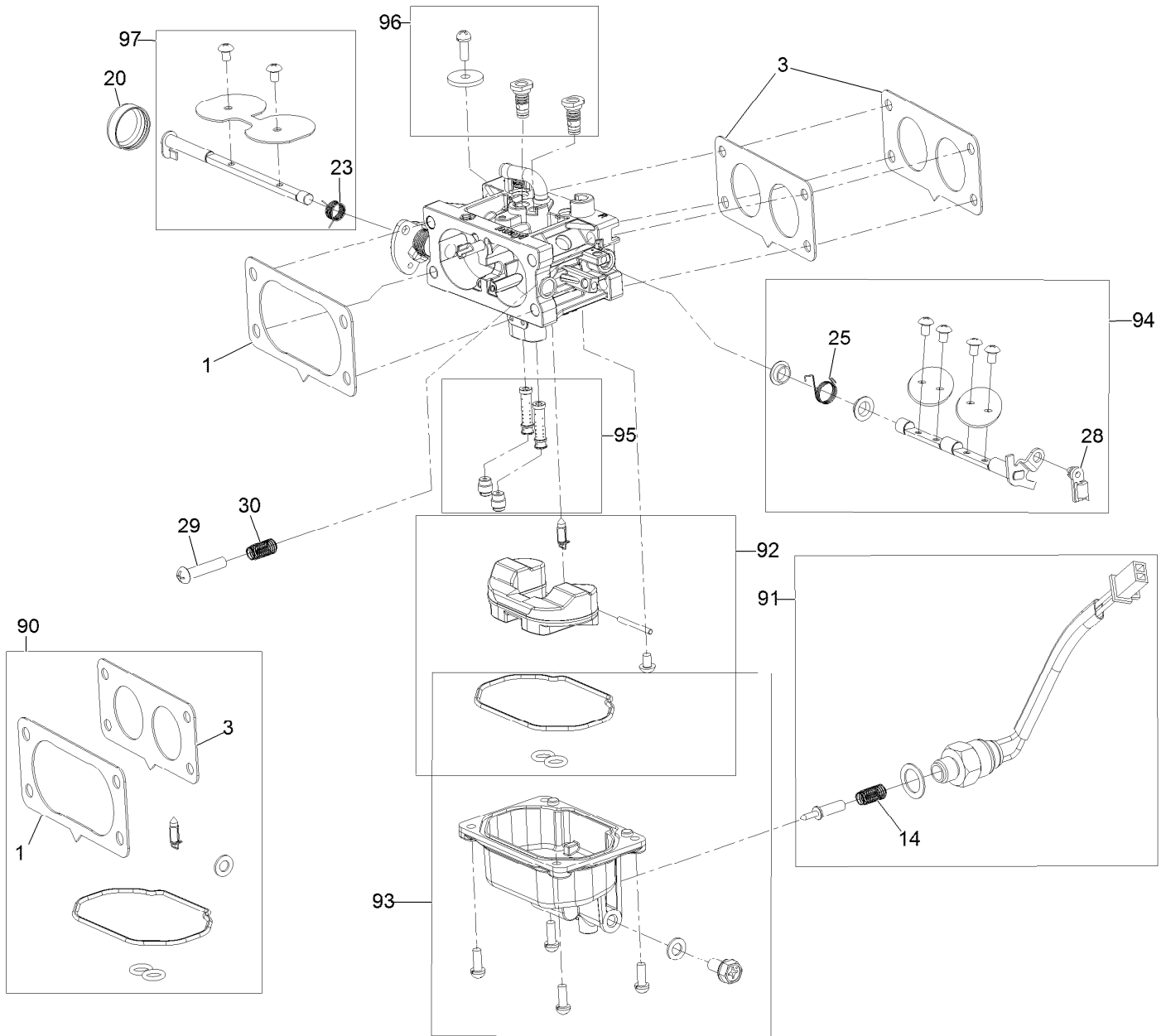
## Fuel System Assembly (continued)

| <i>Ref.</i> | <i>Part Number</i> | <i>Qty.</i> | <i>Description</i> | <i>Ref.</i> | <i>Part Number</i> | <i>Qty.</i> | <i>Description</i>         |
|-------------|--------------------|-------------|--------------------|-------------|--------------------|-------------|----------------------------|
| 1           | 133-1563           | 1           | Filter-Fuel        | 11          | 127-9245           | 4           | Stud                       |
| 2           | 120-4251           | 6           | Clamp-Fuel Line    | 12          | 127-9246           | 2           | Gasket-Carburetor          |
| 3           | 120-4371           | 1           | Line-Fuel          | 13          | 127-9247           | 1           | Insulator-Carburetor       |
| 4           | 127-9206           | 1           | Pump-Fuel          | 14          | 127-9248           | 1           | Linkage-Throttle           |
| 5           | 120-4225           | 2           | Screw-HHF          | 96          | 133-9808           | 1           | Carburetor Replacement Kit |
| 6           | 127-9205           | 1           | Hose-Fuel          | 96:1        |                    | 1           | Carburetor ■               |
| 7           | 127-9207           | 1           | Hose-Fuel          | 97          | 127-9290           | 1           | Carburetor Repair Kit      |
| 8           | 127-9230           | 2           | Gasket-Intake      | 98          | 127-9292           | 1           | Solenoid Kit               |
| 9           | 120-4284           | 4           | Screw-HHF          | 99          | 133-9833           | 1           | High Altitude Kit ●        |
| 10          | 127-9244           | 1           | Manifold-Intake    |             |                    |             |                            |

● Not illustrated

■ Not serviced separately

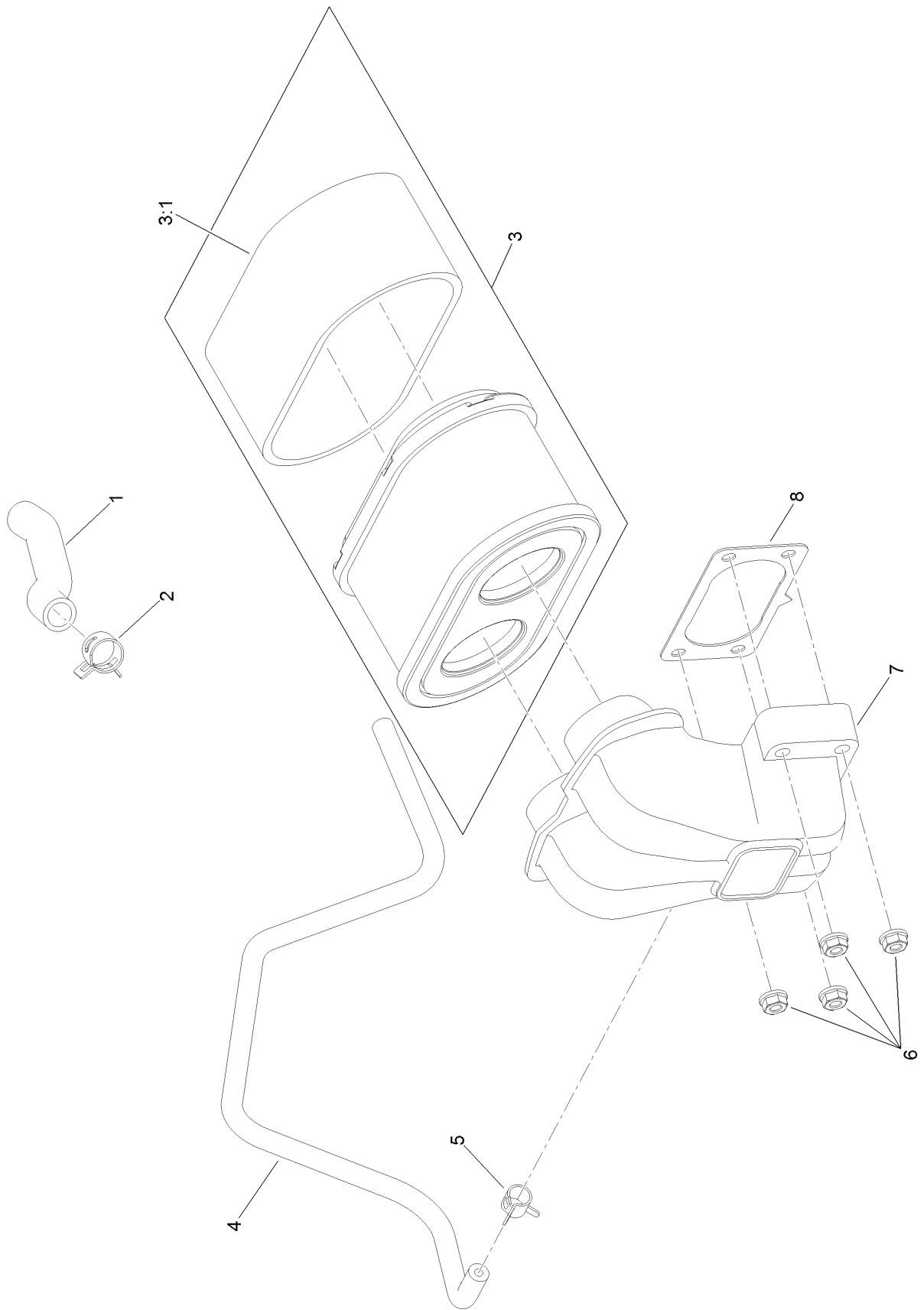
# Carburetor Assembly



## Carburetor Assembly (continued)

| <i>Ref.</i> | <i>Part Number</i> | <i>Qty.</i> | <i>Description</i> | <i>Ref.</i> | <i>Part Number</i> | <i>Qty.</i> | <i>Description</i>    |
|-------------|--------------------|-------------|--------------------|-------------|--------------------|-------------|-----------------------|
| 1           | 127-9251           | 1           | Gasket-Carburetor  | 90          | 127-9290           | 1           | Carburetor Repair Kit |
| 3           | 127-9246           | 2           | Gasket-Carburetor  | 91          | 127-9292           | 1           | Solenoid Kit          |
| 14          | 127-9319           | 1           | Spring             | 92          | 127-9340           | 1           | Float Kit             |
| 20          | 127-9325           | 1           | Cover-Shaft, Choke | 93          | 127-9341           | 1           | Bowl Kit              |
| 23          | 127-9328           | 1           | Spring             | 94          | 133-9817           | 1           | Throttle Shaft Kit    |
| 25          | 127-9330           | 1           | Spring             | 95          | 133-9818           | 1           | Nozzle And Jet Kit    |
| 28          | 127-9333           | 1           | Clamp-Lock         | 96          | 133-9812           | 1           | Air Jet Kit           |
| 29          | 127-9334           | 1           | Screw-PPH          | 97          | 127-9345           | 1           | Choke Shaft Kit       |
| 30          | 127-9335           | 1           | Spring             |             |                    |             |                       |

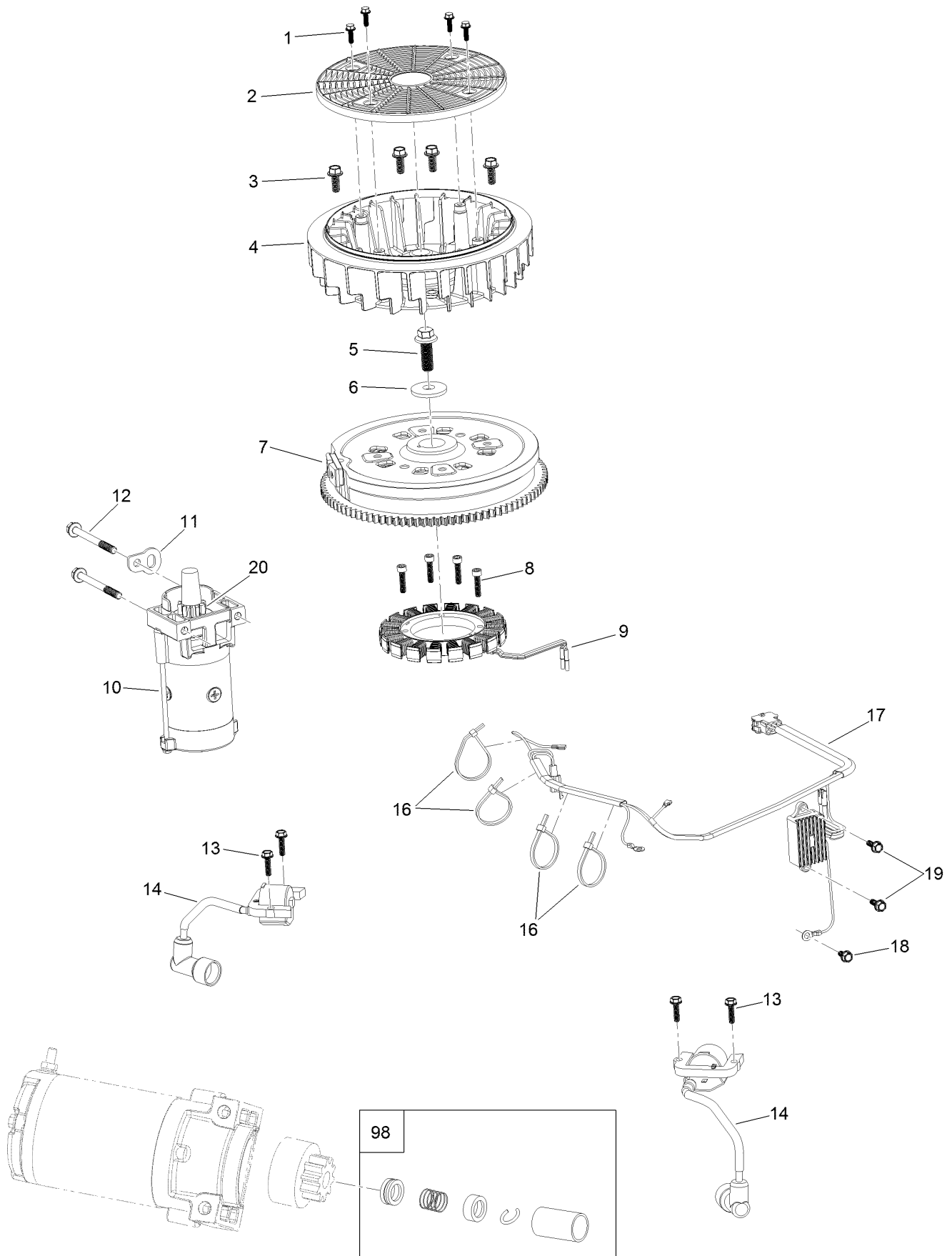
# Air Intake and Filtration Assembly



## Air Intake and Filtration Assembly (continued)

| <i>Ref.</i> | <i>Part Number</i> | <i>Qty.</i> | <i>Description</i>   | <i>Ref.</i> | <i>Part Number</i> | <i>Qty.</i> | <i>Description</i>   |
|-------------|--------------------|-------------|----------------------|-------------|--------------------|-------------|----------------------|
| 1           | 127-9235           | 1           | Tube-Breather        | 5           | 127-9187           | 1           | Clamp-Hose           |
| 2           | 127-9234           | 2           | Clamp-Hose           | 6           | 120-4236           | 4           | Nut-Flange           |
| 3           | 127-9252           | 1           | Filter-Air, Complete | 7           | 127-9047           | 1           | Manifold-Filter, Air |
| 3:1         | 127-9288           | 1           | Filter-Pre, Foam     | 8           | 127-9251           | 1           | Gasket-Carburetor    |
| 4           | 127-9253           | 1           | Hose-Fuel            |             |                    |             |                      |

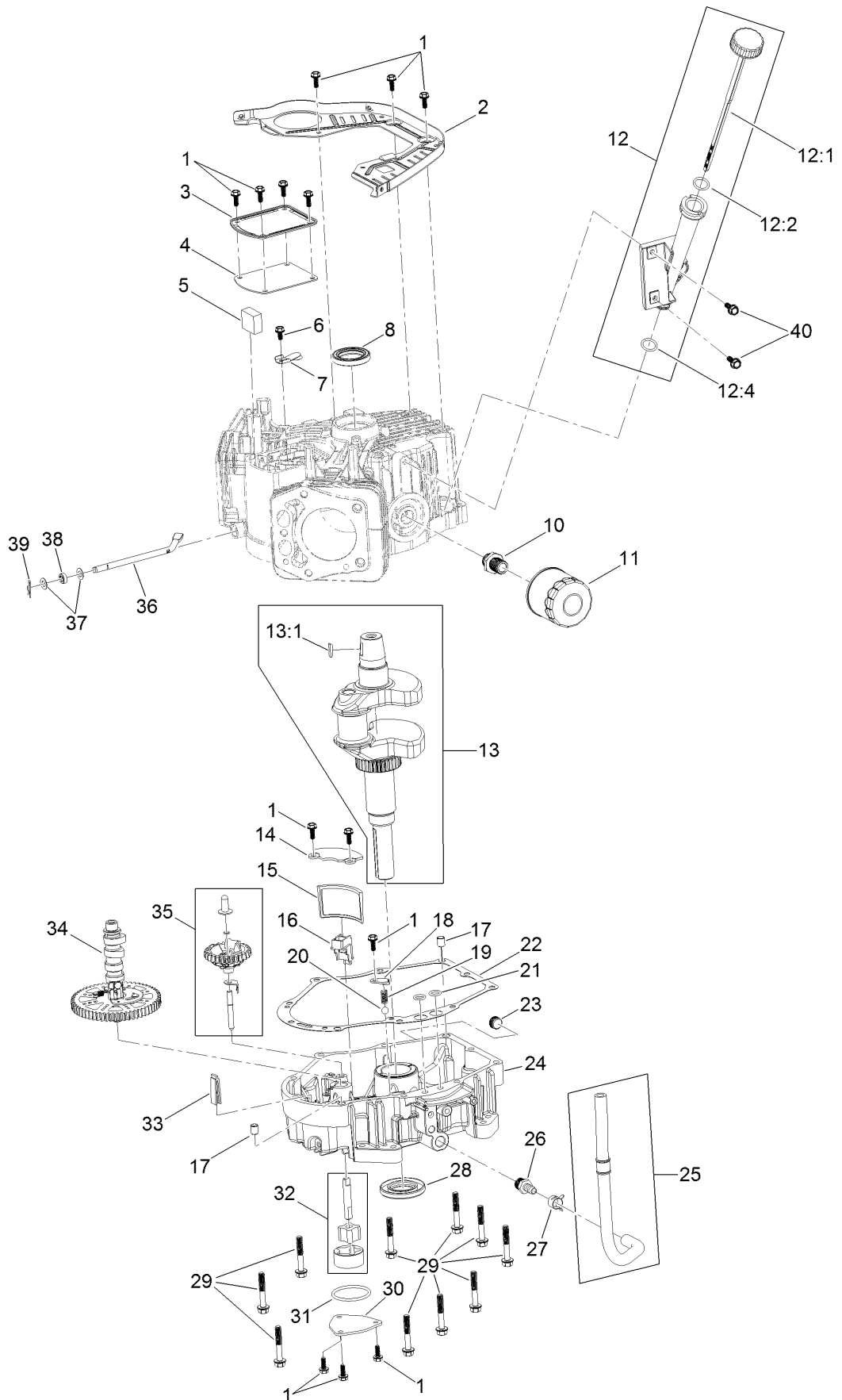
# Ignition and Electrical Assembly



## Ignition and Electrical Assembly (continued)

| <i>Ref.</i> | <i>Part Number</i> | <i>Qty.</i> | <i>Description</i> | <i>Ref.</i> | <i>Part Number</i> | <i>Qty.</i> | <i>Description</i>             |
|-------------|--------------------|-------------|--------------------|-------------|--------------------|-------------|--------------------------------|
| 1           | 127-9197           | 4           | Screw-HWH          | 12          | 120-4231           | 2           | Screw-HHF                      |
| 2           | 127-9198           | 1           | Screen-Rotating    | 13          | 121-0007           | 4           | Bolt-Flange                    |
| 3           | 127-9199           | 4           | Screw-HWH          | 14          | 127-9216           | 2           | Ignition Coil ASM              |
| 4           | 127-9200           | 1           | Fan-Cooling        | 16          | 127-9220           | 4           | Tie-Zip                        |
| 5           | 127-9201           | 1           | Screw-HWH          | 17          | 127-9219           | 1           | Regulator-Voltage<br>W/Harness |
| 6           | 127-9202           | 1           | Washer-Flat        | 18          | 120-4216           | 1           | Screw-HHF                      |
| 7           | 127-9306           | 1           | Flywheel           | 19          | 120-4232           | 2           | Screw-HHF                      |
| 8           | 127-9210           | 4           | Screw-HSH          | 20          | 133-1562           | 1           | Pinion-Starter                 |
| 9           | 127-9211           | 1           | Alternator         | 98          | 133-1566           | 1           | Starter Repair Kit             |
| 10          | 133-9828           | 1           | Motor-Starter      |             |                    |             |                                |
| 11          | 127-9208           | 1           | Bracket-Lift       |             |                    |             |                                |

# Crankcase and Crankshaft Assembly

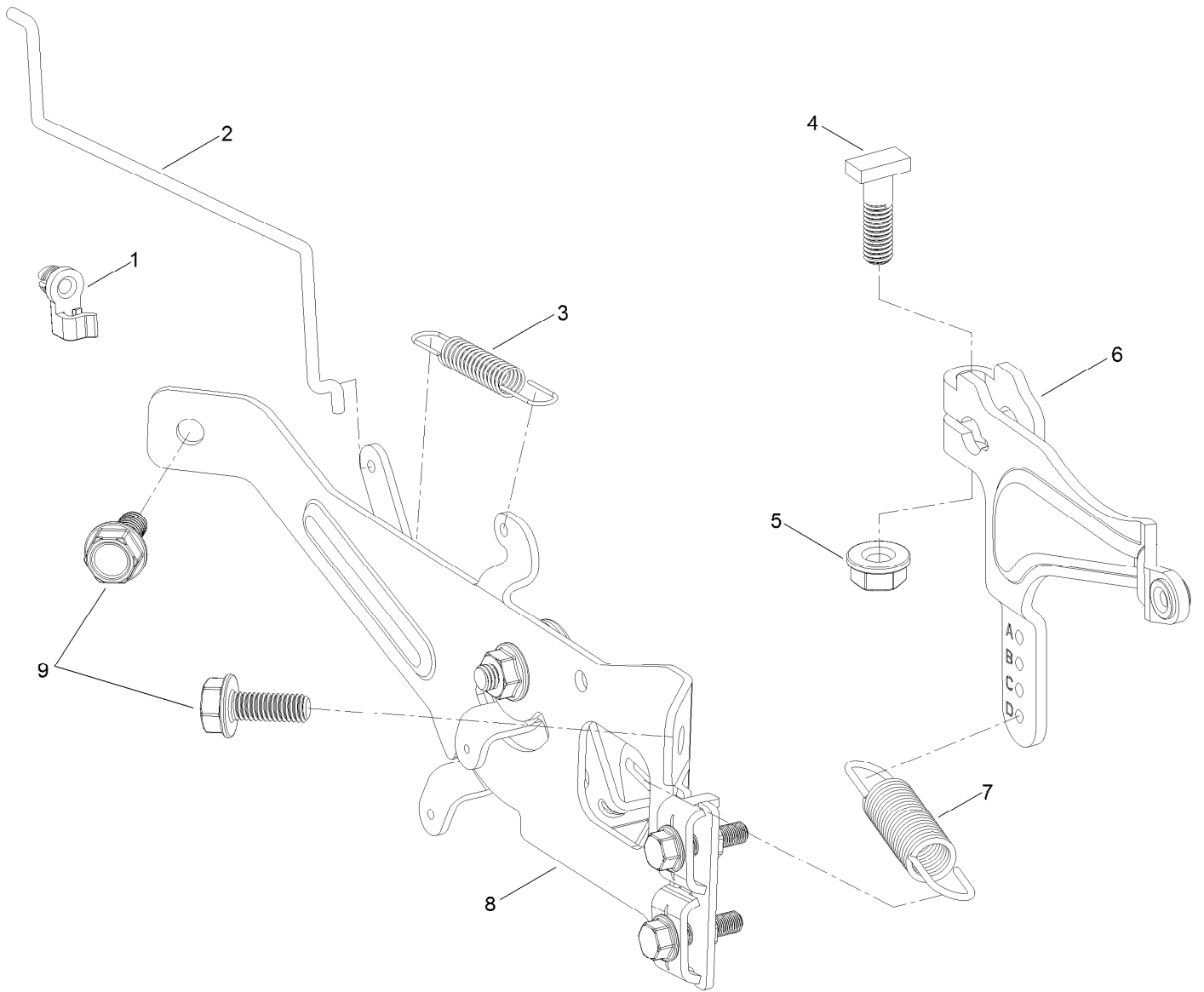




## Crankcase and Crankshaft Assembly (continued)

| <i>Ref.</i> | <i>Part Number</i> | <i>Qty.</i> | <i>Description</i>  | <i>Ref.</i> | <i>Part Number</i> | <i>Qty.</i> | <i>Description</i>      |
|-------------|--------------------|-------------|---------------------|-------------|--------------------|-------------|-------------------------|
| 1           | 120-4232           | 14          | Screw-HHF           | 20          | 127-9266           | 1           | Valve-Ball              |
| 2           | 127-9212           | 1           | Baffle              | 21          | 120-4262           | 2           | O-Ring                  |
| 3           | 127-9213           | 1           | Cover-Breather      | 22          | 127-9267           | 1           | Gasket-Cover, Crankcase |
| 4           | 127-9214           | 1           | Gasket-Breather     | 23          | 133-9805           | 1           | Plug-Drain              |
| 5           | 127-9215           | 1           | Filter-Breather     | 24          | 133-9806           | 1           | Cover-Crankcase         |
| 6           | 120-4216           | 1           | Screw-HHF           | 25          | 127-9293           | 1           | Oil Drain Hose ASM      |
| 7           | 127-9217           | 1           | Valve-Breather      | 26          | 127-9275           | 1           | Fitting-Hose            |
| 8           | 120-4267           | 1           | Seal-Oil            | 27          | 127-9276           | 1           | Clamp-Hose              |
| 10          | 120-4346           | 1           | Adaptor-Filter, Oil | 28          | 127-9271           | 1           | Seal                    |
| 11          | 120-4276           | 1           | Filter-Oil          | 29          | 121-0473           | 10          | Screw-HHF               |
| 12          | 127-9218           | 1           | Oil Tube ASM        | 30          | 127-9274           | 1           | Cover-Oil Pump          |
| 12:1        | 127-9283           | 1           | Dipstick            | 31          | 127-9273           | 1           | O-Ring                  |
| 12:2        | 127-9284           | 1           | O-Ring              | 32          | 127-9272           | 1           | Oil Pump ASM            |
| 12:4        | 127-9286           | 1           | O-Ring              | 33          | 120-4275           | 1           | Deflector-Oil, Rubber   |
| 13          | 127-9255           | 1           | Crankshaft          | 34          | 133-1568           | 1           | Camshaft                |
| 13:1        | 120-4320           | 1           | Key-Woodruff        | 35          | 133-9807           | 1           | Governor ASM            |
| 14          | 127-9261           | 1           | Cover-Screen, Oil   | 36          | 127-9238           | 1           | Shaft-Governor          |
| 15          | 127-9262           | 1           | Screen-Oil          | 37          | 120-4258           | 2           | Washer-Plain            |
| 16          | 127-9263           | 1           | Retainer-Screen     | 38          | 120-4257           | 1           | Seal-Oil                |
| 17          | 120-4274           | 2           | Pin-Dowel           | 39          | 120-4256           | 1           | Pin-Hair                |
| 18          | 127-9264           | 1           | Plate-Retainer      | 40          | 120-4232           | 2           | Screw-HHF               |
| 19          | 127-9265           | 1           | Spring              |             |                    |             |                         |

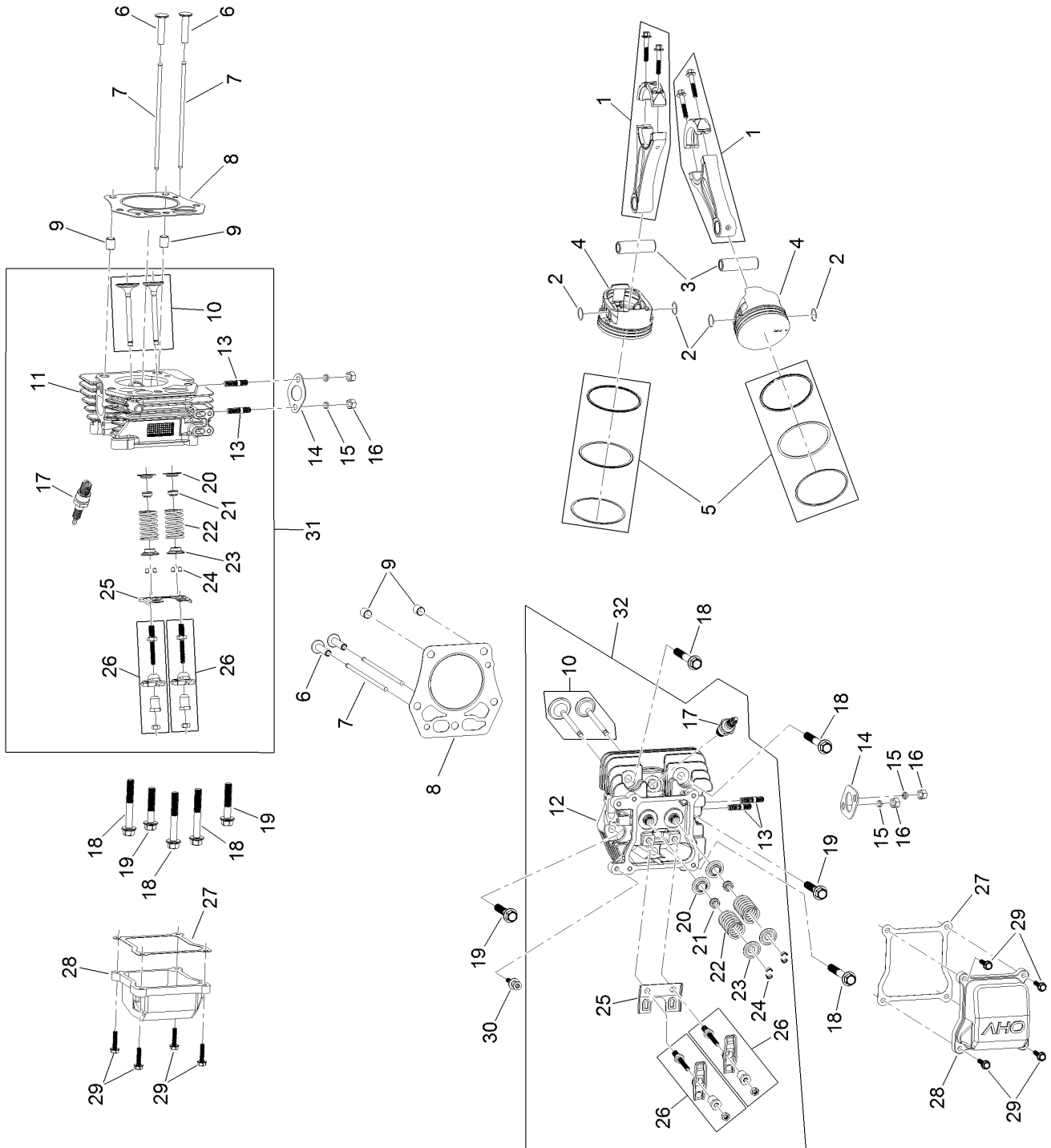
# Governor Control Assembly



## Governor Control Assembly (continued)

| <i>Ref.</i> | <i>Part Number</i> | <i>Qty.</i> | <i>Description</i> | <i>Ref.</i> | <i>Part Number</i> | <i>Qty.</i> | <i>Description</i> |
|-------------|--------------------|-------------|--------------------|-------------|--------------------|-------------|--------------------|
| 1           | 127-9250           | 1           | Clip-Linkage       | 6           | 127-9239           | 1           | Arm-Governor       |
| 2           | 127-9242           | 1           | Linkage-Choke      | 7           | 133-9809           | 1           | Spring-Governor    |
| 3           | 127-9241           | 1           | Spring-Governor    | 8           | 133-1570           | 1           | Control Plate ASM  |
| 4           | 120-4238           | 1           | Bolt-Arm, Governor | 9           | 120-4232           | 2           | Screw-HHF          |
| 5           | 120-4236           | 1           | Nut-Flange         |             |                    |             |                    |

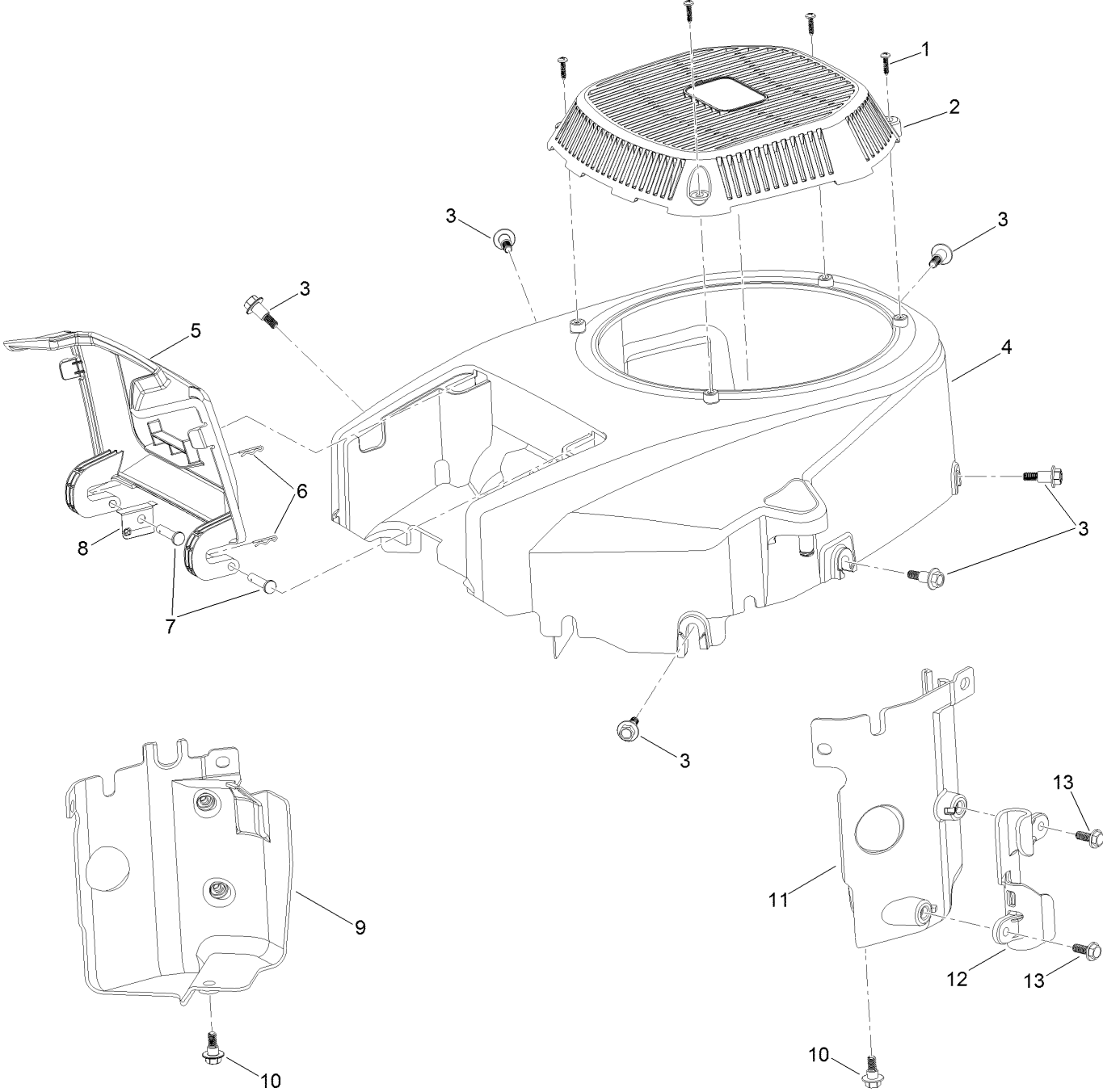
# Piston and Cylinder Head Assembly



## Piston and Cylinder Head Assembly (continued)

| <i>Ref.</i> | <i>Part Number</i> | <i>Qty.</i> | <i>Description</i>    | <i>Ref.</i> | <i>Part Number</i> | <i>Qty.</i> | <i>Description</i>     |
|-------------|--------------------|-------------|-----------------------|-------------|--------------------|-------------|------------------------|
| 1           | 127-9256           | 2           | Connecting Rod ASM    | 17          | 81-3250            | 2           | Spark Plug             |
| 2           | 127-9258           | 4           | Clip-Pin, Piston      | 18          | 127-9231           | 6           | Screw-HWH              |
| 3           | 127-9257           | 2           | Pin-Piston            | 19          | 127-9232           | 4           | Screw-HWH              |
| 4           | 127-9259           | 2           | Piston                | 20          | 120-4303           | 4           | Seat-Spring, Valve     |
| 5           | 127-9260           | 2           | Piston Ring Set       | 21          | 120-4304           | 4           | Seal-Stem, Valve       |
| 6           | 127-9224           | 4           | Lifter-Valve          | 22          | 120-4305           | 4           | Spring-Valve           |
| 7           | 127-9225           | 4           | Rod-Push              | 23          | 120-4306           | 4           | Retainer-Spring, Valve |
| 8           | 127-9226           | 2           | Gasket-Head, Cylinder | 24          | 120-4307           | 8           | Keeper-Valve           |
| 9           | 127-9227           | 4           | Pin-Dowel             | 25          | 127-9233           | 2           | Plate-Guide, Push Rod  |
| 10          | 127-9228           | 2           | Valve Set             | 26          | 127-9294           | 4           | Rocker Arm ASM         |
| 11          | 133-9802           | 1           | Head-Cylinder, Right  | 27          | 127-9295           | 2           | Gasket-Valve Cover     |
| 12          | 133-9804           | 1           | Head-Cylinder, Left   | 28          | 127-9050           | 2           | Cover-Valve            |
| 13          | 121-0464           | 4           | Stud-Exhaust          | 29          | 120-4225           | 8           | Screw-HHF              |
| 14          | 120-4317           | 2           | Gasket-Exhaust        | 30          | 120-4214           | 1           | Screw-Shoulder, HH     |
| 15          | 127-9279           | 4           | Washer-Lock, Split    | 31          | 133-9819           | 1           | Right Head ASM         |
| 16          | 121-0199           | 4           | Nut-HH                | 32          | 133-9820           | 1           | Left Head ASM          |

# Blower Housing Assembly

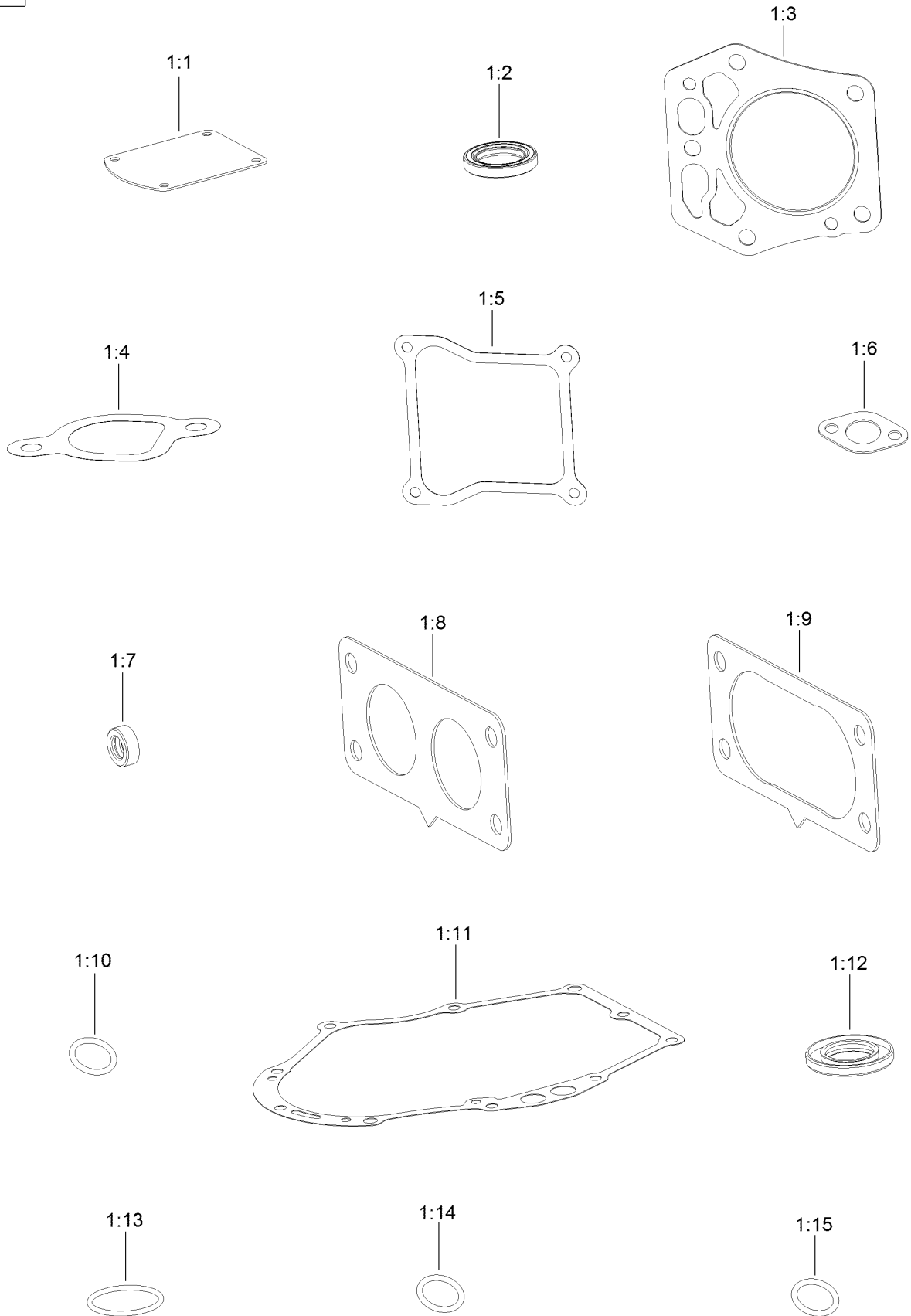


## Blower Housing Assembly (continued)

| <i>Ref.</i> | <i>Part Number</i> | <i>Qty.</i> | <i>Description</i>  | <i>Ref.</i> | <i>Part Number</i> | <i>Qty.</i> | <i>Description</i>  |
|-------------|--------------------|-------------|---------------------|-------------|--------------------|-------------|---------------------|
| 1           | 133-1571           | 4           | Screw-PPH, Plastic  | 8           | 127-9281           | 1           | Plate-Spring        |
| 2           | 127-9045           | 1           | Cover-Fan           | 9           | 127-9049           | 1           | Baffle-Air, Left    |
| 3           | 127-9196           | 6           | Screw-Shoulder, HWH | 10          | 120-4210           | 2           | Screw-Shoulder, HHF |
| 4           | 133-1572           | 1           | Shroud-Engine       | 11          | 127-9048           | 1           | Baffle-Air, Right   |
| 5           | 127-9046           | 1           | Door-Filter, Air    | 12          | 127-9287           | 1           | Cleat-Hose          |
| 6           | 127-9280           | 2           | Pin-Hair            | 13          | 120-4232           | 2           | Screw-HHF           |
| 7           | 127-9282           | 2           | Pin                 |             |                    |             |                     |

# Gasket and Seal Kit

1

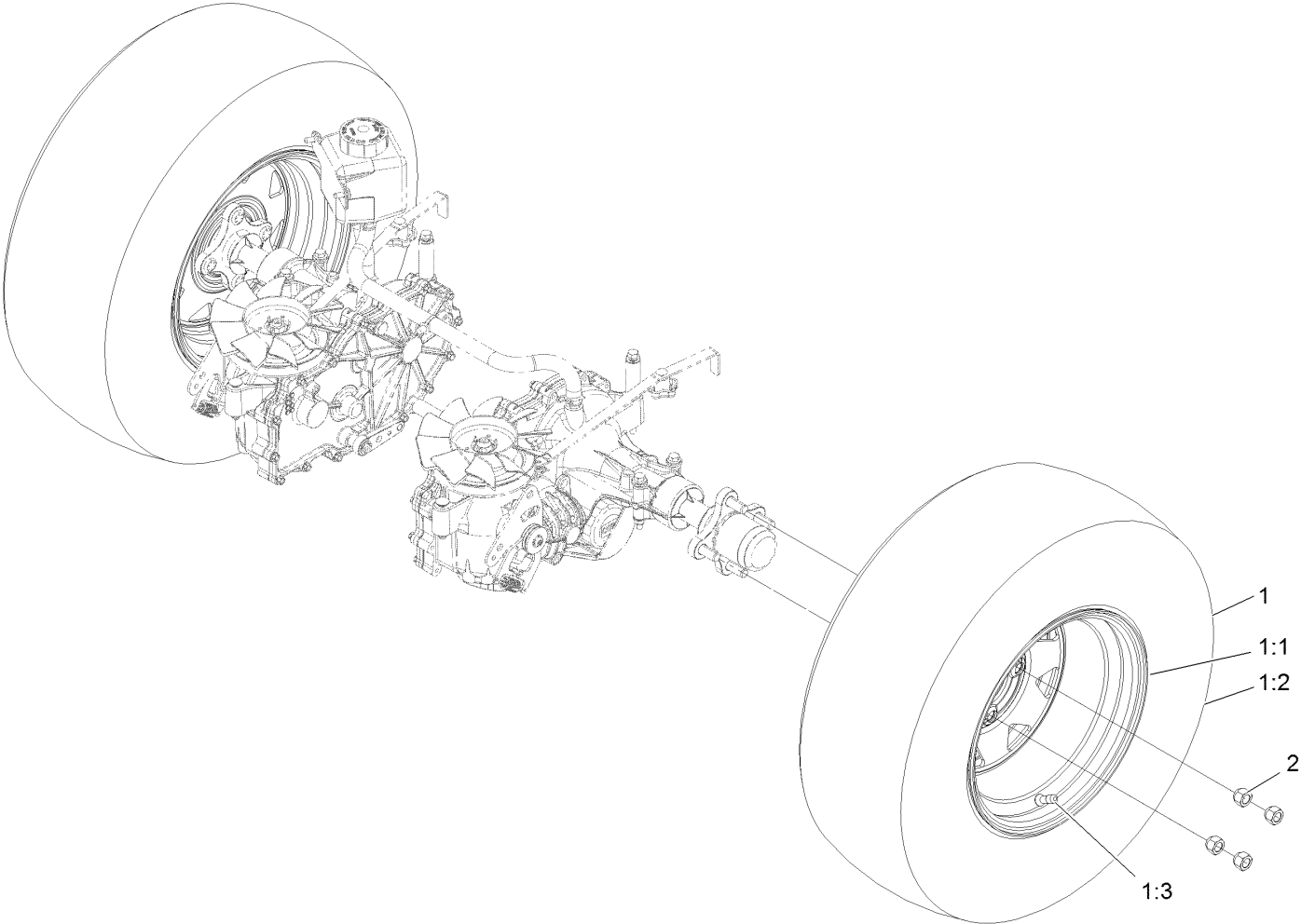




## Gasket and Seal Kit (continued)

| <i>Ref.</i> | <i>Part Number</i> | <i>Qty.</i> | <i>Description</i>    | <i>Ref.</i> | <i>Part Number</i> | <i>Qty.</i> | <i>Description</i>      |
|-------------|--------------------|-------------|-----------------------|-------------|--------------------|-------------|-------------------------|
| 1           | 127-9296           | 1           | Gasket And Seal Kit   | 1:8         | 127-9246           | 2           | Gasket-Carburetor       |
| 1:1         | 127-9214           | 1           | Gasket-Breather       | 1:9         | 127-9251           | 1           | Gasket-Carburetor       |
| 1:2         | 120-4267           | 1           | Seal-Oil              | 1:10        | 120-4262           | 2           | O-Ring                  |
| 1:3         | 127-9226           | 2           | Gasket-Head, Cylinder | 1:11        | 127-9267           | 1           | Gasket-Cover, Crankcase |
| 1:4         | 127-9230           | 2           | Gasket-Intake         | 1:12        | 127-9271           | 1           | Seal                    |
| 1:5         | 127-9295           | 2           | Gasket-Valve Cover    | 1:13        | 127-9273           | 1           | O-Ring                  |
| 1:6         | 120-4317           | 2           | Gasket-Exhaust        | 1:14        | 127-9284           | 1           | O-Ring                  |
| 1:7         | 120-4257           | 1           | Seal-Oil              | 1:15        | 127-9286           | 1           | O-Ring                  |

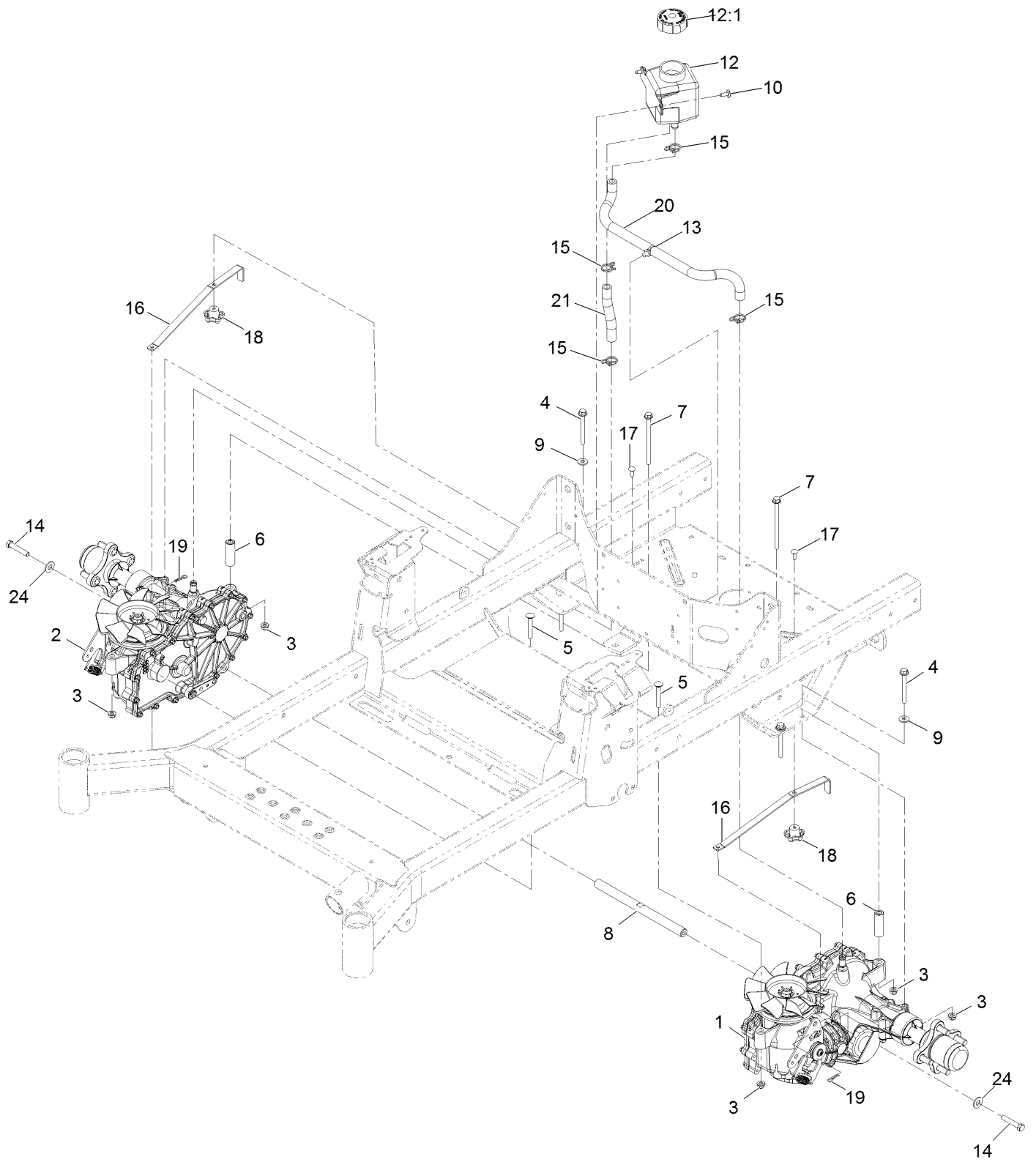
# Rear Wheel Assembly



## Rear Wheel Assembly (continued)

| <i>Ref.</i> | <i>Part Number</i> | <i>Qty.</i> | <i>Description</i> | <i>Ref.</i> | <i>Part Number</i> | <i>Qty.</i> | <i>Description</i> |
|-------------|--------------------|-------------|--------------------|-------------|--------------------|-------------|--------------------|
| 1           | 126-4866           | 2           | Wheel And Tire ASM | 1:3         | 232-27             | 1           | Stem-Valve         |
| 1:1         | 126-2877           | 1           | Wheel Rim 12X8.5   | 2           | 242-50             | 8           | Nut-Lug            |
| 1:2         | 126-4874           | 1           | Tire               |             |                    |             |                    |

# Transaxle Assembly

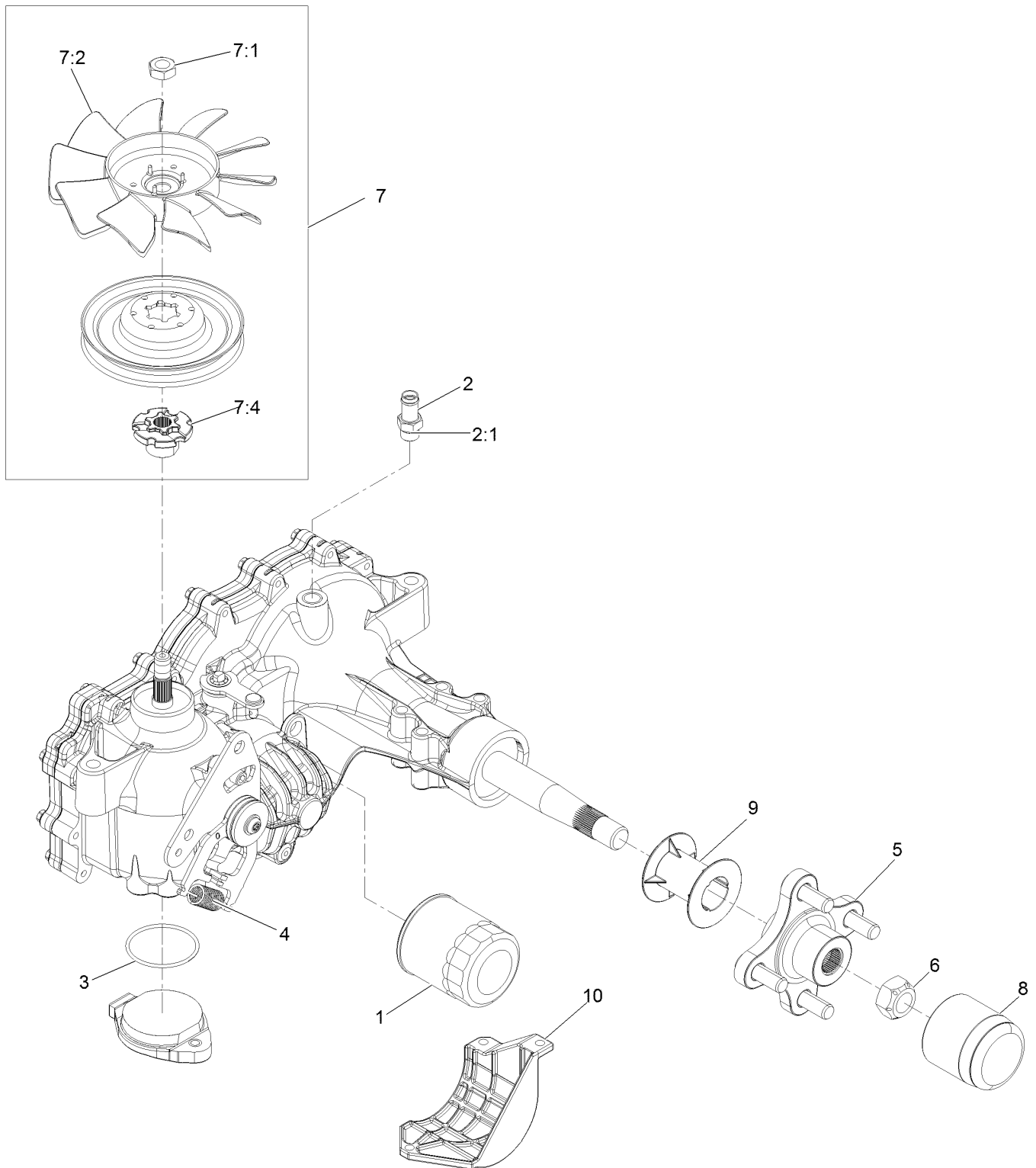


## Transaxle Assembly (continued)

| <i>Ref.</i> | <i>Part Number</i> | <i>Qty.</i> | <i>Description</i>               | <i>Ref.</i> | <i>Part Number</i> | <i>Qty.</i> | <i>Description</i>         |
|-------------|--------------------|-------------|----------------------------------|-------------|--------------------|-------------|----------------------------|
| 1           | 135-0140           | 1           | LH Transaxle ASM                 | 12          | 109-2250           | 1           | Tank-HYD                   |
| 2           | 135-0139           | 1           | RH Transaxle ASM                 | 12:1        | 109-3320           | 1           | Cap-Reservoir, HYD         |
| 3           | 104-8300           | 8           | Nut-Nyloc 5/16-18 Flg            | 13          | 32180-118          | 1           | Clip-Tie                   |
| 4           | 126-4687           | 4           | Screw-HHF                        | 14          | 94-7972            | 2           | Screw-HH W/Loctite ●       |
| 5           | 3230-7             | 2           | Bolt-Carriage 5/16-18 X 2<br>1/4 | 15          | 126-0327           | 4           | Clamp-Hose                 |
| 6           | 116-5809           | 2           | Spacer-Hydro                     | 16          | 109-5395           | 2           | Arm-Bypass, Hydro          |
| 7           | 126-5896           | 2           | Screw HHF                        | 17          | 3229-1             | 2           | Bolt-Carriage 1/4-20 X 3/4 |
| 8           | 116-6833           | 1           | Shaft-Spacer                     | 18          | 108-6402           | 2           | Knob-Handle                |
| 9           | 1-303334           | 4           | Washer-Spring Disc 5/16          | 19          | 1-806003           | 2           | Hairpin-Cotter             |
| 10          | 126-6266           | 2           | Screw-1/4-20 X .65 Torx<br>Plus  | 20          | 126-5668           | 1           | Hose-Hydraulic             |
|             |                    |             |                                  | 21          | 126-5669           | 1           | Hose-Hydraulic             |
|             |                    |             |                                  | 24          | 3256-4             | 2           | Washer-3/8 Std             |

● Use Pro-Lock, Nut Type (P/N 1-840022, .5ml tube) on threads.

# LH Transaxle Assembly

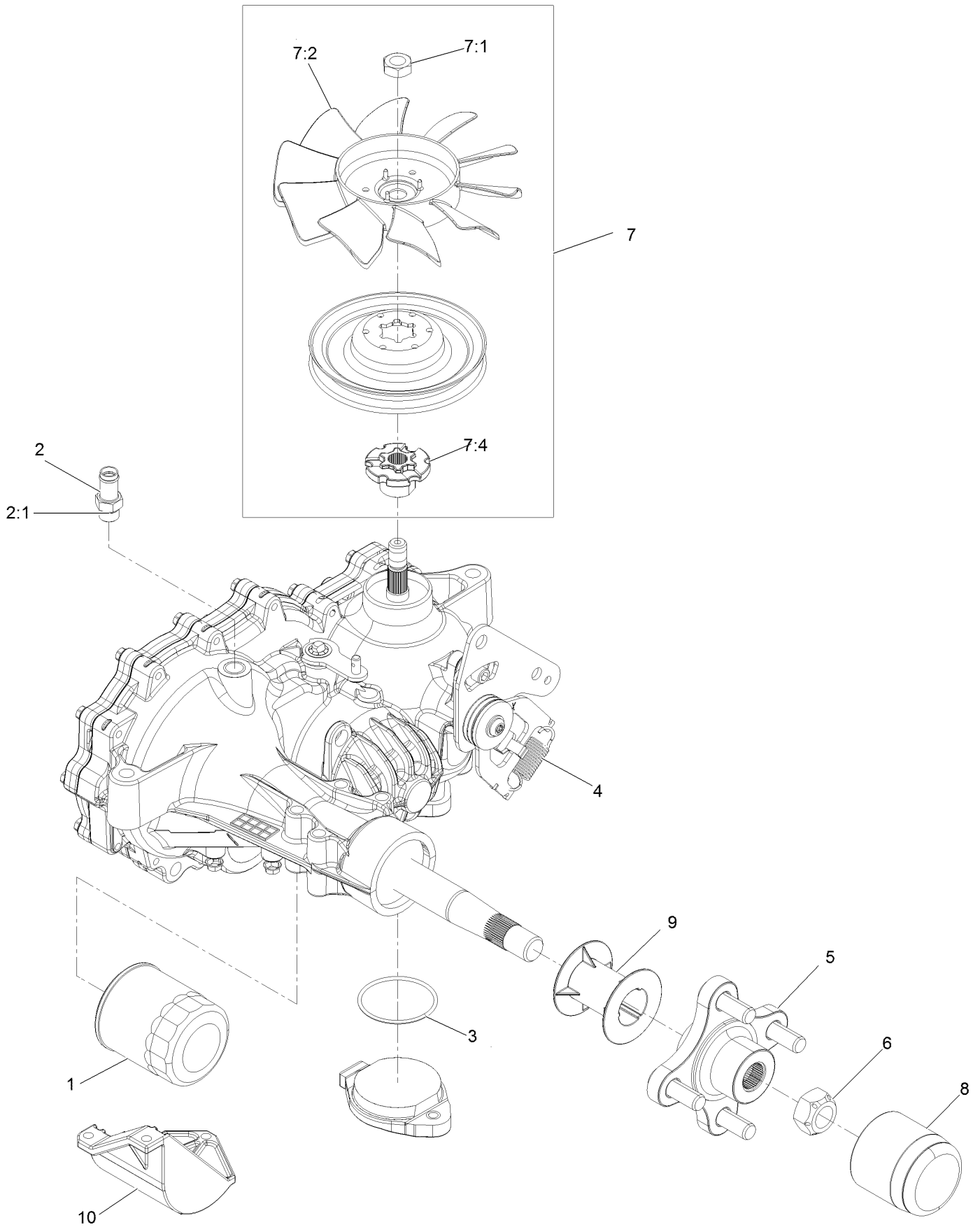


## LH Transaxle Assembly (continued)

| <i>Ref.</i> | <i>Part Number</i> | <i>Qty.</i> | <i>Description</i>       | <i>Ref.</i> | <i>Part Number</i> | <i>Qty.</i> | <i>Description</i> |
|-------------|--------------------|-------------|--------------------------|-------------|--------------------|-------------|--------------------|
| 1           | 109-3321           | 1           | Filter-Hydraulic         | 7:1         | 116-9714           | 1           | Nut-HJ             |
| 2           | 109-3278           | 1           | Adapter-Straight         | 7:2         | 126-0226           | 1           | Fan                |
| 2:1         | 237-42             | 1           | O-Ring                   | 7:4         | 116-9705           | 1           | Hub-Pulley         |
| 3           | 109-3540           | 1           | O-Ring-Charge Seal Cover | 8           | 116-6214           | 1           | Cap-Axle, Long     |
| 4           | 109-5592           | 1           | Spring                   | 9           | 116-6213           | 1           | Tube-Axle          |
| 5           | 116-3872           | 1           | Hub-Offset               | 10          | 120-7979           | 1           | Guard-Filter, LH   |
| 6           | 109-3536           | 1           | Nut-Hub                  | 99          | 109-3537           | 1           | Seal Kit ●         |
| 7           | 125-0059           | 1           | Fan And Pulley Kit       |             |                    |             |                    |

● Not illustrated

# RH Transaxle Assembly



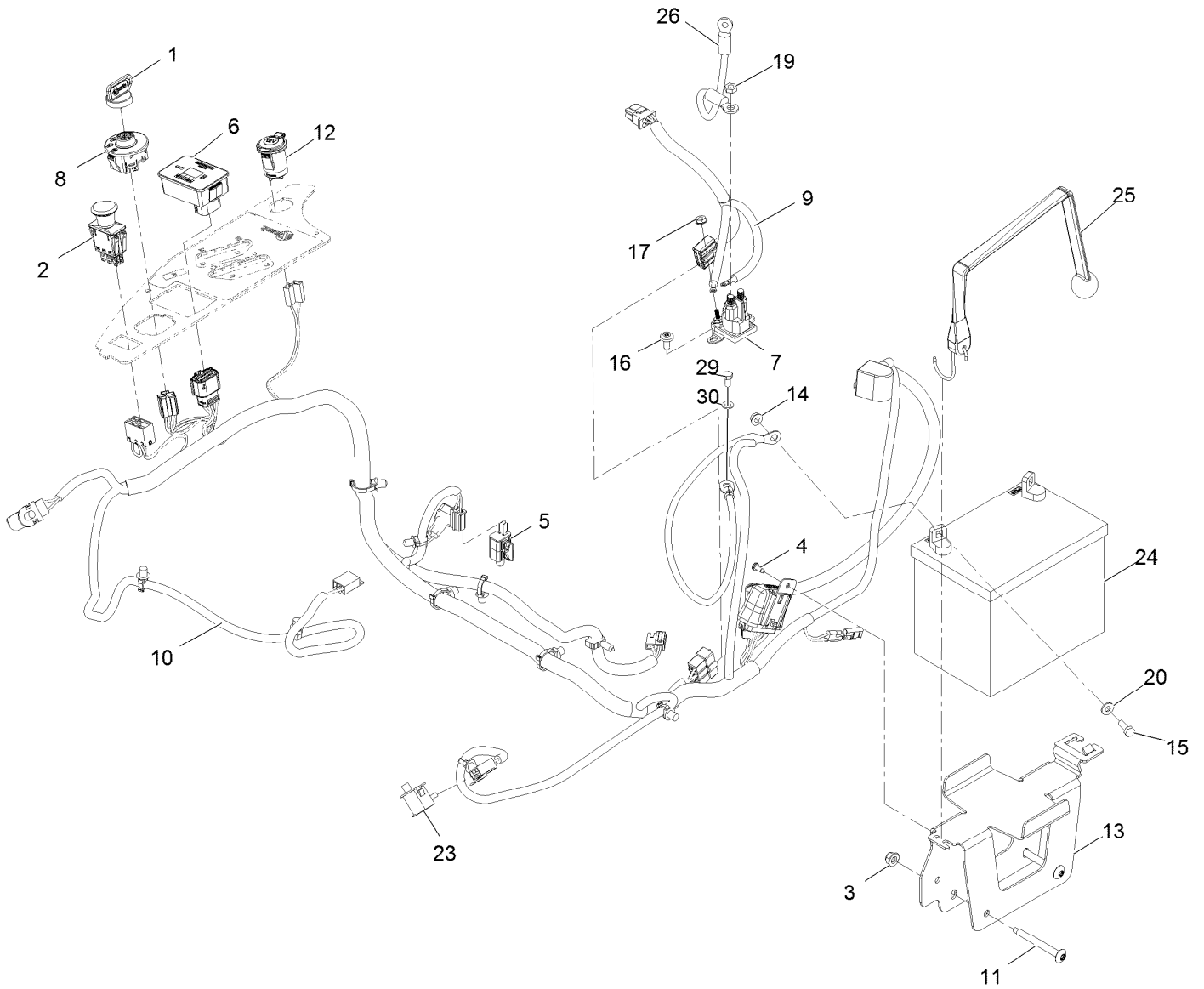


## RH Transaxle Assembly (continued)

| <i>Ref.</i> | <i>Part Number</i> | <i>Qty.</i> | <i>Description</i>      | <i>Ref.</i> | <i>Part Number</i> | <i>Qty.</i> | <i>Description</i>   |
|-------------|--------------------|-------------|-------------------------|-------------|--------------------|-------------|----------------------|
| 1           | 109-3321           | 1           | Element-Oil Filter, HYD | 7:1         | 116-9714           | 1           | Nut-HJ               |
| 2           | 109-3278           | 1           | Adapter-Straight        | 7:2         | 126-0226           | 1           | Fan                  |
| 2:1         | 237-42             | 1           | O-Ring                  | 7:4         | 116-9705           | 1           | Hub-Pulley           |
| 3           | 109-3540           | 1           | O Ring-Seal             | 8           | 116-6214           | 1           | Cap-Axle, Long       |
| 4           | 109-5592           | 1           | Spring-Extension        | 9           | 116-6213           | 1           | Tube-Axle            |
| 5           | 116-3872           | 1           | Hub-Offset              | 10          | 120-7981           | 1           | Guard-Filter, RH     |
| 6           | 109-3536           | 1           | Nut-Hub                 | 99          | 109-3537           | 1           | Seal Kit ●           |
| 7           | 125-0059           | 1           | Fan And Pulley Kit      | 99          | 135-3604           | 1           | Brake Shaft Seal Kit |

● Not illustrated

# Electrical Assembly



## Electrical Assembly (continued)

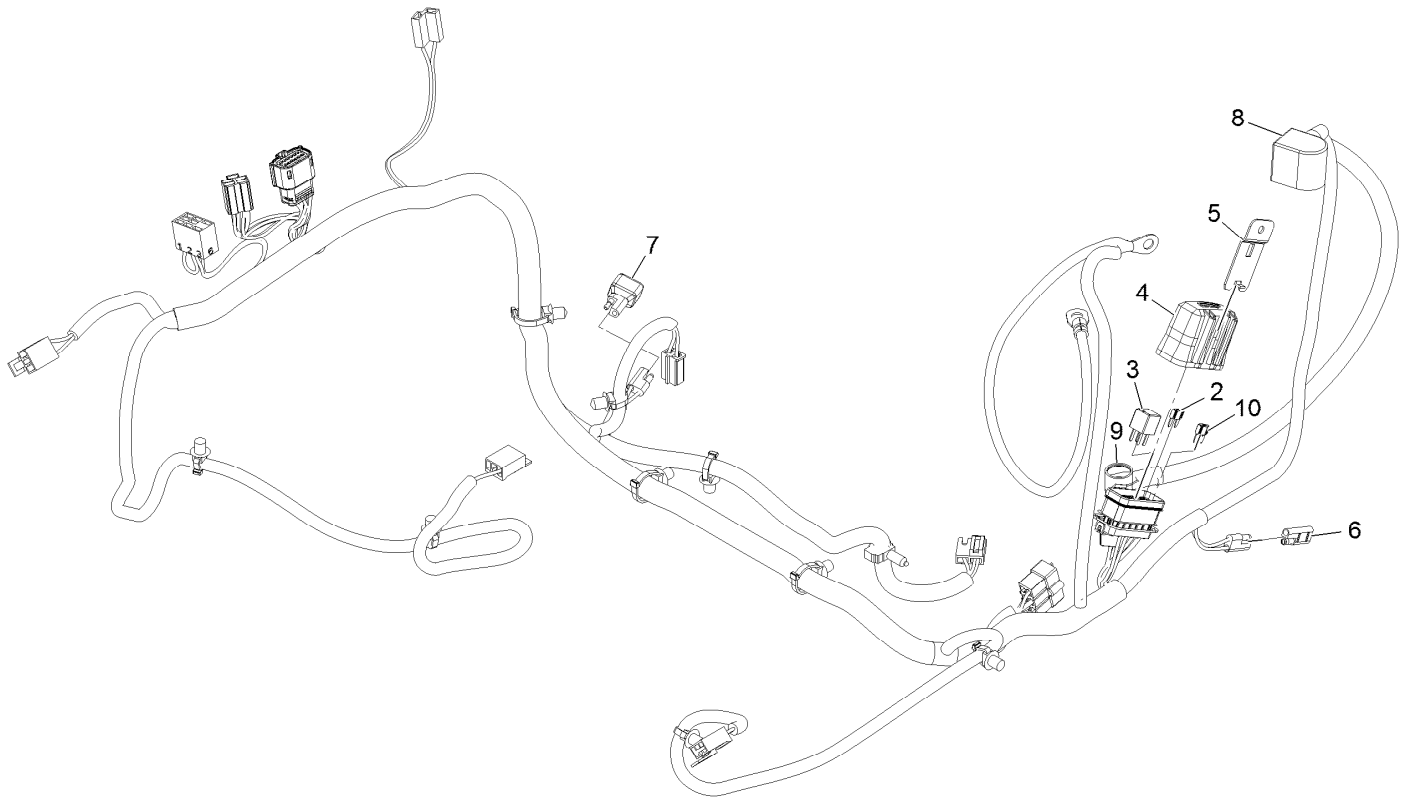
| <i>Ref.</i> | <i>Part Number</i> | <i>Qty.</i> | <i>Description</i>                          | <i>Ref.</i> | <i>Part Number</i> | <i>Qty.</i> | <i>Description</i>           |
|-------------|--------------------|-------------|---|-------------|--------------------|-------------|------------------------------|
| 1           | 1-603511           | 1           | Key-Ignition                                | 13          | 126-6725-03        | 1           | Tray-Battery                 |
| 1           | 103-2106           | 1           | Key-Exmark Logo                             | 14          | 32128-33           | 2           | Nut-Whizlock 1/4-20          |
| 2           | 103-5221           | 1           | Switch-PTO                                  | 15          | 321-4              | 2           | Screw-HH 1/4-20 X 3/4        |
| 3           | 104-8300           | 2           | Nut-Nyloc 5/16-18 Flg                       | 16          | 126-6266           | 2           | Screw-1/4-20 X .65 Torx Plus |
| 4           | 105-6849           | 1           | Screw-Tph #10-24 X 1/2 Tf                   | 17          | 32149-8            | 2           | Nut-Keps 10-32 Unf Yz        |
| 5           | 110-6765           | 1           | Switch                                      | 19          | 3220-2             | 1           | Nut-Jam 5/16-24              |
| 6           | 116-5609           | 1           | Module ASM                                  | 20          | 3256-22            | 2           | Washer-1/4 SAE               |
| 7           | 117-1197           | 1           | Solenoid                                    | 23          | 82-2190            | 2           | Switch                       |
| 8           | 137-4100           | 1           | Switch-Ignition                             | 24          |                    | 1           | Battery (300 CCA, Wet) ●■    |
| 9           | 126-5036           | 1           | Adapter-Harness, Wire                       | 25          | 126-7627           | 1           | Strap-Bungee                 |
| 10          | 126-5803           | 1           | Harness-Wire ▲                              | 26          | 100-3540           | 1           | Cable-Battery, Positive      |
| 11          | 126-6267           | 2           | Screw-Truss HD 5/16-18 X<br>2 3/4 Torx Plus | 29          | 135-2868           | 1           | Screw-HH                     |
| 12          | 126-6499           | 1           | Port-Power, 12V                             | 30          | 3256-23            | 1           | Washer-5/16 SAE              |

● Obtain locally.

■ Not serviced separately

▲ Use dielectric grease on all unsealed connectors and terminals only. Do not apply in sealed connectors.

# Harness Assembly



## Harness Assembly (continued)

| <i>Ref.</i> | <i>Part Number</i> | <i>Qty.</i> | <i>Description</i>      | <i>Ref.</i> | <i>Part Number</i> | <i>Qty.</i> | <i>Description</i>      |
|-------------|--------------------|-------------|-------------------------|-------------|--------------------|-------------|-------------------------|
| 2           | 121-8868           | 1           | Fuse-Mini Blade, 20 Amp | 7           | 103-3895           | 1           | Diode                   |
| 3           | 126-3991           | 1           | Relay-Micro             | 8           | 126-8876           | 1           | Insulator-Battery       |
| 4           | 32180-176          | 1           | Cover-Block, Fuse       | 9           | 1-543393           | 1           | Insulator-Solenoid      |
| 5           | 32180-177          | 1           | Clip-Mounting           | 10          | 121-8867           | 1           | Fuse-Mini Blade, 15 Amp |
| 6           | 116-0053           | 1           | Cap-Plug                |             |                    |             |                         |

**Notes:**



# MAXIMIZE THE PERFORMANCE OF YOUR EXMARK MACHINE.



## EXMARK® PREMIUM ENGINE OIL

Exmark now offers a family of engine oil viscosities to perform well in any environment. Each viscosity has the same synthetic formulation to give you what you need in punishing conditions. We designed each grade to the highest quality, making it ideal even for diesel applications. Coupled with Exmark Premium Fuel Treatment, we have the performance products to make your machine hum.

### EXMARK PREMIUM ENGINE OIL SAE 30/10W-30

- Meets zero shear requirements of a straight grade SAE 30 as well as the cold temp properties of a 10W-30.
- Most versatile oil in the industry.
- Superior corrosion protection over conventional oil - even in corrosive, humid environments.

### EXMARK PREMIUM ENGINE OIL SAE 20W-50

- Perfect for your big block engine, or any application in severe service.
- Same full synthetic formulation as all other Exmark Premium viscosities.
- Also effective for use in severe service small block engines.

### EXMARK PREMIUM ENGINE OIL SAE 10W-50

- Full synthetic formulation gives you peak performance. Don't settle for less.
- Wide span multi-grade combines easy starting in cold weather with maximum protection in high temperature operation.
- Reduce friction & wear over standard mineral formulations.

### EXMARK PREMIUM ENGINE OIL SAE 0W-40

- The perfect choice for when the weather turns cold or unpredictable, and your Exmark UTV has to perform.
- Commercial quality for severe service.
- Advanced additive package helps prevent corrosion from long-term storage.

### EXMARK PREMIUM ENGINE OIL UTV FORMULATION

- 4-cycle high-temp formulation.
- Heavier viscosity, full synthetic, perfect for your UTV.

### EXMARK PREMIUM UTV EXTREME CONDITIONS GEAR OIL

- SAE 80W-90, designed to keep your UTV performing at its peak.
- Shear stable, hypoid gear lube.
- Includes a premium additive system to combat wear, oxidation, rust & corrosion.

**Available from your local Exmark dealer. Find your closest dealer at [exmark.com](http://exmark.com)**

## EXMARK ACCESSORIES AND OPTIONS\*

### MID-MOUNT RIDING ACCESSORIES AND OPTIONS

|                                    |                                 |
|------------------------------------|---------------------------------|
| CUSTOM RIDE SEAT SUSPENSION SYSTEM | OPERATOR CONTROLLED DISCHARGE   |
| FULL SUSPENSION SEAT               | SUN SHADE                       |
| DECK LIFT ASSIST KIT               | TRASH CONTAINER                 |
| HITCH KIT                          | TURF STRIPER                    |
| LIGHT KIT                          | ULTRA VAC COLLECTION SYSTEM     |
| 12V POWER PORT                     | ULTRA VAC QUICK DISPOSAL SYSTEM |
| MICRO-MULCH SYSTEM                 |                                 |

### OUT-FRONT RIDING ACCESSORIES AND OPTIONS

|                                    |                                 |
|------------------------------------|---------------------------------|
| CUSTOM RIDE SEAT SUSPENSION SYSTEM | SNOW BLADE                      |
| DUAL-TAIL WHEEL                    | SNOWBLOWER                      |
| FLOOR PAN EXTENDER                 | SUN SHADE                       |
| HITCH KIT                          | TRASH CONTAINER                 |
| LIGHT KIT                          | ULTRA VAC COLLECTION SYSTEM     |
| MICRO-MULCH SYSTEM                 | ULTRA VAC QUICK DISPOSAL SYSTEM |
| ROLL OVER PROTECTION SYSTEM (ROPS) | WEATHER CAB                     |

### WALK-BEHIND ACCESSORIES AND OPTIONS

|                    |              |
|--------------------|--------------|
| GRASS CATCHER      | TURF STRIPER |
| MICRO-MULCH SYSTEM | STANDON      |

\*Some accessories and options not available for some models.

Place Model No. and Serial No.  
Label Here (Included in the Literature  
Pack) or Fill in Below

Model No. \_\_\_\_\_

Serial No. \_\_\_\_\_

Date Purchased \_\_\_\_\_

Engine Model No. and Spec. No. \_\_\_\_\_

Engine Serial No. (E/No) \_\_\_\_\_

© 2018 Exmark Mfg. Co., Inc.  
2101 Ashland Ave  
Beatrice, NE 68310  
All Rights Reserved

Part No. 4503-535 Rev. B  
(402) 223-6375  
Fax (402) 223-5489  
Printed in the USA.

