

OCT10-M25900EN

Contents

OCT10-M25900

Fig. No.	Fig. Name
(JD)4115D	
1.	ENGINE ACCESSORIES
2.	ACCEL LEVER
3.	FUEL TANK
4.	SIDE PANEL
5.	FRONT FRAME
6.	TIE ROD
7.	DRIVE PINION
8.	PROPELLER SHAFT
9.	FRONT AXLE CASE
10.	FRONT GEAR CASE
11.	FRONT SHAFT(2
12.	INPUT SHAFT.F
13.	FRONT SPINDLE
14.	P.S.T VALVE
15.	P.S.T CYLINDER
16.	P.S.T PIPING
17.	CLUTCH HOUSING
18.	TRANSMISSION CASE
19.	CENTER PLATE
20.	INPUT SHAFT
21.	MAIN SHAFT
22.	COUNTER SHAFT
23.	PTO DRIVE SHAFT
24.	PTO CLUTCH SHAFT

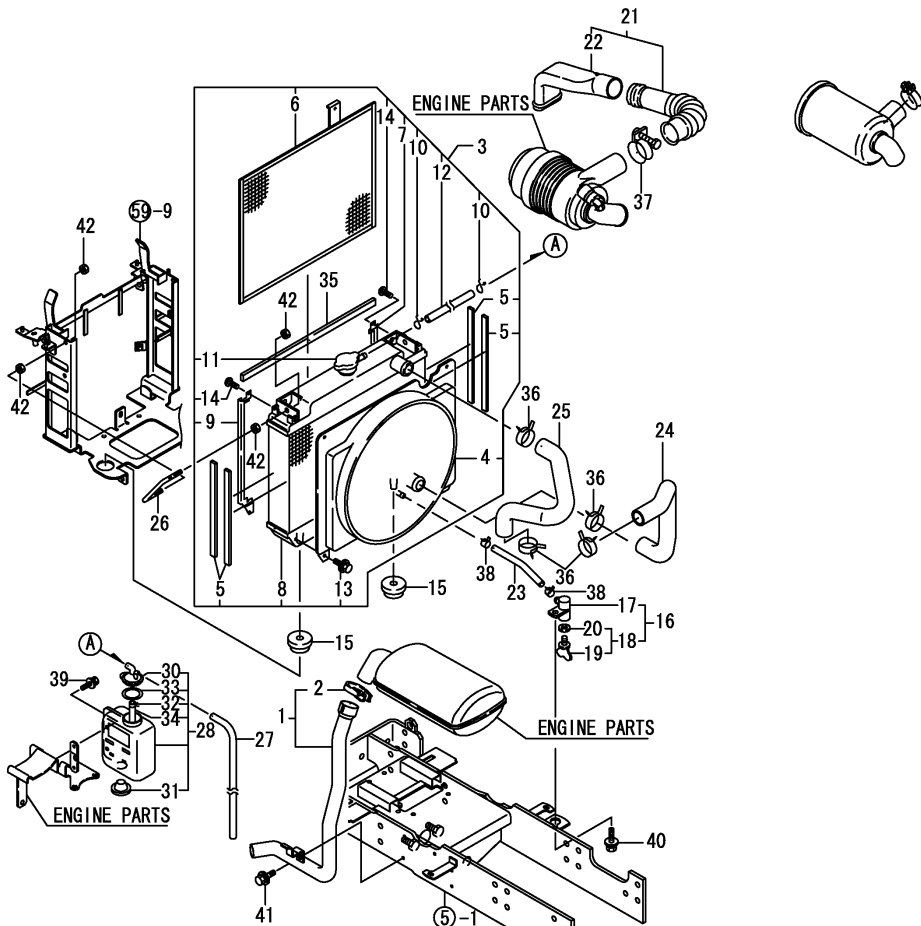
Fig. No.	Fig. Name
25.	PTO SHAFT
26.	M-PTO SHAFT
27.	PTO BRAKE
28.	INTER LOCK
29.	RANGE SHIFT
30.	PTO SHIFT
31.	FRONT DRIVE
32.	FRONT SHIFT
33.	HST CONTROL
34.	CENTER CASE
35.	POWER PUMP
36.	PUMP & MOTOR
37.	RING GEAR & DIFFERENTIAL GEAR
38.	REAR HOUSING
39.	DIFFERENTIAL LOCK
40.	FINAL PINION & REAR AXLE SHAFT
41.	HYDRO PEDAL
42.	CRUSE CONTROL
43.	DISK BRAKE
44.	BRAKE PEDAL
45.	PARKING BRAKE
46.	HYDRAULIC CYLINDER CASE
47.	CONTROL VALVE
48.	LEVER(1)
49.	LEVER(2)

Contents

OCT10-M25900

Fig. No.	Fig. Name	Fig. No.	Fig. Name
50.	STOP VALVE		
51.	HYDRAULIC PIPING		
52.	WIRE HARNESS		
53.	BATTERY		
54.	SWITCHES		
55.	FUSE BOX		
56.	LAMPS		
57.	METER		
58.	HORN & RELAY		
59.	HOOD		
60.	DASHBOARD		
61.	FENDER		
62.	FOOT REST		
63.	SEAT		
64.	LABELS		
65.	SAFETY LABELS		
66.	THREE POINT HITCH		
67.	DRAW BAR HITCH		
68.	ROPS		
69.	OPTION(TIRE		
70.	OPTION(REAR HYDRAULIC		
71.	OPTION(UPPER FRAME		
72.	SUB CONTROL VALVE CONTROL		
73.	SUB CONTROL VALVE		

Fig.1. ENGINE ACCESSORIES



No.	Lev.	Parts No.	Description	Q'ty						I	R
				(A)	(B)	(C)	(D)	(E)	(F)		
1	1	1A6680-00510	PIPE ASSY, EXHAUST	1							
2	2	119650-13620	CLAMP, EXHAUST PIPE	1							
3	1	1A6780-00600	RADIATOR KIT	1							
4	2	1A6780-00610	SHROUD	1							
5	2	119626-44570	GASKET, RADIATOR	4							
6	2	119854-44570	FILTER	1							
7	2	119853-44580	RAIL, GUIDE	1							
8	2	119626-44590	RADIATOR ASSY	1							
9	2	119853-44590	RAIL, GUIDE	1							
10	2	121250-44590	CLAMP	2							
11	2	129107-44590	CAP, RADIATOR	1							
12	2	121250-49160	PIPE, WATER DRAIN	1							
13	2	26014-060122	BOLT, M6X 12	4							
14	2	26557-060122	SCREW, M6X12	4							
15	1	198162-00640	SUPPORT, RADIATOR	2							
16	1	198421-00640	COCK ASSY, 2-WAY	1							
17	2	198421-00650	BODY, 2-WAY COCK	1							
18	2	129150-49080	COCK, DRAIN	1							
19	3	119629-49070	COCK, DRAIN	1							
20	3	119629-49080	GASKET	1							
21	1	1A6680-00650	PIPE, EXTENSION	1							
23	1	198167-00670	PIPE, WATER DRAIN	1							
24	1	1A6680-00720	PIPE, WATER L	1							
25	1	1A6680-00730	PIPE, WATER U	1							
26	1	198167-00810	ROD, BATTERY CLAMP	2							
27	1	198165-00950	TUBE, SUB TANK	1							
28	1	121468-44510	SUB-TANK ASSY	1							
30	2	121450-44531	CAP	1							
31	2	121468-44540	PLUG, SUB-TANK	1							
32	2	124450-44560	RETAINER	1							
33	2	121470-44581	GASKET	1							
34	2	23065-070130	PIPE, 7X 130	1							
35	1	121454-44590	PAD, URETHANE	1							
36	1	175022-49730	CRIP 31, HOSE	4							
37	1	23010-050000	CLAMP, 50	1							
38	1	23080-012000	CLAMP, 12	2							
39	1	26018-060162	BOLT, M6X 16	2							
40	1	26018-080162	BOLT, M8X 16	1							
41	1	26018-080202	BOLT, M8X 20	1							
42	1	26756-080002	NUT, LOCK M8	8							

Fig.2. ACCEL LEVER

(A)=4115D
(B)=
(C)=

(D)=
(E)=
(F)=

No.	Lev.	Parts No.	Description	Q'ty						I	R
				(A)	(B)	(C)	(D)	(E)	(F)		
1	1	198165-01110	LEVER, ACCELERATOR	1							
2	1	198167-01120	SHAFT ASSY	1							
3	1	198165-01130	PLATE, FRICTION	1							
4	1	1A6680-01150	ROD, LINK	1							
5	1	198253-01190	KNOB, LEVER	1							
6	1	198421-01250	BOLT, M6X40	1							
7	1	194151-47760	WASHER, 12	3							
8	1	1C6281-52320	PIN, SNAP 8	1							
9	1	22137-080000	WASHER, 8	2							
10	1	22157-060000	WASHER, 6	1							
11	1	26716-080002	NUT, M8	2							
12	1	26716-120002	NUT, M12	2							

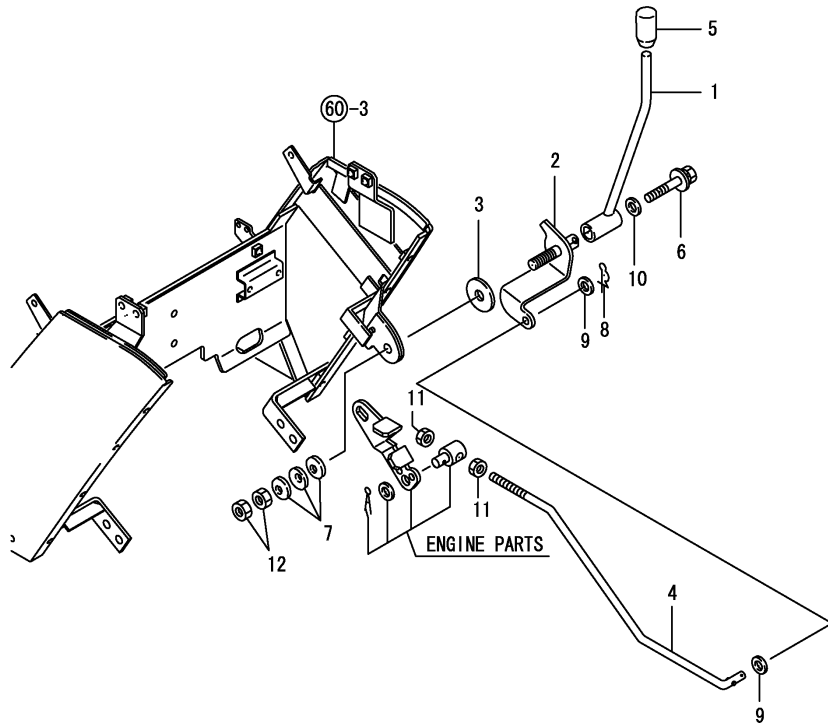
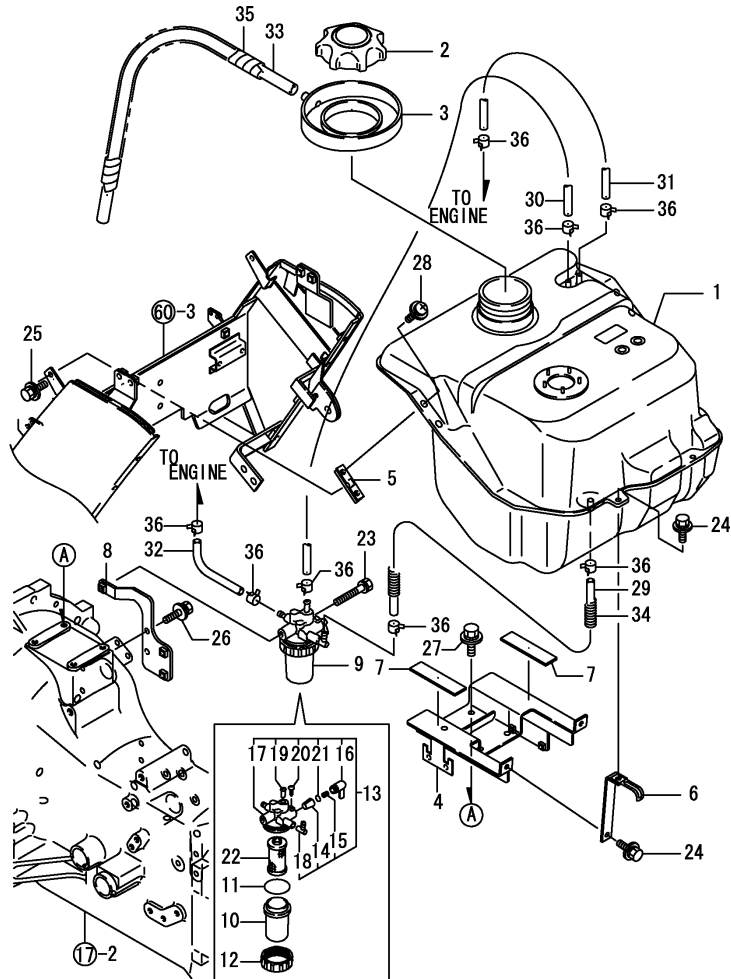


Fig.3. FUEL TANK

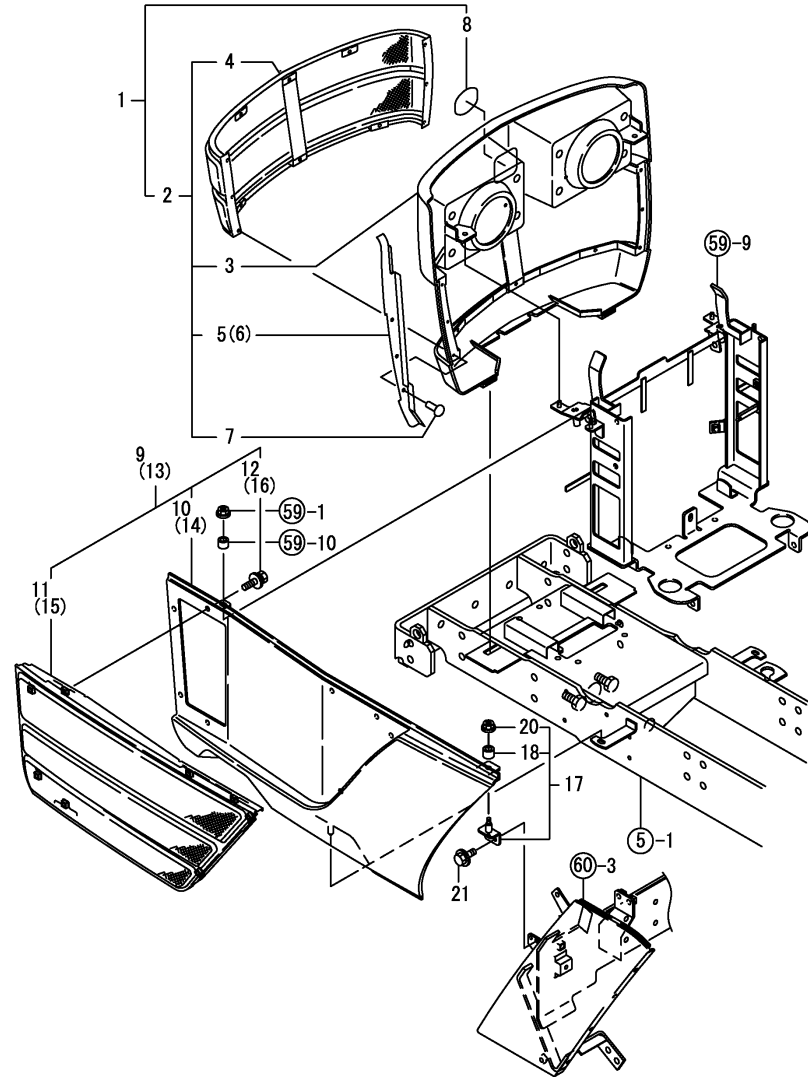


(A)=4115D
(B)=
(C)=

(D)=
(E)=
(F)=

No.	Lev.	Parts No.	Description	Qty						I	R
				(A)	(B)	(C)	(D)	(E)	(F)		
1	1	1A6680-04110	TANK, FUEL	1							
2	1	1A6780-04130	CAP, FUEL TANK	1							
3	1	198165-04140	PAN, FUEL TANK	1							
4	1	1A6680-04310	STAY ASSY, TANK	1							
5	1	198165-04350	BRACKET, TANK F	2							
6	1	198165-04370	BRACKET, TANK R	2							
7	1	198165-04380	RUBBER, 100X25X3	2							
8	1	1A6680-04510	STAY, FUEL FILTER	1							
9	1	119462-55620	STRAINER, FUEL	1							
10	2	124064-55510	COVER	1							
11	2	102103-55520	O-RING	1							
12	2	110250-55610	RING, RETAINING	1							
13	2	119626-55690	BODY,FO FILTER	1							
14	3	104200-55321	VALVE, TAPER	1							
15	3	104200-55330	SPRING, VALVE	1							
16	3	119810-55340	LEVER	1							
17	3	119865-55660	BODY	1							
18	3	171125-55730	L JOINT	1							
19	3	129155-55740	JOINT	1							
20	3	104200-55750	SCREW, M4	1							
21	3	24311-240100	O-RING, 1AP10A	1							
22	2	104500-55710	ELEMENT	1							
23	1	26013-080652	BOLT, M8X 65	1							
24	1	26018-060162	BOLT, M6X 16	4							
25	1	26018-060162	BOLT, M6X 16	2							
26	1	26018-080162	BOLT, M8X 16	2							
27	1	26018-080202	BOLT, M8X 20	4							
28	1	26023-060162	SCREW, M6X16	4							
29	1	198165-04410	HOSE, FUEL	1							
30	1	1A6680-04420	HOSE, FUEL RETURN	1							
31	1	198165-04420	HOSE, FUEL RETURN	1							
32	1	1A6680-04430	HOSE, FUEL LOWER	1							
33	1	198421-04430	PIPE, FUEL SUMP	1							
34	1	198165-04440	TUBE, CORRUGATED 360	1							
35	1	198165-04460	COVER, FUEL HOSE	1							
36	1	23080-012000	CLAMP, 12	8							

Fig.4. SIDE PANEL



(A)=4115D
(B)=
(C)=

(D)=
(E)=
(F)=

No.	Lev.	Parts No.	Description	Q'ty						I	R
				(A)	(B)	(C)	(D)	(E)	(F)		
1	1	198165-05300	GRILLE KIT, FRONT	1							
2	2	198165-05312	GRILLE KIT, FRONT	1							
3	3	198165-05352	GRILLE, FRONT	1							
4	3	198165-05450	NET, FRONT GRILLE	1							
5	3	198165-05480	PLATE, SEAL FG L	1							
6	3	198165-05490	PLATE, SEAL FG R	1							
7	3	22695-320641	RIVET, 3.2X 6.4	12							
8	2	1A6780-65600	DECAL, F.GRILLE	1							
9	1	198165-05321	PANEL SET, SIDE L	1							
10	2	198165-05361	PANEL ASSY, SIDE L	1							
11	2	198165-05420	NET ASSY, PANEL L	1							
12	2	26018-060162	BOLT, M6X 16	8							
13	1	198165-05331	PANEL SET, SIDE R	1							
14	2	198165-05371	PANEL ASSY, SIDE R	1							
15	2	198165-05430	NET ASSY, PANEL R	1							
16	2	26018-060162	BOLT, M6X 16	8							
17	1	198165-05750	HOLDER KIT, SPRING R	2							
18	2	198165-05960	COLLAR, COVER	2							
20	2	194990-22130	NUT, M6	2							
21	1	26107-050102	BOLT M 5X 10 PLATED	4							

Fig.5. FRONT FRAME

(A)=4115D
(B)=
(C)=

(D)=
(E)=
(F)=

No.	Lev.	Parts No.	Description	Q'ty						I	R
				(A)	(B)	(C)	(D)	(E)	(F)		
1	1	1A6680-11100	BRACKET ASSY, AXLE	1							
2	1	1A6680-11410	COVER, BRACKET	1							
3	1	26018-080202	BOLT, M8X 20	2							
4	1	26108-120252	BOLT, M12X 25 PLATED	14							
5	1	198165-11500	SHIM SET, CENTER PIN	1							
9	1	198165-11510	PIN, CENTER	1							
10	1	198165-11540	BUSH, PIN	1							
11	1	198435-16230	NIPPLE, GRESAE 6	1							
12	1	22217-120000	WASHER, SPRING 12	2							
13	1	26716-120002	NUT, M12	2							

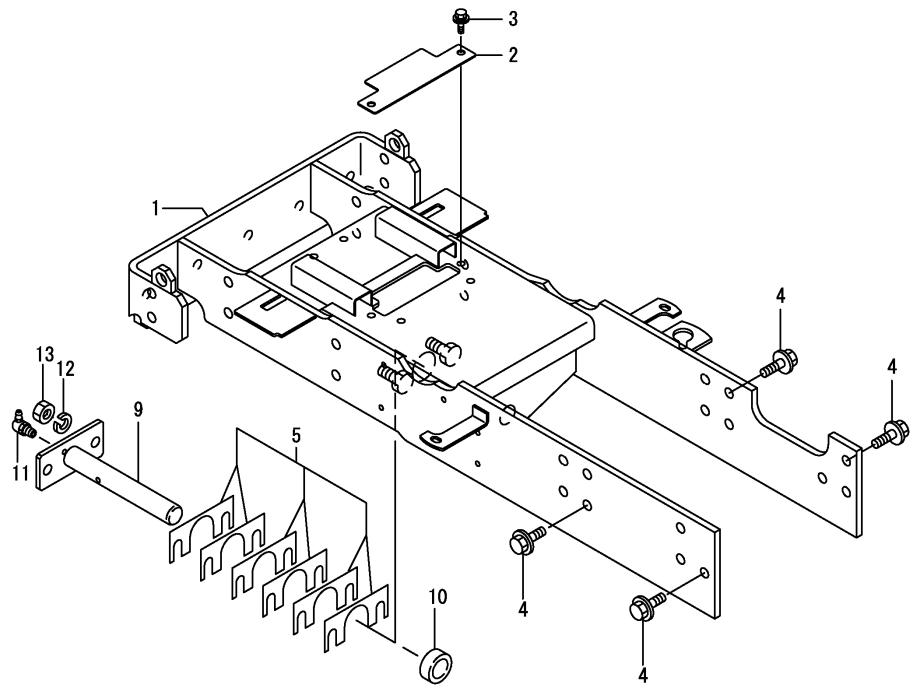


Fig.6. TIE ROD

(A)=4115D
(B)=
(C)=

(D)=
(E)=
(F)=

No.	Lev.	Parts No.	Description	Q'ty						I	R
				(A)	(B)	(C)	(D)	(E)	(F)		
1	1	198165-12310	TIE-ROD ASSY	1							
2	2	194300-13340	COVER, DUCT	2							
3	2	24761-060000	NIPPLE, GREASE MT6X1	2							
4	1	194215-12341	NUT, CASTLE M10	2							
5	1	22417-250250	PIN, COTTER 2.5X25	2							

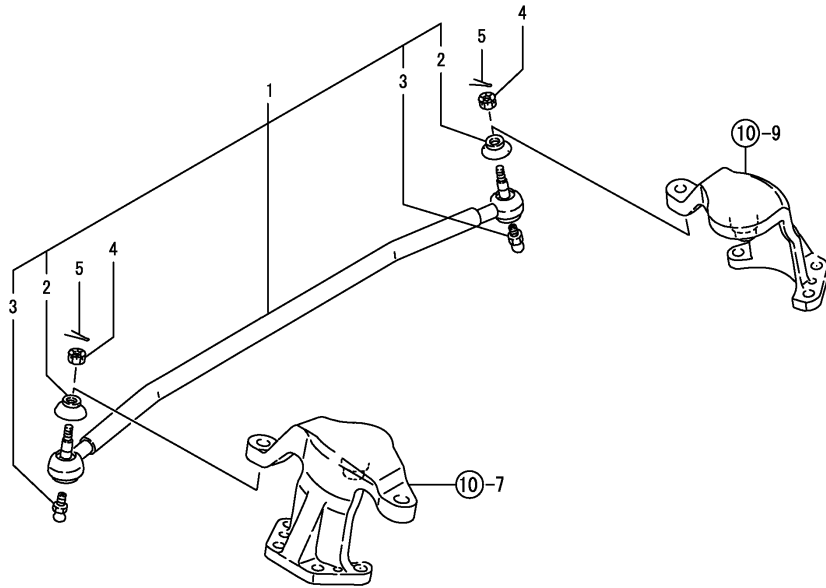


Fig.7. DRIVE PINION

(A)=4115D
 (B)=
 (C)=

(D)=
 (E)=
 (F)=

No.	Lev.	Parts No.	Description	Q'ty						I	R
				(A)	(B)	(C)	(D)	(E)	(F)		
1	1	198165-13120	GEAR, FRONT 19T	1							
2	1	194447-13860	BEARING, TMB304CX1	1							
3	1	22242-000200	RING, 20	1							
4	1	24101-062024	BEARING, BALL 6202	1							
5	1	198165-13101	PINION KIT, DRIVE	1							
8	1	198421-13221	GEAR, DIFFERENTIAL	2							
9	1	198421-13231	GEAR, PINION	2							
10	1	198421-13240	SHAFT, DIFFERENTIAL	1							
11	1	24101-060054	BEARING, BALL 6005	1							
12	1	24101-060074	BEARING, BALL 6007	1							

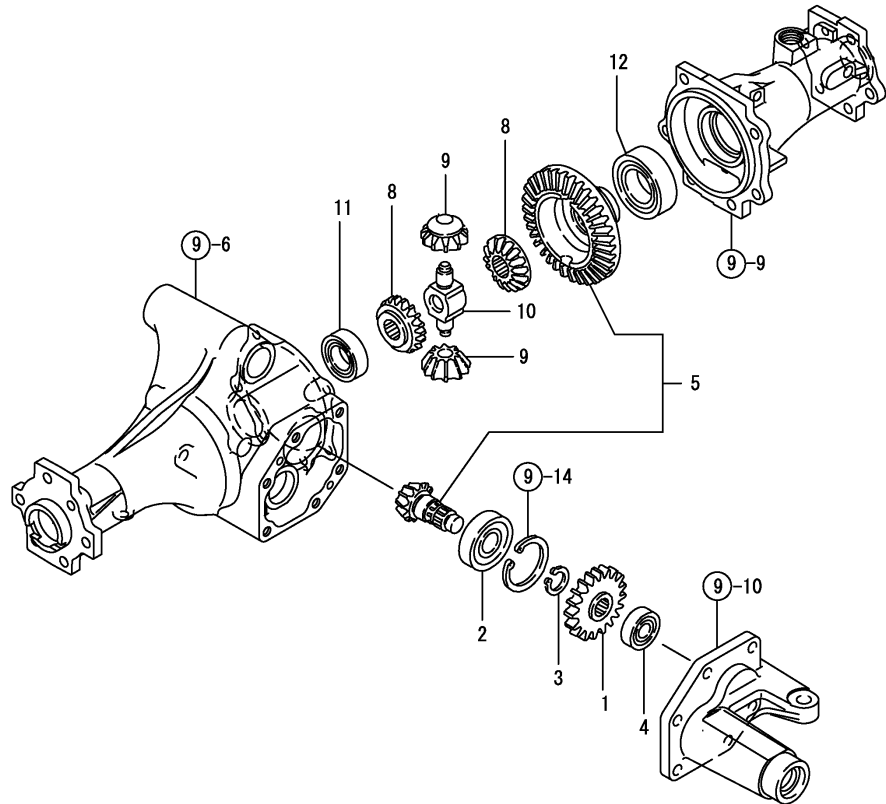
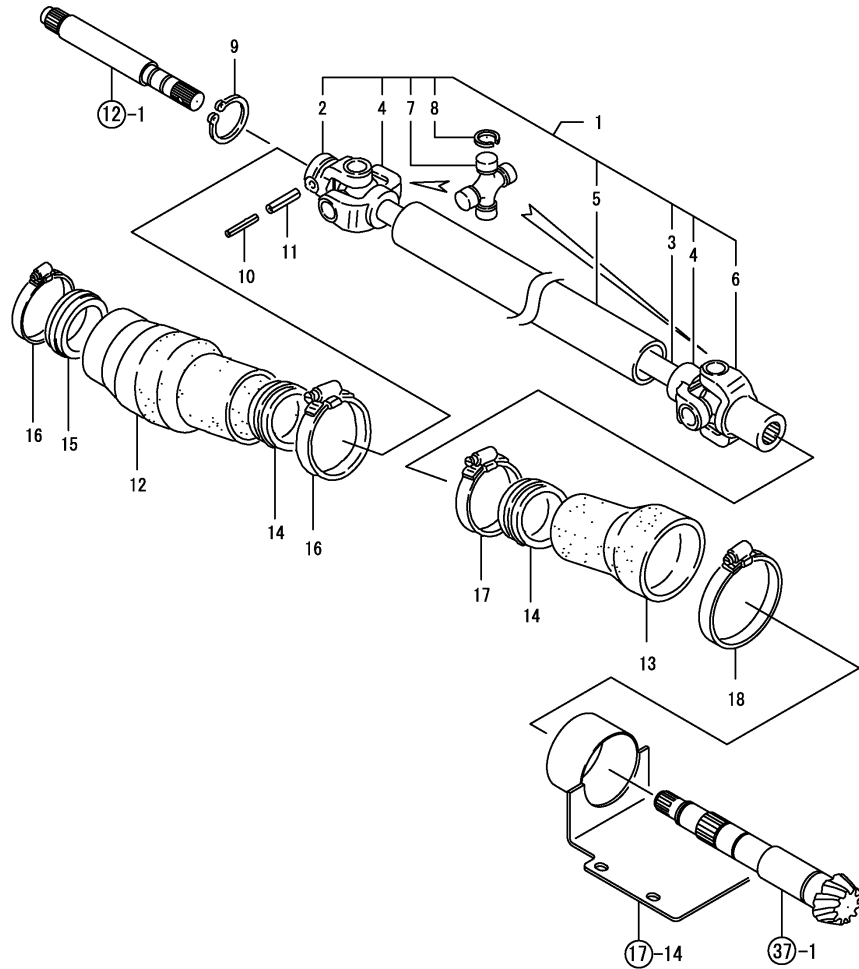


Fig.8. PROPELLER SHAFT

(A)=4115D
(B)=
(C)=

(D)=
(E)=
(F)=

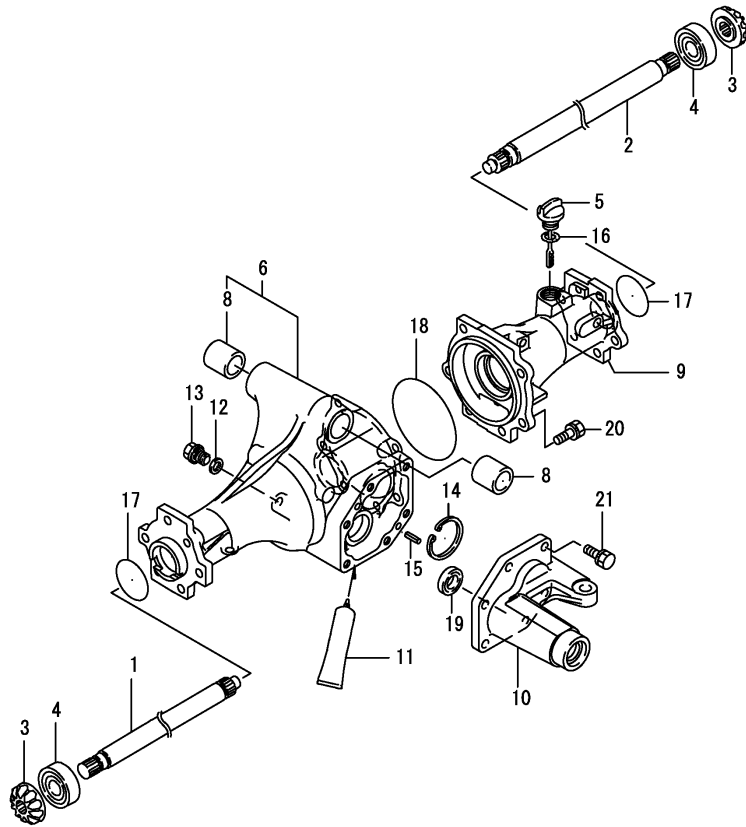


No.	Lev.	Parts No.	Description	Q'ty						I	R
				(A)	(B)	(C)	(D)	(E)	(F)		
1	1	1A6680-13310	SHAFT ASSY,PROPELLER	1							
2	2	198165-13320	YOKE, A	1							
3	2	1A6680-13350	SHAFT, PROPELLER	1							
4	2	198221-13360	YOKE	2							
5	2	1A6680-13370	COVER, SHAFT	1							
6	2	194802-22250	YOKE, SLEEVE	1							
7	2	194802-22260	JOURNAL KIT	2							
8	2	194802-22270	RING, SNAP	8							
9	1	22242-000360	RING, 36	1							
10	1	22351-035032	PIN, SPRING 3.5X32	1							
11	1	22351-060032	PIN, SPRING 6.0X32	1							
12	1	198165-14620	BOOT, RUBBER	1							
13	1	198167-14620	BOOT, RUBBER	1							
14	1	198165-14630	COLLAR, BOOT	2							
15	1	198421-14630	COLLAR, BOOT	1							
16	1	23000-070000	CLAMP, 70	2							
17	1	23000-070000	CLAMP, 70	1							
18	1	23000-080000	CLAMP, 80	1							

Fig.9. FRONT AXLE CASE

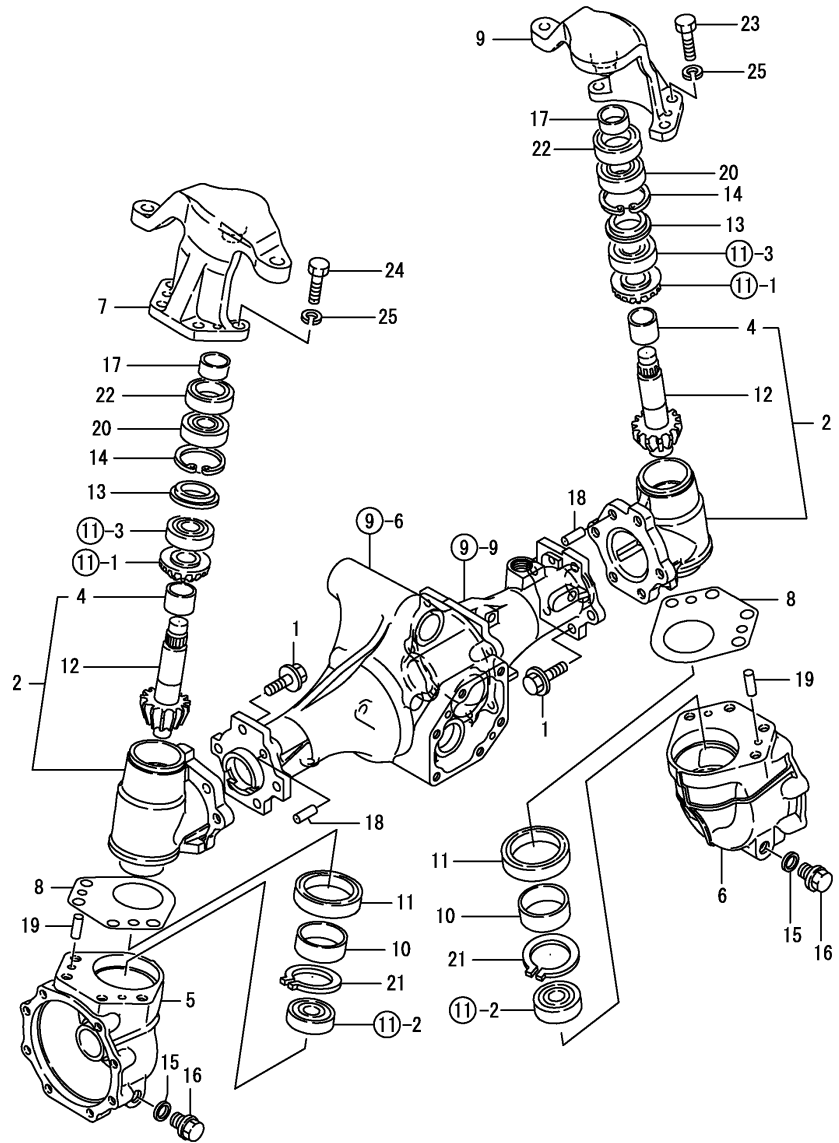
(A)=4115D
(B)=
(C)=

(D)=
(E)=
(F)=



No.	Lev.	Parts No.	Description	Q'ty						I	R
				(A)	(B)	(C)	(D)	(E)	(F)		
1	1	198165-13511	SHAFT, FRONT 1ST L	1							
2	1	198165-13521	SHAFT, FRONT 1ST R	1							
3	1	198165-13531	GEAR 16T, FRONT	2							
4	1	24101-062054	BEARING, BALL 6205	2							
5	1	194447-13490	GAUGE, OIL LEVEL	1							
6	1	198165-13600	HOUSING ASSY, AXLE L	1							
8	2	194850-13660	BUSH, 25X32X35	2							
9	1	198165-13620	HOUSING, AXLE R	1							
10	1	198165-13631	COVER, AXLE CASE	1							
11	1	194855-24020	SEALANT	1							
12	1	198165-24440	GASKET, 20X12X2	1							
13	1	198165-24490	BOLT, M12X12	1							
14	1	22252-000520	RING, 52	1							
15	1	22351-080020	PIN, SPRING 8.0X20	2							
16	1	24311-000180	O-RING, 1AP18.0	1							
17	1	24321-000500	O-RING, 1AG50.0	2							
18	1	24321-001150	O-RING, 1AG115.0	1							
19	1	24421-173007	SEAL, OIL TC173007	1							
20	1	26013-100302	BOLT, M10X 30	6							
21	1	26016-100302	BOLT, M10X 30	6							

Fig.10. FRONT GEAR CASE



(A)=4115D
(B)=
(C)=

(D)=
(E)=
(F)=

No.	Lev.	Parts No.	Description	Q'ty						I	R
				(A)	(B)	(C)	(D)	(E)	(F)		
1	1	198165-11350	BOLT, M10X25	10							
2	1	1A6780-13700	CASE ASSY, GEAR	2							
4	2	198165-13841	BUSH, 27X1.5	2							
5	1	198165-13730	BOX, GEAR L	1							
6	1	198165-13740	BOX, GEAR R	1							
7	1	1A6780-13750	SUPPORT, KING PIN L	1							
8	1	198165-13750	SHIM, T=0.1	2							
9	1	1A6780-13760	STEERING ARM R.H.	1							
10	1	194516-13770	SLEEVE, SI 45X50X16	2							
11	1	194516-13780	SEAL TC6Y 506812.5	2							
12	1	198165-13814	PINION, FINAL	2							
13	1	1D4110-13870	WASHER	2							
14	1	1A6780-13890	RING, 47H	2							
15	1	198165-24440	GASKET, 20X12X2	2							
16	1	198165-24490	BOLT, M12X12	2							
17	1	1E6190-54080	SLEEVE SI25X30X13	2							
18	1	22312-100200	PIN, PARALLEL M10X20	2							
19	1	22312-080200	PIN, PARALLEL M8X20	4							
20	1	24104-062044	BEARING, BALL 6204UU	2							
21	1	24164-000452	CIRCLIP, 45	2							
22	1	24421-304708	SEAL, OIL TC304708	2							
23	1	194274-13550	BOLT, M10X30	4							
24	1	194320-42150	BOLT, M10X35	4							
25	1	194274-13570	WASHER, SPRING 10	8							

Fig.11. FRONT SHAFT(2)

(A)=4115D
(B)=
(C)=

(D)=
(E)=
(F)=

No.	Lev.	Parts No.	Description	Q'ty						I	R
				(A)	(B)	(C)	(D)	(E)	(F)		
1	1	198165-13531	GEAR 16T, FRONT	2							
2	1	1A6780-13910	BEARING, 6303RSH2	2							
3	1	24104-063034	BEARING, BALL 6303UU	2							

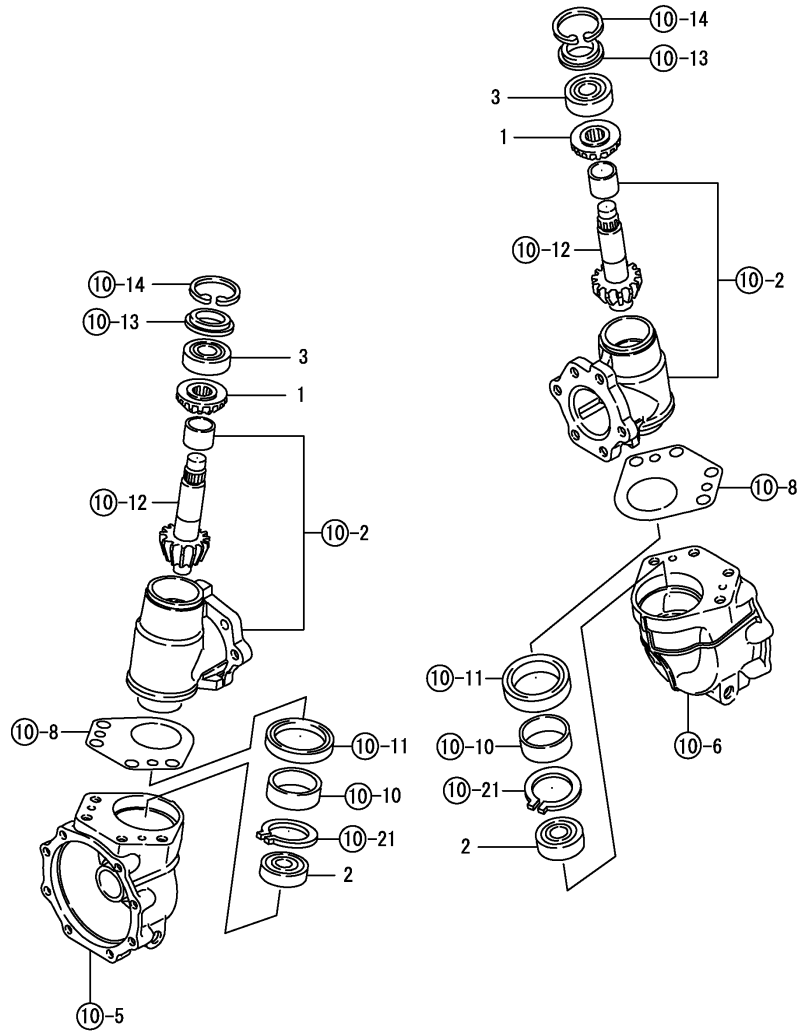


Fig.12. INPUT SHAFT.F

(A)=4115D
(B)=
(C)=

(D)=
(E)=
(F)=

No.	Lev.	Parts No.	Description	Q'ty						I	R
				(A)	(B)	(C)	(D)	(E)	(F)		
1	1	198165-13910	SHAFT, INPUT F	1							
2	1	198165-13920	GEAR, FRONT 21T	1							
3	1	24101-060034	BEARING, BALL 6003	1							
4	1	24101-062024	BEARING, BALL 6202	1							

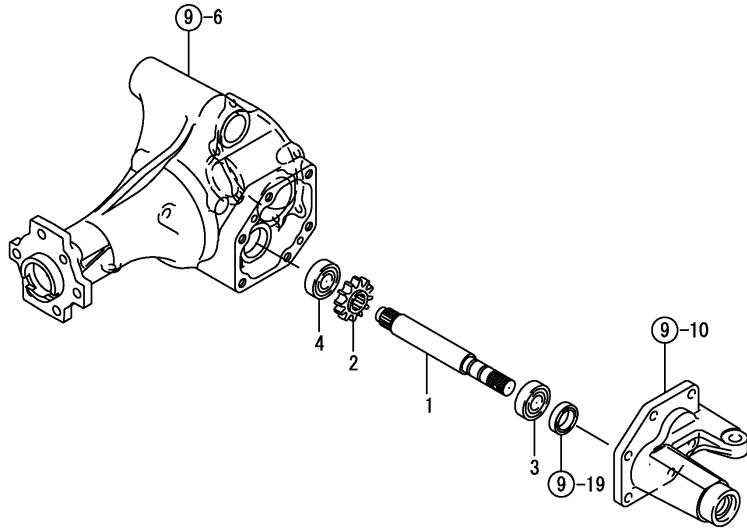
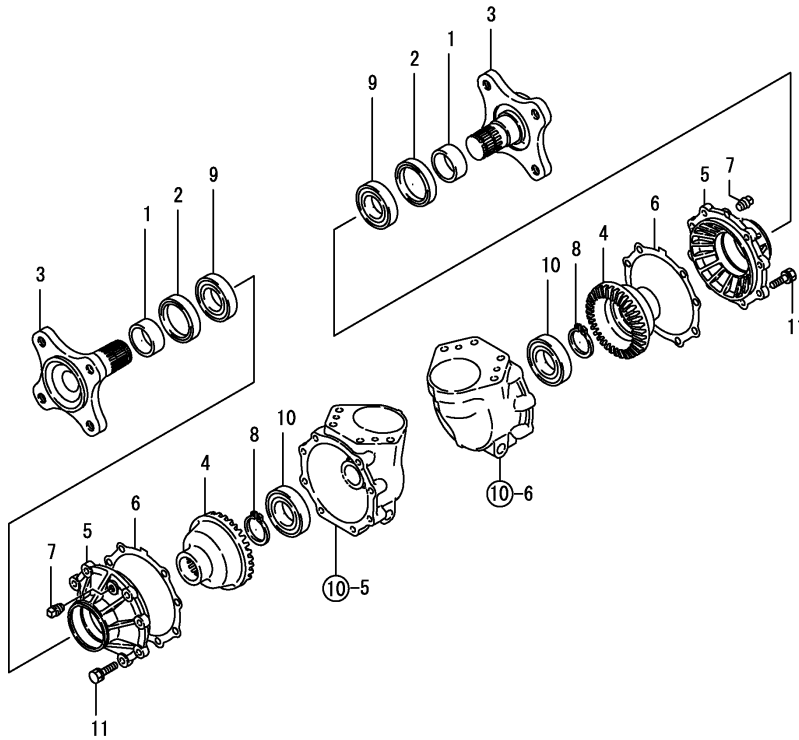


Fig.13. FRONT SPINDLE

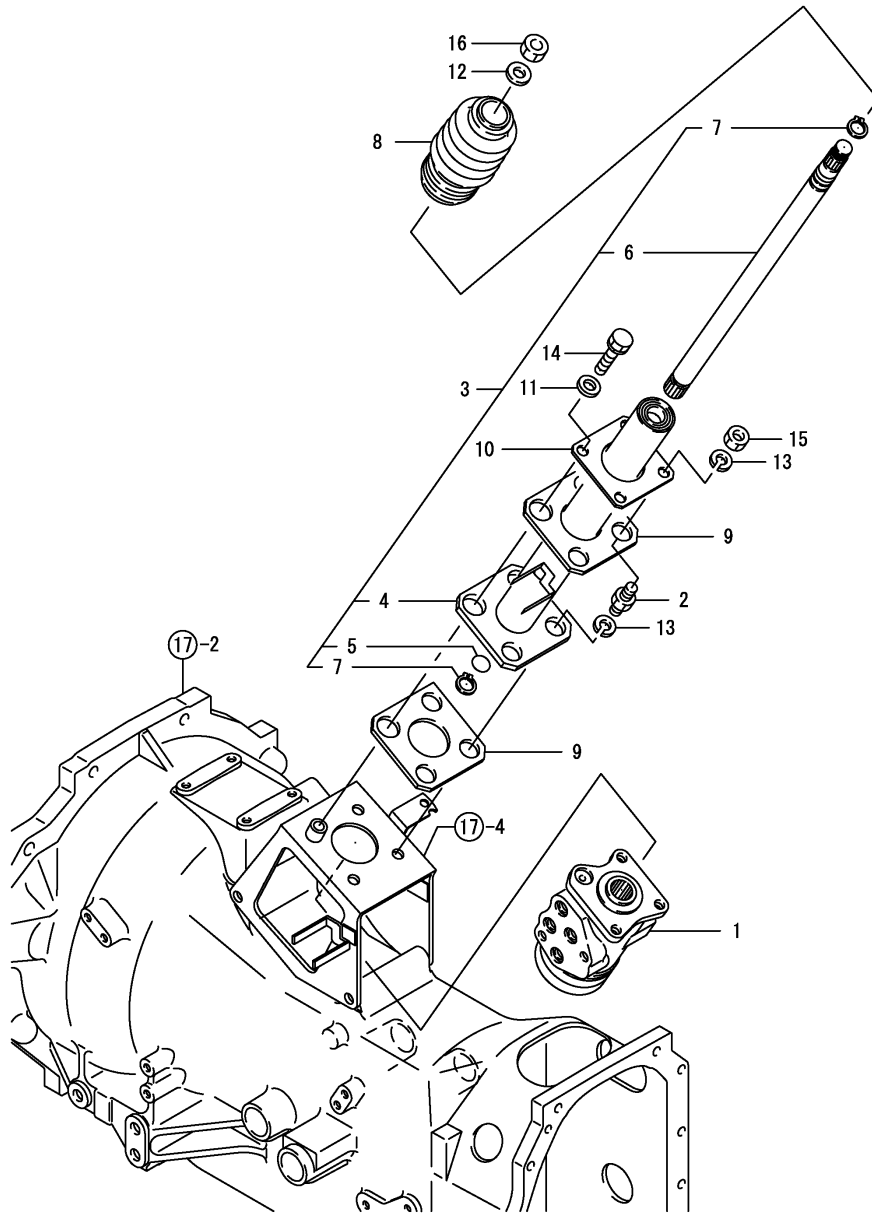
(A)=4115D
(B)=
(C)=

(D)=
(E)=
(F)=



No.	Lev.	Parts No.	Description	Qty						I	R
				(A)	(B)	(C)	(D)	(E)	(F)		
1	1	194314-11880	SLEEVE, SI 40X45X18	2							
2	1	194314-12720	SEAL, OIL TC6Y456214	2							
3	1	198421-14110	SPINDLE, FRONT	2							
4	1	198165-14120	GEAR, FRONT SHAFT	2							
5	1	198165-14130	CASE, FRONT BEARING	2							
6	1	198165-14140	GASKET, BEARING CASE	2							
7	1	194151-36670	PLUG, PF02	2							
8	1	22242-000350	RING, 35	2							
9	1	24101-060084	BEARING, BALL 6008	2							
10	1	24101-062074	BEARING, BALL 6207	2							
11	1	26016-080252	BOLT, M8X 25	16							

Fig.14. P.S.T VALVE



(A)=4115D
(B)=
(C)=

(D)=
(E)=
(F)=

No.	Lev.	Parts No.	Description	Q'ty						I	R
				(A)	(B)	(C)	(D)	(E)	(F)		
1	1	198167-17300	VALVE, STEERING H	1							
2	1	198165-17310	BOLT, COLUMN M10	3							
3	1	198165-17411	COLUMN SET, STEERING	1							
4	2	198165-17421	COLUMN ASSY,STEERING	1							
5	2	198164-17450	PACKING	1							
6	2	198165-17461	SHAFT, STEERING	1							
7	2	22242-000200	RING, 20	2							
8	1	198165-17470	BOOT, STEERING	1							
9	1	198165-17481	RUBBER, COLUMN	2							
10	1	198164-17500	PLATE, KEEP	1							
11	1	22137-100000	WASHER, 10	1							
12	1	22137-160000	WASHER, 16	1							
13	1	22217-100000	WASHER, SPRING 10	6							
14	1	26016-100162	BOLT, M10X 16	1							
15	1	26736-100002	NUT, M10	3							
16	1	26776-160002	NUT, LOCK M16	1							

Fig.15. P.S.T CYLINDER

(A)=4115D
(B)=
(C)=

(D)=
(E)=
(F)=

No.	Lev.	Parts No.	Description	Q'ty						I	R
				(A)	(B)	(C)	(D)	(E)	(F)		
1	1	194215-12341	NUT, CASTLE M10	2							
2	1	198165-17540	CYLINDER ASSY	1							
3	2	194300-13340	COVER, DUCT	2							
4	2	24761-060000	NIPPLE, GREASE MT6X1	1							
5	2	198435-16230	NIPPLE, GRESAE 6	1							
6	1	198165-17711	ELBOW, 45	1							
7	1	198165-17781	ELBOW, 1/4X1/4	1							
8	1	22417-250250	PIN, COTTER 2.5X25	2							

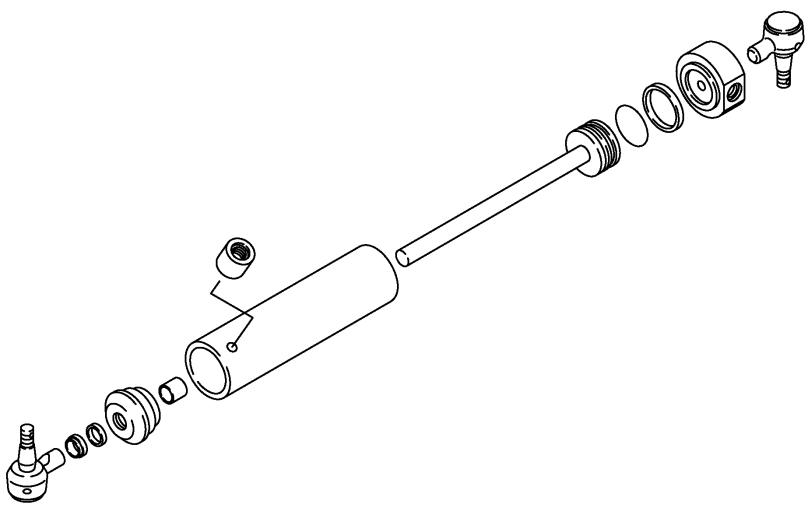
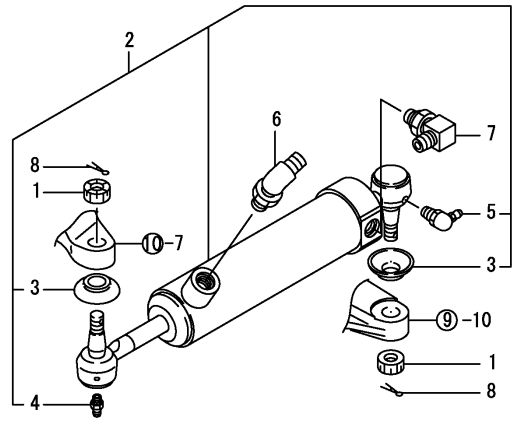
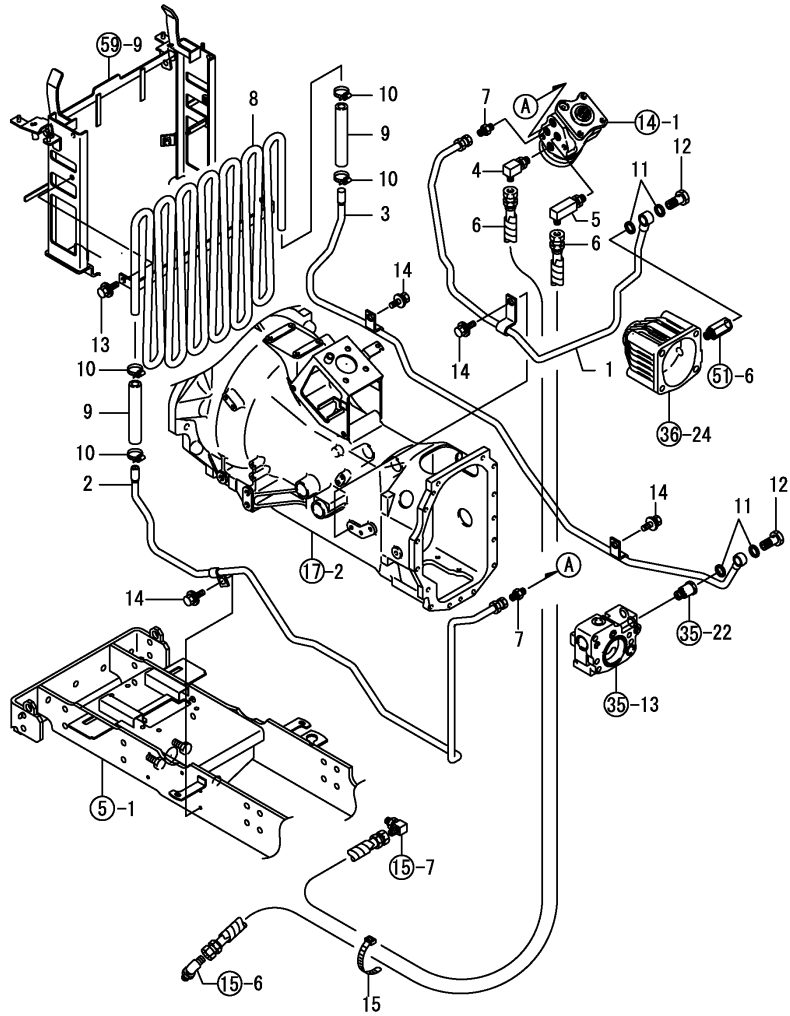


Fig.16. P.S.T PIPING

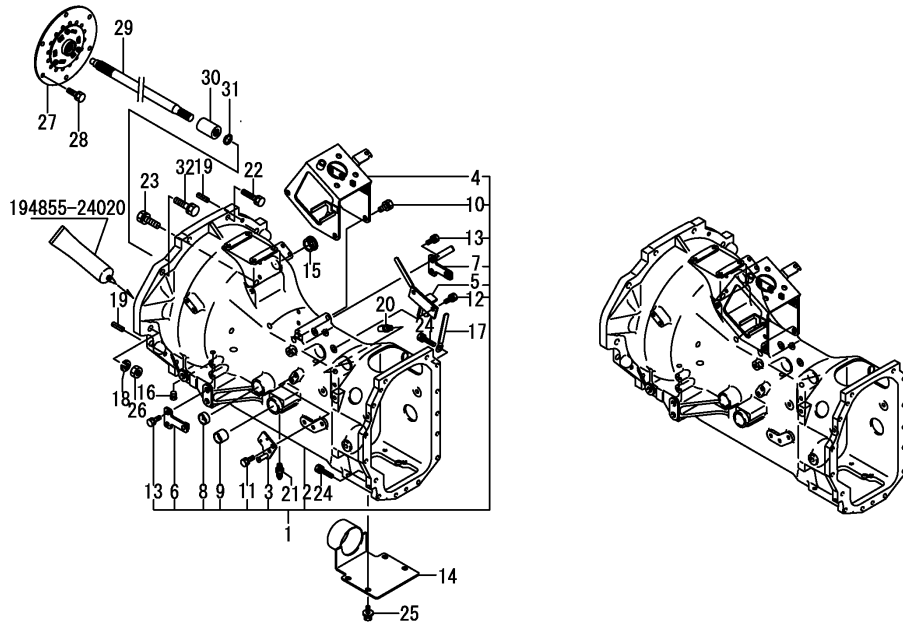
(A)=4115D
(B)=
(C)=

(D)=
(E)=
(F)=



No.	Lev.	Parts No.	Description	Q'ty						I	R
				(A)	(B)	(C)	(D)	(E)	(F)		
1	1	1A6680-17640	PIPE, PRESSURE PS	1							
2	1	1A6680-17670	PIPE, OUTLET PS	1							
3	1	1A6680-17710	PIPE, DRAIN	1							
4	1	198165-17731	ELBOW, 1/4X9/16	1							
5	1	198165-17741	ELBOW, 1/4X9/16	1							
6	1	1A6680-17750	HOSE, HYDRAULIC C	2							
7	1	198165-17790	CONNECTOR, 1/4-9/16	2							
8	1	1A6680-17950	COOLER, OIL	1							
9	1	198167-29970	HOSE, DRAIN	2							
10	1	23000-022000	CLAMP, 22	4							
11	1	23414-160021	GASKET, 16X1.0	4							
12	1	23857-100000	BOLT, JOINT 10	2							
13	1	26018-080202	BOLT, M8X 20	2							
14	1	26018-080202	BOLT, M8X 20	4							
15	1	29622-140001	BAND, RF140	6							

Fig.17. CLUTCH HOUSING



(A)=4115D
(B)=
(C)=

(D)=
(E)=
(F)=

No.	Lev.	Parts No.	Description	Q'ty						I	R
				(A)	(B)	(C)	(D)	(E)	(F)		
1	1	1A6680-21100	HOUSING ASSY, CLUTCH	1							
2	2	1A6680-21110	HOUSING, CLUTCH	1							
3	2	1A6680-21120	STAY ASSY, SWITCH	1							
4	2	1A6680-21150	STAY ASSY, BOX	1							
5	2	1A6680-21200	STOPPER ASSY	1							
6	2	1A6680-21250	STAY, STEP L	1							
7	2	1A6680-21270	STAY, STEP R	1							
8	2	24550-025100	BUSH, 25X10	2							
9	2	24550-025200	BUSH, 25X20	2							
10	2	26013-100202	BOLT, M10X 20	4							
11	2	26016-080202	BOLT, M8X 20	2							
12	2	26016-080202	BOLT, M8X 20	2							
13	2	26016-080202	BOLT, M8X 20	4							
14	1	1A6680-21300	HOLDER ASSY	1							
15	1	1A6680-21460	CAP, RUBBER 25	1							
16	1	194151-36670	PLUG, PF02	1							
17	1	198165-51620	CLAMP, CORD	1							
18	1	22217-120000	WASHER, SPRING 12	1							
19	1	22351-080020	PIN, SPRING 8.0X20	2							
20	1	24761-040000	NIPPLE, GREASE B	2							
21	1	24761-050000	NIPPLE, GREASE C	2							
22	1	26013-100452	BOLT, M10X 45	2							
23	1	26013-120352	BOLT, M12X 35	5							
24	1	26016-080352	BOLT, M8X 35	14							
25	1	26018-080162	BOLT, M8X 16	4							
26	1	26756-120002	NUT, LOCK M12	1							
27	1	198167-21410	DISK, DAMPER	1							
28	1	26013-080162	BOLT, M8X 16	6							
29	1	1A6680-22110	SHAFT, MAIN DRIVE	1							
30	1	194300-25100	COUPLING	1							
31	1	22252-000150	RING, 15	1							
32	1	26013-120452	BOLT, M12X 45	1							

Fig.18. TRANSMISSION CASE

(A)=4115D

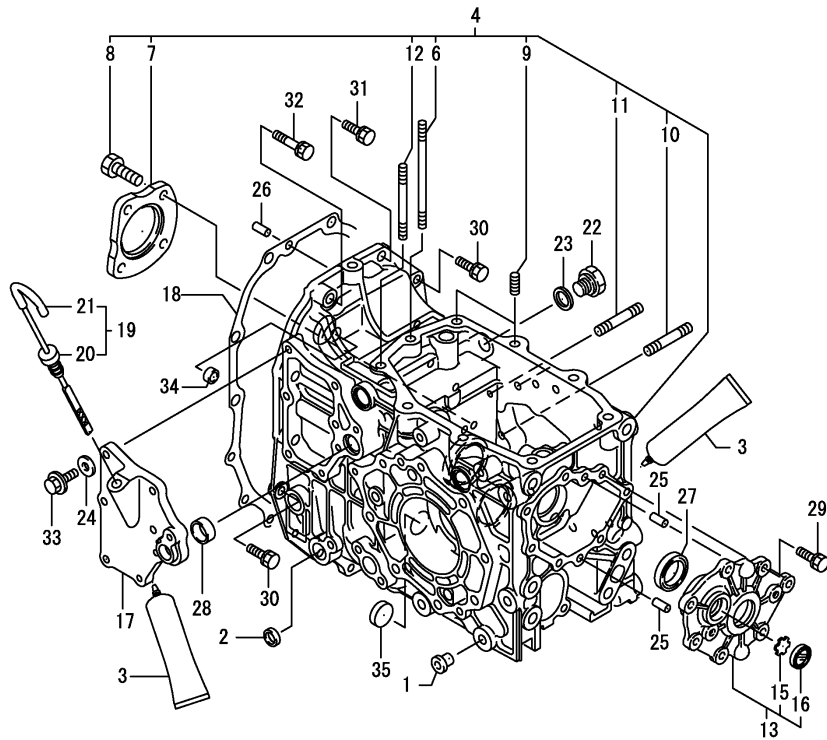
(B)=

(C)=

(D)=

(E)=

(F)=



No.	Lev.	Parts No.	Description	Q'ty						I	R
				(A)	(B)	(C)	(D)	(E)	(F)		
1	1	194201-11230	CAP, SCREW 12.0	6							
2	1	194197-21170	CAP, SEAL 17X4	1							
3	1	194855-24020	SEALANT	1							
4	1	198167-24101	HOUSING ASSY	1							
6	2	198165-24480	STUD, M10X130	1							
7	2	198165-25851	HOLDER, BEARING	1							
8	2	198165-25870	BOLT, M10X20	4							
9	2	26216-100252	STUD, M10X 25	2							
10	2	26216-100602	STUD, M10X 60	1							
11	2	26226-080602	STUD, M8X 60	1							
12	2	26226-100902	STUD, M10X 90	1							
13	1	1A6680-24110	COVER ASSY, CASE	1							
15	2	198071-24350	PLATE, WINDOW	1							
16	2	1A1040-28470	WINDOW, OIL CHECK 25	1							
17	1	198167-24150	PLATE, SIDE	1							
18	1	198165-24160	PACKING, MISSION	1							
19	1	198167-24960	GAUGE ASSY, LEVEL	1							
20	2	198167-24980	GAUGE, OIL LEVEL	1							
21	2	194850-24990	TUBE	1							
22	1	194312-46750	PLUG, PF3/8	1							
23	1	194555-77910	GASKET, 17	1							
24	1	22190-080000	WASHER, SEAL 8	6							
25	1	22312-080160	PIN, PARALLEL M8X16	2							
26	1	22312-080160	PIN, PARALLEL M8X16	2							
27	1	24421-284008	SEAL, OIL TC284008	1							
28	1	24550-020100	BUSH, 20X10	1							
29	1	26016-080252	BOLT, M8X 25	7							
30	1	26016-080302	BOLT, M8X 30	2							
31	1	26016-100302	BOLT, M10X 30	1							
32	1	26016-100452	BOLT, M10X 45	1							
33	1	26106-080252	BOLT, M8X 25 PLATED	6							
34	1	27260-150000	PLUG, 15	1							
35	1	27260-260000	PLUG, 26	1							

Fig.19. CENTER PLATE

(A)=4115D

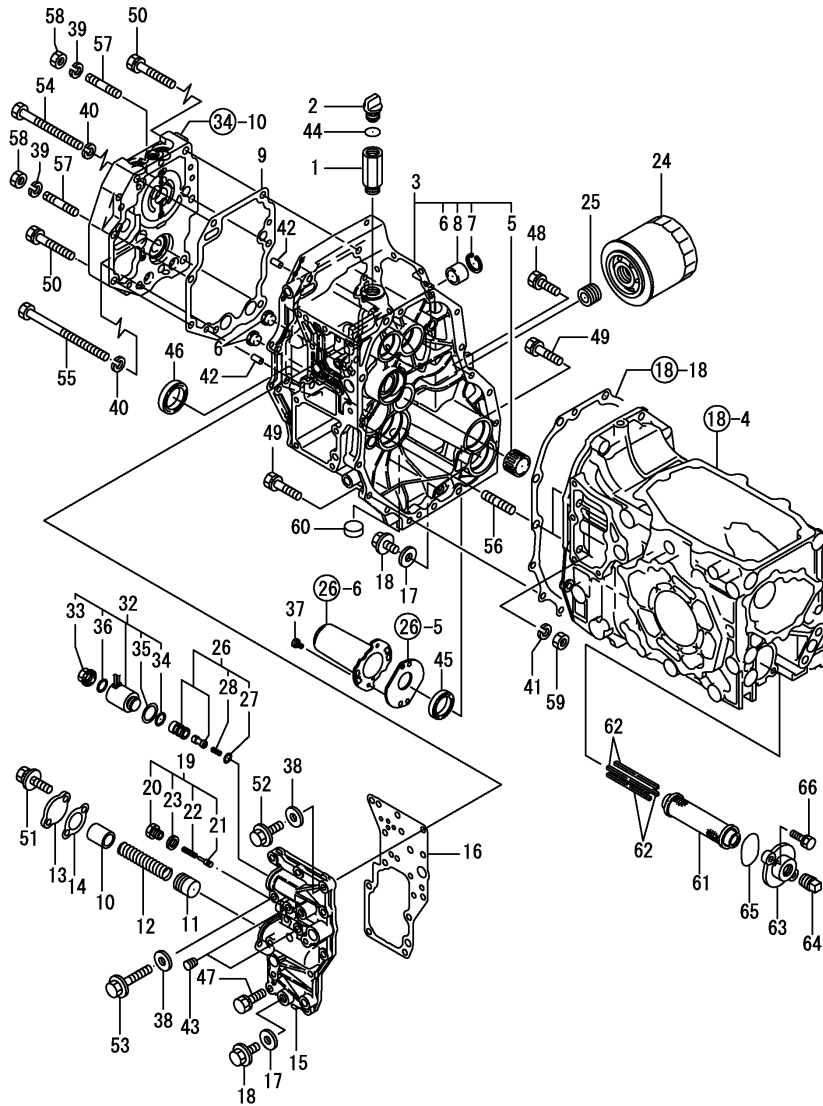
(B)=

(C)=

(D)=

(E)=

(F)=

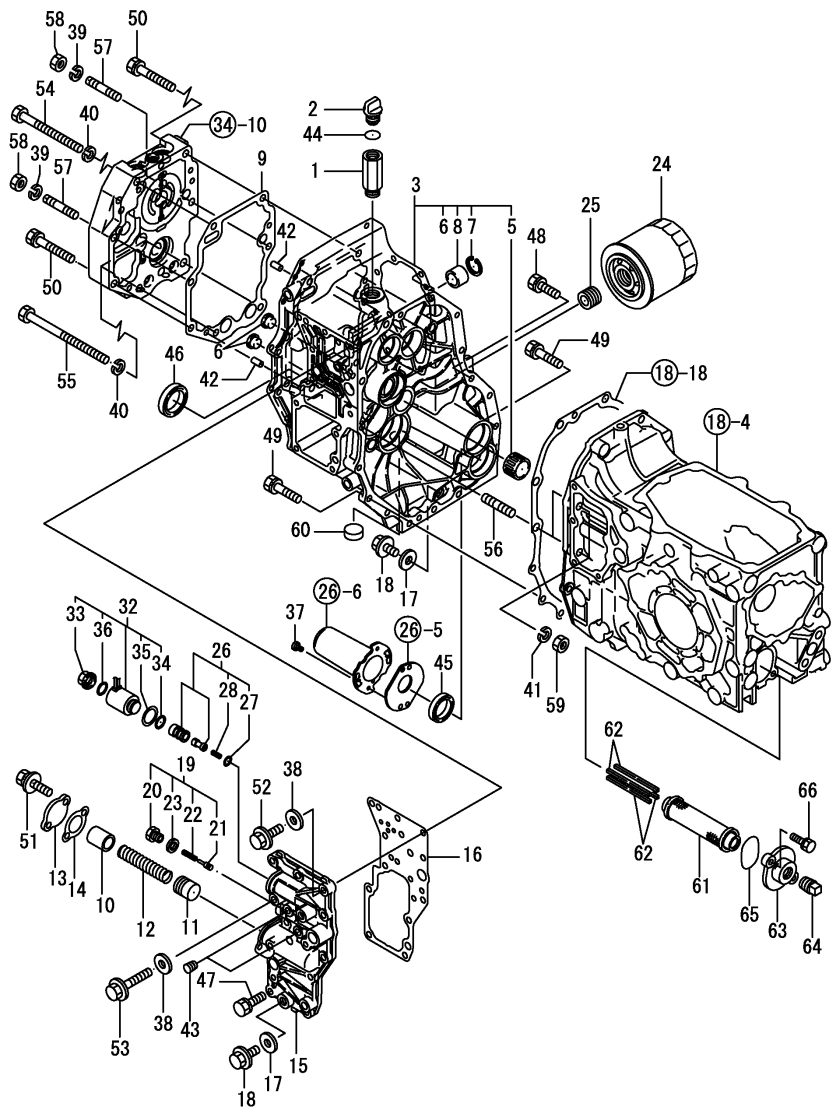


No.	Lev.	Parts No.	Description	Q'ty						I	R
				(A)	(B)	(C)	(D)	(E)	(F)		
1	1	195450-13140	PIPE, OIL L	1							
2	1	194855-24290	CAP, OIL M20	1							
3	1	198167-24300	HOUSING ASSY, CENTER	1							
5	2	198167-24390	BEARING, NEEDLE 2516	1							
6	2	192157-24801	STRAINER	2							
7	2	24165-000322	CIRCLIP, 32	1							
8	2	24550-028200	BUSH, 28X20	1							
9	1	198167-24330	PACKING, HOUSING	1							
10	1	198167-24340	COLLAR, ACCUMULATOR	1							
11	1	198167-24350	PISTON, ACCUMULATOR	1							
12	1	198167-24360	SPRING, ACC	1							
13	1	198167-24370	COVER, ACC	1							
14	1	198167-24380	PACKING, COVER ACC	1							
15	1	198167-24400	COVER, SIDE L	1							
16	1	198167-24410	PACKING, COVER L	1							
17	1	198165-24440	GASKET, 20X12X2	2							
18	1	198165-24490	BOLT, M12X12	2							
19	1	1A6781-24500	RELIEF KIT, PTO	1							
20	2	192157-24770	PLUG,PTO	1							
21	2	192157-24780	VALVE,RELIEF	1							
22	2	192162-25250	SPRING 29.5	1							
23	2	23414-120016	GASKET, 12X1.0	1							
24	1	198167-24900	FILTER, OIL	1							
25	1	198167-24950	JOINT, STRAINER	1							
26	1	192157-26610	VALVE CMP(SOLENOIDO	1							
27	2	192157-26600	SHIM WASHER	1							
28	2	192157-26640	SPRING,SOLENOID	1							
32	1	192159-27700	SOLENOID ASSY	1							
33	2	192159-27790	PLASTIC NUT	1							
34	2	24311-000180	O-RING, 1AP18.0	1							
35	2	192159-27780	GASKET, SOLENOID	1							
36	2	24341-000112	O-RING, 1AS11.2	1							
37	1	194250-32530	PIN, COVER HOOK	2							
38	1	22190-080000	WASHER, SEAL 8	7							
39	1	22287-100000	WASHER, 10	2							
40	1	22287-100000	WASHER, 10	3							
41	1	22287-100000	WASHER, 10	2							
42	1	22312-080160	PIN, PARALLEL M8X16	4							
43	1	23871-010000	PLUG, R01	2							
44	1	24341-000180	O-RING, 1AS18.0	1							
45	1	24421-304208	SEAL, OIL TC304208	1							
46	1	24421-304708	SEAL, OIL TC304708	1							
47	1	26016-080302	BOLT, M8X 30	4							
48	1	26016-080302	BOLT, M8X 30	3							
49	1	26016-080402	BOLT, M8X 40	7							
50	1	26016-100602	BOLT, M10X 60	2							
51	1	26018-080202	BOLT, M8X 20	2							
52	1	26106-080302	BOLT, M8X 30 PLATED	6							
53	1	26106-080552	BOLT, M8X 55 PLATED	1							
54	1	26116-101052	BOLT, M10X105 PLATED	1							
55	1	26116-101402	BOLT, M10X140 PLATED	2							

Fig.19. CENTER PLATE

(A)=4115D
(B)=
(C)=

(D)=
(E)=
(F)=



No.	Lev.	Parts No.	Description	Qty						I	R
				(A)	(B)	(C)	(D)	(E)	(F)		
56	1	26216-100452	STUD, M10X 45	2							
57	1	26226-100552	STUD, M10X 55	2							
58	1	26716-100002	NUT, M10	2							
59	1	26716-100002	NUT, M10	2							
60	1	27260-260000	PLUG, 26	1							
61	1	198421-24910	STRAINER, OIL	1							
62	1	198129-24930	MAGNET, FILTER	4							
63	1	194305-24970	COVER, OIL STRAINER	1							
64	1	194322-24980	PLUG, 1-2NPT	1							
65	1	24341-000500	O-RING, 1AS50.0	1							
65-1	1	1A7542-24980	O-RING,SACTION	1							N
(A=*2013.06.)											
66	1	26013-080202	BOLT, SPRING M8X 20	2							

Fig.20. INPUT SHAFT

(A)=4115D
(B)=
(C)=

(D)=
(E)=
(F)=

No.	Lev.	Parts No.	Description	Q'ty						I	R
				(A)	(B)	(C)	(D)	(E)	(F)		
1	1	198167-25100	SHAFT ASSY, INPUT	1							
2	1	194305-25160	BEARING, BALL TMB203	1							
3	1	24101-060054	BEARING, BALL 6005	1							

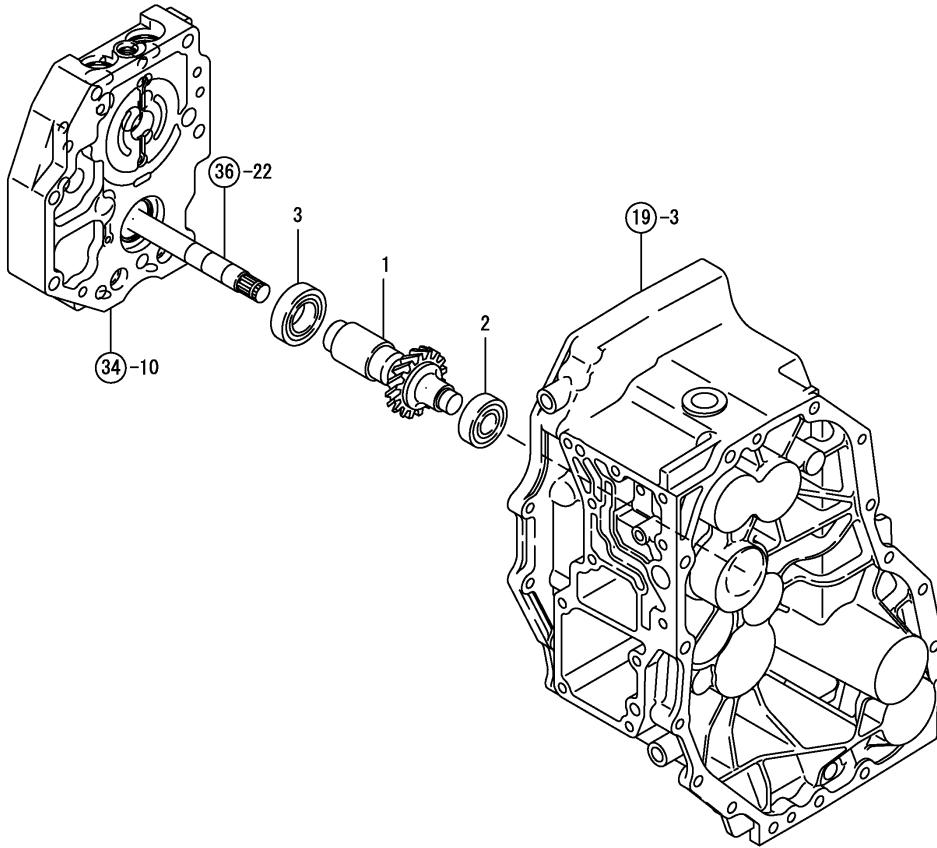
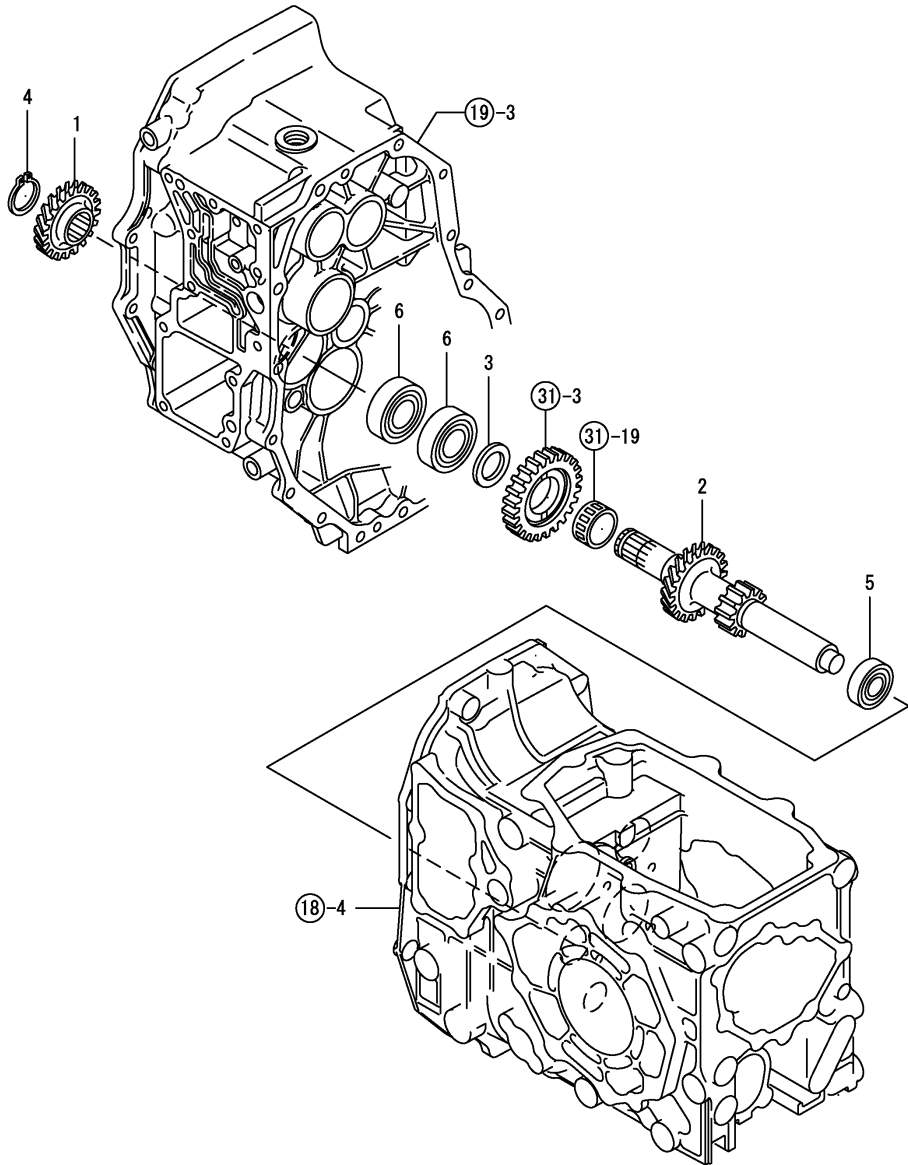


Fig.21. MAIN SHAFT



(A)=4115D
(B)=
(C)=

(D)=
(E)=
(F)=

No.	Lev.	Parts No.	Description	Qty						I	R
				(A)	(B)	(C)	(D)	(E)	(F)		
1	1	198167-25170	GEAR, DRIVEN 22	1							
2	1	1A6781-25190	SHAFT, MAIN	1							
3	1	1E6190-54430	THRUST WASHER (C)	1							
4	1	22242-000250	RING, 25	1							
5	1	24101-062034	BEARING, BALL 6203	1							
6	1	24104-062054	BEARING, BALL 6205UU	2							

Fig.23. PTO DRIVE SHAFT

(A)=4115D
(B)=
(C)=

(D)=
(E)=
(F)=

No.	Lev.	Parts No.	Description	Q'ty						I	R
				(A)	(B)	(C)	(D)	(E)	(F)		
1	1	192167-25310	CIRCLIP,17	1							
2	1	194361-25681	SPACER	1							
3	1	198167-26050	SHAFT ASSY, INPUT	1							
4	1	1A6781-26090	BEARING, 6201SH2	1							
5	1	198167-26110	GEAR, PTO DRIVE 15	1							
6	1	1A6781-26130	GEAR, IDLE 18	1							
7	1	192152-26820	BALL BEARING	1							
8	1	22242-000250	RING, 25	1							
9	1	22252-000400	RING, 40	1							
10	1	24101-062034	BEARING, BALL 6203	1							
11	1	24104-060054	BEARING, BALL 6005UU	1							

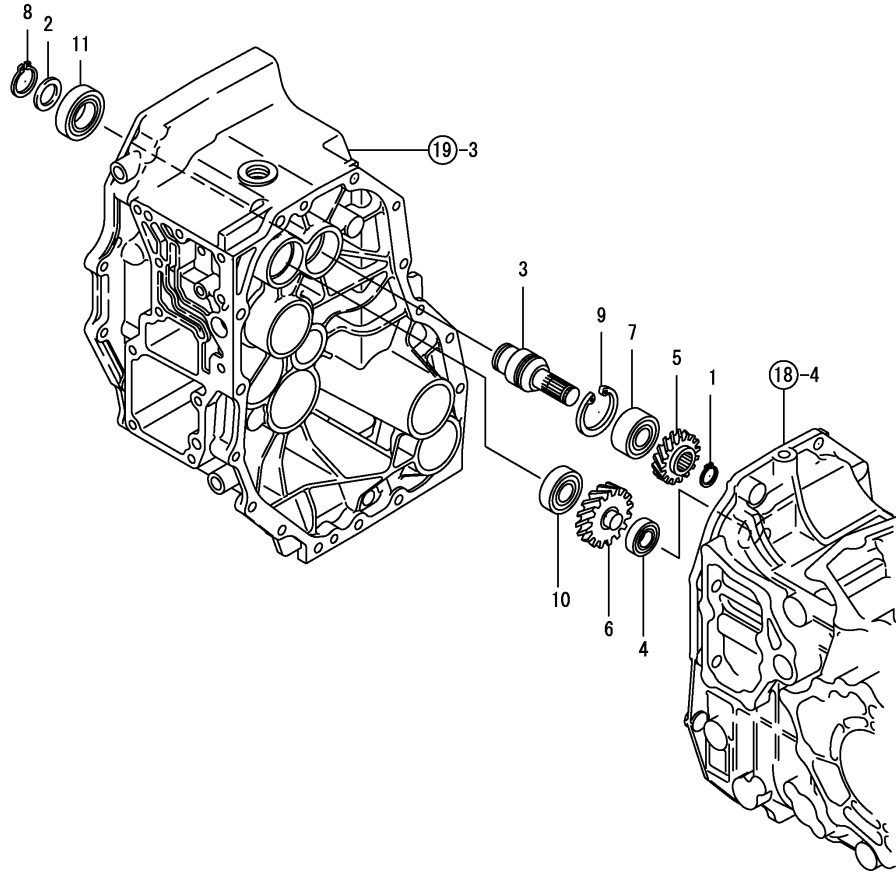
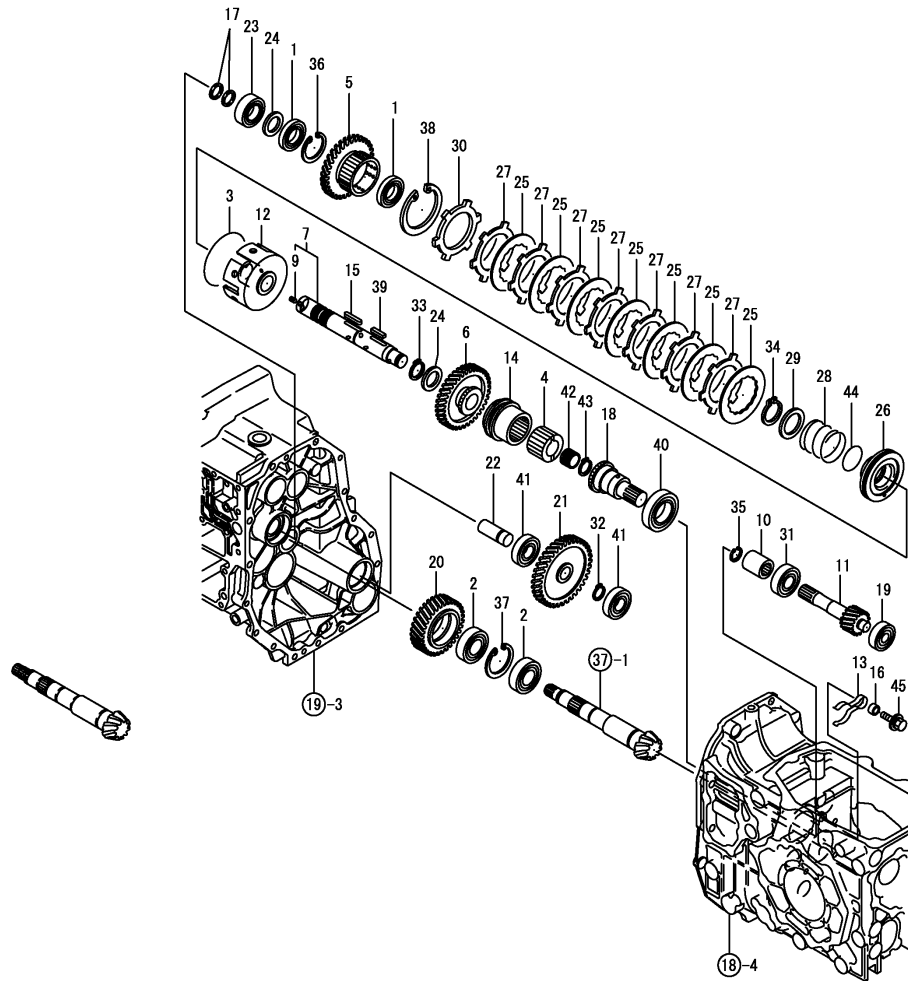


Fig.24. PTO CLUTCH SHAFT



(A)=4115D

(B)=

(C)=

(D)=

(E)=

(F)=

No.	Lev.	Parts No.	Description	Q'ty						I	R
				(A)	(B)	(C)	(D)	(E)	(F)		
1	1	1C6560-13170	BEARING, BALL 16005	2							
2	1	194640-25390	BEARING, BALL TMB205	2							
3	1	194505-25600	RING, 80	1							
4	1	198165-26150	COLLAR, PTO SPLINE	1							
5	1	1A6680-26160	GEAR, PTO CLUTCH 35	1							
6	1	1A6680-26170	GEAR, PTO DRIVE 41	1							
7	1	1A6680-26180	SHAFT ASSY, CLUTCH	1							
9	2	1E6191-54330	SCREW 7X8	1							
10	1	198165-26180	JOINT	1							
11	1	1A6680-26190	GEAR, PTO 10T	1							
12	1	1A6680-26210	CYLINDER, CLUTCH	1							
13	1	198165-26210	BRAKE, PREVENTION	1							
14	1	198167-26220	COLLAR, SHIFT	1							
15	1	198167-26230	KEY, 5X30	1							
16	1	198165-26240	COLLAR, 15XT3.5	1							
17	1	198167-26240	RING, SEAL 21X25X3	2							
18	1	198167-26250	SHAFT, PTO DRIVE	1							
19	1	198165-26270	BEARING, TMB302	1							
20	1	198167-26310	GEAR, IDLE 35	1							
21	1	198167-26330	GEAR, IDLE 45	1							
22	1	198167-26340	SHAFT, MID IDLE	1							
23	1	194850-26390	BEARING, TMB005	1							
24	1	1E6190-54430	THRUST WASHER (C)	2							
25	1	1E6740-54440	PLATE, FRICTION	7							
26	1	1E6710-54450	PISTON 80	1							
27	1	1E6740-54450	PLATE 1.2,STEEL	7							
28	1	1E6710-54460	SPRING,CLUTCH RETURN	1							
29	1	1E6740-54470	WASHER 34X48X2,THRST	1							
30	1	1E6330-54490	PLATE 3.2, STEEL	1							
31	1	194405-83910	BEARING, TMB204	1							
32	1	22242-000200	RING, 20	1							
33	1	22242-000250	RING, 25	1							
34	1	22242-000340	RING, 34	1							
35	1	22252-000180	RING, 18	1							
36	1	22252-000470	RING, 47	1							
37	1	22252-000520	RING, 52	1							
38	1	22252-000800	RING, 80	1							
39	1	22551-050250	KEY, 5X 25	1							
40	1	24101-060074	BEARING, BALL 6007	1							
41	1	24101-062044	BEARING, BALL 6204	2							
42	1	24161-202417	BEARING, 202417	1							
43	1	24164-000202	CIRCLIP, 20	1							
44	1	24341-000355	O-RING, 1AS35.5	1							
45	1	26018-080352	BOLT, M8X 35	1							

Fig.26. M-PTO SHAFT

(A)=4115D
(B)=
(C)=

(D)=
(E)=
(F)=

No.	Lev.	Parts No.	Description	Q'ty						I	R
				(A)	(B)	(C)	(D)	(E)	(F)		
1	1	1C6140-14050	SPACER, 25.2X34X2	1							
2	1	198165-26400	SHAFT, MID PTO	1							
3	1	198165-26410	GEAR, MID PTO 22	1							
4	1	198165-26420	COLLAR, 26.8X32X36.9	1							
5	1	198165-26490	COVER, OIL SEAL	1							
6	1	194850-26850	COVER ASSY, SHAFT	1							
8	2	194850-26870	SPRING, PLATE	2							
9	1	1E6190-54080	SLEEVE SI25X30X13	1							
10	1	22242-000250	RING, 25	1							
11	1	24101-060054	BEARING, BALL 6005	2							

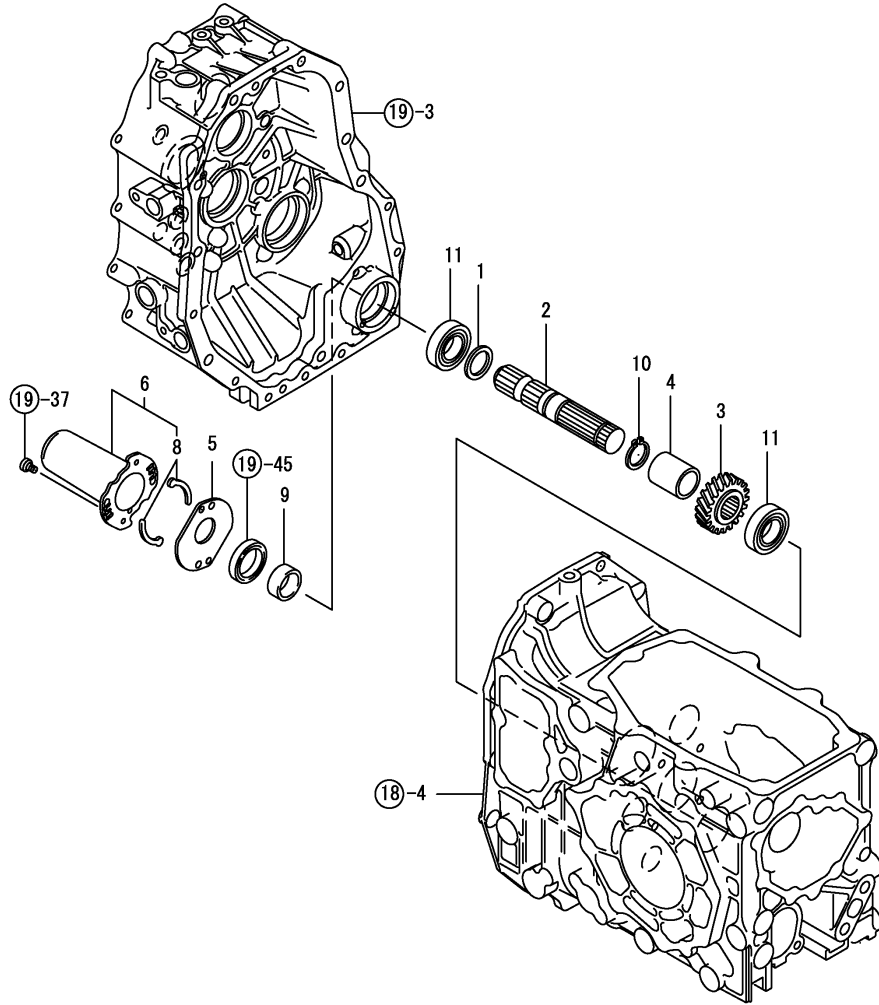
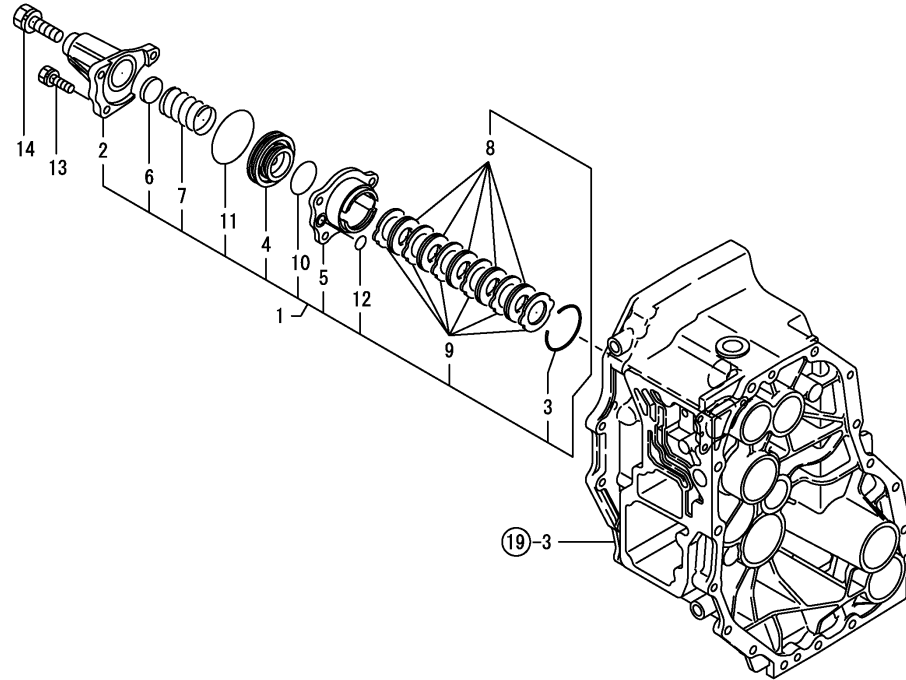


Fig.27. PTO BRAKE

(A)=4115D
(B)=
(C)=

(D)=
(E)=
(F)=



No.	Lev.	Parts No.	Description	Q'ty						I	R
				(A)	(B)	(C)	(D)	(E)	(F)		
1	1	198167-26500	CASE ASSY, SEAL	1							
2	2	198167-26510	CASE, SEAL	1							
3	2	198167-26520	CLIP, 45	1							
4	2	198167-26530	PISTON, INERTIA	1							
5	2	198167-26540	CASE, BRAKE	1							
6	2	198167-26550	PLATE	1							
7	2	198167-26580	SPRING, BRAKE	1							
8	2	194850-26710	PLATE, FRICTION 40P	5							
9	2	194850-26720	PLATE, STEEL 1.2P	6							
10	2	24321-000300	O-RING, 1AG30.0	1							
11	2	24321-000500	O-RING, 1AG50.0	1							
12	2	24341-000120	O-RING, 1AS12.0	1							
13	1	26016-080352	BOLT, M8X 35	3							
14	1	26016-100302	BOLT, M10X 30	1							

Fig.28. INTER LOCK

(A)=4115D
(B)=
(C)=

(D)=
(E)=
(F)=

No.	Lev.	Parts No.	Description	Q'ty						I	R
				(A)	(B)	(C)	(D)	(E)	(F)		
1	1	198167-27580	YOKE, RESTRAINING	1							
2	1	198167-27630	PIN	1							
3	1	198167-27640	HOLDER	1							
4	1	198167-27650	SPRING, RETURN	1							
5	1	198167-27680	SCRAPER	1							
6	1	198167-27690	SEAL, PENTA	1							
7	1	24311-000220	O-RING, 1AP22.0	1							
8	1	26016-080202	BOLT, M8X 20	2							

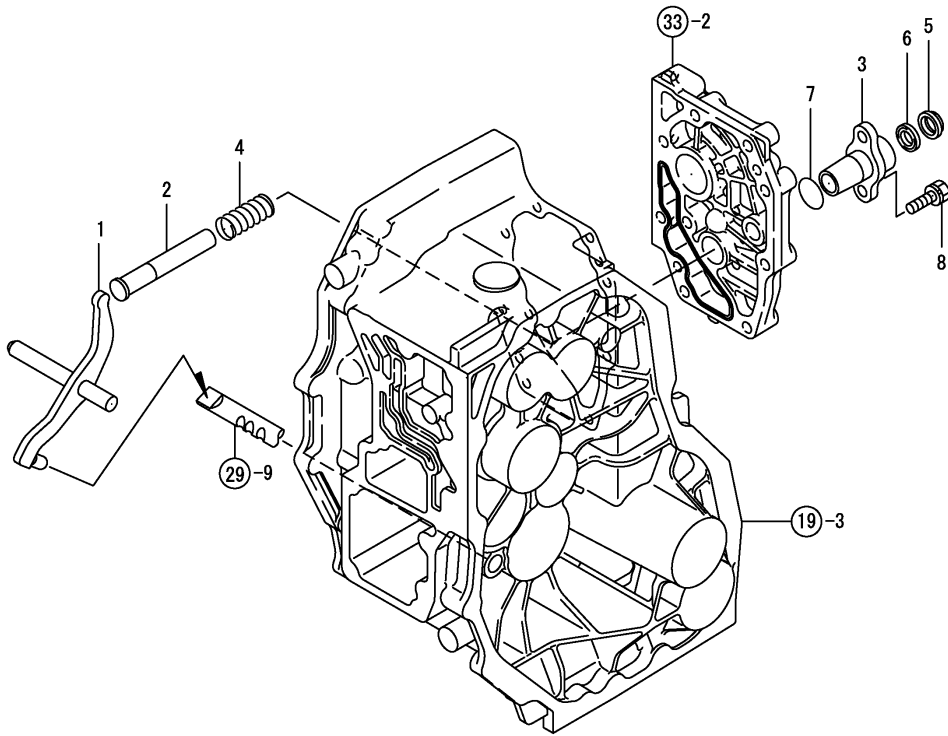
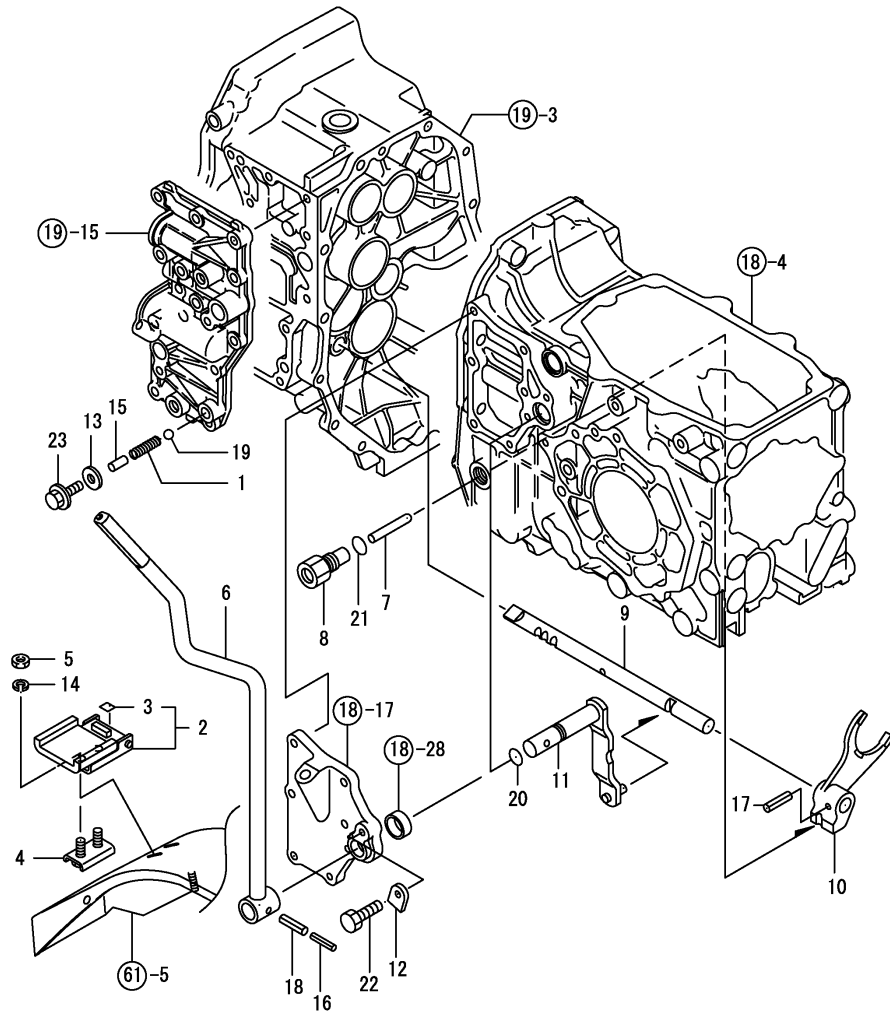


Fig.29. RANGE SHIFT

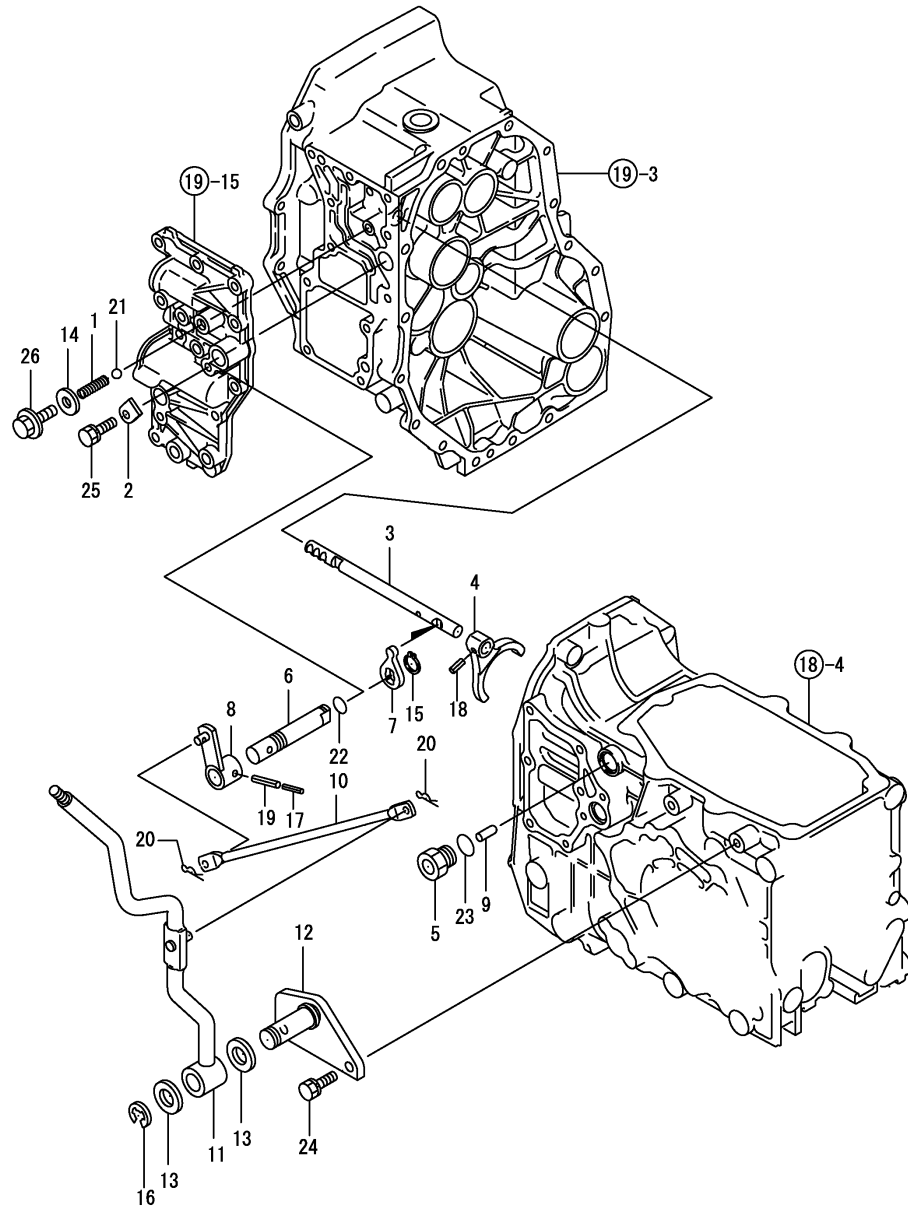
(A)=4115D
(B)=
(C)=

(D)=
(E)=
(F)=



No.	Lev.	Parts No.	Description	Q'ty						I	R
				(A)	(B)	(C)	(D)	(E)	(F)		
1	1	198421-27110	SPRING, 38.4	1							
2	1	1A6781-27320	STOPPER	1							
3	2	1A6781-65580	DECAL	1							
4	1	1A6781-27360	PLATE ASSY, STOPPER	1							
5	1	1A6781-27390	NUT, M8	2							
6	1	1A6781-27410	LEVER ASSY, RANGE	1							
7	1	198167-27480	PIN, SWITCH	1							
8	1	198167-27490	HOLDER, SWITCH	1							
9	1	198167-27510	SHAFT, RANGE FORK	1							
10	1	198167-27521	FORK, RANGE SHIFT	1							
11	1	198167-27530	ARM ASSY, SHIFT	1							
12	1	194197-27681	PLATE, KEEP	1							
13	1	22190-100000	WASHER, SEAL 10	1							
14	1	22212-080000	WASHER 8	2							
15	1	22312-080180	PIN, PARALLEL M8X18	1							
16	1	22351-035032	PIN, SPRING 3.5X32	1							
17	1	22351-060025	PIN, SPRING 6.0X25	1							
18	1	22351-060032	PIN, SPRING 6.0X32	1							
19	1	24190-100001	BALL, STEEL 5/16	1							
20	1	24311-000125	O-RING, 1AP12.5	1							
21	1	24311-000140	O-RING, 1AP14.0	1							
22	1	26016-080352	BOLT, M8X 35	1							
23	1	26106-100252	BOLT, M10X 25 PLATED	1							

Fig.30. PTO SHIFT

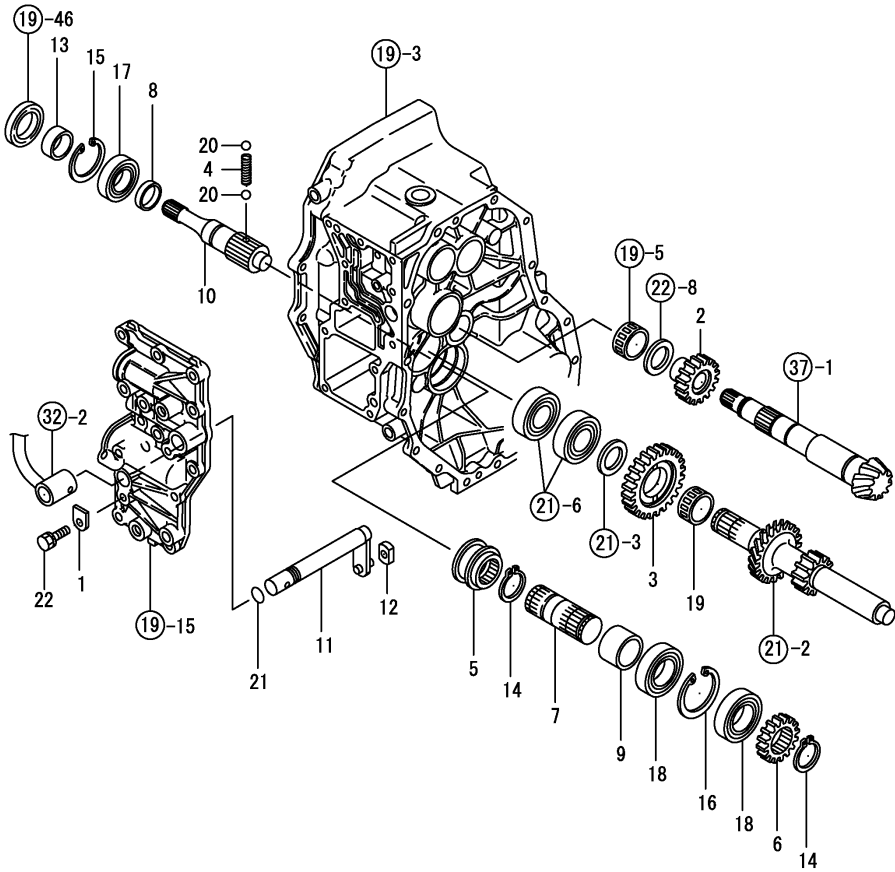


(A)=4115D
(B)=
(C)=

(D)=
(E)=
(F)=

No.	Lev.	Parts No.	Description	Qty						I	R
				(A)	(B)	(C)	(D)	(E)	(F)		
1	1	198421-27110	SPRING, 38.4	1							
2	1	194197-27681	PLATE, KEEP	1							
3	1	198167-27720	SHAFT, PTO FORK	1							
4	1	198167-27730	FORK, PTO SHIFT	1							
5	1	198165-27750	HOLDER, SWITCH M20	1							
6	1	198167-27770	SHAFT, PTO SHIFT	1							
7	1	198167-27780	ARM, SHIFT	1							
8	1	198167-27810	ARM ASSY, SHIFT	1							
9	1	198165-27820	PIN, SWITCH	1							
10	1	198167-27850	LINK, PTO SHIFT	1							
11	1	1A6680-27870	LEVER ASSY, PTO	1							
12	1	198167-27930	BRACKET, PTO LEVER	1							
13	1	22137-180000	WASHER, 18	2							
14	1	22190-100000	WASHER, SEAL 10	1							
15	1	22242-000170	RING, 17	1							
16	1	22272-000150	RING, E-15	1							
17	1	22351-035032	PIN, SPRING 3.5X32	1							
18	1	22351-060020	PIN, SPRING 6.0X20	1							
19	1	22351-060032	PIN, SPRING 6.0X32	1							
20	1	22360-080000	SNAP PIN 8	2							
21	1	24190-100001	BALL, STEEL 5/16	1							
22	1	24311-000125	O-RING, 1AP12.5	1							
23	1	24311-000180	O-RING, 1AP18.0	1							
24	1	26013-080252	BOLT, M8X 25	2							
25	1	26016-080202	BOLT, M8X 20	1							
26	1	26106-100252	BOLT, M10X 25 PLATED	1							

Fig.31. FRONT DRIVE



(A)=4115D
(B)=
(C)=

(D)=
(E)=
(F)=

No.	Lev.	Parts No.	Description	Q'ty						I	R
				(A)	(B)	(C)	(D)	(E)	(F)		
1	1	194197-27681	PLATE, KEEP	1							
2	1	198167-28210	GEAR, MFWD DRIVE	1							
3	1	198167-28220	GEAR, MFWD IDLE	1							
4	1	194311-28230	SPRING, 21.2	1							
5	1	198165-28240	COLLAR, SHIFT	1							
6	1	198167-28240	GEAR, MFWD DRIVEN	1							
7	1	198167-28250	SHAFT, MFWD DRIVE	1							
8	1	198167-28270	COLLAR, 25	1							
9	1	198167-28280	COLLAR, 30	1							
10	1	198167-28290	SHAFT, FRONT DRIVE	1							
11	1	198167-28310	ARM ASSY, SHIFT	1							
12	1	198165-28330	BLOCK, SHIFT	1							
13	1	1E6190-54080	SLEEVE SI25X30X13	1							
14	1	22242-000290	RING, 29	2							
15	1	22252-000470	RING, 47	1							
16	1	22252-000550	RING, 55	1							
17	1	24101-060054	BEARING, BALL 6005	1							
18	1	24104-060064	BEARING, BALL 6006UU	2							
19	1	24161-283313	BEARING, 283313	1							
20	1	24190-080001	BALL, STEEL 1/4	2							
21	1	24311-000125	O-RING, 1AP12.5	1							
22	1	26016-080202	BOLT, M8X 20	1							

Fig.32. FRONT SHIFT

(A)=4115D
(B)=
(C)=

(D)=
(E)=
(F)=

No.	Lev.	Parts No.	Description	Q'ty						I	R
				(A)	(B)	(C)	(D)	(E)	(F)		
1	1	198253-01190	KNOB, LEVER	1							
2	1	198167-28370	LEVER, 4WD	1							
3	1	22351-035032	PIN, SPRING 3.5X32	1							
4	1	22351-060032	PIN, SPRING 6.0X32	1							

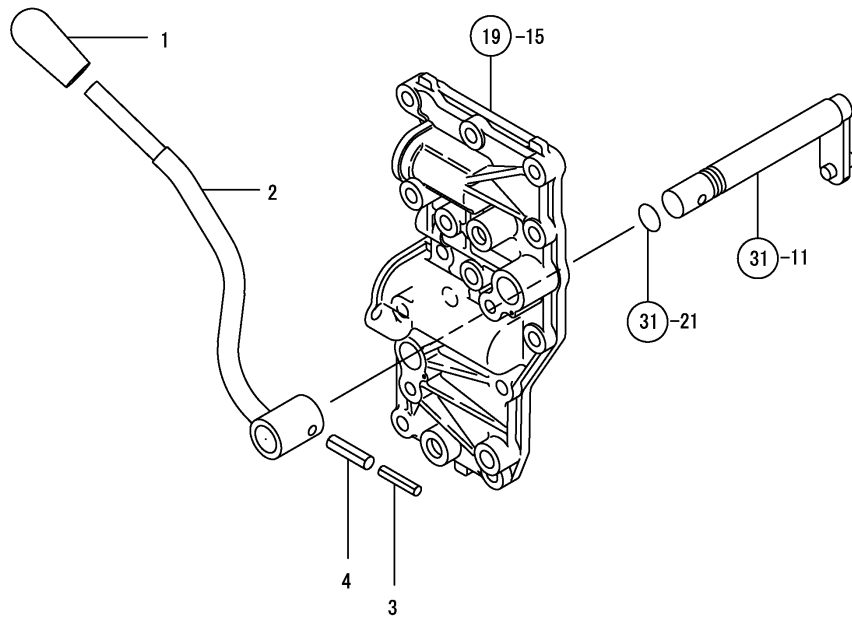
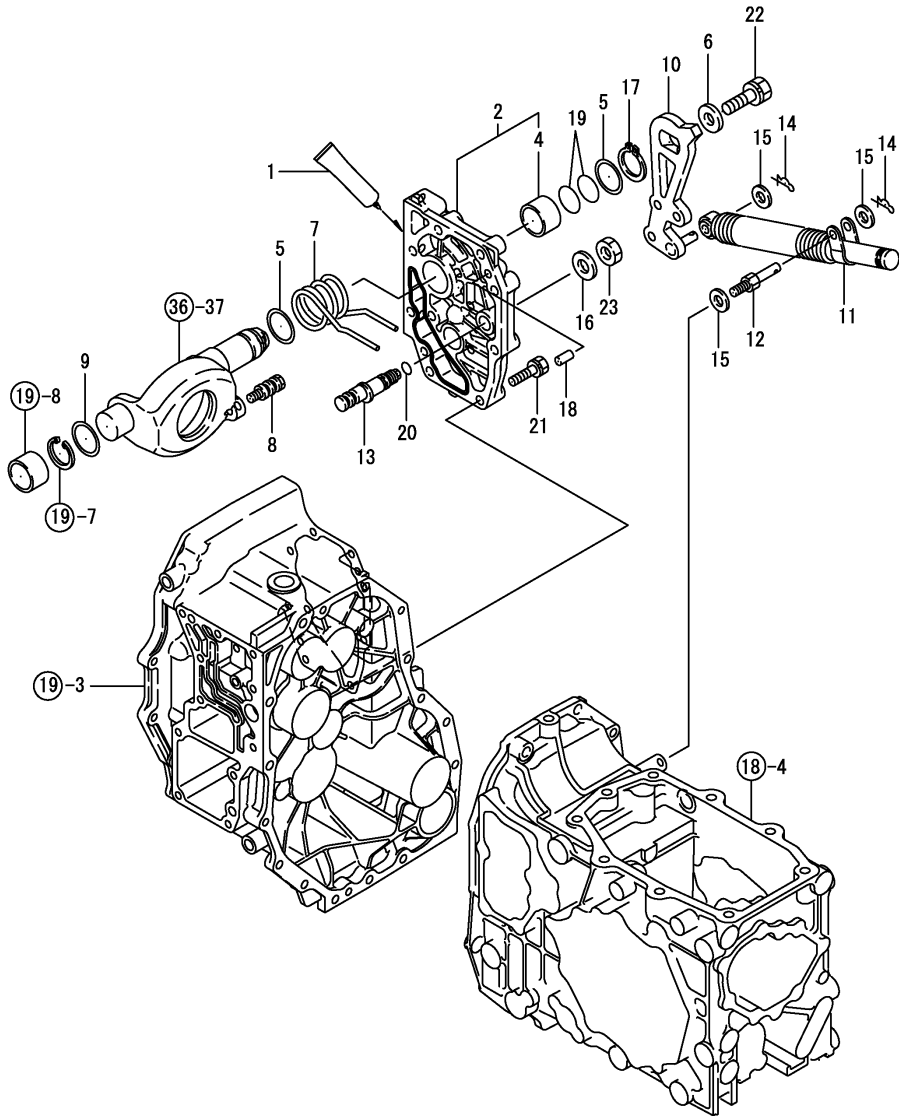


Fig.33. HST CONTROL

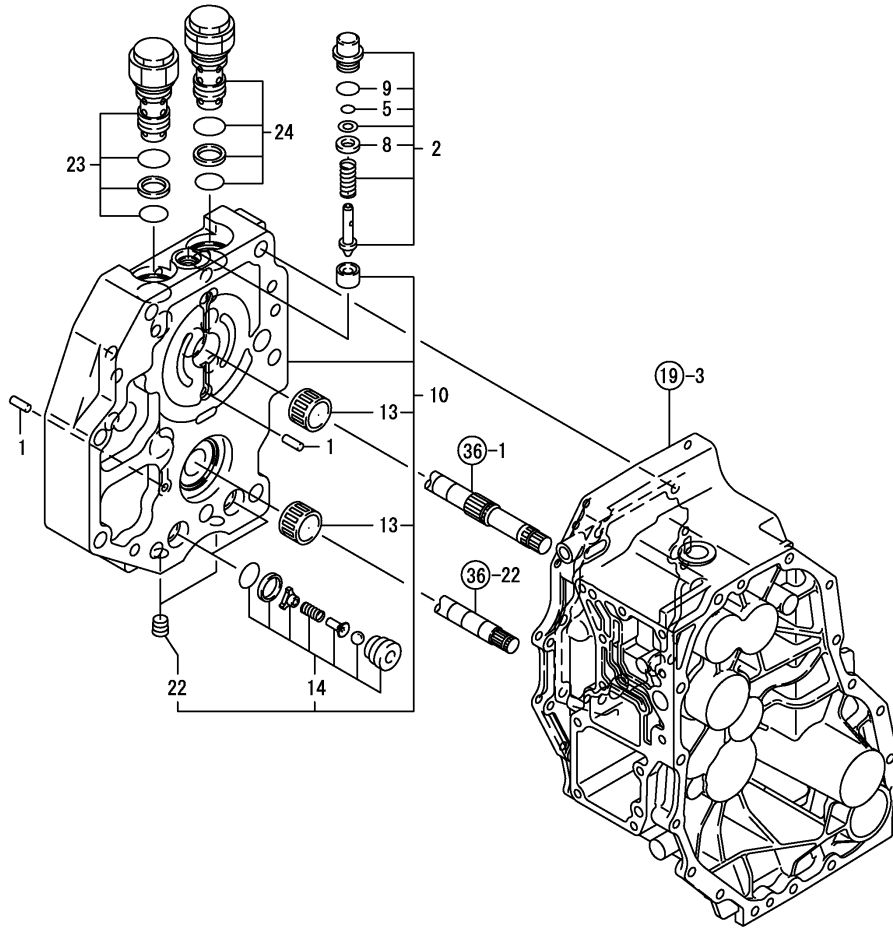


(A)=4115D
(B)=
(C)=

(D)=
(E)=
(F)=

No.	Lev.	Parts No.	Description	Q'ty						I	R
				(A)	(B)	(C)	(D)	(E)	(F)		
1	1	194855-24020	SEALANT	1							
2	1	198167-24440	COVER ASSY, SIDE R	1							
4	2	24550-028200	BUSH, 28X20	1							
5	1	198167-24530	WASHER, 28X38X2	2							
6	1	194180-25930	WASHER, 12X27X4.5	1							
7	1	192157-27510	SPRING,N/C	1							
8	1	192157-27520	PIN, N/C	1							
9	1	192157-27550	WASHER 29*35*1	1							
10	1	192157-27600	CONTROL ARM COMP.	1							
11	1	192154-29610	SHOCK ABSORBER	1							
12	1	192154-29640	STUD	1							
13	1	192154-29700	FULCRUM	1							
14	1	1C6281-52320	PIN, SNAP 8	2							
15	1	22137-080000	WASHER, 8	3							
16	1	22137-120000	WASHER, 12	1							
17	1	22242-000280	RING, 28	1							
18	1	22312-080160	PIN, PARALLEL M8X16	2							
19	1	24311-000260	O-RING, 1AP26.0	2							
20	1	24311-240100	O-RING, 1AP10A	1							
21	1	26016-080402	BOLT, M8X 40	9							
22	1	26016-120302	BOLT, M12X 30	1							
23	1	26776-120002	NUT, LOCK M12	1							

Fig.34. CENTER CASE

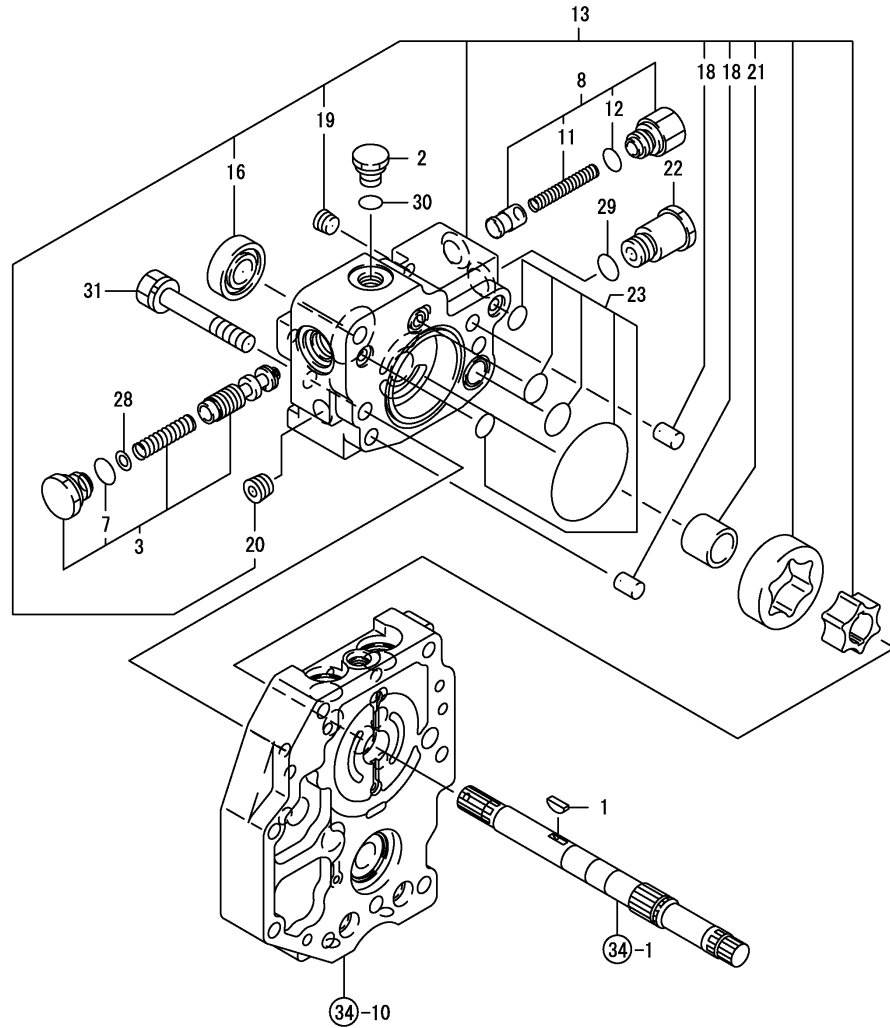


No.	Lev.	Parts No.	Description	Q'ty						I	R
				(A)	(B)	(C)	(D)	(E)	(F)		
1	1	192157-24690	PIN 4*13.8	2							
2	1	198167-24710	RELIEF ASSY	1							
5	2	192157-24750	PACKING P 5	1							
8	2	22137-050000	WASHER, 5	1							
9	2	24311-000120	O-RING, 1AP12.0	1							
10	1	1A6680-29010	CASE ASSY, CENTER	1							
13	2	1A6680-29050	NEEDLE, S 182416	2							
14	2	1A6750-29510	BODY ASSY, SUCTION	2							
22	2	23871-010000	PLUG, R01	2							
23	1	1A6680-29040	VALVE ASSY, SAFETY F	1							
24	1	1A6680-29200	VALVE ASSY, SAFETY R	1							

Fig.35. POWER PUMP

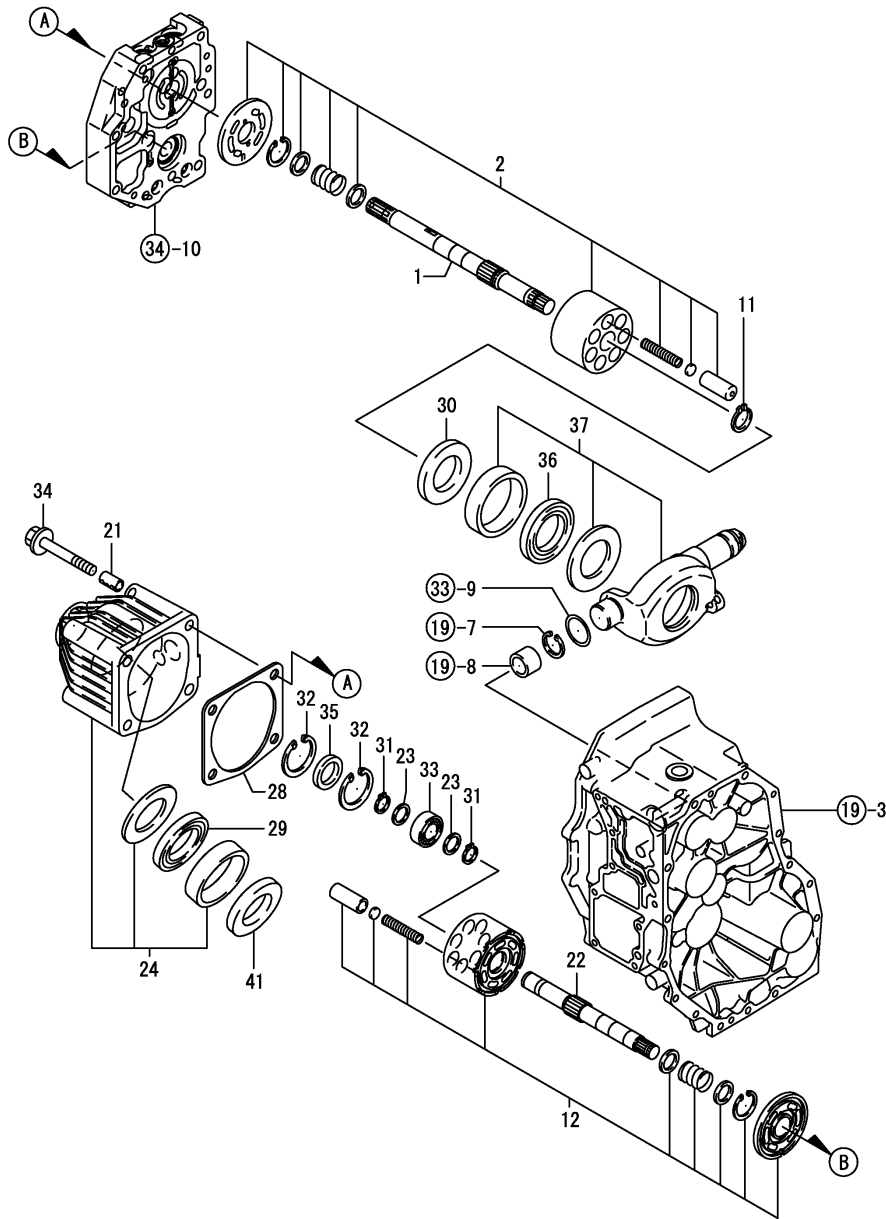
(A)=4115D
(B)=
(C)=

(D)=
(E)=
(F)=



No.	Lev.	Parts No.	Description	Q'ty						I	R
				(A)	(B)	(C)	(D)	(E)	(F)		
1	1	192157-26440	KEY 13*3.2	1							
2	1	192157-26460	PLUG 1/2-20 UNF	1							
3	1	192157-26470	REDUCING VALVE COMP.	1							
7	2	24311-000140	O-RING, 1AP14.0	1							
8	1	192157-26520	PRESSURE VALVE COMP.	1							
11	2	192157-26740	SPRING	1							
12	2	24311-000120	O-RING, 1AP12.0	1							
13	1	198167-29310	BODY ASSY, PUMP	1							
16	2	192157-26450	SEAL TC 18 35 8	1							
18	2	22312-100120	PIN, PARALLEL M10X12	2							
19	2	23871-010000	PLUG, R01	1							
20	2	23871-030000	PLUG, R03	1							
21	2	24550-018200	BUSH, 18X20	1							
22	1	198167-29330	ADAPTER	1							
23	1	198167-29340	PACKING KIT	1							
28	1	198167-29390	SHIM, T=0.3	1							
29	1	24311-000140	O-RING, 1AP14.0	1							
30	1	24361-090500	O-RING, 1AAS905	1							
31	1	26016-100652	BOLT, M10X 65	2							

Fig.36. PUMP & MOTOR



(A)=4115D
(B)=
(C)=

(D)=
(E)=
(F)=

No.	Lev.	Parts No.	Description	Q'ty						I	R
				(A)	(B)	(C)	(D)	(E)	(F)		
1	1	198167-29410	SHAFT, PUMP	1							
2	1	1A6640-29450	BLOCK ASSY, CYLINDER	1							
11	1	22242-000210	RING, 21	1							
12	1	1A6640-29550	BLOCK ASSY, CYLINDER	1							
21	1	192157-24850	PIN 12X22,KNOCK	2							
22	1	192157-25020	MOTOR SHAFT	1							
23	1	192157-25040	WASHER 17*23*1	2							
24	1	198167-29610	CASE ASSY, MOTOR	1							
28	1	198167-29640	PACKING, CASE	1							
29	1	198167-29710	BEARING, THRUST	1							
30	1	198167-29750	PLATE, THRUST A	1							
31	1	22242-000170	RING, 17	2							
32	1	22252-000400	RING, 40	2							
33	1	24101-062034	BEARING, BALL 6203	1							
34	1	26106-101052	BOLT, M10X105 PLATED	2							
35	1	27260-400000	PLUG, 40	1							
36	1	198167-29710	BEARING, THRUST	1							
37	1	1A6680-29720	SHIFT ASSY	1							
41	1	198167-29750	PLATE, THRUST A	1							

Fig.37. RING GEAR & DIFFERENTIAL GEAR

(A)=4115D
(B)=
(C)=

(D)=
(E)=
(F)=

No.	Lev.	Parts No.	Description	Qty						I	R
				(A)	(B)	(C)	(D)	(E)	(F)		
1	1	1A6781-25710	SHAFT, COUNTER	1							
2	1	1A6780-31400	GEAR, RING	1							
3	1	198163-31500	CASE ASSY,DIFF	1							
4	2	198421-31510	GEAR, DIFFERENTIAL	1							
5	2	198421-31520	GEAR,DIFF.LOCK SIDE	1							
6	2	198421-31530	CASE, DIFFERENTIAL	1							
7	2	198421-31550	WASHER, DIFFERENTIAL	2							
8	2	194300-31560	GEAR, PINION	2							
9	2	194300-31570	SHAFT, DIFFERENTIAL	1							
10	2	194300-31620	WASHER, DIFFERENTIAL	2							
11	2	22351-040040	PIN, SPRING 4.0X40	1							
12	1	24101-060064	BEARING, BALL 6006	1							
13	1	24101-060074	BEARING, BALL 6007	1							
14	1	26156-100162	BOLT, M10X 16 PLATED	6							
15	1	198165-32311	CARRIER	1							
16	1	198165-32320	SHIM SET	1							

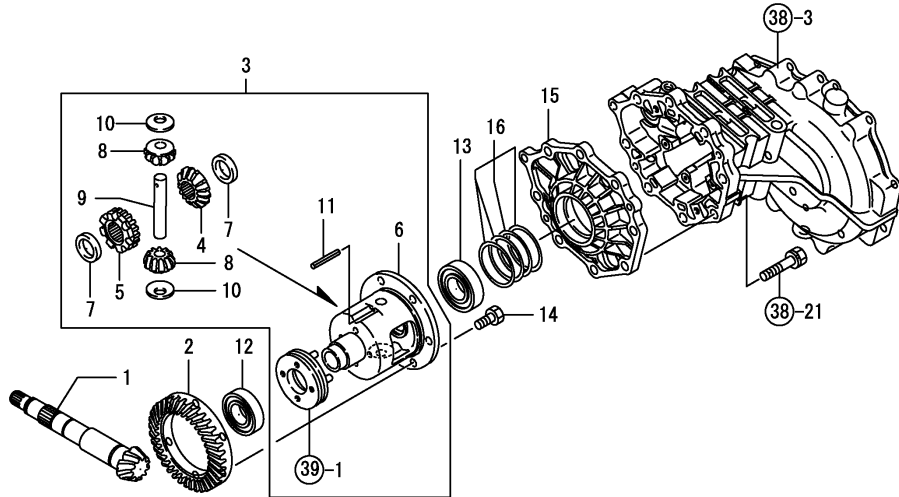
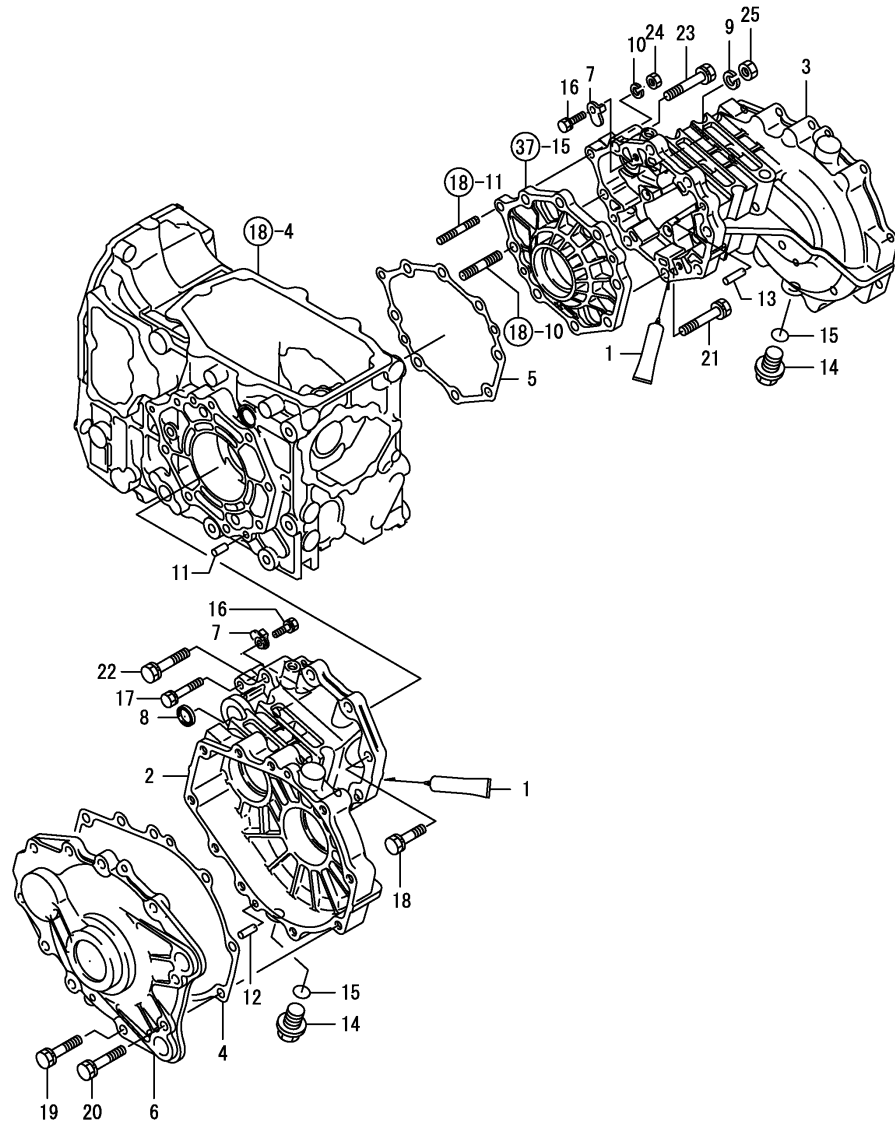


Fig.38. REAR HOUSING

(A)=4115D
(B)=
(C)=

(D)=
(E)=
(F)=



No.	Lev.	Parts No.	Description	Q'ty						I	R
				(A)	(B)	(C)	(D)	(E)	(F)		
1	1	194855-24020	SEALANT	1							
2	1	1A6680-32610	HOUSING, REAR AXLE L	1							
3	1	1A6680-32620	HOUSING, REAR AXLE R	1							
4	1	1A6680-32630	GASKET, REAR AXLE	2							
5	1	198165-32630	PACKING, HOUSING	1							
6	1	1A6680-32640	COVER, R.AXLE	2							
7	1	198421-32660	STOPPER, PLATE	4							
8	1	198290-32750	SEAL, OIL TC253506	2							
9	1	22217-100000	WASHER, SPRING 10	1							
10	1	22287-080000	WASHER, 8	1							
11	1	22312-080180	PIN, PARALLEL M8X18	2							
12	1	22312-080220	PIN, PARALLEL M8X22	4							
13	1	22312-080320	PIN, PARALLEL M8X32	2							
14	1	23491-140002	PLUG, 14	2							
15	1	24311-000160	O-RING, 1AP16.0	2							
16	1	26013-080202	BOLT, M8X 20	4							
17	1	26013-080502	BOLT, M8X 50	1							
18	1	26013-100402	BOLT, M10X 40	6							
19	1	26013-100452	BOLT, M10X 45	16							
20	1	26013-100502	BOLT, M10X 50	4							
21	1	26013-100502	BOLT, M10X 50	6							
22	1	26013-100552	BOLT, M10X 55	2							
23	1	26013-100652	BOLT, M10X 65	1							
24	1	26716-080002	NUT, M8	1							
25	1	26716-100002	NUT, M10	1							

Fig.39. DIFFERENTIAL LOCK

(A)=4115D
(B)=
(C)=

(D)=
(E)=
(F)=

No.	Lev.	Parts No.	Description	Q'ty						I	R
				(A)	(B)	(C)	(D)	(E)	(F)		
1	1	198421-33110	SLIDER, LOCK	1							
2	1	198165-33120	FORK, SHIFT	1							
3	1	198167-33130	PEDAL, LOCK	1							
4	1	198421-33140	SPRING	1							
5	1	198421-33170	SPACER, 20X25X3.2	1							
6	1	22351-050040	PIN, SPRING 5.0X40	1							
7	1	22351-080032	PIN, SPRING 8.0X32	1							
8	1	22351-080040	PIN, SPRING 8.0X40	1							
9	1	24311-000160	O-RING, 1AP16.0	2							

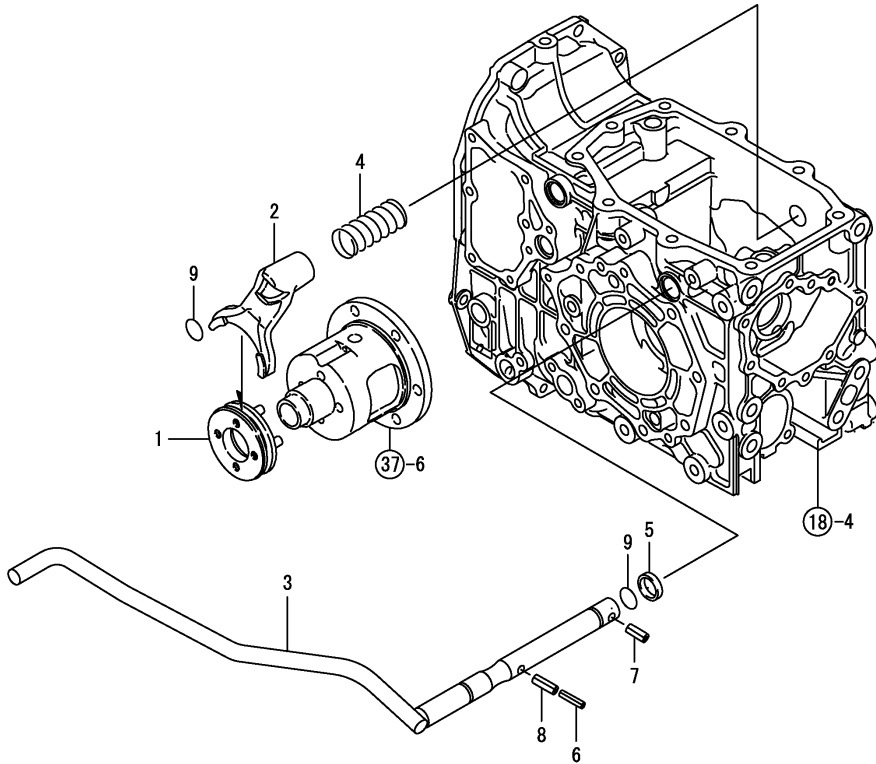
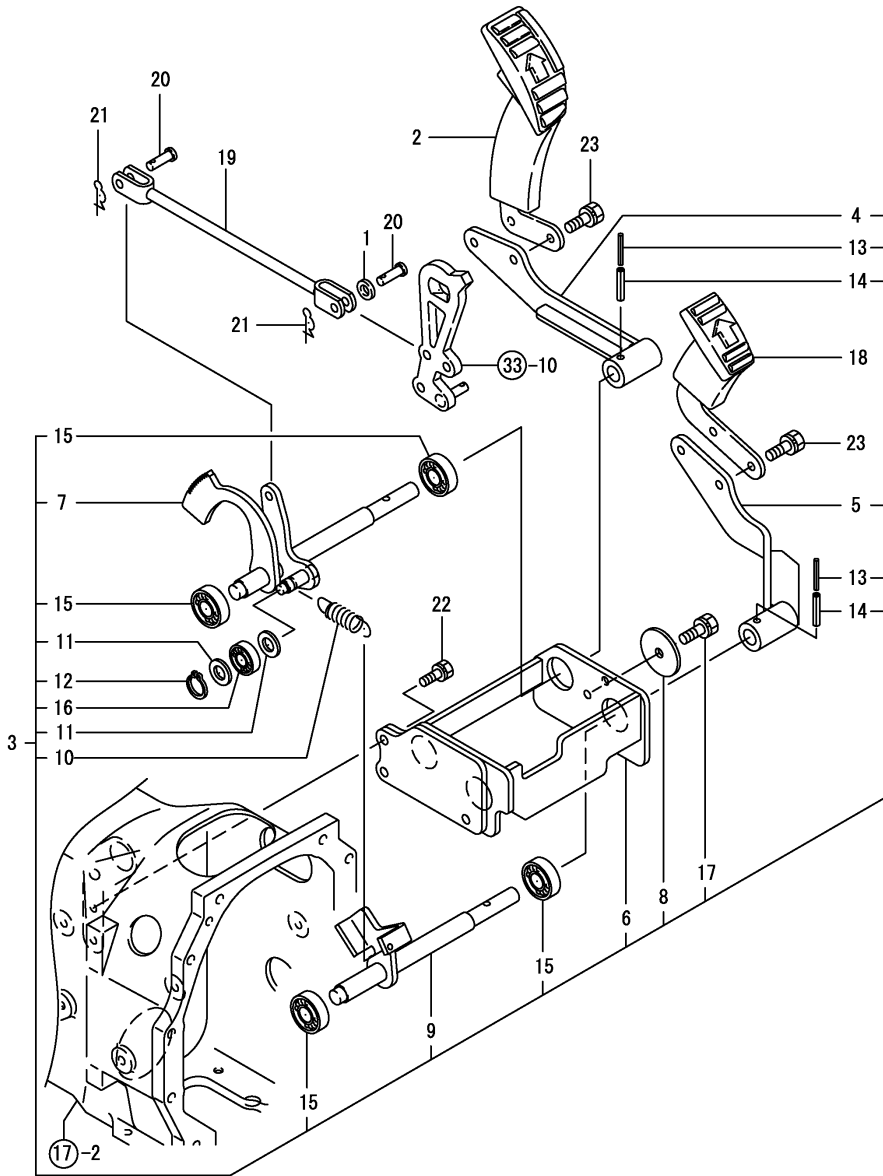


Fig.41. HYDRO PEDAL



(A)=4115D
(B)=
(C)=

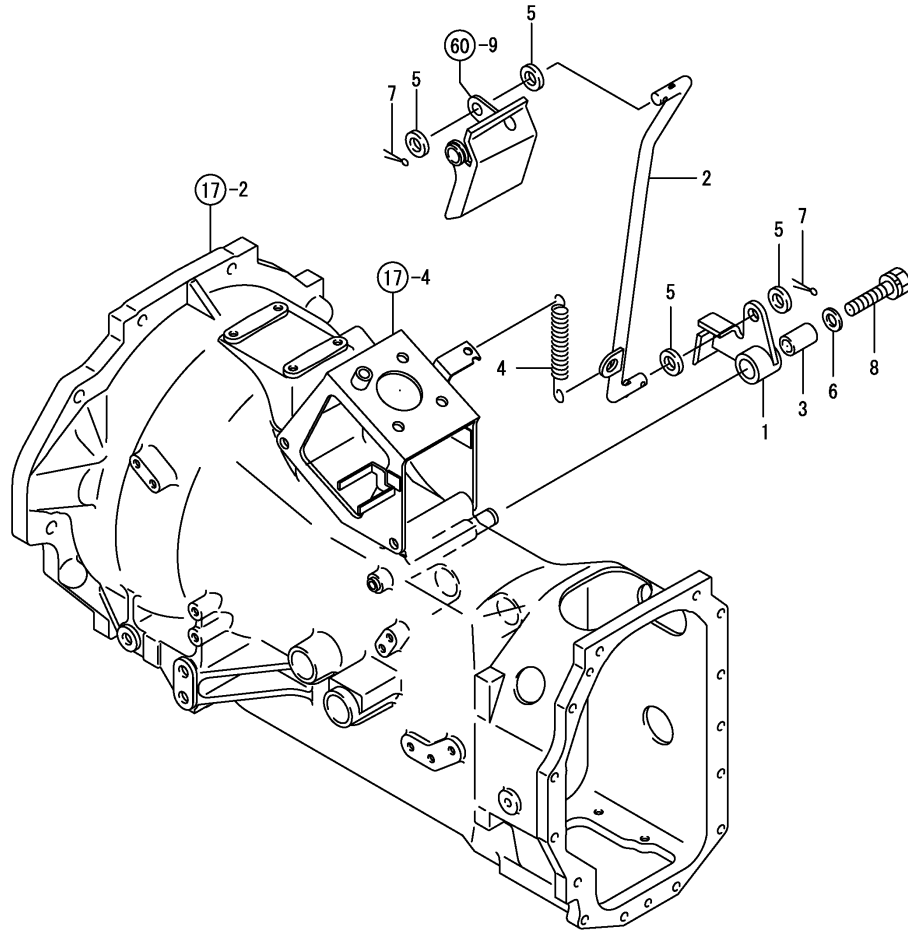
(D)=
(E)=
(F)=

No.	Lev.	Parts No.	Description	Q'ty						I	R
				(A)	(B)	(C)	(D)	(E)	(F)		
1	1	1C6053-32020	WASHER, 8.5X20X3.2	1							
2	1	198167-35080	PEDAL, FORWARD	1							
3	1	198167-35101	PEDAL, CMP HST	1							
4	2	198167-35110	ARM ASSY, PEDAL	1							
5	2	198167-35211	ARM ASSY, PEDAL	1							
6	2	198167-35240	BRACKET, F/R PEDAL	1							
7	2	198167-35261	SHAFT ASSY, PEDAL F	1							
8	2	198167-35311	PLATE, KEEP	1							
9	2	198167-35360	SHAFT ASSY, PEDAL R	1							
10	2	198167-35411	SPRING, PEDAL	1							
11	2	22137-120000	WASHER, 12	2							
12	2	22242-000120	RING, 12	1							
13	2	22351-035032	PIN, SPRING 3.5X32	2							
14	2	22351-060032	PIN, SPRING 6.0X32	2							
15	2	24104-060024	BEARING, BALL 6002UU	4							
16	2	24104-062014	BEARING, BALL 6201UU	1							
17	2	26016-080162	BOLT, M8X 16	1							
18	1	198167-35180	PEDAL, REVERSE	1							
19	1	198167-35450	ROD, CONTROL	1							
20	1	194080-37781	PIN, 8X25	2							
21	1	1C6281-52320	PIN, SNAP 8	2							
22	1	26013-080252	BOLT, M8X 25	3							
23	1	26016-080202	BOLT, M8X 20	4							

Fig.42. CRUISE CONTROL

(A)=4115D
(B)=
(C)=

(D)=
(E)=
(F)=

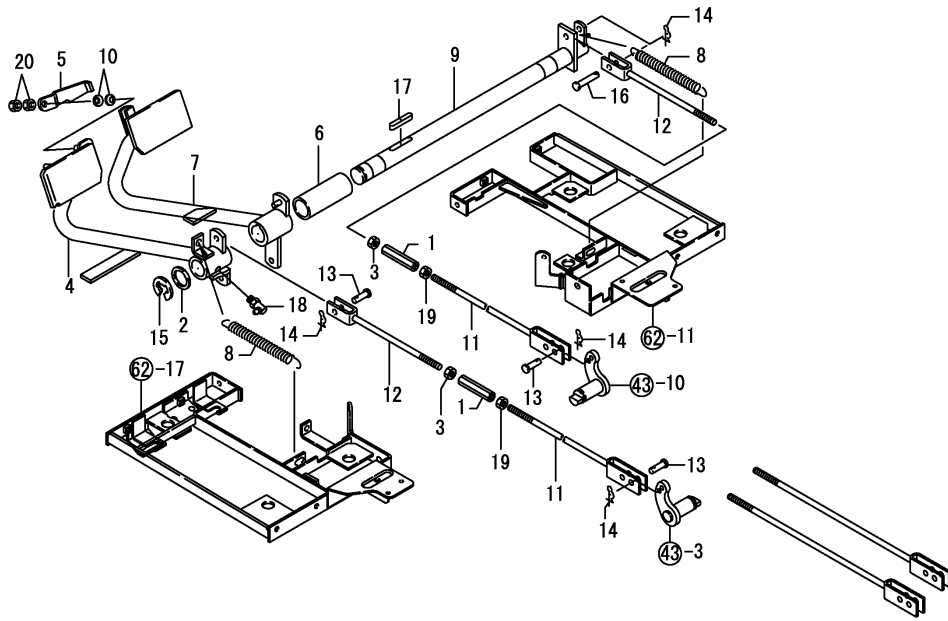


No.	Lev.	Parts No.	Description	Q'ty						I	R
				(A)	(B)	(C)	(D)	(E)	(F)		
1	1	198167-35530	RATCHET, CRUISE	1							
2	1	198167-35550	ROD, CRUISE	1							
3	1	1A6680-35580	COLLAR, RATCHET	1							
4	1	1C6720-73330	SPRING, FLOAT	1							
5	1	22137-100000	WASHER, 10	4							
6	1	22137-100000	WASHER, 10	1							
7	1	22417-250250	PIN, COTTER 2.5X25	2							
8	1	26016-100452	BOLT, M10X 45	1							

Fig.44. BRAKE PEDAL

(A)=4115D
(B)=
(C)=

(D)=
(E)=
(F)=



No.	Lev.	Parts No.	Description	Q'ty						I	R
				(A)	(B)	(C)	(D)	(E)	(F)		
1	1	194740-00322	ADJUSTER	2							
2	1	1C6140-14050	SPACER, 25.2X34X2	1							
3	1	194990-20170	NUT, M8	2							
4	1	1A6781-37900	PEDAL ASSY, BRAKE L	1							
5	1	198165-37340	CONNECTOR, BRAKE	1							
6	1	198167-37350	COLLAR, 34X85	1							
7	1	1A6781-37950	PEDAL ASSY, BRAKE R	1							
8	1	198421-37511	SPRING, RETURN	2							
9	1	198165-37550	SHAFT, BRAKE PEDAL	1							
10	1	194300-37570	SPRING	2							
11	1	198165-37760	ROD, BRAKE R	2							
12	1	198165-37770	ROD, BRAKE L	2							
13	1	194080-37781	PIN, 8X25	3							
14	1	1C6281-52320	PIN, SNAP 8	4							
15	1	22272-000190	RING, E-19	1							
16	1	22487-080200	PIN, H 8X 20	1							
17	1	22512-070400	KEY, 7X 40	1							
18	1	24761-040000	NIPPLE, GREASE B	1							
19	1	26716-080002	NUT, M8	2							
20	1	26716-080002	NUT, M8	2							

Fig.45. PARKING BRAKE

(A)=4115D

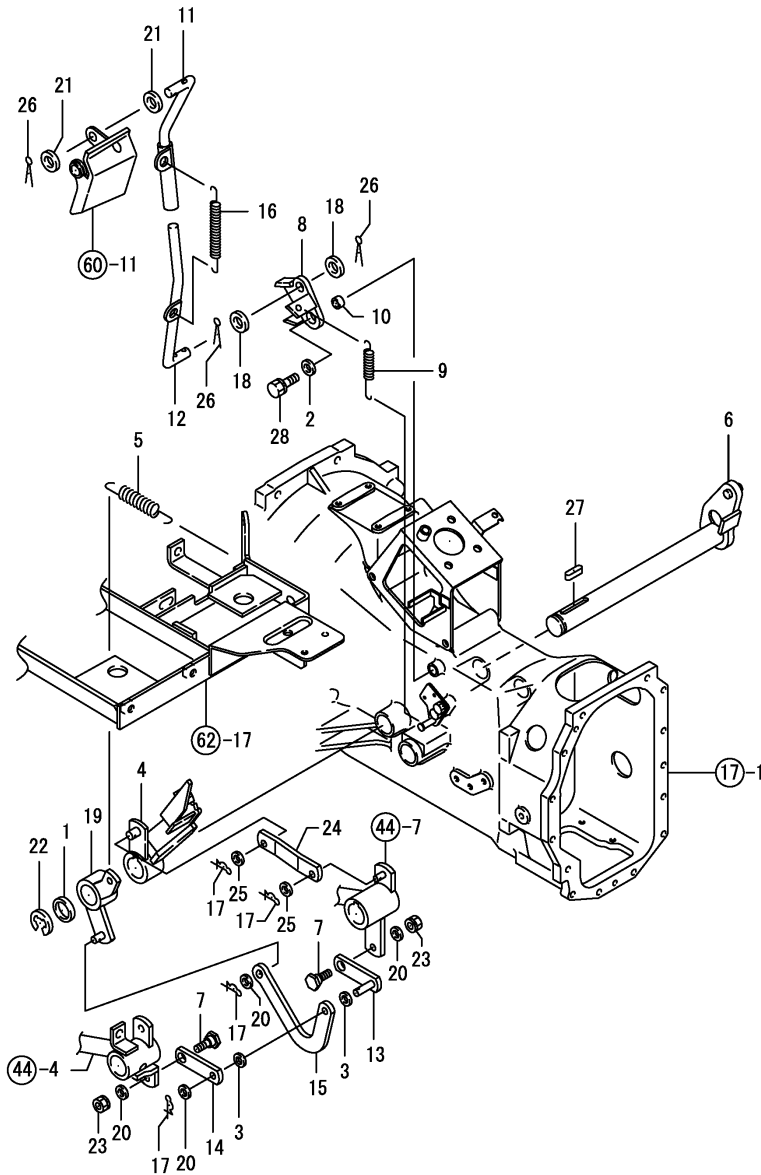
(B)=

(C)=

(D)=

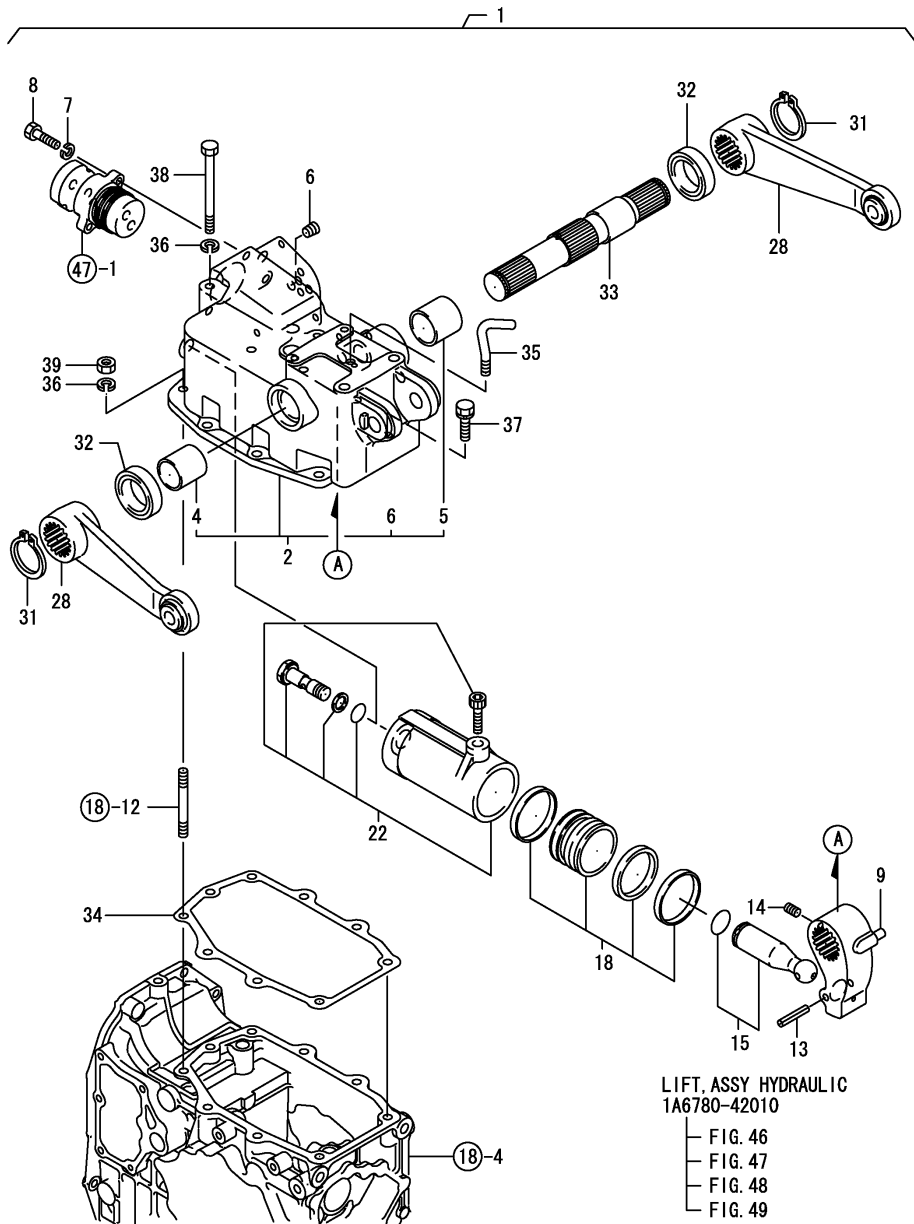
(E)=

(F)=



No.	Lev.	Parts No.	Description	Q'ty						I	R
				(A)	(B)	(C)	(D)	(E)	(F)		
1	1	1C6140-14050	SPACER, 25.2X34X2	1							
2	1	1C6053-32020	WASHER, 8.5X20X3.2	1							
3	1	1C6053-32020	WASHER, 8.5X20X3.2	2							
4	1	1A6781-37500	ARM ASSY, PARKING	1							
5	1	1A6781-37660	SPRING, RETURN	1							
6	1	1A6781-37600	SHAFT ASSY, CRUISE	1							
7	1	1A6640-37640	BOLT, STEPPED M8	2							
8	1	198167-37702	RATCHET, PARK LOCK	1							
9	1	198167-37711	SPRING, PARK LOCK	1							
10	1	1A6680-37730	COLLAR, RATCHET	1							
11	1	198167-37740	ROD ASSY, BRAKE	1							
12	1	198167-37780	ROD, BRAKE	1							
13	1	1A6781-37800	LINK ASSY, CRUISE	1							
14	1	1A6781-37810	LINK, CRUISE A	1							
15	1	1A6781-37830	LINK, CRUISE B	1							
16	1	198165-37840	SPRING, BRAKE	1							
17	1	1C6281-52320	PIN, SNAP 8	4							
18	1	22117-100000	WASHER, 10	2							
19	1	1A6781-37530	ARM ASSY, CRUISE	1							
20	1	22137-080000	WASHER, 8	4							
21	1	22137-100000	WASHER, 10	2							
22	1	22272-000190	RING, E-19	1							
23	1	26051-080002	NUT, M8	2							
24	1	1A6781-37590	ARM	1							
25	1	22137-080000	WASHER, 8	2							
26	1	22417-250250	PIN, COTTER 2.5X25	3							
27	1	22512-070200	KEY, 7X 20	1							
28	1	26013-080202	BOLT, M8X 20	1							

Fig.46. HYDRAULIC CYLINDER CASE



(A)=4115D
(B)=
(C)=

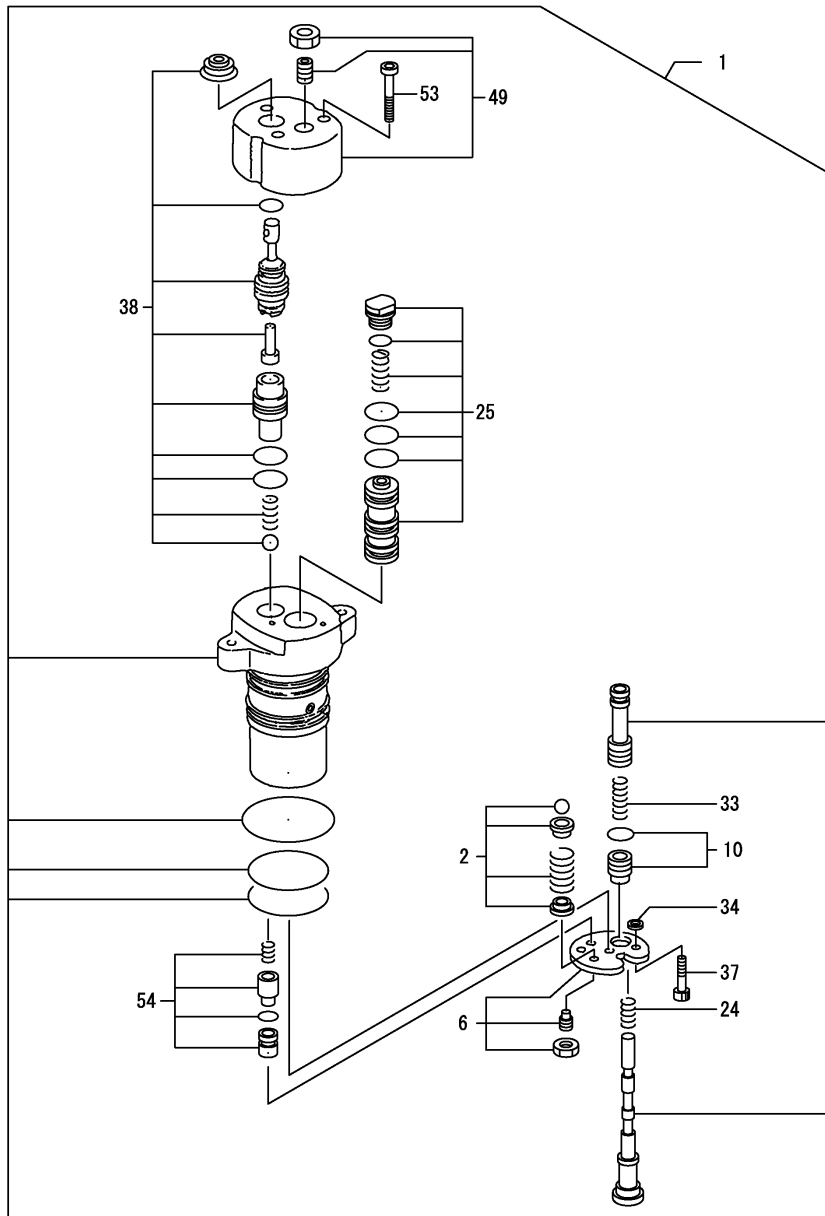
(D)=
(E)=
(F)=

No.	Lev.	Parts No.	Description	Q'ty						I	R
				(A)	(B)	(C)	(D)	(E)	(F)		
1	1	1A6780-42010	LIFT ASSY, HYDRAULIC	1							
2	2	198165-42100	HOUSING ASSY	1							
4	3	198165-42250	BUSH, 39/35X40	1							
5	3	198165-42260	BUSH, 44/40X40	1							
6	3	198165-42400	PLUG, M10	1							
7	2	198165-42270	WASHER, 8	2							
8	2	198165-42280	BOLT, M8X35	2							
9	2	1A6780-44110	CRANK ASSY, LIFT	1							
13	2	198165-44140	PIN, 6X40	1							
14	2	198165-44170	SCREW, M8X16	1							
15	2	198165-44180	ROD ASSY, PISTON	1							
18	2	1A6780-44200	PISTON ASSY	1							
22	2	1A6780-44240	CYLINDER ASSY	1							
28	2	198165-44410	ARM ASSY, LIFT	2							
31	2	198165-44440	CIRCLIP	2							
32	2	198165-44450	SEAL,354507 OIL	2							
33	2	1A6780-44460	SHAFT, LIFT	1							
34	1	198165-42120	GASKET, HOUSING	1							
35	1	194205-42280	PIPE, AIR BREATHER	1							
36	1	22217-100000	WASHER, SPRING 10	5							
37	1	26013-100302	BOLT, M10X 30	4							
38	1	26116-101202	BOLT, M10X120 PLATED	1							
39	1	26716-100002	NUT, M10	4							

Fig.47. CONTROL VALVE

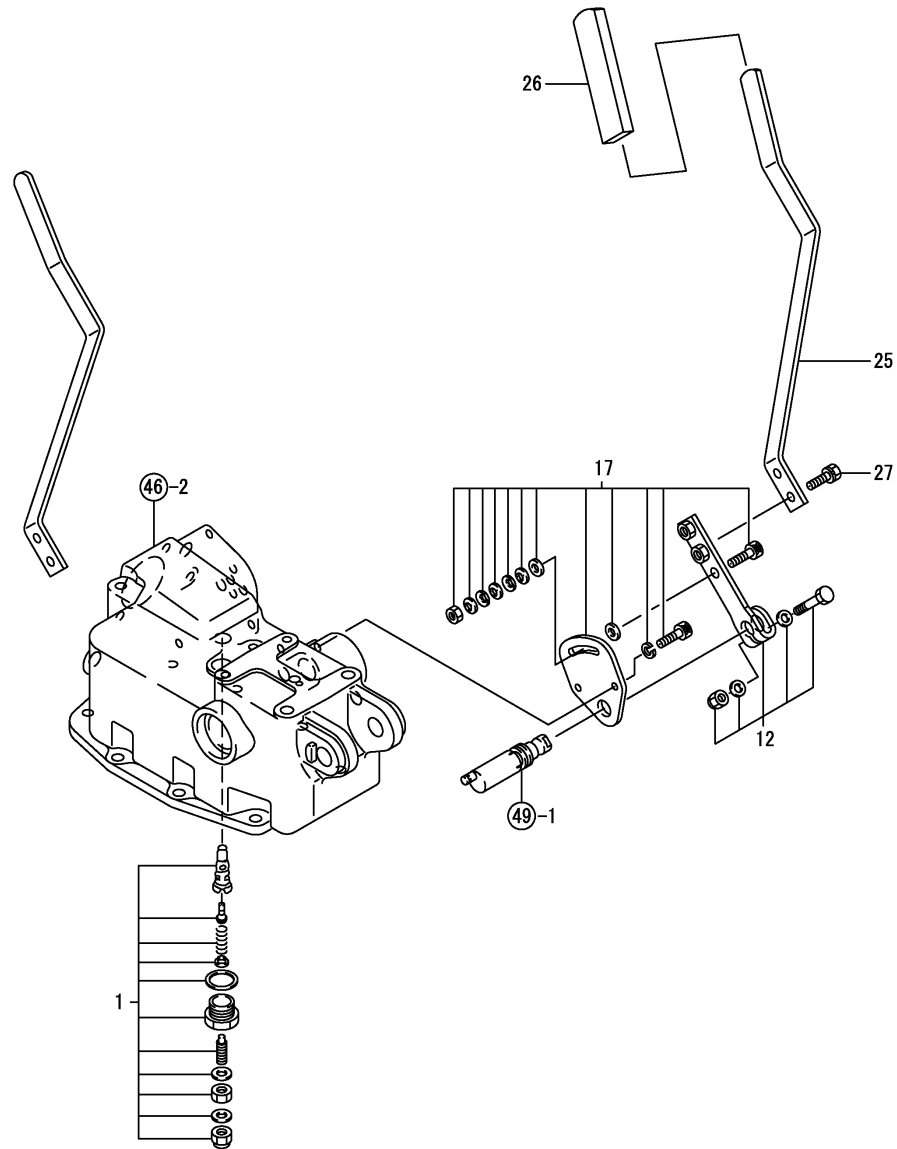
(A)=4115D
(B)=
(C)=

(D)=
(E)=
(F)=



No.	Lev.	Parts No.	Description	Q'ty						I	R
				(A)	(B)	(C)	(D)	(E)	(F)		
1	2	198165-45101	VALVE ASSY, CONTROL	1							
2	3	198165-45010	VALVE KIT, SAFETY	1							
6	3	198165-45020	PLATE KIT, CENTER	1							
10	3	198165-45030	PLUG KIT	1							
24	3	198165-45140	SPRING, PILOT	1							
25	3	198165-45191	VALVE ASSY	1							
33	3	198165-45270	SPRING	1							
34	3	198165-45290	SPACER	3							
37	3	198165-45370	BOLT, M6X18	3							
38	3	198165-45400	LEVER ASSY, RETURN	1							
49	3	198165-45500	COVER KIT	1							
53	3	198165-45540	BOLT, M6X25	3							
54	3	198165-45600	VALVE KIT	1							

Fig.48. LEVER(1)

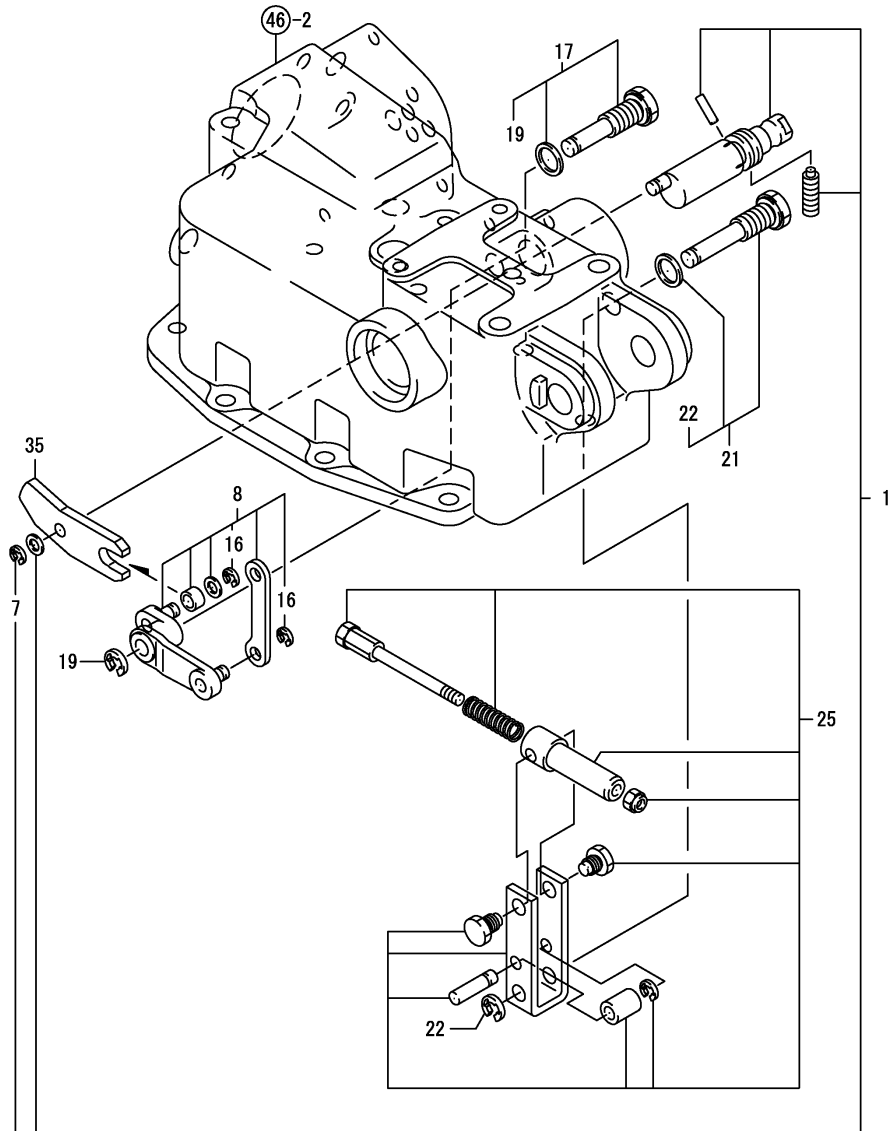


(A)=4115D
(B)=
(C)=

(D)=
(E)=
(F)=

No.	Lev.	Parts No.	Description	Q'ty						I	R
				(A)	(B)	(C)	(D)	(E)	(F)		
1	2	198165-45800	VALVE ASSY, RELIEF	1							
12	2	198165-47020	LEVER KIT	1							
17	2	198165-47100	GUIDE KIT, LEVER	1							
25	1	1A6680-47360	LEVER, CONTROL	1							
26	1	194150-47621	KNOB, LEVER	1							
27	1	26016-080202	BOLT, M8X 20	2							

Fig.49. LEVER(2)

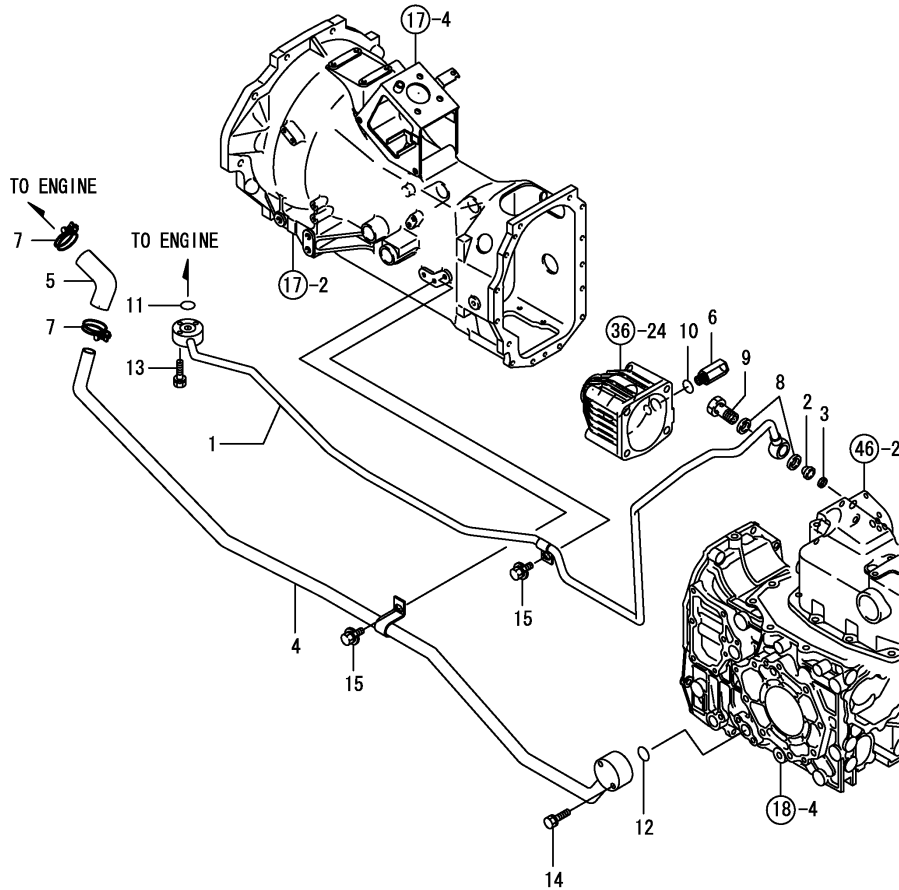


(A)=4115D
(B)=
(C)=

(D)=
(E)=
(F)=

No.	Lev.	Parts No.	Description	Q'ty						I	R
				(A)	(B)	(C)	(D)	(E)	(F)		
1	2	198165-47030	CAMSHAFT KIT	1							
7	3	198165-47520	CIRCLIP, 6	1							
8	2	198165-47040	ARM KIT	1							
16	3	198165-47520	CIRCLIP, 6	2							
17	2	1A6780-47050	PIN KIT	1							
19	3	198165-47530	CIRCLIP, 7	1							
21	2	198165-47060	PIN KIT, B	1							
22	3	198165-47530	CIRCLIP, 7	1							
25	2	198165-47300	LINK KIT, LEVER	1							
35	2	198165-47440	LEVER, B	1							

Fig.51. HYDRAULIC PIPING

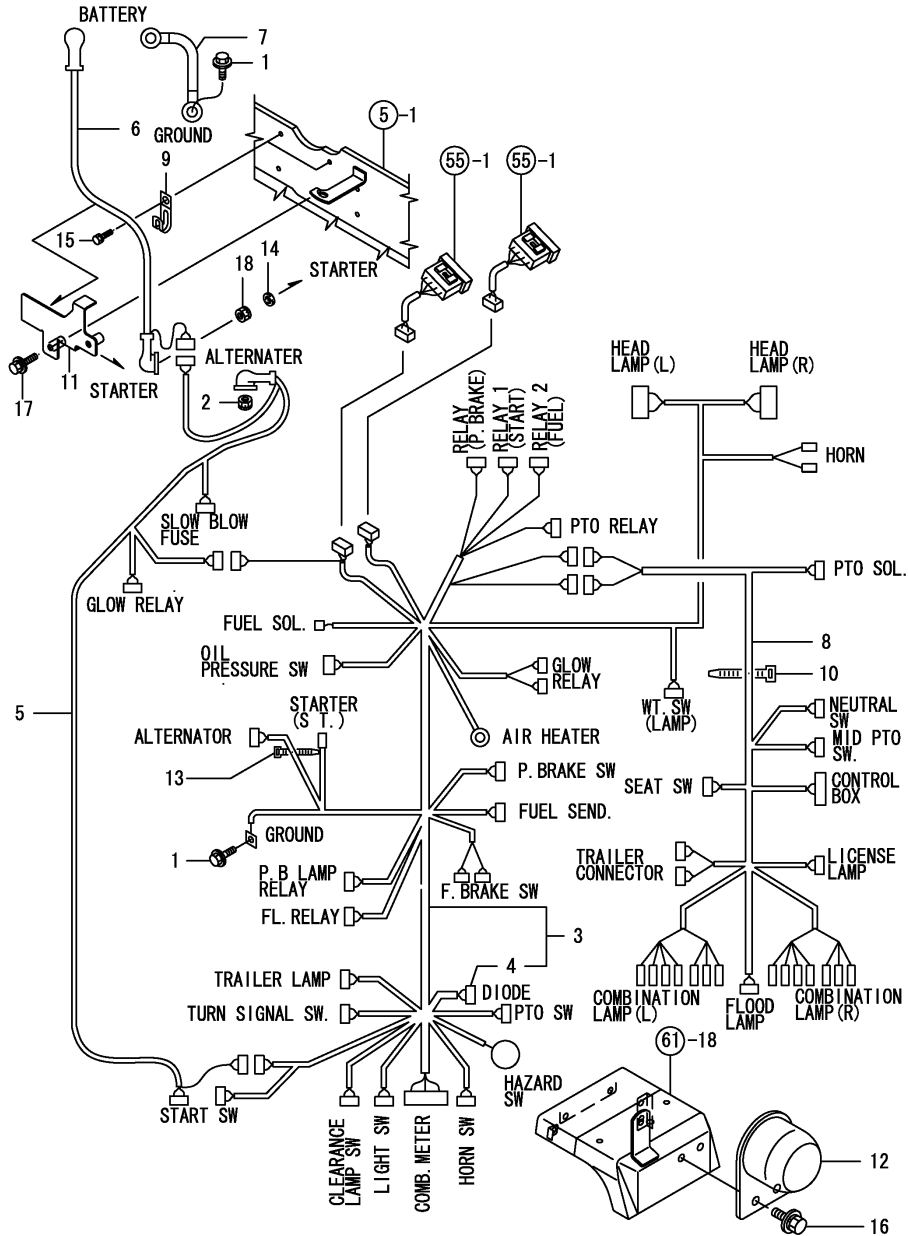


(A)=4115D
(B)=
(C)=

(D)=
(E)=
(F)=

No.	Lev.	Parts No.	Description	Q'ty						I	R
				(A)	(B)	(C)	(D)	(E)	(F)		
1	1	1A6680-48110	PIPE, PRESSURE	1							
2	1	198165-48122	FILTER	1							
3	1	198165-48130	COLLAR, 16X4	1							
4	1	1A6680-48320	PIPE, PRESSURE	1							
5	1	198167-48340	HOSE, PRESSURE	1							
6	1	1A6680-48910	CONNECTOR	1							
7	1	23010-030000	CLAMP, 30	2							
8	1	23414-180023	GASKET, 18X1.0	2							
9	1	23857-120000	BOLT, JOINT 12	1							
10	1	24311-000140	O-RING, 1AP14.0	1							
11	1	24311-000200	O-RING, 1AP20.0	1							
12	1	24311-000220	O-RING, 1AP22.0	1							
13	1	26013-060302	BOLT, M6X 30	3							
14	1	26013-080452	BOLT, M8X 45	2							
15	1	26018-080202	BOLT, M8X 20	2							

Fig.52. WIRE HARNESS



(A)=4115D
(B)=
(C)=

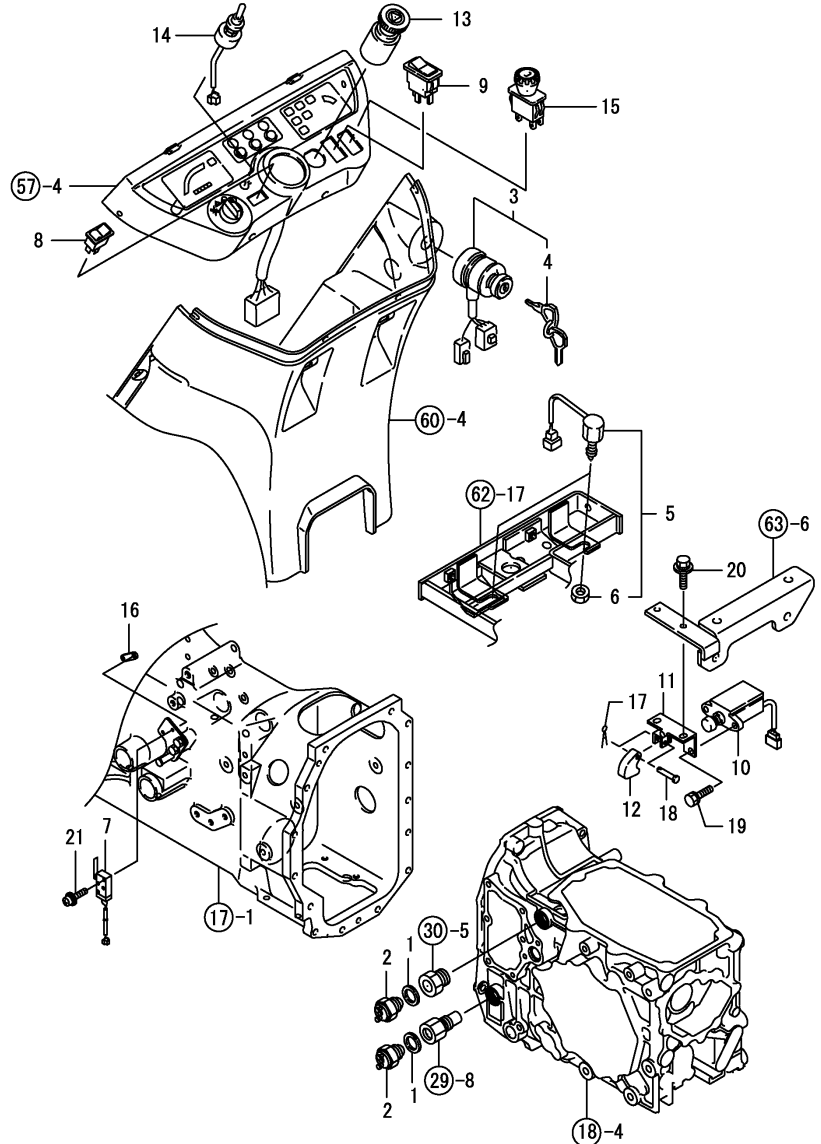
(D)=
(E)=
(F)=

No.	Lev.	Parts No.	Description	Q'ty						I	R
				(A)	(B)	(C)	(D)	(E)	(F)		
1	1	1C6560-06300	BOLT, EARTH M8X16	2							
2	1	194990-22040	NUT, M6	1							
3	1	1A6680-51310	HARNESS, WIRE	1							
4	2	198165-51130	DIODE, 3A	1							
5	1	1A6680-51350	HARNESS, WIRE	1							
6	1	1A6780-51410	CABLE, BATTERY	1							
7	1	198165-51421	CABLE, BATTERY EARTH	1							
8	1	198167-51520	HARNESS, WIRE	1							
9	1	194440-51620	CLAMP	3							
10	1	194250-51660	BAND 250	4							
11	1	1A6680-51850	COVER ASSY, HARNESS	1							
12	1	1A6780-57300	COUPLER, TRAILER	1							
13	1	1E6102-84970	BAND 140,WIRE LOCK	7							
14	1	22137-080000	WASHER, 8	1							
15	1	26013-080122	BOLT, M8X 12	3							
16	1	26018-080202	BOLT, M8X 20	2							
17	1	26018-080352	BOLT, M8X 35	2							
18	1	194990-22050	NUT, M8	1							

Fig.54. SWITCHES

(A)=4115D
(B)=
(C)=

(D)=
(E)=
(F)=



No.	Lev.	Parts No.	Description	Q'ty						I	R
				(A)	(B)	(C)	(D)	(E)	(F)		
1	1	194850-49290	PACKING, 6-1	2							
2	1	198165-50110	SWITCH, NEUTRAL	2							
3	1	198162-52110	SWITCH, STARTING	1							
4	2	198162-52150	KEY ASSY	1							
5	1	198223-52150	SWITCH, STOP LAMP	2							
6	2	26776-120002	NUT, LOCK M12	2							
7	1	198167-52180	SWITCH, BRAKE	1							
8	1	198165-52200	SWITCH, TURN SIGNAL	1							
9	1	198165-52250	SWITCH, HORN	1							
10	1	198220-52300	SWITCH, SEAT	1							
11	1	198223-52330	BRACKET, SEAT SWITCH	1							
12	1	198223-52340	CAM, SWITCH	1							
13	1	198223-52400	SWITCH, HAZARD	1							
14	1	198223-52510	SWITCH, TOGGLE	1							
15	1	198167-52600	SWITCH, PTO	1							
16	1	1E6460-84220	NUT, SWITCH 2-M3	1							
17	1	22417-120100	PIN, COTTER 1.2X10	1							
18	1	22487-040200	PIN, H 4X 20	1							
19	1	26016-060122	BOLT, M6X 12	2							
20	1	26018-060122	BOLT M 6X 12	2							
21	1	26023-030202	SCREW, M3X20	2							

Fig.55. FUSE BOX

(A)=4115D
(B)=
(C)=

(D)=
(E)=
(F)=

No.	Lev.	Parts No.	Description	Q'ty						I	R
				(A)	(B)	(C)	(D)	(E)	(F)		
1	1	1C6740-06250	BLOCK, FUSE 4PB	2							
2	2	29420-100000	FUSE, B 10A	4							
3	2	29420-150000	FUSE, B 15A	2							
4	2	29420-200000	FUSE, B 20A	2							
5	1	1A6780-52460	CASE, FUSE 3P	1							
6	2	1A6780-52430	FUSE, 40A	1							
7	2	1A6780-52440	FUSE, 40A	1							
8	2	1A6780-52470	FUSE, 80A	1							
9	1	26018-060122	BOLT M 6X 12	2							

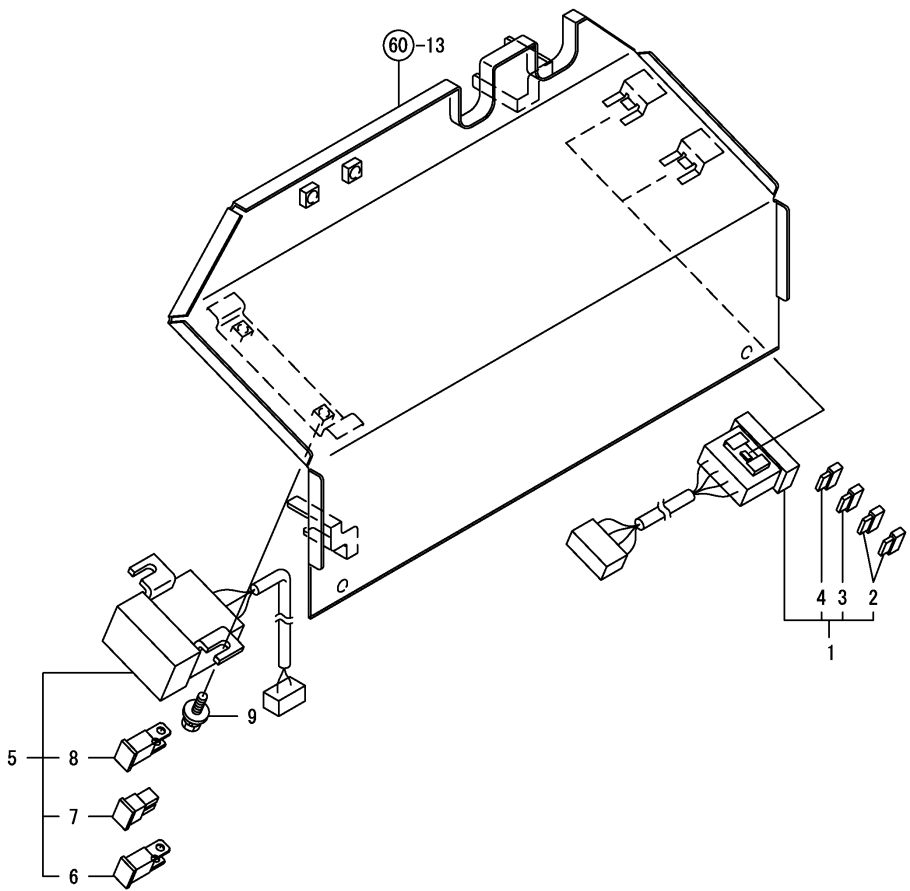


Fig.56. LAMPS

(A)=4115D
(B)=
(C)=

(D)=
(E)=
(F)=

No.	Lev.	Parts No.	Description	Q'ty						I	R
				(A)	(B)	(C)	(D)	(E)	(F)		
1	1	198165-53140	CLIP, HEAD LAMP	6							
2	1	198165-53190	SEAL, HEAD LAMP E	2							
3	1	198165-53510	LAMP ASSY, HEAD EL	1							
4	2	198165-53530	BULB, HEAD LAMP	1							
5	1	198165-53520	LAMP ASSY, HEAD ER	1							
6	2	198165-53530	BULB, HEAD LAMP	1							
7	1	198223-57110	REFLECTOR ASSY	2							

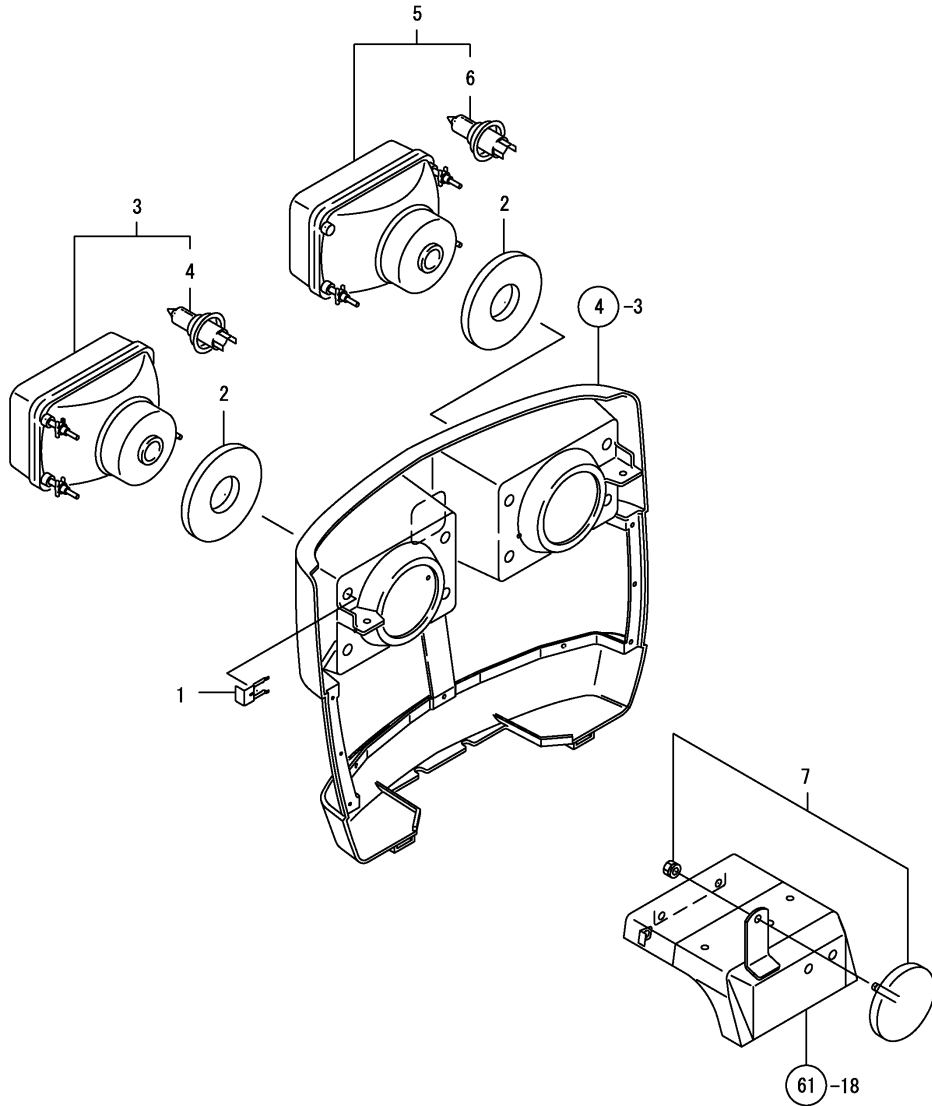
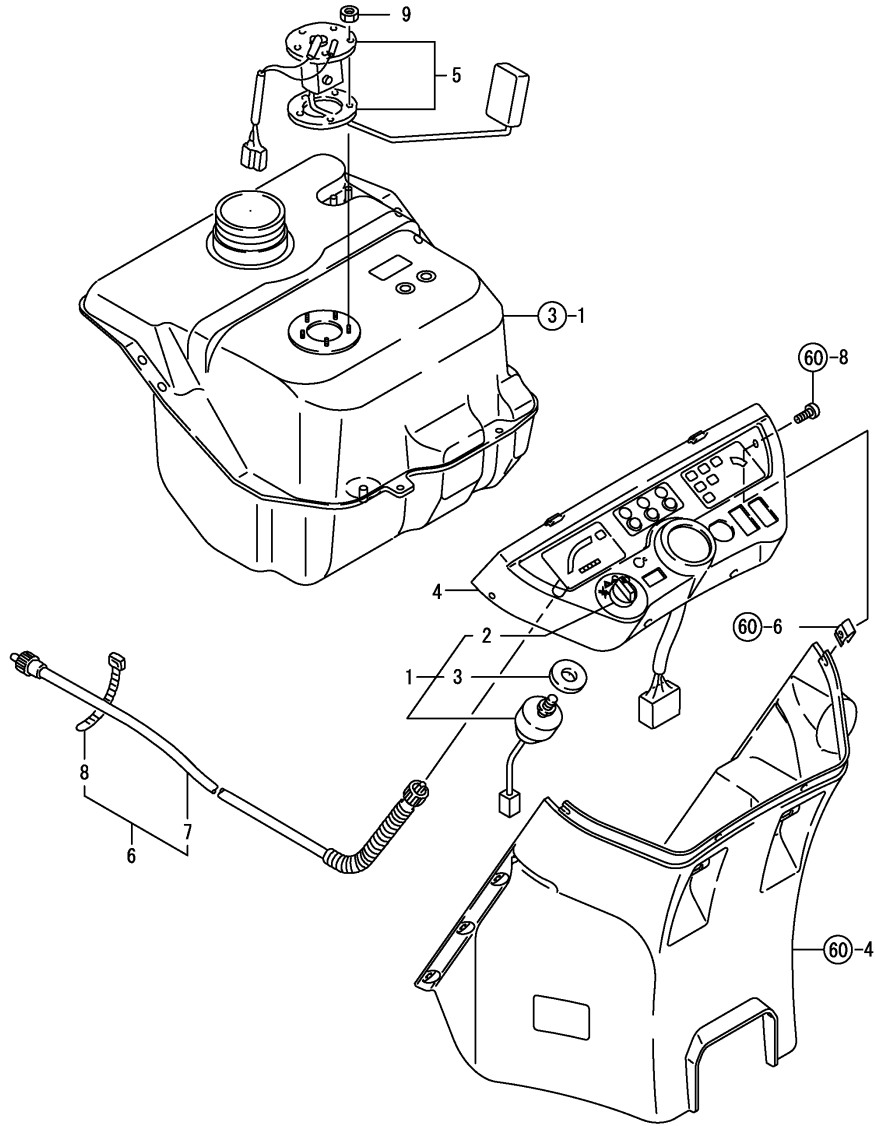


Fig.57. METER

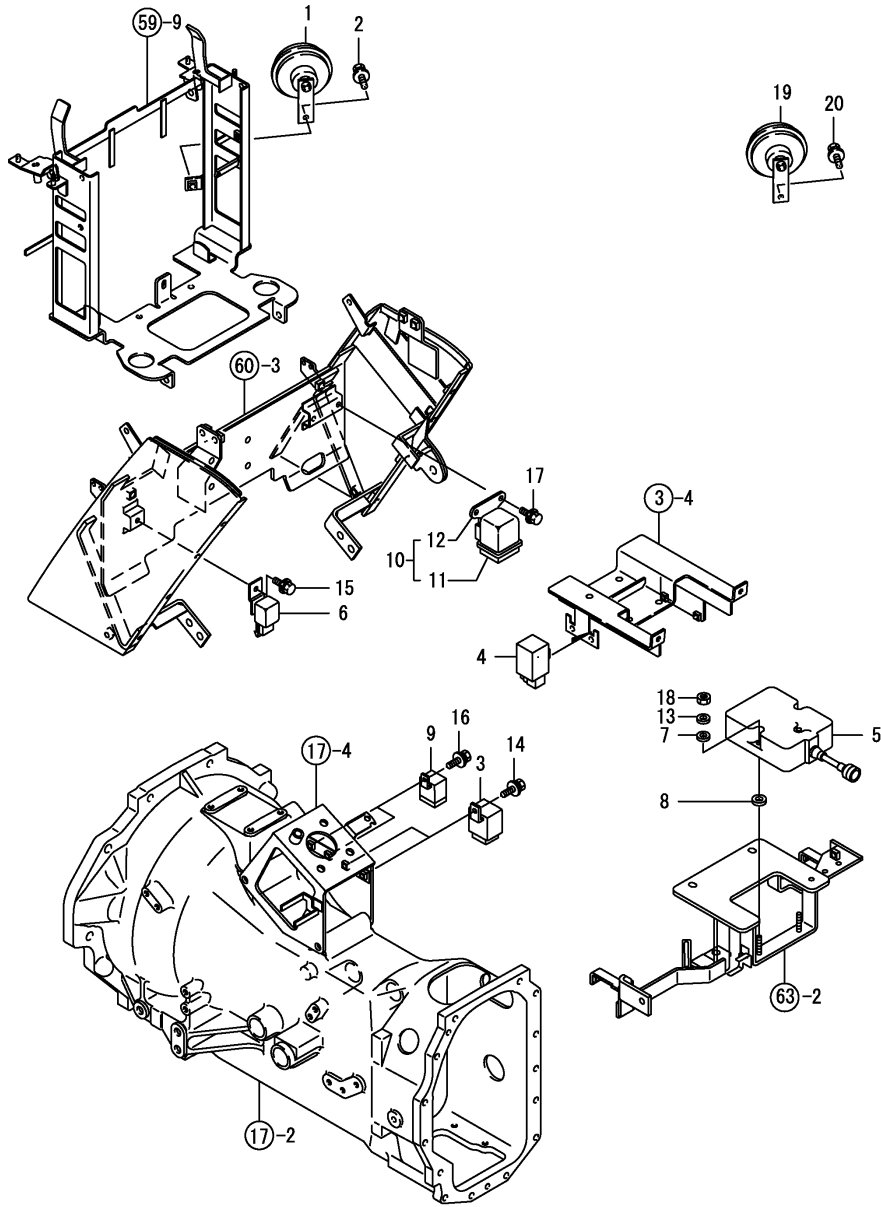


(A)=4115D
(B)=
(C)=

(D)=
(E)=
(F)=

No.	Lev.	Parts No.	Description	Q'ty						I	R
				(A)	(B)	(C)	(D)	(E)	(F)		
1	1	198165-52100	SWITCH ASSY, LIGHT	1							
2	2	198165-52110	KNOB, SWITCH	1							
3	2	198165-52120	SEAL, SWITCH	1							
4	1	1A6781-56300	PANEL ASSY	1							
5	1	198165-56610	GAUGE, FUEL	1							
6	1	198165-56900	CABLE ASSY, METER	1							
7	2	198165-56920	CABLE, HOUR METER	1							
8	2	1E6102-84970	BAND 140,WIRE LOCK	1							
9	1	26716-040002	NUT, M4	5							

Fig.58. HORN & RELAY



(A)=4115D
(B)=
(C)=

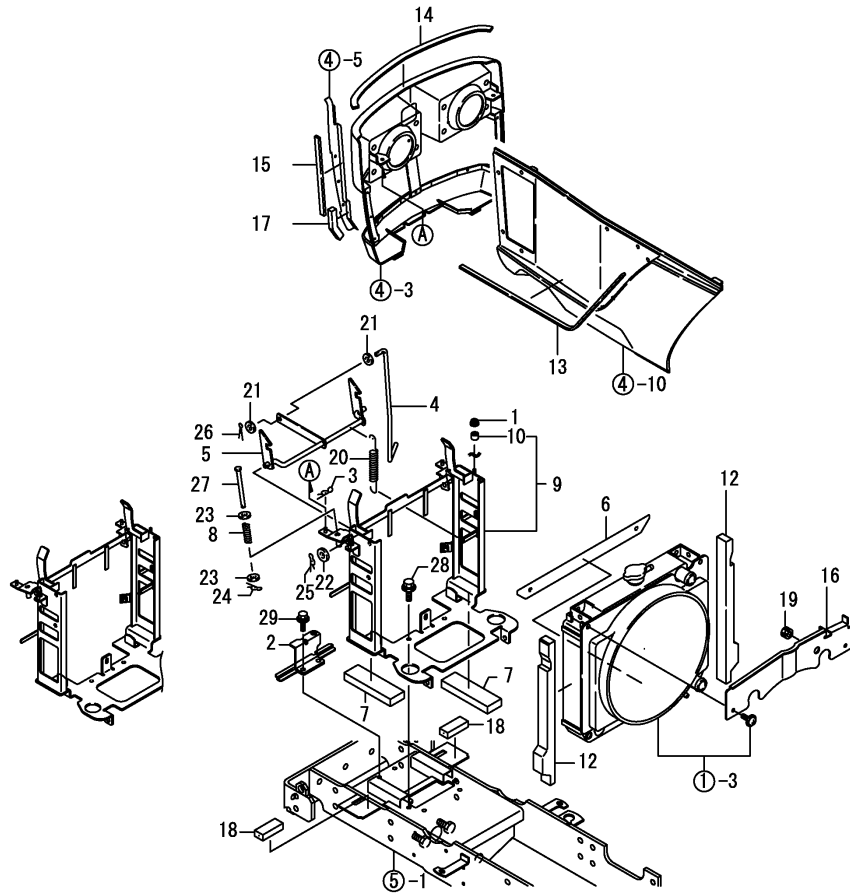
(D)=
(E)=
(F)=

No.	Lev.	Parts No.	Description	Q'ty						I	R
				(A)	(B)	(C)	(D)	(E)	(F)		
1	1	198223-57100	HOON	1							
2	1	26018-080202	BOLT, M8X 20	1							
3	1	198220-52180	RELAY, STARTER	2							
4	1	198165-52500	HAZARD, UNIT	1							
5	1	198165-52600	CONTROLLER, CHAIN	1							
6	1	198223-57200	RELAY, FLASHER	1							
7	1	194151-57210	SPACER	2							
8	1	194420-62260	RUBBER, CUSHION	2							
9	1	119247-77100	RELAY, SAFETY	2							
10	1	119650-77910	RELAY ASSY, GLOW	1							
11	2	129052-77920	BODY, RELAY	1							
12	2	119650-77930	BRACKET, RELAY	1							
13	1	22137-060000	WASHER, 6	2							
14	1	26018-060162	BOLT, M6X 16	2							
15	1	26018-060162	BOLT, M6X 16	1							
16	1	26018-060162	BOLT, M6X 16	2							
17	1	26018-060162	BOLT, M6X 16	2							
18	1	26986-060002	NUT, LOCK M6	2							

Fig.59. HOOD

(A)=4115D
(B)=
(C)=

(D)=
(E)=
(F)=

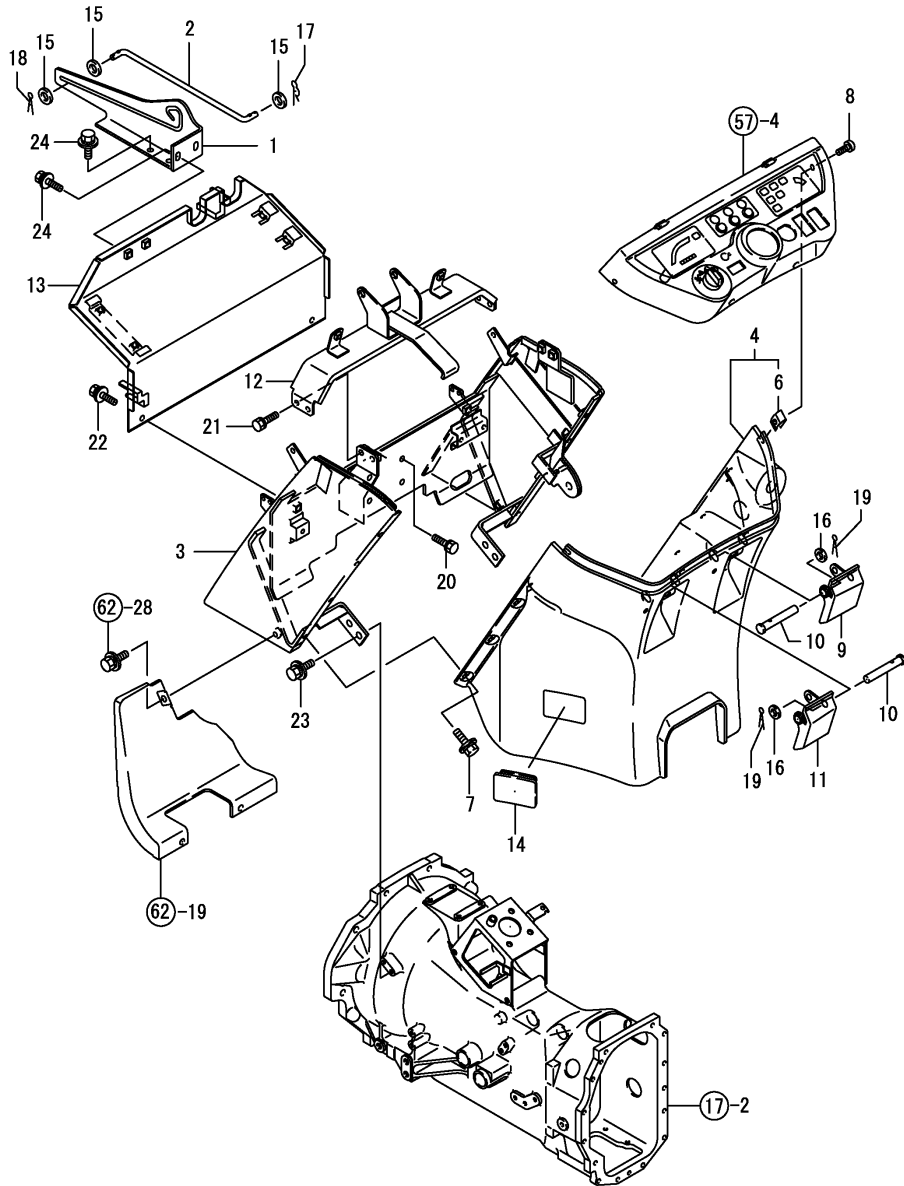


No.	Lev.	Parts No.	Description	Q'ty						I	R
				(A)	(B)	(C)	(D)	(E)	(F)		
1	1	194990-22130	NUT, M6	2							
2	1	198165-58110	STAY ASSY, ROD	1							
3	1	198165-61400	PIN, SNAP 6	2							
4	1	198165-61441	LINK, CATCH	1							
5	1	198165-61451	CATCH ASSY, BONNET	1							
6	1	198165-61780	PLATE, SEAL M	1							
7	1	1A6680-61850	SEAL, SUPPORT STAY L	2							
8	1	198165-61850	SPRING, BONNET	2							
9	1	1A6680-61900	STAY KIT, SUPPORT	1							
10	2	198165-05960	COLLAR, COVER	2							
12	1	198165-61920	SEAL, RADIATOR SIDE	2							
13	1	198165-61940	SEAL, SIDE PANEL	2							
14	1	198165-61950	SEAL, 15X5X520	1							
15	1	198165-61960	SEAL, 12X6X210	4							
16	1	1A6780-61980	PLATE, PROTECT UPPER	1							
17	1	198165-61980	SEAL, 12X15X90	2							
18	1	198165-64080	SEAL, AXLE BRACKET	2							
19	1	172026-81740	GROMMET, 16X22X8	1							
20	1	1C6360-82210	SPRING, MARKER LOCK	1							
21	1	22137-080000	WASHER, 8	2							
22	1	22137-100000	WASHER, 10	1							
23	1	22157-060000	WASHER, 6	4							
24	1	22372-060000	PIN, SNAP 6	2							
25	1	22372-100000	PIN, SNAP 10	1							
26	1	22417-200160	PIN, COTTER 2.0X16	1							
27	1	22487-060800	PIN, H 6X 80	2							
28	1	26018-080202	BOLT, M8X 20	4							
29	1	26018-080202	BOLT, M8X 20	2							

Fig.60. DASHBOARD

(A)=4115D
(B)=
(C)=

(D)=
(E)=
(F)=



No.	Lev.	Parts No.	Description	Q'ty						I	R
				(A)	(B)	(C)	(D)	(E)	(F)		
1	1	1A6680-61450	STAY, BONNET ROD	1							
2	1	1A6680-61480	ROD, BONNET	1							
3	1	1A6680-61500	STAY, DASHBOARD	1							
4	1	198167-61600	DASHBOARD ASSY	1							
6	2	194167-61650	NUT 5008	4							
7	1	198421-61620	BOLT, M6X20	8							
8	1	194145-61640	SCREW, TAPPING M5X16	4							
9	1	198167-61660	LEVER, CONTROL	1							
10	1	198162-61670	PIN, LEVER	2							
11	1	198167-61680	LEVER, BRAKE	1							
12	1	1A6680-61750	STAY ASSY, HINGE	1							
13	1	1A6680-61800	PLATE ASSY, AIR CUT	1							
14	1	194802-62310	CAP, RUBBER	1							
15	1	22137-080000	WASHER, 8	3							
16	1	22137-120000	WASHER, 12	2							
17	1	22372-080000	PIN, SNAP 8	1							
18	1	22417-200200	PIN, COTTER 2.0X20	1							
19	1	22417-200320	PIN, COTTER 2.0X32	2							
20	1	26016-080202	BOLT, M8X 20	4							
21	1	26016-080202	BOLT, M8X 20	4							
22	1	26018-080202	BOLT, M8X 20	2							
23	1	26018-080202	BOLT, M8X 20	4							
24	1	26018-080202	BOLT, M8X 20	4							

Fig.61. FENDER

(A)=4115D
(B)=
(C)=

(D)=
(E)=
(F)=

No.	Lev.	Parts No.	Description	Q'ty						I	R
				(A)	(B)	(C)	(D)	(E)	(F)		
1	1	194990-22130	NUT, M6	2							
2	1	194990-22130	NUT, M6	2							
3	1	194990-22140	NUT, M8	4							
4	1	194990-22140	NUT, M8	1							
5	1	1A6781-27450	GUIDE, CHANGE LEVER	1							
6	1	1C6650-35150	SCREW, M6X16	1							
7	1	194300-37570	SPRING	1							
8	1	198165-47710	GUIDE, LEVER	1							
9	1	198165-47750	KNOB, CONTROL	1							
10	1	198165-47760	STOPPER, CONTROL	1							
11	1	194310-61610	GROMMET, 9	2							
12	1	198220-62150	WASHER	1							
13	1	198165-62180	COVER, FENDER R	1							
14	1	198165-62251	CLAMP, FENDER	2							
15	1	1A6680-62410	FENDER L CMP	1							
16	1	198165-62410	BAR, ASSIST	2							
17	1	1A6680-62420	FENDER R CMP	1							
18	1	1A6680-62430	FENDER ASSY, L	1							
19	1	198167-62430	COVER, L	1							
20	1	1A6680-62440	FENDER ASSY, R	1							
21	1	198165-62440	COVER, R	1							
22	1	198162-62630	FASNER	6							
23	1	22157-080000	WASHER, 8	1							
24	1	22417-200160	PIN, COTTER 2.0X16	1							
25	1	26013-120302	BOLT, M12X 30	4							
26	1	26018-080202	BOLT, M8X 20	1							
27	1	26018-060162	BOLT, M6X 16	10							
28	1	26018-080162	BOLT, M8X 16	4							

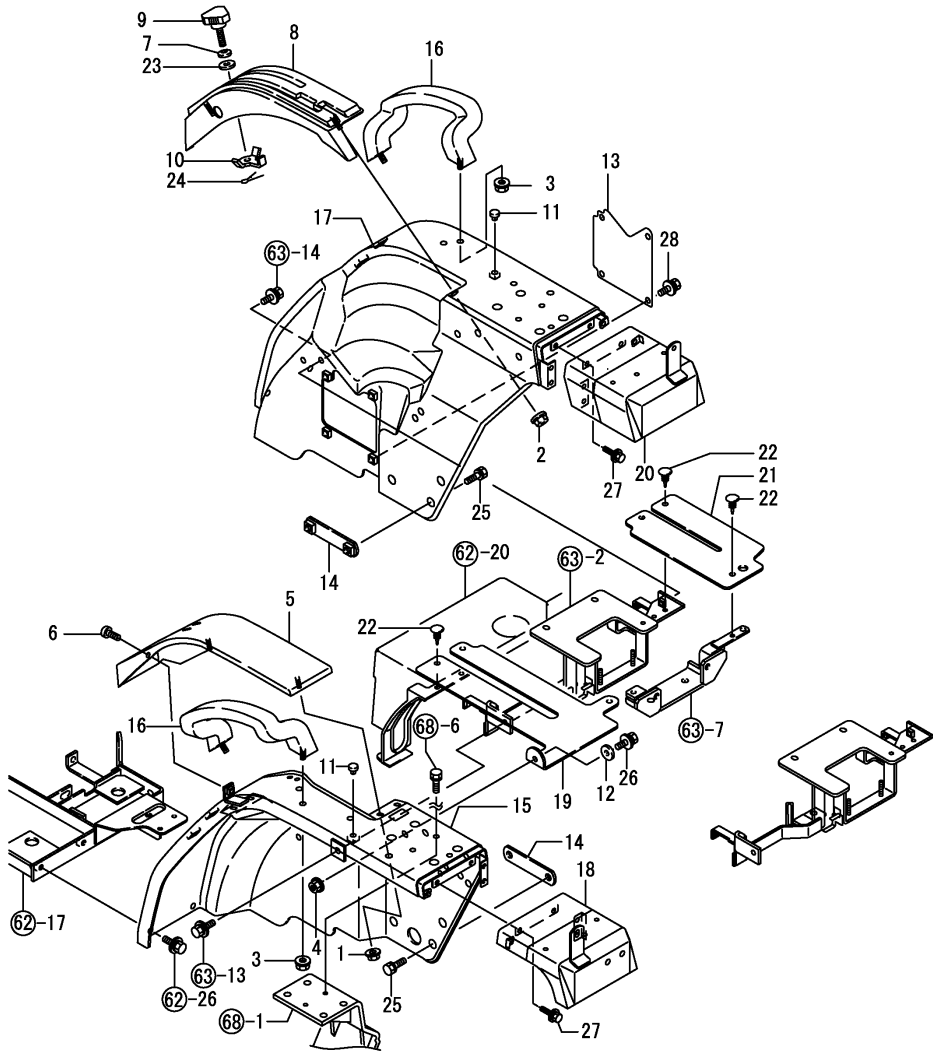
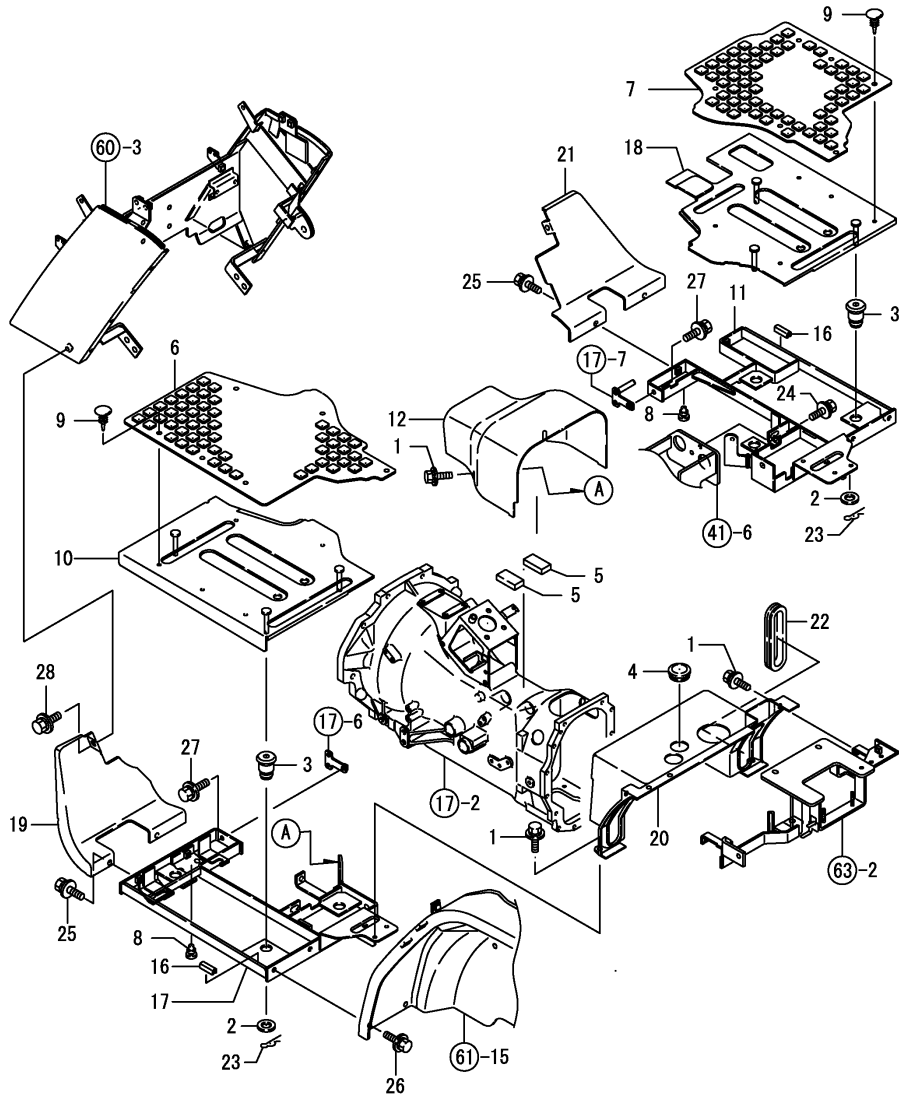


Fig.62. FOOT REST



(A)=4115D
(B)=
(C)=

(D)=
(E)=
(F)=

No.	Lev.	Parts No.	Description	Q'ty						I	R
				(A)	(B)	(C)	(D)	(E)	(F)		
1	1	198421-61620	BOLT, M6X20	6							
2	1	198220-62150	WASHER	6							
3	1	198240-62451	ABSORBER, STEP	6							
4	1	198165-62460	GROMMET, 34A	1							
5	1	198167-62460	RUBBER	2							
6	1	198165-62480	RUBBER, STEP L	1							
7	1	198167-62490	RUBBER, STEP R	1							
8	1	194330-62530	STOPPER, PEDAL	3							
9	1	198162-62630	FASNER	12							
10	1	198165-62661	STEP ASSY, L	1							
11	1	1A6680-62700	FRAME ASSY, STEP R	1							
12	1	1A6781-62800	COVER ASSY, FRONT F	1							
16	1	198220-62890	RUBBER, STOPPER	8							
17	1	1A6680-62910	FRAME ASSY, STEP LE	1							
18	1	198167-62930	STEP ASSY, R	1							
19	1	1A6781-62950	COVER, FOOT L	1							
20	1	198165-62951	COVER, MISSION R	1							
21	1	1A6781-62980	COVER, FOOT R	1							
22	1	1A6640-64940	GROMMET	1							
23	1	22372-080000	PIN, SNAP 8	6							
24	1	26018-080202	BOLT, M8X 20	1							
25	1	26018-080202	BOLT, M8X 20	4							
26	1	26018-080202	BOLT, M8X 20	4							
27	1	26018-080202	BOLT, M8X 20	4							
28	1	26018-080202	BOLT, M8X 20	2							

Fig.63. SEAT

(A)=4115D
(B)=
(C)=

(D)=
(E)=
(F)=

No.	Lev.	Parts No.	Description	Qty						I	R
				(A)	(B)	(C)	(D)	(E)	(F)		
1	1	194205-63550	BREATHER, AIR	1							
2	1	1A6680-63900	BRACKET ASSY, SEAT	1							
3	1	198165-64810	BRACKET KIT, SEAT	1							
4	2	198165-52701	ARM, SWITCH	1							
5	2	198165-63981	ADAPTER, SEAT	1							
6	2	198165-64701	PLATE ASSY, REAR	1							
7	2	198165-64751	BRACKET ASSY, SEAT	1							
8	2	26013-080202	BOLT, M8X 20	1							
9	2	26716-080002	NUT, M8	1							
10	1	23065-090140	PIPE, 9X 140	1							
11	1	23080-012000	CLAMP, 12	2							
12	1	26013-080162	BOLT, M8X 16	1							
13	1	26013-080162	BOLT, M8X 16	1							
14	1	26013-080162	BOLT, M8X 16	1							
15	1	26013-100202	BOLT, M10X 20	2							
16	1	26013-100202	BOLT, M10X 20	2							
17	1	26016-080252	BOLT, M8X 25	2							
18	1	26016-080252	BOLT, M8X 25	2							

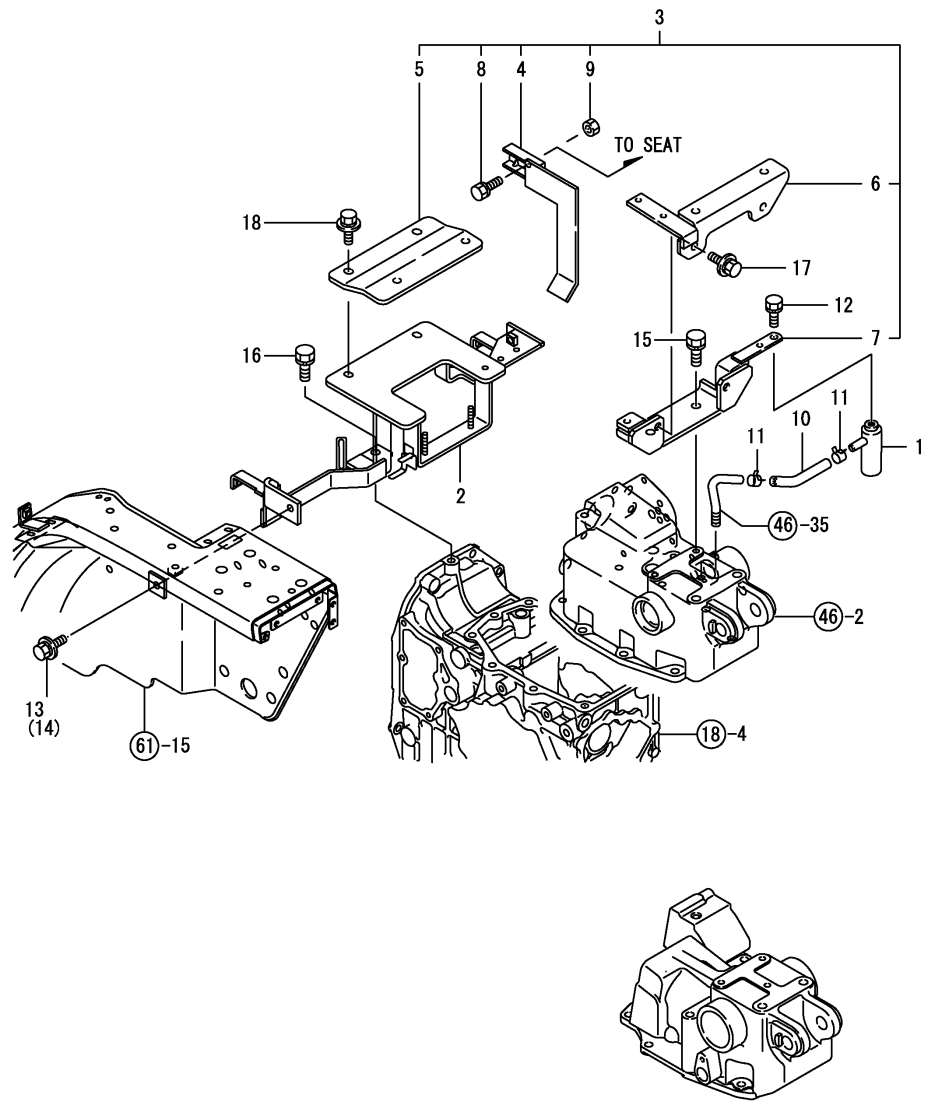
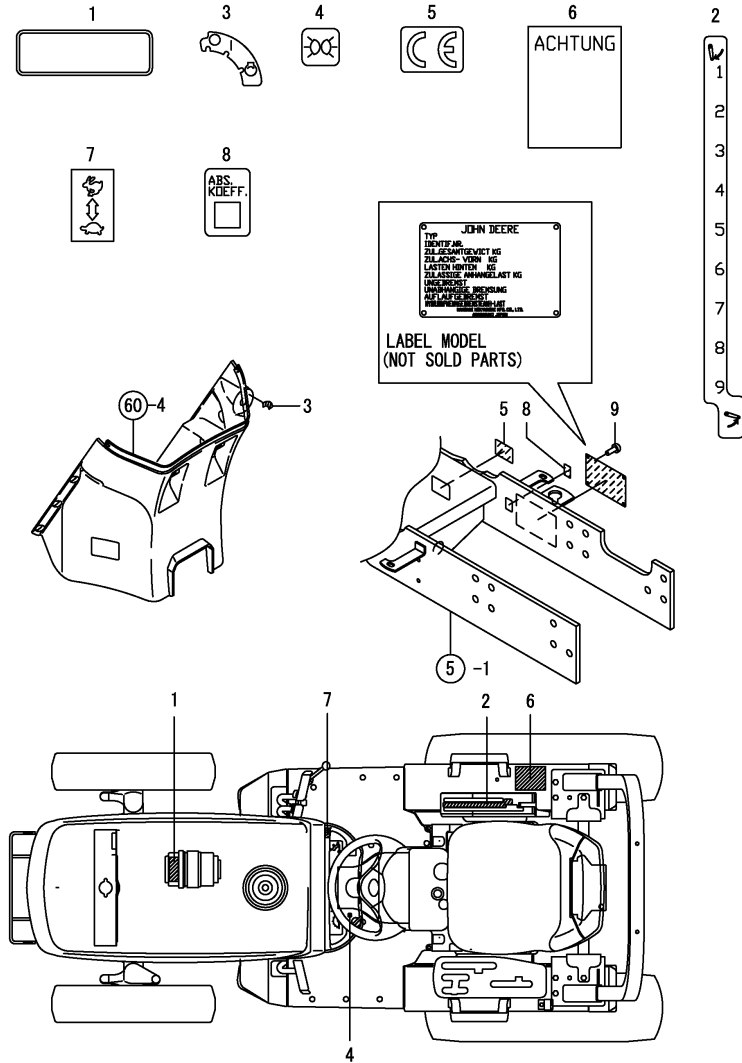


Fig.64. LABELS

(A)=4115D
(B)=
(C)=

(D)=
(E)=
(F)=



No.	Lev.	Parts No.	Description	Q'ty						I	R
				(A)	(B)	(C)	(D)	(E)	(F)		
1	1	198165-65170	LABEL,AIR CLEANER	1							
2	1	198165-65470	LABEL,HYD.LEVER	1							
3	1	198165-65510	DECAL,SWITCH	1							
4	1	198165-65580	DECAL,P.SWITCH	1							
5	1	198165-65590	DECAL,CE	1							
6	1	198223-65630	DECAL,PINCH	1							
7	1	198165-65690	DECAL,	1							
8	1	198165-65570	DECAL,SMOKE	1							M
8-1	1	1A6680-65570	DECAL,SMOKE	1							
9	1	194080-65910	RIVET, LABEL	4							

Remarks
(M) MISPRINT.

Fig.65. SAFETY LABELS

(A)=4115D
(B)=
(C)=

(D)=
(E)=
(F)=

No.	Lev.	Parts No.	Description	Qty						I	R
				(A)	(B)	(C)	(D)	(E)	(F)		
1	1	1A6781-65210	DECAL, OPERATION	1							
2	1	198165-65640	DECAL,WARNING	1							

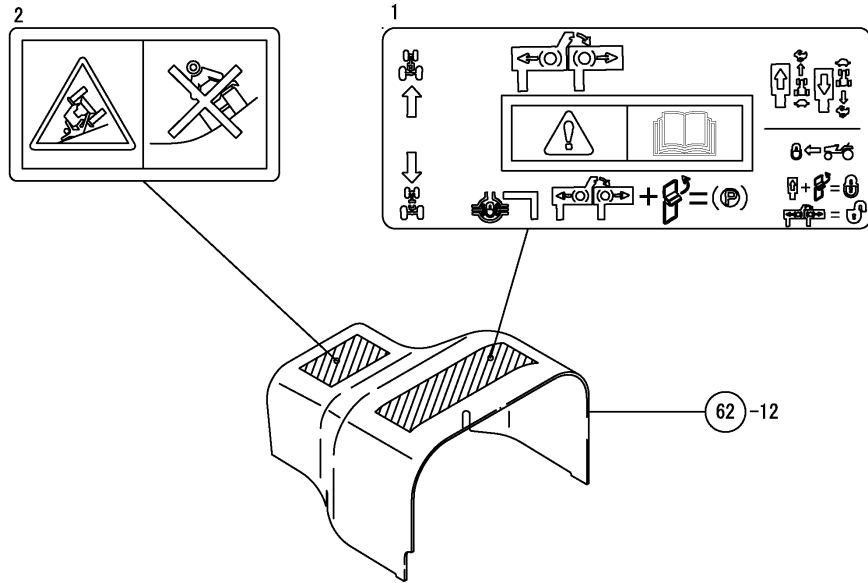
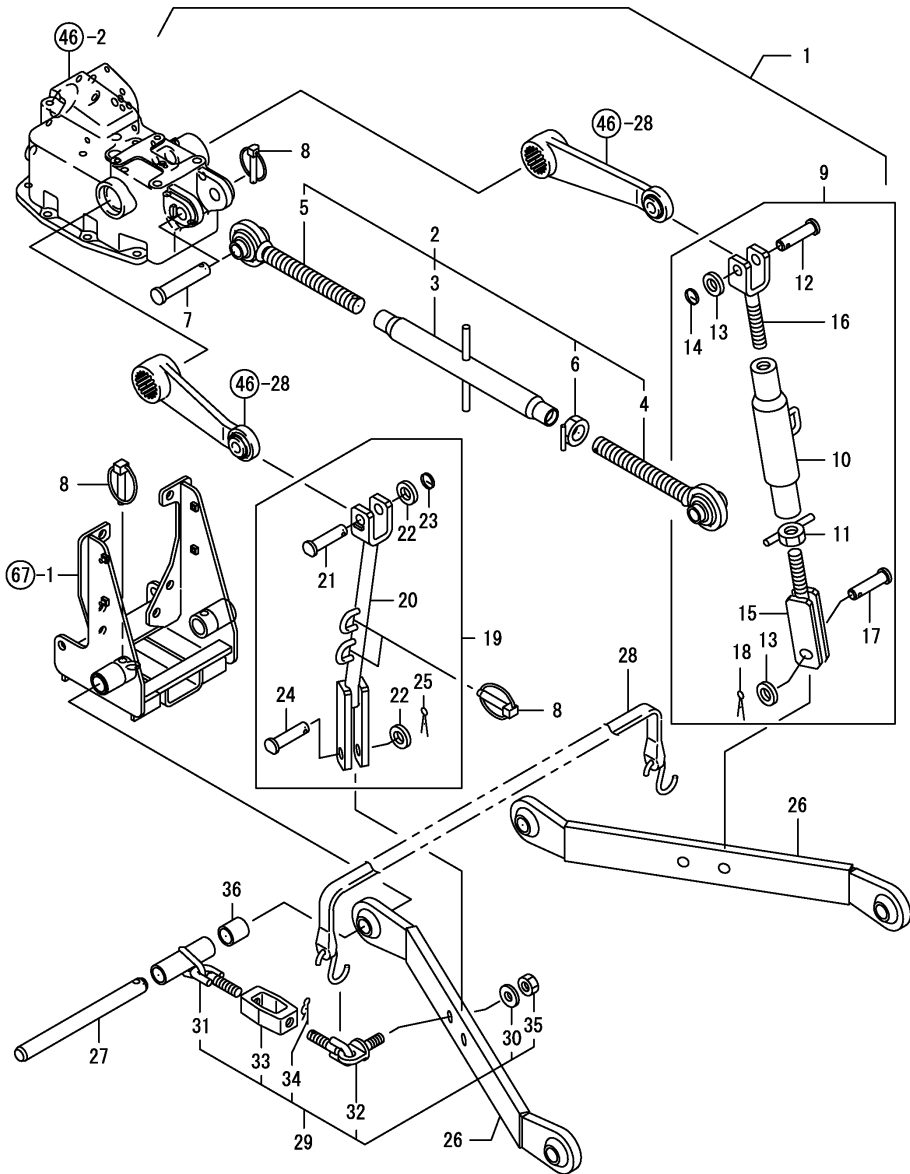


Fig.66. THREE POINT HITCH

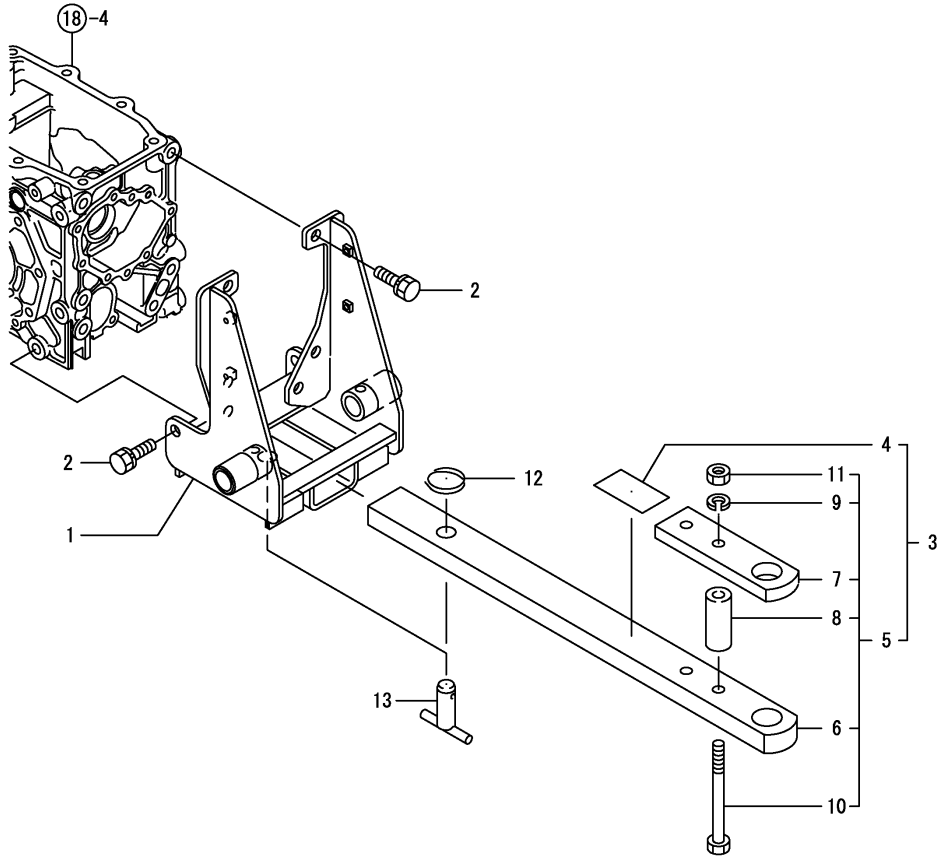


(A)=4115D
(B)=
(C)=

(D)=
(E)=
(F)=

No.	Lev.	Parts No.	Description	Qty						I	R
				(A)	(B)	(C)	(D)	(E)	(F)		
1	1	1A6680-71100	HITCH KIT, 3-POINT	1							
2	2	198165-71110	LINK ASSY, UPPER	1							
3	3	198165-71140	TURNBUCKLE	1							
4	3	198165-71180	SCREW ASSY, LINK R	1							
5	3	198165-71190	SCREW ASSY, LINK L	1							
6	3	198165-71200	NUT, LOCK	1							
7	2	198165-71120	PIN, LINK	1							
8	2	198165-71130	PIN ASSY, LINTCH	5							
9	2	1A6680-72110	LIFT LINK R.H. KIT	1							
10	3	1A6780-72130	TURNBUCKLE ASSY	1							
11	3	1A6780-72140	NUT	1							
12	3	198165-72170	PIN, LIFT	1							
13	3	198165-72180	WASHER	2							
14	3	198165-72190	LINK	1							
15	3	1A6680-72220	PLATE ASSY, LINK	1							
16	3	1A6680-72250	JOINT ASSY	1							
17	3	198165-72250	PIN	1							
18	3	198165-72260	PIN, COTTER	1							
19	2	1A6680-72210	LINK ASSY, LIFT L	1							
20	3	1A6680-72120	PLATE ASSY, LINK	1							
21	3	198165-72170	PIN, LIFT	1							
22	3	198165-72180	WASHER	2							
23	3	198165-72190	LINK	1							
24	3	198165-72250	PIN	1							
25	3	198165-72260	PIN, COTTER	1							
26	2	1A6770-73110	LINK, LOWER	2							
27	2	198165-73120	PIN, HINGE	2							
28	2	198165-73310	STRAP, LINK	1							
29	2	198165-74610	CHAIN ASSY, SWAY	2							
30	3	198165-72180	WASHER	2							
31	3	198165-74630	COLLAR ASSY	2							
32	3	198165-74640	ANCHOR ASSY	2							
33	3	198165-74650	TURNBUCKLE	2							
34	3	198165-74660	PIN, SNAP	2							
35	3	198165-74670	NUT	2							
36	2	198165-74620	COLLAR, HINGE PIN	2							

Fig.67. DRAW BAR HITCH

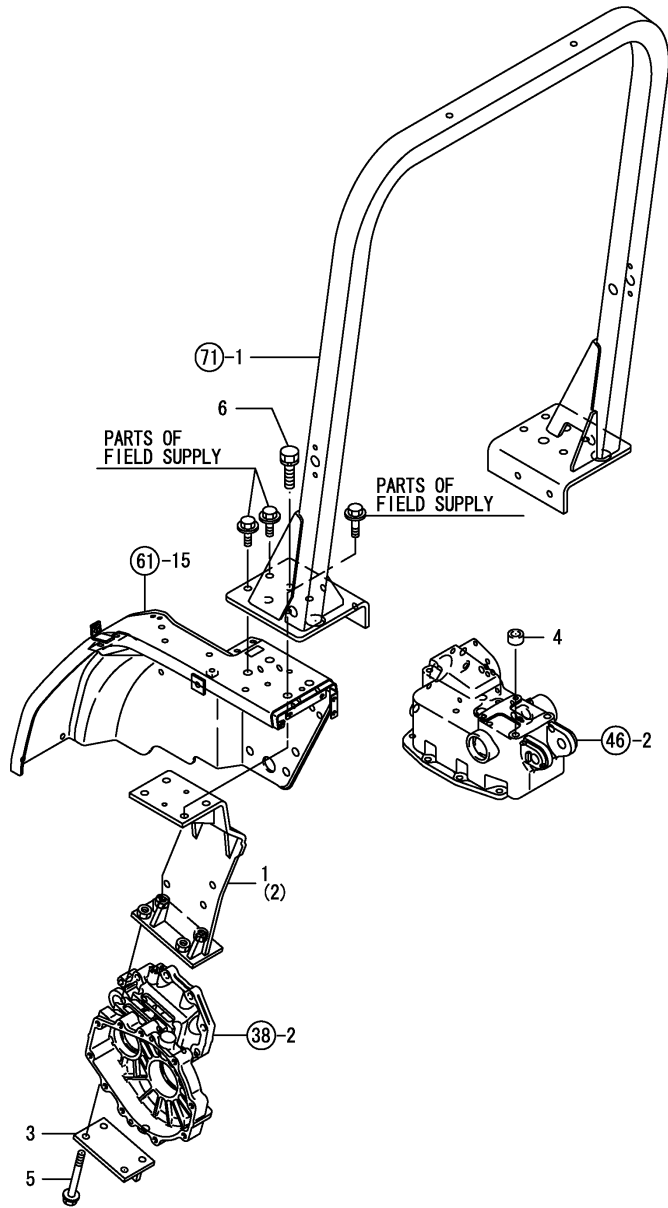


(A)=4115D
(B)=
(C)=

(D)=
(E)=
(F)=

No.	Lev.	Parts No.	Description	Q'ty						I	R
				(A)	(B)	(C)	(D)	(E)	(F)		
1	1	1A6680-75400	HITCH ASSY, REAR	1							
2	1	26013-120302	BOLT, M12X 30	8							
3	1	198165-75100	DRAWBAR KIT	1							
4	2	198165-65410	DECAL,DRAWBAR	1							
5	2	198165-75200	DRAWBAR ASSY	1							
6	3	198165-75210	DRAWBAR	1							
7	3	198165-75250	PLATE, CLEVIS	1							
8	3	198165-75260	SPACER, CLEVIS	2							
9	3	22217-120000	WASHER, SPRING 12	2							
10	3	26116-121302	BOLT, M12X130 PLATED	2							
11	3	26716-120002	NUT, M12	2							
12	1	194145-75250	RING, STOPPER	1							
13	1	198165-75720	PIN, DRAWBAR	1							

Fig.68. ROPS



(A)=4115D
(B)=
(C)=

(D)=
(E)=
(F)=

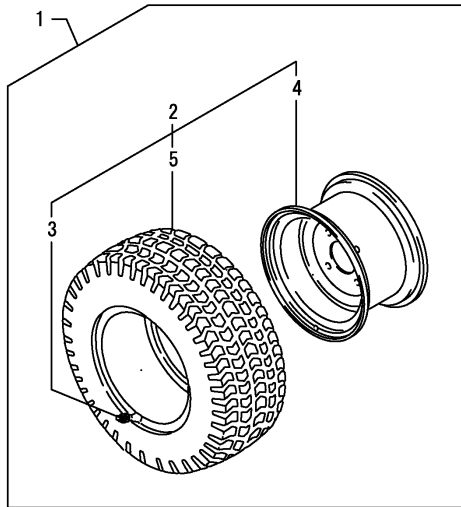
No.	Lev.	Parts No.	Description	Q'ty						I	R
				(A)	(B)	(C)	(D)	(E)	(F)		
1	1	198165-85200	FRAME ASSY, LOWER L	1							
2	1	198165-85250	FRAME ASSY, LOWER R	1							
3	1	198165-85300	PLATE ASSY, LOWER	2							
4	1	1A6680-85930	SPACER, JOINT	2							
5	1	1A6680-85950	BOLT, M12X160	8							
6	1	26016-080252	BOLT, M8X 25	4							

Fig.69. OPTION(TIRE)

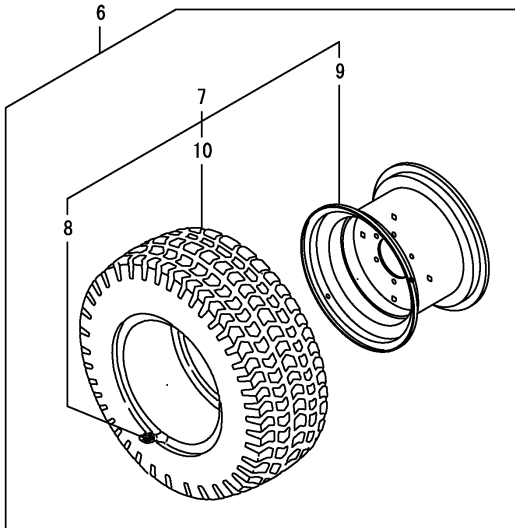
(A)=4115D
(B)=
(C)=

(D)=
(E)=
(F)=

FRONT TIRE

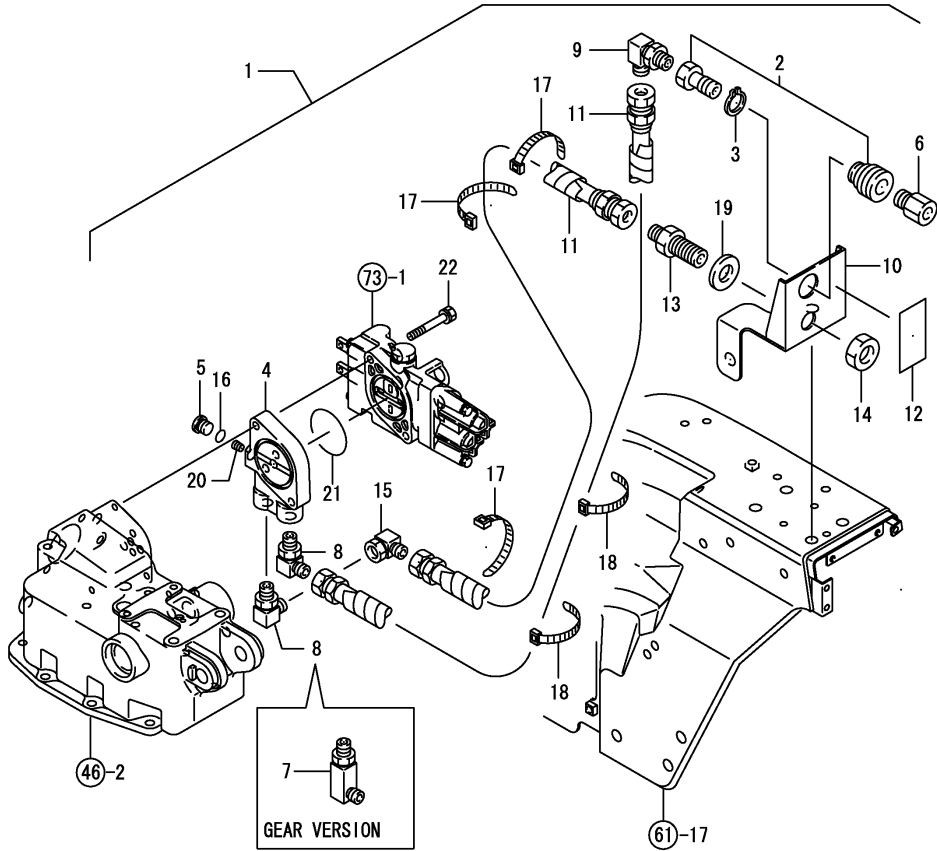


REAR TIRE



No.	Lev.	Parts No.	Description	Q'ty						I	R
				(A)	(B)	(C)	(D)	(E)	(F)		
1	1	1A6680-14600	TIRE KIT, FRONT	1							
2	2	1A6680-14700	TIRE ASSY, FRONT	2							
3	3	194136-12880	VALVE, TR413	2							
4	3	198165-14780	WHEEL, 7JAX12WDC	2							
5	3	1A6680-14890	TIRE, 24X8.50-12	2							
6	1	1A6680-34600	TIRE KIT, REAR	1							
7	2	1A6680-34700	TIRE ASSY, REAR	2							
8	3	194136-12880	VALVE, TR413	2							
9	3	1A6680-34770	WHEEL, 10LBX16	2							
10	3	1A6680-34800	TIRE, 315/80D16	2							

Fig.70. OPTION(REAR HYDRAULIC



(A)=4115D
(B)=
(C)=

(D)=
(E)=
(F)=

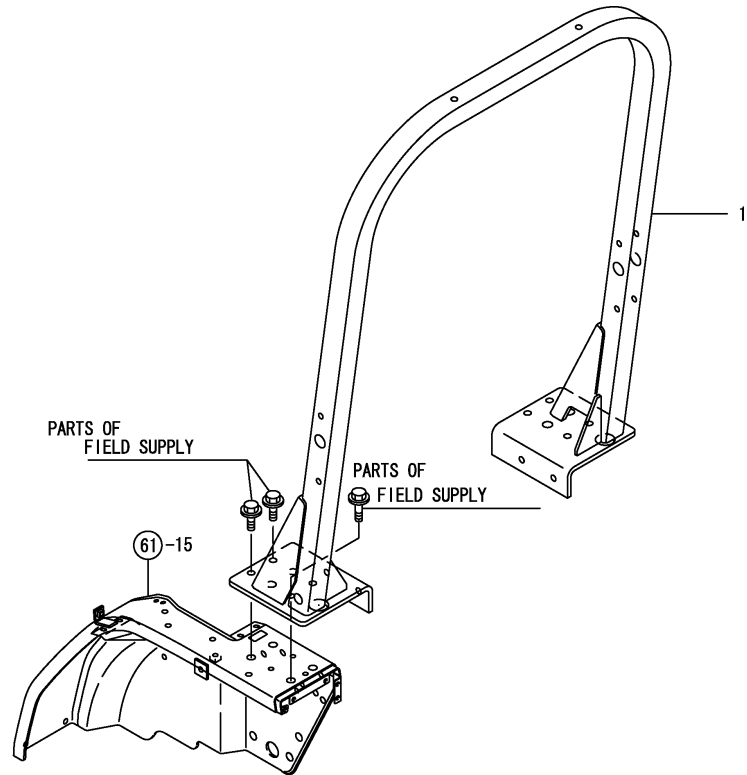
No.	Lev.	Parts No.	Description	Q'ty						I	R
				(A)	(B)	(C)	(D)	(E)	(F)		
1	1	198165-48800	HYDRAULIC KIT, REAR	1							
2	2	198240-46250	COUPLER, QUICK	1							
3	2	198240-46260	RING, SNAP	1							
4	2	198165-48550	PLATE, AUX	1							
5	2	198165-48560	PLUG, 9/16	1							
6	2	198165-48820	COUPLER, QUICK	1							
7	2	198165-48830	ELBOW, A 3/8X9/16	1							
8	2	198165-48840	ELBOW, B 3/8X9/16	2							
9	2	198165-48850	ELBOW, C 3/4X3/8	1							
10	2	198165-48870	BRACKET	1							
11	2	198165-48880	HOSE, HYDRAULIC	2							
12	2	198165-48890	DECAL,R.AUX	1							
13	2	198165-48910	JOINT, REAR	1							
14	2	198165-48920	NUT, 13/16	1							
15	2	198165-48940	ELBOW, D 3/8X3/8	1							
16	2	194850-49290	PACKING, 6-1	1							
17	2	194250-51660	BAND 250	3							
18	2	1E6102-84970	BAND 140,WIRE LOCK	2							
19	2	22137-200000	WASHER, 20	1							
20	2	23871-010000	PLUG, R01	1							
21	2	24321-000550	O-RING, 1AG55.0	1							
22	2	26013-080502	BOLT, M8X 50	2							

Fig.71. OPTION(UPPER FRAME

(A)=4115D
(B)=
(C)=

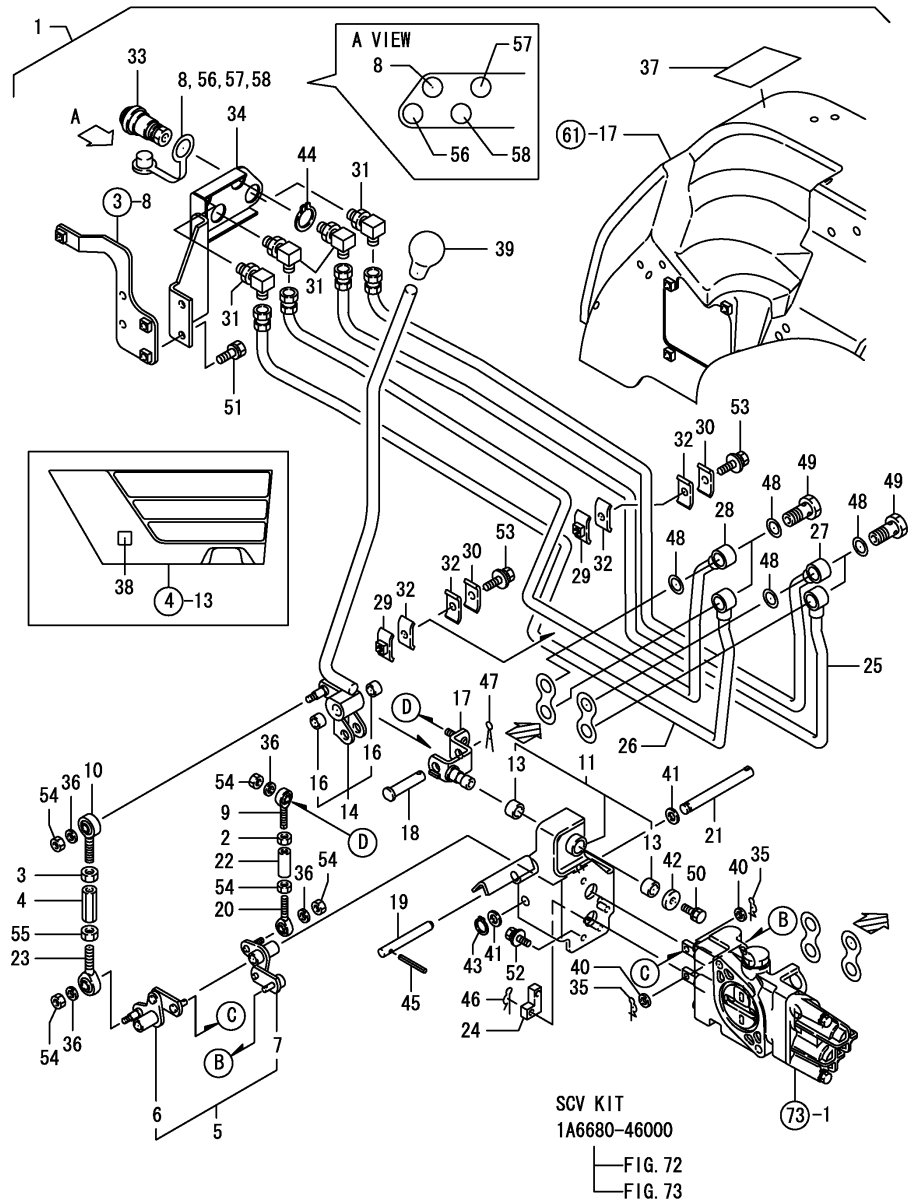
(D)=
(E)=
(F)=

No.	Lev.	Parts No.	Description	Q'ty						I	R
				(A)	(B)	(C)	(D)	(E)	(F)		
1	1	1A6780-85600	FRAME ASSY, UPPER	1							1



Remarks
(1) NOT USED FOR EUROPE.

Fig.72. SUB CONTROL VALVE CONTROL



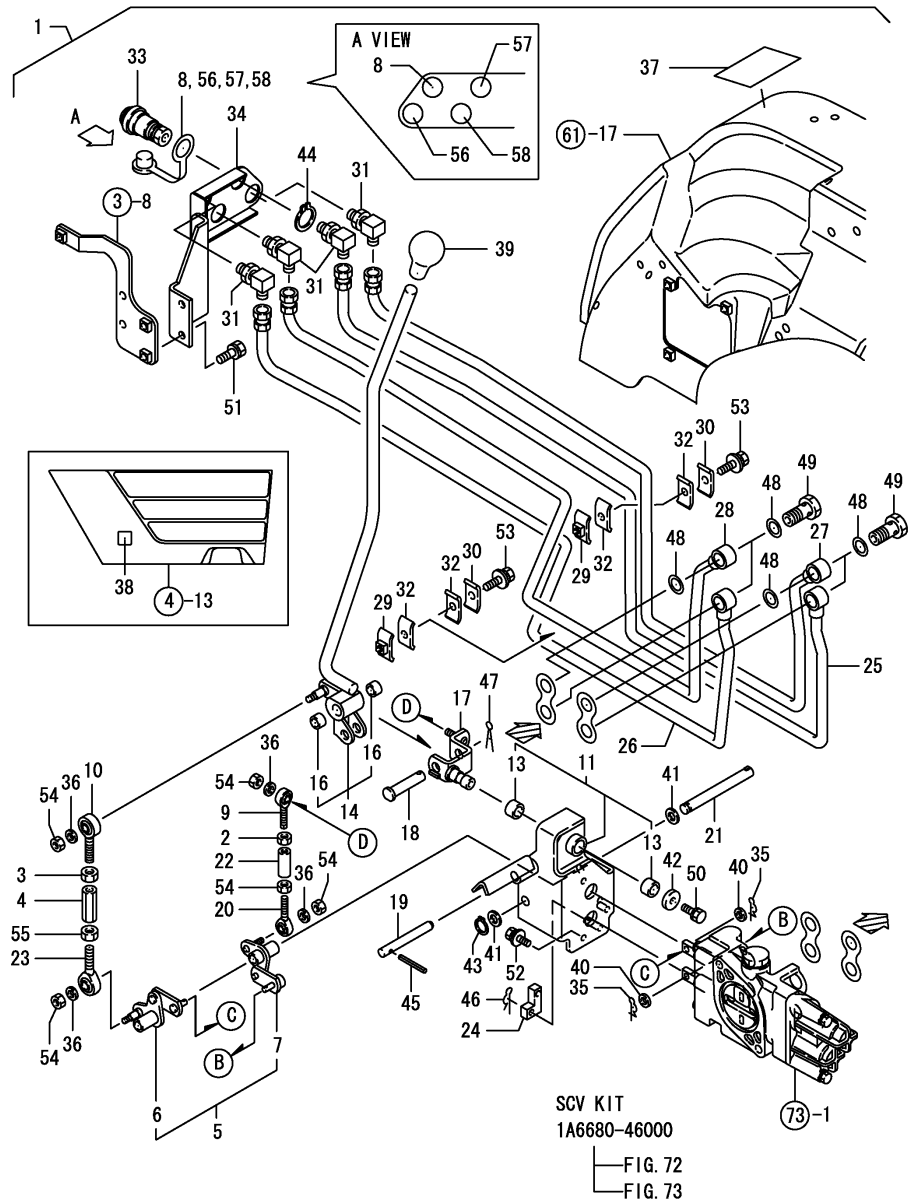
(A)=4115D
(B)=
(C)=

(D)=
(E)=
(F)=

No.	Lev.	Parts No.	Description	Q'ty						I	R
				(A)	(B)	(C)	(D)	(E)	(F)		
1	1	1A6680-46000	SCV KIT	1							
2	2	194130-01390	NUT, M6	1							
3	2	194990-20170	NUT, M8	1							
4	2	192157-33780	NUT	1							
5	2	198165-46250	LINK KIT, SCV	1							
6	3	198165-46802	LINK	1							
7	3	198165-46852	LINK	1							
8	2	198223-46280	DUST PLUG	1							
9	2	198165-46470	END, ROD 6	1							
10	2	198165-46480	END, ROD 8	1							
11	2	198165-46490	HOLDER ASSY, LEVER	1							
13	3	24550-012100	BUSH 12X10	2							
14	2	1A6780-46590	LEVER KIT, SCV	1							
16	3	24550-010100	BUSH, 10X10	2							
17	2	198165-46651	LEVER ASSY, B	1							
18	2	198165-46780	PIN, LEVER	1							
19	2	198165-46840	PIN, LOCK	1							
20	2	198165-46880	END, ROD 6	1							
21	2	198165-46910	SHAFT, CAM	1							
22	2	198165-46961	ROD, LINK B	1							
23	2	198165-46980	END, ROD	1							
24	2	198165-46991	LINK, C	1							
25	2	198165-48611	PIPE, SCV 1	1							
26	2	198165-48621	PIPE, SCV 2	1							
27	2	198165-48631	PIPE, SCV 3	1							
28	2	198165-48641	PIPE, SCV 4	1							
29	2	198165-48650	CLAMP, PIPE A	2							
30	2	198165-48660	CLAMP, PIPE B	2							
31	2	198165-48670	ELBOW, 1/4X9/16	4							
32	2	198165-48680	PAD	4							
33	2	198165-48710	COUPLER, QUICK	4							
34	2	1A6680-48750	MOUNT, COUPLER	1							
35	2	1C6281-52310	PIN, SNAP 6	2							
36	2	1C6320-56150	ROLLER, 6.5X10.5X3	4							
37	2	198220-65410	LABEL, SCV LEVER	1							
38	2	198165-65430	LABEL, SCV CAPULER	1							
39	2	194990-85561	KNOB, HIGH/LOW	1							
40	2	22137-060000	WASHER, 6	2							
41	2	22137-100000	WASHER, 10	2							
42	2	22157-060000	WASHER, 6	1							
43	2	22242-000100	RING, 10	1							
44	2	22242-000220	RING, 22	4							
45	2	22351-040020	PIN, SPRING 4.0X20	1							
46	2	22372-060000	PIN, SNAP 6	1							
47	2	22417-200160	PIN, COTTER 2.0X16	1							
48	2	23414-160021	GASKET, 16X1.0	8							
49	2	23857-100000	BOLT, JOINT 10	4							
50	2	26013-060162	BOLT, M6X 16	1							
51	2	26016-080202	BOLT, M8X 20	2							
52	2	26018-060162	BOLT, M6X 16	3							
53	2	26018-080352	BOLT, M8X 35	2							

N:Old $\begin{matrix} \text{Yes} \\ \text{No} \end{matrix}$ New, Q:Old $\begin{matrix} \text{No} \\ \text{Yes} \end{matrix}$ New, R:Old $\begin{matrix} \text{Yes} \\ \text{No} \end{matrix}$ New, S:Old $\begin{matrix} \text{No} \\ \text{Yes} \end{matrix}$ New, W:Add, Z:Discontinued, F:Interchangeable by set, K:Q'ty Change
 ++ CONTINUE ++
 Copyright (C) YANMAR CO., LTD. All Rights Reserved.

Fig.72. SUB CONTROL VALVE CONTROL

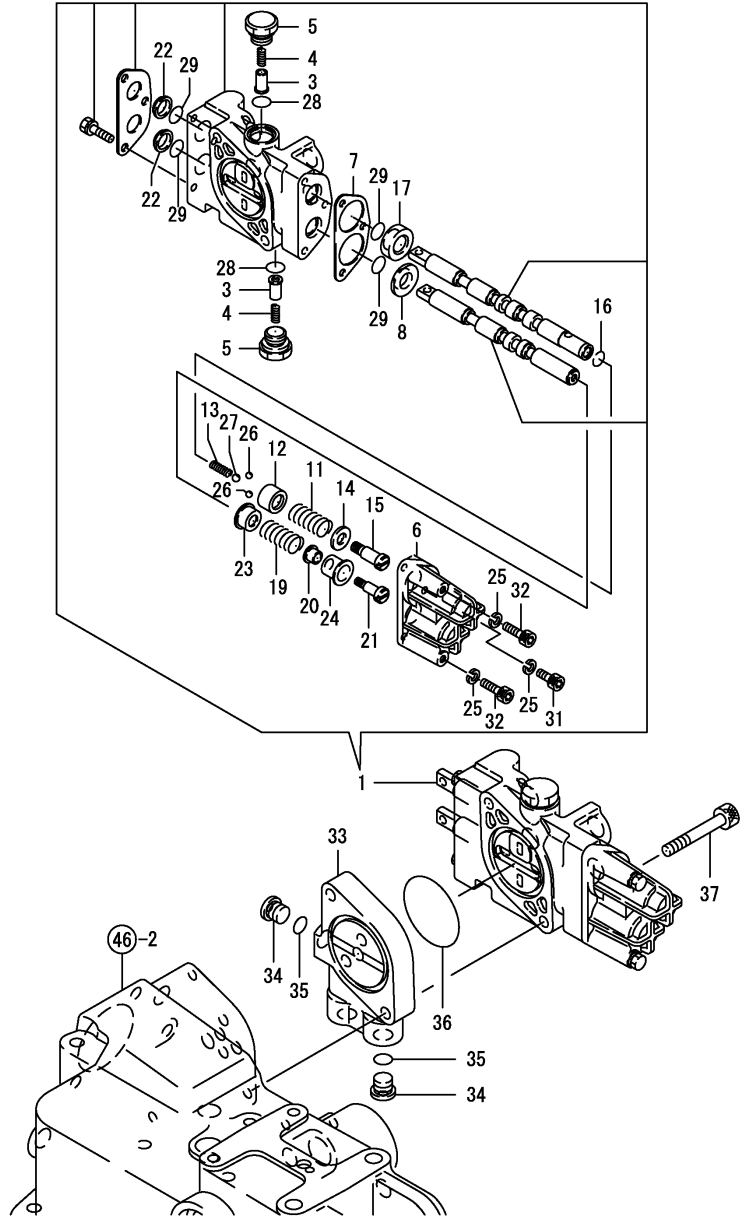


(A)=4115D
(B)=
(C)=

(D)=
(E)=
(F)=

No.	Lev.	Parts No.	Description	Q'ty						I	R
				(A)	(B)	(C)	(D)	(E)	(F)		
54	2	26716-060002	NUT, M6	5							
55	2	26716-080002	NUT, M8	1							
56	2	1A6780-46280	PLUG, DUST YELLOW	1							
57	2	1A6780-46290	PLUG, DUST SILVER	1							
58	2	1A6780-46310	PLUG, DUST GREEN	1							

Fig.73. SUB CONTROL VALVE



(A)=4115D
(B)=
(C)=

(D)=
(E)=
(F)=

No.	Lev.	Parts No.	Description	Q'ty						I	R
				(A)	(B)	(C)	(D)	(E)	(F)		
1	2	198165-46110	CONTROL ASSY, SUB	1							
3	3	198165-46130	VALVE, CHECK	2							
4	3	198165-46140	SPRING	2							
5	3	198165-46150	PLUG, CHECK	2							
6	3	198165-46200	COVER, SPOOL	1							
7	3	198165-46210	GASKET	1							
8	3	198165-46220	ADAPTER	1							
11	3	198165-46310	SPRING	1							
12	3	198165-46320	HOLDER	1							
13	3	198165-46330	SPRING	1							
14	3	198165-46340	HOLDER, SPRING	1							
15	3	198165-46350	BOLT	1							
16	3	198165-46360	RING, 12.2	1							
17	3	198165-46370	DETENT	1							
19	3	198165-46410	SPRING	1							
20	3	198165-46420	STOPPER, RG	1							
21	3	198165-46450	BOLT	1							
22	3	172510-74410	SEAL, DUST	2							
23	3	172510-74440	RETAINER, SPRING	1							
24	3	172510-74450	RETAINER, SPRING	1							
25	3	22287-060000	WASHER 6	3							
26	3	24190-070001	BALL, STEEL 7/32	2							
27	3	24190-080001	BALL, STEEL 1/4	1							
28	3	24311-000140	O-RING, 1AP14.0	2							
29	3	24311-000140	O-RING, 1AP14.0	4							
31	3	26450-060252	BOLT, M6X 25	1							
32	3	26450-060552	BOLT, M6X 55	2							
33	2	198165-48550	PLATE, AUX	1							
34	2	198165-48560	PLUG, 9/16	3							
35	2	194850-49290	PACKING, 6-1	3							
36	2	24321-000550	O-RING, 1AG55.0	1							
37	2	26450-080652	BOLT, M8X 65	2							

Parts No. Index

Parts No.	Fig. No.	Ref. No.
102103-55520	3	11
104200-55321	3	14
104200-55330	3	15
104200-55750	3	20
104500-55710	3	22
110250-55610	3	12
119247-77100	58	9
119462-55620	3	9
119626-44570	1	5
119626-44590	1	8
119626-55690	3	13
119629-49070	1	19
119629-49080	1	20
119650-13620	1	2
119650-77910	58	10
119650-77930	58	12
119810-55340	3	16
119853-44580	1	7
119853-44590	1	9
119854-44570	1	6
119865-55660	3	17
121250-44590	1	10
121250-49160	1	12
121450-44531	1	30
121454-44590	1	35
121468-44510	1	28
121468-44540	1	31
121470-44581	1	33
124064-55510	3	10
124450-44560	1	32
129052-77920	58	11
129107-44590	1	11
129150-49080	1	18
129155-55740	3	19
171125-55730	3	18
172026-81740	59	19
172510-74410	73	22
172510-74440	73	23
172510-74450	73	24
175022-49730	1	36
192152-26820	23	7
192154-29610	33	11
192154-29640	33	12
192154-29700	33	13
192157-24690	34	1
192157-24750	34	5
192157-24770	19	20
192157-24780	19	21
192157-24801	19	6
192157-24850	36	21

Parts No.	Fig. No.	Ref. No.
192157-25020	36	22
192157-25040	36	23
192157-26440	35	1
192157-26450	35	16
192157-26460	35	2
192157-26470	35	3
192157-26520	35	8
192157-26600	19	27
192157-26610	19	26
192157-26640	19	28
192157-26740	35	11
192157-27510	33	7
192157-27520	33	8
192157-27550	33	9
192157-27600	33	10
192157-33780	72	4
192159-27700	19	32
192159-27780	19	35
192159-27790	19	33
192162-25250	19	22
192167-25310	23	1
194080-37781	41	20
	44	13
194080-65910	64	9
194130-01390	72	2
194136-12880	69	3
		8
194145-61640	60	8
194145-75250	67	12
194150-47621	48	26
194151-36670	13	7
	17	16
194151-47760	2	7
194151-57210	58	7
194167-61650	60	6
194180-25930	33	6
194197-21170	18	2
194197-27681	29	12
	30	2
	31	1
194201-11230	18	1
194205-42280	46	35
194205-63550	63	1
194215-12341	6	4
	15	1
194250-32530	19	37
	25	16
194250-51660	52	10
	70	17
194274-13550	10	23

Parts No.	Fig. No.	Ref. No.
194274-13570	10	25
194300-13340	6	2
	15	3
194300-25100	17	30
194300-31560	37	8
194300-31570	37	9
194300-31620	37	10
194300-37570	44	10
	61	7
194305-24970	19	63
194305-25160	20	2
194306-13140	25	1
194310-61610	61	11
194311-28230	31	4
194312-46750	18	22
194314-11880	13	1
194314-12720	13	2
194320-42150	10	24
194322-24980	19	64
194330-62530	62	8
194361-25681	23	2
194405-83910	24	31
194420-62260	58	8
194440-51620	52	9
194447-13490	9	5
194447-13860	7	2
194505-25600	24	3
194516-13770	10	10
	40	6
194516-13780	10	11
	40	7
194555-77910	18	23
194640-25390	24	2
194740-00322	44	1
194802-22250	8	6
194802-22260	8	7
194802-22270	8	8
194802-62310	60	14
194850-13660	9	8
194850-24990	18	21
194850-26390	24	23
194850-26710	27	8
194850-26720	27	9
194850-26850	25	13
	26	6
194850-26870	25	15
	26	8
194850-49290	54	1
	70	16
	73	35

Parts No.	Fig. No.	Ref. No.
194855-24020	9	11
	18	3
	33	1
	38	1
194855-24290	19	2
194856-25330	22	1
194990-20170	44	3
	72	3
194990-22040	52	2
194990-22050	52	18
194990-22130	4	20
	59	1
	61	1
		2
194990-22140	61	3
		4
194990-85561	72	39
195450-13140	19	1
198071-24350	18	15
198129-24930	19	62
198162-00640	1	15
198162-52110	54	3
198162-52150	54	4
198162-61670	60	10
198162-62630	61	22
	62	9
198163-31500	37	3
198164-17450	14	5
198164-17500	14	10
198165-00950	1	27
198165-01110	2	1
198165-01130	2	3
198165-04140	3	3
198165-04350	3	5
198165-04370	3	6
198165-04380	3	7
	53	1
198165-04410	3	29
198165-04420	3	31
198165-04440	3	34
198165-04460	3	35
198165-05300	4	1
198165-05312	4	2
198165-05321	4	9
198165-05331	4	13
198165-05352	4	3
198165-05361	4	10
198165-05371	4	14
198165-05420	4	11
198165-05430	4	15

Parts No. Index

Parts No.	Fig. No.	Ref. No.
198165-05450	4	4
198165-05480	4	5
198165-05490	4	6
198165-05750	4	17
198165-05960	4	18
	59	10
198165-11350	10	1
198165-11500	5	5
198165-11510	5	9
198165-11540	5	10
198165-12310	6	1
198165-13101	7	5
198165-13120	7	1
198165-13320	8	2
198165-13511	9	1
198165-13521	9	2
198165-13531	9	3
	11	1
198165-13600	9	6
198165-13620	9	9
198165-13631	9	10
198165-13730	10	5
198165-13740	10	6
198165-13750	10	8
198165-13814	10	12
198165-13841	10	4
198165-13910	12	1
198165-13920	12	2
198165-14120	13	4
198165-14130	13	5
198165-14140	13	6
198165-14620	8	12
198165-14630	8	14
198165-14780	69	4
198165-17310	14	2
198165-17411	14	3
198165-17421	14	4
198165-17461	14	6
198165-17470	14	8
198165-17481	14	9
198165-17540	15	2
198165-17711	15	6
198165-17731	16	4
198165-17741	16	5
198165-17781	15	7
198165-17790	16	7
198165-24160	18	18
198165-24440	9	12
	10	15
	19	17

Parts No.	Fig. No.	Ref. No.
198165-24480	18	6
198165-24490	9	13
	10	16
	19	18
198165-24660	25	12
198165-25810	22	6
198165-25840	22	7
198165-25851	18	7
198165-25870	18	8
198165-26150	24	4
198165-26180	24	10
198165-26210	24	13
198165-26240	24	16
198165-26270	24	19
198165-26400	26	2
198165-26410	26	3
198165-26420	26	4
198165-26490	26	5
198165-26561	25	9
198165-26600	25	10
198165-26700	25	11
198165-27750	30	5
198165-27820	30	9
198165-28240	31	5
198165-28330	31	12
198165-32311	37	15
198165-32320	37	16
198165-32630	38	5
198165-33120	39	2
198165-34140	40	9
198165-36330	43	3
198165-36430	43	10
198165-37340	44	5
198165-37550	44	9
198165-37760	44	11
198165-37770	44	12
198165-37840	45	16
198165-42100	46	2
198165-42120	46	34
198165-42150	50	1
198165-42160	50	2
198165-42250	46	4
198165-42260	46	5
198165-42270	46	7
198165-42280	46	8
198165-42400	46	6
198165-44140	46	13
198165-44170	46	14
198165-44180	46	15
198165-44410	46	28

Parts No.	Fig. No.	Ref. No.
198165-44440	46	31
198165-44450	46	32
198165-45010	47	2
198165-45020	47	6
198165-45030	47	10
198165-45101	47	1
198165-45140	47	24
198165-45191	47	25
198165-45270	47	33
198165-45290	47	34
198165-45370	47	37
198165-45400	47	38
198165-45500	47	49
198165-45540	47	53
198165-45600	47	54
198165-45800	48	1
198165-46110	73	1
198165-46130	73	3
198165-46140	73	4
198165-46150	73	5
198165-46200	73	6
198165-46210	73	7
198165-46220	73	8
198165-46250	72	5
198165-46310	73	11
198165-46320	73	12
198165-46330	73	13
198165-46340	73	14
198165-46350	73	15
198165-46360	73	16
198165-46370	73	17
198165-46410	73	19
198165-46420	73	20
198165-46450	73	21
198165-46470	72	9
198165-46480	72	10
198165-46490	72	11
198165-46651	72	17
198165-46780	72	18
198165-46802	72	6
198165-46840	72	19
198165-46852	72	7
198165-46880	72	20
198165-46910	72	21
198165-46961	72	22
198165-46980	72	23
198165-46991	72	24
198165-47020	48	12
198165-47030	49	1
198165-47040	49	8

Parts No.	Fig. No.	Ref. No.
198165-47060	49	21
198165-47100	48	17
198165-47300	49	25
198165-47440	49	35
198165-47520	49	7
		16
198165-47530	49	19
		22
198165-47710	61	8
198165-47750	61	9
198165-47760	61	10
198165-48122	51	2
198165-48130	51	3
198165-48550	70	4
	73	33
198165-48560	70	5
	73	34
198165-48611	72	25
198165-48621	72	26
198165-48631	72	27
198165-48641	72	28
198165-48650	72	29
198165-48660	72	30
198165-48670	72	31
198165-48680	72	32
198165-48710	72	33
198165-48800	70	1
198165-48820	70	6
198165-48830	70	7
198165-48840	70	8
198165-48850	70	9
198165-48870	70	10
198165-48880	70	11
198165-48890	70	12
198165-48910	70	13
198165-48920	70	14
198165-48940	70	15
198165-50110	54	2
198165-51130	52	4
198165-51421	52	7
198165-51620	17	17
198165-52100	57	1
198165-52110	57	2
198165-52120	57	3
198165-52200	54	8
198165-52250	54	9
198165-52500	58	4
198165-52600	58	5
198165-52701	63	4
198165-53140	56	1

Parts No. Index

Parts No.	Fig. No.	Ref. No.
198165-53190	56	2
198165-53510	56	3
198165-53520	56	5
198165-53530	56	4
		6
198165-56610	57	5
198165-56900	57	6
198165-56920	57	7
198165-58110	59	2
198165-58130	53	4
198165-61400	59	3
198165-61441	59	4
198165-61451	59	5
198165-61780	59	6
198165-61850	59	8
198165-61920	59	12
198165-61940	59	13
198165-61950	59	14
198165-61960	59	15
198165-61980	59	17
198165-62180	61	13
198165-62251	61	14
198165-62410	61	16
198165-62440	61	21
198165-62460	62	4
198165-62480	62	6
198165-62661	62	10
198165-62951	62	20
198165-63981	63	5
198165-64080	59	18
198165-64701	63	6
198165-64751	63	7
198165-64810	63	3
198165-65170	64	1
198165-65410	67	4
198165-65430	72	38
198165-65470	64	2
198165-65510	64	3
198165-65570	64	8
198165-65580	64	4
198165-65590	64	5
198165-65640	65	2
198165-65690	64	7
198165-71110	66	2
198165-71120	66	7
198165-71130	66	8
198165-71140	66	3
198165-71180	66	4
198165-71190	66	5
198165-71200	66	6

Parts No.	Fig. No.	Ref. No.
198165-72170	66	12
		21
198165-72180	66	13
		22
		30
198165-72190	66	14
		23
198165-72250	66	17
		24
198165-72260	66	18
		25
198165-73120	66	27
198165-73310	66	28
198165-74610	66	29
198165-74620	66	36
198165-74630	66	31
198165-74640	66	32
198165-74650	66	33
198165-74660	66	34
198165-74670	66	35
198165-75100	67	3
198165-75200	67	5
198165-75210	67	6
198165-75250	67	7
198165-75260	67	8
198165-75720	67	13
198165-85200	68	1
198165-85250	68	2
198165-85300	68	3
198167-00670	1	23
198167-00810	1	26
198167-01120	2	2
198167-14620	8	13
198167-17300	14	1
198167-21410	17	27
198167-24101	18	4
198167-24150	18	17
198167-24300	19	3
198167-24330	19	9
198167-24340	19	10
198167-24350	19	11
198167-24360	19	12
198167-24370	19	13
198167-24380	19	14
198167-24390	19	5
198167-24400	19	15
198167-24410	19	16
198167-24440	33	2
198167-24530	33	5
198167-24710	34	2

Parts No.	Fig. No.	Ref. No.
198167-24900	19	24
198167-24950	19	25
198167-24960	18	19
198167-24980	18	20
198167-25100	20	1
198167-25170	21	1
198167-25740	22	3
198167-25750	22	4
198167-25770	22	5
198167-26050	23	3
198167-26110	23	5
198167-26220	24	14
198167-26230	24	15
198167-26240	24	17
198167-26250	24	18
198167-26310	24	20
198167-26330	24	21
198167-26340	24	22
198167-26500	27	1
198167-26510	27	2
198167-26520	27	3
198167-26530	27	4
198167-26540	27	5
198167-26550	27	6
198167-26580	27	7
198167-27480	29	7
198167-27490	29	8
198167-27510	29	9
198167-27521	29	10
198167-27530	29	11
198167-27580	28	1
198167-27630	28	2
198167-27640	28	3
198167-27650	28	4
198167-27680	28	5
198167-27690	28	6
198167-27720	30	3
198167-27730	30	4
198167-27770	30	6
198167-27780	30	7
198167-27810	30	8
198167-27850	30	10
198167-27930	30	12
198167-28210	31	2
198167-28220	31	3
198167-28240	31	6
198167-28250	31	7
198167-28270	31	8
198167-28280	31	9
198167-28290	31	10

Parts No.	Fig. No.	Ref. No.
198167-28310	31	11
198167-28370	32	2
198167-29310	35	13
198167-29330	35	22
198167-29340	35	23
198167-29390	35	28
198167-29410	36	1
198167-29610	36	24
198167-29640	36	28
198167-29710	36	29
		36
198167-29750	36	30
		41
198167-29970	16	9
198167-33130	39	3
198167-35080	41	2
198167-35101	41	3
198167-35110	41	4
198167-35180	41	18
198167-35211	41	5
198167-35240	41	6
198167-35261	41	7
198167-35311	41	8
198167-35360	41	9
198167-35411	41	10
198167-35450	41	19
198167-35530	42	1
198167-35550	42	2
198167-37350	44	6
198167-37702	45	8
198167-37711	45	9
198167-37740	45	11
198167-37780	45	12
198167-42170	50	3
198167-48340	51	5
198167-51520	52	8
198167-52180	54	7
198167-52600	54	15
198167-61600	60	4
198167-61660	60	9
198167-61680	60	11
198167-62430	61	19
198167-62460	62	5
198167-62490	62	7
198167-62930	62	18
198220-25130	25	2
198220-46670	50	4
198220-52180	58	3
198220-52300	54	10
198220-62150	61	12

Parts No. Index

Parts No.	Fig. No.	Ref. No.
198220-62150	62	2
198220-62890	62	16
198220-65410	72	37
198221-13360	8	4
198223-46280	72	8
198223-52150	54	5
198223-52330	54	11
198223-52340	54	12
198223-52400	54	13
198223-52510	54	14
198223-57100	58	1
198223-57110	56	7
198223-57200	58	6
198223-65630	64	6
198240-46250	70	2
198240-46260	70	3
198240-62451	62	3
198253-01190	2	5
	32	1
198290-32750	38	8
198421-00640	1	16
198421-00650	1	17
198421-01250	2	6
198421-04430	3	33
198421-13221	7	8
198421-13231	7	9
198421-13240	7	10
198421-14110	13	3
198421-14630	8	15
198421-24910	19	61
198421-27110	29	1
	30	1
198421-31510	37	4
198421-31520	37	5
198421-31530	37	6
198421-31550	37	7
198421-32660	38	7
198421-33110	39	1
198421-33140	39	4
198421-33170	39	5
198421-36310	43	1
198421-36321	43	2
		7
198421-36380	43	4
		8
198421-36410	43	9
198421-37511	44	8
198421-61620	60	7
	62	1
198435-16230	5	11

Parts No.	Fig. No.	Ref. No.
198435-16230	15	5
1A1040-28470	18	16
1A6640-29450	36	2
1A6640-29550	36	12
1A6640-37640	45	7
1A6640-64940	62	22
1A6680-00510	1	1
1A6680-00650	1	21
1A6680-00720	1	24
1A6680-00730	1	25
1A6680-01150	2	4
1A6680-04110	3	1
1A6680-04310	3	4
1A6680-04420	3	30
1A6680-04430	3	32
1A6680-04510	3	8
1A6680-11100	5	1
1A6680-11410	5	2
1A6680-13310	8	1
1A6680-13350	8	3
1A6680-13370	8	5
1A6680-14600	69	1
1A6680-14700	69	2
1A6680-14890	69	5
1A6680-17640	16	1
1A6680-17670	16	2
1A6680-17710	16	3
1A6680-17750	16	6
1A6680-17950	16	8
1A6680-21100	17	1
1A6680-21110	17	2
1A6680-21120	17	3
1A6680-21150	17	4
1A6680-21200	17	5
1A6680-21250	17	6
1A6680-21270	17	7
1A6680-21300	17	14
1A6680-21460	17	15
1A6680-22110	17	29
1A6680-24110	18	13
1A6680-26160	24	5
1A6680-26170	24	6
1A6680-26180	24	7
1A6680-26190	24	11
1A6680-26210	24	12
1A6680-26220	25	4
1A6680-26230	25	5
1A6680-27870	30	11
1A6680-29010	34	10
1A6680-29040	34	23

Parts No.	Fig. No.	Ref. No.
1A6680-29050	34	13
1A6680-29200	34	24
1A6680-29720	36	37
1A6680-32610	38	2
1A6680-32620	38	3
1A6680-32630	38	4
1A6680-32640	38	6
1A6680-33410	40	1
1A6680-33420	40	2
1A6680-33430	40	3
1A6680-33510	40	5
1A6680-34110	40	8
1A6680-34600	69	6
1A6680-34700	69	7
1A6680-34770	69	9
1A6680-34800	69	10
1A6680-35580	42	3
1A6680-37730	45	10
1A6680-46000	72	1
1A6680-47360	48	25
1A6680-48110	51	1
1A6680-48320	51	4
1A6680-48750	72	34
1A6680-48910	51	6
1A6680-51310	52	3
1A6680-51350	52	5
1A6680-51850	52	11
1A6680-58010	53	2
1A6680-58120	53	3
1A6680-61450	60	1
1A6680-61480	60	2
1A6680-61500	60	3
1A6680-61750	60	12
1A6680-61800	60	13
1A6680-61850	59	7
1A6680-61900	59	9
1A6680-62410	61	15
1A6680-62420	61	17
1A6680-62430	61	18
1A6680-62440	61	20
1A6680-62700	62	11
1A6680-62910	62	17
1A6680-63900	63	2
1A6680-65570	64	8 -1
1A6680-71100	66	1
1A6680-72110	66	9
1A6680-72120	66	20
1A6680-72210	66	19
1A6680-72220	66	15
1A6680-72250	66	16

Parts No.	Fig. No.	Ref. No.
1A6680-75400	67	1
1A6680-85930	68	4
1A6680-85950	68	5
1A6750-29510	34	14
1A6770-73110	66	26
1A6780-00600	1	3
1A6780-00610	1	4
1A6780-04130	3	2
1A6780-13700	10	2
1A6780-13750	10	7
1A6780-13760	10	9
1A6780-13890	10	14
1A6780-13910	11	2
1A6780-31400	37	2
1A6780-42010	46	1
1A6780-44110	46	9
1A6780-44200	46	18
1A6780-44240	46	22
1A6780-44460	46	33
1A6780-46280	72	56
1A6780-46290	72	57
1A6780-46310	72	58
1A6780-46590	72	14
1A6780-47050	49	17
1A6780-51410	52	6
1A6780-52430	55	6
1A6780-52440	55	7
1A6780-52460	55	5
1A6780-52470	55	8
1A6780-57300	52	12
1A6780-61980	59	16
1A6780-65600	4	8
1A6780-72130	66	10
1A6780-72140	66	11
1A6780-85600	71	1
1A6781-24500	19	19
1A6781-25190	21	2
1A6781-25710	37	1
1A6781-25730	22	2
1A6781-26090	23	4
1A6781-26130	23	6
1A6781-27320	29	2
1A6781-27360	29	4
1A6781-27390	29	5
1A6781-27410	29	6
1A6781-27450	61	5
1A6781-37500	45	4
1A6781-37530	45	19
1A6781-37590	45	24
1A6781-37600	45	6

Parts No. Index

Parts No.	Fig. No.	Ref. No.
1A6781-37660	45	5
1A6781-37800	45	13
1A6781-37810	45	14
1A6781-37830	45	15
1A6781-37900	44	4
1A6781-37950	44	7
1A6781-56300	57	4
1A6781-62800	62	12
1A6781-62950	62	19
1A6781-62980	62	21
1A6781-65210	65	1
1A6781-65580	29	3
1A7542-24980	19	65 -1
1C6053-32020	41	1
	45	2
		3
1C6140-14050	26	1
	44	2
	45	1
1C6220-32250	25	7
1C6281-52310	72	35
1C6281-52320	2	8
	33	14
	41	21
	44	14
	45	17
1C6320-56150	72	36
1C6360-82210	59	20
1C6560-06300	52	1
1C6560-13170	24	1
1C6650-35150	61	6
1C6720-73330	42	4
1C6740-06250	55	1
1D4110-13870	10	13
1E6102-84970	52	13
	57	8
	70	18
1E6190-54080	10	17
	26	9
	31	13
1E6190-54430	21	3
	22	8
	24	24
1E6191-54330	24	9
1E6330-54490	24	30
1E6460-84220	54	16
1E6710-54450	24	26
1E6710-54460	24	28
1E6740-54440	24	25
1E6740-54450	24	27

Parts No.	Fig. No.	Ref. No.
1E6740-54470	24	29
1E6820-54560	22	9
22117-100000	45	18
22137-050000	34	8
22137-060000	58	13
	72	40
22137-080000	2	9
	33	15
	45	20
		25
	52	14
	59	21
	60	15
22137-100000	14	11
	42	5
		6
	45	21
	59	22
	72	41
22137-120000	33	16
	41	11
	60	16
22137-160000	14	12
22137-180000	30	13
22137-200000	70	19
22157-060000	2	10
	59	23
	72	42
22157-080000	61	23
22190-080000	18	24
	19	38
22190-100000	29	13
	30	14
22212-080000	29	14
22217-100000	14	13
	38	9
	46	36
22217-120000	5	12
	17	18
	67	9
22242-000100	72	43
22242-000120	41	12
22242-000170	30	15
	36	31
22242-000200	7	3
	14	7
	24	32
22242-000210	36	11
22242-000220	72	44
22242-000250	21	4

Parts No.	Fig. No.	Ref. No.
22242-000250	22	10
	23	8
	24	33
	26	10
	43	5
		11
22242-000280	33	17
22242-000290	22	11
	31	14
22242-000340	24	34
22242-000350	13	8
22242-000360	8	9
22242-000400	40	10
22252-000150	17	31
22252-000180	24	35
22252-000400	23	9
	36	32
22252-000470	24	36
	31	15
22252-000520	9	14
	24	37
22252-000550	31	16
22252-000800	24	38
22272-000150	30	16
22272-000190	44	15
	45	22
22287-060000	73	25
22287-080000	38	10
22287-100000	19	39
		40
		41
22292-000240	22	12
22312-080160	18	25
		26
	19	42
	33	18
22312-080180	29	15
	38	11
22312-080200	10	19
22312-080220	38	12
22312-080320	38	13
22312-100120	35	18
22312-100200	10	18
22351-035032	8	10
	29	16
	30	17
	32	3
	41	13
22351-040020	72	45
22351-040040	37	11

Parts No.	Fig. No.	Ref. No.
22351-050040	39	6
22351-060020	30	18
22351-060025	29	17
22351-060032	8	11
	29	18
	30	19
	32	4
	41	14
22351-080020	9	15
	17	19
22351-080032	39	7
22351-080040	39	8
22360-080000	30	20
22372-060000	59	24
	72	46
22372-080000	60	17
	62	23
22372-100000	59	25
22417-120100	54	17
22417-200160	59	26
	61	24
	72	47
22417-200200	60	18
22417-200320	60	19
22417-250250	6	5
	15	8
	42	7
	45	26
22487-040200	54	18
22487-060800	59	27
22487-080200	44	16
22512-070200	45	27
22512-070400	44	17
22551-050250	24	39
22695-320641	4	7
23000-022000	16	10
23000-070000	8	16
		17
23000-080000	8	18
23010-030000	51	7
23010-050000	1	37
23065-070130	1	34
23065-090140	63	10
23080-012000	1	38
	3	36
	63	11
23414-120016	19	23
23414-160021	16	11
	72	48
23414-180023	51	8

Parts No. Index

Parts No.	Fig. No.	Ref. No.
23491-140002	38	14
23857-100000	16	12
	72	49
23857-120000	51	9
23871-010000	19	43
	34	22
	35	19
	70	20
23871-030000	35	20
24101-060034	12	3
24101-060054	7	11
	20	3
	26	11
	31	17
24101-060064	37	12
24101-060074	7	12
	24	40
	37	13
24101-060084	13	9
24101-062024	7	4
	12	4
24101-062034	21	5
	23	10
	36	33
24101-062044	24	41
24101-062054	9	4
	25	6
24101-062060	40	4
24101-062074	13	10
24101-062090	40	11
24101-063024	25	8
24101-063060	40	12
24104-060024	41	15
24104-060054	23	11
24104-060064	31	18
24104-062014	41	16
24104-062044	10	20
24104-062054	21	6
24104-063034	11	3
24161-202417	24	42
24161-283313	31	19
24164-000202	24	43
24164-000452	10	21
24165-000322	19	7
24190-070001	73	26
24190-080001	31	20
	73	27
24190-100001	29	19
	30	21
24190-160001	43	6

Parts No.	Fig. No.	Ref. No.
24190-160001	43	12
24311-000120	34	9
	35	12
24311-000125	29	20
	30	22
	31	21
24311-000140	29	21
	35	7
		29
	51	10
	73	28
		29
24311-000160	38	15
	39	9
24311-000180	9	16
	19	34
	30	23
24311-000200	51	11
24311-000220	28	7
	51	12
24311-000260	33	19
24311-240100	3	21
	33	20
24321-000300	27	10
24321-000500	9	17
	27	11
24321-000550	70	21
	73	36
24321-001150	9	18
24341-000112	19	36
24341-000120	27	12
24341-000180	19	44
24341-000355	24	44
24341-000500	19	65
24361-090500	35	30
24421-173007	9	19
24421-284008	18	27
24421-304208	19	45
24421-304708	10	22
	19	46
24550-010100	72	16
24550-012100	72	13
24550-018200	35	21
24550-020100	18	28
24550-025100	17	8
24550-025200	17	9
24550-028200	19	8
	33	4
24761-040000	17	20
	44	18

Parts No.	Fig. No.	Ref. No.
24761-050000	17	21
24761-060000	6	3
	15	4
26013-060162	72	50
26013-060302	51	13
26013-080122	52	15
26013-080162	17	28
	63	12
		13
		14
26013-080202	19	66
	38	16
	45	28
	50	5
	63	8
26013-080252	30	24
	41	22
26013-080452	51	14
26013-080502	38	17
	70	22
26013-080652	3	23
26013-100202	17	10
	63	15
		16
26013-100302	9	20
	46	37
26013-100402	38	18
26013-100452	17	22
	38	19
26013-100502	38	20
		21
26013-100552	38	22
26013-100652	38	23
26013-120302	61	25
	67	2
26013-120352	17	23
26013-120452	17	32
26014-060122	1	13
26016-060122	54	19
26016-080162	41	17
26016-080202	17	11
		12
		13
	25	17
	28	8
	30	25
	31	22
	41	23
	48	27
	60	20

Parts No.	Fig. No.	Ref. No.
26016-080202	60	21
	72	51
26016-080252	13	11
	18	29
	63	17
		18
	68	6
26016-080302	18	30
	19	47
		48
26016-080352	17	24
	27	13
	29	22
26016-080402	19	49
	33	21
26016-100162	14	14
26016-100302	9	21
	18	31
	27	14
26016-100452	18	32
	42	8
26016-100602	19	50
26016-100652	35	31
26016-120302	33	22
26018-060122	54	20
	55	9
26018-060162	1	39
	3	24
		25
	4	12
		16
	25	3
	58	14
		15
		16
		17
	61	27
	72	52
26018-080162	1	40
	3	26
	17	25
	61	28
26018-080202	1	41
	3	27
	5	3
	16	13
		14
	19	51
	51	15
	52	16

Parts No. Index

Parts No.	Fig. No.	Ref. No.
26018-080202	58	2
	59	28
		29
	60	22
		23
		24
	61	26
	62	24
		25
		26
		27
		28
	26018-080352	24
52		17
72		53
26023-030202	54	21
26023-060162	3	28
26051-080002	45	23
26106-080252	18	33
26106-080302	19	52
26106-080552	19	53
26106-100252	29	23
	30	26
26106-101052	36	34
26107-050102	4	21
26108-120252	5	4
26116-101052	19	54
26116-101202	46	38
26116-101402	19	55
26116-121302	67	10
26156-100162	37	14
26216-100252	18	9
26216-100452	19	56
26216-100602	18	10
26226-080602	18	11
26226-100552	19	57
26226-100902	18	12
26450-060252	73	31
26450-060552	73	32
26450-080652	73	37
26557-060122	1	14
26716-040002	57	9
26716-060002	53	5
	72	54
	2	11
26716-080002	38	24
	44	19
		20
	63	9
	72	55

Parts No.	Fig. No.	Ref. No.
26716-100002	19	58
		59
		38
		46
		50
26716-120002	2	12
	5	13
	67	11
		14
26736-100002	14	15
26756-080002	1	42
26756-120002	17	26
26776-120002	33	23
	54	6
26776-160002	14	16
26986-060002	58	18
27260-150000	18	34
27260-260000	18	35
	19	60
27260-400000	36	35
29420-100000	55	2
29420-150000	55	3
29420-200000	55	4
29622-140001	16	15

Parts No.	Fig. No.	Ref. No.
-----------	----------	----------

Parts No.	Fig. No.	Ref. No.
-----------	----------	----------