

OCT10-M24600EN

P R E F A C E

1. This Parts Catalog carries all parts incorporated in YANMAR Model U S 300 × D - P
U S 350 × D - P
U S 400 × D - P
tractors manufactured since September, 1995

2. Each illustration corresponds to the parts list on the following page.

3. When ordering parts, clearly write down the tractors model and serial number, as well as the name and number of each part in your order sheet. This will help insure reliable delivery of the parts you have ordered.

Directions for the Parts Catalog.

1. The parts stipulated in this Parts Catalog are not necessarily standard equipped parts.
2. Parts may change without prior notice.
3. The following is an example of the Parts Catalog format.

OCF10-G21601 29. FUEL INJECTION PUMP(W/BOOST)

REF.	LEV.	PARTS NO.	DESCRIPTION	Q'TY						I	R
				(A)	(B)	(C)	(D)	(E)	(F)		
1	1	729595-51390	FUEL INJECTION PUMP	1	1	1	1	1			1
1-1	1	729595-51391	FUEL INJECTION PUMP	1	1	1	1	1		N	1
		(A=E00185) (B=E00200)									
3	2	26022-060162	SCREW M 6X 16	9	9	9	9	9			
3-1	2	26022-060162	SCREW M 6X 16	4	4	4	4	4		K	
		(A=E00156) (B=E00156) (C=E00156) (D=E00156) (E=E00156)									
4	2	129470-51040	CAMSHAFT	1	1	1	1	1			
5	2	122710-51050	BEARING, ROLLER	2	2	2	2	2			
6	2	129470-51060	RETAINER	1	1	1	1	1			

Remarks

(1) BOOST COMPEMSATOR TYPE. OPTIONAL PART, TO E00155,(4JH-DT, 4JH-DTZ

① Ref. No.

The Ref. No. listed may not be in accordance with the illustration Ref. No.

(Ex.) Illustration No.

List Ref No.

1

1

(Before change)

1-1

(After change)

For interchangeable symbols N, R and K, illustrations for new parts may be abbreviated.

② Lev. (Level)

Level indication

The numbers below indicate the level of relativity towards the main part.

1 ----- Main parts (Assembly parts)

2 ----- Sub component included in " 1 ".

3 ----- Sub component included in " 2 ".

Note) Parts that are not for sale are partially illustrated but not listed.

③ Interchangeability Mark

When a part change takes place, one of the following interchangeability symbols is indicated beside the part.

Symbol	Interchangeability	Contents note
N	Old $\begin{matrix} \leftarrow \text{Yes} \\ \text{No} \rightarrow \end{matrix}$ New	New Part is interchangeable for Old Part but Old Part is not interchangeable for New Part.
Q	Old $\begin{matrix} \leftarrow \text{No} \\ \text{Yes} \rightarrow \end{matrix}$ New	New Part is not interchangeable for Old Part but Old Part is interchangeable for New Part.
R	Old $\begin{matrix} \leftarrow \text{Yes} \\ \text{Yes} \rightarrow \end{matrix}$ New	New/ Old Parts are both interchangeable.
S	Old $\begin{matrix} \leftarrow \text{No} \\ \text{No} \rightarrow \end{matrix}$ New	New/ Old Parts are both not interchangeable.
W		Part newly added.
Z		Part discontinued.
F		Not interchangeable by a single part but interchangeable together with related parts.
K		Changes only for used parts quantities.

④ Effective Machine No.

When a part changes, the effective Machine No. will be indicated in the (A)-(F) column.

Product Symbol	Product No.	Product Symbol	Product No.
C	Clutch No. Compressor No.	F	Machine No. (Agricultural Equip.)
D	Drive No.	M	Machine No.
E	Engine No.		

Note 1) A date may follow the symbol. (Ex.) 1996.01

Note 2) "XXXXX" and "ZZZZZ" are for parts that could not be predicted or for engine models that could not be identified.

Note 3) (A=E00185) is the E (Engine Serial Number) for the column (A) model (in this case 4JH-DT) after the parts design change.

⑤ Remarks Mark

Figures or alphabets (symbols) are entered in the remarks column.

The comments (remarks) on parts that are indicated at the bottom of the illustration are the same symbols as those stated above.

Contents

Fig. No.	Fig. Name	Fig. No.	Fig. Name
US300,350,400XD-P		25.	CLUTCH RELEASE
1.	ACCELERATOR LEVER	26.	CLUTCH PEDAL
2.	FUEL TANK	27.	TRANSMISSION CASE
3.	FUEL PIPE	28.	MAIN SHAFT&REVERSE GEAR
4.	AIR CLEANER BRACKET	29.	DRIVEN SHAFT
5.	FRONT BRACKET&CENTER PIN	30.	DRIVEN SHAFT
6.	FRONT BRACKET&CENTER PIN	31.	COUNTER&REDUCTION SHAFTS
7.	THIRD ARM&KNUCKLE ARM	32.	PTO DRIVE SHAFT&PTO SHAFT
8.	TIE ROD	33.	MAIN CHANGE
9.	RING GEAR&DIFFERENTIAL GEAR	34.	SUB-CHANGE
10.	PROPELLER SHAFT&SHAFT COVER	35.	P.T.O.CHANGE
11.	FRONT SHAFT(1)	36.	FRONT DRIVE&FRONT SHIFT
12.	FRONT SHAFT(2)	37.	DIFFERENTIAL GEAR
13.	FRONT AXLE CASE	38.	DIFFERENTIAL GEAR
14.	FRONT GEAR CASE	39.	DIFFERENTIAL GEAR
15.	FRONT SPINDLE	40.	REAR HOUSING
16.	FRONT WHEEL TIRE	41.	DIFFERENTIAL LOCK
17.	FRONT WHEEL TIRE(TURF)	42.	FINAL PINION&FINAL GEAR
18.	STEERING DEVICE(MST	43.	FINAL PINION&FINAL GEAR
19.	DRAG ROD	44.	FINAL PINION&FINAL GEAR
20.	P.S.T CYLINDER	45.	REAR AXLE SHAFT
21.	STEERING DEVICE(PST	46.	REAR AXLE SHAFT
22.	P.S.T PIPING	47.	REAR WHEEL TIRE(TURF)
23.	CLUTCH HOUSING	48.	REAR WHEEL TIRE
24.	DUAL CLUTCH&SHAFT	49.	BRAKE

Contents

Fig. No. Fig. Name

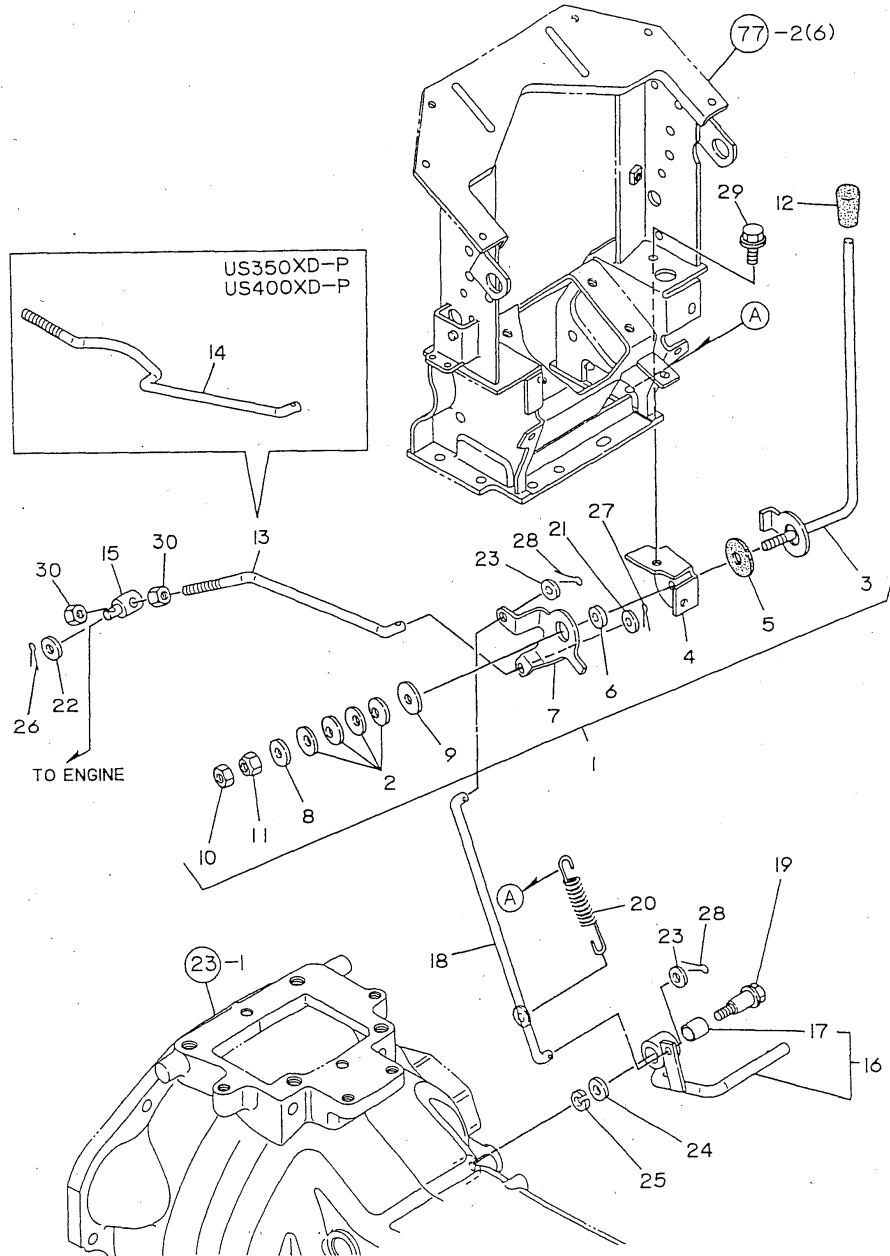
- 50. BRAKE PEDAL
- 51. HYDRAULIC PUMP
- 52. HYDRAULIC CYLINDER CASE
- 53. PISTON&LIFT CRANK
- 54. CONTROL VALVE
- 55. CONTROL VALVE
- 56. RELIEF VALVE
- 57. STOP VALVE
- 58. SAFETY VALVE
- 59. HYDRAULIC CONTOR
- 60. HYDRAULIC CONTOR
- 61. DRAFT CONTROL
- 62. HYDRAULIC PIPING
- 63. HYDRAULIC PIPING
- 64. HYDRAULIC FILTER
- 65. WIRE HARNESS
- 66. BATTERY
- 67. SWITCHES
- 68. LAMPS
- 69. METER
- 70. RELAY
- 71. BONNET(1)
- 72. BONNET(2)
- 73. BONNET(3)
- 74. DASHBOARD

Fig. No. Fig. Name

- 75. FENDER
- 76. STEP
- 77. PARTS ASSY
- 78. OPERATOR SEAT
- 79. LABELS
- 80. LABELS
- 81. TOP LINK
- 82. LIFT LINK R
- 83. LIFT LINK L
- 84. LOWER LINK&CHECK CHAIN
- 85. DRAW BAR HITCH
- 86. ROLL GUARD
- 87. ROLL GUARD
- 88. LAMPS
- 89. WEIGHT
- 90. TOOLS
- 91. ROOF

Fig.1. ACCELERATOR LEVER

1 ACCELERATOR LEVER

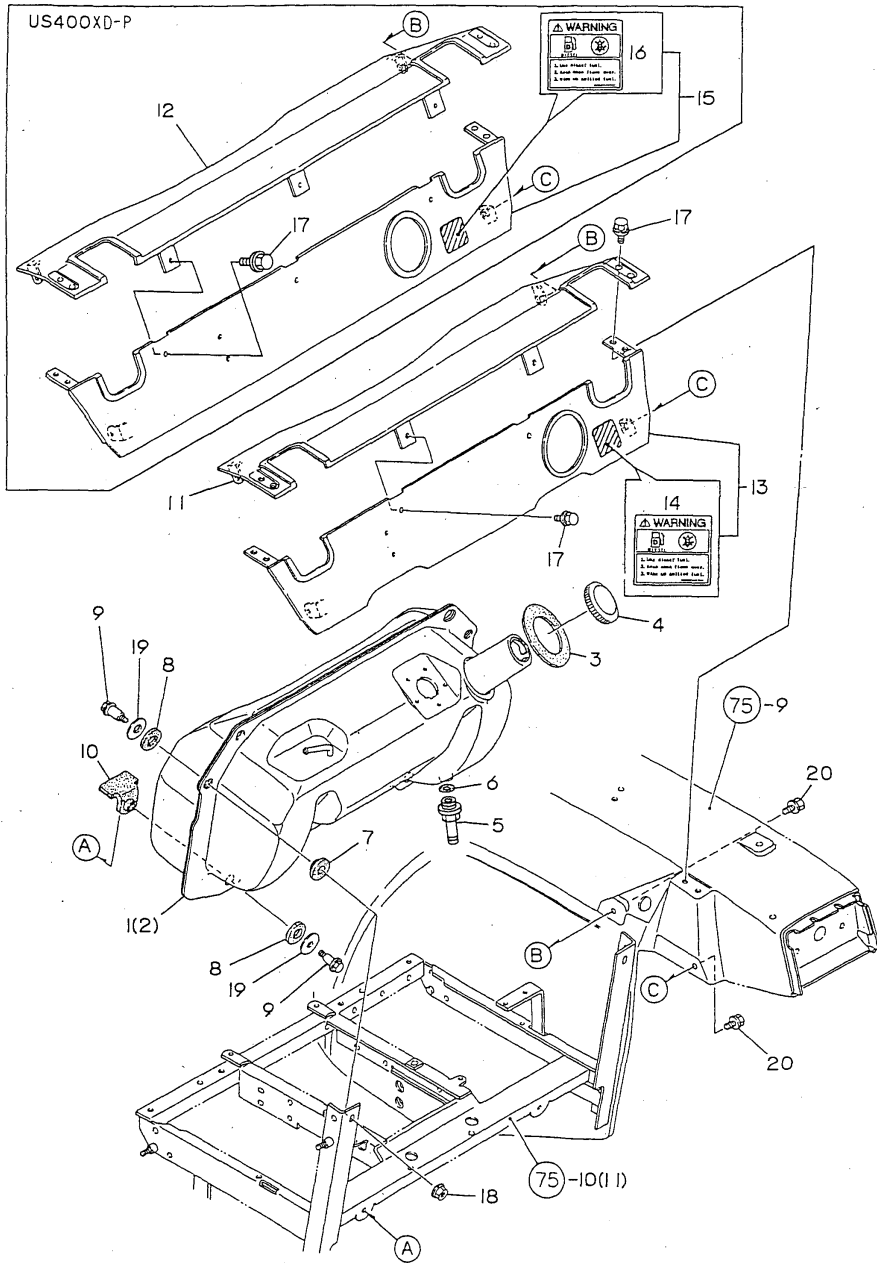


(A)= (D)=US350XD-P
 (B)=US300XD-P (E)=
 (C)= (F)=US400XD-P

No.	Lev.	Parts No.	Description	Q'ty						I	R
				(A)	(B)	(C)	(D)	(E)	(F)		
1	1	798220-01110	LEVER KIT,ACCELERATR		1		1				
2	2	194740-00160	SPRING, 10		4		4				
3	2	198220-01110	LEVER, ACCELERATOR		1		1				
4	2	198220-01140	BRACKET, LEVER		1		1				
5	2	198220-01261	PLATE, FRICTION		1		1				
6	2	194150-01270	SPACER, 20		1		1				
7	2	198220-01350	LEVER, LINK		1		1				
8	2	194145-61570	WASHER, 10		1		1				
9	2	22157-100000	WASHER, 10		1		1				
10	2	26756-100002	NUT, LOCK M10		1		1				
11	2	26986-100002	NUT, LOCK M10		1		1				
12	1	194464-01190	KNOB, LEVER		1		1				
13	1	198240-01320	ROD, LINK		1						
14	1	198250-01320	ROD, LINK				1			1	
15	1	194150-01370	ADJUSTER		1		1			1	
16	1	198240-01400	PEDAL ASSY, THROTTLE		1		1			1	
17	2	24550-014200	BUSH, 14X20		1		1			1	
18	1	198240-01450	ROD, ACCELERATOR		1		1			1	
19	1	198240-01470	BOLT, M10		1		1			1	
20	1	194750-04400	SPRING, RETURN		1		1			1	
21	1	22137-080000	WASHER, 8		1		1			1	
22	1	22137-080000	WASHER, 8		1		1			1	
23	1	22137-080000	WASHER, 8		2		2			2	
24	1	22137-100000	WASHER, 10		1		1			1	
25	1	22217-100000	WASHER, SPRING 10		1		1			1	
26	1	22417-160180	PIN, COTTER 1.6X18		1		1			1	
27	1	22417-250300	PIN, COTTER 2.5X30		1		1			1	
28	1	22417-250300	PIN, COTTER 2.5X30		2		2			2	
29	1	26106-080162	BOLT, M8X 16 PLATED		2		2			2	
30	1	26716-080002	NUT, M8		2		2			2	

Fig.2. FUEL TANK

2 FUEL TANK

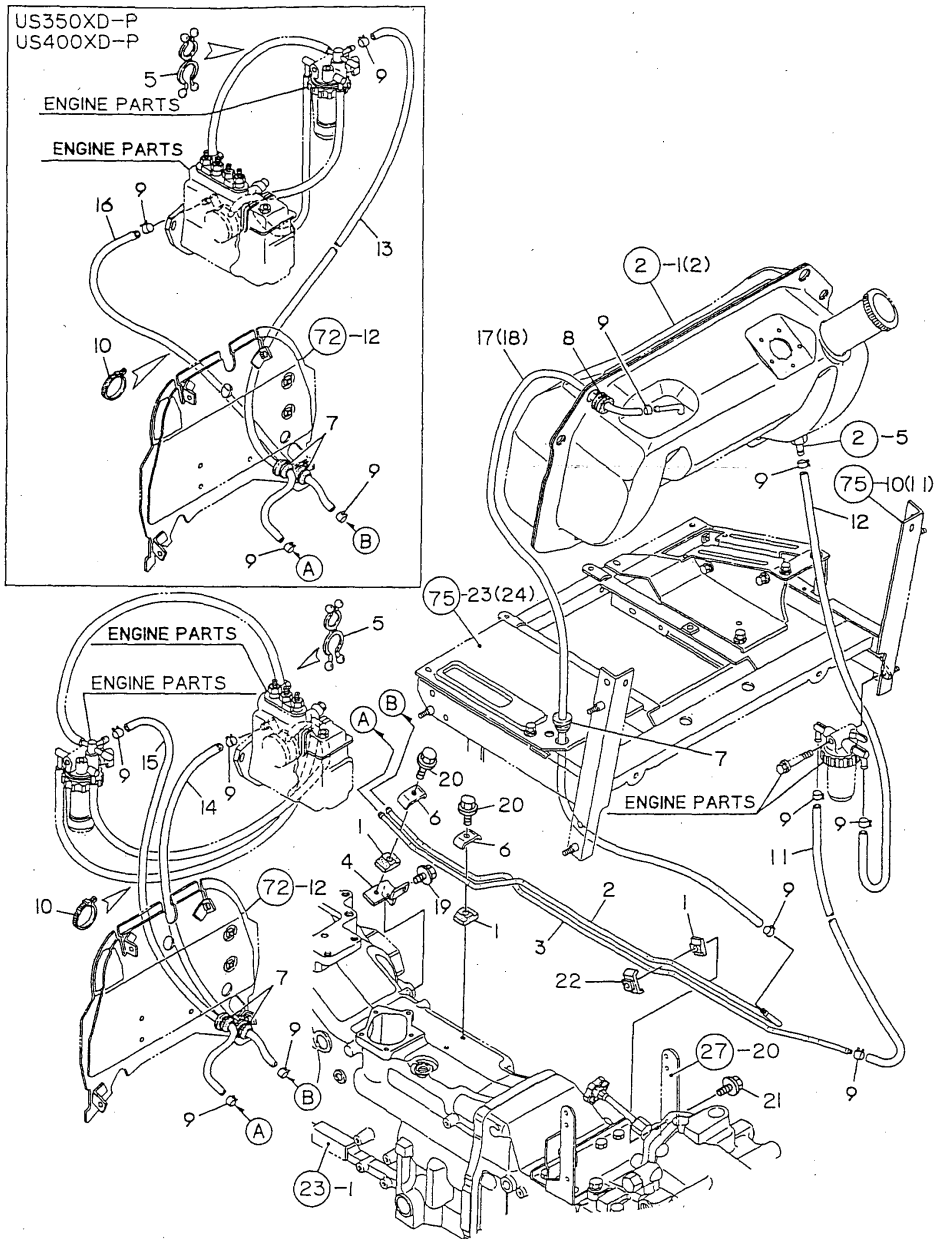


(A)=
(B)=US300XD-P
(C)=
(D)=US350XD-P
(E)=
(F)=US400XD-P

No.	Lev.	Parts No.	Description	Q'ty						I	R
				(A)	(B)	(C)	(D)	(E)	(F)		
1	1	198240-04110	FUEL TANK ASSY		1		1				
2	1	198320-04110	TANK,FUEL								1
3	1	198240-04220	PACKING		1		1				1
4	1	198220-04400	CAP ASSY, TANK		1		1				1
5	1	198230-04750	JOINT, PIPE		1		1				1
6	1	24311-000150	O-RING, 1AP15.0		1		1				1
7	1	194555-04260	PACKING, TANK A		2		2				2
8	1	194555-04270	PACKING, TANK B		4		4				4
9	1	194555-04280	BOLT, M8X26		4		4				4
10	1	198220-04290	GASKET, TANK		2		2				2
11	1	198240-04300	COVER, TANK FRONT		1		1				
12	1	198320-04300	COVER, TANK FRONT								1
13	1	198246-04400	COVER R KIT,TANK		1		1				
14	2	198226-65790	LABEL,FUEL CAUTION		1		1				
15	1	198328-04400	COVER R KIT,TANK								1
16	2	198226-65790	LABEL,FUEL CAUTION								1
17	1	194155-05210	BOLT, M6X16		6		6				7
18	1	194990-22140	NUT, M8		2		2				2
19	1	22157-120000	WASHER, 12		4		4				4
20	1	26106-080162	BOLT, M8X 16 PLATED		4		4				4

Fig.3. FUEL PIPE

3 FUEL PIPE

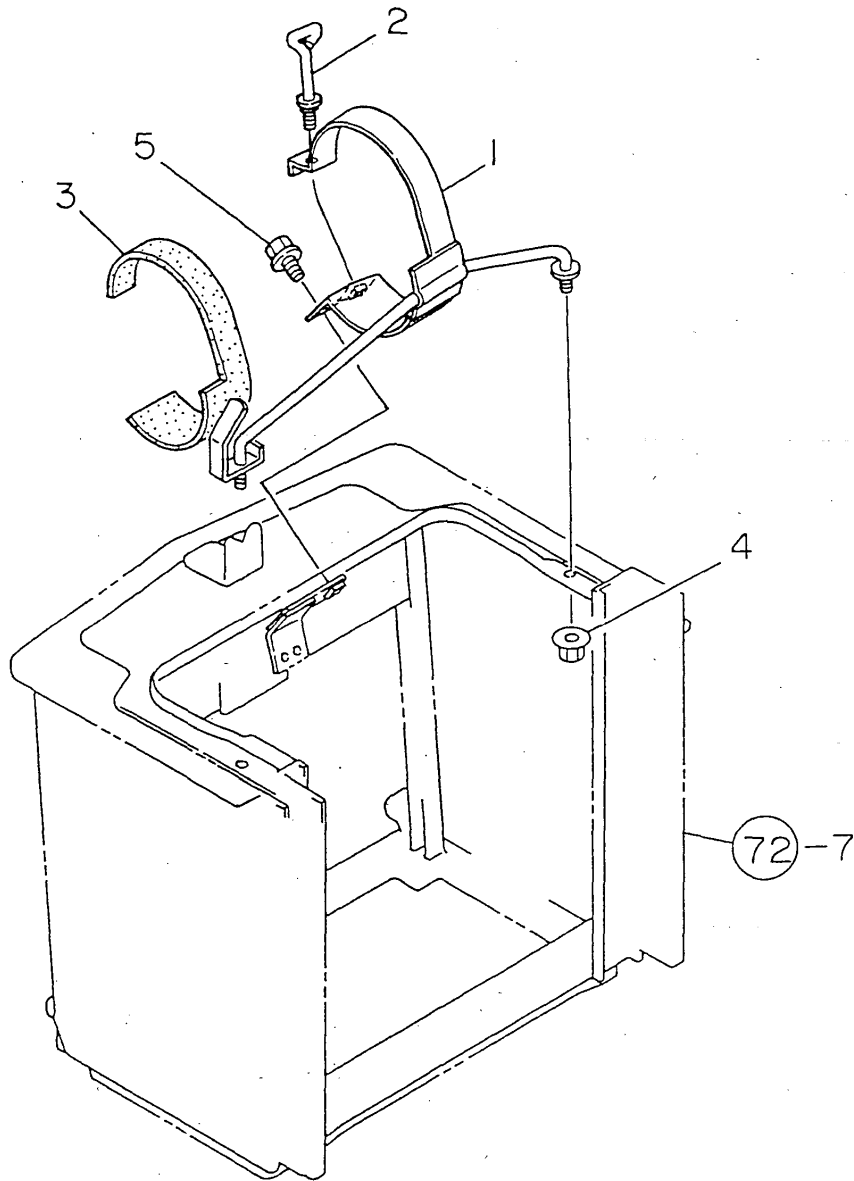


(A)= (D)=US350XD-P
 (B)=US300XD-P (E)=
 (C)= (F)=US400XD-P

No.	Lev.	Parts No.	Description	Q'ty						I	R
				(A)	(B)	(C)	(D)	(E)	(F)		
1	1	198240-04710	BASE, CLAMP		3		3		3		
2	1	198240-04750	PIPE, FUEL		1		1		1		
3	1	198240-04760	PIPE, FUEL		1		1		1		
4	1	198240-04770	BRACKET, PIPE		1		1		1		
5	1	172122-16600	CLAMP, DOUBLE		1		1		1		
6	1	194180-17770	CLAMP, PIPE		2		2		2		
7	1	194170-51210	GROMMET 25		3		3		3		
8	1	194170-51210	GROMMET 25		1		1		1		
9	1	124766-59050	CLIP, HOSE 12		10		10		10		
10	1	121750-59890	BAND, 140		2		2		2		
11	1	23980-730300	HOSE, 7.3X 300		1		1		1		
12	1	23980-730300	HOSE, 7.3X 300		1		1		1		
13	1	23980-730580	HOSE, 7.3X 580				1		1		
14	1	23980-730690	HOSE, 7.3X 690		1				1		
15	1	23980-730870	HOSE, 7.3X 870		1				1		
16	1	23980-730890	HOSE, 7.3X 890				1		1		
17	1	23980-731000	HOSE, 7.3X1000		1		1		1		
18	1	23980-731200	HOSE, 7.3X1200						1		
19	1	26106-080162	BOLT, M8X 16 PLATED		1		1		1		
20	1	26106-080252	BOLT, M8X 25 PLATED		2		2		2		
21	1	26106-080302	BOLT, M8X 30 PLATED		1		1		1		
22	1	198327-04840	CLAMP		1		1		1		

Fig.4. AIR CLEANER BRACKET

4 AIR CLEANER BRACKET

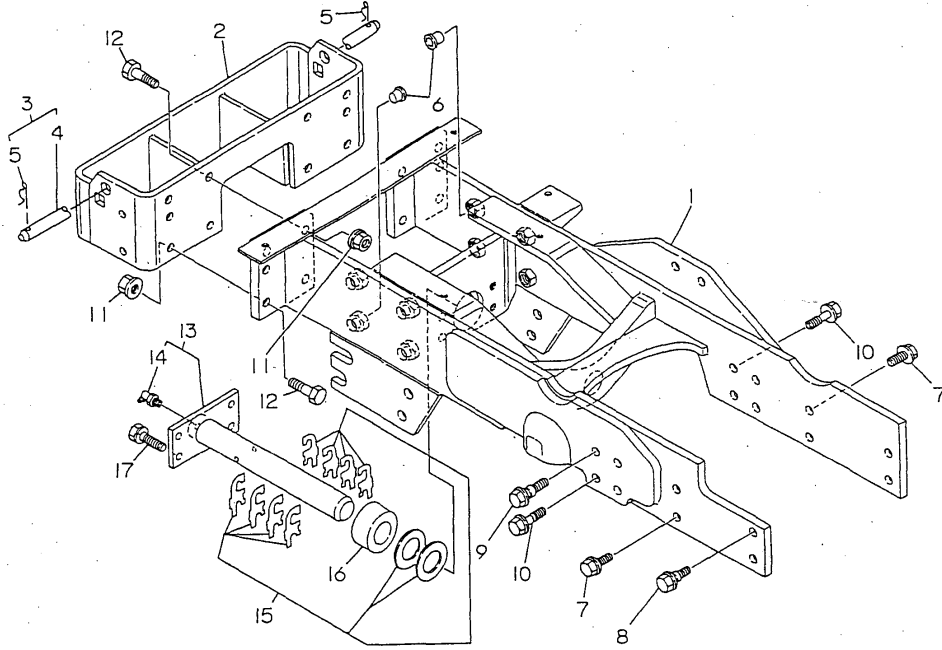


(A)=
 (B)=US300XD-P
 (C)=
 (D)=US350XD-P
 (E)=
 (F)=US400XD-P

No.	Lev.	Parts No.	Description	Q'ty						I	R	
				(A)	(B)	(C)	(D)	(E)	(F)			
1	1	198240-06150	BRACKET, AIR CLEANER		1		1					
2	1	198240-06201	BOLT, AIR CLEANER		1		1					
3	1	198240-06210	PACKING		1		1					
4	1	194990-22140	NUT, M8		2		2					
5	1	26106-080122	BOLT, M8X 12 PLATED		1		1					

Fig.5. FRONT BRACKET&CENTER PIN

5 FRONT BRACKET & CENTER PIN

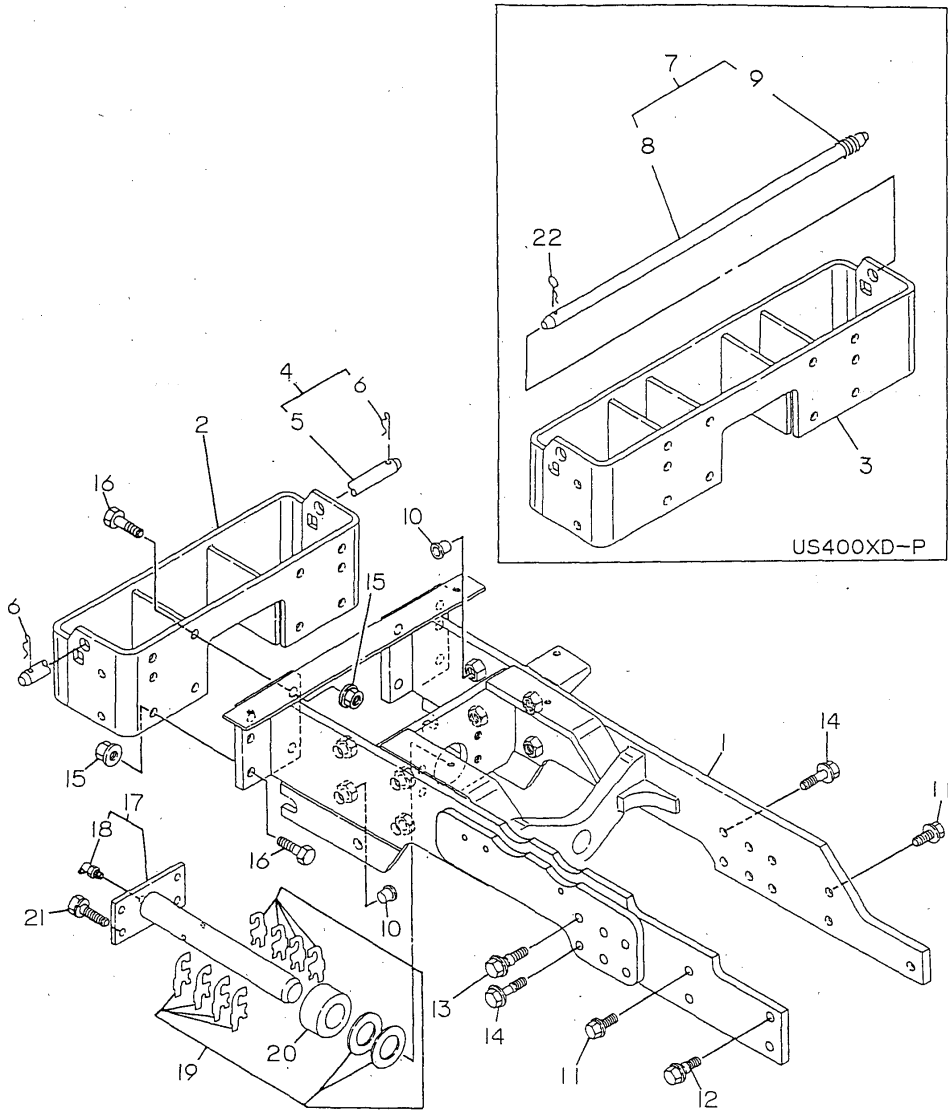


(A)= (D)=US350XD-P
 (B)=US300XD-P (E)=
 (C)= (F)=US400XD-P

No.	Lev.	Parts No.	Description	Q'ty						I	R
				(A)	(B)	(C)	(D)	(E)	(F)		
1	1	198240-11100	FRAME ASSY, FRONT		1						
2	1	198240-11130	HITCH ASSY, FRONT		1						
3	1	794145-11140	PIN ASSY, LOCK		1						
4	2	194145-11140	PIN, WEIGHT LOCK		1						
5	2	22372-160000	PIN, SNAP 16		2						
6	1	194450-11190	PLUG, 15.0		8						
7	1	198220-11510	BOLT, M12X27		7						
8	1	198240-11620	BOLT, M12X34		1						
9	1	198240-11640	BOLT, M12X46		1						
10	1	198240-11650	BOLT, M12X45		7						
11	1	194990-22160	NUT, M12		8						
12	1	26116-120352	BOLT, M12X 35 PLATED		8						
13	1	198240-11500	PIN ASSY, CENTER		1						
14	2	24761-040000	NIPPLE, GREASE B		1						
15	1	198240-11540	SHIM SET		1						
16	1	198240-11550	SPACER, 36X62X27		1						
17	1	26013-120352	BOLT, M12X 35		4						

Fig.6. FRONT BRACKET&CENTER PIN

6 FRONT BRACKET & CENTER PIN

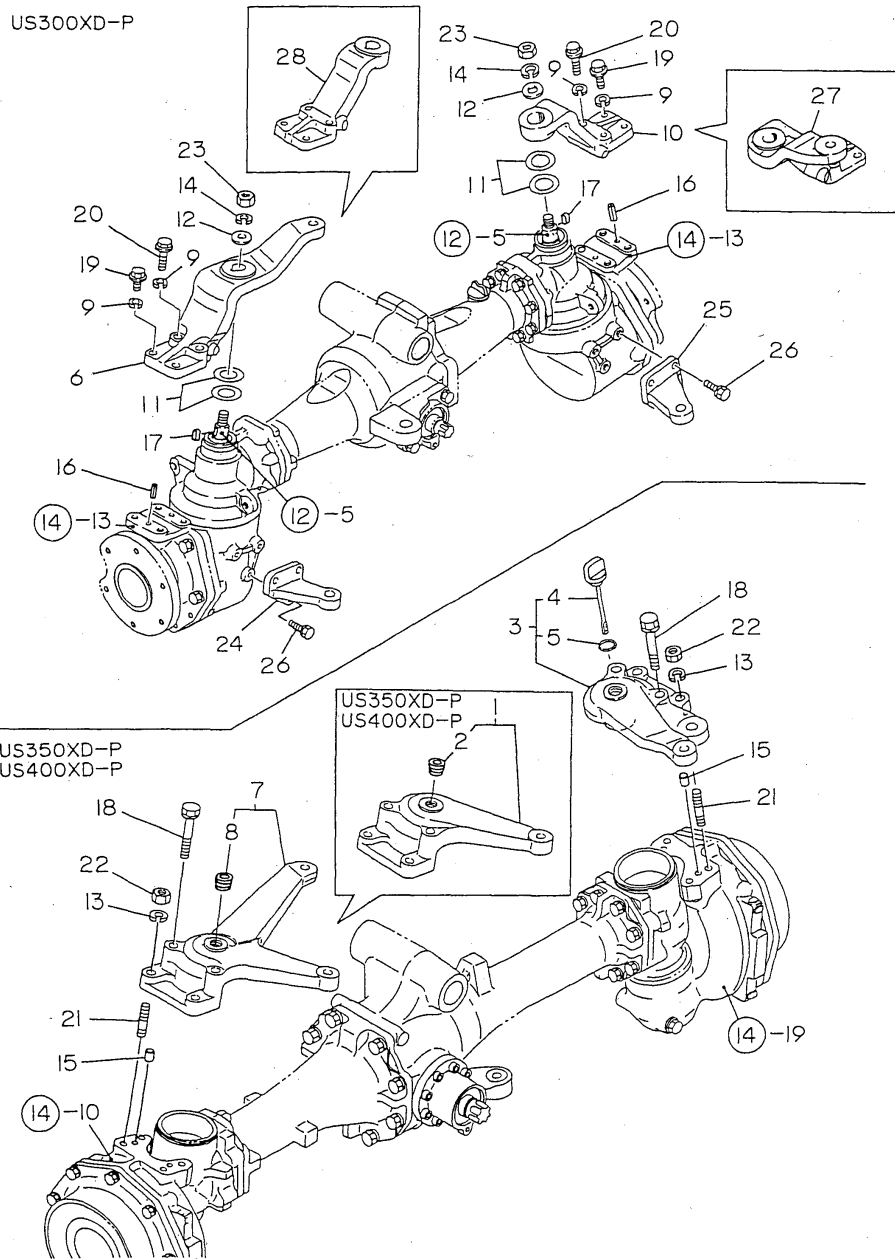


(A)= (D)=US350XD-P
 (B)=US300XD-P (E)=
 (C)= (F)=US400XD-P

No.	Lev.	Parts No.	Description	Q'ty						I	R	
				(A)	(B)	(C)	(D)	(E)	(F)			
1	1	198249-11101	FRAME ASSY, FRONT				1				1	
2	1	198240-11130	HITCH ASSY, FRONT				1					
3	1	198320-11130	HITCH ASSY, FRONT								1	
4	1	794145-11140	PIN ASSY, LOCK				1					
5	2	194145-11140	PIN, WEIGHT LOCK				1					
6	2	22372-160000	PIN, SNAP 16				2					
7	1	198440-11090	PIN ASSY, LOCK								1	
8	2	198440-11080	PIN								1	
9	2	194250-11140	SPRING								1	
10	1	194450-11190	PLUG, 15.0				8				8	
11	1	198220-11510	BOLT, M12X27				6				6	
12	1	198240-11620	BOLT, M12X34				1				1	
13	1	198240-11640	BOLT, M12X46				1				1	
14	1	198240-11650	BOLT, M12X45				7				7	
15	1	194990-22160	NUT, M12				8				8	
16	1	26116-120352	BOLT, M12X 35 PLATED				8				8	
17	1	198240-11500	PIN ASSY, CENTER				1				1	
18	2	24761-040000	NIPPLE, GREASE B				1				1	
19	1	198240-11540	SHIM SET				1				1	
20	1	198240-11550	SPACER, 36X62X27				1				1	
21	1	26013-120352	BOLT, M12X 35				4				4	
22	1	22372-160000	PIN, SNAP 16								1	

Fig.7. THIRD ARM&KNUCKLE ARM

7 THIRD ARM & KNUCKLE ARM



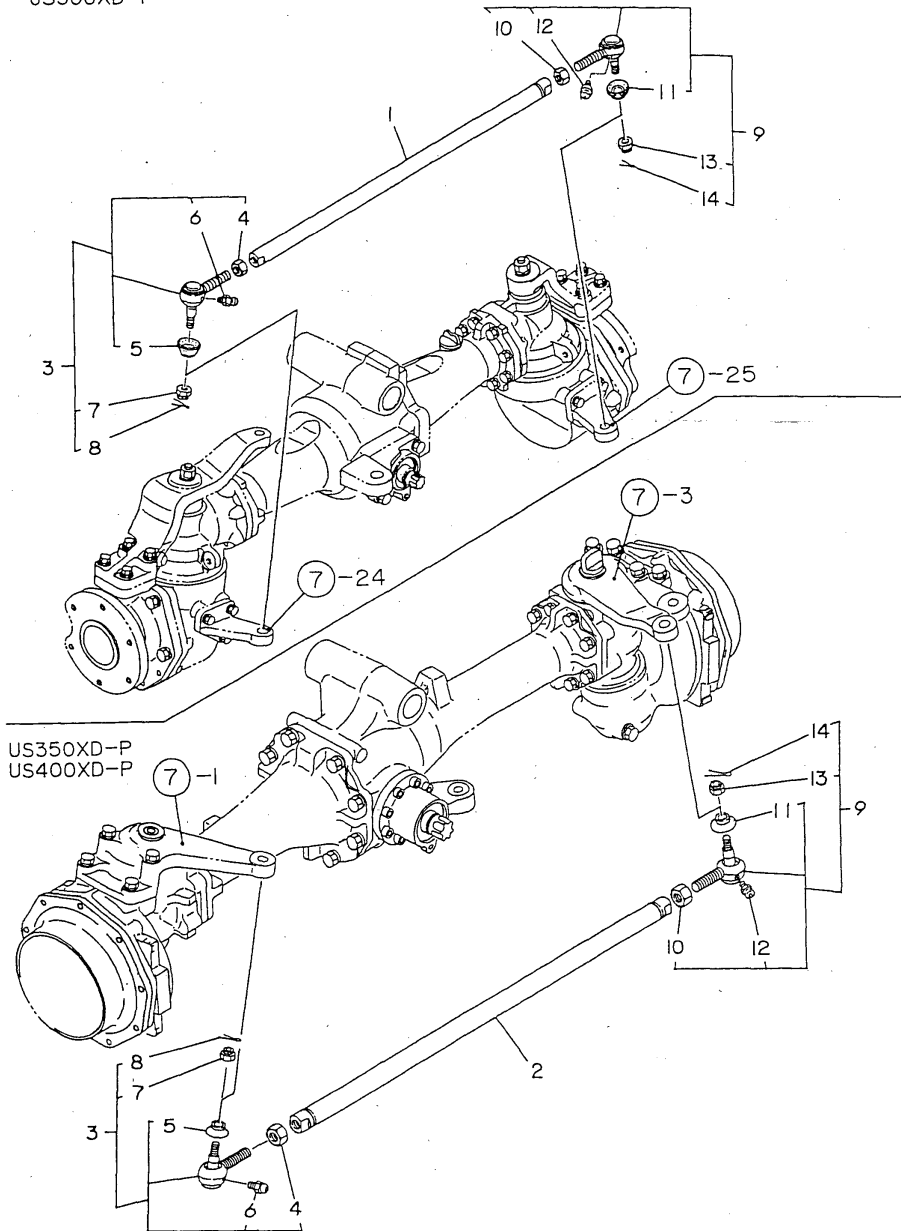
(A)= (D)=US350XD-P
 (B)=US300XD-P (E)=
 (C)= (F)=US400XD-P

No.	Lev.	Parts No.	Description	Q'ty						I	R	
				(A)	(B)	(C)	(D)	(E)	(F)			
1	1	198251-11800	ARM ASSY, KNUCKLE L				1			1		
2	2	23871-040000	PLUG, R04				1			1		1
3	1	198251-11820	ARM ASSY, KNUCKLE R				1			1		
4	2	198251-13630	GAUGE, OIL LEVEL				1			1		
5	2	24311-000180	O-RING, 1AP18.0				1			1		
6	1	198241-11950	ARM, STEERING L			1						
7	1	198251-11850	ARM ASSY, KNUCKLE L				1					
8	2	23871-040000	PLUG, R04				1					
9	1	194274-13570	WASHER, SPRING 10			8						
10	1	194313-13820	SUPPORT, KING PIN			1						
11	1	794311-13860	SHIM SET			1						
12	1	22137-160000	WASHER, 16			2						
13	1	22217-120000	WASHER, SPRING 12				4			4		
14	1	22217-160000	WASHER, SPRING 16			2						
15	1	22312-100180	PIN, PARALLEL M10X18				4			4		
16	1	22351-080020	PIN, SPRING 8.0X20			4						
17	1	22512-070220	KEY, 7X 22			2						
18	1	26013-120802	BOLT, M12X 80				4			4		
19	1	26108-100302	BOLT, M10X 30 PLATED			4						
20	1	26108-100452	BOLT, M10X 45 PLATED			4						
21	1	26216-120352	STUD, M12X 35				4			4		
22	1	26716-120002	NUT, M12				4			4		
23	1	26716-160002	NUT, M16			2						
24	1	198241-12110	ARM, KNUCKLE L			1						
25	1	198241-12210	ARM, KNUCKLE R			1						
26	1	26013-100302	BOLT, M10X 30			6						
27	1	198241-11900	ARM, STEERING R			1						1
28	1	198241-11920	SUPPORT, KING PIN L			1						1

Fig.8. TIE ROD

8 TIE ROD

US300XD-P



US350XD-P
US400XD-P

(A)=
(B)=US300XD-P
(C)=

(D)=US350XD-P
(E)=
(F)=US400XD-P

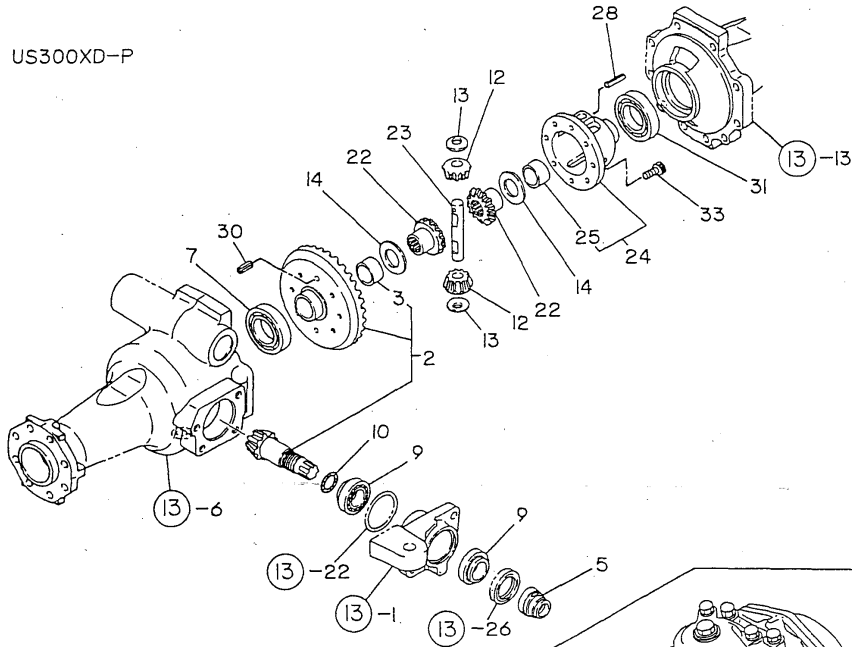
No.	Lev.	Parts No.	Description	Q'ty						I	R
				(A)	(B)	(C)	(D)	(E)	(F)		
1	1	198241-12310	TIE-ROD		1						
2	1	198251-12310	TIE-ROD				1			1	
3	1	198240-18120	END KIT, TIE-ROD LR		1		1			1	
4	3	194990-22830	NUT M17		1		1			1	
5	3	194730-57220	COVER, DUCT		1		1			1	
6	3	24761-060000	NIPPLE, GREASE MT6X1		1		1			1	
7	2	198240-12590	NUT, M12		1		1			1	
8	2	22417-300250	PIN, COTTER 3.0X25		1		1			1	
9	1	198240-18130	END KIT, TIE-ROD RL		1		1			1	
10	3	194990-22840	NUT M17		1		1			1	
11	3	194730-57220	COVER, DUCT		1		1			1	
12	3	24761-060000	NIPPLE, GREASE MT6X1		1		1			1	
13	2	198240-12590	NUT, M12		1		1			1	
14	2	22417-300250	PIN, COTTER 3.0X25		1		1			1	

Fig.9. RING GEAR&DIFFERENTIAL GEAR

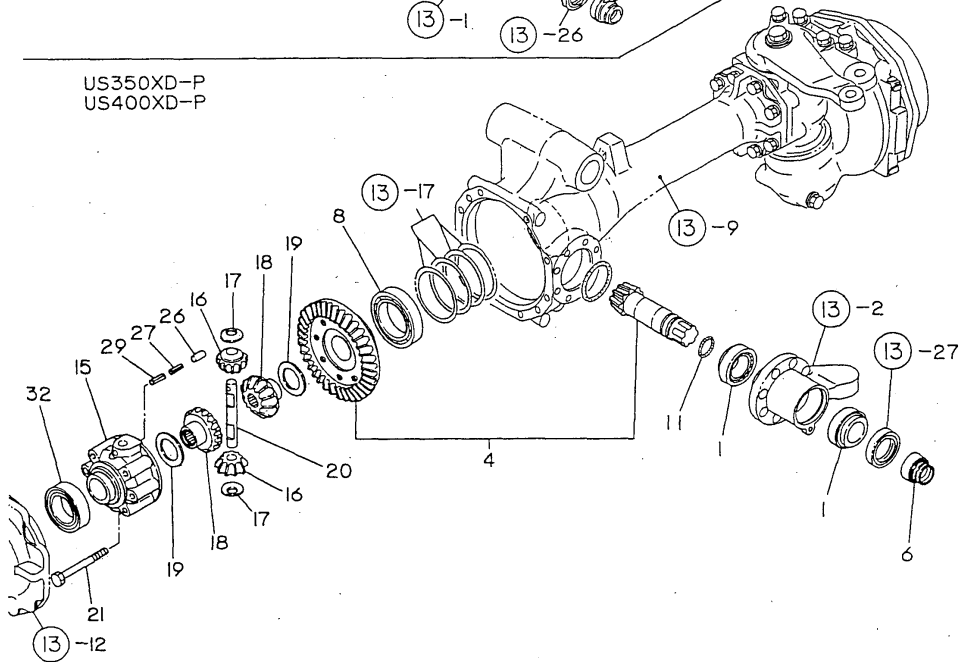
9 RING GEAR & DIFFERENTIAL GEAR

(A)= (D)=US350XD-P
 (B)=US300XD-P (E)=
 (C)= (F)=US400XD-P

US300XD-P



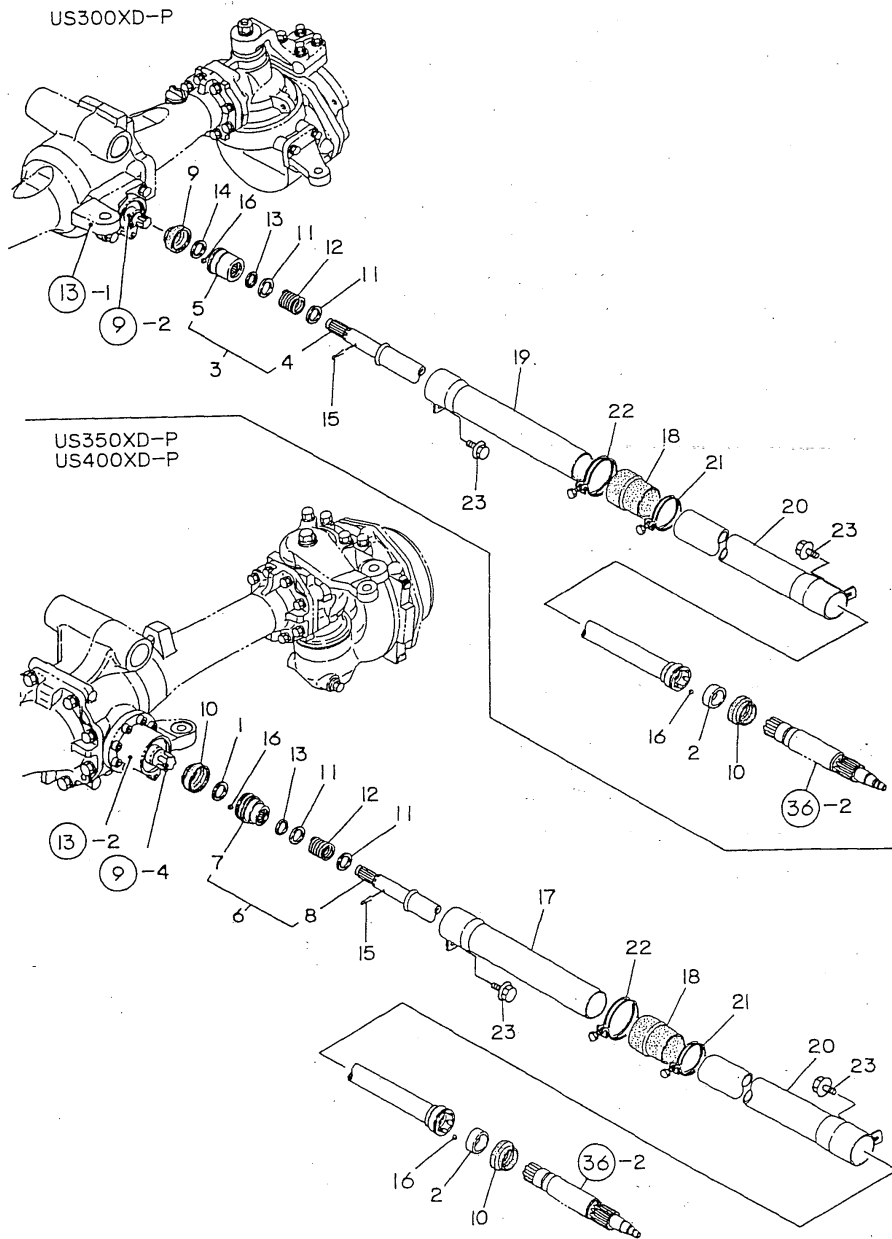
US350XD-P
 US400XD-P



No.	Lev.	Parts No.	Description	Q'ty						I	R
				(A)	(B)	(C)	(D)	(E)	(F)		
1	1	194145-11920	ROLLER BEARING				2			2	
2	1	198241-13100	GEAR ASSY, RING		1						
3	2	194190-31490	BUSH, 32X36X20		1						
4	1	198251-13100	GEAR ASSY, RING				1			1	
5	1	198241-13670	COLLAR, SEAL		1						
6	1	198251-13670	COLLAR, SEAL				1			1	
7	1	24101-060094	BEARING, BALL 6009		1						
8	1	24101-060124	BEARING, BALL 6012				1			1	
9	1	24141-320060	BEARING, 32006		2						
10	1	24341-000260	O-RING, 1AS26.0		1						
11	1	24341-000315	O-RING, 1AS31.5				1			1	
12	1	194740-10850	PINION, DIFFERENTIAL		2						
13	1	194740-10870	LINER, PINION		2						
14	1	194740-10880	WASHER, DIFFERENTIAL		2						
15	1	194641-13210	CASE, DIFFERENTIAL				1			1	
16	1	194321-13230	PINION, DIFFERENTIAL				2			2	
17	1	194465-13240	LINER, DIFFERENTIAL				2			2	
18	1	194321-13250	GEAR, DIFFERENTIAL				2			2	
19	1	194465-13260	WASHER, DIFFERENTIAL				2			2	
20	1	194321-13270	SHAFT, DIFFERENTIAL				1			1	
21	1	194323-13290	BOLT, M10X70				6			6	
22	1	194190-31510	GEAR, DIFFERENTIAL		2						
23	1	194420-31820	SHAFT, DIFFERENTIAL		1						
24	1	194190-32100	HOUSING ASSY		1						
25	2	194190-31490	BUSH, 32X36X20		1						
26	1	22312-100180	PIN, PARALLEL M10X18				2			2	
27	1	22351-035032	PIN, SPRING 3.5X32				1			1	
28	1	22351-040025	PIN, SPRING 4.0X25		1						
29	1	22351-060032	PIN, SPRING 6.0X32				1			1	
30	1	22351-080018	PIN, SPRING 8.0X18		2						
31	1	24101-060094	BEARING, BALL 6009		1						
32	1	24101-060104	BEARING, BALL 6010				1			1	
33	1	26450-080182	BOLT, M8X 18		6						

Fig.10. PROPELLER SHAFT&SHAFT COVER

1 0 PROPELLER SHAFT & SHAFT COVER



(A)= (D)=US350XD-P
 (B)=US300XD-P (E)=
 (C)= (F)=US400XD-P

No.	Lev.	Parts No.	Description	Q'ty						I	R
				(A)	(B)	(C)	(D)	(E)	(F)		
1	1	198251-13270	SPACER, 33X48X 2				1			1	
2	1	198241-13280	SPACER, 33X40X15.5		1		1			1	
3	1	198241-13300	SHAFT ASSY,PROPELLER		1						
4	2	198251-13300	SHAFT, PROPELLER		1						
5	2	194641-13330	COUPLING, BALL		1						
6	1	198321-13300	SHAFT ASSY,PROPELLER						1		1
7	2	198251-13340	COUPLING, B						1		1
8	2	198251-13350	SHAFT, PROPELLER						1		1
9	1	194640-13340	BOOT, RUBBER		1						
10	1	194274-13350	BOOT, RUBBER		1		2				2
11	1	194321-13360	WASHER, 25		2		2				2
11-1	1	1A7260-43650	SPACER		2		2				2
			(B=FZZZZZ) (D=FZZZZZ) (F=FZZZZZ)								
12	1	194321-13370	SPRING		1		1				1
13	1	194321-13380	SEAL, SPLINE SHAFT		1		1				1
14	1	198241-13680	SPACER, 24.5X38X2		1						
15	1	22417-400500	PIN, COTTER 4.0X50		1		1				1
16	1	24190-110001	BALL, STEEL 11/32		12		12				12
17	1	198251-14600	COVER, SHAFT FRONT						1		1
18	1	198241-14650	BOOT, SHAFT COVER		1		1				1
19	1	198241-14700	COVER, SHAFT		1						
20	1	198251-14700	COVER, SHAFT REAR		1		1				1
21	1	23010-060000	CLAMP, 60		1		1				1
22	1	23010-065000	CLAMP, 65		1		1				1
23	1	26106-080122	BOLT, M8X 12 PLATED		2		2				2

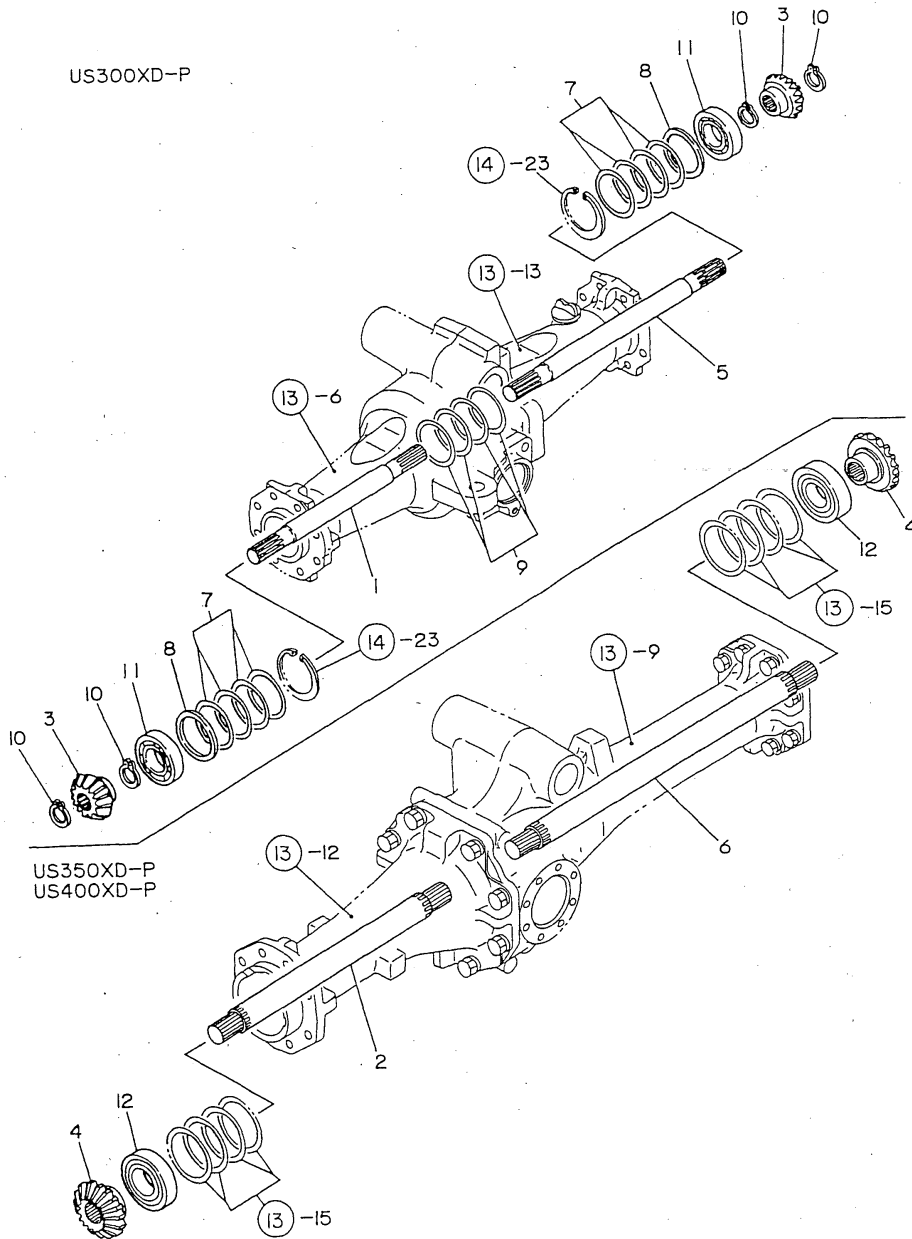
Fig.11. FRONT SHAFT(1)

1 1 FRONT SHAFT (1)

(A)= (D)=US350XD-P
 (B)=US300XD-P (E)=
 (C)= (F)=US400XD-P

No.	Lev.	Parts No.	Description	Q'ty						I	R
				(A)	(B)	(C)	(D)	(E)	(F)		
1	1	194311-13511	SHAFT, FRONT 1ST		1						
2	1	198251-13510	SHAFT, FRONT 1ST L				1			1	
3	1	194311-13520	PINION, SHAFT		2						
4	1	194641-13521	PINION, FRONT				2			2	
5	1	198241-13520	SHAFT, FRONT 1ST R		1						
6	1	198251-13520	SHAFT, FRONT 1ST R				1			1	
7	1	794311-13530	SHIM SET		1						
8	1	194311-13550	SPACER, GEAR CASE		2						
9	1	794190-31120	SHIM SET		1						
10	1	22242-000240	RING, 24		4						
11	1	24101-062074	BEARING, BALL 6207		2						
12	1	24101-062084	BEARING, BALL 6208				2			2	

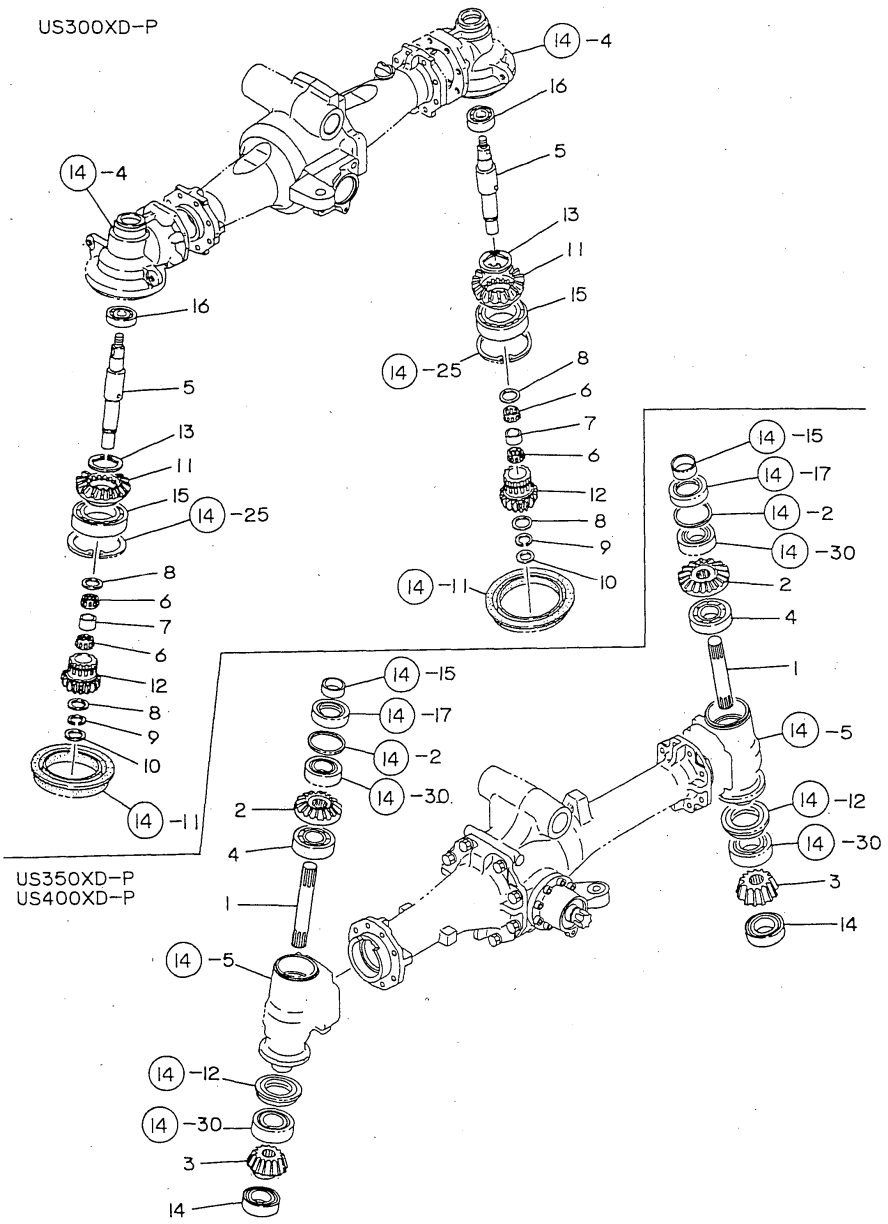
US300XD-P



US350XD-P
 US400XD-P

Fig.12. FRONT SHAFT(2)

1 2 FRONT SHAFT (2)

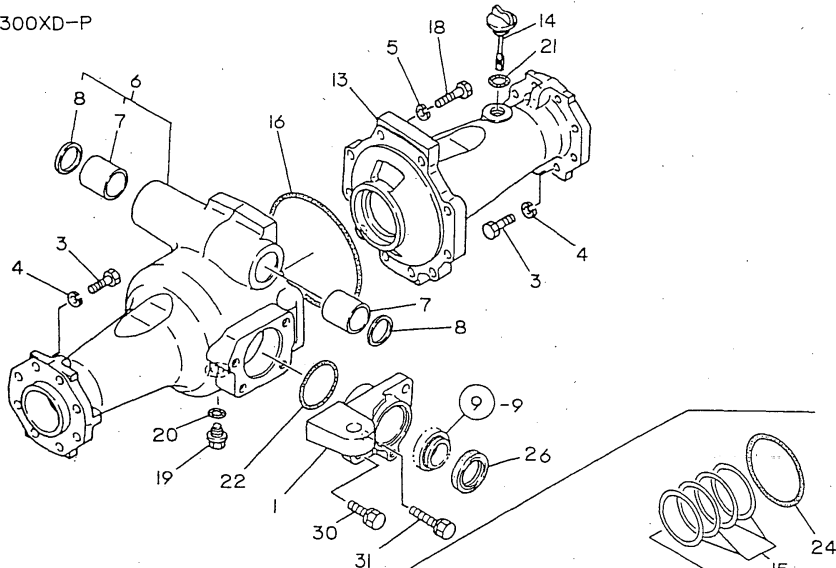


No.	Lev.	Parts No.	Description	Q'ty						I	R
				(A)	(B)	(C)	(D)	(E)	(F)		
1	1	198251-13810	SHAFT, FRONT 2ND				2			2	
2	1	198251-13820	GEAR, 2ND SHAFT				2			2	
3	1	194641-13830	PINION, FRONT FINAL				2			2	
4	1	194641-13840	BEARING, BALL TMB208						2		2
5	1	194311-13850	SHAFT, FRONT 2ND		2						
6	1	194311-13880	BEARING, 283518		4						
7	1	194311-13890	COLLAR, 28X33.5X22.5		2						
8	1	194311-13910	WASHER, 28X33.5X2		4						
9	1	194311-13920	CIRCLIP, NEEDLE WR28		2						
10	1	194311-13930	SPACER, 25X35X5		2						
11	1	194311-13940	GEAR, FRONT SHAFT		2						
12	1	194311-13950	PINION, FRONT FINAL		2						
13	1	22292-000500	RING, S-50		2						
14	1	24101-060094	BEARING, BALL 6009				2			2	
15	1	24101-060134	BEARING, BALL 6013		2						
16	1	24101-062054	BEARING, BALL 6205		2						

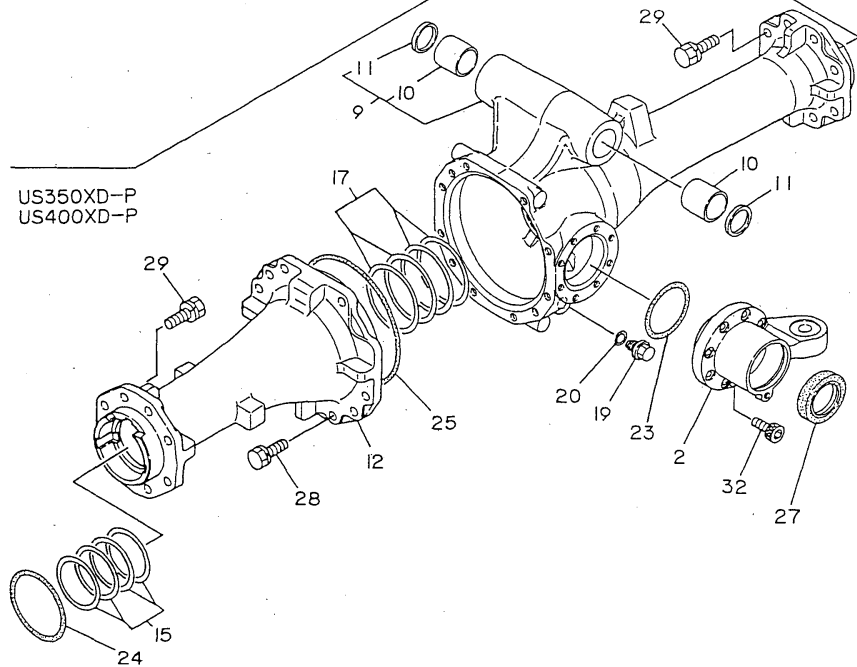
Fig.13. FRONT AXLE CASE

1 3 FRONT AXLE CASE

US300XD-P



US350XD-P
US400XD-P

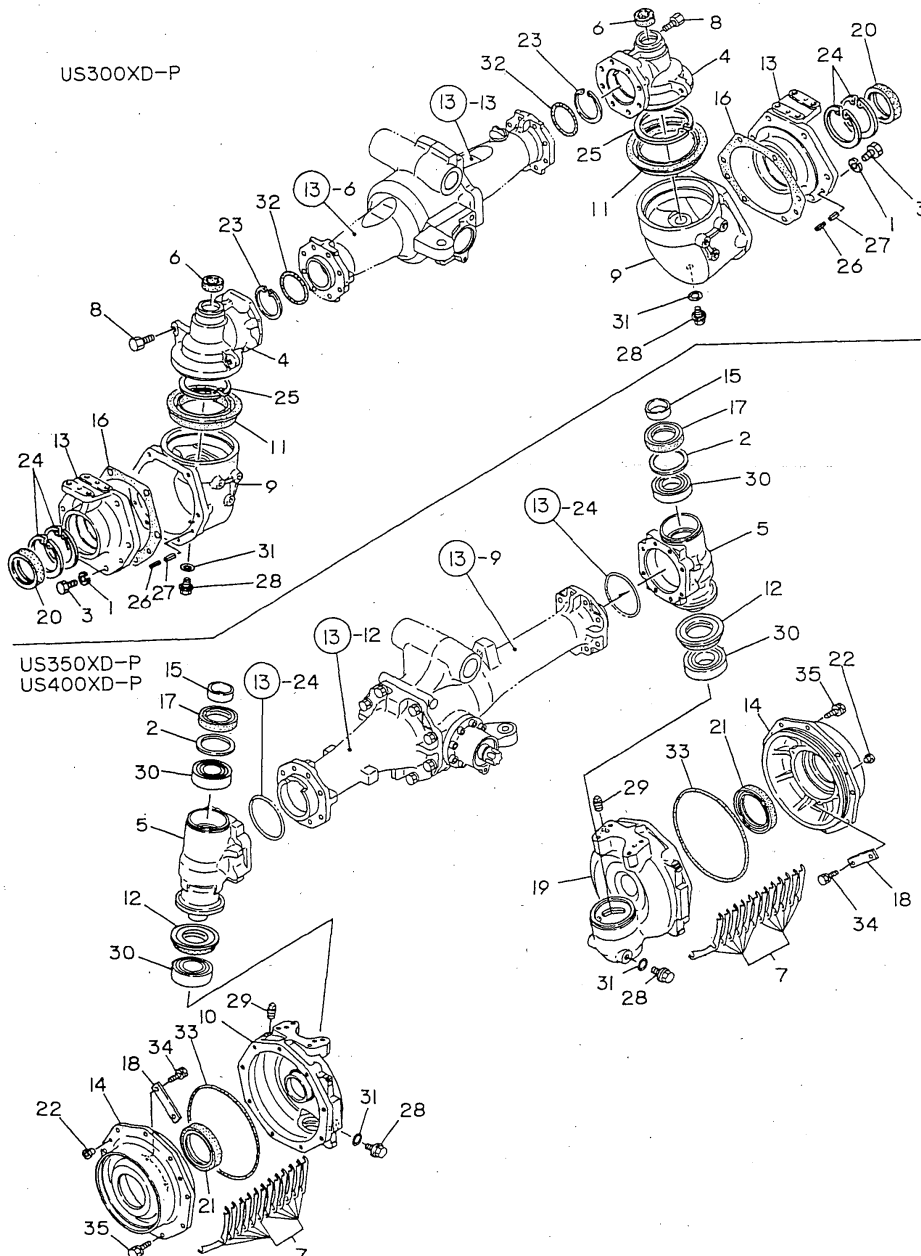


(A)= (D)=US350XD-P
(B)=US300XD-P (E)=
(C)= (F)=US400XD-P

No.	Lev.	Parts No.	Description	Q'ty						I	R
				(A)	(B)	(C)	(D)	(E)	(F)		
1	1	198241-13450	HOLDER, PINION		1						
2	1	198251-13450	RETAINER, BEARING				1			1	
3	1	194274-13550	BOLT, M10X30		16						
4	1	194274-13570	WASHER, SPRING 10		16						
5	1	194274-13570	WASHER, SPRING 10		10						
6	1	198241-13600	HOUSING ASSY, AXLE L		1						
7	2	198251-11220	BUSH, 35X41X40		2						
8	2	194321-11940	SEAL, OIL VB354105		2						
9	1	198251-13600	HOUSING ASSY, AXLE R				1			1	
10	2	198251-11220	BUSH, 35X41X40				2			2	
11	2	194321-11940	SEAL, OIL VB354105				2			2	
12	1	198251-13610	HOUSING, FRONT AXLE				1			1	
13	1	198241-13620	HOUSING, AXLE R		1						
14	1	194313-13630	PLUG, 20		1						
15	1	194641-13670	SHIM SET, PINION				1			1	
16	1	194313-13640	O-RING, S159.3		1						
17	1	794321-13660	SHIM SET				1			1	
18	1	194320-42150	BOLT, M10X35		10						
19	1	23491-140002	PLUG, 14		1		1			1	
20	1	24311-000160	O-RING, 1AP16.0		1		1			1	
21	1	24311-000220	O-RING, 1AP22.0		1						
22	1	24321-000600	O-RING, 1AG60.0		1						
23	1	24321-000700	O-RING, 1AG70.0				1			1	
24	1	24321-001000	O-RING, 1AG100.0				2			2	
25	1	24321-001700	O-RING, 1AG170.0				1			1	
26	1	24421-405508	SEAL, OIL TC405508		1						
27	1	24421-456209	SEAL, OIL TC456209				1			1	
28	1	26013-120302	BOLT, M12X 30				11			11	
29	1	26013-120302	BOLT, M12X 30				16			16	
30	1	26013-120352	BOLT, M12X 35		3						
31	1	26013-120552	BOLT, M12X 55		1						
32	1	26450-080252	BOLT, M8X 25				8			8	

Fig.14. FRONT GEAR CASE

1 4 FRONT GEAR CASE

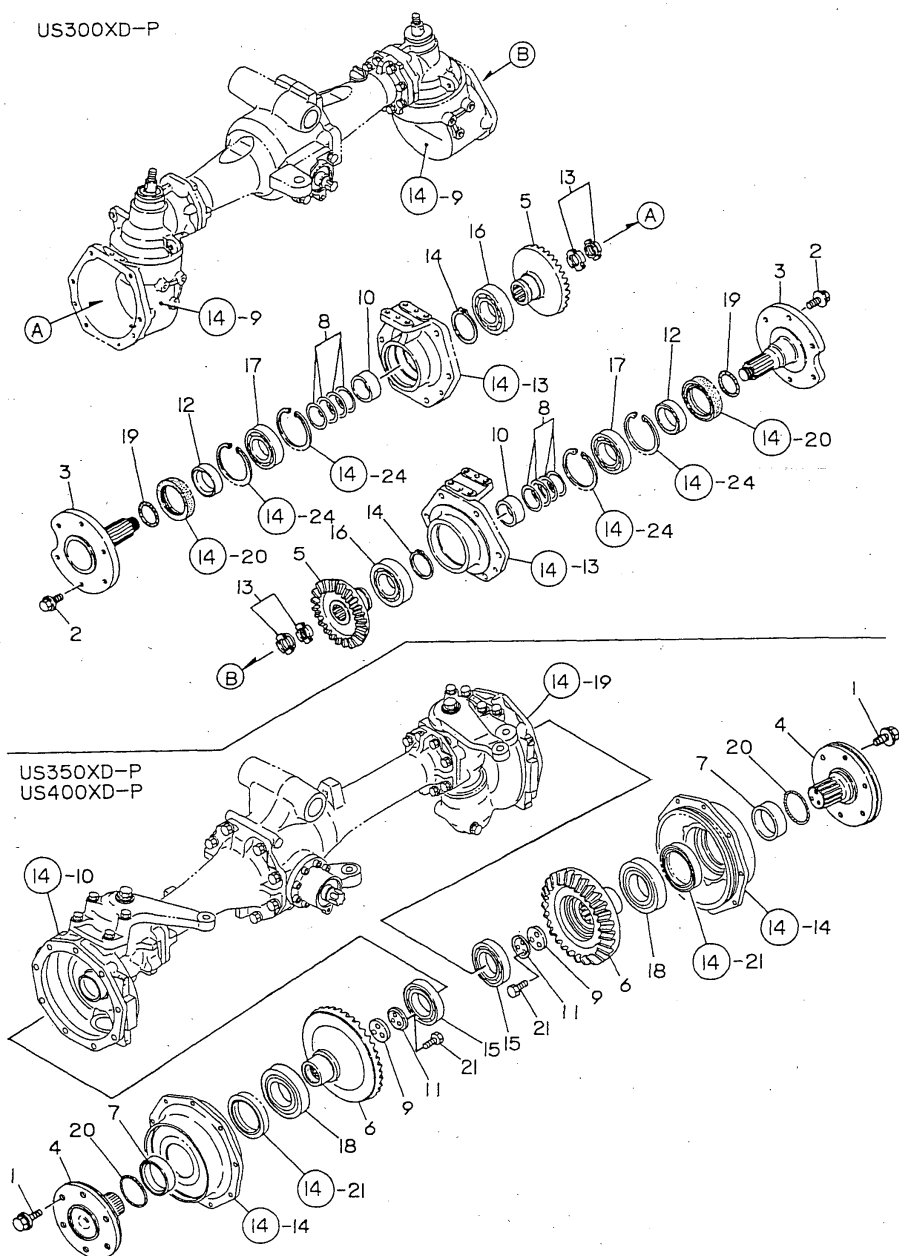


(A)= (D)=US350XD-P
 (B)=US300XD-P (E)=
 (C)= (F)=US400XD-P

No.	Lev.	Parts No.	Description	Q'ty						I	R
				(A)	(B)	(C)	(D)	(E)	(F)		
1	1	194274-13580	WASHER, SPRING 12		12						
2	1	194321-13680	SPACER, 85X1				2			2	
3	1	194171-13710	BOLT, M12X35		12						
4	1	194313-13710	CASE, FRONT GEAR		2						
5	1	198251-13710	CASE, FRONT GEAR				2			2	
6	1	194311-13720	SEAL, OIL TC6254007		2						
7	1	198401-13720	SHIM SET					1		1	
8	1	194138-13730	BOLT, STOPPER M10X17		2						
9	1	194311-13751	BOX, GEAR		2						
10	1	198401-13750	BOX, GEAR L					1		1	
11	1	194311-13760	SEAL, TCS11514513.5		2						
12	1	194641-13760	SEAL, OIL 55X85				2			2	
13	1	194171-13770	CASE, FRONT BEARING		2						
14	1	198401-13770	CASE, FRONT BEARING					2		2	
15	1	194641-13780	SLEEVE, SI 50X55X18				2			2	
16	1	198241-13780	GASKET, BEARING CASE		2						
17	1	194641-13790	SEAL, OIL TC6Y558514					2		2	
18	1	198401-13790	RETAINER, BEARING					4		4	
19	1	198401-13850	BOX, GEAR R					1		1	
20	1	194171-13870	SEAL, OIL TC6Y689013		2						
21	1	194180-32670	SEAL, TC6Y8010515					2		2	
22	1	1A1120-68070	CAP, SCREW 6.8						6	6	
23	1	22252-000720	RING, 72		2						
24	1	22252-000900	RING, 90		4						
25	1	22252-001000	RING, 100		2						
26	1	22351-050020	PIN, SPRING 5.0X20		4						
27	1	22351-080020	PIN, SPRING 8.0X20		4						
28	1	23491-140002	PLUG, 14		2				2	2	
29	1	23871-010000	PLUG, R01						2	2	
30	1	24101-062094	BEARING, BALL 6209						4	4	
31	1	24311-000160	O-RING, 1AP16.0		2				2	2	
32	1	24321-000700	O-RING, 1AG70.0		2						
33	1	24321-002200	O-RING, 1AG220.0						2	2	
34	1	26013-080252	BOLT, M8X 25						8	8	
35	1	26013-100252	BOLT, M10X 25						18	18	

Fig.15. FRONT SPINDLE

1 5 FRONT SPINDLE



(A)= (D)=US350XD-P
 (B)=US300XD-P (E)=
 (C)= (F)=US400XD-P

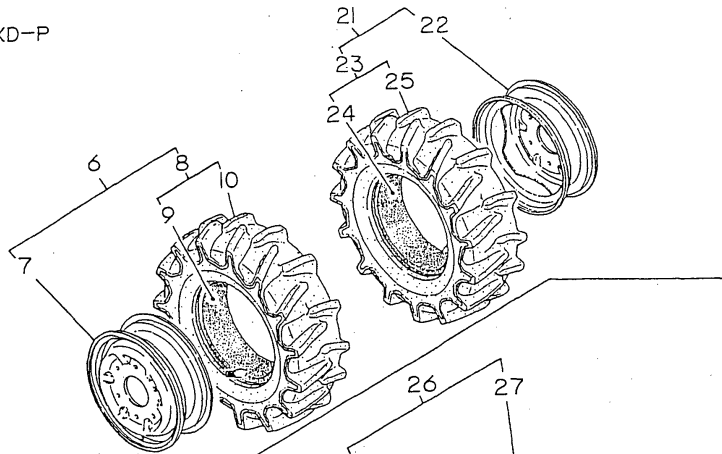
No.	Lev.	Parts No.	Description	Q'ty						I	R
				(A)	(B)	(C)	(D)	(E)	(F)		
1	1	194881-12650	BOLT, M14X24				12				
2	1	198240-12650	BOLT, M14X28		12						
3	1	194171-14110	SPINDLE, FRONT		2						
4	1	198401-14110	SPINDLE, FRONT				2			2	
5	1	194311-14122	GEAR, FRONT SHAFT		2						
6	1	198401-14120	GEAR, FRONT SHAFT				2			2	
7	1	198401-14130	COLLAR, SEAL				2			2	
8	1	194171-14150	SHIM SET		2						
9	1	198401-14150	WASHER				2			2	
10	1	194171-14160	COLLAR, 60.5X26.5		2						
11	1	198401-14160	WASHER				2			2	
12	1	194171-14170	COLLAR, 50X68X17.5		2						
13	1	194491-14190	NUT, M30		2						
14	1	22242-000550	RING, 55		2						
15	1	24101-060144	BEARING, BALL 6014				2			2	
16	1	24101-062104	BEARING, BALL 6210		2						
17	1	24101-062114	BEARING, BALL 6211		2						
18	1	24101-062134	BEARING, BALL 6213				2			2	
19	1	24321-000500	O-RING, 1AG50.0		2						
20	1	24325-000650	O-RING, 1BG65.0				2			2	
21	1	26116-100252	BOLT, M10X 25 PLATED				6			6	

Fig.16. FRONT WHEEL TIRE

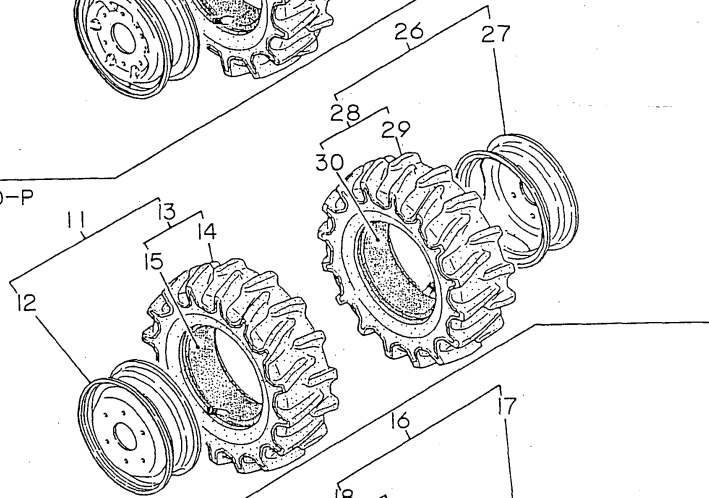
(A)= (D)=US350XD-P
 (B)=US300XD-P (E)=
 (C)= (F)=US400XD-P

1 6 FRONT WHEEL TIRE

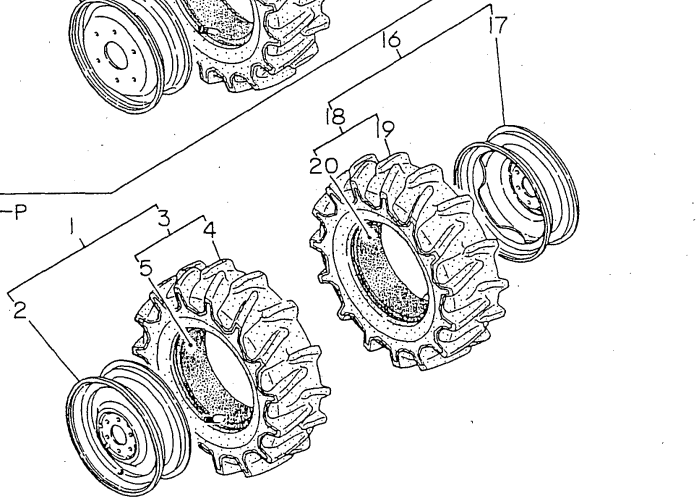
US300XD-P



US350XD-P



US400XD-P

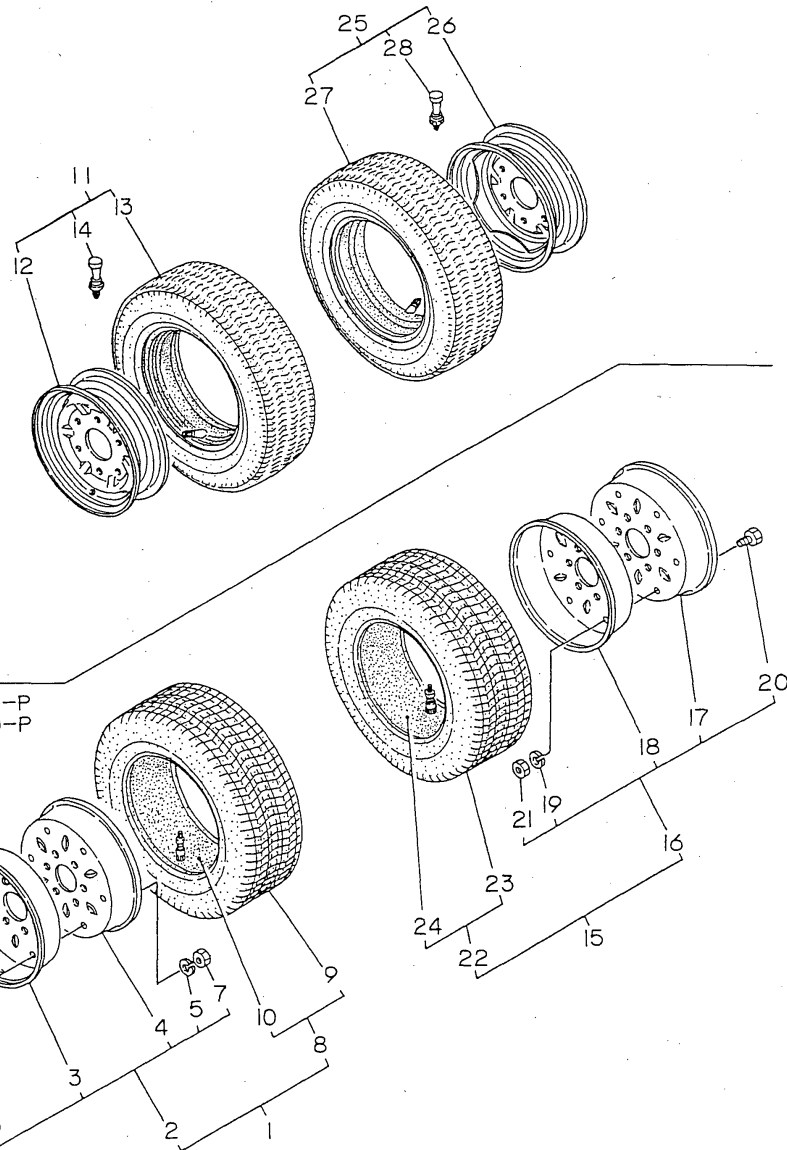


No.	Lev.	Parts No.	Description	Q'ty						I	R	
				(A)	(B)	(C)	(D)	(E)	(F)			
1	1	198321-14700	TIRE KIT, FRONT L								1	
2	2	194279-14700	WHEEL DC5JAX16WDC								1	
3	2	198321-14750	TIRE W/TUBE 8 X16								1	
4	3	198321-14760	TIRE 8 X16 6PR								1	
5	3	198321-14770	TUBE								1	
6	1	198241-14750	TIRE KIT, 7X14 L			1						
7	2	194362-14700	WHEEL ASSY,5JAX14WDC			1						
8	2	198241-14830	TIRE W/TUBE 7 X14			1						
9	3	194138-14820	TUBE 7-14			1						
10	3	198241-14840	TIRE 7 X14 6PR			1						
11	1	198251-14750	TIRE KIT, 7X16 6PR L							1		
12	2	198251-14760	WHEEL, 5JAX16							1		
13	2	198251-14800	TIRE W/TUBE 7 X16							1		
14	3	198251-14810	TIRE, FRONT 7-16 6PR							1		
15	3	194465-14820	TUBE, 7-16							1		
16	1	198321-14800	TIRE KIT, 8X16 AG R									1
17	2	194279-14700	WHEEL DC5JAX16WDC									1
18	2	198321-14750	TIRE W/TUBE 8 X16									1
19	3	198321-14760	TIRE 8 X16 6PR									1
20	3	198321-14770	TUBE									1
21	1	198241-14850	TIRE KIT, 7X14 R			1						
22	2	194362-14700	WHEEL ASSY,5JAX14WDC			1						
23	2	198241-14830	TIRE W/TUBE 7 X14			1						
24	3	194138-14820	TUBE 7-14			1						
25	3	198241-14840	TIRE 7 X14 6PR			1						
26	1	198251-14850	TIRE KIT, 7X16 6P R							1		
27	2	198251-14760	WHEEL, 5JAX16							1		
28	2	198251-14800	TIRE W/TUBE 7 X16							1		
29	3	198251-14810	TIRE, FRONT 7-16 6PR							1		
30	3	194465-14820	TUBE, 7-16							1		

Fig.17. FRONT WHEEL TIRE(TURF)

1 7 FRONT WHEEL TIRE (TURF)

US300XD-P



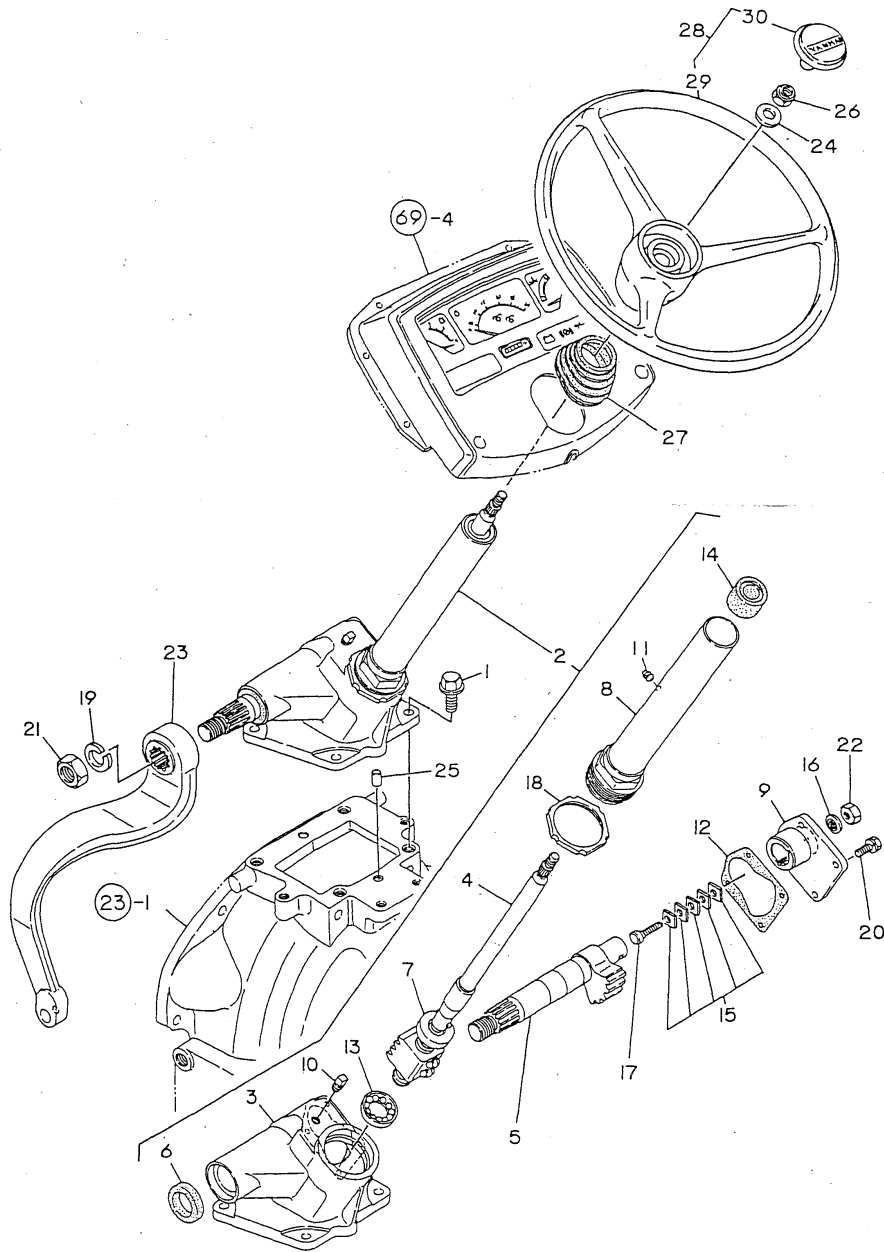
US350XD-P
US400XD-P

(A)= (D)=US350XD-P
(B)=US300XD-P (E)=
(C)= (F)=US400XD-P

No.	Lev.	Parts No.	Description	Q'ty						I	R
				(A)	(B)	(C)	(D)	(E)	(F)		
1	1	794275-14700	TIRE KIT, 8.5X15 L				1			1	
2	2	194275-12810	WHEEL 7.00I-15DT				1			1	
3	3	194275-12820	WHEEL (A)				1			1	
4	3	194275-12830	WHEEL (B)				1			1	
5	3	22217-100000	WASHER, SPRING 10				6			6	
6	3	26116-100202	BOLT, M10X 20 PLATED				6			6	
7	3	26716-100002	NUT, M10				6			6	
8	2	194275-12850	TIRE 27X 8.5-15 ASSY				1			1	
9	3	194275-12860	TIRE 27X 8.5-15				1			1	
10	3	194275-12870	TUBE, 27X8.50-15				1			1	
11	1	198230-14700	TIRE KIT, 25X8.5-14	1							
12	2	198230-12810	WHEEL ASSY,7JAX14WDC	1							
13	2	194361-12850	TIRE, 25X8.50-14	1							
14	2	194136-12880	VALVE, TR413	1							
15	1	794275-14800	TIRE KIT, 8.5X15 R				1			1	
16	2	194275-12810	WHEEL 7.00I-15DT				1			1	
17	3	194275-12820	WHEEL (A)				1			1	
18	3	194275-12830	WHEEL (B)				1			1	
19	3	22217-100000	WASHER, SPRING 10				6			6	
20	3	26116-100202	BOLT, M10X 20 PLATED				6			6	
21	3	26716-100002	NUT, M10				6			6	
22	2	194275-12850	TIRE 27X 8.5-15 ASSY				1			1	
23	3	194275-12860	TIRE 27X 8.5-15				1			1	
24	3	194275-12870	TUBE, 27X8.50-15				1			1	
25	1	198230-14800	TIRE KIT, FRONT R	1							
26	2	198230-12810	WHEEL ASSY,7JAX14WDC	1							
27	2	194361-12850	TIRE, 25X8.50-14	1							
28	2	194136-12880	VALVE, TR413	1							

Fig.18. STEERING DEVICE(MST)

1 8 STEERING DEVICE (MST)

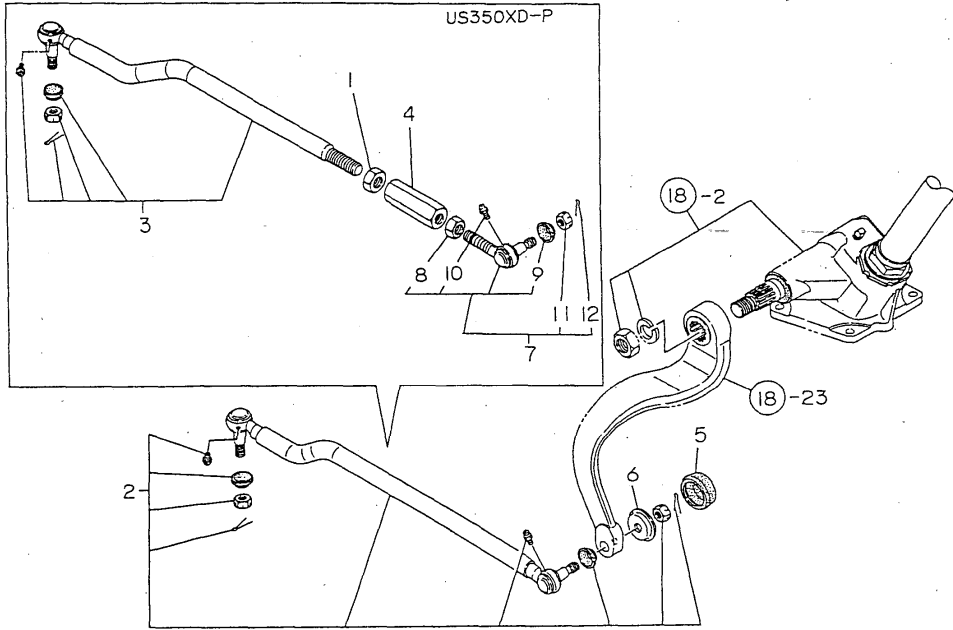


(A)= (D)=US350XD-P
 (B)=US300XD-P (E)=
 (C)= (F)=US400XD-P

No.	Lev.	Parts No.	Description	Q'ty						I	R
				(A)	(B)	(C)	(D)	(E)	(F)		
1	1	198220-11510	BOLT, M12X27		4		4				
2	1	198240-15100	GEAR ASSY, STEERING		1		1				
3	2	198240-15110	GEAR ASSY, STEERING		1		1				
4	2	198240-15120	NUT ASSY, BALL		1		1				
5	2	198240-15130	SHAFT, SECTOR		1		1				
6	2	194464-15140	SEAL, TC31.754808		1		1				
7	2	198240-15140	BEARING		1		1				
8	2	198240-15150	COLUMN, STEERING		1		1				
9	2	198240-15160	COVER, SIDE		1		1				
10	2	194130-15170	PLUG, PT1/4		1		1				
11	2	198220-15170	PLUG		1		1				
12	2	198240-15170	PACKING		1		1				
13	2	194145-15310	BEARING, VTAA19Z-4		1		1				
14	2	194166-15310	BUSH, COLUMN		1		1				
15	2	794080-15420	SHIM SET, A		1		1				
16	2	194464-15450	WASHER, SEAL 10		1		1				
17	2	194130-15470	SCREW, ADJUSTING		1		1				
18	2	194464-15580	NUT, M65		1		1				
19	2	22217-220000	WASHER, SPRING 22		1		1				
20	2	26013-080202	BOLT, M8X 20		4		4				
21	2	26756-220002	NUT, LOCK M22		1		1				
22	2	26776-100002	NUT, LOCK M10		1		1				
23	1	198251-15611	ARM, PITMAN		1		1				
24	1	22137-160000	WASHER, 16		1		1				
25	1	22312-100180	PIN, PARALLEL M10X18		2		2				
26	1	26356-160002	NUT, M16		1		1				
27	1	198220-15650	COVER, COLUMN		1		1				
28	1	198327-15700	WHEEL ASSY, STEERING		1		1				
29	2	194065-15710	WHEEL, STEERING		1		1				
30	2	194555-15720	CAP, STEERING WHEEL		1		1				

Fig.19. DRAG ROD

1 9 DRAG ROD

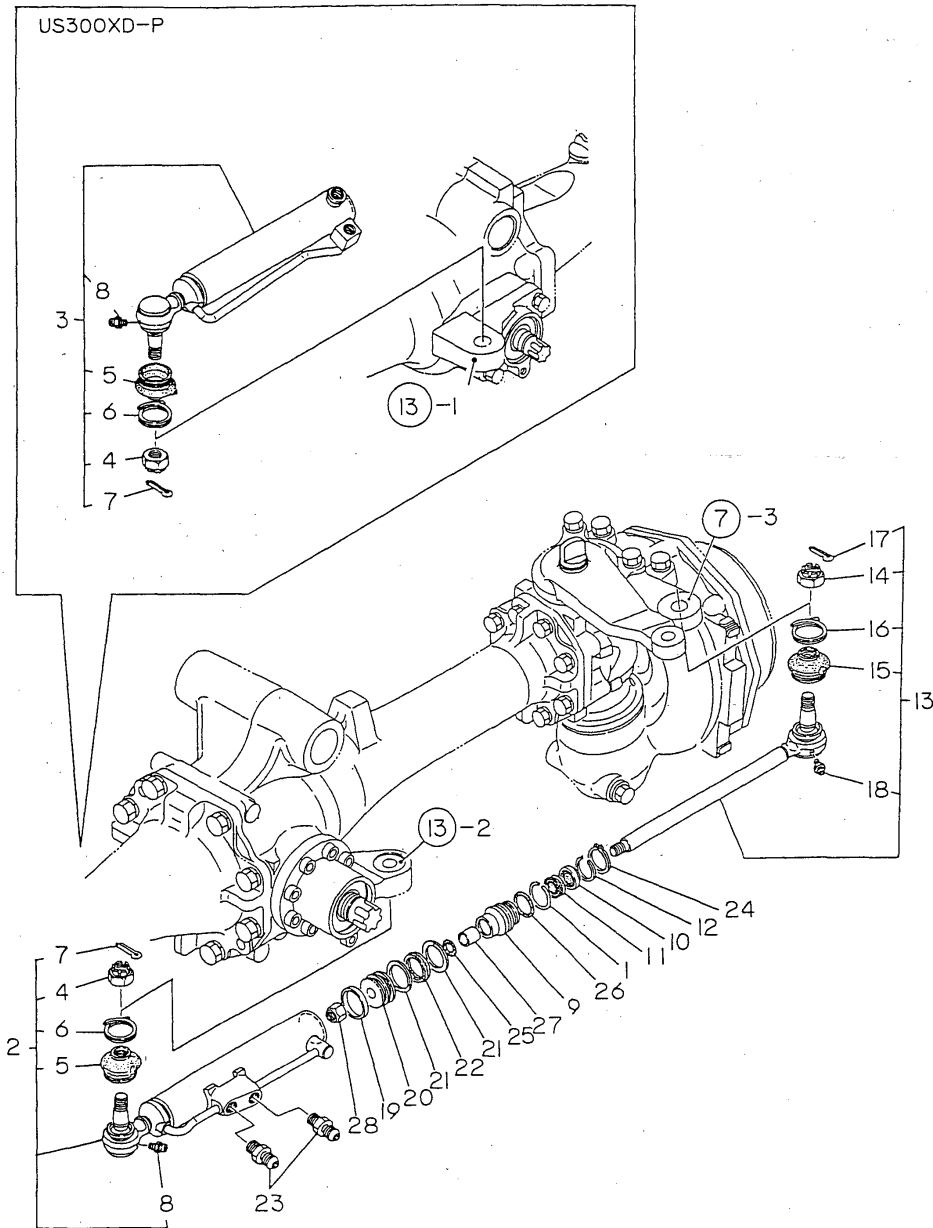


(A)= (D)=US350XD-P
 (B)=US300XD-P (E)=
 (C)= (F)=US400XD-P

No.	Lev.	Parts No.	Description	Q'ty						I	R
				(A)	(B)	(C)	(D)	(E)	(F)		
1	1	194450-12590	NUT M20 (L)				1				
2	1	198240-16100	DRAG LINK COMP.		1						
3	1	198250-16100	ROD ASSY, DRAG				1				
4	1	194278-16130	TURNBUCKLE				1				
5	1	198240-16150	CAP, NUT		1		1				
6	1	198240-16160	WASHER		1		1				
7	1	198360-18130	END KIT, TIE-ROD RL							1	
8	3	194990-22840	NUT M17							1	
9	3	194730-57220	COVER, DUCT							1	
10	3	24761-060000	NIPPLE, GREASE MT6X1							1	
11	2	194450-16170	CASTLE NUT M16							1	
12	2	22417-300250	PIN, COTTER 3.0X25							1	

Fig.20. P.S.T CYLINDER

20 P.S.T CYLINDER

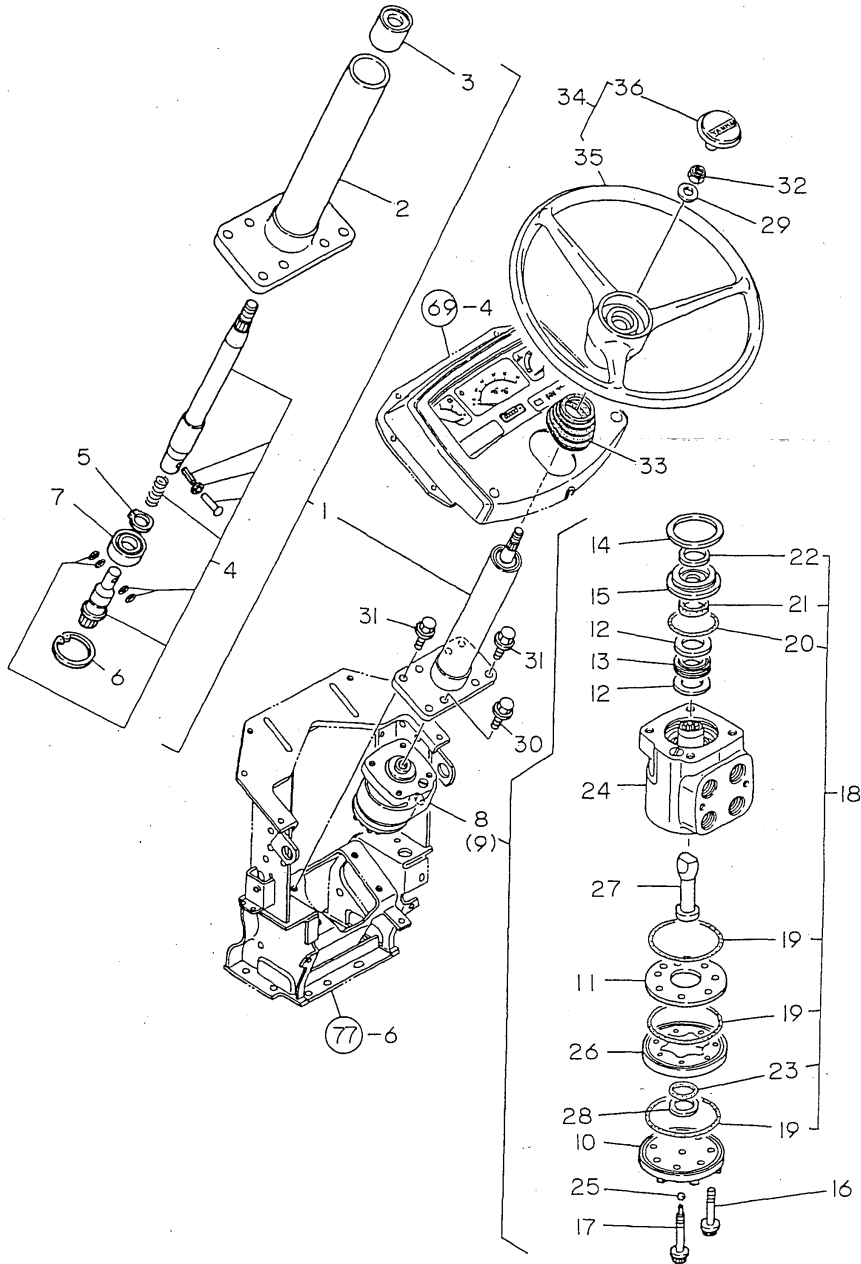


(A)= (D)=US350XD-P
 (B)=US300XD-P (E)=
 (C)= (F)=US400XD-P

No.	Lev.	Parts No.	Description	Q'ty						I	R
				(A)	(B)	(C)	(D)	(E)	(F)		
1	1	198220-17260	RING 40*3.2		1		1				
2	1	198251-17300	TUBE COMP				1				
3	1	198241-17300	TUBE ASSY, CYLINDER		1						
4	2	194180-12470	NUT, CASTLE		1		1			1	
5	2	194450-12552	COVER, DUCT		1		1			1	
6	2	194450-12561	RING, SET		1		1			1	
7	2	22417-400250	PIN, COTTER 4.0X25		1		1			1	
8	2	24761-060000	NIPPLE, GREASE MT6X1		1		1			1	
9	1	198220-17310	CAP		1		1			1	
10	1	198220-17320	SCRAPER, 18		1		1			1	
11	1	198220-17330	GASKET, 18		1		1			1	
12	1	198220-17340	RING, 30		1		1			1	
13	1	198220-17400	ROD ASSY		1		1			1	
14	2	194180-12470	NUT, CASTLE		1		1			1	
15	2	194450-12552	COVER, DUCT		1		1			1	
16	2	194450-12561	RING, SET		1		1			1	
17	2	22417-400250	PIN, COTTER 4.0X25		1		1			1	
18	2	24761-060000	NIPPLE, GREASE MT6X1		1		1			1	
19	1	198220-17450	RING, 40		1		1			1	
20	1	198220-17470	PISTON		1		1			1	
21	1	198220-17480	RING, BACK UP 40		2		2			2	
22	1	198220-17490	GASKET, 40		1		1			1	
23	1	194065-38380	ADAPTER, 1/4		2		2			2	
24	1	22242-000360	RING, 36		1		1			1	
25	1	24311-000180	O-RING, 1AP18.0		1		1			1	
26	1	24311-000340	O-RING, 1AP34.0		1		1			1	
27	1	24550-018200	BUSH, 18X20		1		1			1	
28	1	26996-140002	NUT, LOCK M14		1		1			1	

Fig.21. STEERING DEVICE(PST)

2 1 STEERING DEVICE(PST)

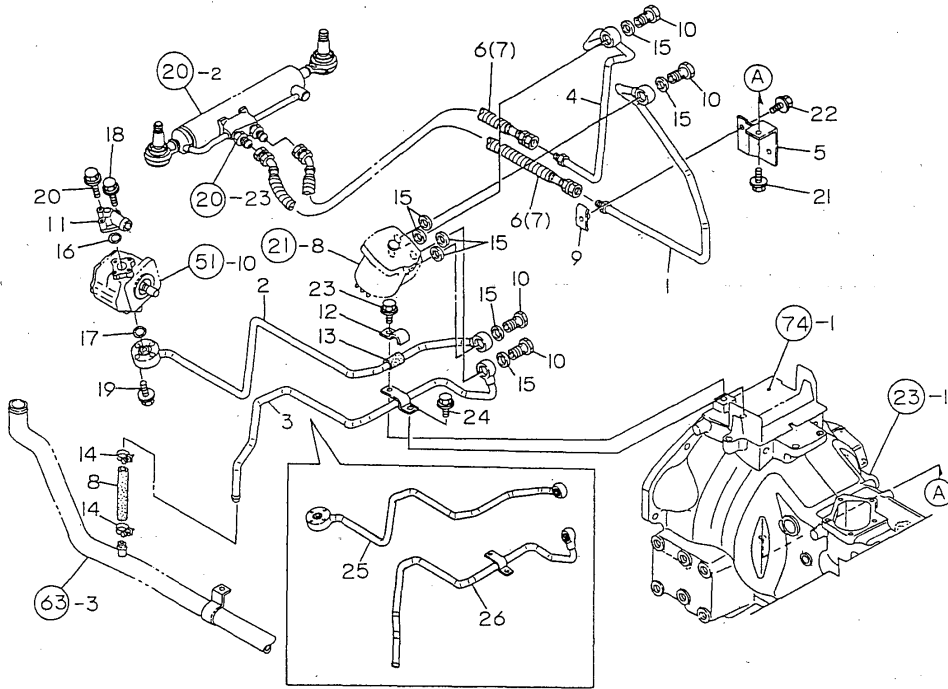


(A)= (D)=US350XD-P
 (B)=US300XD-P (E)=
 (C)= (F)=US400XD-P

No.	Lev.	Parts No.	Description	Q'ty						I	R
				(A)	(B)	(C)	(D)	(E)	(F)		
1	1	198230-17300	STEERING COLUMN ASSY	1			1				
2	2	198230-17310	COLUMN ASSY,STEERING	1			1				
3	2	194640-17340	BUSH, COLUMN	1			1				
4	2	198230-17340	SHAFT ASSY		1		1			1	
5	2	22242-000200	RING, 20	1			1			1	
6	2	22252-000420	RING, 42	1			1			1	
7	2	24104-060040	BEARING, 6004UUC3	1			1			1	
8	1	198251-17500	VALVE ASSY, STEERING				1			1	
9	1	198220-17500	VALVE ASSY, STEERING	1							
10	2	194337-17220	CAP, END	1			1			1	
11	2	194337-17251	PLATE, SPACER	1			1			1	
12	2	194337-17340	BEARING	2			2			2	
13	2	194337-17350	NEEDLE, THRUST	1			1			1	
14	2	194337-17390	RING, RETAINING	1			1			1	
15	2	194337-17400	BUSH, SEAL GRAND	1			1			1	
16	2	198220-17610	SCREW	6			6			6	
17	2	198220-17620	SCREW ASSY, RETAINER	1			1			1	
18	2	198220-17641	SEALSET	1			1			1	
19	3	194337-17330	O-RING	3			3			3	
20	3	194337-17360	O-RING	1			1			1	
21	3	194337-17370	SEAL, OIL	1			1			1	
22	3	194337-17380	SEAL, DUST	1			1			1	
23	3	198390-17670	O-RING	1			1			1	
24	2	198220-17650	VALVE COMP	1			1			1	
25	2	24190-070001	BALL, STEEL 7/32	1			1			1	
26	2	198220-17631	GEROTOR	1			1			1	
27	2	198220-17670	DRIVE	1			1			1	
28	2	198390-17660	PLUG	1			1			1	
29	1	22137-160000	WASHER, 16	1			1			1	
30	1	26106-100252	BOLT, M10X 25 PLATED	4			4			4	
31	1	26106-100252	BOLT, M10X 25 PLATED	4			4			4	
32	1	26356-160002	NUT, M16	1			1			1	
33	1	198220-15650	COVER, COLUMN	1			1			1	
34	1	198327-15700	WHEEL ASSY, STEERING	1			1			1	
35	2	194065-15710	WHEEL, STEERING	1			1			1	
36	2	194555-15720	CAP, STEERING WHEEL	1			1			1	

Fig.22. P.S.T PIPING

2 2 P.S.T PIPING

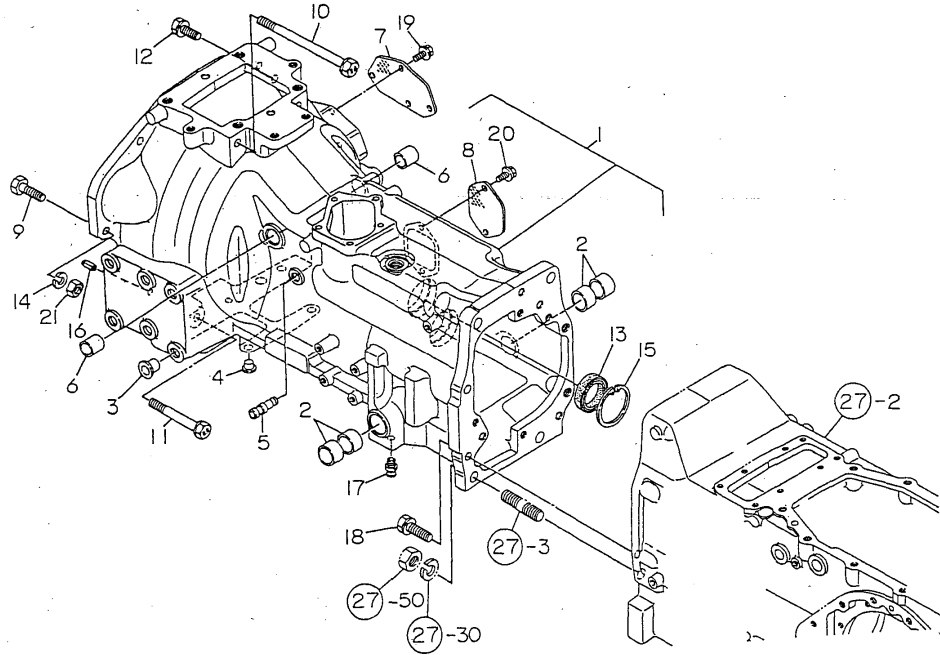


(A)= (D)=US350XD-P
 (B)=US300XD-P (E)=
 (C)= (F)=US400XD-P

No.	Lev.	Parts No.	Description	Q'ty						I	R
				(A)	(B)	(C)	(D)	(E)	(F)		
1	1	198320-17700	LINE L.H.		1		1				
2	1	198320-17720	PIPE, PRESSURE P				1			1	
3	1	198320-17750	LINE				1			1	
4	1	198320-17780	PIPE, HIGH-PRESSURE		1		1			1	
5	1	198240-17840	BRACKET		1		1			1	
6	1	198251-17850	HOSE, 350				2			2	
7	1	198240-17850	HOSE, 400		2						
8	1	194556-17870	HOSE, RETURN RUBBER		1		1			1	
9	1	198220-46560	CLAMP, PIPE 12		1		1			1	
10	1	198245-46680	BOLT, M3/4-16		4		4			4	
11	1	198220-48140	FLANGE, PIPE P		1		1			1	
12	1	194450-48830	CLAMP		1		1			1	
13	1	194464-48850	RUBBER, ABSORBER		1		1			1	
14	1	23010-018000	CLAMP, 18		2		2			2	
15	1	23414-190000	GASKET, 19X1.0		8		8			8	
16	1	24311-000200	O-RING, 1AP20.0		1		1			1	
17	1	24311-000200	O-RING, 1AP20.0		1		1			1	
18	1	26106-060202	BOLT, M6X 20 PLATED		1		1			1	
19	1	26106-060302	BOLT, M6X 30 PLATED		4		4			4	
20	1	26106-060402	BOLT, M6X 40 PLATED		2		2			2	
21	1	26106-080162	BOLT, M8X 16 PLATED		1		1			1	
22	1	26106-080162	BOLT, M8X 16 PLATED		1		1			1	
23	1	26106-080202	BOLT, M8X 20 PLATED		1		1			1	
24	1	26106-080202	BOLT, M8X 20 PLATED		1		1			1	
25	1	198240-17720	PIPE, PRESSURE P		1						
26	1	198240-17750	PIPE, PRESSURE T		1						

Fig.23. CLUTCH HOUSING

2 3 CLUTCH HOUSING

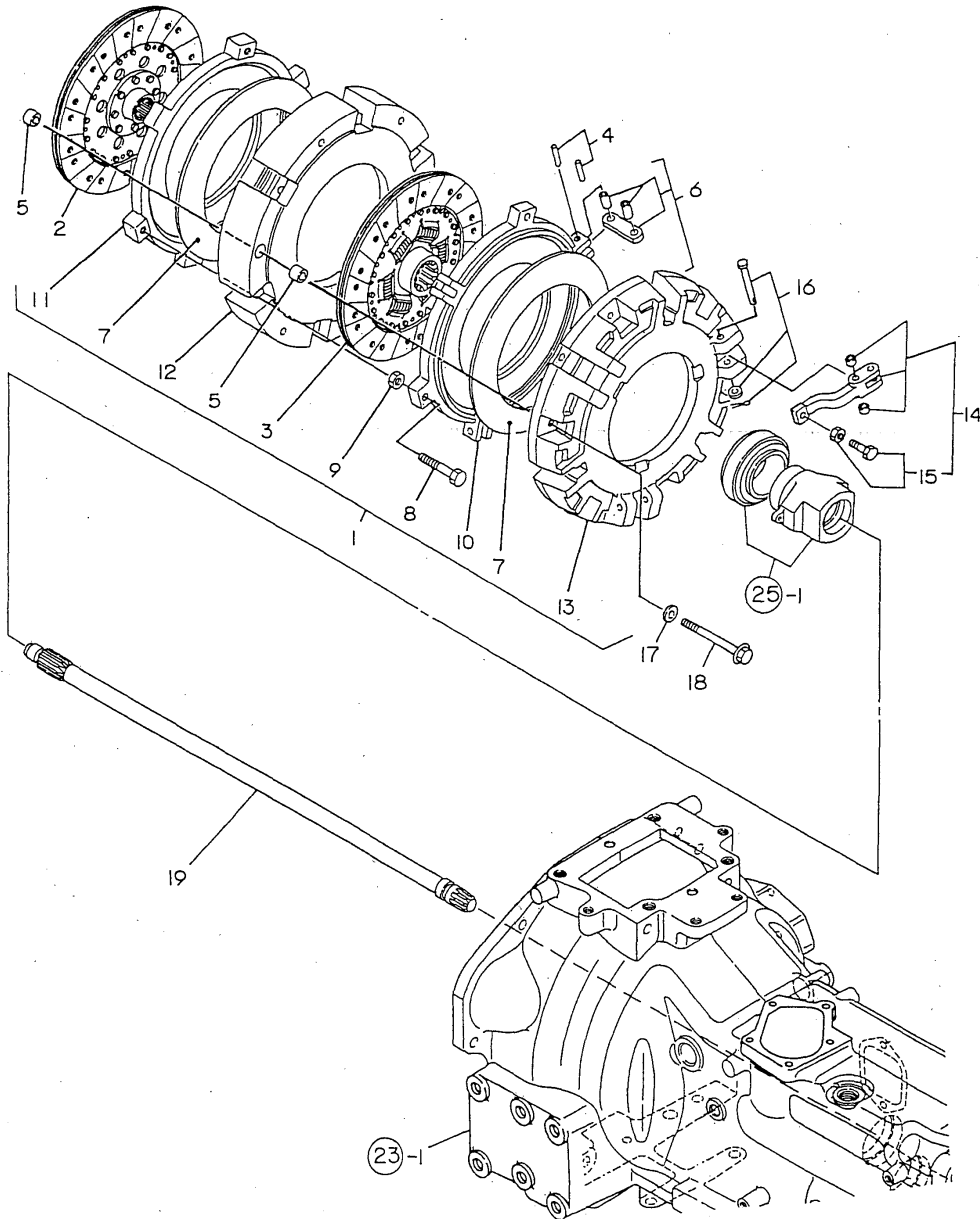


(A)= (D)=US350XD-P
 (B)=US300XD-P (E)=
 (C)= (F)=US400XD-P

No.	Lev.	Parts No.	Description	Q'ty						I	R
				(A)	(B)	(C)	(D)	(E)	(F)		
1	1	198240-21101	HOUSING ASSY, CLUTCH		1		1				
2	2	194740-06080	BUSH, 25X30X18		4		4				
3	2	194450-11190	PLUG, 15.0		12		12				
4	2	194150-21910	PLUG, 11.2		4		4				
5	2	194150-22250	PIN, HOOK		2		2				
6	2	194130-22280	BUSH, 20X25X25		2		2				
7	1	198220-21171	COVER, HOUSING A		1		1				
8	1	198240-21180	COVER, HOUSING B		1		1				
9	1	198240-21220	BOLT, M12X40		1		1				
10	1	198240-21250	BOLT, M12X170		2		2				
11	1	198240-21260	BOLT, M12X100		2		2				
12	1	198240-21270	BOLT, M12X30		3		3				
13	1	198240-25180	SEAL, OIL TC4 05812		1		1				
14	1	22217-120000	WASHER, SPRING 12		2		2				
15	1	22252-000620	RING, 62		1		1				
16	1	22351-080018	PIN, SPRING 8.0X18		2		2				
17	1	24761-020000	NIPPLE, GREASE PT1/8		2		2				
18	1	26013-120402	BOLT, M12X 40		2		2				
19	1	26106-080122	BOLT, M8X 12 PLATED		3		3				
20	1	26106-080122	BOLT, M8X 12 PLATED		2		2				
21	1	26716-120002	NUT, M12		2		2				

Fig.24. DUAL CLUTCH&SHAFT

2 4 DUAL CLUTCH & SHAFT

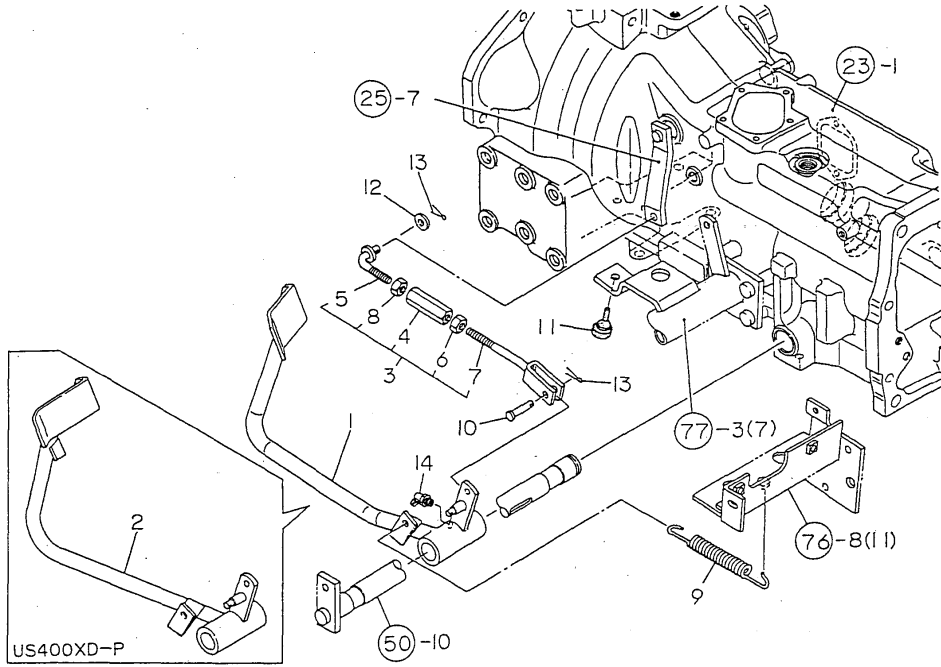


(A)= (D)=US350XD-P
 (B)=US300XD-P (E)=
 (C)= (F)=US400XD-P

No.	Lev.	Parts No.	Description	Q'ty						I	R
				(A)	(B)	(C)	(D)	(E)	(F)		
1	1	198240-21402	CLUTCH ASSY, DUAL		1		1				
2	2	198081-21410	CLUTCH DISC 225		1		1				
3	2	198240-21421	DISC, (NON-ASB.)		1		1				
4	2	194274-21500	PIN KIT, A		1		1				
5	2	194274-21550	PIN, KNOCK		4		4				
6	2	194274-21600	ROD KIT, RELEASE		1		1				
7	2	194274-21640	SPRING, DIAPHRAGM		2		2				
8	2	194274-21670	BOLT		3		3				
9	2	194274-21690	NUT, M10		3		3				
10	2	194274-21710	PLATE, PRESSURE A		1		1				
11	2	194274-21720	PLATE, PRESSURE B		1		1				
12	2	194274-21730	COVER, CLUTCH		1		1				
13	2	194274-21740	COVER, CLUTCH		1		1				
14	2	194274-21800	LEVER KIT, RELEASE		1		1				
15	3	194464-21970	BOLT KIT, ADJUSTING		1		1				
16	2	194274-21900	PIN KIT, B		1		1				
17	1	22137-080000	WASHER, 8		2		2				
18	1	26106-080802	BOLT, M8X 80 PLATED		6		6				
19	1	198240-22121	SHAFT,MAIN DRIVE,IN.		1		1				

Fig.26. CLUTCH PEDAL

2 6 CLUTCH PEDAL

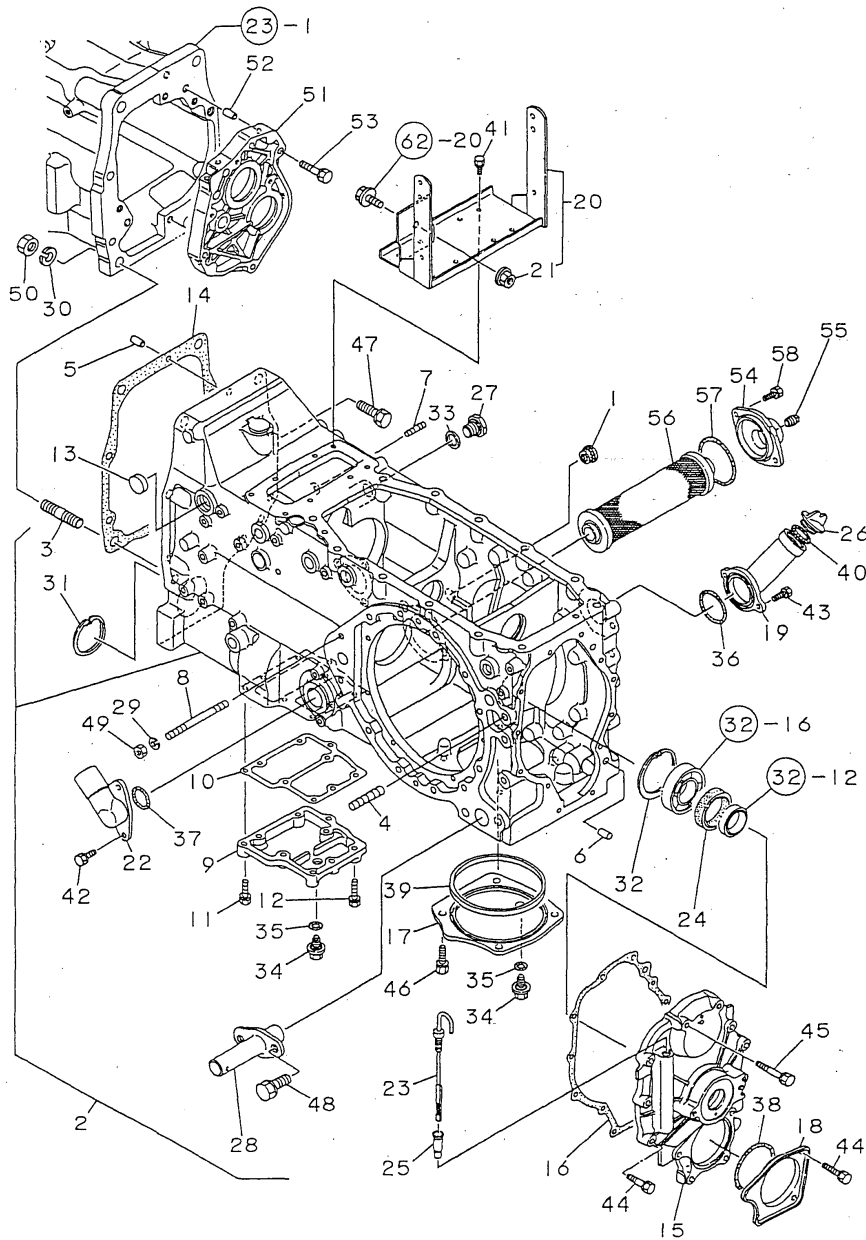


(A)= (D)=US350XD-P
 (B)=US300XD-P (E)=
 (C)= (F)=US400XD-P

No.	Lev.	Parts No.	Description	Q'ty						I	R
				(A)	(B)	(C)	(D)	(E)	(F)		
1	1	198240-22410	PEDAL, CLUTCH		1		1				
2	1	198327-22410	PEDAL, CLUTCH							1	
3	1	798240-22470	ROD KIT, CLUTCH		1		1			1	
4	2	194300-22260	TURNBUCKLE, M10		1		1			1	
5	2	198240-22470	ROD, CLUTCH		1		1			1	
6	2	194150-22480	NUT, M10 L		1		1			1	
7	2	198240-22550	ROD, CLUTCH		1		1			1	
8	2	26716-100002	NUT, M10		1		1			1	
9	1	198240-37510	SPRING, RETURN		1		1			1	
10	1	198220-37900	PIN, 8X24		1		1			1	
11	1	194330-62530	STOPPER, PEDAL		1		1			1	
12	1	22137-100000	WASHER, 10		1		1			1	
13	1	22417-250300	PIN, COTTER 2.5X30		2		2			2	
14	1	24761-040000	NIPPLE, GREASE B		1		1			1	

Fig.27. TRANSMISSION CASE

2 7 TRANSMISSION CASE

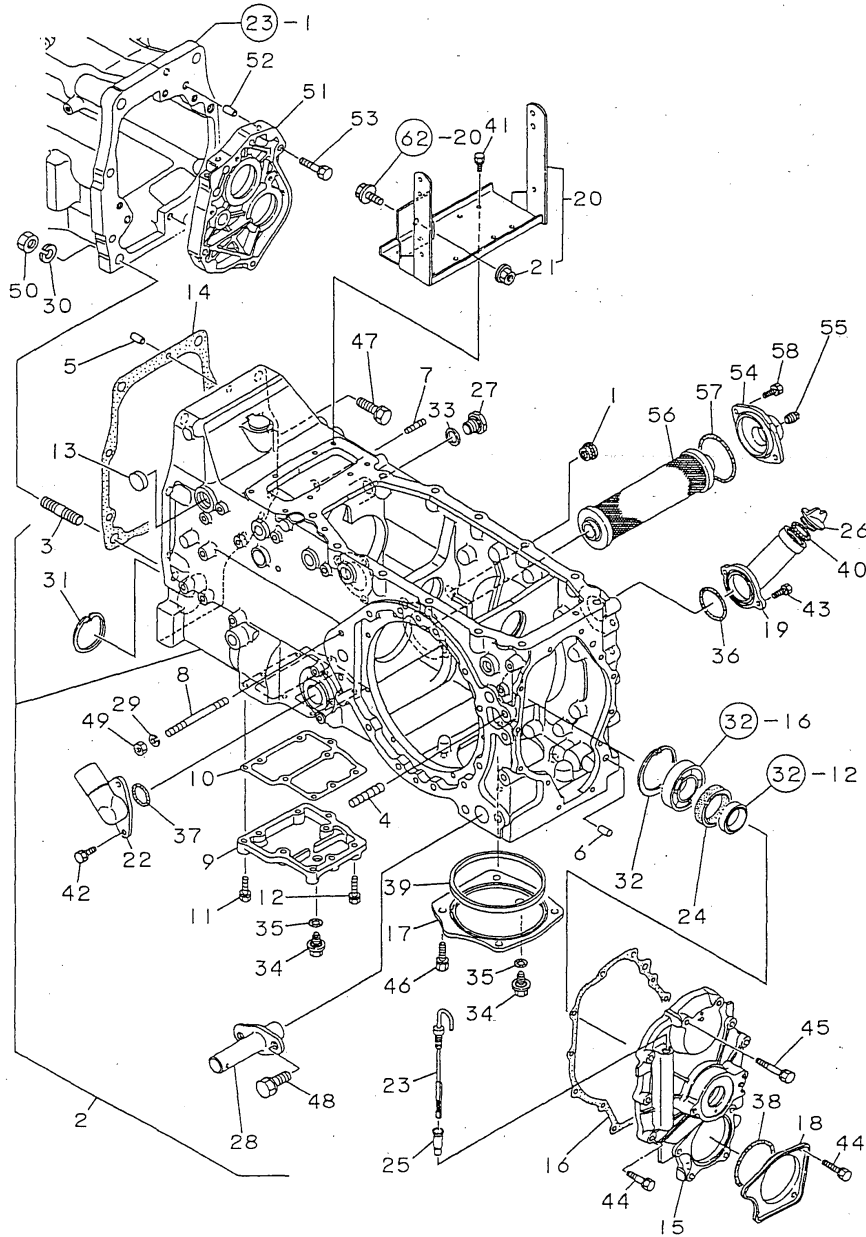


(A)= (D)=US350XD-P
 (B)=US300XD-P (E)=
 (C)= (F)=US400XD-P

No.	Lev.	Parts No.	Description	Q'ty						I	R
				(A)	(B)	(C)	(D)	(E)	(F)		
1	1	194197-21170	CAP, SEAL 17X4	1	1		1				
2	1	198240-24101	HOUSING ASSY	1	1		1				
3	2	198240-24120	STUD, M16X45	4	4		4				
4	2	198240-24530	STUD, M12X45	2	2		2				
5	2	22312-100180	PIN, PARALLEL M10X18	2	2		2				
6	2	22312-100180	PIN, PARALLEL M10X18	2	2		2				
7	2	26216-080202	STUD, M8X 20	2	2		2				
8	2	26216-100902	STUD, M10X 90	2	2		2				
9	2	198133-24370	COVER, FRONT DRIVE	1	1		1				
10	2	198133-24390	GASKET, COVER	1	1		1				
11	2	26013-080252	BOLT, M8X 25	5	5		5				
12	2	26013-080302	BOLT, M8X 30	4	4		4				
13	2	27260-260000	PLUG, 26	1	1		1				
14	1	198240-24140	PACKING, MISSION	1	1		1				
15	1	198240-24240	COVER, MISSION CASE	1	1		1				
16	1	198240-24320	PACKING	1	1		1				
17	1	198240-24480	COVER, PTO	1	1		1				
18	1	198240-24510	COVER, REAR COVER	1	1		1				
19	1	198240-24690	NECK, FILLER	1	1		1				
20	1	198240-24700	COVER KIT, CASE	1	1		1				
21	2	194990-22140	NUT, M8	1	1		1				
22	1	198240-24920	FLANGE, PIPE S	1	1		1				
23	1	194850-24960	GAUGE ASSY, LEVEL	1	1		1				
24	1	194130-26350	SEAL, OIL TC4 2609	1	1		1				
25	1	119860-34810	GUIDE, DIPSTICK	1	1		1				
26	1	194850-42500	CAP, OIL M33	1	1		1				
27	1	198220-45920	PLUG, 3/4-16UNF	1	1		1				
28	1	194640-73180	PIN, LOWER LINK	2	2		2				
29	1	22217-100000	WASHER, SPRING 10	2	2		2				
30	1	22217-160000	WASHER, SPRING 16	4	4		4				
31	1	22252-000620	RING, 62	1	1		1				
32	1	22252-000720	RING, 72	1	1		1				
33	1	23414-190000	GASKET, 19X1.0	1	1		1				
34	1	23491-140002	PLUG, 14	2	2		2				
35	1	24311-000160	O-RING, 1AP16.0	2	2		2				
36	1	24311-000500	O-RING, 1AP50.0	1	1		1				
37	1	24321-000300	O-RING, 1AG30.0	1	1		1				
38	1	24321-000750	O-RING, 1AG75.0	1	1		1				
39	1	198133-24380	PACKING, 140X3	1	1		1				
40	1	24351-020300	O-RING 1A 2030	1	1		1				
41	1	26013-080162	BOLT, M8X 16	8	8		8				
42	1	26013-080202	BOLT, M8X 20	2	2		2				
43	1	26013-080202	BOLT, M8X 20	2	2		2				
44	1	26013-080352	BOLT, M8X 35	10	10		10				
45	1	26013-080502	BOLT, M8X 50	2	2		2				
46	1	26013-100252	BOLT, M10X 25	4	4		4				
47	1	26013-120402	BOLT, M12X 40	2	2		2				
48	1	26013-140352	BOLT, M14X 35	4	4		4				
49	1	26716-100002	NUT, M10	2	2		2				
50	1	26716-160002	NUT, M16	4	4		4				
51	1	198240-24360	PLATE, CENTER	1	1		1				

Fig.27. TRANSMISSION CASE

2 7 TRANSMISSION CASE

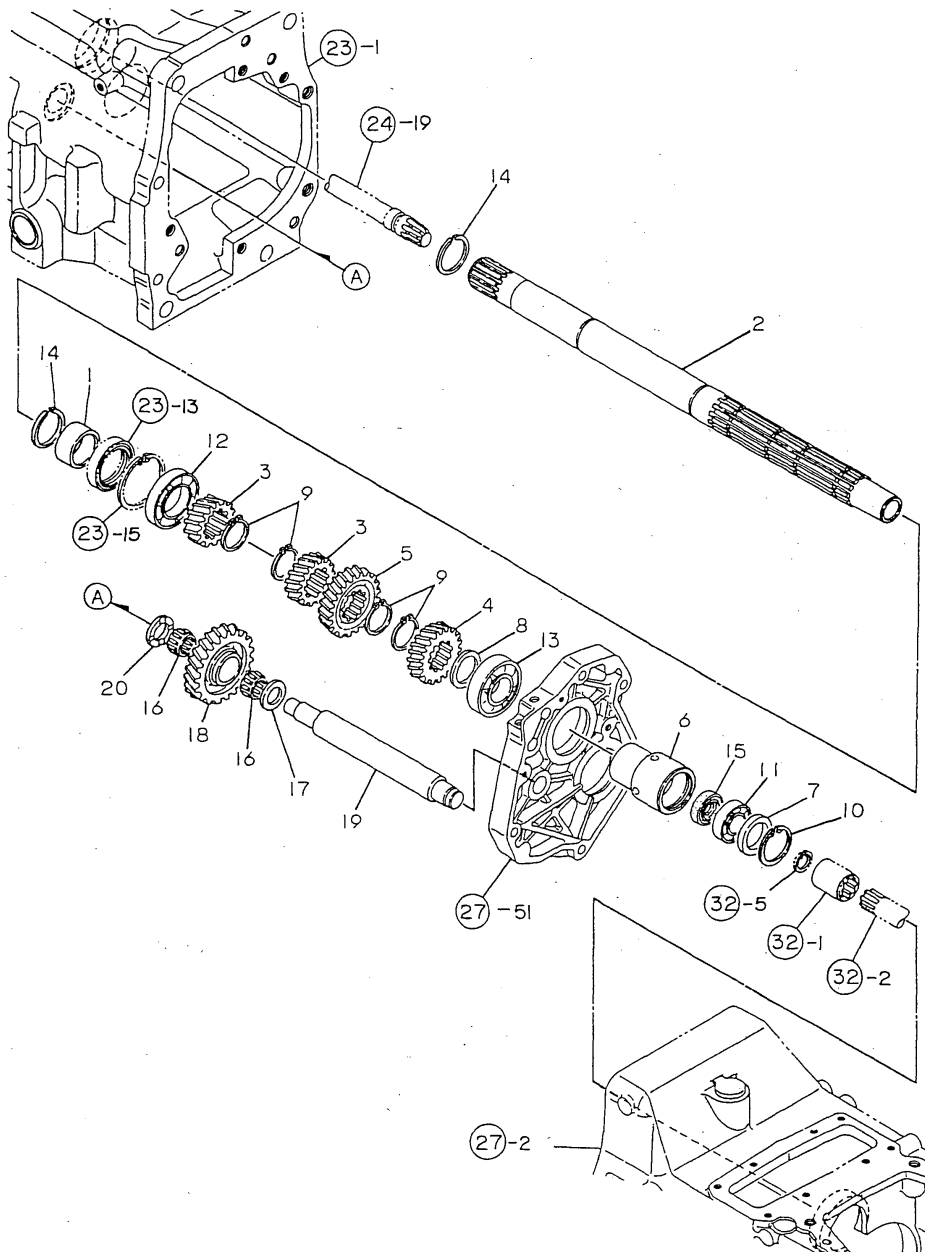


(A)= (D)=US350XD-P
 (B)=US300XD-P (E)=
 (C)= (F)=US400XD-P

No.	Lev.	Parts No.	Description	Q'ty						I	R
				(A)	(B)	(C)	(D)	(E)	(F)		
52	1	22312-100250	PIN, PARALLEL M10X25		2		2			2	
53	1	26013-100402	BOLT, M10X 40		4		4			4	
54	1	198240-24900	COVER, STRAINER		1		1			1	
55	1	194322-24980	PLUG, 1-2NPT		1		1			1	
56	1	194275-48400	STRAINER, OIL		1		1			1	
57	1	24321-000700	O-RING, 1AG70.0		1		1			1	
58	1	26013-080202	BOLT, M8X 20		2		2			2	

Fig.28. MAIN SHAFT&REVERSE GEAR

2 8 MAIN SHAFT & REVERSE GEAR

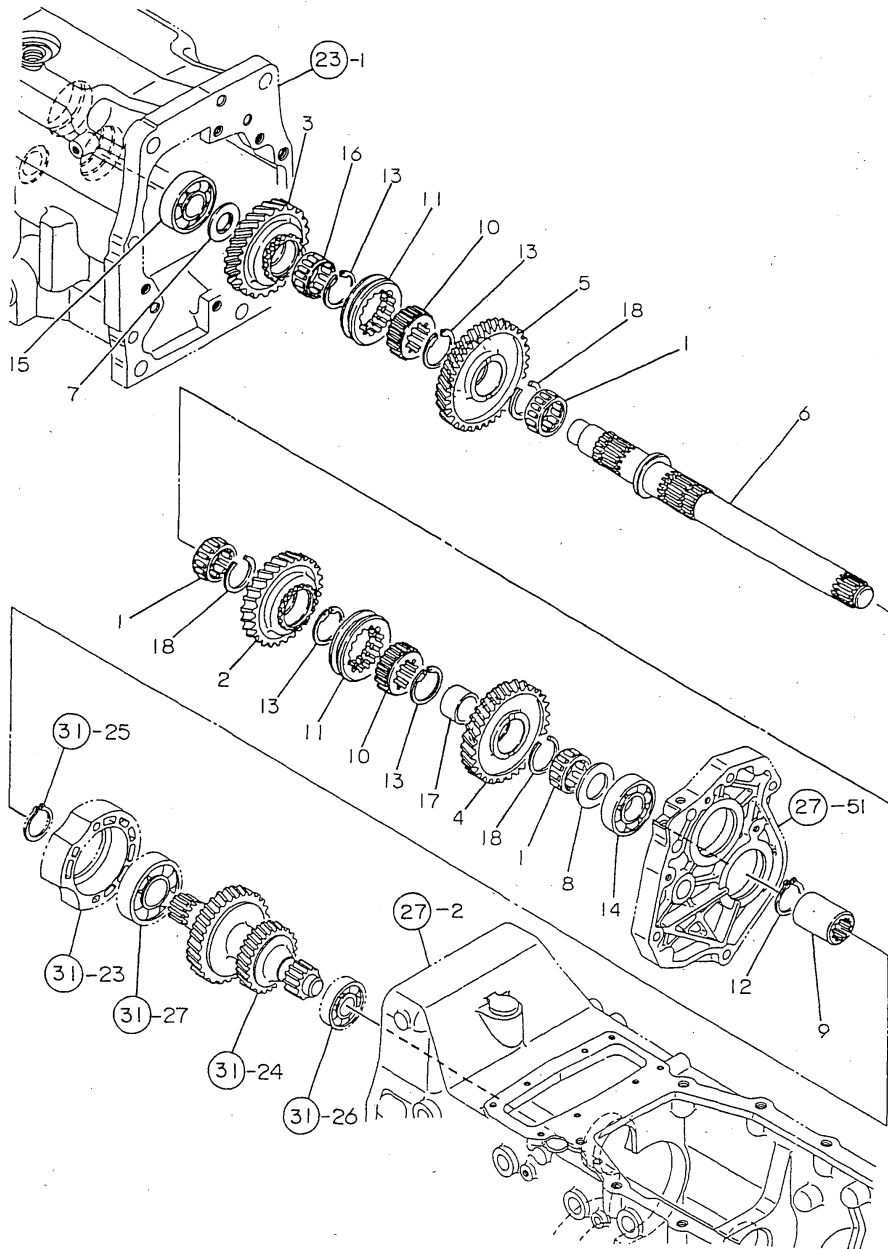


(A)= (D)=US350XD-P
 (B)=US300XD-P (E)=
 (C)= (F)=US400XD-P

No.	Lev.	Parts No.	Description	Q'ty						I	R
				(A)	(B)	(C)	(D)	(E)	(F)		
1	1	194274-22090	SLEEVE, SI 35X40X17		1		1				
2	1	198240-25210	SHAFT, MAIN		1		1				
3	1	198240-25220	GEAR, MAIN 21		2		2				
4	1	198240-25230	GEAR, MAIN 27		1		1				
5	1	198240-25240	GEAR, MAIN 31		1		1				
6	1	198240-25270	CASE, OIL SEAL		1		1				
7	1	198240-25280	COLLAR, 31X42X6		1		1				
8	1	194312-25470	SPACER, 30X40X2		1		1				
9	1	22242-000340	RING, 34		4		4				
10	1	22252-000420	RING, 42		1		1				
11	1	24101-060044	BEARING, BALL 6004		1		1				
12	1	24101-060074	BEARING, BALL 6007		1		1				
13	1	24101-062064	BEARING, BALL 6206		1		1				
14	1	24164-000352	CIRCLIP, 35		2		2				
15	1	24421-223508	SEAL, OIL TC223508		1		1				
16	1	194441-13880	BEARING, 202613		2		2				
17	1	194446-25230	WASHER, 20X32X4		1		1				
18	1	198240-25910	GEAR, REVERSE IDLE		1		1				
19	1	198240-25920	SHAFT, REVERSE IDLE		1		1				
20	1	198240-25930	WASHER, 17X32		1		1				

Fig.29. DRIVEN SHAFT

2 9 DRIVEN SHAFT

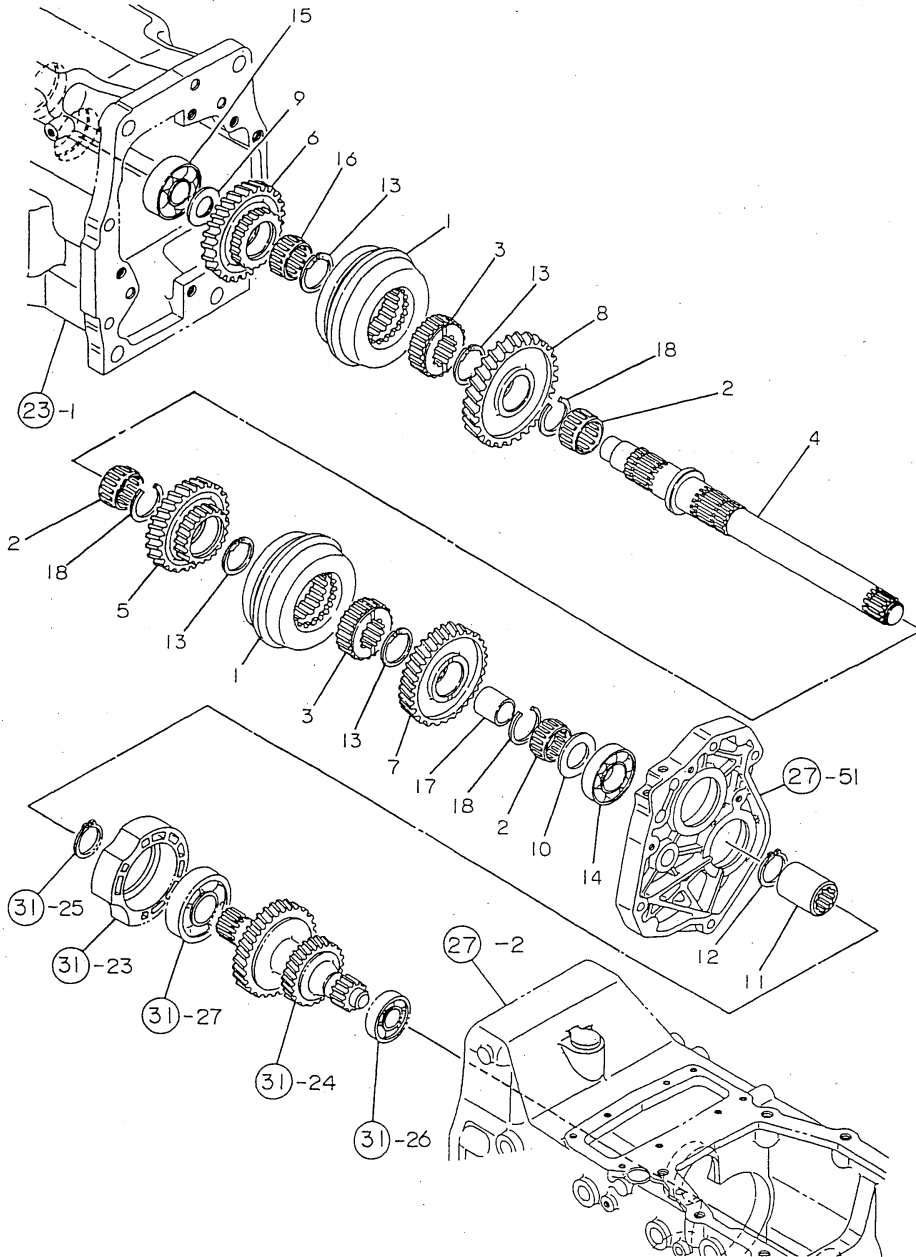


(A)= (D)=US350XD-P
 (B)=US300XD-P (E)=
 (C)= (F)=US400XD-P

No.	Lev.	Parts No.	Description	Q'ty						I	R
				(A)	(B)	(C)	(D)	(E)	(F)		
1	1	194250-25240	BEARING, 354019		3		3				
2	1	198240-25410	GEAR, DRIVEN 44		1		1				
3	1	198240-25420	GEAR, DRIVEN 46		1		1				
4	1	198240-25430	GEAR, DRIVEN 49		1		1				
5	1	198240-25440	GEAR, DRIVEN 53		1		1				
6	1	198240-25450	SHAFT, DRIVEN		1		1				
7	1	194150-25530	WASHER, 20X43X2.5		1		1				
8	1	194640-25860	WASHER, 30X45X3		1		1				
9	1	194640-26130	COUPLING, PTO		1		1				
10	1	198360-26610	COLLAR, SPLINE		2		2				
11	1	194555-26620	SHIFTER		2		2				
12	1	22242-000300	RING, 30		1		1				
13	1	22292-000340	RING, S-34		4		4				
14	1	24101-062064	BEARING, BALL 6206		1		1				
15	1	24101-063054	BEARING, BALL 6305		1		1				
16	1	24161-303520	BEARING, 303520		1		1				
17	1	24163-305200	RING, INNER 303520		1		1				
18	1	24165-000402	CIRCLIP, 40		3		3				

Fig.30. DRIVEN SHAFT

3 0 DRIVEN SHAFT

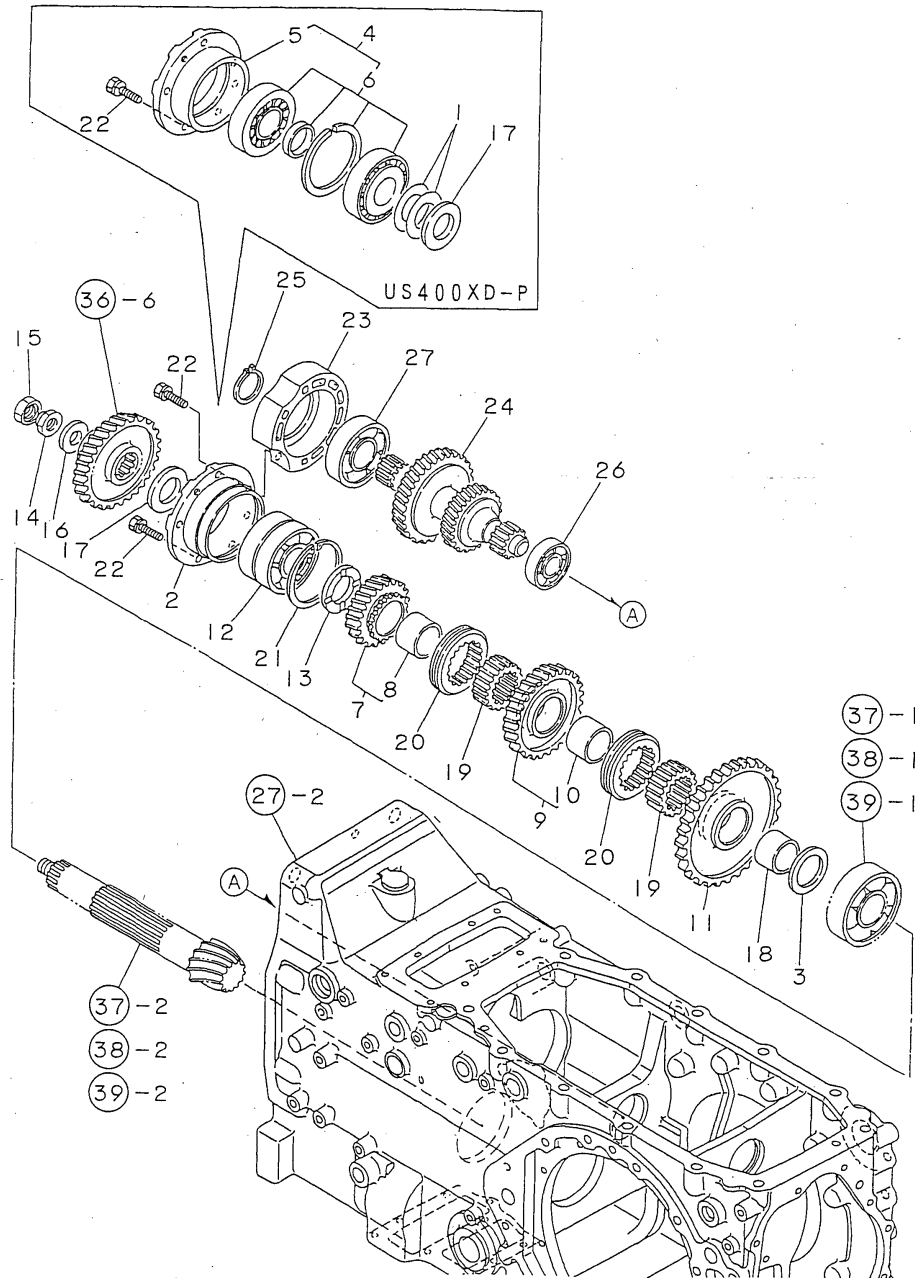


(A)= (D)=US350XD-P
 (B)=US300XD-P (E)=
 (C)= (F)=US400XD-P

No.	Lev.	Parts No.	Description	Qty						I	R
				(A)	(B)	(C)	(D)	(E)	(F)		
1	1	198240-25300	SYNCHRONIZER ASSY		2		2		2		
2	1	194250-25240	BEARING, 354019		3		3		3		
3	1	198240-25250	COLLAR, SPLINE		2		2		2		
4	1	198240-25450	SHAFT, DRIVEN		1		1		1		
5	1	198240-25460	GEAR, DRIVEN 44		1		1		1		
6	1	198240-25470	GEAR, DRIVEN 46		1		1		1		
7	1	198240-25480	GEAR, DRIVEN 49		1		1		1		
8	1	198240-25490	GEAR, DRIVEN 53		1		1		1		
9	1	194150-25530	WASHER, 20X43X2.5		1		1		1		
10	1	194640-25860	WASHER, 30X45X3		1		1		1		
11	1	194640-26130	COUPLING, PTO		1		1		1		
12	1	22242-000300	RING, 30		1		1		1		
13	1	22292-000340	RING, S-34		4		4		4		
14	1	24101-062064	BEARING, BALL 6206		1		1		1		
15	1	24101-063054	BEARING, BALL 6305		1		1		1		
16	1	24161-303520	BEARING, 303520		1		1		1		
17	1	24163-305200	RING, INNER 303520		1		1		1		
18	1	24165-000402	CIRCLIP, 40		3		3		3		

Fig.31. COUNTER&REDUCTION SHAFTS

3 1 COUNTER & REDUCTION SHAFTS

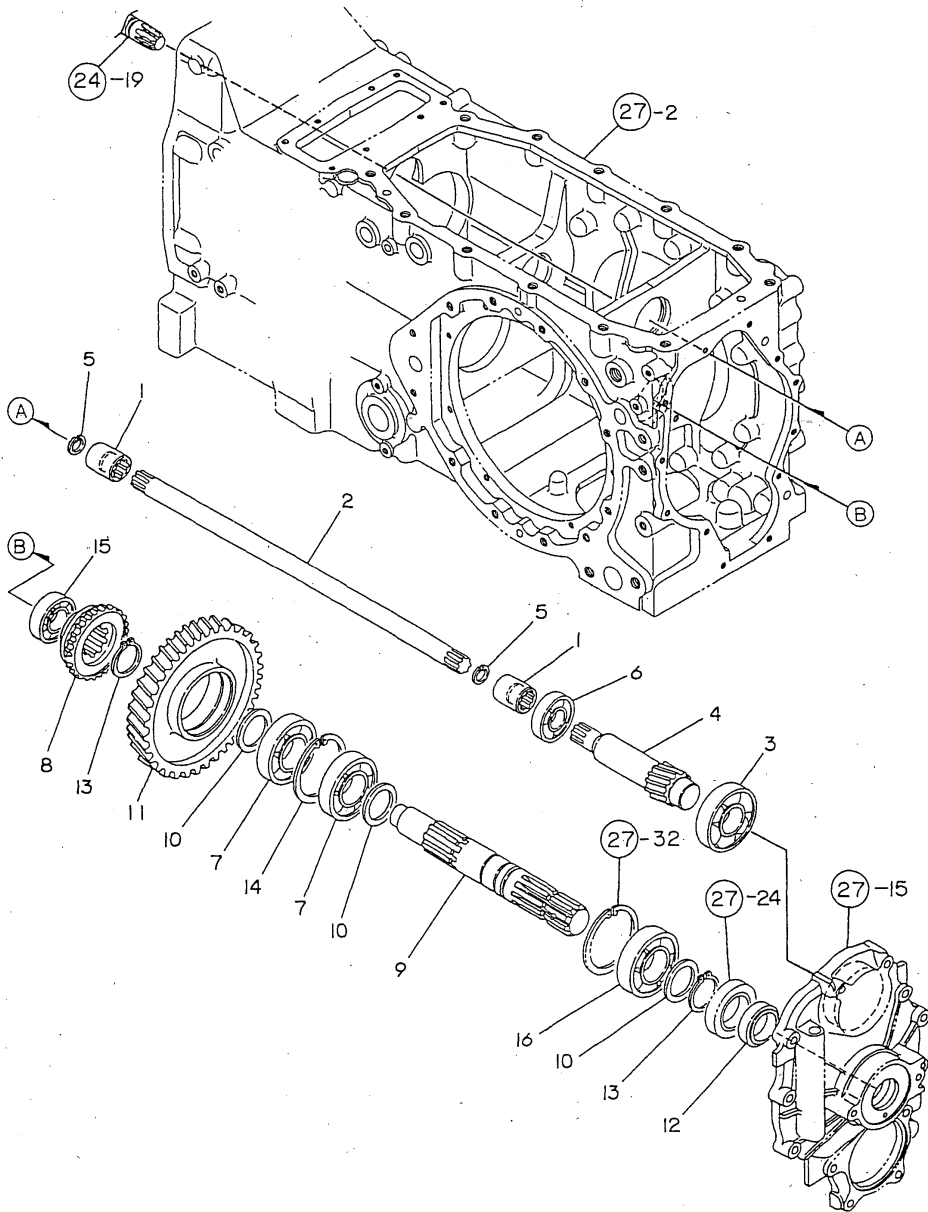


(A)= (D)=US350XD-P
 (B)=US300XD-P (E)=
 (C)= (F)=US400XD-P

No.	Lev.	Parts No.	Description	Q'ty						I	R		
				(A)	(B)	(C)	(D)	(E)	(F)				
1	1	194301-12730	SHIM, 30X45X0.1								2		
2	1	198240-24160	RETAINER, BEARING		1		1						
3	1	194180-25550	WASHER, 35X50X3		1		1						
4	1	198320-25600	BEARING ASSY										1
5	2	198320-24160	RETAINER, BEARING										1
6	2	194464-25600	BEARING, 4T-30306DDB										1
7	1	198240-25730	GEAR ASSY, Z=25		1		1						1
8	2	198133-25860	BUSH, 34X40X26		1		1						1
9	1	198240-25770	GEAR ASSY, Z=40		1		1						1
10	2	198133-25860	BUSH, 34X40X26		1		1						1
11	1	198240-25760	GEAR, COUNTER 53		1		1						1
12	1	198240-25780	BEARING, TMB306D2		1		1						
13	1	198240-25810	WASHER, 30X50X8		1		1						
14	1	198220-25830	NUT, LOCK M16		1		1						1
15	1	198220-25840	NUT, LOCK M16		1		1						1
16	1	198415-25840	SPACER, 16X38X4.5		1		1						1
17	1	194640-25860	WASHER, 30X45X3		1		1						1
18	1	198240-25880	BUSH, 35X40X23		1		1						1
19	1	198360-26610	COLLAR, SPLINE		2		2						2
20	1	194555-26620	SHIFTER		2		2						2
21	1	22252-000720	RING, 72		1		1						
22	1	26013-080252	BOLT, M8X 25		5		5						5
23	1	198133-25700	COLLAR		1		1						1
24	1	198240-25710	GEAR, REDUCTION		1		1						1
25	1	22242-000300	RING, 30		1		1						1
26	1	24101-063044	BEARING, BALL 6304		1		1						1
27	1	24101-063064	BEARING, BALL 6306		1		1						1

Fig.32. PTO DRIVE SHAFT&PTO SHAFT

3 2 PTO DRIVE SHAFT & PTO SHAFT

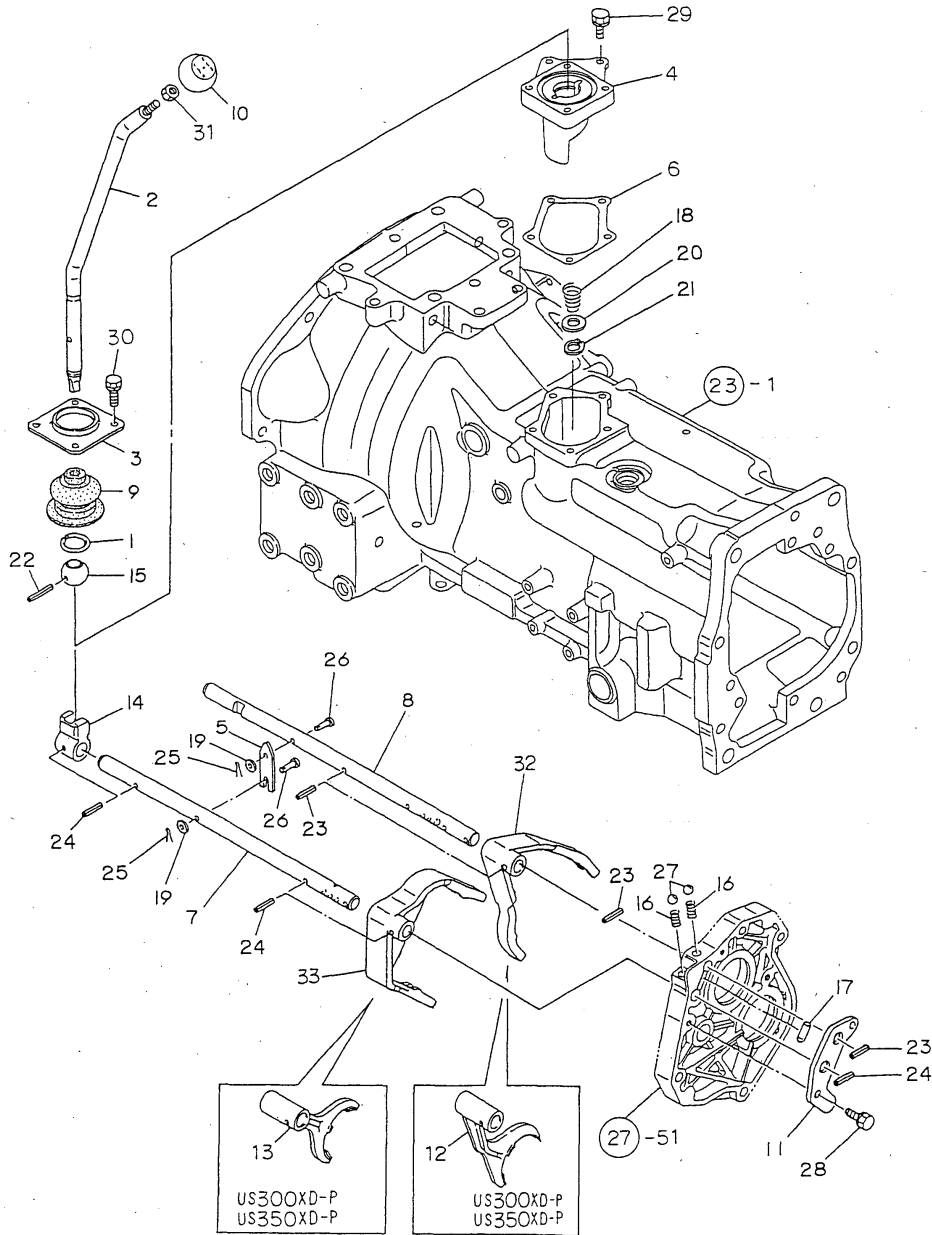


(A)= (D)=US350XD-P
 (B)=US300XD-P (E)=
 (C)= (F)=US400XD-P

No.	Lev.	Parts No.	Description	Q'ty						I	R
				(A)	(B)	(C)	(D)	(E)	(F)		
1	1	194310-25100	JOINT		2		2			2	
2	1	198240-25291	SHAFT, CONNECTING		1		1			1	
3	1	194197-25810	BEARING, BALL TMB306		1		1			1	
4	1	198240-26110	SHAFT, PTO PINION		1		1			1	
5	1	22252-000170	RING, 17		2		2			2	
6	1	24101-063044	BEARING, BALL 6304		1		1			1	
7	1	194430-25810	BEARING, BALL TMB207		2		2			2	
8	1	198240-26120	SLIDER, PTO		1		1			1	
9	1	198240-26310	SHAFT, PTO		1		1			1	
10	1	194640-26330	WASHER, 35X46X32		3		3			3	
11	1	198240-26520	GEAR, PTO		1		1			1	
12	1	194130-33452	COLLAR, 35X42X13		1		1			1	
13	1	22242-000340	RING, 34		2		2			2	
14	1	22252-000720	RING, 72		1		1			1	
15	1	24101-062054	BEARING, BALL 6205		1		1			1	
16	1	24101-062074	BEARING, BALL 6207		1		1			1	

Fig.33. MAIN CHANGE

3 3 MAIN CHANGE

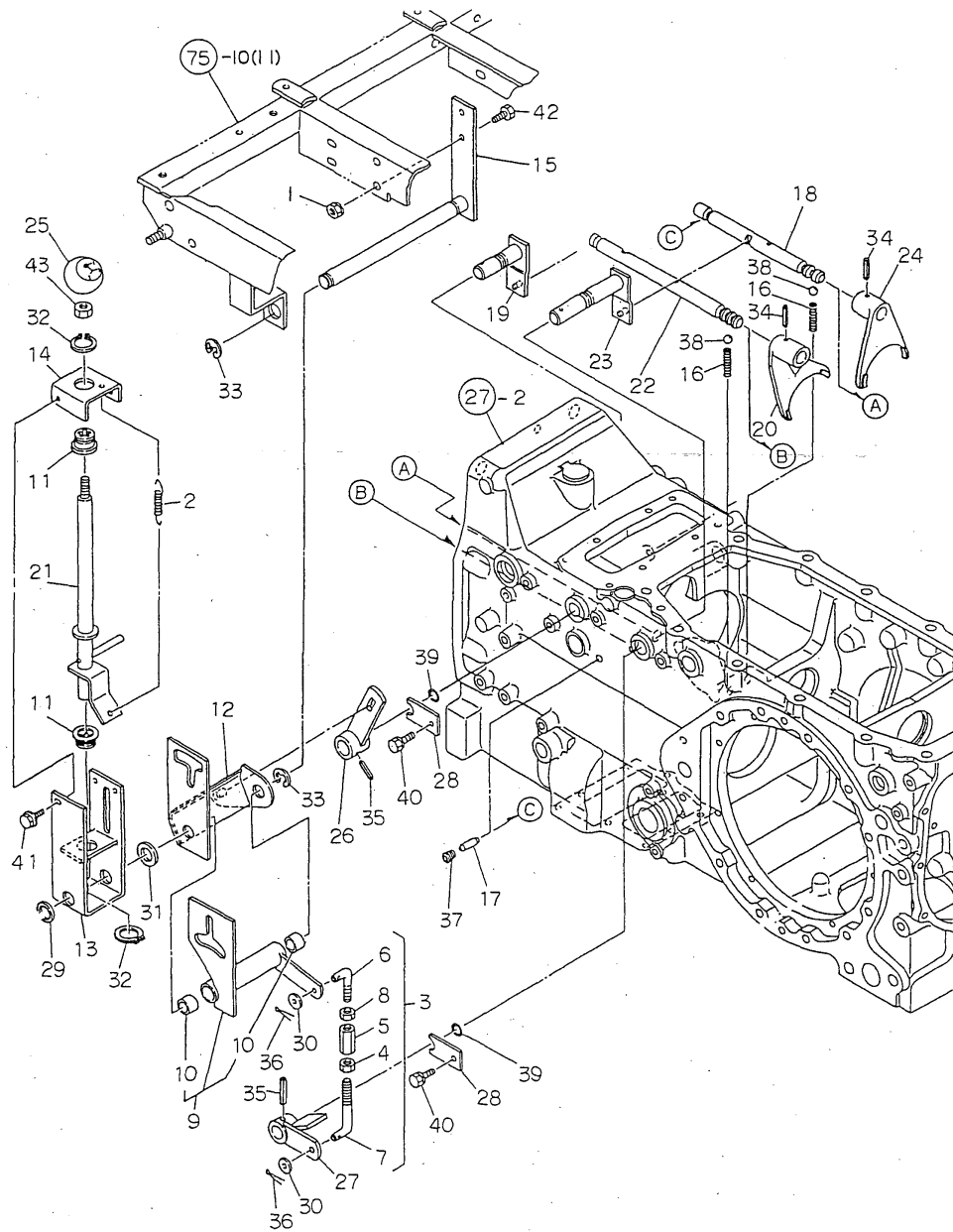


(A)= (D)=US350XD-P
 (B)=US300XD-P (E)=
 (C)= (F)=US400XD-P

No.	Lev.	Parts No.	Description	Q'ty						I	R
				(A)	(B)	(C)	(D)	(E)	(F)		
1	1	1A1040-26320	CIRCLIP, 30-H		1		1		1		
2	1	198240-27110	LEVER, SHIFT		1		1		1		
3	1	198240-27140	HOLDER, BOOT		1		1		1		
4	1	198240-27160	RETAINER, LEVER		1		1		1		
5	1	194250-27160	ARM, SWITCH		1		1		1		
6	1	198133-27170	GASKET, RETAINER		1		1		1		
7	1	198240-27270	SHAFT, FORK 2-3		1		1		1		
8	1	198240-27210	SHAFT, FORK 1-R		1		1		1		
9	1	198240-27250	BOOT, RUBBER		1		1		1		
10	1	198240-27260	KNOB, LEVER		1		1		1		
11	1	198240-27280	HOLDER, INTERLOCK		1		1		1		
12	1	198240-27310	FORK, SHIFT		1		1				
13	1	198240-27320	FORK, SHIFT 2-3		1		1				
14	1	198240-27330	SHIFTER		1		1			1	
15	1	1E4030-27340	BALL, SHIFTER		1		1			1	
16	1	194145-27450	SPRING		2		2		2		
17	1	194130-27490	SPINDLE		1		1		1		
18	1	194065-27500	SPRING, LEVER		1		1		1		
19	1	1C6460-84420	SPACER, 6.4X12.5X1		2		2		2		
20	1	22117-140000	WASHER, 14		1		1		1		
21	1	22242-000150	RING, 15		1		1		1		
22	1	22351-050040	PIN, SPRING 5.0X40		1		1		1		
23	1	22351-060025	PIN, SPRING 6.0X25		3		3		3		
24	1	22351-060025	PIN, SPRING 6.0X25		3		3		3		
25	1	22417-160180	PIN, COTTER 1.6X18		2		2		2		
26	1	22487-060200	PIN, H 6X 20		2		2		2		
27	1	24190-100001	BALL, STEEL 5/16		2		2		2		
28	1	26013-080202	BOLT, M8X 20		2		2		2		
29	1	26013-080202	BOLT, M8X 20		3		3		3		
30	1	26013-080352	BOLT, M8X 35		3		3		3		
31	1	26716-100002	NUT, M10		1		1		1		
32	1	198240-27121	FORK, SHIFT 1-R		1		1		1		
33	1	198240-27130	FORK, SHIFT 2-3		1		1		1		

Fig.34. SUB-CHANGE

3 4 SUB-CHANGE

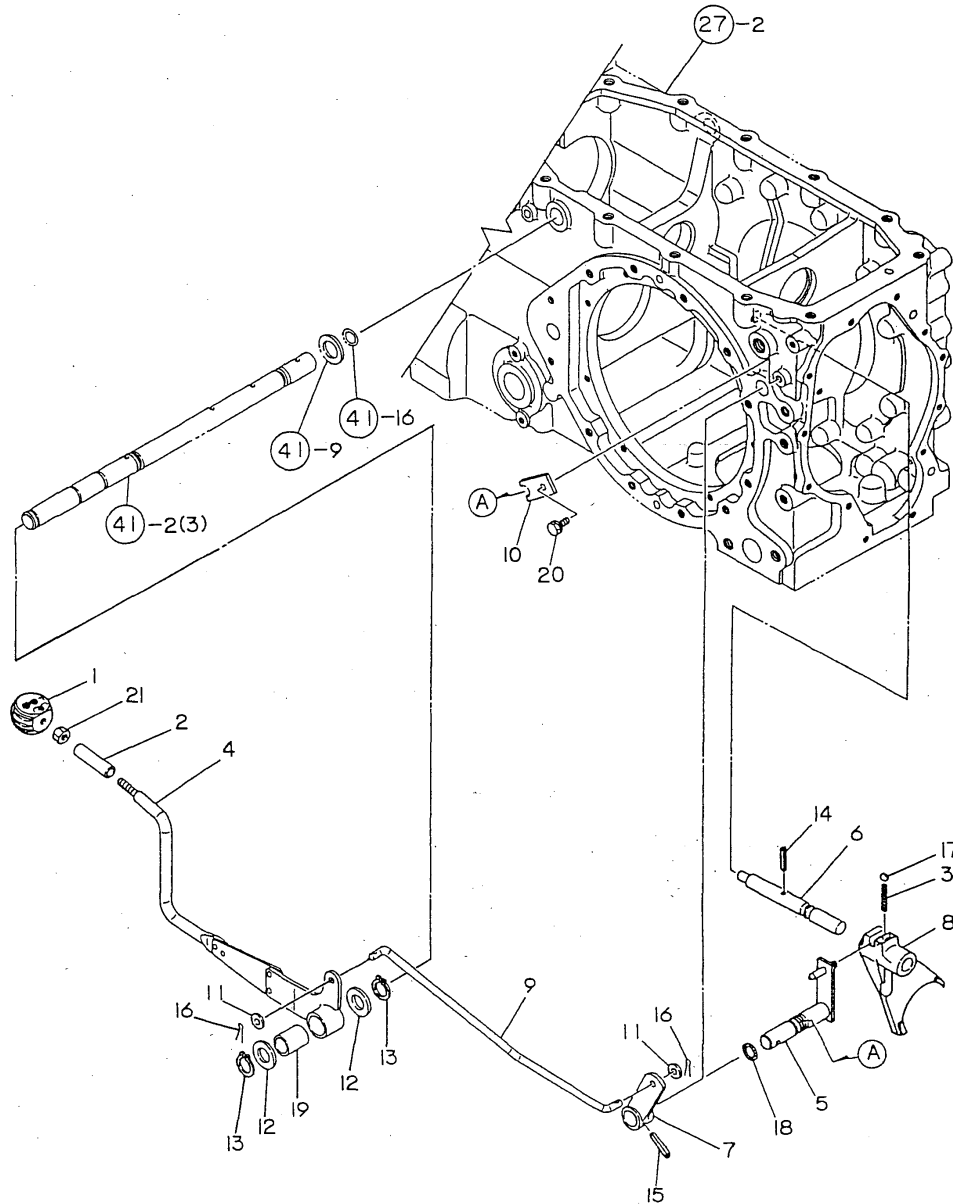


(A)= (D)=US350XD-P
 (B)=US300XD-P (E)=
 (C)= (F)=US400XD-P

No.	Lev.	Parts No.	Description	Q'ty						I	R
				(A)	(B)	(C)	(D)	(E)	(F)		
1	1	194990-22050	NUT, M8		2		2		2		
2	1	198220-22230	SPRING, RETURN		1		1		1		
3	1	798240-27440	ROD KIT		1		1		1		
4	2	194150-22480	NUT, M10 L		1		1		1		
5	2	194215-27260	TURNBUCKLE, M10X31		1		1		1		
6	2	198240-27440	ROD, SHIFT		1		1		1		
7	2	198240-27450	ROD, CLUTCH		1		1		1		
8	2	26716-100002	NUT, M10		1		1		1		
9	1	198240-27340	ARM ASSY		1		1		1		
10	2	194630-24230	BUSH, 17X19X15		2		2		2		
11	1	198240-27350	BUSH		2		2		2		
12	1	198240-27360	ARM		1		1		1		
13	1	198240-27380	SUPPORT, SPEED A		1		1		1		
14	1	198240-27390	SUPPORT, SPEED B		1		1		1		
15	1	198240-27400	FULCRUM, SHIFT		1		1		1		
16	1	194145-27450	SPRING		2		2		2		
17	1	194130-27490	SPINDLE		1		1		1		
18	1	198240-27490	SHAFT, FORK 1-N		1		1		1		
19	1	198240-27500	ARM, SHIFT		1		1		1		
20	1	198240-27510	FORK, CHANGE		1		1		1		
21	1	198240-27520	LEVER, RANGE SHIFT		1		1		1		
22	1	198133-27540	SHAFT, FORK 3-2		1		1		1		
23	1	198240-27560	ARM, SHIFT		1		1		1		
24	1	198240-27570	FORK, CHANGE		1		1		1		
25	1	198240-27610	KNOB, SHIFT		1		1		1		
26	1	198240-27620	ARM, CHANGE		1		1		1		
27	1	198240-27740	ARM, CHANGE		1		1		1		
28	1	198220-27990	PLATE, KEEP		2		2		2		
29	1	198360-39110	WASHER, 17X24X1.2		1		1		1		
30	1	22137-100000	WASHER, 10		2		2		2		
31	1	22137-160000	WASHER, 16		1		1		1		
32	1	22242-000220	RING, 22		2		2		2		
33	1	22272-000150	RING, E-15		2		2		2		
34	1	22351-060032	PIN, SPRING 6.0X32		2		2		2		
35	1	22351-060032	PIN, SPRING 6.0X32		2		2		2		
36	1	22417-250300	PIN, COTTER 2.5X30		2		2		2		
37	1	23871-010000	PLUG, R01		1		1		1		
38	1	24190-100001	BALL, STEEL 5/16		2		2		2		
39	1	24311-000125	O-RING, 1AP12.5		2		2		2		
40	1	26013-080162	BOLT, M8X 16		2		2		2		
41	1	26106-060122	BOLT, M6X 12 PLATED		3		3		3		
42	1	26116-080202	BOLT, M8X 20 PLATED		2		2		2		
43	1	26716-100002	NUT, M10		1		1		1		

Fig.35. P.T.O.CHANGE

3 5 P. T. O. CHANGE

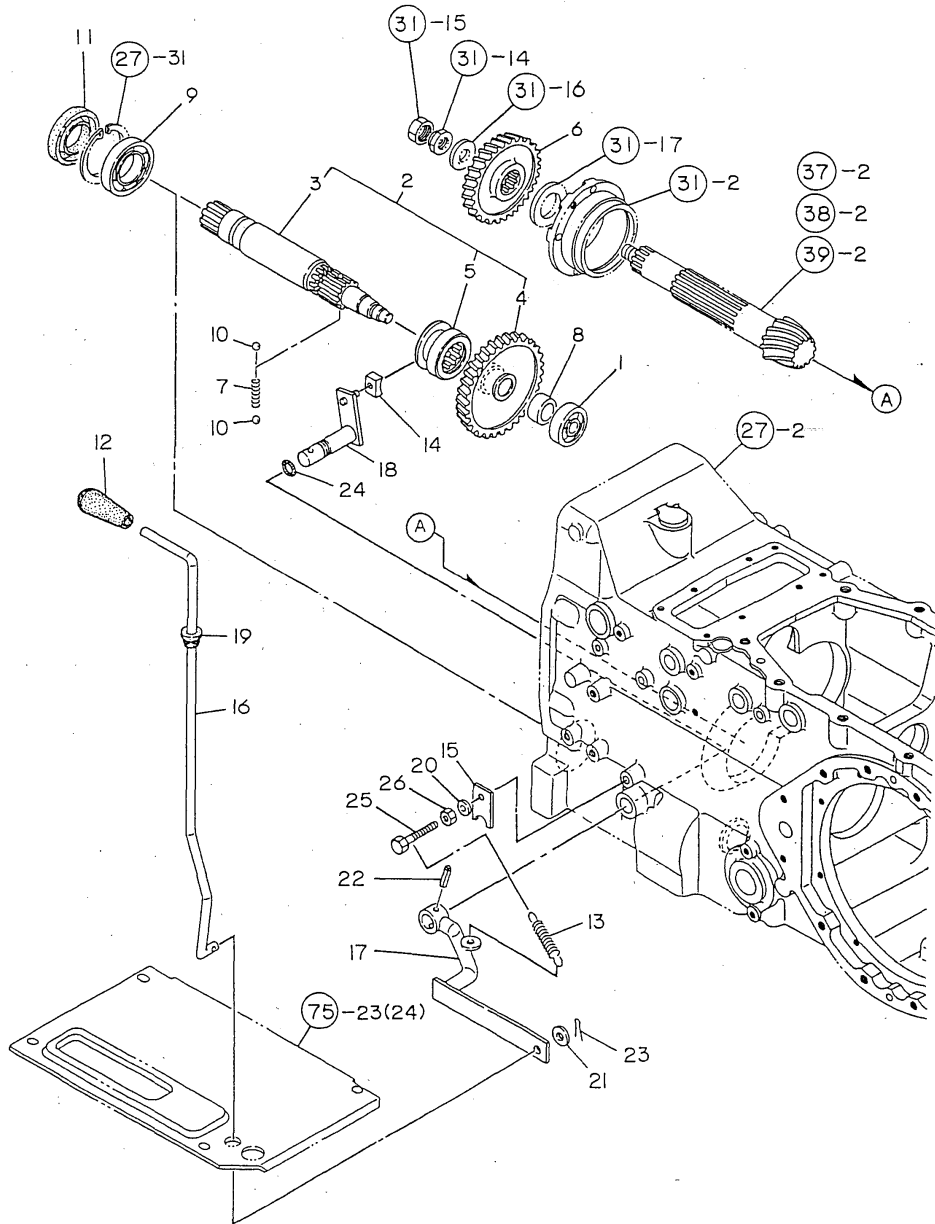


(A)= (D)=US350XD-P
 (B)=US300XD-P (E)=
 (C)= (F)=US400XD-P

No.	Lev.	Parts No.	Description	Q'ty						I	R
				(A)	(B)	(C)	(D)	(E)	(F)		
1	1	198220-27290	KNOB, LEVER		1		1			1	
2	1	198240-27480	PIPE, PROTECTOR		1		1			1	
3	1	194680-27540	SPRING, FORK LOCK		1		1			1	
4	1	198240-27810	LEVER, PTO		1		1			1	
5	1	198240-27841	ARM, SHIFT		1		1			1	
6	1	198240-27880	SHAFT, PTO FORK		1		1			1	
7	1	198240-27890-2	ARM, CHANGE		1		1			1	
8	1	198240-27950	FORK, PTO SHIFT		1		1			1	
9	1	198240-27961	ROD, PTO		1		1			1	
10	1	198220-27990	PLATE, KEEP		1		1			1	
11	1	22137-100000	WASHER, 10		2		2			2	
12	1	22137-200000	WASHER, 20		2		2			2	
13	1	22242-000200	RING, 20		2		2			2	
14	1	22351-060025	PIN, SPRING 6.0X25		1		1			1	
15	1	22351-060032	PIN, SPRING 6.0X32		1		1			1	
16	1	22417-250200	PIN, COTTER 2.5X20		2		2			2	
17	1	24190-080001	BALL, STEEL 1/4		1		1			1	
18	1	24311-000125	O-RING, 1AP12.5		1		1			1	
19	1	24550-020250	BUSH, 20X25		1		1			1	
20	1	26013-080162	BOLT, M8X 16		1		1			1	
21	1	26716-100002	NUT, M10		1		1			1	

Fig.36. FRONT DRIVE&FRONT SHIFT

3 6 FRONT DRIVE & FRONT SHIFT

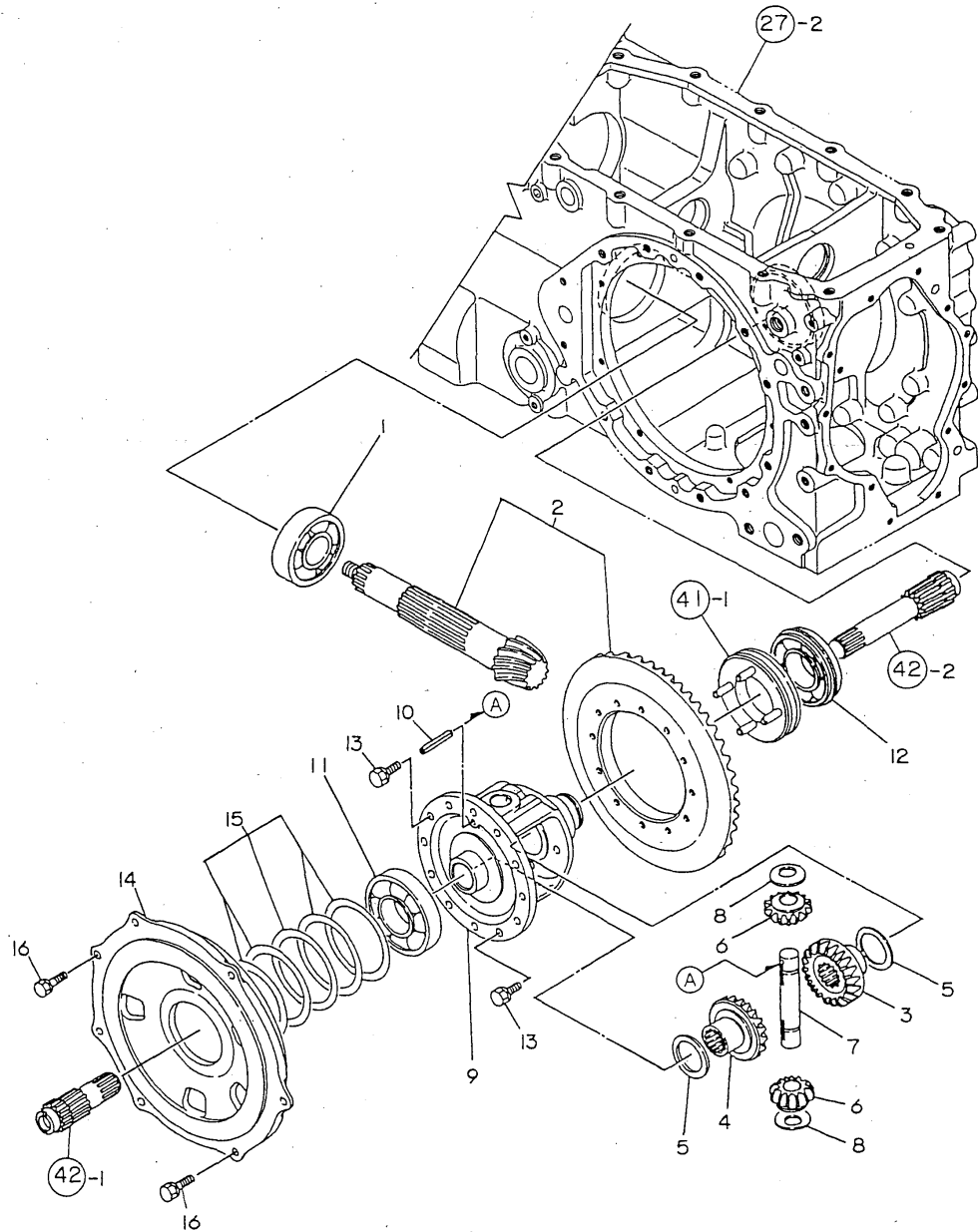


(A)= (D)=US350XD-P
 (B)=US300XD-P (E)=
 (C)= (F)=US400XD-P

No.	Lev.	Parts No.	Description	Q'ty						I	R
				(A)	(B)	(C)	(D)	(E)	(F)		
1	1	194446-25450	BEARING, BALL TM302		1		1		1		
2	1	198241-28100	GEAR KIT, DRIVE		1		1		1		
3	2	198133-28110	SHAFT, FRONT DRIVE		1		1		1		
4	2	194765-28170	GEAR, FRONT DRIVE		1		1		1		
5	2	194765-28180	SLIDER		1		1		1		
6	1	198241-28220	PINION, FRONT FINAL		1		1		1		
7	1	194321-28230	SPRING, 26.2		1		1		1		
8	1	198241-28240	COLLAR, 18X30X15		1		1		1		
9	1	24101-060074	BEARING, BALL 6007		1		1		1		
10	1	24190-080001	BALL, STEEL 1/4		2		2		2		
11	1	24421-356212	SEAL, OIL TC356212		1		1		1		
12	1	194464-01190	KNOB, LEVER		1		1		1		
13	1	194800-22480	SPRING, 58		1		1		1		
14	1	198220-26790	BLOCK, SHIFT		1		1		1		
15	1	198220-27990	PLATE, KEEP		1		1		1		
16	1	198241-28250	LEVER, FRONT SHIFT		1		1		1		
17	1	198241-28270	ARM, CHANGE		1		1		1		
18	1	198241-28310	ARM, SHIFT		1		1		1		
19	1	198241-28330	GUIDE, SHIFT		1		1		1		
20	1	22137-080000	WASHER, 8		1		1		1		
21	1	22137-100000	WASHER, 10		1		1		1		
22	1	22351-060032	PIN, SPRING 6.0X32		1		1		1		
23	1	22417-250300	PIN, COTTER 2.5X30		1		1		1		
24	1	24311-000125	O-RING, 1AP12.5		1		1		1		
25	1	26116-080502	BOLT, M8X 50 PLATED		1		1		1		
26	1	26716-080002	NUT, M8		1		1		1		

Fig.37. DIFFERENTIAL GEAR

3 7 DIFFERENTIAL GEAR

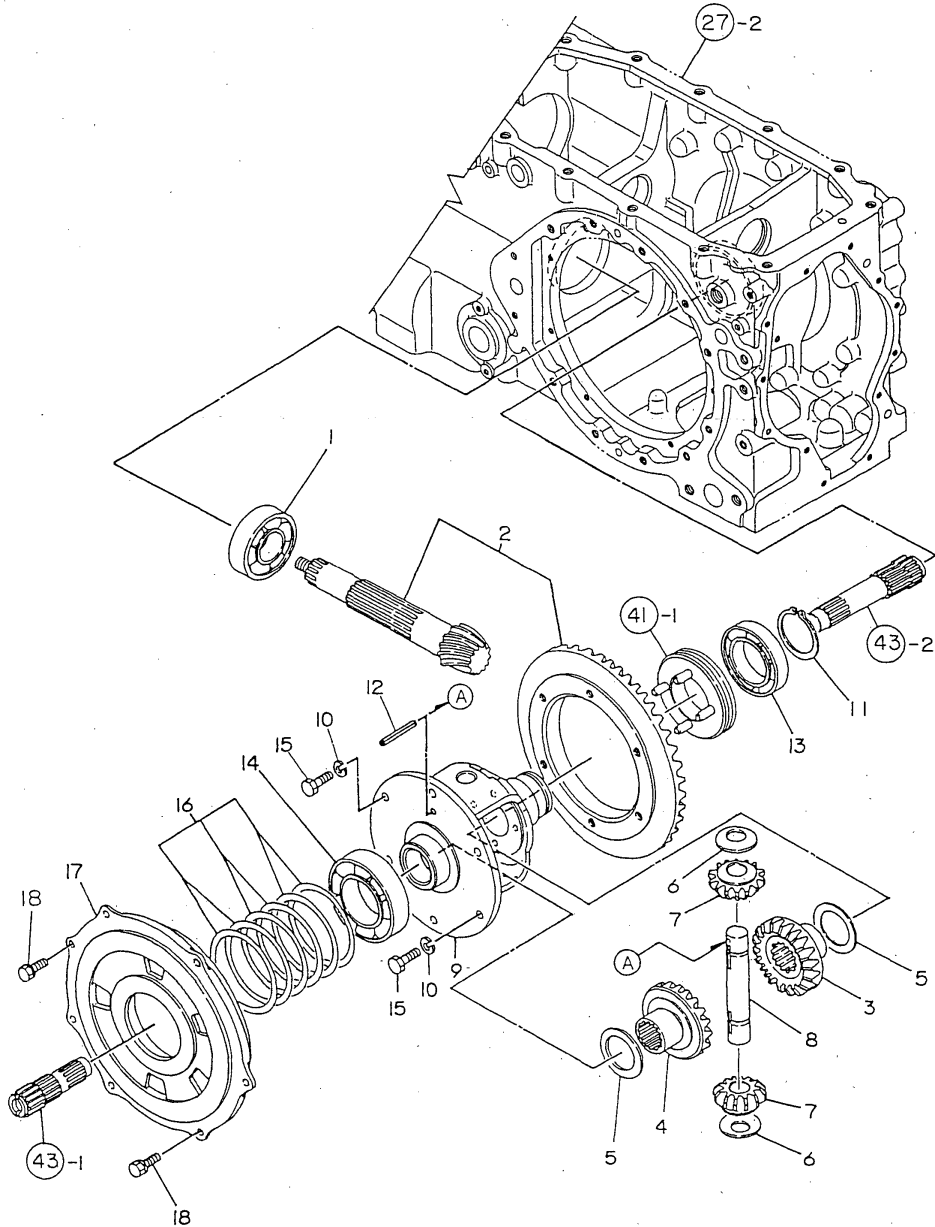


(A)= (D)=US350XD-P
 (B)=US300XD-P (E)=
 (C)= (F)=US400XD-P

No.	Lev.	Parts No.	Description	Q'ty						I	R
				(A)	(B)	(C)	(D)	(E)	(F)		
1	1	198390-25790	BEARING, 6307R SH2		1						
2	1	198240-31400	GEAR ASSY, RING		1						
3	1	198360-31500	GEAR, DIFFERENTIAL L		1						
4	1	198360-31510	GEAR, DIFFERENTIAL R		1						
5	1	198360-31530	LINER, PINION		2						
6	1	198360-31800	PINION, DIFFERENTIAL		2						
7	1	198360-31810	SHAFT, DIFFERENTIAL		1						
8	1	198360-31850	LINER, PINION		2						
9	1	198360-32110	CASE, DIFFERENTIAL		1						
10	1	22351-050040	PIN, SPRING 5.0X40		1						
11	1	24101-060114	BEARING, BALL 6011		1						
12	1	24121-062084	BEARING, BALL 6208NR		1						
13	1	26013-080202	BOLT, M8X 20		12						
14	1	198240-32310	CARRIER		1						
15	1	194555-32340	SHIM SET		1						
16	1	26013-080252	BOLT, M8X 25		7						

Fig.38. DIFFERENTIAL GEAR

3 8 DIFFERENTIAL GEAR

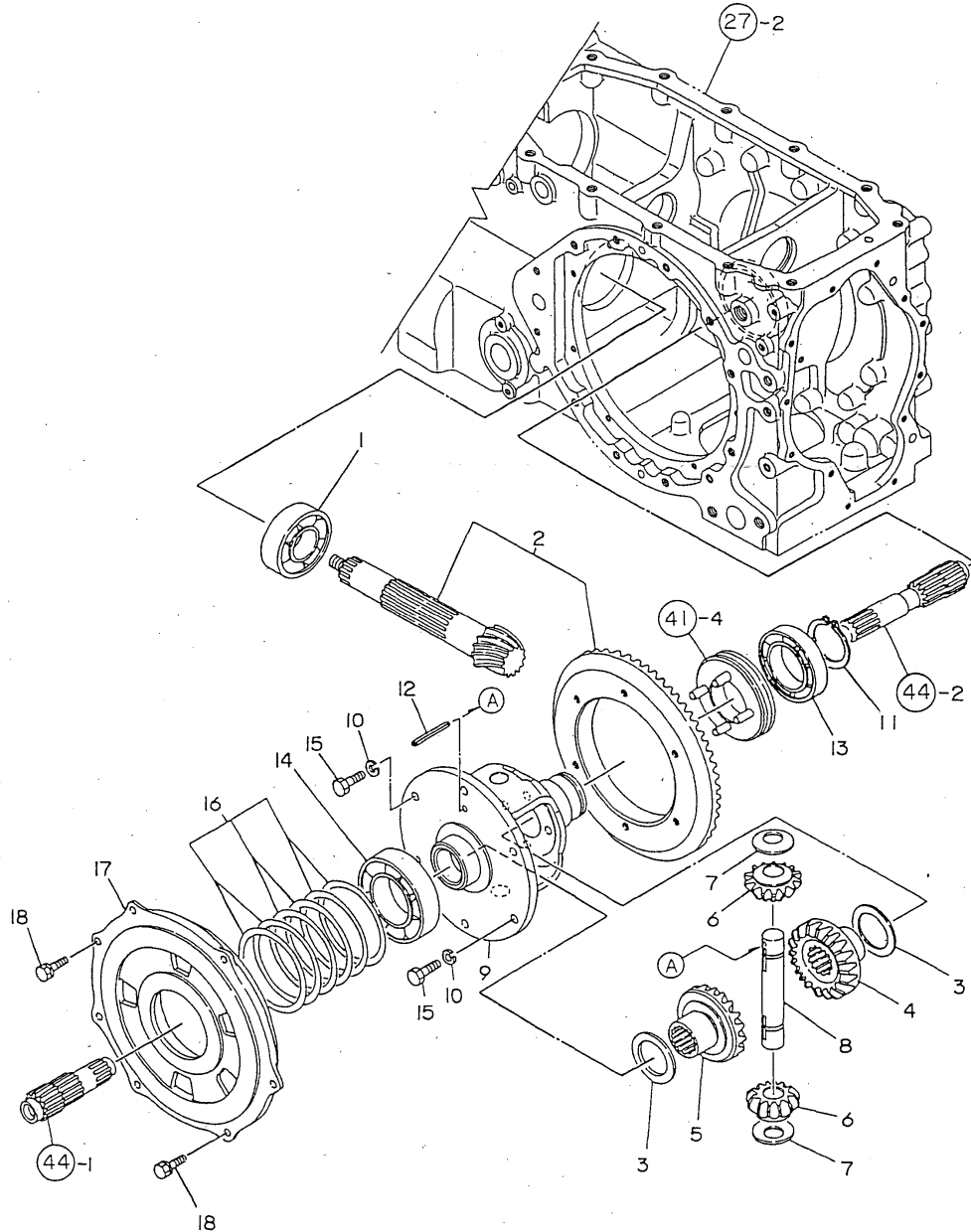


(A)= (D)=US350XD-P
 (B)=US300XD-P (E)=
 (C)= (F)=US400XD-P

No.	Lev.	Parts No.	Description	Q'ty						I	R
				(A)	(B)	(C)	(D)	(E)	(F)		
1	1	198390-25790	BEARING, 6307R SH2				1				
2	1	198250-31400	GEAR ASSY, RING				1				
3	1	194145-31510	GEAR, DIFFERENTIAL				1				
4	1	194145-31520	GEAR, DIFFERENTIAL				1				
5	1	198360-31530	LINER, PINION				2				
6	1	198250-31630	WASHER, DIFFERENTIAL				2				
7	1	198250-31810	PINION, DIFFERENTIAL				2				
8	1	198250-31820	SHAFT, DIFFERENTIAL				1				
9	1	194145-32110	CASE, DIFFERENTIAL				1				
10	1	22217-100000	WASHER, SPRING 10				6				
11	1	22242-000500	RING, 50				1				
12	1	22351-060036	PIN, SPRING 6.0X36				1				
13	1	24101-060104	BEARING, BALL 6010				1				
14	1	24101-062114	BEARING, BALL 6211				1				
15	1	26156-100222	BOLT, M10X 22 PLATED				6				
16	1	794251-13910	SHIM SET				1				
17	1	198250-32310	CARRIER				1				
18	1	26013-080252	BOLT, M8X 25				7				

Fig.39. DIFFERENTIAL GEAR

3 9 DIFFERENTIAL GEAR

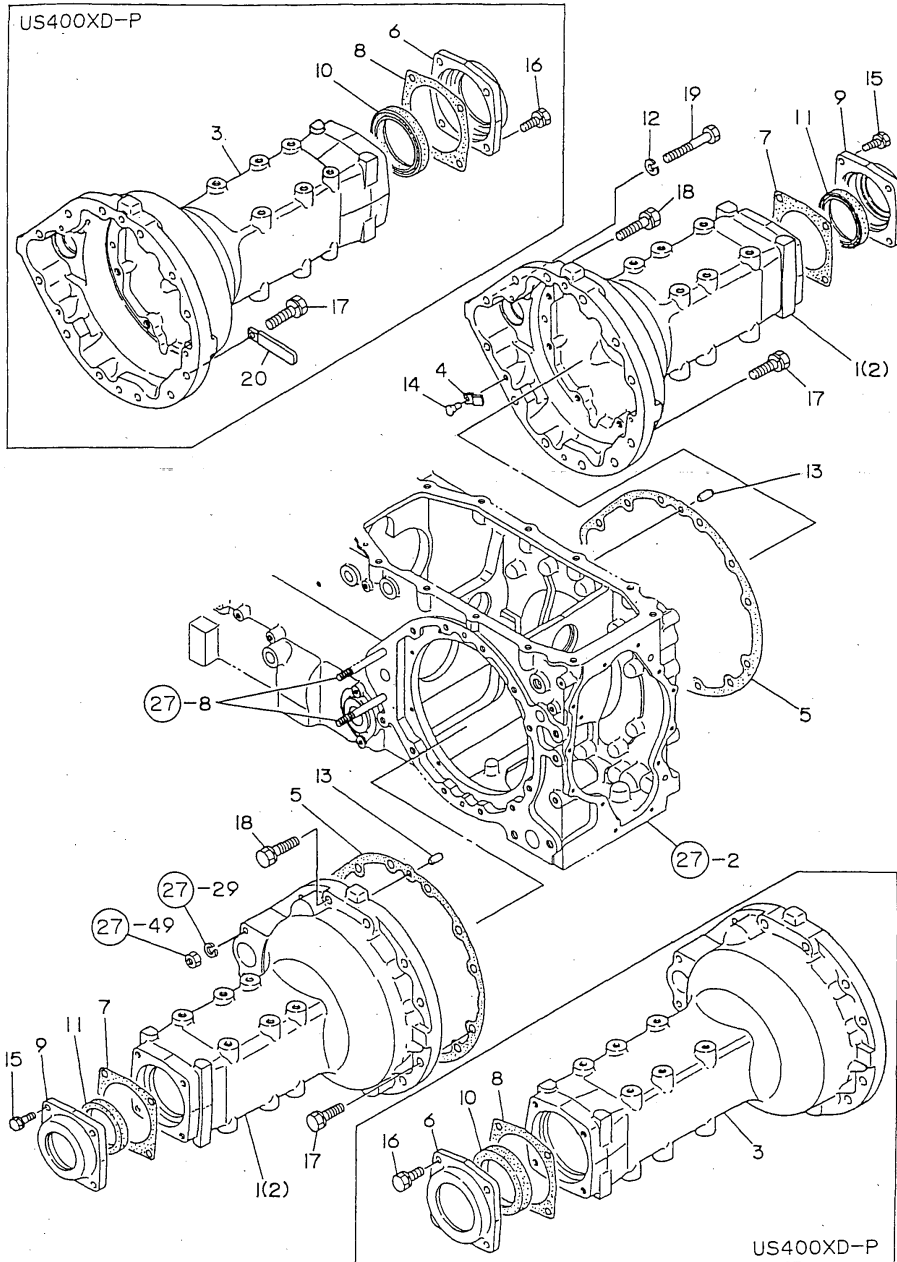


(A)= (D)=US350XD-P
 (B)=US300XD-P (E)=
 (C)= (F)=US400XD-P

No.	Lev.	Parts No.	Description	Q'ty						I	R	
				(A)	(B)	(C)	(D)	(E)	(F)			
1	1	198390-25790	BEARING, 6307R SH2								1	
2	1	198320-31400	GEAR ASSY, RING								1	
3	1	198320-31530	WASHER, DIFFERENTIAL								2	
4	1	198320-31550	GEAR, DIFFERENTIAL								1	
5	1	194320-31560	GEAR, DIFFERENTIAL								1	
6	1	198320-31570	PINION, DIFFERENTIAL								2	
7	1	198320-31630	WASHER, DIFFERENTIAL								2	
8	1	198320-31820	SHAFT, DIFFERENTIAL								1	
9	1	198320-32110	HOUSING, DIFF.								1	
10	1	22217-100000	WASHER, SPRING 10								6	
11	1	22242-000500	RING, 50								1	
12	1	22351-060050	PIN, SPRING 6.0X50								1	
13	1	24101-060104	BEARING, BALL 6010								1	
14	1	24101-062114	BEARING, BALL 6211								1	
15	1	26156-100252	BOLT, M10X 25 PLATED								6	
16	1	794251-13910	SHIM SET								1	
17	1	198250-32310	CARRIER								1	
18	1	26013-080252	BOLT, M8X 25								7	

Fig.40. REAR HOUSING

4 0 REAR HOUSING

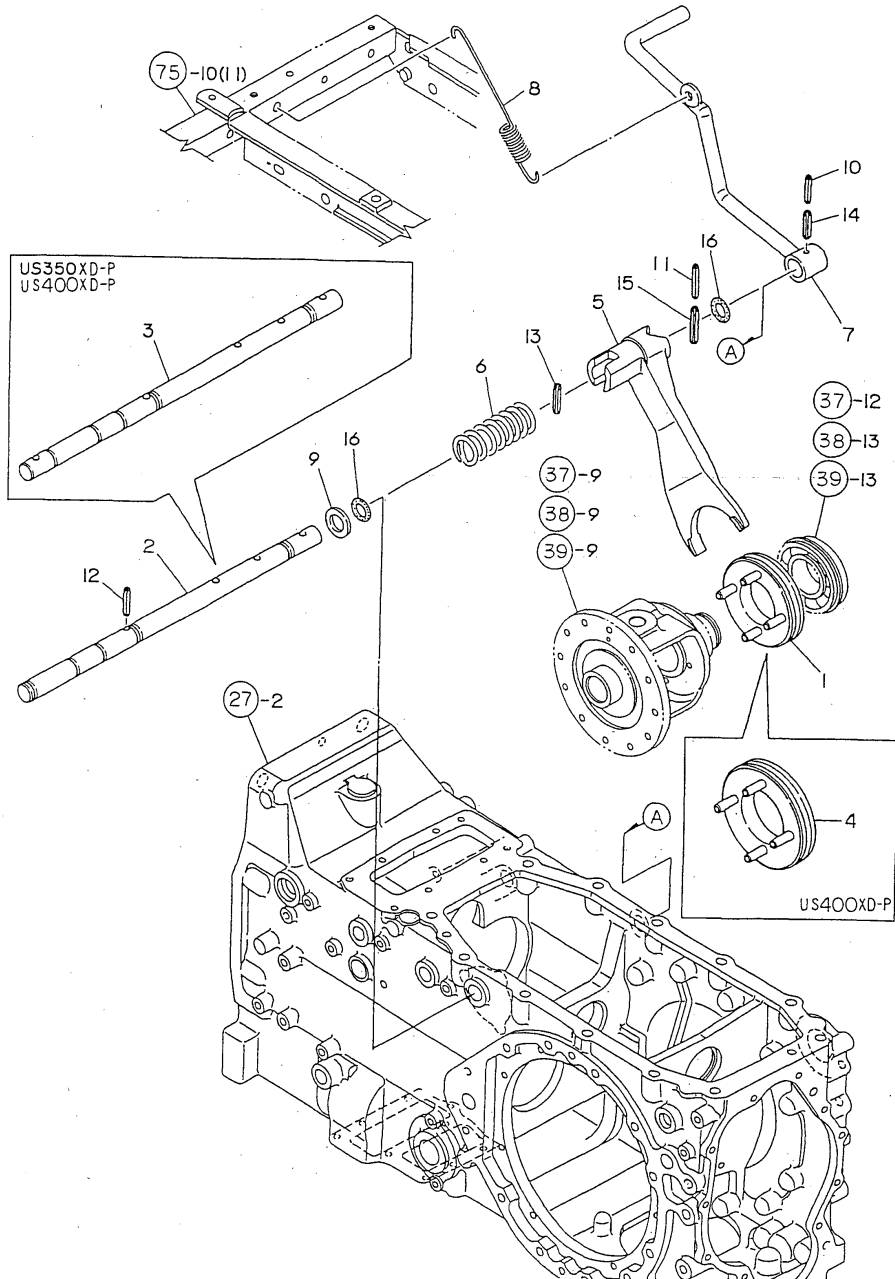


(A)= (D)=US350XD-P
 (B)=US300XD-P (E)=
 (C)= (F)=US400XD-P

No.	Lev.	Parts No.	Description	Q'ty						I	R
				(A)	(B)	(C)	(D)	(E)	(F)		
1	1	198240-32610	HOUSING, REAR AXLE		2						
2	1	198250-32610	HOUSING, REAR AXLE				2				
3	1	198320-32610	HOUSING, REAR							2	
4	1	194180-32640	PLATE, PUSH		3		3			3	
5	1	198240-32640	PACKING, AXLE		2		2			2	
6	1	194640-32650	CASE, OIL SEAL							2	
7	1	198240-32660	GASKET, SEAL CASE		2		2				
8	1	198320-32660	GASKET, SEAL CASE							2	
9	1	194134-32710	CASE, OIL SEAL		2		2				
10	1	194327-32730	SEAL, TC6Y7510014.5							2	
11	1	194136-32800	SEAL, OIL TC608012		2		2				
12	1	22217-100000	WASHER, SPRING 10		2		2			2	
13	1	22312-100180	PIN, PARALLEL M10X18		4		4			4	
14	1	22635-600120	RIVET, 6.0X12		3		3			3	
15	1	26013-080252	BOLT, M8X 25		8		8				
16	1	26013-100302	BOLT, M10X 30							8	
17	1	26013-120402	BOLT, M12X 40		16		16			16	
18	1	26013-120502	BOLT, M12X 50		4		4			4	
19	1	26116-100852	BOLT, M10X 85 PLATED		2		2			2	
20	1	194180-51640	CLAMP, HARNESS								1

Fig.41. DIFFERENTIAL LOCK

4 1 DIFFERENTIAL LOCK

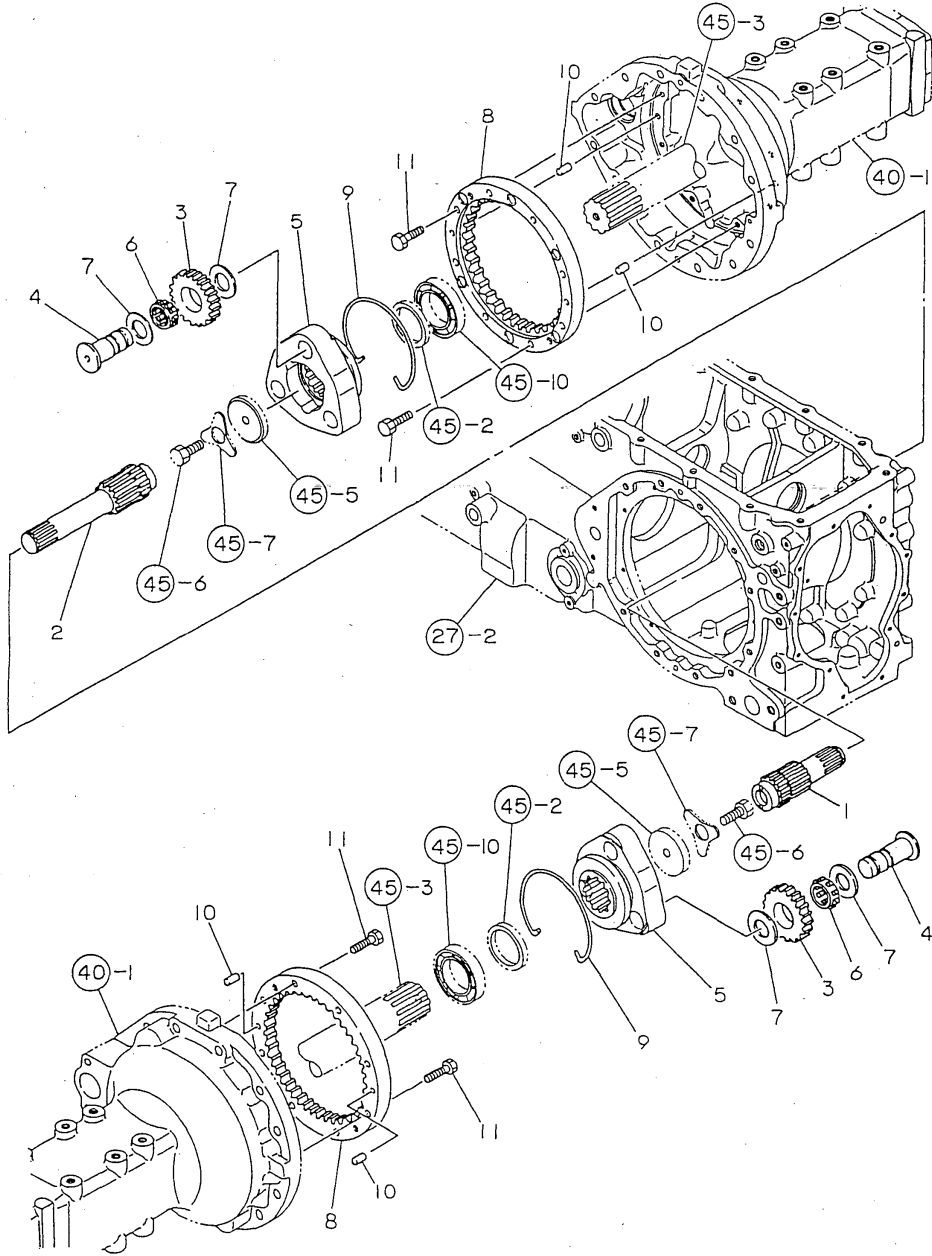


(A)= (D)=US350XD-P
 (B)=US300XD-P (E)=
 (C)= (F)=US400XD-P

No.	Lev.	Parts No.	Description	Q'ty						I	R
				(A)	(B)	(C)	(D)	(E)	(F)		
1	1	194130-33100	SLIDER, DIFFERENTIAL		1		1				
2	1	198240-33110	SHAFT, LOCK		1						
3	1	198250-33110	SHAFT, LOCK				1			1	
4	1	194464-33130	SLIDER, DIFFERENTIAL								1
5	1	198240-33140	FORK, SHIFT			1		1			1
6	1	194150-33150	SPRING, RETURN			1		1			1
7	1	198240-33150	PEDAL, DIFF. LOCK			1		1			1
8	1	198240-33170	SPRING			1		1			1
9	1	194300-33200	SPACER, 20X32X3.2			1		1			1
10	1	22351-050032	PIN, SPRING 5.0X32			1		1			1
11	1	22351-050040	PIN, SPRING 5.0X40			1		1			1
12	1	22351-060032	PIN, SPRING 6.0X32			1		1			1
13	1	22351-080032	PIN, SPRING 8.0X32			1		1			1
14	1	22351-080032	PIN, SPRING 8.0X32			1		1			1
15	1	22351-080040	PIN, SPRING 8.0X40			1		1			1
16	1	24311-000150	O-RING, 1AP15.0			2		2			2

Fig.42. FINAL PINION&FINAL GEAR

4 2 FINAL PINION & FINAL GEAR

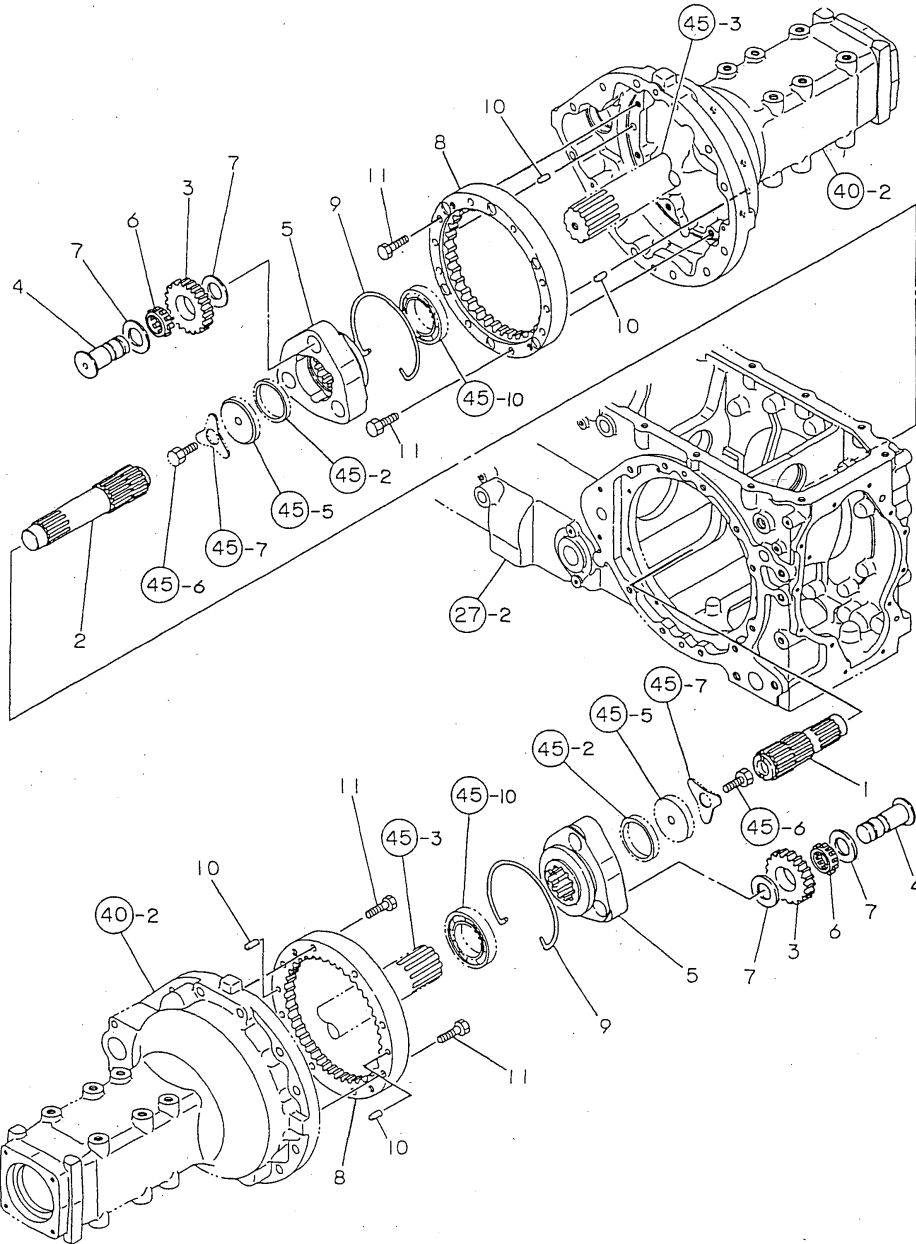


(A)= (D)=US350XD-P
 (B)=US300XD-P (E)=
 (C)= (F)=US400XD-P

No.	Lev.	Parts No.	Description	Q'ty						I	R
				(A)	(B)	(C)	(D)	(E)	(F)		
1	1	198240-33410	PINION, FINAL L		1						
2	1	198240-33420	PINION, FINAL R		1						
3	1	198240-33540	PINION, PLANETARY		6						
4	1	198240-33550	SHAFT, PLANETARY		6						
5	1	198240-33570	CARRIER, PLANETARY		2						
6	1	194640-33580	BEARING, 253515.9X7		6						
7	1	194640-33590	WASHER, 25X42X1		12						
8	1	198240-33610	GEAR, INTERNAL		2						
9	1	198240-33630	CIRCLIP, 124		2						
10	1	22312-100180	PIN, PARALLEL M10X18		4						
11	1	26116-100352	BOLT, M10X 35 PLATED		16						

Fig.43. FINAL PINION&FINAL GEAR

4 3 FINAL PINION & FINAL GEAR

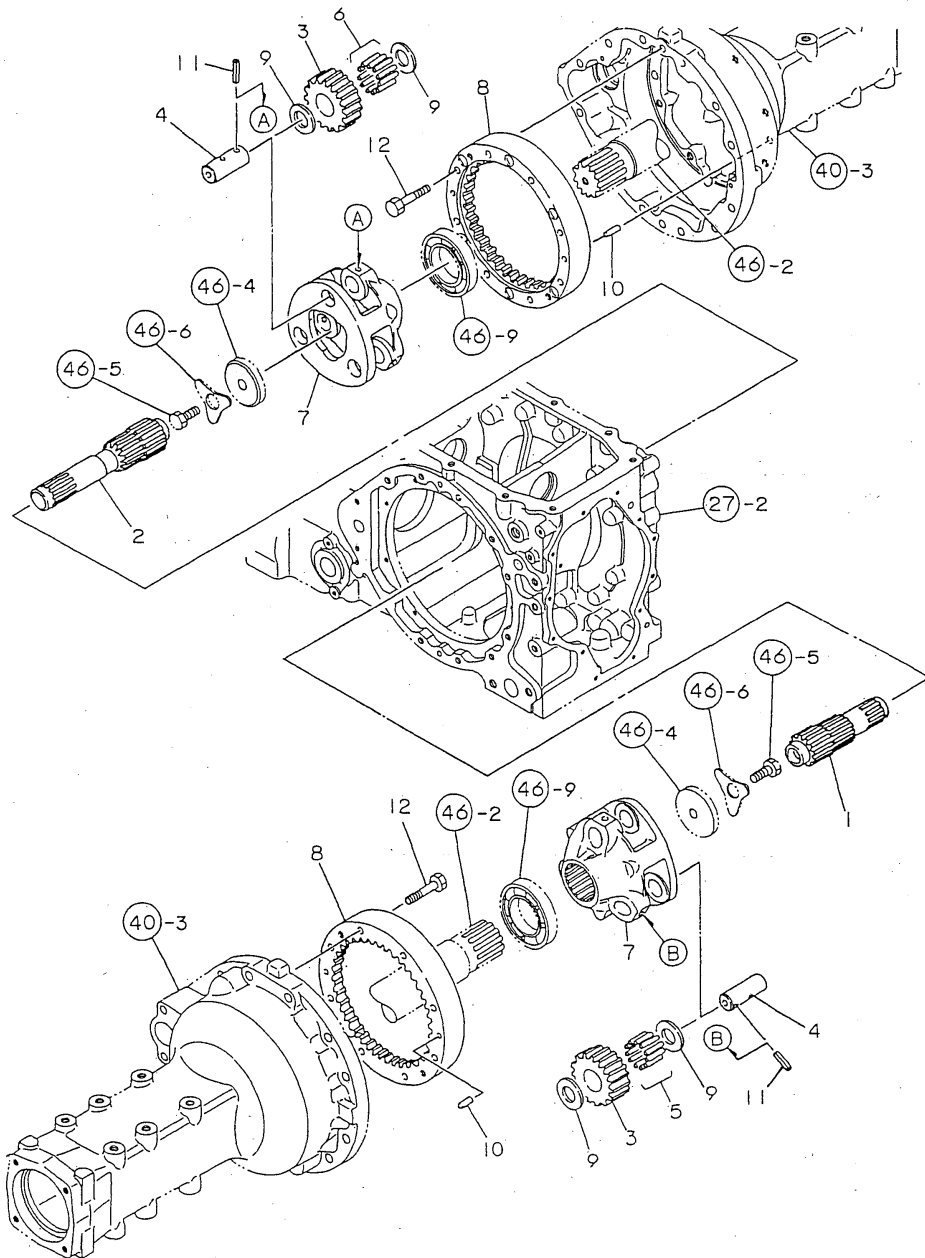


(A)= (D)=US350XD-P
 (B)=US300XD-P (E)=
 (C)= (F)=US400XD-P

No.	Lev.	Parts No.	Description	Q'ty						I	R	
				(A)	(B)	(C)	(D)	(E)	(F)			
1	1	198250-33410	PINION, FINAL L				1					
2	1	198250-33420	PINION, FINAL R				1					
3	1	198250-33540	PINION, PLANETARY				6					
4	1	198250-33550	SHAFT, PLANETARY				6					
5	1	198240-33570	CARRIER, PLANETARY				2					
6	1	198250-33570	NEEDLE, T253324				6					
7	1	194640-33590	WASHER, 25X42X1				12					
8	1	198250-33610	GEAR, INTERNAL				2					
9	1	198240-33630	CIRCLIP, 124				2					
10	1	22312-100180	PIN, PARALLEL M10X18				4					
11	1	26116-100452	BOLT, M10X 45 PLATED				16					

Fig.44. FINAL PINION&FINAL GEAR

4 4 FINAL PINION & FINAL GEAR

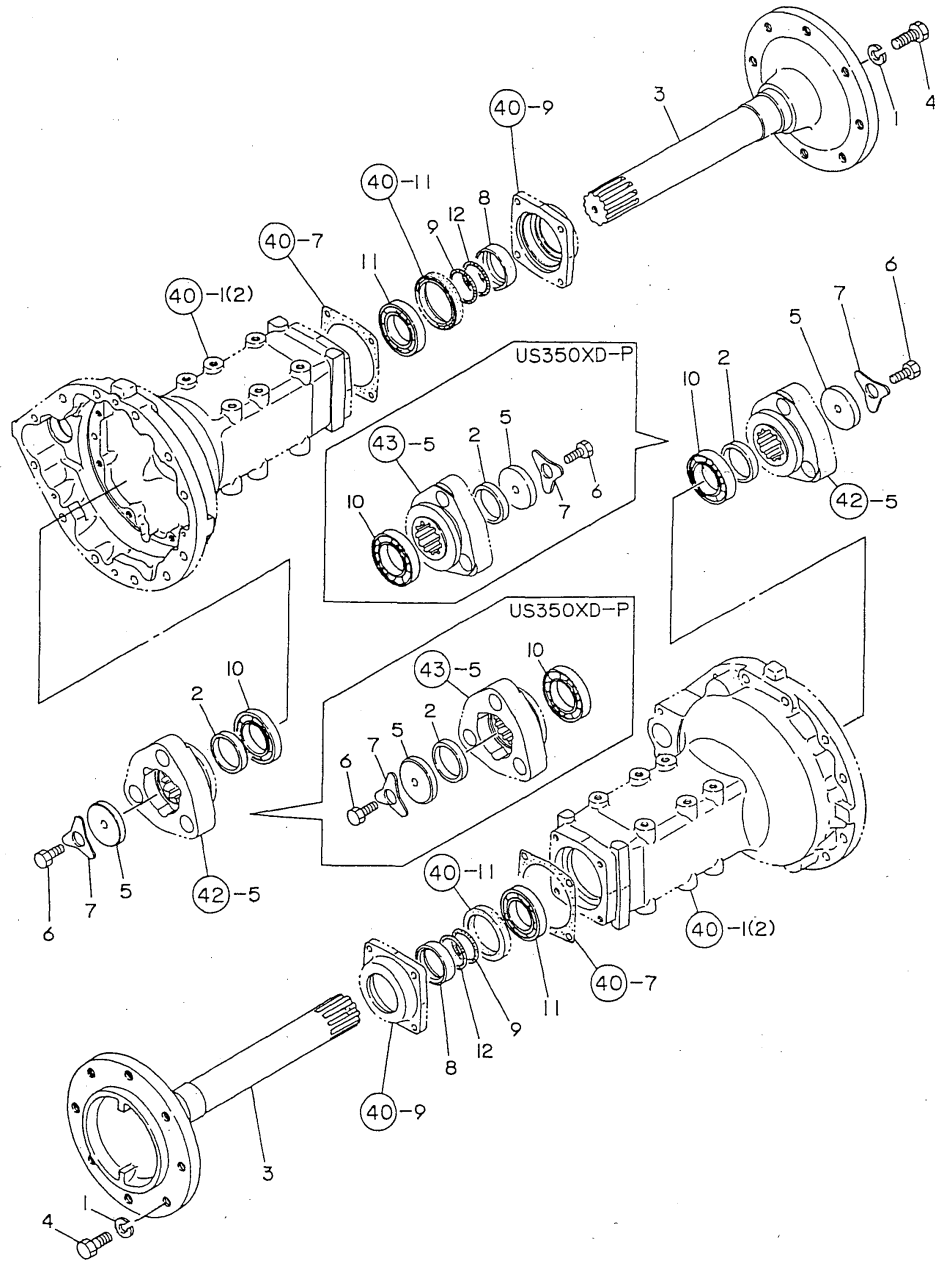


(A)= (D)=US350XD-P
 (B)=US300XD-P (E)=
 (C)= (F)=US400XD-P

No.	Lev.	Parts No.	Description	Qty						I	R	
				(A)	(B)	(C)	(D)	(E)	(F)			
1	1	198320-33410	PINION, FINAL								1	
2	1	198320-33420	PINION, FINAL								1	
3	1	198320-33540	PINION, PLANETARY								6	
4	1	198320-33550	SHAFT, PLANETARY								6	
5	1	198320-33560	NEEDLE, 4.5X31.8								63	
6	1	198320-33560	NEEDLE, 4.5X31.8								63	
7	1	198320-33570	CARRIER, PLANETARY								2	
8	1	198320-33610	GEAR, INTERNAL								2	
9	1	198320-33620	WASHER, 26X42X1								12	
10	1	22312-100180	PIN, PARALLEL M10X18								4	
11	1	22351-080040	PIN, SPRING 8.0X40								6	
12	1	26116-100552	BOLT, M10X 55 PLATED								16	

Fig.45. REAR AXLE SHAFT

4 5 REAR AXLE SHAFT

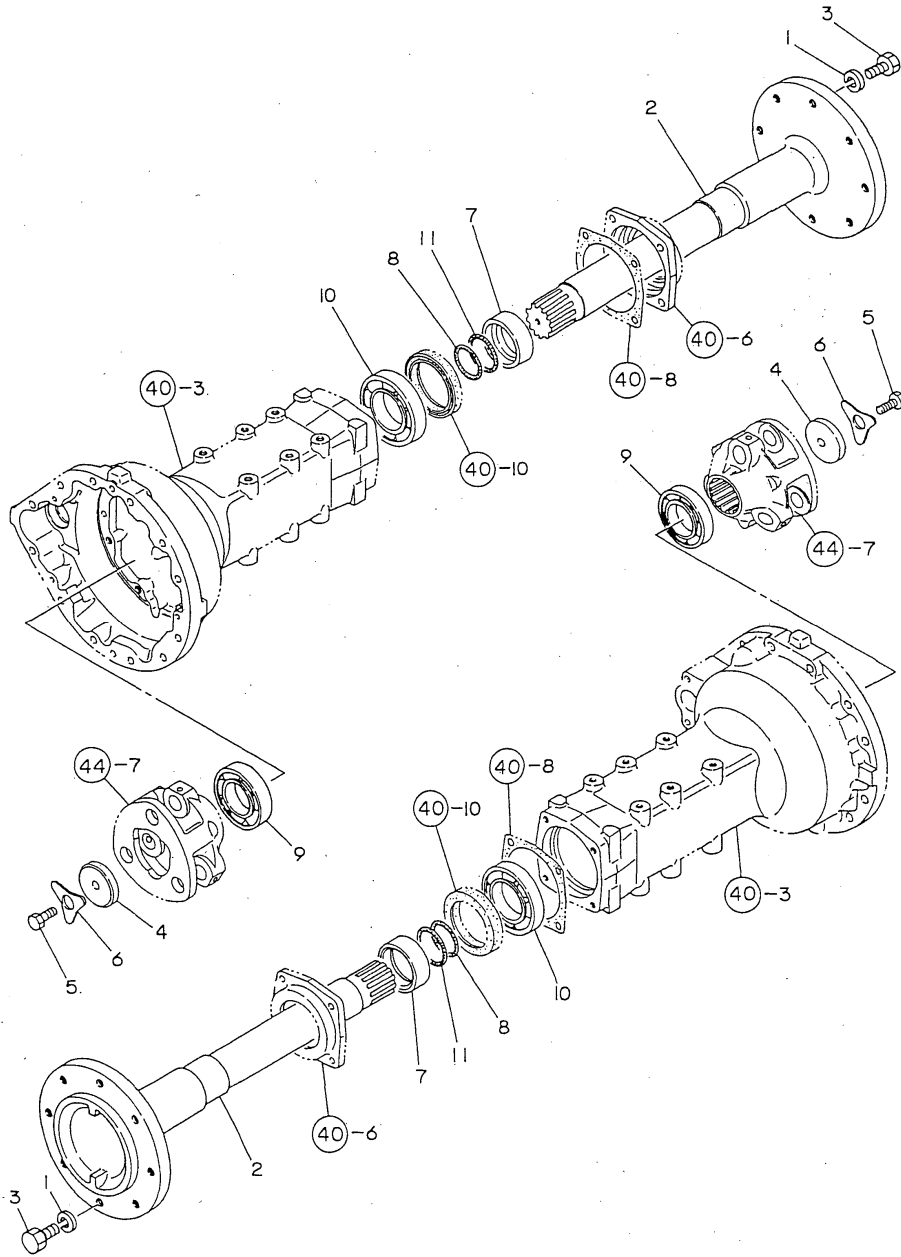


(A)= (D)=US350XD-P
 (B)=US300XD-P (E)=
 (C)= (F)=US400XD-P

No.	Lev.	Parts No.	Description	Q'ty						I	R
				(A)	(B)	(C)	(D)	(E)	(F)		
1	1	194465-14220	WASHER 14		16		16				
2	1	198240-33580	SPACER, SHAFT		2		2				
3	1	198240-34110	SHAFT, REAR AXLE		2		2				
4	1	194279-34130	BOLT, M14X35		16		16				
5	1	194640-34130	WASHER, 13X64X9		2		2				
6	1	194640-34140	BOLT, M12X30		2		2				
7	1	194640-34150	WASHER, THRUST		2		2				
8	1	194136-34360	COLLAR, 50X60X16		2		2				
9	1	194136-34390	SPACER, O-RING		2		2				
10	1	24101-060104	BEARING, BALL 6010		2		2				
11	1	24101-062104	BEARING, BALL 6210		2		2				
12	1	24321-000500	O-RING, 1AG50.0		2		2				

Fig.46. REAR AXLE SHAFT

4 6 REAR AXLE SHAFT



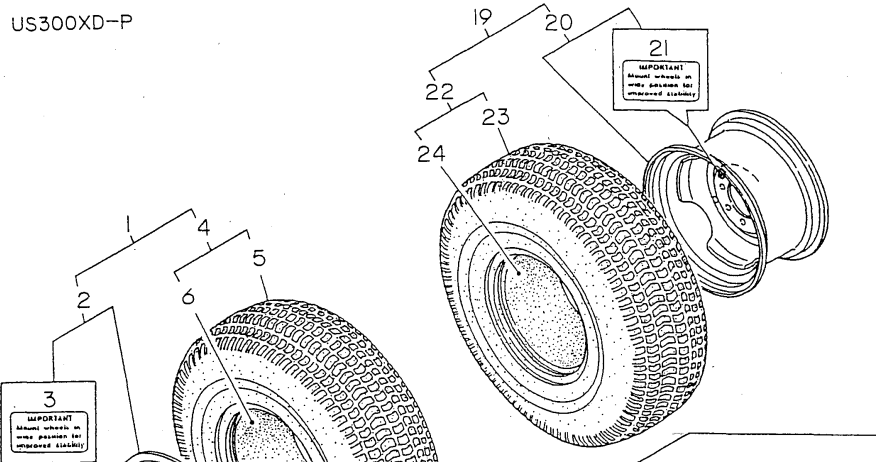
(A)= (D)=US350XD-P
 (B)=US300XD-P (E)=
 (C)= (F)=US400XD-P

No.	Lev.	Parts No.	Description	Q'ty						I	R	
				(A)	(B)	(C)	(D)	(E)	(F)			
1	1	194465-14220	WASHER 14								16	
2	1	198320-34110	SHAFT, REAR AXLE								2	
3	1	194279-34130	BOLT, M14X35								16	
4	1	194640-34130	WASHER, 13X64X9								2	
5	1	194640-34140	BOLT, M12X30								2	
6	1	194640-34150	WASHER, THRUST								2	
7	1	194145-34360	COLLAR, 60X75X26								2	
8	1	194145-34390	SPACER, O-RING								2	
9	1	24101-060114	BEARING, BALL 6011								2	
10	1	24101-062124	BEARING, BALL 6212								2	
11	1	24321-000600	O-RING, 1AG60.0								2	

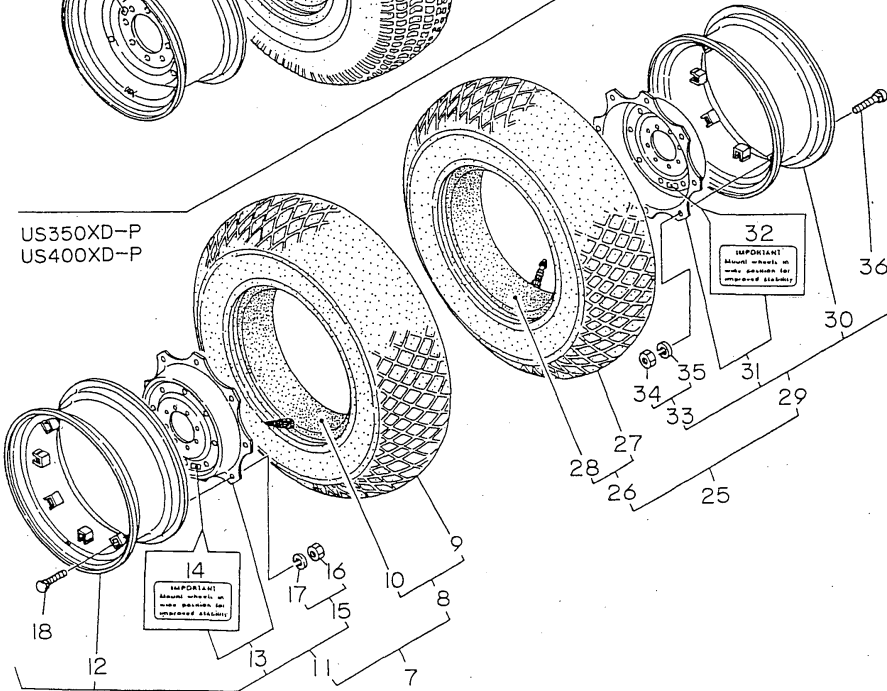
Fig.47. REAR WHEEL TIRE(TURF)

4 7 REAR WHEEL TIRE (TURF)

US300XD-P



US350XD-P
US400XD-P

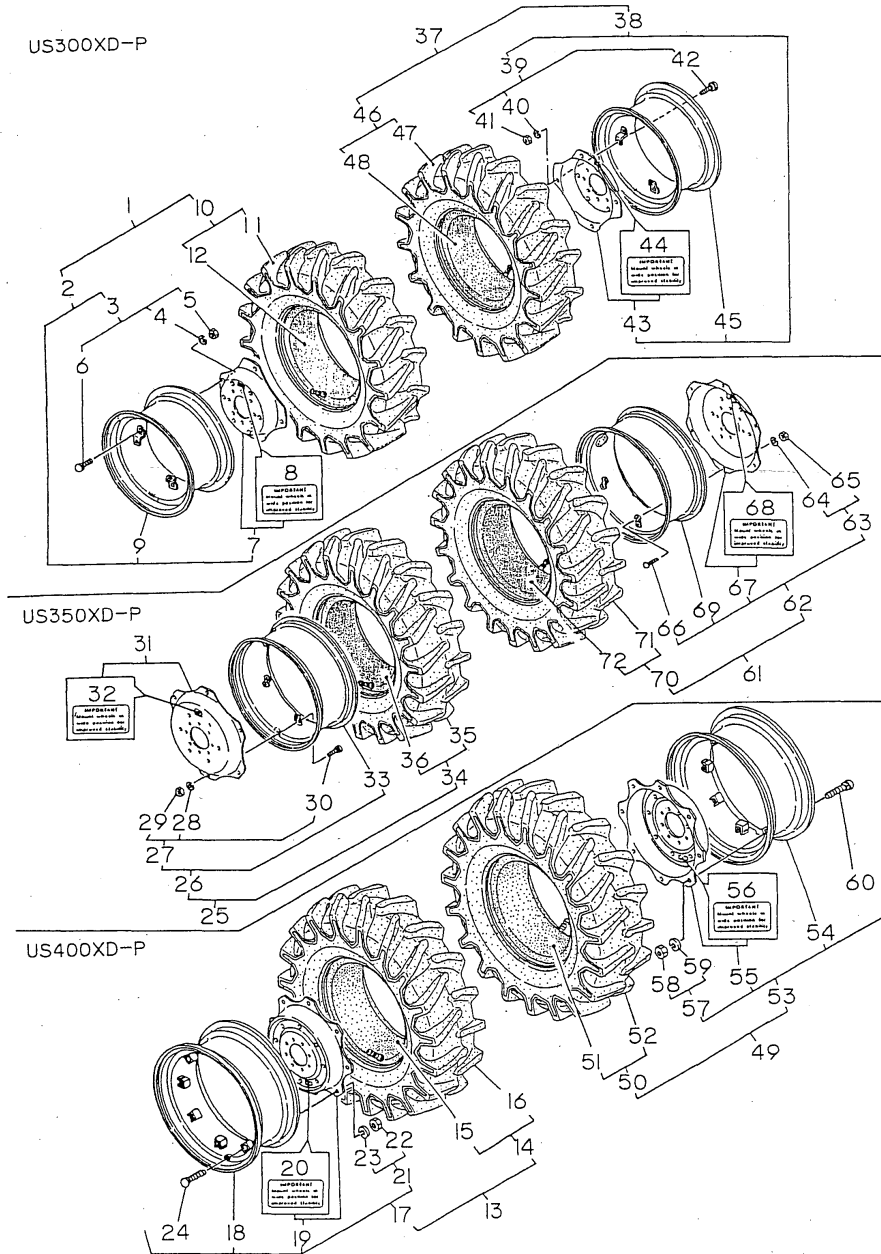


(A)= (D)=US350XD-P
(B)=US300XD-P (E)=
(C)= (F)=US400XD-P

No.	Lev.	Parts No.	Description	Q'ty						I	R
				(A)	(B)	(C)	(D)	(E)	(F)		
1	1	198240-34511	TIRE KIT, REAR L		1						
2	2	198240-34541	WHEEL ASSY, W11X20		1						
3	3	198220-65360	LABEL,WHEEL		2						
4	2	194137-34700	TIRE, 355/80D-20 ASSY		1						
5	3	194137-34710	TIRE, 355/80 D 20 4		1						
6	3	194137-34720	TUBE, 355/80 D20		1						
7	1	798320-34510	TIRE KIT, REAR L				1			1	
8	2	194275-34710	TIRE, 13.6/12-28				1			1	
9	3	194275-34720	TIRE, TURF 13.6X28				1			1	
10	3	194275-34730	TUBE, 13.6-28				1			1	
11	2	198320-34800	WHEEL ASSY, W11X28W				1			1	
12	3	194278-34810	RIM				1			1	
13	3	198320-34820	DISK ASSY, W11X28W				1			1	
14	4	198220-65360	LABEL,WHEEL				2			2	
15	3	798320-34850	BOLT KIT				1			1	
16	4	194181-14180	NUT, M16				8			8	
17	4	194065-34170	WASHER, 16				8			8	
18	4	194180-34850	BOLT M16X 70				8			8	
19	1	198240-34611	TIRE KIT, REAR R		1						
20	2	198240-34541	WHEEL ASSY, W11X20		1						
21	3	198220-65360	LABEL,WHEEL		2						
22	2	194137-34700	TIRE, 355/80D-20 ASSY		1						
23	3	194137-34710	TIRE, 355/80 D 20 4		1						
24	3	194137-34720	TUBE, 355/80 D20		1						
25	1	798320-34610	TIRE KIT, REAR R				1			1	
26	2	194275-34710	TIRE, 13.6/12-28				1			1	
27	3	194275-34720	TIRE, TURF 13.6X28				1			1	
28	3	194275-34730	TUBE, 13.6-28				1			1	
29	2	198320-34800	WHEEL ASSY, W11X28W				1			1	
30	3	194278-34810	RIM				1			1	
31	3	198320-34820	DISK ASSY, W11X28W				1			1	
32	4	198220-65360	LABEL,WHEEL				2			2	
33	3	798320-34850	BOLT KIT				1			1	
34	4	194181-14180	NUT, M16				8			8	
35	4	194065-34170	WASHER, 16				8			8	
36	4	194180-34850	BOLT M16X 70				8			8	

Fig.48. REAR WHEEL TIRE

4 8 REAR WHEEL TIRE

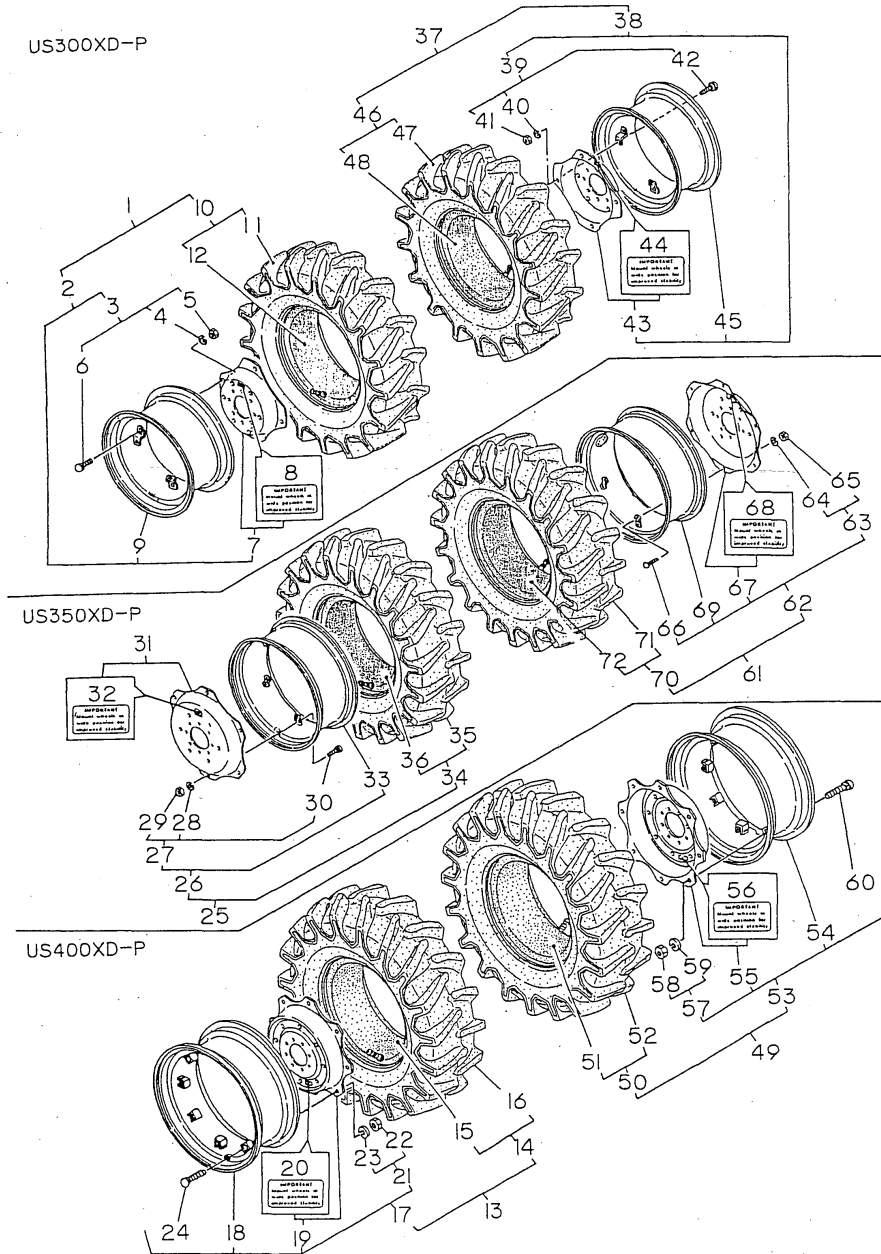


(A)= (D)=US350XD-P
 (B)=US300XD-P (E)=
 (C)= (F)=US400XD-P

No.	Lev.	Parts No.	Description	Q'ty						I	R
				(A)	(B)	(C)	(D)	(E)	(F)		
1	1	198240-34700	TIRE KIT, REAR L		1						
2	2	198240-34731	WHEEL KIT, W10X24		1						
3	3	198255-34100	BOLT KIT, M16X35		1						
4	4	194065-34170	WASHER, 16		4						
5	4	194181-14180	NUT, M16		4						
6	4	194681-14790	BOLT, M16X35		4						
7	3	198240-34720	DISK ASSY		1						
8	4	198220-65360	LABEL,WHEEL		2						
9	3	194170-34820	WHEEL, DCW10X24		1						
10	2	194137-34900	TIRE W/TUBE12.4X24		1						
11	3	194137-34910	TIRE, REAR 12.4X24		1						
12	3	194137-34920	TUBE 12.4-24		1						
13	1	798320-34710	TIRE KIT, REAR L								1
14	2	194464-34710	TIRE W/TUBE13.6X28								1
15	3	194464-34720	TUBE 13.6X28								1
16	3	194464-34730	TIRE, REAR 13.6X28								1
17	2	198320-34800	WHEEL ASSY, W11X28W								1
18	3	194278-34810	RIM								1
19	3	198320-34820	DISK ASSY, W11X28W								1
20	4	198220-65360	LABEL,WHEEL								2
21	3	798320-34850	BOLT KIT								1
22	4	194181-14180	NUT, M16								8
23	4	194065-34170	WASHER, 16								8
24	4	194180-34850	BOLT M16X 70								8
25	1	198250-34760	TIRE KIT, REAR L								1
26	2	198250-34751	WHEEL ASSY, W11X28W								1
27	3	198460-34100	BOLT KIT								1
28	4	194065-34170	WASHER, 16								6
29	4	194181-14180	NUT, M16								6
30	4	194681-14790	BOLT, M16X35								6
31	3	198250-34720	DISK ASSY								1
32	4	198220-65360	LABEL,WHEEL								2
33	3	194142-34821	RIM								1
34	2	194275-34900	TIRE ASSY 12.4X28								1
35	3	194275-34910	TIRE 12.4X 28								1
36	3	194275-34920	TUBE								1
37	1	198240-34800	TIRE KIT, REAR R		1						
38	2	198240-34731	WHEEL KIT, W10X24		1						
39	3	198255-34100	BOLT KIT, M16X35		1						
40	4	194065-34170	WASHER, 16		4						
41	4	194181-14180	NUT, M16		4						
42	4	194681-14790	BOLT, M16X35		4						
43	3	198240-34720	DISK ASSY		1						
44	4	198220-65360	LABEL,WHEEL		2						
45	3	194170-34820	WHEEL, DCW10X24		1						
46	2	194137-34900	TIRE W/TUBE12.4X24		1						
47	3	194137-34910	TIRE, REAR 12.4X24		1						
48	3	194137-34920	TUBE 12.4-24		1						
49	1	798320-34810	TIRE KIT, REAR R								1
50	2	194464-34710	TIRE W/TUBE13.6X28								1
51	3	194464-34720	TUBE 13.6X28								1

Fig.48. REAR WHEEL TIRE

4 8 REAR WHEEL TIRE

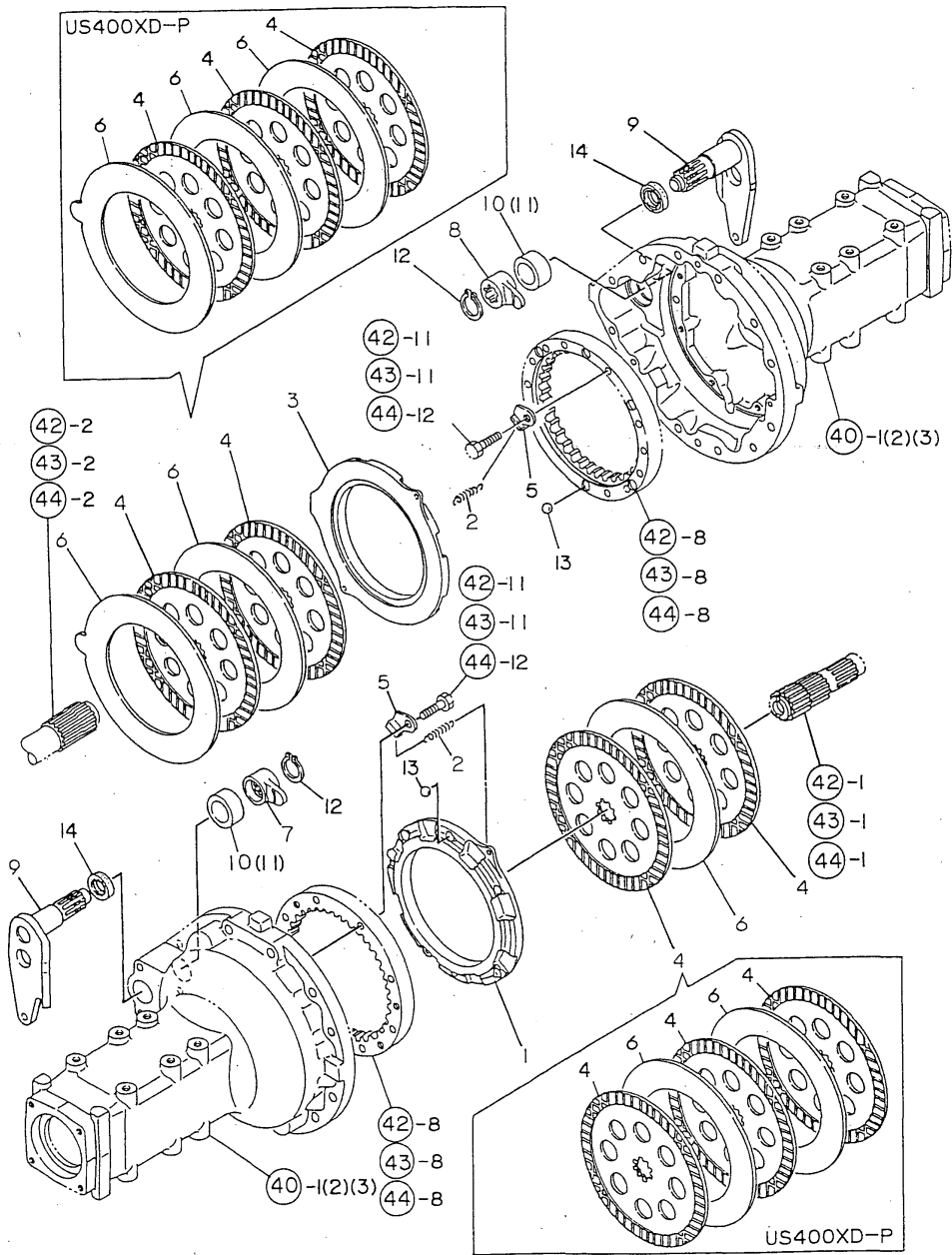


(A)= (D)=US350XD-P
 (B)=US300XD-P (E)=
 (C)= (F)=US400XD-P

No.	Lev.	Parts No.	Description	Q'ty						I	R	
				(A)	(B)	(C)	(D)	(E)	(F)			
52	3	194464-34730	TIRE, REAR 13.6X28								1	
53	2	198320-34800	WHEEL ASSY, W11X28W								1	
54	3	194278-34810	RIM								1	
55	3	198320-34820	DISK ASSY, W11X28W								1	
56	4	198220-65360	LABEL,WHEEL								2	
57	3	798320-34850	BOLT KIT								1	
58	4	194181-14180	NUT, M16								8	
59	4	194065-34170	WASHER, 16								8	
60	4	194180-34850	BOLT M16X 70								8	
61	1	198250-34860	TIRE KIT, REAR R								1	
62	2	198250-34751	WHEEL ASSY, W11X28W								1	
63	3	198460-34100	BOLT KIT								1	
64	4	194065-34170	WASHER, 16								6	
65	4	194181-14180	NUT, M16								6	
66	4	194681-14790	BOLT, M16X35								6	
67	3	198250-34720	DISK ASSY								1	
68	4	198220-65360	LABEL,WHEEL								2	
69	3	194142-34821	RIM								1	
70	2	194275-34900	TIRE ASSY 12.4X28								1	
71	3	194275-34910	TIRE 12.4X 28								1	
72	3	194275-34920	TUBE								1	

Fig.49. BRAKE

4 9 BRAKE

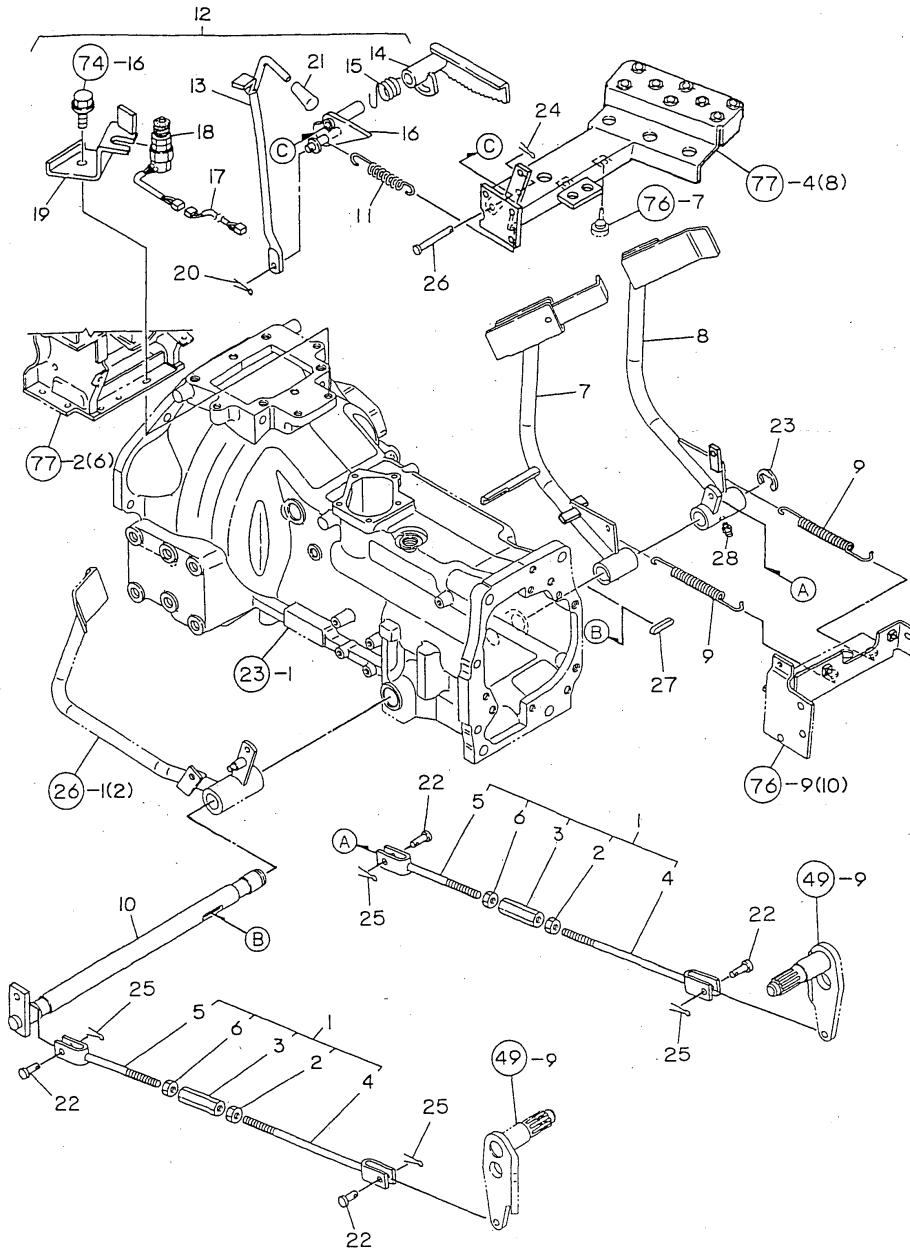


(A)= (D)=US350XD-P
 (B)=US300XD-P (E)=
 (C)= (F)=US400XD-P

No.	Lev.	Parts No.	Description	Q'ty						I	R
				(A)	(B)	(C)	(D)	(E)	(F)		
1	1	198240-36310	ACTUATOR		1		1				
2	1	194205-36320	SPRING, ACTUATOR		4		4				
3	1	198240-36320	ACTUATOR		1		1				
4	1	198240-36350	PLATE 226, FRICTION		4		4			6	
5	1	198240-36380	HOOK, RETURN SPRING		4		4			4	
6	1	198240-36520	PLATE, STEEL 3.2		3		3			5	
7	1	198240-36710	CAMSHAFT, BRAKE L		1		1			1	
8	1	198240-36720	CAMSHAFT, BRAKE R		1		1			1	
9	1	198240-36730	SHAFT, CAM LEVER		2		2			2	
10	1	198240-36790	SLEEVE, CAM LEVER		2		2				
11	1	198320-36790	SLEEVE, CAM LEVER							2	
12	1	22242-000290	RING, 29		2		2			2	
13	1	24190-180001	BALL, STEEL 9/16		12		12			12	
14	1	24421-304208	SEAL, OIL TC304208		2		2			2	

Fig.50. BRAKE PEDAL

5 0 BRAKE PEDAL

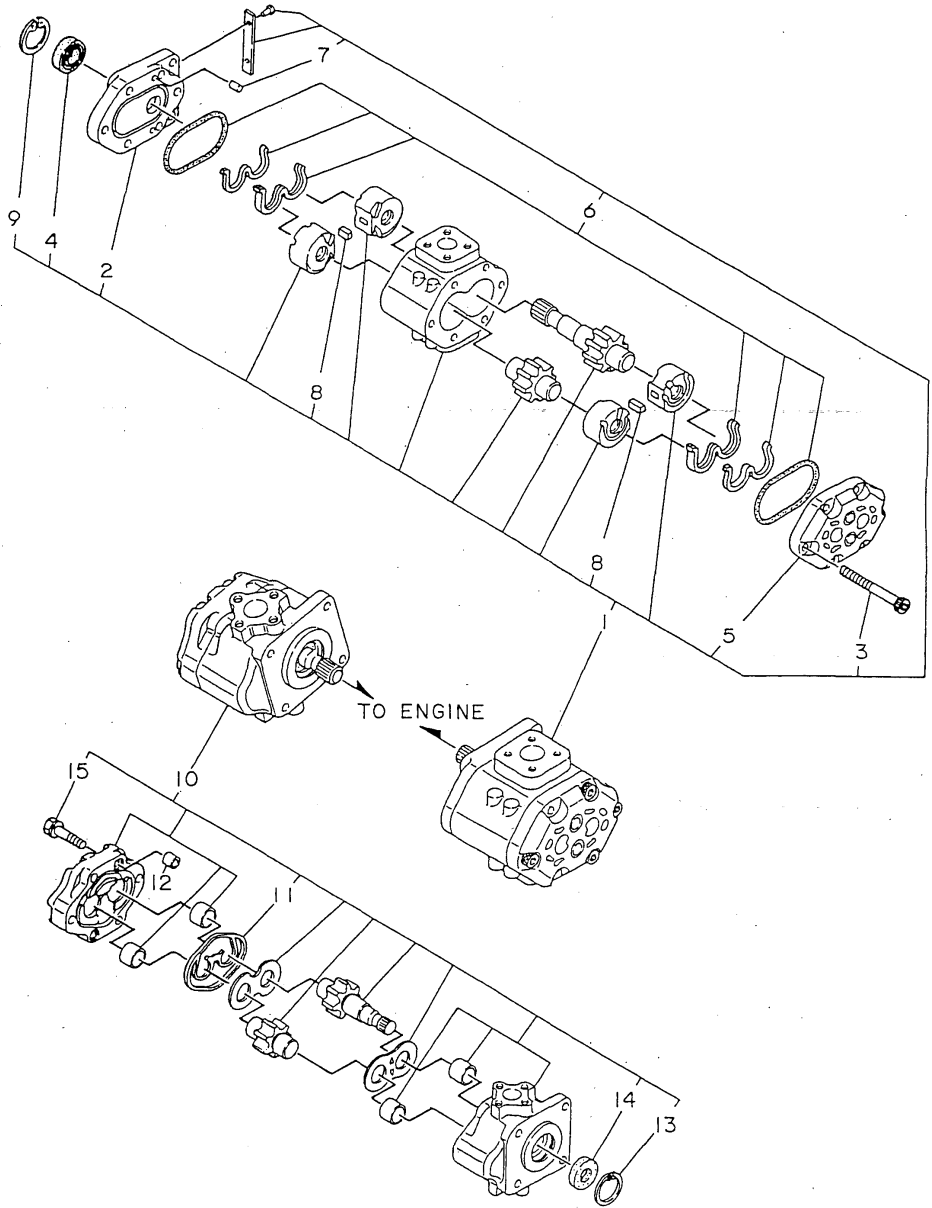


(A)= (D)=US350XD-P
 (B)=US300XD-P (E)=
 (C)= (F)=US400XD-P

No.	Lev.	Parts No.	Description	Q'ty						I	R
				(A)	(B)	(C)	(D)	(E)	(F)		
1	1	794525-37000	ROD ASSY, BRAKE		2		2		2		
2	2	194150-22480	NUT, M10 L		2		2		2		
3	2	194130-37730	TURNBUCKLE M10X70		2		2		2		
4	2	194310-37741	ROD, BRAKE L		2		2		2		
5	2	194134-37771	ROD, BRAKE R		2		2		2		
6	2	26716-100002	NUT, M10		2		2		2		
7	1	198327-37420	PEDAL, BRAKE L	1			1		1		
8	1	198327-37470	PEDAL, BRAKE R	1			1		1		
9	1	198240-37510	SPRING, RETURN	2			2		2		
10	1	198240-37550	SHAFT, BRAKE PEDAL	1			1		1		
11	1	198220-37700	SPRING, RETURN	1			1		1		
12	1	198240-37800	BRAKE KIT, PARKING	1			1		1		
13	2	198325-37620	LEVER, PARKING	1			1		1		
14	2	198240-37651	LEVER, BRAKE LOCK	1			1		1		
15	2	198220-37720	SPRING	1			1		1		
16	2	198240-37850	LEVER, PARKING B	1			1		1		
17	2	198240-51450	WIRE, PARKING	1			1		1		
18	2	198223-52150	SWITCH, STOP LAMP	1			1		1		
19	2	198240-52250	STAY, PARKING SWITCH	1			1		1		
20	2	22417-250300	PIN, COTTER 2.5X30	1			1		1		
21	2	198220-37611	KNOB, PARKING BRAKE	1			1		1		
22	1	198220-37900	PIN, 8X24	4			4		4		
23	1	22272-000190	RING, E-19	1			1		1		
24	1	22417-200300	PIN, COTTER 2.0X30	1			1		1		
25	1	22417-250300	PIN, COTTER 2.5X30	4			4		4		
26	1	22487-100700	PIN, H10X 70	1			1		1		
27	1	22512-070400	KEY, 7X 40	1			1		1		
28	1	24761-010000	NIPPLE, GREASE M6F	1			1		1		

Fig.51. HYDRAULIC PUMP

5 1 HYDRAULIC PUMP

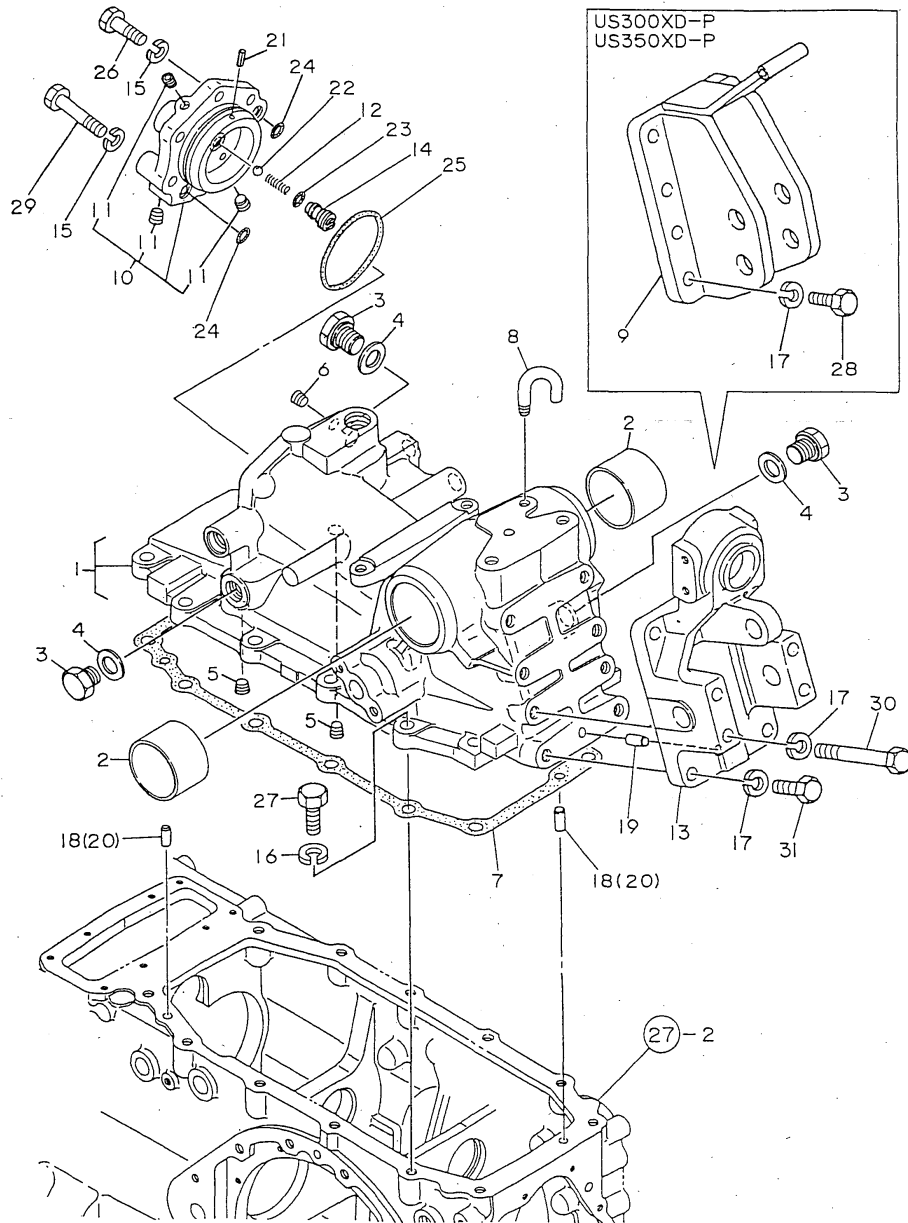


(A)= (D)=US350XD-P
 (B)=US300XD-P (E)=
 (C)= (F)=US400XD-P

No.	Lev.	Parts No.	Description	Q'ty						I	R
				(A)	(B)	(C)	(D)	(E)	(F)		
1	1	198240-41110	PUMP, HY/ZFD100/13L		1		1				
2	2	194278-41151	FLANGE		1		1				
3	2	198240-41150	BOLT, M8X83.5		4		4				
4	2	194278-41160	SEAL, OIL TC173008		1		1				
5	2	194278-41190	COVER		1		1				
6	2	794275-41200	SEAL KIT		1		1				
7	2	194065-41210	PIN, PARALLEL 6X12		2		2				
8	2	194278-41210	KEY		2		2				
9	2	22252-000300	RING, 30		1		1				
10	1	178070-44000	PUMP ASSY, HYDRAULIC		1		1				
11	2	178070-10400	RING		1		1				
12	2	194521-41570	PIN, 11X7		2		2				
13	2	22252-000320	RING, 32		1		1				
14	2	24421-153207	SEAL, OIL TC153207		1		1				
15	2	26016-080352	BOLT, M8X 35		4		4				

Fig.52. HYDRAULIC CYLINDER CASE

5 2 HYDRAULIC CYLINDER CASE

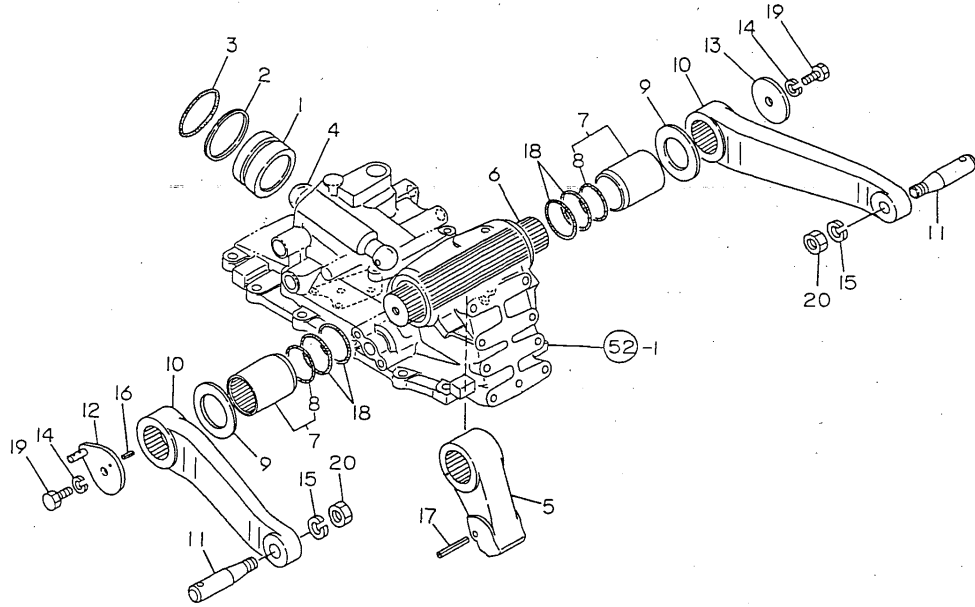


(A)= (D)=US350XD-P
 (B)=US300XD-P (E)=
 (C)= (F)=US400XD-P

No.	Lev.	Parts No.	Description	Q'ty						I	R
				(A)	(B)	(C)	(D)	(E)	(F)		
1	1	198240-42100	HOUSING, HYDRAULIC	1			1			1	
2	2	194130-42130	BUSH, 60X65X40		2			2			2
3	2	198220-45920	PLUG, 3/4-16UNF		5				5		5
4	2	23414-190000	GASKET, 19X1.0		5				5		5
5	2	23871-010000	PLUG, R01		2				2		2
6	2	23871-020000	PLUG, R02		1				1		1
7	1	198240-42130	PACKING, HOUSING		1				1		1
8	1	194150-42280	BREATHER, AIR		1				1		1
9	1	198240-42810	HINGE, TOP LINK		1				1		1
10	1	194640-43201	HEAD ASSY, CYLINDER		1				1		1
11	2	23871-010000	PLUG, R01		3				3		3
12	1	194555-46380	SPRING		1				1		1
13	1	198320-46650	SUPPORT, HINGE		1				1		1
14	1	194555-46730	PLUG, CHECK VALVE		1				1		1
15	1	22217-120000	WASHER, SPRING 12		6				6		6
16	1	22217-120000	WASHER, SPRING 12		12				12		12
17	1	22217-120000	WASHER, SPRING 12		8				8		8
18	1	22312-100180	PIN, PARALLEL M10X18		2				2		2
19	1	22312-100180	PIN, PARALLEL M10X18		1				1		1
20	1	22312-100180	PIN, PARALLEL M10X18		2				2		2
21	1	22351-040016	PIN, SPRING 4.0X16		1				1		1
22	1	24190-130003	BALL, STEEL 13/32		1				1		1
23	1	24315-000120	O-RING, 1BP12.0		1				1		1
24	1	24315-000140	O-RING, 1BP14.0		2				2		2
25	1	24325-000800	O-RING, 1BG80.0		1				1		1
26	1	26116-120352	BOLT, M12X 35 PLATED		5				5		5
27	1	26116-120352	BOLT, M12X 35 PLATED		12				12		12
28	1	26116-120352	BOLT, M12X 35 PLATED		8				8		8
29	1	26116-120552	BOLT, M12X 55 PLATED		1				1		1
30	1	26116-121002	BOLT, M12X100 PLATED		4				4		4
31	1	26116-120352	BOLT, M12X 35 PLATED		4				4		4

Fig.53. PISTON&LIFT CRANK

5 3 PISTON & LIFT CRANK

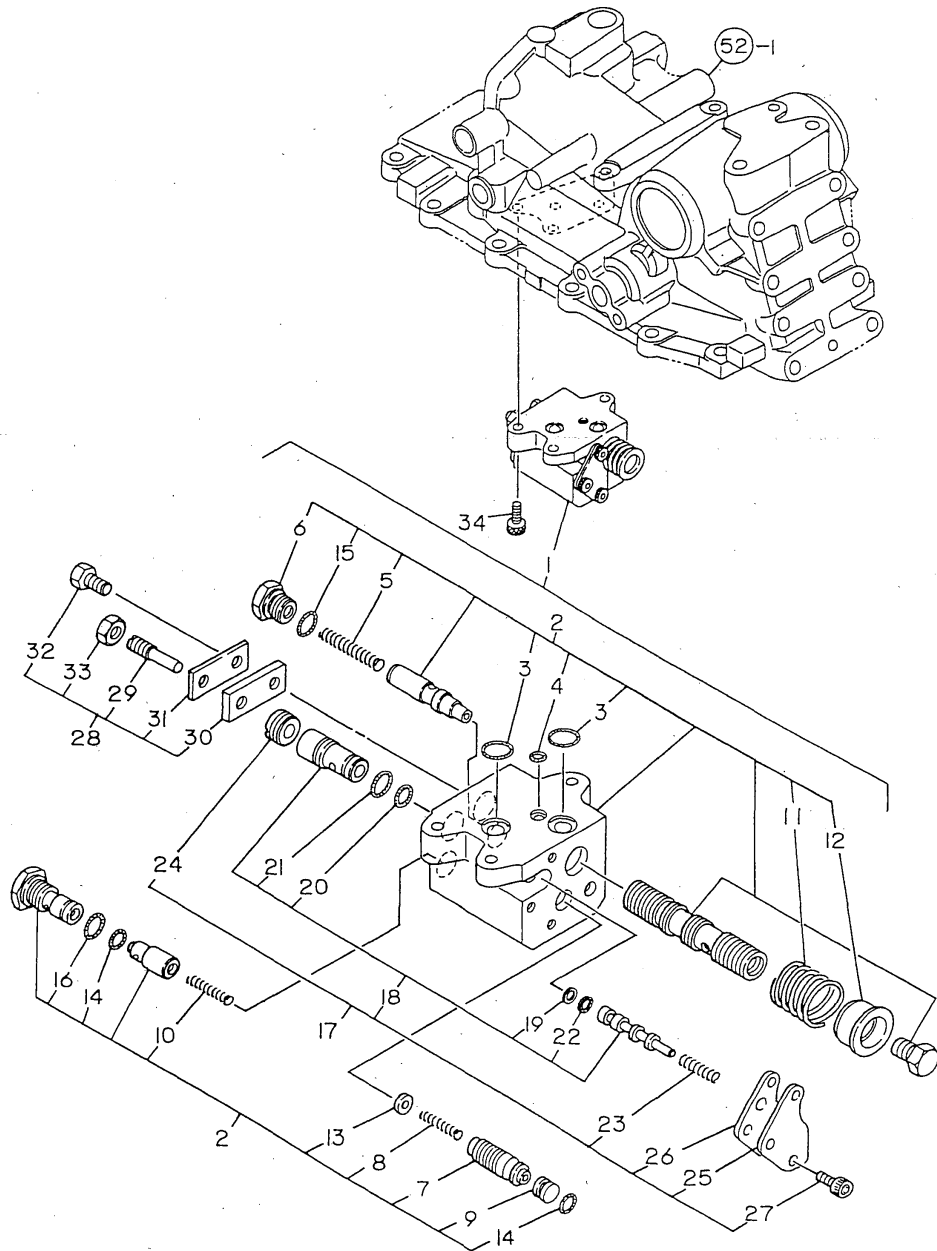


(A)= (D)=US350XD-P
 (B)=US300XD-P (E)=
 (C)= (F)=US400XD-P

No.	Lev.	Parts No.	Description	Q'ty						I	R
				(A)	(B)	(C)	(D)	(E)	(F)		
1	1	198240-43310	PISTON, HYDRAULIC		1		1				
2	1	194130-43351	RING, BACK UP 70		1		1				
3	1	24311-000700	O-RING, 1AP70.0		1		1				
4	1	194130-43410	ROD, PISTON		1		1				
5	1	198320-44110	CRANK, LIFT		1		1				
6	1	194145-44210	SHAFT, LIFTING		1		1				
7	1	198240-44200	SLEEVE ASSY		2		2				
8	2	24341-000500	O-RING, 1AS50.0		2		2				
9	1	194130-44230	WASHER, 50X80X3.2		2		2				
10	1	194130-44422	ARM, LIFT		2		2				
11	1	194130-44480	PIN, LIFT ARM		2		2				
12	1	198320-44510	PLATE, FEEDBACK		1		1				
13	1	194130-44520	RETAINER, SHAFT		1		1				
14	1	22217-120000	WASHER, SPRING 12		2		2				
15	1	22217-160000	WASHER, SPRING 16		2		2				
16	1	22351-040014	PIN, SPRING 4.0X14		1		1				
17	1	22351-050056	PIN, SPRING 5.0X56		1		1				
18	1	24321-000600	O-RING, 1AG60.0		4		4				
19	1	26116-120252	BOLT, M12X 25 PLATED		2		2				
20	1	26736-160002	NUT, M16		2		2				

Fig.54. CONTROL VALVE

5 4 CONTROL VALVE

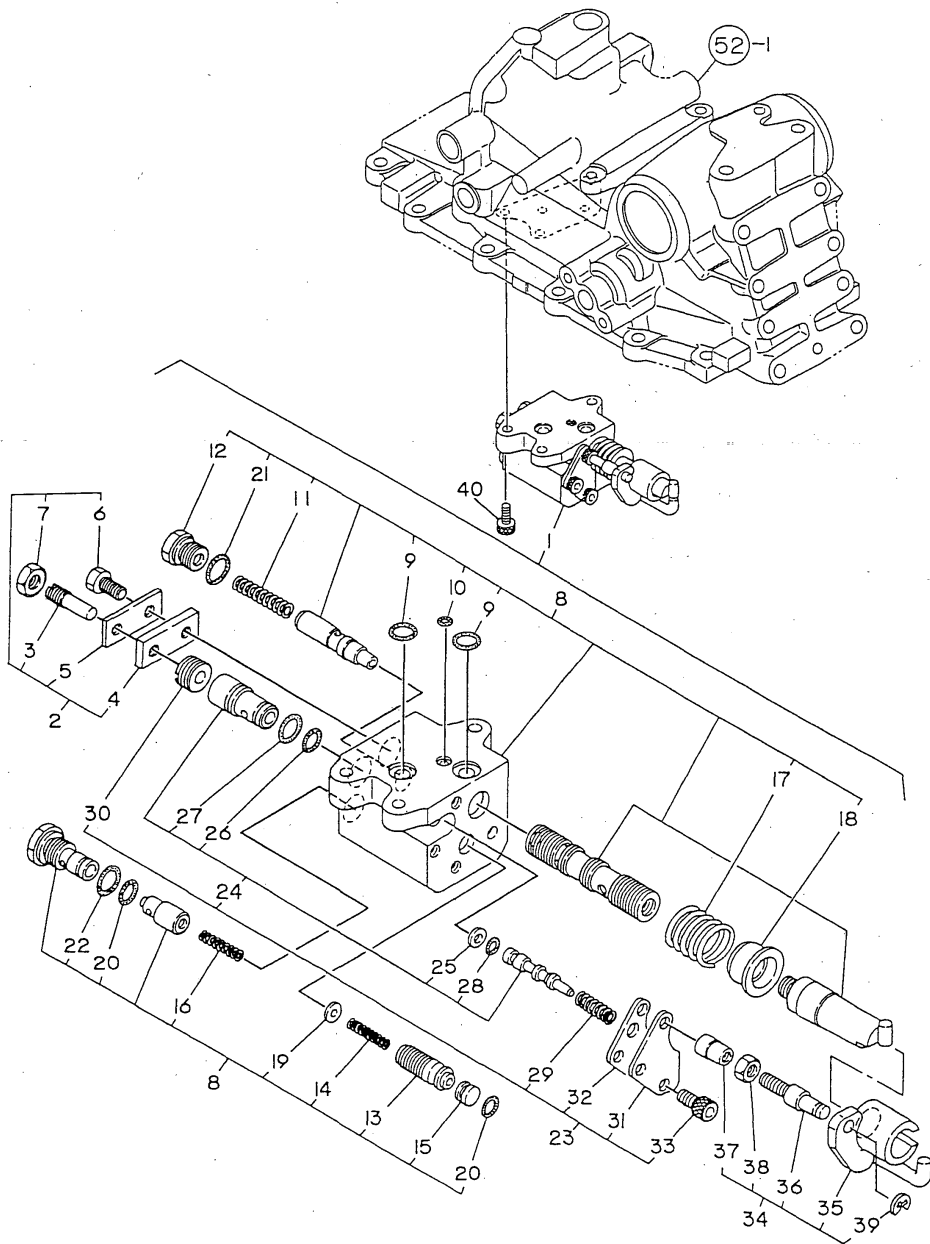


(A)= (D)=US350XD-P
 (B)=US300XD-P (E)=
 (C)= (F)=US400XD-P

No.	Lev.	Parts No.	Description	Q'ty						I	R
				(A)	(B)	(C)	(D)	(E)	(F)		
1	1	178071-03010	VALVE ASSY,ROCKSHAFT		1		1				
2	2	178071-03210	CASE ASSY VALVE		1		1				
3	3	194327-45120	O-RING, 1BP14.0		2		2				
4	3	194327-45130	O-RING, 1BP7.0		1		1				
5	3	194327-45320	SPRING		1		1				
6	3	194327-45330	PLUG		1		1				
7	3	194327-45350	SPOOL, CONTROL		1		1				
8	3	194327-45360	SPRING		1		1				
9	3	194327-45370	PLUG		1		1				
10	3	194327-45420	SPRING		1		1				
11	3	194327-45520	SPRING		1		1				
12	3	194327-45530	STOPPER		1		1				
13	3	194327-45610	SHIM, T=0.2		1		1				
14	3	194327-45630	O-RING, 1BS12.0		2		2				
15	3	24311-000140	O-RING, 1AP14.0		1		1				
16	3	24311-000160	O-RING, 1AP16.0		1		1				
17	2	178071-03410	LOWERRING ASSY		1		1				
18	3	178071-03450	LOWERRING SUB ASSY		1		1				
19	4	194327-45620	RING, BACK UP		1		1				
20	4	194327-45640	O-RING, 1AS14.0		1		1				
21	4	194327-45650	O-RING, 1BS16.0		1		1				
22	4	24311-000070	O-RING, 1AP7.0		1		1				
23	3	194327-45230	SPRING		1		1				
24	3	194327-45250	PLUG		1		1				
25	3	194327-45260	HOLDER		1		1				
26	3	194327-45270	HOLDER		1		1				
27	3	26450-080142	BOLT, M8X 14		3		3				
28	2	178071-03610	BAR ASSY, PUSH		1		1				
29	3	194327-45220	BAR, PUSH		1		1				
30	3	194327-45550	BAR		1		1				
31	3	194327-45560	WASHER, 20X48X0.6		1		1				
32	3	26116-080142	BOLT M 8X 14 PLATED		1		1				
33	3	26776-100002	NUT, LOCK M10		1		1				
34	1	26450-080202	BOLT, M8X 20		3		3				

Fig.55. CONTROL VALVE

5 5 CONTROL VALVE

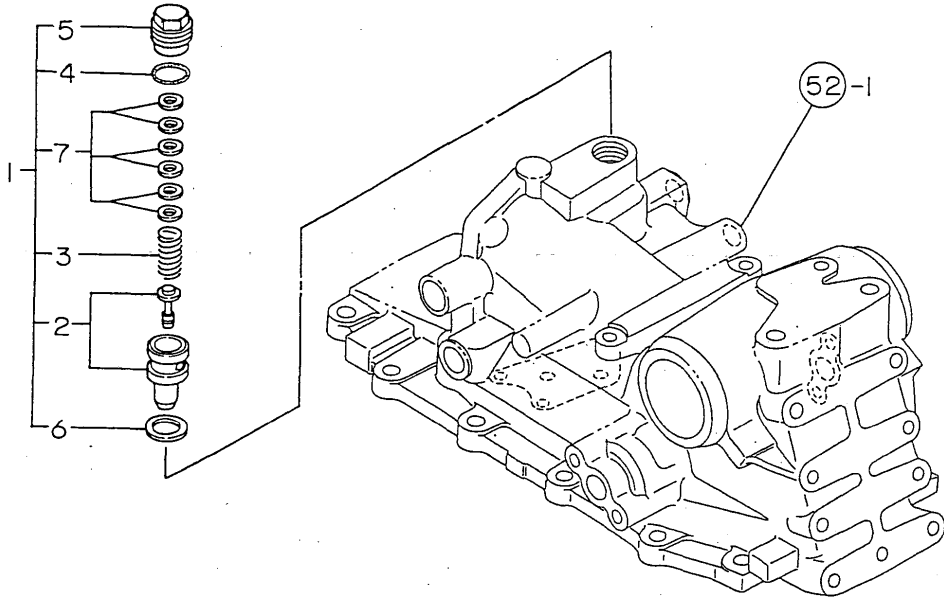


(A)= (D)=US350XD-P
 (B)=US300XD-P (E)=
 (C)= (F)=US400XD-P

No.	Lev.	Parts No.	Description	Q'ty						I	R
				(A)	(B)	(C)	(D)	(E)	(F)		
1	1	178071-05010	VALVE ASSY,ROCKSHAFT	1	1	1					
2	2	178071-03610	BAR ASSY, PUSH	1	1	1					
3	3	194327-45220	BAR, PUSH	1	1	1					
4	3	194327-45550	BAR	1	1	1					
5	3	194327-45560	WASHER, 20X48X0.6	1	1	1					
6	3	26116-080142	BOLT M 8X 14 PLATED	1	1	1					
7	3	26776-100002	NUT, LOCK M10	1	1	1					
8	2	178071-05210	CASE ASSY, VALVE	1	1	1					
9	3	194327-45120	O-RING, 1BP14.0	2	2	2					
10	3	194327-45130	O-RING, 1BP7.0	1	1	1					
11	3	194327-45320	SPRING	1	1	1					
12	3	194327-45330	PLUG	1	1	1					
13	3	194327-45350	SPOOL, CONTROL	1	1	1					
14	3	194327-45360	SPRING	1	1	1					
15	3	194327-45370	PLUG	1	1	1					
16	3	194327-45420	SPRING	1	1	1					
17	3	194327-45520	SPRING	1	1	1					
18	3	194327-45530	STOPPER	1	1	1					
19	3	194327-45610	SHIM, T=0.2	1	1	1					
20	3	194327-45630	O-RING, 1BS12.0	2	2	2					
21	3	24311-000140	O-RING, 1AP14.0	1	1	1					
22	3	24311-000160	O-RING, 1AP16.0	1	1	1					
23	2	178071-05410	LOWERING ASSY	1	1	1					
24	3	178071-05450	LOWERING SUB ASSY	1	1	1					
25	4	194327-45620	RING, BACK UP	1	1	1					
26	4	194327-45640	O-RING, 1AS14.0	1	1	1					
27	4	194327-45650	O-RING, 1BS16.0	1	1	1					
28	4	24311-000070	O-RING, 1AP7.0	1	1	1					
29	3	194327-45230	SPRING	1	1	1					
30	3	194327-45250	PLUG	1	1	1					
31	3	194327-45260	HOLDER	1	1	1					
32	3	194327-45270	HOLDER	1	1	1					
33	3	26450-080142	BOLT, M8X 14	2	2	2					
34	2	178071-05810	PIN ASSY,DRAFT SPOOL	1	1	1					
35	3	178071-05830	PIN, DRAFT SPOOL	1	1	1					
36	3	178071-05840	BOLT, ADJUST	1	1	1					
37	3	178071-05850	BOLT, ADJUST	1	1	1					
38	3	178071-05860	NUT M8	1	1	1					
39	3	22272-000060	RING, E- 6	1	1	1					
40	1	26450-080202	BOLT, M8X 20	3	3	3					

Fig.56. RELIEF VALVE

5 6 RELIEF VALVE

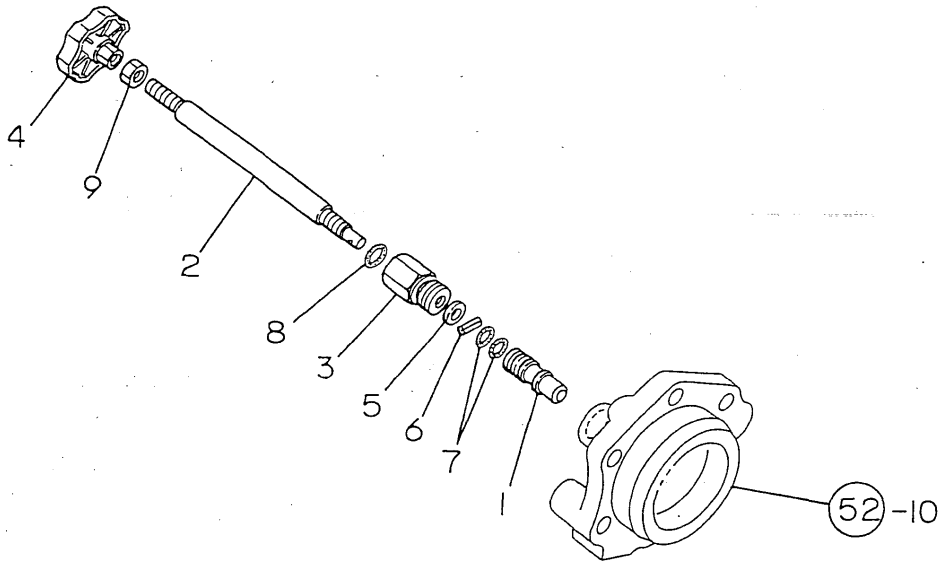


(A)= (D)=US350XD-P
 (B)=US300XD-P (E)=
 (C)= (F)=US400XD-P

No.	Lev.	Parts No.	Description	Q'ty						I	R
				(A)	(B)	(C)	(D)	(E)	(F)		
1	1	194250-45600	VALVE ASSY, RELIEF		1		1				
2	2	194450-45610	VALVE, RELIEF		1		1				
3	2	194450-45620	SPRING, RELIEF VALVE		1		1				
4	2	194450-45630	O-RING, 2.5X23		1		1				
5	2	194450-45640	PLUG, RELIEF VALVE		1		1				
6	2	194450-45650	GASKET, 20X27.8X2		1		1				
7	2	794464-45660	SHIM SET		1		1				

Fig.57. STOP VALVE

5 7 STOP VALVE

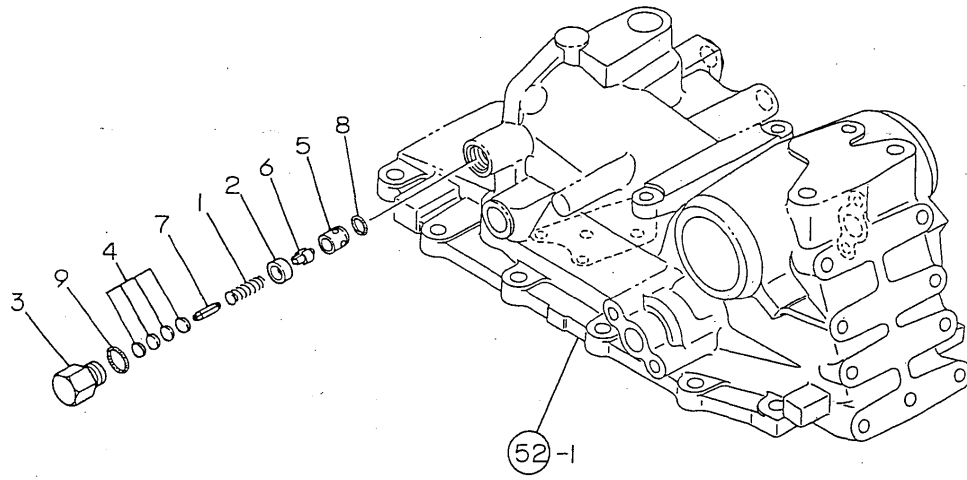


(A)= (D)=US350XD-P
 (B)=US300XD-P (E)=
 (C)= (F)=US400XD-P

No.	Lev.	Parts No.	Description	Q'ty						I	R	
				(A)	(B)	(C)	(D)	(E)	(F)			
1	1	194555-46300	VALVE, STOP		1		1					
2	1	198240-46620	BOLT, STOP		1		1					
3	1	194312-46630	HOLDER, VALVE		1		1					
4	1	198220-46670	KNOB, SHAFT		1		1					
5	1	22117-080000	WASHER, 8		1		1					
6	1	22351-040012	PIN, SPRING 4.0X12		1		1					
7	1	24311-000110	O-RING, 1AP11.0		2		2					
8	1	24311-000120	O-RING, 1AP12.0		1		1					
9	1	26716-100002	NUT, M10		1		1					

Fig.58. SAFETY VALVE

5 8 SAFETY VALVE

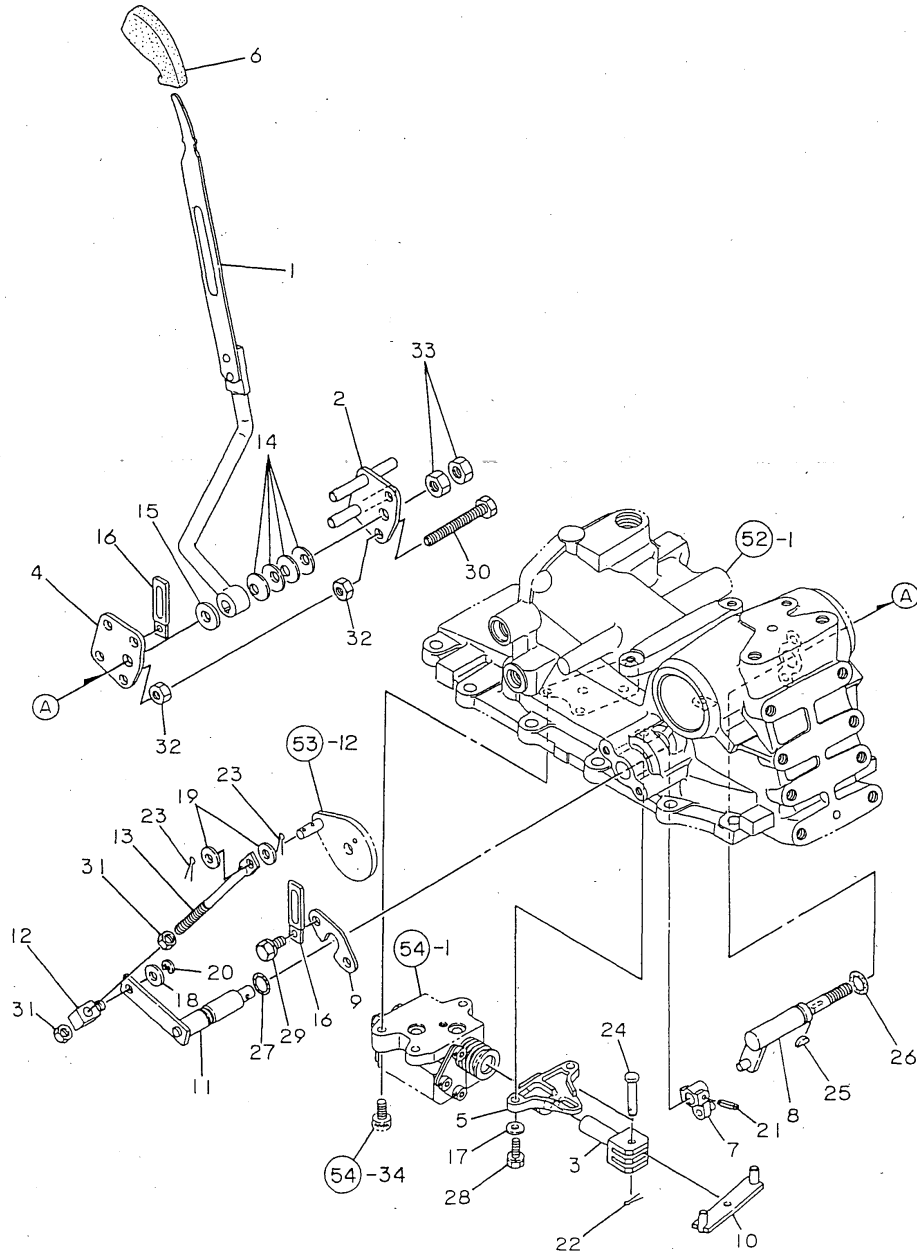


(A)= (D)=US350XD-P
 (B)=US300XD-P (E)=
 (C)= (F)=US400XD-P

No.	Lev.	Parts No.	Description	Q'ty						I	R
				(A)	(B)	(C)	(D)	(E)	(F)		
1	1	194150-45320	SPRING, RELIEF VALVE		1		1			1	
2	1	198220-45350	COLLAR, VALVE		1		1			1	
3	1	198220-45370	PLUG, SAFETY VALVE		1		1			1	
4	1	198220-46400	SHIM SET		1		1			1	
5	1	194640-46410	SEAT, SAFETY VALVE		1		1			1	
6	1	194640-46420	POPPET		1		1			1	
7	1	22351-060028	PIN, SPRING 6.0X28		1		1			1	
8	1	24311-000120	O-RING, 1AP12.0		1		1			1	
9	1	24311-000180	O-RING, 1AP18.0		1		1			1	

Fig.59. HYDRAULIC CONTOR

5 9 HYDRAULIC CONTOR

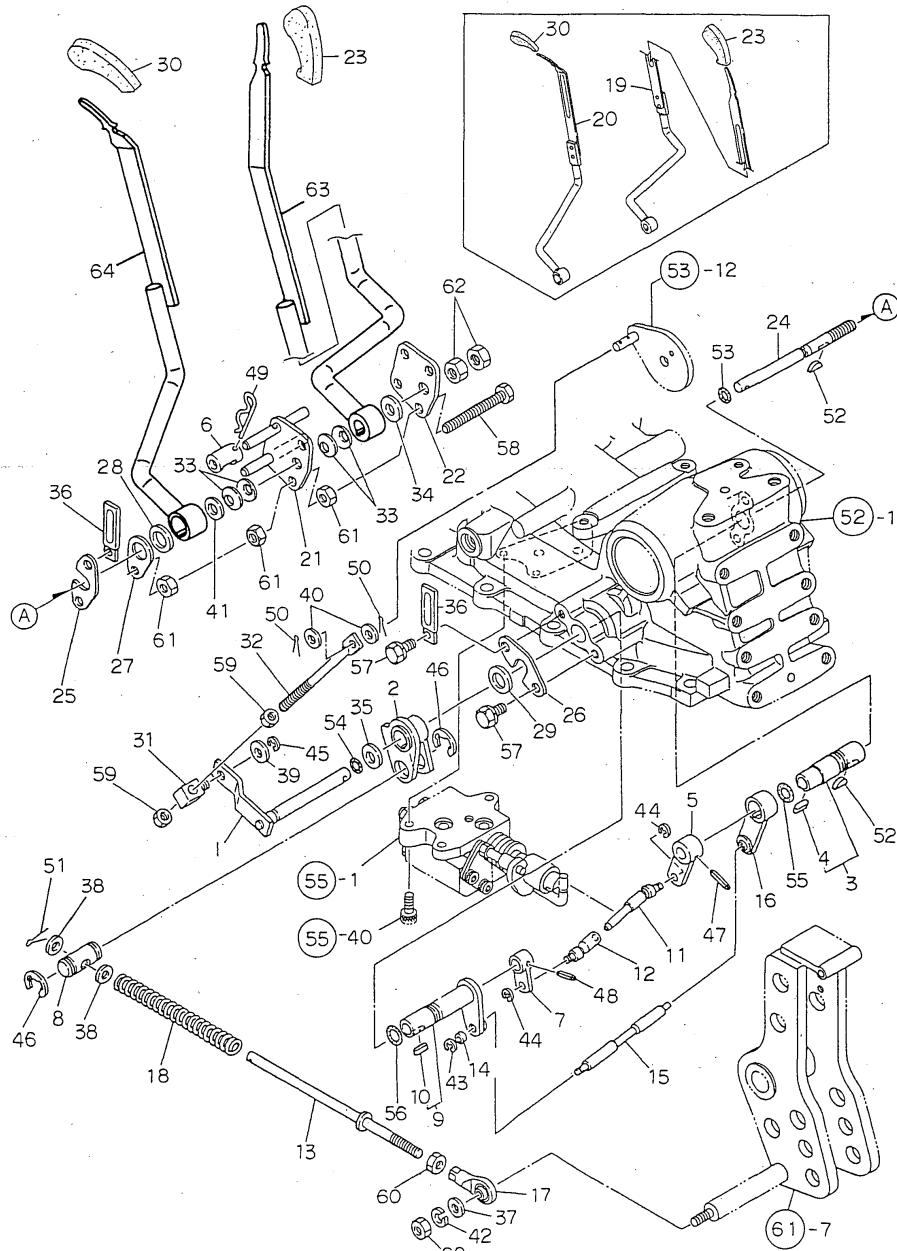


(A)= (D)=US350XD-P
 (B)=US300XD-P (E)=
 (C)= (F)=US400XD-P

No.	Lev.	Parts No.	Description	Q'ty						I	R
				(A)	(B)	(C)	(D)	(E)	(F)		
1	1	198240-47300	LEVER, CONTROL		1		1				
2	1	198320-47321	PLATE, FRICTION		1		1				
3	1	198360-47320	ROD, CONTROL		1		1				
4	1	198320-47330	PLATE		1		1				
5	1	198360-47330	PLATE, CONTROL		1		1				
6	1	198220-47370	KNOB, LEVER		1		1				
7	1	198320-47370	ARM		1		1				
8	1	198240-47380	SHAFT, CONTROL		1		1				
9	1	198320-47410	PLATE, A		1		1				
10	1	194555-47420	BAR, CONTROL		1		1				
11	1	198240-47430	ARM		1		1				
12	1	194550-47530	ADJUSTER		1		1				
13	1	194640-47560	ROD, FEEDBACK		1		1				
14	1	194151-47760	WASHER, 12		4		4				
15	1	194310-47790	PLATE, FRICTION		1		1				
16	1	194180-51640	CLAMP, HARNESS		2		2				
17	1	22137-080000	WASHER, 8		2		2				
18	1	22137-100000	WASHER, 10		1		1				
19	1	22137-100000	WASHER, 10		2		2				
20	1	22272-000070	RING, E- 7		1		1				
21	1	22351-050025	PIN, SPRING 5.0X25		1		1				
22	1	22417-200160	PIN, COTTER 2.0X16		1		1				
23	1	22417-300200	PIN, COTTER 3.0X20		2		2				
24	1	22487-080350	PIN, H 8X 35		1		1				
25	1	22522-030130	KEY, WOODRUFF 3X13		1		1				
26	1	24311-000150	O-RING, 1AP15.0		1		1				
27	1	24311-000150	O-RING, 1AP15.0		1		1				
28	1	26013-080202	BOLT, M8X 20		2		2				
29	1	26013-100162	BOLT, M10X 16		2		2				
30	1	26116-100504	BOLT, M10X 50 PLATED		2		2				
31	1	26716-100002	NUT, M10		2		2				
32	1	26716-100002	NUT, M10		4		4				
33	1	26716-120002	NUT, M12		2		2				

Fig.60. HYDRAULIC CONTOR

6 0 HYDRAULIC CONTOR

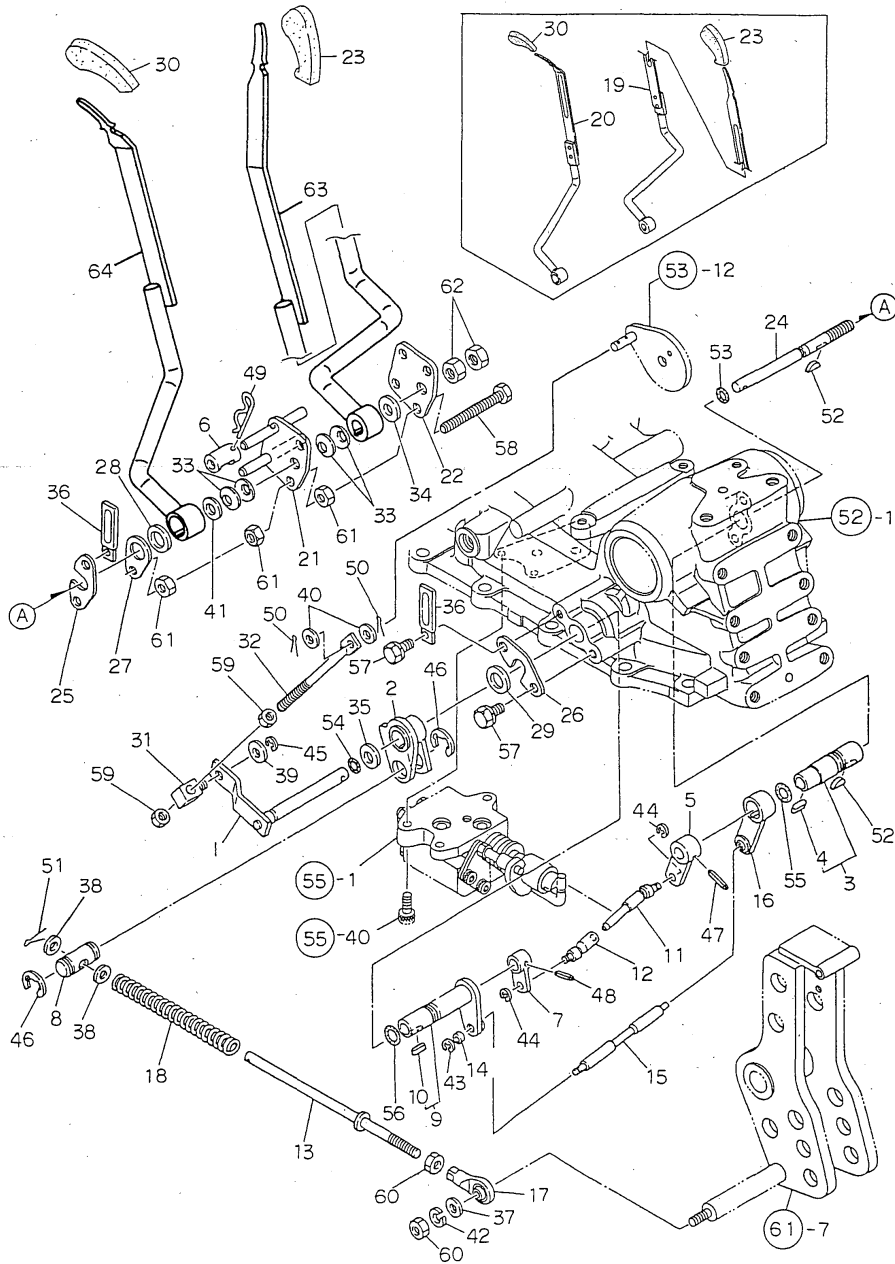


(A)= (D)=US350XD-P
 (B)=US300XD-P (E)=
 (C)= (F)=US400XD-P

No.	Lev.	Parts No.	Description	Qty						I	R
				(A)	(B)	(C)	(D)	(E)	(F)		
1	1	198320-46100	ARM, POSITION		1		1		1		
2	1	198320-46150	ARM, FEEDBACK		1		1		1		
3	1	198320-46180	SHAFT ASSY, CONTROL		1		1		1		
4	2	22522-030130	KEY, WOODRUFF 3X13		1		1		1		
5	1	198320-46220	ARM, CONTROL		1		1		1		
6	1	198320-46241	COLLAR		1		1		1		
7	1	198320-46250	ARM, CONTROL		1		1		1		
8	1	198320-46290	PIN, FEEDBACK		1		1		1		
9	1	198320-46280	ARM ASSY, CONTROL		1		1		1		
10	2	22522-030130	KEY, WOODRUFF 3X13		1		1		1		
11	1	198320-46350	LINK ASSY, DRAFT		1		1		1		
12	1	198320-46370	LINK ASSY, DRAFT		1		1		1		
13	1	198320-46400	ROD, DRAFT FEEDBACK		1		1		1		
14	1	198320-46430	SPACER		1		1		1		
15	1	198320-46451	ROD, CONTROL		1		1		1		
16	1	198320-46470	ARM, CONTROL		1		1		1		
17	1	198320-46620	END, ROD R		1		1		1		
18	1	198320-46630	SPRING, FEEDBACK		1		1		1		
19	1	198320-47300	LEVER, CONTROL							1	
20	1	198320-47310	LEVER, CONTROL							1	
21	1	198320-47321	PLATE, FRICTION		1		1		1		
22	1	198320-47330	PLATE		1		1		1		
23	1	198220-47370	NOB, LEVER		1		1		1		
24	1	194555-47380	SHAFT, CONTROL		1		1		1		
25	1	198320-47410	PLATE, A		1		1		1		
26	1	198320-47410	PLATE, A		1		1		1		
27	1	198320-47420	PLATE, B		1		1		1		
28	1	194170-47440	PLATE, FRICTION		1		1		1		
29	1	194170-47440	PLATE, FRICTION		1		1		1		
30	1	198320-47450	NOB, LEVER		1		1		1		
31	1	194550-47530	ADJUSTER		1		1		1		
32	1	194640-47560	ROD, FEEDBACK		1		1		1		
33	1	194151-47760	WASHER, 12		4		4		4		
34	1	194310-47790	PLATE, FRICTION		1		1		1		
35	1	194310-47790	PLATE, FRICTION		1		1		1		
36	1	194180-51640	CLAMP, HARNESS		2		2		2		
37	1	22117-100000	WASHER, 10		1		1		1		
38	1	22117-100000	WASHER, 10		2		2		2		
39	1	22137-100000	WASHER, 10		1		1		1		
40	1	22137-100000	WASHER, 10		2		2		2		
41	1	22137-120000	WASHER, 12		1		1		1		
42	1	22217-100000	WASHER, SPRING 10		1		1		1		
43	1	22272-000040	RING, E- 4		1		1		1		
44	1	22272-000060	RING, E- 6		2		2		2		
45	1	22272-000070	RING, E- 7		1		1		1		
46	1	22272-000150	RING, E-15		2		2		2		
47	1	22351-050025	PIN, SPRING 5.0X25		1		1		1		
48	1	22351-050025	PIN, SPRING 5.0X25		1		1		1		
49	1	22360-180000	PIN, SNAP 18		1		1		1		
50	1	22417-300200	PIN, COTTER 3.0X20		2		2		2		
51	1	22417-300200	PIN, COTTER 3.0X20		1		1		1		

Fig.60. HYDRAULIC CONTOR

6 0 HYDRAULIC CONTOR

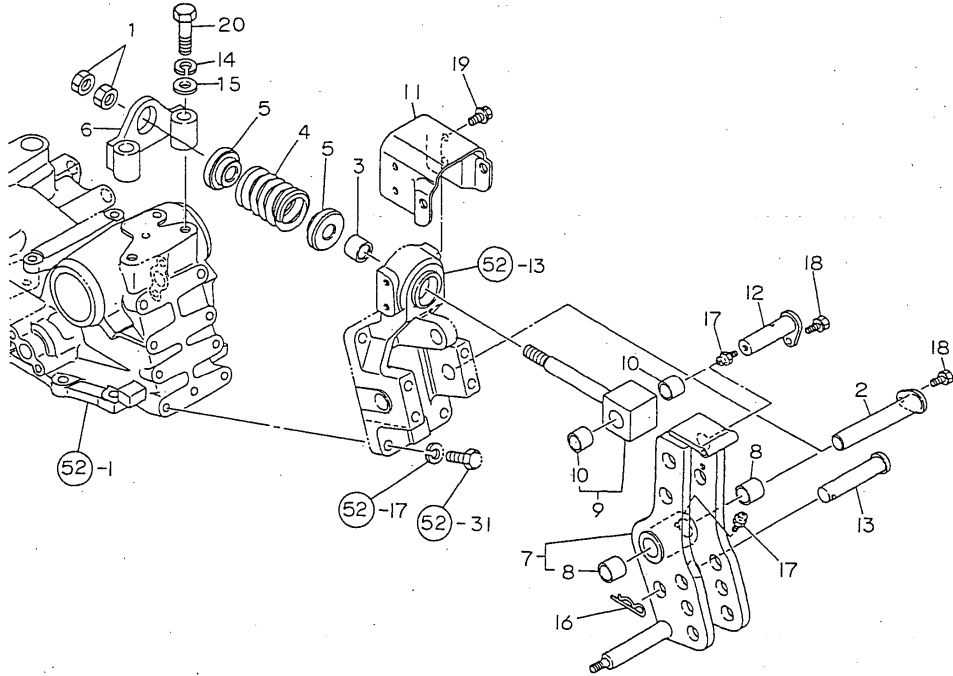


(A)= (D)=US350XD-P
 (B)=US300XD-P (E)=
 (C)= (F)=US400XD-P

No.	Lev.	Parts No.	Description	Q'ty						I	R
				(A)	(B)	(C)	(D)	(E)	(F)		
52	1	22522-030130	KEY, WOODRUFF 3X13		2		2			2	
53	1	24311-000090	O-RING, 1AP9.0		1		1			1	
54	1	24311-000090	O-RING, 1AP9.0		1		1			1	
55	1	24311-000150	O-RING, 1AP15.0		1		1			1	
56	1	24311-000150	O-RING, 1AP15.0		1		1			1	
57	1	26013-100162	BOLT, M10X 16		2		2			2	
58	1	26116-100804	BOLT, M10X 80 PLATED		2		2			2	
59	1	26716-100002	NUT, M10		2		2			2	
60	1	26716-100002	NUT, M10		2		2			2	
61	1	26716-100002	NUT, M10		6		6			6	
62	1	26716-120002	NUT, M12		2		2			2	
63	1	198255-47300	LEVER, CONTROL		1		1				
64	1	198255-47310	LEVER, CONTROL		1		1				

Fig.61. DRAFT CONTROL

6 1 DRAFT CONTROL

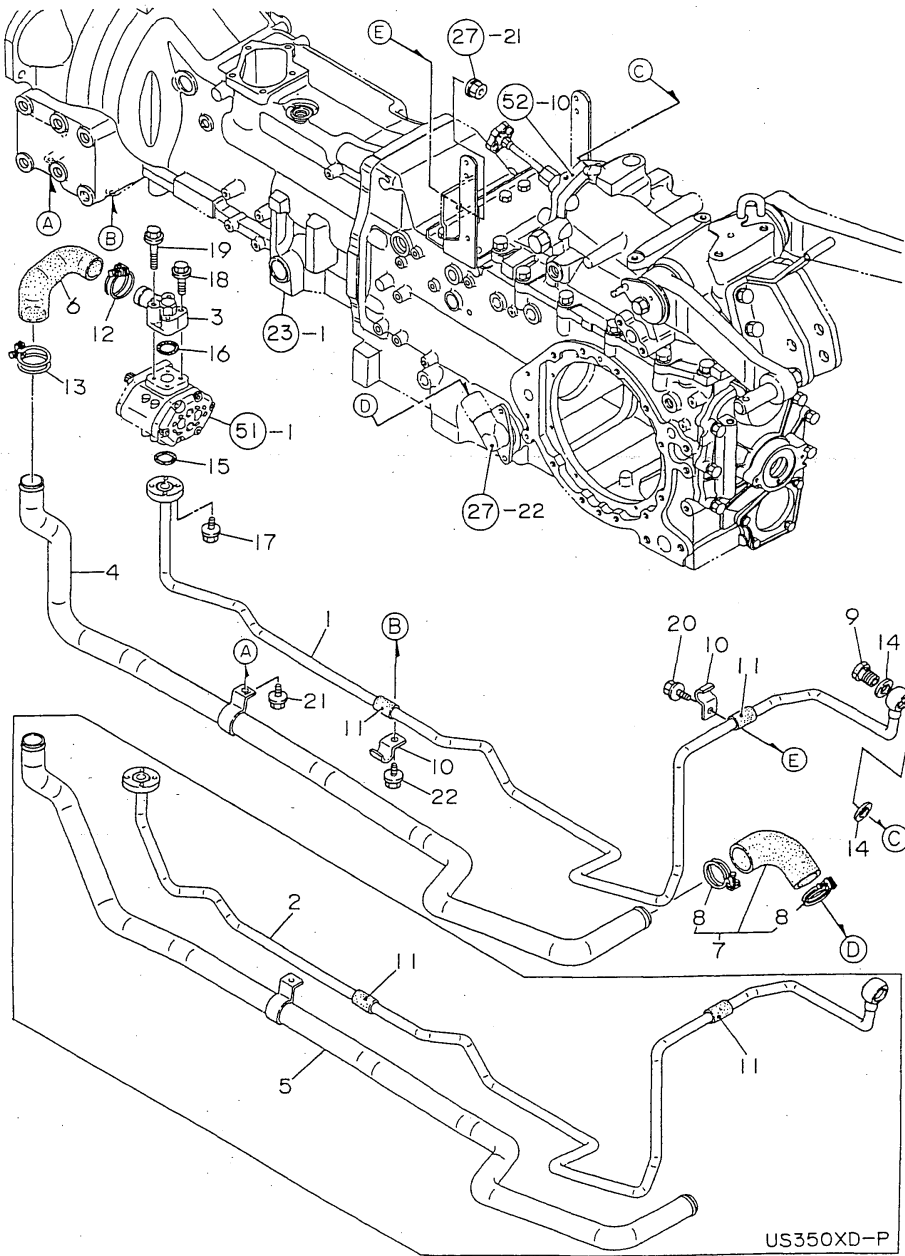


(A)= (D)=US350XD-P
 (B)=US300XD-P (E)=
 (C)= (F)=US400XD-P

No.	Lev.	Parts No.	Description	Q'ty						I	R
				(A)	(B)	(C)	(D)	(E)	(F)		
1	1	26716-160002	NUT, M16		2		2		2		
2	1	198320-46331	PIN, HINGE		1		1		1		
3	1	198320-46490	COLLAR, SPRING		1		1		1		
4	1	198320-46500	SPRING, SENSOR		1		1		1		
5	1	198320-46540	SPACER, SPRING		2		2		2		
6	1	198320-46661	HOLDER, SPRING		1		1		1		
7	1	198320-46680	HINGE ASSY, TOP LINK		1		1		1		
8	2	194640-47720	BUSH, 20X23X20		2		2		2		
9	1	198320-46690	BOLT ASSY, SETTING		1		1		1		
10	2	194640-47720	BUSH, 20X23X20		2		2		2		
11	1	198320-46700	COVER, SPRING		1		1		1		
12	1	194640-47790	PIN, HINGE		1		1		1		
13	1	194640-72410	PIN, LIFT ARM		1		1		1		
14	1	22217-140000	WASHER, SPRING 14		2		2		2		
15	1	22137-140000	WASHER, 14		2		2		2		
16	1	22360-190000	PIN, SNAP 19		1		1		1		
17	1	24761-010000	NIPPLE, GREASE M6F		2		2		2		
18	1	26013-080162	BOLT, M8X 16		2		2		2		
19	1	26106-080162	BOLT, M8X 16 PLATED		4		4		4		
20	1	26116-140602	BOLT, M14X 60 PLATED		2		2		2		

Fig.62. HYDRAULIC PIPING

6 2 HYDRAULIC PIPING

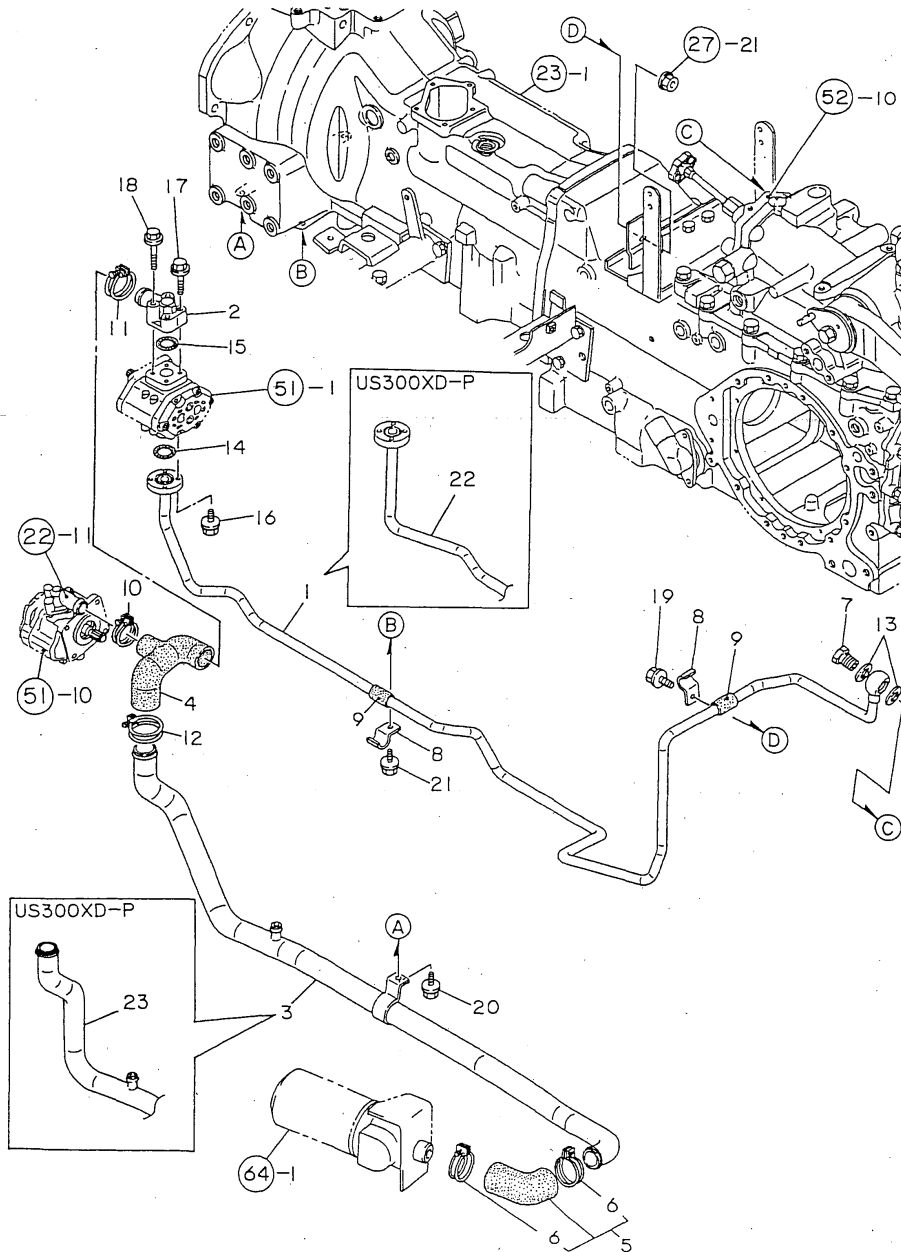


(A)= (D)=US350XD-P
 (B)=US300XD-P (E)=
 (C)= (F)=US400XD-P

No.	Lev.	Parts No.	Description	Q'ty						I	R
				(A)	(B)	(C)	(D)	(E)	(F)		
1	1	198240-48100	PIPE, PRESSURE		1						
2	1	198250-48100	PIPE, PRESSURE				1				
3	1	198240-48140	FLANGE, PIPE P		1		1				
4	1	198240-48241	PIPE, PRESSURE		1						
5	1	198250-48240	PIPE, PRESSURE				1				
6	1	198240-48270	HOSE, PRESSURE		1		1				
7	1	198240-48500	HOSE, PRESSURE S		1		1				
8	2	23010-048000	CLAMP, 48		2		2				
9	1	198361-48750	BOLT ASSY, JOINT		1		1				
10	1	198240-48830	CLAMP		2		2				
11	1	198240-48850	CLAMP, ABSORBER		2		2				
12	1	23010-040000	CLAMP, 40		1		1				
13	1	23010-044000	CLAMP, 44		1		1				
14	1	23414-200026	GASKET, 20X1.0		2		2				
15	1	24321-000250	O-RING, 1AG25.0		1		1				
16	1	24341-000250	O-RING, 1AS25.0		1		1				
17	1	26106-060252	BOLT, M6X 25 PLATED		4		4				
18	1	26106-060402	BOLT, M6X 40 PLATED		2		2				
19	1	26106-060502	BOLT, M6X 50 PLATED		2		2				
20	1	26106-080162	BOLT, M8X 16 PLATED		1		1				
21	1	26106-080162	BOLT, M8X 16 PLATED		1		1				
22	1	26106-080162	BOLT, M8X 16 PLATED		1		1				

Fig.63. HYDRAULIC PIPING

6 3 HYDRAULIC PIPING

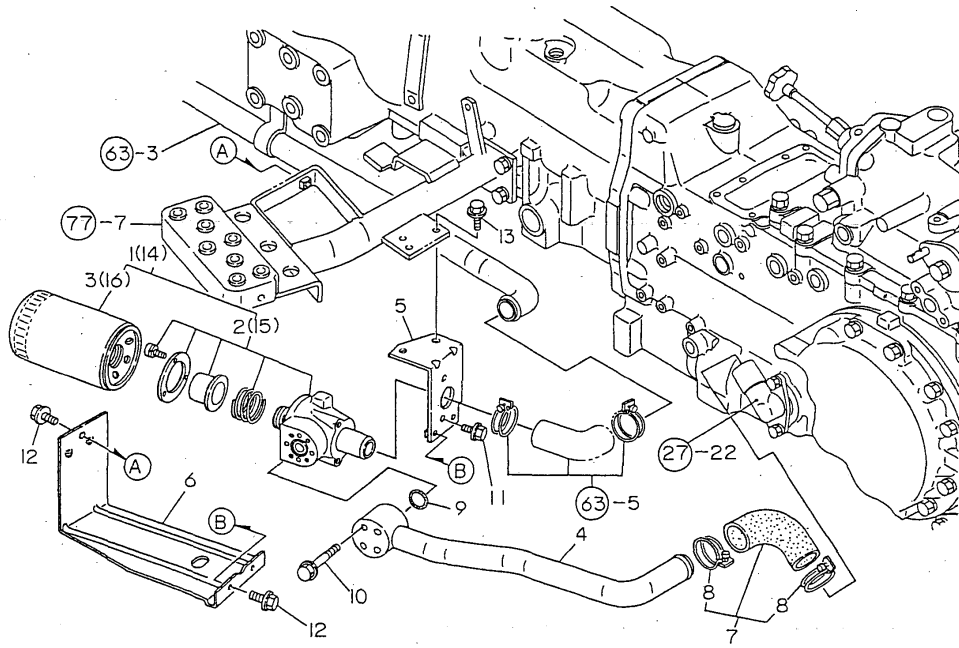


(A)= (D)=US350XD-P
 (B)=US300XD-P (E)=
 (C)= (F)=US400XD-P

No.	Lev.	Parts No.	Description	Q'ty						I	R
				(A)	(B)	(C)	(D)	(E)	(F)		
1	1	198250-48100	PIPE, PRESSURE				1			1	
2	1	198240-48140	FLANGE, PIPE P		1		1			1	
3	1	198320-48150	PIPE, PRESSURE				1			1	
4	1	198320-48220	HOSE, PRESSURE		1		1			1	
5	1	198240-48500	HOSE, PRESSURE S		1		1			1	
6	2	23010-048000	CLAMP, 48		2		2			2	
7	1	198361-48750	BOLT ASSY, JOINT		1		1			1	
8	1	198240-48830	CLAMP		2		2			2	
9	1	198240-48850	CLAMP, ABSORBER		2		2			2	
10	1	23010-035000	CLAMP, 35		1		1			1	
11	1	23010-040000	CLAMP, 40		1		1			1	
12	1	23010-046000	CLAMP, 46		1		1			1	
13	1	23414-200026	GASKET, 20X1.0		2		2			2	
14	1	24321-000250	O-RING, 1AG25.0		1		1			1	
15	1	24341-000250	O-RING, 1AS25.0		1		1			1	
16	1	26106-060252	BOLT, M6X 25 PLATED		4		4			4	
17	1	26106-060402	BOLT, M6X 40 PLATED		2		2			2	
18	1	26106-060502	BOLT, M6X 50 PLATED		2		2			2	
19	1	26106-080162	BOLT, M8X 16 PLATED		1		1			1	
20	1	26106-080162	BOLT, M8X 16 PLATED		1		1			1	
21	1	26106-080162	BOLT, M8X 16 PLATED		1		1			1	
22	1	198240-48100	PIPE, PRESSURE		1						
23	1	198240-48151	PIPE, PRESSURE		1						

Fig.64. HYDRAULIC FILTER

6 4 HYDRAULIC FILTER

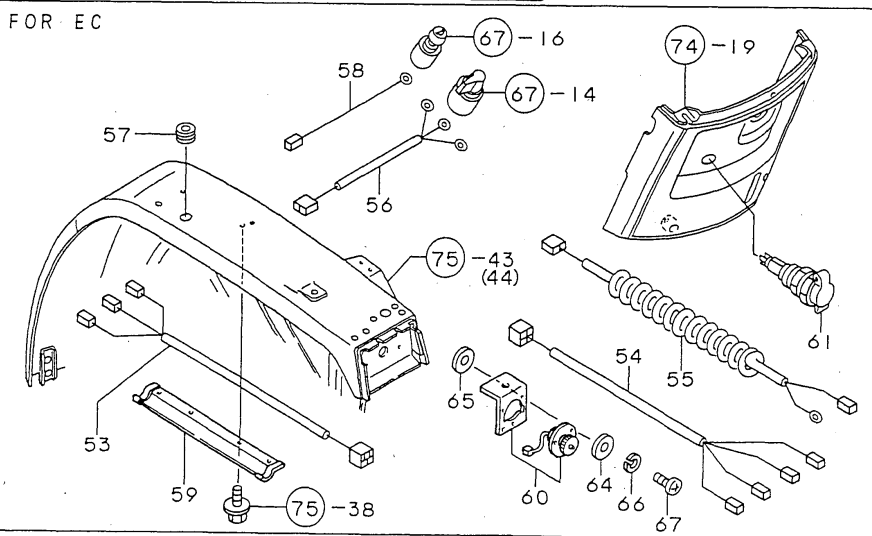
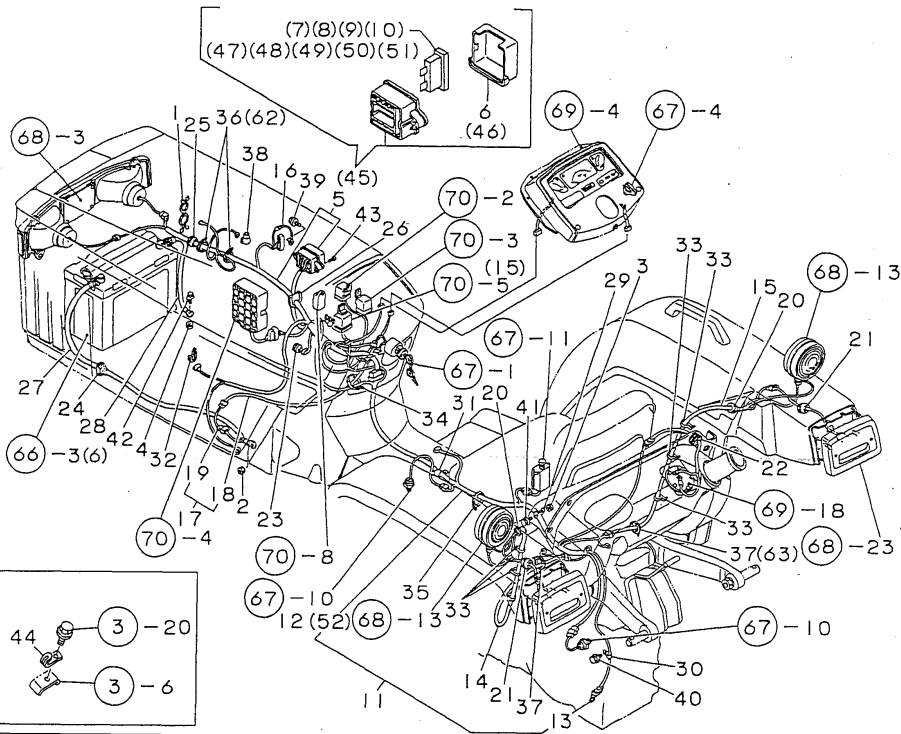


(A)= (D)=US350XD-P
 (B)=US300XD-P (E)=
 (C)= (F)=US400XD-P

No.	Lev.	Parts No.	Description	Q'ty						I	R	
				(A)	(B)	(C)	(D)	(E)	(F)			
1	1	194278-48300	FILTER ASSY								1	
2	2	194555-48350	COVER ASSY, FILTER								1	
3	2	194327-48450	FILTER, HYDRAULIC								1	
4	1	198240-48300	PIPE, PRESSURE		1		1				1	
5	1	198240-48380	BRACKET, FILTER		1		1				1	
6	1	198240-48410	PROTECTOR, FILTER		1		1				1	
7	1	198240-48500	HOSE, PRESSURE S		1		1				1	
8	2	23010-048000	CLAMP, 48		2		2				2	
9	1	24321-000250	O-RING, 1AG25.0		1		1				1	
10	1	26106-060602	BOLT, M6X 60 PLATED		4		4				4	
11	1	26106-080162	BOLT, M8X 16 PLATED		2		2				2	
12	1	26106-080162	BOLT, M8X 16 PLATED		3		3				3	
13	1	26106-080202	BOLT, M8X 20 PLATED		2		2				2	
14	1	198240-48400	FILTER ASSY		1		1				1	
15	2	194555-48350	COVER ASSY, FILTER		1		1				1	
16	2	198240-48450	FILTER		1		1				1	

Fig.65. WIRE HARNESS

6 5 WIRE HARNESS

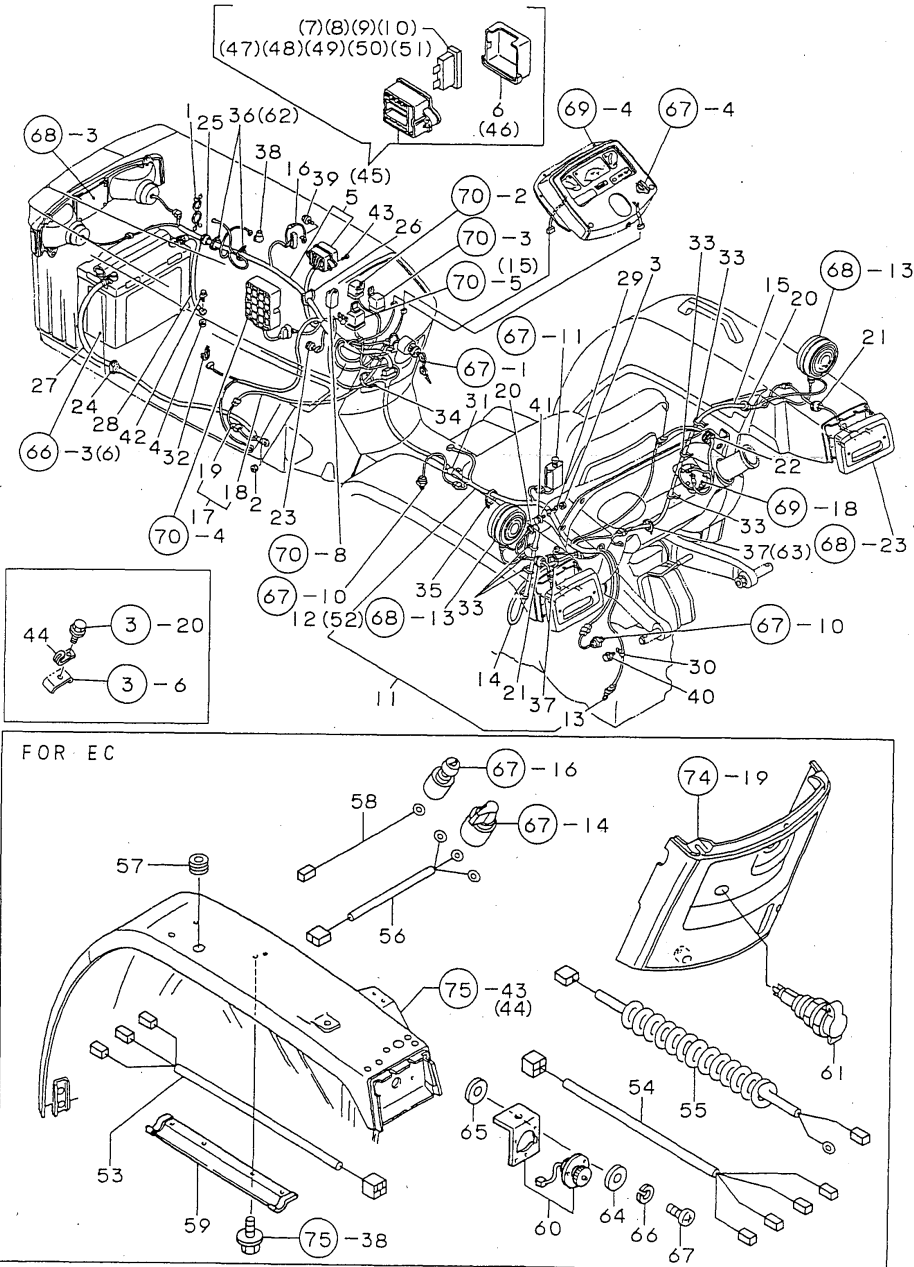


(A)= (D)=US350XD-P
 (B)=US300XD-P (E)=
 (C)= (F)=US400XD-P

No.	Lev.	Parts No.	Description	Q'ty						I	R
				(A)	(B)	(C)	(D)	(E)	(F)		
1	1	172122-16600	CLAMP, DOUBLE		3		3		3		
2	1	194990-22050	NUT, M8		1		1		1		
3	1	194990-22050	NUT, M8		1		1		1		
4	1	194990-22050	NUT, M8		1		1		1		
5	1	198240-51100	HARNESS (A), WIRE		1		1		1		
6	3	198220-52430	COVER, FUSE BOX		1		1		1		
7	2	198220-52810	FUSE, BLADE 3A		2		2		2		
8	2	198220-52820	FUSE, BLADE 5A		1		1		1		
9	2	198220-52830	FUSE, BLADE 10A		3		3		3		
10	2	198220-52840	FUSE, BLADE 15A		3		3		3		
11	1	198246-51200	HARNESS ASSY, WIRE B		1		1		1		
12	2	198246-51120	HARNESS B COMP., WIRE		1		1		1		
13	2	198220-51170	WIRE, LEAD		1		1		1		
14	1	198240-51130	HARNESS, WIRE		1		1		1		
15	1	198246-51130	HARNESS, WIRE		1		1		1		
16	1	198220-51140	WIRE, LEAD		1		1		1		
17	1	198240-51180	HARNESS ASSY, WIRE		1		1		1		
18	2	198240-51190	HARNESS, WIRE		1		1		1		
19	2	194550-51220	LINK, FUSIBLE 0.85		1		1		1		
20	1	194170-51210	GROMMET 25		2		2		2		
21	1	194275-51210	GROMMET 25		2		2		2		
22	1	194275-51210	GROMMET 25		1		1		1		
23	1	194275-51210	GROMMET 25		1		1		1		
24	1	198220-51210	GROMMET, 35/15		1		1		1		
25	1	198245-51210	GROMMET, 25/18		1		1		1		
26	1	198220-51340	GROMMET, 30		1		1		1		
27	1	198220-51410	CABLE, BATTERY 900		1		1		1		
28	1	194250-51420	CABLE, BATTERY EARTH		1		1		1		
29	1	194440-51620	CLAMP		1		1		1		
30	1	194440-51620	CLAMP		1		1		1		
31	1	194440-51620	CLAMP		1		1		1		
32	1	194440-51630	CLAMP, HARNESS		1		1		1		
33	1	194250-51650	CLAMP, SPEED 63		6		6		6		
34	1	194250-51660	BAND 250		1		1		1		
35	1	194250-51660	BAND 250		1		1		1		
36	1	121750-59890	BAND, 140		2		2		2		
37	1	121750-59890	BAND, 140		2		2		2		
38	1	124756-77040	COVER, TERMINAL		1		1		1		
39	1	26106-06020	BOLT, M6X 20 PLATED		2		2		2		
40	1	26106-080122	BOLT, M8X 12 PLATED		1		1		1		
41	1	26106-080162	BOLT, M8X 16 PLATED		1		1		1		
42	1	26106-080162	BOLT, M8X 16 PLATED		1		1		1		
43	1	26557-060122	SCREW, M6X12		2		2		2		
44	1	194440-51620	CLAMP		1		1		1		
45	1	198246-51100	HARNESS ASSY, WIRE A		1		1		1		1
46	3	198220-52430	COVER, FUSE BOX		1		1		1		1
47	2	198220-52810	FUSE, BLADE 3A		2		2		2		1
48	2	198220-52830	FUSE, BLADE 10A		1		1		1		1
49	2	198220-52840	FUSE, BLADE 15A		3		3		3		1
50	2	198223-52860	FUSE 30A		2		2		2		1
51	2	198440-52860	FUSE, BLADE 20A		4		4		4		1

Fig.65. WIRE HARNESS

6 5 WIRE HARNESS

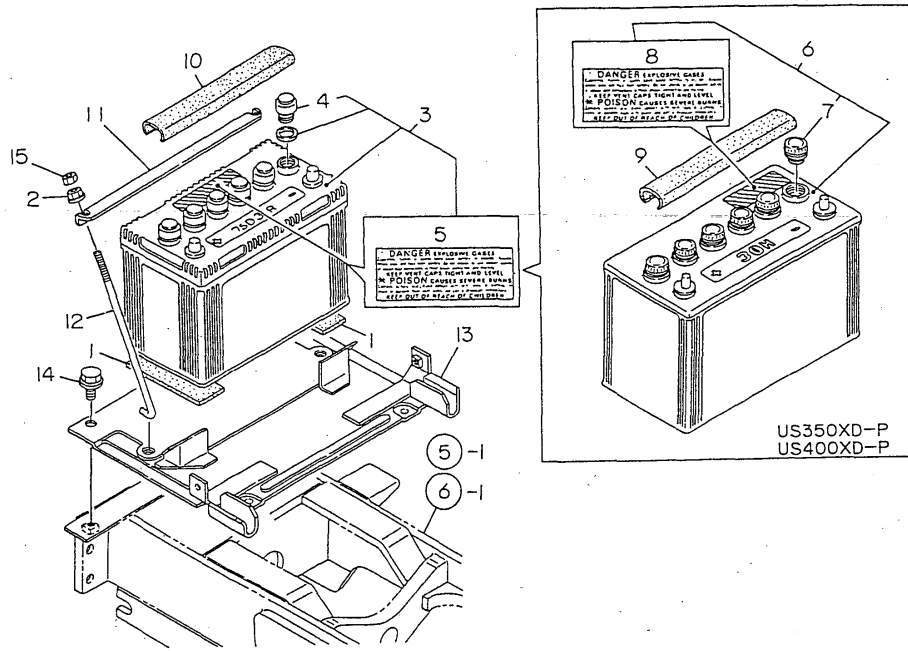


(A)= (D)=US350XD-P
 (B)=US300XD-P (E)=
 (C)= (F)=US400XD-P

No.	Lev.	Parts No.	Description	Q'ty						I	R
				(A)	(B)	(C)	(D)	(E)	(F)		
52	1	198246-51140	HARNESS ASSY, WIRE B	1			1			1	
53	1	198223-51150	HARNESS, WIRING		2		2			2	1
54	1	198246-51150	HARNESS, WIRE		2		2			2	1
55	1	198223-51170	HARNESS, WIRE	1			1			1	1
56	1	198223-51210	HARNESS, WIRING	1			1			1	1
57	1	198245-51210	GROMMET, 25/18	1			1			1	1
58	1	198223-51220	HARNESS, HORN SWITCH	1			1			1	1
59	1	198327-51230	COVER, HARNESS	2			2			2	1
60	1	198223-57300	COUPLER, TLAROR	1			1			1	1
61	1	198223-57410	SOCKET	1			1			1	1
62	1	121750-59890	BAND, 140	2			2			2	1
63	1	121750-59890	BAND, 140	2			2			2	1
64	1	22137-050000	WASHER, 5	2			2			2	1
65	1	22157-060000	WASHER, 6	1			1			1	1
66	1	22217-050000	WASHER, SPRING 5	2			2			2	1
67	1	26557-050162	SCREW, M5X16	2			2			2	1

Fig.66. BATTERY

6 6 BATTERY

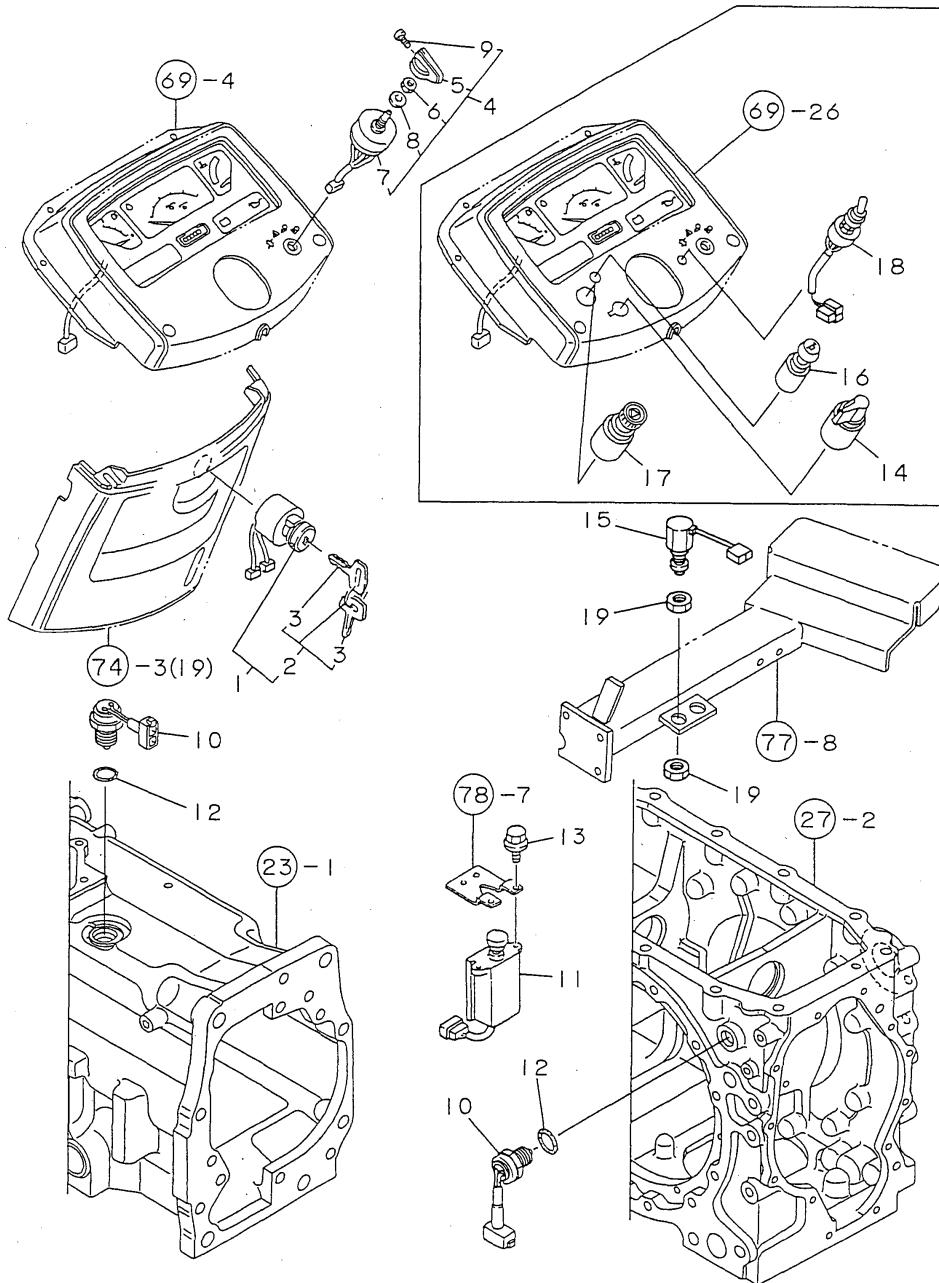


(A)= (D)=US350XD-P
 (B)=US300XD-P (E)=
 (C)= (F)=US400XD-P

No.	Lev.	Parts No.	Description	Q'ty						I	R
				(A)	(B)	(C)	(D)	(E)	(F)		
1	1	194151-04260	GASKET, FUEL TANK		2		2			2	
2	1	194990-22140	NUT, M8		2		2			2	
3	1	194240-51510	BATTERY, 75D31R		1						
4	2	194275-51550	CAP, BATTERY		6						
5	2	194275-51580	LABEL, BATTERY		1						
6	1	194275-51520	BATTERY, DRY 30H				1			1	
7	2	194275-51540	CAP, BATTERY				6			6	
8	2	194275-51580	LABEL, BATTERY				1			1	
9	1	194145-51550	COVER, BATTERY				1			1	
10	1	194150-51550	COVER, BATTERY		1						
11	1	198240-51561	CLAMP, BATTERY		1		1			1	
12	1	198220-51570	ROD, BATTERY		2		2			2	
13	1	198240-51600	BRACKET, BATTERY		1		1			1	
14	1	26106-100202	BOLT, M10X 20 PLATED		2		2			2	
15	1	26716-080002	NUT, M8		2		2			2	

Fig.67. SWITCHES

6 7 SWITCHES

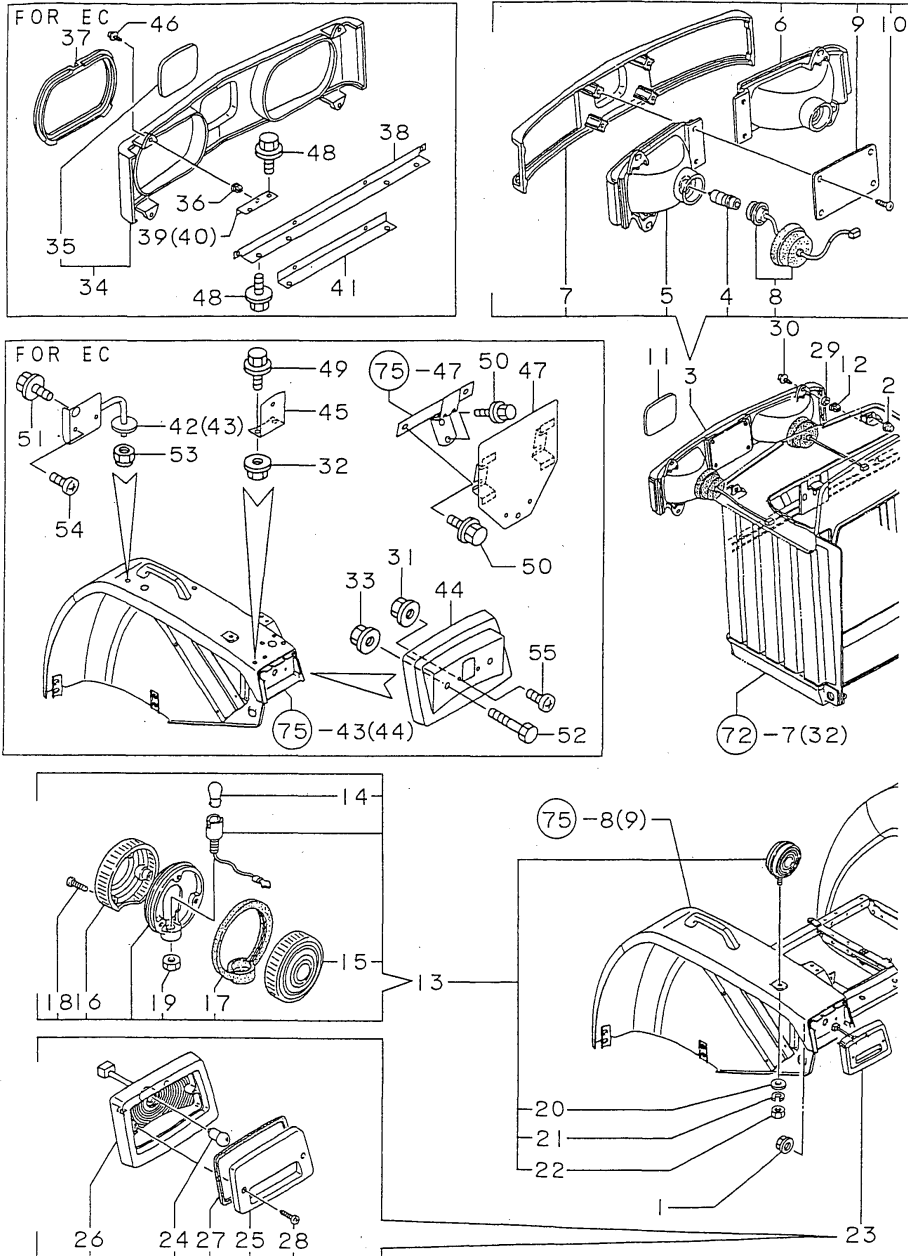


(A)= (D)=US350XD-P
 (B)=US300XD-P (E)=
 (C)= (F)=US400XD-P

No.	Lev.	Parts No.	Description	Q'ty						I	R
				(A)	(B)	(C)	(D)	(E)	(F)		
1	1	198226-52100	SWITCH ASSY, STARTER	1			1				
2	2	194155-52160	KEY ASSY		1		1				
3	3	194155-52190	KEY		2		2				
4	1	198220-52120	SWITCH ASSY, LIGHT	1			1				
5	2	198220-52450	KNOB	1			1				
6	2	194275-52470	NUT	1			1				
7	2	198220-52480	BODY, SWITCH	1			1				
8	2	194275-52490	WASHER, 11	1			1				
9	2	26557-030202	SCREW, M3X20	1			1				
10	1	194464-52190	SWITCH, SAFETY START	2			2				
11	1	198220-52300	SWITCH, SEAT	1			1				
12	1	24311-000180	O-RING, 1AP18.0	2			2				
13	1	26106-060122	BOLT, M6X 12 PLATED	2			2				
14	1	194080-52132	SWITCH, TURN SIGNAL	1			1		1	1	
15	1	198223-52150	SWITCH, STOP LAMP	1			1		1	1	
16	1	194630-52160	SWITCH, HORN	1			1		1	1	
17	1	198223-52400	SWITCH, HAZARD	1			1		1	1	
18	1	198223-52510	SWITCH, TOGGLE	1			1		1	1	
19	1	26776-120002	NUT, LOCK M12	2			2		2	1	

Fig.68. LAMPS

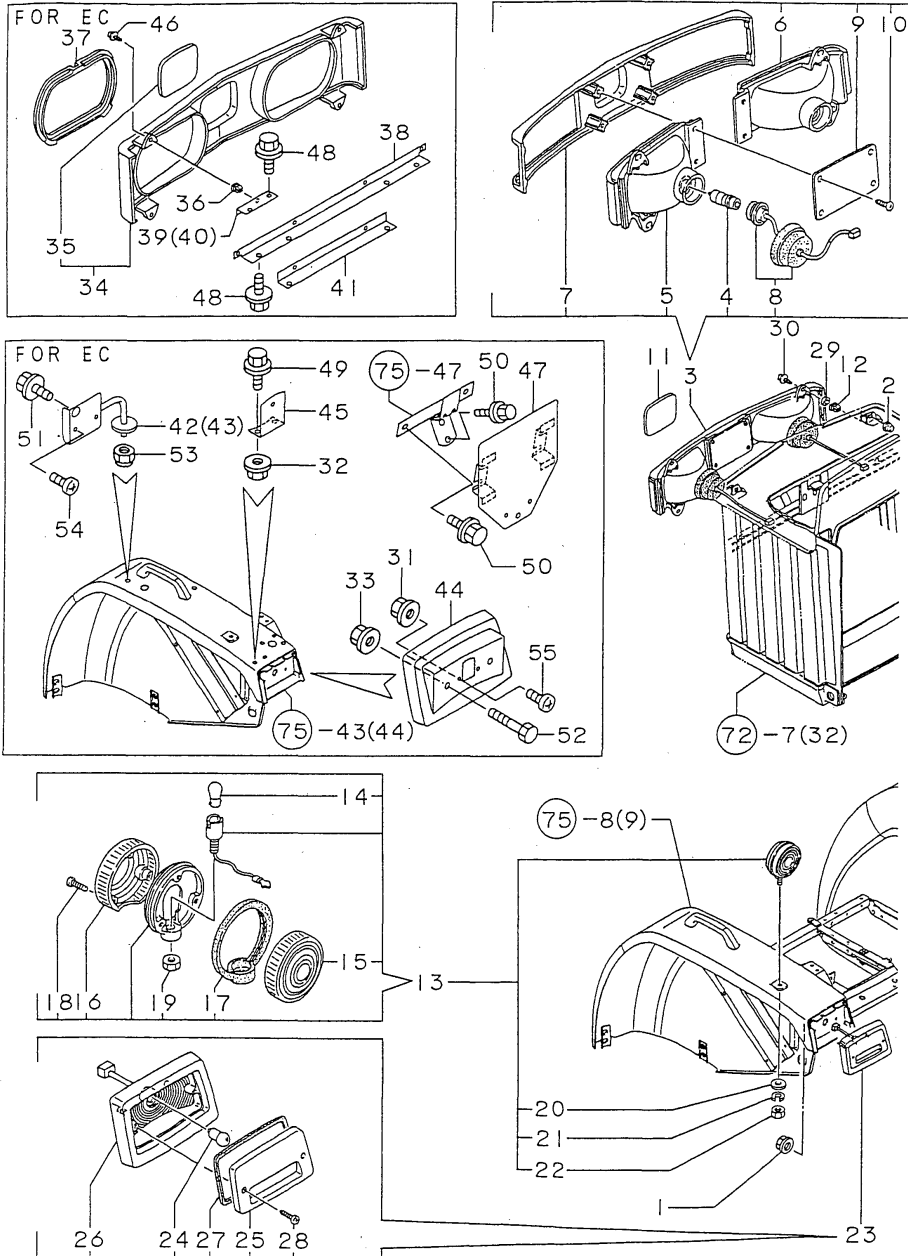
6 8 LAMPS



No.	Lev.	Parts No.	Description	Q'ty						I	R
				(A)	(B)	(C)	(D)	(E)	(F)		
1	1	194990-22130	NUT, M6		4		4		4		
2	1	194150-24270	CAP, SCREW 13.0		2		2		2		
3	1	198327-53100	LAMP ASSY, HEAD		1		1		1		
4	2	198220-53110	BULB		2		2		2		
5	2	198220-53120	LAMP L.H.		1		1		1		
6	2	198220-53130	LAMP R.H.		1		1		1		
7	2	198327-53140	RIM		1		1		1		
8	2	198220-53150	SOCKET		2		2		2		
9	2	198220-53160	PLATE		1		1		1		
10	2	198220-53170	SCREW		4		4		4		
11	2	198327-53340	LABEL		1		1		1		
12	1	198220-53200	GROMMET, M5		4		4		4		
13	1	794275-53401	LAMP ASSY, WORKING		2		2		2		
14	3	194275-53410	BULB		2		2		2		
15	3	194275-53421	LENS		2		2		2		
16	3	194275-53431	LENS		2		2		2		
17	3	194275-53451	GASKET, LENS		2		2		2		
18	3	194275-53481	SCREW, TAPPING M4X40		6		6		6		
19	3	26756-100002	NUT, LOCK M10		2		2		2		
20	2	22137-100000	WASHER, 10		2		2		2		
21	2	22217-100000	WASHER, SPRING 10		2		2		2		
22	2	26716-100002	NUT, M10		2		2		2		
23	1	198220-53600	LAMP, TAIL		2		2		2		
24	2	198220-53610	BULB		2		2		2		
25	2	198220-53620	LENS		2		2		2		
26	2	198220-53630	HOUSING		2		2		2		
27	2	198220-53640	GASKET, LENS		2		2		2		
28	2	198220-53650	SCREW		4		4		4		
29	1	194151-57210	SPACER		4		4		4		
30	1	194555-61640	SCREW, TAPPING M5X25		4		4		4		
31	1	194990-22110	NUT, M4		4		4		4		1
32	1	194990-22130	NUT, M6		2		2		2		1
33	1	194990-22130	NUT, M6		4		4		4		1
34	1	198246-53100	COVER ASSY, LAMP		1		1		1		1
35	2	198327-53340	LABEL		1		1		1		1
36	1	198220-53200	GROMMET, M5		4		4		4		1
37	1	198223-53350	SEAL, HEAD LAMP		2		2		2		1
38	1	198223-53371	BRACKET, HEAD LIGHT		1		1		1		1
39	1	198223-53650	BRACKET, UPPER L.H.		1		1		1		1
40	1	198223-53660	BRACKET, UPPER R.H.		1		1		1		1
41	1	198223-53970	PLATE, SUPPORT		1		1		1		1
42	1	198223-58110	BRACKET, CLEARANCE		1		1		1		1
43	1	198223-58120	BRACKET, CLEARANCE		1		1		1		1
44	1	198223-58210	BRACKET, CLEARANCE		2		2		2		1
45	1	198223-58410	BRACKET, REFLECTOR		2		2		2		1
46	1	194555-61640	SCREW, TAPPING M5X25		4		4		4		1
47	1	198223-64510	BRACKET, LICENSE		1		1		1		1
48	1	26106-060122	BOLT, M6X 12 PLATED		8		8		8		1
49	1	26106-060122	BOLT, M6X 12 PLATED		2		2		2		1
50	1	26106-080122	BOLT, M8X 12 PLATED		4		4		4		1
51	1	26106-080162	BOLT, M8X 16 PLATED		8		8		8		1

Fig.68. LAMPS

6 8 LAMPS

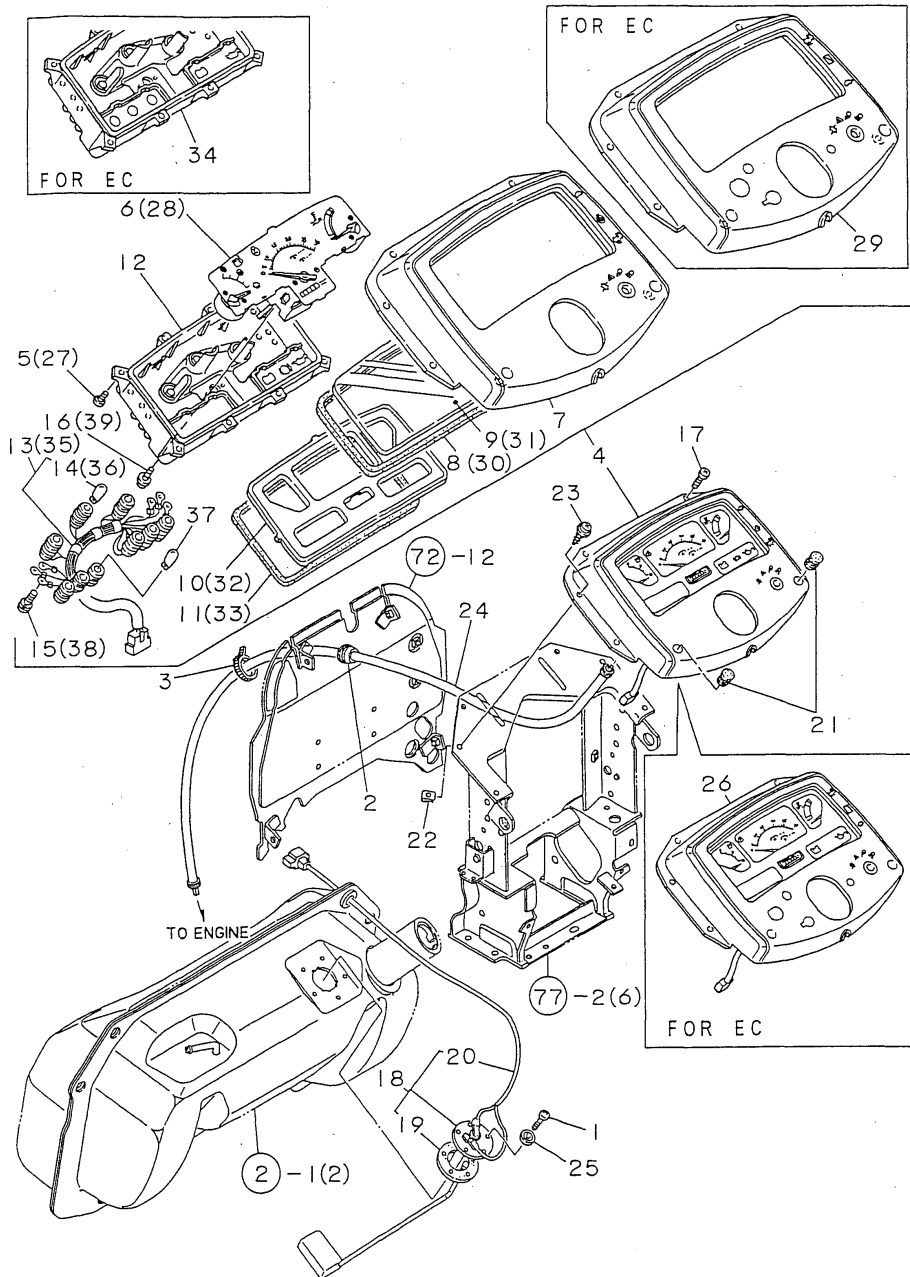


(A)= (D)=US350XD-P
 (B)=US300XD-P (E)=
 (C)= (F)=US400XD-P

No.	Lev.	Parts No.	Description	Q'ty						I	R
				(A)	(B)	(C)	(D)	(E)	(F)		
52	1	26116-060602	BOLT, M6X 60 PLATED		4		4		4		1
53	1	26346-100002	NUT, M10		2		2		2		1
54	1	26557-040162	SCREW, M4X16		4		4		4		1
55	1	26557-040252	SCREW, M4X25		4		4		4		1

Fig.69. METER

6 9 METER

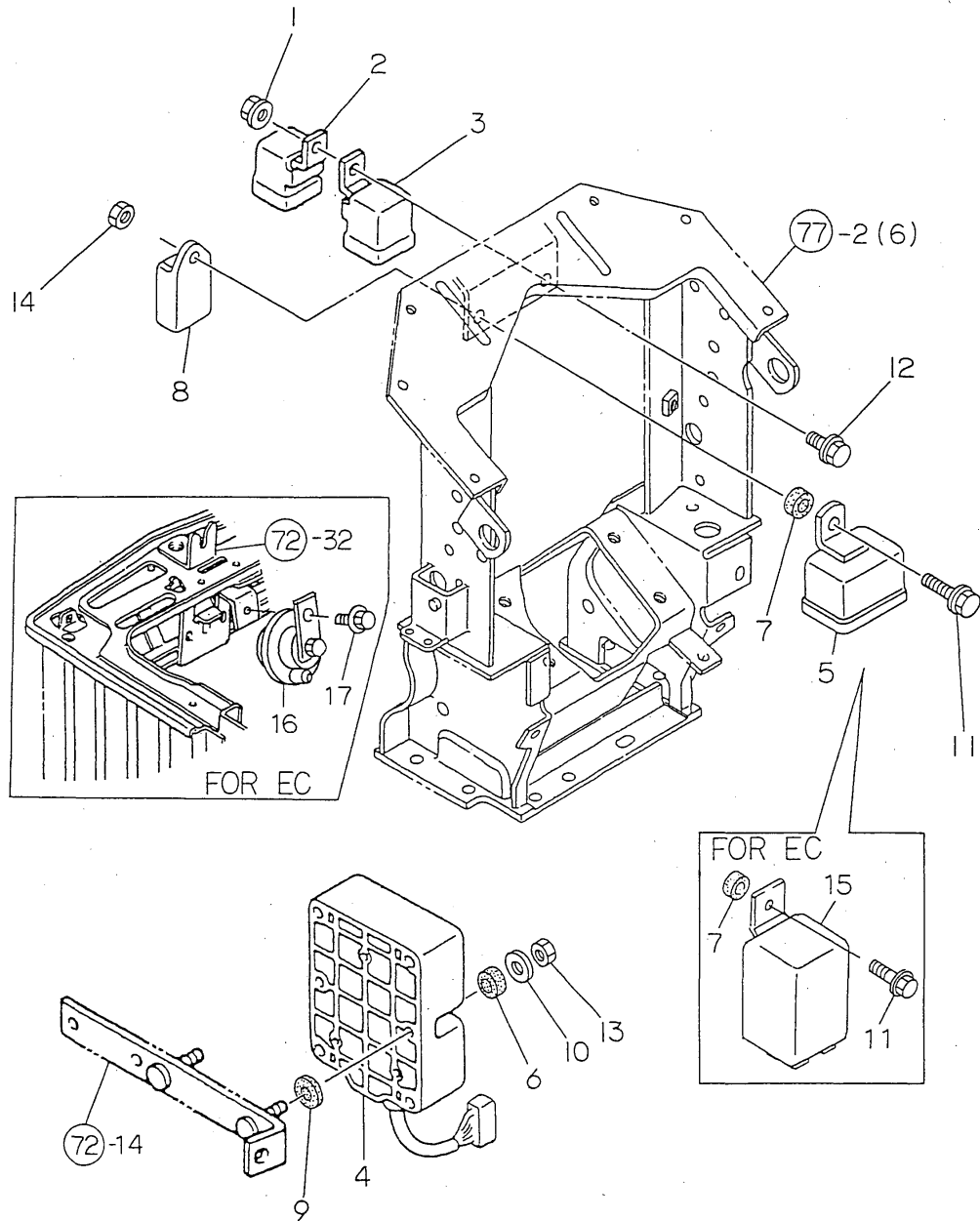


(A)= (D)=US350XD-P
 (B)=US300XD-P (E)=
 (C)= (F)=US400XD-P

No.	Lev.	Parts No.	Description	Qty						I	R
				(A)	(B)	(C)	(D)	(E)	(F)		
1	1	198240-04550	SCREW, M5X12		5		5		5		
2	1	194275-51210	GROMMET 25		1		1		1		
3	1	198220-51870	BAND, NYLON 200		1		1		1		
4	1	198226-56100	PANEL ASSY		1		1		1		
5	2	198220-53170	SCREW		8		8		8		
6	2	198220-56110	METER ASSY, HOUR		1		1		1		
7	2	198220-56120	VISOR		1		1		1		
8	2	198220-56130	PACKING		1		1		1		
9	2	198220-56140	GLASS		1		1		1		
10	2	198220-56150	REFLECTOR		1		1		1		
11	2	198220-56160	PACKING		1		1		1		
12	2	198226-56200	CASE ASSY		1		1		1		
13	2	198220-56210	HARNESS, WIRE		1		1		1		
14	3	198220-56220	BULB, 12V-3.4W		6		6		6		
15	2	198220-56230	SCREW, M3X22		6		6		6		
16	2	26022-030062	SCREW, M3X 6		2		2		2		
17	1	198220-56290	SCREW, M6X16		2		2		2		
18	1	198240-56600	GAUGE ASSY, FUEL		1		1		1		
19	2	194420-56620	GASKET		1		1		1		
20	2	198240-56630	WIRE, LEAD		1		1		1		
21	1	194555-56890	GROMMET, 15		2		2		2		
22	1	194145-61650	NUT, SPEED M5		4		4		4		
23	1	194940-61790	SCREW, TAPPING M5X16		4		4		4		
24	1	124701-91140	CABLE, L=985		1		1		1		
25	1	22190-050000	WASHER, SEAL 5		5		5		5		
26	1	198223-56101	PANEL, INSTRUMENT		1		1		1		1
27	2	198220-53170	SCREW		8		8		8		1
28	2	198223-56110	METER ASSY		1		1		1		1
29	2	198223-56120	PANEL		1		1		1		1
30	2	198220-56130	PACKING		1		1		1		1
31	2	198220-56140	GLASS		1		1		1		1
32	2	198220-56150	REFLECTOR		1		1		1		1
33	2	198220-56160	PACKING		1		1		1		1
34	2	198223-56200	CASE ASSY		1		1		1		1
35	3	198220-56210	HARNESS, WIRE		1		1		1		1
36	4	198220-56220	BULB, 12V-3.4W		6		6		6		1
37	3	198220-56220	BULB, 12V-3.4W		3		3		3		1
38	2	198220-56230	SCREW, M3X22		6		6		6		1
39	2	26022-030062	SCREW, M3X 6		2		2		2		1

Fig.70. RELAY

7 0 RELAY

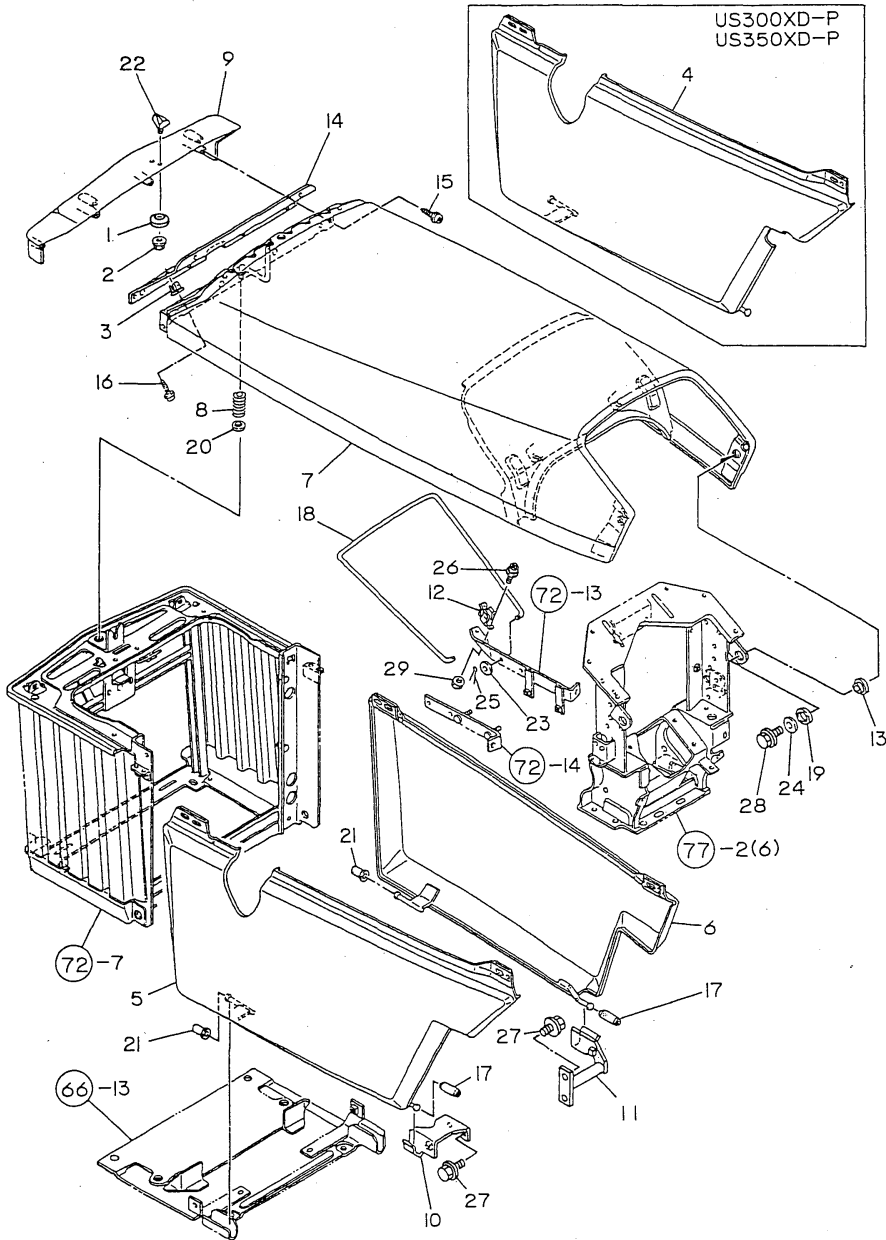


(A)= (D)=US350XD-P
 (B)=US300XD-P (E)=
 (C)= (F)=US400XD-P

No.	Lev.	Parts No.	Description	Q'ty						I	R
				(A)	(B)	(C)	(D)	(E)	(F)		
1	1	194990-22040	NUT, M6		1		1				
2	1	198220-52180	RELAY, STARTER		1		1				
3	1	198220-52180	RELAY, STARTER		1		1				
4	1	198220-52500	BOX, CONTROL		1		1				
5	1	194275-57200	RELAY		1		1				
6	1	194151-57210	SPACER		2		2				
7	1	194151-57210	SPACER		1		1				
8	1	198220-57300	RELAY, FLUSHER		1		1				
9	1	194420-62260	RUBBER, CUSHION		2		2				
10	1	22137-060000	WASHER, 6		2		2				
11	1	26106-060122	BOLT, M6X 12 PLATED		1		1				
12	1	26106-060122	BOLT, M6X 12 PLATED		1		1				
13	1	26986-060002	NUT, LOCK M6		2		2				
14	1	26986-060002	NUT, LOCK M6		1		1				
15	1	198223-57200	RELAY, FLASHER		1		1			1	
16	1	198223-57100	HOON		1		1			1	
17	1	26106-080162	BOLT, M8X 16 PLATED		1		1			1	

Fig.71. BONNET(1)

7 1 BONNET (1)

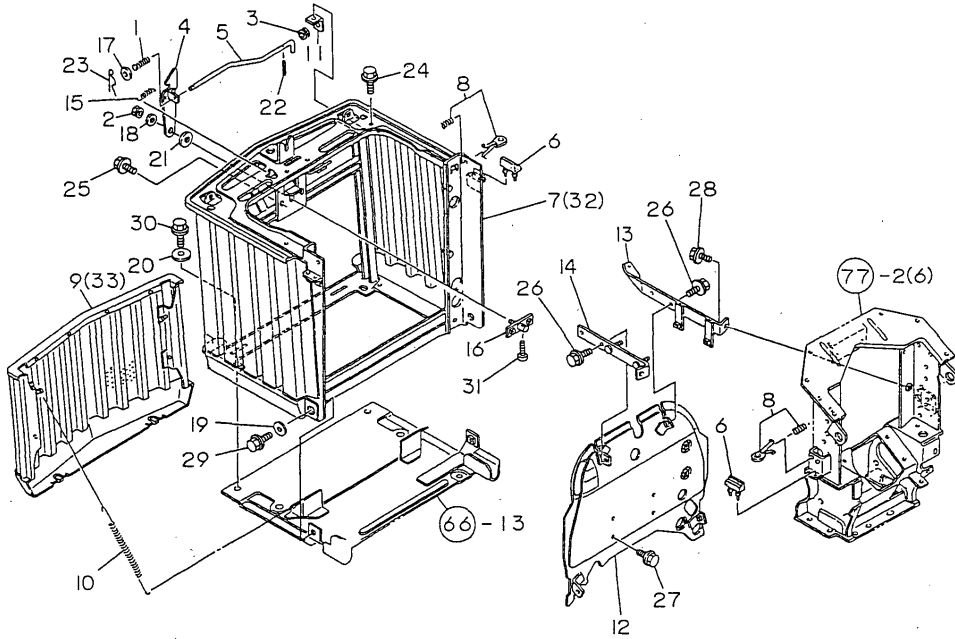


(A)= (D)=US350XD-P
 (B)=US300XD-P (E)=
 (C)= (F)=US400XD-P

No.	Lev.	Parts No.	Description	Q'ty						I	R
				(A)	(B)	(C)	(D)	(E)	(F)		
1	1	194740-00160	SPRING, 10		1		1				
2	1	194990-22120	NUT, M5		1		1				
3	1	198220-53200	GROMMET, M5		7		7				
4	1	198240-61000	SHIELD ASSY, SIDE L		1		1				
5	1	198240-61080	SHIELD ASSY, SIDE L							1	
6	1	198240-61090	SHIELD ASSY, SIDE R		1		1			1	
7	1	198240-61101	BONNET ASSY, UPPER		1		1			1	
8	1	198220-61340	SPRING		1		1			1	
9	1	198220-61411	NOSE, BONNET		1		1			1	
10	1	198240-61460	STAY, SHIELD L		1		1			1	
11	1	198327-61470	STAY, SHIELD R		1		1			1	
12	1	198220-61480	HOLDER, ROD		1		1			1	
13	1	198220-61490	COLLAR, HINGE		2		2			2	
14	1	198220-61550	PLATE, NOSE		1		1			1	
15	1	194420-61640	SCREW, TAPPING M5X16		6		6			6	
16	1	194555-61640	SCREW, TAPPING M5X25		4		4			4	
17	1	198220-61800	RUBBER, CUSHION		2		2			2	
18	1	198240-61840	STAND, BONNET		1		1			1	
19	1	198220-61870	PACKING, HINGE		2		2			2	
20	1	198220-61970	NUT, PUSH M8		1		1			1	
21	1	198220-62010	RUBBER, CUSHION		2		2			2	
22	1	194275-64740	ORNAMENT		1		1			1	
23	1	22137-060000	WASHER, 6		2		2			2	
24	1	22157-100000	WASHER, 10		2		2			2	
25	1	22417-250300	PIN, COTTER 2.5X30		2		2			2	
26	1	26023-050102	SCREW, M5X10		2		2			2	
27	1	26106-100202	BOLT, M10X 20 PLATED		4		4			4	
28	1	26106-100252	BOLT, M10X 25 PLATED		2		2			2	
29	1	26716-050002	NUT, M5		2		2			2	

Fig.72. BONNET(2)

7 2 BONNET (2)

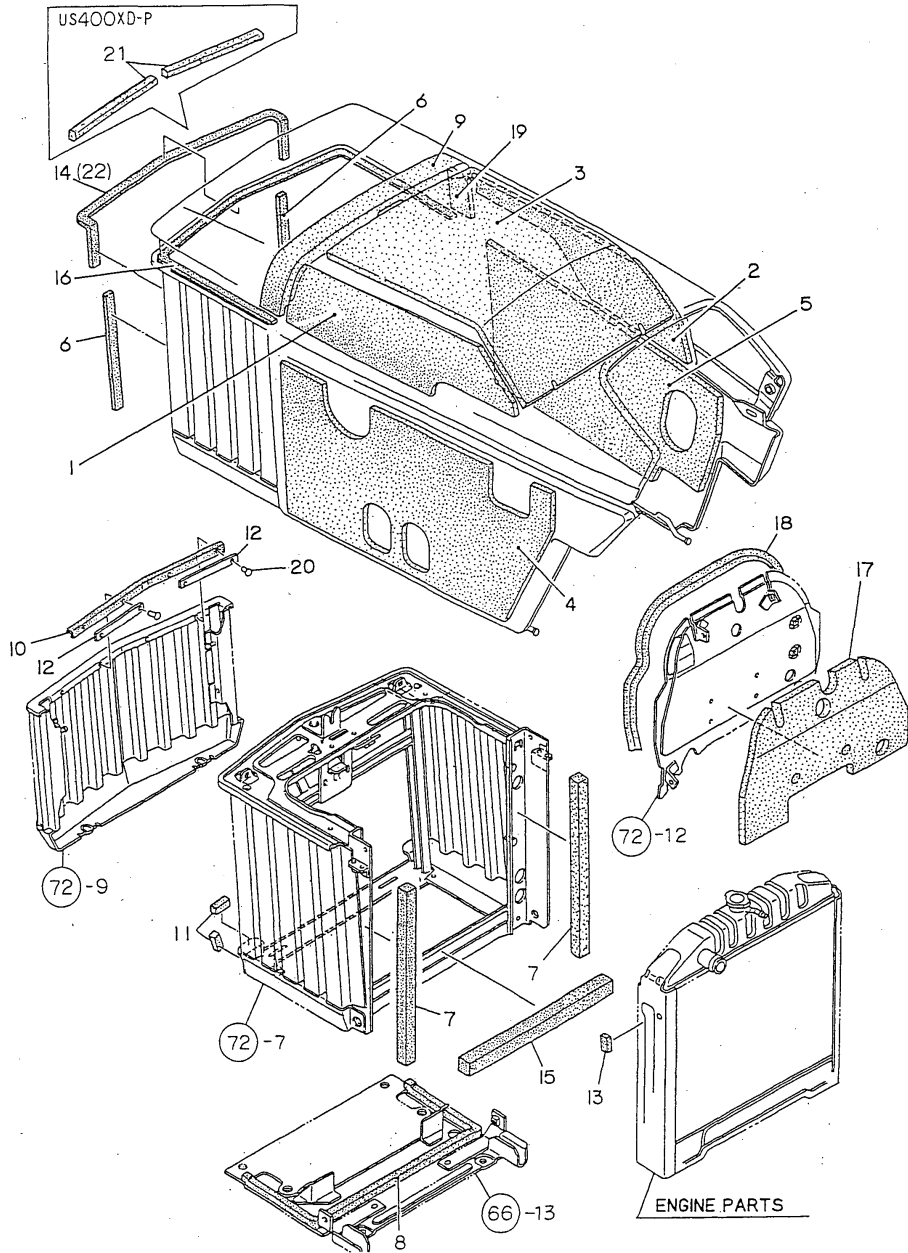


(A)= (D)=US350XD-P
 (B)=US300XD-P (E)=
 (C)= (F)=US400XD-P

No.	Lev.	Parts No.	Description	Q'ty						I	R
				(A)	(B)	(C)	(D)	(E)	(F)		
1	1	1E4815-11640	SPRING, 1X11.5X36		1		1				
2	1	194990-22050	NUT, M8		1		1				
3	1	194080-58810	GROMMET, 8		1		1				
4	1	198220-61050	LEVER, BONNET LOCK		1		1				
5	1	198220-61070	ROD, LINK		1		1				
6	1	194555-61090	RUBBER, BONNET		4		4				
7	1	198240-61201	FRAME ASSY, GRILLE		1		1				
8	1	198220-61351	LOCK ASSY, CAM		4		4				
9	1	198220-61400	GRILLE, FRONT		1		1				
10	1	198220-61460	SPRING		2		2				
11	1	198230-61570	STAY, BONNET LOCK		1		1				
12	1	198240-61681	PLATE, AIR SHIELD		1		1				
13	1	198240-61810	STAY ASSY, STAND R		1		1				
14	1	198240-61850	STAY ASSY, STAND L		1		1				
15	1	198230-61960	SPRING		1		1				
16	1	198230-61970	PIN, BONNET LOCK		1		1				
17	1	22137-080000	WASHER, 8		1		1				
18	1	22157-080000	WASHER, 8		1		1				
19	1	22157-080000	WASHER, 8		2		2				
20	1	22157-100000	WASHER, 10		2		2				
21	1	22157-120000	WASHER, 12		1		1				
22	1	22351-030016	PIN, SPRING 3.0X16		1		1				
23	1	22372-060000	PIN, SNAP 6		1		1				
24	1	26106-060122	BOLT, M6X 12 PLATED		1		1				
25	1	26106-060122	BOLT, M6X 12 PLATED		2		2				
26	1	26106-060122	BOLT, M6X 12 PLATED		2		2				
27	1	26106-080122	BOLT, M8X 12 PLATED		4		4				
28	1	26106-080162	BOLT, M8X 16 PLATED		2		2				
29	1	26106-080162	BOLT, M8X 16 PLATED		2		2				
30	1	26106-100252	BOLT, M10X 25 PLATED		2		2				
31	1	26557-060302	SCREW, M6X30		1		1				
32	1	198246-61200	FRAME ASSY, GRILLE		1		1				1
33	1	198223-61400	GRILLE, FRONT		1		1				1

Fig.73. BONNET(3)

7 3 BONNET (3)

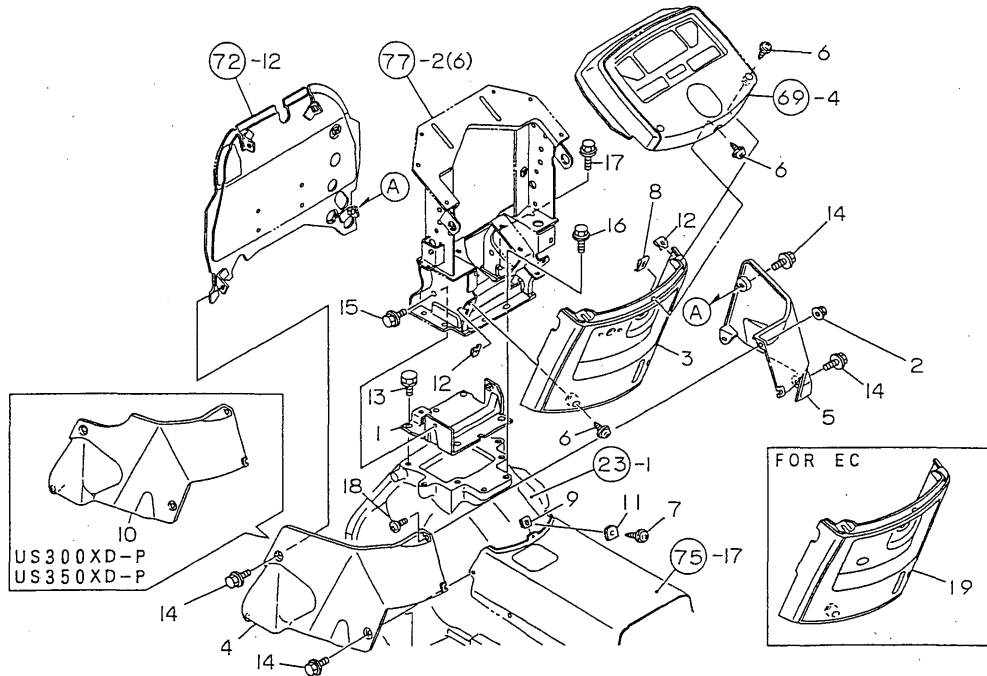


(A)= (D)=US350XD-P
 (B)=US300XD-P (E)=
 (C)= (F)=US400XD-P

No.	Lev.	Parts No.	Description	Q'ty						I	R
				(A)	(B)	(C)	(D)	(E)	(F)		
1	1	198240-60150	SEAL		1		1				
2	1	198240-60160	SEAL		1		1				
3	1	198240-61010	PAD, RUBBER		1		1				
4	1	198240-61020	PAD, SHIELD		1		1				
5	1	198240-61030	PAD, SHIELD		1		1				
6	1	198230-61040	SEAL		2		2				
7	1	198240-61050	SEAL, GRILLE		2		2				
8	1	198240-61060	PAD, RUBBER		1		1				
9	1	198240-61390	SEAL, RADIATOR UPPER		1		1				
10	1	198230-61410	SEAL, FRONT GRILLE		1		1				
11	1	198230-61420	PAD, FRONT GRILLE		4		4				
12	1	198220-61780	PLATE, SEAL		2		2				
13	1	198240-61880	STOPPER, RADIATOR		1		1				
14	1	198220-61900	SEAL, LAMP		1		1				
15	1	198230-61930	SEAL		1		1				
16	1	198230-61950	SEAL, NOSE		1		1				
17	1	198240-61960	PAD, SHIELD		1		1				
18	1	198240-61970	WEATHER-STRIP, 830		1		1				
19	1	198240-61980	SEAL		1		1				
20	1	22685-400751	RIVET, 4.0X 7.5		4		4				
21	1	198220-61901	SEAL, LIGHT								2
22	1	198223-61900	SEAL		1		1				1

Fig.74. DASHBOARD

7 4 DASHBOARD

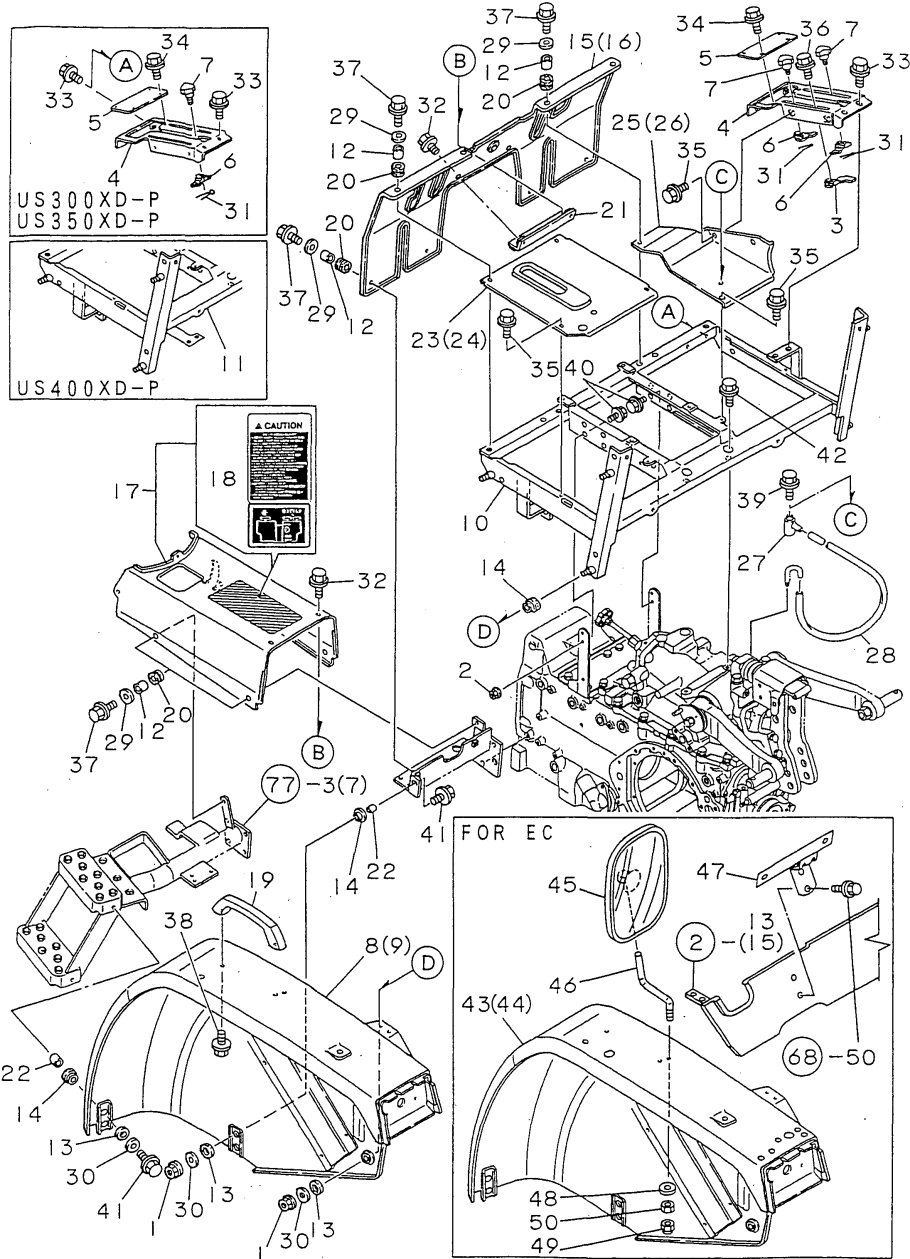


(A)= (D)=US350XD-P
 (B)=US300XD-P (E)=
 (C)= (F)=US400XD-P

No.	Lev.	Parts No.	Description	Q'ty						I	R
				(A)	(B)	(C)	(D)	(E)	(F)		
1	1	198240-17870	COVER, HOUSING		1		1				
2	1	194990-22130	NUT, M6		1		1				
3	1	198220-61530	COVER, DASHBOARD		1		1				
4	1	198240-61540	COVER, DASH L							1	
5	1	198240-61550	COVER, DASH R				1		1		
6	1	194555-61640	SCREW, TAPPING M5X25		5		5			5	
7	1	194555-61640	SCREW, TAPPING M5X25		1		1			1	
8	1	194167-61650	NUT 5008		1		1			1	
9	1	194167-61650	NUT 5008		1		1			1	
10	1	198240-61690	COVER		1		1				
11	1	198220-62030	WASHER		1		1			1	
12	1	198220-63850	NUT, M5		4		4			4	
13	1	26013-120202	BOLT, M12X 20		4		4			4	
14	1	26106-060162	BOLT, M6X 16 PLATED		6		6			6	
15	1	26106-080202	BOLT, M8X 20 PLATED		2		2			2	
16	1	26106-100202	BOLT, M10X 20 PLATED		3		3			3	
17	1	26106-100252	BOLT, M10X 25 PLATED		1		1			1	
18	1	26587-060202	SCREW, M6X20		1		1			1	
19	1	198246-61530	COVER, DASHBOARD		1		1			1	1

Fig.75. FENDER

7 5 FENDER



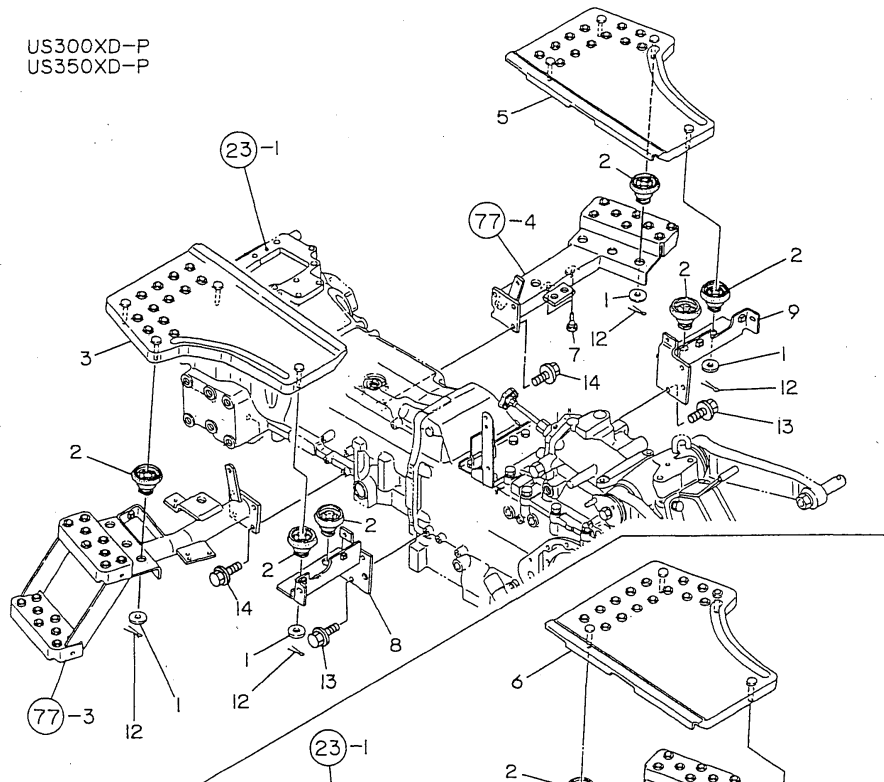
(A)= (D)=US350XD-P
 (B)=US300XD-P (E)=
 (C)= (F)=US400XD-P

No.	Lev.	Parts No.	Description	Q'ty						I	R
				(A)	(B)	(C)	(D)	(E)	(F)		
1	1	194990-22140	NUT, M8		8		8			8	
2	1	194990-22140	NUT, M8		2		2			2	
3	1	198320-46750	STOPPER, LEVER							1	
4	1	198240-47710	GUIDE, LEVER		1		1			1	
5	1	198240-47730	COVER, LEVER GUIDE		1		1			1	
6	1	198220-47750	STOPPER, LEVER		1		1			2	
7	1	194130-47851	BOLT, M6X15		1		1			2	
8	1	198327-62110	FENDER, L		1		1			1	
9	1	198327-62120	FENDER, R		1		1			1	
10	1	198240-62150	BRACKET, FENDER		1		1				
11	1	198327-62150	BRACKET, FENDER								1
12	1	198220-62220	COLLAR		12		12			12	
13	1	198220-62260	CUSHION, RUBBER		10		10			10	
14	1	198220-62270	CUSHION, RUBBER		10		10			10	
15	1	198240-62280	COVER, CASE		1		1				
16	1	198320-62280	COVER, CASE								1
17	1	198240-62300	COVER W/LABEL		1		1			1	
18	2	198220-65750	DECAL.CAUTION		1		1			1	
19	1	198220-62410	BAR, ASSIST		2		2			2	
20	1	198220-62440	GROMMET		12		12			12	
21	1	198240-62490	STAY		1		1			1	
22	1	198220-62920	COLLAR, ABSORBER		4		4			4	
23	1	198240-63090	COVER, DUST L		1		1				
24	1	198320-63090	COVER, DUST L								1
25	1	198240-63100	COVER, DUST R		1		1				
26	1	198320-63100	COVER, DUST R								1
27	1	194205-63550	BREATHER, AIR		1		1			1	
28	1	194640-63560	PIPE, AIR BREATHER		1		1			1	
29	1	22157-060000	WASHER, 6		12		12			12	
30	1	22157-080000	WASHER, 8		10		10			10	
31	1	22417-200160	PIN, COTTER 2.0X16		1		1			2	
32	1	26106-060122	BOLT, M6X 12 PLATED		4		4			4	
33	1	26106-060122	BOLT, M6X 12 PLATED		4		4			4	
34	1	26106-060122	BOLT, M6X 12 PLATED		4		4			4	
35	1	26106-060122	BOLT, M6X 12 PLATED		5		5			5	
36	1	26106-060122	BOLT, M6X 12 PLATED								1
37	1	26106-060202	BOLT, M6X 20 PLATED		12		12			12	
38	1	26106-080122	BOLT, M8X 12 PLATED		4		4			4	
39	1	26106-080122	BOLT, M8X 12 PLATED		1		1			1	
40	1	26106-080162	BOLT, M8X 16 PLATED		4		4			4	
41	1	26106-080302	BOLT, M8X 30 PLATED		4		4			4	
42	1	26106-100252	BOLT, M10X 25 PLATED		2		2			2	
43	1	198246-62110	FENDER, L		1		1			1	1
44	1	198246-62120	FENDER, R		1		1			1	1
45	1	198223-64110	MIRROR ASSY, BACK		1		1			1	1
46	1	198223-64120	SUPPORT,MIRROR		1		1			1	1
47	1	198246-65900	STAY, PLATE		1		1			1	1
48	1	22157-080000	WASHER, 8		1		1			1	1
49	1	26346-080002	NUT, M8		1		1			1	1
50	1	26716-080002	NUT, M8		1		1			1	1

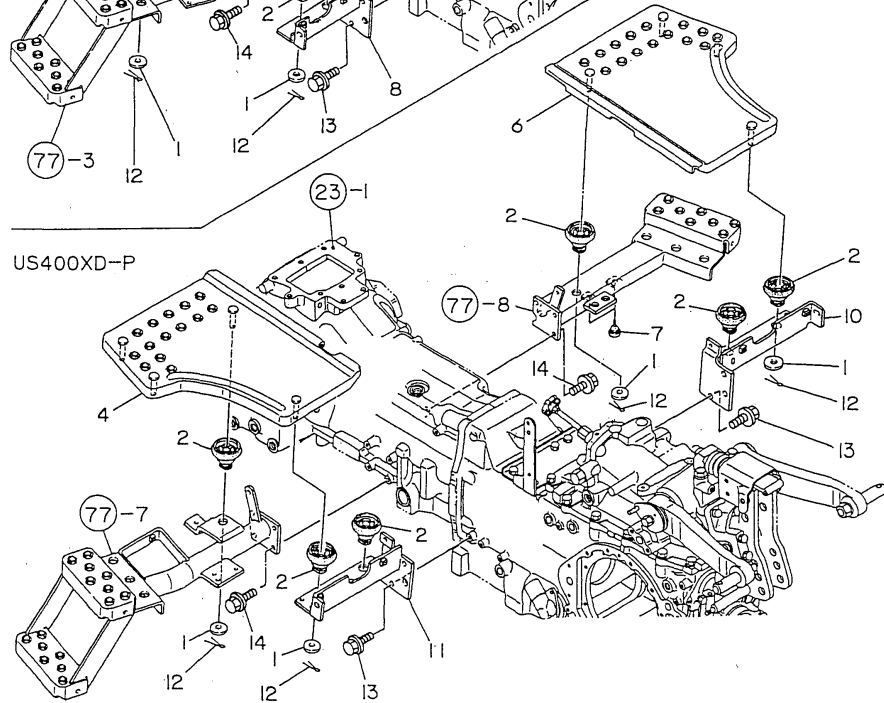
Fig.76. STEP

7 6 STEP

US300XD-P
US350XD-P



US400XD-P

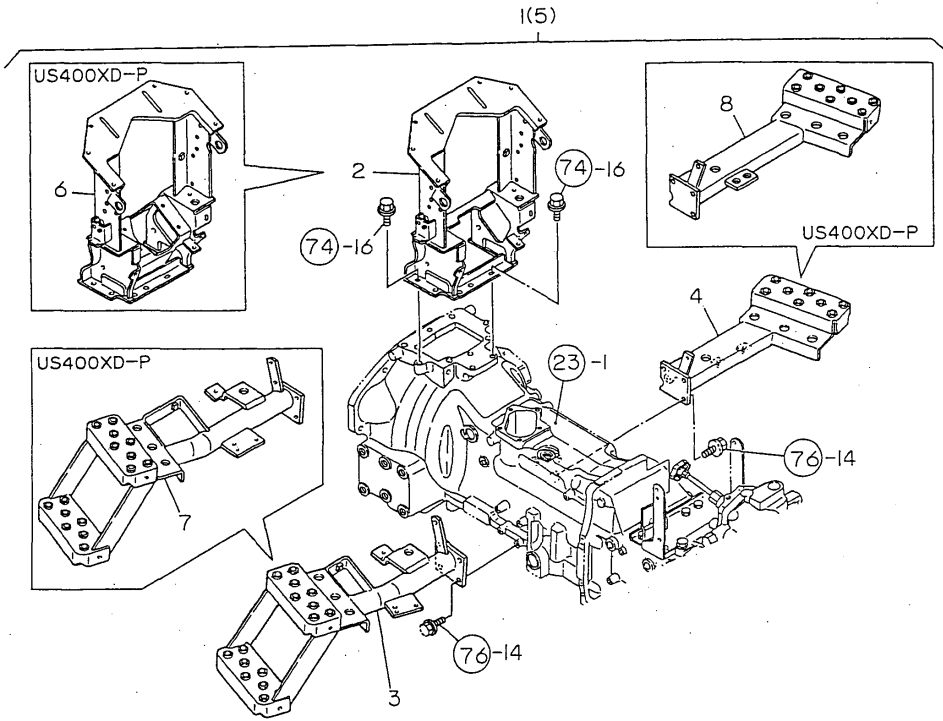


(A)= (D)=US350XD-P
(B)=US300XD-P (E)=
(C)= (F)=US400XD-P

No.	Lev.	Parts No.	Description	Q'ty						I	R
				(A)	(B)	(C)	(D)	(E)	(F)		
1	1	198220-62150	WASHER		8		8			8	
2	1	198240-62451	ABSORBER, STEP		10		10			10	
3	1	198240-62510	STEP ASSY, L		1		1				
4	1	198320-62510	STEP ASSY, L							1	
5	1	198240-62520	STEP ASSY, R		1		1				
6	1	198320-62520	STEP ASSY, R							1	
7	1	194330-62530	STOPPER, PEDAL		2		2			2	
8	1	198240-62551	STAY, ABSORBER L		1		1				
9	1	198240-62580	STAY, ABSORBER R		1		1				
10	1	198320-62580	STAY, ABSORBER R							1	
11	1	198320-62610	STAY, ABSORBER L							1	
12	1	22417-250300	PIN, COTTER 2.5X30		8		8			8	
13	1	26106-080162	BOLT, M8X 16 PLATED		4		4			4	
14	1	26106-080202	BOLT, M8X 20 PLATED		7		7			7	

Fig.77. PARTS ASSY

7 7 PARTS ASSY

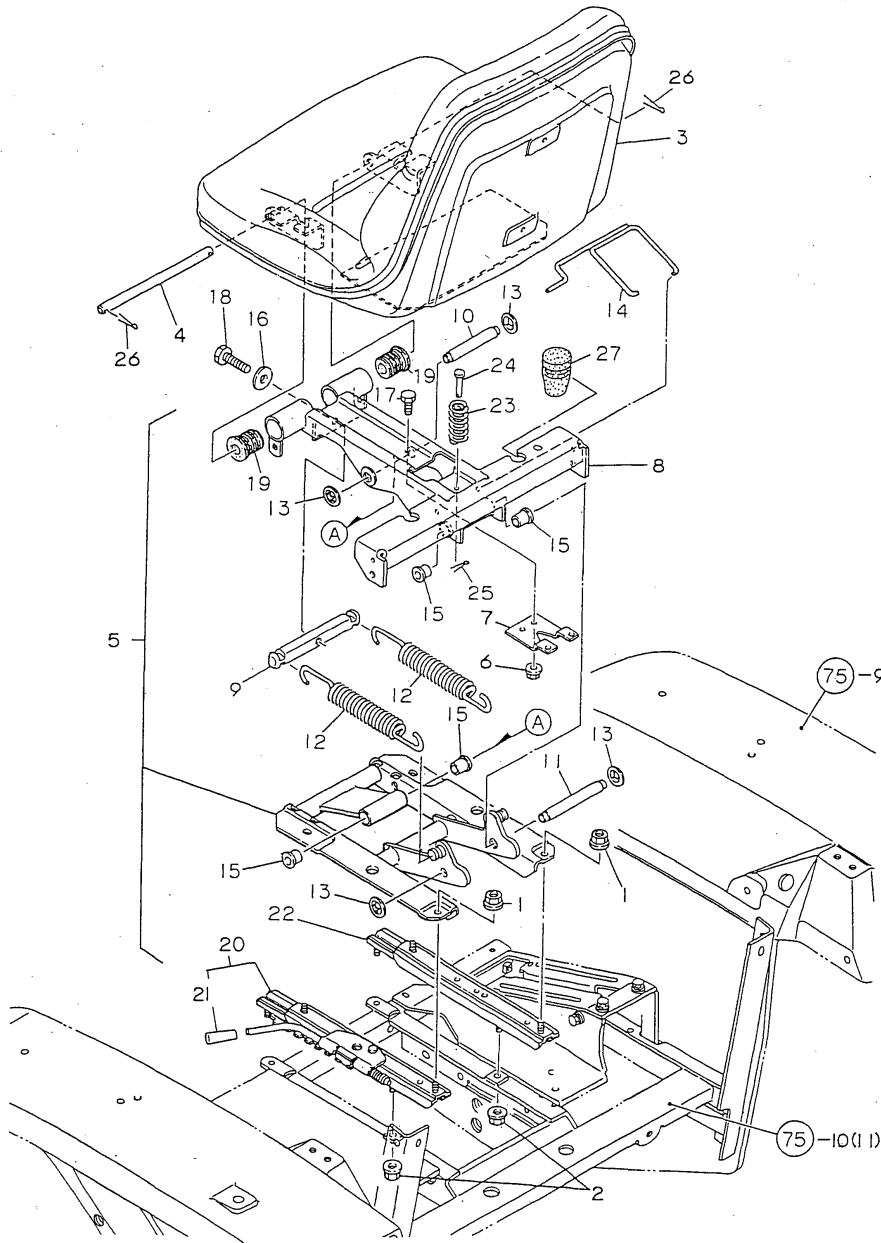


(A)= (D)=US350XD-P
 (B)=US300XD-P (E)=
 (C)= (F)=US400XD-P

No.	Lev.	Parts No.	Description	Q'ty						I	R
				(A)	(B)	(C)	(D)	(E)	(F)		
1	1	798257-61600	STAY KIT		1		1				
2	2	198250-61600	STAY, DASHBOARD		1		1				
3	2	198240-62530	STAY, STEP L		1		1				
4	2	198255-62540	STAY, STEP R		1		1				
5	1	798327-61600	PARTS KIT, STAY								1
6	2	198240-61600	SUPPORT,COWL								1
7	2	198320-62530	SUPPORT LH.,FOOTREST								1
8	2	198327-62540	STAY, STEP R								1

Fig.78. OPERATOR SEAT

7 8 OPERATOR SEAT

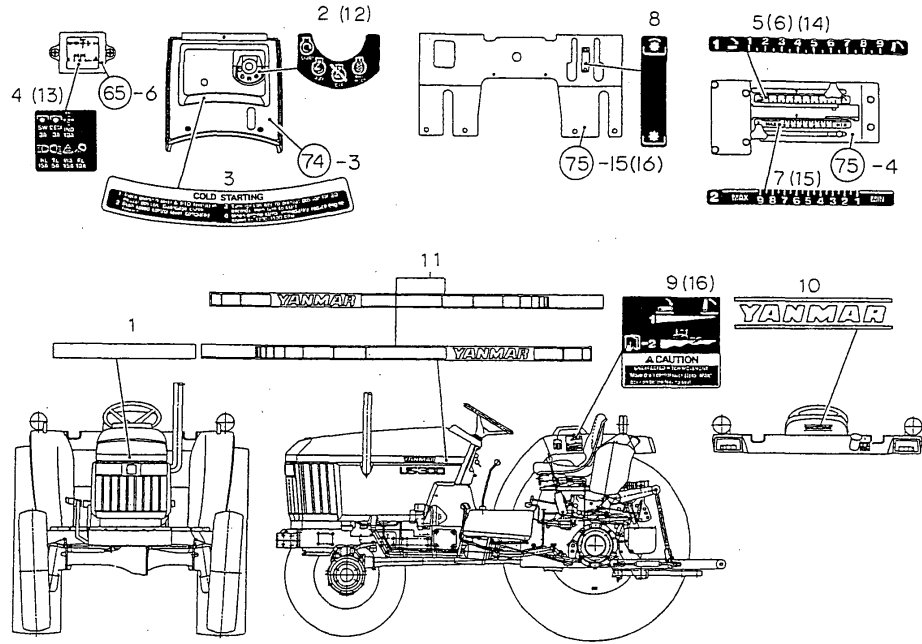


(A)= (D)=US350XD-P
 (B)=US300XD-P (E)=
 (C)= (F)=US400XD-P

No.	Lev.	Parts No.	Description	Q'ty						I	R
				(A)	(B)	(C)	(D)	(E)	(F)		
1	1	194990-22140	NUT, M8		4		4			4	
2	1	194990-22140	NUT, M8		4		4			4	
3	1	198240-63110	SEAT ASSY, OPERATOR		1		1			1	
4	1	198220-63120	PIN, HINGE		1		1			1	
5	1	198240-63151	SUSPENSION ASSY, SEAT		1		1			1	
6	2	194990-22130	NUT, M6		2		2			2	
7	2	198240-52290	PLATE, SEAT SWITCH		1		1			1	
8	2	198240-63161	FRAME, UPPER		1		1			1	
9	2	198240-63350	HOOK, SPRING		1		1			1	
10	2	198240-63360	PIN, 14X96.5		1		1			1	
11	2	198240-63370	PIN, 14X119		1		1			1	
12	2	198133-63380	SPRING, SEAT		2		2			2	
13	2	198240-63570	NUT, M12		4		4			4	
14	2	198240-63820	STAY, DEFEAT LOCK		1		1			1	
15	2	198240-63880	BUSH, 14X15X22		4		4			4	
16	2	22137-100000	WASHER, 10		1		1			1	
17	2	26116-060162	BOLT, M6X 16 PLATED		2		2			2	
18	2	26116-100554	BOLT, M10X 55 PLATED		1		1			1	
19	1	198220-63240	DAMPER		2		2			2	
20	1	198240-63500	ADJUSTER ASSY		1		1			1	
21	2	194150-01190	KNOB, LEVER		1		1			1	
22	1	198240-63510	ADJUSTER, SEAT		1		1			1	
23	1	198240-63810	SPRING, DEFEAT		1		1			1	
24	1	198240-63830	PIN, DEFEAT		1		1			1	
25	1	22417-250300	PIN, COTTER 2.5X30		1		1			1	
26	1	22417-250300	PIN, COTTER 2.5X30		2		2			2	
27	1	198133-63840	RUBBER, CUSHION		2		2			2	

Fig.79. LABELS

7 9 LABELS

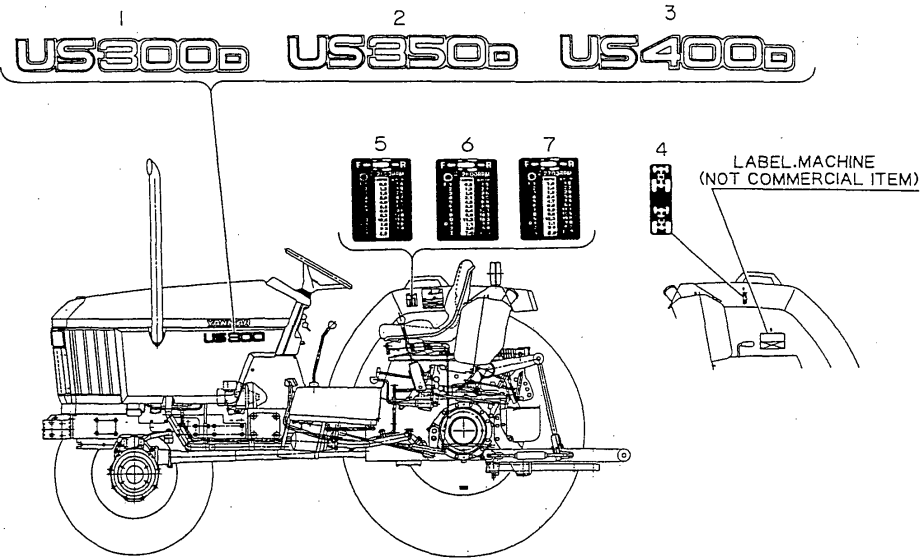


(A)= (D)=US350XD-P
 (B)=US300XD-P (E)=
 (C)= (F)=US400XD-P

No.	Lev.	Parts No.	Description	Q'ty						I	R
				(A)	(B)	(C)	(D)	(E)	(F)		
1	1	198327-64771	NAMEPLATE F		1		1				
2	1	198220-65340	LABEL, START SWITCH		1		1				
3	1	198220-65350	DECAL,COLD START		1		1				
4	1	198220-65440	LABEL, FUSE		1		1				
5	1	198220-65470	LABEL, LEVER		1		1				
6	1	198320-65470	DECAL, LEVER								1
7	1	198320-65481	DECAL,DRAFT								1
8	1	198220-65610	LABEL, PTO		1		1				1
9	1	198320-65830	DECAL, HYD. CONTROL								1
10	1	194170-65891	LABEL, SEAT		1		1				1
11	1	198255-64790	NAMEPLATE KIT		1		1				1
12	1	198223-65340	LABEL, START SWITCH		1		1				1
13	1	198223-65440	LABEL, FUSE		1		1				1
14	1	198320-65470	DECAL, LEVER		1		1				1
15	1	198320-65481	DECAL,DRAFT		1		1				1
16	1	198320-65830	DECAL, HYD. CONTROL		1		1				1

Fig.80. LABELS

80 LABELS

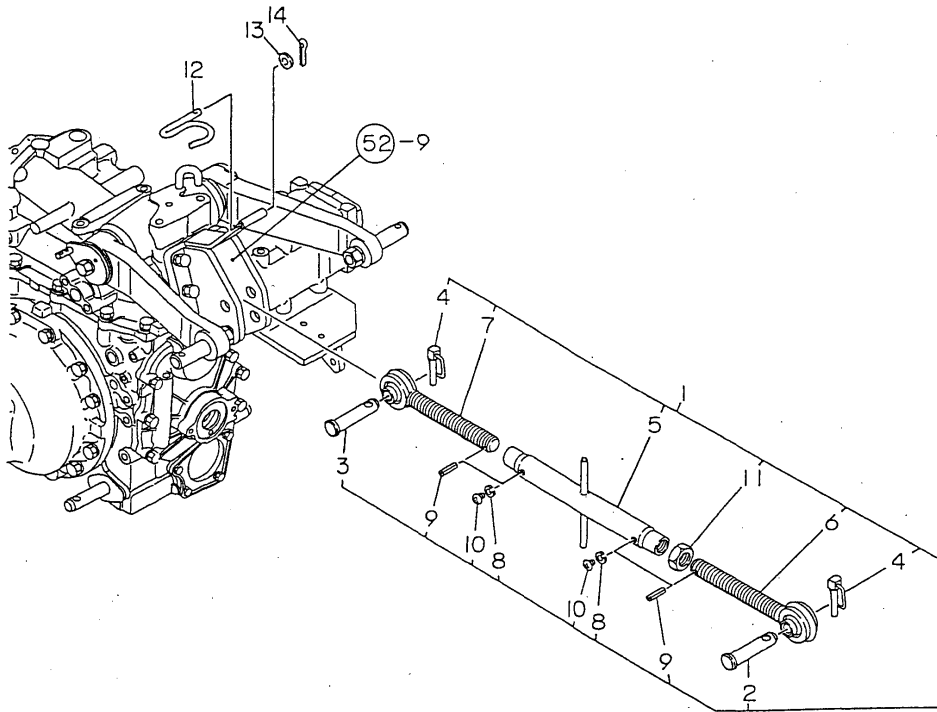


(A)= (D)=US350XD-P
 (B)=US300XD-P (E)=
 (C)= (F)=US400XD-P

No.	Lev.	Parts No.	Description	Q'ty						I	R
				(A)	(B)	(C)	(D)	(E)	(F)		
1	1	198247-65720	NAMEPLATE,MODEL		2						
2	1	198257-65720	NAMEPLATE,MODEL				2				
3	1	198329-65720	NAMEPLATE,MODEL							2	
4	1	198221-65740	LABEL, MFWD		1		1			1	
5	1	198240-65811	LABEL, SPEED		1						
6	1	198250-65811	LABEL, SPEED				1				
7	1	198320-65811	LABEL, SPEED								1

Fig.81. TOP LINK

8 1 TOP LINK

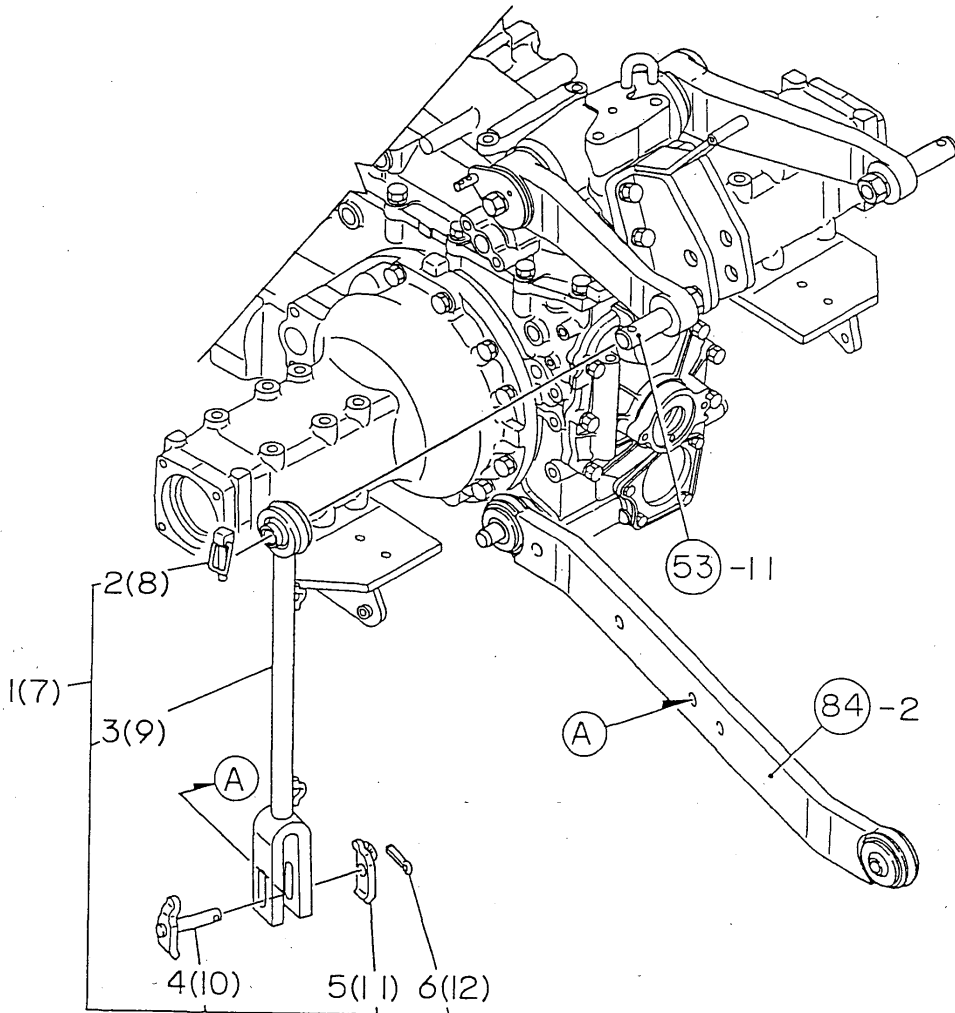


(A)= (D)=US350XD-P
 (B)=US300XD-P (E)=
 (C)= (F)=US400XD-P

No.	Lev.	Parts No.	Description	Q'ty						I	R
				(A)	(B)	(C)	(D)	(E)	(F)		
1	1	198320-71100	LINK KIT, TOP		1		1				
2	2	195080-15060	PIN, HITCH		1		1				
3	2	198320-71230	PIN, LINK		1		1				
4	2	198220-71410	PIN ASSY, BALL		2		2				
5	2	198320-71500	TURNBUCKLE ASSY		1		1				
6	2	198320-71600	LINK ASSY, TOP R		1		1				
7	2	198320-71700	LINK ASSY, TOP L		1		1				
8	2	22217-060000	WASHER, SPRING 6		2		2				
9	2	22351-040024	PIN, SPRING 4.0X24		2		2				
10	2	26557-060062	SCREW, M6X 6		2		2				
11	2	26756-240002	NUT, LOCK M24		1		1				
12	1	194275-71550	SPRING		1		1				
13	1	22137-080000	WASHER, 8		1		1				
14	1	22417-300250	PIN, COTTER 3.0X25		1		1				

Fig.83. LIFT LINK L

8 3 LIFT LINK L

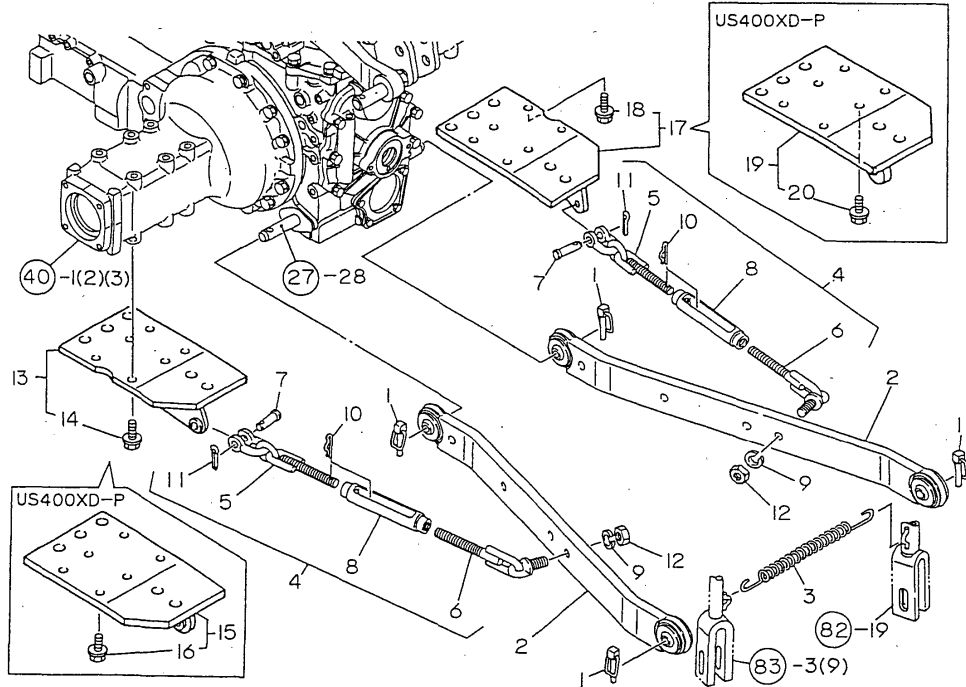


(A)= (D)=US350XD-P
 (B)=US300XD-P (E)=
 (C)= (F)=US400XD-P

No.	Lev.	Parts No.	Description	Q'ty						I	R
				(A)	(B)	(C)	(D)	(E)	(F)		
1	1	198240-72200	LINK KIT, LIFT L		1						
2	2	198220-71410	PIN ASSY, BALL		1						
3	2	198240-72530	LINK ASSY, LIFT L		1						
4	2	198240-72550	PIN, LIFT YOKE		1						
5	2	198240-72610	PLATE, STOPPER		1						
6	2	22417-400320	PIN, COTTER 4.0X32		1						
7	1	198250-72200	LINK KIT, LIFT L				1			1	
8	2	198220-71410	PIN ASSY, BALL				1			1	
9	2	198250-72530	LINK ASSY, LIFT L				1			1	
10	2	198240-72550	PIN, LIFT YOKE				1			1	
11	2	198240-72610	PLATE, STOPPER				1			1	
12	2	22417-400320	PIN, COTTER 4.0X32				1			1	

Fig.84. LOWER LINK&CHECK CHAIN

8 4 LOWER LINK & CHECK CHAIN

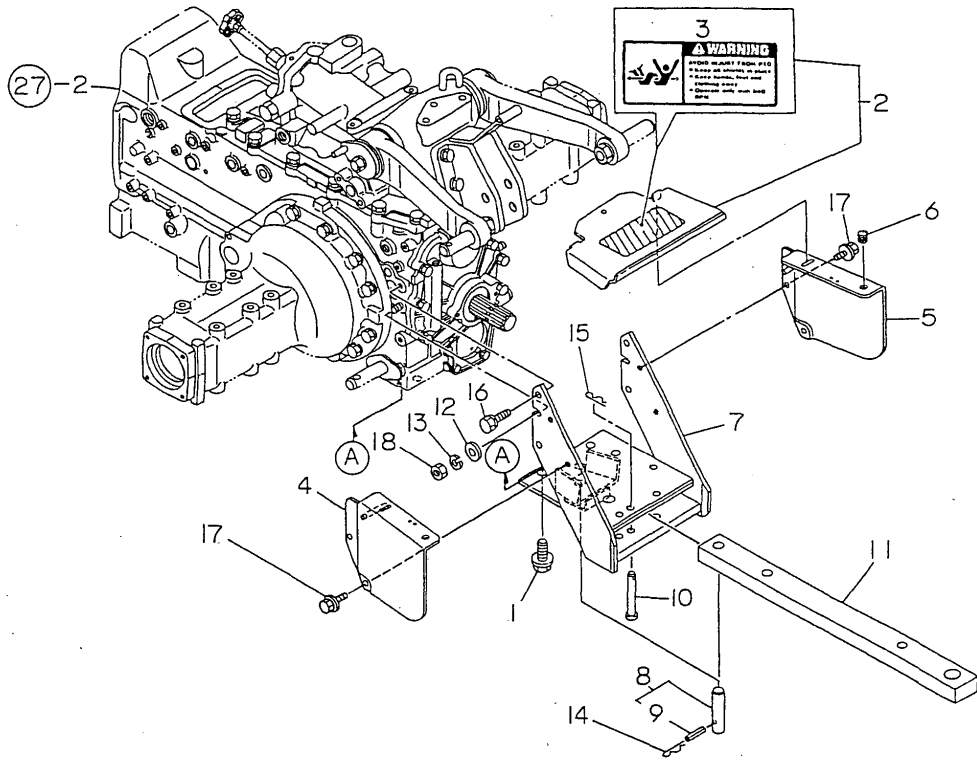


(A)= (D)=US350XD-P
 (B)=US300XD-P (E)=
 (C)= (F)=US400XD-P

No.	Lev.	Parts No.	Description	Q'ty						I	R
				(A)	(B)	(C)	(D)	(E)	(F)		
1	1	198220-71410	PIN ASSY, BALL		4		4			4	
2	1	198240-73100	LINK ASSY, LOWER		2		2			2	
3	1	194145-73150	SPRING, LOCK		1		1			1	
4	1	198240-74500	CHAIN KIT, CHECK		2		2			2	
5	2	198250-74510	CHAIN, CHECK F		2		2			2	
6	2	198240-74550	CHAIN, CHECK R		2		2			2	
7	2	198240-74641	PIN, SHACKLE		2		2			2	
8	2	194464-74710	TURNBUCKLE, CHAIN		2		2			2	
9	2	22217-160000	WASHER, SPRING 16		2		2			2	
10	2	22360-200000	PIN, SNAP 20		2		2			2	
11	2	22417-400320	PIN, COTTER 4.0X32		2		2			2	
12	2	26736-160002	NUT, M16		2		2			2	
13	1	198246-85400	PLATE KIT, BASE L		1		1				
14	2	198220-11510	BOLT, M12X27		6		6				
15	1	198328-85400	PLATE KIT, BASE L								1
16	2	198220-11510	BOLT, M12X27								6
17	1	198246-85450	PLATE KIT, BASE R		1		1				
18	2	198220-11510	BOLT, M12X27		6		6				
19	1	198328-85450	PLATE KIT, BASE R								1
20	2	198220-11510	BOLT, M12X27								6

Fig.85. DRAW BAR HITCH

8 5 DRAW BAR HITCH

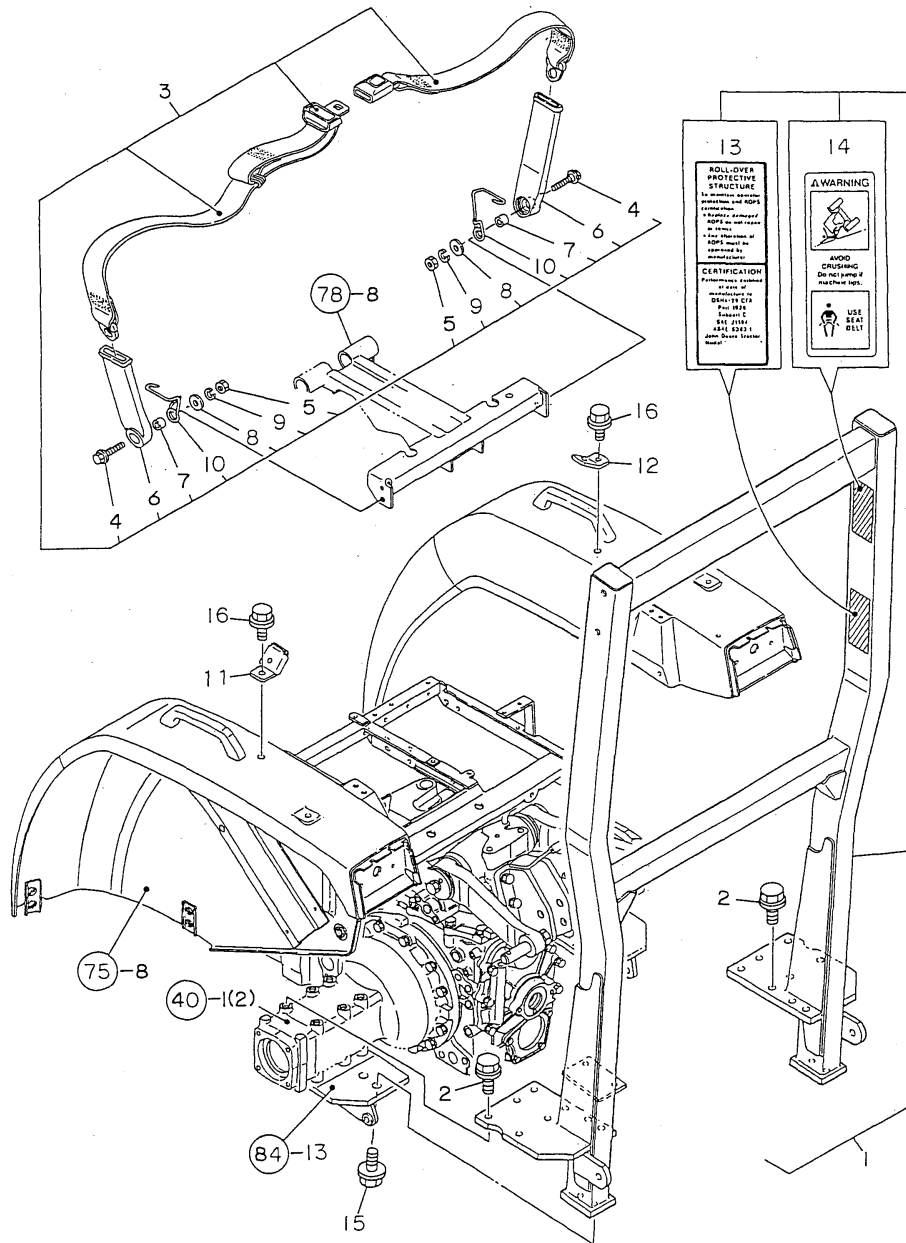


(A)= (D)=US350XD-P
 (B)=US300XD-P (E)=
 (C)= (F)=US400XD-P

No.	Lev.	Parts No.	Description	Q'ty						I	R
				(A)	(B)	(C)	(D)	(E)	(F)		
1	1	198240-12650	BOLT, M14X28		4		4		4		
2	1	198240-26910	GUARD ASSY, PTO		1		1		1		
3	2	198220-65620	LABEL		1		1		1		
4	1	198240-26921	BRACKET, GUARD		1		1		1		
5	1	198240-26930	BRACKET, GUARD		1		1		1		
6	1	194630-62360	GROMMET		2		2		2		
7	1	198133-75130	BRACKET, DRAWBAR		1		1		1		
8	1	198133-75320	PIN ASSY, HITCH		1		1		1		
9	2	22351-060040	PIN, SPRING 6.0X40		1		1		1		
10	1	198240-75440	PIN, STOPPER 12X74		2		2		2		
11	1	198240-75720	HITCH, DRAWBAR		1		1		1		
12	1	22137-120000	WASHER, 12		2		2		2		
13	1	22217-120000	WASHER, SPRING 12		2		2		2		
14	1	22360-190000	PIN, SNAP 19		1		1		1		
15	1	22372-120000	PIN, SNAP 12		2		2		2		
16	1	26013-120302	BOLT, M12X 30		4		4		4		
17	1	26106-100162	BOLT, M10X 16 PLATED		4		4		4		
18	1	26716-120002	NUT, M12		2		2		2		

Fig.86. ROLL GUARD

8 6 ROLL GUARD

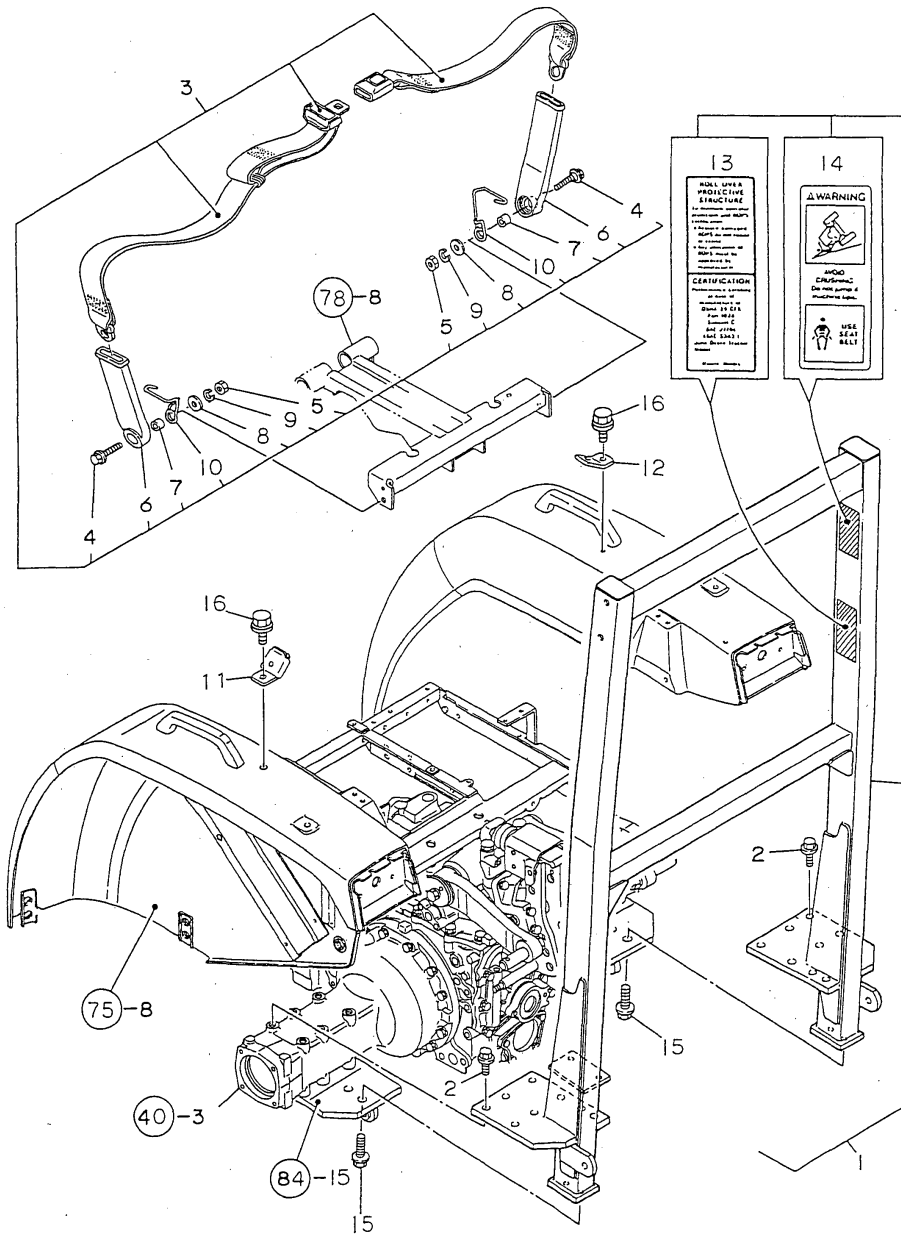


(A)= (D)=US350XD-P
 (B)=US300XD-P (E)=
 (C)= (F)=US400XD-P

No.	Lev.	Parts No.	Description	Q'ty						I	R
				(A)	(B)	(C)	(D)	(E)	(F)		
1	1	198246-85000	GUARD KIT, ROLL		1		1				
2	2	198220-11510	BOLT, M12X27		12		12				
3	2	198220-63410	BELT ASSY, SEAT		1		1				
4	3	198245-63460	BOLT, M7/16-20UNF		2		2				
5	3	198220-63470	NUT, 7/16-20 UNF		2		2				
6	3	198220-63490	BELT, BUCKLE SIDE		2		2				
7	3	198220-63560	COLLAR		2		2				
8	3	22137-110000	WASHER, 11		2		2				
9	3	22217-110000	WASHER, SPRING 11		2		2				
10	2	198220-63450	HOLDER, BELT		2		2				
11	2	198220-63600	HOOK ASSY, L		1		1				
12	2	198220-63610	HOOK, SEAT BELT R		1		1				
13	2	198246-65820	LABEL,ROPS SPEC.		1		1				
14	2	198220-65910	LABEL,ROPS		1		1				
15	2	198220-85290	BOLT, M16X40		4		4				
16	2	26106-080122	BOLT, M8X 12 PLATED		2		2				

Fig.87. ROLL GUARD

8 7 ROLL GUARD

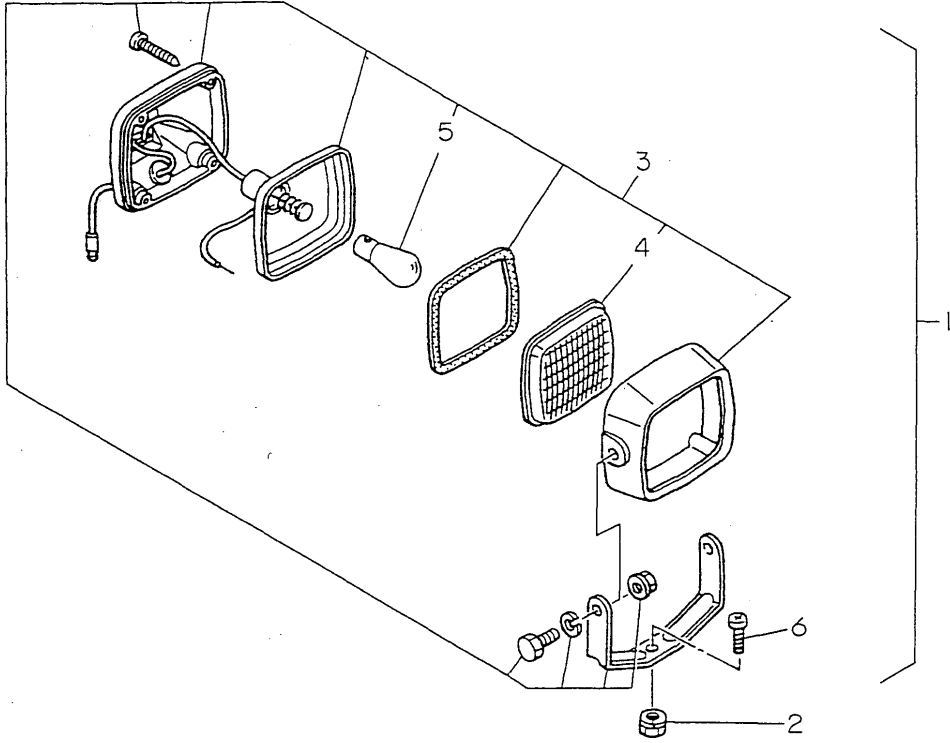


(A)= (D)=US350XD-P
 (B)=US300XD-P (E)=
 (C)= (F)=US400XD-P

No.	Lev.	Parts No.	Description	Q'ty						I	R	
				(A)	(B)	(C)	(D)	(E)	(F)			
1	1	198328-85000	GUARD KIT, ROLL								1	
2	2	198220-11510	BOLT, M12X27								12	
3	2	198220-63410	BELT ASSY, SEAT								1	
4	3	198245-63460	BOLT, M7/16-20UNF								2	
5	3	198220-63470	NUT, 7/16-20 UNF								2	
6	3	198220-63490	BELT, BUCKLE SIDE								2	
7	3	198220-63560	COLLAR								2	
8	3	22137-110000	WASHER, 11								2	
9	3	22217-110000	WASHER, SPRING 11								2	
10	2	198220-63450	HOLDER, BELT								2	
11	2	198220-63600	HOOK ASSY, L								1	
12	2	198220-63610	HOOK, SEAT BELT R								1	
13	2	198328-65820	LABEL,ROPS SPEC.								1	
14	2	198220-65910	LABEL,ROPS								1	
15	2	198220-85290	BOLT, M16X40								4	
16	2	26106-080122	BOLT, M8X 12 PLATED								2	

Fig.88. LAMPS

8 8 LAMPS

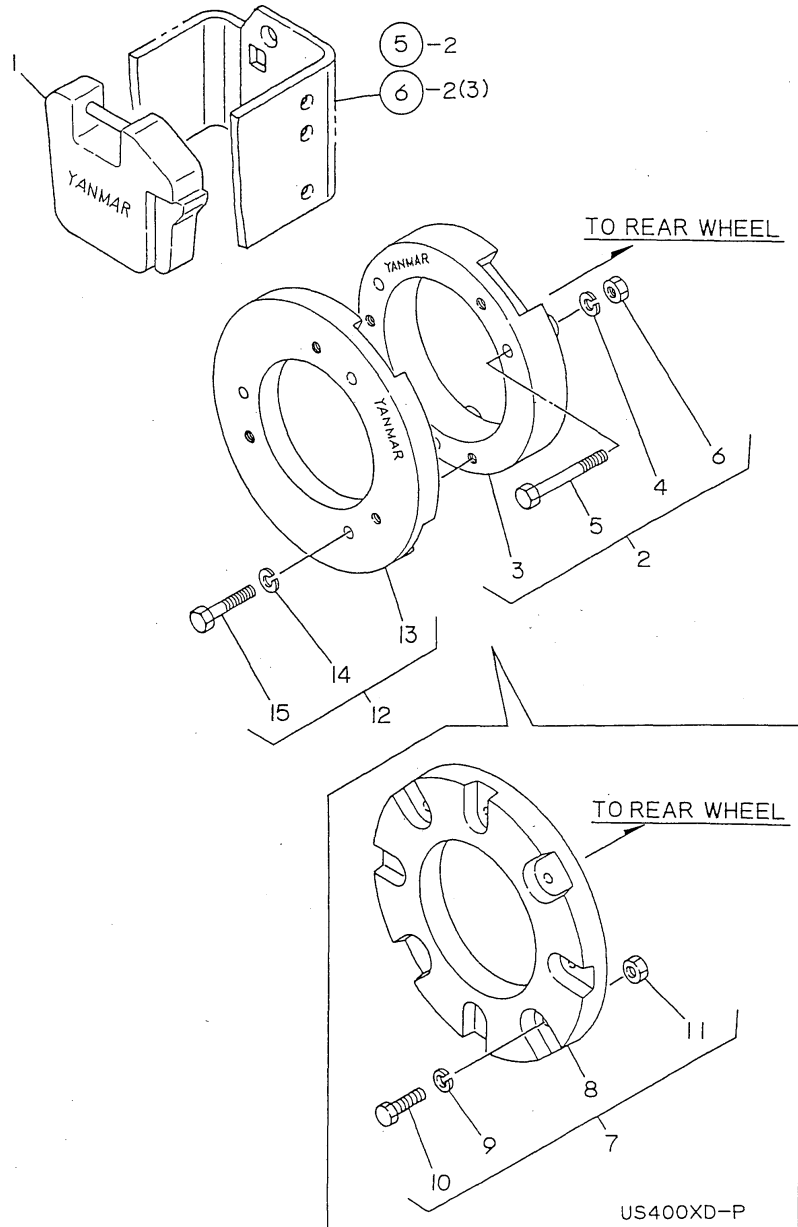


(A)= (D)=US350XD-P
 (B)=US300XD-P (E)=
 (C)= (F)=US400XD-P

No.	Lev.	Parts No.	Description	Q'ty						I	R	
				(A)	(B)	(C)	(D)	(E)	(F)			
1	1	794137-54100	LAMP KIT, WORK		1		1					
2	2	194990-22050	NUT, M8		1		1					
3	2	194640-54100	LAMP ASSY, WORKING		1		1					
4	3	194640-54110	LENS		1		1					
5	3	194640-54170	BULB, 12V/18.4W		1		1					
6	2	26587-080162	SCREW, M8X16		1		1					

Fig.89. WEIGHT

8 9 WEIGHT

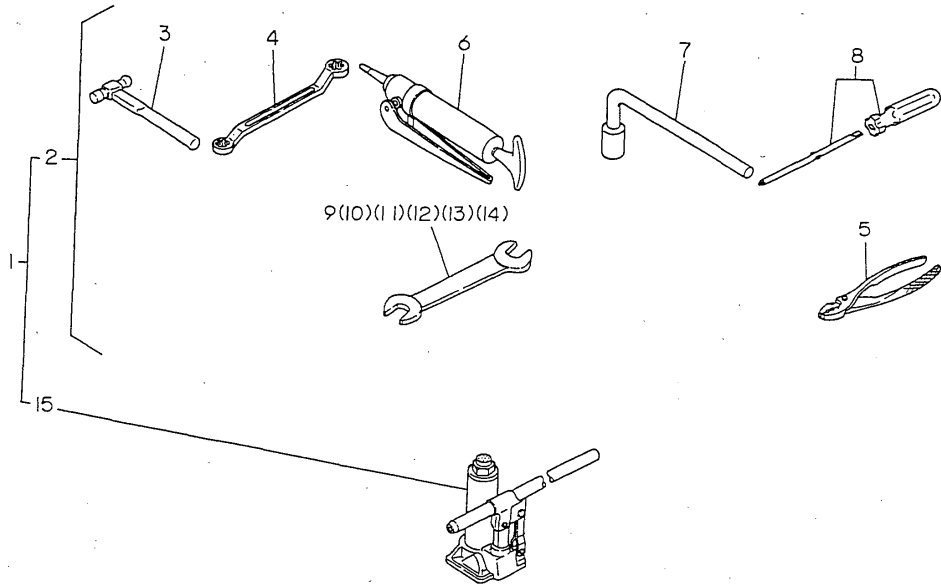


(A)= (D)=US350XD-P
 (B)=US300XD-P (E)=
 (C)= (F)=US400XD-P

No.	Lev.	Parts No.	Description	Q'ty						I	R	
				(A)	(B)	(C)	(D)	(E)	(F)			
1	1	194080-81111	WEIGHT 20,FRONT		1		1					
2	1	198256-81200	WEIGHT KIT, REAR 20		1		1					
3	2	194080-81230	WEIGHT, WHEEL 20KG		1		1					
4	2	22217-160000	WASHER, SPRING 16			3		3				
5	2	26116-161102	BOLT, M16X110 PLATED			3		3				
6	2	26716-160002	NUT, M16			3		3				
7	1	198328-81200	WEIGHT KIT, REAR 40									1
8	2	1T7051-10000	REAR WHEEL WEIGHT 40									1
9	2	22217-160000	WASHER, SPRING 16									4
10	2	26116-160702	BOLT M16X 70 PLATED									4
11	2	26716-160002	NUT, M16									4
12	1	198256-81300	WEIGHT KIT, REAR 25			1		1				
13	2	194080-81212	WEIGHT, WHEEL 25KG			1		1				
14	2	22217-160000	WASHER, SPRING 16			3		3				
15	2	26116-160602	BOLT, M16X 60 PLATED			3		3				

Fig.90. TOOLS

9 0 TOOLS

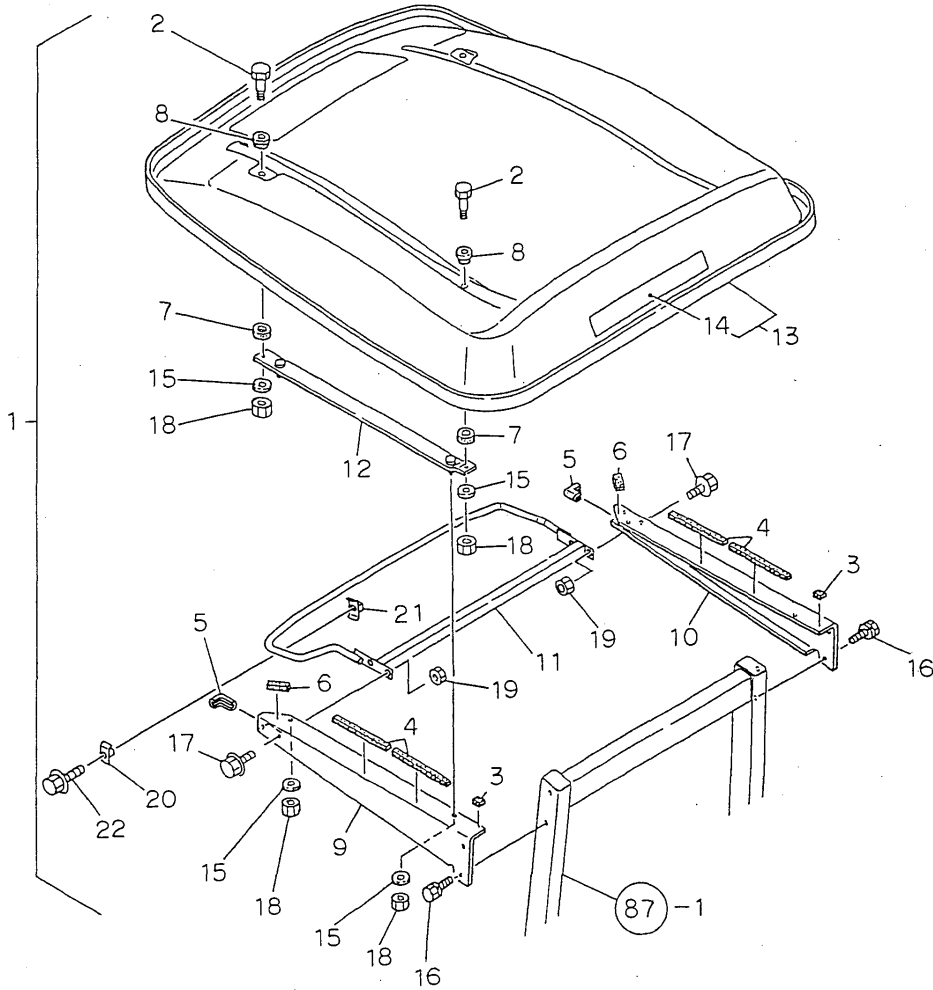


(A)= (D)=US350XD-P
 (B)=US300XD-P (E)=
 (C)= (F)=US400XD-P

No.	Lev.	Parts No.	Description	Q'ty						I	R
				(A)	(B)	(C)	(D)	(E)	(F)		
1	1	198246-82100	TOOL KIT, STANDARD		1		1				
2	2	794278-82100	TOOL KIT, STANDARD		1		1				
3	3	194740-80121	HAMMER, 1 POUND		1		1				
4	3	28160-170190	WRENCH, 17X19		1		1				
5	3	28170-001500	PLIER		1		1				
6	3	194130-82190	PUMP, GREASE		1		1				
7	3	28912-222025	WRENCH, B22X20X25		1		1				
8	3	104200-92350	DRIVER, SCREW		1		1				
9	3	28110-080100	SPANNER, 8X10		1		1				
10	3	28110-120140	SPANNER, 12X14		1		1				
11	3	28110-170190	SPANNER, 17X19		1		1				
12	3	28110-220240	SPANNER, 22X24		1		1				
13	3	28110-260320	SPANNER, 26X32		1		1				
14	3	28110-270300	SPANNER, 27X30		1		1				
15	2	194320-82110	JACK		1		1				

Fig.91. ROOF

9 1 ROOF



(A)= (D)=US350XD-P
 (B)=US300XD-P (E)=
 (C)= (F)=US400XD-P

No.	Lev.	Parts No.	Description	Q'ty						I	R
				(A)	(B)	(C)	(D)	(E)	(F)		
1	1	198246-85700	ROOF KIT		1		1				
2	2	194555-04280	BOLT, M8X26		4		4				4
3	2	194940-05600	PROTECTOR		2		2				2
4	2	194312-61290	PAD, RUBBER		4		4				4
5	2	198230-61560	GUIDE, HOSE		2		2				2
6	2	194446-61950	PAD, RUBBER		2		2				2
7	2	198220-62260	CUSHION, RUBBER		4		4				4
8	2	198220-62270	CUSHION, RUBBER		4		4				4
9	2	198327-85340	STAY L,ROOF PANEL		1		1				1
10	2	198327-85350	STAY R,ROOF PANEL		1		1				1
11	2	198325-85360	STAY,ROOF PANEL		1		1				1
12	2	198327-85410	STAY, ROOF		2		2				2
13	2	198441-85700	ROOF KIT		1		1				1
14	3	198440-85740	LABEL, YANMAR		1		1				1
15	2	22157-080000	WASHER, 8		8		8				8
16	2	26013-120302	BOLT, M12X 30		4		4				4
17	2	26106-100252	BOLT, M10X 25 PLATED		4		4				4
18	2	26716-080002	NUT, M8		8		8				8
19	2	26716-100002	NUT, M10		4		4				4
20	2	198325-85460	CLAMP, MIRROR A		2		2				2
21	2	198325-85490	CLAMP, MIRROR B		2		2				2
22	2	26106-080402	BOLT, M8X 40 PLATED		2		2				2

Parts No. Index

Parts No.	Fig. No.	Ref. No.
104200-92350	90	8
119860-34810	27	25
121750-59890	3	10
	65	36
		37
		62
		63
124701-91140	69	24
124756-77040	65	38
124766-59050	3	9
172122-16600	3	5
	65	1
178070-10400	51	11
178070-44000	51	10
178071-03010	54	1
178071-03210	54	2
178071-03410	54	17
178071-03450	54	18
178071-03610	54	28
	55	2
178071-05010	55	1
178071-05210	55	8
178071-05410	55	23
178071-05450	55	24
178071-05810	55	34
178071-05830	55	35
178071-05840	55	36
178071-05850	55	37
178071-05860	55	38
194065-15710	18	29
	21	35
194065-27500	33	18
194065-34170	47	17
		35
	48	4
		23
		28
		40
		59
		64
194065-38380	20	23
194065-41210	51	7
194080-52132	67	14
194080-58810	72	3
194080-81111	89	1
194080-81212	89	13
194080-81230	89	3
194130-15170	18	10
194130-15470	18	17
194130-22280	23	6

Parts No.	Fig. No.	Ref. No.
194130-26350	27	24
194130-27490	33	17
	34	17
194130-33100	41	1
194130-33452	32	12
194130-37730	50	3
194130-42130	52	2
194130-43351	53	2
194130-43410	53	4
194130-44230	53	9
194130-44422	53	10
194130-44480	53	11
194130-44520	53	13
194130-47851	75	7
194130-82190	90	6
194134-32710	40	9
194134-37771	50	5
194136-12880	17	14
		28
194136-32800	40	11
194136-34360	45	8
194136-34390	45	9
194137-34700	47	4
		22
194137-34710	47	5
		23
194137-34720	47	6
		24
194137-34900	48	10
		46
194137-34910	48	11
		47
194137-34920	48	12
		48
194138-13730	14	8
194138-14820	16	9
		24
194142-34821	48	33
		69
194145-11140	5	4
	6	5
194145-11920	9	1
194145-15310	18	13
194145-27450	33	16
	34	16
194145-31510	38	3
194145-31520	38	4
194145-32110	38	9
194145-34360	46	7
194145-34390	46	8

Parts No.	Fig. No.	Ref. No.
194145-44210	53	6
194145-51550	66	9
194145-61570	1	8
194145-61650	69	22
194145-72601	82	4
194145-72611	82	5
194145-72620	82	6
194145-72630	82	7
194145-72641	82	8
194145-72671	82	9
194145-72710	82	10
194145-72750	82	17
194145-72761	82	18
194145-73150	84	3
194150-01190	78	21
194150-01270	1	6
194150-01370	1	15
194150-21910	23	4
194150-22250	23	5
194150-22480	26	6
	34	4
	50	2
194150-24270	68	2
194150-25530	29	7
	30	9
194150-33150	41	6
194150-42280	52	8
194150-45320	58	1
194150-51550	66	10
194151-04260	66	1
194151-47760	59	14
	60	33
194151-57210	68	29
	70	6
		7
194155-05210	2	17
194155-52160	67	2
194155-52190	67	3
194166-15310	18	14
194167-61650	74	8
		9
194170-34820	48	9
		45
194170-47440	60	28
		29
194170-51210	3	7
		8
	65	20
194170-65891	79	10
194171-13710	14	3

Parts No.	Fig. No.	Ref. No.
194171-13770	14	13
194171-13870	14	20
194171-14110	15	3
194171-14150	15	8
194171-14160	15	10
194171-14170	15	12
194180-12470	20	4
		14
194180-17770	3	6
194180-25550	31	3
194180-32640	40	4
194180-32670	14	21
194180-34850	47	18
		36
	48	24
		60
194180-51640	40	20
	59	16
	60	36
194181-14180	47	16
		34
	48	5
		22
		29
		41
		58
		65
194190-31490	9	3
		25
194190-31510	9	22
194190-32100	9	24
194197-21170	27	1
194197-25810	32	3
194205-36320	49	2
194205-63550	75	27
194215-27260	34	5
194240-51510	66	3
194250-11140	6	9
194250-25240	29	1
	30	2
194250-27160	33	5
194250-45600	56	1
194250-51420	65	28
194250-51650	65	33
194250-51660	65	34
		35
194274-13350	10	10
194274-13550	13	3
194274-13570	7	9
	13	4

Parts No. Index

Parts No.	Fig. No.	Ref. No.
194274-13570	13	5
194274-13580	14	1
194274-21500	24	4
194274-21550	24	5
194274-21600	24	6
194274-21640	24	7
194274-21670	24	8
194274-21690	24	9
194274-21710	24	10
194274-21720	24	11
194274-21730	24	12
194274-21740	24	13
194274-21800	24	14
194274-21900	24	16
194274-22090	28	1
194274-22160	25	2
194274-22170	25	3
194274-22290	25	5
194275-12810	17	2
		16
194275-12820	17	3
		17
194275-12830	17	4
		18
194275-12850	17	8
		22
194275-12860	17	9
		23
194275-12870	17	10
		24
194275-34710	47	8
		26
194275-34720	47	9
		27
194275-34730	47	10
		28
194275-34900	48	34
		70
194275-34910	48	35
		71
194275-34920	48	36
		72
194275-48400	27	56
194275-51210	65	21
		22
		23
	69	2
194275-51520	66	6
194275-51540	66	7
194275-51550	66	4

Parts No.	Fig. No.	Ref. No.
194275-51580	66	5
		8
194275-52470	67	6
194275-52490	67	8
194275-53410	68	14
194275-53421	68	15
194275-53431	68	16
194275-53451	68	17
194275-53481	68	18
194275-57200	70	5
194275-64740	71	22
194275-71550	81	12
194278-16130	19	4
194278-34810	47	12
		30
		48
		18
		54
194278-41151	51	2
194278-41160	51	4
194278-41190	51	5
194278-41210	51	8
194278-48300	64	1
194279-14700	16	2
		17
194279-34130	45	4
		46
		3
194300-22260	26	4
194300-33200	41	9
194301-12730	31	1
194310-25100	32	1
194310-37741	50	4
194310-47790	59	15
		60
		34
		35
194311-13511	11	1
194311-13520	11	3
194311-13550	11	8
194311-13720	14	6
194311-13751	14	9
194311-13760	14	11
194311-13850	12	5
194311-13880	12	6
194311-13890	12	7
194311-13910	12	8
194311-13920	12	9
194311-13930	12	10
194311-13940	12	11
194311-13950	12	12
194311-14122	15	5
194312-25470	28	8

Parts No.	Fig. No.	Ref. No.
194312-46630	57	3
194312-61290	91	4
194313-13630	13	14
194313-13640	13	16
194313-13710	14	4
194313-13820	7	10
194320-31560	39	5
194320-42150	13	18
194320-82110	90	15
194321-11940	13	8
		11
194321-13230	9	16
194321-13250	9	18
194321-13270	9	20
194321-13360	10	11
194321-13370	10	12
194321-13380	10	13
194321-13680	14	2
194321-28230	36	7
194322-24980	27	55
194323-13290	9	21
194327-32730	40	10
194327-45120	54	3
		55
		9
194327-45130	54	4
		55
		10
194327-45220	54	29
		55
		3
194327-45230	54	23
		55
		29
194327-45250	54	24
		55
		30
194327-45260	54	25
		55
		31
194327-45270	54	26
		55
		32
194327-45320	54	5
		55
		11
194327-45330	54	6
		55
		12
194327-45350	54	7
		55
		13
194327-45360	54	8
		55
		14
194327-45370	54	9
		55
		15
194327-45420	54	10
		55
		16
194327-45520	54	11
		55
		17

Parts No.	Fig. No.	Ref. No.
194327-45530	54	12
		55
		18
194327-45550	54	30
		55
		4
194327-45560	54	31
		55
		5
194327-45610	54	13
		55
		19
194327-45620	54	19
		55
		25
194327-45630	54	14
		55
		20
194327-45640	54	20
		55
		26
194327-45650	54	21
		55
		27
194327-48450	64	3
194330-62530	26	11
		76
		7
194337-17220	21	10
194337-17251	21	11
194337-17330	21	19
194337-17340	21	12
194337-17350	21	13
194337-17360	21	20
194337-17370	21	21
194337-17380	21	22
194337-17390	21	14
194337-17400	21	15
194361-12850	17	13
		27
194362-14700	16	7
		22
194420-31820	9	23
194420-56620	69	19
194420-61640	71	15
194420-62260	70	9
194430-25810	32	7
194440-51620	65	29
		30
		31
		44
194440-51630	65	32
194441-13880	28	16
194446-25230	28	17
194446-25450	36	1
194446-61950	91	6
194450-11190	5	6
		6
		10
		23
		3

Parts No. Index

Parts No.	Fig. No.	Ref. No.
194450-12552	20	5
		15
194450-12561	20	6
		16
194450-12590	19	1
194450-16170	19	11
194450-45610	56	2
194450-45620	56	3
194450-45630	56	4
194450-45640	56	5
194450-45650	56	6
194450-48830	22	12
194464-01190	1	12
	36	12
194464-15140	18	6
194464-15450	18	16
194464-15580	18	18
194464-21970	24	15
194464-25600	31	6
194464-33130	41	4
194464-34710	48	14
		50
194464-34720	48	15
		51
194464-34730	48	16
		52
194464-48850	22	13
194464-52190	67	10
194464-74710	84	8
194465-13240	9	17
194465-13260	9	19
194465-14220	45	1
	46	1
194465-14820	16	15
		30
194491-14190	15	13
194521-41570	51	12
194550-47530	59	12
	60	31
194550-51220	65	19
194555-04260	2	7
194555-04270	2	8
194555-04280	2	9
	91	2
194555-15720	18	30
	21	36
194555-26620	29	11
	31	20
194555-32340	37	15
194555-46300	57	1

Parts No.	Fig. No.	Ref. No.
194555-46380	52	12
194555-46730	52	14
194555-47380	60	24
194555-47420	59	10
194555-48350	64	2
		15
194555-56890	69	21
194555-61090	72	6
194555-61640	68	30
		46
	71	16
	74	6
		7
194556-17870	22	8
194630-24230	34	10
194630-52160	67	16
194630-62360	85	6
194640-13340	10	9
194640-17340	21	3
194640-25860	29	8
	30	10
	31	17
194640-26130	29	9
	30	11
194640-26330	32	10
194640-32650	40	6
194640-33580	42	6
194640-33590	42	7
	43	7
194640-34130	45	5
	46	4
194640-34140	45	6
	46	5
194640-34150	45	7
	46	6
194640-43201	52	10
194640-46410	58	5
194640-46420	58	6
194640-47560	59	13
	60	32
194640-47720	61	8
		10
194640-47790	61	12
194640-54100	88	3
194640-54110	88	4
194640-54170	88	5
194640-63560	75	28
194640-72410	61	13
194640-73180	27	28
194641-13210	9	15

Parts No.	Fig. No.	Ref. No.
194641-13330	10	5
194641-13521	11	4
194641-13670	13	15
194641-13760	14	12
194641-13780	14	15
194641-13790	14	17
194641-13830	12	3
194641-13840	12	4
194680-27540	35	3
194681-14790	48	6
		30
		42
		66
194730-57220	8	5
		11
	19	9
194740-00160	1	2
	71	1
194740-06080	23	2
194740-10850	9	12
194740-10870	9	13
194740-10880	9	14
194740-80121	90	3
194750-04400	1	20
194765-28170	36	4
194765-28180	36	5
194800-22480	36	13
194850-24960	27	23
194850-42500	27	26
194881-12650	15	1
194940-05600	91	3
194940-61790	69	23
194990-22040	70	1
194990-22050	34	1
	65	2
		3
		4
	72	2
	88	2
194990-22110	68	31
194990-22120	71	2
194990-22130	68	1
		32
		33
	74	2
	78	6
194990-22140	2	18
	4	4
	27	21
	66	2

Parts No.	Fig. No.	Ref. No.
194990-22140	75	1
		2
	78	1
		2
194990-22160	5	11
	6	15
194990-22830	8	4
194990-22840	8	10
	19	8
195080-15060	81	2
198081-21410	24	2
198133-24370	27	9
198133-24380	27	39
198133-24390	27	10
198133-25700	31	23
198133-25860	31	8
		10
198133-27170	33	6
198133-27540	34	22
198133-28110	36	3
198133-63380	78	12
198133-63840	78	27
198133-75130	85	7
198133-75320	85	8
198220-01110	1	3
198220-01140	1	4
198220-01261	1	5
198220-01350	1	7
198220-04290	2	10
198220-04400	2	4
198220-11510	5	7
	6	11
	18	1
	84	14
		16
		18
		20
	86	2
	87	2
198220-15170	18	11
198220-15650	18	27
	21	33
198220-17260	20	1
198220-17310	20	9
198220-17320	20	10
198220-17330	20	11
198220-17340	20	12
198220-17400	20	13
198220-17450	20	19
198220-17470	20	20

Parts No. Index

Parts No.	Fig. No.	Ref. No.
198220-17480	20	21
198220-17490	20	22
198220-17500	21	9
198220-17610	21	16
198220-17620	21	17
198220-17631	21	26
198220-17641	21	18
198220-17650	21	24
198220-17670	21	27
198220-21171	23	7
198220-22230	34	2
198220-25830	31	14
198220-25840	31	15
198220-26790	36	14
198220-27290	35	1
198220-27990	34	28
	35	10
	36	15
198220-37611	50	21
198220-37700	50	11
198220-37720	50	15
198220-37900	26	10
	50	22
198220-45350	58	2
198220-45370	58	3
198220-45920	27	27
	52	3
198220-46400	58	4
198220-46560	22	9
198220-46670	57	4
198220-47370	59	6
	60	23
198220-47750	75	6
198220-48140	22	11
198220-51140	65	16
198220-51170	65	13
198220-51210	65	24
198220-51340	65	26
198220-51410	65	27
198220-51570	66	12
198220-51870	69	3
198220-52120	67	4
198220-52180	70	2
		3
198220-52300	67	11
198220-52430	65	6
		46
198220-52450	67	5
198220-52480	67	7
198220-52500	70	4

Parts No.	Fig. No.	Ref. No.
198220-52810	65	7
		47
198220-52820	65	8
198220-52830	65	9
		48
198220-52840	65	10
		49
198220-53110	68	4
198220-53120	68	5
198220-53130	68	6
198220-53150	68	8
198220-53160	68	9
198220-53170	68	10
	69	5
		27
198220-53200	68	12
		36
	71	3
198220-53600	68	23
198220-53610	68	24
198220-53620	68	25
198220-53630	68	26
198220-53640	68	27
198220-53650	68	28
198220-56110	69	6
198220-56120	69	7
198220-56130	69	8
		30
198220-56140	69	9
		31
198220-56150	69	10
		32
198220-56160	69	11
		33
198220-56210	69	13
		35
198220-56220	69	14
		36
		37
198220-56230	69	15
		38
198220-56290	69	17
198220-57300	70	8
198220-61050	72	4
198220-61070	72	5
198220-61340	71	8
198220-61351	72	8
198220-61400	72	9
198220-61411	71	9
198220-61460	72	10

Parts No.	Fig. No.	Ref. No.
198220-61480	71	12
198220-61490	71	13
198220-61530	74	3
198220-61550	71	14
198220-61780	73	12
198220-61800	71	17
198220-61870	71	19
198220-61900	73	14
198220-61901	73	21
198220-61970	71	20
198220-62010	71	21
198220-62030	74	11
198220-62150	76	1
198220-62220	75	12
198220-62260	75	13
	91	7
198220-62270	75	14
	91	8
198220-62410	75	19
198220-62440	75	20
198220-62920	75	22
198220-63120	78	4
198220-63240	78	19
198220-63410	86	3
	87	3
198220-63450	86	10
	87	10
198220-63470	86	5
	87	5
198220-63490	86	6
	87	6
198220-63560	86	7
	87	7
198220-63600	86	11
	87	11
198220-63610	86	12
	87	12
198220-63850	74	12
198220-65340	79	2
198220-65350	79	3
198220-65360	47	3
		14
		21
		32
	48	8
		20
		32
		44
		56
		68

Parts No.	Fig. No.	Ref. No.
198220-65440	79	4
198220-65470	79	5
198220-65610	79	8
198220-65620	85	3
198220-65750	75	18
198220-65910	86	14
	87	14
198220-71410	81	4
	82	2
	83	2
		8
	84	1
198220-85290	86	15
	87	15
198221-65740	80	4
198223-51150	65	53
198223-51170	65	55
198223-51210	65	56
198223-51220	65	58
198223-52150	50	18
	67	15
198223-52400	67	17
198223-52510	67	18
198223-52860	65	50
198223-53350	68	37
198223-53371	68	38
198223-53650	68	39
198223-53660	68	40
198223-53970	68	41
198223-56101	69	26
198223-56110	69	28
198223-56120	69	29
198223-56200	69	34
198223-57100	70	16
198223-57200	70	15
198223-57300	65	60
198223-57410	65	61
198223-58110	68	42
198223-58120	68	43
198223-58210	68	44
198223-58410	68	45
198223-61400	72	33
198223-61900	73	22
198223-64110	75	45
198223-64120	75	46
198223-64510	68	47
198223-65340	79	12
198223-65440	79	13
198226-52100	67	1
198226-56100	69	4

Parts No. Index

Parts No.	Fig. No.	Ref. No.
198226-56200	69	12
198226-65790	2	14
		16
198230-04750	2	5
198230-12810	17	12
		26
198230-14700	17	11
198230-14800	17	25
198230-17300	21	1
198230-17310	21	2
198230-17340	21	4
198230-61040	73	6
198230-61410	73	10
198230-61420	73	11
198230-61560	91	5
198230-61570	72	11
198230-61930	73	15
198230-61950	73	16
198230-61960	72	15
198230-61970	72	16
198240-01320	1	13
198240-01400	1	16
198240-01450	1	18
198240-01470	1	19
198240-04110	2	1
198240-04220	2	3
198240-04300	2	11
198240-04550	69	1
198240-04710	3	1
198240-04750	3	2
198240-04760	3	3
198240-04770	3	4
198240-06150	4	1
198240-06201	4	2
198240-06210	4	3
198240-11100	5	1
198240-11130	5	2
	6	2
198240-11500	5	13
	6	17
198240-11540	5	15
	6	19
198240-11550	5	16
	6	20
198240-11620	5	8
	6	12
198240-11640	5	9
	6	13
198240-11650	5	10
	6	14

Parts No.	Fig. No.	Ref. No.
198240-12590	8	7
		13
198240-12650	15	2
	85	1
198240-15100	18	2
198240-15110	18	3
198240-15120	18	4
198240-15130	18	5
198240-15140	18	7
198240-15150	18	8
198240-15160	18	9
198240-15170	18	12
198240-16100	19	2
198240-16150	19	5
198240-16160	19	6
198240-17720	22	25
198240-17750	22	26
198240-17840	22	5
198240-17850	22	7
198240-17870	74	1
198240-18120	8	3
198240-18130	8	9
198240-21101	23	1
198240-21180	23	8
198240-21220	23	9
198240-21250	23	10
198240-21260	23	11
198240-21270	23	12
198240-21402	24	1
198240-21421	24	3
198240-22121	24	19
198240-22200	25	1
198240-22220	25	4
198240-22250	25	7
198240-22280	25	8
198240-22410	26	1
198240-22470	26	5
198240-22550	26	7
198240-24101	27	2
198240-24120	27	3
198240-24140	27	14
198240-24160	31	2
198240-24240	27	15
198240-24320	27	16
198240-24360	27	51
198240-24480	27	17
198240-24510	27	18
198240-24530	27	4
198240-24690	27	19
198240-24700	27	20

Parts No.	Fig. No.	Ref. No.
198240-24900	27	54
198240-24920	27	22
198240-25180	23	13
198240-25210	28	2
198240-25220	28	3
198240-25230	28	4
198240-25240	28	5
198240-25250	30	3
198240-25270	28	6
198240-25280	28	7
198240-25291	32	2
198240-25300	30	1
198240-25410	29	2
198240-25420	29	3
198240-25430	29	4
198240-25440	29	5
198240-25450	29	6
	30	4
198240-25460	30	5
198240-25470	30	6
198240-25480	30	7
198240-25490	30	8
198240-25710	31	24
198240-25730	31	7
198240-25760	31	11
198240-25770	31	9
198240-25780	31	12
198240-25810	31	13
198240-25880	31	18
198240-25910	28	18
198240-25920	28	19
198240-25930	28	20
198240-26110	32	4
198240-26120	32	8
198240-26310	32	9
198240-26520	32	11
198240-26910	85	2
198240-26921	85	4
198240-26930	85	5
198240-27110	33	2
198240-27121	33	32
198240-27130	33	33
198240-27140	33	3
198240-27160	33	4
198240-27210	33	8
198240-27250	33	9
198240-27260	33	10
198240-27270	33	7
198240-27280	33	11
198240-27310	33	12

Parts No.	Fig. No.	Ref. No.
198240-27320	33	13
198240-27330	33	14
198240-27340	34	9
198240-27350	34	11
198240-27360	34	12
198240-27380	34	13
198240-27390	34	14
198240-27400	34	15
198240-27440	34	6
198240-27450	34	7
198240-27480	35	2
198240-27490	34	18
198240-27500	34	19
198240-27510	34	20
198240-27520	34	21
198240-27560	34	23
198240-27570	34	24
198240-27610	34	25
198240-27620	34	26
198240-27740	34	27
198240-27810	35	4
198240-27841	35	5
198240-27880	35	6
198240-27890-2	35	7
198240-27950	35	8
198240-27961	35	9
198240-31400	37	2
198240-32310	37	14
198240-32610	40	1
198240-32640	40	5
198240-32660	40	7
198240-33110	41	2
198240-33140	41	5
198240-33150	41	7
198240-33170	41	8
198240-33410	42	1
198240-33420	42	2
198240-33540	42	3
198240-33550	42	4
198240-33570	42	5
	43	5
198240-33580	45	2
198240-33610	42	8
198240-33630	42	9
	43	9
198240-34110	45	3
198240-34511	47	1
198240-34541	47	2
		20
198240-34611	47	19

Parts No. Index

Parts No.	Fig. No.	Ref. No.
198240-34700	48	1
198240-34720	48	7
		43
198240-34731	48	2
		38
198240-34800	48	37
198240-36310	49	1
198240-36320	49	3
198240-36350	49	4
198240-36380	49	5
198240-36520	49	6
198240-36710	49	7
198240-36720	49	8
198240-36730	49	9
198240-36790	49	10
198240-37510	26	9
	50	9
198240-37550	50	10
198240-37651	50	14
198240-37800	50	12
198240-37850	50	16
198240-41110	51	1
198240-41150	51	3
198240-42100	52	1
198240-42130	52	7
198240-42810	52	9
198240-43310	53	1
198240-44200	53	7
198240-46620	57	2
198240-47300	59	1
198240-47380	59	8
198240-47430	59	11
198240-47710	75	4
198240-47730	75	5
198240-48100	62	1
	63	22
198240-48140	62	3
	63	2
198240-48151	63	23
198240-48241	62	4
198240-48270	62	6
198240-48300	64	4
198240-48380	64	5
198240-48400	64	14
198240-48410	64	6
198240-48450	64	16
198240-48500	62	7
	63	5
	64	7
198240-48830	62	10

Parts No.	Fig. No.	Ref. No.
198240-48830	63	8
198240-48850	62	11
	63	9
198240-51100	65	5
198240-51130	65	14
198240-51180	65	17
198240-51190	65	18
198240-51450	50	17
198240-51561	66	11
198240-51600	66	13
198240-52250	50	19
198240-52290	78	7
198240-56600	69	18
198240-56630	69	20
198240-60150	73	1
198240-60160	73	2
198240-61000	71	4
198240-61010	73	3
198240-61020	73	4
198240-61030	73	5
198240-61050	73	7
198240-61060	73	8
198240-61080	71	5
198240-61090	71	6
198240-61101	71	7
198240-61201	72	7
198240-61390	73	9
198240-61460	71	10
198240-61540	74	4
198240-61550	74	5
198240-61600	77	6
198240-61681	72	12
198240-61690	74	10
198240-61810	72	13
198240-61840	71	18
198240-61850	72	14
198240-61880	73	13
198240-61960	73	17
198240-61970	73	18
198240-61980	73	19
198240-62150	75	10
198240-62280	75	15
198240-62300	75	17
198240-62451	76	2
198240-62490	75	21
198240-62510	76	3
198240-62520	76	5
198240-62530	77	3
198240-62551	76	8
198240-62580	76	9

Parts No.	Fig. No.	Ref. No.
198240-63090	75	23
198240-63100	75	25
198240-63110	78	3
198240-63151	78	5
198240-63161	78	8
198240-63350	78	9
198240-63360	78	10
198240-63370	78	11
198240-63500	78	20
198240-63510	78	22
198240-63570	78	13
198240-63810	78	23
198240-63820	78	14
198240-63830	78	24
198240-63880	78	15
198240-65811	80	5
198240-72100	82	1
198240-72200	83	1
198240-72530	83	3
198240-72550	82	3
	83	4
		10
198240-72610	82	16
	83	5
		11
198240-72850	82	19
198240-73100	84	2
198240-74500	84	4
198240-74550	84	6
198240-74641	84	7
198240-75440	85	10
198240-75720	85	11
198241-11900	7	27
198241-11920	7	28
198241-11950	7	6
198241-12110	7	24
198241-12210	7	25
198241-12310	8	1
198241-13100	9	2
198241-13280	10	2
198241-13300	10	3
198241-13450	13	1
198241-13520	11	5
198241-13600	13	6
198241-13620	13	13
198241-13670	9	5
198241-13680	10	14
198241-13780	14	16
198241-14650	10	18
198241-14700	10	19

Parts No.	Fig. No.	Ref. No.
198241-14750	16	6
198241-14830	16	8
		23
198241-14840	16	10
		25
198241-14850	16	21
198241-17300	20	3
198241-28100	36	2
198241-28220	36	6
198241-28240	36	8
198241-28250	36	16
198241-28270	36	17
198241-28310	36	18
198241-28330	36	19
198245-46680	22	10
198245-51210	65	25
		57
198245-63460	86	4
	87	4
198246-04400	2	13
198246-51100	65	45
198246-51120	65	12
198246-51130	65	15
198246-51140	65	52
198246-51150	65	54
198246-51200	65	11
198246-53100	68	34
198246-61200	72	32
198246-61530	74	19
198246-62110	75	43
198246-62120	75	44
198246-65820	86	13
198246-65900	75	47
198246-82100	90	1
198246-85000	86	1
198246-85400	84	13
198246-85450	84	17
198246-85700	91	1
198247-65720	80	1
198249-11101	6	1
198250-01320	1	14
198250-16100	19	3
198250-31400	38	2
198250-31630	38	6
198250-31810	38	7
198250-31820	38	8
198250-32310	38	17
	39	17
198250-32610	40	2
198250-33110	41	3

Parts No. Index

Parts No.	Fig. No.	Ref. No.
198250-33410	43	1
198250-33420	43	2
198250-33540	43	3
198250-33550	43	4
198250-33570	43	6
198250-33610	43	8
198250-34720	48	31
		67
198250-34751	48	26
		62
198250-34760	48	25
198250-34860	48	61
198250-48100	62	2
	63	1
198250-48240	62	5
198250-61600	77	2
198250-65811	80	6
198250-72200	83	7
198250-72530	83	9
198250-74510	84	5
198251-11220	13	7
		10
198251-11800	7	1
198251-11820	7	3
198251-11850	7	7
198251-12310	8	2
198251-13100	9	4
198251-13270	10	1
198251-13300	10	4
198251-13340	10	7
198251-13350	10	8
198251-13450	13	2
198251-13510	11	2
198251-13520	11	6
198251-13600	13	9
198251-13610	13	12
198251-13630	7	4
198251-13670	9	6
198251-13710	14	5
198251-13810	12	1
198251-13820	12	2
198251-14600	10	17
198251-14700	10	20
198251-14750	16	11
198251-14760	16	12
		27
198251-14800	16	13
		28
198251-14810	16	14
		29

Parts No.	Fig. No.	Ref. No.
198251-14850	16	26
198251-15611	18	23
198251-17300	20	2
198251-17500	21	8
198251-17850	22	6
198255-34100	48	3
		39
198255-47300	60	63
198255-47310	60	64
198255-62540	77	4
198255-64790	79	11
198256-81200	89	2
198256-81300	89	12
198257-65720	80	2
198320-04110	2	2
198320-04300	2	12
198320-11130	6	3
198320-17700	22	1
198320-17720	22	2
198320-17750	22	3
198320-17780	22	4
198320-24160	31	5
198320-25600	31	4
198320-31400	39	2
198320-31530	39	3
198320-31550	39	4
198320-31570	39	6
198320-31630	39	7
198320-31820	39	8
198320-32110	39	9
198320-32610	40	3
198320-32660	40	8
198320-33410	44	1
198320-33420	44	2
198320-33540	44	3
198320-33550	44	4
198320-33560	44	5
		6
198320-33570	44	7
198320-33610	44	8
198320-33620	44	9
198320-34110	46	2
198320-34800	47	11
		29
		17
		53
198320-34820	47	13
		31
		19
		55

Parts No.	Fig. No.	Ref. No.
198320-36790	49	11
198320-44110	53	5
198320-44510	53	12
198320-46100	60	1
198320-46150	60	2
198320-46180	60	3
198320-46220	60	5
198320-46241	60	6
198320-46250	60	7
198320-46280	60	9
198320-46290	60	8
198320-46331	61	2
198320-46350	60	11
198320-46370	60	12
198320-46400	60	13
198320-46430	60	14
198320-46451	60	15
198320-46470	60	16
198320-46490	61	3
198320-46500	61	4
198320-46540	61	5
198320-46620	60	17
198320-46630	60	18
198320-46650	52	13
198320-46661	61	6
198320-46680	61	7
198320-46690	61	9
198320-46700	61	11
198320-46750	75	3
198320-47300	60	19
198320-47310	60	20
198320-47321	59	2
	60	21
198320-47330	59	4
	60	22
198320-47370	59	7
198320-47410	59	9
	60	25
		26
198320-47420	60	27
198320-47450	60	30
198320-48150	63	3
198320-48220	63	4
198320-62280	75	16
198320-62510	76	4
198320-62520	76	6
198320-62530	77	7
198320-62580	76	10
198320-62610	76	11
198320-63090	75	24

Parts No.	Fig. No.	Ref. No.
198320-63100	75	26
198320-65470	79	6
		14
198320-65481	79	7
		15
198320-65811	80	7
198320-65830	79	9
		16
198320-71100	81	1
198320-71230	81	3
198320-71500	81	5
198320-71600	81	6
198320-71700	81	7
198321-13300	10	6
198321-14700	16	1
198321-14750	16	3
		18
198321-14760	16	4
		19
198321-14770	16	5
		20
198321-14800	16	16
198325-37620	50	13
198325-85360	91	11
198325-85460	91	20
198325-85490	91	21
198327-04840	3	22
198327-15700	18	28
	21	34
198327-22230	25	6
198327-22410	26	2
198327-37420	50	7
198327-37470	50	8
198327-51230	65	59
198327-53100	68	3
198327-53140	68	7
198327-53340	68	11
		35
198327-61470	71	11
198327-62110	75	8
198327-62120	75	9
198327-62150	75	11
198327-62540	77	8
198327-64771	79	1
198327-85340	91	9
198327-85350	91	10
198327-85410	91	12
198328-04400	2	15
198328-65820	87	13
198328-81200	89	7

Parts No. Index

Parts No.	Fig. No.	Ref. No.
198328-85000	87	1
198328-85400	84	15
198328-85450	84	19
198329-65720	80	3
198360-18130	19	7
198360-26610	29	10
	31	19
198360-31500	37	3
198360-31510	37	4
198360-31530	37	5
	38	5
198360-31800	37	6
198360-31810	37	7
198360-31850	37	8
198360-32110	37	9
198360-39110	34	29
198360-47320	59	3
198360-47330	59	5
198361-48750	62	9
	63	7
198390-17660	21	28
198390-17670	21	23
198390-25790	37	1
	38	1
	39	1
198401-13720	14	7
198401-13750	14	10
198401-13770	14	14
198401-13790	14	18
198401-13850	14	19
198401-14110	15	4
198401-14120	15	6
198401-14130	15	7
198401-14150	15	9
198401-14160	15	11
198415-25840	31	16
198440-11080	6	8
198440-11090	6	7
198440-52860	65	51
198440-85740	91	14
198441-85700	91	13
198460-34100	48	27
		63
1A1040-26320	33	1
1A1120-68070	14	22
1A7260-43650	10	11 -1
1C6460-84420	33	19
1E4030-27340	33	15
1E4815-11640	72	1
1T7051-10000	89	8

Parts No.	Fig. No.	Ref. No.
22117-080000	57	5
22117-100000	60	37
		38
22117-140000	33	20
22137-050000	65	64
22137-060000	70	10
	71	23
22137-080000	1	21
		22
		23
	24	17
	36	20
	59	17
	72	17
	81	13
22137-100000	1	24
	26	12
	34	30
	35	11
	36	21
	59	18
		19
	60	39
		40
	68	20
	78	16
22137-110000	86	8
	87	8
22137-120000	60	41
	85	12
22137-140000	61	15
22137-160000	7	12
	18	24
	21	29
	34	31
	82	20
22137-200000	35	12
22157-060000	65	65
	75	29
22157-080000	72	18
		19
	75	30
		48
	91	15
22157-100000	1	9
	71	24
	72	20
22157-120000	2	19
	72	21
22190-050000	69	25

Parts No.	Fig. No.	Ref. No.
22217-050000	65	66
22217-060000	81	8
22217-100000	1	25
	17	5
		19
	27	29
	38	10
	39	10
	40	12
	60	42
	68	21
22217-110000	86	9
	87	9
22217-120000	7	13
	23	14
	52	15
		16
		17
	53	14
	85	13
22217-140000	61	14
22217-160000	7	14
	27	30
	53	15
	84	9
	89	4
		9
		14
22217-220000	18	19
22242-000150	33	21
	82	21
22242-000200	21	5
	35	13
22242-000220	34	32
22242-000240	11	10
22242-000290	49	12
22242-000300	29	12
	30	12
	31	25
22242-000340	28	9
	32	13
22242-000360	20	24
22242-000500	38	11
	39	11
22242-000550	15	14
22252-000170	32	5
22252-000300	51	9
22252-000320	51	13
22252-000420	21	6
	28	10

Parts No.	Fig. No.	Ref. No.
22252-000620	23	15
	27	31
22252-000720	14	23
	27	32
	31	21
	32	14
22252-000900	14	24
22252-001000	14	25
22272-000040	60	43
22272-000060	55	39
	60	44
22272-000070	59	20
	60	45
22272-000150	34	33
	60	46
22272-000190	50	23
22292-000340	29	13
	30	13
22292-000500	12	13
22312-100180	7	15
	9	26
	18	25
	27	5
		6
	40	13
	42	10
	43	10
	44	10
	52	18
		19
		20
22312-100250	27	52
22351-030016	72	22
22351-035032	9	27
22351-040012	57	6
22351-040014	53	16
22351-040016	52	21
22351-040020	82	22
22351-040024	81	9
22351-040025	9	28
22351-050020	14	26
22351-050025	59	21
	60	47
		48
22351-050032	41	10
22351-050040	25	9
	33	22
	37	10
	41	11
22351-050056	53	17

Parts No. Index

Parts No.	Fig. No.	Ref. No.
22351-060020	82	11
22351-060025	33	23
		24
	35	14
	82	12
22351-060028	58	7
22351-060032	9	29
	34	34
		35
	35	15
	36	22
	41	12
22351-060036	38	12
22351-060040	85	9
22351-060050	39	12
22351-080018	9	30
	23	16
22351-080020	7	16
	14	27
22351-080032	41	13
		14
22351-080040	25	10
	41	15
	44	11
22360-180000	60	49
22360-190000	61	16
	85	14
22360-200000	84	10
22372-060000	72	23
22372-120000	85	15
22372-160000	5	5
	6	6
		22
22417-160180	1	26
	33	25
22417-200160	59	22
	75	31
22417-200300	50	24
22417-250200	35	16
22417-250300	1	27
		28
	26	13
	34	36
	36	23
	50	20
		25
	71	25
	76	12
	78	25
		26

Parts No.	Fig. No.	Ref. No.
22417-300200	59	23
	60	50
		51
22417-300250	8	8
		14
	19	12
	81	14
22417-400250	20	7
		17
22417-400320	82	23
	83	6
		12
	84	11
22417-400500	10	15
22487-060200	33	26
22487-080350	59	24
22487-100700	50	26
22512-070220	7	17
22512-070400	50	27
22522-030130	59	25
	60	4
		10
		52
22635-600120	40	14
22685-400751	73	20
23010-018000	22	14
23010-035000	63	10
23010-040000	62	12
	63	11
23010-044000	62	13
23010-046000	63	12
23010-048000	62	8
	63	6
	64	8
23010-060000	10	21
23010-065000	10	22
23414-190000	22	15
	27	33
	52	4
23414-200026	62	14
	63	13
23491-140002	13	19
	14	28
	27	34
23871-010000	14	29
	34	37
	52	5
		11
23871-020000	52	6
23871-040000	7	2

Parts No.	Fig. No.	Ref. No.
23871-040000	7	8
23980-730300	3	11
		12
23980-730580	3	13
23980-730690	3	14
23980-730870	3	15
23980-730890	3	16
23980-731000	3	17
23980-731200	3	18
24101-060044	28	11
24101-060074	28	12
	36	9
24101-060094	9	7
		31
	12	14
24101-060104	9	32
	38	13
	39	13
	45	10
24101-060114	37	11
	46	9
24101-060124	9	8
24101-060134	12	15
24101-060144	15	15
24101-062054	12	16
	32	15
24101-062064	28	13
	29	14
	30	14
24101-062074	11	11
	32	16
24101-062084	11	12
24101-062094	14	30
24101-062104	15	16
	45	11
24101-062114	15	17
	38	14
	39	14
24101-062124	46	10
24101-062134	15	18
24101-063044	31	26
	32	6
24101-063054	29	15
	30	15
24101-063064	31	27
24104-060040	21	7
24121-062084	37	12
24141-320060	9	9
24161-303520	29	16
	30	16

Parts No.	Fig. No.	Ref. No.
24163-305200	29	17
	30	17
24164-000352	28	14
24165-000402	29	18
	30	18
24190-070001	21	25
24190-080001	35	17
	36	10
24190-100001	33	27
	34	38
24190-110001	10	16
24190-130003	52	22
24190-180001	49	13
24311-000070	54	22
	55	28
24311-000090	60	53
		54
24311-000110	57	7
24311-000120	57	8
	58	8
24311-000125	34	39
	35	18
	36	24
24311-000140	54	15
	55	21
24311-000150	2	6
	41	16
	59	26
		27
	60	55
		56
24311-000160	13	20
	14	31
	27	35
	54	16
	55	22
24311-000180	7	5
	20	25
	58	9
	67	12
24311-000200	22	16
		17
24311-000220	13	21
24311-000340	20	26
24311-000500	27	36
24311-000700	53	3
24315-000120	52	23
24315-000140	52	24
24321-000250	62	15
	63	14

Parts No. Index

Parts No.	Fig. No.	Ref. No.
24321-000250	64	9
24321-000300	27	37
24321-000500	15	19
	45	12
24321-000600	13	22
	46	11
	53	18
24321-000700	13	23
	14	32
	27	57
24321-000750	27	38
24321-001000	13	24
24321-001700	13	25
24321-002200	14	33
24325-000650	15	20
24325-000800	52	25
24341-000250	62	16
	63	15
24341-000260	9	10
24341-000315	9	11
24341-000500	53	8
24351-020300	27	40
24421-153207	51	14
24421-223508	28	15
24421-304208	49	14
24421-356212	36	11
24421-405508	13	26
24421-456209	13	27
24520-511040	82	13
24550-014200	1	17
24550-018200	20	27
24550-020250	35	19
24761-010000	50	28
	61	17
24761-020000	23	17
24761-040000	5	14
	6	18
	26	14
24761-060000	8	6
		12
	19	10
	20	8
		18
	82	14
		24
26013-080162	27	41
	34	40
	35	20
	61	18
26013-080202	18	20

Parts No.	Fig. No.	Ref. No.
26013-080202	27	42
		43
		58
	33	28
		29
	37	13
	59	28
26013-080252	14	34
	27	11
	31	22
	37	16
	38	18
	39	18
	40	15
26013-080302	27	12
26013-080352	27	44
	33	30
26013-080502	27	45
26013-100162	59	29
	60	57
26013-100252	14	35
	27	46
26013-100302	7	26
	40	16
26013-100402	27	53
26013-120202	74	13
26013-120302	13	28
		29
	85	16
	91	16
26013-120352	5	17
	6	21
	13	30
26013-120402	23	18
	27	47
	40	17
26013-120502	40	18
26013-120552	13	31
26013-120802	7	18
26013-140352	27	48
26016-080352	51	15
26022-030062	69	16
		39
26023-050102	71	26
26106-060122	34	41
	67	13
	68	48
		49
	70	11
		12

Parts No.	Fig. No.	Ref. No.
26106-060122	72	24
		25
		26
	75	32
		33
		34
		35
		36
26106-060162	74	14
26106-060202	22	18
	65	39
	75	37
26106-060252	62	17
	63	16
26106-060302	22	19
26106-060402	22	20
	62	18
	63	17
26106-060502	62	19
	63	18
26106-060602	64	10
26106-080122	4	5
	10	23
	23	19
		20
	65	40
	68	50
	72	27
	75	38
		39
	86	16
	87	16
26106-080162	1	29
	2	20
	3	19
	22	21
		22
	61	19
	62	20
		21
		22
	63	19
		20
		21
	64	11
		12
	65	41
		42
	68	51
	70	17

Parts No.	Fig. No.	Ref. No.
26106-080162	72	28
		29
	75	40
	76	13
26106-080202	22	23
		24
	64	13
	74	15
	76	14
26106-080252	3	20
26106-080302	3	21
	75	41
26106-080402	91	22
26106-080802	24	18
26106-100162	85	17
26106-100202	66	14
	71	27
	74	16
26106-100252	21	30
		31
	71	28
	72	30
	74	17
	75	42
	91	17
26108-100302	7	19
26108-100452	7	20
26116-060162	78	17
26116-060602	68	52
26116-080142	54	32
	55	6
26116-080202	34	42
26116-080502	36	25
26116-100202	17	6
		20
26116-100252	15	21
26116-100352	42	11
26116-100452	43	11
26116-100504	59	30
26116-100552	44	12
26116-100554	78	18
26116-100804	60	58
26116-100852	40	19
26116-120252	53	19
26116-120352	5	12
	6	16
	52	26
		27
		28
		31

Parts No. Index

Parts No.	Fig. No.	Ref. No.
26116-120552	52	29
26116-121002	52	30
26116-140602	61	20
26116-160602	89	15
26116-160702	89	10
26116-161102	89	5
26156-100222	38	15
26156-100252	39	15
26216-080202	27	7
26216-100902	27	8
26216-120352	7	21
26346-080002	75	49
26346-100002	68	53
26356-160002	18	26
	21	32
26450-080142	54	27
	55	33
26450-080182	9	33
26450-080202	54	34
	55	40
26450-080252	13	32
26557-030202	67	9
26557-040162	68	54
26557-040252	68	55
26557-050162	65	67
26557-060062	81	10
26557-060122	65	43
26557-060302	72	31
26587-060202	74	18
26587-080162	88	6
26716-050002	71	29
26716-080002	1	30
	36	26
	66	15
	75	50
	91	18
26716-100002	17	7
		21
	26	8
	27	49
	33	31
	34	8
		43
	35	21
	50	6
	57	9
	59	31
		32
	60	59
		60

Parts No.	Fig. No.	Ref. No.
26716-100002	60	61
	68	22
	91	19
26716-120002	7	22
	23	21
	59	33
	60	62
	85	18
26716-160002	7	23
	27	50
	61	1
	89	6
		11
26736-160002	53	20
	84	12
26756-100002	1	10
	68	19
26756-220002	18	21
26756-240002	81	11
26776-100002	18	22
	54	33
	55	7
26776-120002	67	19
26986-060002	70	13
		14
26986-100002	1	11
26996-140002	20	28
27231-450000	82	15
27260-260000	27	13
28110-080100	90	9
28110-120140	90	10
28110-170190	90	11
28110-220240	90	12
28110-260320	90	13
28110-270300	90	14
28160-170190	90	4
28170-001500	90	5
28912-222025	90	7
794080-15420	18	15
794137-54100	88	1
794145-11140	5	3
	6	4
794190-31120	11	9
794251-13910	38	16
	39	16
794275-14700	17	1
794275-14800	17	15
794275-41200	51	6
794275-53401	68	13
794278-82100	90	2

Parts No.	Fig. No.	Ref. No.
794311-13530	11	7
794311-13860	7	11
794321-13660	13	17
794464-45660	56	7
794525-37000	50	1
798220-01110	1	1
798240-22470	26	3
798240-27440	34	3
798257-61600	77	1
798320-34510	47	7
798320-34610	47	25
798320-34710	48	13
798320-34810	48	49
798320-34850	47	15
		33
	48	21
		57
798327-61600	77	5

Parts No.	Fig. No.	Ref. No.
-----------	----------	----------