

OCT10-M24400EN

## P R E F A C E

1. This Parts Catalog carries all parts incorporated in YANMAR Model **F180D-P, F180DXP-P, F220D-P, F220DXP-P** tractors manufactured since August 1991.
2. Each illustration corresponds to the parts list on the following page.
3. When ordering parts, clearly write down the engine model and serial number, as well as the name and number of each part in your order sheet. This will help insure reliable delivery of the parts you have ordered.



## Directions for the Parts Catalog.

1. The parts stipulated in this Parts Catalog are not necessarily standard equipped parts.
2. Parts may change without prior notice.
3. The following is an example of the Parts Catalog format.

REF.	LEV.	PARTS NO.	DESCRIPTION	Q'TY						I	R
				(A)	(B)	(C)	(D)	(E)	(F)		
1	1	729595-51390	FUEL INJECTION PUMP	1	1	1	1	1			1
1-1	1	729595-51391	FUEL INJECTION PUMP	1	1	1	1	1		N	1
		(A=E00185) (B=E00200)									
3	2	26022-060162	SCREW M 6X 16	9	9	9	9	9			
3-1	2	26022-060162	SCREW M 6X 16	4	4	4	4	4		K	
		(A=E00156) (B=E00156) (C=E00156) (D=E00156) (E=E00156)									
4	2	129470-51040	CAMSHAFT	1	1	1	1	1			
5	2	122710-51050	BEARING, ROLLER	2	2	2	2	2			
6	2	129470-51060	RETAINER	1	1	1	1	1			

Remarks
(1) BOOST COMPEMSATOR TYPE. OPTIONAL PART, TO E00155,(4JH-DT, 4JH-DTZ

### ① Ref. No.

The Ref. No. listed may not be in accordance with the illustration Ref. No.

(Ex.) Illustration No.

List Ref No.

1

1

(Before change)

1-1

(After change)

For interchangeable symbols N, R and K, illustrations for new parts may be abbreviated.

### ② Lev. (Level)

Level indication

The numbers below indicate the level of relativity towards the main part.

1 ----- Main parts (Assembly parts)

2 ----- Sub component included in " 1 ".

3 ----- Sub component included in " 2 ".

Note) Parts that are not for sale are partially illustrated but not listed.

### ③ Interchangeability Mark

When a part change takes place, one of the following interchangeability symbols is indicated beside the part.

Symbol	Interchangeability	Contents note
N	Old $\begin{matrix} \leftarrow \text{Yes} \\ \text{No} \rightarrow \end{matrix}$ New	New Part is interchangeable for Old Part but Old Part is not interchangeable for New Part.
Q	Old $\begin{matrix} \leftarrow \text{No} \\ \text{Yes} \rightarrow \end{matrix}$ New	New Part is not interchangeable for Old Part but Old Part is interchangeable for New Part.
R	Old $\begin{matrix} \leftarrow \text{Yes} \\ \text{Yes} \rightarrow \end{matrix}$ New	New/ Old Parts are both interchangeable.
S	Old $\begin{matrix} \leftarrow \text{No} \\ \text{No} \rightarrow \end{matrix}$ New	New/ Old Parts are both not interchangeable.
W		Part newly added.
Z		Part discontinued.
F		Not interchangeable by a single part but interchangeable together with related parts.
K		Changes only for used parts quantities.

### ④ Effective Machine No.

When a part changes, the effective Machine No. will be indicated in the (A)-(F) column.

Product Symbol	Product No.	Product Symbol	Product No.
C	Clutch No. Compressor No.	F	Machine No. (Agricultural Equip.)
D	Drive No.	M	Machine No.
E	Engine No.		

Note 1) A date may follow the symbol. (Ex.) 1996.01

Note 2) " XXXXX " and " ZZZZZ " are for parts that could not be predicted or for engine models that could not be identified.

Note 3) (A=E00185) is the E (Engine Serial Number) for the column (A) model (in this case 4JH-DT) after the parts design change.

### ⑤ Remarks Mark

Figures or alphabets (symbols) are entered in the remarks column.

The comments (remarks) on parts that are indicated at the bottom of the illustration are the same symbols as those stated above.

# Contents

OCT10-M24400

Fig. No. Fig. Name

## ENGINE 3TNC78/80-RN

1. CYLINDER BLOCK
2. GEAR HOUSING(NON-POWER STEERIN
3. GEAR HOUSING(POWER STEERING)
4. MOUNTING FLANGE & OIL PAN
5. BONNET
6. CYLINDER HEAD
7. SUCTION MANIFOLD & AIR CLEANER
8. EXHAUST MANIFOLD & MUFFLER
9. CAMSHAFT & DRIVING GEAR
10. CRANKSHAFT & PISTON
11. HYDRAULIC PUMP
12. LUB. OIL SYSTEM
13. COOLING WATER SYSTEM
14. RADIATOR
15. FUEL INJECTION PUMP
16. GOVERNOR(FOR 3TNC78)
17. GOVERNOR(FOR 3TNC80)
18. FUEL INJECTION VALVE
19. FUEL FILTER
20. ENGINE STOP DEVICE
21. STARTING MOTOR
22. GENERATOR
23. GASKET SET(OPTIONAL)

Fig. No. Fig. Name

## CHASSIS F180/220D-P

24. AXEL LEVER & FOOT AXLE
25. FUEL TANK
26. FUEL PIPE
27. BELT COVER
28. FRONT BRACKET
29. CENTER PIN SUPPORT
30. TIE-ROD
31. RING GEAR & DIFFERENTIAL GEAR
32. PROPELLER SHAFT
33. FRONT SHAFT (1)
34. FRONT AXLE CASE
35. FRONT GEAR CASE
36. FRONT SHAFT(2) & FRONT SPINDLE
37. FRONT WHEEL TIRE (L)
38. FRONT WHEEL TIRE (R)
39. STEERING GEAR
40. STEERING GEAR(POWER STEERING)
41. DRAG-ROD
42. CLUTCH HOUSING
43. SINGLE CLUTCH & CLUTCH SHAFT
44. CLUTCH RELEASE
45. CLUTCH PEDAL
46. TRANSMISSION CASE
47. CENTER PLATE

# Contents

OCT10-M24400

Fig. No. Fig. Name

- 48. CENTER PLATE(POWER SHIFT)
- 49. POWER SHIFT PUMP
- 50. REGULATOR
- 51. SECOND RELIEF & SEAL CASE
- 52. OIL STRAINER & REVERSE SHAFT
- 53. MAIN DRIVE GEAR
- 54. MAIN SHAFT
- 55. POWER SHIFT CLUTCH SHAFT
- 56. COUNTER SHAFT
- 57. P.T.O. DRIVE SHAFT
- 58. P.T.O. SHAFT
- 59. MAIN SHIFT
- 60. MAIN SHIFT(POWER SHIFT)
- 61. MECHANICAL CONTROL
- 62. POWER SHIFT CONTROL
- 63. RANGE SHIFT
- 64. P.T.O. SHIFT
- 65. FRONT DRIVE
- 66. RING GEAR&DIFFERENTIAL CARRIER
- 67. REAR HOUSING
- 68. DIFFERENTIAL LOCK
- 69. FINAL PINION & FINAL GEAR
- 70. REAR WHEEL TIRE (L)
- 71. REAR WHEEL TIRE (R)
- 72. BRAKE (L)

Fig. No. Fig. Name

- 73. BRAKE (R)
- 74. BRAKE PEDAL
- 75. HYDRAULIC PUMP
- 76. HYDRAULIC PUMP(POWER STEERING)
- 77. HYDRAULIC CYLINDER CASE
- 78. HYDRAULIC SIDE COVER
- 79. PISTON & LIFT CRANK
- 80. CONTROL VALVE
- 81. RELIEF VALVE
- 82. STOP VALVE
- 83. SAFETY VALVE
- 84. HYDRAULIC CONTROL
- 85. HYDRAULIC PIPING
- 86. HYDRAULIC PIPING(POWER STEERIN
- 87. WIRE HARNESS
- 88. BATTERY, HORN & ELECTRIC PARTS
- 89. SWITCH
- 90. LAMP
- 91. METER
- 92. BONNET
- 93. DASHBOARD & REARVIEW MIRROR
- 94. FENDER
- 95. STEP
- 96. SEAT
- 97. LABEL

# Contents

OCT10-M24400

Fig. No. Fig. Name

98. P.T.O. GUARD & TOP LINK

99. LIFT LINK

100. LOWER LINK & CHECK CHAIN

101. DRAWBAR HITCH

102. BALANCE WEIGHT

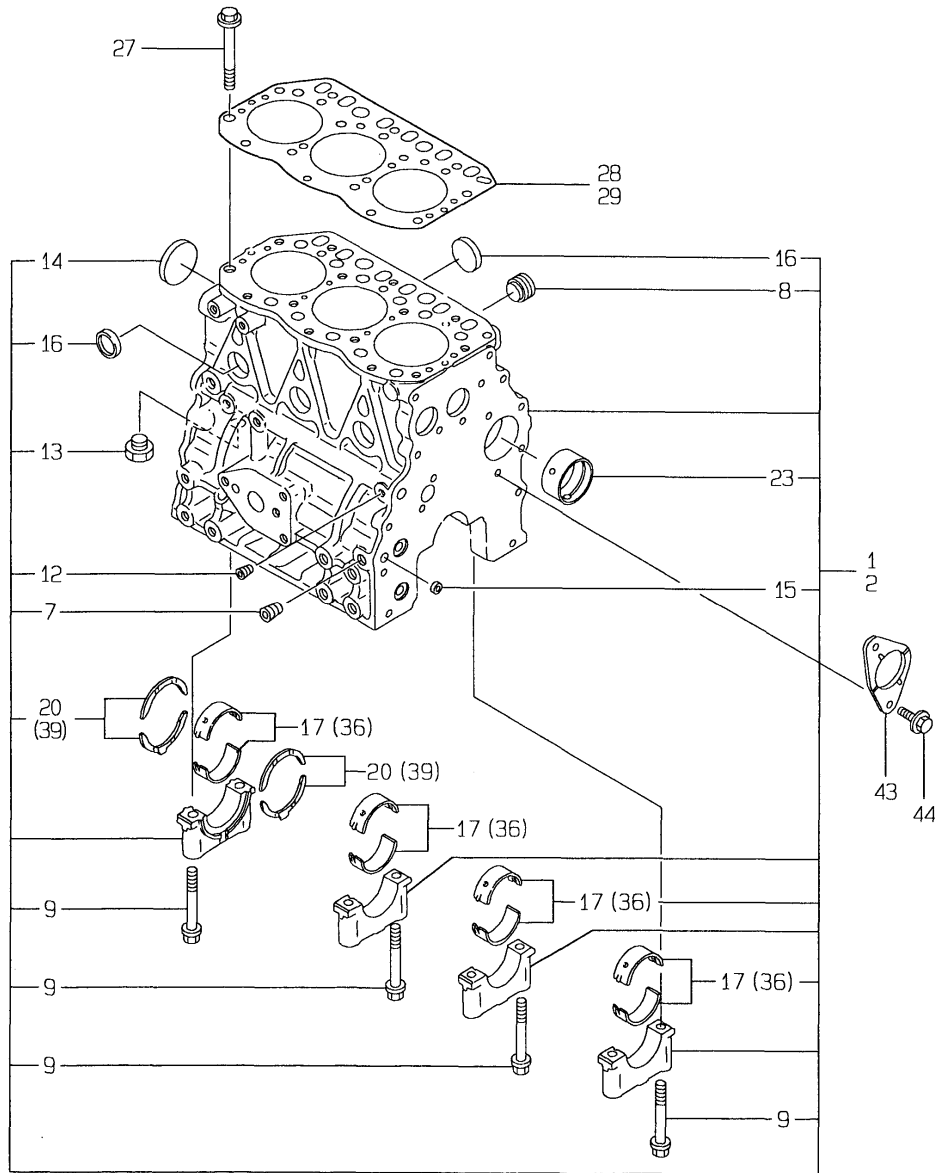
103. TOOL

104. BATTERY ASY

Fig. No. Fig. Name

Fig.1. CYLINDER BLOCK

1. CYLINDER BLOCK



(A)=3TNC78-RN  
(B)=3TNC78-RNP  
(C)=3TNC80-RN

(D)=3TNC80-RNP  
(E)=  
(F)=

No.	Lev.	Parts No.	Description	Q'ty						I	R
				(A)	(B)	(C)	(D)	(E)	(F)		
1	1	719811-01560	BLOCK ASSY, CYLINDER	1	1						
2	1	719812-01560	BLOCK ASSY, CYLINDER				1	1			
7	3	124160-01910	PLUG, PT1/4	2	2	2	2				
8	3	171051-01921	PLUG, NPTF1	1	1	1	1				
9	3	119620-02020	BOLT, METAL CAP	8	8	8	8				
12	3	23871-010000	PLUG, R01	1	1	1	1				
13	3	23887-120002	PLUG, 12	1	1	1	1				
14	3	27231-500000	PLUG 50	1	1	1	1				
15	3	27241-120000	PLUG, 12	2	2	2	2				
16	3	27241-300000	PLUG 30	6	6	6	6				
17	2	719810-02800	BEARING, MAIN	4	4	4	4				
20	2	719810-02930	BEARING, THRUST	2	2	2	2				
23	2	129795-02411	BUSH, CAMSHAFT	1	1	1	1				
27	1	119810-01200	BOLT, HEAD	14	14	14	14				
28	1	119811-01330	GASKET, HEAD T=1.4	1	1						
29	1	119812-01330	GASKET, HEAD			1	1				
36	1	119810-02870	BEARING, 0.25 US	4	4	4	4				1
39	1	119810-02940	BEARING, THRUST 0.25	2	2	2	2				2
43	1	129150-02450	BEARING, THRUST	1	1	1	1				
44	1	26106-080162	BOLT, M8X 16 PLATED	2	2	2	2				

Remarks  
(1)UNDER-SIZED(U.S=0.25)PART.  
(2)OVER-SIZED(O.S=0.25)PART.

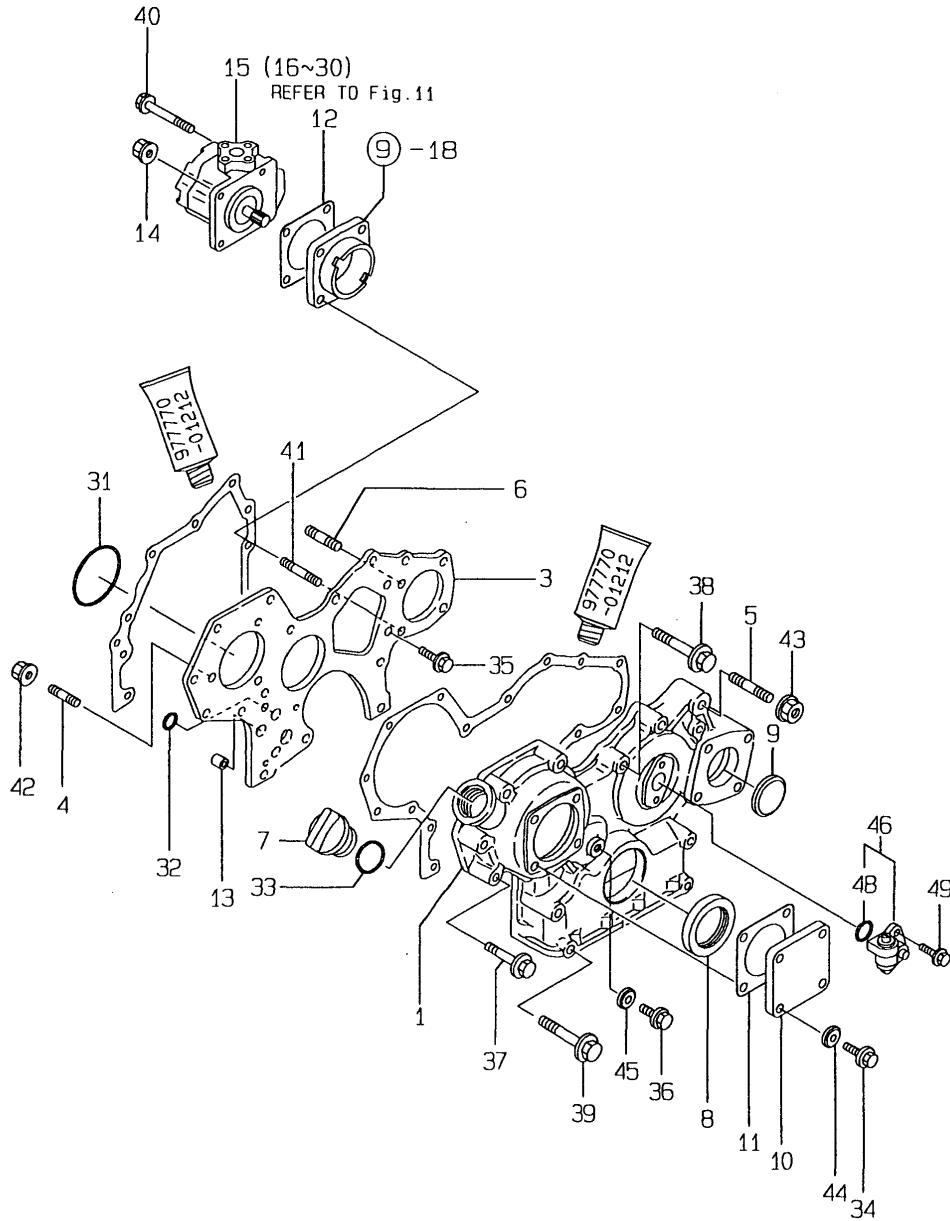


Fig.2. GEAR HOUSING(NON-POWER STEERIN

(A)=3TNC78-RN  
(B)=3TNC78-RNP  
(C)=3TNC80-RN

(D)=3TNC80-RNP  
(E)=  
(F)=

2. GEAR HOUSING  
(NON-POWER STEERING)



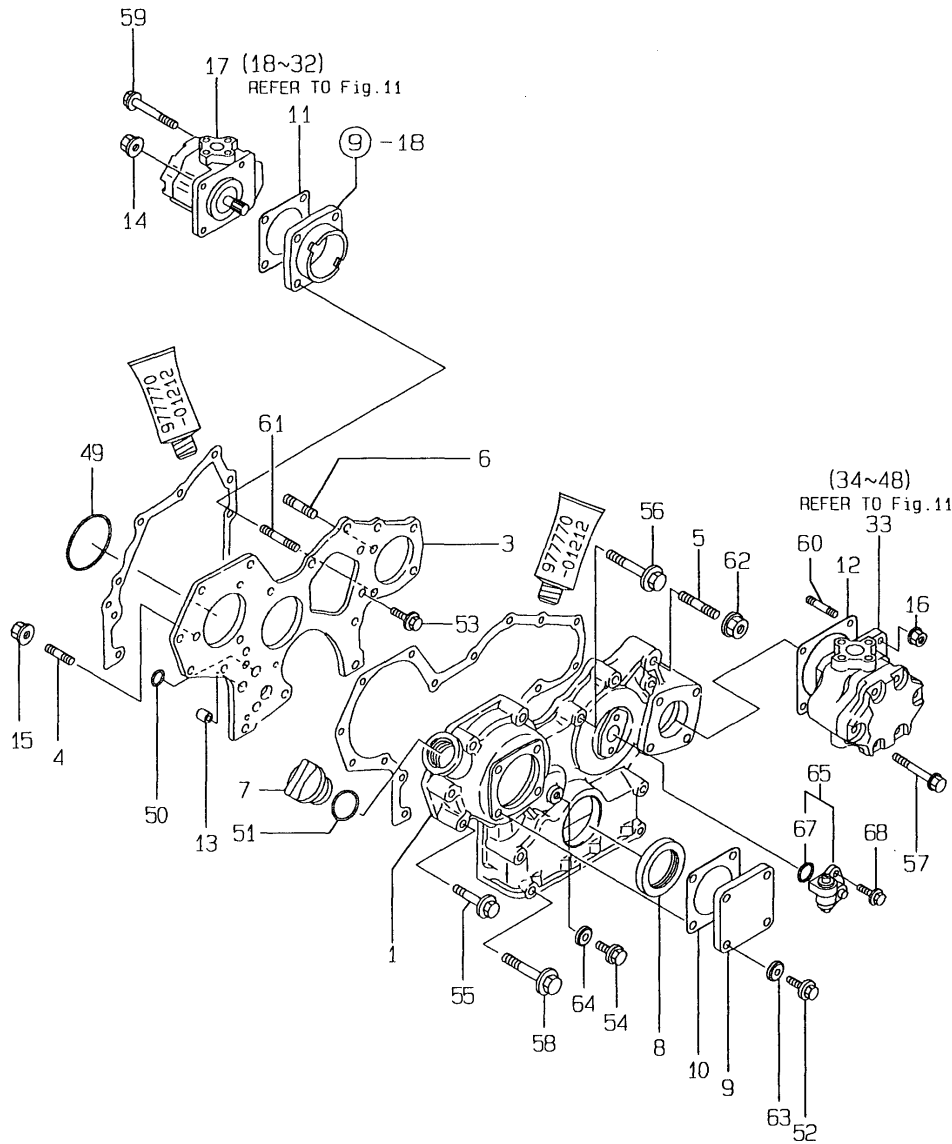
No.	Lev.	Parts No.	Description	Qty						I	R
				(A)	(B)	(C)	(D)	(E)	(F)		
1	1	129100-01500	CASE, GEAR	1	1						
3	1	129150-01520	FLANGE, GEAR CASE	1	1						
4	1	121450-01560	STUD, M8X22	3	3						
5	1	121450-01570	STUD	1	1						
6	1	129150-01580	STUD, M8X30	1	1						
7	1	124160-01751	COVER, FILLER	1	1						
8	1	129795-01800	SEAL, OIL	1	1						
9	1	119807-01870	PLUG	1	1						
10	1	124240-01871	COVER	1	1						
11	1	124240-01883	GASKET	1	1						
12	1	124240-01883	GASKET	1	1						
13	1	129795-01950	PIPE, KNOCK L=18	2	2						
14	1	194990-22050	NUT, M8	2	2						
15	1	198010-41110	PUMP ASSY, PW1-C-7AK	1	1						
18	2	178070-10400	RING	1	1						
21	2	194521-41570	PIN, 11X7	2	2						
28	2	22252-000320	RING, 32	1	1						
29	2	24421-153207	SEAL, OIL TC153207	1	1						
30	2	26016-080352	BOLT, M8X 35	4	4						
31	1	121850-51960	O-RING	1	1						
32	1	24311-000160	O-RING, 1AP16.0	2	2						
33	1	24311-000320	O-RING, 1AP32.0	1	1						
34	1	26106-080122	BOLT, M8X 12 PLATED	4	4						
35	1	26106-080162	BOLT, M8X 16 PLATED	3	3						
36	1	26106-080162	BOLT, M8X 16 PLATED	1	1						
37	1	26106-080452	BOLT, M8X 45 PLATED	6	6						
38	1	26106-080552	BOLT, M8X 55 PLATED	3	3						
39	1	26106-080852	BOLT, M8X 85 PLATED	4	4						
40	1	26106-080952	BOLT, M8X 95 PLATED	2	2						
41	1	26216-080402	STUD, M8X 40	1	1						
42	1	26366-080002	NUT, M8	3	3						
43	1	26366-100002	NUT, M10	1	1						
44	1	43400-500410	SEAL WASHER 8S	4	4						
45	1	43400-500410	SEAL WASHER 8S	1	1						
46	1	129150-91400	GEAR	1	1						
48	2	24341-000240	O-RING, 1AS24.0	1	1						
49	1	26106-060162	BOLT, M6X 16 PLATED	2	2						

Fig.3. GEAR HOUSING(POWER STEERING)

(A)=3TNC78-RN  
(B)=3TNC78-RNP  
(C)=3TNC80-RN

(D)=3TNC80-RNP  
(E)=  
(F)=

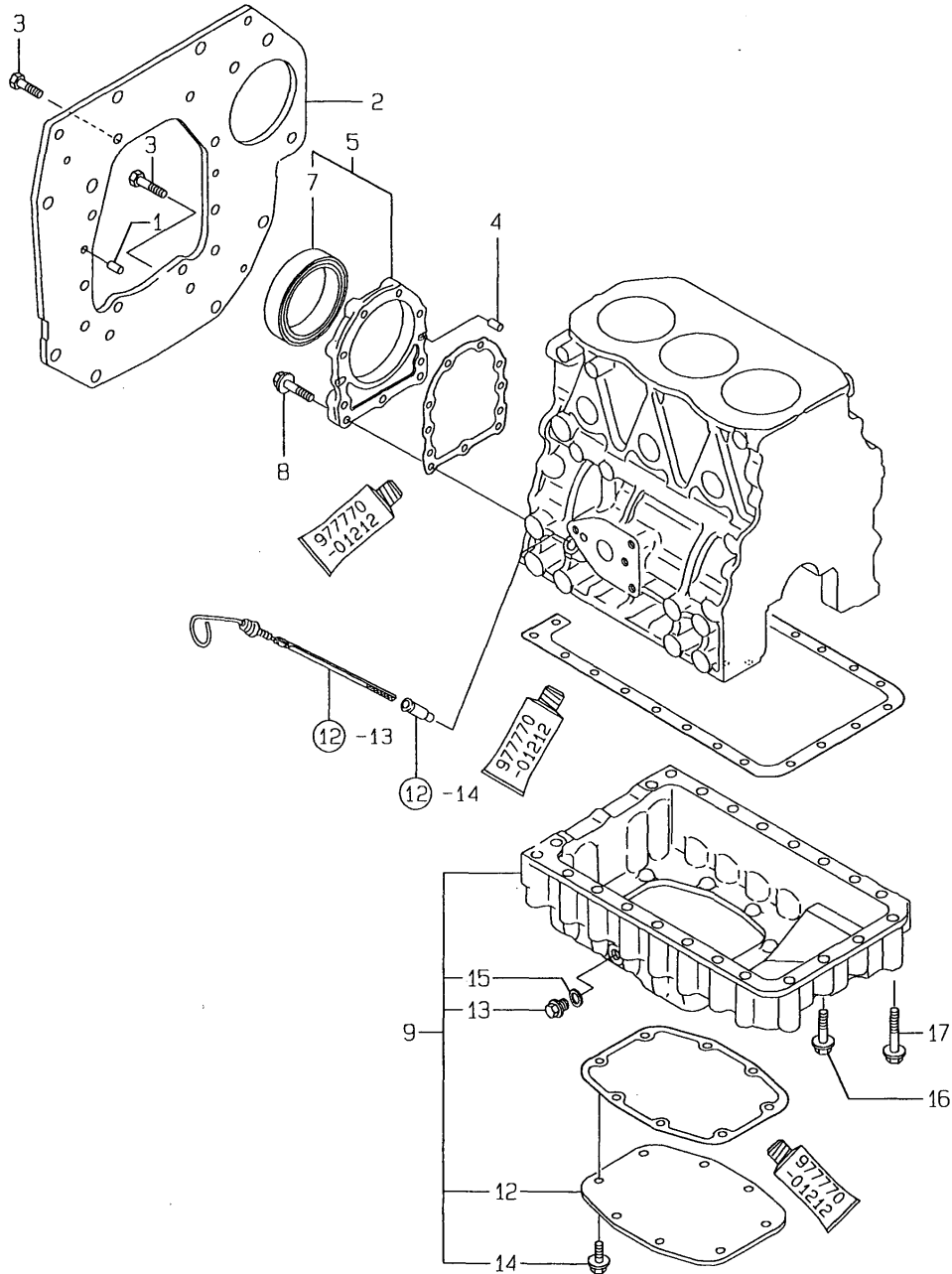
3. GEAR HOUSING  
(POWER STEERING)



No.	Lev.	Parts No.	Description	Q'ty						I	R
				(A)	(B)	(C)	(D)	(E)	(F)		
1	1	129100-01500	CASE, GEAR		1		1				
3	1	129150-01520	FLANGE, GEAR CASE		1		1				
4	1	121450-01560	STUD, M8X22		3		3				
5	1	121450-01570	STUD		1		1				
6	1	129150-01580	STUD, M8X30		1		1				
7	1	124160-01751	COVER, FILLER		1		1				
8	1	129795-01800	SEAL, OIL		1		1				
9	1	124240-01871	COVER		1		1				
10	1	124240-01883	GASKET		1		1				
11	1	124240-01883	GASKET		1		1				
12	1	124240-01883	GASKET		1		1				
13	1	129795-01950	PIPE, KNOCK L=18		2		2				
14	1	194990-22050	NUT, M8		2		2				
15	1	194990-22050	NUT, M8		3		3				
16	1	194990-22050	NUT, M8		2		2				
17	1	198010-41110	PUMP ASSY, PW1-C-7AK		1		1				
20	2	178070-10400	RING		2		2				
23	2	194521-41570	PIN, 11X7		2		2				
30	2	22252-000320	RING, 32		1		1				
31	2	24421-153207	SEAL, OIL TC153207		1		1				
32	2	26016-080352	BOLT, M8X 35		4		4				
33	1	198011-41110	PUMP, PW1-C-4C		1		1				
36	2	178070-10400	RING		1		1				
45	2	194521-41570	PIN, 11X7		2		2				
46	2	22252-000320	RING, 32		1		1				
47	2	24421-153207	SEAL, OIL TC153207		1		1				
48	2	26016-080352	BOLT, M8X 35		4		4				
49	1	121850-51960	O-RING		1		1				
50	1	24311-000160	O-RING, 1AP16.0		2		2				
51	1	24311-000320	O-RING, 1AP32.0		1		1				
52	1	26106-080122	BOLT, M8X 12 PLATED		4		4				
53	1	26106-080162	BOLT, M8X 16 PLATED		3		3				
54	1	26106-080162	BOLT, M8X 16 PLATED		1		1				
55	1	26106-080452	BOLT, M8X 45 PLATED		6		6				
56	1	26106-080552	BOLT, M8X 55 PLATED		3		3				
57	1	26106-080802	BOLT, M8X 80 PLATED		2		2				
58	1	26106-080852	BOLT, M8X 85 PLATED		4		4				
59	1	26106-080952	BOLT, M8X 95 PLATED		2		2				
60	1	26216-080202	STUD, M8X 20		2		2				
61	1	26216-080402	STUD, M8X 40		1		1				
62	1	26366-100002	NUT, M10		1		1				
63	1	43400-500410	SEAL WASHER 8S		4		4				
64	1	43400-500410	SEAL WASHER 8S		1		1				
65	1	129150-91400	GEAR		1		1				
67	2	24341-000240	O-RING, 1AS24.0		1		1				
68	1	26106-060162	BOLT, M6X 16 PLATED		2		2				

Fig.4. MOUNTING FLANGE & OIL PAN

4.MOUNTING FLANGE & OIL PAN



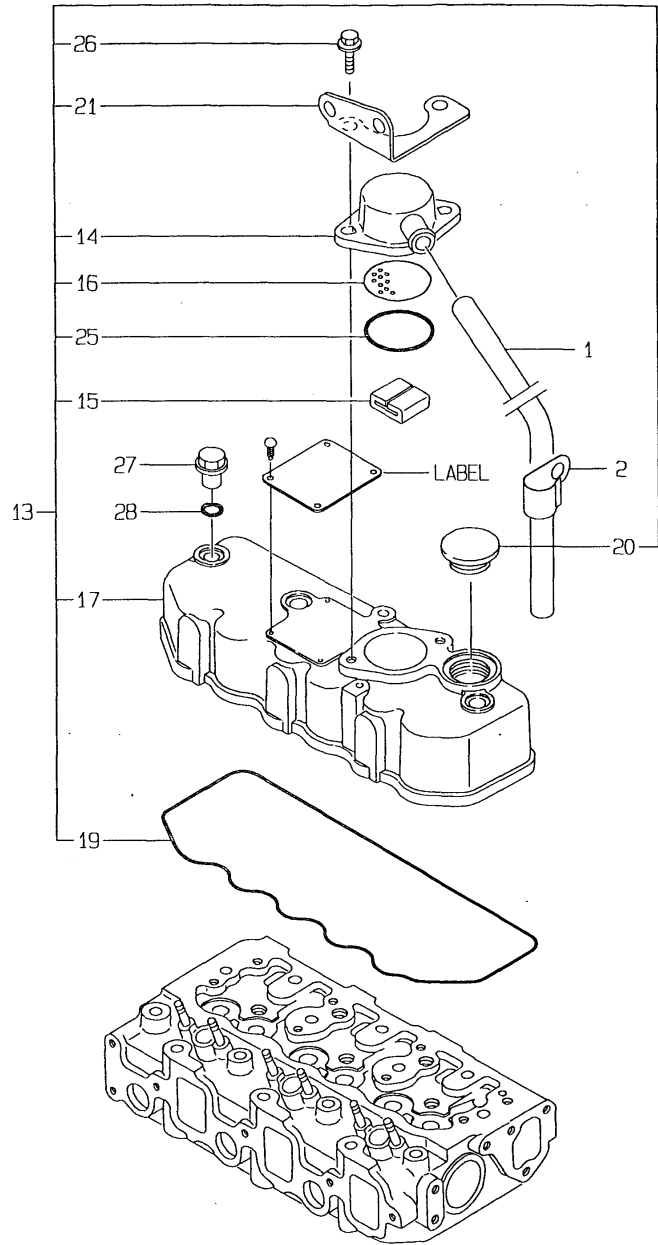
(A)=3TNC78-RN  
(B)=3TNC78-RNP  
(C)=3TNC80-RN

(D)=3TNC80-RNP  
(E)=  
(F)=

No.	Lev.	Parts No.	Description	Qty						I	R
				(A)	(B)	(C)	(D)	(E)	(F)		
1	1	129100-01580	PIN, M8X16	2	2	2	2				
2	1	119808-01600	FLANGE, MOUNTING	1	1	1	1				
3	1	26206-100202	BOLT, M10X 20 PLATED	10	10	10	10				
4	1	129100-01580	PIN, M8X16	2	2	2	2				
5	1	119860-01640	CASE ASSY, OIL SEAL	1	1	1	1				
7	2	119810-01780	SEAL, 769310	1	1	1	1				
8	1	26106-080302	BOLT, M8X 30 PLATED	9	9	9	9				
9	1	119808-01770	SUMP ASSY, OIL	1	1	1	1				
12	2	119808-01720	COVER, OIL SUMP	1	1	1	1				
13	2	129054-01640	PLUG, DRAIN 12	1	1	1	1				
14	2	26106-080122	BOLT, M8X 12 PLATED	8	8	8	8				
15	2	43400-500450	SEAL WASHER 12S	1	1	1	1				
16	1	26106-080502	BOLT, M8X 50 PLATED	2	2	2	2				
17	1	26106-080702	BOLT, M8X 70 PLATED	20	20	20	20				

Fig.5. BONNET

5. BONNET



(A)=3TNC78-RN  
(B)=3TNC78-RNP  
(C)=3TNC80-RN

(D)=3TNC80-RNP  
(E)=  
(F)=

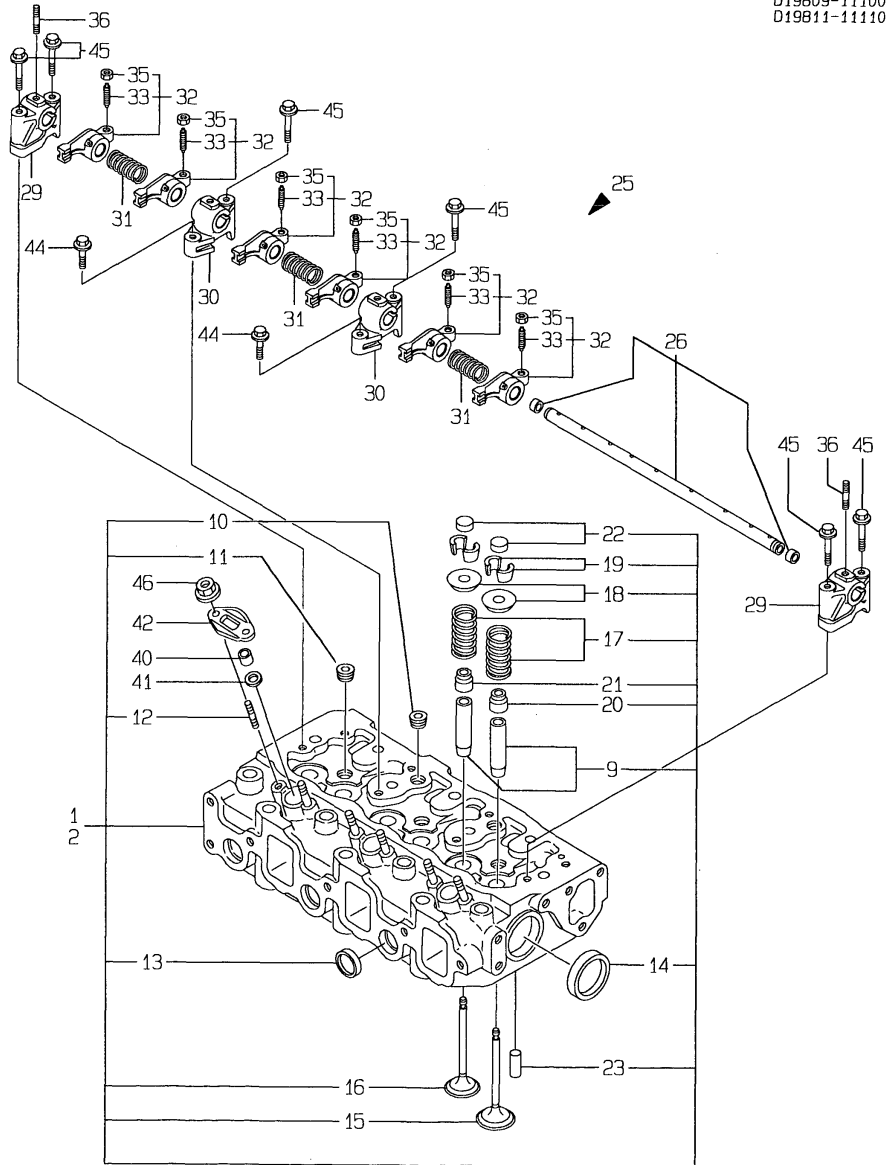
No.	Lev.	Parts No.	Description	Q'ty						I	R
				(A)	(B)	(C)	(D)	(E)	(F)		
1	1	129150-03090	HOSE, ID16X2T	1	1	1	1				
2	1	129150-03100	RETAINER, PIPE	1	1	1	1				
13	1	119808-11290	BONNET ASSY, HEAD	1	1	1	1				
14	2	129150-03020	COVER, BREATHER	1	1	1	1				
15	2	129150-03070	BAFFLE, BREATHER	1	1	1	1				
16	2	129150-03080	PLATE, BAFFLE	1	1	1	1				
17	2	119810-11300	BONNET	1	1	1	1				
19	2	119865-11310	GASKET, BONNET	1	1	1	1				
20	2	119807-11770	PLUG	1	1	1	1				
21	2	198010-61080	STAY ASSY, LOCK	1	1	1	1				
25	2	24341-000500	O-RING, 1AS50.0	1	1	1	1				
26	2	26106-080202	BOLT, M8X 20 PLATED	2	2	2	2				
27	1	124160-11360	KNOB	3	3	3	3				
28	1	24311-000120	O-RING, 1AP12.0	3	3	3	3				

Fig.6. CYLINDER HEAD

(A)=3TNC78-RN  
(B)=3TNC78-RNP  
(C)=3TNC80-RN

(D)=3TNC80-RNP  
(E)=  
(F)=

6. CYLINDER HEAD

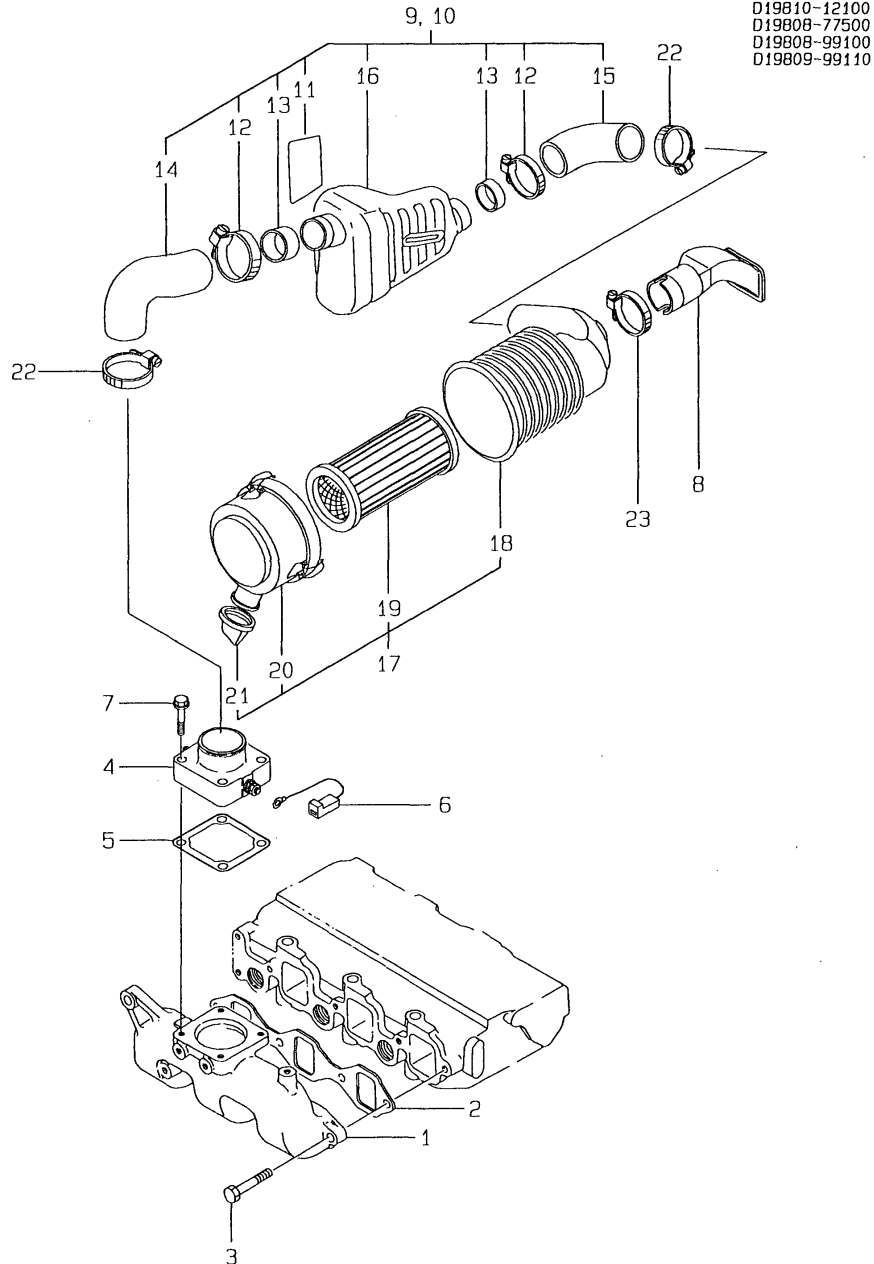


No.	Lev.	Parts No.	Description	Qty						I	R
				(A)	(B)	(C)	(D)	(E)	(F)		
1	1	719811-11700	HEAD ASSY, CYLINDER	1	1						
2	1	719812-11700	HEAD ASSY, CYLINDER								
9	3	124060-11800	GUIDE, VALVE	6	6	6	6				1
10	3	121850-11860	PLUG, PT1/4	2	2	2	2				
11	3	23871-030000	PLUG, R03	3	3	3	3				
12	3	26216-060302	STUD, M6X 30	6	6	6	6				
13	3	27241-220000	PLUG, 22	3	3	3	3				
14	3	27241-400000	PLUG, 40	2	2	2	2				
15	2	119810-11100	VALVE, INTAKE	3	3	3	3				
16	2	119810-11110	VALVE, EXHAUST	3	3	3	3				
17	2	119810-11120	SPRING, VALVE	6	6	6	6				
18	2	104211-11180	RETAINER, SPRING	6	6	6	6				
19	2	101158-11190	COTTER	6	6	6	6				
20	2	124160-11340	SEAL, VALVE STEM	3	3	3	3				
21	2	124950-11340	SEAL, VALVE STEM	3	3	3	3				
22	2	104211-11370	CAP, VALVE	6	6	6	6				
23	2	22351-060012	PIN, SPRING 6.0X12	2	2	2	2				
25	1	119865-11200	SUPPORT ASSY, ARM	1	1	1	1				
26	2	119810-11240	SHAFT ASSY, ROCKER	1	1	1	1				
29	2	129155-11260	SUPPORT, ROCKER ARM	2	2	2	2				
30	2	129155-11270	SUPPORT, ROCKER ARM	2	2	2	2				
31	2	129150-11280	SPRING	3	3	3	3				
32	2	719810-11650	ARM ASSY, ROCKER	6	6	6	6				
33	3	129150-11230	SCREW, VALVE ADJUST	6	6	6	6				
35	3	129150-11750	NUT, M8	6	6	6	6				
36	2	26226-080182	STUD, M8X 18	3	3	3	3				
40	1	119625-11870	PROTECTOR, NOZZLE	3	3	3	3				
41	1	119625-11880	SEAT, NOZZLE	3	3	3	3				
42	1	119625-11900	RETAINER, NOZZLE	3	3	3	3				
44	1	26106-080252	BOLT, M8X 25 PLATED	2	2	2	2				
45	1	26106-080502	BOLT, M8X 50 PLATED	6	6	6	6				
46	1	26366-060002	NUT, M6	6	6	6	6				

Remarks  
(1)REPAIR PART.

Fig.7. SUCTION MANIFOLD & AIR CLEANER

7.SUC.MANIFOLD & AIR CLEANER



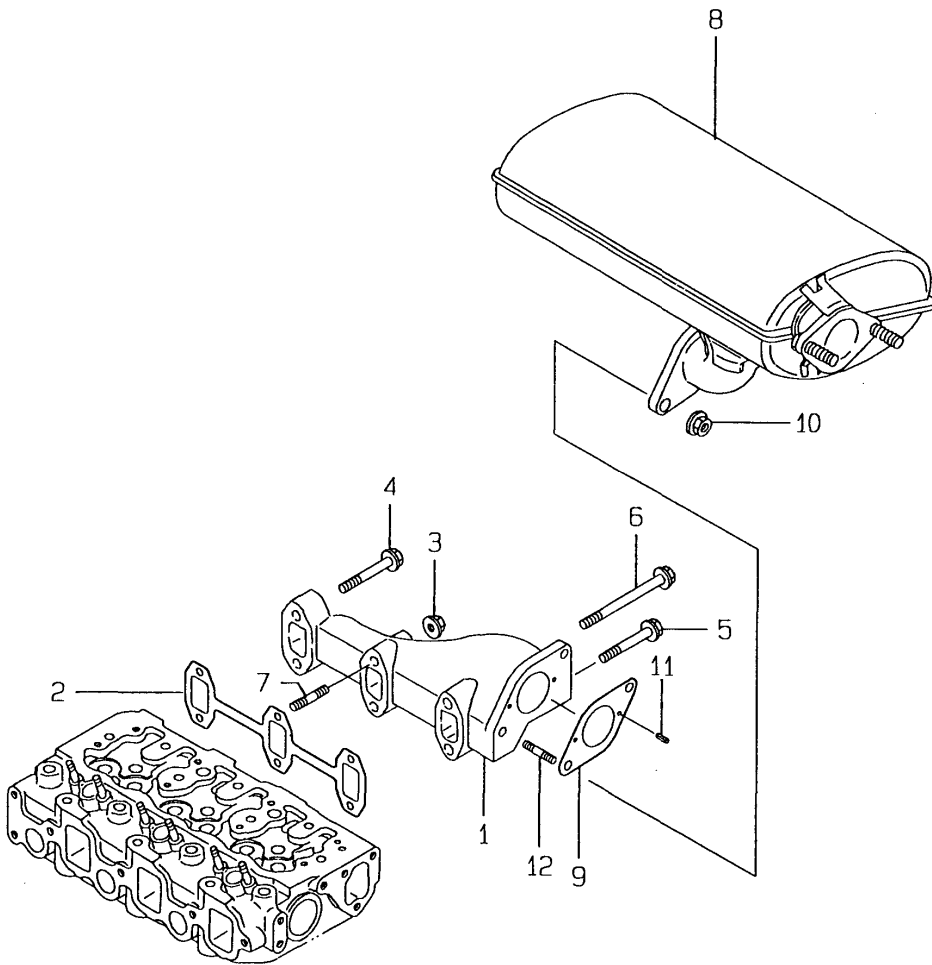
(A)=3TNC78-RN  
(B)=3TNC78-RNP  
(C)=3TNC80-RN

(D)=3TNC80-RNP  
(E)=  
(F)=

No.	Lev.	Parts No.	Description	Q'ty						I	R
				(A)	(B)	(C)	(D)	(E)	(F)		
1	1	119810-12100	MANIFOLD, AIR INTAKE	1	1	1	1				
2	1	119810-12111	GASKET, MANIFOLD	1	1	1	1				
3	1	26106-080252	BOLT, M8X 25 PLATED	4	4	4	4				
4	1	129120-77501	HEATER	1	1	1	1				
5	1	129150-77511	GASKET	1	1	1	1				
6	1	119867-77530	WIRE	1	1	1	1				
7	1	26106-080352	BOLT, M8X 35 PLATED	4	4	4	4				
8	1	119808-12020	PIPE, AIR INTAKE	1	1	1	1				
9	1	119808-12031	PIPE, AIR INTAKE	1	1	1	1				
10	1	119808-12039	PIPE, AIR INTAKE	1	1	1	1				
11	2	119808-12090	PROTECTOR	1	1	1	1				
12	2	121855-12080	CLAMP, HOSE	2	2	2	2				
13	2	119808-12070	PIPE	2	2	2	2				
14	2	119808-12060	PIPE, AIR INTAKE	1	1	1	1				
15	2	119808-12050	PIPE, AIR INTAKE	1	1	1	1				
16	2	119808-12041	PIPE, AIR INTAKE	1	1	1	1				
17	1	119808-12500	CLEANER ASSY, AIR	1	1	1	1				
18	2	119808-12510	BODY, AIR CLEANER	1	1	1	1				
19	2	119808-12520	ELEMENT	1	1	1	1				
20	2	119808-12530	COVER	1	1	1	1				
21	2	119808-12540	VALVE, UNLOADER	1	1	1	1				
22	1	23000-070000	CLAMP, 70	2	2	2	2				
23	1	23010-055000	CLAMP, 55	1	1	1	1				

Fig.8. EXHAUST MANIFOLD & MUFFLER

8.EXH.MANIFOLD & MUFFLER



(A)=3TNC78-RN  
(B)=3TNC78-RNP  
(C)=3TNC80-RN

(D)=3TNC80-RNP  
(E)=  
(F)=

No.	Lev.	Parts No.	Description	Qty						I	R
				(A)	(B)	(C)	(D)	(E)	(F)		
1	1	119808-13100	MANIFOLD, EXHAUST	1	1	1	1				
2	1	119810-13110	GASKET	1	1	1	1				
3	1	194990-22050	NUT, M8	2	2	2	2				
4	1	26106-080352	BOLT, M8X 35 PLATED	2	2	2	2				
5	1	26106-080602	BOLT, M8X 60 PLATED	1	1	1	1				
6	1	26106-081002	BOLT, M8X100 PLATED	1	1	1	1				
7	1	26216-080602	STUD, M8X 60	2	2	2	2				
8	1	119808-13500	SILENCER	1	1	1	1				
9	1	129107-13540	GASKET, SILENCER	1	1	1	1				
10	1	194990-22050	NUT, M8	2	2	2	2				
11	1	22351-040012	PIN, SPRING 4.0X12	2	2	2	2				
12	1	26216-080222	STUD, M8X 22	2	2	2	2				

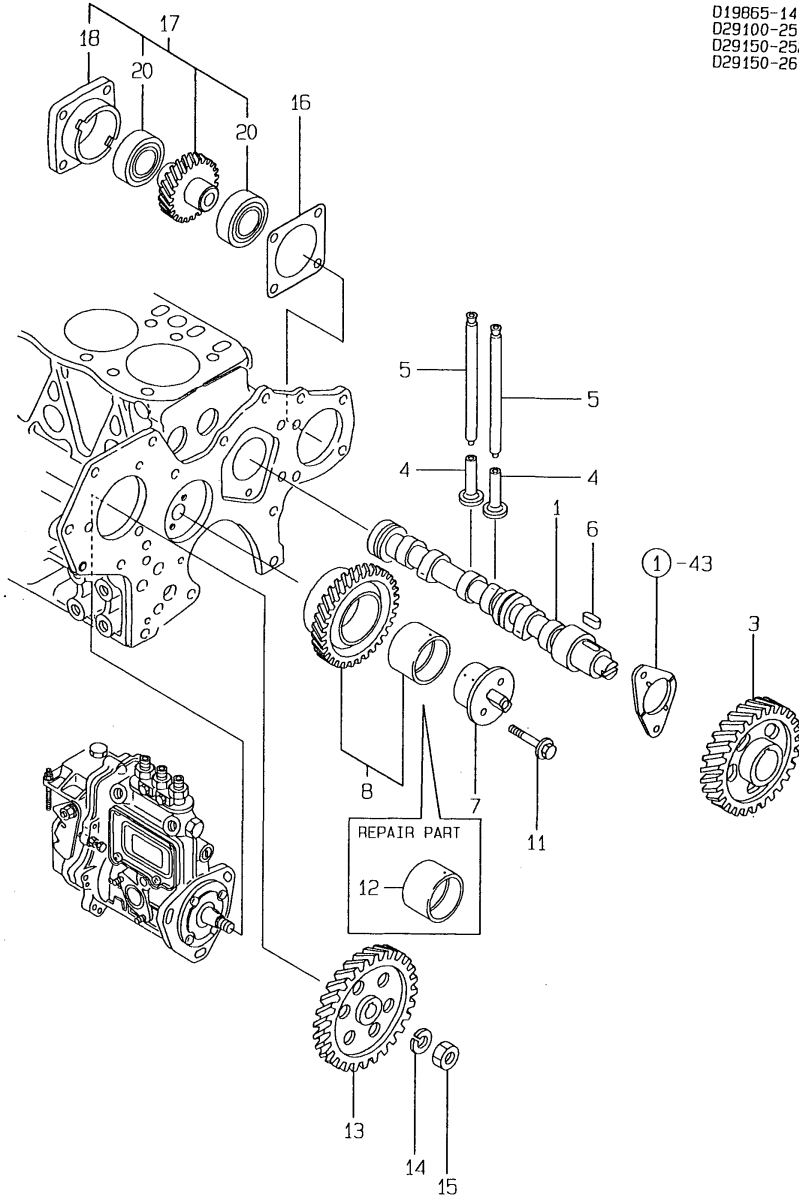
Fig.9. CAMSHAFT & DRIVING GEAR

(A)=3TNC78-RN  
(B)=3TNC78-RNP  
(C)=3TNC80-RN

(D)=3TNC80-RNP  
(E)=  
(F)=

9. CAMSHAFT & DRIVING GEAR

D19865-14101  
D29100-25101  
D29150-25200  
D29150-26100



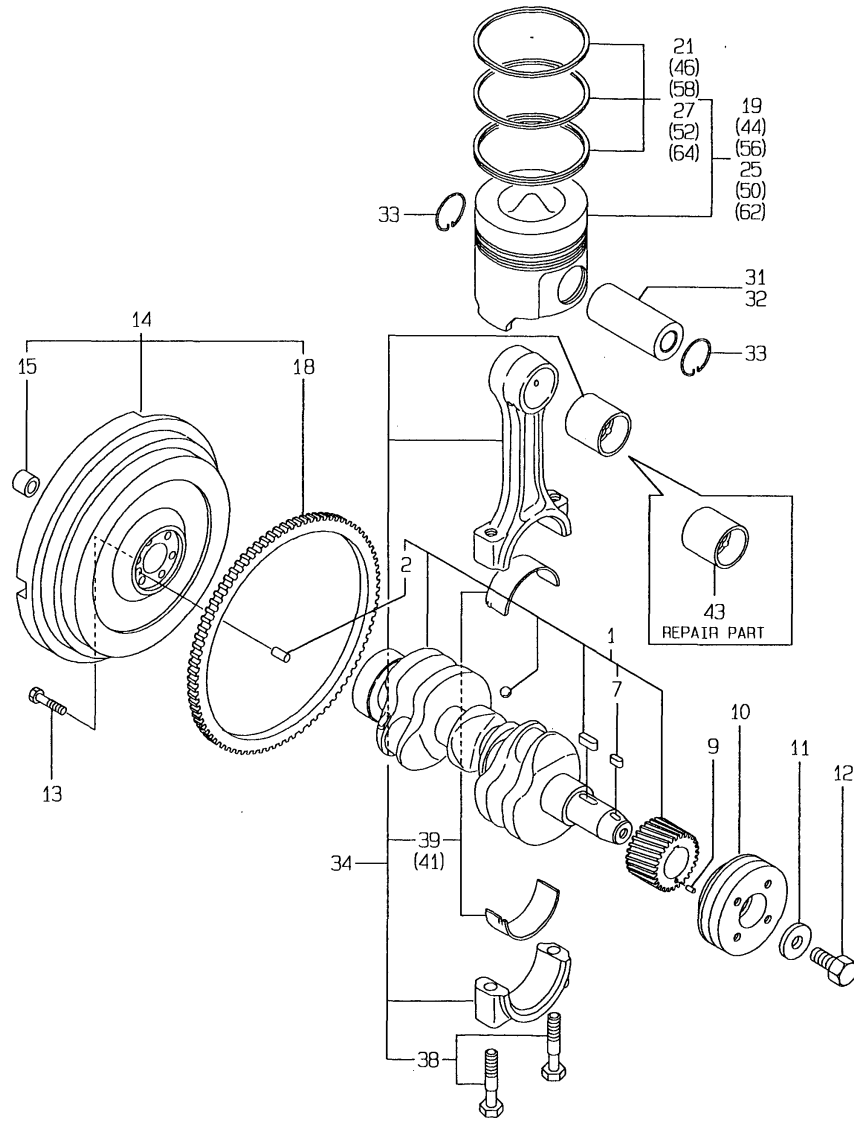
No.	Lev.	Parts No.	Description	Qty						I	R
				(A)	(B)	(C)	(D)	(E)	(F)		
1	1	119810-14011	CAMSHAFT	1	1	1	1				
3	1	129150-14101	GEAR, CAMSHAFT	1	1	1	1				
4	1	129155-14200	TAPPET	6	6	6	6				
5	1	119810-14400	ROD, PUSH	6	6	6	6				
6	1	22512-070140	KEY, 7X 14	1	1	1	1				
7	1	129100-25061	SHAFT, IDLE	1	1	1	1				
8	1	129150-25101	GEAR ASSY, IDLE	1	1	1	1				
11	1	26106-080452	BOLT, M8X 45 PLATED	2	2	2	2				
12	1	129150-25920	BUSH, IDLE GEAR	1	1	1	1				1
13	1	129150-25900	GEAR, PUMP	1	1	1	1				
14	1	22217-120000	WASHER, SPRING 12	1	1	1	1				
15	1	26716-120002	NUT, M12	1	1	1	1				
16	1	129150-01881	GASKET	1	1	1	1				
17	1	129150-26000	DRIVE ASSY, PUMP	1	1	1	1				
18	2	129150-26050	BRACKET, PUMP	1	1	1	1				
20	2	24101-060064	BEARING, BALL 6006	2	2	2	2				

Remarks  
(1)REPAIR PART.



Fig.10. CRANKSHAFT & PISTON

10. CRANKSHAFT & PISTON



(A)=3TNC78-RN  
(B)=3TNC78-RNP  
(C)=3TNC80-RN

(D)=3TNC80-RNP  
(E)=  
(F)=

No.	Lev.	Parts No.	Description	Qty						I	R
				(A)	(B)	(C)	(D)	(E)	(F)		
1	1	719811-21710	CRANKSHAFT ASSY	1	1	1	1				
2	2	129100-01580	PIN, M8X16	1	1	1	1				
7	2	22512-070160	KEY, 7X 16	1	1	1	1				
9	1	22351-040010	PIN, SPRING 4.0X10	1	1	1	1				
10	1	119867-21650	V-PULLEY	1	1	1	1				
11	1	129795-21661	WASHER	1	1	1	1				
12	1	121850-21680	BOLT	1	1	1	1				
13	1	121111-21501	BOLT, FLYWHEEL	6	6	6	6				
14	1	119808-21580	FLYWHEEL ASSY	1	1	1	1				
15	2	124950-21230	BUSH	1	1	1	1				
18	2	119867-21600	GEAR, RING	1	1	1	1				
18-1	2	119867-21601	GEAR, RING	1	1	1	1				S
(A=EZZZZZ) (B=EZZZZZ) (C=EZZZZZ) (D=EZZZZZ)											
19	1	119811-22080	PISTON ASSY	3	3						
21	2	729100-22500	RING SET, PISTON	3	3						
25	1	119812-22080	PISTON ASSY					3	3		
27	2	729150-22500	RING SET, PISTON					3	3		
31	1	104200-22300	PIN, PISTON	3	3						
32	1	114650-22300	PIN, PISTON D=23					3	3		
33	1	129792-22400	CIRCLIP, 23	6	6	6	6				
34	1	719810-23100	ROD ASSY, CONNECTING	3	3	3	3				
38	2	119810-23200	BOLT, CONNECTING ROD	6	6	6	6				
39	2	119810-23600	BEARING, CRANK PIN	3	3	3	3				
41	1	119810-23610	BEARING, 0.25 US	3	3	3	3				1
43	1	119810-23910	BEARING, PISTON PIN	3	3	3	3				2
44	1	719811-22900	PISTON ASSY, 0.25 OS	3	3						3
46	2	729555-22950	RING SET, 0.25 OS	3	3						3
50	1	719812-22900	PISTON ASSY, 0.25 OS					3	3		3
52	2	729812-22950	RING SET, 0.25 OS					3	3		3
56	1	119811-22920	PISTON ASSY, 0.50 OS	3	3						4
58	2	129100-22970	RING SET, 0.50 OS	3	3						4
62	1	119812-22920	PISTON ASSY, 0.50 OS					3	3		4
64	2	119812-22970	RING SET, 0.50 OS					3	3		4

Remarks

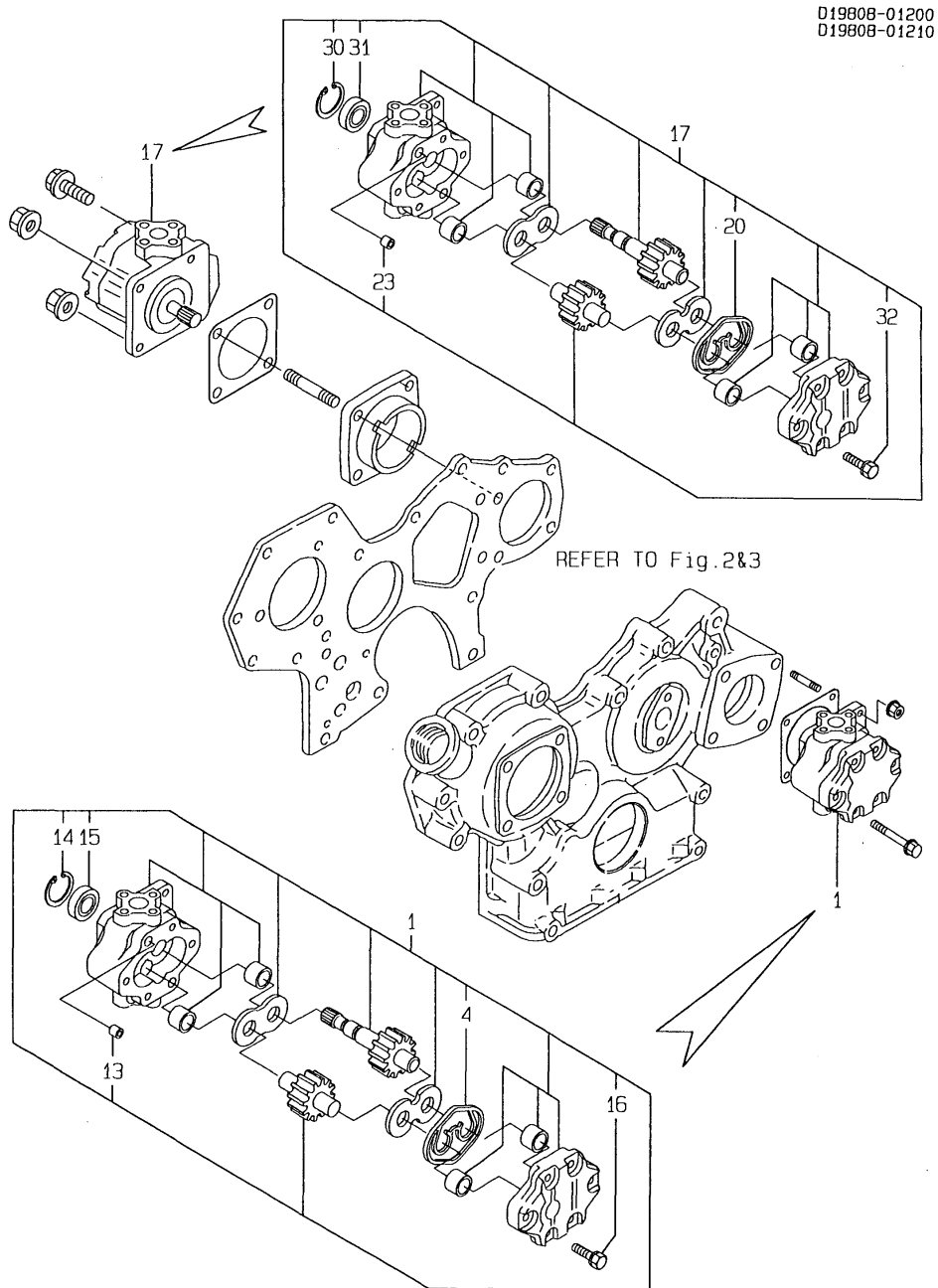
- (1) UNDER-SIZED (U.S=0.25) PART.
- (2) REPAIR PART.
- (3) OVER-SIZED (O.S=0.25) PART.
- (4) OVER-SIZED (O.S=0.25) PART.

Fig.11. HYDRAULIC PUMP

(A)=3TNC78-RN  
(B)=3TNC78-RNP  
(C)=3TNC80-RN

(D)=3TNC80-RNP  
(E)=  
(F)=

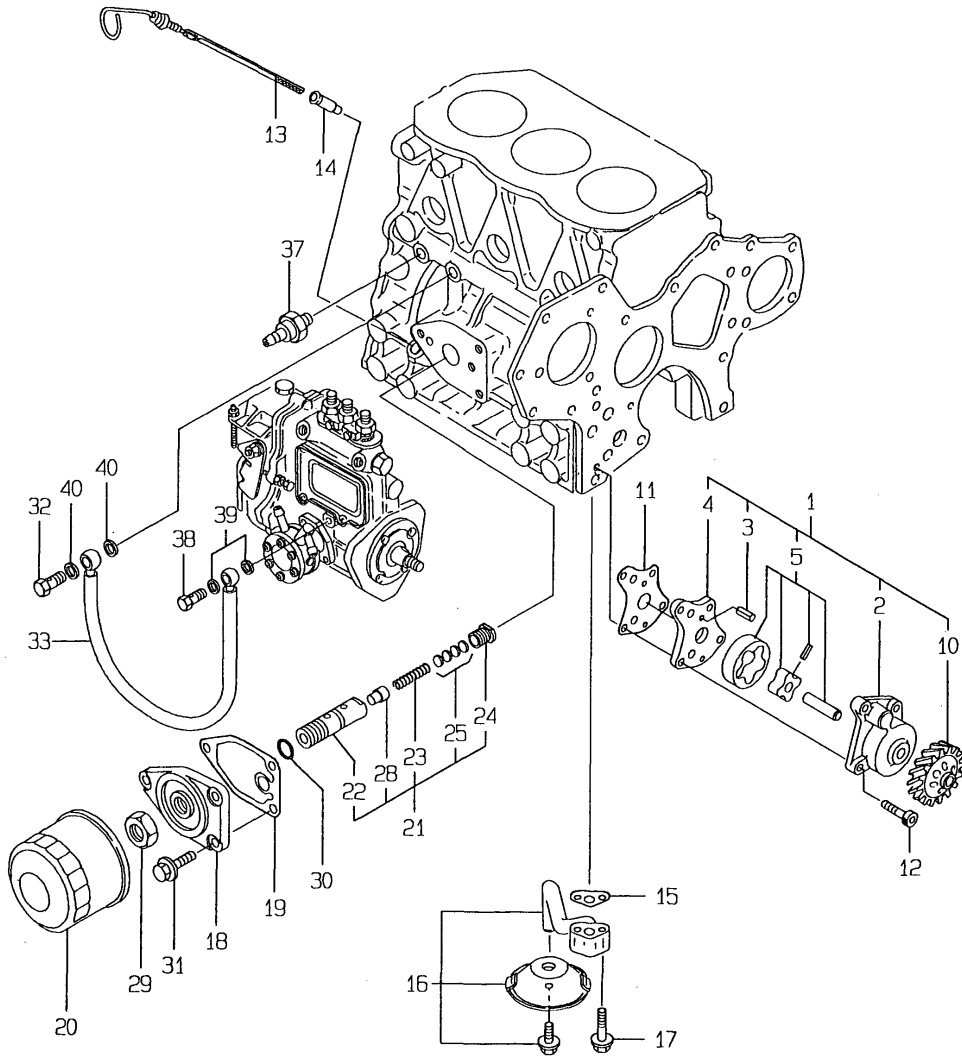
11. HYDRAULIC PUMP



No.	Lev.	Parts No.	Description	Q'ty						I	R
				(A)	(B)	(C)	(D)	(E)	(F)		
1	1	198011-41110	PUMP, PW1-C-4C		1		1				
4	2	178070-10400	RING		1		1				
13	2	194521-41570	PIN, 11X7		2		2				
14	2	22252-000320	RING, 32		1		1				
15	2	24421-153207	SEAL, OIL TC153207		1		1				
16	2	26016-080352	BOLT, M8X 35		4		4				
17	1	198010-41110	PUMP ASSY, PW1-C-7AK	1	1	1	1				
20	2	178070-10400	RING	1	1	1	1				
23	2	194521-41570	PIN, 11X7	2	2	2	2				
30	2	22252-000320	RING, 32	1	1	1	1				
31	2	24421-153207	SEAL, OIL TC153207	1	1	1	1				
32	2	26016-080352	BOLT, M8X 35	4	4	4	4				

Fig.12. LUB. OIL SYSTEM

12.LUB.OIL SYSTEM



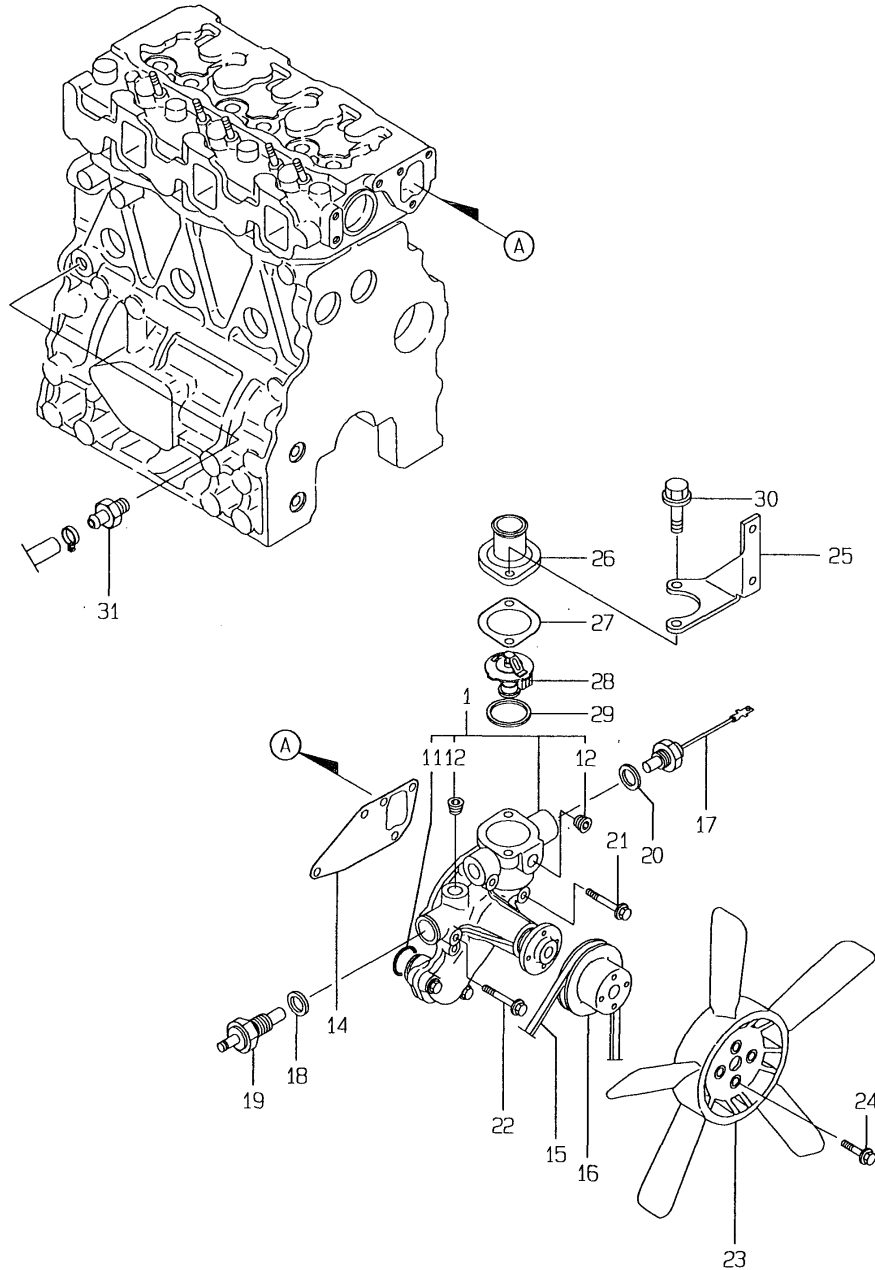
(A)=3TNC78-RN  
(B)=3TNC78-RNP  
(C)=3TNC80-RN

(D)=3TNC80-RNP  
(E)=  
(F)=

No.	Lev.	Parts No.	Description	Qty						I	R
				(A)	(B)	(C)	(D)	(E)	(F)		
1	1	119810-32000	PUMP ASSY, OIL	1	1	1	1				
2	2	119810-32010	BODY, L.O. PUMP	1	1	1	1				
3	2	121450-32060	PIN, 4X8	2	2	2	2				
4	2	119810-32080	COVER	1	1	1	1				
5	2	119810-32150	ROTOR ASSY	1	1	1	1				
10	2	129150-32201	GEAR, LUB. OIL PUMP	1	1	1	1				
11	1	129150-32020	GASKET, PUMP	1	1	1	1				
12	1	26450-060252	BOLT, M6X 25	4	4	4	4				
13	1	119867-34801	DIPSTICK, OIL	1	1	1	1				
14	1	129150-34810	GUIDE, DIPSTICK	1	1	1	1				
15	1	129150-35041	GASKET	1	1	1	1				
16	1	119867-35090	PIPE ASSY, OIL INLET	1	1	1	1				
17	1	26106-080352	BOLT, M8X 35 PLATED	2	2	2	2				
18	1	129150-35101	BRACKET, STRAINER	1	1	1	1				
19	1	129150-35111	GASKET	1	1	1	1				
20	1	119305-35150	FILTER, OIL	1	1	1	1				
21	1	119865-35300	VALVE ASSY, CONTROL	1	1	1	1				
22	2	119865-35310	BODY	1	1	1	1				
23	2	119865-35320	SPRING	1	1	1	1				
24	2	119865-35330	RETAINER	1	1	1	1				
25	2	129150-35340	SHIM SET	1	1	1	1				
28	2	119865-35350	VALVE, CONTROL	1	1	1	1				
29	1	129150-35350	NUT	1	1	1	1				
30	1	24311-000160	O-RING, 1AP16.0	1	1	1	1				
31	1	26106-080202	BOLT, M8X 20 PLATED	3	3	3	3				
32	1	124160-39140	BOLT, PIPE JOINT M10	1	1	1	1				
33	1	119810-39200	PIPE ASSY, OIL	1	1	1	1				
37	1	124160-39450	SWITCH, 0.5KG	1	1	1	1				
38	1	124550-59820	BOLT, PIPE JOINT M8	1	1	1	1				
39	1	23414-080000	GASKET, 8X1.0	2	2	2	2				
40	1	23414-100000	GASKET, 10X1.0	2	2	2	2				

Fig.13. COOLING WATER SYSTEM

13.COOLING WATER SYSTEM



(A)=3TNC78-RN  
(B)=3TNC78-RNP  
(C)=3TNC80-RN

(D)=3TNC80-RNP  
(E)=  
(F)=

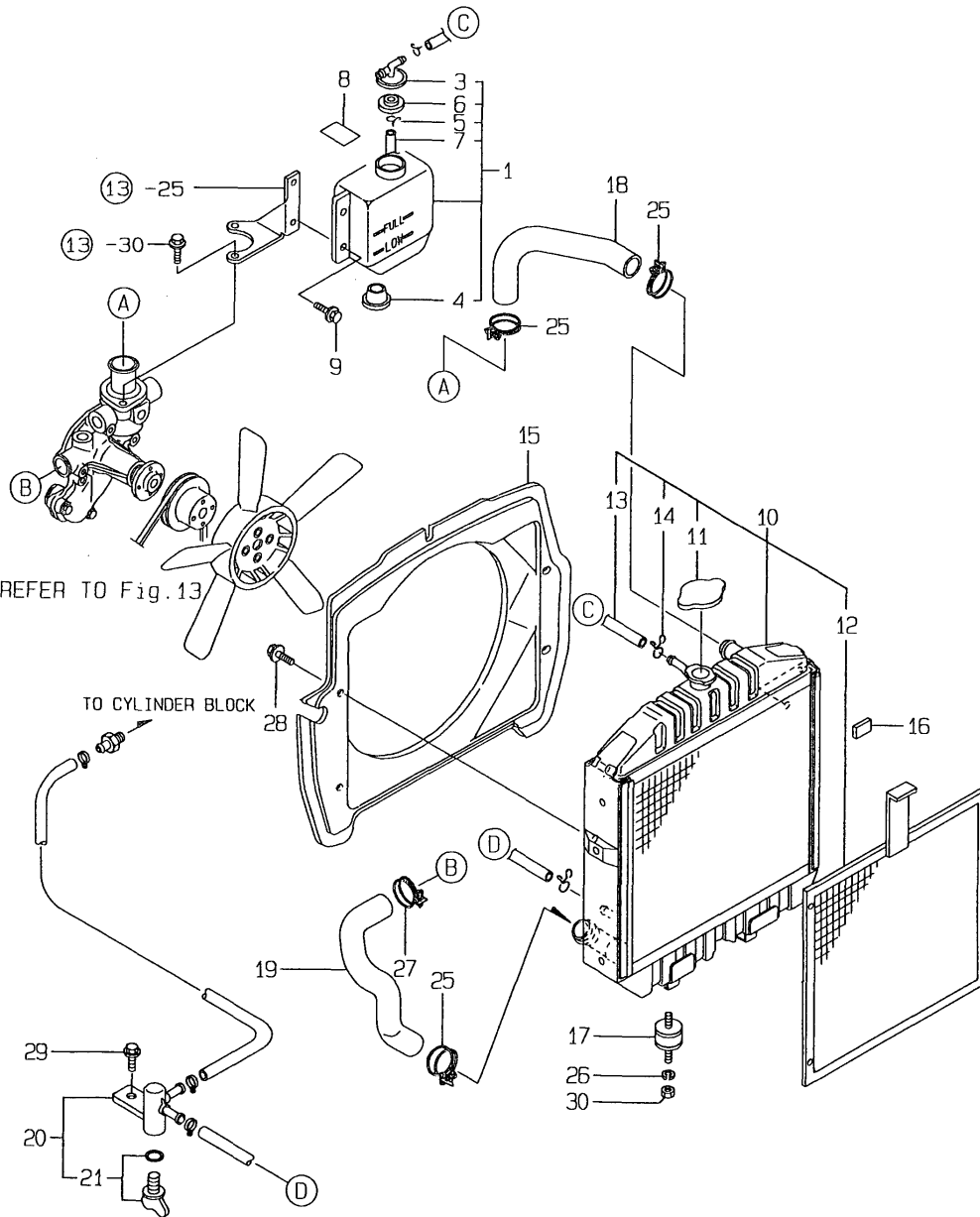
No.	Lev.	Parts No.	Description	Qty						I	R
				(A)	(B)	(C)	(D)	(E)	(F)		
1	1	119810-42001	PUMP ASSY, WATER	1	1	1	1				
11	2	129150-42320	O-RING	1	1	1	1				
12	2	23871-030000	PLUG, R03	2	2	2	2				
14	1	129150-42020	GASKET, WATER PUMP	1	1	1	1				
15	1	121492-42290	V-BELT, A38	1	1	1	1				
16	1	129550-42350	V-PULLEY, D=120	1	1	1	1				
17	1	129107-44900	SENSOR	1	1	1	1				
18	1	124465-44950	GASKET, 16	1	1	1	1				
19	1	124250-49351	SENSOR	1	1	1	1				
20	1	129150-49360	GASKET	1	1	1	1				
21	1	26106-080352	BOLT, M8X 35 PLATED	1	1	1	1				
22	1	26106-080552	BOLT, M8X 55 PLATED	3	3	3	3				
23	1	129155-44740	FAN, COOLING D320	1	1	1	1				
24	1	26014-060162	BOLT, M6X 16	4	4	4	4				
25	1	119808-44600	BRACKET, SUB TANK	1	1	1	1				
26	1	129350-49530	COVER, THERMOSTAT	1	1	1	1				
27	1	129795-49551	GASKET	1	1	1	1				
28	1	129155-49800	THERMOSTAT, 71	1	1	1	1				
29	1	129150-49811	GASKET, THERMOSTAT	1	1	1	1				
30	1	26106-080252	BOLT, M8X 25 PLATED	2	2	2	2				
31	1	121550-49111	JOINT, PT1/4	1	1	1	1				

Fig.14. RADIATOR

(A)=3TNC78-RN  
(B)=3TNC78-RNP  
(C)=3TNC80-RN

(D)=3TNC80-RNP  
(E)=  
(F)=

14. RADIATOR



REFER TO Fig.13

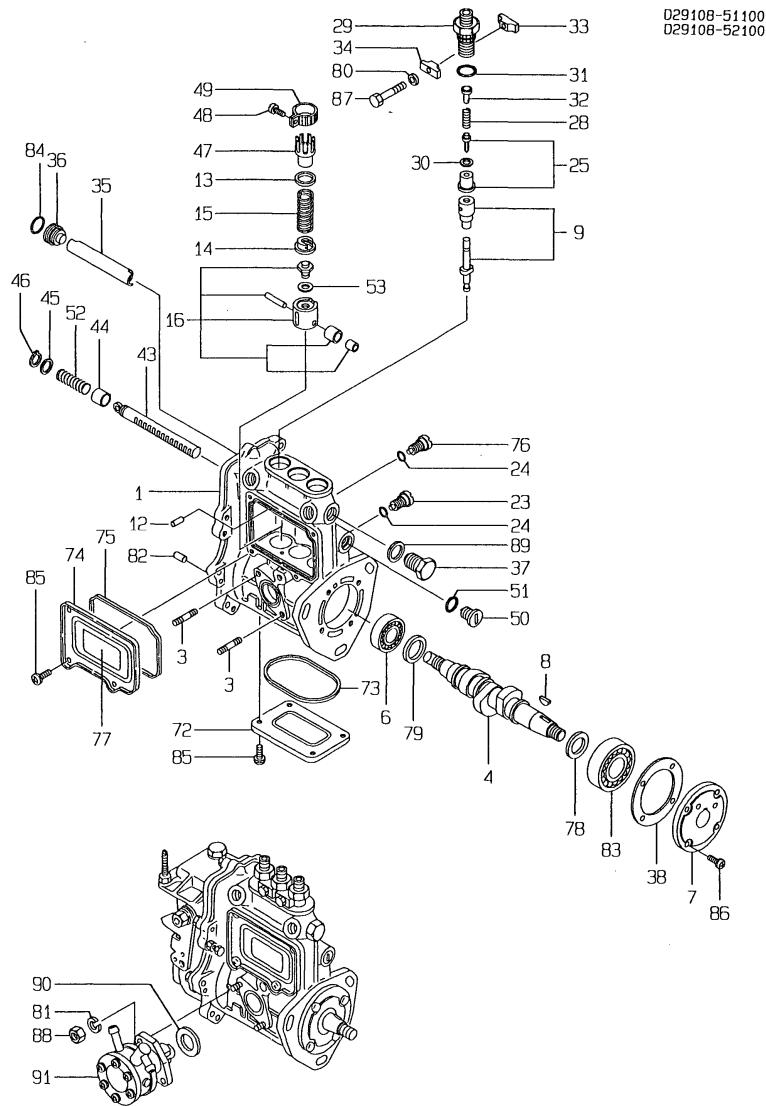
No.	Lev.	Parts No.	Description	Qty						I	R
				(A)	(B)	(C)	(D)	(E)	(F)		
1	1	121468-44510	SUB-TANK ASSY	1	1	1	1				
3	2	121450-44531	CAP	1	1	1	1				
4	2	121468-44540	PLUG, SUB-TANK	1	1	1	1				
5	2	124450-44560	RETAINER	1	1	1	1				
6	2	121470-44581	GASKET	1	1	1	1				
7	2	23065-070130	PIPE, 7X 130	1	1	1	1				
8	1	121470-44540	LABEL, SUB-TANK	1	1	1	1				
9	1	26106-060102	BOLT, M6X 10 PLATED	2	2	2	2				
10	1	119808-44501	RADIATOR ASSY	1	1	1	1				
11	2	129107-44590	CAP, RADIATOR	1	1	1	1				
12	2	119808-44570	PROTECTOR	1	1	1	1				
13	2	124722-49160	PIPE, DRAIN 7/12X250	1	1	1	1				
14	2	121250-44590	CLAMP	2	2	2	2				
15	1	119808-44560	SHROUD	1	1	1	1				
16	1	121454-44590	PAD, URETHANE	1	1	1	1				
17	1	129550-44660	ABSORBER	2	2	2	2				
18	1	119808-49010	PIPE, WATER	1	1	1	1				
19	1	119867-49020	PIPE, WATER	1	1	1	1				
20	1	129150-49100	COCK ASSY, 3-WAY	1	1	1	1				
21	2	129150-49080	COCK, DRAIN	1	1	1	1				
25	1	121267-49500	BAND, 38	3	3	3	3				
26	1	22212-100000	SPRING WASHER 10	2	2	2	2				
27	1	23000-041000	CLAMP, 41	1	1	1	1				
28	1	26106-060082	BOLT, M6X 8 PLATED	4	4	4	4				
29	1	26106-080252	BOLT, M8X 25 PLATED	1	1	1	1				
30	1	26716-100002	NUT, M10	2	2	2	2				

Fig.15. FUEL INJECTION PUMP

(A)=3TNC78-RN  
(B)=3TNC78-RNP  
(C)=3TNC80-RN

(D)=3TNC80-RNP  
(E)=  
(F)=

15.FUEL INJECTION PUMP



No.	Lev.	Parts No.	Description	Q'ty						I	R
				(A)	(B)	(C)	(D)	(E)	(F)		
1A	1	719808-51300	PUMP ASSY, INJECTION	1	1						1
1B	1	719809-51310	PUMP ASSY, INJECTION					1	1		2
3	2	129155-51020	STUD	2	2	2	2				
4	2	119810-51040	CAMSHAFT	1	1	1	1				
6	2	129155-51050	BEARING, 17BM001D	1	1	1	1				
7	2	129155-51060	SUPPORT, CAMSHAFT	1	1	1	1				
8	2	122710-51090	KEY	1	1	1	1				
9	2	129108-51100	PLUNGER ASSY	3	3	3	3				
12	2	129155-51140	PIN	3	3	3	3				
13	2	174307-51170	RETAINER, SPRING A	3	3	3	3				
14	2	129155-51180	RETAINER, SPRING	3	3	3	3				
15	2	124950-51190	SPRING, PLUNGER	3	3	3	3				
16	2	129155-51200	TAPPET ASSY	3	3	3	3				
23	2	129155-51270	STOPPER, TAPPET	3	3	3	3				
24	2	129155-51280	O-RING, S6	3	3	3	3				
25	2	129100-51300	VALVE ASSY, DELIVERY	3	3	3	3				
28	2	129155-51320	SPRING, DELIVERY	3	3	3	3				
29	2	129155-51340	RETAINER	3	3	3	3				
30	2	124550-51350	GASKET, DELIVERY	3	3	3	3				
31	2	124550-51370	O-RING	3	3	3	3				
32	2	129155-51370	STOPPER, VALVE	3	3	3	3				
33	2	129155-51380	STOPPER	2	2	2	2				
34	2	129155-51390	STOPPER	2	2	2	2				
35	2	129155-51400	DEFLECTOR	1	1	1	1				
36	2	129155-51410	BOLT	1	1	1	1				
37	2	129155-51420	PLUG, M16	1	1	1	1				
38	2	129155-51450	SHIM SET, ADJUSTING	1	1	1	1				
43	2	129155-51500	RACK, CONTROL	1	1	1	1				
44	2	129155-51521	BUSH, RACK	1	1	1	1				
45	2	129155-51530	SPACER	1	1	1	1				
46	2	129155-51540	CIRCLIP	1	1	1	1				
47	2	129155-51550	PINION, CONTROL	3	3	3	3				
48	2	122117-51560	SCREW	3	3	3	3				
49	2	174307-51560	PINION	3	3	3	3				
50	2	129155-51570	PLUG, M12	1	1	1	1				
51	2	129155-51580	O-RING	1	1	1	1				
52	2	129155-51591	SPRING, RACK	1	1	1	1				
53	2	129155-51600	SHIM SET, ADJUSTING	3	3	3	3				
72	2	129155-51700	COVER	1	1	1	1				
73	2	129155-51710	GASKET	1	1	1	1				
74	2	129155-51750	COVER	1	1	1	1				
75	2	129155-51760	GASKET	1	1	1	1				
76	2	129155-51790	STOOPER, RACK	1	1	1	1				
77	2	129156-51910	LABEL, CAUTION	1	1	1	1				
78	2	129155-51930	SPACER, T=3.25	1	1	1	1				
79	2	129155-51940	SPACER, T=1.5	1	1	1	1				
80	2	22217-050000	WASHER, SPRING 5	2	2	2	2				
81	2	22217-060000	WASHER, SPRING 6	2	2	2	2				
82	2	22351-050010	PIN, SPRING 5.0X10	2	2	2	2				
83	2	24101-063034	BEARING, BALL 6303	1	1	1	1				
84	2	24341-000160	O-RING, 1AS16.0	1	1	1	1				

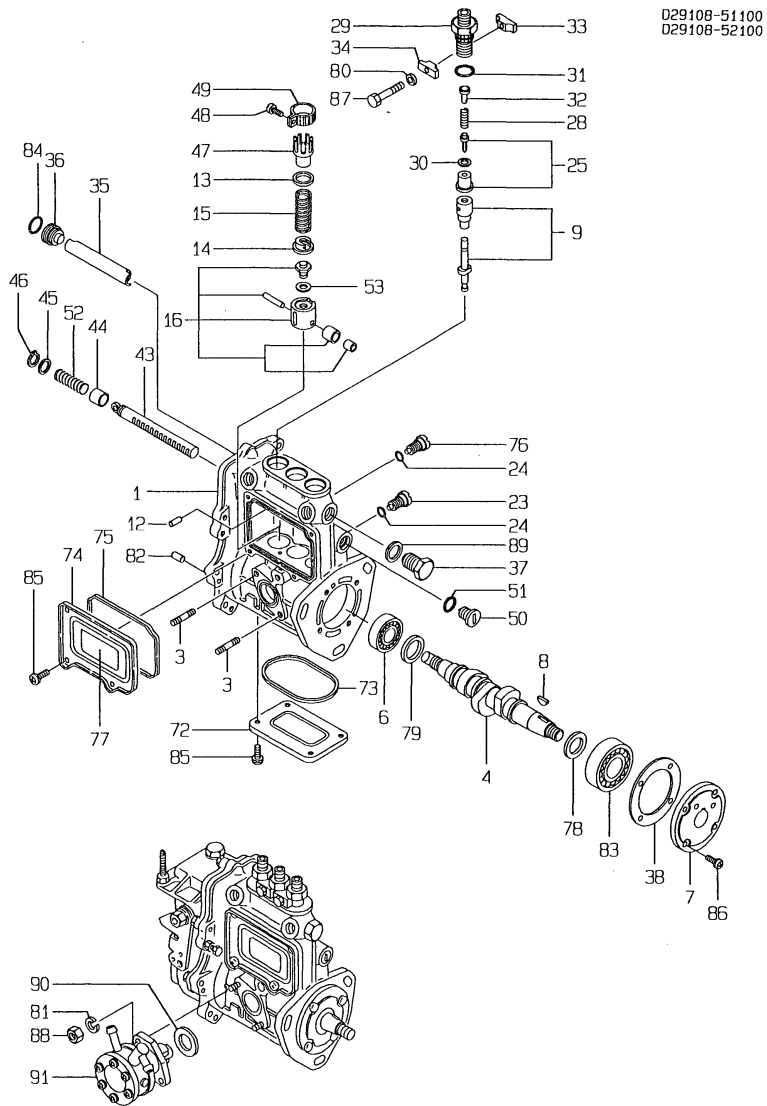
Remarks  
(1) FIG.16(GOVERNOR) IS INCORPORATED IN FUEL INJECTION PUMP ASSY(REF. NO.1).  
(2) FIG.17(GOVERNOR) IS INCORPORATED IN FUEL INJECTION PUMP ASSY(REF. NO.2).

Fig.15. FUEL INJECTION PUMP

(A)=3TNC78-RN  
(B)=3TNC78-RNP  
(C)=3TNC80-RN

(D)=3TNC80-RNP  
(E)=  
(F)=

15.FUEL INJECTION PUMP



No.	Lev.	Parts No.	Description	Q'ty						I	R
				(A)	(B)	(C)	(D)	(E)	(F)		
85	2	26022-050102	SCREW, M5X10	8	8	8	8				
86	2	26022-060162	SCREW, M6X16	4	4	4	4				
87	2	26116-050302	BOLT, M5X 30 PLATED	2	2	2	2				
88	2	26716-060002	NUT, M6	2	2	2	2				
89	2	43400-500490	SEAL WASHER 16S	1	1	1	1				
90	2	129155-52050	GASKET	1	1	1	1				
91	2	129108-52100	PUMP ASSY, FUEL FEED	1	1	1	1				

Remarks

- (1) FIG.16(GOVERNOR) IS INCORPORATED IN FUEL INJECTION PUMP ASSY(REF. NO.1).
- (2) FIG.17(GOVERNOR) IS INCORPORATED IN FUEL INJECTION PUMP ASSY(REF. NO.2).

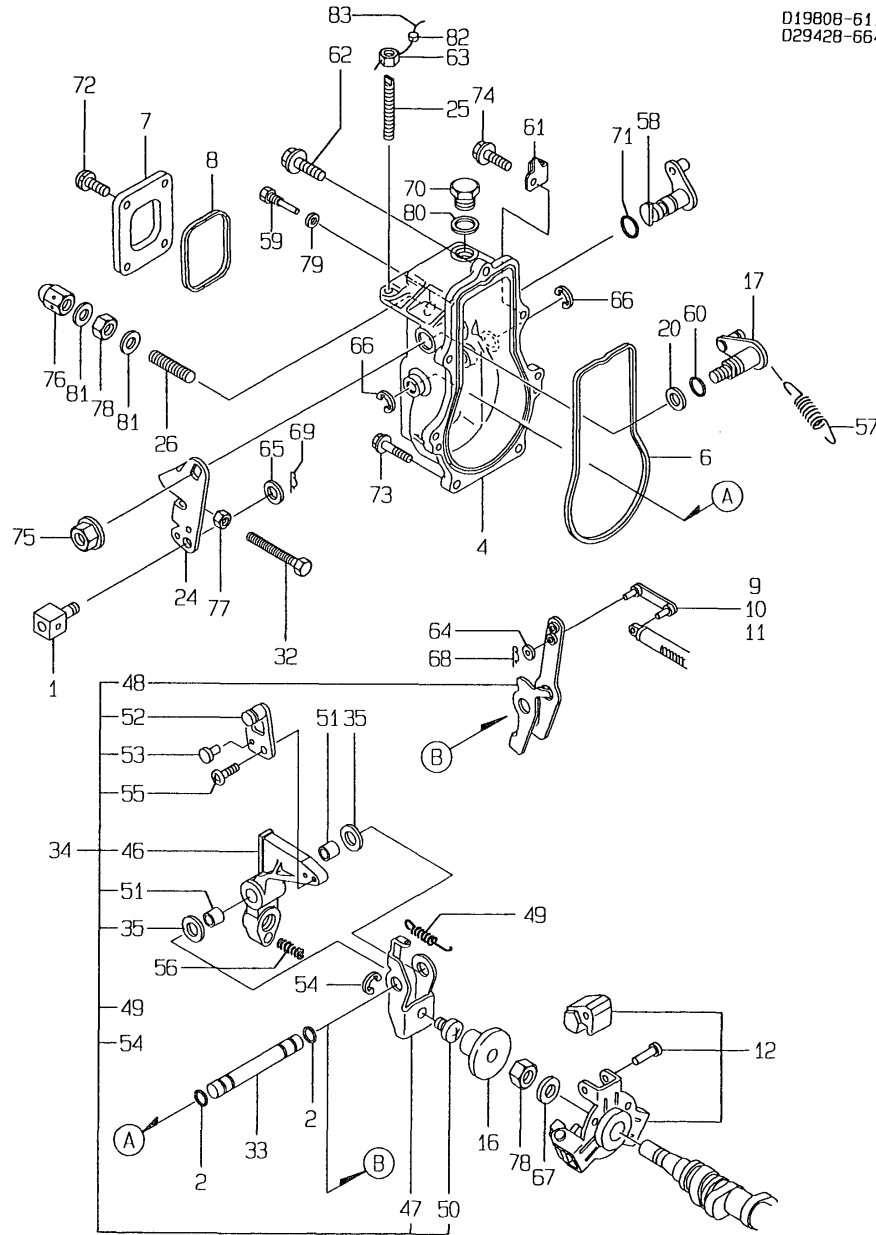
Fig.16. GOVERNOR(FOR 3TNC78)

(A)=3TNC78-RN  
(B)=3TNC78-RNP  
(C)=3TNC80-RN

(D)=3TNC80-RNP  
(E)=  
(F)=

16. GOVERNOR (FOR 3TNC78)

D19808-61100  
D29428-66400



No.	Lev.	Parts No.	Description	(A)	(B)	(C)	(D)	(E)	(F)	Qty	I	R
1	1	194150-01370	ADJUSTER	1	1							
2	1	129155-51280	O-RING, S6	2	2							
4	1	119843-61011	CASE, GOVERNOR	1	1							
6	1	129155-61050	GASKET	1	1							
7	1	129155-61060	COVER, GOVERNOR CASE	1	1							
8	1	129155-61070	GASKET	1	1							
9	1	129155-61120	LINK, L=30 MARK 0	1	1							
10	1	129155-61130	LINK, L=31 MARK 1	1	1							
11	1	129155-61140	LINK, L=30.5 MARK 05	1	1							
12	1	129155-61201	WEIGHT ASSY, GOVERNOR	1	1							
16	1	129155-61341	SLEEVE	1	1							
17	1	129100-61400	SHAFT ASSY	1	1							
20	1	129155-61430	SPACER	1	1							
24	1	129100-61440	LEVER, CONTROL	1	1							
25	1	129155-61450	BOLT, LIMITER	1	1							
26	1	129428-61450	LIMITER ASSY, FUEL	1	1							
32	1	129155-61460	BOLT, IDLE	1	1							
33	1	129155-61490	SHAFT	1	1							
34	1	119843-61500	LEVER ASSY, GOVERNOR	1	1							
35	2	174307-51700	SHIM SET	2	2							
46	2	129100-61510	LEVER, TENSION	1	1							
47	2	119843-61520	LEVER A, GOVERNOR	1	1							
48	2	119843-61530	LEVER, GOVERNOR	1	1							
49	2	119843-61540	SPRING, SET	1	1							
50	2	129155-61540	SHIFTER	1	1							
51	2	119843-61550	BUSH	2	2							
52	2	171353-61910	HOOK	1	1							
53	2	129100-61920	PIN	1	1							
54	2	22272-000040	RING, E- 4	1	1							
55	2	26022-060122	SCREW, M6X12	1	1							
56	1	129100-61650	SPRING, CONTROLLER	1	1							
57	1	171353-61710	SPRING, GOVERNOR	1	1							
58	1	129129-61801	LEVER ASSY, STOP	1	1							
59	1	129155-61810	PIN	1	1							
60	1	129155-61830	O-RING, S10	1	1							
61	1	129116-61890	SUPPORT	1	1							
62	1	129155-61950	BOLT	1	1							
63	1	124550-66370	NUT, M6	1	1							
64	1	22117-040000	WASHER, 4	1	1							
65	1	22137-080000	WASHER, 8	1	1							
66	1	22272-000060	RING, E- 6	2	2							
67	1	22287-120000	WASHER, 12	1	1							
68	1	22372-040000	PIN, SNAP 4	2	2							
69	1	22417-160180	PIN, COTTER 1.6X18	1	1							
70	1	23887-100002	PLUG, 10	1	1							
71	1	24311-240100	O-RING, 1AP10A	1	1							
72	1	26022-050102	SCREW, M5X10	4	4							
73	1	26106-060202	BOLT, M6X 20 PLATED	5	5							
74	1	26106-060252	BOLT, M6X 25 PLATED	1	1							
75	1	26366-080002	NUT, M8	1	1							
76	1	26687-120002	NUT, CAP M12	1	1							



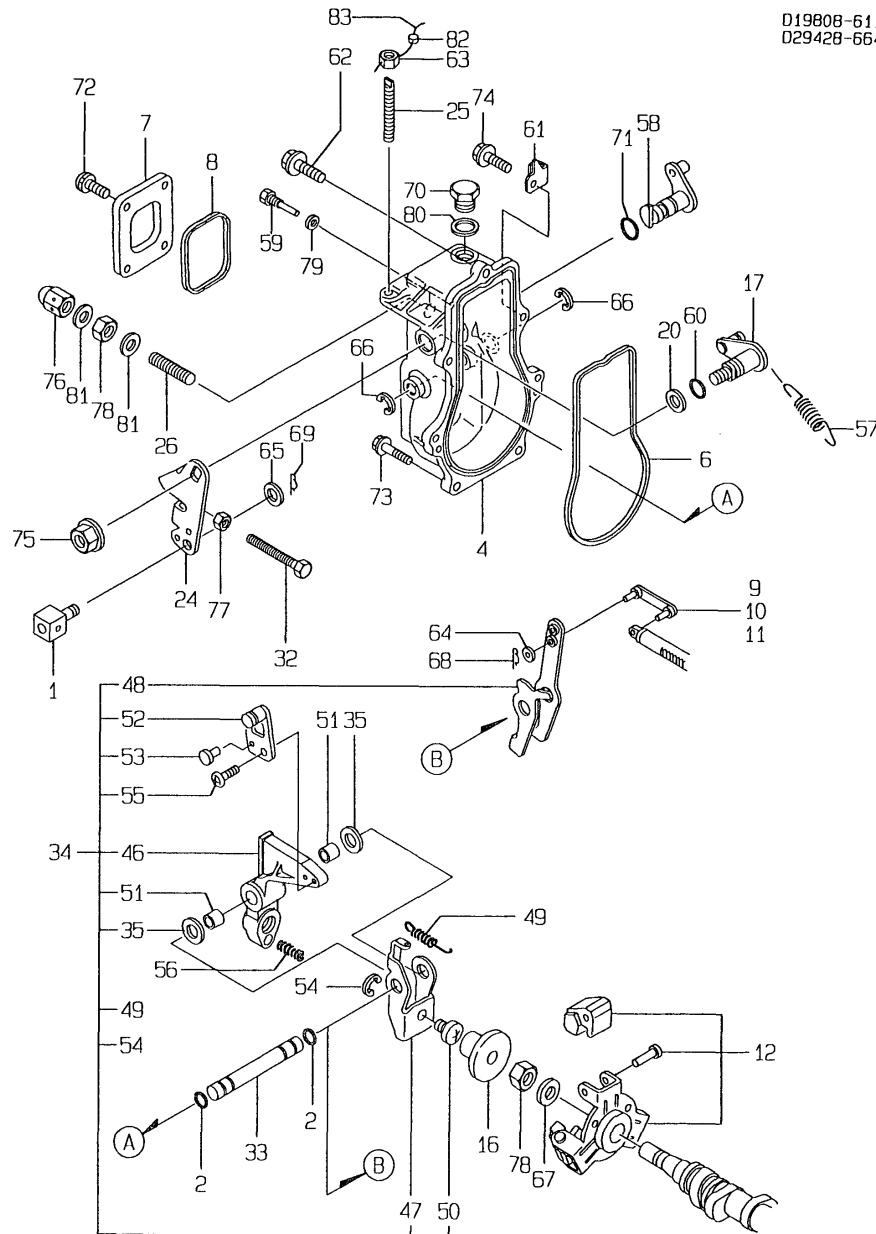
Fig.16. GOVERNOR(FOR 3TNC78)

(A)=3TNC78-RN  
(B)=3TNC78-RNP  
(C)=3TNC80-RN

(D)=3TNC80-RNP  
(E)=  
(F)=

16. GOVERNOR (FOR 3TNC78)

D19808-61100  
D29428-66400



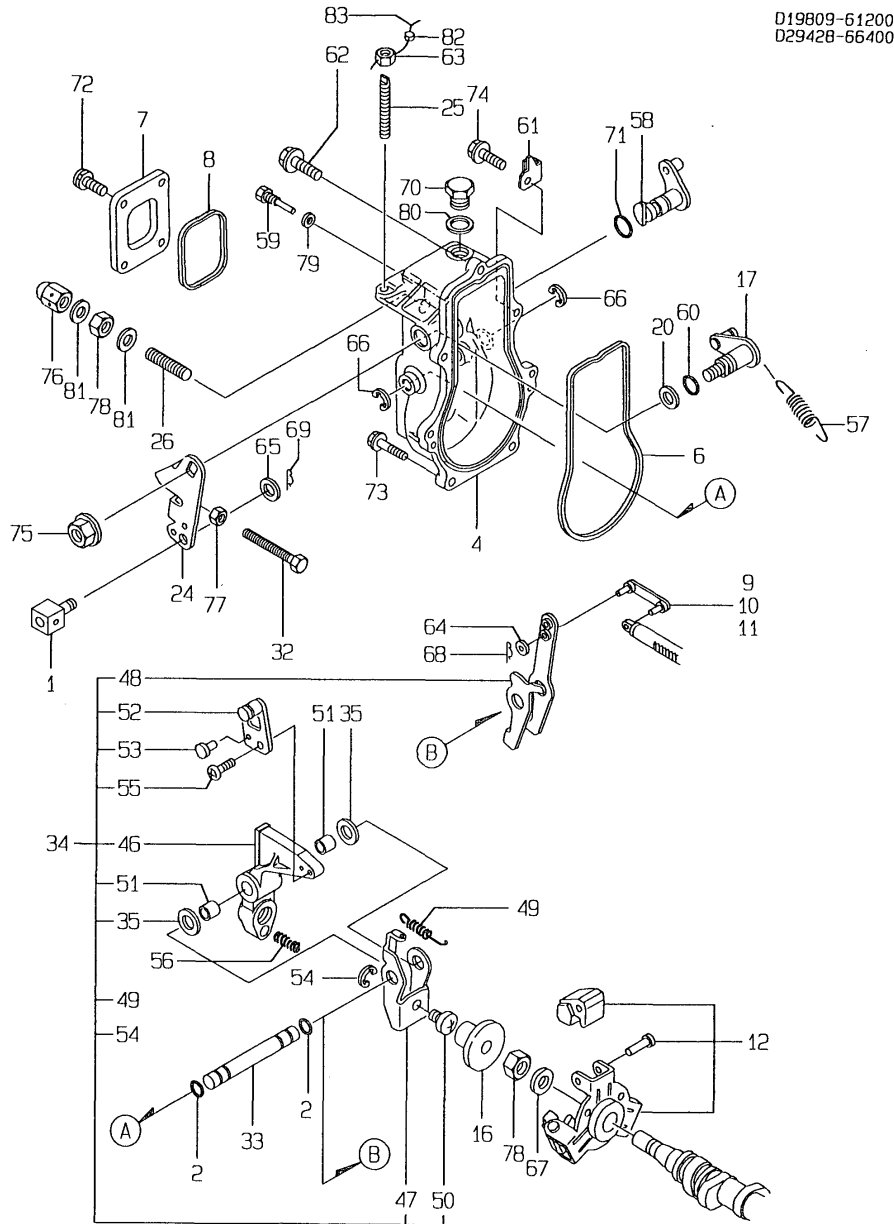
No.	Lev.	Parts No.	Description	Q'ty						I	R
				(A)	(B)	(C)	(D)	(E)	(F)		
77	1	26756-060002	NUT, LOCK M6	1	1						
78	1	26776-120002	NUT, LOCK M12	2	2						
79	1	43400-500390	SEAL WASHER 6S	1	1						
80	1	43400-500430	SEAL WASHER 10S	1	1						
81	1	43400-500450	SEAL WASHER 12S	2	2						
82	1	135210-61090	LEAD	1	1						
83	1	22451-060000	WIRE, 0.6	1	1						

Fig.17. GOVERNOR(FOR 3TNC80)

(A)=3TNC78-RN  
(B)=3TNC78-RNP  
(C)=3TNC80-RN

(D)=3TNC80-RNP  
(E)=  
(F)=

17. GOVERNOR (FOR 3TNC80)



D19809-61200  
D29428-66400

No.	Lev.	Parts No.	Description	Q'ty						I	R
				(A)	(B)	(C)	(D)	(E)	(F)		
1	1	194150-01370	ADJUSTER			1	1				
2	1	129155-51280	O-RING, S6			2	2				
4	1	119843-61011	CASE, GOVERNOR			1	1				
6	1	129155-61050	GASKET			1	1				
7	1	129155-61060	COVER, GOVERNOR CASE			1	1				
8	1	129155-61070	GASKET			1	1				
9	1	129155-61120	LINK, L=30 MARK 0			1	1				
10	1	129155-61130	LINK, L=31 MARK 1			1	1				
11	1	129155-61140	LINK, L=30.5 MARK 05			1	1				
12	1	129155-61201	WEIGHT ASSY, GOVERNOR			1	1				
16	1	129155-61341	SLEEVE			1	1				
17	1	129100-61400	SHAFT ASSY			1	1				
20	1	129155-61430	SPACER			1	1				
24	1	129100-61440	LEVER, CONTROL			1	1				
25	1	129155-61450	BOLT, LIMITER			1	1				
26	1	129428-61450	LIMITER ASSY, FUEL			1	1				
32	1	129155-61460	BOLT, IDLE			1	1				
33	1	129155-61490	SHAFT			1	1				
34	1	119843-61500	LEVER ASSY, GOVERNOR			1	1				
35	2	174307-51700	SHIM SET			2	2				
46	2	129100-61510	LEVER, TENSION			1	1				
47	2	119843-61520	LEVER A, GOVERNOR			1	1				
48	2	119843-61530	LEVER, GOVERNOR			1	1				
49	2	119843-61540	SPRING, SET			1	1				
50	2	129155-61540	SHIFTER			1	1				
51	2	119843-61550	BUSH			2	2				
52	2	171353-61910	HOOK			1	1				
53	2	129100-61920	PIN			1	1				
54	2	22272-000040	RING, E- 4			1	1				
55	2	26022-060122	SCREW, M6X12			1	1				
56	1	129100-61650	SPRING, CONTROLLER			1	1				
57	1	171353-61710	SPRING, GOVERNOR			1	1				
58	1	129129-61801	LEVER ASSY, STOP			1	1				
59	1	129155-61810	PIN			1	1				
60	1	129155-61830	O-RING, S10			1	1				
61	1	129116-61890	SUPPORT			1	1				
62	1	129155-61950	BOLT			1	1				
63	1	124550-66370	NUT, M6			1	1				
64	1	22117-040000	WASHER, 4			1	1				
65	1	22137-080000	WASHER, 8			1	1				
66	1	22272-000060	RING, E- 6			2	2				
67	1	22287-120000	WASHER, 12			1	1				
68	1	22372-040000	PIN, SNAP 4			2	2				
69	1	22417-160180	PIN, COTTER 1.6X18			1	1				
70	1	23887-100002	PLUG, 10			1	1				
71	1	24311-240100	O-RING, 1AP10A			1	1				
72	1	26022-050102	SCREW, M5X10			4	4				
73	1	26106-060202	BOLT, M6X 20 PLATED			5	5				
74	1	26106-060252	BOLT, M6X 25 PLATED			1	1				
75	1	26366-080002	NUT, M8			1	1				
76	1	26687-120002	NUT, CAP M12			1	1				

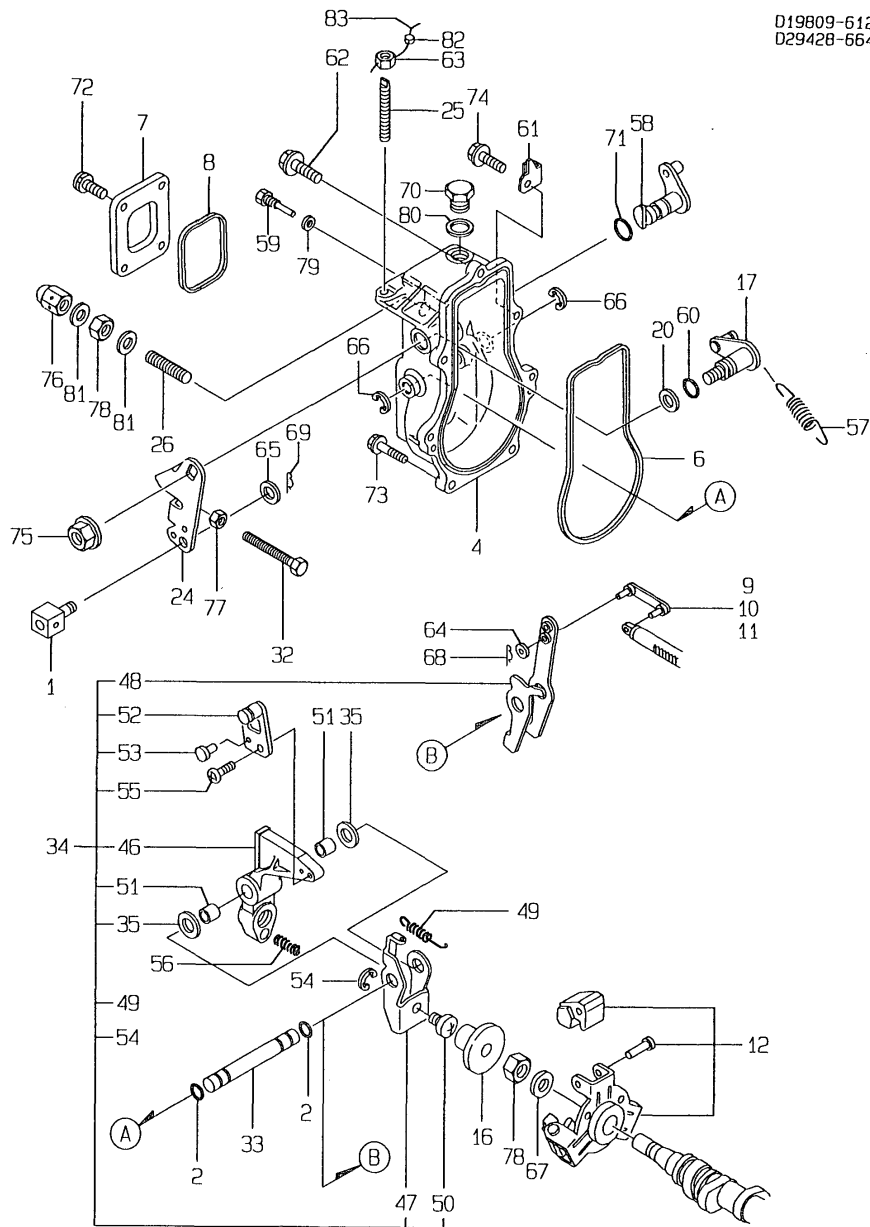
Fig.17. GOVERNOR(FOR 3TNC80)

(A)=3TNC78-RN  
(B)=3TNC78-RNP  
(C)=3TNC80-RN

(D)=3TNC80-RNP  
(E)=  
(F)=

17. GOVERNOR (FOR 3TNC80)

D19809-61200  
D29428-66400



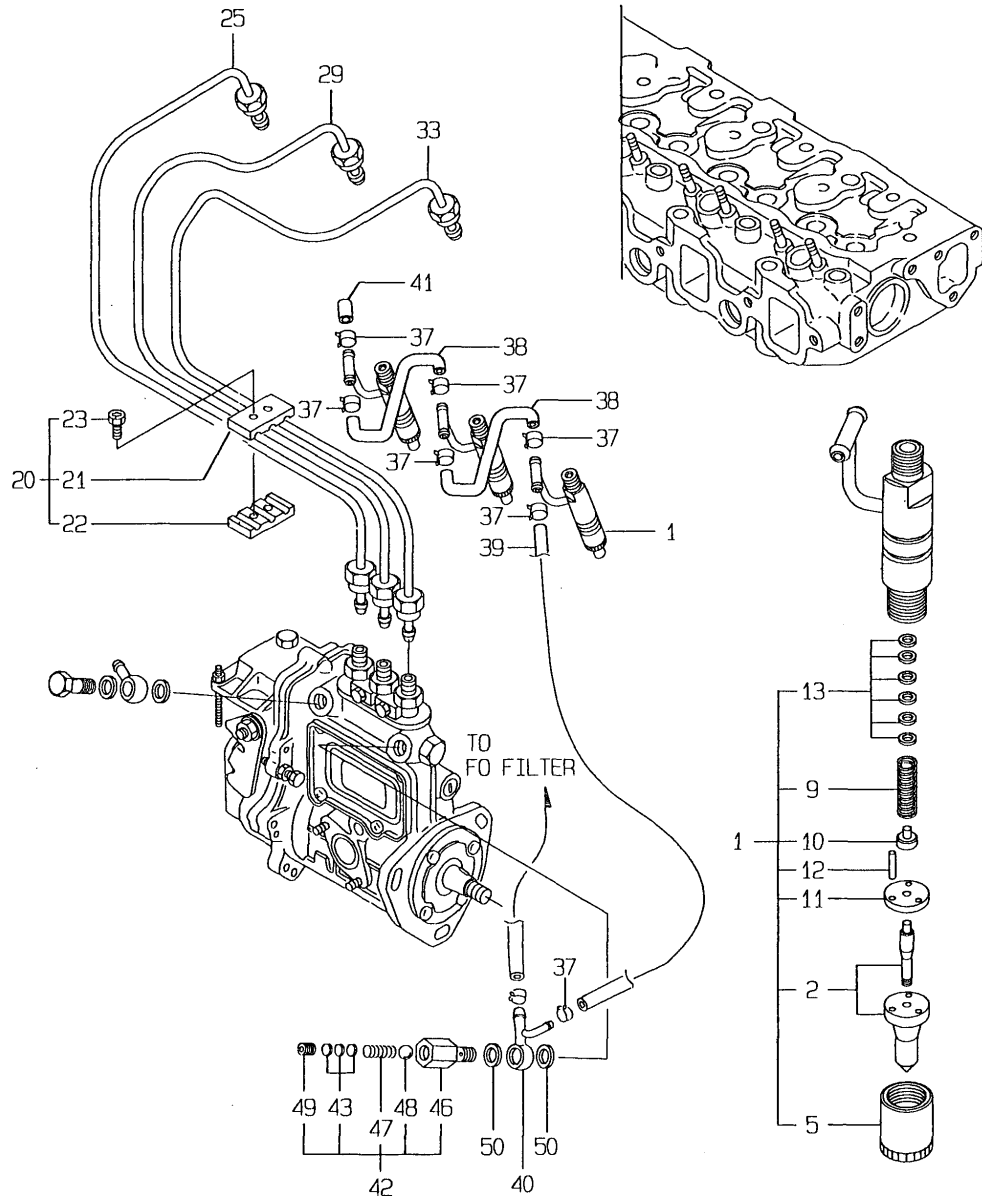
No.	Lev.	Parts No.	Description	Q'ty						I	R
				(A)	(B)	(C)	(D)	(E)	(F)		
77	1	26756-060002	NUT, LOCK M6			1	1				
78	1	26776-120002	NUT, LOCK M12			2	2				
79	1	43400-500390	SEAL WASHER 6S			1	1				
80	1	43400-500430	SEAL WASHER 10S			1	1				
81	1	43400-500450	SEAL WASHER 12S			2	2				
82	1	135210-61090	LEAD			1	1				
83	1	22451-060000	WIRE, 0.6			1	1				

Fig.18. FUEL INJECTION VALVE

(A)=3TNC78-RN  
(B)=3TNC78-RNP  
(C)=3TNC80-RN

(D)=3TNC80-RNP  
(E)=  
(F)=

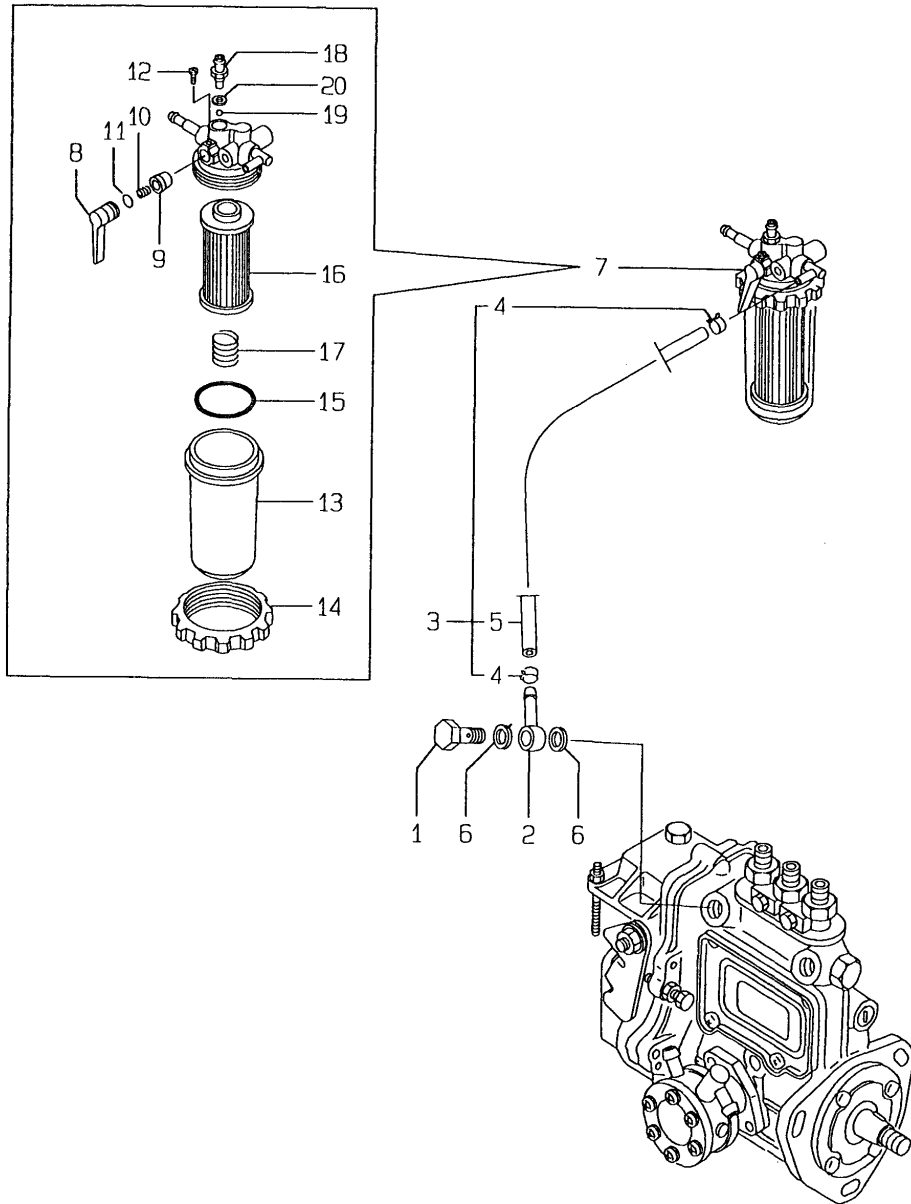
18.FUEL INJECTION VALVE



No.	Lev.	Parts No.	Description	Q'ty						I	R
				(A)	(B)	(C)	(D)	(E)	(F)		
1	1	719807-53100	VALVE ASSY,INJECTION	3	3	3	3				
2	2	119807-53000	VALVE ASSY,INJECTION	3	3	3	3				
5	2	114250-53080	NUT, NOZZLE D16.95	3	3	3	3				
9	2	114250-53120	SPRING, NOZZLE	3	3	3	3				
10	2	114250-53130	SEAT, SPRING	3	3	3	3				
11	2	114250-53140	PLATE	3	3	3	3				
12	2	114250-53210	PIN	6	6	6	6				
13	2	114250-53400	SHIM SET	3	3	3	3				
20	1	129150-59120	RETAINER, PIPE	1	1	1	1				
21	2	129150-59100	RETAINER	1	1	1	1				
22	2	129150-59110	RETAINER	1	1	1	1				
23	2	129150-59130	BOLT, M4X12	2	2	2	2				
25	1	119810-59810	PIPE ASSY, INJECTION	1	1	1	1				
29	1	119810-59820	PIPE ASSY, INJECTION	1	1	1	1				
33	1	119810-59830	PIPE ASSY, INJECTION	1	1	1	1				
37	1	124066-59100	CLIP, HOSE 8	7	7	7	7				
38	1	121250-59550	PIPE, FUEL D8X120	2	2	2	2				
39	1	119840-59560	PIPE, FUEL RETURN	1	1	1	1				
40	1	119808-59570	JOINT, OVER FLOW	1	1	1	1				
41	1	129150-59580	CAP	1	1	1	1				
42	1	129100-59951	VALVE ASSY, CHECK	1	1	1	1				
43	2	129100-59850	SHIM SET	1	1	1	1				
46	2	129100-59961	BODY, VALVE	1	1	1	1				
47	2	129100-59970	SPRING	1	1	1	1				
48	2	24190-080001	BALL, STEEL 1/4	1	1	1	1				
49	2	27241-100000	PLUG, 10	1	1	1	1				
50	1	23414-120000	GASKET, 12X1.0	2	2	2	2				

Fig.19. FUEL FILTER

19 FUEL FILTER



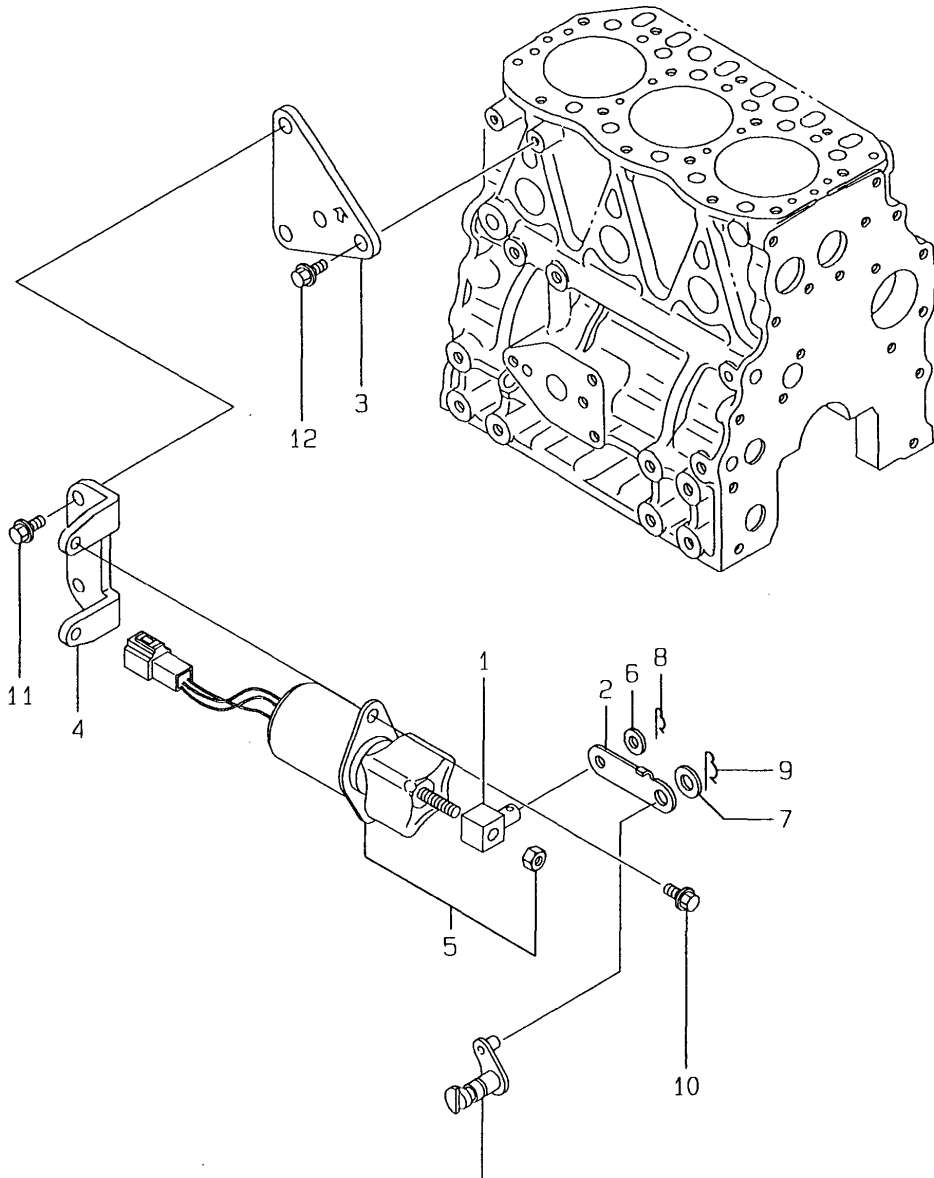
(A)=3TNC78-RN  
(B)=3TNC78-RNP  
(C)=3TNC80-RN

(D)=3TNC80-RNP  
(E)=  
(F)=

No.	Lev.	Parts No.	Description	Qty						I	R
				(A)	(B)	(C)	(D)	(E)	(F)		
1	1	103854-39140	BOLT, PIPE JOINT	1	1	1	1				
2	1	101304-59020	JOINT, PIPE 12	1	1	1	1				
3	1	119860-59020	PIPE ASSY, FUEL	1	1	1	1				
4	2	124766-59050	CLIP, HOSE 12	2	2	2	2				
5	2	105110-59560	PIPE, FUEL	1	1	1	1				
6	1	104200-59170	GASKET, 12	2	2	2	2				
7	1	119808-55620	FILTER ASSY, FUEL	1	1	1	1				
8	2	119810-55340	LEVER	1	1	1	1				
9	2	104200-55321	VALVE, TAPER	1	1	1	1				
10	2	104200-55330	SPRING, VALVE	1	1	1	1				
11	2	24311-240100	O-RING, 1AP10A	1	1	1	1				
12	2	104200-55750	SCREW, M4	1	1	1	1				
13	2	121254-55510	COVER	1	1	1	1				
14	2	110250-55610	RING, RETAINING	1	1	1	1				
15	2	102103-55520	O-RING	1	1	1	1				
16	2	119810-55700	ELEMENT	1	1	1	1				
17	2	121250-55620	SPRING	1	1	1	1				
18	2	129107-55740	JOINT	1	1	1	1				
19	2	129107-55750	BALL	1	1	1	1				
20	2	129107-55760	GASKET	1	1	1	1				

Fig.20. ENGINE STOP DEVICE

20.ENGINE STOP DEVICE



REFER TO FIG. 16&17

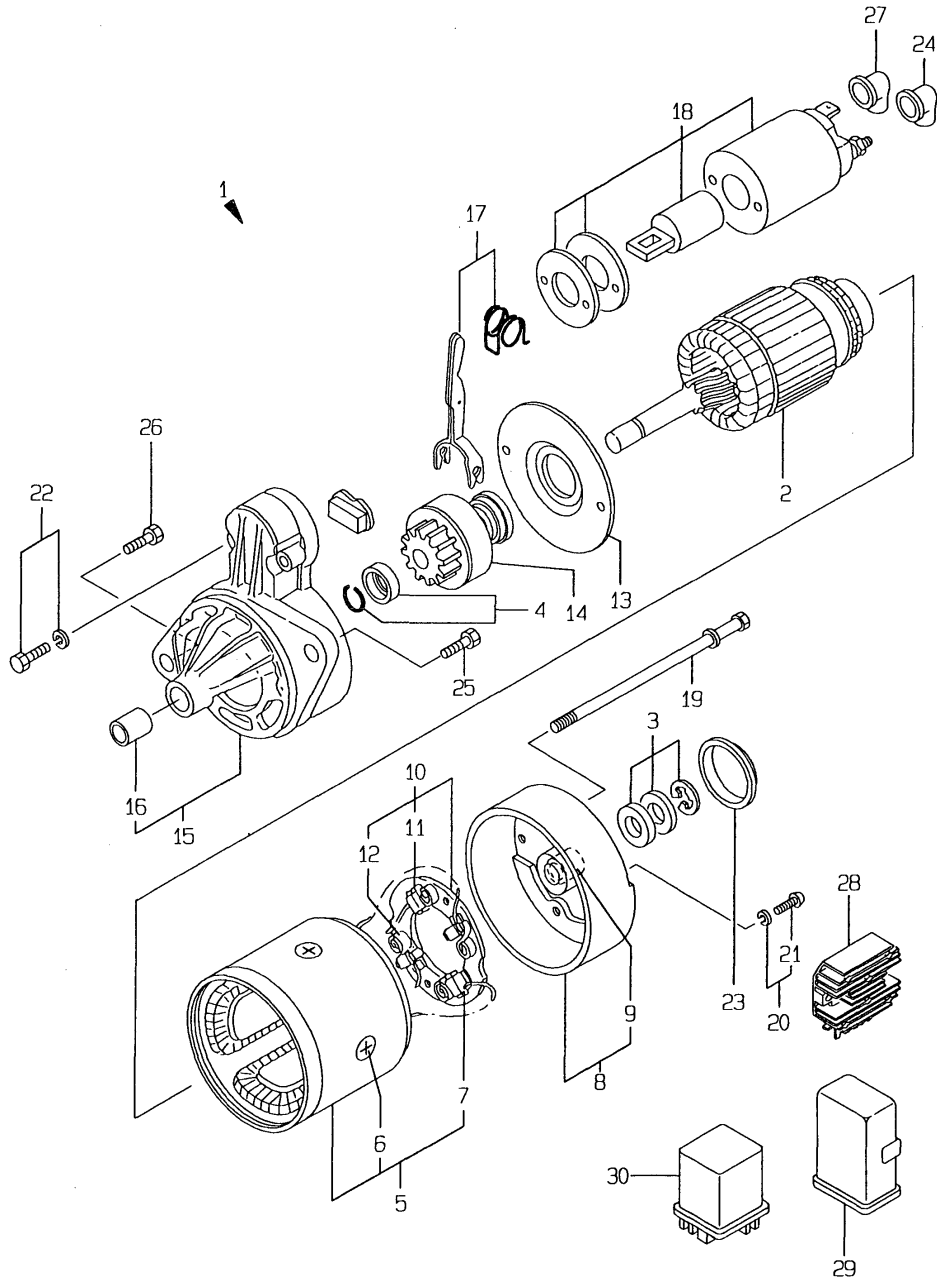
(A)=3TNC78-RN  
(B)=3TNC78-RNP  
(C)=3TNC80-RN

(D)=3TNC80-RNP  
(E)=  
(F)=

No.	Lev.	Parts No.	Description	Qty						I	R
				(A)	(B)	(C)	(D)	(E)	(F)		
1	1	119620-66820	JOINT	1	1	1	1				
2	1	119807-66860	LINK, SOLENOID	1	1	1	1				
3	1	119808-66870	BRACKET, SOLENOID	1	1	1	1				
4	1	119808-66880	BRACKET, SOLENOID	1	1	1	1				
5	1	119807-77800	SOLENOID,STOP	1	1	1	1				
6	1	22117-060000	WASHER, 6	1	1	1	1				
7	1	22117-080000	WASHER, 8	1	1	1	1				
8	1	22360-060000	PIN, SNAP 6	1	1	1	1				
9	1	22360-080000	SNAP PIN 8	1	1	1	1				
10	1	26106-060102	BOLT, M6X 10 PLATED	2	2	2	2				
11	1	26106-060142	BOLT, M6X 14 PLATED	2	2	2	2				
12	1	26106-080122	BOLT, M8X 12 PLATED	2	2	2	2				

Fig.21. STARTING MOTOR

21.STARTING MOTOR



(A)=3TNC78-RN  
(B)=3TNC78-RNP  
(C)=3TNC80-RN

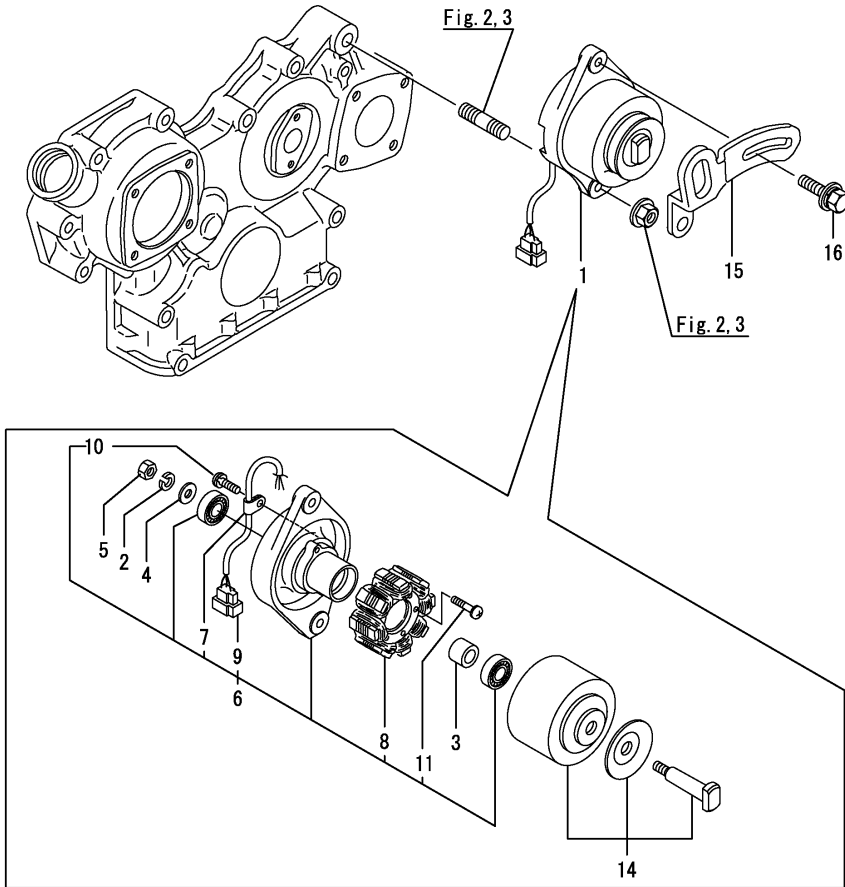
(D)=3TNC80-RNP  
(E)=  
(F)=

No.	Lev.	Parts No.	Description	Qty						I	R
				(A)	(B)	(C)	(D)	(E)	(F)		
1	1	121450-77010	STARTER, S114-235B	1	1	1	1				
2	2	X211491001	ARMATURE ASSY	1	1	1	1				
3	2	X21148110	WASHER SET, THRUST	1	1	1	1				
4	2	X21147155	STOPPER SET, PINION	1	1	1	1				
5	2	X211432001	COIL ASSY, FIELD	1	1	1	1				
6	3	X21147215	SCREW, POLE CORE	4	4	4	4				
7	3	X21145312	BRUSH, +	2	2	2	2				
8	2	X211453002	COVER ASSY, REAR	1	1	1	1				
9	3	X21145352	METAL	1	1	1	1				
10	2	X211443101	HOLDER ASSY, BRUSH	1	1	1	1				
11	3	X21148313	BRUSH (-)	1	1	1	1				
12	3	X21144314	SPRING, BRUSH	1	1	1	1				
13	2	X21143454	PLATE, CENTER	1	1	1	1				
14	2	X211455003	PINION ASSY	1	1	1	1				
15	2	X211456009	CASE ASSY, GEAR	1	1	1	1				
16	3	X21144661	METAL, GEAR CASE	1	1	1	1				
17	2	X21148652	LEVER SET, SHIFT	1	1	1	1				
18	2	X211497004	SWITCH ASSY, MAGNET	1	1	1	1				
19	2	X21146815	BOLT, THROUGH	2	2	2	2				
20	2	X21142835	SCREW SET	1	1	1	1				
21	3	26557-040122	SCREW, M4X12	2	2	2	2				
22	2	26116-060322	BOLT, M6X 32 PLATED	2	2	2	2				
23	2	X21143963	COVER KIT, DUCT	1	1	1	1				
24	2	X21142742	COVER (A), RUBBER	1	1	1	1				
25	1	119865-01650	BOLT	1	1	1	1				
26	1	26106-100202	BOLT, M10X 20 PLATED	1	1	1	1				
27	1	124550-77030	COVER, TERMINAL	1	1	1	1				
28	1	129150-77710	LIMITER, CURRENT 20A	1	1	1	1				
29	1	129505-77880	BODY, FUEL LIMITER	1	1	1	1				
30	1	119650-77920	BODY, RELAY	1	1	1	1				

Fig.22. GENERATOR

(A)=3TNC78-RN  
(B)=3TNC78-RNP  
(C)=3TNC80-RN

(D)=3TNC80-RNP  
(E)=  
(F)=



No.	Lev.	Parts No.	Description	Qty						I	R
				(A)	(B)	(C)	(D)	(E)	(F)		
1	1	129150-77202	GENERATOR	1	1	1	1				
2	2	XM219230000	WASHER, SPRING	1	1	1	1				
3	2	XM329830000	COLLAR	1	1	1	1				
4	2	XM860250000	WASHER, 10	1	1	1	1				
5	2	XM863720000	NUT	1	1	1	1				
6	2	129150-77210	PLATE ASSY	1	1	1	1				
7	3	XM069000000	CLAMP	1	1	1	1				
8	3	XM081780000	STATOR	1	1	1	1				
9	3	XM178780000	COUPLER	1	1	1	1				
10	3	XYSPS400800	SCREW	1	1	1	1				
11	3	XYSPS402400	SCREW	2	2	2	2				
14	2	129150-77230	FLYWHEEL ASSY	1	1	1	1				
15	1	119808-77330	ADJUSTER, BELT	1	1	1	1				
16	1	26014-080252	BOLT, M8X 25	1	1	1	1				

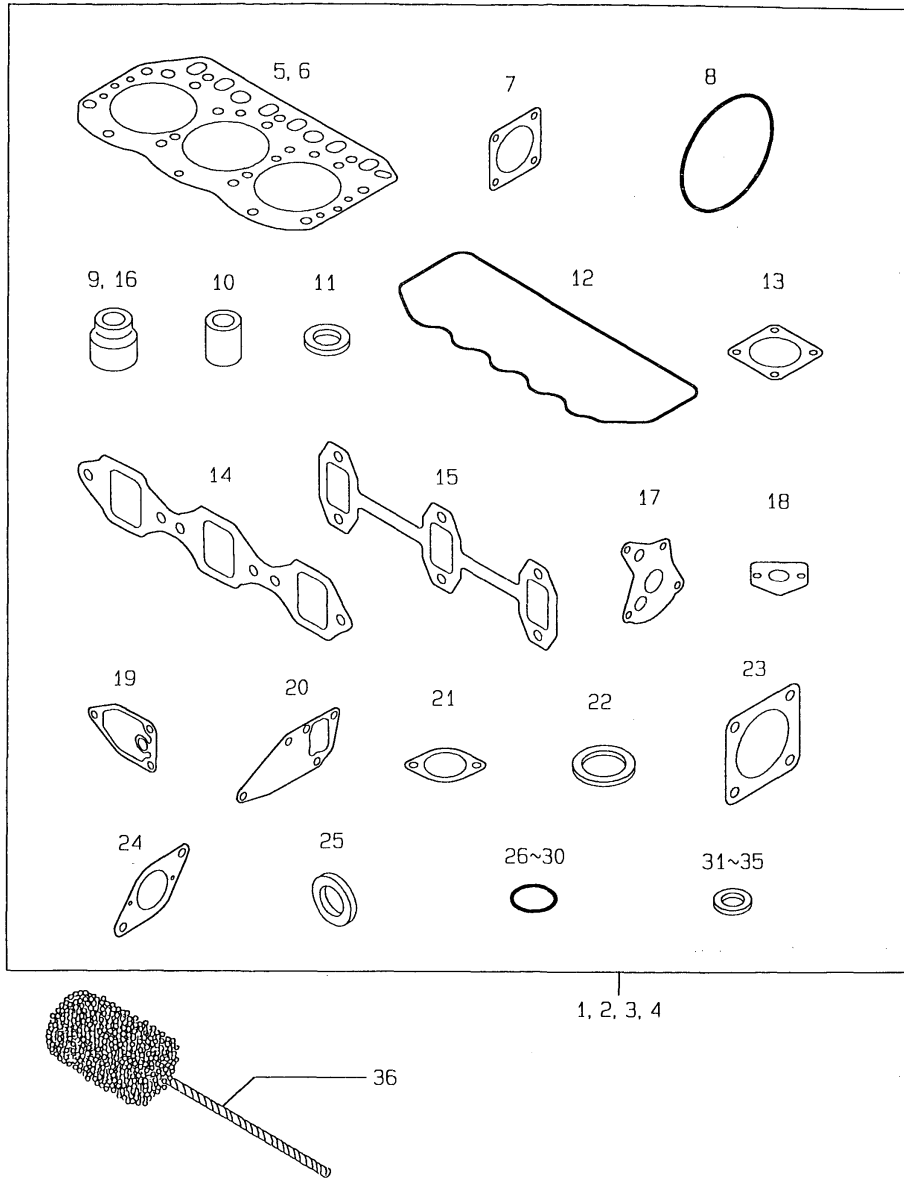


Fig.23. GASKET SET(OPTIONAL)

(A)=3TNC78-RN  
(B)=3TNC78-RNP  
(C)=3TNC80-RN

(D)=3TNC80-RNP  
(E)=  
(F)=

23.GASKET SET (OPTIONAL)



No.	Lev.	Parts No.	Description	Qty						I	R
				(A)	(B)	(C)	(D)	(E)	(F)		
1	1	719808-92600	GASKET SET	1							1
2	1	719808-92610	GASKET SET		1						1
3	1	719809-92600	GASKET SET			1					1
4	1	719809-92610	GASKET SET					1			1
5	2	119811-01330	GASKET, HEAD T=1.4	1	1						
6	2	119812-01330	GASKET, HEAD					1	1		
7	2	124240-01883	GASKET	2	3	2	3				
8	2	121850-51960	O-RING	1	1	1	1				
9	2	124160-11340	SEAL, VALVE STEM	3	3	3	3				
10	2	119625-11870	PROTECTOR, NOZZLE	3	3	3	3				
11	2	119625-11880	SEAT, NOZZLE	3	3	3	3				
12	2	119865-11310	GASKET, BONNET	1	1	1	1				
13	2	129150-77511	GASKET	1	1	1	1				
14	2	119810-12111	GASKET, MANIFOLD	1	1	1	1				
15	2	119810-13110	GASKET	1	1	1	1				
16	2	124950-11340	SEAL, VALVE STEM	3	3	3	3				
17	2	129150-32020	GASKET, PUMP	1	1	1	1				
18	2	129150-35041	GASKET	1	1	1	1				
19	2	129150-35111	GASKET	1	1	1	1				
20	2	129150-42020	GASKET, WATER PUMP	1	1	1	1				
21	2	129795-49551	GASKET	1	1	1	1				
22	2	129150-49811	GASKET, THERMOSTAT	1	1	1	1				
23	2	129150-01881	GASKET	1	1	1	1				
24	2	129107-13540	GASKET, SILENCER	1	1	1	1				
25	2	129155-52050	GASKET	1	1	1	1				
26	2	24311-000120	O-RING, 1AP12.0	3	3	3	3				
27	2	24311-000160	O-RING, 1AP16.0	3	3	3	3				
28	2	24311-000320	O-RING, 1AP32.0	1	1	1	1				
29	2	24341-000500	O-RING, 1AS50.0	1	1	1	1				
30	2	24341-000240	O-RING, 1AS24.0	1	1	1	1				
31	2	23414-080000	GASKET, 8X1.0	2	2	2	2				
32	2	23414-100000	GASKET, 10X1.0	2	2	2	2				
33	2	124465-44950	GASKET, 16	1	1	1	1				
34	2	129150-49360	GASKET	1	1	1	1				
35	2	104200-59170	GASKET, 12	2	2	2	2				
36	1	129400-92420	FLEX HORN	1	1	1	1				1

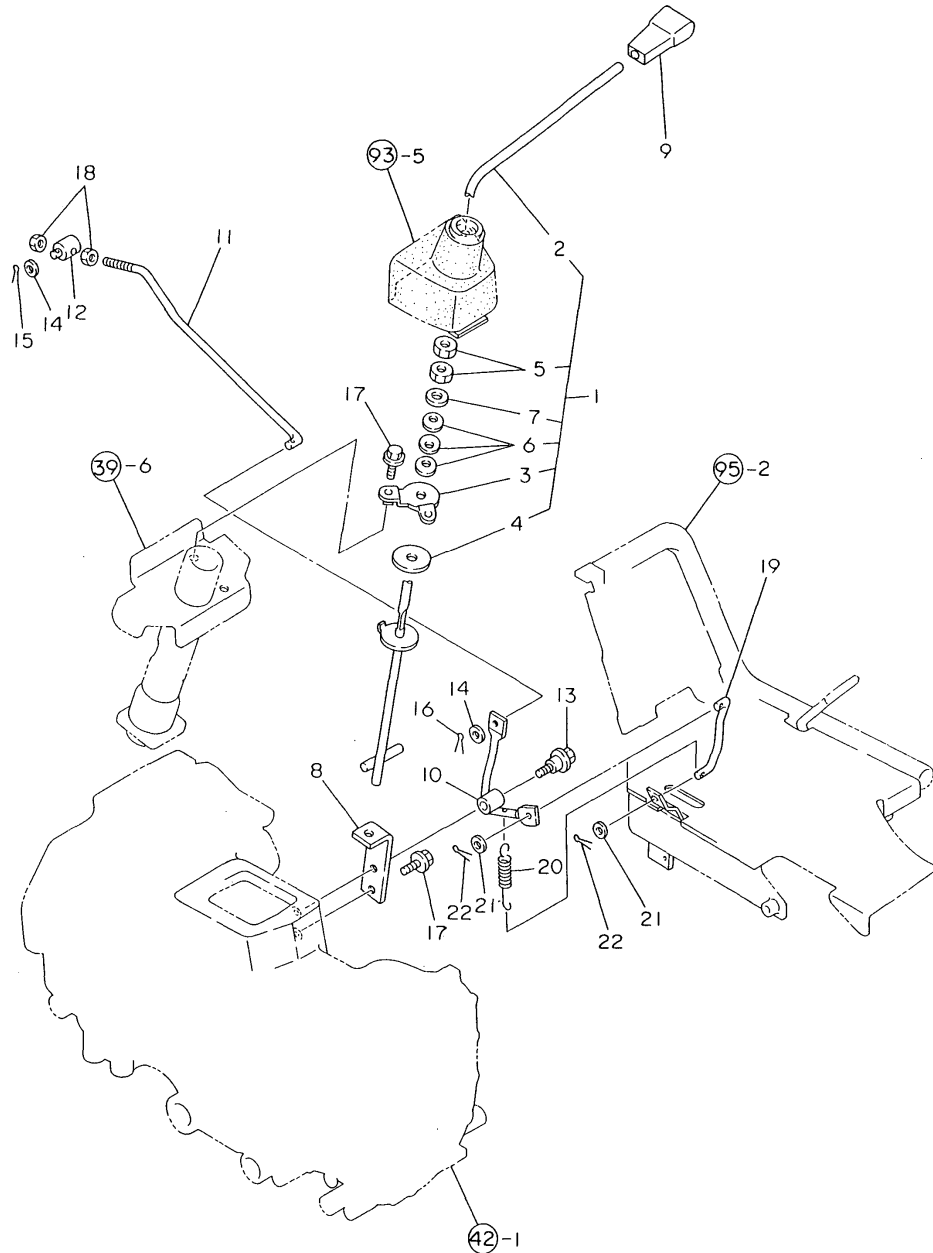
Remarks  
(1)OPTIONAL PART.

Fig.24. AXEL LEVER & FOOT AXLE

(A)=F180D-P  
(B)=F180DXP-P  
(C)=F220D-P

(D)=F220DXP-P  
(E)=  
(F)=

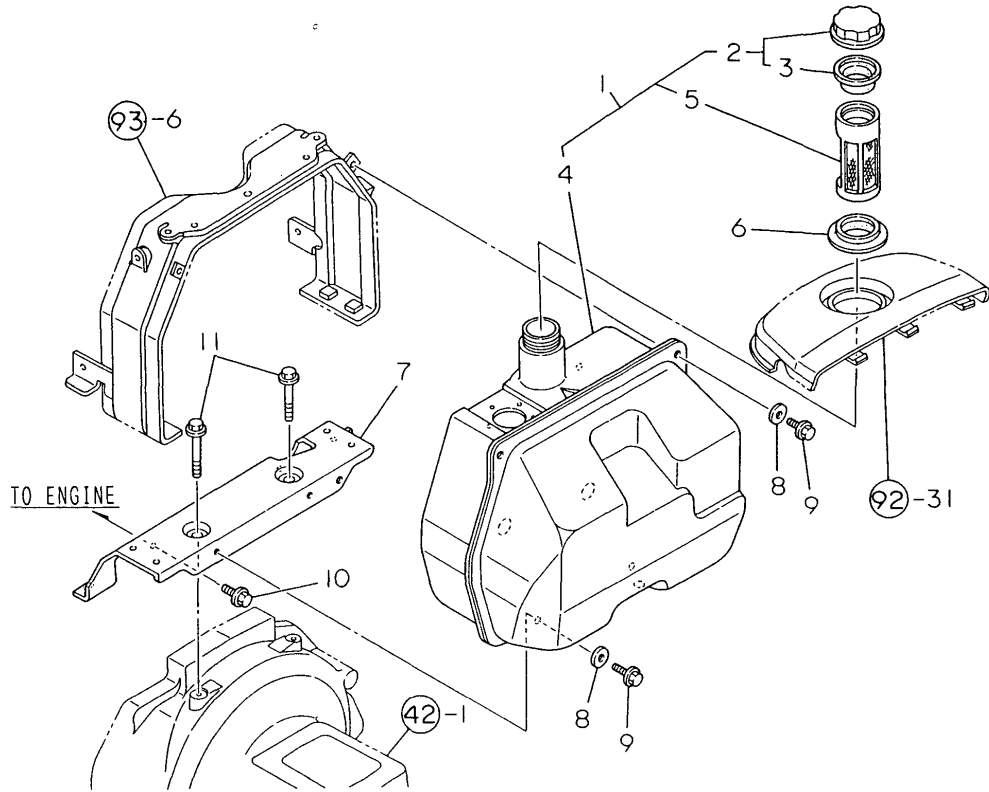
Fig. 24 AXEL LEVER & FOOT AXEL



No.	Lev.	Parts No.	Description	Qty						I	R
				(A)	(B)	(C)	(D)	(E)	(F)		
1	1	798010-01110	LEVER KIT,ACCELERATR	1	1	1	1				
2	2	198010-01110	LEVER, THROTTLE	1	1	1	1				
3	2	198010-01160	BRACKET, LEVER	1	1	1	1				
4	2	194145-01260	PLATE, FRICTION	1	1	1	1				
5	2	194130-15530	NUT, LOCK M12	2	2	2	2				
6	2	194151-47760	WASHER, 12	3	3	3	3				
7	2	22137-120000	WASHER, 12	1	1	1	1				
8	1	198010-01190	HINGE, LEVER	1	1	1	1				
9	1	194940-01230	KNOB, LEVER	1	1	1	1				
10	1	198010-01350	LEVER, LINK	1	1	1	1				
11	1	198010-01360	ROD, LINK	1	1	1	1				
12	1	194150-01370	ADJUSTER	1	1	1	1				
13	1	194145-62241	BOLT, STEPPED	1	1	1	1				
14	1	22137-080000	WASHER, 8	2	2	2	2				
15	1	22417-160180	PIN, COTTER 1.6X18	1	1	1	1				
16	1	22417-200300	PIN, COTTER 2.0X30	1	1	1	1				
17	1	26106-080162	BOLT, M8X 16 PLATED	3	3	3	3				
18	1	26716-080002	NUT, M8	2	2	2	2				
19	1	198010-01440	ROD, ACCELERATOR	1	1	1	1				
20	1	194750-04400	SPRING, RETURN	1	1	1	1				
21	1	22137-060000	WASHER, 6	2	2	2	2				
22	1	22417-200300	PIN, COTTER 2.0X30	2	2	2	2				

Fig.25. FUEL TANK

Fig. 25 FUEL TANK



(A)=F180D-P  
(B)=F180DXP-P  
(C)=F220D-P

(D)=F220DXP-P  
(E)=  
(F)=

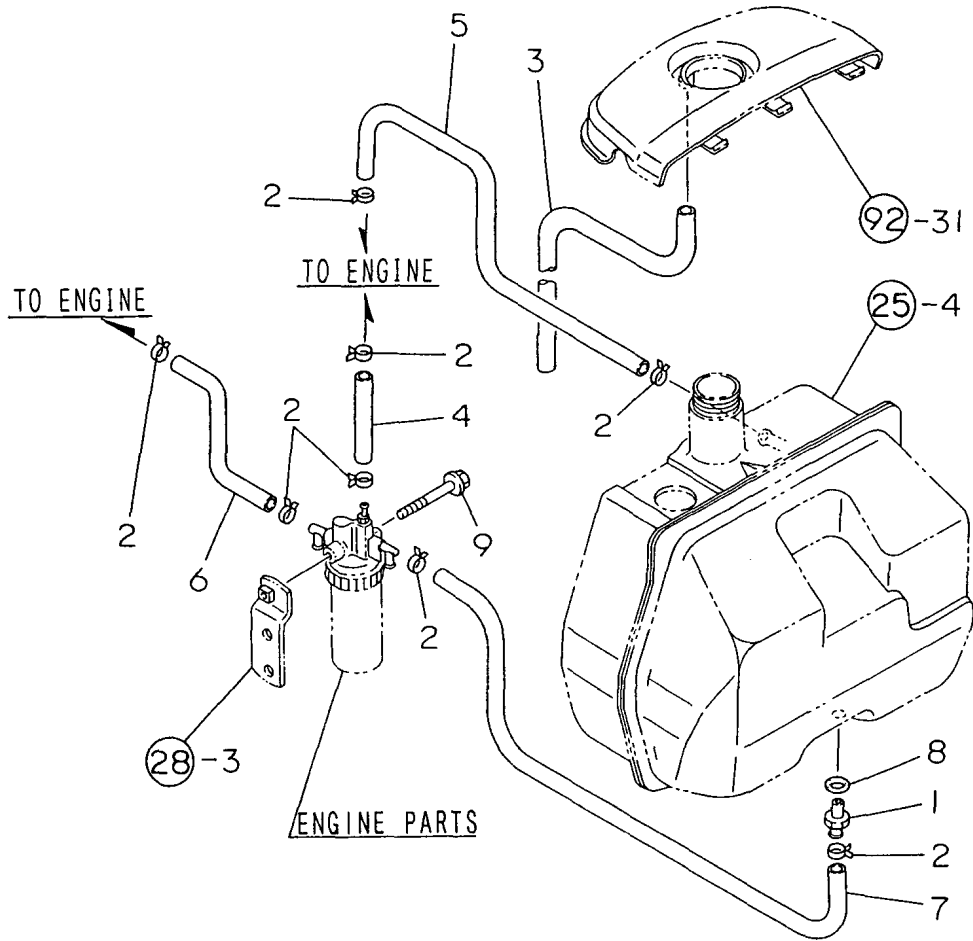
No.	Lev.	Parts No.	Description	Qty						I	R
				(A)	(B)	(C)	(D)	(E)	(F)		
1	1	198010-04100	TANK ASSY, FUEL OIL	1	1	1	1				
2	2	1E6460-03300	CAP, FUEL	1	1	1	1				
3	3	1A1120-61541	SEAL, RUBBER	1	1	1	1				
4	2	198010-04110	TANK ASSY, FUEL	1	1	1	1				
5	2	1E6070-81360	FILTER	1	1	1	1				
6	1	198010-04260	PACKING, FUEL SUMP	1	1	1	1				
7	1	198010-04510	STAY, TANK	1	1	1	1				
8	1	22157-080000	WASHER, 8	4	4	4	4				
9	1	26106-080162	BOLT, M8X 16 PLATED	4	4	4	4				
10	1	26106-080162	BOLT, M8X 16 PLATED	2	2	2	2				
11	1	26106-080552	BOLT, M8X 55 PLATED	2	2	2	2				

Fig.26. FUEL PIPE

(A)=F180D-P  
(B)=F180DXP-P  
(C)=F220D-P

(D)=F220DXP-P  
(E)=  
(F)=

Fig. 26 FUEL PIPE



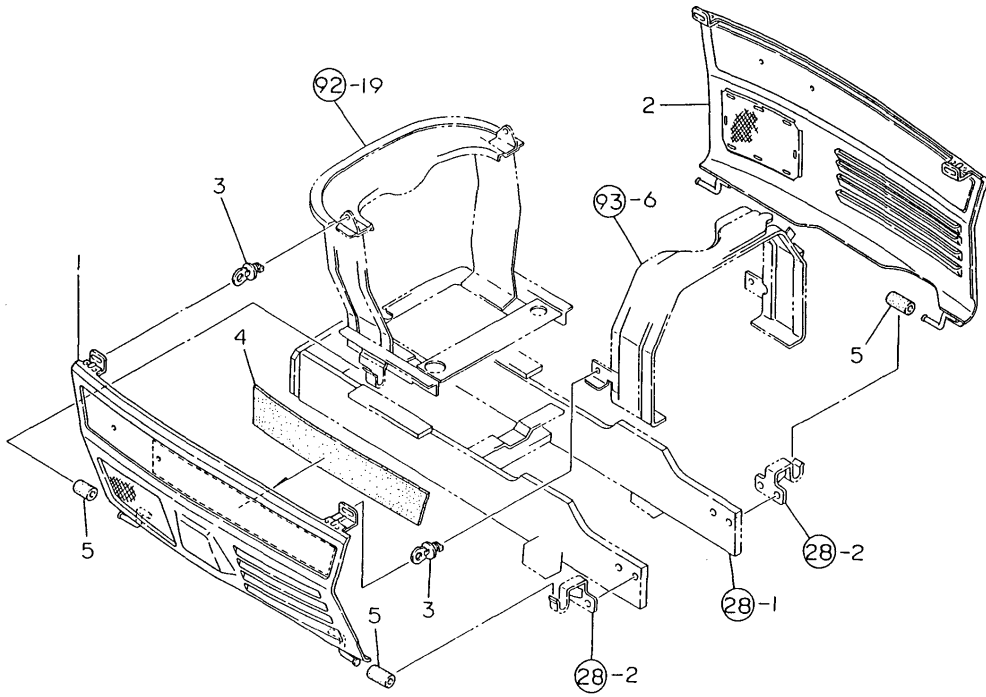
No.	Lev.	Parts No.	Description	Q'ty						I	R
				(A)	(B)	(C)	(D)	(E)	(F)		
1	1	198220-04750	JOINT	1	1	1	1				
2	1	124766-59050	CLIP, HOSE 12	8	8	8	8				
3	1	23065-160950	PIPE, 16X 950	1	1	1	1				
4	1	23780-070140	HOSE, FUEL 7X 140	1	1	1	1				
5	1	23780-070450	HOSE, FUEL 7X 450	1	1	1	1				
6	1	23980-730130	HOSE, 7.3X 130	1	1	1	1				
7	1	23980-730540	HOSE, 7.3X 540	1	1	1	1				
8	1	24311-000150	O-RING, 1AP15.0	1	1	1	1				
9	1	26106-080652	BOLT, M8X 65 PLATED	1	1	1	1				

Fig.27. BELT COVER

(A)=F180D-P  
(B)=F180DXP-P  
(C)=F220D-P

(D)=F220DXP-P  
(E)=  
(F)=

Fig. 27 BELT COVER



No.	Lev.	Parts No.	Description	Q'ty						I	R
				(A)	(B)	(C)	(D)	(E)	(F)		
1	1	198010-05100	COVER L COMPL.,SIDE	1	1	1	1				
2	1	198010-05150	COVER R COMP.,SIDE	1	1	1	1				
3	1	198220-61350	FASTENER,QUARTERTURN	4	4	4	4				
4	1	198010-61450	PAD	1	1	1	1				
5	1	198220-61800	RUBBER, CUSHION	4	4	4	4				

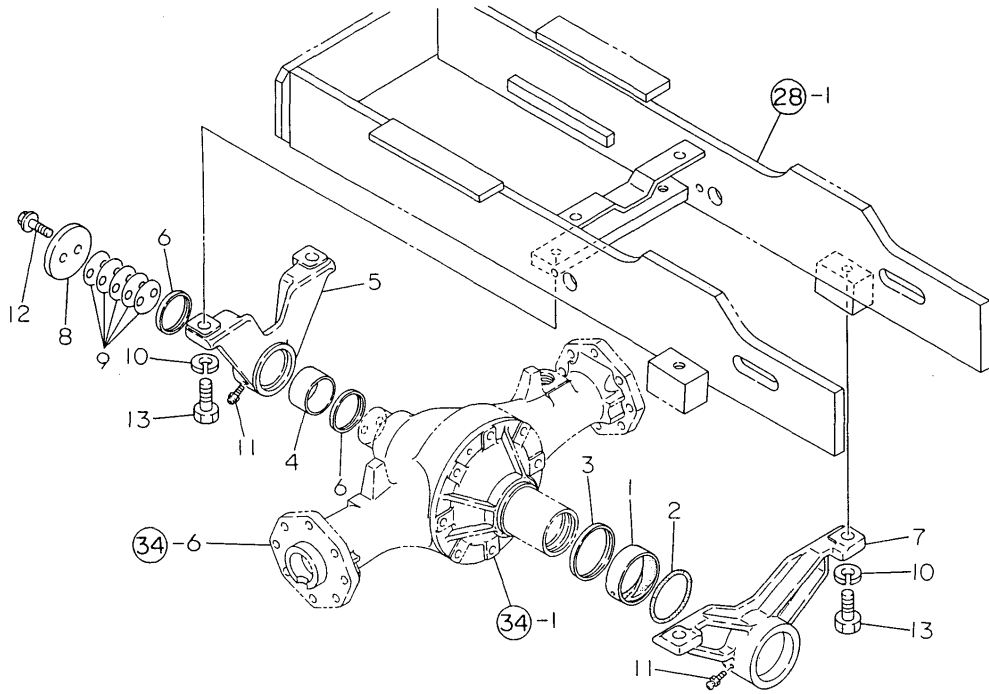


Fig.29. CENTER PIN SUPPORT

(A)=F180D-P  
(B)=F180DXP-P  
(C)=F220D-P

(D)=F220DXP-P  
(E)=  
(F)=

Fig. 29 CENTER PIN SUPPORT



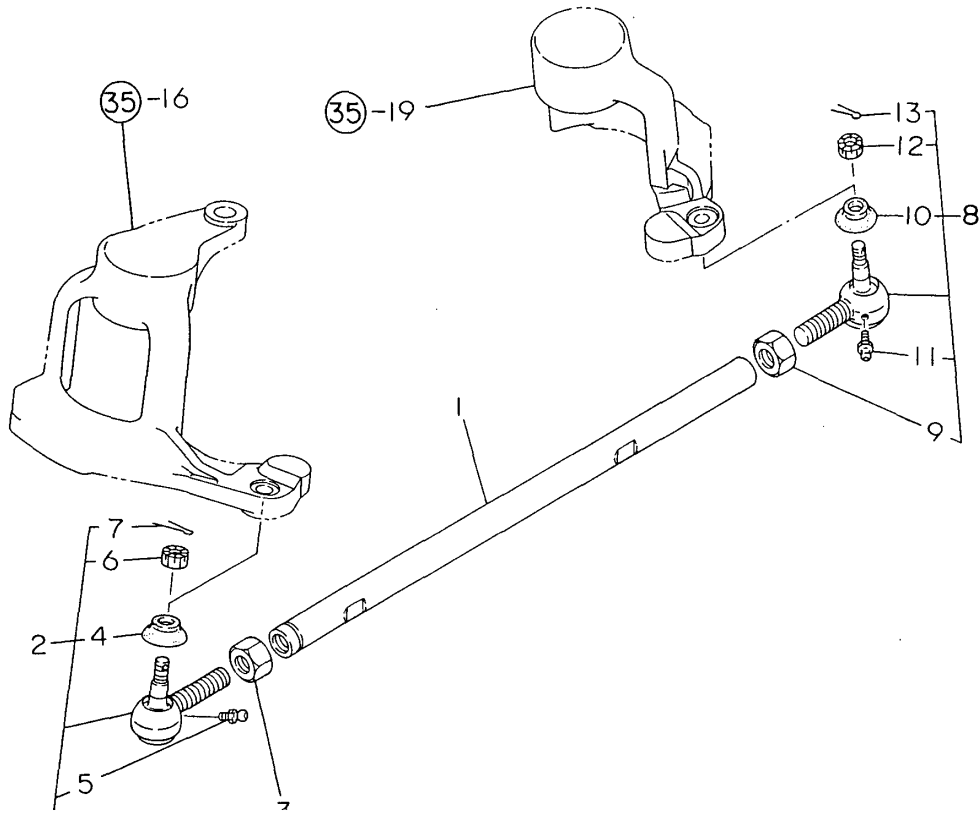
No.	Lev.	Parts No.	Description	Qty						I	R
				(A)	(B)	(C)	(D)	(E)	(F)		
1	1	194556-11620	BUSH, 60X66X22	1	1	1	1				
2	1	194556-11630	O-RING, 3060	1	1	1	1				
3	1	194556-11640	SEAL, OIL VB60665	1	1	1	1				
4	1	194451-11960	BUSH, 45X49X25	1	1	1	1				
5	1	198291-13230	SUPPORT, AXLE CASE F	1	1	1	1				
6	1	198291-13240	SEAL, OIL G455204	2	2	2	2				
7	1	198291-13250	SUPPORT, AXLE CASE R	1	1	1	1				
8	1	198291-13260	PLATE, THRUST	1	1	1	1				
9	1	198291-13270	SHIM, T=43	5	5	5	5				
10	1	22217-140000	WASHER, SPRING 14	4	4	4	4				
11	1	24761-010000	NIPPLE, GREASE M6F	2	2	2	2				
12	1	26106-100302	BOLT, M10X 30 PLATED	2	2	2	2				
13	1	26116-140452	BOLT, M14X 45 PLATED	4	4	4	4				

Fig.30. TIE-ROD

(A)=F180D-P  
(B)=F180DXP-P  
(C)=F220D-P

(D)=F220DXP-P  
(E)=  
(F)=

Fig. 30 TIE-ROD



No.	Lev.	Parts No.	Description	Qty						I	R
				(A)	(B)	(C)	(D)	(E)	(F)		
1	1	198291-12310	TIE-ROD	1	1	1	1				
2	1	198240-18120	END KIT, TIE-ROD LR	1	1	1	1				
3	2	194990-22830	NUT M17	1	1	1	1				
4	2	194730-57220	COVER, DUCT	1	1	1	1				
5	2	24761-060000	NIPPLE, GREASE MT6X1	1	1	1	1				
6	2	198240-12590	NUT, M12	1	1	1	1				
7	2	22417-300250	PIN, COTTER 3.0X25	1	1	1	1				
8	1	198240-18130	END KIT, TIE-ROD RL	1	1	1	1				
9	2	194990-22840	NUT M17	1	1	1	1				
10	2	194730-57220	COVER, DUCT	1	1	1	1				
11	2	24761-060000	NIPPLE, GREASE MT6X1	1	1	1	1				
12	2	198240-12590	NUT, M12	1	1	1	1				
13	2	22417-300250	PIN, COTTER 3.0X25	1	1	1	1				

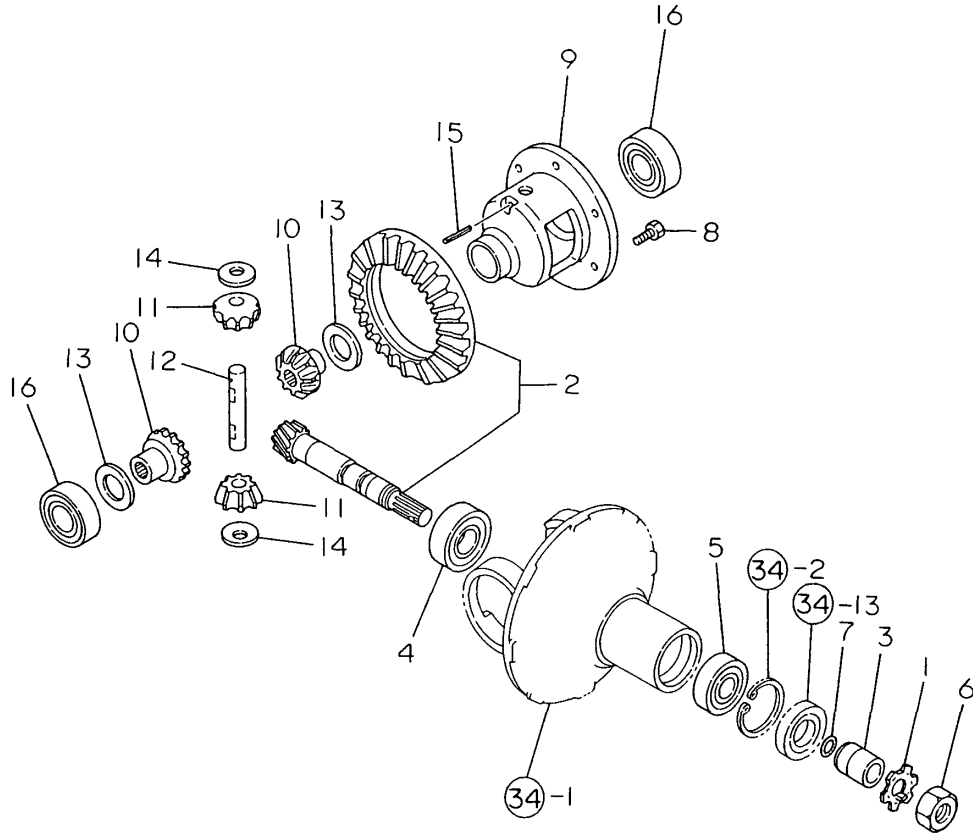


Fig.31. RING GEAR & DIFFERENTIAL GEAR

(A)=F180D-P  
(B)=F180DXP-P  
(C)=F220D-P

(D)=F220DXP-P  
(E)=  
(F)=

Fig. 31 RING GEAR & DIFFERENTIAL GEAR



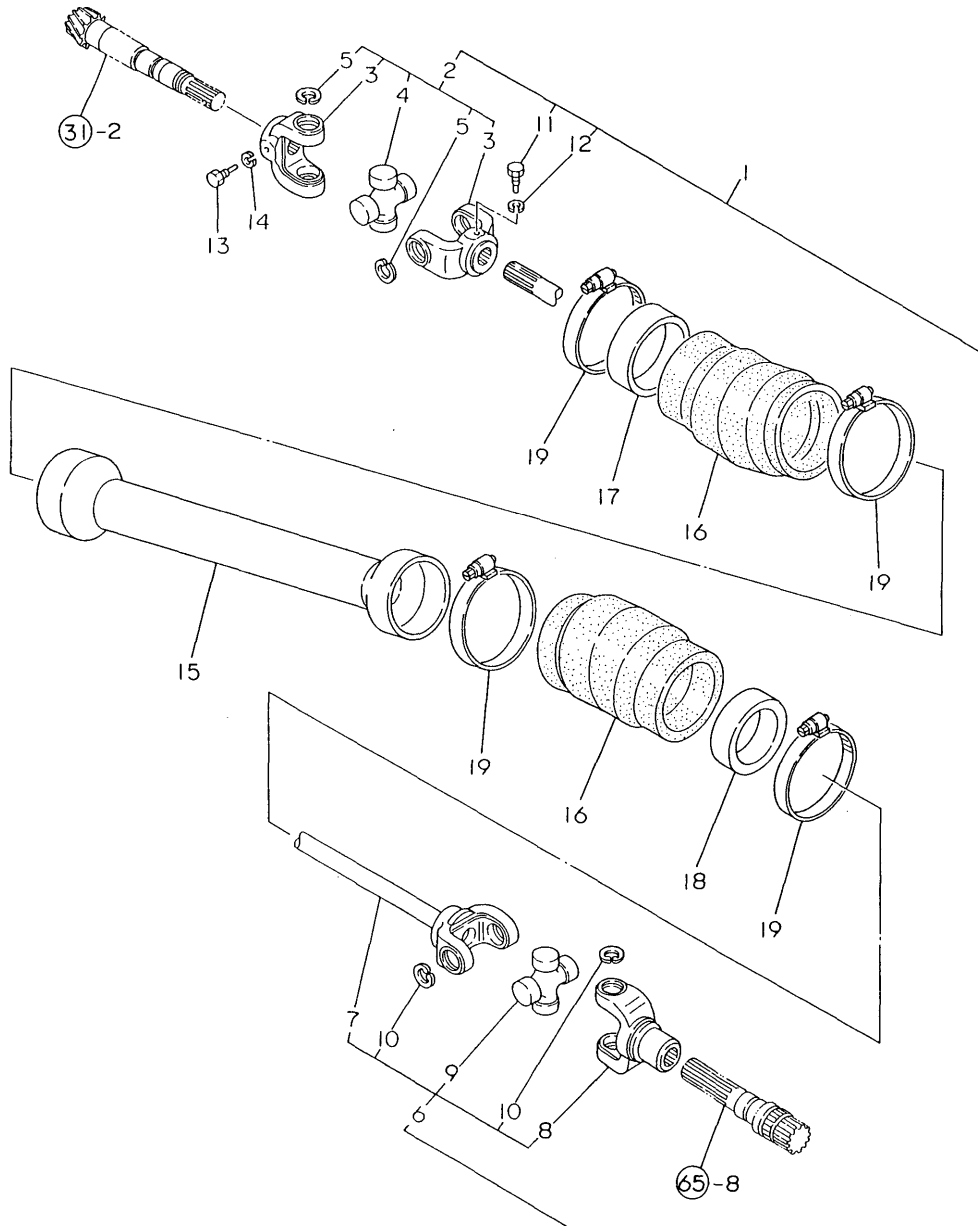
No.	Lev.	Parts No.	Description	Qty						I	R
				(A)	(B)	(C)	(D)	(E)	(F)		
1	1	194301-11660	WASHER, BEARING 20	1	1	1	1				
2	1	198291-13100	GEAR COMPL.,RING	1	1	1	1				
3	1	194441-13130	COLLAR, 20X30X32	1	1	1	1				
4	1	194447-13860	BEARING, TMB304CX1	1	1	1	1				
5	1	194555-25880	BEARING, BALL TMB305	1	1	1	1				
6	1	194300-32260	NUT, M20	1	1	1	1				
7	1	24341-000180	O-RING, 1AS18.0	1	1	1	1				
8	1	194301-11800	BOLT, M8X14	6	6	6	6				
9	1	198221-13210	CASE, DIFFERENTIAL	1	1	1	1				
10	1	194300-31550	GEAR, DIFFERENTIAL	2	2	2	2				
11	1	194300-31560	GEAR, PINION	2	2	2	2				
12	1	194300-31570	SHAFT, DIFFERENTIAL	1	1	1	1				
13	1	194300-31610	WASHER, DIFFERENTIAL	2	2	2	2				
14	1	194300-31620	WASHER, DIFFERENTIAL	2	2	2	2				
15	1	22351-040030	PIN, SPRING 4.0X30	1	1	1	1				
16	1	24101-060084	BEARING, BALL 6008	2	2	2	2				

Fig.32. PROPELLER SHAFT

(A)=F180D-P  
(B)=F180DXP-P  
(C)=F220D-P

(D)=F220DXP-P  
(E)=  
(F)=

Fig. 32 PROPELLER SHAFT



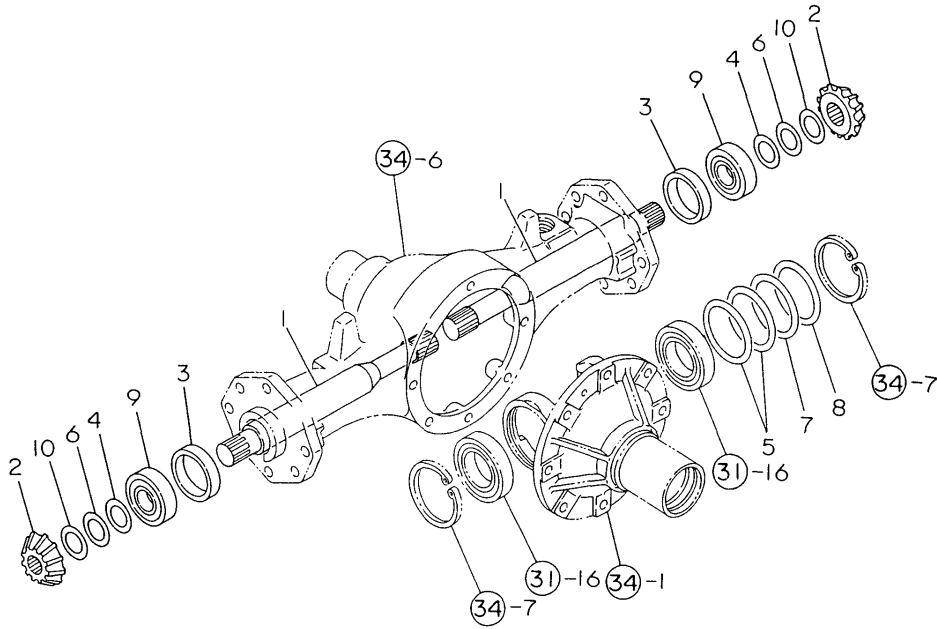
No.	Lev.	Parts No.	Description	Qty						I	R
				(A)	(B)	(C)	(D)	(E)	(F)		
1	1	198291-13300	SHAFT COMP,PROPELLER	1	1	1	1				
2	2	194516-13320	JOINT ASSY, CROSS F	1	1	1	1				
3	3	194516-13390	YOKE, SPLINE	2	2	2	2				
4	3	194800-22260	JOURNAL KIT	1	1	1	1				
5	3	22252-000200	RING, 20	4	4	4	4				
6	2	198291-13340	JOINT COMP.,CROSS	1	1	1	1				
7	3	198291-13380	SHAFT COMP,PROPELLER	1	1	1	1				
8	3	194800-22250	YOKE, SLEEVE	1	1	1	1				
9	3	194800-22260	JOURNAL KIT	1	1	1	1				
10	3	22252-000200	RING, 20	4	4	4	4				
11	2	194526-13410	BOLT M 8	1	1	1	1				
12	2	22217-080000	WASHER, SPRING 8	1	1	1	1				
13	1	194526-13410	BOLT M 8	1	1	1	1				
14	1	22217-080000	WASHER, SPRING 8	1	1	1	1				
15	1	198291-14610	COVER,SHAFT	1	1	1	1				
16	1	194198-14650	BOOT, RUBBER	2	2	2	2				
17	1	198291-14650	COLLAR, BOOT	1	1	1	1				
18	1	194516-14660	COLLAR, BOOT	1	1	1	1				
19	1	194441-14670	CLAMP	4	4	4	4				

Fig.33. FRONT SHAFT (1)

(A)=F180D-P  
(B)=F180DXP-P  
(C)=F220D-P

(D)=F220DXP-P  
(E)=  
(F)=

Fig. 33 FRONT SHAFT(1)



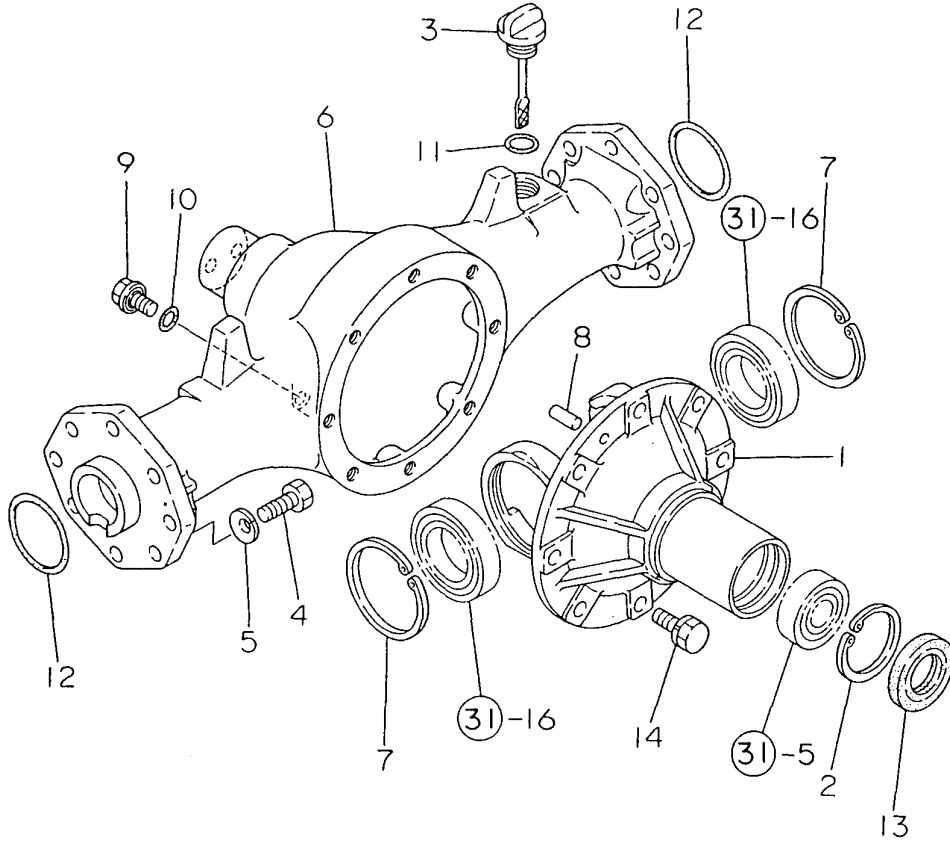
No.	Lev.	Parts No.	Description	Q'ty						I	R
				(A)	(B)	(C)	(D)	(E)	(F)		
1	1	198011-13510	SHAFT, FRONT 1ST	2	2	2	2				
2	1	194516-13520	PINION, SHAFT	2	2	2	2				
3	1	198011-13550	SPACER	2	2	2	2				
4	1	194191-13570	SHIM, A	2	2	2	2				
5	1	194447-13570	SHIM, T=0.1	2	2	2	2				
6	1	194191-13580	SHIM, B	2	2	2	2				
7	1	194447-13580	SHIM, T=0.3	1	1	1	1				
8	1	194447-13590	SHIM, T=0.5	1	1	1	1				
9	1	194640-25390	BEARING, BALL TMB205	2	2	2	2				
10	1	194200-25470	SHIM	2	2	2	2				

Fig.34. FRONT AXLE CASE

(A)=F180D-P  
(B)=F180DXP-P  
(C)=F220D-P

(D)=F220DXP-P  
(E)=  
(F)=

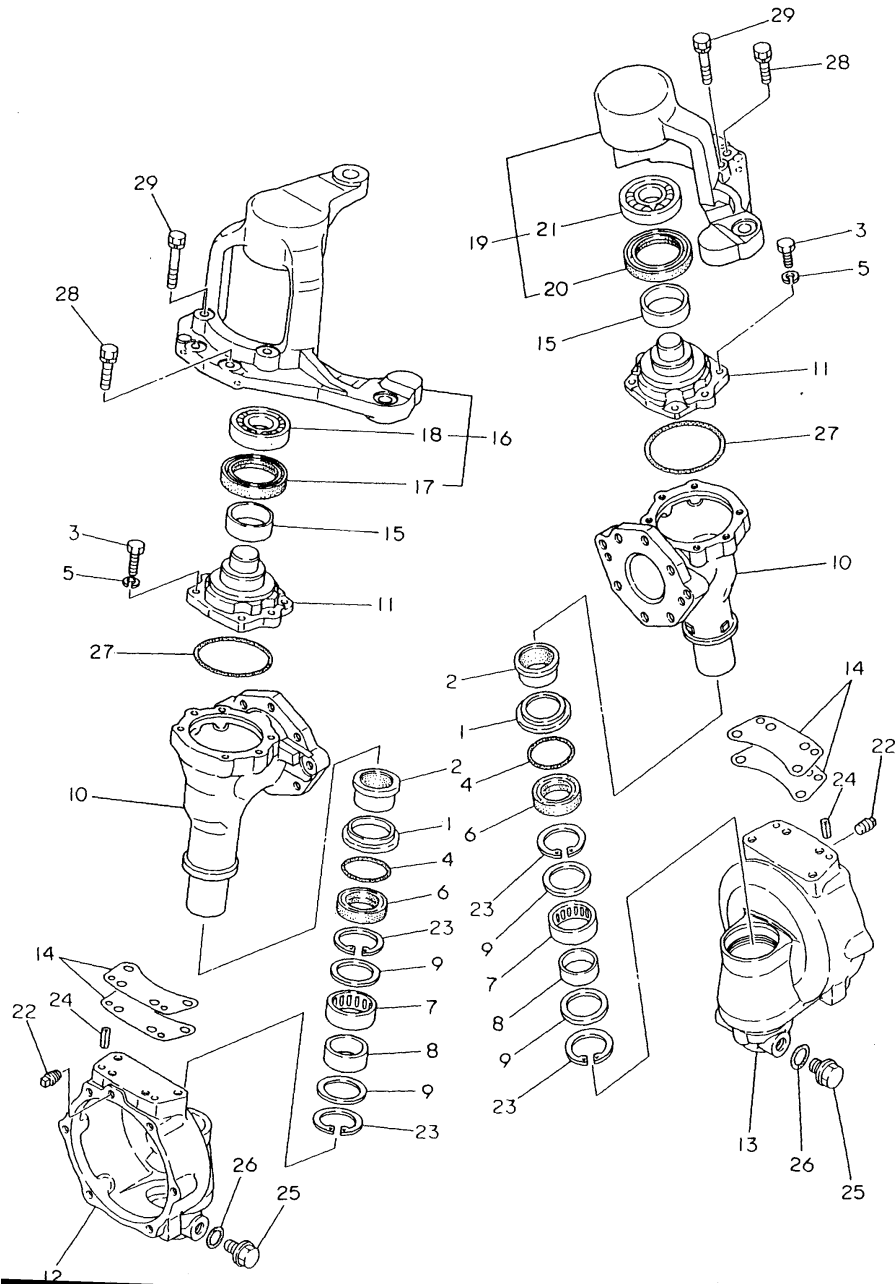
Fig. 34 FRONT AXLE CASE



No.	Lev.	Parts No.	Description	Q'ty						I	R
				(A)	(B)	(C)	(D)	(E)	(F)		
1	1	198291-13450	CARRIER	1	1	1	1				
2	1	194516-13470	CIRCLIP, 52X3	1	1	1	1				
3	1	198291-13491	GAUGE, OIL LEVEL	1	1	1	1				
4	1	194274-13550	BOLT, M10X30	16	16	16	16				
5	1	194274-13570	WASHER, SPRING 10	16	16	16	16				
6	1	198291-13611	HOUSING, FRONT AXLE	1	1	1	1				
7	1	22252-000680	RING, 68	2	2	2	2				
8	1	22312-080180	PIN, PARALLEL M8X18	1	1	1	1				
9	1	23491-140002	PLUG, 14	1	1	1	1				
10	1	24311-000160	O-RING, 1AP16.0	1	1	1	1				
11	1	24311-000180	O-RING, 1AP18.0	1	1	1	1				
12	1	24321-000500	O-RING, 1AG50.0	2	2	2	2				
13	1	24421-305208	SEAL, OIL TC305208	1	1	1	1				
14	1	26013-100252	BOLT, M10X 25	8	8	8	8				

Fig.35. FRONT GEAR CASE

Fig. 35 FRONT GEAR CASE



(A)=F180D-P  
(B)=F180DXP-P  
(C)=F220D-P

(D)=F220DXP-P  
(E)=  
(F)=

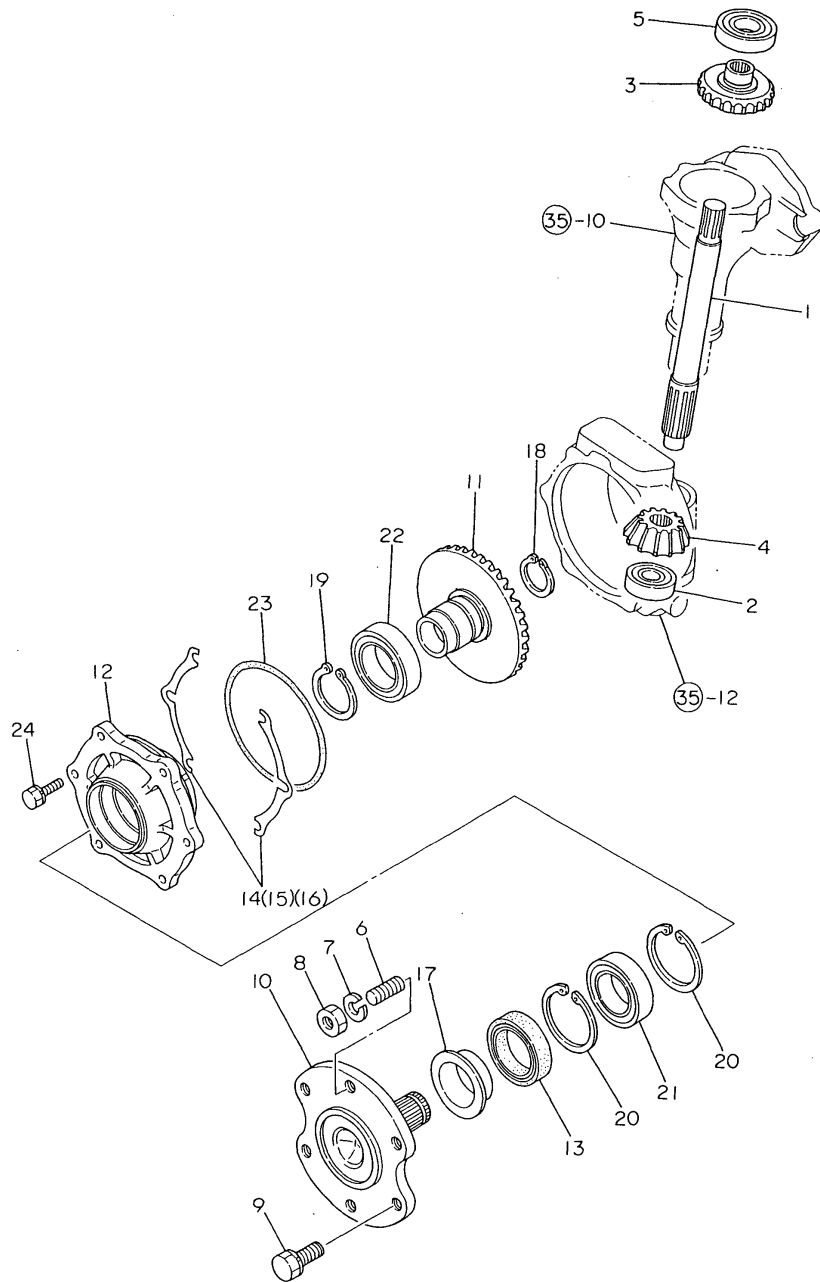
No.	Lev.	Parts No.	Description	Q'ty						I	R
				(A)	(B)	(C)	(D)	(E)	(F)		
1	1	194306-13630	COLLAR, 48X57X10	2	2	2	2				
2	1	194306-13640	SLEEVE, SI 40X44X26	2	2	2	2				
3	1	194421-13640	BOLT, M8X22	12	12	12	12				
4	1	194306-13650	O-RING, 1AP45.0A	2	2	2	2				
5	1	194421-13650	WASHER, SPRING 8	12	12	12	12				
6	1	194447-13650	SEAL, TC6Y445711.5	2	2	2	2				
7	1	194447-13660	BEARING, T455216	2	2	2	2				
8	1	194447-13670	RING, INNER 40X45X17	2	2	2	2				
9	1	194447-13680	WASHER, 42X52X1.6	4	4	4	4				
10	1	198011-13710	CASE, FRONT GEAR	2	2	2	2				
11	1	194516-13721	COVER, GEAR CASE	2	2	2	2				
12	1	194516-13740	BOX, GEAR L	1	1	1	1				
13	1	194516-13750	BOX, GEAR R	1	1	1	1				
14	1	194516-13760	SHIM, T=0.5	4	4	4	4				
15	1	194516-13770	SLEEVE, SI 45X50X16	2	2	2	2				
16	1	198011-13790	SUPPORT L CMP,KG.PIN	1	1	1	1				
17	2	194313-13790	SEAL, TC6Y506812.5	1	1	1	1				
18	2	24104-062064	BEARING, BALL 6206UU	1	1	1	1				
19	1	198011-13890	SUPPORT R CMP,KG.PIN	1	1	1	1				
20	2	194313-13790	SEAL, TC6Y506812.5	1	1	1	1				
21	2	24104-062064	BEARING, BALL 6206UU	1	1	1	1				
22	1	194151-36670	PLUG, PF02	2	2	2	2				
23	1	22262-000520	RING, R-52	4	4	4	4				
24	1	22351-080020	PIN, SPRING 8.0X20	4	4	4	4				
25	1	23491-140002	PLUG, 14	2	2	2	2				
26	1	24311-000160	O-RING, 1AP16.0	2	2	2	2				
27	1	24321-000750	O-RING, 1AG75.0	2	2	2	2				
28	1	26013-100302	BOLT, M10X 30	4	4	4	4				
29	1	26013-100502	BOLT, M10X 50	4	4	4	4				

Fig.36. FRONT SHAFT(2) & FRONT SPINDLE

(A)=F180D-P  
(B)=F180DXP-P  
(C)=F220D-P

(D)=F220DXP-P  
(E)=  
(F)=

Fig. 36 FRONT SHAFT (2) & FRONT SPINDLE



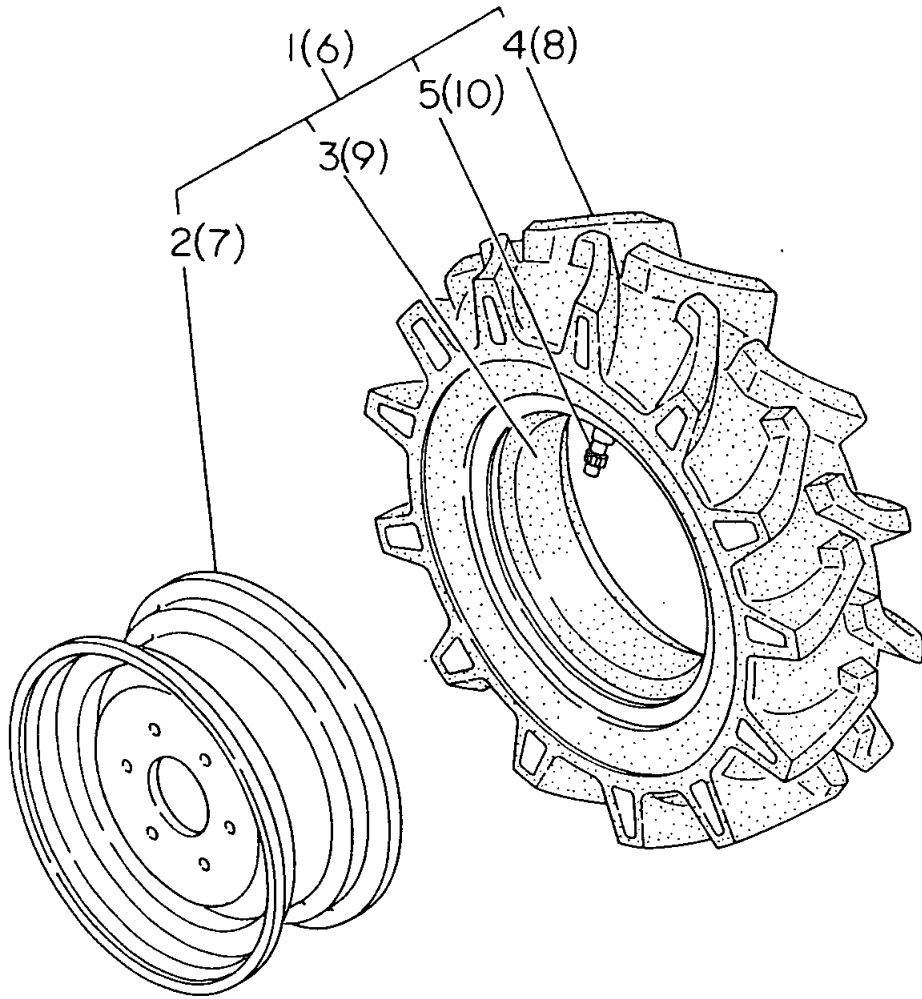
No.	Lev.	Parts No.	Description	Qty						I	R
				(A)	(B)	(C)	(D)	(E)	(F)		
1	1	198011-13850	SHAFT, FRONT 2ND	2	2	2	2				
2	1	194447-13860	BEARING, TMB304CX1	2	2	2	2				
3	1	194516-13940	GEAR, FRONT SHAFT	2	2	2	2				
4	1	194516-13950	PINION, FRONT FINAL	2	2	2	2				
5	1	24104-062064	BEARING, BALL 6206UU	2	2	2	2				
6	1	194556-12620	STUD, M14X24	4	4	4	4				
7	1	194556-12630	WASHER, SPRING 14	4	4	4	4				
8	1	194556-12640	NUT, M14	4	4	4	4				
9	1	194278-12650	BOLT, M14X25	8	8	8	8				
10	1	198331-14100	SPINDLE, FRONT	2	2	2	2				
11	1	194516-14120	GEAR, FINAL	2	2	2	2				
12	1	198331-14130	CASE, FRONT BEARING	2	2	2	2				
13	1	194447-14140	SEAL, OIL TC6Y577512	2	2	2	2				
14	1	194447-14150	SHIM, T=0.1	4	4	4	4				
15	1	194447-14160	SHIM, T=0.3	2	2	2	2				
16	1	194447-14170	SHIM, T=0.5	2	2	2	2				
17	1	194447-14180	SLEEVE, SL 52X57X18	2	2	2	2				
18	1	22242-000340	RING, 34	2	2	2	2				
19	1	22242-000500	RING, 50	2	2	2	2				
20	1	22252-000750	RING, 75	4	4	4	4				
21	1	24101-060094	BEARING, BALL 6009	2	2	2	2				
22	1	24101-060104	BEARING, BALL 6010	2	2	2	2				
23	1	24321-001400	O-RING, 1AG140.0	2	2	2	2				
24	1	26013-100302	BOLT, M10X 30	12	12	12	12				

Fig.37. FRONT WHEEL TIRE (L)

(A)=F180D-P  
(B)=F180DXP-P  
(C)=F220D-P

(D)=F220DXP-P  
(E)=  
(F)=

# Fig. 37 FRONT WHEEL TIRE (L)



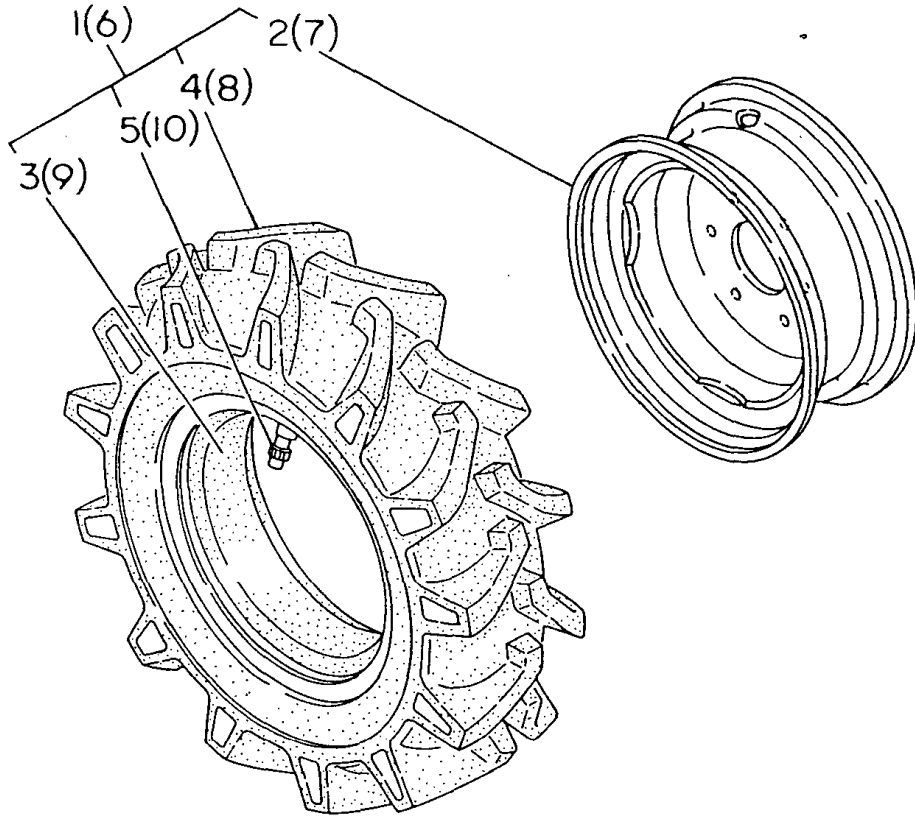
No.	Lev.	Parts No.	Description	Q'ty						I	R
				(A)	(B)	(C)	(D)	(E)	(F)		
1	1	198021-14700	TIRE KIT, FRONT L	1	1						
2	2	198021-14710	WHEEL, 12X4.00B	1	1						
3	2	194526-14810	TUBE, 6.00-12	1	1						
4	2	194526-14820	TIRE, 6.00-12 4 FSLM	1	1						
5	2	194190-34730	HOUSING, CORE	1	1						
6	1	198031-14700	TIRE KIT, FRONT L			1	1				
7	2	198031-14710	WHEEL, 5JAX14WDC			1	1				
8	2	194166-14810	TIRE, 6-14 4 FSLM			1	1				
9	2	194166-14820	TUBE, 6-14			1	1				
10	2	194190-34730	HOUSING, CORE			1	1				

Fig.38. FRONT WHEEL TIRE (R)

(A)=F180D-P  
(B)=F180DXP-P  
(C)=F220D-P

(D)=F220DXP-P  
(E)=  
(F)=

Fig. 38 FRONT WHEEL TIRE (R)



No.	Lev.	Parts No.	Description	Q'ty						I	R
				(A)	(B)	(C)	(D)	(E)	(F)		
1	1	198021-14800	TIRE KIT, FRONT R	1	1						
2	2	198021-14710	WHEEL, 12X4.00B	1	1						
3	2	194526-14810	TUBE, 6.00-12	1	1						
4	2	194526-14820	TIRE, 6.00-12 4 FSLM	1	1						
5	2	194190-34730	HOUSING, CORE	1	1						
6	1	198031-14800	TIRE KIT, FRONT R			1	1				
7	2	198031-14710	WHEEL, 5JAX14WDC			1	1				
8	2	194166-14810	TIRE, 6-14 4 FSLM			1	1				
9	2	194166-14820	TUBE, 6-14			1	1				
10	2	194190-34730	HOUSING, CORE			1	1				

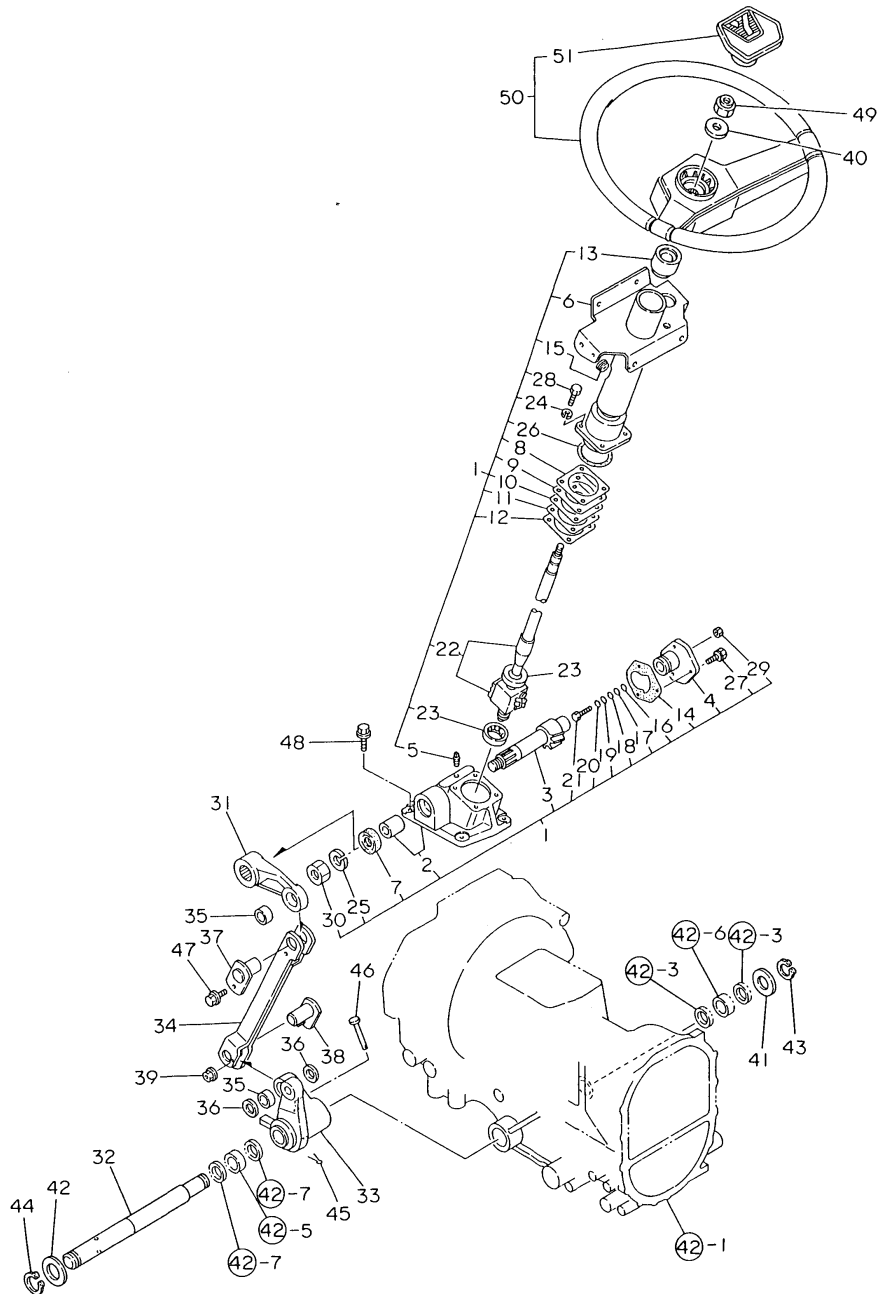


Fig.39. STEERING GEAR

(A)=F180D-P  
(B)=F180DXP-P  
(C)=F220D-P

(D)=F220DXP-P  
(E)=  
(F)=

Fig. 39 STEERING GEAR

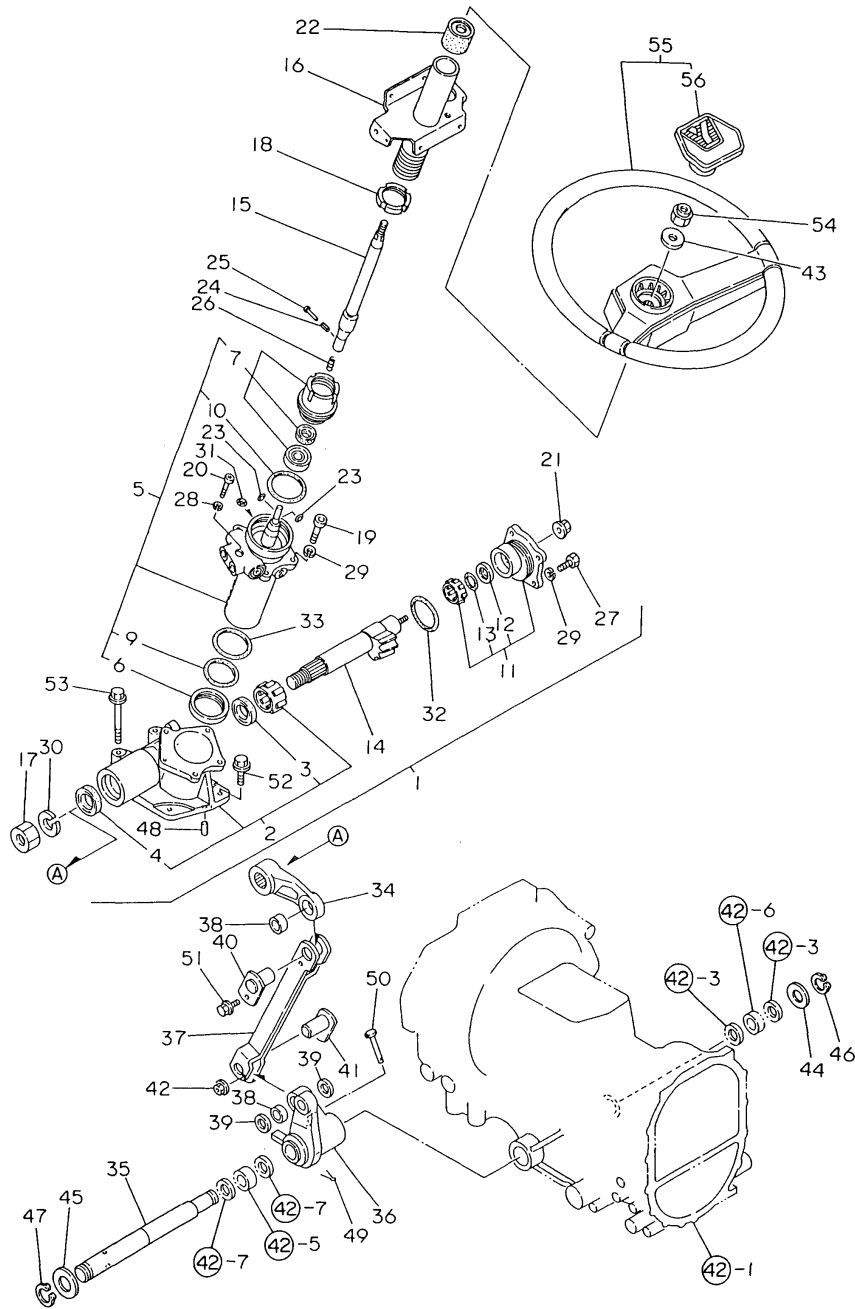


No.	Lev.	Parts No.	Description	Qty						I	R
				(A)	(B)	(C)	(D)	(E)	(F)		
1	1	198010-15100	GEAR COMP.,STEERING	1	1	1	1				
2	2	194940-15110	BOX, GEAR	1	1	1	1				
3	2	194262-15140	SHAFT, SECTOR	1	1	1	1				
4	2	194262-15150	COVER ASSY, SIDE	1	1	1	1				
5	2	194130-15170	PLUG, PT1/4	1	1	1	1				
6	2	198010-15210	CONTROL COLUMN	1	1	1	1				
7	2	194262-15220	SEAL, OIL	1	1	1	1				
8	2	194750-15250	SHIM, T=0.5	1	1	1	1				
9	2	194750-15260	SHIM, T=0.7	1	1	1	1				
10	2	194750-15270	SHIM, T=0.08	1	1	1	1				
11	2	194750-15280	SHIM, T=0.1	1	1	1	1				
12	2	194630-15290	SHIM	1	1	1	1				
13	2	194202-15310	BUSH, COLUMN 30X16	1	1	1	1				
14	2	194262-15330	GASKET, SIDE COVER	1	1	1	1				
15	2	194440-15340	PLUG, BREATHER	1	1	1	1				
16	2	194262-15420	SHIM, T=1.525 A	1	1	1	1				
17	2	194262-15430	SHIM, T=1.555 B	1	1	1	1				
18	2	194262-15440	SHIM, T=1.585 C	1	1	1	1				
19	2	194262-15450	SHIM, T=1.615 D	1	1	1	1				
20	2	194262-15460	SHIM, T=1.645 E	1	1	1	1				
21	2	194262-15470	SCREW	1	1	1	1				
22	2	198010-15500	NUT ASSY, BALL	1	1	1	1				
23	2	194262-15520	BEARING	2	2	2	2				
24	2	22217-080000	WASHER, SPRING 8	4	4	4	4				
25	2	22217-160000	WASHER, SPRING 16	1	1	1	1				
26	2	24321-000500	O-RING, 1AG50.0	1	1	1	1				
27	2	26013-080202	BOLT, M8X 20	3	3	3	3				
28	2	26116-080202	BOLT, M8X 20 PLATED	4	4	4	4				
29	2	26716-080002	NUT, M8	1	1	1	1				
30	2	26736-160002	NUT, M16	1	1	1	1				
31	1	198010-15610	ARM, PITMAN	1	1	1	1				
32	1	198011-15640	SHAFT, PITMAN	1	1	1	1				
33	1	198011-15651	ARM, PITMAN	1	1	1	1				
34	1	198011-16100	ROD, DRAG A	1	1	1	1				
35	1	198291-16140	BUSH, 25X28X15	2	2	2	2				
36	1	198291-16150	SEAL, OIL G253204	2	2	2	2				
37	1	198011-16180	PIN, LINK U	1	1	1	1				
38	1	198011-16190	PIN D,LINK	1	1	1	1				
39	1	194990-22140	NUT, M8	1	1	1	1				
40	1	22137-120000	WASHER, 12	1	1	1	1				
41	1	22137-240000	WASHER, 24	1	1	1	1				
42	1	22137-300000	WASHER, 30	1	1	1	1				
43	1	22242-000250	RING, 25	1	1	1	1				
44	1	22242-000300	RING, 30	1	1	1	1				
45	1	22417-200300	PIN, COTTER 2.0X30	1	1	1	1				
46	1	22487-080600	PIN 8X 60	1	1	1	1				
47	1	26106-080122	BOLT, M8X 12 PLATED	1	1	1	1				
48	1	26106-100252	BOLT, M10X 25 PLATED	4	4	4	4				
49	1	26356-120002	NUT, M12	1	1	1	1				
50	1	194940-15800	WHEEL COMP.,STEERING	1	1	1	1				
51	2	194940-15870	CAP, WHEEL	1	1	1	1				

Fig.40. STEERING GEAR(POWER STEERING)

(A)=F180D-P  
(B)=F180DXP-P  
(C)=F220D-P

(D)=F220DXP-P  
(E)=  
(F)=

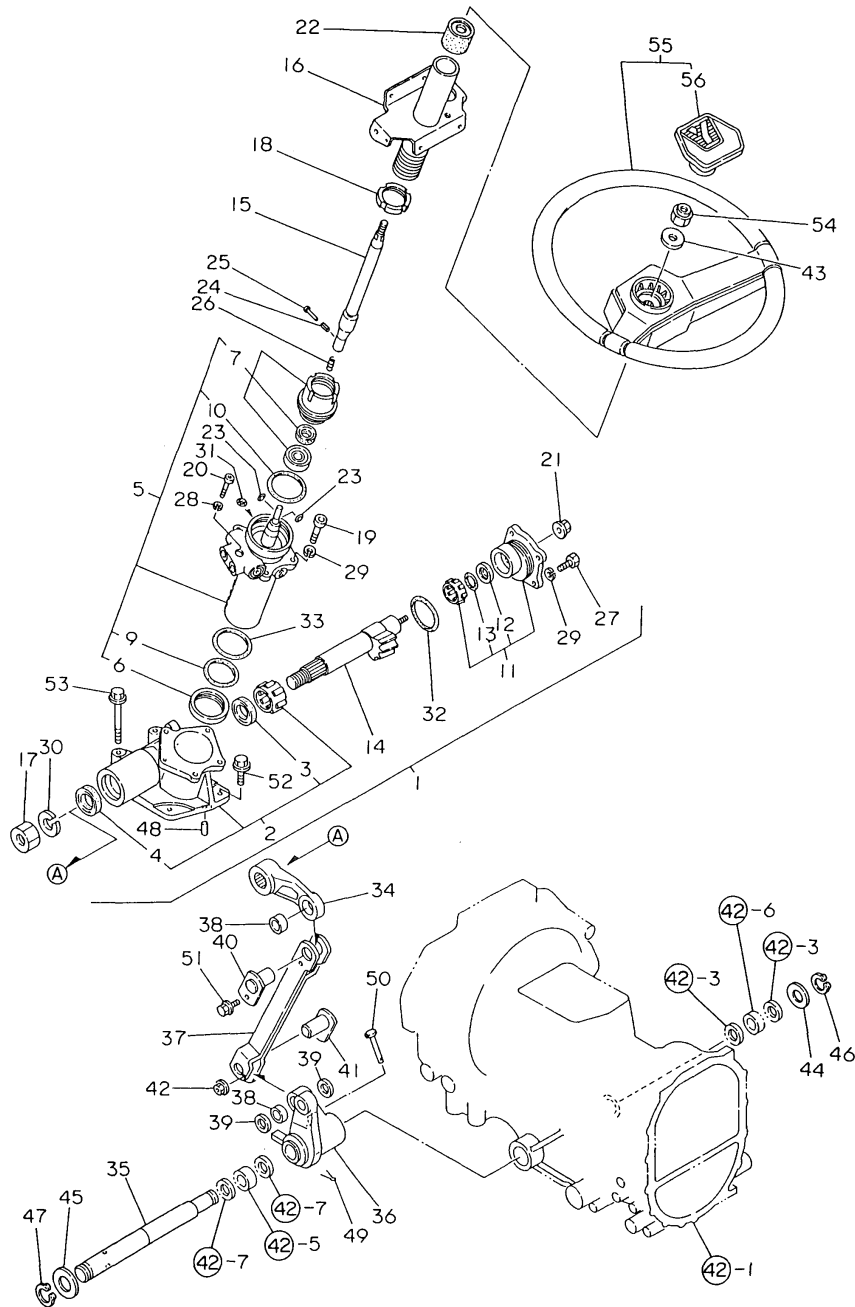


No.	Lev.	Parts No.	Description	Q'ty						I	R
				(A)	(B)	(C)	(D)	(E)	(F)		
1	1	198011-15100	GEAR ASSY, STEERING	1		1					
2	2	198291-15110	HOUSING ASSY, GEAR	1		1					
3	3	194516-15210	GASKET	1		1					
4	3	194516-15220	SEAL, OIL	1		1					
5	2	194516-15120	CASE ASSY, PISTON	1		1					
6	3	194516-15240	SEAL, SLIPPER	1		1					
7	3	194556-15310	PLUG ASSY	1		1					
9	3	24341-000530	O-RING, 1AS53.0	1		1					
10	3	24341-000560	O-RING, 1AS56.0	1		1					
11	2	194516-15130	COVER ASSY, SIDE	1		1					
12	3	194516-15230	SEAL, SLIPPER	1		1					
13	3	24341-000300	O-RING, 1AS30.0	1		1					
14	2	198291-15140	SHAFT ASSY, SECTOR	1		1					
15	2	198011-15150	SHAFT ASSY, STEERING	1		1					
16	2	198011-15160	COLUMN ASSY,STEERING	1		1					
17	2	194516-15250	NUT, M22	1		1					
18	2	194516-15260	NUT, LOCK	1		1					
19	2	194556-15360	BOLT	4		4					
20	2	194556-15370	BOLT	1		1					
21	2	194556-15380	NUT, LOCK	1		1					
22	2	194327-15410	BUSH, COLUMN	1		1					
23	2	194454-15490	O-RING	2		2					
24	2	194454-15500	SPRING PIN	1		1					
25	2	194454-15510	RIVET	1		1					
26	2	194454-15600	SPRING	1		1					
27	2	194454-15610	BOLT	1		1					
28	2	22217-060000	WASHER, SPRING 6	1		1					
29	2	22217-100000	WASHER, SPRING 10	8		8					
30	2	22217-220000	WASHER, SPRING 22	1		1					
31	2	24311-000080	O-RING, 1AP8.0	1		1					
32	2	24321-000600	O-RING, 1AG60.0	1		1					
33	2	24341-000560	O-RING, 1AS56.0	1		1					
34	1	198011-15610	ARM, PITMAN	1		1					
35	1	198011-15640	SHAFT, PITMAN	1		1					
36	1	198011-15651	ARM, PITMAN	1		1					
37	1	198011-16100	ROD, DRAG A	1		1					
38	1	198291-16140	BUSH, 25X28X15	2		2					
39	1	198291-16150	SEAL, OIL G253204	2		2					
40	1	198011-16180	PIN, LINK U	1		1					
41	1	198011-16190	PIN D,LINK	1		1					
42	1	194990-22140	NUT, M8	1		1					
43	1	22137-120000	WASHER, 12	1		1					
44	1	22137-240000	WASHER, 24	1		1					
45	1	22137-300000	WASHER, 30	1		1					
46	1	22242-000250	RING, 25	1		1					
47	1	22242-000300	RING, 30	1		1					
48	1	22312-100180	PIN, PARALLEL M10X18	2		2					
49	1	22417-200300	PIN, COTTER 2.0X30	1		1					
50	1	22487-080600	PIN 8X 60	1		1					
51	1	26106-080122	BOLT, M8X 12 PLATED	1		1					
52	1	26106-100252	BOLT, M10X 25 PLATED	2		2					

Fig.40. STEERING GEAR(POWER STEERING)

(A)=F180D-P  
(B)=F180DXP-P  
(C)=F220D-P

(D)=F220DXP-P  
(E)=  
(F)=



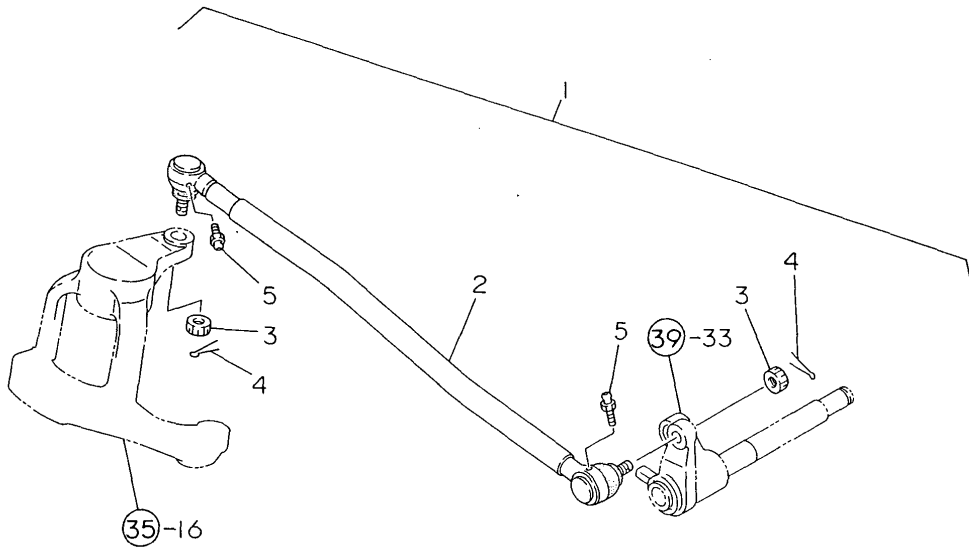
No.	Lev.	Parts No.	Description	Qty						I	R
				(A)	(B)	(C)	(D)	(E)	(F)		
53	1	26106-100802	BOLT, M10X 80 PLATED		2		2				
54	1	26356-120002	NUT, M12		1		1				
55	1	194940-15800	WHEEL COMP.,STEERING		1		1				
56	2	194940-15870	CAP, WHEEL		1		1				

Fig.41. DRAG-ROD

(A)=F180D-P  
(B)=F180DXP-P  
(C)=F220D-P

(D)=F220DXP-P  
(E)=  
(F)=

Fig. 41 DRAG-ROD



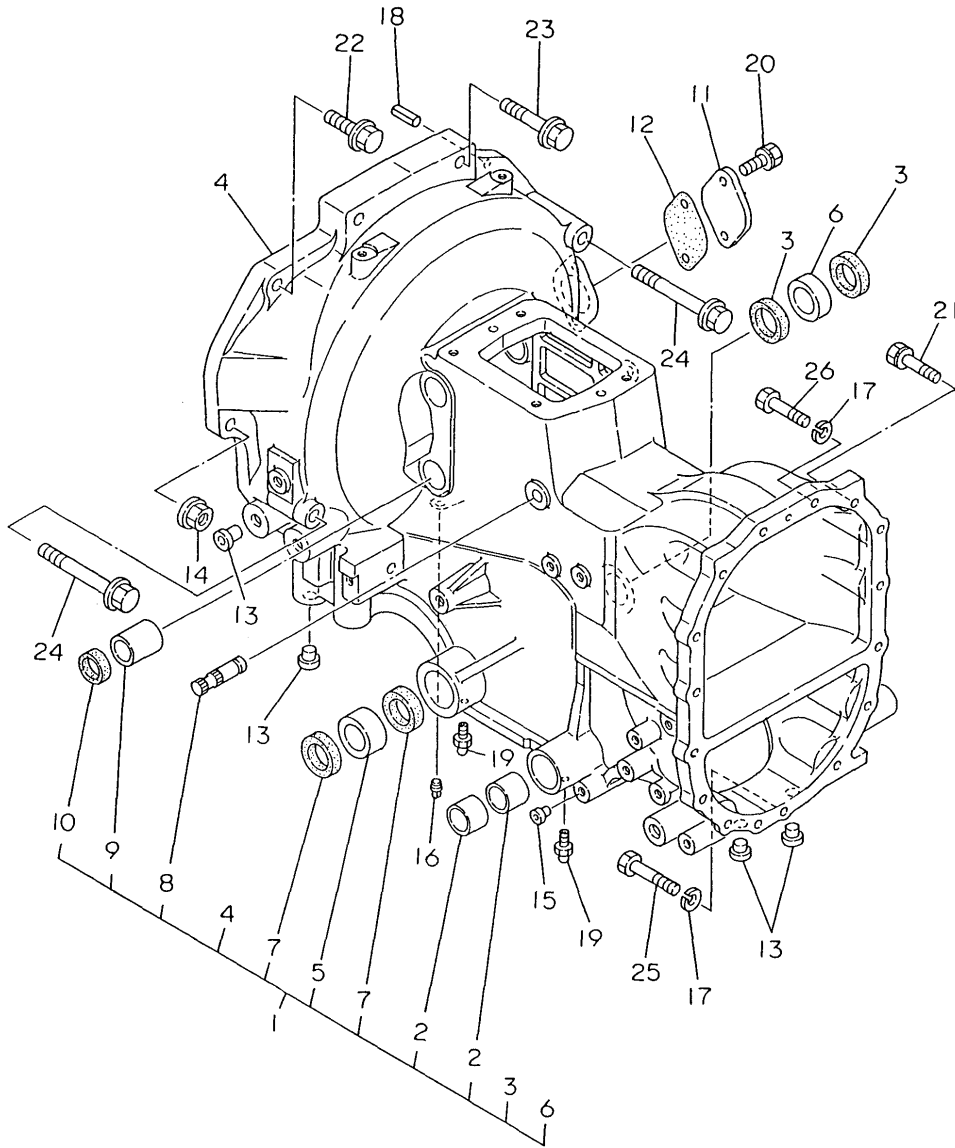
No.	Lev.	Parts No.	Description	Qty						I	R
				(A)	(B)	(C)	(D)	(E)	(F)		
1	1	198011-16200	ROD COMP.,DRAG	1	1	1	1				
2	2	198011-16250	ROD SUB-COMP.,DRAG	1	1	1	1				
3	2	194730-57241	NUT M12	2	2	2	2				
4	2	22417-300250	PIN, COTTER 3.0X25	2	2	2	2				
5	2	24761-060000	NIPPLE, GREASE MT6X1	2	2	2	2				

Fig.42. CLUTCH HOUSING

(A)=F180D-P  
(B)=F180DXP-P  
(C)=F220D-P

(D)=F220DXP-P  
(E)=  
(F)=

Fig. 42 CLUTCH HOUSING



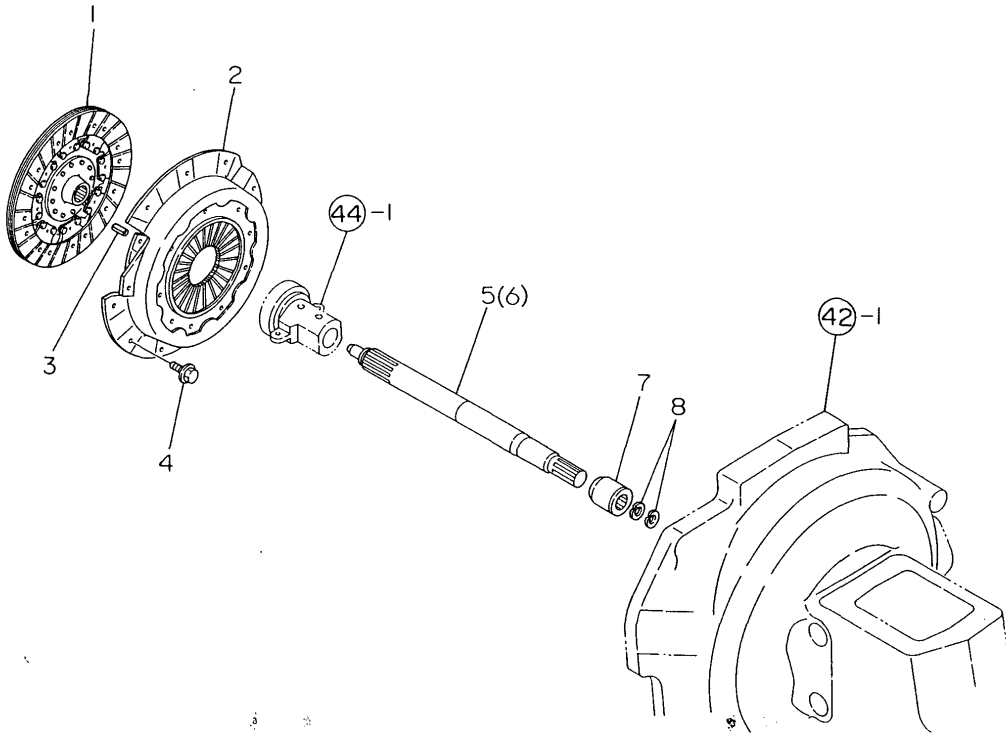
No.	Lev.	Parts No.	Description	Qty						I	R
				(A)	(B)	(C)	(D)	(E)	(F)		
1	1	198010-21100	HOUSING ASSY, CLUTCH	1	1	1	1				
2	2	194740-06080	BUSH, 25X30X18	4	4	4	4				
3	2	198291-16150	SEAL, OIL G253204	2	2	2	2				
4	2	198010-21111	HOUSING, CLUTCH	1	1	1	1				
5	2	198291-21410	BUSH 30X37X20	1	1	1	1				
6	2	198291-21420	BUSH, 25X32X20	1	1	1	1				
7	2	198291-21430	SEAL, OIL G303704	2	2	2	2				
8	2	194150-22250	PIN, HOOK	2	2	2	2				
9	2	194680-22280	BUSH, 20X26X22	2	2	2	2				
10	2	194680-22290	SEAL, OIL G202604	2	2	2	2				
11	1	194146-21150	COVER, SIDE	1	1	1	1				
12	1	194146-21160	GASKET, SIDE COVER	1	1	1	1				
13	1	194150-21910	PLUG, 11.2	10	10	10	10				
14	1	194990-22150	NUT, M10	1	1	1	1				
15	1	194275-27750	PLUG, 7.8	4	4	4	4				
16	1	194151-36670	PLUG, PF02	1	1	1	1				
17	1	22217-080000	WASHER, SPRING 8	5	5	5	5				
18	1	22351-080018	PIN, SPRING 8.0X18	2	2	2	2				
19	1	24761-010000	NIPPLE, GREASE M6F	2	2	2	2				
20	1	26013-080202	BOLT, M8X 20	2	2	2	2				
21	1	26013-080302	BOLT, M8X 30	10	10	10	10				
22	1	26106-100352	BOLT, M10X 35 PLATED	1	1	1	1				
23	1	26106-100552	BOLT, M10X 55 PLATED	2	2	2	2				
24	1	26106-100952	BOLT, M10X 95 PLATED	5	5	5	5				
25	1	26116-080502	BOLT, M8X 50 PLATED	3	3	3	3				
26	1	26116-080552	BOLT, M8X 55 PLATED	2	2	2	2				

Fig.43. SINGLE CLUTCH & CLUTCH SHAFT

(A)=F180D-P  
(B)=F180DXP-P  
(C)=F220D-P

(D)=F220DXP-P  
(E)=  
(F)=

Fig. 43 SINGLE CLUTCH & CLUTCH SHAFT



No.	Lev.	Parts No.	Description	Q'ty						I	R
				(A)	(B)	(C)	(D)	(E)	(F)		
1	1	194535-21401	DISK ASSY, CLUTCH	1	1	1	1				
2	1	794150-21700	PLATE, PRESSURE	1	1	1	1				
3	1	22351-080018	PIN, SPRING 8.0X18	3	3	3	3				
4	1	26106-080162	BOLT, M8X 16 PLATED	6	6	6	6				
5	1	198010-22110	SHAFT, MAIN DRIVE		1		1				
6	1	198015-22110	SHAFT, MAIN DRIVE	1		1					
7	1	194190-26180	JOINT	1	1	1	1				
8	1	22252-000170	RING, 17	2	2	2	2				

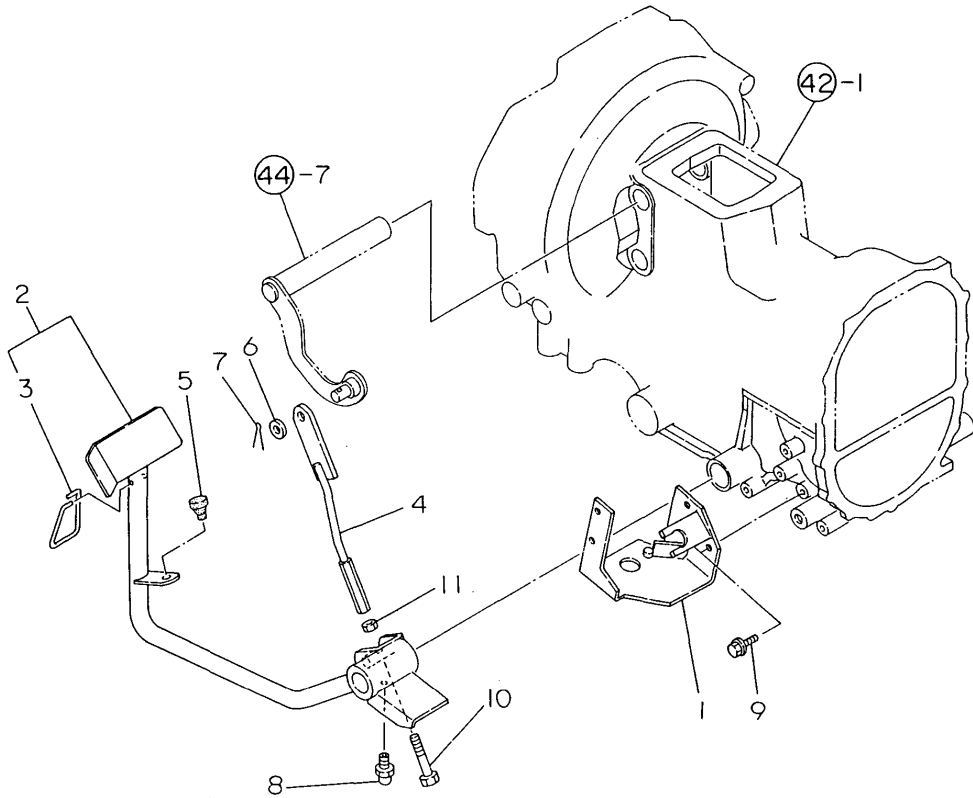


Fig.45. CLUTCH PEDAL

(A)=F180D-P  
(B)=F180DXP-P  
(C)=F220D-P

(D)=F220DXP-P  
(E)=  
(F)=

Fig. 45 CLUTCH PEDAL



No.	Lev.	Parts No.	Description	Qty						I	R
				(A)	(B)	(C)	(D)	(E)	(F)		
1	1	198010-21350	STOPPER, PEDAL	1	1	1	1				
2	1	198010-22400	PEDAL KIT,CLUTCH	1	1	1	1				
3	2	198010-22460	LOCK, CLUTCH	1	1	1	1				
4	1	198010-22550	ROD, CLUTCH	1	1	1	1				
5	1	194330-62530	STOPPER, PEDAL	1	1	1	1				
6	1	22137-100000	WASHER, 10	1	1	1	1				
7	1	22417-200300	PIN, COTTER 2.0X30	1	1	1	1				
8	1	24761-010000	NIPPLE, GREASE M6F	1	1	1	1				
9	1	26106-080162	BOLT, M8X 16 PLATED	3	3	3	3				
10	1	26116-080754	BOLT, M8X 75 PLATED	1	1	1	1				
11	1	26716-080002	NUT, M8	1	1	1	1				

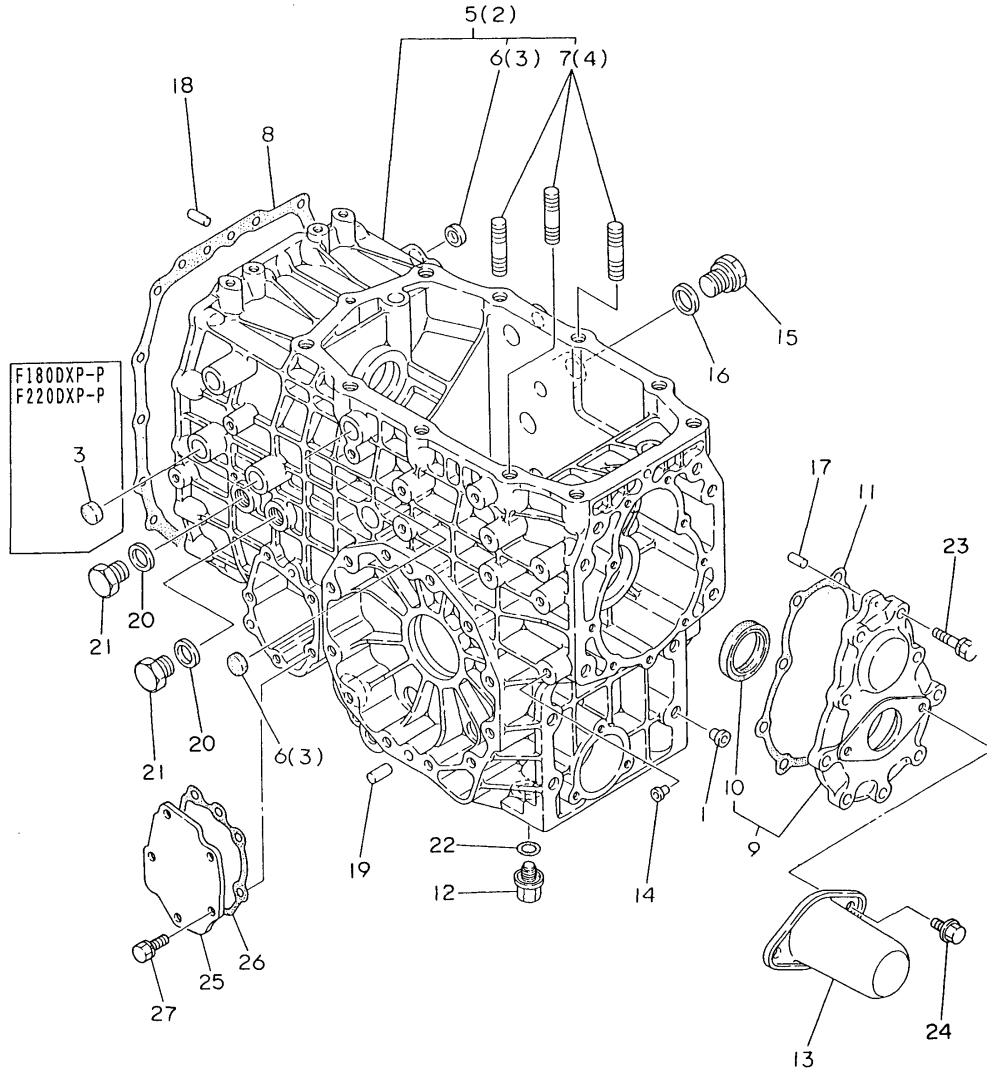


Fig.46. TRANSMISSION CASE

(A)=F180D-P  
(B)=F180DXP-P  
(C)=F220D-P

(D)=F220DXP-P  
(E)=  
(F)=

Fig. 46 TRANSMISSION CASE



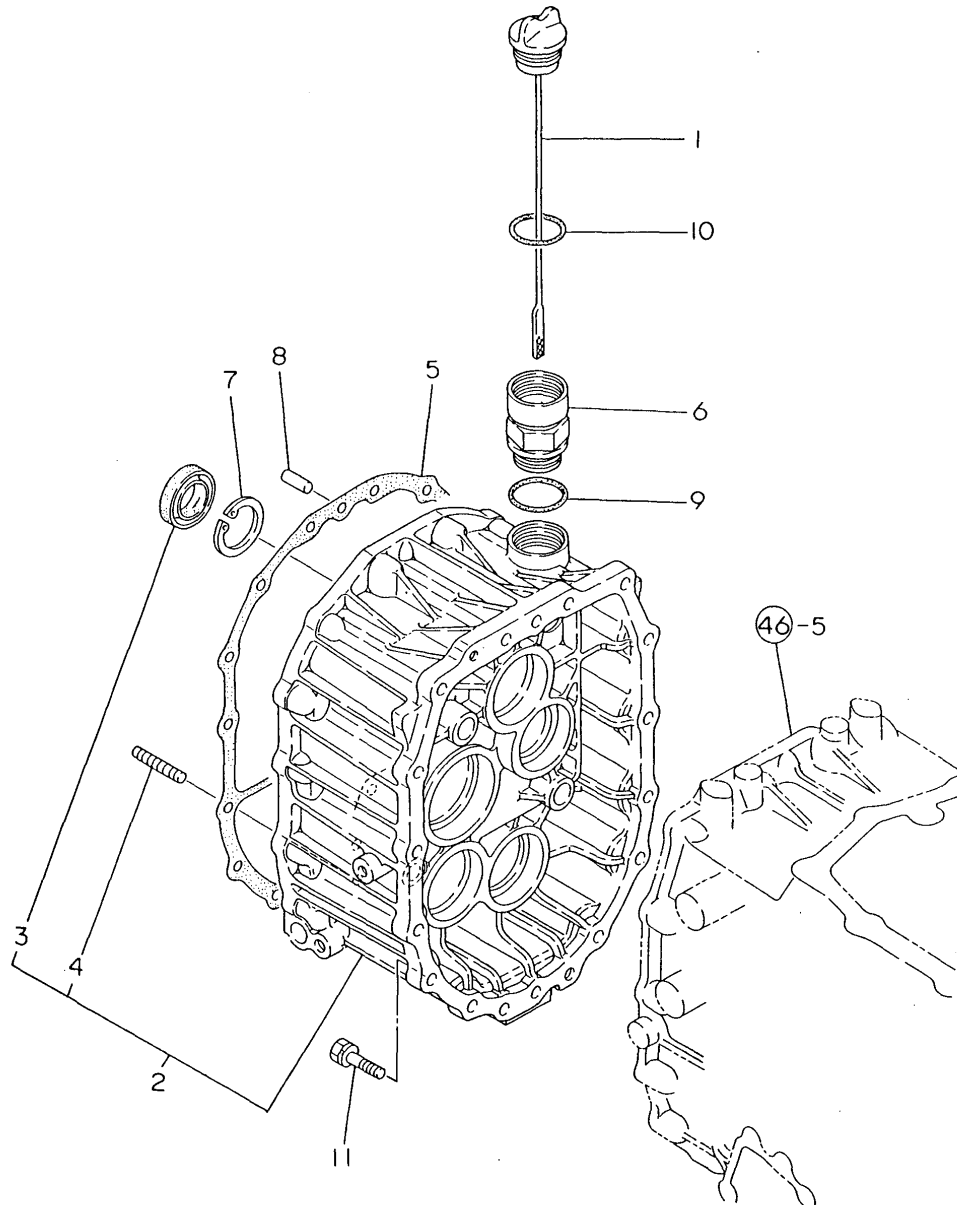
No.	Lev.	Parts No.	Description	Q'ty						I	R
				(A)	(B)	(C)	(D)	(E)	(F)		
1	1	194150-21910	PLUG, 11.2	4	4	4	4				
2	1	198330-24101	CASE COMP.,TRANSMIS.		1		1				
3	2	194197-21170	CAP, SEAL 17X4		4		4				
4	2	26216-120352	STUD, M12X 35		3		3				
5	1	198335-24101	CASE COMP.,TRANSMIS.	1		1					
6	2	194197-21170	CAP, SEAL 17X4	2		2					
7	2	26216-120352	STUD, M12X 35	3		3					
8	1	194515-24120	GASKET, MISSION CASE	1	1	1	1				
9	1	198330-24140	COVER CMP,TRANSM.RR.	1	1	1	1				
10	2	194197-24370	SEAL, OIL TC38508	1	1	1	1				
11	1	194515-24160	GASKET, REAR COVER	1	1	1	1				
12	1	194515-24250	PLUG, DRAIN	1	1	1	1				
13	1	198290-26860	COVER, SHAFT	1	1	1	1				
14	1	194145-31750	PLUG, 9.5	3	3	3	3				
15	1	194312-46750	PLUG, PF3/8	1	1	1	1				
16	1	194555-77910	GASKET, 17	1	1	1	1				
17	1	22312-080140	PIN, PARALLEL M8X14	1	1	1	1				
18	1	22312-080200	PIN, PARALLEL M8X20	2	2	2	2				
19	1	22312-100200	PIN, PARALLEL M10X20	4	4	4	4				
20	1	23414-160021	GASKET, 16X1.0	2	2	2	2				
21	1	23887-160002	PLUG, 16	2	2	2	2				
22	1	24311-000160	O-RING, 1AP16.0	1	1	1	1				
23	1	26013-080302	BOLT, M8X 30	9	9	9	9				
24	1	26106-080122	BOLT, M8X 12 PLATED	2	2	2	2				
25	1	194515-24180	COVER, MISSION	1	1	1	1				
26	1	194515-24190	GASKET, SIDE COVER	1	1	1	1				
27	1	26013-080202	BOLT, M8X 20	5	5	5	5				

Fig.47. CENTER PLATE

(A)=F180D-P  
(B)=F180DXP-P  
(C)=F220D-P

(D)=F220DXP-P  
(E)=  
(F)=

Fig. 47 CENTER PLATE



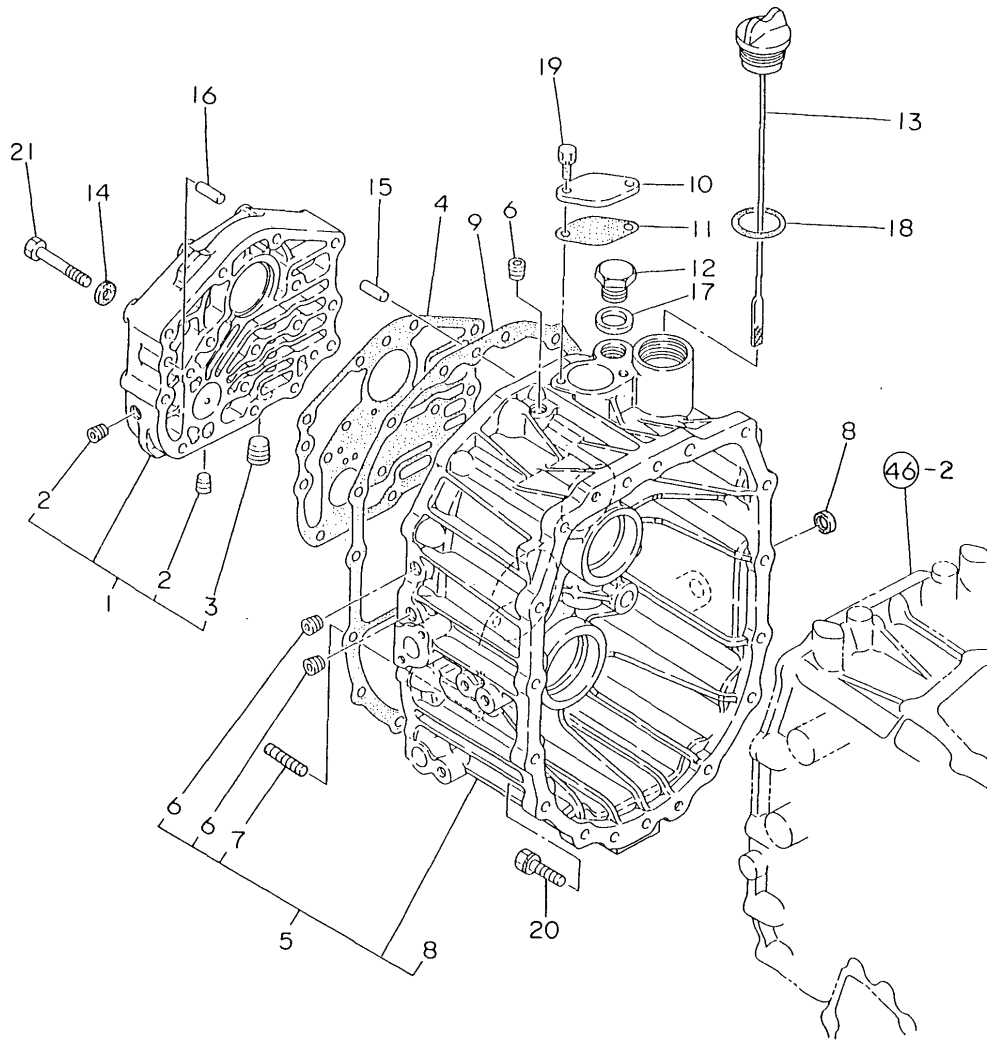
No.	Lev.	Parts No.	Description	Qty						I	R	
				(A)	(B)	(C)	(D)	(E)	(F)			
1	1	194150-24290	DIPSTICK 33X184	1		1						
2	1	194566-24300	PLATE ASSY, CENTER	1		1						
3	2	24423-254208	SEAL, OIL TC254208	1		1						
4	2	26226-080302	STUD, M8X 30	2		2						
5	1	194515-24320	GASKET, PLATE	1		1						
6	1	194215-24960	PIPE	1		1						
7	1	22252-000420	RING, 42	1		1						
8	1	22312-080200	PIN, PARALLEL M8X20	2		2						
9	1	24321-000300	O-RING, 1AG30.0	1		1						
10	1	24351-020300	O-RING 1A 2030	1		1						
11	1	26013-080302	BOLT, M8X 30	15		15						

Fig.48. CENTER PLATE(POWER SHIFT)

(A)=F180D-P  
(B)=F180DXP-P  
(C)=F220D-P

(D)=F220DXP-P  
(E)=  
(F)=

Fig. 48 CENTER PLATE (POWER SHIFT)



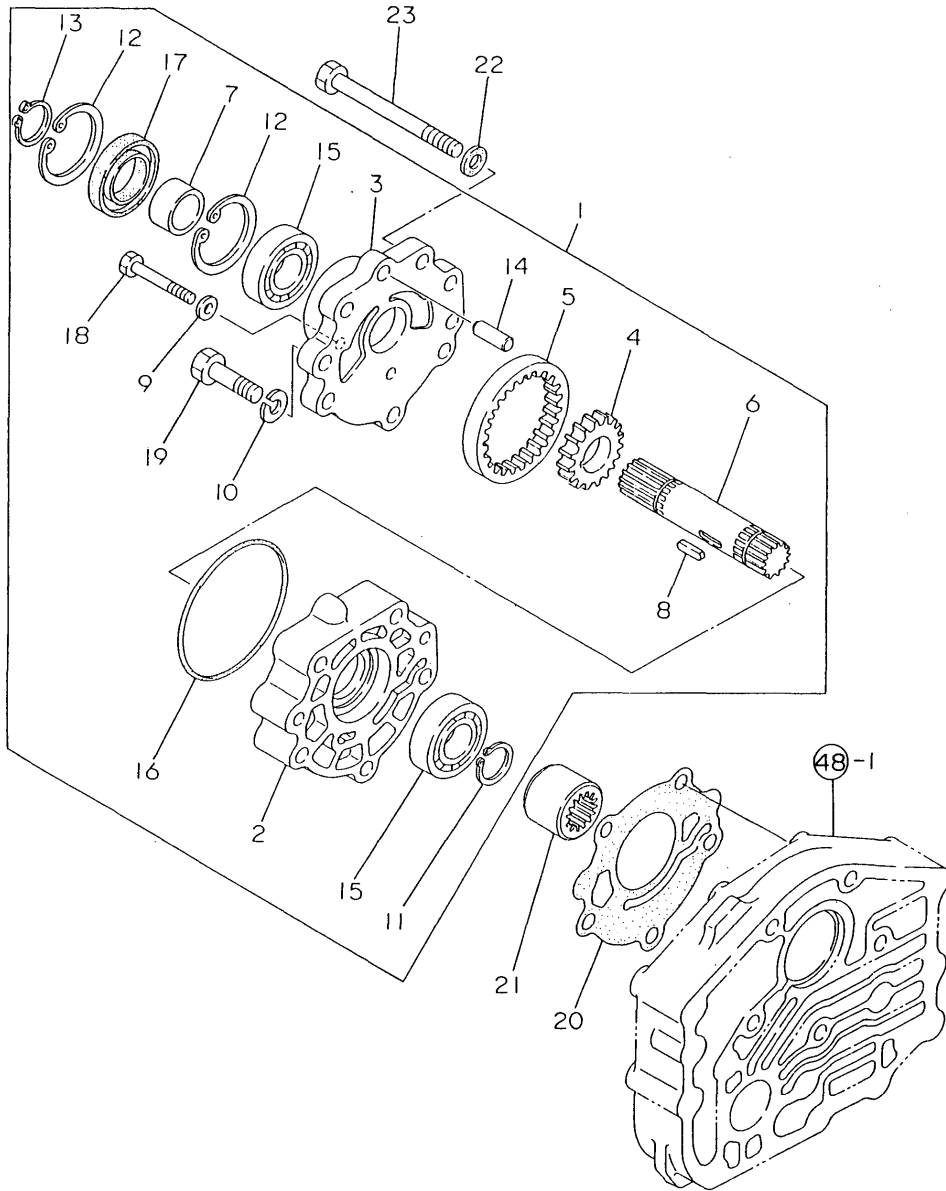
No.	Lev.	Parts No.	Description	Q'ty						I	R
				(A)	(B)	(C)	(D)	(E)	(F)		
1	1	194515-24200	PLATE, OIL LINE		1		1				
2	2	23871-010000	PLUG, R01		2		2				
3	2	23871-030000	PLUG, R03		1		1				
4	1	194515-24220	GASKET, OIL PLATE		1		1				
5	1	194516-24300	PLATE ASSY, CENTER		1		1				
6	2	23871-010000	PLUG, R01		3		3				
7	2	26226-080302	STUD, M8X 30		2		2				
8	2	27260-150000	PLUG, 15		1		1				
9	1	194515-24320	GASKET, PLATE		1		1				
10	1	194515-24370	PLATE,END		1		1				
11	1	194515-24390	GASKET, PLATE		1		1				
12	1	194310-24660	PLUG, 18		1		1				
13	1	194215-24950	DIPSTICK 33X230		1		1				
14	1	22190-080000	WASHER, SEAL 8		8		8				
15	1	22312-080200	PIN, PARALLEL M8X20		2		2				
16	1	22312-080200	PIN, PARALLEL M8X20		1		1				
17	1	23414-180023	GASKET, 18X1.0		1		1				
18	1	24351-020300	O-RING 1A 2030		1		1				
19	1	26013-060142	BOLT, M6X 14		2		2				
20	1	26013-080302	BOLT, M8X 30		15		15				
21	1	26116-080502	BOLT, M8X 50 PLATED		8		8				

Fig.49. POWER SHIFT PUMP

(A)=F180D-P  
(B)=F180DXP-P  
(C)=F220D-P

(D)=F220DXP-P  
(E)=  
(F)=

Fig. 49 POWER SHIFT PUMP



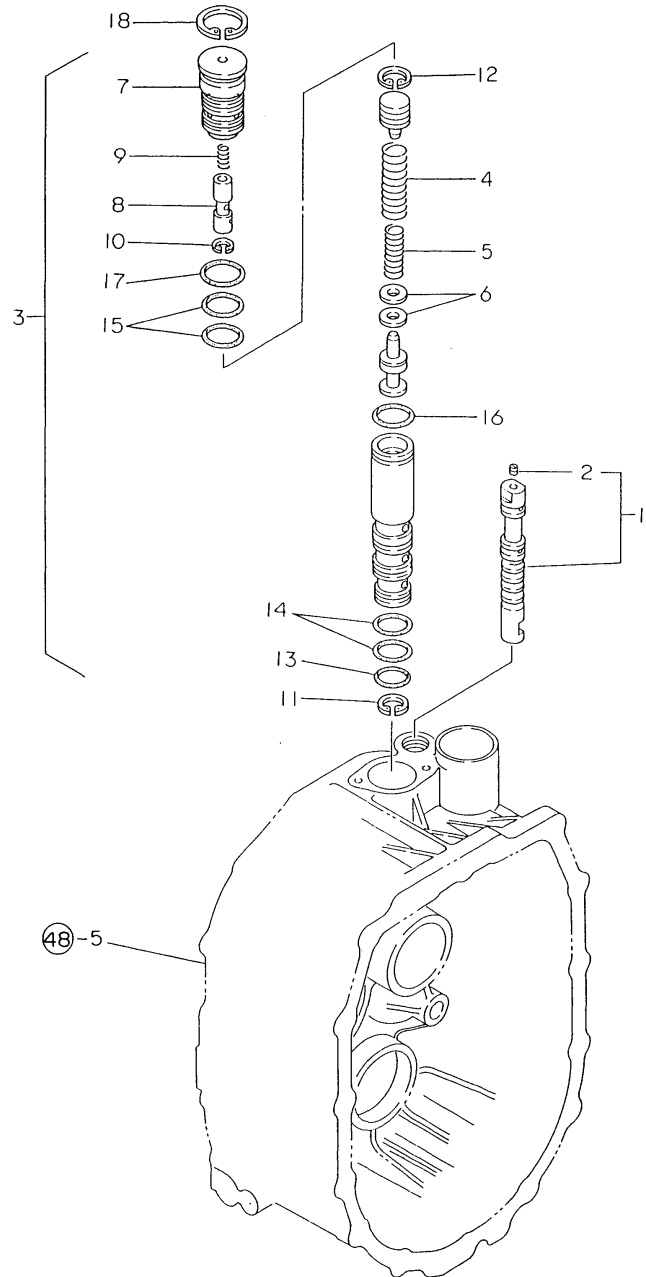
No.	Lev.	Parts No.	Description	Q'ty						I	R
				(A)	(B)	(C)	(D)	(E)	(F)		
1	1	194515-24400	PUMP ASSY, P. SHIFT		1		1				
2	2	194515-24410	HOUSING		1		1				
3	2	194515-24430	COVER, HOUSING		1		1				
4	2	194515-24440	GEAR, DRIVE		1		1				
5	2	194515-24450	GEAR, INTERNAL		1		1				
6	2	194515-24460	SHAFT, DRIVE		1		1				
7	2	194515-24470	SLEEVE, SI 20X25X13		1		1				
8	2	194515-24490	KEY 4X4X13		1		1				
9	2	22190-060000	WASHER, SEAL 6		1		1				
10	2	22217-080000	WASHER, SPRING 8		2		2				
11	2	22242-000200	RING, 20		1		1				
12	2	22252-000420	RING, 42		2		2				
13	2	22292-000200	RING, S-20		1		1				
14	2	22312-080200	PIN, PARALLEL M8X20		2		2				
15	2	24101-060044	BEARING, BALL 6004		2		2				
16	2	24341-000750	O-RING, 1AS75.0		1		1				
17	2	24423-254208	SEAL, OIL TC254208		1		1				
18	2	26116-060402	BOLT, M6X 40 PLATED		1		1				
19	2	26116-080302	BOLT, M8X 30 PLATED		2		2				
20	1	194515-24420	GASKET, PUMP		1		1				
21	1	194310-25050	COUPLING, PUMP		1		1				
22	1	22190-080000	WASHER, SEAL 8		5		5				
23	1	26116-080852	BOLT, M8X 85 PLATED		5		5				

Fig.50. REGULATOR

(A)=F180D-P  
(B)=F180DXP-P  
(C)=F220D-P

(D)=F220DXP-P  
(E)=  
(F)=

Fig. 50 REGULATOR



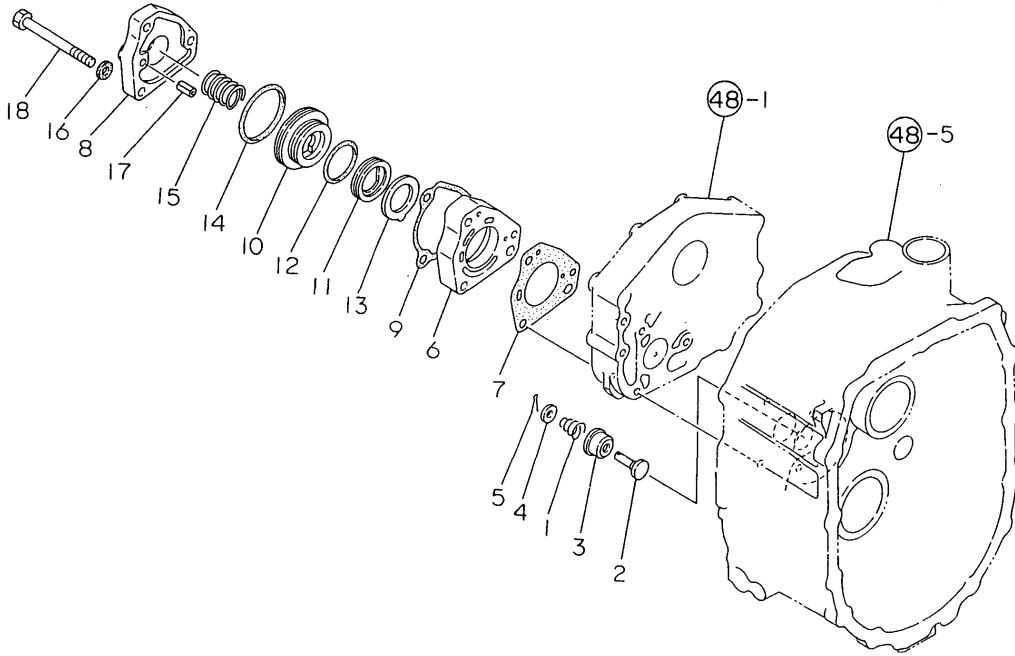
No.	Lev.	Parts No.	Description	Q'ty						I	R
				(A)	(B)	(C)	(D)	(E)	(F)		
1	1	194515-24500	SPOOL ASSY, VALVE		1		1				
2	2	26979-050052	SCREW, M5X 5		1		1				
3	1	194850-24630	VALVE ASSY, DRV		1		1				
4	2	194555-24610	SPRING, RELIEF OUTER		1		1				
5	2	194555-24620	SPRING, RELIEF INNER		1		1				
6	2	194800-24620	SHIM, T=0.5		2		2				
7	2	194555-24650	SLEEVE(OV		1		1				
8	2	194800-24662	VALVE, OPEN		1		1				
9	2	194555-24670	SPRING, RETURN		1		1				
10	2	22252-000120	RING, 12		1		1				
11	2	22252-000180	RING, 18		1		1				
12	2	22252-000200	RING, 20		1		1				
13	2	24341-000220	O-RING, 1AS22.0		1		1				
14	2	24341-000224	O-RING, 1AS22.4		2		2				
15	2	24341-000240	O-RING, 1AS24.0		2		2				
16	2	24341-000240	O-RING, 1AS24.0		1		1				
17	2	24341-000260	O-RING, 1AS26.0		1		1				
18	1	22252-000320	RING, 32		1		1				

Fig.51. SECOND RELIEF & SEAL CASE

(A)=F180D-P  
(B)=F180DXP-P  
(C)=F220D-P

(D)=F220DXP-P  
(E)=  
(F)=

Fig. 51 SECOND RELIEF & SEAL CASE



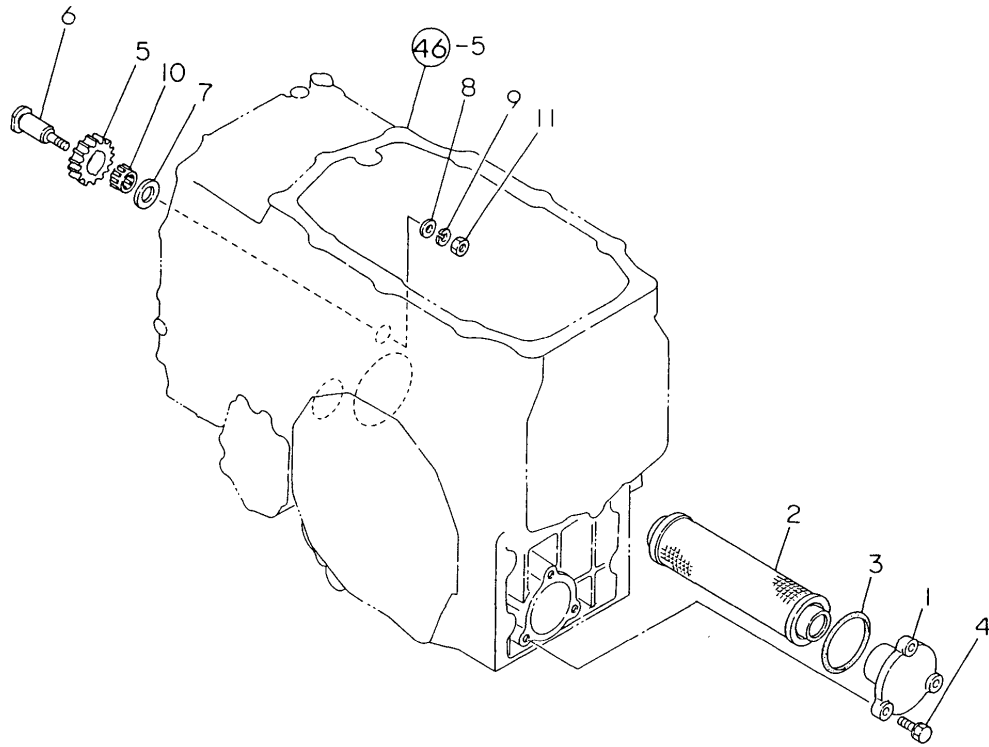
No.	Lev.	Parts No.	Description	Q'ty						I	R
				(A)	(B)	(C)	(D)	(E)	(F)		
1	1	194310-24770	SPRING		1		1				
2	1	1E6190-55660	VALVE, 2ND RELIEF		1		1				
3	1	1E6190-55710	SEAT, 2ND RELIEF		1		1				
4	1	22117-060000	WASHER, 6		1		1				
5	1	22417-200100	COTTER PIN 2.0X10		1		1				
6	1	194515-24810	CASE, SEAL		1		1				
7	1	194515-24820	GASKET, SEAL CASE		1		1				
8	1	194515-24830	COVER, SEAL CASE		1		1				
9	1	194515-24840	GASKET, COVER		1		1				
10	1	194515-24850	PISTON		1		1				
11	1	194515-24861	BRAKE 42, NEUTRAL		1		1				
12	1	194420-24870	O-RING, 2037		1		1				
13	1	194515-24870	PLATE 42, BRAKE		1		1				
14	1	194420-24880	O-RING, 2053		1		1				
15	1	194515-24890	SPRING, NEUTRAL BRAKE		1		1				
16	1	22190-080000	WASHER, SEAL 8		3		3				
17	1	22351-080016	PIN, SPRING 8.0X16		1		1				
18	1	26116-080852	BOLT, M8X 85 PLATED		3		3				

Fig.52. OIL STRAINER & REVERSE SHAFT

(A)=F180D-P  
(B)=F180DXP-P  
(C)=F220D-P

(D)=F220DXP-P  
(E)=  
(F)=

Fig. 52 OIL STRAINER & REVERSE SHAFT



No.	Lev.	Parts No.	Description	Qty						I	R
				(A)	(B)	(C)	(D)	(E)	(F)		
1	1	194640-24921	COVER, STRAINER	1	1	1	1				
2	1	194515-24930	FILTER, SUCTION	1	1	1	1				
3	1	24341-000550	O-RING, 1AS55.0	1	1	1	1				
4	1	26013-080202	BOLT, M8X 20	3	3	3	3				
5	1	194515-25910	GEAR, REVERSE	1	1	1	1				
6	1	194515-25921	SHAFT, REVERSE IDLE	1	1	1	1				
7	1	194515-25940	WASHER, 18X30X2.0	1	1	1	1				
8	1	22137-100000	WASHER, 10	1	1	1	1				
9	1	22217-100000	WASHER, SPRING 10	1	1	1	1				
10	1	24161-182412	BEARING, 182412	1	1	1	1				
11	1	26716-100002	NUT, M10	1	1	1	1				



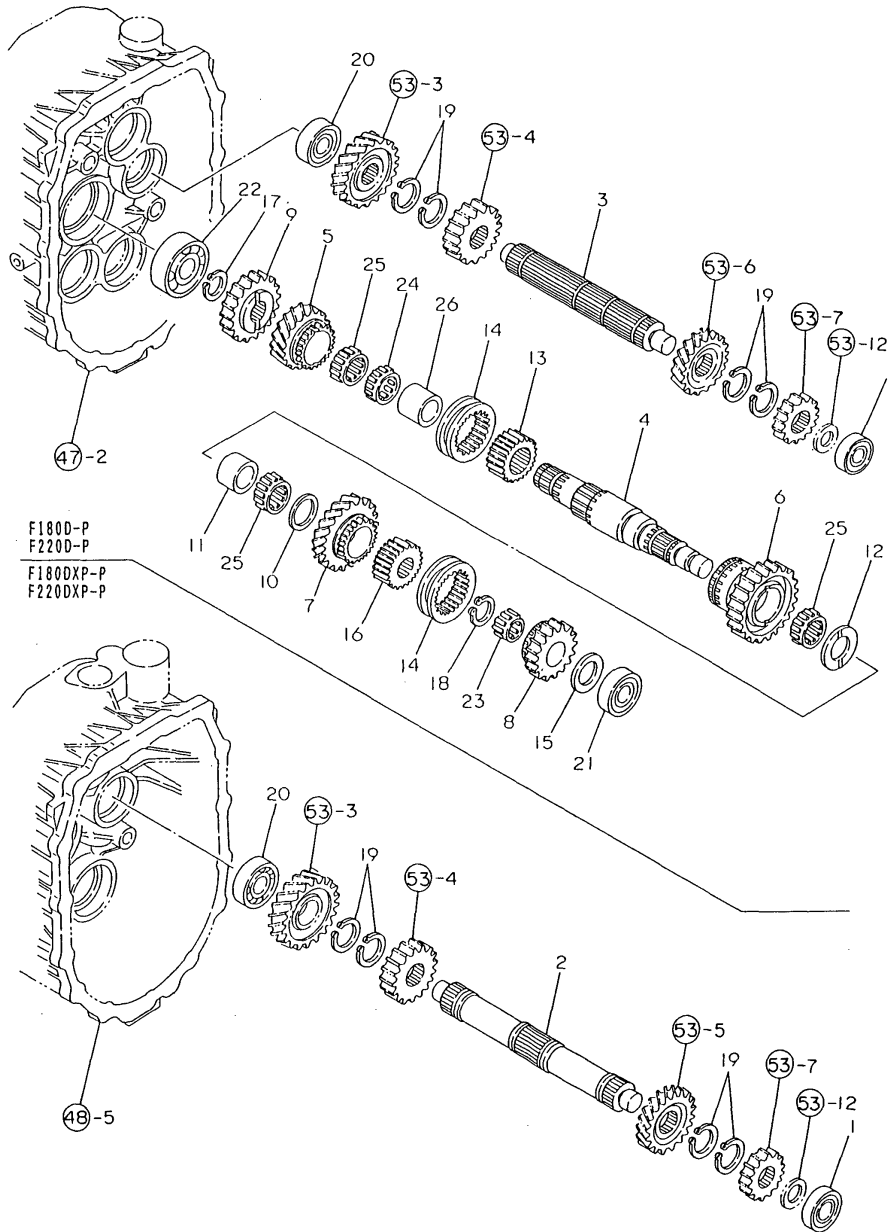


Fig.54. MAIN SHAFT

(A)=F180D-P  
(B)=F180DXP-P  
(C)=F220D-P

(D)=F220DXP-P  
(E)=  
(F)=

Fig. 54 MAIN SHAFT



F180D-P  
F220D-P  
F180DXP-P  
F220DXP-P

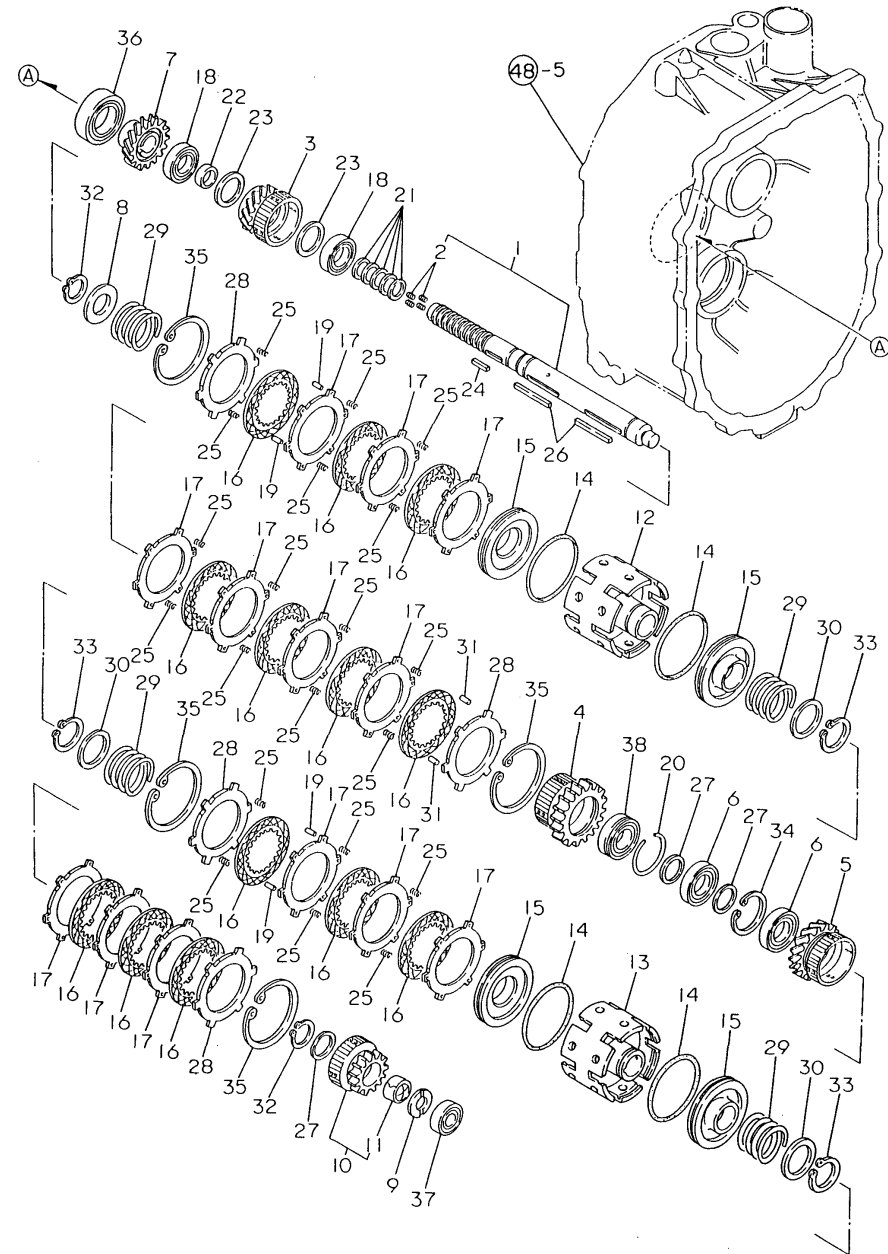
No.	Lev.	Parts No.	Description	Qty						I	R
				(A)	(B)	(C)	(D)	(E)	(F)		
1	1	194515-25180	BEARING, BALL TMB004	1	1	1	1				
2	1	198330-25210	SHAFT,PWR.SHIFT MAIN		1		1				
3	1	198335-25210	SHAFT,MAIN	1		1					
4	1	194565-25410	SHAFT	1		1					
5	1	198335-25420	GEAR, MECHANICAL 23T	1		1					
6	1	198335-25430	GEAR 33T,MECH.	1		1					
7	1	198335-25440	GEAR 25T,MECH.	1		1					
8	1	198335-25450	GEAR 22T,MECH.	1		1					
9	1	194565-25460	GEAR, DRIVE	1		1					
10	1	194565-25470	COLLAR 32X36X3	1		1					
11	1	194565-25480	INNER RACE	1		1					
12	1	194565-25490	WASHER, 28X45X3	1		1					
13	1	198335-25511	COLLAR, SPLINE 1-3	1		1					
14	1	198335-25520	SHIFTER	2		2					
15	1	194565-25590	WASHER 17X32X3	1		1					
16	1	198335-25611	COLLAR 2-R,SPLINE	1		1					
17	1	22242-000240	RING, 24	1		1					
18	1	22242-000260	RING, 26	1		1					
19	1	22242-000290	RING, 29	4	4	4	4				
20	1	24101-062044	BEARING, BALL 6204	1	1	1	1				
21	1	24101-063034	BEARING, BALL 6303	1		1					
22	1	24101-063054	BEARING, BALL 6305	1		1					
23	1	24161-222617	BEARING, 222617	1		1					
24	1	24161-323713	BEARING, 323713	1		1					
25	1	24161-323717	BEARING, 323717	3		3					
26	1	24163-282300	RING, INNER 283230	1		1					

Fig.55. POWER SHIFT CLUTCH SHAFT

(A)=F180D-P  
(B)=F180DXP-P  
(C)=F220D-P

(D)=F220DXP-P  
(E)=  
(F)=

Fig. 55 POWER SHIFT CLUTCH SHAFT



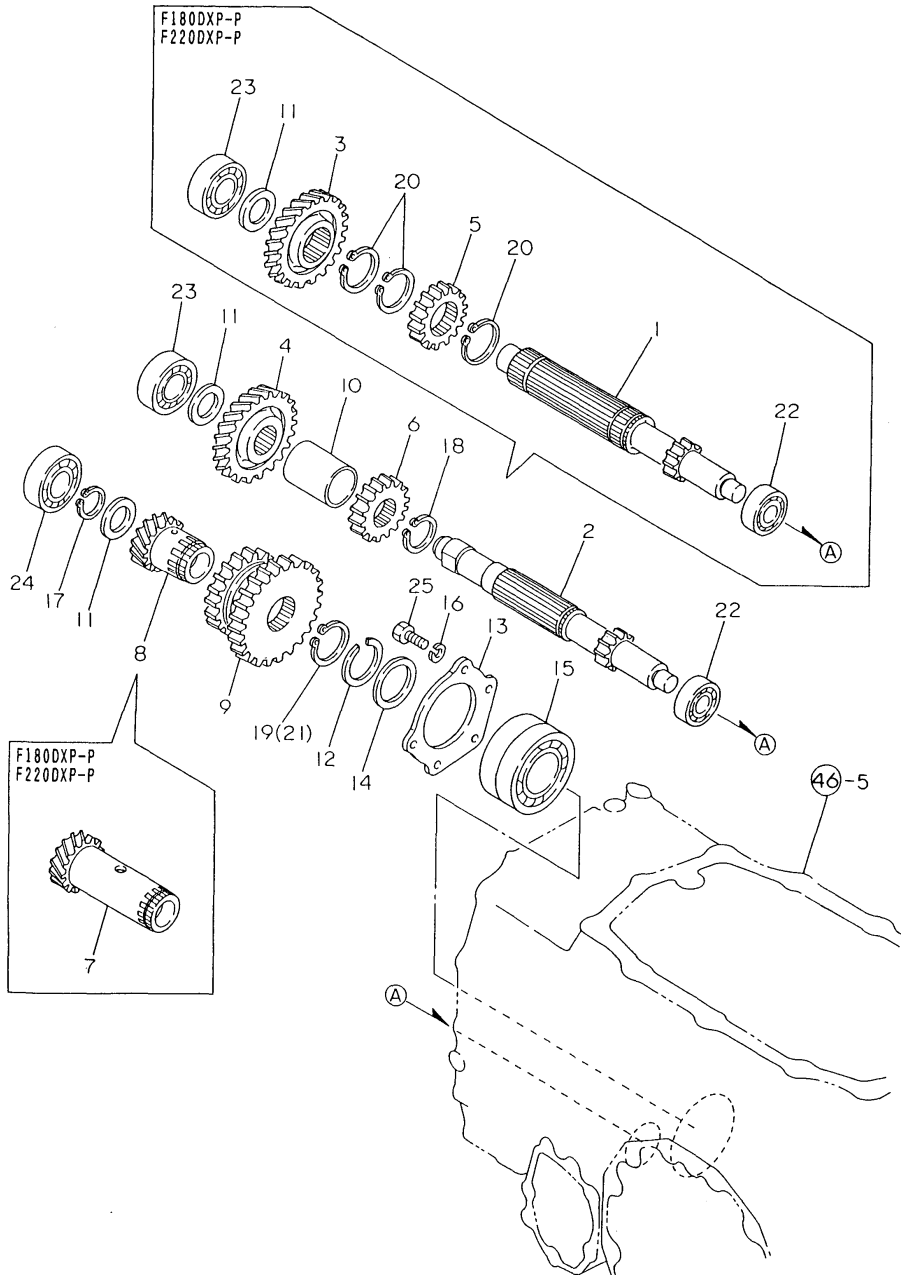
No.	Lev.	Parts No.	Description	Q'ty						I	R
				(A)	(B)	(C)	(D)	(E)	(F)		
1	1	194515-25400	SHAFT ASSY, CLUTCH		1		1				
2	2	26911-060082	SCREW, M6X 8		4		4				
3	1	194515-25420	GEAR, CLUTCH		1		1				
4	1	198330-25430	GEAR 33T,CLUTCH		1		1				
5	1	198330-25440	GEAR 25T,CLUTCH		1		1				
6	1	194430-25460	BEARING, BALL 16006		2		2				
7	1	194515-25460	GEAR, DRIVE		1		1				
8	1	194515-25480	WASHER 30X53X2.6		1		1				
9	1	194515-25490	WASHER, 20X40X3		1		1				
10	1	194515-25500	GEAR ASSY, CLUTCH		1		1				
11	2	194515-25580	BUSH 30X33X14.5		1		1				
12	1	198330-25510	CYLINDER 3-1,CLUTCH		1		1				
13	1	198330-25520	CYLINDER 2-R,CLUTCH		1		1				
14	1	194515-25530	RING, 95		4		4				
15	1	194515-25540	PISTON, CLUTCH 95		4		4				
16	1	194515-25550	PLATE, 95X2.0		13		13				
17	1	194515-25560	PLATE, STEEL 1.2		13		13				
18	1	194515-25570	BEARING, BALL 6906		2		2				
19	1	194555-25580	PIN, 2X11.5		6		6				
20	1	194515-25610	SNAP RING 55		1		1				
21	1	194515-25650	SEAL RING 27		5		5				
22	1	194515-25660	COLLAR 27X30X9		1		1				
23	1	194515-25670	WASHER 38X47X1		2		2				
24	1	194515-25680	KEY 7X7X28		1		1				
25	1	194555-25680	SPRING, 2.0		30		30				
26	1	194515-25690	KEY, 7X5.8X60		2		2				
27	1	194515-25780	WASHER, 30X38X2.3		3		3				
28	1	194520-25780	PLATE 3.5, STEEL		4		4				
29	1	194300-25790	SPRING		4		4				
30	1	194440-25810	RETAINER, 40X54X2.3		3		3				
31	1	1E6140-54360	PIN 2X15		3		3				
32	1	22242-000300	RING, 30		2		2				
33	1	22242-000400	RING, 40		3		3				
34	1	22252-000550	RING, 55		1		1				
35	1	22252-000950	RING, 95		4		4				
36	1	24101-060084	BEARING, BALL 6008		1		1				
37	1	24101-062044	BEARING, BALL 6204		1		1				
38	1	24111-060064	BEARING, BALL 6006N		1		1				

Fig.56. COUNTER SHAFT

(A)=F180D-P  
(B)=F180DXP-P  
(C)=F220D-P

(D)=F220DXP-P  
(E)=  
(F)=

Fig. 56 COUNTER SHAFT



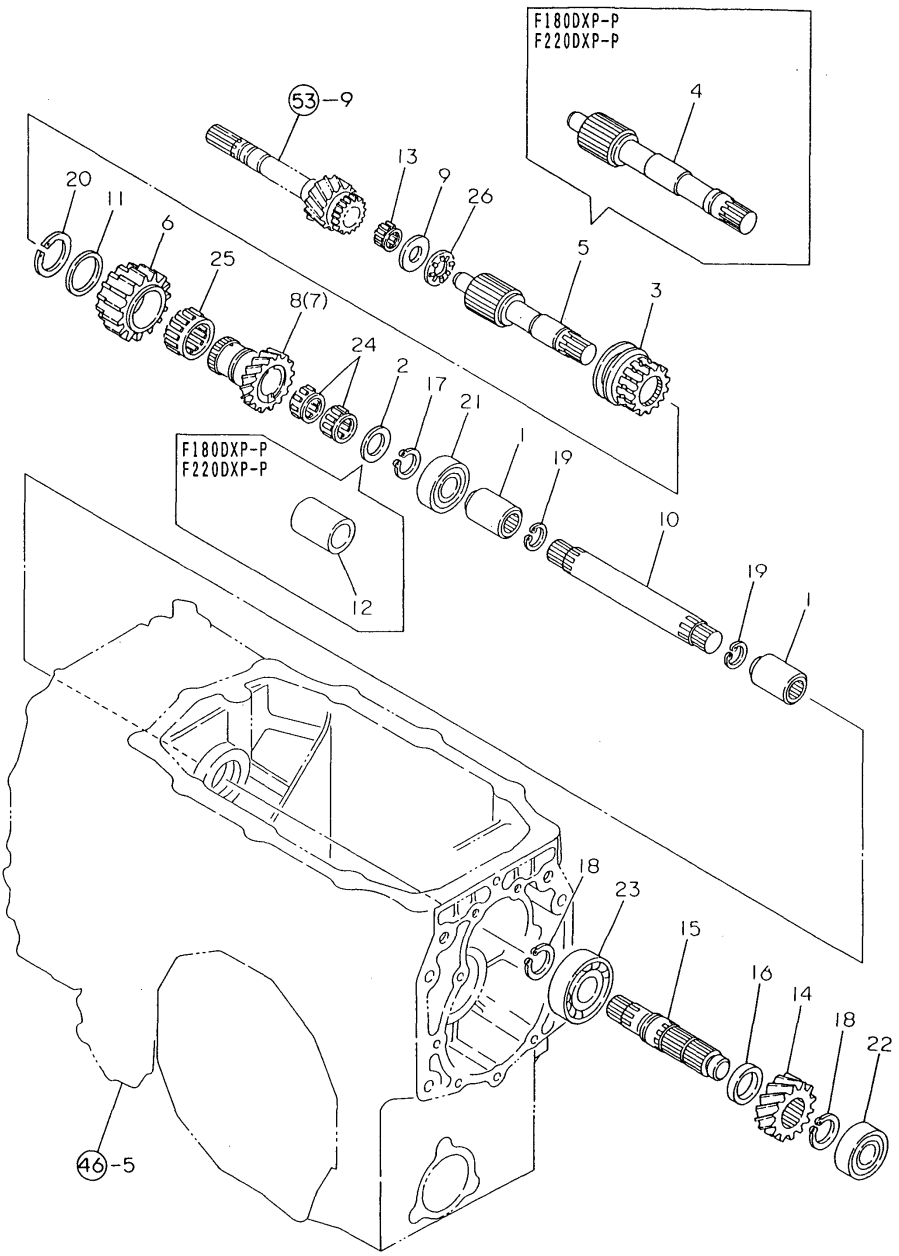
No.	Lev.	Parts No.	Description	Qty						I	R
				(A)	(B)	(C)	(D)	(E)	(F)		
1	1	198330-25710	SHAFT PS,REDUCTION		1		1				
2	1	198335-25710	SHAFT,MECH.REDUCTION	1		1					
3	1	194515-25720	GEAR, REDUCTION		1		1				
4	1	194565-25720	GEAR, REDUCTION 28T	1		1					
5	1	198330-25730	GEAR, REDUCTION 18T		1		1				
6	1	198335-25730	GEAR 18T,REDUCTION	1		1					
7	1	194515-25740	GEAR, COUNTER			1		1			
8	1	194565-25740	GEAR, COUNTER	1		1					
9	1	198330-25750	GEAR 25-46,SLIDE	1	1	1	1				
10	1	194565-25780	COLLAR 30X38X46.5	1		1					
11	1	194515-25790	WASHER 25X37X2	2	2	2	2				
12	1	194515-25810	CIRCLIP, C35X2	1	1	1	1				
13	1	194515-25820	RETAINER, BEARING	1	1	1	1				
14	1	194515-25840	WASHER, 35X45X3	1	1	1	1				
15	1	194515-25850	BEARING, BALL 6207	1	1	1	1				
16	1	22217-080000	WASHER, SPRING 8	5	5	5	5				
17	1	22242-000240	RING, 24	1	1	1	1				
18	1	22242-000290	RING, 29	1		1					
19	1	22242-000340	RING, 34	1		1					
20	1	22242-000340	RING, 34			3		3			
21	1	22242-000340	RING, 34			1		1			
22	1	24101-062034	BEARING, BALL 6203	1	1	1	1				
23	1	24101-062054	BEARING, BALL 6205	1	1	1	1				
24	1	24101-062054	BEARING, BALL 6205	1	1	1	1				
25	1	26116-080252	BOLT, M8X 25 PLATED	5	5	5	5				

Fig.57. P.T.O. DRIVE SHAFT

(A)=F180D-P  
(B)=F180DXP-P  
(C)=F220D-P

(D)=F220DXP-P  
(E)=  
(F)=

Fig. 57 P, T, O DRIVE SHAFT



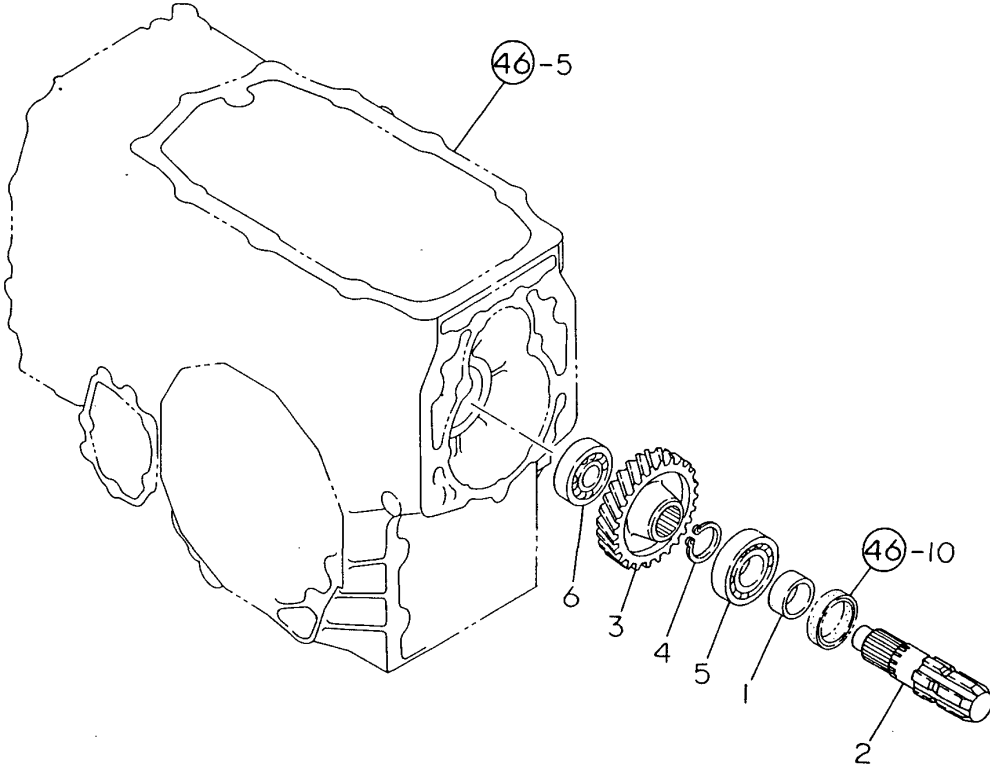
No.	Lev.	Parts No.	Description	Qty						I	R
				(A)	(B)	(C)	(D)	(E)	(F)		
1	1	194310-25100	JOINT	2	2	2	2				
2	1	194515-25190	WASHER, 20X32X2	1		1					
3	1	198010-26130	SHIFTER,P.T.O.	1	1	1	1				
4	1	198330-26140	SHAFT,P.T.O.DRIVE		1		1				
5	1	198335-26140	SHAFT, PTO DRIVE	1		1					
6	1	198010-26150	GEAR, P.T.O.	1	1	1	1				
7	1	198330-26160	GEAR, PTO 16T		1		1				
8	1	198335-26160	GEAR 16T,P.T.O.	1		1					
9	1	194515-26180	WASHER, 15	1	1	1	1				
10	1	198330-26190	SHAFT, CONNECTING	1	1	1	1				
11	1	194515-26210	WASHER, 32X40X1.6	1	1	1	1				
12	1	198330-26220	COLLAR 20X30X40.5			1					
13	1	198330-26230	NEEDLE 15X19X13	1	1	1	1				
14	1	198330-26260	GEAR, IDLE 15T	1	1	1	1				
15	1	198330-26270	SHAFT,P.T.O.PINION	1	1	1	1				
16	1	194515-26290	COLLAR, 25X34X6	1	1	1	1				
17	1	22242-000200	RING, 20	1	1	1	1				
18	1	22242-000240	RING, 24	2	2	2	2				
19	1	22252-000170	RING, 17	2	2	2	2				
20	1	22292-000320	RING, S-32	1	1	1	1				
21	1	24101-062044	BEARING, BALL 6204	1	1	1	1				
22	1	24101-062044	BEARING, BALL 6204	1	1	1	1				
23	1	24101-063054	BEARING, BALL 6305	1	1	1	1				
24	1	24161-202413	BEARING, 202413	2	2	2	2				
25	1	24161-323717	BEARING, 323717	1	1	1	1				
26	1	24166-152802	BEARING, 152802	1	1	1	1				

Fig.58. P.T.O. SHAFT

(A)=F180D-P  
(B)=F180DXP-P  
(C)=F220D-P

(D)=F220DXP-P  
(E)=  
(F)=

Fig. 58 P, T, O SHAFT



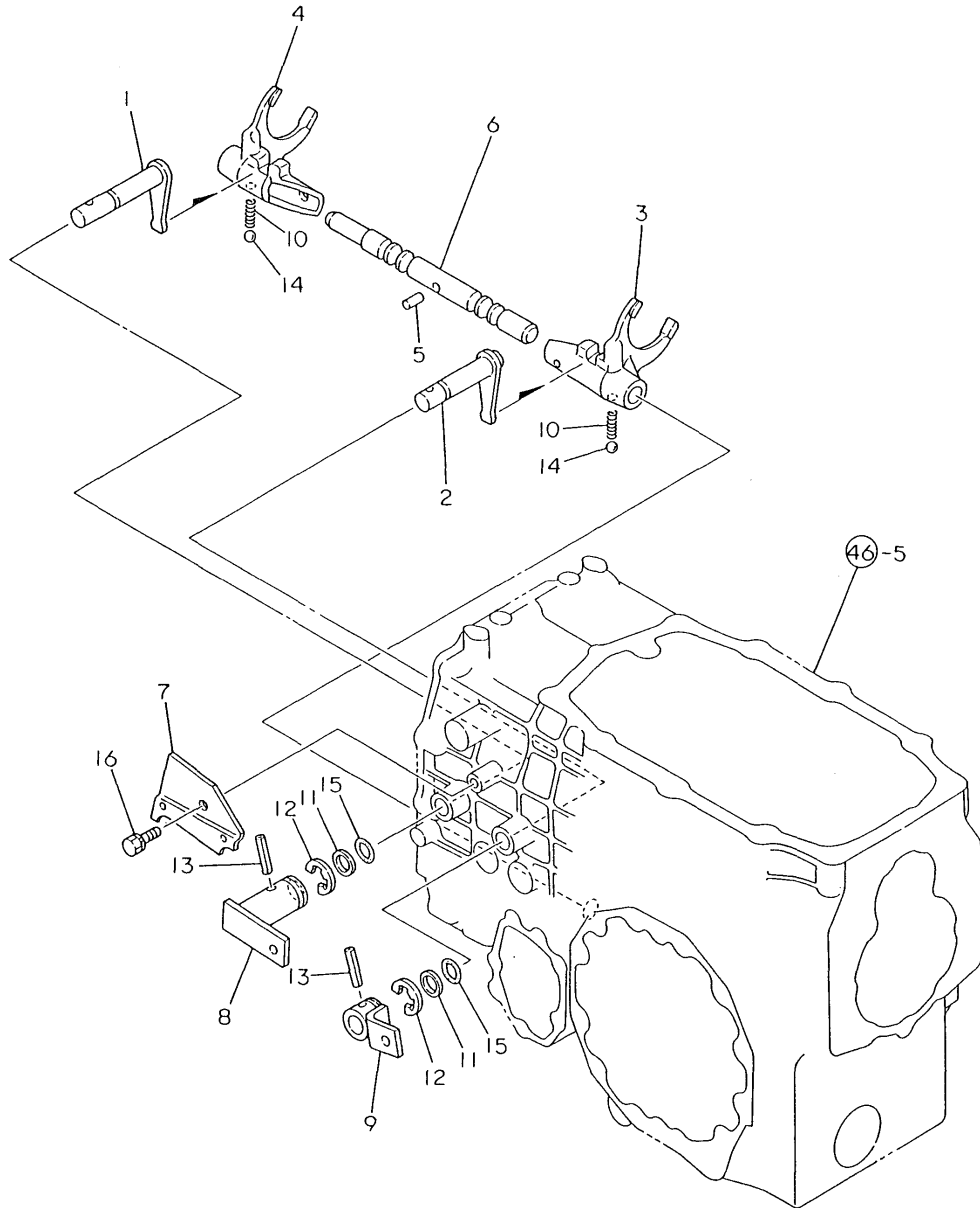
No.	Lev.	Parts No.	Description	Qty						I	R
				(A)	(B)	(C)	(D)	(E)	(F)		
1	1	195040-13320	COLLAR, 30X38X14	1	1	1	1				
2	1	194515-26310	SHAFT, PTO	1	1	1	1				
3	1	198330-26330	GEAR, DRIVEN 31T	1	1	1	1				
4	1	22242-000290	RING, 29	1	1	1	1				
5	1	24101-062064	BEARING, BALL 6206	1	1	1	1				
6	1	24101-063044	BEARING, BALL 6304	1	1	1	1				

Fig.59. MAIN SHIFT

(A)=F180D-P  
(B)=F180DXP-P  
(C)=F220D-P

(D)=F220DXP-P  
(E)=  
(F)=

Fig. 59 MAIN SHIFT



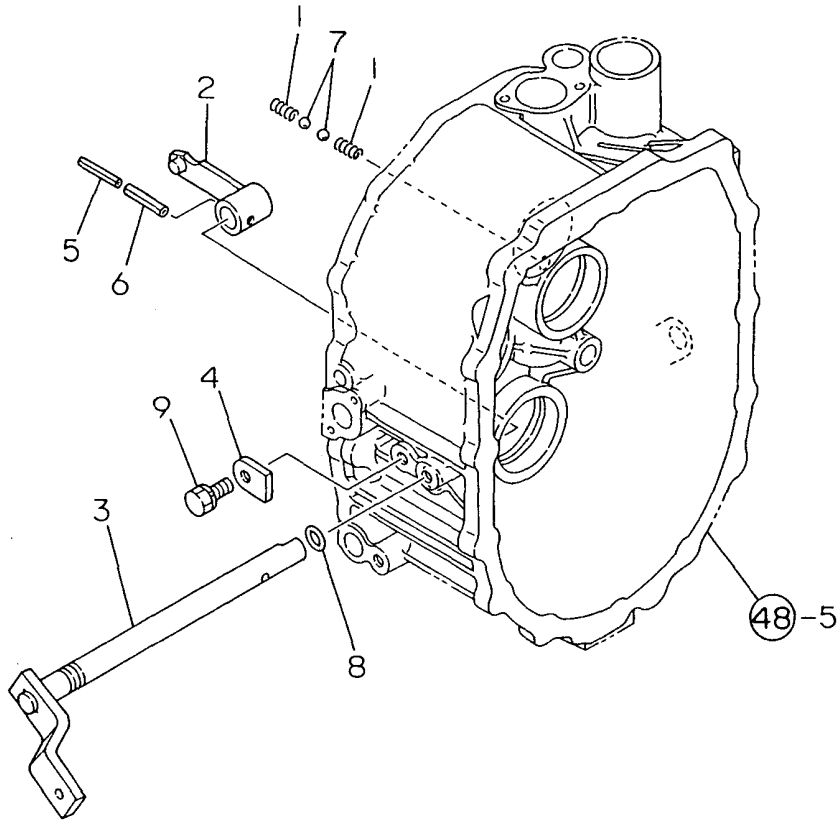
No.	Lev.	Parts No.	Description	Qty						I	R
				(A)	(B)	(C)	(D)	(E)	(F)		
1	1	198335-27071	ARM 1-3,SHIFT	1	1						
2	1	198335-27090	ARM 2-R,SHIFT	1	1						
3	1	194565-27120	FORK	1	1						
4	1	194565-27130	FORK	1	1						
5	1	194565-27140	SPINDLE, 8X19.5	1	1						
6	1	198335-27170	SHAFT,MN.CHG.FORK	1	1						
7	1	198335-27200	PLATE,KEEP	1	1						
8	1	198015-27211	ARM, SHIFT	1	1						
9	1	198015-27251	ARM, SHIFT	1	1						
10	1	194145-27450	SPRING	2	2						
11	1	198290-28540	COLLAR 17X21X2	2	2						
12	1	22272-000150	RING, E-15	2	2						
13	1	22351-060040	PIN, SPRING 6.0X40	2	2						
14	1	24190-100001	BALL, STEEL 5/16	2	2						
15	1	24311-000160	O-RING, 1AP16.0	2	2						
16	1	26013-080202	BOLT, M8X 20	1	1						

Fig.60. MAIN SHIFT(POWER SHIFT)

(A)=F180D-P  
(B)=F180DXP-P  
(C)=F220D-P

(D)=F220DXP-P  
(E)=  
(F)=

Fig. 60 MAIN SHIFT (POWER SHIFT)



No.	Lev.	Parts No.	Description	Q'ty						I	R
				(A)	(B)	(C)	(D)	(E)	(F)		
1	1	194505-27120	SPRING, 15.0		2		2				
2	1	194515-27211	ARM,SHIFT		1		1				
3	1	198290-27250	SHAFT,MAIN CHANGE		1		1				
4	1	194197-27681	PLATE, KEEP		1		1				
5	1	22351-035032	PIN, SPRING 3.5X32		1		1				
6	1	22351-060032	PIN, SPRING 6.0X32		1		1				
7	1	24190-090001	BALL, STEEL 9/32		2		2				
8	1	24311-000110	O-RING, 1AP11.0		1		1				
9	1	26013-080202	BOLT, M8X 20		1		1				



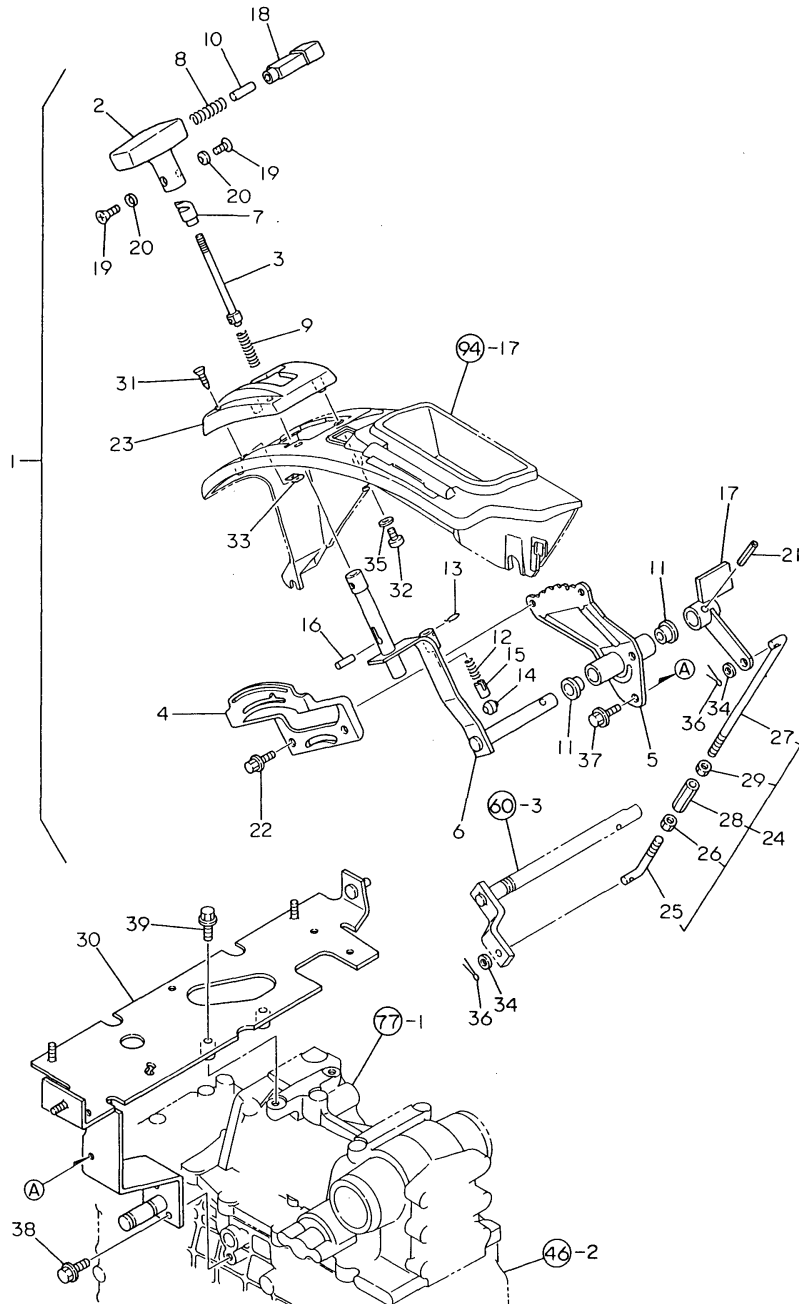


Fig.62. POWER SHIFT CONTROL

(A)=F180D-P  
(B)=F180DXP-P  
(C)=F220D-P

(D)=F220DXP-P  
(E)=  
(F)=

Fig. 62 POWER SHIFT CONTROL



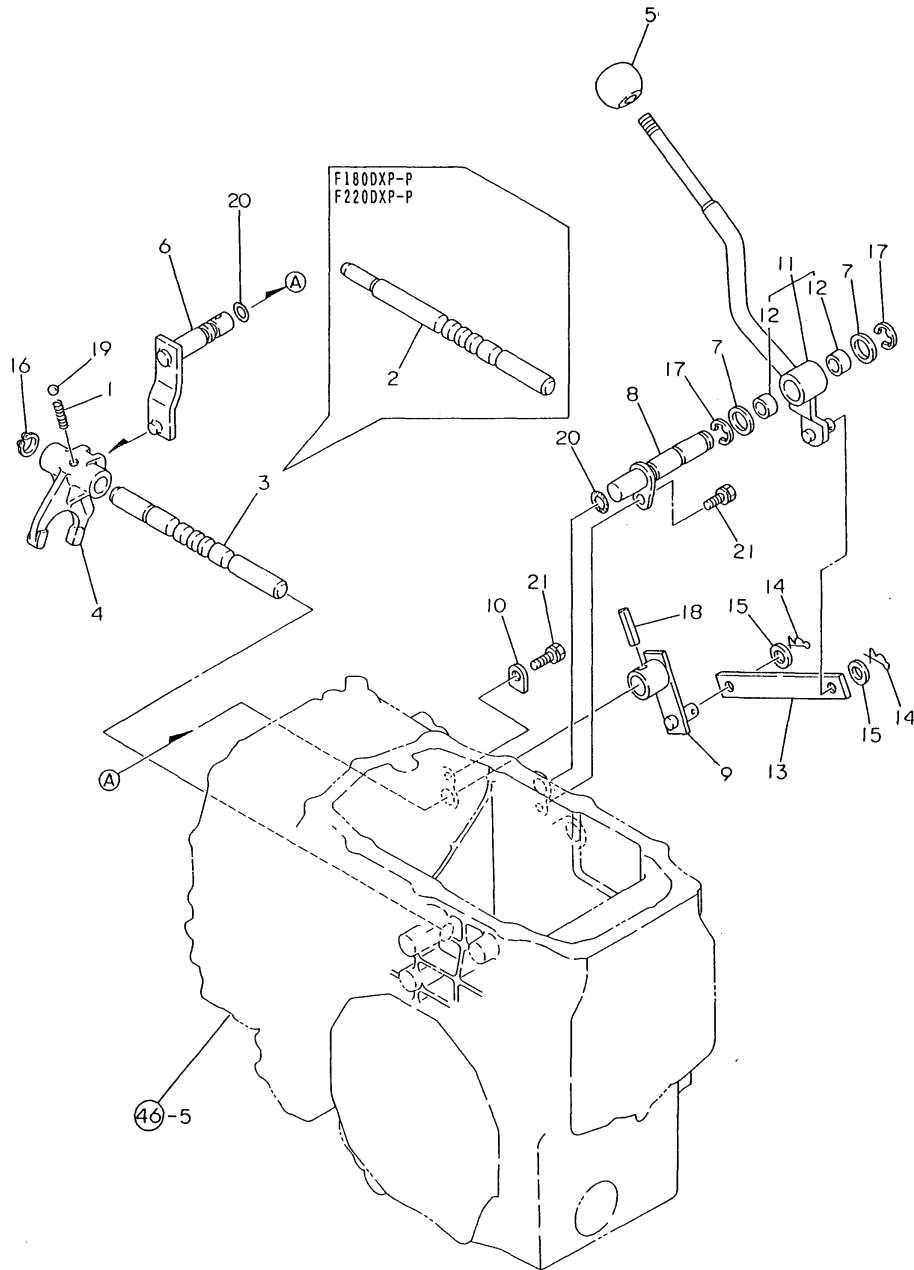
No.	Lev.	Parts No.	Description	Qty						I	R
				(A)	(B)	(C)	(D)	(E)	(F)		
1	1	198011-27200	GRIP,CONT.LEVER BLK.		1		1				
2	2	198290-27141	KNOB, SHIFT LEVER		1		1				
3	2	198290-27210	ROD,DETENT		1		1				
4	2	198011-27220	PLATE, DETENT NO1		1		1				
5	2	198011-27230	DETENT ASSY		1		1				
6	2	198011-27260	LEVER SUB-CMP.,SHIFT		1		1				
7	2	198291-27310	SLEEVE		1		1				
8	2	198291-27320	SPRING		1		1				
9	2	194556-27330	SPRING		1		1				
10	2	198291-27330	PIN 6X25		1		1				
11	2	194556-27340	BUSH		2		2				
12	2	194556-27350	SPRING, PISTON		1		1				
13	2	194556-27360	PIN		1		1				
14	2	194556-27370	ROLLER		1		1				
15	2	194556-27380	PISTON		1		1				
16	2	194556-27410	PIN		1		1				
17	2	198011-27420	ARM, CHANGE		1		1				
18	2	198290-27421	BUTTON, KNOB		1		1				
19	2	198290-27431	SCREW, M5X5		2		2				
20	2	198290-27441	WASHER, 5		2		2				
21	2	22351-060032	PIN, SPRING 6.0X32		1		1				
22	2	26106-060122	BOLT, M6X 12 PLATED		2		2				
23	1	198010-27240	GUIDE,MAIN CHANGE		1		1				
24	1	198011-27300	ROD COMP,MAIN CHANGE		1		1				
25	2	194150-22460	ROD, CLUTCH		1		1				
26	2	194150-22480	NUT, M10 L		1		1				
27	2	198011-27300	ROD, SHIFT		1		1				
28	2	194250-47490	TURNBUCKLE 10*50		1		1				
29	2	26716-100002	NUT, M10		1		1				
30	1	198010-27400	SUPPORT,PW.STEER.LVR		1		1				
31	1	194800-61640	SCREW M 5X 30		2		2				
32	1	194940-61790	SCREW, TAPPING M5X16		2		2				
33	1	198220-63850	NUT, M5		2		2				
34	1	22137-100000	WASHER, 10		2		2				
35	1	22157-060000	WASHER, 6		2		2				
36	1	22417-200300	PIN, COTTER 2.0X30		2		2				
37	1	26106-080162	BOLT, M8X 16 PLATED		2		2				
38	1	26106-080162	BOLT, M8X 16 PLATED		1		1				
39	1	26106-100352	BOLT, M10X 35 PLATED		2		2				

Fig.63. RANGE SHIFT

(A)=F180D-P  
(B)=F180DXP-P  
(C)=F220D-P

(D)=F220DXP-P  
(E)=  
(F)=

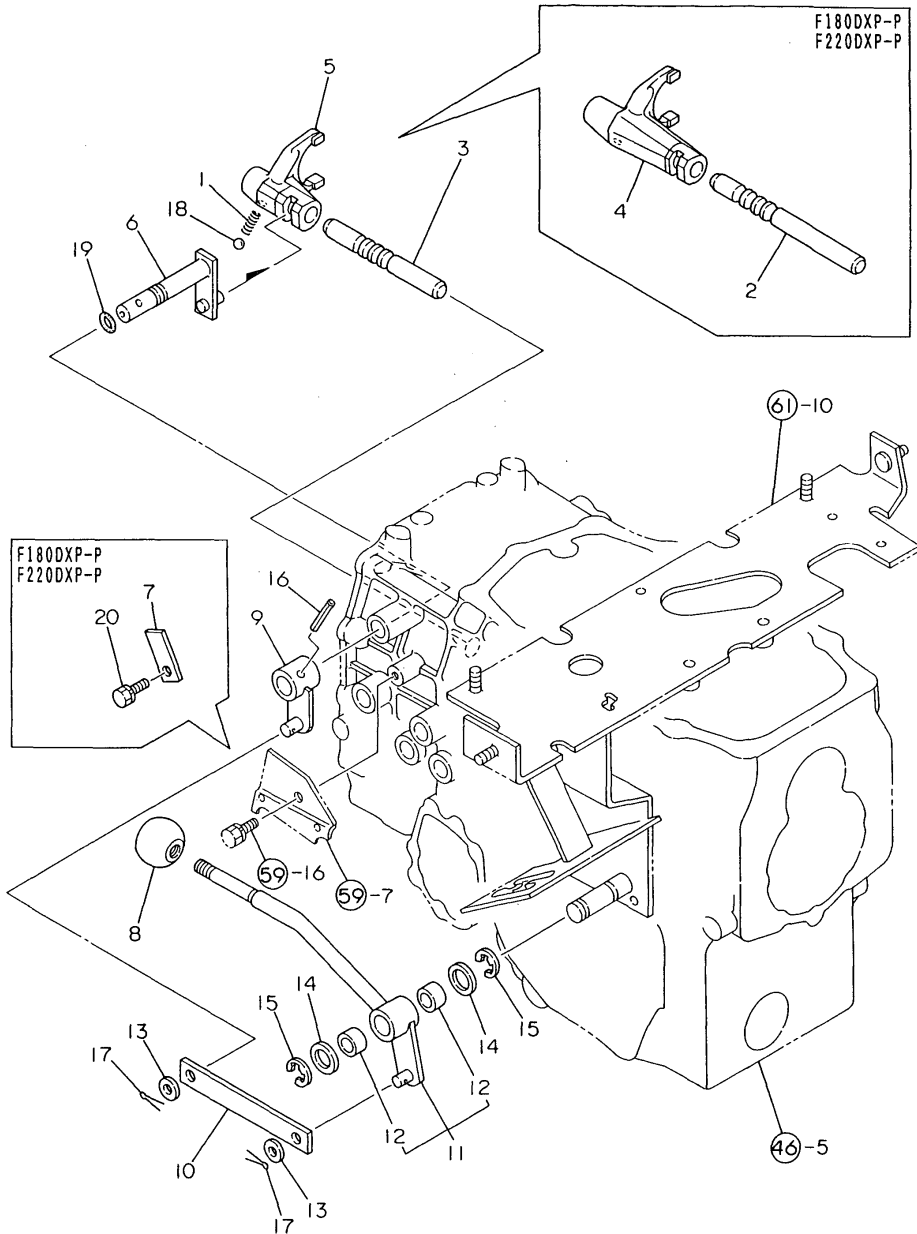
Fig. 63 RANGE SHIFT



No.	Lev.	Parts No.	Description	Qty						I	R
				(A)	(B)	(C)	(D)	(E)	(F)		
1	1	194145-27450	SPRING	1	1	1	1				
2	1	194515-27510	SHAFT, FORK		1		1				
3	1	194565-27510	SHAFT, FORK	1		1					
4	1	194515-27520	FORK, SHIFT	1	1	1	1				
5	1	194420-27550	KNOB, SHIFT	1	1	1	1				
6	1	194515-27550	ARM, SHIFT	1	1	1	1				
7	1	194525-27590	WASHER, 18X30X2	2	2	2	2				
8	1	198010-27600	FULCRUM, SUB-CHG.LVR.	1	1	1	1				
9	1	198010-27610	ARM, RANGE SHIFT	1	1	1	1				
10	1	194197-27681	PLATE, KEEP	1	1	1	1				
11	1	198010-27850	LEVER ASSY, CHANGE	1	1	1	1				
12	2	194630-24230	BUSH, 17X19X15	2	2	2	2				
13	1	198010-27860	ROD, RANGE SHIFT	1	1	1	1				
14	1	1C6281-52320	PIN, SNAP 8	2	2	2	2				
15	1	22137-100000	WASHER, 10	2	2	2	2				
16	1	22242-000170	RING, 17	1	1	1	1				
17	1	22272-000150	RING, E-15	2	2	2	2				
18	1	22351-060032	PIN, SPRING 6.0X32	1	1	1	1				
19	1	24190-100001	BALL, STEEL 5/16	1	1	1	1				
20	1	24311-000125	O-RING, 1AP12.5	2	2	2	2				
21	1	26013-080202	BOLT, M8X 20	2	2	2	2				

Fig.64. P.T.O. SHIFT

Fig. 64 P, T, O SHIFT



(A)=F180D-P  
(B)=F180DXP-P  
(C)=F220D-P

(D)=F220DXP-P  
(E)=  
(F)=

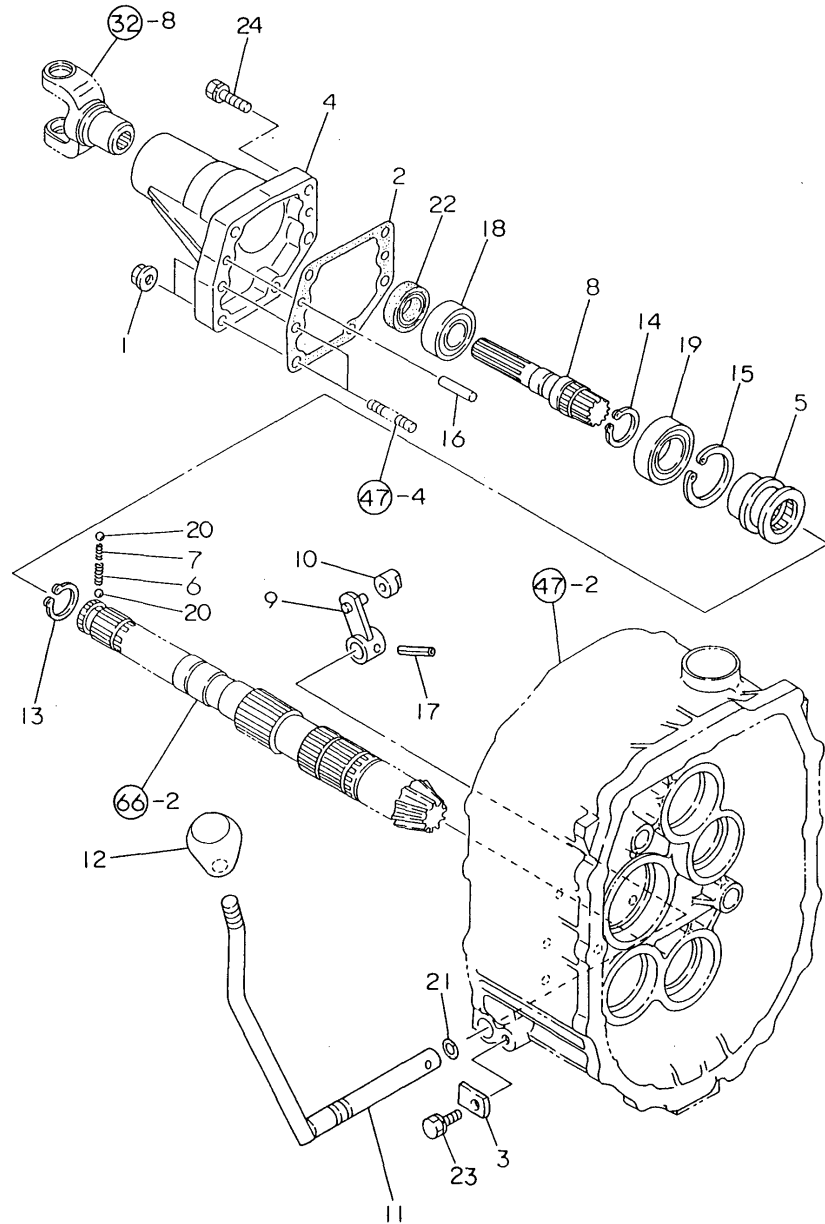
No.	Lev.	Parts No.	Description	Qty						I	R
				(A)	(B)	(C)	(D)	(E)	(F)		
1	1	194145-27450	SPRING	1	1	1	1				
2	1	194515-27712	SHAFT, FORK		1		1				
3	1	194565-27712	SHAFT, PTO FORK	1		1					
4	1	194515-27721	FORK, PTO SHIFT		1		1				
5	1	194565-27721	FORK,PTO.MECH.SHAFT	1		1					
6	1	194515-27750	ARM, P.T.O. SHIFT	1	1	1	1				
7	1	194515-27790	PLATE, KEEP		1		1				
8	1	194420-27810	KNOB, PTO	1	1	1	1				
9	1	198010-27940	ARM, PTO	1	1	1	1				
10	1	198010-27950	ROD, P.T.O.	1	1	1	1				
11	1	198010-27980	LEVER, P.T.O.	1	1	1	1				
12	2	194630-24230	BUSH, 17X19X15	2	2	2	2				
13	1	22137-100000	WASHER, 10	2	2	2	2				
14	1	22137-180000	WASHER, 18	2	2	2	2				
15	1	22272-000150	RING, E-15	2	2	2	2				
16	1	22351-060032	PIN, SPRING 6.0X32	1	1	1	1				
17	1	22417-200300	PIN, COTTER 2.0X30	2	2	2	2				
18	1	24190-100001	BALL, STEEL 5/16	1	1	1	1				
19	1	24311-000125	O-RING, 1AP12.5	1	1	1	1				
20	1	26013-080202	BOLT, M8X 20		1		1				

Fig.65. FRONT DRIVE

(A)=F180D-P  
(B)=F180DXP-P  
(C)=F220D-P

(D)=F220DXP-P  
(E)=  
(F)=

Fig. 65 FRONT DRIVE



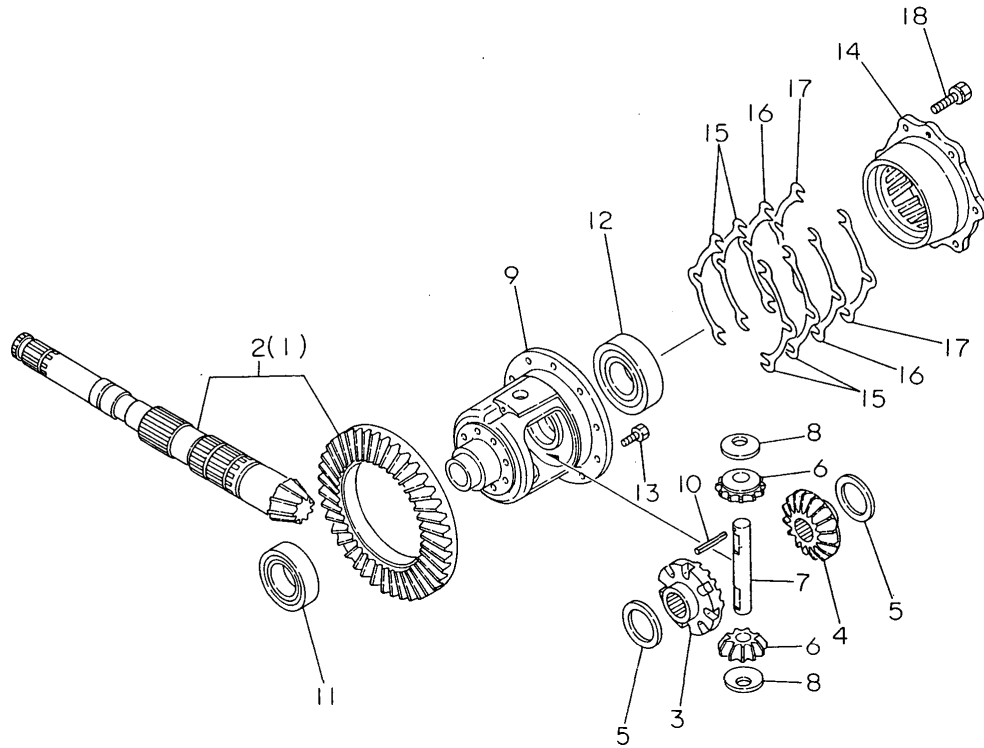
No.	Lev.	Parts No.	Description	Qty						I	R
				(A)	(B)	(C)	(D)	(E)	(F)		
1	1	194990-22140	NUT, M8	2	2	2	2				
2	1	194515-24360	GASKET, COVER	1	1	1	1				
3	1	194197-27681	PLATE, KEEP	1	1	1	1				
4	1	194516-28111	HOUSING, FRONT DRIVE	1	1	1	1				
5	1	194516-28151	SLIDER,FRONT	1	1	1	1				
6	1	194516-28161	SPRING, 6.3X17.6	1	1	1	1				
7	1	194516-28171	SPRING, 3.8X16.4	1	1	1	1				
8	1	194516-28211	SHAFT, FRONT DRIVE	1	1	1	1				
9	1	194516-28250	ARM, SHIFT	1	1	1	1				
10	1	194306-28320	BLOCK, SHIFT	1	1	1	1				
11	1	198011-28410	LEVER, FRONT DRIVE	1	1	1	1				
12	1	194421-28480	KNOB	1	1	1	1				
13	1	22242-000240	RING, 24	1	1	1	1				
14	1	22242-000250	RING, 25	1	1	1	1				
15	1	22252-000470	RING, 47	1	1	1	1				
16	1	22312-080200	PIN, PARALLEL M8X20	2	2	2	2				
17	1	22351-060025	PIN, SPRING 6.0X25	1	1	1	1				
18	1	24101-060044	BEARING, BALL 6004	1	1	1	1				
19	1	24101-060054	BEARING, BALL 6005	1	1	1	1				
20	1	24190-080001	BALL, STEEL 1/4	2	2	2	2				
21	1	24311-000110	O-RING, 1AP11.0	1	1	1	1				
22	1	24421-203508	SEAL, OIL TC203508	1	1	1	1				
23	1	26013-080202	BOLT, M8X 20	1	1	1	1				
24	1	26013-080302	BOLT, M8X 30	4	4	4	4				

Fig.66. RING GEAR&DIFFERENTIAL CARRIER

(A)=F180D-P  
(B)=F180DXP-P  
(C)=F220D-P

(D)=F220DXP-P  
(E)=  
(F)=

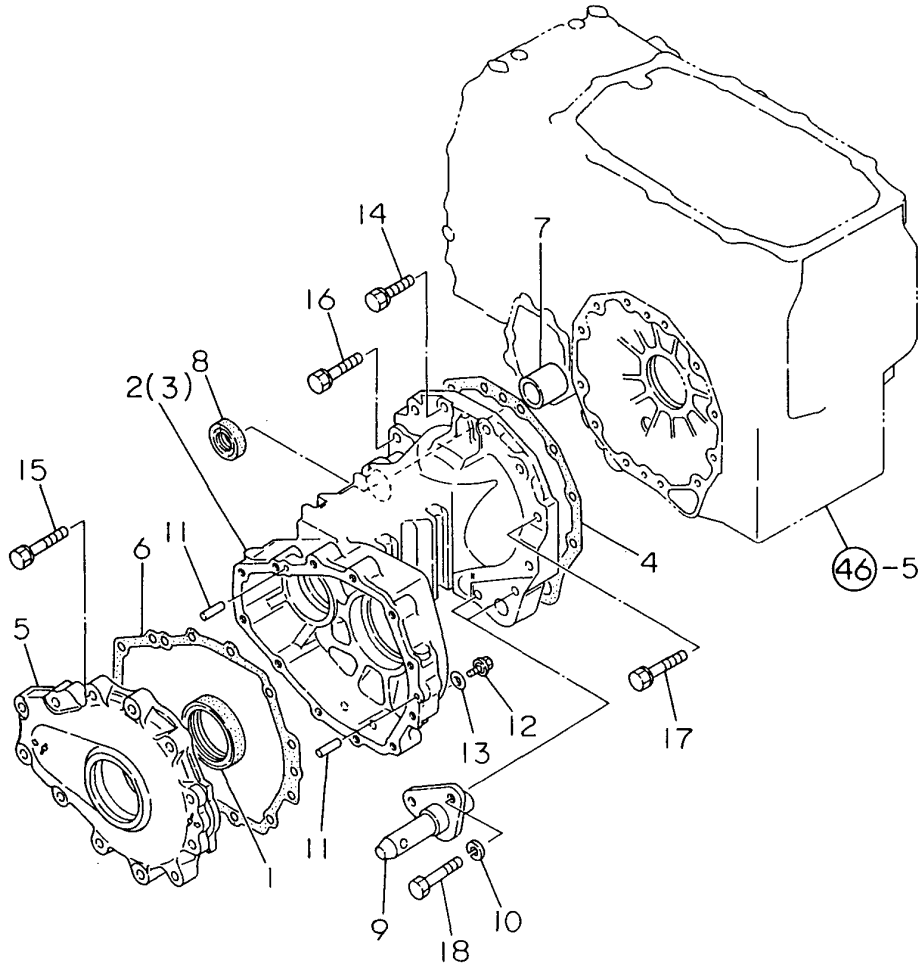
Fig. 66 RING GEAR & DIFFERENTIAL CARRIER



No.	Lev.	Parts No.	Description	Qty						I	R
				(A)	(B)	(C)	(D)	(E)	(F)		
1	1	194516-31401	GEAR COMP.,RING		1		1				
2	1	194566-31400	GEAR ASSY, RING	1		1					
3	1	194525-31510	GEAR, DIFFERENTIAL L	1	1	1	1				
4	1	194525-31520	GEAR, DIFFERENTIAL R	1	1	1	1				
5	1	194515-31610	WASHER, DIFFERENTIAL	2	2	2	2				
6	1	194525-31810	PINION, DIFFERENTIAL	2	2	2	2				
7	1	194515-31820	SHAFT, DIFFERENTIAL	1	1	1	1				
8	1	194515-31850	WASHER, DIFFERENTIAL	2	2	2	2				
9	1	194515-32110	CASE, DIFFERENTIAL	1	1	1	1				
10	1	22351-040040	PIN, SPRING 4.0X40	1	1	1	1				
11	1	24101-060074	BEARING, BALL 6007	1	1	1	1				
12	1	24101-062074	BEARING, BALL 6207	1	1	1	1				
13	1	26116-080162	BOLT, M8X 16 PLATED	10	10	10	10				
14	1	194515-32320	CARRIER	1	1	1	1				
15	1	194515-32350	SHIM, T=0.1	4	4	4	4				
16	1	194515-32360	SHIM, T=0.3	2	2	2	2				
17	1	194515-32370	SHIM, T=0.5	2	2	2	2				
18	1	26013-080252	BOLT, M8X 25	6	6	6	6				

Fig.67. REAR HOUSING

Fig. 67 REAR HOUSING



(A)=F180D-P  
(B)=F180DXP-P  
(C)=F220D-P

(D)=F220DXP-P  
(E)=  
(F)=

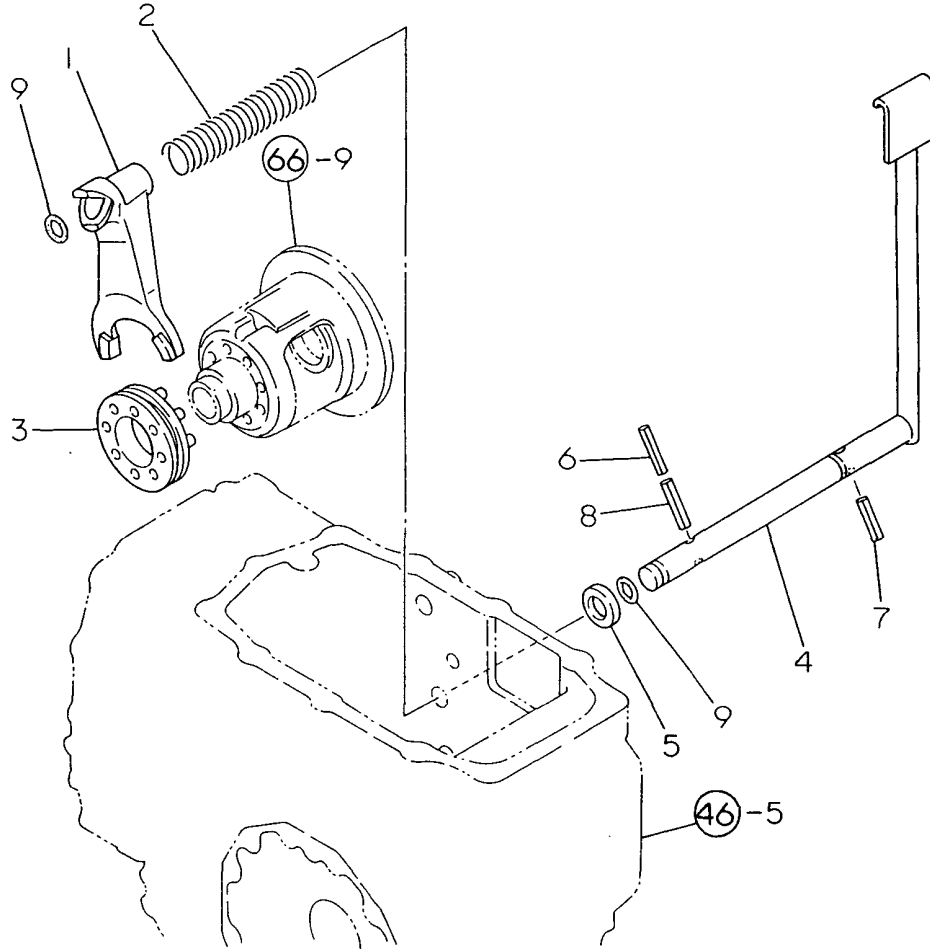
No.	Lev.	Parts No.	Description	Qty						I	R
				(A)	(B)	(C)	(D)	(E)	(F)		
1	1	194447-14140	SEAL, OIL TC6Y577512	2	2	2	2				
2	1	194515-32613	HOUSING L, REAR AXLE	1	1	1	1				
3	1	194515-32623	HOUSING R, REAR AXLE	1	1	1	1				
4	1	194515-32630	PACKING, HOUSING	2	2	2	2				
5	1	194515-32650	COVER, REAR AXLE	2	2	2	2				
6	1	194515-32660	GASKET, AXLE COVER	2	2	2	2				
7	1	198290-32710	SLEEVE, CAMSHAFT	2	2	2	2				
8	1	198290-32750	SEAL, OIL TC253506	2	2	2	2				
9	1	194312-32800	HINGE, LOWER LINK	2	2	2	2				
10	1	22217-100000	WASHER, SPRING 10	4	4	4	4				
11	1	22312-100200	PIN, PARALLEL M10X20	4	4	4	4				
12	1	23491-140002	PLUG, 14	2	2	2	2				
13	1	24311-000160	O-RING, 1AP16.0	2	2	2	2				
14	1	26013-100352	BOLT, M10X 35	14	14	14	14				
15	1	26013-100402	BOLT, M10X 40	24	24	24	24				
16	1	26013-100452	BOLT, M10X 45	4	4	4	4				
17	1	26013-100502	BOLT, M10X 50	2	2	2	2				
18	1	26116-100552	BOLT, M10X 55 PLATED	4	4	4	4				

Fig.68. DIFFERENTIAL LOCK

(A)=F180D-P  
(B)=F180DXP-P  
(C)=F220D-P

(D)=F220DXP-P  
(E)=  
(F)=

Fig. 68 DIFFERENTIAL LOCK



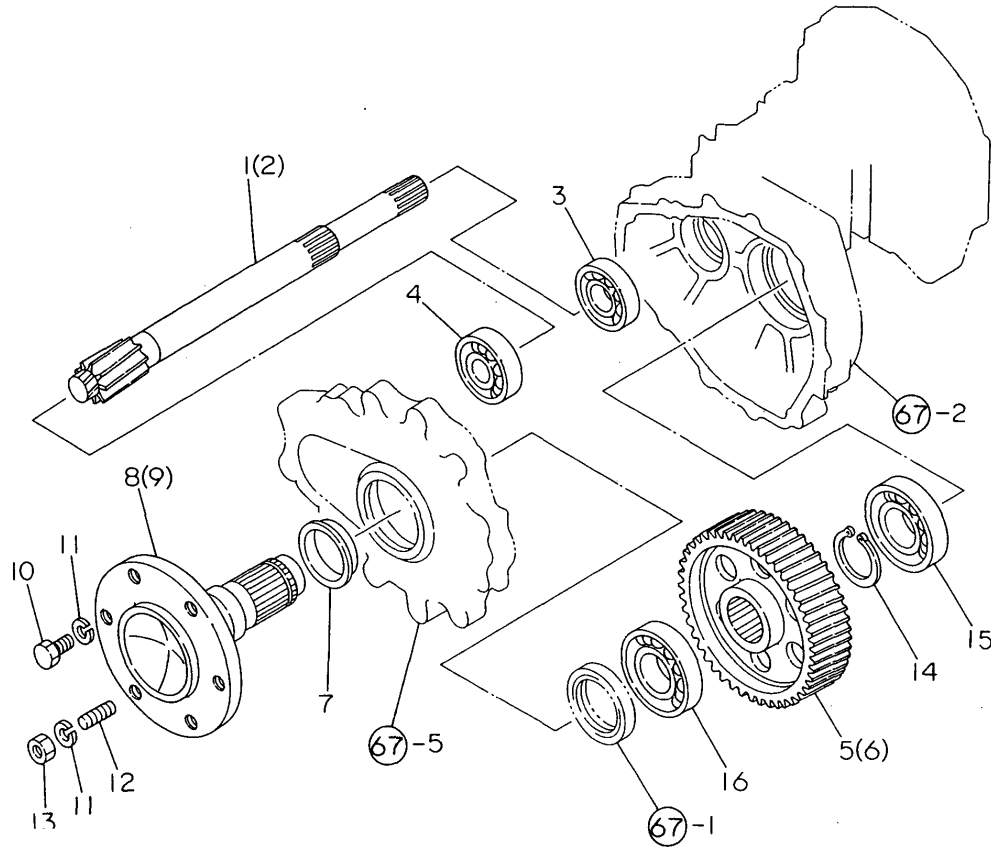
No.	Lev.	Parts No.	Description	Q'ty						I	R
				(A)	(B)	(C)	(D)	(E)	(F)		
1	1	194515-33110	FORK, LOCK	1	1	1	1				
2	1	194420-33150	SPRING, RETURN	1	1	1	1				
3	1	194515-33150	SLIDER, DIFFERENTIAL	1	1	1	1				
4	1	198010-33160	PEDAL, DIFF. LOCK	1	1	1	1				
5	1	194300-33200	SPACER, 20X32X3.2	1	1	1	1				
6	1	22351-050040	PIN, SPRING 5.0X40	1	1	1	1				
7	1	22351-080032	PIN, SPRING 8.0X32	1	1	1	1				
8	1	22351-080040	PIN, SPRING 8.0X40	1	1	1	1				
9	1	24311-000160	O-RING, 1AP16.0	2	2	2	2				

Fig.69. FINAL PINION & FINAL GEAR

(A)=F180D-P  
(B)=F180DXP-P  
(C)=F220D-P

(D)=F220DXP-P  
(E)=  
(F)=

Fig. 69 FINAL PINION & FINAL GEAR



No.	Lev.	Parts No.	Description	Qty						I	R
				(A)	(B)	(C)	(D)	(E)	(F)		
1	1	194515-33410	PINION, FINAL L	1	1	1	1				
2	1	194515-33420	PINION, FINAL R	1	1	1	1				
3	1	194515-33430	BALL BEARING	2	2	2	2				
4	1	194515-33440	BEARING, 6305C-C3	2	2	2	2				
5	1	194525-33510	GEAR, FINAL L	1	1	1	1				
6	1	194525-33520	GEAR, FINAL R	1	1	1	1				
7	1	194447-14180	SLEEVE, SL 52X57X18	2	2	2	2				
8	1	194525-34110	SHAFT, REAR AXLE	2	2						
9	1	198330-34110	SHAFT, REAR AXLE			2	2				
10	1	194555-34180	BOLT, M16X30	8	8	8	8				
11	1	194555-34190	WASHER, SPRING 16	12	12	12	12				
12	1	194555-34200	STUD 16X28	4	4	4	4				
13	1	194555-34210	NUT, M16	4	4	4	4				
14	1	22242-000450	RING, 45	2	2	2	2				
15	1	24101-062084	BEARING, BALL 6208	2	2	2	2				
16	1	24101-062094	BEARING, BALL 6209	2	2	2	2				

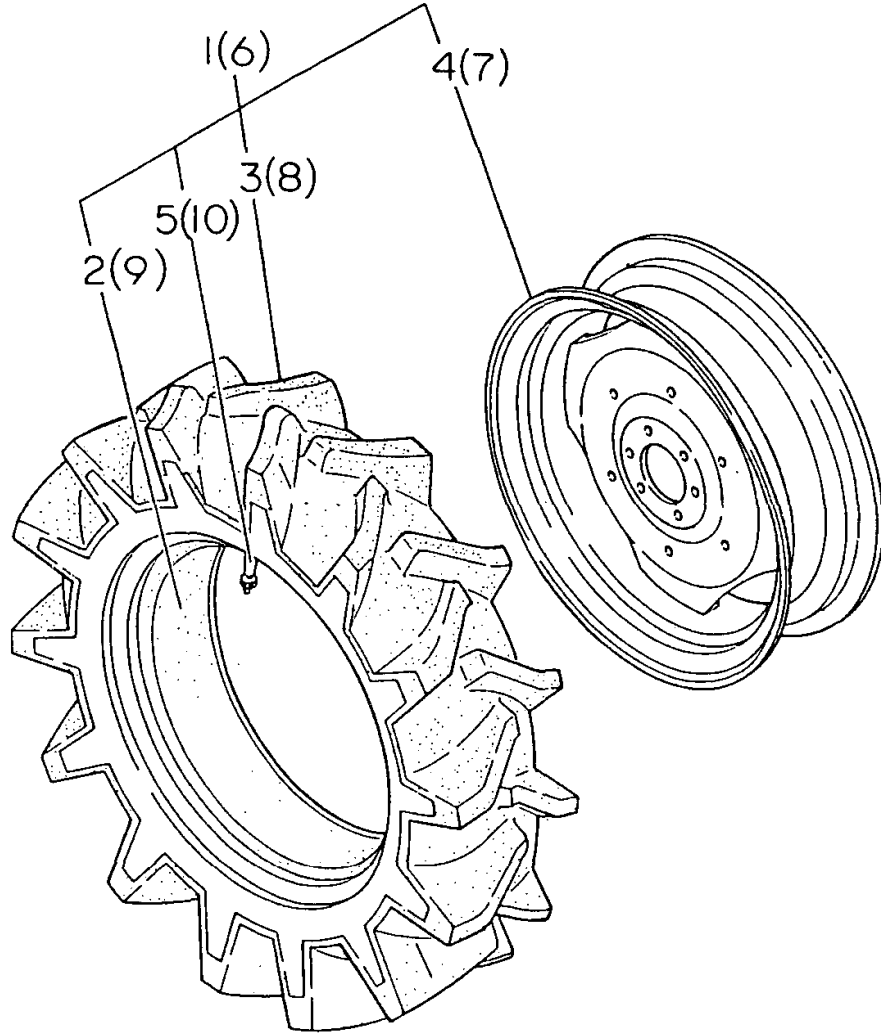


Fig.70. REAR WHEEL TIRE (L)

(A)=F180D-P  
(B)=F180DXP-P  
(C)=F220D-P

(D)=F220DXP-P  
(E)=  
(F)=

# Fig. 70 REAR WHEEL TIRE (L)



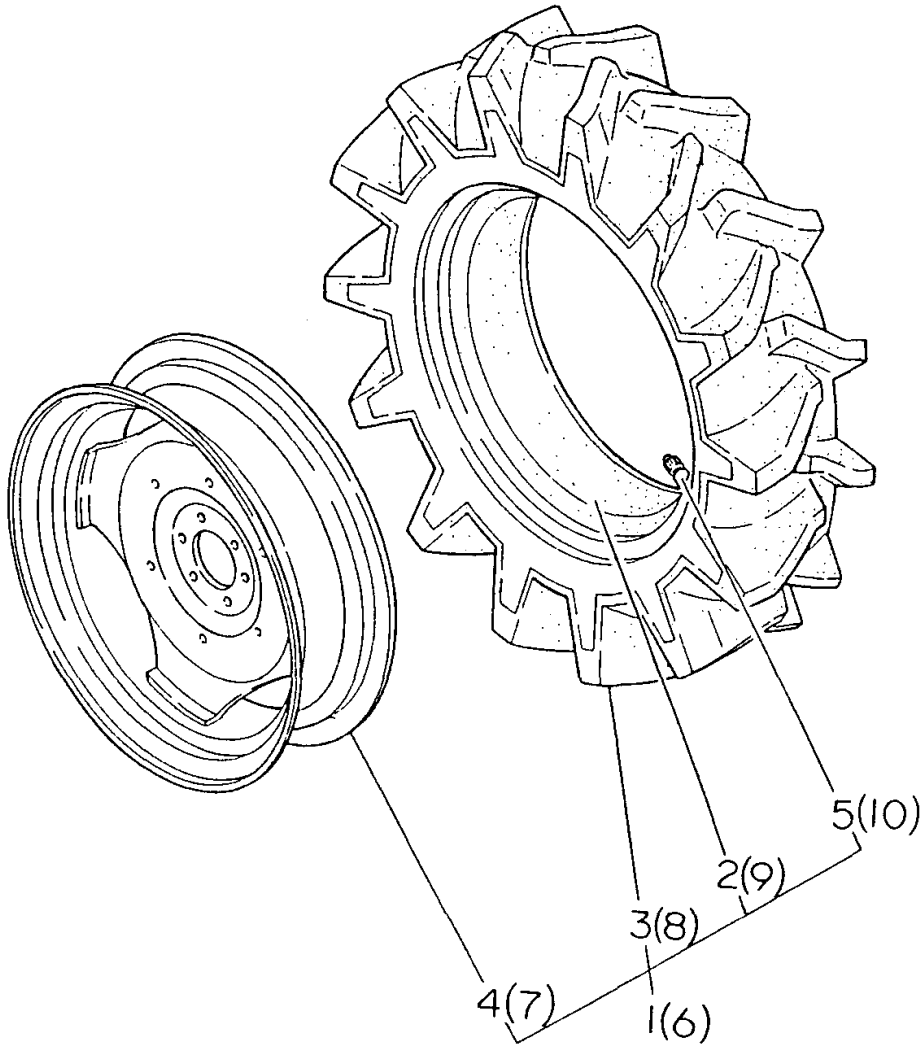
No.	Lev.	Parts No.	Description	Qty						I	R
				(A)	(B)	(C)	(D)	(E)	(F)		
1	1	194292-34700	TIRE(L)ASSY,REAR WH.	1	1						
2	2	194195-34430	TUBE	1	1						
3	2	194195-34470	TIRE 9.5-20	1	1						
4	2	194292-34870	WHEEL, W7X20	1	1						
5	2	194190-34730	HOUSING, CORE	1	1						
6	1	198031-34700	TIRE L KIT,REAR WHL.			1	1				
7	2	194190-34800	WHEEL, W7X22W			1	1				
8	2	198031-34910	TIRE, 9.5-22			1	1				
9	2	198031-34920	TUBE, 9.5-22			1	1				
10	2	194190-34730	HOUSING, CORE			1	1				

Fig.71. REAR WHEEL TIRE (R)

(A)=F180D-P  
(B)=F180DXP-P  
(C)=F220D-P

(D)=F220DXP-P  
(E)=  
(F)=

# Fig. 71 REAR WHEEL TIRE (R)



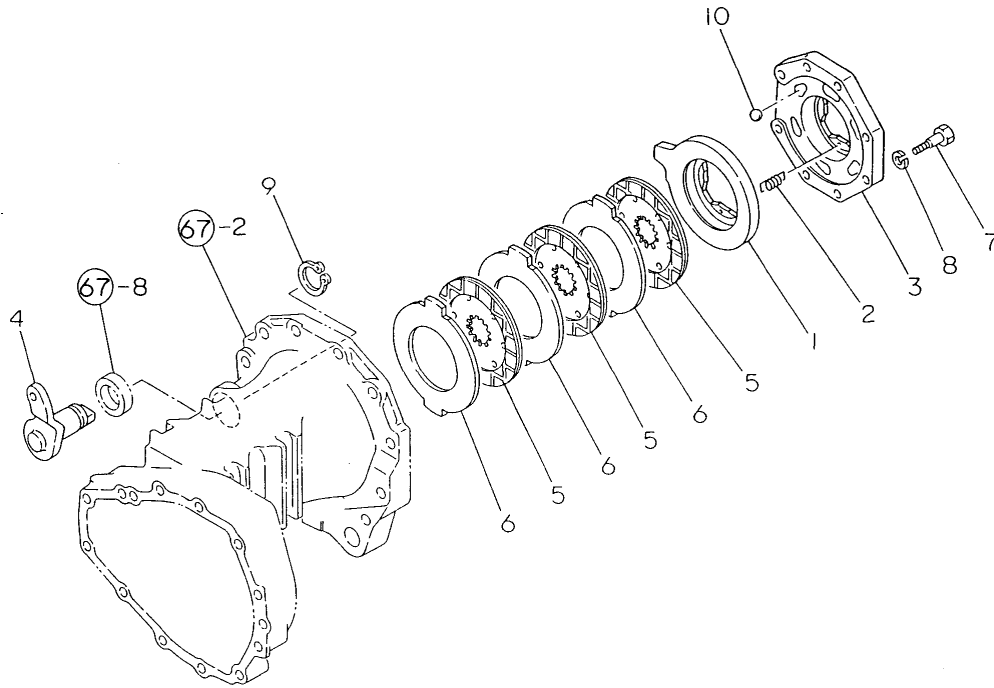
No.	Lev.	Parts No.	Description	Qty						I	R
				(A)	(B)	(C)	(D)	(E)	(F)		
1	1	194292-34800	TIRE(R)ASSY,REAR WH.	1	1						
2	2	194195-34430	TUBE	1	1						
3	2	194195-34470	TIRE 9.5-20	1	1						
4	2	194292-34870	WHEEL, W7X20	1	1						
5	2	194190-34730	HOUSING, CORE	1	1						
6	1	198031-34800	TIRE R KIT,REAR WHL.			1	1				
7	2	194190-34800	WHEEL, W7X22W			1	1				
8	2	198031-34910	TIRE, 9.5-22			1	1				
9	2	198031-34920	TUBE, 9.5-22			1	1				
10	2	194190-34730	HOUSING, CORE			1	1				

Fig.72. BRAKE (L)

(A)=F180D-P  
(B)=F180DXP-P  
(C)=F220D-P

(D)=F220DXP-P  
(E)=  
(F)=

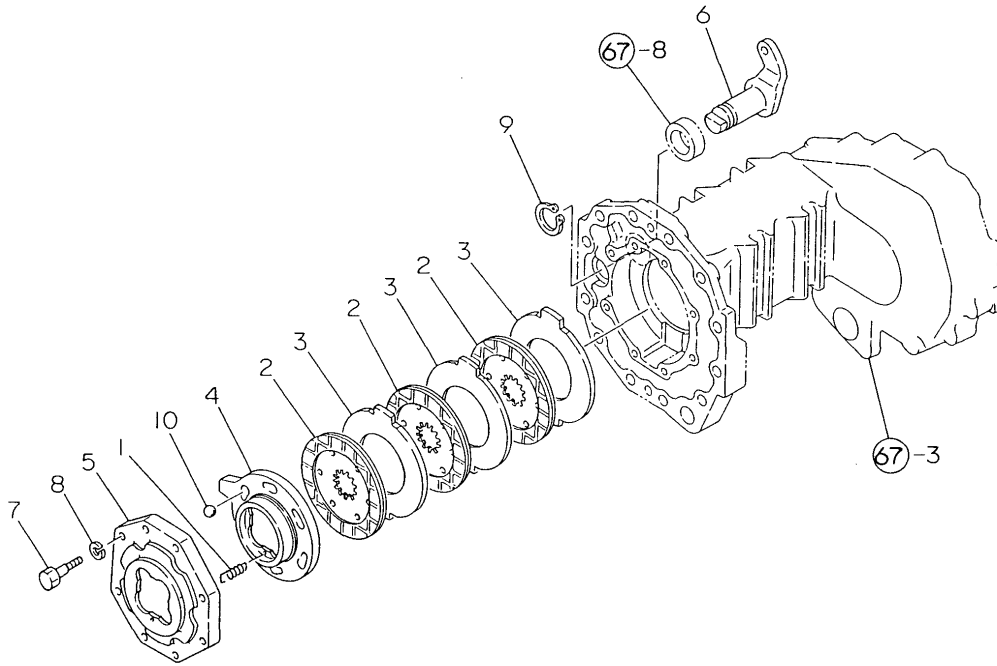
Fig. 72 BRAKE (L)



No.	Lev.	Parts No.	Description	Qty						I	R
				(A)	(B)	(C)	(D)	(E)	(F)		
1	1	194515-36310	ACTUATOR	1	1	1	1				
2	1	194205-36320	SPRING, ACTUATOR	2	2	2	2				
3	1	194515-36320	COVER, ACTUATOR L	1	1	1	1				
4	1	194515-36330	SHAFT, CAM LEVER L	1	1	1	1				
5	1	194515-36381	PLATE 116, FRICTION	3	3	3	3				
6	1	194515-36390	PLATE, STEEL 118	3	3	3	3				
7	1	194515-36450	BOLT, REAMER M8X30	8	8	8	8				
8	1	22217-080000	WASHER, SPRING 8	8	8	8	8				
9	1	22242-000250	RING, 25	1	1	1	1				
10	1	24190-160001	BALL, STEEL 1/2	6	6	6	6				

Fig.73. BRAKE (R)

Fig. 73 BRAKE (R)



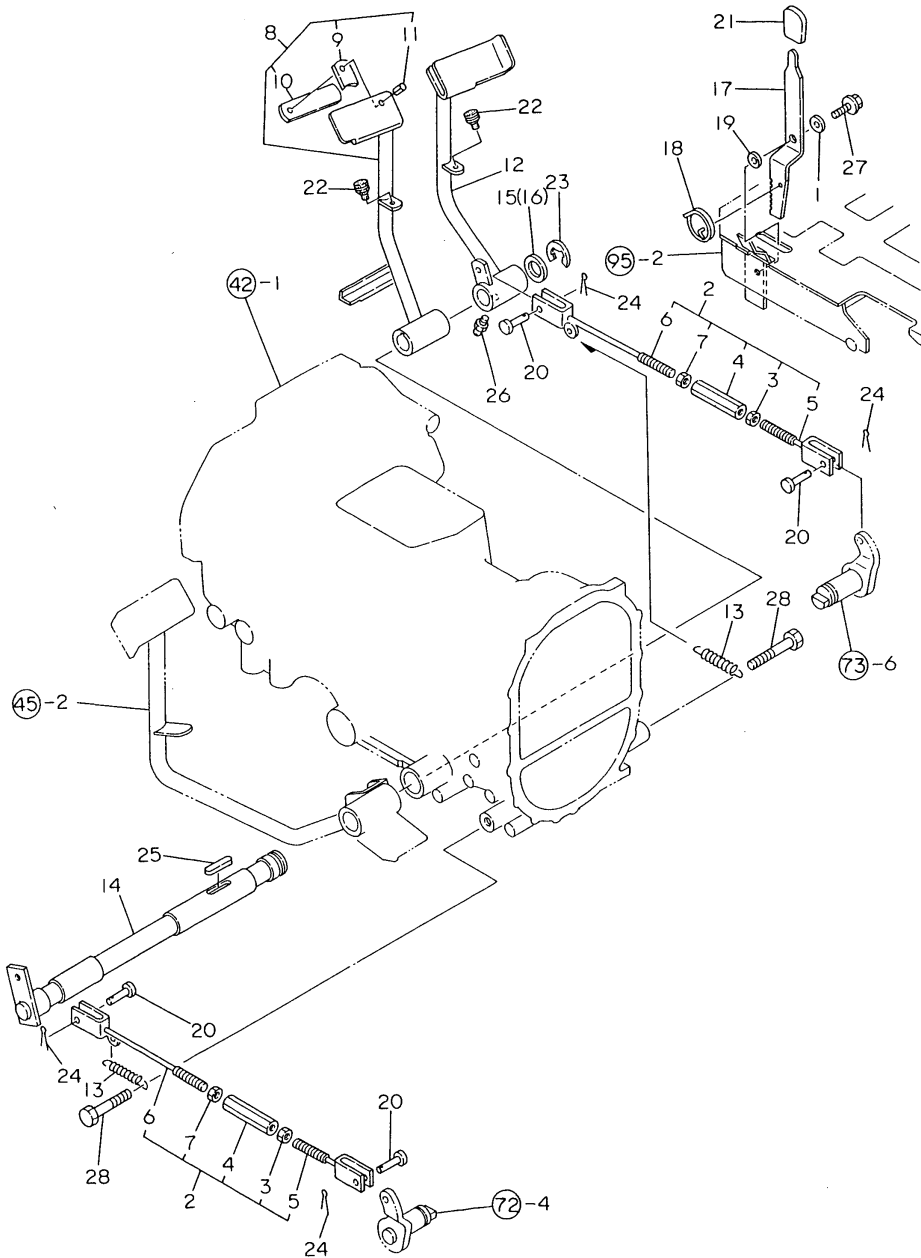
(A)=F180D-P  
(B)=F180DXP-P  
(C)=F220D-P

(D)=F220DXP-P  
(E)=  
(F)=

No.	Lev.	Parts No.	Description	Qty						I	R
				(A)	(B)	(C)	(D)	(E)	(F)		
1	1	194205-36320	SPRING, ACTUATOR	2	2	2	2				
2	1	194515-36381	PLATE 116, FRICTION	3	3	3	3				
3	1	194515-36390	PLATE, STEEL 118	3	3	3	3				
4	1	194515-36410	ACTUATOR R	1	1	1	1				
5	1	194515-36420	COVER, ACTUATOR R	1	1	1	1				
6	1	194515-36430	SHAFT, CAM LEVER R	1	1	1	1				
7	1	194515-36450	BOLT, REAMER M8X30	8	8	8	8				
8	1	22217-080000	WASHER, SPRING 8	8	8	8	8				
9	1	22242-000250	RING, 25	1	1	1	1				
10	1	24190-160001	BALL, STEEL 1/2	6	6	6	6				

Fig.74. BRAKE PEDAL

Fig. 74 BRAKE PEDAL



(A)=F180D-P  
(B)=F180DXP-P  
(C)=F220D-P

(D)=F220DXP-P  
(E)=  
(F)=

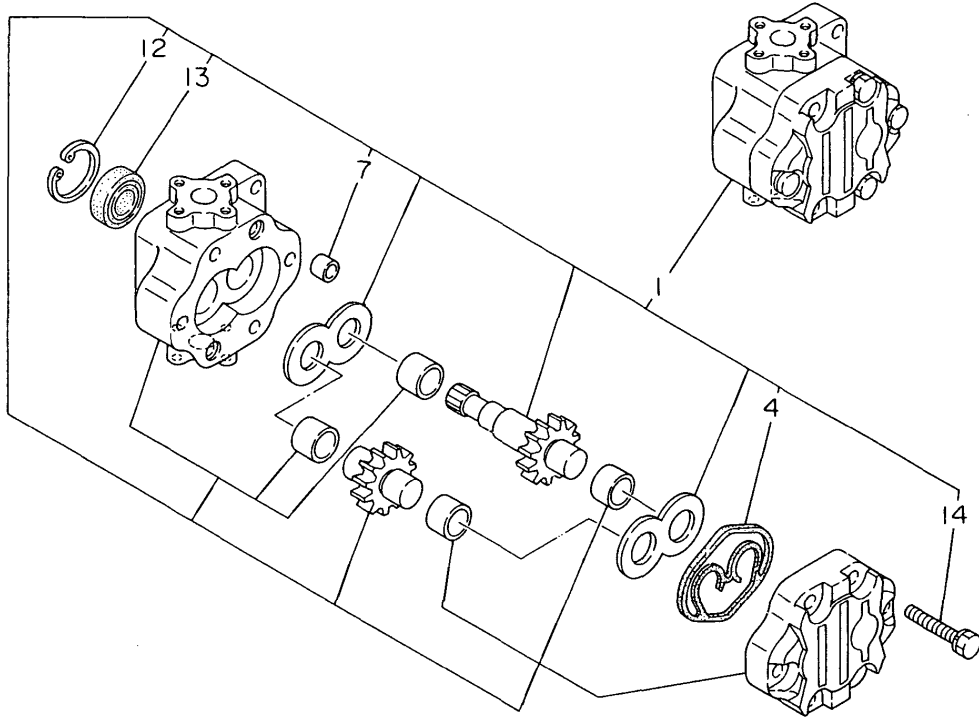
No.	Lev.	Parts No.	Description	Qty						I	R
				(A)	(B)	(C)	(D)	(E)	(F)		
1	1	194145-01310	WASHER	1	1	1	1				
2	1	798290-37000	ROD ASSY, BRAKE	2	2	2	2				
3	2	194150-22480	NUT, M10 L	2	2	2	2				
4	2	194151-37730	TURNBUCKLE M10X90	2	2	2	2				
5	2	194130-37740	ROD, BRAKE L	2	2	2	2				
6	2	198290-37750	ROD, BRAKE R	2	2	2	2				
7	2	26716-100002	NUT, M10	2	2	2	2				
8	1	198010-37300	PEDAL L COMP.,BRAKE	1	1	1	1				
9	2	194150-37530	SPACER	1	1	1	1				
10	2	194940-37540	CONNECTOR, PEDAL	1	1	1	1				
11	2	22351-080018	PIN, SPRING 8.0X18	1	1	1	1				
12	1	198010-37400	PEDAL R COMP.,BRAKE	1	1	1	1				
13	1	198290-37510	SPRING, RETURN	2	2	2	2				
14	1	198290-37550	SHAFT, BRAKE PEDAL	1	1	1	1				
15	1	194130-37560	WASHER	1	1	1	1				
16	1	194150-37570	WASHER, 25X38X1.2	1	1	1	1				
17	1	198290-37660	LEVER, BRAKE LOCK	1	1	1	1				
18	1	194110-37691	SPRING	1	1	1	1				
19	1	194193-37700	COLLAR, LEVER	1	1	1	1				
20	1	194080-37781	PIN, 8X25	4	4	4	4				
21	1	194273-47910	KNOB, LEVER	1	1	1	1				
22	1	194330-62530	STOPPER, PEDAL	2	2	2	2				
23	1	22272-000190	RING, E-19	1	1	1	1				
24	1	22417-200300	PIN, COTTER 2.0X30	4	4	4	4				
25	1	22512-070400	KEY, 7X 40	1	1	1	1				
26	1	24761-010000	NIPPLE, GREASE M6F	1	1	1	1				
27	1	26106-100202	BOLT, M10X 20 PLATED	1	1	1	1				
28	1	26116-120602	BOLT, M12X 60 PLATED	2	2	2	2				

Fig.75. HYDRAULIC PUMP

(A)=F180D-P  
(B)=F180DXP-P  
(C)=F220D-P

(D)=F220DXP-P  
(E)=  
(F)=

Fig. 75 HYDRAULIC PUMP



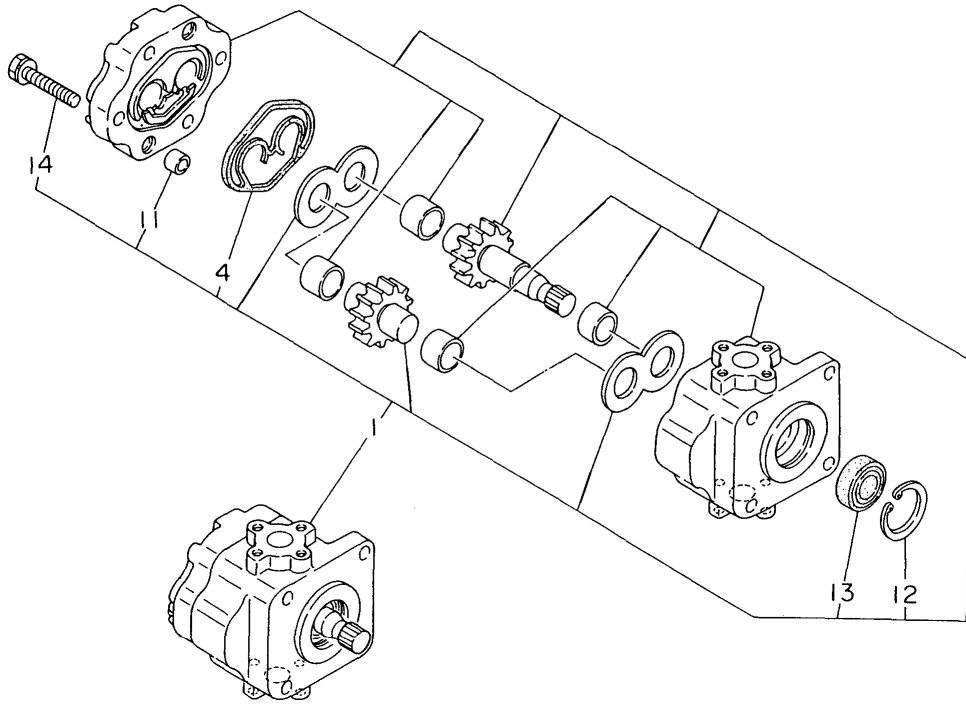
No.	Lev.	Parts No.	Description	Q'ty						I	R
				(A)	(B)	(C)	(D)	(E)	(F)		
1	1	198010-41110	PUMP ASSY, PW1-C-7AK	1	1	1	1				
4	2	178070-10400	RING	1	1	1	1				
7	2	194521-41570	PIN, 11X7	2	2	2	2				
12	2	22252-000320	RING, 32	1	1	1	1				
13	2	24421-153207	SEAL, OIL TC153207	1	1	1	1				
14	2	26016-080352	BOLT, M8X 35	4	4	4	4				

Fig.76. HYDRAULIC PUMP(POWER STEERING)

(A)=F180D-P  
 (B)=F180DXP-P  
 (C)=F220D-P

(D)=F220DXP-P  
 (E)=  
 (F)=

Fig. 76 HYDRAULIC PUMP (POWER STEERING)



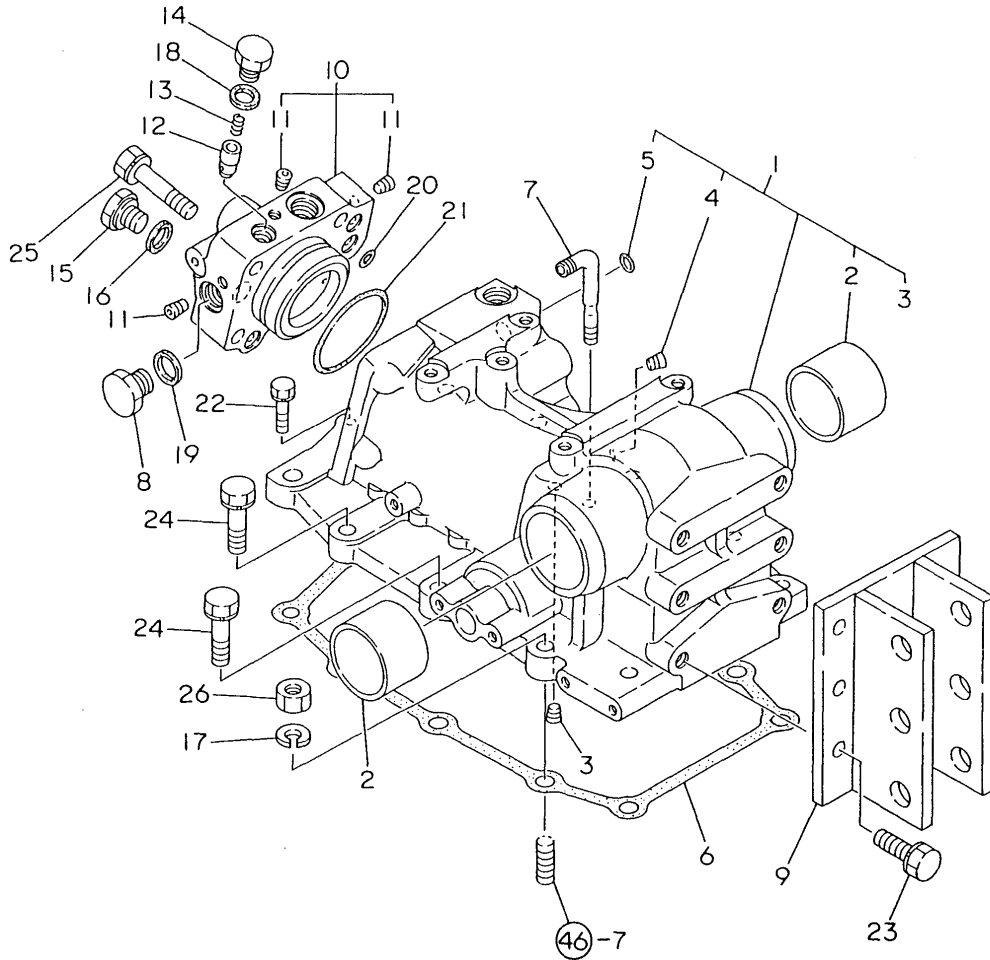
No.	Lev.	Parts No.	Description	Q'ty						I	R	
				(A)	(B)	(C)	(D)	(E)	(F)			
1	1	198011-41110	PUMP, PW1-C-4C		1		1					
4	2	178070-10400	RING		1		1					
11	2	194521-41570	PIN, 11X7				2		2			
12	2	22252-000320	RING, 32				1		1			
13	2	24421-153207	SEAL, OIL TC153207				1		1			
14	2	26016-080352	BOLT, M8X 35				4		4			

Fig.77. HYDRAULIC CYLINDER CASE

(A)=F180D-P  
(B)=F180DXP-P  
(C)=F220D-P

(D)=F220DXP-P  
(E)=  
(F)=

Fig. 77 HYDRAULIC CYLINDER CASE



No.	Lev.	Parts No.	Description	Q'ty						I	R
				(A)	(B)	(C)	(D)	(E)	(F)		
1	1	194515-42100	HOUSING, HYDRAULIC	1	1	1	1				
2	2	194150-42130	BUSH, 50X55X40	2	2	2	2				
3	2	23871-010000	PLUG, R01	1	1	1	1				
4	2	23871-020000	PLUG, R02	1	1	1	1				
5	2	24311-000100	O-RING, 1AP10.0	1	1	1	1				
6	1	194515-42150	GASKET, HOUSING	1	1	1	1				
7	1	198330-42280	BREATHER, AIR	1	1	1	1				
8	1	194515-42310	PLUG, 18	1	1	1	1				
9	1	194515-42810	HINGE, TOP LINK	1	1	1	1				
10	1	194515-43200	HEAD, CYLINDER	1	1	1	1				
11	2	23871-010000	PLUG, R01	3	3	3	3				
12	1	194310-46350	POPPET, CHECK	1	1	1	1				
13	1	194310-46380	SPRING	1	1	1	1				
14	1	194310-46730	PLUG, 14	1	1	1	1				
15	1	194312-46750	PLUG, PF3/8	1	1	1	1				
16	1	194555-77910	GASKET, 17	1	1	1	1				
17	1	22217-120000	WASHER, SPRING 12	3	3	3	3				
18	1	23414-140018	GASKET, 14X1.0	1	1	1	1				
19	1	23414-180023	GASKET, 18X1.0	1	1	1	1				
20	1	24315-000110	O-RING, 1BP11.0	3	3	3	3				
21	1	24325-000650	O-RING, 1BG65.0	1	1	1	1				
22	1	26013-080352	BOLT, M8X 35	1	1	1	1				
23	1	26013-120302	BOLT, M12X 30	6	6	6	6				
24	1	26013-120402	BOLT, M12X 40	7	7	7	7				
25	1	26013-120502	BOLT, M12X 50	4	4	4	4				
26	1	26716-120002	NUT, M12	3	3	3	3				



Fig.78. HYDRAULIC SIDE COVER

(A)=F180D-P  
(B)=F180DXP-P  
(C)=F220D-P

(D)=F220DXP-P  
(E)=  
(F)=

Fig. 78 HYDRAULIC SIDE COVER

No.	Lev.	Parts No.	Description	Q'ty						I	R
				(A)	(B)	(C)	(D)	(E)	(F)		
1	1	194555-42200	COVER ASSY	1	1	1	1				
2	1	23414-180023	GASKET, 18X1.0	1	1	1	1				
3	1	23414-200026	GASKET, 20X1.0	2	2	2	2				
4	1	23871-010000	PLUG, R01	1	1	1	1				
5	1	23887-180002	PLUG, 18	1	1	1	1				
6	1	23887-200002	PLUG, 20	2	2	2	2				
7	1	24315-000110	O-RING, 1BP11.0	3	3	3	3				
8	1	26013-080252	BOLT, M8X 25	3	3	3	3				

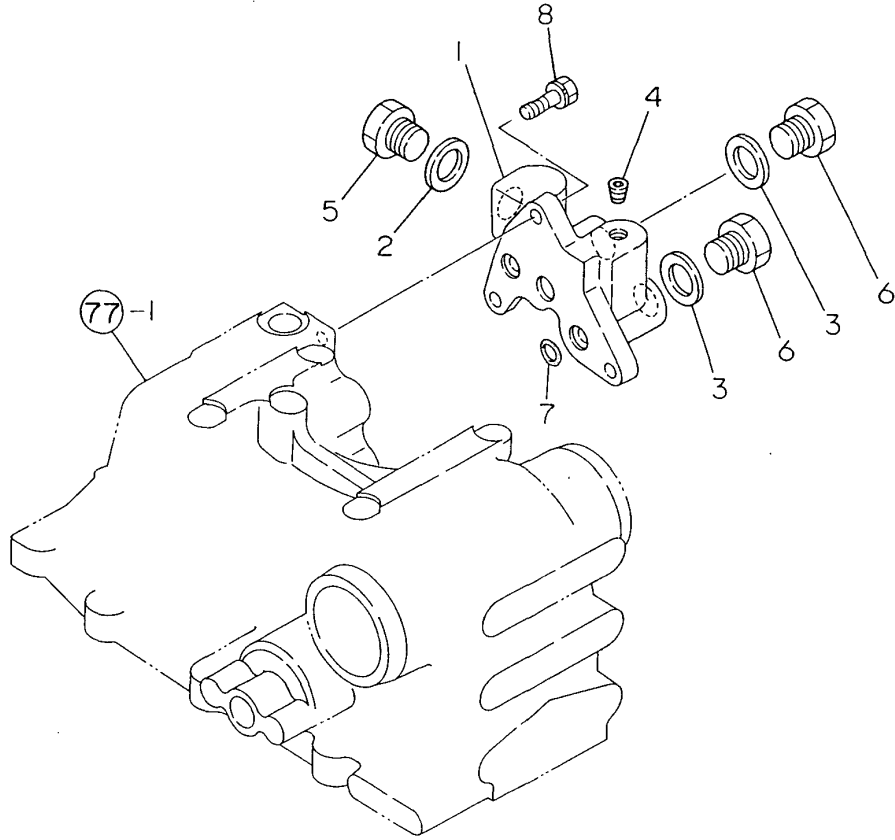
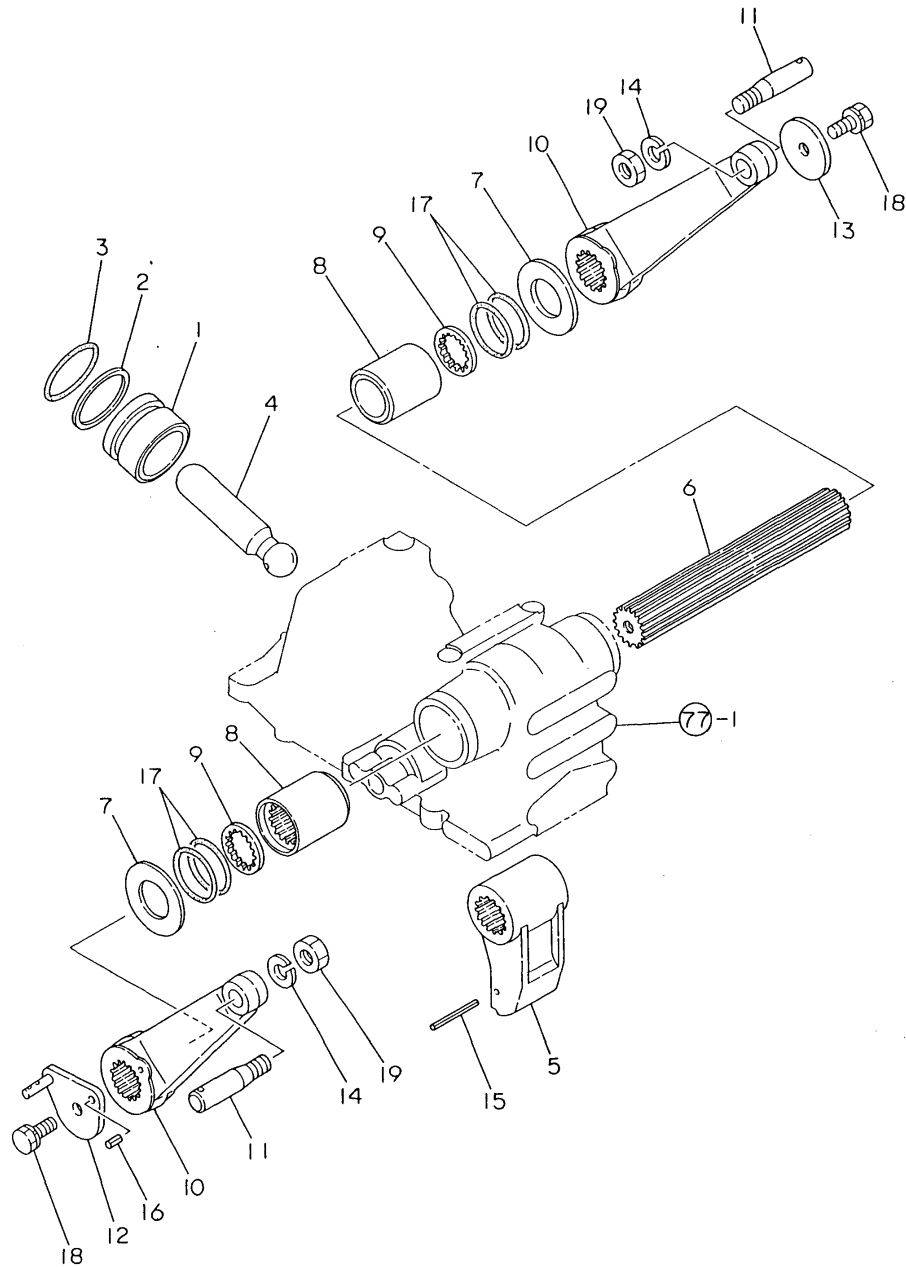


Fig.79. PISTON & LIFT CRANK

Fig. 79 PISTON & LIFT CRANK



(A)=F180D-P  
(B)=F180DXP-P  
(C)=F220D-P

(D)=F220DXP-P  
(E)=  
(F)=

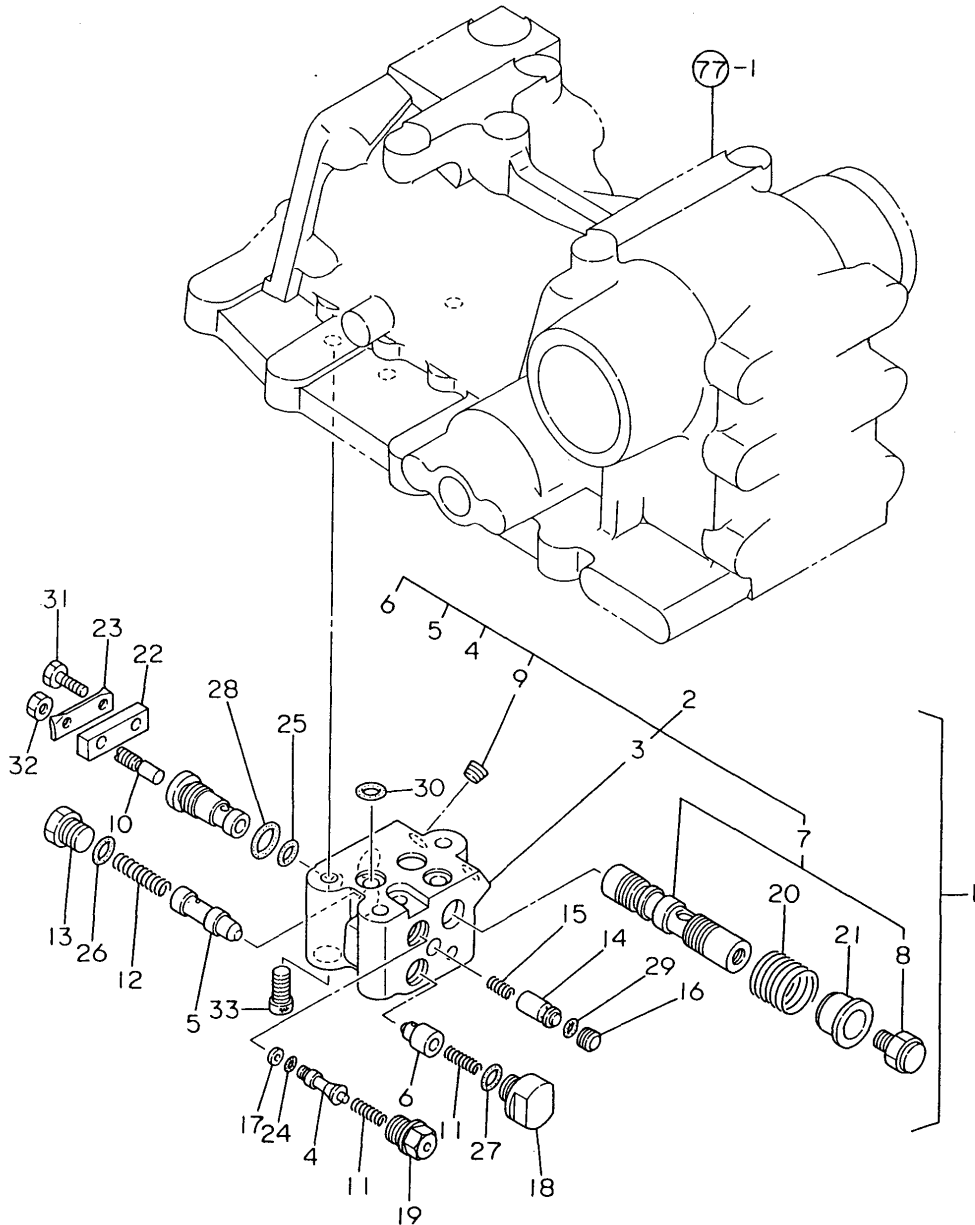
No.	Lev.	Parts No.	Description	Qty						I	R
				(A)	(B)	(C)	(D)	(E)	(F)		
1	1	194515-43310	PISTON, HYDRAULIC	1	1	1	1				
2	1	194520-43350	RING, BACK UP	1	1	1	1				
3	1	24311-000600	O-RING, 1AP60.0	1	1	1	1				
4	1	194310-43410	ROD, PISTON	1	1	1	1				
5	1	194515-44110	CRANK, LIFT	1	1	1	1				
6	1	194515-44210	SHAFT, LIFTING	1	1	1	1				
7	1	194282-44230	WASHER, 40X73X3.2	2	2	2	2				
8	1	194150-44251	SLEEVE, LIFT SHAFT	2	2	2	2				
9	1	194150-44261	SEAL, SPLINE SHAFT	2	2	2	2				
10	1	198290-44420	ARM, LIFT L	2	2	2	2				
11	1	194130-44480	PIN, LIFT ARM	2	2	2	2				
12	1	194515-44510	ARM, FEED BACK	1	1	1	1				
13	1	194150-44530	WASHER, 12X60X6	1	1	1	1				
14	1	22217-160000	WASHER, SPRING 16	2	2	2	2				
15	1	22351-050056	PIN, SPRING 5.0X56	1	1	1	1				
16	1	22351-060016	PIN, SPRING 6.0X16	1	1	1	1				
17	1	24321-000500	O-RING, 1AG50.0	4	4	4	4				
18	1	26013-120252	BOLT, M12X 25	2	2	2	2				
19	1	26736-160002	NUT, M16	2	2	2	2				

Fig.80. CONTROL VALVE

(A)=F180D-P  
(B)=F180DXP-P  
(C)=F220D-P

(D)=F220DXP-P  
(E)=  
(F)=

Fig. 80 CONTROL VALVE



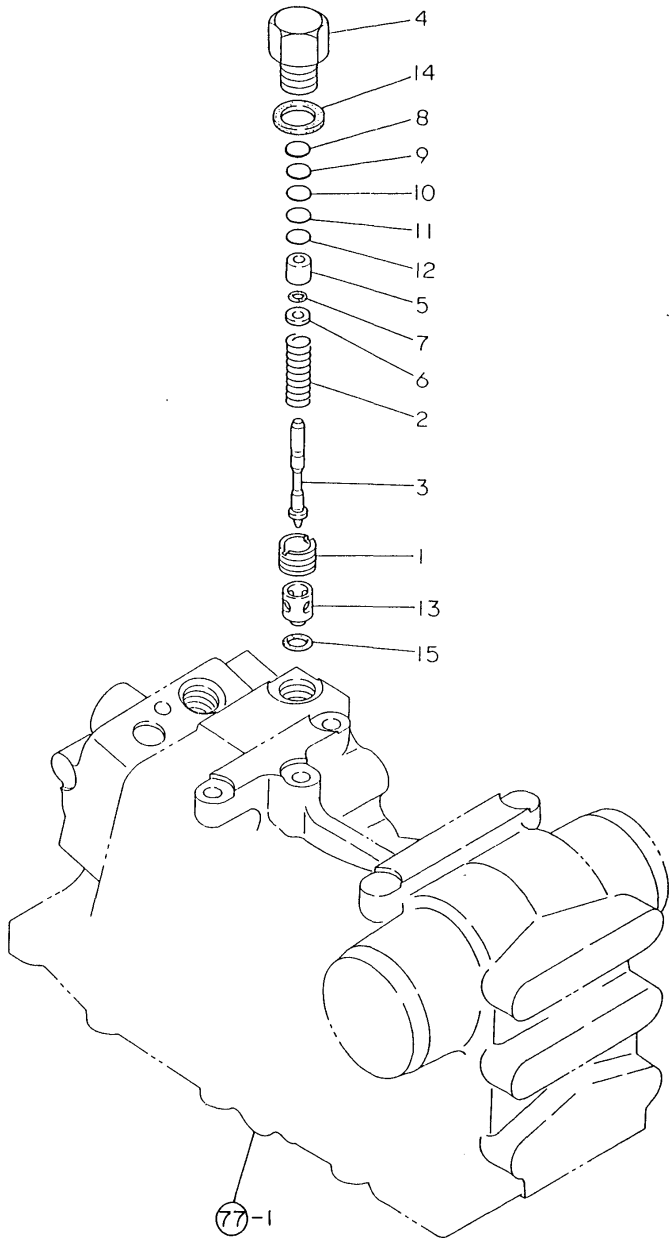
No.	Lev.	Parts No.	Description	Qty						I	R
				(A)	(B)	(C)	(D)	(E)	(F)		
1	1	194515-45101	VALVE ASSY, CONTROL	1	1	1	1				
2	2	194515-45120	BODY ASSY, VALVE	1	1	1	1				
3	3	194170-45112	BODY, VALVE 4F-1	1	1	1	1				
4	3	194555-45211	POPPET, M CHECK	1	1	1	1				
5	3	194170-45310	POPPET	1	1	1	1				
6	3	194170-45420	POPPET, L CHECK	1	1	1	1				
7	3	194515-45500	SPOOL ASSY	1	1	1	1				
8	4	194555-45540	PIN, SPOOL	1	1	1	1				
9	3	23871-010000	PLUG, R01	2	2	2	2				
10	2	194170-45220	BAR, PUSH	1	1	1	1				
11	2	194170-45230	SPRING	2	2	2	2				
12	2	194170-45321	SPRING	1	1	1	1				
13	2	194170-45330	PLUG	1	1	1	1				
14	2	194170-45350	SPOOL	1	1	1	1				
15	2	194170-45360	SPRING	1	1	1	1				
16	2	194170-45370	PLUG	1	1	1	1				
17	2	194170-45430	RING, BACK UP	1	1	1	1				
18	2	194170-45440	PLUG	1	1	1	1				
19	2	198421-45440	HOLDER	1	1	1	1				
20	2	194170-45520	SPRING, SPOOL	1	1	1	1				
21	2	194170-45530	STOPPER, SPOOL	1	1	1	1				
22	2	194170-45550	BAR, SPOOL	1	1	1	1				
23	2	194170-45560	WASHER, 12X40X0.6	1	1	1	1				
24	2	24311-000050	O-RING, 1AP5.0	1	1	1	1				
25	2	24311-000100	O-RING, 1AP10.0	1	1	1	1				
26	2	24311-000120	O-RING, 1AP12.0	1	1	1	1				
27	2	24311-000120	O-RING, 1AP12.0	1	1	1	1				
28	2	24311-000140	O-RING, 1AP14.0	1	1	1	1				
29	2	24315-000070	O-RING, 1BP7.0	1	1	1	1				
30	2	24315-000110	O-RING, 1BP11.0	3	3	3	3				
31	2	26116-060162	BOLT, M6X 16 PLATED	1	1	1	1				
32	2	26756-060002	NUT, LOCK M6	1	1	1	1				
33	1	26450-080202	BOLT, M8X 20	3	3	3	3				

Fig.81. RELIEF VALVE

(A)=F180D-P  
(B)=F180DXP-P  
(C)=F220D-P

(D)=F220DXP-P  
(E)=  
(F)=

Fig. 81 RELIEF VALVE



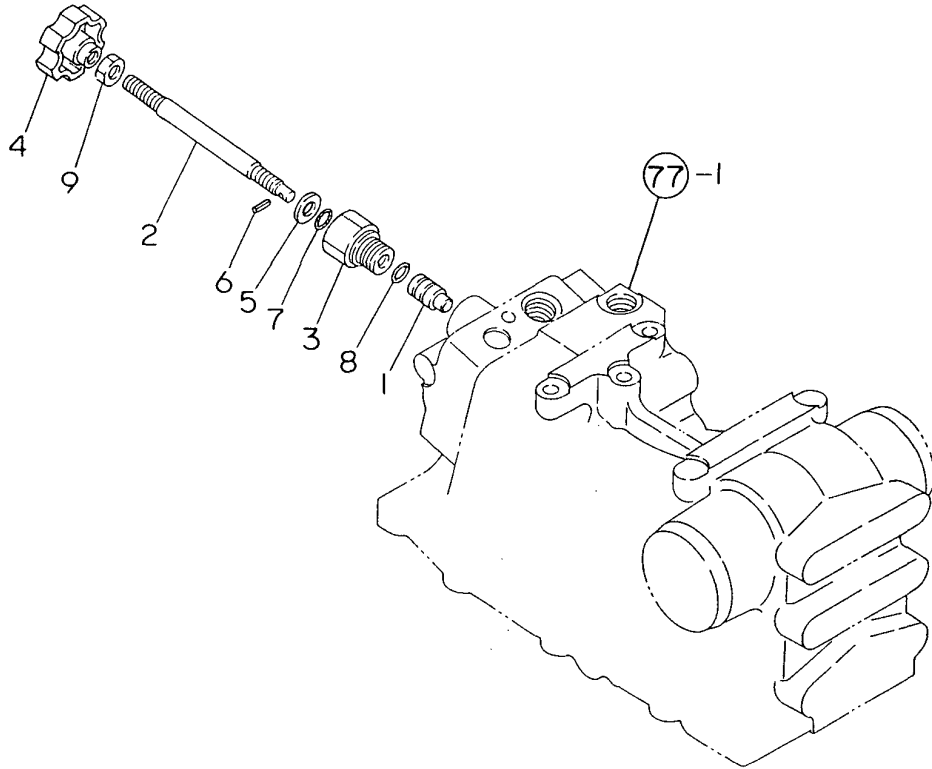
No.	Lev.	Parts No.	Description	Qty						I	R
				(A)	(B)	(C)	(D)	(E)	(F)		
1	1	194275-45340	SCREW, VALVE SEAT	1	1	1	1				
2	1	194170-45610	SPRING, RELIEF VALVE	1	1	1	1				
3	1	194195-45620	POPPET	1	1	1	1				
4	1	194195-45630	PLUG, RELIEF VALVE	1	1	1	1				
5	1	194195-45640	SEAT, 6.6X13X12.5	1	1	1	1				
6	1	194195-45650	WASHER, 6.6X13X3,2	1	1	1	1				
7	1	194195-45660	O-RING 6X1.8	1	1	1	1				
8	1	194170-45700	SHIM, T=0.1	1	1	1	1				
9	1	194170-45710	SHIM, T=0.2	1	1	1	1				
10	1	194170-45720	SHIM, T=0.3	1	1	1	1				
11	1	194170-45730	SHIM, T=0.5	1	1	1	1				
12	1	194170-45740	SHIM, T=1.0	1	1	1	1				
13	1	194195-46260	SEAT, RELIEF VALVE	1	1	1	1				
14	1	23414-200026	GASKET, 20X1.0	1	1	1	1				
15	1	24311-000120	O-RING, 1AP12.0	1	1	1	1				

Fig.82. STOP VALVE

(A)=F180D-P  
(B)=F180DXP-P  
(C)=F220D-P

(D)=F220DXP-P  
(E)=  
(F)=

Fig. 82 STOP VALVE



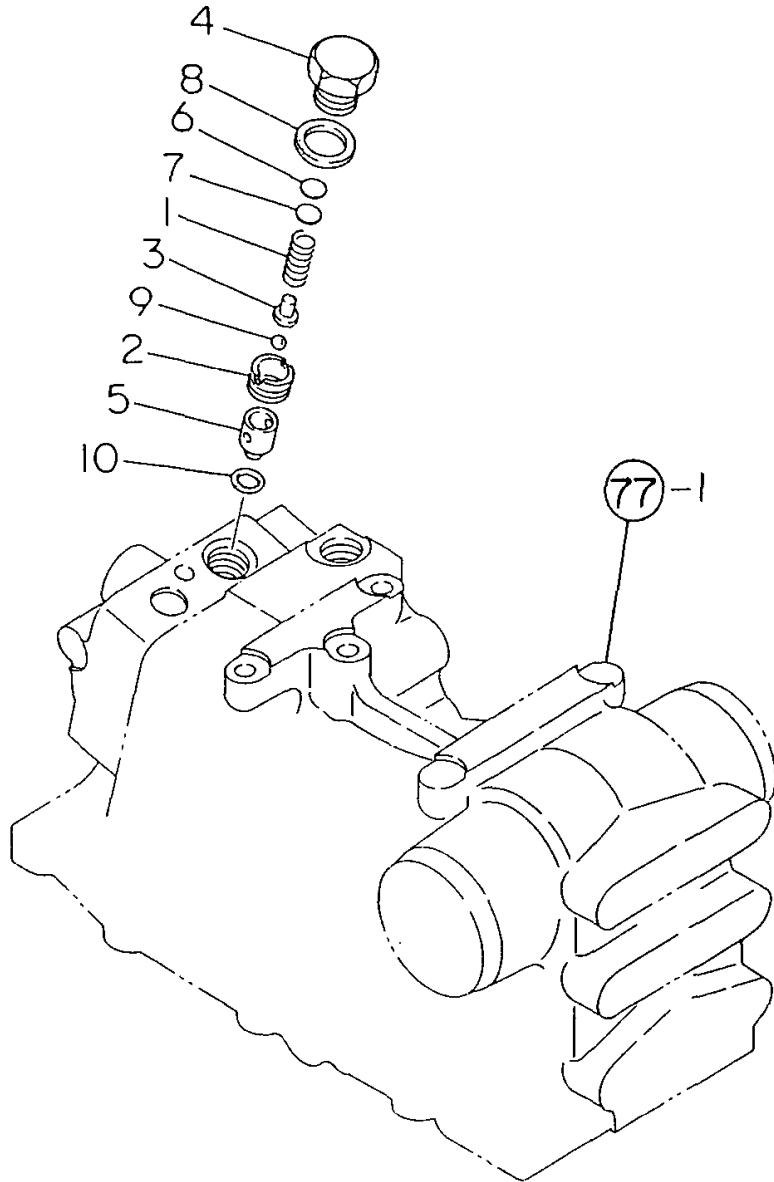
No.	Lev.	Parts No.	Description	Q'ty						I	R
				(A)	(B)	(C)	(D)	(E)	(F)		
1	1	194515-46300	VALVE, STOP	1	1	1	1				
2	1	194525-46620	BOLT, STOP	1	1	1	1				
3	1	194312-46630	HOLDER, VALVE	1	1	1	1				
4	1	194555-46640	KNOB, STOP	1	1	1	1				
5	1	22117-080000	WASHER, 8	1	1	1	1				
6	1	22351-040012	PIN, SPRING 4.0X12	1	1	1	1				
7	1	24311-000120	O-RING, 1AP12.0	1	1	1	1				
8	1	24315-000110	O-RING, 1BP11.0	1	1	1	1				
9	1	26716-100002	NUT, M10	1	1	1	1				

Fig.83. SAFETY VALVE

# Fig. 83 SAFETY VALVE

(A)=F180D-P  
(B)=F180DXP-P  
(C)=F220D-P

(D)=F220DXP-P  
(E)=  
(F)=



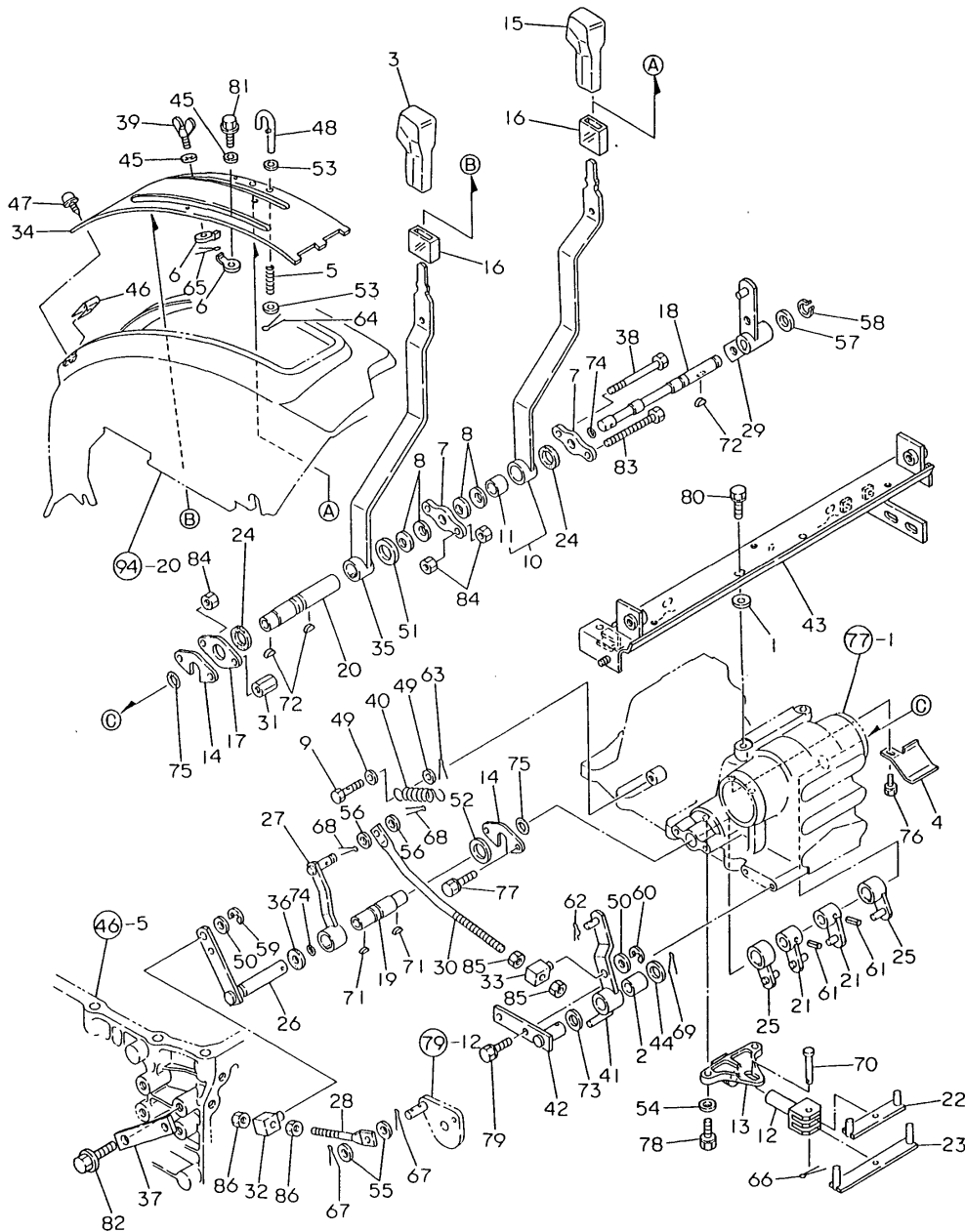
No.	Lev.	Parts No.	Description	Qty						I	R
				(A)	(B)	(C)	(D)	(E)	(F)		
1	1	194150-45320	SPRING, RELIEF VALVE	1	1	1	1				
2	1	194150-45340	SCREW, VALVE	1	1	1	1				
3	1	194150-45361	HOLDER, VALVE	1	1	1	1				
4	1	194151-45370	PLUG, RELIEF VALVE	1	1	1	1				
5	1	194151-46261	SEAT, RELIEF VALVE	1	1	1	1				
6	1	110250-53410	SHIM, T=0.2	1	1	1	1				
7	1	110250-53430	SHIM, T=0.5	1	1	1	1				
8	1	23414-200026	GASKET, 20X1.0	1	1	1	1				
9	1	24190-080003	BALL, STEEL 1/4	1	1	1	1				
10	1	24311-000120	O-RING, 1AP12.0	1	1	1	1				

Fig.84. HYDRAULIC CONTROL

(A)=F180D-P  
(B)=F180DXP-P  
(C)=F220D-P

(D)=F220DXP-P  
(E)=  
(F)=

Fig. 84 HYDRAULIC CONTROL



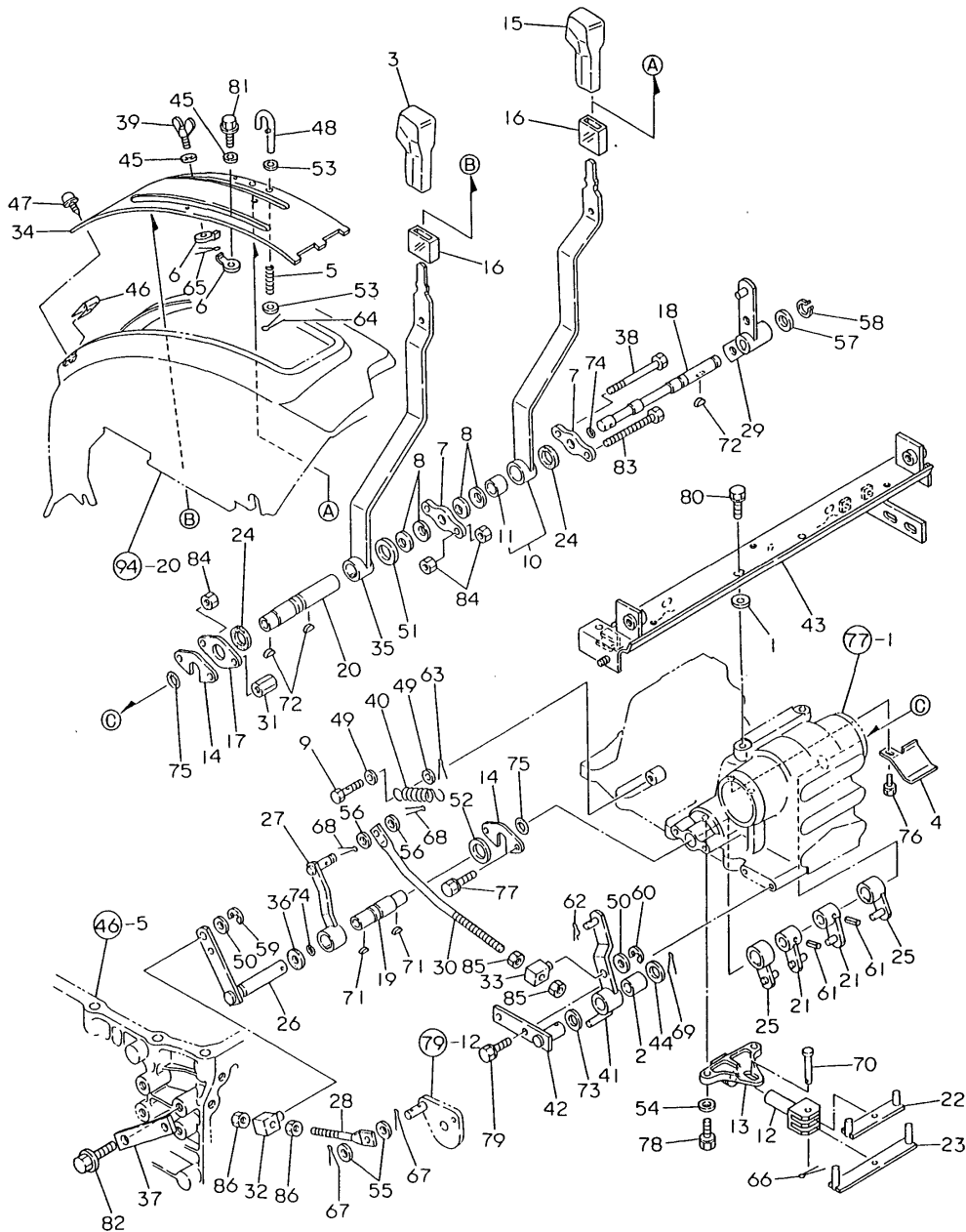
No.	Lev.	Parts No.	Description	Q'ty						I	R
				(A)	(B)	(C)	(D)	(E)	(F)		
1	1	194150-01270	SPACER, 20	2	2	2	2				
2	1	194310-21210	BUSH, 15X20X25	1	1	1	1				
3	1	198331-28520	KNOB, HIGH GRIP	1	1	1	1				
4	1	198290-42290	GUARD, OIL	1	1	1	1				
5	1	194312-45320	SPRING	1	1	1	1				
6	1	194550-47110	STOPPER	2	2	2	2				
7	1	194940-47210	PLATE	2	2	2	2				
8	1	194940-47220	WASHER, 20	4	4	4	4				
9	1	194515-47310	HOOK, SPRING	1	1	1	1				
10	1	198010-47320	LEVER COMP., POS.CONT	1	1	1	1				
11	2	194940-47230	BUSH 19X22X15	1	1	1	1				
12	1	198360-47320	ROD, CONTROL	1	1	1	1				
13	1	198360-47330	PLATE, CONTROL	1	1	1	1				
14	1	194555-47340	PLATE, A	2	2	2	2				
15	1	194940-47341	KNOB, LEVER	1	1	1	1				
16	1	198010-47340	PIPE, PROTECTOR	2	2	2	2				
17	1	194555-47350	PLATE, B	1	1	1	1				
18	1	198360-47380	SHAFT, CONTROL	1	1	1	1				
19	1	194555-47390	SHAFT, CONTROL	1	1	1	1				
20	1	198360-47390	SHAFT, CONTROL	1	1	1	1				
21	1	194555-47401	ARM P, CONTROL	2	2	2	2				
22	1	198360-47420	BAR, CONTROL	1	1	1	1				
23	1	198360-47430	BAR, CONTROL	1	1	1	1				
24	1	194170-47440	PLATE, FRICTION	2	2	2	2				
25	1	194555-47440	ARM, CONTROL	2	2	2	2				
26	1	194515-47450	ARM, FEED BACK	1	1	1	1				
27	1	198330-47480	ARM, FEEDBACK	1	1	1	1				
28	1	194515-47490	ROD, FEEDBACK	1	1	1	1				
29	1	198010-47500	LEVER, BACKUP	1	1	1	1				
30	1	198330-47500	ROD, FEEDBACK	1	1	1	1				
31	1	194640-47510	NUT, M8	1	1	1	1				
32	1	194550-47530	ADJUSTER	1	1	1	1				
33	1	194550-47530	ADJUSTER	1	1	1	1				
34	1	198010-47600	GUIDE ASSY, LEVER	1	1	1	1				
35	1	198010-47700	LEVER, CONTROL	1	1	1	1				
36	1	194310-47790	PLATE, FRICTION	1	1	1	1				
37	1	198036-47810	PLATE, STOPPER	1	1	1	1				
38	1	198360-47810	BOLT, M8X80	1	1	1	1				
39	1	198361-47840	BOLT, WING	1	1	1	1				
40	1	194515-47850	SPRING, RETURN	1	1	1	1				
41	1	194515-47860	LINK, FEED BACK	1	1	1	1				
42	1	194555-47870	PLATE, FEEDBACK	1	1	1	1				
43	1	198010-47890	STOPPER, LEVER	1	1	1	1				
44	1	194550-47910	SPACER, 15X28X2	1	1	1	1				
45	1	194740-55430	WASHER, 8	2	2	2	2				
46	1	194167-61650	NUT 5008	2	2	2	2				
47	1	194940-61790	SCREW, TAPPING M5X16	2	2	2	2				
48	1	194555-62990	STOPPER	1	1	1	1				
49	1	22117-080000	WASHER, 8	2	2	2	2				
50	1	22117-100000	WASHER, 10	2	2	2	2				
51	1	22117-200000	WASHER, 20	1	1	1	1				

Fig.84. HYDRAULIC CONTROL

(A)=F180D-P  
(B)=F180DXP-P  
(C)=F220D-P

(D)=F220DXP-P  
(E)=  
(F)=

Fig. 84 HYDRAULIC CONTROL



No.	Lev.	Parts No.	Description	Qty						I	R
				(A)	(B)	(C)	(D)	(E)	(F)		
52	1	22117-200000	WASHER, 20	1	1	1	1				
53	1	22137-060000	WASHER, 6	2	2	2	2				
54	1	22137-080000	WASHER, 8	2	2	2	2				
55	1	22137-100000	WASHER, 10	2	2	2	2				
56	1	22137-100000	WASHER, 10	2	2	2	2				
57	1	22137-120000	WASHER, 12	1	1	1	1				
58	1	22242-000120	RING, 12	1	1	1	1				
59	1	22272-000070	RING, E- 7	1	1	1	1				
60	1	22272-000070	RING, E- 7	1	1	1	1				
61	1	22351-050032	PIN, SPRING 5.0X32	2	2	2	2				
62	1	22372-080000	PIN, SNAP 8	1	1	1	1				
63	1	22417-200150	PIN, COTTER 2.0X15	1	1	1	1				
64	1	22417-200200	PIN, COTTER 2.0X20	1	1	1	1				
65	1	22417-200200	PIN, COTTER 2.0X20	1	1	1	1				
66	1	22417-200200	PIN, COTTER 2.0X20	1	1	1	1				
67	1	22417-250200	PIN, COTTER 2.5X20	2	2	2	2				
68	1	22417-250200	PIN, COTTER 2.5X20	2	2	2	2				
69	1	22417-300250	PIN, COTTER 3.0X25	1	1	1	1				
70	1	22487-080350	PIN, H 8X 35	1	1	1	1				
71	1	22522-030130	KEY, WOODRUFF 3X13	2	2	2	2				
72	1	22522-030130	KEY, WOODRUFF 3X13	3	3	3	3				
73	1	23414-160000	GASKET, 16X1.0	1	1	1	1				
74	1	24311-000090	O-RING, 1AP9.0	2	2	2	2				
75	1	24311-000160	O-RING, 1AP16.0	2	2	2	2				
76	1	26013-080122	BOLT, M8X 12	1	1	1	1				
77	1	26013-080162	BOLT, M8X 16	2	2	2	2				
78	1	26013-080202	BOLT, M8X 20	2	2	2	2				
79	1	26013-080202	BOLT, M8X 20	2	2	2	2				
80	1	26013-100202	BOLT, M10X 20	2	2	2	2				
81	1	26106-080202	BOLT, M8X 20 PLATED	1	1	1	1				
82	1	26106-100252	BOLT, M10X 25 PLATED	1	1	1	1				
83	1	26116-080804	BOLT, M8X 80 PLATED	1	1	1	1				
84	1	26716-080002	NUT, M8	3	3	3	3				
85	1	26716-100002	NUT, M10	2	2	2	2				
86	1	26716-100002	NUT, M10	2	2	2	2				

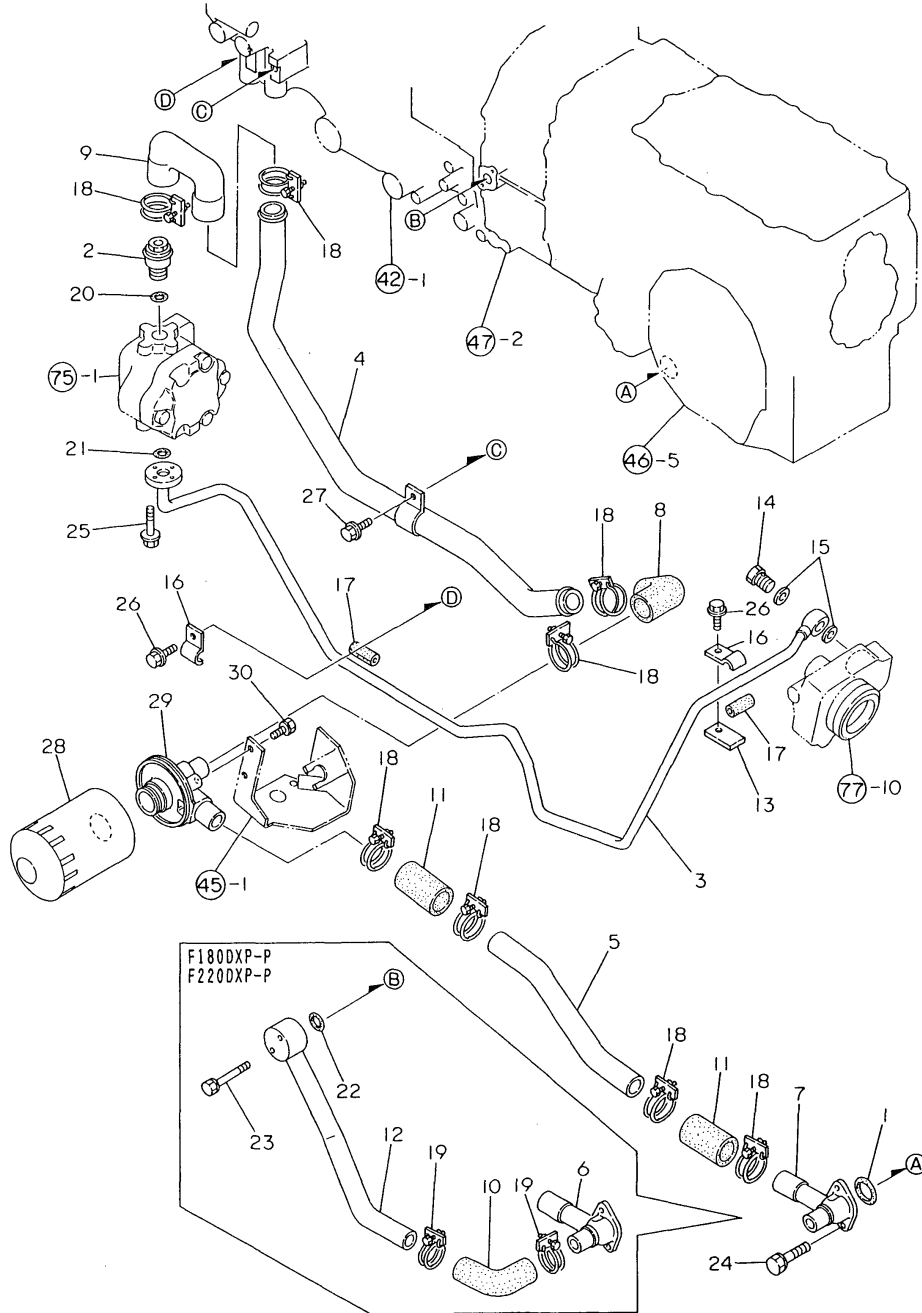


Fig.85. HYDRAULIC PIPING

(A)=F180D-P  
(B)=F180DXP-P  
(C)=F220D-P

(D)=F220DXP-P  
(E)=  
(F)=

Fig. 85 HYDRAULIC PIPING



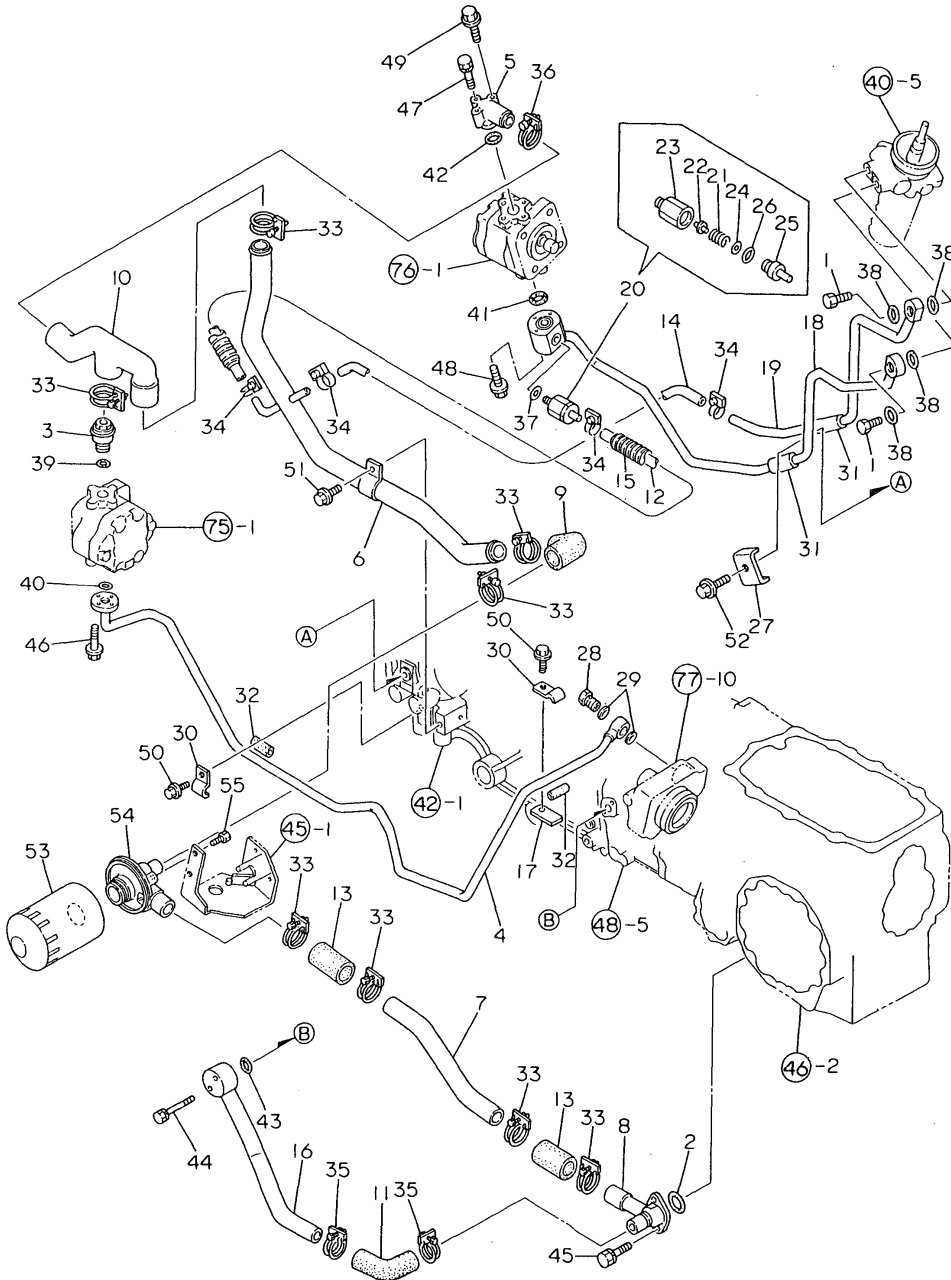
No.	Lev.	Parts No.	Description	Qty						I	R
				(A)	(B)	(C)	(D)	(E)	(F)		
1	1	194180-26690	O-RING, 2035	1	1	1	1				
2	1	198010-41210	JOINT M22	1	1	1	1				
3	1	198010-48110	PIPE, PRESSURE	1	1	1	1				
4	1	198010-48160	PIPE, PRESSURE	1	1	1	1				
5	1	198010-48190	PIPE B,LOW-PRESSURE	1	1	1	1				
6	1	194515-48210	BEND		1		1				
7	1	194565-48210	BEND	1		1					
8	1	194640-48220	HOSE, PRESSURE A	1	1	1	1				
9	1	198010-48220	HOSE, PRESSURE	1	1	1	1				
10	1	194630-48230	HOSE, PRESSURE		1		1				
11	1	194640-48240	HOSE, PRESSURE C	2	2	2	2				
12	1	194515-48320	PIPE, SUCTION		1		1				
13	1	198330-48410	CLAMP	1	1	1	1				
14	1	194130-48650	BOLT, JOINT M12	1	1	1	1				
15	1	194320-48660	GASKET, 18	2	2	2	2				
16	1	194450-48830	CLAMP	2	2	2	2				
17	1	194464-48850	RUBBER, ABSORBER	2	2	2	2				
18	1	121267-49500	BAND, 38	8	8	8	8				
19	1	23010-035000	CLAMP, 35		2		2				
20	1	24311-000200	O-RING, 1AP20.0	1	1	1	1				
21	1	24311-000200	O-RING, 1AP20.0	1	1	1	1				
22	1	24311-000200	O-RING, 1AP20.0		1		1				
23	1	26013-060452	BOLT, M6X 45		2		2				
24	1	26013-080252	BOLT, M8X 25	2	2	2	2				
25	1	26106-060202	BOLT, M6X 20 PLATED	4	4	4	4				
26	1	26106-080162	BOLT, M8X 16 PLATED	2	2	2	2				
27	1	26106-080162	BOLT, M8X 16 PLATED	1	1	1	1				
28	1	194250-48310	FILTER, HYDRAULIC	1	1	1	1				
29	1	198290-48360	COVER, FILTER	1	1	1	1				
30	1	26106-080202	BOLT, M8X 20 PLATED	2	2	2	2				

Fig.86. HYDRAULIC PIPING(POWER STEERIN

(A)=F180D-P  
(B)=F180DXP-P  
(C)=F220D-P

(D)=F220DXP-P  
(E)=  
(F)=

Fig. 86 HYDRAULIC PIPING (POWER STEERING)



No.	Lev.	Parts No.	Description	Qty						I	R
				(A)	(B)	(C)	(D)	(E)	(F)		
1	1	194556-17780	BOLT, JOINT M16		2		2				
2	1	194180-26690	O-RING, 2035		1		1				
3	1	198010-41210	JOINT M22		1		1				
4	1	198010-48110	PIPE, PRESSURE		1		1				
5	1	198220-48140	FLANGE, PIPE P		1		1				
6	1	198011-48160	LINE, DRAIN		1		1				
7	1	198010-48190	PIPE B,LOW-PRESSURE		1		1				
8	1	194515-48210	BEND		1		1				
9	1	194640-48220	HOSE, PRESSURE A		1		1				
10	1	198011-48220	HOSE,PST.LOW-PRESS.		1		1				
11	1	194630-48230	HOSE, PRESSURE		1		1				
12	1	198011-48230	HOSE, RETURN		1		1				
13	1	194640-48240	HOSE, PRESSURE C		2		2				
14	1	198011-48250	HOSE, RETURN RUBBER		1		1				
15	1	198011-48260	TUBE, 19X175		1		1				
16	1	194515-48320	PIPE, SUCTION		1		1				
17	1	198330-48410	CLAMP		1		1				
18	1	198011-48500	LINE, PUMP		1		1				
19	1	198011-48551	PIPE,PST.RET.LW-PRES		1		1				
20	1	198011-48601	VALVE ASSY, RELIEF		1		1				
21	2	158870-17520	SPRING,RELIEF		1		1				
22	2	158870-17610	POPPET		1		1				
23	2	198011-48611	HOLDER, VALVE		1		1				
24	2	198011-48620	SHIM, T=0.2		1		1				
25	2	198011-48631	PLUG, VALVE		1		1				
26	2	24311-000180	O-RING, 1AP18.0		1		1				
27	1	194470-48630	CLAMP		1		1				
28	1	194130-48650	BOLT, JOINT M12		1		1				
29	1	194320-48660	GASKET, 18		2		2				
30	1	194450-48830	CLAMP		2		2				
31	1	194130-48850	PIPE		2		2				
32	1	194464-48850	RUBBER, ABSORBER		2		2				
33	1	121267-49500	BAND, 38		8		8				
34	1	23010-016000	CLAMP, 16		4		4				
35	1	23010-035000	CLAMP, 35		2		2				
36	1	23010-035000	CLAMP, 35		1		1				
37	1	23414-120016	GASKET, 12X1.0		1		1				
38	1	23414-160021	GASKET, 16X1.0		4		4				
39	1	24311-000200	O-RING, 1AP20.0		1		1				
40	1	24311-000200	O-RING, 1AP20.0		1		1				
41	1	24311-000200	O-RING, 1AP20.0		1		1				
42	1	24311-000200	O-RING, 1AP20.0		1		1				
43	1	24311-000200	O-RING, 1AP20.0		1		1				
44	1	26013-060452	BOLT, M6X 45		2		2				
45	1	26013-080252	BOLT, M8X 25		2		2				
46	1	26106-060202	BOLT, M6X 20 PLATED		4		4				
47	1	26106-060202	BOLT, M6X 20 PLATED		1		1				
48	1	26106-060402	BOLT, M6X 40 PLATED		3		3				
49	1	26106-060402	BOLT, M6X 40 PLATED		2		2				
50	1	26106-080162	BOLT, M8X 16 PLATED		2		2				
51	1	26106-080162	BOLT, M8X 16 PLATED		1		1				

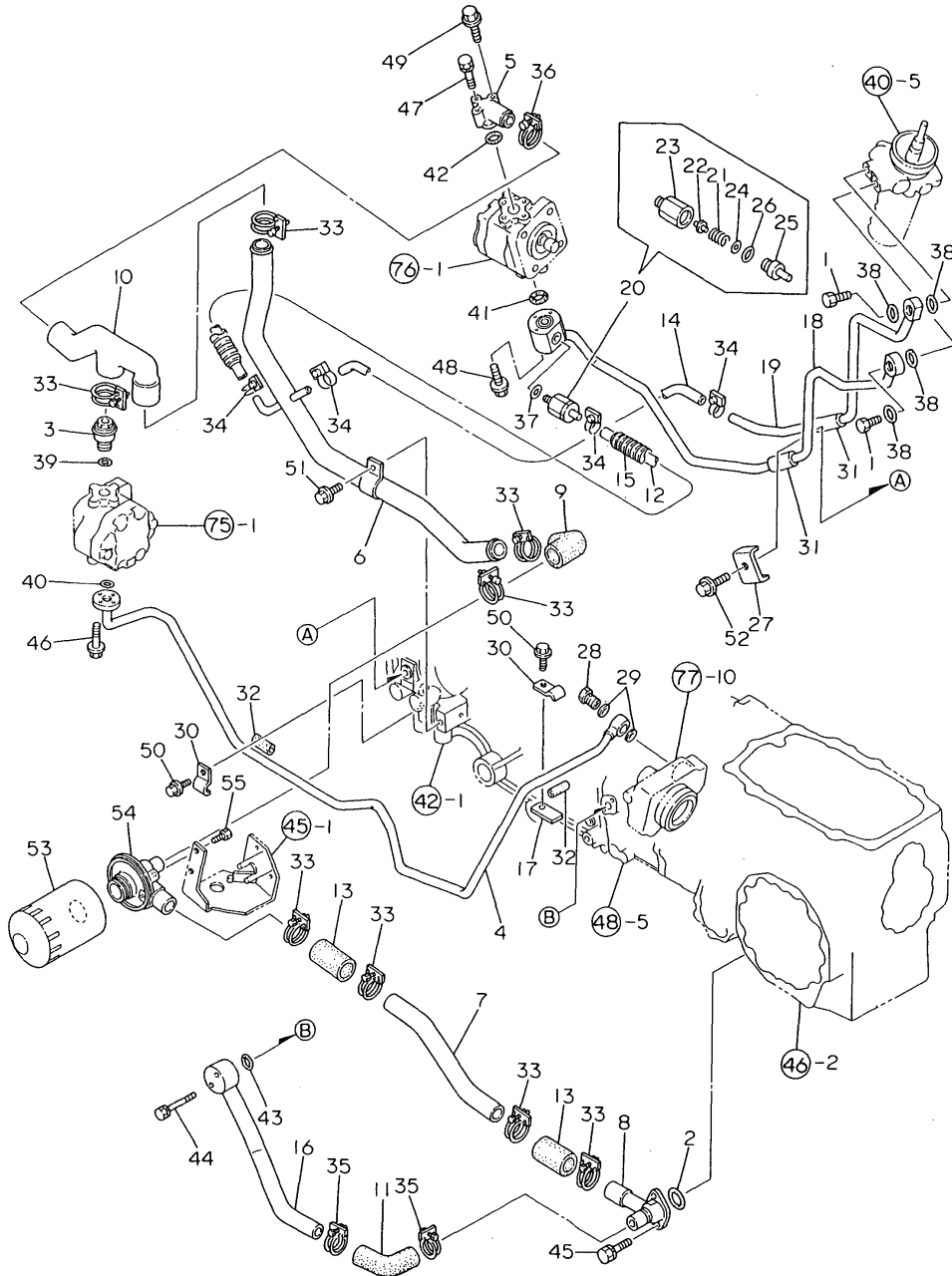
N:Old  $\begin{matrix} \text{Yes} \\ \text{No} \end{matrix}$  New, Q:Old  $\begin{matrix} \text{No} \\ \text{Yes} \end{matrix}$  New, R:Old  $\begin{matrix} \text{Yes} \\ \text{No} \end{matrix}$  New, S:Old  $\begin{matrix} \text{No} \\ \text{Yes} \end{matrix}$  New, W:Add, Z:Discontinued, F:Interchangeable by set, K:Q'ty Change  
 ++ CONTINUE ++  
 Copyright (C) YANMAR CO., LTD. All Rights Reserved.

Fig.86. HYDRAULIC PIPING(POWER STEERING)

(A)=F180D-P  
(B)=F180DXP-P  
(C)=F220D-P

(D)=F220DXP-P  
(E)=  
(F)=

Fig. 86 HYDRAULIC PIPING (POWER STEERING)



No.	Lev.	Parts No.	Description	Q'ty						I	R
				(A)	(B)	(C)	(D)	(E)	(F)		
52	1	26106-080202	BOLT, M8X 20 PLATED		1		1				
53	1	194250-48310	FILTER, HYDRAULIC		1		1				
54	1	198290-48360	COVER, FILTER		1		1				
55	1	26106-080202	BOLT, M8X 20 PLATED		2		2				

---

---

---

---

---

---

---

---

---

---

---

---

---

---

---

---

---

---

---

---

---

---

---

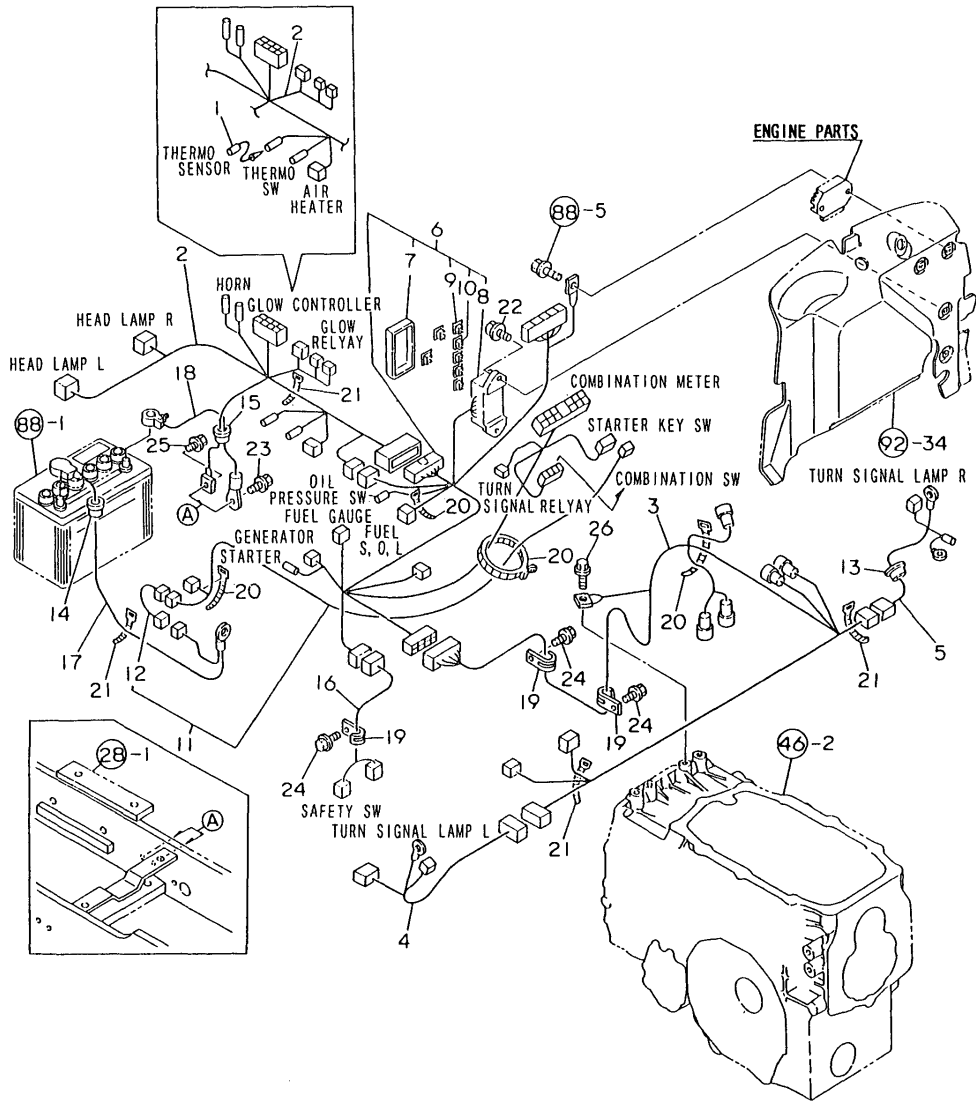
---

Fig.87. WIRE HARNESS

(A)=F180D-P  
(B)=F180DXP-P  
(C)=F220D-P

(D)=F220DXP-P  
(E)=  
(F)=

Fig. 87 WIRE HARNESS



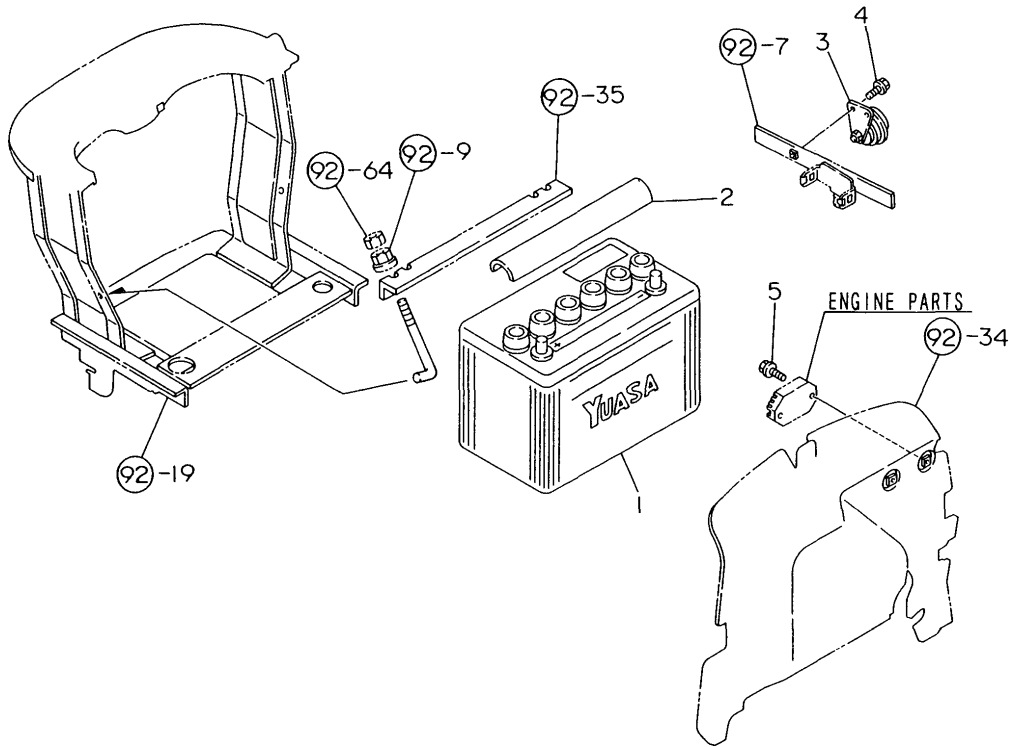
No.	Lev.	Parts No.	Description	Qty						I	R
				(A)	(B)	(C)	(D)	(E)	(F)		
1	1	198010-51080	HARNESS, WIRE	3	3	3	3				
2	1	198010-51110	HARNESS, WIRE	1	1	1	1				
3	1	198010-51120	HARNESS B,WIRE	1	1	1	1				
4	1	198010-51130	HARNESS C,WIRE	1	1	1	1				
5	1	198010-51140	HARNESS D,WIRE	1	1	1	1				
6	1	198010-51150	HARNESS F COMP.,WIRE	1	1	1	1				
7	2	198010-52430	COVER, FUSE BOX	1	1	1	1				
8	2	198010-52440	BODY,FUSE BOX	1	1	1	1				
9	2	198220-52820	FUSE, BLADE 5A	5	5	5	5				
10	2	198220-52840	FUSE, BLADE 15A	2	2	2	2				
11	1	198010-51180	HARNESS CMP,STR.WIRE	1	1	1	1				
12	2	194550-51220	LINK, FUSIBLE 0.85	1	1	1	1				
13	1	194170-51210	GROMMET 25	1	1	1	1				
14	1	198220-51210	GROMMET, 35/15	1	1	1	1				
15	1	198245-51210	GROMMET, 25/18	1	1	1	1				
16	1	198010-51230	CORD, SWITCH	1	1	1	1				
17	1	198220-51410	CABLE, BATTERY 900	1	1	1	1				
18	1	194250-51420	CABLE, BATTERY EARTH	1	1	1	1				
19	1	194440-51620	CLAMP	3	3	3	3				
20	1	194250-51660	BAND 250	4	4	4	4				
21	1	121750-59890	BAND, 140	4	4	4	4				
22	1	26106-060162	BOLT, M6X 16 PLATED	2	2	2	2				
23	1	26106-080162	BOLT, M8X 16 PLATED	1	1	1	1				
24	1	26106-080162	BOLT, M8X 16 PLATED	3	3	3	3				
25	1	26106-080162	BOLT, M8X 16 PLATED	1	1	1	1				
26	1	26106-080162	BOLT, M8X 16 PLATED	1	1	1	1				

Fig.88. BATTERY, HORN & ELECTRIC PARTS

(A)=F180D-P  
(B)=F180DXP-P  
(C)=F220D-P

(D)=F220DXP-P  
(E)=  
(F)=

Fig. 88 BATTERY, HORN & ELECTRIC PARTS



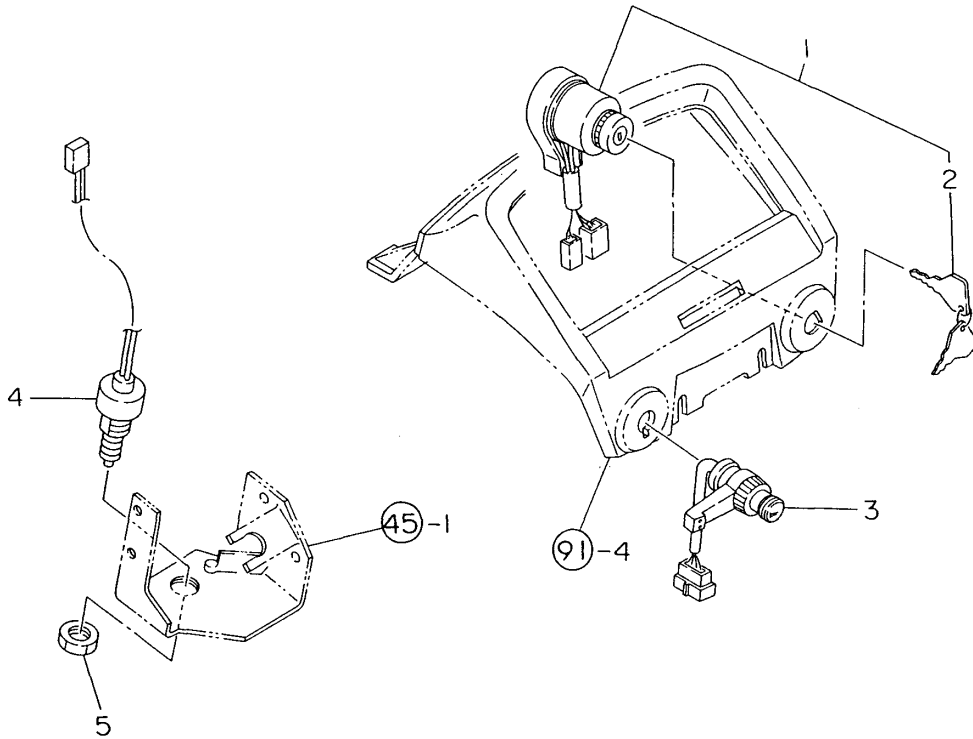
No.	Lev.	Parts No.	Description	Q'ty						I	R
				(A)	(B)	(C)	(D)	(E)	(F)		
1	1	194240-51510	BATTERY, 75D31R	1	1	1	1				
2	1	194150-51550	COVER, BATTERY	1	1	1	1				
3	1	194151-57100	HORN	1	1	1	1				
4	1	26106-060122	BOLT, M6X 12 PLATED	1	1	1	1				
5	1	26106-060252	BOLT, M6X 25 PLATED	2	2	2	2				

Fig.89. SWITCH

(A)=F180D-P  
(B)=F180DXP-P  
(C)=F220D-P

(D)=F220DXP-P  
(E)=  
(F)=

Fig. 89 SWITCH



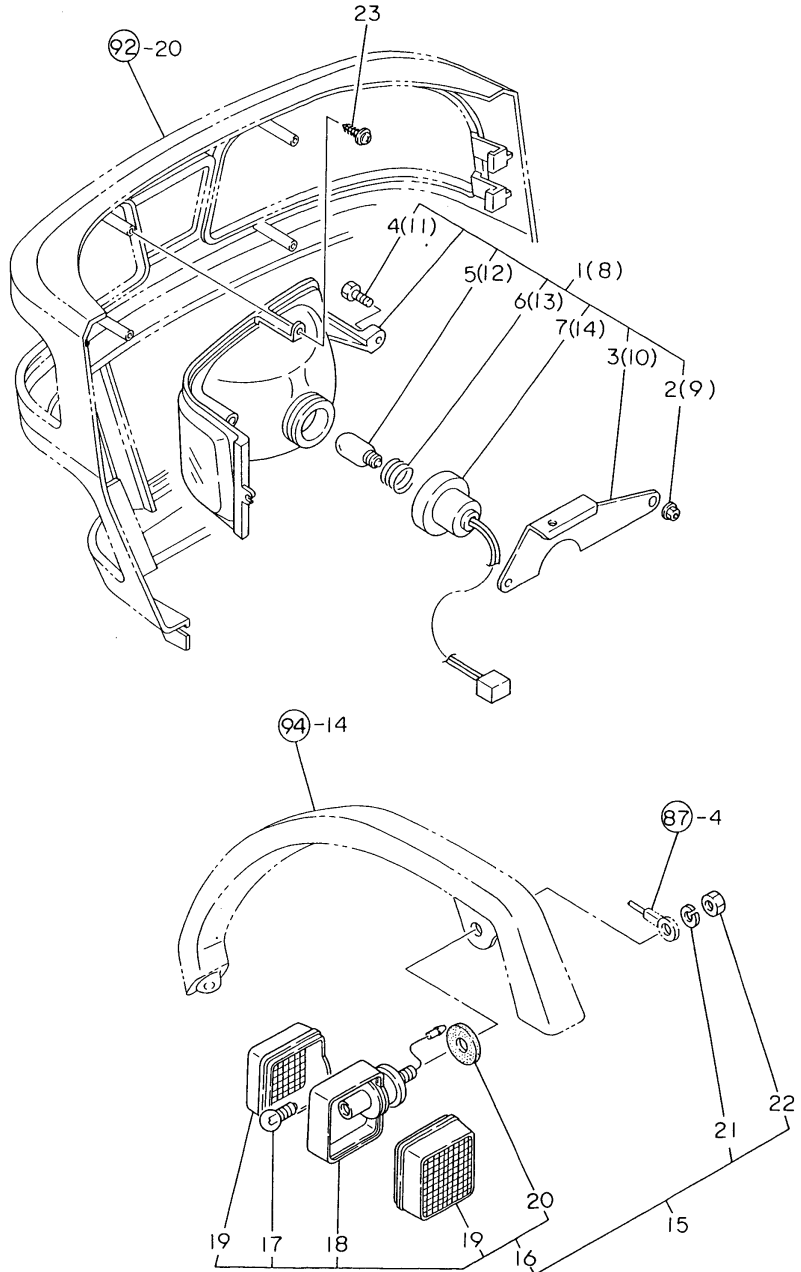
No.	Lev.	Parts No.	Description	Qty						I	R
				(A)	(B)	(C)	(D)	(E)	(F)		
1	1	194940-52110	SWITCH, STARTING	1	1	1	1				
2	2	198360-52160	KEY ASSY	1	1	1	1				
3	1	194555-52140	SWITCH, COMBINATION	1	1	1	1				
4	1	194197-52191	SWITCH, SAFETY START	1	1	1	1				
5	1	194240-52210	NUT, M22	1	1	1	1				

Fig.90. LAMP

(A)=F180D-P  
(B)=F180DXP-P  
(C)=F220D-P

(D)=F220DXP-P  
(E)=  
(F)=

Fig. 90 LAMP



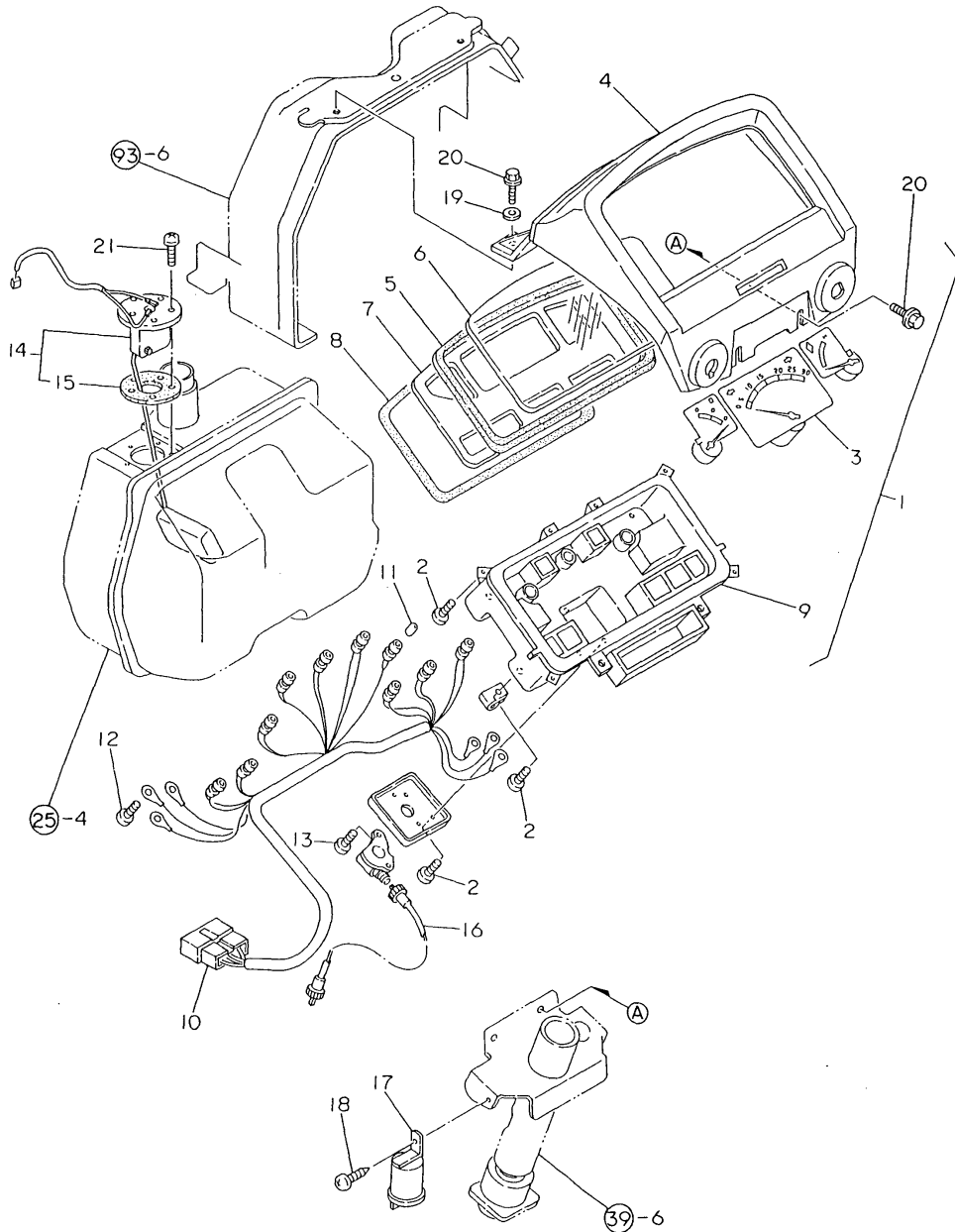
No.	Lev.	Parts No.	Description	Q'ty						I	R
				(A)	(B)	(C)	(D)	(E)	(F)		
1	1	198010-53100	LAMP ASSY, HEAD L	1	1	1	1				
2	2	194990-22130	NUT, M6	2	2	2	2				
3	2	198010-53130	STAY, HEAD LIGHT L	1	1	1	1				
4	2	198010-53170	BOLT	2	2	2	2				
5	2	198511-54140	BULB, 12V15W/15W	1	1	1	1				
6	2	198511-54150	SPRING	1	1	1	1				
7	2	198511-54160	COVER ASSY, SOCKET	1	1	1	1				
8	1	198010-53200	LAMP ASSY, HEAD R	1	1	1	1				
9	2	194990-22130	NUT, M6	2	2	2	2				
10	2	198010-53140	STAY, HEAD LIGHT R	1	1	1	1				
11	2	198010-53170	BOLT	2	2	2	2				
12	2	198511-54140	BULB, 12V15W/15W	1	1	1	1				
13	2	198511-54150	SPRING	1	1	1	1				
14	2	198511-54160	COVER ASSY, SOCKET	1	1	1	1				
15	1	198010-53400	LAMP ASSY, FLASHER	2	2	2	2				
16	2	198010-53420	LAMP, FLASHER	2	2	2	2				
17	3	194200-53400	BULB, 12V-20W	2	2	2	2				
18	3	198010-53410	BODY ASSY	2	2	2	2				
19	3	198511-53430	LENS	4	4	4	4				
20	3	198511-53450	GASKET	2	2	2	2				
21	2	22217-100000	WASHER, SPRING 10	2	2	2	2				
22	2	26776-100002	NUT, LOCK M10	2	2	2	2				
23	1	194940-61790	SCREW, TAPPING M5X16	4	4	4	4				

Fig.91. METER

(A)=F180D-P  
(B)=F180DXP-P  
(C)=F220D-P

(D)=F220DXP-P  
(E)=  
(F)=

Fig. 91 METER



No.	Lev.	Parts No.	Description	Qty						I	R
				(A)	(B)	(C)	(D)	(E)	(F)		
1	1	198010-56010	METER CMP.,COMBINAT.	1	1	1	1				
2	2	198220-53170	SCREW	14	14	14	14				
3	2	198010-56110	METER ASSY	1	1	1	1				
4	2	198010-56120	VISOR	1	1	1	1				
5	2	198220-56130	PACKING	1	1	1	1				
6	2	198220-56140	GLASS	1	1	1	1				
7	2	198220-56150	REFLECTOR	1	1	1	1				
8	2	198220-56160	PACKING	1	1	1	1				
9	2	198010-56200	CASE ASSY	1	1	1	1				
10	2	198010-56210	HARNES ASSY, WIRE	1	1	1	1				
11	2	198220-56220	BULB, 12V-3.4W	10	10	10	10				
12	2	198220-56230	SCREW, M3X22	6	6	6	6				
13	2	26022-040102	SCREW M 4X 10	2	2	2	2				
14	1	198290-56600	GAUGE ASSY, FUEL	1	1	1	1				
15	2	194420-56620	GASKET	1	1	1	1				
16	1	194275-56900	CABLE ASSY, METER	1	1	1	1				
17	1	194555-57200	RELAY, FLASHER	1	1	1	1				
18	1	194065-60580	SCREW, M6X25	1	1	1	1				
19	1	22157-080000	WASHER, 8	2	2	2	2				
20	1	26106-080202	BOLT, M8X 20 PLATED	4	4	4	4				
21	1	26557-050122	SCREW, M5X12	5	5	5	5				

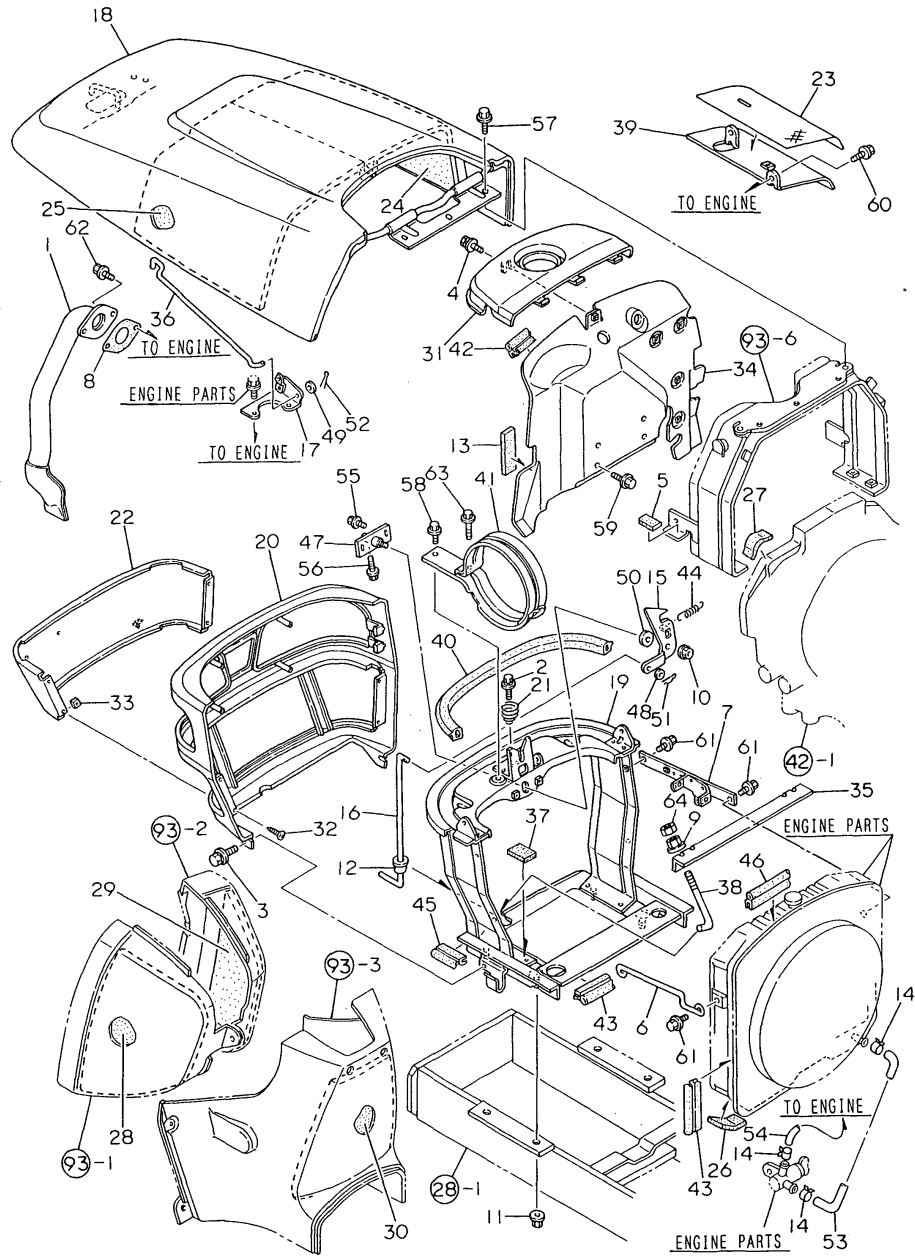


Fig.92. BONNET

(A)=F180D-P  
(B)=F180DXP-P  
(C)=F220D-P

(D)=F220DXP-P  
(E)=  
(F)=

Fig. 92 BONNET



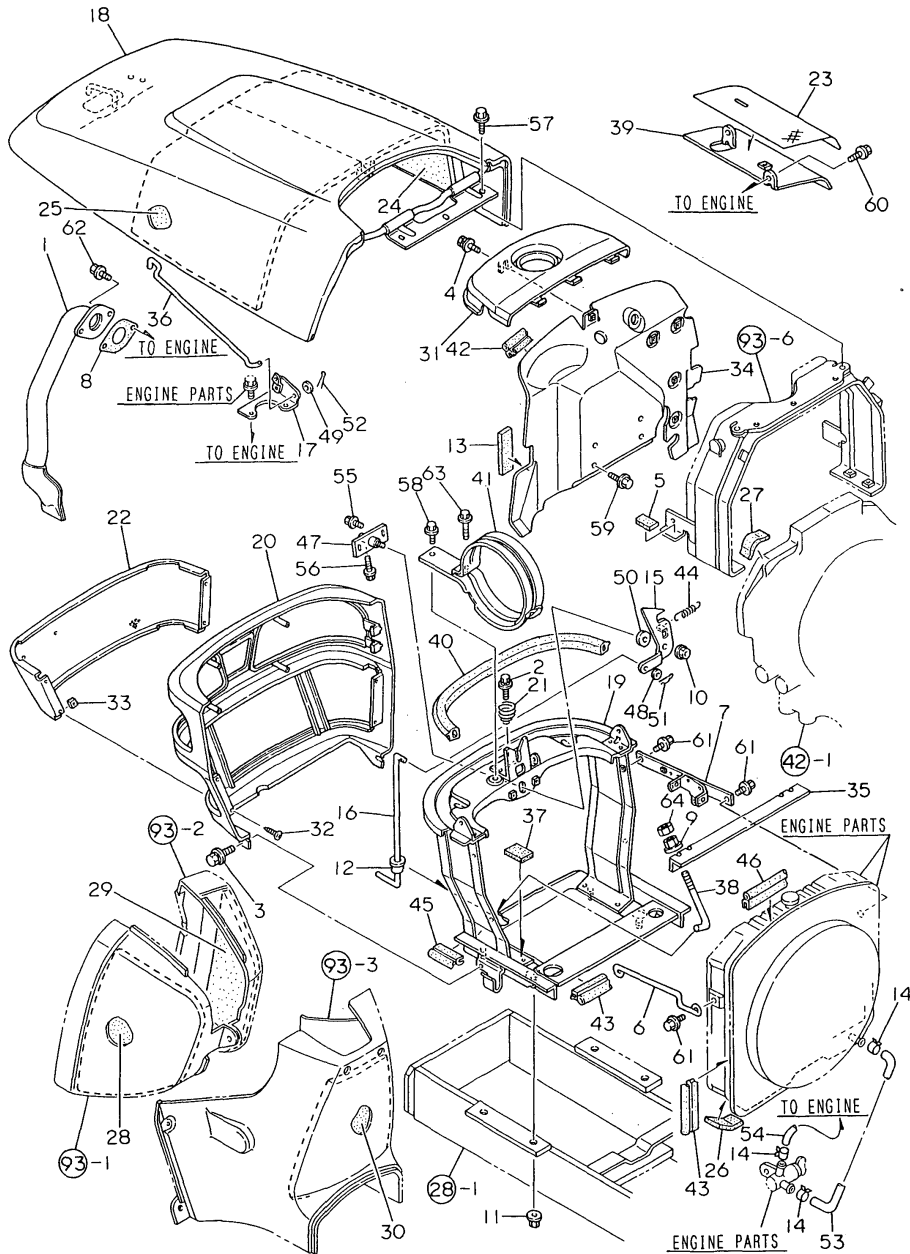
No.	Lev.	Parts No.	Description	Q'ty						I	R
				(A)	(B)	(C)	(D)	(E)	(F)		
1	1	198010-03110	EXTENSION	1	1	1	1				
2	1	194420-05210	BOLT, M6X16	1	1	1	1				
3	1	194420-05210	BOLT, M6X16	4	4	4	4				
4	1	194420-05210	BOLT, M6X16	1	1	1	1				
5	1	198010-05290	PACKING	4	4	4	4				
6	1	198010-05580	STAY L,RADIATOR	1	1	1	1				
7	1	198010-05590	STAY R,RADIATOR	1	1	1	1				
8	1	129107-13550	GASKET	1	1	1	1				
9	1	194990-22140	NUT, M8	2	2	2	2				
10	1	194990-22140	NUT, M8	1	1	1	1				
11	1	194990-22140	NUT, M8	4	4	4	4				
12	1	198241-28330	GUIDE, SHIFT	1	1	1	1				
13	1	198360-51271	RUBBER, EDGE	1	1	1	1				
14	1	124766-59050	CLIP, HOSE 12	4	4	4	4				
15	1	198010-61050	LEVER, BONNET LOCK	1	1	1	1				
16	1	198010-61060	LEVER, LINK	1	1	1	1				
17	1	198010-61080	STAY ASSY, LOCK	1	1	1	1				
18	1	198010-61100	UPPER HOOD COMP.	1	1	1	1				
19	1	198010-61200	FRAME COMP.,GRILLE	1	1	1	1				
20	1	198010-61300	GRILLE,FRONT	1	1	1	1				
21	1	198220-61340	SPRING	1	1	1	1				
22	1	198010-61350	NET, FRONT GRILLE	1	1	1	1				
23	1	198010-61420	SHEET,STRTR.INSULAT.	1	1	1	1				
24	1	198010-61430	URETHANE DS,UPPER R	1	1	1	1				
25	1	198010-61440	URETHANE DS,UPPER L	1	1	1	1				
26	1	194322-61460	PAD, RUBBER	2	2	2	2				
27	1	198010-61460	URETHANE BS40X15X250	2	2	2	2				
28	1	198010-61470	SEAL	1	1	1	1				
29	1	198010-61480	SEAL	1	1	1	1				
30	1	198010-61490	URETHANE,DASHB.COVER	1	1	1	1				
31	1	198010-61540	COVER, FUEL TANK	1	1	1	1				
32	1	194420-61640	SCREW, TAPPING M5X16	4	4	4	4				
33	1	194167-61650	NUT 5008	4	4	4	4				
34	1	198010-61710	PLATE, AIR CUT	1	1	1	1				
35	1	194190-61750	CLAMP, BATTERY	1	1	1	1				
36	1	198010-61750	STAND, BONNET	1	1	1	1				
37	1	194190-61761	RUBBER, CUSHION	4	4	4	4				
38	1	198011-61780	ROD, BATTERY CLAMP	2	2	2	2				
39	1	198010-61810	COVER, STARTER	1	1	1	1				
40	1	198010-61890	PACKING, SEAL	1	1	1	1				
41	1	198010-61910	BRACKET, AIR CLEANER	1	1	1	1				
42	1	198010-61950	WEATHER-STRIP, A	1	1	1	1				
43	1	198010-61960	WEATHER-STRIP, B	2	2	2	2				
44	1	198230-61960	SPRING	1	1	1	1				
45	1	198010-61970	STRIP C.WEATHER	2	2	2	2				
46	1	198240-61970	WEATHER-STRIP, 830	1	1	1	1				
47	1	198010-61980	PIN, BONNET LOCK	1	1	1	1				
48	1	22137-080000	WASHER, 8	1	1	1	1				
49	1	22137-080000	WASHER, 8	1	1	1	1				
50	1	22137-120000	WASHER, 12	1	1	1	1				
51	1	22372-080000	PIN, SNAP 8	1	1	1	1				

Fig.92. BONNET

(A)=F180D-P  
(B)=F180DXP-P  
(C)=F220D-P

(D)=F220DXP-P  
(E)=  
(F)=

Fig. 92 BONNET



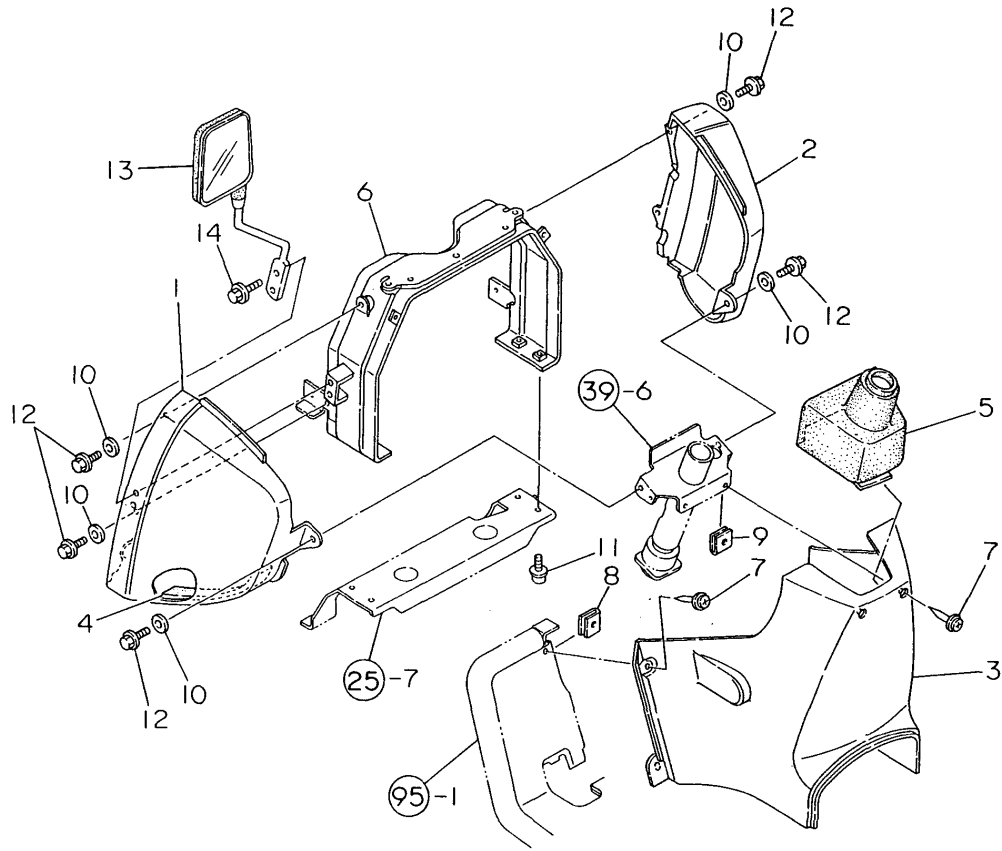
No.	Lev.	Parts No.	Description	Qty						I	R
				(A)	(B)	(C)	(D)	(E)	(F)		
52	1	22417-200300	PIN, COTTER 2.0X30	1	1	1	1				
53	1	23780-070190	HOSE, FUEL 7X 190	1	1	1	1				
54	1	23980-730650	HOSE, 7.3X 650	1	1	1	1				
55	1	26106-060162	BOLT, M6X 16 PLATED	2	2	2	2				
56	1	26106-060304	BOLT, M6X 30 PLATED	1	1	1	1				
57	1	26106-080122	BOLT, M8X 12 PLATED	3	3	3	3				
58	1	26106-080162	BOLT, M8X 16 PLATED	1	1	1	1				
59	1	26106-080162	BOLT, M8X 16 PLATED	4	4	4	4				
60	1	26106-080162	BOLT, M8X 16 PLATED	1	1	1	1				
61	1	26106-080162	BOLT, M8X 16 PLATED	4	4	4	4				
62	1	26106-080252	BOLT, M8X 25 PLATED	2	2	2	2				
63	1	26106-080302	BOLT, M8X 30 PLATED	1	1	1	1				
64	1	26716-080002	NUT, M8	2	2	2	2				

Fig.93. DASHBOARD & REARVIEW MIRROR

(A)=F180D-P  
(B)=F180DXP-P  
(C)=F220D-P

(D)=F220DXP-P  
(E)=  
(F)=

Fig. 93 DASHBOARD & REARVIEW MIRROR



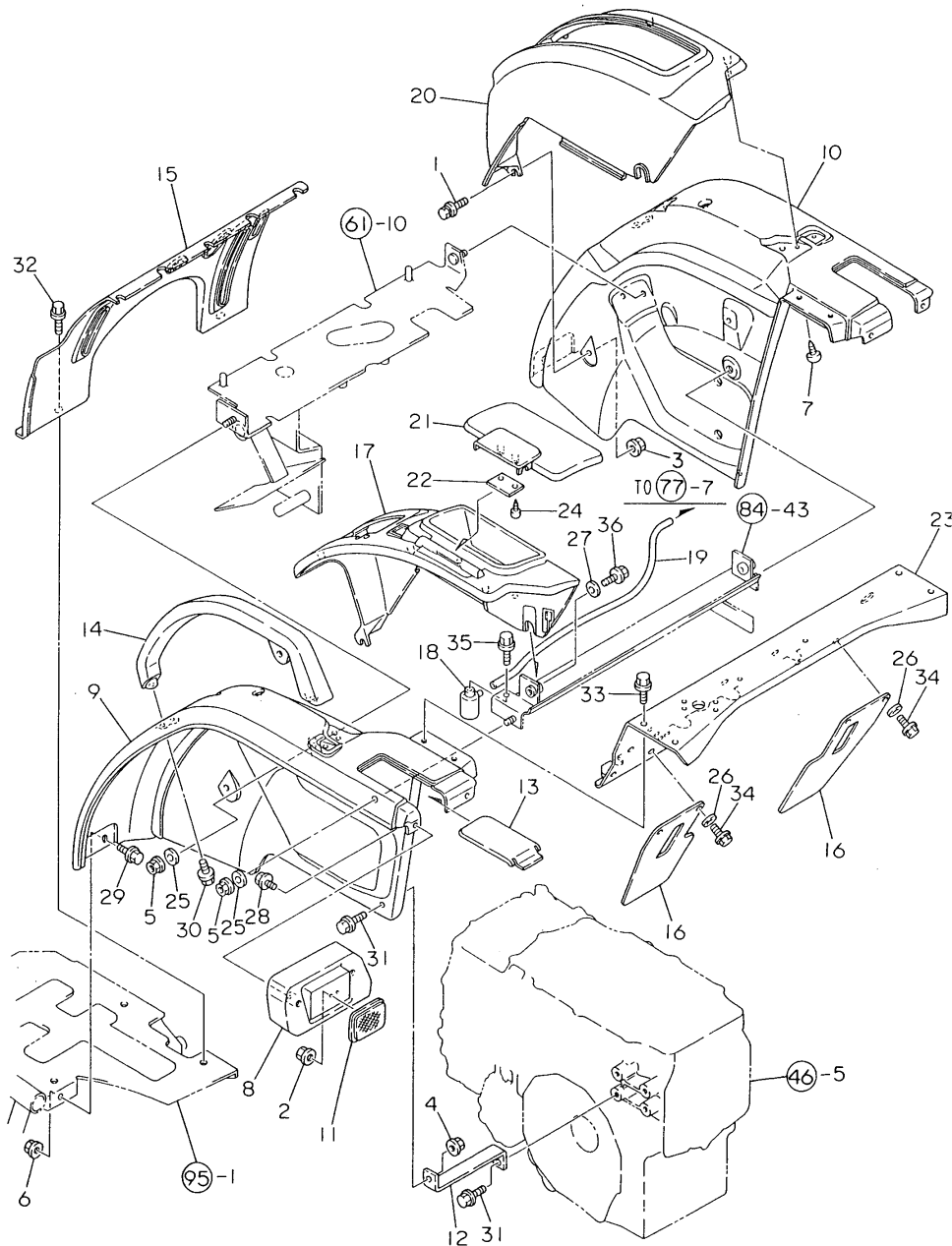
No.	Lev.	Parts No.	Description	Qty						I	R
				(A)	(B)	(C)	(D)	(E)	(F)		
1	1	198036-61500	DASHBOARD, SIDE L	1	1	1	1				
2	1	198010-61510	DASHBOARD, SIDE R	1	1	1	1				
3	1	198010-61520	COVER, DUSH BORD	1	1	1	1				
4	1	198010-61550	URETHANE,CS50X25X250	1	1	1	1				
5	1	198010-61580	COVER, STEERING	1	1	1	1				
6	1	198036-61600	STAY, DASHBOARD	1	1	1	1				
7	1	194555-61640	SCREW, TAPPING M5X25	6	6	6	6				
8	1	194167-61650	NUT 5008	4	4	4	4				
9	1	198220-63850	NUT, M5	2	2	2	2				
10	1	22157-080000	WASHER, 8	6	6	6	6				
11	1	26106-080162	BOLT, M8X 16 PLATED	4	4	4	4				
12	1	26106-080202	BOLT, M8X 20 PLATED	6	6	6	6				
13	1	198010-64200	MIRROR ASSY, BACK L	1	1	1	1				
14	1	26106-060202	BOLT, M6X 20 PLATED	2	2	2	2				

Fig.94. FENDER

(A)=F180D-P  
(B)=F180DXP-P  
(C)=F220D-P

(D)=F220DXP-P  
(E)=  
(F)=

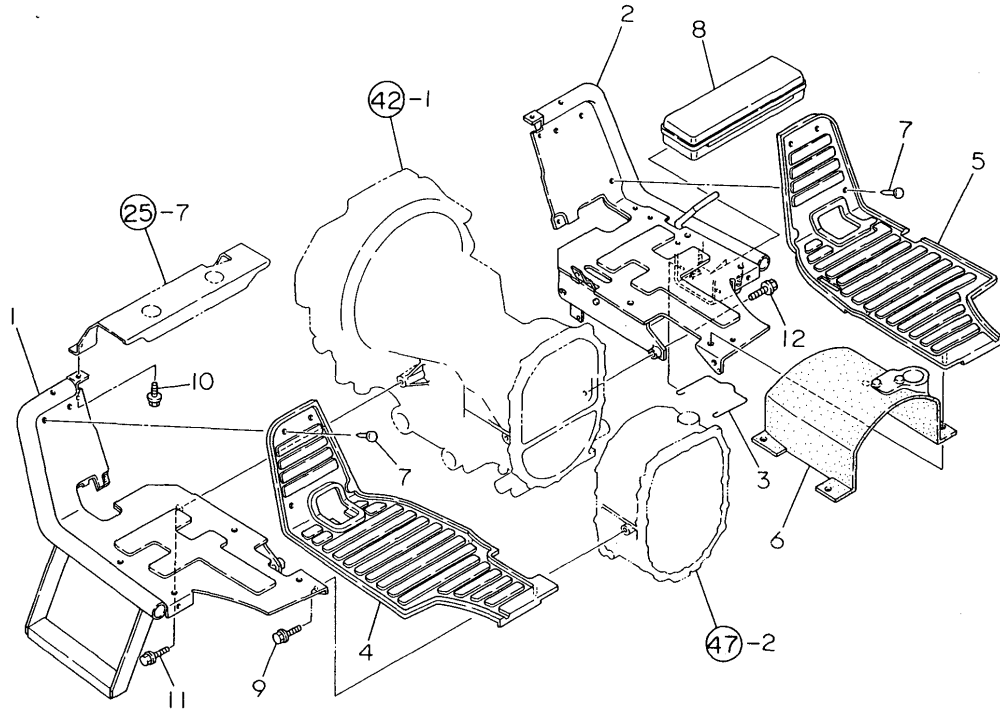
Fig. 94 FENDER



No.	Lev.	Parts No.	Description	Qty						I	R
				(A)	(B)	(C)	(D)	(E)	(F)		
1	1	194420-05210	BOLT, M6X16	2	2	2	2				
2	1	194990-22130	NUT, M6	2	2	2	2				
3	1	194990-22130	NUT, M6	2	2	2	2				
4	1	194990-22140	NUT, M8	2	2	2	2				
5	1	194990-22140	NUT, M8	4	4	4	4				
6	1	194990-22140	NUT, M8	2	2	2	2				
7	1	194940-61790	SCREW, TAPPING M5X16	6	6	6	6				
8	1	194940-62050	HOUSING, TAIL	2	2	2	2				
9	1	198010-62100	FENDER (L)	1	1	1	1				
10	1	198010-62110	FENDER (R)	1	1	1	1				
11	1	194630-62230	REFLECTOR	2	2	2	2				
12	1	198010-62350	STAY, FENDER LOWER	2	2	2	2				
13	1	198010-62390	COVER, FENDER UPPER	2	2	2	2				
14	1	198010-62410	ASSIST BAR	2	2	2	2				
15	1	198010-62910	COVER,DUST	1	1	1	1				
16	1	198010-62930	COVER,REAR DUST	2	2	2	2				
17	1	198010-63500	GUIDE, LEVER L	1	1	1	1				
18	1	194205-63550	BREATHER, AIR	1	1	1	1				
19	1	198010-63560	PIPE, AIR BREATHER	1	1	1	1				
20	1	198010-63600	GUIDE (R), LEVER	1	1	1	1				
21	1	198010-63630	COVER, BOX	1	1	1	1				
22	1	198010-63640	SPRING,LID	1	1	1	1				
23	1	198010-63800	COVER, REAR	1	1	1	1				
24	1	194680-78200	SCREW 5X 14	2	2	2	2				
25	1	22157-080000	WASHER, 8	4	4	4	4				
26	1	22157-080000	WASHER, 8	4	4	4	4				
27	1	22157-100000	WASHER, 10	2	2	2	2				
28	1	26106-060122	BOLT, M6X 12 PLATED	4	4	4	4				
29	1	26106-080162	BOLT, M8X 16 PLATED	2	2	2	2				
30	1	26106-080162	BOLT, M8X 16 PLATED	4	4	4	4				
31	1	26106-080162	BOLT, M8X 16 PLATED	4	4	4	4				
32	1	26106-080162	BOLT, M8X 16 PLATED	2	2	2	2				
33	1	26106-080162	BOLT, M8X 16 PLATED	4	4	4	4				
34	1	26106-080162	BOLT, M8X 16 PLATED	4	4	4	4				
35	1	26106-080202	BOLT, M8X 20 PLATED	1	1	1	1				
36	1	26106-100252	BOLT, M10X 25 PLATED	2	2	2	2				

Fig.95. STEP

Fig. 95 STEP



(A)=F180D-P  
(B)=F180DXP-P  
(C)=F220D-P

(D)=F220DXP-P  
(E)=  
(F)=

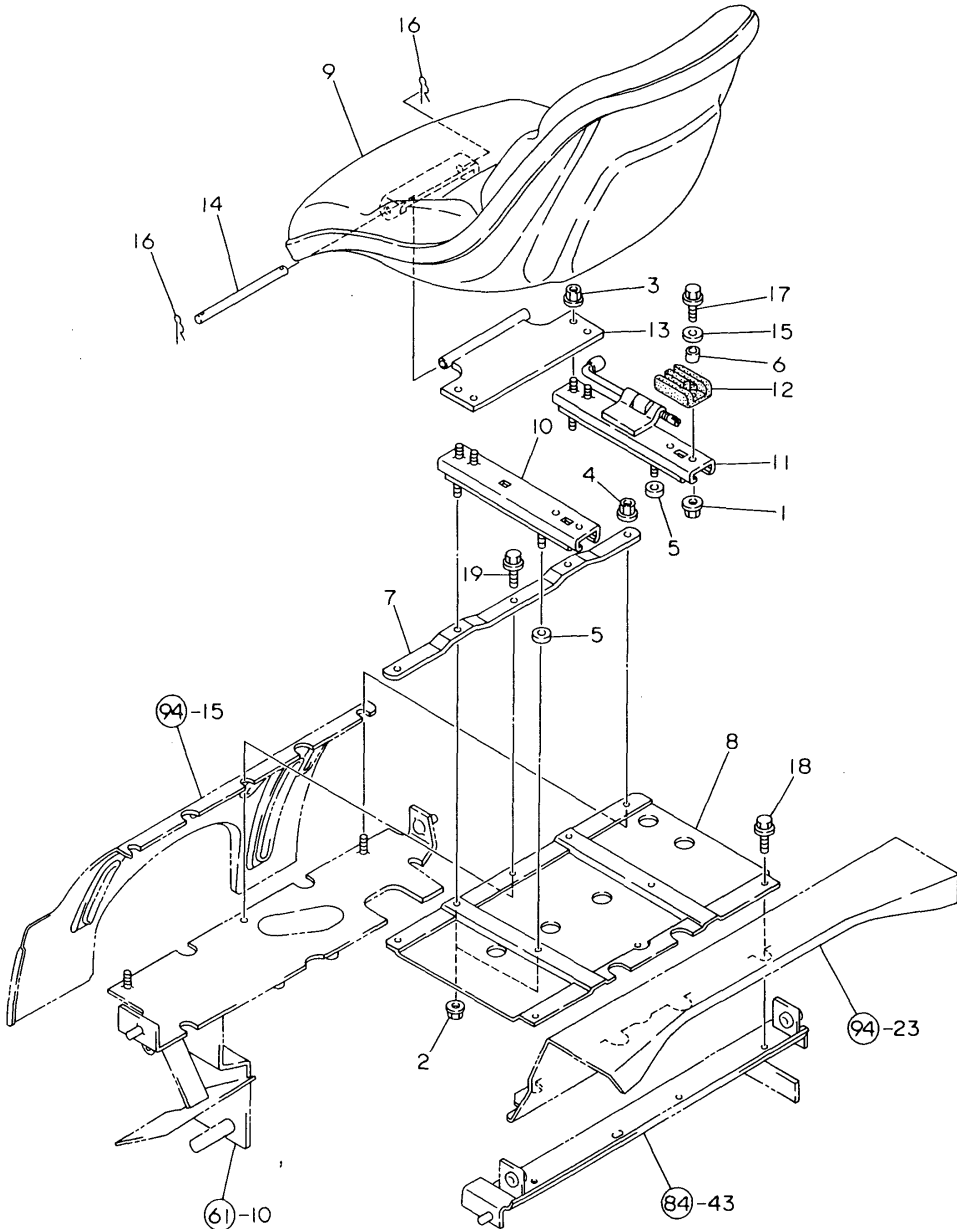
No.	Lev.	Parts No.	Description	Qty						I	R
				(A)	(B)	(C)	(D)	(E)	(F)		
1	1	198010-62500	STEP ASSY, L	1	1	1	1				
2	1	198010-62600	STEP (R) ASSY	1	1	1	1				
3	1	198010-62710	HOOK, TOOL BOX	1	1	1	1				
4	1	198010-62950	RUBBER, STEP L	1	1	1	1				
5	1	198010-62960	RUBBER, CUSHION	1	1	1	1				
6	1	198010-62970	RUBBER, CUSHION	1	1	1	1				
7	1	1E6760-74150	CAP, HOLE 8	6	6	6	6				
8	1	194193-83000	BOX, TOOL	1	1	1	1				
9	1	26106-080162	BOLT, M8X 16 PLATED	2	2	2	2				
10	1	26106-080162	BOLT, M8X 16 PLATED	2	2	2	2				
11	1	26106-100202	BOLT, M10X 20 PLATED	2	2	2	2				
12	1	26106-100352	BOLT, M10X 35 PLATED	2	2	2	2				

Fig.96. SEAT

(A)=F180D-P  
(B)=F180DXP-P  
(C)=F220D-P

(D)=F220DXP-P  
(E)=  
(F)=

Fig. 96 SEAT



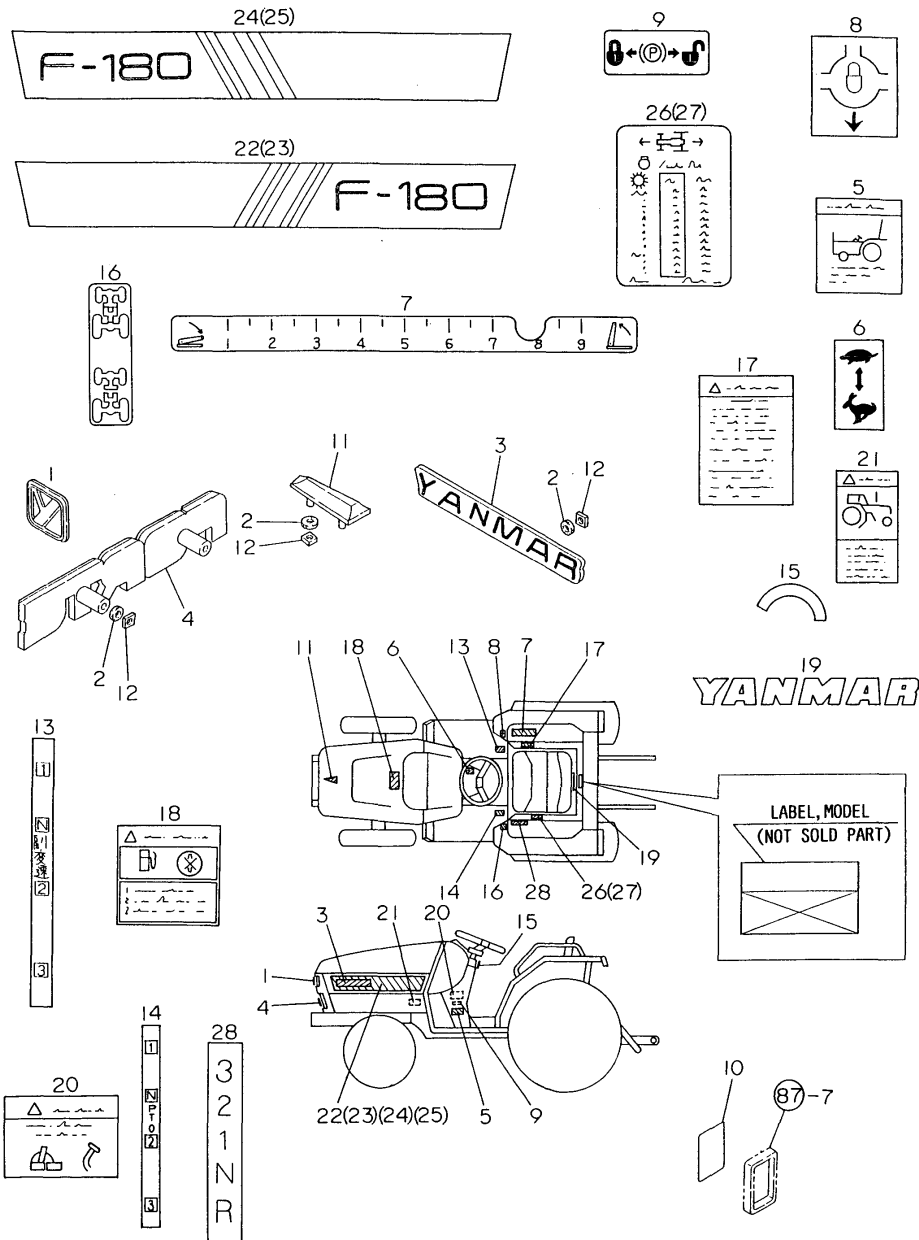
No.	Lev.	Parts No.	Description	Qty						I	R
				(A)	(B)	(C)	(D)	(E)	(F)		
1	1	194990-22130	NUT, M6	2	2	2	2				
2	1	194990-22140	NUT, M8	4	4	4	4				
3	1	194990-22140	NUT, M8	4	4	4	4				
4	1	194990-22140	NUT, M8	2	2	2	2				
5	1	194145-22430	SPACER, 18	2	2	2	2				
6	1	1C6215-48870	COLLAR, 6.5X10.5X4.2	2	2	2	2				
7	1	198021-62820	COVER	1	1	1	1				
8	1	198010-62920	COVER,SEAT LOWER(DG)	1	1	1	1				
9	1	198360-63110	SEAT ASSY, OPERATOR	1	1	1	1				
10	1	198360-63150	RAIL, L	1	1	1	1				
11	1	198360-63160	RAIL, R	1	1	1	1				
12	1	198010-63210	RUBBER, CUSHION	2	2	2	2				
13	1	198021-63210	BRACKET, SEAT	1	1	1	1				
14	1	194151-63222	PIN, HINGE	1	1	1	1				
15	1	22157-060000	WASHER, 6	2	2	2	2				
16	1	22372-080000	PIN, SNAP 8	2	2	2	2				
17	1	26106-060162	BOLT, M6X 16 PLATED	2	2	2	2				
18	1	26106-080162	BOLT, M8X 16 PLATED	3	3	3	3				
19	1	26106-080202	BOLT, M8X 20 PLATED	1	1	1	1				

Fig.97. LABEL

(A)=F180D-P  
(B)=F180DXP-P  
(C)=F220D-P

(D)=F220DXP-P  
(E)=  
(F)=

Fig. 97 LABEL



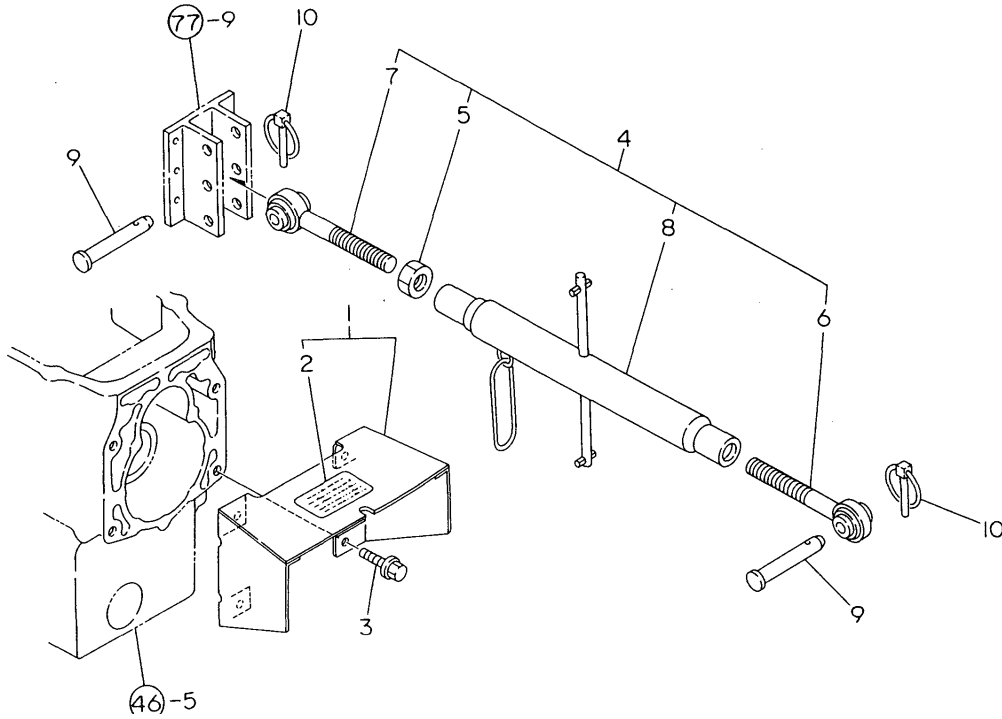
No.	Lev.	Parts No.	Description	Qty						I	R
				(A)	(B)	(C)	(D)	(E)	(F)		
1	1	198421-65030	MARK 50, YANMAR	1	1	1	1				
2	1	194555-65130	CUSHION	8	8	8	8				
3	1	198511-65140	MARK YANMAR	2	2	2	2				
4	1	198511-65201	EMBLEM, FRONT	1	1	1	1				
5	1	198440-65220	LABEL, CLUTCH HANDLG	1	1	1	1				
6	1	194458-65340	LABEL, CREEP	1	1	1	1				
7	1	198036-65420	LABEL, HYDROOLIFT	1	1	1	1				
8	1	194240-65441	LABEL, DIFF. LOCK	1	1	1	1				
9	1	198036-65470	LABEL, BRAKE LOCK	1	1	1	1				
10	1	198036-65520	LABEL, HUSE BOX	1	1	1	1				
11	1	194940-65590	MARK, TOP	1	1	1	1				
12	1	194200-65610	NUT, FLAT	8	8	8	8				
13	1	198010-65660	LABEL, SUB-CHANGE	1	1	1	1				
14	1	198010-65670	LABEL, P.T.O	1	1	1	1				
15	1	198010-65720	LABEL	1	1	1	1				
16	1	198221-65740	LABEL, MFWD	1	1	1	1				
17	1	198440-65750	LABEL	1	1	1	1				
18	1	198226-65790	LABEL, FUEL CAUTION	1	1	1	1				
19	1	194170-65891	LABEL, SEAT	1	1	1	1				
20	1	194256-65920	LABEL, PEDAL CAUTION	1	1	1	1				
21	1	119629-77091	LABEL, STARTER	1	1	1	1				
22	1	198011-65110	LABEL, SIDE(L)	1	1						
23	1	198031-65110	LABEL, SIDE(L)				1	1			
24	1	198011-65120	LABEL, SIDE(R)	1	1						
25	1	198031-65120	LABEL, SIDE(R)					1	1		
26	1	198016-65560	LABEL, SPEED	1	1						
27	1	198036-65560	LABEL, SPEED					1	1		
28	1	198010-65350	LABEL, MAIN CHANGE			1	1				

Fig.98. P.T.O. GUARD & TOP LINK

(A)=F180D-P  
(B)=F180DXP-P  
(C)=F220D-P

(D)=F220DXP-P  
(E)=  
(F)=

Fig. 98 P, T, O GUARD & TOP LINK

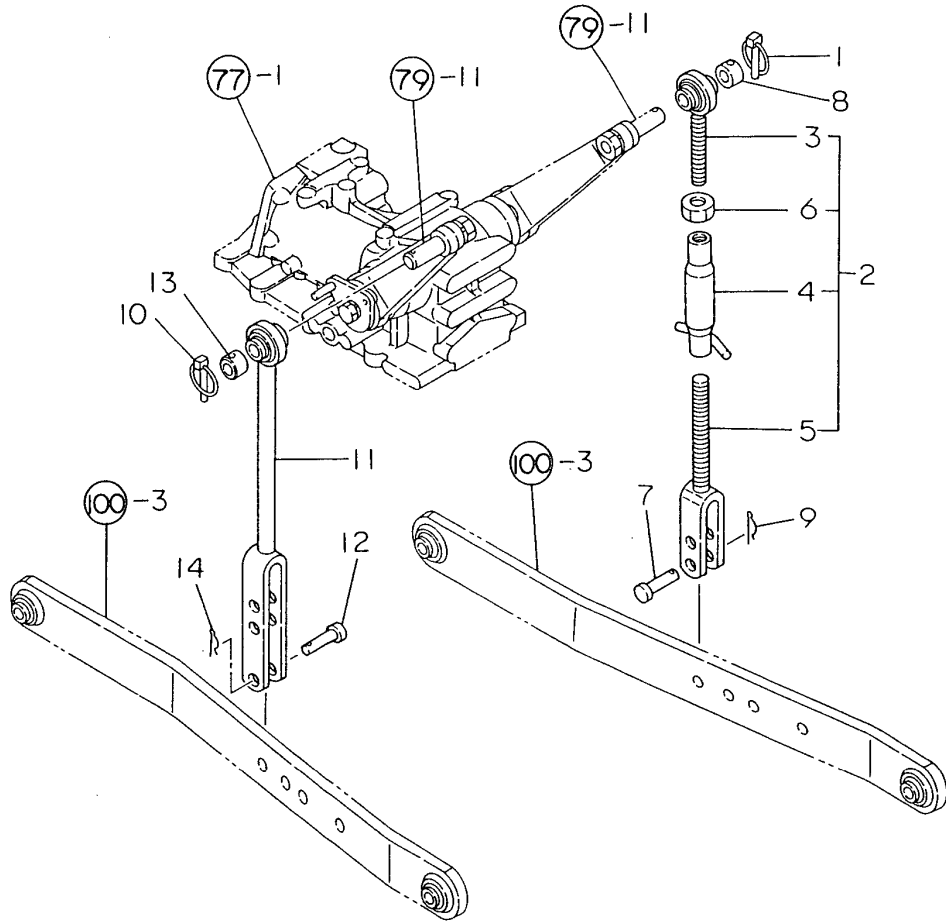


No.	Lev.	Parts No.	Description	Qty						I	R
				(A)	(B)	(C)	(D)	(E)	(F)		
1	1	198416-70100	GUARD W/LABEL, PTO	1	1	1	1				
2	2	198440-65620	LABEL,P.T.O.WARNING	1	1	1	1				
3	1	26106-120202	BOLT, M12X 20 PLATED	4	4	4	4				
4	1	794525-71100	TOP LINK KIT	1	1	1	1				
5	2	194150-71140	NUT 24	1	1	1	1				
6	2	194515-71260	BOLT ASSY, EYE	1	1	1	1				
7	2	194515-71360	BOLT ASSY, EYE	1	1	1	1				
8	2	194525-71500	TURNBUCKLE COMPL.	1	1	1	1				
9	1	194150-71230	PIN, LINK	2	2	2	2				
10	1	794130-71410	PIN ASSY, BALL	2	2	2	2				



Fig.99. LIFT LINK

Fig. 99 LIFT LINK



(A)=F180D-P  
(B)=F180DXP-P  
(C)=F220D-P

(D)=F220DXP-P  
(E)=  
(F)=

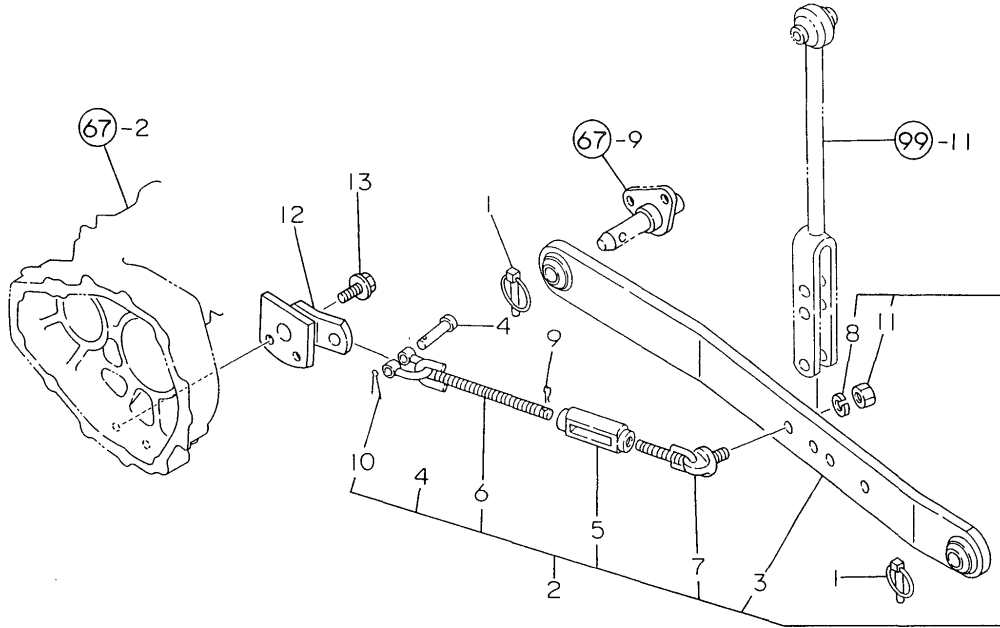
No.	Lev.	Parts No.	Description	Qty						I	R
				(A)	(B)	(C)	(D)	(E)	(F)		
1	1	794130-71410	PIN ASSY, BALL	1	1	1	1				
2	1	794515-72100	LINK KIT, LIFT R	1	1	1	1				
3	2	194555-72220	BOLT ASSY, EYE	1	1	1	1				
4	2	194515-72230	TURNBUCKLE	1	1	1	1				
5	2	194515-72450	YOKE, LIFT LINK	1	1	1	1				
6	2	194515-72490	NUT, M18	1	1	1	1				
7	1	194150-72460	PIN	1	1	1	1				
8	1	198415-74970	COLLAR, BALL SOCKET	1	1	1	1				
9	1	22372-160000	PIN, SNAP 16	1	1	1	1				
10	1	794130-71410	PIN ASSY, BALL	1	1	1	1				
11	1	194515-72310	LINK ASSY (L), LIFT	1	1	1	1				
12	1	194150-72460	PIN	1	1	1	1				
13	1	198415-74970	COLLAR, BALL SOCKET	1	1	1	1				
14	1	22372-160000	PIN, SNAP 16	1	1	1	1				

Fig.100. LOWER LINK & CHECK CHAIN

(A)=F180D-P  
(B)=F180DXP-P  
(C)=F220D-P

(D)=F220DXP-P  
(E)=  
(F)=

Fig.100 LOWER LINK & CHECK CHAIN



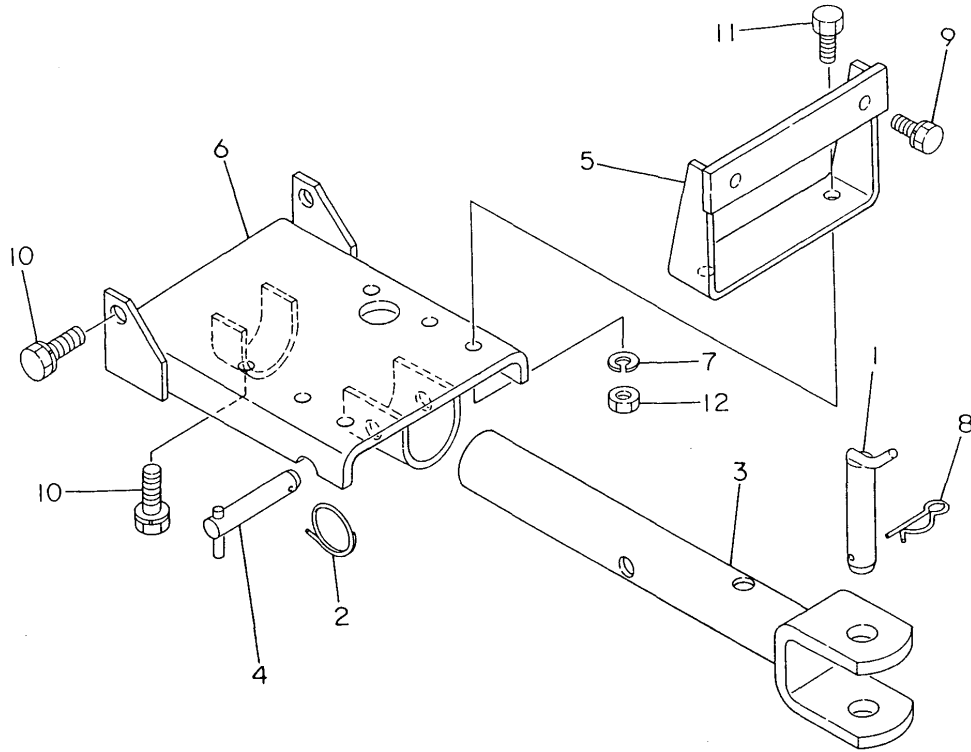
No.	Lev.	Parts No.	Description	Qty						I	R
				(A)	(B)	(C)	(D)	(E)	(F)		
1	1	794130-71410	PIN ASSY, BALL	4	4	4	4				
2	1	798330-73101	LINK & CHK.CHAIN,LWR	2	2	2	2				
3	2	194515-73411	LINK, LOWER	2	2	2	2				
4	2	194080-74631	PIN, SHACKLE SA10	2	2	2	2				
5	2	198360-74670	TURNBUCKLE, CHAIN	2	2	2	2				
6	2	194312-74720	BOLT, EYE	2	2	2	2				
7	2	194420-74820	BOLT, EYE	2	2	2	2				
8	2	22217-140000	WASHER, SPRING 14	2	2	2	2				
9	2	22360-200000	PIN, SNAP 20	2	2	2	2				
10	2	22417-320360	PIN, COTTER 3.2X36	2	2	2	2				
11	2	26716-140002	NUT, M14	2	2	2	2				
12	1	198330-74900	HINGE, CHECK CHAIN	2	2	2	2				
13	1	26106-100252	BOLT, M10X 25 PLATED	4	4	4	4				

Fig.101. DRAWBAR HITCH

(A)=F180D-P  
(B)=F180DXP-P  
(C)=F220D-P

(D)=F220DXP-P  
(E)=  
(F)=

Fig. 101 DRAWBAR HITCH



No.	Lev.	Parts No.	Description	Qty						I	R
				(A)	(B)	(C)	(D)	(E)	(F)		
1	1	194145-75240	PIN, HITCH 22	1	1	1	1				
2	1	194145-75250	RING, STOPPER	1	1	1	1				
3	1	194555-75710	HITCH, DRAWBAR	1	1	1	1				
4	1	194150-75740	PIN, HITCH 16	1	1	1	1				
5	1	194515-75750	PLATE ASSY, BACK	1	1	1	1				
6	1	194515-75810	BRACKET ASSY	1	1	1	1				
7	1	22217-120000	WASHER, SPRING 12	2	2	2	2				
8	1	22360-190000	PIN, SNAP 19	1	1	1	1				
9	1	26013-120252	BOLT, M12X 25	2	2	2	2				
10	1	26013-140352	BOLT, M14X 35	6	6	6	6				
11	1	26116-120302	BOLT, M12X 30 PLATED	2	2	2	2				
12	1	26716-120002	NUT, M12	2	2	2	2				

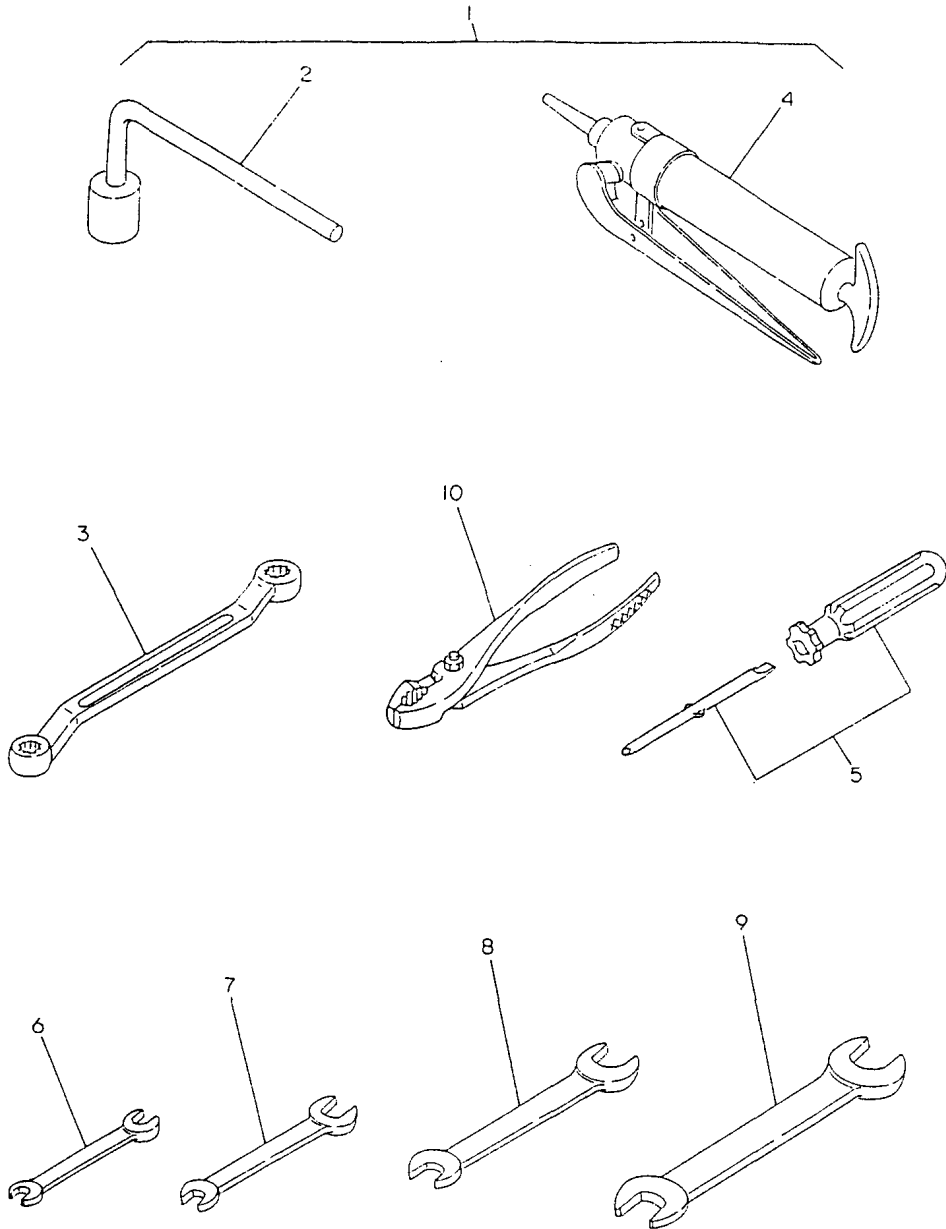


Fig.103. TOOL

(A)=F180D-P  
(B)=F180DXP-P  
(C)=F220D-P

(D)=F220DXP-P  
(E)=  
(F)=

Fig. 103 TOOL



No.	Lev.	Parts No.	Description	Q'ty						I	R
				(A)	(B)	(C)	(D)	(E)	(F)		
1	1	794440-82100	TOOL KIT, STANDARD	1	1	1	1				
2	2	194740-81010	BOX WRENCH 26	1	1	1	1				
3	2	194080-82110	WRENCH 17X19	1	1	1	1				
4	2	194130-82190	PUMP, GREASE	1	1	1	1				
5	2	104200-92350	DRIVER, SCREW	1	1	1	1				
6	2	28110-080100	SPANNER, 8X10	1	1	1	1				
7	2	28110-120140	SPANNER, 12X14	1	1	1	1				
8	2	28110-170190	SPANNER, 17X19	1	1	1	1				
9	2	28110-220240	SPANNER, 22X24	1	1	1	1				
10	2	28170-001500	PLIER	1	1	1	1				



## Parts No. Index

Parts No.	Fig. No.	Ref. No.
101158-11190	6	19
101304-59020	19	2
102103-55520	19	15
103854-39140	19	1
104200-22300	10	31
104200-55321	19	9
104200-55330	19	10
104200-55750	19	12
104200-59170	19	6
	23	35
104200-92350	103	5
104211-11180	6	18
104211-11370	6	22
105110-59560	19	5
110250-53410	83	6
110250-53430	83	7
110250-55610	19	14
114250-53080	18	5
114250-53120	18	9
114250-53130	18	10
114250-53140	18	11
114250-53210	18	12
114250-53400	18	13
114650-22300	10	32
119305-35150	12	20
119620-02020	1	9
119620-66820	20	1
119625-11870	6	40
	23	10
119625-11880	6	41
	23	11
119625-11900	6	42
119629-77091	97	21
119650-77920	21	30
119807-01870	2	9
119807-11770	5	20
119807-53000	18	2
119807-66860	20	2
119807-77800	20	5
119808-01600	4	2
119808-01720	4	12
119808-01770	4	9
119808-11290	5	13
119808-12020	7	8
119808-12031	7	9
119808-12039	7	10
119808-12041	7	16
119808-12050	7	15
119808-12060	7	14
119808-12070	7	13

Parts No.	Fig. No.	Ref. No.
119808-12090	7	11
119808-12500	7	17
119808-12510	7	18
119808-12520	7	19
119808-12530	7	20
119808-12540	7	21
119808-13100	8	1
119808-13500	8	8
119808-21580	10	14
119808-44501	14	10
119808-44560	14	15
119808-44570	14	12
119808-44600	13	25
119808-49010	14	18
119808-55620	19	7
119808-59570	18	40
119808-66870	20	3
119808-66880	20	4
119808-77330	22	15
119810-01200	1	27
119810-01780	4	7
119810-02870	1	36
119810-02940	1	39
119810-11100	6	15
119810-11110	6	16
119810-11120	6	17
119810-11240	6	26
119810-11300	5	17
119810-12100	7	1
119810-12111	7	2
	23	14
	23	15
119810-13110	8	2
	23	15
119810-14011	9	1
119810-14400	9	5
119810-23200	10	38
119810-23600	10	39
119810-23610	10	41
119810-23910	10	43
119810-32000	12	1
119810-32010	12	2
119810-32080	12	4
119810-32150	12	5
119810-39200	12	33
119810-42001	13	1
119810-51040	15	4
119810-55340	19	8
119810-55700	19	16
119810-59810	18	25
119810-59820	18	29

Parts No.	Fig. No.	Ref. No.
119810-59830	18	33
119811-01330	1	28
	23	5
119811-22080	10	19
119811-22920	10	56
119812-01330	1	29
	23	6
119812-22080	10	25
119812-22920	10	62
119812-22970	10	64
119840-59560	18	39
119843-61011	16	4
	17	4
119843-61500	16	34
	17	34
119843-61520	16	47
	17	47
119843-61530	16	48
	17	48
119843-61540	16	49
	17	49
119843-61550	16	51
	17	51
119860-01640	4	5
119860-59020	19	3
119865-01650	21	25
119865-11200	6	25
119865-11310	5	19
	23	12
119865-35300	12	21
119865-35310	12	22
119865-35320	12	23
119865-35330	12	24
119865-35350	12	28
119867-21600	10	18
119867-21601	10	18 -1
119867-21650	10	10
119867-34801	12	13
119867-35090	12	16
119867-49020	14	19
119867-77530	7	6
121111-21501	10	13
121250-44590	14	14
121250-55620	19	17
121250-59550	18	38
121254-55510	19	13
121267-49500	14	25
	85	18
	86	33
121450-01560	2	4

Parts No.	Fig. No.	Ref. No.
121450-01560	3	4
121450-01570	2	5
	3	5
121450-32060	12	3
121450-44531	14	3
121450-77010	21	1
121454-44590	14	16
121468-44510	14	1
121468-44540	14	4
121470-44540	14	8
121470-44581	14	6
121492-42290	13	15
121550-49111	13	31
121750-59890	87	21
121850-11860	6	10
121850-21680	10	12
121850-51960	2	31
	3	49
	23	8
121855-12080	7	12
122117-51560	15	48
122710-51090	15	8
124060-11800	6	9
124066-59100	18	37
124160-01751	2	7
	3	7
124160-01910	1	7
124160-11340	6	20
	23	9
124160-11360	5	27
124160-39140	12	32
124160-39450	12	37
124240-01871	2	10
	3	9
124240-01883	2	11
	3	10
	12	12
	3	10
	12	12
	23	7
124250-49351	13	19
124450-44560	14	5
124465-44950	13	18
	23	33
124550-51350	15	30
124550-51370	15	31
124550-59820	12	38
124550-66370	16	63
	17	63
124550-77030	21	27

## Parts No. Index

Parts No.	Fig. No.	Ref. No.
124722-49160	14	13
124766-59050	19	4
	26	2
	92	14
124950-11340	6	21
	23	16
124950-21230	10	15
124950-51190	15	15
129054-01640	4	13
129100-01500	2	1
	3	1
129100-01580	4	1
		4
	10	2
129100-22970	10	58
129100-25061	9	7
129100-51300	15	25
129100-59850	18	43
129100-59951	18	42
129100-59961	18	46
129100-59970	18	47
129100-61400	16	17
	17	17
129100-61440	16	24
	17	24
129100-61510	16	46
	17	46
129100-61650	16	56
	17	56
129100-61920	16	53
	17	53
129107-13540	8	9
	23	24
129107-13550	92	8
129107-44590	14	11
129107-44900	13	17
129107-55740	19	18
129107-55750	19	19
129107-55760	19	20
129108-51100	15	9
129108-52100	15	91
129116-61890	16	61
	17	61
129120-77501	7	4
129129-61801	16	58
	17	58
129150-01520	2	3
	3	3
129150-01580	2	6
	3	6

Parts No.	Fig. No.	Ref. No.
129150-01881	9	16
	23	23
129150-02450	1	43
129150-03020	5	14
129150-03070	5	15
129150-03080	5	16
129150-03090	5	1
129150-03100	5	2
129150-11230	6	33
129150-11280	6	31
129150-11750	6	35
129150-14101	9	3
129150-25101	9	8
129150-25900	9	13
129150-25920	9	12
129150-26000	9	17
129150-26050	9	18
129150-32020	12	11
	23	17
129150-32201	12	10
129150-34810	12	14
129150-35041	12	15
	23	18
129150-35101	12	18
129150-35111	12	19
	23	19
129150-35340	12	25
129150-35350	12	29
129150-42020	13	14
	23	20
129150-42320	13	11
129150-49080	14	21
129150-49100	14	20
129150-49360	13	20
	23	34
129150-49811	13	29
	23	22
129150-59100	18	21
129150-59110	18	22
129150-59120	18	20
129150-59130	18	23
129150-59580	18	41
129150-77202	22	1
129150-77210	22	6
129150-77230	22	14
129150-77511	7	5
	23	13
129150-77710	21	28
129150-91400	2	46
	3	65

Parts No.	Fig. No.	Ref. No.
129155-11260	6	29
129155-11270	6	30
129155-14200	9	4
129155-44740	13	23
129155-49800	13	28
129155-51020	15	3
129155-51050	15	6
129155-51060	15	7
129155-51140	15	12
129155-51180	15	14
129155-51200	15	16
129155-51270	15	23
129155-51280	15	24
	16	2
	17	2
129155-51320	15	28
129155-51340	15	29
129155-51370	15	32
129155-51380	15	33
129155-51390	15	34
129155-51400	15	35
129155-51410	15	36
129155-51420	15	37
129155-51450	15	38
129155-51500	15	43
129155-51521	15	44
129155-51530	15	45
129155-51540	15	46
129155-51550	15	47
129155-51570	15	50
129155-51580	15	51
129155-51591	15	52
129155-51600	15	53
129155-51700	15	72
129155-51710	15	73
129155-51750	15	74
129155-51760	15	75
129155-51790	15	76
129155-51930	15	78
129155-51940	15	79
129155-52050	15	90
	23	25
129155-61050	16	6
	17	6
129155-61060	16	7
	17	7
129155-61070	16	8
	17	8
129155-61120	16	9
	17	9

Parts No.	Fig. No.	Ref. No.
129155-61130	16	10
	17	10
129155-61140	16	11
	17	11
129155-61201	16	12
	17	12
129155-61341	16	16
	17	16
129155-61430	16	20
	17	20
129155-61450	16	25
	17	25
129155-61460	16	32
	17	32
129155-61490	16	33
	17	33
129155-61540	16	50
	17	50
129155-61810	16	59
	17	59
129155-61830	16	60
	17	60
129155-61950	16	62
	17	62
129156-51910	15	77
129350-49530	13	26
129400-92420	23	36
129428-61450	16	26
	17	26
129505-77880	21	29
129550-42350	13	16
129550-44660	14	17
129792-22400	10	33
129795-01800	2	8
	3	8
129795-01950	2	13
	3	13
129795-02411	1	23
129795-21661	10	11
129795-49551	13	27
	23	21
135210-61090	16	82
	17	82
158870-17520	86	21
158870-17610	86	22
171051-01921	1	8
171353-61710	16	57
	17	57
171353-61910	16	52
	17	52



## Parts No. Index

Parts No.	Fig. No.	Ref. No.
172112-41980	61	15
174307-51170	15	13
174307-51560	15	49
174307-51700	16	35
	17	35
178070-10400	2	18
	3	20
		36
	11	4
		20
	75	4
	76	4
194065-60580	91	18
194080-37781	74	20
194080-74631	100	4
194080-82110	103	3
194110-37691	74	18
194130-15170	39	5
194130-15530	24	5
194130-22170	44	3
194130-22380	44	8
194130-37560	74	15
194130-37740	74	5
194130-44480	79	11
194130-48650	85	14
	86	28
194130-48850	86	31
194130-82190	103	4
194145-01260	24	4
194145-01310	74	1
194145-22430	96	5
194145-27450	59	10
	63	1
	64	1
194145-31750	46	14
194145-62241	24	13
194145-75240	101	1
194145-75250	101	2
194146-21150	42	11
194146-21160	42	12
194150-01270	84	1
194150-01370	16	1
	17	1
	24	12
194150-21910	42	13
	46	1
194150-22240	44	5
194150-22250	42	8
194150-22311	44	6
194150-22460	62	25

Parts No.	Fig. No.	Ref. No.
194150-22480	62	26
	74	3
194150-24290	47	1
194150-37530	74	9
194150-37570	74	16
194150-42130	77	2
194150-44251	79	8
194150-44261	79	9
194150-44530	79	13
194150-45320	83	1
194150-45340	83	2
194150-45361	83	3
194150-51550	88	2
194150-71140	98	5
194150-71230	98	9
194150-72460	99	7
		12
194150-75740	101	4
194151-36670	35	22
	42	16
194151-37730	74	4
194151-45370	83	4
194151-46261	83	5
194151-47760	24	6
194151-57100	88	3
194151-63222	96	14
194166-14810	37	8
	38	8
194166-14820	37	9
	38	9
194167-61650	84	46
	92	33
	93	8
194170-45112	80	3
194170-45220	80	10
194170-45230	80	11
194170-45310	80	5
194170-45321	80	12
194170-45330	80	13
194170-45350	80	14
194170-45360	80	15
194170-45370	80	16
194170-45420	80	6
194170-45430	80	17
194170-45440	80	18
194170-45520	80	20
194170-45530	80	21
194170-45550	80	22
194170-45560	80	23
194170-45610	81	2

Parts No.	Fig. No.	Ref. No.
194170-45700	81	8
194170-45710	81	9
194170-45720	81	10
194170-45730	81	11
194170-45740	81	12
194170-47440	84	24
194170-51210	87	13
194170-65891	97	19
194180-26690	85	1
	86	2
194190-26180	43	7
194190-34730	37	5
		10
	38	5
		10
	70	5
		10
	71	5
		10
194190-34800	70	7
	71	7
194190-61750	92	35
194190-61761	92	37
194191-13570	33	4
194191-13580	33	6
194193-37700	74	19
194193-83000	95	8
194195-34430	70	2
	71	2
194195-34470	70	3
	71	3
194195-45620	81	3
194195-45630	81	4
194195-45640	81	5
194195-45650	81	6
194195-45660	81	7
194195-46260	81	13
194197-21170	46	3
		6
194197-24370	46	10
194197-27681	60	4
	63	10
	65	3
194197-52191	89	4
194198-14650	32	16
194200-25470	33	10
194200-53400	90	17
194200-65610	97	12
194202-15310	39	13
194205-36320	72	2

Parts No.	Fig. No.	Ref. No.
194205-36320	73	1
194205-63550	94	18
194215-24950	48	13
194215-24960	47	6
194240-51510	88	1
194240-52210	89	5
194240-65441	97	8
194250-47490	62	28
194250-48310	85	28
	86	53
194250-51420	87	18
194250-51660	87	20
194256-65920	97	20
194262-15140	39	3
194262-15150	39	4
194262-15220	39	7
194262-15330	39	14
194262-15420	39	16
194262-15430	39	17
194262-15440	39	18
194262-15450	39	19
194262-15460	39	20
194262-15470	39	21
194262-15520	39	23
194273-47910	74	21
194274-13550	34	4
194274-13570	34	5
194275-27750	42	15
194275-45340	81	1
194275-56900	91	16
194278-12650	36	9
194282-44230	79	7
194292-34700	70	1
194292-34800	71	1
194292-34870	70	4
	71	4
194300-25790	55	29
194300-31550	31	10
194300-31560	31	11
194300-31570	31	12
194300-31610	31	13
194300-31620	31	14
194300-32260	31	6
194300-33200	68	5
194301-11660	31	1
194301-11800	31	8
194306-13630	35	1
194306-13640	35	2
194306-13650	35	4
194306-28320	65	10

## Parts No. Index

Parts No.	Fig. No.	Ref. No.
194310-21210	84	2
194310-24470	53	2
194310-24660	48	12
194310-24770	51	1
194310-25050	49	21
194310-25100	57	1
194310-43410	79	4
194310-46350	77	12
194310-46380	77	13
194310-46730	77	14
194310-47790	84	36
194312-32800	67	9
194312-45320	84	5
194312-46630	82	3
194312-46750	46	15
	77	15
194312-74720	100	6
194313-13790	35	17
		20
194320-48660	85	15
	86	29
194322-61460	92	26
194327-15410	40	22
194330-62530	45	5
	74	22
194420-05210	92	2
		3
		4
	94	1
194420-24870	51	12
194420-24880	51	14
194420-27550	63	5
194420-27810	64	8
194420-33150	68	2
194420-56620	91	15
194420-61640	92	32
194420-74820	100	7
194421-13640	35	3
194421-13650	35	5
194421-28480	65	12
194430-25460	55	6
194440-15340	39	15
194440-25810	55	30
194440-51620	87	19
194441-13130	31	3
194441-14670	32	19
194447-13570	33	5
194447-13580	33	7
194447-13590	33	8
194447-13650	35	6

Parts No.	Fig. No.	Ref. No.
194447-13660	35	7
194447-13670	35	8
194447-13680	35	9
194447-13860	31	4
	36	2
	53	1
194447-14140	36	13
	67	1
194447-14150	36	14
194447-14160	36	15
194447-14170	36	16
194447-14180	36	17
	69	7
194450-48830	85	16
	86	30
194451-11960	29	4
194454-15490	40	23
194454-15500	40	24
194454-15510	40	25
194454-15600	40	26
194454-15610	40	27
194458-65340	97	6
194464-48850	85	17
	86	32
194470-48630	86	27
194505-27120	60	1
194515-24120	46	8
194515-24160	46	11
194515-24180	46	25
194515-24190	46	26
194515-24200	48	1
194515-24220	48	4
194515-24250	46	12
194515-24320	47	5
	48	9
194515-24360	65	2
194515-24370	48	10
194515-24390	48	11
194515-24400	49	1
194515-24410	49	2
194515-24420	49	20
194515-24430	49	3
194515-24440	49	4
194515-24450	49	5
194515-24460	49	6
194515-24470	49	7
194515-24490	49	8
194515-24500	50	1
194515-24810	51	6
194515-24820	51	7

Parts No.	Fig. No.	Ref. No.
194515-24830	51	8
194515-24840	51	9
194515-24850	51	10
194515-24861	51	11
194515-24870	51	13
194515-24890	51	15
194515-24930	52	2
194515-25120	53	3
194515-25150	53	7
194515-25180	53	10
	54	1
194515-25190	53	12
	57	2
194515-25400	55	1
194515-25420	55	3
194515-25460	55	7
194515-25480	55	8
194515-25490	55	9
194515-25500	55	10
194515-25530	55	14
194515-25540	55	15
194515-25550	55	16
194515-25560	55	17
194515-25570	55	18
194515-25580	55	11
194515-25610	55	20
194515-25650	55	21
194515-25660	55	22
194515-25670	55	23
194515-25680	55	24
194515-25690	55	26
194515-25720	56	3
194515-25740	56	7
194515-25780	55	27
194515-25790	56	11
194515-25810	56	12
194515-25820	56	13
194515-25840	56	14
194515-25850	56	15
194515-25910	52	5
194515-25921	52	6
194515-25940	52	7
194515-26180	57	9
194515-26210	57	11
194515-26290	57	16
194515-26310	58	2
194515-27211	60	2
194515-27510	63	2
194515-27520	63	4
194515-27550	63	6

Parts No.	Fig. No.	Ref. No.
194515-27712	64	2
194515-27721	64	4
194515-27750	64	6
194515-27790	64	7
194515-31610	66	5
194515-31820	66	7
194515-31850	66	8
194515-32110	66	9
194515-32320	66	14
194515-32350	66	15
194515-32360	66	16
194515-32370	66	17
194515-32613	67	2
194515-32623	67	3
194515-32630	67	4
194515-32650	67	5
194515-32660	67	6
194515-33110	68	1
194515-33150	68	3
194515-33410	69	1
194515-33420	69	2
194515-33430	69	3
194515-33440	69	4
194515-36310	72	1
194515-36320	72	3
194515-36330	72	4
194515-36381	72	5
	73	2
194515-36390	72	6
	73	3
194515-36410	73	4
194515-36420	73	5
194515-36430	73	6
194515-36450	72	7
	73	7
194515-42100	77	1
194515-42150	77	6
194515-42310	77	8
194515-42810	77	9
194515-43200	77	10
194515-43310	79	1
194515-44110	79	5
194515-44210	79	6
194515-44510	79	12
194515-45101	80	1
194515-45120	80	2
194515-45500	80	7
194515-46300	82	1
194515-47310	84	9
194515-47450	84	26

## Parts No. Index

Parts No.	Fig. No.	Ref. No.
194515-47490	84	28
194515-47850	84	40
194515-47860	84	41
194515-48210	85	6
	86	8
194515-48320	85	12
	86	16
194515-71260	98	6
194515-71360	98	7
194515-72230	99	4
194515-72310	99	11
194515-72450	99	5
194515-72490	99	6
194515-73411	100	3
194515-75750	101	5
194515-75810	101	6
194516-13320	32	2
194516-13390	32	3
194516-13470	34	2
194516-13520	33	2
194516-13721	35	11
194516-13740	35	12
194516-13750	35	13
194516-13760	35	14
194516-13770	35	15
194516-13940	36	3
194516-13950	36	4
194516-14120	36	11
194516-14660	32	18
194516-15120	40	5
194516-15130	40	11
194516-15210	40	3
194516-15220	40	4
194516-15230	40	12
194516-15240	40	6
194516-15250	40	17
194516-15260	40	18
194516-24300	48	5
194516-28111	65	4
194516-28151	65	5
194516-28161	65	6
194516-28171	65	7
194516-28211	65	8
194516-28250	65	9
194516-31401	66	1
194520-25780	55	28
194520-43350	79	2
194521-41570	2	21
	3	23
		45

Parts No.	Fig. No.	Ref. No.
194521-41570	11	13
		23
	75	7
	76	11
194525-27590	63	7
194525-31510	66	3
194525-31520	66	4
194525-31810	66	6
194525-33510	69	5
194525-33520	69	6
194525-34110	69	8
194525-46620	82	2
194525-71500	98	8
194526-13410	32	11
		13
194526-14810	37	3
	38	3
194526-14820	37	4
	38	4
194535-21401	43	1
194550-22150	44	1
194550-22160	44	2
194550-47110	84	6
194550-47530	84	32
		33
194550-47910	84	44
194550-51220	87	12
194555-24610	50	4
194555-24620	50	5
194555-24650	50	7
194555-24670	50	9
194555-25580	55	19
194555-25680	55	25
194555-25880	31	5
194555-34180	69	10
194555-34190	69	11
194555-34200	69	12
194555-34210	69	13
194555-42200	78	1
194555-45211	80	4
194555-45540	80	8
194555-46640	82	4
194555-47340	84	14
194555-47350	84	17
194555-47390	84	19
194555-47401	84	21
194555-47440	84	25
194555-47870	84	42
194555-52140	89	3
194555-57200	91	17

Parts No.	Fig. No.	Ref. No.
194555-61640	93	7
194555-62990	84	48
194555-65130	97	2
194555-72220	99	3
194555-75710	101	3
194555-77910	46	16
	77	16
194556-11620	29	1
194556-11630	29	2
194556-11640	29	3
194556-12620	36	6
194556-12630	36	7
194556-12640	36	8
194556-15310	40	7
194556-15360	40	19
194556-15370	40	20
194556-15380	40	21
194556-17780	86	1
194556-27330	62	9
194556-27340	62	11
194556-27350	62	12
194556-27360	62	13
194556-27370	62	14
194556-27380	62	15
194556-27410	62	16
194565-25180	53	11
194565-25410	54	4
194565-25460	54	9
194565-25470	54	10
194565-25480	54	11
194565-25490	54	12
194565-25590	54	15
194565-25720	56	4
194565-25740	56	8
194565-25780	56	10
194565-27120	59	3
194565-27130	59	4
194565-27140	59	5
194565-27510	63	3
194565-27712	64	3
194565-27721	64	5
194565-48210	85	7
194566-24300	47	2
194566-31400	66	2
194630-15290	39	12
194630-24230	63	12
	64	12
194630-48230	85	10
	86	11
	94	11

Parts No.	Fig. No.	Ref. No.
194640-24921	52	1
194640-25390	33	9
194640-47510	84	31
194640-48220	85	8
	86	9
194640-48240	85	11
	86	13
194680-22280	42	9
194680-22290	42	10
194680-78200	94	24
194730-57220	30	4
		10
194730-57241	41	3
194740-06080	42	2
194740-55430	84	45
194740-81010	103	2
194750-04400	24	20
194750-15250	39	8
194750-15260	39	9
194750-15270	39	10
194750-15280	39	11
194800-22250	32	8
194800-22260	32	4
		9
194800-24620	50	6
194800-24662	50	8
194800-61640	62	31
194820-27370	61	8
194850-24630	50	3
194940-01230	24	9
194940-15110	39	2
194940-15800	39	50
	40	55
194940-15870	39	51
	40	56
194940-37540	74	10
194940-47210	84	7
194940-47220	84	8
194940-47230	84	11
194940-47341	84	15
194940-52110	89	1
194940-61790	62	32
	84	47
	90	23
	94	7
194940-62050	94	8
194940-65590	97	11
194990-20170	61	1
194990-22050	2	14
	3	14

## Parts No. Index

Parts No.	Fig. No.	Ref. No.
194990-22050	3	15
		16
	8	3
194990-22130		10
	90	2
		9
	94	2
		3
194990-22140	96	1
	39	39
	40	42
	65	1
	92	9
		10
		11
	94	4
		5
		6
	96	2
	3	
	4	
194990-22150	42	14
194990-22830	30	3
194990-22840	30	9
194990-42710	44	4
195040-13320	58	1
198010-01110	24	2
198010-01160	24	3
198010-01190	24	8
198010-01350	24	10
198010-01360	24	11
198010-01440	24	19
198010-03110	92	1
198010-04100	25	1
198010-04110	25	4
198010-04260	25	6
198010-04510	25	7
198010-05100	27	1
198010-05150	27	2
198010-05290	92	5
198010-05580	92	6
198010-05590	92	7
198010-11110	28	1
198010-11210	28	2
198010-11250	28	3
198010-15100	39	1
198010-15210	39	6
198010-15500	39	22
198010-15610	39	31
198010-21100	42	1

Parts No.	Fig. No.	Ref. No.
198010-21111	42	4
198010-21350	45	1
198010-22110	43	5
198010-22330	44	7
198010-22400	45	2
198010-22460	45	3
198010-22550	45	4
198010-26130	57	3
198010-26150	57	6
198010-27240	62	23
198010-27400	62	30
198010-27600	63	8
198010-27610	63	9
198010-27850	63	11
198010-27860	63	13
198010-27940	64	9
198010-27950	64	10
198010-27980	64	11
198010-33160	68	4
198010-37300	74	8
198010-37400	74	12
198010-41110	2	15
	3	17
	11	17
	75	1
198010-41210	85	2
	86	3
198010-47320	84	10
198010-47340	84	16
198010-47500	84	29
198010-47600	84	34
198010-47700	84	35
198010-47890	84	43
198010-48110	85	3
	86	4
198010-48160	85	4
198010-48190	85	5
	86	7
198010-48220	85	9
198010-51080	87	1
198010-51110	87	2
198010-51120	87	3
198010-51130	87	4
198010-51140	87	5
198010-51150	87	6
198010-51180	87	11
198010-51230	87	16
198010-52430	87	7
198010-52440	87	8
198010-53100	90	1

Parts No.	Fig. No.	Ref. No.
198010-53130	90	3
198010-53140	90	10
198010-53170	90	4
		11
198010-53200	90	8
198010-53400	90	15
198010-53410	90	18
198010-53420	90	16
198010-56010	91	1
198010-56110	91	3
198010-56120	91	4
198010-56200	91	9
198010-56210	91	10
198010-61050	92	15
198010-61060	92	16
198010-61080	5	21
	92	17
198010-61100	92	18
198010-61200	92	19
198010-61300	92	20
198010-61350	92	22
198010-61420	92	23
198010-61430	92	24
198010-61440	92	25
198010-61450	27	4
198010-61460	92	27
198010-61470	92	28
198010-61480	92	29
198010-61490	92	30
198010-61510	93	2
198010-61520	93	3
198010-61540	92	31
198010-61550	93	4
198010-61580	93	5
198010-61710	92	34
198010-61750	92	36
198010-61810	92	39
198010-61890	92	40
198010-61910	92	41
198010-61950	92	42
198010-61960	92	43
198010-61970	92	45
198010-61980	92	47
198010-62100	94	9
198010-62110	94	10
198010-62350	94	12
198010-62390	94	13
198010-62410	94	14
198010-62500	95	1
198010-62600	95	2

Parts No.	Fig. No.	Ref. No.
198010-62710	95	3
198010-62910	94	15
198010-62920	96	8
198010-62930	94	16
198010-62950	95	4
198010-62960	95	5
198010-62970	95	6
198010-63210	96	12
198010-63500	94	17
198010-63560	94	19
198010-63600	94	20
198010-63630	94	21
198010-63640	94	22
198010-63800	94	23
198010-64200	93	13
198010-65350	97	28
198010-65660	97	13
198010-65670	97	14
198010-65720	97	15
198011-13510	33	1
198011-13550	33	3
198011-13710	35	10
198011-13790	35	16
198011-13850	36	1
198011-13890	35	19
198011-15100	40	1
198011-15150	40	15
198011-15160	40	16
198011-15610	40	34
198011-15640	39	32
	40	35
198011-15651	39	33
	40	36
198011-16100	39	34
	40	37
198011-16180	39	37
	40	40
198011-16190	39	38
	40	41
198011-16200	41	1
198011-16250	41	2
198011-27200	62	1
198011-27220	62	4
198011-27230	62	5
198011-27260	62	6
198011-27300	62	27
198011-27420	62	17
198011-28410	65	11
198011-41110	3	33
	11	1

## Parts No. Index

Parts No.	Fig. No.	Ref. No.
198011-41110	76	1
198011-48160	86	6
198011-48220	86	10
198011-48230	86	12
198011-48250	86	14
198011-48260	86	15
198011-48500	86	18
198011-48551	86	19
198011-48601	86	20
198011-48611	86	23
198011-48620	86	24
198011-48631	86	25
198011-61780	92	38
198011-65110	97	22
198011-65120	97	24
198015-22110	43	6
198015-27100	61	2
198015-27211	59	8
198015-27251	59	9
198015-27300	61	5
198015-27350	61	7
198015-27380	61	9
198015-27490	61	10
198015-27500	61	12
198015-27550	61	13
198016-65560	97	26
198021-14700	37	1
198021-14710	37	2
	38	2
198021-14800	38	1
198021-62820	96	7
198021-63210	96	13
198031-14700	37	6
198031-14710	37	7
	38	7
198031-14800	38	6
198031-34700	70	6
198031-34800	71	6
198031-34910	70	8
	71	8
198031-34920	70	9
	71	9
198031-65110	97	23
198031-65120	97	25
198036-47810	84	37
198036-61500	93	1
198036-61600	93	6
198036-65420	97	7
198036-65470	97	9
198036-65520	97	10

Parts No.	Fig. No.	Ref. No.
198036-65560	97	27
198220-04750	26	1
198220-48140	86	5
198220-51210	87	14
198220-51410	87	17
198220-52820	87	9
198220-52840	87	10
198220-53170	91	2
198220-56130	91	5
198220-56140	91	6
198220-56150	91	7
198220-56160	91	8
198220-56220	91	11
198220-56230	91	12
198220-61340	92	21
198220-61350	27	3
198220-61800	27	5
198220-63850	62	33
	93	9
198221-13210	31	9
198221-65740	97	16
198226-65790	97	18
198230-61960	92	44
198240-12590	30	6
		12
198240-18120	30	2
198240-18130	30	8
198240-61970	92	46
198241-28330	92	12
198245-51210	87	15
198290-26860	46	13
198290-27141	62	2
198290-27210	62	3
198290-27250	60	3
198290-27421	62	18
198290-27431	62	19
198290-27441	62	20
198290-28540	59	11
198290-32710	67	7
198290-32750	67	8
198290-37510	74	13
198290-37550	74	14
198290-37660	74	17
198290-37750	74	6
198290-42290	84	4
198290-44420	79	10
198290-48360	85	29
	86	54
198290-56600	91	14
198290-81410	102	1

Parts No.	Fig. No.	Ref. No.
198291-12310	30	1
198291-13100	31	2
198291-13230	29	5
198291-13240	29	6
198291-13250	29	7
198291-13260	29	8
198291-13270	29	9
198291-13300	32	1
198291-13340	32	6
198291-13380	32	7
198291-13450	34	1
198291-13491	34	3
198291-13611	34	6
198291-14610	32	15
198291-14650	32	17
198291-15110	40	2
198291-15140	40	14
198291-16140	39	35
	40	38
198291-16150	39	36
	40	39
	42	3
198291-21410	42	5
198291-21420	42	6
198291-21430	42	7
198291-27310	62	7
198291-27320	62	8
198291-27330	62	10
198310-27771	61	14
198330-24101	46	2
198330-24140	46	9
198330-25130	53	4
198330-25140	53	5
198330-25160	53	8
198330-25210	54	2
198330-25430	55	4
198330-25440	55	5
198330-25510	55	12
198330-25520	55	13
198330-25710	56	1
198330-25730	56	5
198330-25750	56	9
198330-26140	57	4
198330-26160	57	7
198330-26190	57	10
198330-26220	57	12
198330-26230	57	13
198330-26260	57	14
198330-26270	57	15
198330-26330	58	3

Parts No.	Fig. No.	Ref. No.
198330-34110	69	9
198330-42280	77	7
198330-47480	84	27
198330-47500	84	30
198330-48410	85	13
	86	17
198330-74900	100	12
198331-14100	36	10
198331-14130	36	12
198331-28520	84	3
198335-24101	46	5
198335-25140	53	6
198335-25160	53	9
198335-25210	54	3
198335-25420	54	5
198335-25430	54	6
198335-25440	54	7
198335-25450	54	8
198335-25511	54	13
198335-25520	54	14
198335-25611	54	16
198335-25710	56	2
198335-25730	56	6
198335-26140	57	5
198335-26160	57	8
198335-27071	59	1
198335-27090	59	2
198335-27160	61	4
198335-27170	59	6
198335-27200	59	7
198360-47320	84	12
198360-47330	84	13
198360-47380	84	18
198360-47390	84	20
198360-47420	84	22
198360-47430	84	23
198360-47810	84	38
198360-51271	92	13
198360-52160	89	2
198360-63110	96	9
198360-63150	96	10
198360-63160	96	11
198360-74670	100	5
198361-47840	84	39
198415-74970	99	8
		13
198416-70100	98	1
198421-45440	80	19
198421-65030	97	1
198440-65220	97	5

## Parts No. Index

Parts No.	Fig. No.	Ref. No.
198440-65620	98	2
198440-65750	97	17
198511-53430	90	19
198511-53450	90	20
198511-54140	90	5
		12
198511-54150	90	6
		13
198511-54160	90	7
		14
198511-65140	97	3
198511-65201	97	4
1A1120-61541	25	3
1C6215-48870	96	6
1C6281-52320	63	14
1E6070-81360	25	5
1E6140-54360	55	31
1E6190-55660	51	2
1E6190-55710	51	3
1E6460-03300	25	2
1E6760-74150	95	7
22117-040000	16	64
	17	64
22117-060000	20	6
	51	4
22117-080000	20	7
	82	5
	84	49
22117-100000	84	50
22117-200000	84	51
		52
22137-060000	24	21
	84	53
22137-080000	16	65
	17	65
	24	14
	84	54
	92	48
		49
22137-100000	45	6
	52	8
	62	34
	63	15
	64	13
	84	55
		56
22137-120000	24	7
	39	40
	40	43
	61	16

Parts No.	Fig. No.	Ref. No.
22137-120000	84	57
	92	50
22137-180000	64	14
22137-240000	39	41
	40	44
22137-300000	39	42
	40	45
22157-060000	62	35
	96	15
22157-080000	25	8
	91	19
	93	10
	94	25
		26
22157-100000	94	27
22190-060000	49	9
22190-080000	48	14
	49	22
	51	16
22212-100000	14	26
22217-050000	15	80
22217-060000	15	81
	40	28
22217-080000	32	12
		14
	39	24
	42	17
	49	10
	56	16
	72	8
	73	8
22217-100000	40	29
	52	9
	67	10
	90	21
22217-120000	9	14
	77	17
	101	7
22217-140000	29	10
	100	8
22217-160000	39	25
	79	14
22217-220000	40	30
22242-000120	84	58
22242-000170	63	16
22242-000190	53	13
22242-000200	49	11
	57	17
22242-000240	54	17
	56	17

Parts No.	Fig. No.	Ref. No.
22242-000240	57	18
	65	13
22242-000250	39	43
	40	46
	65	14
	72	9
	73	9
22242-000260	54	18
22242-000290	54	19
	56	18
	58	4
22242-000300	39	44
	40	47
	55	32
22242-000340	36	18
	56	19
		20
		21
22242-000400	55	33
22242-000450	69	14
22242-000500	36	19
22252-000120	50	10
22252-000170	43	8
	57	19
22252-000180	50	11
22252-000200	32	5
		10
	50	12
22252-000320	2	28
	3	30
		46
	11	14
		30
	50	18
	75	12
	76	12
22252-000420	47	7
	49	12
22252-000470	65	15
22252-000550	55	34
22252-000680	34	7
22252-000750	36	20
22252-000950	55	35
22262-000520	35	23
22272-000040	16	54
	17	54
22272-000060	16	66
	17	66
22272-000070	84	59
		60

Parts No.	Fig. No.	Ref. No.
22272-000150	59	12
	63	17
	64	15
22272-000190	74	23
22287-120000	16	67
	17	67
22292-000200	49	13
22292-000320	57	20
22312-080140	46	17
22312-080180	34	8
22312-080200	46	18
	47	8
	48	15
		16
	49	14
	65	16
22312-100180	40	48
22312-100200	46	19
	67	11
22351-035032	60	5
22351-040010	10	9
22351-040012	8	11
	82	6
22351-040030	31	15
22351-040040	66	10
22351-050010	15	82
22351-050032	84	61
22351-050040	68	6
22351-050056	79	15
22351-060012	6	23
22351-060016	79	16
22351-060025	65	17
22351-060032	44	9
	60	6
	61	17
	62	21
	63	18
	64	16
22351-060040	59	13
22351-080016	51	17
22351-080018	42	18
	43	3
	74	11
22351-080020	35	24
22351-080032	68	7
22351-080040	68	8
22360-060000	20	8
22360-080000	20	9
22360-190000	101	8
22360-200000	100	9

## Parts No. Index

Parts No.	Fig. No.	Ref. No.
22372-040000	16	68
	17	68
22372-080000	84	62
	92	51
	96	16
22372-160000	99	9
		14
22417-160180	16	69
	17	69
	24	15
22417-200100	51	5
22417-200150	84	63
22417-200200	84	64
		65
		66
22417-200300	24	16
		22
	39	45
	40	49
	45	7
	62	36
	64	17
	74	24
	92	52
22417-250200	84	67
		68
22417-300250	30	7
		13
	41	4
	84	69
22417-320360	100	10
22451-060000	16	83
	17	83
22487-080350	84	70
22487-080600	39	46
	40	50
22512-070140	9	6
22512-070160	10	7
22512-070400	74	25
22522-030130	84	71
		72
23000-041000	14	27
23000-070000	7	22
23010-016000	86	34
23010-035000	85	19
	86	35
		36
23010-055000	7	23
23065-070130	14	7
23065-160950	26	3

Parts No.	Fig. No.	Ref. No.
23414-080000	12	39
	23	31
23414-100000	12	40
	23	32
23414-120000	18	50
23414-120016	86	37
23414-140018	77	18
23414-160000	84	73
23414-160021	46	20
	86	38
23414-180023	48	17
	77	19
	78	2
23414-200026	78	3
	81	14
	83	8
23491-140002	34	9
	35	25
	67	12
23780-070140	26	4
23780-070190	92	53
23780-070450	26	5
23871-010000	1	12
	48	2
		6
	77	3
		11
	78	4
	80	9
23871-020000	77	4
23871-030000	6	11
	13	12
	48	3
23887-100002	16	70
	17	70
23887-120002	1	13
23887-160002	46	21
23887-180002	78	5
23887-200002	78	6
23980-730130	26	6
23980-730540	26	7
23980-730650	92	54
24101-060044	49	15
	65	18
24101-060054	65	19
24101-060064	9	20
24101-060074	66	11
24101-060084	31	16
	55	36
24101-060094	36	21

Parts No.	Fig. No.	Ref. No.
24101-060104	36	22
24101-062034	56	22
24101-062044	54	20
	55	37
	57	21
		22
24101-062054	56	23
		24
24101-062064	58	5
24101-062074	66	12
24101-062084	69	15
24101-062094	69	16
24101-063034	15	83
	54	21
24101-063044	58	6
24101-063054	54	22
	57	23
24104-062064	35	18
		21
	36	5
24111-060064	55	38
24161-182412	52	10
24161-202413	57	24
24161-222617	54	23
24161-323713	54	24
24161-323717	54	25
	57	25
24163-282300	54	26
24166-152802	57	26
24190-080001	18	48
	65	20
24190-080003	83	9
24190-090001	60	7
24190-100001	59	14
	63	19
	64	18
24190-160001	72	10
	73	10
24311-000050	80	24
24311-000080	40	31
24311-000090	84	74
24311-000100	77	5
	80	25
24311-000110	60	8
	65	21
24311-000120	5	28
	23	26
	80	26
		27
	81	15

Parts No.	Fig. No.	Ref. No.
24311-000120	82	7
	83	10
24311-000125	63	20
	64	19
24311-000140	80	28
24311-000150	26	8
24311-000160	2	32
	3	50
	12	30
	23	27
	34	10
	35	26
	46	22
	59	15
	67	13
	68	9
	84	75
24311-000180	34	11
	86	26
24311-000200	85	20
		21
		22
	86	39
		40
		41
		42
		43
24311-000320	2	33
	3	51
	23	28
24311-000600	79	3
24311-240100	16	71
	17	71
	19	11
24315-000070	80	29
24315-000110	77	20
	78	7
	80	30
	82	8
24321-000300	47	9
24321-000500	34	12
	39	26
	79	17
24321-000600	40	32
24321-000750	35	27
24321-001400	36	23
24325-000650	77	21
24341-000160	15	84
24341-000180	31	7
24341-000220	50	13

## Parts No. Index

Parts No.	Fig. No.	Ref. No.
24341-000224	50	14
24341-000240	2	48
	3	67
	23	30
	50	15
		16
24341-000260	50	17
24341-000300	40	13
24341-000500	5	25
	23	29
24341-000530	40	9
24341-000550	52	3
24341-000560	40	10
		33
24341-000750	49	16
24351-020300	47	10
	48	18
24421-153207	2	29
	3	31
		47
	11	15
		31
	75	13
	76	13
24421-203508	65	22
24421-305208	34	13
24423-254208	47	3
	49	17
24550-020150	61	3
		6
		11
24761-010000	29	11
	42	19
	45	8
	74	26
24761-060000	30	5
		11
	41	5
26013-060142	48	19
26013-060452	85	23
	86	44
26013-080122	84	76
26013-080162	84	77
26013-080202	39	27
	42	20
	46	27
	52	4
	59	16
	60	9
	63	21

Parts No.	Fig. No.	Ref. No.
26013-080202	64	20
	65	23
	84	78
		79
26013-080252	66	18
	78	8
	85	24
	86	45
26013-080302	42	21
	46	23
	47	11
	48	20
	65	24
26013-080352	77	22
26013-100202	84	80
26013-100252	34	14
26013-100302	35	28
	36	24
26013-100352	67	14
26013-100402	67	15
26013-100452	67	16
26013-100502	35	29
	67	17
26013-120252	79	18
	101	9
26013-120302	28	4
	77	23
26013-120402	77	24
26013-120502	77	25
26013-140352	101	10
26014-060162	13	24
26014-080252	22	16
26016-080352	2	30
	3	32
		48
	11	16
		32
	75	14
	76	14
26022-040102	91	13
26022-050102	15	85
	16	72
	17	72
26022-060122	16	55
	17	55
26022-060162	15	86
26106-060082	14	28
26106-060102	14	9
	20	10
26106-060122	62	22

Parts No.	Fig. No.	Ref. No.
26106-060122	88	4
	94	28
26106-060142	20	11
26106-060162	2	49
	3	68
	87	22
	92	55
	96	17
26106-060202	16	73
	17	73
	85	25
	86	46
		47
	93	14
26106-060252	16	74
	17	74
	88	5
26106-060304	92	56
26106-060402	86	48
		49
26106-080122	2	34
	3	52
	4	14
	20	12
	39	47
	40	51
	46	24
	92	57
26106-080162	1	44
	2	35
		36
	3	53
		54
	24	17
	25	9
		10
	43	4
	45	9
	61	18
	62	37
		38
	85	26
		27
	86	50
		51
	87	23
		24
		25
		26
	92	58

Parts No.	Fig. No.	Ref. No.
26106-080162	92	59
		60
		61
	93	11
	94	29
		30
		31
		32
		33
		34
	95	9
		10
	96	18
26106-080202	5	26
	12	31
	84	81
	85	30
	86	52
		55
	91	20
	93	12
	94	35
	96	19
26106-080252	6	44
	7	3
	13	30
	14	29
	92	62
26106-080302	4	8
	92	63
26106-080352	7	7
	8	4
	12	17
	13	21
26106-080452	2	37
	3	55
	9	11
26106-080502	4	16
	6	45
26106-080552	2	38
	3	56
	13	22
	25	11
26106-080602	8	5
26106-080652	26	9
26106-080702	4	17
26106-080802	3	57
26106-080852	2	39
	3	58
26106-080952	2	40



## Parts No. Index

Parts No.	Fig. No.	Ref. No.
26106-080952	3	59
26106-081002	8	6
26106-100202	21	26
	74	27
	95	11
26106-100252	39	48
	40	52
	84	82
	94	36
	100	13
	102	2
26106-100302	29	12
26106-100352	42	22
	61	19
	62	39
	95	12
26106-100552	42	23
26106-100802	40	53
26106-100952	42	24
26106-120202	98	3
26116-050302	15	87
26116-060162	80	31
26116-060322	21	22
26116-060402	49	18
26116-080162	66	13
26116-080202	39	28
26116-080252	56	25
26116-080302	49	19
26116-080502	42	25
	48	21
26116-080552	42	26
26116-080754	45	10
26116-080804	84	83
26116-080852	49	23
	51	18
26116-100552	67	18
26116-120302	101	11
26116-120602	74	28
26116-140452	29	13
26206-100202	4	3
26216-060302	6	12
26216-080202	3	60
26216-080222	8	12
26216-080402	2	41
	3	61
26216-080602	8	7
26216-120352	46	4
		7
26226-080182	6	36
26226-080302	47	4

Parts No.	Fig. No.	Ref. No.
26226-080302	48	7
26356-120002	39	49
	40	54
26366-060002	6	46
26366-080002	2	42
	16	75
	17	75
26366-100002	2	43
	3	62
26450-060252	12	12
26450-080202	80	33
26557-040122	21	21
26557-050122	91	21
26687-120002	16	76
	17	76
26716-060002	15	88
26716-080002	24	18
	39	29
	45	11
	61	20
	84	84
	92	64
26716-100002	14	30
	52	11
	62	29
	74	7
	82	9
	84	85
		86
26716-120002	9	15
	77	26
	101	12
26716-140002	100	11
26736-160002	39	30
	79	19
26756-060002	16	77
	17	77
	80	32
26776-100002	90	22
26776-120002	16	78
	17	78
26911-060082	55	2
26979-050052	50	2
26986-080002	61	21
27231-500000	1	14
27241-100000	18	49
27241-120000	1	15
27241-220000	6	13
27241-300000	1	16
27241-400000	6	14

Parts No.	Fig. No.	Ref. No.
27260-150000	48	8
28110-080100	103	6
28110-120140	103	7
28110-170190	103	8
28110-220240	103	9
28170-001500	103	10
43400-500390	16	79
	17	79
43400-500410	2	44
		45
	3	63
		64
43400-500430	16	80
	17	80
43400-500450	4	15
	16	81
	17	81
43400-500490	15	89
719807-53100	18	1
719808-51300	15	1 A
719808-92600	23	1
719808-92610	23	2
719809-51310	15	1 B
719809-92600	23	3
719809-92610	23	4
719810-02800	1	17
719810-02930	1	20
719810-11650	6	32
719810-23100	10	34
719811-01560	1	1
719811-11700	6	1
719811-21710	10	1
719811-22900	10	44
719812-01560	1	2
719812-11700	6	2
719812-22900	10	50
729100-22500	10	21
729150-22500	10	27
729555-22950	10	46
729812-22950	10	52
794130-71410	98	10
	99	1
		10
	100	1
794150-21700	43	2
794440-82100	103	1
794515-72100	99	2
794525-71100	98	4
798010-01110	24	1
798011-27300	62	24

Parts No.	Fig. No.	Ref. No.
798290-37000	74	2
798330-73101	100	2
X21142742	21	24
X21142835	21	20
X211432001	21	5
X21143454	21	13
X21143963	21	23
X211443101	21	10
X21144314	21	12
X21144661	21	16
X211453002	21	8
X21145312	21	7
X21145352	21	9
X211455003	21	14
X211456009	21	15
X21146815	21	19
X21147155	21	4
X21147215	21	6
X21148110	21	3
X21148313	21	11
X21148652	21	17
X211491001	21	2
X211497004	21	18
XM069000000	22	7
XM081780000	22	8
XM178780000	22	9
XM219230000	22	2
XM329830000	22	3
XM860250000	22	4
XM863720000	22	5
XYSPS400800	22	10
XYSPS402400	22	11