

OCT10-M24301EN

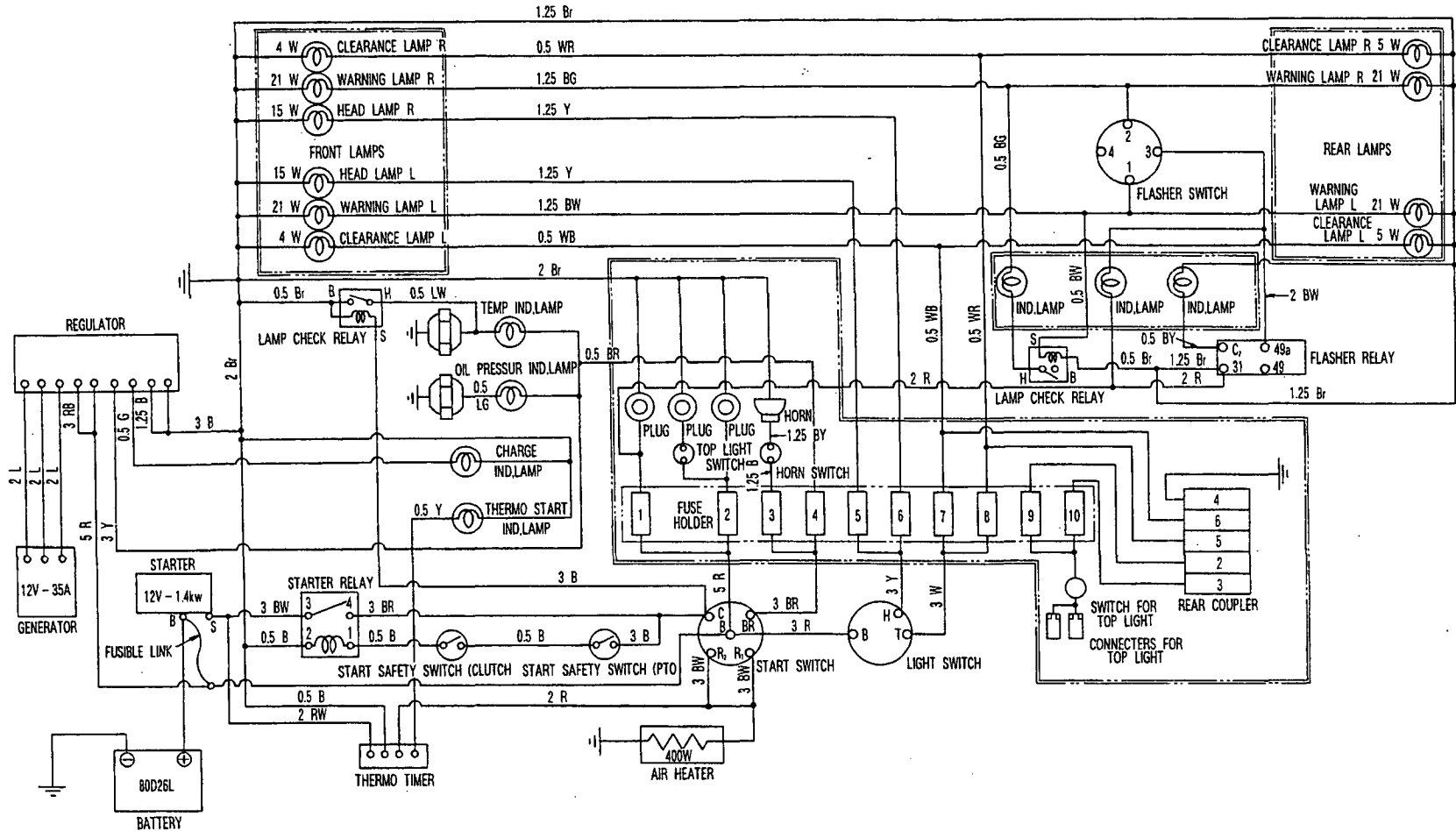
PREFACE

This parts catalog carries all parts incorporated in YANMAR Model YM258-HK & YM258D-HK tractors manufactured since January, 1991.

Each illustration corresponds to the parts list on the following page.

When ordering parts, clearly write down the tractor model, as well as the name and number of each part in your order sheet. This will help insure reliable delivery of the parts you have ordered.

WIRING DIAGRAM



STARTING SWITCH LOGIC CIRCUIT

	B	R ₁	R ₂	BR	C
HEAT	○	○	○	○	
OFF	○				
ON	○	○	○	○	
START	○	○	○	○	

LIGHTING SWITCH LOGIC CIRCUIT

	B	T	S	H
OFF				
I	○	○	○	
II	○	○	○	

FLASHER SWITCH LOGIC CIRCUIT (HAZARD OFF)

	1	2	3	4
R	○	○	○	
N	○			
L	○	○	○	

HAZARD SWITCH LOGIC CIRCUIT (HAZARD ON)

	1	2	3	4
R	○	○	○	○
N	○	○	○	○
L	○	○	○	○

Contents

Fig. No.	Fig. Name	Fig. No.	Fig. Name
3TN82-RHK		23.	FRONT AXLE(FOR YM258-HK)
1.	CYLINDER BLOCK	24.	RING GEAR OF FRONT AXLE
2.	GEAR HOUSING	25.	PROPELLER SHAFT
3.	MOUNTING FLANGE & OIL SUMP	26.	FRONT AXLE(FOR YM258D-HK)
4.	CYLINDER HEAD & BONNET	27.	FRONT SPINDLE OF FRONT AXLE
5.	SUCTION MANIFOLD & AIR CLEANER	28.	STEERING
6.	EXHAUST MANIFOLD & SILENCER	29.	CLUTCH
7.	CAMSHAFT & DRIVING GEAR	30.	TRANSMISSION HOUSING
8.	CRANKSHAFT & PISTON	31.	CENTER PLATE& POWER SHIFT PUMP
9.	LUB. OIL SYSTEM	32.	REGULATOR
10.	COOLING WATER SYSTEM	33.	TRANSMISSION GEARS
11.	FUEL INJECTION PUMP	34.	CREEP GEAR
12.	FUEL INJECTION LINE	35.	P.T.O.SHAFT
13.	FUEL LINE	36.	MAIN SHIFT
14.	GOVERNOR	37.	RANGE SHIFT & P.T.O.SHIFT
15.	ENGINE STOP DEVICE	38.	FRONT DRIVE & SHIFT LEVER
16.	STARTING MOTOR	39.	RING GEAR & DIFFERENTIAL GEARS
17.	GENERATOR	40.	REAR AXLE HOUSING & DIFF.LOCK
18.	GASKET SET & TOOL(OPTIONAL)	41.	FINAL PINION & REAR AXLE SHAFT
YM258(D)-HK		42.	BRAKES
19.	THROTTLE	43.	PARKING BRAKE
20.	FUEL TANK	44.	HYDRAULIC PUMP
21.	FRONT PTO DRIVE & CONTROL	45.	HYDRAULIC PIPES
22.	FRAME & CENTER PIN	46.	HYDRAULIC CYLINDER
		47.	HYDRAULIC LIFT

Contents

Fig. No. Fig. Name

48. HYDRAULIC CONTROL VALVE

49. HYDRAULIC CONTROL

50. ELECTRIC PARTS

51. HOOD

52. THREE-POINT HITCH

53. FRONT P.T.O.

Fig. No. Fig. Name

Fig.1. CYLINDER BLOCK

(A)=3TN82-RHK

(B)=

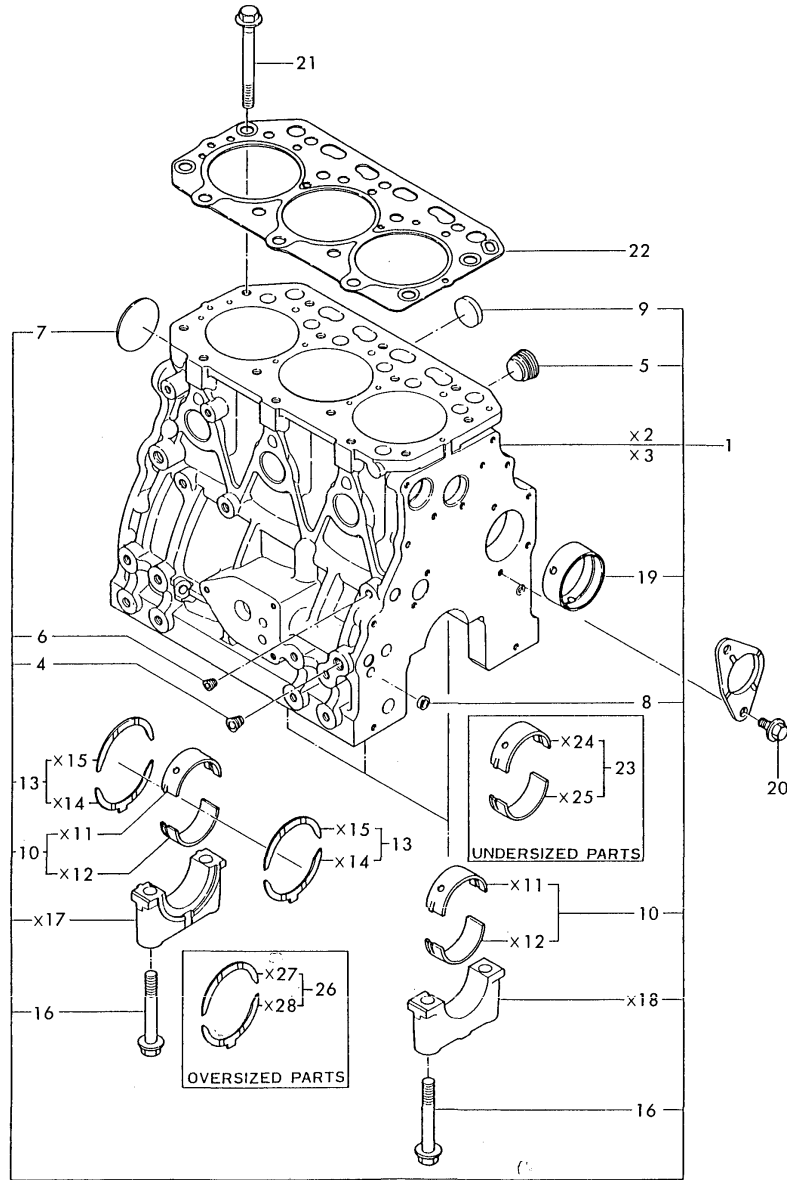
(C)=

(D)=

(E)=

(F)=

Fig. 1 CYLINDER BLOCK



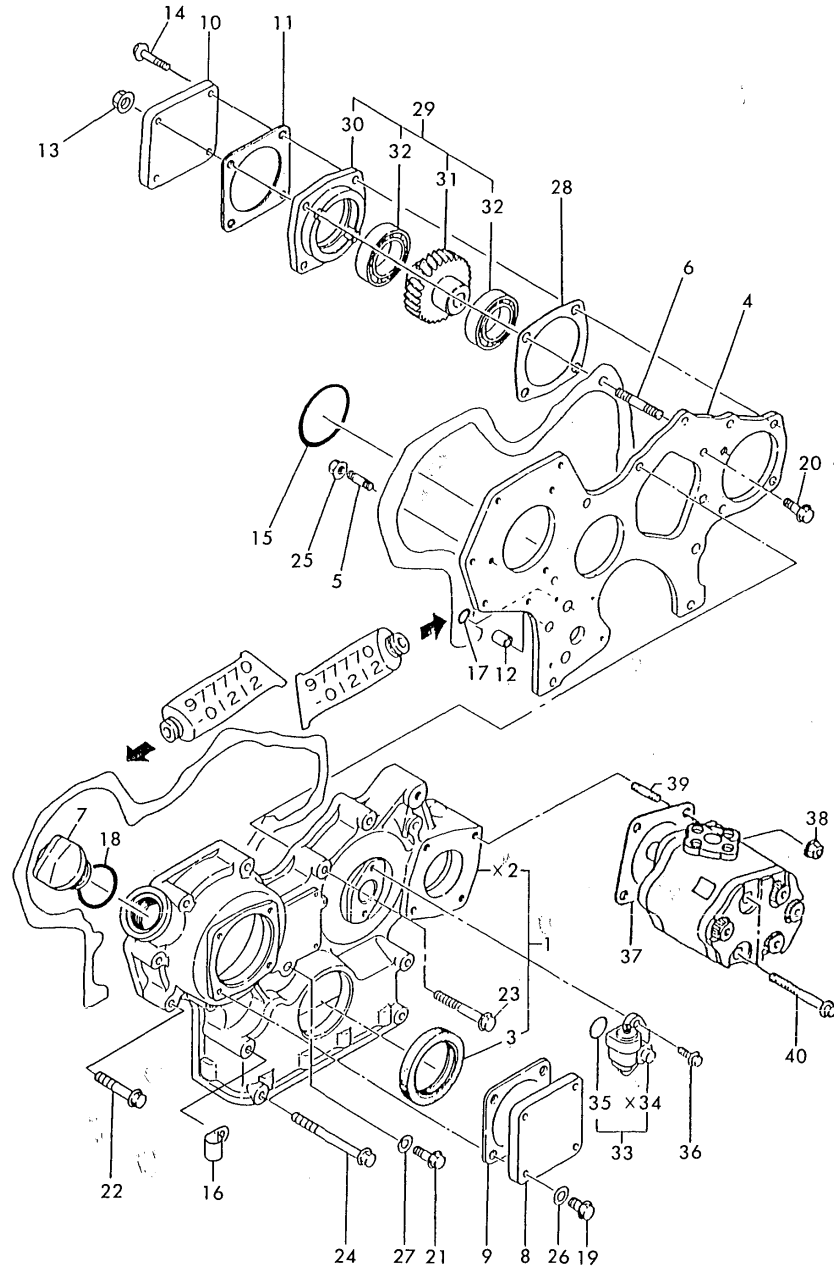
No.	Lev.	Parts No.	Description	Q'ty						I	R
				(A)	(B)	(C)	(D)	(E)	(F)		
1	1	729151-01560	BLOCK ASSY, CYLINDER	1							
4	2	124160-01910	PLUG, PT1/4	3							
5	2	171051-01921	PLUG, NPTF1	1							
6	2	23871-010000	PLUG, R01	1							
7	2	27231-500000	PLUG 50	1							
8	2	27241-120000	PLUG, 12	2							
9	2	27241-300000	PLUG 30	6							
10	2	129150-02800	BEARING, MAIN	4							
13	2	129150-02930	BEARING, THRUST	2							
16	2	129150-02020	BOLT, METAL CAP	8							
19	2	129795-02411	BUSH, CAMSHAFT	1							
20	1	26106-080162	BOLT, M8X 16 PLATED	2							
21	1	129150-01200	BOLT, HEAD	14							
22	1	129156-01333	GASKET, HEAD	1							
23	1	129150-02870	BEARING, 0.25 US	4							1
26	1	129150-02940	BEARING, THRUST 0.25	2							2

Remarks

- (1) UNDERSIZED(U.S=0.25) PART.
- (2) OVERSIZED(O.S=0.25) PART.

Fig.2. GEAR HOUSING

Fig. 2 GEAR HOUSING



(A)=3TN82-RHK

(B)=

(C)=

(D)=

(E)=

(F)=

No.	Lev.	Parts No.	Description	Qty						I	R
				(A)	(B)	(C)	(D)	(E)	(F)		
1	1	129100-01590	CASE ASSY, GEAR	1							
3	2	129795-01800	SEAL, OIL	1							
4	1	129150-01520	FLANGE, GEAR CASE	1							
5	1	121450-01560	STUD, M8X22	3							
6	1	129150-01580	STUD, M8X30	1							
7	1	124160-01751	COVER, FILLER	1							
8	1	124240-01871	COVER	1							
9	1	124240-01883	GASKET	1							
10	1	124240-01871	COVER	1							
11	1	124240-01883	GASKET	1							
12	1	129795-01950	PIPE, KNOCK L=18	2							
13	1	194990-22050	NUT, M8	1							
14	1	26106-080302	BOLT, M8X 30 PLATED	3							
15	1	121850-51960	O-RING	1							
16	1	129150-03100	RETAINER, PIPE	1							
17	1	24311-000160	O-RING, 1AP16.0	2							
18	1	24311-000320	O-RING, 1AP32.0	1							
19	1	26106-080122	BOLT, M8X 12 PLATED	4							
20	1	26106-080162	BOLT, M8X 16 PLATED	3							
21	1	26106-080162	BOLT, M8X 16 PLATED	1							
22	1	26106-080452	BOLT, M8X 45 PLATED	6							
23	1	26106-080552	BOLT, M8X 55 PLATED	3							
24	1	26106-080852	BOLT, M8X 85 PLATED	4							
25	1	26366-080002	NUT, M8	1							
26	1	43400-500410	SEAL WASHER 8	4							
27	1	43400-500410	SEAL WASHER 8	1							
28	1	129150-01881	GASKET	1							
29	1	129150-26000	DRIVE ASSY, PUMP	1							
30	2	129150-26050	BRACKET, PUMP	1							
31	2	129150-26201	GEAR ASSY	1							
32	2	24101-060064	BEARING, BALL 6006	2							
33	1	129150-91400	GEAR	1							
35	2	24341-000240	O-RING, 1AS24.0	1							
36	1	26106-060162	BOLT, M6X 16 PLATED	2							
37	1	124240-01883	GASKET	1							
38	1	194990-22050	NUT, M8	2							
39	1	26106-080802	BOLT, M8X 80 PLATED	2							
40	1	26216-080202	STUD, M8X 20	2							

Fig.3. MOUNTING FLANGE & OIL SUMP

(A)=3TN82-RHK

(B)=

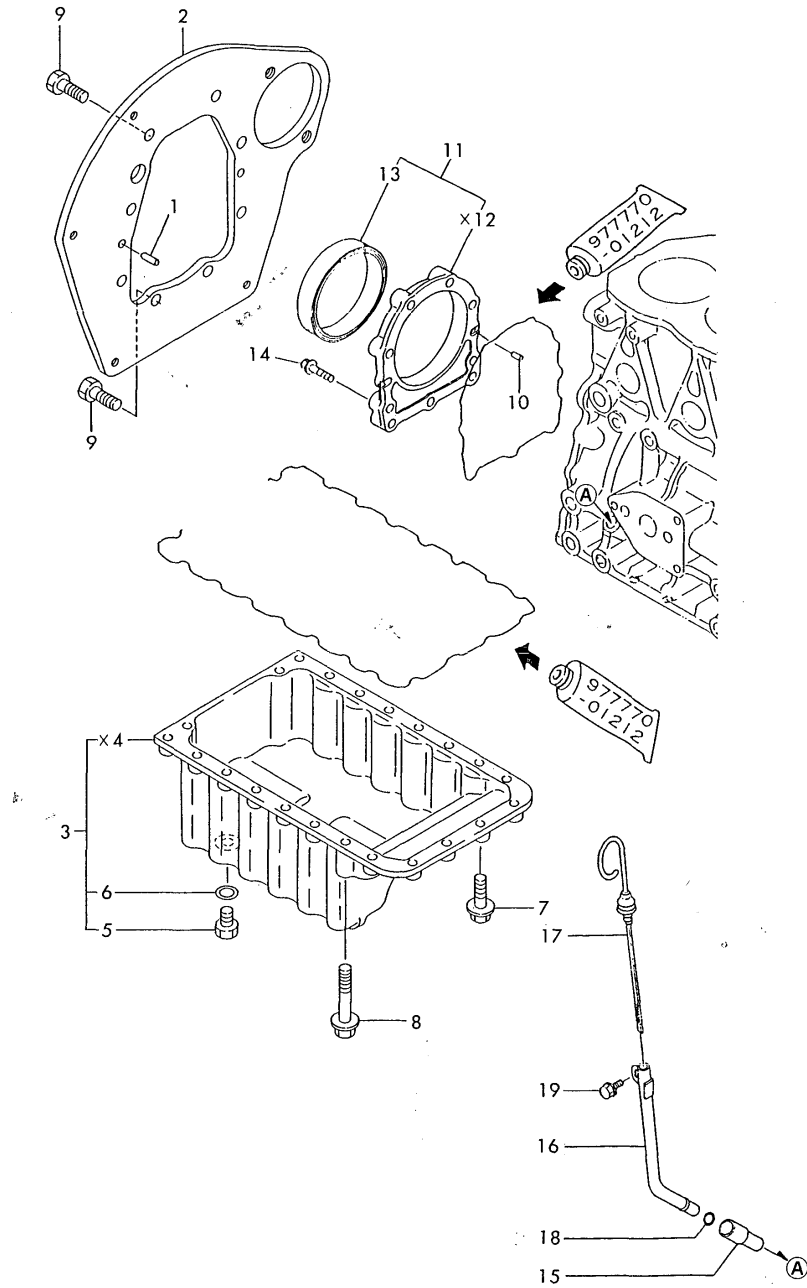
(C)=

(D)=

(E)=

(F)=

Fig. 3 MOUNTING FLANGE & OIL SUMP



No.	Lev.	Parts No.	Description	Q'ty						I	R
				(A)	(B)	(C)	(D)	(E)	(F)		
1	1	129100-01580	PIN, M8X16	2							
2	1	119859-01600	FLANGE, MOUNTING	1							
3	1	729149-01700	SUMP ASSY, OIL	1							
5	2	23887-120002	PLUG, 12	1							
6	2	43400-500450	SEAL WASHER 12	1							
7	1	26106-080252	BOLT, M8X 25 PLATED	17							
8	1	26106-080502	BOLT, M8X 50 PLATED	5							
9	1	26206-100202	BOLT, M10X 20 PLATED	8							
10	1	129100-01580	PIN, M8X16	2							
11	1	129100-01640	CASE ASSY, OIL SEAL	1							
11-1	1	729402-01650	CASE ASSY, OIL SEAL	1							R
(A=FROM 1ST)											
13	2	129795-01780	SEAL, OIL	1							
13-1	2	129120-01780	SEAL, OIL	1							N
(A=FROM 1ST)											
14	1	26106-080302	BOLT, M8X 30 PLATED	9							
15	1	119260-34810	GUIDE, DIPSTICK	1							
16	1	129129-34810	GUIDE, DIPSTICK	1							
17	1	129129-34820	DIPSTICK, OIL	1							
18	1	24311-240100	O-RING, 1AP10A	1							
19	1	26106-080122	BOLT, M8X 12 PLATED	1							

Fig.4. CYLINDER HEAD & BONNET

(A)=3TN82-RHK

(B)=

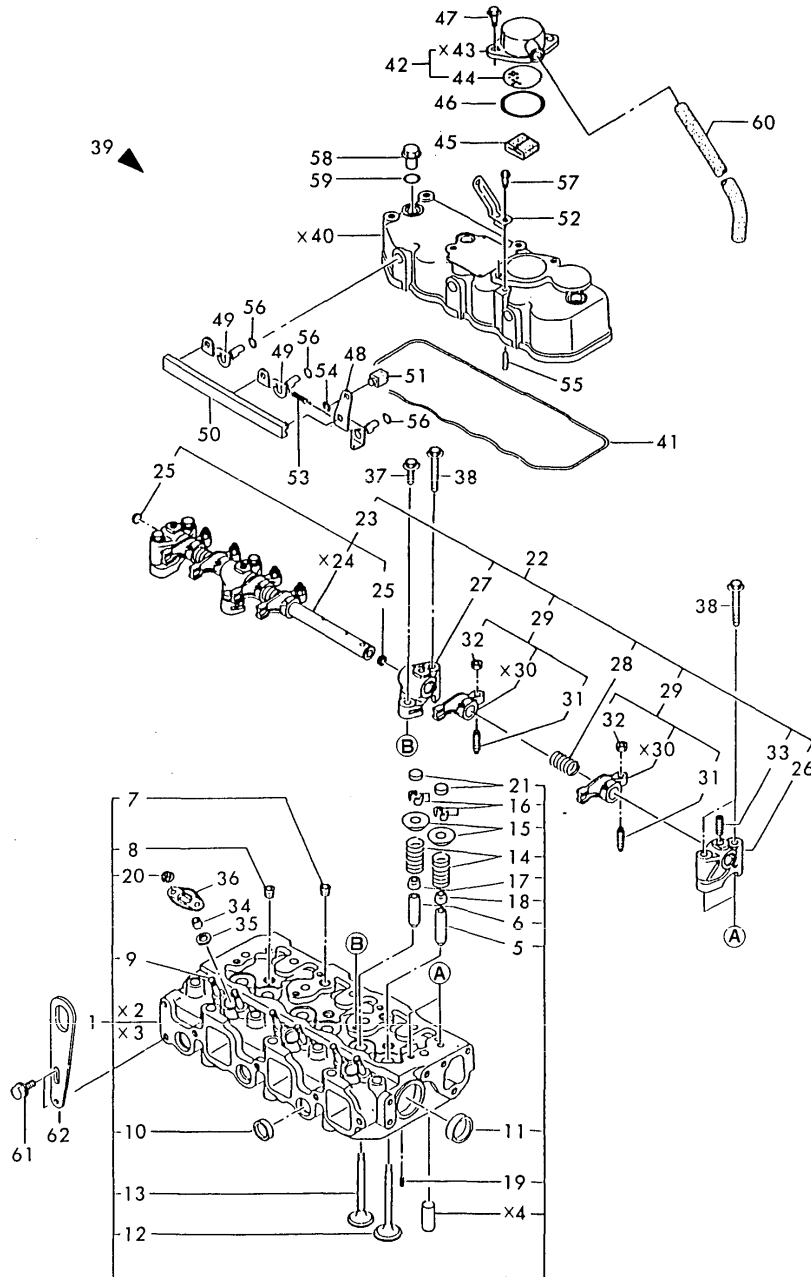
(C)=

(D)=

(E)=

(F)=

Fig. 4 CYLINDER HEAD & BONNET



No.	Lev.	Parts No.	Description	Q'ty						I	R
				(A)	(B)	(C)	(D)	(E)	(F)		
1	1	729102-11700	HEAD ASSY, CYLINDER	1							
5	3	120130-11160	GUIDE, VALVE	3							
6	3	129150-11170	GUIDE, VALVE	3							
7	3	121850-11860	PLUG, PT1/4	2							
8	3	23871-030000	PLUG, R03	3							
9	3	26216-060202	STUD, M6X 20	6							
10	3	27241-220000	PLUG, 22	3							
11	3	27241-400000	PLUG, 40	2							
12	2	129100-11100	VALVE, INTAKE	3							
13	2	129100-11110	VALVE, EXHAUST	3							
14	2	129795-11120	SPRING, VALVE	6							
15	2	129795-11180	RETAINER, SPRING	6							
16	2	103338-11190	COTTER	6							
17	2	124460-11340	SEAL, VALVE STEM	3							
18	2	121400-11340	SEAL, VALVE STEM	3							
19	2	22351-060012	PIN, SPRING 6.0X12	2							
20	2	26366-060002	NUT, M6	6							
21	2	129150-11370	CAP, VALVE	6							
22	1	129155-11241	SHAFT ASSY, ROCKER	1							
23	2	129150-11290	SHAFT, ROCKER ARM	1							
25	3	27241-100000	PLUG, 10	2							
26	2	129155-11260	SUPPORT, ROCKER ARM	2							
27	2	129155-11270	SUPPORT, ROCKER ARM	2							
28	2	129150-11280	SPRING	3							
29	2	729402-11650	ARM ASSY, ROCKER	6							
31	3	129150-11230	SCREW, VALVE ADJUST	6							
32	3	129150-11750	NUT, M8	6							
33	2	26226-080182	STUD, M8X 18	3							
34	1	119625-11870	PROTECTOR, NOZZLE	3							
35	1	119625-11880	SEAT, NOZZLE	3							
36	1	119625-11900	RETAINER, NOZZLE	3							
37	1	26106-080252	BOLT, M8X 25 PLATED	2							
38	1	26106-080502	BOLT, M8X 50 PLATED	6							
39	1	129150-11350	BONNET ASSY, HEAD	1							
41	2	129150-11310	GASKET, BONNET	1							
42	2	129150-03010	COVER ASSY	1							
44	3	129150-03080	PLATE, BAFFLE	1							
45	2	129150-03070	BAFFLE, BREATHER	1							
46	2	24341-000500	O-RING, 1AS50.0	1							
47	2	26106-080162	BOLT, M8X 16 PLATED	2							
48	2	129150-03730	LEVER	1							
49	2	129150-03740	LEVER	2							
50	2	129150-03760	CONNECTOR	1							
51	2	121250-03783	RETAINER, INNER WIRE	1							
52	2	129150-03800	SUPPORT, WIRE	1							
53	2	129150-03900	SPRING, RETURN	1							
54	2	22272-000060	RING, E- 6	1							
55	2	22312-030160	PIN, PARALLEL M3X16	3							
56	2	24311-000070	O-RING, 1AP7.0	3							
57	2	26106-060122	BOLT, M6X 12 PLATED	1							
58	1	124160-11360	KNOB	3							

Fig.5. SUCTION MANIFOLD & AIR CLEANER

(A)=3TN82-RHK

(B)=

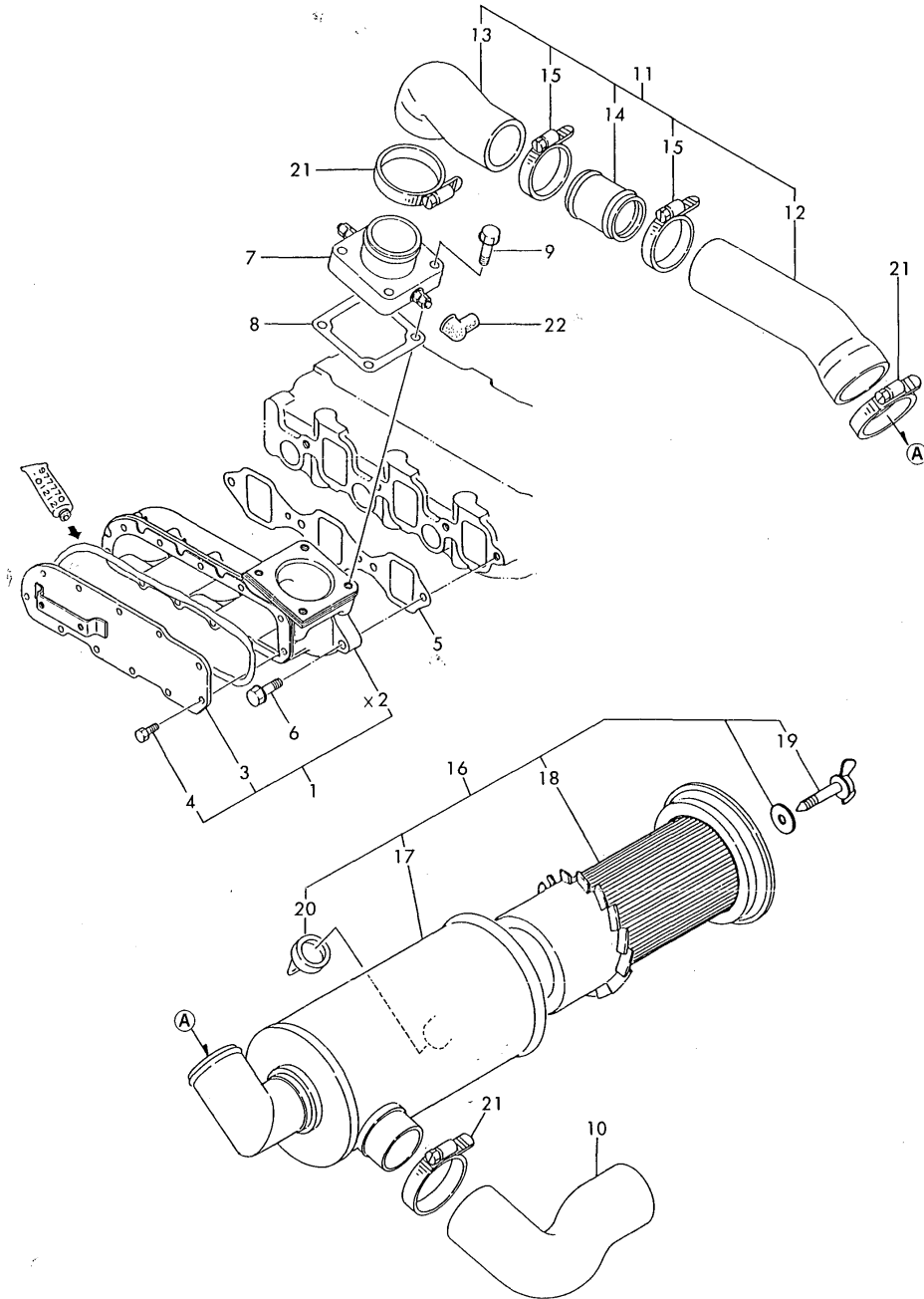
(C)=

(D)=

(E)=

(F)=

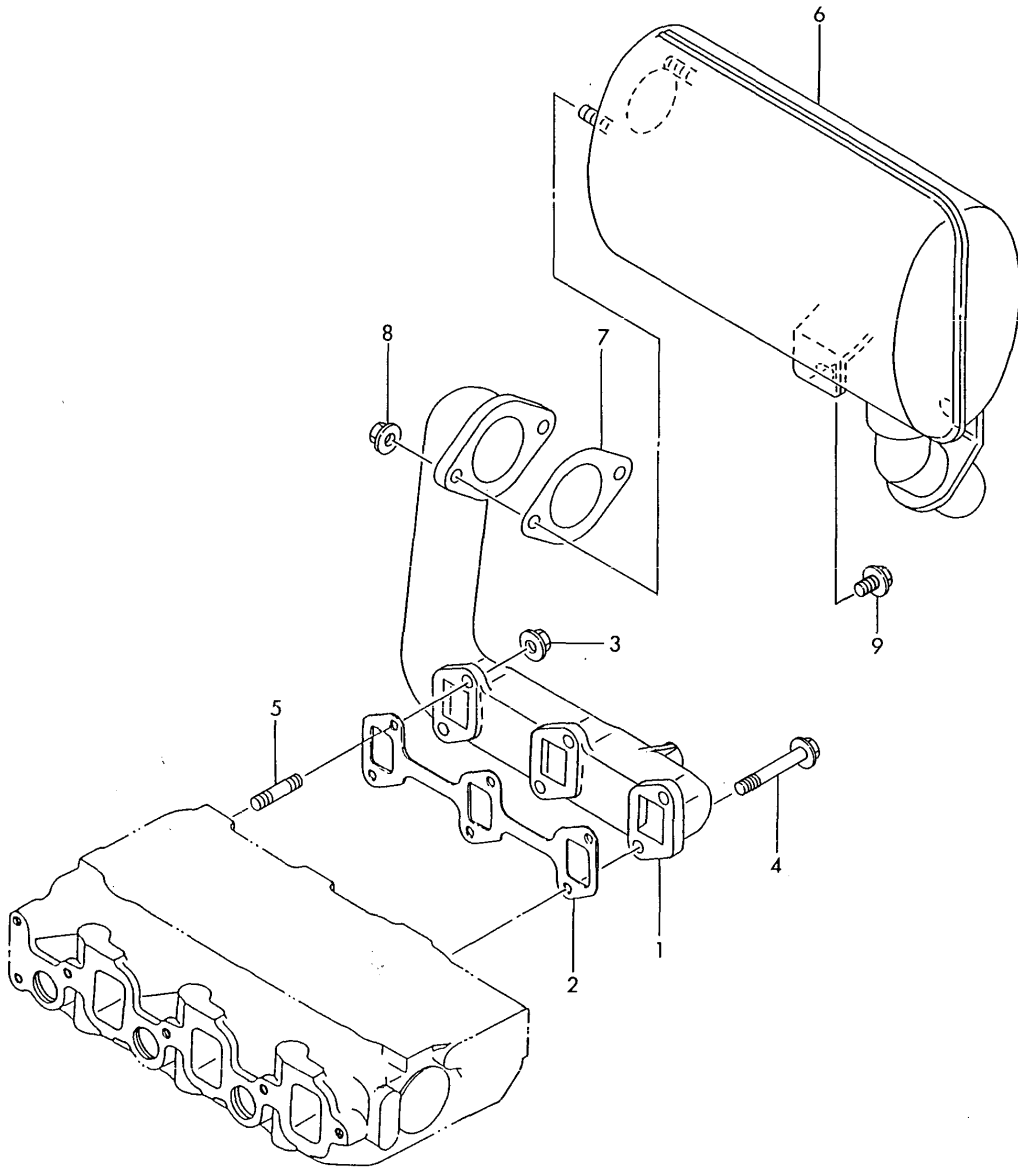
Fig. 5 SUCTION MANIFOLD & AIR CLEANER



No.	Lev.	Parts No.	Description	Q'ty						I	R
				(A)	(B)	(C)	(D)	(E)	(F)		
1	1	129107-12090	MANIFOLD ASSY,INTAKE	1							
3	2	129107-12121	PLATE	1							
4	2	26476-060142	SCREW, TAPPING M6X14	12							
5	1	129150-12111	GASKET, MANIFOLD	1							
6	1	26106-080252	BOLT, M8X 25 PLATED	4							
7	1	129120-77501	HEATER	1							
8	1	129150-77511	GASKET	1							
9	1	26106-080352	BOLT, M8X 35 PLATED	4							
10	1	121505-12210	HOSE, AIR CLEANER	1							
10-1	1	119840-12210	PIPE, AIR INTAKE	1							N
(A=E/# 13350)											
11	1	129149-12290	PIPE, AIR INTAKE	1							
12	2	119859-12210	PIPE, AIR INTAKE	1							
13	2	129149-12220	PIPE, AIR INTAKE	1							
14	2	119859-12230	JOINT	1							
15	2	23000-054000	CLAMP, 54	2							
15-1	2	23000-060000	CLAMP, 60	2							R
(A=E/# 13350)											
16	1	119859-12500	CLEANER, AIR	1							
17	2	119859-12510	BODY, AIR CLEANER	1							
18	2	129129-12510	ELEMENT	1							
19	2	121420-12561	NUT, WING	1							
20	2	121422-12580	VALVE, UNLOADER	1							
21	1	23000-070000	CLAMP, 70	3							
21-1	1	23000-060000	CLAMP, 60	3							R
(A=E/# 13350)											
22	1	124756-77040	COVER, TERMINAL	1							

Fig.6. EXHAUST MANIFOLD & SILENCER

Fig. 6 EXHAUST MANIFOLD & SILENCER



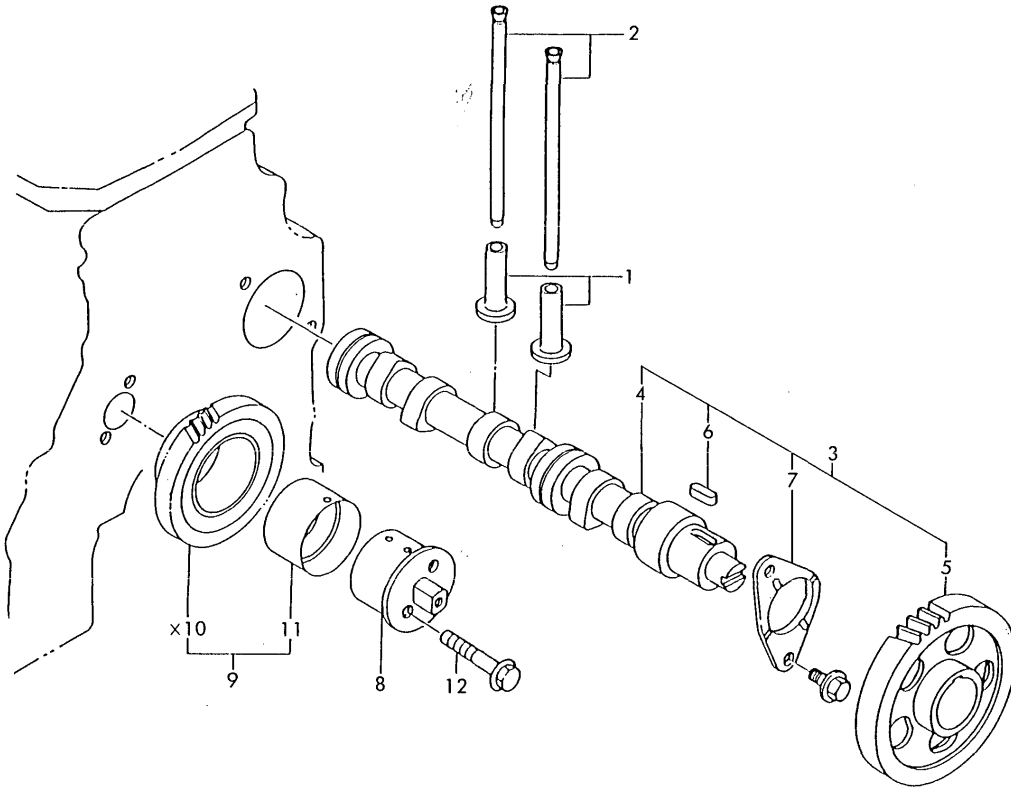
(A)=3TN82-RHK
(B)=
(C)=

(D)=
(E)=
(F)=

No.	Lev.	Parts No.	Description	Q'ty						I	R
				(A)	(B)	(C)	(D)	(E)	(F)		
1	1	129149-13100	MANIFOLD, EXHAUST	1							
2	1	129150-13110	GASKET	1							
3	1	194990-22050	NUT, M8	3							
4	1	26106-080602	BOLT, M8X 60 PLATED	3							
5	1	26216-080202	STUD, M8X 20	3							
6	1	119859-13500	SILENCER	1							
7	1	129107-13550	GASKET	1							
8	1	194990-22050	NUT, M8	2							
9	1	26106-080122	BOLT, M8X 12 PLATED	1							

Fig.7. CAMSHAFT & DRIVING GEAR

Fig. 7 CAMSHAFT & DRIVING GEAR



(A)=3TN82-RHK
(B)=
(C)=

(D)=
(E)=
(F)=

No.	Lev.	Parts No.	Description	Q'ty						I	R
				(A)	(B)	(C)	(D)	(E)	(F)		
1	1	129150-14200	TAPPET	6							
2	1	129150-14400	ROD, PUSH L=178	6							
3	1	129129-14580	CAMSHAFT ASSY	1							
4	2	129150-14011	CAMSHAFT	1							
5	2	129150-14101	GEAR, CAMSHAFT	1							
6	2	22512-070140	KEY, 7X 14	1							
7	2	129150-02450	BEARING, THRUST	1							
8	1	129100-25061	SHAFT, IDLE	1							
9	1	129150-25101	GEAR ASSY, IDLE	1							
12	1	26106-080452	BOLT, M8X 45 PLATED	2							

Fig.8. CRANKSHAFT & PISTON

(A)=3TN82-RHK

(B)=

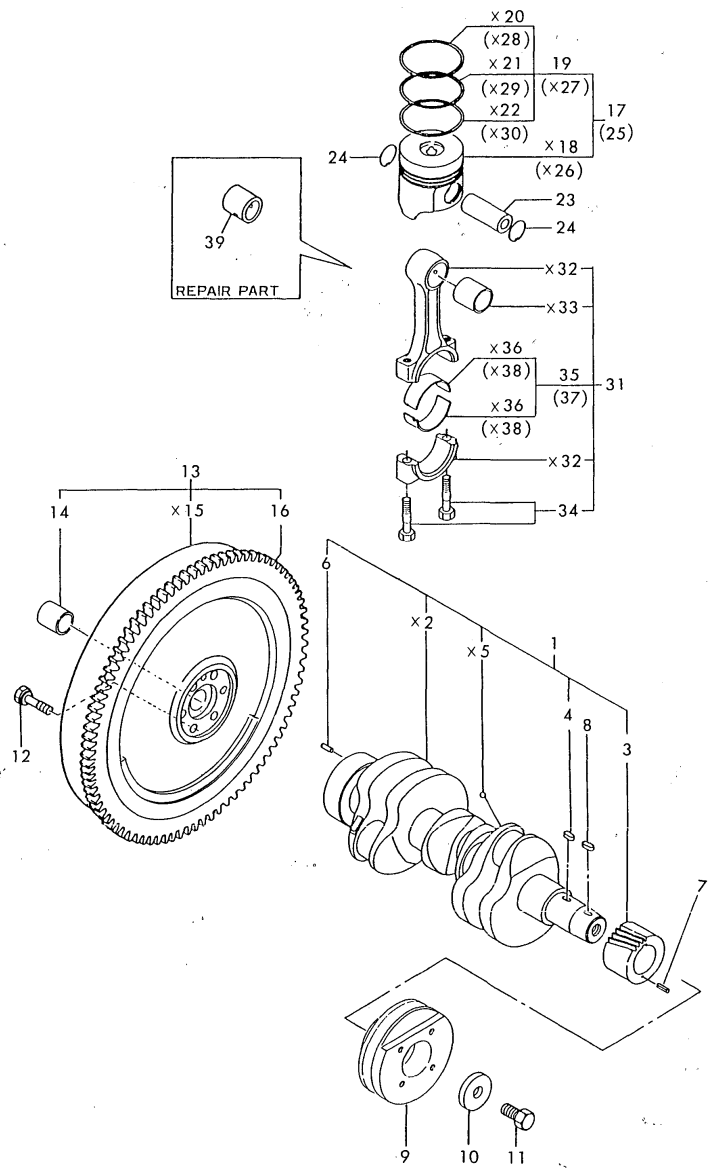
(C)=

(D)=

(E)=

(F)=

Fig. 8 CRANKSHAFT & PISTON



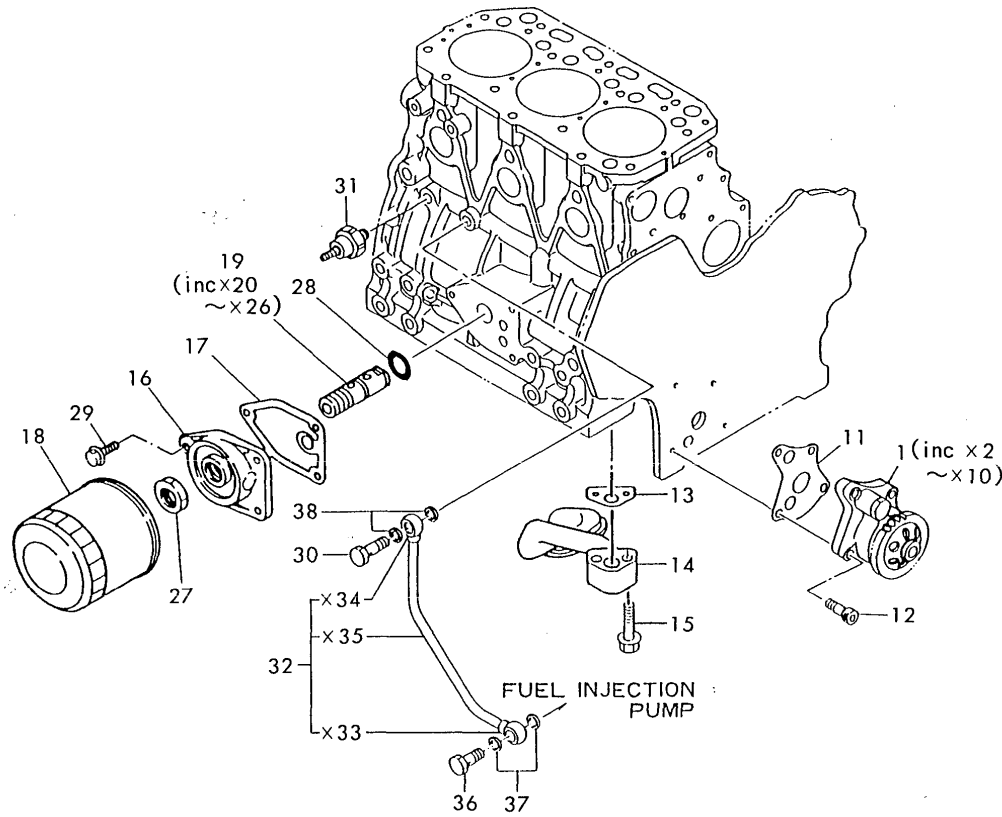
No.	Lev.	Parts No.	Description	Q'ty						I	R
				(A)	(B)	(C)	(D)	(E)	(F)		
1	1	129170-21000	CRANKSHAFT ASSY	1							
3	2	129150-21200	GEAR, CRANKSHAFT	1							
4	2	22512-070140	KEY, 7X 14	1							
6	2	129100-01580	PIN, M8X16	1							
7	1	22351-040010	PIN, SPRING 4.0X10	1							
8	1	22512-070160	KEY, 7X 16	1							
9	1	129149-21650	V-PULLEY	1							
10	1	129795-21661	WASHER	1							
11	1	121850-21680	BOLT	1							
12	1	124160-21501	BOLT, FLYWHEEL	6							
13	1	129149-21580	FLYWHEEL ASSY	1							
14	2	124450-21230	BUSH	1							
16	2	119865-21600	GEAR, RING	1							
17	1	129402-22080	PISTON ASSY	3							
19	2	729402-22500	RING SET, PISTON	3							
23	1	129150-22300	PIN, PISTON D26 L66	3							1
24	1	121100-22400	CIRCLIP	6							
25	1	729402-22900	PISTON ASSY, 0.25 OS	3							1
27	2	729156-22950	RING SET, 0.25 OS	3							1
31	1	729402-23100	ROD ASSY, CONNECTING	3							
34	2	121550-23200	BOLT, CONNECTING ROD	6							
35	2	129150-23600	BEARING, CRANK PIN	3							
37	1	129150-23610	BEARING, 0.25 US	3							2
39	1	129100-23910	BEARING, PISTON PIN	3							3

Remarks

- (1) OVERSIZED(O.S=0.25) PART.
- (2) UNDERSIZED(U.S=0.25) PART.
- (3) REPAIR PART.

Fig.9. LUB. OIL SYSTEM

Fig. 9 LUB. OIL SYSTEM



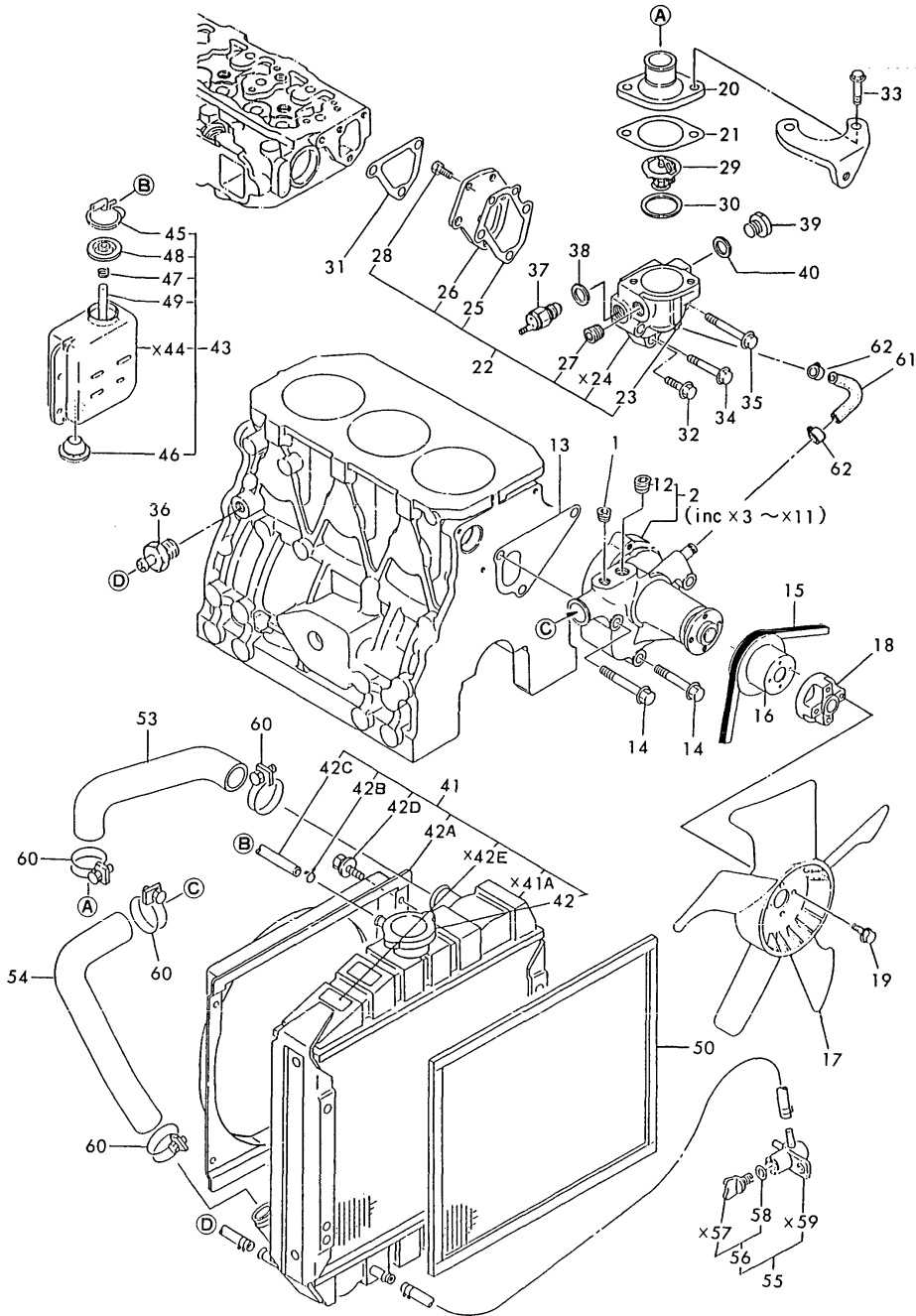
(A)=3TN82-RHK
(B)=
(C)=

(D)=
(E)=
(F)=

No.	Lev.	Parts No.	Description	Qty						I	R
				(A)	(B)	(C)	(D)	(E)	(F)		
1	1	129150-32000	PUMP ASSY, OIL	1							
11	1	129150-32020	GASKET, PUMP	1							
12	1	26450-060252	BOLT, M6X 25	4							
13	1	129150-35041	GASKET	1							
14	1	119867-35090	PIPE ASSY, OIL INLET	1							
15	1	26106-080352	BOLT, M8X 35 PLATED	2							
16	1	129150-35101	BRACKET, STRAINER	1							
17	1	129150-35111	GASKET	1							
18	1	129150-35150	FILTER 90X80L	1							
19	1	119865-35300	VALVE ASSY, CONTROL	1							
27	1	129150-35350	NUT	1							
28	1	24311-000160	O-RING, 1AP16.0	1							
29	1	26106-080202	BOLT, M8X 20 PLATED	3							
30	1	124160-39140	BOLT, PIPE JOINT M10	1							
31	1	124160-39450	SWITCH, 0.5KG	1							
32	1	129150-39450	PIPE ASSY, OIL	1							
36	1	124550-59820	BOLT, PIPE JOINT M8	1							
37	1	23414-080000	GASKET, 8X1.0	2							
38	1	23414-100000	GASKET, 10X1.0	2							

Fig.10. COOLING WATER SYSTEM

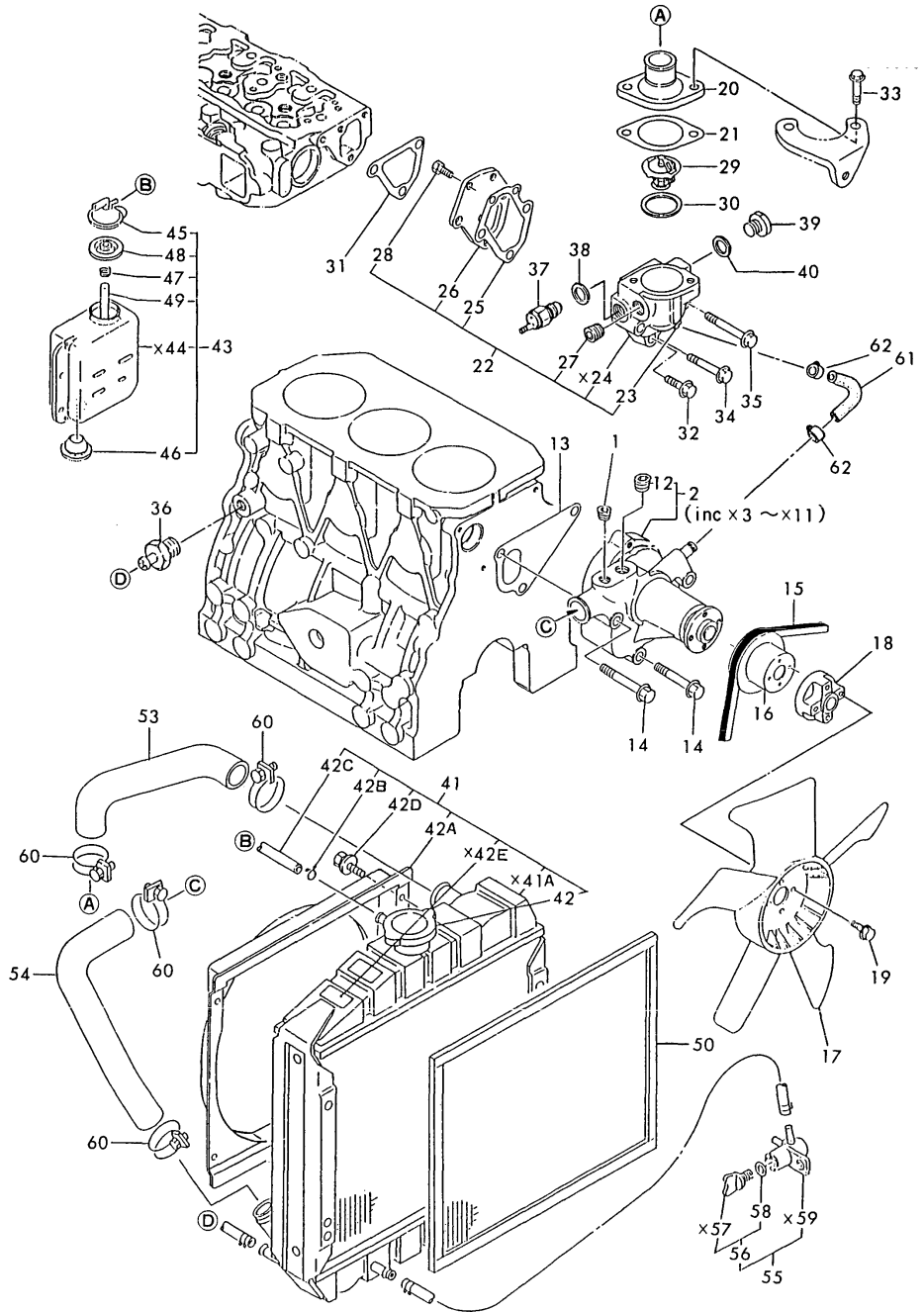
Fig. 10 COOLING WATER SYSTEM



No.	Lev.	Parts No.	Description	Q'ty						I	R
				(A)	(B)	(C)	(D)	(E)	(F)		
1	1	121850-11860	PLUG, PT1/4	1							
2	1	129100-42002	PUMP ASSY, WATER	1							
12	2	23871-030000	PLUG, R03	1							
13	1	129100-42020	GASKET, WATER PUMP	1							
14	1	26106-080602	BOLT, M8X 60 PLATED	3							
15	1	119865-42290	V-BELT, A36.5	1							
16	1	129556-42350	V-PULLEY, 96	1							
17	1	129155-44740	FAN, COOLING D320	1							
18	1	171353-44760	SPACER, FAN	1							
19	1	26106-060402	BOLT, M6X 40 PLATED	4							
20	1	129350-49530	COVER, THERMOSTAT	1							
21	1	129795-49551	GASKET	1							
22	1	129100-49800	CASE ASSY, THERMOSTAT	1							
23	2	124770-11770	JOINT, PIPE PT1/8	1							
25	2	129100-49820	GASKET	1							
26	2	129100-49830	COVER, THERMOSTAT	1							
27	2	23871-030000	PLUG, R03	1							
28	2	26116-060162	BOLT, M6X 16 PLATED	2							
29	1	129150-49800	THERMOSTAT, 82	1							
30	1	129150-49811	GASKET, THERMOSTAT	1							
31	1	129100-49840	GASKET	1							
32	1	26106-080252	BOLT, M8X 25 PLATED	1							
33	1	26106-080252	BOLT, M8X 25 PLATED	2							
34	1	26106-080502	BOLT, M8X 50 PLATED	1							
35	1	26106-080602	BOLT, M8X 60 PLATED	1							
36	1	121550-49111	JOINT, PT1/4	1							
37	1	121250-44901	SWITCH, 110	1							
38	1	124465-44950	GASKET, 16	1							
39	1	121450-42450	PLUG, M16	1							
40	1	124465-44950	GASKET, 16	1							
41	1	119859-44500	RADIATOR	1							
42	2	119259-44570	CAP, RADIATOR	1							
42A	2	119259-44540	SHROUD	1							W
(A=FROM 1ST)											
42B	2	121250-44590	CLAMP	2							W
(A=FROM 1ST)											
42C	2	124323-59100	PIPE, FUEL D12X600	1							W
(A=FROM 1ST)											
42D	2	26014-060122	BOLT, M6X 12	4							W
(A=FROM 1ST)											
43	1	121468-44510	SUB-TANK ASSY	1							
45	2	121450-44531	CAP	1							
46	2	121468-44540	PLUG, SUB-TANK	1							
47	2	124450-44560	RETAINER	1							
48	2	121470-44581	GASKET	1							
49	2	23065-070130	PIPE, 7X 130	1							
50	1	121579-44580	SCREEN	1							
53	1	129149-49010	PIPE, WATER	1							
54	1	129149-49020	PIPE, WATER	1							
55	1	129550-49100	COCK ASSY, 2-WAY	1							
56	2	129150-49080	COCK, DRAIN	1							

Fig.10. COOLING WATER SYSTEM

Fig. 10 COOLING WATER SYSTEM



(A)=3TN82-RHK
(B)=
(C)=

(D)=
(E)=
(F)=

No.	Lev.	Parts No.	Description	Q'ty						I	R
				(A)	(B)	(C)	(D)	(E)	(F)		
58	3	119629-49080	GASKET	1							
60	1	121267-49500	BAND, 38	4							
61	1	129100-49050	PIPE, WATER	1							
62	1	23000-016000	CLAMP, 16	2							

Fig.11. FUEL INJECTION PUMP

(A)=3TN82-RHK

(B)=

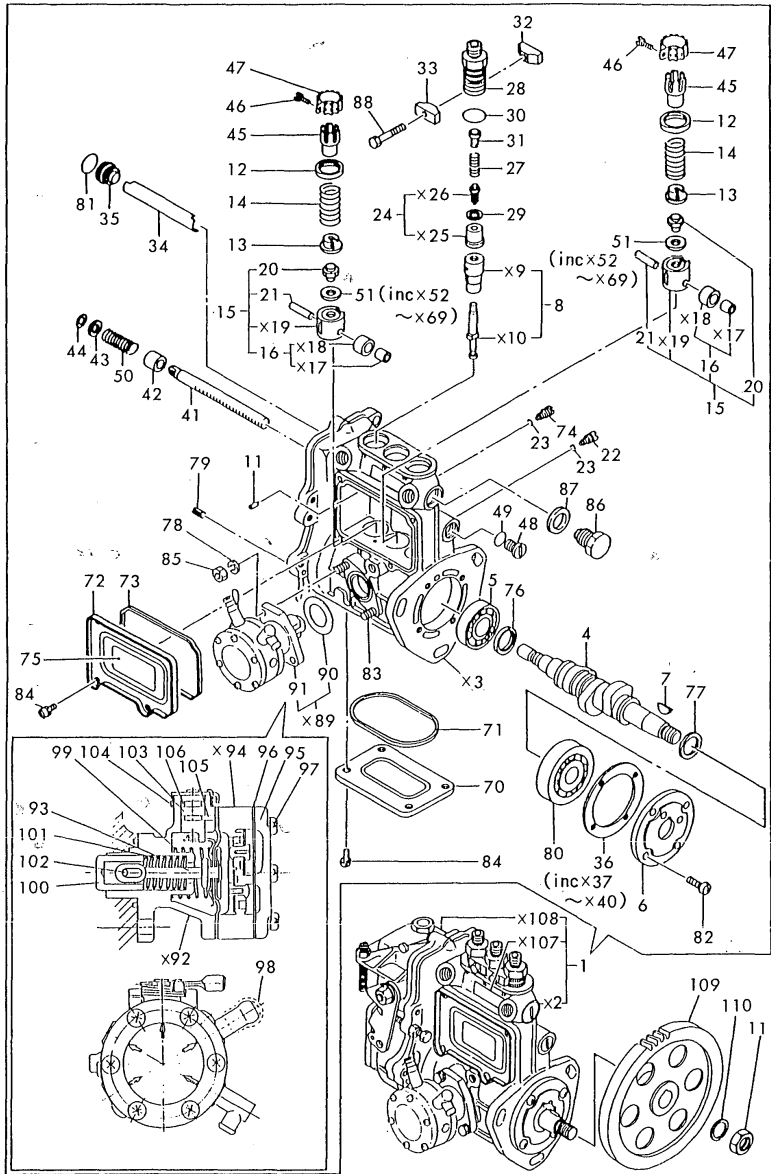
(C)=

(D)=

(E)=

(F)=

Fig. 11 FUEL INJECTION PUMP



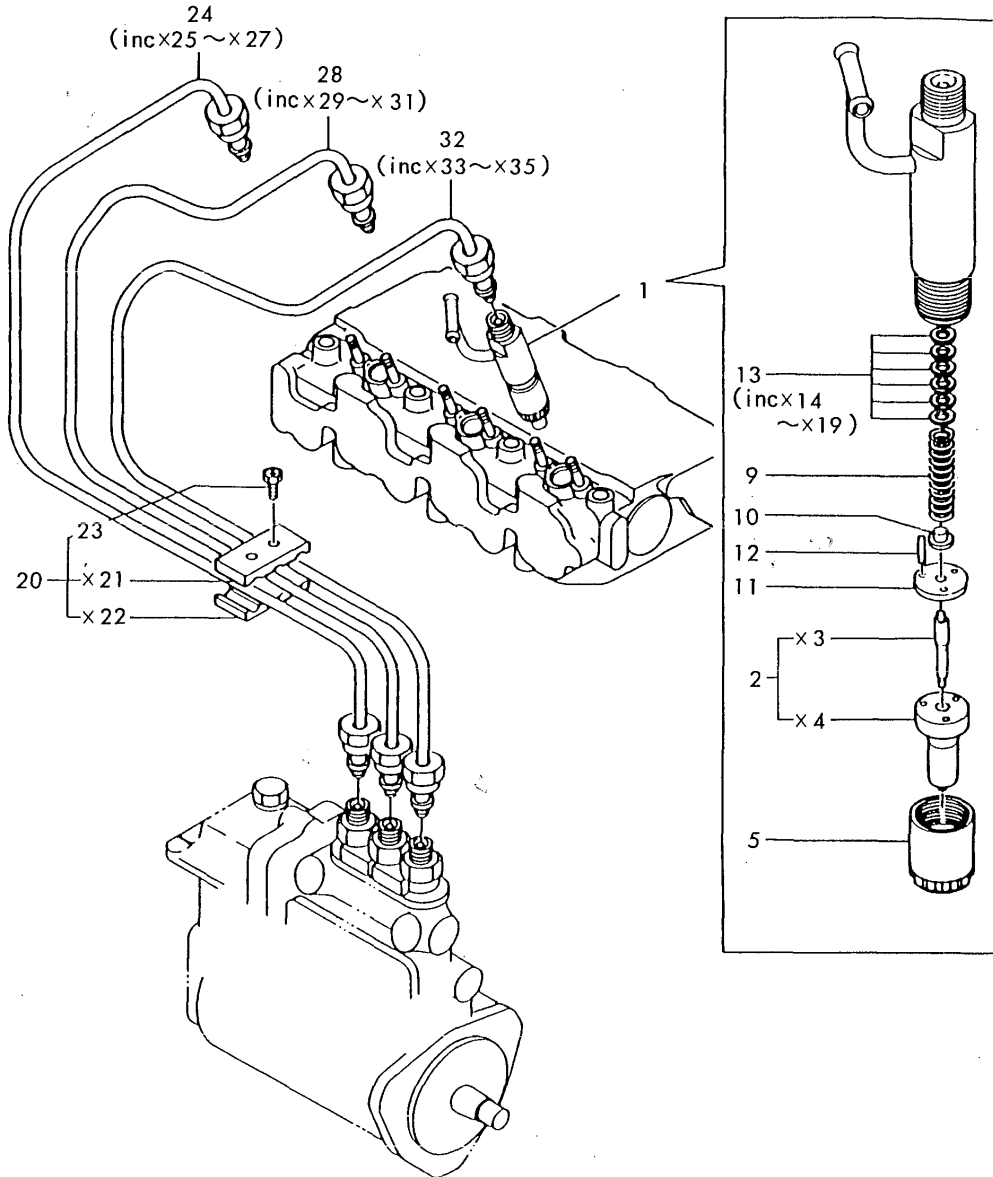
No.	Lev.	Parts No.	Description	Qty						I	R
				(A)	(B)	(C)	(D)	(E)	(F)		
83	3	129155-51020	STUD	2							
84	3	26022-050102	SCREW, M5X10	8							
85	3	26716-060002	NUT, M6	2							
86	3	129155-51420	PLUG, M16	1							
87	3	43400-500490	SEAL WASHER 16	1							
88	3	26116-050302	BOLT, M5X 30 PLATED	2							
90	3	129155-52050	GASKET	1							
91	3	119865-52100	PUMP ASSY, FUEL FEED	1							
93	4	129158-52020	DIAPHRAGM	1							
95	4	129158-52060	COVER	1							
96	4	129158-52070	GASKET	1							
97	4	129158-52080	SCREW	6							
98	4	129158-52090	CAP	2							
99	4	129158-52160	SPRING	1							
100	4	129158-52250	TAPPET	1							
101	4	129158-52260	SPRING	1							
102	4	129158-52270	PIN	1							
103	4	129158-52350	LEVER	1							
104	4	129158-52360	SPRING, RETURN	1							
105	4	129158-52370	PIN	1							
106	4	129158-52380	O-RING	1							
109	1	129150-25900	GEAR, PUMP	1							
110	1	22217-120000	WASHER, SPRING 12	1							
111	1	26716-120002	NUT, M12	1							

Remarks

(1) FUEL INJECTION PUMP ASSY(REF.NO.1
P/#729149-51360) INCLUDES GOVERN-
OR ASSY(FIG.NO.14).

Fig.12. FUEL INJECTION LINE

Fig. 12 FUEL INJECTION LINE



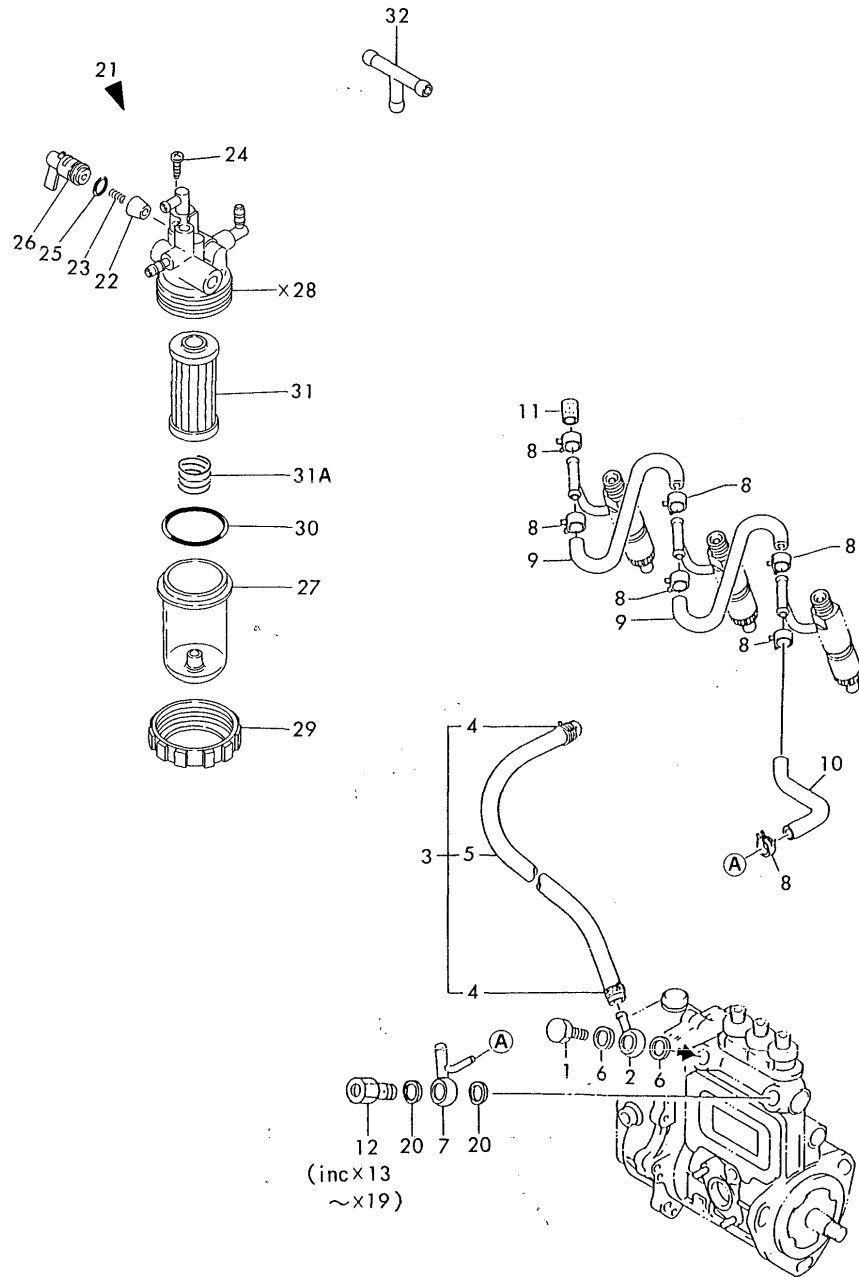
(A)=3TN82-RHK
(B)=
(C)=

(D)=
(E)=
(F)=

No.	Lev.	Parts No.	Description	Q'ty						I	R
				(A)	(B)	(C)	(D)	(E)	(F)		
1	1	729102-53100	VALVE ASSY,INJECTION	3							
2	2	129102-53000	VALVE ASSY,INJECTION	3							
5	2	114250-53080	NUT, NOZZLE D16.95	3							
9	2	114250-53120	SPRING, NOZZLE	3							
10	2	114250-53130	SEAT, SPRING	3							
11	2	114250-53140	PLATE	3							
12	2	114250-53210	PIN	6							
13	2	114250-53400	SHIM SET	3							
20	1	129150-59120	RETAINER, PIPE	1							
23	2	129150-59130	BOLT, M4X12	2							
24	1	129107-59810	PIPE ASSY, INJECTION	1							
28	1	129107-59820	PIPE ASSY, INJECTION	1							
32	1	129107-59830	PIPE ASSY, INJECTION	1							

Fig.13. FUEL LINE

Fig. 13 FUEL LINE



(A)=3TN82-RHK

(B)=

(C)=

(D)=

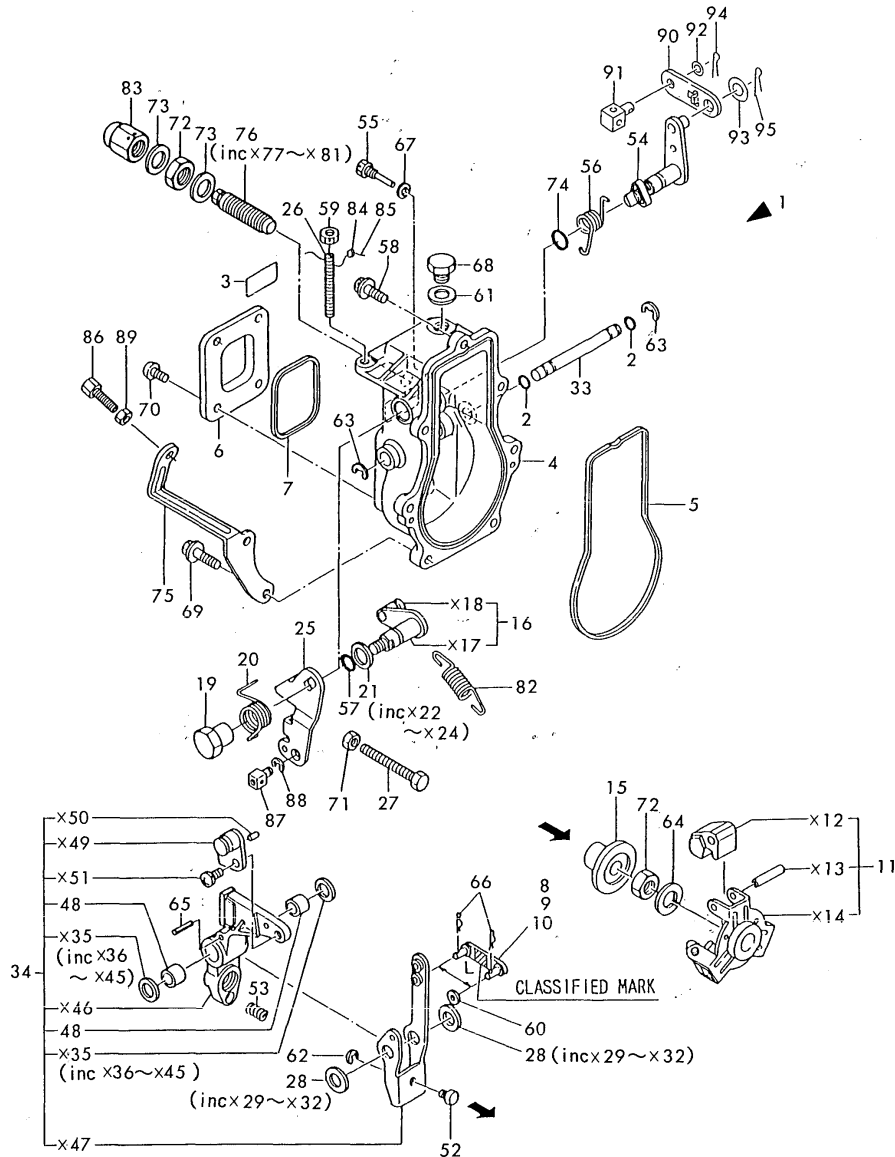
(E)=

(F)=

No.	Lev.	Parts No.	Description	Q'ty						I	R
				(A)	(B)	(C)	(D)	(E)	(F)		
1	1	103854-39140	BOLT, PIPE JOINT	1							
2	1	101304-59020	JOINT, PIPE 12	1							
3	1	119860-59020	PIPE ASSY, FUEL	1							
4	2	124766-59050	CLIP, HOSE 12	2							
5	2	105110-59560	PIPE, FUEL	1							
6	1	104200-59170	GASKET, 12	2							
7	1	119840-59570	JOINT	1							
8	1	124066-59100	CLIP, HOSE 8	7							
9	1	121250-59550	PIPE, FUEL D8X120	2							
10	1	119840-59560	PIPE, FUEL RETURN	1							
11	1	129150-59580	CAP	1							
12	1	129100-59951	VALVE ASSY, CHECK	1							
20	1	23414-120000	GASKET, 12X1.0	2							
21	1	119859-55600	FILTER ASSY, FUEL	1							
22	2	104200-55321	VALVE, TAPER	1							
23	2	104200-55330	SPRING, VALVE	1							
24	2	104200-55750	SCREW, M4	1							
25	2	24311-240100	O-RING, 1AP10A	1							
26	2	119810-55340	LEVER	1							
27	2	121254-55510	COVER	1							
29	2	110250-55610	RING, RETAINING	1							
30	2	102103-55520	O-RING	1							
31	2	119810-55700	ELEMENT	1							
31A	2	121250-55600	STRAINER ASSY, FUEL	1							
32	1	119629-59910	JOINT, 3-WAY	1							

Fig.14. GOVERNOR

Fig. 14 GOVERNOR

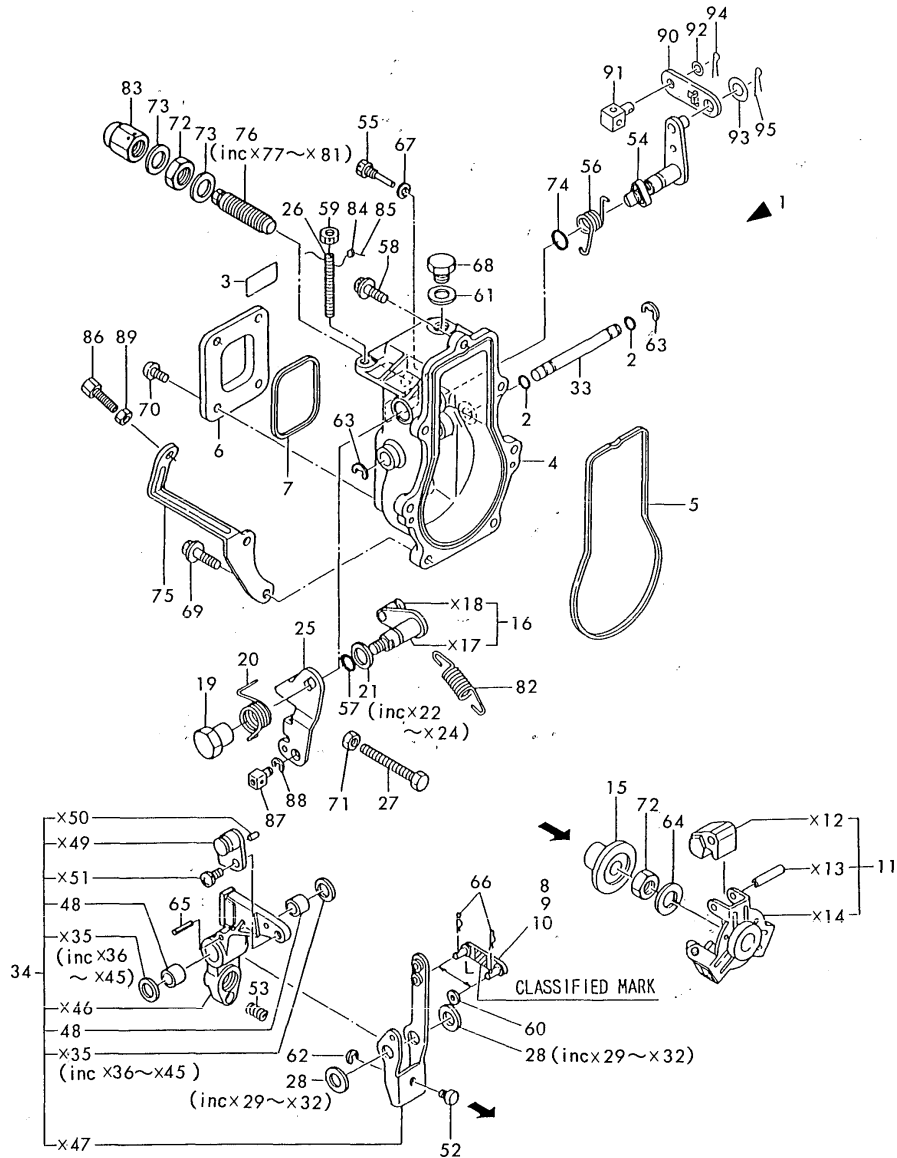


Remarks
 (1) SELECTIVE PART : CERTAIN THE CLASSIFICATION MARK, THEN PLACE YOUR ORDER.(ILLUSTRATION)

No.	Lev.	Parts No.	Description	Q'ty						I	R
				(A)	(B)	(C)	(D)	(E)	(F)		
2	2	129155-51280	O-RING, S6	2							
3	2	129255-51970	LABEL (729255-51370)	1							
4	2	129155-61011	CASE, GOVERNOR	1							
5	2	129155-61050	GASKET	1							
6	2	129155-61060	COVER, GOVERNOR CASE	1							
7	2	129155-61070	GASKET	1							
8	2	129155-61120	LINK, L=30 MARK 0	1							1
9	2	129155-61130	LINK, L=31 MARK 1	1							1
10	2	129155-61140	LINK, L=30.5 MARK 05	1							1
11	2	129155-61201	WEIGHT ASSY,GOVERNOR	1							
15	2	129155-61341	SLEEVE	1							
16	2	129100-61400	SHAFT ASSY	1							
19	2	129255-61410	NUT, LOCK	1							
20	2	129255-61420	SPRING, RETURN	1							
21	2	129155-61430	SPACER	1							
25	2	129100-61440	LEVER, CONTROL	1							
26	2	129155-61450	BOLT, LIMITER	1							
27	2	129155-61460	BOLT, IDLE	1							
28	2	129155-61480	SPACER ASSY	2							
33	2	129155-61490	SHAFT	1							
34	2	129500-61500	LEVER ASSY, GOVERNOR	1							
48	3	129155-61530	BUSH	2							
51	3	26022-060122	SCREW, M6X12	1							
52	2	129155-61540	SHIFTER	1							
53	2	129100-61650	SPRING, CONTROLLER	1							
54	2	129155-61802	LEVER, STOP	1							
55	2	129155-61810	PIN	1							
56	2	129100-61821	SPRING, RETURN	1							
57	2	129155-61830	O-RING, S10	1							
58	2	129155-61950	BOLT	1							
59	2	124550-66370	NUT, M6	1							
60	2	22117-040000	WASHER, 4	1							
61	2	43400-500430	SEAL WASHER 10	1							
62	2	22272-000040	RING, E- 4	1							
63	2	22272-000060	RING, E- 6	2							
64	2	22287-120000	WASHER, 12	1							
65	2	22351-030016	PIN, SPRING 3.0X16	1							
66	2	22360-040000	PIN, SNAP 4	2							
66-1	2	22372-040000	PIN, SNAP 4	2							R
(A=E# 13684)											
67	2	43400-500390	SEAL WASHER 6	1							
68	2	23887-100002	PLUG, 10	1							
69	2	26106-060202	BOLT, M6X 20 PLATED	6							
70	2	26022-050102	SCREW, M5X10	4							
71	2	26756-060002	NUT, LOCK M6	1							
72	2	26776-120002	NUT, LOCK M12	2							
73	2	43400-500450	SEAL WASHER 12	2							
74	1	24311-240100	O-RING, 1AP10A	1							
75	1	129255-61080	SUPPORT, WIRE	1							
76	1	129129-61450	LIMITER ASSY, FUEL	1							
82	1	171353-61710	SPRING, GOVERNOR	1							

Fig.14. GOVERNOR

Fig. 14 GOVERNOR



(A)=3TN82-RHK

(B)=

(C)=

(D)=

(E)=

(F)=

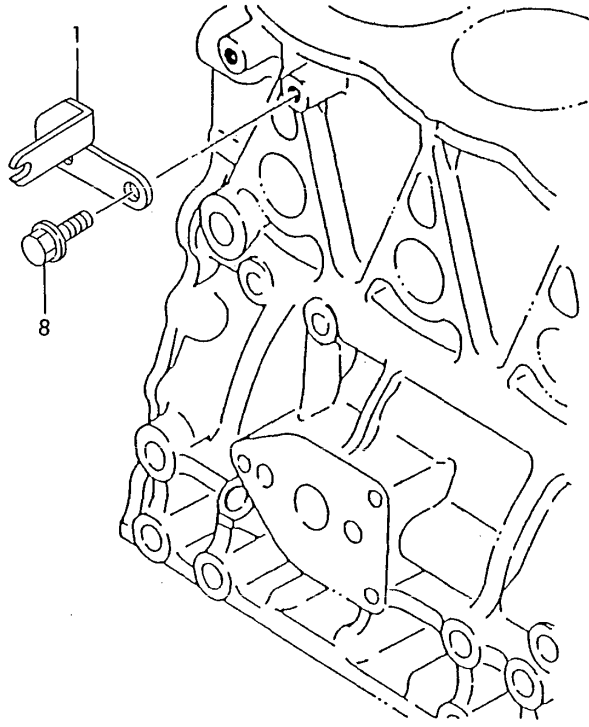
No.	Lev.	Parts No.	Description	Q'ty						I	R
				(A)	(B)	(C)	(D)	(E)	(F)		
83	1	26687-120002	NUT, CAP M12	1							
84	1	135210-61090	LEAD	1							
85	1	22451-060000	WIRE, 0.6	1							
86	1	102100-67080	BOLT, ADJUSTING	1							
87	1	124756-67510	RETAINER	1							
88	1	22272-000070	RING, E- 7	1							
89	1	26756-060002	NUT, LOCK M6	1							
90	1	119867-66910	LINK	1							W
		(A=E/# 13051)									
91	1	129795-67310	RETAINER	1							W
		(A=E/# 13051)									
92	1	22117-060000	WASHER, 6	1							W
		(A=E/# 13051)									
93	1	22117-080000	WASHER, 8	1							W
		(A=E/# 13051)									
94	1	22360-060000	PIN, SNAP 6	1							W
		(A=E/# 13051)									
94-1	1	22372-060000	PIN, SNAP 6	1							R
		(A=E/# 13684)									
95	1	22360-080000	SNAP PIN 8	1							W
		(A=E/# 13051)									
95-1	1	22372-080000	PIN, SNAP 8	1							R
		(A=E/# 13684)									

Remarks

(1) SELECTIVE PART : CERTAIN THE CLASSIFICATION MARK, THEN PLACE YOUR ORDER.(ILLUSTRATION)

Fig.15. ENGINE STOP DEVICE

Fig. 15 ENGINE STOP DEVICE



(A)=3TN82-RHK
(B)=
(C)=

(D)=
(E)=
(F)=

No.	Lev.	Parts No.	Description	Q'ty						I	R
				(A)	(B)	(C)	(D)	(E)	(F)		
1	1	119859-66900	SUPPORT, WIRE	1							
2	1	119867-66910	LINK	1							Z
(A=E/# 13051)											
3	1	129795-67310	RETAINER	1							Z
(A=E/# 13051)											
4	1	22117-080000	WASHER, 8	1							Z
(A=E/# 13051)											
5	1	22360-060000	PIN, SNAP 6	1							Z
(A=E/# 13051)											
6	1	22360-080000	SNAP PIN 8	1							Z
(A=E/# 13051)											
7	1	23414-060000	GASKET, 6X1.0	1							Z
(A=E/# 13051)											
8	1	26106-080122	BOLT, M8X 12 PLATED	2							

Fig.16. STARTING MOTOR

Fig. 16 STARTING MOTOR

(A)=3TN82-RHK

(B)=

(C)=

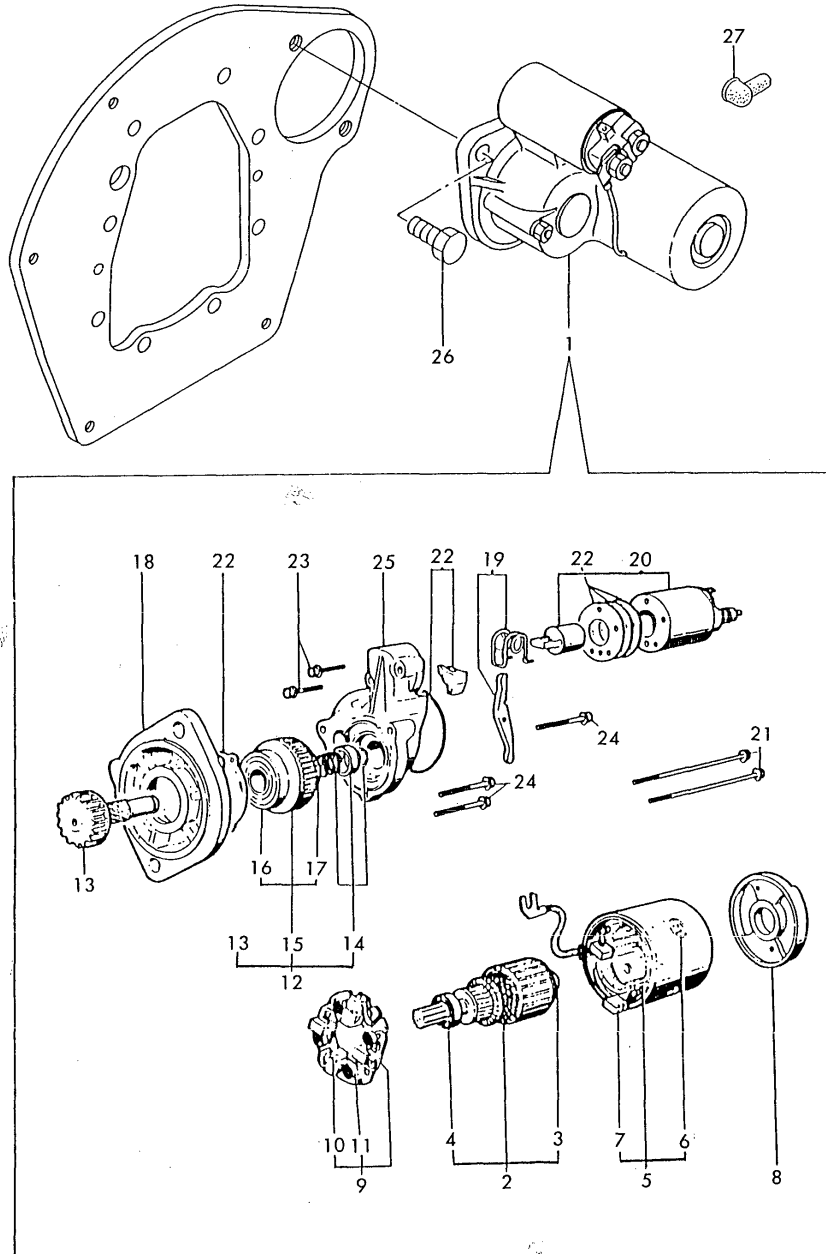
(D)=

(E)=

(F)=

Q'ty

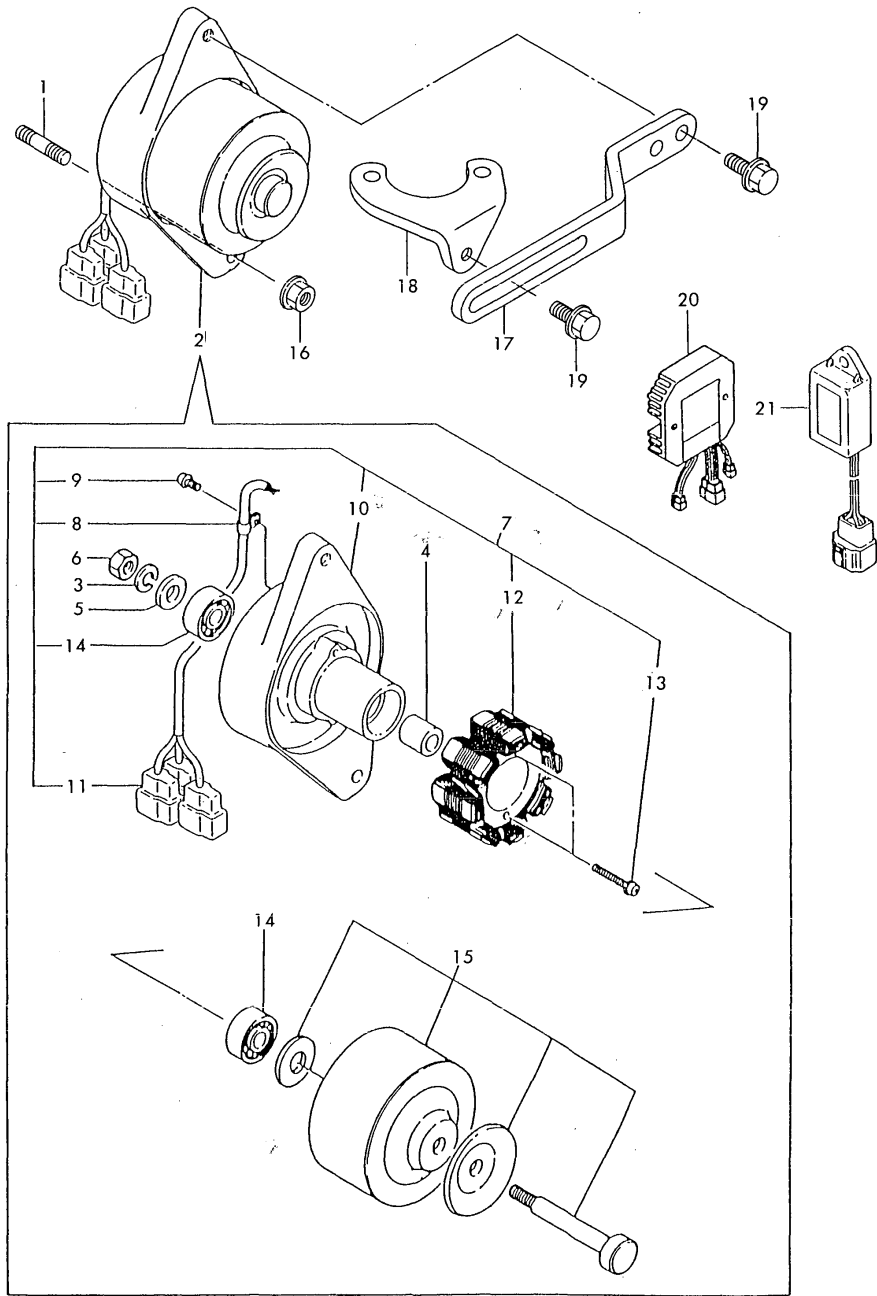
I R



No.	Lev.	Parts No.	Description	Q'ty						I	R
				(A)	(B)	(C)	(D)	(E)	(F)		
1	1	124976-77011	STARTER, S114-349A	1							
2	2	X211451007	ARMATURE ASSY	1							
3	3	X211415502	BEARING, BALL	1							
4	3	X211425502	BEARING, BALL	1							
5	2	X211472106	COIL ASSY, FIELD	1							
6	3	X21148215	SCREW, POLE CORE	4							
7	3	X21143315	BRUSH (+)	2							
8	2	X211483003	COVER	1							
9	2	X211429007	HOLDER ASSY, BRUSH	1							
10	3	X211459002	BRUSH (-)	2							
11	3	X21148314	SPRING, BRUSH	4							
12	2	X211415505	CLUTCH ASSY	1							
13	3	X211495009	SHAFT	1							
14	3	X211429006	STOPPER SET	1							
15	3	X211425505	CLUTCH ASSY	1							
16	4	X211435502	BALL BEARING	1							
17	4	X211445502	BALL BEARING	1							
18	2	X211476504	HOUSING ASSY, GEAR	1							
19	2	X21146012	LEVER, SHIFT	1							
20	2	X211447007	SWITCH, MAGNETIC	1							
21	2	X211468005	BOLT, THROUGH	2							
22	2	X211448004	COVER KIT	1							
23	2	X21145866	BOLT	2							
24	2	X21142867	BOLT	3							
25	2	X211414501	HOUSING, CENTER	1							
26	1	26116-120352	BOLT, M12X 35 PLATED	2							
27	1	124550-77030	COVER, TERMINAL	1							

Fig.17. GENERATOR

Fig. 17 GENERATOR



(A)=3TN82-RHK
(B)=
(C)=

(D)=
(E)=
(F)=

No.	Lev.	Parts No.	Description	Q'ty						I	R
				(A)	(B)	(C)	(D)	(E)	(F)		
1	1	121450-01570	STUD	1							
2	1	119259-77200	GENERATOR, 12V-60A	1							
3	2	XM219230000	SPRING WASHER	1							
4	2	XM329830000	COLLAR	1							
5	2	XM860250000	WASHER 10	1							
6	2	XM863720000	NUT	1							
7	2	119259-77210	PLATE ASSY	1							
8	3	XM069000000	CLAMP	1							
9	3	XYSPS400800	SCREW	1							
10	3	119259-77220	PLATE	1							
11	3	119000-77230	COUPLER	3							
12	3	119259-77240	STATOR ASSY	1							
13	3	119259-77250	SCREW	2							
14	3	24107-062010	BEARING, 6201ZZC3	1							
15	2	119259-77230	FLYWHEEL ASSY	1							
16	1	26366-100002	NUT, M10	1							
17	1	121250-77330	ADJUSTER	1							
18	1	129149-77340	SUPPORT	1							
19	1	26014-080252	BOLT, M8X 25	2							
20	1	119000-77711	LIMITER, 12-35	1							
21	1	128300-77920	TIMER	1							

Fig.18. GASKET SET & TOOL(OPTIONAL)

(A)=3TN82-RHK

(B)=

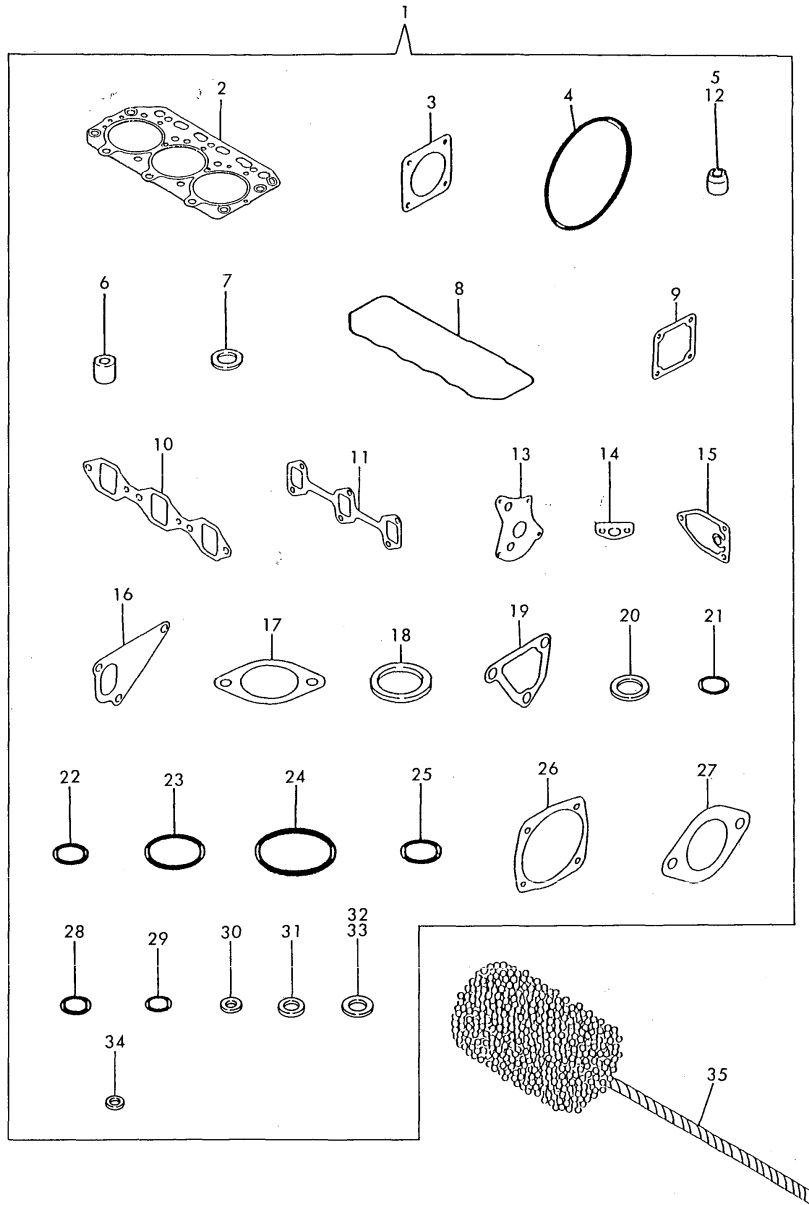
(C)=

(D)=

(E)=

(F)=

Fig. 18 GASKET SET & TOOL (OPTIONAL)

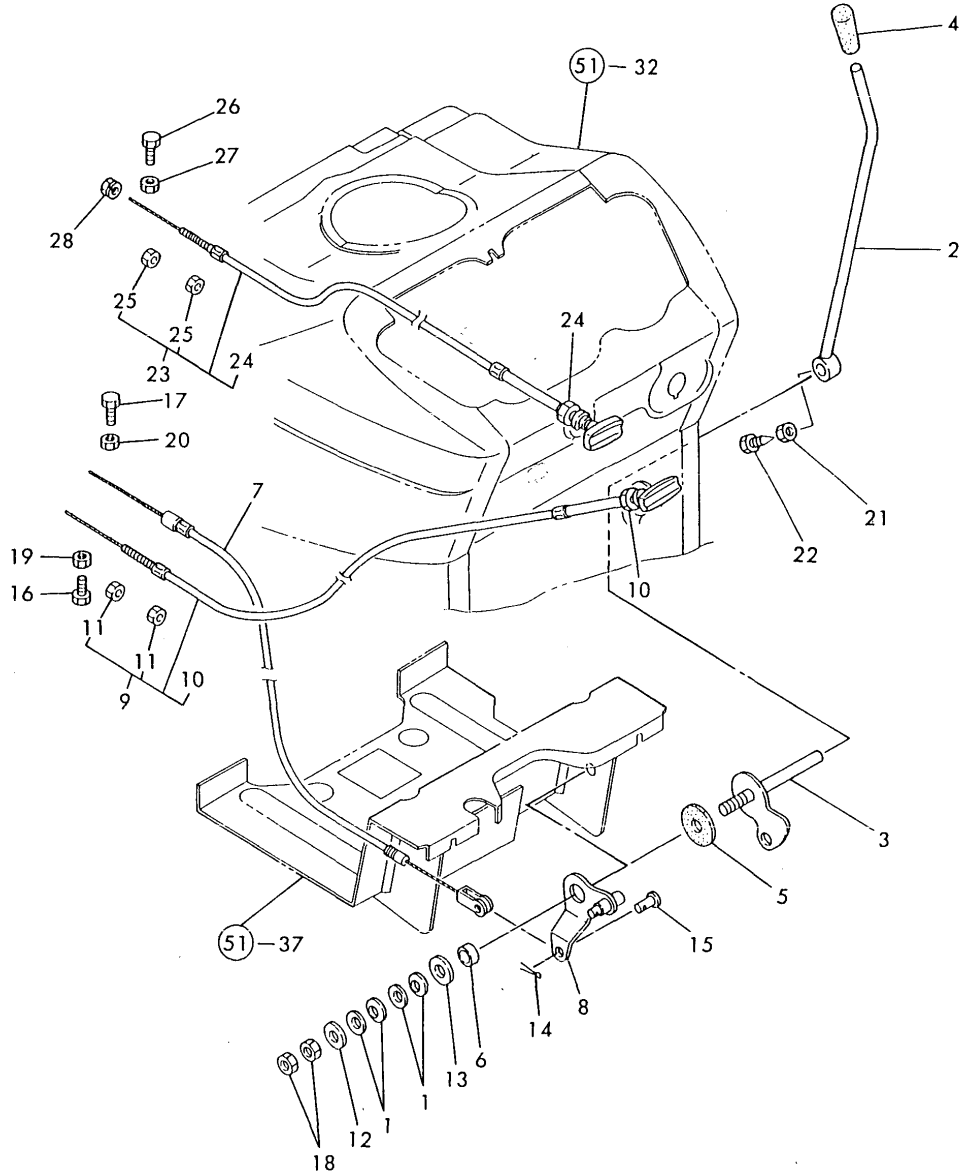


No.	Lev.	Parts No.	Description	Q'ty						I	R
				(A)	(B)	(C)	(D)	(E)	(F)		
1	1	729149-92600	GASKET SET	1							1
2	2	129156-01333	GASKET, HEAD	1							
3	2	124240-01883	GASKET	3							
4	2	121850-51960	O-RING	1							
5	2	124460-11340	SEAL, VALVE STEM	3							
6	2	119625-11870	PROTECTOR, NOZZLE	3							
7	2	119625-11880	SEAT, NOZZLE	3							
8	2	129150-11310	GASKET, BONNET	1							
9	2	129150-77511	GASKET	1							
10	2	129150-12111	GASKET, MANIFOLD	1							
11	2	129150-13110	GASKET	1							
12	2	121400-11340	SEAL, VALVE STEM	3							
13	2	129150-32020	GASKET, PUMP	1							
14	2	129150-35041	GASKET	1							
15	2	129150-35111	GASKET	1							
16	2	129100-42020	GASKET, WATER PUMP	1							
17	2	129795-49551	GASKET	1							
18	2	129150-49811	GASKET, THERMOSTAT	1							
19	2	129100-49840	GASKET	1							
20	2	124465-44950	GASKET, 16	2							
21	2	24311-000120	O-RING, 1AP12.0	3							
22	2	24311-000160	O-RING, 1AP16.0	3							
23	2	24311-000320	O-RING, 1AP32.0	1							
24	2	24341-000500	O-RING, 1AS50.0	1							
25	2	24341-000240	O-RING, 1AS24.0	1							
26	2	129150-01881	GASKET	1							
27	2	129107-13550	GASKET	1							
28	2	24311-240100	O-RING, 1AP10A	2							
29	2	24311-000070	O-RING, 1AP7.0	3							
30	2	23414-080000	GASKET, 8X1.0	2							
31	2	23414-100000	GASKET, 10X1.0	2							
32	2	104200-59170	GASKET, 12	2							
33	2	23414-120000	GASKET, 12X1.0	2							
34	2	23414-060000	GASKET, 6X1.0	1							
35	1	129400-92420	FLEX HORN	1							1

Remarks
(1) OPTIONAL PART.

Fig.19. THROTTLE

Fig. 19 THROTTLE



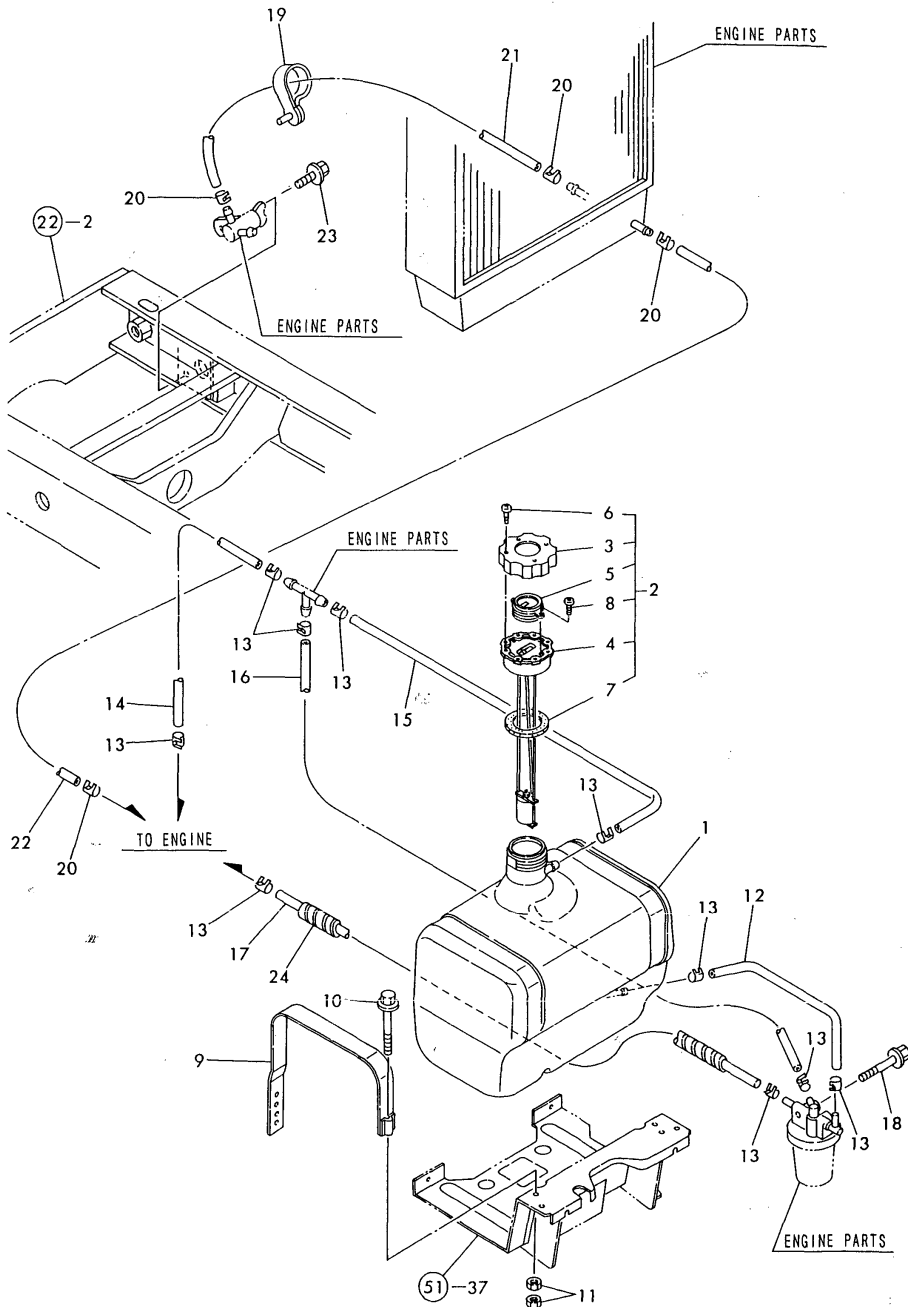
(A)=YM258-HK
(B)=YM258D-HK
(C)=

(D)=
(E)=
(F)=

No.	Lev.	Parts No.	Description	Q'ty						I	R
				(A)	(B)	(C)	(D)	(E)	(F)		
1	1	194740-00160	SPRING, 10	4	4						
2	1	194305-01100-U	LEVER ASSY	1	1						
3	1	194305-01150	ARM ASSY	1	1						
4	1	194464-01190	KNOB, LEVER	1	1						
5	1	198220-01261	PLATE, FRICTION	1	1						
6	1	194150-01270	SPACER, 20	1	1						
7	1	194880-01300	WIRE ASSY, THROTTLE	1	1						
8	1	194420-01351	LEVER, LINK	1	1						
9	1	194802-01600	CABLE ASSY, STOP	1	1						
10	2	194180-01530	NUT, M11	1	1						
11	2	26756-060002	NUT, LOCK M6	2	2						
12	1	22137-100000	WASHER, 10	1	1						
13	1	22157-100000	WASHER, 10	1	1						
14	1	22417-160180	PIN, COTTER 1.6X18	1	1						
15	1	22487-060120	PIN, H 6X 12	1	1						
16	1	26116-040102	BOLT M 4X 10 PLATED	1	1						
17	1	26116-050142	BOLT, M5X 14 PLATED	1	1						
18	1	26716-100002	NUT, M10	2	2						
19	1	26756-040002	NUT, LOCK M4	1	1						
20	1	26756-050002	NUT, LOCK M5	1	1						
21	1	26756-080002	NUT, LOCK M8	1	1						
22	1	26956-080182	BOLT, M8X 18	1	1						
23	1	194802-01550	CABLE ASSY	1	1						
24	2	194180-01530	NUT, M11	1	1						
25	2	26756-060002	NUT, LOCK M6	2	2						
26	1	26116-050142	BOLT, M5X 14 PLATED	1	1						
27	1	26756-050002	NUT, LOCK M5	1	1						
28	1	194990-22040	NUT, M6	1	1						Z

Fig.20. FUEL TANK

Fig. 20 FUEL TANK



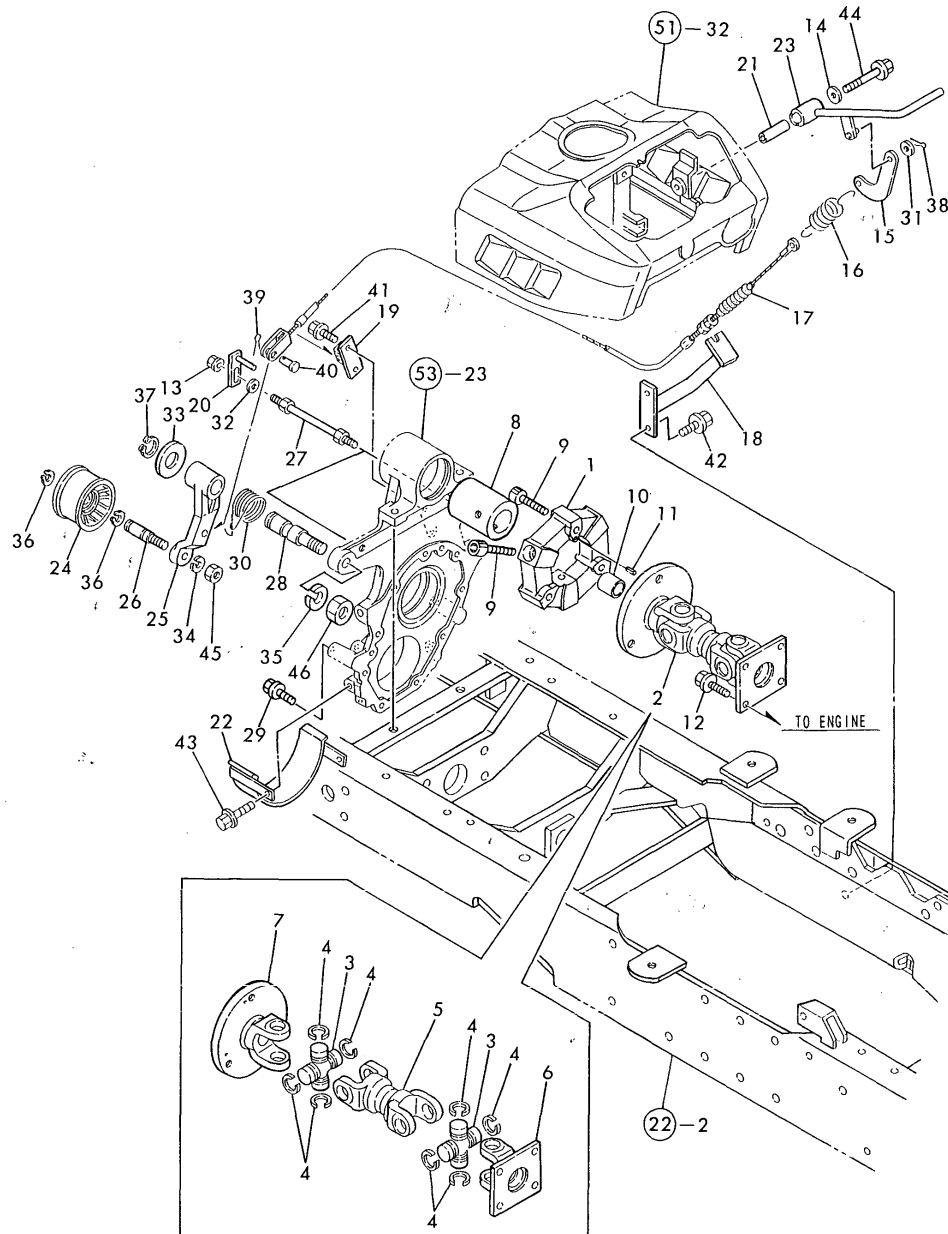
(A)=YM258-HK
(B)=YM258D-HK
(C)=

(D)=
(E)=
(F)=

No.	Lev.	Parts No.	Description	Q'ty						I	R
				(A)	(B)	(C)	(D)	(E)	(F)		
1	1	194446-04112	TANK (17L), FUEL	1	1						
2	1	194145-04302	CAP ASSY, TANK	1	1						
3	2	194145-04311	CAP, FUEL TANK	1	1						
4	2	194145-04322	CAP, FUEL TANK	1	1						
5	2	194145-04351	LENS	1	1						
6	2	194145-04460	SCREW, TAPPING M4X12	4	4						
7	2	194145-04521	GASKET	1	1						
8	2	26557-030062	SCREW, M3X 6	2	2						
9	1	194310-04250-U	BAND, TANK	2	2						
10	1	26106-080502	BOLT, M8X 50 PLATED	2	2						
11	1	26716-080002	NUT, M8	4	4						
12	1	194880-04720	PIPE, FUEL TANK	1	1						
13	1	124766-59050	CLIP, HOSE 12	10	10						
14	1	23980-730350	HOSE, 7.3X 350	1	1						
14-1	1	23980-730370	HOSE, 7.3X 370	1	1						R
(A=FROM 1ST) (B=T/# 10052)											
15	1	23980-730400	HOSE, 7.3X 400	1	1						
15-1	1	23980-730370	HOSE, 7.3X 370	1	1						R
(A=FROM 1ST) (B=T/# 10052)											
16	1	23980-730500	HOSE, 7.3X 500	1	1						
17	1	23980-730650	HOSE, 7.3X 650	1	1						
18	1	26106-080652	BOLT, M8X 65 PLATED	1	1						
19	1	194250-51650	CLAMP, SPEED 63	1	1						
20	1	124766-59050	CLIP, HOSE 12	4	4						
21	1	23980-730240	HOSE, 7.3X 240	1	1						
21-1	1	23980-730300	HOSE, 7.3X 300	1	1						R
(A=FROM 1ST) (B=FROM 1ST)											
22	1	23980-730540	HOSE, 7.3X 540	1	1						
23	1	26106-080162	BOLT, M8X 16 PLATED	1	1						
24	1	194880-04740	TUBE, GUARD	1	1						

Fig.21. FRONT PTO DRIVE & CONTROL

Fig. 21 FRONT PTO DRIVE & CONTROL



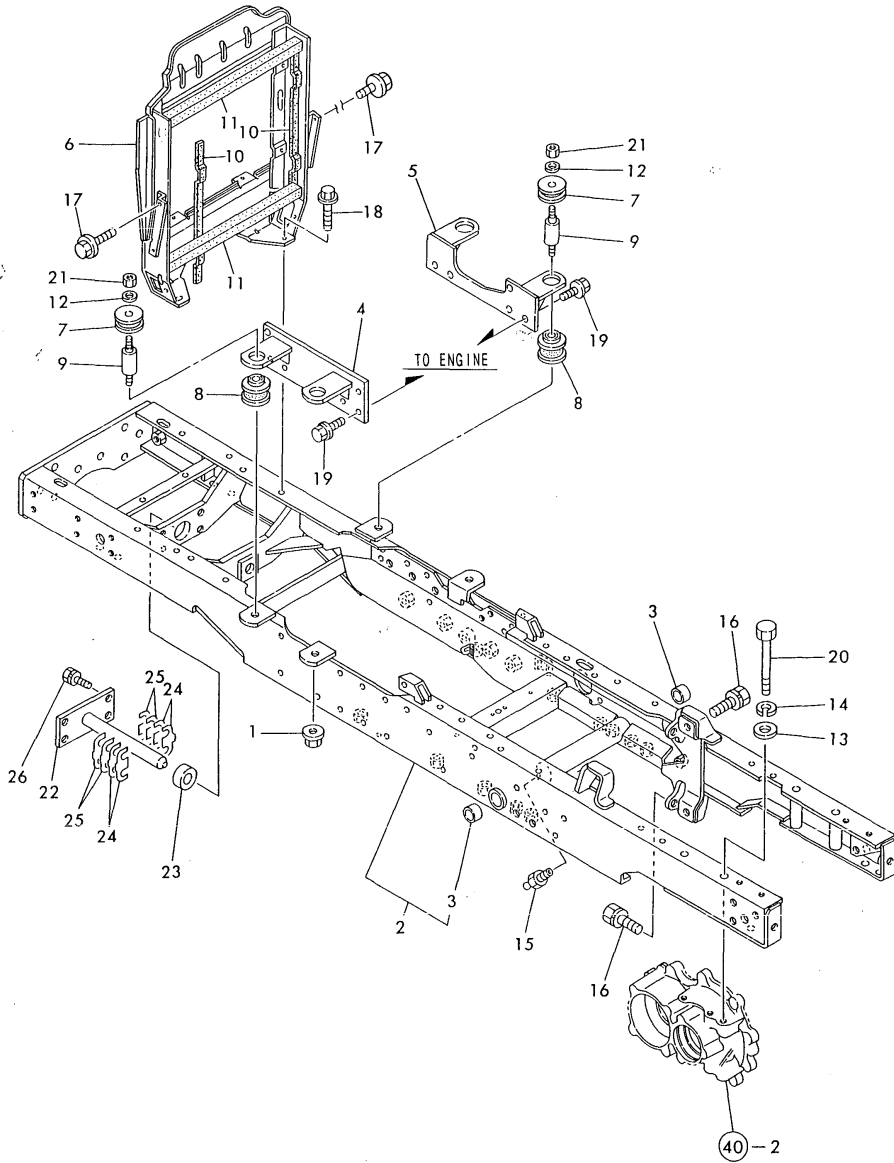
(A)=YM258-HK
(B)=YM258D-HK
(C)=

(D)=
(E)=
(F)=

No.	Lev.	Parts No.	Description	Q'ty						I	R
				(A)	(B)	(C)	(D)	(E)	(F)		
1	1	172137-71220	COUPLING, CF-8	1	1						
2	1	194880-83100-X	JOINT ASSY, CROSS	1	1						
3	2	194802-22260	JOURNAL KIT	2	2						
4	2	194802-22270	RING, SNAP	8	8						
5	2	194880-83110	YOKE, DOUBLE	1	1						
6	2	194115-83120	YOKE, FLANGE	1	1						
7	2	194115-83140	YOKE, FLANGE	1	1						
8	1	194880-83220	FLANGE, CENTER FLEX	1	1						
9	1	194115-83230	BOLT, M10X30	6	6						
10	1	194115-83240	BUSH, 16X22X24	1	1						
11	1	22351-040008	PIN, SPRING 4.0X 8	3	3						
12	1	26106-080162	BOLT, M8X 16 PLATED	4	4						
13	1	194990-22140	NUT, M8	2	2						
14	1	194145-61570	WASHER, 10	1	1						
15	1	1E6150-63190	LINK, CLUTCH	1	1						
16	1	1E6460-65850	SPRING, 22.5X105	1	1						
17	1	194880-83360	WIRE, CLUTCH	1	1						
18	1	194115-83390	STAY, CLUTCH WIRE	1	1						
19	1	194880-83410	HOLDER, WIRE	1	1						
20	1	194405-83431	GUIDE, BELT	2	2						
21	1	194115-83451	COLLAR, 10.5X16X55.5	1	1						
22	1	194405-83461	GUIDE, BELT LOWER	1	1						
23	1	194880-83470	LEVER, PTO	1	1						
24	1	194115-83510	PULLEY, TENSION 70	1	1						
25	1	194880-83520-X	ARM, PULLEY	1	1						
26	1	194880-83530	SHAFT, TENSION PULLEY	1	1						
27	1	194880-83550	BOLT	2	2						
28	1	194880-83590	SHAFT, TENSION ARM	1	1						
29	1	194405-83660	BOLT, M8X14	2	2						
30	1	194880-83680	SPRING, RETURN	1	1						
31	1	22137-080000	WASHER, 8	1	1						
32	1	22137-080000	WASHER, 8	2	2						
33	1	22137-200000	WASHER, 20	1	1						
34	1	22217-100000	WASHER, SPRING 10	1	1						
35	1	22217-140000	WASHER, SPRING 14	1	1						
36	1	22242-000150	RING, 15	2	2						
37	1	22242-000200	RING, 20	1	1						
38	1	22417-160180	PIN, COTTER 1.6X18	1	1						
39	1	22417-200300	PIN, COTTER 2.0X30	1	1						
40	1	22487-080160	PIN, H 8X 16	1	1						
41	1	26106-060122	BOLT, M6X 12 PLATED	2	2						
42	1	26106-080162	BOLT, M8X 16 PLATED	2	2						
43	1	26106-080162	BOLT, M8X 16 PLATED	2	2						
44	1	26106-100702	BOLT, M10X 70 PLATED	1	1						
45	1	26716-100002	NUT, M10	1	1						
46	1	26716-140002	NUT, M14	1	1						

Fig.22. FRAME & CENTER PIN

Fig. 22 FRAME & CENTER PIN



(A)=YM258-HK
(B)=YM258D-HK
(C)=

(D)=
(E)=
(F)=

No.	Lev.	Parts No.	Description	Q'ty						I	R
				(A)	(B)	(C)	(D)	(E)	(F)		
1	1	121450-01220 (A=T/# 10003)	NUT, CYLINDER HEAD (B=T/# 10116)	1	1						Z
2	1	194880-11000-X	FRAME KIT	1	1						
3	2	194740-06080	BUSH, 25X30X18	2	2						
4	1	194880-11010-X	BRACKET, ENGINE L	1	1						
5	1	194880-11020-X	BRACKET, ENGINE R	1	1						
6	1	194880-11310-X	BRACKET, RADIATOR	1	1						
7	1	194697-11410	RUBBER, ABSORBER	4	4						
8	1	194697-11420	RUBBER, ABSORBER	4	4						
9	1	194697-11550	STUD, M12	4	4						
10	1	194197-61930	SEAL, BONNET E	2	2						
11	1	194370-61990	SUPPORT, URETHANE	2	2						
12	1	194130-62180	WASHER	4	4						
13	1	22137-120000	WASHER, 12	4	4						
14	1	22217-120000	WASHER, SPRING 12	4	4						
15	1	24761-010000	NIPPLE, GREASE M6F	1	1						
16	1	26013-120302	BOLT, M12X 30	8	8						
17	1	26106-080122	BOLT, M8X 12 PLATED	4	4						
18	1	26106-080162	BOLT, M8X 16 PLATED	2	2						
19	1	26106-100202	BOLT, M10X 20 PLATED	11	11						
20	1	26116-121152	BOLT, M12X115 PLATED	4	4						
21	1	26736-120002	NUT, M12	4	4						
22	1	194115-13210	PIN ASSY, CENTER	1	1						
23	1	194191-13220	SPACER, 22X42X14	1	1						
24	1	194191-13232	SHIM (T=0.5)	4	4						1
25	1	194191-13240	SHIM, T=0.25	4	4						1
26	1	26013-120252	BOLT, M12X 25	4	4						

Remarks

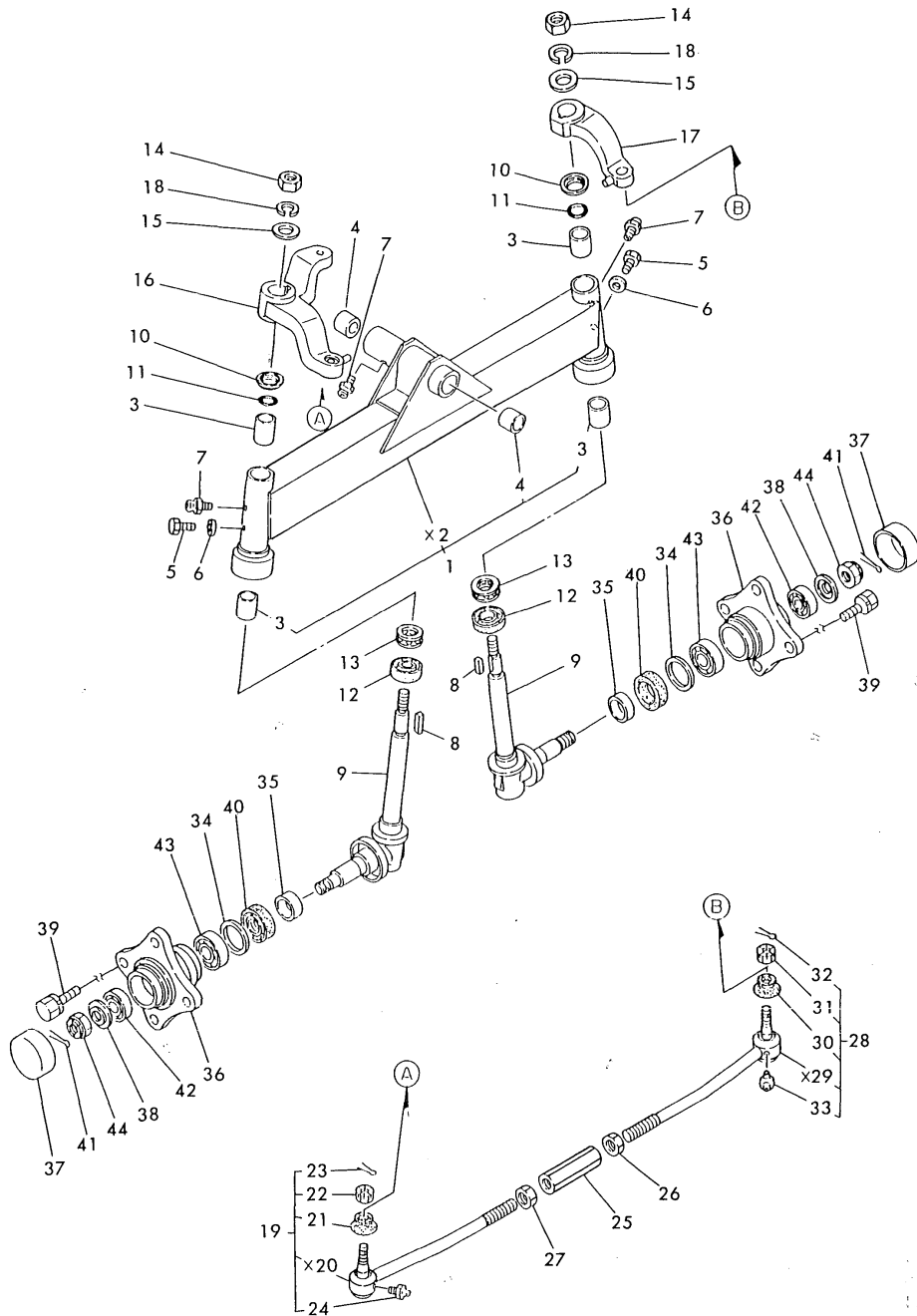
(1) USE THE PROPER PART BY CAREFULLY CHOOSING.

Fig.23. FRONT AXLE(FOR YM258-HK)

(A)=YM258-HK
(B)=YM258D-HK
(C)=

(D)=
(E)=
(F)=

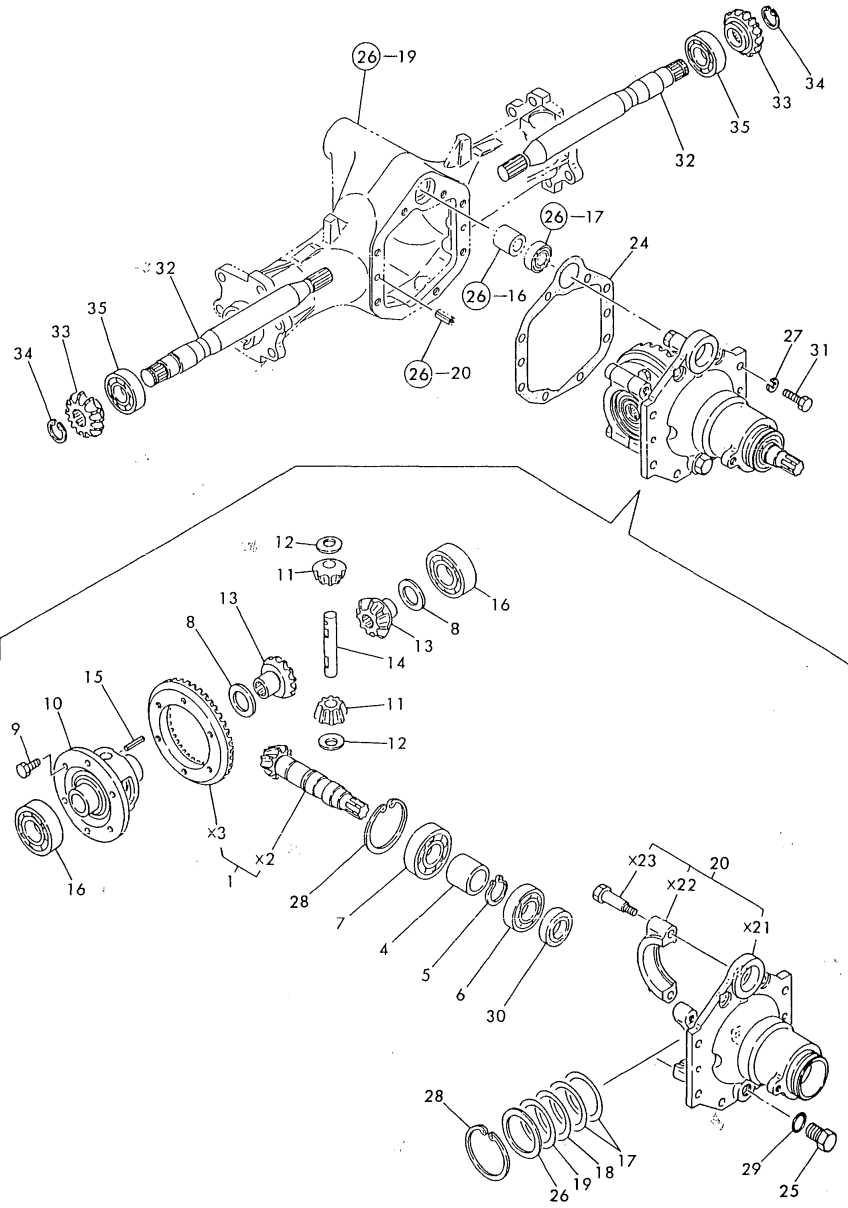
Fig. 23 FRONT AXLE (FOR YM258-HK)



No.	Lev.	Parts No.	Description	Qty						I	R
				(A)	(B)	(C)	(D)	(E)	(F)		
1	1	194305-11200-X	AXLE ASSY, FRONT	1							
3	2	194440-11360	BUSH, 25X29X30	4							
4	2	194420-11520	BUSH, 22X25X25	2							
5	1	194145-11350	BOLT, M6X5	2							
6	1	22117-060000	WASHER, 6	2							
7	1	24761-060000	NIPPLE, GREASE MT6X1	3							
8	1	194151-11660	KEY 7X26	2							
9	1	194880-11800-X	PIN ASSY, KING	2							
10	1	194151-11840	COVER, KING PIN	2							
11	1	194151-11860	O-RING, 1A-2025	2							
12	1	194440-11870	SEAL, OIL TCX6354810	2							
13	1	24520-511050	BEARING,THRUST 51105	2							
14	1	194151-11640	NUT 18	2							
15	1	194151-11650	WASHER, 18X36X2.3	2							
16	1	194880-12110-X	ARM, KNUCKLE L	1							
17	1	194440-12211-X	ARM, KNUCKLE R	1							
18	1	22217-180000	WASHER, SPRING 18	2							
19	1	194306-12352	TIE-ROD ASSY, R	1							
21	2	194730-57220	COVER, DUCT	1							
22	2	194730-57241	NUT M12	1							
23	2	22417-300250	PIN, COTTER 3.0X25	1							
24	2	24761-060000	NIPPLE, GREASE MT6X1	1							
25	1	194150-12410-U	TURNBUCKLE, M17X95	1							
26	1	194990-22830	NUT M17	1							
27	1	194990-22840	NUT M17	1							
28	1	194306-12312	TIE-ROD ASSY, L	1							
30	2	194730-57220	COVER, DUCT	1							
31	2	194730-57241	NUT M12	1							
32	2	22417-300250	PIN, COTTER 3.0X25	1							
33	2	24761-060000	NIPPLE, GREASE MT6X1	1							
34	1	194151-11670	WASHER, 42X51.8X1	2							
35	1	194420-11880	SLEEVE, SI 35X39X15	2							
36	1	194151-12610-X	HUB, FRONT WHEEL	2							
37	1	194151-12620-X	COVER, HUB	2							
38	1	194420-12640	WASHER, 20X44X3.2	2							
39	1	194278-12650	BOLT, M14X25	8							
40	1	194420-12720	SEAL, TC6Y395211.5	2							
41	1	22417-400400	PIN, COTTER 4.0X40	2							
42	1	24101-062044	BEARING, BALL 6204	2							
43	1	24101-062054	BEARING, BALL 6205	2							
44	1	26877-200002	NUT, CASTLE M20	2							

Fig.24. RING GEAR OF FRONT AXLE

Fig. 24 RING GEAR OF FRONT AXLE



(A)=YM258-HK
(B)=YM258D-HK
(C)=

(D)=
(E)=
(F)=

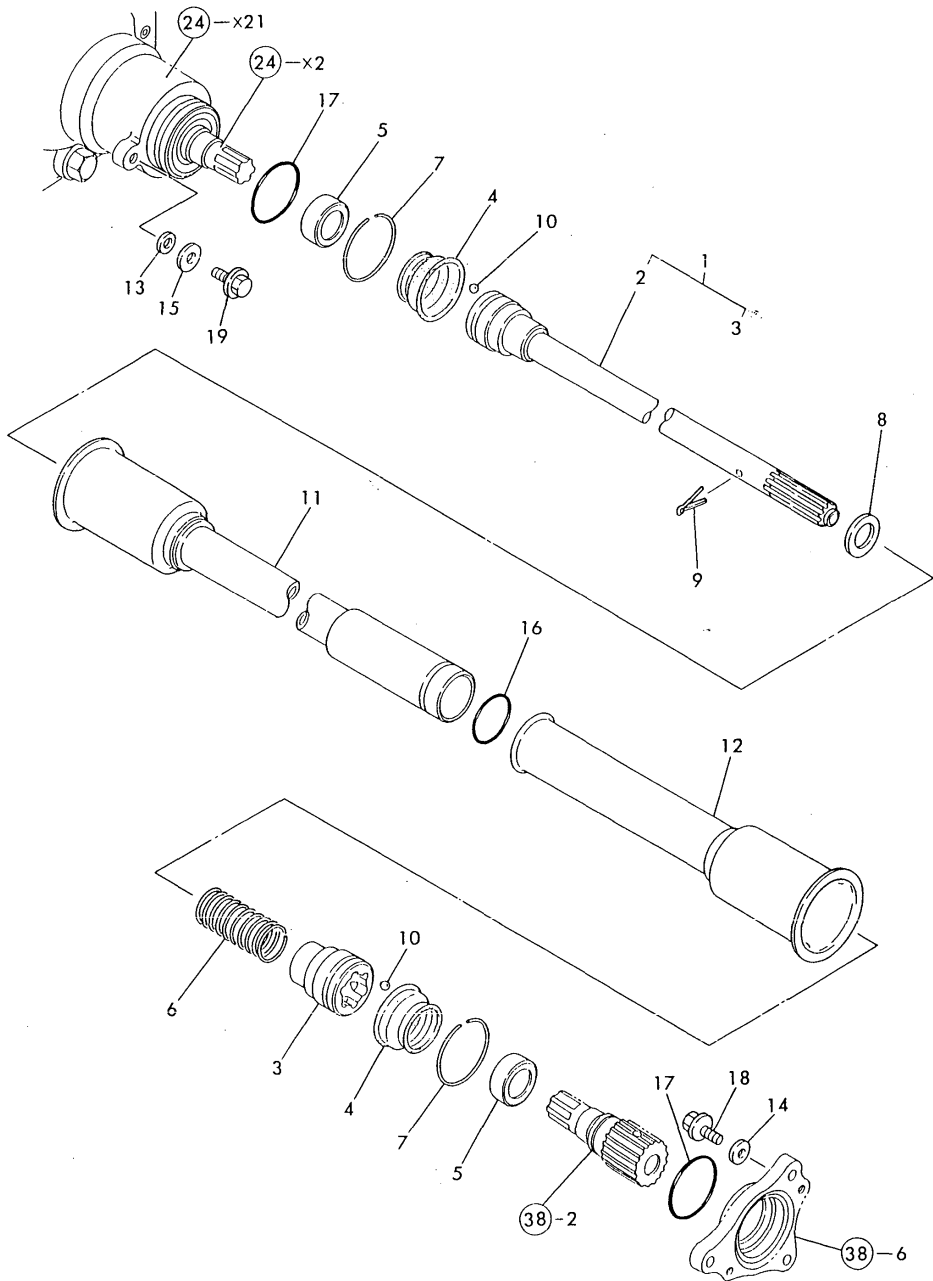
No.	Lev.	Parts No.	Description	Q'ty						I	R
				(A)	(B)	(C)	(D)	(E)	(F)		
1	1	194306-13100	GEAR ASSY, RING		1						
4	1	194306-13130	COLLAR, 25X34X32		1						
5	1	194306-13140	CIRCLIP, C24-S		1						
6	1	24101-062054	BEARING, BALL 6205		1						
7	1	24101-063054	BEARING, BALL 6305		1						
8	1	194301-11720	WASHER, DIFFERENTIAL		2						
9	1	194301-11800	BOLT, M8X14		6						
10	1	194441-13210	CASE, DIFFERENTIAL		1						
11	1	194441-13220	PINION, DIFFERENTIAL		2						
12	1	194441-13230	LINER, DIFFERENTIAL		2						
13	1	194441-13250	GEAR, DIFFERENTIAL		2						
14	1	194441-13260	SHAFT, DIFFERENTIAL		1						
15	1	22351-040030	PIN, SPRING 4.0X30		1						
16	1	24101-060074	BEARING, BALL 6007		2						
17	1	194301-11890	SHIM, T=0.1		2						1
18	1	194301-11900	SHIM, T=0.3		1						1
19	1	194301-11910	SHIM, T=0.5		1						1
20	1	194306-13400	CARRIER, DIFF.		1						
24	1	194306-13451	GASKET, CARRIER		1						
25	1	23491-140002	PLUG, 14		1						
26	1	194300-32210	COLLAR, 45X62X2		1						
27	1	22217-080000	WASHER, SPRING 8		8						
28	1	22252-000620	RING, 62		2						
29	1	24311-000160	O-RING, 1AP16.0		1						
30	1	24421-254208	SEAL, OIL TC254208		1						
31	1	26116-080252	BOLT, M8X 25 PLATED		8						
32	1	194306-13511	SHAFT, FRONT 1ST		2						
33	1	194406-13520	PINION, SHAFT		2						
34	1	22292-000220	RING, S-22		2						
35	1	24101-062054	BEARING, BALL 6205		2						

Remarks

(1) USE THE PROPER PART BY CAREFULLY CHOOSING.

Fig.25. PROPELLER SHAFT

Fig. 25 PROPELLER SHAFT



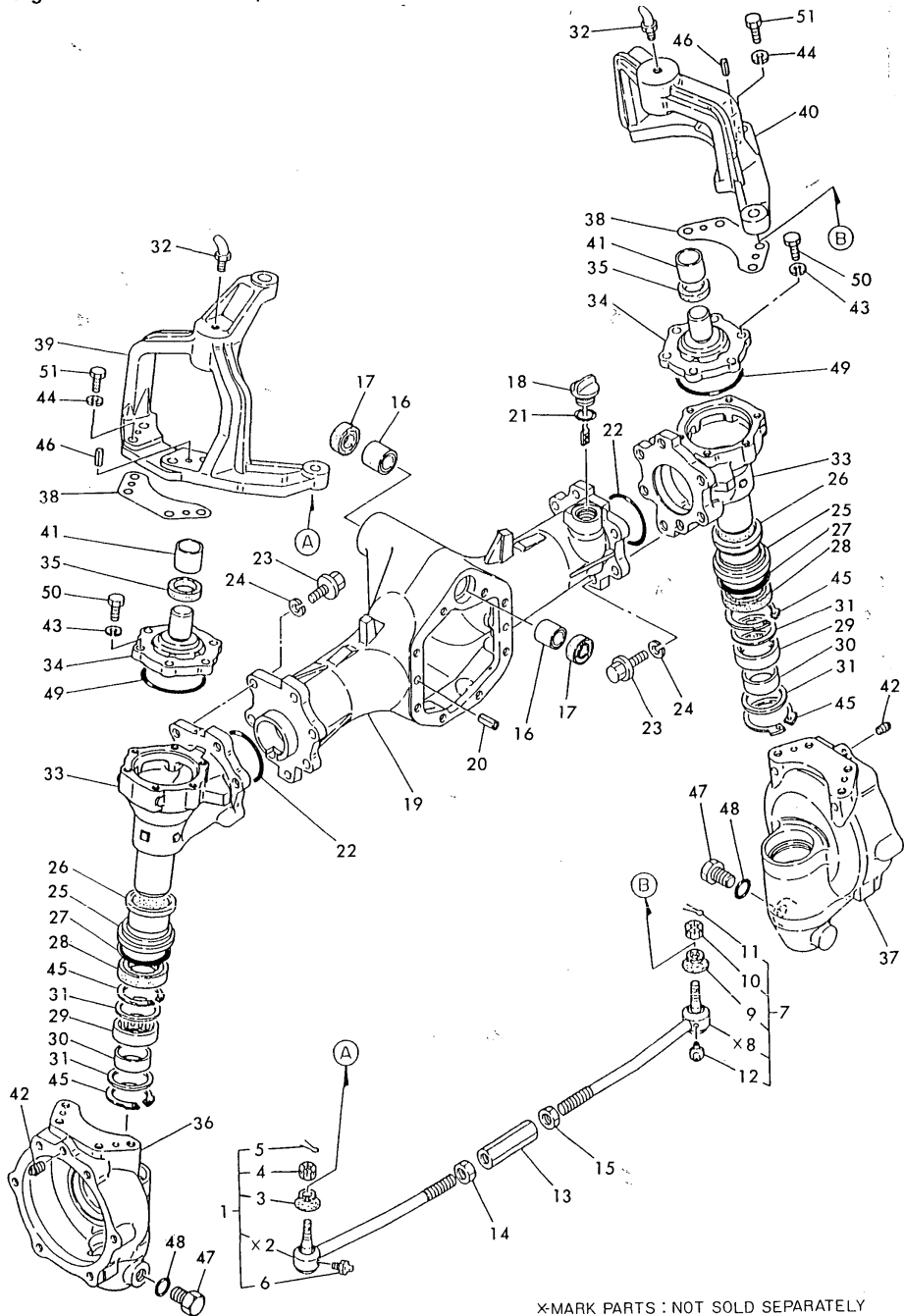
(A)=YM258-HK
(B)=YM258D-HK
(C)=

(D)=
(E)=
(F)=

No.	Lev.	Parts No.	Description	Q'ty						I	R
				(A)	(B)	(C)	(D)	(E)	(F)		
1	1	794116-13300	SHAFT ASSY,PROPELLER		1						
2	2	194116-13300	SHAFT, PROPELLER		1						
3	2	194306-13330-X	COUPLING, B		1						
4	1	194306-13340	BOOT, RUBBER		2						
5	1	194306-13350	COLLAR, 20X30X14		2						
6	1	194306-13360	SPRING, TENSION		1						
7	1	194150-51620	CLAMP, HARNESS		2						
8	1	22127-160000	WASHER, 16		1						
9	1	22417-400400	PIN, COTTER 4.0X40		1						
10	1	24190-100001	BALL, STEEL 5/16		12						
11	1	194116-14610	COVER, SHAFT		1						
12	1	194306-14641-X	COVER ASSY, SHAFT		1						
13	1	22117-080000	WASHER, 8		1						
14	1	22157-060000	WASHER, 6		2						
15	1	22157-080000	WASHER, 8		1						
16	1	24311-000300	O-RING, 1AP30.0		1						
17	1	24341-000480	O-RING, 1AS48.0		2						
18	1	26106-060122	BOLT, M6X 12 PLATED		2						
19	1	26106-080162	BOLT, M8X 16 PLATED		1						

Fig.26. FRONT AXLE(FOR YM258D-HK)

Fig. 26 FRONT AXLE (FOR YM258D-HK)



X-MARK PARTS : NOT SOLD SEPARATELY

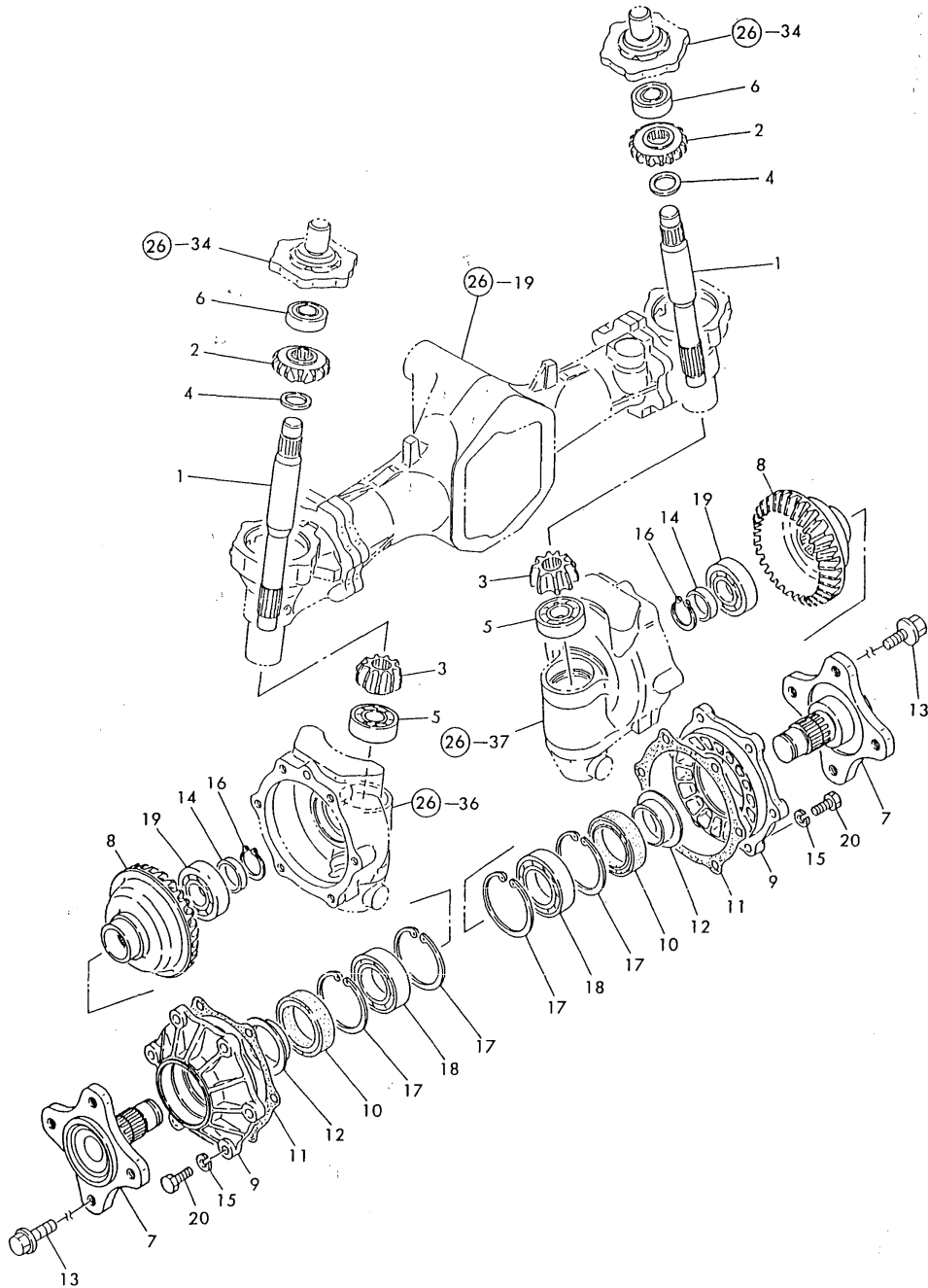
(A)=YM258-HK
(B)=YM258D-HK
(C)=

(D)=
(E)=
(F)=

No.	Lev.	Parts No.	Description	Q'ty						I	R
				(A)	(B)	(C)	(D)	(E)	(F)		
1	1	194306-12312	TIE-ROD ASSY, L	1							
3	2	194730-57220	COVER, DUCT	1							
4	2	194730-57241	NUT M12	1							
5	2	22417-300250	PIN, COTTER 3.0X25	1							
6	2	24761-060000	NIPPLE, GREASE MT6X1	1							
7	1	194306-12352	TIE-ROD ASSY, R	1							
9	2	194730-57220	COVER, DUCT	1							
10	2	194730-57241	NUT M12	1							
11	2	22417-300250	PIN, COTTER 3.0X25	1							
12	2	24761-060000	NIPPLE, GREASE MT6X1	1							
13	1	194150-12410	TURNBUCKLE M17X95	1							
14	1	194990-22830	NUT M17	1							
15	1	194990-22840	NUT M17	1							
16	1	194190-11520	BUSH, 22X25X25	2							
17	1	194191-13420	SEAL, OIL KC22327	2							
18	1	194447-13490	GAUGE, OIL LEVEL	1							
19	1	194306-13601	CASE, FRONT AXLE L	1							
20	1	22351-080016	PIN, SPRING 8.0X16	2							
21	1	24311-000180	O-RING, 1AP18.0	1							
22	1	24321-000500	O-RING, 1AG50.0	2							
23	1	194491-13550	BOLT, M10X30	14							
24	1	194274-13570	WASHER, SPRING 10	14							
25	1	194306-13630	COLLAR, 48X57X10	2							
26	1	194306-13640	SLEEVE, SI 40X44X26	2							
27	1	194306-13650	O-RING, 1AP45.0A	2							
28	1	194447-13650	SEAL, TC6Y445711.5	2							
29	1	194447-13660	BEARING, T455216	2							
30	1	194447-13670	RING, INNER 40X45X17	2							
31	1	194447-13680	WASHER, 42X52X1.6	4							
32	1	194850-13690	NIPPLE, GRESAE M6F45	2							
33	1	194306-13711	CASE, FRONT GEAR	2							
34	1	194306-13721	COVER, GEAR CASE	2							
35	1	194447-13730	SEAL, OIL VB25355	2							
36	1	194306-13740	BOX (L), FRONT GEAR	1							
37	1	194306-13750	BOX (R), FRONT GEAR	1							
38	1	194306-13760	SHIM, T=0.3	2							
39	1	194306-13811	SUPPORT, KING PIN L	1							
40	1	194306-13821	SUPPORT, KING PIN R	1							
41	1	194306-13830	BUSH, 25X28X25	2							
42	1	194151-36670	PLUG, PF02	2							
43	1	22217-080000	WASHER, SPRING 8	12							
44	1	22217-100000	WASHER, SPRING 10	8							
45	1	22262-000520	RING, R-52	4							
46	1	22351-080020	PIN, SPRING 8.0X20	4							
47	1	23491-140002	PLUG, 14	2							
48	1	24311-000160	O-RING, 1AP16.0	2							
49	1	24321-000650	O-RING, 1AG65.0	2							
50	1	26116-080252	BOLT, M8X 25 PLATED	12							
51	1	26116-100302	BOLT, M10X 30 PLATED	8							

Fig.27. FRONT SPINDLE OF FRONT AXLE

Fig. 27 FRONT SPINDLE OF FRONT AXLE



(A)=YM258-HK
(B)=YM258D-HK
(C)=

(D)=
(E)=
(F)=

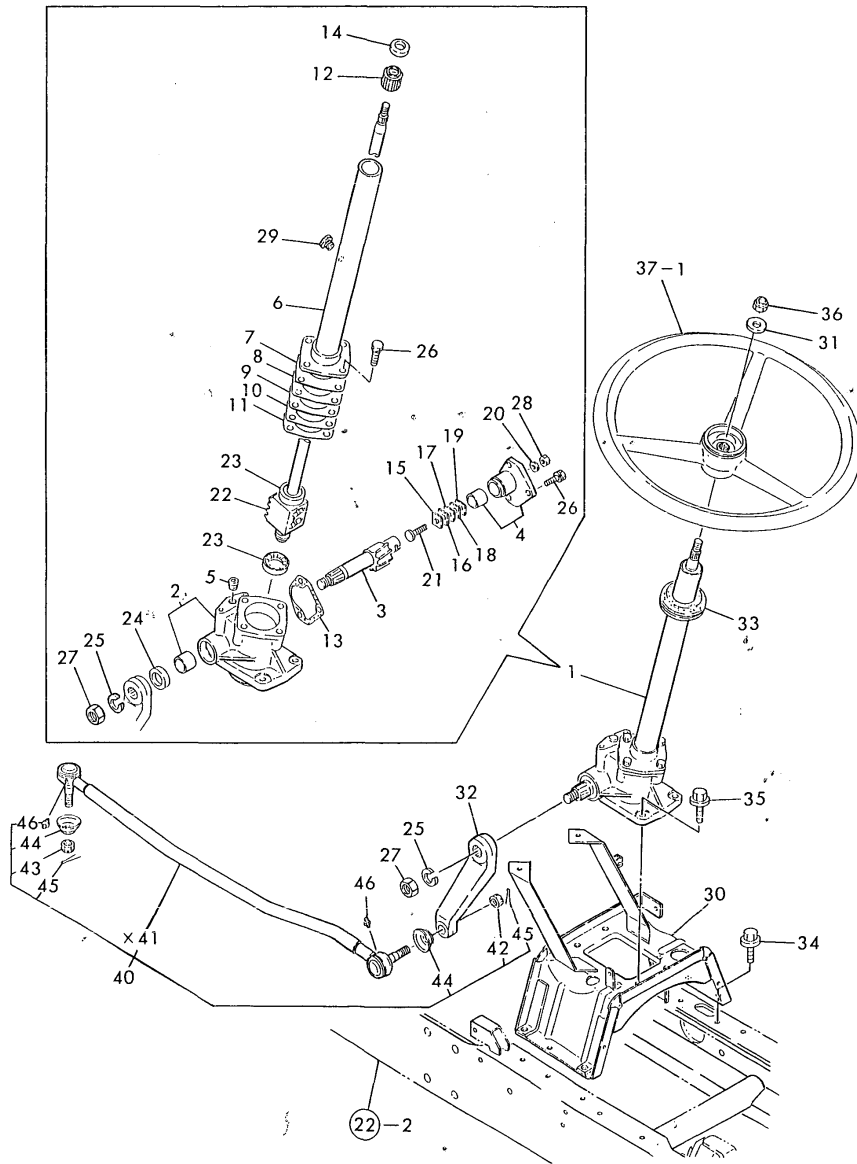
No.	Lev.	Parts No.	Description	Q'ty						I	R
				(A)	(B)	(C)	(D)	(E)	(F)		
1	1	194306-13850	SHAFT, FRONT 2ND		2						
2	1	194406-13940	GEAR, FRONT AXLE		2						
3	1	194306-13950	PINION, FINAL		2						
4	1	194320-25340	COLLAR, 25X35X3		2						
5	1	24101-063044	BEARING, BALL 6304		2						
6	1	24104-063044	BEARING, BALL 6304UU		2						
7	1	194697-14110	SPINDLE, FRONT		2						
8	1	194306-14120	GEAR, FRONT SHAFT		2						
9	1	194306-14130	CASE, FRONT BEARING		2						
10	1	194697-14140	SEAL, OIL TC6Y577512		2						
11	1	194306-14151	GASKET, BEARING CASE		2						
12	1	194697-14180	SLEEVE, SLY525720		2						
13	1	194881-12650	BOLT, M14X24		8						
14	1	194305-25830	WASHER, 30X42X4.5		2						
15	1	22217-100000	WASHER, SPRING 10		12						
16	1	22242-000290	RING, 29		2						
17	1	22252-000750	RING, 75		4						
18	1	24101-060094	BEARING, BALL 6009		2						
19	1	24101-062064	BEARING, BALL 6206		2						
20	1	26116-100302	BOLT, M10X 30 PLATED		12						

Fig.28. STEERING

(A)=YM258-HK
(B)=YM258D-HK
(C)=

(D)=
(E)=
(F)=

Fig. 28 STEERING



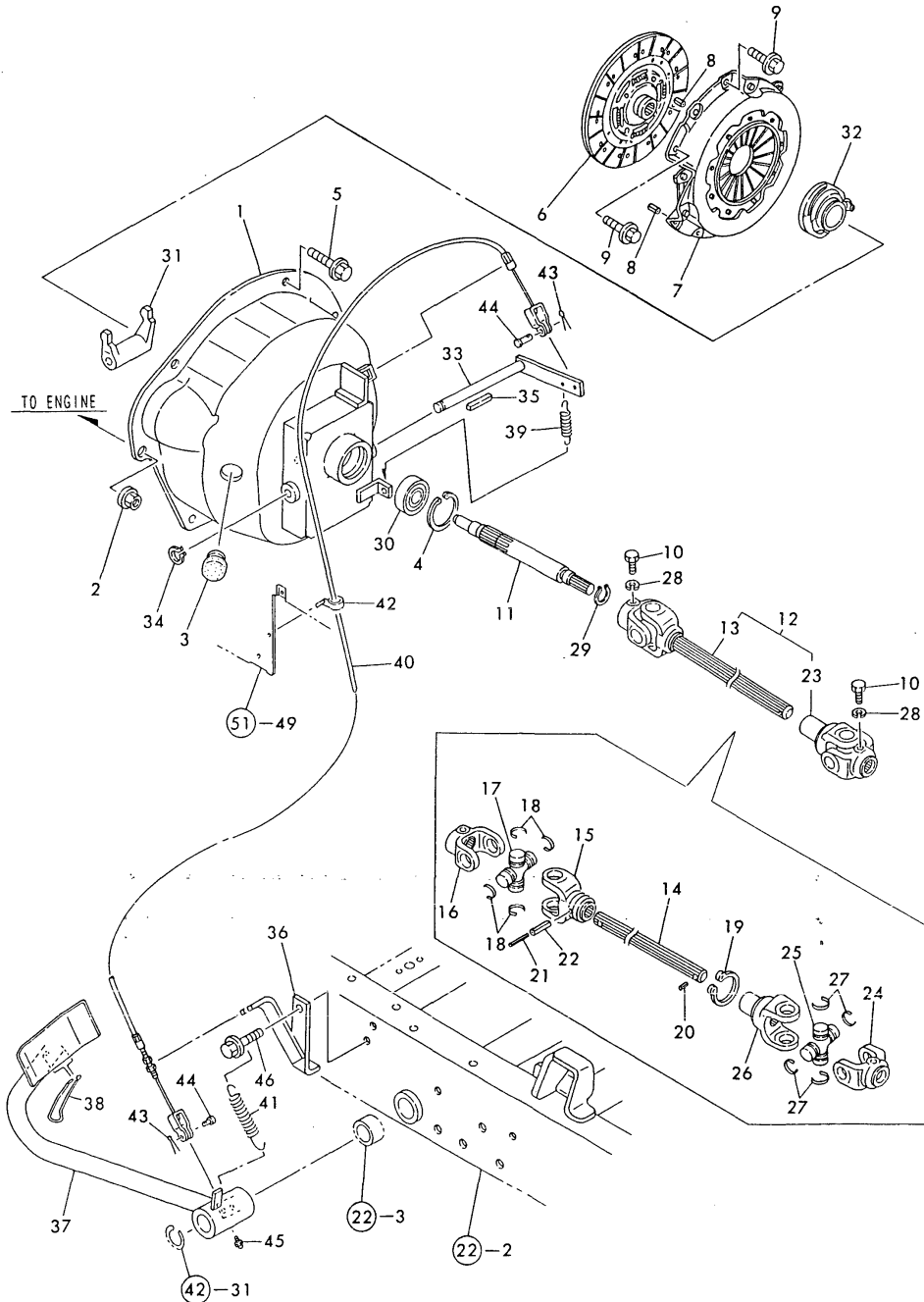
No.	Lev.	Parts No.	Description	Q'ty						I	R
				(A)	(B)	(C)	(D)	(E)	(F)		
1	1	194115-15100	GEAR ASSY, STEERING	1	1						
2	2	194115-15110	BOX, GEAR	1	1						
3	2	194115-15140	SHAFT, SECTOR	1	1						
4	2	194515-15150	COVER ASSY, SIDE	1	1						
5	2	194262-15170-X	PLUG, PT1/8	1	1						
6	2	194115-15250	COLUMN, STEERING	1	1						
7	2	194750-15250	SHIM, T=0.5	1	1						1
8	2	194750-15260	SHIM, T=0.7	1	1						1
9	2	194750-15270	SHIM, T=0.08	1	1						1
10	2	194750-15280	SHIM, T=0.1	1	1						1
11	2	194750-15290	SHIM, T=0.2	1	1						1
12	2	194241-15310	BUSH, COLUMN	1	1						
13	2	194310-15320	GASKET, SIDE COVER	1	1						
14	2	194241-15350	SEAL, OIL TC1939.510	1	1						
15	2	194080-15420	SHIM, T=1.525 A	1	1						1
16	2	194080-15430	SHIM, T=1.555 B	1	1						1
17	2	194080-15440	SHIM, T=1.585 C	1	1						1
18	2	194080-15450	SHIM, T=1.615 D	1	1						1
19	2	194080-15460	SHIM, T=1.645 E	1	1						1
20	2	194464-15450	WASHER, SEAL 10	1	1						
21	2	194130-15470	SCREW, ADJUSTING	1	1						
22	2	194115-15500	NUT, BALL	1	1						
23	2	194750-15520	BEARING, VBT17Z-2A	2	2						
24	2	194740-55620	SEAL, OIL TC263807	1	1						
25	2	22217-200000	WASHER, SPRING 20	1	1						
26	2	26013-080222	BOLT, M8X 22	7	7						
27	2	26776-200002	NUT, LOCK M20	1	1						
28	2	26776-100002	NUT, LOCK M10	1	1						
29	2	194440-15341	PLUG, BREATHER	1	1						
30	1	194880-15200-X	BRACKET ASSY	1	1						
31	1	22137-120000	WASHER, 12	1	1						
32	1	194115-15610	ARM, PITMAN	1	1						
33	1	194145-15651	GROMMET, 42	1	1						
34	1	26106-080202	BOLT, M8X 20 PLATED	6	6						
35	1	26106-100302	BOLT, M10X 30 PLATED	4	4						
36	1	26356-120002	NUT, M12	1	1						
37-1	1	194440-15810	WHEEL, STEERING	1	1						
40	1	194880-16100-X	ROD ASSY, DRAG	1	1						
42	2	194115-16120	CASTLE NUT M12	1	1						
43	2	194115-16130	NUT, CASTLE M12	1	1						
44	2	194730-57220	COVER, DUCT	2	2						
45	2	22417-300250	PIN, COTTER 3.0X25	2	2						
46	2	24761-060000	NIPPLE, GREASE MT6X1	2	2						

Remarks

- (1) USE THE PROPER PART BY CAREFULLY CHOOSING.
- (M) MISPRINT.

Fig.29. CLUTCH

Fig. 29 CLUTCH



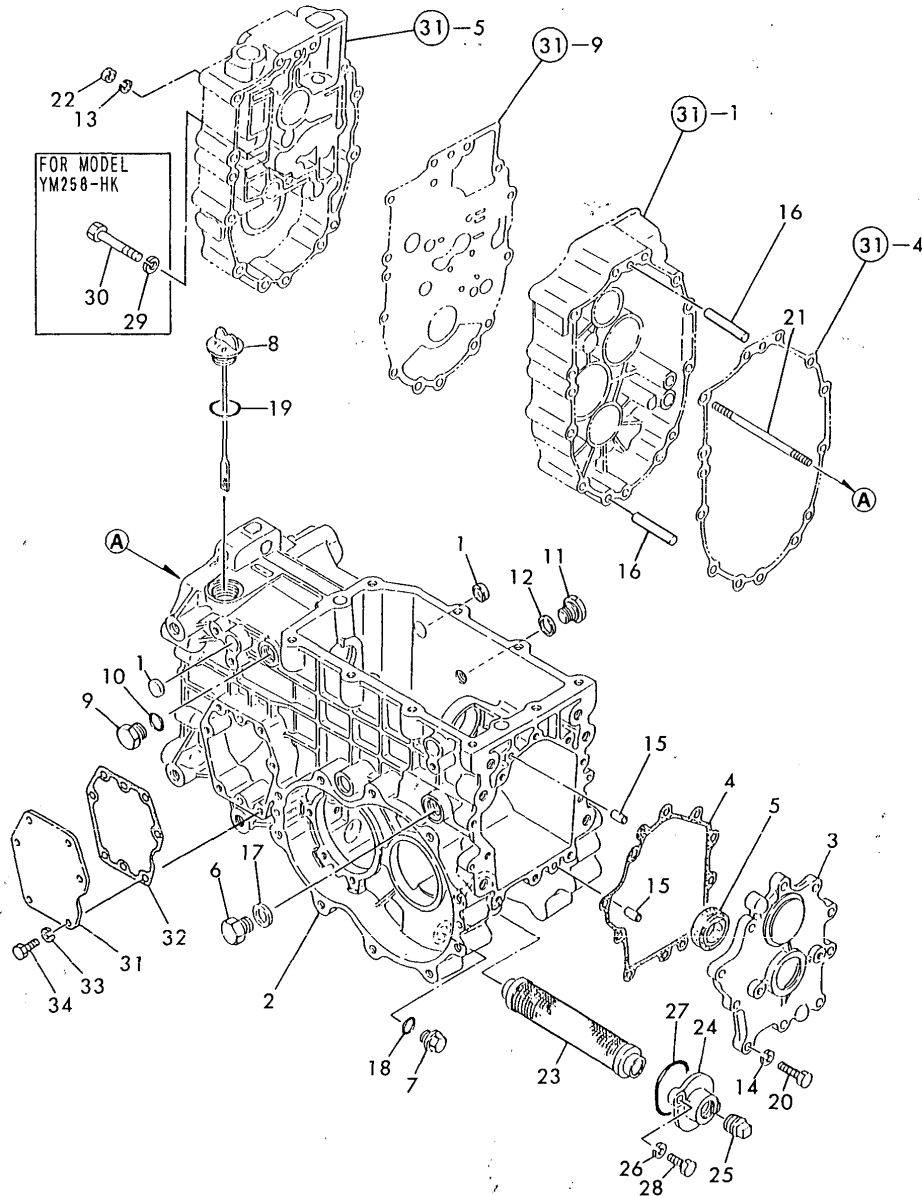
(A)=YM258-HK
(B)=YM258D-HK
(C)=

(D)=
(E)=
(F)=

No.	Lev.	Parts No.	Description	Qty						I	R
				(A)	(B)	(C)	(D)	(E)	(F)		
1	1	194880-21100-X	HOUSING ASSY, CLUTCH	1	1						
2	1	194990-22160	NUT, M12	2	2						
3	1	194130-61570	GROMMET, 27	1	1						
4	1	22252-000470	RING, 47	1	1						
5	1	26106-080162	BOLT, M8X 16 PLATED	4	4						
6	1	194115-21400	DISC, CLUTCH	1	1						
7	1	794150-21700	PLATE, PRESSURE	1	1						
8	1	22351-080018	PIN, SPRING 8.0X18	3	3						
9	1	26106-080162	BOLT, M8X 16 PLATED	6	6						
10	1	198221-13410	BOLT, M8	2	2						
11	1	194880-22110	SHAFT, MAIN DRIVE	1	1						
12	1	194880-22200-X	JOINT ASSY, CROSS	1	1						
13	2	194880-22220	JOINT ASSY, CROSS F	1	1						
14	3	194697-22140	SHAFT, PROPELLER	1	1						
15	3	194115-22220	YOKE	1	1						
16	3	194305-22230	YOKE	1	1						
17	3	194802-22260	JOURNAL KIT	1	1						
18	3	194802-22270	RING, SNAP	4	4						
19	3	22242-000360	RING, 36	1	1						
20	3	22351-030010	PIN, SPRING 3.0X10	1	1						
21	3	22351-035032	PIN, SPRING 3.5X32	1	1						
22	3	22351-060032	PIN, SPRING 6.0X32	1	1						
23	2	194305-22260	JOINT ASSY, CROSS R	1	1						
24	3	194305-22230	YOKE	1	1						
25	3	194802-22260	JOURNAL KIT	1	1						
26	3	194305-22270	YOKE, SLEEVE	1	1						
27	3	194802-22270	RING, SNAP	4	4						
28	1	22217-080000	WASHER, SPRING 8	2	2						
29	1	22242-000170	RING, 17	1	1						
30	1	24104-063034	BEARING, BALL 6303UU	1	1						
31	1	194800-22311	ARM, CLUTCH RELEASE	1	1						
32	1	194800-22320	BEARING, CLUTCH	1	1						
33	1	194305-22350-X	SHAFT, CLUTCH RELEASE	1	1						
34	1	22242-000120	RING, 12	1	1						
35	1	22512-040340	KEY, 4X 34	1	1						
36	1	194405-21150	STAY, WIRE	1	1						
37	1	194305-22401-X	PEDAL ASSY, CLUTCH	1	1						
38	1	194440-22441	LEVER, CLUTCH LOCK	1	1						
39	1	194800-22480	SPRING, 58	1	1						
40	1	194357-22501	CABLE, CLUTCH	1	1						
41	1	194305-37520	SPRING, RETURN	1	1						
42	1	194250-51660	BAND 250	1	1						
43	1	22417-160180	PIN, COTTER 1.6X18	2	2						
44	1	22487-060120	PIN, H 6X 12	2	2						
45	1	24761-010000	NIPPLE, GREASE M6F	1	1						
46	1	26106-080122	BOLT, M8X 12 PLATED	1	1						

Fig.30. TRANSMISSION HOUSING

Fig. 30 TRANSMISSION HOUSING



(A)=YM258-HK
(B)=YM258D-HK
(C)=

(D)=
(E)=
(F)=

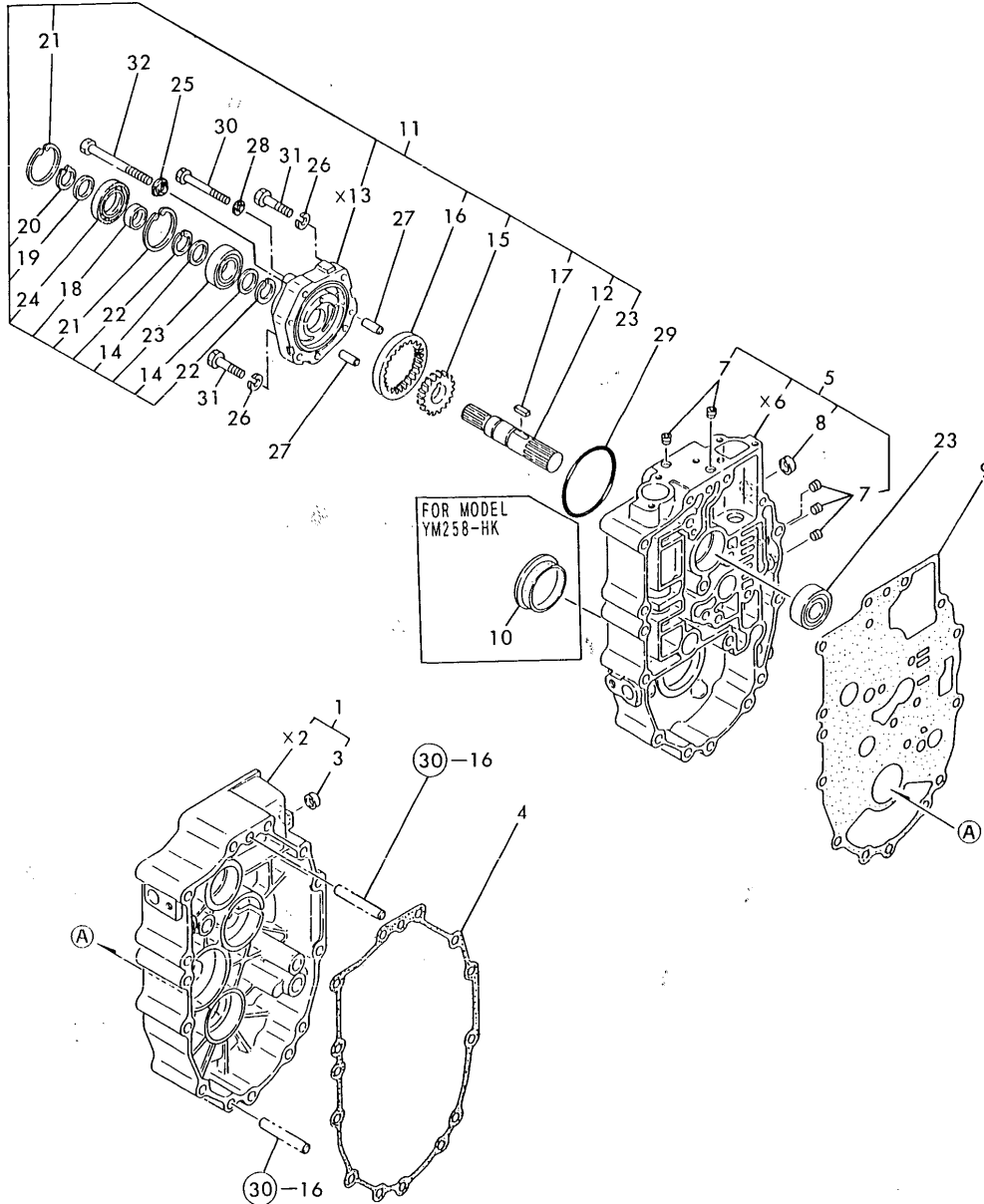
No.	Lev.	Parts No.	Description	Qty						I	R
				(A)	(B)	(C)	(D)	(E)	(F)		
1	1	194197-21170	CAP. SEAL 17X4	2	2						
2	1	194305-24110-X	HOUSING, MISSION	1	1						
3	1	194305-24350-X	COVER, MISSION CASE	1	1						
4	1	194305-24361	GASKET, REAR COVER	1	1						
5	1	194197-24370	SEAL, OIL TC38508	1	1						
6	1	194310-24660	PLUG, 18	1	1						
7	1	23491-140002	PLUG, 14	1	1						
8	1	194405-24290	DIPSTICK, 33X167	1	1						
9	1	194464-45920	PLUG, 3/4-16UNF	1	1						
10	1	194464-45930	O-RING, 8-1	1	1						
11	1	194312-46750	PLUG, PF3/8	1	1						
12	1	194555-77910	GASKET, 17	1	1						
13	1	22217-080000	WASHER, SPRING 8	11	11						
14	1	22217-080000	WASHER, SPRING 8	10	10						
15	1	22312-080160	PIN, PARALLEL M8X16	2	2						
16	1	22312-080800	PIN, PARALLEL M8X80	2	2						
17	1	23414-180000	GASKET, 18X1.0	1	1						
18	1	24311-000160	O-RING, 1AP16.0	1	1						
19	1	24351-020300	O-RING 1A 2030	1	1						
20	1	26116-080302	BOLT, M8X 30 PLATED	10	10						
21	1	26226-081202	STUD, M8X120	11	11						
22	1	26716-080002	NUT, M8	11	11						
23	1	194305-24930	STRAINER, OIL	1	1						
24	1	194305-24970-X	COVER, STRAINER	1	1						
25	1	194322-24980	PLUG, 1-2NPT	1	1						
26	1	22217-080000	WASHER, SPRING 8	2	2						
27	1	24341-000500	O-RING, 1AS50.0	1	1						
28	1	26116-080202	BOLT, M8X 20 PLATED	2	2						
29	1	22217-080000	WASHER, SPRING 8	1	1						
30	1	26116-080702	BOLT, M8X 70 PLATED	1	1						
31	1	194305-24410	COVER, SIDE	1	1						W
		(A=FROM 1ST)									
32	1	194305-24421	PACKING, COVER	1	1						W
		(A=FROM 1ST)									
33	1	22217-080000	WASHER, SPRING 8	6	6						W
		(A=FROM 1ST)									
34	1	26116-080202	BOLT, M8X 20 PLATED	6	6						W
		(A=FROM 1ST)									

Fig.31. CENTER PLATE& POWER SHIFT PUMP

(A)=YM258-HK
(B)=YM258D-HK
(C)=

(D)=
(E)=
(F)=

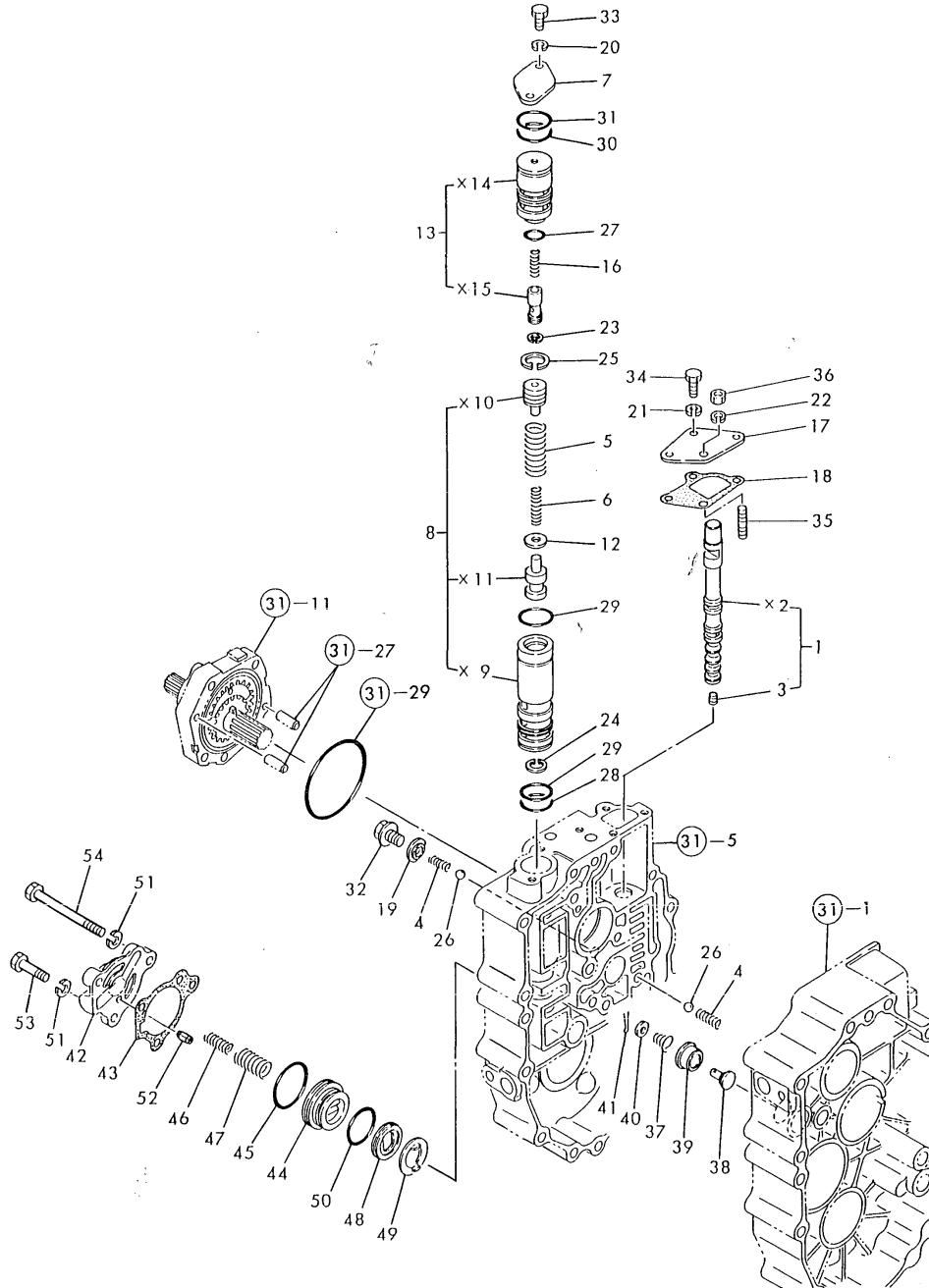
Fig. 31 CENTER PLATE & POWER SHIFT PUMP



No.	Lev.	Parts No.	Description	Q'ty						I	R
				(A)	(B)	(C)	(D)	(E)	(F)		
1	1	194305-24150-X	PLATE ASSY, CENTER	1	1						
3	2	27260-150000	PLUG, 15	1	1						
4	1	194305-24181	GASKET, PLATE	1	1						
5	1	194305-24192	PLATE ASSY, OIL LINE	1	1						
7	2	23871-010000	PLUG, R01	5	5						
8	2	27260-150000	PLUG, 15	1	1						
9	1	194305-24211	GASKET, (NON-ASB.)	1	1						
10	1	27260-470001	PLUG, 47	1	1						
11	1	194305-24400	PUMP ASSY	1	1						
12	2	194305-24292	SHAFT, PUMP	1	1						
14	2	194305-24310	COLLAR, 20X25X2	2	2						
15	2	194305-24340	GEAR, DRIVE P	1	1						
16	2	194300-24350	GEAR, INTERNAL	1	1						
17	2	194310-24460	KEY, 4X4X17	1	1						
18	2	194310-24470	SLEEVE 20X25X13	1	1						
18-1	2	194855-25290	SLEEVE, SI 202513	1	1						R
		(A=T/# 10007) (B=T/# 10161)									
19	2	194197-25930	WASHER, 17X24X1.6	1	1						
20	2	22242-000170	RING, 17	1	1						
21	2	22252-000420	RING, 42	2	2						
22	2	22292-000200	RING, S-20	2	2						
23	2	24101-060044	BEARING, BALL 6004	2	2						
24	2	24423-254208	SEAL, OIL TC254208	1	1						
25	1	22190-080000	WASHER, SEAL 8	3	3						
26	1	22217-080000	WASHER, SPRING 8	2	2						
27	1	22312-080220	PIN, PARALLEL M8X22	2	2						
28	1	23414-060000	GASKET, 6X1.0	1	1						
29	1	24341-000710	O-RING, 1AS71.0	1	1						
30	1	26116-060552	BOLT, M6X 55 PLATED	1	1						
31	1	26116-080352	BOLT, M8X 35 PLATED	2	2						
32	1	26116-080802	BOLT, M8X 80 PLATED	3	3						

Fig.32. REGULATOR

Fig. 32 REGULATOR



(A)=YM258-HK
(B)=YM258D-HK
(C)=

(D)=
(E)=
(F)=

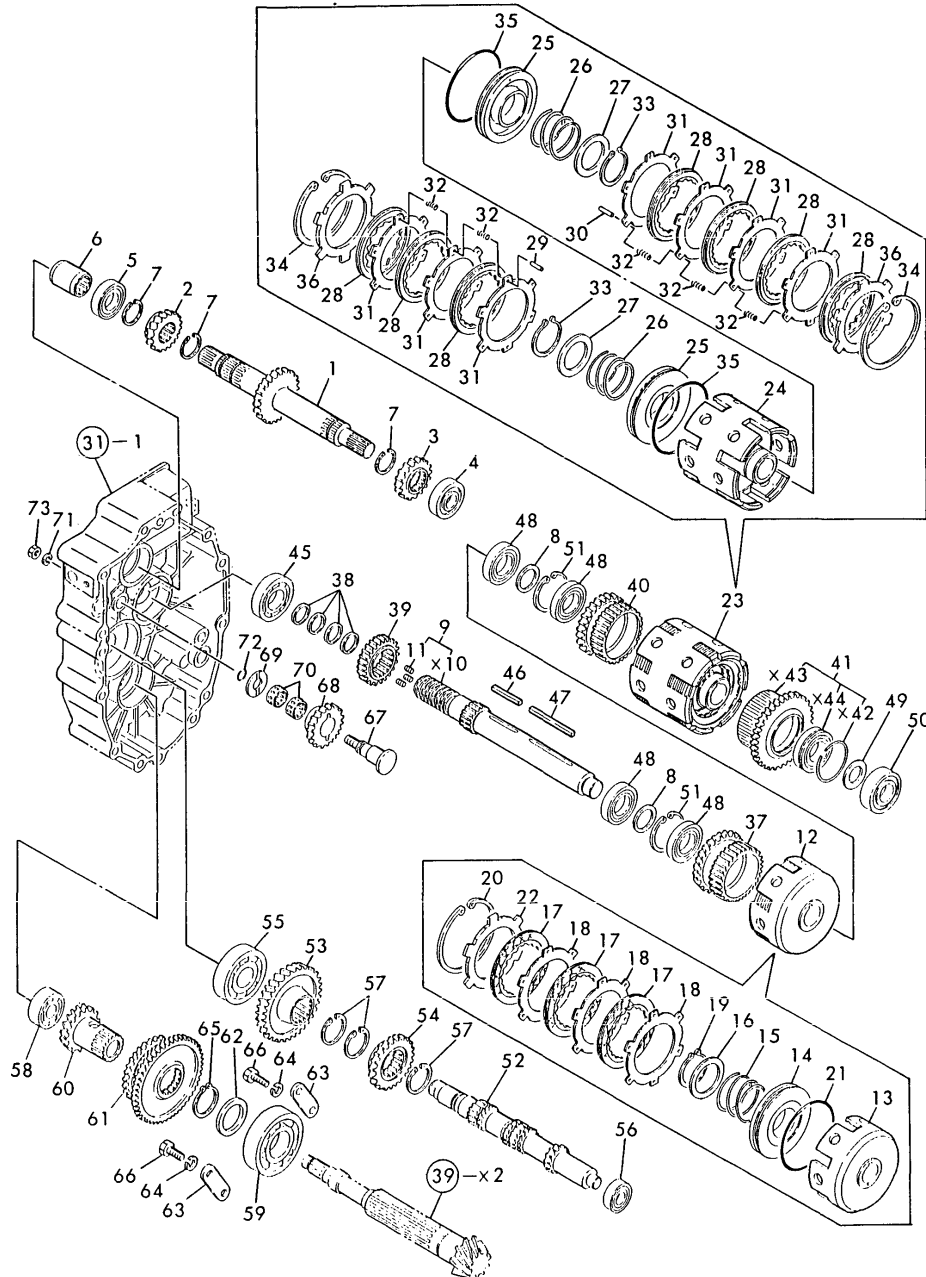
No.	Lev.	Parts No.	Description	Q'ty						I	R
				(A)	(B)	(C)	(D)	(E)	(F)		
1	1	194305-24500	SPOOL ASSY, VALVE	1	1						
3	2	26979-060062	SCREW, M6X 6	1	1						
4	1	194305-24530	SPRING, 15.3	2	2						
5	1	194305-24540	SPRING, RELIEF OUTER	1	1						
6	1	194115-24550	SPRING, RELIEF INNER	1	1						
7	1	194300-24571	PLATE, END	1	1						
8	1	194305-24580	VALVE ASSY, DRV	1	1						
12	1	194800-24620	SHIM, T=0.5	2	2						
13	1	194305-24640	VALVE ASSY, OPEN	1	1						
16	1	194800-24671	SPRING, RETURN	1	1						
17	1	194305-24701	COVER, SPOOL	1	1						
18	1	194305-24712	GASKET, SPOOL	1	1						
19	1	22190-100000	WASHER, SEAL 10	1	1						
20	1	22217-060000	WASHER, SPRING 6	2	2						
21	1	22217-060000	WASHER, SPRING 6	3	3						
22	1	22217-060000	WASHER, SPRING 6	1	1						
23	1	22252-000120	RING, 12	1	1						
24	1	22252-000180	RING, 18	1	1						
25	1	22252-000200	RING, 20	1	1						
26	1	24190-100001	BALL, STEEL 5/16	2	2						
27	1	24341-000180	O-RING, 1AS18.0	1	1						
28	1	24341-000220	O-RING, 1AS22.0	1	1						
29	1	24341-000224	O-RING, 1AS22.4	2	2						
30	1	24341-000240	O-RING, 1AS24.0	1	1						
31	1	24341-000250	O-RING, 1AS25.0	1	1						
32	1	26106-100122	BOLT, M10X 12 PLATED	1	1						
33	1	26116-060162	BOLT, M6X 16 PLATED	2	2						
34	1	26116-060162	BOLT, M6X 16 PLATED	3	3						
35	1	26226-060122	STUD, M6X 12	1	1						
36	1	26716-060002	NUT, M6	1	1						
37	1	194310-24770	SPRING	1	1						
38	1	1E6190-55660	VALVE, 2ND RELIEF	1	1						
39	1	1E6190-55710	SEAT, 2ND RELIEF	1	1						
40	1	22117-060000	WASHER, 6	1	1						
41	1	22417-200100	COTTER PIN 2.0X10	1	1						
42	1	194305-24810	COVER, BRAKE	1	1						
43	1	194305-24821	GASKET, BRAKE COVER	1	1						
44	1	194305-24830	PISTON, BRAKE	1	1						
45	1	194305-24850	O-RING, 2037	1	1						
46	1	194305-24860	SPRING, BRAKE INNER	1	1						
47	1	194305-24870	SPRING	1	1						
48	1	194305-24880	BRAKE, NEUTRAL	1	1						
49	1	194305-24890	PLATE, STEEL 33X20	1	1						
50	1	194990-57740	O-RING, 30X2.4	1	1						
51	1	22217-080000	WASHER, SPRING 8	3	3						
52	1	22351-060012	PIN, SPRING 6.0X12	1	1						
53	1	26116-080302	BOLT, M8X 30 PLATED	2	2						
54	1	26116-080802	BOLT, M8X 80 PLATED	1	1						

Fig.33. TRANSMISSION GEARS

(A)=YM258-HK
(B)=YM258D-HK
(C)=

(D)=
(E)=
(F)=

Fig. 33 TRANSMISSION GEARS



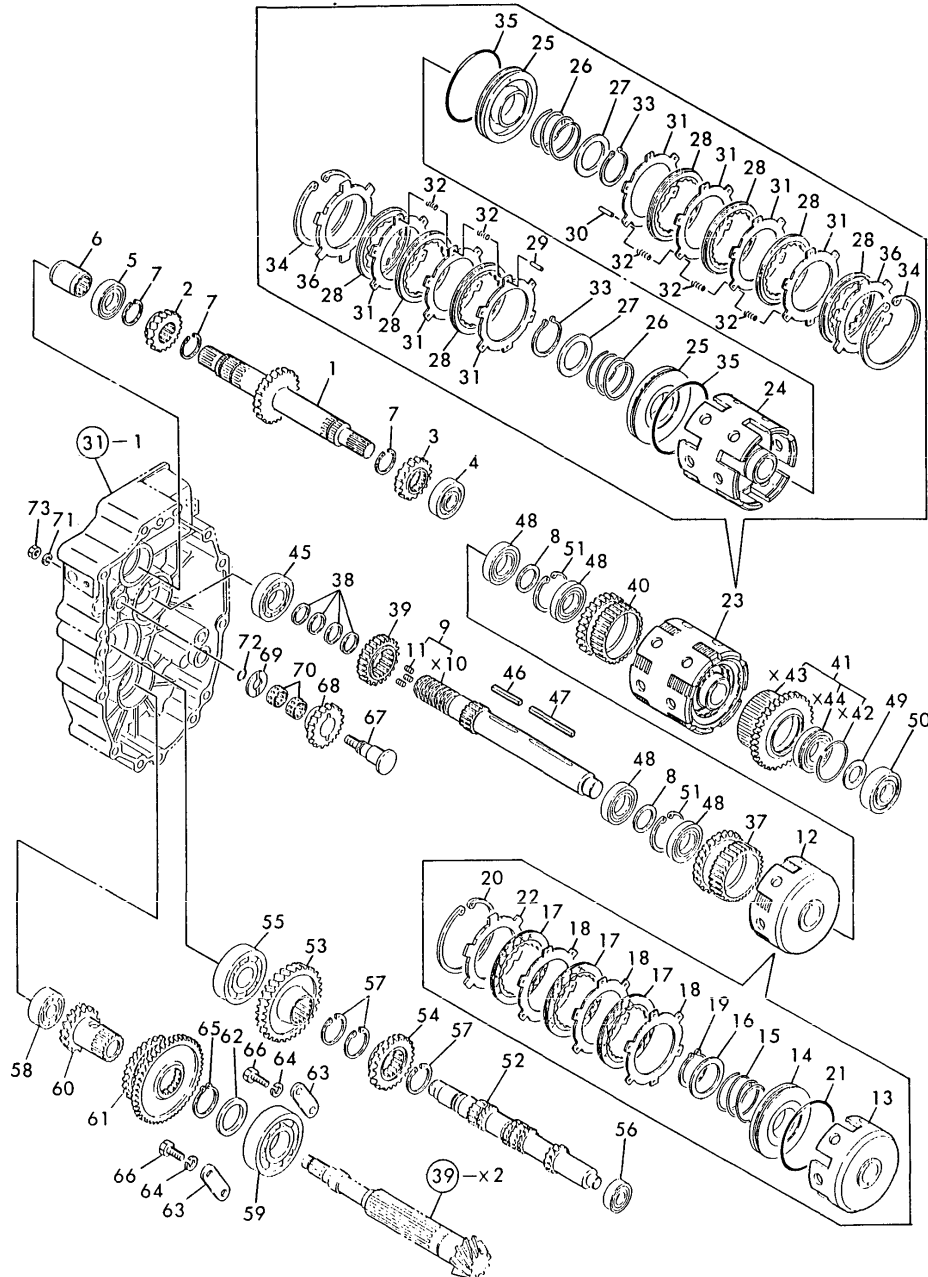
No.	Lev.	Parts No.	Description	Q'ty						I	R
				(A)	(B)	(C)	(D)	(E)	(F)		
1	1	194115-25120	SHAFT, MAIN	1	1						
2	1	194305-25130	GEAR, HELICAL 16	1	1						
3	1	194305-25140	GEAR, MAIN 16T	1	1						
4	1	194305-25160	BEARING, BALL TMB203	1	1						
5	1	194515-25180	BEARING, BALL TMB004	1	1						
6	1	194190-26180	JOINT	1	1						
7	1	22292-000240	RING, S-24	3	3						
8	1	1C6140-14050	SPACER, 25.2X34X2	2	2						
9	1	194305-25300	SHAFT ASSY, CLUTCH	1	1						
11	2	1E6191-54330	SCREW 7X8	3	3						
12	1	794305-25320	CYLINDER ASSY,CLUTCH	1	1						
13	2	194305-25320	CYLINDER, CLUTCH	1	1						
14	2	194305-25410	PISTON, 80X12	1	1						
15	2	194305-25420	SPRING, RETURN	1	1						
16	2	194800-25440	SEAT, SPRING B	1	1						
17	2	194115-25450	PLATE, FRICTION 80	3	3						
18	2	194305-25490	PLATE, STEEL 1.6	3	3						
19	2	22242-000350	RING, 35	1	1						
20	2	22252-000800	RING, 80	1	1						
21	2	24321-000750	O-RING, 1AG75.0	1	1						
22	2	981122-20490	PLATE, STEEL 80X3.2	1	1						
23	1	794115-25330	CYLINDER ASSY,CLUTCH	1	1						
24	2	194115-25330	CYLINDER, CLUTCH	1	1						
25	2	194305-25410	PISTON, 80X12	2	2						
26	2	194305-25420	SPRING, RETURN	2	2						
27	2	194800-25440	SEAT, SPRING B	2	2						
28	2	194800-25450	DISC 80	7	7						
28-1	2	194115-25450	PLATE, FRICTION 80	7	7						N
				(A=FROM 1ST)	(B=FROM 1ST)						
29	2	194305-25460	PIN, 2X15.3	3	3						
30	2	194305-25470	PIN, 2X20.5	3	3						
31	2	194305-25490	PLATE, STEEL 1.6	7	7						
32	2	194310-25630	SPRING, CLUTCH	21	21						
33	2	22242-000350	RING, 35	2	2						
34	2	22252-000800	RING, 80	2	2						
35	2	24321-000750	O-RING, 1AG75.0	2	2						
36	2	981122-20490	PLATE, STEEL 80X3.2	2	2						
37	1	194305-25340	GEAR, CLUTCH 25R	1	1						
38	1	194305-25350	RING, SEAL 21X25X3	4	4						
39	1	194305-25360	GEAR, CLUTCH 18	1	1						
40	1	194115-25380	GEAR, CLUTCH 29T	1	1						
41	1	194305-25390	GEAR ASSY, 31	1	1						
45	1	194640-25390	BEARING, BALL TMB205	1	1						
46	1	194305-25480	KEY, 5X5X37	1	1						
47	1	194300-25820	KEY, 5X5X61.5	1	1						
48	1	194431-28170	BEARING, BALL 16005	4	4						
49	1	1E6440-54430	THRUST WASHER B	1	1						
50	1	194405-83910	BEARING, TMB204	1	1						
51	1	22252-000470	RING, 47	2	2						
52	1	194305-25500	SHAFT, REDUCTION	1	1						
53	1	194305-25510	GEAR, REDUCTION 32T	1	1						

Fig.33. TRANSMISSION GEARS

(A)=YM258-HK
 (B)=YM258D-HK
 (C)=

(D)=
 (E)=
 (F)=

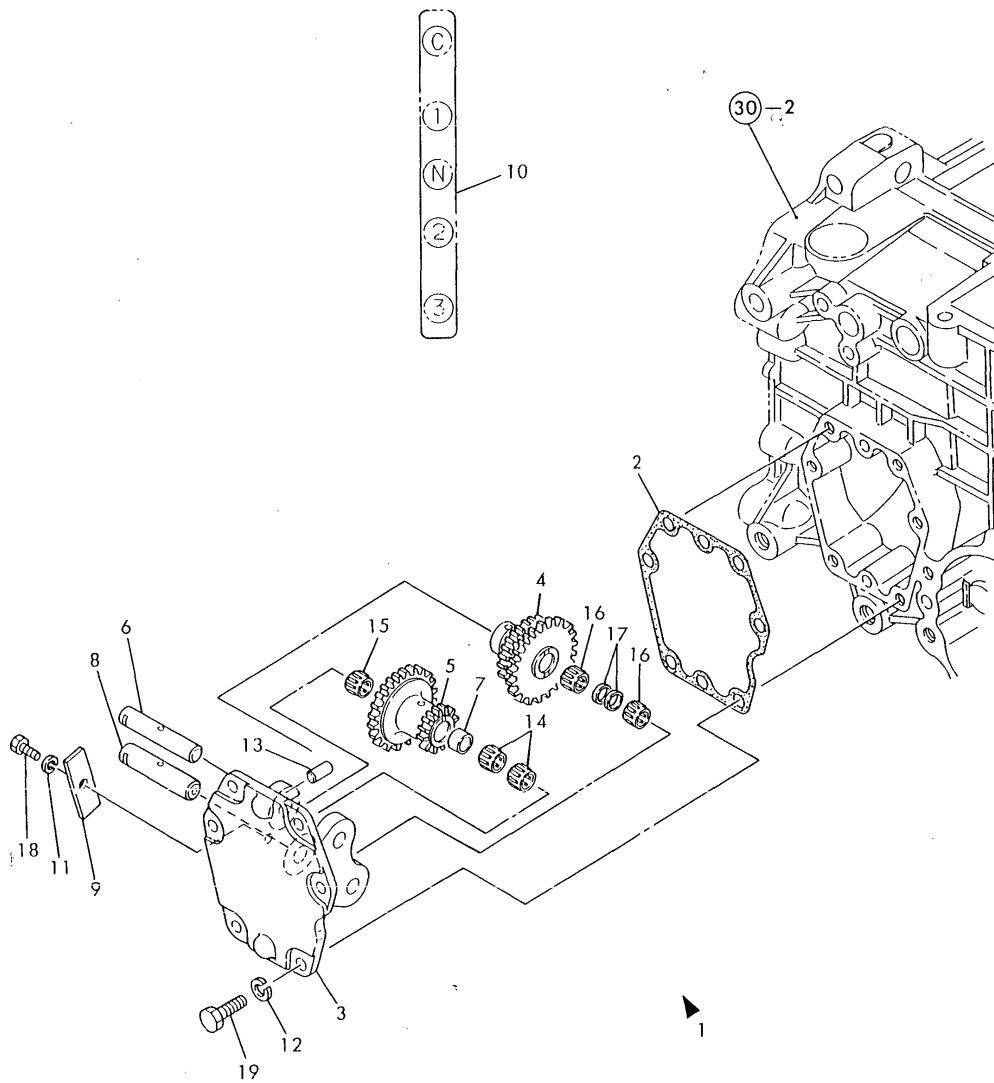
Fig. 33 TRANSMISSION GEARS



No.	Lev.	Parts No.	Description	Q'ty						I	R
				(A)	(B)	(C)	(D)	(E)	(F)		
54	1	194305-25520	GEAR, REDUCTION 21T	1	1						
55	1	194555-25880	BEARING, BALL TMB305	1	1						
56	1	194405-83920	BEARING, BALL TMB202	1	1						
57	1	22292-000290	CIRCLIP S-29	3	3						
58	1	194670-25370	BEARING, BALL TMB303	1	1						
59	1	194197-25810	BEARING, BALL TMB306	1	1						
60	1	194305-25810	GEAR, COUNTER 17	1	1						
61	1	194305-25820	GEAR, SLIDE	1	1						
62	1	194305-25830	WASHER, 30X42X4.5	1	1						
63	1	194305-25840	HOLDER, BEARING	2	2						
64	1	22217-080000	WASHER, SPRING 8	4	4						
65	1	22242-000290	RING, 29	1	1						
66	1	26116-080202	BOLT, M8X 20 PLATED	4	4						
67	1	194215-25910	SHAFT, REVERSE IDLE	1	1						
68	1	194305-25920	GEAR, REVERSE IDLE	1	1						
69	1	194305-25930	WASHER, 14X38X3.2	1	1						
70	1	194305-25940	BEARING, 172110	2	2						
71	1	22217-080000	WASHER, SPRING 8	1	1						
72	1	24311-240100	O-RING, 1AP10A	1	1						
73	1	26716-080002	NUT, M8	1	1						

Fig.34. CREEP GEAR

Fig. 34 CREEP GEAR



(A)=YM258-HK
(B)=YM258D-HK
(C)=

(D)=
(E)=
(F)=

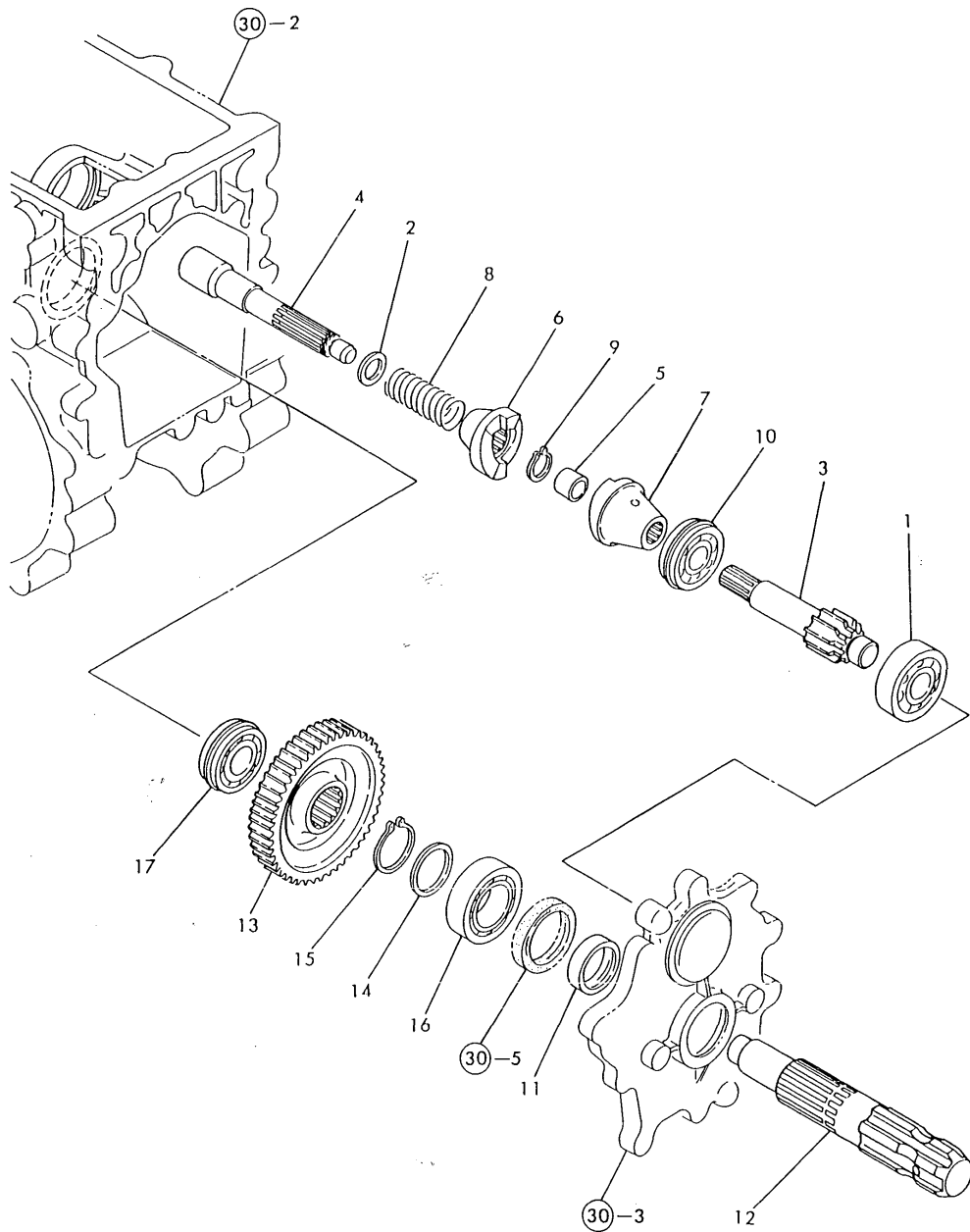
No.	Lev.	Parts No.	Description	Q'ty						I	R
				(A)	(B)	(C)	(D)	(E)	(F)		
1	1	194305-99101	GEAR KIT, CREEP		1						
2	2	194305-24421	PACKING, COVER		1						
3	2	194305-25201	CASE, CREEP H		1						
4	2	194305-25221	GEAR, COUNTER C		1						
5	2	194305-25231	GEAR, REDUCTION C.H		1						
6	2	194305-25241	SHAFT, CREEP A		1						
7	2	194305-25251	COLLAR, 12X14X7		2						
8	2	194305-25260	SHAFT, CREEP B		1						
9	2	194305-25270	PLATE, KEEP		1						
10	2	194305-65590	LABEL, RANGE SHIFT		1						
11	2	22217-060000	WASHER, SPRING 6		1						
12	2	22217-080000	WASHER, SPRING 8		6						
13	2	22312-080160	PIN, PARALLEL M8X16		2						
14	2	24161-121510	BEARING, 121510		2						
15	2	24161-121513	BEARING, 121513		1						
16	2	24161-152013	BEARING, 152013		2						
17	2	24164-000170	CIRCLIP, 17		2						
18	2	26116-060122	BOLT, M6X 12 PLATED		1						
19	2	26116-080252	BOLT, M8X 25 PLATED		6						

Fig.35. P.T.O.SHAFT

(A)=YM258-HK
 (B)=YM258D-HK
 (C)=

(D)=
 (E)=
 (F)=

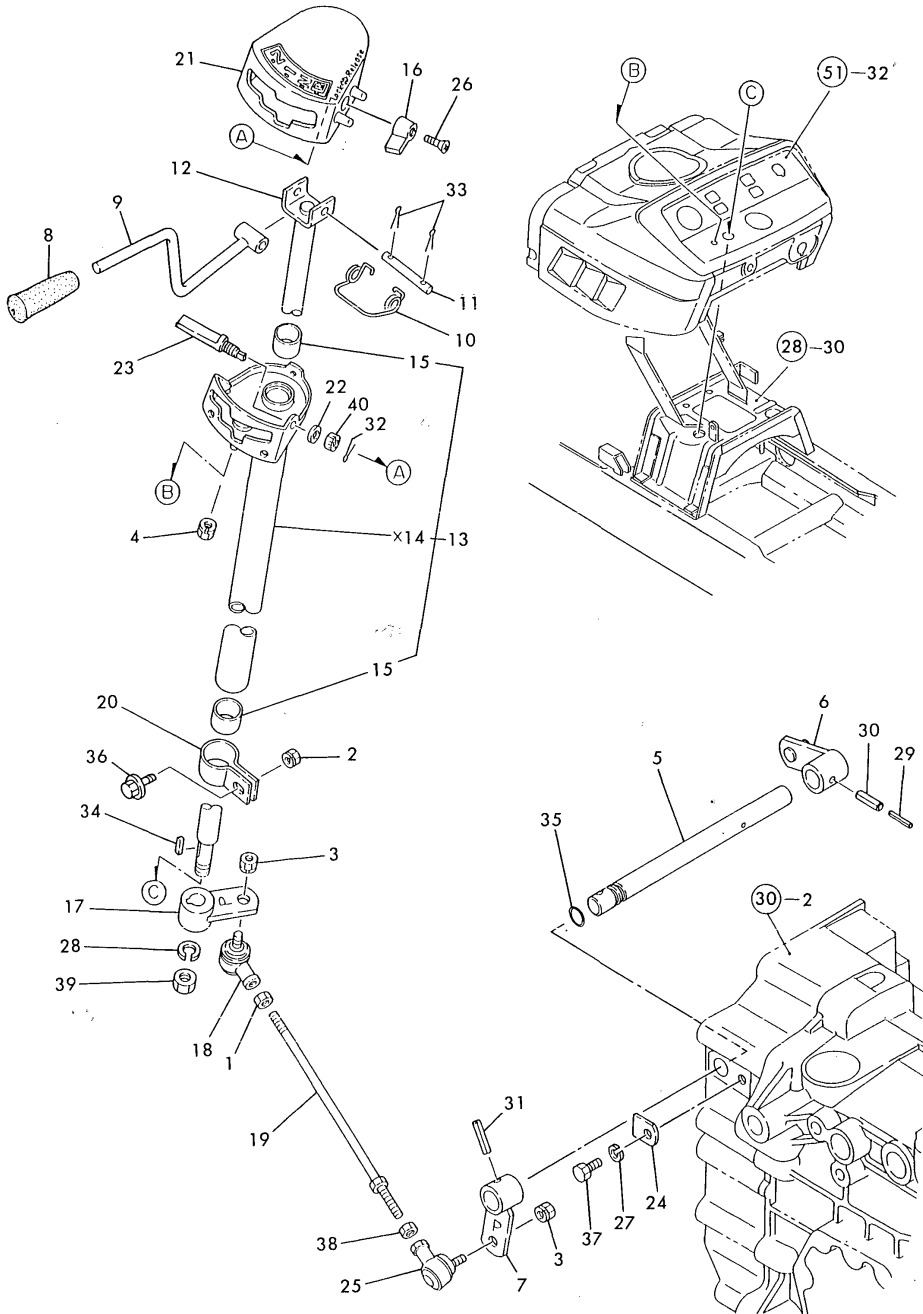
Fig. 35 P.T.O. SHAFT



No.	Lev.	Parts No.	Description	Q'ty						I	R
				(A)	(B)	(C)	(D)	(E)	(F)		
1	1	194447-13860	BEARING, TMB304CX1	1	1						
2	1	194197-25930	WASHER, 17X24X1.6	1	1						
3	1	194115-26110	SHAFT, PTO PINION	1	1						
4	1	194305-26120	SHAFT ASSY	1	1						
5	1	194446-26280	BUSH, 14X18X15	1	1						
6	1	198220-26410	CAM, CLUTCH A	1	1						
7	1	198220-26420	CAM, CLUTCH B	1	1						
8	1	194446-26450	SPRING, 1-WAY CLUTCH	1	1						
9	1	22242-000160	RING, 16	1	1						
10	1	24121-063034	BEARING, BALL 6303NR	1	1						
11	1	195040-13320	COLLAR, 30X38X14	1	1						
12	1	194305-26501	SHAFT, PTO	1	1						
13	1	194115-26610	GEAR, SLIDE 43	1	1						
14	1	194310-37560	WASHER	1	1						
15	1	22242-000290	RING, 29	1	1						
16	1	24101-060064	BEARING, BALL 6006	1	1						
17	1	24121-062044	BEARING, BALL 6204NR	1	1						

Fig.36. MAIN SHIFT

Fig. 36 MAIN SHIFT



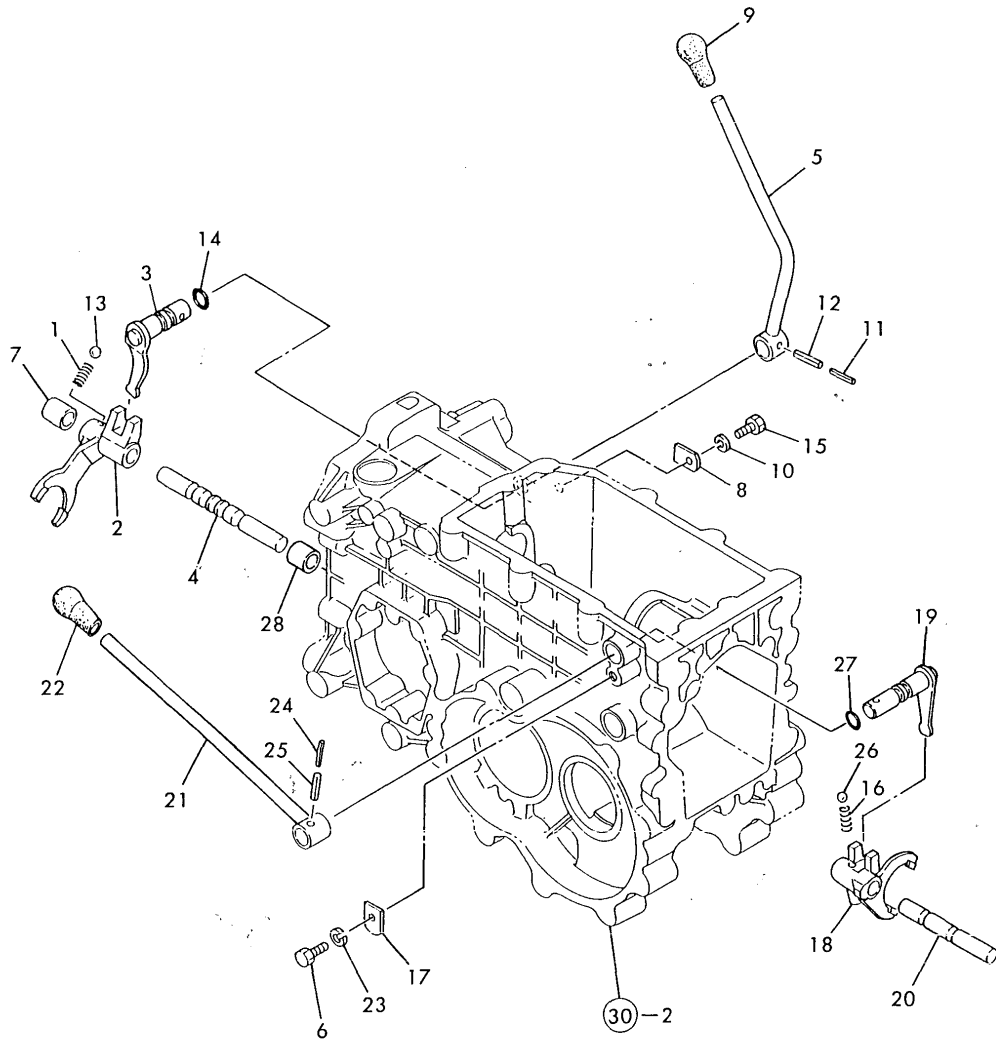
(A)=YM258-HK
(B)=YM258D-HK
(C)=

(D)=
(E)=
(F)=

No.	Lev.	Parts No.	Description	Qty						I	R
				(A)	(B)	(C)	(D)	(E)	(F)		
1	1	194990-20170	NUT, M8	1	1						
2	1	194990-22040	NUT, M6	1	1						
3	1	194990-22050	NUT, M8	2	2						
4	1	194990-22050	NUT, M8	1	1						
5	1	194305-27110-X	SHAFT, MAIN CHANGE	1	1						
6	1	194305-27121	ARM, SHIFT	1	1						
7	1	194305-27170-X	ARM, MAIN SHIFT	1	1						
8	1	194305-27200	KNOB, MAIN SHIFT	1	1						
9	1	194405-27211	LEVER ASSY, CHANGE	1	1						
10	1	194305-27240	SPRING	1	1						
11	1	194305-27251	PIN, 5X44	1	1						
12	1	194305-27260	SHAFT ASSY	1	1						
13	1	194305-27302	GUIDE ASSY, LEVER	1	1						
15	2	24550-013150	BUSH, 13X15	2	2						
16	1	194305-27351-U	LEVER, SAFETY LOCK	1	1						
17	1	194305-27360	ARM, MAIN SHIFT	1	1						
18	1	194820-27370	END, ROD L	1	1						
19	1	194305-27400	BOLT ASSY, ADJUST	1	1						
20	1	194305-27410	CLAMP, GUIDE	1	1						
21	1	194305-27421	COVER, LEVER GUIDE	1	1						
22	1	194300-37570	SPRING	1	1						
23	1	194305-27342	SHAFT, SAFETY LOCK	1	1						
24	1	194197-27681	PLATE, KEEP	1	1						
25	1	172112-41980	BEARING, ROD-END	1	1						
26	1	194450-51700	SCREW, M3X10	1	1						
27	1	22217-080000	WASHER, SPRING 8	1	1						
28	1	22217-100000	WASHER, SPRING 10	1	1						
29	1	22351-035025	PIN, SPRING 3.5X25	1	1						
30	1	22351-060025	PIN, SPRING 6.0X25	1	1						
31	1	22351-060028	PIN, SPRING 6.0X28	1	1						
32	1	22417-160180	PIN, COTTER 1.6X18	1	1						
33	1	22417-160180	PIN, COTTER 1.6X18	2	2						
34	1	22512-040120	KEY, 4X 12	1	1						
35	1	24311-000110	O-RING, 1AP11.0	1	1						
36	1	26106-060162	BOLT, M6X 16 PLATED	1	1						
37	1	26116-080202	BOLT, M8X 20 PLATED	1	1						
38	1	26716-080002	NUT, M8	1	1						
39	1	26716-100002	NUT, M10	1	1						
40	1	26817-080002	NUT, CASTLE M8	1	1						

Fig.37. RANGE SHIFT & P.T.O.SHIFT

Fig. 37 RANGE SHIFT & P.T.O. SHIFT



(A)=YM258-HK
(B)=YM258D-HK
(C)=

(D)=
(E)=
(F)=

No.	Lev.	Parts No.	Description	Q'ty						I	R
				(A)	(B)	(C)	(D)	(E)	(F)		
1	1	194310-27180	SPRING, 22.2	1	1						
2	1	194215-27500	FORK, SHIFT	1	1						
3	1	194305-27510	ARM, SHIFT	1	1						
4	1	194305-27520	SHAFT, FORK	1	1						
5	1	194305-27530	LEVER, SHIFT	1	1						
6	1	26116-080202	BOLT, M8X 20 PLATED	1	1						
7	1	194305-27550	COLLAR, 15X21.7X27	1	1						
8	1	194197-27681	PLATE, KEEP	1	1						
9	1	194990-85561	KNOB, HIGH/LOW	1	1						
10	1	22217-080000	WASHER, SPRING 8	1	1						
11	1	22351-035025	PIN, SPRING 3.5X25	1	1						
12	1	22351-060025	PIN, SPRING 6.0X25	1	1						
13	1	24190-100001	BALL, STEEL 5/16	1	1						
14	1	24311-000125	O-RING, 1AP12.5	1	1						
15	1	26116-080202	BOLT, M8X 20 PLATED	1	1						
16	1	194310-27180	SPRING, 22.2	1	1						
17	1	194197-27681	PLATE, KEEP	1	1						
18	1	194115-27700	FORK, PTO SHIFT	1	1						
19	1	194305-27710-X	ARM, SHIFT	1	1						
20	1	194115-27720	SHAFT, PTO FORK	1	1						
21	1	194305-27731	LEVER, SHIFT	1	1						
22	1	194155-27810	KNOB, PTO	1	1						
23	1	22217-080000	WASHER, SPRING 8	1	1						
24	1	22351-035025	PIN, SPRING 3.5X25	1	1						
25	1	22351-060025	PIN, SPRING 6.0X25	1	1						
26	1	24190-100001	BALL, STEEL 5/16	1	1						
27	1	24311-000125	O-RING, 1AP12.5	1	1						
28	1	194305-27540	COLLAR, 15X21.7X19	1							W

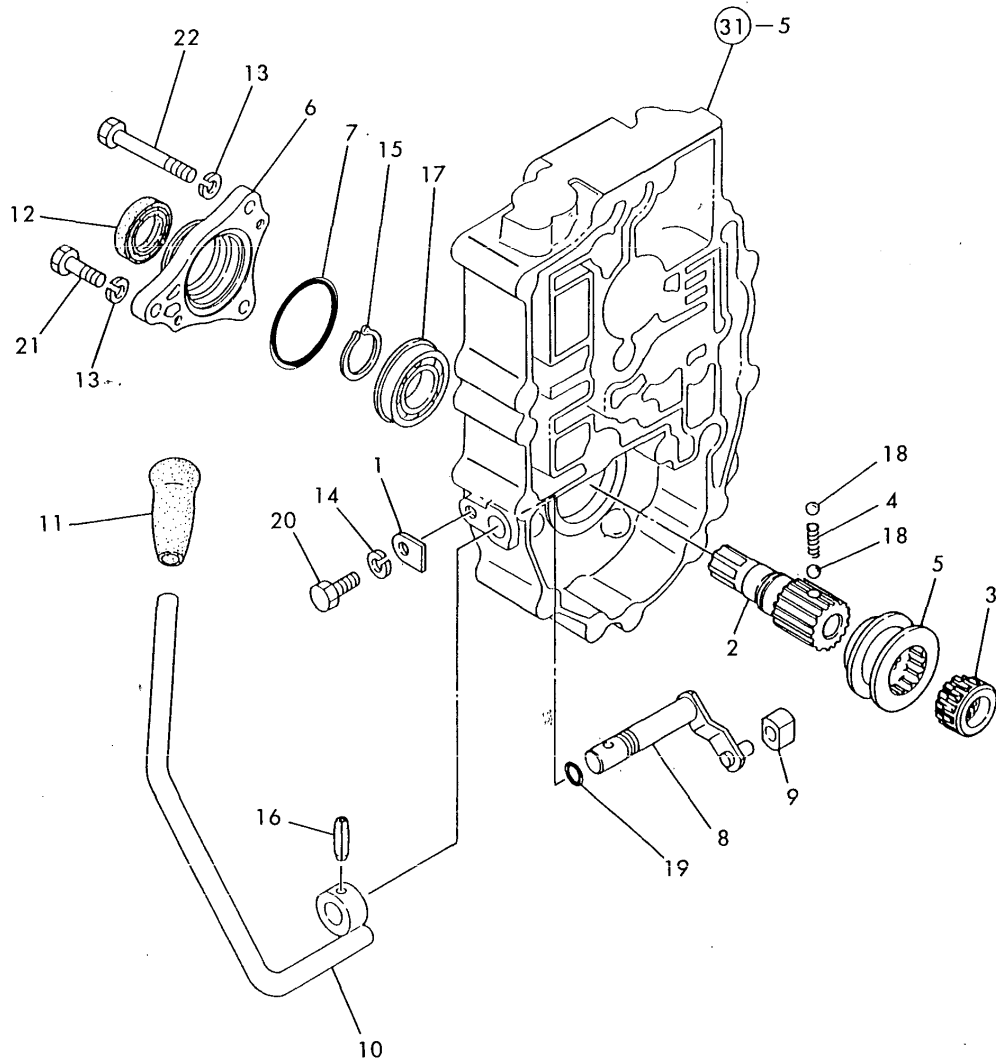
(A=FROM 1ST)

Fig.38. FRONT DRIVE & SHIFT LEVER

(A)=YM258-HK
(B)=YM258D-HK
(C)=

(D)=
(E)=
(F)=

Fig. 38 FRONT DRIVE & SHIFT LEVER



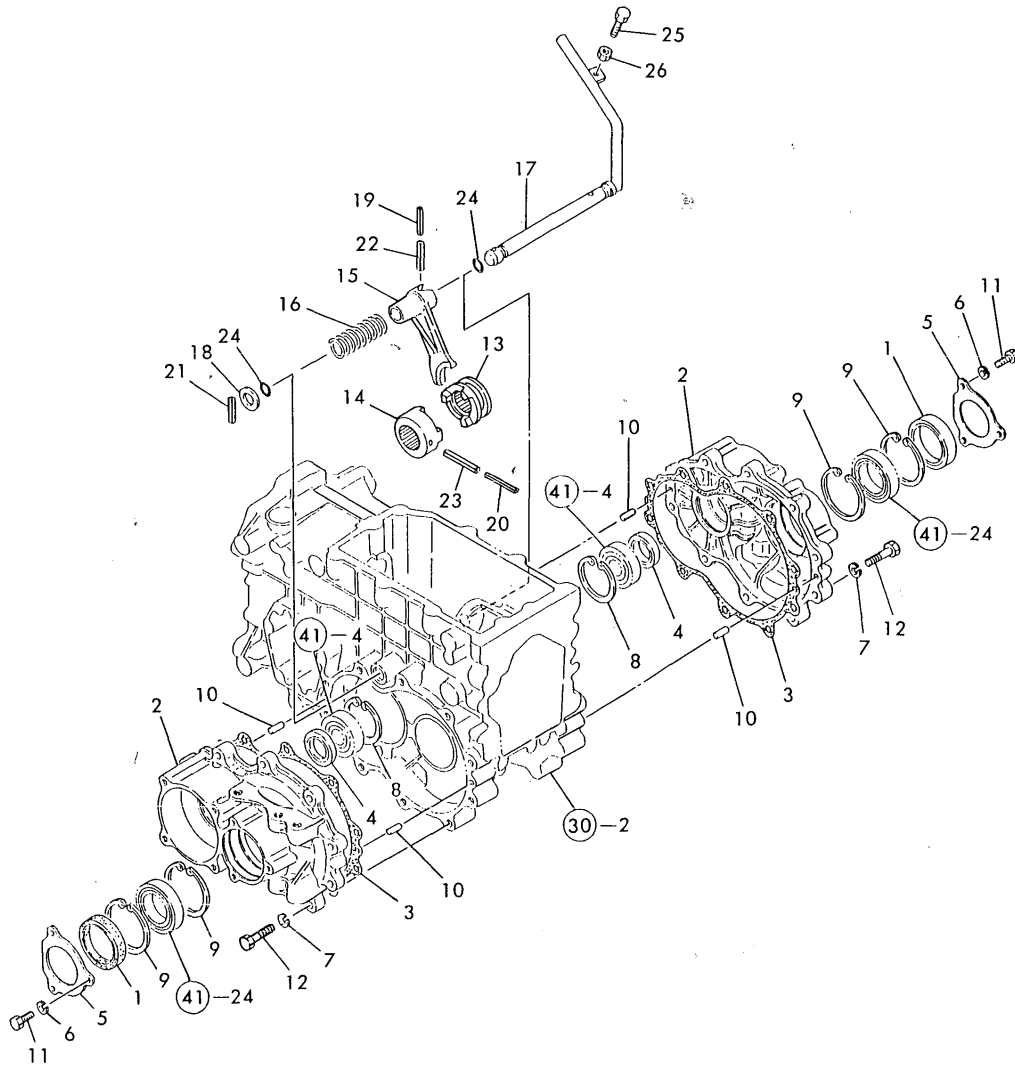
No.	Lev.	Parts No.	Description	Q'ty						I	R
				(A)	(B)	(C)	(D)	(E)	(F)		
1	1	194197-27681	PLATE, KEEP		1						
2	1	194306-28210	SHAFT, FRONT DRIVE		1						
3	1	194306-28220	COLLAR, SPLINE		1						
4	1	194311-28230	SPRING, 21.2		1						
5	1	194306-28240	COLLAR, SHIFT		1						
6	1	194306-28251	CASE, OIL SEAL		1						
7	1	24325-000550	O-RING, 1BG55.0		1						
8	1	194306-28310	ARM, SHIFT		1						
9	1	194306-28320	BLOCK, SHIFT		1						
10	1	194306-28330	LEVER, FRONT SHIFT		1						
11	1	194191-28480	KNOB, SHIFT		1						
12	1	1E6250-36070	SEAL, OIL TC22X38X8		1						
13	1	22217-080000	WASHER, SPRING 8		3						
14	1	22217-080000	WASHER, SPRING 8		1						
15	1	22242-000250	RING, 25		1						
16	1	22351-060028	PIN, SPRING 6.0X28		1						
17	1	24121-060054	BEARING, BALL 6005NR		1						
18	1	24190-080001	BALL, STEEL 1/4		2						
19	1	24311-000110	O-RING, 1AP11.0		1						
20	1	26116-080202	BOLT, M8X 20 PLATED		1						
21	1	26116-080302	BOLT, M8X 30 PLATED		2						
22	1	26116-080852	BOLT, M8X 85 PLATED		1						

Fig.40. REAR AXLE HOUSING & DIFF.LOCK

(A)=YM258-HK
(B)=YM258D-HK
(C)=

(D)=
(E)=
(F)=

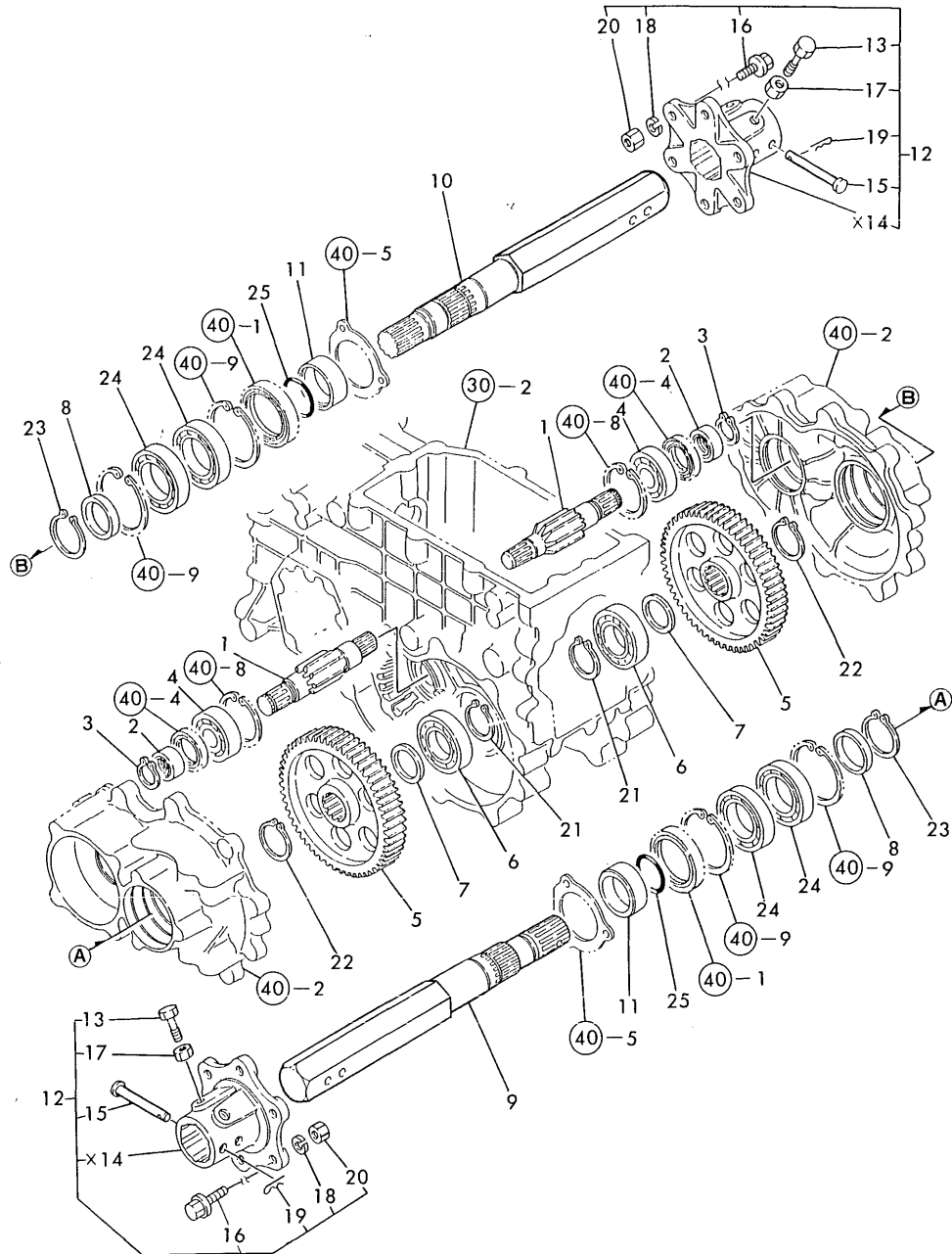
Fig. 40 REAR AXLE HOUSING & DIFF. LOCK



No.	Lev.	Parts No.	Description	Q'ty						I	R
				(A)	(B)	(C)	(D)	(E)	(F)		
1	1	194447-14140	SEAL, OIL TC6Y577512	2	2						
2	1	194305-32601	HOUSING, REAR AXLE	2	2						
3	1	194305-32621	GASKET, HOUSING	2	2						
4	1	194305-32650	SEAL, OIL TC35529	2	2						
5	1	194305-34320-X	COVER, OIL SEAL	2	2						
6	1	22217-080000	WASHER, SPRING 8	6	6						
7	1	22217-100000	WASHER, SPRING 10	20	20						
8	1	22252-000620	RING, 62	2	2						
9	1	22252-000750	RING, 75	4	4						
10	1	22312-080160	PIN, PARALLEL M8X16	4	4						
11	1	26116-080202	BOLT, M8X 20 PLATED	6	6						
12	1	26116-100402	BOLT, M10X 40 PLATED	20	20						
13	1	194305-33110	SLIDER, LOCK L	1	1						
14	1	194305-33130	SLIDER, LOCK R	1	1						
15	1	194305-33140-X	FORK, SHIFT	1	1						
16	1	194305-33150	SPRING	1	1						
17	1	194115-33160	PEDAL, LOCK	1	1						
18	1	194300-33200	SPACER, 20X32X3.2	1	1						
19	1	22351-050040	PIN, SPRING 5.0X40	1	1						
20	1	22351-050056	PIN, SPRING 5.0X56	1	1						
21	1	22351-080032	PIN, SPRING 8.0X32	1	1						
22	1	22351-080040	PIN, SPRING 8.0X40	1	1						
23	1	22351-080056	PIN, SPRING 8.0X56	1	1						
24	1	24311-000160	O-RING, 1AP16.0	2	2						
25	1	26116-080352	BOLT, M8X 35 PLATED	1	1						
26	1	26716-080002	NUT, M8	1	1						

Fig.41. FINAL PINION & REAR AXLE SHAFT

Fig. 41 FINAL PINION & REAR AXLE SHAFT



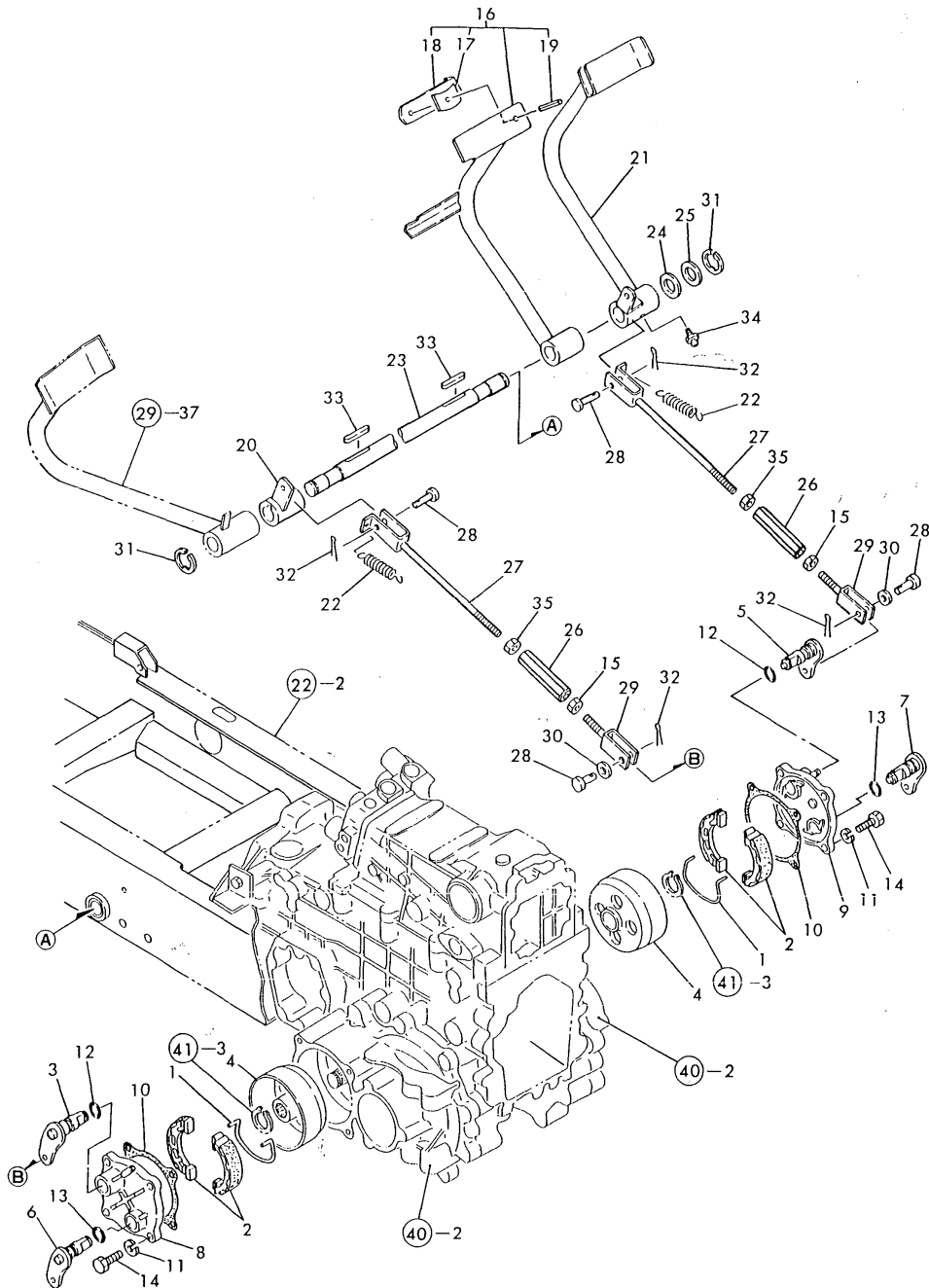
(A)=YM258-HK
(B)=YM258D-HK
(C)=

(D)=
(E)=
(F)=

No.	Lev.	Parts No.	Description	Q'ty						I	R
				(A)	(B)	(C)	(D)	(E)	(F)		
1	1	194405-33400	PINION, FINAL	2	2						
2	1	194305-33430	SLEEVE, SI 25X35X15	2	2						
3	1	22242-000240	RING, 24	4	4						
4	1	24101-063050	BEARING, BALL 6305C3	2	2						
5	1	194405-33510	GEAR, FINAL	2	2						
6	1	194115-24230	BEARING, BALL NUP207	2	2						
7	1	194300-32570	COLLAR, 35X48.6X6	2	2						
8	1	172732-25750	SPACER	2	2						
9	1	194305-34100-X	SHAFT, REAR AXLE L	1	1						
10	1	194305-34110-X	SHAFT, REAR AXLE R	1	1						
11	1	194305-34170	COLLAR, 45X57X20	2	2						
12	1	194305-34710-Q	HUB ASSY, WHEEL	2	2						
13	2	1C6140-25210	BOLT, FLANGE	4	4						
15	2	194200-34750	PIN, 10X78	2	2						
16	2	194115-34760	BOLT, M12X40	12	12						
17	2	26756-160002	NUT, LOCK M16	4	4						
18	2	22217-120000	WASHER, SPRING 12	12	12						
19	2	22360-100000	PIN, SNAP 10	2	2						
19-1	2	22372-100000	PIN, SNAP 10	2	2						R
		(A=FROM 1ST)	(B=FROM 1ST)								
20	2	26736-120002	NUT, M12	12	12						
21	1	22242-000350	RING, 35	2	2						
22	1	22242-000400	RING, 40	2	2						
23	1	22242-000450	RING, 45	2	2						
24	1	194115-34190	BEARING, BALL 6009R	4	4						
25	1	24321-000450	O-RING, 1AG45.0	2	2						

Fig.42. BRAKES

Fig. 42 BRAKES



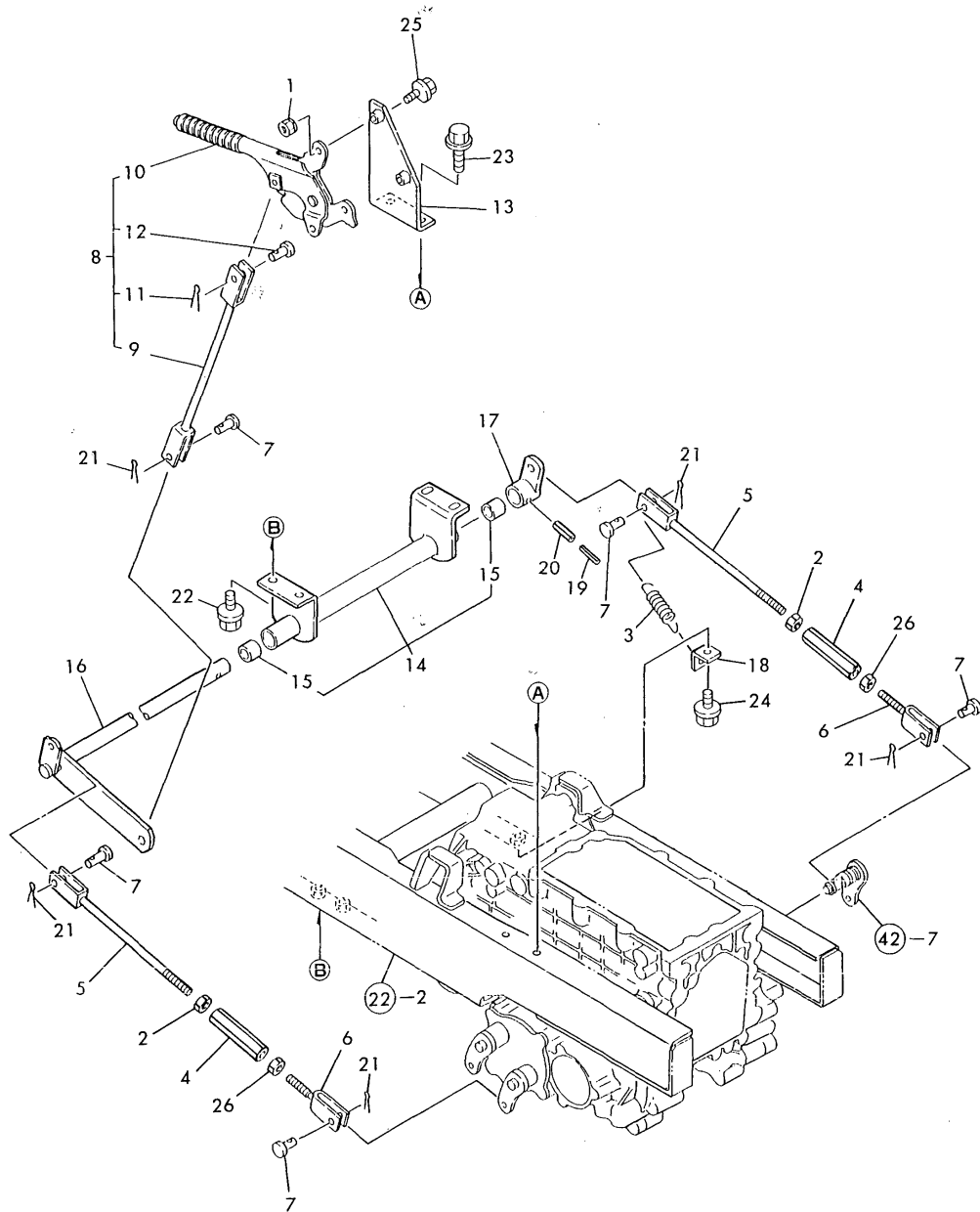
(A)=YM258-HK
(B)=YM258D-HK
(C)=

(D)=
(E)=
(F)=

No.	Lev.	Parts No.	Description	Q'ty						I	R
				(A)	(B)	(C)	(D)	(E)	(F)		
1	1	194800-36550	SPRING, SHOE	2	2						
2	1	194115-36611	SHOE ASSY, BRAKE	4	4						
3	1	194115-36650	LEVER, BRAKE L	1	1						
4	1	194217-36650	DRUM, BRAKE	2	2						
5	1	194115-36660	LEVER (R), BRAKE	1	1						
6	1	194115-36710	CAMSHAFT (L), BRAKE	1	1						
7	1	194115-36720	CAMSHAFT, BRAKE	1	1						
8	1	194115-36810	COVER ASSY, CASE L	1	1						
9	1	194115-36820	COVER ASSY, CASE R	1	1						
10	1	194305-36851	GASKET, COVER	2	2						
11	1	22217-100000	WASHER, SPRING 10	8	8						
12	1	24341-000180	O-RING, 1AS18.0	2	2						
13	1	24341-000180	O-RING, 1AS18.0	2	2						
14	1	26116-100302	BOLT, M10X 30 PLATED	8	8						
15	1	194150-22480	NUT, M10 L	2	2						
16	1	194880-37400-X	PEDAL ASSY, BRAKE L	1	1						
17	2	194150-37530	SPACER	1	1						
18	2	194432-37540-S	CONNECTOR, PEDAL	1	1						
19	2	22351-080018	PIN, SPRING 8.0X18	1	1						
20	1	194305-37460-X	ARM (L) ASSY, BRAKE	1	1						
21	1	194305-37500-X	PEDAL ASSY, BRAKE R	1	1						
22	1	194305-37520	SPRING, RETURN	2	2						
23	1	194305-37550	SHAFT, BRAKE PEDAL	1	1						
24	1	194130-37560	WASHER	1	1						
25	1	194150-37570	WASHER, 25X38X1.2	1	1						
26	1	194151-37730-U	TURNBUCKLE, M10X90	2	2						
27	1	194151-37771	ROD, BRAKE R	2	2						
28	1	194080-37781	PIN, 8X25	4	4						
29	1	194405-38670	JOINT, 2-WAY	2	2						
30	1	22137-080000	WASHER, 8	2	2						
31	1	22272-000190	RING, E-19	2	2						
32	1	22417-200300	PIN, COTTER 2.0X30	4	4						
33	1	22512-070400	KEY, 7X 40	2	2						
34	1	24761-010000	NIPPLE, GREASE M6F	1	1						
35	1	26716-100002	NUT, M10	2	2						

Fig.43. PARKING BRAKE

Fig. 43 PARKING BRAKE



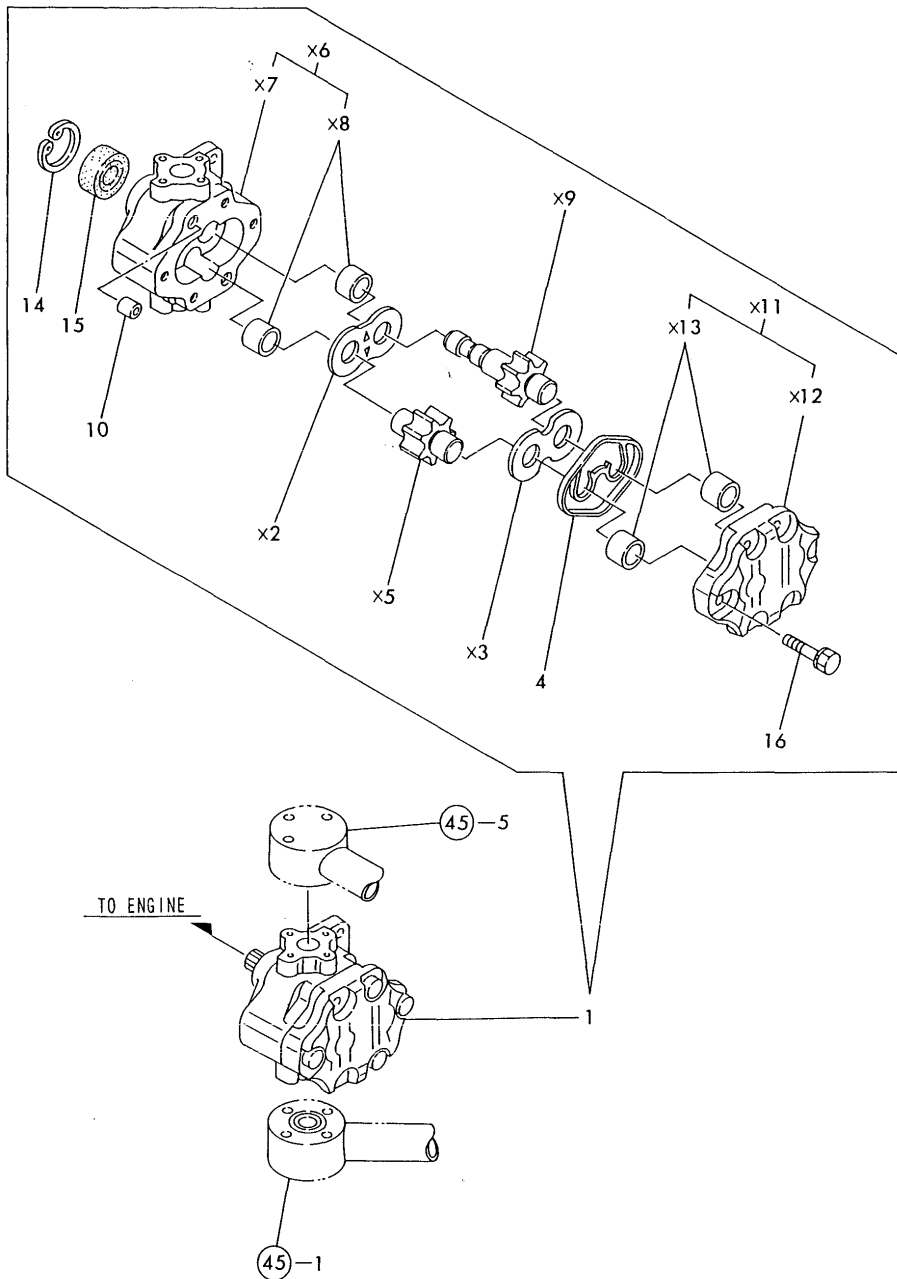
(A)=YM258-HK
(B)=YM258D-HK
(C)=

(D)=
(E)=
(F)=

No.	Lev.	Parts No.	Description	Qty						I	R
				(A)	(B)	(C)	(D)	(E)	(F)		
1	1	194990-22050	NUT, M8	2	2						
2	1	194150-22480	NUT, M10 L	2	2						
3	1	194305-37520	SPRING, RETURN	1	1						
4	1	194151-37730-U	TURNBUCKLE, M10X90	2	2						
5	1	194115-37740	ROD, BRAKE L	2	2						
6	1	194151-37771	ROD, BRAKE R	2	2						
7	1	194080-37781	PIN, 8X25	5	5						
8	1	194405-38400-X	BRAKE ASSY, PARKING	1	1						
9	2	194405-38410	ROD, BRAKE	1	1						
10	2	198335-38400	BRAKE, PARKING	1	1						
11	2	22417-200300	PIN, COTTER 2.0X30	1	1						
12	2	22487-080280	PIN, H 8X 28	1	1						
13	1	194405-38450	BRACKET, BRAKE	1	1						
14	1	194405-38500	BRACKET ASSY, LINK	1	1						
15	2	24550-020250	BUSH, 20X25	2	2						
16	1	194405-38550	SHAFT, BRAKE P	1	1						
17	1	194405-38610	ARM, BRAKE	1	1						
18	1	194405-38650	HOOK, SPRING	1	1						
19	1	22351-035032	PIN, SPRING 3.5X32	1	1						
20	1	22351-060032	PIN, SPRING 6.0X32	1	1						
21	1	22417-200300	PIN, COTTER 2.0X30	5	5						
22	1	26106-100252	BOLT, M10X 25 PLATED	4	4						
23	1	26106-100252	BOLT, M10X 25 PLATED	2	2						
24	1	26106-100252	BOLT, M10X 25 PLATED	1	1						
25	1	26106-080352	BOLT, M8X 35 PLATED	2	2						
25-1	1	26106-080302	BOLT, M8X 30 PLATED	2	2						R
(A=FROM 1ST) (B=T/# 10052)											
26	1	26716-100002	NUT, M10	2	2						

Fig.44. HYDRAULIC PUMP

Fig. 44 HYDRAULIC PUMP



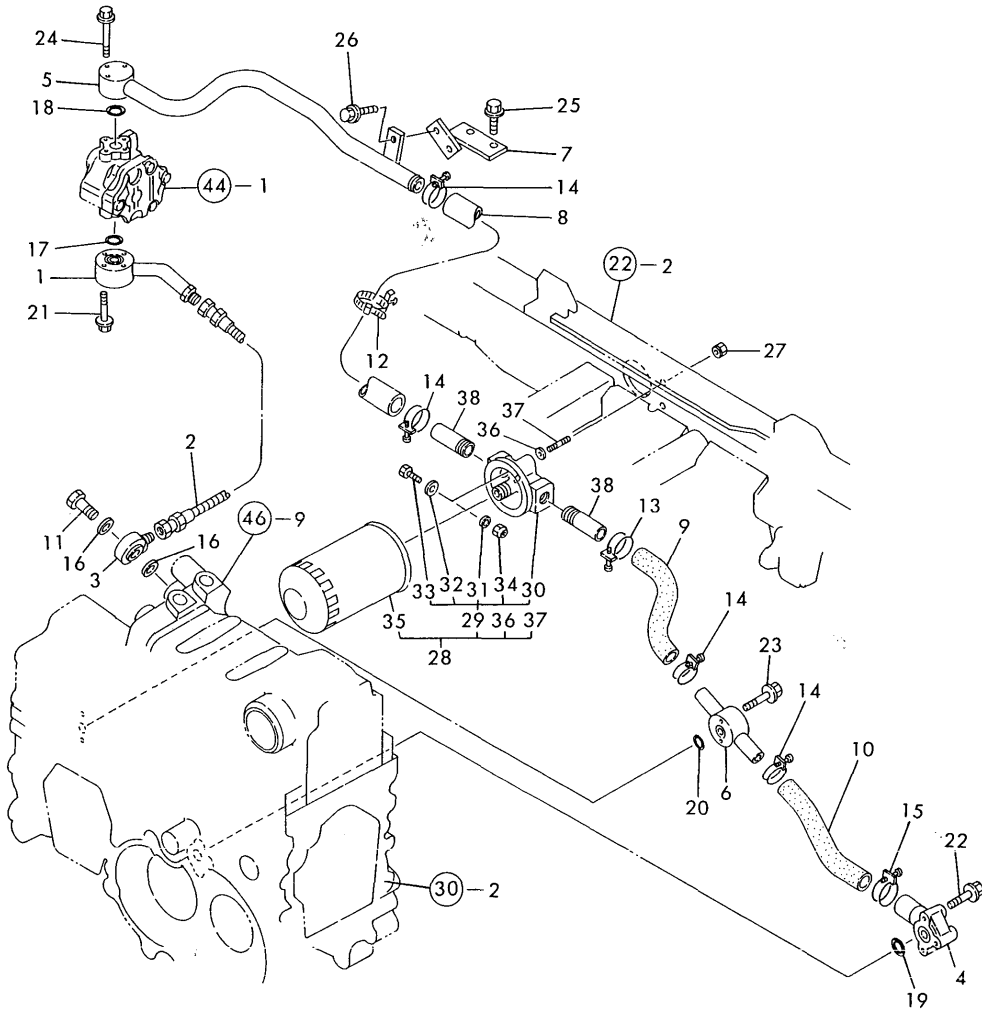
(A)=YM258-HK
(B)=YM258D-HK
(C)=

(D)=
(E)=
(F)=

No.	Lev.	Parts No.	Description	Qty						I	R
				(A)	(B)	(C)	(D)	(E)	(F)		
1	1	178070-44000	PUMP ASSY, HYDRAULIC	1	1						
4	2	178070-10400	RING	1	1						
10	2	194521-41570	PIN, 11X7	2	2						
14	2	22252-000320	RING, 32	1	1						
15	2	24421-153207	SEAL, OIL TC153207	1	1						
16	2	26016-080352	BOLT, M8X 35	4	4						

Fig.45. HYDRAULIC PIPES

Fig. 45 HYDRAULIC PIPES



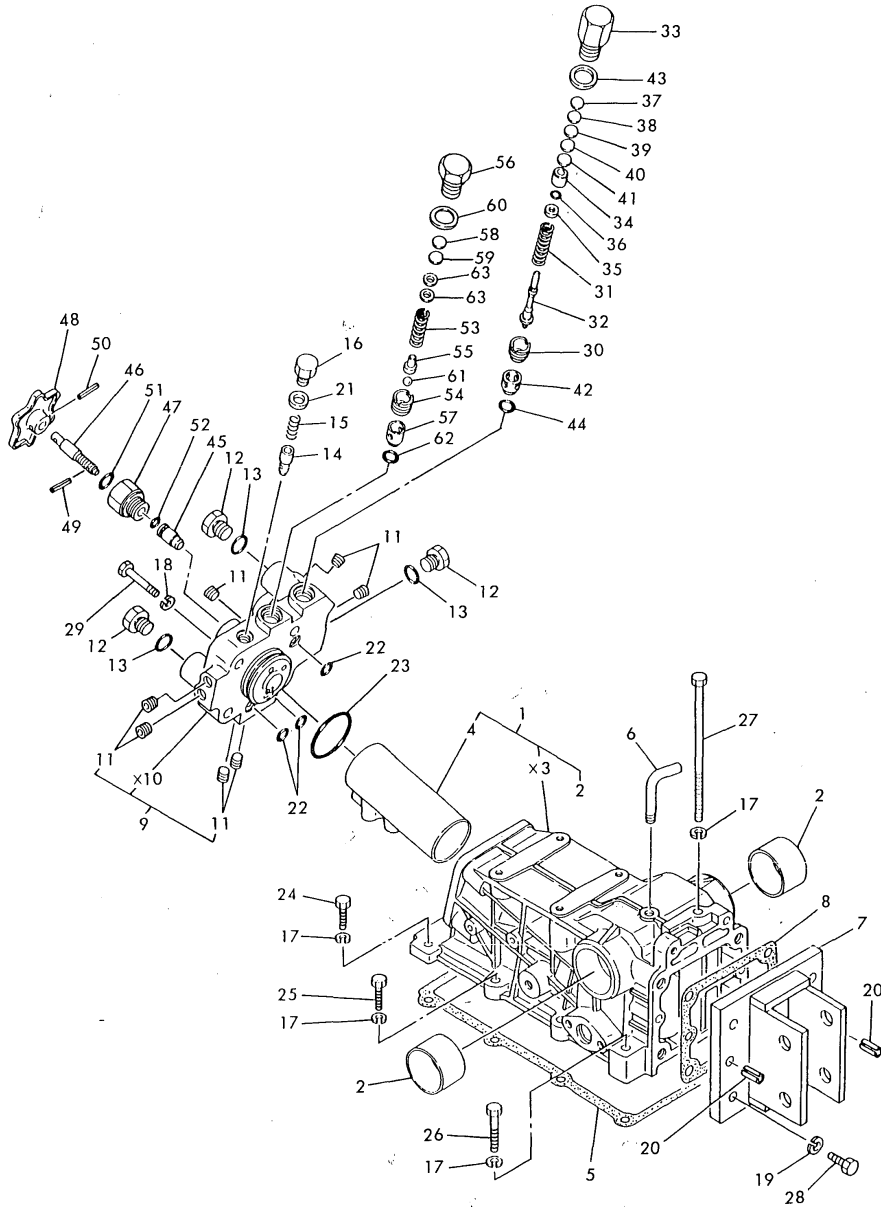
(A)=YM258-HK
(B)=YM258D-HK
(C)=

(D)=
(E)=
(F)=

No.	Lev.	Parts No.	Description	Q'ty						I	R
				(A)	(B)	(C)	(D)	(E)	(F)		
1	1	194880-48100-X	PIPE ASSY, PRESSURE	1	1						
2	1	194880-48140	HOSE, PRESSURE	1	1						
3	1	194880-48150-X	PIPE ASSY, PRESSURE	1	1						
4	1	194550-48190	BEND	1	1						
5	1	194697-48210-X	PIPE, PRESSURE A	1	1						
6	1	194305-48221-X	PIPE ASSY, PRESSURE	1	1						
7	1	194697-48220	BRACKET, PIPE	1	1						
8	1	194880-48250	HOSE, PRESSURE A	1	1						
9	1	194305-48260	HOSE, RUBBER	1	1						
10	1	194305-48270	HOSE, PRESSURE C	1	1						
11	1	194500-48750	BOLT ASSY, JOINT	1	1						
12	1	194680-51670	BAND, CLIP	1	1						
13	1	23010-035000	CLAMP, 35	1	1						
13-1	1	23010-032000	CLAMP, 32	1	1						R
(A=FROM 1ST) (B=T/# 10052)											
14	1	23010-035000	CLAMP, 35	4	4						
14-1	1	23010-032000	CLAMP, 32	4	4						R
(A=FROM 1ST) (B=T/# 10052)											
15	1	23010-040000	CLAMP, 40	1	1						
15-1	1	23010-037000	CLAMP, 37	1	1						R
(A=FROM 1ST) (B=T/# 10052)											
16	1	23414-180023	GASKET, 18X1.0	2	2						
17	1	24311-000200	O-RING, 1AP20.0	1	1						
18	1	24311-000200	O-RING, 1AP20.0	1	1						
19	1	24311-000200	O-RING, 1AP20.0	1	1						
20	1	24311-000200	O-RING, 1AP20.0	1	1						
21	1	26106-060352	BOLT, M6X 35 PLATED	4	4						
22	1	26106-060402	BOLT, M6X 40 PLATED	3	3						
23	1	26106-060402	BOLT, M6X 40 PLATED	2	2						
24	1	26106-060402	BOLT, M6X 40 PLATED	3	3						
25	1	26106-080122	BOLT, M8X 12 PLATED	2	2						
26	1	26106-080162	BOLT, M8X 16 PLATED	1	1						
26-1	1	26106-080122	BOLT, M8X 12 PLATED	1	1						R
(A=FROM 1ST) (B=T/# 10052)											
27	1	194990-22050	NUT, M8	2	2						
28	1	794305-48301	FILTER ASSY, OIL	1	1						
29	2	194305-48300-X	COVER ASSY, FILTER	1	1						
30	3	194305-48310	COVER, FILTER	1	1						
31	3	194305-48320	VALVE	1	1						
32	3	194305-48330	BASE, VALVE	1	1						
33	3	26116-040122	BOLT, M4X 12 PLATED	1	1						
34	3	26347-040002	NUT, M4	1	1						
35	2	194464-48310	FILTER, HYDRAULIC	1	1						
36	2	194305-48350	WASHER, 8.4X2	1	1						
37	2	26216-080222	STUD, M8X 22	2	2						
38	1	194305-48370	JOINT, FILTER COVER	2	2						

Fig.46. HYDRAULIC CYLINDER

Fig. . 46 HYDRAULIC CYLINDER



Remarks
 (1) USE THE PROPER PART BY CAREFULLY CHOOSING.

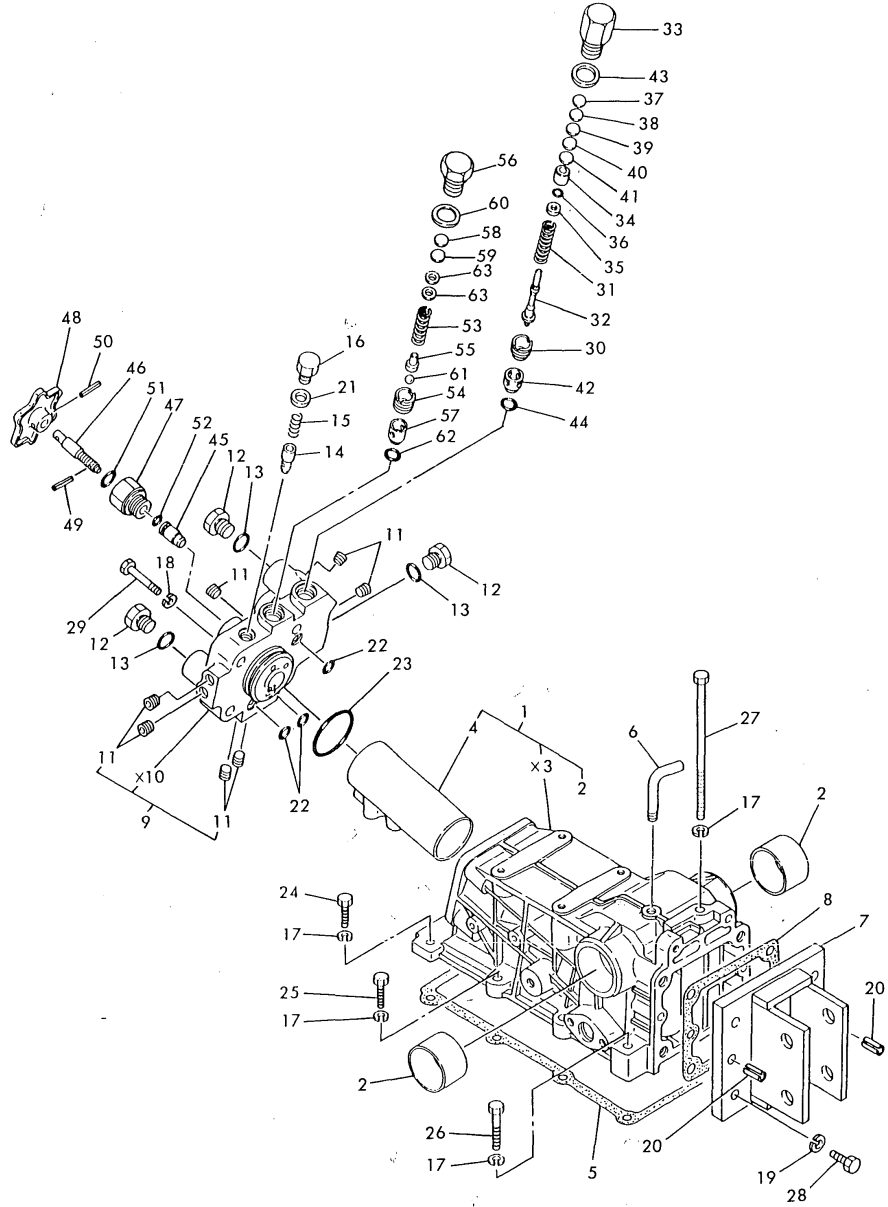
(A)=YM258-HK
 (B)=YM258D-HK
 (C)=

(D)=
 (E)=
 (F)=

No.	Lev.	Parts No.	Description	Qty						I	R
				(A)	(B)	(C)	(D)	(E)	(F)		
1	1	194305-42100-X	HOUSING, HYDRAULIC	1	1						
2	2	194300-24130	BUSH 45X50X30	2	2						
4	2	194305-42120	MATERIAL, SLEEVE	1	1						
5	1	194305-42151	GASKET, HOUSING	1	1						
6	1	194205-42280	PIPE, AIR BREATHER	1	1						
7	1	194151-42810	HINGE, TOP LINK	1	1						
8	1	194151-42832	GASKET, HINGE	1	1						
9	1	194305-43200-X	HEAD ASSY, CYLINDER	1	1						
11	2	23871-010000	PLUG, R01	7	7						
12	1	194464-45920	PLUG, 3/4-16UNF	3	3						
13	1	194464-45930	O-RING, 8-1	3	3						
14	1	194310-46350	POPPET, CHECK	1	1						
15	1	194310-46380	SPRING	1	1						
16	1	194310-46730	PLUG, 14	1	1						
17	1	22217-100000	WASHER, SPRING 10	9	9						
18	1	22217-120000	WASHER, SPRING 12	4	4						
19	1	22217-120000	WASHER, SPRING 12	4	4						
20	1	22351-100022	PIN, SPRING 10.0X22	2	2						
21	1	23414-140018	GASKET, 14X1.0	1	1						
22	1	24315-000110	O-RING, 1BP11.0	3	3						
23	1	24325-000500	O-RING, 1BG50.0	1	1						
24	1	26116-100302	BOLT, M10X 30 PLATED	2	2						
25	1	26116-100352	BOLT, M10X 35 PLATED	4	4						
26	1	26116-100502	BOLT, M10X 50 PLATED	2	2						
27	1	26116-101602	BOLT, M10X160 PLATED	1	1						
28	1	26116-120352	BOLT, M12X 35 PLATED	4	4						
29	1	26116-120602	BOLT, M12X 60 PLATED	4	4						
30	1	194275-45340	SCREW, VALVE SEAT	1	1						
31	1	194170-45610	SPRING, RELIEF VALVE	1	1						
32	1	194195-45620	POPPET	1	1						
33	1	194195-45630	PLUG, RELIEF VALVE	1	1						
34	1	194195-45640	SEAT, 6.6X13X12.5	1	1						
35	1	194195-45650	WASHER, 6.6X13X3,2	1	1						
36	1	194195-45660	O-RING 6X1.8	1	1						
37	1	194170-45700	SHIM, T=0.1	1	1						1
38	1	194170-45710	SHIM, T=0.2	1	1						1
39	1	194170-45720	SHIM, T=0.3	1	1						1
40	1	194170-45730	SHIM, T=0.5	1	1						1
41	1	194170-45740	SHIM, T=1.0	1	1						1
42	1	194195-46260	SEAT, RELIEF VALVE	1	1						
43	1	23414-200026	GASKET, 20X1.0	1	1						
44	1	24311-000120	O-RING, 1AP12.0	1	1						
45	1	194550-46300	VALVE, STOP	1	1						
46	1	194363-46620	BOLT, STOP	1	1						
47	1	194312-46630	HOLDER, VALVE	1	1						
48	1	194151-46640	KNOB	1	1						
49	1	22351-040012	PIN, SPRING 4.0X12	1	1						
50	1	22351-040022	PIN, SPRING 4.0X22	1	1						
51	1	24311-000120	O-RING, 1AP12.0	1	1						
52	1	24315-000090	O-RING, 1BP9.0	1	1						
53	1	194150-45320	SPRING, RELIEF VALVE	1	1						

Fig.46. HYDRAULIC CYLINDER

Fig. . 46 HYDRAULIC CYLINDER



(A)=YM258-HK
(B)=YM258D-HK
(C)=

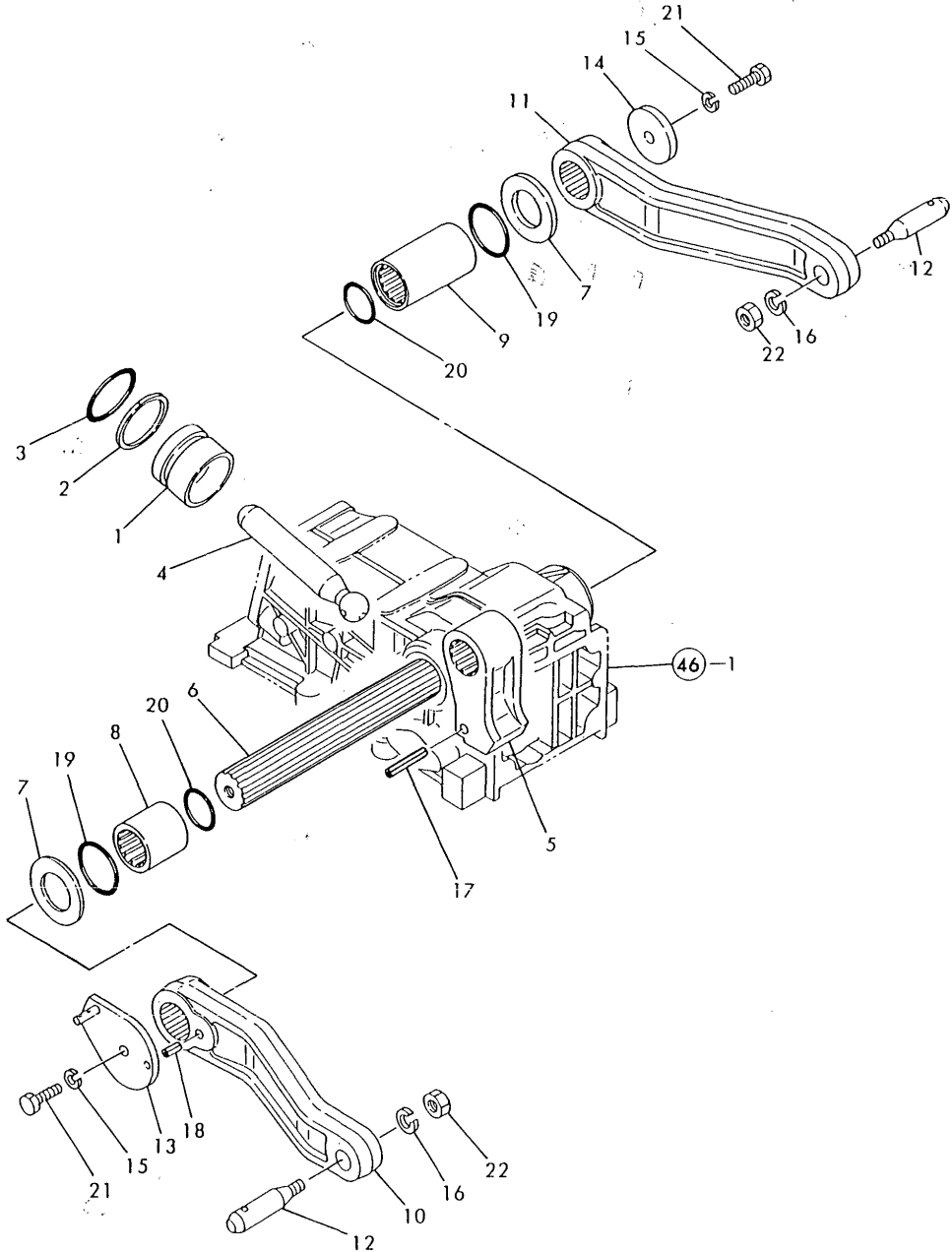
(D)=
(E)=
(F)=

No.	Lev.	Parts No.	Description	Q'ty						I	R
				(A)	(B)	(C)	(D)	(E)	(F)		
54	1	194150-45340	SCREW, VALVE	1	1						
55	1	194150-45361	HOLDER, VALVE	1	1						
56	1	194151-45370	PLUG, RELIEF VALVE	1	1						
57	1	194151-46261	SEAT, RELIEF VALVE	1	1						
58	1	110250-53410	SHIM, T=0.2	1	1						1
59	1	110250-53430	SHIM, T=0.5	1	1						1
60	1	23414-200026	GASKET, 20X1.0	1	1						
61	1	24190-080003	BALL, STEEL 1/4	1	1						
62	1	24311-000120	O-RING, 1AP12.0	1	1						
63	1	22117-060000	WASHER, 6	2	2						

Remarks
(1) USE THE PROPER PART BY CAREFULLY CHOOSING.

Fig.47. HYDRAULIC LIFT

Fig. 47 HYDRAULIC LIFT



(A)=YM258-HK
(B)=YM258D-HK
(C)=

(D)=
(E)=
(F)=

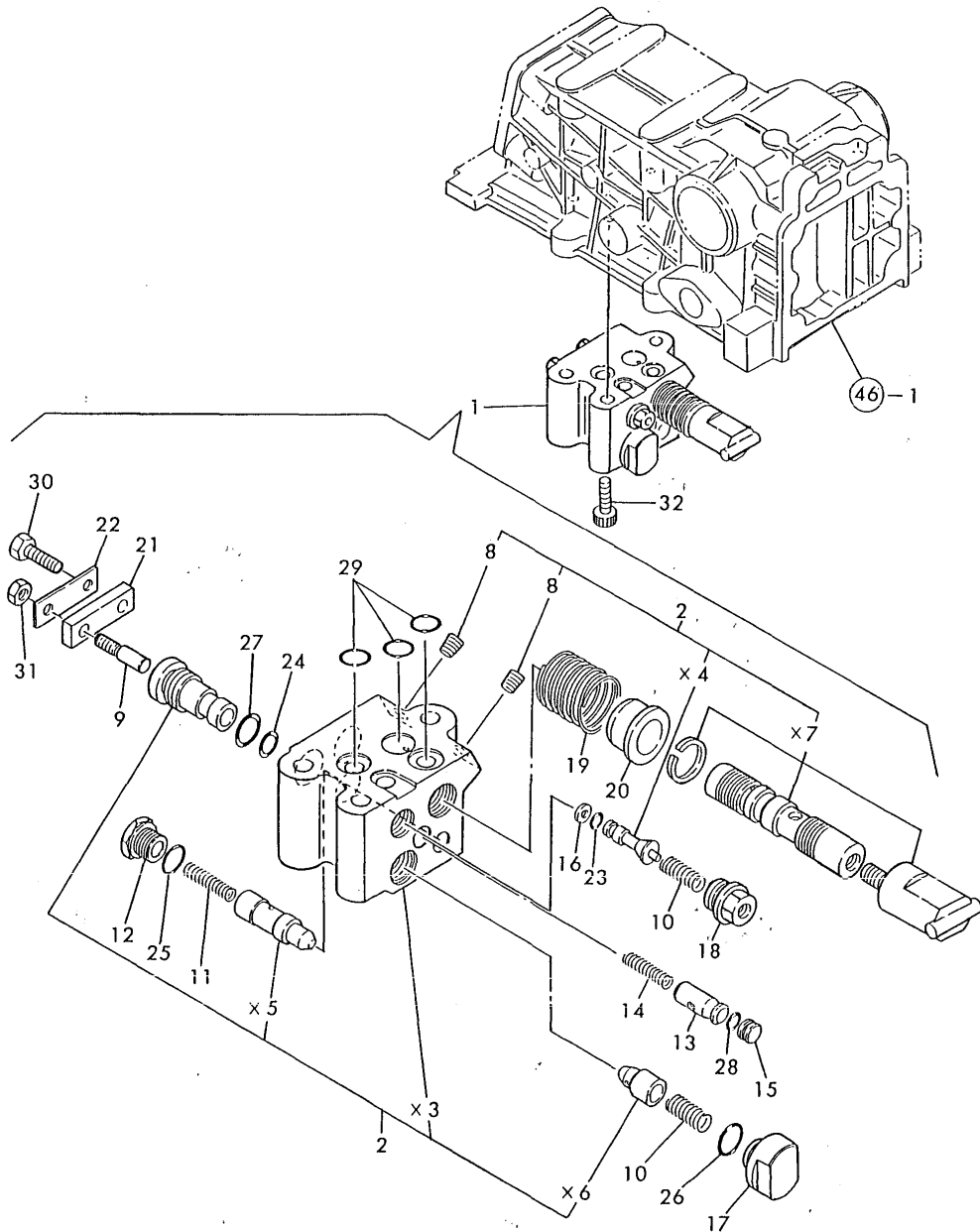
No.	Lev.	Parts No.	Description	Q'ty						I	R
				(A)	(B)	(C)	(D)	(E)	(F)		
1	1	194215-43310	PISTON, HYDRAULIC	1	1						
2	1	194300-43330	RING, BACK UP P49	1	1						
3	1	24315-000490	O-RING 1B P-49.0	1	1						
4	1	194305-43410	ROD, PISTON	1	1						
5	1	194305-44110	CRANK, LIFT	1	1						
6	1	194300-44210	SHAFT, LIFT	1	1						
7	1	194300-44230	LINER, 35X60X3	2	2						
8	1	194197-44250	SLEEVE, LIFT SHAFT L	1	1						
9	1	194197-44260	SLEEVE(R),LIFT SHAFT	1	1						
10	1	194305-44410-X	ARM, LIFT L	1	1						
11	1	194305-44420-X	ARM (R), LIFT	1	1						
12	1	194130-44480	PIN, LIFT ARM	2	2						
13	1	194115-44510	ARM, FEEDBACK	1	1						
14	1	194197-44610	WASHER, 10X50X6	1	1						
15	1	22217-100000	WASHER, SPRING 10	2	2						
16	1	22217-160000	WASHER, SPRING 16	2	2						
17	1	22351-050040	PIN, SPRING 5.0X40	1	1						
18	1	22351-060016	PIN, SPRING 6.0X16	1	1						
19	1	24321-000450	O-RING, 1AG45.0	2	2						
20	1	24341-000360	O-RING, 1AS36.0	2	2						
21	1	26116-100202	BOLT, M10X 20 PLATED	2	2						
22	1	26736-160002	NUT, M16	2	2						

Fig.48. HYDRAULIC CONTROL VALVE

(A)=YM258-HK
(B)=YM258D-HK
(C)=

(D)=
(E)=
(F)=

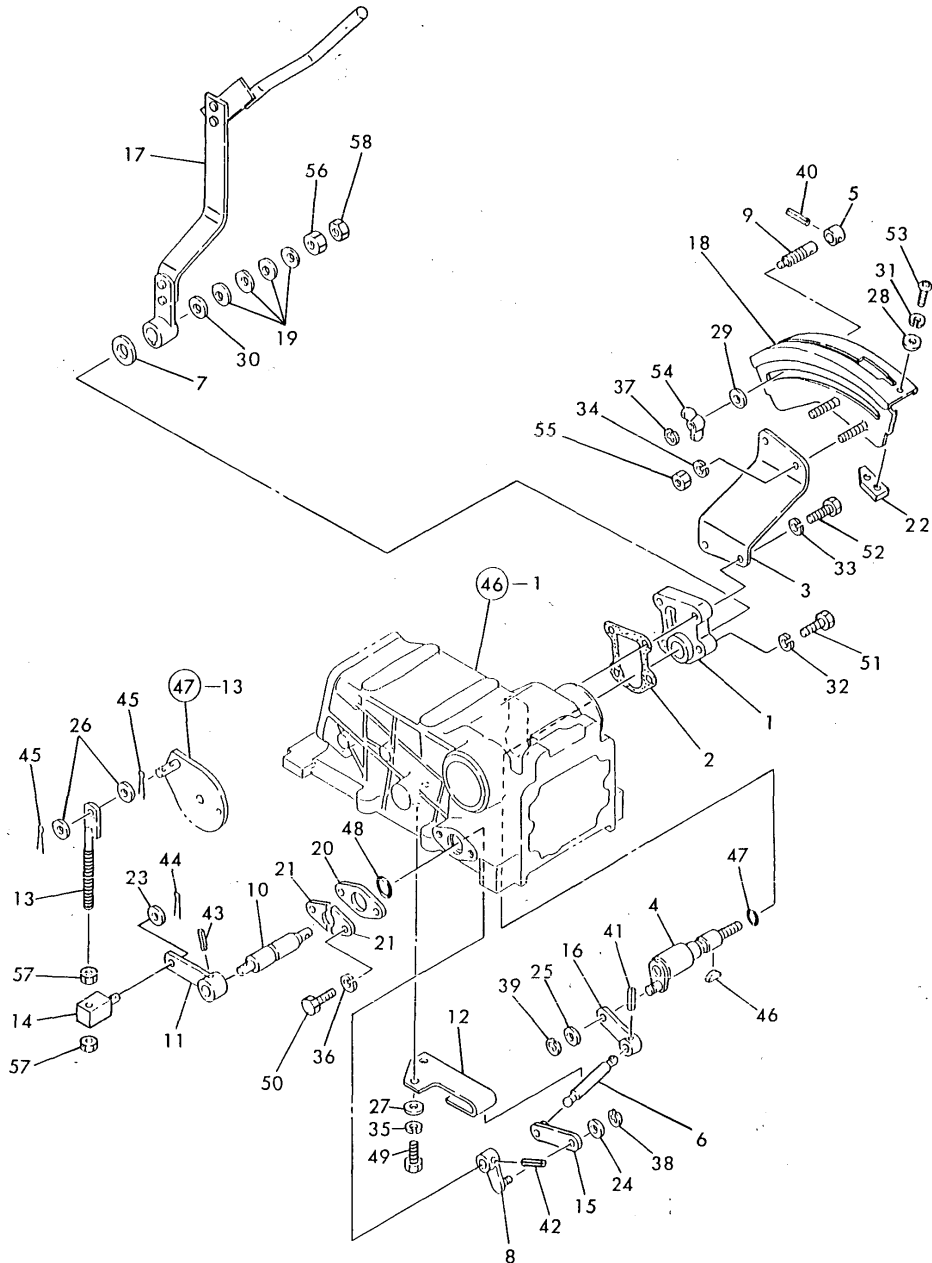
Fig. 48 HYDRAULIC CONTROL VALVE



No.	Lev.	Parts No.	Description	Q'ty						I	R
				(A)	(B)	(C)	(D)	(E)	(F)		
1	1	194305-45101	VALVE ASSY, CONTROL	1	1						
2	2	194305-45120	BODY ASSY, VALVE	1	1						
8	3	23871-010000	PLUG, R01	2	2						
9	2	194170-45220	BAR, PUSH	1	1						
10	2	194170-45230	SPRING	2	2						
11	2	194170-45321	SPRING	1	1						
12	2	194170-45330	PLUG	1	1						
13	2	194170-45350	SPOOL	1	1						
14	2	194170-45360	SPRING	1	1						
15	2	194170-45370	PLUG	1	1						
16	2	194170-45430	RING, BACK UP	1	1						
17	2	194170-45440	PLUG	1	1						
18	2	198421-45440	HOLDER	1	1						
19	2	194170-45520	SPRING, SPOOL	1	1						
20	2	194170-45530	STOPPER, SPOOL	1	1						
21	2	194170-45550	BAR, SPOOL	1	1						
22	2	194170-45560	WASHER, 12X40X0.6	1	1						
23	2	24311-000050	O-RING, 1AP5.0	1	1						
24	2	24311-000100	O-RING, 1AP10.0	1	1						
25	2	24311-000120	O-RING, 1AP12.0	1	1						
26	2	24311-000120	O-RING, 1AP12.0	1	1						
27	2	24311-000140	O-RING, 1AP14.0	1	1						
28	2	24315-000070	O-RING, 1BP7.0	1	1						
29	2	24315-000110	O-RING, 1BP11.0	3	3						
30	2	26116-060142	BOLT, M6X 14 PLATED	1	1						
31	2	26756-060002	NUT, LOCK M6	1	1						
32	1	26450-080202	BOLT, M8X 20	3	3						

Fig.49. HYDRAULIC CONTROL

Fig. 49 HYDRAULIC CONTROL



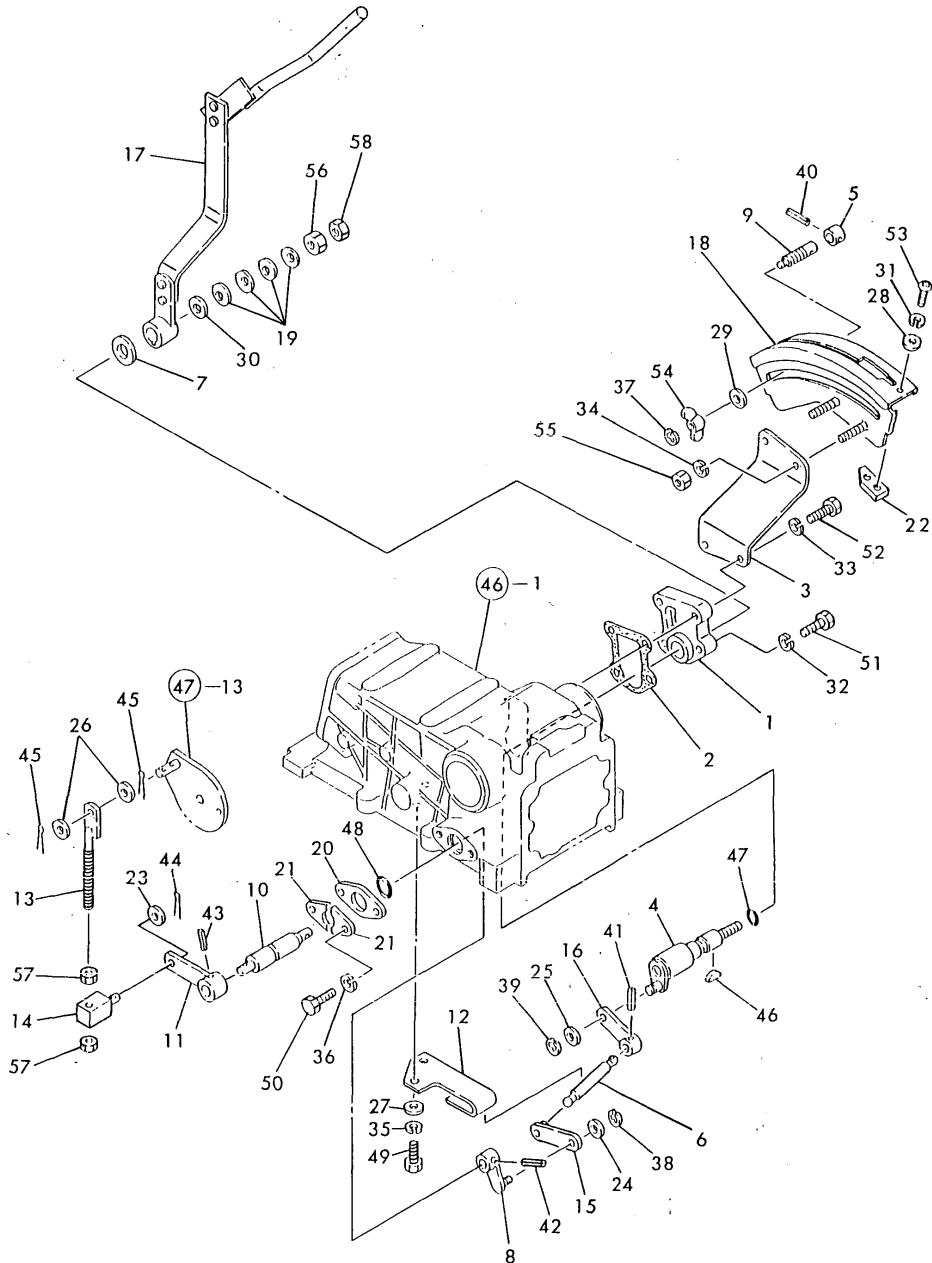
(A)=YM258-HK
(B)=YM258D-HK
(C)=

(D)=
(E)=
(F)=

No.	Lev.	Parts No.	Description	Q'ty						I	R
				(A)	(B)	(C)	(D)	(E)	(F)		
1	1	194305-42210-X	CASE, CYLINDER	1	1						
2	1	194305-42221	GASKET, CASE	1	1						
3	1	194305-47110-X	BRACKET, CONTROL	1	1						
4	1	194305-47380	SHAFT, CONTROL	1	1						
5	1	194432-47390	STOPPER	1	1						
6	1	194208-47420	BAR, CONTROL	1	1						
7	1	194170-47440	PLATE, FRICTION	1	1						
8	1	194208-47440	LEVER, FEEDBACK	1	1						
9	1	194464-47440	BOLT, STOPPER	1	1						
10	1	194305-47450	SHAFT, FEEDBACK	1	1						
11	1	194405-47470	LEVER, FEEDBACK	1	1						
12	1	194305-47490	GUIDE, BAR	1	1						
13	1	194208-47510	ROD, FEEDBACK	1	1						
14	1	194208-47530	ADJUSTER	1	1						
15	1	194208-47550	BAR, CONNECT	1	1						
16	1	194208-47570	BAR, CONNECT	1	1						
17	1	194880-47610	LEVER, CONTROL	1	1						
18	1	194305-47710	GUIDE, LEVER	1	1						
19	1	194151-47760	WASHER, 12	4	4						
20	1	194208-47850	RETAINER, SEAL	1	1						
21	1	194208-47860	HOLDER, SHAFT	2	2						
22	1	194310-47870	STOPPER, B	1	1						
23	1	22117-080000	WASHER, 8	1	1						
24	1	22117-080000	WASHER, 8	1	1						
25	1	22117-080000	WASHER, 8	1	1						
26	1	22117-080000	WASHER, 8	2	2						
27	1	22117-080000	WASHER, 8	2	2						
28	1	22137-050000	WASHER, 5	2	2						
29	1	22137-080000	WASHER, 8	1	1						
30	1	22137-120000	WASHER, 12	1	1						
31	1	22217-050000	WASHER, SPRING 5	2	2						
32	1	22217-080000	WASHER, SPRING 8	2	2						
33	1	22217-080000	WASHER, SPRING 8	2	2						
34	1	22217-080000	WASHER, SPRING 8	2	2						
35	1	22217-080000	WASHER, SPRING 8	2	2						
36	1	22217-080000	WASHER, SPRING 8	2	2						
37	1	22272-000040	RING, E- 4	1	1						
38	1	22272-000060	RING, E- 6	1	1						
39	1	22272-000060	RING, E- 6	1	1						
40	1	22351-040014	PIN, SPRING 4.0X14	1	1						
41	1	22351-040016	PIN, SPRING 4.0X16	1	1						
42	1	22351-050020	PIN, SPRING 5.0X20	1	1						
43	1	22351-050025	PIN, SPRING 5.0X25	1	1						
44	1	22417-200160	PIN, COTTER 2.0X16	1	1						
45	1	22417-200160	PIN, COTTER 2.0X16	2	2						
46	1	22522-030130	KEY, WOODRUFF 3X13	1	1						
47	1	24311-000150	O-RING, 1AP15.0	1	1						
48	1	24311-000200	O-RING, 1AP20.0	1	1						
49	1	26116-080162	BOLT, M8X 16 PLATED	2	2						
50	1	26116-080202	BOLT, M8X 20 PLATED	2	2						
51	1	26116-080252	BOLT, M8X 25 PLATED	2	2						

Fig.49. HYDRAULIC CONTROL

Fig. 49 HYDRAULIC CONTROL



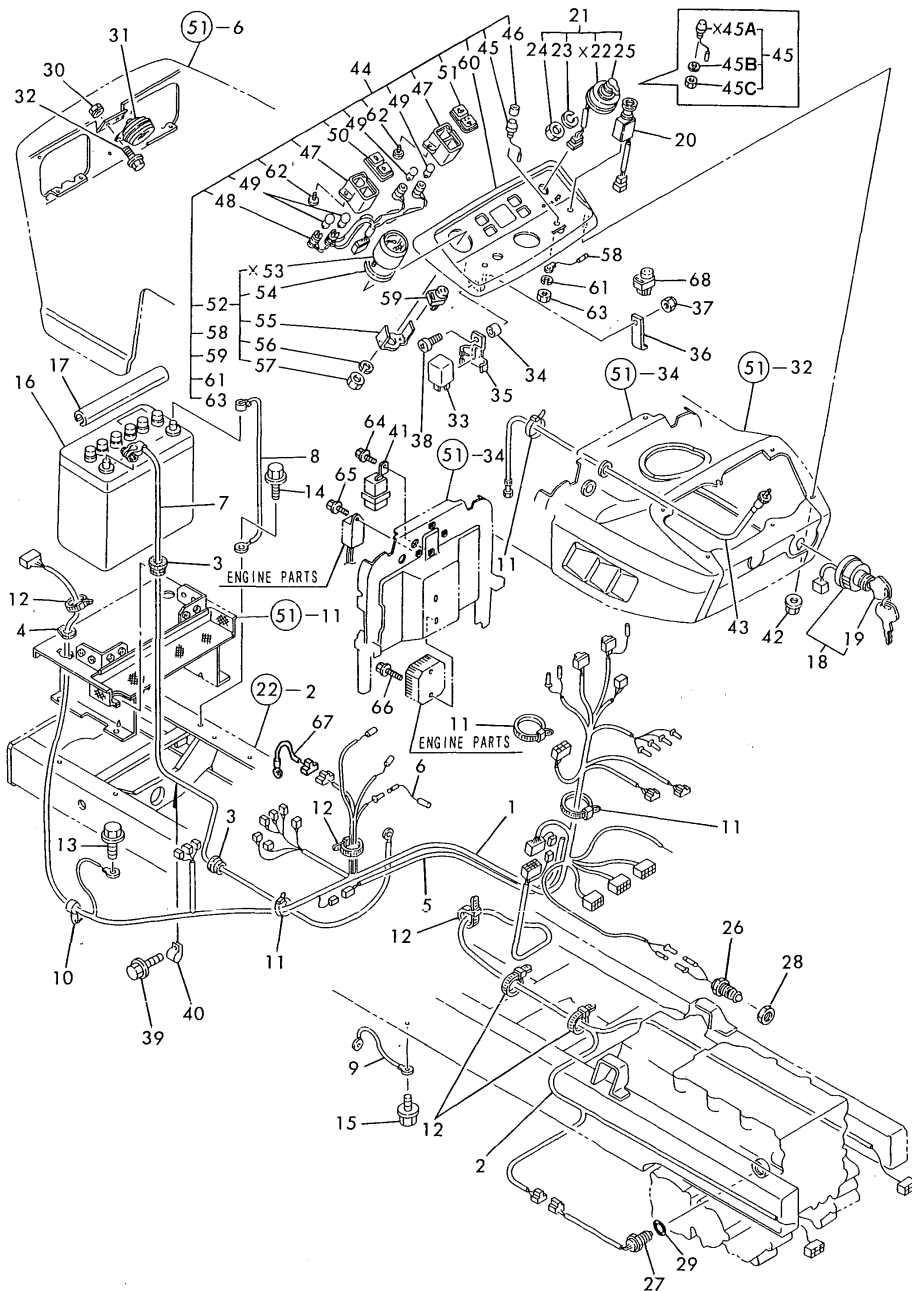
(A)=YM258-HK
(B)=YM258D-HK
(C)=

(D)=
(E)=
(F)=

No.	Lev.	Parts No.	Description	Q'ty						I	R
				(A)	(B)	(C)	(D)	(E)	(F)		
52	1	26116-080352	BOLT, M8X 35 PLATED	2	2						
53	1	26587-050102	SCREW, M5X10	2	2						
54	1	26636-080002	NUT, WING M8	1	1						
55	1	26716-080002	NUT, M8	2	2						
56	1	26716-120002	NUT, M12	1	1						
57	1	26756-080002	NUT, LOCK M8	2	2						
58	1	26756-120002	NUT, LOCK M12	1	1						

Fig.50. ELECTRIC PARTS

Fig. 50 ELECTRIC PARTS



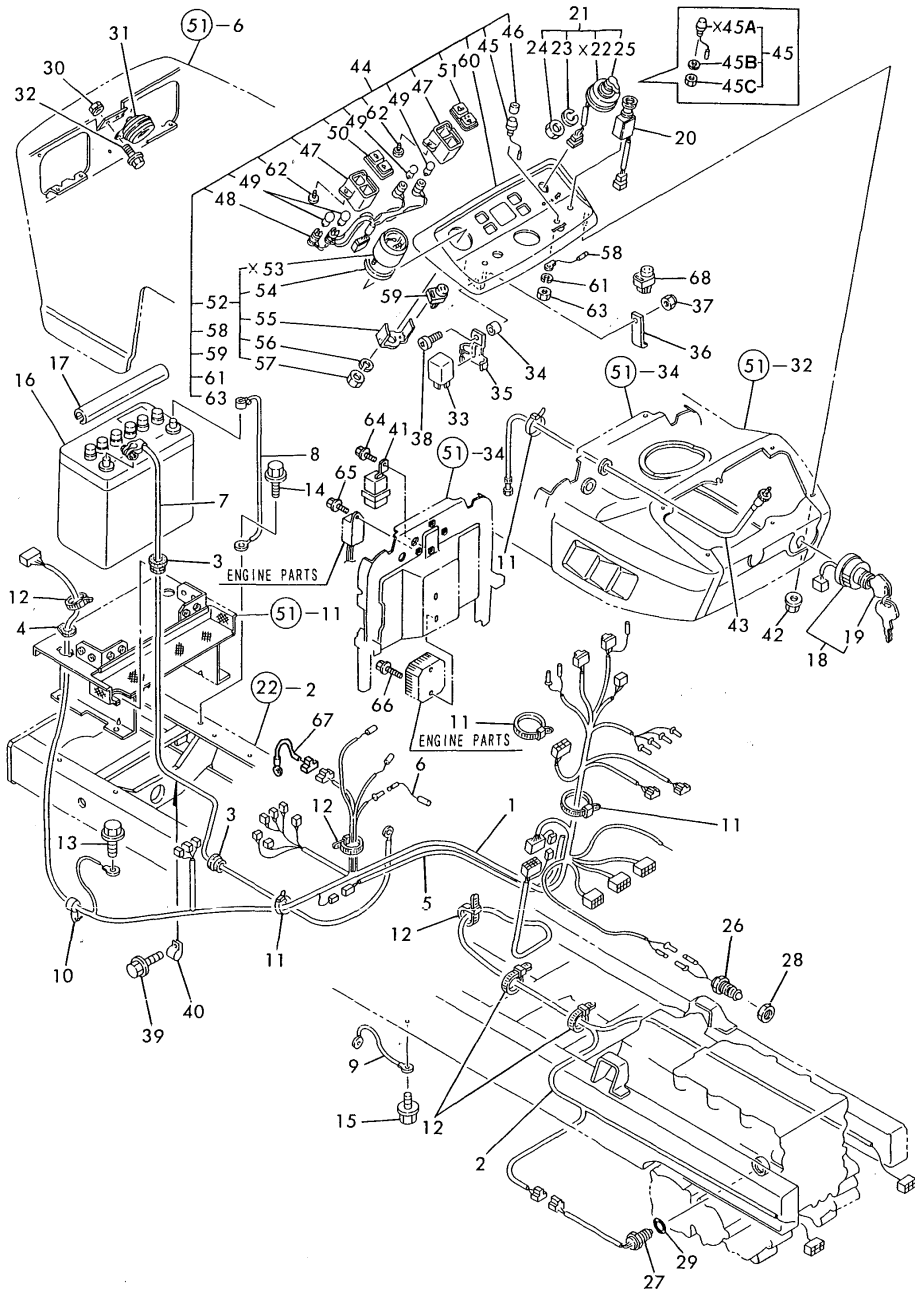
(A)=YM258-HK
(B)=YM258D-HK
(C)=

(D)=
(E)=
(F)=

No.	Lev.	Parts No.	Description	Qty						I	R
				(A)	(B)	(C)	(D)	(E)	(F)		
1	1	194880-51110	HARNESS (A), WIRE	1	1						
2	1	194405-51122	HARNESS (B), WIRE	1	1						
3	1	194170-51210	GROMMET 25	2	2						
4	1	194305-51210	GROMMET, 25	1	1						
5	1	194555-51200	HARNESS, WIRE	1	1						
6	1	194550-51220	LINK, FUSIBLE 0.85	1	1						
7	1	194880-51410	CABLE, BATTERY	1	1						
8	1	194275-51420	CABLE, BATTERY EARTH	1	1						
9	1	194800-51430	CABLE, BATTERY EARTH	1	1						
10	1	194250-51650	CLAMP, SPEED 63	1	1						
11	1	194250-51660	BAND 250	4	4						
12	1	121750-59890	BAND, 140	5	5						
13	1	26106-080162	BOLT, M8X 16 PLATED	1	1						
14	1	26106-080162	BOLT, M8X 16 PLATED	1	1						
15	1	26106-100162	BOLT, M10X 16 PLATED	1	1						
16	1	194880-51510	BATTERY, 80D26L	1	1						
17	1	194432-51550	COVER, BATTERY	1	1						
18	1	194880-52110	SWITCH ASSY, STARTER	1	1						
19	2	194155-52160	KEY ASSY	1	1						
20	1	194420-52120	SWITCH, LIGHTING	1	1						
21	1	194170-52130	SWITCH, TURN SIGNAL	1	1						
23	2	194170-52150	WASHER, SWITCH	1	1						
24	2	194170-52160	NUT, RING	1	1						
25	2	194170-52170	LEVER, SWITCH	1	1						
26	1	194440-52191	SWITCH, SAFETY START	1	1						
27	1	194464-52190	SWITCH, SAFETY START	1	1						
28	1	194240-52210	NUT, M22	1	1						
29	1	24311-000180	O-RING, 1AP18.0	1	1						
30	1	194990-22040	NUT, M6	2	2						
31	1	194340-57100	HORN ASSY	1	1						
32	1	26106-060122	BOLT, M6X 12 PLATED	2	2						
33	1	194405-57200	RELAY, FLASHER	1	1						
34	1	194151-57210	SPACER	1	1						
35	1	194405-57210	PLATE, LOCK	1	1						
36	1	194405-57220	STAY, RELAY	1	1						
37	1	26346-050002	NUT, M5	1	1						
38	1	26557-050162	SCREW, M5X16	1	1						
39	1	26106-060122	BOLT, M6X 12 PLATED	1	1						
40	1	194450-48830	CLAMP	1	1						
41	1	198220-52180	RELAY, STARTER	1	1						
42	1	194990-22120	NUT, M5	6	6						
43	1	194190-56900	CABLE ASSY, METER	1	1						
44	1	194880-61600	METER ASSY	1	1						
45	2	194150-52160	SWITCH, HORN	1	1						
45B	3	22217-080000	WASHER, SPRING 8	1	1						W
(A=T/# 10003) (B=T/# 10116)											
45C	3	26756-080002	NUT, LOCK M8	1	1						W
(A=T/# 10003) (B=T/# 10116)											
46	2	194150-52170	CAP, SWITCH	1	1						
47	2	194170-55120	BOX, PILOT	2	2						
48	2	194880-55130	CORD ASSY	1	1						

Fig.50. ELECTRIC PARTS

Fig. 50 ELECTRIC PARTS



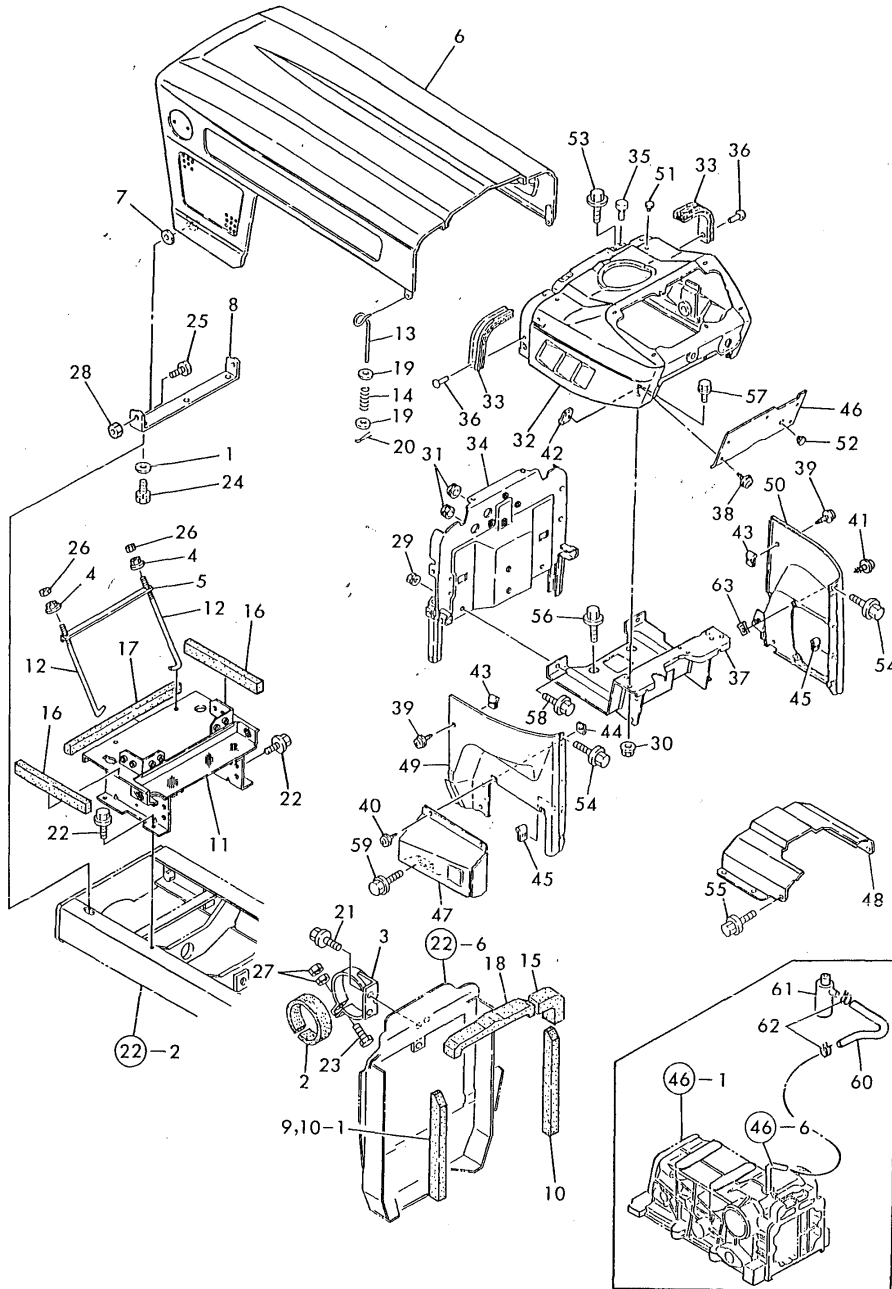
(A)=YM258-HK
(B)=YM258D-HK
(C)=

(D)=
(E)=
(F)=

No.	Lev.	Parts No.	Description	Q'ty						I	R
				(A)	(B)	(C)	(D)	(E)	(F)		
49	3	194155-55820	BULB, 12V1.7W	4	4						
50	2	194170-55150	LENS, PILOT	1	1						
51	2	194880-55160	LENS, PILOT	1	1						
52	2	194432-56100	METER ASSY, HOUR	1	1						
54	3	194432-56150	RUBBER, BASE	1	1						
55	3	194432-56170	WASHER	1	1						
56	3	22217-040000	WASHER, SPRING 4	2	2						
57	3	26716-040002	NUT, M4	2	2						
58	2	194432-56130	CORD	1	1						
59	2	194464-57250	RELAY, CHECK	1	1						
60	2	194405-61611	PANEL, DASHBOARD	1	1						
61	2	22217-080000	WASHER, SPRING 8	1	1						Z
(A=T/# 10003) (B=T/# 10116)											
62	2	22857-400120	SCREW, 4X12	4	4						
63	2	26716-080002	NUT, M8	1	1						Z
(A=T/# 10003) (B=T/# 10116)											
64	1	26106-060122	BOLT, M6X 12 PLATED	1	1						
65	1	26106-060122	BOLT, M6X 12 PLATED	1	1						
66	1	26106-060202	BOLT, M6X 20 PLATED	2	2						
67	1	198230-51240	WIRE, LEAD	1	1						W
(A=FROM 1ST) (B=T/# 10052)											
68	1	194464-57250	RELAY, CHECK	1	1						W
(A=FROM 1ST) (B=FROM 1ST)											

Fig.51. HOOD

Fig. 51 HOOD



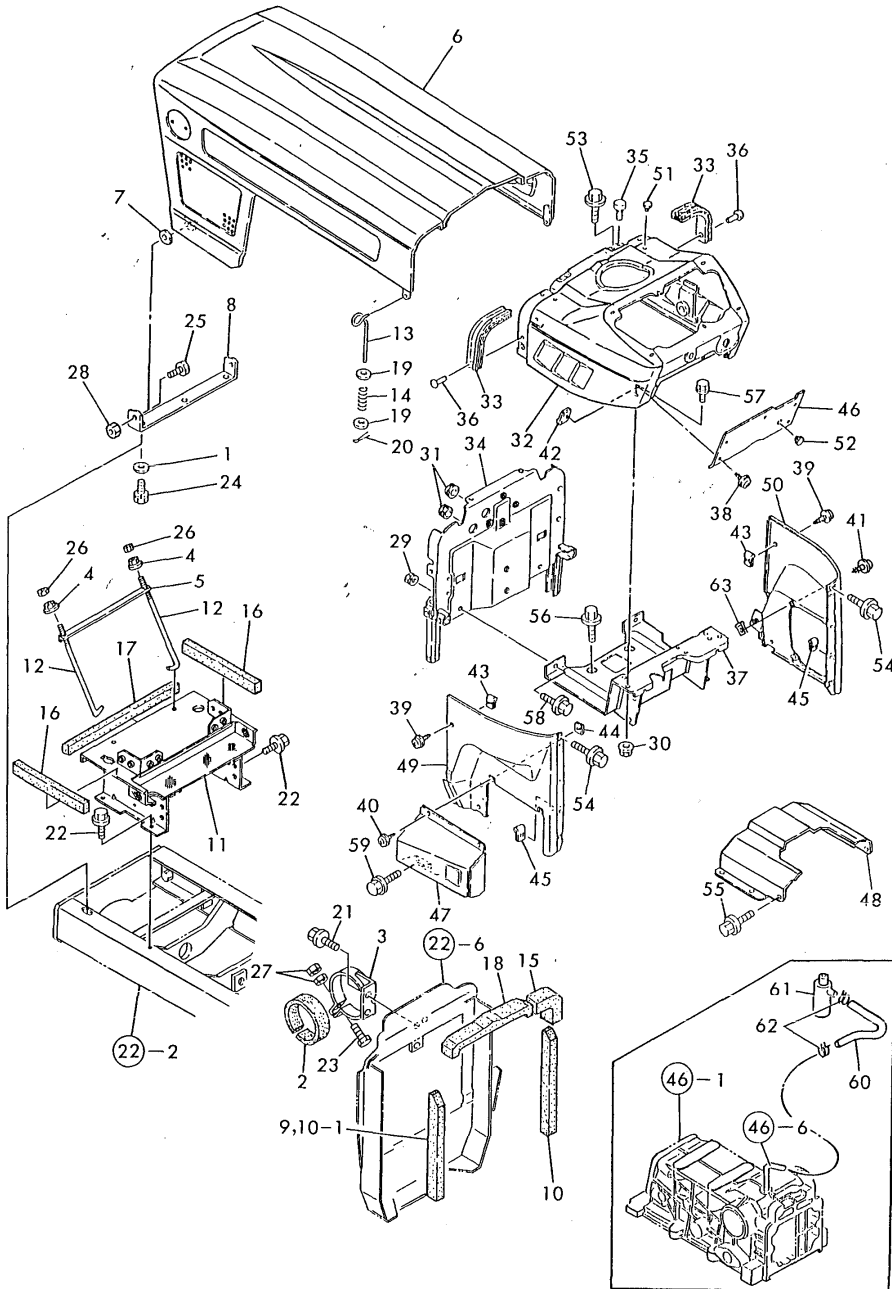
(A)=YM258-HK
(B)=YM258D-HK
(C)=

(D)=
(E)=
(F)=

No.	Lev.	Parts No.	Description	Q'ty						I	R
				(A)	(B)	(C)	(D)	(E)	(F)		
1	1	194145-04810	WASHER 10	2	2						
2	1	198230-06110	SEAT, AIR CLEANER	1	1						
3	1	198230-06150	BRACKET, AIR CLEANER	1	1						
4	1	194990-22130	NUT, M6	2	2						
5	1	194305-58110-U	CLAMP, BATTERY	1	1						
6	1	194880-61100-S	BONNET ASSY	1	1						
7	1	194190-61250	GASKET	2	2						
8	1	194305-61321-X	HINGE, BONNET	1	1						
9	1	194275-61450	PAD, RUBBER	1	1						Z
(A=FROM 1ST) (B=FROM 1ST)											
10	1	194880-61450	PAD, RUBBER	1	1						
10-1	1	194880-61450	PAD, RUBBER	2	2						K
(A=FROM 1ST) (B=FROM 1ST)											
11	1	194880-61700-X	COVER ASSY, DUST	1	1						
12	1	194440-61741	ROD, BATTERY CLAMP	2	2						
13	1	194440-61820	LEVER, BONNET LOCK	2	2						
14	1	194440-61831	SPRING, HOOD LOCK	2	2						
15	1	194305-61920	PAD, CS40X35X155	1	1						
16	1	194305-61930	PAD, CS20X30X240	2	2						
17	1	194432-61940	PAD, RUBBER	1	1						
18	1	194446-61940	PAD, RUBBER	1	1						
19	1	22157-060000	WASHER, 6	4	4						
20	1	22417-200300	PIN, COTTER 2.0X30	2	2						
21	1	26106-080122	BOLT, M8X 12 PLATED	2	2						
22	1	26106-080162	BOLT, M8X 16 PLATED	8	8						
23	1	26106-080402	BOLT, M8X 40 PLATED	1	1						
24	1	26106-100202	BOLT, M10X 20 PLATED	2	2						
25	1	26116-120252	BOLT, M12X 25 PLATED	2	2						
26	1	26716-060002	NUT, M6	2	2						
27	1	26716-080002	NUT, M8	2	2						
28	1	26716-120002	NUT, M12	2	2						
29	1	194990-22050	NUT, M8	2	2						
30	1	194990-22140	NUT, M8	2	2						
31	1	194162-58830	GROMMET, 20	2	2						
32	1	194405-61501-S	DASHBOARD ASSY	1	1						
33	1	194440-61550	GASKET, BONNET	2	2						
34	1	194880-61550	PLATE ASSY, AIR CUT	1	1						
35	1	194145-61560	RUBBER, ABSORBER	2	2						
36	1	194190-61560	RIVET, 5X6	4	4						
37	1	194305-61611-X	STAY ASSY, DASHBOARD	1	1						
38	1	194420-61640	SCREW, TAPPING M5X16	5	5						
39	1	194420-61640	SCREW, TAPPING M5X16	4	4						
40	1	194420-61640	SCREW, TAPPING M5X16	2	2						
41	1	194420-61640	SCREW, TAPPING M5X16	4	4						
42	1	194145-61650	NUT, SPEED M5	5	5						
43	1	194145-61650	NUT, SPEED M5	4	4						
44	1	194145-61650	NUT, SPEED M5	2	2						
45	1	194145-61650	NUT, SPEED M5	6	6						
46	1	194305-61681-S	COVER, DASHBOARD	1	1						
47	1	194305-61771-S	GUARD ASSY, FOOT	1	1						
48	1	194305-61810-X	COVER ASSY, MISSION	1	1						

Fig.51. HOOD

Fig. 51 HOOD



(A)=YM258-HK
(B)=YM258D-HK
(C)=

(D)=
(E)=
(F)=

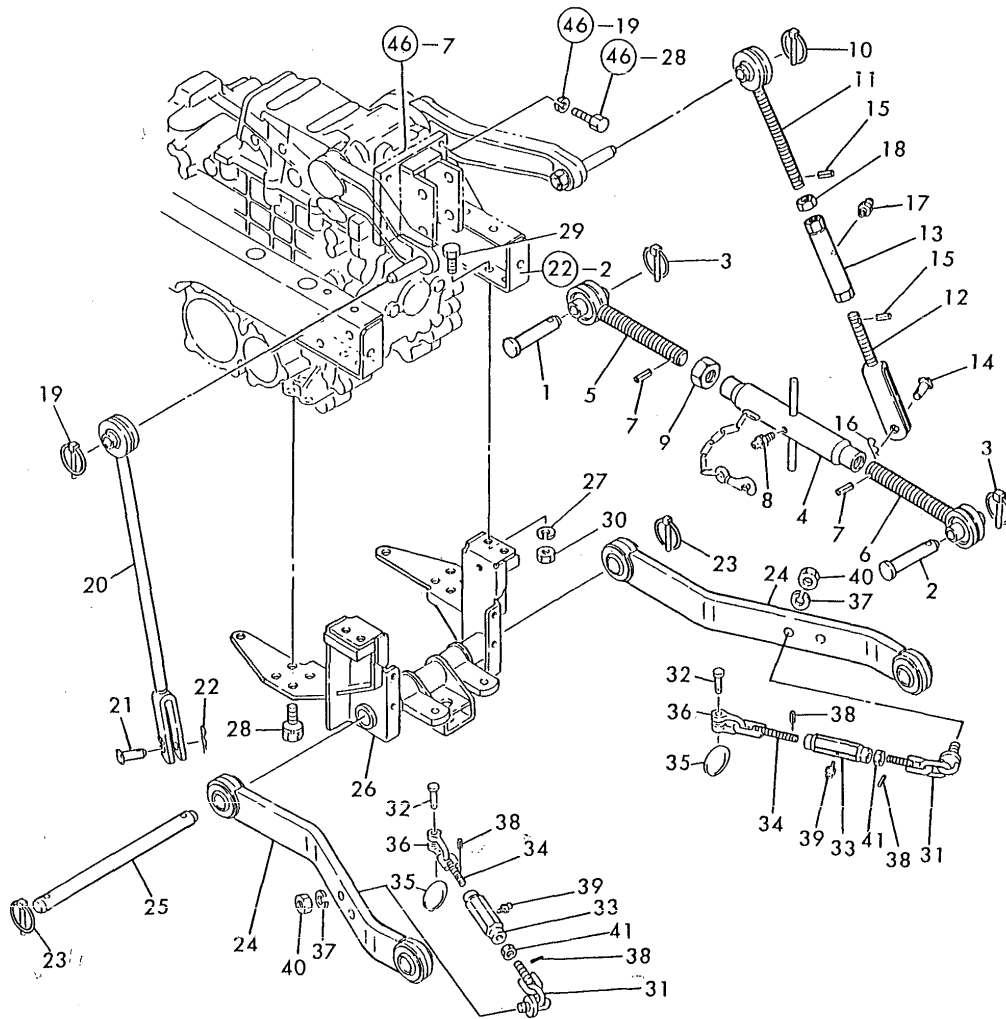
No.	Lev.	Parts No.	Description	Q'ty						I	R
				(A)	(B)	(C)	(D)	(E)	(F)		
49	1	194305-61860-S	COVER ASSY, SIDE L	1	1						
50	1	194305-61870-S	COVER ASSY, SIDE R	1	1						
51	1	194324-62310	CAP, RUBBER 4.5	4	4						
52	1	194145-64430	GROMMET, 12	1	1						
53	1	26106-060122	BOLT, M6X 12 PLATED	4	4						
54	1	26106-060122	BOLT, M6X 12 PLATED	4	4						
55	1	26106-080122	BOLT, M8X 12 PLATED	6	6						
56	1	26106-080162	BOLT, M8X 16 PLATED	4	4						
56-1	1	26106-080122	BOLT, M8X 12 PLATED	4	4						R
(A=FROM 1ST) (B=T/# 10052)											
57	1	26106-080162	BOLT, M8X 16 PLATED	2	2						
58	1	26106-080162	BOLT, M8X 16 PLATED	2	2						
59	1	26106-080162	BOLT, M8X 16 PLATED	2	2						
60	1	194515-62450	PIPE, AIR BREATHER	1	1						
61	1	194205-63550	BREATHER, AIR	1	1						
62	1	23080-012000	CLAMP, 12	2	2						
63	1	194145-61650	NUT, SPEED M5	4	4						W
(A=FROM 1ST) (B=FROM 1ST)											

Fig.52. THREE-POINT HITCH

(A)=YM258-HK
(B)=YM258D-HK
(C)=

(D)=
(E)=
(F)=

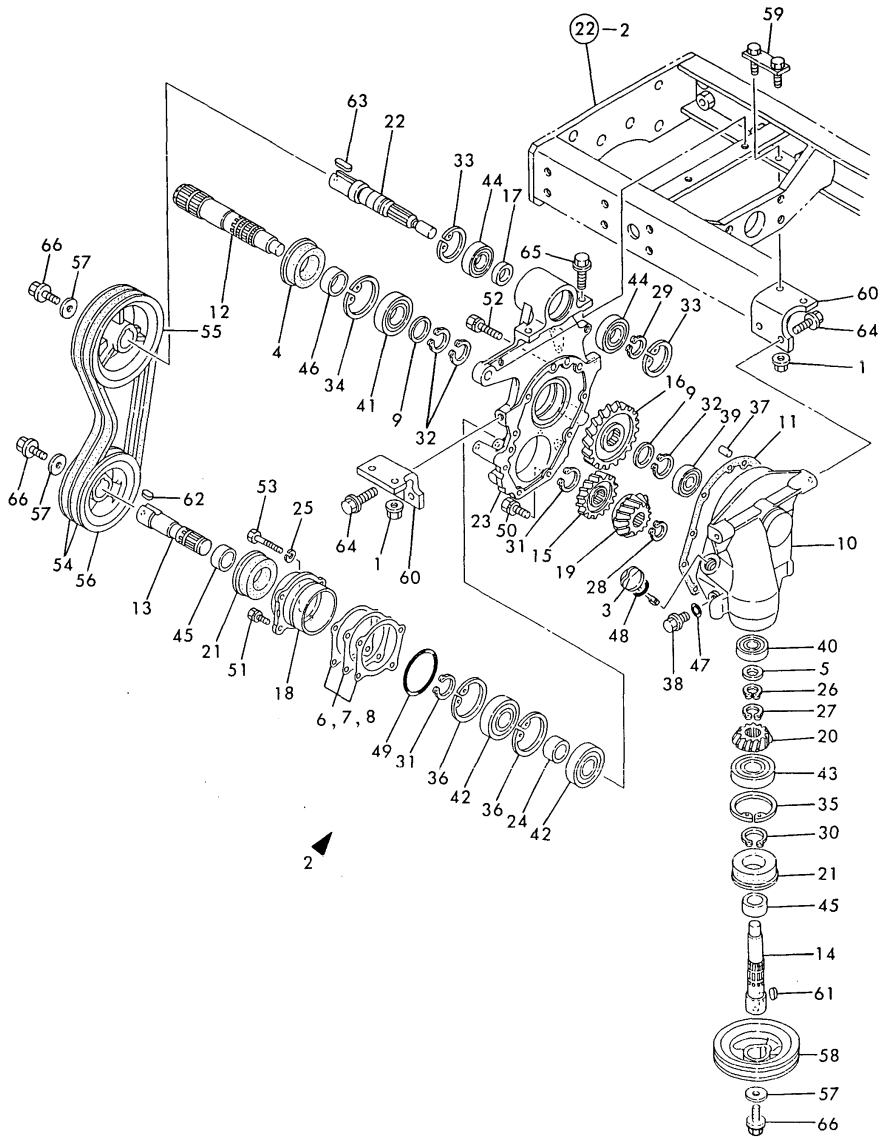
Fig. 52 THREE-POINT HITCH



No.	Lev.	Parts No.	Description	(A)	(B)	Qty						I	R
				(C)	(D)	(E)	(F)						
1	1	195080-15060	PIN, HITCH	1	1								
2	1	194150-71230	PIN, LINK	1	1								
3	1	794130-71410	PIN ASSY, BALL	2	2								
4	1	194446-71500	TURNBUCKLE	1	1								
5	1	194446-71600-X	LINK ASSY, TOP R	1	1								
6	1	194446-71700-X	LINK ASSY, TOP L	1	1								
7	1	22351-040024	PIN, SPRING 4.0X24	2	2								
8	1	24761-010000	NIPPLE, GREASE M6F	1	1								
9	1	26756-240002	NUT, LOCK M24	1	1								
10	1	794130-71410	PIN ASSY, BALL	1	1								
11	1	194305-72200-X	BOLT ASSY, EYE	1	1								
12	1	194305-72220-X	YOKE, LIFT LINK	1	1								
13	1	194305-72240-X	TURNBUCKLE	1	1								
14	1	194145-72550	PIN, LIFT YOKE	1	1								
15	1	22351-040020	PIN, SPRING 4.0X20	2	2								
16	1	22360-140000	PIN, SNAP 14	1	1								
16-1	1	22372-140000	PIN, SNAP 14	1	1								R
(A=FROM 1ST) (B=T/# 10052)													
17	1	24761-010000	NIPPLE, GREASE M6F	1	1								
18	1	26756-180002	NUT, LOCK M18	1	1								
19	1	794130-71410	PIN ASSY, BALL	1	1								
20	1	194305-72300-X	LINK ASSY, LIFT L	1	1								
21	1	194145-72550	PIN, LIFT YOKE	1	1								
22	1	22360-140000	PIN, SNAP 14	1	1								
22-1	1	22372-140000	PIN, SNAP 14	1	1								R
(A=FROM 1ST) (B=T/# 10052)													
23	1	794130-71410	PIN ASSY, BALL	2	2								
24	1	194305-73101	LINK ASSY, LOWER	2	2								
25	1	194305-73150-U	PIN, HINGE	1	1								
26	1	194305-73201-X	BRACKET ASSY, LINK	1	1								
27	1	22217-120000	WASHER, SPRING 12	4	4								
28	1	26013-120302	BOLT, M12X 30	6	6								
29	1	26116-120252	BOLT, M12X 25 PLATED	4	4								
30	1	26716-120002	NUT, M12	4	4								
31	1	194292-74800-U	CHAIN ASSY, CHECK R	2	2								
32	1	194080-74631	PIN, SHACKLE SA10	2	2								
33	1	194286-74680-U	TURNBUCKLE, CHAIN	2	2								
34	1	194286-74720-U	BOLT, EYE	2	2								
35	1	194145-75250	RING, STOPPER	2	2								
36	1	194080-74621-U	SHACKLE, SA10	2	2								
37	1	22217-140000	WASHER, SPRING 14	2	2								
38	1	22351-040014	PIN, SPRING 4.0X14	4	4								
39	1	24761-010000	NIPPLE, GREASE M6F	2	2								
40	1	26716-140002	NUT, M14	2	2								
41	1	26756-140002	NUT, LOCK M14	2	2								

Fig.53. FRONT P.T.O.

Fig. 53 FRONT P.T.O.



(A)=YM258-HK
(B)=YM258D-HK
(C)=

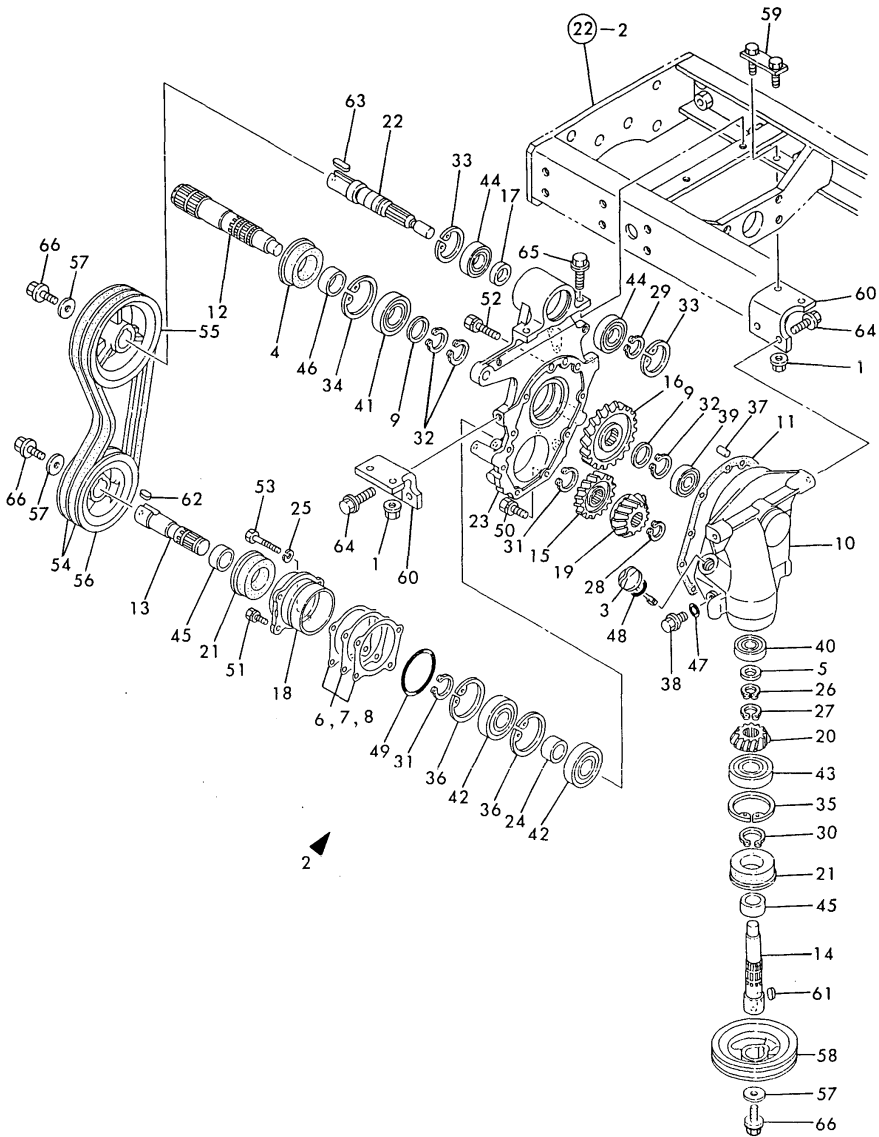
(D)=
(E)=
(F)=

No.	Lev.	Parts No.	Description	Q'ty						I	R
				(A)	(B)	(C)	(D)	(E)	(F)		
1	1	194990-22150	NUT, M10	4	4						
2	1	194880-83010-X	CASE ASSY, FRONT PTO	1	1						
3	2	194311-13630	PLUG, 20	1	1						
4	2	1C6320-24370	SEAL TCFY 35 62 12.3	1	1						
5	2	194312-25270	SPACER, 20X30X1.6	1	1						
6	2	194190-25270	SHIM, T=0.2	2	2						1
7	2	194190-25280	SHIM, T=0.3	2	2						1
8	2	194190-25290	SHIM, T=0.5	2	2						1
9	2	194312-25470	SPACER, 30X40X2	2	2						
10	2	194405-83112	CASE, FRONT GEAR	1	1						
11	2	194405-83132	GASKET, CASE	1	1						
12	2	194405-83142	SHAFT, FRONT PTO	1	1						
13	2	194115-83150	SHAFT, PTO DRIVE	1	1						
14	2	194405-83161	SHAFT, DRIVE	1	1						
15	2	194405-83171	PINION, DRIVE	1	1						
16	2	194405-83180	GEAR, PTO DRIVE	1	1						
17	2	194115-83190	COLLAR, 27.6X34X21.5	1	1						
18	2	194405-83191	RETAINER, SHAFT	1	1						
19	2	194405-83213	GEAR, BEVEL 25T	1	1						
20	2	194405-83224	GEAR, BEVEL DRIVEN	1	1						
21	2	194405-83281	SEAL, OIL TCFY306214	2	2						
22	2	194880-83280	SHAFT, MAIN DRIVE	1	1						
23	2	194880-83310	COVER, CASE	1	1						
24	2	194405-83710	COLLAR, 27.6X34X15	1	1						
25	2	22217-080000	WASHER, SPRING 8	1	1						
26	2	22242-000200	RING, 20	1	1						
27	2	22242-000240	RING, 24	1	1						
28	2	22242-000240	RING, 24	1	1						
29	2	22242-000250	RING, 25	1	1						
30	2	22242-000290	RING, 29	1	1						
31	2	22242-000290	RING, 29	2	2						
32	2	22242-000290	RING, 29	3	3						
33	2	22252-000520	RING, 52	2	2						
34	2	22252-000620	RING, 62	1	1						
35	2	22252-000620	RING, 62	1	1						
36	2	22252-000620	RING, 62	2	2						
37	2	22312-080180	PIN, PARALLEL M8X18	2	2						
38	2	23491-140002	PLUG, 14	1	1						
39	2	24101-062044	BEARING, BALL 6204	1	1						
40	2	24101-062044	BEARING, BALL 6204	1	1						
41	2	24101-062064	BEARING, BALL 6206	1	1						
42	2	24101-063054	BEARING, BALL 6305	2	2						
43	2	24101-063054	BEARING, BALL 6305	1	1						
44	2	24104-062054	BEARING, BALL 6205UU	2	2						
45	2	24163-250160	RING, INNER 253016	2	2						
46	2	24163-305170	RING, INNER 303517	1	1						
47	2	24311-000160	O-RING, 1AP16.0	1	1						
48	2	24311-000220	O-RING, 1AP22.0	1	1						
49	2	24321-000700	O-RING, 1AG70.0	1	1						
50	2	26013-080202	BOLT, M8X 20	7	7						
51	2	26013-080202	BOLT, M8X 20	3	3						

Remarks
(1) USE THE PROPER PART BY CAREFULLY CHOOSING.

Fig.53. FRONT P.T.O.

Fig. 53 FRONT P.T.O.



(A)=YM258-HK
(B)=YM258D-HK
(C)=

(D)=
(E)=
(F)=

No.	Lev.	Parts No.	Description	Q'ty						I	R
				(A)	(B)	(C)	(D)	(E)	(F)		
52	2	26013-080452	BOLT, M8X 45	1	1						
53	2	26116-080552	BOLT, M8X 55 PLATED	1	1						
54	1	194405-83231	V-BELT, B37.5	2	2						
55	1	194115-83250	PULLEY, D150.5 2GV	1	1						
56	1	194115-83260	PULLEY, D130 2GV	1	1						
57	1	194800-83260	WASHER, 11X37X6.0	3	3						
58	1	194405-83290	PULLEY, D130	1	1						
59	1	194115-83311	BOLT, M10	2	2						
60	1	194880-83330	STAY, FRONT PTO CASE	2	2						
61	1	22512-070200	KEY, 7X 20	1	1						
62	1	22512-070260	KEY, 7X 26	1	1						
63	1	22512-070380	KEY, 7X 38	1	1						
64	1	26106-100252	BOLT, M10X 25 PLATED	4	4						
65	1	26106-100252	BOLT, M10X 25 PLATED	2	2						
66	1	26106-100252	BOLT, M10X 25 PLATED	3	3						

Remarks
(1) USE THE PROPER PART BY CAREFULLY CHOOSING.

Parts No. Index

Parts No.	Fig. No.	Ref. No.
101304-59020	13	2
102100-67080	14	86
102103-55520	13	30
103338-11190	4	16
103854-39140	13	1
104200-55321	13	22
104200-55330	13	23
104200-55750	13	24
104200-59170	13	6
	18	32
105110-59560	13	5
110250-53410	46	58
110250-53430	46	59
110250-55610	13	29
114250-53080	12	5
114250-53120	12	9
114250-53130	12	10
114250-53140	12	11
114250-53210	12	12
114250-53400	12	13
119000-77230	17	11
119000-77711	17	20
119259-44540	10	42 A
119259-44570	10	42
119259-77200	17	2
119259-77210	17	7
119259-77220	17	10
119259-77230	17	15
119259-77240	17	12
119259-77250	17	13
119260-34810	3	15
119625-11870	4	34
	18	6
119625-11880	4	35
	18	7
119625-11900	4	36
119629-49080	10	58
119629-59910	13	32
119810-51040	11	4
119810-55340	13	26
119810-55700	13	31
119840-12210	5	10 -1
119840-59560	13	10
119840-59570	13	7
119859-01600	3	2
119859-12210	5	12
119859-12230	5	14
119859-12500	5	16
119859-12510	5	17
119859-13500	6	6

Parts No.	Fig. No.	Ref. No.
119859-44500	10	41
119859-55600	13	21
119859-66900	15	1
119860-59020	13	3
119865-21600	8	16
119865-35300	9	19
119865-42290	10	15
119865-52100	11	91
119867-35090	9	14
119867-66910	14	90
	15	2
120130-11160	4	5
121100-22400	8	24
121250-03783	4	51
121250-44590	10	42 B
121250-44901	10	37
121250-55600	13	31 A
121250-59550	13	9
121250-77330	17	17
121254-55510	13	27
121267-49500	10	60
121400-11340	4	18
	18	12
121420-12561	5	19
121422-12580	5	20
121450-01220	22	1
121450-01560	2	5
121450-01570	17	1
121450-42450	10	39
121450-44531	10	45
121468-44510	10	43
121468-44540	10	46
121470-44581	10	48
121505-12210	5	10
121550-23200	8	34
121550-49111	10	36
121579-44580	10	50
121750-59890	50	12
121850-11860	4	7
	10	1
121850-21680	8	11
121850-51960	2	15
	18	4
122117-51560	11	46
122710-51090	11	7
124066-59100	13	8
124160-01751	2	7
124160-01910	1	4
124160-11360	4	58
124160-21501	8	12

Parts No.	Fig. No.	Ref. No.
124160-39140	9	30
124160-39450	9	31
124240-01871	2	8
		10
124240-01883	2	9
		11
		37
	18	3
124323-59100	10	42 C
124450-21230	8	14
124450-44560	10	47
124460-11340	4	17
	18	5
124465-44950	10	38
		40
	18	20
124550-51350	11	29
124550-51370	11	30
124550-59820	9	36
124550-66370	14	59
124550-77030	16	27
124736-07900	4	62
124756-67510	14	87
124756-77040	5	22
124766-59050	13	4
	20	13
		20
124770-11770	10	23
124950-51190	11	14
124976-77011	16	1
128170-51300	11	24
128300-77920	17	21
129100-01580	3	1
		10
	8	6
129100-01590	2	1
129100-01640	3	11
129100-11100	4	12
129100-11110	4	13
129100-23910	8	39
129100-25061	7	8
129100-42002	10	2
129100-42020	10	13
	18	16
129100-49050	10	61
129100-49800	10	22
129100-49820	10	25
129100-49830	10	26
129100-49840	10	31
	18	19

Parts No.	Fig. No.	Ref. No.
129100-59951	13	12
129100-61400	14	16
129100-61440	14	25
129100-61650	14	53
129100-61821	14	56
129102-53000	12	2
129107-12090	5	1
129107-12121	5	3
129107-13550	6	7
	18	27
129107-59810	12	24
129107-59820	12	28
129107-59830	12	32
129120-01780	3	13 -1
129120-77501	5	7
129129-12510	5	18
129129-14580	7	3
129129-34810	3	16
129129-34820	3	17
129129-61450	14	76
129149-12220	5	13
129149-12290	5	11
129149-13100	6	1
129149-21580	8	13
129149-21650	8	9
129149-49010	10	53
129149-49020	10	54
129149-77340	17	18
129150-01200	1	21
129150-01520	2	4
129150-01580	2	6
129150-01881	2	28
	18	26
129150-02020	1	16
129150-02450	7	7
129150-02800	1	10
129150-02870	1	23
129150-02930	1	13
129150-02940	1	26
129150-03010	4	42
129150-03070	4	45
129150-03080	4	44
129150-03090	4	60
129150-03100	2	16
129150-03730	4	48
129150-03740	4	49
129150-03760	4	50
129150-03800	4	52
129150-03900	4	53
129150-11170	4	6

Parts No. Index

Parts No.	Fig. No.	Ref. No.
129150-11230	4	31
129150-11280	4	28
129150-11290	4	23
129150-11310	4	41
	18	8
129150-11350	4	39
129150-11370	4	21
129150-11750	4	32
129150-12111	5	5
	18	10
129150-13110	6	2
	18	11
129150-14011	7	4
129150-14101	7	5
129150-14200	7	1
129150-14400	7	2
129150-21200	8	3
129150-22300	8	23
129150-23600	8	35
129150-23610	8	37
129150-25101	7	9
129150-25900	11	109
129150-26000	2	29
129150-26050	2	30
129150-26201	2	31
129150-32000	9	1
129150-32020	9	11
	18	13
129150-35041	9	13
	18	14
129150-35101	9	16
129150-35111	9	17
	18	15
129150-35150	9	18
129150-35350	9	27
129150-39450	9	32
129150-49080	10	56
129150-49800	10	29
129150-49811	10	30
	18	18
129150-59120	12	20
129150-59130	12	23
129150-59580	13	11
129150-77511	5	8
	18	9
129150-91400	2	33
129155-11241	4	22
129155-11260	4	26
129155-11270	4	27
129155-44740	10	17

Parts No.	Fig. No.	Ref. No.
129155-51020	11	83
129155-51050	11	5
129155-51060	11	6
129155-51140	11	11
129155-51180	11	13
129155-51200	11	15
129155-51250	11	20
129155-51270	11	22
129155-51280	11	23
	14	2
129155-51320	11	27
129155-51340	11	28
129155-51370	11	31
129155-51380	11	32
129155-51390	11	33
129155-51400	11	34
129155-51410	11	35
129155-51420	11	86
129155-51450	11	36
129155-51500	11	41
129155-51521	11	42
129155-51530	11	43
129155-51540	11	44
129155-51550	11	45
129155-51570	11	48
129155-51580	11	49
129155-51591	11	50
129155-51600	11	51
129155-51700	11	70
129155-51710	11	71
129155-51750	11	72
129155-51760	11	73
129155-51790	11	74
129155-51930	11	76
129155-51940	11	77
129155-52050	11	90
129155-61011	14	4
129155-61050	14	5
129155-61060	14	6
129155-61070	14	7
129155-61120	14	8
129155-61130	14	9
129155-61140	14	10
129155-61201	14	11
129155-61341	14	15
129155-61430	14	21
129155-61450	14	26
129155-61460	14	27
129155-61480	14	28
129155-61490	14	33

Parts No.	Fig. No.	Ref. No.
129155-61530	14	48
129155-61540	14	52
129155-61802	14	54
129155-61810	14	55
129155-61830	14	57
129155-61950	14	58
129156-01333	1	22
	18	2
129156-51910	11	75
129158-52020	11	93
129158-52060	11	95
129158-52070	11	96
129158-52080	11	97
129158-52090	11	98
129158-52160	11	99
129158-52250	11	100
129158-52260	11	101
129158-52270	11	102
129158-52350	11	103
129158-52360	11	104
129158-52370	11	105
129158-52380	11	106
129170-21000	8	1
129255-51970	14	3
129255-61080	14	75
129255-61410	14	19
129255-61420	14	20
129350-49530	10	20
129400-51100	11	8
129400-92420	18	35
129402-22080	8	17
129500-61500	14	34
129550-49100	10	55
129556-42350	10	16
129795-01780	3	13
129795-01800	2	3
129795-01950	2	12
129795-02411	1	19
129795-11120	4	14
129795-11180	4	15
129795-21661	8	10
129795-49551	10	21
	18	17
129795-67310	14	91
	15	3
135210-61090	14	84
171051-01921	1	5
171353-44760	10	18
171353-61710	14	82
172112-41980	36	25

Parts No.	Fig. No.	Ref. No.
172137-71220	21	1
172732-25750	41	8
174100-54120	11	21
174307-51170	11	12
174307-51560	11	47
178070-10400	44	4
178070-44000	44	1
194080-15420	28	15
194080-15430	28	16
194080-15440	28	17
194080-15450	28	18
194080-15460	28	19
194080-37781	42	28
	43	7
194080-74621-U	52	36
194080-74631	52	32
194115-13210	22	22
194115-15100	28	1
194115-15110	28	2
194115-15140	28	3
194115-15250	28	6
194115-15500	28	22
194115-15610	28	32
194115-16120	28	42
194115-16130	28	43
194115-21400	29	6
194115-22220	29	15
194115-24230	41	6
194115-24550	32	6
194115-25120	33	1
194115-25330	33	24
194115-25380	33	40
194115-25450	33	17
	28	-1
194115-26110	35	3
194115-26610	35	13
194115-27700	37	18
194115-27720	37	20
194115-33160	40	17
194115-34190	41	24
194115-34760	41	16
194115-36611	42	2
194115-36650	42	3
194115-36660	42	5
194115-36710	42	6
194115-36720	42	7
194115-36810	42	8
194115-36820	42	9
194115-37740	43	5
194115-44510	47	13

Parts No. Index

Parts No.	Fig. No.	Ref. No.
194115-83120	21	6
194115-83140	21	7
194115-83150	53	13
194115-83190	53	17
194115-83230	21	9
194115-83240	21	10
194115-83250	53	55
194115-83260	53	56
194115-83311	53	59
194115-83390	21	18
194115-83451	21	21
194115-83510	21	24
194116-13300	25	2
194116-14610	25	11
194130-15470	28	21
194130-37560	42	24
194130-44480	47	12
194130-61570	29	3
194130-62180	22	12
194145-04302	20	2
194145-04311	20	3
194145-04322	20	4
194145-04351	20	5
194145-04460	20	6
194145-04521	20	7
194145-04810	51	1
194145-11350	23	5
194145-15651	28	33
194145-61560	51	35
194145-61570	21	14
194145-61650	51	42
		43
		44
		45
		63
194145-64430	51	52
194145-72550	52	14
		21
194145-75250	52	35
194150-01270	19	6
194150-12410	26	13
194150-12410-U	23	25
194150-22480	42	15
	43	2
194150-37530	42	17
194150-37570	42	25
194150-45320	46	53
194150-45340	46	54
194150-45361	46	55
194150-51620	25	7

Parts No.	Fig. No.	Ref. No.
194150-52160	50	45
194150-52170	50	46
194150-71230	52	2
194151-11640	23	14
194151-11650	23	15
194151-11660	23	8
194151-11670	23	34
194151-11840	23	10
194151-11860	23	11
194151-12610-X	23	36
194151-12620-X	23	37
194151-36670	26	42
194151-37730-U	42	26
	43	4
194151-37771	42	27
	43	6
	46	7
194151-42810	46	8
194151-42832	46	8
194151-45370	46	56
194151-46261	46	57
194151-46640	46	48
194151-47760	49	19
194151-57210	50	34
194155-27810	37	22
194155-52160	50	19
194155-55820	50	49
194162-58830	51	31
194170-45220	48	9
194170-45230	48	10
194170-45321	48	11
194170-45330	48	12
194170-45350	48	13
194170-45360	48	14
194170-45370	48	15
194170-45430	48	16
194170-45440	48	17
194170-45520	48	19
194170-45530	48	20
194170-45550	48	21
194170-45560	48	22
194170-45610	46	31
194170-45700	46	37
194170-45710	46	38
194170-45720	46	39
194170-45730	46	40
194170-45740	46	41
194170-47440	49	7
194170-51210	50	3
194170-52130	50	21
194170-52150	50	23

Parts No.	Fig. No.	Ref. No.
194170-52160	50	24
194170-52170	50	25
194170-55120	50	47
194170-55150	50	50
194180-01530	19	10
		24
194190-11520	26	16
194190-25270	53	6
194190-25280	53	7
194190-25290	53	8
194190-26180	33	6
194190-56900	50	43
194190-61250	51	7
194190-61560	51	36
194191-13220	22	23
194191-13232	22	24
194191-13240	22	25
194191-13420	26	17
194191-28480	38	11
194195-45620	46	32
194195-45630	46	33
194195-45640	46	34
194195-45650	46	35
194195-45660	46	36
194195-46260	46	42
194197-21170	30	1
194197-24370	30	5
194197-25810	33	59
194197-25930	31	19
	35	2
194197-27681	36	24
	37	8
		17
	38	1
194197-31510	39	5
194197-32100	39	9
194197-32350	39	16
194197-32360	39	17
194197-32370	39	18
194197-44250	47	8
194197-44260	47	9
194197-44610	47	14
194197-61930	22	10
194200-34750	41	15
194205-42280	46	6
194205-63550	51	61
194208-47420	49	6
194208-47440	49	8
194208-47510	49	13
194208-47530	49	14

Parts No.	Fig. No.	Ref. No.
194208-47550	49	15
194208-47570	49	16
194208-47850	49	20
194208-47860	49	21
194215-25910	33	67
194215-27500	37	2
194215-43310	47	1
194217-36650	42	4
194240-52210	50	28
194241-15310	28	12
194241-15350	28	14
194250-51650	20	19
	50	10
194250-51660	29	42
	50	11
194262-15170-X	28	5
194274-13570	26	24
194275-45340	46	30
194275-51420	50	8
194275-61450	51	9
194278-12650	23	39
194286-74680-U	52	33
194286-74720-U	52	34
194292-74800-U	52	31
194300-24130	46	2
194300-24350	31	16
194300-24571	32	7
194300-25820	33	47
194300-31520	39	10
194300-31610	39	6
194300-32210	24	26
194300-32570	41	7
194300-33200	40	18
194300-37570	36	22
194300-43330	47	2
194300-44210	47	6
194300-44230	47	7
194301-11720	24	8
194301-11800	24	9
194301-11890	24	17
194301-11900	24	18
194301-11910	24	19
194305-01100-U	19	2
194305-01150	19	3
194305-11200-X	23	1
194305-22230	29	16
		24
194305-22260	29	23
194305-22270	29	26
194305-22350-X	29	33

Parts No. Index

Parts No.	Fig. No.	Ref. No.
194305-22401-X	29	37
194305-24110-X	30	2
194305-24150-X	31	1
194305-24181	31	4
194305-24192	31	5
194305-24211	31	9
194305-24292	31	12
194305-24310	31	14
194305-24340	31	15
194305-24350-X	30	3
194305-24361	30	4
194305-24400	31	11
194305-24410	30	31
194305-24421	30	32
	34	2
194305-24500	32	1
194305-24530	32	4
194305-24540	32	5
194305-24580	32	8
194305-24640	32	13
194305-24701	32	17
194305-24712	32	18
194305-24810	32	42
194305-24821	32	43
194305-24830	32	44
194305-24850	32	45
194305-24860	32	46
194305-24870	32	47
194305-24880	32	48
194305-24890	32	49
194305-24930	30	23
194305-24970-X	30	24
194305-25130	33	2
194305-25140	33	3
194305-25160	33	4
194305-25201	34	3
194305-25221	34	4
194305-25231	34	5
194305-25241	34	6
194305-25251	34	7
194305-25260	34	8
194305-25270	34	9
194305-25300	33	9
194305-25320	33	13
194305-25340	33	37
194305-25350	33	38
194305-25360	33	39
194305-25390	33	41
194305-25410	33	14
		25

Parts No.	Fig. No.	Ref. No.
194305-25420	33	15
		26
194305-25460	33	29
194305-25470	33	30
194305-25480	33	46
194305-25490	33	18
		31
194305-25500	33	52
194305-25510	33	53
194305-25520	33	54
194305-25810	33	60
194305-25820	33	61
194305-25830	27	14
	33	62
194305-25840	33	63
194305-25920	33	68
194305-25930	33	69
194305-25940	33	70
194305-26120	35	4
194305-26501	35	12
194305-27110-X	36	5
194305-27121	36	6
194305-27170-X	36	7
194305-27200	36	8
194305-27240	36	10
194305-27251	36	11
194305-27260	36	12
194305-27302	36	13
194305-27342	36	23
194305-27351-U	36	16
194305-27360	36	17
194305-27400	36	19
194305-27410	36	20
194305-27421	36	21
194305-27510	37	3
194305-27520	37	4
194305-27530	37	5
194305-27540	37	28
194305-27550	37	7
194305-27710-X	37	19
194305-27731	37	21
194305-31390	39	1
194305-32300-X	39	15
194305-32601	40	2
194305-32621	40	3
194305-32650	40	4
194305-33110	40	13
194305-33130	40	14
194305-33140-X	40	15
194305-33150	40	16

Parts No.	Fig. No.	Ref. No.
194305-33430	41	2
194305-34100-X	41	9
194305-34110-X	41	10
194305-34170	41	11
194305-34320-X	40	5
194305-34710-Q	41	12
194305-36851	42	10
194305-37460-X	42	20
194305-37500-X	42	21
194305-37520	29	41
	42	22
	43	3
194305-37550	42	23
194305-42100-X	46	1
194305-42120	46	4
194305-42151	46	5
194305-42210-X	49	1
194305-42221	49	2
194305-43200-X	46	9
194305-43410	47	4
194305-44110	47	5
194305-44410-X	47	10
194305-44420-X	47	11
194305-45101	48	1
194305-45120	48	2
194305-47110-X	49	3
194305-47380	49	4
194305-47450	49	10
194305-47490	49	12
194305-47710	49	18
194305-48221-X	45	6
194305-48260	45	9
194305-48270	45	10
194305-48300-X	45	29
194305-48310	45	30
194305-48320	45	31
194305-48330	45	32
194305-48350	45	36
194305-48370	45	38
194305-51210	50	4
194305-58110-U	51	5
194305-61321-X	51	8
194305-61611-X	51	37
194305-61681-S	51	46
194305-61771-S	51	47
194305-61810-X	51	48
194305-61860-S	51	49
194305-61870-S	51	50
194305-61920	51	15
194305-61930	51	16

Parts No.	Fig. No.	Ref. No.
194305-65590	34	10
194305-72200-X	52	11
194305-72220-X	52	12
194305-72240-X	52	13
194305-72300-X	52	20
194305-73101	52	24
194305-73150-U	52	25
194305-73201-X	52	26
194305-99101	34	1
194306-12312	23	28
	26	1
194306-12352	23	19
	26	7
194306-13100	24	1
194306-13130	24	4
194306-13140	24	5
194306-13330-X	25	3
194306-13340	25	4
194306-13350	25	5
194306-13360	25	6
194306-13400	24	20
194306-13451	24	24
194306-13511	24	32
194306-13601	26	19
194306-13630	26	25
194306-13640	26	26
194306-13650	26	27
194306-13711	26	33
194306-13721	26	34
194306-13740	26	36
194306-13750	26	37
194306-13760	26	38
194306-13811	26	39
194306-13821	26	40
194306-13830	26	41
194306-13850	27	1
194306-13950	27	3
194306-14120	27	8
194306-14130	27	9
194306-14151	27	11
194306-14641-X	25	12
194306-28210	38	2
194306-28220	38	3
194306-28240	38	5
194306-28251	38	6
194306-28310	38	8
194306-28320	38	9
194306-28330	38	10
194310-04250-U	20	9
194310-15320	28	13

Parts No. Index

Parts No.	Fig. No.	Ref. No.
194310-24460	31	17
194310-24470	31	18
194310-24660	30	6
194310-24770	32	37
194310-25630	33	32
194310-27180	37	1
		16
194310-37560	35	14
194310-46350	46	14
194310-46380	46	15
194310-46730	46	16
194310-47870	49	22
194311-13630	53	3
194311-28230	38	4
194312-25270	53	5
194312-25470	53	9
194312-46630	46	47
194312-46750	30	11
194320-25340	27	4
194322-24980	30	25
194324-62310	51	51
194340-57100	50	31
194357-22501	29	40
194363-46620	46	46
194370-61990	22	11
194405-21150	29	36
194405-24290	30	8
194405-27211	36	9
194405-33400	41	1
194405-33510	41	5
194405-38400-X	43	8
194405-38410	43	9
194405-38450	43	13
194405-38500	43	14
194405-38550	43	16
194405-38610	43	17
194405-38650	43	18
194405-38670	42	29
194405-47470	49	11
194405-51122	50	2
194405-57200	50	33
194405-57210	50	35
194405-57220	50	36
194405-61501-S	51	32
194405-61611	50	60
194405-83112	53	10
194405-83132	53	11
194405-83142	53	12
194405-83161	53	14
194405-83171	53	15

Parts No.	Fig. No.	Ref. No.
194405-83180	53	16
194405-83191	53	18
194405-83213	53	19
194405-83224	53	20
194405-83231	53	54
194405-83281	53	21
194405-83290	53	58
194405-83431	21	20
194405-83461	21	22
194405-83660	21	29
194405-83710	53	24
194405-83910	33	50
194405-83920	33	56
194406-13520	24	33
194406-13940	27	2
194420-01351	19	8
194420-11520	23	4
194420-11880	23	35
194420-12640	23	38
194420-12720	23	40
194420-31850	39	8
194420-52120	50	20
194420-61640	51	38
		39
		40
		41
194431-28170	33	48
194432-37540-S	42	18
194432-47390	49	5
194432-51550	50	17
194432-56100	50	52
194432-56130	50	58
194432-56150	50	54
194432-56170	50	55
194432-61940	51	17
194440-11360	23	3
194440-11870	23	12
194440-12211-X	23	17
194440-15341	28	29
194440-15810	28	37 -1
194440-22441	29	38
194440-52191	50	26
194440-61550	51	33
194440-61741	51	12
194440-61820	51	13
194440-61831	51	14
194441-13210	24	10
194441-13220	24	11
194441-13230	24	12
194441-13250	24	13

Parts No.	Fig. No.	Ref. No.
194441-13260	24	14
194446-04112	20	1
194446-26280	35	5
194446-26450	35	8
194446-61940	51	18
194446-71500	52	4
194446-71600-X	52	5
194446-71700-X	52	6
194447-13490	26	18
194447-13650	26	28
194447-13660	26	29
194447-13670	26	30
194447-13680	26	31
194447-13730	26	35
194447-13860	35	1
194450-48830	50	40
194450-51700	36	26
194464-01190	19	4
194464-15450	28	20
194464-45920	30	9
	46	12
194464-45930	30	10
	46	13
194464-47440	49	9
194464-48310	45	35
194464-52190	50	27
194464-57250	50	59
		68
194491-13550	26	23
194500-48750	45	11
194515-15150	28	4
194515-25180	33	5
194515-62450	51	60
194521-41570	44	10
194550-46300	46	45
194550-48190	45	4
194550-51220	50	6
194555-25880	33	55
194555-51200	50	5
194555-77910	30	12
194556-13230	39	7
194640-25390	33	45
194670-25370	33	58
194680-51670	45	12
194697-11410	22	7
194697-11420	22	8
194697-11550	22	9
194697-14110	27	7
194697-14140	27	10

Parts No.	Fig. No.	Ref. No.
194697-14180	27	12
194697-22140	29	14
194697-48210-X	45	5
194697-48220	45	7
194730-57220	23	21
		30
	26	3
		9
	28	44
194730-57241	23	22
		31
	26	4
		10
194740-00160	19	1
194740-06080	22	3
194740-10850	39	4
194740-55620	28	24
194750-15250	28	7
194750-15260	28	8
194750-15270	28	9
194750-15280	28	10
194750-15290	28	11
194750-15520	28	23
194800-22311	29	31
194800-22320	29	32
194800-22480	29	39
194800-24620	32	12
194800-24671	32	16
194800-25440	33	16
		27
194800-25450	33	28
194800-36550	42	1
194800-51430	50	9
194800-83260	53	57
194802-01550	19	23
194802-01600	19	9
194802-22260	21	3
	29	17
		25
194802-22270	21	4
	29	18
		27
194820-27370	36	18
194850-13690	26	32
194855-25290	31	18 -1
194880-01300	19	7
194880-04720	20	12
194880-04740	20	24
194880-11000-X	22	2
194880-11010-X	22	4

Parts No. Index

Parts No.	Fig. No.	Ref. No.
194880-11020-X	22	5
194880-11310-X	22	6
194880-11800-X	23	9
194880-12110-X	23	16
194880-15200-X	28	30
194880-16100-X	28	40
194880-21100-X	29	1
194880-22110	29	11
194880-22200-X	29	12
194880-22220	29	13
194880-37400-X	42	16
194880-47610	49	17
194880-48100-X	45	1
194880-48140	45	2
194880-48150-X	45	3
194880-48250	45	8
194880-51110	50	1
194880-51410	50	7
194880-51510	50	16
194880-52110	50	18
194880-55130	50	48
194880-55160	50	51
194880-61100-S	51	6
194880-61450	51	10
		10 -1
194880-61550	51	34
194880-61600	50	44
194880-61700-X	51	11
194880-83010-X	53	2
194880-83100-X	21	2
194880-83110	21	5
194880-83220	21	8
194880-83280	53	22
194880-83310	53	23
194880-83330	53	60
194880-83360	21	17
194880-83410	21	19
194880-83470	21	23
194880-83520-X	21	25
194880-83530	21	26
194880-83550	21	27
194880-83590	21	28
194880-83680	21	30
194881-12650	27	13
194990-20170	36	1
194990-22040	19	28
	36	2
	50	30
194990-22050	2	13
		38

Parts No.	Fig. No.	Ref. No.
194990-22050	6	3
		8
	36	3
		4
	43	1
	45	27
	51	29
194990-22120	50	42
194990-22130	51	4
194990-22140	21	13
	51	30
194990-22150	53	1
194990-22160	29	2
194990-22830	23	26
	26	14
194990-22840	23	27
	26	15
194990-57740	32	50
194990-85561	37	9
195040-13320	35	11
195080-15060	52	1
198220-01261	19	5
198220-26410	35	6
198220-26420	35	7
198220-52180	50	41
198221-13410	29	10
198230-06110	51	2
198230-06150	51	3
198230-51240	50	67
198335-38400	43	10
198421-45440	48	18
1C6140-14050	33	8
1C6140-25210	41	13
1C6320-24370	53	4
1E6150-63190	21	15
1E6190-55660	32	38
1E6190-55710	32	39
1E6191-54330	33	11
1E6250-36070	38	12
1E6440-54430	33	49
1E6460-65850	21	16
22117-040000	14	60
22117-060000	14	92
	23	6
	32	40
	46	63
22117-080000	14	93
	15	4
	25	13
	49	23

Parts No.	Fig. No.	Ref. No.
22117-080000	49	24
		25
		26
		27
	50	45 B
		61
22127-160000	25	8
22137-050000	49	28
22137-080000	21	31
		32
	42	30
	49	29
22137-100000	19	12
22137-120000	22	13
	28	31
	49	30
22137-200000	21	33
22157-060000	25	14
	51	19
22157-080000	25	15
22157-100000	19	13
22190-080000	31	25
22190-100000	32	19
22217-040000	50	56
22217-050000	49	31
22217-060000	11	78
	32	20
		21
		22
	34	11
22217-080000	24	27
	26	43
	29	28
	30	13
		14
		26
		29
		33
	31	26
	32	51
	33	64
		71
	34	12
	36	27
	37	10
		23
	38	13
		14
	39	19
	40	6
	49	32
		33

Parts No.	Fig. No.	Ref. No.
22217-080000	49	34
		35
		36
	50	45 B
		61
	53	25
22217-100000	21	34
	26	44
	27	15
	36	28
	40	7
	42	11
	46	17
	47	15
22217-120000	11	110
	22	14
	41	18
	46	18
		19
	52	27
22217-140000	21	35
	52	37
22217-160000	47	16
22217-180000	23	18
22217-200000	28	25
22242-000120	29	34
22242-000150	21	36
22242-000160	35	9
22242-000170	29	29
	31	20
22242-000200	21	37
	53	26
22242-000240	41	3
	53	27
		28
22242-000250	38	15
	53	29
22242-000290	27	16
	33	65
		35
	53	30
		31
		32
22242-000350	33	19
		33
	41	21
22242-000360	29	19
22242-000400	41	22
22242-000450	41	23
22252-000120	32	23

Parts No. Index

Parts No.	Fig. No.	Ref. No.
22252-000180	32	24
22252-000200	32	25
22252-000320	44	14
22252-000420	31	21
22252-000470	29	4
	33	51
22252-000520	53	33
22252-000620	24	28
	40	8
	53	34
		35
		36
22252-000750	27	17
	40	9
22252-000800	33	20
		34
		45
22262-000520	26	45
22272-000040	14	62
	49	37
22272-000060	4	54
	14	63
	49	38
		39
22272-000070	14	88
22272-000190	42	31
22287-120000	14	64
22292-000200	31	22
22292-000220	24	34
22292-000240	33	7
22292-000290	33	57
22312-030160	4	55
22312-080160	30	15
	34	13
	40	10
22312-080180	53	37
22312-080220	31	27
22312-080800	30	16
22351-030010	29	20
22351-030016	14	65
22351-035025	36	29
	37	11
		24
22351-035032	29	21
	43	19
22351-040008	21	11
22351-040010	8	7
22351-040012	46	49
22351-040014	49	40
	52	38
22351-040016	49	41

Parts No.	Fig. No.	Ref. No.
22351-040020	52	15
22351-040022	46	50
22351-040024	52	7
22351-040030	24	15
22351-040032	39	12
22351-050010	11	79
22351-050020	49	42
22351-050025	49	43
22351-050040	40	19
	47	17
		20
22351-050056	40	20
22351-060012	4	19
	32	52
22351-060016	47	18
22351-060025	36	30
	37	12
		25
22351-060028	36	31
	38	16
22351-060032	29	22
	43	20
22351-080016	26	20
22351-080018	29	8
	42	19
22351-080020	26	46
22351-080032	40	21
22351-080040	40	22
22351-080056	40	23
22351-100022	46	20
22360-040000	14	66
22360-060000	14	94
	15	5
22360-080000	14	95
	15	6
22360-100000	41	19
22360-140000	52	16
		22
22372-040000	14	66 -1
22372-060000	14	94 -1
22372-080000	14	95 -1
22372-100000	41	19 -1
22372-140000	52	16 -1
		22 -1
22417-160180	19	14
	21	38
	29	43
	36	32
		33
22417-200100	32	41
22417-200160	49	44

Parts No.	Fig. No.	Ref. No.
22417-200160	49	45
22417-200300	21	39
	42	32
	43	11
		21
	51	20
22417-300250	23	23
		32
	26	5
		11
	28	45
22417-400400	23	41
	25	9
22451-060000	14	85
22487-060120	19	15
	29	44
	21	40
22487-080160	43	12
22487-080280	36	34
22512-040120	29	35
22512-040340	7	6
22512-070140	8	4
	8	8
22512-070160	53	61
22512-070200	53	62
22512-070260	53	63
22512-070380	42	33
22512-070400	49	46
22522-030130	50	62
22857-400120	10	62
23000-016000	5	15
23000-054000	5	15 -1
23000-060000	5	21 -1
		21 -1
23000-070000	5	21
23010-032000	45	13 -1
		14 -1
23010-035000	45	13
		14
23010-037000	45	15 -1
23010-040000	45	15
23065-070130	10	49
23080-012000	51	62
23414-060000	15	7
	18	34
	31	28
23414-080000	9	37
	18	30
23414-100000	9	38
	18	31
23414-120000	13	20

Parts No.	Fig. No.	Ref. No.
23414-120000	18	33
23414-140018	46	21
23414-180000	30	17
23414-180023	45	16
23414-200026	46	43
		60
23491-140002	24	25
	26	47
	30	7
	53	38
23871-010000	1	6
	31	7
	46	11
	48	8
23871-030000	4	8
	10	12
		27
23887-100002	14	68
23887-120002	3	5
23980-730240	20	21
23980-730300	20	21 -1
23980-730350	20	14
23980-730370	20	14 -1
		15 -1
23980-730400	20	15
23980-730500	20	16
23980-730540	20	22
23980-730650	20	17
24101-060044	31	23
24101-060064	2	32
	35	16
24101-060074	24	16
24101-060094	27	18
24101-062044	23	42
	53	39
		40
24101-062054	23	43
	24	6
		35
24101-062064	27	19
	53	41
24101-062074	39	13
24101-063034	11	80
24101-063044	27	5
24101-063050	41	4
24101-063054	24	7
	53	42
		43
24104-062054	53	44
24104-063034	29	30

Parts No. Index

Parts No.	Fig. No.	Ref. No.
24104-063044	27	6
24107-062010	17	14
24121-060054	38	17
24121-062044	35	17
24121-063034	35	10
24161-121510	34	14
24161-121513	34	15
24161-152013	34	16
24163-250160	53	45
24163-305170	53	46
24164-000170	34	17
24190-080001	38	18
24190-080003	46	61
24190-100001	25	10
	32	26
	37	13
		26
24311-000050	48	23
24311-000070	4	56
	18	29
24311-000100	48	24
24311-000110	36	35
	38	19
24311-000120	4	59
	18	21
	46	44
		51
		62
	48	25
		26
24311-000125	37	14
		27
24311-000140	48	27
24311-000150	49	47
24311-000160	2	17
	9	28
	18	22
	24	29
	26	48
	30	18
	40	24
	53	47
24311-000180	26	21
	50	29
24311-000200	45	17
		18
		19
		20
	49	48
24311-000220	53	48

Parts No.	Fig. No.	Ref. No.
24311-000300	25	16
24311-000320	2	18
	18	23
24311-240100	3	18
	13	25
	14	74
	18	28
	33	72
24315-000070	48	28
24315-000090	46	52
24315-000110	46	22
	48	29
24315-000490	47	3
24321-000450	41	25
	47	19
24321-000500	26	22
24321-000650	26	49
24321-000700	53	49
24321-000750	33	21
		35
24325-000500	46	23
24325-000550	38	7
24341-000160	11	81
24341-000180	32	27
	42	12
		13
24341-000220	32	28
24341-000224	32	29
24341-000240	2	35
	18	25
	32	30
24341-000250	32	31
24341-000360	47	20
24341-000480	25	17
24341-000500	4	46
	18	24
	30	27
24341-000710	31	29
24351-020300	30	19
24421-153207	44	15
24421-254208	24	30
24423-254208	31	24
24520-511050	23	13
24550-013150	36	15
24550-020250	43	15
24761-010000	22	15
	29	45
	42	34
	52	8
		17

Parts No.	Fig. No.	Ref. No.
24761-010000	52	39
24761-060000	23	7
		24
		33
	26	6
		12
	28	46
26013-080202	53	50
		51
26013-080222	28	26
26013-080452	53	52
26013-120252	22	26
26013-120302	22	16
	52	28
26014-060122	10	42 D
26014-080252	17	19
26016-080352	44	16
26022-050102	11	84
	14	70
26022-060122	14	51
26022-060162	11	82
26106-060122	4	57
	21	41
	25	18
	50	32
		39
		64
		65
	51	53
		54
26106-060162	2	36
	36	36
26106-060202	14	69
	50	66
26106-060352	45	21
26106-060402	10	19
	45	22
		23
		24
26106-080122	2	19
	3	19
	6	9
	15	8
	22	17
	29	46
	45	25
		26 -1
	51	21
		55
		56 -1

Parts No.	Fig. No.	Ref. No.
26106-080142	4	61
26106-080162	1	20
	2	20
		21
	4	47
	20	23
	21	12
		42
		43
	22	18
	25	19
	29	5
		9
	45	26
	50	13
		14
	51	22
		56
		57
		58
		59
26106-080202	9	29
	28	34
26106-080252	3	7
	4	37
	5	6
	10	32
		33
26106-080302	2	14
	3	14
	43	25 -1
26106-080352	5	9
	9	15
	43	25
26106-080402	51	23
26106-080452	2	22
	7	12
26106-080502	3	8
	4	38
	10	34
	20	10
26106-080552	2	23
26106-080602	6	4
	10	14
		35
26106-080652	20	18
26106-080802	2	39
26106-080852	2	24
26106-100122	32	32
26106-100162	50	15

Parts No. Index

Parts No.	Fig. No.	Ref. No.
26106-100202	22	19
	51	24
26106-100252	43	22
		23
		24
	53	64
		65
	66	
26106-100302	28	35
26106-100702	21	44
26116-040102	19	16
26116-040122	45	33
26116-050142	19	17
		26
26116-050302	11	88
26116-060122	34	18
26116-060142	48	30
26116-060162	10	28
	32	33
		34
26116-060552	31	30
26116-080162	49	49
26116-080202	30	28
		34
	33	66
	36	37
	37	6
		15
	38	20
	40	11
	49	50
26116-080252	24	31
	26	50
	34	19
	39	20
	49	51
26116-080302	30	20
	32	53
	38	21
26116-080352	31	31
	40	25
	49	52
26116-080552	53	53
26116-080702	30	30
26116-080802	31	32
	32	54
26116-080852	38	22
26116-100202	47	21
26116-100302	26	51
	27	20

Parts No.	Fig. No.	Ref. No.
26116-100302	42	14
	46	24
26116-100352	46	25
26116-100402	40	12
26116-100502	46	26
26116-101602	46	27
26116-120252	51	25
	52	29
26116-120352	16	26
	46	28
	46	29
26116-120602	46	29
26116-121152	22	20
26156-100182	39	14
26206-100202	3	9
26216-060202	4	9
26216-080202	2	40
	6	5
26216-080222	45	37
26226-060122	32	35
26226-080182	4	33
26226-081202	30	21
26346-050002	50	37
26347-040002	45	34
26356-120002	28	36
26366-060002	4	20
26366-080002	2	25
26366-100002	17	16
26450-060252	9	12
26450-080202	48	32
26476-060142	5	4
26557-030062	20	8
26557-050162	50	38
26587-050102	49	53
26636-080002	49	54
26687-120002	14	83
26716-040002	50	57
26716-060002	11	85
	32	36
	51	26
26716-080002	20	11
	30	22
	33	73
	36	38
	40	26
	49	55
	50	63
	51	27
26716-100002	19	18
	21	45
	36	39

Parts No.	Fig. No.	Ref. No.
26716-100002	42	35
	43	26
26716-120002	11	111
	49	56
	51	28
	52	30
	21	46
26716-140002	52	40
26736-120002	22	21
	41	20
26736-160002	47	22
26756-040002	19	19
26756-050002	19	20
		27
26756-060002	14	71
		89
	19	11
		25
	48	31
26756-080002	19	21
	49	57
	50	45 C
26756-120002	49	58
26756-140002	52	41
26756-160002	41	17
26756-180002	52	18
26756-240002	52	9
26776-100002	28	28
26776-120002	14	72
26776-200002	28	27
26817-080002	36	40
26877-200002	23	44
26956-080182	19	22
26979-060062	32	3
27231-500000	1	7
27241-100000	4	25
27241-120000	1	8
27241-220000	4	10
27241-300000	1	9
27241-400000	4	11
27260-150000	31	3
		8
27260-470001	31	10
43400-500390	14	67
43400-500410	2	26
		27
43400-500430	14	61
43400-500450	3	6
	14	73
43400-500490	11	87

Parts No.	Fig. No.	Ref. No.
711100-51540	11	16
729102-11700	4	1
729102-53100	12	1
729149-01700	3	3
729149-51360	11	1
729149-92600	18	1
729151-01560	1	1
729156-22950	8	27
729402-01650	3	11 -1
729402-11650	4	29
729402-22500	8	19
729402-22900	8	25
729402-23100	8	31
794115-25330	33	23
794116-13300	25	1
794130-71410	52	3
		10
		19
		23
794150-21700	29	7
794305-25320	33	12
794305-48301	45	28
981122-20490	33	22
		36
X211414501	16	25
X211415502	16	3
X211415505	16	12
X211425502	16	4
X211425505	16	15
X21142867	16	24
X211429006	16	14
X211429007	16	9
X21143315	16	7
X211435502	16	16
X211445502	16	17
X211447007	16	20
X211448004	16	22
X211451007	16	2
X21145866	16	23
X211459002	16	10
X21146012	16	19
X211468005	16	21
X211472106	16	5
X211476504	16	18
X21148215	16	6
X211483003	16	8
X21148314	16	11
X211495009	16	13
XM069000000	17	8
XM219230000	17	3

Parts No. Index

Parts No.	Fig. No.	Ref. No.
XM329830000	17	4
XM860250000	17	5
XM863720000	17	6
XYSPS400800	17	9

Parts No.	Fig. No.	Ref. No.
-----------	----------	----------

Parts No.	Fig. No.	Ref. No.
-----------	----------	----------

Parts No.	Fig. No.	Ref. No.
-----------	----------	----------