

OCT10-M24201EN

PREFACE

This parts catalog carries all parts incorporated in YANMAR Model YM200-HK, YM206-HK & YM206D-HK tractors manufactured since January, 1991.

Each illustration corresponds to the parts list on the following page.

When ordering parts, clearly write down the tractor model, as well as the name and number of each part in your order sheet. This will help insure reliable delivery of the parts you have ordered.

Directions for the Parts Catalog.

1. This Parts Catalog shows both standard and optional parts.
2. Parts may change without prior notice.
3. The following is an example of the Parts Catalog format.

REF.	LEV.	PARTS NO.	DESCRIPTION	Q'TY						I	R
				(A)	(B)	(C)	(D)	(E)	(F)		
1	1	729595-51390	FUEL INJECTION PUMP	1	1	1	1	1			1
1-1	1	729595-51391	FUEL INJECTION PUMP	1	1	1	1	1		N	1
		(A=E00185) (B=E00200)									
3	2	26022-060162	SCREW M 6X 16	9	9	9	9	9			
3-1	2	26022-060162	SCREW M 6X 16	4	4	4	4	4		K	
		(A=E00156) (B=E00156) (C=E00156) (D=E00156) (E=E00156)									
4	2	129470-51040	CAMSHAFT	1	1	1	1	1			
5	2	122710-51050	BEARING, ROLLER	2	2	2	2	2			
6	2	129470-51060	RETAINER	1	1	1	1	1			

Remarks
(1) BOOST COMPEMSATOR TYPE. OPTIONAL PART, TO E00155,(4JH-DT, 4JH-DTZ

① Ref. No.

The Ref. No. listed may not be in accordance with the illustration Ref. No.

(Ex.) Illustration No.

List Ref No.

1

1

(Before change)

1-1

(After change)

For interchangeable symbols N, R and K, illustrations for new parts may be abbreviated.

② Lev. (Level)

Level indication

The numbers below indicate the level of relativity towards the main part.

1 ----- Main parts (Assembly parts)

2 ----- Sub component included in " 1 ".

3 ----- Sub component included in " 2 ".

Note) Parts that are not for sale are partially illustrated but not listed.

③ Interchangeability Symbol

When a part change takes place, one of the following interchangeability symbols is indicated beside the part.

Symbol	Interchangeability	Contents note
N	Old $\begin{matrix} \leftarrow \text{Yes} \\ \text{No} \rightarrow \end{matrix}$ New	New Part is interchangeable for Old Part but Old Part is not interchangeable for New Part.
Q	Old $\begin{matrix} \leftarrow \text{No} \\ \text{Yes} \rightarrow \end{matrix}$ New	New Part is not interchangeable for Old Part but Old Part is interchangeable for New Part.
R	Old $\begin{matrix} \leftarrow \text{Yes} \\ \text{Yes} \rightarrow \end{matrix}$ New	New/ Old Parts are both interchangeable.
S	Old $\begin{matrix} \leftarrow \text{No} \\ \text{No} \rightarrow \end{matrix}$ New	New/ Old Parts are both not interchangeable.
W		Part newly added.
Z		Part discontinued.
F		Not interchangeable by a single part but interchangeable together with related parts.
K		Changes only for used parts quantities.

④ Effective Machine No.

When a part changes, the effective Machine No. will be indicated in the (A)-(F) column.

Product Symbol	Product No.	Product Symbol	Product No.
C	Clutch No. Compressor No.	F	Machine No. (Agricultural Equip.)
D	Drive No.	M	Machine No.
E	Engine No.		

Note 1) A date may follow the symbol. (Ex.) 1996.01

Note 2) "XXXXX" and "ZZZZZ" are for parts that could not be predicted or for engine models that could not be identified.

Note 3) (A=E00185) is the E (Engine Serial Number) for the column (A) model (in this case 4JH-DT) after the parts design change.

⑤ Remarks

Figures or alphabets (symbols) are entered in the remarks column.

The comments (remarks) on parts that are indicated at the bottom of the illustration are the same symbols as those stated above.

Contents

Fig. No.	Fig. Name	Fig. No.	Fig. Name
ENGINE(3TNC80-RHK)		23.	FRONT AXLE(YM200,206-HK)
1.	CYLINDER BLOCK	24.	FRONT AXLE(FOR YM206D-HK)
2.	GEAR HOUSING	25.	RING GEAR OF FRONT AXLE
3.	MOUNTING FLANGE & OIL SUMP	26.	PROPELLER SHAFT(FOR YM206D-HK)
4.	CYLINDER HEAD & BONNET	27.	FRONT SPINDLE(FOR YM206D-HK)
5.	SUCTION MANIFOLD & AIR CLEANER	28.	STEERING
6.	EXHAUST MANIFOLD & SILENCER	29.	CLUTCH
7.	CAMSHAFT & DRIVING GEAR	30.	TRANSMISSION HOUSING
8.	CRANKSHAFT & PISTON	31.	CENTER PLATE(FOR YM200-HK)
9.	LUB. OIL SYSTEM	32.	CENTER PLATE& POWER SHIFT PUMP
10.	COOLING WATER SYSTEM	33.	REGULATOR(FOR YM206,206D-HK)
11.	FUEL INJECTION PUMP	34.	TRANSMISSION GEAR(FOR YM200-HK)
12.	FUEL INJECTION LINE	35.	CREEP GEAR(FOR 206D-HK)
13.	FUEL LINE	36.	TRANSMISSION GEARS(YM206,D-HK)
14.	GOVERNOR	37.	P.T.O. SHAFT
15.	ENGINE STOP DEVICE	38.	MAIN SHIFT
16.	STARTING MOTOR	39.	RANGE SHIFT & P.T.O. SHIFT
17.	GENERATOR	40.	FRONT DRIVE(FOR YM206D-HK)
18.	GASKET SET & TOOL(OPTIONAL)	41.	RING GEAR & DIFFERENTIAL GEARS
CHASSIS(YM200,6D-HK)		42.	REAR AXLE HOUSING & DIFF. LOCK
19.	THROTTLE	43.	FINAL PINION & REAR AXLE SHAFT
20.	FUEL TANK	44.	BRAKES
21.	FRONT PTO DRIVE & CONTROL	45.	PARKING BRAKE
22.	FRAME & CENTER PIN	46.	HYDRAULIC PUMP
		47.	HYDRAULIC CYLINDER

Contents

Fig. No. Fig. Name

48. HYDRAULIC LIFT

49. HYDRAULIC CONTROL VALVE

50. HYDRAULIC CONTROL

51. HYDRAULIC PIPES

52. ELECTRIC PARTS

53. BONNET

54. THREE-POINT HITCH

55. FRONT P.T.O.

Fig. No. Fig. Name

Fig.1. CYLINDER BLOCK

Fig. 1 CYLINDER BLOCK

(A)=3TNC80-RHK

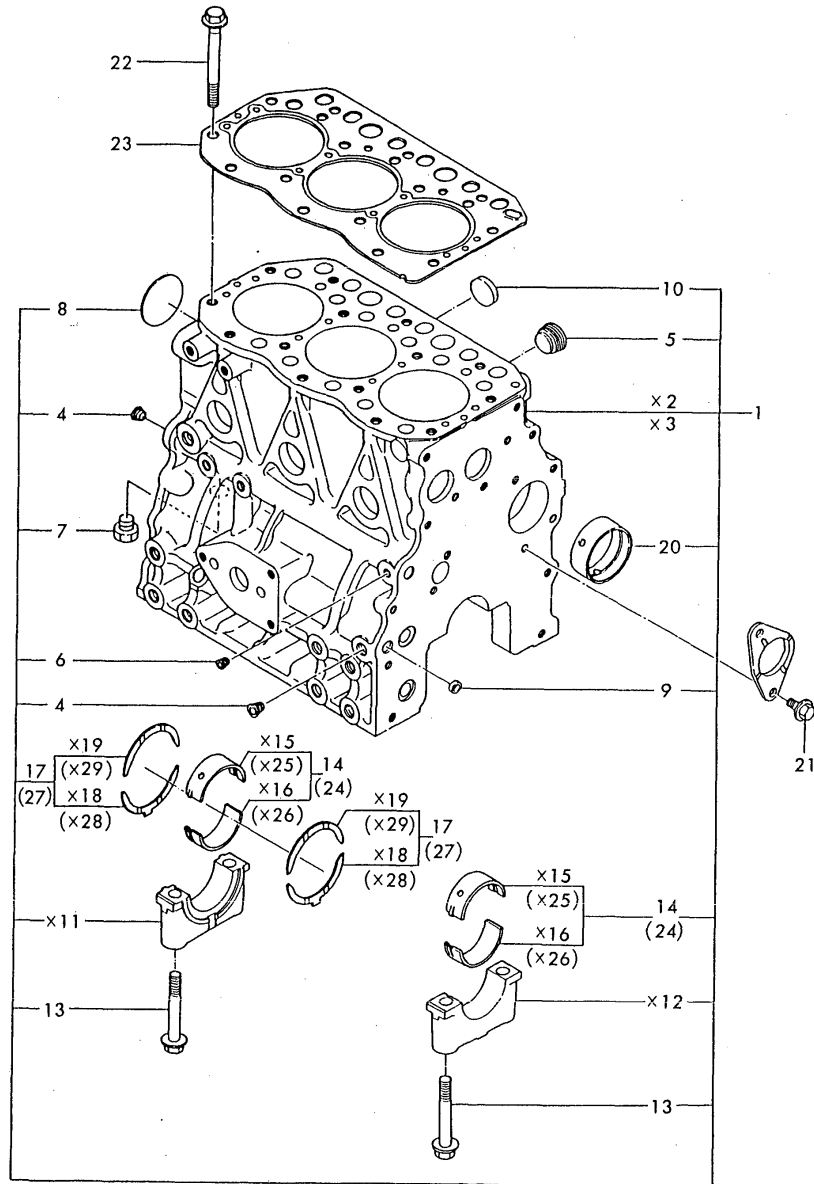
(B)=

(C)=

(D)=

(E)=

(F)=



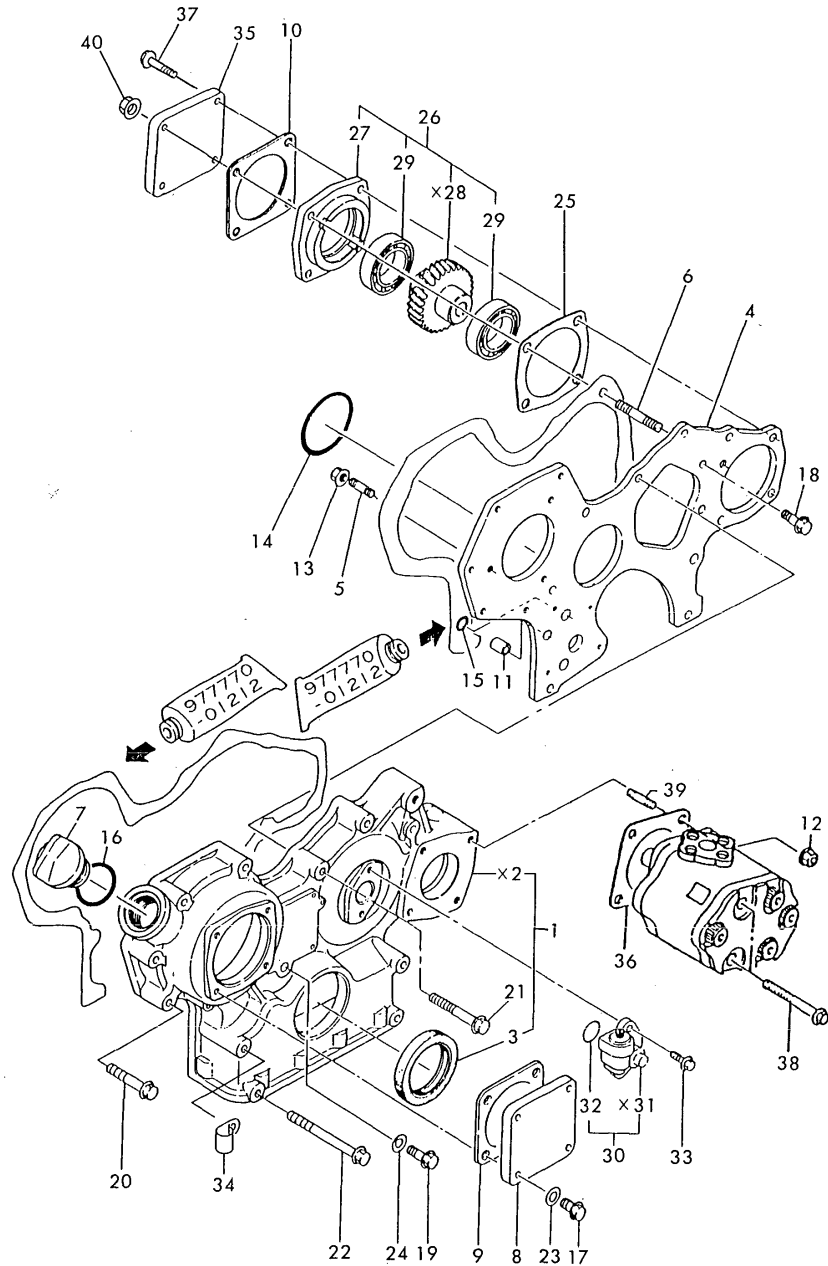
No.	Lev.	Parts No.	Description	Q'ty						I	R
				(A)	(B)	(C)	(D)	(E)	(F)		
1	1	719812-01560	BLOCK ASSY, CYLINDER	1							
4	3	124160-01910	PLUG, PT1/4	2							
5	3	171051-01921	PLUG, NPTF1	1							
6	3	23871-010000	PLUG, R01	1							
7	3	23887-120002	PLUG, 12	1							
8	3	27231-500000	PLUG 50	1							
9	3	27241-120000	PLUG, 12	2							
10	3	27241-300000	PLUG 30	6							
13	2	119620-02020	BOLT, METAL CAP	8							
14	2	719810-02800	BEARING, MAIN	4							
17	2	719810-02930	BEARING, THRUST	2							
20	2	129795-02411	BUSH, CAMSHAFT	1							
21	1	26106-080162	BOLT, M8X 16 PLATED	2							
22	1	119810-01200	BOLT, HEAD	14							
23	1	119812-01330	GASKET, HEAD	1							
24	1	119810-02870	BEARING, 0.25 US	4							1
27	1	119810-02940	BEARING, THRUST 0.25	2							2

Remarks

- (1) UNDERSIZED(U.S=0.25) PART.
- (2) OVERSIZED(O.S=0.25) PART.

Fig.2. GEAR HOUSING

Fig. 2 GEAR HOUSING



(A)=3TNC80-RHK

(B)=

(C)=

(D)=

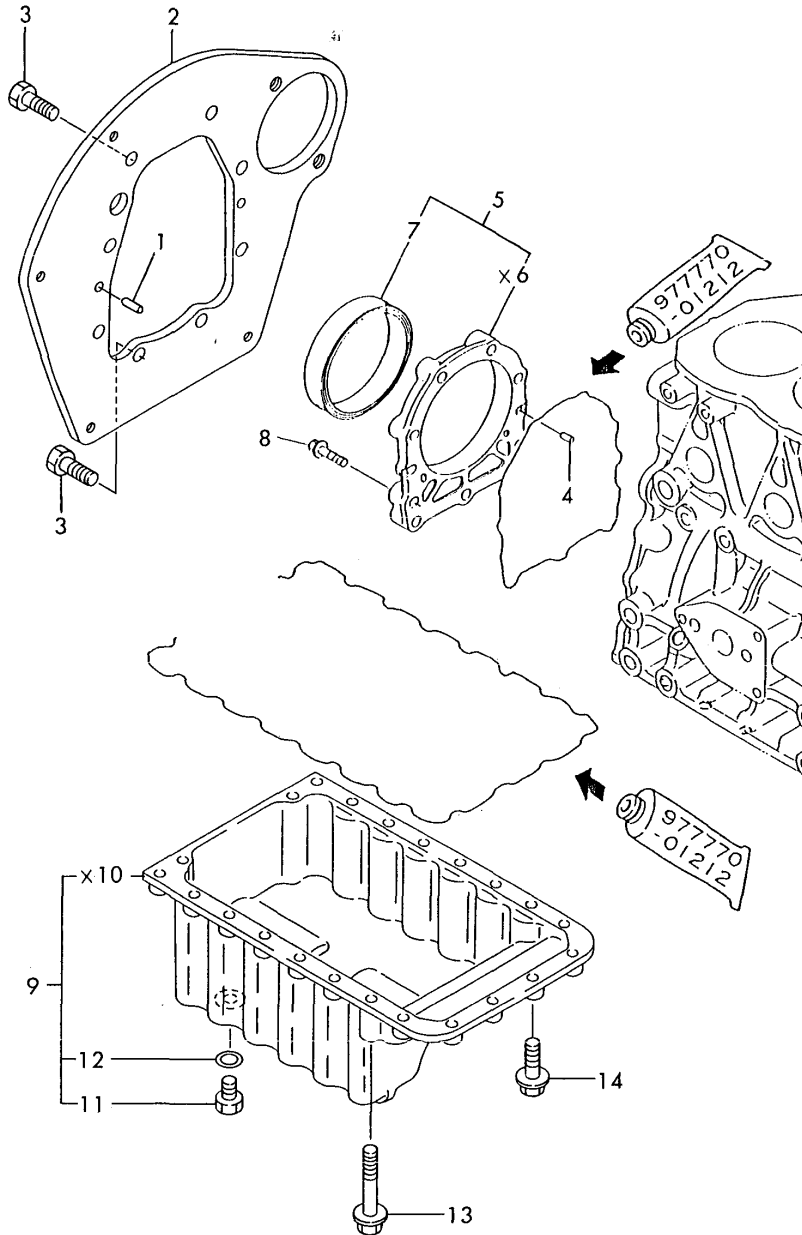
(E)=

(F)=

No.	Lev.	Parts No.	Description	Q'ty						I	R
				(A)	(B)	(C)	(D)	(E)	(F)		
1	1	129100-01590	CASE ASSY, GEAR	1							
3	2	129795-01800	SEAL, OIL	1							
4	1	129150-01520	FLANGE, GEAR CASE	1							
5	1	121450-01560	STUD, M8X22	3							
6	1	129150-01580	STUD, M8X30	1							
7	1	124160-01751	COVER, FILLER	1							
8	1	124240-01871	COVER	1							
9	1	124240-01883	GASKET	1							
10	1	124240-01883	GASKET	1							
11	1	129795-01950	PIPE, KNOCK L=18	2							
12	1	194990-22050	NUT, M8	2							
13	1	26366-080002	NUT, M8	1							
14	1	121850-51960	O-RING	1							
15	1	24311-000160	O-RING, 1AP16.0	2							
16	1	24311-000320	O-RING, 1AP32.0	1							
17	1	26106-080122	BOLT, M8X 12 PLATED	4							
18	1	26106-080162	BOLT, M8X 16 PLATED	3							
19	1	26106-080162	BOLT, M8X 16 PLATED	1							
20	1	26106-080452	BOLT, M8X 45 PLATED	6							
21	1	26106-080552	BOLT, M8X 55 PLATED	3							
22	1	26106-080852	BOLT, M8X 85 PLATED	4							
23	1	43400-500410	SEAL WASHER 8	4							
24	1	43400-500410	SEAL WASHER 8	1							
25	1	129150-01881	GASKET	1							
26	1	129150-26000	DRIVE ASSY, PUMP	1							
27	2	129150-26050	BRACKET, PUMP	1							
29	2	24101-060064	BEARING, BALL 6006	2							
30	1	129150-91400	GEAR	1							
32	2	24341-000240	O-RING, 1AS24.0	1							
33	1	26106-060162	BOLT, M6X 16 PLATED	2							
34	1	129150-03100	RETAINER, PIPE	1							
35	1	124240-01871	COVER	1							
36	1	124240-01883	GASKET	1							
37	1	26106-080302	BOLT, M8X 30 PLATED	3							
38	1	26106-080802	BOLT, M8X 80 PLATED	2							
39	1	26216-080202	STUD, M8X 20	2							
40	1	194990-22050	NUT, M8	1							

Fig.3. MOUNTING FLANGE & OIL SUMP

Fig. 3 MOUNTING FLANGE & OIL SUMP



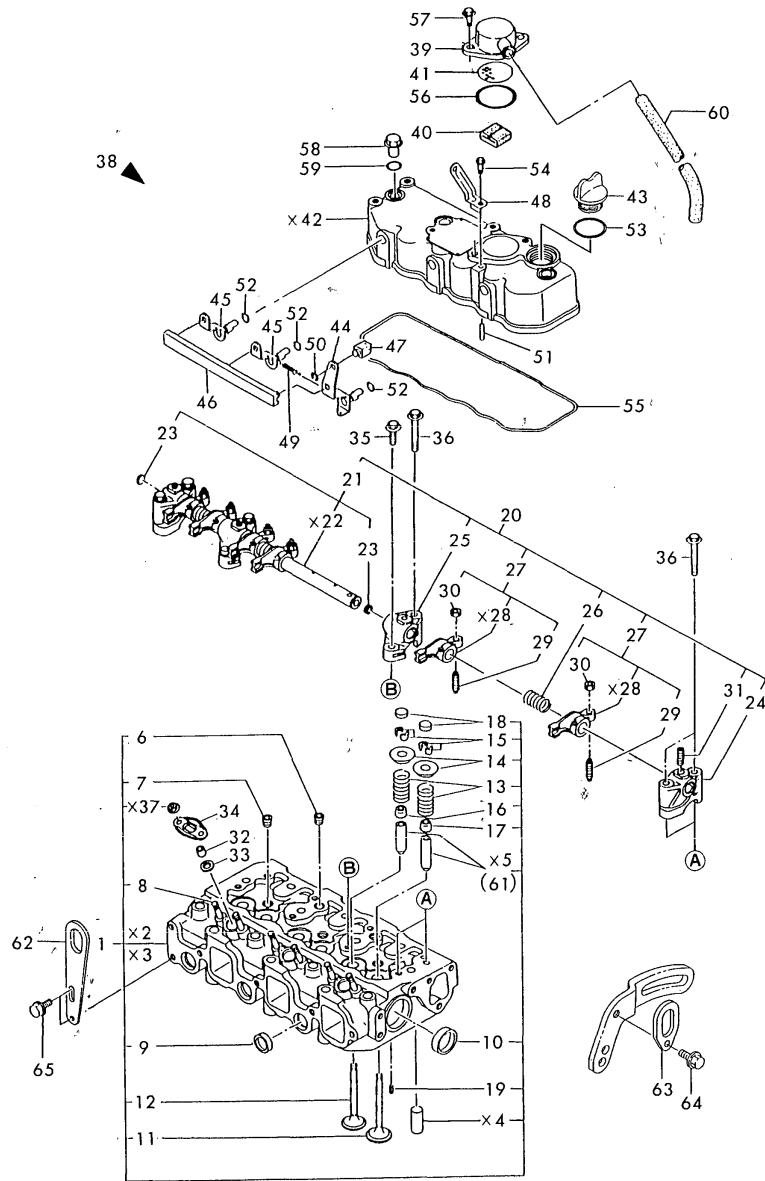
(A)=3TNC80-RHK
(B)=
(C)=

(D)=
(E)=
(F)=

No.	Lev.	Parts No.	Description	Q'ty						I	R
				(A)	(B)	(C)	(D)	(E)	(F)		
1	1	129100-01580	PIN, M8X16	2							
2	1	119859-01600	FLANGE, MOUNTING	1							
3	1	26206-100202	BOLT, M10X 20 PLATED	8							
4	1	129100-01580	PIN, M8X16	2							
5	1	119860-01640	CASE ASSY, OIL SEAL	1							
5-1	1	719810-01650	CASE ASSY, OIL SEAL	1							R
(A=FROM 1ST)											
7	2	119810-01780	SEAL, 769310	1							
8	1	26106-080302	BOLT, M8X 30 PLATED	9							
9	1	119859-01790	SUMP ASSY, OIL	1							
11	2	23887-120002	PLUG, 12	1							
12	2	43400-500450	SEAL WASHER 12	1							
13	1	26106-080502	BOLT, M8X 50 PLATED	5							
14	1	26106-080252	BOLT, M8X 25 PLATED	17							

Fig.4. CYLINDER HEAD & BONNET

Fig. 4 CYLINDER HEAD & BONNET



(A)=3TNC80-RHK

(B)=

(C)=

(D)=

(E)=

(F)=

No.	Lev.	Parts No.	Description	Q'ty						I	R
				(A)	(B)	(C)	(D)	(E)	(F)		
1	1	719812-11700	HEAD ASSY, CYLINDER	1							
6	3	121850-11860	PLUG, PT1/4	2							
7	3	23871-030000	PLUG, R03	3							
8	3	26216-060302	STUD, M6X 30	6							
9	3	27241-220000	PLUG, 22	3							
10	3	27241-400000	PLUG, 40	2							
11	2	119810-11100	VALVE, INTAKE	3							
12	2	119810-11110	VALVE, EXHAUST	3							
13	2	119810-11120	SPRING, VALVE	6							
14	2	104211-11180	RETAINER, SPRING	6							
15	2	101158-11190	COTTER	6							
15-1	2	27310-070001	COTTER, 7	6							N
(A=EXXXXX)											
16	2	124160-11340	SEAL, VALVE STEM	3							
17	2	124950-11340	SEAL, VALVE STEM	3							
18	2	104211-11370	CAP, VALVE	6							
19	2	22351-060012	PIN, SPRING 6.0X12	2							
20	1	119865-11200	SUPPORT ASSY, ARM	1							
21	2	119810-11240	SHAFT ASSY, ROCKER	1							
23	3	27241-100000	PLUG, 10	2							
24	2	129155-11260	SUPPORT, ROCKER ARM	2							
25	2	129155-11270	SUPPORT, ROCKER ARM	2							
26	2	129150-11280	SPRING	3							
27	2	719810-11650	ARM ASSY, ROCKER	6							
29	3	129150-11230	SCREW, VALVE ADJUST	6							
30	3	129150-11750	NUT, M8	6							
31	2	26226-080182	STUD, M8X 18	3							
32	1	119625-11870	PROTECTOR, NOZZLE	3							
33	1	119625-11880	SEAT, NOZZLE	3							
34	1	119625-11900	RETAINER, NOZZLE	3							
35	1	26106-080252	BOLT, M8X 25 PLATED	2							
36	1	26106-080502	BOLT, M8X 50 PLATED	6							
37	1	26366-060002	NUT, M6	6							
38	1	119865-11350	BONNET ASSY, HEAD	1							
39	2	129150-03020	COVER, BREATHER	1							
40	2	129150-03070	BAFFLE, BREATHER	1							
41	2	129150-03080	PLATE, BAFFLE	1							
43	2	124160-01751	COVER, FILLER	1							
44	2	129150-03730	LEVER	1							
45	2	129150-03740	LEVER	2							
46	2	119860-03760	LEVER, DECOMPRESSION	1							
47	2	121250-03783	RETAINER, INNER WIRE	1							
48	2	129150-03800	SUPPORT, WIRE	1							
49	2	129150-03900	SPRING, RETURN	1							
50	2	22272-000060	RING, E- 6	1							
51	2	22312-030160	PIN, PARALLEL M3X16	3							
52	2	24311-000070	O-RING, 1AP7.0	3							
53	2	24311-000320	O-RING, 1AP32.0	1							
54	2	26106-060122	BOLT, M6X 12 PLATED	1							
55	2	119865-11310	GASKET, BONNET	1							
56	2	24341-000500	O-RING, 1AS50.0	1							

Remarks

(1) REPAIR PART.

Fig.4. CYLINDER HEAD & BONNET

(A)=3TNC80-RHK

(B)=

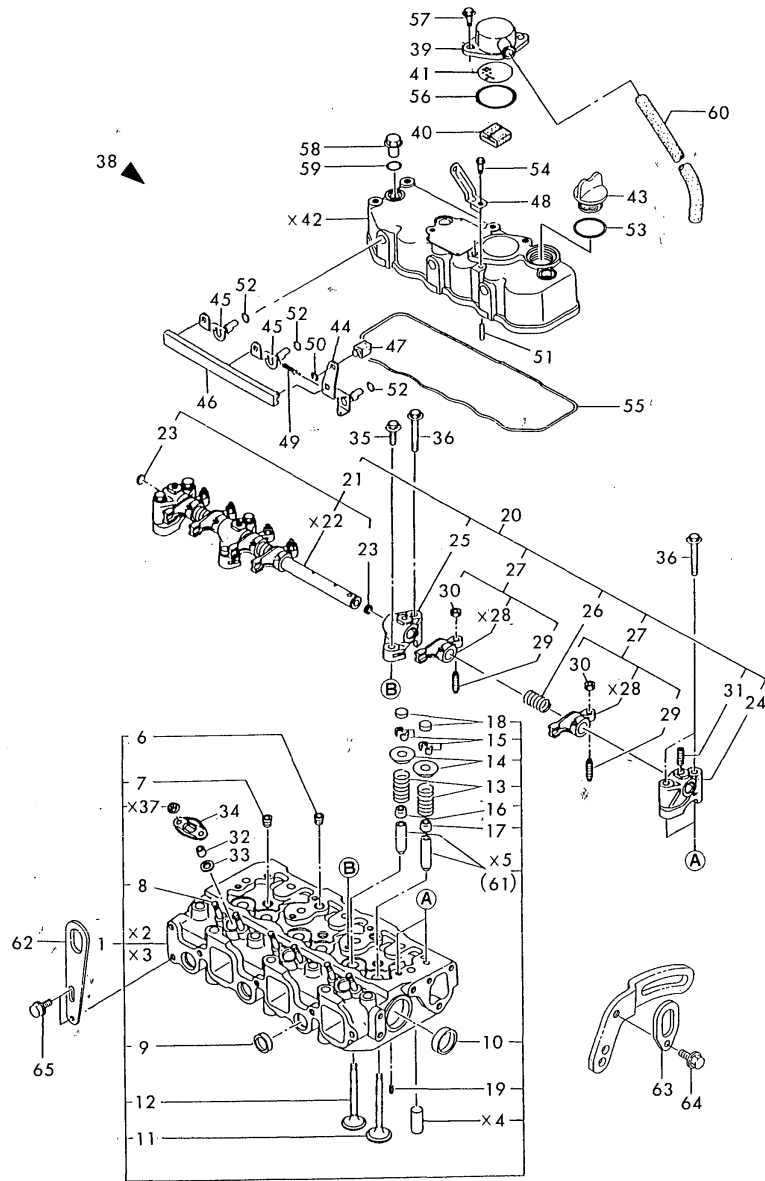
(C)=

(D)=

(E)=

(F)=

Fig. 4 CYLINDER HEAD & BONNET

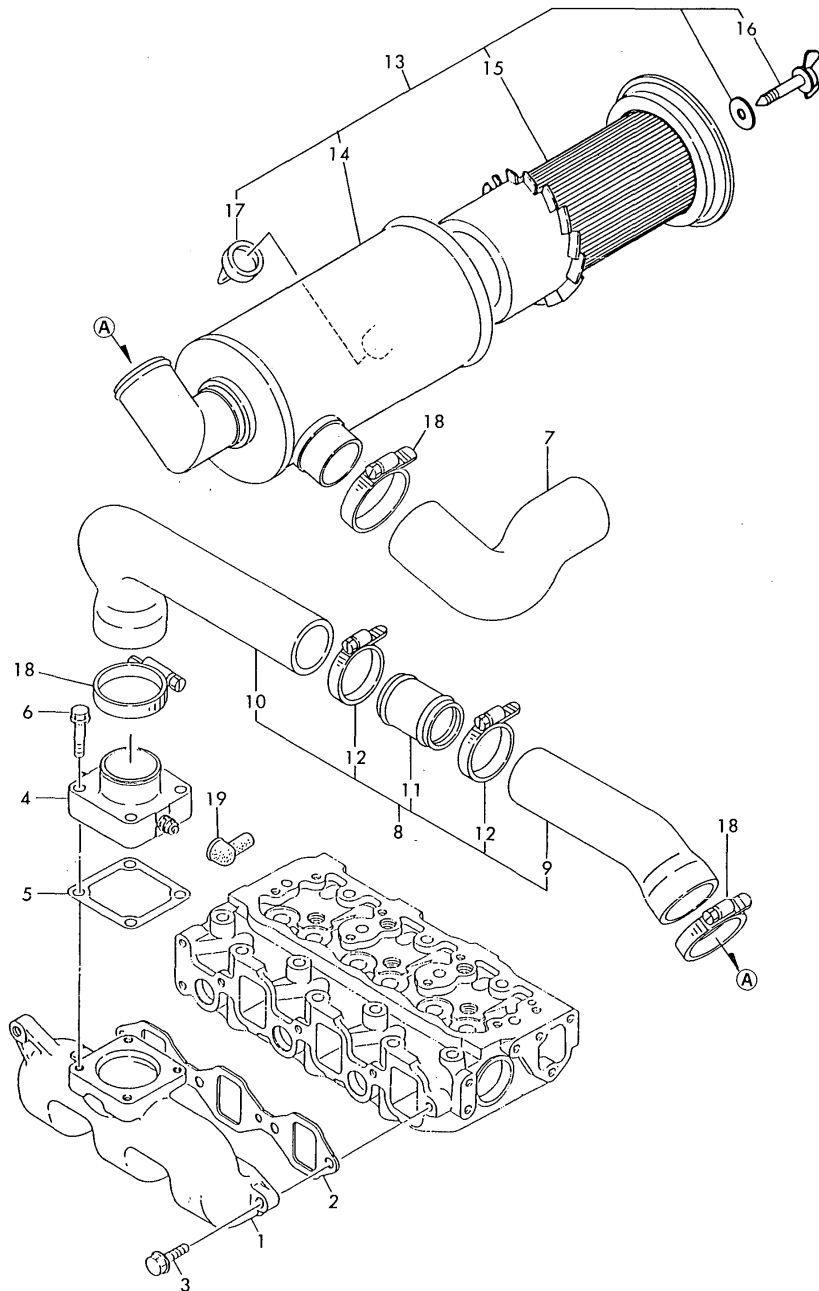


No.	Lev.	Parts No.	Description	Q'ty						I	R
				(A)	(B)	(C)	(D)	(E)	(F)		
57	2	26106-080162	BOLT, M8X 16 PLATED	2							
58	1	124160-11360	KNOB	3							
59	1	24311-000120	O-RING, 1AP12.0	3							
60	1	129150-03090	HOSE, ID16X2T	1							
61	1	124060-11800	GUIDE, VALVE	6							1
62	1	124736-07900	LIFTER	1							
63	1	119225-07910	LIFTER	1							
63-1	1	119260-07900	LIFTER	1							R
(A=E/# 03363)											
64	1	26106-080102	BOLT, M8X 10 PLATED	1							
65	1	26106-080142	BOLT, M8X 14 PLATED	2							

Remarks
(1) REPAIR PART.

Fig.5. SUCTION MANIFOLD & AIR CLEANER

Fig. 5 SUCTION MANIFOLD & AIR CLEANER



(A)=3TNC80-RHK

(B)=

(C)=

(D)=

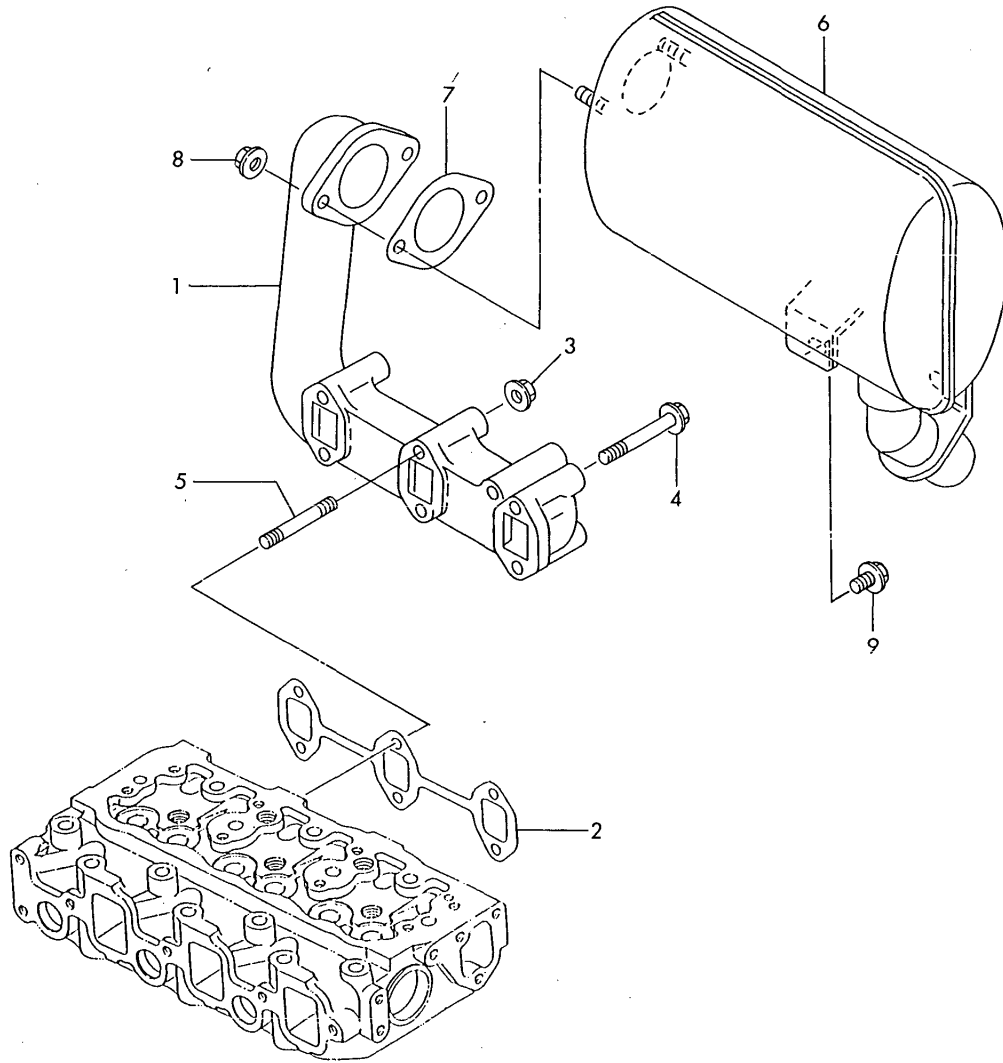
(E)=

(F)=

No.	Lev.	Parts No.	Description	Q'ty						I	R
				(A)	(B)	(C)	(D)	(E)	(F)		
1	1	119810-12100	MANIFOLD, AIR INTAKE	1							
2	1	119810-12111	GASKET, MANIFOLD	1							
3	1	26106-080252	BOLT, M8X 25 PLATED	4							
4	1	129120-77501	HEATER	1							
5	1	129150-77511	GASKET	1							
6	1	26106-080352	BOLT, M8X 35 PLATED	4							
7	1	121505-12210	HOSE, AIR CLEANER	1							
7-1	1	119840-12210	PIPE, AIR INTAKE	1							N
(A=E/# 02898)											
8	1	119859-12290	PIPE, AIR INTAKE	1							
9	2	119859-12210	PIPE, AIR INTAKE	1							
10	2	119859-12220	PIPE, AIR INTAKE	1							
11	2	119859-12230	JOINT	1							
12	2	23000-054000	CLAMP, 54	2							
12-1	2	23000-060000	CLAMP, 60	2							R
(A=E/# 02898)											
13	1	119859-12500	CLEANER, AIR	1							
14	2	119859-12510	BODY, AIR CLEANER	1							
15	2	129129-12510	ELEMENT	1							
16	2	121420-12561	NUT, WING	1							
17	2	121422-12580	VALVE, UNLOADER	1							
18	1	23000-070000	CLAMP, 70	3							
18-1	1	23000-060000	CLAMP, 60	3							R
(A=E/# 02898)											
19	1	124756-77040	COVER, TERMINAL	1							

Fig.6. EXHAUST MANIFOLD & SILENCER

Fig. 6 EXHAUST MANIFOLD & SILENCER



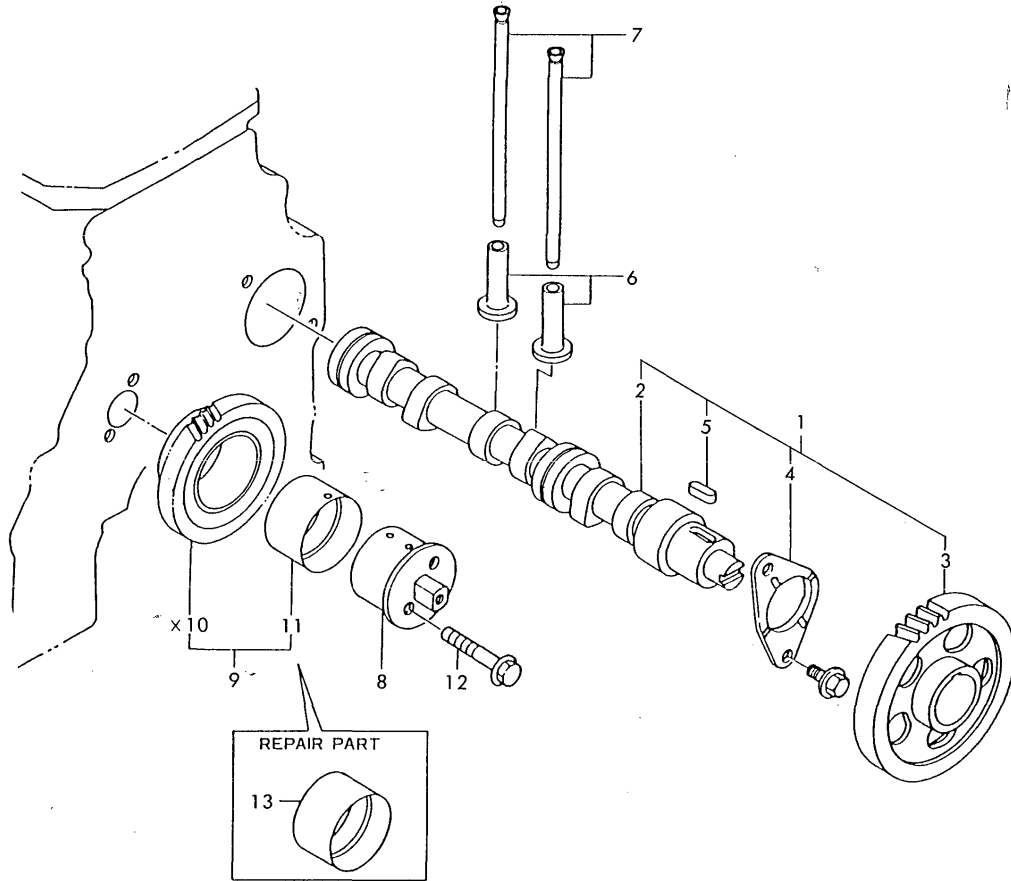
(A)=3TNC80-RHK
(B)=
(C)=

(D)=
(E)=
(F)=

No.	Lev.	Parts No.	Description	Q'ty						I	R
				(A)	(B)	(C)	(D)	(E)	(F)		
1	1	119859-13100	MANIFOLD, EXHAUST	1							
2	1	119810-13110	GASKET	1							
3	1	194990-22050	NUT, M8	2							
4	1	26106-080602	BOLT, M8X 60 PLATED	4							
5	1	26216-080602	STUD, M8X 60	2							
6	1	119859-13500	SILENCER	1							
7	1	129107-13550	GASKET	1							
8	1	194990-22050	NUT, M8	2							
9	1	26106-080122	BOLT, M8X 12 PLATED	1							

Fig.7. CAMSHAFT & DRIVING GEAR

Fig. 7 CAMSHAFT & DRIVING GEAR



(A)=3TNC80-RHK
(B)=
(C)=

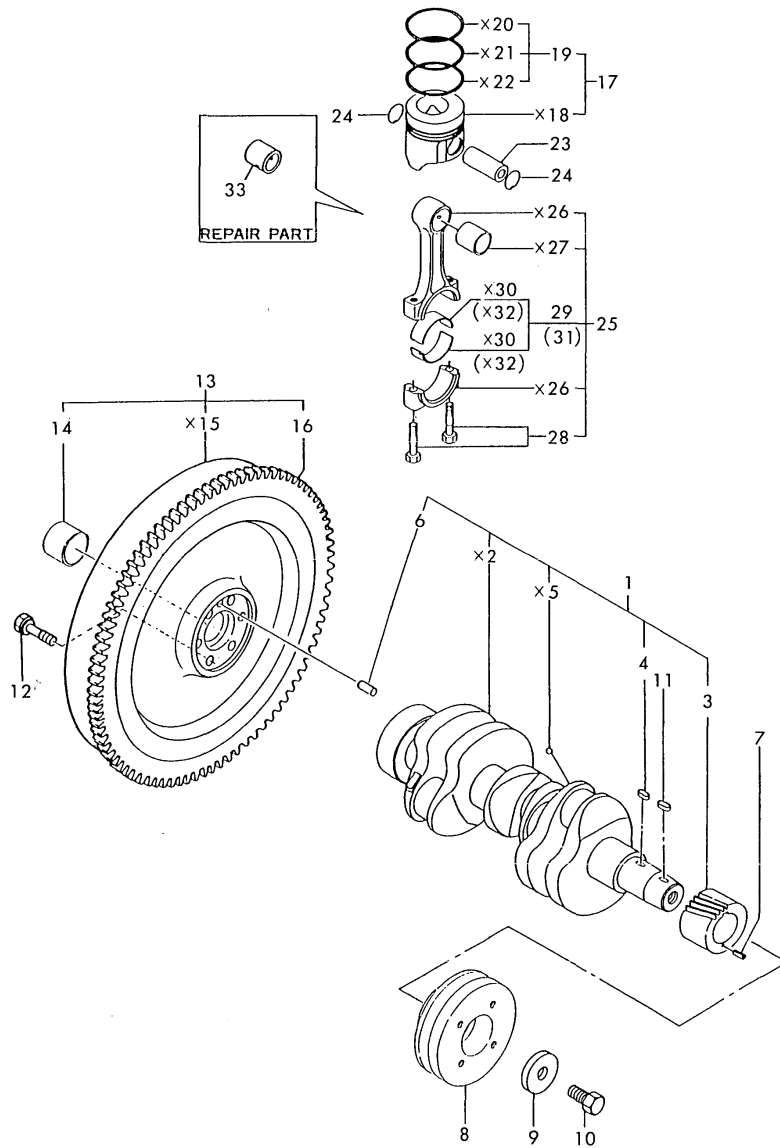
(D)=
(E)=
(F)=

No.	Lev.	Parts No.	Description	Q'ty						I	R
				(A)	(B)	(C)	(D)	(E)	(F)		
1	1	119810-14580	CAMSHAFT ASSY	1							
2	2	119810-14011	CAMSHAFT	1							
3	2	129150-14101	GEAR, CAMSHAFT	1							
4	2	129150-02450	BEARING, THRUST	1							
5	2	22512-070140	KEY, 7X 14	1							
6	1	129155-14200	TAPPET	6							
7	1	119810-14400	ROD, PUSH	6							
8	1	129100-25061	SHAFT, IDLE	1							
9	1	129150-25101	GEAR ASSY, IDLE	1							
12	1	26106-080452	BOLT, M8X 45 PLATED	2							
13	1	129150-25920	BUSH, IDLE GEAR	1							1

Remarks
(1) REPAIR PART.

Fig.8. CRANKSHAFT & PISTON

Fig. 8 CRANKSHAFT & PISTON



(A)=3TNC80-RHK

(B)=

(C)=

(D)=

(E)=

(F)=

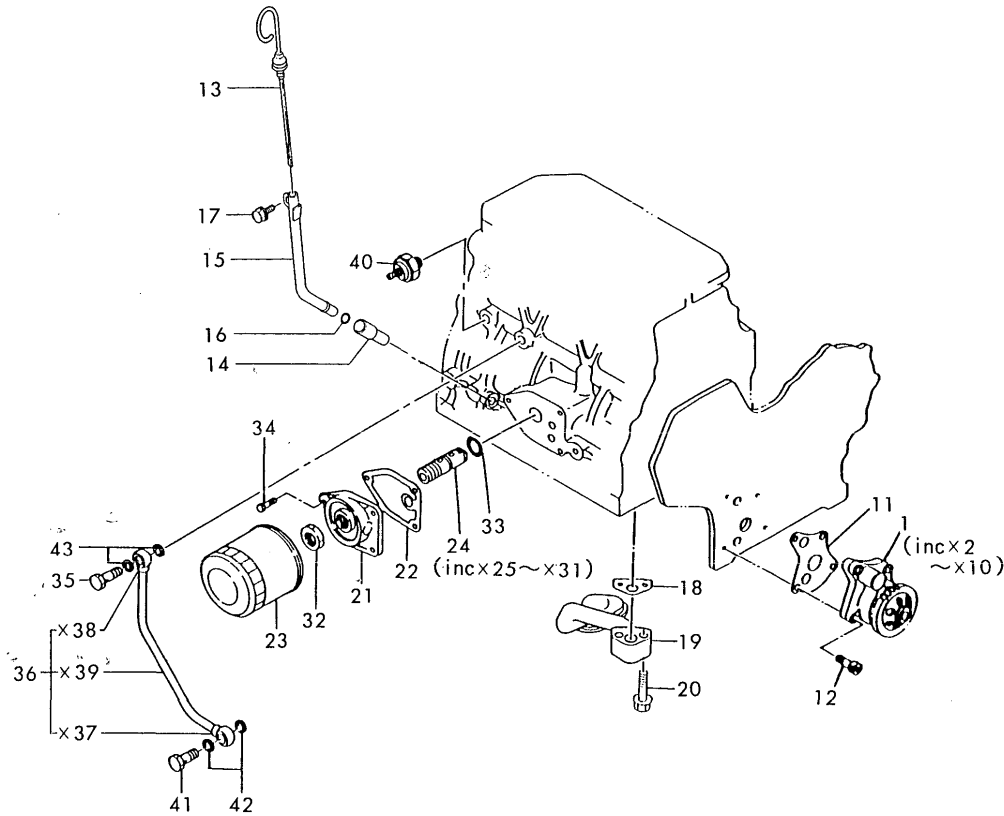
No.	Lev.	Parts No.	Description	Q'ty						I	R
				(A)	(B)	(C)	(D)	(E)	(F)		
1	1	719811-21700	CRANKSHAFT ASSY	1							
3	2	129150-21200	GEAR, CRANKSHAFT	1							
4	2	22512-070140	KEY, 7X 14	1							
6	2	129100-01580	PIN, M8X16	1							
7	1	22351-040010	PIN, SPRING 4.0X10	1							
8	1	119867-21650	V-PULLEY	1							
9	1	129795-21661	WASHER	1							
10	1	121850-21680	BOLT	1							
11	1	22512-070160	KEY, 7X 16	1							
12	1	124160-21501	BOLT, FLYWHEEL	6							
13	1	119859-21590	FLYWHEEL ASSY	1							
14	2	124450-21230	BUSH	1							
16	2	119865-21600	GEAR, RING	1							
17	1	119812-22080	PISTON ASSY	3							
19	2	729150-22500	RING SET, PISTON	3							
23	1	114650-22300	PIN, PISTON D=23	3							
24	1	129792-22400	CIRCLIP, 23	6							
25	1	719810-23100	ROD ASSY, CONNECTING	3							
28	2	119810-23200	BOLT, CONNECTING ROD	6							
29	2	119810-23600	BEARING, CRANK PIN	3							
31	1	119810-23610	BEARING, 0.25 US	3							1
33	1	119810-23910	BEARING, PISTON PIN	3							2

Remarks

- (1) UNDERSIZED(U.S=0.25) PART.
- (2) REPAIR PART.

Fig.9. LUB. OIL SYSTEM

Fig. 9 LUB. OIL SYSTEM



(A)=3TNC80-RHK
(B)=
(C)=

(D)=
(E)=
(F)=

No.	Lev.	Parts No.	Description	Q'ty						I	R
				(A)	(B)	(C)	(D)	(E)	(F)		
1	1	119810-32000	PUMP ASSY, OIL	1							
11	1	129150-32020	GASKET, PUMP	1							
12	1	26450-060252	BOLT, M6X 25	4							
13	1	129128-34800	DIPSTICK, OIL	1							
14	1	119260-34810	GUIDE, DIPSTICK	1							
15	1	119820-34811	GUIDE, DIPSTICK	1							
16	1	24311-240100	O-RING, 1AP10A	1							
17	1	26106-080162	BOLT, M8X 16 PLATED	1							
18	1	129150-35041	GASKET	1							
19	1	119867-35090	PIPE ASSY, OIL INLET	1							
20	1	26106-080352	BOLT, M8X 35 PLATED	2							
21	1	129150-35101	BRACKET, STRAINER	1							
22	1	129150-35111	GASKET	1							
23	1	129150-35150	FILTER 90X80L	1							
24	1	119865-35300	VALVE ASSY, CONTROL	1							
32	1	129150-35350	NUT	1							
33	1	24311-000160	O-RING, 1AP16.0	1							
34	1	26106-080202	BOLT, M8X 20 PLATED	3							
35	1	124160-39140	BOLT, PIPE JOINT M10	1							
36	1	119810-39200	PIPE ASSY, OIL	1							
40	1	124160-39450	SWITCH, 0.5KG	1							
41	1	124550-59820	BOLT, PIPE JOINT M8	1							
42	1	23414-080000	GASKET, 8X1.0	2							
42-1	1	43400-500410	SEAL WASHER 8	2							R
		(A=FROM 1ST)									
43	1	23414-100000	GASKET, 10X1.0	2							

Fig.10. COOLING WATER SYSTEM

(A)=3TNC80-RHK

(B)=

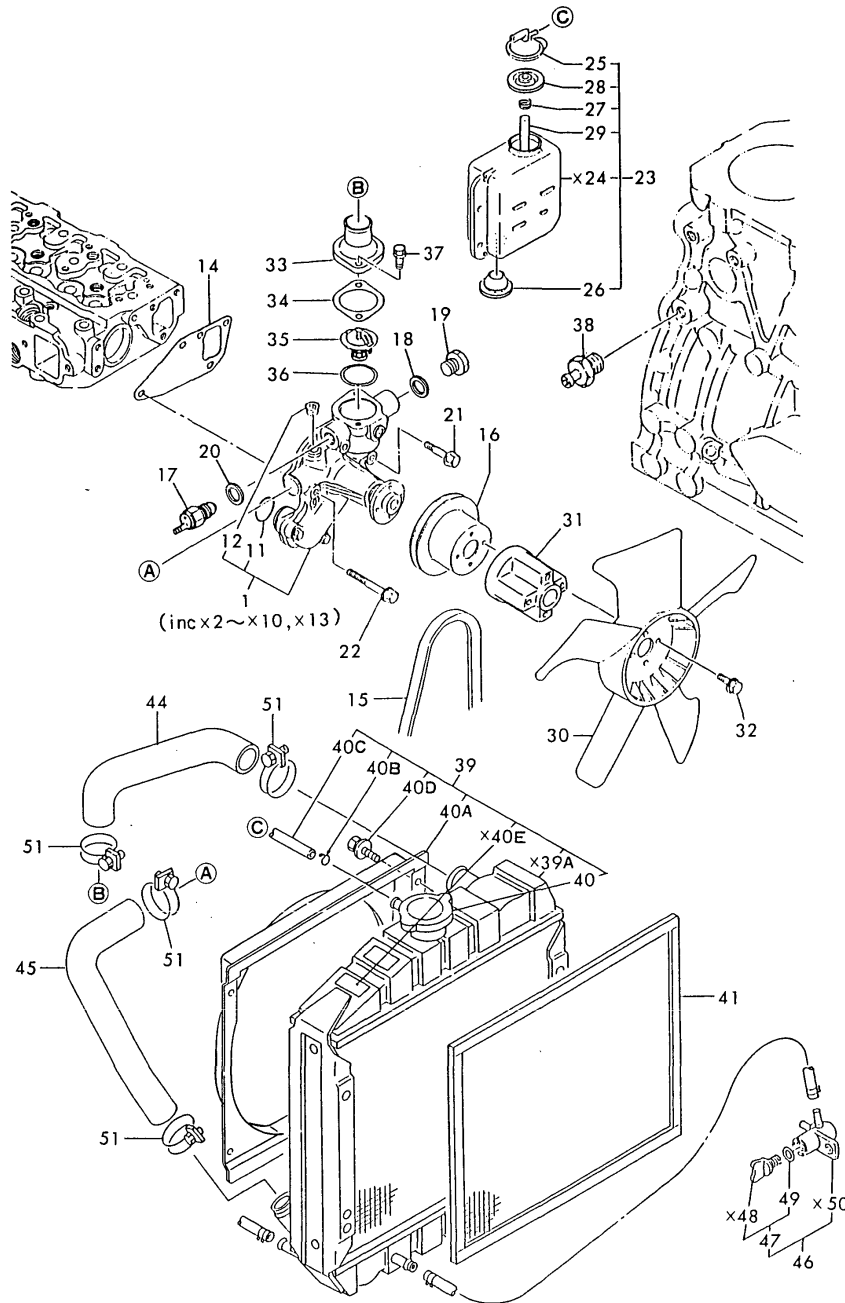
(C)=

(D)=

(E)=

(F)=

Fig. 10 COOLING WATER SYSTEM



No.	Lev.	Parts No.	Description	Q'ty						I	R
				(A)	(B)	(C)	(D)	(E)	(F)		
1	1	119810-42001	PUMP ASSY, WATER	1							
11	2	129150-42320	O-RING	1							
12	2	23871-030000	PLUG, R03	2							
14	1	129150-42020	GASKET, WATER PUMP	1							
15	1	119831-42290	V-BELT, A37.5	1							
16	1	129403-42380	V-PULLEY, D=110	1							
17	1	121250-44901	SWITCH, 110	1							
18	1	124465-44950	GASKET, 16	1							Z
		(A=FROM 1ST)									
19	1	121450-42450	PLUG, M16	1							Z
		(A=FROM 1ST)									
20	1	124465-44950	GASKET, 16	1							
21	1	26106-080352	BOLT, M8X 35 PLATED	1							
22	1	26106-080552	BOLT, M8X 55 PLATED	3							
23	1	121468-44510	SUB-TANK ASSY	1							
25	2	121450-44531	CAP	1							
26	2	121468-44540	PLUG, SUB-TANK	1							
27	2	124450-44560	RETAINER	1							
28	2	121470-44581	GASKET	1							
29	2	23065-070130	PIPE, 7X 130	1							
30	1	129155-44740	FAN, COOLING D320	1							
31	1	119256-44760	SPACER, FAN	1							
32	1	26106-060602	BOLT, M6X 60 PLATED	4							
33	1	129350-49530	COVER, THERMOSTAT	1							
34	1	129795-49550	GASKET	1							
34-1	1	129795-49551	GASKET	1							N
		(A=FROM 1ST)									
35	1	129150-49800	THERMOSTAT, 82	1							
36	1	129150-49810	GASKET, THERMOSTAT	1							
36-1	1	129150-49811	GASKET, THERMOSTAT	1							N
		(A=FROM 1ST)									
37	1	26106-080202	BOLT, M8X 20 PLATED	2							
38	1	121550-49111	JOINT, PT1/4	1							
39	1	119859-44500	RADIATOR	1							
40	2	119259-44570	CAP, RADIATOR	1							
40A	2	119859-44540	SHROUD	1							W
		(A=FROM 1ST)									
40B	2	121250-44590	CLAMP	2							W
		(A=FROM 1ST)									
40C	2	124323-59100	PIPE, FUEL D12X600	1							W
		(A=FROM 1ST)									
40D	2	26014-060122	BOLT, M6X 12	4							W
		(A=FROM 1ST)									
41	1	121579-44580	SCREEN	1							
44	1	119859-49010	PIPE, WATER	1							
45	1	119859-49020	PIPE, WATER	1							
46	1	129550-49100	COCK ASSY, 2-WAY	1							
47	2	129150-49080	COCK, DRAIN	1							
49	3	119629-49080	GASKET	1							
51	1	121267-49500	BAND, 38	4							

Fig.11. FUEL INJECTION PUMP

(A)=3TNC80-RHK

(B)=

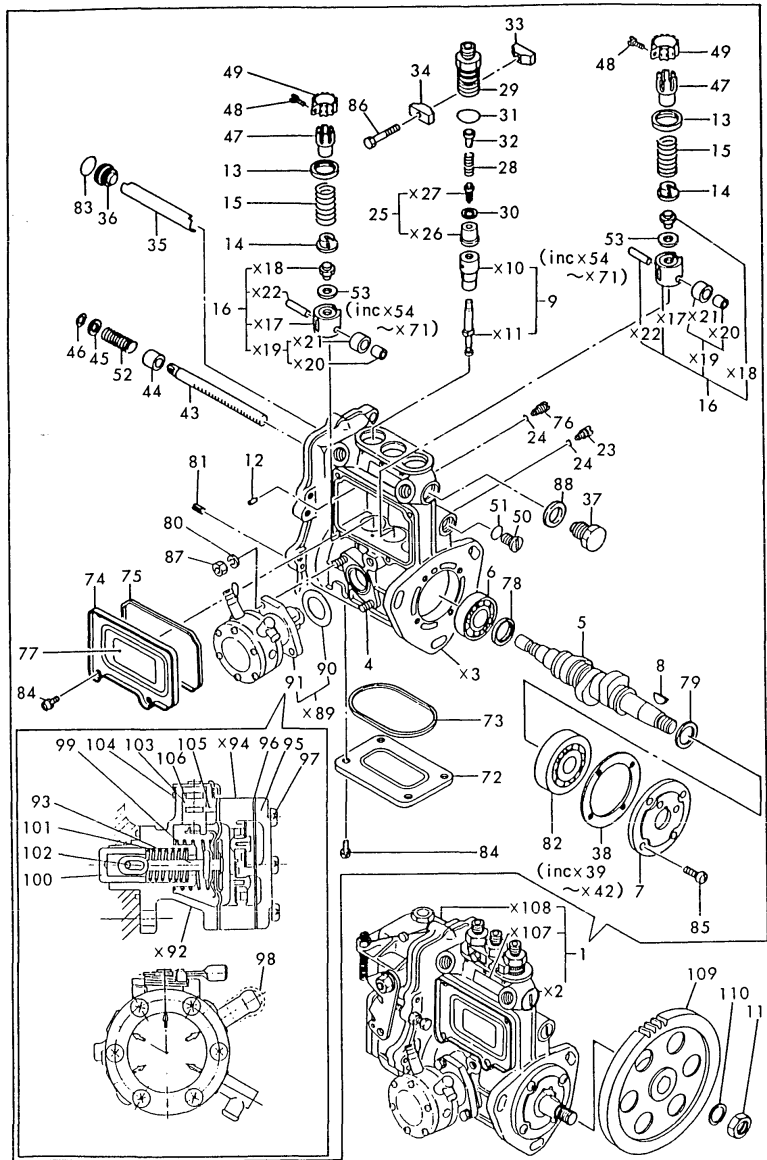
(C)=

(D)=

(E)=

(F)=

Fig. 11 FUEL INJECTION PUMP



No.	Lev.	Parts No.	Description	Q'ty						I	R
				(A)	(B)	(C)	(D)	(E)	(F)		
1	1	719859-51370	PUMP ASSY, INJECTION	1							1
4	3	129155-51020	STUD		2						
5	3	119810-51040	CAMSHAFT		1						
6	3	129155-51050	BEARING, 17BM001D		1						
7	3	129155-51060	SUPPORT, CAMSHAFT		1						
8	3	122710-51090	KEY		1						
9	3	129108-51100	PLUNGER ASSY		3						
12	3	129155-51140	PIN		3						
13	3	174307-51170	RETAINER, SPRING A		3						
14	3	129155-51180	RETAINER, SPRING		3						
15	3	124950-51190	SPRING, PLUNGER		3						
16	3	129155-51200	TAPPET ASSY		3						
23	3	129155-51270	STOPPER, TAPPET		3						
24	3	129155-51280	O-RING, S6		3						
25	3	129100-51300	VALVE ASSY, DELIVERY		3						
28	3	129155-51320	SPRING, DELIVERY		3						
29	3	129155-51340	RETAINER		3						
30	3	124550-51350	GASKET, DELIVERY		3						
31	3	124550-51370	O-RING		3						
32	3	129155-51370	STOPPER, VALVE		3						
33	3	129155-51380	STOPPER		2						
34	3	129155-51390	STOPPER		2						
35	3	129155-51400	DEFLECTOR		1						
36	3	129155-51410	BOLT		1						
37	3	129155-51420	PLUG, M16		1						
38	3	129155-51450	SHIM SET, ADJUSTING		1						
43	3	129155-51500	RACK, CONTROL		1						
44	3	129155-51521	BUSH, RACK		1						
45	3	129155-51530	SPACER		1						
46	3	129155-51540	CIRCLIP		1						
47	3	129155-51550	PINION, CONTROL		3						
48	3	122117-51560	SCREW		3						
49	3	174307-51560	PINION		3						
50	3	129155-51570	PLUG, M12		1						
51	3	129155-51580	O-RING		1						
52	3	129155-51591	SPRING, RACK		1						
53	3	129155-51600	SHIM SET, ADJUSTING		3						
72	3	129155-51700	COVER		1						
73	3	129155-51710	GASKET		1						
74	3	129155-51750	COVER		1						
75	3	129155-51760	GASKET		1						
76	3	129155-51790	STOOPER, RACK		1						
77	3	129156-51910	LABEL, CAUTION		1						
78	3	129155-51930	SPACER, T=3.25		1						
79	3	129155-51940	SPACER, T=1.5		1						
80	3	22217-060000	WASHER, SPRING 6		2						
81	3	22351-050010	PIN, SPRING 5.0X10		2						
82	3	24101-063034	BEARING, BALL 6303		1						
83	3	24341-000160	O-RING, 1AS16.0		1						
84	3	26022-050102	SCREW, M5X10		8						
85	3	26022-060162	SCREW, M6X16		4						

Remarks

(1) GOVERNOR ASSY(FIG.14) IS INCLUDED IN THIS FUEL INJECTION PUMP ASSY (REF.NO.1, P/# 719859-51370).

Fig.11. FUEL INJECTION PUMP

(A)=3TNC80-RHK

(B)=

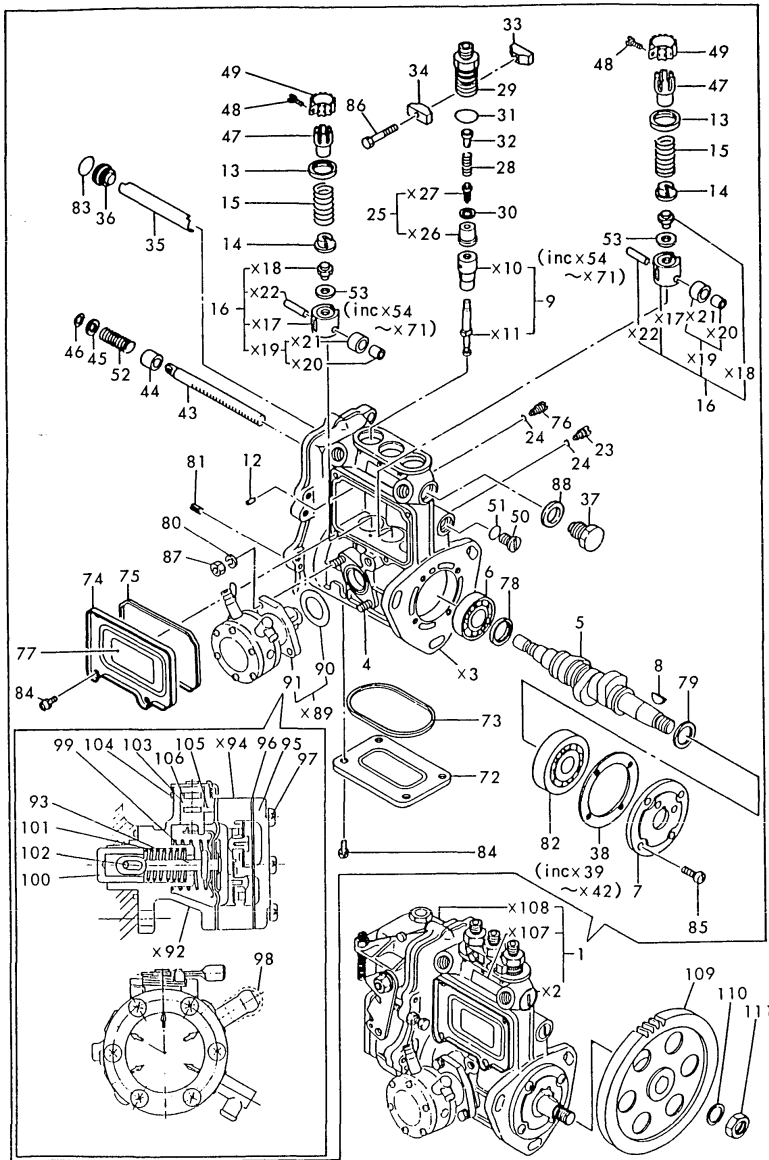
(C)=

(D)=

(E)=

(F)=

Fig. 11 FUEL INJECTION PUMP



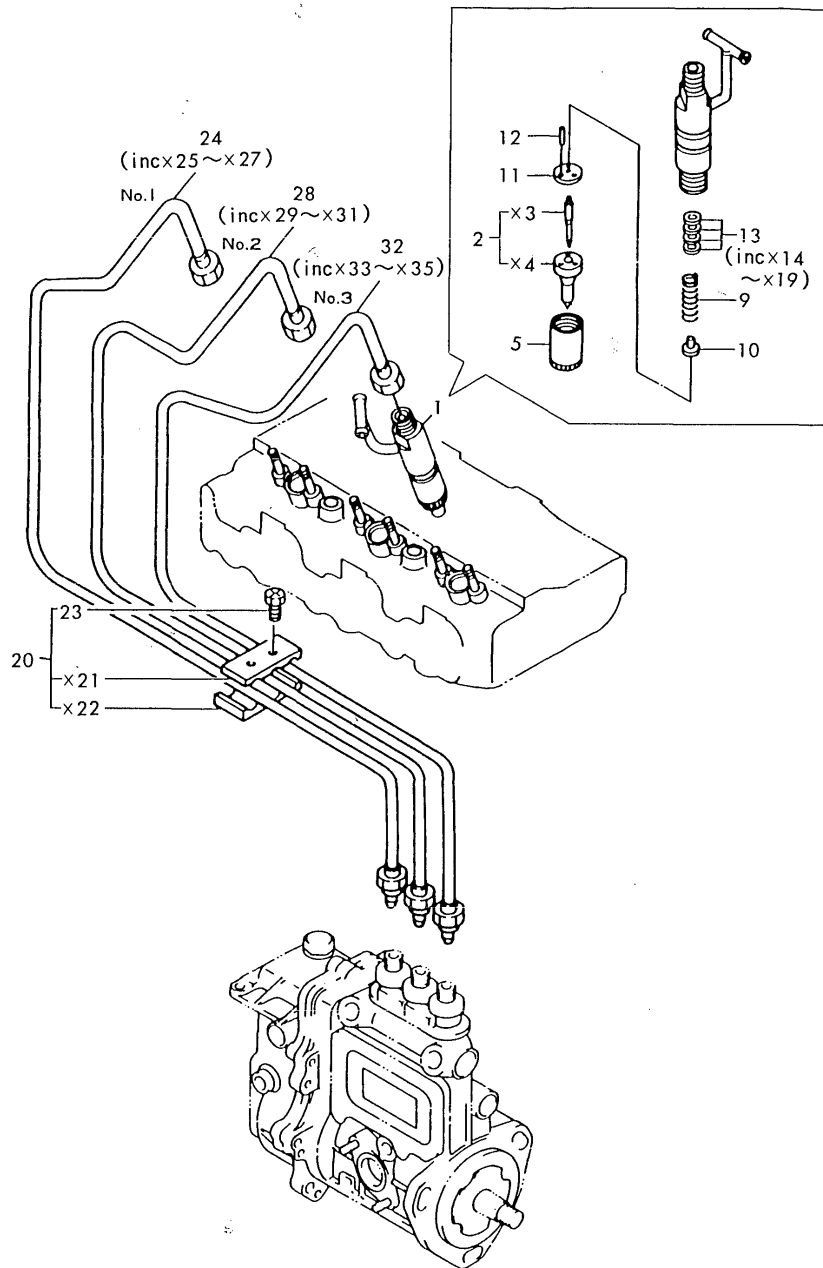
No.	Lev.	Parts No.	Description	Qty						I	R
				(A)	(B)	(C)	(D)	(E)	(F)		
86	3	26116-050302	BOLT, M5X 30 PLATED	2							
87	3	26716-060002	NUT, M6	2							
88	3	43400-500490	SEAL WASHER 16	1							
90	3	129155-52050	GASKET	1							
91	3	119865-52100	PUMP ASSY, FUEL FEED	1							
93	4	129158-52020	DIAPHRAGM	1							
95	4	129158-52060	COVER	1							
96	4	129158-52070	GASKET	1							
97	4	129158-52080	SCREW	6							
98	4	129158-52090	CAP	2							
99	4	129158-52160	SPRING	1							
100	4	129158-52250	TAPPET	1							
101	4	129158-52260	SPRING	1							
102	4	129158-52270	PIN	1							
103	4	129158-52350	LEVER	1							
104	4	129158-52360	SPRING, RETURN	1							
105	4	129158-52370	PIN	1							
106	4	129158-52380	O-RING	1							
109	1	129150-25900	GEAR, PUMP	1							
110	1	22217-120000	WASHER, SPRING 12	1							
111	1	26716-120002	NUT, M12	1							

Remarks

(1) GOVERNOR ASSY(FIG.14) IS INCLUDED
IN THIS FUEL INJECTION PUMP ASSY
(REF.NO.1, P/# 719859-51370).

Fig.12. FUEL INJECTION LINE

Fig. 12 FUEL INJECTION LINE



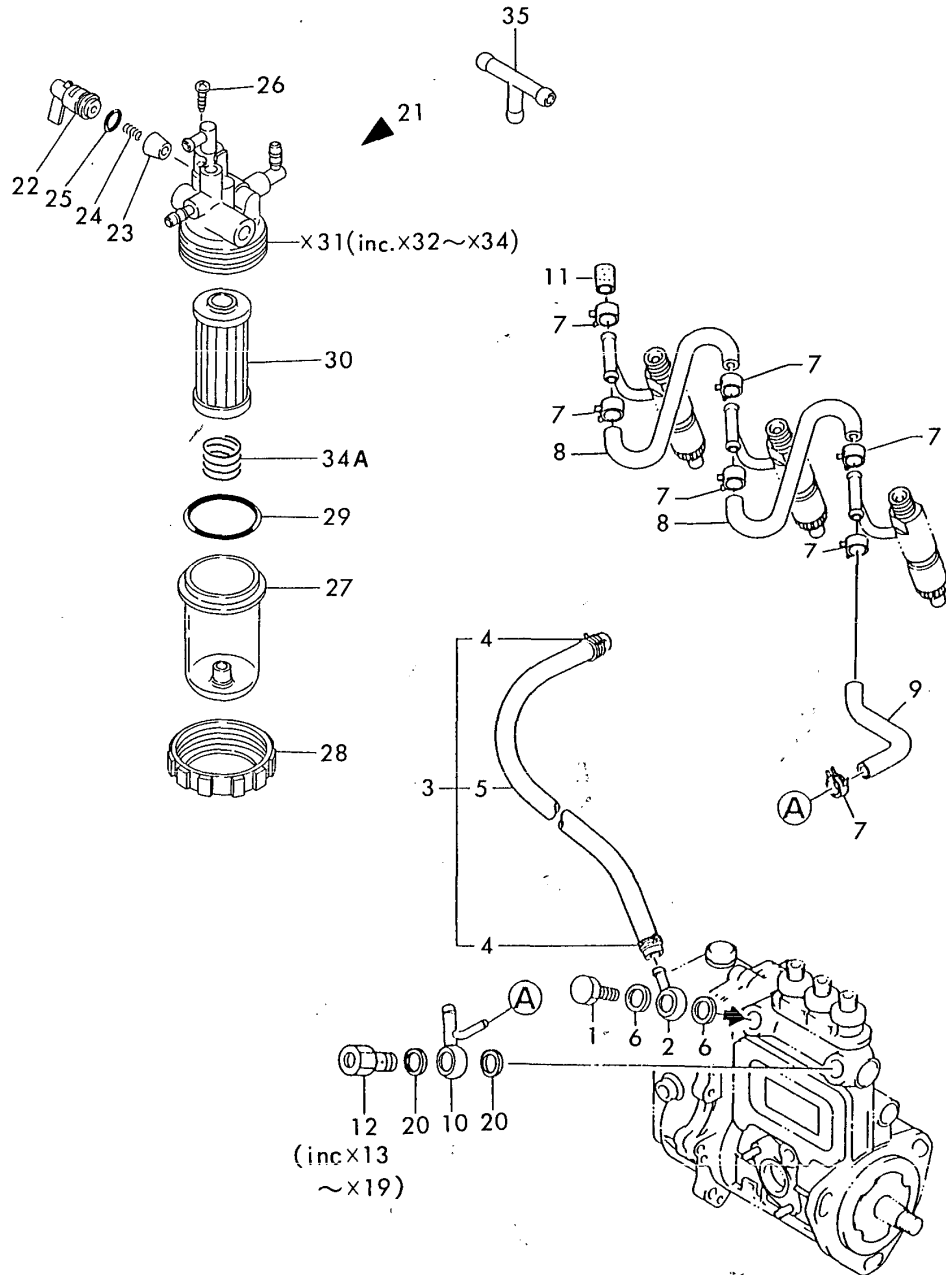
(A)=3TNC80-RHK
(B)=
(C)=

(D)=
(E)=
(F)=

No.	Lev.	Parts No.	Description	Q'ty						I	R
				(A)	(B)	(C)	(D)	(E)	(F)		
1	1	719807-53100	VALVE ASSY,INJECTION	3							
2	2	119807-53000	VALVE ASSY,INJECTION	3							
5	2	114250-53080	NUT, NOZZLE D16.95	3							
9	2	114250-53120	SPRING, NOZZLE	3							
10	2	114250-53130	SEAT, SPRING	3							
11	2	114250-53140	PLATE	3							
12	2	114250-53210	PIN	6							
13	2	114250-53400	SHIM SET	3							
20	1	129150-59120	RETAINER, PIPE	1							
23	2	129150-59130	BOLT, M4X12	2							
24	1	119820-59811	PIPE ASSY, INJECTION	1							
28	1	119820-59820	PIPE ASSY, INJECTION	1							
32	1	119820-59830	PIPE ASSY, INJECTION	1							

Fig.13. FUEL LINE

Fig. 13 FUEL LINE



(A)=3TNC80-RHK

(B)=

(C)=

(D)=

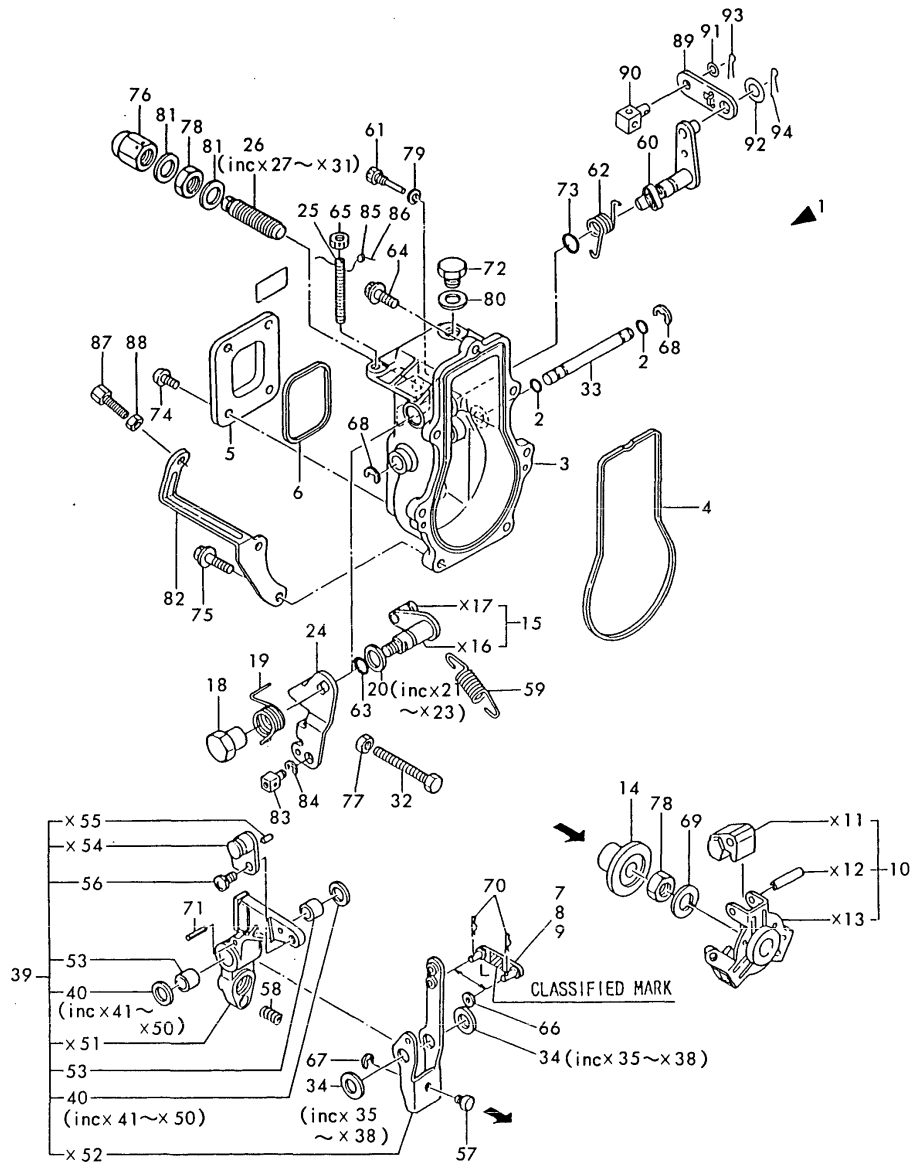
(E)=

(F)=

No.	Lev.	Parts No.	Description	Q'ty						I	R
				(A)	(B)	(C)	(D)	(E)	(F)		
1	1	103854-39140	BOLT, PIPE JOINT	1							
2	1	101304-59020	JOINT, PIPE 12	1							
3	1	119860-59020	PIPE ASSY, FUEL	1							
4	2	124766-59050	CLIP, HOSE 12	2							
5	2	105110-59560	PIPE, FUEL	1							
6	1	104200-59170	GASKET, 12	2							
7	1	124066-59100	CLIP, HOSE 8	7							
8	1	121250-59550	PIPE, FUEL D8X120	2							
9	1	119840-59560	PIPE, FUEL RETURN	1							
10	1	119840-59570	JOINT	1							
11	1	129150-59580	CAP	1							
12	1	129100-59951	VALVE ASSY, CHECK	1							
20	1	23414-120000	GASKET, 12X1.0	2							
21	1	119859-55600	FILTER ASSY, FUEL	1							
22	2	119810-55340	LEVER	1							
23	2	104200-55321	VALVE, TAPER	1							
24	2	104200-55330	SPRING, VALVE	1							
25	2	24311-240100	O-RING, 1AP10A	1							
26	2	104200-55750	SCREW, M4	1							
27	2	121254-55510	COVER	1							
28	2	110250-55610	RING, RETAINING	1							
29	2	102103-55520	O-RING	1							
30	2	119810-55700	ELEMENT	1							
34A	2	121250-55600	STRAINER ASSY, FUEL	1							
35	1	119629-59910	JOINT, 3-WAY	1							

Fig.14. GOVERNOR

Fig. 14 GOVERNOR



Remarks
 (1) SELECTIVE PARTS : CERTAIN THE CLASSIFICATION MARK, THEN PLACE YOUR ORDER(ILLUSTRATION).

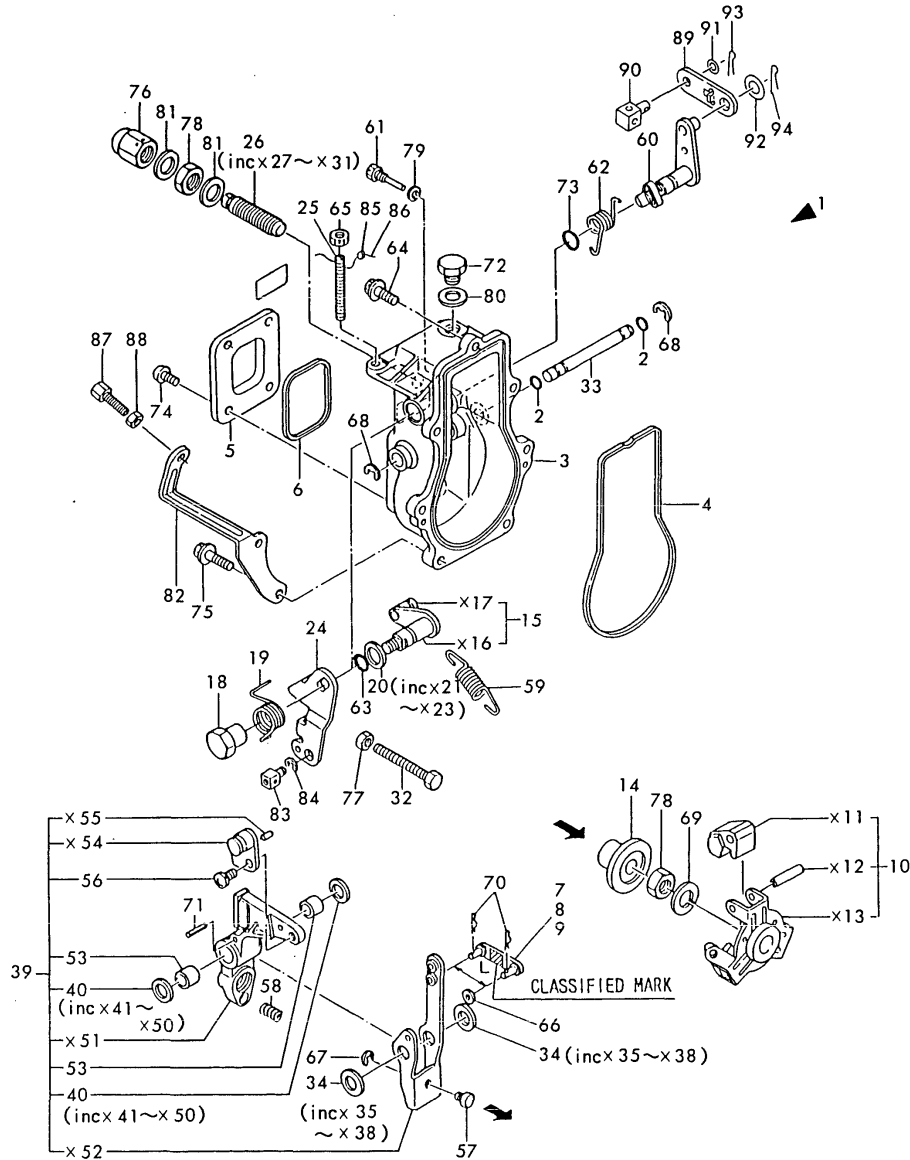
(A)=3TNC80-RHK
 (B)=
 (C)=

(D)=
 (E)=
 (F)=

No.	Lev.	Parts No.	Description	Q'ty						I	R
				(A)	(B)	(C)	(D)	(E)	(F)		
2	2	129155-51280	O-RING, S6	2							
3	2	129155-61011	CASE, GOVERNOR	1							
4	2	129155-61050	GASKET	1							
5	2	129155-61060	COVER, GOVERNOR CASE	1							
6	2	129155-61070	GASKET	1							
7	2	129155-61120	LINK, L=30 MARK 0	1							1
8	2	129155-61130	LINK, L=31 MARK 1	1							1
9	2	129155-61140	LINK, L=30.5 MARK 05	1							1
10	2	129155-61201	WEIGHT ASSY,GOVERNOR	1							
14	2	129155-61341	SLEEVE	1							
15	2	129100-61400	SHAFT ASSY	1							
18	2	129255-61410	NUT, LOCK	1							
19	2	129255-61420	SPRING, RETURN	1							
20	2	129155-61430	SPACER	1							
24	2	129100-61440	LEVER, CONTROL	1							
25	2	129155-61450	BOLT, LIMITER	1							
26	2	129428-61450	LIMITER ASSY, FUEL	1							
32	2	129155-61460	BOLT, IDLE	1							
33	2	129155-61490	SHAFT	1							
34	2	129155-61480	SPACER ASSY	2							
39	2	129500-61500	LEVER ASSY, GOVERNOR	1							
40	3	174307-51700	SHIM SET	2							
52	3	129155-61520	LEVER, GOVERNOR	1							
53	3	129155-61530	BUSH	2							
56	3	26022-060122	SCREW, M6X12	1							
57	2	129155-61540	SHIFTER	1							
58	2	129100-61650	SPRING, CONTROLLER	1							
59	2	171353-61710	SPRING, GOVERNOR	1							
60	2	129155-61802	LEVER, STOP	1							
61	2	129155-61810	PIN	1							
62	2	129100-61821	SPRING, RETURN	1							
63	2	129155-61830	O-RING, S10	1							
64	2	129155-61950	BOLT	1							
65	2	124550-66370	NUT, M6	1							
66	2	22117-040000	WASHER, 4	1							
67	2	22272-000040	RING, E- 4	1							
68	2	22272-000060	RING, E- 6	2							
69	2	22287-120000	WASHER, 12	1							
70	2	22360-040000	PIN, SNAP 4	2							
70-1	2	22372-040000	PIN, SNAP 4	2							R
(A=E/# 03916)											
71	2	22351-030016	PIN, SPRING 3.0X16	1							
72	2	23887-100002	PLUG, 10	1							
73	2	24311-240100	O-RING, 1AP10A	1							
74	2	26022-050102	SCREW, M5X10	4							
75	2	26106-060202	BOLT, M6X 20 PLATED	5							
76	2	26687-120002	NUT, CAP M12	1							
77	2	26756-060002	NUT, LOCK M6	1							
78	2	26776-120002	NUT, LOCK M12	2							
79	2	43400-500390	SEAL WASHER 6	1							
80	2	43400-500430	SEAL WASHER 10	1							

Fig.14. GOVERNOR

Fig. 14 GOVERNOR



(A)=3TNC80-RHK
(B)=
(C)=

(D)=
(E)=
(F)=

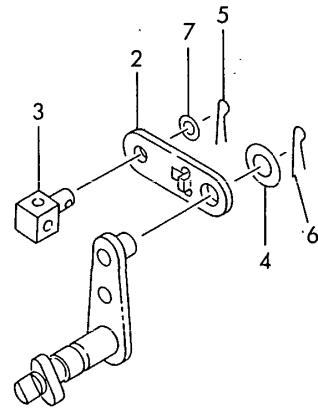
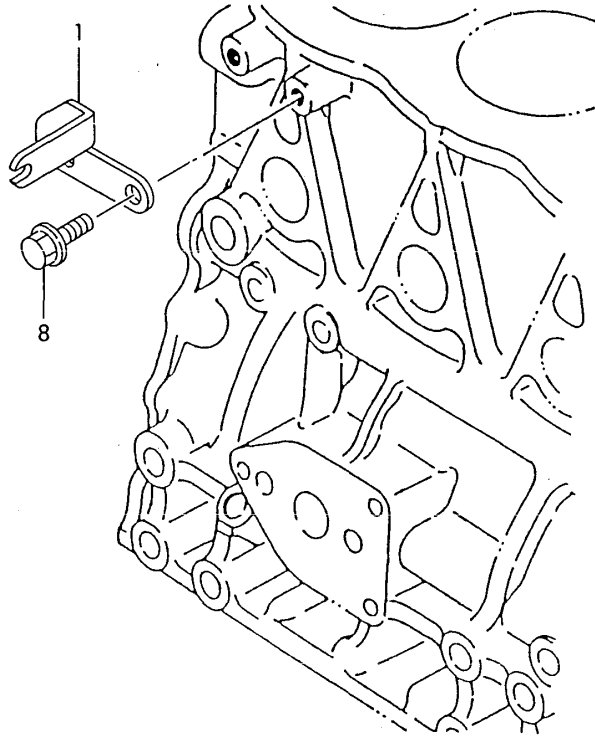
No.	Lev.	Parts No.	Description	Q'ty						I	R
				(A)	(B)	(C)	(D)	(E)	(F)		
81	2	43400-500450	SEAL WASHER 12	2							
82	2	129255-61080	SUPPORT, WIRE	1							
83	2	124756-67510	RETAINER	1							
84	2	22272-000070	RING, E- 7	1							
85	1	135210-61090	LEAD	1							
86	1	22451-060000	WIRE, 0.6	1							
87	1	102100-67080	BOLT, ADJUSTING	1							
88	1	26756-060002	NUT, LOCK M6	1							
89	1	119867-66910	LINK	1							W
		(A=E/# 02567)									
90	1	129795-67310	RETAINER	1							W
		(A=E/# 02567)									
91	1	22117-060000	WASHER, 6	1							W
		(A=E/# 02567)									
92	1	22117-080000	WASHER, 8	1							W
		(A=E/# 02567)									
93	1	22360-060000	PIN, SNAP 6	1							W
		(A=E/# 02567)									
93-1	1	22372-060000	PIN, SNAP 6	1							R
		(A=E/# 03916)									
94	1	22360-080000	SNAP PIN 8	1							W
		(A=E/# 02567)									
94-1	1	22372-080000	PIN, SNAP 8	1							R
		(A=E/# 03916)									

Remarks

(1) SELECTIVE PARTS : CERTAIN THE CLASSIFICATION MARK, THEN PLACE YOUR ORDER(ILLUSTRATION).

Fig.15. ENGINE STOP DEVICE

Fig. 15 ENGINE STOP DEVICE



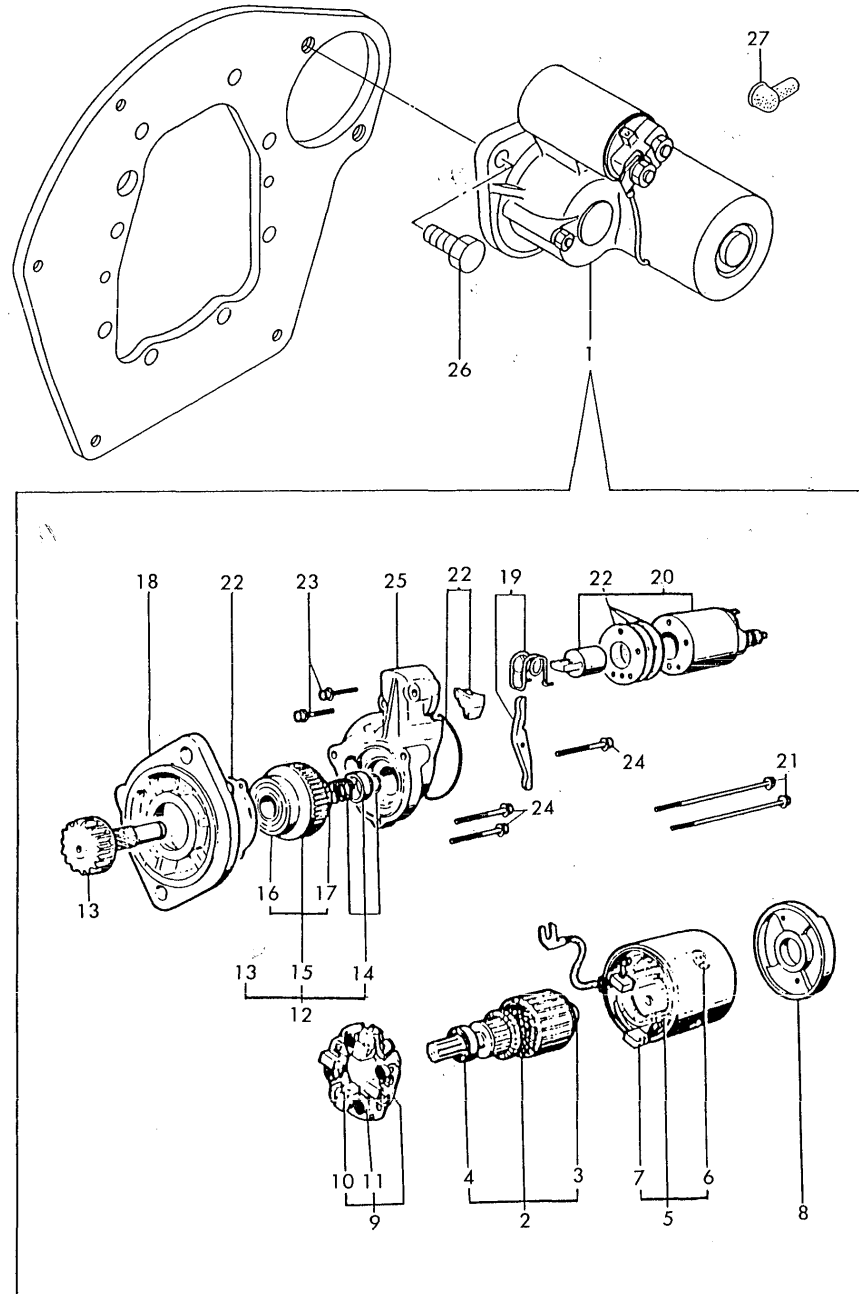
(A)=3TNC80-RHK
(B)=
(C)=

(D)=
(E)=
(F)=

No.	Lev.	Parts No.	Description	Q'ty						I	R
				(A)	(B)	(C)	(D)	(E)	(F)		
1	1	119859-66900	SUPPORT, WIRE	1							
2	1	119867-66910	LINK	1							Z
		(A=E/# 02567)									
3	1	129795-67310	RETAINER	1							Z
		(A=E/# 02567)									
4	1	22117-080000	WASHER, 8	1							Z
		(A=E/# 02567)									
5	1	22360-060000	PIN, SNAP 6	1							Z
		(A=E/# 02567)									
6	1	22360-080000	SNAP PIN 8	1							Z
		(A=E/# 02567)									
7	1	23414-060000	GASKET, 6X1.0	1							Z
		(A=E/# 02567)									
8	1	26106-080122	BOLT, M8X 12 PLATED								2

Fig.16. STARTING MOTOR

Fig. 16 STARTING MOTOR



(A)=3TNC80-RHK

(B)=

(C)=

(D)=

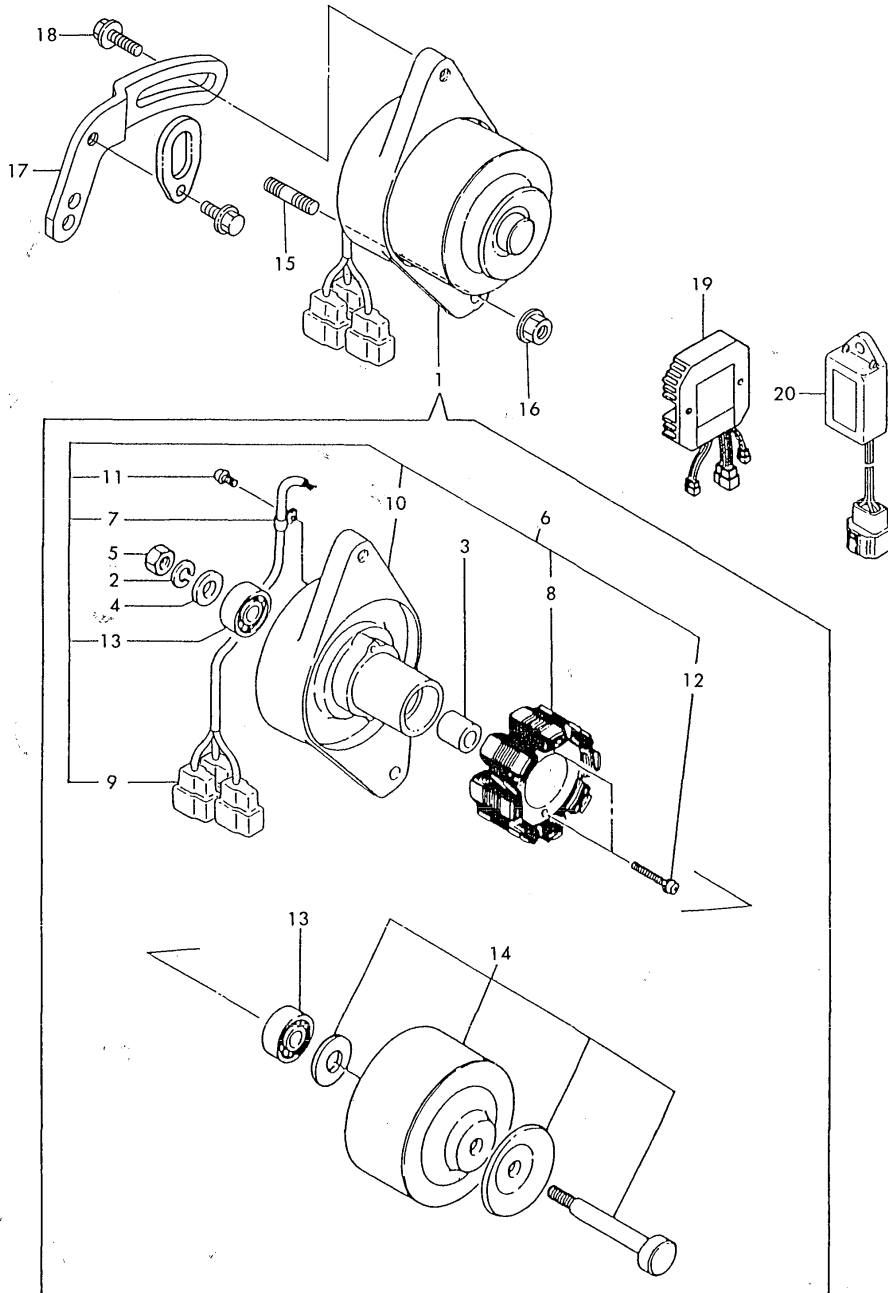
(E)=

(F)=

No.	Lev.	Parts No.	Description	Qty						I	R
				(A)	(B)	(C)	(D)	(E)	(F)		
1	1	124976-77011	STARTER, S114-349A	1							
2	2	X211451007	ARMATURE ASSY	1							
3	3	X211415502	BEARING, BALL	1							
4	3	X211425502	BEARING, BALL	1							
5	2	X211472106	COIL ASSY, FIELD	1							
6	3	X21148215	SCREW, POLE CORE	4							
7	3	X21143315	BRUSH (+)	2							
8	2	X211483003	COVER	1							
9	2	X211429007	HOLDER ASSY, BRUSH	1							
10	3	X211459002	BRUSH (-)	2							
11	3	X21148314	SPRING, BRUSH	4							
12	2	X211415505	CLUTCH ASSY	1							
13	3	X211495009	SHAFT	1							
14	3	X211429006	STOPPER SET	1							
15	3	X211425505	CLUTCH ASSY	1							
16	4	X211435502	BALL BEARING	1							
17	4	X211445502	BALL BEARING	1							
18	2	X211476504	HOUSING ASSY, GEAR	1							
19	2	X21146012	LEVER, SHIFT	1							
20	2	X211447007	SWITCH, MAGNETIC	1							
21	2	X211468005	BOLT, THROUGH	2							
22	2	X211448004	COVER KIT	1							
23	2	X21145866	BOLT	2							
24	2	X21142867	BOLT	3							
25	2	X211414501	HOUSING, CENTER	1							
26	1	26116-120352	BOLT, M12X 35 PLATED	2							
27	1	124550-77030	COVER, TERMINAL	1							

Fig.17. GENERATOR

Fig. 17 GENERATOR



(A)=3TNC80-RHK
(B)=
(C)=

(D)=
(E)=
(F)=

No.	Lev.	Parts No.	Description	Q'ty						I	R
				(A)	(B)	(C)	(D)	(E)	(F)		
1	1	119259-77200	GENERATOR, 12V-60A	1							
2	2	XM219230000	SPRING WASHER	1							
3	2	XM329830000	COLLAR	1							
4	2	XM860250000	WASHER 10	1							
5	2	XM863720000	NUT	1							
6	2	119259-77210	PLATE ASSY	1							
7	3	XM069000000	CLAMP	1							
8	3	119259-77240	STATOR ASSY	1							
9	3	119000-77230	COUPLER	3							
10	3	119259-77220	PLATE	1							
11	3	XYSPS400800	SCREW	1							
12	3	119259-77250	SCREW	2							
13	3	24107-062010	BEARING, 6201ZZC3	1							
14	2	119259-77230	FLYWHEEL ASSY	1							
15	1	121450-01570	STUD	1							
16	1	26366-100002	NUT, M10	1							
17	1	119865-77330	ADJUSTER	1							
18	1	26014-080252	BOLT, M8X 25	1							
19	1	119000-77711	LIMITER, 12-35	1							
20	1	128300-77920	TIMER	1							

Fig.18. GASKET SET & TOOL(OPTIONAL)

(A)=3TNC80-RHK

(B)=

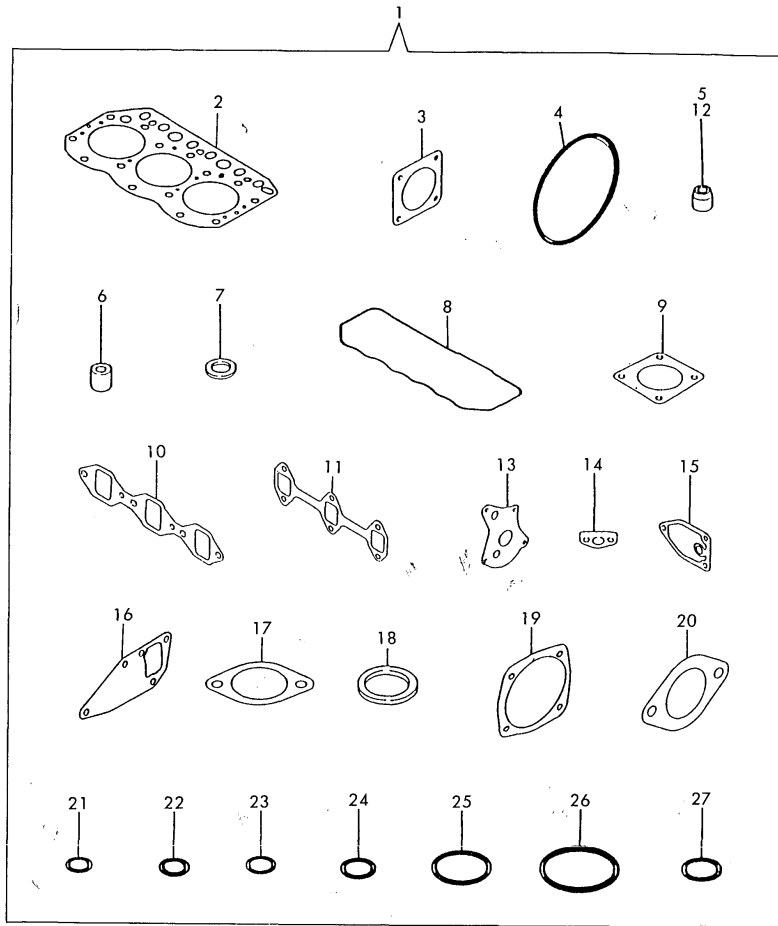
(C)=

(D)=

(E)=

(F)=

Fig. 18 GASKET SET & TOOL (OPTIONAL)

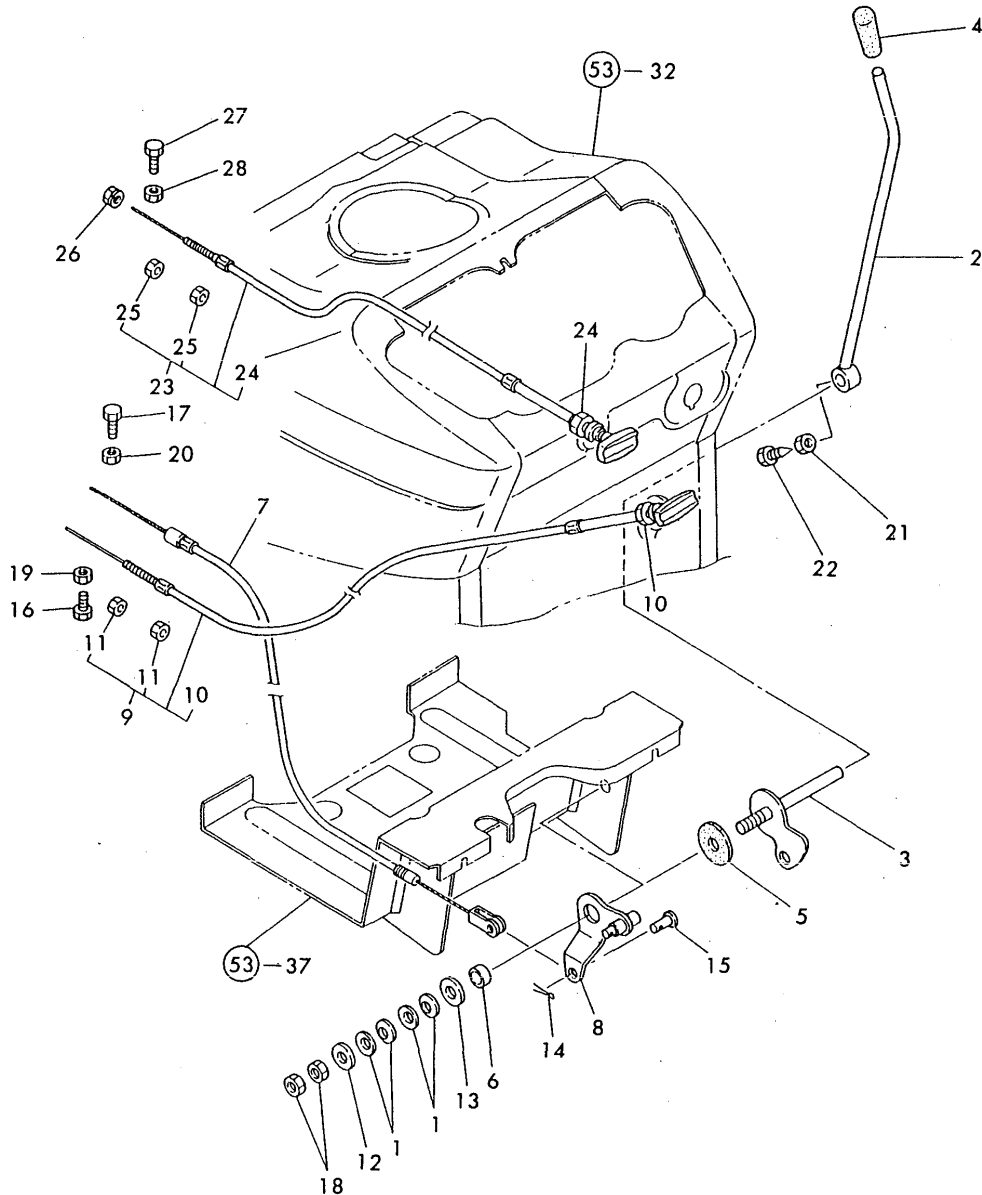


No.	Lev.	Parts No.	Description	Q'ty						I	R
				(A)	(B)	(C)	(D)	(E)	(F)		
1	1	719859-92600	GASKET SET	1							1
2	2	119812-01330	GASKET, HEAD	1							
3	2	124240-01883	GASKET	1							
4	2	121850-51960	O-RING	1							
5	2	124160-11340	SEAL, VALVE STEM	3							
6	2	119625-11870	PROTECTOR, NOZZLE	3							
7	2	119625-11880	SEAT, NOZZLE	3							
8	2	119865-11310	GASKET, BONNET	1							
9	2	129150-77511	GASKET	1							
10	2	119810-12111	GASKET, MANIFOLD	1							
11	2	119810-13110	GASKET	1							
12	2	124950-11340	SEAL, VALVE STEM	4							
13	2	129150-32020	GASKET, PUMP	1							
14	2	129150-35041	GASKET	1							
15	2	129150-35111	GASKET	1							
16	2	129150-42020	GASKET, WATER PUMP	1							
17	2	129795-49550	GASKET	1							
18	2	129150-49810	GASKET, THERMOSTAT	1							
19	2	129150-01881	GASKET	1							
20	2	129107-13550	GASKET	1							
21	2	24311-000070	O-RING, 1AP7.0	3							
22	2	24311-240100	O-RING, 1AP10A	1							
23	2	24311-000120	O-RING, 1AP12.0	3							
24	2	24311-000160	O-RING, 1AP16.0	3							
25	2	24311-000320	O-RING, 1AP32.0	2							
26	2	24341-000500	O-RING, 1AS50.0	1							
27	2	24341-000240	O-RING, 1AS24.0	1							
28	1	129400-92420	FLEX HORN	1							1

Remarks
(1) OPTIONAL PART.

Fig.19. THROTTLE

Fig. 19 THROTTLE



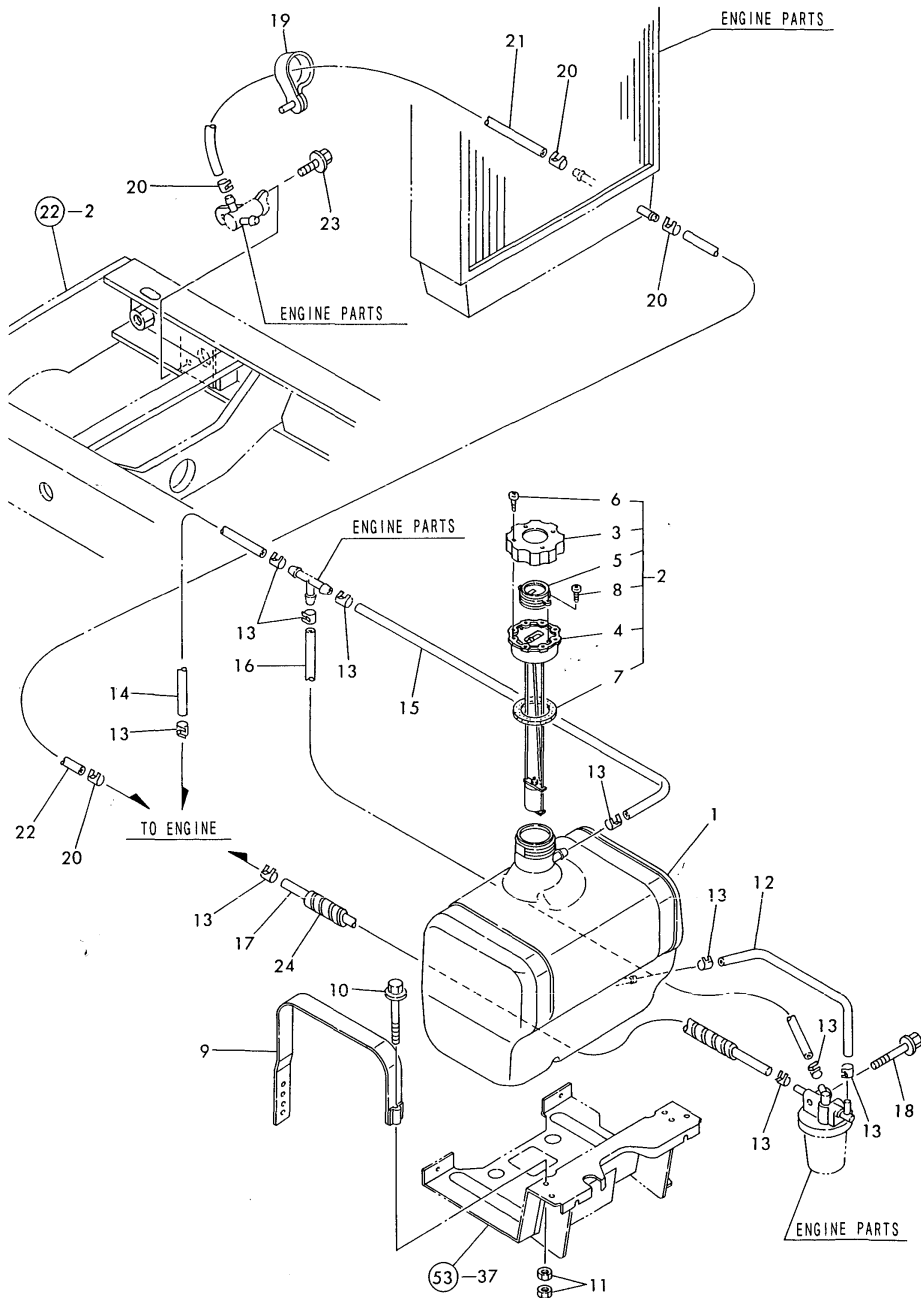
(A)=YM200-HK
(B)=YM206-HK
(C)=YM206D-HK

(D)=
(E)=
(F)=

No.	Lev.	Parts No.	Description	Qty						I	R
				(A)	(B)	(C)	(D)	(E)	(F)		
1	1	194740-00160	SPRING, 10	4	4	4					
2	1	194305-01100-U	LEVER ASSY	1	1	1					
3	1	194305-01150	ARM ASSY	1	1	1					
4	1	194464-01190	KNOB, LEVER	1	1	1					
5	1	198220-01261	PLATE, FRICTION	1	1	1					
6	1	194150-01270	SPACER, 20	1	1	1					
7	1	194880-01300	WIRE ASSY, THROTTLE	1	1	1					
8	1	194420-01351	LEVER, LINK	1	1	1					
9	1	194802-01600	CABLE ASSY, STOP	1	1	1					
10	2	194180-01530	NUT, M11	1	1	1					
11	2	26756-060002	NUT, LOCK M6	2	2	2					
12	1	22137-100000	WASHER, 10	1	1	1					
13	1	22157-100000	WASHER, 10	1	1	1					
14	1	22417-160180	PIN, COTTER 1.6X18	1	1	1					
15	1	22487-060120	PIN, H 6X 12	1	1	1					
16	1	26116-040102	BOLT M 4X 10 PLATED	1	1	1					
17	1	26116-050142	BOLT, M5X 14 PLATED	1	1	1					
18	1	26716-100002	NUT, M10	2	2	2					
19	1	26756-040002	NUT, LOCK M4	1	1	1					
20	1	26756-050002	NUT, LOCK M5	1	1	1					
21	1	26756-080002	NUT, LOCK M8	1	1	1					
22	1	26956-080182	BOLT, M8X 18	1	1	1					
23	1	194802-01550	CABLE ASSY	1	1	1					
24	2	194180-01530	NUT, M11	1	1	1					
25	2	26756-060002	NUT, LOCK M6	2	2	2					
26	1	194990-22040	NUT, M6	1	1	1					Z
		(A=*) (B=*) (C=*)									
27	1	26116-050142	BOLT, M5X 14 PLATED	1	1	1					
28	1	26756-050002	NUT, LOCK M5	1	1	1					

Fig.20. FUEL TANK

Fig. 20 FUEL TANK



(A)=YM200-HK
(B)=YM206-HK
(C)=YM206D-HK

(D)=
(E)=
(F)=

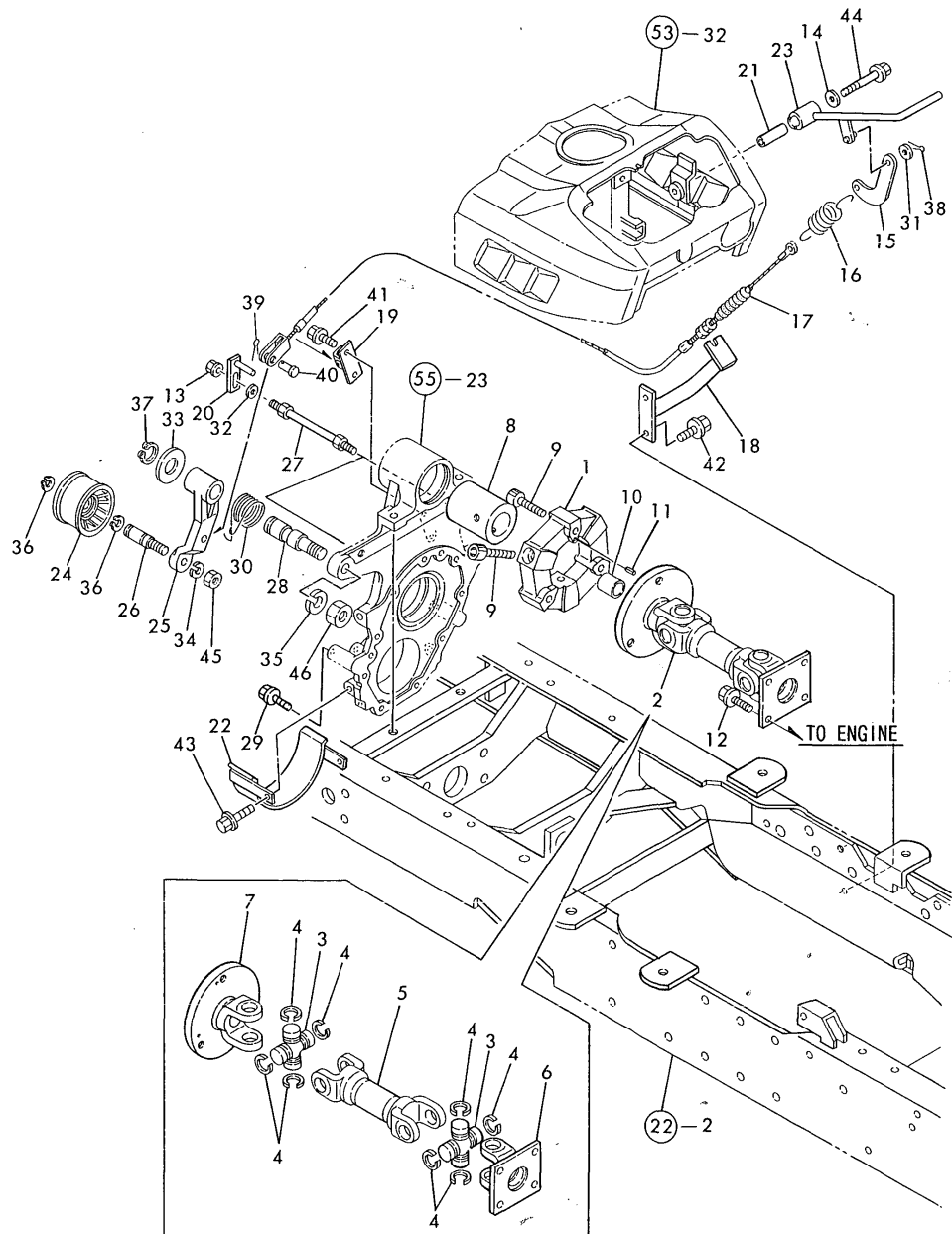
No.	Lev.	Parts No.	Description	Qty						I	R
				(A)	(B)	(C)	(D)	(E)	(F)		
1	1	194446-04112	TANK (17L), FUEL	1	1	1					
2	1	194145-04302	CAP ASSY, TANK	1	1	1					
3	2	194145-04311	CAP, FUEL TANK	1	1	1					
4	2	194145-04322	CAP, FUEL TANK	1	1	1					
5	2	194145-04351	LENS	1	1	1					
6	2	194145-04460	SCREW, TAPPING M4X12	4	4	4					
7	2	194145-04521	GASKET	1	1	1					
8	2	26557-030062	SCREW, M3X 6	2	2	2					
9	1	194310-04250-U	BAND, TANK	2	2	2					
10	1	26106-080502	BOLT, M8X 50 PLATED	2	2	2					
11	1	26716-080002	NUT, M8	4	4	4					
12	1	194880-04720	PIPE, FUEL TANK	1	1	1					
13	1	124766-59050	CLIP, HOSE 12	10	10	10					
14	1	23980-730350	HOSE, 7.3X 350	1	1	1					
14-1	1	23980-730370	HOSE, 7.3X 370	1	1	1					R
(A=T/# 10003) (B=T/# 10008) (C=T/# 10011)											
15	1	23980-730350	HOSE, 7.3X 350	1	1	1					
15-1	1	23980-730370	HOSE, 7.3X 370	1	1	1					R
(A=T/# 10003) (B=T/# 10008) (C=T/# 10011)											
16	1	23980-730500	HOSE, 7.3X 500	1	1	1					
17	1	23980-730600	HOSE, 7.3X 600	1	1	1					
18	1	26106-080652	BOLT, M8X 65 PLATED	1	1	1					
19	1	194250-51650	CLAMP, SPEED 63	1	1	1					
20	1	124766-59050	CLIP, HOSE 12	4	4	4					
21	1	23980-730240	HOSE, 7.3X 240	1	1	1					
21-1	1	23980-730300	HOSE, 7.3X 300	1	1	1					N
(A=FROM 1ST) (B=FROM 1ST) (C=FROM 1ST)											
22	1	23980-730540	HOSE, 7.3X 540	1	1	1					
23	1	26106-080162	BOLT, M8X 16 PLATED	1	1	1					
24	1	194880-04740	TUBE, GUARD	1	1	1					

Fig.21. FRONT PTO DRIVE & CONTROL

(A)=YM200-HK
(B)=YM206-HK
(C)=YM206D-HK

(D)=
(E)=
(F)=

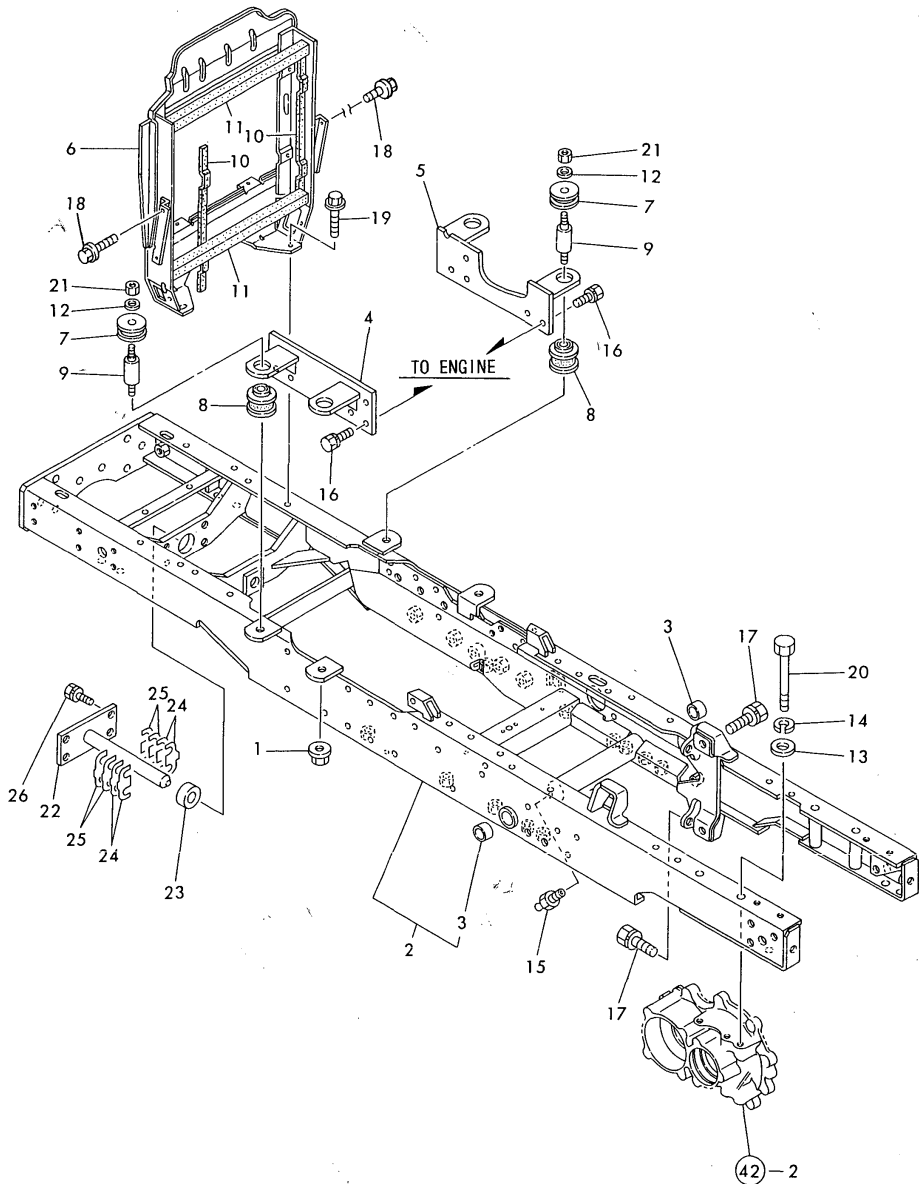
Fig. 21 FRONT PTO DRIVE & CONTROL



No.	Lev.	Parts No.	Description	Qty						I	R
				(A)	(B)	(C)	(D)	(E)	(F)		
1	1	172137-71220	COUPLING, CF-8	1	1	1					
2	1	194875-83100-X	JOINT ASSY, CROSS	1	1	1					
3	2	194802-22260	JOURNAL KIT	2	2	2					
4	2	194802-22270	RING, SNAP	8	8	8					
5	2	194875-83110	YOKE, DOUBLE	1	1	1					
6	2	194115-83120	YOKE, FLANGE	1	1	1					
7	2	194115-83140	YOKE, FLANGE	1	1	1					
8	1	194880-83220	FLANGE, CENTER FLEX	1	1	1					
9	1	194115-83230	BOLT, M10X30	6	6	6					
10	1	194115-83240	BUSH, 16X22X24	1	1	1					
11	1	22351-040008	PIN, SPRING 4.0X 8	3	3	3					
12	1	26106-080162	BOLT, M8X 16 PLATED	4	4	4					
13	1	194990-22140	NUT, M8	2	2	2					
14	1	194145-61570	WASHER, 10	1	1	1					
15	1	1E6150-63190	LINK, CLUTCH	1	1	1					
16	1	1E6460-65850	SPRING, 22.5X105	1	1	1					
17	1	194880-83360	WIRE, CLUTCH	1	1	1					
18	1	194115-83390	STAY, CLUTCH WIRE	1	1	1					
19	1	194880-83410	HOLDER, WIRE	1	1	1					
20	1	194405-83431	GUIDE, BELT	2	2	2					
21	1	194115-83451	COLLAR, 10.5X16X55.5	1	1	1					
22	1	194405-83461	GUIDE, BELT LOWER	1	1	1					
23	1	194880-83470	LEVER, PTO	1	1	1					
24	1	194115-83510	PULLEY, TENSION 70	1	1	1					
25	1	194880-83520-X	ARM, PULLEY	1	1	1					
26	1	194880-83530	SHAFT,TENSION PULLEY	1	1	1					
27	1	194880-83550	BOLT	2	2	2					
28	1	194880-83590	SHAFT, TENSION ARM	1	1	1					
29	1	194405-83660	BOLT, M8X14	2	2	2					
30	1	194880-83680	SPRING, RETURN	1	1	1					
31	1	22137-080000	WASHER, 8	1	1	1					
32	1	22137-080000	WASHER, 8	2	2	2					
33	1	22137-200000	WASHER, 20	1	1	1					
34	1	22217-100000	WASHER, SPRING 10	1	1	1					
35	1	22217-140000	WASHER, SPRING 14	1	1	1					
36	1	22242-000150	RING, 15	2	2	2					
37	1	22242-000200	RING, 20	1	1	1					
38	1	22417-160180	PIN, COTTER 1.6X18	1	1	1					
39	1	22417-200300	PIN, COTTER 2.0X30	1	1	1					
40	1	22487-080160	PIN, H 8X 16	1	1	1					
41	1	26106-060122	BOLT, M6X 12 PLATED	2	2	2					
42	1	26106-080162	BOLT, M8X 16 PLATED	2	2	2					
43	1	26106-080162	BOLT, M8X 16 PLATED	2	2	2					
44	1	26106-100702	BOLT, M10X 70 PLATED	1	1	1					
45	1	26716-100002	NUT, M10	1	1	1					
46	1	26716-140002	NUT, M14	1	1	1					

Fig.22. FRAME & CENTER PIN

Fig. 22 FRAME & CENTER PIN



(A)=YM200-HK
(B)=YM206-HK
(C)=YM206D-HK

(D)=
(E)=
(F)=

No.	Lev.	Parts No.	Description	Qty						I	R
				(A)	(B)	(C)	(D)	(E)	(F)		
1	1	121450-01220 (A=T/# 10007)	NUT, CYLINDER HEAD (B=T/# 10014) (C=T/# 10022)	1	1	1					Z
2	1	194880-11000-X	FRAME KIT	1	1	1					
3	2	194740-06080	BUSH, 25X30X18	2	2	2					
4	1	194875-11010-X	BRACKET (L), ENGINE	1	1	1					
5	1	194875-11020-X	BRACKET (R), ENGINE	1	1	1					
6	1	194880-11310-X	BRACKET, RADIATOR	1	1	1					
7	1	194697-11410	RUBBER, ABSORBER	4	4	4					
8	1	194697-11420	RUBBER, ABSORBER	4	4	4					
9	1	194697-11550	STUD, M12	4	4	4					
10	1	194197-61930	SEAL, BONNET E	2	2	2					
11	1	194370-61990	SUPPORT, URETHANE	2	2	2					
12	1	194130-62180	WASHER	4	4	4					
13	1	22137-120000	WASHER, 12	4	4	4					
14	1	22217-120000	WASHER, SPRING 12	4	4	4					
15	1	24761-010000	NIPPLE, GREASE M6F	1	1	1					
16	1	26013-120252	BOLT, M12X 25	10	10	10					
17	1	26013-120302	BOLT, M12X 30	8	8	8					
18	1	26106-080122	BOLT, M8X 12 PLATED	4	4	4					
19	1	26106-080162	BOLT, M8X 16 PLATED	2	2	2					
20	1	26116-121152	BOLT, M12X115 PLATED	4	4	4					
21	1	26736-120002	NUT, M12	4	4	4					
22	1	194115-13210	PIN ASSY, CENTER	1	1	1					
23	1	194191-13220	SPACER, 22X42X14	1	1	1					
24	1	194191-13232	SHIM (T=0.5)	4	4	4					1
25	1	194191-13240	SHIM, T=0.25	4	4	4					1
26	1	26013-120252	BOLT, M12X 25	4	4	4					

Remarks

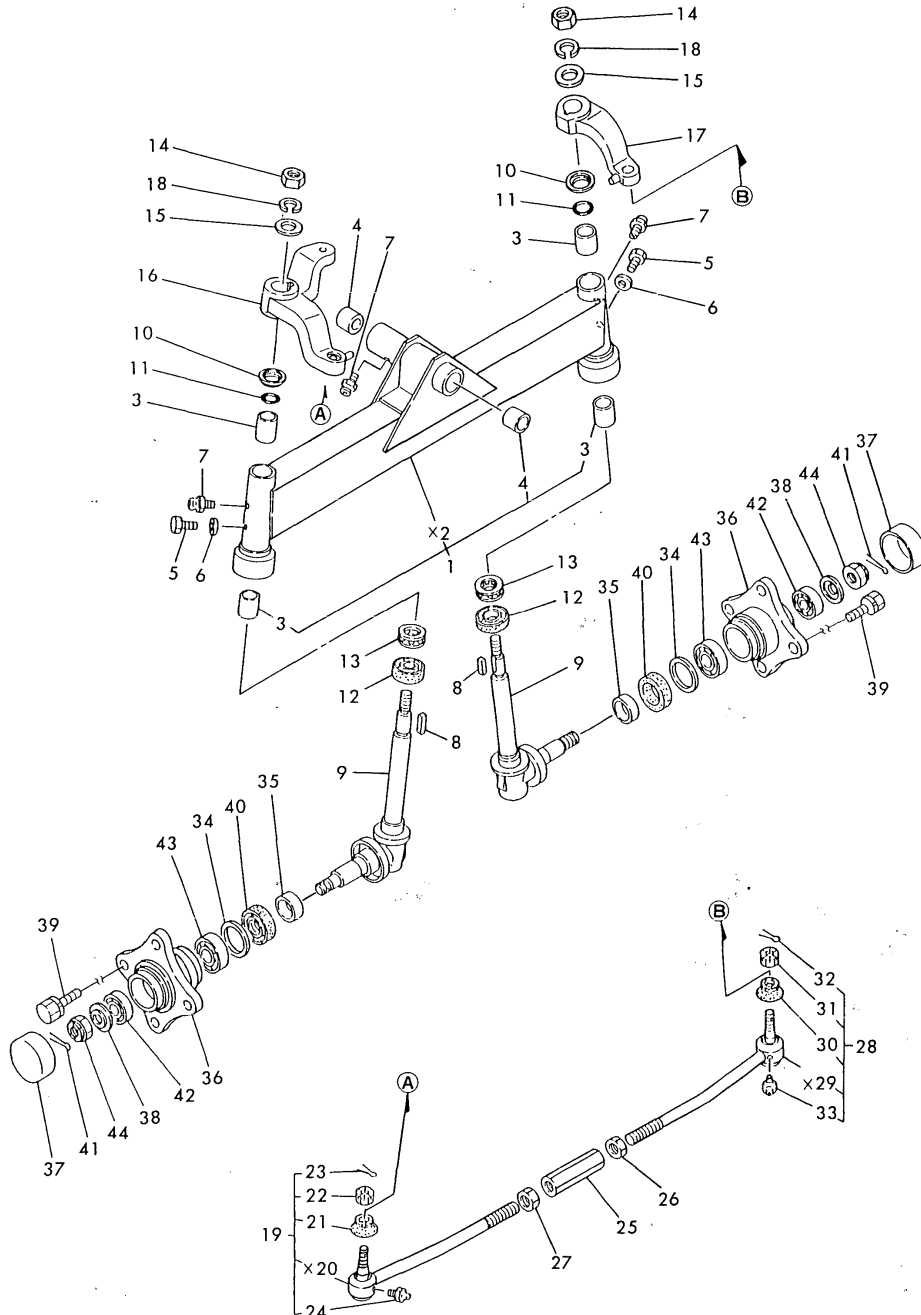
(1) USE THE PROPER PART BY CAREFULLY CHOOSING.

Fig.23. FRONT AXLE(YM200,206-HK)

(A)=YM200-HK
 (B)=YM206-HK
 (C)=YM206D-HK

(D)=
 (E)=
 (F)=

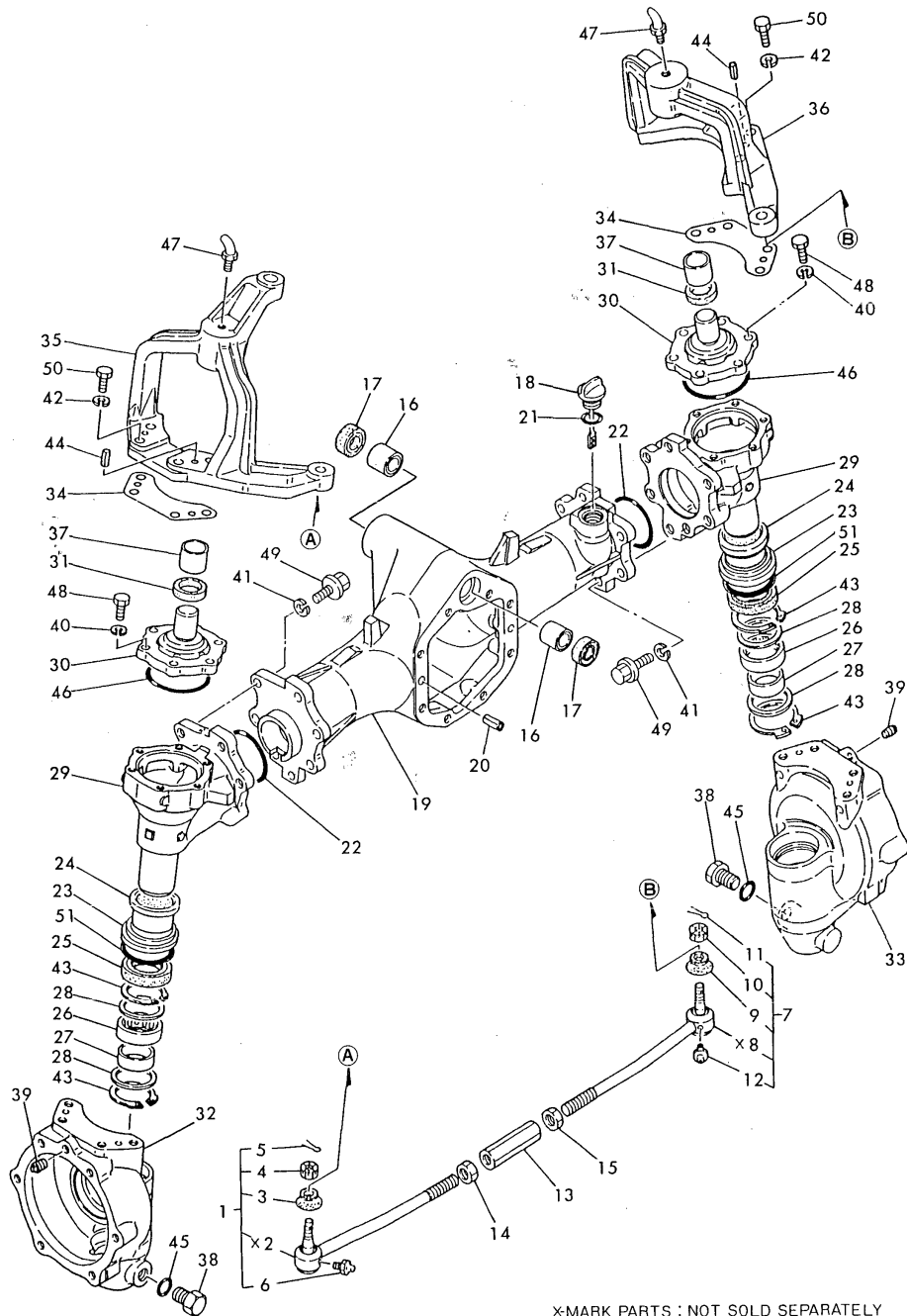
Fig. 23 FRONT AXLE (YM200, 206-HK)



No.	Lev.	Parts No.	Description	Qty						I	R
				(A)	(B)	(C)	(D)	(E)	(F)		
1	1	194305-11200-X	AXLE ASSY, FRONT	1	1						
3	2	194440-11360	BUSH, 25X29X30	4	4						
4	2	194420-11520	BUSH, 22X25X25	2	2						
5	1	194145-11350	BOLT, M6X5	2	2						
6	1	22117-060000	WASHER, 6	2	2						
7	1	24761-060000	NIPPLE, GREASE MT6X1	3	3						
8	1	194151-11660	KEY 7X26	2	2						
9	1	194880-11800-X	PIN ASSY, KING	2	2						
10	1	194151-11840	COVER, KING PIN	2	2						
11	1	194151-11860	O-RING, 1A-2025	2	2						
12	1	194440-11870	SEAL, OIL TCX6354810	2	2						
13	1	24520-511050	BEARING,THRUST 51105	2	2						
14	1	194151-11640	NUT 18	2	2						
15	1	194151-11650	WASHER, 18X36X2.3	2	2						
16	1	194880-12110-X	ARM, KNUCKLE L	1	1						
17	1	194440-12211-X	ARM, KNUCKLE R	1	1						
18	1	22217-180000	WASHER, SPRING 18	2	2						
19	1	194306-12312	TIE-ROD ASSY, L	1	1						
21	2	194730-57220	COVER, DUCT	1	1						
22	2	194730-57241	NUT M12	1	1						
23	2	22417-300250	PIN, COTTER 3.0X25	1	1						
24	2	24761-060000	NIPPLE, GREASE MT6X1	1	1						
25	1	194150-12410-U	TURNBUCKLE, M17X95	1	1						
26	1	194990-22830	NUT M17	1	1						
27	1	194990-22840	NUT M17	1	1						
28	1	194306-12352	TIE-ROD ASSY, R	1	1						
30	2	194730-57220	COVER, DUCT	1	1						
31	2	194730-57241	NUT M12	1	1						
32	2	22417-300250	PIN, COTTER 3.0X25	1	1						
33	2	24761-060000	NIPPLE, GREASE MT6X1	1	1						
34	1	194151-11670	WASHER, 42X51.8X1	2	2						
35	1	194420-11880	SLEEVE, SI 35X39X15	2	2						
36	1	194151-12610-X	HUB, FRONT WHEEL	2	2						
37	1	194151-12620-X	COVER, HUB	2	2						
38	1	194420-12640	WASHER, 20X44X3.2	2	2						
39	1	194278-12650	BOLT, M14X25	8	8						
40	1	194420-12720	SEAL, TC6Y395211.5	2	2						
41	1	22417-400400	PIN, COTTER 4.0X40	2	2						
42	1	24101-062044	BEARING, BALL 6204	2	2						
43	1	24101-062054	BEARING, BALL 6205	2	2						
44	1	26877-200002	NUT, CASTLE M20	2	2						

Fig.24. FRONT AXLE(FOR YM206D-HK)

Fig. 24 FRONT AXLE (FOR YM206D-HK)



X-MARK PARTS : NOT SOLD SEPARATELY

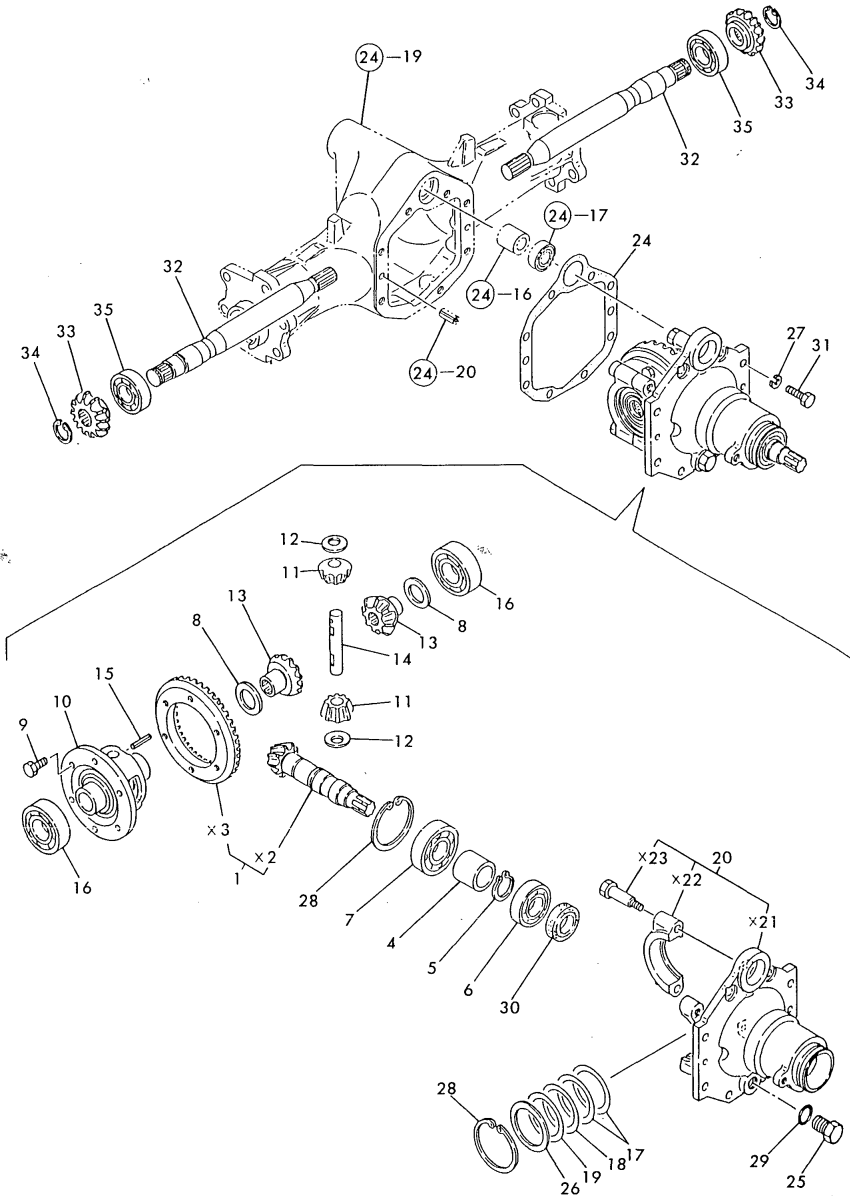
(A)=YM200-HK
(B)=YM206-HK
(C)=YM206D-HK

(D)=
(E)=
(F)=

No.	Lev.	Parts No.	Description	Qty						I	R
				(A)	(B)	(C)	(D)	(E)	(F)		
1	1	194306-12312	TIE-ROD ASSY, L			1					
3	2	194730-57220	COVER, DUCT			1					
4	2	194730-57241	NUT M12			1					
5	2	22417-300250	PIN, COTTER 3.0X25			1					
6	2	24761-060000	NIPPLE, GREASE MT6X1			1					
7	1	194306-12352	TIE-ROD ASSY, R			1					
9	2	194730-57220	COVER, DUCT			1					
10	2	194730-57241	NUT M12			1					
11	2	22417-300250	PIN, COTTER 3.0X25			1					
12	2	24761-060000	NIPPLE, GREASE MT6X1			1					
13	1	194150-12410	TURNBUCKLE M17X95			1					
14	1	194990-22830	NUT M17			1					
15	1	194990-22840	NUT M17			1					
16	1	194190-11520	BUSH, 22X25X25			2					
17	1	194191-13420	SEAL, OIL KC22327			2					
18	1	194447-13490	GAUGE, OIL LEVEL			1					
19	1	194306-13601	CASE, FRONT AXLE L			1					
20	1	22351-080016	PIN, SPRING 8.0X16			2					
21	1	24311-000180	O-RING, 1AP18.0			1					
22	1	24321-000500	O-RING, 1AG50.0			2					
23	1	194306-13630	COLLAR, 48X57X10			2					
24	1	194306-13640	SLEEVE, SI 40X44X26			2					
25	1	194447-13650	SEAL, TC6Y445711.5			2					
26	1	194447-13660	BEARING, T455216			2					
27	1	194447-13670	RING, INNER 40X45X17			2					
28	1	194447-13680	WASHER, 42X52X1.6			4					
29	1	194306-13711	CASE, FRONT GEAR			2					
30	1	194306-13721	COVER, GEAR CASE			2					
31	1	194447-13730	SEAL, OIL VB25355			2					
32	1	194306-13740	BOX (L), FRONT GEAR			1					
33	1	194306-13750	BOX (R), FRONT GEAR			1					
34	1	194306-13760	SHIM, T=0.3			2					
35	1	194306-13811	SUPPORT, KING PIN L			1					
36	1	194306-13821	SUPPORT, KING PIN R			1					
37	1	194306-13830	BUSH, 25X28X25			2					
38	1	23491-140002	PLUG, 14			2					
39	1	194151-36670	PLUG, PF02			2					
40	1	22217-080000	WASHER, SPRING 8			12					
41	1	194274-13570	WASHER, SPRING 10			14					
42	1	22217-100000	WASHER, SPRING 10			8					
43	1	22262-000520	RING, R-52			4					
44	1	22351-080020	PIN, SPRING 8.0X20			4					
45	1	24311-000160	O-RING, 1AP16.0			2					
46	1	24321-000650	O-RING, 1AG65.0			2					
47	1	194850-13690	NIPPLE, GRESAE M6F45			2					
48	1	26116-080252	BOLT, M8X 25 PLATED			12					
49	1	194491-13550	BOLT, M10X30			14					
50	1	26116-100302	BOLT, M10X 30 PLATED			8					
51	1	194306-13650	O-RING, 1AP45.0A			2					

Fig.25. RING GEAR OF FRONT AXLE

Fig. 25 RING GEAR OF FRONT AXLE



(A)=YM200-HK
(B)=YM206-HK
(C)=YM206D-HK

(D)=
(E)=
(F)=

No.	Lev.	Parts No.	Description	Qty						I	R
				(A)	(B)	(C)	(D)	(E)	(F)		
1	1	194306-13100	GEAR ASSY, RING			1					
4	1	194306-13130	COLLAR, 25X34X32			1					
5	1	194306-13140	CIRCLIP, C24-S			1					
6	1	24101-062054	BEARING, BALL 6205			1					
7	1	24101-063054	BEARING, BALL 6305			1					
8	1	194301-11720	WASHER, DIFFERENTIAL			2					
9	1	194301-11800	BOLT, M8X14			6					
10	1	194441-13210	CASE, DIFFERENTIAL			1					
11	1	194441-13220	PINION, DIFFERENTIAL			2					
12	1	194441-13230	LINER, DIFFERENTIAL			2					
13	1	194441-13250	GEAR, DIFFERENTIAL			2					
14	1	194441-13260	SHAFT, DIFFERENTIAL			1					
15	1	22351-040030	PIN, SPRING 4.0X30			1					
16	1	24101-060074	BEARING, BALL 6007			2					
17	1	194301-11890	SHIM, T=0.1			2					1
18	1	194301-11900	SHIM, T=0.3			1					1
19	1	194301-11910	SHIM, T=0.5			1					1
20	1	194306-13400	CARRIER, DIFF.			1					
24	1	194306-13451	GASKET, CARRIER			1					
25	1	23491-140002	PLUG, 14			1					
26	1	194300-32210	COLLAR, 45X62X2			1					
27	1	22217-080000	WASHER, SPRING 8			8					
28	1	22252-000620	RING, 62			2					
29	1	24311-000160	O-RING, 1AP16.0			1					
30	1	24421-254208	SEAL, OIL TC254208			1					
31	1	26116-080252	BOLT, M8X 25 PLATED			8					
32	1	194306-13511	SHAFT, FRONT 1ST			2					
33	1	194406-13520	PINION, SHAFT			2					
34	1	22292-000220	RING, S-22			2					
35	1	24101-062054	BEARING, BALL 6205			2					

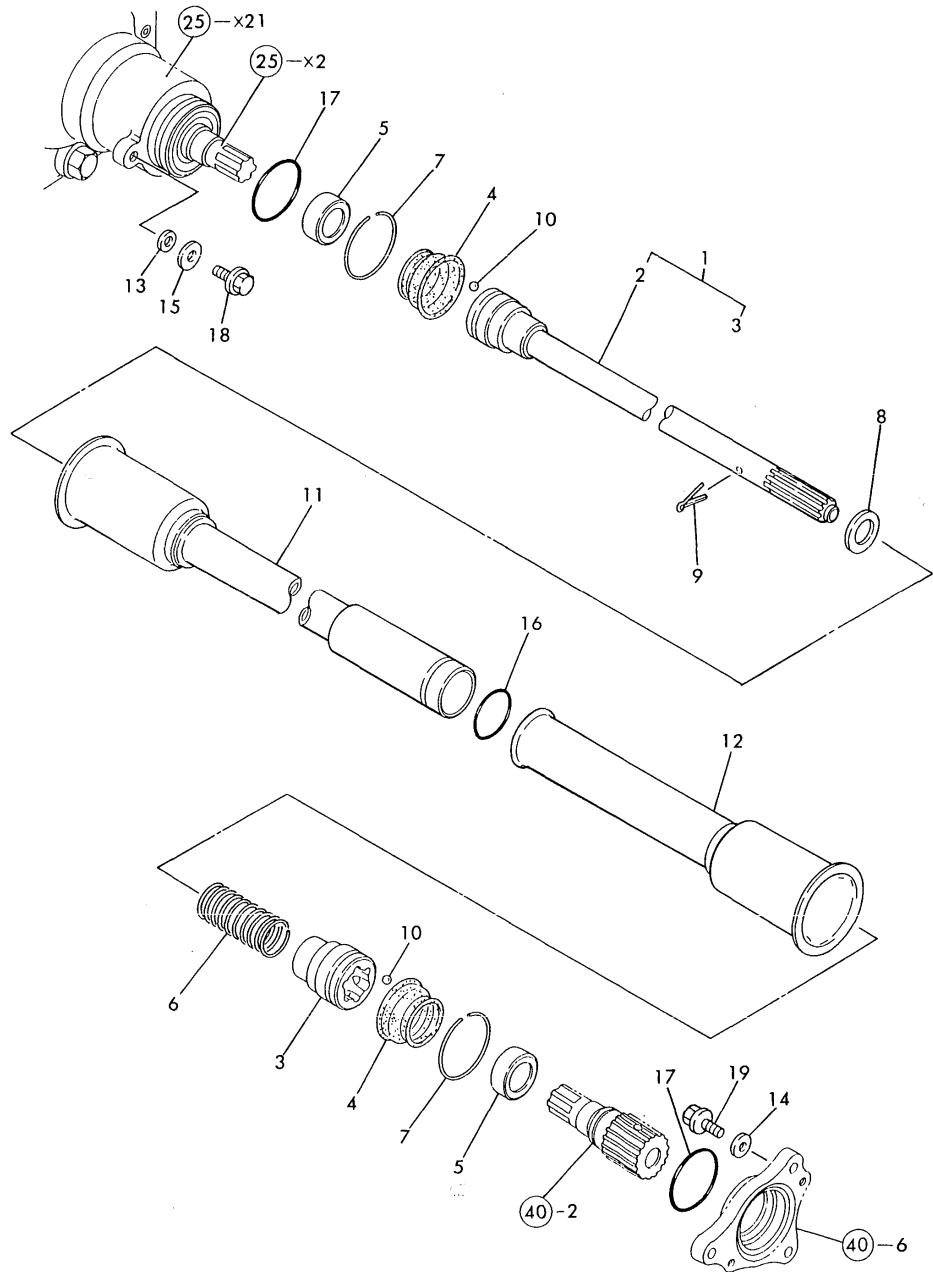
Remarks

(1) USE THE PROPER PART BY CAREFULLY CHOOSING.

Fig.26. PROPELLER SHAFT(FOR YM206D-HK)

(A)=YM200-HK (D)=
 (B)=YM206-HK (E)=
 (C)=YM206D-HK (F)=

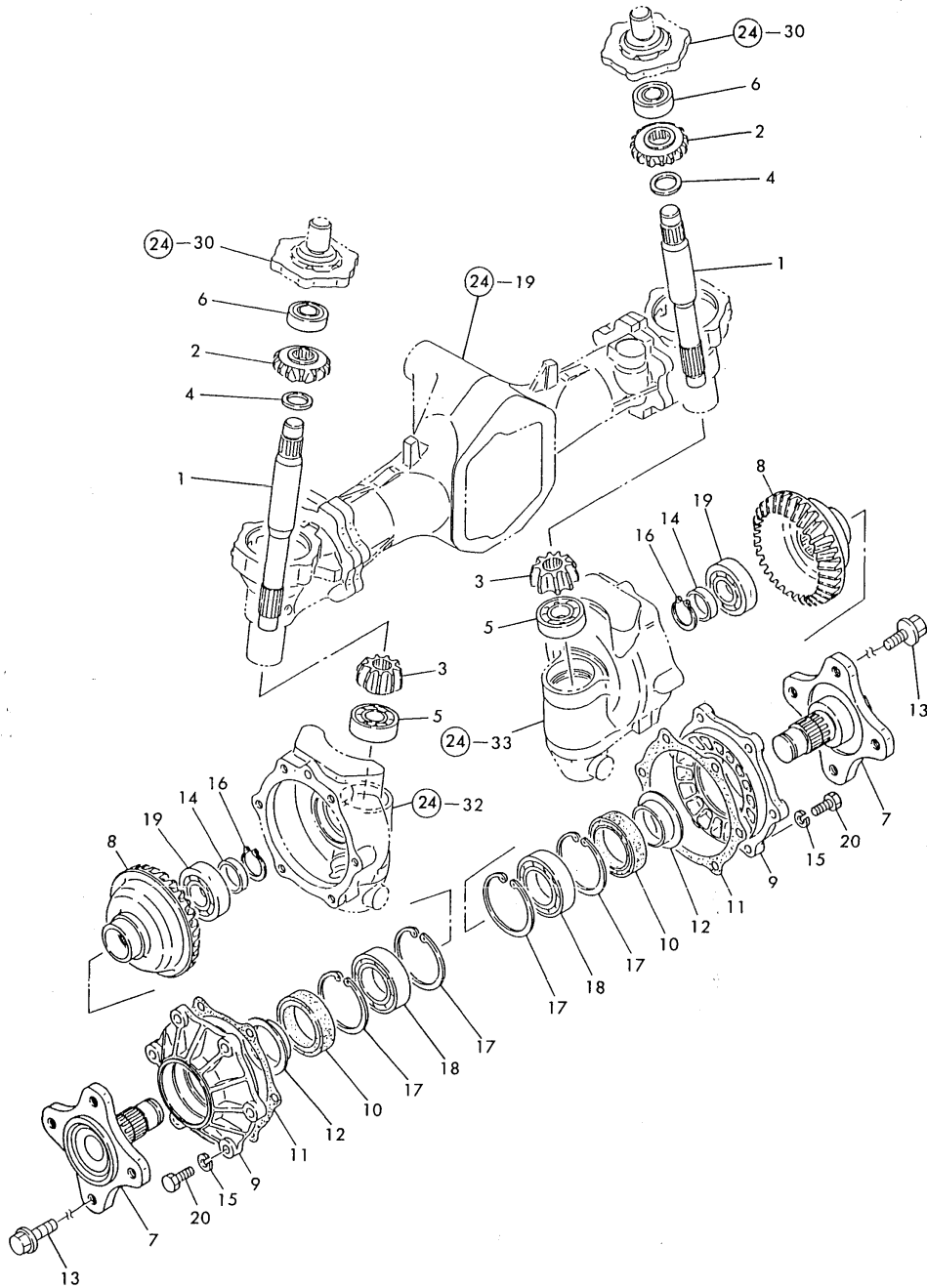
Fig. 26 PROPELLER SHAFT (FOR YM206D-HK)



No.	Lev.	Parts No.	Description	Qty						I	R
				(A)	(B)	(C)	(D)	(E)	(F)		
1	1	794116-13300	SHAFT ASSY,PROPELLER			1					
2	2	194116-13300	SHAFT, PROPELLER			1					
3	2	194306-13330-X	COUPLING, B			1					
4	1	194306-13340	BOOT, RUBBER			2					
5	1	194306-13350	COLLAR, 20X30X14			2					
6	1	194306-13360	SPRING, TENSION			1					
7	1	194150-51620	CLAMP, HARNESS			2					
8	1	22127-160000	WASHER, 16			1					
9	1	22417-400400	PIN, COTTER 4.0X40			1					
10	1	24190-100001	BALL, STEEL 5/16			12					
11	1	194116-14610	COVER, SHAFT			1					
12	1	194306-14641-X	COVER ASSY, SHAFT			1					
13	1	22117-080000	WASHER, 8			1					
14	1	22157-060000	WASHER, 6			2					
15	1	22157-080000	WASHER, 8			1					
16	1	24311-000300	O-RING, 1AP30.0			1					
17	1	24341-000480	O-RING, 1AS48.0			2					
18	1	26106-080162	BOLT, M8X 16 PLATED			1					
19	1	26106-060122	BOLT, M6X 12 PLATED			2					

Fig.27. FRONT SPINDLE(FOR YM206D-HK)

Fig. 27 FRONT SPINDLE (FOR YM206D-HK)



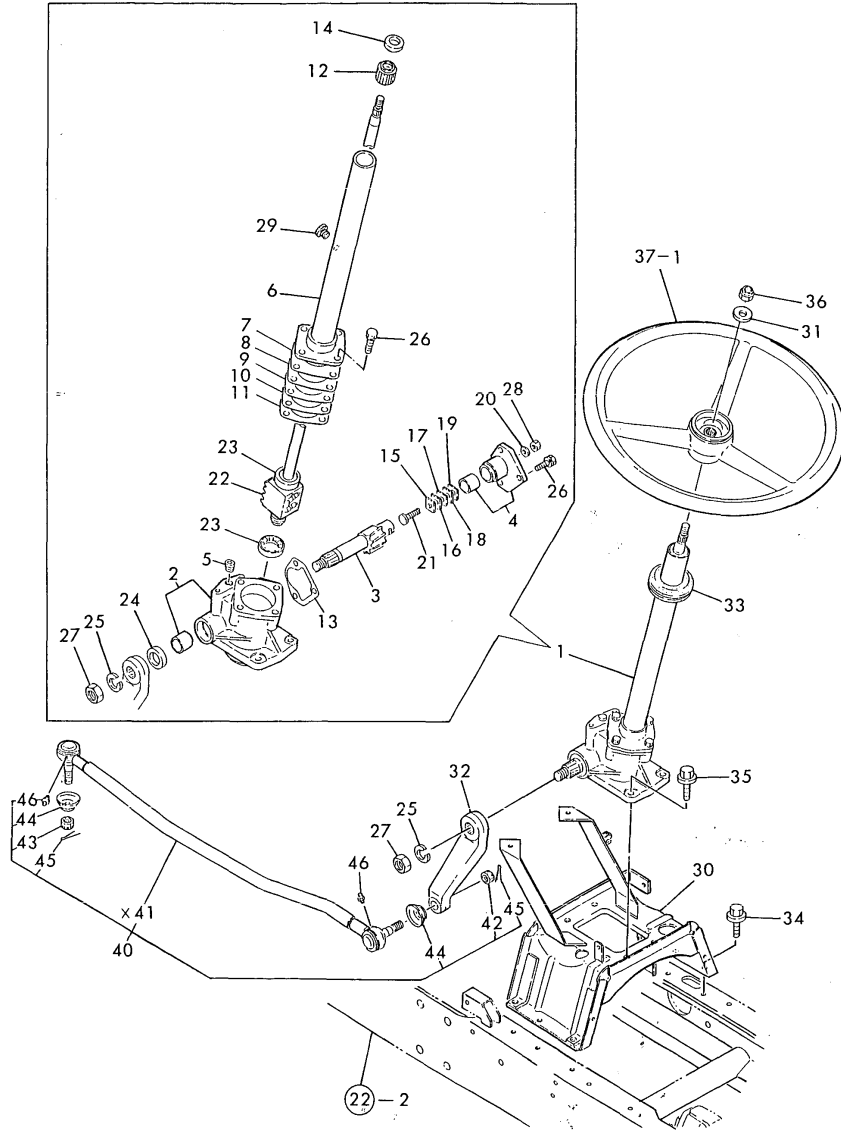
(A)=YM200-HK
 (B)=YM206-HK
 (C)=YM206D-HK

(D)=
 (E)=
 (F)=

No.	Lev.	Parts No.	Description	Qty						I	R
				(A)	(B)	(C)	(D)	(E)	(F)		
1	1	194306-13850	SHAFT, FRONT 2ND			2					
2	1	194406-13940	GEAR, FRONT AXLE			2					
3	1	194306-13950	PINION, FINAL			2					
4	1	194320-25340	COLLAR, 25X35X3			2					
5	1	24101-063044	BEARING, BALL 6304			2					
6	1	24104-063044	BEARING, BALL 6304UU			2					
7	1	194697-14110	SPINDLE, FRONT			2					
8	1	194306-14120	GEAR, FRONT SHAFT			2					
9	1	194306-14130	CASE, FRONT BEARING			2					
10	1	194697-14140	SEAL, OIL TC6Y577512			2					
11	1	194306-14151	GASKET, BEARING CASE			2					
12	1	194697-14180	SLEEVE, SLY525720			2					
13	1	194881-12650	BOLT, M14X24			8					
14	1	194305-25830	WASHER, 30X42X4.5			2					
15	1	22217-100000	WASHER, SPRING 10			12					
16	1	22242-000290	RING, 29			2					
17	1	22252-000750	RING, 75			4					
18	1	24101-060094	BEARING, BALL 6009			2					
19	1	24101-062064	BEARING, BALL 6206			2					
20	1	26116-100302	BOLT, M10X 30 PLATED			12					

Fig.28. STEERING

Fig. 28 STEERING



(A)=YM200-HK
(B)=YM206-HK
(C)=YM206D-HK

(D)=
(E)=
(F)=

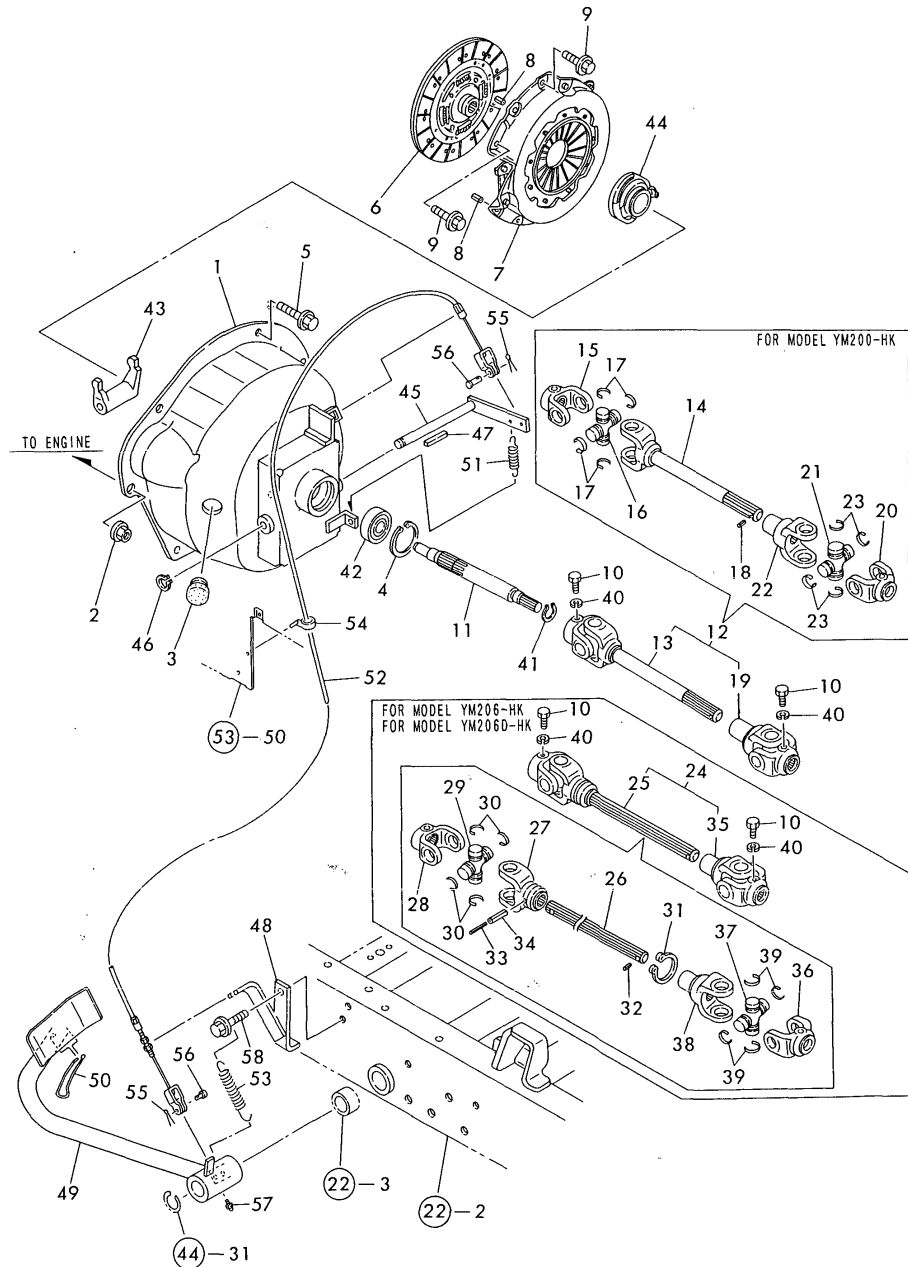
No.	Lev.	Parts No.	Description	Qty						I	R
				(A)	(B)	(C)	(D)	(E)	(F)		
1	1	194115-15100	GEAR ASSY, STEERING	1	1	1					
2	2	194115-15110	BOX, GEAR	1	1	1					
3	2	194115-15140	SHAFT, SECTOR	1	1	1					
4	2	194515-15150	COVER ASSY, SIDE	1	1	1					
5	2	194262-15170-X	PLUG, PT1/8	1	1	1					
6	2	194115-15250	COLUMN, STEERING	1	1	1					
7	2	194750-15250	SHIM, T=0.5	1	1	1					1
8	2	194750-15260	SHIM, T=0.7	1	1	1					1
9	2	194750-15270	SHIM, T=0.08	1	1	1					1
10	2	194750-15280	SHIM, T=0.1	1	1	1					1
11	2	194750-15290	SHIM, T=0.2	1	1	1					1
12	2	194241-15310	BUSH, COLUMN	1	1	1					
13	2	194310-15320	GASKET, SIDE COVER	1	1	1					
14	2	194241-15350	SEAL, OIL TC1939.510	1	1	1					
15	2	194080-15420	SHIM, T=1.525 A	1	1	1					1
16	2	194080-15430	SHIM, T=1.555 B	1	1	1					1
17	2	194080-15440	SHIM, T=1.585 C	1	1	1					1
18	2	194080-15450	SHIM, T=1.615 D	1	1	1					1
19	2	194080-15460	SHIM, T=1.645 E	1	1	1					1
20	2	194464-15450	WASHER, SEAL 10	1	1	1					
21	2	194130-15470	SCREW, ADJUSTING	1	1	1					
22	2	194115-15500	NUT, BALL	1	1	1					
23	2	194750-15520	BEARING, VBT17Z-2A	2	2	2					
24	2	194740-55620	SEAL, OIL TC263807	1	1	1					
25	2	22217-200000	WASHER, SPRING 20	1	1	1					
26	2	26013-080222	BOLT, M8X 22	7	7	7					
27	2	26776-200002	NUT, LOCK M20	1	1	1					
28	2	26776-100002	NUT, LOCK M10	1	1	1					
29	2	194440-15341	PLUG, BREATHER	1	1	1					
30	1	194880-15200-X	BRACKET ASSY	1	1	1					
31	1	22137-120000	WASHER, 12	1	1	1					
32	1	194115-15610	ARM, PITMAN	1	1	1					
33	1	194145-15651	GROMMET, 42	1	1	1					
34	1	26106-080202	BOLT, M8X 20 PLATED	6	6	6					
35	1	26106-100302	BOLT, M10X 30 PLATED	4	4	4					
36	1	26356-120002	NUT, M12	1	1	1					
37-1	1	194440-15810	WHEEL, STEERING	1	1	1					
40	1	194880-16100-X	ROD ASSY, DRAG	1	1	1					
42	2	194115-16120	CASTLE NUT M12	1	1	1					
43	2	194115-16130	NUT, CASTLE M12	1	1	1					
44	2	194730-57220	COVER, DUCT	2	2	2					
45	2	22417-300250	PIN, COTTER 3.0X25	2	2	2					
46	2	24761-060000	NIPPLE, GREASE MT6X1	2	2	2					

Remarks

- (1) USE THE PROPER PART BY CAREFULLY CHOOSING.
- (M) MISPRINT.

Fig.29. CLUTCH

Fig. 29 CLUTCH



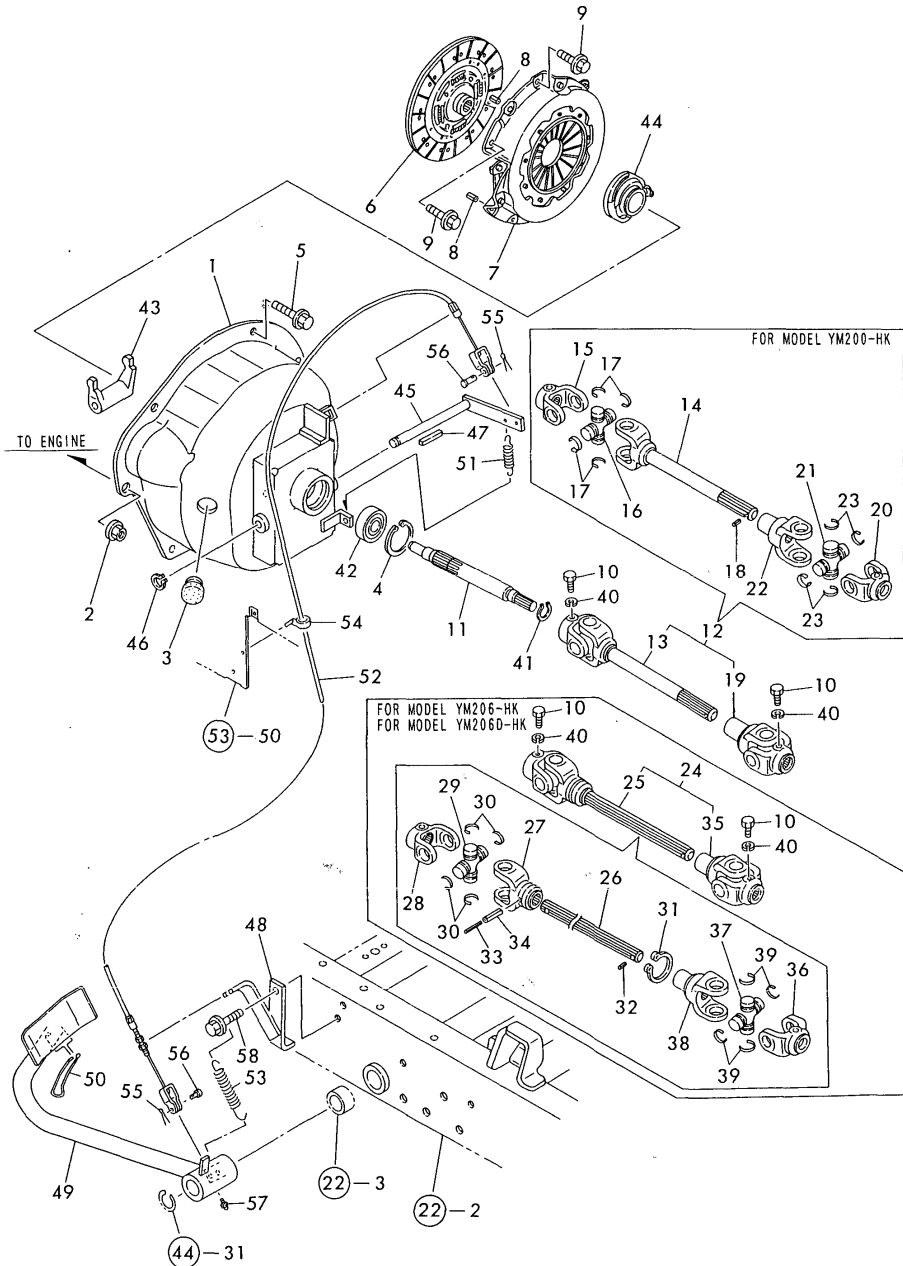
(A)=YM200-HK
(B)=YM206-HK
(C)=YM206D-HK

(D)=
(E)=
(F)=

No.	Lev.	Parts No.	Description	Qty						I	R
				(A)	(B)	(C)	(D)	(E)	(F)		
1	1	194880-21100-X	HOUSING ASSY, CLUTCH	1	1	1					
2	1	194990-22160	NUT, M12	2	2	2					
3	1	194130-61570	GROMMET, 27	1	1	1					
4	1	22252-000470	RING, 47	1	1	1					
5	1	26106-080162	BOLT, M8X 16 PLATED	4	4	4					
6	1	194115-21400	DISC, CLUTCH	1	1	1					
7	1	794150-21700	PLATE, PRESSURE	1	1	1					
8	1	22351-080018	PIN, SPRING 8.0X18	3	3	3					
9	1	26106-080162	BOLT, M8X 16 PLATED	6	6	6					
10	1	198221-13410	BOLT, M8	2	2	2					
11	1	194880-22110	SHAFT, MAIN DRIVE	1	1	1					
12	1	194870-22200	JOINT ASSY, CROSS	1							
13	2	194870-22220	JOINT ASSY, CROSS F	1							
14	3	194305-22230	YOKE	1							
15	3	194870-22230	YOKE, SHAFT	1							
16	3	194802-22260	JOURNAL KIT	1							
17	3	194802-22270	RING, SNAP	4							
18	3	22351-030010	PIN, SPRING 3.0X10	1							
19	2	194305-22260	JOINT ASSY, CROSS R	1							
20	3	194305-22230	YOKE	1							
21	3	194802-22260	JOURNAL KIT	1							
22	3	194305-22270	YOKE, SLEEVE	1							
23	3	194802-22270	RING, SNAP	4							
24	1	194880-22200-X	JOINT ASSY, CROSS		1	1					
25	2	194880-22220	JOINT ASSY, CROSS F		1	1					
26	3	194697-22140	SHAFT, PROPELLER		1	1					
27	3	194115-22220	YOKE		1	1					
28	3	194305-22230	YOKE		1	1					
29	3	194802-22260	JOURNAL KIT		1	1					
30	3	194802-22270	RING, SNAP		4	4					
31	3	22242-000360	RING, 36		1	1					
32	3	22351-030010	PIN, SPRING 3.0X10		1	1					
33	3	22351-035032	PIN, SPRING 3.5X32		1	1					
34	3	22351-060032	PIN, SPRING 6.0X32		1	1					
35	2	194305-22260	JOINT ASSY, CROSS R		1	1					
36	3	194305-22230	YOKE		1	1					
37	3	194802-22260	JOURNAL KIT		1	1					
38	3	194305-22270	YOKE, SLEEVE		1	1					
39	3	194802-22270	RING, SNAP		4	4					
40	1	22217-080000	WASHER, SPRING 8		2	2	2				
41	1	22242-000170	RING, 17		1	1	1				
42	1	24104-063034	BEARING, BALL 6303UU		1	1	1				
43	1	194800-22311	ARM, CLUTCH RELEASE		1	1	1				
44	1	194800-22320	BEARING, CLUTCH		1	1	1				
45	1	194305-22350-X	SHAFT, CLUTCH RELEASE		1	1	1				
46	1	22242-000120	RING, 12		1	1	1				
47	1	22512-040340	KEY, 4X 34		1	1	1				
48	1	194405-21150	STAY, WIRE		1	1	1				
49	1	194305-22401-X	PEDAL ASSY, CLUTCH		1	1	1				
50	1	194440-22441	LEVER, CLUTCH LOCK		1	1	1				
51	1	194800-22480	SPRING, 58		1	1	1				

Fig.29. CLUTCH

Fig. 29 CLUTCH



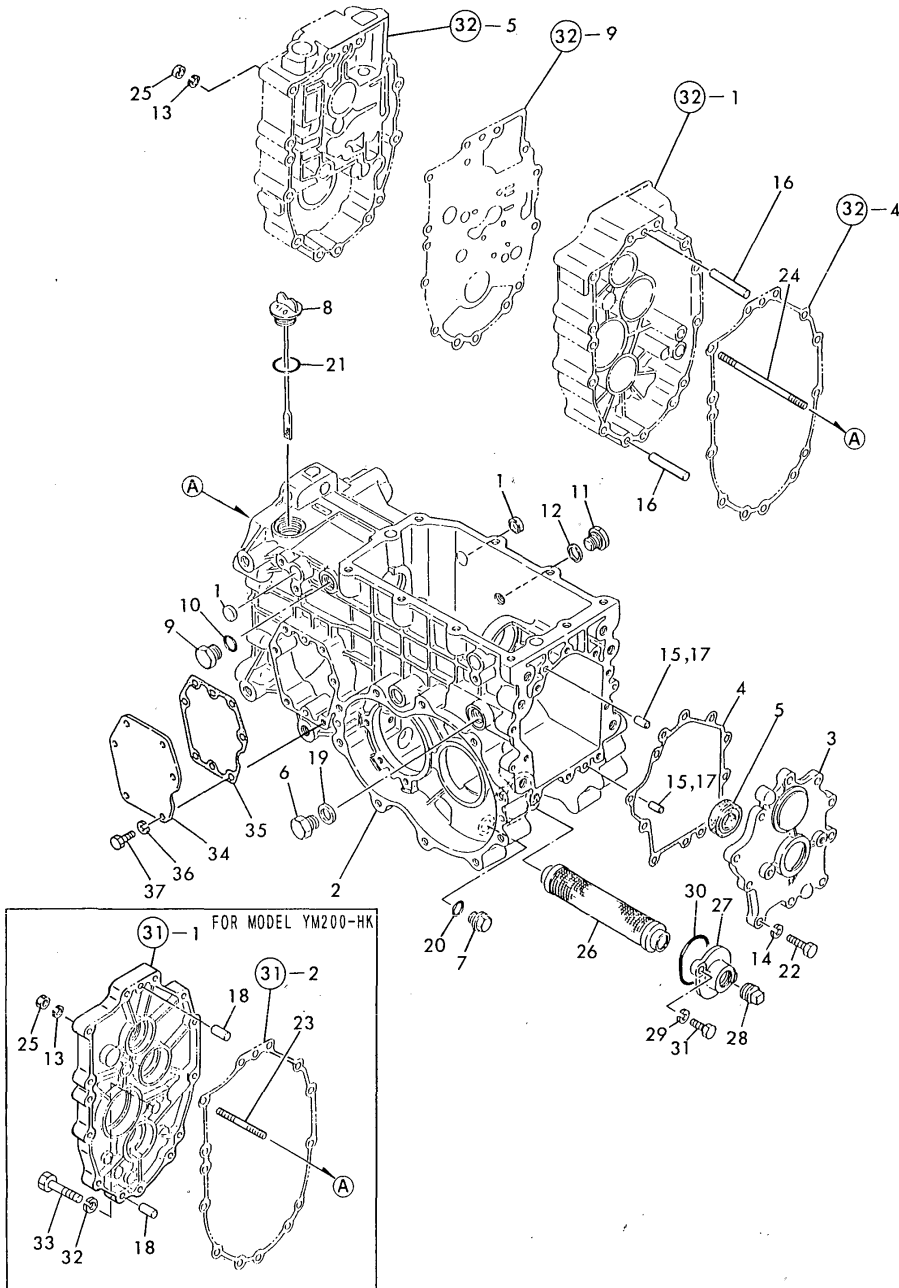
(A)=YM200-HK
(B)=YM206-HK
(C)=YM206D-HK

(D)=
(E)=
(F)=

No.	Lev.	Parts No.	Description	Qty						I	R
				(A)	(B)	(C)	(D)	(E)	(F)		
52	1	194357-22501	CABLE, CLUTCH	1	1	1					
53	1	194305-37520	SPRING, RETURN	1	1	1					
54	1	194250-51660	BAND 250	1	1	1					
55	1	22417-160180	PIN, COTTER 1.6X18	2	2	2					
56	1	22487-060120	PIN, H 6X 12	2	2	2					
57	1	24761-010000	NIPPLE, GREASE M6F	1	1	1					
58	1	26106-080122	BOLT, M8X 12 PLATED	1	1	1					

Fig.30. TRANSMISSION HOUSING

Fig. 30 TRANSMISSION HOUSING



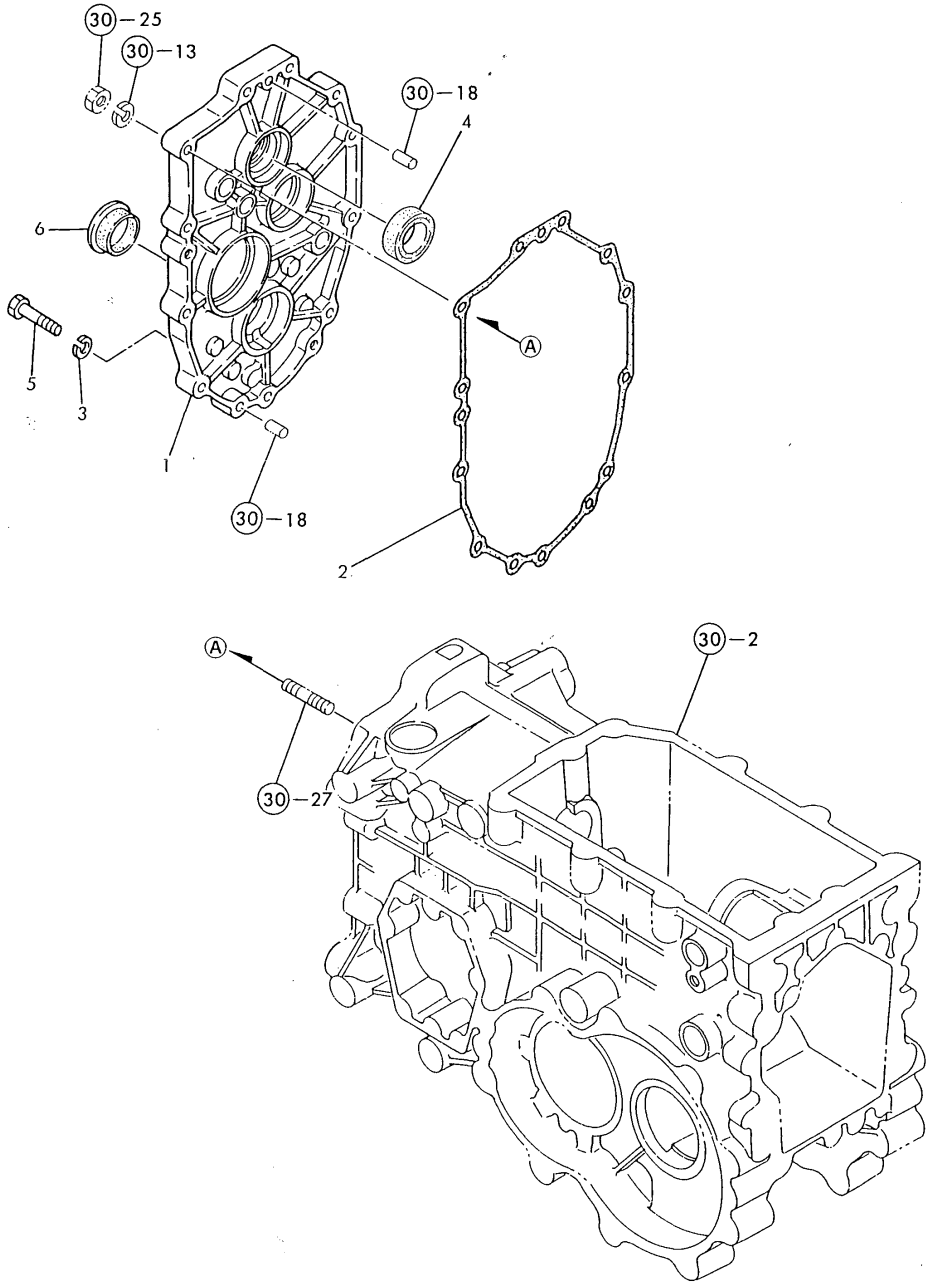
(A)=YM200-HK
(B)=YM206-HK
(C)=YM206D-HK

(D)=
(E)=
(F)=

No.	Lev.	Parts No.	Description	Q'ty						I	R
				(A)	(B)	(C)	(D)	(E)	(F)		
1	1	194197-21170	CAP. SEAL 17X4	1	2	2					
2	1	194305-24110-X	HOUSING, MISSION	1	1	1					
3	1	194305-24350-X	COVER, MISSION CASE	1	1	1					
4	1	194305-24361	GASKET, REAR COVER	1	1	1					
5	1	194197-24370	SEAL, OIL TC38508	1	1	1					
6	1	194310-24660	PLUG, 18	1	1	1					
7	1	23491-140002	PLUG, 14	1	1	1					
8	1	194405-24290	DIPSTICK, 33X167	1	1	1					
9	1	194464-45920	PLUG, 3/4-16UNF	1	1	1					
10	1	194464-45930	O-RING, 8-1	1	1	1					
11	1	194312-46750	PLUG, PF3/8	1	1	1					
12	1	194555-77910	GASKET, 17	1	1	1					
13	1	22217-080000	WASHER, SPRING 8	4	11	11					
14	1	22217-080000	WASHER, SPRING 8	10	10	10					
15	1	22312-080160	PIN, PARALLEL M8X16		2	2					
16	1	22312-080800	PIN, PARALLEL M8X80		2	2					
17	1	22312-080160	PIN, PARALLEL M8X16	2							
18	1	22312-080160	PIN, PARALLEL M8X16	2							
19	1	23414-180000	GASKET, 18X1.0	1	1	1					
20	1	24311-000160	O-RING, 1AP16.0	1	1	1					
21	1	24351-020300	O-RING 1A 2030	1	1	1					
22	1	26116-080302	BOLT, M8X 30 PLATED	10	10	10					
23	1	26226-080352	STUD, M8X 35	4							
24	1	26226-081202	STUD, M8X120		11	11					
25	1	26716-080002	NUT, M8	4	11	11					
26	1	194305-24930	STRAINER, OIL	1	1	1					
27	1	194305-24970-X	COVER, STRAINER	1	1	1					
28	1	194322-24980	PLUG, 1-2NPT	1	1	1					
29	1	22217-080000	WASHER, SPRING 8	2	2	2					
30	1	24341-000500	O-RING, 1AS50.0	1	1	1					
31	1	26116-080202	BOLT, M8X 20 PLATED	2	2	2					
32	1	22217-080000	WASHER, SPRING 8		1						
33	1	26116-080702	BOLT, M8X 70 PLATED		1						
34	1	194305-24410	COVER, SIDE	1	1						W
		(A=FROM 1ST) (B=FROM 1ST)									
35	1	194305-24421	PACKING, COVER	1	1						W
		(A=FROM 1ST) (B=FROM 1ST)									
36	1	22217-080000	WASHER, SPRING 8	6	6						W
		(A=FROM 1ST) (B=FROM 1ST)									
37	1	26116-080202	BOLT, M8X 20 PLATED	6	6						W
		(A=FROM 1ST) (B=FROM 1ST)									

Fig.31. CENTER PLATE(FOR YM200-HK)

Fig. 31 CENTER PLATE (FOR YM200-HK)



(A)=YM200-HK
(B)=YM206-HK
(C)=YM206D-HK

(D)=
(E)=
(F)=

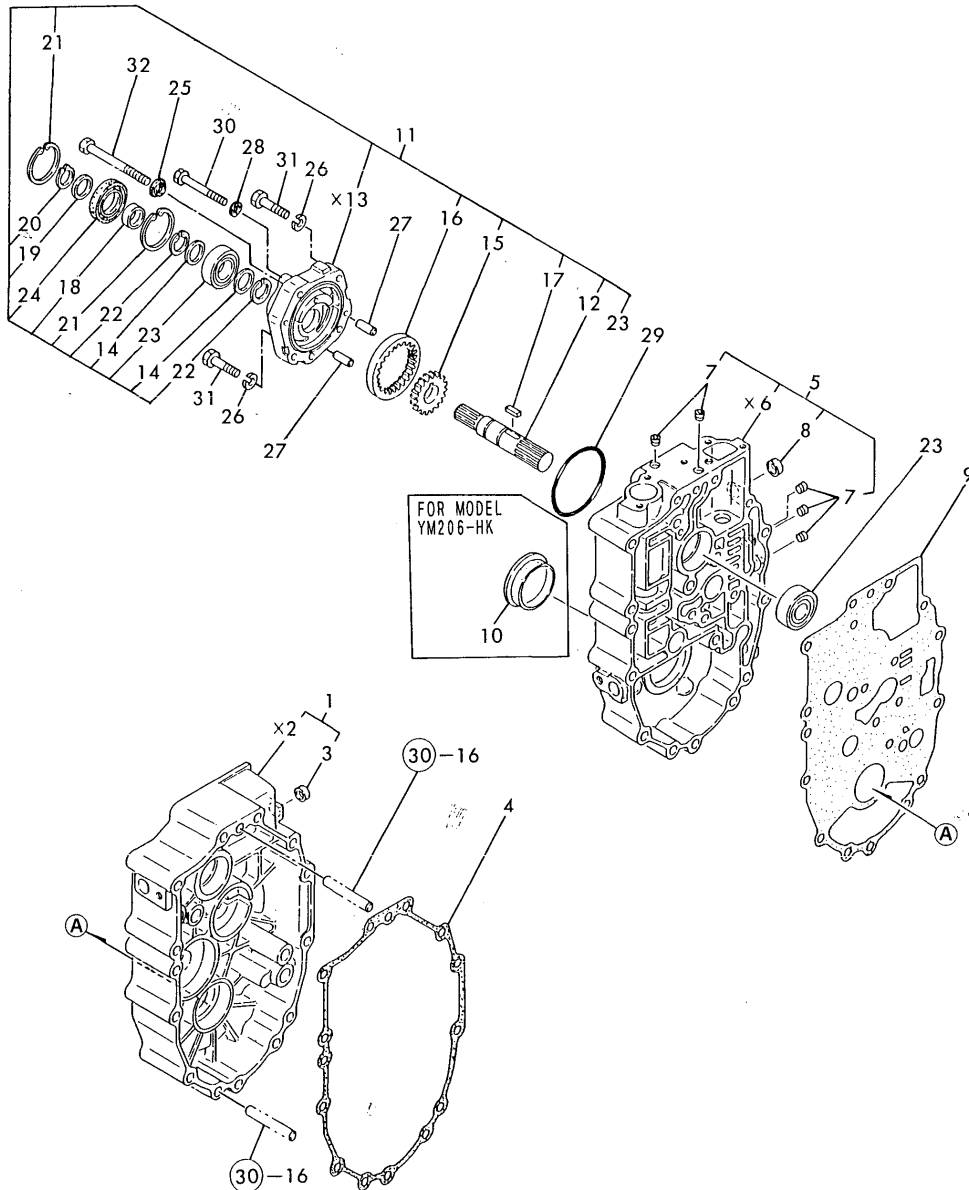
No.	Lev.	Parts No.	Description	Q'ty						I	R
				(A)	(B)	(C)	(D)	(E)	(F)		
1	1	194405-24160-X	PLATE ASSY, CENTER	1							
2	1	194305-24181	GASKET, PLATE	1							
3	1	22217-080000	WASHER, SPRING 8	7							
4	1	24421-203508	SEAL, OIL TC203508	1							
5	1	26116-080402	BOLT, M8X 40 PLATED	7							
6	1	27260-350001	PLUG, 35	1							

Fig.32. CENTER PLATE& POWER SHIFT PUMP

(A)=YM200-HK
 (B)=YM206-HK
 (C)=YM206D-HK

(D)=
 (E)=
 (F)=

Fig. 32 CENTER PLATE & POWER SHIFT PUMP



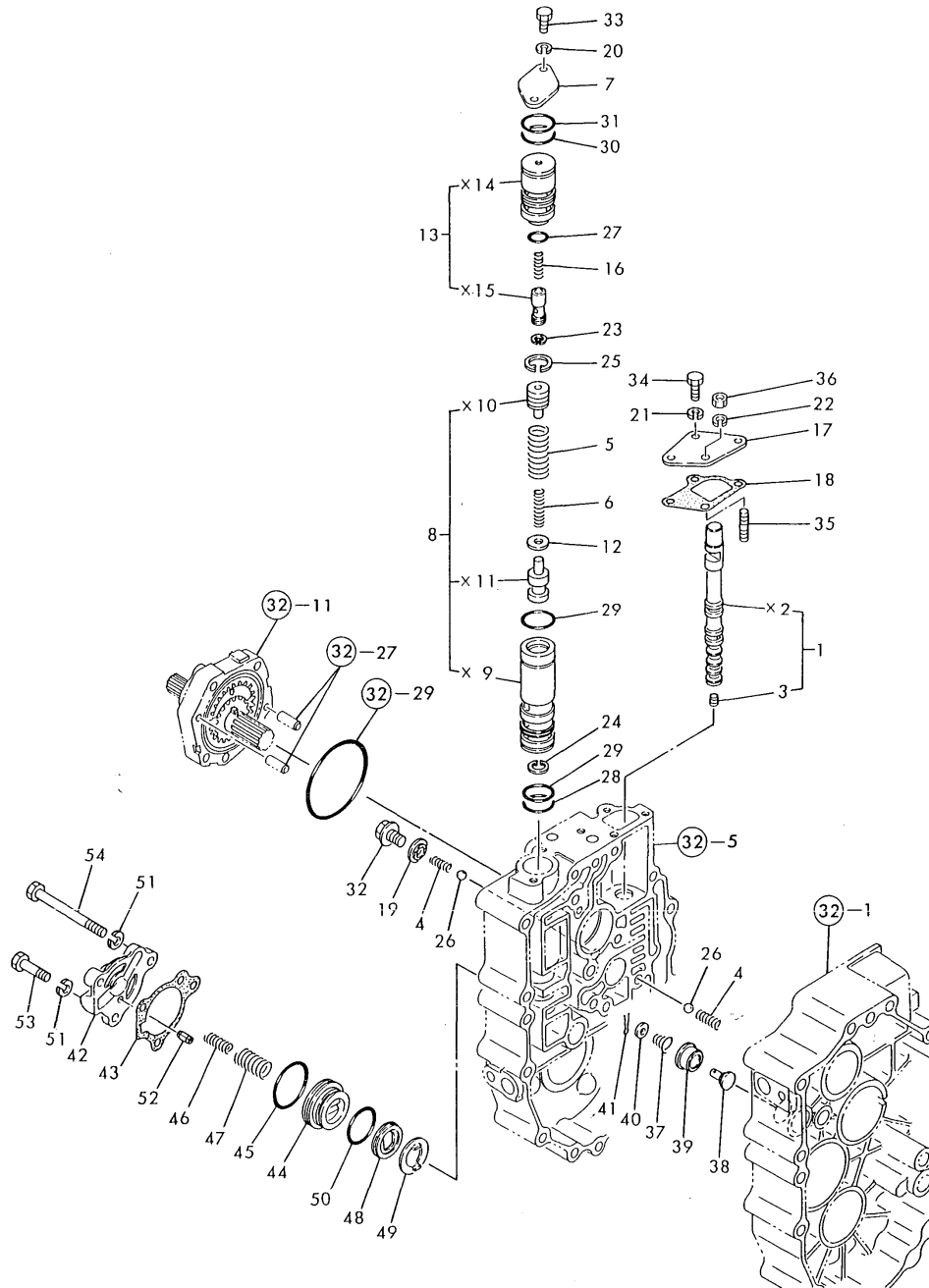
No.	Lev.	Parts No.	Description	Qty						I	R	
				(A)	(B)	(C)	(D)	(E)	(F)			
1	1	194305-24150-X	PLATE ASSY, CENTER		1	1						
3	2	27260-150000	PLUG, 15		1	1						
4	1	194305-24181	GASKET, PLATE		1	1						
5	1	194305-24192	PLATE ASSY, OIL LINE		1	1						
7	2	23871-010000	PLUG, R01		5	5						
8	2	27260-150000	PLUG, 15		1	1						
9	1	194305-24211	GASKET, (NON-ASB.)		1	1						
10	1	27260-470001	PLUG, 47		1							
11	1	194305-24400	PUMP ASSY		1	1						
12	2	194305-24292	SHAFT, PUMP		1	1						
14	2	194305-24310	COLLAR, 20X25X2		2	2						
15	2	194305-24340	GEAR, DRIVE P		1	1						
16	2	194300-24350	GEAR, INTERNAL		1	1						
17	2	194310-24460	KEY, 4X4X17		1	1						
18	2	194310-24470	SLEEVE 20X25X13		1	1						
18-1	2	194855-25290	SLEEVE, SI 202513 (B=T/# 10041) (C=T/# 10080)		1	1						R
19	2	194197-25930	WASHER, 17X24X1.6		1	1						
20	2	22242-000170	RING, 17		1	1						
21	2	22252-000420	RING, 42		2	2						
22	2	22292-000200	RING, S-20		2	2						
23	2	24101-060044	BEARING, BALL 6004		2	2						
24	2	24423-254208	SEAL, OIL TC254208		1	1						
25	1	22190-080000	WASHER, SEAL 8		3	3						
26	1	22217-080000	WASHER, SPRING 8		2	2						
27	1	22312-080220	PIN, PARALLEL M8X22		2	2						
28	1	23414-060000	GASKET, 6X1.0		1	1						
29	1	24341-000710	O-RING, 1AS71.0		1	1						
30	1	26116-060552	BOLT, M6X 55 PLATED		1	1						
31	1	26116-080352	BOLT, M8X 35 PLATED		2	2						
32	1	26116-080802	BOLT, M8X 80 PLATED		3	3						

Fig.33. REGULATOR(FOR YM206,206D-HK)

(A)=YM200-HK
 (B)=YM206-HK
 (C)=YM206D-HK

(D)=
 (E)=
 (F)=

Fig. 33 REGULATOR (FOR YM206, 206D-HK)



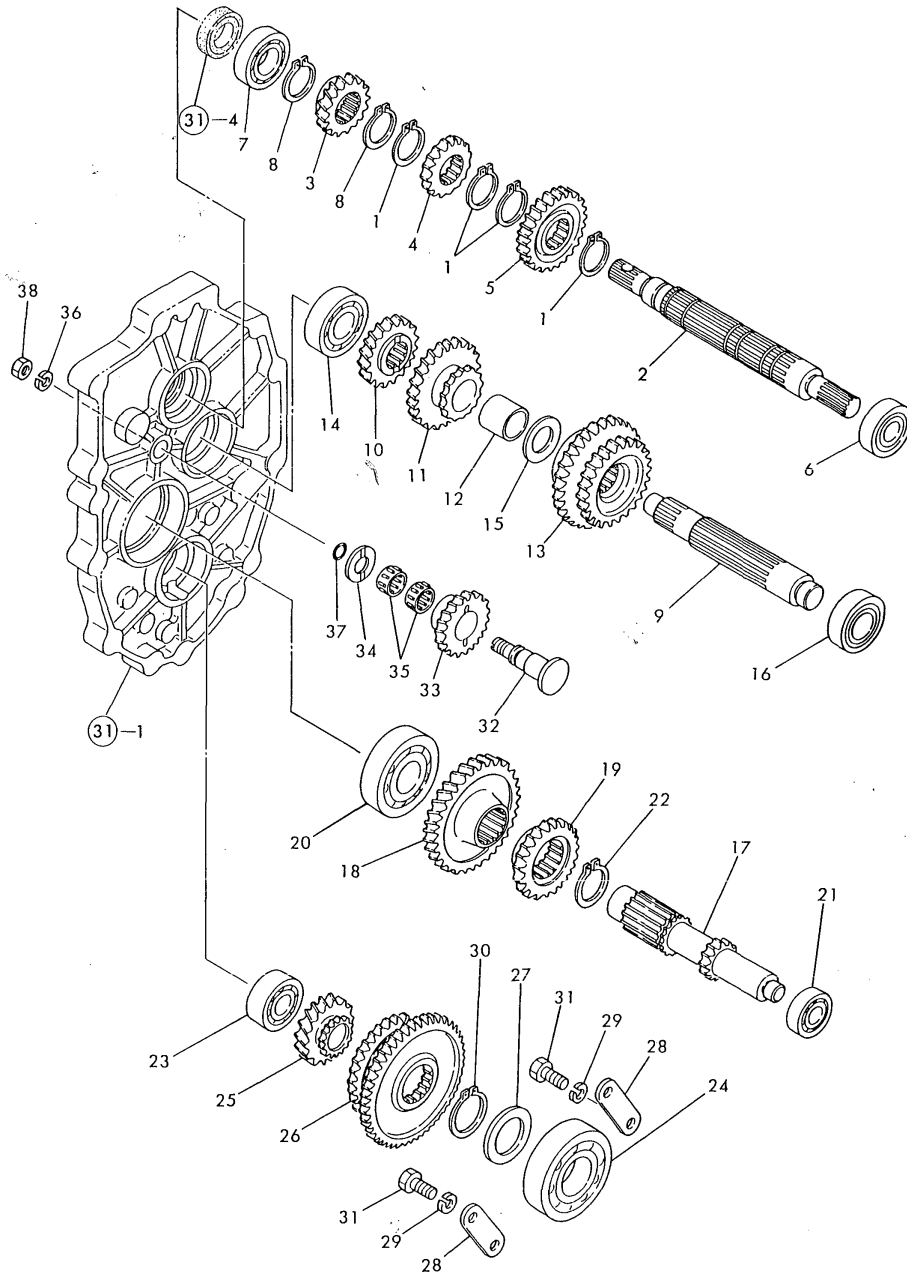
No.	Lev.	Parts No.	Description	Q'ty						I	R
				(A)	(B)	(C)	(D)	(E)	(F)		
1	1	194305-24500	SPOOL ASSY, VALVE		1	1					
3	2	26979-060062	SCREW, M6X 6		1	1					
4	1	194305-24530	SPRING, 15.3		2	2					
5	1	194305-24540	SPRING, RELIEF OUTER		1	1					
6	1	194115-24550	SPRING, RELIEF INNER		1	1					
7	1	194300-24571	PLATE, END		1	1					
8	1	194305-24580	VALVE ASSY, DRV		1	1					
12	1	194800-24620	SHIM, T=0.5		2	2					
13	1	194305-24640	VALVE ASSY, OPEN		1	1					
16	1	194800-24671	SPRING, RETURN		1	1					
17	1	194305-24701	COVER, SPOOL		1	1					
18	1	194305-24712	GASKET, SPOOL		1	1					
19	1	22190-100000	WASHER, SEAL 10		1	1					
20	1	22217-060000	WASHER, SPRING 6		2	2					
21	1	22217-060000	WASHER, SPRING 6		3	3					
22	1	22217-060000	WASHER, SPRING 6		1	1					
23	1	22252-000120	RING, 12		1	1					
24	1	22252-000180	RING, 18		1	1					
25	1	22252-000200	RING, 20		1	1					
26	1	24190-100001	BALL, STEEL 5/16		2	2					
27	1	24341-000180	O-RING, 1AS18.0		1	1					
28	1	24341-000220	O-RING, 1AS22.0		1	1					
29	1	24341-000224	O-RING, 1AS22.4		2	2					
30	1	24341-000240	O-RING, 1AS24.0		1	1					
31	1	24341-000250	O-RING, 1AS25.0		1	1					
32	1	26106-100122	BOLT, M10X 12 PLATED		1	1					
33	1	26116-060162	BOLT, M6X 16 PLATED		2	2					
34	1	26116-060162	BOLT, M6X 16 PLATED		3	3					
35	1	26226-060122	STUD, M6X 12		1	1					
36	1	26716-060002	NUT, M6		1	1					
37	1	194310-24770	SPRING		1	1					
38	1	1E6190-55660	VALVE, 2ND RELIEF		1	1					
39	1	1E6190-55710	SEAT, 2ND RELIEF		1	1					
40	1	22117-060000	WASHER, 6		1	1					
41	1	22417-200100	COTTER PIN 2.0X10		1	1					
42	1	194305-24810	COVER, BRAKE		1	1					
43	1	194305-24821	GASKET, BRAKE COVER		1	1					
44	1	194305-24830	PISTON, BRAKE		1	1					
45	1	194305-24850	O-RING, 2037		1	1					
46	1	194305-24860	SPRING, BRAKE INNER		1	1					
47	1	194305-24870	SPRING		1	1					
48	1	194305-24880	BRAKE, NEUTRAL		1	1					
49	1	194305-24890	PLATE, STEEL 33X20		1	1					
50	1	194990-57740	O-RING, 30X2.4		1	1					
51	1	22217-080000	WASHER, SPRING 8		3	3					
52	1	22351-060012	PIN, SPRING 6.0X12		1	1					
53	1	26116-080302	BOLT, M8X 30 PLATED		2	2					
54	1	26116-080802	BOLT, M8X 80 PLATED		1	1					

Fig.34. TRANSMISSION GEAR(FOR YM200-HK)

(A)=YM200-HK
(B)=YM206-HK
(C)=YM206D-HK

(D)=
(E)=
(F)=

Fig. 34 TRANSMISSION GEAR (FOR YM200-HK)

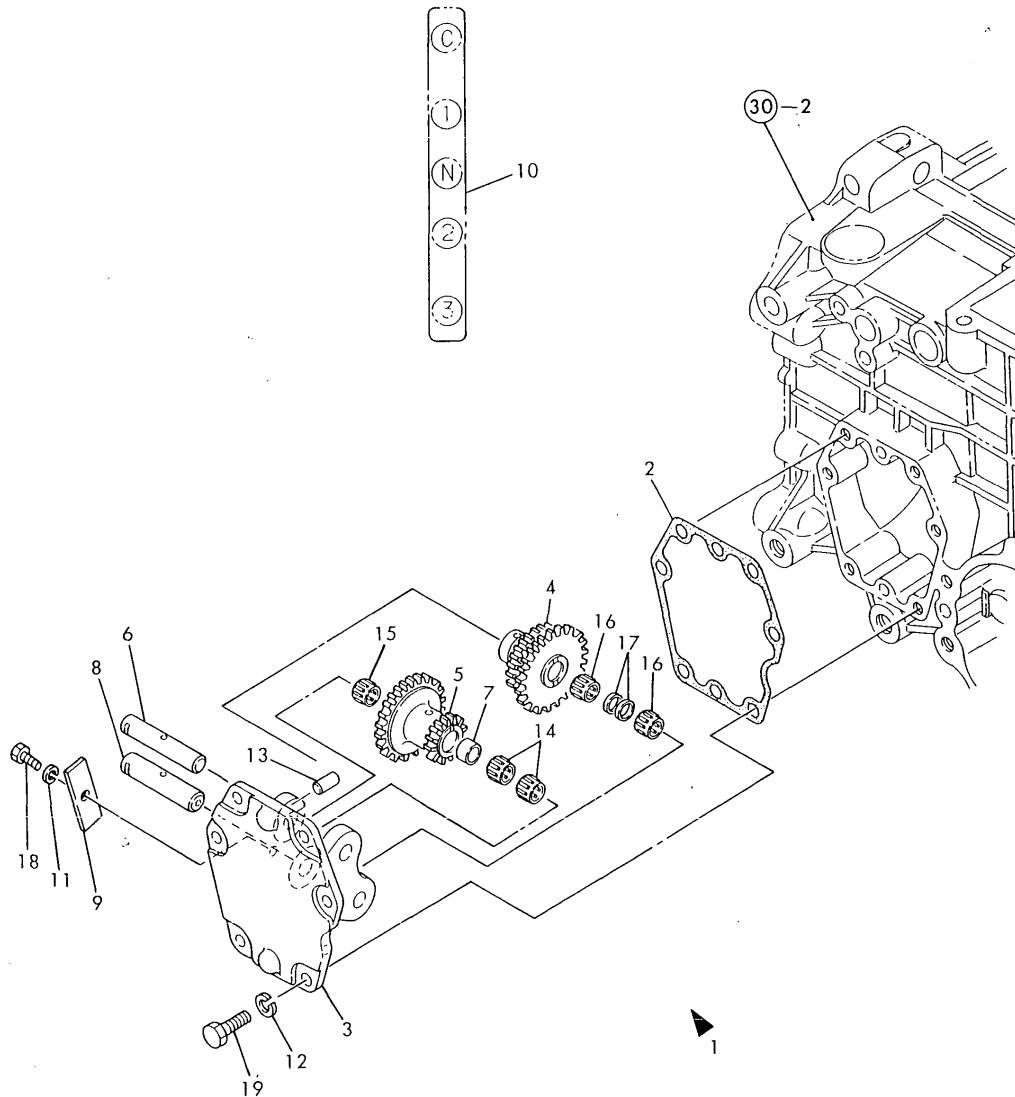


No.	Lev.	Parts No.	Description	Q'ty						I	R
				(A)	(B)	(C)	(D)	(E)	(F)		
1	1	194306-13140	CIRCLIP, C24-S	4							
2	1	194405-25121	SHAFT, MAIN	1							
3	1	194305-25130	GEAR, HELICAL 16	1							
4	1	194405-25140	GEAR, MAIN 16T	1							
5	1	194405-25150	GEAR, MAIN 23T	1							
6	1	194305-25160	BEARING, BALL TMB203	1							
7	1	194515-25180	BEARING, BALL TMB004	1							
8	1	22242-000240	RING, 24	2							
9	1	194405-25310	SHAFT, DRIVEN	1							
10	1	194405-25320	GEAR, DRIVE 18	1							
11	1	194215-25330	GEAR, DRIVE 25	1							
12	1	194405-25340	COLLAR, 20X25X33	1							
13	1	194405-25360	GEAR, SLIDE	1							
14	1	194670-25370	BEARING, BALL TMB303	1							
15	1	194241-28170	WASHER, 20X34X2.5	1							
16	1	194405-83910	BEARING, TMB204	1							
17	1	194405-25500	SHAFT, REDUCTION	1							
18	1	194305-25510	GEAR, REDUCTION 32T	1							
19	1	194305-25520	GEAR, REDUCTION 21T	1							
20	1	194555-25880	BEARING, BALL TMB305	1							
21	1	194405-83920	BEARING, BALL TMB202	1							
22	1	22242-000290	RING, 29	1							
23	1	194670-25370	BEARING, BALL TMB303	1							
24	1	194197-25810	BEARING, BALL TMB306	1							
25	1	194405-25810	GEAR, COUNTER 17	1							
26	1	194305-25820	GEAR, SLIDE	1							
27	1	194305-25830	WASHER, 30X42X4.5	1							
28	1	194305-25840	HOLDER, BEARING	2							
29	1	22217-080000	WASHER, SPRING 8	4							
30	1	22242-000290	RING, 29	1							
31	1	26116-080202	BOLT, M8X 20 PLATED	4							
32	1	194215-25910	SHAFT, REVERSE IDLE	1							
33	1	194305-25920	GEAR, REVERSE IDLE	1							
34	1	194305-25930	WASHER, 14X38X3.2	1							
35	1	194305-25940	BEARING, 172110	2							
36	1	22217-080000	WASHER, SPRING 8	1							
37	1	24311-240100	O-RING, 1AP10A	1							
38	1	26716-080002	NUT, M8	1							

Fig.35. CREEP GEAR(FOR 206D-HK)

(A)=YM200-HK
 (B)=YM206-HK
 (C)=YM206D-HK
 (D)=
 (E)=
 (F)=

Fig. 35 CREEP GEAR (FOR YM206D-HK)



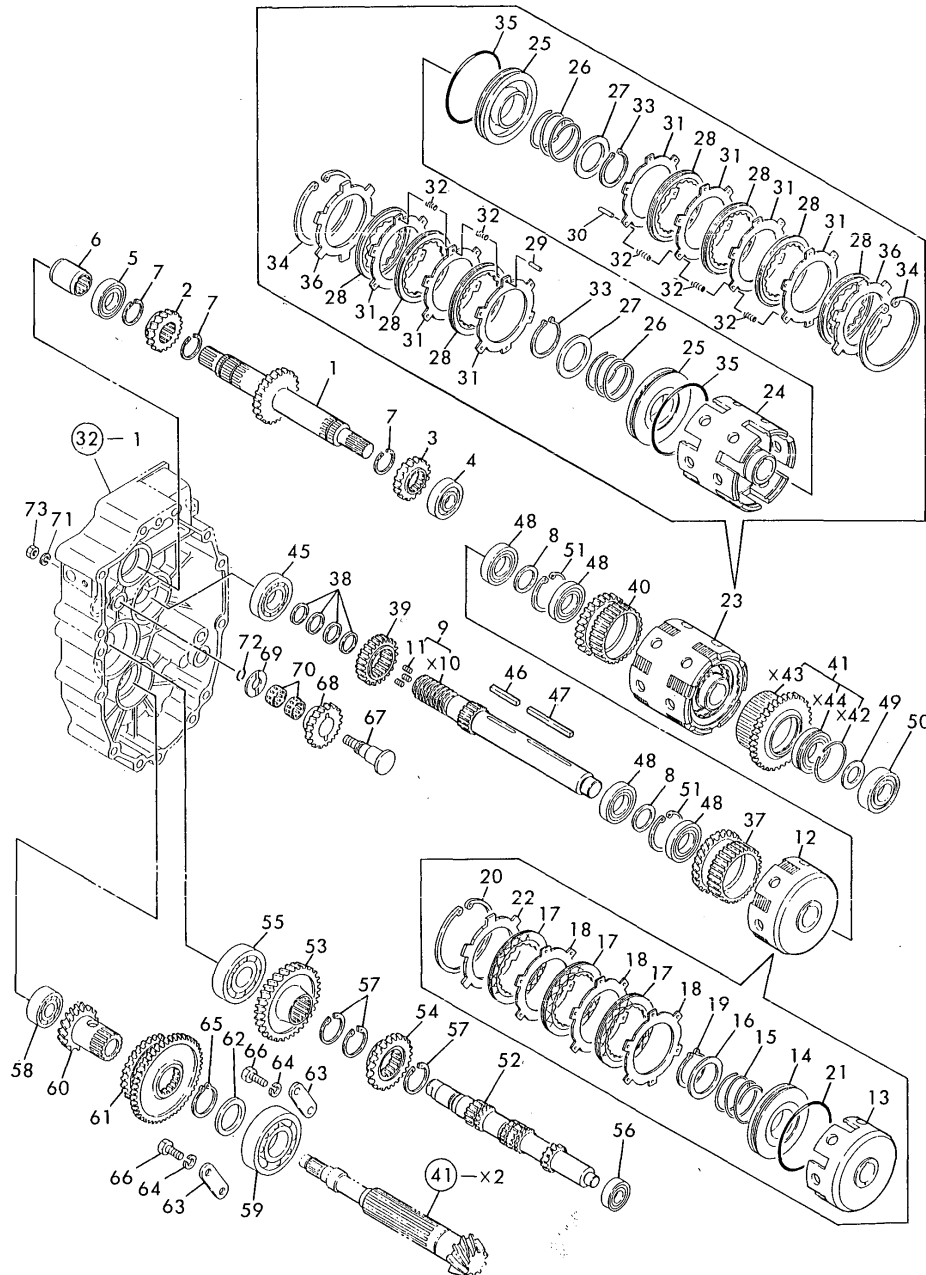
No.	Lev.	Parts No.	Description	Qty						I	R
				(A)	(B)	(C)	(D)	(E)	(F)		
1	1	194305-99101	GEAR KIT, CREEP			1					
2	2	194305-24421	PACKING, COVER			1					
3	2	194305-25201	CASE, CREEP H			1					
4	2	194305-25221	GEAR, COUNTER C			1					
5	2	194305-25231	GEAR, REDUCTION C.H			1					
6	2	194305-25241	SHAFT, CREEP A			1					
7	2	194305-25251	COLLAR, 12X14X7			2					
8	2	194305-25260	SHAFT, CREEP B			1					
9	2	194305-25270	PLATE, KEEP			1					
10	2	194305-65590	LABEL, RANGE SHIFT			1					
11	2	22217-060000	WASHER, SPRING 6			1					
12	2	22217-080000	WASHER, SPRING 8			6					
13	2	22312-080160	PIN, PARALLEL M8X16			2					
14	2	24161-121510	BEARING, 121510			2					
15	2	24161-121513	BEARING, 121513			1					
16	2	24161-152013	BEARING, 152013			2					
17	2	24164-000170	CIRCLIP, 17			2					
18	2	26116-060122	BOLT, M6X 12 PLATED			1					
19	2	26116-080252	BOLT, M8X 25 PLATED			6					

Fig.36. TRANSMISSION GEARS(YM206,D-HK)

(A)=YM200-HK
(B)=YM206-HK
(C)=YM206D-HK

(D)=
(E)=
(F)=

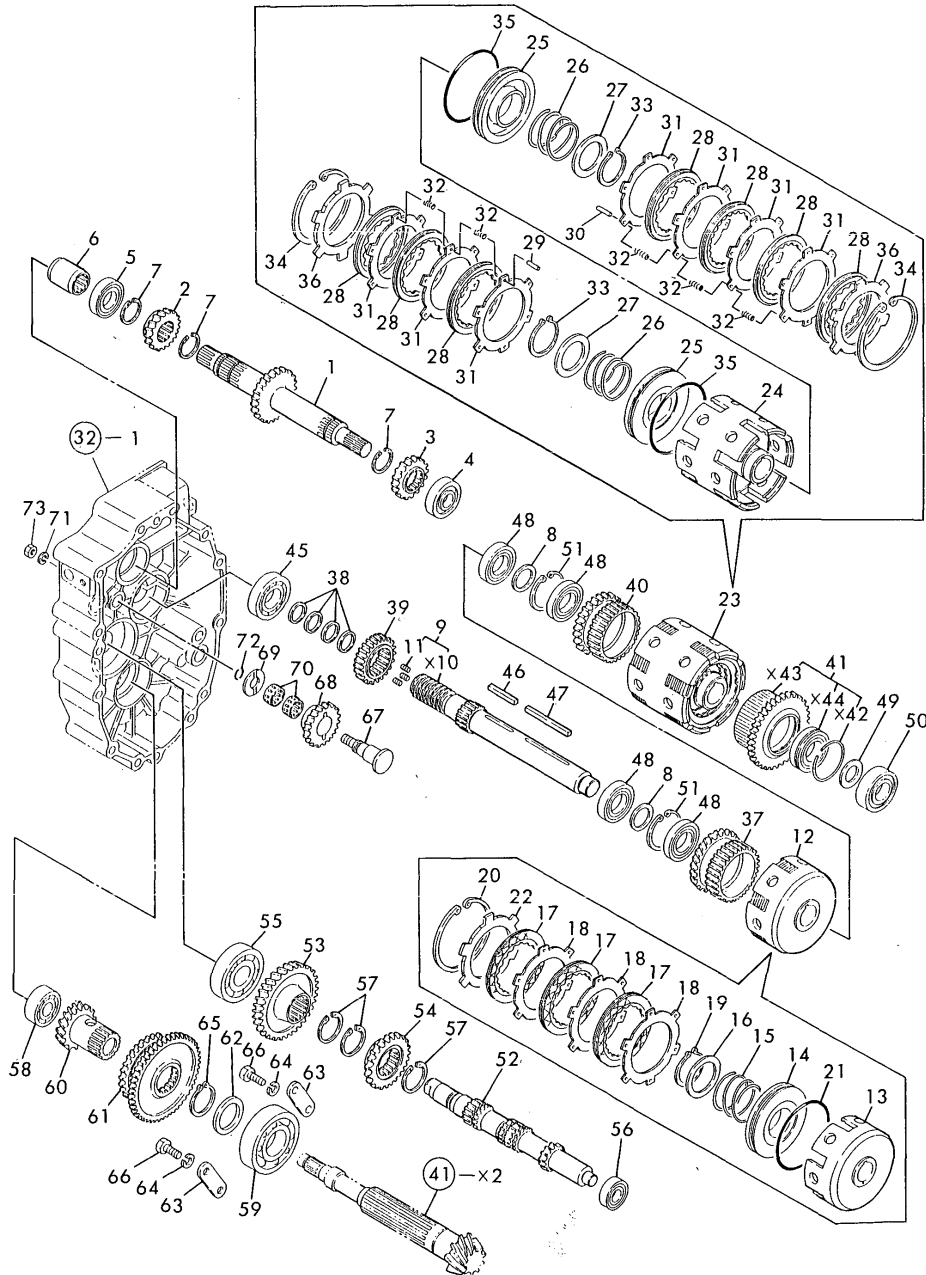
Fig. 36 TRANSMISSION GEARS (YM206, D-HK)



No.	Lev.	Parts No.	Description	Qty						I	R
				(A)	(B)	(C)	(D)	(E)	(F)		
1	1	194115-25120	SHAFT, MAIN		1	1					
2	1	194305-25130	GEAR, HELICAL 16		1	1					
3	1	194305-25140	GEAR, MAIN 16T		1	1					
4	1	194305-25160	BEARING, BALL TMB203		1	1					
5	1	194515-25180	BEARING, BALL TMB004		1	1					
6	1	194190-26180	JOINT		1	1					
7	1	22292-000240	RING, S-24		3	3					
8	1	1C6140-14050	SPACER, 25.2X34X2		2	2					
9	1	194305-25300	SHAFT ASSY, CLUTCH		1	1					
11	2	1E6191-54330	SCREW 7X8		3	3					
12	1	794305-25320	CYLINDER ASSY,CLUTCH		1	1					
13	2	194305-25320	CYLINDER, CLUTCH		1	1					
14	2	194305-25410	PISTON, 80X12		1	1					
15	2	194305-25420	SPRING, RETURN		1	1					
16	2	194800-25440	SEAT, SPRING B		1	1					
17	2	194115-25450	PLATE, FRICTION 80		3	3					
18	2	194305-25490	PLATE, STEEL 1.6		3	3					
19	2	22242-000350	RING, 35		1	1					
20	2	22252-000800	RING, 80		1	1					
21	2	24321-000750	O-RING, 1AG75.0		1	1					
22	2	981122-20490	PLATE, STEEL 80X3.2		1	1					
23	1	794115-25330	CYLINDER ASSY,CLUTCH		1	1					
24	2	194115-25330	CYLINDER, CLUTCH		1	1					
25	2	194305-25410	PISTON, 80X12		2	2					
26	2	194305-25420	SPRING, RETURN		2	2					
27	2	194800-25440	SEAT, SPRING B		2	2					
28	2	194115-25450	PLATE, FRICTION 80		7	7					
29	2	194305-25460	PIN, 2X15.3		3	3					
30	2	194305-25470	PIN, 2X20.5		3	3					
31	2	194305-25490	PLATE, STEEL 1.6		7	7					
32	2	194310-25630	SPRING, CLUTCH		21	21					
33	2	22242-000350	RING, 35		2	2					
34	2	22252-000800	RING, 80		2	2					
35	2	24321-000750	O-RING, 1AG75.0		2	2					
36	2	981122-20490	PLATE, STEEL 80X3.2		2	2					
37	1	194305-25340	GEAR, CLUTCH 25R		1	1					
38	1	194305-25350	RING, SEAL 21X25X3		4	4					
39	1	194305-25360	GEAR, CLUTCH 18		1	1					
40	1	194115-25380	GEAR, CLUTCH 29T		1	1					
41	1	194305-25390	GEAR ASSY, 31		1	1					
45	1	194640-25390	BEARING, BALL TMB205		1	1					
46	1	194305-25480	KEY, 5X5X37		1	1					
47	1	194300-25820	KEY, 5X5X61.5		1	1					
48	1	194431-28170	BEARING, BALL 16005		4	4					
49	1	1E6440-54430	THRUST WASHER B		1	1					
50	1	194405-83910	BEARING, TMB204		1	1					
51	1	22252-000470	RING, 47		2	2					
52	1	194305-25500	SHAFT, REDUCTION		1	1					
53	1	194305-25510	GEAR, REDUCTION 32T		1	1					
54	1	194305-25520	GEAR, REDUCTION 21T		1	1					
55	1	194555-25880	BEARING, BALL TMB305		1	1					

Fig.36. TRANSMISSION GEARS(YM206,D-HK)

Fig. 36 TRANSMISSION GEARS (YM206, D-HK)



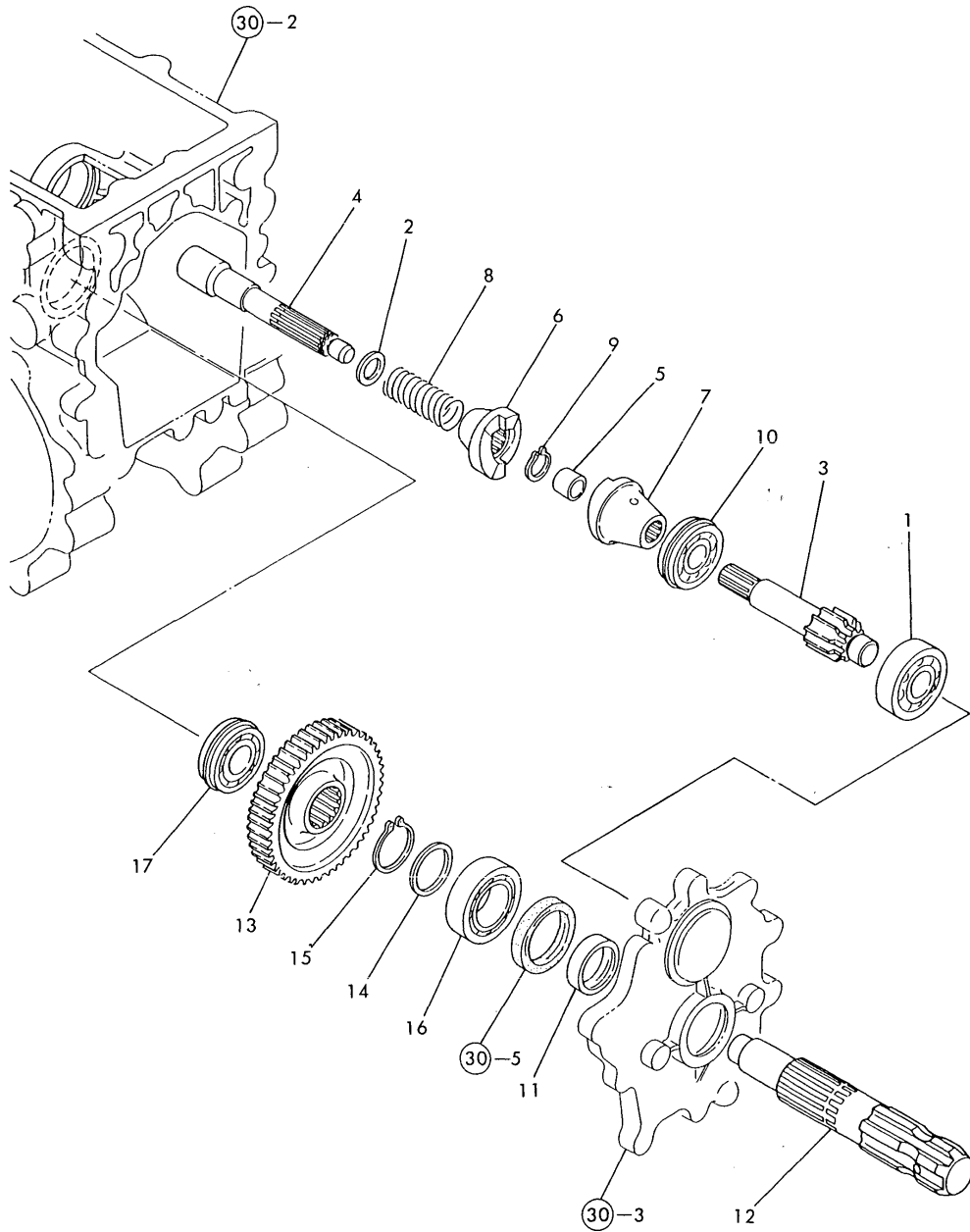
(A)=YM200-HK
(B)=YM206-HK
(C)=YM206D-HK

(D)=
(E)=
(F)=

No.	Lev.	Parts No.	Description	Qty						I	R
				(A)	(B)	(C)	(D)	(E)	(F)		
56	1	194405-83920	BEARING, BALL TMB202		1	1					
57	1	22292-000290	CIRCLIP S-29		3	3					
58	1	194670-25370	BEARING, BALL TMB303		1	1					
59	1	194197-25810	BEARING, BALL TMB306		1	1					
60	1	194305-25810	GEAR, COUNTER 17		1	1					
61	1	194305-25820	GEAR, SLIDE		1	1					
62	1	194305-25830	WASHER, 30X42X4.5		1	1					
63	1	194305-25840	HOLDER, BEARING		2	2					
64	1	22217-080000	WASHER, SPRING 8		4	4					
65	1	22242-000290	RING, 29		1	1					
66	1	26116-080202	BOLT, M8X 20 PLATED		4	4					
67	1	194215-25910	SHAFT, REVERSE IDLE		1	1					
68	1	194305-25920	GEAR, REVERSE IDLE		1	1					
69	1	194305-25930	WASHER, 14X38X3.2		1	1					
70	1	194305-25940	BEARING, 172110		2	2					
71	1	22217-080000	WASHER, SPRING 8		1	1					
72	1	24311-240100	O-RING, 1AP10A		1	1					
73	1	26716-080002	NUT, M8		1	1					

Fig.37. P.T.O. SHAFT

Fig. 37 P.T.O. SHAFT



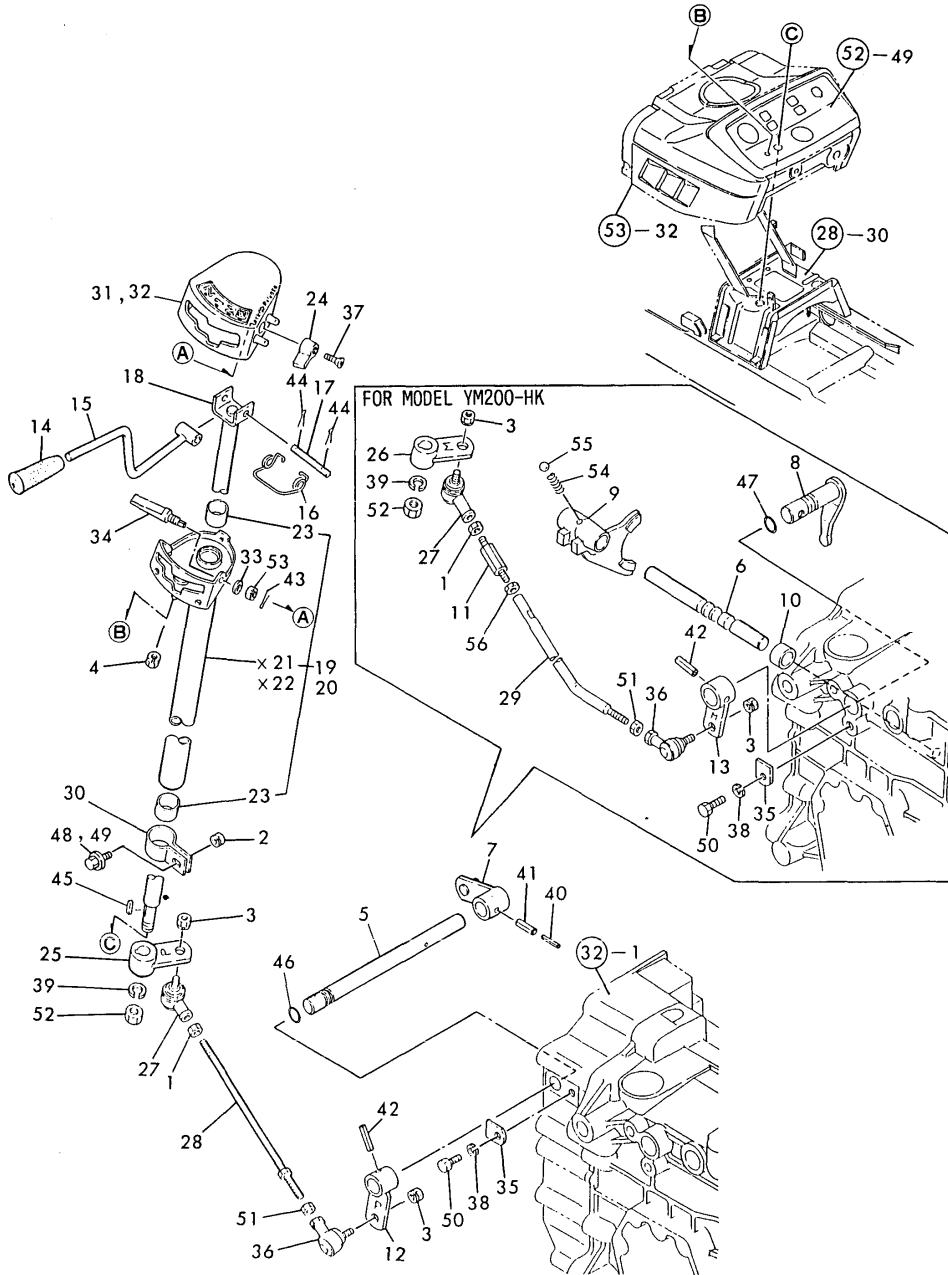
(A)=YM200-HK
 (B)=YM206-HK
 (C)=YM206D-HK

(D)=
 (E)=
 (F)=

No.	Lev.	Parts No.	Description	Qty						I	R
				(A)	(B)	(C)	(D)	(E)	(F)		
1	1	194447-13860	BEARING, TMB304CX1	1	1	1					
2	1	194197-25930	WASHER, 17X24X1.6	1	1	1					
3	1	194115-26110	SHAFT, PTO PINION	1	1	1					
4	1	194305-26120	SHAFT ASSY	1	1	1					
5	1	194446-26280	BUSH, 14X18X15	1	1	1					
6	1	198220-26410	CAM, CLUTCH A	1	1	1					
7	1	198220-26420	CAM, CLUTCH B	1	1	1					
8	1	194446-26450	SPRING, 1-WAY CLUTCH	1	1	1					
9	1	22242-000160	RING, 16	1	1	1					
10	1	24121-063034	BEARING, BALL 6303NR	1	1	1					
11	1	195040-13320	COLLAR, 30X38X14	1	1	1					
12	1	194305-26501	SHAFT, PTO	1	1	1					
13	1	194115-26610	GEAR, SLIDE 43	1	1	1					
14	1	194310-37560	WASHER	1	1	1					
15	1	22242-000290	RING, 29	1	1	1					
16	1	24101-060064	BEARING, BALL 6006	1	1	1					
17	1	24121-062044	BEARING, BALL 6204NR	1	1	1					

Fig.38. MAIN SHIFT

Fig. 38 MAIN SHIFT



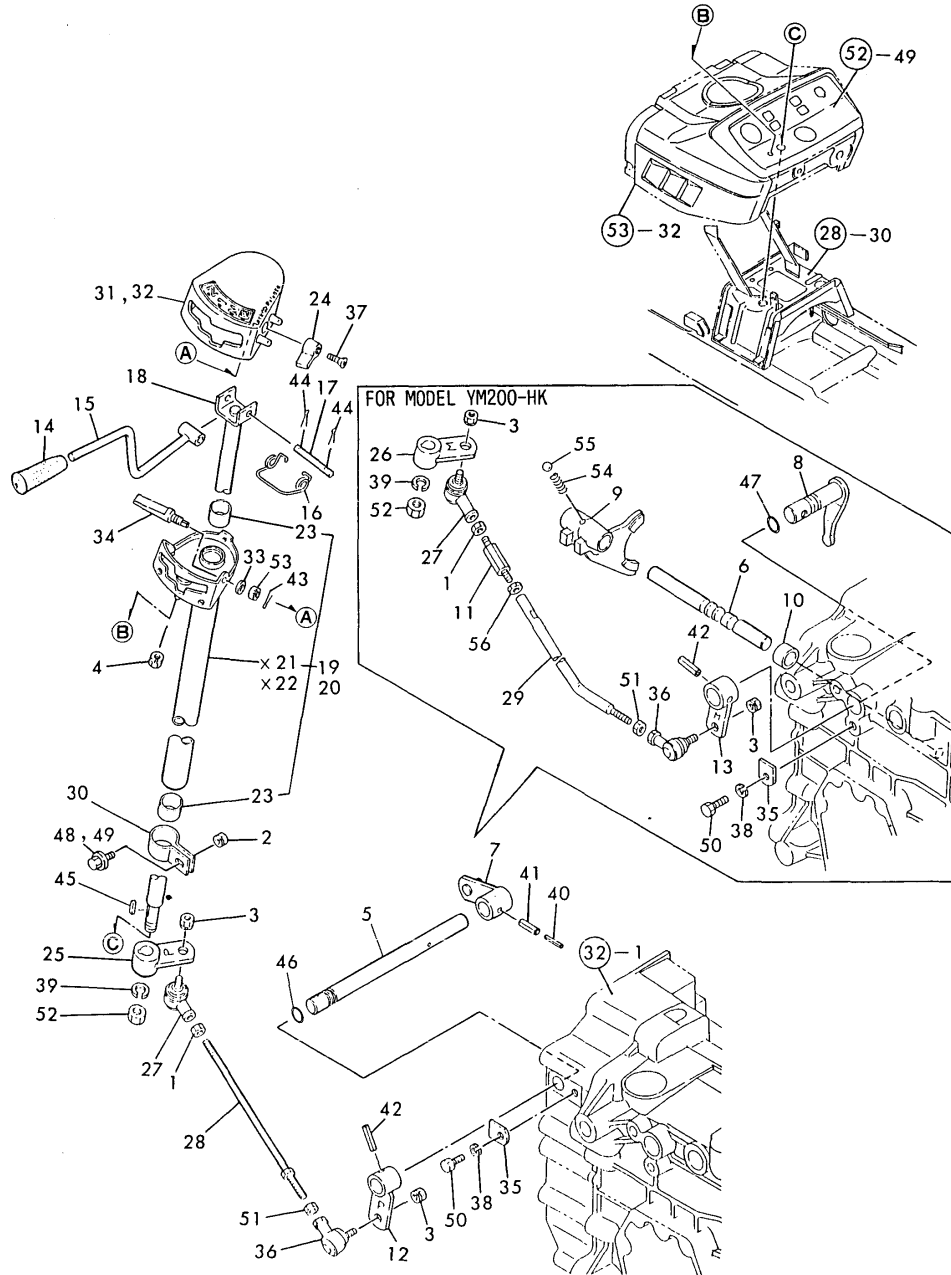
(A)=YM200-HK
(B)=YM206-HK
(C)=YM206D-HK

(D)=
(E)=
(F)=

No.	Lev.	Parts No.	Description	Q'ty						I	R
				(A)	(B)	(C)	(D)	(E)	(F)		
1	1	194990-20170	NUT, M8	1	1	1					
2	1	194990-22040	NUT, M6	1	1	1					
3	1	194990-22050	NUT, M8	2	2	2					
4	1	194990-22050	NUT, M8	1	1	1					
5	1	194305-27110-X	SHAFT, MAIN CHANGE		1	1					
6	1	194405-27100	SHAFT, CHANGE FORK	1							
7	1	194305-27121	ARM, SHIFT		1	1					
8	1	194405-27120	ARM, SHIFT	1							
9	1	194405-27130	FORK, SHIFT	1							
10	1	194405-27140	COLLAR, 15X21.7X10	1							
11	1	194490-27150	BOLT, ADJUST	1							
12	1	194305-27170-X	ARM, MAIN SHIFT		1	1					
13	1	194405-27170-X	ARM, MAIN SHIFT	1							
14	1	194305-27200	KNOB, MAIN SHIFT	1	1	1					
15	1	194405-27211	LEVER ASSY, CHANGE	1	1	1					
16	1	194305-27240	SPRING	1	1	1					
17	1	194305-27251	PIN, 5X44	1	1	1					
18	1	194305-27260	SHAFT ASSY	1	1	1					
19	1	194305-27302	GUIDE ASSY, LEVER		1	1					
20	1	194405-27302	GUIDE ASSY, LEVER	1							
23	2	24550-013150	BUSH, 13X15	2	2	2					
24	1	194305-27351-U	LEVER, SAFETY LOCK	1	1	1					
25	1	194305-27360	ARM, MAIN SHIFT		1	1					
26	1	194405-27360	ARM, MAIN SHIFT	1							
27	1	194820-27370	END, ROD L	1	1	1					
28	1	194305-27400	BOLT ASSY, ADJUST		1	1					
29	1	194405-27390	ROD, SHIFT	1							
30	1	194305-27410	CLAMP, GUIDE	1	1	1					
31	1	194305-27421	COVER, LEVER GUIDE		1	1					
32	1	194405-27421	COVER, LEVER GUIDE	1							
33	1	194300-37570	SPRING	1	1	1					
34	1	194305-27342	SHAFT, SAFETY LOCK	1	1	1					
35	1	194197-27681	PLATE, KEEP	1	1	1					
36	1	172112-41980	BEARING, ROD-END	1	1	1					
37	1	194450-51700	SCREW, M3X10	1	1	1					
38	1	22217-080000	WASHER, SPRING 8	1	1	1					
39	1	22217-100000	WASHER, SPRING 10	1	1	1					
40	1	22351-035025	PIN, SPRING 3.5X25		1	1					
41	1	22351-060025	PIN, SPRING 6.0X25		1	1					
42	1	22351-060028	PIN, SPRING 6.0X28	1	1	1					
43	1	22417-160180	PIN, COTTER 1.6X18	1	1	1					
44	1	22417-160180	PIN, COTTER 1.6X18	2	2	2					
45	1	22512-040120	KEY, 4X 12	1	1	1					
46	1	24311-000110	O-RING, 1AP11.0		1	1					
47	1	24311-000125	O-RING, 1AP12.5	1							
48	1	26106-060162	BOLT, M6X 16 PLATED	1							
49	1	26106-060162	BOLT, M6X 16 PLATED		1	1					
50	1	26116-080202	BOLT, M8X 20 PLATED	1	1	1					
51	1	26716-080002	NUT, M8	1	1	1					
52	1	26716-100002	NUT, M10	1	1	1					
53	1	26817-080002	NUT, CASTLE M8	1	1	1					

Fig.38. MAIN SHIFT

Fig. 38 MAIN SHIFT



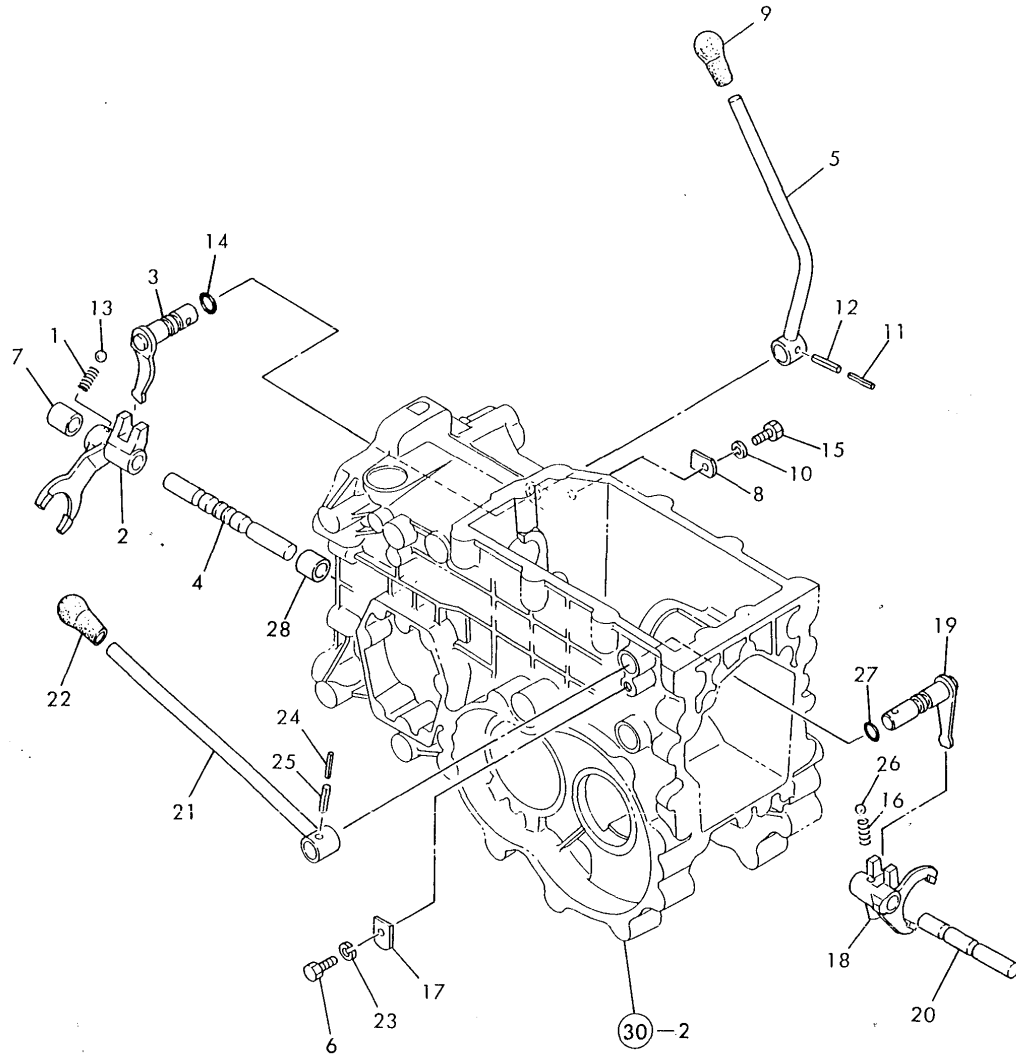
(A)=YM200-HK
(B)=YM206-HK
(C)=YM206D-HK

(D)=
(E)=
(F)=

No.	Lev.	Parts No.	Description	Q'ty						I	R
				(A)	(B)	(C)	(D)	(E)	(F)		
54	1	194310-27180	SPRING, 22.2	1							
55	1	24190-100001	BALL, STEEL 5/16	1							
56	1	26716-080002	NUT, M8	1							

Fig.39. RANGE SHIFT & P.T.O. SHIFT

Fig. 39 RANGE SHIFT & P.T.O. SHIFT



(A)=YM200-HK
(B)=YM206-HK
(C)=YM206D-HK

(D)=
(E)=
(F)=

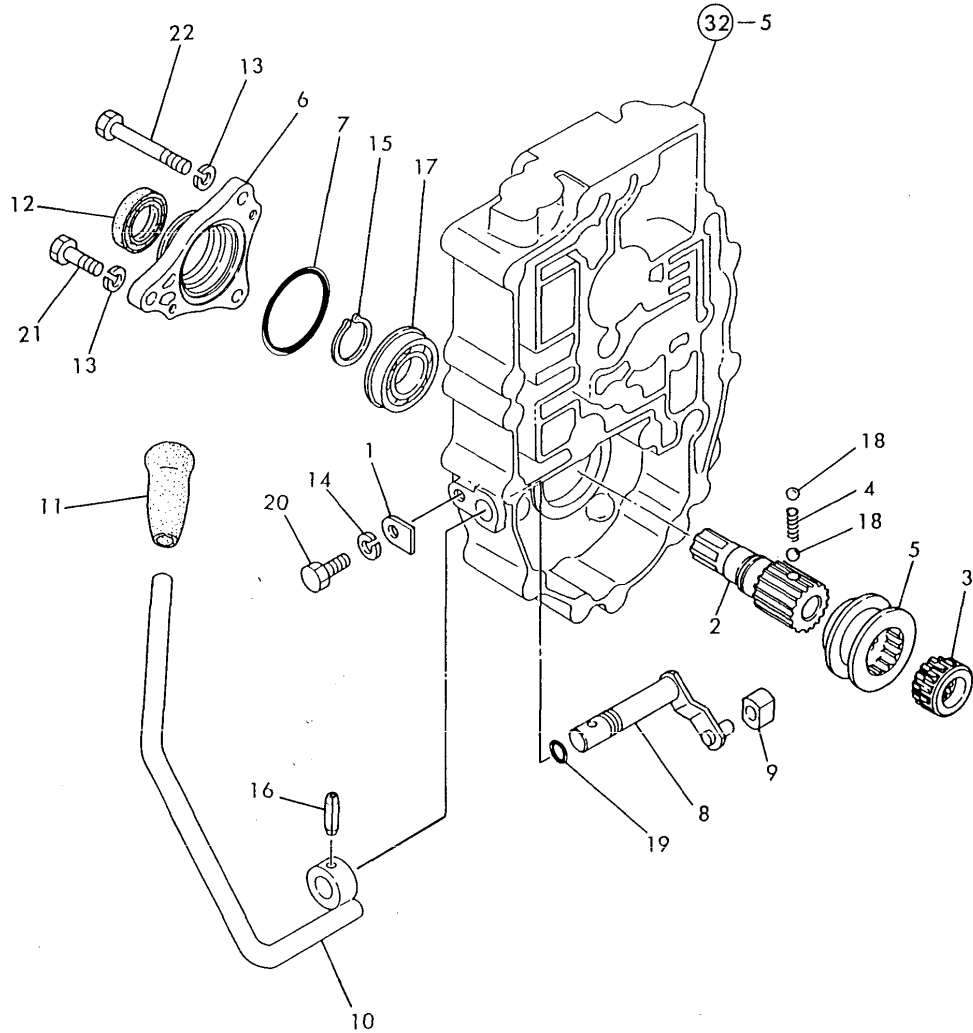
No.	Lev.	Parts No.	Description	Qty						I	R
				(A)	(B)	(C)	(D)	(E)	(F)		
1	1	194310-27180	SPRING, 22.2	1	1	1					
2	1	194215-27500	FORK, SHIFT	1	1	1					
3	1	194305-27510	ARM, SHIFT	1	1	1					
4	1	194305-27520	SHAFT, FORK	1	1	1					
5	1	194305-27530	LEVER, SHIFT	1	1	1					
6	1	26116-080202	BOLT, M8X 20 PLATED	1	1	1					
7	1	194305-27550	COLLAR, 15X21.7X27	1	1	1					
8	1	194197-27681	PLATE, KEEP	1	1	1					
9	1	194990-85561	KNOB, HIGH/LOW	1	1	1					
10	1	22217-080000	WASHER, SPRING 8	1	1	1					
11	1	22351-035025	PIN, SPRING 3.5X25	1	1	1					
12	1	22351-060025	PIN, SPRING 6.0X25	1	1	1					
13	1	24190-100001	BALL, STEEL 5/16	1	1	1					
14	1	24311-000125	O-RING, 1AP12.5	1	1	1					
15	1	26116-080202	BOLT, M8X 20 PLATED	1	1	1					
16	1	194310-27180	SPRING, 22.2	1	1	1					
17	1	194197-27681	PLATE, KEEP	1	1	1					
18	1	194115-27700	FORK, PTO SHIFT	1	1	1					
19	1	194305-27710-X	ARM, SHIFT	1	1	1					
20	1	194115-27720	SHAFT, PTO FORK	1	1	1					
21	1	194305-27731	LEVER, SHIFT	1	1	1					
22	1	194155-27810	KNOB, PTO	1	1	1					
23	1	22217-080000	WASHER, SPRING 8	1	1	1					
24	1	22351-035025	PIN, SPRING 3.5X25	1	1	1					
25	1	22351-060025	PIN, SPRING 6.0X25	1	1	1					
26	1	24190-100001	BALL, STEEL 5/16	1	1	1					
27	1	24311-000125	O-RING, 1AP12.5	1	1	1					
28	1	194305-27540	COLLAR, 15X21.7X19	1	1						W

(A)=FROM 1ST) (B)=FROM 1ST)

Fig.40. FRONT DRIVE(FOR YM206D-HK)

(A)=YM200-HK
 (B)=YM206-HK
 (C)=YM206D-HK
 (D)=
 (E)=
 (F)=

Fig. 40 FRONT DRIVE (FOR YM206D-HK)



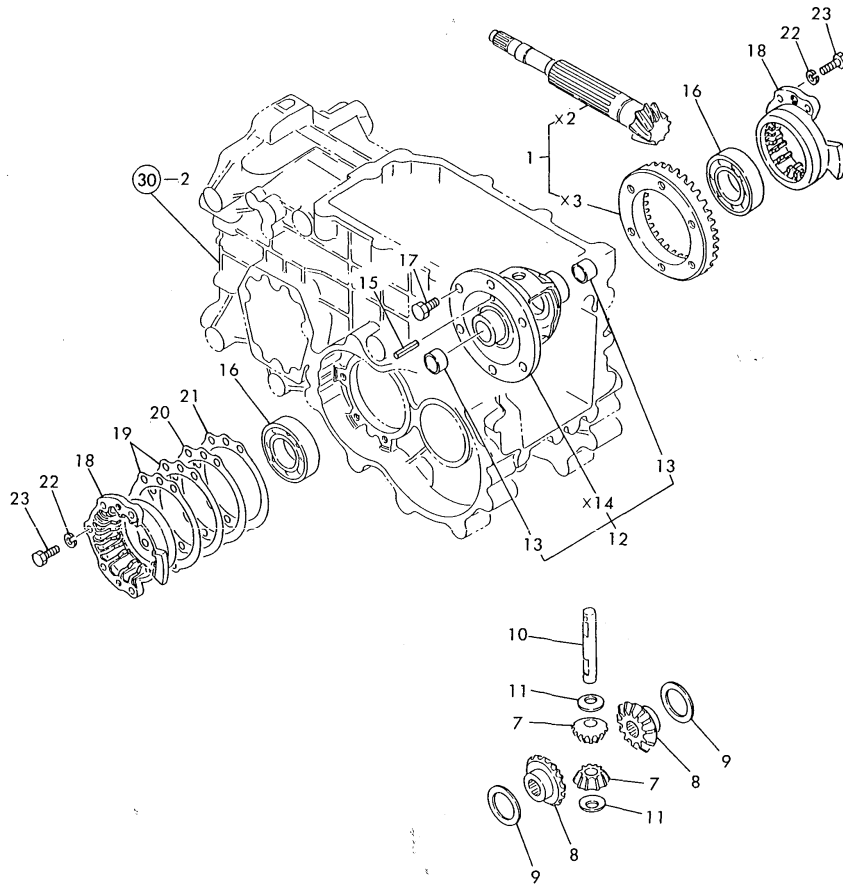
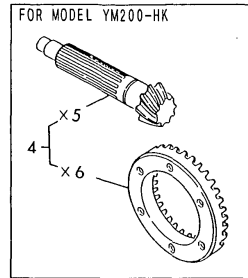
No.	Lev.	Parts No.	Description	Q'ty						I	R
				(A)	(B)	(C)	(D)	(E)	(F)		
1	1	194197-27681	PLATE, KEEP			1					
2	1	194306-28210	SHAFT, FRONT DRIVE			1					
3	1	194306-28220	COLLAR, SPLINE			1					
4	1	194311-28230	SPRING, 21.2			1					
5	1	194306-28240	COLLAR, SHIFT			1					
6	1	194306-28251	CASE, OIL SEAL			1					
7	1	24325-000550	O-RING, 1BG55.0			1					
8	1	194306-28310	ARM, SHIFT			1					
9	1	194306-28320	BLOCK, SHIFT			1					
10	1	194306-28330	LEVER, FRONT SHIFT			1					
11	1	194191-28480	KNOB, SHIFT			1					
12	1	1E6250-36070	SEAL, OIL TC22X38X8			1					
13	1	22217-080000	WASHER, SPRING 8			3					
14	1	22217-080000	WASHER, SPRING 8			1					
15	1	22242-000250	RING, 25			1					
16	1	22351-060028	PIN, SPRING 6.0X28			1					
17	1	24121-060054	BEARING, BALL 6005NR			1					
18	1	24190-080001	BALL, STEEL 1/4			2					
19	1	24311-000110	O-RING, 1AP11.0			1					
20	1	26116-080202	BOLT, M8X 20 PLATED			1					
21	1	26116-080302	BOLT, M8X 30 PLATED			2					
22	1	26116-080852	BOLT, M8X 85 PLATED			1					

Fig.41. RING GEAR & DIFFERENTIAL GEARS

(A)=YM200-HK
 (B)=YM206-HK
 (C)=YM206D-HK

(D)=
 (E)=
 (F)=

Fig. 41 RING GEAR & DIFFERENTIAL GEARS



No.	Lev.	Parts No.	Description	Qty						I	R	
				(A)	(B)	(C)	(D)	(E)	(F)			
1	1	194305-31390	GEAR ASSY, RING		1	1						
4	1	194405-31390	GEAR ASSY, RING E	1								
7	1	194740-10850	PINION, DIFFERENTIAL	2	2	2						
8	1	194197-31510	GEAR, DIFFERENTIAL	2	2	2						
9	1	194300-31610	WASHER, DIFFERENTIAL	2	2	2						
10	1	194556-13230	SHAFT, DIFFERENTIAL	1	1	1						
11	1	194420-31850	WASHER, DIFFERENTIAL	2	2	2						
12	1	194197-32100	HOUSING ASSY	1	1	1						
13	2	194300-31520	BUSH, 22X25X14	2	2	2						
15	1	22351-040032	PIN, SPRING 4.0X32	1	1	1						
16	1	24101-062074	BEARING, BALL 6207	2	2	2						
17	1	26156-100182	BOLT, M10X 18 PLATED	6	6	6						
18	1	194305-32300-X	CARRIER	2	2	2						
19	1	194197-32350	SHIM, T=0.1	2	2	2						1
20	1	194197-32360	SHIM, T=0.3	1	1	1						1
21	1	194197-32370	SHIM, T=0.5	1	1	1						1
22	1	22217-080000	WASHER, SPRING 8	10	10	10						
23	1	26116-080252	BOLT, M8X 25 PLATED	10	10	10						

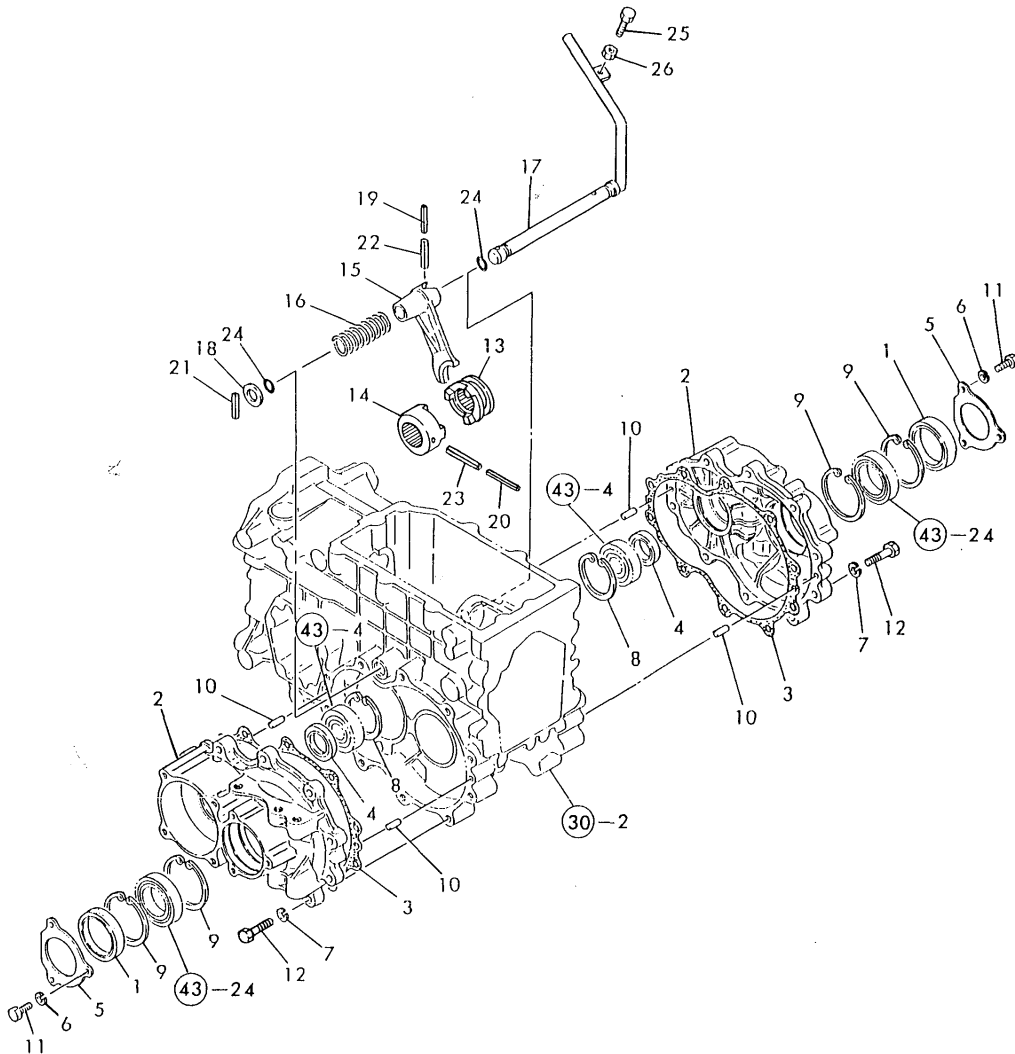
Remarks
 (1) USE THE PROPER PART BY CAREFULLY CHOOSING.

Fig.42. REAR AXLE HOUSING & DIFF. LOCK

(A)=YM200-HK
 (B)=YM206-HK
 (C)=YM206D-HK

(D)=
 (E)=
 (F)=

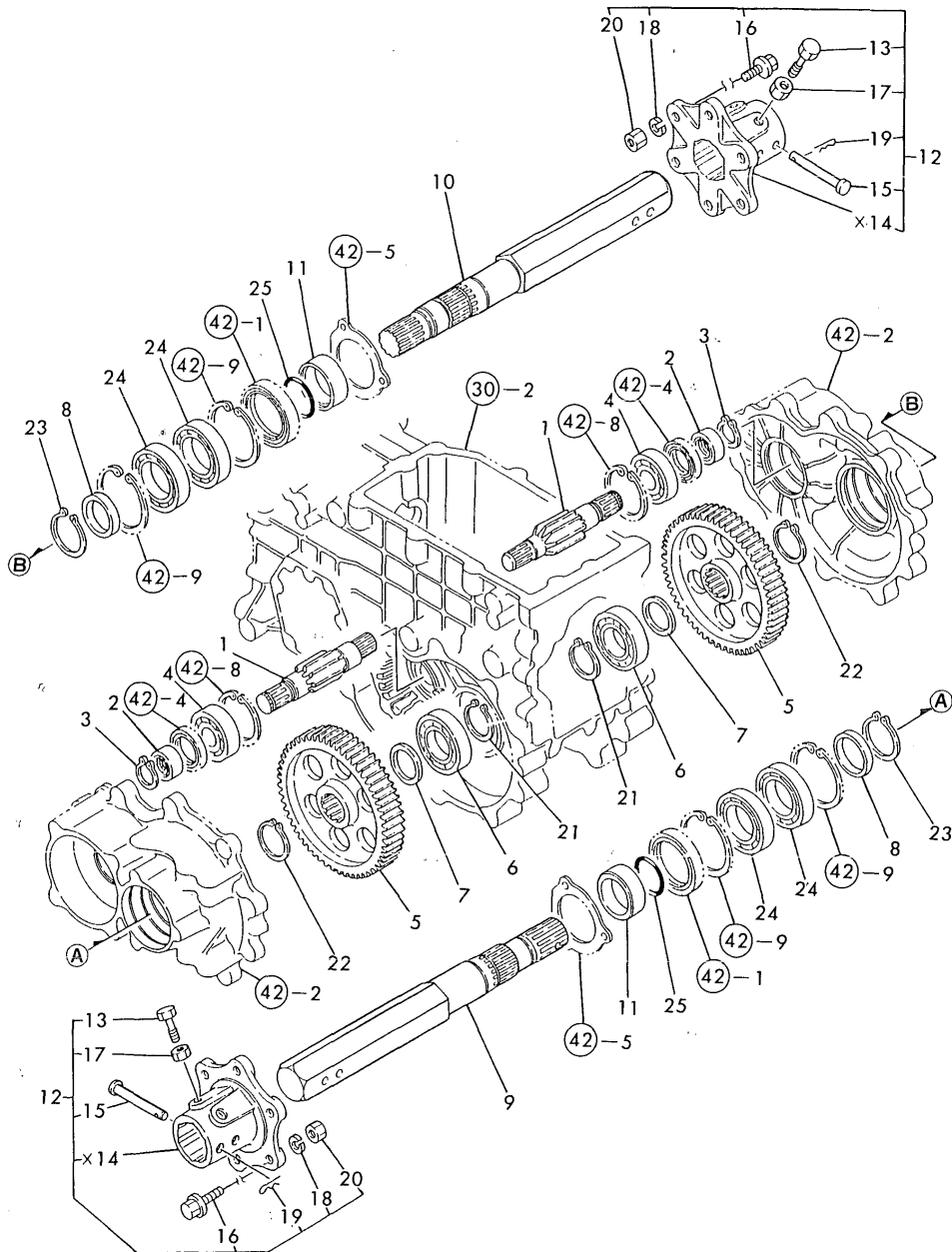
Fig. 42 REAR AXLE HOUSING & DIFF. LOCK



No.	Lev.	Parts No.	Description	Qty						I	R
				(A)	(B)	(C)	(D)	(E)	(F)		
1	1	194447-14140	SEAL, OIL TC6Y577512	2	2	2					
2	1	194305-32601	HOUSING, REAR AXLE	2	2	2					
3	1	194305-32621	GASKET, HOUSING	2	2	2					
4	1	194305-32650	SEAL, OIL TC35529	2	2	2					
5	1	194305-34320-X	COVER, OIL SEAL	2	2	2					
6	1	22217-080000	WASHER, SPRING 8	6	6	6					
7	1	22217-100000	WASHER, SPRING 10	20	20	20					
8	1	22252-000620	RING, 62	2	2	2					
9	1	22252-000750	RING, 75	4	4	4					
10	1	22312-080160	PIN, PARALLEL M8X16	4	4	4					
11	1	26116-080202	BOLT, M8X 20 PLATED	6	6	6					
12	1	26116-100402	BOLT, M10X 40 PLATED	20	20	20					
13	1	194305-33110	SLIDER, LOCK L	1	1	1					
14	1	194305-33130	SLIDER, LOCK R	1	1	1					
15	1	194305-33140-X	FORK, SHIFT	1	1	1					
16	1	194305-33150	SPRING	1	1	1					
17	1	194115-33160	PEDAL, LOCK	1	1	1					
18	1	194300-33200	SPACER, 20X32X3.2	1	1	1					
19	1	22351-050040	PIN, SPRING 5.0X40	1	1	1					
20	1	22351-050056	PIN, SPRING 5.0X56	1	1	1					
21	1	22351-080032	PIN, SPRING 8.0X32	1	1	1					
22	1	22351-080040	PIN, SPRING 8.0X40	1	1	1					
23	1	22351-080056	PIN, SPRING 8.0X56	1	1	1					
24	1	24311-000160	O-RING, 1AP16.0	2	2	2					
25	1	26116-080352	BOLT, M8X 35 PLATED	1	1	1					
26	1	26716-080002	NUT, M8	1	1	1					

Fig.43. FINAL PINION & REAR AXLE SHAFT

Fig. 43 FINAL PINION & REAR AXLE SHAFT



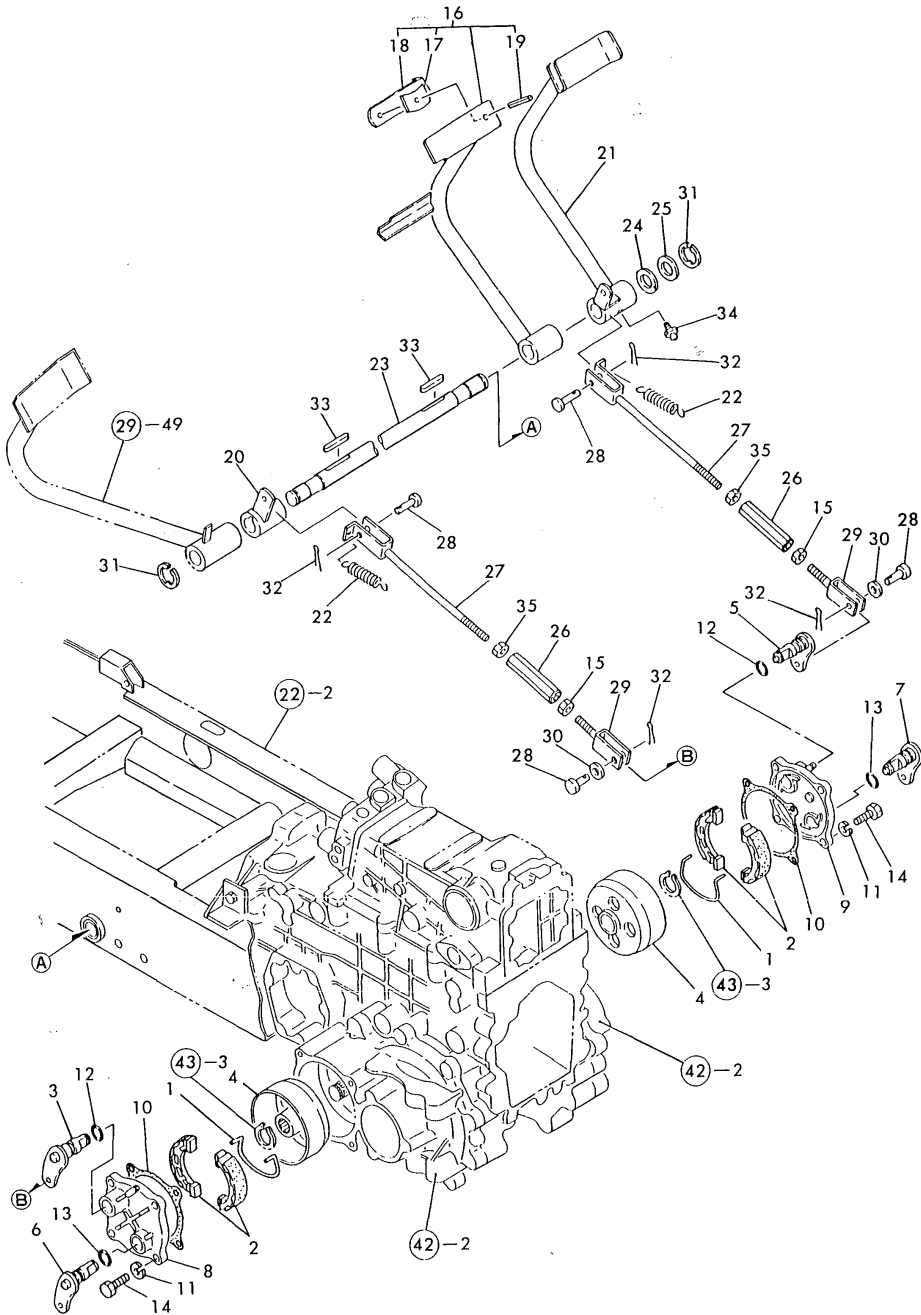
(A)=YM200-HK
 (B)=YM206-HK
 (C)=YM206D-HK

(D)=
 (E)=
 (F)=

No.	Lev.	Parts No.	Description	Qty						I	R
				(A)	(B)	(C)	(D)	(E)	(F)		
1	1	194405-33400	PINION, FINAL	2	2	2					
2	1	194305-33430	SLEEVE, SI 25X35X15	2	2	2					
3	1	22242-000240	RING, 24	4	4	4					
4	1	24101-063050	BEARING, BALL 6305C3	2	2	2					
5	1	194405-33510	GEAR, FINAL	2	2	2					
6	1	194115-24230	BEARING, BALL NUP207	2	2	2					
7	1	194300-32570	COLLAR, 35X48.6X6	2	2	2					
8	1	172732-25750	SPACER	2	2	2					
9	1	194305-34100-X	SHAFT, REAR AXLE L	1	1	1					
10	1	194305-34110-X	SHAFT, REAR AXLE R	1	1	1					
11	1	194305-34170	COLLAR, 45X57X20	2	2	2					
12	1	194305-34710-Q	HUB ASSY, WHEEL	2	2	2					
13	2	1C6140-25210	BOLT, FLANGE	4	4	4					
15	2	194200-34750	PIN, 10X78	2	2	2					
16	2	194115-34760	BOLT, M12X40	12	12	12					
17	2	26756-160002	NUT, LOCK M16	4	4	4					
18	2	22217-120000	WASHER, SPRING 12	12	12	12					
19	2	22360-100000	PIN, SNAP 10	2	2	2					
19-1	2	22372-100000	PIN, SNAP 10	2	2	2					R
		(A=T/# 10001) (B=T/# 10001) (C=T/# 10002)									
20	2	26736-120002	NUT, M12	12	12	12					
21	1	22242-000350	RING, 35	2	2	2					
22	1	22242-000400	RING, 40	2	2	2					
23	1	22242-000450	RING, 45	2	2	2					
24	1	194115-34190	BEARING, BALL 6009R	4	4	4					
25	1	24321-000450	O-RING, 1AG45.0	2	2	2					

Fig.44. BRAKES

Fig. 44 BRAKES



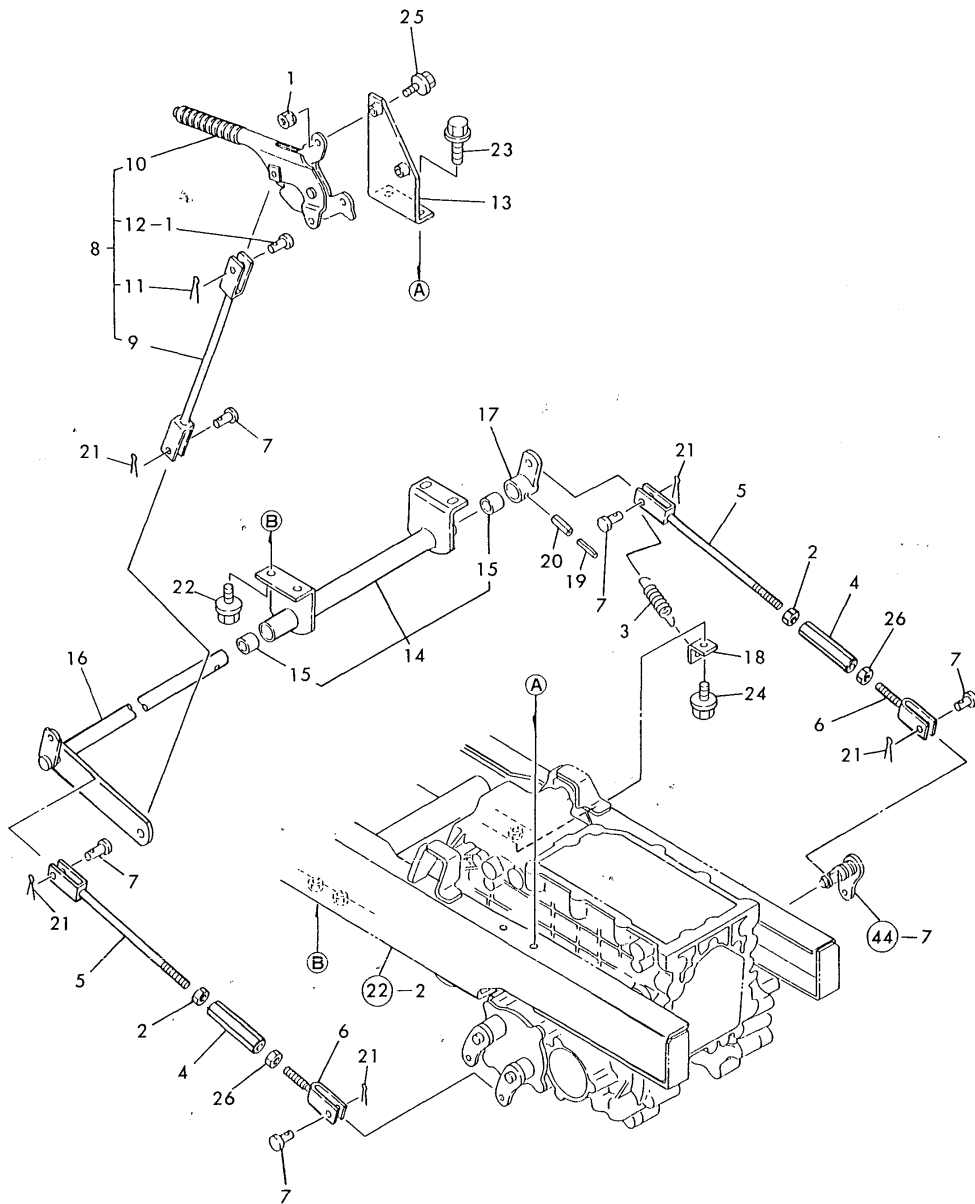
(A)=YM200-HK
 (B)=YM206-HK
 (C)=YM206D-HK

(D)=
 (E)=
 (F)=

No.	Lev.	Parts No.	Description	Qty						I	R
				(A)	(B)	(C)	(D)	(E)	(F)		
1	1	194800-36550	SPRING, SHOE	2	2	2					
2	1	194115-36611	SHOE ASSY, BRAKE	4	4	4					
3	1	194115-36650	LEVER, BRAKE L	1	1	1					
4	1	194217-36650	DRUM, BRAKE	2	2	2					
5	1	194115-36660	LEVER (R), BRAKE	1	1	1					
6	1	194115-36710	CAMSHAFT (L), BRAKE	1	1	1					
7	1	194115-36720	CAMSHAFT, BRAKE	1	1	1					
8	1	194115-36810	COVER ASSY, CASE L	1	1	1					
9	1	194115-36820	COVER ASSY, CASE R	1	1	1					
10	1	194305-36851	GASKET, COVER	2	2	2					
11	1	22217-100000	WASHER, SPRING 10	8	8	8					
12	1	24341-000180	O-RING, 1AS18.0	2	2	2					
13	1	24341-000180	O-RING, 1AS18.0	2	2	2					
14	1	26116-100302	BOLT, M10X 30 PLATED	8	8	8					
15	1	194150-22480	NUT, M10 L	2	2	2					
16	1	194880-37400-X	PEDAL ASSY, BRAKE L	1	1	1					
17	2	194150-37530	SPACER	1	1	1					
18	2	194432-37540-S	CONNECTOR, PEDAL	1	1	1					
19	2	22351-080018	PIN, SPRING 8.0X18	1	1	1					
20	1	194305-37460-X	ARM (L) ASSY, BRAKE	1	1	1					
21	1	194305-37500-X	PEDAL ASSY, BRAKE R	1	1	1					
22	1	194305-37520	SPRING, RETURN	2	2	2					
23	1	194305-37550	SHAFT, BRAKE PEDAL	1	1	1					
24	1	194130-37560	WASHER	1	1	1					
25	1	194150-37570	WASHER, 25X38X1.2	1	1	1					
26	1	194151-37730-U	TURNBUCKLE, M10X90	2	2	2					
27	1	194151-37771	ROD, BRAKE R	2	2	2					
28	1	194080-37781	PIN, 8X25	4	4	4					
29	1	194405-38670	JOINT, 2-WAY	2	2	2					
30	1	22137-080000	WASHER, 8	2	2	2					
31	1	22272-000190	RING, E-19	2	2	2					
32	1	22417-200300	PIN, COTTER 2.0X30	4	4	4					
33	1	22512-070400	KEY, 7X 40	2	2	2					
34	1	24761-010000	NIPPLE, GREASE M6F	1	1	1					
35	1	26716-100002	NUT, M10	2	2	2					

Fig.45. PARKING BRAKE

Fig. 45 PARKING BRAKE



(A)=YM200-HK
(B)=YM206-HK
(C)=YM206D-HK

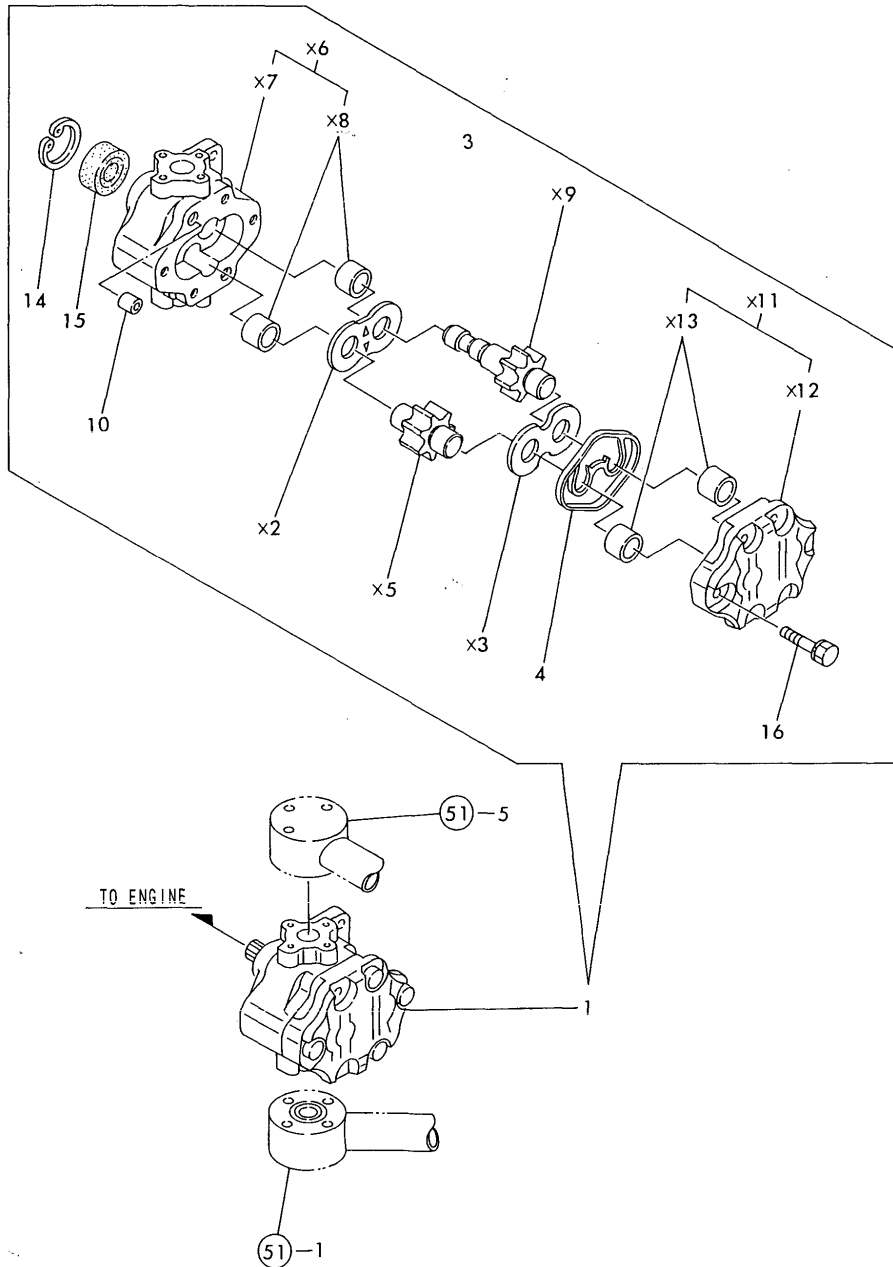
(D)=
(E)=
(F)=

No.	Lev.	Parts No.	Description	Qty						I	R
				(A)	(B)	(C)	(D)	(E)	(F)		
1	1	194990-22050	NUT, M8	2	2	2					
2	1	194150-22480	NUT, M10 L	2	2	2					
3	1	194305-37520	SPRING, RETURN	1	1	1					
4	1	194151-37730-U	TURNBUCKLE, M10X90	2	2	2					
5	1	194115-37740	ROD, BRAKE L	2	2	2					
6	1	194151-37771	ROD, BRAKE R	2	2	2					
7	1	194080-37781	PIN, 8X25	5	5	5					
8	1	194405-38400-X	BRAKE ASSY, PARKING	1	1	1					
9	2	194405-38410	ROD, BRAKE	1	1	1					
10	2	198335-38400	BRAKE, PARKING	1	1	1					
11	2	22417-200300	PIN, COTTER 2.0X30	1	1	1					
12-1	2	22487-080280	PIN, H 8X 28	1	1	1					
13	1	194405-38450	BRACKET, BRAKE	1	1	1					
14	1	194405-38500	BRACKET ASSY, LINK	1	1	1					
15	2	24550-020250	BUSH, 20X25	2	2	2					
16	1	194405-38550	SHAFT, BRAKE P	1	1	1					
17	1	194405-38610	ARM, BRAKE	1	1	1					
18	1	194405-38650	HOOK, SPRING	1	1	1					
19	1	22351-035032	PIN, SPRING 3.5X32	1	1	1					
20	1	22351-060032	PIN, SPRING 6.0X32	1	1	1					
21	1	22417-200300	PIN, COTTER 2.0X30	5	5	5					
22	1	26106-100252	BOLT, M10X 25 PLATED	4	4	4					
23	1	26106-100252	BOLT, M10X 25 PLATED	2	2	2					
24	1	26106-100252	BOLT, M10X 25 PLATED	1	1	1					
25	1	26106-080352	BOLT, M8X 35 PLATED	2	2	2					
25-1	1	26106-080302	BOLT, M8X 30 PLATED	2	2	2					R
		(A=T/# 10003) (B=T/# 10008) (C=T/# 10011)									
26	1	26716-100002	NUT, M10	2	2	2					

Remarks
(M) MISPRINT.

Fig.46. HYDRAULIC PUMP

Fig. 46 HYDRAULIC PUMP



(A)=YM200-HK
(B)=YM206-HK
(C)=YM206D-HK

(D)=
(E)=
(F)=

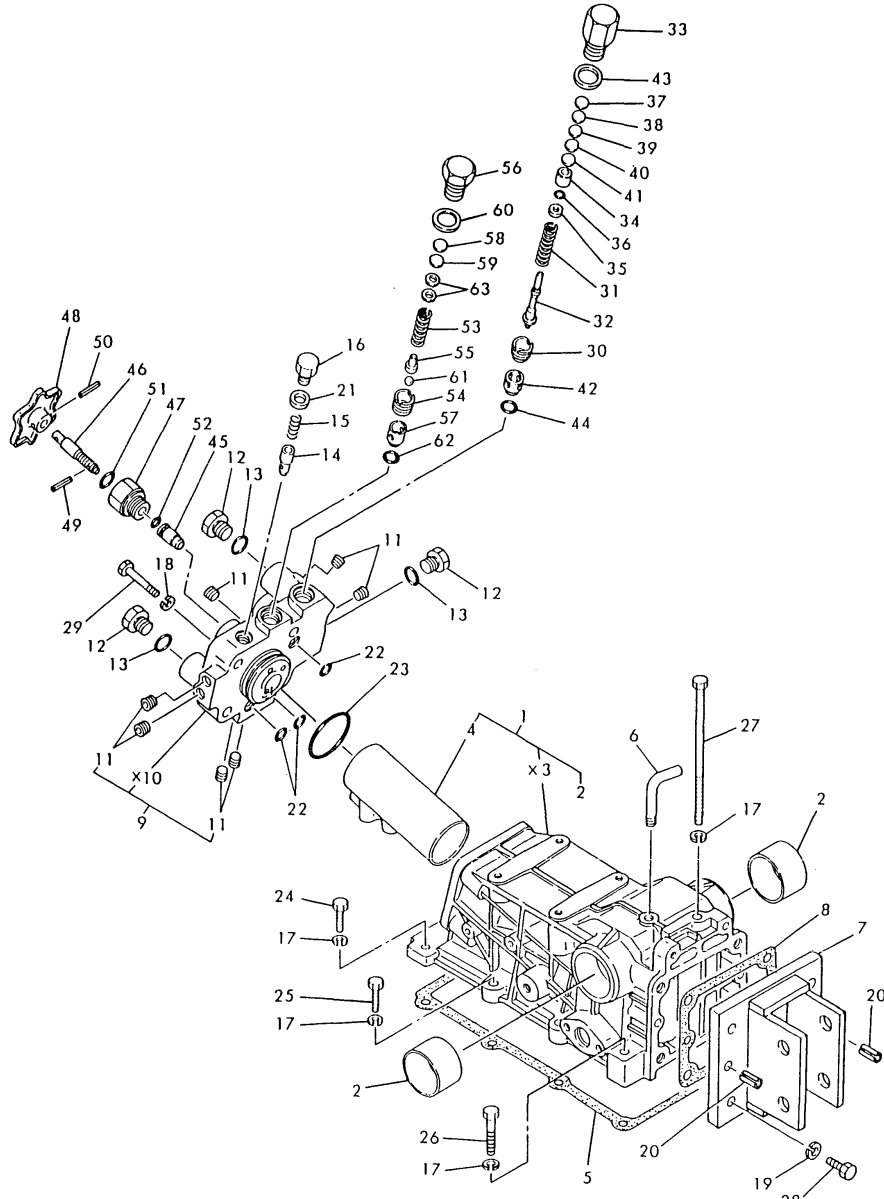
No.	Lev.	Parts No.	Description	Q'ty						I	R
				(A)	(B)	(C)	(D)	(E)	(F)		
1	1	178070-44000	PUMP ASSY, HYDRAULIC	1	1	1					
4	2	178070-10400	RING	1	1	1					
10	2	194521-41570	PIN, 11X7	2	2	2					
14	2	22252-000320	RING, 32	1	1	1					
15	2	24421-153207	SEAL, OIL TC153207	1	1	1					
16	2	26016-080352	BOLT, M8X 35	4	4	4					

Fig.47. HYDRAULIC CYLINDER

(A)=YM200-HK
(B)=YM206-HK
(C)=YM206D-HK

(D)=
(E)=
(F)=

Fig. 47 HYDRAULIC CYLINDER

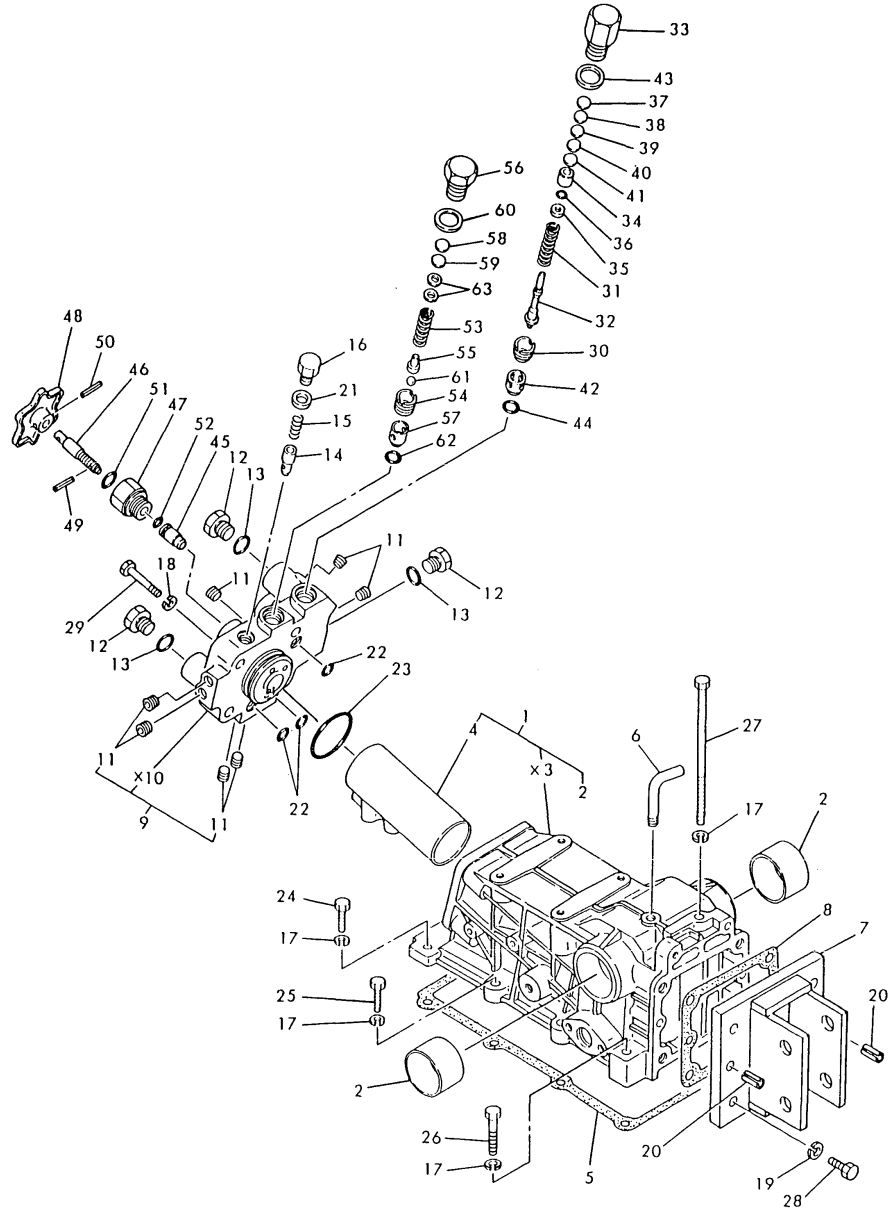


No.	Lev.	Parts No.	Description	Q'ty						I	R
				(A)	(B)	(C)	(D)	(E)	(F)		
1	1	194305-42100-X	HOUSING, HYDRAULIC	1	1	1					
2	2	194300-24130	BUSH 45X50X30	2	2	2					
4	2	194305-42120	MATERIAL, SLEEVE	1	1	1					
5	1	194305-42151	GASKET, HOUSING	1	1	1					
6	1	194205-42280	PIPE, AIR BREATHER	1	1	1					
7	1	194151-42810	HINGE, TOP LINK	1	1	1					
8	1	194151-42832	GASKET, HINGE	1	1	1					
9	1	194305-43200-X	HEAD ASSY, CYLINDER	1	1	1					
11	2	23871-010000	PLUG, R01	7	7	7					
12	1	194464-45920	PLUG, 3/4-16UNF	3	3	3					
13	1	194464-45930	O-RING, 8-1	3	3	3					
14	1	194310-46350	POPPET, CHECK	1	1	1					
15	1	194310-46380	SPRING	1	1	1					
16	1	194310-46730	PLUG, 14	1	1	1					
17	1	22217-100000	WASHER, SPRING 10	9	9	9					
18	1	22217-120000	WASHER, SPRING 12	4	4	4					
19	1	22217-120000	WASHER, SPRING 12	4	4	4					
20	1	22351-100022	PIN, SPRING 10.0X22	2	2	2					
21	1	23414-140018	GASKET, 14X1.0	1	1	1					
22	1	24315-000110	O-RING, 1BP11.0	3	3	3					
23	1	24325-000500	O-RING, 1BG50.0	1	1	1					
24	1	26116-100302	BOLT, M10X 30 PLATED	2	2	2					
25	1	26116-100352	BOLT, M10X 35 PLATED	4	4	4					
26	1	26116-100502	BOLT, M10X 50 PLATED	2	2	2					
27	1	26116-101602	BOLT, M10X160 PLATED	1	1	1					
28	1	26116-120352	BOLT, M12X 35 PLATED	4	4	4					
29	1	26116-120602	BOLT, M12X 60 PLATED	4	4	4					
30	1	194275-45340	SCREW, VALVE SEAT	1	1	1					
31	1	194170-45610	SPRING, RELIEF VALVE	1	1	1					
32	1	194195-45620	POPPET	1	1	1					
33	1	194195-45630	PLUG, RELIEF VALVE	1	1	1					
34	1	194195-45640	SEAT, 6.6X13X12.5	1	1	1					
35	1	194195-45650	WASHER, 6.6X13X3,2	1	1	1					
36	1	194195-45660	O-RING 6X1.8	1	1	1					
37	1	194170-45700	SHIM, T=0.1	1	1	1					1
38	1	194170-45710	SHIM, T=0.2	1	1	1					1
39	1	194170-45720	SHIM, T=0.3	1	1	1					1
40	1	194170-45730	SHIM, T=0.5	1	1	1					1
41	1	194170-45740	SHIM, T=1.0	1	1	1					1
42	1	194195-46260	SEAT, RELIEF VALVE	1	1	1					
43	1	23414-200026	GASKET, 20X1.0	1	1	1					
44	1	24311-000120	O-RING, 1AP12.0	1	1	1					
45	1	194550-46300	VALVE, STOP	1	1	1					
46	1	194363-46620	BOLT, STOP	1	1	1					
47	1	194312-46630	HOLDER, VALVE	1	1	1					
48	1	194151-46640	KNOB	1	1	1					
49	1	22351-040012	PIN, SPRING 4.0X12	1	1	1					
50	1	22351-040022	PIN, SPRING 4.0X22	1	1	1					
51	1	24311-000120	O-RING, 1AP12.0	1	1	1					
52	1	24315-000090	O-RING, 1BP9.0	1	1	1					
53	1	194150-45320	SPRING, RELIEF VALVE	1	1	1					

Remarks
(1) USE THE PROPER PART BY CAREFULLY CHOOSING.

Fig.47. HYDRAULIC CYLINDER

Fig. 47 HYDRAULIC CYLINDER



(A)=YM200-HK
(B)=YM206-HK
(C)=YM206D-HK

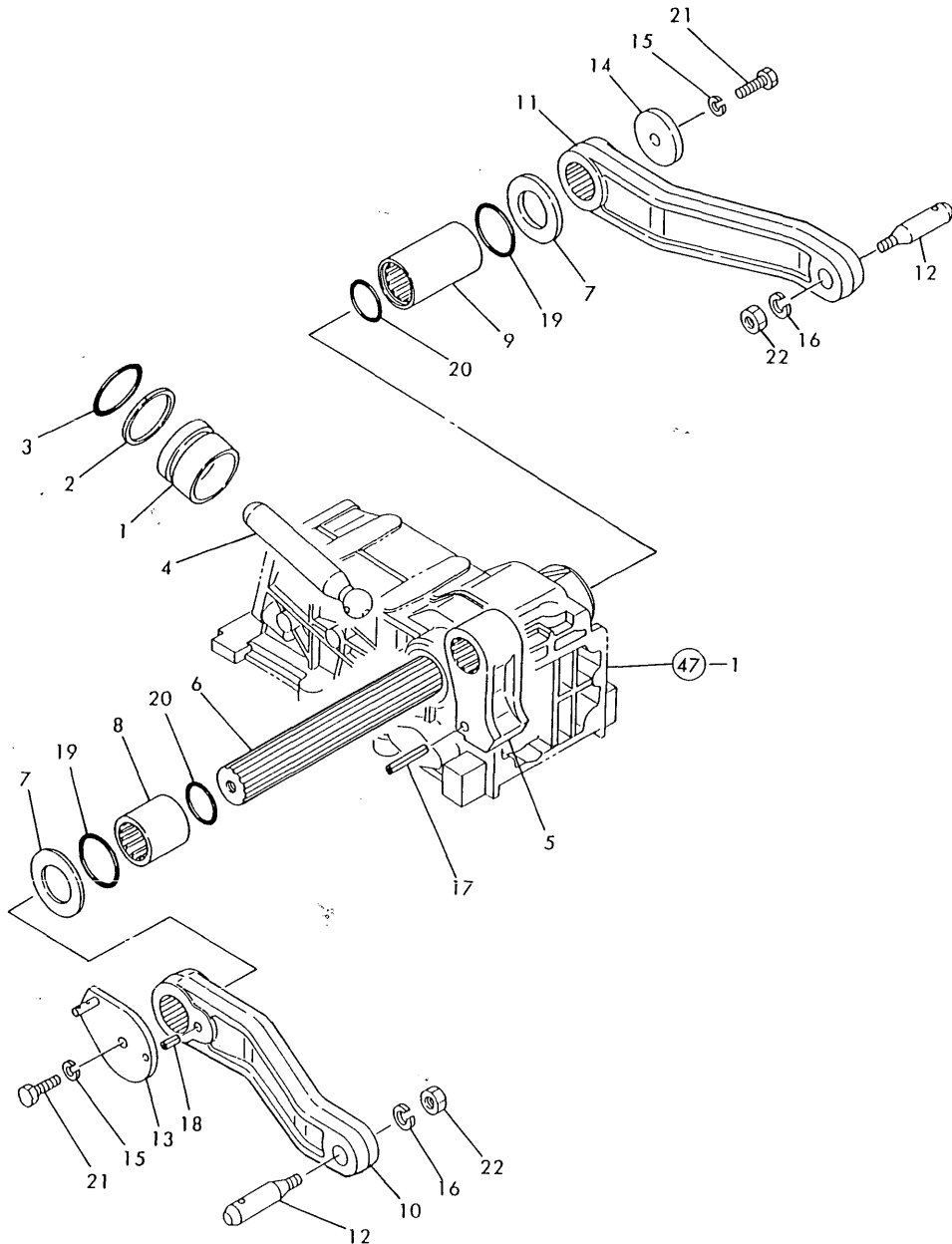
(D)=
(E)=
(F)=

No.	Lev.	Parts No.	Description	Q'ty						I	R
				(A)	(B)	(C)	(D)	(E)	(F)		
54	1	194150-45340	SCREW, VALVE	1	1	1					
55	1	194150-45361	HOLDER, VALVE	1	1	1					
56	1	194151-45370	PLUG, RELIEF VALVE	1	1	1					
57	1	194151-46261	SEAT, RELIEF VALVE	1	1	1					
58	1	110250-53410	SHIM, T=0.2	1	1	1					1
59	1	110250-53430	SHIM, T=0.5	1	1	1					1
60	1	23414-200026	GASKET, 20X1.0	1	1	1					
61	1	24190-080003	BALL, STEEL 1/4	1	1	1					
62	1	24311-000120	O-RING, 1AP12.0	1	1	1					
63	1	22117-060000	WASHER, 6	2	2	2					

Remarks
(1) USE THE PROPER PART BY CAREFULLY CHOOSING.

Fig.48. HYDRAULIC LIFT

Fig. 48 HYDRAULIC LIFT



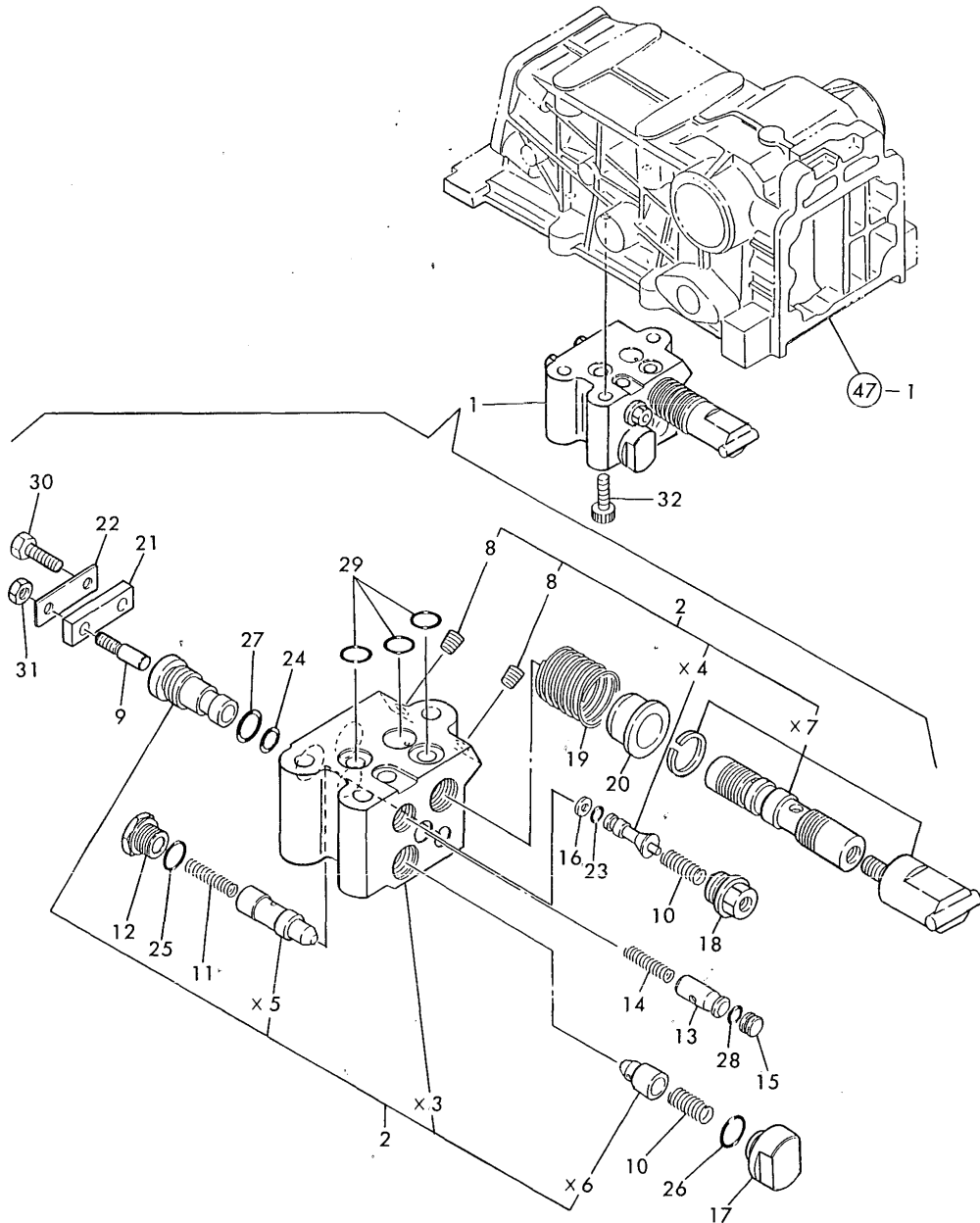
(A)=YM200-HK
 (B)=YM206-HK
 (C)=YM206D-HK

(D)=
 (E)=
 (F)=

No.	Lev.	Parts No.	Description	Qty						I	R
				(A)	(B)	(C)	(D)	(E)	(F)		
1	1	194215-43310	PISTON, HYDRAULIC	1	1	1					
2	1	194300-43330	RING, BACK UP P49	1	1	1					
3	1	24315-000490	O-RING 1B P-49.0	1	1	1					
4	1	194305-43410	ROD, PISTON	1	1	1					
5	1	194305-44110	CRANK, LIFT	1	1	1					
6	1	194300-44210	SHAFT, LIFT	1	1	1					
7	1	194300-44230	LINER, 35X60X3	2	2	2					
8	1	194197-44250	SLEEVE, LIFT SHAFT L	1	1	1					
9	1	194197-44260	SLEEVE(R),LIFT SHAFT	1	1	1					
10	1	194305-44410-X	ARM, LIFT L	1	1	1					
11	1	194305-44420-X	ARM (R), LIFT	1	1	1					
12	1	194130-44480	PIN, LIFT ARM	2	2	2					
13	1	194115-44510	ARM, FEEDBACK	1	1	1					
14	1	194197-44610	WASHER, 10X50X6	1	1	1					
15	1	22217-100000	WASHER, SPRING 10	2	2	2					
16	1	22217-160000	WASHER, SPRING 16	2	2	2					
17	1	22351-050040	PIN, SPRING 5.0X40	1	1	1					
18	1	22351-060016	PIN, SPRING 6.0X16	1	1	1					
19	1	24321-000450	O-RING, 1AG45.0	2	2	2					
20	1	24341-000360	O-RING, 1AS36.0	2	2	2					
21	1	26116-100202	BOLT, M10X 20 PLATED	2	2	2					
22	1	26736-160002	NUT, M16	2	2	2					

Fig.49. HYDRAULIC CONTROL VALVE

Fig. 49 HYDRAULIC CONTROL VALVE



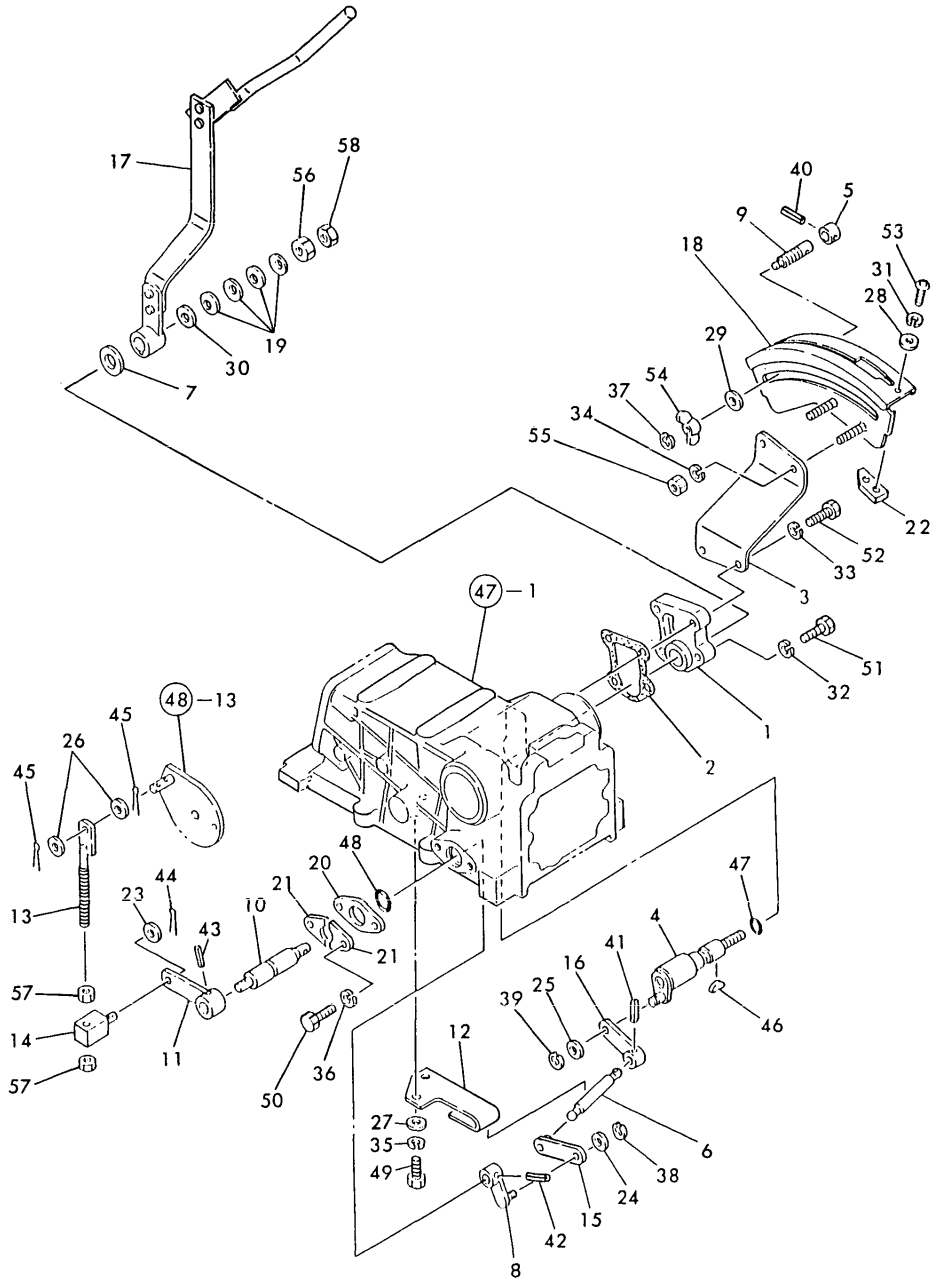
(A)=YM200-HK
(B)=YM206-HK
(C)=YM206D-HK

(D)=
(E)=
(F)=

No.	Lev.	Parts No.	Description	Q'ty						I	R
				(A)	(B)	(C)	(D)	(E)	(F)		
1	1	194305-45101	VALVE ASSY, CONTROL	1	1	1					
2	2	194305-45120	BODY ASSY, VALVE	1	1	1					
8	3	23871-010000	PLUG, R01	2	2	2					
9	2	194170-45220	BAR, PUSH	1	1	1					
10	2	194170-45230	SPRING	2	2	2					
11	2	194170-45321	SPRING	1	1	1					
12	2	194170-45330	PLUG	1	1	1					
13	2	194170-45350	SPOOL	1	1	1					
14	2	194170-45360	SPRING	1	1	1					
15	2	194170-45370	PLUG	1	1	1					
16	2	194170-45430	RING, BACK UP	1	1	1					
17	2	194170-45440	PLUG	1	1	1					
18	2	198421-45440	HOLDER	1	1	1					
19	2	194170-45520	SPRING, SPOOL	1	1	1					
20	2	194170-45530	STOPPER, SPOOL	1	1	1					
21	2	194170-45550	BAR, SPOOL	1	1	1					
22	2	194170-45560	WASHER, 12X40X0.6	1	1	1					
23	2	24311-000050	O-RING, 1AP5.0	1	1	1					
24	2	24311-000100	O-RING, 1AP10.0	1	1	1					
25	2	24311-000120	O-RING, 1AP12.0	1	1	1					
26	2	24311-000120	O-RING, 1AP12.0	1	1	1					
27	2	24311-000140	O-RING, 1AP14.0	1	1	1					
28	2	24315-000070	O-RING, 1BP7.0	1	1	1					
29	2	24315-000110	O-RING, 1BP11.0	3	3	3					
30	2	26116-060142	BOLT, M6X 14 PLATED	1	1	1					
31	2	26756-060002	NUT, LOCK M6	1	1	1					
32	1	26450-080202	BOLT, M8X 20	3	3	3					

Fig.50. HYDRAULIC CONTROL

Fig. 50 HYDRAULIC CONTROL



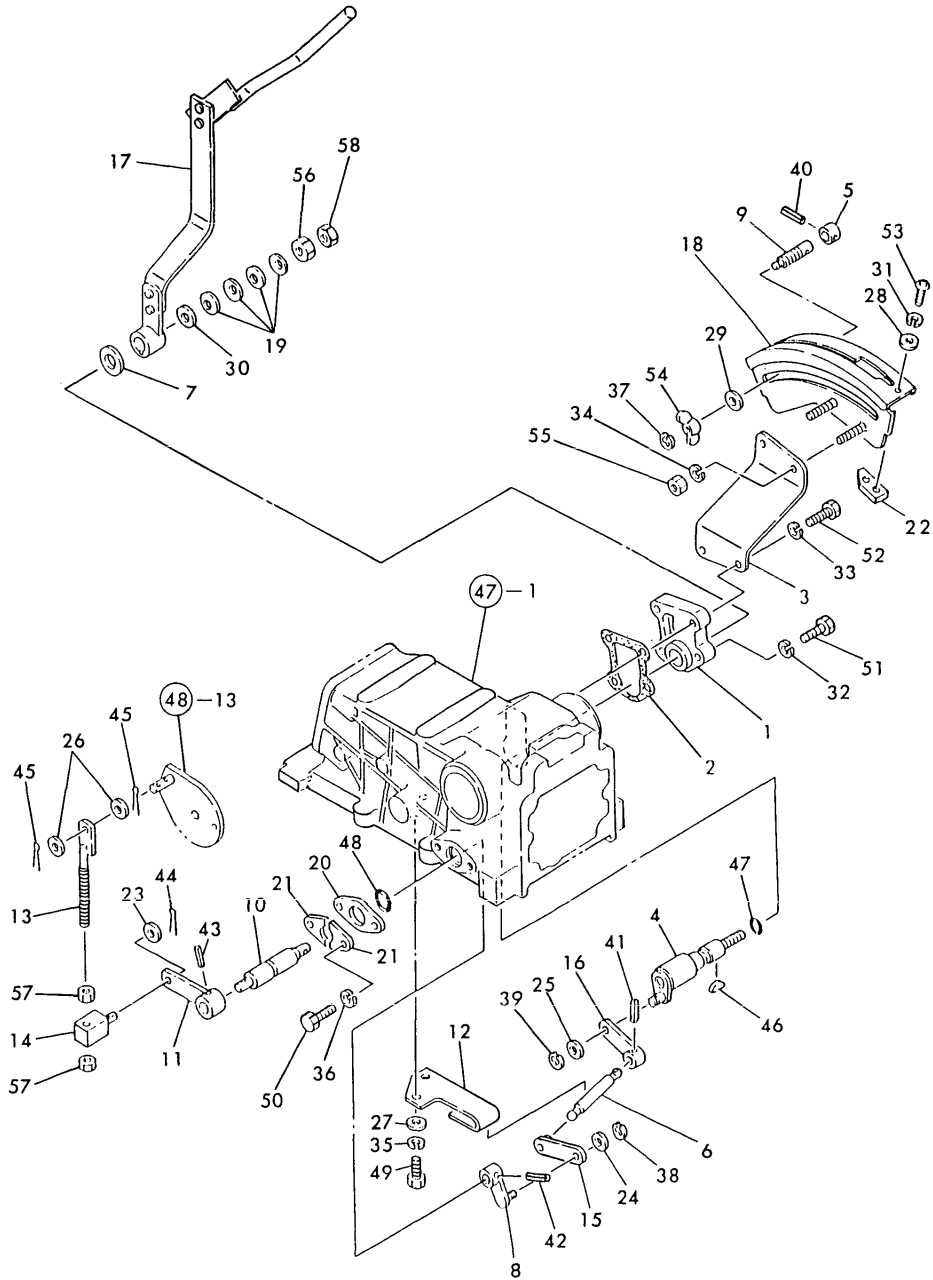
(A)=YM200-HK
(B)=YM206-HK
(C)=YM206D-HK

(D)=
(E)=
(F)=

No.	Lev.	Parts No.	Description	Q'ty						I	R
				(A)	(B)	(C)	(D)	(E)	(F)		
1	1	194305-42210-X	CASE, CYLINDER	1	1	1					
2	1	194305-42221	GASKET, CASE	1	1	1					
3	1	194305-47110-X	BRACKET, CONTROL	1	1	1					
4	1	194305-47380	SHAFT, CONTROL	1	1	1					
5	1	194432-47390	STOPPER	1	1	1					
6	1	194208-47420	BAR, CONTROL	1	1	1					
7	1	194170-47440	PLATE, FRICTION	1	1	1					
8	1	194208-47440	LEVER, FEEDBACK	1	1	1					
9	1	194464-47440	BOLT, STOPPER	1	1	1					
10	1	194305-47450	SHAFT, FEEDBACK	1	1	1					
11	1	194405-47470	LEVER, FEEDBACK	1	1	1					
12	1	194305-47490	GUIDE, BAR	1	1	1					
13	1	194208-47510	ROD, FEEDBACK	1	1	1					
14	1	194208-47530	ADJUSTER	1	1	1					
15	1	194208-47550	BAR, CONNECT	1	1	1					
16	1	194208-47570	BAR, CONNECT	1	1	1					
17	1	194880-47610	LEVER, CONTROL	1	1	1					
18	1	194305-47710	GUIDE, LEVER	1	1	1					
19	1	194151-47760	WASHER, 12	4	4	4					
20	1	194208-47850	RETAINER, SEAL	1	1	1					
21	1	194208-47860	HOLDER, SHAFT	2	2	2					
22	1	194310-47870	STOPPER, B	1	1	1					
23	1	22117-080000	WASHER, 8	1	1	1					
24	1	22117-080000	WASHER, 8	1	1	1					
25	1	22117-080000	WASHER, 8	1	1	1					
26	1	22117-080000	WASHER, 8	2	2	2					
27	1	22117-080000	WASHER, 8	2	2	2					
28	1	22137-050000	WASHER, 5	2	2	2					
29	1	22137-080000	WASHER, 8	1	1	1					
30	1	22137-120000	WASHER, 12	1	1	1					
31	1	22217-050000	WASHER, SPRING 5	2	2	2					
32	1	22217-080000	WASHER, SPRING 8	2	2	2					
33	1	22217-080000	WASHER, SPRING 8	2	2	2					
34	1	22217-080000	WASHER, SPRING 8	2	2	2					
35	1	22217-080000	WASHER, SPRING 8	2	2	2					
36	1	22217-080000	WASHER, SPRING 8	2	2	2					
37	1	22272-000040	RING, E- 4	1	1	1					
38	1	22272-000060	RING, E- 6	1	1	1					
39	1	22272-000060	RING, E- 6	1	1	1					
40	1	22351-040014	PIN, SPRING 4.0X14	1	1	1					
41	1	22351-040016	PIN, SPRING 4.0X16	1	1	1					
42	1	22351-050020	PIN, SPRING 5.0X20	1	1	1					
43	1	22351-050025	PIN, SPRING 5.0X25	1	1	1					
44	1	22417-200160	PIN, COTTER 2.0X16	1	1	1					
45	1	22417-200160	PIN, COTTER 2.0X16	2	2	2					
46	1	22522-030130	KEY, WOODRUFF 3X13	1	1	1					
47	1	24311-000150	O-RING, 1AP15.0	1	1	1					
48	1	24311-000200	O-RING, 1AP20.0	1	1	1					
49	1	26116-080162	BOLT, M8X 16 PLATED	2	2	2					
50	1	26116-080202	BOLT, M8X 20 PLATED	2	2	2					
51	1	26116-080252	BOLT, M8X 25 PLATED	2	2	2					

Fig.50. HYDRAULIC CONTROL

Fig. 50 HYDRAULIC CONTROL



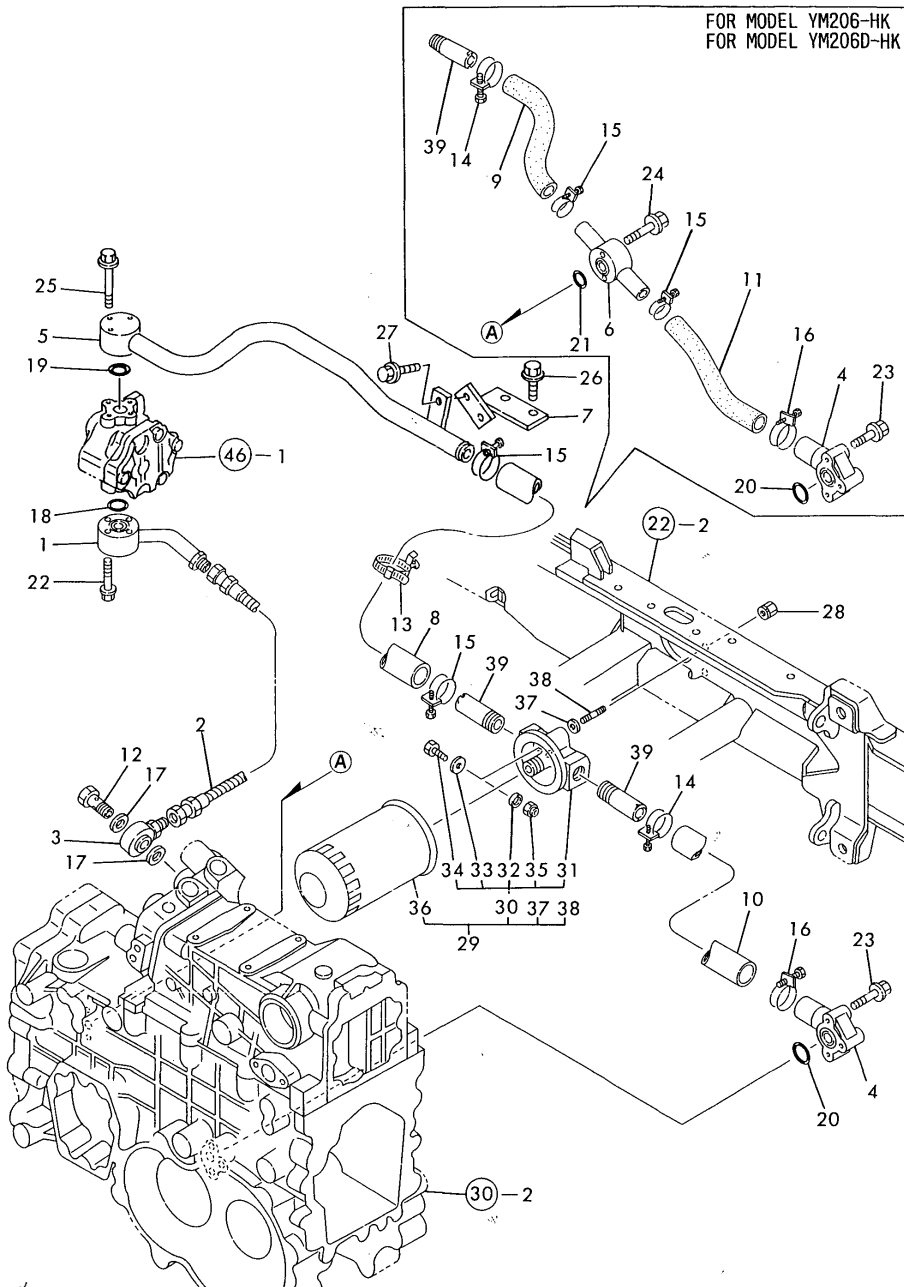
(A)=YM200-HK
(B)=YM206-HK
(C)=YM206D-HK

(D)=
(E)=
(F)=

No.	Lev.	Parts No.	Description	Qty						I	R
				(A)	(B)	(C)	(D)	(E)	(F)		
52	1	26116-080352	BOLT, M8X 35 PLATED	2	2	2					
53	1	26587-050102	SCREW, M5X10	2	2	2					
54	1	26636-080002	NUT, WING M8	1	1	1					
55	1	26716-080002	NUT, M8	2	2	2					
56	1	26716-120002	NUT, M12	1	1	1					
57	1	26756-080002	NUT, LOCK M8	2	2	2					
58	1	26756-120002	NUT, LOCK M12	1	1	1					

Fig.51. HYDRAULIC PIPES

Fig. 51 HYDRAULIC PIPES



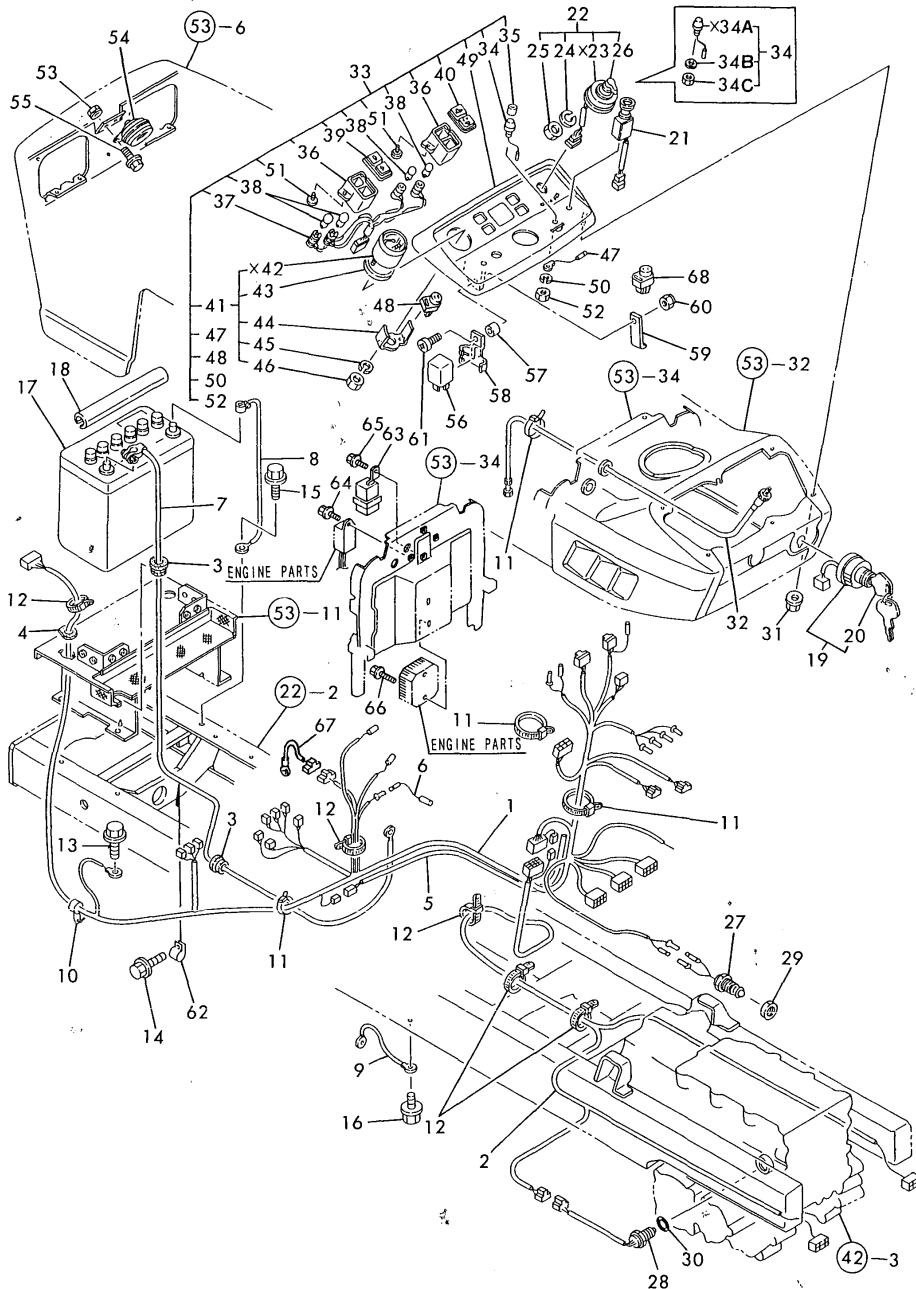
(A)=YM200-HK
(B)=YM206-HK
(C)=YM206D-HK

(D)=
(E)=
(F)=

No.	Lev.	Parts No.	Description	Qty						I	R
				(A)	(B)	(C)	(D)	(E)	(F)		
1	1	194880-48100-X	PIPE ASSY, PRESSURE	1	1	1					
2	1	194880-48140	HOSE, PRESSURE	1	1	1					
3	1	194880-48150-X	PIPE ASSY, PRESSURE	1	1	1					
4	1	194550-48190	BEND	1	1	1					
5	1	194697-48210-X	PIPE, PRESSURE A	1	1	1					
6	1	194305-48221-X	PIPE ASSY, PRESSURE		1	1					
7	1	194697-48220	BRACKET, PIPE	1	1	1					
8	1	194880-48250	HOSE, PRESSURE A	1	1	1					
9	1	194305-48260	HOSE, RUBBER		1	1					
10	1	194405-48260	HOSE, PRESSURE C	1							
11	1	194305-48270	HOSE, PRESSURE C		1	1					
12	1	194500-48750	BOLT ASSY, JOINT	1	1	1					
13	1	194680-51670	BAND, CLIP	1	1	1					
14	1	23010-035000	CLAMP, 35	1	1	1					
14-1	1	23010-032000	CLAMP, 32	1	1	1					R
(A=T/# 10003) (B=T/# 10008) (C=T/# 10011)											
15	1	23010-035000	CLAMP, 35	2	4	4					
15-1	1	23010-032000	CLAMP, 32	2	4	4					R
(A=T/# 10003) (B=T/# 10008) (C=T/# 10011)											
16	1	23010-040000	CLAMP, 40	1	1	1					
16-1	1	23010-037000	CLAMP, 37	1	1	1					R
(A=T/# 10003) (B=T/# 10008) (C=T/# 10011)											
17	1	23414-180023	GASKET, 18X1.0	2	2	2					
18	1	24311-000200	O-RING, 1AP20.0	1	1	1					
19	1	24311-000200	O-RING, 1AP20.0	1	1	1					
20	1	24311-000200	O-RING, 1AP20.0	1	1	1					
21	1	24311-000200	O-RING, 1AP20.0		1	1					
22	1	26106-060352	BOLT, M6X 35 PLATED	4	4	4					
23	1	26106-060402	BOLT, M6X 40 PLATED	3	3	3					
24	1	26106-060402	BOLT, M6X 40 PLATED		2	2					
25	1	26106-060402	BOLT, M6X 40 PLATED	3	3	3					
26	1	26106-080122	BOLT, M8X 12 PLATED	2	2	2					
27	1	26106-080162	BOLT, M8X 16 PLATED	1	1	1					
27-1	1	26106-080122	BOLT, M8X 12 PLATED	1	1	1					R
(A=T/# 10003) (B=T/# 10008) (C=T/# 10011)											
28	1	194990-22050	NUT, M8	2	2	2					
29	1	794305-48301	FILTER ASSY, OIL	1	1	1					
30	2	194305-48300-X	COVER ASSY, FILTER	1	1	1					
31	3	194305-48310	COVER, FILTER	1	1	1					
32	3	194305-48320	VALVE	1	1	1					
33	3	194305-48330	BASE, VALVE	1	1	1					
34	3	26116-040122	BOLT, M4X 12 PLATED	1	1	1					
35	3	26347-040002	NUT, M4	1	1	1					
36	2	194464-48310	FILTER, HYDRAULIC	1	1	1					
37	2	194305-48350	WASHER, 8.4X2	1	1	1					
38	2	26216-080222	STUD, M8X 22	2	2	2					
39	1	194305-48370	JOINT, FILTER COVER	2	2	2					

Fig.52. ELECTRIC PARTS

Fig. 52 ELECTRIC PARTS



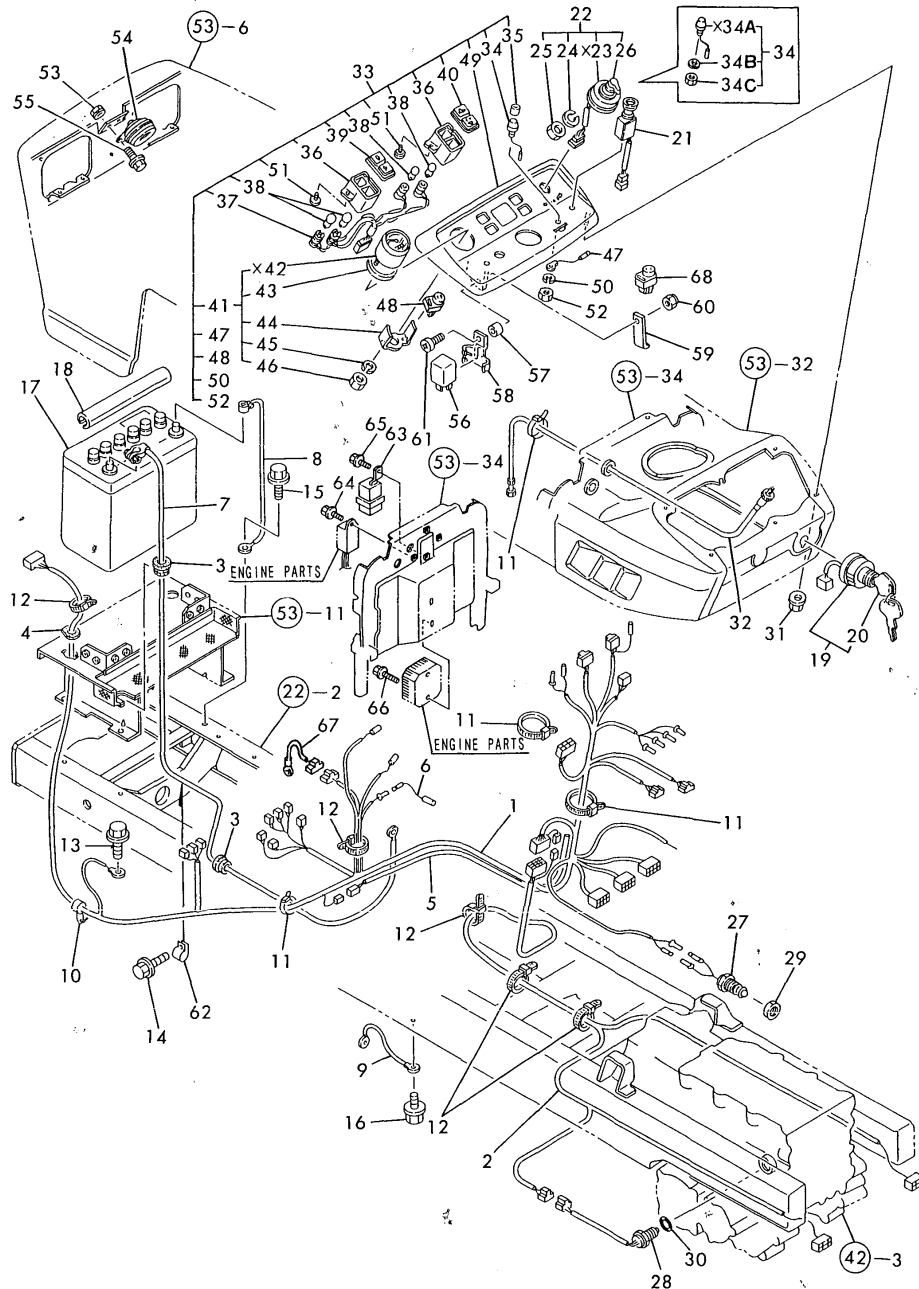
(A)=YM200-HK
(B)=YM206-HK
(C)=YM206D-HK

(D)=
(E)=
(F)=

No.	Lev.	Parts No.	Description	Q'ty						I	R
				(A)	(B)	(C)	(D)	(E)	(F)		
1	1	194880-51110	HARNESS (A), WIRE	1	1	1					
2	1	194405-51122	HARNESS (B), WIRE	1	1	1					
3	1	194170-51210	GROMMET 25	2	2	2					
4	1	194305-51210	GROMMET, 25	1	1	1					
5	1	194555-51200	HARNESS, WIRE	1	1	1					
6	1	194550-51220	LINK, FUSIBLE 0.85	1	1	1					
7	1	194880-51410	CABLE, BATTERY	1	1	1					
8	1	194275-51420	CABLE, BATTERY EARTH	1	1	1					
9	1	194800-51430	CABLE, BATTERY EARTH	1	1	1					
10	1	194250-51650	CLAMP, SPEED 63	1	1	1					
11	1	194250-51660	BAND 250	4	4	4					
12	1	121750-59890	BAND, 140	5	5	5					
13	1	26106-080162	BOLT, M8X 16 PLATED	1	1	1					
14	1	26106-060122	BOLT, M6X 12 PLATED	1	1	1					
15	1	26106-080162	BOLT, M8X 16 PLATED	1	1	1					
16	1	26106-100162	BOLT, M10X 16 PLATED	1	1	1					
17	1	194880-51510	BATTERY, 80D26L	1	1	1					
18	1	194432-51550	COVER, BATTERY	1	1	1					
19	1	194880-52110	SWITCH ASSY, STARTER	1	1	1					
20	2	194155-52160	KEY ASSY	1	1	1					
21	1	194420-52120	SWITCH, LIGHTING	1	1	1					
22	1	194170-52130	SWITCH, TURN SIGNAL	1	1	1					
24	2	194170-52150	WASHER, SWITCH	1	1	1					
25	2	194170-52160	NUT, RING	1	1	1					
26	2	194170-52170	LEVER, SWITCH	1	1	1					
27	1	194440-52191	SWITCH, SAFETY START	1	1	1					
28	1	194464-52190	SWITCH, SAFETY START	1	1	1					
29	1	194240-52210	NUT, M22	1	1	1					
30	1	24311-000180	O-RING, 1AP18.0	1	1	1					
31	1	194990-22120	NUT, M5	6	6	6					
32	1	194190-56900	CABLE ASSY, METER	1	1	1					
33	1	194880-61600	METER ASSY	1	1	1					
34	2	194150-52160	SWITCH, HORN	1	1	1					
34B	3	22217-080000	WASHER, SPRING 8	1	1	1					W
		(A=T/# 10007) (B=T/# 10014) (C=T/# 10022)									
34C	3	26756-080002	NUT, LOCK M8	1	1	1					W
		(A=T/# 10007) (B=T/# 10014) (C=T/# 10022)									
35	2	194150-52170	CAP, SWITCH	1	1	1					
36	2	194170-55120	BOX, PILOT	2	2	2					
37	2	194880-55130	CORD ASSY	1	1	1					
38	3	194155-55820	BULB, 12V1.7W	4	4	4					
39	2	194170-55150	LENS, PILOT	1	1	1					
40	2	194880-55160	LENS, PILOT	1	1	1					
41	2	194432-56100	METER ASSY, HOUR	1	1	1					
43	3	194432-56150	RUBBER, BASE	1	1	1					
44	3	194432-56170	WASHER	1	1	1					
45	3	22217-040000	WASHER, SPRING 4	2	2	2					
46	3	26716-040002	NUT, M4	2	2	2					
47	2	194432-56130	CORD	1	1	1					
48	2	194464-57250	RELAY, CHECK	1	1	1					
49	2	194405-61611	PANEL, DASHBOARD	1	1	1					

Fig.52. ELECTRIC PARTS

Fig. 52 ELECTRIC PARTS



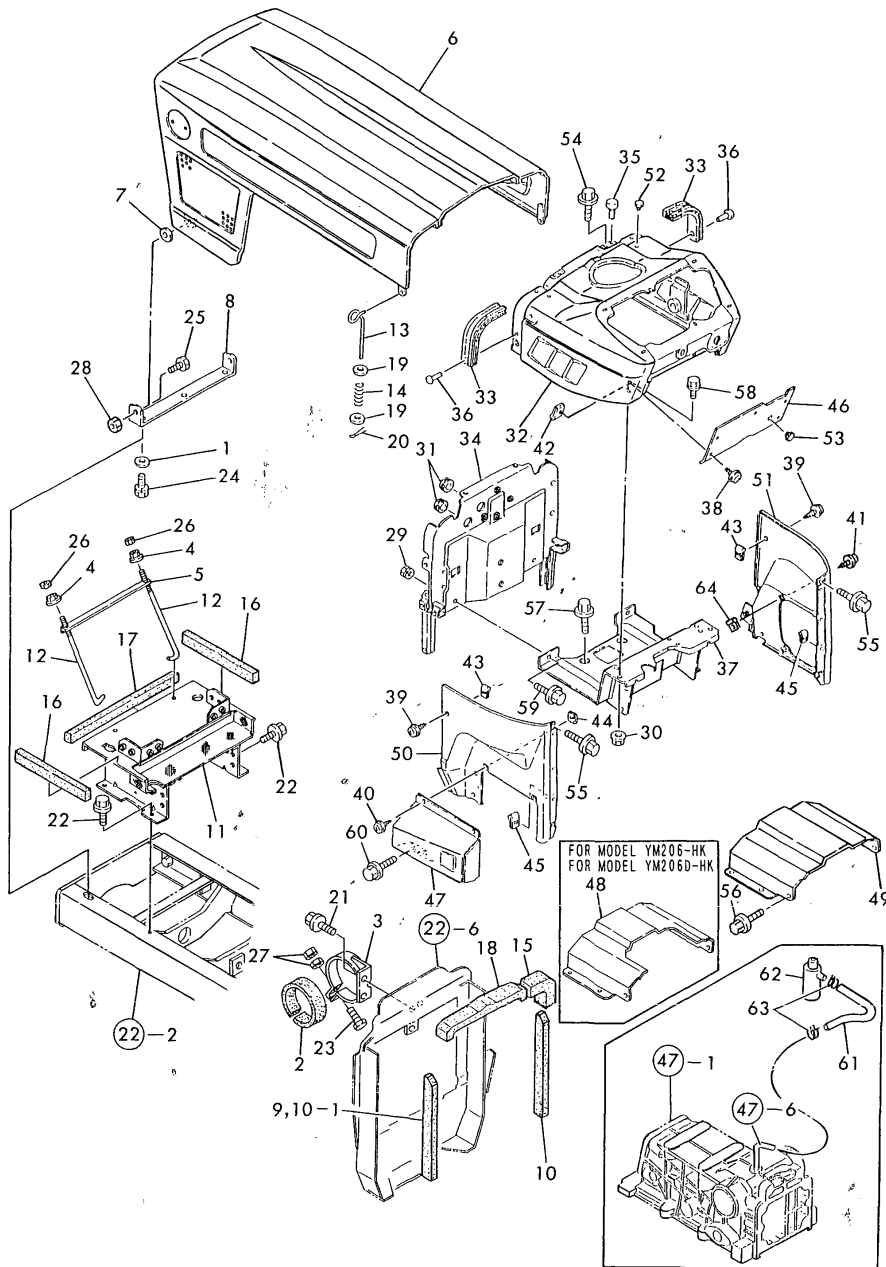
(A)=YM200-HK
(B)=YM206-HK
(C)=YM206D-HK

(D)=
(E)=
(F)=

No.	Lev.	Parts No.	Description	Qty						I	R
				(A)	(B)	(C)	(D)	(E)	(F)		
50	2	22217-080000 (A=T/# 10007) (B=T/# 10014) (C=T/# 10022)	WASHER, SPRING 8	1	1	1					Z
51	2	22857-400120	SCREW, 4X12	4	4	4					
52	2	26716-080002 (A=T/# 10007) (B=T/# 10014) (C=T/# 10022)	NUT, M8	1	1	1					Z
53	1	194990-22040	NUT, M6	2	2	2					
54	1	194340-57100	HORN ASSY	1	1	1					
55	1	26106-060122	BOLT, M6X 12 PLATED	2	2	2					
56	1	194405-57200	RELAY, FLASHER	1	1	1					
57	1	194151-57210	SPACER	1	1	1					
58	1	194405-57210	PLATE, LOCK	1	1	1					
59	1	194405-57220	STAY, RELAY	1	1	1					
60	1	26346-050002	NUT, M5	1	1	1					
61	1	26557-050162	SCREW, M5X16	1	1	1					
62	1	194450-48830	CLAMP	1	1	1					
63	1	198220-52180	RELAY, STARTER	1	1	1					
64	1	26106-060122	BOLT, M6X 12 PLATED	1	1	1					
65	1	26106-060122	BOLT, M6X 12 PLATED	1	1	1					
66	1	26106-060202	BOLT, M6X 20 PLATED	2	2	2					
67	1	198230-51240 (A=T/# 10003) (B=T/# 10008) (C=T/# 10011)	WIRE, LEAD	1	1	1					W
68	1	194464-57250 (A=FROM 1ST) (B=FROM 1ST) (C=FROM 1ST)	RELAY, CHECK	1	1	1					W

Fig.53. BONNET

Fig. 53 BONNET



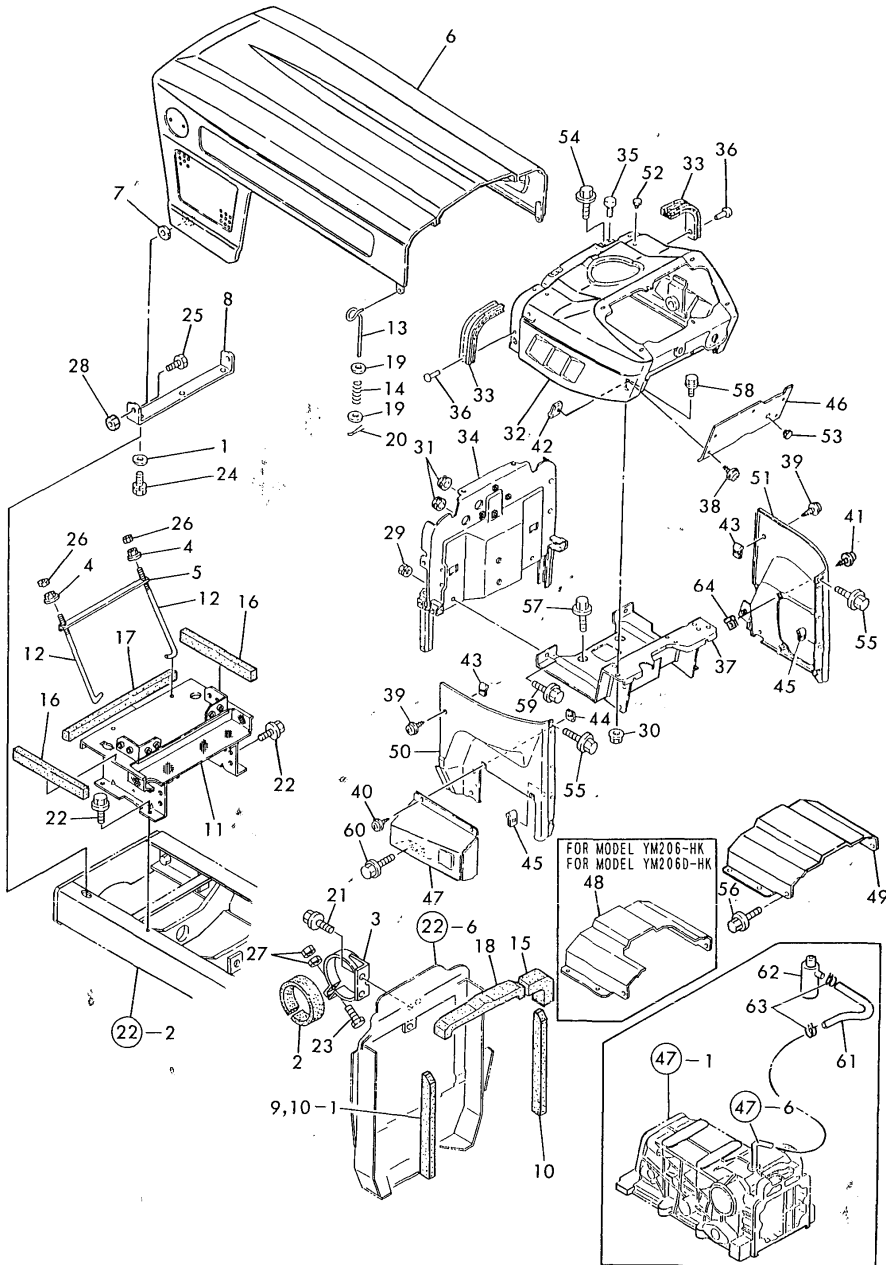
(A)=YM200-HK
(B)=YM206-HK
(C)=YM206D-HK

(D)=
(E)=
(F)=

No.	Lev.	Parts No.	Description	Qty						I	R
				(A)	(B)	(C)	(D)	(E)	(F)		
1	1	194145-04810	WASHER 10	2	2	2					
2	1	198230-06110	SEAT, AIR CLEANER	1	1	1					
3	1	198230-06150	BRACKET, AIR CLEANER	1	1	1					
4	1	194990-22130	NUT, M6	2	2	2					
5	1	194305-58110-U	CLAMP, BATTERY	1	1	1					
6	1	194880-61100-S	BONNET ASSY	1	1	1					
7	1	194190-61250	GASKET	2	2	2					
8	1	194305-61321-X	HINGE, BONNET	1	1	1					
9	1	194275-61450	PAD, RUBBER	1	1	1					Z
		(A=FROM 1ST) (B=FROM 1ST) (C=FROM 1ST)									
10	1	194880-61450	PAD, RUBBER	1	1	1					
10-1	1	194880-61450	PAD, RUBBER	2	2	2					K
		(A=FROM 1ST) (B=FROM 1ST) (C=FROM 1ST)									
11	1	194880-61700-X	COVER ASSY, DUST	1	1	1					
12	1	194440-61741	ROD, BATTERY CLAMP	2	2	2					
13	1	194440-61820	LEVER, BONNET LOCK	2	2	2					
14	1	194440-61831	SPRING, HOOD LOCK	2	2	2					
15	1	194305-61920	PAD, CS40X35X155	1	1	1					
16	1	194305-61930	PAD, CS20X30X240	2	2	2					
17	1	194432-61940	PAD, RUBBER	1	1	1					
18	1	194446-61940	PAD, RUBBER	1	1	1					
19	1	22157-060000	WASHER, 6	4	4	4					
20	1	22417-200300	PIN, COTTER 2.0X30	2	2	2					
21	1	26106-080122	BOLT, M8X 12 PLATED	2	2	2					
22	1	26106-080162	BOLT, M8X 16 PLATED	8	8	8					
23	1	26106-080402	BOLT, M8X 40 PLATED	1	1	1					
24	1	26106-100202	BOLT, M10X 20 PLATED	2	2	2					
25	1	26116-120252	BOLT, M12X 25 PLATED	2	2	2					
26	1	26716-060002	NUT, M6	2	2	2					
27	1	26716-080002	NUT, M8	2	2	2					
28	1	26716-120002	NUT, M12	2	2	2					
29	1	194990-22050	NUT, M8	2	2	2					
30	1	194990-22140	NUT, M8	2	2	2					
31	1	194162-58830	GROMMET, 20	2	2	2					
32	1	194405-61501-S	DASHBOARD ASSY	1	1	1					
33	1	194440-61550	GASKET, BONNET	2	2	2					
34	1	194880-61550	PLATE ASSY, AIR CUT	1	1	1					
35	1	194145-61560	RUBBER, ABSORBER	2	2	2					
36	1	194190-61560	RIVET, 5X6	4	4	4					
37	1	194305-61611-X	STAY ASSY, DASHBOARD	1	1	1					
38	1	194420-61640	SCREW, TAPPING M5X16	5	5	5					
39	1	194420-61640	SCREW, TAPPING M5X16	4	4	4					
40	1	194420-61640	SCREW, TAPPING M5X16	2	2	2					
41	1	194420-61640	SCREW, TAPPING M5X16	4	4	4					
42	1	194145-61650	NUT, SPEED M5	5	5	5					
43	1	194145-61650	NUT, SPEED M5	4	4	4					
44	1	194145-61650	NUT, SPEED M5	2	2	2					
45	1	194145-61650	NUT, SPEED M5	6	6	6					
46	1	194305-61681-S	COVER, DASHBOARD	1	1	1					
47	1	194305-61771-S	GUARD ASSY, FOOT	1	1	1					
48	1	194305-61810-X	COVER ASSY, MISSION	1	1	1					

Fig.53. BONNET

Fig. 53 BONNET



(A)=YM200-HK
(B)=YM206-HK
(C)=YM206D-HK

(D)=
(E)=
(F)=

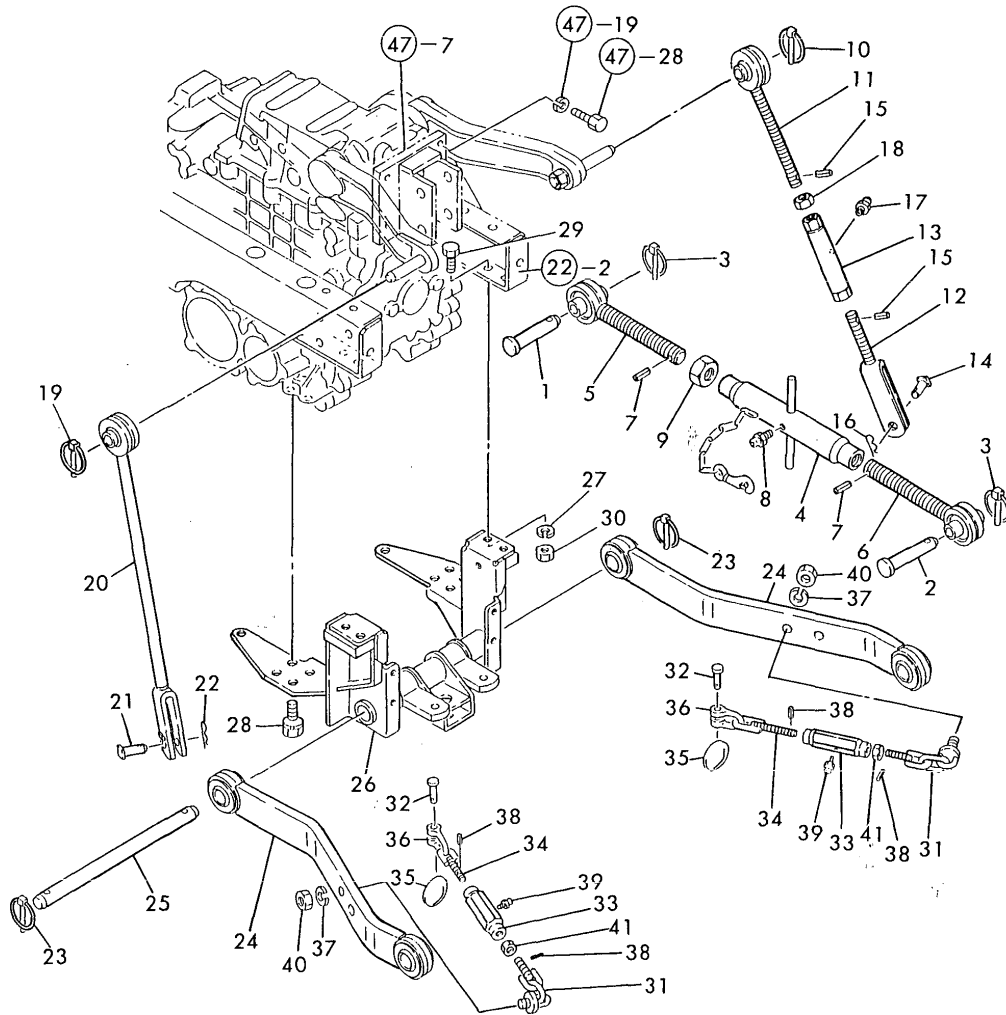
No.	Lev.	Parts No.	Description	Qty						I	R
				(A)	(B)	(C)	(D)	(E)	(F)		
49	1	194405-61810-X	COVER ASSY, MISSION	1							
50	1	194305-61860-S	COVER ASSY, SIDE L	1	1	1					
51	1	194305-61870-S	COVER ASSY, SIDE R	1	1	1					
52	1	194324-62310	CAP, RUBBER 4.5	4	4	4					
53	1	194145-64430	GROMMET, 12	1	1	1					
54	1	26106-060122	BOLT, M6X 12 PLATED	4	4	4					
55	1	26106-060122	BOLT, M6X 12 PLATED	4	4	4					
56	1	26106-080122	BOLT, M8X 12 PLATED	6	6	6					
57	1	26106-080162	BOLT, M8X 16 PLATED	4	4	4					
57-1	1	26106-080122	BOLT, M8X 12 PLATED	4	4	4					R
		(A=T/# 10003) (B=T/# 10008) (C=T/# 10011)									
58	1	26106-080162	BOLT, M8X 16 PLATED	2	2	2					
59	1	26106-080162	BOLT, M8X 16 PLATED	2	2	2					
60	1	26106-080162	BOLT, M8X 16 PLATED	2	2	2					
61	1	194515-62450	PIPE, AIR BREATHER	1	1	1					
62	1	194205-63550	BREATHER, AIR	1	1	1					
63	1	23080-012000	CLAMP, 12	2	2	2					
64	1	194145-61650	NUT, SPEED M5	4	4	4					W
		(A=FROM 1ST) (B=FROM 1ST) (C=FROM 1ST)									

Fig.54. THREE-POINT HITCH

(A)=YM200-HK
(B)=YM206-HK
(C)=YM206D-HK

(D)=
(E)=
(F)=

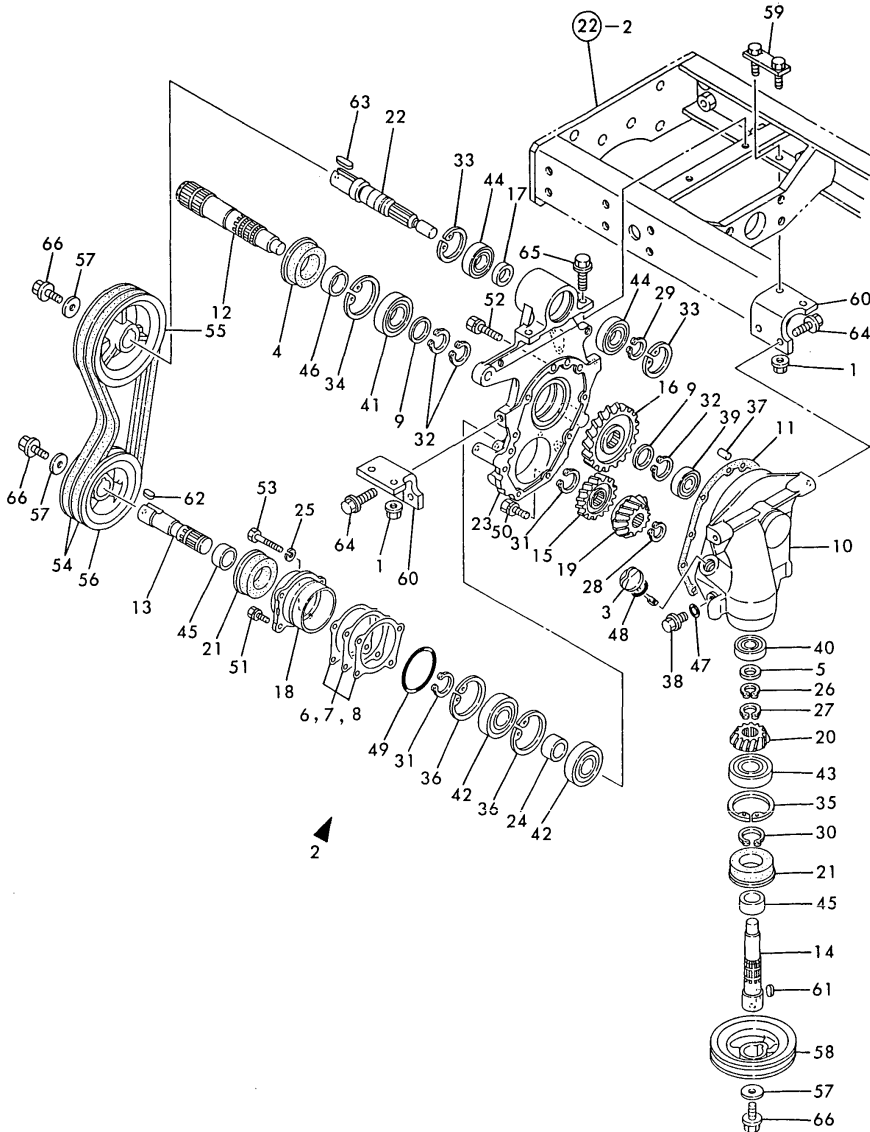
Fig. 54 THREE-POINT HITCH



No.	Lev.	Parts No.	Description	Q'ty						I	R
				(A)	(B)	(C)	(D)	(E)	(F)		
1	1	195080-15060	PIN, HITCH	1	1	1					
2	1	194150-71230	PIN, LINK	1	1	1					
3	1	794130-71410	PIN ASSY, BALL	2	2	2					
4	1	194446-71500	TURNBUCKLE	1	1	1					
5	1	194446-71600-X	LINK ASSY, TOP R	1	1	1					
6	1	194446-71700-X	LINK ASSY, TOP L	1	1	1					
7	1	22351-040024	PIN, SPRING 4.0X24	2	2	2					
8	1	24761-010000	NIPPLE, GREASE M6F	1	1	1					
9	1	26756-240002	NUT, LOCK M24	1	1	1					
10	1	794130-71410	PIN ASSY, BALL	1	1	1					
11	1	194305-72200-X	BOLT ASSY, EYE	1	1	1					
12	1	194305-72220-X	YOKE, LIFT LINK	1	1	1					
13	1	194305-72240-X	TURNBUCKLE	1	1	1					
14	1	194145-72550	PIN, LIFT YOKE	1	1	1					
15	1	22351-040020	PIN, SPRING 4.0X20	2	2	2					
16	1	22360-140000	PIN, SNAP 14	1	1	1					
16-1	1	22372-140000	PIN, SNAP 14	1	1	1					R
(A=T/# 10003) (B=T/# 10008) (C=T/# 10011)											
17	1	24761-010000	NIPPLE, GREASE M6F	1	1	1					
18	1	26756-180002	NUT, LOCK M18	1	1	1					
19	1	794130-71410	PIN ASSY, BALL	1	1	1					
20	1	194305-72300-X	LINK ASSY, LIFT L	1	1	1					
21	1	194145-72550	PIN, LIFT YOKE	1	1	1					
22	1	22360-140000	PIN, SNAP 14	1	1	1					
22-1	1	22372-140000	PIN, SNAP 14	1	1	1					R
(A=T/# 10003) (B=T/# 10008) (C=T/# 10011)											
23	1	794130-71410	PIN ASSY, BALL	2	2	2					
24	1	194305-73101	LINK ASSY, LOWER	2	2	2					
25	1	194305-73150-U	PIN, HINGE	1	1	1					
26	1	194305-73201-X	BRACKET ASSY, LINK	1	1	1					
27	1	22217-120000	WASHER, SPRING 12	4	4	4					
28	1	26013-120302	BOLT, M12X 30	6	6	6					
29	1	26116-120252	BOLT, M12X 25 PLATED	4	4	4					
30	1	26716-120002	NUT, M12	4	4	4					
31	1	194292-74800-U	CHAIN ASSY, CHECK R	2	2	2					
32	1	194080-74631	PIN, SHACKLE SA10	2	2	2					
33	1	194286-74680-U	TURNBUCKLE, CHAIN	2	2	2					
34	1	194286-74720-U	BOLT, EYE	2	2	2					
35	1	194145-75250	RING, STOPPER	2	2	2					
36	1	194080-74621-U	SHACKLE, SA10	2	2	2					
37	1	22217-140000	WASHER, SPRING 14	2	2	2					
38	1	22351-040014	PIN, SPRING 4.0X14	4	4	4					
39	1	24761-010000	NIPPLE, GREASE M6F	2	2	2					
40	1	26716-140002	NUT, M14	2	2	2					
41	1	26756-140002	NUT, LOCK M14	2	2	2					

Fig.55. FRONT P.T.O.

Fig. 55 FRONT P.T.O.



(A)=YM200-HK
(B)=YM206-HK
(C)=YM206D-HK

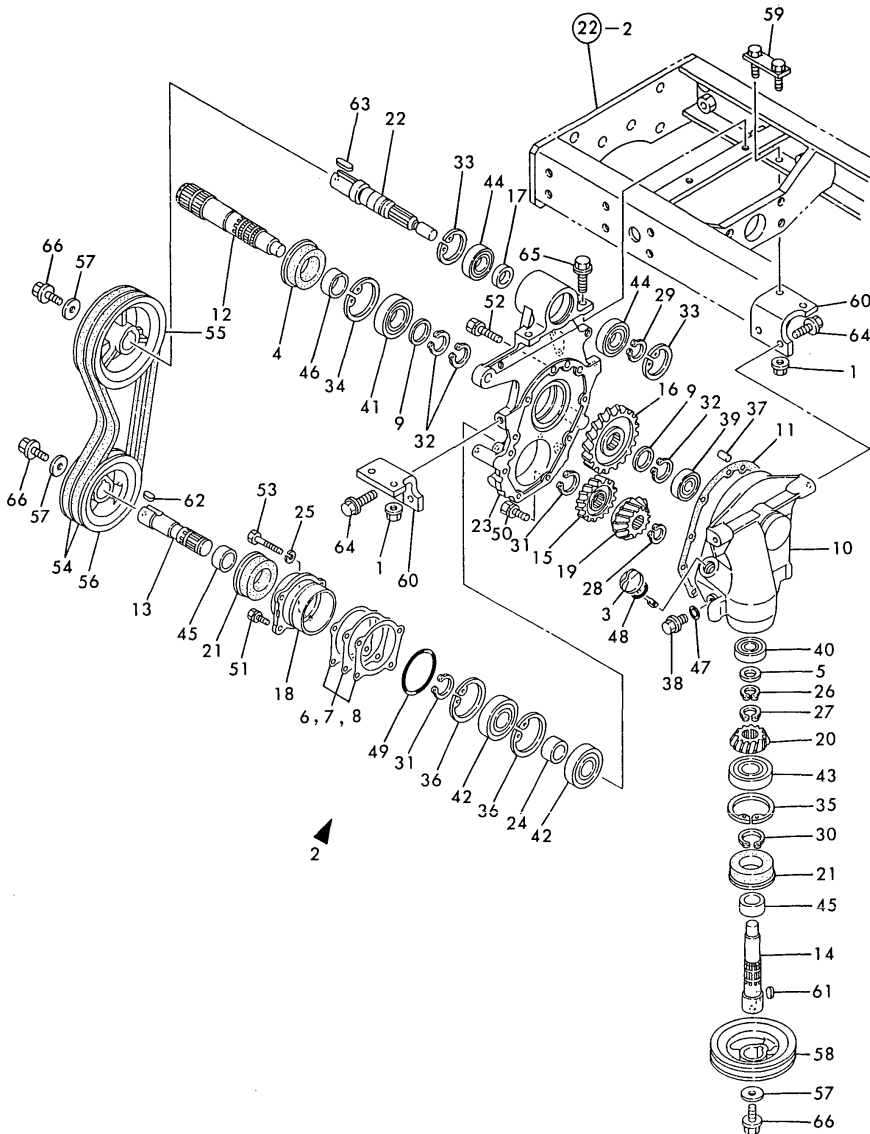
(D)=
(E)=
(F)=

No.	Lev.	Parts No.	Description	Q'ty						I	R
				(A)	(B)	(C)	(D)	(E)	(F)		
1	1	194990-22150	NUT, M10	4	4	4					
2	1	194880-83010-X	CASE ASSY, FRONT PTO	1	1	1					
3	2	194311-13630	PLUG, 20	1	1	1					
4	2	1C6320-24370	SEAL TCFY 35 62 12.3	1	1	1					
5	2	194312-25270	SPACER, 20X30X1.6	1	1	1					
6	2	194190-25270	SHIM, T=0.2	2	2	2					1
7	2	194190-25280	SHIM, T=0.3	2	2	2					1
8	2	194190-25290	SHIM, T=0.5	2	2	2					1
9	2	194312-25470	SPACER, 30X40X2	2	2	2					
10	2	194405-83112	CASE, FRONT GEAR	1	1	1					
11	2	194405-83132	GASKET, CASE	1	1	1					
12	2	194405-83142	SHAFT, FRONT PTO	1	1	1					
13	2	194115-83150	SHAFT, PTO DRIVE	1	1	1					
14	2	194405-83161	SHAFT, DRIVE	1	1	1					
15	2	194405-83171	PINION, DRIVE	1	1	1					
16	2	194405-83180	GEAR, PTO DRIVE	1	1	1					
17	2	194115-83190	COLLAR, 27.6X34X21.5	1	1	1					
18	2	194405-83191	RETAINER, SHAFT	1	1	1					
19	2	194405-83213	GEAR, BEVEL 25T	1	1	1					
20	2	194405-83224	GEAR, BEVEL DRIVEN	1	1	1					
21	2	194405-83281	SEAL, OIL TCFY306214	2	2	2					
22	2	194880-83280	SHAFT, MAIN DRIVE	1	1	1					
23	2	194880-83310	COVER, CASE	1	1	1					
24	2	194405-83710	COLLAR, 27.6X34X15	1	1	1					
25	2	22217-080000	WASHER, SPRING 8	1	1	1					
26	2	22242-000200	RING, 20	1	1	1					
27	2	22242-000240	RING, 24	1	1	1					
28	2	22242-000240	RING, 24	1	1	1					
29	2	22242-000250	RING, 25	1	1	1					
30	2	22242-000290	RING, 29	1	1	1					
31	2	22242-000290	RING, 29	2	2	2					
32	2	22242-000290	RING, 29	3	3	3					
33	2	22252-000520	RING, 52	2	2	2					
34	2	22252-000620	RING, 62	1	1	1					
35	2	22252-000620	RING, 62	1	1	1					
36	2	22252-000620	RING, 62	2	2	2					
37	2	22312-080180	PIN, PARALLEL M8X18	2	2	2					
38	2	23491-140002	PLUG, 14	1	1	1					
39	2	24101-062044	BEARING, BALL 6204	1	1	1					
40	2	24101-062044	BEARING, BALL 6204	1	1	1					
41	2	24101-062064	BEARING, BALL 6206	1	1	1					
42	2	24101-063054	BEARING, BALL 6305	2	2	2					
43	2	24101-063054	BEARING, BALL 6305	1	1	1					
44	2	24104-062054	BEARING, BALL 6205UU	2	2	2					
45	2	24163-250160	RING, INNER 253016	2	2	2					
46	2	24163-305170	RING, INNER 303517	1	1	1					
47	2	24311-000160	O-RING, 1AP16.0	1	1	1					
48	2	24311-000220	O-RING, 1AP22.0	1	1	1					
49	2	24321-000700	O-RING, 1AG70.0	1	1	1					
50	2	26013-080202	BOLT, M8X 20	7	7	7					
51	2	26013-080202	BOLT, M8X 20	3	3	3					

Remarks
(1) USE THE PROPER PART BY CAREFULLY CHOOSING.

Fig.55. FRONT P.T.O.

Fig. 55 FRONT P.T.O.



(A)=YM200-HK
(B)=YM206-HK
(C)=YM206D-HK

(D)=
(E)=
(F)=

No.	Lev.	Parts No.	Description	Qty						I	R
				(A)	(B)	(C)	(D)	(E)	(F)		
52	2	26013-080452	BOLT, M8X 45	1	1	1					
53	2	26116-080552	BOLT, M8X 55 PLATED	1	1	1					
54	1	194405-83231	V-BELT, B37.5	2	2	2					
55	1	194115-83250	PULLEY, D150.5 2GV	1	1	1					
56	1	194115-83260	PULLEY, D130 2GV	1	1	1					
57	1	194800-83260	WASHER, 11X37X6.0	3	3	3					
58	1	194405-83290	PULLEY, D130	1	1	1					
59	1	194115-83311	BOLT, M10	2	2	2					
60	1	194880-83330	STAY, FRONT PTO CASE	2	2	2					
61	1	22512-070200	KEY, 7X 20	1	1	1					
62	1	22512-070260	KEY, 7X 26	1	1	1					
63	1	22512-070380	KEY, 7X 38	1	1	1					
64	1	26106-100252	BOLT, M10X 25 PLATED	4	4	4					
65	1	26106-100252	BOLT, M10X 25 PLATED	2	2	2					
66	1	26106-100252	BOLT, M10X 25 PLATED	3	3	3					

Remarks
(1) USE THE PROPER PART BY CAREFULLY CHOOSING.

Parts No. Index

Parts No.	Fig. No.	Ref. No.
101158-11190	4	15
101304-59020	13	2
102100-67080	14	87
102103-55520	13	29
103854-39140	13	1
104200-55321	13	23
104200-55330	13	24
104200-55750	13	26
104200-59170	13	6
104211-11180	4	14
104211-11370	4	18
105110-59560	13	5
110250-53410	47	58
110250-53430	47	59
110250-55610	13	28
114250-53080	12	5
114250-53120	12	9
114250-53130	12	10
114250-53140	12	11
114250-53210	12	12
114250-53400	12	13
114650-22300	8	23
119000-77230	17	9
119000-77711	17	19
119225-07910	4	63
119256-44760	10	31
119259-44570	10	40
119259-77200	17	1
119259-77210	17	6
119259-77220	17	10
119259-77230	17	14
119259-77240	17	8
119259-77250	17	12
119260-07900	4	63 -1
119260-34810	9	14
119620-02020	1	13
119625-11870	4	32
	18	6
119625-11880	4	33
	18	7
119625-11900	4	34
119629-49080	10	49
119629-59910	13	35
119807-53000	12	2
119810-01200	1	22
119810-01780	3	7
119810-02870	1	24
119810-02940	1	27
119810-11100	4	11
119810-11110	4	12

Parts No.	Fig. No.	Ref. No.
119810-11120	4	13
119810-11240	4	21
119810-12100	5	1
119810-12111	5	2
	18	10
119810-13110	6	2
	18	11
119810-14011	7	2
119810-14400	7	7
119810-14580	7	1
119810-23200	8	28
119810-23600	8	29
119810-23610	8	31
119810-23910	8	33
119810-32000	9	1
119810-39200	9	36
119810-42001	10	1
119810-51040	11	5
119810-55340	13	22
119810-55700	13	30
119812-01330	1	23
	18	2
119812-22080	8	17
119820-34811	9	15
119820-59811	12	24
119820-59820	12	28
119820-59830	12	32
119831-42290	10	15
119840-12210	5	7 -1
119840-59560	13	9
119840-59570	13	10
119859-01600	3	2
119859-01790	3	9
119859-12210	5	9
119859-12220	5	10
119859-12230	5	11
119859-12290	5	8
119859-12500	5	13
119859-12510	5	14
119859-13100	6	1
119859-13500	6	6
119859-21590	8	13
119859-44500	10	39
119859-44540	10	40 A
119859-49010	10	44
119859-49020	10	45
119859-55600	13	21
119859-66900	15	1
119860-01640	3	5
119860-03760	4	46

Parts No.	Fig. No.	Ref. No.
119860-59020	13	3
119865-11200	4	20
119865-11310	4	55
	18	8
119865-11350	4	38
119865-21600	8	16
119865-35300	9	24
119865-52100	11	91
119865-77330	17	17
119867-21650	8	8
119867-35090	9	19
119867-66910	14	89
	15	2
121250-03783	4	47
121250-44590	10	40 B
121250-44901	10	17
121250-55600	13	34 A
121250-59550	13	8
121254-55510	13	27
121267-49500	10	51
121420-12561	5	16
121422-12580	5	17
121450-01220	22	1
121450-01560	2	5
121450-01570	17	15
121450-42450	10	19
121450-44531	10	25
121468-44510	10	23
121468-44540	10	26
121470-44581	10	28
121505-12210	5	7
121550-49111	10	38
121579-44580	10	41
121750-59890	52	12
121850-11860	4	6
121850-21680	8	10
121850-51960	2	14
	18	4
122117-51560	11	48
122710-51090	11	8
124060-11800	4	61
124066-59100	13	7
124160-01751	2	7
	4	43
124160-01910	1	4
124160-11340	4	16
	18	5
124160-11360	4	58
124160-21501	8	12
124160-39140	9	35

Parts No.	Fig. No.	Ref. No.
124160-39450	9	40
124240-01871	2	8
		35
124240-01883	2	9
		10
		36
	18	3
124323-59100	10	40 C
124450-21230	8	14
124450-44560	10	27
124465-44950	10	18
		20
124550-51350	11	30
124550-51370	11	31
124550-59820	9	41
124550-66370	14	65
124550-77030	16	27
124736-07900	4	62
124756-67510	14	83
124756-77040	5	19
124766-59050	13	4
	20	13
		20
124950-11340	4	17
	18	12
124950-51190	11	15
124976-77011	16	1
128300-77920	17	20
129100-01580	3	1
		4
	8	6
129100-01590	2	1
129100-25061	7	8
129100-51300	11	25
129100-59951	13	12
129100-61400	14	15
129100-61440	14	24
129100-61650	14	58
129100-61821	14	62
129107-13550	6	7
	18	20
129108-51100	11	9
129120-77501	5	4
129128-34800	9	13
129129-12510	5	15
129150-01520	2	4
129150-01580	2	6
129150-01881	2	25
	18	19
129150-02450	7	4

Parts No. Index

Parts No.	Fig. No.	Ref. No.
129150-03020	4	39
129150-03070	4	40
129150-03080	4	41
129150-03090	4	60
129150-03100	2	34
129150-03730	4	44
129150-03740	4	45
129150-03800	4	48
129150-03900	4	49
129150-11230	4	29
129150-11280	4	26
129150-11750	4	30
129150-14101	7	3
129150-21200	8	3
129150-25101	7	9
129150-25900	11	109
129150-25920	7	13
129150-26000	2	26
129150-26050	2	27
129150-32020	9	11
	18	13
129150-35041	9	18
	18	14
129150-35101	9	21
129150-35111	9	22
	18	15
129150-35150	9	23
129150-35350	9	32
129150-42020	10	14
	18	16
129150-42320	10	11
129150-49080	10	47
129150-49800	10	35
129150-49810	10	36
	18	18
129150-49811	10	36 -1
129150-59120	12	20
129150-59130	12	23
129150-59580	13	11
129150-77511	5	5
	18	9
129150-91400	2	30
129155-11260	4	24
129155-11270	4	25
129155-14200	7	6
129155-44740	10	30
129155-51020	11	4
129155-51050	11	6
129155-51060	11	7
129155-51140	11	12

Parts No.	Fig. No.	Ref. No.
129155-51180	11	14
129155-51200	11	16
129155-51270	11	23
129155-51280	11	24
	14	2
129155-51320	11	28
129155-51340	11	29
129155-51370	11	32
129155-51380	11	33
129155-51390	11	34
129155-51400	11	35
129155-51410	11	36
129155-51420	11	37
129155-51450	11	38
129155-51500	11	43
129155-51521	11	44
129155-51530	11	45
129155-51540	11	46
129155-51550	11	47
129155-51570	11	50
129155-51580	11	51
129155-51591	11	52
129155-51600	11	53
129155-51700	11	72
129155-51710	11	73
129155-51750	11	74
129155-51760	11	75
129155-51790	11	76
129155-51930	11	78
129155-51940	11	79
129155-52050	11	90
129155-61011	14	3
129155-61050	14	4
129155-61060	14	5
129155-61070	14	6
129155-61120	14	7
129155-61130	14	8
129155-61140	14	9
129155-61201	14	10
129155-61341	14	14
129155-61430	14	20
129155-61450	14	25
129155-61460	14	32
129155-61480	14	34
129155-61490	14	33
129155-61520	14	52
129155-61530	14	53
129155-61540	14	57
129155-61802	14	60
129155-61810	14	61

Parts No.	Fig. No.	Ref. No.
129155-61830	14	63
129155-61950	14	64
129156-51910	11	77
129158-52020	11	93
129158-52060	11	95
129158-52070	11	96
129158-52080	11	97
129158-52090	11	98
129158-52160	11	99
129158-52250	11	100
129158-52260	11	101
129158-52270	11	102
129158-52350	11	103
129158-52360	11	104
129158-52370	11	105
129158-52380	11	106
129255-61080	14	82
129255-61410	14	18
129255-61420	14	19
129350-49530	10	33
129400-92420	18	28
129403-42380	10	16
129428-61450	14	26
129500-61500	14	39
129550-49100	10	46
129792-22400	8	24
129795-01800	2	3
129795-01950	2	11
129795-02411	1	20
129795-21661	8	9
129795-49550	10	34
	18	17
129795-49551	10	34 -1
129795-67310	14	90
	15	3
135210-61090	14	85
171051-01921	1	5
171353-61710	14	59
172112-41980	38	36
172137-71220	21	1
172732-25750	43	8
174307-51170	11	13
174307-51560	11	49
174307-51700	14	40
178070-10400	46	4
178070-44000	46	1
194080-15420	28	15
194080-15430	28	16
194080-15440	28	17
194080-15450	28	18

Parts No.	Fig. No.	Ref. No.
194080-15460	28	19
194080-37781	44	28
	45	7
194080-74621-U	54	36
194080-74631	54	32
194115-13210	22	22
194115-15100	28	1
194115-15110	28	2
194115-15140	28	3
194115-15250	28	6
194115-15500	28	22
194115-15610	28	32
194115-16120	28	42
194115-16130	28	43
194115-21400	29	6
194115-22220	29	27
194115-24230	43	6
194115-24550	33	6
194115-25120	36	1
194115-25330	36	24
194115-25380	36	40
194115-25450	36	17
		28
194115-26110	37	3
194115-26610	37	13
194115-27700	39	18
194115-27720	39	20
194115-33160	42	17
194115-34190	43	24
194115-34760	43	16
194115-36611	44	2
194115-36650	44	3
194115-36660	44	5
194115-36710	44	6
194115-36720	44	7
194115-36810	44	8
194115-36820	44	9
194115-37740	45	5
194115-44510	48	13
194115-83120	21	6
194115-83140	21	7
194115-83150	55	13
194115-83190	55	17
194115-83230	21	9
194115-83240	21	10
194115-83250	55	55
194115-83260	55	56
194115-83311	55	59
194115-83390	21	18
194115-83451	21	21

Parts No. Index

Parts No.	Fig. No.	Ref. No.
194115-83510	21	24
194116-13300	26	2
194116-14610	26	11
194130-15470	28	21
194130-37560	44	24
194130-44480	48	12
194130-61570	29	3
194130-62180	22	12
194145-04302	20	2
194145-04311	20	3
194145-04322	20	4
194145-04351	20	5
194145-04460	20	6
194145-04521	20	7
194145-04810	53	1
194145-11350	23	5
194145-15651	28	33
194145-61560	53	35
194145-61570	21	14
194145-61650	53	42
		43
		44
		45
		64
194145-64430	53	53
194145-72550	54	14
		21
194145-75250	54	35
194150-01270	19	6
194150-12410	24	13
194150-12410-U	23	25
194150-22480	44	15
	45	2
194150-37530	44	17
194150-37570	44	25
194150-45320	47	53
194150-45340	47	54
194150-45361	47	55
194150-51620	26	7
194150-52160	52	34
194150-52170	52	35
194150-71230	54	2
194151-11640	23	14
194151-11650	23	15
194151-11660	23	8
194151-11670	23	34
194151-11840	23	10
194151-11860	23	11
194151-12610-X	23	36
194151-12620-X	23	37

Parts No.	Fig. No.	Ref. No.
194151-36670	24	39
194151-37730-U	44	26
	45	4
194151-37771	44	27
	45	6
	47	7
194151-42810	47	7
194151-42832	47	8
194151-45370	47	56
194151-46261	47	57
194151-46640	47	48
194151-47760	50	19
194151-57210	52	57
194155-27810	39	22
194155-52160	52	20
194155-55820	52	38
194162-58830	53	31
194170-45220	49	9
194170-45230	49	10
194170-45321	49	11
194170-45330	49	12
194170-45350	49	13
194170-45360	49	14
194170-45370	49	15
194170-45430	49	16
194170-45440	49	17
194170-45520	49	19
194170-45530	49	20
194170-45550	49	21
194170-45560	49	22
194170-45610	47	31
194170-45700	47	37
194170-45710	47	38
194170-45720	47	39
194170-45730	47	40
194170-45740	47	41
194170-47440	50	7
194170-51210	52	3
194170-52130	52	22
194170-52150	52	24
194170-52160	52	25
194170-52170	52	26
194170-55120	52	36
194170-55150	52	39
194180-01530	19	10
		24
194190-11520	24	16
194190-25270	55	6
194190-25280	55	7
194190-25290	55	8
194190-26180	36	6

Parts No.	Fig. No.	Ref. No.
194190-56900	52	32
194190-61250	53	7
194190-61560	53	36
194191-13220	22	23
194191-13232	22	24
194191-13240	22	25
194191-13420	24	17
194191-28480	40	11
194195-45620	47	32
194195-45630	47	33
194195-45640	47	34
194195-45650	47	35
194195-45660	47	36
194195-46260	47	42
194197-21170	30	1
194197-24370	30	5
194197-25810	34	24
	36	59
194197-25930	32	19
	37	2
194197-27681	38	35
	39	8
		17
	40	1
194197-31510	41	8
194197-32100	41	12
194197-32350	41	19
194197-32360	41	20
194197-32370	41	21
194197-44250	48	8
194197-44260	48	9
194197-44610	48	14
194197-61930	22	10
194200-34750	43	15
194205-42280	47	6
194205-63550	53	62
194208-47420	50	6
194208-47440	50	8
194208-47510	50	13
194208-47530	50	14
194208-47550	50	15
194208-47570	50	16
194208-47850	50	20
194208-47860	50	21
194215-25330	34	11
194215-25910	34	32
	36	67
194215-27500	39	2
194215-43310	48	1
194217-36650	44	4

Parts No.	Fig. No.	Ref. No.
194240-52210	52	29
194241-15310	28	12
194241-15350	28	14
194241-28170	34	15
194250-51650	20	19
	52	10
194250-51660	29	54
	52	11
194262-15170-X	28	5
194274-13570	24	41
194275-45340	47	30
194275-51420	52	8
194275-61450	53	9
194278-12650	23	39
194286-74680-U	54	33
194286-74720-U	54	34
194292-74800-U	54	31
194300-24130	47	2
194300-24350	32	16
194300-24571	33	7
194300-25820	36	47
194300-31520	41	13
194300-31610	41	9
194300-32210	25	26
194300-32570	43	7
194300-33200	42	18
194300-37570	38	33
194300-43330	48	2
194300-44210	48	6
194300-44230	48	7
194301-11720	25	8
194301-11800	25	9
194301-11890	25	17
194301-11900	25	18
194301-11910	25	19
194305-01100-U	19	2
194305-01150	19	3
194305-11200-X	23	1
194305-22230	29	14
		20
		28
		36
194305-22260	29	19
		35
194305-22270	29	22
		38
194305-22350-X	29	45
194305-22401-X	29	49
194305-24110-X	30	2
194305-24150-X	32	1

Parts No. Index

Parts No.	Fig. No.	Ref. No.
194305-24181	31	2
	32	4
194305-24192	32	5
194305-24211	32	9
194305-24292	32	12
194305-24310	32	14
194305-24340	32	15
194305-24350-X	30	3
194305-24361	30	4
194305-24400	32	11
194305-24410	30	34
194305-24421	30	35
	35	2
194305-24500	33	1
194305-24530	33	4
194305-24540	33	5
194305-24580	33	8
194305-24640	33	13
194305-24701	33	17
194305-24712	33	18
194305-24810	33	42
194305-24821	33	43
194305-24830	33	44
194305-24850	33	45
194305-24860	33	46
194305-24870	33	47
194305-24880	33	48
194305-24890	33	49
194305-24930	30	26
194305-24970-X	30	27
194305-25130	34	3
	36	2
194305-25140	36	3
194305-25160	34	6
	36	4
194305-25201	35	3
194305-25221	35	4
194305-25231	35	5
194305-25241	35	6
194305-25251	35	7
194305-25260	35	8
194305-25270	35	9
194305-25300	36	9
194305-25320	36	13
194305-25340	36	37
194305-25350	36	38
194305-25360	36	39
194305-25390	36	41
194305-25410	36	14
		25

Parts No.	Fig. No.	Ref. No.	
194305-25420	36	15	
		26	
194305-25460	36	29	
194305-25470	36	30	
194305-25480	36	46	
194305-25490	36	18	
		31	
194305-25500	36	52	
194305-25510	34	18	
		36	53
194305-25520	34	19	
		36	54
194305-25810	36	60	
194305-25820	34	26	
		36	61
194305-25830	27	14	
		34	27
		36	62
194305-25840	34	28	
		36	63
194305-25920	34	33	
		36	68
194305-25930	34	34	
		36	69
194305-25940	34	35	
		36	70
194305-26120	37	4	
194305-26501	37	12	
194305-27110-X	38	5	
194305-27121	38	7	
194305-27170-X	38	12	
194305-27200	38	14	
194305-27240	38	16	
194305-27251	38	17	
194305-27260	38	18	
194305-27302	38	19	
194305-27342	38	34	
194305-27351-U	38	24	
194305-27360	38	25	
194305-27400	38	28	
194305-27410	38	30	
194305-27421	38	31	
194305-27510	39	3	
194305-27520	39	4	
194305-27530	39	5	
194305-27540	39	28	
194305-27550	39	7	
194305-27710-X	39	19	
194305-27731	39	21	
194305-31390	41	1	

Parts No.	Fig. No.	Ref. No.
194305-32300-X	41	18
194305-32601	42	2
194305-32621	42	3
194305-32650	42	4
194305-33110	42	13
194305-33130	42	14
194305-33140-X	42	15
194305-33150	42	16
194305-33430	43	2
194305-34100-X	43	9
194305-34110-X	43	10
194305-34170	43	11
194305-34320-X	42	5
194305-34710-Q	43	12
194305-36851	44	10
194305-37460-X	44	20
194305-37500-X	44	21
194305-37520	29	53
	44	22
	45	3
194305-37550	44	23
194305-42100-X	47	1
194305-42120	47	4
194305-42151	47	5
194305-42210-X	50	1
194305-42221	50	2
194305-43200-X	47	9
194305-43410	48	4
194305-44110	48	5
194305-44410-X	48	10
194305-44420-X	48	11
194305-45101	49	1
194305-45120	49	2
194305-47110-X	50	3
194305-47380	50	4
194305-47450	50	10
194305-47490	50	12
194305-47710	50	18
194305-48221-X	51	6
194305-48260	51	9
194305-48270	51	11
194305-48300-X	51	30
194305-48310	51	31
194305-48320	51	32
194305-48330	51	33
194305-48350	51	37
194305-48370	51	39
194305-51210	52	4
194305-58110-U	53	5
194305-61321-X	53	8

Parts No.	Fig. No.	Ref. No.
194305-61611-X	53	37
194305-61681-S	53	46
194305-61771-S	53	47
194305-61810-X	53	48
194305-61860-S	53	50
194305-61870-S	53	51
194305-61920	53	15
194305-61930	53	16
194305-65590	35	10
194305-72200-X	54	11
194305-72220-X	54	12
194305-72240-X	54	13
194305-72300-X	54	20
194305-73101	54	24
194305-73150-U	54	25
194305-73201-X	54	26
194305-99101	35	1
194306-12312	23	19
	24	1
194306-12352	23	28
	24	7
194306-13100	25	1
194306-13130	25	4
194306-13140	25	5
	34	1
194306-13330-X	26	3
194306-13340	26	4
194306-13350	26	5
194306-13360	26	6
194306-13400	25	20
194306-13451	25	24
194306-13511	25	32
194306-13601	24	19
194306-13630	24	23
194306-13640	24	24
194306-13650	24	51
194306-13711	24	29
194306-13721	24	30
194306-13740	24	32
194306-13750	24	33
194306-13760	24	34
194306-13811	24	35
194306-13821	24	36
194306-13830	24	37
194306-13850	27	1
194306-13950	27	3
194306-14120	27	8
194306-14130	27	9
194306-14151	27	11
194306-14641-X	26	12

Parts No. Index

Parts No.	Fig. No.	Ref. No.
194306-28210	40	2
194306-28220	40	3
194306-28240	40	5
194306-28251	40	6
194306-28310	40	8
194306-28320	40	9
194306-28330	40	10
194310-04250-U	20	9
194310-15320	28	13
194310-24460	32	17
194310-24470	32	18
194310-24660	30	6
194310-24770	33	37
194310-25630	36	32
194310-27180	38	54
	39	1
		16
194310-37560	37	14
194310-46350	47	14
194310-46380	47	15
194310-46730	47	16
194310-47870	50	22
194311-13630	55	3
194311-28230	40	4
194312-25270	55	5
194312-25470	55	9
194312-46630	47	47
194312-46750	30	11
194320-25340	27	4
194322-24980	30	28
194324-62310	53	52
194340-57100	52	54
194357-22501	29	52
194363-46620	47	46
194370-61990	22	11
194405-21150	29	48
194405-24160-X	31	1
194405-24290	30	8
194405-25121	34	2
194405-25140	34	4
194405-25150	34	5
194405-25310	34	9
194405-25320	34	10
194405-25340	34	12
194405-25360	34	13
194405-25500	34	17
194405-25810	34	25
194405-27100	38	6
194405-27120	38	8
194405-27130	38	9

Parts No.	Fig. No.	Ref. No.
194405-27140	38	10
194405-27170-X	38	13
194405-27211	38	15
194405-27302	38	20
194405-27360	38	26
194405-27390	38	29
194405-27421	38	32
194405-31390	41	4
194405-33400	43	1
194405-33510	43	5
194405-38400-X	45	8
194405-38410	45	9
194405-38450	45	13
194405-38500	45	14
194405-38550	45	16
194405-38610	45	17
194405-38650	45	18
194405-38670	44	29
194405-47470	50	11
194405-48260	51	10
194405-51122	52	2
194405-57200	52	56
194405-57210	52	58
194405-57220	52	59
194405-61501-S	53	32
194405-61611	52	49
194405-61810-X	53	49
194405-83112	55	10
194405-83132	55	11
194405-83142	55	12
194405-83161	55	14
194405-83171	55	15
194405-83180	55	16
194405-83191	55	18
194405-83213	55	19
194405-83224	55	20
194405-83231	55	54
194405-83281	55	21
194405-83290	55	58
194405-83431	21	20
194405-83461	21	22
194405-83660	21	29
194405-83710	55	24
194405-83910	34	16
	36	50
194405-83920	34	21
	36	56
194406-13520	25	33
194406-13940	27	2
194420-01351	19	8

Parts No.	Fig. No.	Ref. No.
194420-11520	23	4
194420-11880	23	35
194420-12640	23	38
194420-12720	23	40
194420-31850	41	11
194420-52120	52	21
194420-61640	53	38
		39
		40
		41
194431-28170	36	48
194432-37540-S	44	18
194432-47390	50	5
194432-51550	52	18
194432-56100	52	41
194432-56130	52	47
194432-56150	52	43
194432-56170	52	44
194432-61940	53	17
194440-11360	23	3
194440-11870	23	12
194440-12211-X	23	17
194440-15341	28	29
194440-15810	28	37 -1
194440-22441	29	50
194440-52191	52	27
194440-61550	53	33
194440-61741	53	12
194440-61820	53	13
194440-61831	53	14
194441-13210	25	10
194441-13220	25	11
194441-13230	25	12
194441-13250	25	13
194441-13260	25	14
194446-04112	20	1
194446-26280	37	5
194446-26450	37	8
194446-61940	53	18
194446-71500	54	4
194446-71600-X	54	5
194446-71700-X	54	6
194447-13490	24	18
194447-13650	24	25
194447-13660	24	26
194447-13670	24	27
194447-13680	24	28
194447-13730	24	31
194447-13860	37	1
194447-14140	42	1

Parts No.	Fig. No.	Ref. No.
194450-48830	52	62
194450-51700	38	37
194464-01190	19	4
194464-15450	28	20
194464-45920	30	9
	47	12
194464-45930	30	10
	47	13
194464-47440	50	9
194464-48310	51	36
194464-52190	52	28
194464-57250	52	48
		68
194490-27150	38	11
194491-13550	24	49
194500-48750	51	12
194515-15150	28	4
194515-25180	34	7
	36	5
194515-62450	53	61
194521-41570	46	10
194550-46300	47	45
194550-48190	51	4
194550-51220	52	6
194555-25880	34	20
	36	55
194555-51200	52	5
194555-77910	30	12
194556-13230	41	10
194640-25390	36	45
194670-25370	34	14
		23
	36	58
194680-51670	51	13
194697-11410	22	7
194697-11420	22	8
194697-11550	22	9
194697-14110	27	7
194697-14140	27	10
194697-14180	27	12
194697-22140	29	26
194697-48210-X	51	5
194697-48220	51	7
194730-57220	23	21
		30
	24	3
		9
	28	44
194730-57241	23	22
		31

Parts No. Index

Parts No.	Fig. No.	Ref. No.
194730-57241	24	4
		10
194740-00160	19	1
194740-06080	22	3
194740-10850	41	7
194740-55620	28	24
194750-15250	28	7
194750-15260	28	8
194750-15270	28	9
194750-15280	28	10
194750-15290	28	11
194750-15520	28	23
194800-22311	29	43
194800-22320	29	44
194800-22480	29	51
194800-24620	33	12
194800-24671	33	16
194800-25440	36	16
		27
194800-36550	44	1
194800-51430	52	9
194800-83260	55	57
194802-01550	19	23
194802-01600	19	9
194802-22260	21	3
	29	16
		21
		29
		37
194802-22270	21	4
	29	17
		23
		30
		39
194820-27370	38	27
194850-13690	24	47
194855-25290	32	18 -1
194870-22200	29	12
194870-22220	29	13
194870-22230	29	15
194875-11010-X	22	4
194875-11020-X	22	5
194875-83100-X	21	2
194875-83110	21	5
194880-01300	19	7
194880-04720	20	12
194880-04740	20	24
194880-11000-X	22	2
194880-11310-X	22	6
194880-11800-X	23	9

Parts No.	Fig. No.	Ref. No.
194880-12110-X	23	16
194880-15200-X	28	30
194880-16100-X	28	40
194880-21100-X	29	1
194880-22110	29	11
194880-22200-X	29	24
194880-22220	29	25
194880-37400-X	44	16
194880-47610	50	17
194880-48100-X	51	1
194880-48140	51	2
194880-48150-X	51	3
194880-48250	51	8
194880-51110	52	1
194880-51410	52	7
194880-51510	52	17
194880-52110	52	19
194880-55130	52	37
194880-55160	52	40
194880-61100-S	53	6
194880-61450	53	10
		10 -1
194880-61550	53	34
194880-61600	52	33
194880-61700-X	53	11
194880-83010-X	55	2
194880-83220	21	8
194880-83280	55	22
194880-83310	55	23
194880-83330	55	60
194880-83360	21	17
194880-83410	21	19
194880-83470	21	23
194880-83520-X	21	25
194880-83530	21	26
194880-83550	21	27
194880-83590	21	28
194880-83680	21	30
194881-12650	27	13
194990-20170	38	1
194990-22040	19	26
	38	2
	52	53
194990-22050	2	12
		40
	6	3
		8
	38	3
		4
	45	1

Parts No.	Fig. No.	Ref. No.
194990-22050	51	28
	53	29
194990-22120	52	31
194990-22130	53	4
194990-22140	21	13
	53	30
194990-22150	55	1
194990-22160	29	2
194990-22830	23	26
	24	14
194990-22840	23	27
	24	15
194990-57740	33	50
194990-85561	39	9
195040-13320	37	11
195080-15060	54	1
198220-01261	19	5
198220-26410	37	6
198220-26420	37	7
198220-52180	52	63
198221-13410	29	10
198230-06110	53	2
198230-06150	53	3
198230-51240	52	67
198335-38400	45	10
198421-45440	49	18
1C6140-14050	36	8
1C6140-25210	43	13
1C6320-24370	55	4
1E6150-63190	21	15
1E6190-55660	33	38
1E6190-55710	33	39
1E6191-54330	36	11
1E6250-36070	40	12
1E6440-54430	36	49
1E6460-65850	21	16
22117-040000	14	66
22117-060000	14	91
	23	6
	33	40
	47	63
22117-080000	14	92
	15	4
	26	13
	50	23
		24
		25
		26
		27
22127-160000	26	8

Parts No.	Fig. No.	Ref. No.
22137-050000	50	28
22137-080000	21	31
		32
	44	30
	50	29
22137-100000	19	12
22137-120000	22	13
	28	31
	50	30
22137-200000	21	33
22157-060000	26	14
	53	19
22157-080000	26	15
22157-100000	19	13
22190-080000	32	25
22190-100000	33	19
22217-040000	52	45
22217-050000	50	31
22217-060000	11	80
	33	20
		21
		22
	35	11
22217-080000	24	40
	25	27
	29	40
	30	13
		14
		29
		32
		36
		36
	31	3
	32	26
	33	51
	34	29
		36
	35	12
	36	64
		71
		38
	38	38
	39	10
		23
	40	13
		14
	41	22
	42	6
	50	32
		33
		34
		35

Parts No. Index

Parts No.	Fig. No.	Ref. No.
22217-080000	50	36
	52	34 B
		50
22217-100000	55	25
	21	34
	24	42
	27	15
	38	39
	42	7
	44	11
	47	17
22217-120000	48	15
	11	110
	22	14
	43	18
	47	18
22217-140000		19
	54	27
	21	35
22217-160000	54	37
	48	16
22217-180000	23	18
22217-200000	28	25
22242-000120	29	46
22242-000150	21	36
22242-000160	37	9
22242-000170	29	41
22242-000200	32	20
	21	37
	55	26
22242-000240	34	8
	43	3
	55	27
22242-000250		28
	40	15
	55	29
22242-000290	27	16
	34	22
		30
	36	65
	37	15
22242-000350	55	30
		31
	36	19
22242-000360		32
	43	21
	29	31
22242-000400	43	22
22242-000450	43	23

Parts No.	Fig. No.	Ref. No.
22252-000120	33	23
22252-000180	33	24
22252-000200	33	25
22252-000320	46	14
22252-000420	32	21
22252-000470	29	4
	36	51
22252-000520	55	33
22252-000620	25	28
	42	8
	55	34
		35
		36
22252-000750	27	17
	42	9
22252-000800	36	20
		34
22262-000520	24	43
22272-000040	14	67
	50	37
22272-000060	4	50
	14	68
	50	38
		39
22272-000070	14	84
22272-000190	44	31
22287-120000	14	69
22292-000200	32	22
22292-000220	25	34
22292-000240	36	7
22292-000290	36	57
22312-030160	4	51
22312-080160	30	15
		17
		18
	35	13
	42	10
22312-080180	55	37
22312-080220	32	27
22312-080800	30	16
22351-030010	29	18
		32
22351-030016	14	71
22351-035025	38	40
	39	11
		24
22351-035032	29	33
	45	19
22351-040008	21	11
22351-040010	8	7

Parts No.	Fig. No.	Ref. No.
22351-040012	47	49
22351-040014	50	40
	54	38
22351-040016	50	41
22351-040020	54	15
22351-040022	47	50
22351-040024	54	7
22351-040030	25	15
22351-040032	41	15
22351-050010	11	81
22351-050020	50	42
22351-050025	50	43
22351-050040	42	19
	48	17
22351-050056	42	20
22351-060012	4	19
	33	52
22351-060016	48	18
22351-060025	38	41
	39	12
		25
22351-060028	38	42
	40	16
22351-060032	29	34
	45	20
22351-080016	24	20
22351-080018	29	8
	44	19
22351-080020	24	44
22351-080032	42	21
22351-080040	42	22
22351-080056	42	23
22351-100022	47	20
22360-040000	14	70
22360-060000	14	93
	15	5
22360-080000	14	94
	15	6
22360-100000	43	19
22360-140000	54	16
		22
22372-040000	14	70 -1
22372-060000	14	93 -1
22372-080000	14	94 -1
22372-100000	43	19 -1
22372-140000	54	16 -1
		22 -1
22417-160180	19	14
	21	38
	29	55

Parts No.	Fig. No.	Ref. No.
22417-160180	38	43
		44
22417-200100	33	41
22417-200160	50	44
		45
22417-200300	21	39
	44	32
	45	11
		21
	53	20
22417-300250	23	23
		32
	24	5
		11
	28	45
22417-400400	23	41
	26	9
22451-060000	14	86
22487-060120	19	15
	29	56
22487-080160	21	40
22487-080280	45	12 -1
22512-040120	38	45
22512-040340	29	47
22512-070140	7	5
	8	4
22512-070160	8	11
22512-070200	55	61
22512-070260	55	62
22512-070380	55	63
22512-070400	44	33
22522-030130	50	46
22857-400120	52	51
23000-054000	5	12
23000-060000	5	12 -1
		18 -1
23000-070000	5	18
23010-032000	51	14 -1
		15 -1
23010-035000	51	14
		15
23010-037000	51	16 -1
23010-040000	51	16
23065-070130	10	29
23080-012000	53	63
23414-060000	15	7
	32	28
23414-080000	9	42
23414-100000	9	43
23414-120000	13	20

Parts No. Index

Parts No.	Fig. No.	Ref. No.
23414-140018	47	21
23414-180000	30	19
23414-180023	51	17
23414-200026	47	43
		60
23491-140002	24	38
	25	25
	30	7
	55	38
23871-010000	1	6
	32	7
	47	11
	49	8
23871-030000	4	7
	10	12
23887-100002	14	72
23887-120002	1	7
	3	11
23980-730240	20	21
23980-730300	20	21 -1
23980-730350	20	14
		15
23980-730370	20	14 -1
		15 -1
23980-730500	20	16
23980-730540	20	22
23980-730600	20	17
24101-060044	32	23
24101-060064	2	29
	37	16
24101-060074	25	16
24101-060094	27	18
24101-062044	23	42
	55	39
		40
24101-062054	23	43
	25	6
		35
24101-062064	27	19
	55	41
24101-062074	41	16
24101-063034	11	82
24101-063044	27	5
24101-063050	43	4
24101-063054	25	7
	55	42
		43
24104-062054	55	44
24104-063034	29	42
24104-063044	27	6

Parts No.	Fig. No.	Ref. No.
24107-062010	17	13
24121-060054	40	17
24121-062044	37	17
24121-063034	37	10
24161-121510	35	14
24161-121513	35	15
24161-152013	35	16
24163-250160	55	45
24163-305170	55	46
24164-000170	35	17
24190-080001	40	18
24190-080003	47	61
24190-100001	26	10
	33	26
	38	55
	39	13
		26
24311-000050	49	23
24311-000070	4	52
	18	21
24311-000100	49	24
24311-000110	38	46
	40	19
24311-000120	4	59
	18	23
	47	44
		51
		62
	49	25
		26
24311-000125	38	47
	39	14
		27
24311-000140	49	27
24311-000150	50	47
24311-000160	2	15
	9	33
	18	24
	24	45
	25	29
	30	20
	42	24
	55	47
24311-000180	24	21
	52	30
24311-000200	50	48
	51	18
		19
		20
		21

Parts No.	Fig. No.	Ref. No.
24311-000220	55	48
24311-000300	26	16
24311-000320	2	16
	4	53
	18	25
24311-240100	9	16
	13	25
	14	73
	18	22
	34	37
	36	72
24315-000070	49	28
24315-000090	47	52
24315-000110	47	22
	49	29
24315-000490	48	3
24321-000450	43	25
	48	19
24321-000500	24	22
24321-000650	24	46
24321-000700	55	49
24321-000750	36	21
		35
24325-000500	47	23
24325-000550	40	7
24341-000160	11	83
24341-000180	33	27
	44	12
		13
24341-000220	33	28
24341-000224	33	29
24341-000240	2	32
	18	27
	33	30
24341-000250	33	31
24341-000360	48	20
24341-000480	26	17
24341-000500	4	56
	18	26
	30	30
24341-000710	32	29
24351-020300	30	21
24421-153207	46	15
24421-203508	31	4
24421-254208	25	30
24423-254208	32	24
24520-511050	23	13
24550-013150	38	23
24550-020250	45	15
24761-010000	22	15

Parts No.	Fig. No.	Ref. No.
24761-010000	29	57
	44	34
	54	8
		17
		39
24761-060000	23	7
		24
		33
	24	6
		12
		46
26013-080202	55	50
		51
26013-080222	28	26
26013-080452	55	52
26013-120252	22	16
		26
26013-120302	22	17
	54	28
26014-060122	10	40 D
26014-080252	17	18
26016-080352	46	16
26022-050102	11	84
	14	74
26022-060122	14	56
26022-060162	11	85
26106-060122	4	54
		21
		41
		26
		19
	52	14
		55
		64
		65
	53	54
		55
26106-060162	2	33
	38	48
		49
26106-060202	14	75
	52	66
26106-060352	51	22
26106-060402	51	23
		24
		25
26106-060602	10	32
26106-080102	4	64
26106-080122	2	17
	6	9
	15	8
	22	18

Parts No. Index

Parts No.	Fig. No.	Ref. No.	
26106-080122	29	58	
	51	26	
		27 -1	
	53	21	
		56	
		57 -1	
	26106-080142	4	65
	26106-080162	1	21
		2	18
			19
	4	57	
	9	17	
	20	23	
	21	12	
		42	
		43	
	22	19	
	26	18	
	29	5	
		9	
	51	27	
	52	13	
		15	
	53	22	
		57	
		58	
		59	
		60	
26106-080202	9	34	
	10	37	
	28	34	
26106-080252	3	14	
	4	35	
	5	3	
26106-080302	2	37	
	3	8	
	45	25 -1	
26106-080352	5	6	
	9	20	
	10	21	
	45	25	
26106-080402	53	23	
	26106-080452	2	20
		7	12
26106-080502	3	13	
	4	36	
	20	10	
26106-080552	2	21	
	10	22	
	26106-080602	6	4

Parts No.	Fig. No.	Ref. No.
26106-080652	20	18
26106-080802	2	38
26106-080852	2	22
26106-100122	33	32
26106-100162	52	16
26106-100202	53	24
26106-100252	45	22
		23
		24
	55	64
		65
		66
26106-100302	28	35
26106-100702	21	44
26116-040102	19	16
26116-040122	51	34
26116-050142	19	17
		27
26116-050302	11	86
26116-060122	35	18
26116-060142	49	30
26116-060162	33	33
		34
26116-060552	32	30
26116-080162	50	49
26116-080202	30	31
		37
	34	31
	36	66
	38	50
	39	6
		15
	40	20
	42	11
	50	50
26116-080252	24	48
	25	31
	35	19
	41	23
	50	51
26116-080302	30	22
	33	53
	40	21
26116-080352	32	31
	42	25
	50	52
26116-080402	31	5
26116-080552	55	53
26116-080702	30	33
26116-080802	32	32

Parts No.	Fig. No.	Ref. No.
26116-080802	33	54
26116-080852	40	22
26116-100202	48	21
26116-100302	24	50
	27	20
	44	14
	47	24
26116-100352	47	25
26116-100402	42	12
26116-100502	47	26
26116-101602	47	27
26116-120252	53	25
	54	29
26116-120352	16	26
	47	28
26116-120602	47	29
26116-121152	22	20
26156-100182	41	17
26206-100202	3	3
26216-060302	4	8
26216-080202	2	39
26216-080222	51	38
26216-080602	6	5
26226-060122	33	35
26226-080182	4	31
26226-080352	30	23
26226-081202	30	24
26346-050002	52	60
26347-040002	51	35
26356-120002	28	36
26366-060002	4	37
26366-080002	2	13
26366-100002	17	16
26450-060252	9	12
26450-080202	49	32
26557-030062	20	8
26557-050162	52	61
26587-050102	50	53
26636-080002	50	54
26687-120002	14	76
26716-040002	52	46
26716-060002	11	87
	33	36
	53	26
26716-080002	20	11
	30	25
	34	38
	36	73
	38	51
		56

Parts No.	Fig. No.	Ref. No.
26716-080002	42	26
	50	55
	52	52
	53	27
26716-100002	19	18
	21	45
	38	52
	44	35
	45	26
26716-120002	11	111
	50	56
	53	28
	54	30
26716-140002	21	46
	54	40
	22	21
	43	20
26736-120002	48	22
26756-040002	19	19
26756-050002	19	20
		28
26756-060002	14	77
		88
	19	11
	49	31
26756-080002	19	21
	50	57
	52	34 C
	50	58
26756-120002	50	34
26756-140002	54	41
26756-160002	43	17
26756-180002	54	18
26756-240002	54	9
26776-100002	28	28
26776-120002	14	78
26776-200002	28	27
26817-080002	38	53
26877-200002	23	44
26956-080182	19	22
26979-060062	33	3
27231-500000	1	8
27241-100000	4	23
27241-120000	1	9
27241-220000	4	9
27241-300000	1	10
27241-400000	4	10
27260-150000	32	3
		8
27260-350001	31	6

Parts No. Index

Parts No.	Fig. No.	Ref. No.
27260-470001	32	10
27310-070001	4	15 -1
43400-500390	14	79
43400-500410	2	23
		24
	9	42 -1
43400-500430	14	80
43400-500450	3	12
	14	81
43400-500490	11	88
719807-53100	12	1
719810-01650	3	5 -1
719810-02800	1	14
719810-02930	1	17
719810-11650	4	27
719810-23100	8	25
719811-21700	8	1
719812-01560	1	1
719812-11700	4	1
719859-51370	11	1
719859-92600	18	1
729150-22500	8	19
794115-25330	36	23
794116-13300	26	1
794130-71410	54	3
		10
		19
		23
794150-21700	29	7
794305-25320	36	12
794305-48301	51	29
981122-20490	36	22
		36
X211414501	16	25
X211415502	16	3
X211415505	16	12
X211425502	16	4
X211425505	16	15
X21142867	16	24
X211429006	16	14
X211429007	16	9
X21143315	16	7
X211435502	16	16
X211445502	16	17
X211447007	16	20
X211448004	16	22
X211451007	16	2
X21145866	16	23
X211459002	16	10
X21146012	16	19

Parts No.	Fig. No.	Ref. No.
X211468005	16	21
X211472106	16	5
X211476504	16	18
X21148215	16	6
X211483003	16	8
X21148314	16	11
X211495009	16	13
XM069000000	17	7
XM219230000	17	2
XM329830000	17	3
XM860250000	17	4
XM863720000	17	5
XYSPS400800	17	11

Parts No.	Fig. No.	Ref. No.
-----------	----------	----------

Parts No.	Fig. No.	Ref. No.
-----------	----------	----------