

OCT10-M23901EN

Classification of Painting Colors

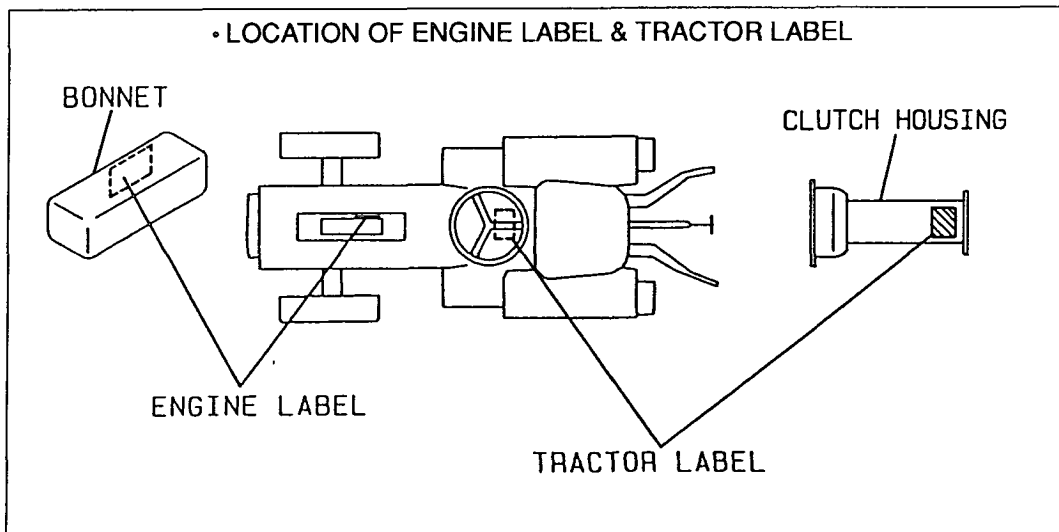
Since painting color of Service Parts differs according to model, specification, destination, etc.: YANMAR has been classifying painting colors by prefixing Part Number with the following codes. With import of confirmation, ordering by Part Nos. Prefixed with the following codes will prevent a misshipping from occurring.

(1) Ordinary Part No.: xxxxxx-xxxxxx (ordinary color)

(2) Color classified Part No.: xxxxxx-xxxxx - ●

° YANMER terms ● part of Part No. shown above as "Specification Classification Code". As this Specification Classification Code is prefixed to an ordinary Part No., it will take up the following meaning on painting color of part in question:

Spec. Class, Code	Metallic Color
Q	Cream
R	Red
U	Plating
X	Black



Directions for the Parts Catalog.

1. This Parts Catalog shows both standard and optional parts.
2. Parts may change without prior notice.
3. The following is an example of the Parts Catalog format.

REF.	LEV.	PARTS NO.	DESCRIPTION	Q'TY						I	R
				(A)	(B)	(C)	(D)	(E)	(F)		
1	1	729595-51390	FUEL INJECTION PUMP	1	1	1	1	1			1
1-1	1	729595-51391	FUEL INJECTION PUMP	1	1	1	1	1		N	1
		(A=E00185) (B=E00200)									
3	2	26022-060162	SCREW M 6X 16	9	9	9	9	9			
3-1	2	26022-060162	SCREW M 6X 16	4	4	4	4	4		K	
		(A=E00156) (B=E00156) (C=E00156) (D=E00156) (E=E00156)									
4	2	129470-51040	CAMSHAFT	1	1	1	1	1			
5	2	122710-51050	BEARING, ROLLER	2	2	2	2	2			
6	2	129470-51060	RETAINER	1	1	1	1	1			

Remarks
(1) BOOST COMPEMSATOR TYPE. OPTIONAL PART, TO E00155,(4JH-DT, 4JH-DTZ

① Ref. No.

The Ref. No. listed may not be in accordance with the illustration Ref. No.

(Ex.) Illustration No.

List Ref No.

1

1

(Before change)

1-1

(After change)

For interchangeable symbols N, R and K, illustrations for new parts may be abbreviated.

② Lev. (Level)

Level indication

The numbers below indicate the level of relativity towards the main part.

1 ----- Main parts (Assembly parts)

2 ----- Sub component included in " 1 ".

3 ----- Sub component included in " 2 ".

Note) Parts that are not for sale are partially illustrated but not listed.

③ Interchangeability Symbol

When a part change takes place, one of the following interchangeability symbols is indicated beside the part.

Symbol	Interchangeability	Contents note
N	Old $\begin{matrix} \leftarrow \text{Yes} \\ \text{No} \rightarrow \end{matrix}$ New	New Part is interchangeable for Old Part but Old Part is not interchangeable for New Part.
Q	Old $\begin{matrix} \leftarrow \text{No} \\ \text{Yes} \rightarrow \end{matrix}$ New	New Part is not interchangeable for Old Part but Old Part is interchangeable for New Part.
R	Old $\begin{matrix} \leftarrow \text{Yes} \\ \text{Yes} \rightarrow \end{matrix}$ New	New/ Old Parts are both interchangeable.
S	Old $\begin{matrix} \leftarrow \text{No} \\ \text{No} \rightarrow \end{matrix}$ New	New/ Old Parts are both not interchangeable.
W		Part newly added.
Z		Part discontinued.
F		Not interchangeable by a single part but interchangeable together with related parts.
K		Changes only for used parts quantities.

④ Effective Machine No.

When a part changes, the effective Machine No. will be indicated in the (A)-(F) column.

Product Symbol	Product No.	Product Symbol	Product No.
C	Clutch No. Compressor No.	F	Machine No. (Agricultural Equip.)
D	Drive No.	M	Machine No.
E	Engine No.		

Note 1) A date may follow the symbol. (Ex.) 1996.01

Note 2) "XXXXX" and "ZZZZZ" are for parts that could not be predicted or for engine models that could not be identified.

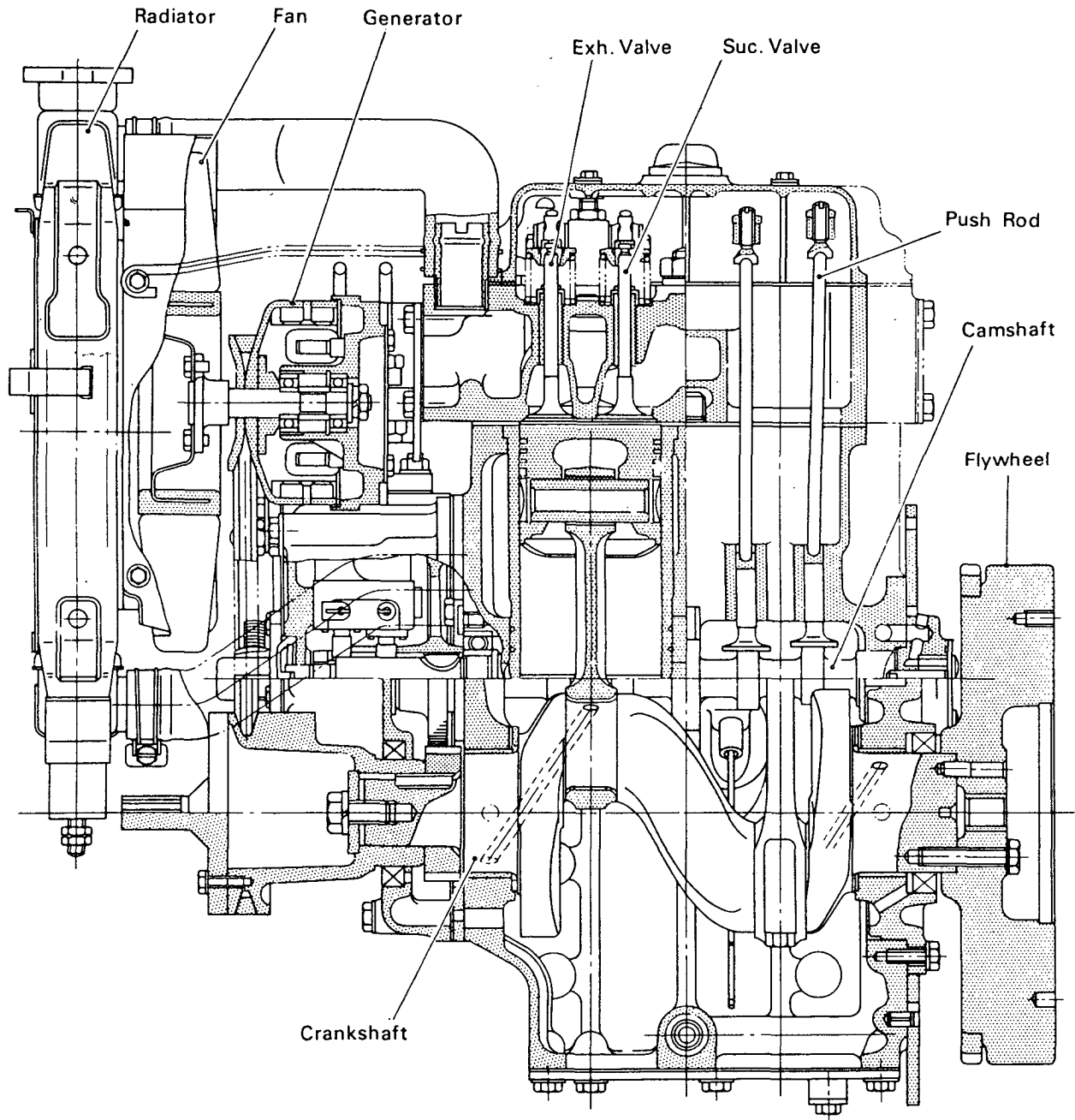
Note 3) (A=E00185) is the E (Engine Serial Number) for the column (A) model (in this case 4JH-DT) after the parts design change.

⑤ Remarks

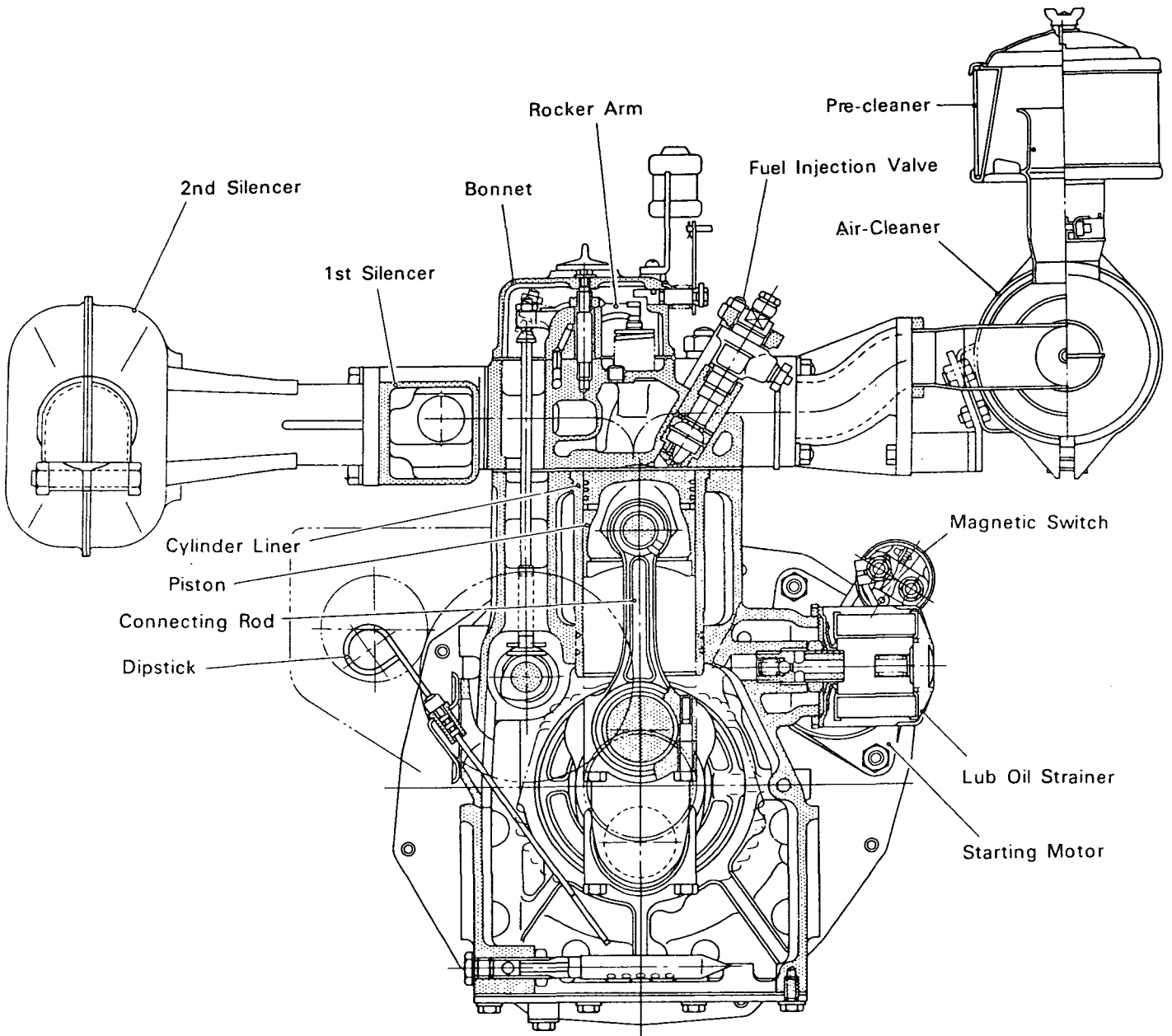
Figures or alphabets (symbols) are entered in the remarks column.

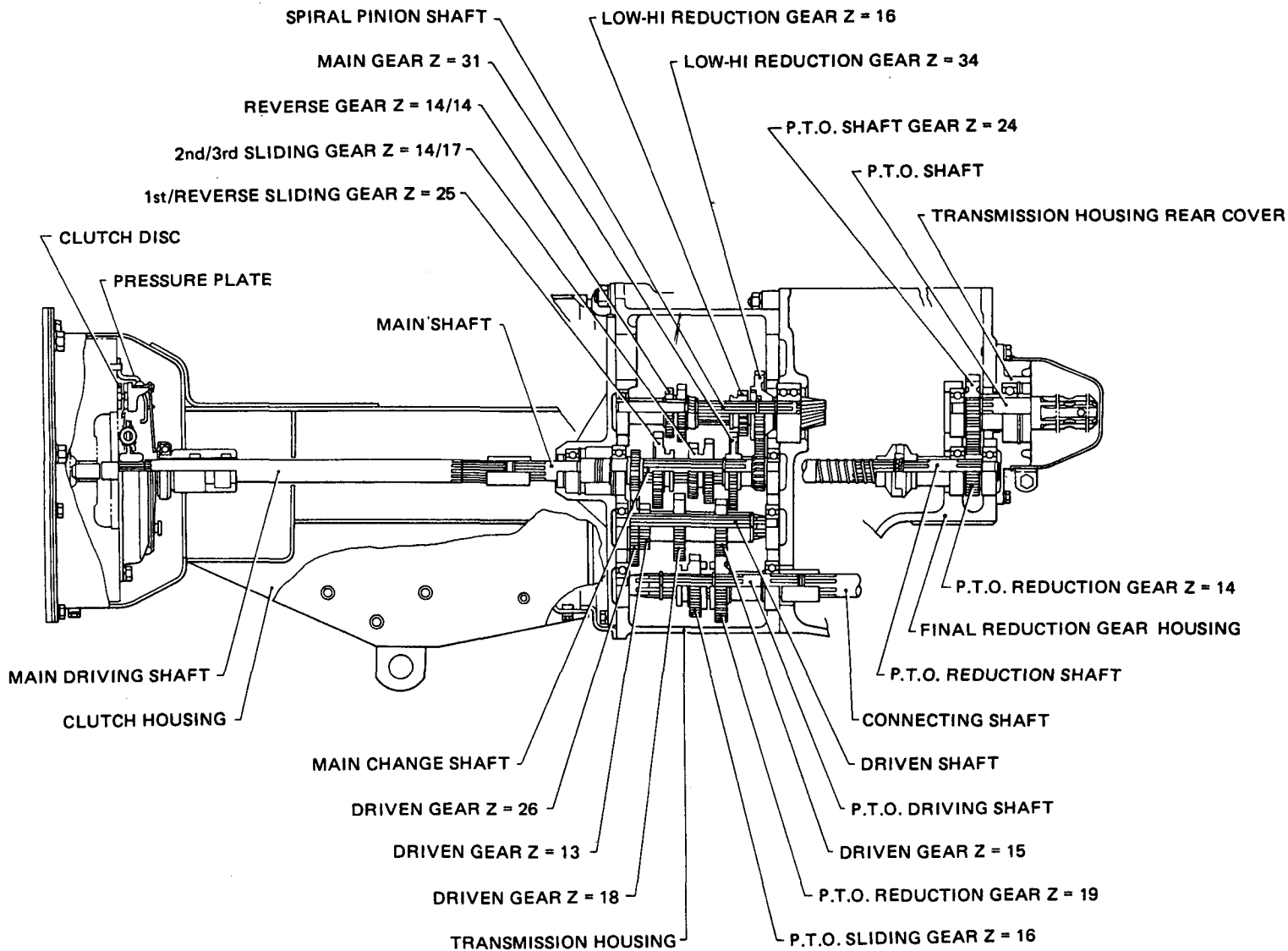
The comments (remarks) on parts that are indicated at the bottom of the illustration are the same symbols as those stated above.

2TR13A ENGINE SECTIONAL VIEW (1) (YM165)



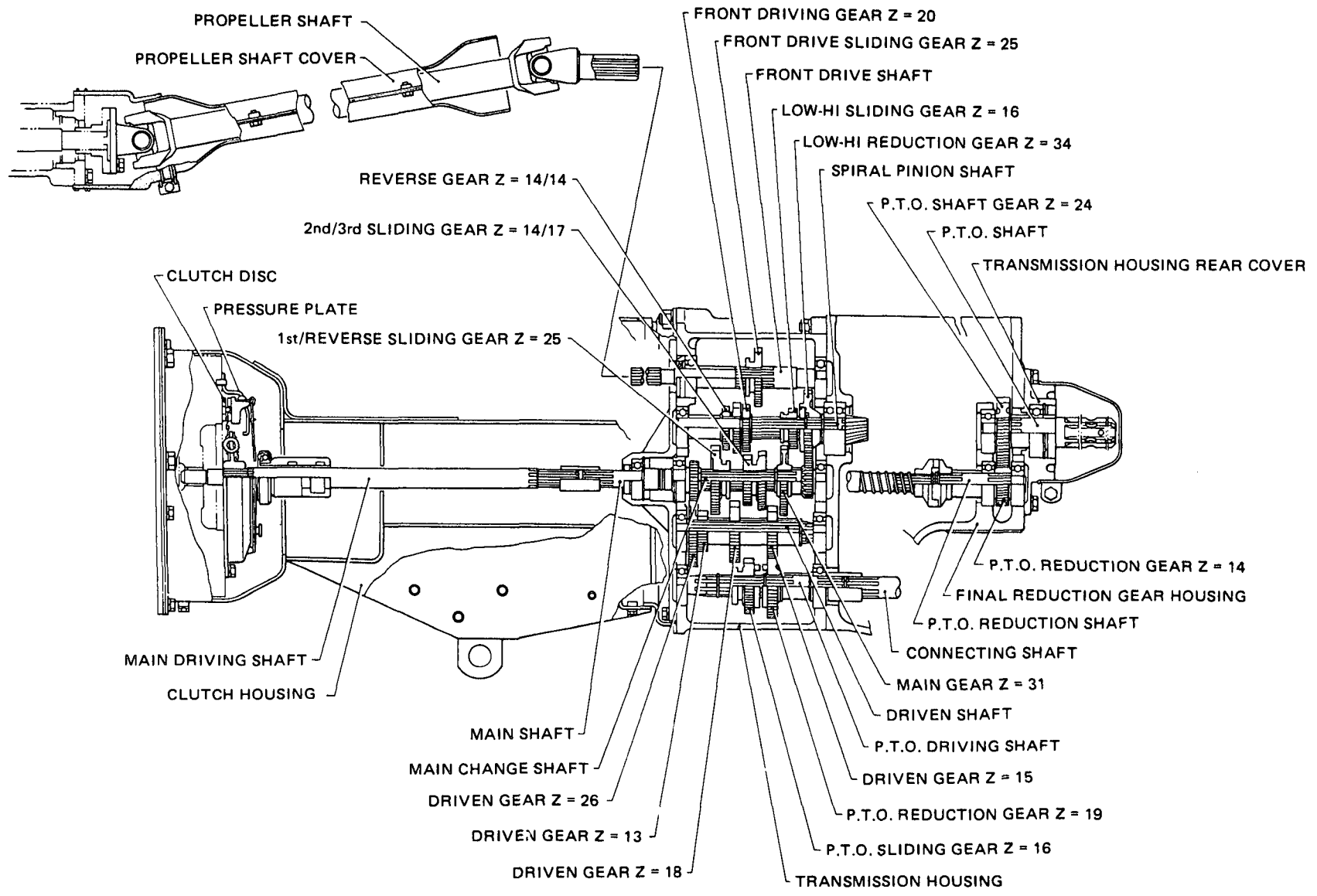
2TR13A ENGINE SECTIONAL VIEW (2) (YM165)

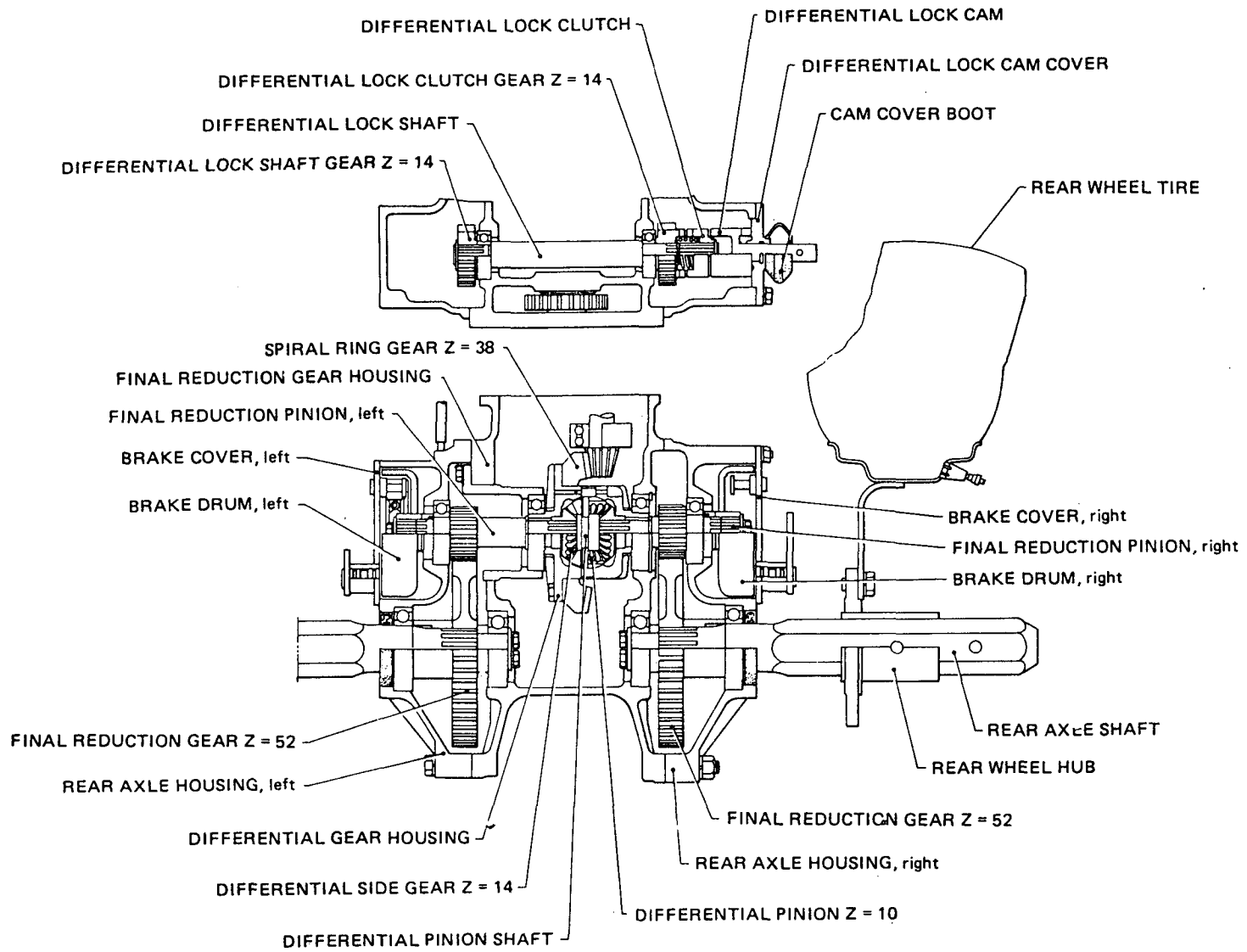




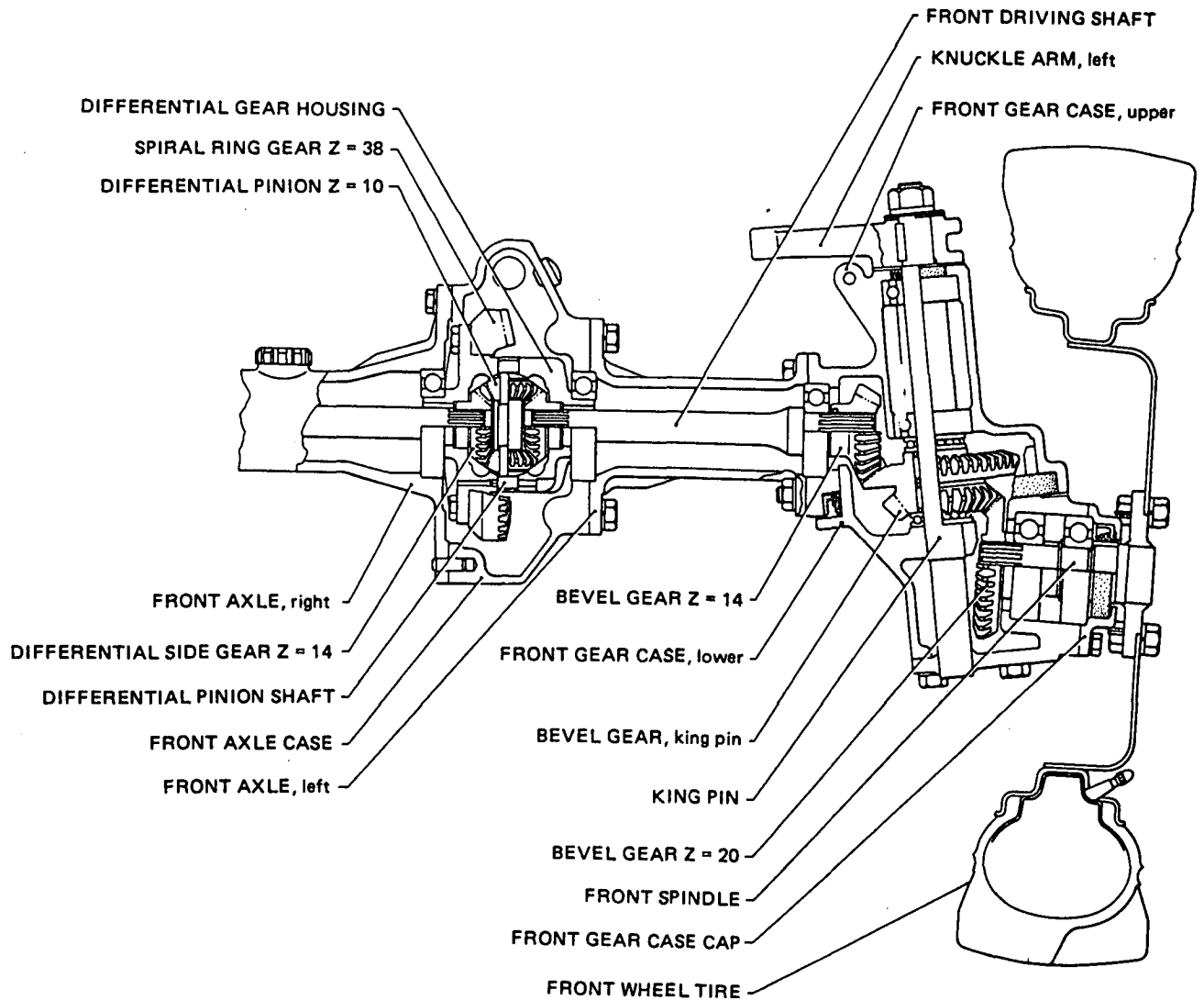
- V -

TRAVELLING TRANSMISSION SECTIONAL VIEW (1) FOR MODEL YM165





TRAVELING FRONT DRIVING SECTIONAL VIEW FOR MODEL YM165D



Contents

OCT10-M23901

Fig. No.	Fig. Name	Fig. No.	Fig. Name
VEHICLE YM165(D)		25.	FRONT AXLE INTERIOR(FOR MODEL YM165D)
1.	CYLINDER BLOCK	26.	STEERING
2.	GEARS HOUSING	27.	CLUTCH
3.	CYLINDER HEAD	28.	TRANSMISSION HOUSING
4.	AIR CLEANER(WITH PRE-CLEANER)&SILENCER	29.	TRANSMISSION INTERIOR(GEARS&SHAFTS)
5.	CAMSHAFT	30.	SHIFT LEVER
6.	MAIN BEARING&CRANKSHAFT	31.	REAR AXLE
7.	PISTON&CONNECTIONG ROD	32.	DIFFERENTIAL LOCK
8.	LUBRICATING OIL SYSTEM	33.	BRAKES
9.	COOLING WATER SYSTEM	34.	HYDRAULIC LIFT
10.	FUEL INJECTION PUMP	35.	HYDRAULIC CONTROL VALVE
11.	FUEL INJECTION VALVE	36.	HYDRAULIC PIPING
12.	FUEL SYSTEM	37.	ELECTRIC PARTS
13.	GOVERNOR	38.	HOOD
14.	ELECTRIC STARTING SYSTEM	39.	FENDERS,STEPS&SEAT
15.	THERMOSTERT DEVICE	40.	REAR HITCH
16.	STARTER(MAKER:HITACHI)	41.	THREE-POINT HITCH(CATEGORY 0)
17.	GENERATOR(MAKER:KOKUSAN)	42.	THREE-POINT HITCH(CATEGORY 1)
18.	LABELS(FOR ENGINE)	43.	LABELS(FOR U.S.A.)
19.	REPAIR KIT(A)(FOR ENGINE)	44.	LABELS(FOR FRENCH)
20.	GASKET KIT(A)(FOR ENGINE)	45.	AG-TIRES(FRONT&REAR)(FOR MODEL YM165)
21.	THROTTLE	46.	AG-TIRES(FRONT&REAR)(FOR MODEL YM165D)
22.	FUEL TANK	47.	TURF-TIRES(FRONT&REAR)(FOR MODEL YM165)(OPTIONAL PARTS)
23.	FRONT AXLE(FOR MODEL YM165)	48.	TURF-TIRES(FRONT&REAR)(FOR MODEL YM165D)(OPTIONAL PARTS)
24.	FRONT AXLE(FOR MODEL YM165D)	49.	FRONT POWER TAKE OFF(OPTIONAL PARTS)

Contents

OCT10-M23901

Fig. No. Fig. Name

50. ENGINE HEATER(OPTIONAL PARTS)

51. REAR-VIEW MIRROR(OPTIONAL PARTS)

52. REAR WHEEL WEIGHT&FRONT WEIGHT(OPTIONAL PARTS)

53. TOOLS(OPTIONAL PARTS)

54. AG TIRES(FRONT&REAR)(FOR U.S.A.ONLY)

55. AG TIRES(FRONT&REAR)(FOR U.S.A.ONLY)

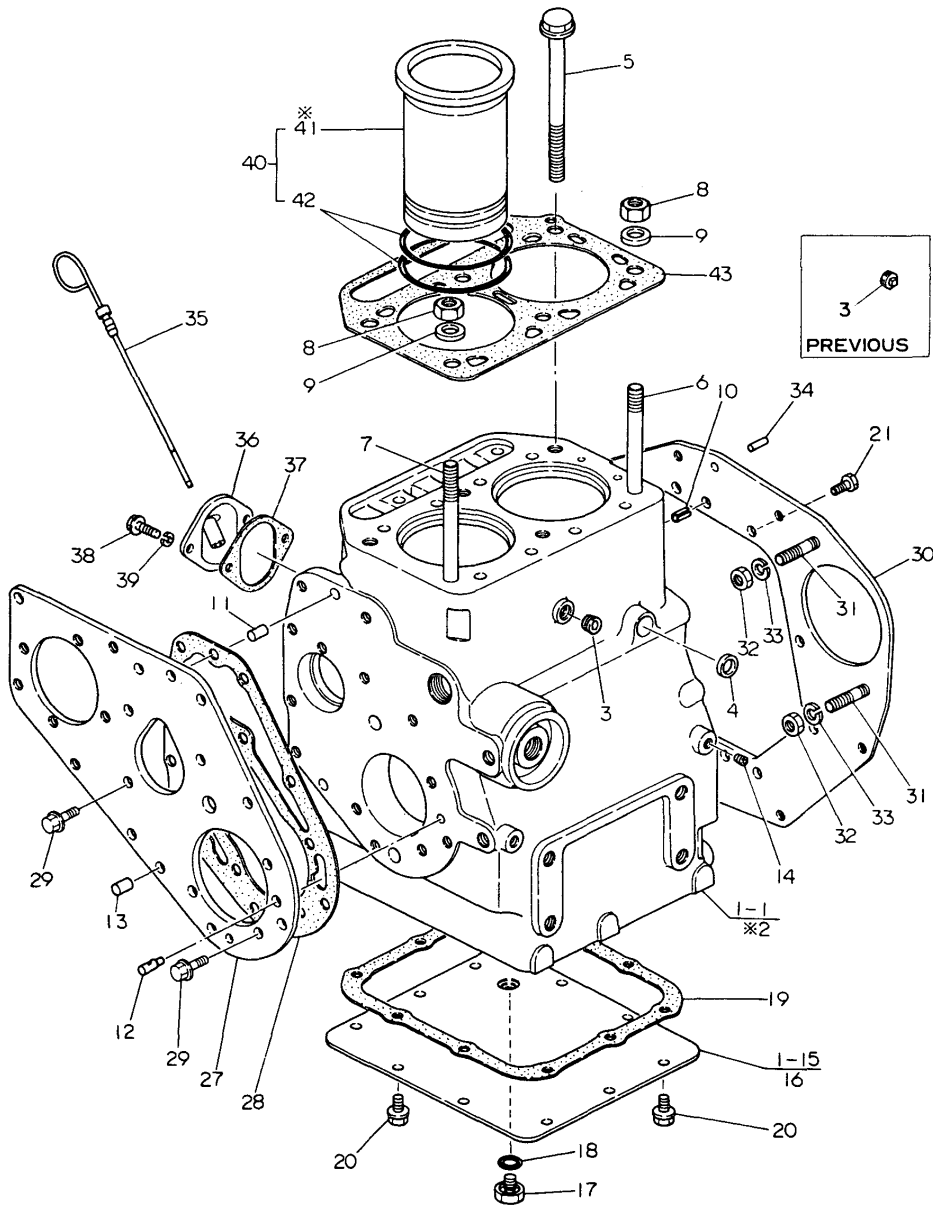
56. TURF-TIRES(FRONT&REAR)(FOR U.S.A.ONLY)

57. ROLL BAR

Fig. No. Fig. Name

Fig.1. CYLINDER BLOCK

Fig. 1 CYLINDER BLOCK



(A)=2TR13A

(B)=

(C)=

(D)=

(E)=

(F)=

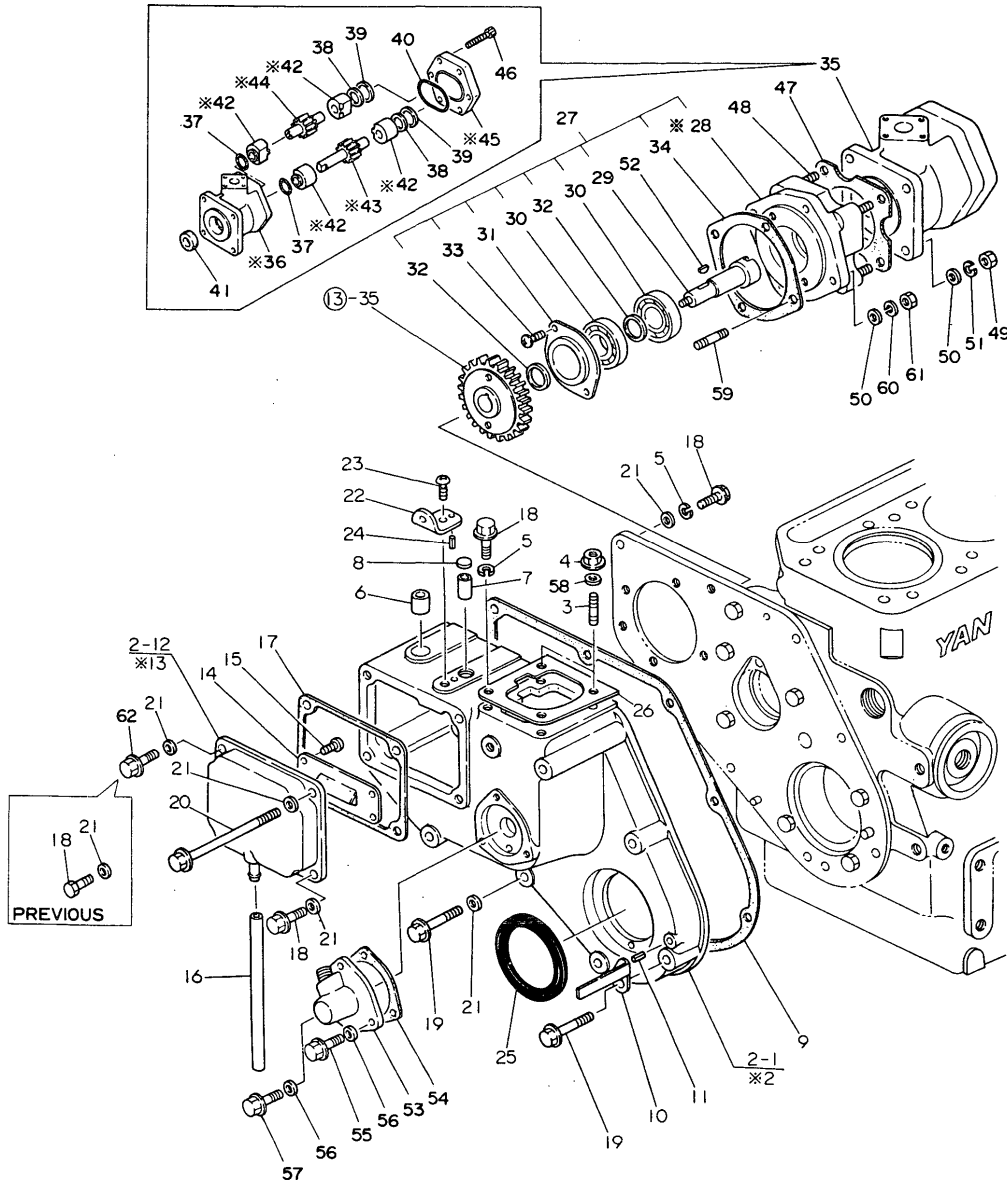
No.	Lev.	Parts No.	Description	Qty						I	R
				(A)	(B)	(C)	(D)	(E)	(F)		
1	1	724064-01560	BLOCK ASSY, CYLINDER	1							
3	2	121750-01920	PLUG, NPTF1	1							
3-1	2	171051-01921	PLUG, NPTF1	1							N
4	2	27243-300000	PLUG, 30	1							
5	2	124060-01201	BOLT, HEAD	4							
6	2	124060-01200	BOLT, HEAD	1							
7	2	124060-01210	BOLT, HEAD	1							
8	2	104300-01220	NUT, CYLINDER HEAD	2							
9	2	103338-01240	WASHER	2							
10	2	22351-080014	PIN, SPRING 8.0X14	2							
11	2	22312-080120	PIN, PARALLEL M8X12	1							
12	2	124060-01540	PIECE	1							
13	2	22312-080220	PIN, PARALLEL M8X22	1							
14	2	124060-01050	PLUG, PT1/8	6							
15	2	724060-01542	COVER ASSY	1							
17	3	124060-01640	PLUG, M12	1							
18	3	24311-000140	O-RING, 1AP14.0	1							
19	2	124060-01742	GASKET	1							
20	2	121250-01710	BOLT, SUMP M8X14	12							
21	2	26116-080162	BOLT, M8X 16 PLATED	9							
27	1	124060-01551	FLANGE, GEAR CASE	1							
28	1	124060-01560	GASKET, GEAR CASE	1							
29	1	26116-080142	BOLT M 8X 14 PLATED	7							
29-1	1	26106-080142	BOLT, M8X 14 PLATED	7							N
30	1	124060-01602	FLANGE, MOUNTING	1							
31	1	121462-01650	BOLT	2							
32	1	26716-100002	NUT, M10	2							
32-1	1	26706-100002	NUT, M10	2							N
33	1	22217-100000	WASHER, SPRING 10	2							
34	1	22351-060016	PIN, SPRING 6.0X16	2							
35	1	124660-34800	DIPSTICK, OIL	1							
36	1	124060-34830	BRACKET	1							
37	1	124060-34842	GASKET	1							
38	1	26116-060122	BOLT, M6X 12 PLATED	2							
38-1	1	26106-060102	BOLT, M6X 10 PLATED	2							N
39	1	22217-060000	WASHER, SPRING 6	2							
40	1	724060-01900	LINER ASSY, CYLINDER	2							
42	2	124060-01300	GASKET, LINER	4							
43	1	124060-01330	GASKET, HEAD	1							

Fig.2. GEARS HOUSING

(A)=2TR13A
(B)=
(C)=

(D)=
(E)=
(F)=

Fig.2 GEARS HOUSING



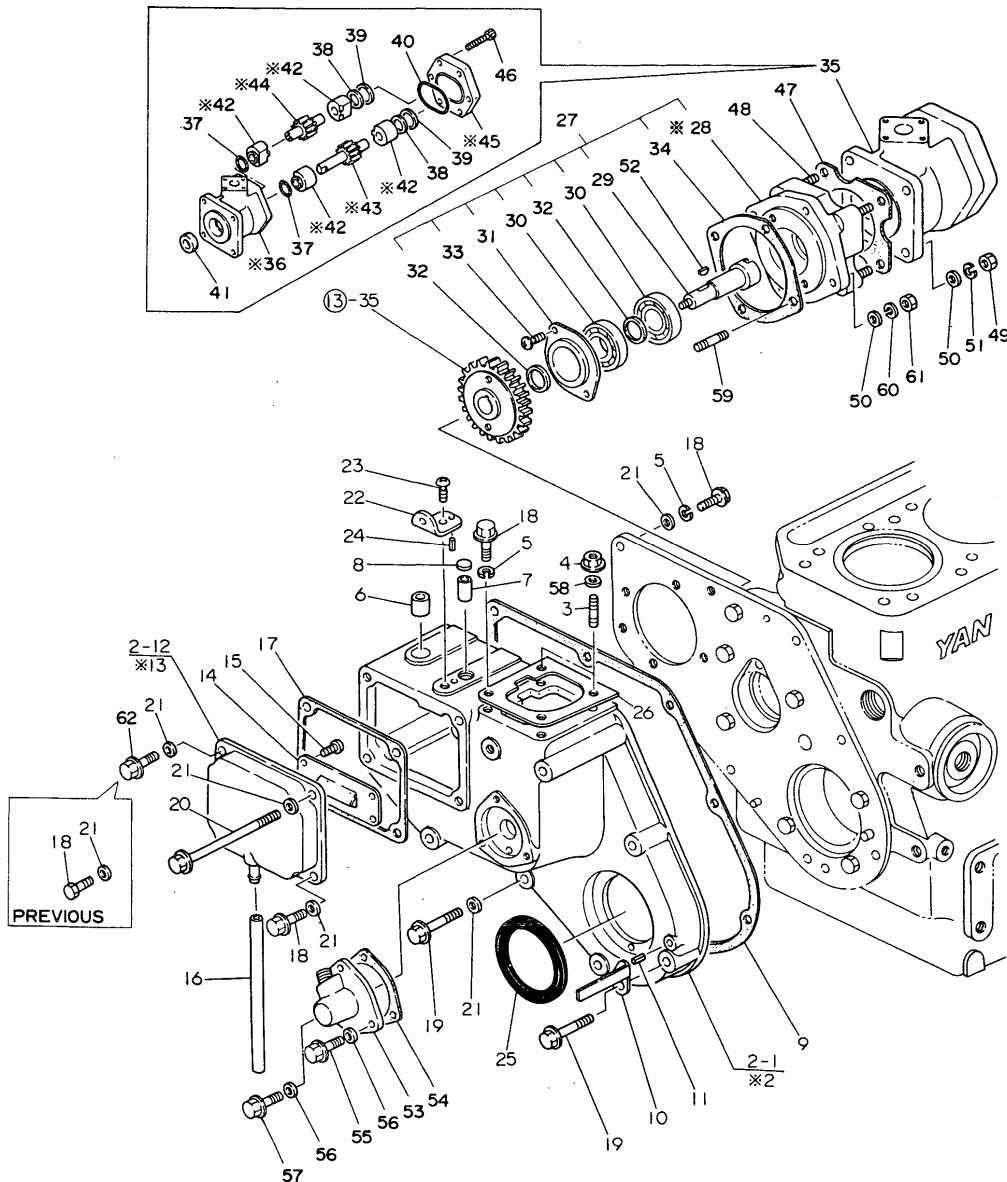
No.	Lev.	Parts No.	Description	Q'ty						I	R
				(A)	(B)	(C)	(D)	(E)	(F)		
1	1	724060-01613	CASE ASSY, GEAR	1							
3	2	26226-080222	STUD, M8X 22	2							
4	2	26716-080002	NUT, M8	2							
4-1	2	26366-080002	NUT, M8	2							N
5	2	22217-080000	WASHER, SPRING 8	3							
5-1	2	22217-080000	WASHER, SPRING 8	2							K
6	2	124060-01900	BUSH	1							
7	2	124060-01910	BUSH	1							
8	2	27233-150000	PLUG, 15	1							
9	1	124060-01511	GASKET, GEAR CASE	1							
10	1	124060-07300	POINTER	1							
11	1	22351-040008	PIN, SPRING 4.0X 8	1							
12	1	724060-01521	COVER ASSY	1							
14	2	124060-03080	PLATE, BAFFLE	1							
15	2	26557-060102	SCREW, M6X10	4							
16	2	23065-140150	PIPE, 14X 150	1							
17	1	124060-01532	GASKET	1							
18	1	26116-080252	BOLT, M8X 25 PLATED	5							
18-1	1	26116-080252	BOLT, M8X 25 PLATED	2							K
19	1	26116-080552	BOLT, M8X 55 PLATED	4							
19-1	1	26106-080552	BOLT, M8X 55 PLATED	4							N
20	1	26116-081052	BOLT, M8X105 PLATED	4							
20-1	1	26106-081052	BOLT, M8X105 PLATED	4							N
21	1	22117-080000	WASHER, 8	10							
22	1	124060-01570	PLATE	1							
23	1	26557-080122	SCREW, M8X12	1							
24	1	22351-040008	PIN, SPRING 4.0X 8	1							
25	1	124450-01800	SEAL, HTC588012	1							
26	1	124550-51951	SHIM SET, ADJUSTING	1							
27	1	124060-26101	DRIVE ASSY, PUMP	1							W
29	2	124060-26401	SHAFT, PUMP DRIVING	1							
30	2	24107-062034	BEARING, BALL 6203ZZ	2							
31	2	124060-26410	RETAINER	1							
32	2	124060-26420	SPACER	2							
33	2	26587-050082	SCREW, M5X8	2							
34	1	124060-26063	GASKET	1							
35	1	124064-26020	PUMP ASSY, HYDRAULIC	1							
37	2	194200-41200	O-RING	2							
38	2	194200-41190	RING, SUPPORT	2							
39	2	194200-41180	SEAL RING	2							
40	2	194200-41170	O-RING	1							
41	2	194200-41150	SEAL, OIL	1							
46	2	194200-41160	BOLT	6							
47	1	124060-01883	GASKET	1							
48	1	26216-080222	STUD, M8X 22	4							
49	1	26716-080222	WASHER, 8	8							
50	1	22137-080000	WASHER, 8	8							
51	1	22217-080000	WASHER, SPRING 8	4							
52	1	22522-040130	KEY, WOODRUFF 4X13	1							
53	1	124250-91400	GEAR	1							
54	1	124250-91412	GASKET	1							

Fig.2. GEARS HOUSING

(A)=2TR13A
(B)=
(C)=

(D)=
(E)=
(F)=

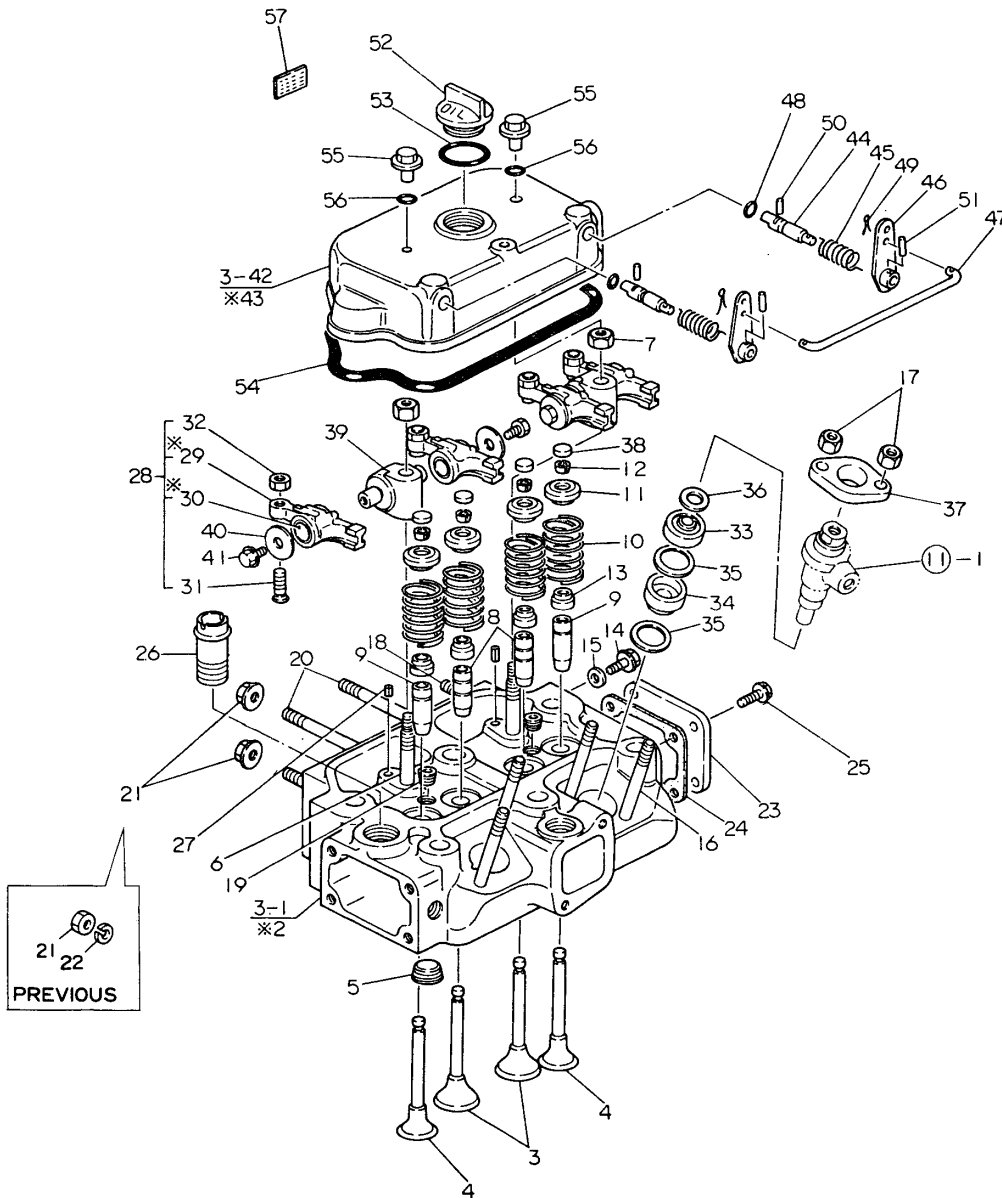
Fig. 2 GEARS HOUSING



No.	Lev.	Parts No.	Description	Q'ty						I	R
				(A)	(B)	(C)	(D)	(E)	(F)		
55	1	26116-060162	BOLT, M6X 16 PLATED	2							
55-1	1	26106-060142	BOLT, M6X 14 PLATED	2							N
56	1	22117-060000	WASHER, 6	3							
57	1	26116-060322	BOLT, M6X 32 PLATED	1							
57-1	1	26106-060302	BOLT, M6X 30 PLATED	1							N
58	1	43400-500410	SEAL WASHER 8	2							
59	1	124060-01580	STUD	4							
60	1	22217-080000	WASHER, SPRING 8	4							
61	1	26716-080002	NUT, M8	4							
62	1	26106-080222	BOLT, M8X 22 PLATED	3							W

Fig.3. CYLINDER HEAD

Fig. 3 CYLINDER HEAD



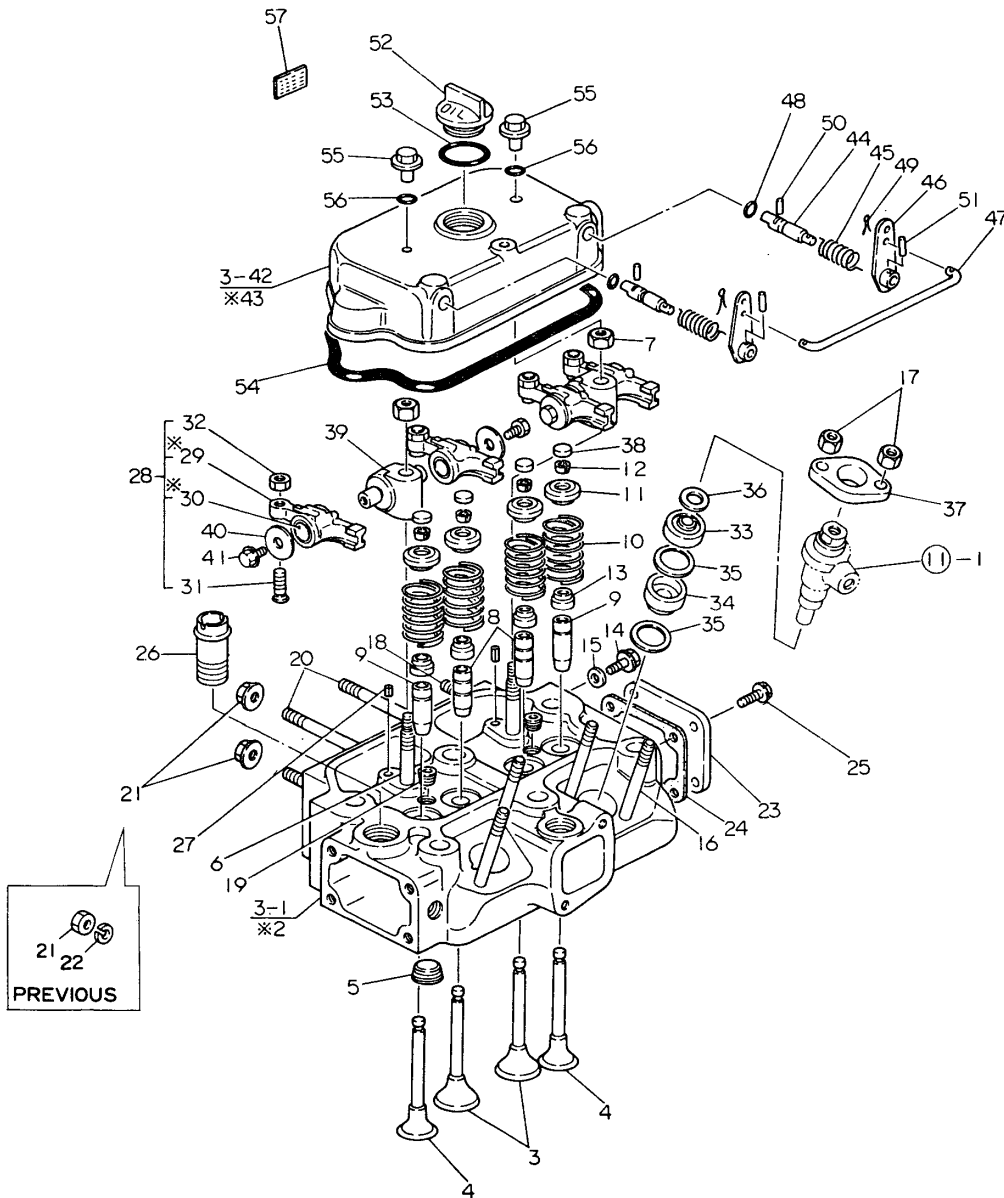
(A)=2TR13A
(B)=
(C)=

(D)=
(E)=
(F)=

No.	Lev.	Parts No.	Description	Q'ty						I	R
				(A)	(B)	(C)	(D)	(E)	(F)		
1	1	724060-11701	HEAD ASSY, CYLINDER	1							
3	2	104200-11100	VALVE, INTAKE	2							
4	2	104200-11110	VALVE, EXHAUST	2							
5	2	23873-040000	PLUG, R04	1							
6	2	104200-11350	BOLT	2							
6-1	2	106100-11350	BOLT	2							N
7	2	26736-100002	NUT, M10	2							
7-1	2	26366-100002	NUT, M10	2							N
8	2	124060-11800	GUIDE, VALVE	2							
9	2	124060-11810	GUIDE, VALVE	2							
10	2	124060-11120	SPRING, VALVE	4							
11	2	104200-11180	RETAINER, SPRING	4							
12	2	27310-070001	COTTER, 7	4							
13	2	124160-11340	SEAL, VALVE STEM	4							
14	2	26116-080102	BOLT, M8X 10 PLATED	1							
14-1	2	26106-080102	BOLT, M8X 10 PLATED	1							N
15	2	23414-080000	GASKET, 8X1.0	1							
16	2	26216-080702	STUD, M8X 70	4							
17	2	26716-080002	NUT, M8	4							
17-1	2	121465-11950	NUT	4							N
18	2	26216-080162	STUD, M8X 16	2							
19	2	23873-020000	PLUG, R02	2							
20	2	26216-080222	STUD, M8X 22	4							
21	2	26716-080002	NUT, M8	4							
21-1	2	26366-080002	NUT, M8	4							N
22	2	22217-080000	WASHER, SPRING 8	4							
23	2	124450-11671	COVER, CYLINDER HEAD	1							
24	2	124450-11681	GASKET	1							
25	2	26116-080142	BOLT M 8X 14 PLATED	4							
25-1	2	26116-080122	BOLT, M8X 12 PLATED	4							N
27	2	124060-11280	PIN	2							
28	1	724060-11650	ARM ASSY, ROCKER	4							
31	2	101158-11230	SCREW, VALVE ADJUST	4							
32	2	26756-080002	NUT, LOCK M8	4							
33	1	104200-11410	CHAMBER	2							
34	1	106200-11400	CHAMBER	2							
35	1	101204-11452	GASKET, CHAMBER	4							
36	1	103854-11490	INSULATOR	2							
37	1	101147-11900	RETAINER	2							
38	1	104211-11370	CAP, VALVE	4							
39	1	124060-11260	SUPPORT, ROCKER ARM	2							
40	1	124060-11290	WASHER	4							
41	1	26116-060082	BOLT, M6X 8 PLATED	4							
41-1	1	26106-060082	BOLT, M6X 8 PLATED	4							N
42	1	724060-11521	BONNET ASSY, HEAD	1							
44	2	104200-03600	SHAFT, DECOMPRESSION	2							
45	2	104200-03641	SPRING, DECOMPRESSION	2							
46	2	124060-03750	LEVER, DECOMPRESSION	2							
47	2	124060-03760	CONNECTOR	1							
48	2	24311-000070	O-RING, 1AP7.0	2							
49	2	22417-200200	PIN, COTTER 2.0X20	2							

Fig.3. CYLINDER HEAD

Fig. 3 CYLINDER HEAD



(A)=2TR13A
(B)=
(C)=

(D)=
(E)=
(F)=

No.	Lev.	Parts No.	Description	Q'ty						I	R
				(A)	(B)	(C)	(D)	(E)	(F)		
50	2	22312-030180	PIN, PARALLEL M3X18	2							
51	2	22322-030160	PIN, TAPER 3X16	2							
52	2	124160-01751	COVER, FILLER	1							
53	2	121420-01760	O-RING	1							
53-1	2	24311-000320	O-RING, 1AP32.0	1							N
54	1	124060-11311	GASKET, BONNET	1							
55	1	124160-11360	KNOB	2							
56	1	24311-000120	O-RING, 1AP12.0	2							

Fig.4. AIR CLEANER(WITH PRE-CLEANER)&SILENCER

(A)=2TR13A

(B)=

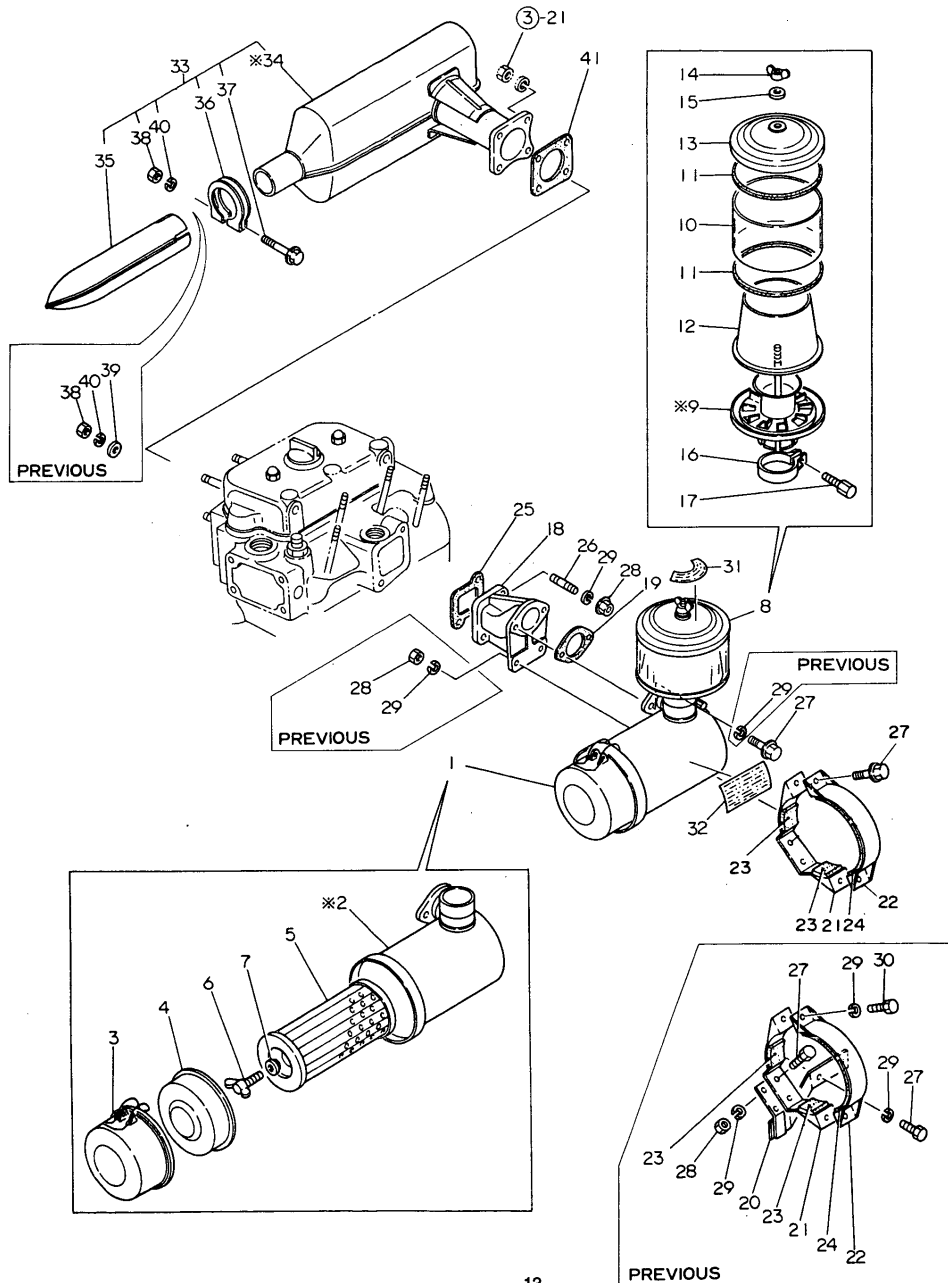
(C)=

(D)=

(E)=

(F)=

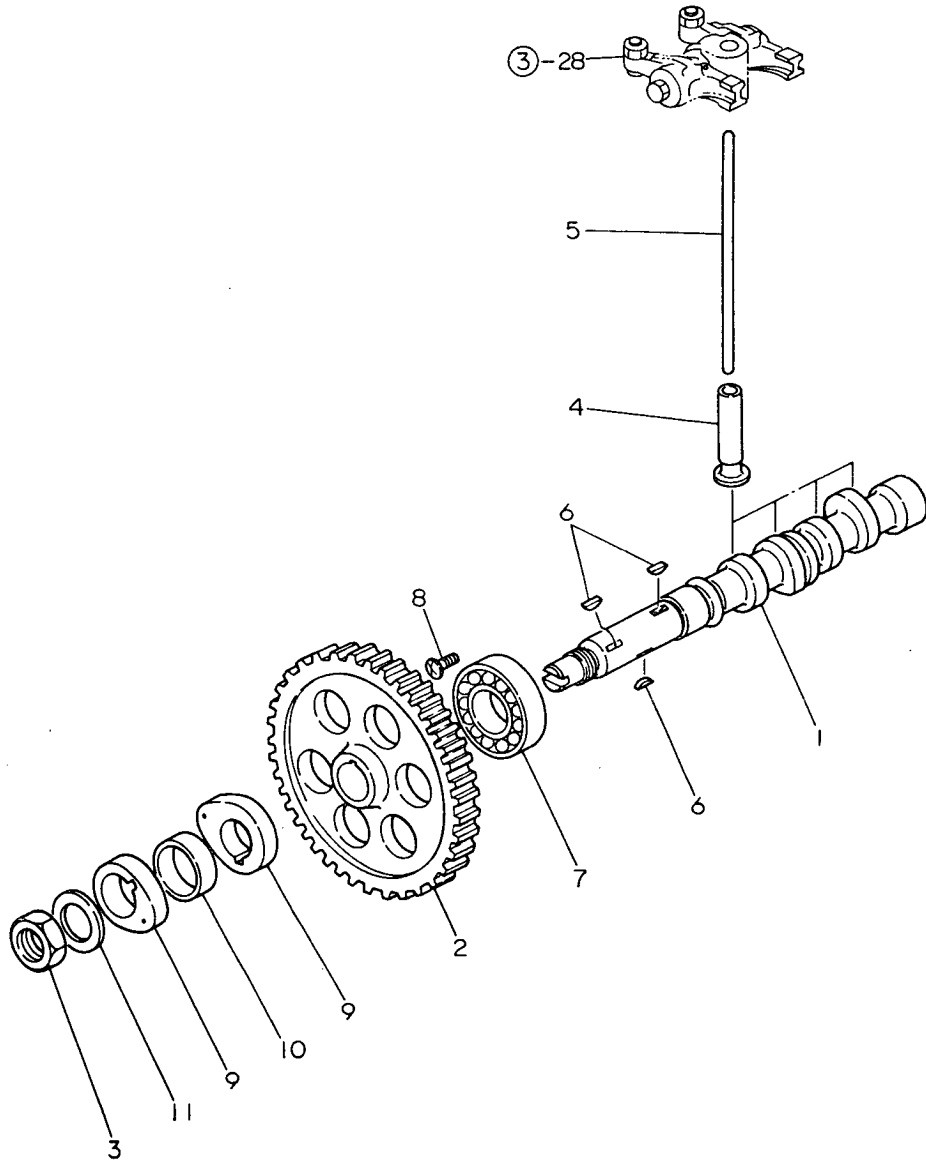
Fig. 4 AIR CLEANER (WITH PRE-CLEANER) & SILENCER



No.	Lev.	Parts No.	Description	Qty						I	R
				(A)	(B)	(C)	(D)	(E)	(F)		
1	1	121454-12500	CLEANER, AIR	1							
3	2	121454-12660	PAN, DUST	1							
4	2	124064-12670	BAFFLE ASSY	1							
5	2	124064-12510	ELEMENT	1							
6	2	124064-12680	BOLT	1							
7	2	124064-12690	WASHER	1							
8	2	124064-12400	CLEANER ASSY, PRE	1							
10	3	124064-12420	TUBE	1							
11	3	124064-12430	GASKET	2							
12	3	124064-12470	CASE	1							
13	3	124064-12440	COVER	1							
14	3	101147-12550	NUT	1							
14-1	3	124450-12560	NUT	1							S
15	3	124450-12571	WASHER	1							
16	3	124064-12450	CLAMP	1							
17	3	124064-12460	BOLT	1							
18	1	124067-12100	BRACKET, AIR CLEANER	1							
19	1	124067-12050	GASKET	1							
20	1	194345-01310	STAY ASSY, CLEANER	1							Z
21	1	121454-12550	BRACKET	1							
22	1	124064-12560	SUPPORT	1							
23	1	124064-12570	SEAT, RUBBER	2							
24	1	124064-12580	SEAT, RUBBER	1							
25	1	124060-12030	GASKET	1							
26	1	26216-080222	STUD, M8X 22	2							
27	1	26116-080222	BOLT, M8X 22 PLATED	6							
27-1	1	26106-080222	BOLT, M8X 22 PLATED	4							N
28	1	26716-080002	NUT, M8	6							
28-1	1	26366-080002	NUT, M8	2							N
29	1	22217-080000	WASHER, SPRING 8	12							
29-1	1	22217-080000	WASHER, SPRING 8	2							K
30	1	26116-080162	BOLT, M8X 16 PLATED	2							
33	1	121454-13491	SILENCER ASSY	1							
35	2	121454-13651	PIPE	1							
36	2	121470-13580	CLAMP	1							
37	2	26116-100652	BOLT, M10X 65 PLATED	1							
37-1	2	26106-100652	BOLT, M10X 65 PLATED	1							N
38	2	26716-100002	NUT, M10	1							
38-1	2	26706-100002	NUT, M10	1							N
39	2	22117-100000	WASHER, 10	1							
40	2	22217-100000	WASHER, SPRING 10	1							
41	1	124450-11900	GASKET	1							

Fig.5. CAMSHAFT

Fig. 5 CAMSHAFT



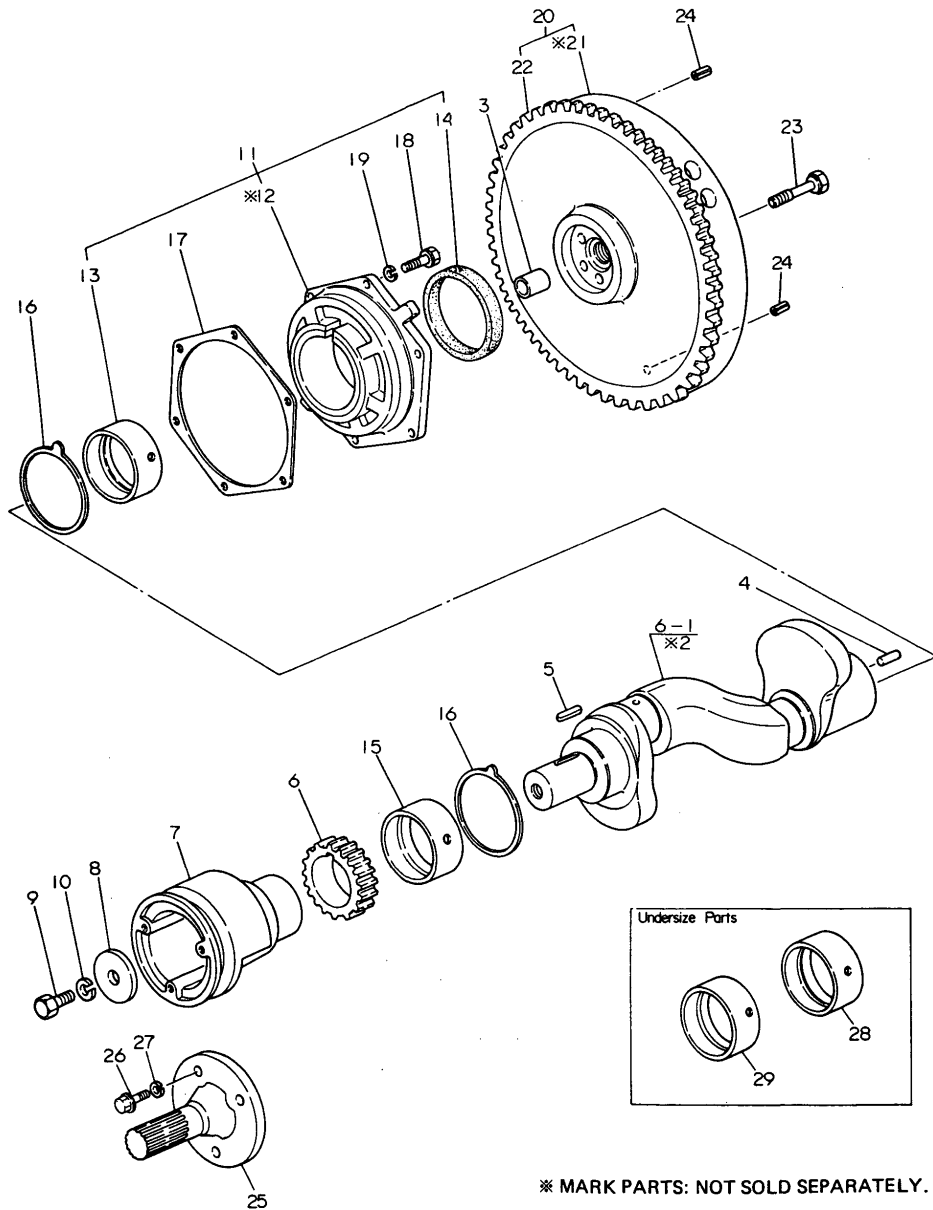
(A)=2TR13A
(B)=
(C)=

(D)=
(E)=
(F)=

No.	Lev.	Parts No.	Description	Q'ty						I	R
				(A)	(B)	(C)	(D)	(E)	(F)		
1	1	124060-14010	CAMSHAFT	1							
2	1	124060-14100	GEAR, CAMSHAFT	1							
3	1	104300-76460	NUT	1							
3-1	1	121450-14120	NUT	1							N
4	1	104200-14200	TAPPET	4							
5	1	124060-14400	ROD, PUSH	4							
6	1	22522-050190	KEY, WOODRUFF 5X19	3							
7	1	24101-062054	BEARING, BALL 6205	1							
8	1	26587-080102	SCREW, M8X10	1							
9	1	124060-14090	CAM, FUEL	2							
10	1	124060-14950	SPACER	1							
11	1	124060-14470	WASHER	1							Z

Fig.6. MAIN BEARING&CRANKSHAFT

Fig. 6 MAIN BEARING & CRANKSHAFT



(A)=2TR13A

(B)=

(C)=

(D)=

(E)=

(F)=

No.	Lev.	Parts No.	Description	Q'ty						I	R
				(A)	(B)	(C)	(D)	(E)	(F)		
1	1	724060-21700	CRANKSHAFT ASSY	1							
3	2	124450-21230	BUSH	1							
4	2	22312-080160	PIN, PARALLEL M8X16	1							
5	2	22512-070282	KEY, 7X 28	1							
6	1	124060-21200	GEAR, CRANKSHAFT	1							
7	1	124060-21651	V-PULLEY	1							
8	1	124060-21660	WASHER	1							
9	1	105582-21950	BOLT	1							
10	1	22217-120000	WASHER, SPRING 12	1							
11	1	724060-02500	HOUSING ASSY, METAL	1							
13	2	124060-02101	BEARING, MAIN	1							
13-1	2	121550-02110	BEARING, MAIN	1							N
14	2	121551-02220	SEAL, OIL	1							
15	1	124060-02101	BEARING, MAIN	1							
15-1	1	121550-02110	BEARING, MAIN	1							N
16	1	124060-02110	BEARING, THRUST	2							
17	1	124060-02020	GASKET	1							
18	1	26116-080222	BOLT, M8X 22 PLATED	6							
18-1	1	26013-080222	BOLT, M8X 22	6							N
19	1	22217-080000	WASHER, SPRING 8	6							
20	1	124060-21590	FLYWHEEL ASSY	1							
22	2	124060-21600	GEAR, RING	1							
23	1	124160-21500	BOLT	5							
23-1	1	124160-21501	BOLT, FLYWHEEL	5							N
24	1	22351-080016	PIN, SPRING 8.0X16	2							
25	1	124060-21680	SHAFT	1							
26	1	26116-100252	BOLT, M10X 25 PLATED	3							
26-1	1	26106-100252	BOLT, M10X 25 PLATED	3							N
27	1	22217-100000	WASHER, SPRING 10	3							
28	1	124064-02130	BEARING, 0.25 US	1							
29	1	124064-02130	BEARING, 0.25 US	1							

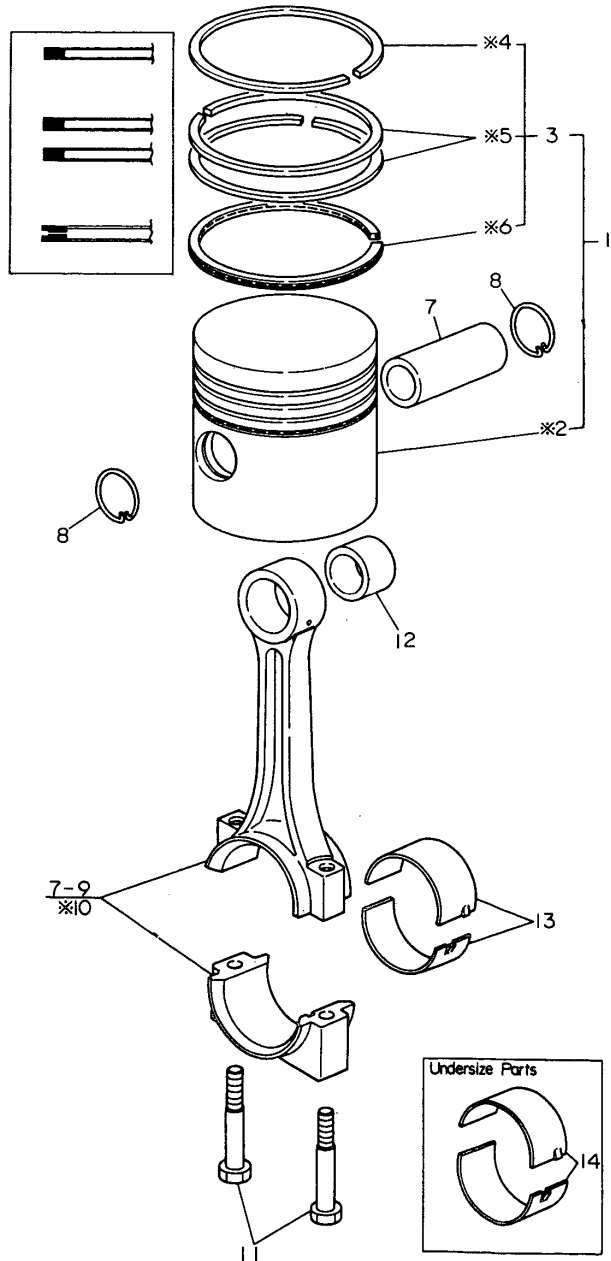
* MARK PARTS: NOT SOLD SEPARATELY.

Fig.7. PISTON&CONNECTING ROD

(A)=2TR13A
(B)=
(C)=

(D)=
(E)=
(F)=

Fig. 7 PISTON & CONNECTING ROD



No.	Lev.	Parts No.	Description	Q'ty						I	R
				(A)	(B)	(C)	(D)	(E)	(F)		
1	1	724060-22722	PISTON ASSY	2							
3	2	724066-22501	RING SET, PISTON	2							
7	1	104200-22300	PIN, PISTON	2							
8	1	172100-22400	CIRCLIP	4							
9	1	724660-23100	ROD ASSY, CONNECTING	2							
11	2	124060-23201	BOLT, CONNECTING ROD	4							
11-1	2	124500-23201		4							N
12	2	124060-23100	BEARING, PISTON PIN	2							
13	2	124060-23300	BEARING, CRANK PIN	2							
14	1	724064-23610	BEARING ASSY, 0.25	2							

Fig.8. LUBRICATING OIL SYSTEM

(A)=2TR13A

(B)=

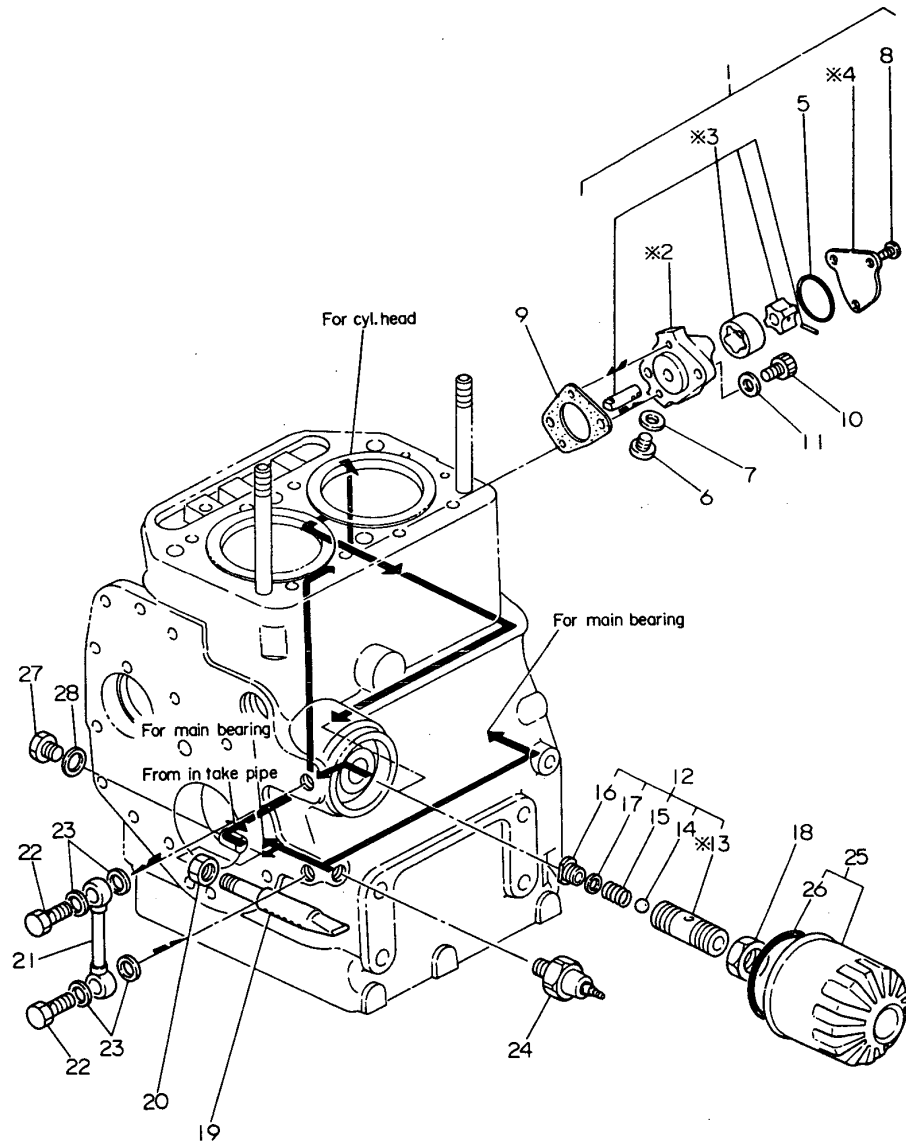
(C)=

(D)=

(E)=

(F)=

Fig. 8 LUBRICATING OIL SYSTEM



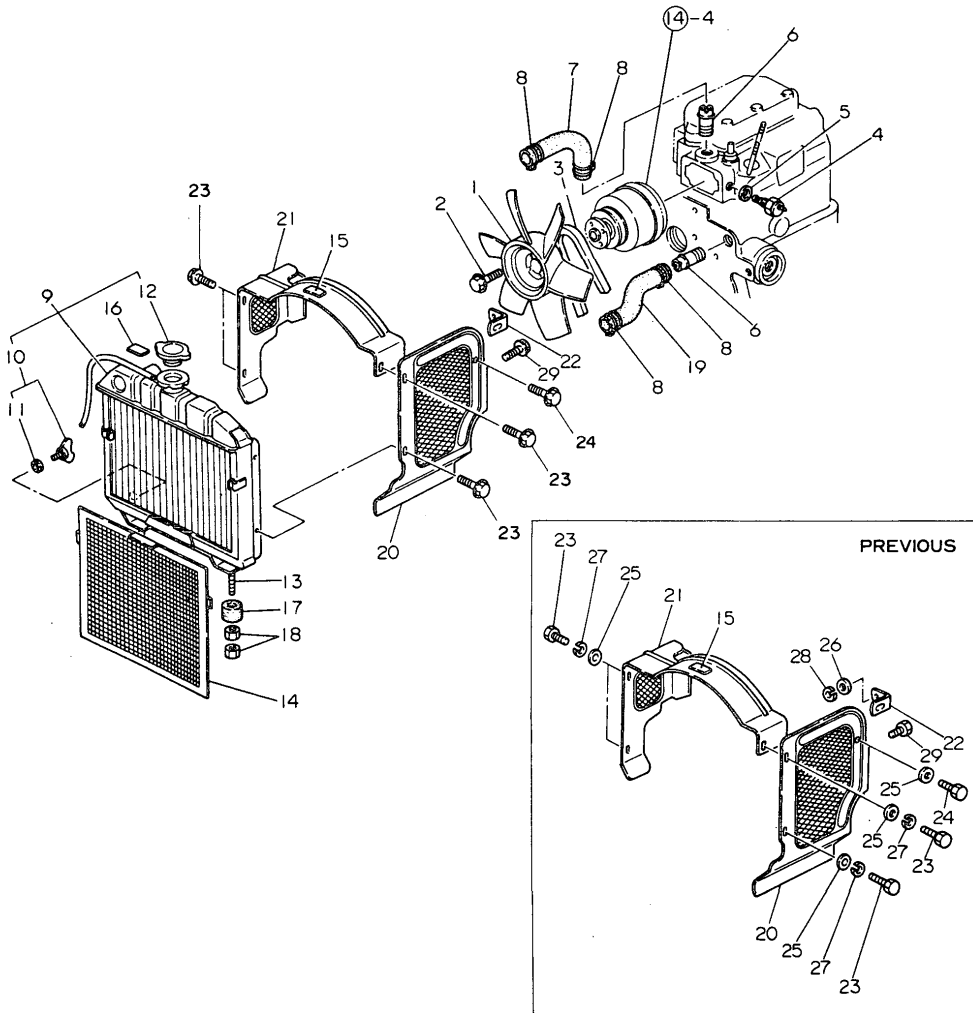
No.	Lev.	Parts No.	Description	Qty						I	R
				(A)	(B)	(C)	(D)	(E)	(F)		
1	1	724060-32701	PUMP ASSY, OIL	1							
5	2	103338-32570	O-RING	1							
6	2	124060-32990	PLUG	2							
7	2	23414-080000	GASKET, 8X1.0	2							
8	2	26587-060102	SCREW, M6X10	3							
9	1	124060-32092	GASKET, PUMP	1							
10	1	26450-080252	BOLT, M8X 25	2							
11	1	124060-32130	WASHER	2							
12	1	121250-35300	VALVE ASSY, CONTROL	1							
12-1	1	124085-35300	VALVE ASSY, CONTROL	1							N
14	2	24190-100001	BALL, STEEL 5/16	1							
15	2	121250-35320	SPRING, VALVE	1							
16	2	121250-35330	RETAINER, SPRING	1							
17	2	121250-35340	SHIM	1							
18	1	124450-35350	NUT, LOCK	1							
18-1	1	124085-35350	NUT, M20	1							N
19	1	124060-35060	PIPE, OIL INLET	1							
19-1	1	124372-35090		1							N
20	1	124450-35070	NUT, PF1/4	1							
21	1	124060-39200	PIPE, OIL	1							
22	1	124450-39140	BOLT, PIPE JOINT	2							
23	1	23414-120000	GASKET, 12X1.0	4							
24	1	124060-39451	SWITCH, 0.2KG	1							
25	1	124450-35100	FILTER, OIL	1							
26	2	124450-35110	O-RING	1							
27	1	121450-01960	PLUG, PF1/4	1							

Fig.9. COOLING WATER SYSTEM

(A)=2TR13A
(B)=
(C)=

(D)=
(E)=
(F)=

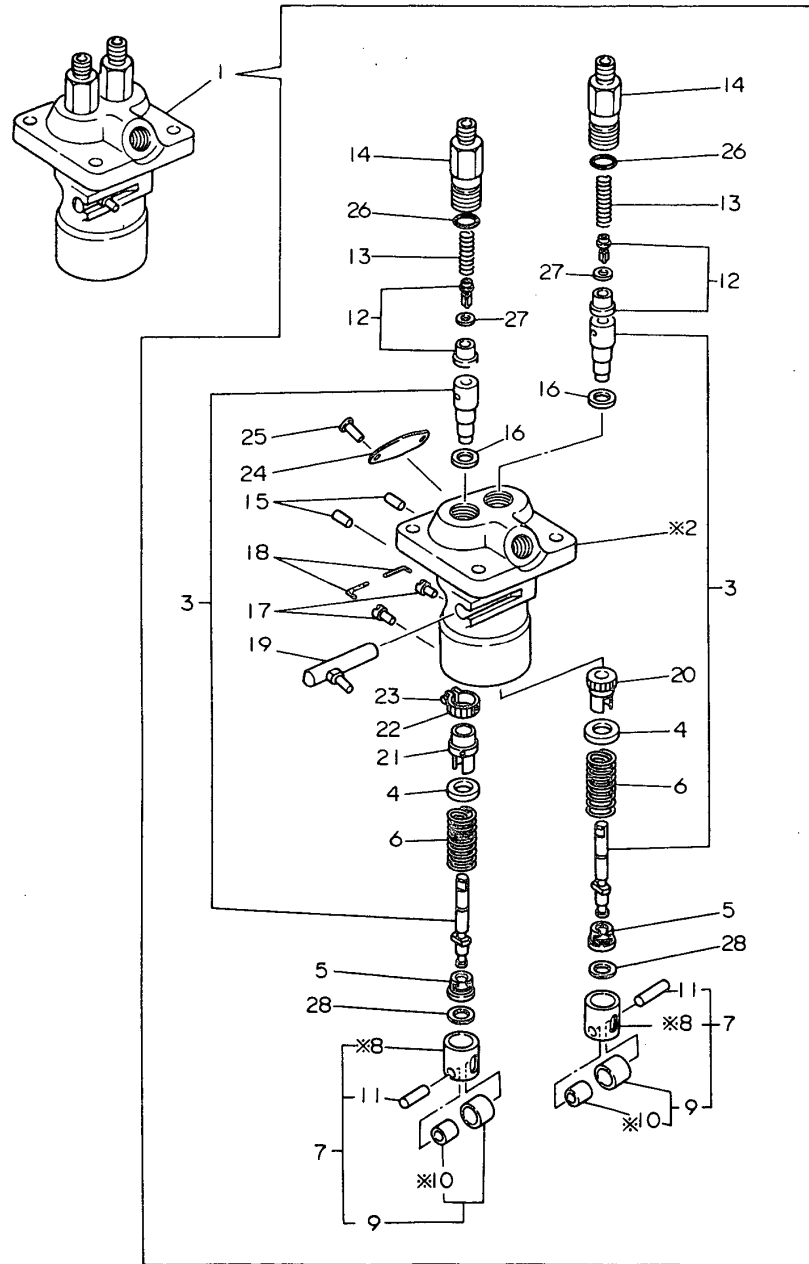
Fig. 9 COOLING WATER SYSTEM



No.	Lev.	Parts No.	Description	Qty						I	R
				(A)	(B)	(C)	(D)	(E)	(F)		
1	1	124450-44740	FAN, COOLING	1							
2	1	26116-060102	BOLT, M6X 10 PLATED	4							
2-1	1	26106-060102	BOLT, M6X 10 PLATED	4							N
3	1	124064-42290	V-BELT, AX28	1							
4	1	124450-44902	SWITCH, 120	1							
5	1	124465-44950	GASKET, 16	1							
6	1	124160-49480	JOINT, PIPE	2							
7	1	124060-49010	PIPE, WATER	1							
8	1	23010-038000	CLAMP, 38	4							
9	1	124064-44500	RADIATOR	1							
10	2	124550-44690	COCK, WATER	1							
10-1	2	124060-44510	COCK, DRAIN	1							N
11	3	124060-44520	GASKET	1							
12	2	124756-44590	CAP	1							
13	1	124060-44800	STUD	2							
14	1	124160-44580	SCREEN, RADIATOR	1							
17	1	124060-44650	ABSORBER	2							
18	1	26756-080002	NUT, LOCK M8	4							
19	1	124060-49020	PIPE, WATER	1							
20	1	124064-44660	COVER	1							
21	1	124064-44670	COVER	1							
22	1	124064-44690	BRACKET	1							
23	1	26116-060102	BOLT, M6X 10 PLATED	4							
23-1	1	26014-060102	BOLT, M6X 10	3							N
24	1	26116-060122	BOLT, M6X 12 PLATED	1							
24-1	1	26014-060122	BOLT, M6X 12	1							N
25	1	22117-060000	WASHER, 6	5							Z
26	1	22117-080000	WASHER, 8	1							Z
27	1	22217-060000	WASHER, SPRING 6	4							Z
28	1	22217-080000	WASHER, SPRING 8	1							Z
29	1	26116-080122	BOLT, M8X 12 PLATED	1							
29-1	1	26014-080122	BOLT, M8X 12	1							N

Fig.10. FUEL INJECTION PUMP

Fig. 10 FUEL INJECTION PUMP



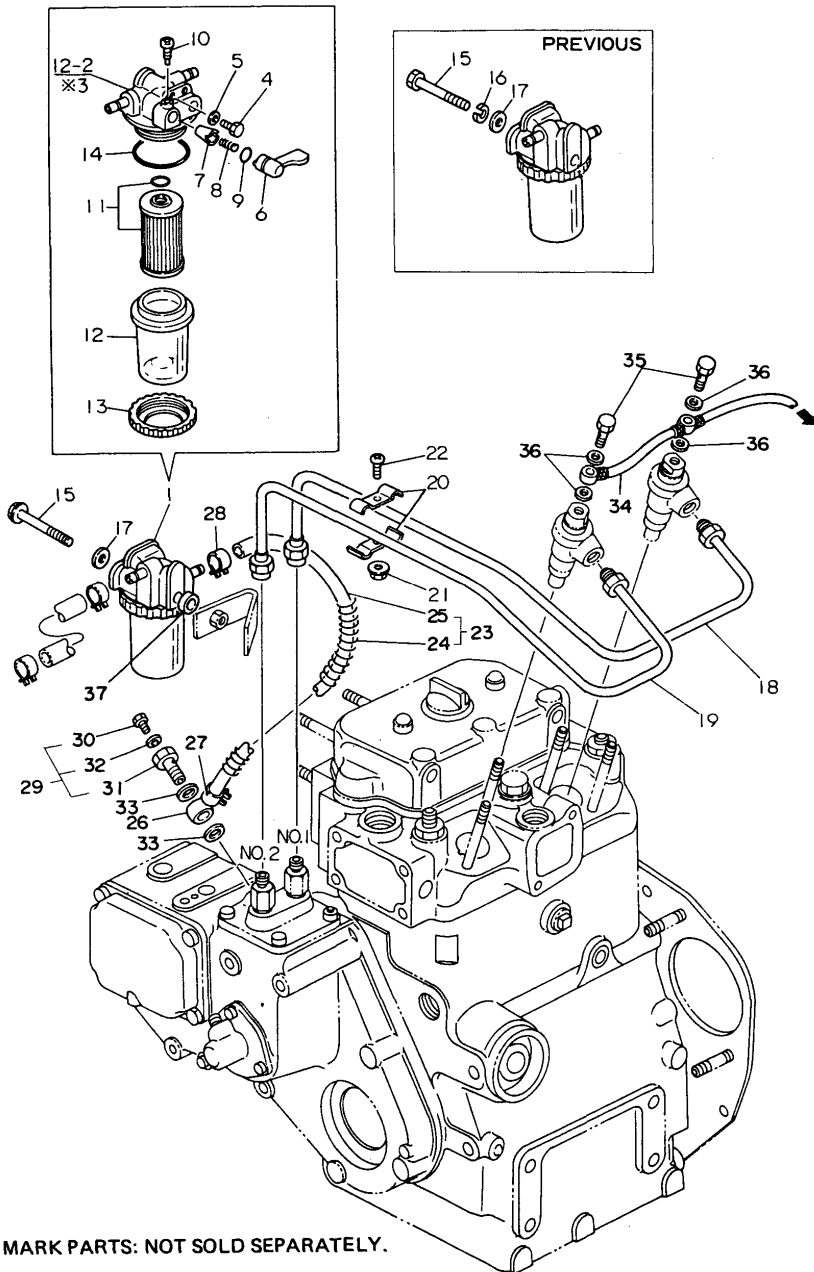
(A)=2TR13A
(B)=
(C)=

(D)=
(E)=
(F)=

No.	Lev.	Parts No.	Description	Q'ty						I	R
				(A)	(B)	(C)	(D)	(E)	(F)		
1	1	724660-51700	PUMP ASSY, INJECTION	1							
3	2	124230-51100	PLUNGER ASSY	2							
4	2	174307-51170	RETAINER, SPRING A	2							
5	2	174307-51181	RETAINER, SPRING B	2							
6	2	174307-51190	SPRING, PLUNGER	2							
7	2	724550-51520	GUIDE, PLUNGER	2							
9	3	711100-51540	ROLLER ASSY	2							
11	3	174100-54120	PIN	2							
12	2	124060-51300	VALVE ASSY, DELIVERY	2							
13	2	124550-51320	SPRING, DELIVERY	2							
14	2	124550-51341	HOLDER, DELIVERY L43	2							
15	2	174307-51250	PIN, LOCK	2							
16	2	174307-51270	GASKET	2							
17	2	174307-51450	PIECE	2							
18	2	174307-51460	PIN, LOCK	2							
19	2	724240-51530	RACK ASSY, CONTROL	1							
20	2	174307-51510	SLEEVE	1							
21	2	174307-51550	SLEEVE, PINION	1							
22	2	174307-51560	PINION	1							
23	2	122117-51560	SCREW	1							
26	2	124550-51370	O-RING	2							
27	2	124550-51350	GASKET, DELIVERY	2							
28	2	174307-51700	SHIM SET	2							

Fig.12. FUEL SYSTEM

Fig. 12 FUEL SYSTEM



(A)=2TR13A
(B)=
(C)=

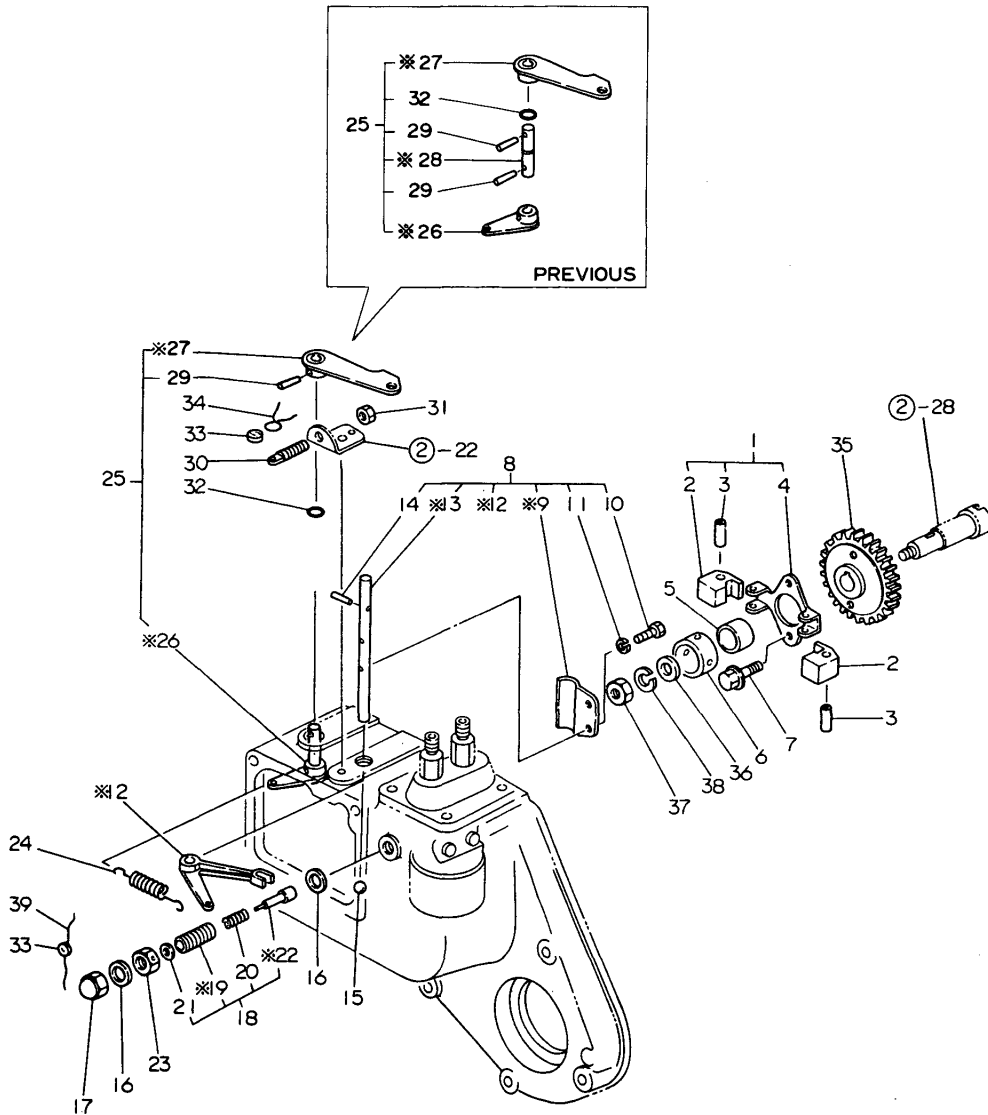
(D)=
(E)=
(F)=

No.	Lev.	Parts No.	Description	Qty						I	R
				(A)	(B)	(C)	(D)	(E)	(F)		
1	1	124064-55600	FILTER ASSY, FUEL	1							
2	2	724160-55200	BODY ASSY, FILTER	1							
4	3	101720-55750	PLUG, 6	2							
5	3	23418-060000	GASKET, 6X1.0	2							
6	3	104200-55341	HANDLE	1							
7	3	104200-55321	VALVE, TAPER	1							
8	3	104200-55330	SPRING, VALVE	1							
9	3	24311-240100	O-RING, 1AP10A	1							
10	3	104200-55750	SCREW, M4	1							
11	2	104500-55710	ELEMENT	1							
12	2	124064-55510	COVER	1							
13	2	110250-55610	RING, RETAINING	1							
14	2	102103-55520	O-RING	1							
15	1	26116-080702	BOLT, M8X 70 PLATED	1							
15-1	1	26106-080602	BOLT, M8X 60 PLATED	1							N
16	1	22217-080000	WASHER, SPRING 8	1							Z
17	1	22117-080000	WASHER, 8	1							
18	1	124060-59801	PIPE ASSY, INJECTION	1							
19	1	124060-59811	PIPE ASSY, INJECTION	1							
20	1	124060-59900	RETAINER, PIPE	2							
21	1	26716-060002	NUT, M6	1							
21-1	1	26366-060002	NUT, M6	1							N
22	1	26557-060122	SCREW, M6X12	1							
23	1	124060-59012	PIPE ASSY, FUEL	1							W
24	2	124060-59101	SPRING, PROTECTE	1							
25	2	124160-59080	PIPE, FUEL D12X220	1							
26	2	124250-59260	JOINT, PIPE 12	1							
26-1	2	101304-59020	JOINT, PIPE 12	1							N
27	1	124766-59050	CLIP, HOSE 12	1							
28	1	124766-59050	CLIP, HOSE 12	1							
29	1	103854-59191	BOLT ASSY, JOINT M12	1							W
30	2	124060-59380	PLUG, 6	1							
31	2	124060-59391	BOLT, PIPE JOINT M12	1							
31-1	2	103854-59201	BOLT, PIPE JOINT M12	1							N
32	2	43400-500390	SEAL WASHER 6	1							
33	1	104200-59170	GASKET, 12	2							
34	1	124160-59500	PIPE ASSY, RETURN	1							
35	1	101147-59810	BOLT, PIPE JOINT M8	2							
36	1	23414-080012	GASKET, 8X1.0	4							
37	1	124060-61130	WASHER, 8	1							

※ MARK PARTS: NOT SOLD SEPARATELY.

Fig.13. GOVERNOR

Fig. 13 GOVERNOR



(A)=2TR13A
(B)=
(C)=

(D)=
(E)=
(F)=

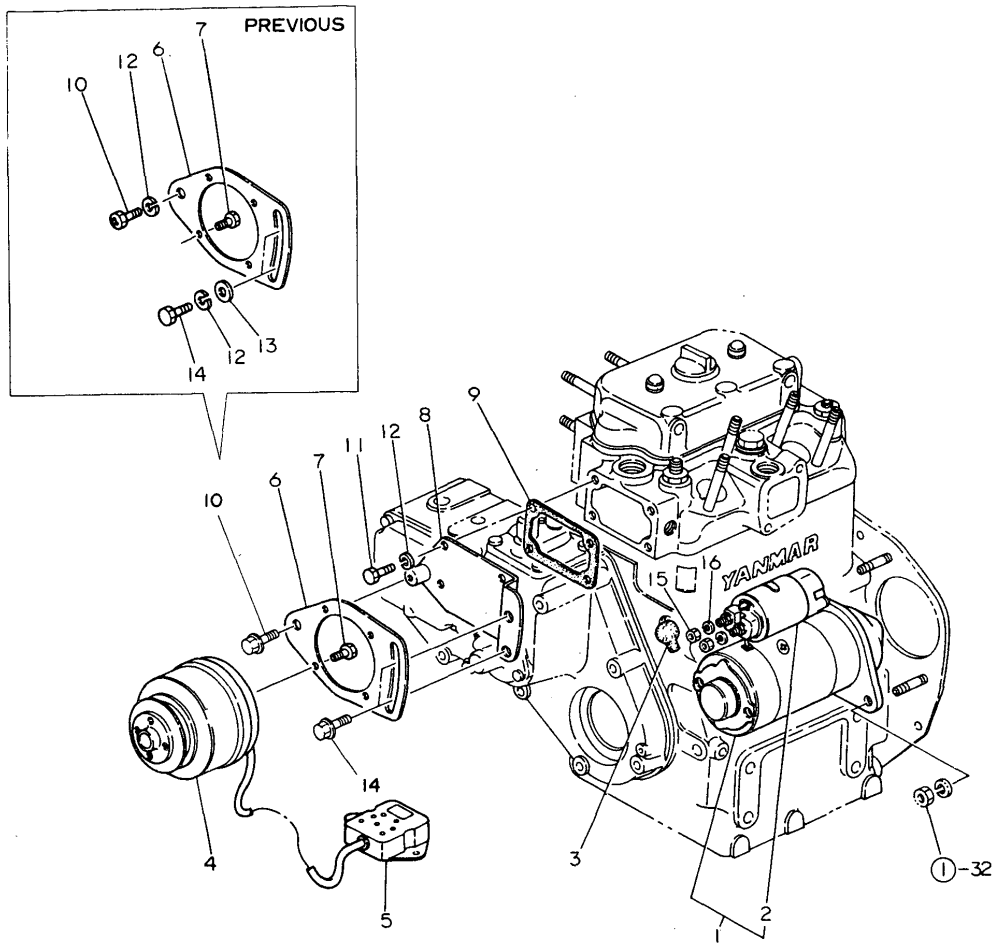
No.	Lev.	Parts No.	Description	Q'ty						I	R
				(A)	(B)	(C)	(D)	(E)	(F)		
1	1	124060-61090	WEIGHT ASSY,GOVERNOR	1							
2	2	104200-61200	WEIGHT, GOVERNOR	2							
3	2	172200-61220	PIN, GOVERNOR WEIGHT	2							
4	2	124060-61110	SUPPORT, WEIGHT	1							
5	1	124060-61100	SLEEVE	1							
6	1	124060-61600	SLEEVE ASSY	1							
7	1	26116-060109	BOLT, M6X 10 PLATED	2							
7-1	1	26106-060102	BOLT, M6X 10 PLATED	2							N
8	1	724060-61651	LEVER ASSY, GOVERNOR	1							
10	2	26116-040102	BOLT M 4X 10 PLATED	2							
11	2	22217-040000	WASHER, SPRING 4	2							
14	2	22322-030180	PIN, TAPER 3X18	1							
15	1	24190-090001	BALL, STEEL 9/32	1							
16	1	43400-500430	SEAL WASHER 10	2							
17	1	26667-100002	NUT, CAP M10	1							
17-1	1	124060-66950	NUT, CAP M10	1							N
18	1	124060-66551	LIMITER ASSY, FUEL	1							
20	2	124060-66580	SPRING, CONTROLLER	1							
21	2	124060-66590	WASHER	1							
23	1	124064-66890	NUT, LOCK	1							
24	1	124060-66010	SPRING, REGULATOR	1							
25	1	724060-66530	HANDLE ASSY	1							
29	2	22322-030160	PIN, TAPER 3X16	2							
29-1	2	22322-030160	PIN, TAPER 3X16	1							K
30	1	103954-66420	BOLT	1							
31	1	124240-66371	NUT	1							
32	1	24311-000050	O-RING, 1AP5.0	2							
33	1	135210-61090	LEAD	2							
34	1	22451-060000	WIRE, 0.6	1							
35	1	124060-61120	CASE, GOVERNOR	1							
36	1	124060-61130	WASHER, 8	1							
37	1	26716-080002	NUT, M8	1							
38	1	22217-080000	WASHER, SPRING 8	1							
39	1	22451-100000	WIRE, 1.0	1							
39-1	1	22451-060000	WIRE, 0.6	1							S

Fig.14. ELECTRIC STARTING SYSTEM

(A)=2TR13A
(B)=
(C)=

(D)=
(E)=
(F)=

Fig. 14 ELECTRIC STARTING SYSTEM



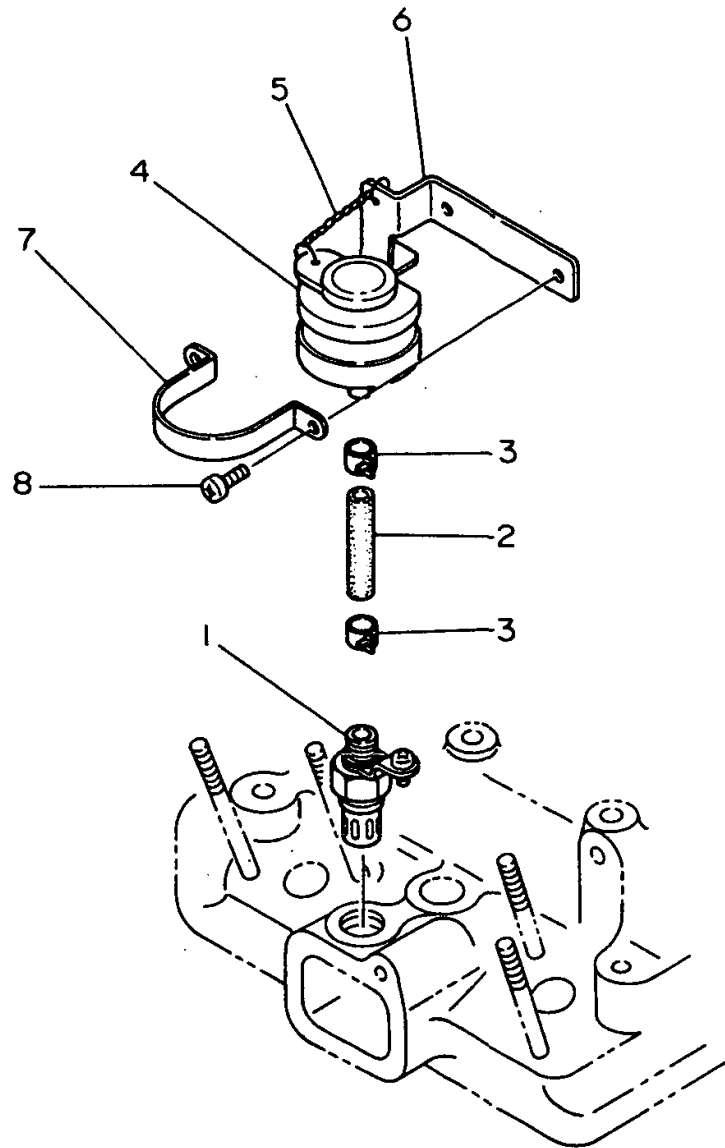
No.	Lev.	Parts No.	Description	Q'ty						I	R
				(A)	(B)	(C)	(D)	(E)	(F)		
1	1	124060-77011	STARTER, 1.2KW	1							
2	2	124060-77300	SWITCH, MAGNETIC	1							
3	1	124160-77020	COVER, TERMINAL	1							
4	1	124660-77990	DYNAMO	1							
5	1	124660-77710	LIMITER, CURRENT	1							
6	1	124060-77110	BRACKET, GENERATOR	1							
7	1	26116-060122	BOLT, M6X 12 PLATED	4							
7-1	1	26106-060122	BOLT, M6X 12 PLATED	4							N
8	1	124060-77151	BRACKET, GENERATOR	1							
9	1	124060-77170	GASKET	1							
9-1	1	124060-77171	GASKET	1							N
10	1	26117-080169	BOLT M 8X 16 PLATED	1							
10-1	1	26106-080162	BOLT, M8X 16 PLATED	1							N
11	1	26116-080162	BOLT, M8X 16 PLATED	4							
12	1	22217-080000	WASHER, SPRING 8	7							
12-1	1	22217-080000	WASHER, SPRING 8	4							K
13	1	22117-080000	WASHER, 8	2							Z
14	1	26116-080252	BOLT, M8X 25 PLATED	2							
14-1	1	26106-080252	BOLT, M8X 25 PLATED	2							N
15	1	26756-080002	NUT, LOCK M8	2							
16	1	22217-080000	WASHER, SPRING 8	2							

Fig.15. THERMOSTERT DEVICE

(A)=2TR13A
(B)=
(C)=

(D)=
(E)=
(F)=

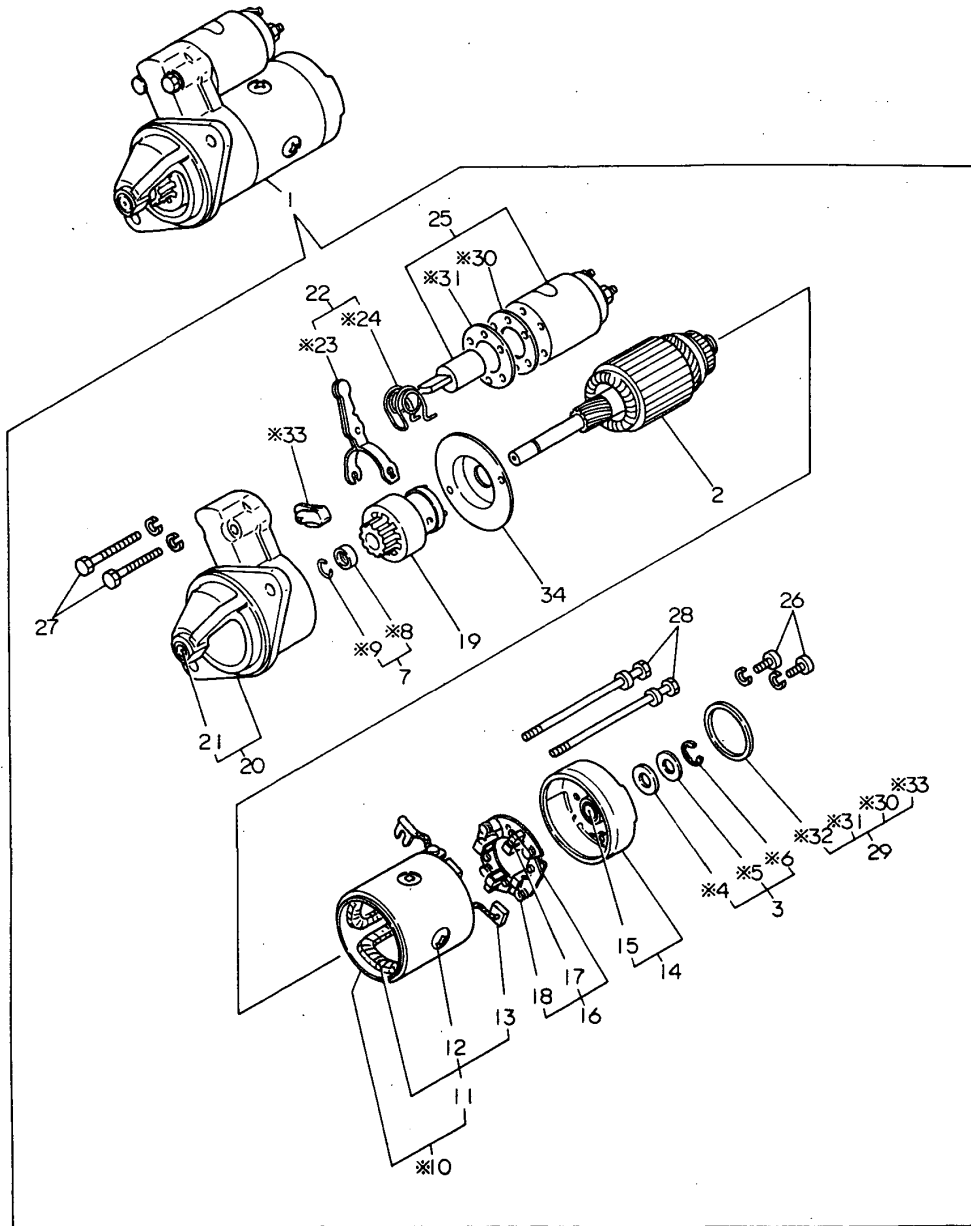
Fig. 15 THERMOSTART DEVICE



No.	Lev.	Parts No.	Description	Q'ty						I	R
				(A)	(B)	(C)	(D)	(E)	(F)		
1	1	121023-77910	PLUG, THERMOSTAT	1							
2	1	124160-77701	PIPE, FUEL	1							
3	1	124060-77680	CLIP, HOSE 10	2							
4	1	124460-77802	TANK ASSY, HEADER	1							
5	1	101100-55060	CHAIN	1							
6	1	124060-77811	RETAINER	1							
7	1	124460-77820	RETAINER	1							
8	1	26557-060082	SCREW, M6X 8	2							

Fig.16. STARTER(MAKER:HITACHI)

Fig. 16 STARTER (MAKER : HITACHI)



(A)=2TR13A
(B)=
(C)=

(D)=
(E)=
(F)=

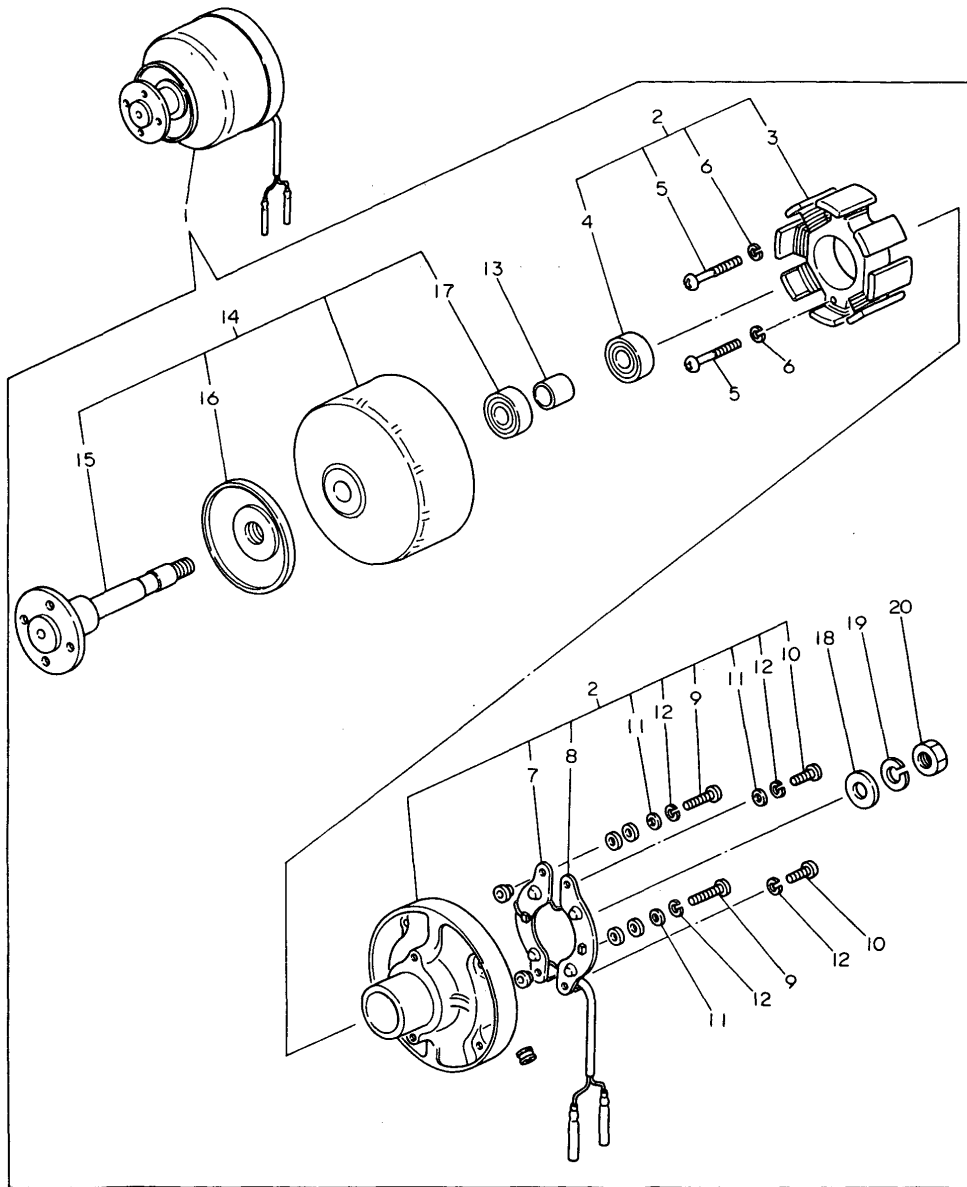
No.	Lev.	Parts No.	Description	Q'ty						I	R
				(A)	(B)	(C)	(D)	(E)	(F)		
2	2	X211491001	ARMATURE ASSY	1							
3	2	X21148110	WASHER SET, THRUST	1							
7	2	X21147155	STOPPER SET, PINION	1							
11	3	X211432001	COIL ASSY, FIELD	1							
12	4	X21147215	SCREW, POLE CORE	4							
13	4	X21145312	BRUSH, +	2							
14	2	X211453002	COVER ASSY, REAR	1							
15	3	X21145352	METAL	1							
16	2	X21141360	HOLDER ASSY, BRUSH	1							
17	3	X21145313	BRUSH (-)	2							
18	3	X21144314	SPRING, BRUSH	4							
19	2	X211455003	PINION ASSY	1							
20	2	X211416007	CASE ASSY, GEAR	1							
21	3	X21144661	METAL, GEAR CASE	1							
22	2	X21148652	LEVER SET, SHIFT	1							
25	2	X211437002	SWITCH ASSY, MAGNET	1							
26	2	26557-040122	SCREW, M4X12	2							
27	2	26116-060322	BOLT, M6X 32 PLATED	2							
28	2	X21147854	BOLT	2							
29	2	X21143963	COVER KIT, DUCT	1							
34	2	X21143454	PLATE, CENTER	1							

Fig.17. GENERATOR(MAKER:KOKUSAN)

(A)=2TR13A
(B)=
(C)=

(D)=
(E)=
(F)=

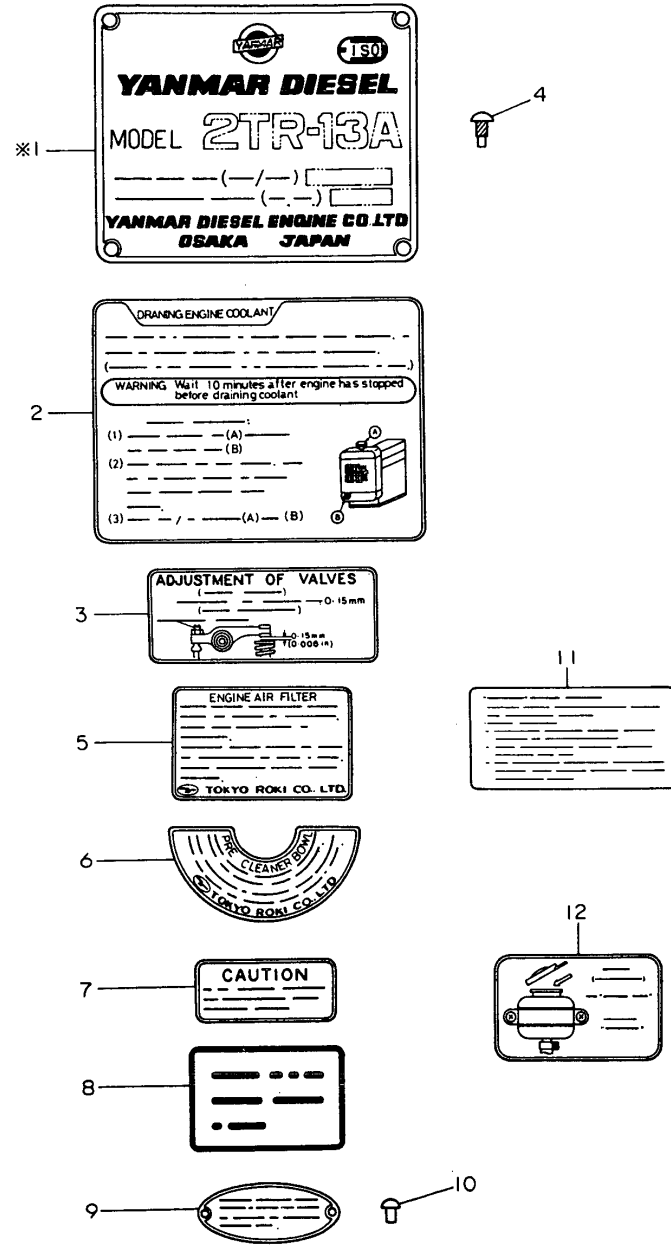
Fig. 17 GENERATOR (MAKER : KOKUSAN)



No.	Lev.	Parts No.	Description	Q'ty						I	R
				(A)	(B)	(C)	(D)	(E)	(F)		
2	2	942701-41407	PLATE ASSY	1							
3	3	942131-41410	CORE ASSY	1							
4	3	942151-86124	BEARING #6201Z	1							
5	3	26557-040202	SCREW, M4X20	2							
6	3	22217-040000	WASHER, SPRING 4	2							
7	3	942141-41416	CONTROL UNIT (B)	1							
8	3	942141-41417	CONTROL UNIT (A)	1							
9	3	26557-040152	SCREW	2							
10	3	26557-040082	SCREW, M4X 8	2							
11	3	22217-040000	WASHER, 4	3							
12	3	22217-040000	WASHER, SPRING 4	4							
13	2	942151-32983	SPACER	1							
14	2	94270M-42875	WHEEL ASSY, MAGNET	1							
15	3	942141-42303	SHAFT	1							
16	3	942141-42306	V-PULLEY	1							
17	3	942151-86124	BEARING #6201Z	1							
18	2	942151-86025	WASHER	1							
19	2	942151-21923	SPRING WASHER	1							
20	2	942151-86372	NUT	1							

Fig.18. LABELS(FOR ENGINE)

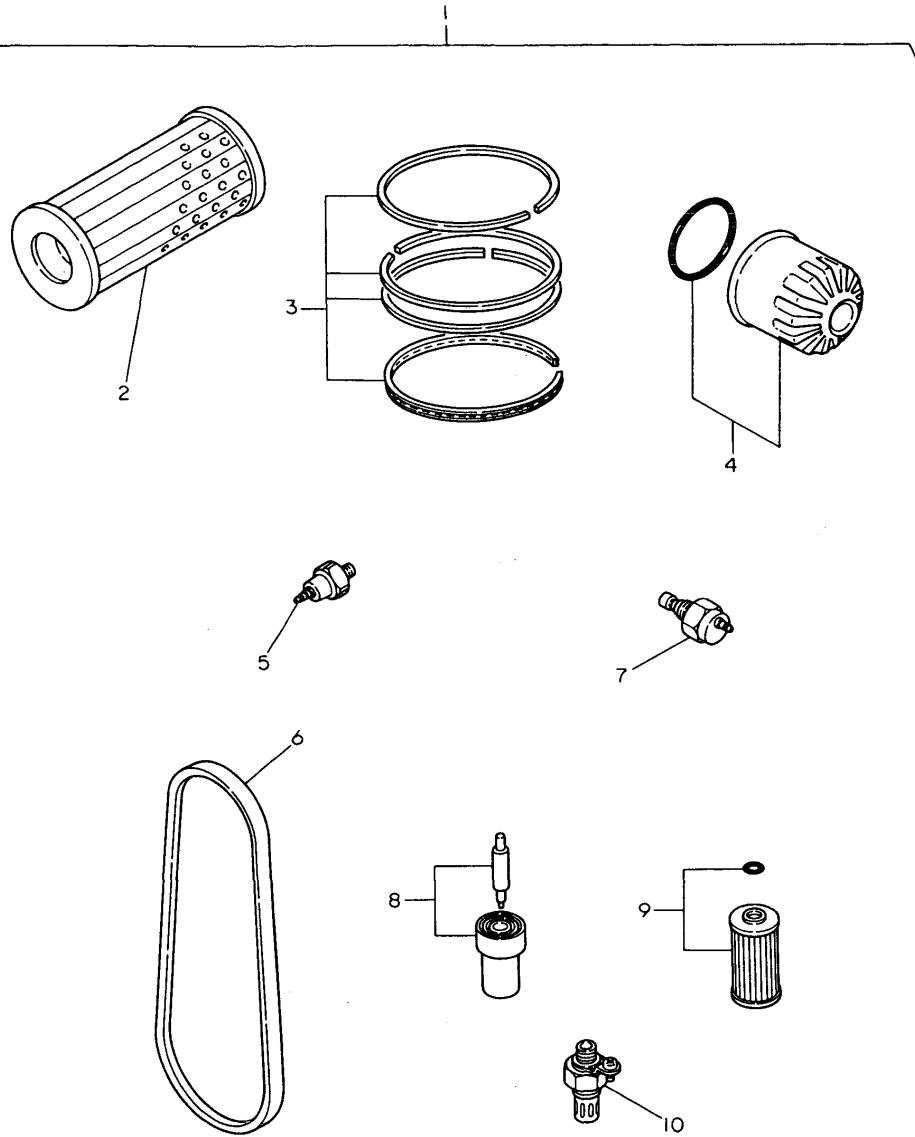
Fig. 18 LABELS [FOR ENGINE]



No.	Lev.	Parts No.	Description	Q'ty						I	R
				(A)	(B)	(C)	(D)	(E)	(F)		
2	1	124064-07150	LABEL, WATER DRAIN	1							
3	1	124064-07160	LABEL, VALVE ADJUST.	1							
4	1	102210-07990	RIVET	4							
5	1	121454-12520	LABEL, AIR-CLEANER	1							
6	1	121454-12480	LABEL, PRE-CLEANER	1							
7	1	124064-44920	LABEL, RADIATOR	1							
8	1	124764-44920	LABEL, ANTI-FREEZING	1							
9	1	124660-51920	LABEL, FUEL I. PUMP	1							
10	1	124220-51890	RIVET	2							
11	1	124764-77970	LABEL, THERMOSTART	1							
12	1	124764-77980	LABEL, FUEL CAUTION	1							

Fig.19. REPAIR KIT(A)(FOR ENGINE)

Fig. 19 REPAIR KIT (A) [FOR ENGINE]



(A)=2TR13A
(B)=
(C)=

(D)=
(E)=
(F)=

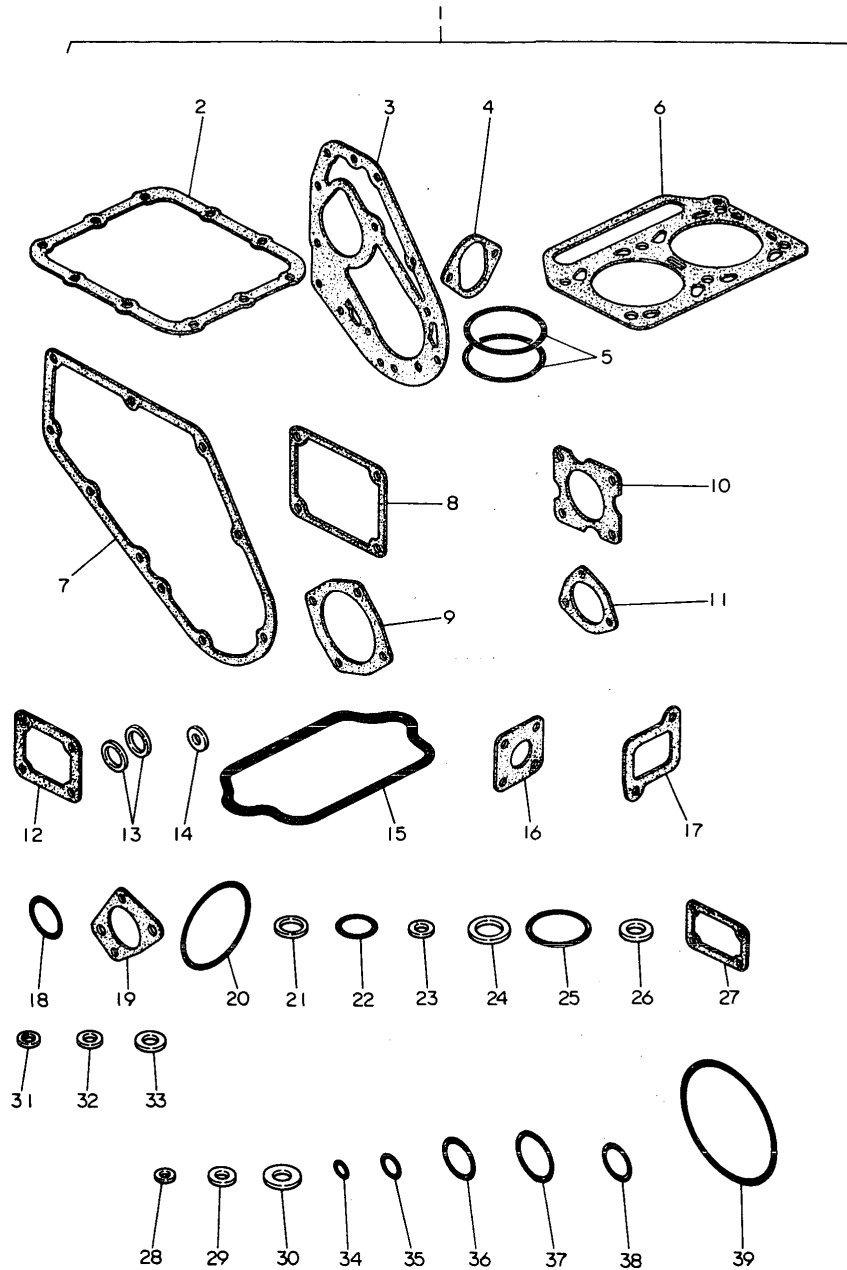
No.	Lev.	Parts No.	Description	Q'ty						I	R
				(A)	(B)	(C)	(D)	(E)	(F)		
1	1	724060-92501	REPAIR KIT	1							
2	2	124064-12510	ELEMENT	1							
3	2	724066-22501	RING SET, PISTON	2							
3-1	2	724066-22502		2							
4	2	124450-35100	FILTER, OIL	1							
5	2	124060-39451	SWITCH, 0.2KG	1							
6	2	124064-42290	V-BELT, AX28	1							
7	2	124450-44902	SWITCH, 120	1							
8	2	124770-53000	VALVE ASSY,INJECTION	2							
9	2	104500-55710	ELEMENT	1							
10	2	121023-77910	PLUG, THERMOSTAT	1							

Fig.20. GASKET KIT(A)(FOR ENGINE)

(A)=2TR13A
(B)=
(C)=

(D)=
(E)=
(F)=

Fig. 20 GASKET KIT (A) [FOR ENGINE]



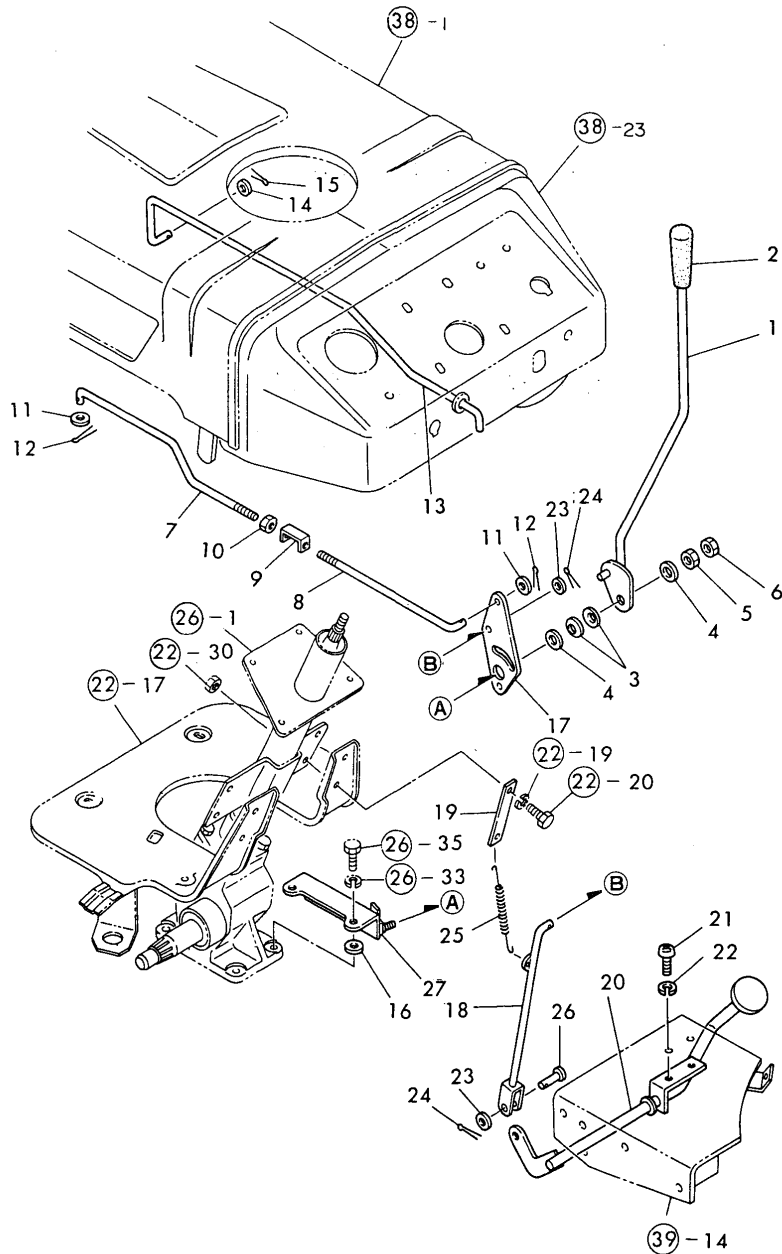
No.	Lev.	Parts No.	Description	Q'ty						I	R
				(A)	(B)	(C)	(D)	(E)	(F)		
1	1	724060-92600	GASKET SET	1							
2	2	124060-01742	GASKET	1							
3	2	124060-01560	GASKET, GEAR CASE	1							
4	2	124060-34842	GASKET	1							
5	2	124060-01300	GASKET, LINER	4							
6	2	124060-01330	GASKET, HEAD	1							
7	2	124060-01511	GASKET, GEAR CASE	1							
8	2	124060-01532	GASKET	1							
9	2	124060-26063	GASKET	1							
10	2	124060-01883	GASKET	1							
11	2	124250-91412	GASKET	1							
12	2	124450-11681	GASKET	1							
13	2	101204-11452	GASKET, CHAMBER	4							
14	2	103854-11490	INSULATOR	2							
15	2	124060-11311	GASKET, BONNET	1							
16	2	124450-11900	GASKET	2							
17	2	124060-12030	GASKET	1							
18	2	103338-32570	O-RING	1							
19	2	124060-32092	GASKET, PUMP	1							
20	2	124450-35110	O-RING	1							
21	2	174307-51270	GASKET	2							
22	2	124550-51370	O-RING	2							
23	2	124550-51350	GASKET, DELIVERY	2							
24	2	172100-53200	GASKET	2							
25	2	102103-55520	O-RING	1							
26	2	104200-59170	GASKET, 12	2							
27	2	124060-77170	GASKET	1							
27-1	2	124060-77171	GASKET	1							
28	2	43400-500390	SEAL WASHER 6	1							
29	2	43400-500410	SEAL WASHER 8	2							
30	2	43400-500430	SEAL WASHER 10	2							
31	2	23414-080000	GASKET, 8X1.0	7							
32	2	23414-120000	GASKET, 12X1.0	7							
33	2	124465-44950	GASKET, 16	1							
34	2	24311-000050	O-RING, 1AP5.0	2							
35	2	24311-000070	O-RING, 1AP7.0	2							
36	2	24311-000120	O-RING, 1AP12.0	2							
37	2	24311-000140	O-RING, 1AP14.0	1							
38	2	24311-240100	O-RING, 1AP10A	1							
39	2	121420-01760	O-RING	1							
39-1	2	24311-000320	O-RING, 1AP32.0	1							

Fig.21. THROTTLE

(A)=YM165
(B)=YM165D
(C)=

(D)=
(E)=
(F)=

Fig. 21 THROTTLE



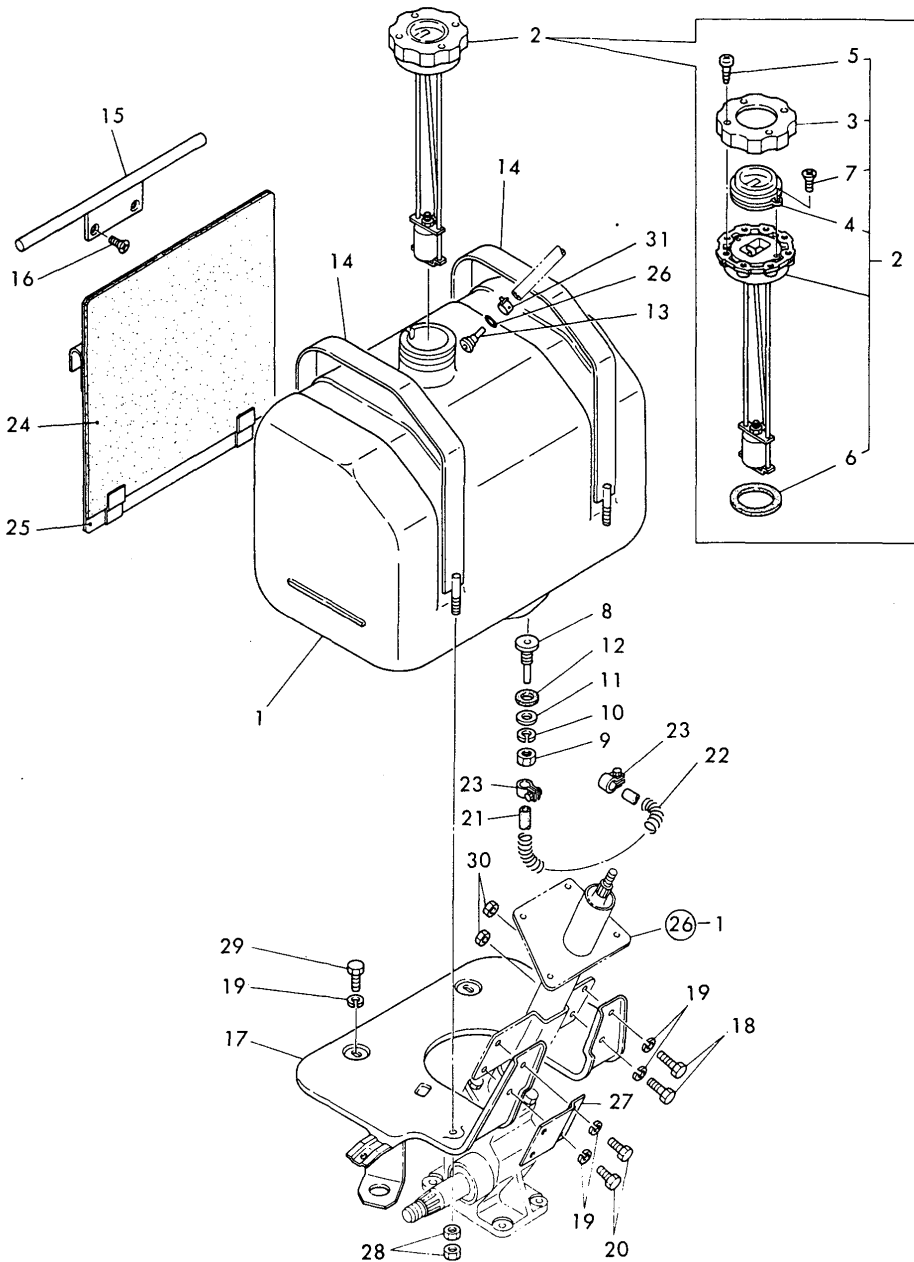
No.	Lev.	Parts No.	Description	Q'ty						I	R
				(A)	(B)	(C)	(D)	(E)	(F)		
1	1	194345-01100	LEVER, THROTTLE	1	1						
2	1	194464-01190	KNOB, LEVER	1	1						
3	1	194200-01150	SPRING	2	2						
4	1	22137-100000	WASHER, 10	2	2						
5	1	26716-100002	NUT, M10	1	1						
6	1	26756-100002	NUT, LOCK M10	1	1						
7	1	194200-01172	ROD, FRONT	1	1						
8	1	194340-01180	ROD, REAR	1	1						
9	1	194200-01190	ADJUSTER	1	1						
10	1	26716-080002	NUT, M8	1	1						
11	1	22117-080000	WASHER, 8	2	2						
12	1	22417-200120	COTTER PIN 2.0X12	2	2						
13	1	194200-01200	LEVER, DECOMPRESSION	1	1						
14	1	22117-060000	WASHER, 6	1	1						
15	1	22417-200100	COTTER PIN 2.0X10	1	1						
16	1	22117-100000	WASHER, 10	2	2						
17	1	194340-01650	PLATE	1	1						
18	1	194340-01660	ROD, THROTTLE	1	1						
19	1	194200-01710	HOOK	1	1						
20	1	194200-01541-X	PEDAL, THROTTLE	1	1						
21	1	26557-080162	SCREW, M8X16	2	2						
22	1	22217-080000	WASHER, SPRING 8	2	2						
23	1	22117-060000	WASHER, 6	2	2						
24	1	22417-200100	COTTER PIN 2.0X10	2	2						
25	1	194200-01680	SPRING	1	1						
26	1	1A1030-55480	PIN 6X14,FLAT HD.	1	1						
27	1	194345-15530-X	SUPPORT ASSY, AXLE	1	1						

Fig.22. FUEL TANK

(A)=YM165
(B)=YM165D
(C)=

(D)=
(E)=
(F)=

Fig. 22 FUEL OIL TANK



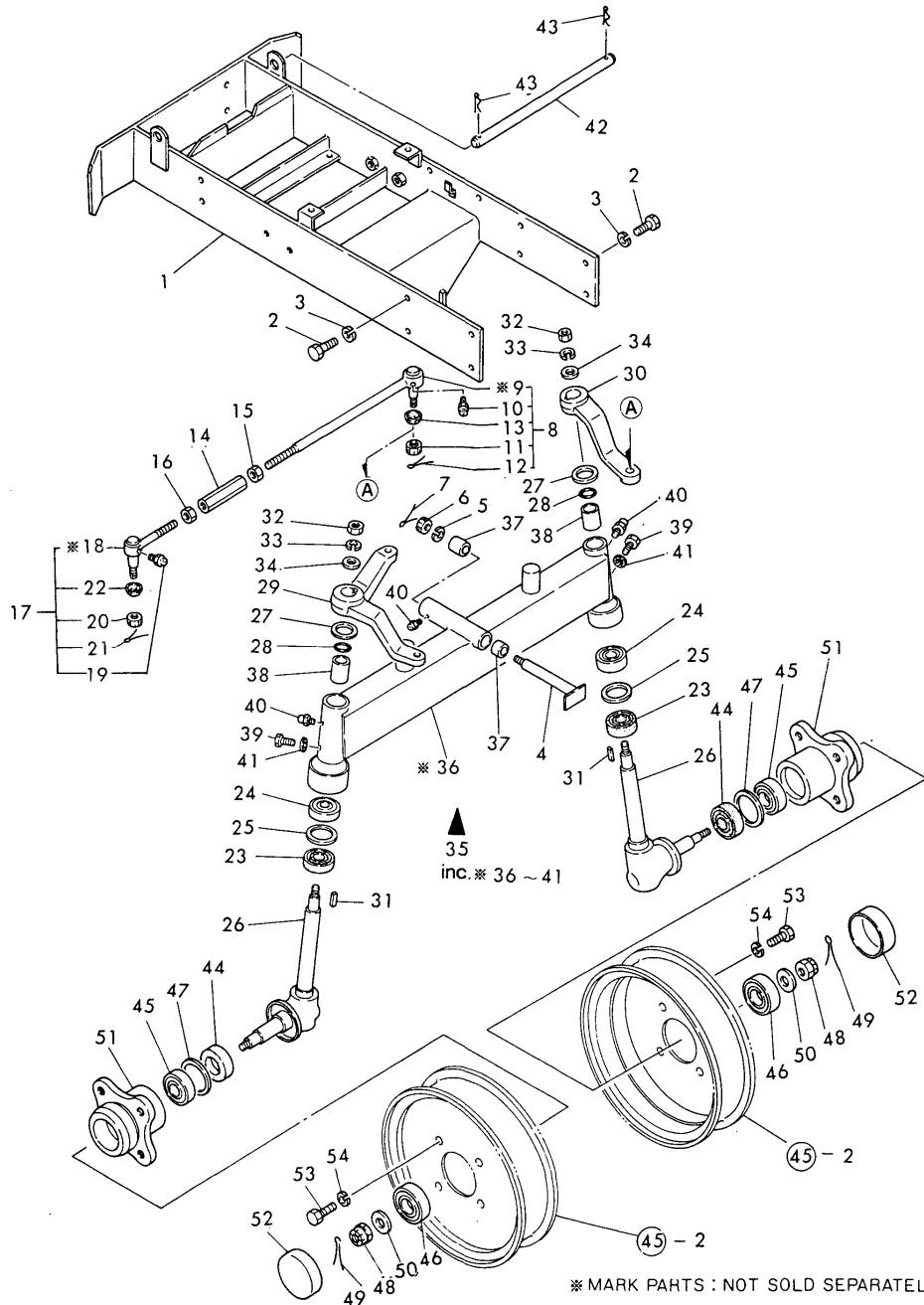
No.	Lev.	Parts No.	Description	Q'ty						I	R
				(A)	(B)	(C)	(D)	(E)	(F)		
1	1	194345-04100	TANK, FUEL	1	1						
2	1	194345-04130	CAP ASSY, TANK	1	1						
3	2	194145-04311	CAP, FUEL TANK	1	1						
4	2	194145-04351	LENS	1	1						
5	2	194145-04460	SCREW, TAPPING M4X12	4	4						
6	2	194145-04521	GASKET	1	1						
7	2	194145-04530	SCREW M3X 6	2	2						
8	1	194200-04251	PIPE, TANK	1	1						
9	1	26716-100002	NUT, M10	1	1						
10	1	22217-100000	WASHER, SPRING 10	1	1						
11	1	22117-100000	WASHER, 10	1	1						
12	1	194200-04280	PACKING, 10	1	1						
13	1	194200-04261	JOINT, PIPE	1	1						
14	1	194200-04301-X	BAND, FUEL OIL TANK	2	2						
15	1	194200-04350-X	FITTING ASSY, BAND	1	1						
16	1	26577-080162	SCREW, M8X16	2	2						
17	1	194340-04500-X	BRACKET	1	1						
18	1	26116-080122	BOLT, M8X 12 PLATED	2	2						
18-1	1	26013-080122	BOLT, M8X 12	2	2						N
19	1	22217-080000	WASHER, SPRING 8	6	6						
19-1	1	22217-080000	WASHER, SPRING 8	2	2						K
20	1	26116-080162	BOLT, M8X 16 PLATED	2	2						
20-1	1	26013-080162	BOLT, M8X 16	2	2						N
21	1	194200-04650	PIPE, TANK	1	1						
22	1	194200-04660	SPRING, PROTECT	1	1						
23	1	124460-59060	BAND	2	2						
24	1	194340-04490	GASKET	1	1						
25	1	194340-04390-X	COVER, TANK	1	1						
26	1	24341-000040	O-RING, 1AS4.0	1	1						
27	1	194345-52490-X	BRACKET, FUSE BOX	1	1						
28	1	26716-080002	NUT, M8	4	4						
29	1	26116-080202	BOLT, M8X 20 PLATED	2	2						
30	1	26716-080002	NUT, M8	2	2						
31	1	124060-77680	CLIP, HOSE 10	1	1						

Fig.23. FRONT AXLE(FOR MODEL YM165)

(A)=YM165
(B)=YM165D
(C)=

(D)=
(E)=
(F)=

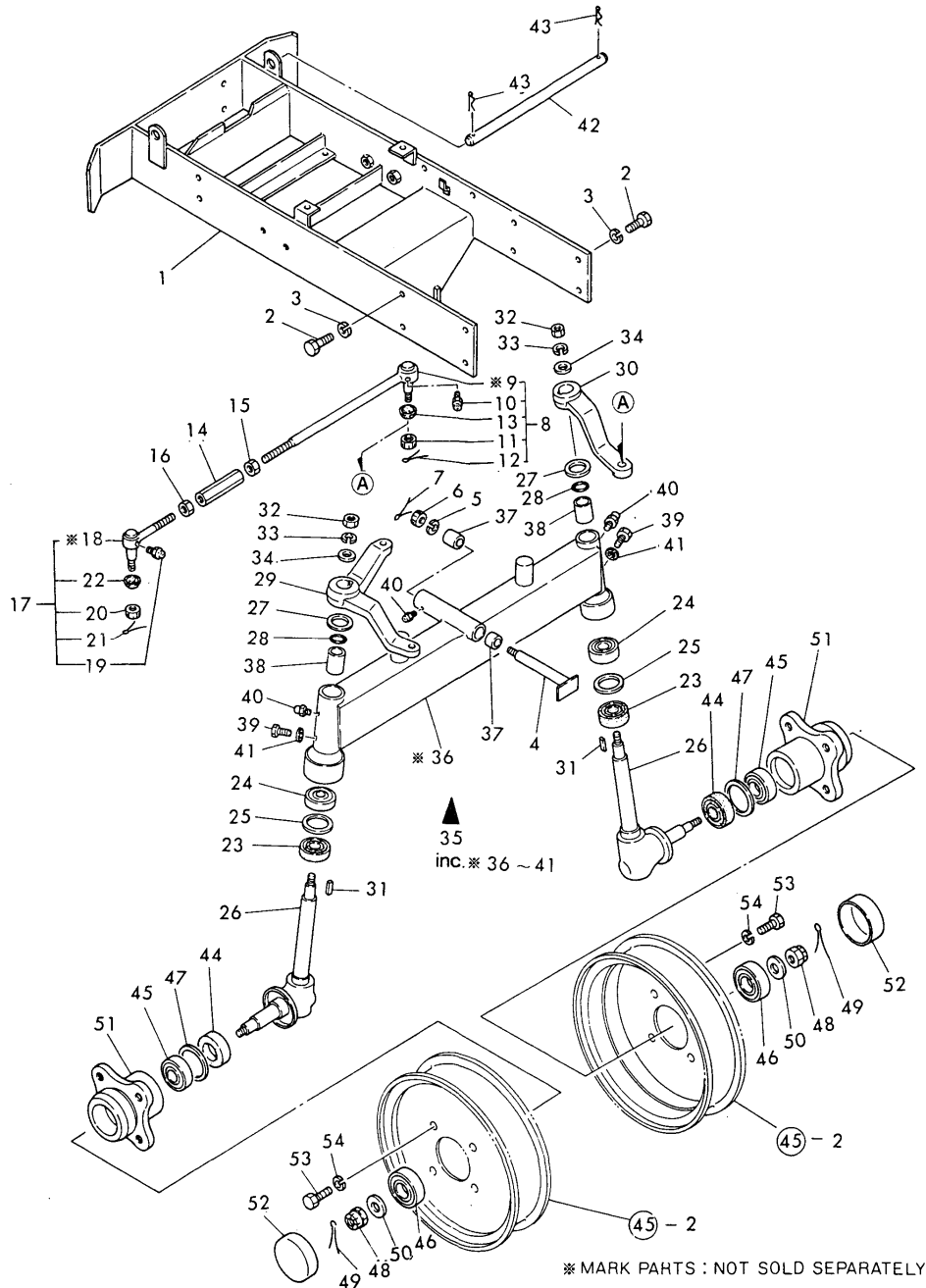
Fig. 23 FRONT AXLE [FOR MODEL YM165]



No.	Lev.	Parts No.	Description	Q'ty						I	R
				(A)	(B)	(C)	(D)	(E)	(F)		
1	1	194345-11350-X	BRACKET, FRONT AXLE	1							
2	1	26116-120302	BOLT, M12X 30 PLATED	8							
2-1	1	26013-120302	BOLT, M12X 30	8							N
3	1	22217-120000	WASHER, SPRING 12	8							Z
4	1	194210-13212-X	PIN, CENTER	1							
4-1	1	194340-13210-X		1							S
5	1	22137-160000	WASHER, 16	1							
5-1	1	22137-200000	WASHER, 20	1							S
6	1	194210-13250	NUT	1							
6-1	1	26877-200002	NUT, CASTLE M20	1							S
7	1	22417-400300	PIN, COTTER 4.0X30	1							
7-1	1	22417-400400	PIN, COTTER 4.0X40	1							N
8	1	194200-14611-X	ROD ASSY, TIE	1							
8-1	1	194200-14612	ROD ASSY, TIE	1							N
10	2	24761-060000	NIPPLE, GREASE MT6X1	1							
11	2	194730-57241	NUT M12	1							
12	2	22417-300250	PIN, COTTER 3.0X25	1							
13	2	194730-57220	COVER, DUCT	1							
14	1	194150-12410-U	TURNBUCKLE, M17X95	1							
15	1	194990-22830	NUT M17	1							
16	1	194990-22840	NUT M17	1							
17	1	794730-57122-X	END(RL) ASSY,TIE-ROD	1							
19	2	24761-060000	NIPPLE, GREASE MT6X1	1							
20	2	194730-57241	NUT M12	1							
21	2	22417-300250	PIN, COTTER 3.0X25	1							
22	2	194730-57220	COVER, DUCT	1							
23	1	194150-12720	SEAL TC35 52 11, OIL	2							
24	1	24101-062054	BEARING, BALL 6205	2							
25	1	194151-11670	WASHER, 42X51.8X1	2							
26	1	194151-11600-X	PIN ASSY, KING	2							
27	1	194151-11840	COVER, KING PIN	2							
28	1	194151-11860	O-RING, 1A-2025	2							
29	1	194200-11782-X	ARM, KNUCKLE	1							
30	1	194200-11792-X	ARM, KNUCKLE	1							
31	1	194151-11660	KEY 7X26	2							
32	1	194151-11640	NUT 18	2							
33	1	22217-180000	WASHER, SPRING 18	2							
34	1	194151-11650	WASHER, 18X36X2.3	2							
35	1	794200-11200-X	AXLE ASSY, FRONT	1							
37	2	194200-11570	BUSH	2							
38	2	194151-11360	BUSH	2							
38-1	2	194440-11360	BUSH, 25X29X30	2							N
39	2	194145-11350	BOLT, M6X5	2							
40	2	24761-060000	NIPPLE, GREASE MT6X1	3							
41	2	23418-060000	GASKET, 6X1.0	2							
42	1	194345-11140	PIN, LOCK	1							
43	1	22360-160000	PIN, SNAP 16	2							
44	1	194150-12720	SEAL TC35 52 11, OIL	2							
45	1	24101-062054	BEARING, BALL 6205	2							
46	1	24101-062044	BEARING, BALL 6204	2							
47	1	194151-11670	WASHER, 42X51.8X1	2							

Fig.23. FRONT AXLE(FOR MODEL YM165)

Fig. 23 FRONT AXLE [FOR MODEL YM165]



(A)=YM165
(B)=YM165D
(C)=

(D)=
(E)=
(F)=

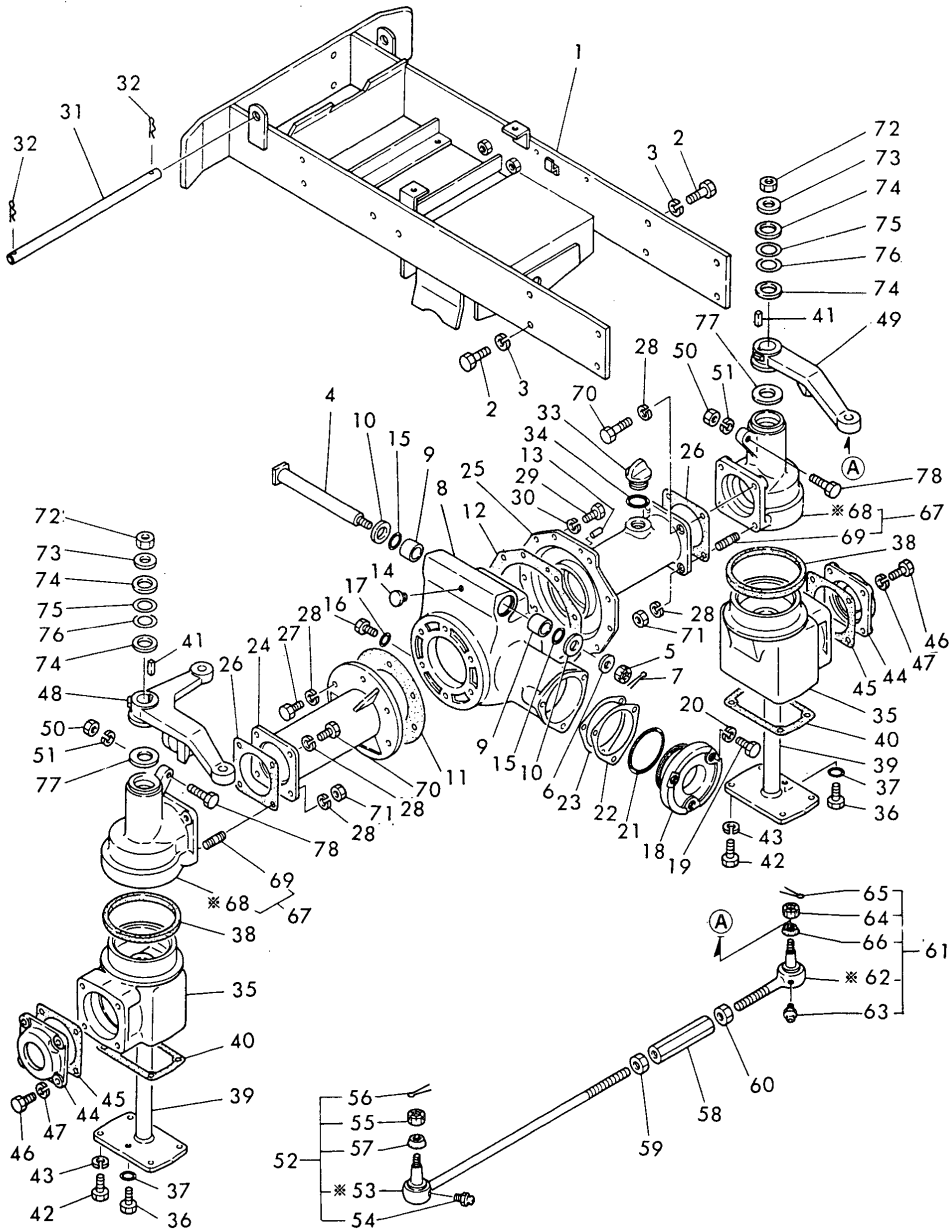
No.	Lev.	Parts No.	Description	Q'ty						I	R
				(A)	(B)	(C)	(D)	(E)	(F)		
48	1	26877-200002	NUT, CASTLE M20	2							
49	1	22417-400400	PIN, COTTER 4.0X40	2							
50	1	194151-12640	WASHER 20X32X2.3	2							
51	1	194200-11801	HUB, FRONT WHEEL	2							
52	1	194151-12620-X	COVER, HUB	2							
53	1	26116-120252	BOLT, M12X 25 PLATED	8							
53-1	1	26013-120252	BOLT, M12X 25	8							N
54	1	22217-120000	WASHER, SPRING 12	8							Z

Fig.24. FRONT AXLE(FOR MODEL YM165D)

(A)=YM165
(B)=YM165(D)
(C)=

(D)=
(E)=
(F)=

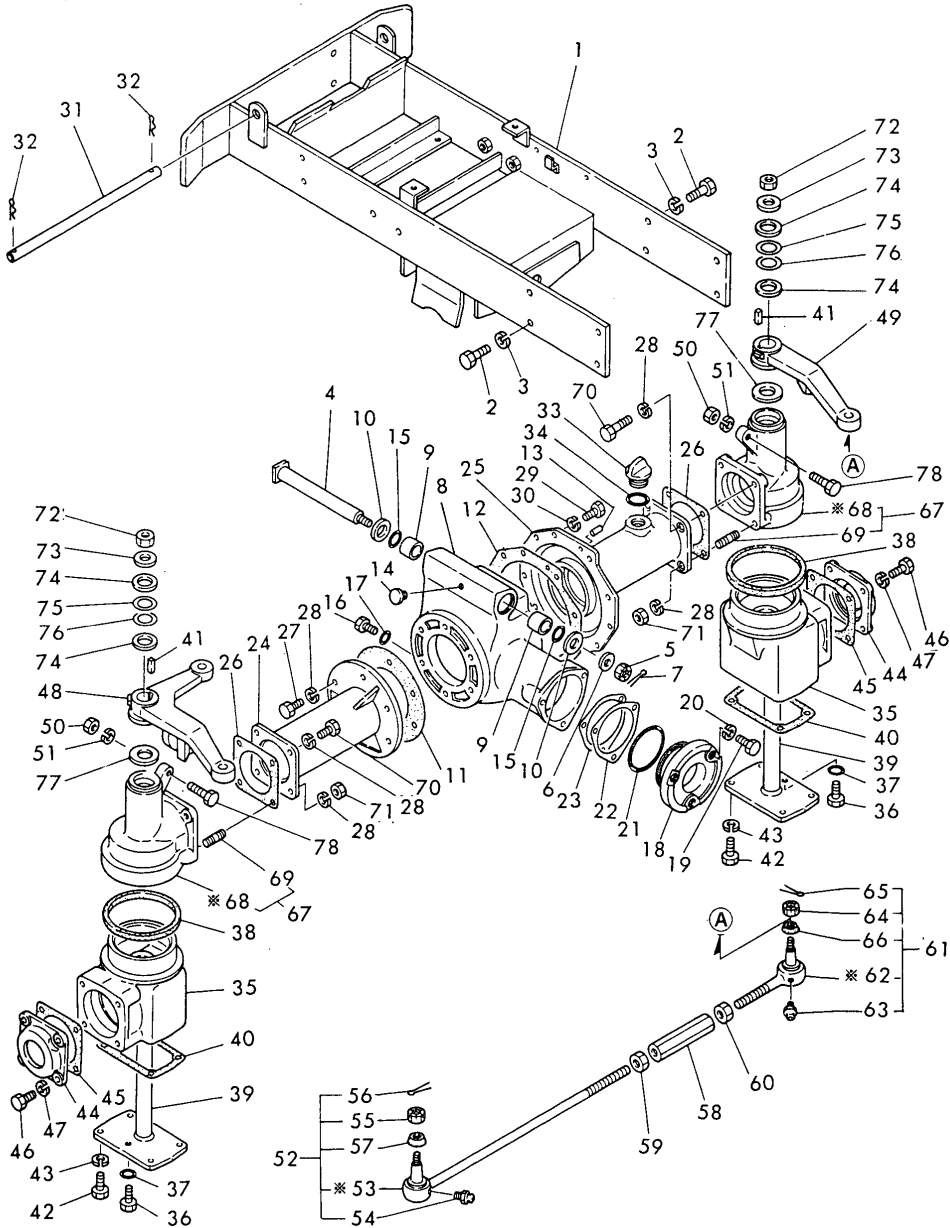
Fig. 24 FRONT AXLE [FOR MODEL YM165D]



No.	Lev.	Parts No.	Description	Qty						I	R
				(A)	(B)	(C)	(D)	(E)	(F)		
1	1	194346-11100-X	BRACKET, FRONT AXLE	1							
2	1	26116-120302	BOLT, M12X 30 PLATED	8							
2-1	1	26013-120302	BOLT, M12X 30	8							N
3	1	22217-120000	WASHER, SPRING 12	8							Z
4	1	194210-13212-X	PIN, CENTER	1							
4-1	1	194340-13210-X		1							S
5	1	194210-13250	NUT	1							
5-1	1	26877-200002	NUT, CASTLE M20	1							S
6	1	22137-160000	WASHER, 16	1							
6-1	1	22137-200000	WASHER, 20	1							S
7	1	22417-400300	PIN, COTTER 4.0X30	1							
7-1	1	22417-400400	PIN, COTTER 4.0X40	1							N
8	1	194210-13512-X	CASE, AXLE	1							
9	1	194210-13520	METAL 22X28X22	1							
10	1	194210-13530	LINER 22.5X34X2	2							
11	1	194210-13540	PACKING	1							
12	1	194210-13551	PACKING (R)	1							
13	1	1A1040-26060	PIN, 8X28	2							
14	1	194210-13561	BREATHER, 10	1							
15	1	24311-350220	O-RING, 1AP22A	2							
16	1	1A1040-48070	PLUG 10	2							
17	1	24311-000120	O-RING, 1AP12.0	2							
18	1	194212-13450-X	CAP	1							
19	1	26116-080302	BOLT, M8X 30 PLATED	3							
19-1	1	26013-080302	BOLT, M8X 30	3							N
20	1	22217-080000	WASHER, SPRING 8	3							Z
21	1	24322-000600	O-RING, 2G60.0	1							
21-1	1	24321-000600	O-RING, 1AG60.0	1							N
22	1	194210-14450	SHIM, T=0.1	1							1
23	1	194210-14460	SHIM, T=0.2	1							1
24	1	194341-13610-X	AXLE, FRONT	1							
25	1	194346-13620-X	CASE, AXLE	1							
26	1	194341-13740	PACKING	2							
27	1	26116-100282	BOLT M10X 28 PLATED	6							
27-1	1	26013-100282	BOLT, M10X 28	6							N
28	1	22217-100000	WASHER, SPRING 10	14							
28-1	1	22217-100000	WASHER, SPRING 10	4							K
29	1	26116-080252	BOLT, M8X 25 PLATED	11							
29-1	1	26013-080252	BOLT, M8X 25	11							N
30	1	22217-080000	WASHER, SPRING 8	11							Z
31	1	194345-11140	PIN, LOCK	1							
32	1	22360-160000	PIN, SNAP 16	2							
33	1	194346-13630	PLUG, 20	1							
34	1	24311-000180	O-RING, 1AP18.0	1							
35	1	194341-13820-X	CASE, GEAR	2							
36	1	1A1040-48070	PLUG 10	2							
37	1	24311-000120	O-RING, 1AP12.0	2							
38	1	194341-13840	SEAL, OIL TC13516514	2							
39	1	194341-13900-X	PIN ASSY, KING	2							
40	1	194341-13950	PACKING	2							
41	1	194151-11660	KEY 7X26	2							

N:Old $\xrightarrow{\text{Yes}}$ New, Q:Old $\xrightarrow{\text{No}}$ New, R:Old $\xrightarrow{\text{Yes}}$ New, S:Old $\xrightarrow{\text{No}}$ New, W:Add, Z:Discontinued, F:Interchangeable by set, K:Q'ty Change
 ++ CONTINUE ++
 Copyright (C) YANMAR CO., LTD. All Rights Reserved.

Fig.24. FRONT AXLE(FOR MODEL YM165D)



(A)=YM165
(B)=YM165(D)
(C)=

(D)=
(E)=
(F)=

Fig. 24 FRONT AXLE [FOR MODEL YM165D]

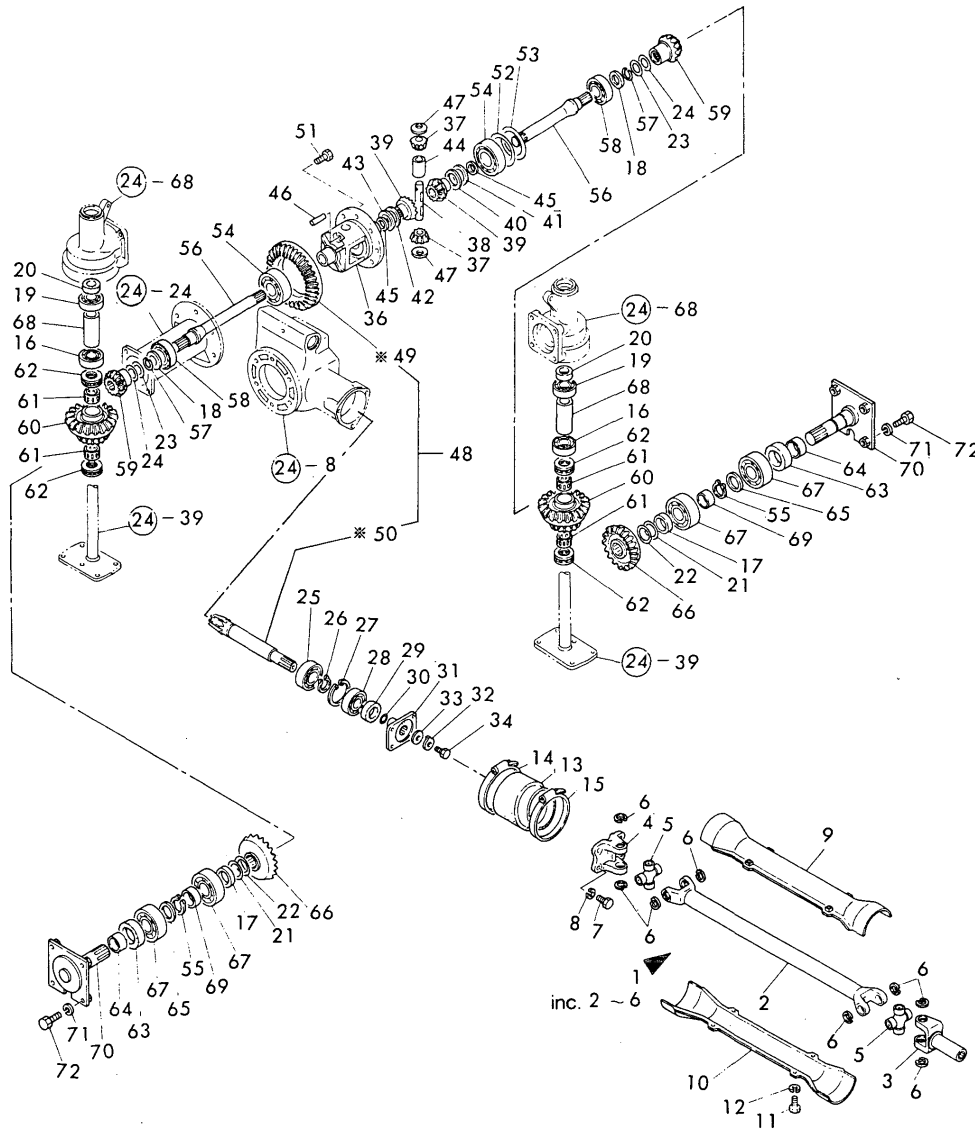
No.	Lev.	Parts No.	Description	Qty						I	R
				(A)	(B)	(C)	(D)	(E)	(F)		
42	1	26116-100282	BOLT M10X 28 PLATED		8						
42-1	1	26013-100282	BOLT, M10X 28		8						N
43	1	22217-100000	WASHER, SPRING 10		8						Z
44	1	194210-13930-X	CAP, GEAR CASE		2						
45	1	194210-13940	PACKING		2						
46	1	26116-080222	BOLT, M8X 22 PLATED		8						
46-1	1	26013-080222	BOLT, M8X 22		8						N
47	1	22217-080000	WASHER, SPRING 8		8						Z
48	1	194341-14530-X	ARM, KNUCKLE		1						
49	1	194341-14520-X	ARM, KNUCKLE		1						
50	1	26756-100002	NUT, LOCK M10		2						
51	1	22217-100000	WASHER, SPRING 10		2						
52	1	194200-14611-X	ROD ASSY, TIE		1						
52-1	1	194200-14612	ROD ASSY, TIE		1						N
54	2	24761-060000	NIPPLE, GREASE MT6X1		1						
55	2	194730-57241	NUT M12		1						
56	2	22417-300250	PIN, COTTER 3.0X25		1						
57	2	194730-57220	COVER, DUCT		1						
58	1	194150-12410-U	TURNBUCKLE, M17X95		1						
59	1	194990-22830	NUT M17		1						
60	1	194990-22840	NUT M17		1						
61	1	794730-57122-X	END(RL) ASSY,TIE-ROD		1						
63	2	24761-060000	NIPPLE, GREASE MT6X1		1						
64	2	194730-57241	NUT M12		1						
65	2	22417-300250	PIN, COTTER 3.0X25		1						
66	2	194730-57220	COVER, DUCT		1						
67	1	794341-13800-X	CASE ASSY, GEAR		2						
69	2	194210-13881	STUD		4						
70	1	26116-100282	BOLT M10X 28 PLATED		4						
70-1	1	26013-100282	BOLT, M10X 28		4						N
71	1	26716-100002	NUT, M10		4						
72	1	26736-180002	NUT, M18		2						
73	1	22117-180000	WASHER, 18		2						
74	1	194341-13790	LINER, 22.5X40X1		4						
75	1	194341-13980	SHIM		1						1
76	1	194341-13990	SHIM		1						1
77	1	194341-13960	LINER, 25.5X60X1.6		2						
78	1	26116-100504	BOLT, M10X 50 PLATED		2						

Fig.25. FRONT AXLE INTERIOR(FOR MODEL YM165D)

(A)=YM165
(B)=YM165(D)
(C)=

(D)=
(E)=
(F)=

Fig. 25 FRONT AXLE INTERIOR [FOR MODEL YM165D]



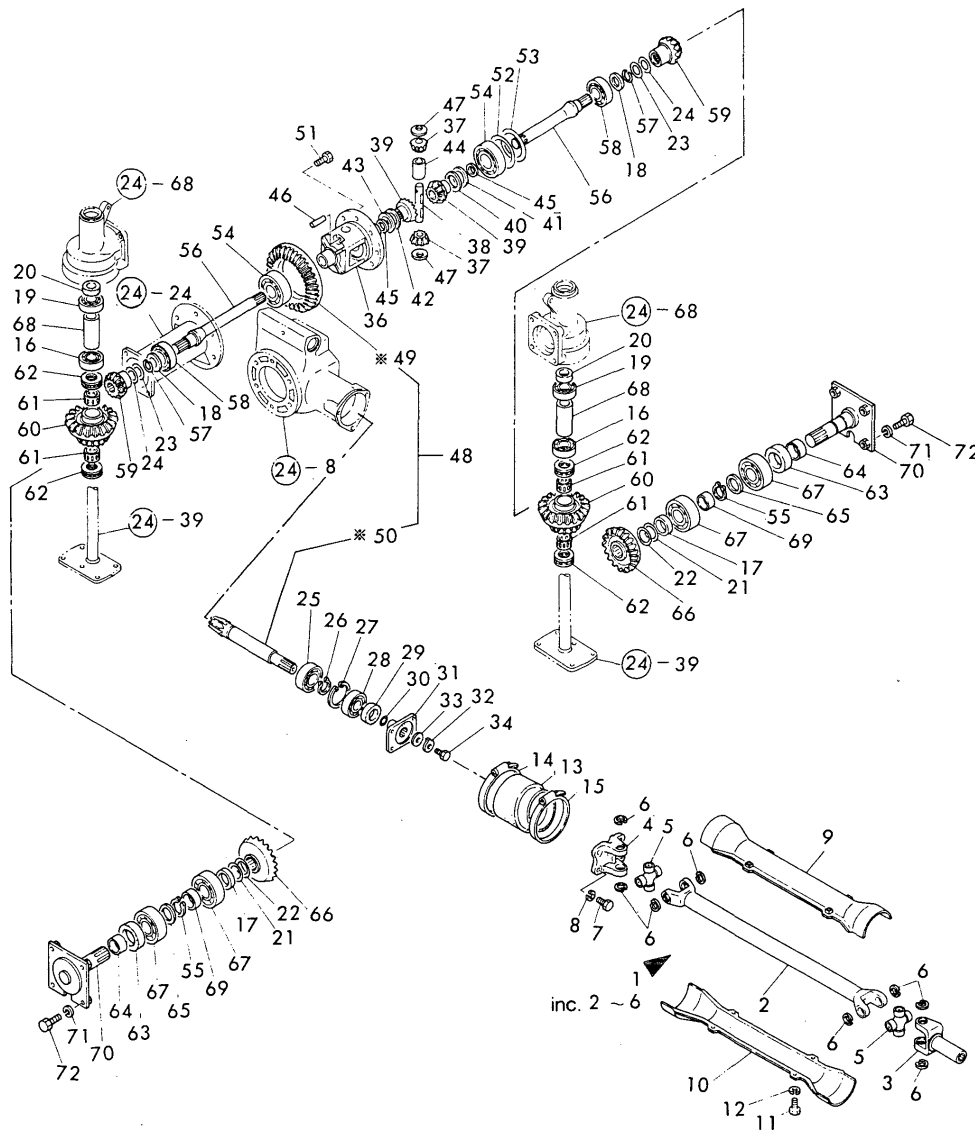
No.	Lev.	Parts No.	Description	Q'ty						I	R
				(A)	(B)	(C)	(D)	(E)	(F)		
1	1	794210-13300-X	SHAFT ASSY		1						
2	2	194210-13321-X	SHAFT, PROPELLER		1						
3	2	194210-13351-X	YOKE, SLEEVE		1						
4	2	194210-13361-X	YOKE, FLANGE		1						
5	2	194210-13371-X	JOINT, CROSS		2						
5A	3	194210-13381	NEEDLE BEARING		8						
6	2	22252-000200	RING, 20		8						
7	1	26116-080202	BOLT, M8X 20 PLATED		4						
7-1	1	26013-080202	BOLT, M8X 20		4						N
8	1	22217-080000	WASHER, SPRING 8		4						Z
9	1	194210-13410-X	COVER, SHAFT		1						
10	1	194210-13420-X	COVER, SHAFT		1						
11	1	26116-060122	BOLT, M6X 12 PLATED		4						
11-1	1	26013-060129	BOLT, M6X 12		4						N
12	1	22217-060000	WASHER, SPRING 6		4						Z
13	1	194212-14650	BOOT, RUBBER		1						
14	1	23010-115000	CLAMP, 115		1						
15	1	23010-105000	CLAMP, 105		1						
16	1	24101-062050	BEARING, BALL 6205C3		2						
17	1	194341-14480	COLLAR		2						
18	1	194341-14210	LINER 25.5X32X1		2						
19	1	24102-062054	BEARING, BALL 6205U		2						
20	1	194341-14340	SEAL, OIL TC25458		2						
21	1	195140-13700	SHIM		1						1
22	1	195140-13710	SHIM		1						1
23	1	194341-14220	SHIM, 26X33X0.1		1						1
24	1	194341-14240	SHIM, 26X33X0.3		1						1
25	1	24101-063054	BEARING, BALL 6305		1						
26	1	22242-000250	RING, 25		1						
27	1	22252-000520	RING, 52		1						
28	1	24101-063044	BEARING, BALL 6304		1						
29	1	194210-13590	SEAL, OIL		1						
30	1	24311-000200	O-RING, 1AP20.0		1						
31	1	194210-14121-X	FLANGE, UNIVERSAL		1						
32	1	194200-14160	PLATE, LOCK		1						
33	1	194200-14171	WASHER		1						
34	1	26116-080162	BOLT, M8X 16 PLATED		1						
35	1	794200-31551	CASE ASSY		1						
36	2	194200-31751	HOUSING ASSY		1						
37	2	194200-31811	PINION, Z=10		2						
38	2	194200-31821	SHAFT, DIFFERENTIAL		1						
39	2	194200-31831	GEAR, DIFFERENTIAL		2						
40	2	194200-31851	SPACER		1						1
41	2	194200-31861	SPACER, T=1.0		1						1
42	2	194200-31871	SPACER, GEAR		1						1
43	2	194200-31881	SPACER		1						1
44	2	194200-31901	COLLAR, THRUST		1						
45	2	194200-31910	LINER, 22.5X30X1		2						
46	2	194200-31940	PIN, LOCK		1						
47	2	194200-31931	WASHER, DIFFERENTIAL		2						
48	1	194210-14100	SHAFT, PINION		1						

Fig.25. FRONT AXLE INTERIOR(FOR MODEL YM165D)

(A)=YM165
(B)=YM165(D)
(C)=

(D)=
(E)=
(F)=

Fig. 25 FRONT AXLE INTERIOR [FOR MODEL YM165D]



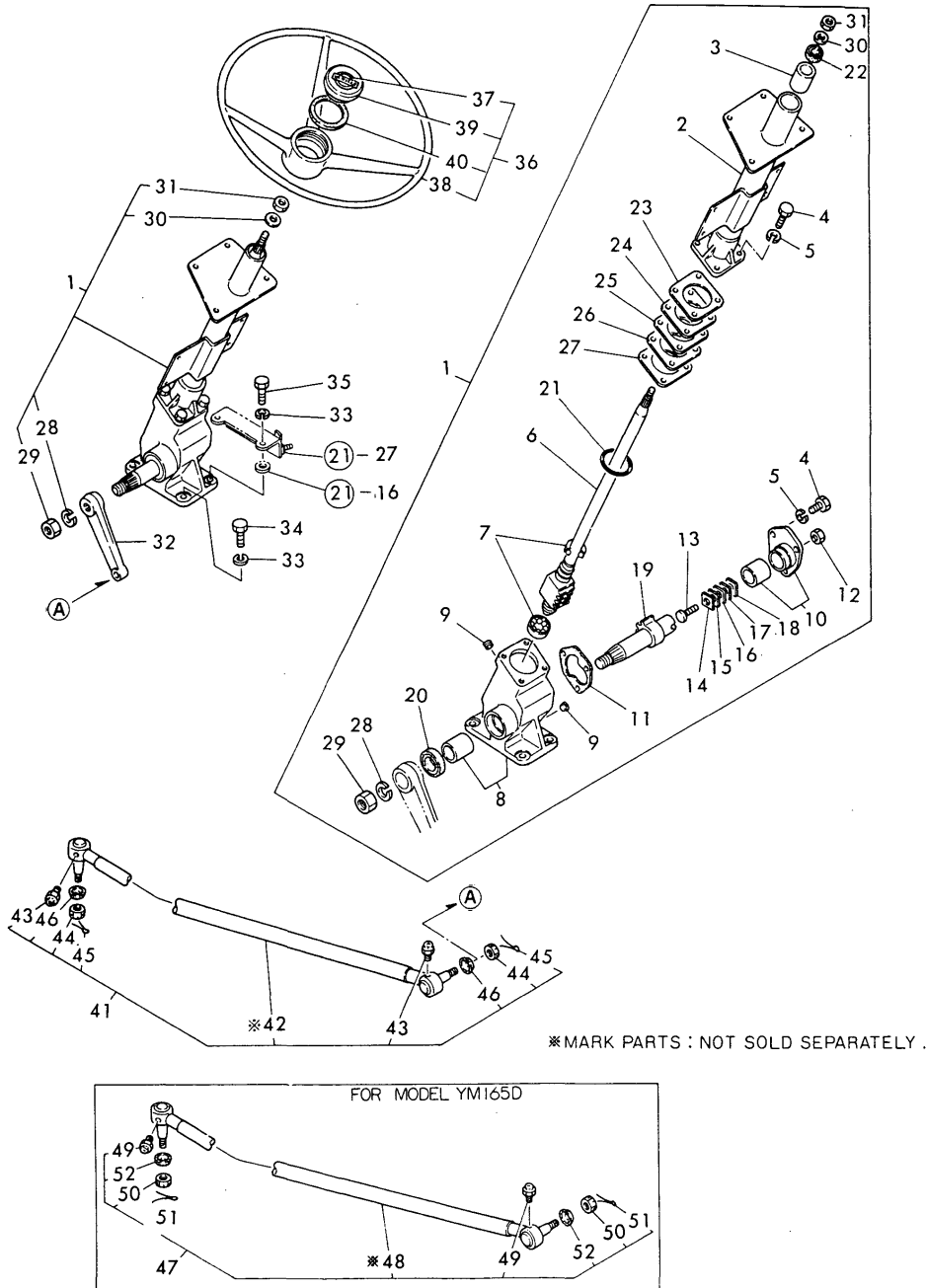
No.	Lev.	Parts No.	Description	Q'ty						I	R
				(A)	(B)	(C)	(D)	(E)	(F)		
51	1	194201-32150	BOLT, SEAL M8X20		8						
52	1	194200-32330	SHIM, T=0.1		1						1
53	1	194200-32340	SHIM, T=0.3		1						1
54	1	24101-062074	BEARING, BALL 6207		2						
55	1	22242-000300	RING, 30		2						
56	1	194341-14201	SHAFT		2						
57	1	194210-14210	RING 25		2						
58	1	24101-063054	BEARING, BALL 6305		2						
59	1	194341-14230	GEAR, BEVEL		2						
60	1	194341-14250	GEAR, BEVEL		2						
61	1	194341-14260	BEARING, KJ253120		4						
62	1	194210-14300	THRUST BEARING		4						
63	1	1A1040-28810	SEAL, OIL TC6X406212		2						
64	1	194210-14400	RING, SEAL 354017		2						
65	1	194210-14410	LINER, 30X42X2		2						
66	1	194341-14420	GEAR, BEVEL		2						
67	1	24101-063064	BEARING, BALL 6306		4						
68	1	194341-13970	COLLAR		2						
69	1	194341-14430	COLLAR		2						
70	1	194341-14350-X	SHAFT, AXLE		2						
71	1	22217-120000	WASHER, SPRING 12		8						Z
72	1	26116-120252	BOLT, M12X 25 PLATED		8						
72-1	1	26013-120252	BOLT, M12X 25		8						N

Fig.26. STEERING

(A)=YM165
(B)=YM165(D)
(C)=

(D)=
(E)=
(F)=

Fig. 26 STEERING

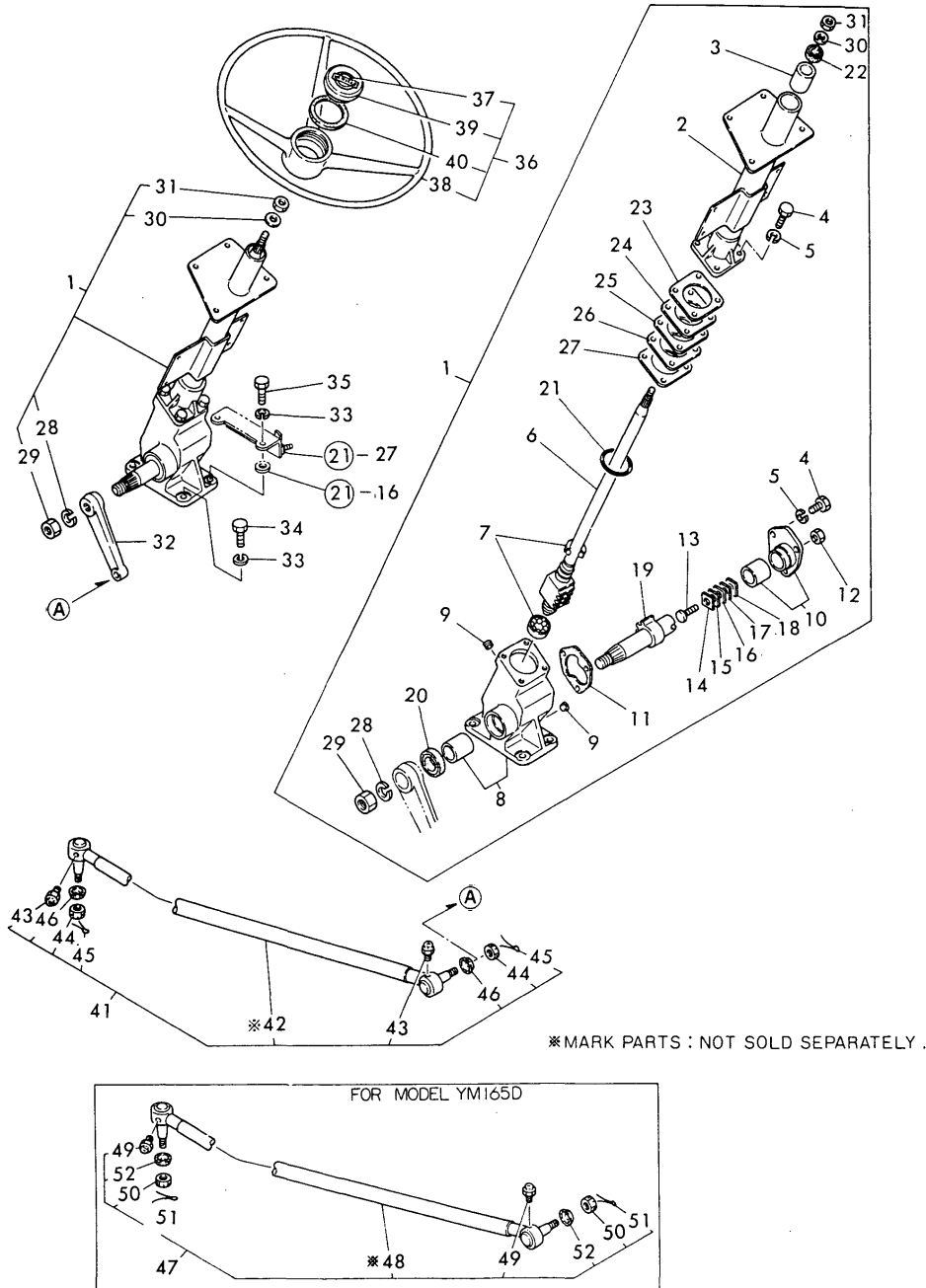


No.	Lev.	Parts No.	Description	Qty						I	R
				(A)	(B)	(C)	(D)	(E)	(F)		
1	1	794340-15100-X	GEAR ASSY, STEERING	1	1						
2	2	194340-15200-X	COLUMN, STEERING	1	1						
3	2	194340-15310	BUSH, COLUMN	1	1						
4	2	26116-080222	BOLT, M8X 22 PLATED	7	7						
5	2	22217-080000	WASHER, SPRING 8	7	7						
6	2	794340-15500	NUT ASSY, BALL	1	1						
7	2	194750-15520	BEARING, VBT17Z-2A	2	2						
8	2	794340-15110-X	BOX W/BUSH, GEAR	1	1						
9	1	194262-15170-X	PLUG, PT1/8	2	2						
10	1	794340-15150-X	COVER ASSY	1	1						
11	1	194340-15330	GASKET	1	1						
12	1	26776-100002	NUT, LOCK M10	1	1						
13	1	194130-15470	SCREW, ADJUSTING	1	1						
14	1	194080-15420	SHIM, T=1.525 A	1	1						1
15	1	194080-15430	SHIM, T=1.555 B	1	1						1
16	1	194080-15440	SHIM, T=1.585 C	1	1						1
17	2	194080-15450	SHIM, T=1.615 D	1	1						1
18	2	194080-15460	SHIM, T=1.645 E	1	1						1
19	2	194340-15140	SHAFT, SECTOR	1	1						
20	2	194740-55620	SEAL, OIL TC263807	1	1						
21	2	194340-15230	O-RING	1	1						
22	2	194340-15210	SEAL, OIL	1	1						
23	2	194750-15250	SHIM, T=0.5	1	1						1
24	2	194750-15260	SHIM, T=0.7	1	1						1
25	2	194750-15270	SHIM, T=0.08	1	1						1
26	2	194750-15280	SHIM, T=0.1	1	1						1
27	2	194750-15290	SHIM, T=0.2	1	1						1
28	2	22217-200000	WASHER, SPRING 20	1	1						
29	2	26776-200002	NUT, LOCK M20	1	1						
30	2	22117-140000	WASHER, 14	1	1						
31	2	26776-140002	NUT, LOCK M14	1	1						
32	1	194340-15610-X	ARM, PITMAN	1							
32-1	1	194341-15610-X	ARM, PITMAN		1						
33	1	22217-100000	WASHER, SPRING 10	4	4						Z
34	1	26116-100302	BOLT, M10X 30 PLATED	2	2						
34-1	1	26013-100302	BOLT, M10X 30	2	2						N
35	1	26116-100402	BOLT, M10X 40 PLATED	2	2						
35-1	1	26013-100402	BOLT, M10X 40	2	2						N
36	1	794200-15710	WHEEL ASSY, STEERING	1	1						
37	2	194345-65100	LABEL, STEERING WHEEL	1	1						
38	2	194200-15730	WHEEL, STEERING	1	1						
39	2	194200-15740	CAP, WHEEL	1	1						
40	2	194200-15750	PACKING	1	1						
41	1	194340-16110-X	ROD ASSY, DRAG	1							
41-1	1	194340-16111	ROD ASSY, DRAG	1							N
43	2	24761-060000	NIPPLE, GREASE MT6X1	2							
44	2	194730-57241	NUT M12	2							
45	2	22417-300250	PIN, COTTER 3.0X25	2							
46	2	194730-57220	COVER, DUCT	2							
47	1	194341-16110-X	ROD ASSY, DRAG		1						
47-1	1	194341-16111	ROD ASSY, DRAG		1						N

N:Old $\xrightarrow{\text{Yes}}$ New, Q:Old $\xrightarrow{\text{No}}$ New, R:Old $\xrightarrow{\text{Yes}}$ New, S:Old $\xrightarrow{\text{No}}$ New, W:Add, Z:Discontinued, F:Interchangeable by set, K:Q'ty Change
 ++ CONTINUE ++
 Copyright (C) YANMAR CO., LTD. All Rights Reserved.

Fig.26. STEERING

Fig. 26 STEERING



(A)=YM165
(B)=YM165(D)
(C)=

(D)=
(E)=
(F)=

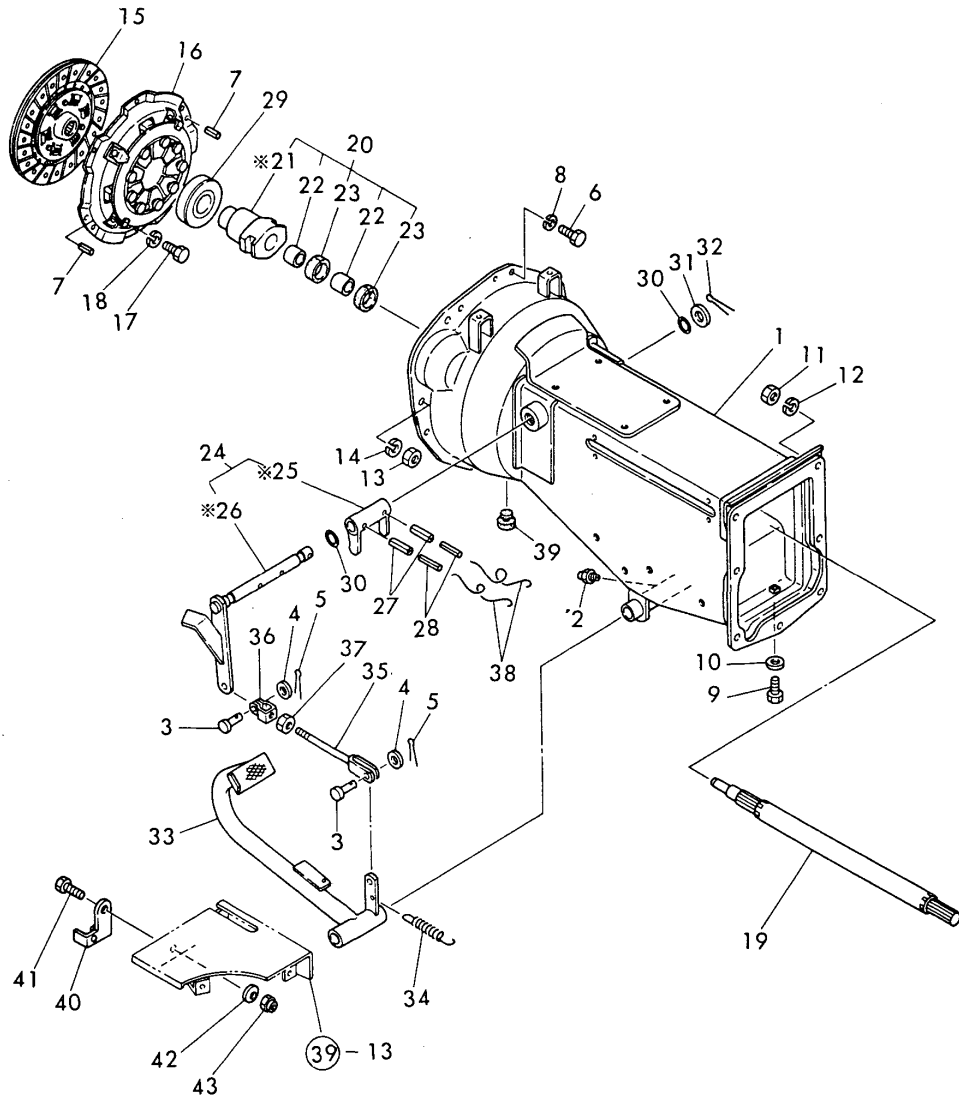
No.	Lev.	Parts No.	Description	Qty						I	R
				(A)	(B)	(C)	(D)	(E)	(F)		
49	2	24761-060000	NIPPLE, GREASE MT6X1		2						
50	2	194730-57241	NUT M12		2						
51	2	22417-300250	PIN, COTTER 3.0X25		2						
52	2	194730-57220	COVER, DUCT		2						

Fig.27. CLUTCH

(A)=YM165
(B)=YM165(D)
(C)=

(D)=
(E)=
(F)=

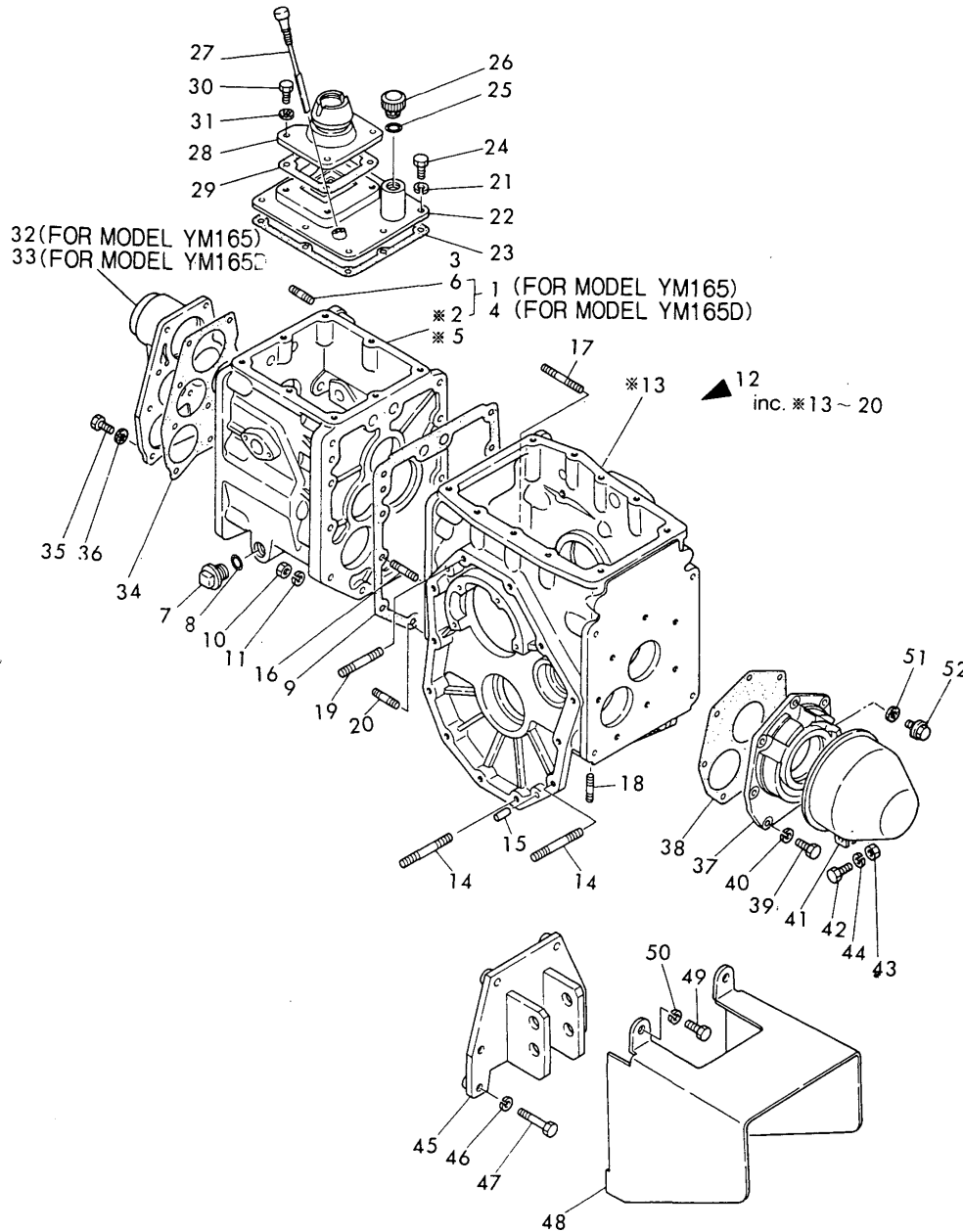
Fig. 27 CLUTCH



No.	Lev.	Parts No.	Description	Q'ty						I	R
				(A)	(B)	(C)	(D)	(E)	(F)		
1	1	194200-21103-X	HOUSING ASSY, CLUTCH	1							
1-1	1	194210-21104-X	HOUSING ASSY, CLUTCH		1						
2	1	24764-010000	NIPPLE, GREASE M6F	1	1						
3	1	194200-37800	PIN, 8X17.5	2	2						
4	1	22117-080000	WASHER, 8	2	2						
5	1	22417-200150	PIN, COTTER 2.0X15	2	2						
6	1	26116-080162	BOLT, M8X 16 PLATED	7	7						
6-1	1	26013-080162	BOLT, M8X 16	7	7						N
7	1	22351-080016	PIN, SPRING 8.0X16	2	2						
8	1	22217-080000	WASHER, SPRING 8	7	7						Z
9	1	26116-060102	BOLT, M6X 10 PLATED	1							
10	1	22117-060000	WASHER, 6	1							
11	1	26716-120002	NUT, M12	7	7						
12	1	22217-120000	WASHER, SPRING 12	7	7						
13	1	26716-100002	NUT, M10	2	2						
14	1	22217-100000	WASHER, SPRING 10	2	2						
15	1	194340-21410	DISK, CLUTCH	1	1						
16	1	194340-21700	PLATE ASSY, PRESSURE	1	1						
17	1	26116-080202	BOLT, M8X 20 PLATED	6	6						
17-1	1	26013-080202	BOLT, M8X 20	6	6						N
18	1	22217-080000	WASHER, SPRING 8	6	6						Z
19	1	194200-22110	SHAFT, DRIVE	1	1						
20	1	794200-22050	SLEEVE ASSY, BEARING	1	1						
22	2	194150-22160	BUSH, 22428224	2	2						
23	2	194200-22191	FELT	2	2						
24	1	794340-22100	SHAFT ASSY, RELEASE	1	1						
27	1	22351-050028	PIN, SPRING 5.0X28	2	2						
28	1	22351-030028	PIN, SPRING 3.0X28	2	2						
29	1	194200-22180	BEARING, CLUTCH	1	1						
30	1	24311-000140	O-RING, 1AP14.0	2	2						
31	1	22117-140000	WASHER, 14	1	1						
32	1	22417-300250	PIN, COTTER 3.0X25	1	1						
33	1	194200-22410-X	PEDAL, CLUTCH	1	1						
34	1	194200-37510	SPRING, RETURN	1	1						
35	1	194340-22460	ROD, CLUTCH	1	1						
36	1	194200-22490	JOINT (B)	1	1						
37	1	26756-100002	NUT, LOCK M10	1	1						
38	1	194200-22380	WIRE 0.9X140	2	2						
39	1	194300-21450	PLUG	1	1						
40	1	194340-62810	PLATE	1	1						
41	1	26116-080202	BOLT, M8X 20 PLATED	1	1						
42	1	194200-37390	SPRING, 8	1	1						
43	1	26347-080002	NUT, M8	1	1						
43-1	1	26346-080002	NUT, M8	1	1						N

Fig.28. TRANSMISSION HOUSING

Fig. 28 TRANSMISSION HOUSING



(A)=YM165
(B)=YM165D
(C)=

(D)=
(E)=
(F)=

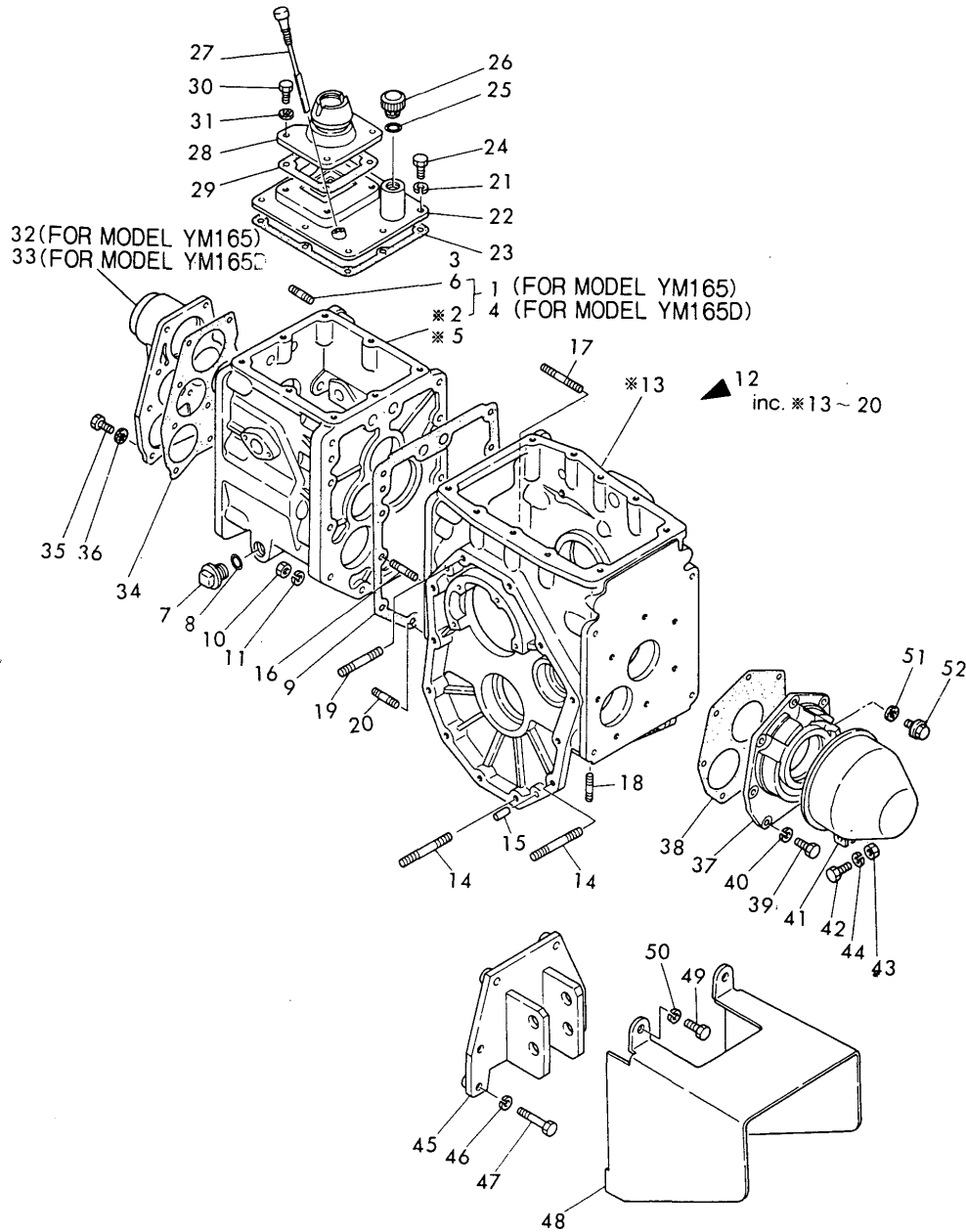
No.	Lev.	Parts No.	Description	Q'ty						I	R
				(A)	(B)	(C)	(D)	(E)	(F)		
1	1	794340-24100-X	CASE ASSY, MISSION	1							
3	2	194200-24120	STUD, M12X23	7							
4	1	794341-24100-X	CASE ASSY, MISSION		1						
6	2	194200-24120	STUD, M12X23		7						
7	1	1A1040-28040	CAP, OIL 20	1	1						
8	1	24311-000180	O-RING, 1AP18.0	1	1						
9	1	194200-24130	GASKET, MISSION CASE	1	1						
10	1	194200-24140	NUT	10	10						
11	1	22217-100000	WASHER, SPRING 10	10	10						
12	1	794340-24150-X	CASE ASSY, FINAL	1	1						
14	2	194200-24180	STUD	4	4						
15	2	1A1040-26060	PIN, 8X28	6	6						
16	2	26226-100322	STUD, M10X 32	7	7						
17	2	26226-100502	STUD, M10X 50	1	1						
18	2	26226-140322	STUD, M14X 32	4	4						
19	2	194200-24200	STUD	2	2						
20	2	194201-24190	STUD	2	2						
21	1	22217-080000	WASHER, SPRING 8	8	8						Z
22	1	194200-24300-X	COVER ASSY	1	1						
23	1	194200-24360	GASKET, UPPER COVER	1	1						
24	1	26116-080162	BOLT, M8X 16 PLATED	8	8						
24-1	1	26013-080162	BOLT, M8X 16	8	8						N
25	1	24341-000280	O-RING, 1AS28.0	1	1						
26	1	194200-24380	PLUG, OIL	1	1						
27	1	194200-24250	DIPSTICK	1	1						
28	1	194200-24210-X	COVER, TRANSMISSION	1	1						
29	1	194200-24220	GASKET, MISSION CASE	1	1						
30	1	26116-080202	BOLT, M8X 20 PLATED	4	4						
30-1	1	26106-080202	BOLT, M8X 20 PLATED	4	4						N
31	1	1A1040-28900	GASKET 8	4	4						
32	1	194200-24401	COVER, MISSION	1							
33	1	194210-24401	COVER, MISSION		1						
34	1	194200-24410	GASKET, FRONT COVER	1	1						
35	1	26116-080202	BOLT, M8X 20 PLATED	10	10						
35-1	1	26106-080202	BOLT, M8X 20 PLATED	10	10						N
36	1	23414-080000	GASKET, 8X1.0	10	10						
37	1	194200-24450-X	COVER, MISSION	1	1						
38	1	194200-24460	GASKET, REAR COVER	1	1						
39	1	26116-080252	BOLT, M8X 25 PLATED	7	7						
39-1	1	26013-080252	BOLT, M8X 25	6	6						N
40	1	22217-080000	WASHER, SPRING 8	6	6						Z
41	1	194340-24270-X	COVER ASSY, PTO	1	1						
42	1	26116-080202	BOLT, M8X 20 PLATED	1	1						
43	1	26716-080002	NUT, M8	1	1						
44	1	22217-080000	WASHER, SPRING 8	1	1						
45	1	194340-10010-X	HINGE, TOP LINK	1	1						
46	1	22217-120000	WASHER, SPRING 12	4	4						
47	1	26116-120452	BOLT, M12X 45 PLATED	4	4						
47-1	1	26013-120452	BOLT, M12X 45	4	4						N
48	1	194340-24550-X	COVER, SAFETY	1	1						
49	1	26116-120202	BOLT, M12X 20 PLATED	4	4						

Fig.28. TRANSMISSION HOUSING

(A)=YM165
(B)=YM165D
(C)=

(D)=
(E)=
(F)=

Fig. 28 TRANSMISSION HOUSING



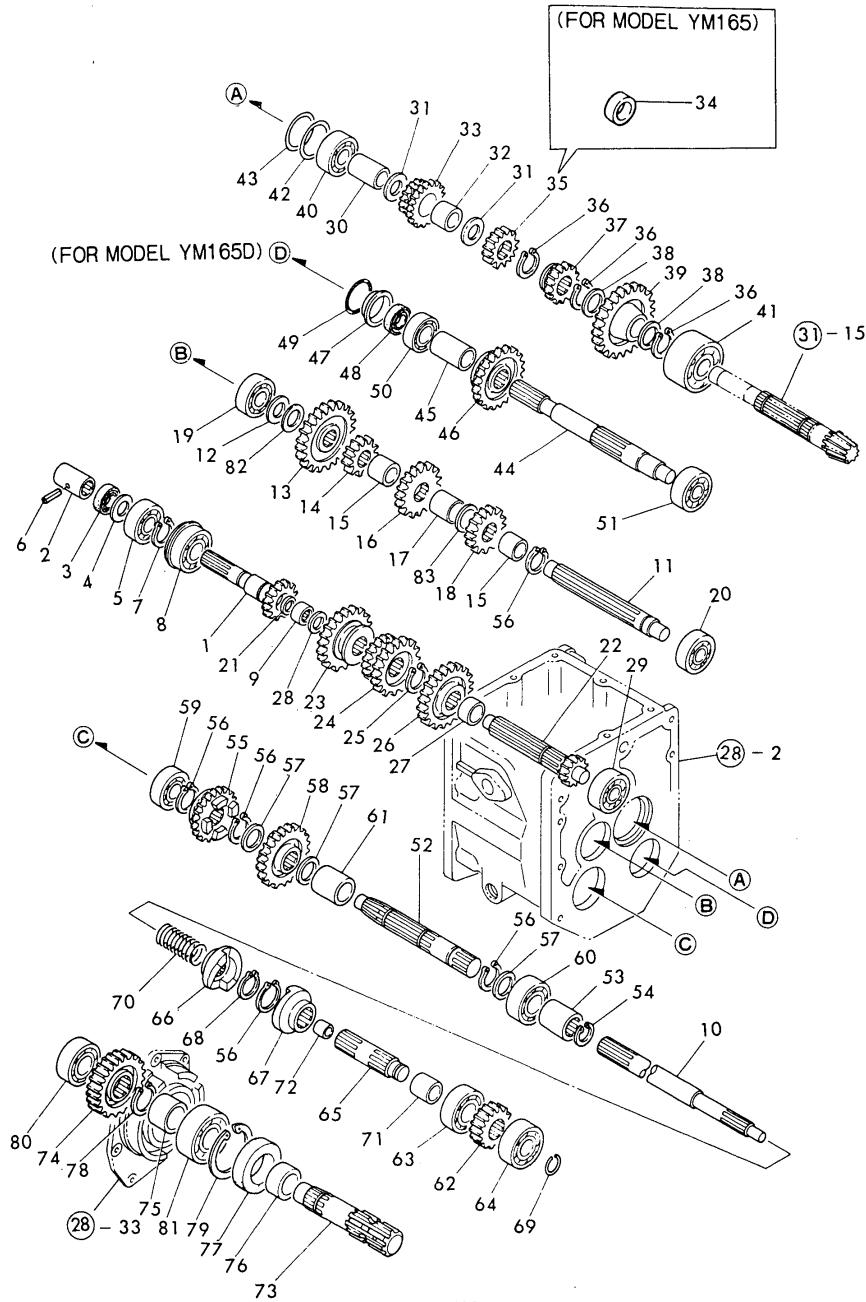
No.	Lev.	Parts No.	Description	Q'ty						I	R
				(A)	(B)	(C)	(D)	(E)	(F)		
49-1	1	26013-120202	BOLT, M12X 20	4	4						N
50	1	22217-120000	WASHER, SPRING 12	4	4						Z
51	1	23414-080000	GASKET, 8X1.0	1	1						
52	1	26106-080252	BOLT, M8X 25 PLATED	1	1						W

Fig.29. TRANSMISSION INTERIOR(GEARS&SHAFTS)

(A)=YM165
(B)=YM165(D)
(C)=

(D)=
(E)=
(F)=

Fig. 29 TRANSMISSION INTERIOR (GEARS & SHAFT)



No.	Lev.	Parts No.	Description	(A)	(B)	(C)	(D)	(E)	(F)	Q'ty	I	R
1	1	194340-25200	SHAFT, MAIN	1	1							
2	1	194200-25220	JOINT, SHAFT	1	1							
3	1	194200-25240	SEAL, OIL	1	1							
4	1	194200-25270	SPACER, SHAFT	1	1							
5	1	24101-062044	BEARING, BALL 6204	1	1							
6	1	22351-040032	PIN, SPRING 4.0X32	1	1							
7	1	22242-000250	RING, 25	1	1							
8	1	194200-25260	BALL BEARING	1	1							
9	1	194340-25250	BEARING, KT152111	1	1							
10	1	194340-26361	SHAFT, CONNECTING	1	1							
11	1	194340-25303	SHAFT	1	1							
12	1	194200-25280	LINER, 18X30X1	1	1							
13	1	194340-25310	GEAR, DRIVEN	1	1							
14	1	194340-25320	GEAR, DRIVEN	1	1							
15	1	194340-25660	COLLAR	2	2							
16	1	194340-25341	GEAR, DRIVEN	1	1							
17	1	194340-25350	COLLAR	1	1							
18	1	194340-25362	GEAR, DRIVEN	1	1							
19	1	24101-063034	BEARING, BALL 6303	1	1							
20	1	24101-063034	BEARING, BALL 6303	1	1							
21	1	194340-25290	LINER, 16X21X1	1	1							
22	1	194340-25400	SHAFT	1	1							
23	1	194340-25410	GEAR, SLIDE	1	1							
24	1	194340-25421	GEAR, SLIDE	1	1							
25	1	22242-000250	RING, 25	1	1							
26	1	194340-25430	GEAR, MAIN 31	1	1							
27	1	194200-25440	COLLAR, 25X30X13	1	1							
28	1	194200-25450	LINER, 15.5X28X1	1	1							
29	1	24101-063034	BEARING, BALL 6303	1	1							
30	1	194200-25510	COLLAR	1	1							
31	1	1A1040-23220	LINER, 20X35X1	2	2							
32	1	194200-25520	METAL, 20X25X22	1	1							
33	1	194340-25530	GEAR, REVERSE	1	1							
34	1	194200-25610	COLLAR	1								
35	1	194341-25540	GEAR, DRIVE		1							
36	1	22242-000250	RING, 25	3	3							
37	1	194200-25550	GEAR, SLIDE L-H	1	1							
38	1	194200-25560	LINER, 25X33X1.6	2	2							
39	1	194200-25810	GEAR, REDUCTION	1	1							
40	1	194200-25570	BALL BEARING	1	1							
41	1	194200-25581	BALL BEARING	1	1							
42	1	194200-25590	SHIM, SHAFT T=0.1	1	1							1
43	1	194200-25600	SHIM, SHAFT T=0.3	1	1							1
44	1	194210-26100	SHAFT, PTO	1	1							
45	1	194210-26110	COLLAR	1								
46	1	194341-26120	GEAR, SLIDE	1								
47	1	194210-26130	RETAINER	1								
48	1	194210-25240	SEAL, OIL	1								
49	1	24311-000410	O-RING, 1AP41.0	1								
50	1	24101-062044	BEARING, BALL 6204	1								
51	1	24101-063034	BEARING, BALL 6303	1								

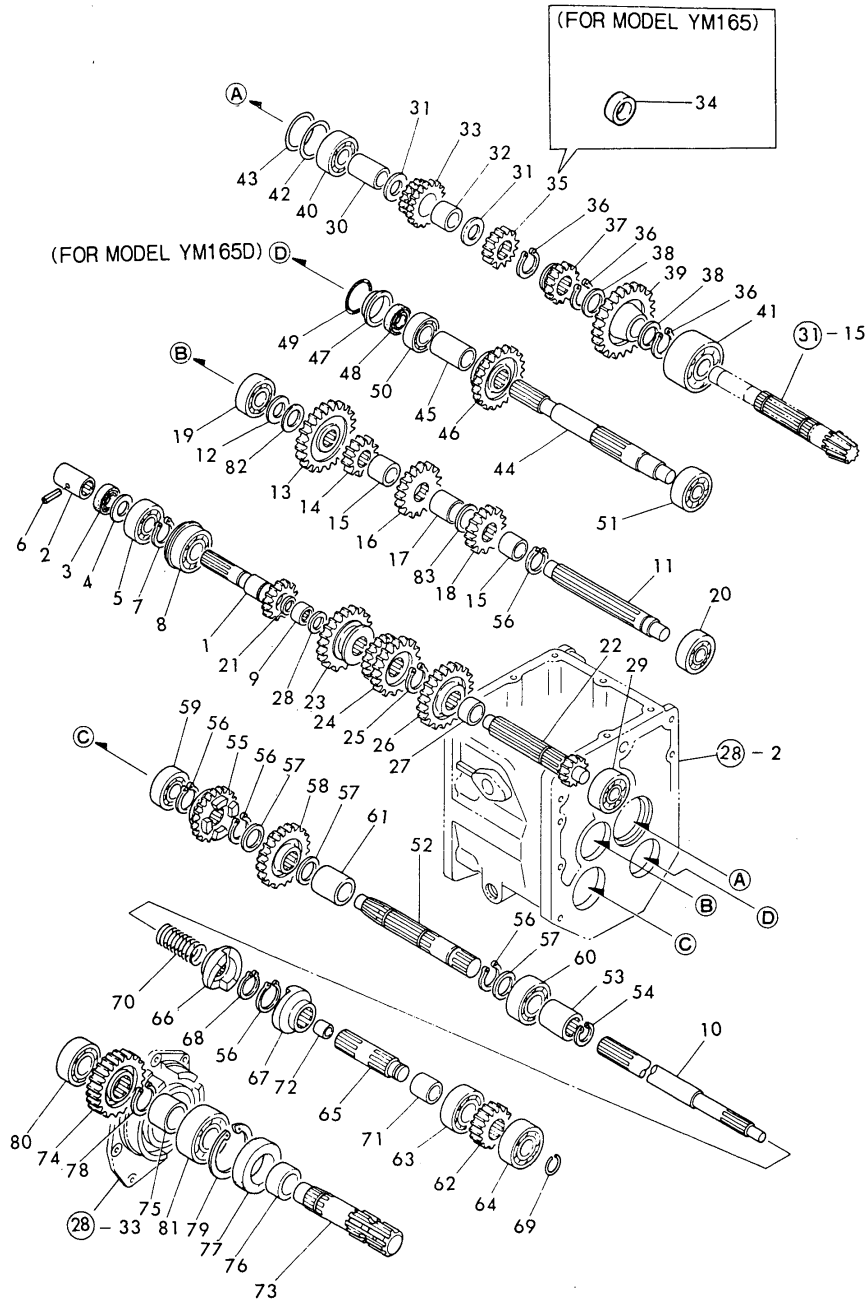
N:Old $\begin{matrix} \text{Yes} \\ \text{No} \end{matrix}$ New, Q:Old $\begin{matrix} \text{Yes} \\ \text{No} \end{matrix}$ New, R:Old $\begin{matrix} \text{Yes} \\ \text{No} \end{matrix}$ New, S:Old $\begin{matrix} \text{Yes} \\ \text{No} \end{matrix}$ New, W:Add, Z:Discontinued, F:Interchangeable by set, K:Q'ty Change
++ CONTINUE ++

Fig.29. TRANSMISSION INTERIOR(GEARS&SHAFTS)

(A)=YM165
(B)=YM165(D)
(C)=

(D)=
(E)=
(F)=

Fig. 29 TRANSMISSION INTERIOR (GEARS & SHAFT)



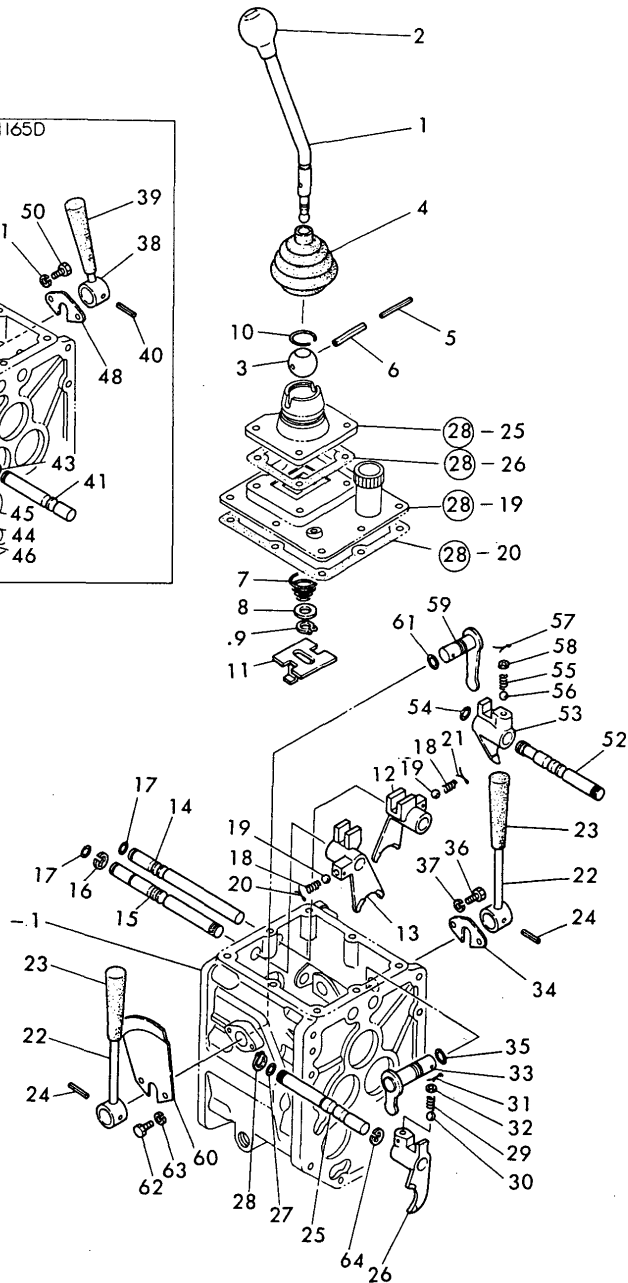
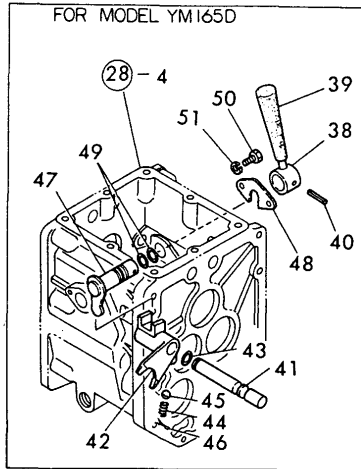
No.	Lev.	Parts No.	Description	Qty						I	R
				(A)	(B)	(C)	(D)	(E)	(F)		
52	1	194340-26311	SHAFT	1	1						
53	1	194200-26320	JOINT, PTO	1	1						
54	1	22252-000220	RING, 22	1	1						
55	1	194340-26341	GEAR	1	1						
56	1	22242-000250	RING, 25	5	5						
57	1	194200-25560	LINER, 25X33X1.6	3	3						
58	1	194300-26352		1	1						
59	1	24101-063034	BEARING, BALL 6303	1	1						
60	1	24101-062054	BEARING, BALL 6205	1	1						
61	1	194200-26331	COLLAR	1	1						
62	1	194340-26392	GEAR, PTO REDUCTION	1	1						
63	1	24101-062054	BEARING, BALL 6205	1	1						
64	1	24101-063044	BEARING, BALL 6304	1	1						
65	1	194340-26380	SHAFT, REDUCTION	1	1						
66	1	194340-26511	CLUTCH, 1-WAY	1	1						
67	1	194340-26520	CLUTCH, 1-WAY	1	1						
68	1	22242-000210	RING, 21	1	1						
69	1	194200-35320	RING	1	1						
70	1	194340-26450	SPRING	1	1						
71	1	194340-26370	COLLAR	1	1						
72	1	194240-26280	BUSH	1	1						
73	1	194340-26410	SHAFT, PTO	1	1						
74	1	194340-26421	GEAR, SHAFT	1	1						
76	1	194200-26460	COLLAR, 30 40 15	1	1						
77	1	195140-13660	SEAL, OIL	1	1						
78	1	22242-000300	RING, 30	1	1						
79	1	22252-000620	RING, 62	1	1						
80	1	24101-062054	BEARING, BALL 6205	1	1						
81	1	24101-062064	BEARING, BALL 6206	1	1						
82	1	194200-25460	SHIM	1	1						1
83	1	194200-25470	SHIM	1	1						1
84	1	194340-25350	COLLAR	1	1						W

Fig.30. SHIFT LEVER

(A)=YM165
(B)=YM165(D)
(C)=

(D)=
(E)=
(F)=

Fig. 30 SHIFT LEVER



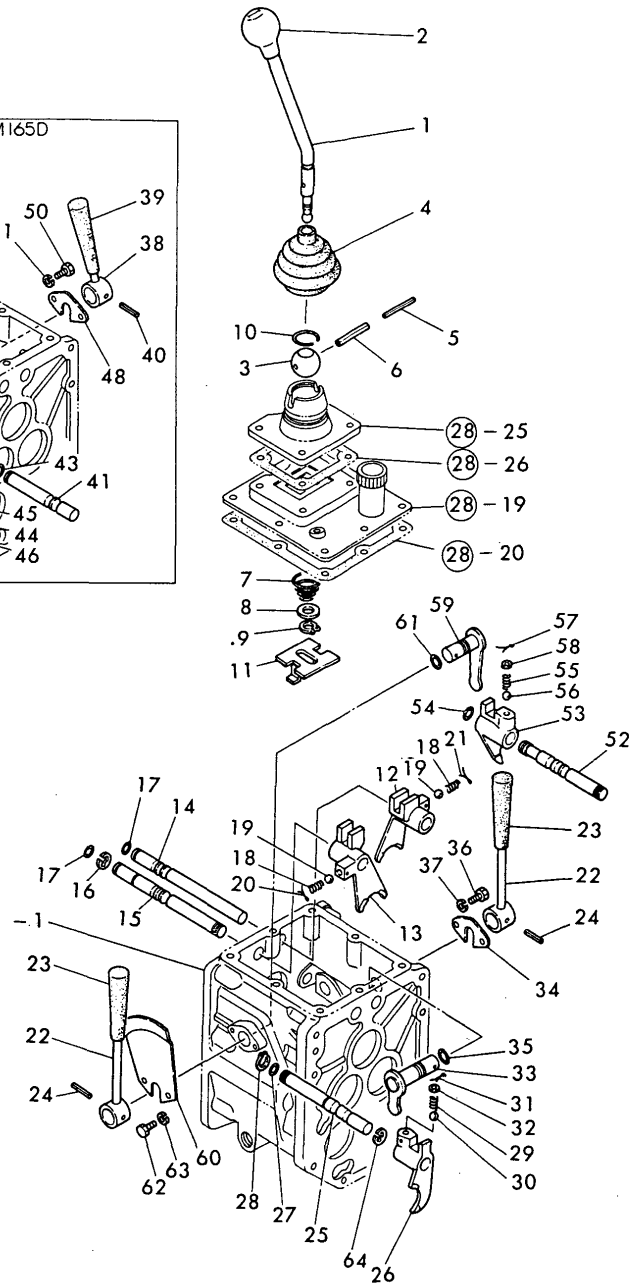
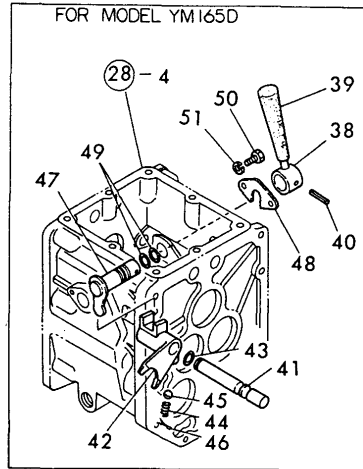
No.	Lev.	Parts No.	Description	Q'ty						I	R
				(A)	(B)	(C)	(D)	(E)	(F)		
1	1	194201-27111-X	LEVER, GEAR SHIFT	1	1						
2	1	194201-27150	NOB, LEVER	1	1						
3	1	1E4030-27340	BALL, SHIFTER	1	1						
4	1	194201-27170	BOOT, RUBBER	1	1						
5	1	22351-030040	PIN, SPRING 3.0X40	1	1						
6	1	22351-050040	PIN, SPRING 5.0X40	1	1						
7	1	194200-27160	SPRING	1	1						
8	1	22117-120000	WASHER, 12	1	1						
9	1	22242-000120	RING, 12	1	1						
10	1	1A1040-26320	CIRCLIP, 30-H	1	1						
11	1	194200-27181	GUIDE, SAFETY	1	1						
12	1	194200-27310	FORK, SHIFT	1	1						
13	1	194340-27320	FORK, SHIFT 2-3	1	1						
14	1	194200-27350	SHAFT, FORK	1	1						
15	1	194340-27360	SHAFT, FORK	1	1						
15-1	1	194340-27361	SHAFT, FORK	1	1						N
16	1	22272-000120	RING, E-12	1	1						
17	1	24311-000110	O-RING, 1AP11.0	2	2						
18	1	194200-27330	SPRING, FORK	2	2						
18-1	1	1A1040-26750	SPRING, FORK	2	2						N
19	1	24190-100002	BALL, STEEL 5/16	2	2						
20	1	22417-300250	PIN, COTTER 3.0X25	1	1						
21	1	22417-300200	PIN, COTTER 3.0X20	1	1						
22	1	194200-27510-X	LEVER, LOW-HI CHANGE	2	2						
23	1	193884-30247	GRIP, LEVER	2	2						
24	1	22351-060025	PIN, SPRING 6.0X25	2	2						
25	1	194340-27600	SHAFT, FORK	1	1						
26	1	194200-27610	FORK, RANGE SHIFT	1	1						
27	1	24311-000110	O-RING, 1AP11.0	1	1						
28	1	22242-000150	RING, 15	1	1						
29	1	194200-27620	SPRING, FORK	1	1						
30	1	24190-100002	BALL, STEEL 5/16	1	1						
31	1	22417-300200	PIN, COTTER 3.0X20	1	1						
32	1	194200-27630	WASHER	1	1						
33	1	194200-27650	SHIFTER ASSY	1	1						
34	1	194200-27680-X	STOPPER, SHIFTER	1	1						
35	1	24311-000140	O-RING, 1AP14.0	1	1						
36	1	26116-060142	BOLT, M6X 14 PLATED	2	2						
36-1	1	26013-060149	BOLT, M6X 14	2	2						N
37	1	22217-060000	WASHER, SPRING 6	2	2						Z
38	1	194210-27701-X	LEVER, P.T.O.CHANGE	1							
39	1	194210-27550	NOB, LEVER	1							
40	1	22351-060025	PIN, SPRING 6.0X25	1							
41	1	194210-27750	SHAFT, FORK	1							
42	1	194210-27760	FORK, SHIFT	1							
43	1	24311-000110	O-RING, 1AP11.0	1							
44	1	194200-27330	SPRING, FORK	1							
44-1	1	1A1040-26750	SPRING, FORK	1							N
45	1	24190-100002	BALL, STEEL 5/16	1							
46	1	22417-300200	PIN, COTTER 3.0X20	1							
47	1	194210-27780	SHIFTER ASSY	1							

Fig.30. SHIFT LEVER

(A)=YM165
(B)=YM165(D)
(C)=

(D)=
(E)=
(F)=

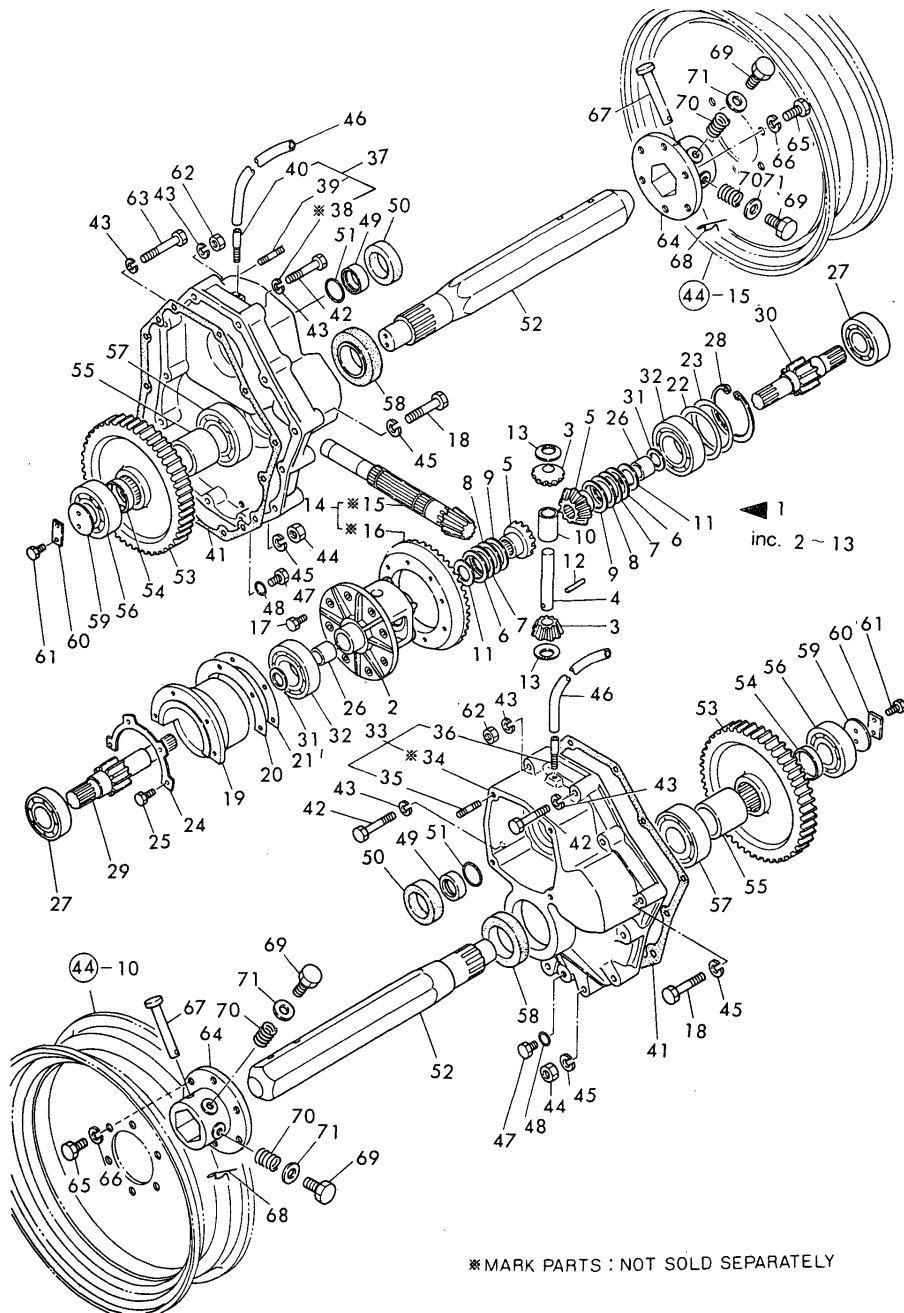
Fig. 30 SHIFT LEVER



No.	Lev.	Parts No.	Description	Q'ty						I	R
				(A)	(B)	(C)	(D)	(E)	(F)		
48	1	194200-27680-X	STOPPER, SHIFTER		1						
49	1	24311-000140	O-RING, 1AP14.0		2						
50	1	26116-060142	BOLT, M6X 14 PLATED		2						
50-1	1	26013-060149	BOLT, M6X 14		2						N
51	1	22217-060000	WASHER, SPRING 6		2						Z
52	1	194340-27830	SHAFT, FORK	1	1						
53	1	194200-27840	FORK, SHIFT	1	1						
54	1	24311-000110	O-RING, 1AP11.0	1	1						
55	1	194200-27330	SPRING, FORK	1	1						
55-1	1	1A1040-26750	SPRING, FORK	1	1						N
56	1	24190-100002	BALL, STEEL 5/16	1	1						
57	1	22417-300250	PIN, COTTER 3.0X25	1	1						
58	1	194200-27630	WASHER	1	1						
59	1	194200-27860	SHIFTER ASSY	1	1						
60	1	194200-27900-X	GUIDE, LEVER	1	1						
61	1	24311-000140	O-RING, 1AP14.0	1	1						
62	1	26116-060142	BOLT, M6X 14 PLATED	2	2						
62-1	1	26013-060149	BOLT, M6X 14	2	2						N
63	1	22217-060000	WASHER, SPRING 6	2	2						Z
64	1	22272-000120	RING, E-12	1	1						

Fig.31. REAR AXLE

Fig. 31 REAR AXLE



*MARK PARTS : NOT SOLD SEPARATELY

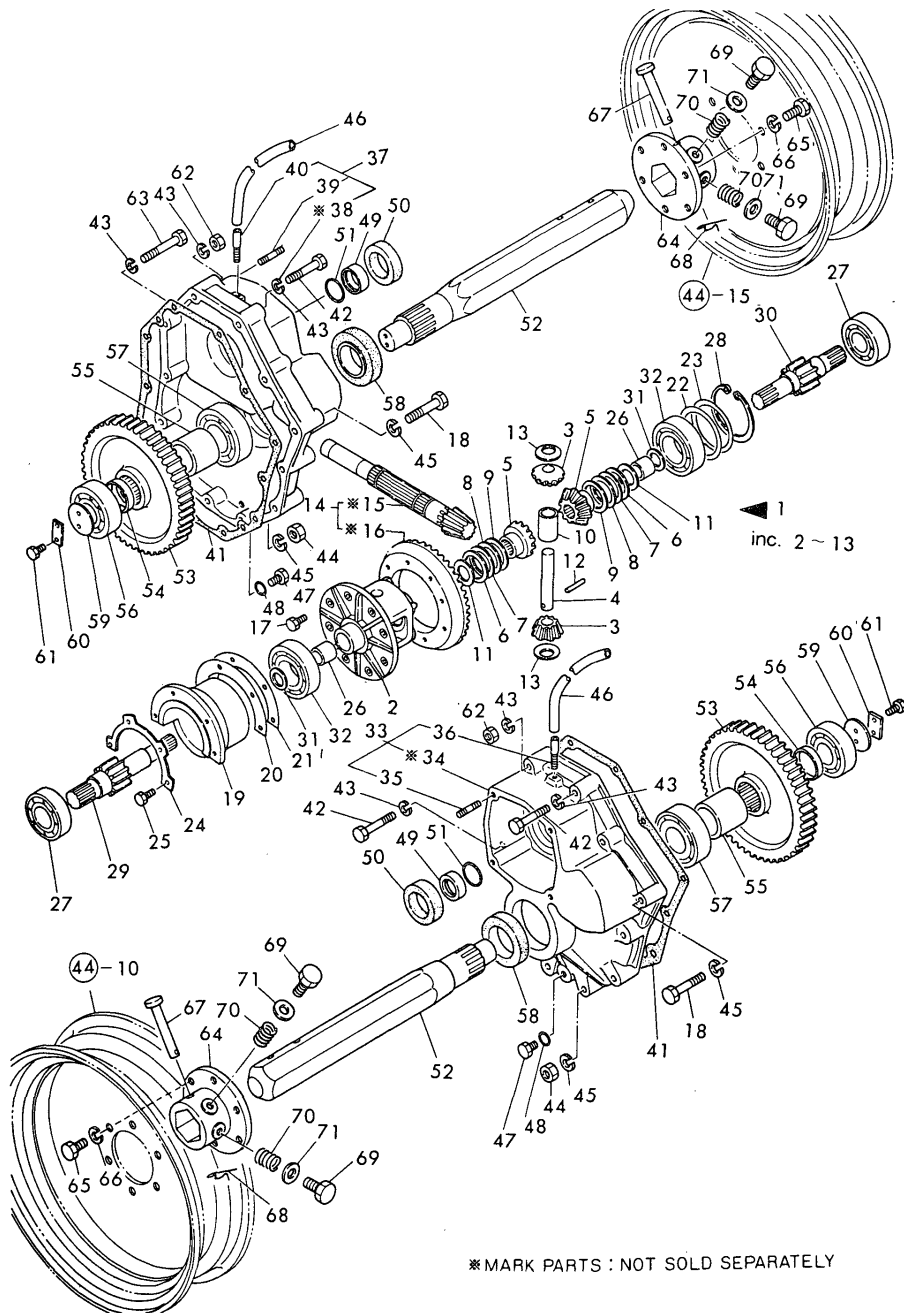
(A)=YM165
(B)=YM165(D)
(C)=

(D)=
(E)=
(F)=

No.	Lev.	Parts No.	Description	Qty						I	R
				(A)	(B)	(C)	(D)	(E)	(F)		
1	1	794200-31551	CASE ASSY	1	1						
2	2	194200-31751	HOUSING ASSY	1	1						
3	2	194200-31811	PINION, Z=10	2	2						
4	2	194200-31821	SHAFT, DIFFERENTIAL	1	1						
5	2	194200-31831	GEAR, DIFFERENTIAL	2	2						
6	2	194200-31851	SPACER	1	1						1
7	2	194200-31861	SPACER, T=1.0	1	1						1
8	2	194200-31871	SPACER, GEAR	1	1						1
9	2	194200-31881	SPACER	1	1						1
10	2	194200-31901	COLLAR, THRUST	1	1						
11	2	194200-31910	LINER, 22.5X30X1	2	2						
12	2	194200-31940	PIN, LOCK	1	1						
13	2	194200-31931	WASHER, DIFFERENTIAL	2	2						
14	1	794200-31400	GEAR ASSY, RING	1	1						
17	1	194201-32150	BOLT, SEAL M8X20	8	8						
18	1	26116-120602	BOLT, M12X 60 PLATED	2	2						
19	1	194200-32250	CASE, BEARING	1	1						
20	1	194200-32300	SHIM	1	1						1
21	1	194200-32310	SHIM	1	1						1
22	1	194200-32330	SHIM, T=0.1	1	1						1
23	1	194200-32340	SHIM, T=0.3	1	1						1
24	1	194200-32370	STOPPER, BEARING	1	1						
25	1	26116-080252	BOLT, M8X 25 PLATED	4	4						
26	1	194200-32461	METAL 22X27X22.5	2	2						
27	1	24101-062064	BEARING, BALL 6206	2	2						
28	1	22252-000720	RING, 72	1	1						
29	1	194201-33410	PINION, FINAL	1	1						
30	1	194201-33420	PINION, FINAL R	1	1						
31	1	194200-31910	LINER, 22.5X30X1	2	2						
32	1	24101-062074	BEARING, BALL 6207	2	2						
33	1	794200-32500-X	HOUSING ASSY, AXLE	1	1						
35	2	194200-32630	STUD	4	4						
35-1	2	26216-080162	STUD, M8X 16	4	4						N
36	2	194200-32510	PIPE, BREATHER	1	1						
37	1	794200-32600-X	HOUSING ASSY, AXLE	1	1						
38	2	194200-32621	HOUSING	1	1						
39	2	194200-32630	STUD	4	4						
39-1	2	26216-080162	STUD, M8X 16	4	4						N
40	2	194200-32510	PIPE, BREATHER	1	1						
41	1	194200-32640	GASKET, HOUSING	2	2						
42	1	26116-100602	BOLT, M10X 60 PLATED	14	14						
43	1	22217-100000	WASHER, SPRING 10	18	18						
44	1	26716-120002	NUT, M12	4	4						
45	1	22217-120000	WASHER, SPRING 12	6	6						
46	1	23065-050360	PIPE, 5X 360	2	2						
47	1	1A1040-48070	PLUG 10	2	2						
48	1	24311-000120	O-RING, 1AP12.0	2	2						
49	1	194200-33451	COLLAR, 25X35X11	2	2						
50	1	194200-33460	SEAL, OIL	2	2						
51	1	24311-000250	O-RING, 1AP25.0	2	2						
52	1	194200-34132-X	SHAFT, AXLE	2	2						

Fig.31. REAR AXLE

Fig. 31 REAR AXLE



*MARK PARTS : NOT SOLD SEPARATELY

(A)=YM165
(B)=YM165(D)
(C)=

(D)=
(E)=
(F)=

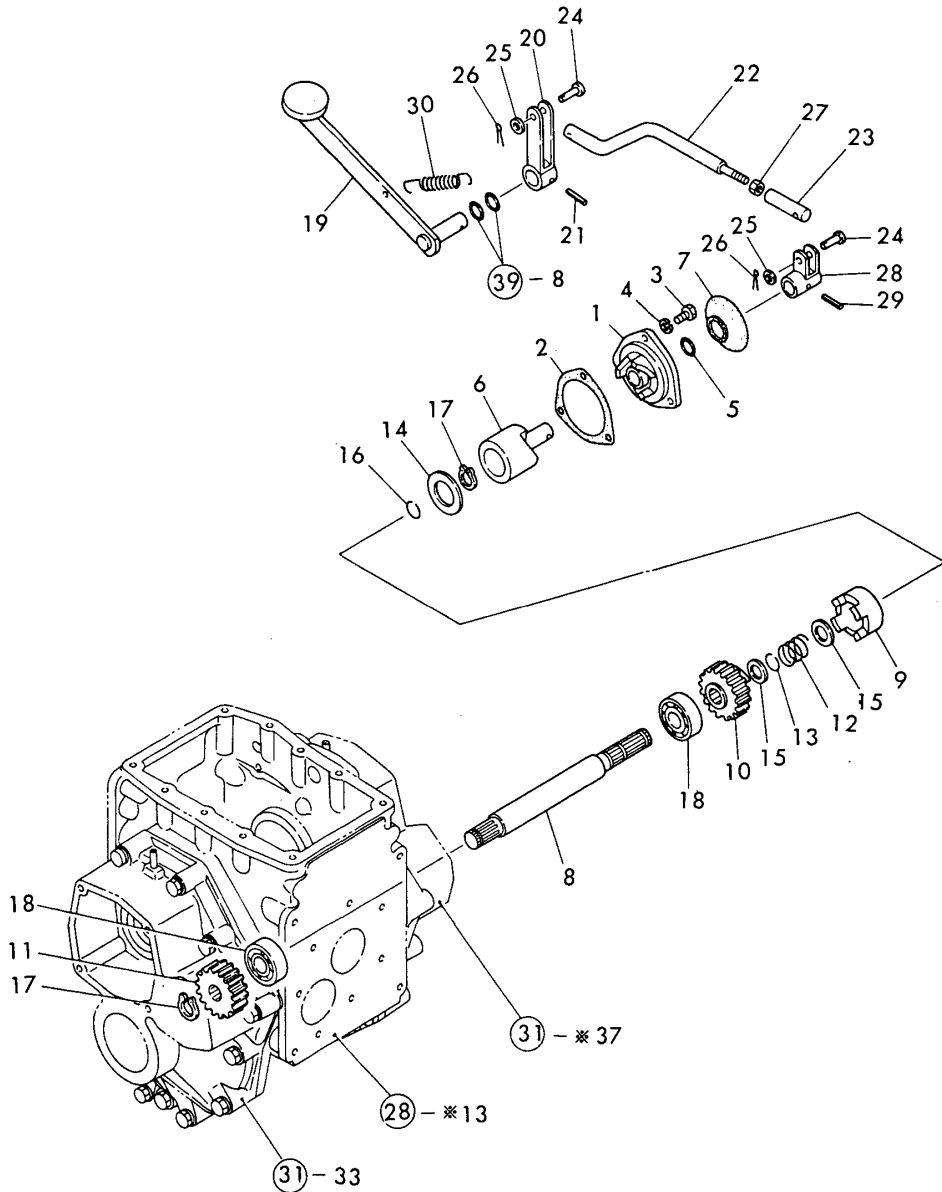
No.	Lev.	Parts No.	Description	Qty						I	R
				(A)	(B)	(C)	(D)	(E)	(F)		
53	1	194200-34140	GEAR, FINAL	2	2						
54	1	194200-34360	COLLAR	2	2						
55	1	194200-34371	COLLAR, 40X55X39	1	2						
56	1	24101-063064	BEARING, BALL 6306	2	2						
57	1	194200-34200	BALL BEARING	2	2						
58	1	194200-34412	SEAL, OIL 457012	2	2						
59	1	194200-34390	WASHER	2	2						
60	1	194200-34400	STOPPER, 46	2	2						
61	1	26117-080169	BOLT M 8X 16 PLATED	4	4						
61-1	1	26116-080162	BOLT, M8X 16 PLATED	4	4						N
62	1	26716-100002	NUT, M10	2	2						
63	1	26116-100652	BOLT, M10X 65 PLATED	2	2						
64	1	194200-34711-Q	HUB, WHEEL	2	2						
64-1	1	194202-34710-Q		2	2						N
65	1	26116-120252	BOLT, M12X 25 PLATED	12	12						
65-1	1	26013-120252	BOLT, M12X 25	12	12						N
66	1	22217-120000	WASHER, SPRING 12	12	12						Z
67	1	194200-34750	PIN, 10X78	2	2						
68	1	22360-100000	PIN, SNAP 10	2	2						
69	1	1A1040-36010	BOLT, FLANGE	4	4						
70	1	1A1040-36040	SPRING, FLANGE BOLT	4	4						
71	1	22117-160000	WASHER, 16	4	4						

Fig.32. DIFFERENTIAL LOCK

(A)=YM165
(B)=YM165(D)
(C)=

(D)=
(E)=
(F)=

Fig. 32 DIFFERENTIAL LOCK



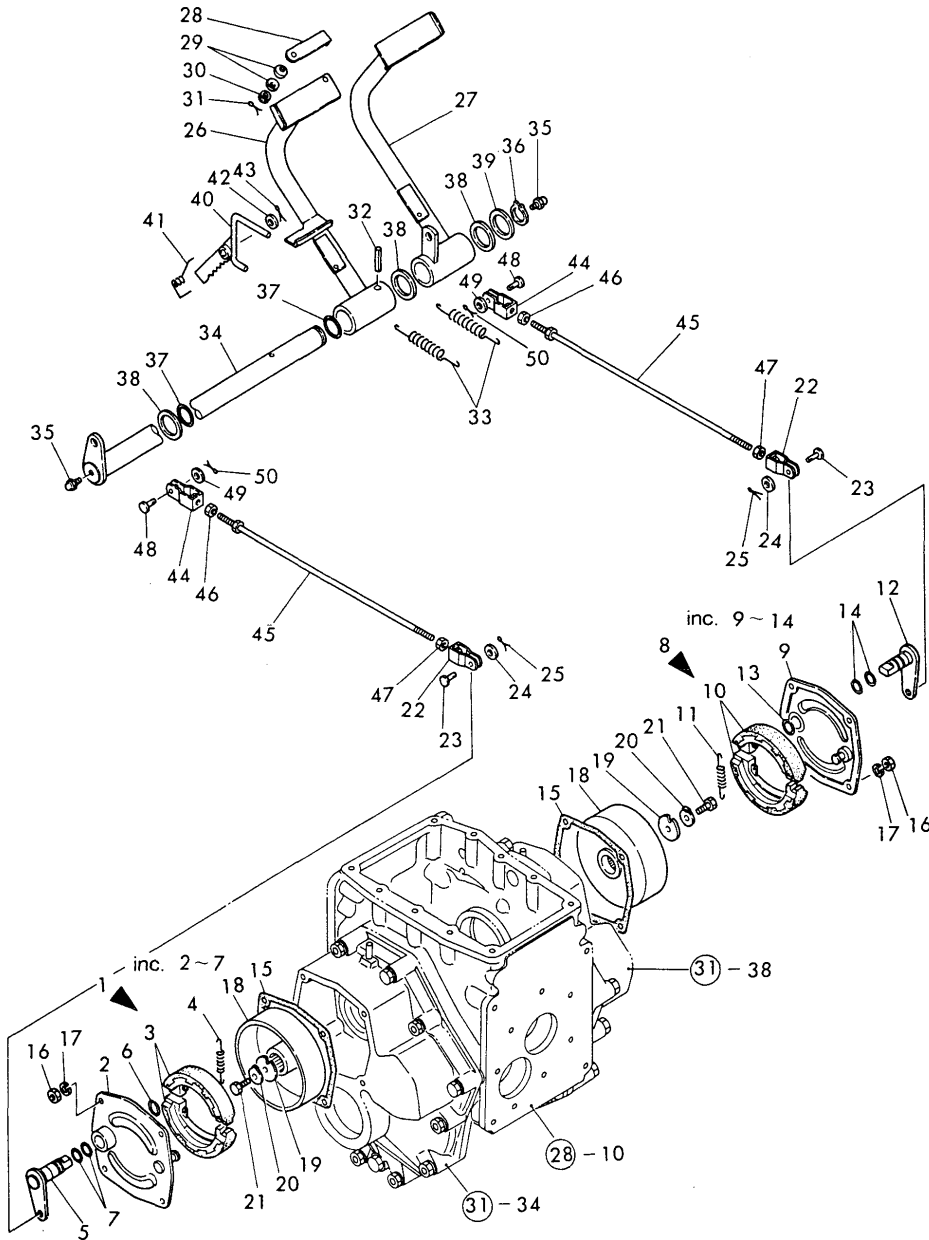
No.	Lev.	Parts No.	Description	Q'ty						I	R
				(A)	(B)	(C)	(D)	(E)	(F)		
1	1	194200-35100-X	COVER, CAM	1	1						
2	1	194200-32670	GASKET	1	1						
3	1	26116-080252	BOLT, M8X 25 PLATED	3	3						
3-1	1	26013-080252	BOLT, M8X 25	3	3						N
4	1	22217-080000	WASHER, SPRING 8	3	3						Z
5	1	24311-000160	O-RING, 1AP16.0	1	1						
6	1	194200-35130-X	CAM ASSY	1	1						
7	1	194200-35180	BOOT	1	1						
8	1	194200-35250	SHAFT, LOCK	1	1						
9	1	194200-35271	CLUTCH	1	1						
10	1	194200-35281	GEAR, CLUTCH	1	1						
11	1	194200-35291	GEAR, CLUTCH	1	1						
12	1	194200-35310	SPRING, DIFF LOCK	1	1						
13	1	194200-35320	RING	1	1						
14	1	194200-35340	LINER 30.5X46X1.5	1	1						
15	1	194200-35350	LINER, 20.5X29X1.5	2	2						
16	1	194200-35330	RING	1	1						
17	1	22242-000200	RING, 20	2	2						
18	1	24101-062044	BEARING, BALL 6204	2	2						
19	1	194200-35400-X	PEADL, DIFF. LOCK	1	1						
20	1	194200-35470	ARM ASSY, LOCK	1	1						
21	1	22351-060032	PIN, SPRING 6.0X32	1	1						
22	1	194200-35500	ROD	1	1						
23	1	194200-35510	JOINT, ROD	1	1						
24	1	194200-35610	PIN 8X28	2	2						
25	1	22117-080000	WASHER, 8	2	2						
26	1	22417-200150	PIN, COTTER 2.0X15	2	2						
27	1	26716-100002	NUT, M10	1	1						
28	1	194200-35550	ARM ASSY, LOCK	1	1						
29	1	22351-060028	PIN, SPRING 6.0X28	1	1						
30	1	194200-35600	SPRING, RETURN	1	1						

Fig.33. BRAKES

(A)=YM165
(B)=YM165(D)
(C)=

(D)=
(E)=
(F)=

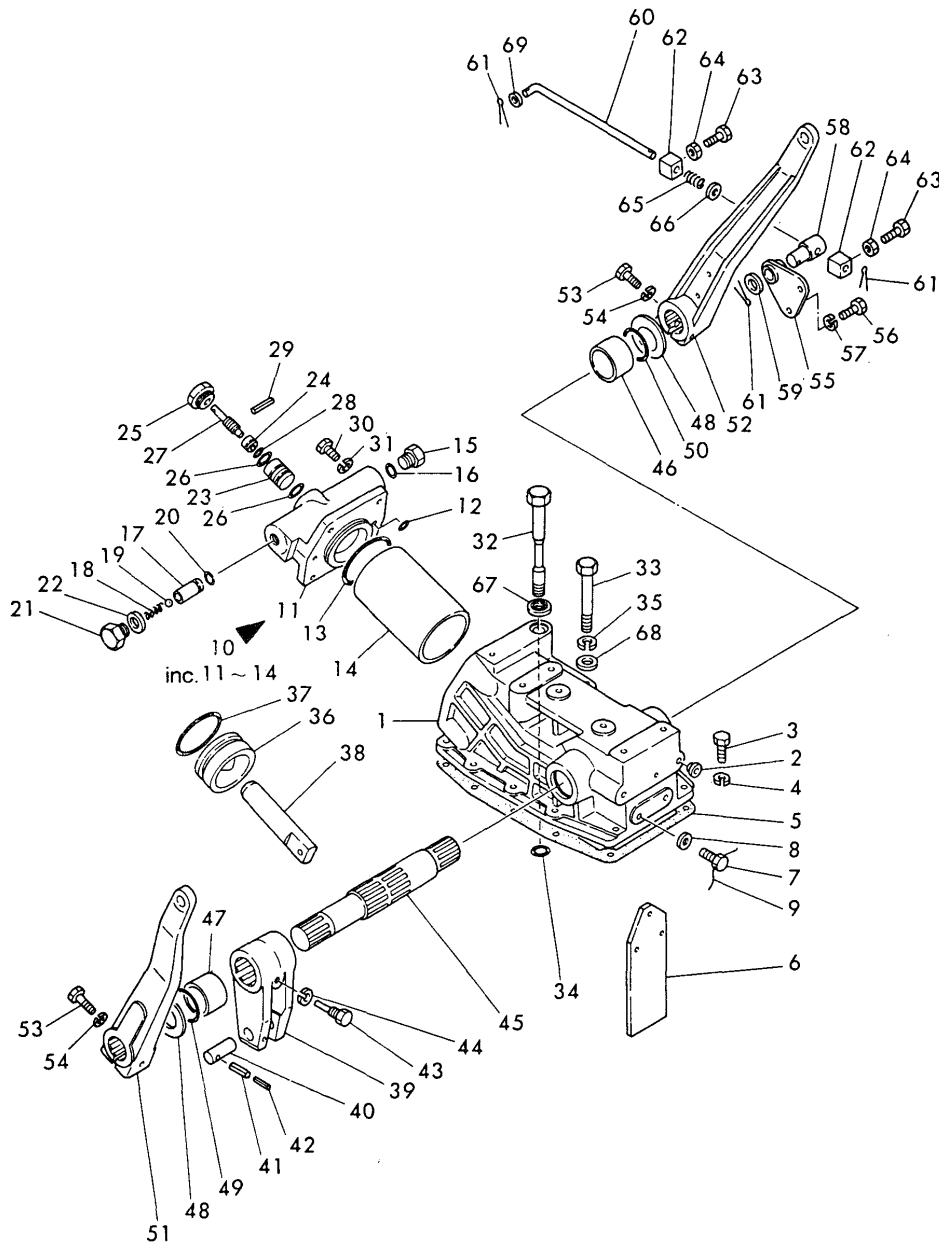
Fig. 33 BRAKES



No.	Lev.	Parts No.	Description	Q'ty						I	R
				(A)	(B)	(C)	(D)	(E)	(F)		
1	1	794200-36001-X	BRAKE ASSY L	1	1						
2	2	194200-36351-X	COVER ASSY, BRAKE	1	1						
3	2	194200-36512	SHOE ASSY, BRAKE	2	2						
4	2	194200-36551	SPRING, SHOE	2	2						
5	2	194200-36701-X	CAMSHAFT ASSY	1	1						
6	2	194200-36790	RING, SHAFT	1	1						
7	2	194200-36780	O-RING	2	2						
8	1	794200-36011-X	BRAKE ASSY R	1	1						
9	2	194200-36351-X	COVER ASSY, BRAKE	1	1						
10	2	194200-36512	SHOE ASSY, BRAKE	2	2						
11	2	194200-36551	SPRING, SHOE	2	2						
12	2	194200-36711-X	CAMSHAFT ASSY	1	1						
13	2	194200-36790	RING, SHAFT	1	1						
14	2	194200-36780	O-RING	2	2						
15	1	194200-36420	GASKET, BRAKE COVER	2	2						
16	1	26716-080002	NUT, M8	8	8						
17	1	22217-080000	WASHER, SPRING 8	8	8						
18	1	194200-36571	DRUM ASSY, BRAKE	2	2						
19	1	194201-36620	WASHER	2	2						
20	1	194201-36610	PLATE, LOCK	2	2						
21	1	26116-100162	BOLT, M10X 16 PLATED	2	2						
22	1	194200-36740	JOINT ASSY, ARM	2	2						
23	1	194200-37810	PIN, 8X20.5	2	2						
24	1	22117-080000	WASHER, 8	2	2						
25	1	22417-200150	PIN, COTTER 2.0X15	2	2						
26	1	194200-37304-X	PEDAL, BRAKE	1	1						
27	1	194200-37401-X	PEDAL, BRAKE	1	1						
28	1	194340-37350-R	CONNECTOR, BRAKE	1	1						
29	1	194200-37390	SPRING, 8	2	2						
30	1	26817-080002	NUT, CASTLE M8	1	1						
31	1	22417-200180	COTTER PIN 2.0X18	1	1						
32	1	22351-080040	PIN, SPRING 8.0X40	1	1						
33	1	194200-37510	SPRING, RETURN	2	2						
34	1	194200-37550-X	SHAFT ASSY, PEDAL	1	1						
35	1	24764-010000	NIPPLE, GREASE M6F	2	2						
36	1	22242-000250	RING, 25	1	1						
37	1	24311-000250	O-RING, 1AP25.0	2	2						
38	1	194200-37600	LINER 26X36X2.3	3	3						
39	1	194200-37620	LINER, 26X36X1	1	1						
40	1	194200-37652-X	LEVER, BRAKE LOCK	1	1						
41	1	194200-37692	SPRING, LOCK	1	1						
42	1	22117-120000	WASHER, 12	1	1						
43	1	22417-200200	PIN, COTTER 2.0X20	1	1						
44	1	194200-37740	JOINT ASSY, ROD	2	2						
45	1	194200-37770	ROD, BRAKE	2	2						
46	1	194200-37780	NUT, M8	2	2						
47	1	26716-080002	NUT, M8	2	2						
48	1	194200-37810	PIN, 8X20.5	2	2						
49	1	22117-080000	WASHER, 8	2	2						
50	1	22417-200150	PIN, COTTER 2.0X15	2	2						

Fig.34. HYDRAULIC LIFT

Fig. 34 HYDRAULIC LIFT



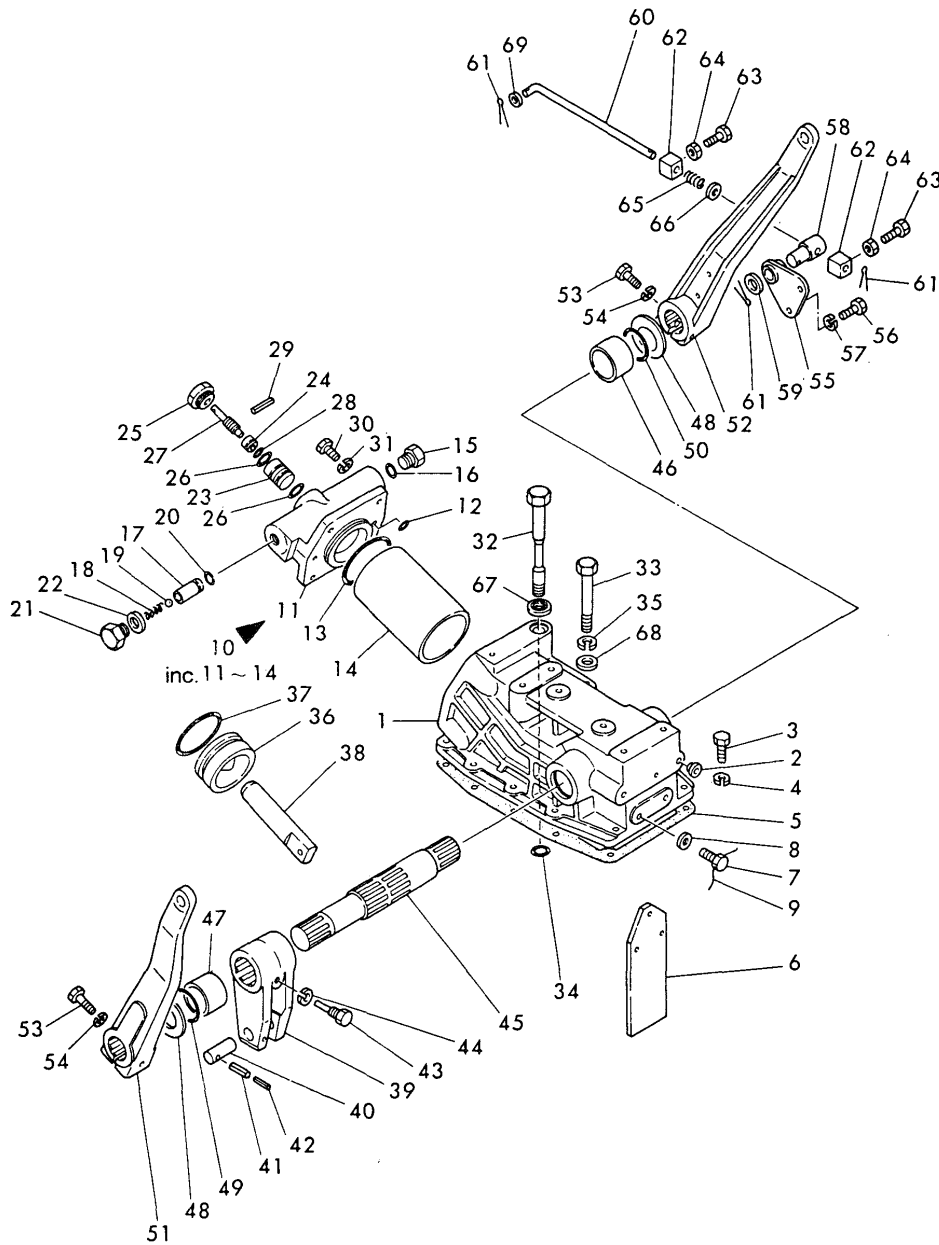
(A)=YM165
(B)=YM165(D)
(C)=

(D)=
(E)=
(F)=

No.	Lev.	Parts No.	Description	Q'ty						I	R
				(A)	(B)	(C)	(D)	(E)	(F)		
1	1	194200-42102-X	CASE, CYLINDER	1	1						
2	1	194150-21910	PLUG, 11.2	2	2						
3	1	26116-100352	BOLT, M10X 35 PLATED	10	10						
3-1	1	26013-100352	BOLT, M10X 35	10	10						N
4	1	22217-100000	WASHER, SPRING 10	10	10						Z
5	1	194200-42150	GASKET, HOUSING	1	1						
6	1	194200-42171	PROTECTOR	1	1						
7	1	26116-080226	BOLT, M8X 22 PLATED	3	3						
7-1	1	26206-080226	BOLT, M8X 22 PLATED	3	3						N
8	1	23414-080000	GASKET, 8X1.0	3	3						
9	1	194200-42180	WIRE 0.6X220	1	1						
10	1	794200-43080-X	CYLINDER ASSY	1	1						
11	2	194200-43121-X	HEAD ASSY, CYLINDER	1	1						
12	2	24311-000140	O-RING, 1AP14.0	1	1						
13	2	194200-43140	O-RING	1	1						
14	2	194200-43110	PIPE, PRESSURE	1	1						
15	1	194200-43161-X	PLUG 18	1	1						
16	1	24311-000150	O-RING, 1AP15.0	1	1						
17	1	194200-46410	SEAT, SAFETY VALVE	1	1						
18	1	194200-46420	SPRING, VALVE	1	1						
19	1	24190-060003	BALL, STEEL 3/16	1	1						
20	1	24311-000090	O-RING, 1AP9.0	1	1						
21	1	194200-46450-X	PLUG 16,SAFETY VALVE	1	1						
22	1	23414-160000	GASKET, 16X1.0	1	1						
23	1	194200-46520	SEAT, STOP VALVE	1	1						
24	1	194200-46531	VALVE, STOP (A)	1	1						
25	1	194200-46540-X	GUIDE, VALVE	1	1						
26	1	194200-46550	O-RING	2	2						
27	1	194200-46560-X	VALVE (B), STOP	1	1						
28	1	24311-000090	O-RING, 1AP9.0	1	1						
29	1	22351-050050	PIN, SPRING 5.0X50	1	1						
30	1	26116-120352	BOLT, M12X 35 PLATED	4	4						
30-1	1	26013-120352	BOLT, M12X 35	4	4						N
31	1	22217-120000	WASHER, SPRING 12	4	4						Z
32	1	194200-43211	SET BOLT M12X120	1	1						
33	1	194200-43220	SET BOLT M12X80	1	1						
34	1	24311-000140	O-RING, 1AP14.0	1	1						
35	1	22217-120000	WASHER, SPRING 12	1	1						
36	1	194200-43300	PISTON, HYDRAULIC	1	1						
37	1	24311-570500	O-RING, 1AP50A	1	1						
38	1	194200-43411	ROD, PISTON	1	1						
39	1	194200-44111	CRANK, LIFT	1	1						
40	1	194200-44151	PIN, LIFT CRANK	1	1						
41	1	22351-050028	PIN, SPRING 5.0X28	1	1						
42	1	22351-030028	PIN, SPRING 3.0X28	1	1						
43	1	194200-44170	BOLT	1	1						
44	1	22217-080000	WASHER, SPRING 8	1	1						
45	1	194200-44210	SHAFT, LIFTING	1	1						
46	1	194200-44250	BUSH 35X30	1	1						
47	1	194200-44260	BUSH 30X30	1	1						
48	1	194200-44280	LINER 30.5X45X1	2	2						

Fig.34. HYDRAULIC LIFT

Fig. 34 HYDRAULIC LIFT



(A)=YM165
(B)=YM165(D)
(C)=

(D)=
(E)=
(F)=

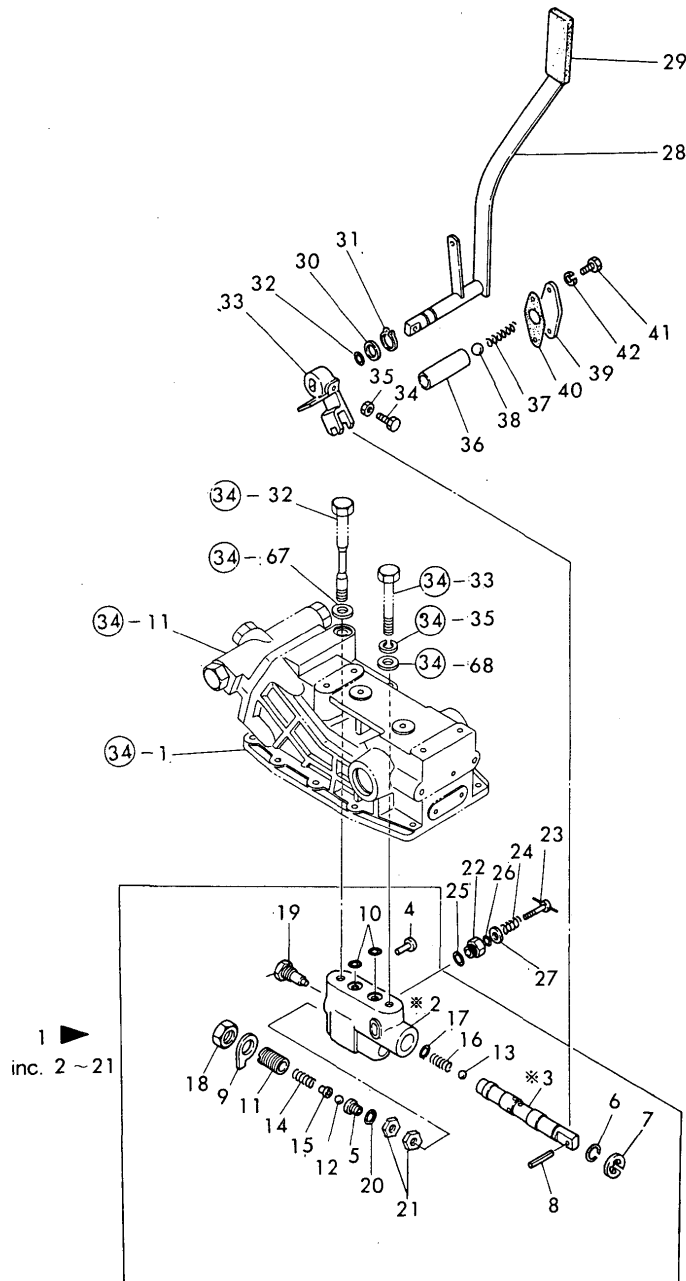
No.	Lev.	Parts No.	Description	Q'ty						I	R
				(A)	(B)	(C)	(D)	(E)	(F)		
49	1	24311-000300	O-RING, 1AP30.0	1	1						
50	1	24311-000350	O-RING, 1AP35.0	1	1						
51	1	194340-44410-X	ARM, LIFT	1	1						
52	1	194340-44420-X	ARM, LIFT	1	1						
53	1	26116-100452	BOLT, M10X 45 PLATED	2	2						
53-1	1	26013-100452	BOLT, M10X 45	2	2						N
54	1	22217-100000	WASHER, SPRING 10	2	2						Z
55	1	194200-47510	SUPPORT ASSY, ROD	1	1						
56	1	26116-080202	BOLT, M8X 20 PLATED	2	2						
56-1	1	26013-080202	BOLT, M8X 20	2	2						N
57	1	22217-080000	WASHER, SPRING 8	2	2						Z
58	1	194200-47550	PIN, RETURN SUPPORT	1	1						
59	1	22137-120000	WASHER, 12	1	1						
60	1	194200-47610	ROD, AUTO-RETURN	1	1						
61	1	22417-300200	PIN, COTTER 3.0X20	3	3						
62	1	194200-47620	STOPPER, RETURN	2	2						
63	1	26116-060182	BOLT, M6X 18 PLATED	2	2						
64	1	26716-060002	NUT, M6	2	2						
65	1	1A1040-46890	SPRING, PIN	1	1						
66	1	22117-080000	WASHER, 8	1	1						
67	1	194200-43230	SEAL WHASHER 12	1	1						
68	1	22137-120000	WASHER, 12	1	1						
68-1	1	22117-120000	WASHER, 12	1	1						N
69	1	22137-080000	WASHER, 8	1	1						

Fig.35. HYDRAULIC CONTROL VALVE

(A)=YM165
(B)=YM165(D)
(C)=

(D)=
(E)=
(F)=

Fig. 35 HYDRAULIC CONTROL VALVE



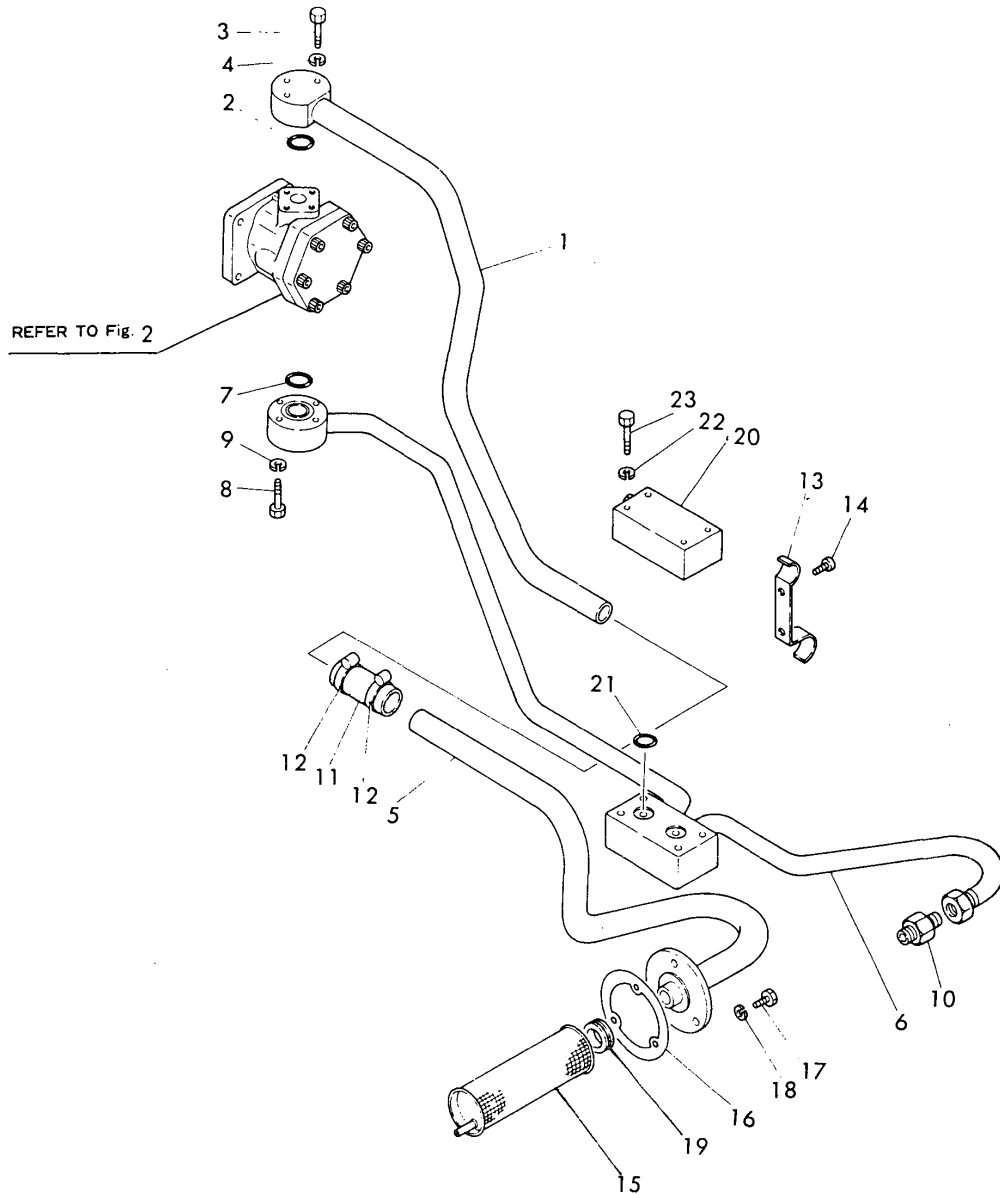
No.	Lev.	Parts No.	Description	Q'ty						I	R
				(A)	(B)	(C)	(D)	(E)	(F)		
1	1	794200-45100-X	VALVE ASSY, CONTROL	1	1						
4	2	194200-45150	ADJUSTER	1	1						
5	2	194200-45160	SEAT, VALVE	1	1						
6	2	194200-45200	RING, STOP	1	1						
7	2	22272-000090	RING, E- 9	1	1						
8	2	22351-060025	PIN, SPRING 6.0X25	1	1						
9	2	194200-45210	WASHER	1	1						
10	2	24311-000140	O-RING, 1AP14.0	2	2						
11	1	194200-45180	ADJUSTER	1	1						
12	2	24190-100002	BALL, STEEL 5/16	1	1						
13	2	24190-120002	BALL, STEEL 3/8	1	1						
14	2	194200-45170	SPRING, ADJUST	1	1						
15	2	194200-45240	SEAT, SPRING	1	1						
16	2	194200-45260	SPRING	1	1						
17	2	24311-240100	O-RING, 1AP10A	1	1						
18	2	194200-45190	NUT	1	1						
19	2	194200-45270	PLUG	1	1						
20	2	24311-000080	O-RING, 1AP8.0	1	1						W
21	1	194200-45250		2	2						W
22	1	194200-46110	PLUG, 16	1	1						
23	1	194200-46121	BOLT, ADJUSTING	1	1						
24	1	194200-46130	SPRING, BOLT	1	1						
25	1	194200-46150	O-RING	1	1						
25-1	1	24311-000125	O-RING, 1AP12.5	1	1						N
26	1	24311-000080	O-RING, 1AP8.0	1	1						
27	1	22137-080000	WASHER, 8	1	1						
28	1	194200-47112-X	LEVER, CONTROL	1	1						
29	1	194150-47621	KNOB, LEVER	1	1						
30	1	194200-47180	LINER	1	1						
31	1	22242-000140	RING, 14	1	1						
32	1	194200-47190	O-RING	1	1						
33	1	194200-47210	FORK, HYD. CONTROL	1	1						
34	1	194200-47220	SET BOLT M6X 30	1	1						
35	1	26716-060002	NUT, M6	1	1						
36	1	194200-47310	SUPPORT, SPRING	1	1						
37	1	194200-47330	SPRING, LOCK	1	1						
38	1	24190-130001	BALL, STEEL 13/32	1	1						
39	1	194200-47350-X	COVER, SPRING	1	1						
40	1	194200-47360	GASKET	1	1						
41	1	26116-080202	BOLT, M8X 20 PLATED	2	2						
41-1	1	26013-080202	BOLT, M8X 20	2	2						N
42	1	22217-080000	WASHER, SPRING 8	2	2						Z

Fig.36. HYDRAULIC PIPING

(A)=YM165
(B)=YM165(D)
(C)=

(D)=
(E)=
(F)=

Fig. 36 HYDRAULIC PIPING



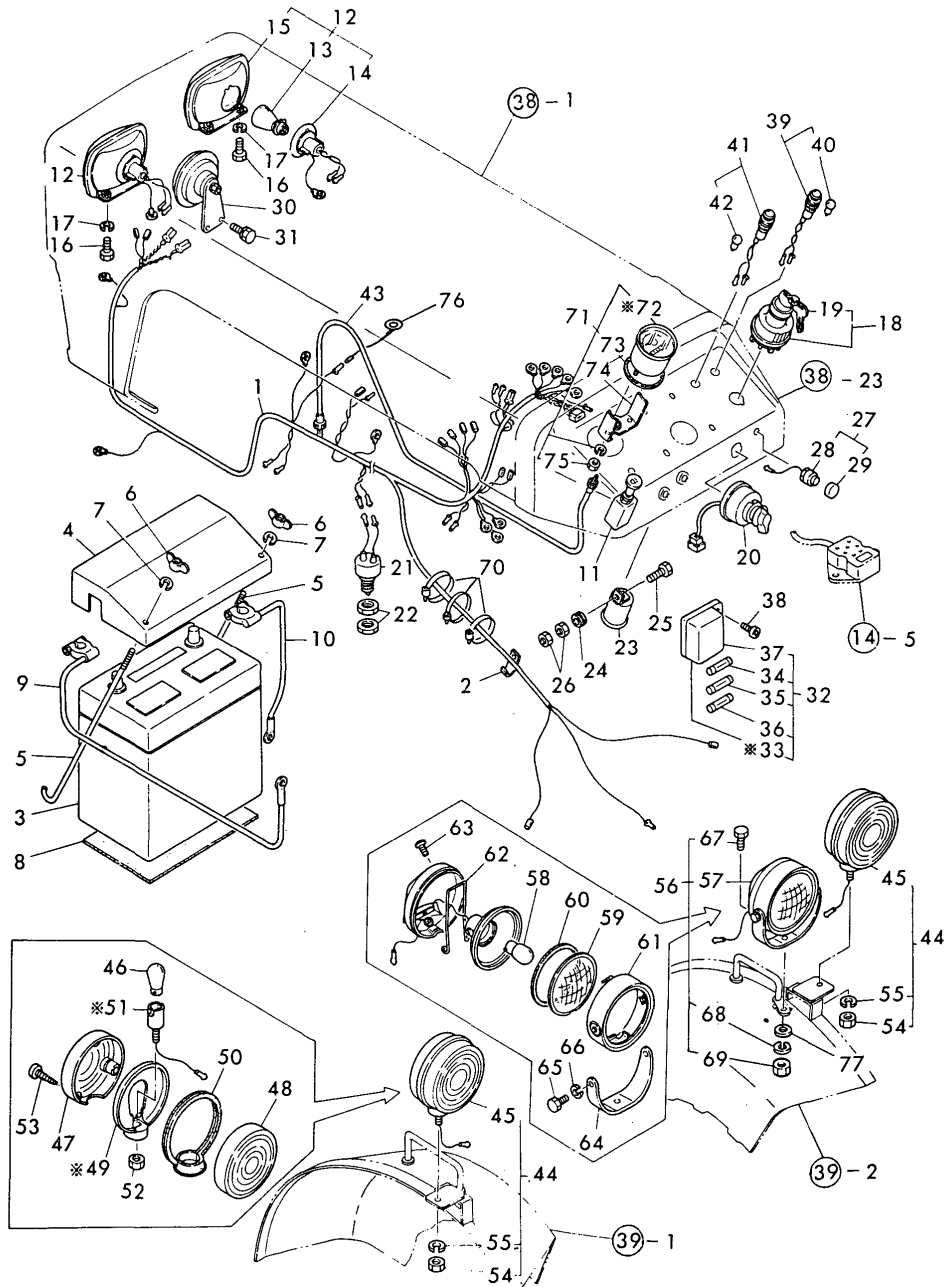
No.	Lev.	Parts No.	Description	Q'ty						I	R
				(A)	(B)	(C)	(D)	(E)	(F)		
1	1	194200-48110-X	PIPE, PRESSURE	1	1						
2	1	24311-000200	O-RING, 1AP20.0	1	1						
3	1	26116-060452	BOLT, M6X 45 PLATED	3	3						
3-1	1	26013-060452	BOLT, M6X 45	3	3						N
4	1	22217-060000	WASHER, SPRING 6	3	3						Z
5	1	194262-48120-X	PIPE, PRESSURE	1	1						
6	1	194340-48211-X	TUBE ASSY, PRESSURE	1	1						
7	1	24311-000200	O-RING, 1AP20.0	1	1						
8	1	26116-060452	BOLT, M6X 45 PLATED	4	4						
8-1	1	26013-060452	BOLT, M6X 45	4	4						N
9	1	22217-060000	WASHER, SPRING 6	4	4						Z
10	1	194200-48570	ADAPTER	1	1						
11	1	194150-48230-X	HOSE, PRESSURE	1	1						
12	1	194151-48710	CLAMP	1	1						
12-1	1	194151-48710	CLAMP	2	2						K
13	1	194200-48820	CLAMP, PIPE	1	1						
14	1	22857-400100	SCREW, 4X10	2	2						
15	1	194200-48911	ELEMENT, HYDRAULIC	1	1						
16	1	194200-48921	GASKET	1	1						
17	1	26116-060182	BOLT, M6X 18 PLATED	3	3						
17-1	1	26013-060182	BOLT, M6X 18	3	3						N
18	1	22217-060000	WASHER, SPRING 6	3	3						Z
19	1	194200-48930	GROMMET, 22	1	1						
20	1	194240-48140-U	COVER, HYD. ADAPTER	1	1						
21	1	24311-000200	O-RING, 1AP20.0	2	2						
22	1	22217-080000	WASHER, SPRING 8	4	4						Z
23	1	26116-080452	BOLT, M8X 45 PLATED	4	4						
23-1	1	26013-080452	BOLT, M8X 45	4	4						N

Fig.37. ELECTRIC PARTS

(A)=YM165
(B)=YM165(D)
(C)=

(D)=
(E)=
(F)=

Fig. 37 ELECTRIC PARTS



No.	Lev.	Parts No.	Description	Q'ty						I	R
				(A)	(B)	(C)	(D)	(E)	(F)		
1	1	194345-51100	HARNESS (A), WIRE	1	1						
2	1	194200-56400	CLAMP	1	1						
3	1	194340-51300	BATTERY(Y60-S4GL-DRY	1	1						
4	1	194200-51351-X	COVER, BATTERY	1	1						
5	1	194200-51400	BOLT	2	2						
6	1	26637-060002	NUT, WING M6	2	2						
7	1	22217-060000	WASHER, SPRING 6	2	2						
8	1	194200-51440	CUSHION, BATTERY	1	1						
9	1	194200-51201	CABLE, BATTERY	1	1						
10	1	194200-51211	CABLE, BATTERY EARTH	1	1						
11	1	194130-52121	SWITCH, LIGHTING	1	1						
12	1	194262-53050	LIGHT ASSY, HEAD	2	2						
12-1	1	194262-53051	LIGHT ASSY, HEAD	2	2						N
13	2	194262-53080	BULB, 12V25W	2	2						
14	2	194262-53100	SOCKET	2	2						
14-1	2	194262-53101	SOCKET ASSY, SUB	2	2						N
15	2	194262-53090	BEAM UNIT	2	2						
16	1	26116-060129	BOLT, M6X 12 PLATED	4	4						
16-1	1	26013-060129	BOLT, M6X 12	4	4						N
17	1	22217-060000	WASHER, SPRING 6	4	4						
17-1	1	22137-060000	WASHER, 6	4	4						N
18	1	194322-52110	SWITCH, STARTING	1	1						
19	2	194155-52190	KEY	1	1						
20	1	194170-52130	SWITCH, TURN SIGNAL	1	1						
21	1	194240-52190	SWITCH, SAFETY START	1	1						
22	1	194240-52210	NUT, M22	2	2						
23	1	194080-57202	RELAY	1	1						
24	1	194200-57210	GROMMET	1	1						
25	1	26116-050162	BOLT, M5X 16 PLATED	1	1						
26	1	26716-050002	NUT, M5	2	2						
27	1	794200-52100	SWITCH ASSY, HORN	1	1						
28	2	194150-52160	SWITCH, HORN	1	1						
29	2	194150-52170	CAP, SWITCH	1	1						
30	1	194151-57100	HORN	1	1						
31	1	26013-060129	BOLT, M6X 12	2	2						
32	1	194440-52400	BOX ASSY, FUSE	1	1						
34	2	194145-52820	FUSE 5A	1	1						
35	2	194145-52830	FUSE 10A	2	2						
36	2	194145-52840	FUSE 15A	2	2						
37	2	194440-52420	COVER	1	1						W
38	1	26587-060202	SCREW, M6X20	2	2						
39	1	194345-55110	LAMP ASSY,WATER TEMP	1	1						
40	2	194080-55840	BULB 12V-3W	1	1						
41	1	194345-55120	LAMP ASSY,OIL PRESS.	1	1						
42	2	194080-55840	BULB 12V-3W	1	1						
43	1	194190-56900	CABLE ASSY, METER	1	1						
44	1	794275-53401	LAMP ASSY, WORKING	2	2						
45	2	194275-53401	LAMP ASSY, WORKING	2	2						
46	3	194275-53410	BULB	2	2						
47	3	194275-53421	LENS	2	2						
48	3	194275-53431	LENS	2	2						

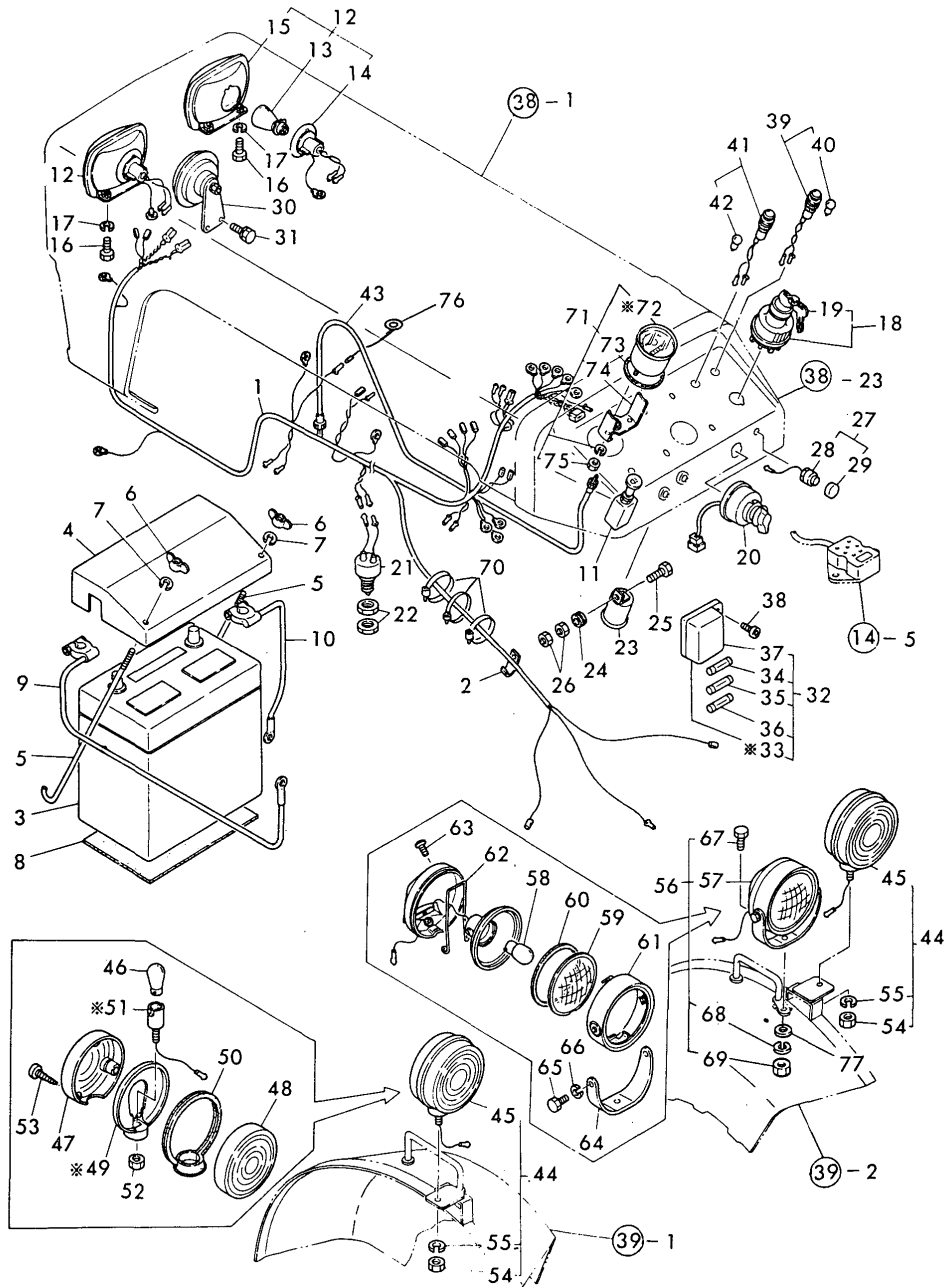
N:Old $\begin{matrix} \text{Yes} \\ \text{No} \end{matrix}$ New, Q:Old $\begin{matrix} \text{No} \\ \text{Yes} \end{matrix}$ New, R:Old $\begin{matrix} \text{Yes} \\ \text{No} \end{matrix}$ New, S:Old $\begin{matrix} \text{No} \\ \text{Yes} \end{matrix}$ New, W:Add, Z:Discontinued, F:Interchangeable by set, K:Q'ty Change
 ++ CONTINUE ++
 Copyright (C) YANMAR CO., LTD. All Rights Reserved.

Fig.37. ELECTRIC PARTS

(A)=YM165
(B)=YM165(D)
(C)=

(D)=
(E)=
(F)=

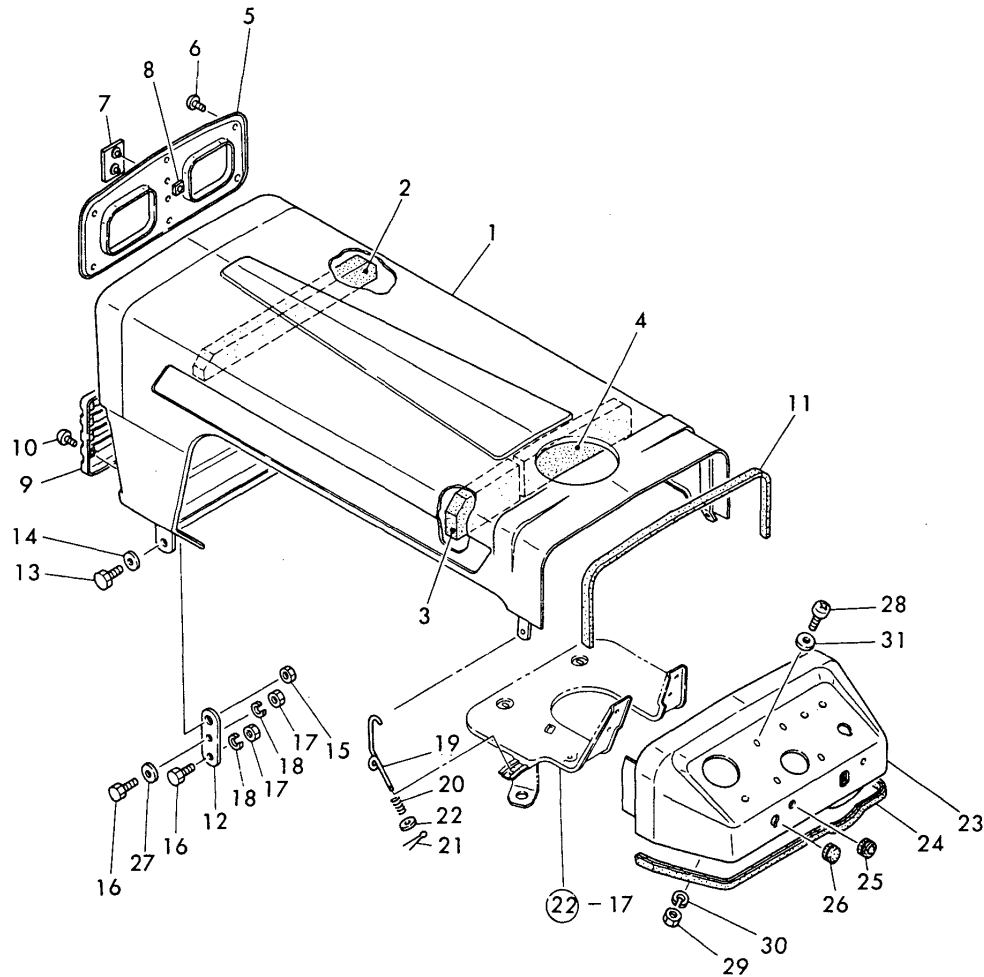
Fig. 37 ELECTRIC PARTS



No.	Lev.	Parts No.	Description	Q'ty						I	R
				(A)	(B)	(C)	(D)	(E)	(F)		
50	3	194275-53451	GASKET, LENS	2	2						
52	3	26756-100002	NUT, LOCK M10	2	2						
53	3	194275-53481	SCREW, TAPPING M4X40	6	6						
54	2	26756-100002	NUT, LOCK M10	2	2						
54-1	2	26716-100002	NUT, M10	2	2						N
55	2	22217-100000	WASHER, SPRING 10	2	2						
56	1	794340-57500	LIGHT ASSY, WORKING	1	1						
57	2	794081-54101	LAMP ASSY, WORKING	1	1						
58	3	194081-55820	BULB, 12V20W	1	1						
59	3	194081-54110	LENS	1	1						
60	3	194081-54120	GASKET	1	1						
61	3	194081-54131	RIM	1	1						
62	3	194081-54151	SPRING	1	1						
63	3	194081-54210	SCREW	1	1						
64	3	194081-54221	STAY	1	1						
65	3	194081-54230	BOLT M6X 12	2	2						
66	3	194081-54240	SPRING WASHER 6	2	2						
67	2	26116-080202	BOLT, M8X 20 PLATED	1	1						
68	2	22217-080000	WASHER, SPRING 8	1	1						
69	2	26716-080002	NUT, M8	1	1						
70	1	194202-56450	CLAMP, SPEED AD09	3	3						
71	1	194340-56050	METER ASSY, HOUR	1	1						
73	2	194200-56070	SHEET	1	1						
74	2	194200-56060	FITTING	1	1						
75	2	194990-22020	NUT, M4	2	2						
76	1	194200-51162	WIRE, READ	1	1						W
77	1	22157-080000	WASHER, 8	1	1						W

Fig.38. HOOD

Fig. 38 HOOD



(A)=YM165
(B)=YM165(D)
(C)=

(D)=
(E)=
(F)=

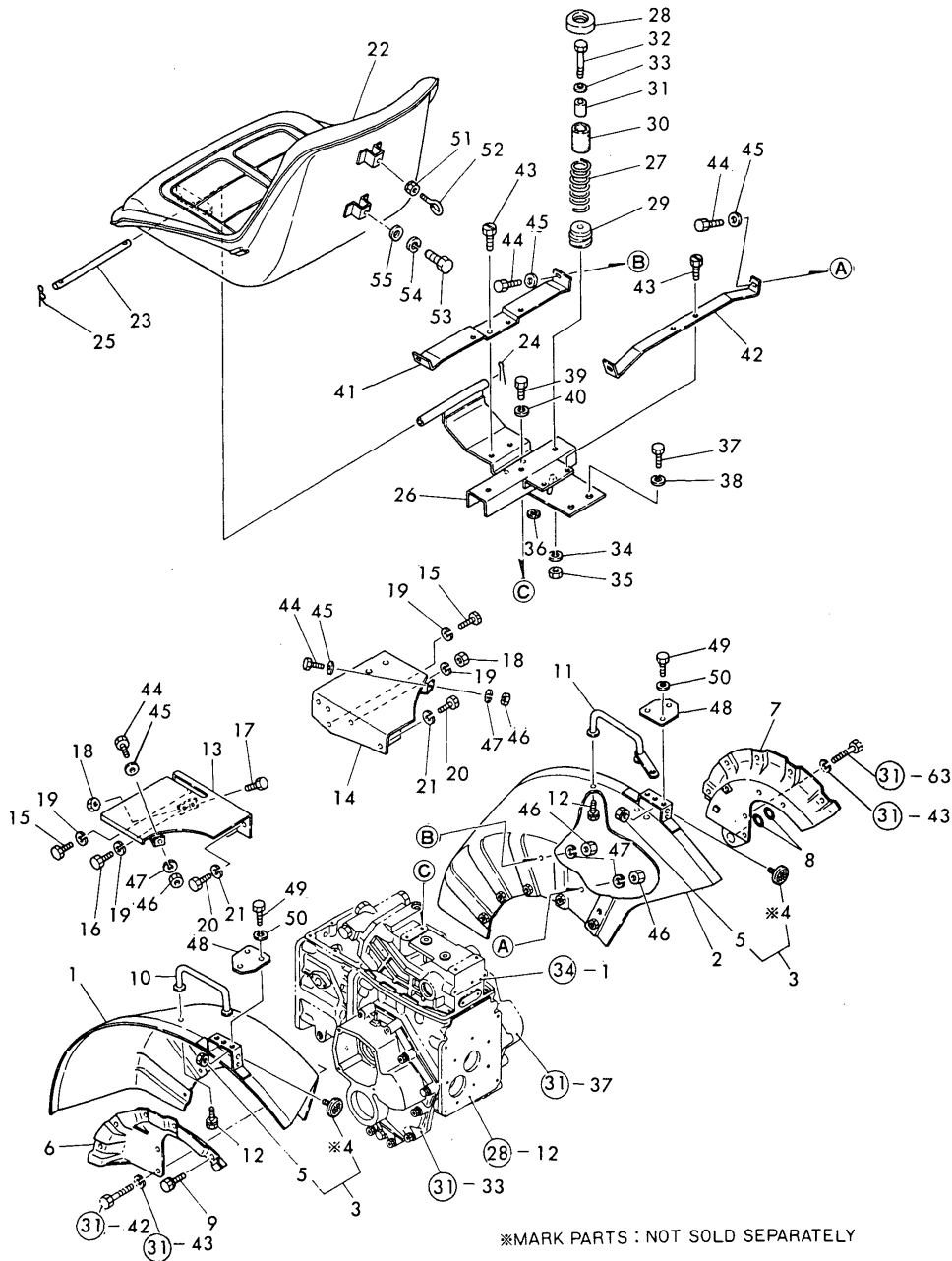
No.	Lev.	Parts No.	Description	Q'ty						I	R
				(A)	(B)	(C)	(D)	(E)	(F)		
1	1	194345-61100-R	HOOD	1	1						
2	2	194345-61220	LINING	1	1						
3	2	194345-61230	LINING	1	1						
4	2	194345-61240	LINING	1	1						
5	1	194262-61330-Q	PANEL, HOOD UPPER	1	1						
6	1	22857-400100	SCREW, 4X10	6	6						
7	1	194262-61350	EMBLEM	1	1						
8	1	194200-65610	NUT, FLAT	2	2						
9	1	194262-61240-Q	GRILLE	1	1						
10	1	22857-400100	SCREW, 4X10	6	6						
11	1	194200-61250	RUBBER	1	1						
12	1	194200-61260-X	PLATE, HOOD	2	2						
13	1	26116-120252	BOLT, M12X 25 PLATED	2	2						
14	1	22117-120000	WASHER, 12	2	2						
15	1	26346-120002	NUT, M12	2	2						
16	1	26116-080252	BOLT, M8X 25 PLATED	4	4						
17	1	26716-080002	NUT, M8	4	4						
18	1	22217-080000	WASHER, SPRING 8	4	4						
19	1	194200-61450	HOOK	2	2						
20	1	194200-61490	SPRING	2	2						
21	1	22417-200100	COTTER PIN 2.0X10	2	2						
22	1	22117-100000	WASHER, 10	2	2						
23	1	194345-61520-R	DASHBOARD ASSY	1	1						
24	1	194200-61550	RUBBER	1	1						
25	1	1A1040-59470	GROMMET 9	1	1						
26	1	194340-61610	GROMMET	1	1						
27	1	22217-080000	WASHER, SPRING 8	2	2						
28	1	26587-060162	SCREW, M6X16	4	4						
29	1	26716-060002	NUT, M6	4	4						
30	1	22217-060000	WASHER, SPRING 6	4	4						
31	1	22117-060000	WASHER, 6	4	4						

Fig.39. FENDERS,STEPS&SEAT

(A)=YM165
(B)=YM165(D)
(C)=

(D)=
(E)=
(F)=

Fig. 39 FENDERS, STEPS & SEAT



*MARK PARTS : NOT SOLD SEPARATELY

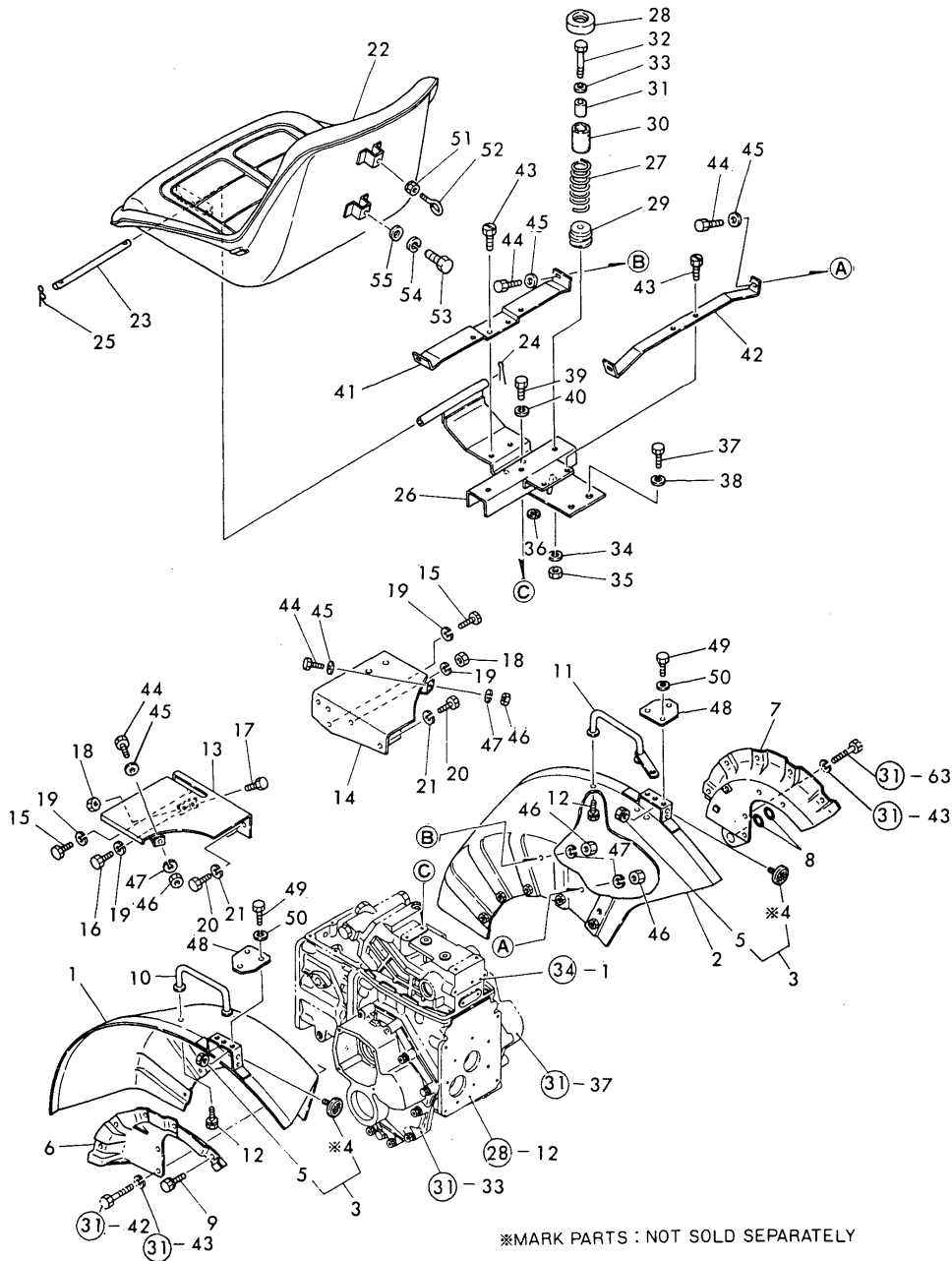
No.	Lev.	Parts No.	Description	(A)	(B)	(C)	(D)	(E)	(F)	Q'ty	I	R
1	1	194345-62100-R	FENDER (L)	1	1							
2	1	194345-62110-R	FENDER (R)	1	1							
3	1	794200-62220	REFLECTOR ASSY	2	2							
5	2	194990-22030	NUT, M5	2	2							
6	1	194200-62330-R	BRACKET (L),FENDER	1	1							
7	1	194200-62311-R	BRACKET, FENDER	1	1							
8	1	24311-000180	O-RING, 1AP18.0	2	2							
9	1	26013-080162	BOLT, M8X 16	10	10							
10	1	194200-62401-R	BAR ASSY, ASSIST	1	1							
11	1	194345-62420-R	BAR ASSY, ASSIST	1	1							
12	1	26013-080162	BOLT, M8X 16	4	4							
13	1	194200-62511-X	STEP ASSY	1	1							
14	1	194200-62521-X	STEP ASSY	1	1							
15	1	26116-100202	BOLT, M10X 20 PLATED	4	4							
15-1	1	26013-100202	BOLT, M10X 20	4	4							N
16	1	26116-100252	BOLT, M10X 25 PLATED	1	1							
16-1	1	26013-100252	BOLT, M10X 25	1	1							N
17	1	26116-100404	BOLT, M10X 40 PLATED	1	1							
18	1	26716-100002	NUT, M10	2	2							
19	1	22217-100000	WASHER, SPRING 10	6	6							
19-1	1	22217-100000	WASHER, SPRING 10	1	1							K
20	1	26116-080202	BOLT, M8X 20 PLATED	2	2							
20-1	1	26013-080202	BOLT, M8X 20	2	2							N
21	1	22217-080000	WASHER, SPRING 8	2	2							Z
22	1	194170-63110-X	SEAT, OPERATOR	1	1							
22-1	1	194170-63111-X	SEAT ASSY, OPERATOR	1	1							N
23	1	194140-63221	PIN, HINGE	1	1							
24	1	22417-200150	PIN, COTTER 2.0X15	1	1							
25	1	22360-080000	SNAP PIN 8	1	1							
26	1	194345-63210-X	BRACKET, SEAT	1	1							
27	1	194281-63240	SPRING	2	2							
28	1	194322-63280-X	RETAINER	2	2							
29	1	194322-63250	HOLDER	2	2							
30	1	194151-63240	RUBBER, CUSHION	2	2							
31	1	194151-63250	COLLAR, CUSHION	2	2							
32	1	26116-080602	BOLT, M8X 60 PLATED	2	2							
33	1	22137-080000	WASHER, 8	2	2							
34	1	22217-080000	WASHER, SPRING 8	2	2							
35	1	26716-080002	NUT, M8	2	2							
36	1	194200-63310	GASKET	1	1							
37	1	26116-120252	BOLT, M12X 25 PLATED	2	2							
37-1	1	26013-120252	BOLT, M12X 25	2	2							N
38	1	22217-120000	WASHER, SPRING 12	2	2							Z
39	1	26116-100202	BOLT, M10X 20 PLATED	2	2							
39-1	1	26013-100202	BOLT, M10X 20	2	2							N
40	1	22217-100000	WASHER, SPRING 10	2	2							Z
41	1	194200-63410-X	STAY, FENDER	1	1							
42	1	194345-63420-X	STAY, FENDER	1	1							
43	1	194201-05200	BOLT M 6X16	4	4							
44	1	26116-080202	BOLT, M8X 20 PLATED	6	6							
45	1	22117-080000	WASHER, 8	6	6							

Fig.39. FENDERS,STEPS&SEAT

(A)=YM165
(B)=YM165(D)
(C)=

(D)=
(E)=
(F)=

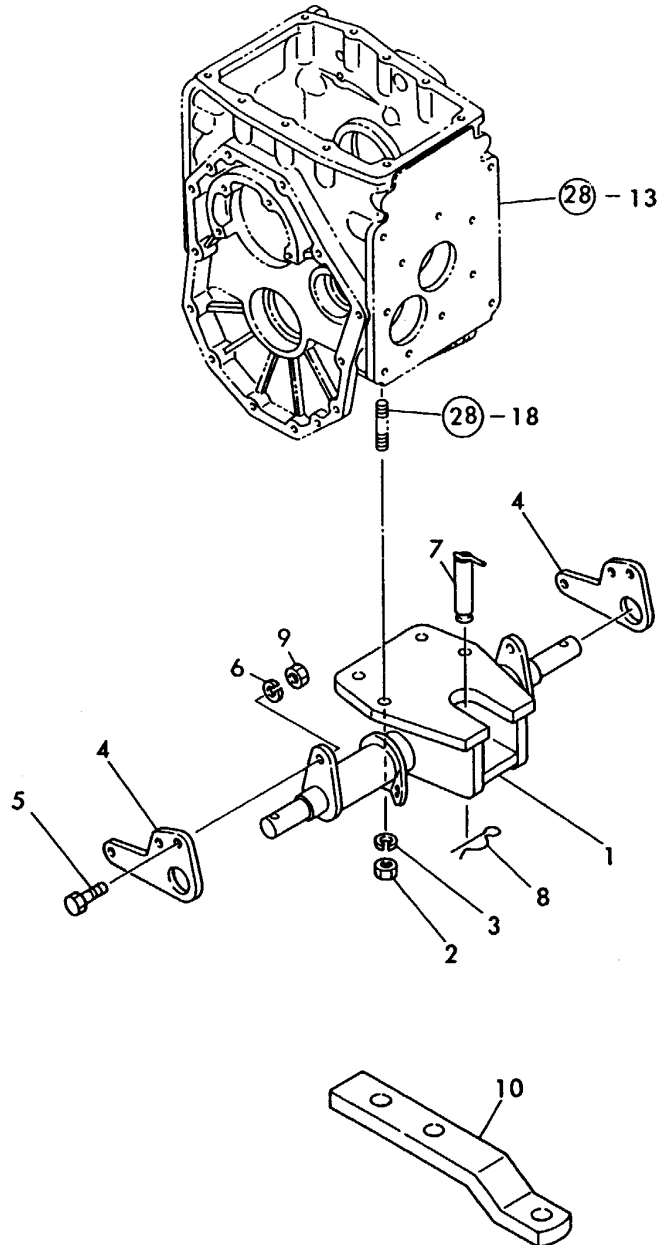
Fig. 39 FENDERS, STEPS & SEAT



No.	Lev.	Parts No.	Description	Q'ty						I	R
				(A)	(B)	(C)	(D)	(E)	(F)		
46	1	26716-080002	NUT, M8	6	6						
47	1	22217-080000	WASHER, SPRING 8	6	6						
48	1	194345-62260-R	BRACKET	2	2						
49	1	26116-060162	BOLT, M6X 16 PLATED	4	4						
49-1	1	26013-060162	BOLT, M6X 16	4	4						N
50	1	22217-060000	WASHER, SPRING 6	4	4						Z
51	1	194990-22130	NUT, M6	1	1						
52	1	194275-63120	BOLT, STOP	1	1						
53	1	26116-060202	BOLT, M6X 20 PLATED	1	1						
53-1	1	26014-060202	BOLT, M6X 20	1	1						N
54	1	22217-060000	WASHER, SPRING 6	1	1						Z
55	1	22117-060000	WASHER, 6	1	1						Z

Fig.40. REAR HITCH

Fig. 40 REAR HITCH



(A)=YM165
(B)=YM165(D)
(C)=

(D)=
(E)=
(F)=

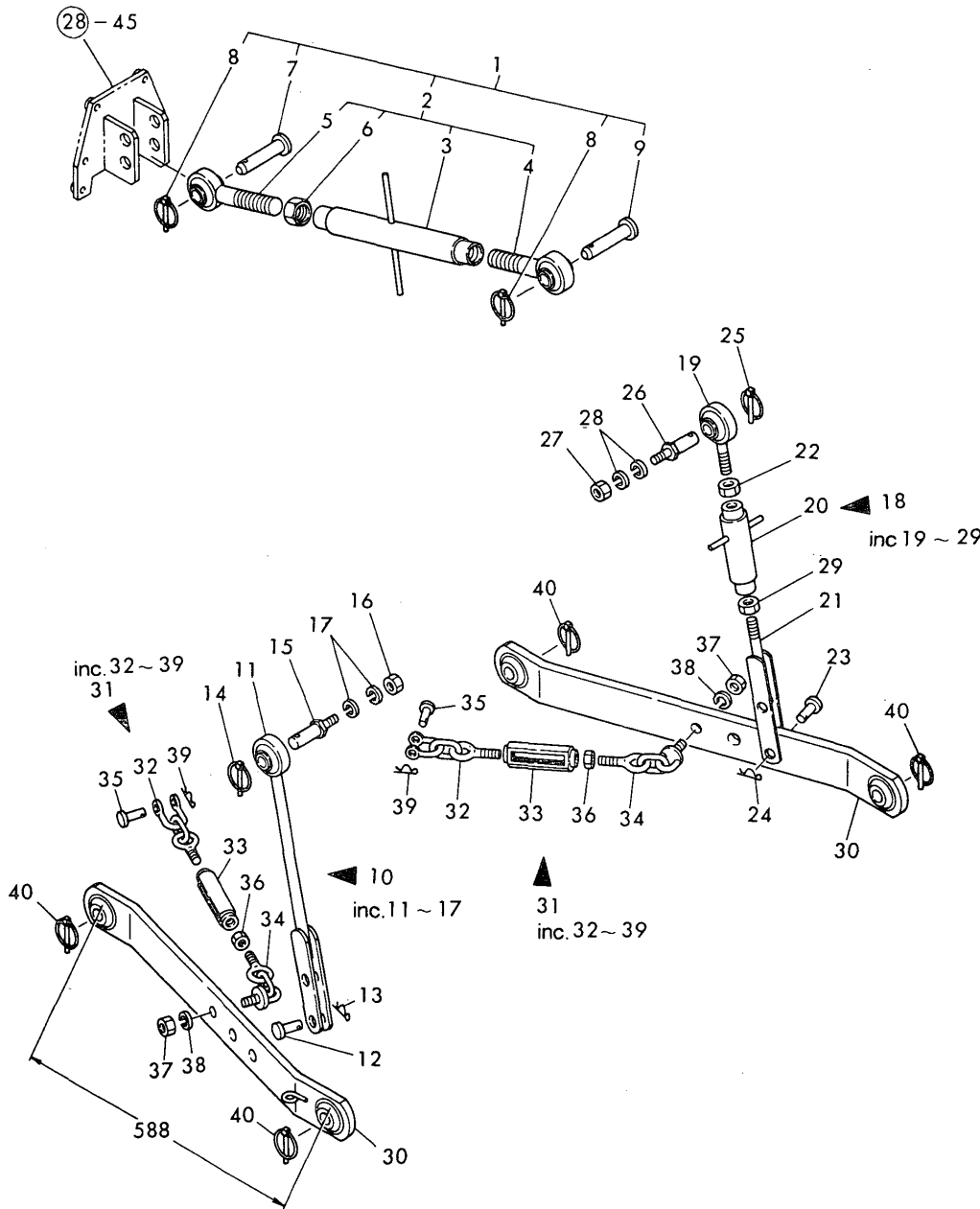
No.	Lev.	Parts No.	Description	Q'ty						I	R
				(A)	(B)	(C)	(D)	(E)	(F)		
1	1	194340-75410-X	DRAWBER, REAR	1	1						
2	1	26716-140002	NUT, M14	4	4						
3	1	22217-140000	WASHER, SPRING 14	4	4						
4	1	194200-75502-X	BRACKET, REAR HITCH	2	2						
5	1	26116-120352	BOLT, M12X 35 PLATED	2	2						
6	1	22217-120000	WASHER, SPRING 12	2	2						
7	1	194340-75530	PIN, HITCH	1	1						
8	1	22360-190000	PIN, SNAP 19	1	1						
9	1	26716-120002	NUT, M12	2	2						
10	1	194340-75650-X	HITCH, DRAWBER	1	1						

Fig.41. THREE-POINT HITCH(CATEGORY 0)

(A)=YM165
(B)=YM165(D)
(C)=

(D)=
(E)=
(F)=

Fig. 41 THREE-POINT HITCH [CATEGORY 0]



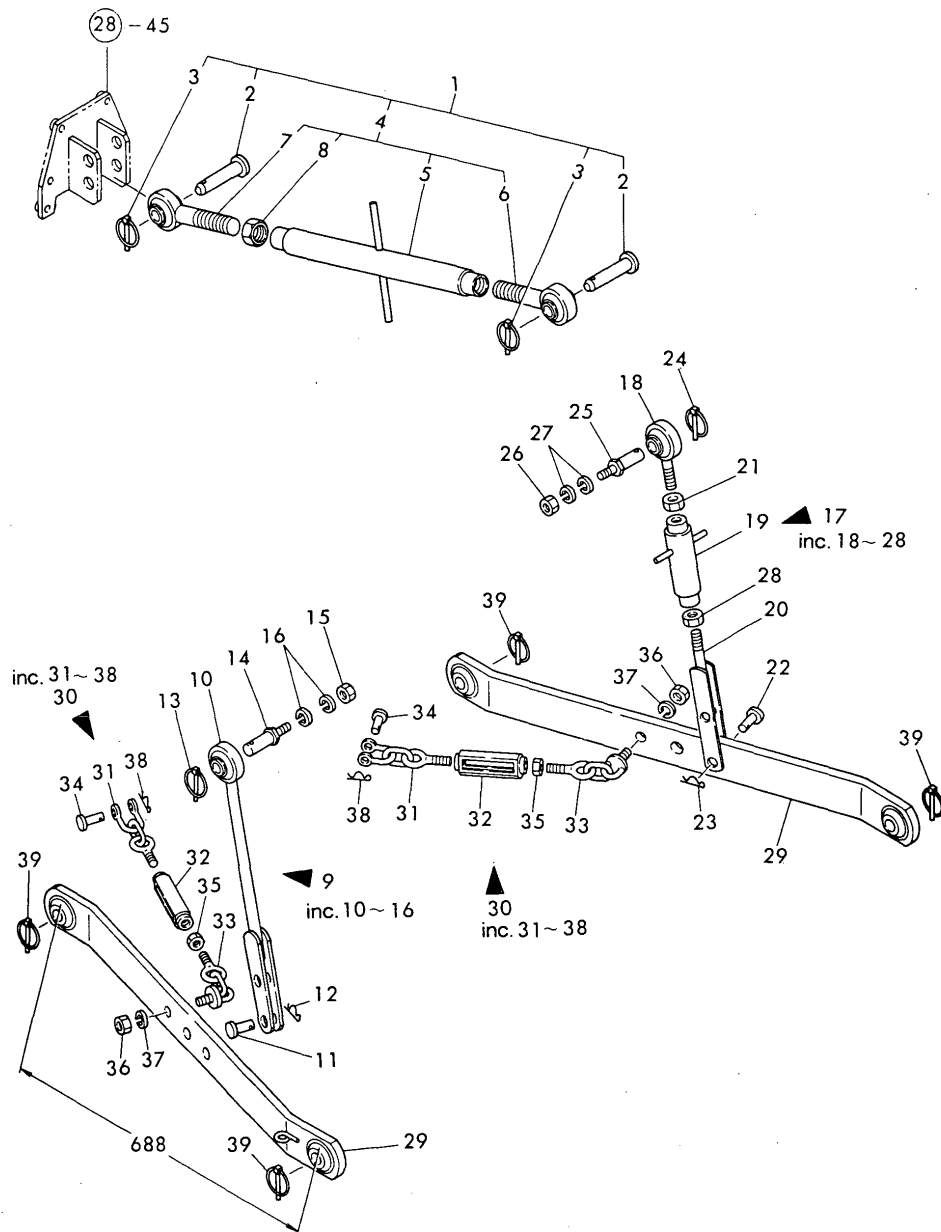
No.	Lev.	Parts No.	Description	Qty						I	R
				(A)	(B)	(C)	(D)	(E)	(F)		
1	1	794340-00030-X	LINK ASSY, TOP	1	1						
2	2	794150-71090-X	LINK ASSY, TOP	1	1						
3	3	194150-71110-X	TURNBUCKLE	1	1						
4	3	794150-71260-X	EYE BOLT (L)	1	1						
5	3	794150-71360-X	BOLT ASSY, EYE R	1	1						
6	3	26756-240002	NUT, LOCK M24	1	1						
7	2	194150-71230	PIN, LINK	2	2						
7-1	2	194150-71230	PIN, LINK	1	1						K
8	2	794130-71410	PIN ASSY, BALL	2	2						
9	2	195080-15060	PIN, HITCH	1	1						W
10	1	794340-00050-X	LINK (L) ASSY, LIFT	1	1						
11	2	194190-72301-X	LINK (L), LIFT	1	1						
12	2	194150-72460	PIN, LIFT YOKE	1	1						
13	2	194150-74850	PIN, SNAP	1	1						
14	2	794130-71410	PIN ASSY, BALL	1	1						
15	2	194340-10050	PIN, LIFT ARM	1	1						
16	2	26716-140002	NUT, M14	1	1						
17	2	22217-140000	WASHER, SPRING 14	2	2						
18	1	794340-10061-X	LINK (R) ASSY, LIFT	1	1						
19	2	194340-72200-X	EYE BOLT ASSY, LIFT	1	1						
20	2	194340-72230-X	TURNBUCKLE	1	1						
21	2	194340-72240-X	LINK (R) ASSY, LIFT	1	1						
22	2	26736-180002	NUT, M18	1	1						
23	2	194150-72460	PIN, LIFT YOKE	1	1						
24	2	194150-74850	PIN, SNAP	1	1						
25	2	794130-71410	PIN ASSY, BALL	1	1						
26	2	194340-10050	PIN, LIFT ARM	1	1						
27	2	26716-140002	NUT, M14	1	1						
28	2	22217-140000	WASHER, SPRING 14	2	2						
29	2	194340-75740	NUT, LOCK	1	1						
30	1	194340-10200-X	LINK ASSY, LOWER	2	2						
31	1	794340-74600-X	CHAIN ASSY, CHECK	2	2						
32	2	194340-74700-X	CHAIN, CHECK	2	2						
33	2	194150-74672-U	TURNBUCKLE, CHAIN	2	2						
34	2	194340-74800-X	CHAIN, CHECK	2	2						
35	2	194150-74630	PIN, SHACKLE	2	2						
36	2	26756-140002	NUT, LOCK M14	2	2						
37	2	26716-160002	NUT, M16	2	2						
38	2	22217-160000	WASHER, SPRING 16	2	2						
39	2	194150-74850	PIN, SNAP	2	2						
40	1	794130-71410	PIN ASSY, BALL	4	4						

Fig.42. THREE-POINT HITCH(CATEGORY 1)

(A)=YM165
(B)=YM165(D)
(C)=

(D)=
(E)=
(F)=

Fig. 42 THREE-POINT HITCH [CATEGORY 1]

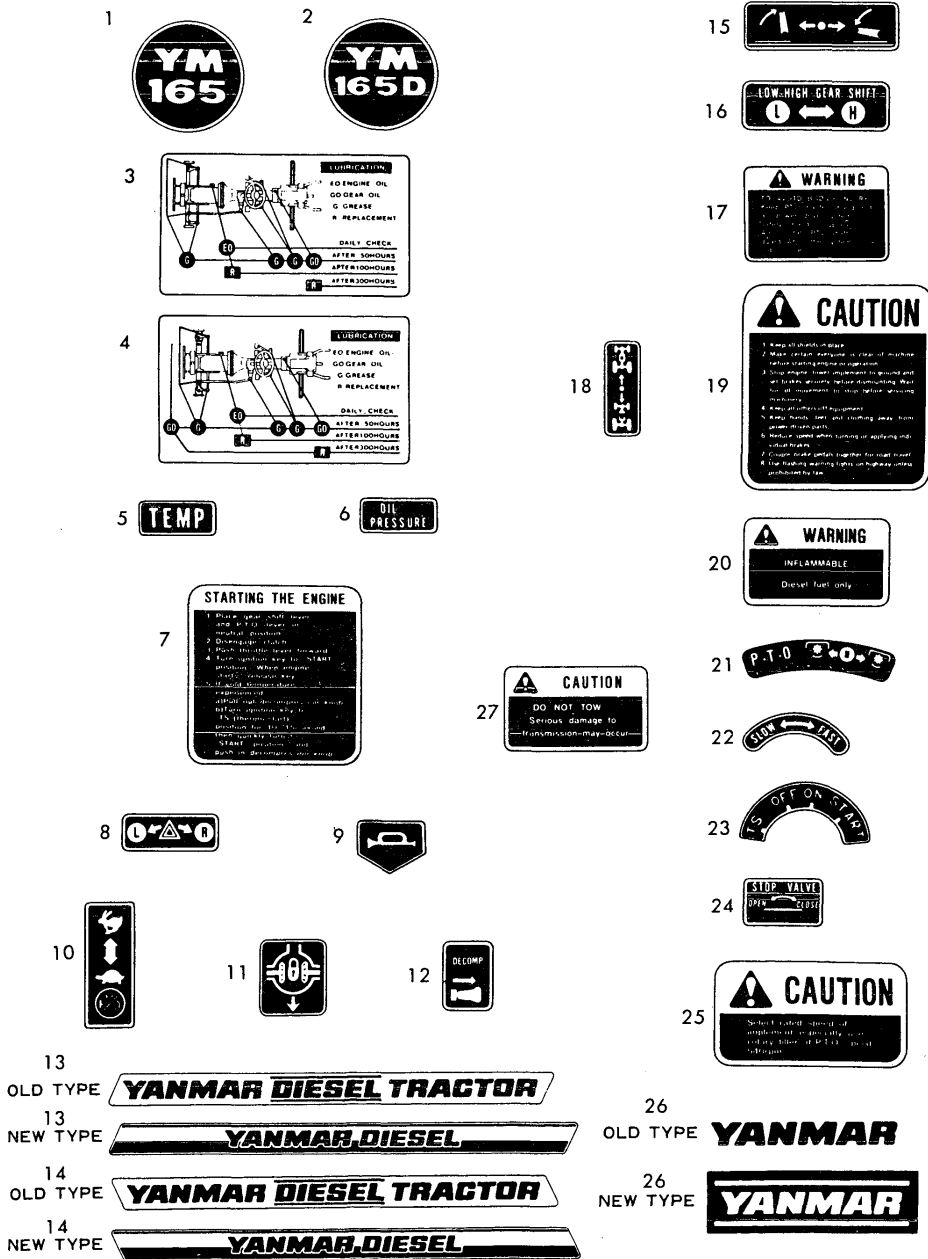


No.	Lev.	Parts No.	Description	Q'ty						I	R
				(A)	(B)	(C)	(D)	(E)	(F)		
1	1	794340-00040-X	LINK ASSY, TOP	1	1						
2	2	194150-71230	PIN, LINK	2	2						
3	2	794130-71410	PIN ASSY, BALL	2	2						
4	2	794340-71090-X	LINK ASSY, TOP	1	1						
5	3	194340-71110-X	TURNBUCKLE	1	1						
6	3	794150-71260-X	EYE BOLT (L)	1	1						
7	3	794150-71360-X	BOLT ASSY, EYE R	1	1						
8	3	26756-240002	NUT, LOCK M24	1	1						
9	1	794340-00050-X	LINK (L) ASSY, LIFT	1	1						
10	2	194190-72301-X	LINK (L), LIFT	1	1						
11	2	194150-72460	PIN, LIFT YOKE	1	1						
12	2	194150-74850	PIN, SNAP	1	1						
13	2	794130-71410	PIN ASSY, BALL	1	1						
14	2	194340-10050	PIN, LIFT ARM	1	1						
15	2	26716-140002	NUT, M14	1	1						
16	2	22217-140000	WASHER, SPRING 14	2	2						
17	1	794340-10061-X	LINK (R) ASSY, LIFT	1	1						
18	2	194340-72200-X	EYE BOLT ASSY, LIFT	1	1						
19	2	194340-72230-X	TURNBUCKLE	1	1						
20	2	194340-72240-X	LINK (R) ASSY, LIFT	1	1						
21	2	26736-180002	NUT, M18	1	1						
22	2	194150-72460	PIN, LIFT YOKE	1	1						
23	2	194150-74850	PIN, SNAP	1	1						
24	2	794130-71410	PIN ASSY, BALL	1	1						
25	2	194340-10050	PIN, LIFT ARM	1	1						
26	2	26716-140002	NUT, M14	2	2						
27	2	22217-140000	WASHER, SPRING 14	1	1						
28	2	194340-75740	NUT, LOCK	1	1						
29	1	194340-10100-X	LINK ASSY, LOWER	2	2						
30	1	794340-74600-X	CHAIN ASSY, CHECK	2	2						
31	2	194340-74700-X	CHAIN, CHECK	2	2						
32	2	194150-74672-U	TURNBUCKLE, CHAIN	2	2						
33	2	194340-74800-X	CHAIN, CHECK	2	2						
34	2	194150-74630	PIN, SHACKLE	2	2						
35	2	26756-140002	NUT, LOCK M14	2	2						
36	2	26716-160002	NUT, M16	2	2						
37	2	22217-160000	WASHER, SPRING 16	2	2						
38	2	194150-74850	PIN, SNAP	2	2						
39	1	794130-71410	PIN ASSY, BALL	4	4						

(A)=YM165
 (B)=YM165(D)
 (C)=

(D)=
 (E)=
 (F)=

Fig. 43 LABELS [FOR U. S. A.]



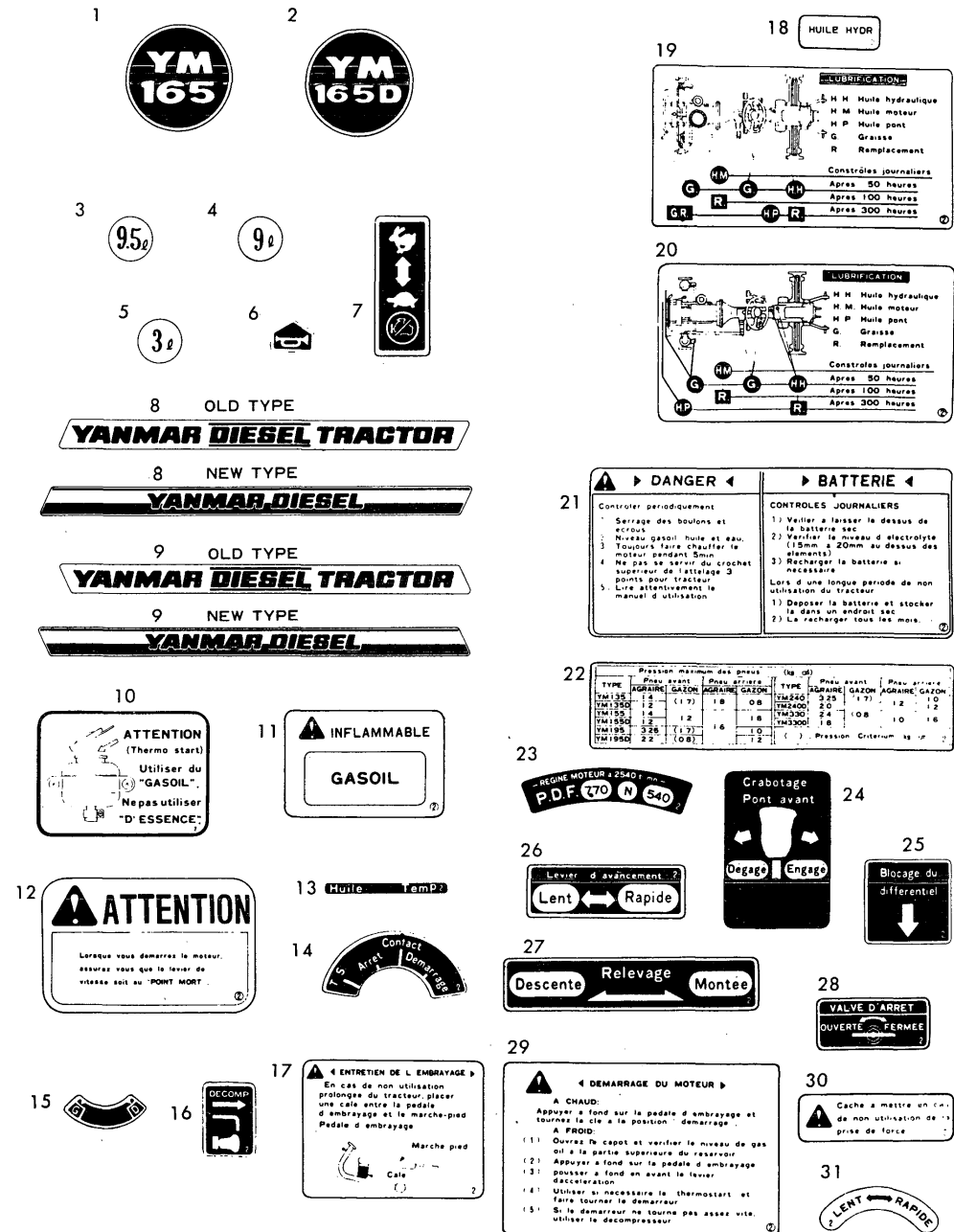
No.	Lev.	Parts No.	Description	Q'ty						I	R
				(A)	(B)	(C)	(D)	(E)	(F)		
1	1	194345-64720	LABEL, SIDE	1							
2	1	194346-64720	LABEL, SIDE		1						
3	1	194345-65320	LABEL, LUBRICATION	1							
4	1	194346-65320	LABEL, LUBRICATION		1						
5	1	194446-65321	LABEL, C.W. TEMP.	1	1						
6	1	194446-65331	LABEL, HYD. PRESS. LAMP	1	1						
7	1	194345-65350	LABEL, ENG. STARTING	1	1						
8	1	194345-65360	LABEL, TURN SIGNAL	1	1						
9	1	194130-65380	LABEL, HORN SWITCH	1	1						
10	1	194240-65432	LABEL, THROTTLE LEVER	1	1						
11	1	194240-65441	LABEL, DIFF. LOCK	1	1						
12	1	194370-65451	LABEL, DECOMPRESSION	1	1						
13	1	194345-65500	LABEL, MODEL	1	1						
13-1	1	194345-65501	LABEL, MODEL	1	1						N
14	1	194345-65510	LABEL, MODEL	1	1						
14-1	1	194345-65510	LABEL, MODEL	1	1						N
15	1	194240-65511	LABEL, HYDRAULIC LIFT	1	1						
16	1	194345-65600	LABEL, L.H. INDICAT.	1	1						
17	1	194170-65620	LABEL, WARNING	1	1						
18	1	194447-65621	LABEL, 4-DRIVE WHEEL		1						
19	1	194275-65660	LABEL, CAUTION	1	1						
20	1	194240-65671	LABEL, FUEL INDICAT.	1	1						
21	1	194345-65670	LABEL, P.T.O.	1	1						
22	1	194345-65690	LABEL, SLOW RETURN	1	1						
23	1	194310-65720	LABEL, KEY SWITCH	1	1						
24	1	194345-65750	LABEL, HYDRAULIC STOP	1	1						
25	1	194345-65780	LABEL, P.T.O CAUTION	1	1						
26	1	194170-65890	LABEL, SEAT	1	1						
26-1	1	194170-65891	LABEL, SEAT	1	1						N
27	1	194446-65681	LABEL, DO NOT TOW	1	1						

Fig.44. LABELS(FOR FRENCH)

(A)=YM165
(B)=YM165(D)
(C)=

(D)=
(E)=
(F)=

Fig. 44 LABELS [FOR FRENCH]



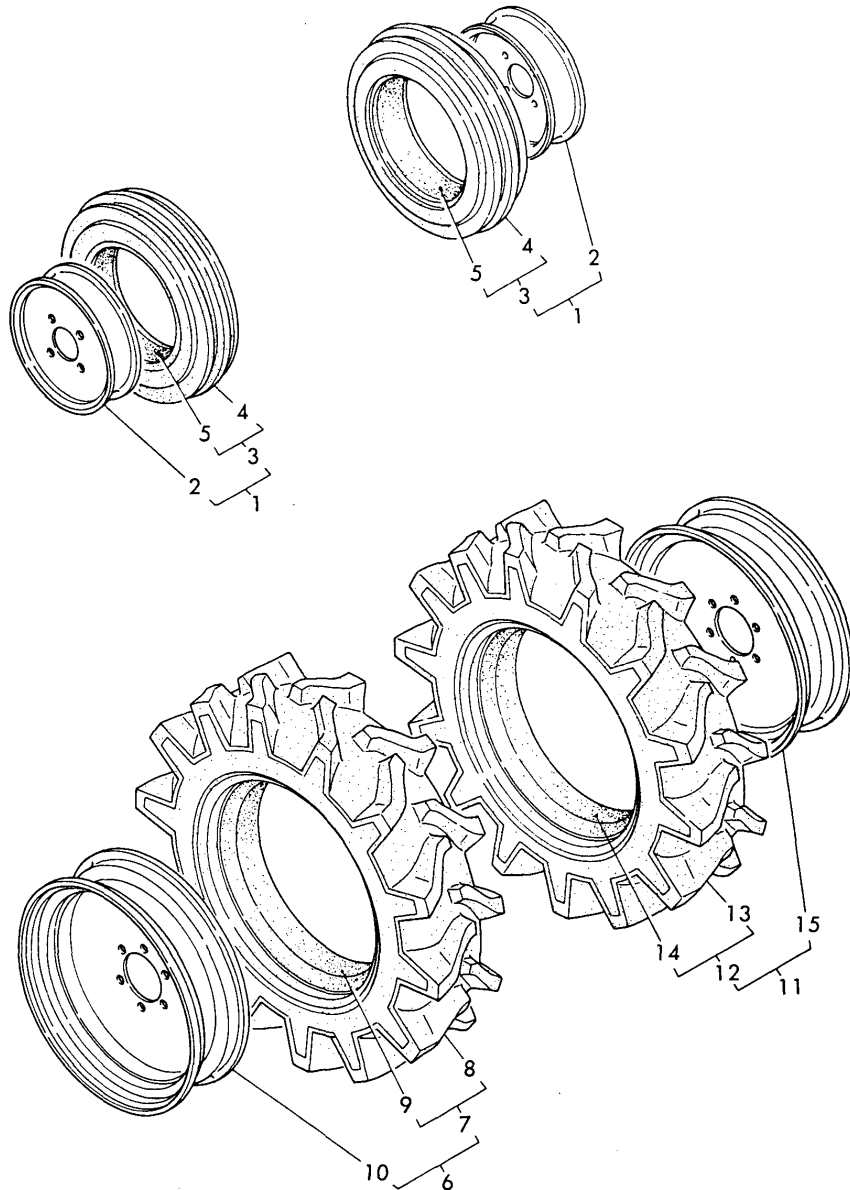
No.	Lev.	Parts No.	Description	(A)	(B)	(C)	(D)	(E)	(F)	I	R
1	1	194345-64720	LABEL, SIDE	1							
2	1	194346-64720	LABEL, SIDE		1						
3	1	194200-65300	LABEL, GEAR OIL	1							
4	1	194210-65300	LABEL, GEAR OIL			1					
5	1	194211-65310	LABEL, OIL INSTRUCT.			1					
6	1	194130-65380	LABEL, HORN SWITCH	1	1						
7	1	194240-65432	LABEL, THROTTLE LEVER	1	1						
8	1	194345-65500	LABEL, MODEL	1	1						
8-1	1	194345-65501	LABEL, MODEL	1	1						N
9	1	194345-65510	LABEL, MODEL	1	1						
9-1	1	194345-65510	LABEL, MODEL	1	1						N
10	1	194340-66320	LABEL, THERMOSTART	1	1						
11	1	194240-98220	LABEL, INDICATION	1	1						
12	1	194240-98230	LABEL, CAUTION	1	1						
13	1	194340-98240	LABEL, PILOT	1	1						
14	1	194240-98250	LABEL, KEY SWITCH	1	1						
15	1	194345-98260	LABEL, DECOMPRESSION	1	1						
16	1	194340-98270	LABEL, DECOMPRESSION	1	1						
17	1	194340-98280	LABEL, CLUTCH	1	1						
18	1	194240-98290	LABEL, INDICATION	1	1						
19	1	194240-98300	LABEL, LUBRICATION	1							
20	1	194240-98120	LABEL, LUBRICATION			1					
21	1	194240-98320	LABEL, LUBRICATION	1	1						
22	1	194240-98330	LABEL, AIR-PRESSURE	1	1						
24	1	194341-98350	LABEL, P.T.O.			1					
25	1	194240-98360	LABEL, DIFF. LOCK	1	1						
26	1	194340-98370	LABEL	1	1						
27	1	194240-98380	LABEL, INDICATION	1	1						
28	1	194340-98390	LABEL	1	1						
29	1	194240-98400	LABEL, STARTING	1	1						
30	1	194240-98410	LABEL, P.T.O. COVER	1	1						
31	1	194340-98420	LABEL	1	1						

Fig.45. AG-TIRES(FRONT&REAR)(FOR MODEL YM165)

(A)=YM165
(B)=YM165(D)
(C)=

(D)=
(E)=
(F)=

Fig. 45 AG TIRES (FRONT & REAR) [FOR MODEL YM165]



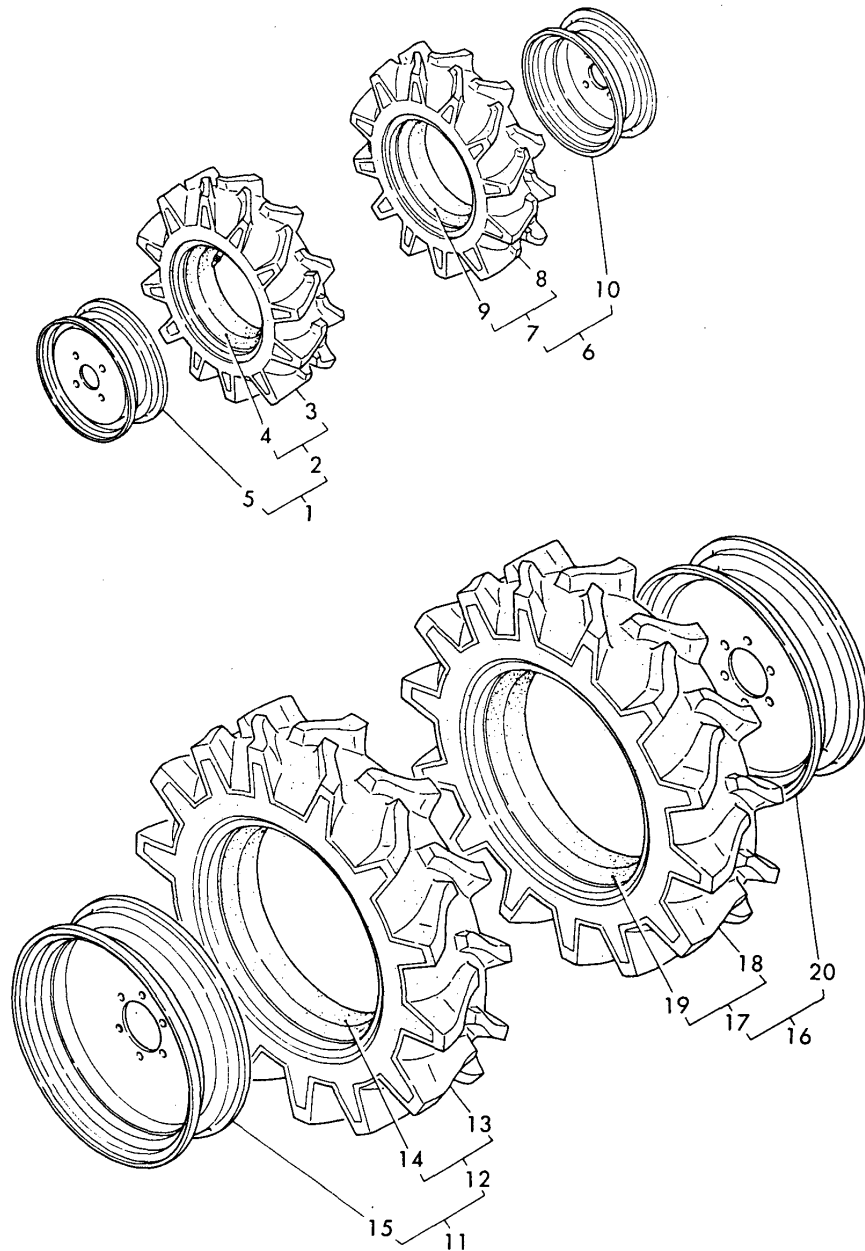
No.	Lev.	Parts No.	Description	Q'ty						I	R
				(A)	(B)	(C)	(D)	(E)	(F)		
1	1	794200-11850-Q	TIRE ASSY, FRONT	2							
2	2	194200-11880-Q	WHEEL 3.50B-10GA	2							
3	2	194200-11900	TIRE ASSY, FRONT	2							
4	3	194200-11910	TIRE, FRONT	2							
5	3	194200-11920	TUBE	2							
6	1	794340-34810-Q	TIRE ASSY, REAR	1							
7	2	794340-34930	TIRE ASSY, REAR	1							
8	3	194340-34940	TIRE, REAR	1							
9	3	194200-34950	TUBE	1							
10	2	194200-34960-Q	WHEEL 5I/2K-16, DISC	1							
11	1	794340-34820-Q	TIRE ASSY, REAR	1							
12	2	794340-34930	TIRE ASSY, REAR	1							
13	3	194340-34940	TIRE, REAR	1							
14	3	194200-34950	TUBE	1							
15	2	194200-34960-Q	WHEEL 5I/2K-16, DISC	1							

Fig.46. AG-TIRES(FRONT&REAR)(FOR MODEL YM165D)

(A)=YM165
(B)=YM165(D)
(C)=

(D)=
(E)=
(F)=

Fig. 46 AG TIRES (FRONT & REAR) [FOR MODEL YM165D]



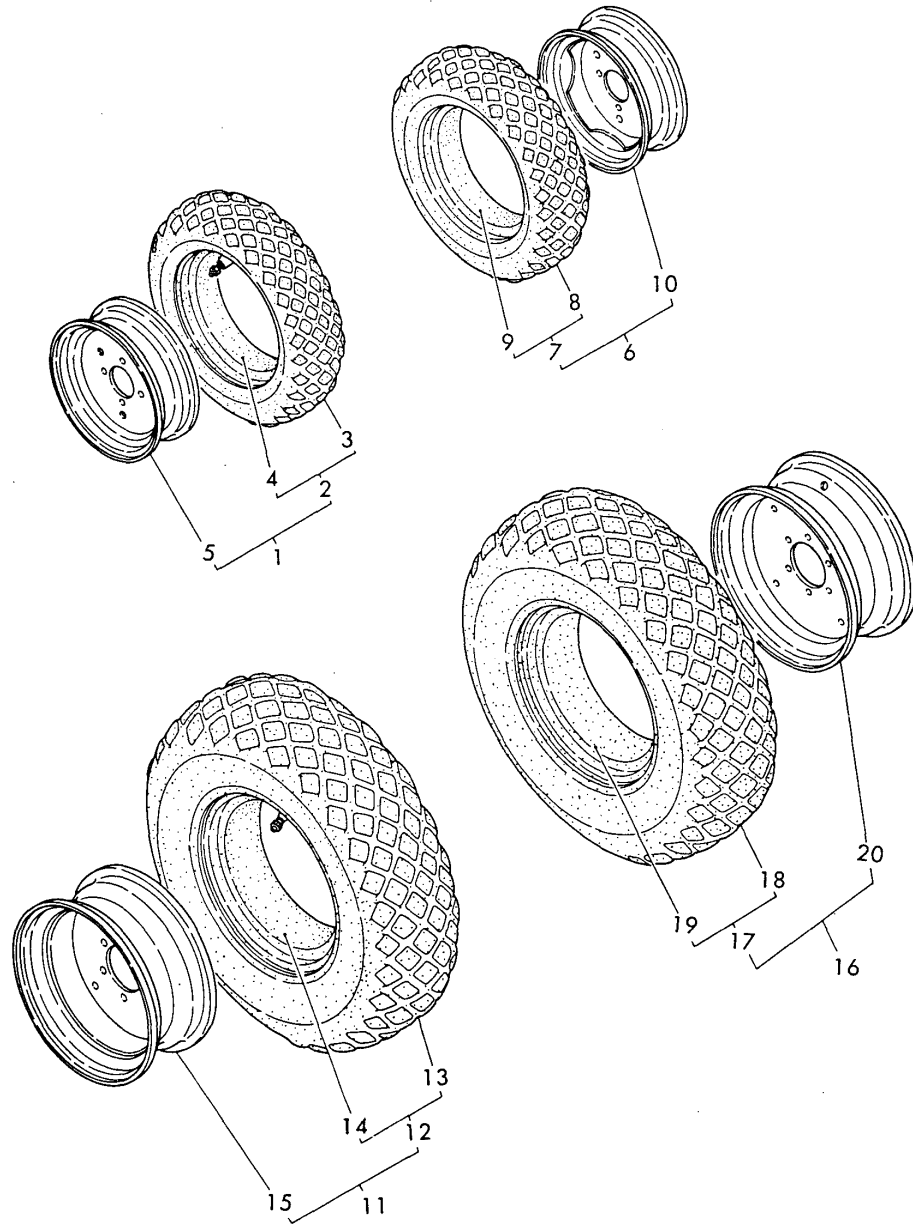
No.	Lev.	Parts No.	Description	Qty						I	R	
				(A)	(B)	(C)	(D)	(E)	(F)			
1	1	794341-12910-Q	TIRE ASSY, FRONT		1							
2	2	794341-12930	TIRE ASSY, FRONT		1							
2-1	2	194341-12930	TIRE ASSY, FRONT			1						N
3	3	194341-12870	TIRE, FRONT 5-12			1						
4	3	1A1030-34250	TUBE, 5-12			1						
5	2	194210-12850-Q	WHEEL 4JA-12 DISC			1						
6	1	794341-12920-Q	TIRE ASSY, FRONT		1							
7	2	794341-12930	TIRE ASSY, FRONT		1							
7-1	2	194341-12930	TIRE ASSY, FRONT			1						N
8	3	194341-12870	TIRE, FRONT 5-12			1						
9	3	1A1030-34250	TUBE, 5-12			1						
10	2	194210-12850-Q	WHEEL 4JA-12 DISC			1						
11	1	794340-34810-Q	TIRE ASSY, REAR	1	1							
12	2	794340-34930	TIRE ASSY, REAR	1	1							
13	3	194340-34940	TIRE, REAR	1	1							
14	3	194200-34950	TUBE	1	1							
15	2	194200-34960-Q	WHEEL 5I/2K-16, DISC	1	1							
16	1	794340-34820-Q	TIRE ASSY, REAR	1	1							
17	2	794340-34930	TIRE ASSY, REAR	1	1							
18	3	194340-34940	TIRE, REAR	1	1							
19	3	194200-34950	TUBE	1	1							
20	2	194200-34960-Q	WHEEL 5I/2K-16, DISC	1	1							

Fig.47. TURF-TIRES(FRONT&REAR)(FOR MODEL YM165)(OPTIONAL PARTS)

(A)=YM165
(B)=YM165(D)
(C)=

(D)=
(E)=
(F)=

Fig. 47 TURF-TIRES (FRONT & REAR) [FOR MODEL YM165] [OPTIONAL PARTS]



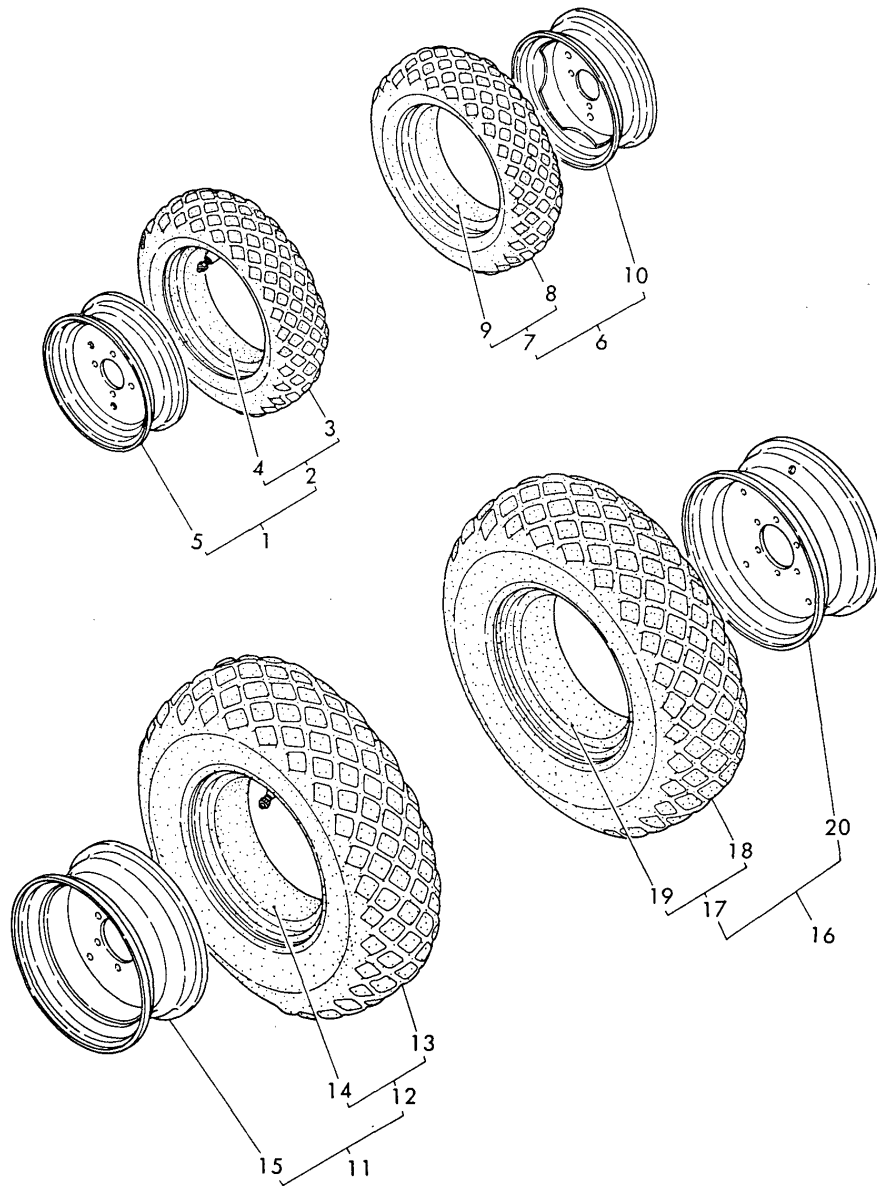
No.	Lev.	Parts No.	Description	Q'ty						I	R
				(A)	(B)	(C)	(D)	(E)	(F)		
1	1	794340-14700-Q	TIRE ASSY, FRONT	1							
2	2	794340-11900	TIRE ASSY, FRONT	1							
3	3	194340-11920	TIRE, FRONT	1							
4	3	1A1050-34250	TUBE, 6-12	1							
5	2	194340-11880-Q	WHEEL 5JAX12WDC,DISC	1							
6	1	794340-14800-Q	TIRE ASSY, FRONT	1							
7	2	794340-11900	TIRE ASSY, FRONT	1							
8	3	194340-11920	TIRE, FRONT	1							
9	3	1A1050-34250	TUBE, 6-12	1							
10	2	194340-11880-Q	WHEEL 5JAX12WDC,DISC	1							
11	1	794340-34700-Q	TIRE ASSY, REAR	1							
12	2	794340-34600	TIRE ASSY, REAR	1							
13	3	194340-34610	TIRE, TURF	1							
14	3	194200-34950	TUBE	1							
15	2	194200-34960-Q	WHEEL 5I/2K-16, DISC	1							
16	1	794340-34800-Q	TIRE ASSY, REAR	1							
17	2	794340-34600	TIRE ASSY, REAR	1							
18	3	194340-34610	TIRE, TURF	1							
19	3	194200-34950	TUBE	1							
20	2	194200-34960-Q	WHEEL 5I/2K-16, DISC	1							

Fig.48. TURF-TIRES(FRONT&REAR)(FOR MODEL YM165D)(OPTIONAL PARTS)

(A)=YM165
(B)=YM165(D)
(C)=

(D)=
(E)=
(F)=

Fig. 48 TURF-TIRES (FRONT & REAR) [FOR MODEL YM165D] [OPTIONAL PARTS]



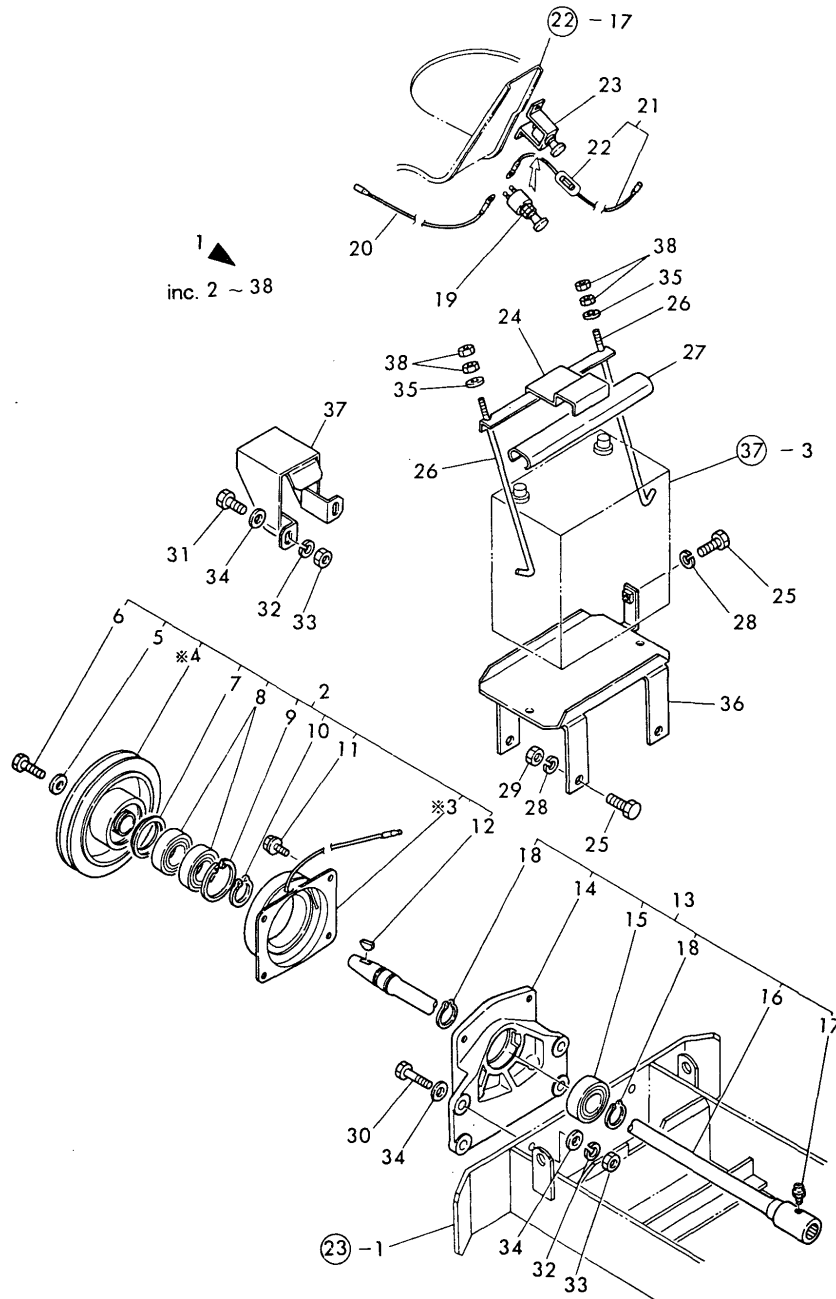
No.	Lev.	Parts No.	Description	Q'ty						I	R
				(A)	(B)	(C)	(D)	(E)	(F)		
1	1	794341-14710-Q	TIRE ASSY, FRONT		1						
2	2	794340-11900	TIRE ASSY, FRONT		1						
3	3	194340-11920	TIRE, FRONT		1						
4	3	1A1050-34250	TUBE, 6-12		1						
5	2	194341-11880-Q	WHEEL 5JA-12WDC		1						
6	1	794341-14810-Q	TIRE ASSY, FRONT		1						
7	2	794340-11900	TIRE ASSY, FRONT		1						
8	3	194340-11920	TIRE, FRONT		1						
9	3	1A1050-34250	TUBE, 6-12		1						
10	2	194341-11880-Q	WHEEL 5JA-12WDC		1						
11	1	794340-34700-Q	TIRE ASSY, REAR		1						
12	2	794340-34600	TIRE ASSY, REAR		1						
13	3	194340-34610	TIRE, TURF		1						
14	3	194200-34950	TUBE		1						
15	2	194200-34960-Q	WHEEL 5I/2K-16, DISC		1						
16	1	794340-34800-Q	TIRE ASSY, REAR		1						
17	2	794340-34600	TIRE ASSY, REAR		1						
18	3	194340-34610	TIRE, TURF		1						
19	3	194200-34950	TUBE		1						
20	2	194200-34960-Q	WHEEL 5I/2K-16, DISC		1						

Fig.49. FRONT POWER TAKE OFF(OPTIONAL PARTS)

(A)=YM165
(B)=YM165(D)
(C)=

(D)=
(E)=
(F)=

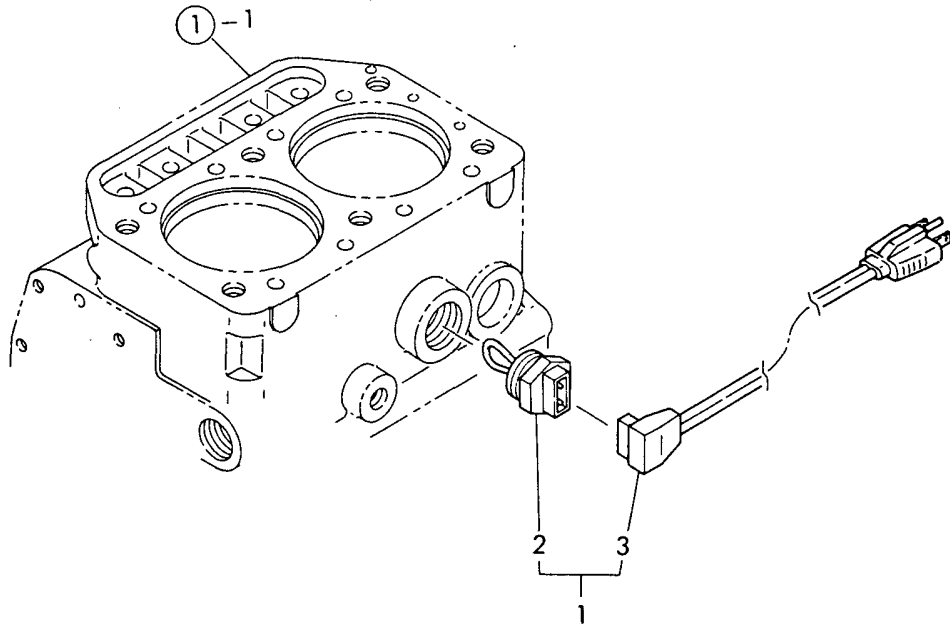
Fig. 49 FRONT POWER TAKE OFF [OPTIONAL PARTS]



No.	Lev.	Parts No.	Description	Q'ty						I	R
				(A)	(B)	(C)	(D)	(E)	(F)		
1	1	794345-83100-X	PTO KIT	1	1						
2	2	194240-83200-X	CLUTCH ASSY, MAGNET	1	1						
5	3	194240-83220	WASHER	1	1						
6	3	194240-83230	BOLT M 8X34	1	1						
7	3	194240-83240	PLATE	1	1						
8	3	24105-060064	BEARING, BALL 6006Z	2	2						
9	3	22252-000550	RING, 55	1	1						
10	3	22242-000300	RING, 30	1	1						
11	3	194240-83250	BOLT M 6X 8	4	4						
12	3	22522-040160	KEY, WOODRUFF 4X16	1	1						
13	2	194340-83171	BRACKET ASSY	1	1						
14	3	194340-83281-X	BRACKET	1	1						
15	3	194340-83341	BALL BEARING	1	1						
16	3	194340-83271-X	SHAFT ASSY	1	1						
17	3	24764-010000	NIPPLE, GREASE M6F	1	1						
18	3	22242-000250	RING, 25	2	2						
19	2	194240-83300	SWITCH, FRONT P.T.O.	1	1						
20	2	194340-83310	CABLE (A)	1	1						
21	2	194345-83320	CABLE (B)	1	1						
22	3	194145-52830	FUSE 10A	1	1						
23	2	194340-83350-X	BRACKET, SWITCH	1	1						
24	2	194340-83150-X	COVER ASSY, BATTERY	1	1						
25	2	26116-080162	BOLT, M8X 16 PLATED	5	5						
26	2	194262-51370	ROD, BATTERY CLAMP	2	2						
27	2	194440-51550	COVER, BATTERY	1	1						
28	2	22217-080000	WASHER, SPRING 8	5	5						
29	2	26716-080002	NUT, M8	3	3						
30	2	26116-100402	BOLT, M10X 40 PLATED	4	4						
31	2	26116-100202	BOLT, M10X 20 PLATED	2	2						
32	2	22217-100000	WASHER, SPRING 10	6	6						
33	2	26716-100002	NUT, M10	6	6						
34	2	22137-100000	WASHER, 10	10	10						
35	2	22137-060000	WASHER, 6	2	2						
36	2	194340-83330-X	BRACKET, BATTERY	1	1						
37	2	194340-83450-X	COVER ASSY, JOINT	1	1						
38	2	26716-060002	NUT, M6	4	4						

Fig.50. ENGINE HEATER(OPTIONAL PARTS)

Fig. 50 ENGINE HEATER [OPTIONAL PARTS]



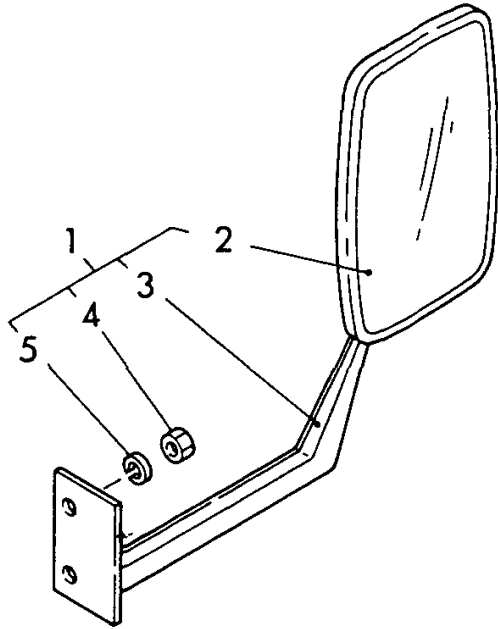
(A)=YM165
(B)=YM165(D)
(C)=

(D)=
(E)=
(F)=

No.	Lev.	Parts No.	Description	Q'ty						I	R
				(A)	(B)	(C)	(D)	(E)	(F)		
1	1	YTI446-59100		1	1						
2	2	YTI446-59110		1	1						
3	2	YTI446-59120		1	1						

Fig.51. REAR-VIEW MIRROR(OPTIONAL PARTS)

Fig. 51 REAR-VIEW MIRROR [OPTIONAL PARTS]



(A)=YM165
(B)=YM165(D)
(C)=

(D)=
(E)=
(F)=

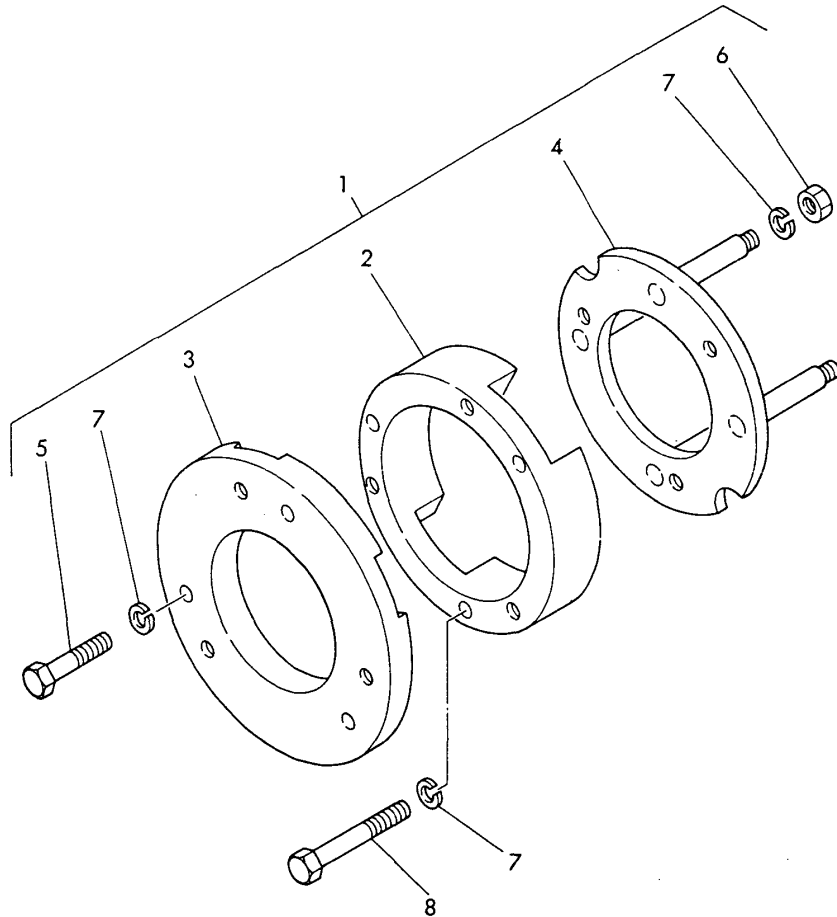
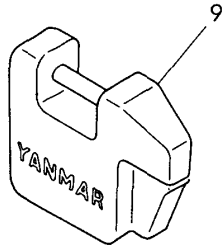
No.	Lev.	Parts No.	Description	Q'ty						I	R
				(A)	(B)	(C)	(D)	(E)	(F)		
1	1	794200-64200	MIRROR	1	1						
2	2	794200-64100	MIRROR	1	1						
3	2	194200-64150-X	STAY ASSY, MIRROR	1	1						
4	2	26716-080002	NUT, M8	2	2						
5	2	22217-080000	WASHER, SPRING 8	2	2						

Fig.52. REAR WHEEL WEIGHT&FRONT WEIGHT(OPTIONAL PARTS)

Fig. 52 REAR WHEEL WEIGHT & FRONT WEIGHT [OPTIONAL PARTS]

(A)=YM165
(B)=YM165(D)
(C)=

(D)=
(E)=
(F)=



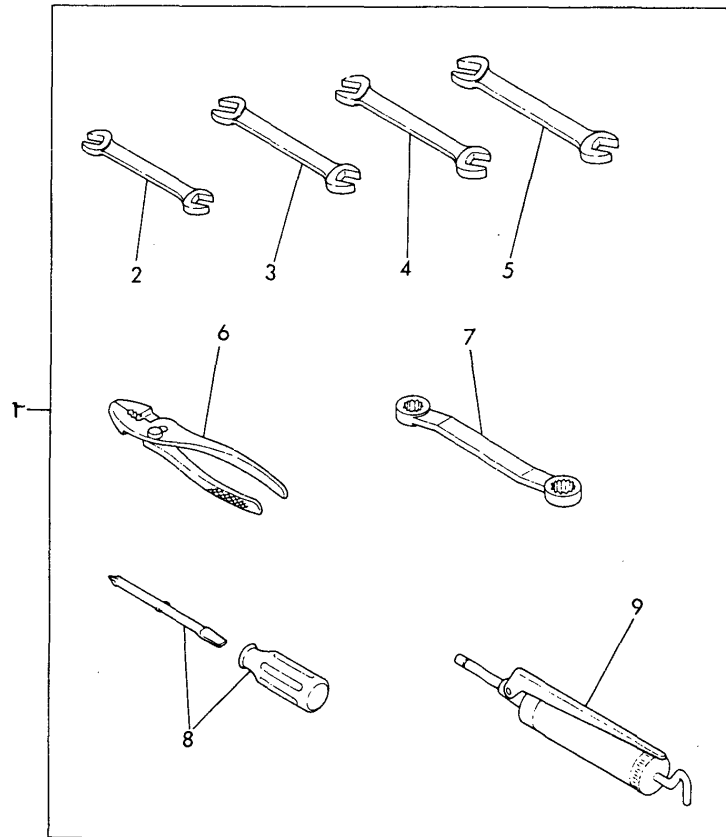
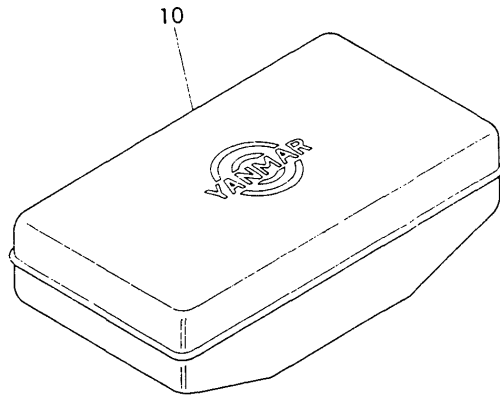
No.	Lev.	Parts No.	Description	Q'ty						I	R
				(A)	(B)	(C)	(D)	(E)	(F)		
1	1	794200-81240-R	WEIGHT ASSY, WHEEL	2	2						
2	2	194080-81230-R	WEIGHT 20KGS. REAR	2	2						
3	2	194080-81212-R	WEIGHT 25KGS. REAR	2	2						
4	2	194200-81240-R	FITTING	2	2						
5	2	26116-160652	BOLT, M16X 65 PLATED	6	6						
6	2	26716-160002	NUT, M16	8	8						
7	2	22217-160000	WASHER, SPRING 16	20	20						
8	2	26116-161002	BOLT, M16X100 PLATED	6	6						
9	1	194080-81111-R	WEIGHT 20KGS. FRONT	3	3						

Fig.53. TOOLS(OPTIONAL PARTS)

(A)=YM165
(B)=YM165(D)
(C)=

(D)=
(E)=
(F)=

Fig. 53 TOOLS [OPTIONAL PARTS]



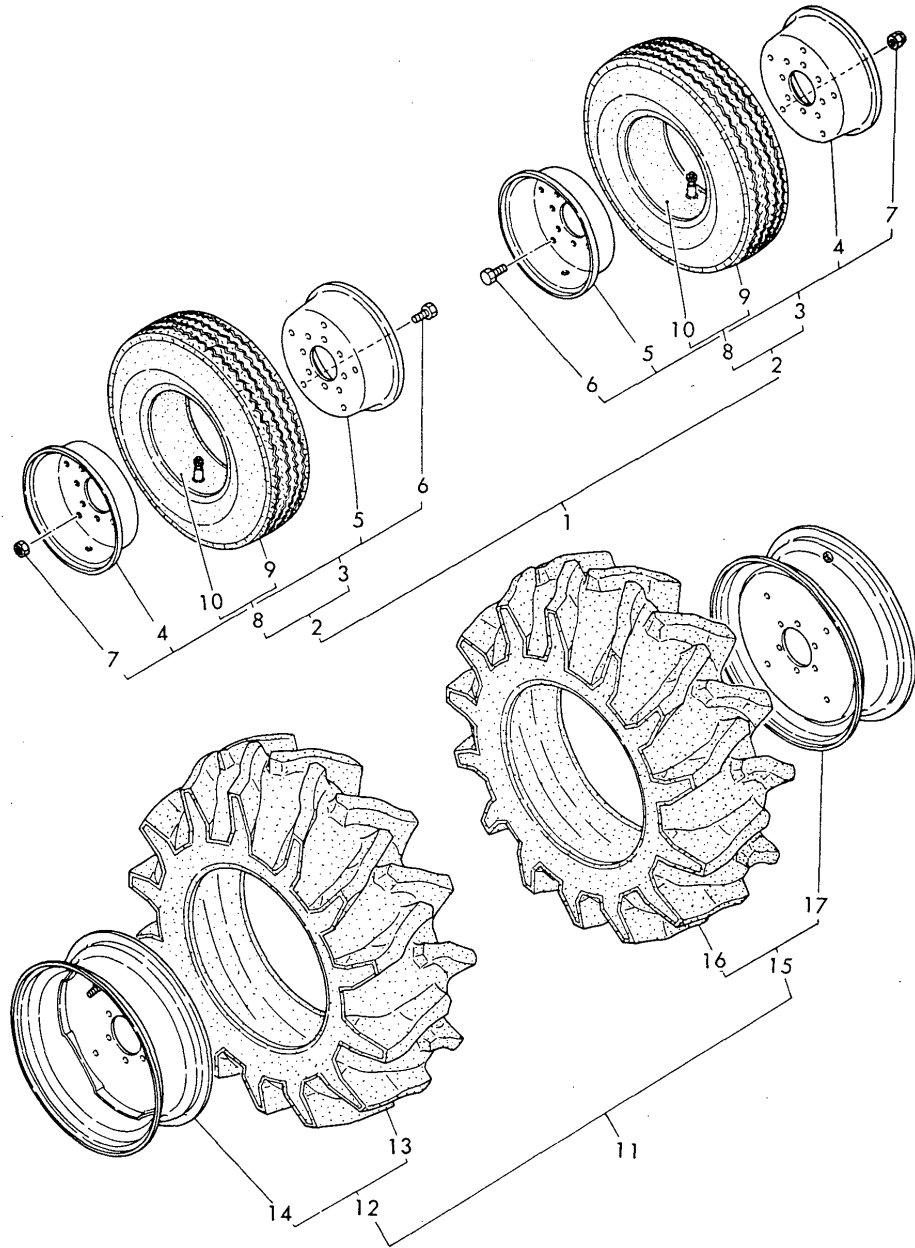
No.	Lev.	Parts No.	Description	Q'ty						I	R
				(A)	(B)	(C)	(D)	(E)	(F)		
1	1	794200-82100	TOOL KIT	1	1						
2	2	28110-080100	SPANNER, 8X10	1	1						
3	2	28110-100130	SPANNER, 10X13	1	1						
4	2	28110-170190	SPANNER, 17X19	1	1						
5	2	28110-220240	SPANNER, 22X24	1	1						
6	2	194200-82100	PLIER 200	1	1						
7	2	1A1040-83010	WRENCH 17X19	1	1						
8	2	194200-82150	DRIVER, 6X100	1	1						
9	2	794200-82200	PUMP ASSY, GREASE	1	1						
10	1	1A1040-83000	BOX, TOOL	1	1						
11	1	28110-120140	SPANNER, 12X14	1	1						W

Fig.54. AG TIRES(FRONT&REAR)(FOR U.S.A.ONLY)

(A)=YM165
(B)=YM165(D)
(C)=

(D)=
(E)=
(F)=

Fig. 54 AG TIRES (FRONT & REAR) (FOR U.S.A. ONLY)



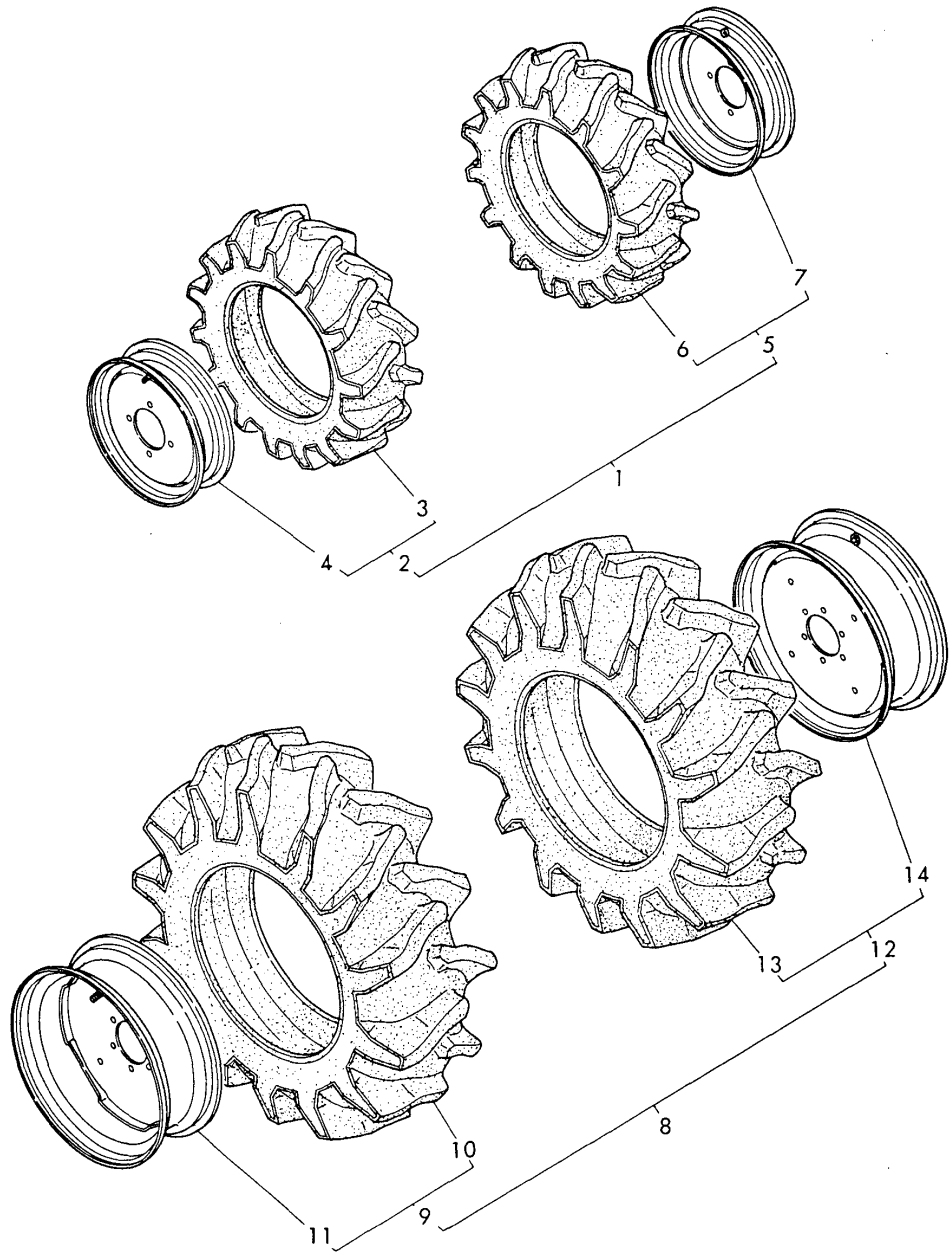
No.	Lev.	Parts No.	Description	Qty						I	R
				(A)	(B)	(C)	(D)	(E)	(F)		
1	1	YTI446-00100		1							
2	2	YTI446-12900		2							
3	3	YTI446-12950		2							
4	4	YTI446-12960		2							
5	4	YTI446-12970		2							
6	4	YTI446-12980		2							
7	4	YTI446-12990		2							
8	3	YTI446-12910		2							
9	4	YTI446-12920		2							
10	4	YTI446-12930		2							
11	1	YTI345-34900		1							
12	2	YTI345-34910		1							
13	3	YTI345-34920		1							
14	3	YTI345-34810		1							
15	2	YTI345-34950		1							
16	3	YTI345-34920		1							
17	3	YTI345-34810		1							

Fig.55. AG TIRES(FRONT&REAR)(FOR U.S.A.ONLY)

(A)=YM165
(B)=YM165(D)
(C)=

(D)=
(E)=
(F)=

Fig. 55 AG TIRES (FRONT & REAR) (FOR U.S.A. ONLY)



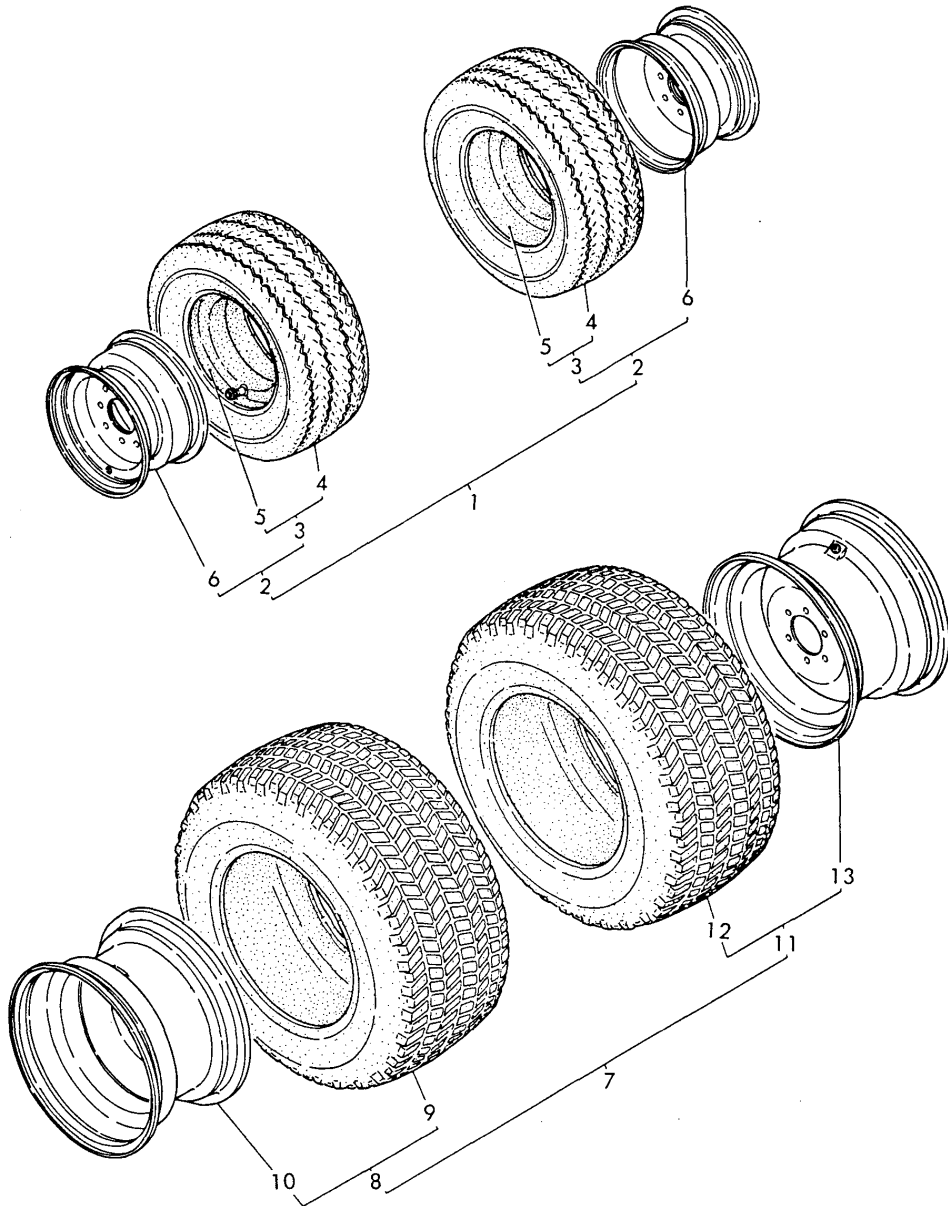
No.	Lev.	Parts No.	Description	Qty						I	R
				(A)	(B)	(C)	(D)	(E)	(F)		
1	1	YTI346-14800			1						
2	2	YTI346-14810			1						
3	3	YTI346-14830			1						
4	3	YTI346-14710			1						
5	2	YTI346-14820			1						
6	3	YTI346-14830			1						
7	3	YTI346-14710			1						
8	1	YTI345-34900			1						
9	2	YTI345-34910			1						
10	3	YTI345-34920			1						
11	3	YTI345-34810			1						
12	2	YTI345-34950			1						
13	3	YTI345-34920			1						
14	3	YTI345-34810			1						

Fig.56. TURF-TIRES(FRONT&REAR)(FOR U.S.A.ONLY)

(A)=YM165
(B)=YM165(D)
(C)=

(D)=
(E)=
(F)=

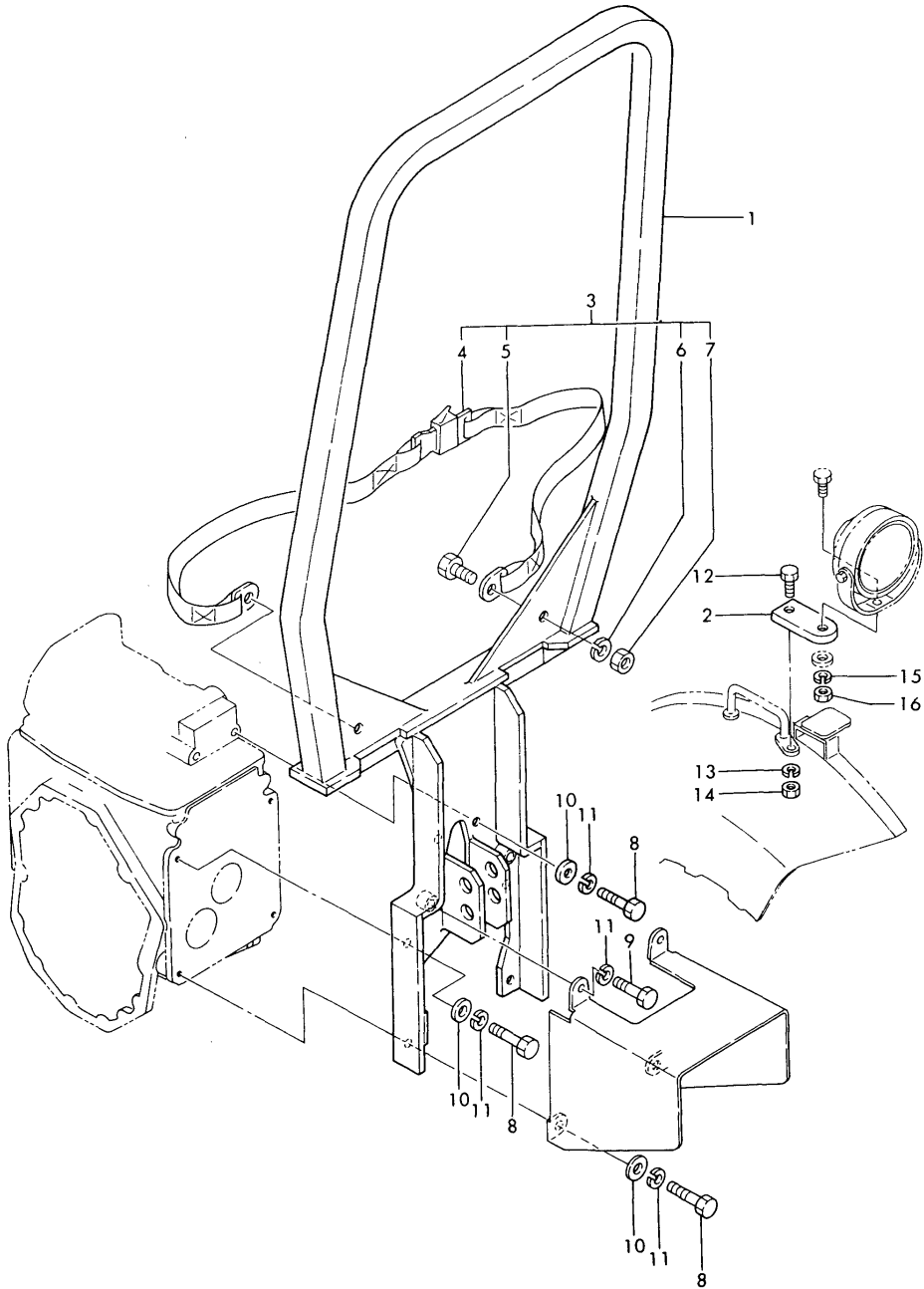
Fig. 56 TURF-TIRES (FRONT & REAR) (FOR U.S.A. ONLY)



No.	Lev.	Parts No.	Description	Q'ty							
				(A)	(B)	(C)	(D)	(E)	(F)	I	R
1	1	YTI345-12800		1	1						
2	2	YTI446-12800		2	2						
3	3	YTI446-12810		2	2						
4	3	YTI446-12820		2	2						
5	3	YTI446-12830		2	2						
6	3	YTI345-12850		2	2						
7	1	YTI345-34500		1	1						
8	2	YTI345-34700		1	1						
9	3	YTI345-34710		1	1						
10	3	YTI345-34760		1	1						
11	2	YTI345-34750		1	1						
12	3	YTI345-34710		1	1						
13	3	YTI345-34760		1	1						

Fig.57. ROLL BAR

Fig.57 ROLL BAR



(A)=YM165
(B)=YM165(D)
(C)=

(D)=
(E)=
(F)=

No.	Lev.	Parts No.	Description	Q'ty						I	R
				(A)	(B)	(C)	(D)	(E)	(F)		
1	2	2-12840		1	1						
2	2	1-26629		1	1						
3	2	4-11790		1	1						
4	3	3-10287		1	1						
5	3	3-10045		2	2						
6	3	3-10152		2	2						
7	3	3-10066		2	2						
8	2	3-12356		6	6						
9	2	3-10046		2	2						
10	2	3-10087		6	6						
11	2	3-10079		8	8						
12	2	3-10386		1	1						
13	2	3-10077		1	1						
14	2	3-10064		1	1						
15	2	22217-080000	WASHER, SPRING 8	1	1						
16	2	26716-080002	NUT, M8	1	1						

Parts No. Index

Parts No.	Fig. No.	Ref. No.
101100-55060	15	5
101147-11900	3	37
101147-12550	4	14
101147-59810	12	35
101158-11230	3	31
101204-11452	3	35
	20	13
101304-59020	12	26 -1
101720-55750	12	4
102103-55520	12	14
	20	25
102210-07990	18	4
103338-01240	1	9
103338-32570	8	5
	20	18
103854-11490	3	36
	20	14
103854-53120	11	6
103854-53180	11	9
103854-59191	12	29
103854-59201	12	31 -1
103954-66420	13	30
104200-03600	3	44
104200-03641	3	45
104200-11100	3	3
104200-11110	3	4
104200-11180	3	11
104200-11350	3	6
104200-11410	3	33
104200-14200	5	4
104200-22300	7	7
104200-53080	11	3
104200-55321	12	7
104200-55330	12	8
104200-55341	12	6
104200-55750	12	10
104200-59170	12	33
	20	26
104200-61200	13	2
104211-11370	3	38
104300-01220	1	8
104300-76460	5	3
104500-55710	12	11
	19	9
105582-21950	6	9
106100-11350	3	6 -1
106200-11400	3	34
110250-53150	11	8
110250-55610	12	13
113200-53110	11	5

Parts No.	Fig. No.	Ref. No.
113200-53120	11	7
121023-77910	15	1
	19	10
121250-01710	1	20
121250-35300	8	12
121250-35320	8	15
121250-35330	8	16
121250-35340	8	17
121420-01760	3	53
	20	39
121450-01960	8	27
121450-14120	5	3 -1
121454-12480	18	6
121454-12500	4	1
121454-12520	18	5
121454-12550	4	21
121454-12660	4	3
121454-13491	4	33
121454-13651	4	35
121462-01650	1	31
121465-11950	3	17 -1
121470-13580	4	36
121550-02110	6	13 -1
		15 -1
121551-02220	6	14
121750-01920	1	3
122117-51560	10	23
124060-01050	1	14
124060-01200	1	6
124060-01201	1	5
124060-01210	1	7
124060-01300	1	42
	20	5
124060-01330	1	43
	20	6
124060-01511	2	9
	20	7
124060-01532	2	17
	20	8
124060-01540	1	12
124060-01551	1	27
124060-01560	1	28
	20	3
124060-01570	2	22
124060-01580	2	59
124060-01602	1	30
124060-01640	1	17
124060-01742	1	19
	20	2
124060-01883	2	47

Parts No.	Fig. No.	Ref. No.
124060-01883	20	10
124060-01900	2	6
124060-01910	2	7
124060-02020	6	17
124060-02101	6	13
		15
124060-02110	6	16
124060-03080	2	14
124060-03750	3	46
124060-03760	3	47
124060-07300	2	10
124060-11120	3	10
124060-11260	3	39
124060-11280	3	27
124060-11290	3	40
124060-11311	3	54
	20	15
124060-11800	3	8
124060-11810	3	9
124060-12030	4	25
	20	17
124060-14010	5	1
124060-14090	5	9
124060-14100	5	2
124060-14400	5	5
124060-14470	5	11
124060-14950	5	10
124060-21200	6	6
124060-21590	6	20
124060-21600	6	22
124060-21651	6	7
124060-21660	6	8
124060-21680	6	25
124060-23100	7	12
124060-23201	7	11
124060-23300	7	13
124060-26063	2	34
	20	9
124060-26101	2	27
124060-26401	2	29
124060-26410	2	31
124060-26420	2	32
124060-32092	8	9
	20	19
124060-32130	8	11
124060-32990	8	6
124060-34830	1	36
124060-34842	1	37
	20	4
124060-35060	8	19

Parts No.	Fig. No.	Ref. No.
124060-39200	8	21
124060-39451	8	24
	19	5
124060-44510	9	10 -1
124060-44520	9	11
124060-44650	9	17
124060-44800	9	13
124060-49010	9	7
124060-49020	9	19
124060-51300	10	12
124060-59012	12	23
124060-59101	12	24
124060-59380	12	30
124060-59391	12	31
124060-59801	12	18
124060-59811	12	19
124060-59900	12	20
124060-61090	13	1
124060-61100	13	5
124060-61110	13	4
124060-61120	13	35
124060-61130	12	37
	13	36
124060-61600	13	6
124060-66010	13	24
124060-66551	13	18
124060-66580	13	20
124060-66590	13	21
124060-66950	13	17 -1
124060-77011	14	1
124060-77110	14	6
124060-77151	14	8
124060-77170	14	9
	20	27
124060-77171	14	9 -1
	20	27 -1
124060-77300	14	2
124060-77680	15	3
	22	31
124060-77811	15	6
124064-02130	6	28
		29
124064-07150	18	2
124064-07160	18	3
124064-12400	4	8
124064-12420	4	10
124064-12430	4	11
124064-12440	4	13
124064-12450	4	16
124064-12460	4	17

Parts No. Index

Parts No.	Fig. No.	Ref. No.
124064-12470	4	12
124064-12510	4	5
	19	2
124064-12560	4	22
124064-12570	4	23
124064-12580	4	24
124064-12670	4	4
124064-12680	4	6
124064-12690	4	7
124064-26020	2	35
124064-42290	9	3
	19	6
124064-44500	9	9
124064-44660	9	20
124064-44670	9	21
124064-44690	9	22
124064-44920	18	7
124064-55510	12	12
124064-55600	12	1
124064-66890	13	23
124067-12050	4	19
124067-12100	4	18
124085-35300	8	12 -1
124085-35350	8	18 -1
124160-01751	3	52
124160-11340	3	13
124160-11360	3	55
124160-21500	6	23
124160-21501	6	23 -1
124160-44580	9	14
124160-49480	9	6
124160-59080	12	25
124160-59500	12	34
124160-77020	14	3
124160-77701	15	2
124220-51890	18	10
124230-51100	10	3
124240-66371	13	31
124250-59260	12	26
124250-91400	2	53
124250-91412	2	54
	20	11
124372-35090	8	19 -1
124450-01800	2	25
124450-11671	3	23
124450-11681	3	24
	20	12
124450-11900	4	41
	20	16
124450-12560	4	14 -1

Parts No.	Fig. No.	Ref. No.
124450-12571	4	15
124450-21230	6	3
124450-35070	8	20
124450-35100	8	25
	19	4
124450-35110	8	26
	20	20
124450-35350	8	18
124450-39140	8	22
124450-44740	9	1
124450-44902	9	4
	19	7
124460-59060	22	23
124460-77802	15	4
124460-77820	15	7
124465-44950	9	5
	20	33
124500-23201	7	11 -1
124550-44690	9	10
124550-51320	10	13
124550-51341	10	14
124550-51350	10	27
	20	23
124550-51370	10	26
	20	22
124550-51951	2	26
124660-34800	1	35
124660-51920	18	9
124660-77710	14	5
124660-77990	14	4
124756-44590	9	12
124764-44920	18	8
124764-77970	18	11
124764-77980	18	12
124766-59050	12	27
		28
124770-53000	11	2
	19	8
1-26629	57	2
135210-61090	13	33
171051-01921	1	3 -1
172100-22400	7	8
172100-53200	11	10
	20	24
172200-61220	13	3
174100-54120	10	11
174307-51170	10	4
174307-51181	10	5
174307-51190	10	6
174307-51250	10	15

Parts No.	Fig. No.	Ref. No.
174307-51270	10	16
	20	21
174307-51450	10	17
174307-51460	10	18
174307-51510	10	20
174307-51550	10	21
174307-51560	10	22
174307-51700	10	28
193884-30247	30	23
194080-15420	26	14
194080-15430	26	15
194080-15440	26	16
194080-15450	26	17
194080-15460	26	18
194080-55840	37	40
		42
194080-57202	37	23
194080-81111-R	52	9
194080-81212-R	52	3
194080-81230-R	52	2
194081-54110	37	59
194081-54120	37	60
194081-54131	37	61
194081-54151	37	62
194081-54210	37	63
194081-54221	37	64
194081-54230	37	65
194081-54240	37	66
194081-55820	37	58
194130-15470	26	13
194130-52121	37	11
194130-65380	43	9
	44	6
194140-63221	39	23
194145-04311	22	3
194145-04351	22	4
194145-04460	22	5
194145-04521	22	6
194145-04530	22	7
194145-11350	23	39
194145-52820	37	34
194145-52830	37	35
	49	22
194145-52840	37	36
194150-12410-U	23	14
	24	58
194150-12720	23	23
		44
194150-21910	34	2
194150-22160	27	22

Parts No.	Fig. No.	Ref. No.
194150-47621	35	29
194150-48230-X	36	11
194150-52160	37	28
194150-52170	37	29
194150-71110-X	41	3
194150-71230	41	7
		7 -1
	42	2
194150-72460	41	12
		23
	42	11
		22
194150-74630	41	35
	42	34
194150-74672-U	41	33
	42	32
194150-74850	41	13
		24
		39
	42	12
		23
		38
194151-11360	23	38
194151-11600-X	23	26
194151-11640	23	32
194151-11650	23	34
194151-11660	23	31
	24	41
194151-11670	23	25
		47
194151-11840	23	27
194151-11860	23	28
194151-12620-X	23	52
194151-12640	23	50
194151-48710	36	12
		12 -1
194151-57100	37	30
194151-63240	39	30
194151-63250	39	31
194155-52190	37	19
194170-52130	37	20
194170-63110-X	39	22
194170-63111-X	39	22 -1
194170-65620	43	17
194170-65890	43	26
194170-65891	43	26 -1
194190-56900	37	43
194190-72301-X	41	11
	42	10
194200-01150	21	3

Parts No. Index

Parts No.	Fig. No.	Ref. No.
194200-01172	21	7
194200-01190	21	9
194200-01200	21	13
194200-01541-X	21	20
194200-01680	21	25
194200-01710	21	19
194200-04251	22	8
194200-04261	22	13
194200-04280	22	12
194200-04301-X	22	14
194200-04350-X	22	15
194200-04650	22	21
194200-04660	22	22
194200-11570	23	37
194200-11782-X	23	29
194200-11792-X	23	30
194200-11801	23	51
194200-11880-Q	45	2
194200-11900	45	3
194200-11910	45	4
194200-11920	45	5
194200-14160	25	32
194200-14171	25	33
194200-14611-X	23	8
	24	52
194200-14612	23	8 -1
	24	52 -1
194200-15730	26	38
194200-15740	26	39
194200-15750	26	40
194200-21103-X	27	1
194200-22110	27	19
194200-22180	27	29
194200-22191	27	23
194200-22380	27	38
194200-22410-X	27	33
194200-22490	27	36
194200-24120	28	3
		6
194200-24130	28	9
194200-24140	28	10
194200-24180	28	14
194200-24200	28	19
194200-24210-X	28	28
194200-24220	28	29
194200-24250	28	27
194200-24300-X	28	22
194200-24360	28	23
194200-24380	28	26
194200-24401	28	32

Parts No.	Fig. No.	Ref. No.
194200-24410	28	34
194200-24450-X	28	37
194200-24460	28	38
194200-25220	29	2
194200-25240	29	3
194200-25260	29	8
194200-25270	29	4
194200-25280	29	12
194200-25440	29	27
194200-25450	29	28
194200-25460	29	82
194200-25470	29	83
194200-25510	29	30
194200-25520	29	32
194200-25550	29	37
194200-25560	29	38
		57
194200-25570	29	40
194200-25581	29	41
194200-25590	29	42
194200-25600	29	43
194200-25610	29	34
194200-25810	29	39
194200-26320	29	53
194200-26331	29	61
194200-26460	29	76
194200-27160	30	7
194200-27181	30	11
194200-27310	30	12
194200-27330	30	18
		44
		55
194200-27350	30	14
194200-27510-X	30	22
194200-27610	30	26
194200-27620	30	29
194200-27630	30	32
		58
194200-27650	30	33
194200-27680-X	30	34
		48
194200-27840	30	53
194200-27860	30	59
194200-27900-X	30	60
194200-31751	25	36
	31	2
194200-31811	25	37
	31	3
194200-31821	25	38
	31	4

Parts No.	Fig. No.	Ref. No.
194200-31831	25	39
	31	5
194200-31851	25	40
	31	6
194200-31861	25	41
	31	7
194200-31871	25	42
	31	8
194200-31881	25	43
	31	9
194200-31901	25	44
	31	10
194200-31910	25	45
	31	11
		31
194200-31931	25	47
	31	13
194200-31940	25	46
	31	12
194200-32250	31	19
194200-32300	31	20
194200-32310	31	21
194200-32330	25	52
	31	22
194200-32340	25	53
	31	23
194200-32370	31	24
194200-32461	31	26
194200-32510	31	36
		40
194200-32621	31	38
194200-32630	31	35
		39
194200-32640	31	41
194200-32670	32	2
194200-33451	31	49
194200-33460	31	50
194200-34132-X	31	52
194200-34140	31	53
194200-34200	31	57
194200-34360	31	54
194200-34371	31	55
194200-34390	31	59
194200-34400	31	60
194200-34412	31	58
194200-34711-Q	31	64
194200-34750	31	67
194200-34950	45	9
		14
		14
	46	14

Parts No.	Fig. No.	Ref. No.
194200-34950	46	19
	47	14
	48	14
		19
194200-34960-Q	45	10
		15
	46	15
		20
	47	15
		20
	48	15
		20
194200-35100-X	32	1
194200-35130-X	32	6
194200-35180	32	7
194200-35250	32	8
194200-35271	32	9
194200-35281	32	10
194200-35291	32	11
194200-35310	32	12
194200-35320	29	69
	32	13
194200-35330	32	16
194200-35340	32	14
194200-35350	32	15
194200-35400-X	32	19
194200-35470	32	20
194200-35500	32	22
194200-35510	32	23
194200-35550	32	28
194200-35600	32	30
194200-35610	32	24
194200-36351-X	33	2
		9
194200-36420	33	15
194200-36512	33	3
		10
194200-36551	33	4
		11
194200-36571	33	18
194200-36701-X	33	5
194200-36711-X	33	12
194200-36740	33	22
194200-36780	33	7
		14
194200-36790	33	6
		13
194200-37304-X	33	26
194200-37390	27	42

Parts No. Index

Parts No.	Fig. No.	Ref. No.
194200-37390	33	29
194200-37401-X	33	27
194200-37510	27	34
	33	33
194200-37550-X	33	34
194200-37600	33	38
194200-37620	33	39
194200-37652-X	33	40
194200-37692	33	41
194200-37740	33	44
194200-37770	33	45
194200-37780	33	46
194200-37800	27	3
194200-37810	33	23
		48
194200-41150	2	41
194200-41160	2	46
194200-41170	2	40
194200-41180	2	39
194200-41190	2	38
194200-41200	2	37
194200-42102-X	34	1
194200-42150	34	5
194200-42171	34	6
194200-42180	34	9
194200-43110	34	14
194200-43121-X	34	11
194200-43140	34	13
194200-43161-X	34	15
194200-43211	34	32
194200-43220	34	33
194200-43230	34	67
194200-43300	34	36
194200-43411	34	38
194200-44111	34	39
194200-44151	34	40
194200-44170	34	43
194200-44210	34	45
194200-44250	34	46
194200-44260	34	47
194200-44280	34	48
194200-45150	35	4
194200-45160	35	5
194200-45170	35	14
194200-45180	35	11
194200-45190	35	18
194200-45200	35	6
194200-45210	35	9
194200-45240	35	15
194200-45250	35	21

Parts No.	Fig. No.	Ref. No.
194200-45260	35	16
194200-45270	35	19
194200-46110	35	22
194200-46121	35	23
194200-46130	35	24
194200-46150	35	25
194200-46410	34	17
194200-46420	34	18
194200-46450-X	34	21
194200-46520	34	23
194200-46531	34	24
194200-46540-X	34	25
194200-46550	34	26
194200-46560-X	34	27
194200-47112-X	35	28
194200-47180	35	30
194200-47190	35	32
194200-47210	35	33
194200-47220	35	34
194200-47310	35	36
194200-47330	35	37
194200-47350-X	35	39
194200-47360	35	40
194200-47510	34	55
194200-47550	34	58
194200-47610	34	60
194200-47620	34	62
194200-48110-X	36	1
194200-48570	36	10
194200-48820	36	13
194200-48911	36	15
194200-48921	36	16
194200-48930	36	19
194200-51162	37	76
194200-51201	37	9
194200-51211	37	10
194200-51351-X	37	4
194200-51400	37	5
194200-51440	37	8
194200-56060	37	74
194200-56070	37	73
194200-56400	37	2
194200-57210	37	24
194200-61250	38	11
194200-61260-X	38	12
194200-61450	38	19
194200-61490	38	20
194200-61550	38	24
194200-62311-R	39	7
194200-62330-R	39	6

Parts No.	Fig. No.	Ref. No.
194200-62401-R	39	10
194200-62511-X	39	13
194200-62521-X	39	14
194200-63310	39	36
194200-63410-X	39	41
194200-64150-X	51	3
194200-65300	44	3
194200-65610	38	8
194200-75502-X	40	4
194200-81240-R	52	4
194200-82100	53	6
194200-82150	53	8
194201-05200	39	43
194201-24190	28	20
194201-27111-X	30	1
194201-27150	30	2
194201-27170	30	4
194201-32150	25	51
	31	17
194201-33410	31	29
194201-33420	31	30
194201-36610	33	20
194201-36620	33	19
194202-34710-Q	31	64 -1
194202-56450	37	70
194210-12850-Q	46	5
		10
194210-13212-X	23	4
	24	4
194210-13250	23	6
	24	5
194210-13321-X	25	2
194210-13351-X	25	3
194210-13361-X	25	4
194210-13371-X	25	5
194210-13381	25	5 A
194210-13410-X	25	9
194210-13420-X	25	10
194210-13512-X	24	8
194210-13520	24	9
194210-13530	24	10
194210-13540	24	11
194210-13551	24	12
194210-13561	24	14
194210-13590	25	29
194210-13881	24	69
194210-13930-X	24	44
194210-13940	24	45
194210-14100	25	48
194210-14121-X	25	31

Parts No.	Fig. No.	Ref. No.
194210-14210	25	57
194210-14300	25	62
194210-14400	25	64
194210-14410	25	65
194210-14450	24	22
194210-14460	24	23
194210-21104-X	27	1 -1
194210-24401	28	33
194210-25240	29	48
194210-26100	29	44
194210-26110	29	45
194210-26130	29	47
194210-27550	30	39
194210-27701-X	30	38
194210-27750	30	41
194210-27760	30	42
194210-27780	30	47
194210-65300	44	4
194211-65310	44	5
194212-13450-X	24	18
194212-14650	25	13
194240-26280	29	72
194240-48140-U	36	20
194240-52190	37	21
194240-52210	37	22
194240-65432	43	10
	44	7
194240-65441	43	11
194240-65511	43	15
194240-65671	43	20
194240-83200-X	49	2
194240-83220	49	5
194240-83230	49	6
194240-83240	49	7
194240-83250	49	11
194240-83300	49	19
194240-98120	44	20
194240-98220	44	11
194240-98230	44	12
194240-98250	44	14
194240-98290	44	18
194240-98300	44	19
194240-98320	44	21
194240-98330	44	22
194240-98360	44	25
194240-98380	44	27
194240-98400	44	29
194240-98410	44	30
194262-15170-X	26	9
194262-48120-X	36	5

Parts No. Index

Parts No.	Fig. No.	Ref. No.
194262-51370	49	26
194262-53050	37	12
194262-53051	37	12 -1
194262-53080	37	13
194262-53090	37	15
194262-53100	37	14
194262-53101	37	14 -1
194262-61240-Q	38	9
194262-61330-Q	38	5
194262-61350	38	7
194275-53401	37	45
194275-53410	37	46
194275-53421	37	47
194275-53431	37	48
194275-53451	37	50
194275-53481	37	53
194275-63120	39	52
194275-65660	43	19
194281-63240	39	27
194300-21450	27	39
194300-26352	29	58
194310-65720	43	23
194322-52110	37	18
194322-63250	39	29
194322-63280-X	39	28
194340-01180	21	8
194340-01650	21	17
194340-01660	21	18
194340-04390-X	22	25
194340-04490	22	24
194340-04500-X	22	17
194340-10010-X	28	45
194340-10050	41	15
		26
	42	14
		25
194340-10100-X	42	29
194340-10200-X	41	30
194340-11880-Q	47	5
		10
194340-11920	47	3
		8
	48	3
		8
194340-13210-X	23	4 -1
	24	4 -1
194340-15140	26	19
194340-15200-X	26	2
194340-15210	26	22
194340-15230	26	21

Parts No.	Fig. No.	Ref. No.
194340-15310	26	3
194340-15330	26	11
194340-15610-X	26	32
194340-16110-X	26	41
194340-16111	26	41 -1
194340-21410	27	15
194340-21700	27	16
194340-22460	27	35
194340-24270-X	28	41
194340-24550-X	28	48
194340-25200	29	1
194340-25250	29	9
194340-25290	29	21
194340-25303	29	11
194340-25310	29	13
194340-25320	29	14
194340-25341	29	16
194340-25350	29	17
		84
194340-25362	29	18
194340-25400	29	22
194340-25410	29	23
194340-25421	29	24
194340-25430	29	26
194340-25530	29	33
194340-25660	29	15
194340-26311	29	52
194340-26341	29	55
194340-26361	29	10
194340-26370	29	71
194340-26380	29	65
194340-26392	29	62
194340-26410	29	73
194340-26421	29	74
194340-26450	29	70
194340-26511	29	66
194340-26520	29	67
194340-27320	30	13
194340-27360	30	15
194340-27361	30	15 -1
194340-27600	30	25
194340-27830	30	52
194340-34610	47	13
		18
		18
	48	13
		18
194340-34940	45	8
		13
	46	13
		18

Parts No.	Fig. No.	Ref. No.
194340-37350-R	33	28
194340-44410-X	34	51
194340-44420-X	34	52
194340-48211-X	36	6
194340-51300	37	3
194340-56050	37	71
194340-61610	38	26
194340-62810	27	40
194340-66320	44	10
194340-71110-X	42	5
194340-72200-X	41	19
	42	18
194340-72230-X	41	20
	42	19
194340-72240-X	41	21
	42	20
194340-74700-X	41	32
	42	31
194340-74800-X	41	34
	42	33
194340-75410-X	40	1
194340-75530	40	7
194340-75650-X	40	10
194340-75740	41	29
	42	28
194340-83150-X	49	24
194340-83171	49	13
194340-83271-X	49	16
194340-83281-X	49	14
194340-83310	49	20
194340-83330-X	49	36
194340-83341	49	15
194340-83350-X	49	23
194340-83450-X	49	37
194340-98240	44	13
194340-98270	44	16
194340-98280	44	17
194340-98370	44	26
194340-98390	44	28
194340-98420	44	31
194341-11880-Q	48	5
		10
194341-12870	46	3
		8
194341-12930	46	2 -1
		7 -1
194341-13610-X	24	24
194341-13740	24	26
194341-13790	24	74
194341-13820-X	24	35

Parts No.	Fig. No.	Ref. No.
194341-13840	24	38
194341-13900-X	24	39
194341-13950	24	40
194341-13960	24	77
194341-13970	25	68
194341-13980	24	75
194341-13990	24	76
194341-14201	25	56
194341-14210	25	18
194341-14220	25	23
194341-14230	25	59
194341-14240	25	24
194341-14250	25	60
194341-14260	25	61
194341-14340	25	20
194341-14350-X	25	70
194341-14420	25	66
194341-14430	25	69
194341-14480	25	17
194341-14520-X	24	49
194341-14530-X	24	48
194341-15610-X	26	32 -1
194341-16110-X	26	47
194341-16111	26	47 -1
194341-25540	29	35
194341-26120	29	46
194341-98350	44	24
194345-01100	21	1
194345-01310	4	20
194345-04100	22	1
194345-04130	22	2
194345-11140	23	42
	24	31
194345-11350-X	23	1
194345-15530-X	21	27
194345-51100	37	1
194345-52490-X	22	27
194345-55110	37	39
194345-55120	37	41
194345-61100-R	38	1
194345-61220	38	2
194345-61230	38	3
194345-61240	38	4
194345-61520-R	38	23
194345-62100-R	39	1
194345-62110-R	39	2
194345-62260-R	39	48
194345-62420-R	39	11
194345-63210-X	39	26
194345-63420-X	39	42

Parts No. Index

Parts No.	Fig. No.	Ref. No.
194345-64720	43	1
	44	1
194345-65100	26	37
194345-65320	43	3
194345-65350	43	7
194345-65360	43	8
194345-65500	43	13
	44	8
194345-65501	43	13 -1
	44	8 -1
194345-65510	43	14
		14 -1
	44	9
		9 -1
194345-65600	43	16
194345-65670	43	21
194345-65690	43	22
194345-65750	43	24
194345-65780	43	25
194345-83320	49	21
194345-98260	44	15
194346-11100-X	24	1
194346-13620-X	24	25
194346-13630	24	33
194346-64720	43	2
	44	2
194346-65320	43	4
194370-65451	43	12
194440-11360	23	38 -1
194440-51550	49	27
194440-52400	37	32
194440-52420	37	37
194446-65321	43	5
194446-65331	43	6
194446-65681	43	27
194447-65621	43	18
194464-01190	21	2
194730-57220	23	13
		22
	24	57
		66
	26	46
		52
194730-57241	23	11
		20
	24	55
		64
	26	44
		50
194740-55620	26	20

Parts No.	Fig. No.	Ref. No.
194750-15250	26	23
194750-15260	26	24
194750-15270	26	25
194750-15280	26	26
194750-15290	26	27
194750-15520	26	7
194990-22020	37	75
194990-22030	39	5
194990-22130	39	51
194990-22830	23	15
	24	59
194990-22840	23	16
	24	60
195080-15060	41	9
195140-13660	29	77
195140-13700	25	21
195140-13710	25	22
1A1030-34250	46	4
		9
1A1030-55480	21	26
1A1040-23220	29	31
1A1040-26060	24	13
	28	15
1A1040-26320	30	10
1A1040-26750	30	18 -1
		44 -1
		55 -1
1A1040-28040	28	7
1A1040-28810	25	63
1A1040-28900	28	31
1A1040-36010	31	69
1A1040-36040	31	70
1A1040-46890	34	65
1A1040-48070	24	16
		36
	31	47
1A1040-59470	38	25
1A1040-83000	53	10
1A1040-83010	53	7
1A1050-34250	47	4
		9
		9
	48	4
		9
1E4030-27340	30	3
2-12840	57	1
22117-040000	17	11
22117-060000	2	56
	9	25
	21	14
		23

Parts No.	Fig. No.	Ref. No.
22117-060000	27	10
	38	31
	39	55
22117-080000	2	21
	9	26
	12	17
	14	13
	21	11
	27	4
	32	25
	33	24
		49
	34	66
	39	45
22117-100000	4	39
	21	16
	22	11
	38	22
22117-120000	30	8
	33	42
	34	68 -1
	38	14
22117-140000	26	30
	27	31
22117-160000	31	71
22117-180000	24	73
22137-060000	37	17 -1
	49	35
22137-080000	2	50
	34	69
	35	27
	39	33
22137-100000	21	4
	49	34
22137-120000	34	59
		68
22137-160000	23	5
	24	6
22137-200000	23	5 -1
	24	6 -1
22157-080000	37	77
22217-040000	13	11
	17	6
		12
22217-060000	1	39
	9	27
	25	12
	30	37
		51
		63

Parts No.	Fig. No.	Ref. No.
22217-060000	36	4
		9
		18
	37	7
		17
	38	30
	39	50
		54
22217-080000	2	5
		5 -1
		51
		60
	3	22
	4	29
		29 -1
	6	19
	9	28
	12	16
	13	38
	14	12
		12 -1
		16
	21	22
	22	19
		19 -1
	24	20
		30
		47
	25	8
	26	5
	27	8
		18
	28	21
		40
		44
		4
	32	4
	33	17
	34	44
		57
	35	42
	36	22
	37	68
	38	18
		27
	39	21
		34
		47
	49	28
	51	5
	57	15

Parts No. Index

Parts No.	Fig. No.	Ref. No.
22217-100000	1	33
	4	40
	6	27
	22	10
	24	28
	28	-1
	43	
	51	
	26	33
	27	14
	28	11
	31	43
	34	4
		54
	37	55
	39	19
	19	-1
	40	
	49	32
22217-120000	6	10
	23	3
		54
	24	3
	25	71
	27	12
	28	46
		50
	31	45
		66
	34	31
		35
	39	38
40	6	
22217-140000	40	3
	41	17
		28
42	16	
	27	
22217-160000	41	38
	42	37
	52	7
22217-180000	23	33
22217-200000	26	28
22242-000120	30	9
22242-000140	35	31
22242-000150	30	28
22242-000200	32	17
22242-000210	29	68
22242-000250	25	26
	29	7

Parts No.	Fig. No.	Ref. No.
22242-000250	29	25
		36
		56
	33	36
	49	18
22242-000300	25	55
	29	78
	49	10
22252-000200	25	6
22252-000220	29	54
22252-000520	25	27
22252-000550	49	9
22252-000620	29	79
22252-000720	31	28
22272-000090	35	7
22272-000120	30	16
		64
22312-030180	3	50
22312-080120	1	11
22312-080160	6	4
22312-080220	1	13
22322-030160	3	51
		29
		-1
22322-030180	13	14
22351-030028	27	28
		42
22351-030040	30	5
22351-040008	2	11
		24
22351-040032	29	6
22351-050028	27	27
		41
22351-050040	30	6
22351-050050	34	29
22351-060016	1	34
22351-060025	30	24
		40
		8
22351-060028	32	29
22351-060032	32	21
22351-080014	1	10
22351-080016	6	24
	27	7
22351-080040	33	32
22360-080000	39	25
22360-100000	31	68
22360-160000	23	43
	24	32
22360-190000	40	8

Parts No.	Fig. No.	Ref. No.
22417-200100	21	15
		24
	38	21
22417-200120	21	12
22417-200150	27	5
		26
		25
		50
	39	24
22417-200180	33	31
22417-200200	3	49
		43
22417-300200	30	21
		31
		46
	34	61
22417-300250	23	12
		21
	24	56
		65
	26	45
		51
	27	32
	30	20
		57
22417-400300	23	7
		7
22417-400400	23	7 -1
		49
		7 -1
22451-060000	13	34
		39 -1
22451-100000	13	39
22512-070282	6	5
22522-040130	2	52
22522-040160	49	12
22522-050190	5	6
22857-400100	36	14
		38
		6
		10
23010-038000	9	8
23010-105000	25	15
23010-115000	25	14
23065-050360	31	46
23065-140150	2	16
23414-080000	3	15
		8
	20	31
	28	36
		51

Parts No.	Fig. No.	Ref. No.	
23414-080000	34	8	
23414-080012	12	36	
23414-120000	8	23	
		20	32
23414-160000	34	22	
23418-060000	12	5	
		23	41
23873-020000	3	19	
23873-040000	3	5	
24101-062044	23	46	
		5	
		50	
	32	18	
24101-062050	25	16	
24101-062054	5	7	
		23	24
		45	
	29	60	
		63	
		80	
24101-062064	29	81	
		31	27
24101-062074	25	54	
		31	32
24101-063034	29	19	
		20	
		29	
		51	
		59	
24101-063044	25	28	
	29	64	
24101-063054	25	25	
		58	
24101-063064	25	67	
		31	56
24102-062054	25	19	
24105-060064	49	8	
24107-062034	2	30	
24190-060003	34	19	
24190-090001	13	15	
24190-100001	8	14	
24190-100002	30	19	
		30	
		45	
		56	
	35	12	
24190-120002	35	13	
24190-130001	35	38	
24311-000050	13	32	
	20	34	

Parts No. Index

Parts No.	Fig. No.	Ref. No.
24311-000070	3	48
	20	35
24311-000080	35	20
		26
24311-000090	34	20
		28
24311-000110	30	17
		27
		43
		54
24311-000120	3	56
	20	36
	24	17
		37
	31	48
24311-000125	35	25 -1
24311-000140	1	18
	20	37
	27	30
	30	35
		49
		61
	34	12
		34
	35	10
24311-000150	34	16
24311-000160	32	5
24311-000180	24	34
	28	8
	39	8
24311-000200	25	30
	36	2
		7
		21
24311-000250	31	51
	33	37
24311-000300	34	49
24311-000320	3	53 -1
	20	39 -1
24311-000350	34	50
24311-000410	29	49
24311-240100	12	9
	20	38
	35	17
24311-350220	24	15
24311-570500	34	37
24321-000600	24	21 -1
24322-000600	24	21
24341-000040	22	26
24341-000280	28	25

Parts No.	Fig. No.	Ref. No.
24761-060000	23	10
		19
		40
	24	54
		63
	26	43
		49
24764-010000	27	2
	33	35
	49	17
26013-060129	25	11 -1
	37	16 -1
		31
26013-060149	30	36 -1
		50 -1
		62 -1
26013-060162	39	49 -1
26013-060182	36	17 -1
26013-060452	36	3 -1
		8 -1
26013-080122	22	18 -1
26013-080162	22	20 -1
	27	6 -1
	28	24 -1
	39	9
		12
26013-080202	25	7 -1
	27	17 -1
	34	56 -1
	35	41 -1
	39	20 -1
26013-080222	6	18 -1
	24	46 -1
26013-080252	24	29 -1
	28	39 -1
	32	3 -1
26013-080302	24	19 -1
26013-080452	36	23 -1
26013-100202	39	15 -1
		39 -1
26013-100252	39	16 -1
26013-100282	24	27 -1
		42 -1
		70 -1
26013-100302	26	34 -1
26013-100352	34	3 -1
26013-100402	26	35 -1
26013-100452	34	53 -1
26013-120202	28	49 -1
26013-120252	23	53 -1

Parts No.	Fig. No.	Ref. No.
26013-120252	25	72 -1
	31	65 -1
	39	37 -1
26013-120302	23	2 -1
	24	2 -1
26013-120352	34	30 -1
26013-120452	28	47 -1
26014-060102	9	23 -1
26014-060122	9	24 -1
26014-060202	39	53 -1
26014-080122	9	29 -1
26106-060082	3	41 -1
26106-060102	1	38 -1
	9	2 -1
	13	7 -1
26106-060122	14	7 -1
26106-060142	2	55 -1
26106-060302	2	57 -1
26106-080102	3	14 -1
26106-080142	1	29 -1
26106-080162	14	10 -1
26106-080202	28	30 -1
		35 -1
26106-080222	2	62
	4	27 -1
26106-080252	14	14 -1
	28	52
26106-080552	2	19 -1
26106-080602	12	15 -1
26106-081052	2	20 -1
26106-100252	6	26 -1
26106-100652	4	37 -1
26116-040102	13	10
26116-050162	37	25
26116-060082	3	41
26116-060102	9	2
		23
	27	9
26116-060109	13	7
26116-060122	1	38
	9	24
	14	7
	25	11
26116-060129	37	16
26116-060142	30	36
		50
		62
26116-060162	2	55
	39	49
26116-060182	34	63

Parts No.	Fig. No.	Ref. No.
26116-060182	36	17
26116-060202	39	53
26116-060322	2	57
	16	27
26116-060452	36	3
		8
26116-080102	3	14
26116-080122	3	25 -1
	9	29
	22	18
26116-080142	1	29
	3	25
26116-080162	1	21
	4	30
	14	11
	22	20
	25	34
	27	6
	28	24
	31	61 -1
	49	25
26116-080202	22	29
	25	7
	27	17
		41
	28	30
		35
		42
	34	56
	35	41
	37	67
	39	20
		44
26116-080222	4	27
	6	18
	24	46
	26	4
26116-080226	34	7
26116-080252	2	18
		18 -1
	14	14
	24	29
	28	39
	31	25
	32	3
	38	16
26116-080302	24	19
26116-080452	36	23
26116-080552	2	19
26116-080602	39	32

Parts No. Index

Parts No.	Fig. No.	Ref. No.
26116-080702	12	15
26116-081052	2	20
26116-100162	33	21
26116-100202	39	15
	39	
	49	31
26116-100252	6	26
	39	16
26116-100282	24	27
		42
		70
26116-100302	26	34
26116-100352	34	3
26116-100402	26	35
	49	30
26116-100404	39	17
26116-100452	34	53
26116-100504	24	78
26116-100602	31	42
26116-100652	4	37
	31	63
26116-120202	28	49
26116-120252	23	53
	25	72
	31	65
	38	13
	39	37
26116-120302	23	2
	24	2
26116-120352	34	30
	40	5
26116-120452	28	47
26116-120602	31	18
26116-160652	52	5
26116-161002	52	8
26117-080169	14	10
	31	61
26206-080226	34	7 -1
26216-080162	3	18
	31	35 -1
		39 -1
26216-080222	2	48
	3	20
	4	26
26216-080702	3	16
26226-080222	2	3
26226-100322	28	16
26226-100502	28	17
26226-140322	28	18
26346-080002	27	43 -1

Parts No.	Fig. No.	Ref. No.
26346-120002	38	15
26347-080002	27	43
26366-060002	12	21 -1
26366-080002	2	4 -1
	3	21 -1
	4	28 -1
26366-100002	3	7 -1
26450-080252	8	10
26557-040082	17	10
26557-040122	16	26
26557-040152	17	9
26557-040202	17	5
26557-060082	15	8
26557-060102	2	15
26557-060122	12	22
26557-080122	2	23
26557-080162	21	21
26577-080162	22	16
26587-050082	2	33
26587-060102	8	8
26587-060162	38	28
26587-060202	37	38
26587-080102	5	8
26637-060002	37	6
26667-100002	13	17
26706-100002	1	32 -1
	4	38 -1
26716-050002	37	26
26716-060002	12	21
	34	64
	35	35
	38	29
	49	38
26716-080002	2	4
		61
	3	17
		21
	4	28
	13	37
	21	10
	22	28
		30
	28	43
	33	16
		47
	37	69
	38	17
	39	35
		46
	49	29

Parts No.	Fig. No.	Ref. No.
26716-080002	51	4
	57	16
26716-080222	2	49
26716-100002	1	32
	4	38
	21	5
	22	9
	24	71
	27	13
	31	62
	32	27
	37	54 -1
	39	18
	49	33
26716-120002	27	11
	31	44
	40	9
26716-140002	40	2
	41	16
		27
	42	15
		26
26716-160002	41	37
	42	36
	52	6
26736-100002	3	7
26736-180002	24	72
	41	22
	42	21
26756-080002	3	32
	9	18
	14	15
26756-100002	21	6
	24	50
	27	37
	37	52
		54
26756-140002	41	36
	42	35
26756-240002	41	6
	42	8
26776-100002	26	12
26776-140002	26	31
26776-200002	26	29
26817-080002	33	30
26877-200002	23	6 -1
		48
	24	5 -1
27233-150000	2	8
27243-300000	1	4

Parts No.	Fig. No.	Ref. No.
27310-070001	3	12
28110-080100	53	2
28110-100130	53	3
28110-120140	53	11
28110-170190	53	4
28110-220240	53	5
3-10045	57	5
3-10046	57	9
3-10064	57	14
3-10066	57	7
3-10077	57	13
3-10079	57	11
3-10087	57	10
3-10152	57	6
3-10287	57	4
3-10386	57	12
3-12356	57	8
4-11790	57	3
43400-500390	12	32
	20	28
43400-500410	2	58
	20	29
43400-500430	13	16
	20	30
711100-51540	10	9
724060-01521	2	12
724060-01542	1	15
724060-01613	2	1
724060-01900	1	40
724060-02500	6	11
724060-11521	3	42
724060-11650	3	28
724060-11701	3	1
724060-21700	6	1
724060-22722	7	1
724060-32701	8	1
724060-53101	11	1
724060-61651	13	8
724060-66530	13	25
724060-92501	19	1
724060-92600	20	1
724064-01560	1	1
724064-23610	7	14
724066-22501	7	3
	19	3
724066-22502	19	3 -1
724160-55200	12	2
724240-51530	10	19
724550-51520	10	7
724660-23100	7	9

Parts No. Index

Parts No.	Fig. No.	Ref. No.
724660-51700	10	1
794081-54101	37	57
794130-71410	41	8
		14
		25
		40
	42	3
		13
		24
		39
794150-71090-X	41	2
794150-71260-X	41	4
	42	6
794150-71360-X	41	5
	42	7
794200-11200-X	23	35
794200-11850-Q	45	1
794200-15710	26	36
794200-22050	27	20
794200-31400	31	14
794200-31551	25	35
	31	1
794200-32500-X	31	33
794200-32600-X	31	37
794200-36001-X	33	1
794200-36011-X	33	8
794200-43080-X	34	10
794200-45100-X	35	1
794200-52100	37	27
794200-62220	39	3
794200-64100	51	2
794200-64200	51	1
794200-81240-R	52	1
794200-82100	53	1
794200-82200	53	9
794210-13300-X	25	1
794275-53401	37	44
794340-00030-X	41	1
794340-00040-X	42	1
794340-00050-X	41	10
	42	9
794340-10061-X	41	18
	42	17
794340-11900	47	2
		7
	48	2
		7
794340-14700-Q	47	1
794340-14800-Q	47	6
794340-15100-X	26	1

Parts No.	Fig. No.	Ref. No.
794340-15110-X	26	8
794340-15150-X	26	10
794340-15500	26	6
794340-22100	27	24
794340-24100-X	28	1
794340-24150-X	28	12
794340-34600	47	12
		17
	48	12
		17
794340-34700-Q	47	11
	48	11
794340-34800-Q	47	16
	48	16
794340-34810-Q	45	6
	46	11
794340-34820-Q	45	11
	46	16
794340-34930	45	7
		12
	46	12
		17
794340-57500	37	56
794340-71090-X	42	4
794340-74600-X	41	31
	42	30
794341-12910-Q	46	1
794341-12920-Q	46	6
794341-12930	46	2
		7
794341-13800-X	24	67
794341-14710-Q	48	1
794341-14810-Q	48	6
794341-24100-X	28	4
794345-83100-X	49	1
794730-57122-X	23	17
	24	61
942131-41410	17	3
942141-41416	17	7
942141-41417	17	8
942141-42303	17	15
942141-42306	17	16
942151-21923	17	19
942151-32983	17	13
942151-86025	17	18
942151-86124	17	4
		17
942151-86372	17	20
942701-41407	17	2
94270M-42875	17	14

Parts No.	Fig. No.	Ref. No.
X21141360	16	16
X211416007	16	20
X211432001	16	11
X21143454	16	34
X211437002	16	25
X21143963	16	29
X21144314	16	18
X21144661	16	21
X211453002	16	14
X21145312	16	13
X21145313	16	17
X21145352	16	15
X211455003	16	19
X21147155	16	7
X21147215	16	12
X21147854	16	28
X21148110	16	3
X21148652	16	22
X211491001	16	2
YTI345-12800	56	1
YTI345-12850	56	6
YTI345-34500	56	7
YTI345-34700	56	8
YTI345-34710	56	9
		12
YTI345-34750	56	11
YTI345-34760	56	10
		13
YTI345-34810	54	14
		17
	55	11
		14
YTI345-34900	54	11
	55	8
YTI345-34910	54	12
	55	9
YTI345-34920	54	13
		16
	55	10
		13
YTI345-34950	54	15
	55	12
YTI346-14710	55	4
		7
YTI346-14800	55	1
YTI346-14810	55	2
YTI346-14820	55	5
YTI346-14830	55	3
		6
YTI446-00100	54	1

Parts No.	Fig. No.	Ref. No.
YTI446-12800	56	2
YTI446-12810	56	3
YTI446-12820	56	4
YTI446-12830	56	5
YTI446-12900	54	2
YTI446-12910	54	8
YTI446-12920	54	9
YTI446-12930	54	10
YTI446-12950	54	3
YTI446-12960	54	4
YTI446-12970	54	5
YTI446-12980	54	6
YTI446-12990	54	7
YTI446-59100	50	1
YTI446-59110	50	2
YTI446-59120	50	3