

OCT10-M23100EN

PREFACE

This parts catalog carries all parts incorporated in YANMAR Model YM12 and YM14 tractors manufactured since January, 1989.

Each illustration corresponds to the parts list on the following page.

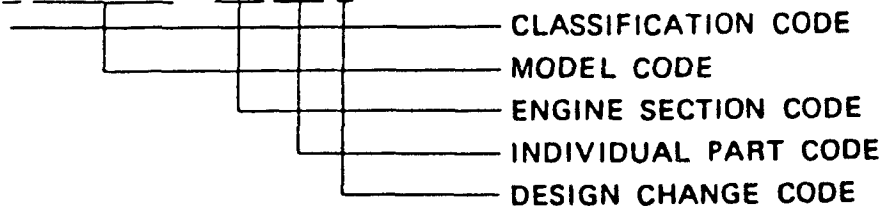
When ordering parts, clearly write down the tractor model, as well as the name and number of each part in your order sheet. This will help insure reliable delivery of the parts you have ordered.

PART NUMBER

A part serial number comprises 11 digits and means the following.

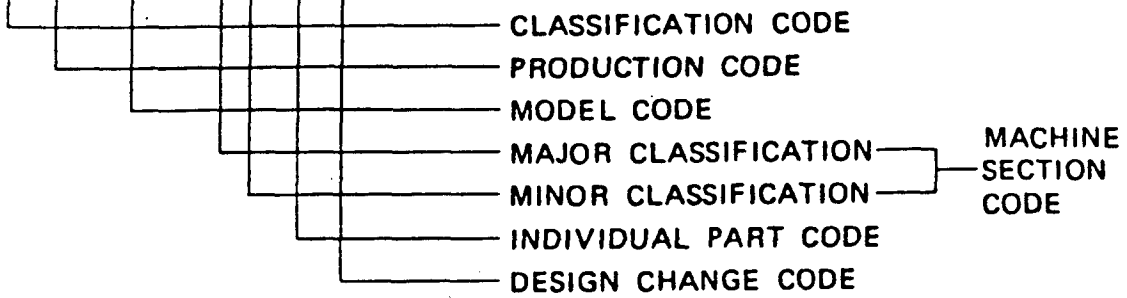
A) Engine Part Code

0 0 0 0 0 0 - 0 0 0 0 0



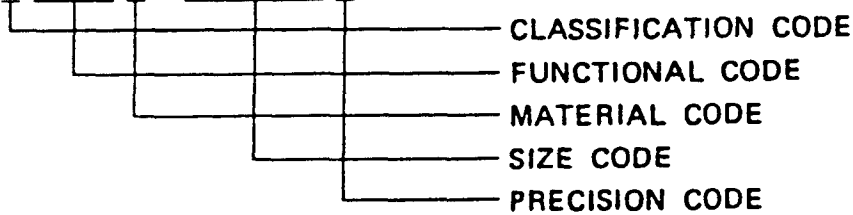
B) Tractor Part Code

0 0 0 0 0 0 - 0 0 0 0 0



C) YIS Part Code

2 0 0 0 0 0 - 0 0 0 0 0 0



YIS is an abbreviation of YANMAR INDUSTRIAL STANDARD PARTS, and applies to parts such as nuts, bolts, joints, pins, washers, gauges, o-rings, bearing, etc.

For instance, dimensions according to YIS are shown as follows :

BOLT [SCREW]

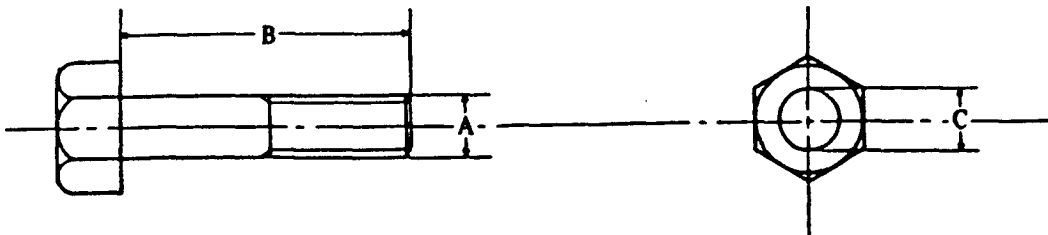
(A x B)

26116-060202 → M6 x 20

NUT

(C)

26756-060002 → M6



COLOURING

Some parts are painted in colors according to the models, specifications, and their destinations. In this parts catalog, colouring is classified into ten variations and shown in abbreviated codes as below.

Colour code	Color
K	Metallic calm green
M	Silver
P	Green
Q	Cream
R	Red
W	Frosted black
X	Black
Y	Yellow
Z	Celva black
U	Plating

The colour of a part is denoted by the colour code suffixed to an ordinary part number :

Example : Fender (L)

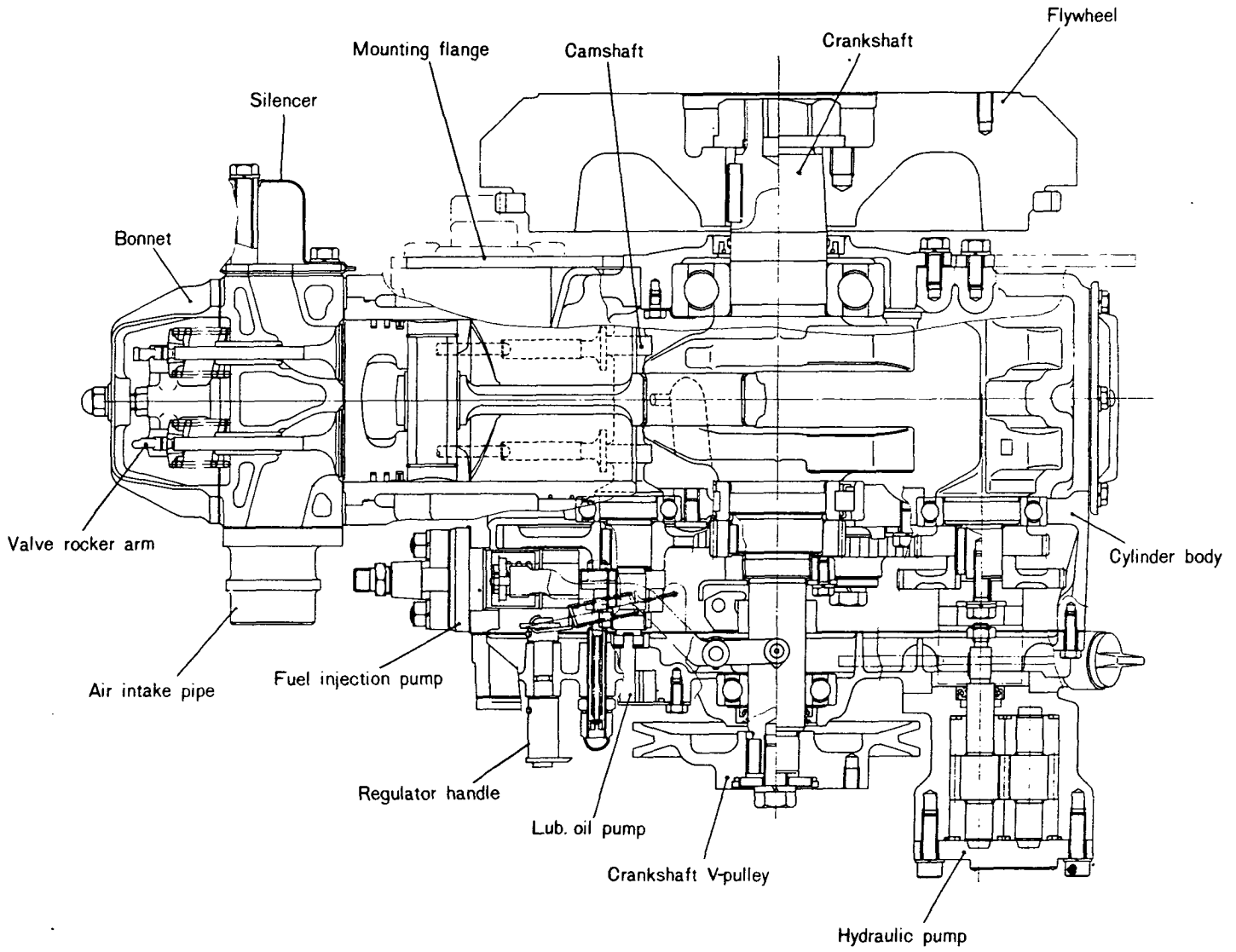
194195-62110-R

↓
Red

When ordering painted parts, please designate part colours in your order sheet by suffixing one of these color codes to the part number you want to order.

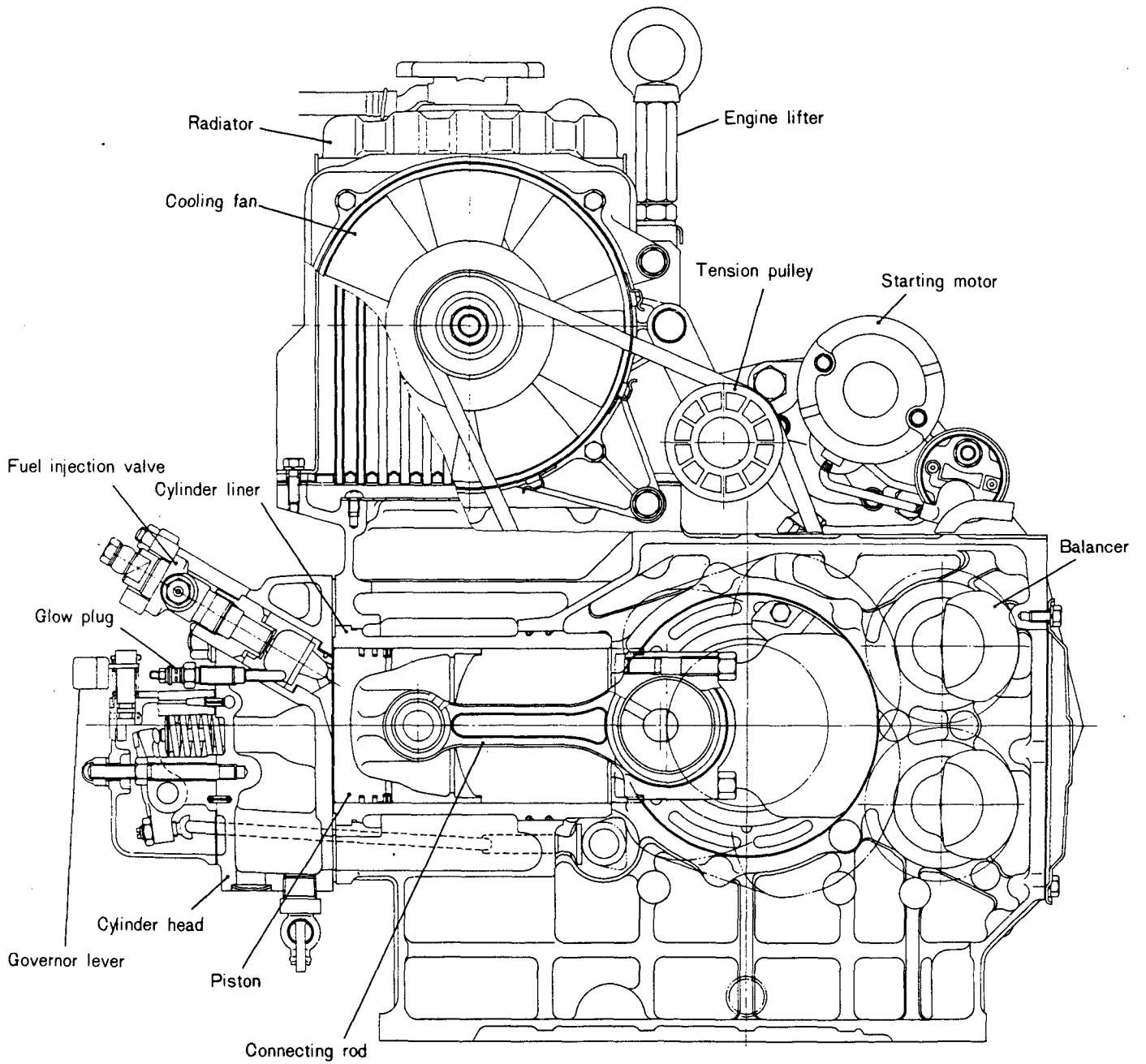
ENGINE SECTIONAL VIEW (1) MA10-N

Horizontal Section

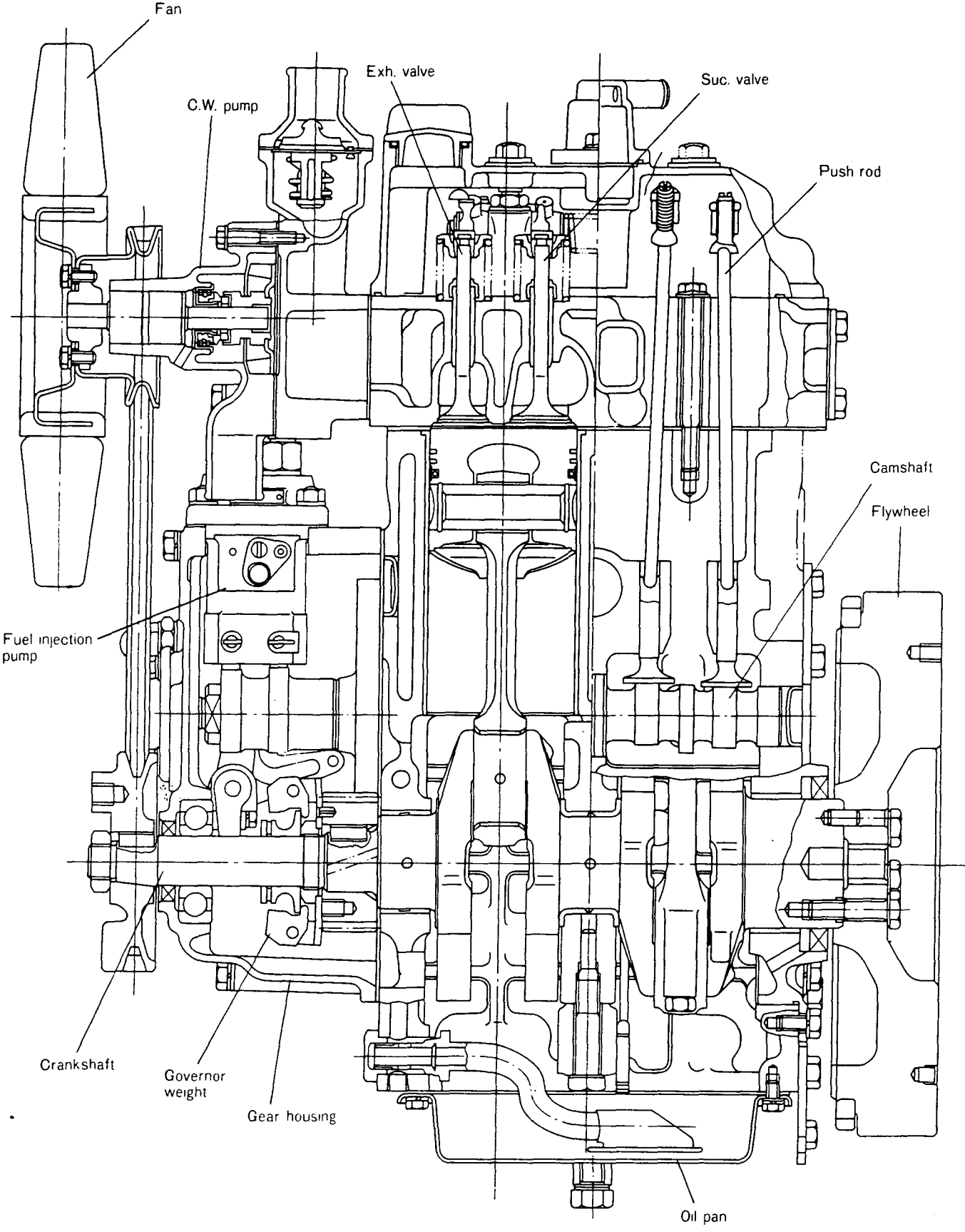


ENGINE SECTIONAL VIEW (2) MA10-N

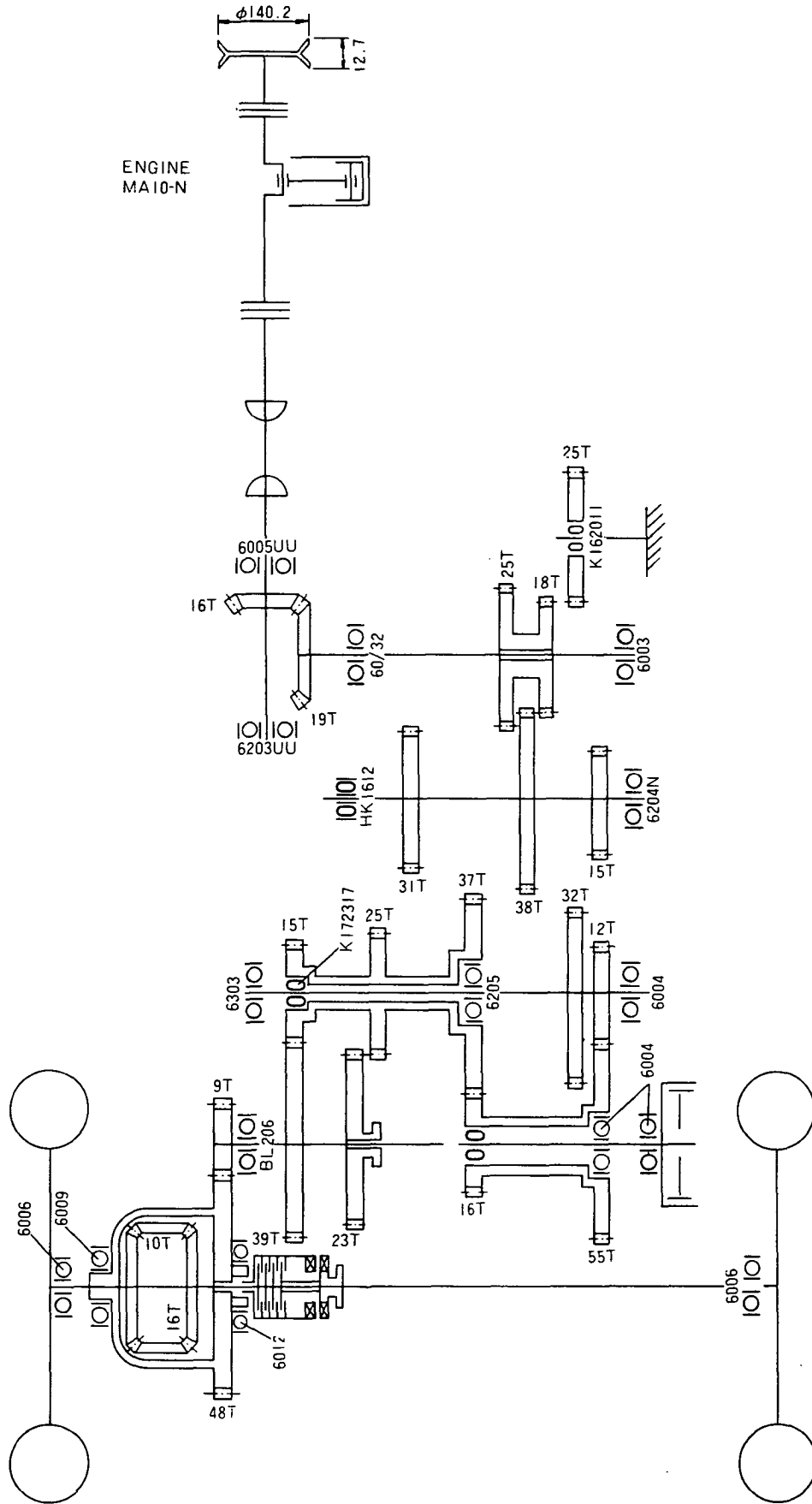
Vertical Section



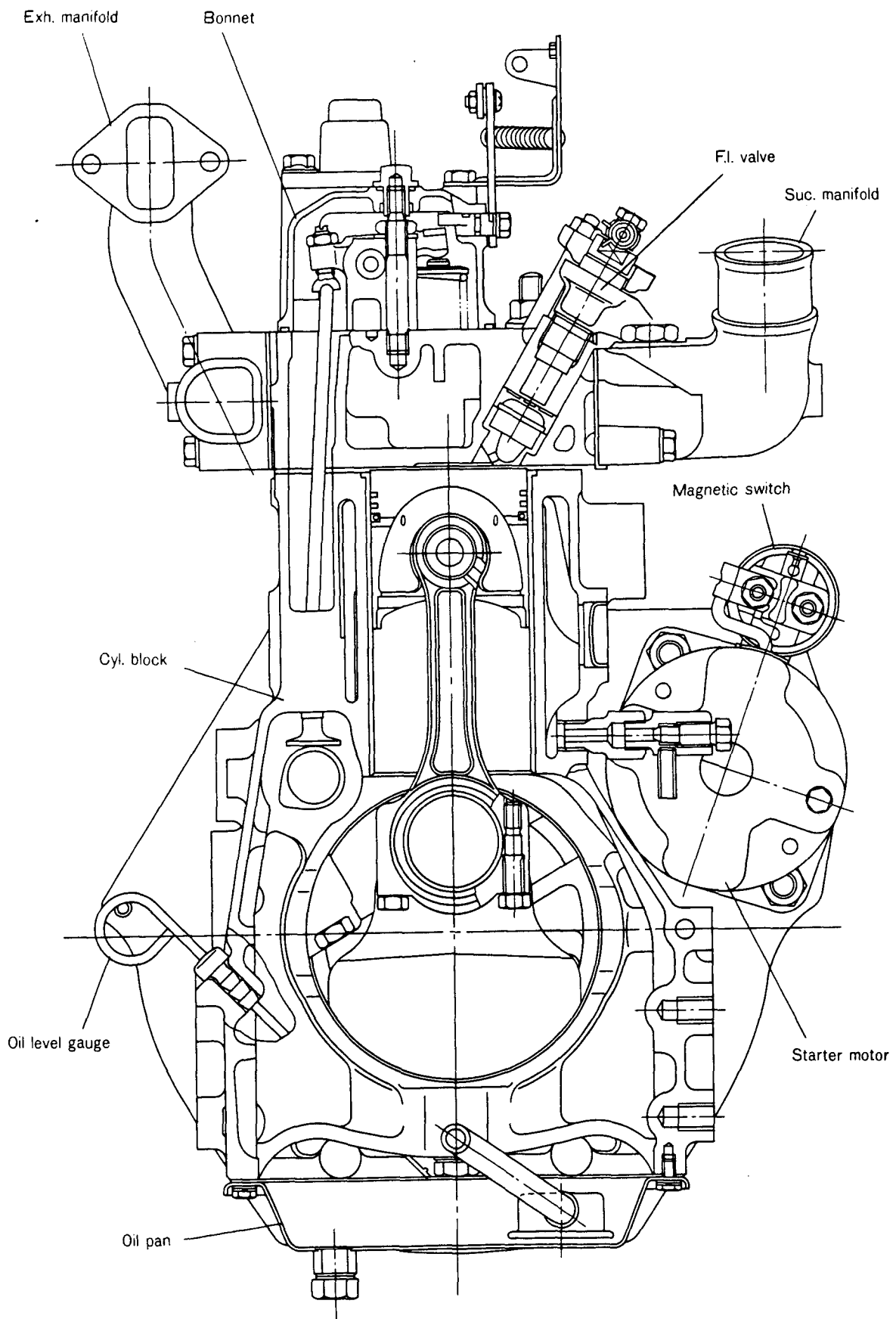
**ENGINE SECTIONAL VIEW (1) 2T75U-N
[HORIZONTAL SECTION]**



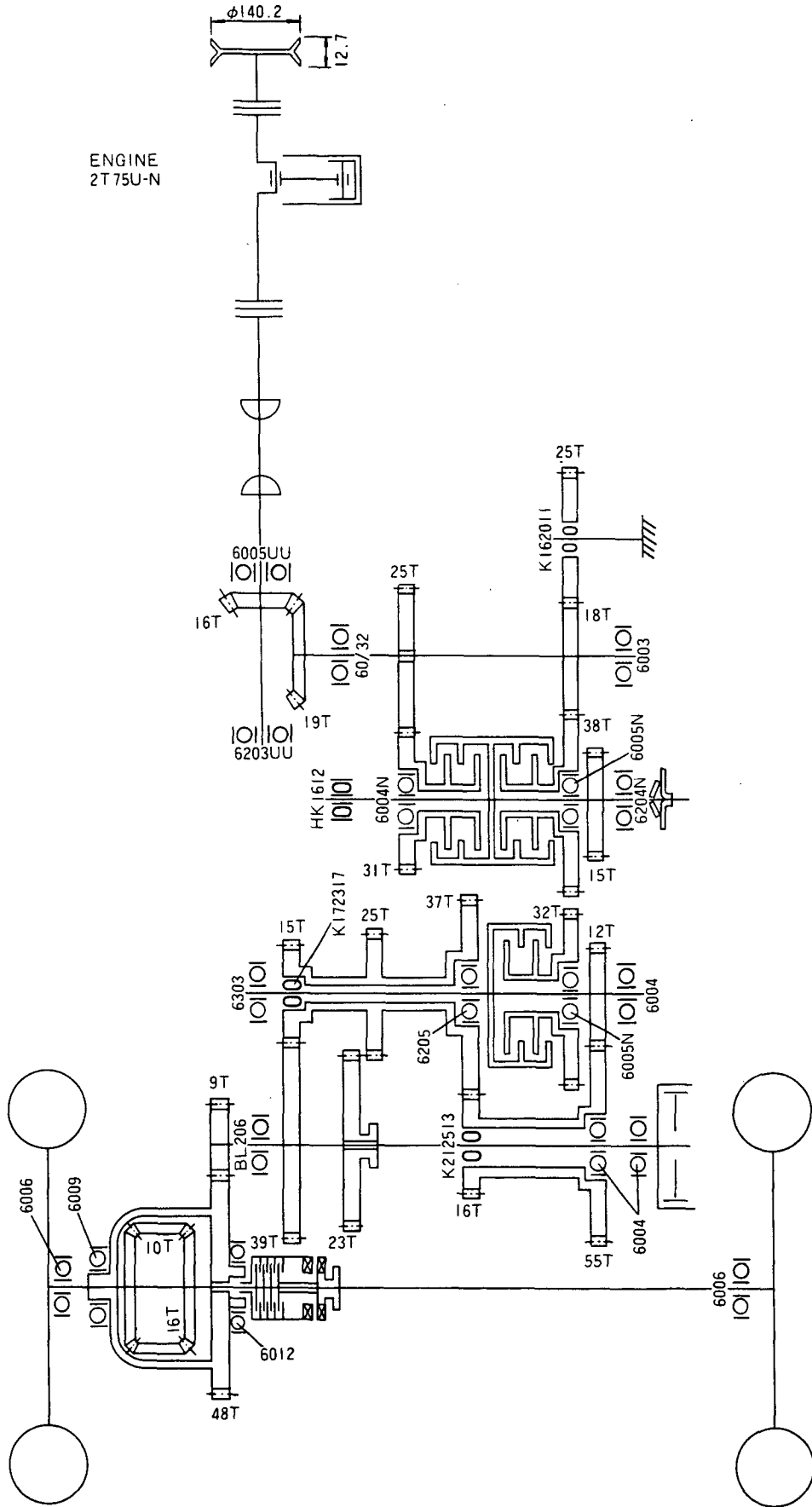
**POWER TRANSMISSION STRUCTURAL DRAWING (1)
FOR MODEL YM12**



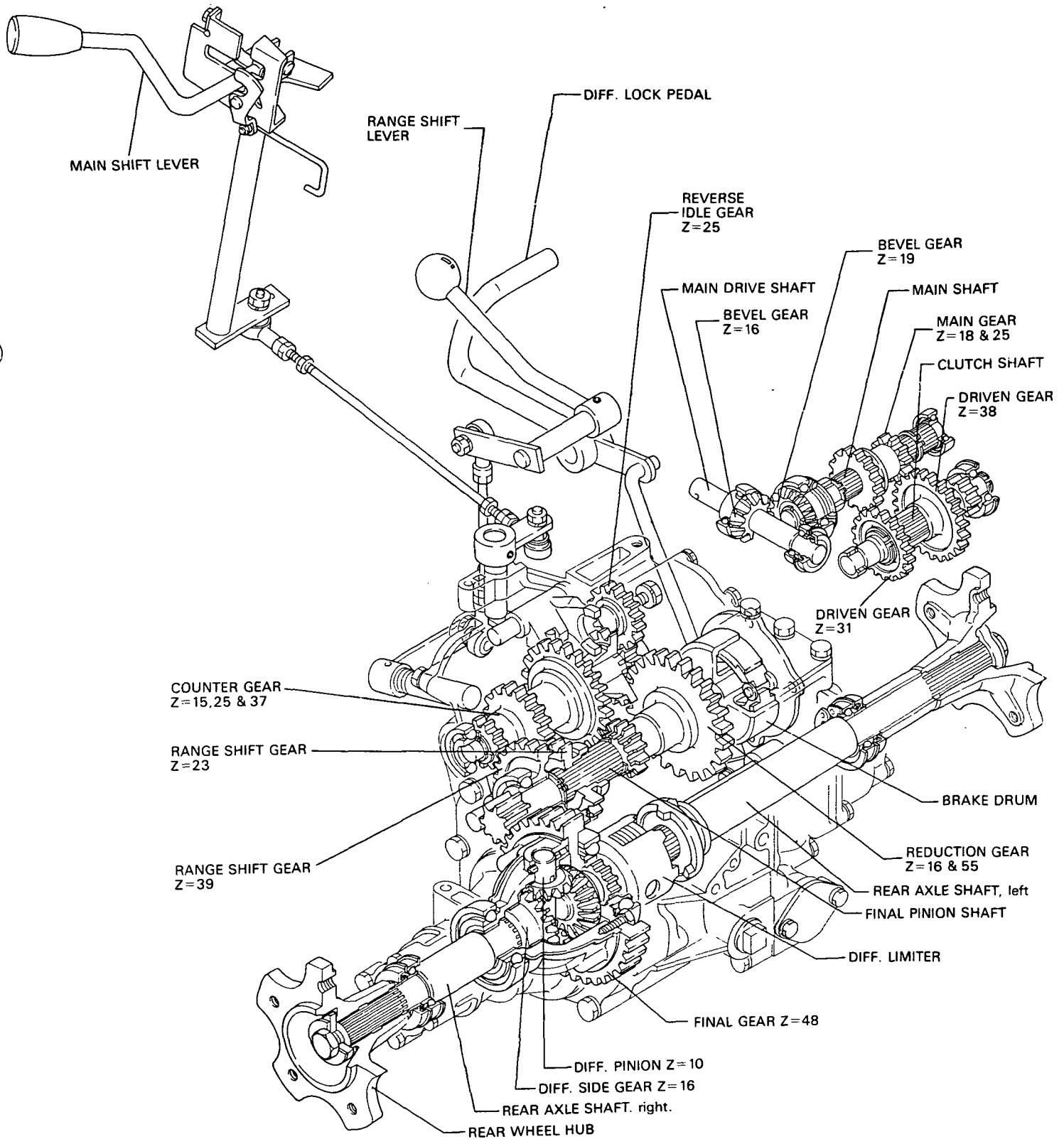
**ENGINE SECTIONAL VIEW (2) 2T75U-N
[VERTICAL SECTION]**



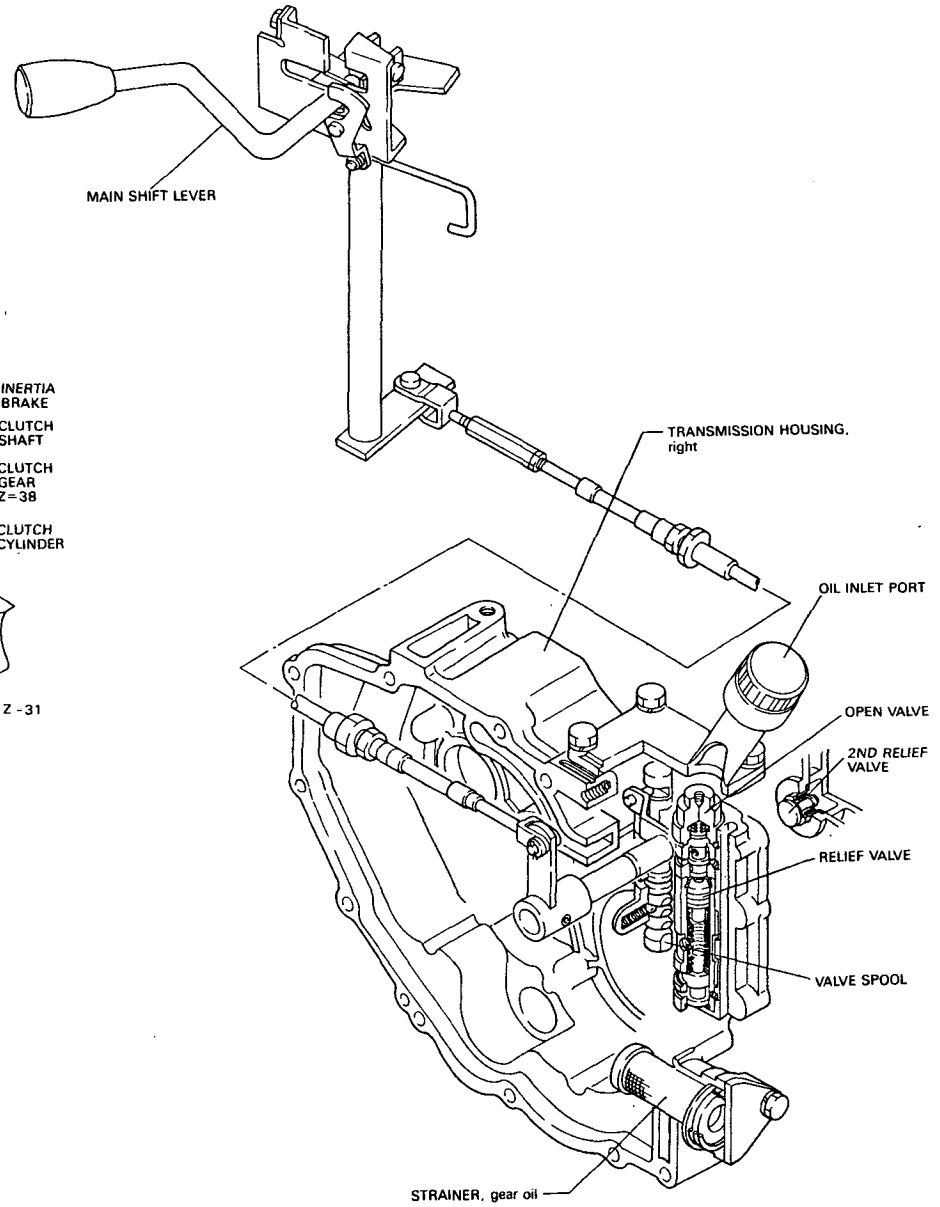
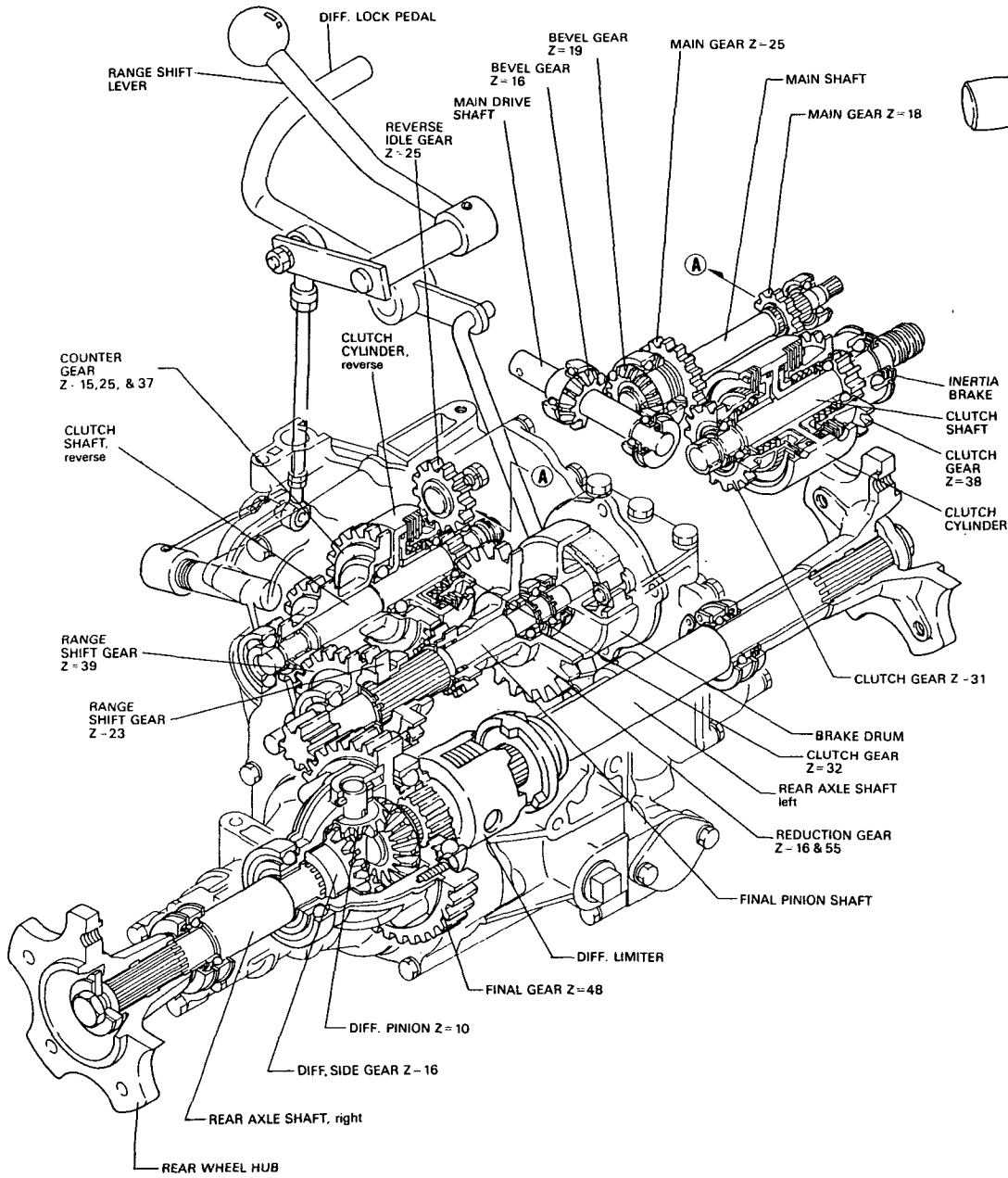
**POWER TRANSMISSION STRUCTURAL DRAWING (2)
FOR MODEL YM14**



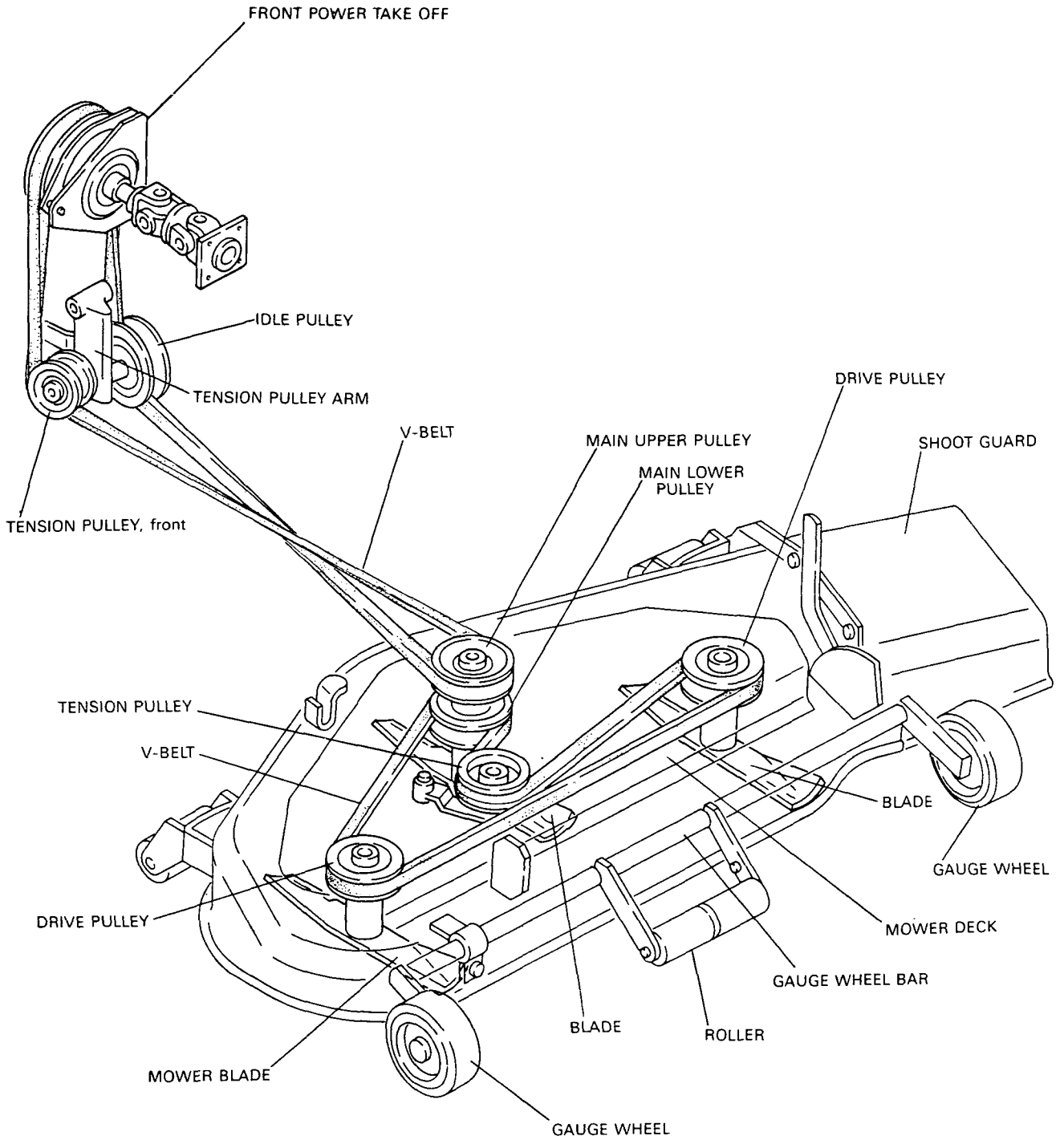
TRAVELLING TRANSMISSION SECTIONAL VIEW (1) FOR MODEL YM12



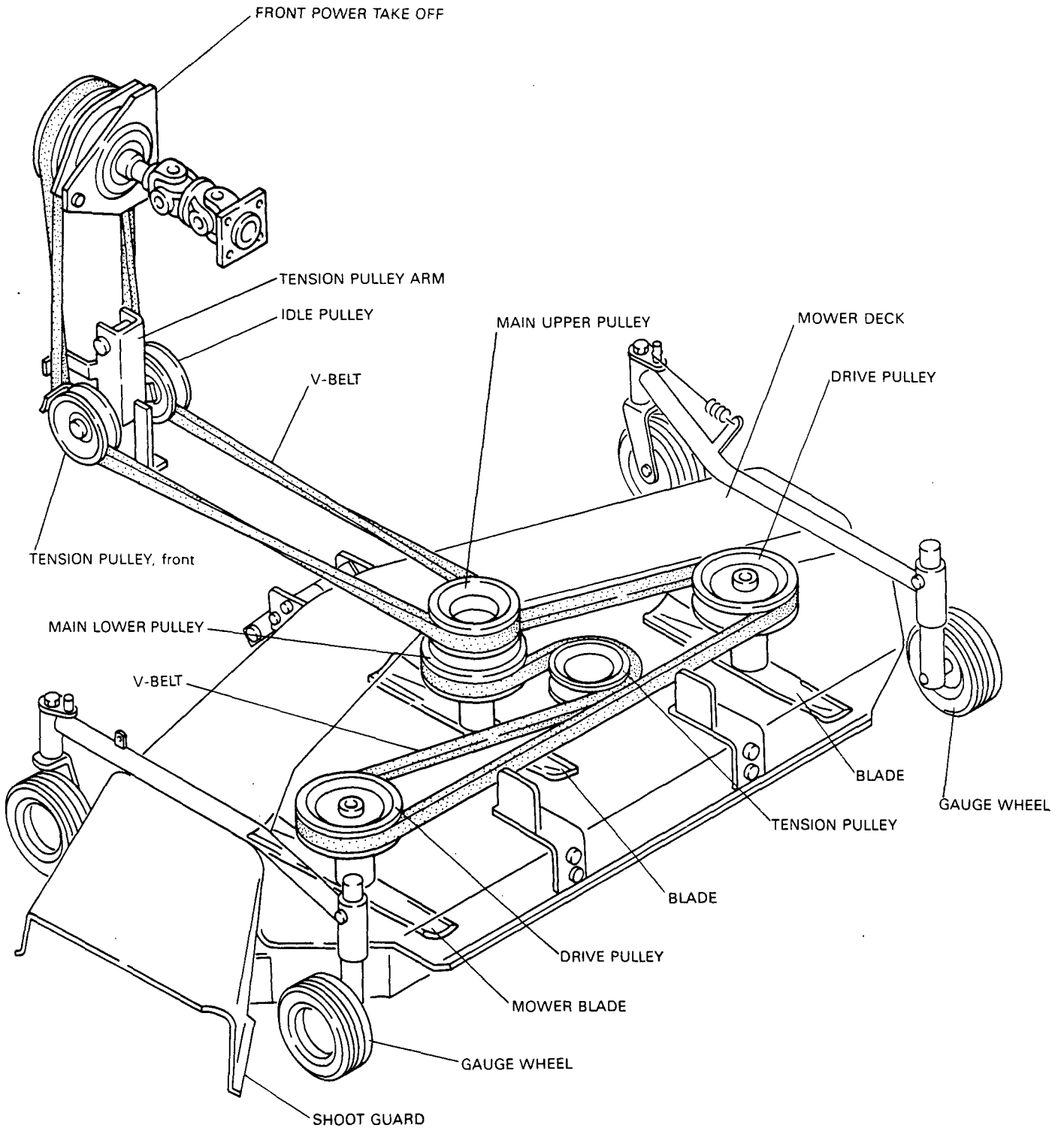
TRAVELLING TRANSMISSION SECTIONAL VIEW (2) FOR MODEL YM14



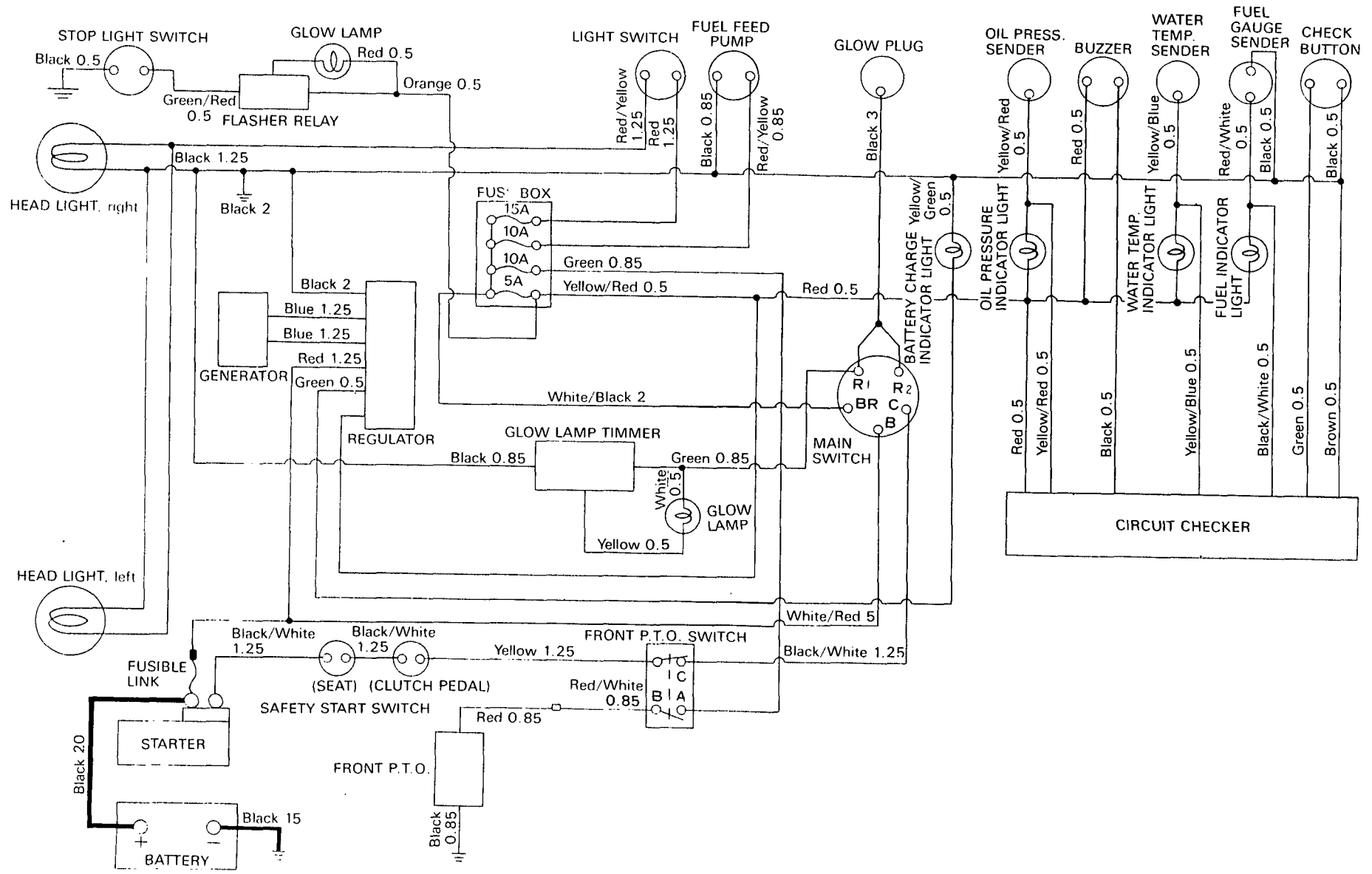
BELT INSTALLATION (FOR MODEL BM-42)



BELT INSTALLATION (FOR MODEL BM-48)



WIRING DIAGRAM



WIRING DIAGRAM

Contents

Fig. No. Fig. Name

ENGINE(MA10-N

1. CYLINDER BLOCK
2. SIDE COVER
3. CYLINDER HEAD
4. BONNET
5. AIR CLEANER & EXHAUST SILENCER
6. CAMSHAFT
7. CRANKSHAFT & FLYWHEEL
8. PISTON & CONNECTING ROD
9. BALANCER
10. RADIATOR & FAN
11. FUEL INJECTION PUMP
12. FUEL INJECTION VALVE
13. FUEL OIL SYSTEM
14. GOVERNOR DEVICE
15. ELECTRIC PARTS
16. STARTER(12V-1.2KW)
17. REPAIR KIT
18. GASKET KIT(FOR ENGINE)

ENGINE(2T75U-N

19. CYLINDER BLOCK
20. GEAR HOUSING
21. CYLINDER HEAD
22. BONNET

Fig. No. Fig. Name

23. AIR CLEANER
24. EXHAUST MANIFOLD & SILENCER
25. CAMSHAFT
26. CRANKSHAFT & FLYWHEEL
27. PISTON & CONNECTING ROD
28. LUBRICATING OIL SYSTEM
29. COOLING WATER SYSTEM
30. FUEL INJECTION PUMP
31. FUEL INJECTION VALVE
32. FUEL OIL SYSTEM
33. GOVERNOR MECHANISM
34. ENGINE STOPPING DEVICE
35. ELECTRIC PARTS
36. STARTER (12V-1.3KW)
37. GENERATOR
38. REPAIR KIT
39. GASKET KIT (FOR ENGINE)

CHASSIS

40. THROTTLE
41. FUEL TANK
42. FRAME & FRONT AXLE(FOR YM12)
43. FRAME & FRONT AXLE(FOR YM14)
44. CLUTCH(FOR YM12)
45. CLUTCH(FOR YM14)

Contents

Fig. No. Fig. Name

- 46. STEERING
- 47. MISSION & REAR AXLE HOUSING
- 48. MISSION & REAR AXLE HOUSING
- 49. POWER SHIFT PUMP & REGULATOR
- 50. TRANSMISSION GEARS(FOR YM12)
- 51. TRANSMISSION GEARS(FOR YM14)
- 52. MAIN & RANGE SHIFT(FOR YM12)
- 53. MAIN & RANGE SHIFT(FOR YM14)
- 54. DIFF. GEAR & REAR AXLE SHAFT
- 55. BRAKES
- 56. MECHANICAL LIFT(FOR BM-42)
- 57. MECHANICAL LIFT(FOR BM-48)
- 58. TIRES(FRONT & REAR)
- 59. ELECTRIC PARTS
- 60. HOOD
- 61. FENDER & SEAT
- 62. LABELS(FOR YM12 X BM-42)
- 63. LABELS(FOR YM12 X BM-48)
- 64. LABELS(FOR YM14 X BM-42)
- 65. LABELS(FOR YM14 X BM-48)
- 66. FRONT POWER TAKE OFF
- 67. TOOLS

MOWER (BM-42)

- 68. DECK & GAUGE WHEEL(FOR FRENCH)

Fig. No. Fig. Name

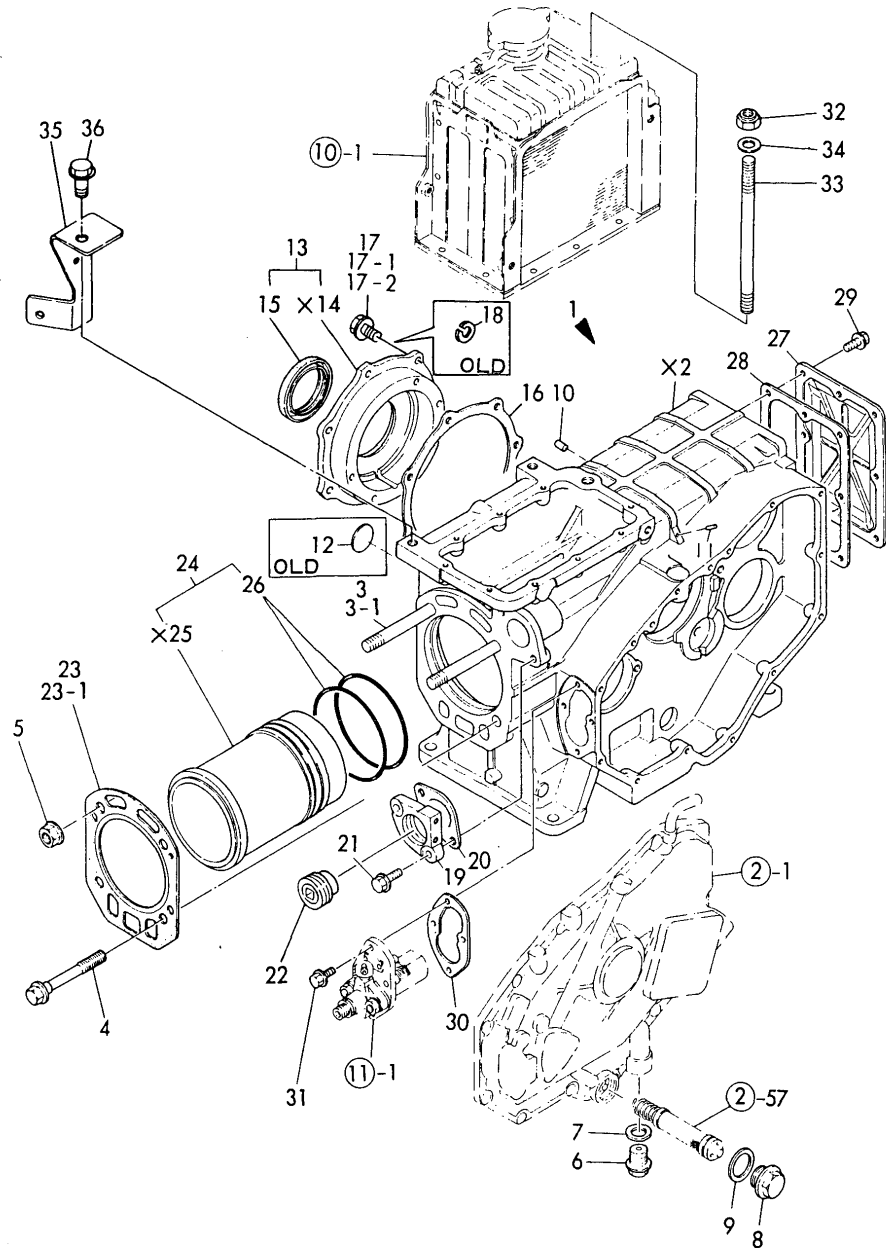
- 69. DECK & GAUGE WHEEL(EXCEPT FREN
- 70. LIFT LINK
- 71. PULLEY & BLADE
- 72. LABELS (FOR FRENCH)
- 73. LABELS (EXCEPT FRENCH)

MOWER (BM-48)

- 74. DECK & GAUGE WHEEL(FOR FRENCH)
- 75. DECK & GAUGE WHEEL(EXCEPT FREN
- 76. LIFT LINK
- 77. PULLEY & BLADE (FOR FRENCH)
- 78. PULLEY & BLADE (EXCEPT FRENCH)
- 79. LABELS (FOR FRENCH)
- 80. LABELS (EXCEPT FRENCH)

Fig.1. CYLINDER BLOCK

Fig. 1 CYLINDER BLOCK



(A)=MA10-N

(B)=

(C)=

(D)=

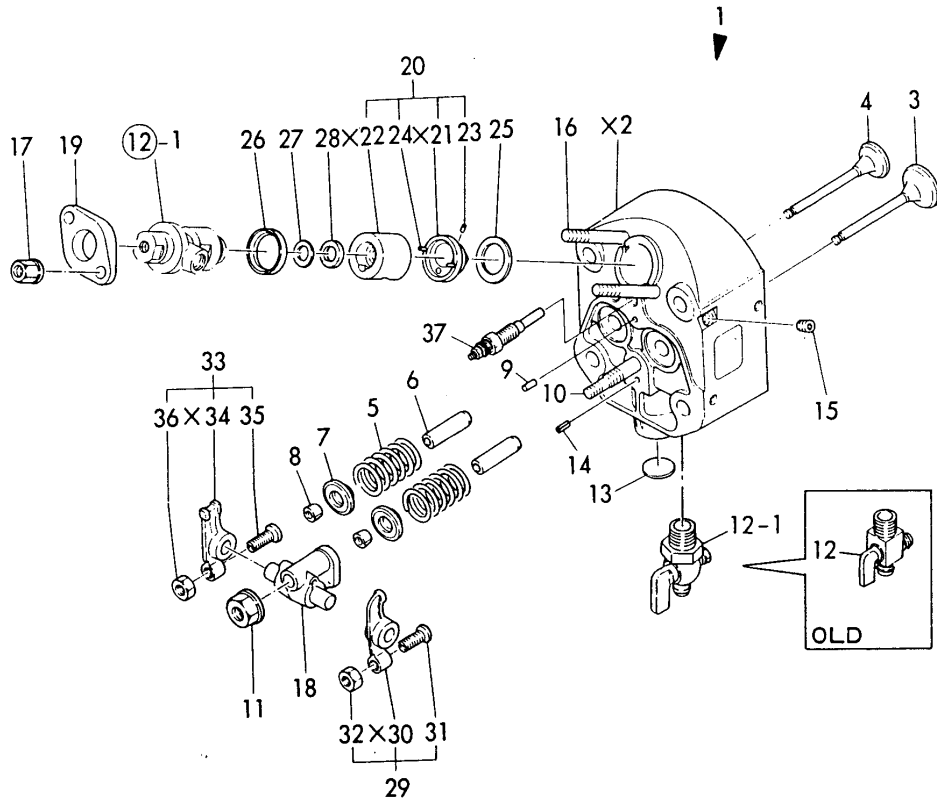
(E)=

(F)=

No.	Lev.	Parts No.	Description	Qty						I	R
				(A)	(B)	(C)	(D)	(E)	(F)		
1	1	705546-01561	BLOCK ASSY, CYLINDER	1							
3	2	105430-01200	BOLT, HEAD	2							
3-1	2	121575-01200	BOLT, HEAD	2							R
		(A=*)									
4	2	121550-01200	BOLT, HEAD	2							
5	2	121450-01220	NUT, CYLINDER HEAD	2							
6	2	105425-01690	PLUG, 16	1							
7	2	43400-500490	SEAL WASHER 16	1							
8	2	105430-01690	PLUG	1							
9	2	43400-500570	SEAL WASHER 24	1							
10	2	22351-060010	PIN, SPRING 6.0X10	1							
11	2	27221-020080	PLUG 2X 8	1							
12	2	27233-280000	PLUG, 28	1							Z
		(A=*)									
13	2	705430-02500	HOUSING ASSY, METAL	1							
15	3	103288-02220	SEAL, TC506809	1							
16	2	105430-02020	GASKET	1							
17	2	26116-080182	BOLT, M8X 18 PLATED	7							
17-1	2	26116-080202	BOLT, M8X 20 PLATED	7							R
		(A=*)									
17-2	2	26013-080202	BOLT, M8X 20	7							R
		(A=*)									
18	2	22217-080000	WASHER, SPRING 8	7							Z
		(A=*)									
19	2	105546-44410	COVER	1							
20	2	105430-44420	GASKET	1							
21	2	26106-080322	BOLT, M8X 32 PLATED	2							
23	2	105546-01330	GASKET, HEAD	1							M
23-1	1	105546-01330	GASKET, HEAD	1							
24	1	705546-01900	LINER ASSY, CYLINDER	1							
26	2	105546-01300	GASKET, LINER	2							
27	1	105430-01480	COVER	1							
28	1	105430-01490	GASKET	1							
29	1	26106-060122	BOLT, M6X 12 PLATED	8							
30	1	105546-01800	SHIM SET	1							
31	1	26106-060142	BOLT, M6X 14 PLATED	4							
32	1	104507-07920	NUT, M12	1							
33	1	105440-07940	BOLT, M12X195	1							
34	1	22117-120000	WASHER, 12	1							
35	1	105546-03900	SUPPORT, WIRE	1							W
		(A=E/#00295)									
36	1	26106-100162	BOLT, M10X 16 PLATED	1							W
		(A=E/#00295)									

Fig.3. CYLINDER HEAD

Fig. 3 CYLINDER HEAD



(A)=MA10-N

(B)=

(C)=

(D)=

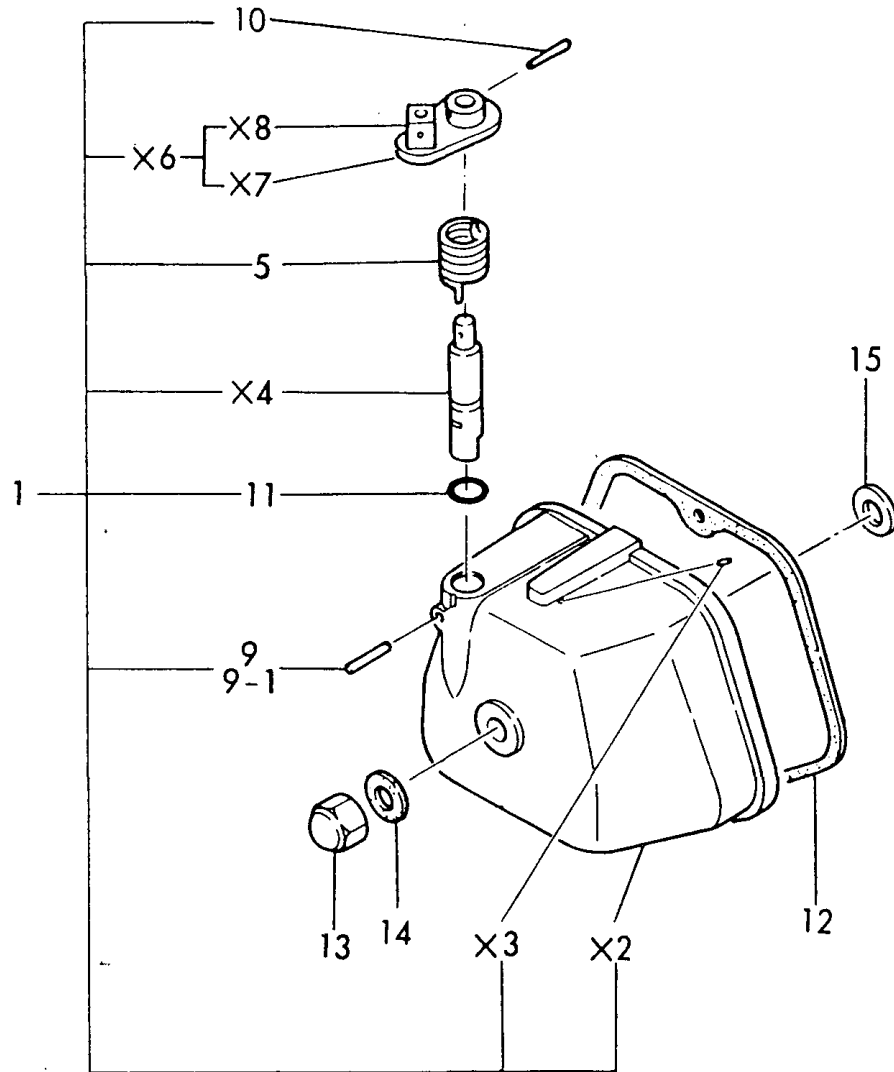
(E)=

(F)=

No.	Lev.	Parts No.	Description	Q'ty						I	R
				(A)	(B)	(C)	(D)	(E)	(F)		
1	1	705546-11700	HEAD ASSY, CYLINDER	1							
3	2	105430-11100	VALVE, INTAKE	1							
4	2	105430-11110	VALVE, EXHAUST	1							
5	2	105430-11120	SPRING, VALVE	2							
6	2	105430-11160	GUIDE, VALVE	2							
7	2	105430-11180	RETAINER, SPRING	2							
8	2	105430-11190	COTTER	4							
9	2	105430-11330	PIN	1							
10	2	128170-11350	STUD	1							
11	2	26606-100002	NUT, M10	1							
12	2	104200-11920	COCK, WATER	1							
12-1	2	105010-11920	COCK, WATER	1							N
(A=E/# 00692)											
13	2	27233-220000	PLUG, 22	1							
14	2	22351-040010	PIN, SPRING 4.0X10	1							
15	2	23873-010000	PLUG, R01	1							
16	2	26216-080702	STUD, M8X 70	2							
17	2	26366-080002	NUT, M8	2							
18	1	105546-11290	SUPPORT, ROCKER ARM	1							
19	1	101147-11900	RETAINER	1							
20	1	105546-11420	CHAMBER	1							
23	2	103338-11430	PIN	1							
24	2	124970-11470	SPRING	2							
25	1	101704-11450	GASKET, CHAMBER	1							
26	1	129331-11450	GASKET	1							
27	1	124970-11460	GASKET, CHAMBER	1							
28	1	124970-11490	INSULATOR	1							
29	1	105430-11650	ARM, ROCKER	1							
31	2	101158-11230	SCREW, VALVE ADJUST	1							
32	2	26756-080002	NUT, LOCK M8	1							
33	1	105430-11660	ARM, ROCKER	1							
35	2	101158-11230	SCREW, VALVE ADJUST	1							
36	2	26756-080002	NUT, LOCK M8	1							
37	1	124970-77800	PLUG, GLOW	1							

Fig.4. BONNET

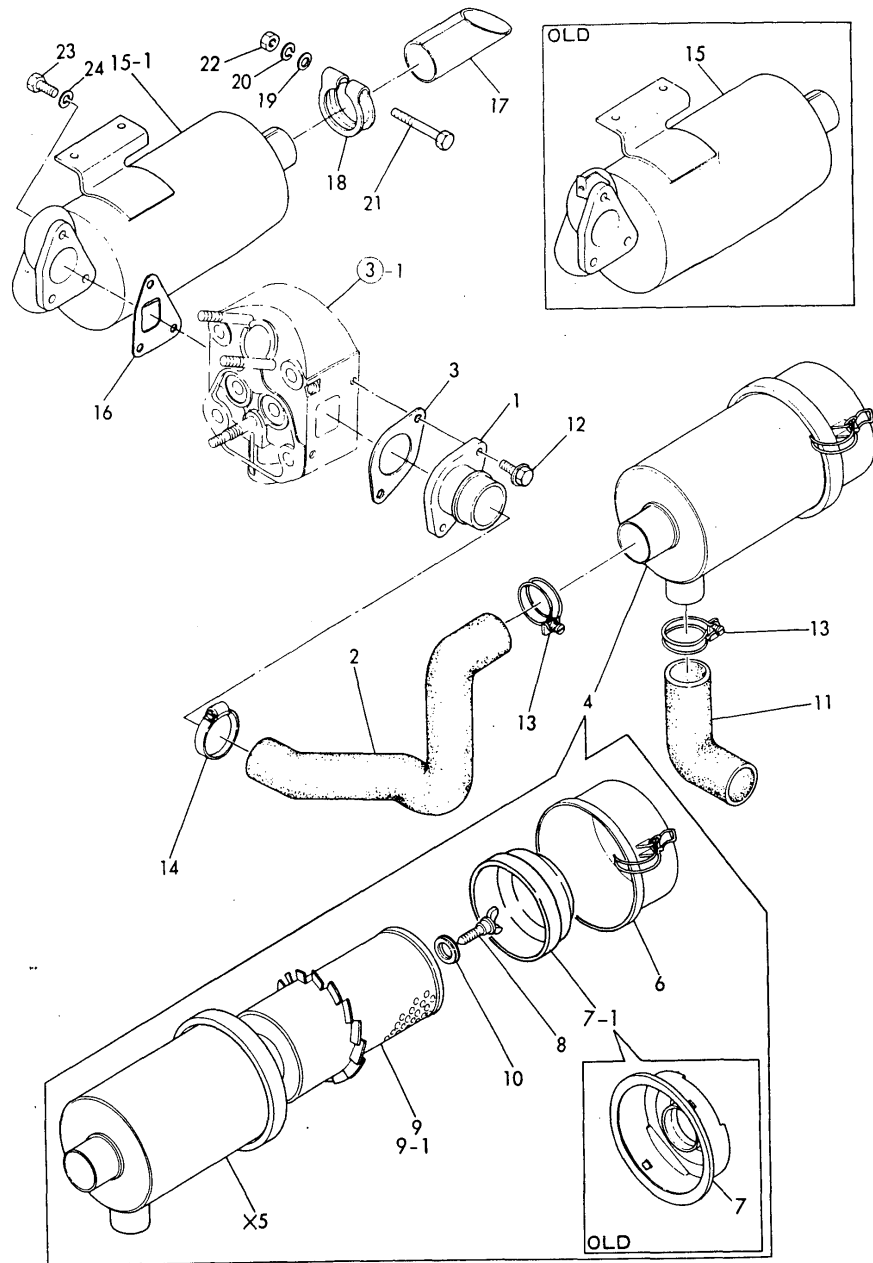
Fig. 4 BONNET



No.	Lev.	Parts No.	Description	Q'ty						I	R
				(A)	(B)	(C)	(D)	(E)	(F)		
1	1	705546-11520	BONNET ASSY, HEAD	1							
5	2	104200-03641	SPRING, DECOMPRESSION	1							
9	2	22312-030180	PIN, PARALLEL M3X18	1							
9-1	2	22312-030140	PIN, PARALLEL M3X14	1							R
		(A=*)									
10	2	22312-030180	PIN, PARALLEL M3X18	1							
11	2	24311-000070	O-RING, 1AP7.0	1							
12	1	105430-11310	GASKET, BONNET	1							
13	1	26656-080002	NUT, CAP M8	1							
14	1	43400-500410	WASHER 8, SEAL	1							
15	1	22137-080000	WASHER, 8	1							W
		(A=*)									

Fig.5. AIR CLEANER & EXHAUST SILENCER

Fig.5 AIR CLEANER & EXHAUST SILENCER



(A)=MA10-N

(B)=

(C)=

(D)=

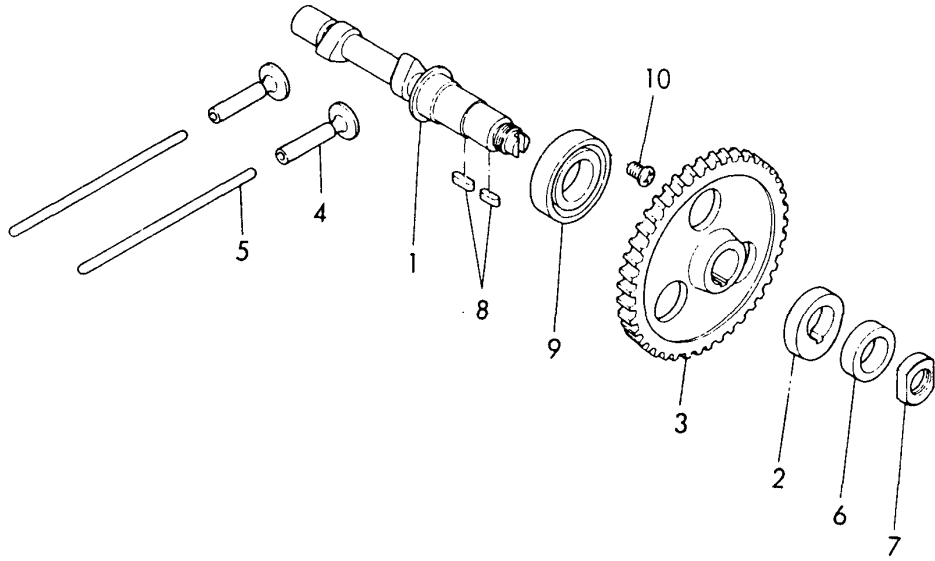
(E)=

(F)=

No.	Lev.	Parts No.	Description	Qty						I	R
				(A)	(B)	(C)	(D)	(E)	(F)		
1	1	105546-12020	PIPE, AIR INTAKE	1							
2	1	105546-12041	PIPE, AIR INTAKE	1							
3	1	105440-12050	GASKET	1							
4	1	124970-12500	CLEANER ASSY, AIR	1							
6	2	124970-12660	SUMP ASSY, DUST	1							
7	2	124064-12670	BAFFLE ASSY	1							
7-1	2	124970-12700	RETAINER, ELEMENT	1							N
		(A=*)									
8	2	124064-12680	BOLT	1							
9	2	171022-12530	ELEMENT	1							
9-1	2	121465-12510	ELEMENT	1							R
		(A=*)									
10	2	124064-12690	WASHER	1							
11	1	124969-12550	PIPE, AIR INTAKE	1							
12	1	26106-080202	BOLT, M8X 20 PLATED	2							
13	1	23010-058000	CLAMP, 58	2							
14	1	23000-060000	CLAMP, 60	1							
15	1	105546-13511	SILENCER	1							
15-1	1	105546-13512	SILENCER	1							R
		(A=*)									
16	1	105430-13200	GASKET, SILENCER	1							
17	1	105546-13570	PIPE, EXHAUST	1							
18	1	124664-13580	CLAMP	1							
19	1	22117-080000	WASHER, 8	1							
20	1	22217-080000	WASHER, SPRING 8	1							
21	1	26116-080602	BOLT, M8X 60 PLATED	1							
22	1	26716-080002	NUT, M8	1							
23	1	26116-080202	BOLT, M8X 20 PLATED	3							
24	1	22217-080000	WASHER, SPRING 8	3							

Fig.6. CAMSHAFT

Fig. **6** CAMSHAFT



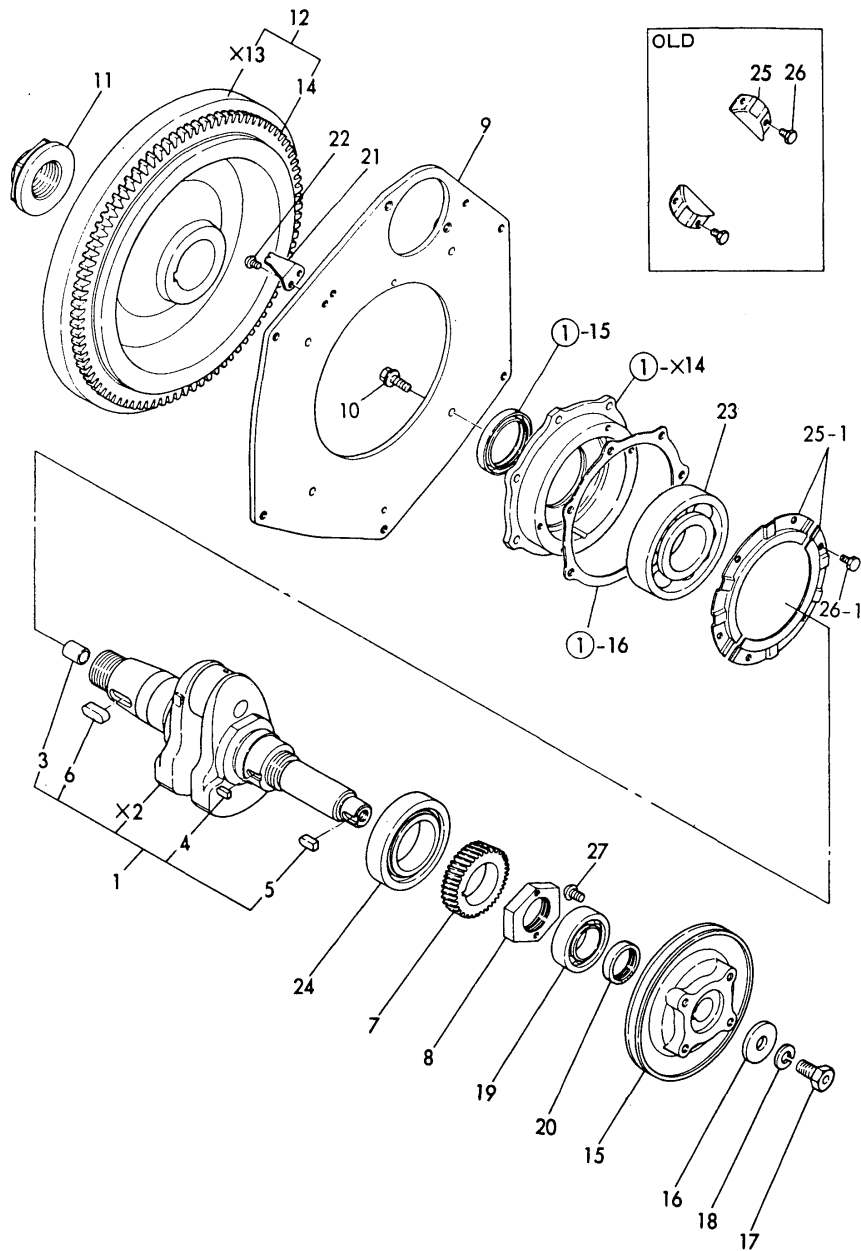
(A)=MA10-N
(B)=
(C)=

(D)=
(E)=
(F)=

No.	Lev.	Parts No.	Description	Q'ty						I	R
				(A)	(B)	(C)	(D)	(E)	(F)		
1	1	105430-14010	CAMSHAFT	1							
2	1	104271-14090	CAM, FUEL	1							
3	1	105430-14100	GEAR, CAMSHAFT	1							
4	1	105430-14200	TAPPET	2							
5	1	104200-14400	ROD, PUSH	2							
6	1	105546-14900	SPACER	1							
7	1	104300-76460	NUT	1							
8	1	22512-050180	KEY, 5X 18	2							
9	1	24101-060064	BEARING, BALL 6006	1							
10	1	26587-080122	SCREW, M8X12	1							

Fig.7. CRANKSHAFT & FLYWHEEL

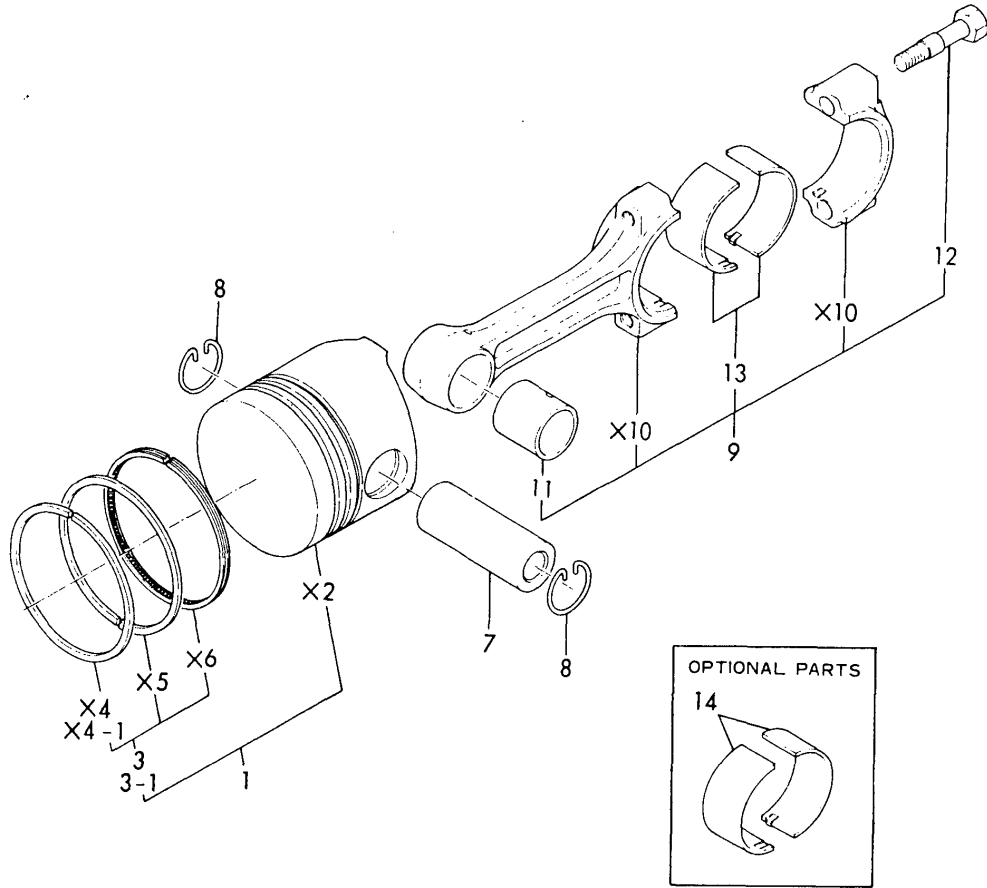
Fig.7 CRANKSHAFT & FLYWHEEL



No.	Lev.	Parts No.	Description	Q'ty						I	R
				(A)	(B)	(C)	(D)	(E)	(F)		
1	1	705546-21700	CRANKSHAFT ASSY	1							
3	2	124950-21230	BUSH	1							
4	2	101400-76490	KEY	1							
5	2	22512-070180	KEY, 7X 18	1							
6	2	22512-100300	KEY, 10X 30	1							
7	1	105430-21210	GEAR, CRANKSHAFT	1							
8	1	105582-21210	NUT, CRANKSHAFT GEAR	1							
9	1	105546-21310	FLANGE, MOUNTING	1							
10	1	26106-080162	BOLT, M8X 16 PLATED	4							
11	1	106330-21530	NUT, END	1							
12	1	105546-21590	FLYWHEEL ASSY	1							
14	2	104211-21600	GEAR, RING	1							
15	1	105546-21150	V-PULLEY	1							
16	1	105582-21940	WASHER	1							
17	1	105582-21950	BOLT	1							
18	1	22217-120000	WASHER, SPRING 12	1							
19	1	160110-02310	BEARING, BALL 6206C3	1							
20	1	104211-76680	SEAL, TC304208-T	1							
21	1	105546-07300	POINTER	1							
22	1	26557-060082	SCREW, M6X 8	2							
23	1	106300-02300	BEARING, 6310-C3	1							
24	1	105540-02310	BEARING, NF210	1							
25	1	105430-02320	RETAINER, BEARING	2							
25-1	1	105430-02321	RETAINER, BEARING	2							R
		(A=*)									
26	1	26116-060102	BOLT, M6X 10 PLATED	4							
26-1	1	26116-060102	BOLT, M6X 10 PLATED	6							K
		(A=*)									
27	1	26587-080122	SCREW, M8X12	1							

Fig.8. PISTON & CONNECTING ROD

Fig. 8 PISTON & CONNECTING ROD



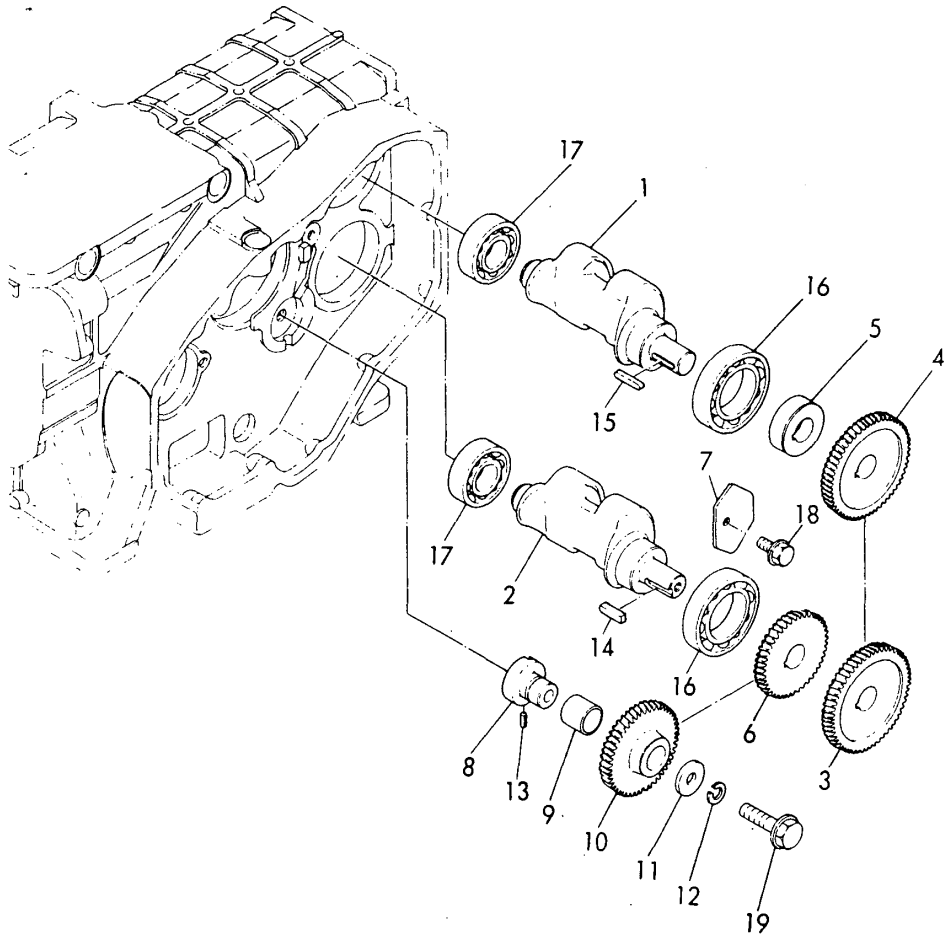
(A)=MA10-N
(B)=
(C)=

(D)=
(E)=
(F)=

No.	Lev.	Parts No.	Description	Q'ty						I	R
				(A)	(B)	(C)	(D)	(E)	(F)		
1	1	105530-22090	PISTON ASSY	1							
3	2	705546-22500	RING SET, PISTON	1							
3-1	2	705546-22501	RING SET, PISTON	1							N
(A=E/# 00295)											
7	1	103338-22300	PIN, PISTON	1							
8	1	103338-22400	CIRCLIP	2							
9	1	705430-23100	ROD ASSY, CONNECTING	1							
11	2	103338-23100	BEARING, PISTON PIN	1							
12	2	104500-23201	BOLT, CONNECTING ROD	2							
13	2	105430-23300	BEARING, CRANK PIN	1							
14	1	105440-23350	BEARING, 0.25 US	1							1

Fig.9. BALANCER

Fig. 9 BALANCER



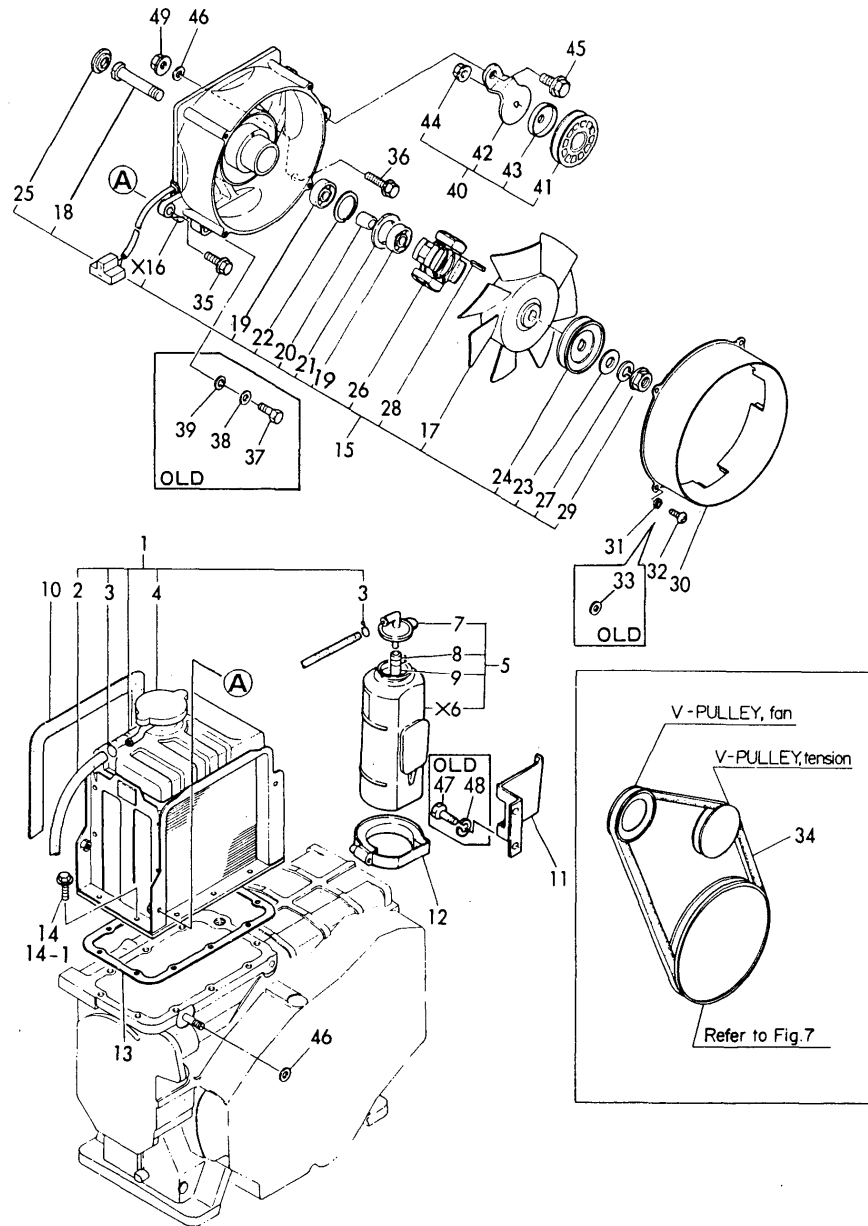
(A)=MA10-N
(B)=
(C)=

(D)=
(E)=
(F)=

No.	Lev.	Parts No.	Description	Q'ty						I	R
				(A)	(B)	(C)	(D)	(E)	(F)		
1	1	105430-28250	SHAFT, BALANCER	1							
2	1	105546-28250	SHAFT, BALANCER	1							
3	1	105430-28300	GEAR, BALANCER	1							
4	1	105430-28310	GEAR, BALANCER	1							
5	1	105430-28380	SPACER	1							
6	1	105430-28410	GEAR, BALANCER	1							
7	1	105430-28450	RETAINER	1							
8	1	105430-28700	SHAFT, IDLE GEAR	1							
9	1	105430-28720	BUSH, IDLE GEAR	1							
10	1	105430-28730	GEAR, IDLE	1							
11	1	123672-83880	RETAINER	1							
12	1	22217-100000	WASHER, SPRING 10	1							
13	1	22351-040008	PIN, SPRING 4.0X 8	1							
14	1	22512-050240	KEY, 5X 24	1							
15	1	22512-050300	KEY, 5X 30	1							
16	1	24101-060084	BEARING, BALL 6008	2							
17	1	24101-062054	BEARING, BALL 6205	2							
18	1	26106-080122	BOLT, M8X 12 PLATED	1							
19	1	26106-100502	BOLT, M10X 50 PLATED	1							

Fig.10. RADIATOR & FAN

Fig.10 RADIATOR & FAN



(A)=MA10-N

(B)=

(C)=

(D)=

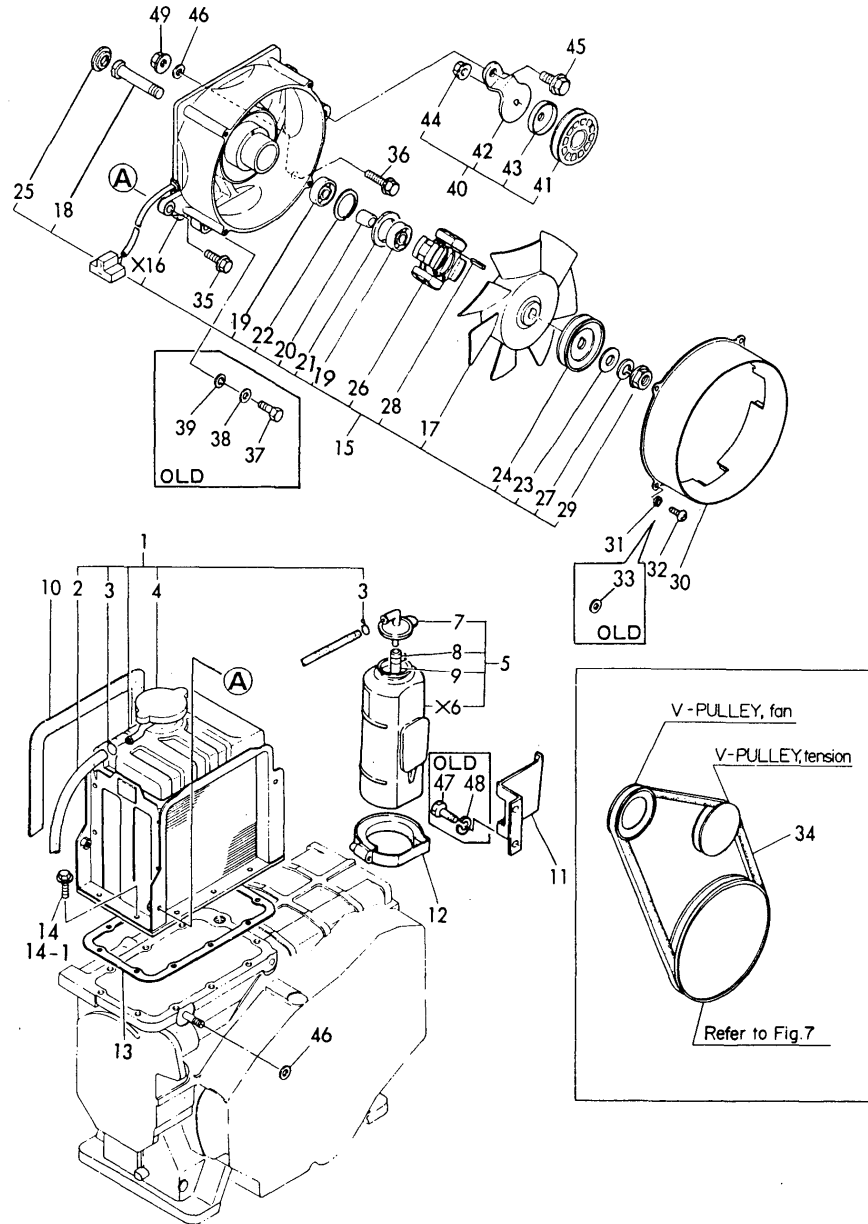
(E)=

(F)=

No.	Lev.	Parts No.	Description	Q'ty						I	R
				(A)	(B)	(C)	(D)	(E)	(F)		
1	1	105546-44500	RADIATOR ASSY	1							
2	2	105546-44570	PIPE, 7X300	1							
3	2	121250-44590	CLAMP	2							
4	2	124450-44590	CAP, RADIATOR	1							
5	1	121520-44510	TANK ASSY, SUB	1							
7	2	121450-44530	CAP	1							
8	2	124450-44560	RETAINER	1							
9	2	23065-070145	PIPE, 7X 145	1							
10	1	104607-44540	SPONGE	1							
11	1	124970-44540	BRACKET	1							
12	1	121750-44550	BAND, TANK	1							
13	1	105430-44610	GASKET	1							
14	1	26106-060162	BOLT, M6X 16 PLATED	9							
14-1	1	26106-060182	BOLT, M6X 18 PLATED	9							R
(A=*)											
15	1	105546-44201	CASE ASSY, FAN	1							
17	2	105546-44701	FAN, COOLING	1							
18	2	106383-44710	SHAFT, FAN	1							
19	2	104407-44720	BEARING, BALL 6201UU	2							
20	2	106383-44720	SPACER	1							
21	2	106383-44730	WASHER	1							
22	2	106383-44740	CIRCLIP	1							
23	2	106383-44760	SPACER	1							
24	2	104805-44771	PULLEY, FAN	1							
25	2	105225-44790	CAP	1							
26	2	106383-78010	GENERATOR	1							
27	2	22212-100000	SPRING WASHER 10	1							
28	2	22351-040010	PIN, SPRING 4.0X10	2							
29	2	26706-100002	NUT, M10	1							
30	1	105546-44360	DUCT, FAN	1							
31	1	105546-44370	BRUSH	4							
32	1	26557-060122	SCREW, M6X12	4							
33	1	22117-060000	WASHER, 6	4							Z
(A=*)											
34	1	106200-44780	V-BELT	1							
35	1	26106-080202	BOLT, M8X 20 PLATED	2							
36	1	26106-080322	BOLT, M8X 32 PLATED	1							
37	1	26116-080162	BOLT, M8X 16 PLATED	1							Z
(A=*)											
38	1	22137-080000	WASHER, 8	1							Z
(A=*)											
39	1	22217-080000	WASHER, SPRING 8	1							Z
(A=*)											
40	1	106100-44800	PULLEY ASSY, TENSION	1							
41	2	106100-44650	PULLEY, TENSION	1							
42	2	106100-44940	LEVER, PULLEY	1							
43	2	106100-44960	CAP	1							
44	2	26366-080002	NUT, M8	1							
45	1	26106-100182	BOLT, M10X 18 PLATED	1							
46	1	22117-080000	WASHER, 8	2							
47	1	26116-060122	BOLT, M6X 12 PLATED	2							Z

Fig.10. RADIATOR & FAN

Fig.10 RADIATOR & FAN



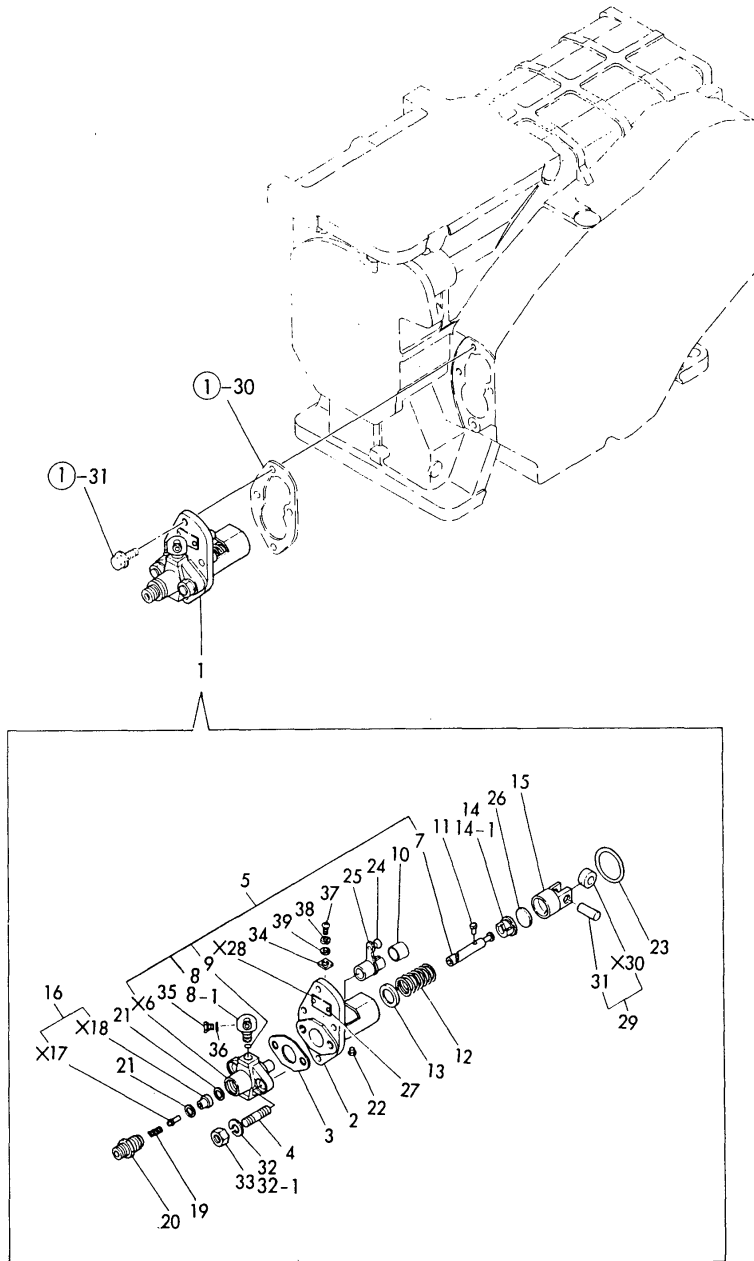
(A)=MA10-N
(B)=
(C)=

(D)=
(E)=
(F)=

No.	Lev.	Parts No.	Description	Q'ty						I	R
				(A)	(B)	(C)	(D)	(E)	(F)		
48	1	22217-060000	WASHER, SPRING 6	2							Z
49	1	26366-080002	NUT, M8	1							W

Fig.11. FUEL INJECTION PUMP

Fig. 11 FUEL INJECTION PUMP



(A)=MA10-N

(B)=

(C)=

(D)=

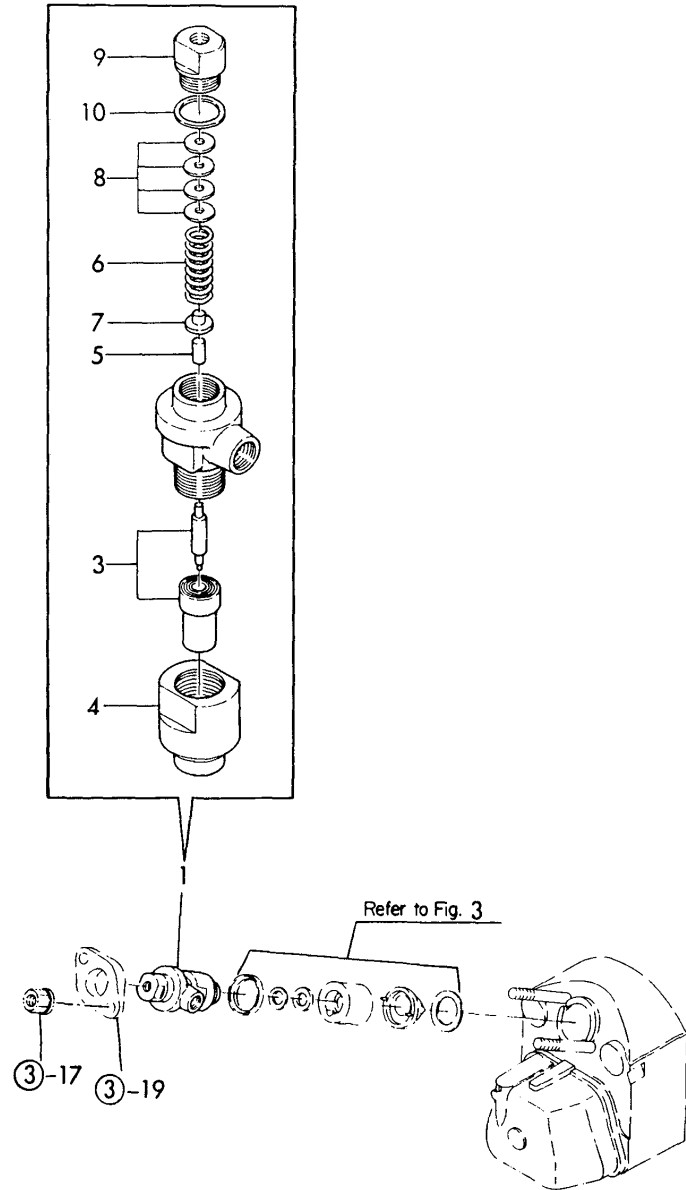
(E)=

(F)=

No.	Lev.	Parts No.	Description	Q'ty						I	R
				(A)	(B)	(C)	(D)	(E)	(F)		
1	1	705546-51700	PUMP ASSY, INJECTION	1							
2	2	105546-51010	MOUNT	1							
3	2	105546-51020	GASKET	1							
4	2	105546-51030	STUD, M8X20	2							
5	2	105546-51100	BODY ASSY	1							
7	3	105546-51130	PLUNGER ASSY	1							
8	3	105546-51180	JOINT, PIPE	1							
8-1	3	105546-51170	JOINT, PIPE	1							N
(A=*FROM 1ST)											
9	3	105546-51190	O-RING, 5-S	1							
10	2	105546-51150	COLLAR	1							
11	2	105546-51140	PIN, PLUNGER	1							
12	2	124950-51190	SPRING, PLUNGER	1							
13	2	174307-51170	RETAINER, SPRING A	1							
14	2	174307-51180	RETAINER, SPRING	1							
14-1	2	174307-51181	RETAINER, SPRING B	1							N
(A=E/# 00692)											
15	2	174307-51200	GUIDE, PLUNGER	1							
16	2	105546-51300	VALVE ASSY, DELIVERY	1							
19	2	105546-51330	SPRING, DELIVERY	1							
20	2	105546-51340	HOLDER, DELIVERY	1							
21	2	124550-51350	GASKET, DELIVERY	2							
22	2	104271-51450	PIECE, GUIDE	1							
23	2	104271-51460	CIRCLIP	1							
24	2	105546-51550	PIN	1							
25	2	105546-51600	LEVER, CONTROL	1							
26	2	174307-51700	SHIM SET	1							
27	2	124220-51890	RIVET	2							
29	2	174100-54190	ROLLER ASSY, TAPPET	1							
31	3	174100-54120	PIN	1							
32	2	22282-080000	WASHER 8	2							
32-1	2	22287-080000	WASHER, 8	2							R
(A=*)											
33	2	26726-080002	NUT, M8	2							
34	2	105546-51610	PLATE	1							
35	2	105546-51900	PLUG	1							
36	2	43400-500390	SEAL WASHER 6	1							
37	2	26557-040102	SCREW, M4X10	1							
38	2	22217-040000	WASHER, SPRING 4	1							
39	2	22117-040000	WASHER, 4	1							

Fig.12. FUEL INJECTION VALVE

Fig. **12** FUEL INJECTION VALVE



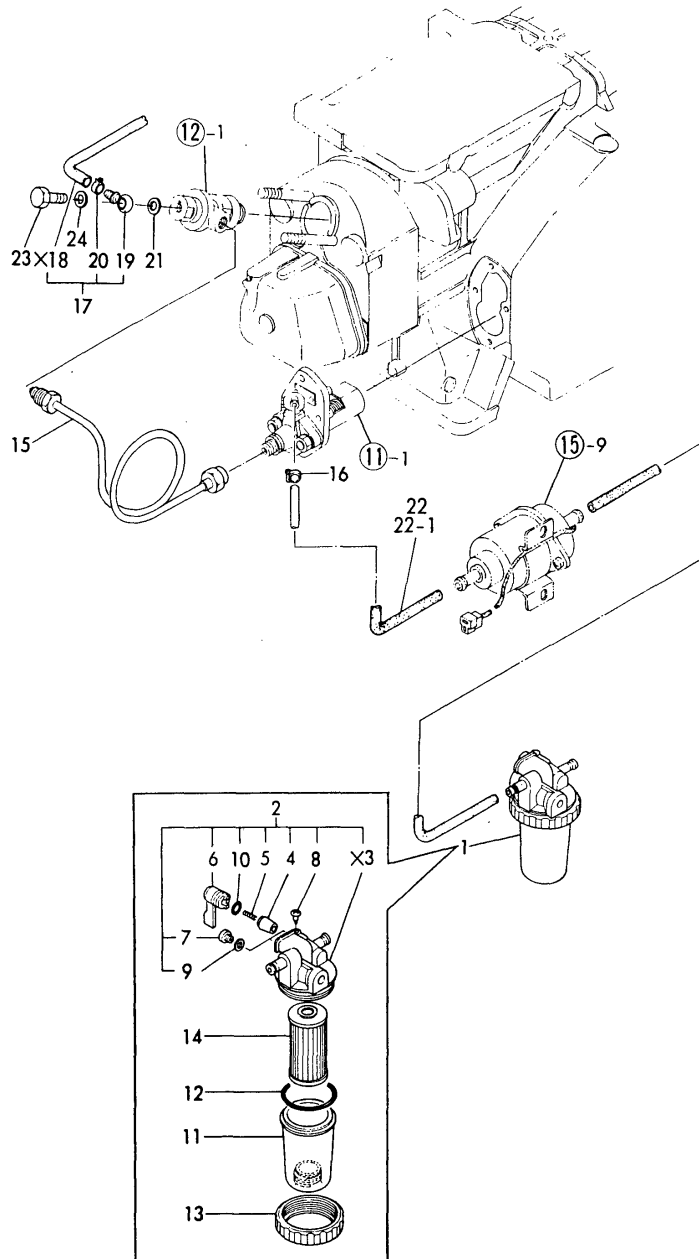
(A)=MA10-N
(B)=
(C)=

(D)=
(E)=
(F)=

No.	Lev.	Parts No.	Description	Q'ty						I	R
				(A)	(B)	(C)	(D)	(E)	(F)		
1	1	705546-53100	VALVE ASSY,INJECTION	1							
3	2	124250-53000	VALVE ASSY,INJECTION	1							
4	2	129331-53080	NUT, NOZZLE	1							
5	2	113200-53110	SPINDLE, INTER	1							
6	2	105546-53120	SPRING, NOZZLE	1							
7	2	113200-53120	RETAINER, SPRING	1							
8	2	110250-53150	PLATE ASSY, ADJUST	1							
9	2	103854-53180	RETAINER, SPRING	1							
10	2	172100-53200	GASKET	1							

Fig.13. FUEL OIL SYSTEM

Fig. **13** FUEL OIL SYSTEM



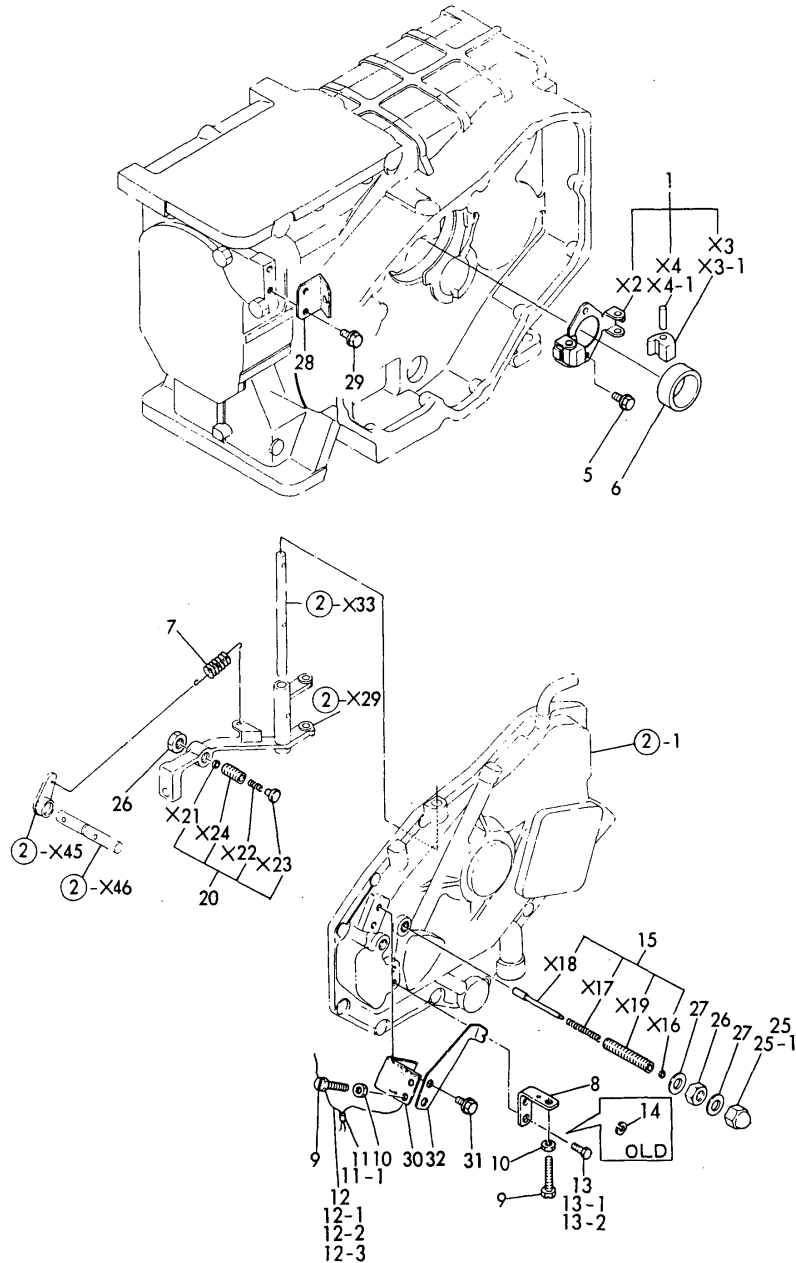
(A)=MA10-N
(B)=
(C)=

(D)=
(E)=
(F)=

No.	Lev.	Parts No.	Description	Qty						I	R
				(A)	(B)	(C)	(D)	(E)	(F)		
1	1	124064-55600	FILTER ASSY, FUEL	1							
2	2	724160-55200	BODY ASSY, FILTER	1							
4	3	104200-55321	VALVE, TAPER	1							
5	3	104200-55330	SPRING, VALVE	1							
6	3	104200-55341	HANDLE	1							
7	3	101720-55750	PLUG, 6	2							
8	3	104200-55750	SCREW, M4	1							
9	3	23418-060000	GASKET, 6X1.0	2							
10	3	24311-240100	O-RING, 1AP10A	1							
11	2	124064-55510	COVER	1							
12	2	102103-55520	O-RING	1							
13	2	110250-55610	RING, RETAINING	1							
14	2	104500-55710	ELEMENT	1							
15	1	105546-59810	PIPE ASSY, INJECTION	1							
16	1	23000-013000	CLAMP, 13	1							
17	1	105546-59140	PIPE ASSY, RETURN	1							
19	2	105546-59110	JOINT	1							
20	2	124060-77680	CLIP, HOSE 10	1							
21	1	104884-59170	GASKET	1							
22	1	105312-59510	PIPE, FUEL	1							
22-1	1	105312-59560	PIPE, FUEL L=300	1							R
		(A=*)									
23	1	101147-59810	BOLT, PIPE JOINT M8	1							
24	1	23414-080012	GASKET, 8X1.0	1							

Fig.14. GOVERNOR DEVICE

Fig.14 GOVERNOR DEVICE

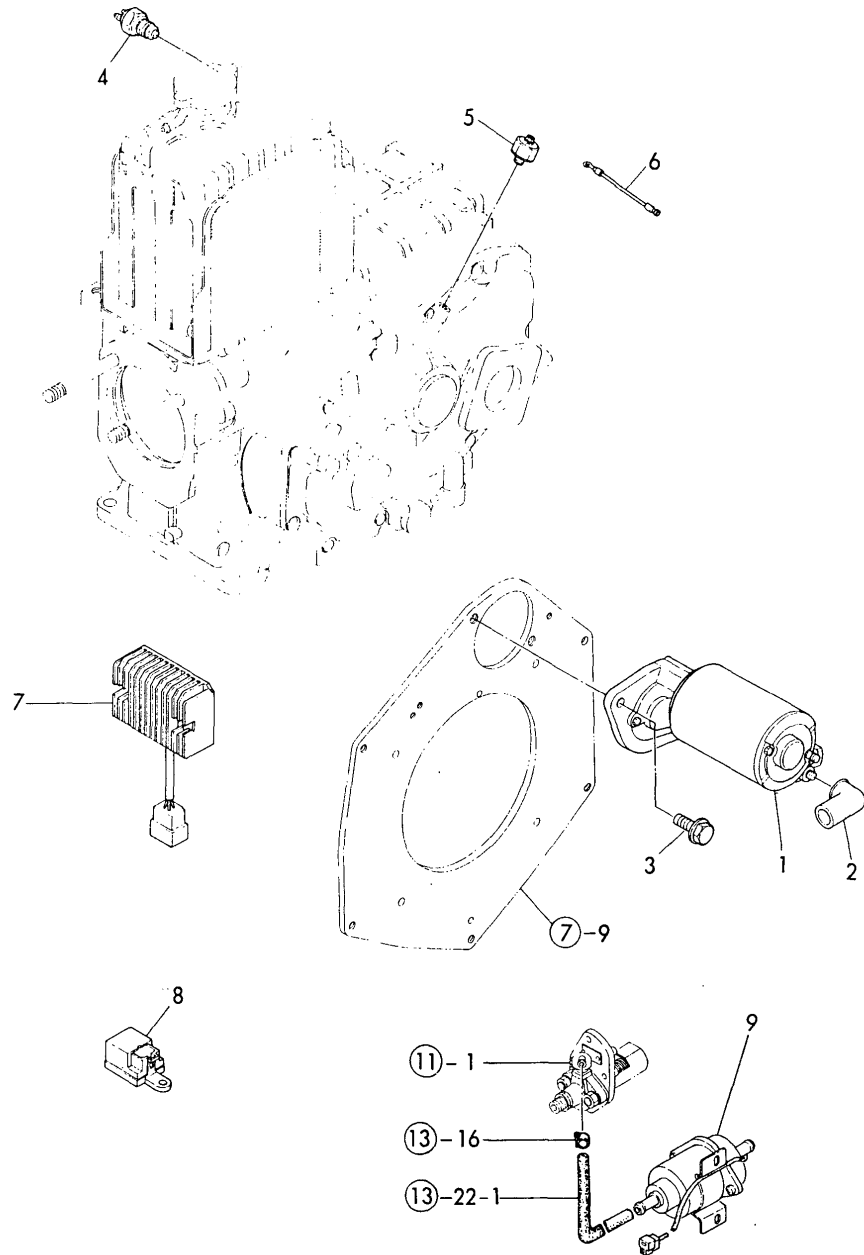


No.	Lev.	Parts No.	Description	Q'ty						I	R
				(A)	(B)	(C)	(D)	(E)	(F)		
1	1	705582-61520	SUPPORT ASSY, GOV.	1							
5	1	26106-060102	BOLT, M6X 10 PLATED	2							
6	1	105311-61601	SLEEVE, GOVERNOR	1							
7	1	105546-66010	SPRING, REGULATOR	1							
8	1	105546-66450	SUPPORT	1							
9	1	106150-66520	SCREW	2							
10	1	26756-060002	NUT, LOCK M6	2							
11	1	135210-61090	LEAD	2							
11-1	1	135210-61090	LEAD	1							K
		(A=*)									
12	1	22451-080100	WIRE 0.8X 100	2							
12-1	1	22451-080000	WIRE 0.8	2							R
		(A=*)									
12-2	1	22451-080000	WIRE 0.8	1							K
		(A=*)									
12-3	1	22451-080100	WIRE 0.8X 100	1							R
		(A=*)									
13	1	26116-060142	BOLT, M6X 14 PLATED	2							
13-1	1	26116-060122	BOLT, M6X 12 PLATED	2							R
		(A=*)									
13-2	1	26106-060122	BOLT, M6X 12 PLATED	2							R
		(A=*)									
14	1	22217-060000	WASHER, SPRING 6	2							Z
		(A=*)									
15	1	105546-66750	CONTROLLER	1							
20	1	105546-66800	CONTROLLER	1							
25	1	26667-100002	NUT, CAP M10	1							
25-1	1	124060-66950	NUT, CAP M10	1							R
		(A=*)									
26	1	26796-100002	NUT, LOCK M10	1							
27	1	43400-500430	SEAL WASHER 10	2							
28	1	105546-67830	SUPPORT, WIRE	1							
29	1	26106-060122	BOLT, M6X 12 PLATED	2							
30	1	105546-67011	SUPPORT, WIRE	1							
31	1	26106-060122	BOLT, M6X 12 PLATED	2							
32	1	105546-07310	POINTER	1							W

(A=E/#00350)

Fig.15. ELECTRIC PARTS

Fig. **15** ELECTRIC PARTS



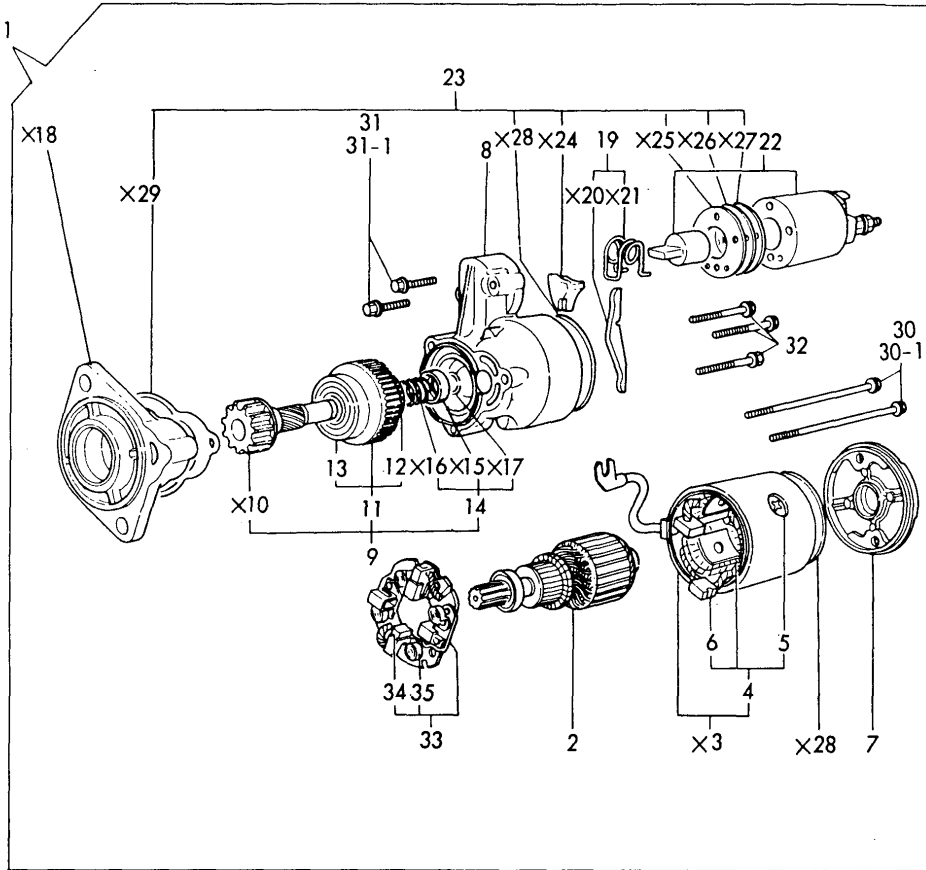
(A)=MA10-N
(B)=
(C)=

(D)=
(E)=
(F)=

No.	Lev.	Parts No.	Description	Q'ty						I	R
				(A)	(B)	(C)	(D)	(E)	(F)		
1	1	124066-77011	STARTER	1							
2	1	124550-77030	COVER, TERMINAL	1							
3	1	26106-100352	BOLT, M10X 35 PLATED	2							
4	1	121250-44901	SWITCH, 110	1							
5	1	105430-77410	SWITCH	1							
6	1	105225-34900	CORD	1							
7	1	121450-77711	LIMITER, RS5101	1							
8	1	124970-77920	TIMER	1							
9	1	105025-77400	PUMP ASSY, FUEL FEED	1							

Fig.16. STARTER(12V-1.2KW)

Fig. **16** STARTER (12V-1.2kW)



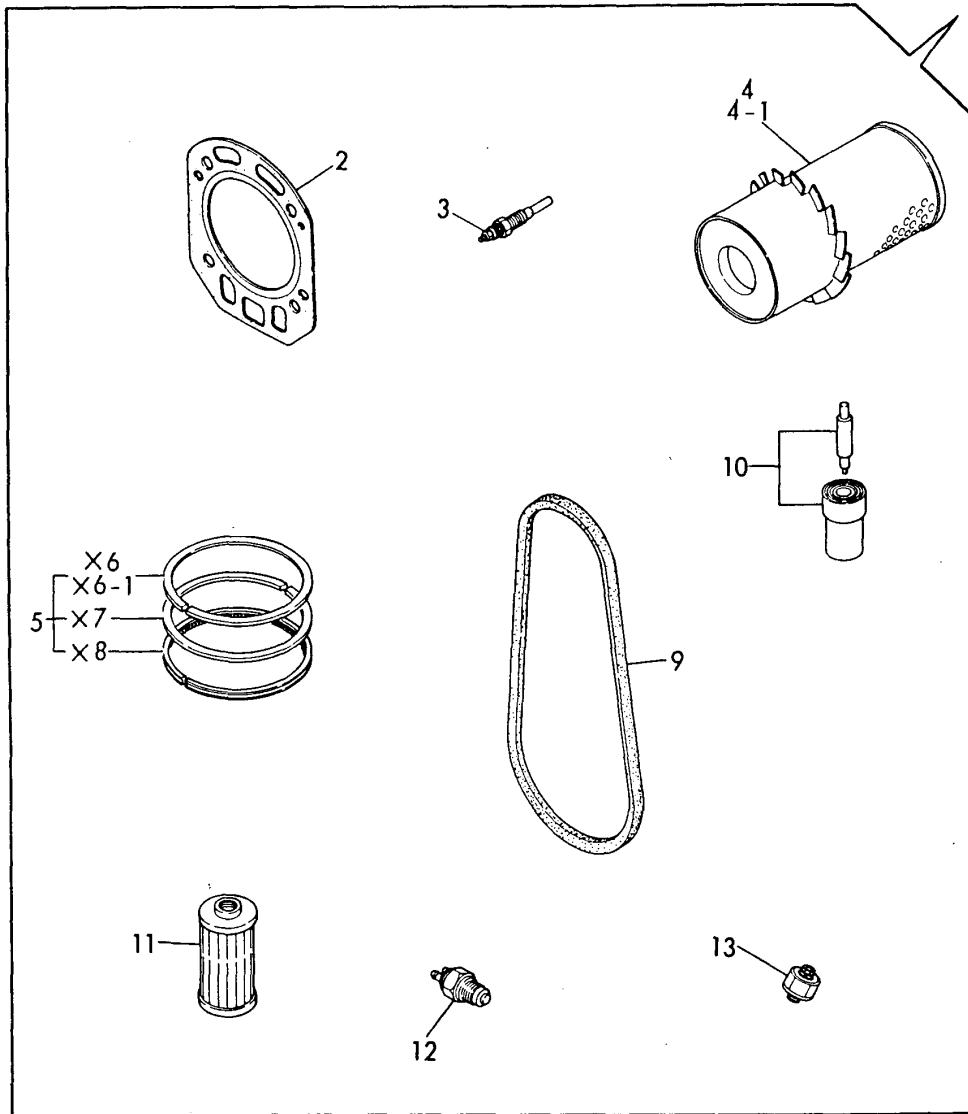
(A)=MA10-N
(B)=
(C)=

(D)=
(E)=
(F)=

No.	Lev.	Parts No.	Description	Q'ty						I	R
				(A)	(B)	(C)	(D)	(E)	(F)		
1	1	124066-77011	STARTER	1							
2	2	X211461005	ARMATURE	1							
4	3	X211442003	COIL ASSY, FIELD	1							
5	4	X21143215	SCREW, CORE	2							
6	4	X211469002	BRUSH (+)	1							
7	2	X211473002	COVER REAR	1							
8	2	X211464002	HOUSING	1							
9	2	X211445009	PINION ASSY	1							
11	3	X211435007	CLUTCH ASSY	1							
12	4	X211435502	BALL BEARING	1							
13	4	X211445502	BALL BEARING	1							
14	3	X211429006	STOPPER SET	1							
18	2	X211446008	CASE, GEAR	1							
19	2	X211476012	LEVER	1							
22	2	X211487003	SWITCH, MAGNETIC	1							
23	2	X211458004	COVER KIT	1							
30	2	X211468005	BOLT, THROUGH	2							
30-1	2	26013-060322	BOLT, M6X 32	2							R
(A=*)											
31	2	X21145866	BOLT	2							
31-1	2	26013-060102	BOLT, M6X 10	2							R
(A=*)											
32	2	X21142867	BOLT	3							
33	2	X211439001	HOLDER ASSY, BRUSH	1							
34	3	X211459002	BRUSH (-)	2							
35	3	X21147314	SPRING, BRUSH	4							

Fig.17. REPAIR KIT

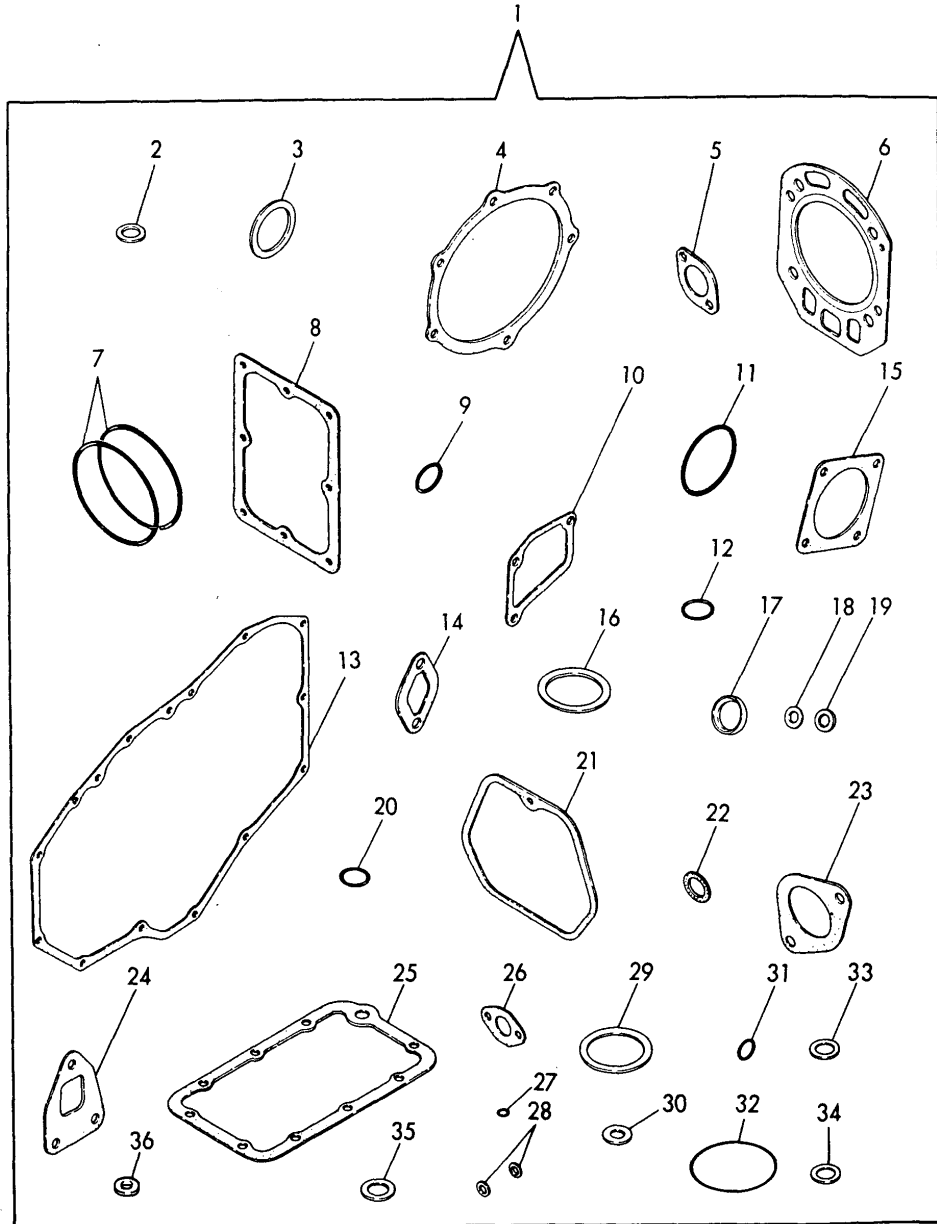
Fig. **17** REPAIR KIT



No.	Lev.	Parts No.	Description	Q'ty						I	R
				(A)	(B)	(C)	(D)	(E)	(F)		
1	1	705546-92500	REPAIR KIT	1							
2	2	105546-01330	GASKET, HEAD	1							
3	2	124970-77800	PLUG, GLOW	1							
4	2	171022-12530	ELEMENT	1							
4-1	2	121465-12510	ELEMENT	1							N
		(A=*)									
5	2	705546-22500	RING SET, PISTON	1							
9	2	106200-44780	V-BELT	1							
10	2	124250-53000	VALVE ASSY,INJECTION	1							
11	2	104500-55710	ELEMENT	1							
12	2	121250-44901	SWITCH, 110	1							
13	2	105430-77410	SWITCH	1							

Fig.18. GASKET KIT(FOR ENGINE)

Fig. **18** GASKET KIT (FOR ENGINE)



(A)=MA10-N

(B)=

(C)=

(D)=

(E)=

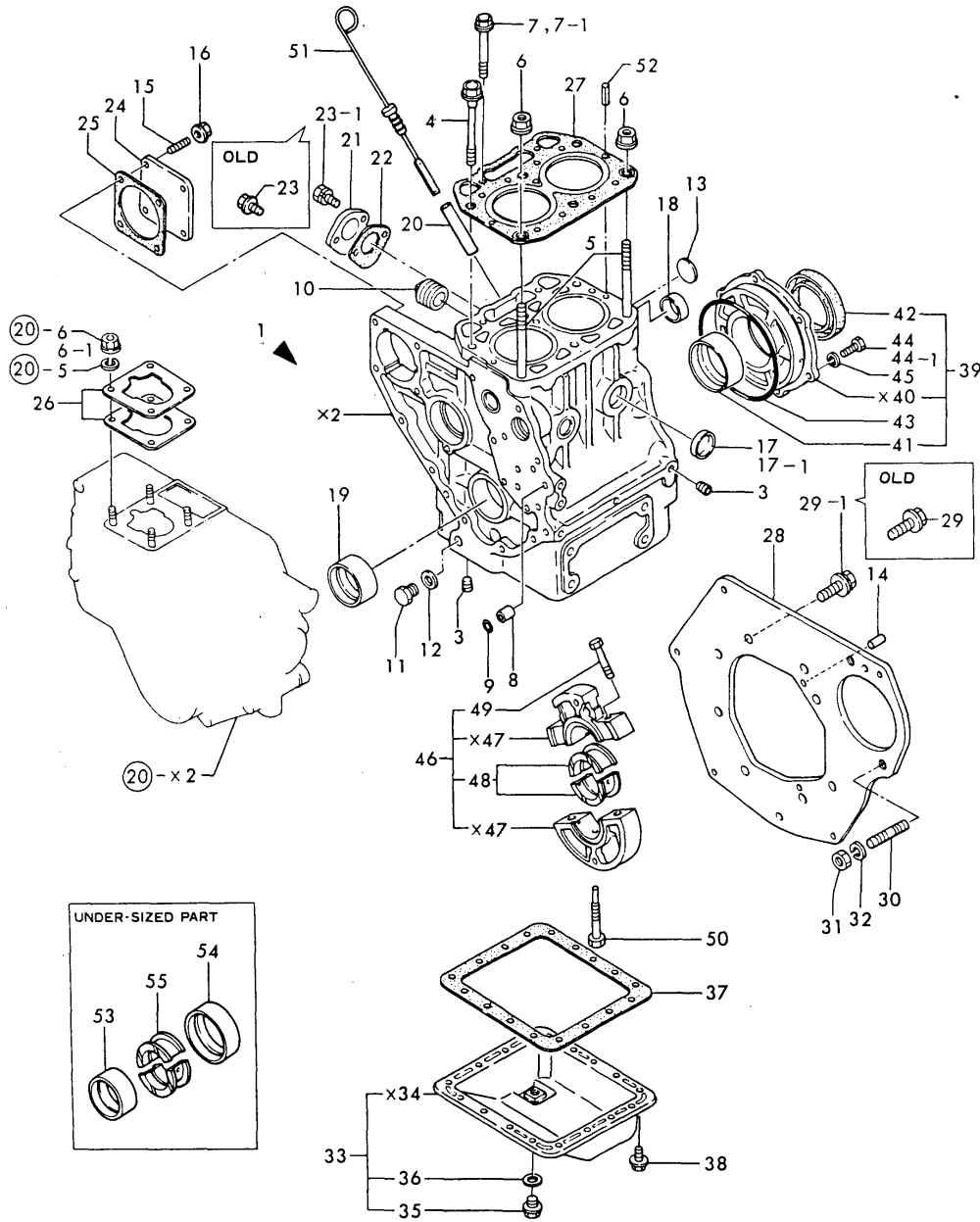
(F)=

No.	Lev.	Parts No.	Description	Q'ty						I	R
				(A)	(B)	(C)	(D)	(E)	(F)		
1	1	705546-92600	GASKET SET	1							
2	2	43400-500490	SEAL WASHER 16	1							
3	2	43400-500570	SEAL WASHER 24	1							
4	2	105430-02020	GASKET	1							
5	2	105430-44420	GASKET	1							
6	2	105546-01330	GASKET, HEAD	1							
7	2	105546-01300	GASKET, LINER	2							
8	2	105430-01490	GASKET	1							
9	2	24311-000180	O-RING, 1AP18.0	1							
10	2	105430-03130	GASKET	1							
11	2	103338-32570	O-RING	1							
12	2	24311-000070	O-RING, 1AP7.0	1							
13	2	124240-01882	GASKET	1							
14	2	105430-01410	GASKET	1							
15	2	121256-03660	GASKET	1							
16	2	101704-11450	GASKET, CHAMBER	1							
17	2	129331-11450	GASKET	1							
18	2	124970-11460	GASKET, CHAMBER	1							
19	2	124970-11490	INSULATOR	1							
20	2	24311-000070	O-RING, 1AP7.0	1							
21	2	105430-11310	GASKET, BONNET	1							
22	2	43400-500410	WASHER 8, SEAL	1							
23	2	105440-12050	GASKET	1							
24	2	105430-13200	GASKET, SILENCER	1							
25	2	105430-44610	GASKET	1							
26	2	105546-51020	GASKET	1							
27	2	105546-51190	O-RING, 5-S	1							
28	2	124550-51350	GASKET, DELIVERY	2							
29	2	172100-53200	GASKET	1							
30	2	23418-060000	GASKET, 6X1.0	2							
31	2	24311-240100	O-RING, 1AP10A	1							
32	2	102103-55520	O-RING	1							
33	2	104884-59170	GASKET	1							
34	2	23414-080012	GASKET, 8X1.0	1							
35	2	43400-500430	SEAL WASHER 10	2							
36	2	43400-500390	SEAL WASHER 6	1							

(A=)

Fig.19. CYLINDER BLOCK

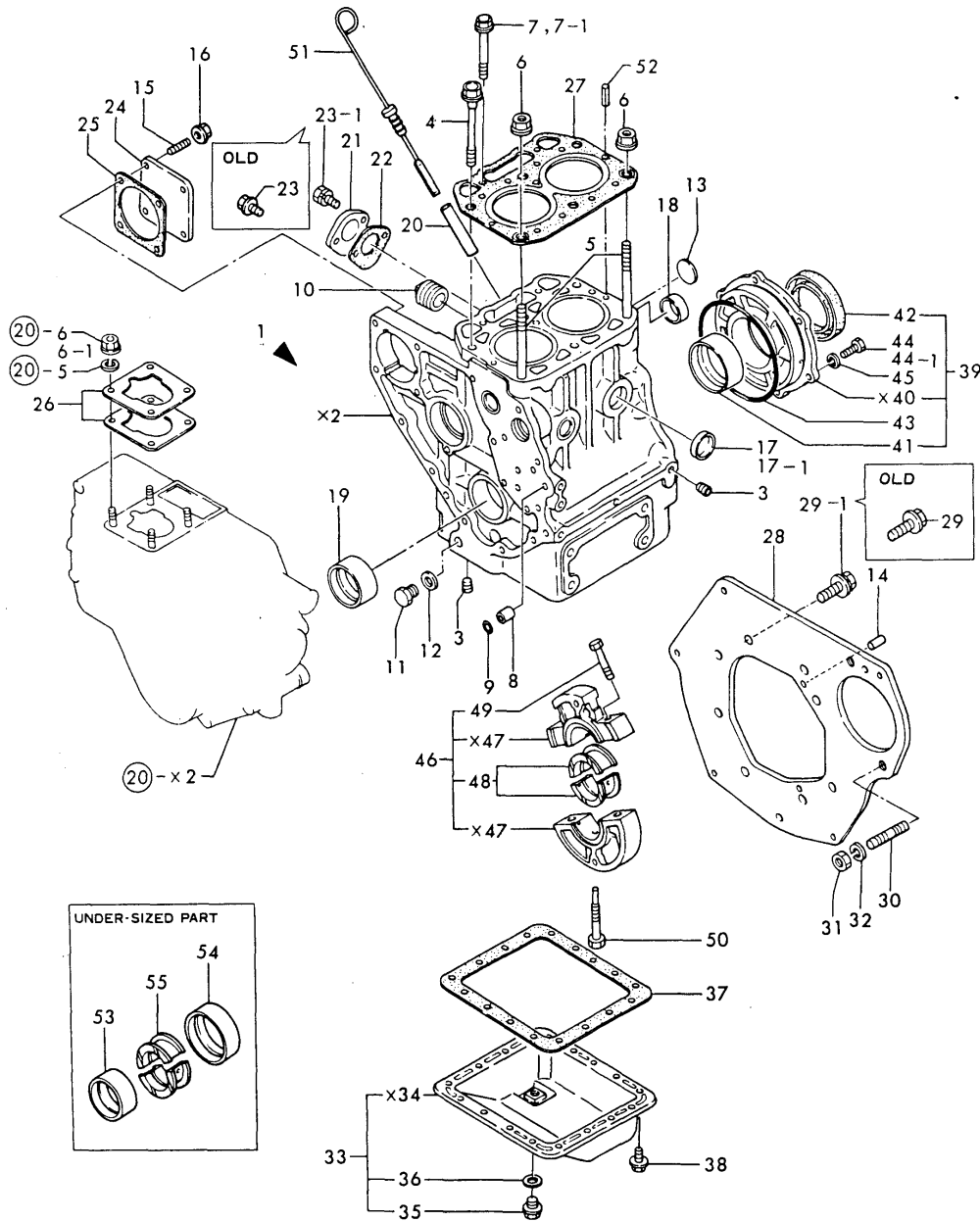
Fig. 19 CYLINDER BLOCK



No.	Lev.	Parts No.	Description	Q'ty						I	R
				(A)	(B)	(C)	(D)	(E)	(F)		
1	1	724970-01561	BLOCK ASSY, CYLINDER		1						
3	2	124060-01050	PLUG, PT1/8		6						
4	2	121450-01203	BOLT, HEAD		4						
5	2	121450-01210	BOLT, HEAD		2						
6	2	121450-01220	NUT, CYLINDER HEAD		2						
7	2	121450-01231	BOLT, HEAD		2						
7-1	2	129350-01230	BOLT, HEAD		2						N
(B=E/# 04404)											
8	2	124085-01900	GUIDE		2						
9	2	24311-000100	O-RING, 1AP10.0		2						
10	2	171051-01921	PLUG, NPTF1		1						
11	2	121450-01960	PLUG, PF1/4		1						
12	2	121450-01980	GASKET		1						
13	2	121450-01990	PLUG, 30		1						
14	2	22312-080140	PIN, PARALLEL M8X14		2						
15	2	26216-080222	STUD, M8X 22		4						
16	2	26366-080002	NUT, M8		4						
17	2	27243-300000	PLUG, 30		4						
17-1	2	27241-300000	PLUG 30		4						N
(B=*)											
18	2	124085-02411	BUSH, CAMSHAFT		1						
19	2	121450-02100	BEARING, MAIN		1						
20	2	121520-34810	GUIDE, DIPSTICK		1						
21	1	121520-01860	COVER		1						
22	1	121520-01850	GASKET		1						
23	1	26106-060142	BOLT, M6X 14 PLATED		2						
23-1	1	26014-060182	BOLT, M6X 18		2						R
(B=E/# 04404)											
24	1	124240-01871	COVER		1						
25	1	124240-01882	GASKET		1						
26	1	124950-01951	SHIM SET, ADJUSTING		1						
27	1	124970-01330	GASKET, HEAD		1						
28	1	124970-01601	FLANGE, MOUNTING		1						
29	1	26106-100162	BOLT, M10X 16 PLATED		8						
29-1	1	26206-100182	BOLT, M10X 18 PLATED		8						R
(B=E/# 04404)											
30	1	121462-01650	BOLT		2						
31	1	26706-100002	NUT, M10		2						
32	1	22217-100000	WASHER, SPRING 10		2						
33	1	724970-01540	SUMP ASSY, OIL		1						
35	2	104200-55080	PLUG, DRAIN		1						
36	2	43400-500450	SEAL WASHER 12		1						
37	1	124000-01750	GASKET, OIL SUMP		1						
38	1	121450-01710	BOLT, SUMP		17						
39	1	721450-02500	HOUSING ASSY, METAL		1						
41	2	121450-02110	BEARING, MAIN		1						
42	2	124085-02220	SEAL, OIL		1						
43	1	105225-02020	O-RING		1						
44	1	26116-080202	BOLT, M8X 20 PLATED		6						
44-1	1	26013-080202	BOLT, M8X 20		6						R
(B=E/# 04428)											

Fig.19. CYLINDER BLOCK

Fig. 19 CYLINDER BLOCK



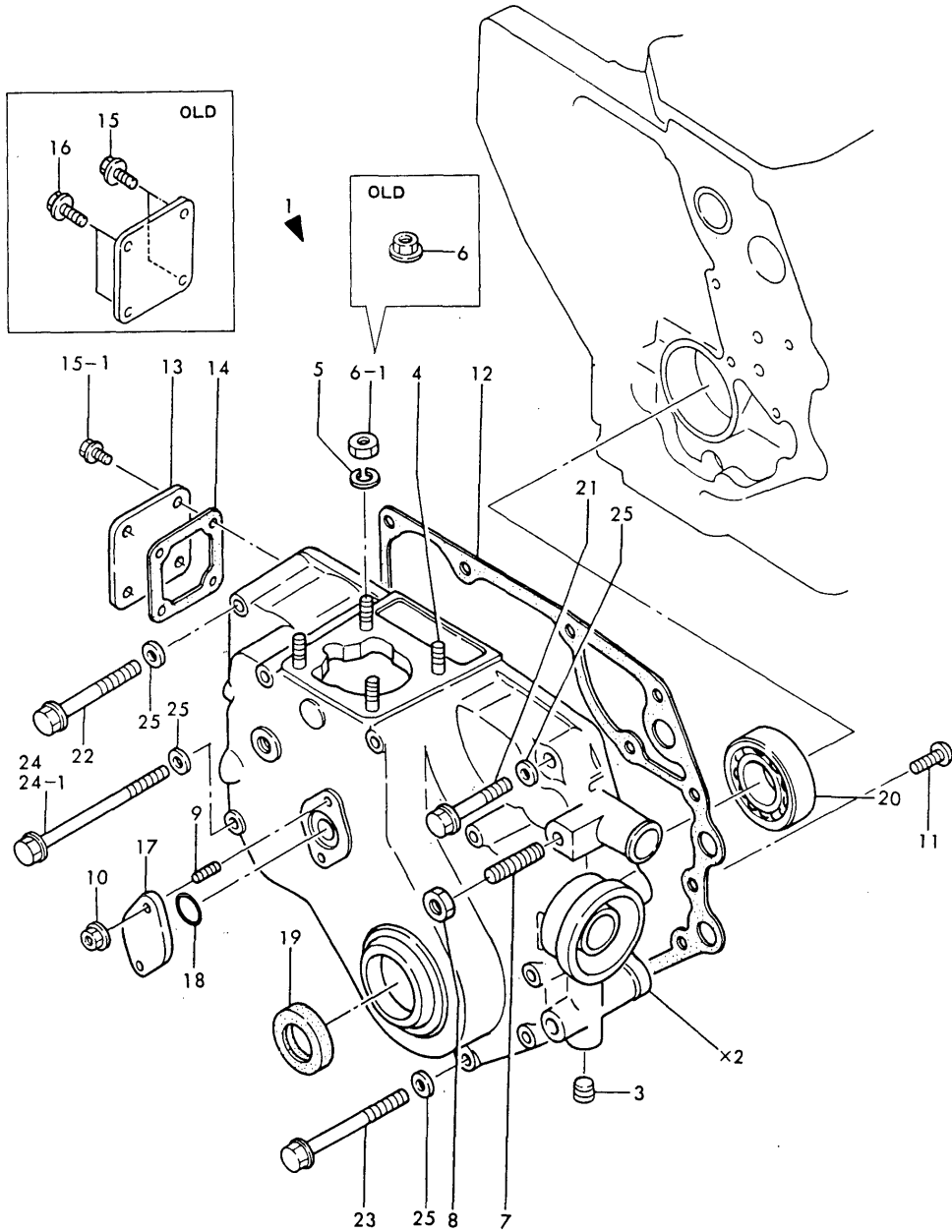
(A)=
(B)=2T75U-N
(C)=

(D)=
(E)=
(F)=

No.	Lev.	Parts No.	Description	Q'ty						I	R
				(A)	(B)	(C)	(D)	(E)	(F)		
45	1	22217-080000	WASHER, SPRING 8 (B=E/# 04428)		6						Z
46	1	721450-02611	HOUSING ASSY		1						
48	2	121450-02160	BEARING, MAIN		1						
49	2	121450-02071	BOLT		2						
50	1	105225-02300	BOLT		1						
51	1	124970-34800	DIPSTICK, OIL		1						
52	1	22351-060012	PIN, SPRING 6.0X12 (B=FXXXXX)		2						W
53	1	121450-02310	BEARING, 0.25 US		1						1
54	1	121450-02320	METAL ASSY, 0.25		1						1
55	1	121450-02370	BEARING, 0.25 US		1						1

Fig.20. GEAR HOUSING

Fig. 20 GEAR HOUSING



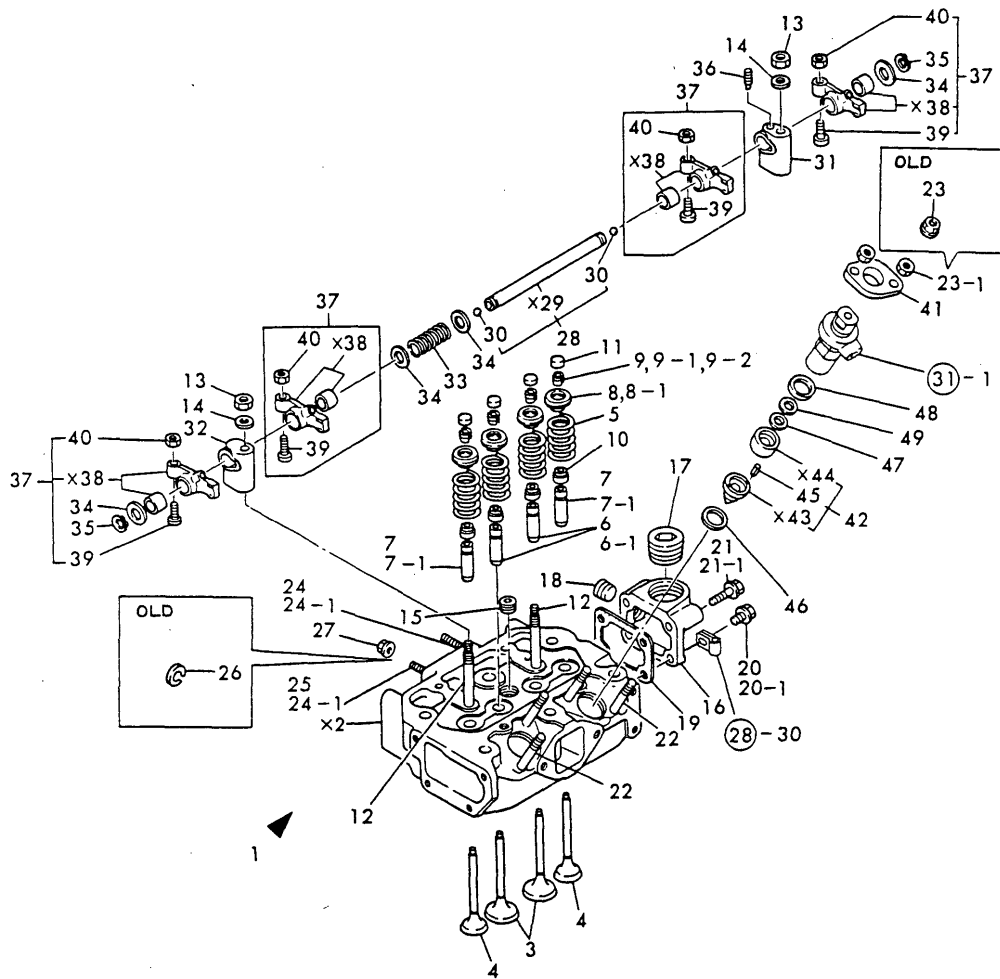
(A)=
(B)=2T75U-N
(C)=

(D)=
(E)=
(F)=

No.	Lev.	Parts No.	Description	Qty						I	R
				(A)	(B)	(C)	(D)	(E)	(F)		
1	1	724976-01611	CASE ASSY, GEAR		1						
3	2	124060-01050	PLUG, PT1/8		1						
4	2	121450-01560	STUD, M8X22		4						
5	2	22217-080000	WASHER, SPRING 8		4						
6	2	26366-080002	NUT, M8		4						
6-1	2	26716-080002	NUT, M8		4						R
(B=E/# 04428)											
7	2	121450-01570	STUD		1						
8	2	26706-100002	NUT, M10		1						
9	2	26216-060142	STUD, M6X 14		2						
10	2	26366-060002	NUT, M6		2						
11	2	26587-080102	SCREW, M8X10		1						
12	1	121450-01511	GASKET, GEAR CASE		1						
13	1	121450-01550	COVER, BLOCK		1						
14	1	121450-01531	GASKET		1						
15	1	26106-060122	BOLT, M6X 12 PLATED		2						
15-1	1	26106-060122	BOLT, M6X 12 PLATED		4						K
(B=E/# 04404)											
16	1	26106-060142	BOLT, M6X 14 PLATED		2						Z
(B=E/# 04404)											
17	1	121023-01550	COVER		1						
18	1	24341-000260	O-RING, 1AS26.0		1						
19	1	121450-01801	SEAL, TC25408		1						
20	1	24101-063050	BEARING, BALL 6305C3		1						
21	1	26106-080452	BOLT, M8X 45 PLATED		1						
22	1	26106-080752	BOLT, M8X 75 PLATED		2						
23	1	26106-080852	BOLT, M8X 85 PLATED		7						
24	1	26116-081152	BOLT, M8X115 PLATED		3						
24-1	1	26106-081152	BOLT, M8X115 PLATED		3						R
(B=E/# 04428)											
25	1	22117-080000	WASHER, 8		13						Z
(B=E/# 04428)											

Fig.21. CYLINDER HEAD

Fig. 21 CYLINDER HEAD



(A)=
(B)=2T75U-N
(C)=

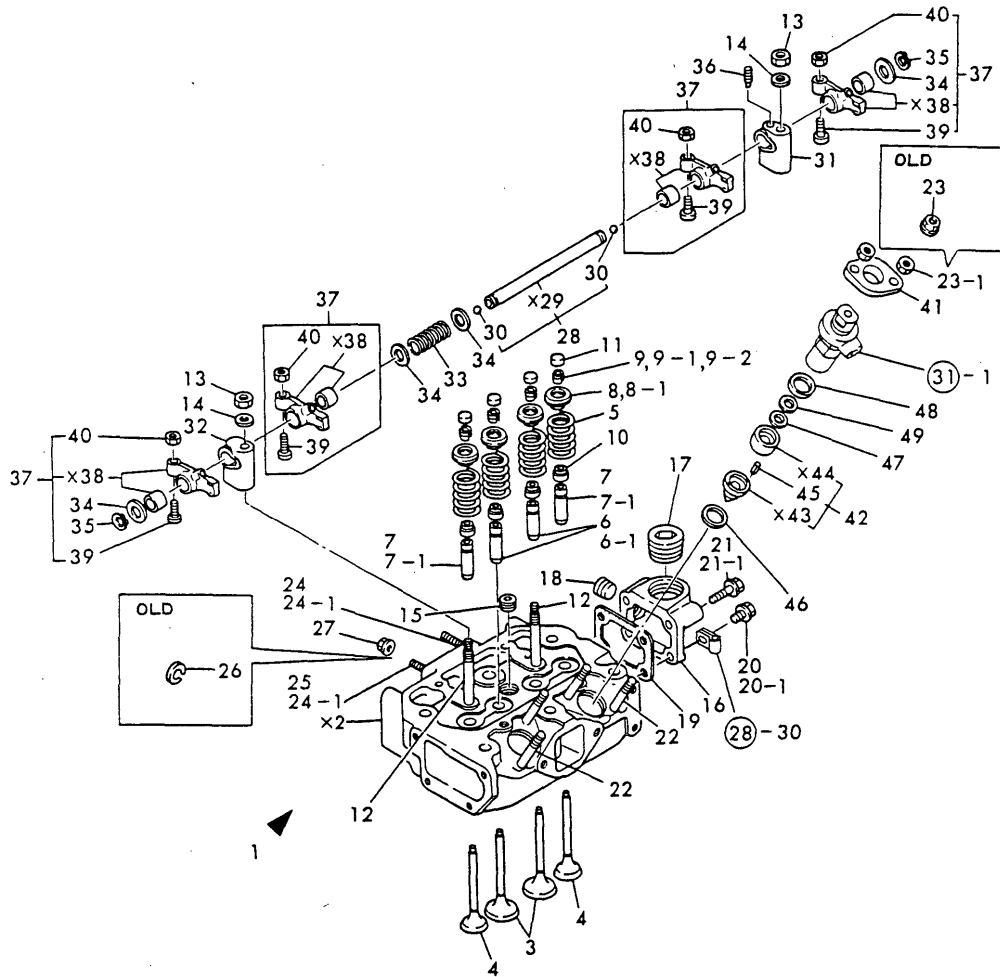
(D)=
(E)=
(F)=

No.	Lev.	Parts No.	Description	Q'ty						I	R
				(A)	(B)	(C)	(D)	(E)	(F)		
1	1	724970-11701	HEAD ASSY, CYLINDER	1							
3	2	105225-11100	VALVE, INTAKE	2							
4	2	105225-11110	VALVE, EXHAUST	2							
5	2	124060-11120	SPRING, VALVE	4							
6	2	119810-11160	GUIDE, VALVE	2							
6-1	2	124060-11160	GUIDE, VALVE	2							R
(B=E/# 07755)											
7	2	124060-11170	GUIDE, VALVE	2							
7-1	2	128272-11170	GUIDE, VALVE	2							R
(B=E/# 07854)											
8	2	104200-11180	RETAINER, SPRING	2							
8-1	2	104200-11180	RETAINER, SPRING	4							K
(B=*)											
9	2	101158-11190	COTTER	4							
9-1	2	27310-070000	COTTER 7	4							N
(B=*)											
9-2	2	27310-070001	COTTER, 7	4							N
(B=*)											
9-3	2	101158-11190	COTTER	4							N
(B=*)											
10	2	124950-11340	SEAL, VALVE STEM	4							
11	2	104211-11370	CAP, VALVE	4							
12	2	105225-11350	STUD	2							
13	2	26696-100002	NUT, LOCK M10	2							
14	2	22137-100000	WASHER, 10	2							
15	2	23873-030000	PLUG, R03	1							
15-1	2	23871-030000	PLUG, R03	1							N
(B=*)											
16	2	124969-11670	COVER, HEAD	1							
17	2	171051-01921	PLUG, NPTF1	1							
18	2	23873-030000	PLUG, R03	1							
18-1	2	23871-030000	PLUG, R03	1							N
(B=*)											
19	2	121450-11680	GASKET	1							
20	2	26106-080222	BOLT, M8X 22 PLATED	1							
20-1	2	26106-080202	BOLT, M8X 20 PLATED	1							R
(B=E/# 04404)											
21	2	26106-080452	BOLT, M8X 45 PLATED	3							
21-1	2	26106-080402	BOLT, M8X 40 PLATED	3							R
(B=E/# 04404)											
22	2	26216-080652	STUD, M8X 65	4							
23	2	26366-080002	NUT, M8	4							
23-1	2	121465-11950	NUT	4							R
(B=E/# 04404)											
24	2	26216-080552	STUD, M8X 55	1							
24-1	2	26216-080552	STUD, M8X 55	2							K
(B=E/# 04428)											
25	2	26216-080222	STUD, M8X 22	1							Z
(B=E/# 04428)											
26	2	22217-080000	WASHER, SPRING 8	2							Z
(B=E/# 04428)											

N:Old $\begin{matrix} \leftarrow \text{Yes} \\ \text{No} \end{matrix}$ New, Q:Old $\begin{matrix} \leftarrow \text{No} \\ \text{Yes} \end{matrix}$ New, R:Old $\begin{matrix} \text{Yes} \\ \leftarrow \end{matrix}$ New, S:Old $\begin{matrix} \text{No} \\ \leftarrow \end{matrix}$ New, W:Add, Z:Discontinued, F:Interchangeable by set, K:Q'ty Change
 ++ CONTINUE ++

Fig.21. CYLINDER HEAD

Fig. 21 CYLINDER HEAD



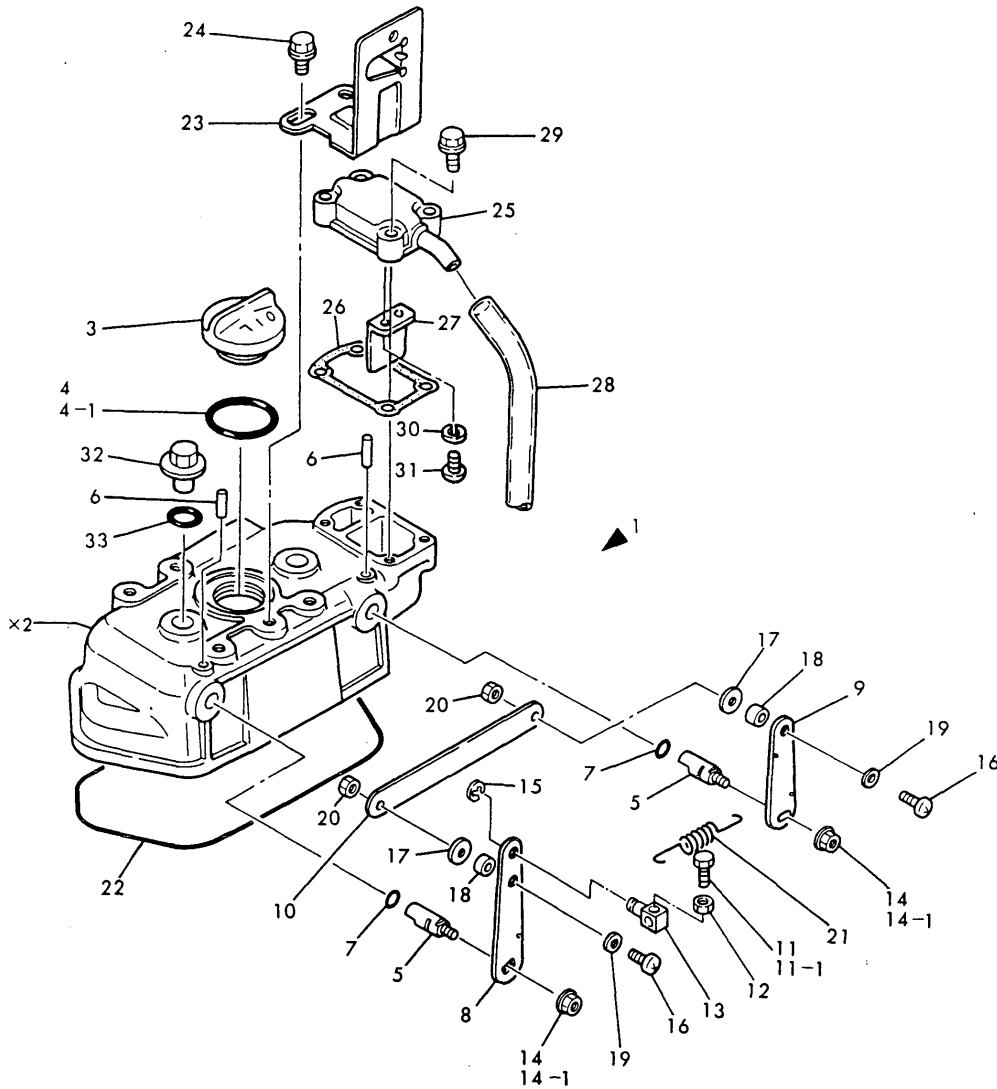
(A)=
(B)=2T75U-N
(C)=

(D)=
(E)=
(F)=

No.	Lev.	Parts No.	Description	Q'ty						I	R
				(A)	(B)	(C)	(D)	(E)	(F)		
27	2	26366-080002	NUT, M8		2						
28	1	124000-11240	SHAFT, ROCKER ARM		1						
30	2	24190-110001	BALL, STEEL 11/32		2						
31	1	121450-11260	SUPPORT, ROCKER ARM		1						
32	1	121450-11270	SUPPORT, ROCKER ARM		1						
33	1	121550-11280	SPRING		1						
34	1	121550-11290	WASHER		4						
35	1	22242-000140	RING, 14		2						
36	1	26921-080102	SCREW, M8X10		1						
37	1	724085-11650	ARM ASSY, ROCKER		4						
39	2	101158-11230	SCREW, VALVE ADJUST		4						
40	2	26756-080002	NUT, LOCK M8		4						
41	1	101147-11900	RETAINER		2						
42	1	124970-11420	CHAMBER		2						
45	2	124970-11470	SPRING		4						
46	1	124950-11450	GASKET, CHAMBER		2						
47	1	124970-11490	INSULATOR		2						
48	1	124970-11450	INSULATOR		2						
49	1	124970-11460	GASKET, CHAMBER		2						

Fig.22. BONNET

Fig. 22 BONNET



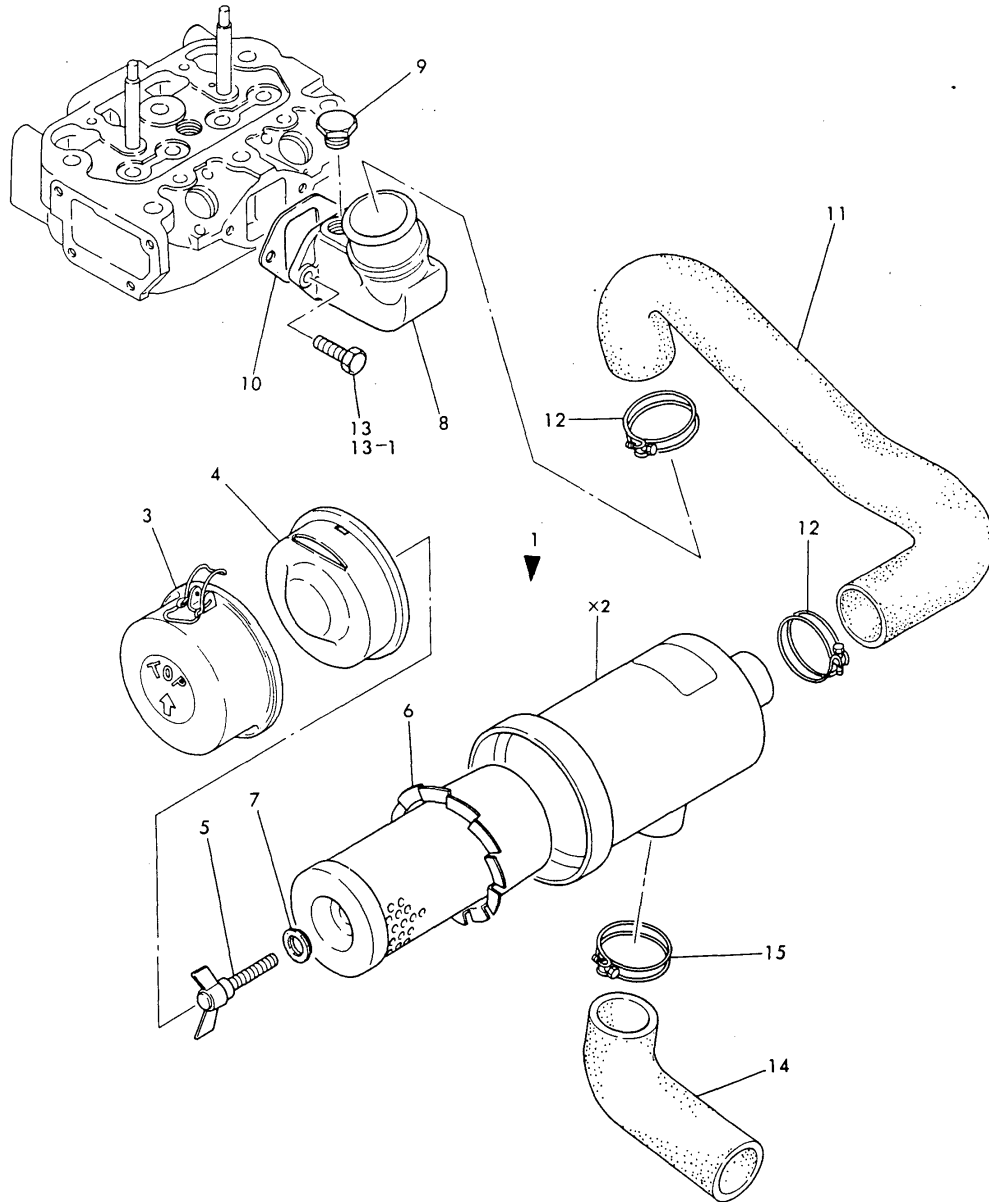
(A)=
(B)=2T75U-N
(C)=

(D)=
(E)=
(F)=

No.	Lev.	Parts No.	Description	Q'ty						I	R
				(A)	(B)	(C)	(D)	(E)	(F)		
1	1	724970-11520	BONNET ASSY, HEAD		1						
3	2	124160-01751	COVER, FILLER		1						
4	2	121420-01760	O-RING		1						
4-1	2	24311-000320 (B=E/# 07074)	O-RING, 1AP32.0		1						R
5	2	121450-03610	SHAFT, DECOMPRESSION		2						
6	2	22312-030220	PIN, PARALLEL M3X22		2						
7	2	24311-000070	O-RING, 1AP7.0		2						
8	2	124970-03740	LEVER, DECOMPRESSION		1						
9	2	121462-03740	LEVER, DECOMPRESSION		1						
10	2	124976-03760	CONNECTOR		1						
11	2	26116-050082	BOLT, M5X 8 PLATED		1						
11-1	2	26116-050142 (B=E/# 04404)	BOLT, M5X 14 PLATED		1						R
12	2	26756-050002 (B=E/# 04404)	NUT, LOCK M5		1						W
12-1	2	26756-050002 (B=*)	NUT, LOCK M5		1						Z
13	2	121250-03783	RETAINER, INNER WIRE		1						
14	2	160260-01800	NUT, M6		2						
14-1	2	26366-060002 (B=E/# 04404)	NUT, M6		2						R
15	2	22272-000060	RING, E- 6		1						
16	2	26557-050122	SCREW, M5X12		2						
17	2	23418-080000	GASKET, 8X1.0		2						
18	2	121450-03770	COLLAR		2						
19	2	22117-050000 (B=*)	WASHER, 5		2						Z
20	2	26756-050002	NUT, LOCK M5		2						
21	2	104104-67300	SPRING, RETURN		1						
22	2	124970-11310 (B=*)	GASKET, BONNET		1						Z
23	1	121567-77810	RETAINER		1						
24	1	26106-080122	BOLT, M8X 12 PLATED		2						
25	1	121000-03020	COVER, BREATHER		1						
26	1	121000-03070	GASKET		1						
27	1	121000-03080	PLATE, SHELTER		1						
28	1	23065-090500	PIPE, 9X 500		1						
29	1	26106-060222	BOLT, M6X 22 PLATED		4						
30	1	22217-050000	WASHER, SPRING 5		2						
31	1	26557-050102	SCREW, M5X10		2						
32	1	124160-11360	KNOB		2						
33	1	24311-000120	O-RING, 1AP12.0		2						

Fig.23. AIR CLEANER

Fig. 23 AIR CLEANER



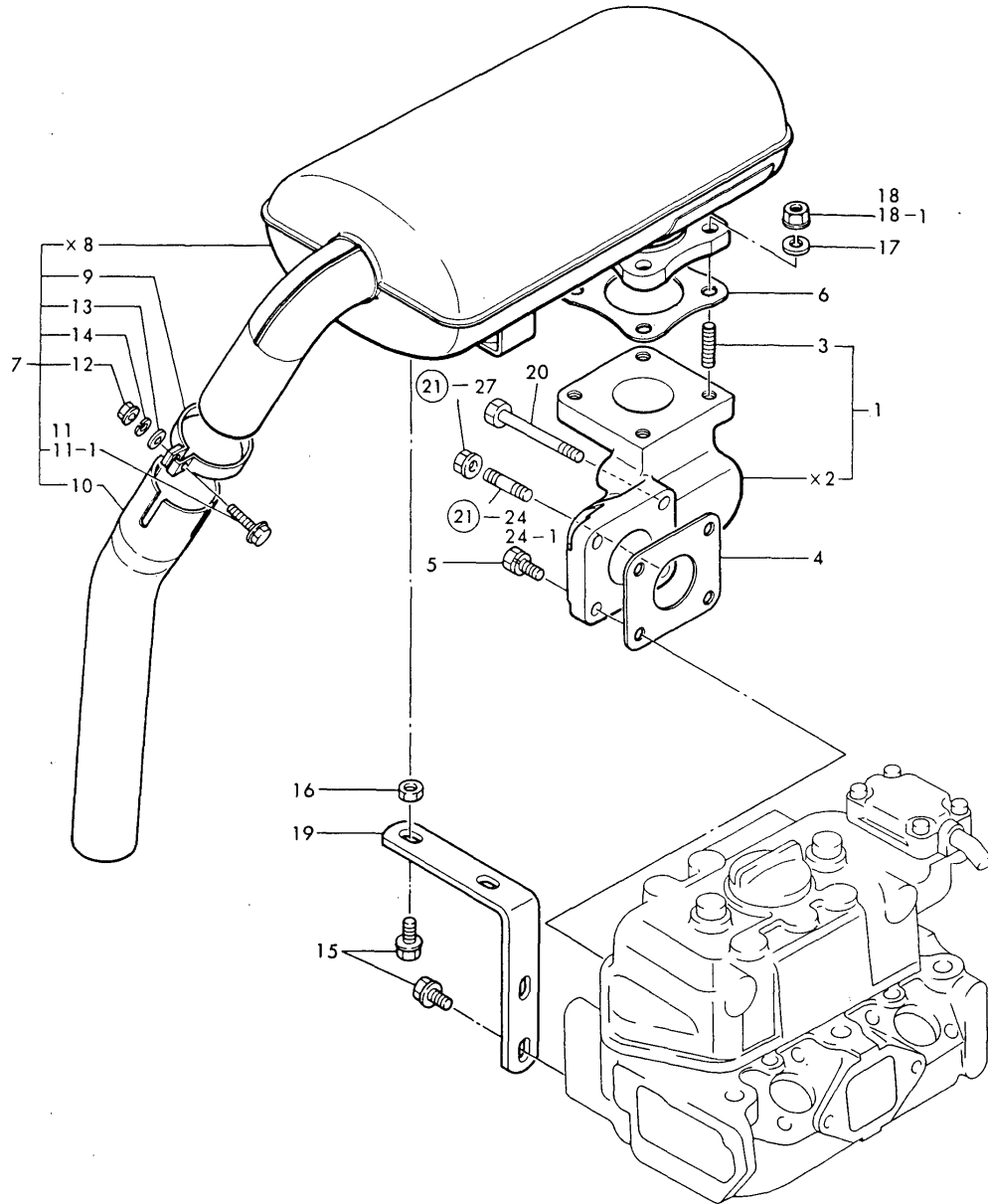
(A)=
(B)=2T75U-N
(C)=

(D)=
(E)=
(F)=

No.	Lev.	Parts No.	Description	Q'ty						I	R
				(A)	(B)	(C)	(D)	(E)	(F)		
1	1	124970-12500	CLEANER ASSY, AIR		1						
3	2	124970-12660	SUMP ASSY, DUST		1						
4	2	124064-12670	BAFFLE ASSY		1						
5	2	124064-12680	BOLT		1						
6	2	171022-12530	ELEMENT		1						
7	2	124064-12690	WASHER		1						
8	1	124976-12020	PIPE, AIR INTAKE		1						
9	1	124450-11320	PLUG		1						
10	1	124000-12030	GASKET		1						
11	1	124969-12040	PIPE, AIR INTAKE		1						
12	1	23010-058000	CLAMP, 58		2						
13	1	26106-080202	BOLT, M8X 20 PLATED		2						
13-1	1	26116-080252	BOLT, M8X 25 PLATED (B=E/# 04404)		2						N
14	1	124969-12550	PIPE, AIR INTAKE		1						
15	1	23010-058000	CLAMP, 58		1						

Fig.24. EXHAUST MANIFOLD & SILENCER

Fig. 24 EXHAUST MANIFOLD & SILENCER



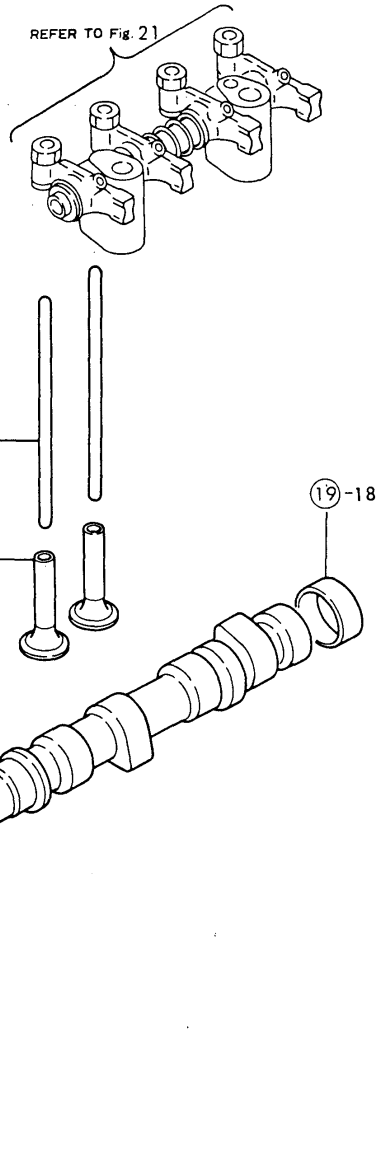
(A)=
(B)=2T75U-N
(C)=

(D)=
(E)=
(F)=

No.	Lev.	Parts No.	Description	Q'ty						I	R
				(A)	(B)	(C)	(D)	(E)	(F)		
1	1	724970-13500	MANIFOLD ASSY		1						
3	2	26216-080222	STUD, M8X 22		4						
4	1	124000-13200	GASKET, SILENCER		1						
5	1	26013-080222	BOLT, M8X 22		2						
6	1	124450-11900	GASKET		1						
7	1	124969-13490	SILENCER		1						
9	2	124664-13580	CLAMP		1						
10	2	124969-13650	PIPE		1						
11	2	26116-080502	BOLT, M8X 50 PLATED		1						
11-1	2	26106-080602	BOLT, M8X 60 PLATED		1						R
		(B=E/# 04404)									
12	2	26366-080002	NUT, M8		1						
13	2	22117-080000	WASHER, 8		1						
14	2	22217-080000	WASHER, SPRING 8		1						
15	1	26106-080142	BOLT, M8X 14 PLATED		4						
16	1	26716-080002	NUT, M8		2						
17	1	22217-080000	WASHER, SPRING 8		4						
18	1	26366-080002	NUT, M8		4						
18-1	2	26716-080002	NUT, M8		4						R
		(B=*)									
19	1	124970-13530	SUPPORT, SILENCER		1						
20	1	26116-080502	BOLT, M8X 50 PLATED		1						W
		(B=*)									

Fig.25. CAMSHAFT

Fig. 25 CAMSHAFT



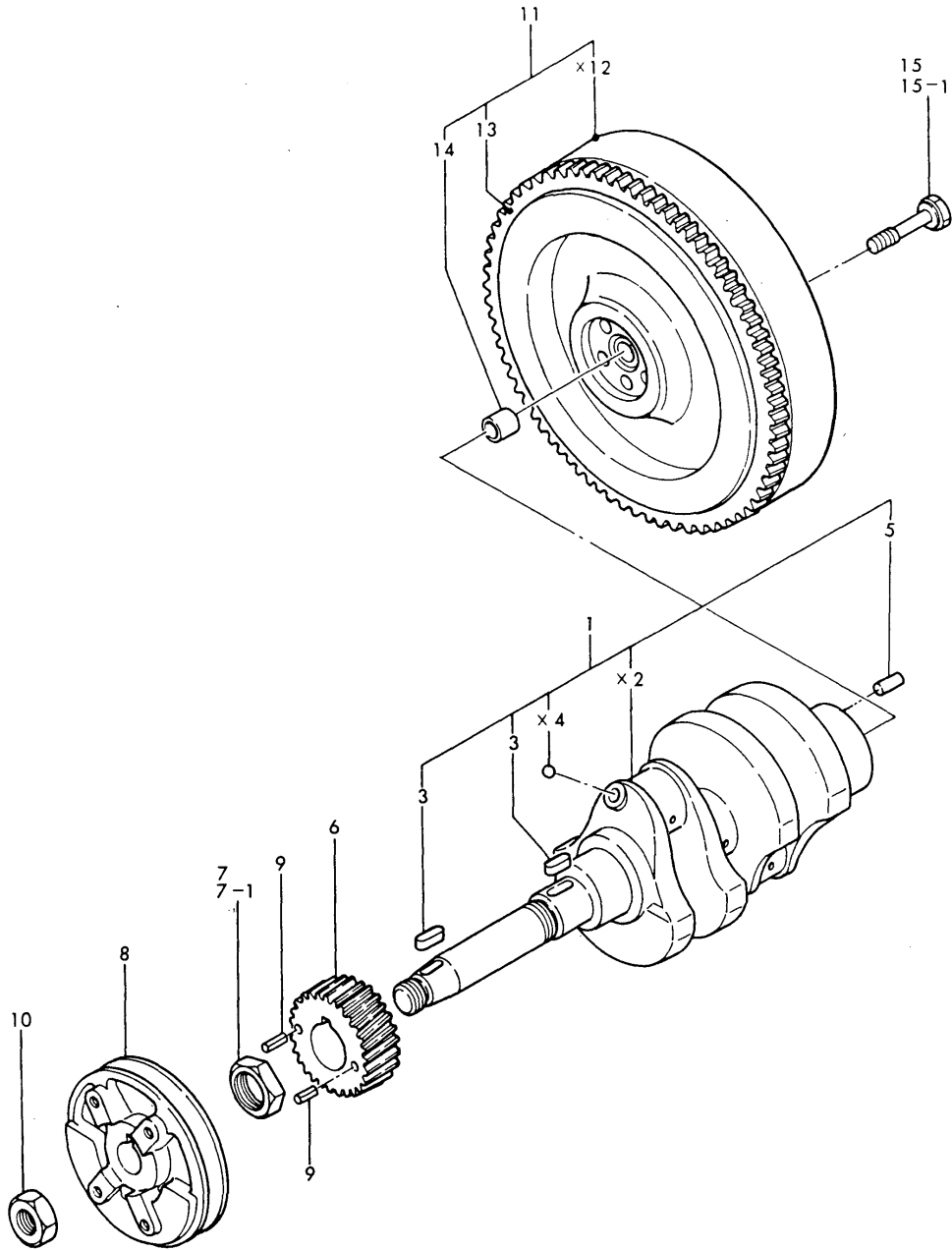
(A)=
(B)=2T75U-N
(C)=

(D)=
(E)=
(F)=

No.	Lev.	Parts No.	Description	Qty						I	R	
				(A)	(B)	(C)	(D)	(E)	(F)			
1	1	124085-14010	CAMSHAFT		1							
2	1	22512-070300	KEY, 7X 30		1							
3	1	124000-14090	CAM, FUEL		1							
4	1	129350-14100	GEAR, CAMSHAFT		1							
5	1	121450-14120	NUT		1							
6	1	104200-14200	TAPPET		4							
7	1	121450-14400	ROD, PUSH		4							
8	1	24101-062054	BEARING, BALL 6205		1							
9	1	26587-080102	SCREW, M8X10		1							
9-1	1	26587-080122	SCREW, M8X12		1							S
			(B=E/# 09784)									

Fig.26. CRANKSHAFT & FLYWHEEL

Fig. 26 CRANKSHAFT & FLYWHEEL



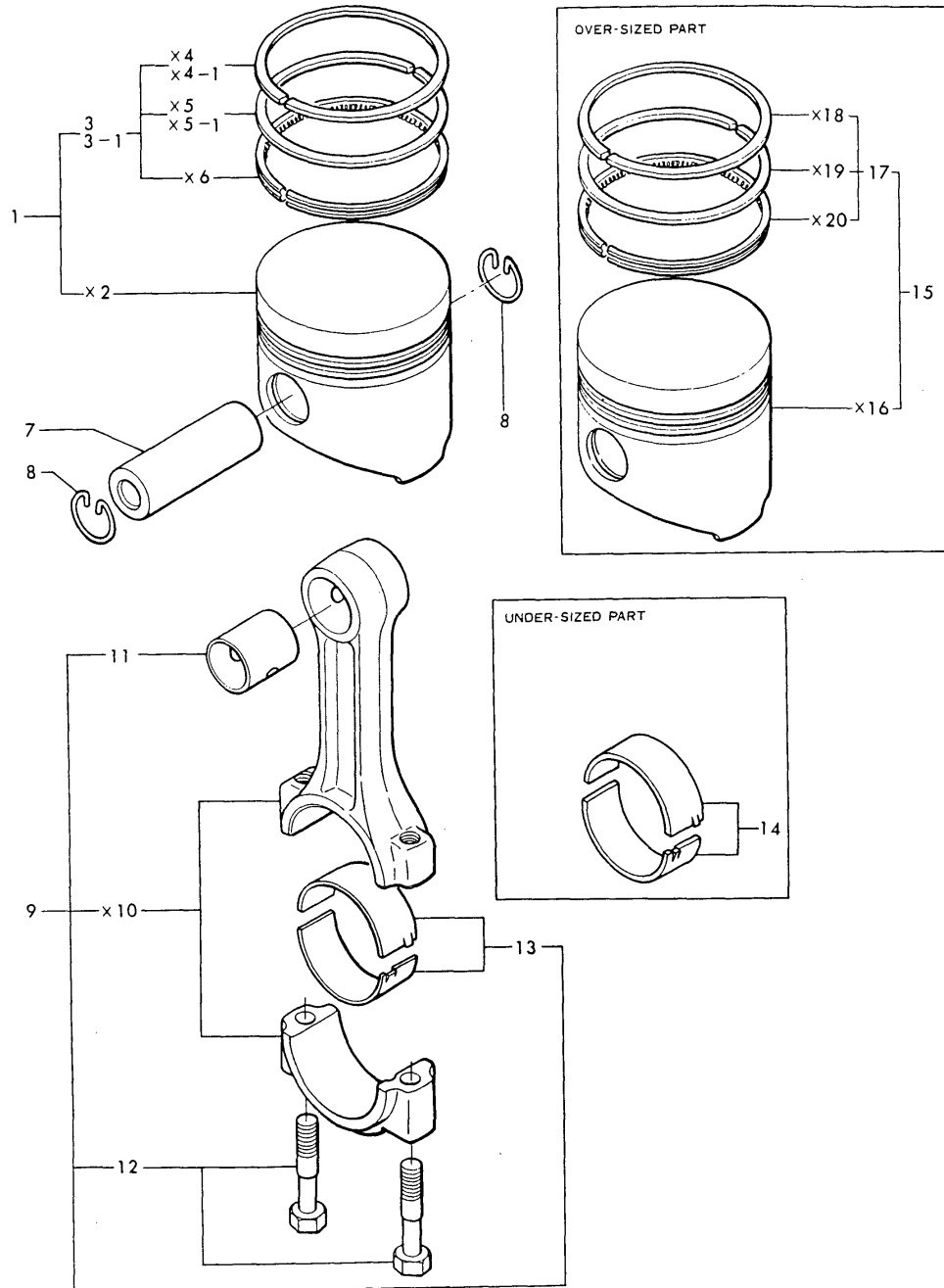
(A)=
(B)=2T75U-N
(C)=

(D)=
(E)=
(F)=

No.	Lev.	Parts No.	Description	Q'ty						I	R	
				(A)	(B)	(C)	(D)	(E)	(F)			
1	1	724000-21701	CRANKSHAFT ASSY		1							
3	2	22512-070180	KEY, 7X 18		2							
5	2	22312-080160	PIN, PARALLEL M8X16		1							
6	1	129350-21200	GEAR, CRANKSHAFT		1							
7	1	121450-21540	NUT, CRANKSHAFT GEAR		1							
7-1	1	121450-21541	NUT, CRANKSHAFT GEAR		1							N
(B=E/#04608)												
8	1	124970-21651	V-PULLEY		1							
9	1	22351-040008	PIN, SPRING 4.0X 8		2							
10	1	26776-180002	NUT, LOCK M18		1							
11	1	124970-21592	FLYWHEEL ASSY		1							
13	2	124060-21600	GEAR, RING		1							
14	2	124950-21230	BUSH		1							
15	1	124160-21500	BOLT		5							
15-1	1	124160-21501	BOLT, FLYWHEEL		5							R
(B=E/# 05294)												

Fig.27. PISTON & CONNECTING ROD

Fig. 27 PISTON & CONNECTING ROD



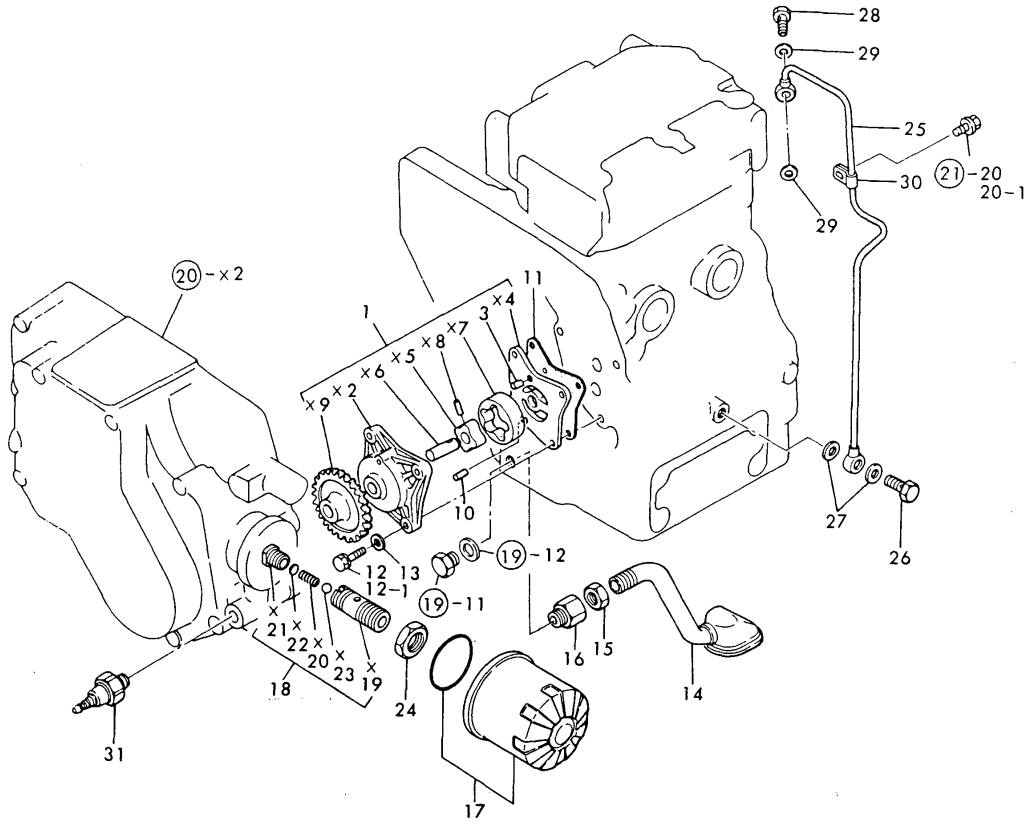
(A)=
(B)=2T75U-N
(C)=

(D)=
(E)=
(F)=

No.	Lev.	Parts No.	Description	Q'ty						I	R
				(A)	(B)	(C)	(D)	(E)	(F)		
1	1	121467-22090	PISTON ASSY		2						
3	2	705311-22500	RING SET, PISTON		2						
3-1	2	721575-22500	RING SET, PISTON		2						R
(B=E/# 07074)											
7	1	105225-22300	PIN, PISTON		2						
8	1	105225-22400	CIRCLIP		4						
9	1	705311-23100	ROD ASSY, CONNECTING		2						
11	2	105225-23100	BEARING, PISTON PIN		2						
12	2	105225-23200	BOLT, CONNECTING ROD		4						
13	2	705311-23600	BEARING, CRANK PIN		2						
14	1	105311-23380	METAL ASSY, 0.25		2						A
15	1	721467-22900	PISTON ASSY, 0.25 OS		2						B
17	2	721467-22540	RING SET, 0.25 OS		2						B

Fig.28. LUBRICATING OIL SYSTEM

Fig. 28 LUBRICATING OIL SYSTEM



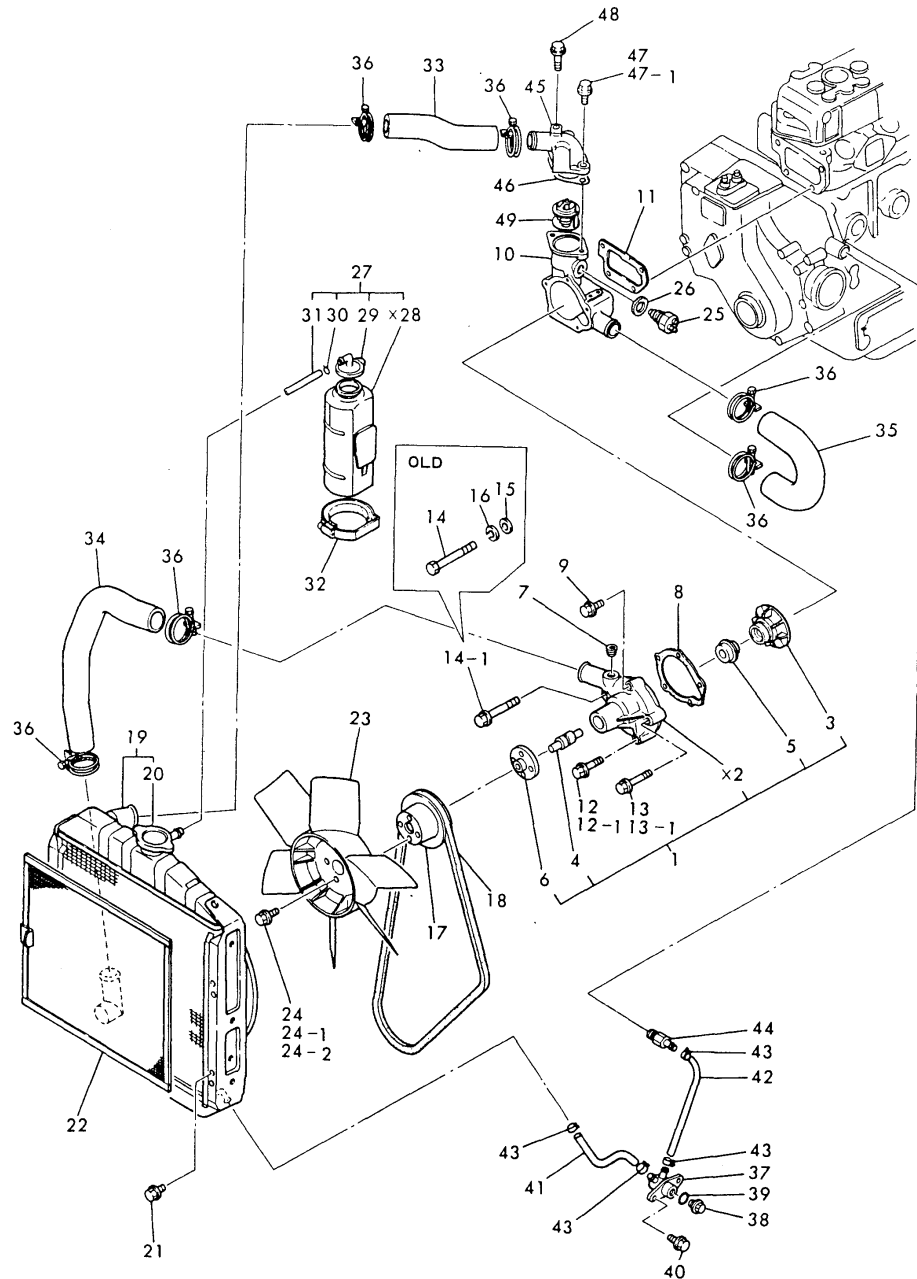
(A)=
(B)=2T75U-N
(C)=

(D)=
(E)=
(F)=

No.	Lev.	Parts No.	Description	Q'ty						I	R
				(A)	(B)	(C)	(D)	(E)	(F)		
1	1	129350-32090	PUMP ASSY, OIL		1						
3	2	121450-32050	PIN		1						
10	2	121450-32060	PIN, 4X8		1						
11	1	121450-32021	GASKET, PUMP		1						
12	1	26116-060222	BOLT, M6X 22 PLATED		3						
12-1	1	26013-060222	BOLT, M6X 22		3						R
			(B=*)								
13	1	22137-060000	WASHER, 6		3						
14	1	128270-35090	PIPE ASSY, OIL INLET		1						
15	1	124450-35070	NUT, PF1/4		1						
16	1	121150-35100	BRACKET		1						
17	1	124450-35100	FILTER, OIL		1						
18	1	124085-35300	VALVE ASSY, CONTROL		1						
24	1	124085-35350	NUT, M20		1						
25	1	124969-39200	PIPE ASSY		1						
26	1	124160-39140	BOLT, PIPE JOINT M10		1						
27	1	23414-100000	GASKET, 10X1.0		2						
28	1	124550-59820	BOLT, PIPE JOINT M8		1						
29	1	23414-080000	GASKET, 8X1.0		2						
30	1	124450-39240	RETAINER, PIPE		1						
31	1	124160-39450	SWITCH, 0.5KG		1						

Fig.29. COOLING WATER SYSTEM

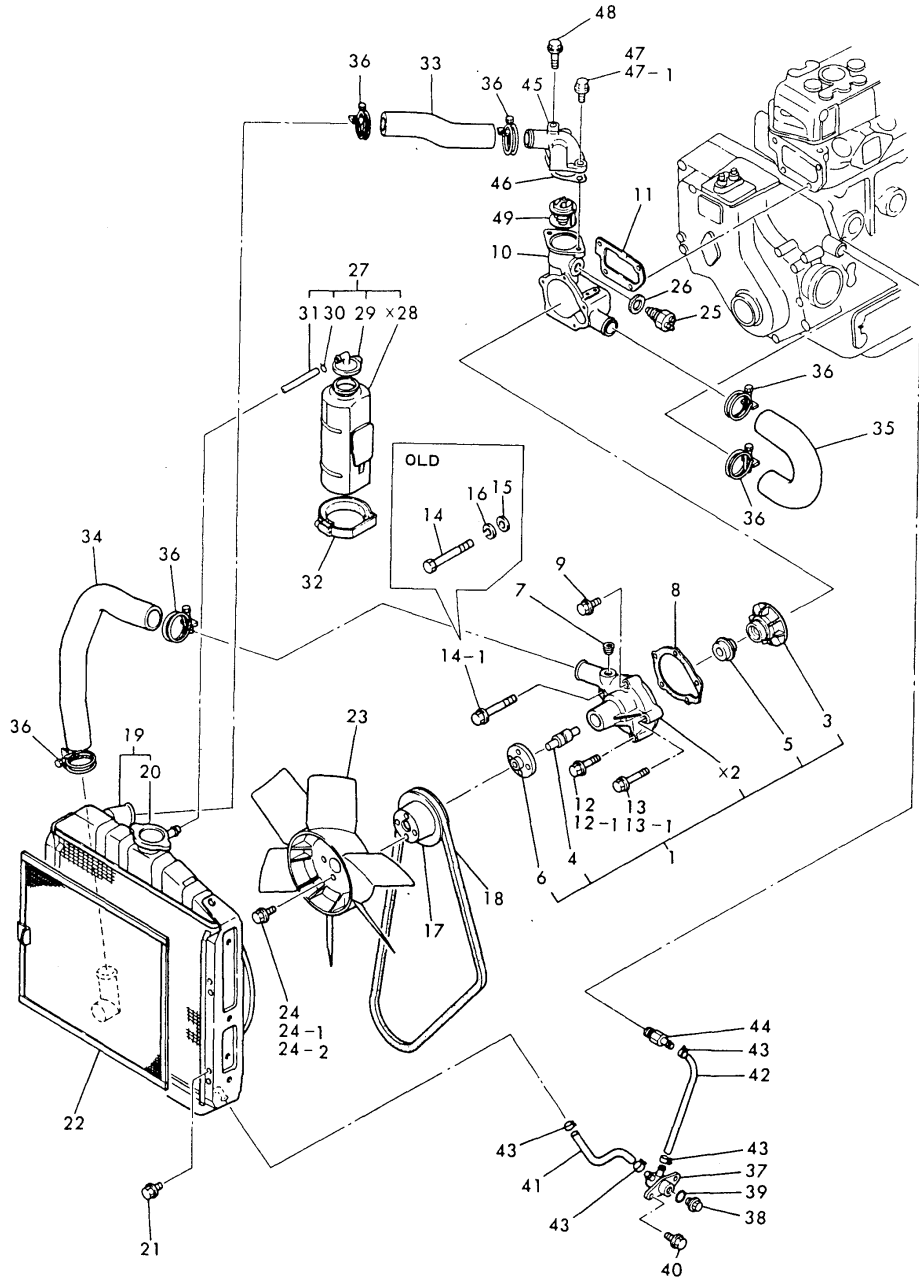
Fig. 29 COOLING WATER SYSTEM



No.	Lev.	Parts No.	Description	Q'ty						I	R
				(A)	(B)	(C)	(D)	(E)	(F)		
1	1	124976-42100	PUMP ASSY, WATER		1						
3	2	129350-42200	IMPELLER		1						
4	2	121450-42240	BEARING, SHAFT		1						
5	2	121450-42310	SEAL, MECHANICAL		1						
6	2	121450-42260	FLANGE, V-PULLEY		1						
7	2	23873-030000	PLUG, R03		1						
8	1	121023-42051	GASKET, WATER PUMP		1						
9	1	26106-060322	BOLT, M6X 32 PLATED		1						
10	1	121454-42120	BRACKET, PUMP		1						
11	1	121450-44410	GASKET		1						
12	1	26106-080852	BOLT, M8X 85 PLATED		2						
12-1	1	26106-080822	BOLT M 8X 82 PLATED		2						R
(B=E/# 04404)											
13	1	26106-080902	BOLT, M8X 90 PLATED		1						
13-1	1	26106-080872	BOLT M 8X 87 PLATED		1						R
(B=E/# 04404)											
14	1	26116-081052	BOLT, M8X105 PLATED		1						
14-1	1	26106-081052	BOLT, M8X105 PLATED		1						R
(B=E/# 04404)											
15	1	22117-080000	WASHER, 8		3						Z
(B=*)											
16	1	22217-080000	WASHER, SPRING 8		3						Z
(B=E/# 04428)											
17	1	121450-42350	V-PULLEY		1						
18	1	121023-42290	V-BELT, AX33		1						
19	1	124969-44500	RADIATOR		1						
20	2	124450-44590	CAP, RADIATOR		1						
21	1	26106-080102	BOLT, M8X 10 PLATED		4						
22	1	124969-44580	SCREEN, RADIATOR		1						
23	1	124950-44740	FAN, D270XL30		1						
24	1	26106-060142	BOLT, M6X 14 PLATED		4						
24-1	1	26014-060202	BOLT, M6X 20		4						R
(B=*)											
24-2	1	26014-060182	BOLT, M6X 18		4						R
(B=E/# 06720)											
25	1	121250-44901	SWITCH, 110		1						
26	1	124465-44950	GASKET, 16		1						
27	1	121520-44510	TANK ASSY, SUB		1						
29	2	121450-44530	CAP		1						
30	2	124450-44560	RETAINER		1						
31	2	23065-070145	PIPE, 7X 145		1						
32	1	121750-44550	BAND, TANK		1						
33	1	124969-49010	PIPE, WATER		1						
34	1	124969-49020	PIPE, WATER		1						
35	1	121450-49030	PIPE, WATER		1						
36	1	23010-038000	CLAMP, 38		6						
37	1	121450-49100	BODY, 3-WAY COCK		1						
38	1	121250-49121	PLUG, DRAIN		1						
39	1	24311-000160	O-RING, 1AP16.0		1						
40	1	26106-080122	BOLT, M8X 12 PLATED		2						
41	1	121023-49150	PIPE, DRAIN L=165		1						

Fig.29. COOLING WATER SYSTEM

Fig. 29 COOLING WATER SYSTEM



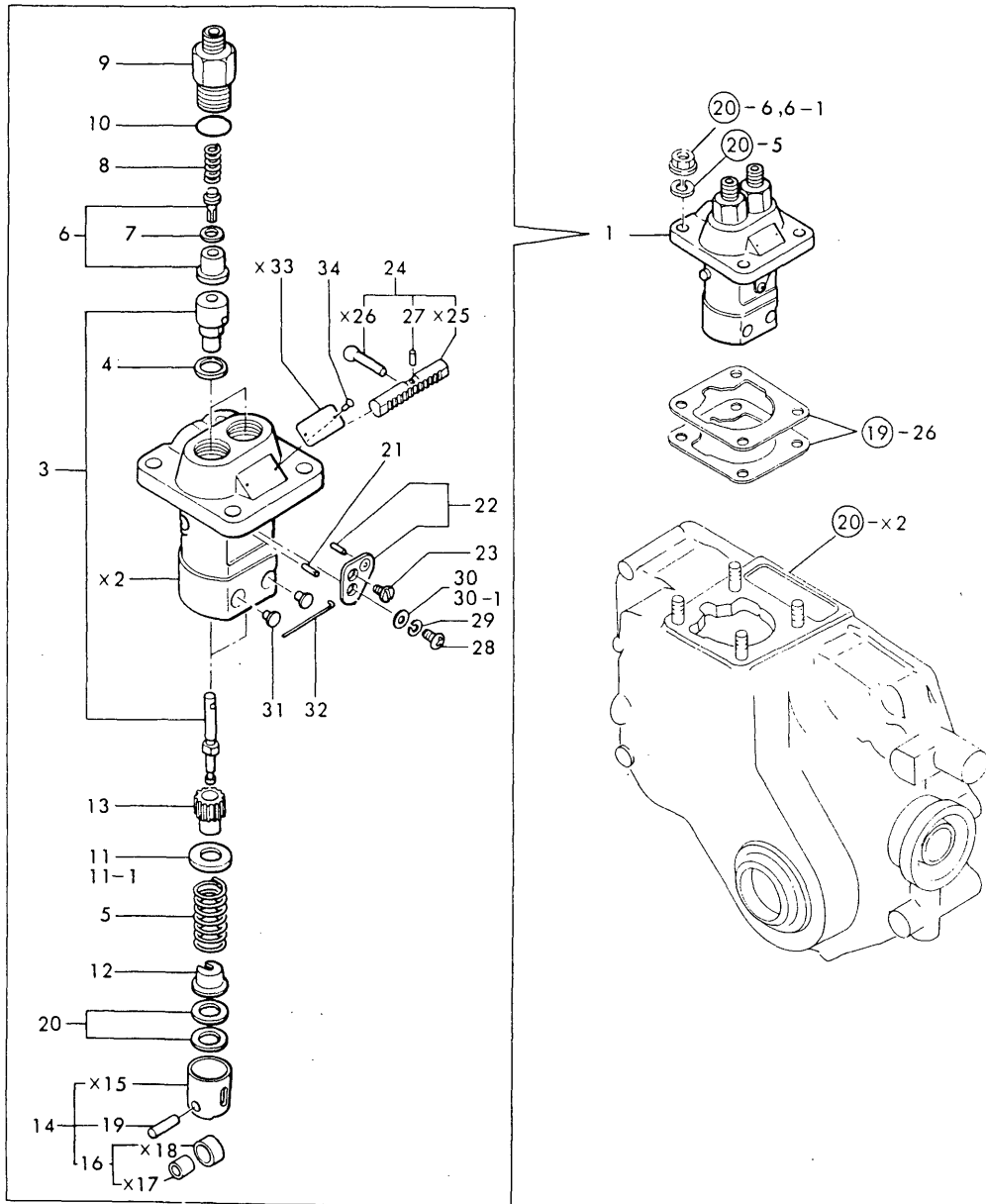
(A)=
(B)=2T75U-N
(C)=

(D)=
(E)=
(F)=

No.	Lev.	Parts No.	Description	Qty						I	R	
				(A)	(B)	(C)	(D)	(E)	(F)			
42	1	121450-49160	PIPE, WATER DRAIN		1							
43	1	124766-59050	CLIP, HOSE 12		4							
44	1	171001-49502	JOINT, PIPE		1							
45	1	124101-49530	COVER, THERMOSTAT		1							
46	1	129350-49540	GASKET		1							
47	1	26106-080222	BOLT, M8X 22 PLATED		1							
47-1	1	26106-080282	BOLT, M8X 28 PLATED		1						N	
48	1	26106-080652	BOLT, M8X 65 PLATED		1							
49	1	129350-49800	THERMOSTAT, 71		1							

Fig.30. FUEL INJECTION PUMP

Fig. 30 FUEL INJECTION PUMP



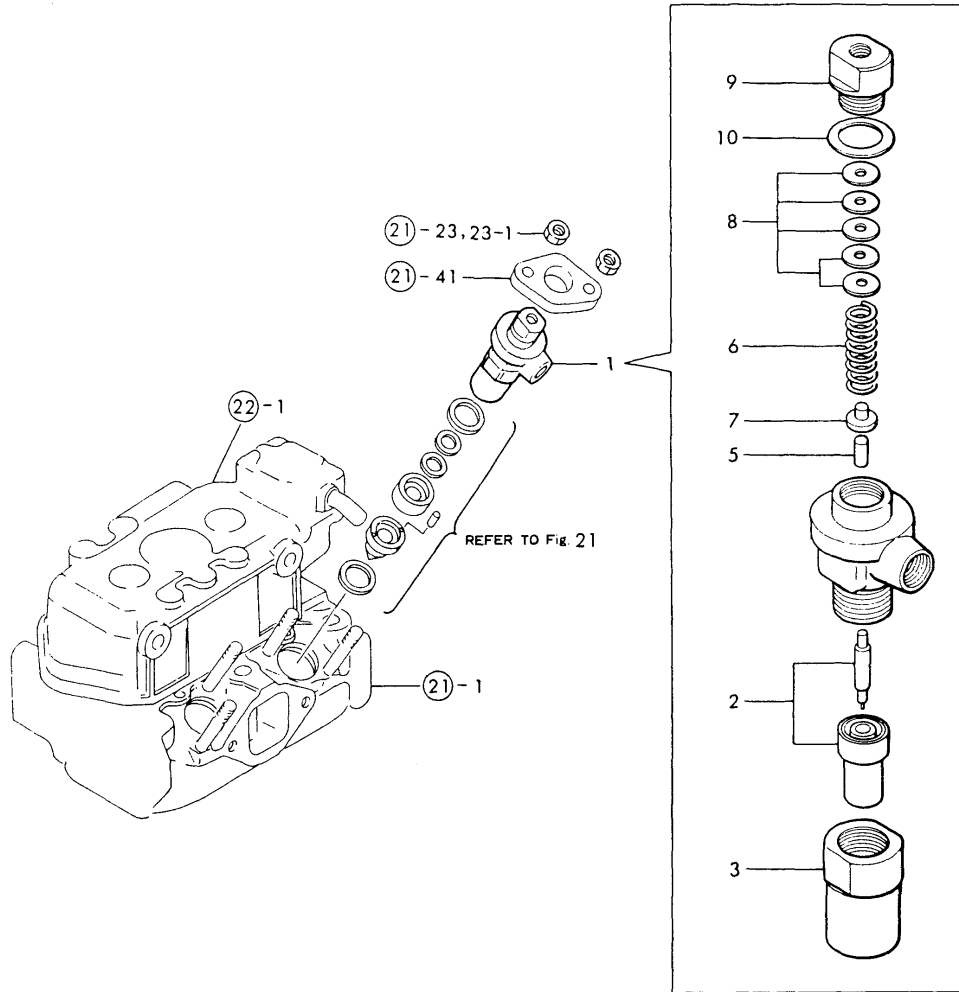
(A)=
(B)=2T75U-N
(C)=

(D)=
(E)=
(F)=

No.	Lev.	Parts No.	Description	Q'ty						I	R
				(A)	(B)	(C)	(D)	(E)	(F)		
1	1	724085-51700	PUMP ASSY, INJECTION		1						
3	2	124950-51100	PLUNGER ASSY		2						
4	2	124950-51270	GASKET		2						
5	2	124950-51190	SPRING, PLUNGER		2						
6	2	124060-51300	VALVE ASSY, DELIVERY		2						
7	2	124550-51350	GASKET, DELIVERY		2						
8	2	124550-51320	SPRING, DELIVERY		2						
9	2	124550-51341	HOLDER, DELIVERY L43		2						
10	2	124550-51370	O-RING		2						
11	2	124950-51170	RETAINER, SPRING A		2						
11-1	2	174307-51170	RETAINER, SPRING A (B=E/# 08758)		2						N
12	2	174307-51181	RETAINER, SPRING B		2						
13	2	124950-51510	PINION		2						
14	2	724550-51520	GUIDE, PLUNGER		2						
16	3	711100-51540	ROLLER ASSY		2						
19	3	174100-54120	PIN		2						
20	2	174307-51700	SHIM SET		2						
21	2	103854-51251	PIN, PLUNGER		1						
22	2	124950-51640	PLATE ASSY, ADJUST		1						
23	2	103854-51660	SCREW		1						
24	2	124085-51500	RACK, CONTROL		1						
27	3	124550-51590	RETAINER		1						
28	2	26587-050102	SCREW, M5X10		1						
29	2	22217-050000	WASHER, SPRING 5		1						
30	2	22137-050000	WASHER, 5		1						
30-1	1	22117-050000	WASHER, 5 (B=E/# 04404)		1						R
31	2	124950-51450	PIECE, GUIDE		2						
32	2	174307-51460	PIN, LOCK		1						
34	2	124220-51890	RIVET		2						

Fig.31. FUEL INJECTION VALVE

Fig. 31 FUEL INJECTION VALVE



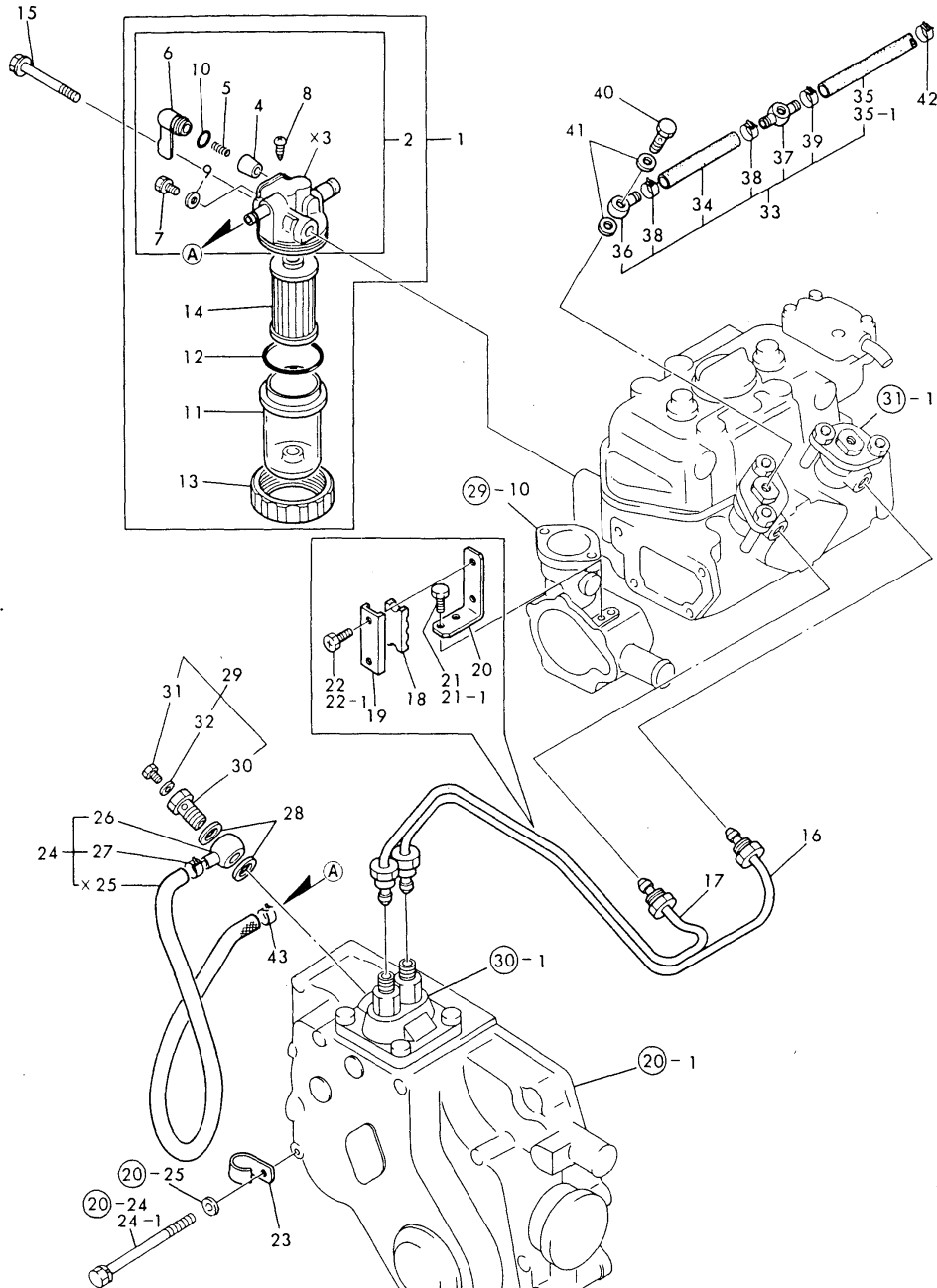
(A)=
(B)=2T75U-N
(C)=

(D)=
(E)=
(F)=

No.	Lev.	Parts No.	Description	Q'ty						I	R
				(A)	(B)	(C)	(D)	(E)	(F)		
1	1	720500-53100	VALVE ASSY,INJECTION		2						
2	2	124770-53000	VALVE ASSY,INJECTION		2						
3	2	120500-53080	NUT, NOZZLE		2						
5	2	113200-53110	SPINDLE, INTER		2						
6	2	104211-53120	SPRING, NOZZLE		2						
7	2	113200-53120	RETAINER, SPRING		2						
8	2	110250-53150	PLATE ASSY, ADJUST		2						
9	2	103854-53180	RETAINER, SPRING		2						
10	2	172100-53200	GASKET		2						

Fig.32. FUEL OIL SYSTEM

Fig. 32 FUEL OIL SYSTEM



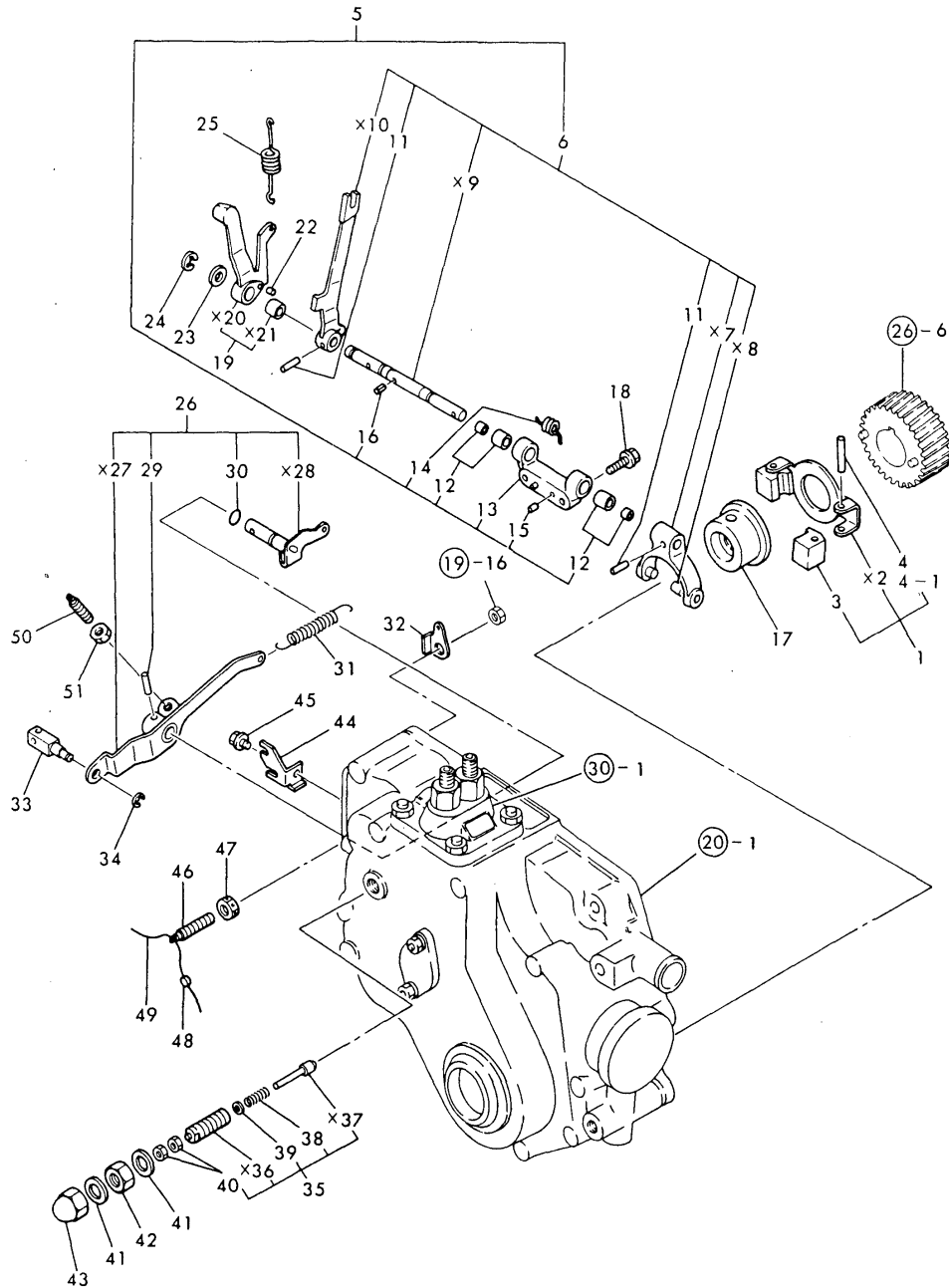
(A)=
(B)=2T75U-N
(C)=

(D)=
(E)=
(F)=

No.	Lev.	Parts No.	Description	Qty						I	R
				(A)	(B)	(C)	(D)	(E)	(F)		
1	1	124064-55600	FILTER ASSY, FUEL		1						
2	2	724160-55200	BODY ASSY, FILTER		1						
4	3	104200-55321	VALVE, TAPER		1						
5	3	104200-55330	SPRING, VALVE		1						
6	3	104200-55341	HANDLE		1						
7	3	101720-55750	PLUG, 6		2						
8	3	104200-55750	SCREW, M4		1						
9	3	23418-060000	GASKET, 6X1.0		2						
10	3	24311-240100	O-RING, 1AP10A		1						
11	2	124064-55510	COVER		1						
12	2	102103-55520	O-RING		1						
13	2	110250-55610	RING, RETAINING		1						
14	2	104500-55710	ELEMENT		1						
15	1	26106-080652	BOLT, M8X 65 PLATED		1						
16	1	124000-59810	PIPE ASSY, INJECTION		1						
17	1	124000-59820	PIPE ASSY, INJECTION		1						
18	1	123325-59100	RETAINER, PIPE		1						
19	1	123325-59110	COVER		1						
20	1	121450-59850	BRACKET		1						
21	1	26106-060102	BOLT, M6X 10 PLATED		2						
21-1	1	26116-060102	BOLT, M6X 10 PLATED		2						R
(B=E/# 04404)											
22	1	26106-060162	BOLT, M6X 16 PLATED		2						
22-1	1	121465-59950	BOLT, M6X16		2						N
(B=E/# 04404)											
23	1	124160-01650	CLAMP, PIPE		1						
24	1	121567-59010	PIPE ASSY, FUEL		1						
26	2	101304-59020	JOINT, PIPE 12		1						
27	2	106990-44660	CLIP, HOSE 12.5		1						
28	1	104200-59170	GASKET, 12		2						
29	1	103854-59191	BOLT ASSY, JOINT M12		1						
30	2	103854-59201	BOLT, PIPE JOINT M12		1						
31	2	124060-59380	PLUG, 6		1						
32	2	43400-500390	SEAL WASHER 6		1						
33	1	124969-59500	PIPE ASSY, RETURN		1						
34	2	121450-59550	PIPE, FUEL D8X80		1						
35	2	121025-59570	PIPE, RETURN L=650		1						
35-1	2	105025-59511	PIPE, FUEL		1						S
(B=*)											
36	2	124550-59030	JOINT, PIPE 8		1						
37	2	121750-59090	JOINT, PIPE 8		1						
38	2	124066-59100	CLIP, HOSE 8		2						
39	2	124766-59050	CLIP, HOSE 12		1						
40	1	101147-59810	BOLT, PIPE JOINT M8		2						
41	1	23414-080012	GASKET, 8X1.0		4						
42	1	124060-77680	CLIP, HOSE 10		1						

Fig.33. GOVERNOR MECHANISM

Fig. 33 GOVERNOR MECHANISM



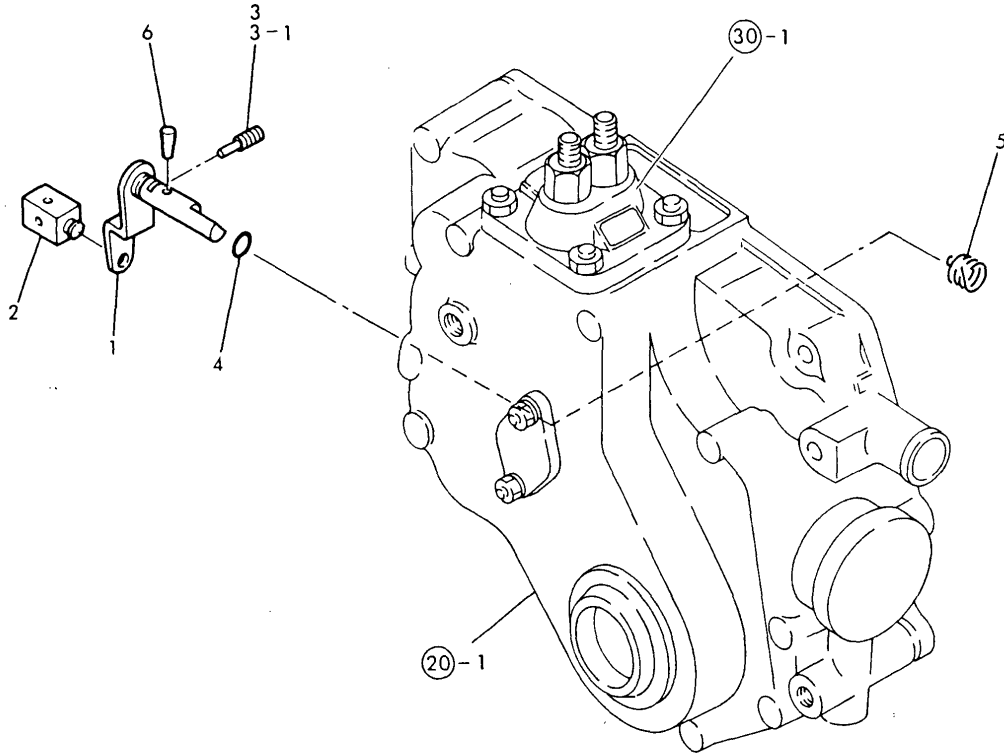
(A)=
(B)=2T75U-N
(C)=

(D)=
(E)=
(F)=

No.	Lev.	Parts No.	Description	Qty						I	R
				(A)	(B)	(C)	(D)	(E)	(F)		
1	1	121450-61100	WEIGHT ASSY,GOVERNOR		1						
3	2	104200-61200	WEIGHT, GOVERNOR		2						
4	2	172200-61220	PIN, GOVERNOR WEIGHT		2						
4-1	2	119660-61220 (B=E/# 08129)	PIN, GOVERNOR WEIGHT		2						N
5	1	721520-61000	SHAFT, GOVERNOR		1						
6	2	121520-61000	LEVER ASSY, GOVERNOR		1						
11	3	22322-030180	PIN, TAPER 3X18		2						
12	2	121520-61520	BEARING, NEEDLE		2						
13	2	121520-61620	SUPPORT		1						
14	2	121450-61631	SPRING		1						
15	2	22312-040080	PIN, PARALLEL M4X 8		2						
16	2	22351-030010	PIN, SPRING 3.0X10		1						
17	1	129350-61600	SLEEVE, GOVERNOR		1						
18	1	26106-060222	BOLT, M6X 22 PLATED		2						
19	1	121450-66180	LEVER ASSY		1						
22	1	22312-030080	PIN, PARALLEL M3X 8		1						
23	1	22137-080000	WASHER, 8		1						
24	1	22272-000060	RING, E- 6		1						
25	1	121520-66010	SPRING, REGULATOR		1						
26	1	124969-66000	LEVER ASSY,REGULATOR		1						
29	2	22322-030200	PIN, TAPER 3X20		1						
30	2	24311-000070	O-RING, 1AP7.0		1						
31	1	104104-67300	SPRING, RETURN		1						
32	1	124756-67310	HOOK		1						
33	1	121250-03783	RETAINER, INNER WIRE		1						
34	1	22272-000060	RING, E- 6		1						
35	1	121520-66550	LIMITER ASSY, FUEL		1						
38	2	121520-66580	SPRING, CONTROLLER		1						
39	2	124950-66590	SHIM SET		1						
40	2	26756-050002	NUT, LOCK M5		2						
41	1	43400-500450	SEAL WASHER 12		2						
42	1	26736-120002	NUT, M12		1						
43	1	26687-120002	NUT, CAP M12		1						
44	1	124969-66700	SUPPORT, WIRE		1						
45	1	26106-060122	BOLT, M6X 12 PLATED		1						
46	1	121454-66420	ADJUSTER		1						
47	1	124550-66370	NUT, M6		1						
48	1	135210-61090	LEAD		1						
49	1	22451-060000	WIRE, 0.6		1						
50	1	121454-66420	ADJUSTER		1						
51	1	26756-060002	NUT, LOCK M6		1						

Fig.34. ENGINE STOPPING DEVICE

Fig. 34 ENGINE STOPPING DEVICE

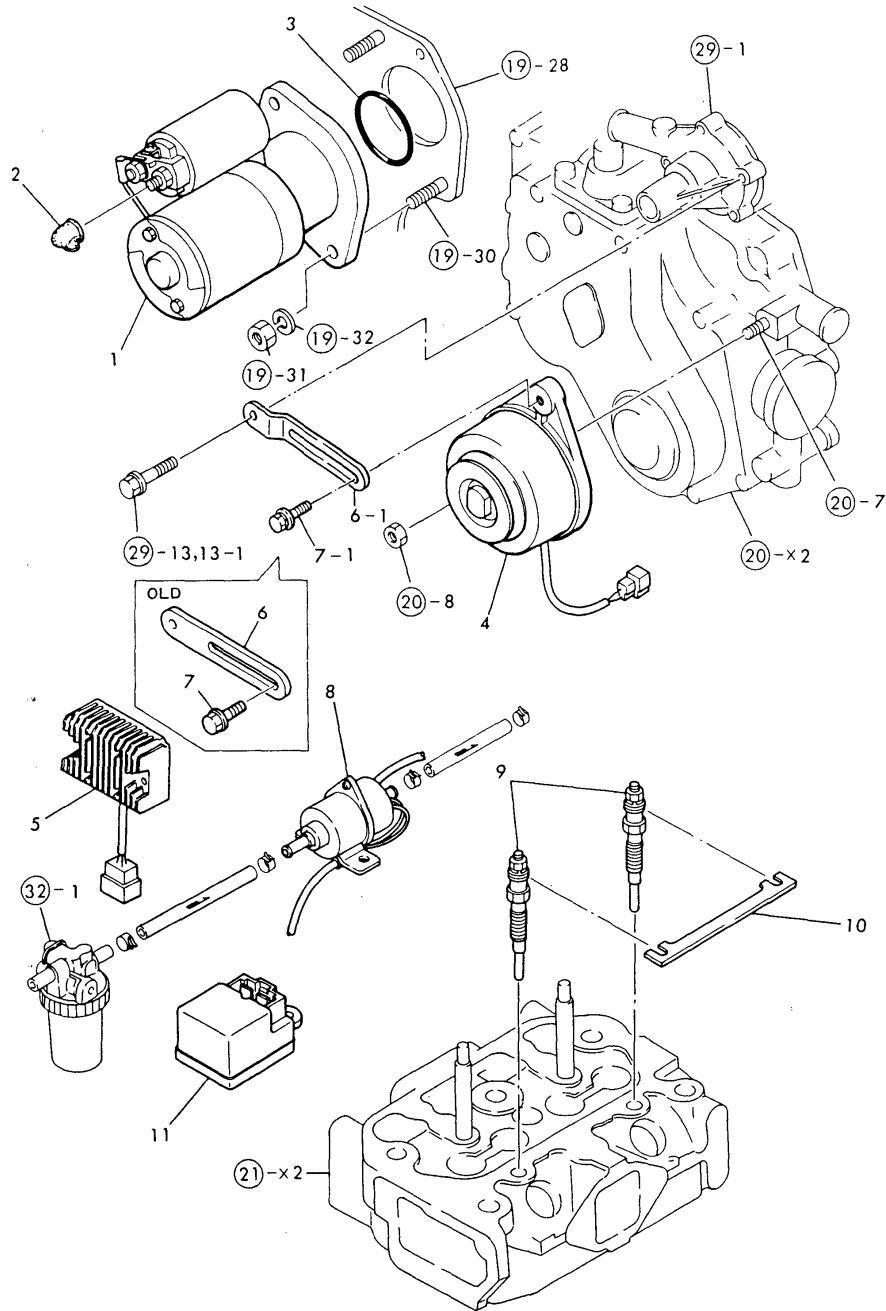


(A)=
(B)=2T75U-N
(C)=
(D)=
(E)=
(F)=

No.	Lev.	Parts No.	Description	Q'ty						I	R
				(A)	(B)	(C)	(D)	(E)	(F)		
1	1	121551-66520	LEVER, STOP		1						
2	1	104211-03770	RETAINER		1						
3	1	121250-03640	SCREW		1						
3-1	1	124250-03640 (B=E/# 05636)	SCREW		1						R
4	1	24311-000090	O-RING, 1AP9.0		1						
5	1	121551-66580	SPRING, RETURN		1						
6	1	22322-030160	PIN, TAPER 3X16		1						

Fig.35. ELECTRIC PARTS

Fig. 35 ELECTRIC PARTS

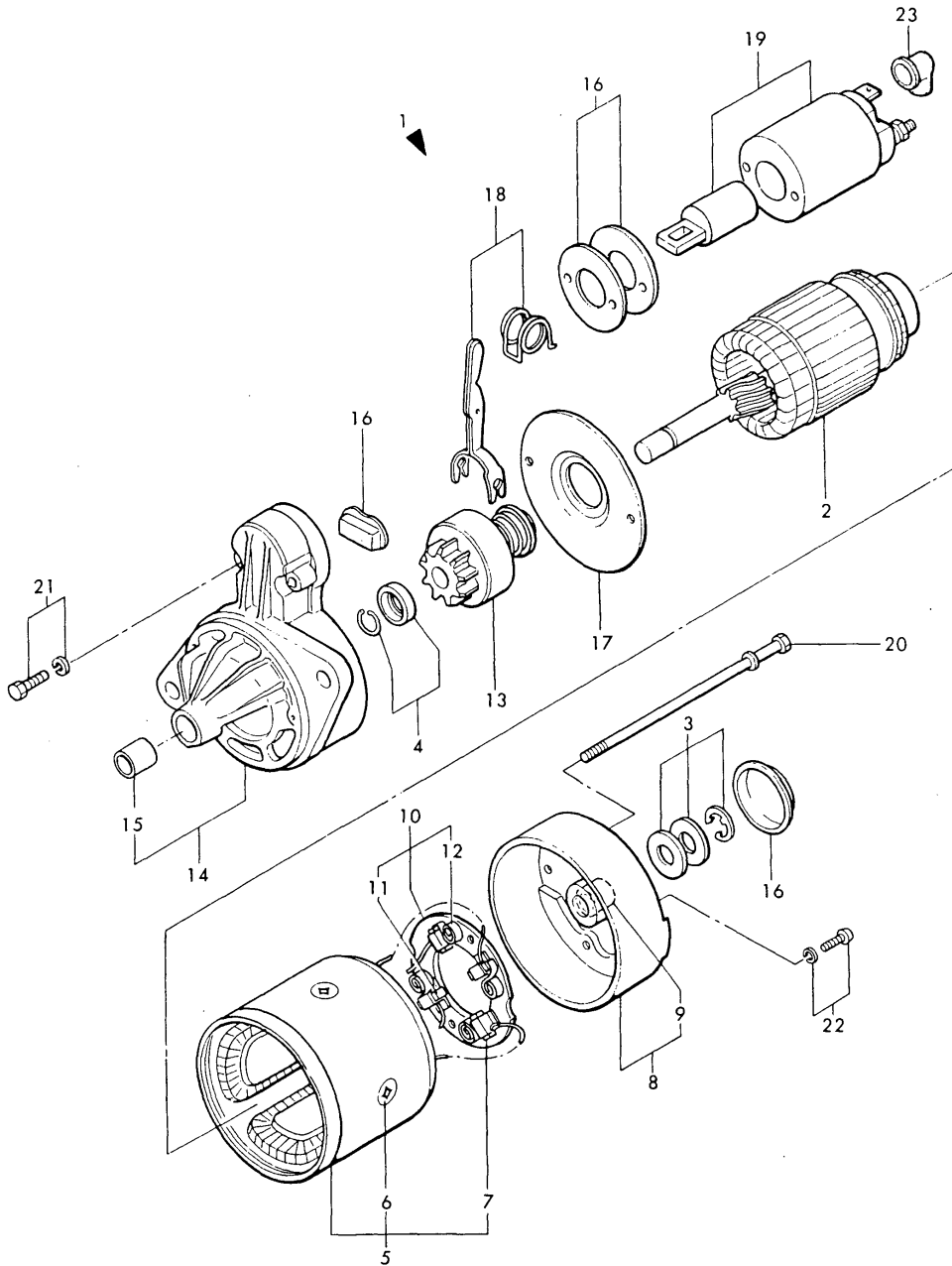


(A)=
(B)=2T75U-N
(C)=
(D)=
(E)=
(F)=

No.	Lev.	Parts No.	Description	Q'ty						I	R
				(A)	(B)	(C)	(D)	(E)	(F)		
1	1	121450-77010	STARTER, S114-235B		1						
2	1	124550-77030	COVER, TERMINAL		1						
3	1	121470-77050	O-RING		1						
4	1	121450-77200	DYNAMO, 12V-180W		1						
5	1	121450-77711	LIMITER, RS5101		1						
5-1	1	121520-77710	LIMITER, CURRENT		1						N
(B=E/# 09245)											
6	1	121450-77330	ADJUSTER		1						
6-1	1	121521-77330	ADJUSTER		1						N
(B=E/# 05292)											
7	1	26106-080222	BOLT, M8X 22 PLATED		1						
7-1	1	26014-080252	BOLT, M8X 25		1						R
(B=E/# 04404)											
8	1	105025-77400	PUMP ASSY, FUEL FEED		1						
9	1	124970-77800	PLUG, GLOW		2						
10	1	124970-77810	CONNECTOR		1						
11	1	124970-77920	TIMER		1						

Fig.36. STARTER (12V-1.3KW)

Fig. 36 STARTER (12V-1.3KW)



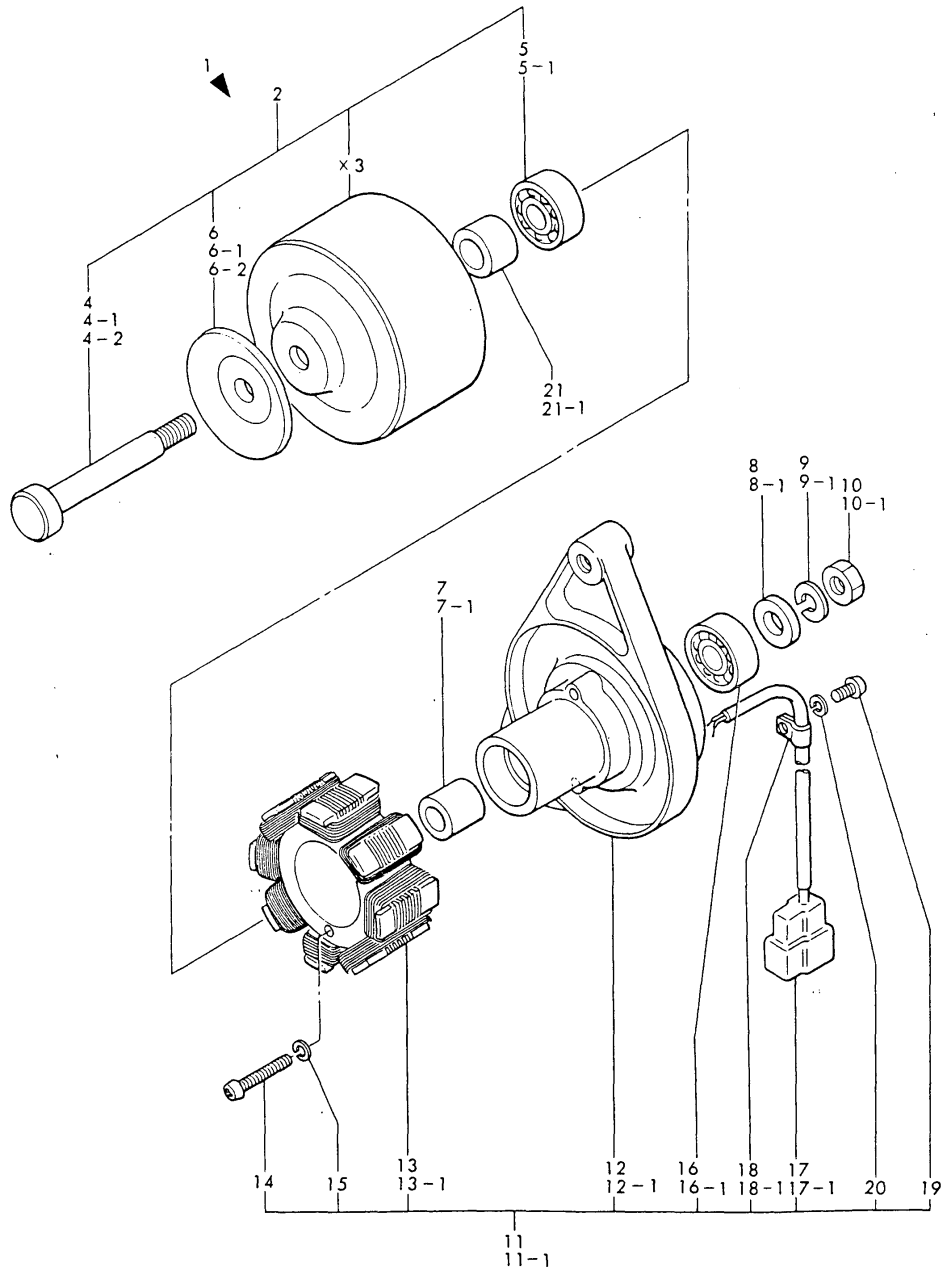
(A)=
(B)=2T75U-N
(C)=

(D)=
(E)=
(F)=

No.	Lev.	Parts No.	Description	Q'ty						I	R
				(A)	(B)	(C)	(D)	(E)	(F)		
1	1	121450-77010	STARTER, S114-235B		1						
2	2	X211491001	ARMATURE ASSY		1						
3	2	X21148110	WASHER SET, THRUST		1						
4	2	X21147155	STOPPER SET, PINION		1						
5	2	X211432001	COIL ASSY, FIELD		1						
6	3	X21147215	SCREW, POLE CORE		4						
7	3	X21145312	BRUSH, +		2						
8	2	X211453002	COVER ASSY, REAR		1						
9	3	X21145352	METAL, REAR COVER		1						
10	2	X21141360	HOLDER ASSY, BRUSH		1						
11	3	X21148313	BRUSH (-)		2						
12	3	X21149314	SPRING, BRUSH		4						
13	2	X211455003	PINION ASSY		1						
14	2	X211456009	CASE ASSY, GEAR		1						
15	3	X21145661	METAL, GEAR CASE		1						
16	2	X21143963	COVER KIT, DUCT		1						
17	2	X21143454	PLATE, CENTER		1						
18	2	X21148652	LEVER SET, SHIFT		1						
19	2	X211497004	SWITCH, MAGNETIC		1						
20	2	X21146815	BOLT		2						
21	2	X7120632	BOLT		2						
22	2	X21142835	SCREW SET		2						
23	1	X21142742	COVER (A), RUBBER		1						

Fig.37. GENERATOR

Fig. 37 GENERATOR

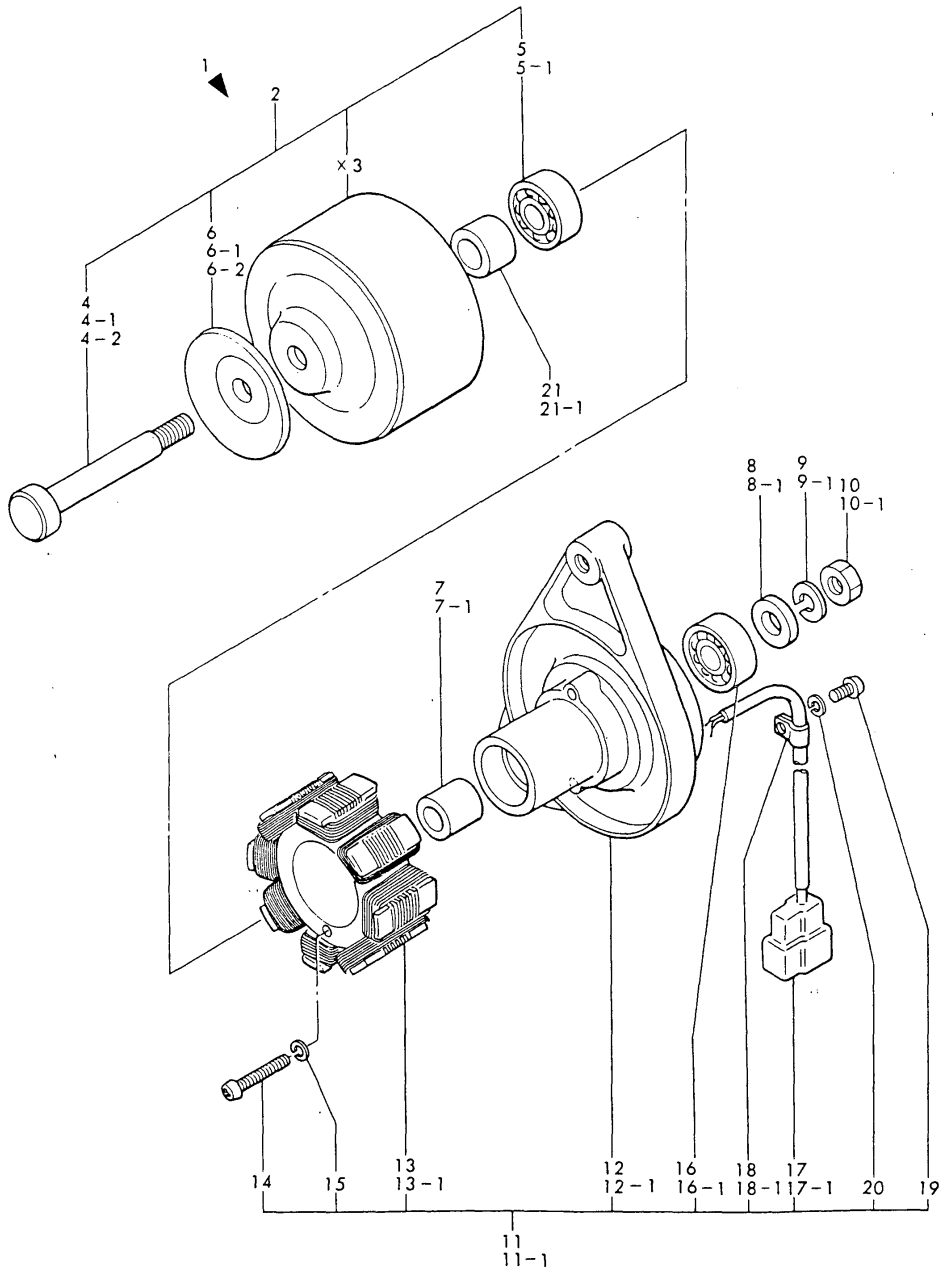


No.	Lev.	Parts No.	Description	Q'ty						I	R
				(A)	(B)	(C)	(D)	(E)	(F)		
1	1	121450-77200	DYNAMO, 12V-180W		1						
2	2	94210M-42875	FLYWHEEL ASSY		1						
4	3	94210M-13751	SHAFT		1						
4-1	3	94210M-42927	SHAFT		1						N
		(B=*)									
4-2	2	XM429270000	SHAFT		1						R
		(B=*1980.08)									
5	3	XM861240000	B.BEARING #6201ZZC3		1						A
5-1	3	XM274360000	BEARING 6201ZZC3		1						S
		(B=E/# 04404)									
6	3	94210M-42801	PULLEY		1						
6-1	3	94210M-42929	PULLEY		1						N
		(B=*)									
6-2	2	XM429290000	PLATE, PULLEY		1						R
		(B=*1980.08)									
7	2	94210M-32983	COLLAR		1						
7-1	2	XM329830000	COLLAR		1						R
		(B=*)									
8	2	94210M-86025	WASHER		1						
8-1	2	XM860250000	WASHER 10		1						N
		(B=*)									
9	2	94210M-21932	WASHER, SPRING		1						
9-1	2	22217-100000	WASHER, SPRING 10		1						N
		(B=*1980.07)									
10	2	94210M-86372	NUT		1						
10-1	2	26706-100002	NUT, M10		1						N
		(B=*1982.11)									
11	2	94210M-51416	PLATE ASSY		1						
11-1	2	XM514160000	PLATE ASSY		1						R
		(B=*1980.08)									
12	3	94210M-51417	PLATE		1						
12-1	3	XM514170000	PLATE		1						R
		(B=*1980.08)									
13	3	94210M-51418	CORE ASSY		1						
13-1	3	XM514180000	STATOR		1						R
		(B=*1980.08)									
14	3	26557-040252	SCREW, M4X25		2						
15	3	22217-040000	WASHER, SPRING 4		2						
16	3	XM861240000	B.BEARING #6201ZZC3		1						A
16-1	3	XM274360000	BEARING 6201ZZC3		1						S
		(B=E/# 04404)									
17	3	94210M-96717	COUPLER		1						
17-1	3	XM967170000	COUPLER		1						R
		(B=*)									
18	3	94210M-06900	CLAMP		1						
18-1	3	XM069000000	CLAMP		1						R
		(B=*)									
19	3	26557-040082	SCREW, M4X 8		1						
20	3	22217-040000	WASHER, SPRING 4		1						
21	2	94210M-42802	COLLAR		1						
21-1	2	XM428020000	COLLAR		1						R

N:Old $\xrightarrow{\text{Yes}}$ New, Q:Old $\xrightarrow{\text{No}}$ New, R:Old $\xrightarrow{\text{Yes}}$ New, S:Old $\xrightarrow{\text{No}}$ New, W:Add, Z:Discontinued, F:Interchangeable by set, K:Q'ty Change
 ++ CONTINUE ++
 Copyright (C) YANMAR CO., LTD. All Rights Reserved.

Fig.37. GENERATOR

Fig. 37 GENERATOR



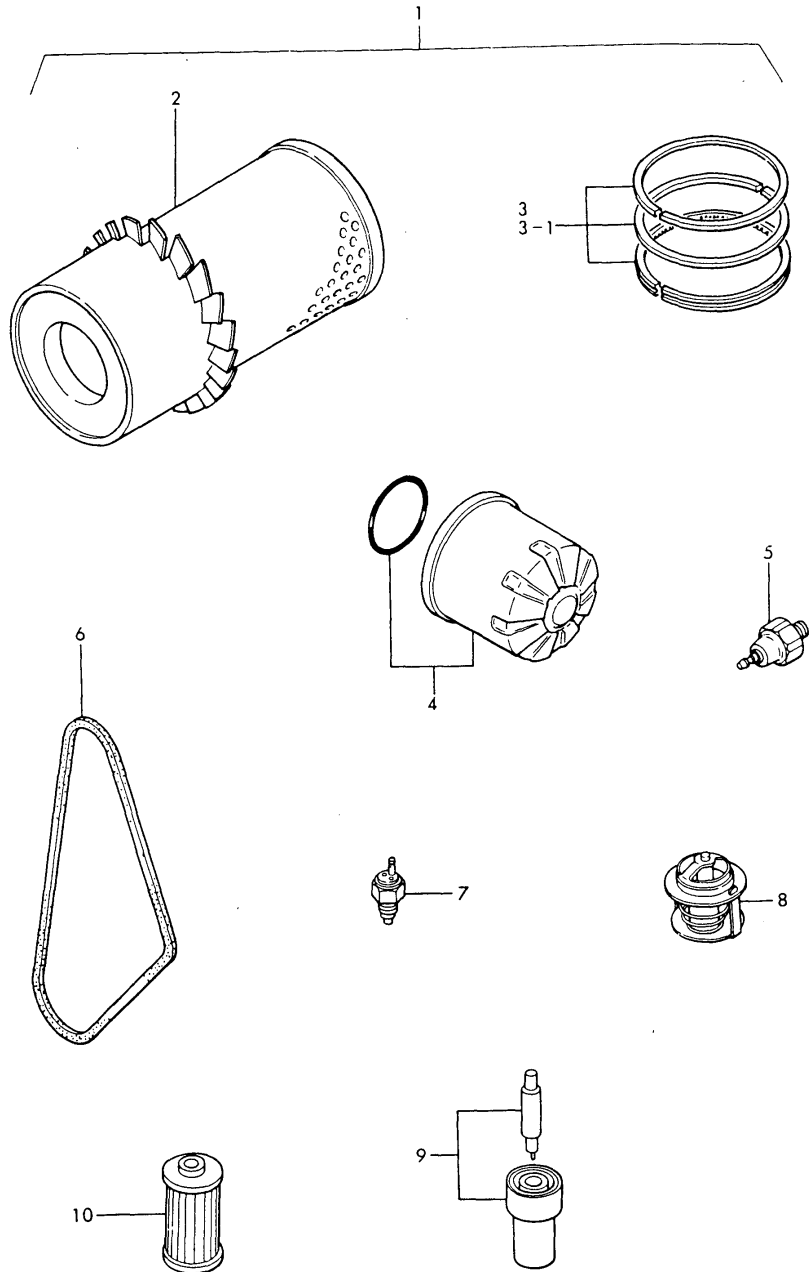
(A)=
(B)=2T75U-N
(C)=

(D)=
(E)=
(F)=

No.	Lev.	Parts No.	Description	Q'ty						I	R
				(A)	(B)	(C)	(D)	(E)	(F)		
(B=*1980.08)											

Fig.38. REPAIR KIT

Fig. 38 REPAIR KIT



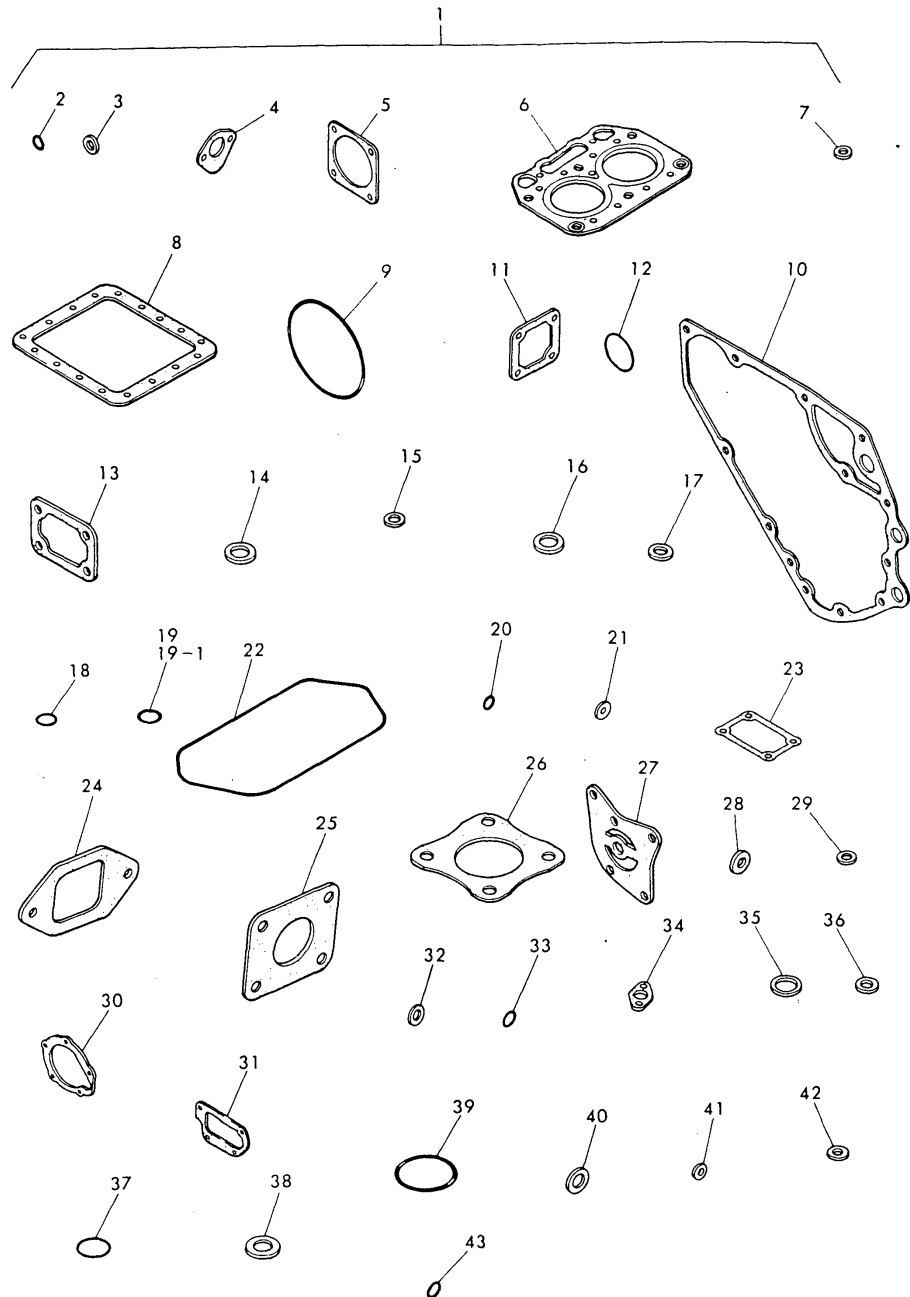
(A)=
(B)=2T75U-N
(C)=

(D)=
(E)=
(F)=

No.	Lev.	Parts No.	Description	Q'ty						I	R	
				(A)	(B)	(C)	(D)	(E)	(F)			
1	1	724970-92500	REPAIR KIT		1							
2	2	171022-12530	ELEMENT		1							
3	2	705311-22500	RING SET, PISTON		2							
3-1	2	721575-22500 (B=E/# 07074)	RING SET, PISTON		2							R
4	2	124450-35100	FILTER, OIL		1							
5	2	124160-39450	SWITCH, 0.5KG		1							
6	2	121023-42290	V-BELT, AX33		1							
7	2	121250-44901	SWITCH, 110		1							
8	2	129350-49800	THERMOSTAT, 71		1							
9	2	124770-53000	VALVE ASSY,INJECTION		2							
10	2	104500-55710	ELEMENT		1							

Fig.39. GASKET KIT (FOR ENGINE)

Fig. 39 GASKET KIT (FOR ENGINE)



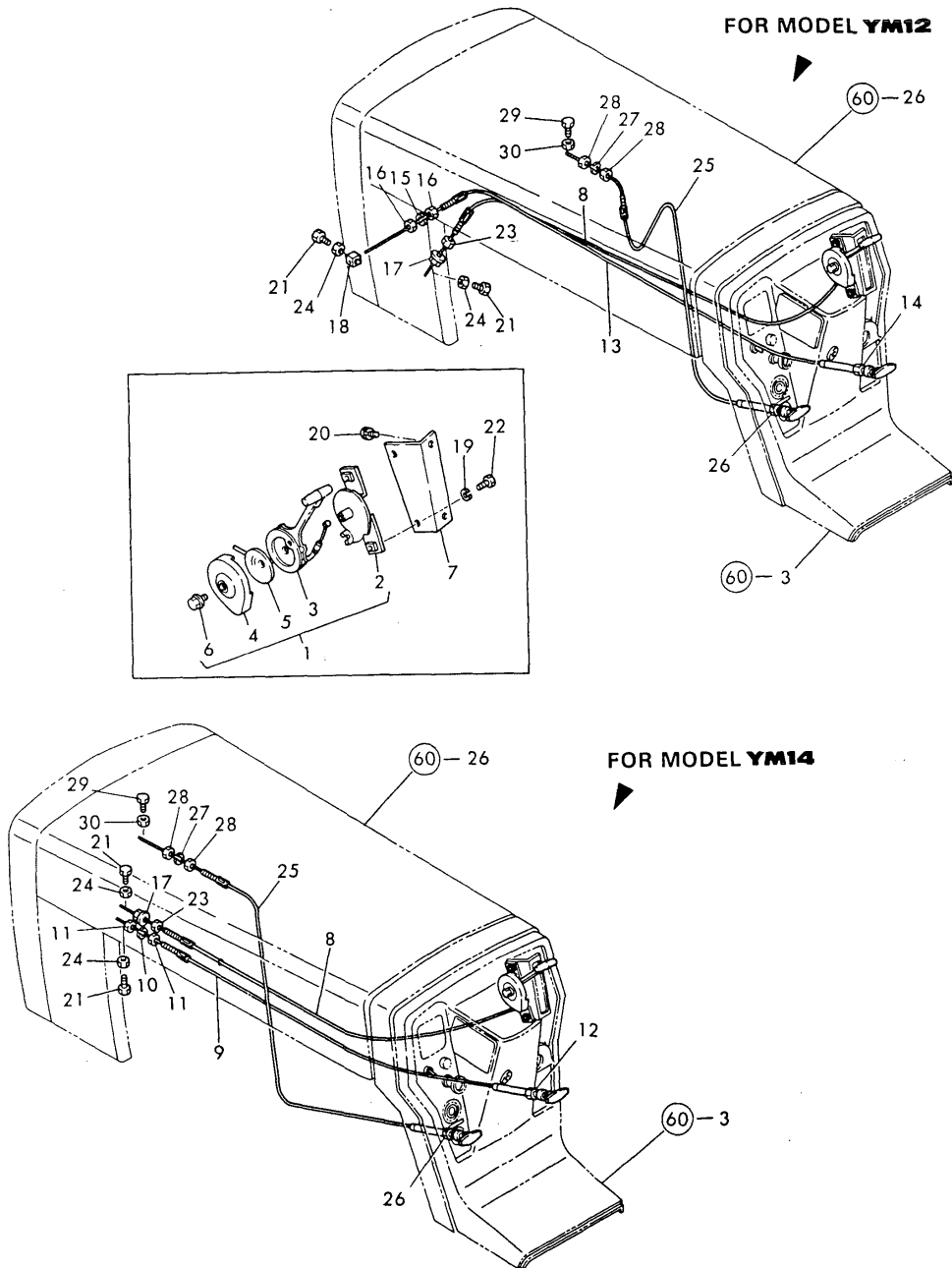
(A)=
(B)=2T75U-N
(C)=

(D)=
(E)=
(F)=

No.	Lev.	Parts No.	Description	Qty						I	R
				(A)	(B)	(C)	(D)	(E)	(F)		
1	1	724970-92601	GASKET SET		1						
2	2	24311-000100	O-RING, 1AP10.0		2						
3	2	121450-01980	GASKET		1						
4	2	121520-01850	GASKET		1						
5	2	124240-01882	GASKET		1						
6	2	124970-01330	GASKET, HEAD		1						
7	2	43400-500450	SEAL WASHER 12		3						
8	2	124000-01750	GASKET, OIL SUMP		1						
9	2	105225-02020	O-RING		1						
10	2	121450-01511	GASKET, GEAR CASE		1						
11	2	121450-01531	GASKET		1						
12	2	24341-000260	O-RING, 1AS26.0		1						
13	2	121450-11680	GASKET		1						
14	2	124950-11450	GASKET, CHAMBER		2						
15	2	124970-11490	INSULATOR		2						
16	2	124970-11450	INSULATOR		2						
17	2	124970-11460	GASKET, CHAMBER		2						
18	2	24311-000120	O-RING, 1AP12.0		2						
19	2	121420-01760	O-RING		1						
19-1	2	24311-000320 (B=E/# 07074)	O-RING, 1AP32.0		1						S
20	2	24311-000070	O-RING, 1AP7.0		3						
21	2	23418-080000	GASKET, 8X1.0		2						
22	2	124970-11310	GASKET, BONNET		1						Z
(B=*)											
23	2	121000-03070	GASKET		1						
24	2	124000-12030	GASKET		1						
25	2	124000-13200	GASKET, SILENCER		1						
26	2	124450-11900	GASKET		1						
27	2	121450-32021	GASKET, PUMP		1						
28	2	23414-100000	GASKET, 10X1.0		2						
29	2	23414-080000	GASKET, 8X1.0		2						
30	2	121023-42051	GASKET, WATER PUMP		1						
31	2	121450-44410	GASKET		1						
32	2	124465-44950	GASKET, 16		1						
33	2	24311-000160	O-RING, 1AP16.0		1						
34	2	129350-49540	GASKET		1						
35	2	124950-51270	GASKET		2						
36	2	124550-51350	GASKET, DELIVERY		2						
37	2	124550-51370	O-RING		2						
38	2	172100-53200	GASKET		2						
39	2	102103-55520	O-RING		1						
40	2	104200-59170	GASKET, 12		2						
41	2	43400-500390	SEAL WASHER 6		1						
42	2	23414-080012	GASKET, 8X1.0		4						
43	2	24311-000090	O-RING, 1AP9.0		1						

Fig.40. THROTTLE

Fig. 40 THROTTLE



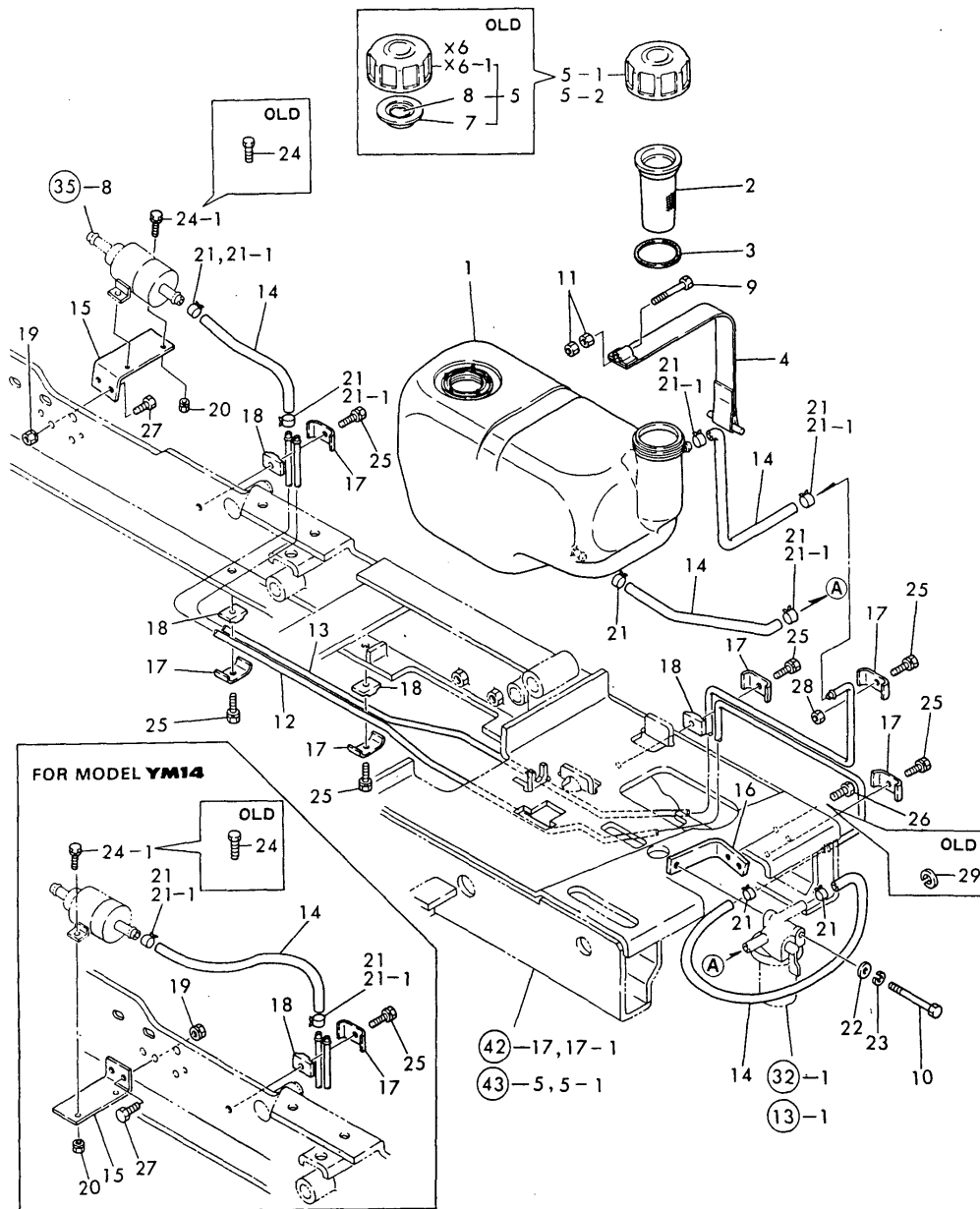
(A)=YM12
(B)=YM14
(C)=

(D)=
(E)=
(F)=

No.	Lev.	Parts No.	Description	Q'ty						I	R
				(A)	(B)	(C)	(D)	(E)	(F)		
1	1	194800-01110	LEVER ASSY	1	1						
2	2	194800-01120	STAY	1	1						
3	2	194800-01130	LEVER, ACCELERATOR	1	1						
4	2	194800-01140-U	BRACKET, THRTL LEVER	1	1						
5	2	194800-01150	SPRING	1	1						
6	2	194800-01160	BOLT	1	1						
7	1	194800-01170	BRACKET, LEVER	1	1						
8	1	194800-01361	WIRE ASSY, THROTTLE	1	1						
9	1	194802-01500	CABLE ASSY, STOP.			1					
10	2	22217-060000	WASHER, SPRING 6 (B=E/# 24167)			1					Z
11	2	26716-060002	NUT, M6			2					
11-1	2	26756-060002	NUT, LOCK M6 (B=E/# 24167)			2					S
12	2	26736-100002	NUT, M10			1					
12-1	2	194180-01530	NUT, M11 (B=E/# 24167)			1					N
13	1	194810-01500	CABLE ASSY, STOP.			1					
14	2	194180-01530	NUT, M11			1					
15	2	22217-060000	WASHER, SPRING 6 (A=E/# 24167)			1					Z
16	2	26716-060002	NUT, M6			2					
16-1	2	26756-060002	NUT, LOCK M6 (A=E/# 24167)			2					S
17	1	194990-22130	NUT, M6	1	1						
18	1	104104-66980	RETAINER, INNER WIRE	1							
19	1	22217-060000	WASHER, SPRING 6	2	2						
20	1	26013-080122	BOLT, M8X 12	2	2						
21	1	26116-050142	BOLT, M5X 14 PLATED	2	2						
22	1	26116-060122	BOLT, M6X 12 PLATED	2	2						
23	1	26716-060002	NUT, M6	1	1						
24	1	26756-050002	NUT, LOCK M5	2	2						
25	1	194167-01500	CABLE, DECOMPRESSION	1	1						
25-1	1	194802-01550	CABLE ASSY			1					
26	2	194180-01530	NUT, M11	1	1						
27	2	22217-060000	WASHER, SPRING 6 (A=E/# 24167) (B=E/# 24167)	1	1						Z
28	2	26716-060002	NUT, M6			2					
28-1	2	26756-060002	NUT, LOCK M6 (A=E/# 24167) (B=E/# 24167)			2					S
29	1	26116-050142	BOLT, M5X 14 PLATED	1	1						
30	1	26756-050002	NUT, LOCK M5	1	1						

Fig.41. FUEL TANK

Fig. 41 FUEL TANK



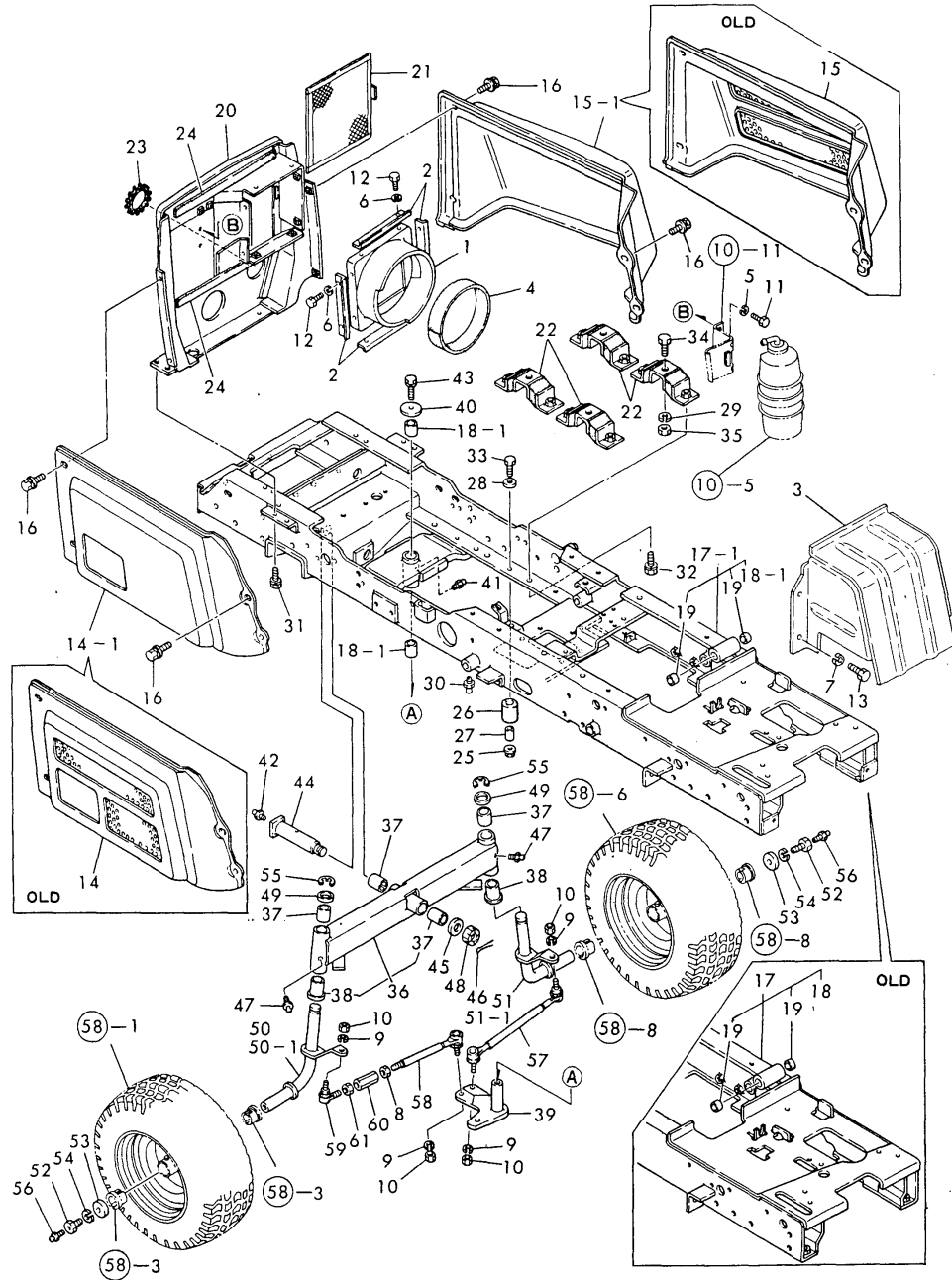
(A)=YM12
(B)=YM14
(C)=

(D)=
(E)=
(F)=

No.	Lev.	Parts No.	Description	Qty						I	R
				(A)	(B)	(C)	(D)	(E)	(F)		
1	1	194802-04110	TANK (10.0L), FUEL	1	1						
2	1	194151-04141	STRAINER, FUEL	1	1						
3	1	194151-04150	GASKET, STRAINER	1	1						
4	1	194802-04250	BAND, TANK	1	1						
5	1	794155-04120	CAP W/PACKING, TANK	1	1						
5-1	1	194250-04300	CAP, TANK	1	1						N
(A=E/# 22001) (B=E/# 22001)											
5-2	1	194250-04301	CAP ASSY, TANK	1	1						N
(A=E/# 24167) (B=E/# 24167)											
7	2	194155-04160	PLATE, BAFFLE	1	1						Z
(A=E/# 22001) (B=E/# 22001)											
8	2	194155-04170	PAD, CAP	1	1						Z
(A=E/# 22001) (B=E/# 22001)											
9	1	26116-080502	BOLT, M8X 50 PLATED	1	1						
10	1	26116-080702	BOLT, M8X 70 PLATED	1	1						
11	1	26716-080002	NUT, M8	2	2						
12	1	194802-04700	PIPE, TANK S1	1	1						
13	1	194802-04770	PIPE, TANK S2	1	1						
14	1	194802-04780	PIPE, TANK	4	4						
15	1	194802-04810	STAY, PUMP	1	1						
16	1	194802-04910	STAY, STRAINER	1	1						
17	1	194180-17770	CLAMP, PIPE	6	6						
18	1	194180-17780	BASE, PIPE CLAMP	4	4						
19	1	194990-22050	NUT, M8	2	2						
20	1	194990-22130	NUT, M6	2	2						
21	1	106990-44660	CLIP, HOSE 12.5	8	8						
21-1	1	23080-012000	CLAMP, 12	8	8						N
(A=E/# 23641) (B=E/# 23641)											
22	1	22137-080000	WASHER, 8	1	1						
23	1	22217-080000	WASHER, SPRING 8	1	1						
24	1	26116-060252	BOLT, M6X 25 PLATED	2	2						
24-1	1	26013-060252	BOLT, M6X 25	2	2						N
(A=FXXXXX) (B=FXXXXX)											
25	1	26013-080252	BOLT, M8X 25	6	6						
26	1	26116-080162	BOLT, M8X 16 PLATED	2	2						
27	1	26116-080202	BOLT, M8X 20 PLATED	2	2						
28	1	26716-080002	NUT, M8	1	1						
29	1	22217-080000	WASHER, SPRING 8	2	2						Z
(A=FXXXXX) (B=FXXXXX)											

Fig.42. FRAME & FRONT AXLE(FOR YM12)

Fig. 42 FRAME & FRONT AXLE [FOR MODEL YM12]



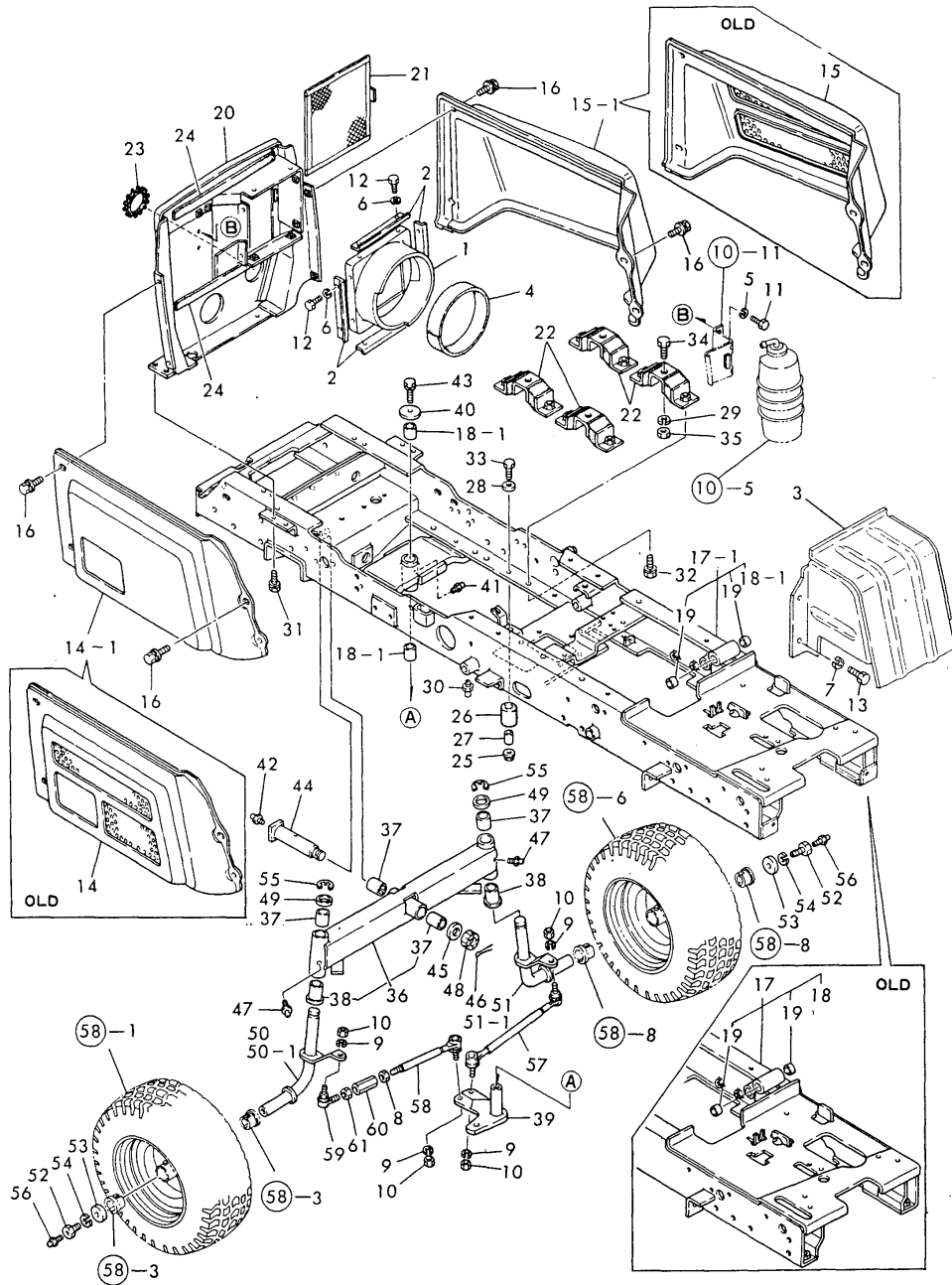
(A)=YM12
(B)=YM14
(C)=

(D)=
(E)=
(F)=

No.	Lev.	Parts No.	Description	Qty						I	R
				(A)	(B)	(C)	(D)	(E)	(F)		
1	1	194810-00510	DUCT, FAN	1							
2	1	194810-00520	RETAINER, FAN DUCT	4							
3	1	194832-00610	DUCT, AIR	1							W
(A=E/# 22001)											
4	1	194812-00670	PAD (RUBBER)	1							
5	1	22217-060000	WASHER, SPRING 6	2							
6	1	22217-060000	WASHER, SPRING 6	8							
7	1	22217-060000	WASHER, SPRING 6	3							W
(A=E/# 22001)											
8	1	194300-13390	NUT, LOCK M12 L	1							
9	1	22217-100000	WASHER, SPRING 10	4							
9-1	1	194740-00160	SPRING, 10	4							N
(A=E/# 23950)											
10	1	26736-100002	NUT, M10	4							
10-1	1	26376-100002	NUT, M10	4							S
(A=E/# 23950)											
11	1	26116-060122	BOLT, M6X 12 PLATED	2							
12	1	26116-060122	BOLT, M6X 12 PLATED	8							
13	1	26116-060122	BOLT, M6X 12 PLATED	3							W
(A=E/# 22001)											
14	1	194812-05110-R	COVER, BELT	1							
14-1	1	194832-05110-R	COVER, BELT	1							S
(A=E/# 22001)											
15	1	194812-05120-R	COVER, BELT	1							
15-1	1	194832-05120-R	COVER, BELT	1							S
(A=E/# 22001)											
16	1	194420-05210	BOLT, M6X16	10							
17	1	194802-11120-X	FRAME ASSY	1							
17-1	1	194802-11121-X	FRAME ASSY	1							N
(A=E/# 22001)											
18	2	194440-11360	BUSH, 25X29X30	2							M
18-1	2	194802-11360	BUSH, 25.4X29X30	2							
19	2	24550-020150	BUSH, 20X15	2							
20	1	194812-11130-X	BRACKET, RADIATOR	1							
21	1	194812-11140-X	PROTECTOR, FRONT	1							
22	1	194810-11181-X	MOUNTING, FLEX. RUBBER	4							
23	1	194810-11190	GROMMET L=184	1							
24	1	194800-11420	SEAL, RADIATOR A	2							
25	1	194990-22140	NUT, M8	2							
26	1	194151-63240	RUBBER, CUSHION	2							
27	1	194151-63250	COLLAR, CUSHION	2							
28	1	22137-080000	WASHER, 8	2							
29	1	22217-120000	WASHER, SPRING 12	4							
30	1	24761-010000	NIPPLE, GREASE M6F	2							
31	1	26013-080122	BOLT, M8X 12	4							
32	1	26013-120302	BOLT, M12X 30	8							
33	1	26116-080302	BOLT, M8X 30 PLATED	2							
34	1	26116-120352	BOLT, M12X 35 PLATED	4							
35	1	26716-120002	NUT, M12	4							
36	1	194802-11200-X	AXLE ASSY, FRONT	1							
37	2	194802-11360	BUSH, 25.4X29X30	4							

Fig.42. FRAME & FRONT AXLE(FOR YM12)

Fig. 42 FRAME & FRONT AXLE [FOR MODEL YM12]



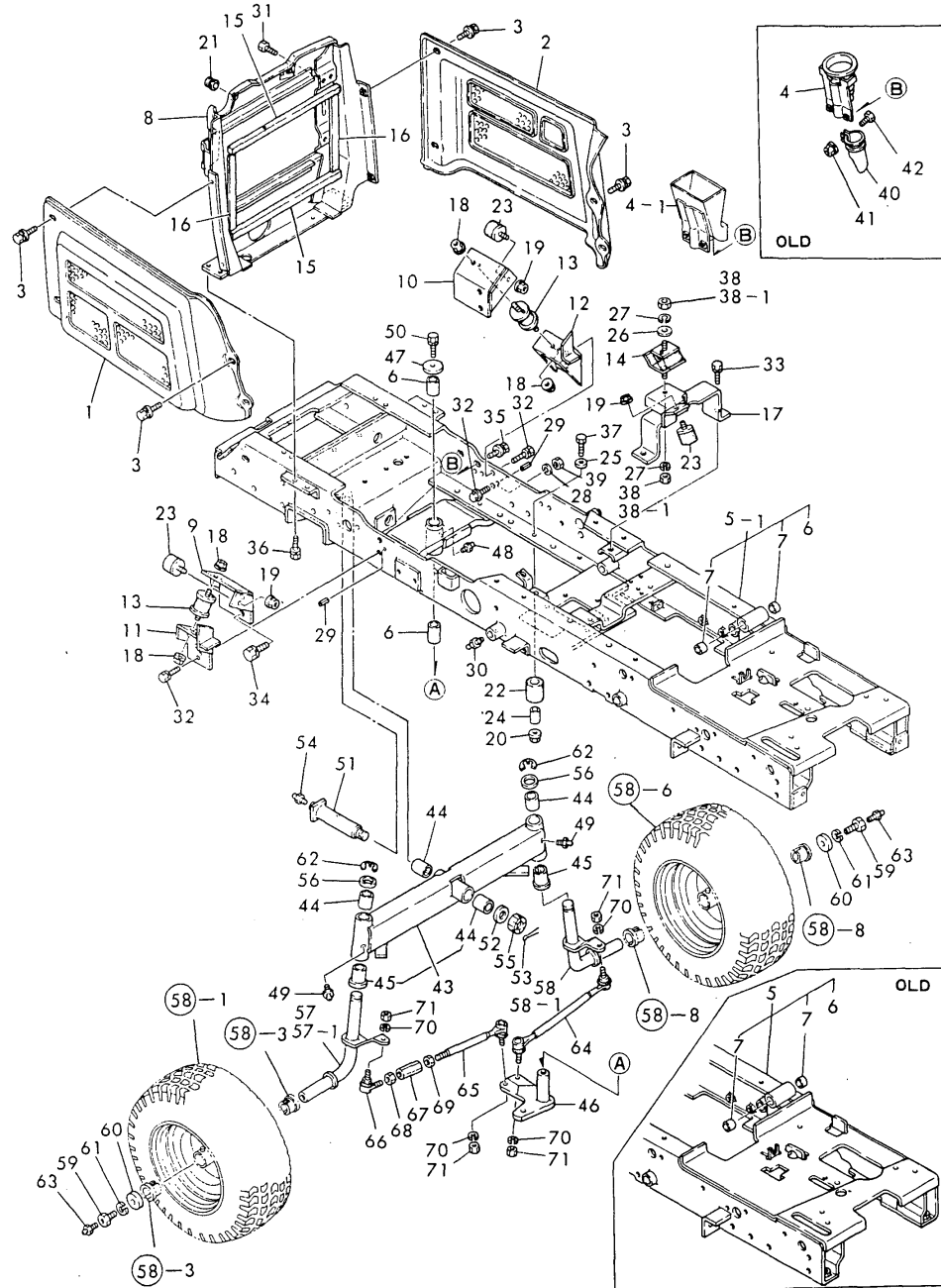
(A)=YM12
(B)=YM14
(C)=

(D)=
(E)=
(F)=

No.	Lev.	Parts No.	Description	Q'ty						I	R
				(A)	(B)	(C)	(D)	(E)	(F)		
38	2	194802-11370	BUSH	2							
39	1	194802-11250-X	CRANK, CENTER	1							
40	1	194800-11830	WASHER 10.5X43X3.2	1							
41	1	24761-010000	NIPPLE, GREASE M6F	1							
42	1	24761-060000	NIPPLE, GREASE MT6X1	1							
43	1	26013-100202	BOLT, M10X 20	1							
44	1	194802-11500-U	PIN, CENTER	1							
45	1	22137-200000	WASHER, 20	1							
46	1	22417-400400	PIN, COTTER 4.0X40	1							
47	1	24761-010000	NIPPLE, GREASE M6F	2							
48	1	26877-200002	NUT, CASTLE M20	1							
49	1	194800-11760	WASHER, 26X37X2.3	2							
50	1	194802-11800-X	PIN, KING	1							
50-1	1	194802-11801-X	PIN ASSY, KING	1							S
(A=E/# 22001)											
51	1	194802-11850-X	PIN, KING	1							
51-1	1	194802-11851-X	PIN ASSY, KING	1							S
(A=E/# 22001)											
52	1	194802-11860	BOLT, M12X25	2							
53	1	194802-11890	WASHER, 12.5X40X6	2							
54	1	22217-120000	WASHER, SPRING 12	2							
55	1	22272-000190	RING, E-19	2							
56	1	24761-010000	NIPPLE, GREASE M6F	2							
57	1	194800-12311-X	TIE-ROD	1							
58	1	194800-12341-X	TIE-ROD	1							
59	1	194800-12451-X	END, TIE-ROD	1							
60	1	194300-13370	TURNBUCKLE, M12	1							
61	1	194300-13380	NUT, LOCK M12 R	1							

Fig.43. FRAME & FRONT AXLE(FOR YM14)

Fig. 43 FRAME & FRONT AXLE [FOR MODEL YM14]



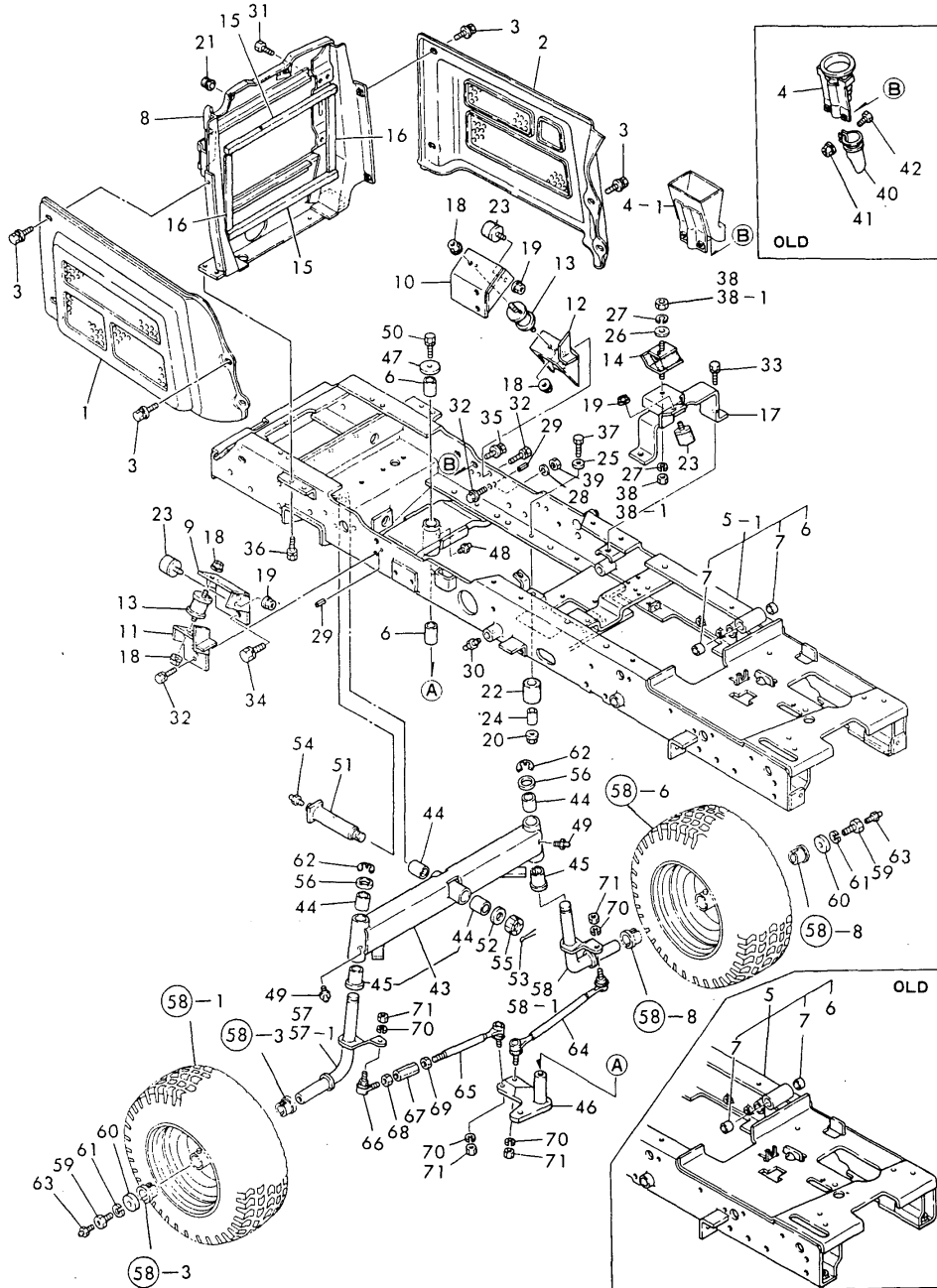
(A)=YM12
(B)=YM14
(C)=

(D)=
(E)=
(F)=

No.	Lev.	Parts No.	Description	Q'ty						I	R
				(A)	(B)	(C)	(D)	(E)	(F)		
1	1	194802-05110-R	COVER, BELT		1						
2	1	194802-05120-R	COVER, BELT		1						
3	1	194420-05210	BOLT, M6X16		10						
4	1	194802-05200	GUIDE ASSY, EXHAUST		1						
4-1	1	194802-05201	GUIDE ASSY, EXHAUST (B=E/# 22001)		1						N
5	1	194802-11120-X	FRAME ASSY		1						
5-1	1	194802-11121-X	FRAME ASSY (B=E/# 22001)		1						N
6	2	194802-11360	BUSH, 25.4X29X30		2						
7	2	24550-020150	BUSH, 20X15		2						
8	1	194802-11130-X	BRACKET, RADIATOR		1						
9	1	194802-11140-X	BRACKET, ENGINE		1						
10	1	194802-11150-X	BRACKET, ENGINE		1						
10-1	1	194802-11151-X			1						S
			(B=*1989.04)								
11	1	194802-11160-X	PLATE, MOUNT		1						
11-1	1	194802-11161-X			1						S
			(B=*1989.04)								
12	1	194802-11170-X	PLATE, MOUNT		1						
12-1	1	194802-11171-X			1						S
			(B=*1989.04)								
13	1	194802-11180	RUBBER, ABSORBER		2						
13-1	1	194802-11410			2						S
			(B=*1989.04)								
14	1	194802-11190	RUBBER, MOUNTING		1						
15	1	194800-11420	SEAL, RADIATOR A		2						
16	1	194800-11430	SEAL, RADIATOR B		2						
17	1	194802-11450-X	BRACKET, REAR MOUNT		1						
18	1	194990-22050	NUT, M8		4						
19	1	194990-22050	NUT, M8		3						
20	1	194990-22140	NUT, M8		2						
21	1	194080-58820	GROMMET, 15		1						
22	1	194151-63240	RUBBER, CUSHION		2						
23	1	194275-63240	RUBBER, CUSHION		3						
24	1	194151-63250	COLLAR, CUSHION		2						
25	1	22137-080000	WASHER, 8		2						
26	1	22137-100000	WASHER, 10		1						
27	1	22217-100000	WASHER, SPRING 10		2						
28	1	22217-100000	WASHER, SPRING 10 (B=FXXXX)		1						Z
29	1	22351-060016	PIN, SPRING 6.0X16		2						
30	1	24761-010000	NIPPLE, GREASE M6F		2						
31	1	26013-080122	BOLT, M8X 12		4						
32	1	26013-100252	BOLT, M10X 25		4						
33	1	26013-100252	BOLT, M10X 25		2						
34	1	26013-120252	BOLT, M12X 25		4						
35	1	26014-060202	BOLT, M6X 20		2						
36	1	26116-080122	BOLT, M8X 12 PLATED		4						
37	1	26116-080302	BOLT, M8X 30 PLATED		2						
38	1	26716-100002	NUT, M10		2						

Fig.43. FRAME & FRONT AXLE(FOR YM14)

Fig. 43 FRAME & FRONT AXLE [FOR MODEL YM14]



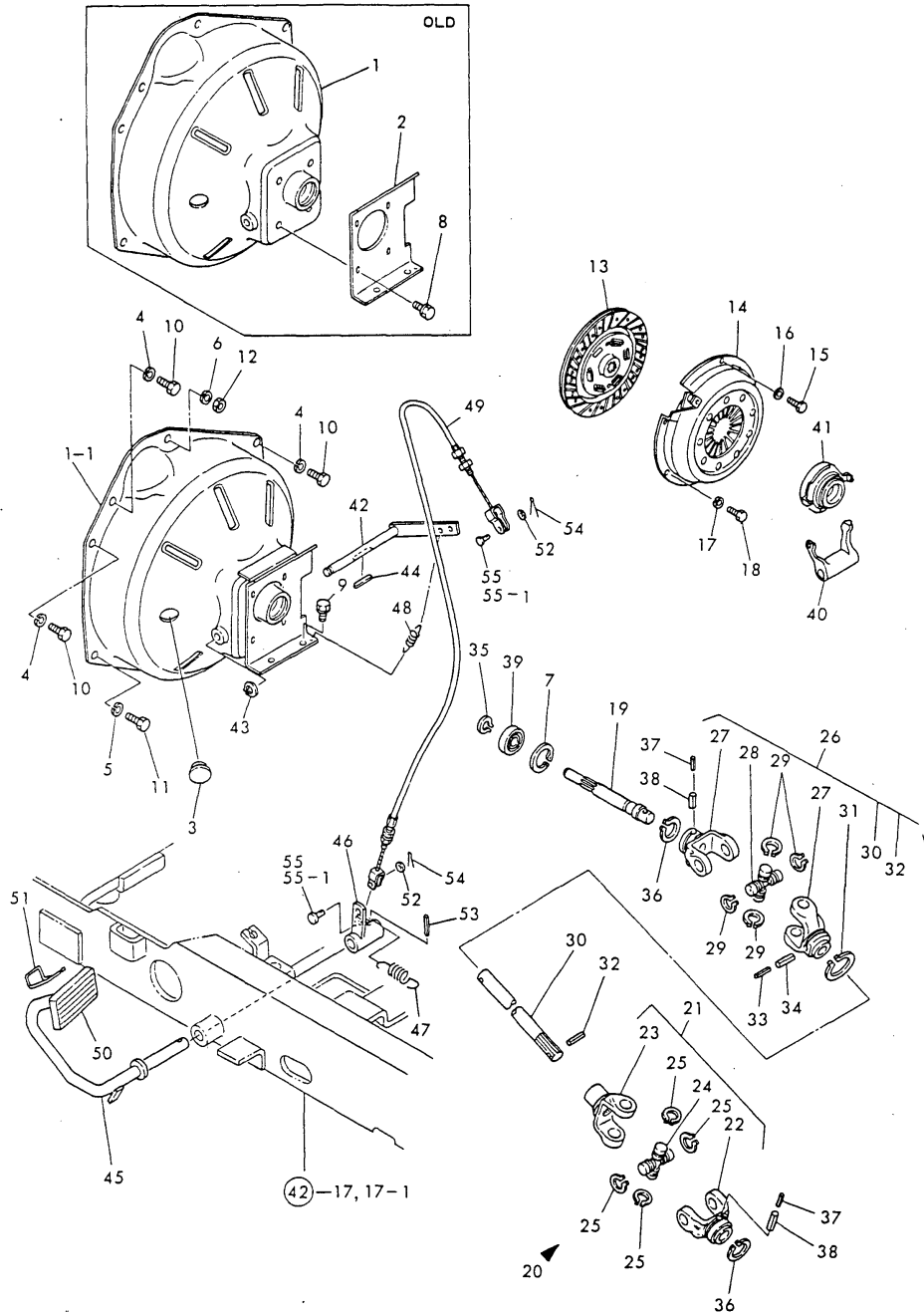
(A)=YM12
(B)=YM14
(C)=

(D)=
(E)=
(F)=

No.	Lev.	Parts No.	Description	Q'ty						I	R
				(A)	(B)	(C)	(D)	(E)	(F)		
38-1	1	26716-100002 (B=FXXXXX)	NUT, M10		4						K
39	1	26716-100002 (B=FXXXXX)	NUT, M10		1						W
40	1	105430-13570 (B=FXXXXX)	PIPE		1						Z
41	1	194990-22130 (B=FXXXXX)	NUT, M6		1						Z
42	1	26116-060162 (B=FXXXXX)	BOLT, M6X 16 PLATED		1						Z
43	1	194802-11200-X	AXLE ASSY, FRONT		1						
44	2	194802-11360	BUSH, 25.4X29X30		4						
45	2	194802-11370	BUSH		2						
46	1	194802-11250-X	CRANK, CENTER		1						
47	1	194800-11830	WASHER 10.5X43X3.2		1						
48	1	24761-010000	NIPPLE, GREASE M6F		1						
49	1	24761-060000	NIPPLE, GREASE M6X1		2						
50	1	26013-100202	BOLT, M10X 20		1						
51	1	194802-11500-U	PIN, CENTER		1						
52	1	22137-200000	WASHER, 20		1						
53	1	22417-400400	PIN, COTTER 4.0X40		1						
54	1	24761-010000	NIPPLE, GREASE M6F		1						
55	1	26877-200002	NUT, CASTLE M20		1						
56	1	194800-11760	WASHER, 26X37X2.3		2						
57	1	194802-11800-X	PIN, KING		1						
57-1	1	194802-11801-X (B=E/# 22001)	PIN ASSY, KING		1						S
58	1	194802-11850-X	PIN, KING		1						
58-1	1	194802-11851-X (B=E/# 22001)	PIN ASSY, KING		1						S
59	1	194802-11860	BOLT, M12X25		2						
60	1	194802-11890	WASHER, 12.5X40X6		2						
61	1	22217-120000	WASHER, SPRING 12		2						
62	1	22272-000190	RING, E-19		2						
63	1	24761-010000	NIPPLE, GREASE M6F		2						
64	1	194800-12311-X	TIE-ROD		1						
65	1	194800-12341-X	TIE-ROD		1						
66	1	194800-12451-X	END, TIE-ROD		1						
67	1	194300-13370	TURNBUCKLE, M12		1						
68	1	194300-13380	NUT, LOCK M12 R		1						
69	1	194300-13390	NUT, LOCK M12 L		1						
70	1	22217-100000	WASHER, SPRING 10		4						
70-1	1	194740-00160 (B=E/# 23950)	SPRING, 10		4						N
71	1	26736-100002	NUT, M10		4						
71-1	1	26376-100002 (B=E/# 23950)	NUT, M10		4						S

Fig.44. CLUTCH(FOR YM12)

Fig. 44 CLUTCH [FOR MODEL YM12]



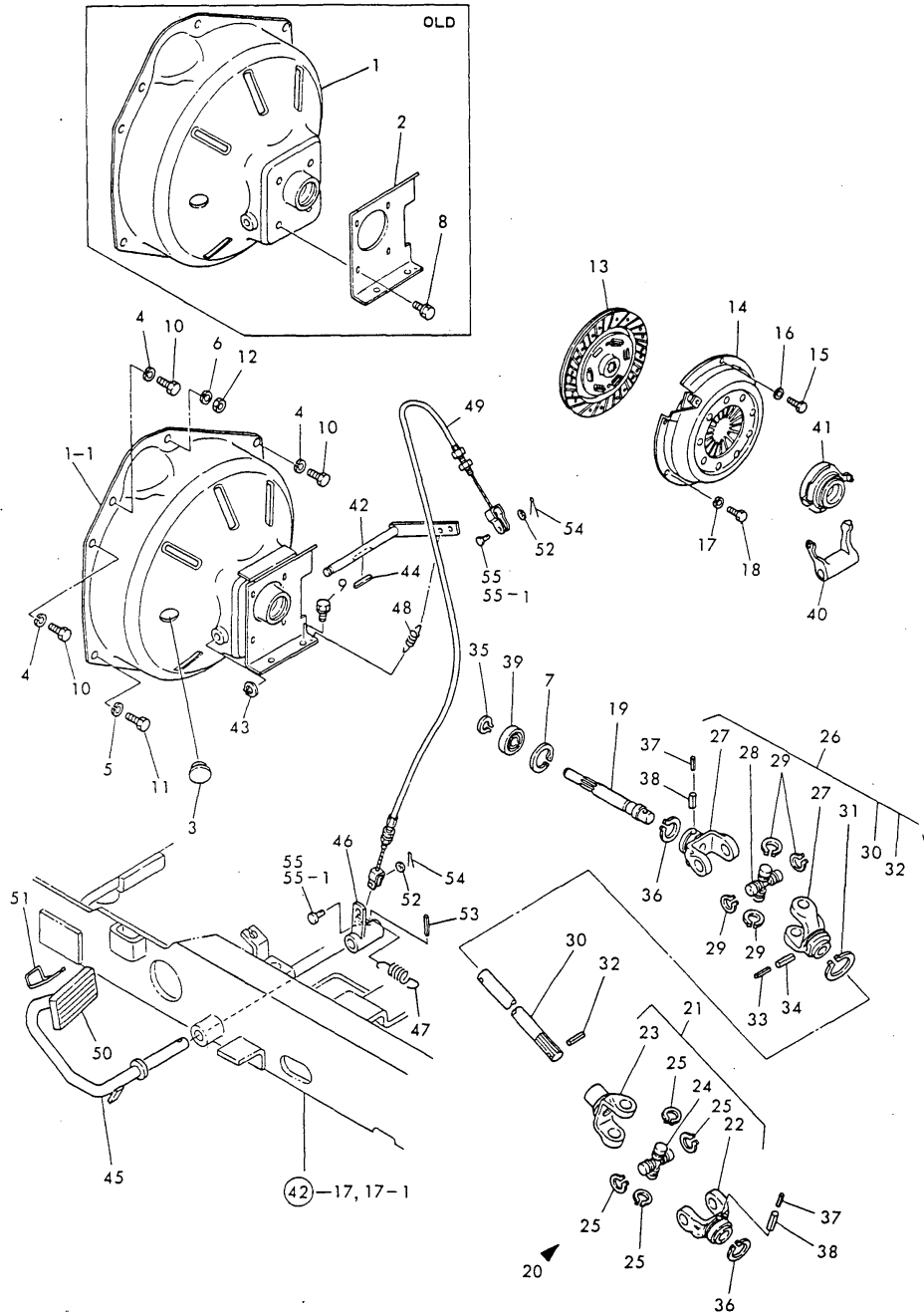
(A)=YM12
(B)=YM14
(C)=

(D)=
(E)=
(F)=

No.	Lev.	Parts No.	Description	Q'ty						I	R
				(A)	(B)	(C)	(D)	(E)	(F)		
1	1	194810-21100-X	HOUSING ASSY, CLUTCH	1							
1-1	1	194810-21101	HOUSING ASSY, CLUTCH	1							N
(A=E/# 24167)											
2	1	194810-22510	STAY WIRE	1							Z
(A=E/# 24167)											
3	1	194130-61570	GROMMET, 27	1							
4	1	22217-060000	WASHER, SPRING 6	3							
5	1	22217-080000	WASHER, SPRING 8	3							
6	1	22217-100000	WASHER, SPRING 10	1							
7	1	22252-000400	RING, 40	1							
8	1	26014-080162	BOLT, M8X 16	4							Z
(A=E/# 24167)											
9	1	26014-080162	BOLT, M8X 16	2							
10	1	26116-060162	BOLT, M6X 16 PLATED	3							
11	1	26116-080122	BOLT, M8X 12 PLATED	3							
12	1	26716-100002	NUT, M10	1							
13	1	194300-21700	DISC, CLUTCH	1							
14	1	194300-21800	PLATE ASSY, PRESSURE	1							
15	1	194300-21950	BOLT, REAMER M6X22	2							
16	1	22217-060000	WASHER, SPRING 6	2							
17	1	22217-060000	WASHER, SPRING 6	4							
18	1	26116-060162	BOLT, M6X 16 PLATED	4							
19	1	194810-22110	SHAFT, MAIN DRIVE	1							
20	1	194812-22200	JOINT ASSY, CROSS	1							
21	2	194802-22210	JOINT, CROSS R	1							
22	3	194802-22240	YOKE	1							
23	3	194802-22250	YOKE, SLEEVE	1							
24	3	194802-22260	JOURNAL KIT	1							
25	3	194802-22270	RING, SNAP	4							
26	2	194812-22220	JOINT, CROSS	1							
27	3	194802-22240	YOKE	2							
28	3	194802-22260	JOURNAL KIT	1							
29	3	194802-22270	RING, SNAP	4							
30	3	194812-22280	SHAFT	1							
31	3	22242-000360	RING, 36	1							
32	3	22351-030010	PIN, SPRING 3.0X10	1							
33	3	22351-035032	PIN, SPRING 3.5X32	1							
34	3	22351-060032	PIN, SPRING 6.0X32	1							
35	1	22242-000170	RING, 17	1							
36	1	22242-000360	RING, 36	2							
37	1	22351-035032	PIN, SPRING 3.5X32	2							
38	1	22351-060032	PIN, SPRING 6.0X32	2							
39	1	24104-062034	BEARING, BALL 6203UU	1							
40	1	194800-22311	ARM, CLUTCH RELEASE	1							
41	1	194800-22320	BEARING, CLUTCH	1							
42	1	194800-22350-X	SHAFT,CLUTCH RELEASE	1							
43	1	22242-000120	RING, 12	1							
44	1	22512-040340	KEY, 4X 34	1							
45	1	194802-22410-X	PEDAL ASSY, L	1							
46	1	194802-22420	ARM, CLUTCH PEDAL	1							
47	1	194800-22470	SPRING, 68	1							

Fig.44. CLUTCH(FOR YM12)

Fig. 44 CLUTCH [FOR MODEL YM12]



(A)=YM12
(B)=YM14
(C)=

(D)=
(E)=
(F)=

No.	Lev.	Parts No.	Description	Q'ty						I	R
				(A)	(B)	(C)	(D)	(E)	(F)		
48	1	194800-22480	SPRING, 58	1							
49	1	194802-22500	CABLE, CONTROL	1							
50	1	194802-22580	COVER, HEAD	1							
51	1	194802-22590	LEVER, CLUTCH LOCK	1							
52	1	22137-060000	WASHER, 6	2							
53	1	22351-060028	PIN, SPRING 6.0X28	1							
54	1	22417-160180	PIN, COTTER 1.6X18	2							
55	1	22487-060140	PIN, H 6X 14	2							
55-1	1	22487-060120	PIN, H 6X 12	2							N

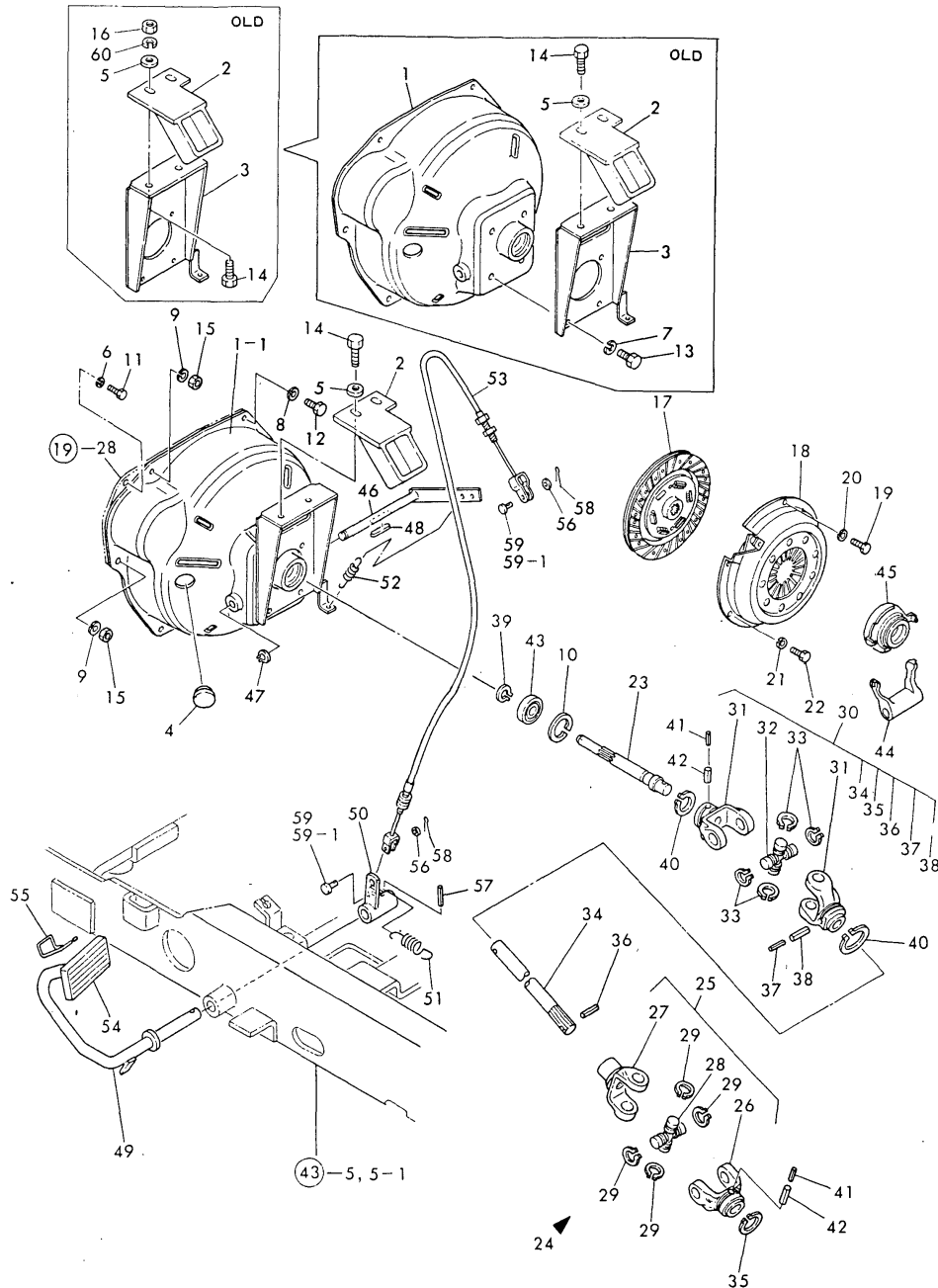
(A=E/# 22147)

Fig.45. CLUTCH(FOR YM14)

(A)=YM12
(B)=YM14
(C)=

(D)=
(E)=
(F)=

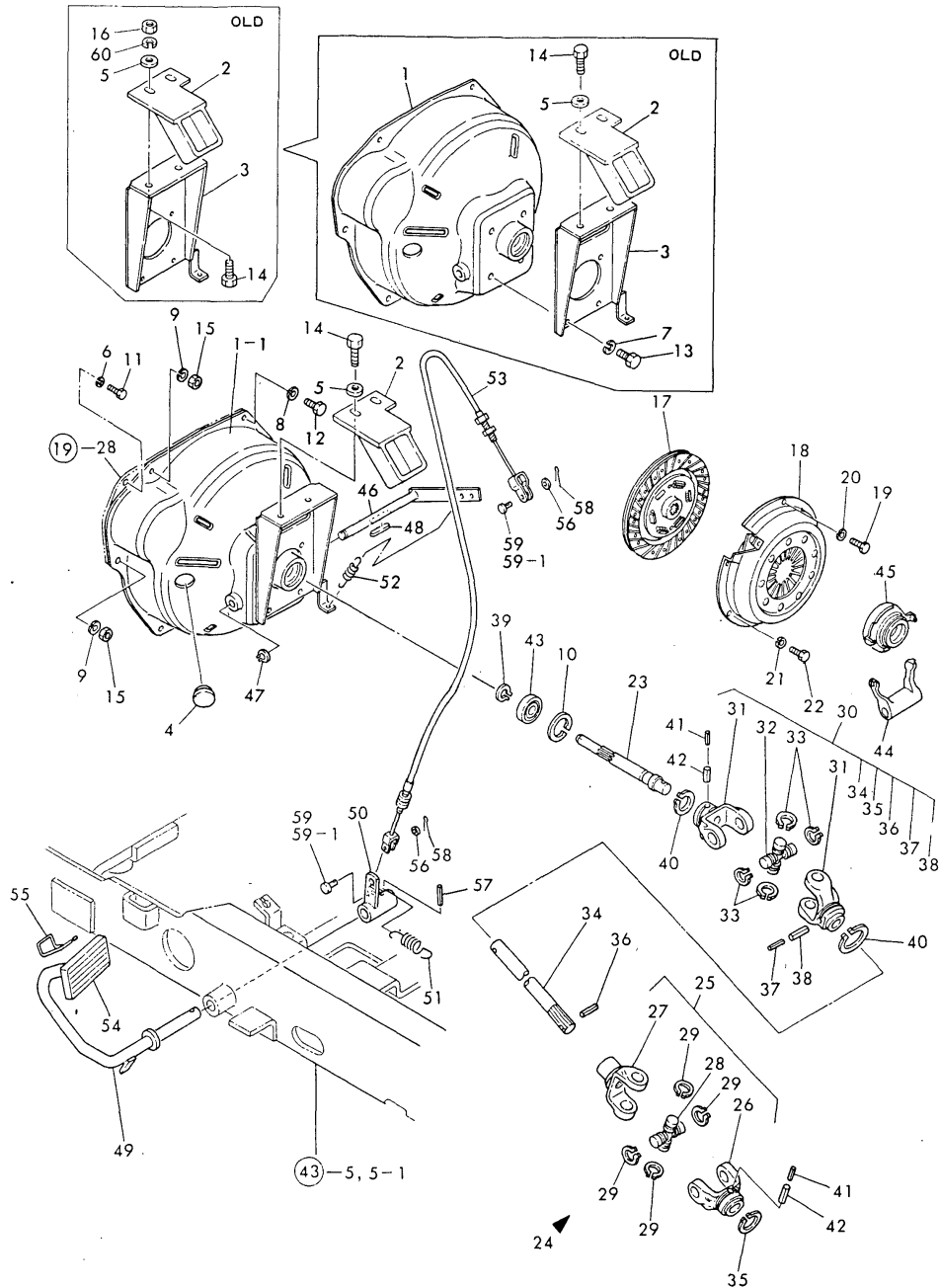
Fig. 45 CLUTCH [FOR MODEL YM14]



No.	Lev.	Parts No.	Description	Qty						I	R
				(A)	(B)	(C)	(D)	(E)	(F)		
1	1	194800-21101-X	HOUSING ASSY, CLUTCH	1							
1-1	1	194802-21100 (B=E/# 24167)	HOUSING ASSY, CLUTCH	1							N
2	1	194802-21150	STOPPER		1						
3	1	194800-22511 (B=E/# 24167)	STAY, WIRE		1						Z
4	1	194130-61570	GROMMET, 27		1						
5	1	22137-100000	WASHER, 10		1						
6	1	22217-060000	WASHER, SPRING 6		1						
7	1	22217-080000 (B=E/# 24167)	WASHER, SPRING 8		4						Z
8	1	22217-080000	WASHER, SPRING 8		4						
9	1	22217-100000	WASHER, SPRING 10		2						
10	1	22252-000400	RING, 40		1						
11	1	26116-060162	BOLT, M6X 16 PLATED		1						
12	1	26116-080122	BOLT, M8X 12 PLATED		4						
13	1	26116-080162 (B=E/# 24167)	BOLT, M8X 16 PLATED		4						Z
14	1	26116-100252	BOLT, M10X 25 PLATED		1						
15	1	26716-100002	NUT, M10		2						
16	1	26716-100002 (B=E/# 22001)	NUT, M10		1						Z
17	1	194300-21700	DISC, CLUTCH		1						
18	1	194300-21800	PLATE ASSY, PRESSURE		1						
19	1	194300-21950	BOLT, REAMER M6X22		2						
20	1	22217-060000	WASHER, SPRING 6		2						
21	1	22217-060000	WASHER, SPRING 6		4						
22	1	26116-060162	BOLT, M6X 16 PLATED		4						
23	1	194800-22111	SHAFT, MAIN DRIVE C		1						
24	1	194802-22200	JOINT ASSY, CROSS		1						
25	2	194802-22210	JOINT, CROSS R		1						
26	3	194802-22240	YOKE		1						
27	3	194802-22250	YOKE, SLEEVE		1						
28	3	194802-22260	JOURNAL KIT		1						
29	3	194802-22270	RING, SNAP		4						
30	2	194802-22220	JOINT, CROSS		1						
31	3	194802-22240	YOKE		2						
32	3	194802-22260	JOURNAL KIT		1						
33	3	194802-22270	RING, SNAP		4						
34	3	194802-22280	SHAFT		1						
35	3	22242-000360	RING, 36		1						
36	3	22351-030010	PIN, SPRING 3.0X10		1						
37	3	22351-035032	PIN, SPRING 3.5X32		1						
38	3	22351-060032	PIN, SPRING 6.0X32		1						
39	1	22242-000170	RING, 17		1						
40	1	22242-000360	RING, 36		2						
41	1	22351-035032	PIN, SPRING 3.5X32		2						
42	1	22351-060032	PIN, SPRING 6.0X32		2						
43	1	24104-062034	BEARING, BALL 6203UU		1						
44	1	194800-22311	ARM, CLUTCH RELEASE		1						
45	1	194800-22320	BEARING, CLUTCH		1						

Fig.45. CLUTCH(FOR YM14)

Fig. 45 CLUTCH [FOR MODEL YM14]



(A)=YM12
(B)=YM14
(C)=

(D)=
(E)=
(F)=

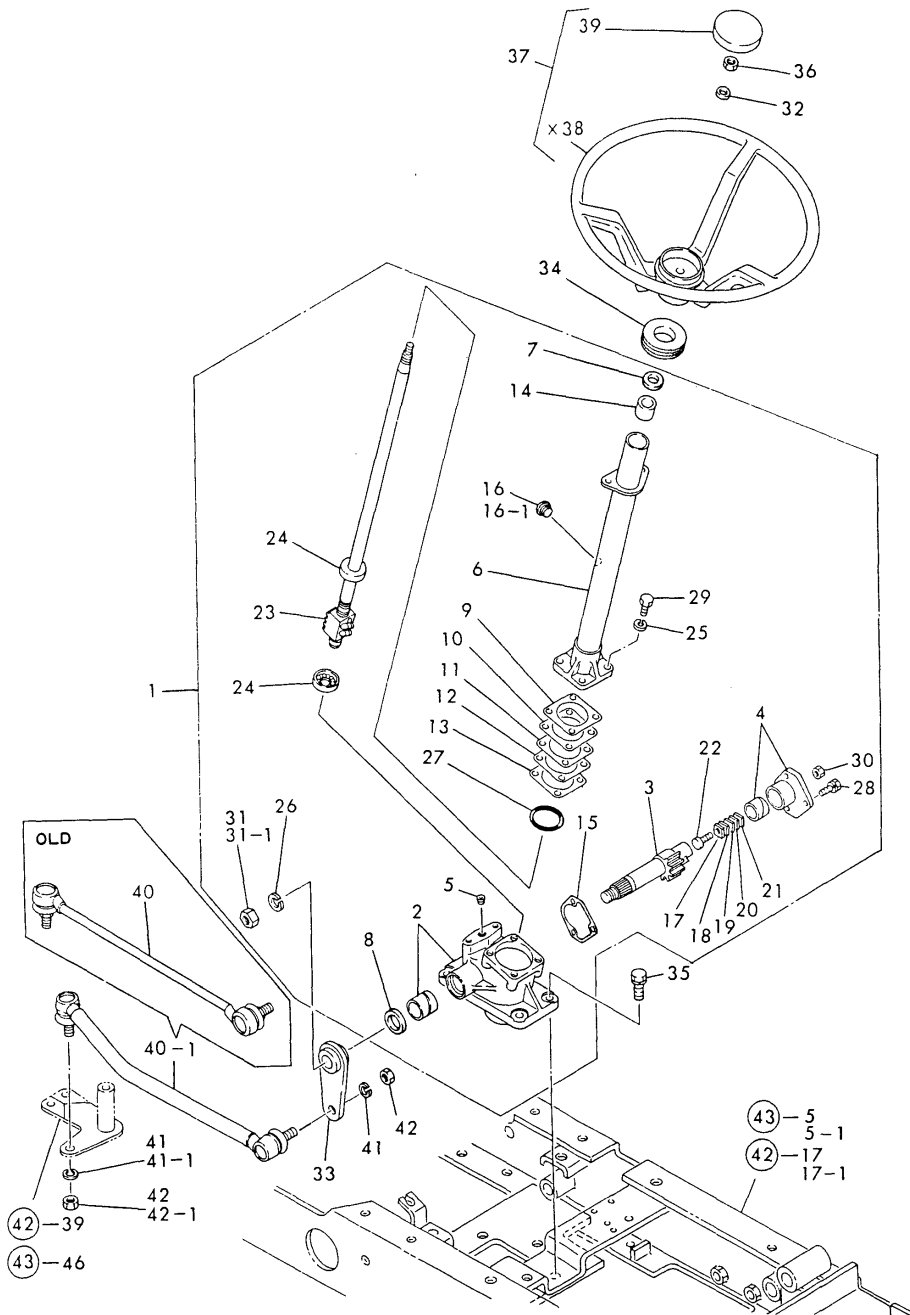
No.	Lev.	Parts No.	Description	Q'ty						I	R
				(A)	(B)	(C)	(D)	(E)	(F)		
46	1	194800-22350-X	SHAFT,CLUTCH RELEASE		1						
47	1	22242-000120	RING, 12		1						
48	1	22512-040340	KEY, 4X 34		1						
49	1	194802-22410-X	PEDAL ASSY, L		1						
50	1	194802-22420	ARM, CLUTCH PEDAL		1						
51	1	194800-22470	SPRING, 68		1						
52	1	194800-22480	SPRING, 58		1						
53	1	194802-22500	CABLE, CONTROL		1						
54	1	194802-22580	COVER, HEAD		1						
55	1	194802-22590	LEVER, CLUTCH LOCK		1						
56	1	22137-060000	WASHER, 6		2						
57	1	22351-060028	PIN, SPRING 6.0X28		1						
58	1	22417-160180	PIN, COTTER 1.6X18		2						
59	1	22487-060140	PIN, H 6X 14		2						
59-1	1	22487-060120	PIN, H 6X 12		2						N
60	1	22217-100000	WASHER, SPRING 10		1						Z

(B=E/# 22137)

(B=FXXXXX)

Fig.46. STEERING

Fig. 46 STEERING



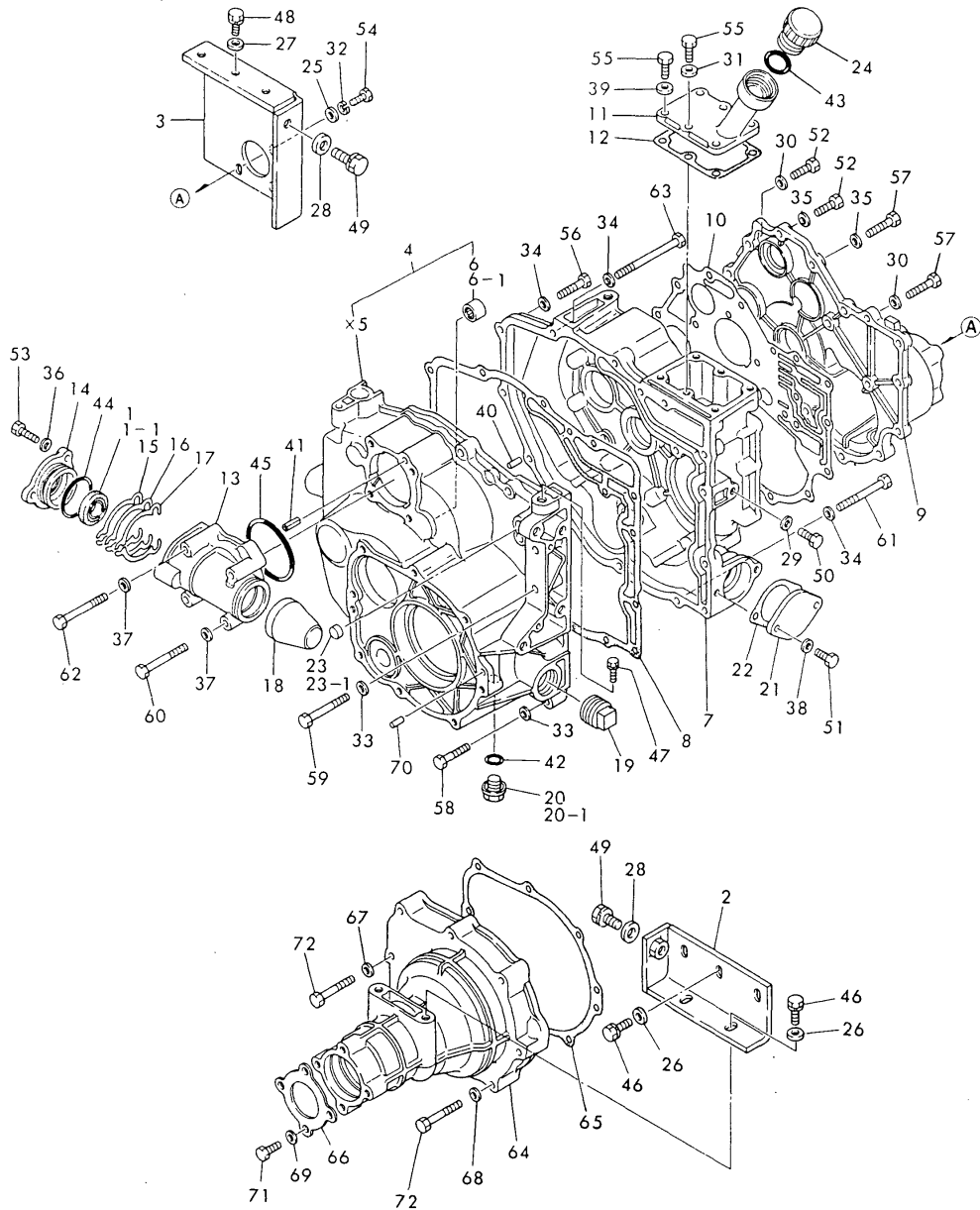
(A)=YM12
(B)=YM14
(C)=

(D)=
(E)=
(F)=

No.	Lev.	Parts No.	Description	Qty						I	R
				(A)	(B)	(C)	(D)	(E)	(F)		
1	1	194800-15100-X	GEAR ASSY, STEERING	1	1						
2	2	194800-15110-X	BOX W/BUSH, GEAR	1	1						
3	2	194262-15140	SHAFT, SECTOR	1	1						
4	2	194262-15150-X	COVER ASSY	1	1						
5	2	194262-15170	PLUG PT1/8	1	1						
6	2	194800-15200-X	COLUMN, STEERING	1	1						
7	2	194262-15210	SEAL, OIL SC163007	1	1						
8	2	194262-15220	SEAL, OIL	1	1						
9	2	194750-15250	SHIM, T=0.5	1	1						A
10	2	194750-15260	SHIM, T=0.7	1	1						A
11	2	194750-15270	SHIM, T=0.08	1	1						A
12	2	194750-15280	SHIM, T=0.1	1	1						A
13	2	194750-15290	SHIM, T=0.2	1	1						A
14	2	194262-15310	BUSH, COLUMN	1	1						
15	2	194262-15330	GASKET, SIDE COVER	1	1						
16	2	194440-15340	PLUG, BREATHER	1	1						
16-1	2	194440-15341	PLUG, BREATHER	1	1						S
(A=E/# 24078) (B=E/# 24078)											
17	2	194262-15420	SHIM, T=1.525 A	1	1						B
18	2	194262-15430	SHIM, T=1.555 B	1	1						B
19	2	194262-15440	SHIM, T=1.585 C	1	1						B
20	2	194262-15450	SHIM, T=1.615 D	1	1						B
21	2	194262-15460	SHIM, T=1.645 E	1	1						B
22	2	194262-15470	SCREW	1	1						
23	2	194800-15500	NUT, BALL	1	1						
24	2	194262-15520	BEARING	2	2						
25	2	22217-080000	WASHER, SPRING 8	4	4						
26	2	22217-160000	WASHER, SPRING 16	1	1						
27	2	24321-000500	O-RING, 1AG50.0	1	1						
28	2	26013-080202	BOLT, M8X 20	3	3						
29	2	26116-080222	BOLT, M8X 22 PLATED	4	4						
30	2	26716-080002	NUT, M8	1	1						
31	2	26736-160002	NUT, M16	1	1						
31-1	2	26786-160002	NUT, LOCK M16	1	1						S
(A=E/# 23677) (B=E/# 23677)											
32	1	194080-15550	WASHER, 12	1	1						
33	1	194800-15610-X	ARM, PITMAN	1	1						
34	1	194440-15650	GROMMET, 32	1	1						
35	1	26013-100252	BOLT, M10X 25	4	4						
36	1	26356-120002	NUT, M12	1	1						
37	1	194800-15800	WHEEL ASSY, STEERING	1	1						
39	2	194440-15870	CAP, WHEEL	1	1						
40	1	194802-16100-U	ROD ASSY, DRAG	1	1						
40-1	1	194832-16100-U	ROD ASSY, DRAG	1	1						N
(A=E/# 22001) (B=E/# 22001)											
41	1	22217-120000	WASHER, SPRING 12	2	2						
41-1	1	194274-13580	WASHER, SPRING 12	2	2						S
(A=FX) (B=FX)											
42	1	26736-120002	NUT, M12	2	2						
42-1	1	26376-120002	NUT, M12	2	2						S
(A=FX) (B=FX)											

Fig.47. MISSION & REAR AXLE HOUSING

Fig. 47 TRANSMISSION & REAR AXLE HOUSING
[FOR MODEL YM12]



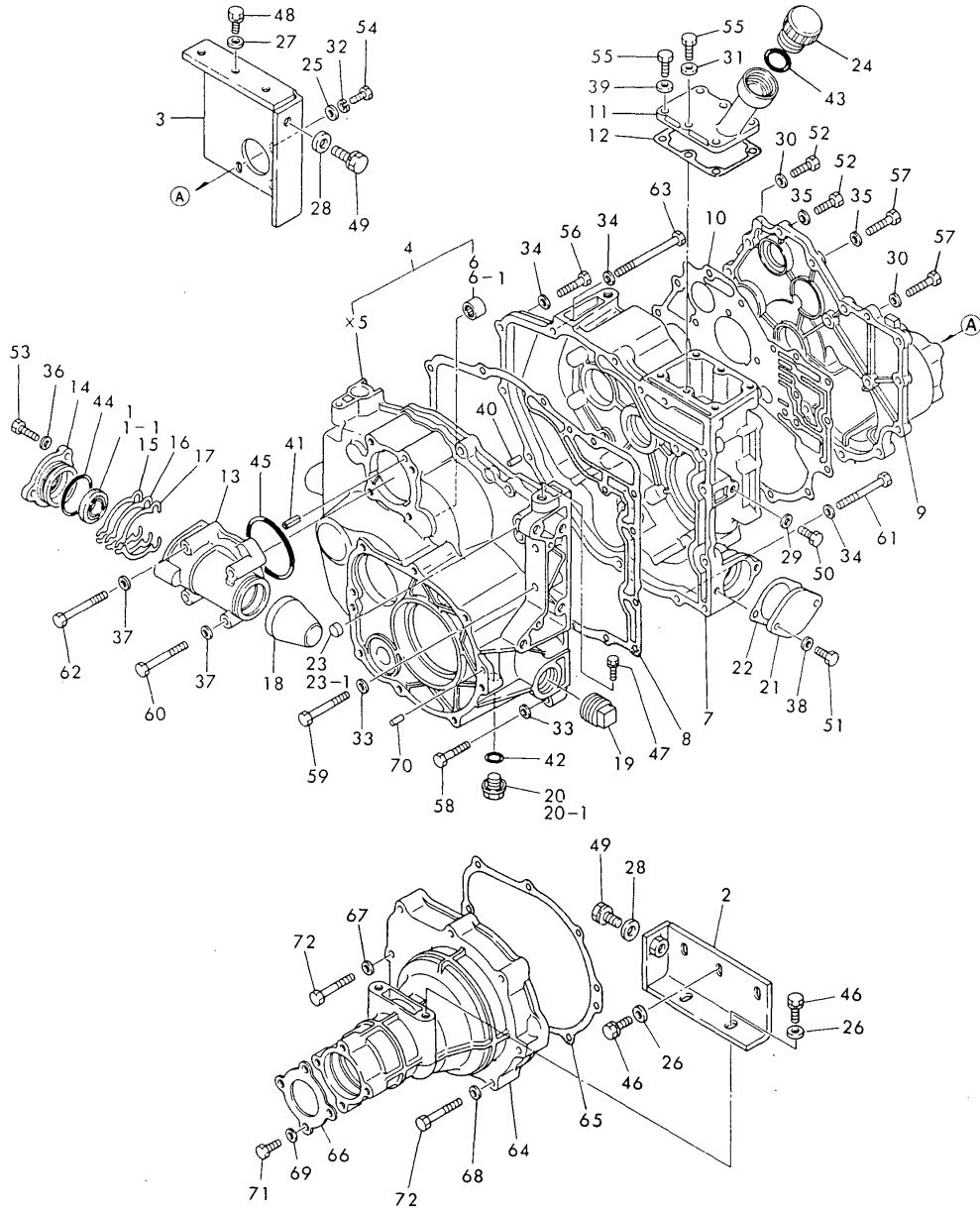
(A)=YM12
(B)=YM14
(C)=

(D)=
(E)=
(F)=

No.	Lev.	Parts No.	Description	Qty						I	R
				(A)	(B)	(C)	(D)	(E)	(F)		
1	1	1C6050-14520	SEAL TC17 35 7, OIL	1							
1-1	1	24421-173507	SEAL, OIL TC173507	1							N
(A=E/# 23181)											
2	1	194802-24050	PLATE (M-L),MOUNTING	1							
3	1	194802-24060	PLATE, MOUNT M-R	1							
4	1	194800-24100-X	HOUSING,TRANSMISSION	1							
6	2	194800-24190	NEEDLE BEARING	1							
6-1	2	24162-162212	BEARING, 162212	1							N
(A=E/# 22001)											
7	1	194820-24120-X	HOUSING,TRANSMISSION	1							
8	1	194800-24130	PACKING, MISSION	1							
9	1	194820-24210-X	COVER, SIDE	1							
10	1	194800-24220	PACKING, MISSION	1							
11	1	194802-24250	COVER, MISSION CASE	1							
12	1	194800-24260	GASKET	1							
13	1	194802-24300-X	BOX, BEVEL GEAR	1							A
14	1	194800-24310-X	COVER, GEAR BOX	1							A
15	1	194800-24320	SHIM, T=0.5	1							A
16	1	194800-24330	SHIM T=0.3	1							A
17	1	194800-24340	SHIM, T=0.1	1							A
18	1	194802-24350	CAP, BEVEL BOX	1							
19	1	194800-24390-X	PLUG, TAPER	1							
20	1	194151-24770	PLUG 14, OIL	1							
20-1	1	23491-140002	PLUG, 14	1							R
(A=E/# 23975)											
21	1	194800-24960-X	CAP, STRAINER	1							
22	1	194800-24970	GASKET	1							
23	1	194130-27390	CAP 15X5, SEAL	1							
23-1	1	27260-150000	PLUG, 15	1							N
(A=E/# 24167)											
24	1	1A1040-48060	PLUG, OIL	1							
25	1	22137-080000	WASHER, 8	3							
26	1	22137-100000	WASHER, 10	5							
27	1	22137-100000	WASHER, 10	3							
28	1	22137-120000	WASHER, 12	2							
29	1	22190-080000	WASHER, SEAL 8	1							
30	1	22190-080000	WASHER, SEAL 8	3							
31	1	22190-080000	WASHER, SEAL 8	1							
32	1	22217-080000	WASHER, SPRING 8	3							
33	1	22287-080000	WASHER, 8	6							
34	1	22287-080000	WASHER, 8	8							
35	1	22287-080000	WASHER, 8	13							
36	1	22287-080000	WASHER, 8	3							
37	1	22287-080000	WASHER, 8	4							
38	1	22287-080000	WASHER, 8	2							
39	1	22287-080000	WASHER, 8	5							
40	1	22312-080160	PIN, PARALLEL M8X16	2							
41	1	22351-080016	PIN, SPRING 8.0X16	1							
42	1	24311-000160	O-RING, 1AP16.0	1							
43	1	24311-000280	O-RING, 1AP28.0	1							
44	1	24341-000440	O-RING, 1AS44.0	1							

Fig.47. MISSION & REAR AXLE HOUSING

Fig. 47 TRANSMISSION & REAR AXLE HOUSING
[FOR MODEL YM12]



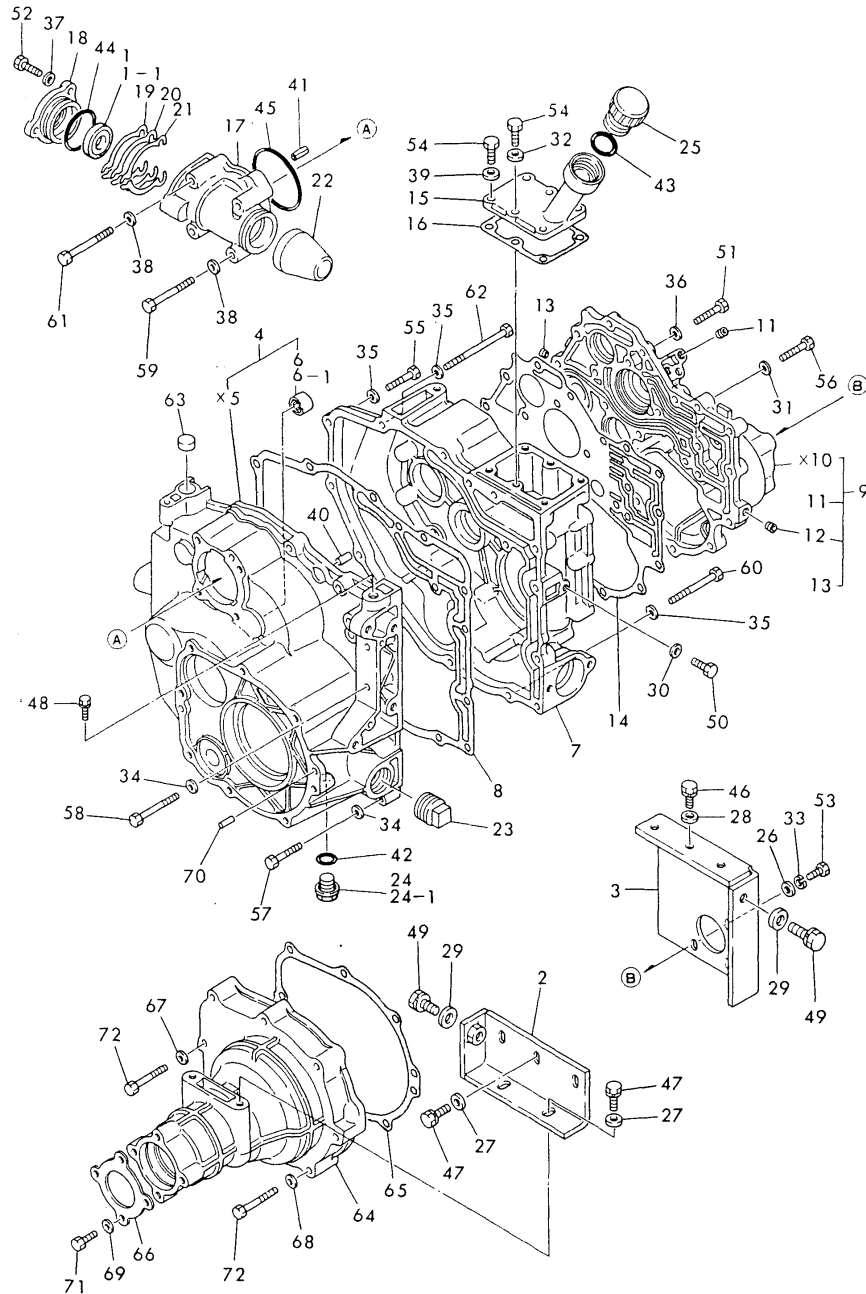
(A)=YM12
(B)=YM14
(C)=

(D)=
(E)=
(F)=

No.	Lev.	Parts No.	Description	Q'ty						I	R
				(A)	(B)	(C)	(D)	(E)	(F)		
45	1	24341-000700	O-RING, 1AS70.0	1							
46	1	26013-100302	BOLT, M10X 30	5							
47	1	26013-100302	BOLT, M10X 30	2							
48	1	26013-100302	BOLT, M10X 30	3							
49	1	26013-120302	BOLT, M12X 30	2							
50	1	26116-080202	BOLT, M8X 20 PLATED	1							
51	1	26116-080202	BOLT, M8X 20 PLATED	2							
52	1	26116-080252	BOLT, M8X 25 PLATED	5							
53	1	26116-080252	BOLT, M8X 25 PLATED	3							
54	1	26116-080252	BOLT, M8X 25 PLATED	3							
55	1	26116-080252	BOLT, M8X 25 PLATED	6							
56	1	26116-080352	BOLT, M8X 35 PLATED	6							
57	1	26116-080352	BOLT, M8X 35 PLATED	11							
58	1	26116-080402	BOLT, M8X 40 PLATED	4							
59	1	26116-080602	BOLT, M8X 60 PLATED	2							
60	1	26116-080602	BOLT, M8X 60 PLATED	1							
61	1	26116-080652	BOLT, M8X 65 PLATED	1							
62	1	26116-080652	BOLT, M8X 65 PLATED	3							
63	1	26116-080952	BOLT, M8X 95 PLATED	1							
64	1	194800-32600-X	HOUSING, REAR AXLE	1							
65	1	194800-32620	PACKING, REAR AXLE	1							
66	1	194800-32650	COVER, OIL SEAL	1							
67	1	22190-080000	WASHER, SEAL 8	2							
68	1	22287-080000	WASHER, 8	6							
69	1	22287-080000	WASHER, 8	4							
70	1	22312-080160	PIN, PARALLEL M8X16	2							
71	1	26116-080202	BOLT, M8X 20 PLATED	4							
72	1	26116-080502	BOLT, M8X 50 PLATED	8							

Fig.48. MISSION & REAR AXLE HOUSING

Fig. 48 TRANSMISSION & REAR AXLE HOUSING
(FOR MODEL YM14)



(A)=YM12
(B)=YM14
(C)=

(D)=
(E)=
(F)=

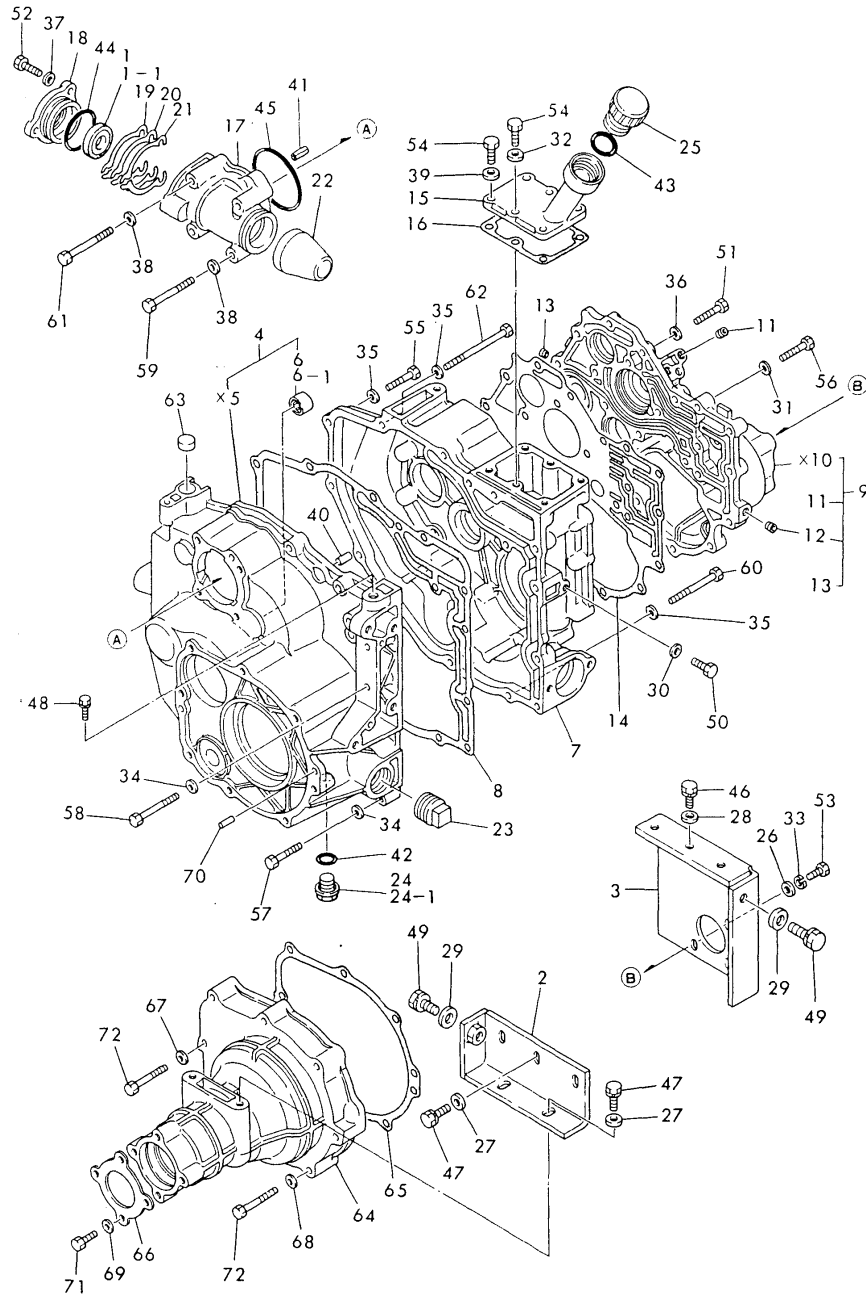
No.	Lev.	Parts No.	Description	Q'ty						I	R
				(A)	(B)	(C)	(D)	(E)	(F)		
1	1	1C6050-14520	SEAL TC17 35 7, OIL		1						
1-1	1	24421-173507 (B=E/# 23181)	SEAL, OIL TC173507		1						N
2	1	194802-24050	PLATE (M-L),MOUNTING		1						
3	1	194802-24060	PLATE, MOUNT M-R		1						
4	1	194800-24100-X	HOUSING,TRANSMISSION		1						
6	2	194800-24190	NEEDLE BEARING		1						
6-1	2	24162-162212 (B=E/# 22001)	BEARING, 162212		1						N
7	1	194800-24120-X	HOUSING,TRANSMISSION		1						
8	1	194800-24130	PACKING, MISSION		1						
9	1	194800-24201-X	COVER, SIDE		1						
11	2	23871-010000	PLUG, R01		3						
12	2	23871-010000	PLUG, R01		2						
13	2	23871-010000	PLUG, R01		2						
14	1	194800-24220	PACKING, MISSION		1						
15	1	194802-24250	COVER, MISSION CASE		1						
16	1	194800-24260	GASKET		1						
17	1	194802-24300-X	BOX, BEVEL GEAR		1						
18	1	194800-24310-X	COVER, GEAR BOX		1						
19	1	194800-24320	SHIM, T=0.5		1						A
20	1	194800-24330	SHIM T=0.3		1						A
21	1	194800-24340	SHIM, T=0.1		1						A
22	1	194802-24350	CAP, BEVEL BOX		1						
23	1	194800-24390-U	PLUG, TAPER		1						
24	1	194151-24770	PLUG 14, OIL		1						
24-1	1	23491-140002 (B=E/# 23975)	PLUG, 14		1						R
25	1	1A1040-48060	PLUG, OIL		1						
26	1	22137-080000	WASHER, 8		3						
27	1	22137-100000	WASHER, 10		5						
28	1	22137-100000	WASHER, 10		3						
29	1	22137-120000	WASHER, 12		2						
30	1	22190-080000	WASHER, SEAL 8		1						
31	1	22190-080000	WASHER, SEAL 8		4						
32	1	22190-080000	WASHER, SEAL 8		1						
33	1	22217-080000	WASHER, SPRING 8		3						
34	1	22287-080000	WASHER, 8		6						
35	1	22287-080000	WASHER, 8		8						
36	1	22287-080000	WASHER, 8		13						
37	1	22287-080000	WASHER, 8		3						
38	1	22287-080000	WASHER, 8		4						
39	1	22287-080000	WASHER, 8		5						
40	1	22312-080160	PIN, PARALLEL M8X16		2						
41	1	22351-080016	PIN, SPRING 8.0X16		1						
42	1	24311-000160	O-RING, 1AP16.0		1						
43	1	24311-000280	O-RING, 1AP28.0		1						
44	1	24341-000440	O-RING, 1AS44.0		1						
45	1	24341-000700	O-RING, 1AS70.0		1						
46	1	26013-100302	BOLT, M10X 30		5						
47	1	26013-100302	BOLT, M10X 30		2						

Fig.48. MISSION & REAR AXLE HOUSING

(A)=YM12
(B)=YM14
(C)=

(D)=
(E)=
(F)=

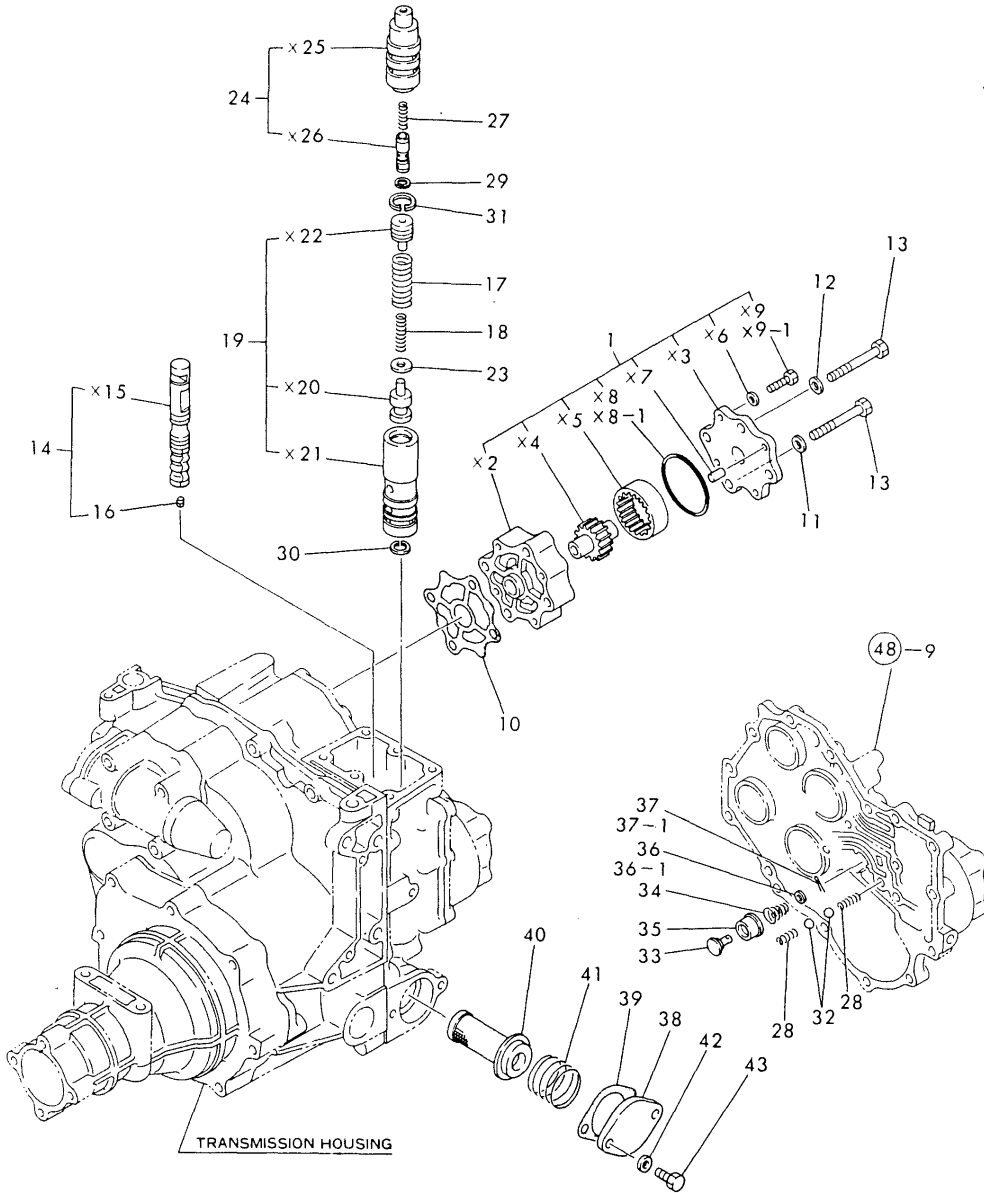
Fig. 48 TRANSMISSION & REAR AXLE HOUSING
[FOR MODEL YM14]



No.	Lev.	Parts No.	Description	Q'ty						I	R
				(A)	(B)	(C)	(D)	(E)	(F)		
48	1	26013-100302	BOLT, M10X 30		3						
49	1	26013-120302	BOLT, M12X 30		2						
50	1	26116-080202	BOLT, M8X 20 PLATED		1						
51	1	26116-080252	BOLT, M8X 25 PLATED		5						
52	1	26116-080252	BOLT, M8X 25 PLATED		3						
53	1	26116-080252	BOLT, M8X 25 PLATED		3						
54	1	26116-080252	BOLT, M8X 25 PLATED		6						
55	1	26116-080352	BOLT, M8X 35 PLATED		6						
56	1	26116-080352	BOLT, M8X 35 PLATED		12						
57	1	26116-080402	BOLT, M8X 40 PLATED		4						
58	1	26116-080602	BOLT, M8X 60 PLATED		2						
59	1	26116-080602	BOLT, M8X 60 PLATED		1						
60	1	26116-080652	BOLT, M8X 65 PLATED		1						
61	1	26116-080652	BOLT, M8X 65 PLATED		3						
62	1	26116-080952	BOLT, M8X 95 PLATED		1						
63	1	27260-200000	PLUG, 20		1						
64	1	194800-32600-X	HOUSING, REAR AXLE		1						
65	1	194800-32620	PACKING, REAR AXLE		1						
66	1	194800-32650	COVER, OIL SEAL		1						
67	1	22190-080000	WASHER, SEAL 8		2						
68	1	22287-080000	WASHER, 8		6						
69	1	22287-080000	WASHER, 8		4						
70	1	22312-080160	PIN, PARALLEL M8X16		2						
71	1	26116-080202	BOLT, M8X 20 PLATED		4						
72	1	26116-080502	BOLT, M8X 50 PLATED		8						

Fig.49. POWER SHIFT PUMP & REGULATOR

Fig. 49 POWER SHIFT PUMP & REGULATOR [FOR MODEL YM14]



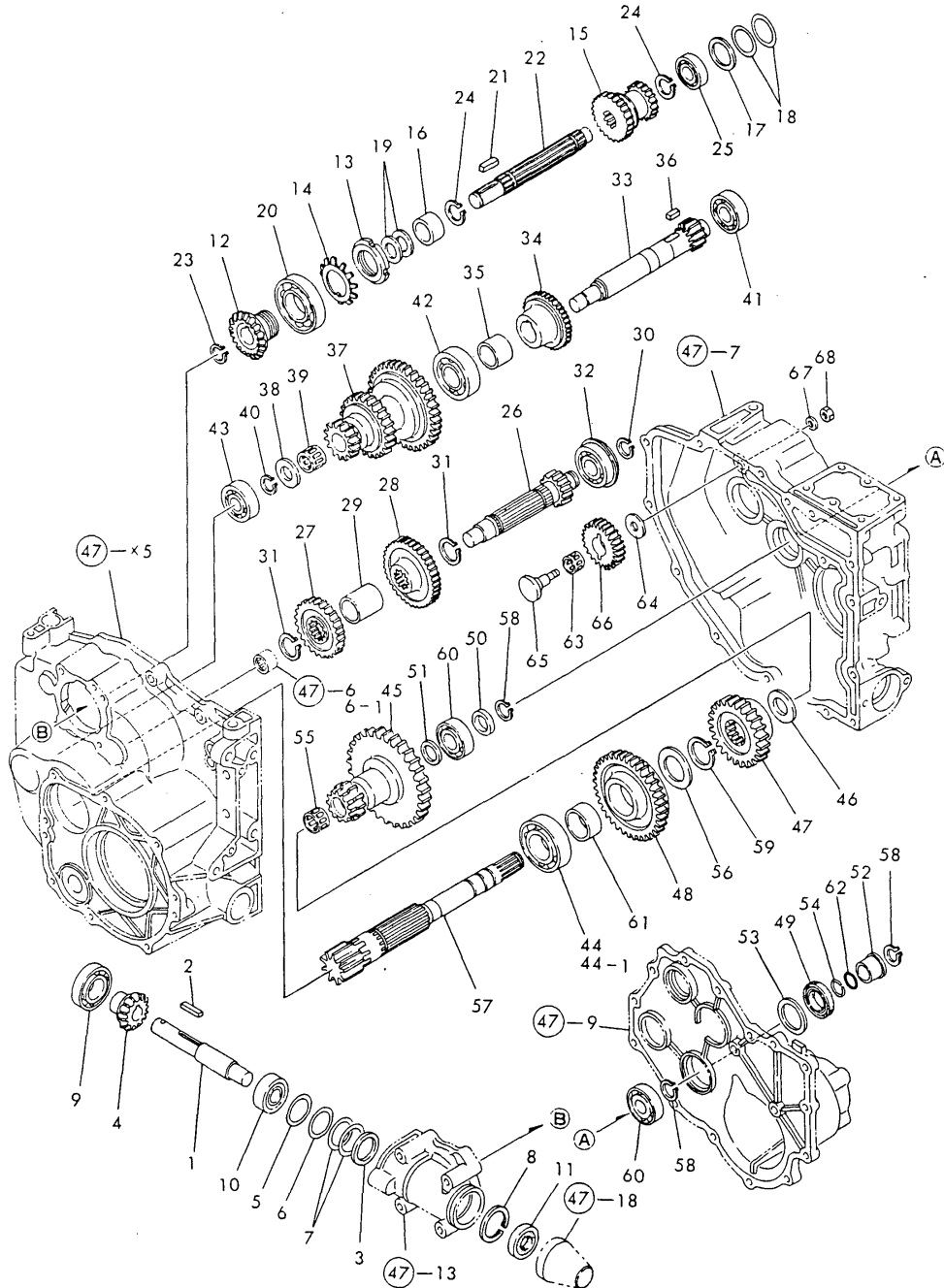
(A)=YM12
(B)=YM14
(C)=

(D)=
(E)=
(F)=

No.	Lev.	Parts No.	Description	Q'ty						I	R	
				(A)	(B)	(C)	(D)	(E)	(F)			
1	1	7E6440-50182	PUMP ASSY, P. SHIFT.		1							
10	1	1E6440-55110	GASKET		1							
11	1	22190-080000	WASHER, SEAL 8		2							
12	1	22287-080000	WASHER, 8		2							
13	1	26116-080602	BOLT, M8X 60 PLATED		4							
14	1	194800-24510	SPOOL ASSY, VALVE		1							
17	1	194802-24540	SPRING, RELIEF OUTER		1							
18	1	194802-24550	SPRING, RELIEF INNER		1							
19	1	194800-24580	VALVE ASSY, RELIEF		1							
23	1	194800-24620	SHIM, T=0.5		1							
24	1	194802-24640	VALVE ASSY, OPEN		1							
27	1	194800-24671	SPRING, RETURN		1							
28	1	1E6440-55470	SPRING		2							
29	1	22252-000120	RING, 12		1							
30	1	22252-000180	RING, 18		1							
31	1	22252-000200	RING, 20		1							
32	1	24190-090001	BALL, STEEL 9/32		2							
33	1	1E6190-55660	VALVE,2ND RELIEF		1							
34	1	1E6190-55690	SPRING (C)		1							
35	1	1E6190-55710	SEAT,2ND RELIEF VLV.		1							
36	1	22111-060000	SEE 22117-060000		1							
36-1	1	22117-060000	WASHER, 6		1							N
		(B=FXXXXX)										
37	1	22411-200100	COTTER PIN 2.0X10		1							
37-1	1	22417-200100	COTTER PIN 2.0X10		1							N
		(B=FXXXXX)										
38	1	194800-24960-X	CAP, STRAINER		1							
39	1	194800-24970	GASKET		1							
40	1	1E6440-55210	STRAINER		1							
41	1	1E6440-55230	SPRING, STRAINER		1							
42	1	22287-080000	WASHER, 8		2							
43	1	26116-080202	BOLT, M8X 20 PLATED		2							

Fig.50. TRANSMISSION GEARS(FOR YM12)

Fig. 50 TRANSMISSION GEARS [FOR MODEL YM12]



(A)=YM12
(B)=YM14
(C)=

(D)=
(E)=
(F)=

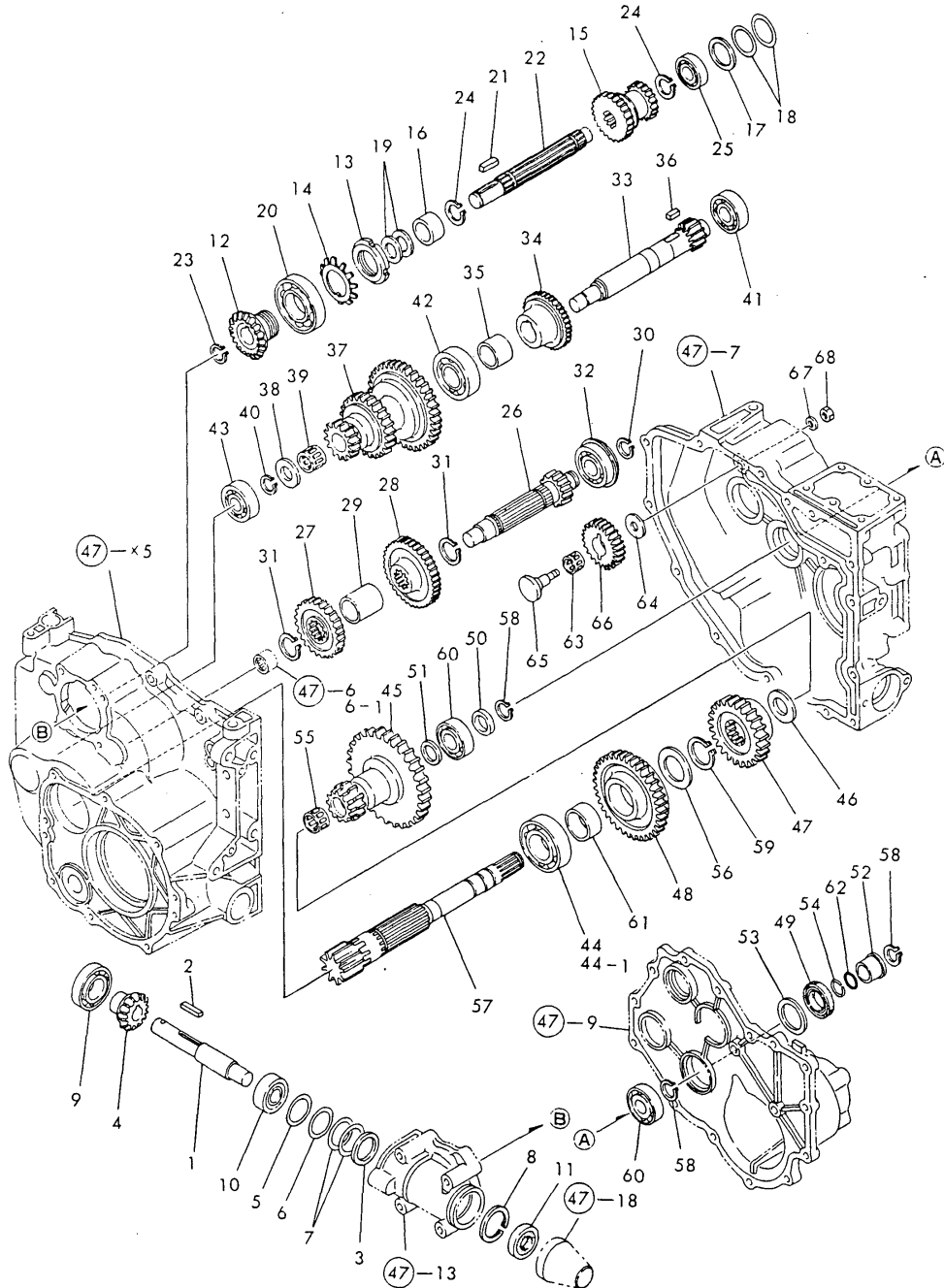
No.	Lev.	Parts No.	Description	Q'ty						I	R
				(A)	(B)	(C)	(D)	(E)	(F)		
1	1	194802-25010	SHAFT, MAIN DRIVE M	1							
2	1	194800-25020	KEY, 4X4X27.5	1							
3	1	194802-25030	WASHER, 27X40X2	1							
4	1	194800-25050	BEVEL GEAR, SPIRAL	1							
5	1	194802-25210	SHIM, 0.5 27X40	1							A
6	1	194802-25220	SHIM, 0.3 27X40	1							A
7	1	194802-25230	SHIM, 0.1 27X40 A	2							A
8	1	22252-000400	RING, 40	1							
9	1	24104-060054	BEARING, BALL 6005UU	1							
10	1	24104-062034	BEARING, BALL 6203UU	1							
11	1	24421-174009	SEAL, OIL TC174009	1							
12	1	194800-25060	BEVEL GEAR, SPIRAL	1							
13	1	194800-25070	NUT, M32	1							
14	1	194800-25080	WASHER, BEARING 32	1							
15	1	194822-25130	GEAR, MAIN	1							
16	1	194820-25150	COLLAR 21X30X15	1							
17	1	194800-25220	SHIM, T=0.3	1							B
18	1	194800-25230	SHIM, T=0.1 B	2							B
19	1	194800-25240	SHIM, T=0.1 A	2							C
20	1	194800-25250	BEARING, BALL 60/32	1							
21	1	194800-25020	KEY, 4X4X27.5	1							
22	1	194820-25200	SHAFT, MAIN	1							
23	1	22242-000160	RING, 16	1							
24	1	22242-000210	RING, 21	2							
25	1	24101-060034	BEARING, BALL 6003	1							
26	1	194800-25310	SHAFT, CLUTCH	1							
27	1	194822-25350	GEAR, DRIVEN	1							
28	1	194820-25360	GEAR, DRIVEN	1							
29	1	194820-25370	COLLAR, 25X30X33.5	1							
30	1	22242-000190	RING, 19	1							
31	1	22242-000240	RING, 24	2							
32	1	24121-062044	BEARING, BALL 6204NR	1							
33	1	194820-25410	SHAFT, DRIVEN	1							
34	1	194820-25450	GEAR, DRIVEN	1							
35	1	194820-25460	COLLAR 25X32X20	1							
36	1	194820-25470	KEY 7X7X12	1							
37	1	194802-25570	GEAR, COUNTER	1							
38	1	194800-25580	WASHER, 17X32X2.5	1							
39	1	194800-25590	BEARING, 172317	1							
40	1	22242-000170	RING, 17	1							
41	1	24101-060044	BEARING, BALL 6004	1							
42	1	24101-062054	BEARING, BALL 6205	1							
43	1	24101-063034	BEARING, BALL 6303	1							
44	1	194800-25750	BALL BEARING	1							
44-1	1	194464-25480	BEARING, BALL BL206	1							N
(A=E/# 22001)											
45	1	194802-25710	GEAR, REDUCTION	1							
46	1	194800-25720	WASHER, 24X33X2.5	1							
47	1	194802-25730	GEAR, RANGE 23	1							
48	1	194802-25740	GEAR, RANGE 39	1							
49	1	194800-25761	SEAL, OIL TC25388	1							

Fig.50. TRANSMISSION GEARS(FOR YM12)

(A)=YM12
(B)=YM14
(C)=

(D)=
(E)=
(F)=

Fig. 50 TRANSMISSION GEARS [FOR MODEL YM12]

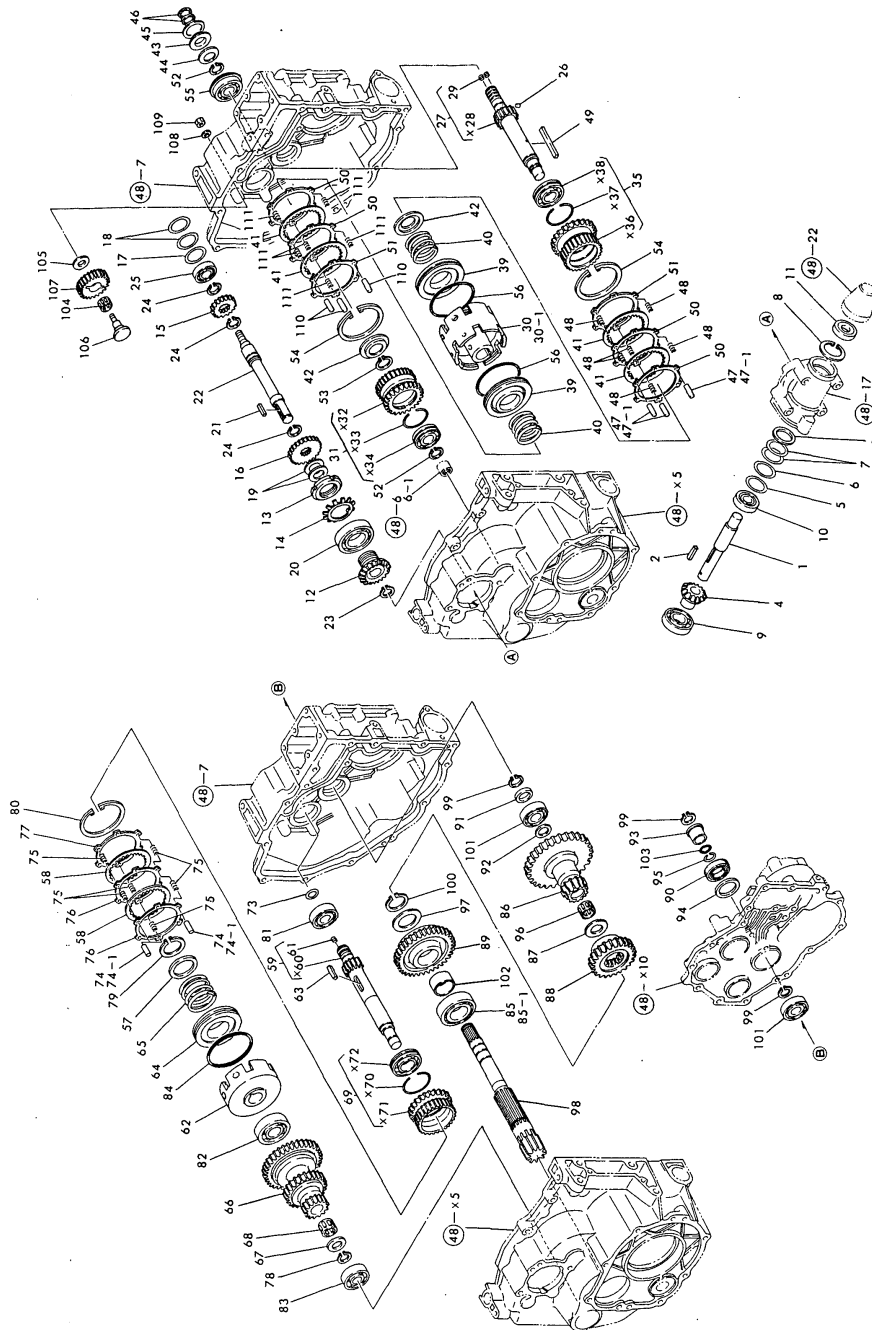


No.	Lev.	Parts No.	Description	Q'ty						I	R
				(A)	(B)	(C)	(D)	(E)	(F)		
50	1	194800-25770	COLLAR, 20X27X5	1							
51	1	194800-25780	WASHER, 20X26X1.6	1							
52	1	194800-25801	COLLAR, 20X25X13	1							
53	1	194800-25810	COLLAR, 30X38X2.3	1							
54	1	194800-25820	RING, SNAP 20	1							
55	1	194310-25890	BEARING, 212513	1							
56	1	194191-28350	WASHER, 30X45X2.5	1							
57	1	194800-33410	SHAFT, PINION	1							
58	1	22242-000190	RING, 19	3							
59	1	22242-000290	RING, 29	1							
60	1	24101-060044	BEARING, BALL 6004	2							
61	1	24163-305170	RING, INNER 303517	1							
62	1	24341-000200	O-RING, 1AS20.0	1							
63	1	194300-25540	NEEDLE BEARING	1							
64	1	194300-25550	WASHER, 12X26X1	1							
65	1	194800-25910	SHAFT, REVERSE IDLE	1							
66	1	194820-25920	GEAR, REVERSE IDLE	1							
67	1	22287-080000	WASHER, 8	1							
68	1	26716-080002	NUT, M8	1							

Fig.51. TRANSMISSION GEARS(FOR YM14)

(A)=YM12
(B)=YM14
(C)=

(D)=
(E)=
(F)=



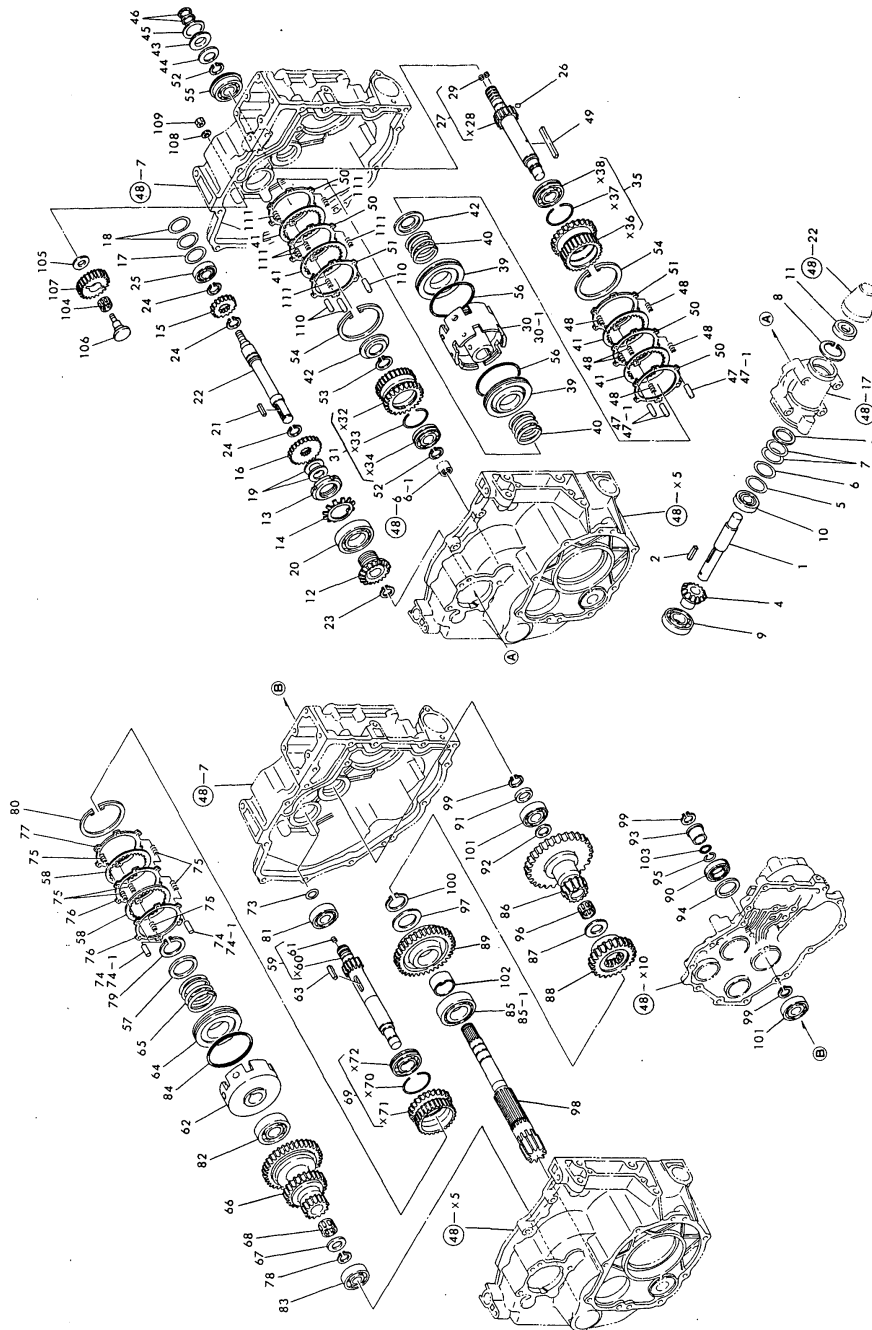
No.	Lev.	Parts No.	Description	Qty						I	R
				(A)	(B)	(C)	(D)	(E)	(F)		
1	1	194802-25010	SHAFT, MAIN DRIVE M	1							
2	1	194800-25020	KEY, 4X4X27.5	1							
3	1	194802-25030	WASHER, 27X40X2	1							
4	1	194800-25050	BEVEL GEAR, SPIRAL		1						
5	1	194802-25210	SHIM, 0.5 27X40		1						A
6	1	194802-25220	SHIM, 0.3 27X40		1						A
7	1	194802-25230	SHIM, 0.1 27X40 A		2						A
8	1	22252-000400	RING, 40		1						
9	1	24104-060054	BEARING, BALL 6005UU		1						
10	1	24104-062034	BEARING, BALL 6203UU		1						
11	1	24421-174009	SEAL, OIL TC174009		1						
12	1	194800-25060	BEVEL GEAR, SPIRAL		1						
13	1	194800-25070	NUT, M32		1						
14	1	194800-25080	WASHER, BEARING 32		1						
15	1	194800-25130	GEAR, MAIN 18		1						
16	1	194802-25140	GEAR, MAIN 25		1						
17	1	194800-25220	SHIM, T=0.3		1						B
18	1	194800-25230	SHIM, T=0.1 B		2						B
19	1	194800-25240	SHIM, T=0.1 A		2						C
20	1	194800-25250	BEARING, BALL 60/32		1						
21	1	194800-25020	KEY, 4X4X27.5		1						
22	1	194800-25200	SHAFT, MAIN		1						
23	1	22242-000160	RING, 16		1						
24	1	22242-000210	RING, 21		3						
25	1	24101-060034	BEARING, BALL 6003		1						
26	1	194130-25270	PIN, PARALLEL 3.5X6		1						
27	1	194802-25300	SHAFT ASSY, CLUTCH		1						
29	2	26911-050052	SCREW, M5X 5		2						
30	1	194802-25320	CYLINDER, CLUTCH		1						
30-1	1	194802-25321	CYLINDER, CLUTCH		1						S
(B=E/# 21289)											
31	1	194802-25330	GEAR ASSY, 31		1						
35	1	194802-25340	GEAR ASSY, 38		1						
39	1	194800-25410	PISTON, CLUTCH 1-2		2						
40	1	194800-25420	SPRING, RETURN		2						
41	1	194800-25450	PLATE, FRICTION		4						
42	1	194802-25460	SEAT, SPRING C		2						
43	1	194802-25470	BRAKE, TURN		1						
44	1	194802-25480	SPRING, 40		1						
45	1	194802-25490	PLATE, STEEL		1						
46	1	194800-25610	RING, SEAL 17203		2						
47	1	1E6190-54480	PIN 2X9.7		6						
47-1	1	194802-25620	PIN, 2X10.8		3						S
(B=E/# 21289)											
48	1	194310-25630	SPRING, CLUTCH		6						
49	1	194300-25820	KEY, 5X5X61.5		1						
50	1	1E6330-54390	PLATE 1.6,STEEL		4						
51	1	1E6330-54490	PLATE 3.2,STEEL		2						
52	1	22242-000190	RING, 19		2						
53	1	22242-000240	RING, 24		1						
54	1	22252-000800	RING, 80		2						

Fig. 51 TRANSMISSION GEARS [FOR MODEL YM14]

Fig.51. TRANSMISSION GEARS(FOR YM14)

(A)=YM12
(B)=YM14
(C)=

(D)=
(E)=
(F)=



No.	Lev.	Parts No.	Description	Q'ty						I	R
				(A)	(B)	(C)	(D)	(E)	(F)		
55	1	24121-062044	BEARING, BALL 6204NR		1						
56	1	24325-000750	O-RING, 1BG75.0		2						
57	1	194800-25440	SEAT, SPRING B		1						
58	1	194800-25450	PLATE, FRICTION		2						
59	1	194800-25500	SHAFT ASSY, CLUTCH R		1						
62	1	194802-25520	CYLINDER, CLUTCH		1						
63	1	194800-25530	KEY, 5X5X27		1						
64	1	194800-25540	PISTON, CLUTCH		1						
65	1	194800-25550	SPRING, RETURN		1						
66	1	194802-25570	GEAR, COUNTER		1						
67	1	194800-25580	WASHER, 17X32X2.5		1						
68	1	194800-25590	BEARING, 172317		1						
69	1	194800-25600	GEAR ASSY, 32		1						
73	1	194800-25610	RING, SEAL 17203		1						
74	1	1E6190-54480	PIN 2X9.7		3						
74-1	1	194802-25620	PIN, 2X10.8		3						S
		(B=E/# 21289)									
75	1	194310-25630	SPRING, CLUTCH		6						
76	1	1E6330-54390	PLATE 1.6,STEEL		2						
77	1	1E6330-54490	PLATE 3.2,STEEL		1						
78	1	22242-000170	RING, 17		1						
79	1	22242-000350	RING, 35		1						
80	1	22252-000800	RING, 80		1						
81	1	24101-060044	BEARING, BALL 6004		1						
82	1	24101-062054	BEARING, BALL 6205		1						
83	1	24101-063034	BEARING, BALL 6303		1						
84	1	24325-000750	O-RING, 1BG75.0		1						
85	1	194800-25750	BALL BEARING		1						
85-1	1	194464-25480	BEARING, BALL BL206		1						N
		(B=E/# 22001)									
86	1	194802-25710	GEAR, REDUCTION		1						
87	1	194800-25720	WASHER, 24X33X2.5		1						
88	1	194802-25730	GEAR, RANGE 23		1						
89	1	194802-25740	GEAR, RANGE 39		1						
90	1	194800-25761	SEAL, OIL TC25388		1						
91	1	194800-25770	COLLAR, 20X27X5		1						
92	1	194800-25780	WASHER, 20X26X1.6		1						
93	1	194800-25801	COLLAR, 20X25X13		1						
94	1	194800-25810	COLLAR, 30X38X2.3		1						
95	1	194800-25820	RING, SNAP 20		1						
96	1	194310-25890	BEARING, 212513		1						
97	1	194191-28350	WASHER, 30X45X2.5		1						
98	1	194800-33410	SHAFT, PINION		1						
99	1	22242-000190	RING, 19		3						
100	1	22242-000290	RING, 29		1						
101	1	24101-060044	BEARING, BALL 6004		2						
102	1	24163-305170	RING, INNER 303517		1						
103	1	24341-000200	O-RING, 1AS20.0		1						
104	1	194300-25540	NEEDLE BEARING		1						
105	1	194300-25550	WASHER, 12X26X1		1						
106	1	194800-25910	SHAFT, REVERSE IDLE		1						

Fig. 51 TRANSMISSION GEARS [FOR MODEL YM14]

Fig.51. TRANSMISSION GEARS(FOR YM14)

(A)=YM12
(B)=YM14
(C)=

(D)=
(E)=
(F)=

No.	Lev.	Parts No.	Description	Qty						I	R
				(A)	(B)	(C)	(D)	(E)	(F)		
107	1	194800-25920	GEAR, REVERSE IDLE		1						
108	1	22287-080000	WASHER, 8		1						
109	1	26716-080002	NUT, M8		1						
110	1	194802-25620 (B=E/# 21289)	PIN, 2X10.8		3						W
111	1	194310-25630 (B=E/# 21289)	SPRING, CLUTCH		6						W

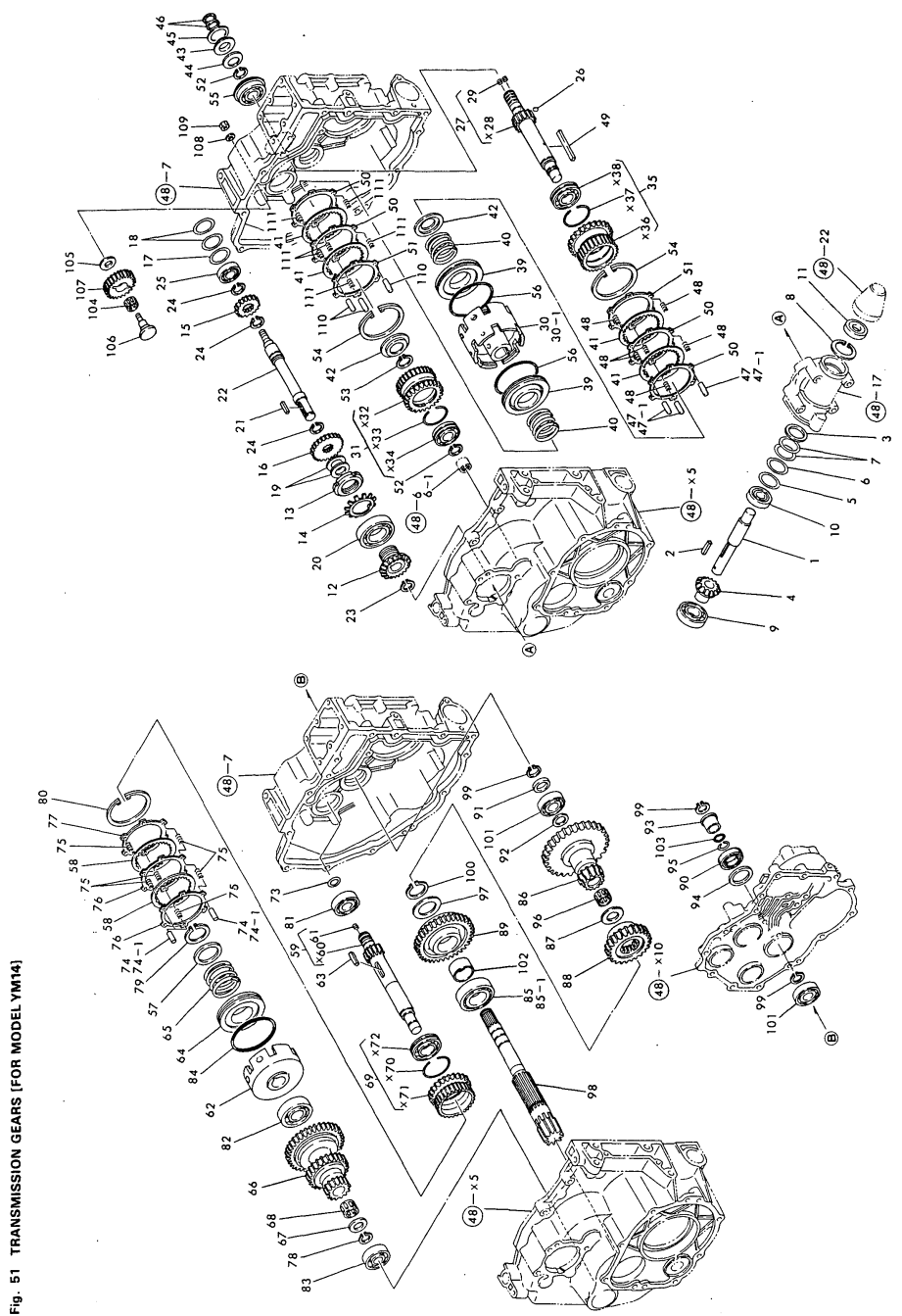
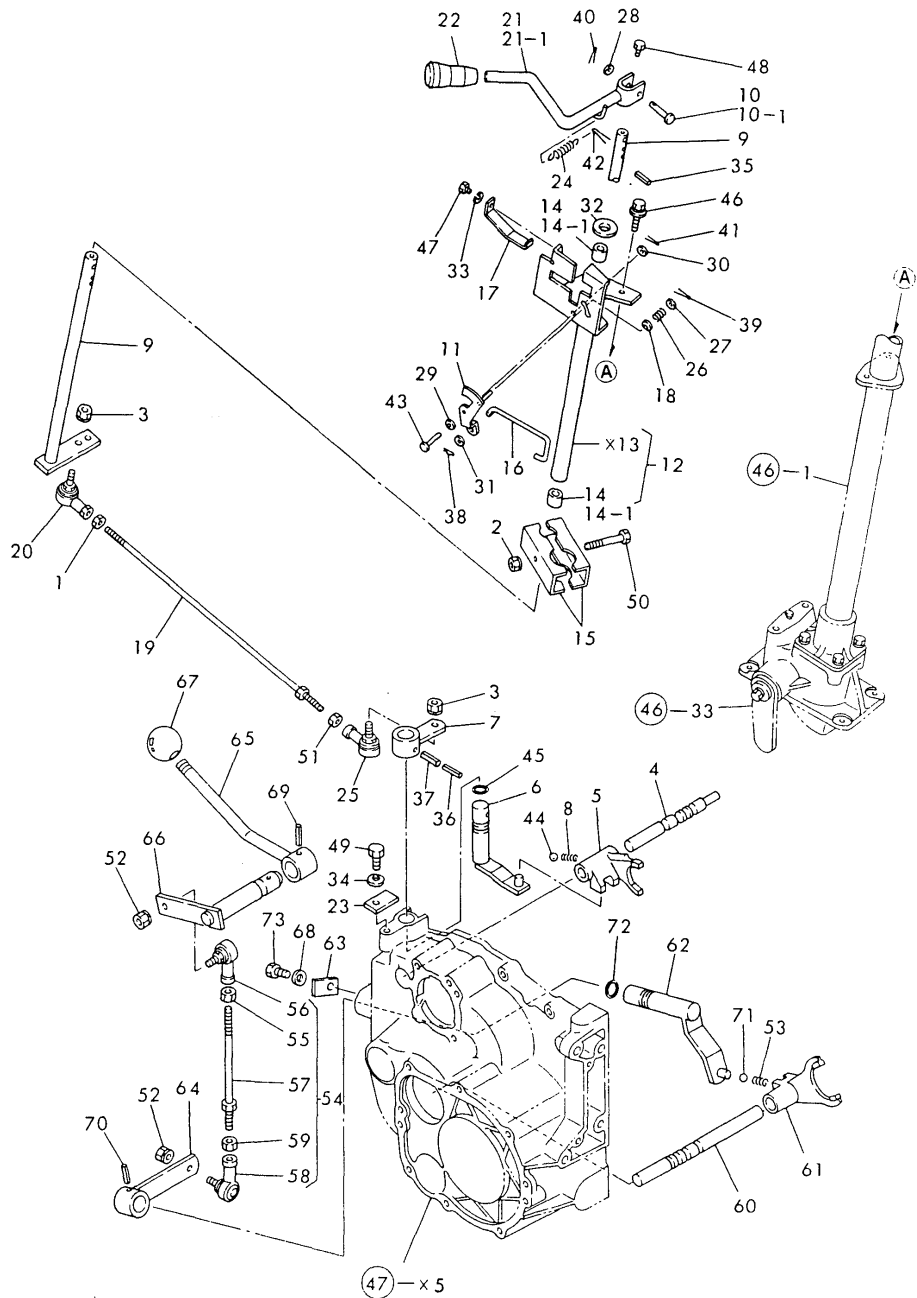


Fig. 51 TRANSMISSION GEARS [FOR MODEL YM14]

Fig.52. MAIN & RANGE SHIFT(FOR YM12)

Fig. 52 MAIN & RANGE SHIFT [FOR MODEL YM12]



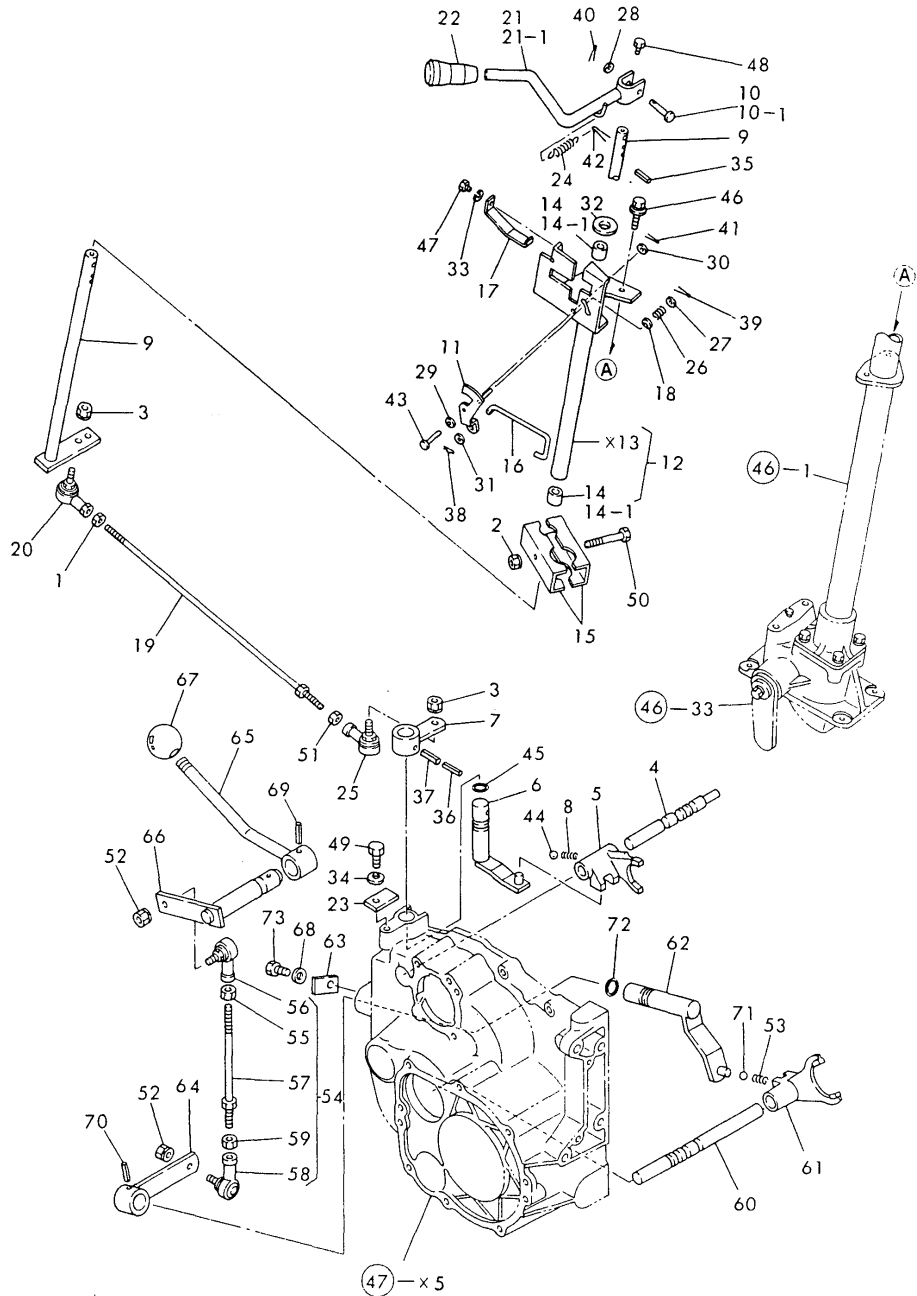
(A)=YM12
(B)=YM14
(C)=

(D)=
(E)=
(F)=

No.	Lev.	Parts No.	Description	Q'ty						I	R
				(A)	(B)	(C)	(D)	(E)	(F)		
1	1	194990-20170	NUT, M8	1							
2	1	194990-22050	NUT, M8	1							
3	1	194990-22050	NUT, M8	1							
4	1	194820-27110	SHAFT, FORK	1							
5	1	194820-27120	FORK, SHIFT	1							
6	1	194820-27130	ARM, MAIN SHIFT	1							
7	1	194820-27150	LEVER, SHIFT	1							
8	1	194310-27180	SPRING, 22.2	1							
9	1	194802-27200	SHAFT, MAIN SHIFT	1							
10	1	194300-27240	PIN 5X24.5	1							
10-1	1	194170-27380	PIN, 5X30.5	1							S
(A=E# 24018)											
11	1	194800-27291	PLATE, LOCK	1							
12	1	194802-27300	GUIDE ASSY, LEVER	1							
14	2	194145-47160	BUSH 13X15X15	2							
14-1	2	24550-013150	BUSH, 13X15	2							N
(A=E# 24167)											
15	1	194800-27310	CLAMP, GUIDE	2							
16	1	194800-27320	LEVER, SAFETY LOCK	1							
17	1	194800-27330	SPRING	1							
18	1	194800-27340	RETAINER, SPRING	1							
19	1	194822-27350	ROD, MAIN SHIFT	1							
20	1	194820-27370	END, ROD L	1							
21	1	194802-27410	LEVER, SHIFT	1							
21-1	1	194802-27411	LEVER ASSY, CHANGE	1							N
(A=E# 24018)											
22	1	194800-27460-R	KNOB	1							
23	1	194241-27540	PLATE, KEEP	1							
24	1	194440-29580	SPRING, LEVER	1							
25	1	172112-41980	BEARING, ROD-END	1							
26	1	194162-53310	SPRING	1							
27	1	22137-040000	WASHER, 4	1							
28	1	22137-050000	WASHER, 5	1							
29	1	22137-050000	WASHER, 5	1							
30	1	22137-050000	WASHER, 5	1							
31	1	22137-050000	WASHER, 5	1							Z
(A=FXXXXX)											
32	1	22137-140000	WASHER, 14	1							
33	1	22217-050000	WASHER, SPRING 5	1							
34	1	22287-080000	WASHER, 8	1							
35	1	22351-030020	PIN, SPRING 3.0X20	1							
36	1	22351-035032	PIN, SPRING 3.5X32	1							
37	1	22351-060032	PIN, SPRING 6.0X32	1							
38	1	22360-050000	SNAP PIN 5	1							
39	1	22417-120100	PIN, COTTER 1.2X10	1							
40	1	22417-160180	PIN, COTTER 1.6X18	1							
41	1	22417-160180	PIN, COTTER 1.6X18	1							
42	1	22417-300250	PIN, COTTER 3.0X25	1							
43	1	22487-050100	PIN, H 5X 10	1							
44	1	24190-100001	BALL, STEEL 5/16	1							
45	1	24311-000160	O-RING, 1AP16.0	1							

Fig.52. MAIN & RANGE SHIFT(FOR YM12)

Fig. 52 MAIN & RANGE SHIFT [FOR MODEL YM12]



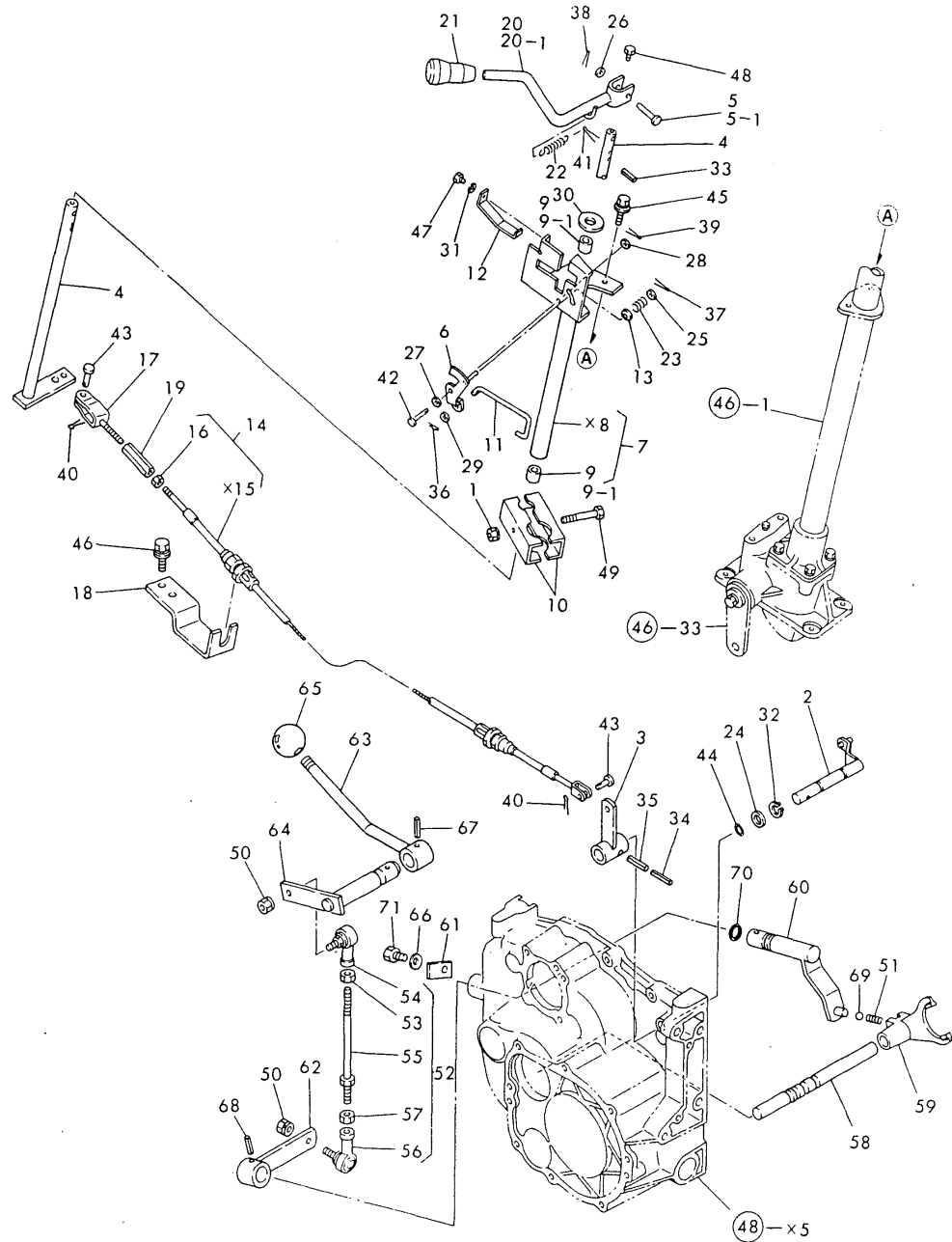
(A)=YM12
(B)=YM14
(C)=

(D)=
(E)=
(F)=

No.	Lev.	Parts No.	Description	Q'ty						I	R
				(A)	(B)	(C)	(D)	(E)	(F)		
46	1	26014-080162	BOLT, M8X 16	2							
47	1	26116-050102	BOLT, M5X 10 PLATED	1							
48	1	26116-060082	BOLT, M6X 8 PLATED	1							
49	1	26116-080202	BOLT, M8X 20 PLATED	1							
50	1	26116-080602	BOLT, M8X 60 PLATED	1							
51	1	26716-080002	NUT, M8	1							
52	1	194990-22050	NUT, M8	2							
53	1	194310-27180	SPRING, 22.2	1							
54	1	194802-27500	ROD ASSY	1							
55	2	194990-20170	NUT, M8	1							
56	2	194820-27370	END, ROD L	1							
57	2	194802-27580	ROD	1							
58	2	172112-41980	BEARING, ROD-END	1							
59	2	26716-080002	NUT, M8	1							
60	1	194800-27510-X	SHAFT, FORK	1							
61	1	194802-27520	FORK, SHIFT	1							
62	1	194802-27530	ARM, SHIFT	1							
63	1	194241-27540	PLATE, KEEP	1							
64	1	194802-27560	ARM, RANGE SHIFT	1							
65	1	194802-27610	LEVER, RANGE SHIFT	1							
66	1	194802-27660	SHAFT, ARM	1							
67	1	194310-29510	KNOB	1							
68	1	22287-080000	WASHER, 8	1							
69	1	22351-060028	PIN, SPRING 6.0X28	1							
70	1	22351-060028	PIN, SPRING 6.0X28	1							
71	1	24190-100001	BALL, STEEL 5/16	1							
72	1	24311-000160	O-RING, 1AP16.0	1							
73	1	26116-080202	BOLT, M8X 20 PLATED	1							

Fig.53. MAIN & RANGE SHIFT(FOR YM14)

Fig. 53 MAIN & RANGE SHIFT [FOR MODEL YM14]



(A)=YM12
(B)=YM14
(C)=

(D)=
(E)=
(F)=

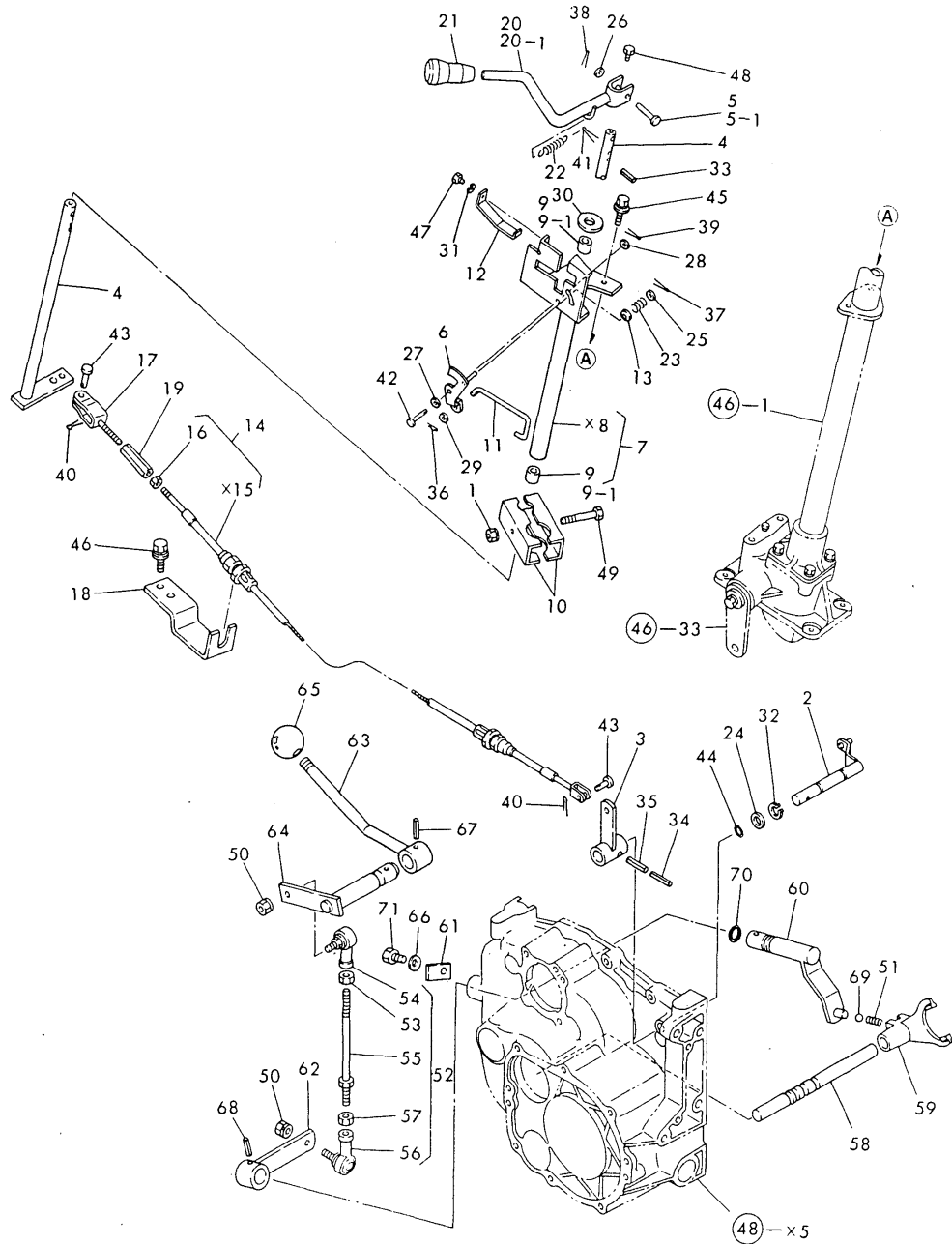
No.	Lev.	Parts No.	Description	Qty						I	R
				(A)	(B)	(C)	(D)	(E)	(F)		
1	1	194990-22050	NUT, M8		1						
2	1	194800-27110-X	ARM, MAIN SHIFT		1						
3	1	194802-27150	LEVER, SHIFT		1						
4	1	194802-27200	SHAFT, MAIN SHIFT		1						
5	1	194300-27240	PIN 5X24.5		1						
5-1	1	194170-27380	PIN, 5X30.5		1						S
(B=E/# 24018)											
6	1	194800-27291	PLATE, LOCK		1						
7	1	194802-27300	GUIDE ASSY, LEVER		1						
9	2	194145-47160	BUSH 13X15X15		2						
9-1	2	24550-013150	BUSH, 13X15		2						N
(B=E/# 24167)											
10	1	194800-27310	CLAMP, GUIDE		2						
11	1	194800-27320	LEVER, SAFETY LOCK		1						
12	1	194800-27330	SPRING		1						
13	1	194800-27340	RETAINER, SPRING		1						
14	1	194802-27350	CABLE ASSY, CONTROL		1						
16	2	26756-050002	NUT, LOCK M5		1						
17	1	194800-27360	FORK, END		1						
18	1	194802-27370	SUPPORT, CABLE		1						
19	1	194800-27380	TURNBUCKLE		1						
20	1	194802-27410	LEVER, SHIFT		1						
20-1	1	194802-27411	LEVER ASSY, CHANGE		1						N
(B=E/# 24018)											
21	1	194800-27460-R	KNOB		1						
22	1	194440-29580	SPRING, LEVER		1						
23	1	194162-53310	SPRING		1						
24	1	22117-140000	WASHER, 14		1						
25	1	22137-040000	WASHER, 4		1						
26	1	22137-050000	WASHER, 5		1						
27	1	22137-050000	WASHER, 5		1						
28	1	22137-050000	WASHER, 5		1						
29	1	22137-050000	WASHER, 5		1						Z
(B=FXXXX)											
30	1	22137-140000	WASHER, 14		1						
31	1	22217-050000	WASHER, SPRING 5		1						
32	1	22242-000150	RING, 15		1						
33	1	22351-030020	PIN, SPRING 3.0X20		1						
34	1	22351-035032	PIN, SPRING 3.5X32		1						
35	1	22351-060032	PIN, SPRING 6.0X32		1						
36	1	22360-050000	SNAP PIN 5		1						
37	1	22417-120100	PIN, COTTER 1.2X10		1						
38	1	22417-160180	PIN, COTTER 1.6X18		1						
39	1	22417-160180	PIN, COTTER 1.6X18		1						
40	1	22417-160180	PIN, COTTER 1.6X18		2						
41	1	22417-300250	PIN, COTTER 3.0X25		1						
42	1	22487-050100	PIN, H 5X 10		1						
43	1	22487-060120	PIN, H 6X 12		2						
44	1	24311-000110	O-RING, 1AP11.0		1						
45	1	26014-080162	BOLT, M8X 16		2						
46	1	26014-080162	BOLT, M8X 16		2						

Fig.53. MAIN & RANGE SHIFT(FOR YM14)

(A)=YM12
(B)=YM14
(C)=

(D)=
(E)=
(F)=

Fig. 53 MAIN & RANGE SHIFT [FOR MODEL YM14]



No.	Lev.	Parts No.	Description	Q'ty						I	R
				(A)	(B)	(C)	(D)	(E)	(F)		
47	1	26116-050102	BOLT, M5X 10 PLATED		1						
48	1	26116-060082	BOLT, M6X 8 PLATED		1						
49	1	26116-080602	BOLT, M8X 60 PLATED		1						
50	1	194990-22050	NUT, M8		2						
51	1	194310-27180	SPRING, 22.2		1						
52	1	194802-27500	ROD ASSY		1						
53	2	194990-20170	NUT, M8		1						
54	2	194820-27370	END, ROD L		1						
55	2	194802-27580	ROD		1						
56	2	172112-41980	BEARING, ROD-END		1						
57	2	26716-080002	NUT, M8		1						
58	1	194800-27510-X	SHAFT, FORK		1						
59	1	194802-27520	FORK, SHIFT		1						
60	1	194802-27530	ARM, SHIFT		1						
61	1	194241-27540	PLATE, KEEP		1						
62	1	194802-27560	ARM, RANGE SHIFT		1						
63	1	194802-27610	LEVER, RANGE SHIFT		1						
64	1	194802-27660	SHAFT, ARM		1						
65	1	194310-29510	KNOB		1						
66	1	22287-080000	WASHER, 8		1						
67	1	22351-060028	PIN, SPRING 6.0X28		1						
68	1	22351-060028	PIN, SPRING 6.0X28		1						
69	1	24190-100001	BALL, STEEL 5/16		1						
70	1	24311-000160	O-RING, 1AP16.0		1						
71	1	26116-080202	BOLT, M8X 20 PLATED		1						

Fig.54. DIFF. GEAR & REAR AXLE SHAFT

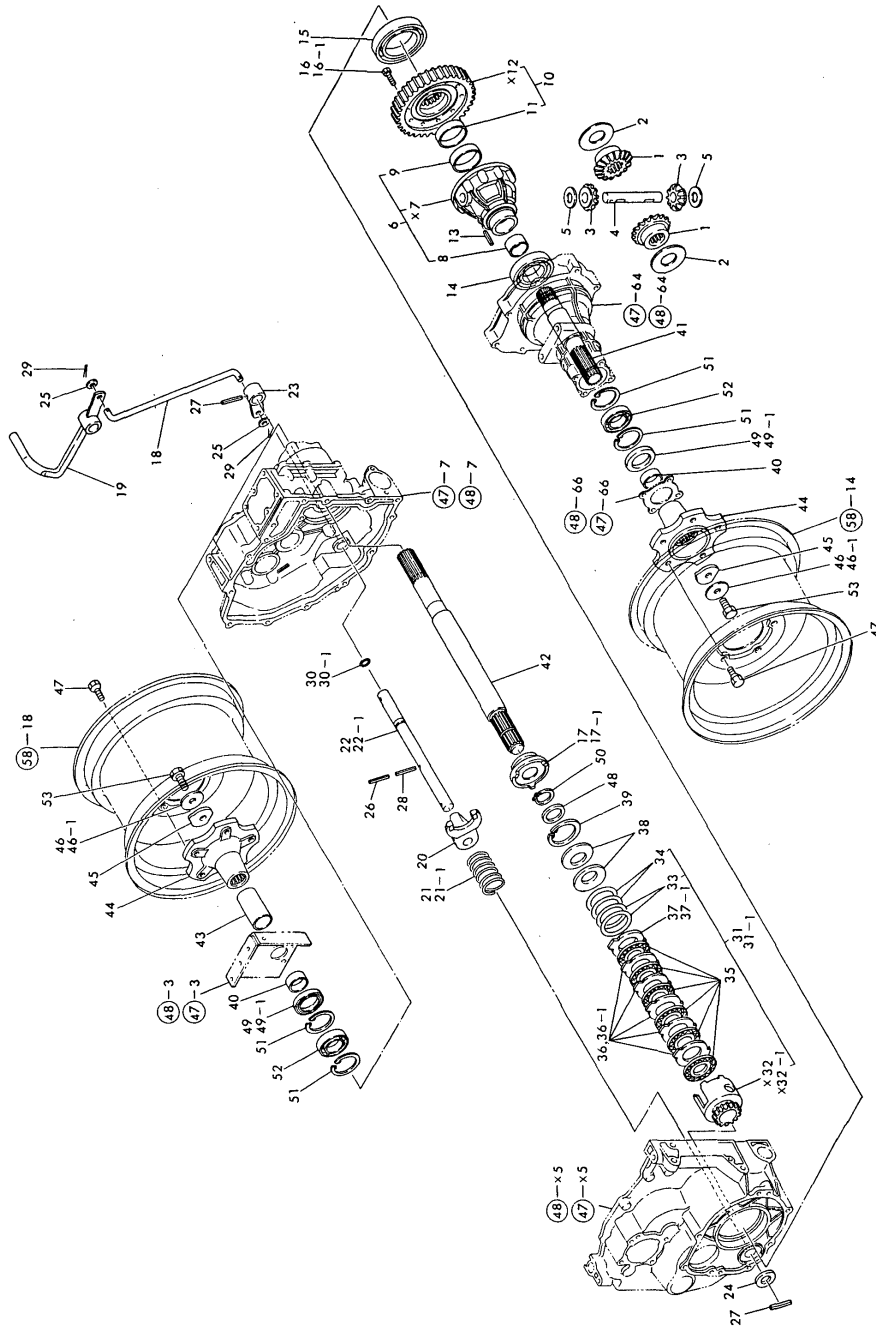
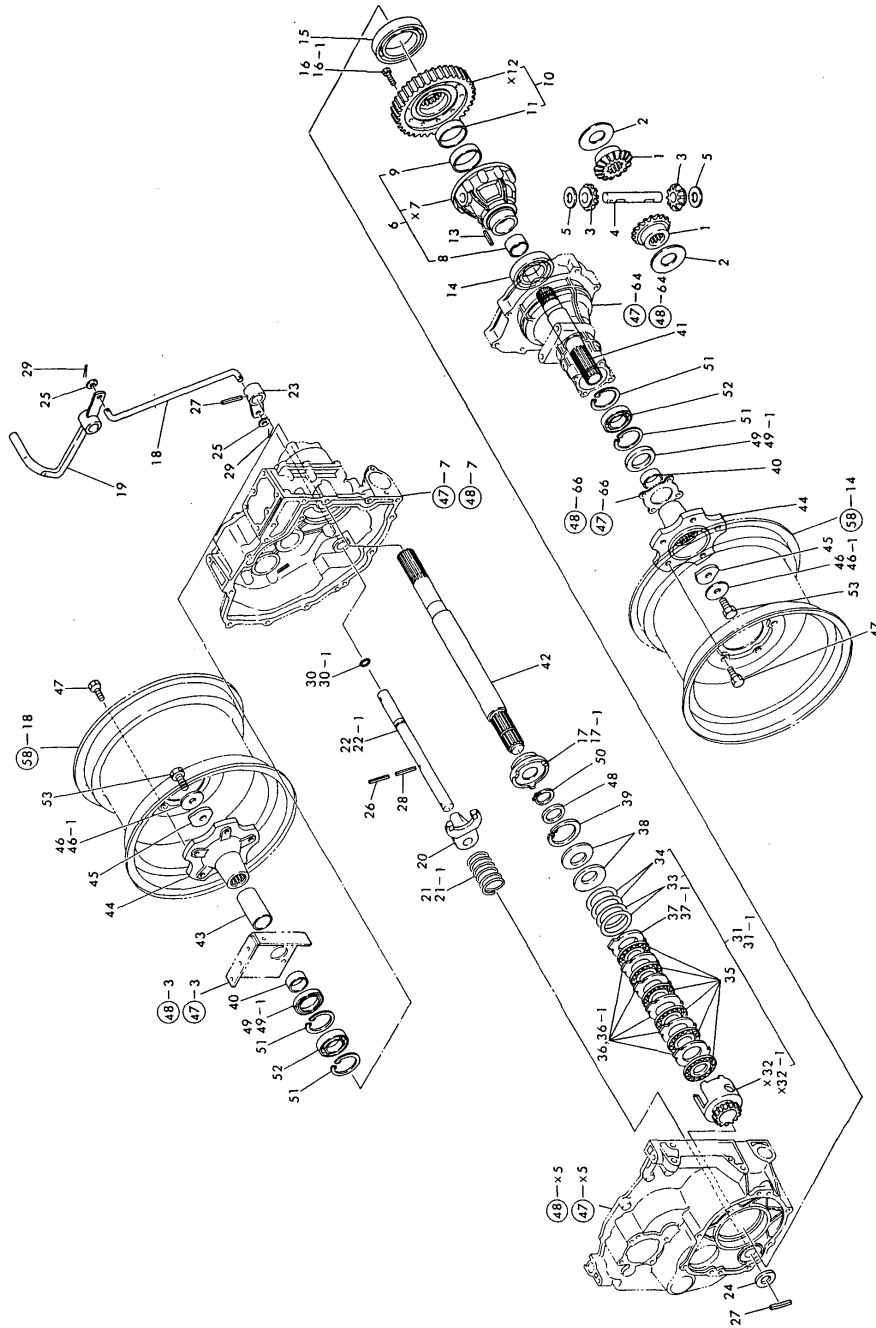


Fig. 54 DIFFERENTIAL GEARS & REAR AXLE SHAFT

No.	Lev.	Parts No.	Description	Q'ty						I	R
				(A)	(B)	(C)	(D)	(E)	(F)		
1	1	194310-31510	GEAR, DIFFERENTIAL	2	2						
2	1	194310-31550	WASHER, DIFFERENTIAL	2	2						
3	1	194800-31800	PINION, DIFFERENTIAL	2	2						
4	1	194800-31820	SHAFT, DIFFERENTIAL	1	1						
5	1	194800-31850	WASHER, DIFFERENTIAL	2	2						
6	1	194800-32100	HOUSING ASSY, DIFF.	1	1						
8	2	194800-32120	BUSH, 30X33X20	1	1						
9	2	194310-32150	BUSH, 48X50.5X14	1	1						
10	1	194800-33500	GEAR ASSY, FINAL	1	1						
11	2	194310-32150	BUSH, 48X50.5X14	1	1						
13	1	22351-050030	PIN, SPRING 5.0X30	1	1						
14	1	24101-060094	BEARING, BALL 6009	1	1						
15	1	24101-060124	BEARING, BALL 6012	1	1						
16	1	26126-080252	BOLT M 8X 25 PLATED	10	10						
16-1	1	26116-080252	BOLT, M8X 25 PLATED	10	10						N
(A=FXXXXX) (B=FXXXXX)											
17	1	194802-33110	SLIDER, DIFFERENTIAL	1	1						
17-1	1	194802-33111	SLIDER, LOCK	1	1						S S
(A=E/# 22001) (B=E/# 22001)											
18	1	194802-33120	ROD, LINK	1	1						
19	1	194802-33140	PEDAL ASSY, LOCK	1	1						
20	1	194800-33150	FORK, SHIFT	1	1						
21	1	194802-33160	SPRING, RETURN	1	1						
21-1	1	194802-33161	SPRING, RETURN	1	1						S S
(A=E/# 22001) (B=E/# 22001)											
22	1	194802-33180	SHAFT, FORK	1	1						
22-1	1	194802-33181	SHAFT, FORK	1	1						S S
(A=E/# 22001) (B=E/# 22001)											
23	1	194800-33190	ARM, DIFF. LOCK	1	1						
24	1	22117-200000	WASHER, 20	1	1						
25	1	22137-100000	WASHER, 10	2	2						
26	1	22351-050045	PIN, SPRING 5.0X45	1	1						
27	1	22351-080032	PIN, SPRING 8.0X32	2	2						
28	1	22351-080045	PIN, SPRING 8.0X45	1	1						
29	1	22417-200300	PIN, COTTER 2.0X30	2	2						
30	1	24317-000160	O-RING 16-P	1	1						M
30-1	1	24311-000160	O-RING, 1AP16.0	1	1						
31	1	194802-33700	CASE	1	1						
31-1	1	194802-33701	CASE	1	1						S S
(A=E/# 22001) (B=E/# 22001)											
33	2	194802-33760	SHIM, 0.2 60	2	2						A
34	2	194802-33770	SHIM, 0.3 60	2	2						A
35	1	194802-33720	PLATE, FRICTION 60	6	6						
36	1	194802-33730	PLATE (1.6), STEEL	5	5						
36-1	1	194802-33731	PLATE (1.6), STEEL	5	5						S S
(A=E/# 22001) (B=E/# 22001)											
37	1	194802-33740	PLATE (3.2), STEEL	1	1						
37-1	1	194802-33741	PLATE, STEEL 3.2	1	1						S S
(A=E/# 22001) (B=E/# 22001)											
38	1	194802-33750	SPRING, 60	2	2						
39	1	22252-000620	RING, 62	1	1						

Fig.54. DIFF. GEAR & REAR AXLE SHAFT



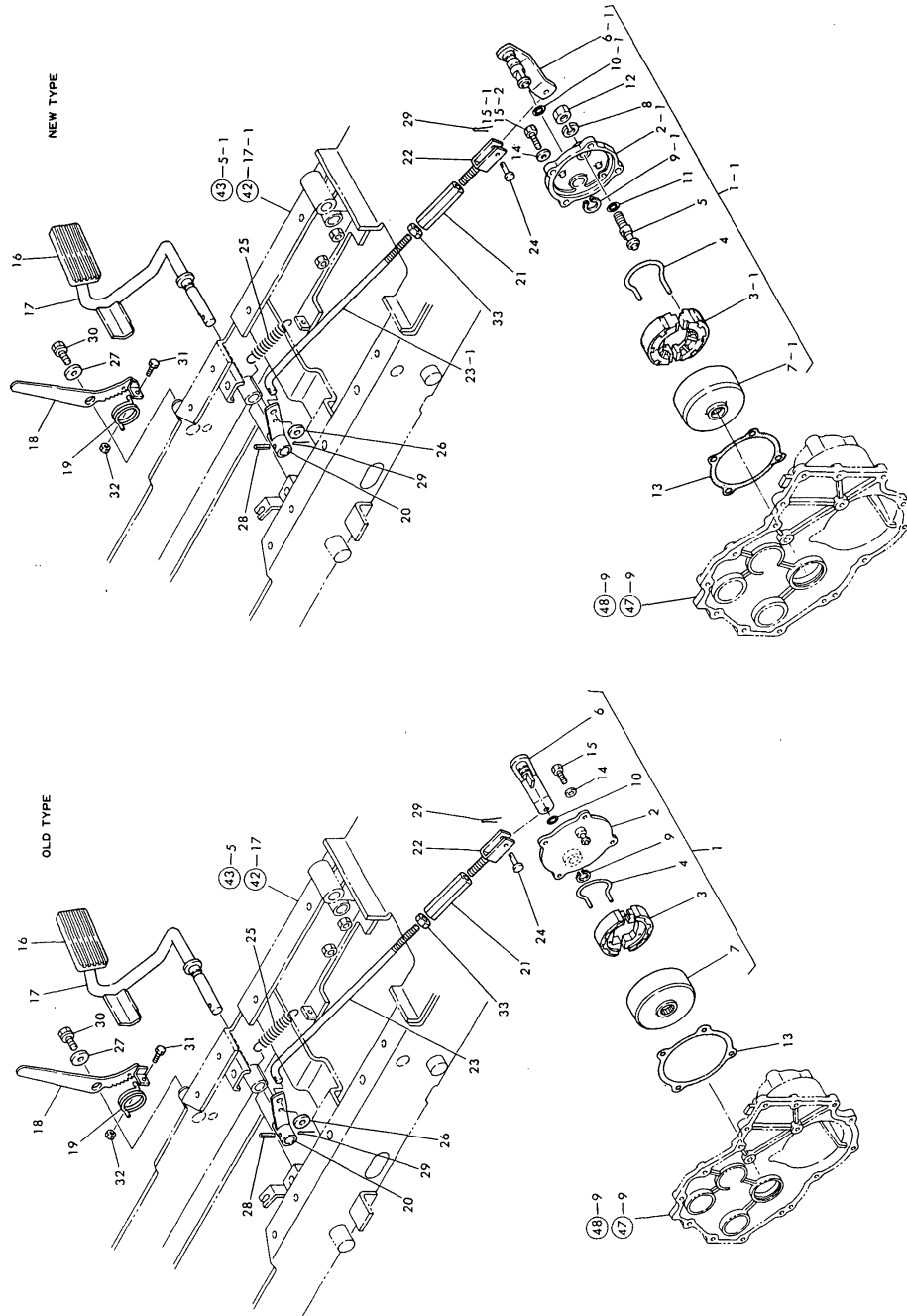
(A)=YM12
(B)=YM14
(C)=

(D)=
(E)=
(F)=

No.	Lev.	Parts No.	Description	Q'ty						
				(A)	(B)	(C)	(D)	(E)	(F)	
40	1	195040-13320	COLLAR, 30X38X14	2	2					
41	1	194800-34100-X	SHAFT, REAR AXLE	1	1					
42	1	194802-34110	SHAFT, REAR AXLE R	1	1					
43	1	194800-34210	COLLAR 30X38X66	1	1					
44	1	194800-34510-X	HUB, REAR WHEEL	2	2					
45	1	194800-34550	WASHER, 12	2	2					
46	1	194800-34560	LOCK WASHER 12	2	2					
46-1	1	194274-13580	WASHER, SPRING 12	2	2					N
(A=E/# 22876) (B=E/# 22876)										
47	1	194800-34650	BOLT, HUB M10X22	10	10					
48	1	194310-37560	WASHER	1	1					
49	1	194990-52600	SEAL TC 38 55 8, OIL	2	2					
49-1	1	24423-385508	SEAL, OIL TC385508	2	2					N
(A=E/# 23181) (B=E/# 23181)										
50	1	22242-000290	RING, 29	1	1					
51	1	22252-000550	RING, 55	4	4					
52	1	24101-060064	BEARING, BALL 6006	2	2					
53	1	26156-120252	BOLT, M12X 25 PLATED	2	2					

Fig. 54 DIFFERENTIAL GEARS & REAR AXLE SHAFT

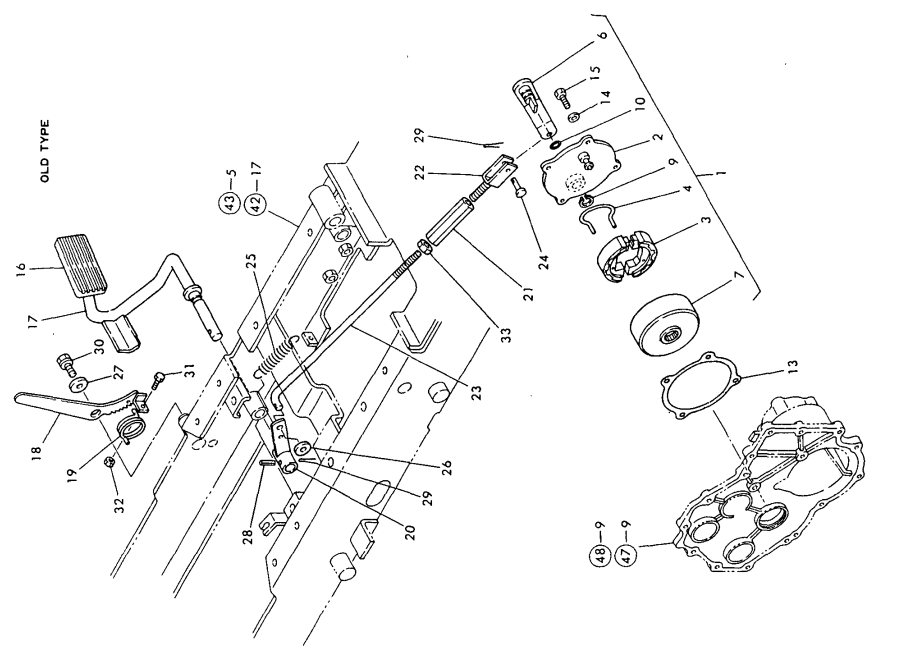
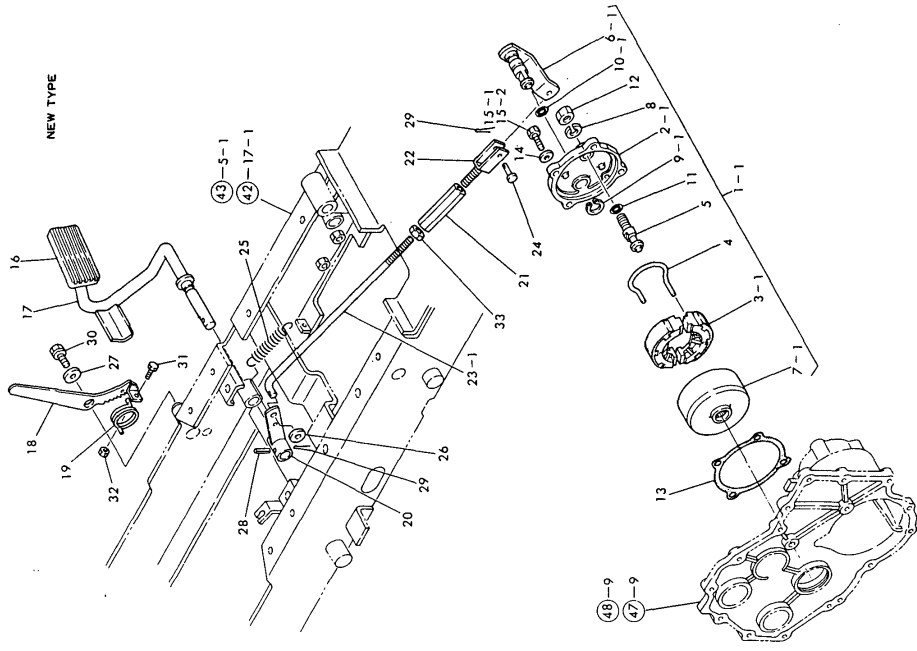
Fig.55. BRAKES



No.	Lev.	Parts No.	Description	Qty						I	R
				(A)	(B)	(C)	(D)	(E)	(F)		
1	1	194800-36301-X	BRAKE ASSY	1	1						
1-1	1	194800-36302-X	BRAKE ASSY	1	1					S	S
		(A=E/# 22001) (B=E/# 22001)									
2	2	194800-36310-X	COVER, BRAKE	1	1						
2-1	2	194800-36311-X	COVER, BRAKE	1	1					S	S
		(A=E/# 22001) (B=E/# 22001)									
3	2	194800-36510	SHOE, BRAKE	2	2						
3-1	2	194800-36511	SHOE, BRAKE	2	2					S	S
		(A=E/# 22001) (B=E/# 22001)									
4	2	194800-36550	SPRING, SHOE	2	2						
5	2	194800-36610	PIN, ANCHOR	1	1						W
		(A=E/# 22001) (B=E/# 22001)									
6	2	194800-36711-X	CAMSHAFT, BRAKE	1	1						
6-1	2	194800-36712-X	CAMSHAFT, BRAKE	1	1					S	S
		(A=E/# 22001) (B=E/# 22001)									
7	2	194800-37110	DRUM, BRAKE	1	1						
7-1	2	194800-37111	DRUM, BRAKE	1	1					S	S
		(A=E/# 22001) (B=E/# 22001)									
8	2	22217-120000	WASHER, SPRING 12	1	1						W
		(A=E/# 22001) (B=E/# 22001)									
9	2	22242-000150	RING, 15	1	1						
9-1	2	22242-000180	RING, 18	1	1					S	S
		(A=E/# 22001) (B=E/# 22001)									
10	2	24311-000150	O-RING, 1AP15.0	1	1						
10-1	2	24311-000180	O-RING, 1AP18.0	1	1					S	S
		(A=E/# 22001) (B=E/# 22001)									
11	2	24341-000090	O-RING, 1AS9.0	1	1						W
		(A=E/# 22001) (B=E/# 22001)									
12	2	26736-120002	NUT, M12	1	1						W
		(A=E/# 22001) (B=E/# 22001)									
13	1	194800-36320	PACKING	1	1						
14	1	22287-080000	WASHER, 8	4	4						
15	1	26116-080202	BOLT, M8X 20 PLATED	4	4						
15-1	1	26116-080302	BOLT, M8X 30 PLATED	4	4					S	S
		(A=E/# 22001) (B=E/# 22001)									
15-2	1	26116-080252	BOLT, M8X 25 PLATED	4	4						N
		(A=E/# 22033) (B=E/# 22033)									
16	1	194802-22580	COVER, HEAD	1	1						
17	1	194802-37420-X	PEDAL ASSY, R	1	1						
18	1	194802-37660-U	LEVER, BRAKE LOCK	1	1						
19	1	194110-37691	SPRING	1	1						
20	1	194802-37710-X	ARM, BRAKE PEDAL	1	1						
21	1	194151-37730	TURNBUCKLE M10X90	1	1						
22	1	194130-37740	ROD, BRAKE L	1	1						
23	1	194802-37770	ROD, BRAKE	1	1						
23-1	1	194802-37771	ROD, BRAKE	1	1					S	S
		(A=E/# 22001) (B=E/# 22001)									
24	1	194080-37781	PIN, 8X25	1	1						
25	1	194151-47441	SPRING, RETURN	1	1						
26	1	22137-100000	WASHER, 10	1	1						
27	1	22157-100000	WASHER, 10	1	1						

N:Old $\begin{matrix} \leftarrow \text{Yes} \\ \text{No} \end{matrix}$ New, Q:Old $\begin{matrix} \leftarrow \text{No} \\ \text{Yes} \end{matrix}$ New, R:Old $\begin{matrix} \leftarrow \text{Yes} \\ \text{Yes} \end{matrix}$ New, S:Old $\begin{matrix} \leftarrow \text{No} \\ \text{No} \end{matrix}$ New, W:Add, Z:Discontinued, F:Interchangeable by set, K:Q'ty Change
 ++ CONTINUE ++
 Copyright (C) YANMAR CO., LTD. All Rights Reserved.

Fig.55. BRAKES



(A)=YM12
(B)=YM14
(C)=

(D)=
(E)=
(F)=

No.	Lev.	Parts No.	Description	Qty						I	R
				(A)	(B)	(C)	(D)	(E)	(F)		
28	1	22351-060028	PIN, SPRING 6.0X28	1	1						
29	1	22417-200300	PIN, COTTER 2.0X30	2	2						
30	1	26013-100162	BOLT, M10X 16	1	1						
31	1	26116-060162	BOLT, M6X 16 PLATED	1	1						
32	1	26716-060002	NUT, M6	1	1						
33	1	26716-100002	NUT, M10	1	1						

N:Old Yes/No New, Q:Old No/Yes New, R:Old Yes/No New, S:Old No/Yes New, W:Add, Z:Discontinued, F:Interchangeable by set, K:Qty Change
Copyright (C) YANMAR CO., LTD. All Rights Reserved.

Fig. 55 BRAKES

Fig.56. MECHANICAL LIFT(FOR BM-42)

(A)=YM12
(B)=YM14
(C)=

(D)=
(E)=
(F)=

No.	Lev.	Parts No.	Description	Q'ty						I	R
				(A)	(B)	(C)	(D)	(E)	(F)		
1	1	194080-37781	PIN, 8X25	2	2						
2	1	194802-49100	LEVER ASSY, LIFT	1	1						
2-1	1	194802-49101	LEVER ASSY, LIFT	1	1						N
(A=E/# 22001) (B=E/# 22001)											
7	1	194802-49190	ROD, LIFT LEVER	1	1						
8	1	194802-49230	LINK, LIFT LEVER	1	1						
8-1	1	194802-49200	LINK ASSY, LEVER	1	1						S
(A=E/# 22001) (B=E/# 22001)											
10	2	1E6140-34360	BUSH, 20X23X20	2	2						W
(A=E/# 22001) (B=E/# 22001)											
10-1	2	24550-020200	BUSH, 20X20	2	2						N
(A=E/# 22001) (B=E/# 22001)											
11	1	194802-49210-X	BRACKET, LIFT LEVER	1	1						
11-1	1	194802-49211-X	BRACKET, LEVER	1	1						N
(A=E/# 22001) (B=E/# 22001)											
12	1	194802-49220	SHAFT, LIFT CRANK	1	1						
12-1	1	194802-49221	SHAFT, CRANK	1	1						N
(A=E/# 22001) (B=E/# 22001)											
13	1	194802-49240	ROD, DEPTH	1	1						
14	1	194802-49250	HANDLE, DEPTH	1	1						
15	1	194802-49410-X	CRANK, LIFT	1	1						
15-1	1	194802-49400	CRANK, LIFT	1	1						S
(A=E/# 22001) (B=E/# 22001)											
17	2	1E6140-34360	BUSH, 20X23X20	2	2						W
(A=E/# 22001) (B=E/# 22001)											
17-1	2	24550-020200	BUSH, 20X20	2	2						N
(A=E/# 22001) (B=E/# 22001)											
18	1	194802-49460	BOSS	1	1						
19	1	22137-080000	WASHER, 8	4	4						
20	1	22137-200000	WASHER, 20	1	1						
21	1	22157-100000	WASHER, 10	1	1						
22	1	22217-080000	WASHER, SPRING 8	1	1						
23	1	22272-000150	RING, E-15	2	2						
24	1	22272-000190	RING, E-19	1	1						
25	1	22417-200300	PIN, COTTER 2.0X30	2	2						
26	1	22512-050240	KEY, 5X 24	1	1						W
(A=E/# 22001) (B=E/# 22001)											
27	1	24761-010000	NIPPLE, GREASE M6F	1	1						
28	1	24761-010000	NIPPLE, GREASE M6F	2	2						
29	1	26013-080202	BOLT, M8X 20	4	4						
30	1	26116-080162	BOLT, M8X 16 PLATED	1	1						
31	1	26716-100002	NUT, M10	2	2						
32	1	22351-060032	PIN, SPRING 6.0X32	1	1						Z
(A=FXXXXX) (B=FXXXXX)											

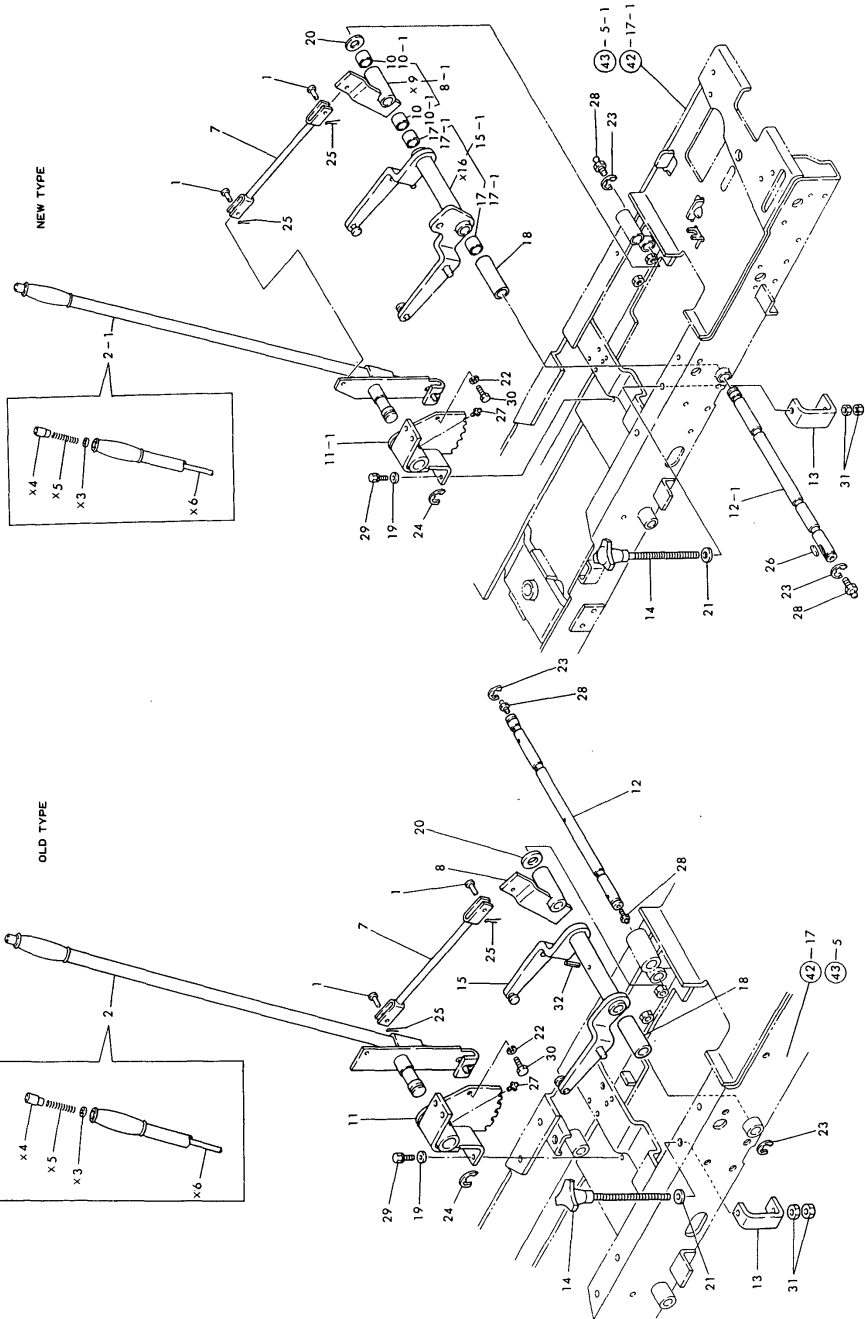
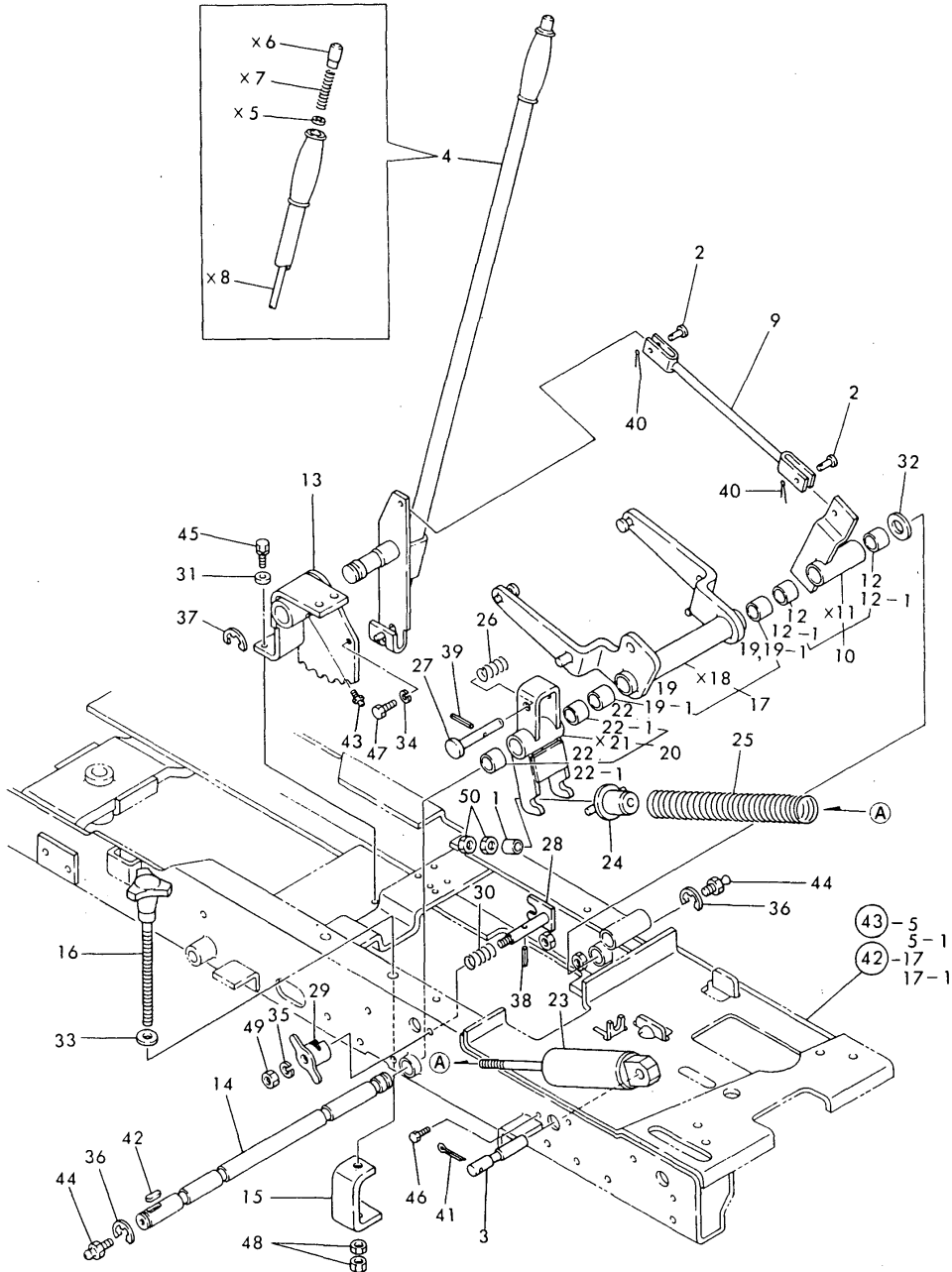


Fig. 56 MECHANICAL LIFT (FOR MODEL BM-42)

Fig.57. MECHANICAL LIFT(FOR BM-48)

Fig. 57 MECHANICAL LIFT
(FOR MODEL BM-48)



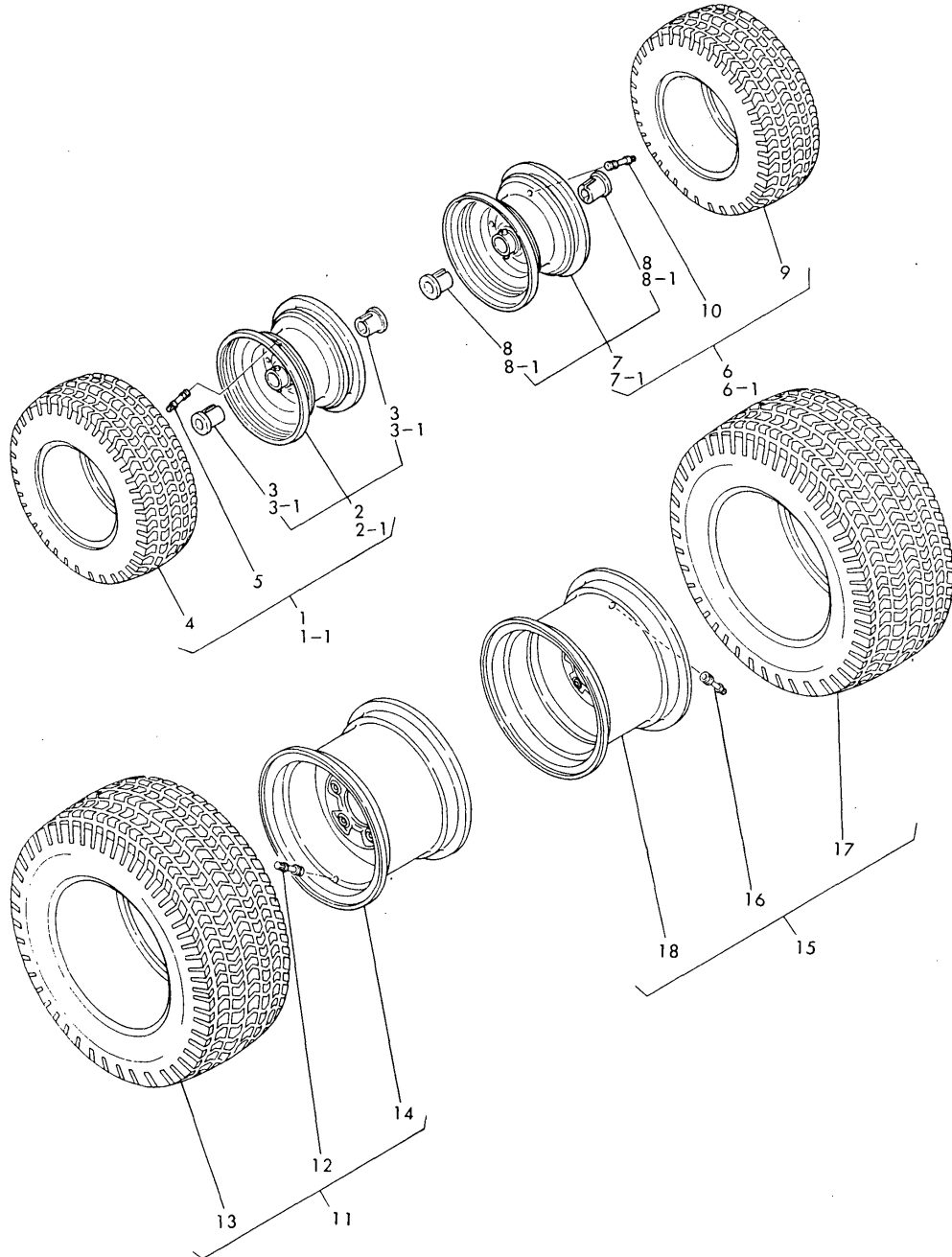
(A)=YM12
(B)=YM14
(C)=

(D)=
(E)=
(F)=

No.	Lev.	Parts No.	Description	Q'ty						I	R
				(A)	(B)	(C)	(D)	(E)	(F)		
1	1	1E4133-34010	COLLAR, 10.5X18X20	1	1						
2	1	194080-37781	PIN, 8X25	2	2						
3	1	194802-43310	PIN, CYLINDER	1	1						
4	1	194802-49101	LEVER ASSY, LIFT	1	1						
9	1	194802-49190	ROD, LIFT LEVER	1	1						
10	1	194802-49200	LINK ASSY, LEVER	1	1						
12	2	1E6140-34360	BUSH, 20X23X20	2	2						
12-1	2	24550-020200	BUSH, 20X20	2	2						N
(A=E/# 22001) (B=E/# 22001)											
13	1	194802-49211-X	BRACKET, LEVER	1	1						
14	1	194802-49221	SHAFT, CRANK	1	1						
15	1	194802-49240	ROD, DEPTH	1	1						
16	1	194802-49250	HANDLE, DEPTH	1	1						
17	1	194802-49400	CRANK, LIFT	1	1						
19	2	1E6140-34360	BUSH, 20X23X20	2	2						
19-1	2	24550-020200	BUSH, 20X20	2	2						N
(A=E/# 22001) (B=E/# 22001)											
20	1	194802-49550	LINK W/BUSH	1	1						
22	2	1E6140-34360	BUSH, 20X23X20	2	2						
22-1	2	24550-020200	BUSH, 20X20	2	2						N
(A=E/# 22001) (B=E/# 22001)											
23	1	194802-49570	HOLDER	1	1						
24	1	194802-49580	SUPPORT, SPRING	1	1						
25	1	194802-49590	SPRING, LIFT	1	1						
26	1	194802-49610	SPRING	1	1						
27	1	194802-49620	PIN, LOCK	1	1						
28	1	194802-49630	ARM, RELEASE	1	1						
29	1	194802-49640	KNOB, RELEASE	1	1						
30	1	194802-49990	SPRING	1	1						
31	1	22137-080000	WASHER, 8	4	4						
32	1	22137-200000	WASHER, 20	1	1						
33	1	22157-100000	WASHER, 10	1	1						
34	1	22217-080000	WASHER, SPRING 8	1	1						
35	1	22217-100000	WASHER, SPRING 10	1	1						
36	1	22272-000150	RING, E-15	2	2						
37	1	22272-000190	RING, E-19	1	1						
38	1	22351-030025	PIN, SPRING 3.0X25	1	1						
39	1	22351-030032	PIN, SPRING 3.0X32	1	1						
40	1	22417-200300	PIN, COTTER 2.0X30	2	2						
41	1	22417-800500	PIN, COTTER 8.0X50	1	1						
42	1	22512-050240	KEY, 5X 24	1	1						
43	1	24761-010000	NIPPLE, GREASE M6F	1	1						
44	1	24761-010000	NIPPLE, GREASE M6F	2	2						
45	1	26013-080202	BOLT, M8X 20	4	4						
46	1	26116-060162	BOLT, M6X 16 PLATED	1	1						
47	1	26116-080162	BOLT, M8X 16 PLATED	1	1						
48	1	26716-100002	NUT, M10	2	2						
49	1	26716-100002	NUT, M10	1	1						
50	1	26756-100002	NUT, LOCK M10	2	2						

Fig.58. TIRES(FRONT & REAR)

Fig. 58 TIRES (FRONT & REAR)



(A)=YM12
(B)=YM14
(C)=

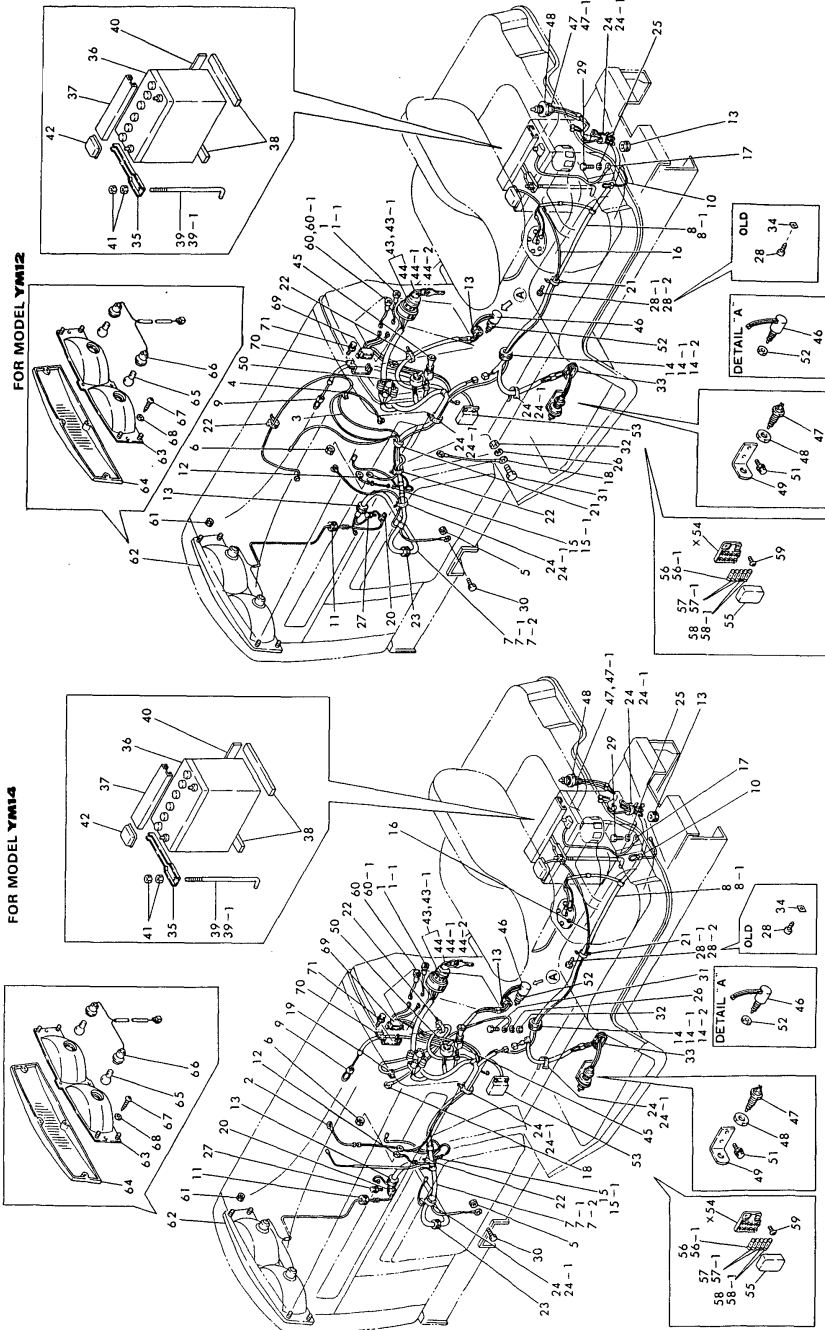
(D)=
(E)=
(F)=

No.	Lev.	Parts No.	Description	Q'ty						I	R
				(A)	(B)	(C)	(D)	(E)	(F)		
1	1	194802-14700-Q	TIRE (L) ASSY, FRONT	1	1						
1-1	1	194802-14701	TIRE ASSY16X6.5-8	1	1						N
		(A=E/# 23641)	(B=E/# 23641)								
2	2	194802-12720-Q	WHEEL 5.375I X 8H	1	1						
2-1	2	194802-12700	WHEEL ASSY, FRONT	1	1						N
		(A=E/# 23975)	(B=E/# 23975)								
3	3	194802-12730	BUSH, WHEEL	2	2						
3-1	3	194802-12740	BEARING, 6205-16Z	2	2						W
		(A=E/# 23975)	(B=E/# 23975)								
4	2	194800-12810	TIRE, 16X6.50-8	1	1						
5	2	194136-12880	VALVE, TR413	1	1						
6	1	194802-14800-Q	TIRE ASSY(R),F.WHEEL	1	1						
6-1	1	194802-14801	TIRE ASSY16X6.5-8	1	1						N
		(A=E/# 23641)	(B=E/# 23641)								
7	2	194802-12720-Q	WHEEL 5.375I X 8H	1	1						
7-1	2	194802-12700	WHEEL ASSY, FRONT	1	1						N
		(A=E/# 23975)	(B=E/# 23975)								
8	3	194802-12730	BUSH, WHEEL	2	2						
8-1	3	194802-12740	BEARING, 6205-16Z	2	2						W
		(A=E/# 23975)	(B=E/# 23975)								
9	2	194800-12810	TIRE, 16X6.50-8	1	1						
10	2	194136-12880	VALVE, TR413	1	1						
11	1	194800-34600-Q	TIRE ASSY 23X10.5-12	1	1						
12	2	194136-12880	VALVE, TR413	1	1						
13	2	194800-34710	TIRE, 23X10.50-12	1	1						
14	2	194800-34850-Q	WHEEL W 8.5X 12DC	1	1						
15	1	194800-34700-Q	TIRE ASSY 23X10.5-12	1	1						
16	2	194136-12880	VALVE, TR413	1	1						
17	2	194800-34710	TIRE, 23X10.50-12	1	1						
18	2	194800-34850-Q	WHEEL W 8.5X 12DC	1	1						

Fig.59. ELECTRIC PARTS

(A)=YM12
(B)=YM14
(C)=

(D)=
(E)=
(F)=



No.	Lev.	Parts No.	Description	Q'ty						I	R
				(A)	(B)	(C)	(D)	(E)	(F)		
1	1	194800-02610	LAMP, GLOW START	1	1						
1-1	1	194800-02611	LAMP, GLOW	1	1						N
		(A=E/# 22926) (B=E/# 22926)									
2	1	194800-02670	WIRE, LEAD		1						
3	1	194810-02670	WIRE, LEAD	1							
4	1	194440-51630	CLAMP, HARNESS	1							
5	1	194990-22040	NUT, M6	1	1						
6	1	194990-22050	NUT, M8	1	1						
7	1	194802-51110	HARNESS (A), WIRE	1	1						
7-1	1	194802-51111	HARNESS (A), WIRE	1	1						S
		(A=E/# 22001) (B=E/# 22001)									
7-2	1	194802-51112	HARNESS, WIRE	1	1						N
		(A=E/# 22926) (B=E/# 22926)									
8	1	194802-51120	HARNESS (B), WIRE	1	1						
8-1	1	194802-51121	HARNESS, WIRE	1	1						N
		(A=E/# 22926) (B=E/# 22926)									
9	1	194802-51170	WIRE, READ	1	1						
10	1	194802-51180	WIRE, READ	1	1						
11	1	194275-51210	GROMMET 25	1	1						
12	1	194312-51210	WIRE, MAIN LEAD	1	1						
13	1	194800-51210	GROMMET, 20	3	3						
14	1	194155-05250	GROMMET, 25	1	1						
14-1	1	197810-83240	GROMMET, 38	1	1						N
		(A=E/# 22001) (B=E/# 22001)									
14-2	1	194802-51220	GROMMET 32	1	1						N
		(A=E/# 22001) (B=E/# 22001)									
15	1	194312-51220	LINK, FUSIBLE	1	1						
15-1	1	194802-51230	LINK, FUSIBLE 0.5	1	1						N
		(A=E/# 22926) (B=E/# 22926)									
16	1	194800-51410	CABLE, BATTERY	1	1						
16-1	1	194802-51410	CABLE, BATTERY	1	1						N
		(A=E/# 24078) (B=E/# 24078)									
17	1	194440-51420	CABLE, BATTERY EARTH	1	1						
18	1	194800-51430	CABLE, BATTERY EARTH	1	1						
19	1	194440-51620	CLAMP		1						
20	1	194440-51630	CLAMP, HARNESS	2	1						
21	1	194800-51640	CLAMP, HARNESS	2	2						
22	1	194250-51660	BAND 250	3	3						
23	1	194162-58830	GROMMET, 20	1	1						
24	1	121750-59890	BAND, 140	4	4						
24-1	1	121750-59890	BAND, 140	6	6						K
		(A=E/# 22926) (B=E/# 22926)									
25	1	22217-060000	WASHER, SPRING 6	1	1						
26	1	22217-100000	WASHER, SPRING 10	1	1						
27	1	26014-060122	BOLT, M6X 12	1	1						
28	1	194420-61640	SCREW, TAPPING M5X16	1	1						
28-1	1	26116-060122	BOLT, M6X 12 PLATED	1	1						S
		(A=FXXXXX) (B=FXXXXX)									
28-2	1	26116-060082	BOLT, M6X 8 PLATED	1	1						N
		(A=E/# 22001) (B=E/# 22001)									
29	1	26116-060122	BOLT, M6X 12 PLATED	1	1						

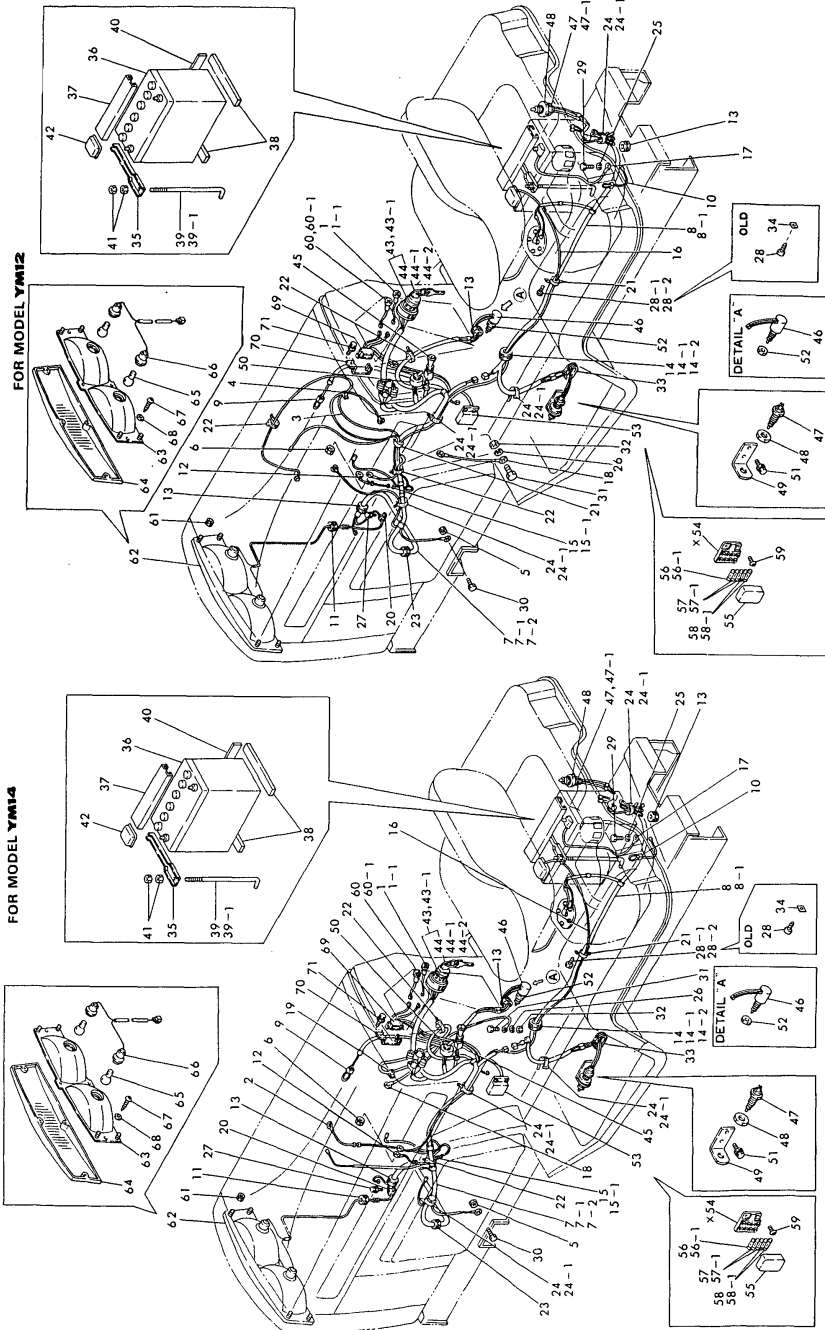
N:Old $\begin{matrix} \text{Yes} \\ \text{No} \end{matrix}$ New, Q:Old $\begin{matrix} \text{No} \\ \text{Yes} \end{matrix}$ New, R:Old $\begin{matrix} \text{Yes} \\ \text{No} \end{matrix}$ New, S:Old $\begin{matrix} \text{No} \\ \text{Yes} \end{matrix}$ New, W:Add, Z:Discontinued, F:Interchangeable by set, K:Q'ty Change
++ CONTINUE ++
Copyright (C) YANMAR CO., LTD. All Rights Reserved.

Fig. 59 ELECTRIC PARTS

Fig.59. ELECTRIC PARTS

(A)=YM12
(B)=YM14
(C)=

(D)=
(E)=
(F)=

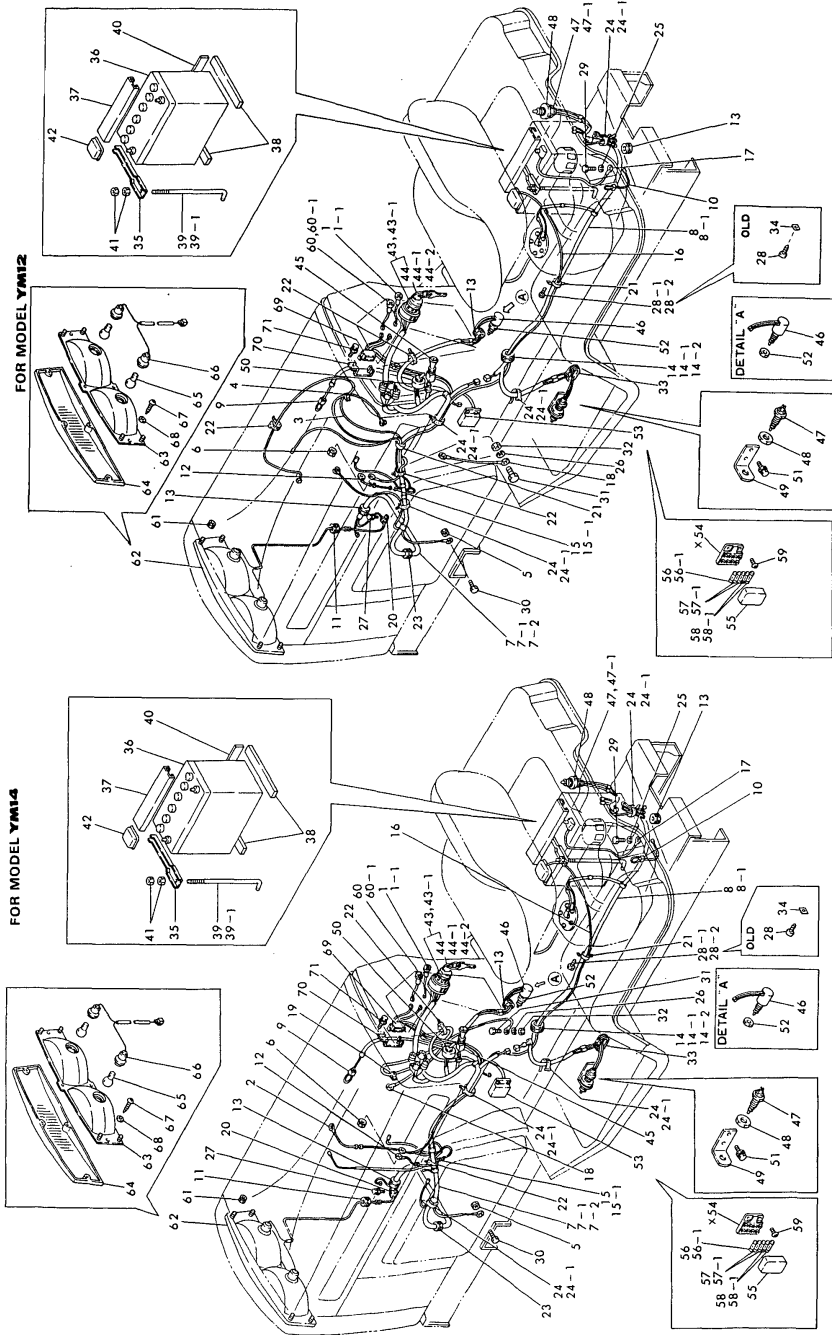


No.	Lev.	Parts No.	Description	Q'ty						I	R
				(A)	(B)	(C)	(D)	(E)	(F)		
30	1	26116-060122	BOLT, M6X 12 PLATED	1	1						
31	1	26116-100202	BOLT, M10X 20 PLATED	1	1						
32	1	26716-100002	NUT, M10	1	1						
33	1	29321-255050	GROMET, 25X5.0X50	1	1						
34	1	194145-61650	NUT, SPEED M5	1	1						Z
		(A=FXXXXX) (B=FXXXXX)									
35	1	194802-51440	CLAMP, BATTERY	1	1						
36	1	194800-51510	BATTERY, 55B24R	1	1						
37	1	194440-51550	COVER, BATTERY	1	1						
38	1	194450-51590	RUBBER, CUSHION B	2	2						
39	1	194440-61740	ROD, BATTERY CLAMP	1	1						
39-1	1	194440-61741	ROD, BATTERY CLAMP	1	1						N
		(A=E/# 24167) (B=E/# 24167)									
40	1	194180-62760	RUBBER, CUSHION	1	1						
41	1	26716-060002	NUT, M6	2	2						
42	1	194080-51430	INSULATOR	1	1						Z
		(A=FXXXXX) (B=FXXXXX)									
43	1	194155-52110	SWITCH, STARTING	1	1						
43-1	1	194215-52110	SWITCH, STARTING	1	1						S
		(A=E/# 22001) (B=E/# 22001)									
44	2	194155-52190	KEY	2	2						
44-1	2	194215-52120	KEY	2	2						S
		(A=E/# 22001) (B=E/# 22001)									
44-2	2	194155-52160	KEY ASSY	1	1						N
		(A=E/# 24018) (B=E/# 24018)									
45	1	194800-52120	SWITCH, LIGHTING	1	1						
46	1	194450-52150	SWITCH, STOP LAMP	1	1						
47	1	194440-52190	SWITCH, SAFETY START	2	2						
47-1	1	194440-52191	SWITCH, SAFETY START	2	2						N
		(A=E/# 23596) (B=E/# 23596)									
48	1	194240-52210	NUT, M22	2	2						
49	1	194800-52220-U	STAY, SAFETY SWITCH	1	1						
50	1	194446-83310	SWITCH, FRONT P.T.O.	1	1						
51	1	26014-080162	BOLT, M8X 16	2	2						
52	1	26776-120002	NUT, LOCK M12	1	1						
53	1	194440-52400	BOX ASSY, FUSE	1	1						
55	2	194440-52420	COVER	1	1						
56	2	194145-52820	FUSE 5A	1	1						
56-1	2	29411-050000	FUSE, CARTRIDGE 5A	1	1						N
		(A=E/# 24082) (B=E/# 24082)									
57	2	194145-52830	FUSE 10A	2	2						
57-1	2	29411-100000	FUSE, CARTRIDGE 10A	2	2						N
		(A=E/# 24082) (B=E/# 24082)									
58	2	194145-52840	FUSE 15A	2	2						
58-1	2	29411-150000	FUSE, CARTRIDGE 15A	2	2						N
		(A=E/# 24082) (B=E/# 24082)									
59	1	26587-060202	SCREW, M6X20	2	2						
60	1	194800-02610	LAMP, GLOW START	1	1						
60-1	1	194800-02611	LAMP, GLOW	1	1						N
		(A=E/# 22926) (B=E/# 22926)									
61	1	194990-22130	NUT, M6	4	4						

N:Old $\begin{matrix} \text{Yes} \\ \text{No} \end{matrix}$ New, Q:Old $\begin{matrix} \text{No} \\ \text{Yes} \end{matrix}$ New, R:Old $\begin{matrix} \text{Yes} \\ \text{No} \end{matrix}$ New, S:Old $\begin{matrix} \text{No} \\ \text{Yes} \end{matrix}$ New, W:Add, Z:Discontinued, F:Interchangeable by set, K:Q'ty Change
++ CONTINUE ++
Copyright (C) YANMAR CO., LTD. All Rights Reserved.

Fig. 59 ELECTRIC PARTS

Fig.59. ELECTRIC PARTS



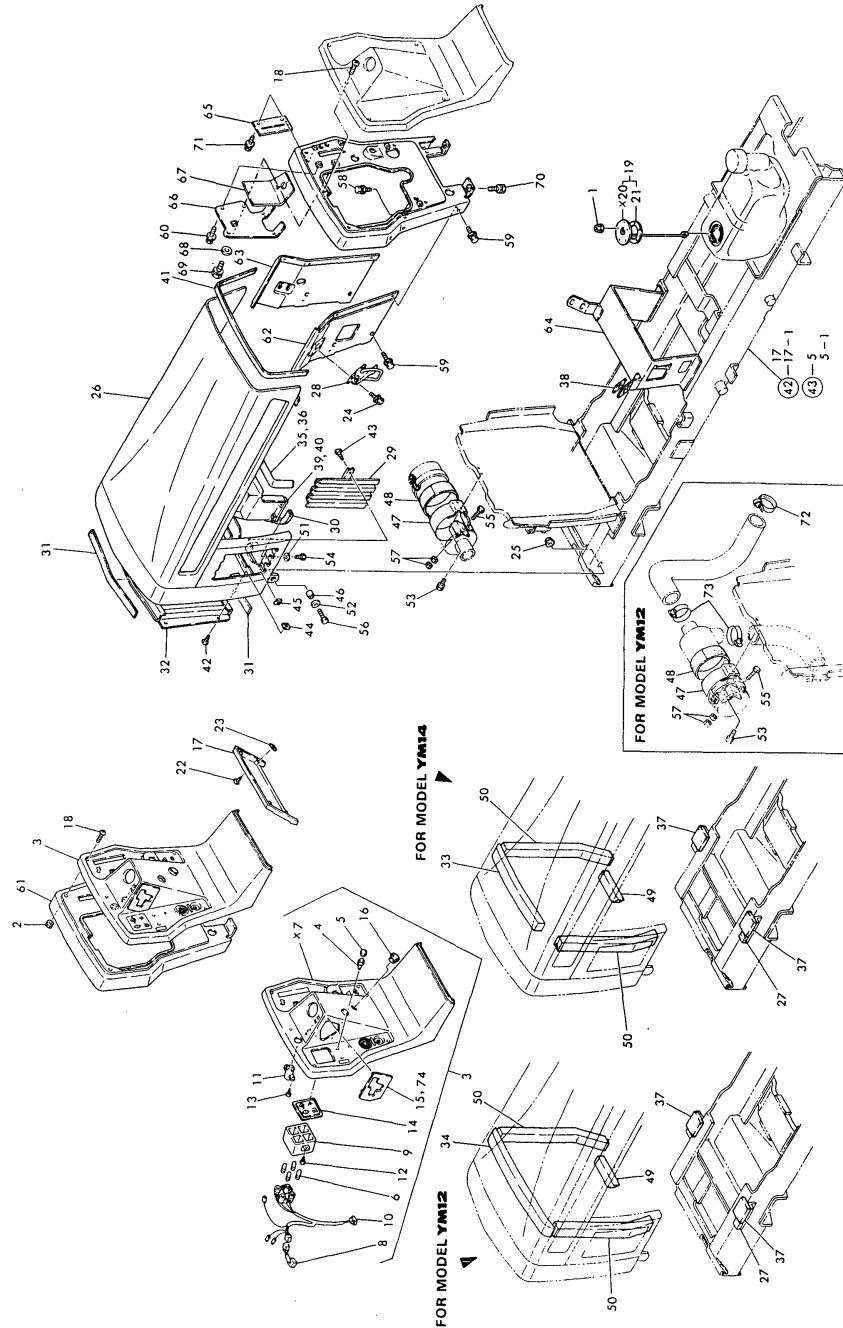
(A)=YM12
(B)=YM14
(C)=

(D)=
(E)=
(F)=

No.	Lev.	Parts No.	Description	Q'ty						I	R
				(A)	(B)	(C)	(D)	(E)	(F)		
62	1	194800-53100	LIGHT ASSY, HEAD	1	1						
63	2	194800-53110	REFLECTOR	1	1						
64	2	194800-53120	LENS	1	1						
65	2	194800-53130	BULB, 12V18.4W	2	2						
66	2	194800-53140	WIRE, LEAD	1	1						
67	2	194800-53150	SCREW, TAPPING	4	4						
68	2	194800-53160	WASHER	4	4						
69	1	194800-57250	RELAY, FLASHER	1	1						
70	1	194800-57260	BRACKET	1	1						
71	1	26014-060122	BOLT, M6X 12	1	1						

Fig. 59 ELECTRIC PARTS

Fig.60. HOOD

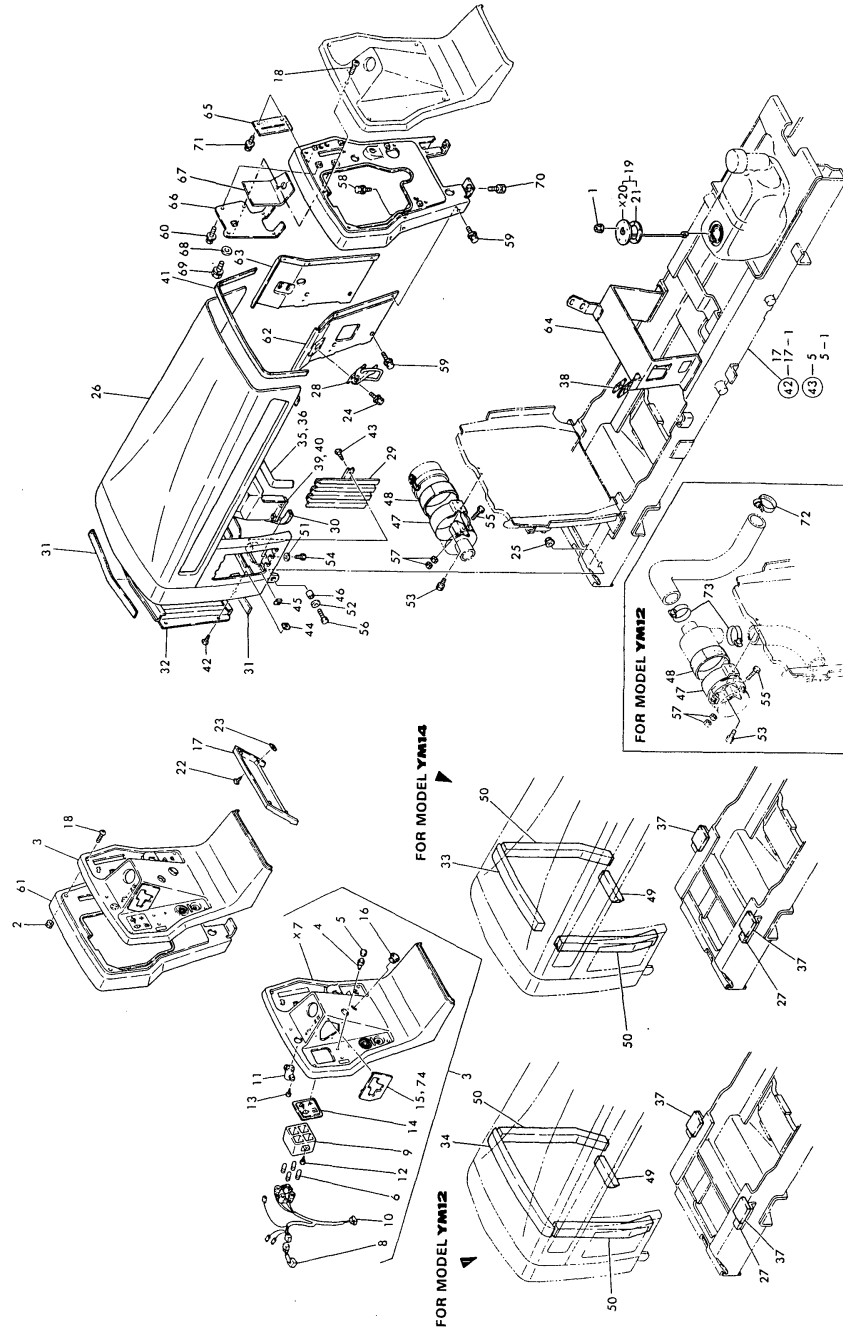


No.	Lev.	Parts No.	Description	Q'ty						I	R
				(A)	(B)	(C)	(D)	(E)	(F)		
1	1	194990-22110	NUT, M4	5	5						
2	1	194990-22120	NUT, M5	5	5						
3	1	194802-56210	PANEL ASSY, MAIN	1	1						
4	2	194150-52160	SWITCH, HORN	1	1						
5	2	194150-52170	CAP, SWITCH	1	1						
6	2	194440-55820	BULB, 12V3.4W	4	4						
8	2	194802-56230	CIRCUIT ASSY, CHECK	1	1						
9	2	194800-56240	BOX, PILOT	1	1						
10	2	194802-56250	CORD	1	1						
11	2	194800-56260	BUZZER	1	1						
12	2	194800-56270	SCREW, TAPPING M4X16	2	2						
13	2	194800-56280	SCREW, TAPPING M3X10	2	2						
14	2	194800-56310	LENS, PILOT	1	1						
15	2	194800-56320	COVER, SHIFT	1	1						Z
(A=E/# 24167) (B=E/# 24167)											
16	2	194800-56350	GROMMET	1	1						
17	1	194802-56290	PANEL, SUB	1	1						
18	1	194800-56330	SCREW, M5X25	5	5						
19	1	194802-56600	SENDER ASSY, FUEL	1	1						
21	2	194420-56620	GASKET	1	1						
22	1	194800-61640	SCREW M 5X 30	4	4						
23	1	194145-61650	NUT, SPEED M5	4	4						
24	1	194155-05210	BOLT, M6X16	4	4						
25	1	194990-22150	NUT, M10	2	2						
26	1	194802-61100-R	HOOD	1	1						
27	1	194550-61230	RETAINER	1	1						
28	1	194802-61260	LOCK, BONNET	2	2						
29	1	194802-61270-R	GRILLE, FRONT	2	2						
30	1	194312-61290	PAD, RUBBER	1	1						
31	1	194800-61360	SEAL, FRONT GRILLE	2	2						
32	1	194802-61370-X	GRILLE, FRONT LOWER	1	1						
33	1	194802-61410	PAD, RUBBER		1						
34	1	194812-61410	PAD, (RUBBER)	1							
35	1	194802-61420	PAD, (RUBBER)		1						
36	1	194812-61420	PAD, (RUBBER)	1							
37	1	194802-61440	PAD, RUBBER	2	2						
38	1	194802-61450	STAY	2	2						
39	1	194802-61460	COVER, CLUTCH		1						
40	1	194812-61460	COVER, CLUTCH	1							
41	1	194800-61560	RUBBER, EDGE	1	1						
42	1	194420-61640	SCREW, TAPPING M5X16	4	4						
43	1	194420-61640	SCREW, TAPPING M5X16	4	4						
44	1	194145-61650	NUT, SPEED M5	4	4						
45	1	194145-61650	NUT, SPEED M5	4	4						
46	1	194802-61680	COLLAR, HINGE	2	2						
47	1	194197-61730	CLAMP, AIR CLEANER	1	1						
48	1	194440-61750	FELT, AIR CLEANER	1	1						
49	1	194180-61890	PAD, RUBBER	1	1						
50	1	194802-61980	PAD, RUBBER	2	2						
51	1	22137-060000	WASHER, 6	4	4						
52	1	22137-100000	WASHER, 10	2	2						

N:Old $\begin{matrix} \text{Yes} \\ \text{No} \end{matrix}$ New, Q:Old $\begin{matrix} \text{No} \\ \text{Yes} \end{matrix}$ New, R:Old $\begin{matrix} \text{Yes} \\ \text{No} \end{matrix}$ New, S:Old $\begin{matrix} \text{No} \\ \text{Yes} \end{matrix}$ New, W:Add, Z:Discontinued, F:Interchangeable by set, K:Q'ty Change
 ++ CONTINUE ++
 Copyright (C) YANMAR CO., LTD. All Rights Reserved.

Fig. 60 HOOD

Fig.60. HOOD



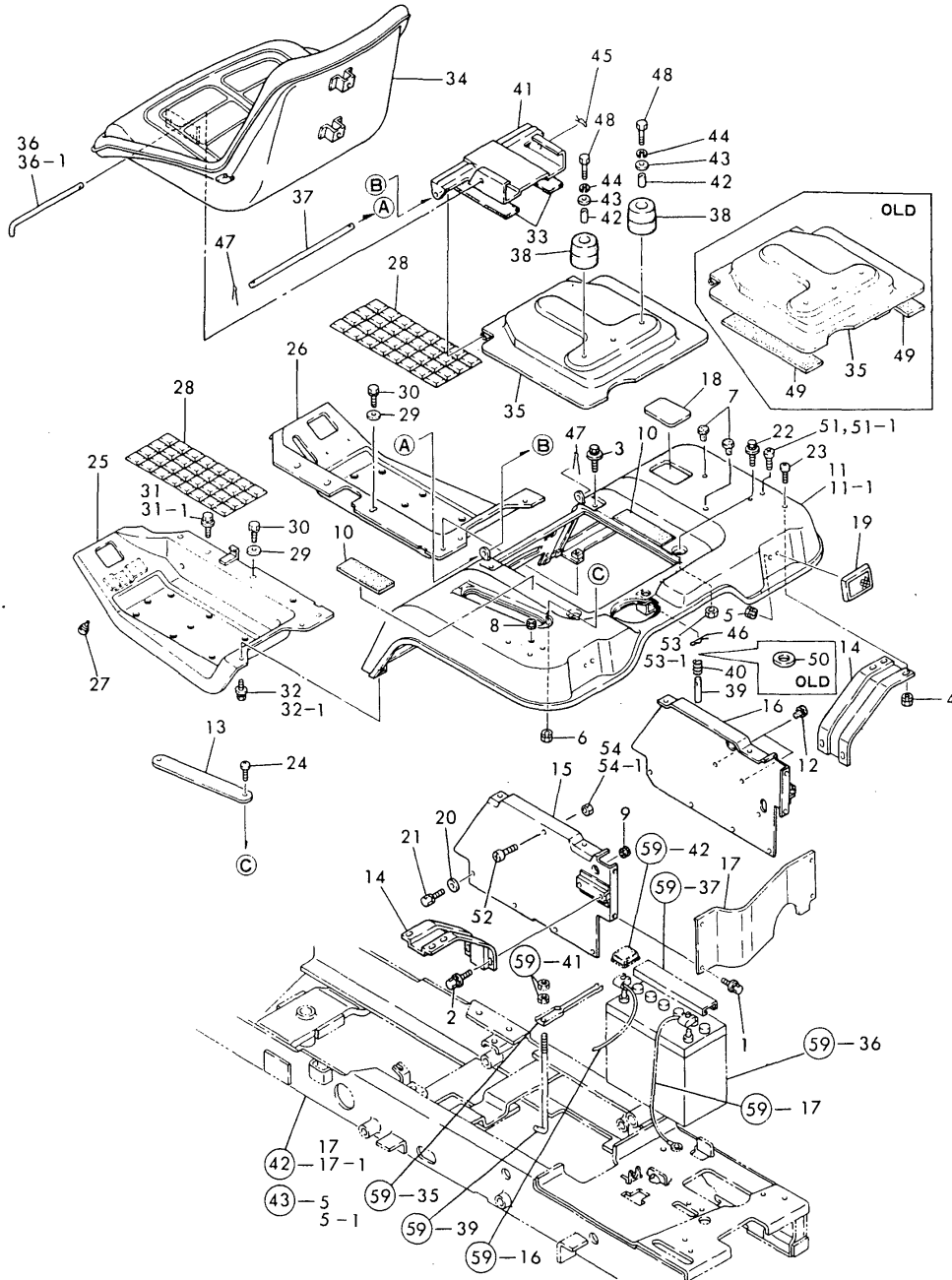
(A)=YM12
(B)=YM14
(C)=

(D)=
(E)=
(F)=

No.	Lev.	Parts No.	Description	Qty						I	R
				(A)	(B)	(C)	(D)	(E)	(F)		
53	1	26013-080122	BOLT, M8X 12	2	2						
54	1	26116-060122	BOLT, M6X 12 PLATED	4	4						
55	1	26116-080402	BOLT, M8X 40 PLATED	1	1						
56	1	26116-100302	BOLT, M10X 30 PLATED	2	2						
57	1	26716-080002	NUT, M8	2	2						
58	1	194155-05210	BOLT, M6X16	2	2						
59	1	194155-05210	BOLT, M6X16	10	10						
60	1	194155-05210	BOLT, M6X16	1	1						
61	1	194802-61500-X	DASHBOARD ASSY	1	1						
62	1	194802-61510-R	COVER (L), SIDE	1	1						
63	1	194802-61530-R	COVER (R), SIDE	1	1						
64	1	194802-61550-R	BRACKET, PANEL	1	1						
65	1	194802-61710	PLATE, SEAL	1	1						
66	1	194802-61720	SEAL PLATE	1	1						
67	1	194802-61730	PAD, (RUBBER)	1	1						
68	1	22137-080000	WASHER, 8	1	1						
69	1	26013-080162	BOLT, M8X 16	1	1						
70	1	26013-080202	BOLT, M8X 20	2	2						
71	1	26014-080162	BOLT, M8X 16	1	1						
72	1	23000-060000	CLAMP, 60	1							W
(A=E/# 22001)											
73	1	23010-058000	CLAMP, 58	2							W
(A=E/# 22001)											
74	1	194800-56320	COVER, SHIFT	1	1						W
(A=E/# 24167) (B=E/# 24167)											
75	1	194145-62280	WASHER	2	2						W
(A=E/# 23975) (B=E/# 23975)											

Fig.61. FENDER & SEAT

Fig. 61 FENDER & SEAT



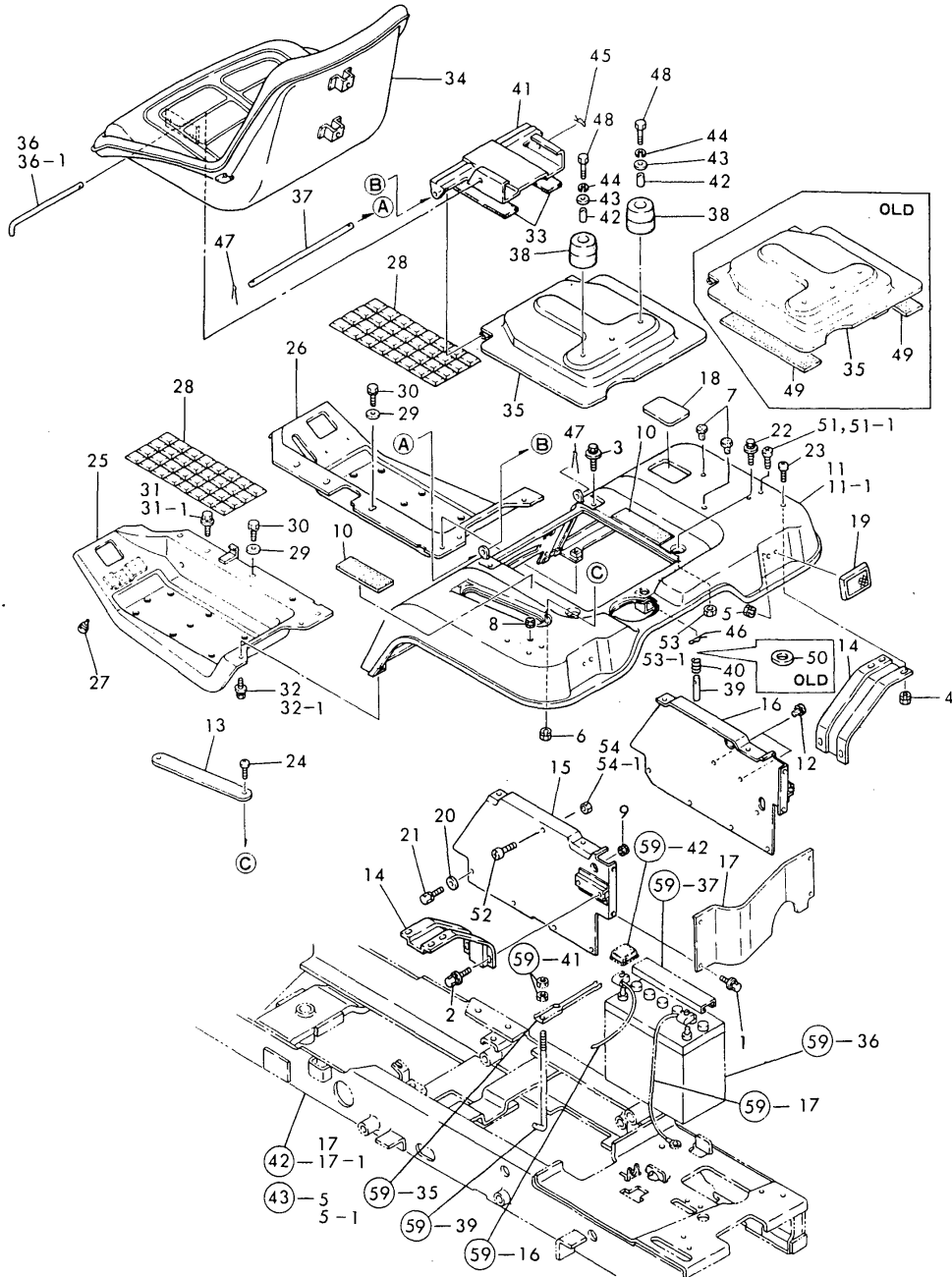
(A)=YM12
(B)=YM14
(C)=

(D)=
(E)=
(F)=

No.	Lev.	Parts No.	Description	(A)	(B)	(C)	(D)	(E)	(F)	Qty	I	R
1	1	194155-05210	BOLT, M6X16	4	4							
2	1	194155-05210	BOLT, M6X16	4	4							
3	1	194155-05210	BOLT, M6X16	2	2							
4	1	194990-22040	NUT, M6	4	4							
5	1	194990-22130	NUT, M6	2	2							
6	1	194990-22130	NUT, M6	2	2							
7	1	1C6053-26020	CAP, RUBBER 8X3	2	2							W
		(A=E/# 22757) (B=E/# 22757)										
8	1	194080-58810	GROMMET, 8	1	1							
9	1	194080-58810	GROMMET, 8	1	1							
10	1	194322-61470	PAD, RUBBER	2	2							W
		(A=E/# 22001) (B=E/# 22001)										
11	1	194802-62110-R	FENDER	1	1							
11-1	1	194802-62111	FENDER	1	1							N
		(A=E/# 22153) (B=E/# 22153)										
12	1	194432-62150	CAP, RUBBER 6	2	2							W
		(A=E/# 22757) (B=E/# 22757)										
13	1	194802-62170	COVER, FENDER	1	1							
14	1	194802-62180	SUPPORT, FENDER	2	2							
15	1	194802-62210-X	BRACKET, FENDER L	1	1							
16	1	194802-62220-X	BRACKET, FENDER R	1	1							
17	1	194802-62230-X	COVER, FENDER REAR	1	1							
18	1	194802-62310	CAP, RUBBER	1	1							W
		(A=E/# 22137) (B=E/# 22137)										
19	1	194800-76210	REFLECTOR	2	2							
20	1	22137-080000	WASHER, 8	8	8							
21	1	26013-080122	BOLT, M8X 12	8	8							
22	1	26014-060122	BOLT, M6X 12	2	2							
23	1	26587-060162	SCREW, M6X16	4	4							
24	1	26587-060162	SCREW, M6X16	2	2							
25	1	194802-62510-R	STEP (L)	1	1							
26	1	194802-62520-R	STEP (R)	1	1							
27	1	194330-62530	STOPPER, PEDAL	2	2							
28	1	194420-62560	RUBBER, CUSHION	2	2							
29	1	22137-080000	WASHER, 8	8	8							W
		(A=FXXXXX) (B=FXXXXX)										
30	1	26013-080122	BOLT, M8X 12	8	8							W
		(A=E/# 22001) (B=E/# 22001)										
31	1	26014-080162	BOLT, M8X 16	12	12							
31-1	1	26014-080162	BOLT, M8X 16	4	4							K
		(A=E/# 22001) (B=E/# 22001)										
32	1	26014-080162	BOLT, M8X 16	4	4							
32-1	1	194555-61770	BOLT, M8X20	4	4							N
		(A=FXXXXX) (B=FXXXXX)										
33	1	194322-61470	PAD, RUBBER	2	2							
34	1	194170-63110-X	SEAT, OPERATOR	1	1							
34-1	1	194170-63111-X	SEAT ASSY, OPERATOR	1	1							N
		(A=E/# 24327) (B=E/# 24327)										
35	1	194802-63210-R	BRACKET, SEAT	1	1							
36	1	194140-63220	PIN, HINGE	1	1							
36-1	1	194140-63221	PIN, HINGE	1	1							N

Fig.61. FENDER & SEAT

Fig. 61 FENDER & SEAT



(A)=YM12
(B)=YM14
(C)=

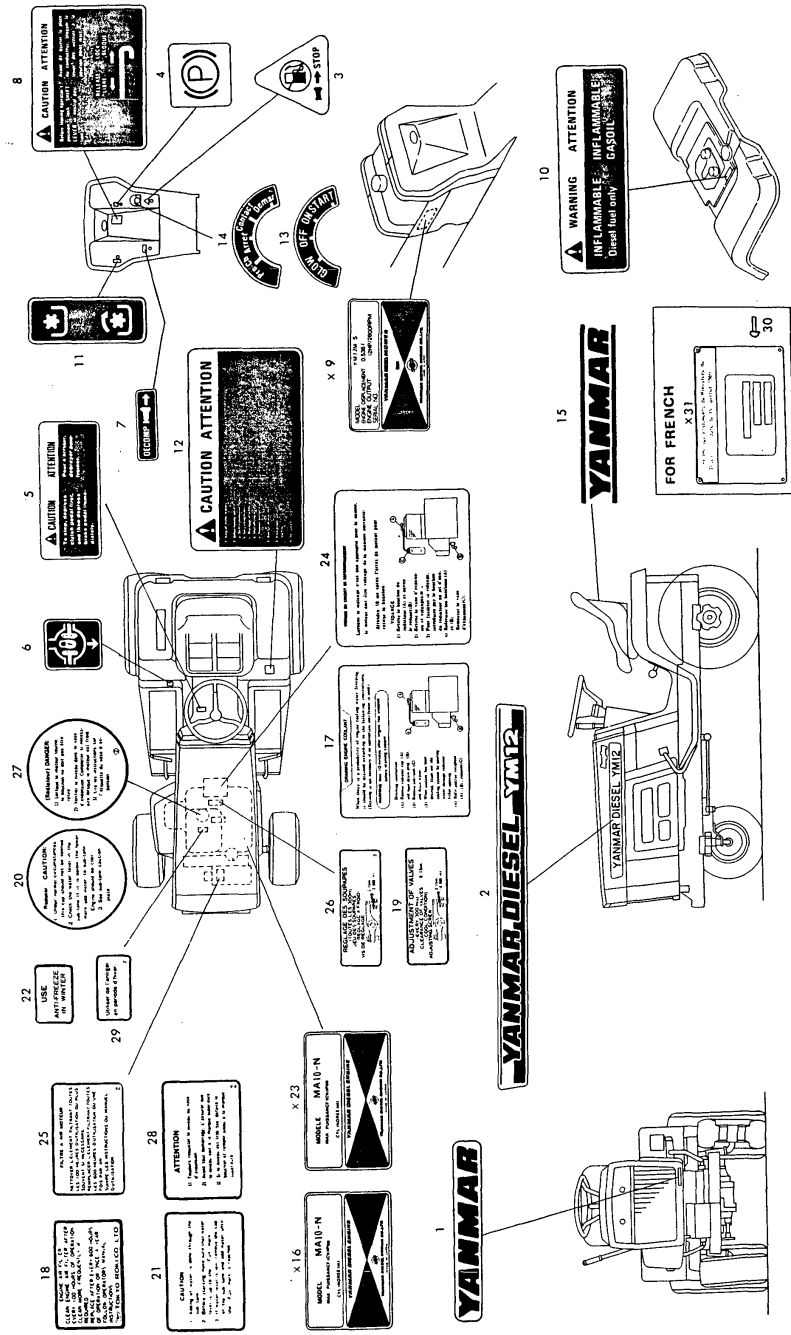
(D)=
(E)=
(F)=

No.	Lev.	Parts No.	Description	Qty						I	R
				(A)	(B)	(C)	(D)	(E)	(F)		
		(A=E/# 23167) (B=E/# 23167)									
37	1	194800-63220-U	PIN, HINGE	1	1						
38	1	194802-63240	RUBBER, CUSHION	2	2						
39	1	194800-63260	PIN, 12X60	1	1						
40	1	194800-63270	SPRING, 36.5	1	1						
41	1	194802-63310-R	HINGE, SEAT	1	1						
42	1	194802-63330	COLLAR, CUSHION	2	2						
43	1	22137-080000	WASHER, 8	2	2						
44	1	22217-080000	WASHER, SPRING 8	2	2						
45	1	22360-080000	SNAP PIN 8	1	1						
46	1	22360-120000	PIN, SNAP 12	1	1						
47	1	22417-200200	PIN, COTTER 2.0X20	2	2						
48	1	26116-080402	BOLT, M8X 40 PLATED	2	2						
49	1	194420-04260	PACKING, RUBBER	2	2						Z
		(A=FXXXXX) (B=FXXXXX)									
50	1	194080-15550	WASHER, 12	1	1						Z
		(A=FXXXXX) (B=FXXXXX)									
51	1	26587-060162	SCREW, M6X16	2	2						W
		(A=FXXXXX) (B=FXXXXX)									
51-1	1	26587-060162	SCREW, M6X16	2	2						Z
		(A=FXXXXX) (B=FXXXXX)									
52	1	26587-060162	SCREW, M6X16	2	2						W
		(A=FXXXXX) (B=FXXXXX)									
52-1	1	26587-060162	SCREW, M6X16	2	2						Z
		(A=FXXXXX) (B=FXXXXX)									
53	1	26716-060002	NUT, M6	2	2						W
		(A=FXXXXX) (B=FXXXXX)									
53-1	1	26716-060002	NUT, M6	2	2						Z
		(A=FXXXXX) (B=FXXXXX)									
54	1	26716-060002	NUT, M6	2	2						W
		(A=FXXXXX) (B=FXXXXX)									
54-1	1	26716-060002	NUT, M6	2	2						Z
		(A=FXXXXX) (B=FXXXXX)									

Fig.62. LABELS(FOR YM12 X BM-42)

(A)=YM12
(B)=YM14
(C)=
(D)=
(E)=
(F)=

Qty
(A) (B) (C) (D) (E) (F) I R

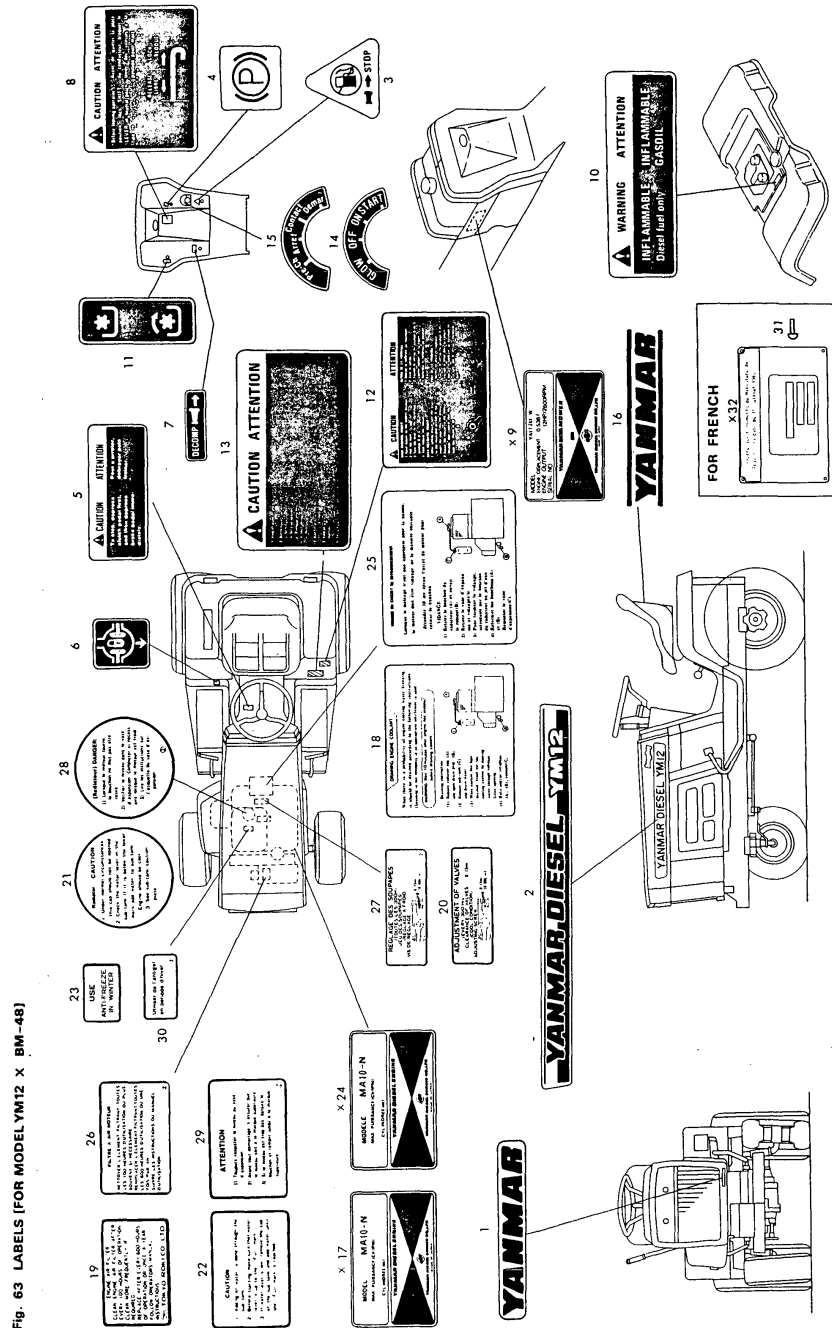


No.	Lev.	Parts No.	Description	(A)	(B)	(C)	(D)	(E)	(F)	I	R
1	1	104507-07190	LABEL, YANMAR	1							
2	1	194810-64750	LABEL, MODEL	2							
3	1	194802-65370	LABEL, ENGINE STOP	1							
4	1	194800-65380	LABEL, PARKING BRAKE	1							
5	1	194800-65390	LABEL, BRAKE CAUTION	1							W
(A=FXXXXX)											
6	1	194240-65441	LABEL, DIFF. LOCK	1							
7	1	194800-65450	LABEL, DECOMPRESSION	1							
8	1	194802-65470	LABEL, LEVER POSITION	1							
10	1	194802-65580	LABEL, FUEL WARNING	1							
11	1	194800-65610	LABEL, P.T.O. SHIFT	1							
12	1	194802-65660	LABEL, CAUTION	1							
13	1	194800-65720	LABEL, MAIN SWITCH	1							A
14	1	194800-65730	LABEL, KEY SWITCH	1							B
15	1	194170-65891	LABEL, SEAT	1							
17	1	105546-07150	LABEL, DRAIN	1							A
18	1	121454-12520	LABEL, AIR-CLEANER	1							A
19	1	124064-07160	LABEL, VALVE ADJUST.	1							A
20	1	124764-44800	LABEL, RADIATOR	1							A
21	1	124764-44810	LABEL, RESERVE TANK	1							A
22	1	124764-44920	LABEL, ANTI-FREEZING	1							A
24	1	105546-07160	LABEL, W.DRAIN(FRENCH)	1							B
25	1	121440-12480	LABEL, AIR CLEANER(F)	1							B
26	1	124040-07160	LABEL, VALVE ADJUST.	1							B
27	1	124740-44800	LABEL, RADIATOR	1							B
28	1	124740-44810	LABEL, RESERVE TANK	1							B
29	1	124740-44920	LABEL, ANTI-FREEZING	1							B
30	1	194080-64780	RIVET	4							W B
(A=E/# 22773)											

Fig. 62 LABELS [FOR MODEL YM12 X BM-42]

Fig.63. LABELS(FOR YM12 X BM-48)

(A)=YM12
(B)=YM14
(C)=
(D)=
(E)=
(F)=



No.	Lev.	Parts No.	Description	Qty						I	R
				(A)	(B)	(C)	(D)	(E)	(F)		
1	1	104507-07190	LABEL, YANMAR	1							
2	1	194810-64750	LABEL, MODEL	2							
3	1	194802-65370	LABEL, ENGINE STOP	1							
4	1	194800-65380	LABEL, PARKING BRAKE	1							
5	1	194800-65390	LABEL, BRAKE CAUTION	1							
6	1	194240-65441	LABEL, DIFF. LOCK	1							
7	1	194800-65450	LABEL, DECOMPRESSION	1							
8	1	194802-65470	LABEL, LEVER POSITION	1							
10	1	194802-65580	LABEL, FUEL WARNING	1							
11	1	194800-65610	LABEL, P.T.O. SHIFT	1							
12	1	194802-65650	LABEL	1							
13	1	194802-65660	LABEL, CAUTION	1							
14	1	194800-65720	LABEL, MAIN SWITCH	1							A
15	1	194800-65730	LABEL, KEY SWITCH	1							B
16	1	194170-65891	LABEL, SEAT	1							
18	1	105546-07150	LABEL, DRAIN	1							A
19	1	121454-12520	LABEL, AIR-CLEANER	1							A
20	1	124064-07160	LABEL, VALVE ADJUST.	1							A
21	1	124764-44800	LABEL, RADIATOR	1							A
22	1	124764-44810	LABEL, RESERVE TANK	1							A
23	1	124764-44920	LABEL, ANTI-FREEZING	1							A
25	1	105546-07160	LABEL, W.DRAIN(FRENCH	1							B
26	1	121440-12480	LABEL, AIR CLEANER(F	1							B
27	1	124040-07160	LABEL, VALVE ADJUST.	1							B
28	1	124740-44800	LABEL, RADIATOR	1							B
29	1	124740-44810	LABEL, RESERVE TANK	1							B
30	1	124740-44920	LABEL, ANTI-FREEZING	1							B
31	1	194080-64780	RIVET	4							W B

(A)=E/# 22773)

Fig. 63 LABELS (FOR MODEL YM12 X BM-48)

Fig.64. LABELS(FOR YM14 X BM-42)

(A)=YM12
(B)=YM14
(C)=
(D)=
(E)=
(F)=

No.	Lev.	Parts No.	Description	Q'ty						I	R
				(A)	(B)	(C)	(D)	(E)	(F)		
1	1	104507-07190	LABEL, YANMAR		1						
2	1	194800-64750	LABEL, MODEL		2						
3	1	194800-65350	LABEL, POWER SHIFT		2						
4	1	194802-65370	LABEL, ENGINE STOP		1						
5	1	194800-65380	LABEL, PARKING BRAKE		1						
6	1	194800-65390	LABEL, BRAKE CAUTION		1						W
(B=FXXXXX)											
7	1	194240-65441	LABEL, DIFF. LOCK		1						
8	1	194800-65450	LABEL, DECOMPRESSION		1						
9	1	194802-65470	LABEL, LEVER POSITION		1						
11	1	194802-65580	LABEL, FUEL WARNING		1						
12	1	194800-65610	LABEL, P.T.O. SHIFT		1						
13	1	194802-65660	LABEL, CAUTION		1						
14	1	194800-65720	LABEL, MAIN SWITCH		1						A
15	1	194800-65730	LABEL, KEY SWITCH		1						B
16	1	194170-65891	LABEL, SEAT		1						
18	1	102210-07990	RIVET		4						
19	1	124064-07160	LABEL, VALVE ADJUST.		1						A
20	1	121454-07150	LABEL, DRAIN		1						A
21	1	121454-12520	LABEL, AIR-CLEANER		1						A
22	1	124764-44800	LABEL, RADIATOR		1						A
23	1	124764-44920	LABEL, ANTI-FREEZING		1						A
24	1	124764-44810	LABEL, RESERVE TANK		1						A
26	1	124040-07160	LABEL, VALVE ADJUST.		1						B
27	1	121241-07150	LABEL, WATER DRAIN		1						B
28	1	121440-12480	LABEL, AIR CLEANER(F		1						B
29	1	124740-44800	LABEL, RADIATOR		1						B
30	1	124740-44920	LABEL, ANTI-FREEZING		1						B
31	1	124740-44810	LABEL, RESERVE TANK		1						B
32	1	194080-64780	RIVET		4						W B

(B=E/# 22773)

Fig. 64 LABELS [FOR MODEL YM14 X BM-42]

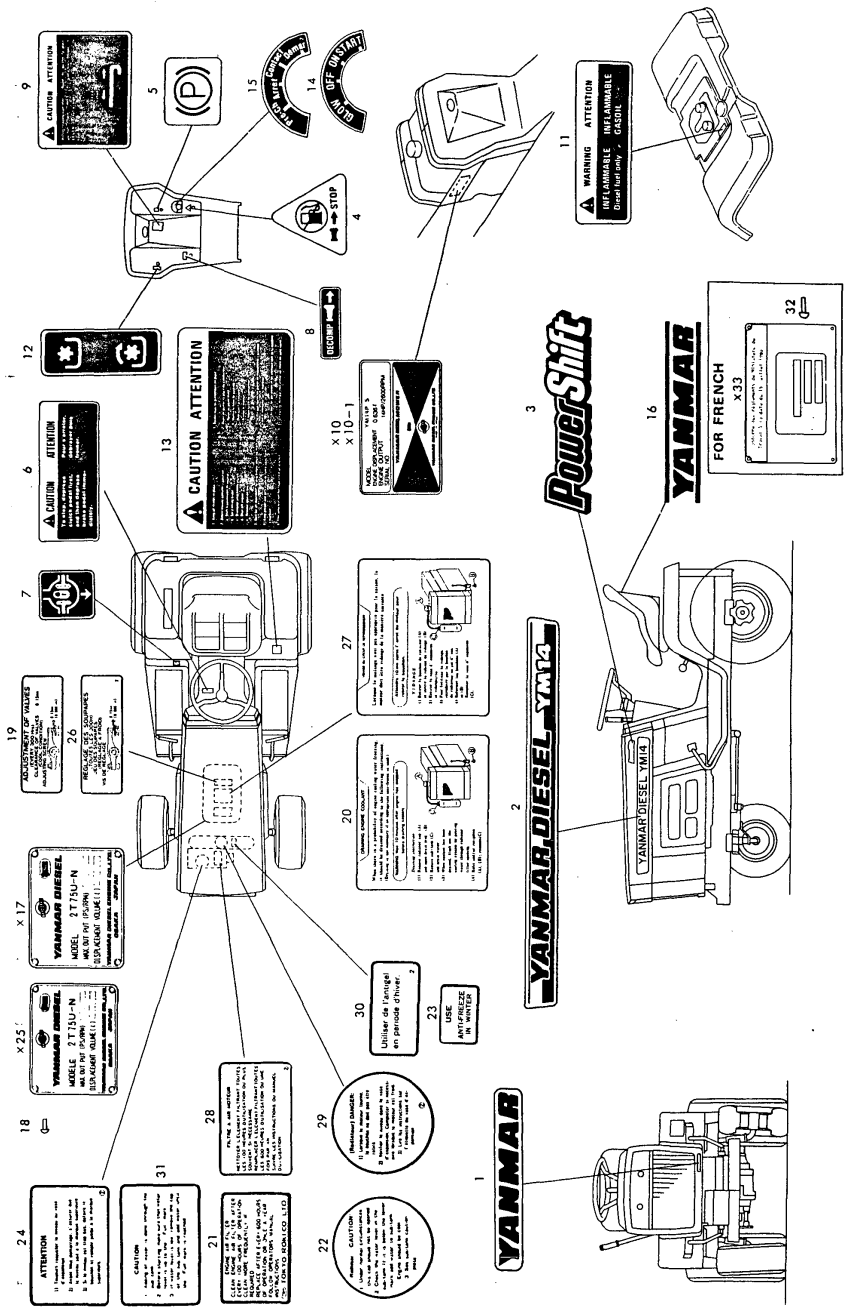
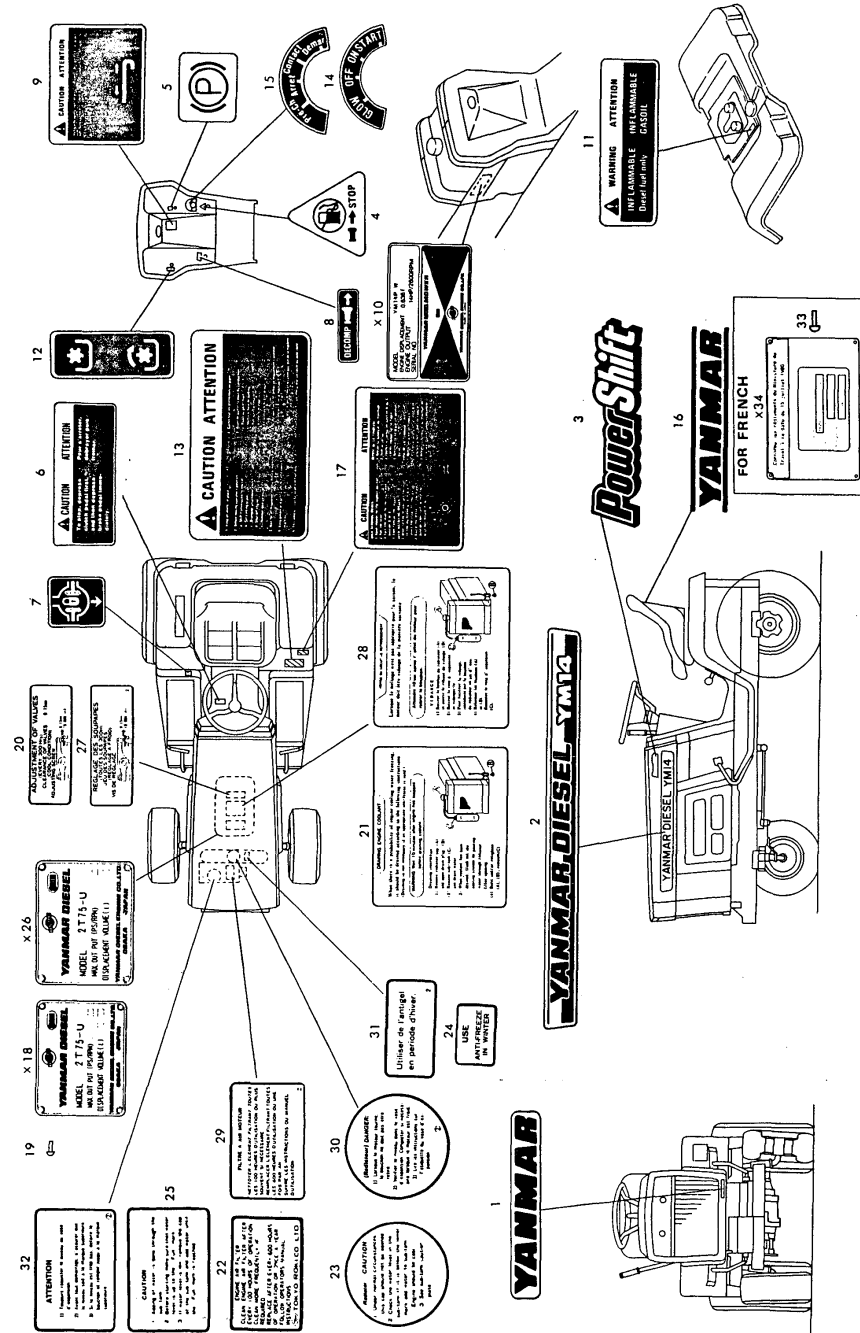


Fig.65. LABELS(FOR YM14 X BM-48)

(A)=YM12
(B)=YM14
(C)=
(D)=
(E)=
(F)=

Fig. 65 LABELS [FOR MODEL YM14 X BM-48]

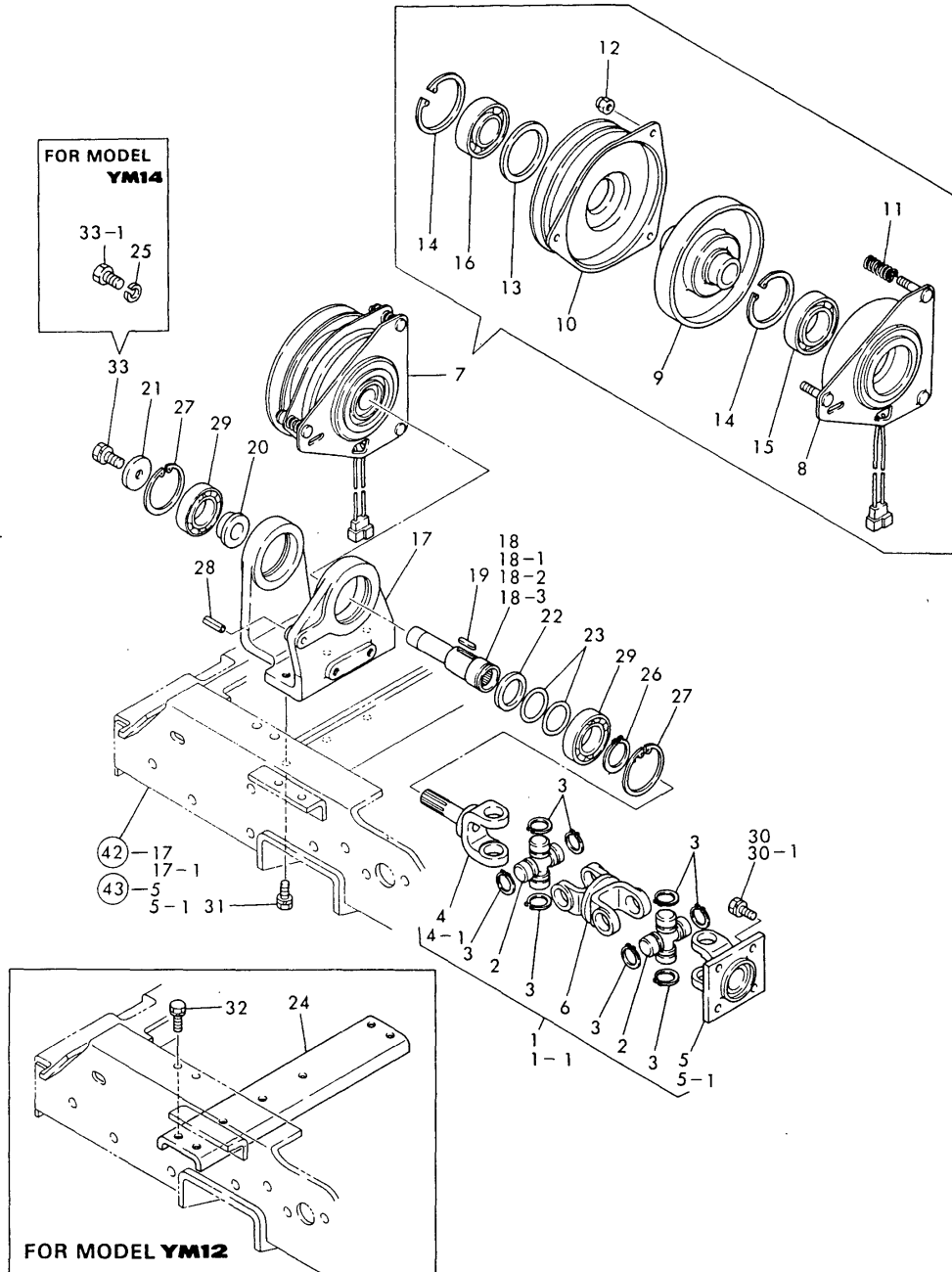


No.	Lev.	Parts No.	Description	Qty						I	R
				(A)	(B)	(C)	(D)	(E)	(F)		
1	1	104507-07190	LABEL, YANMAR		1						
2	1	194800-64750	LABEL, MODEL		2						
3	1	194800-65350	LABEL, POWER SHIFT		2						
4	1	194802-65370	LABEL, ENGINE STOP		1						
5	1	194800-65380	LABEL, PARKING BRAKE		1						
6	1	194800-65390	LABEL, BRAKE CAUTION		1						W
(B=FXXXXX)											
7	1	194240-65441	LABEL, DIFF. LOCK		1						
8	1	194800-65450	LABEL, DECOMPRESSION		1						
9	1	194802-65470	LABEL, LEVER POSITION		1						
11	1	194802-65580	LABEL, FUEL WARNING		1						
12	1	194800-65610	LABEL, P.T.O. SHIFT		1						
13	1	194802-65660	LABEL, CAUTION		1						
14	1	194800-65720	LABEL, MAIN SWITCH		1						A
15	1	194800-65730	LABEL, KEY SWITCH		1						B
16	1	194170-65891	LABEL, SEAT		1						
17	1	194802-65650	LABEL		1						
19	1	102210-07990	RIVET		4						
20	1	124064-07160	LABEL, VALVE ADJUST.		1						A
21	1	121454-07150	LABEL, DRAIN		1						A
22	1	121454-12520	LABEL, AIR-CLEANER		1						A
23	1	124764-44800	LABEL, RADIATOR		1						A
24	1	124764-44920	LABEL, ANTI-FREEZING		1						A
25	1	124764-44810	LABEL, RESERVE TANK		1						A
27	1	124040-07160	LABEL, VALVE ADJUST.		1						B
28	1	121241-07150	LABEL, WATER DRAIN		1						B
29	1	121440-12480	LABEL, AIR CLEANER(F		1						B
30	1	124740-44800	LABEL, RADIATOR		1						B
31	1	124740-44920	LABEL, ANTI-FREEZING		1						B
32	1	124740-44810	LABEL, RESERVE TANK		1						B
33	1	194080-64780	RIVET		4						W B

(B=E/# 22773)

Fig.66. FRONT POWER TAKE OFF

Fig. 66 FRONT POWER TAKE OFF



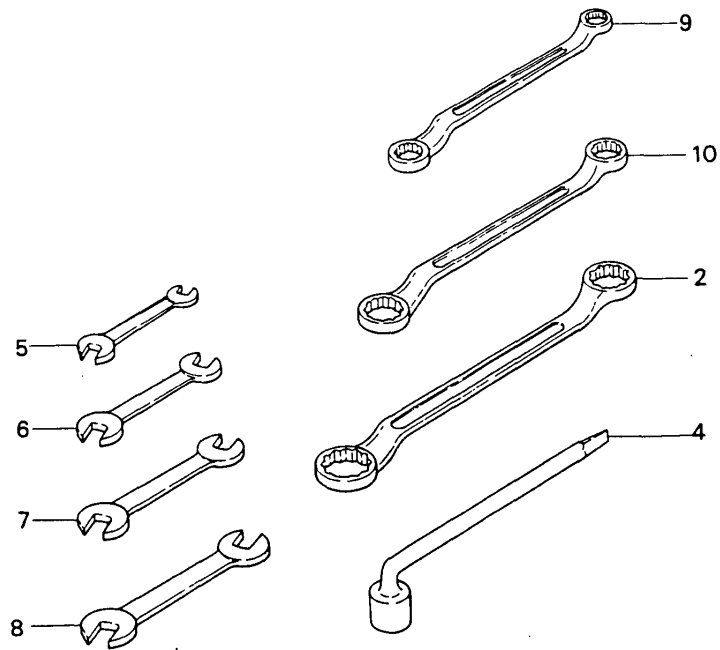
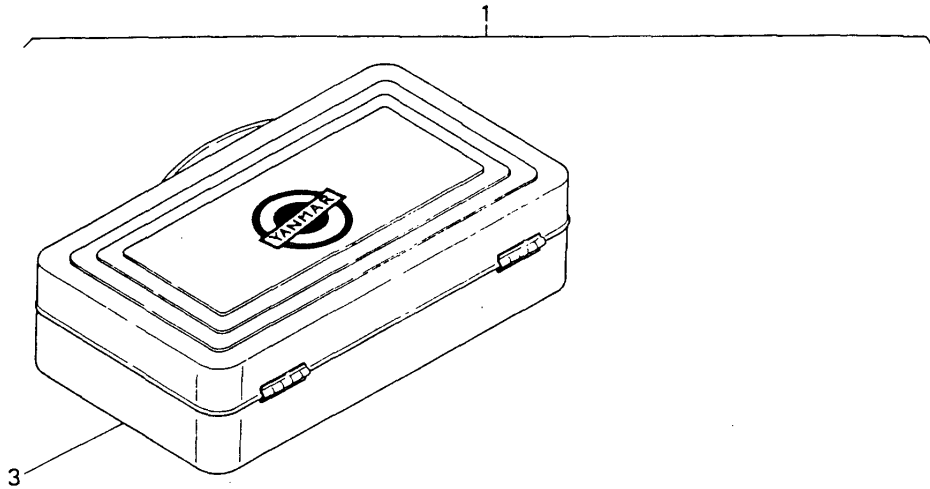
(A)=YM12
(B)=YM14
(C)=

(D)=
(E)=
(F)=

No.	Lev.	Parts No.	Description	Q'ty						I	R
				(A)	(B)	(C)	(D)	(E)	(F)		
1	1	194802-83100-X	JOINT ASSY, CROSS.	1	1						
1-1	1	194802-83101	JOINT ASSY, CROSS	1	1						N
		(A=E/# 22757) (B=E/# 22757)									
2	2	194802-22260	JOURNAL KIT	2	2						
3	2	194802-22270	RING, SNAP	8	8						
4	2	194305-83110-X	YOKE, SHAFT	1	1						
4-1	2	194305-83111	YOKE, SHAFT	1	1						N
		(A=E/# 22757) (B=E/# 22757)									
5	2	194802-83120-X	YOKE, FLANGE	1	1						
5-1	2	194115-83120	YOKE, FLANGE	1	1						N
		(A=E/# 23436) (B=E/# 23436)									
6	2	194802-83130-X	YOKE, DOUBLE	1	1						
7	1	194802-83200	CLUTCH ASSY, ELEC.	1	1						
8	2	194800-83310	COIL ASSY, FIELD	1	1						
9	2	194800-83320	ROTOR	1	1						
10	2	194802-83330	ARMATURE ASSY	1	1						
11	2	194800-83360	SPRING, COIL	3	3						
12	2	194800-83370	NUT, W3/8-24UNF	3	3						
13	2	194800-83380	SPACER	1	1						
14	2	22252-000620	RING, 62	2	2						
15	2	24104-060074	BEARING, BALL 6007UU	1	1						
16	2	24104-062064	BEARING, BALL 6206UU	1	1						
17	1	194802-83210	CASE, BEARING	1	1						
18	1	194800-83220	SHAFT, FRONT P.T.O.	1	1						
18-1	1	194800-83221	SHAFT, FRONT P.T.O.	1	1						N
		(A=E/# 22757) (B=E/# 22757)									
18-2	1	194800-83222	SHAFT, FRONT P.T.O.	1	1						N
		(A=E/# 23220) (B=E/# 23220)									
18-3	1	194802-83230	SHAFT ASSY, PTO	1	1						N
		(A=E/# 23493) (B=E/# 23493)									
19	1	194800-83230	KEY	1	1						
20	1	194800-83240	SPACER, CLUTCH	1	1						
21	1	194800-83260	WASHER, 11X37X6.0	1	1						
22	1	194800-83270	WASHER 31X43X4.5	1	1						
23	1	194800-83280	SHIM, FRONT PTO	2	2						
24	1	194812-83280	SUPPORT	1							
25	1	22217-100000	WASHER, SPRING 10		1						W
		(B=FXXXXX)									
26	1	22242-000300	RING, 30	1	1						
27	1	22252-000550	RING, 55	2	2						
28	1	22351-080036	PIN, SPRING 8.0X36	1	1						
29	1	24104-060064	BEARING, BALL 6006UU	2	2						
30	1	26013-080202	BOLT, M8X 20	4	4						
30-1	1	26013-080162	BOLT, M8X 16	4	4						N
		(A=E/# 23641) (B=E/# 23641)									
31	1	26013-080202	BOLT, M8X 20	3	3						
32	1	26013-080202	BOLT, M8X 20	4							
33	1	26013-100252	BOLT, M10X 25	1	1						
33-1	1	26116-100252	BOLT, M10X 25 PLATED		1						N
		(B=FXXXXX)									

Fig.67. TOOLS

Fig. 67 TOOLS



(A)=YM12
(B)=YM14
(C)=

(D)=
(E)=
(F)=

No.	Lev.	Parts No.	Description	Q'ty						I	R
				(A)	(B)	(C)	(D)	(E)	(F)		
1	1	794800-82110	TOOL ASSY	1	1						
2	2	194080-82110	WRENCH 17X19	1	1						
3	2	194446-82110-R	BOX, TOOL	1	1						
4	2	194800-82120	WRENCH 17, BOX	1	1						
5	2	28110-070080	SPANNER, 7X8	1	1						
6	2	28110-100130	SPANNER, 10X13	1	1						
7	2	28110-120140	SPANNER, 12X14	1	1						
8	2	28110-170190	SPANNER, 17X19	1	1						
9	2	28160-100130	WRENCH, 10X13	1	1						
10	2	28160-120140	WRENCH, 12X14	1	1						

Fig.68. DECK & GAUGE WHEEL(FOR FRENCH)

(A)=BM-42F(YM12)

(B)=BM-42F(YM14)

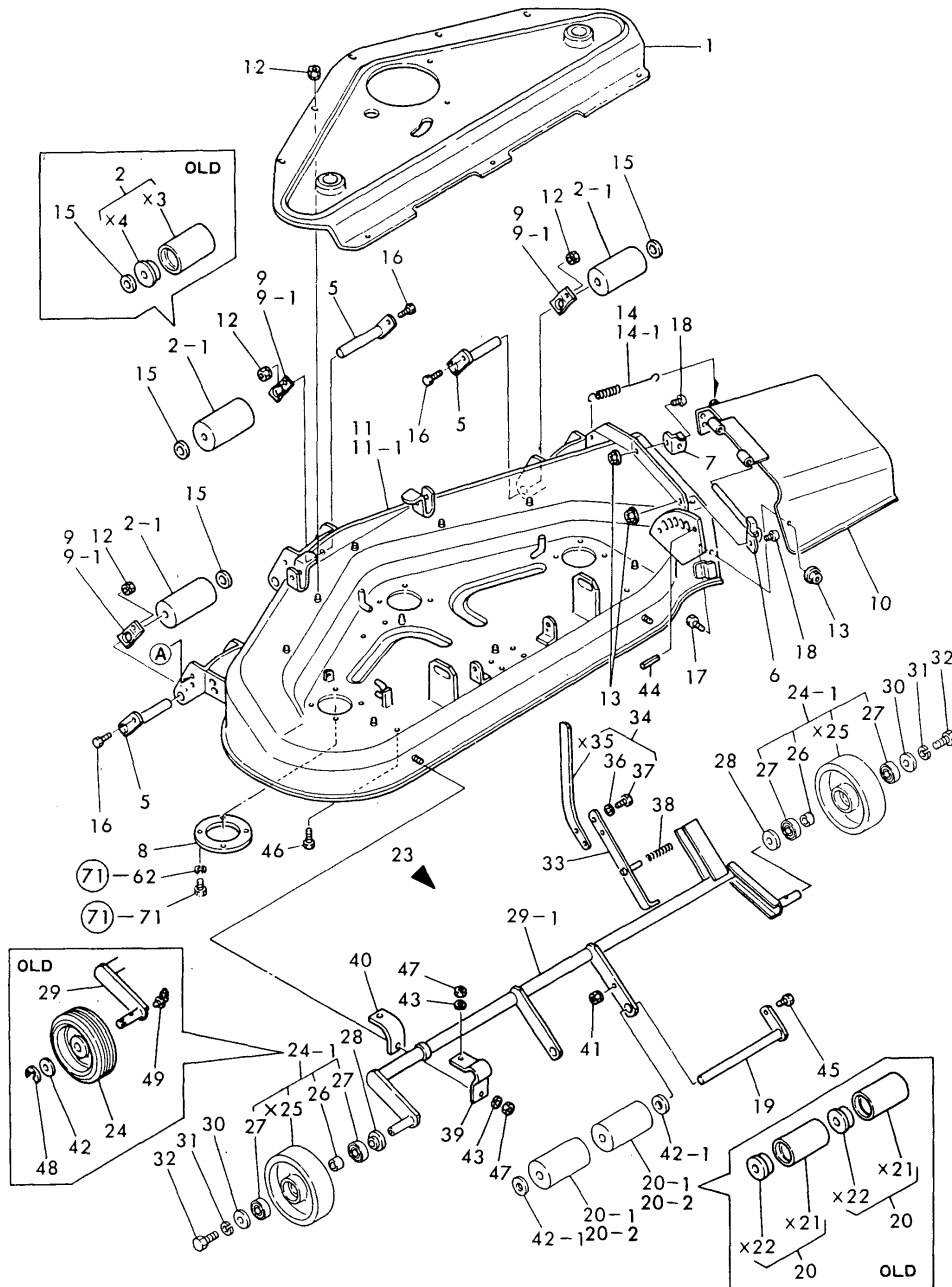
(C)=BM-42U(YM12)

(D)=BM-42U(YM14)

(E)=

(F)=

Fig. 68 DECK & GAUGE WHEEL [FOR FRENCH]



No.	Lev.	Parts No.	Description	Q'ty						I	R
				(A)	(B)	(C)	(D)	(E)	(F)		
1	1	197102-15200-R	COVER ASSY, DECK	1	1						
2	1	197102-15300	ROLLER ASSY	3	3						
2-1	1	197102-15301	ROLLER ASSY	3	3						N
(A=E/# 23167) (B=E/# 23167)											
5	1	197102-15370-U	PIN, ROLLER	3	3						
6	1	197102-15420	PIN, HINGE	1	1						
7	1	197102-15470	HINGE(R), SHOE GUARD	1	1						
8	1	197102-15481	PATCH	3	3						W
(A=E/# 23220) (B=E/# 23220)											
9	1	197102-15540	SPRING, STOP	1	1						
9-1	1	197102-15540	SPRING, STOP	3	3						K
(A=*) (B=*)											
10	1	197102-15700-R	GUARD ASSY, SHOOT	1	1						
11	1	197102-15801-R	DECK ASSY	1	1						
11-1	1	197102-15802-R	DECK ASSY	1	1						S
(A=E/# 22001) (B=E/# 22001)											
12	1	194990-22130	NUT, M6	11	11						
13	1	194990-22140	NUT, M8	4	4						
14	1	194327-47840	SPRING, RETURN	1	1						
14-1	1	194150-22240	SPRING, RETURN	1	1						N
(A=E/# 22001) (B=E/# 22001)											
15	1	22127-180000	WASHER 18	3	3						
16	1	26116-060162	BOLT, M6X 16 PLATED	3	3						
17	1	26116-080202	BOLT, M8X 20 PLATED	2	2						
18	1	26587-080162	SCREW, M8X16	2	2						
19	1	197102-15260-U	PIN, ROLLER	1	1						
20	1	197102-15300	ROLLER ASSY	3	3						
20-1	1	197102-15301	ROLLER ASSY	3	3						N
(A=E/# 23167) (B=E/# 23167)											
20-2	1	197102-15301	ROLLER ASSY	2	2						K
(A=*) (B=*)											
23	1	197102-16190	WHEEL W/BAR, GAUGE	1	1						W
(A=E/# 23943) (B=E/# 23943)											
24	2	197102-16110	WHEEL, GAUGE	2	2						
24-1	2	197102-16100	WHEEL ASSY, GAUGE	2	2						S
(A=E/# 23167) (B=E/# 23167)											
26	3	1E6020-34980	COLLAR, 17.5X21.7X20	2	2						W
(A=*) (B=*)											
27	3	24104-060034	BEARING, BALL 6003UU	4	4						W
(A=*) (B=*)											
28	2	197102-16120	WASHER, DUST	2	2						W
(A=*) (B=*)											
29	2	197102-16201-R	BAR, GAUGE WHEEL	1	1						
29-1	2	197102-16202	BAR, GAUGE WHEEL	1	1						N
(A=E/# 23167) (B=E/# 23167)											
30	2	22157-080000	WASHER, 8	2	2						W
(A=*) (B=*)											
31	2	22217-080000	WASHER, SPRING 8	2	2						W
(A=*) (B=*)											
32	2	26116-080162	BOLT, M8X 16 PLATED	2	2						W
(A=*) (B=*)											

Fig.68. DECK & GAUGE WHEEL(FOR FRENCH)

(A)=BM-42F(YM12)

(B)=BM-42F(YM14)

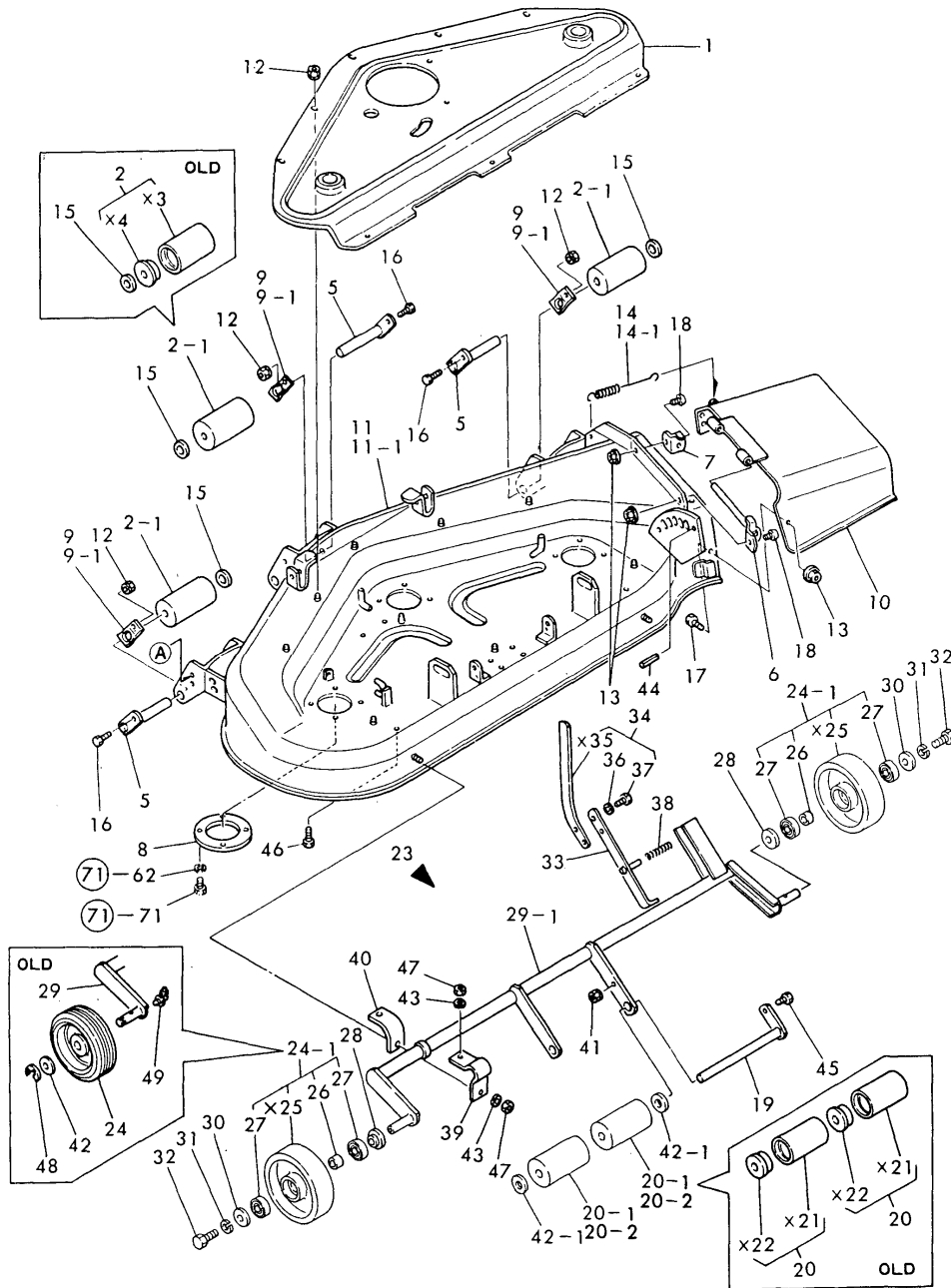
(C)=BM-42U(YM12)

(D)=BM-42U(YM14)

(E)=

(F)=

Fig. 68 DECK & GAUGE WHEEL [FOR FRENCH]



No.	Lev.	Parts No.	Description	Q'ty						I	R
				(A)	(B)	(C)	(D)	(E)	(F)		
33	1	197102-16230-R	LEVER, GAUGE	1	1						
34	1	197102-16300-R	LEVER ASSY,EXTENSION	1	1						
36	2	22217-060000	WASHER, SPRING 6	2	2						
37	2	26116-060162	BOLT, M6X 16 PLATED	2	2						
38	1	197102-16310	SPRING, GAUGE LEVER	1	1						
39	1	197102-16320-U	HOLDER, GAUGE WHEEL	2	2						
40	1	197102-16330-U	SPACER	2	2						
41	1	194990-22130	NUT, M6	1	1						
42	1	22127-160000	WASHER, 16	2	2						
42-1	1	22127-180000	WASHER 18	2	2						S
		(A=*) (B=*)									
43	1	22217-100000	WASHER, SPRING 10	4	4						
44	1	22351-080028	PIN, SPRING 8.0X28	2	2						
45	1	26116-060162	BOLT, M6X 16 PLATED	1	1						
46	1	26116-100252	BOLT, M10X 25 PLATED	2	2						
47	1	26716-100002	NUT, M10	4	4						
48	1	22272-000150	RING, E-15	2	2						Z
		(A=*) (B=*)									
49	1	24761-040000	NIPPLE, GREASE B	2	2						Z
		(A=*) (B=*)									

Fig.69. DECK & GAUGE WHEEL(EXCEPT FREN

(A)=BM-42F(YM12)

(B)=BM-42F(YM14)

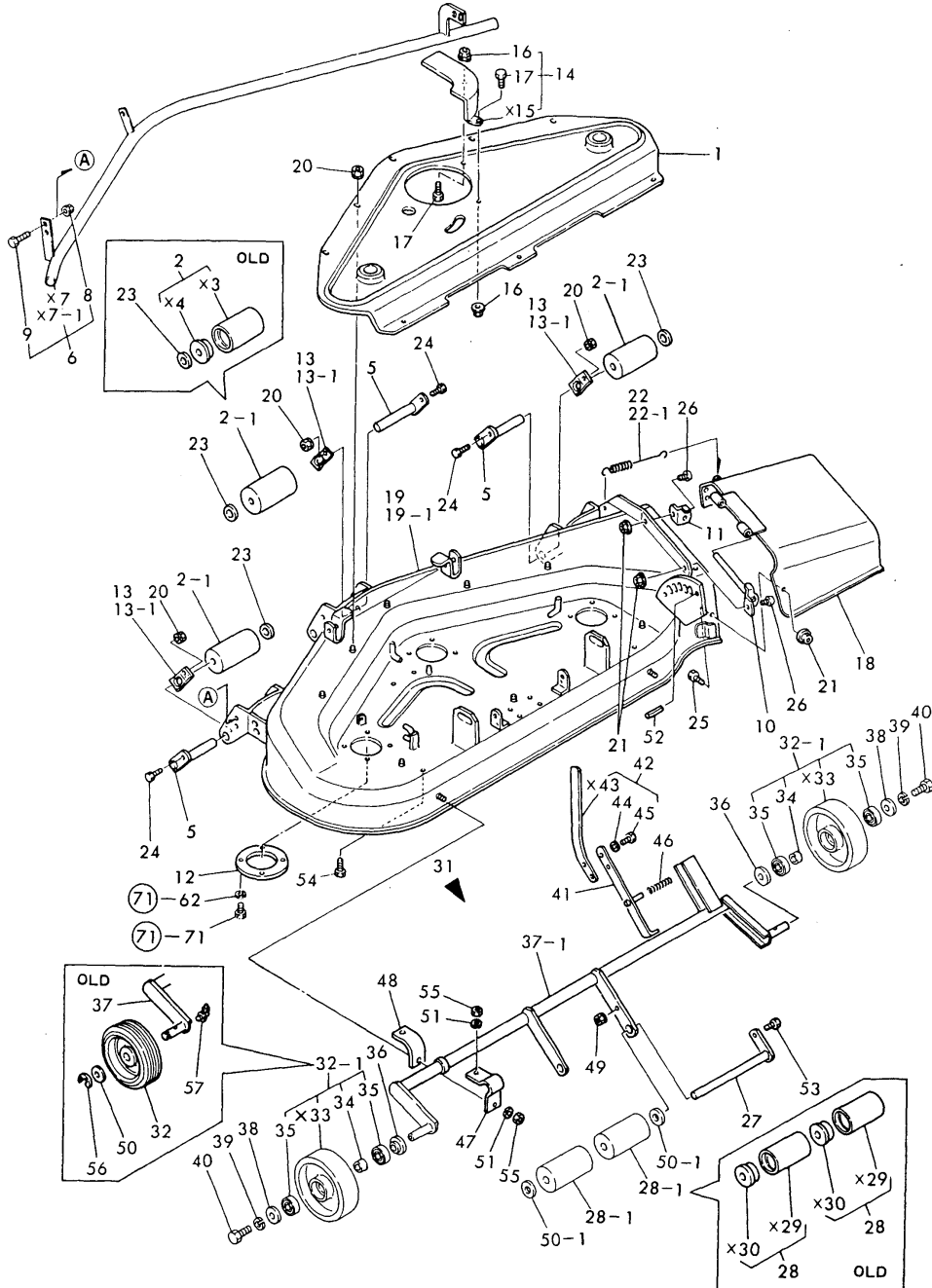
(C)=BM-42U(YM12)

(D)=BM-42U(YM14)

(E)=

(F)=

Fig. 69 DECK & GAUGE WHEEL [EXCEPT FRENCH]



No.	Lev.	Parts No.	Description	Q'ty						I	R
				(A)	(B)	(C)	(D)	(E)	(F)		
1	1	197102-15200-R	COVER ASSY, DECK			1	1				
2	1	197102-15300	ROLLER ASSY			3	3				
2-1	1	197102-15301	ROLLER ASSY			3	3				N
			(C=E/# 23167) (D=E/# 23167)								
5	1	197102-15370-U	PIN, ROLLER			3	3				
6	1	197102-15400	GUARD ASSY, FOOT			1	1				W
			(C=E/# 22001) (D=E/# 22001)								
8	2	194990-22130	NUT, M6			5	5				W
			(C=*) (D=*)								
9	2	26116-060162	BOLT, M6X 16 PLATED			5	5				W
			(C=*) (D=*)								
10	1	197102-15420	PIN, HINGE			1	1				
11	1	197102-15470	HINGE(R), SHOE GUARD			1	1				
12	1	197102-15481	PATCH			3	3				W
			(C=E/# 22001) (D=E/# 22001)								
13	1	197102-15540	SPRING, STOP			1	1				
13-1	1	197102-15540	SPRING, STOP			3	3				K
			(C=*) (D=*)								
14	1	197102-15600	COVER ASSY, M.PULLEY			1	1				W
			(C=E/# 22001) (D=E/# 22001)								
16	2	194990-22130	NUT, M6			2	2				W
			(C=*) (D=*)								
17	2	26116-060162	BOLT, M6X 16 PLATED			2	2				W
			(C=*) (D=*)								
18	1	197102-15850	GUARD(A), SHOOT			1	1				
19	1	197102-15801-R	DECK ASSY			1	1				
19-1	1	197102-15802-R	DECK ASSY			1	1				S
			(C=E/# 22001) (D=E/# 22001)								
20	1	194990-22130	NUT, M6			11	11				
21	1	194990-22140	NUT, M8			4	4				
22	1	194327-47840	SPRING, RETURN			1	1				
22-1	1	194150-22240	SPRING, RETURN			1	1				N
			(C=E/# 22001) (D=E/# 22001)								
23	1	22127-180000	WASHER 18			3	3				
24	1	26116-060162	BOLT, M6X 16 PLATED			3	3				
25	1	26116-080202	BOLT, M8X 20 PLATED			2	2				
26	1	26587-080162	SCREW, M8X16			2	2				
27	1	197102-15260-U	PIN, ROLLER			1	1				
28	1	197102-15300	ROLLER ASSY			2	2				
28-1	1	197102-15301	ROLLER ASSY			2	2				N
			(C=E/# 23167) (D=E/# 23167)								
31	1	197102-16190	WHEEL W/BAR, GAUGE			1	1				W
			(C=E/# 23943) (D=E/# 23943)								
32	2	197102-16110	WHEEL, GAUGE			2	2				
32-1	2	197102-16100	WHEEL ASSY, GAUGE			2	2				N
			(C=E/# 23167) (D=E/# 23167)								
34	3	1E6020-34980	COLLAR, 17.5X21.7X20			2	2				W
			(C=*) (D=*)								
35	3	24104-060034	BEARING, BALL 6003UU			4	4				W
			(C=*) (D=*)								
36	2	197102-16120	WASHER, DUST			2	2				W

Fig.69. DECK & GAUGE WHEEL(EXCEPT FREN

(A)=BM-42F(YM12)

(B)=BM-42F(YM14)

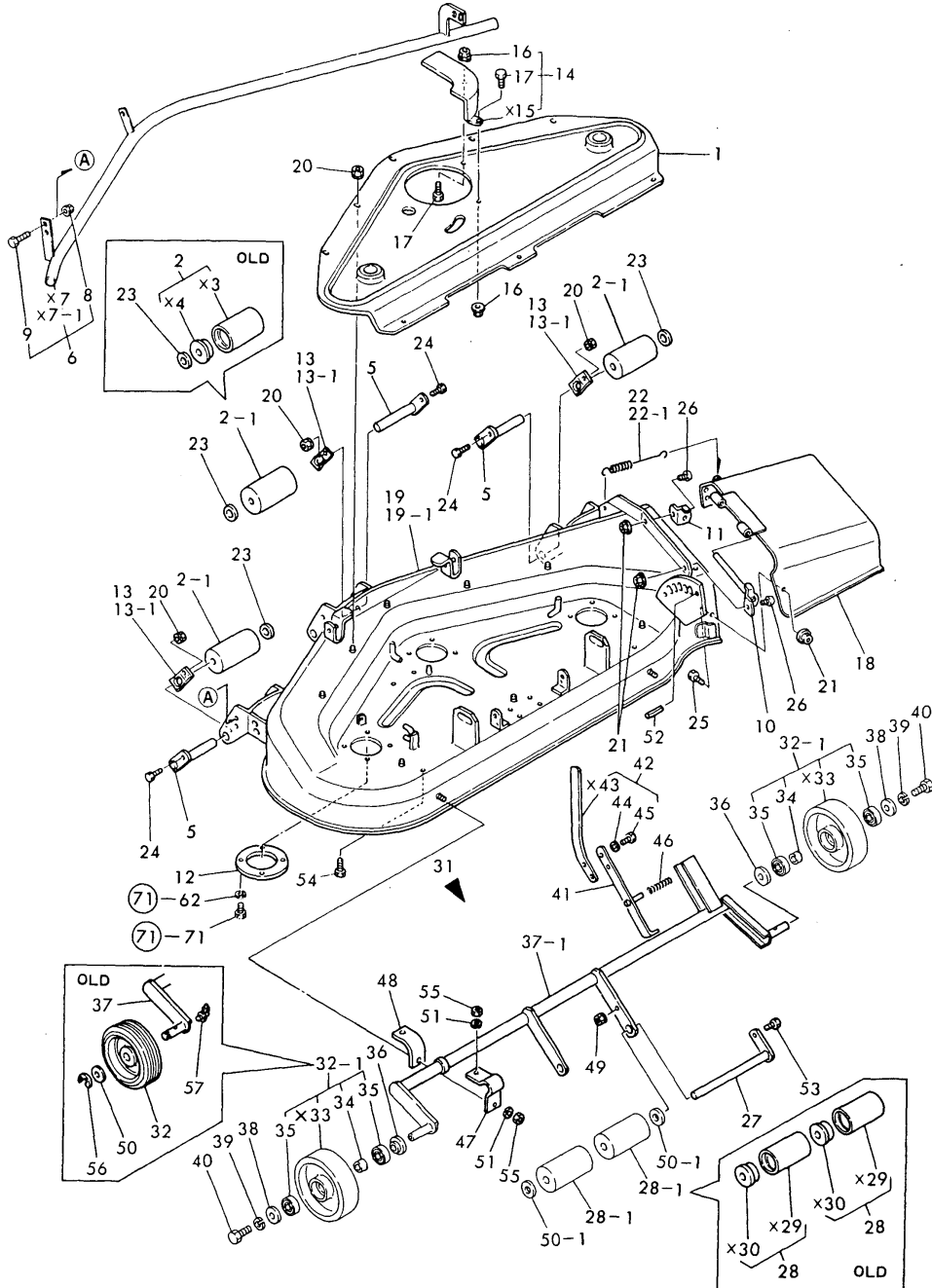
(C)=BM-42U(YM12)

(D)=BM-42U(YM14)

(E)=

(F)=

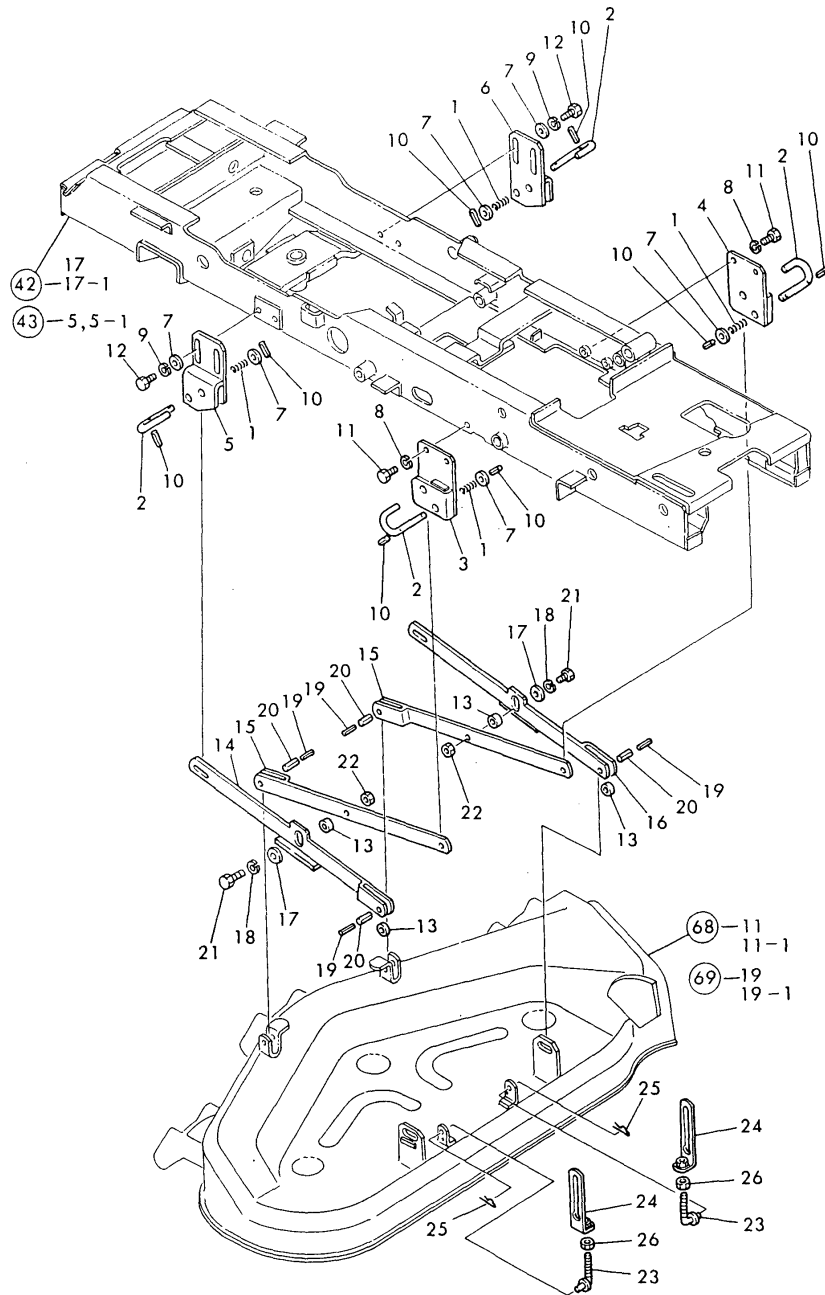
Fig. 69 DECK & GAUGE WHEEL [EXCEPT FRENCH]



No.	Lev.	Parts No.	Description	Q'ty						I	R
				(A)	(B)	(C)	(D)	(E)	(F)		
			(C=*) (D=*)								
37	2	197102-16201-R	BAR, GAUGE WHEEL			1	1				
37-1	2	197102-16202	BAR, GAUGE WHEEL			1	1				N
			(C=E/# 23167) (D=E/# 23167)								
38	2	22157-080000	WASHER, 8			2	2				W
			(C=*) (D=*)								
39	2	22217-080000	WASHER, SPRING 8			2	2				W
			(C=*) (D=*)								
40	2	26116-080162	BOLT, M8X 16 PLATED			2	2				W
			(C=*) (D=*)								
41	1	197102-16230-R	LEVER, GAUGE			1	1				
42	1	197102-16300-R	LEVER ASSY,EXTENSION			1	1				
44	2	22217-060000	WASHER, SPRING 6			2	2				
45	2	26116-060162	BOLT, M6X 16 PLATED			2	2				
46	1	197102-16310	SPRING, GAUGE LEVER			1	1				
47	1	197102-16320-U	HOLDER, GAUGE WHEEL			2	2				
48	1	197102-16330-U	SPACER			2	2				
49	1	194990-22130	NUT, M6			1	1				
50	1	22127-160000	WASHER, 16			2	2				
50-1	1	22127-180000	WASHER 18			2	2				S
			(C=*) (D=*)								
51	1	22217-100000	WASHER, SPRING 10			4	4				
52	1	22351-080028	PIN, SPRING 8.0X28			2	2				
53	1	26116-060162	BOLT, M6X 16 PLATED			1	1				
54	1	26116-100252	BOLT, M10X 25 PLATED			2	2				
55	1	26716-100002	NUT, M10			4	4				
56	1	22272-000150	RING, E-15			2	2				Z
			(C=*) (D=*)								
57	1	24761-040000	NIPPLE, GREASE B			2	2				Z
			(C=*) (D=*)								

Fig.70. LIFT LINK

Fig. 70 LIFT LINK



(A)=BM-42F(YM12)
 (B)=BM-42F(YM14)
 (C)=BM-42U(YM12)

(D)=BM-42U(YM14)
 (E)=
 (F)=

No.	Lev.	Parts No.	Description	Q'ty						I	R
				(A)	(B)	(C)	(D)	(E)	(F)		
1	1	197102-16310	SPRING, GAUGE LEVER	4	4	4	4				
2	1	197102-17141	PIN, LOCK	4	4	4	4				
3	1	197102-17471-X	PLATE (L),REAR DRAFT	1	1	1	1				
4	1	197102-17481-X	PLATE (R),REAR DRAFT	1	1	1	1				
5	1	197102-17561-X	STAY (L), FRONT	1	1	1	1				
6	1	197102-17571-X	STAY (R), FRONT	1	1	1	1				
7	1	22137-120000	WASHER, 12	8	8	8	8				
8	1	22217-100000	WASHER, SPRING 10	4	4	4	4				
9	1	22217-120000	WASHER, SPRING 12	4	4	4	4				
10	1	22351-030020	PIN, SPRING 3.0X20	8	8	8	8				
11	1	26116-100252	BOLT, M10X 25 PLATED	4	4	4	4				
12	1	26116-120252	BOLT, M12X 25 PLATED	4	4	4	4				
13	1	197102-17290	COLLAR, 16X11X10	4	4	4	4				
14	1	197102-17371-X	LINK (L), OUTER	1	1	1	1				
15	1	197102-17381-X	LINK, INNER	2	2	2	2				
16	1	197102-17391-X	LINK (R), OUTER	1	1	1	1				
17	1	22157-100000	WASHER, 10	2	2	2	2				
18	1	22217-100000	WASHER, SPRING 10	2	2	2	2				
19	1	22351-060028	PIN, SPRING 6.0X28	4	4	4	4				
20	1	22351-100028	PIN, SPRING 10.0X28	4	4	4	4				
21	1	26116-100352	BOLT, M10X 35 PLATED	2	2	2	2				
22	1	26716-100002	NUT, M10	2	2	2	2				
23	1	197102-18242	L-BOLT	2	2	2	2				
24	1	197102-18330	HOOK, LIFT	2	2	2	2				
25	1	197102-18340	PIN, SNAP 10	2	2	2	2				
26	1	26716-100002	NUT, M10	2	2	2	2				

Fig.71. PULLEY & BLADE

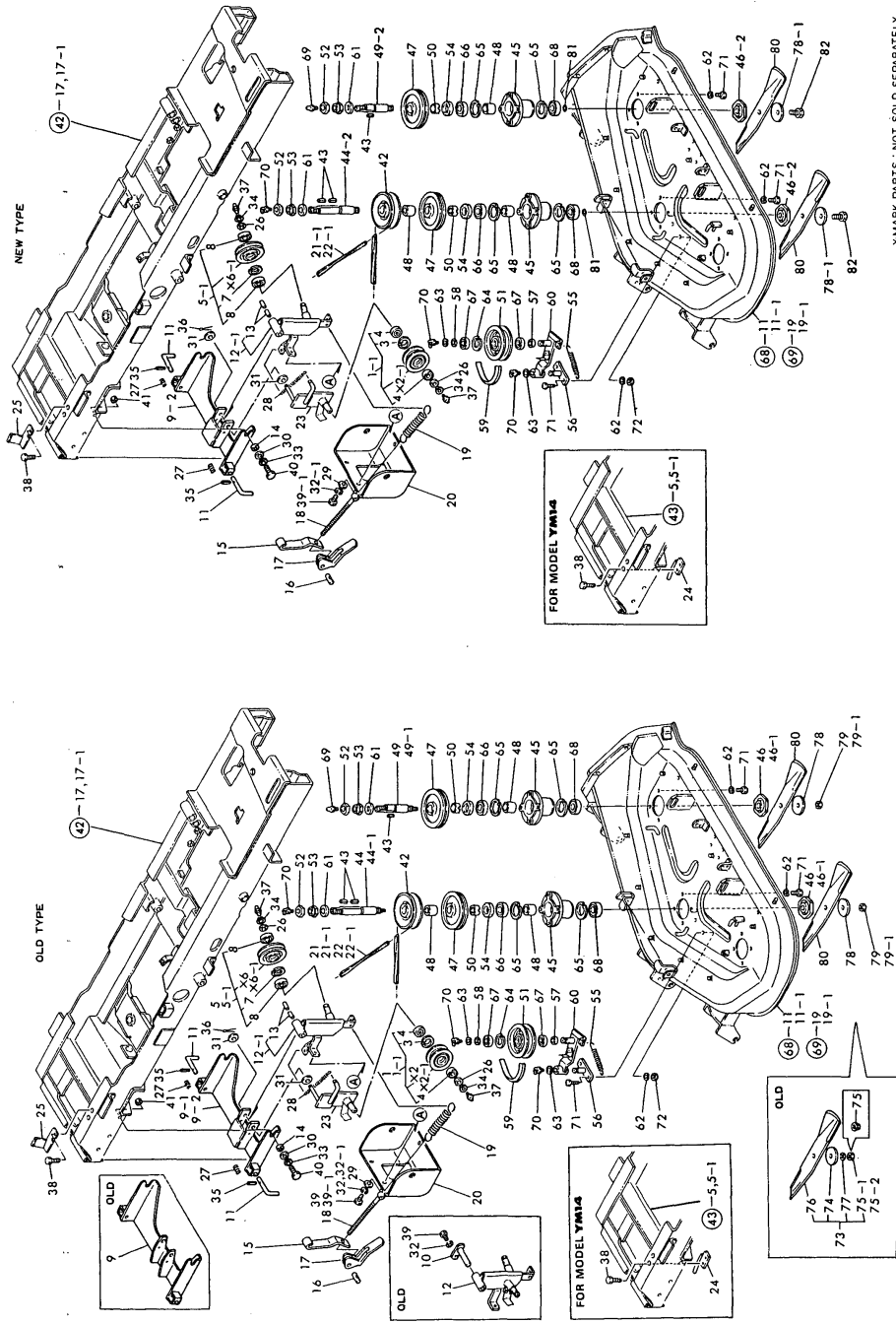


Fig. 71 PULLEY & BLADE

(A)=BM-42F(YM12)
 (B)=BM-42F(YM14)
 (C)=BM-42U(YM12)
 (D)=BM-42U(YM14)
 (E)=
 (F)=

No.	Lev.	Parts No.	Description	Q'ty						I	R
				(A)	(B)	(C)	(D)	(E)	(F)		
1	1	197102-11000-R	PULLEY ASSY, TENSION	1	1	1	1				
1-1	1	197102-11001	PULLEY ASSY, TENSION	1	1	1	1				N
		(A=E/# 23129) (B=E/# 23129) (C=E/# 23129) (D=E/# 23129)									
3	2	22252-000400	RING, 40	1	1	1	1				
4	2	24105-062034	BEARING, BALL 6203Z	2	2	2	2				
5	1	197102-11030-R	PULLEY ASSY, IDLER	1	1	1	1				
5-1	1	197102-11031	PULLEY ASSY, IDLER	1	1	1	1				N
		(A=E/# 22927) (B=E/# 22927) (C=E/# 22927) (D=E/# 22927)									
7	2	22252-000400	RING, 40	1	1	1	1				
8	2	24105-062034	BEARING, BALL 6203Z	2	2	2	2				
9	1	197102-11100-X	PLATE ASSY, SET	1	1	1	1				
9-1	1	197102-11101	PLATE ASSY, SET	1	1	1	1				N
		(A=E/# 22927) (B=E/# 22927) (C=E/# 22927) (D=E/# 22927)									
9-2	1	197102-11102	PLATE ASSY, SET	1	1	1	1				S
		(A=E/# 23129) (B=E/# 23129) (C=E/# 23129) (D=E/# 23129)									
10	1	197102-11150	PIN, ARM	1	1	1	1				Z
		(A=*) (B=*) (C=*) (D=*)									
11	1	197102-11180	PIN, SET	2	2	2	2				
12	1	197102-11200	ARM ASSY	1	1	1	1				
12-1	1	197102-11201	ARM ASSY	1	1	1	1				S
		(A=E/# 23129) (B=E/# 23129) (C=E/# 23129) (D=E/# 23129)									
13	2	24550-015250	BUSH, 15X25	2	2	2	2				W
		(A=*) (B=*) (C=*) (D=*)									
14	1	197102-11280	COLLAR, 16X12.5X11	2	2	2	2				
15	1	197102-11420-X	BRACKET, HANDLE	1	1	1	1				
16	1	197102-12450	RETAINER	1	1	1	1				
17	1	197102-12460-U	HANDLE, ADJUSTING	1	1	1	1				
18	1	197102-12470	BOLT, ADJUST M12	1	1	1	1				
19	1	197102-12480	SPRING, TENSION	1	1	1	1				
20	1	197102-12490-X	COVER, FRONT TENSION	1	1	1	1				
21	1	197102-12510	V-BELT AGA 90				1				
21-1	1	197102-12511	V-BELT, AGA 91				1				N
		(B=E/# 22033) (D=E/# 22033)									
22	1	197102-12520	V-BELT AGA 94				1				
22-1	1	197102-12521	V-BELT (AGA-95)				1				N
		(A=E/# 22033) (C=E/# 22033)									
23	1	197102-12800	ARM ASSY, TENSION	1	1	1	1				W
		(A=E/# 23129) (B=E/# 23129) (C=E/# 23129) (D=E/# 23129)									
24	1	197102-12920	STAY				1				W
		(B=*) (D=*)									
25	1	197102-12950	STOPPER	1		1					W
		(A=*) (C=*)									
26	1	197102-13450	COLLAR 17X3	2	2	2	2				
27	1	197102-16310	SPRING, GAUGE LEVER	2	2	2	2				
28	1	1E6221-74440	SPRING, 2.9X19.9X93	1	1	1	1				W
		(A=*) (B=*) (C=*) (D=*)									
29	1	22137-060000	WASHER, 6	3	3	3	3				
30	1	22137-120000	WASHER, 12	2	2	2	2				
31	1	22137-140000	WASHER, 14	2	2	2	2				W
		(A=*) (B=*) (C=*) (D=*)									
32	1	22217-060000	WASHER, SPRING 6	4	4	4	4				

N:Old $\xrightarrow{\text{Yes}}$ New, Q:Old $\xrightarrow{\text{No}}$ New, R:Old $\xrightarrow{\text{Yes}}$ New, S:Old $\xrightarrow{\text{No}}$ New, W:Add, Z:Discontinued, F:Interchangeable by set, K:Q'ty Change
 ++ CONTINUE ++
 Copyright (C) YANMAR CO., LTD. All Rights Reserved.

Fig.71. PULLEY & BLADE

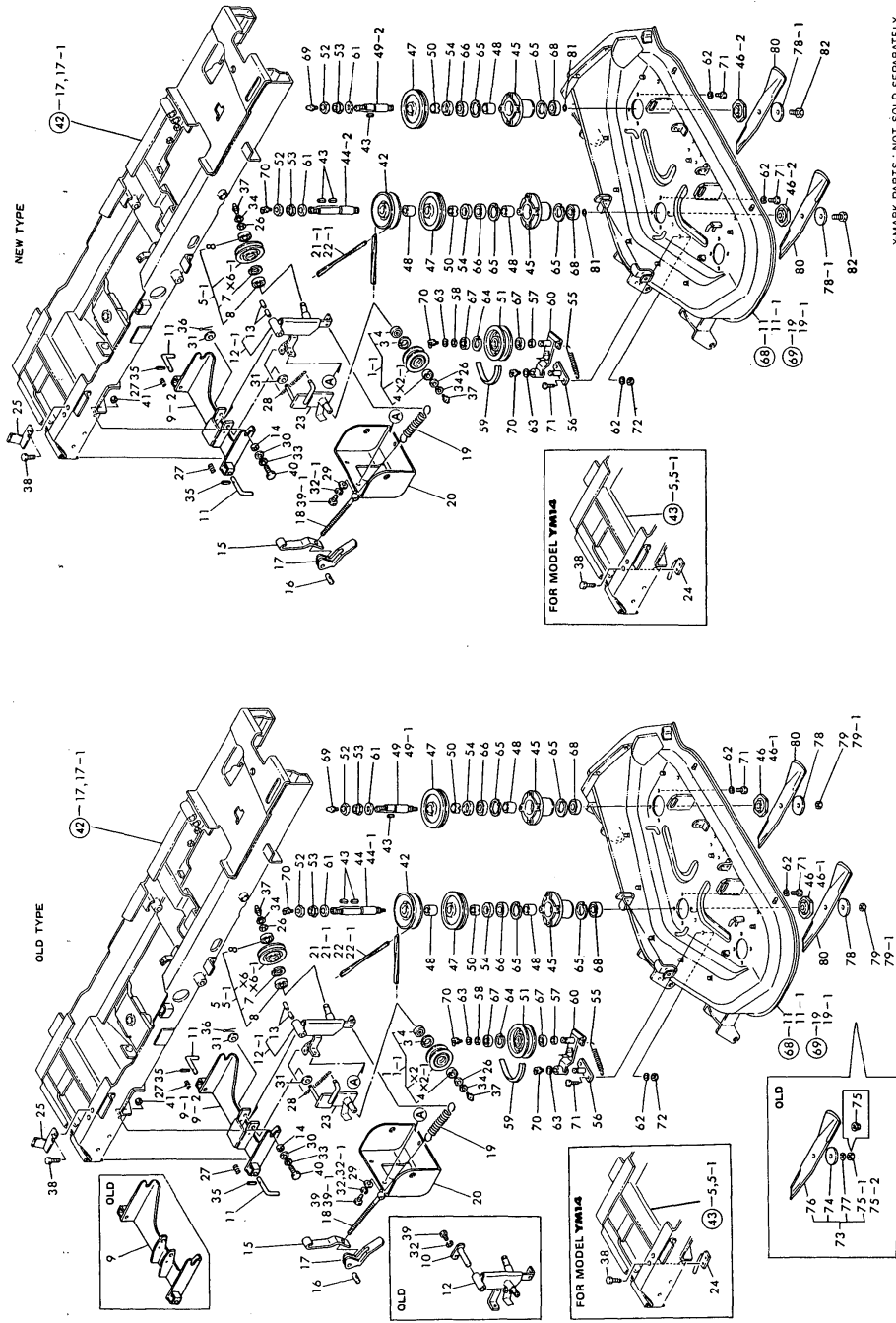


Fig. 71 PULLEY & BLADE

(A)=BM-42F(YM12)
 (B)=BM-42F(YM14)
 (C)=BM-42U(YM12)
 (D)=BM-42U(YM14)
 (E)=
 (F)=

No.	Lev.	Parts No.	Description	Q'ty						I	R
				(A)	(B)	(C)	(D)	(E)	(F)		
32-1	1	22217-060000	WASHER, SPRING 6	3	3	3	3			K	
		(A=*) (B=*) (C=*) (D=*)									
33	1	22217-120000	WASHER, SPRING 12	2	2	2	2				
34	1	22242-000170	RING, 17	2	2	2	2				
35	1	22351-050040	PIN, SPRING 5.0X40	2	2	2	2				
36	1	22417-320200	PIN, COTTER 3.2X20	1	1	1	1			W	
		(A=*) (B=*) (C=*) (D=*)									
37	1	24761-020000	NIPPLE, GREASE PT1/8	2	2	2	2				
38	1	26013-080162	BOLT, M8X 16		2		2			W	
		(B=*) (D=*)									
39	1	26116-060162	BOLT, M6X 16 PLATED	4	4	4	4				
39-1	1	26116-060162	BOLT, M6X 16 PLATED	3	3	3	3			K	
		(A=*) (B=*) (C=*) (D=*)									
40	1	26116-120302	BOLT, M12X 30 PLATED	2	2	2	2				
41	1	26716-120002	NUT, M12	2	2	2	2				
42	1	197102-13111-R	PULLEY, MAIN	1	1	1	1				
43	1	197102-13120	KEY, 7X22	4	4	4	4				
44	1	197102-13131	SPINDLE, MAIN	1	1	1	1				
44-1	1	197102-13132	SPINDLE, MAIN	1	1	1	1			N	
		(A=E/# 22001) (B=E/# 22001) (C=E/# 22001) (D=E/# 22001)									
44-2	1	197102-13133	SPINDLE, MAIN	1	1	1	1			S	
		(A=E/# 24167) (B=E/# 24167) (C=E/# 24167) (D=E/# 24167)									
45	1	197102-13150-R	CASE, BEARING	3	3	3	3				
46	1	197102-13161	SPACER	3	3	3	3				
46-1	1	197102-13162	SPACER	3	3	3	3			N	
		(A=E/# 22001) (B=E/# 22001) (C=E/# 22001) (D=E/# 22001)									
46-2	1	197102-13163	SPACER	3	3	3	3			S	
		(A=E/# 24167) (B=E/# 24167) (C=E/# 24167) (D=E/# 24167)									
47	1	197102-13181	PULLEY, MAIN	3	3	3	3				
48	1	197102-13191	COLLAR 26X38.0X30	4	4	4	4				
49	1	197102-13221	SPINDLE, DRIVE	2	2	2	2				
49-1	1	197102-13222	SPINDLE, DRIVE	2	2	2	2			N	
		(A=E/# 22001) (B=E/# 22001) (C=E/# 22001) (D=E/# 22001)									
49-2	1	197102-13223	SPINDLE, DRIVE	2	2	2	2			S	
		(A=E/# 24167) (B=E/# 24167) (C=E/# 24167) (D=E/# 24167)									
50	1	197102-13241	COLLAR 35X25X17	3	3	3	3				
51	1	197102-13340	PULLEY, TENSION	1	1	1	1				
52	1	197102-13350	NUT (HR) M22, UPPER	3	3	3	3				
53	1	197102-13360	NUT (HR) M22, LOWER	3	3	3	3				
54	1	197102-13371	SEAL TB 35 52 7, OIL	3	3	3	3				
55	1	197102-13392	SPRING, TENSION	1	1	1	1				
56	1	197102-13400-X	BASE ASSY, ARM	1	1	1	1				
57	1	197102-13440	COLLAR 17X7	1	1	1	1				
58	1	197102-13450	COLLAR 17X3	1	1	1	1				
59	1	197102-13460	V-BELT LA91	1	1	1	1				
60	1	197102-13601-X	ARM ASSY, PULLEY	1	1	1	1				
61	1	22137-220000	WASHER, 22	3	3	3	3				
62	1	22217-100000	WASHER, SPRING 10	14	14	14	14				
63	1	22242-000170	RING, 17	2	2	2	2				
64	1	22252-000400	RING, 40	1	1	1	1				
65	1	22252-000520	RING, 52	6	6	6	6				

N:Old $\xrightarrow{\text{Yes}}$ New, Q:Old $\xrightarrow{\text{No}}$ New, R:Old $\xrightarrow{\text{Yes}}$ New, S:Old $\xrightarrow{\text{No}}$ New, W:Add, Z:Discontinued, F:Interchangeable by set, K:Q'ty Change
 ++ CONTINUE ++
 Copyright (C) YANMAR CO., LTD. All Rights Reserved.

Fig.71. PULLEY & BLADE

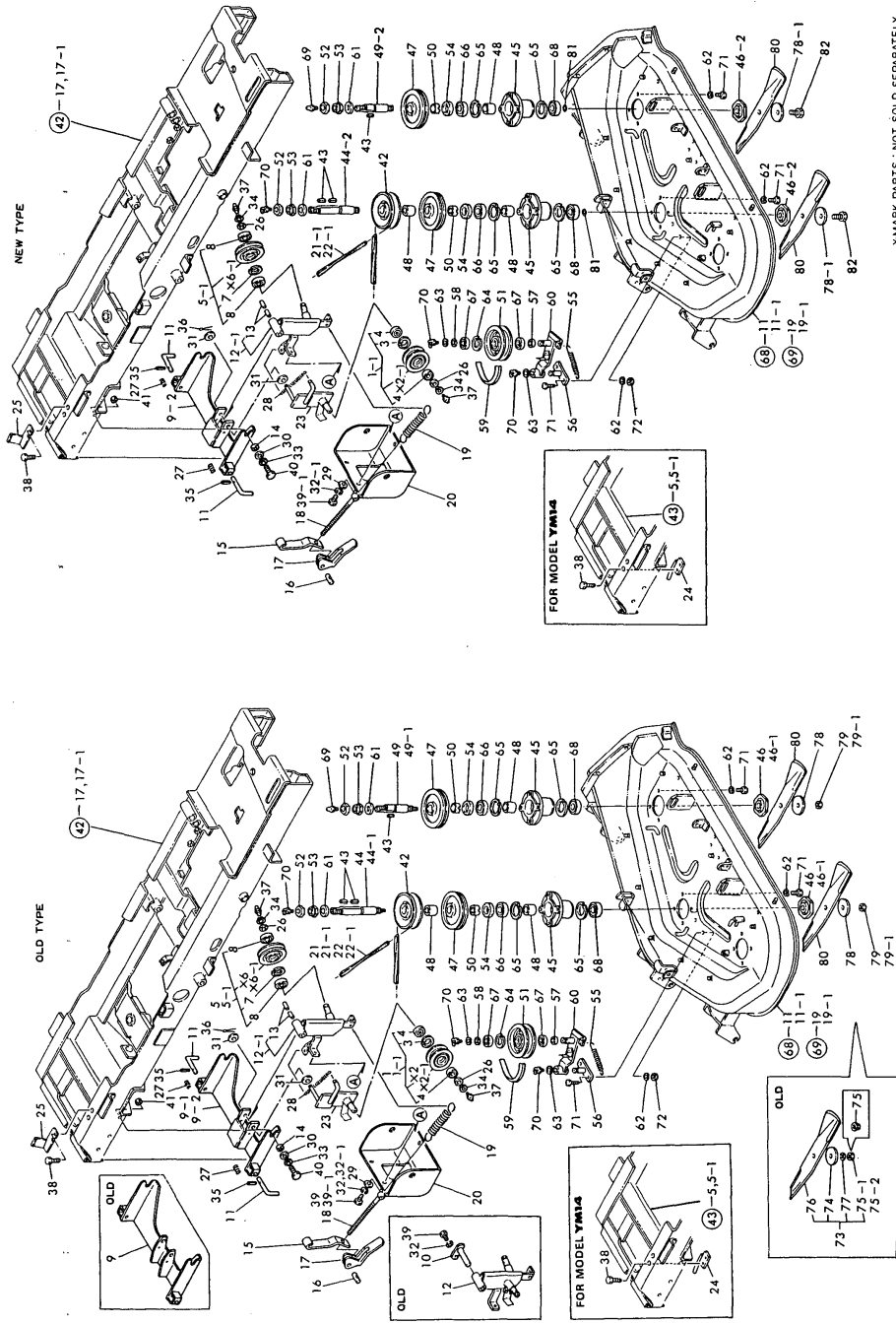


Fig. 71 PULLEY & BLADE

(A)=BM-42F(YM12)
 (B)=BM-42F(YM14)
 (C)=BM-42U(YM12)
 (D)=BM-42U(YM14)
 (E)=
 (F)=

No.	Lev.	Parts No.	Description	Q'ty						I	R
				(A)	(B)	(C)	(D)	(E)	(F)		
66	1	24101-062054	BEARING, BALL 6205	3	3	3	3				
67	1	24105-062034	BEARING, BALL 6203Z	2	2	2	2				
68	1	24105-062054	BEARING, BALL 6205Z	3	3	3	3				
69	1	24761-020000	NIPPLE, GREASE PT1/8	2	2	2	2				
70	1	24761-040000	NIPPLE, GREASE B	3	3	3	3				
71	1	26116-100252	BOLT, M10X 25 PLATED	14	14	14	14				
72	1	26716-100002	NUT, M10	2	2	2	2				
73	1	197102-14100	BLADE ASSY	3	3	3	3				Z
		(A=*)	(B=*)	(C=*)	(D=*)						
74	2	197102-14120	CONICAL SPRING 12X62	3	3	3	3				Z
		(A=*)	(B=*)	(C=*)	(D=*)						
75	2	194990-22160	NUT, M12	3	3	3	3				
75-1	2	197102-14130	NUT 12	3	3	3	3				S
		(A=E/# 22927)	(B=E/# 22927)	(C=E/# 22927)	(D=E/# 22927)						
75-2	2	197102-14130	NUT 12	3	3	3	3				Z
		(A=*)	(B=*)	(C=*)	(D=*)						
76	2	197102-14150	BLADE	3	3	3	3				Z
		(A=*)	(B=*)	(C=*)	(D=*)						
77	2	194151-47760	WASHER, 12	3	3	3	3				Z
		(A=*)	(B=*)	(C=*)	(D=*)						
78	1	197102-14120	CONICAL SPRING 12X62	3	3	3	3				W
		(A=*)	(B=*)	(C=*)	(D=*)						
78-1	1	197108-14120	SPRING, 20X60	3	3	3	3				S
		(A=E/# 24167)	(B=E/# 24167)	(C=E/# 24167)	(D=E/# 24167)						
79	1	197102-14131	NUT 12	3	3	3	3				W
		(A=*)	(B=*)	(C=*)	(D=*)						
79-1	1	197102-14131	NUT 12	3	3	3	3				Z
		(A=E/# 24167)	(B=E/# 24167)	(C=E/# 24167)	(D=E/# 24167)						
80	1	197102-14150	BLADE	3	3	3	3				W
		(A=*)	(B=*)	(C=*)	(D=*)						
81	1	22207-025230	RING, 25X2.3	3	3	3	3				W
		(A=E/# 24167)	(B=E/# 24167)	(C=E/# 24167)	(D=E/# 24167)						
82	1	197102-14160	BOLT M12X 55	3	3	3	3				W
		(A=E/# 24167)	(B=E/# 24167)	(C=E/# 24167)	(D=E/# 24167)						

Fig.72. LABELS (FOR FRENCH)

(A)=BM-42F(YM12)
 (B)=BM-42F(YM14)
 (C)=BM-42U(YM12)

(D)=BM-42U(YM14)
 (E)=
 (F)=

Fig. 72 LABELS [FOR FRENCH]

No.	Lev.	Parts No.	Description	Q'ty						I	R
				(A)	(B)	(C)	(D)	(E)	(F)		
3	1	197102-10121	LABEL, WIDTH OF CUT	1	1						
4	1	197102-10151	LABEL (A), CAUTION	1	1						
5	1	197102-10161	LABEL (B), CAUTION	1	1						
6	1	197102-10171	LABEL, BELT CAUTION	1	1						
7	1	194080-64780	RIVET	4	4						
7-1	1	194080-64780	RIVET	8	8						K
		(A=*)	(B=*)								

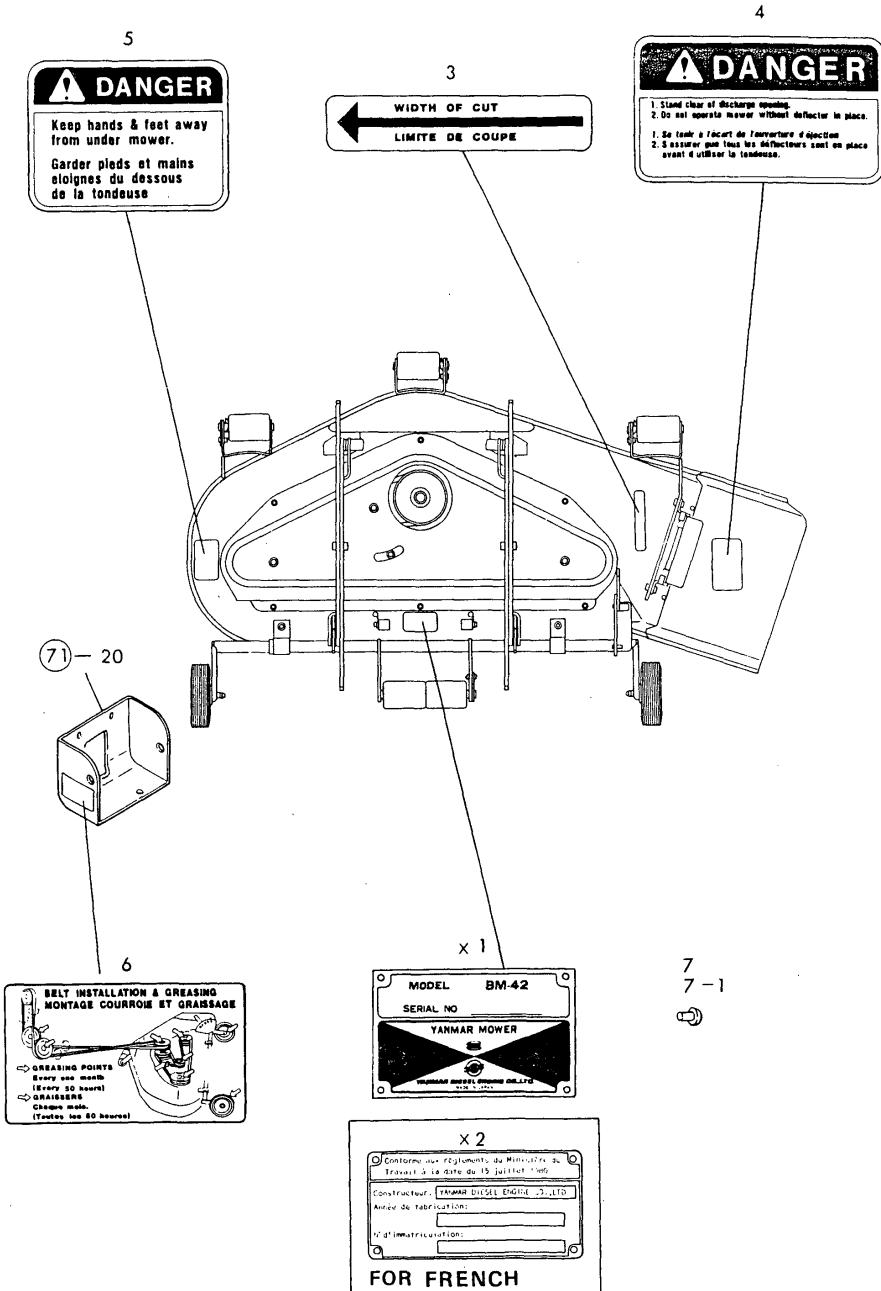
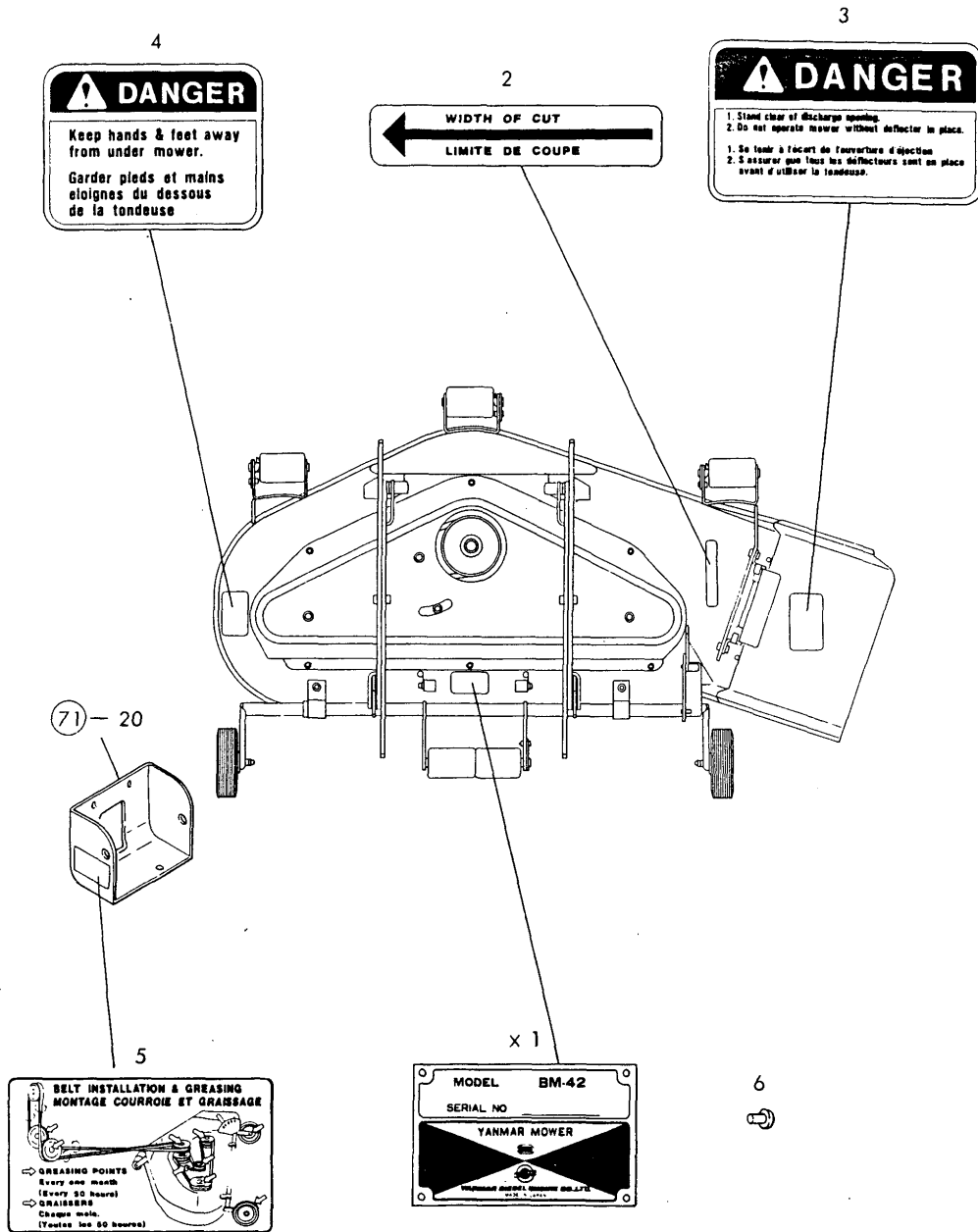


Fig.73. LABELS (EXCEPT FRENCH)

Fig. 73 LABELS [EXCEPT FRENCH]



(A)=BM-42F(YM12)
 (B)=BM-42F(YM14)
 (C)=BM-42U(YM12)

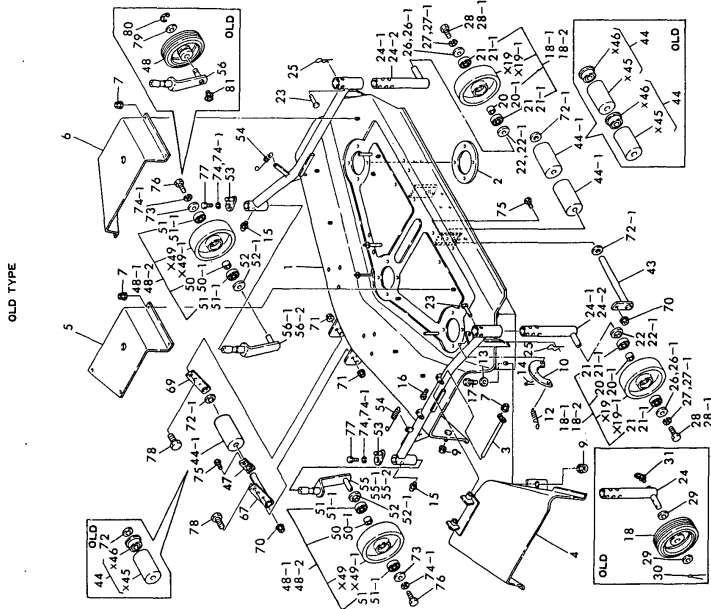
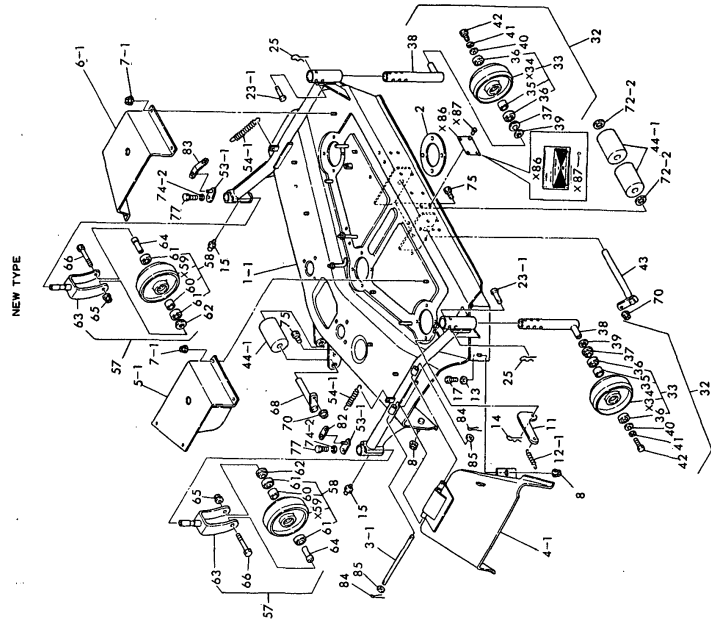
(D)=BM-42U(YM14)
 (E)=
 (F)=

No.	Lev.	Parts No.	Description	Qty						I	R	
				(A)	(B)	(C)	(D)	(E)	(F)			
2	1	197102-10121	LABEL, WIDTH OF CUT			1	1					
3	1	197102-10151	LABEL (A), CAUTION			1	1					
4	1	197102-10161	LABEL (B), CAUTION			1	1					
5	1	197102-10171	LABEL, BELT CAUTION			1	1					
6	1	194080-64780	RIVET			4	4					

Fig.74. DECK & GAUGE WHEEL(FOR FRENCH)

(A)=BM-48F(YM12)
 (B)=BM-48F(YM14)
 (C)=BM-48U(YM12)

(D)=BM-48U(YM14)
 (E)=
 (F)=



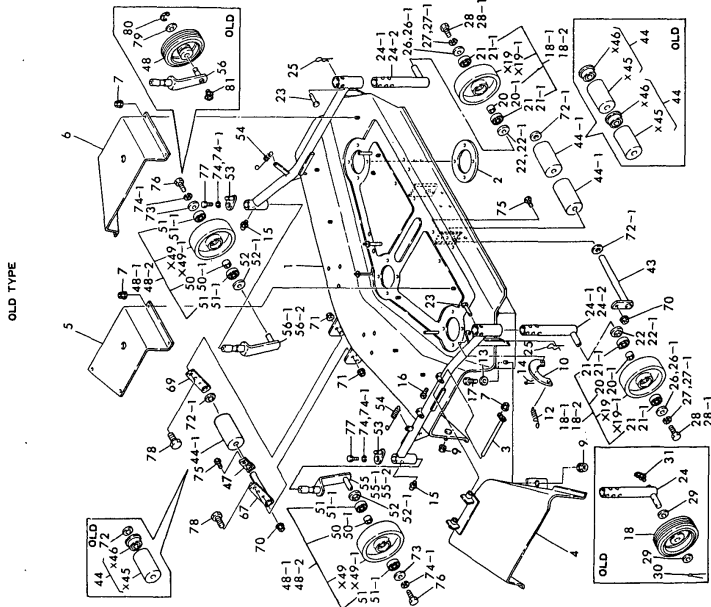
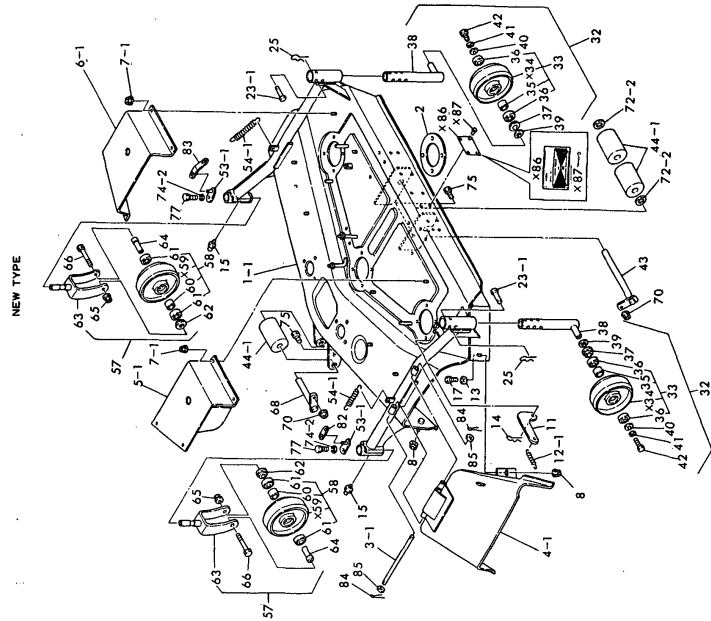
*MARK PARTS : NOT SOLD SEPARATELY

No.	Lev.	Parts No.	Description	Q'ty						I	R
				(A)	(B)	(C)	(D)	(E)	(F)		
1	1	197108-15000-R	DECK ASSY	1	1						
1-1	1	197108-15001	DECK ASSY	1	1						N
		(A=E/# 23950) (B=E/# 23950)									
2	1	197108-15020	PATCH, DECK	3	3						
3	1	197108-15840-U	PIN	1	1						
3-1	1	197108-15750	PIN, HINGE 8X228	1	1						S
		(A=E/# 23950) (B=E/# 23950)									
4	1	197108-15850-R	GUARD ASSY, SHOOT	1	1						
4-1	1	197108-15851	GUARD ASSY, SHOOT	1	1						N
		(A=E/# 23950) (B=E/# 23950)									
5	1	197108-15940-R	COVER (L), PULLEY	1	1						
5-1	1	197108-15650	COVER (L), PULLEY	1	1						N
		(A=E/# 23950) (B=E/# 23950)									
6	1	197108-15950-R	COVER (R), PULLEY	1	1						
6-1	1	197108-15680	COVER (R), PULLEY	1	1						N
		(A=E/# 23950) (B=E/# 23950)									
7	1	194990-22130	NUT, M6	9	9						
7-1	1	194990-22130	NUT, M6	8	8						K
		(A=E/# 23950) (B=E/# 23950)									
8	1	194990-22150	NUT, M10	2	2						
9	1	194990-22150	NUT, M10	2	2						Z
		(A=E/# 23950) (B=E/# 23950)									
10	1	194464-25450	RETAINER, BEARING	1	1						Z
		(A=E/# 23950) (B=E/# 23950)									
11	1	1E6150-63190	LINK, CLUTCH	1	1						W
		(A=T/# 23943) (B=T/# 23943)									
12	1	194320-22240	SPRING, RETURN	1	1						
12-1	1	1E6221-74440	SPRING, 2.9X19.9X93	1	1						S
		(A=E/# 21827) (B=E/# 21827)									
13	1	22137-100000	WASHER, 10	1	1						
14	1	22360-080000	SNAP PIN 8	1	1						
15	1	24761-010000	NIPPLE, GREASE M6F	2	2						
16	1	26116-060162	BOLT, M6X 16 PLATED	1	1						Z
		(A=E/# 23950) (B=E/# 23950)									
17	1	26116-100252	BOLT, M10X 25 PLATED	1	1						
18	1	197102-16110	WHEEL, GAUGE	2	2						
18-1	1	197102-16100	WHEEL ASSY, GAUGE	2	2						S
		(A=E/# 23167) (B=E/# 23167)									
18-2	1	197102-16100	WHEEL ASSY, GAUGE	2	2						Z
		(A=E/# 23950) (B=E/# 23950)									
20	2	1E6020-34980	COLLAR, 17.5X21.7X20	2	2						W
		(A=E/# 23167) (B=E/# 23167)									
20-1	2	1E6020-34980	COLLAR, 17.5X21.7X20	2	2						Z
		(A=E/# 23950) (B=E/# 23950)									
21	2	24104-060034	BEARING, BALL 6003UU	4	4						W
		(A=E/# 23167) (B=E/# 23167)									
21-1	2	24104-060034	BEARING, BALL 6003UU	4	4						Z
		(A=E/# 23950) (B=E/# 23950)									
22	1	197102-16120	WASHER, DUST	2	2						W
		(A=E/# 23167) (B=E/# 23167)									
22-1	1	197102-16120	WASHER, DUST	2	2						Z

Fig.74. DECK & GAUGE WHEEL(FOR FRENCH)

(A)=BM-48F(YM12)
 (B)=BM-48F(YM14)
 (C)=BM-48U(YM12)

(D)=BM-48U(YM14)
 (E)=
 (F)=



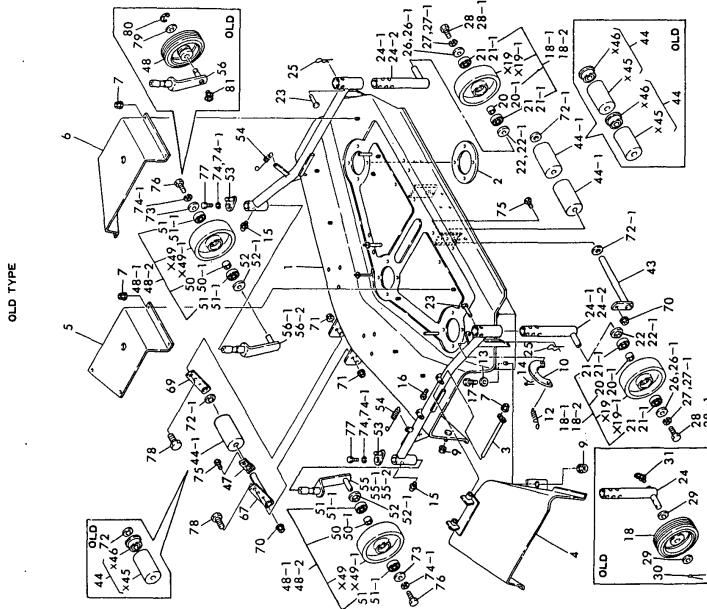
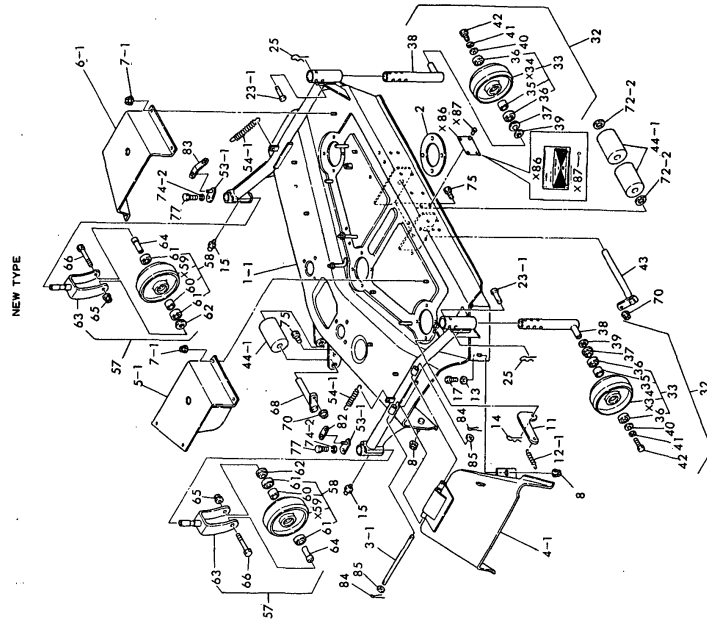
X*MARK PARTS : NOT SOLD SEPARATELY

No.	Lev.	Parts No.	Description	Qty						I	R
				(A)	(B)	(C)	(D)	(E)	(F)		
		(A=E/# 23950) (B=E/# 23950)									
23	1	197108-16250	PIN 12X40, FLAT HEAD	2	2						
23-1	1	197108-16251	PIN 12X 45	2	2						N
		(A=T/# 23943) (B=T/# 23943)									
24	1	197108-16300	SHAFT, GAUGE WHEEL	3	3						
24-1	1	197108-16301	SHAFT ASSY, WHEEL	3	3						N
		(A=E/# 23167) (B=E/# 23167)									
24-2	1	197108-16301	SHAFT ASSY, WHEEL	3	3						Z
		(A=E/# 23950) (B=E/# 23950)									
25	1	197102-18340	PIN, SNAP 10	2	2						
26	1	22157-080000	WASHER, 8	2	2						W
		(A=E/# 23167) (B=E/# 23167)									
26-1	1	22157-080000	WASHER, 8	2	2						Z
		(A=E/# 23950) (B=E/# 23950)									
27	1	22217-080000	WASHER, SPRING 8	2	2						W
		(A=E/# 23167) (B=E/# 23167)									
27-1	1	22217-080000	WASHER, SPRING 8	2	2						Z
		(A=E/# 23950) (B=E/# 23950)									
28	1	26116-080162	BOLT, M8X 16 PLATED	2	2						W
		(A=E/# 23167) (B=E/# 23167)									
28-1	1	26116-080162	BOLT, M8X 16 PLATED	2	2						Z
		(A=E/# 23950) (B=E/# 23950)									
29	1	22127-160000	WASHER, 16	4	4						Z
		(A=E/# 23167) (B=E/# 23167)									
30	1	22417-400320	PIN, COTTER 4.0X32	2	2						Z
		(A=E/# 23167) (B=E/# 23167)									
31	1	24761-040000	NIPPLE, GREASE B	2	2						Z
		(A=E/# 23167) (B=E/# 23167)									
32	1	197108-16211	WHEEL KIT, GAUGE	2	2						W
		(A=E/# 23950) (B=E/# 23950)									
33	2	197102-16100	WHEEL ASSY, GAUGE	2	2						W
		(A=E/# 23950) (B=E/# 23950)									
35	3	1E6020-34980	COLLAR, 17.5X21.7X20	2	2						W
		(A=E/# 23950) (B=E/# 23950)									
36	3	24104-060034	BEARING, BALL 6003UU	4	4						W
		(A=E/# 23950) (B=E/# 23950)									
37	2	197102-16120	WASHER, DUST	2	2						W
		(A=E/# 23950) (B=E/# 23950)									
38	2	197108-16302	SHAFT, GAUGE WHEEL	2	2						W
		(A=E/# 23950) (B=E/# 23950)									
39	2	22127-160000	WASHER, 16	2	2						W
		(A=E/# 23950) (B=E/# 23950)									
40	2	22157-080000	WASHER, 8	2	2						W
		(A=E/# 23950) (B=E/# 23950)									
41	2	22217-080000	WASHER, SPRING 8	2	2						W
		(A=E/# 23950) (B=E/# 23950)									
42	2	26116-080162	BOLT, M8X 16 PLATED	2	2						W
		(A=E/# 23950) (B=E/# 23950)									
43	1	197102-15260-U	PIN, ROLLER	1	1						
44	1	197102-15300	ROLLER ASSY	3	3						
44-1	1	197102-15301	ROLLER ASSY	3	3						N

Fig.74. DECK & GAUGE WHEEL(FOR FRENCH)

(A)=BM-48F(YM12)
 (B)=BM-48F(YM14)
 (C)=BM-48U(YM12)

(D)=BM-48U(YM14)
 (E)=
 (F)=



X*MARK PARTS : NOT SOLD SEPARATELY

No.	Lev.	Parts No.	Description	Q'ty						I	R
				(A)	(B)	(C)	(D)	(E)	(F)		
47	1	197102-15540	SPRING, STOP	1	1						Z
48	1	197102-16110	WHEEL, GAUGE	2	2						S
48-1	1	197102-16100	WHEEL ASSY, GAUGE	2	2						S
48-2	1	197102-16100	WHEEL ASSY, GAUGE	2	2						Z
50	2	1E6020-34980	COLLAR, 17.5X21.7X20	2	2						W
50-1	2	1E6020-34980	COLLAR, 17.5X21.7X20	2	2						Z
51	2	24104-060034	BEARING, BALL 6003UU	4	4						W
51-1	2	24104-060034	BEARING, BALL 6003UU	4	4						Z
52	2	197102-16120	WASHER, DUST	2	2						W
52-1	2	197102-16120	WASHER, DUST	2	2						Z
53	1	197108-16450	PLATE, SPRING	2	2						
53-1	1	197108-16451	PLATE ASSY, HOOK	2	2						N
54	1	197108-16470	SPRING, RETURN	2	2						
54-1	1	197108-16471	SPRING, RETURN	2	2						S
55	2	197108-16500	SHAFT (L), F. WHEEL	1	1						
55-1	2	197108-16501	SHAFT (L), F. WHEEL	1	1						N
55-2	2	197108-16501	SHAFT (L), F. WHEEL	1	1						Z
56	2	197108-16550	SHAFT (R), F. WHEEL	1	1						
56-1	2	197108-16551	SHAFT (R), F. WHEEL	1	1						N
56-2	2	197108-16551	SHAFT (R), F. WHEEL	1	1						Z
57	1	197108-16411	WHEEL KIT, FRONT	2	2						W
58	2	197102-16100	WHEEL ASSY, GAUGE	2	2						W
60	3	1E6020-34980	COLLAR, 17.5X21.7X20	2	2						W
61	3	24104-060034	BEARING, BALL 6003UU	4	4						W
62	2	197102-16120	WASHER, DUST	2	2						W
63	2	197108-16502	ARM ASSY, WHEEL	2	2						W
64	2	197108-16590	BUSH, WHEEL	2	2						W
65	2	194990-22150	NUT, M10	2	2						W

Fig. 74 DECK & GAUGE WHEEL [FOR FRENCH]

Fig.74. DECK & GAUGE WHEEL(FOR FRENCH)

(A)=BM-48F(YM12) (D)=BM-48U(YM14)
 (B)=BM-48F(YM14) (E)=
 (C)=BM-48U(YM12) (F)=

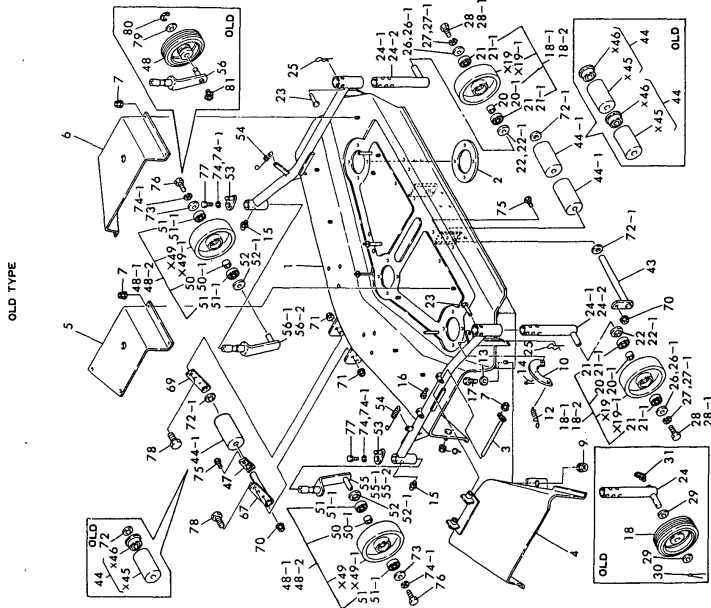
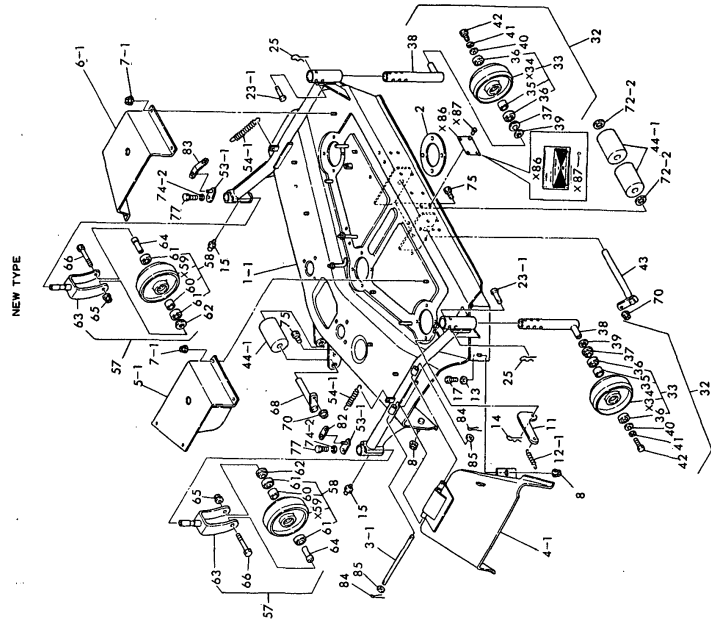
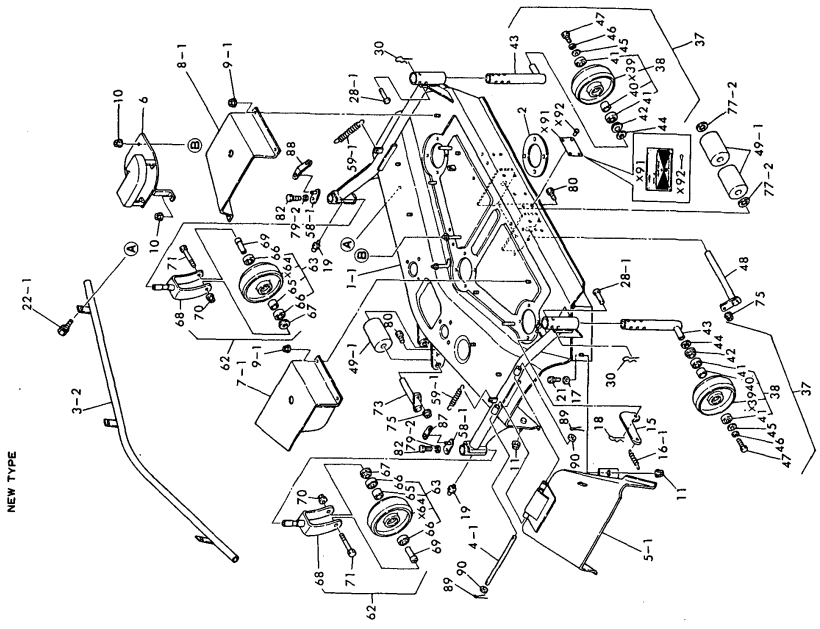


Fig. 74 DECK & GAUGE WHEEL (FOR FRENCH)

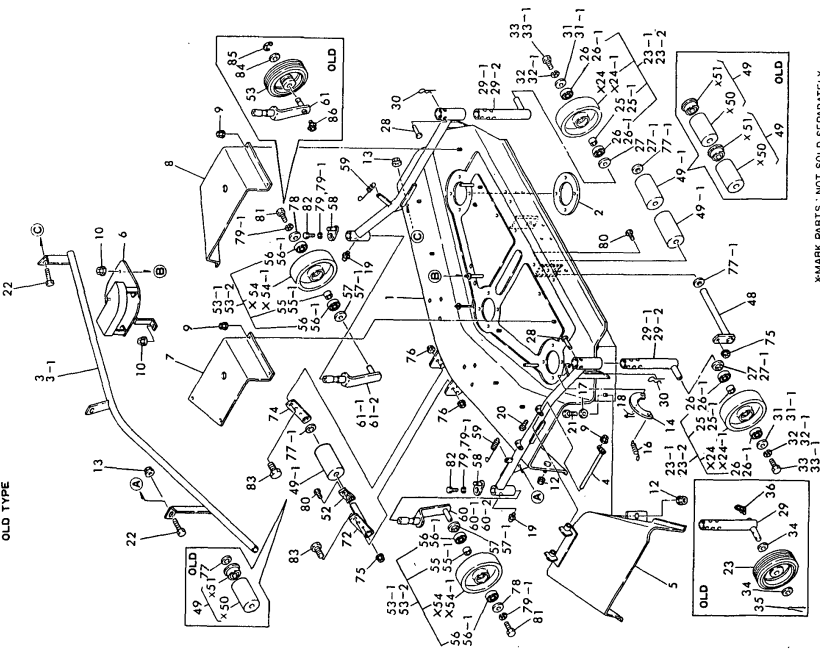
No.	Lev.	Parts No.	Description	Qty						I	R
				(A)	(B)	(C)	(D)	(E)	(F)		
66	2	(A=E/# 23950) (B=E/# 23950) 26116-100802	BOLT, M10X 80 PLATED	2	2						W
67	1	(A=E/# 23950) (B=E/# 23950) 197108-16650	SHAFT, ROLLER	1	1						Z
68	1	(A=E/# 23950) (B=E/# 23950) 197102-15370-U	PIN, ROLLER	1	1						W
69	1	(A=E/# 23950) (B=E/# 23950) 197108-16670	PLATE, ROLLER	1	1						Z
70	1	(A=E/# 23950) (B=E/# 23950) 194990-22130	NUT, M6	2	2						Z
71	1	(A=E/# 23950) (B=E/# 23950) 194990-22150	NUT, M10	4	4						Z
72	1	(A=E/# 23950) (B=E/# 23950) 22127-180000	WASHER 18	1	1						K
72-1	1	(A=*) (B=*) 22127-180000	WASHER 18	3	3						K
72-2	1	(A=E/# 23950) (B=E/# 23950) 22127-180000	WASHER 18	2	2						K
73	1	(A=E/# 23950) (B=E/# 23950) 22157-080000	WASHER, 8	2	2						Z
74	1	(A=*) (B=*) 22217-080000	WASHER, SPRING 8	2	2						K
74-1	1	(A=E/# 23950) (B=E/# 23950) 22217-080000	WASHER, SPRING 8	4	4						K
74-2	1	(A=*) (B=*) 22217-080000	WASHER, SPRING 8	2	2						K
75	1	(A=E/# 23950) (B=E/# 23950) 26116-060162	BOLT, M6X 16 PLATED	2	2						Z
76	1	(A=*) (B=*) 26116-080162	BOLT, M8X 16 PLATED	2	2						Z
77	1	(A=*) (B=*) 26116-080202	BOLT, M8X 20 PLATED	2	2						Z
78	1	(A=*) (B=*) 26116-100252	BOLT, M10X 25 PLATED	4	4						Z
79	1	(A=*) (B=*) 22127-160000	WASHER, 16	2	2						Z
80	1	(A=*) (B=*) 22272-000150	RING, E-15	2	2						Z
81	1	(A=*) (B=*) 24761-040000	NIPPLE, GREASE B	2	2						Z
82	1	(A=E/# 23950) (B=E/# 23950) 197108-16480	LINK, SPRING L	1	1						W
83	1	(A=E/# 23950) (B=E/# 23950) 197108-16490	LINK, SPRING R	1	1						W
84	1	(A=E/# 23950) (B=E/# 23950) 22417-200160	PIN, COTTER 2.0X16	2	2						W
85	1	(A=E/# 23950) (B=E/# 23950) 22137-080000	WASHER, 8	2	2						W

Fig.75. DECK & GAUGE WHEEL(EXCEPT FRENCH)

(A)=BM-48F(YM12)
 (B)=BM-48F(YM14)
 (C)=BM-48U(YM12)
 (D)=BM-48U(YM14)
 (E)=
 (F)=



X-MARK PARTS : NOT SOLD SEPARATELY



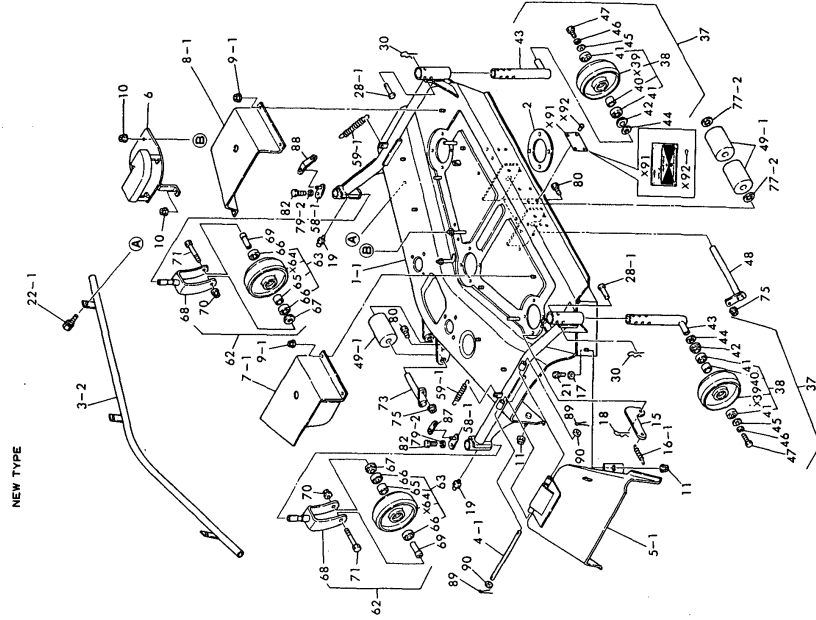
X-MARK PARTS : NOT SOLD SEPARATELY

No.	Lev.	Parts No.	Description	Qty						I	R	
				(A)	(B)	(C)	(D)	(E)	(F)			
1	1	197108-15000-R	DECK ASSY			1	1					
1-1	1	197108-15001	DECK ASSY			1	1					N
			(C=E/# 23950) (D=E/# 23950)									
2	1	197108-15020	PATCH, DECK			3	3					
3	1	197108-15800-R	GUARD ASSY, FOOT			1	1					
3-1	1	197108-15801	GUARD ASSY, FOOT			1	1					S
			(C=E/# 22705) (D=E/# 22705)									
3-2	1	197108-15802	GUARD ASSY, FOOT			1	1					N
			(C=E/# 23950) (D=E/# 23950)									
4	1	197108-15840-U	PIN			1	1					
4-1	1	197108-15750	PIN, HINGE 8X228			1	1					S
			(C=E/# 23950) (D=E/# 23950)									
5	1	197108-15900	GUARD (A), SHOOT			1	1					W
			(C=*) (D=*)									
5-1	1	197108-15851	GUARD ASSY, SHOOT			1	1					S
			(C=E/# 23950) (D=E/# 23950)									
6	1	197108-15930-R	COVER, MAIN PULLEY			1	1					
7	1	197108-15940-R	COVER (L), PULLEY			1	1					
7-1	1	197108-15650	COVER (L), PULLEY			1	1					N
			(C=E/# 23950) (D=E/# 23950)									
8	1	197108-15950-R	COVER (R), PULLEY			1	1					
8-1	1	197108-15680	COVER (R), PULLEY			1	1					N
			(C=E/# 23950) (D=E/# 23950)									
9	1	194990-22130	NUT, M6			9	9					W
			(C=*) (D=*)									
9-1	1	194990-22130	NUT, M6			8	8					K
			(C=E/# 23950) (D=E/# 23950)									
10	1	194990-22130	NUT, M6			3	3					
11	1	194990-22150	NUT, M10			2	2					W
			(C=E/# 23950) (D=E/# 23950)									
12	1	194990-22150	NUT, M10			2	2					Z
			(C=E/# 23950) (D=E/# 23950)									
13	1	194990-22150	NUT, M10			2	2					Z
			(C=E/# 23950) (D=E/# 23950)									
14	1	194464-25450	RETAINER, BEARING			1	1					Z
			(C=E/# 23950) (D=E/# 23950)									
15	1	1E6150-63190	LINK, CLUTCH			1	1					W
			(C=T/# 23943) (D=E/# 23950)									
16	1	194320-22240	SPRING, RETURN			1	1					
16-1	1	1E6221-74440	SPRING, 2.9X19.9X93			1	1					S
			(C=E/# 21827) (D=E/# 21827)									
17	1	22137-100000	WASHER, 10			1	1					
18	1	22360-080000	SNAP PIN 8			1	1					
19	1	24761-010000	NIPPLE, GREASE M6F			2	2					
20	1	26116-060162	BOLT, M6X 16 PLATED			1	1					Z
			(C=E/# 23950) (D=E/# 23950)									
21	1	26116-100252	BOLT, M10X 25 PLATED			1	1					
22	1	26116-100252	BOLT, M10X 25 PLATED			2	2					
22-1	1	26013-100252	BOLT, M10X 25			3	3					N
			(C=E/# 23950) (D=E/# 23950)									
23	1	197102-16110	WHEEL, GAUGE			2	2					

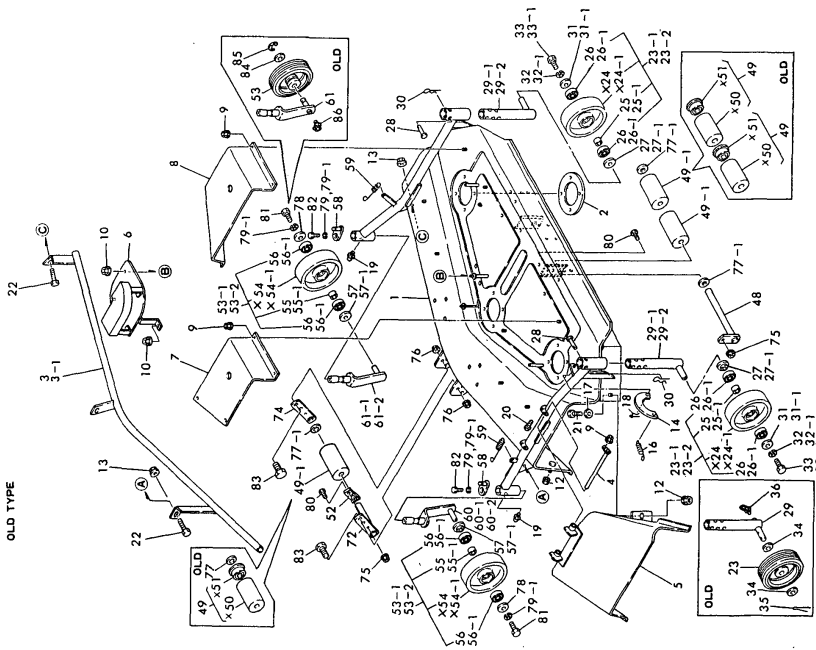
N:Old New, Q:Old New, R:Old New, S:Old New, W:Add, Z:Discontinued, F:Interchangeable by set, K:Qty Change
 ++ CONTINUE ++
 Copyright (C) YANMAR CO., LTD. All Rights Reserved.

Fig.75. DECK & GAUGE WHEEL(EXCEPT FRENCH)

(A)=BM-48F(YM12)
 (B)=BM-48F(YM14)
 (C)=BM-48U(YM12)
 (D)=BM-48U(YM14)
 (E)=
 (F)=



X-MARK PARTS : NOT SOLD SEPARATELY



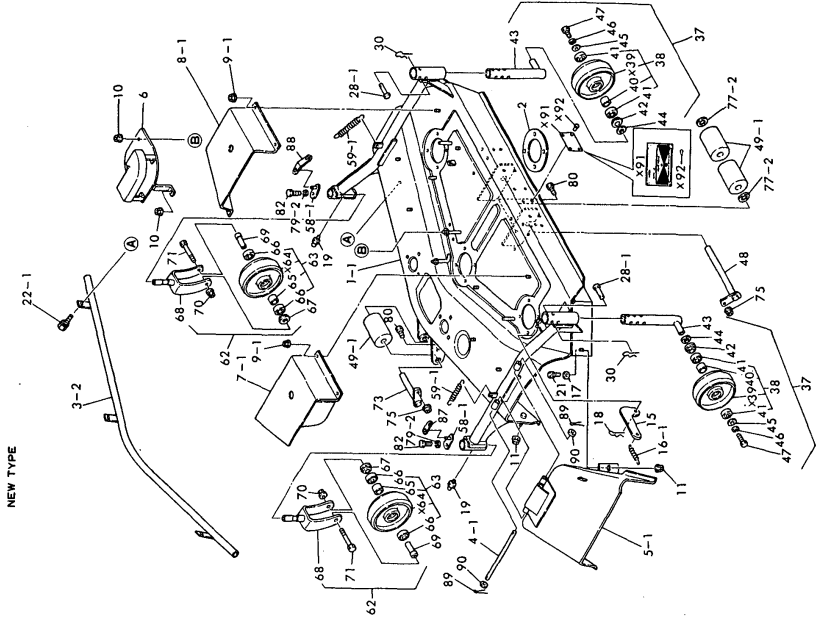
X-MARK PARTS : NOT SOLD SEPARATELY

No.	Lev.	Parts No.	Description	Qty						I	R
				(A)	(B)	(C)	(D)	(E)	(F)		
23-1	1	197102-16100	WHEEL ASSY, GAUGE (C=E/# 23167) (D=E/# 23167)			2	2				S
23-2	1	197102-16100	WHEEL ASSY, GAUGE (C=E/# 23950) (D=E/# 23950)			2	2				Z
25	2	1E6020-34980	COLLAR, 17.5X21.7X20 (C=E/# 23167) (D=E/# 23167)			2	2				W
25-1	2	1E6020-34980	COLLAR, 17.5X21.7X20 (C=E/# 23950) (D=E/# 23950)			2	2				Z
26	2	24104-060034	BEARING, BALL 6003UU (C=E/# 23167) (D=E/# 23167)			4	4				W
26-1	2	24104-060034	BEARING, BALL 6003UU (C=E/# 23950) (D=E/# 23950)			4	4				Z
27	2	197102-16120	WASHER, DUST (C=E/# 23167) (D=E/# 23167)			2	2				W
27-1	2	197102-16120	WASHER, DUST (C=E/# 23950) (D=E/# 23950)			2	2				Z
28	1	197108-16250	PIN 12X40, FLAT HEAD (C=E/# 23167) (D=E/# 23167)			2	2				
28-1	1	197108-16251	PIN 12X 45 (C=E/# 23950) (D=E/# 23950)			2	2				N
29	1	197108-16300	SHAFT, GAUGE WHEEL			3	3				
29-1	1	197108-16301	SHAFT ASSY, G. WHEEL (C=E/# 23167) (D=E/# 23167)			3	3				S
29-2	1	197108-16301	SHAFT ASSY, G. WHEEL (C=E/# 23950) (D=E/# 23950)			3	3				Z
30	1	197102-18340	PIN, SNAP 10			2	2				
31	1	22157-080000	WASHER, 8 (C=E/# 23167) (D=E/# 23167)			2	2				W
31-1	1	22157-080000	WASHER, 8 (C=E/# 23950) (D=E/# 23950)			2	2				Z
32	1	22217-080000	WASHER, SPRING 8 (C=E/# 23167) (D=E/# 23167)			2	2				W
32-1	1	22217-080000	WASHER, SPRING 8 (C=E/# 23950) (D=E/# 23950)			2	2				Z
33	1	26116-080162	BOLT, M8X 16 PLATED (C=E/# 23167) (D=E/# 23167)			2	2				W
33-1	1	26116-080162	BOLT, M8X 16 PLATED (C=E/# 23950) (D=E/# 23950)			2	2				Z
34	1	22127-160000	WASHER, 16 (C=E/# 23167) (D=E/# 23167)			4	4				Z
35	1	22417-400320	PIN, COTTER 4.0X32 (C=E/# 23167) (D=E/# 23167)			2	2				Z
36	1	24761-040000	NIPPLE, GREASE B (C=E/# 23167) (D=E/# 23167)			2	2				Z
37	1	197108-16211	WHEEL KIT, GAUGE (C=E/# 23950) (D=E/# 23950)			2	2				W
38	2	197102-16100	WHEEL ASSY, GAUGE (C=E/# 23950) (D=E/# 23950)			2	2				W
40	3	1E6020-34980	COLLAR, 17.5X21.7X20 (C=E/# 23950) (D=E/# 23950)			2	2				W
41	3	24104-060034	BEARING, BALL 6003UU			4	4				W

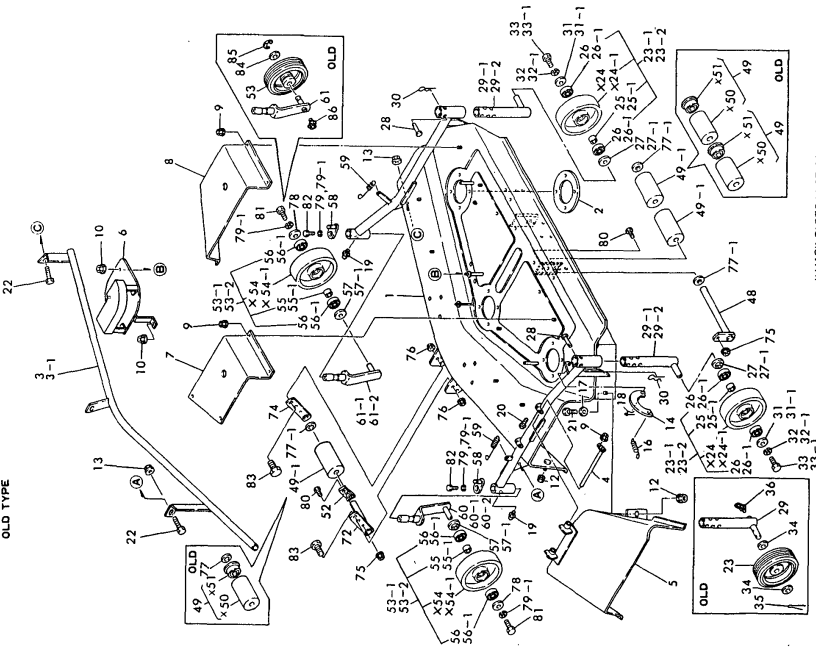
N:Old $\begin{matrix} \text{Yes} \\ \text{No} \end{matrix}$ New, Q:Old $\begin{matrix} \text{No} \\ \text{Yes} \end{matrix}$ New, R:Old $\begin{matrix} \text{Yes} \\ \text{No} \end{matrix}$ New, S:Old $\begin{matrix} \text{No} \\ \text{Yes} \end{matrix}$ New, W:Add, Z:Discontinued, F:Interchangeable by set, K:Q'ty Change
 ++ CONTINUE ++
 Copyright (C) YANMAR CO., LTD. All Rights Reserved.

Fig.75. DECK & GAUGE WHEEL(EXCEPT FREN

(A)=BM-48F(YM12)
 (B)=BM-48F(YM14)
 (C)=BM-48U(YM12)
 (D)=BM-48U(YM14)
 (E)=
 (F)=



X-MARK PARTS : NOT SOLD SEPARATELY



X-MARK PARTS : NOT SOLD SEPARATELY

No.	Lev.	Parts No.	Description	Qty						I	R	
				(A)	(B)	(C)	(D)	(E)	(F)			
			(C=E/# 23950) (D=E/# 23950)									
42	2	197102-16120	WASHER, DUST			2	2					W
			(C=E/# 23950) (D=E/# 23950)									
43	2	197108-16302	SHAFT, GAUGE WHEEL			2	2					W
			(C=E/# 23950) (D=E/# 23950)									
44	2	22127-160000	WASHER, 16			2	2					W
			(C=E/# 23950) (D=E/# 23950)									
45	2	22157-080000	WASHER, 8			2	2					W
			(C=E/# 23950) (D=E/# 23950)									
46	2	22217-080000	WASHER, SPRING 8			2	2					W
			(C=E/# 23950) (D=E/# 23950)									
47	2	26116-080162	BOLT, M8X 16 PLATED			2	2					W
			(C=E/# 23950) (D=E/# 23950)									
48	1	197102-15260-U	PIN, ROLLER			1	1					
49	1	197102-15300	ROLLER ASSY			3	3					
49-1	1	197102-15301	ROLLER ASSY			3	3					N
			(C=E/# 23167) (D=E/# 23167)									
52	1	197102-15540	SPRING, STOP			1	1					Z
			(C=E/# 23950) (D=E/# 23950)									
53	1	197102-16110	WHEEL, GAUGE			2	2					
53-1	1	197102-16100	WHEEL ASSY, GAUGE			2	2					S
			(C=E/# 23167) (D=E/# 23167)									
53-2	1	197102-16100	WHEEL ASSY, GAUGE			2	2					Z
			(C=E/# 23950) (D=E/# 23950)									
55	2	1E6020-34980	COLLAR, 17.5X21.7X20			2	2					W
			(C=E/# 23167) (D=E/# 23167)									
55-1	2	1E6020-34980	COLLAR, 17.5X21.7X20			2	2					Z
			(C=E/# 23950) (D=E/# 23950)									
56	2	24104-060034	BEARING, BALL 6003UU			4	4					W
			(C=E/# 23167) (D=E/# 23167)									
56-1	2	24104-060034	BEARING, BALL 6003UU			4	4					Z
			(C=E/# 23950) (D=E/# 23950)									
57	2	197102-16120	WASHER, DUST			2	2					W
			(C=E/# 23167) (D=E/# 23167)									
57-1	2	197102-16120	WASHER, DUST			2	2					Z
			(C=E/# 23950) (D=E/# 23950)									
58	1	197108-16450	PLATE, SPRING			2	2					
58-1	1	197108-16451	PLATE ASSY, HOOK			2	2					N
			(C=E/# 23950) (D=E/# 23950)									
59	1	197108-16470	SPRING, RETURN			2	2					
59-1	1	197108-16471	SPRING, RETURN			2	2					S
			(C=E/# 23950) (D=E/# 23950)									
60	2	197108-16500	SHAFT (L), F. WHEEL			1	1					
60-1	2	197108-16501	SHAFT (L), F. WHEEL			1	1					N
			(C=E/# 23167) (D=E/# 23167)									
60-2	2	197108-16501	SHAFT (L), F. WHEEL			1	1					Z
			(C=E/# 23950) (D=E/# 23950)									
61	2	197108-16550	SHAFT (R), F. WHEEL			1	1					
61-1	2	197108-16551	SHAFT (R), F. WHEEL			1	1					N
			(C=E/# 23167) (D=E/# 23167)									
61-2	2	197108-16551	SHAFT (R), F. WHEEL			1	1					Z

Fig.75. DECK & GAUGE WHEEL(EXCEPT FREN

(A)=BM-48F(YM12)
 (B)=BM-48F(YM14)
 (C)=BM-48U(YM12)
 (D)=BM-48U(YM14)
 (E)=
 (F)=

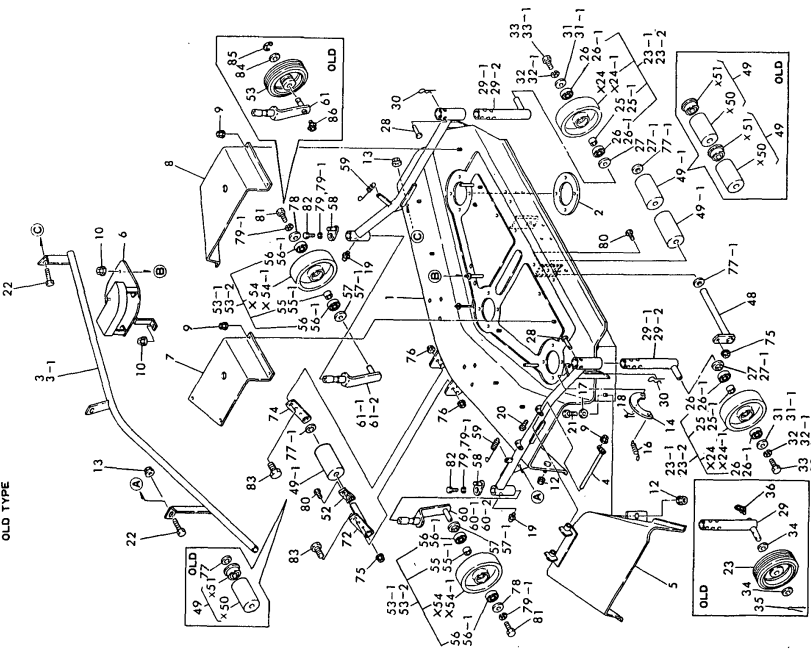
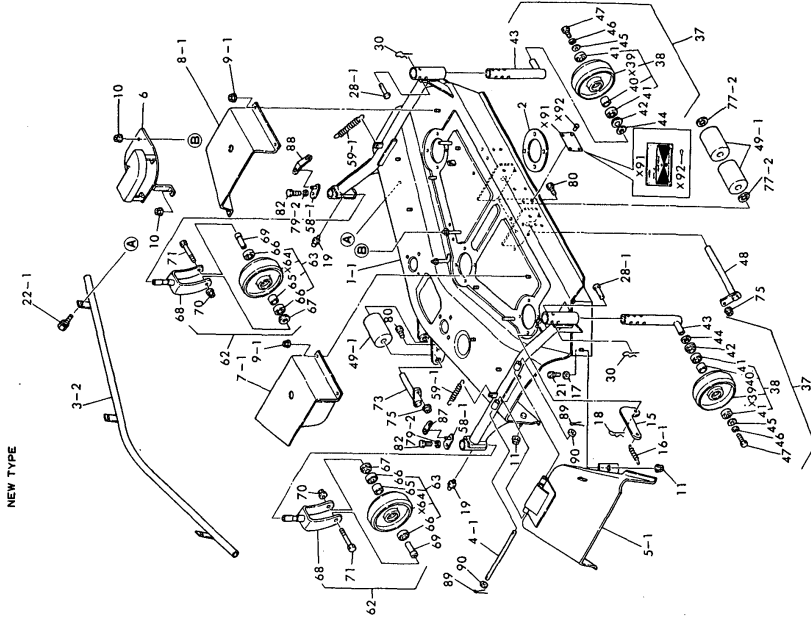
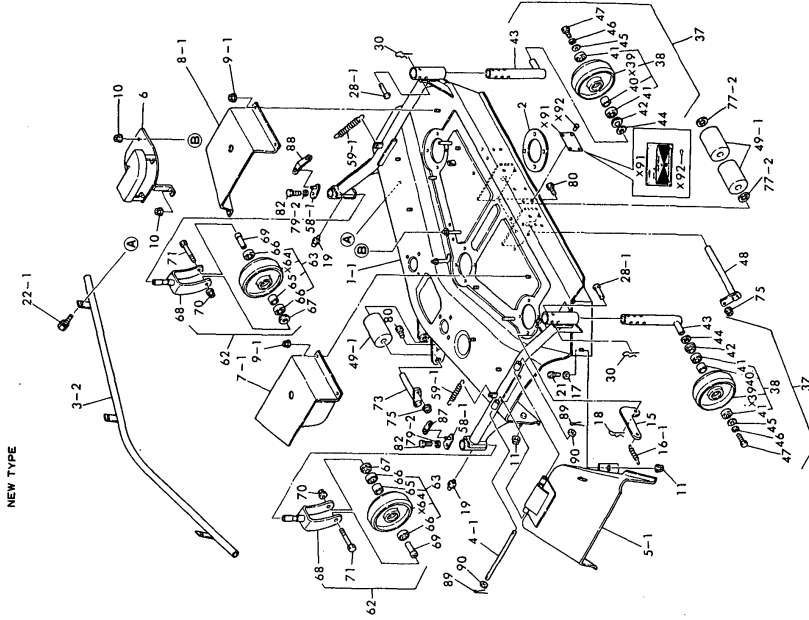


Fig. 75 DECK & GAUGE WHEEL (EXCEPT FRENCH)

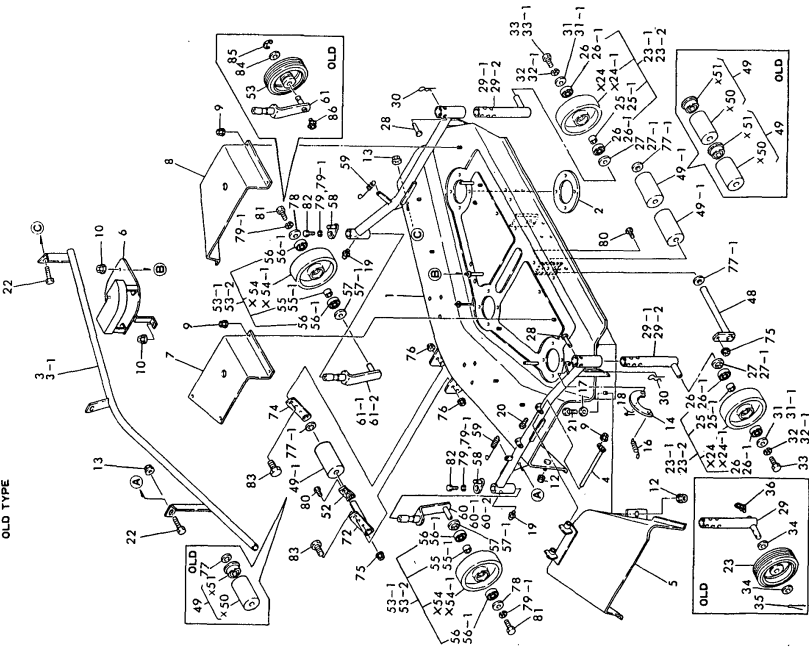
No.	Lev.	Parts No.	Description	Qty						I	R
				(A)	(B)	(C)	(D)	(E)	(F)		
62	1	197108-16411	WHEEL KIT, FRONT (C=E/# 23950) (D=E/# 23950)			2	2				W
63	2	197102-16100	WHEEL ASSY, GAUGE (C=E/# 23950) (D=E/# 23950)			2	2				W
65	3	1E6020-34980	COLLAR, 17.5X21.7X20 (C=E/# 23950) (D=E/# 23950)			2	2				W
66	3	24104-060034	BEARING, BALL 6003UU (C=E/# 23950) (D=E/# 23950)			4	4				W
67	2	197102-16120	WASHER, DUST (C=E/# 23950) (D=E/# 23950)			2	2				W
68	2	197108-16502	ARM ASSY, WHEEL (C=E/# 23950) (D=E/# 23950)			2	2				W
69	2	197108-16590	BUSH, WHEEL (C=E/# 23950) (D=E/# 23950)			2	2				W
70	2	194990-22150	NUT, M10 (C=E/# 23950) (D=E/# 23950)			2	2				W
71	2	26116-100802	BOLT, M10X 80 PLATED (C=E/# 23950) (D=E/# 23950)			2	2				W
72	1	197108-16650	SHAFT, ROLLER (C=E/# 23950) (D=E/# 23950)			1	1				Z
73	1	197102-15370-U	PIN, ROLLER (C=E/# 23950) (D=E/# 23950)			1	1				W
74	1	197108-16670	PLATE, ROLLER (C=E/# 23950) (D=E/# 23950)			1	1				Z
75	1	194990-22130	NUT, M6			2	2				
76	1	194990-22150	NUT, M10 (C=E/# 23950) (D=E/# 23950)			4	4				Z
77	1	22127-180000	WASHER 18 (C=*) (D=*)			1	1				
77-1	1	22127-180000	WASHER 18 (C=E/# 23950) (D=E/# 23950)			3	3				K
77-2	1	22127-180000	WASHER 18 (C=E/# 23950) (D=E/# 23950)			2	2				K
78	1	22157-080000	WASHER, 8 (C=E/# 23950) (D=E/# 23950)			2	2				Z
79	1	22217-080000	WASHER, SPRING 8 (C=*) (D=*)			2	2				K
79-1	1	22217-080000	WASHER, SPRING 8 (C=E/# 23950) (D=E/# 23950)			4	4				K
79-2	1	22217-080000	WASHER, SPRING 8 (C=E/# 23950) (D=E/# 23950)			2	2				K
80	1	26116-060162	BOLT, M6X 16 PLATED (C=E/# 23950) (D=E/# 23950)			2	2				
81	1	26116-080162	BOLT, M8X 16 PLATED (C=E/# 23950) (D=E/# 23950)			2	2				Z
82	1	26116-080202	BOLT, M8X 20 PLATED			2	2				
83	1	26116-100252	BOLT, M10X 25 PLATED (C=E/# 23950) (D=E/# 23950)			4	4				Z
84	1	22127-160000	WASHER, 16 (C=*) (D=*)			2	2				Z
85	1	22272-000150	RING, E-15 (C=*) (D=*)			2	2				Z
86	1	24761-040000	NIPPLE, GREASE B (C=*) (D=*)			2	2				Z

Fig.75. DECK & GAUGE WHEEL(EXCEPT FREN

(A)=BM-48F(YM12) (D)=BM-48U(YM14)
(B)=BM-48F(YM14) (E)=
(C)=BM-48U(YM12) (F)=



X-MARK PARTS : NOT SOLD SEPARATELY



X-MARK PARTS : NOT SOLD SEPARATELY

No.	Lev.	Parts No.	Description	Q'ty						I	R
				(A)	(B)	(C)	(D)	(E)	(F)		
			(C=E/# 23950) (D=*)								
87	1	197108-16480	LINK, SPRING L			1	1				W
			(C=E/# 23950) (D=E/# 23950)								
88	1	197108-16490	LINK, SPRING R			1	1				W
			(C=E/# 23950) (D=E/# 23950)								
89	1	22417-200160	PIN, COTTER 2.0X16			2	2				W
			(C=E/# 23950) (D=E/# 23950)								
90	1	22137-080000	WASHER, 8			2	2				W
			(C=E/# 23950) (D=E/# 23950)								

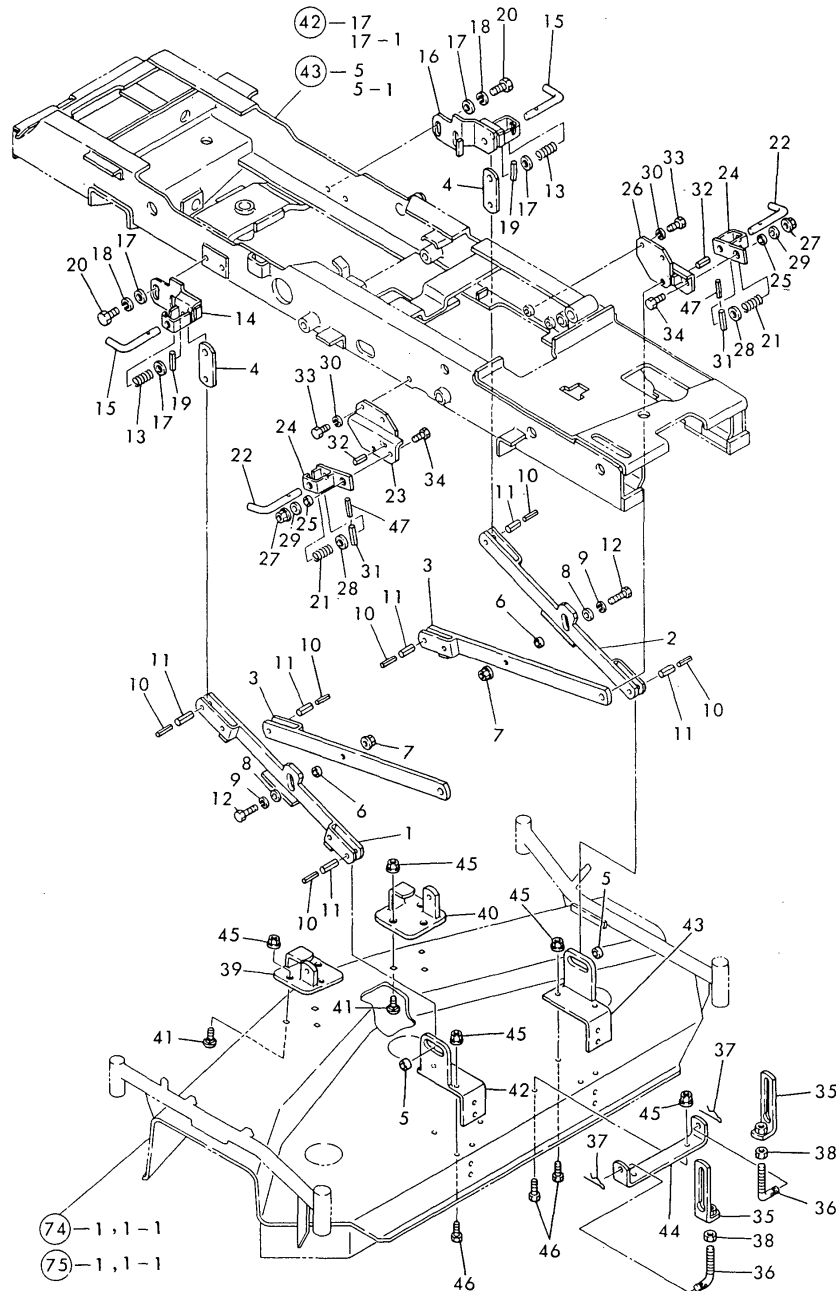
Fig. 75 DECK & GAUGE WHEEL (EXCEPT FRENCH)

Fig.76. LIFT LINK

(A)=BM-48F(YM12)
 (B)=BM-48F(YM14)
 (C)=BM-48U(YM12)

(D)=BM-48U(YM14)
 (E)=
 (F)=

Fig. 76 LIFT LINK



No.	Lev.	Parts No.	Description	Qty						I	R
				(A)	(B)	(C)	(D)	(E)	(F)		
1	1	197108-17100-X	LINK (L)	1	1	1	1				
2	1	197108-17110-X	LINK (R)	1	1	1	1				
3	1	197108-17150-X	LINK	2	2	2	2				
4	1	197108-17170-X	LINK, SWING	2	2	2	2				
5	1	197108-17180-U	COLLAR 20X11X13	2	2	2	2				
6	1	197102-17290	COLLAR, 16X11X10	2	2	2	2				
7	1	194990-22150	NUT, M10	2	2	2	2				
8	1	22157-100000	WASHER, 10	2	2	2	2				
9	1	22217-100000	WASHER, SPRING 10	2	2	2	2				
10	1	22351-060028	PIN, SPRING 6.0X28	6	6	6	6				
11	1	22351-100028	PIN, SPRING 10.0X28	6	6	6	6				
12	1	26116-100352	BOLT, M10X 35 PLATED	2	2	2	2				
13	1	197102-16310	SPRING, GAUGE LEVER	2	2	2	2				
14	1	197108-17300-X	BRACKET (L), FRONT	1	1	1	1				
15	1	197108-17350-U	LOCK PIN	2	2	2	2				
16	1	197108-17400-X	BRACKET (R), FRONT	1	1	1	1				
17	1	22137-120000	WASHER, 12	6	6	6	6				
18	1	22217-120000	WASHER, SPRING 12	4	4	4	4				
19	1	22351-050040	PIN, SPRING 5.0X40	2	2	2	2				
20	1	26116-120252	BOLT, M12X 25 PLATED	4	4	4	4				
21	1	197102-16310	SPRING, GAUGE LEVER	2	2	2	2				
22	1	197108-17350-U	LOCK PIN	2	2	2	2				
23	1	197108-17500-X	BRACKET (L), REAR	1	1	1	1				
24	1	197108-17530-U	GUIDE, LOCK PIN	2	2	2	2				
25	1	197108-17570-U	COLLAR 16X11X 5	2	2	2	2				
26	1	197108-17600-X	BRACKET (R), REAR	1	1	1	1				
27	1	194990-22150	NUT, M10	2	2	2	2				
28	1	22137-120000	WASHER, 12	2	2	2	2				
29	1	22157-100000	WASHER, 10	2	2	2	2				
30	1	22217-100000	WASHER, SPRING 10	4	4	4	4				
31	1	22351-050040	PIN, SPRING 5.0X40	2	2	2	2				
32	1	22351-060028	PIN, SPRING 6.0X28	2	2	2	2				
33	1	26116-100252	BOLT, M10X 25 PLATED	4	4	4	4				
34	1	26116-100252	BOLT, M10X 25 PLATED	2	2	2	2				
35	1	197108-18110-U	HOOK	2	2	2	2				
36	1	197108-18120-U	BOLT, HOOK	2	2	2	2				
37	1	197102-18340	PIN, SNAP 10	2	2	2	2				
38	1	26716-120002	NUT, M12	2	2	2	2				
39	1	197108-14400-R	HINGE, FRONT LINK	1	1	1	1				
40	1	197108-14500-R	HINGE, FRONT LINK	1	1	1	1				
41	1	197108-14550-U	BOLT M 10X 20	6	6	6	6				
42	1	197108-14600-R	HINGE, REAR LINK	1	1	1	1				
43	1	197108-14700-R	HINGE, REAR LINK	1	1	1	1				
44	1	197108-14810-R	PLATE	1	1	1	1				
45	1	194990-22150	NUT, M10	16	16	16	16				
46	1	26116-100252	BOLT, M10X 25 PLATED	10	10	10	10				
47	1	22351-030040	PIN, SPRING 3.0X40	2	2	2	2				W

(A)=E/# 23950) (B)=E/# 23950) (C)=E/# 23950) (D)=E/# 23950)

Fig.77. PULLEY & BLADE (FOR FRENCH)

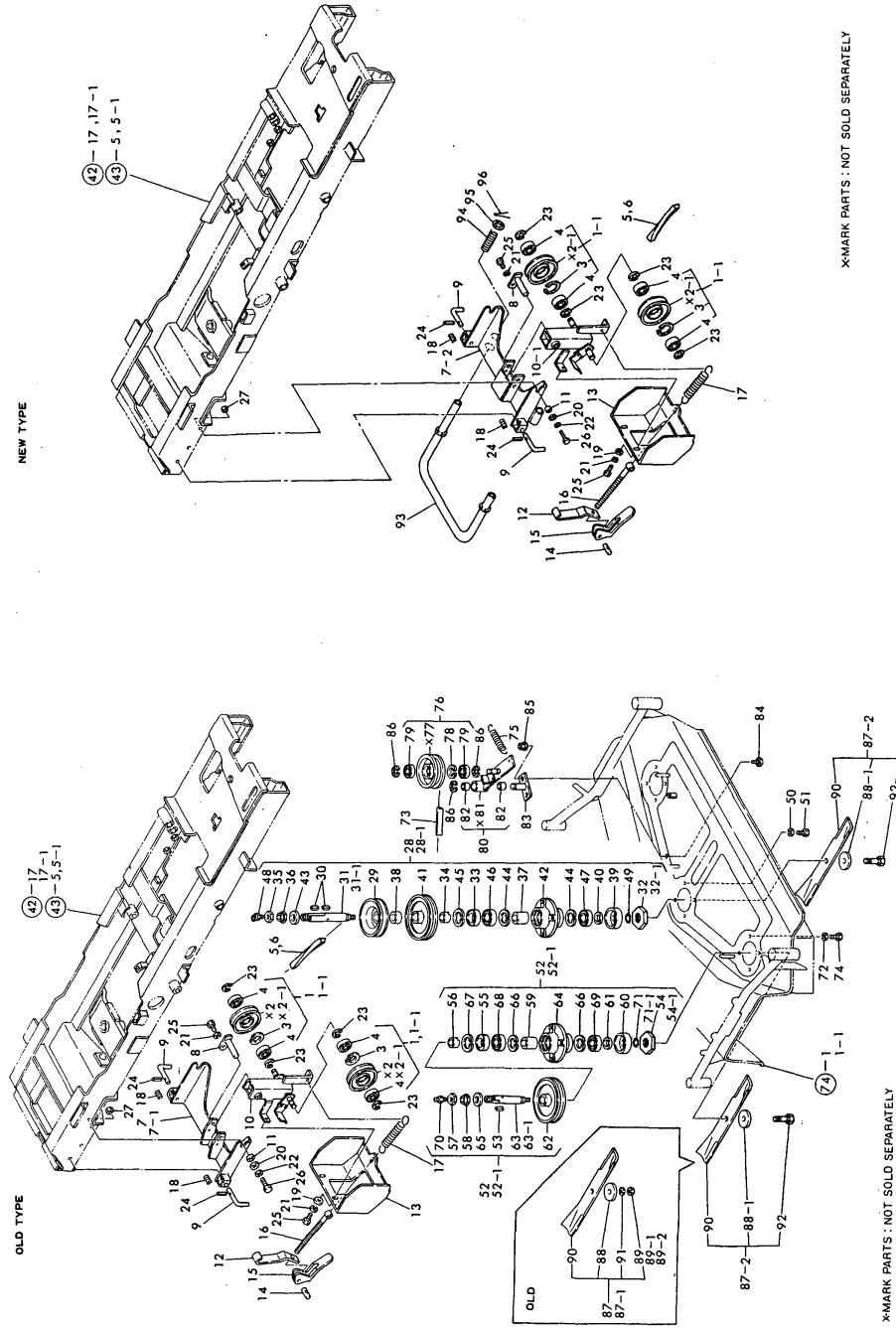


Fig. 77 PULLEY & BLADE [FOR FRENCH]

(A)=BM-48F(YM12)
 (B)=BM-48F(YM14)
 (C)=BM-48U(YM12)
 (D)=BM-48U(YM14)
 (E)=
 (F)=

No.	Lev.	Parts No.	Description	Q'ty						I	R
				(A)	(B)	(C)	(D)	(E)	(F)		
1	1	197108-11030-X	PULLEY ASSY, IDLER	2	2						
1-1	1	197108-11031	PULLEY ASSY, IDLER	2	2						N
		(A=E/# 22927) (B=E/# 22927)									
3	2	22252-000400	RING, 40	2	2						
4	2	24104-062034	BEARING, BALL 6203UU	4	4						
5	1	197108-11060	V-BELT, AG-8 B95		1						
6	1	197108-11070	V-BELT, AG-8 B100	1							
7	1	197102-11100-X	PLATE ASSY, SET	1	1						
7-1	1	197102-11101	PLATE ASSY, SET	1	1						N
		(A=E/# 22927) (B=E/# 22927)									
7-2	1	197108-11101	PLATE ASSY, SET	1	1						N
		(A=E/# 23436) (B=E/# 23436)									
8	1	197102-11150	PIN, ARM	1	1						
9	1	197102-11180	PIN, SET	2	2						
10	1	197108-11200-X	ARM, TENSION	1	1						
10-1	1	197108-11201	ARM ASSY, TENSION	1	1						N
		(A=E/# 23950) (B=E/# 23950)									
11	1	197102-11280	COLLAR, 16X12.5X11	2	2						
12	1	197102-11420-X	BRACKET, HANDLE	1	1						
13	1	197108-11500-X	COVER, TENTION	1	1						
14	1	197102-12450	RETAINER	1	1						
15	1	197102-12460-U	HANDLE, ADJUSTING	1	1						
16	1	197102-12470	BOLT, ADJUST M12	1	1						
17	1	197102-12480	SPRING, TENSION	1	1						
18	1	197102-16310	SPRING, GAUGE LEVER	2	2						
19	1	22137-060000	WASHER, 6	3	3						
20	1	22137-120000	WASHER, 12	2	2						
21	1	22217-060000	WASHER, SPRING 6	4	4						
22	1	22217-120000	WASHER, SPRING 12	2	2						
23	1	22272-000150	RING, E-15	4	4						
24	1	22351-050040	PIN, SPRING 5.0X40	2	2						
25	1	26116-060162	BOLT, M6X 16 PLATED	4	4						
26	1	26116-120302	BOLT, M12X 30 PLATED	2	2						
27	1	26716-120002	NUT, M12	2	2						
28	1	197108-13100	SPINDLE ASSY, MAIN	1	1						
28-1	1	197108-13101	SPINDLE ASSY, MAIN	1	1						S
		(A=E/# 23950) (B=E/# 23950)									
29	2	197108-13110-R	PULLEY, MAIN	1	1						
30	2	197102-13120	KEY, 7X22	2	2						
31	2	197108-13120	SPINDLE, MAIN	1	1						
31-1	2	197108-13121	SPINDLE, MAIN	1	1						S
		(A=E/# 23950) (B=E/# 23950)									
32	2	197108-13130-U	SPACER, L22X1.5	1	1						
32-1	2	197108-13131	SPACER, L25X1.5	1	1						S
		(A=E/# 23950) (B=E/# 23950)									
33	2	197108-13140	SEAL, OIL TB4355511	1	1						
34	2	197108-13150	COLLAR, 35X25X17	1	1						
35	2	197108-13160	NUT, L-22	1	1						
36	2	197108-13170	HL NUT (L22), LOWER	1	1						
37	2	197108-13180	COLLAR 38X26X43.5	1	1						
38	2	197108-13190-R	COLLAR 38X26X15	1	1						

Fig.77. PULLEY & BLADE (FOR FRENCH)

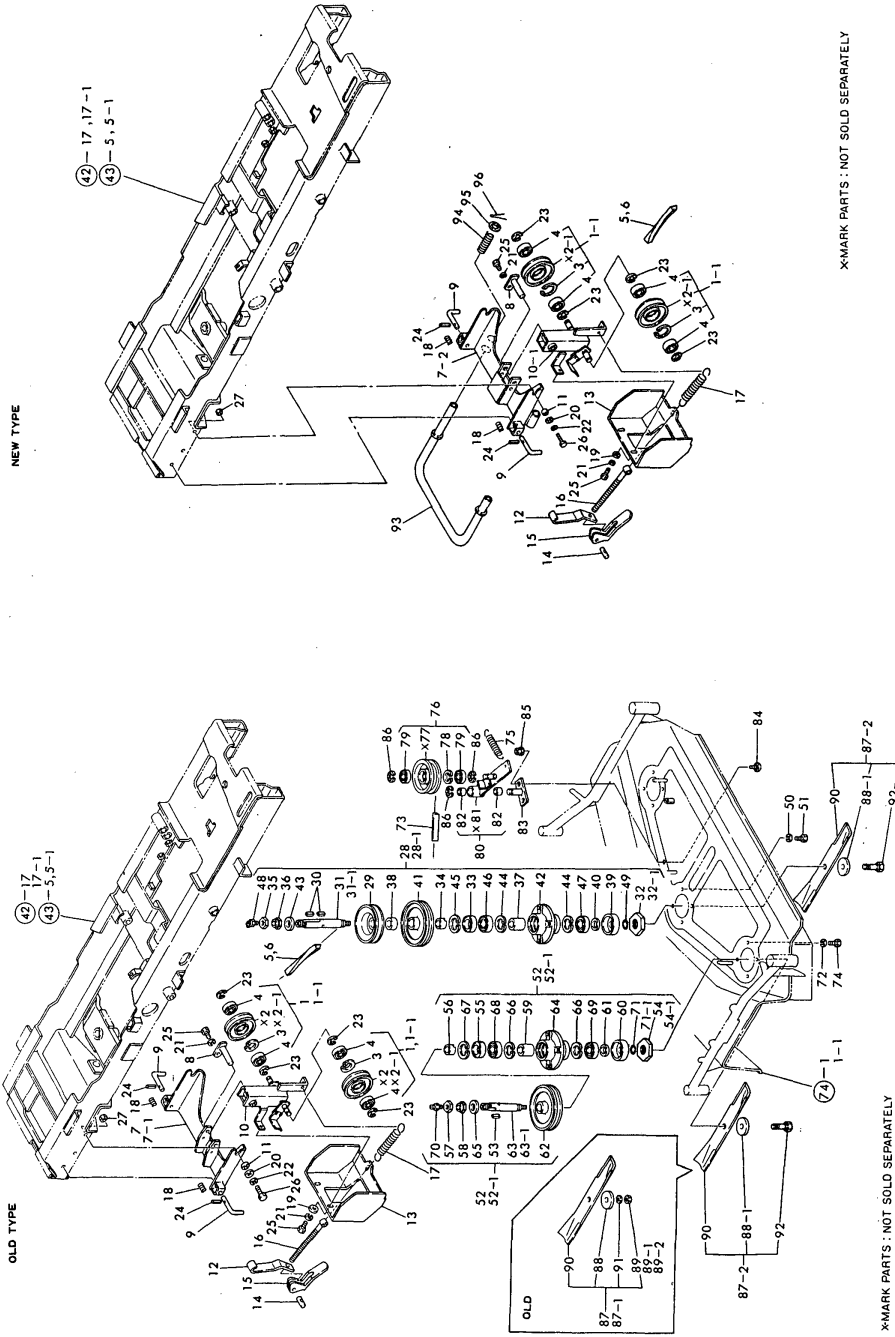


Fig. 77 PULLEY & BLADE [FOR FRENCH]

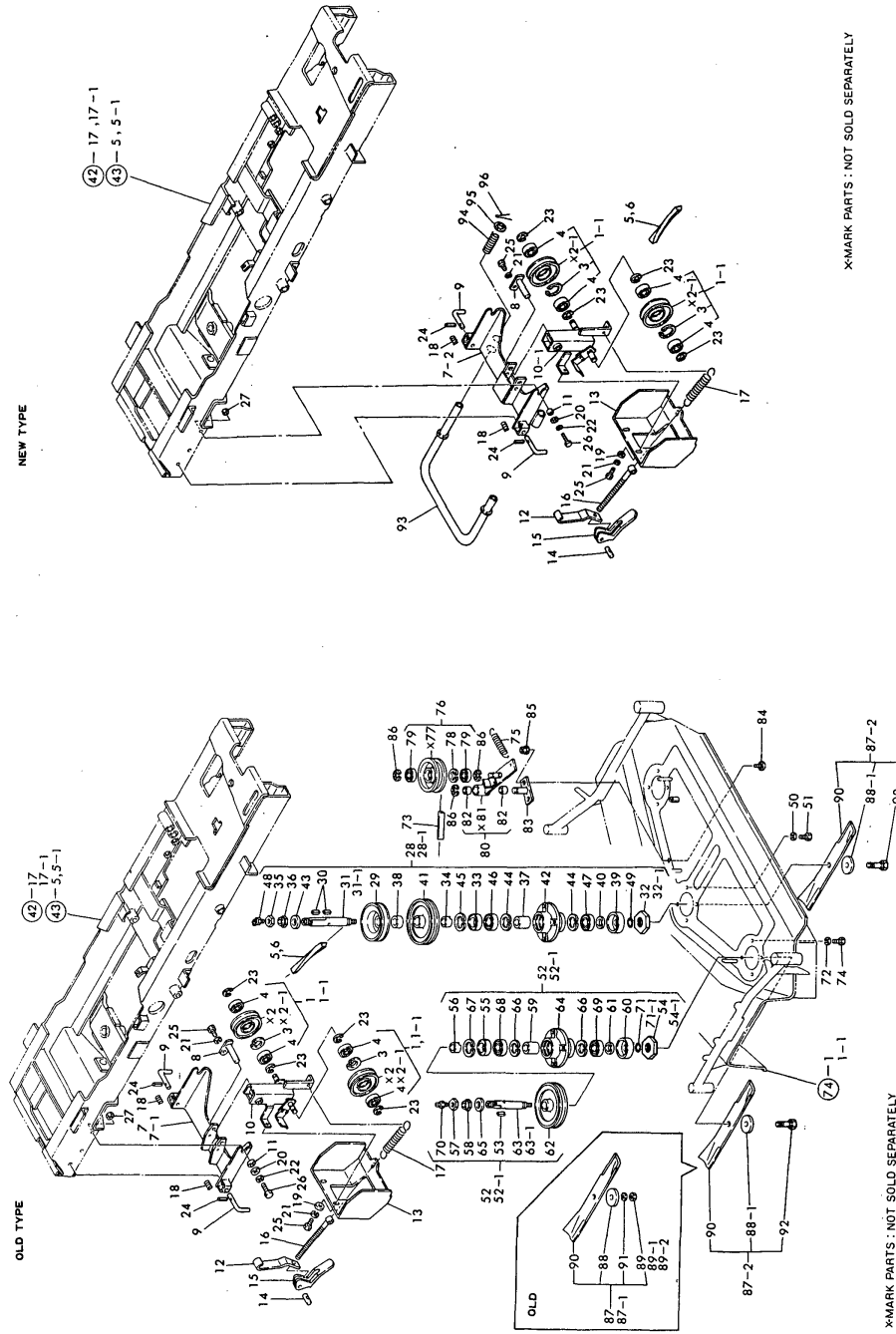
(A)=BM-48F(YM12) (D)=BM-48U(YM14)
 (B)=BM-48F(YM14) (E)=
 (C)=BM-48U(YM12) (F)=

No.	Lev.	Parts No.	Description	Q'ty						I	R
				(A)	(B)	(C)	(D)	(E)	(F)		
39	2	197108-13210-U	COVER, DUST	1	1						
40	2	197108-13220-U	COLLAR 38X25X2	1	1						
41	2	197108-13310-R	PULLEY, DRIVE	1	1						
42	2	197108-13330-R	CASE, BEARING	1	1						
43	2	22137-220000	WASHER, 22	1	1						
44	2	22252-000520	RING, 52	2	2						
45	2	22252-000550	RING, 55	1	1						
46	2	24101-062054	BEARING, BALL 6205	1	1						
47	2	24105-062054	BEARING, BALL 6205Z	1	1						
48	2	24761-040000	NIPPLE, GREASE B	1	1						
49	2	22207-025230	RING, 25X2.3	1	1						W
(A=E/# 23950) (B=E/# 23950)											
50	1	22217-100000	WASHER, SPRING 10	4	4						
51	1	26116-100252	BOLT, M10X 25 PLATED	4	4						
52	1	197108-13300	SPINDLE ASSY, DRIVE	2	2						
52-1	1	197108-13301	SPINDLE ASSY, DRIVE	2	2						S
(A=E/# 23950) (B=E/# 23950)											
53	2	197102-13120	KEY, 7X22	2	2						
54	2	197108-13130-U	SPACER, L22X1.5	2	2						
54-1	2	197108-13131	SPACER, L25X1.5	2	2						S
(A=E/# 23950) (B=E/# 23950)											
55	2	197108-13140	SEAL, OIL TB4355511	2	2						
56	2	197108-13150	COLLAR, 35X25X17	2	2						
57	2	197108-13160	NUT, L-22	2	2						
58	2	197108-13170	HL NUT (L22), LOWER	2	2						
59	2	197108-13180	COLLAR 38X26X43.5	2	2						
60	2	197108-13210-U	COVER, DUST	2	2						
61	2	197108-13220-U	COLLAR 38X25X2	2	2						
62	2	197108-13310-R	PULLEY, DRIVE	2	2						
63	2	197108-13320	SPINDLE, DRIVE	2	2						
63-1	2	197108-13321	SPINDLE, DRIVE	2	2						S
(A=E/# 23950) (B=E/# 23950)											
64	2	197108-13330-R	CASE, BEARING	2	2						
65	2	22137-220000	WASHER, 22	2	2						
66	2	22252-000520	RING, 52	4	4						Z
(A=*) (B=*)											
67	2	22252-000550	RING, 55	2	2						
68	2	24101-062054	BEARING, BALL 6205	2	2						
69	2	24105-062054	BEARING, BALL 6205Z	2	2						
70	2	24761-020000	NIPPLE, GREASE PT1/8	2	2						
71	2	22207-025230	RING, 25X2.3	2	2						W
(A=E/# 23950) (B=E/# 23950)											
71-1	2	22207-025230	RING, 25X2.3	4	4						K
(A=E/# 23950) (B=E/# 23950)											
72	1	22217-100000	WASHER, SPRING 10	8	8						
73	1	25123-010501	V-BELT, B105H	1	1						
74	1	26116-100252	BOLT, M10X 25 PLATED	8	8						
75	1	197102-13392	SPRING, TENSION	1	1						
76	1	197108-13700-R	PULLEY, TENSION	1	1						
78	2	22252-000400	RING, 40	1	1						
79	2	24104-062034	BEARING, BALL 6203UU	2	2						

Fig.77. PULLEY & BLADE (FOR FRENCH)

(A)=BM-48F(YM12)
 (B)=BM-48F(YM14)
 (C)=BM-48U(YM12)

(D)=BM-48U(YM14)
 (E)=
 (F)=



No.	Lev.	Parts No.	Description	Q'ty						I	R
				(A)	(B)	(C)	(D)	(E)	(F)		
80	1	197108-13800-R	ARM, TENSION PULLRY	1	1						
82	2	194190-21250	BUSH, WIND	2	2						
83	1	197108-13900-R	BASE ASSY, ARM	1	1						
84	1	197108-14550-U	BOLT M 10X 20	2	2						
85	1	194990-22150	NUT, M10	2	2						
86	1	22272-000150	RING, E-15	3	3						
87	1	197108-14100	BLADE ASSY	3	3						W
87-1	1	197108-14101	BLADE ASSY	3	3						N
87-2	1	197108-14102	BLADE ASSY	3	3						S
88	2	197102-14120	CONICAL SPRING 12X62	3	3						
88-1	2	197108-14120	SPRING, 20X60	3	3						S
89	2	197108-14130	NUT M12XT12.7	3	3						
89-1	2	197108-14140	NUT 12	3	3						N
89-2	2	197108-14140	NUT 12	3	3						Z
90	2	197108-14150	BLADE, HH45	3	3						
91	2	194151-47760	WASHER, 12	3	3						Z
92	2	197108-14160	BOLT 12X55(L.H.SCREW	3	3						W
93	1	197108-11700	GUARD, TENSION	1	1						W
94	1	194321-13370	SPRING	1	1						W
95	1	22137-220000	WASHER, 22	1	1						W
96	1	22417-320320	PIN, COTTER 3.2X32	1	1						W

Fig. 77 PULLEY & BLADE [FOR FRENCH]

Fig.78. PULLEY & BLADE (EXCEPT FRENCH)

(A)=BM-48F(YM12)

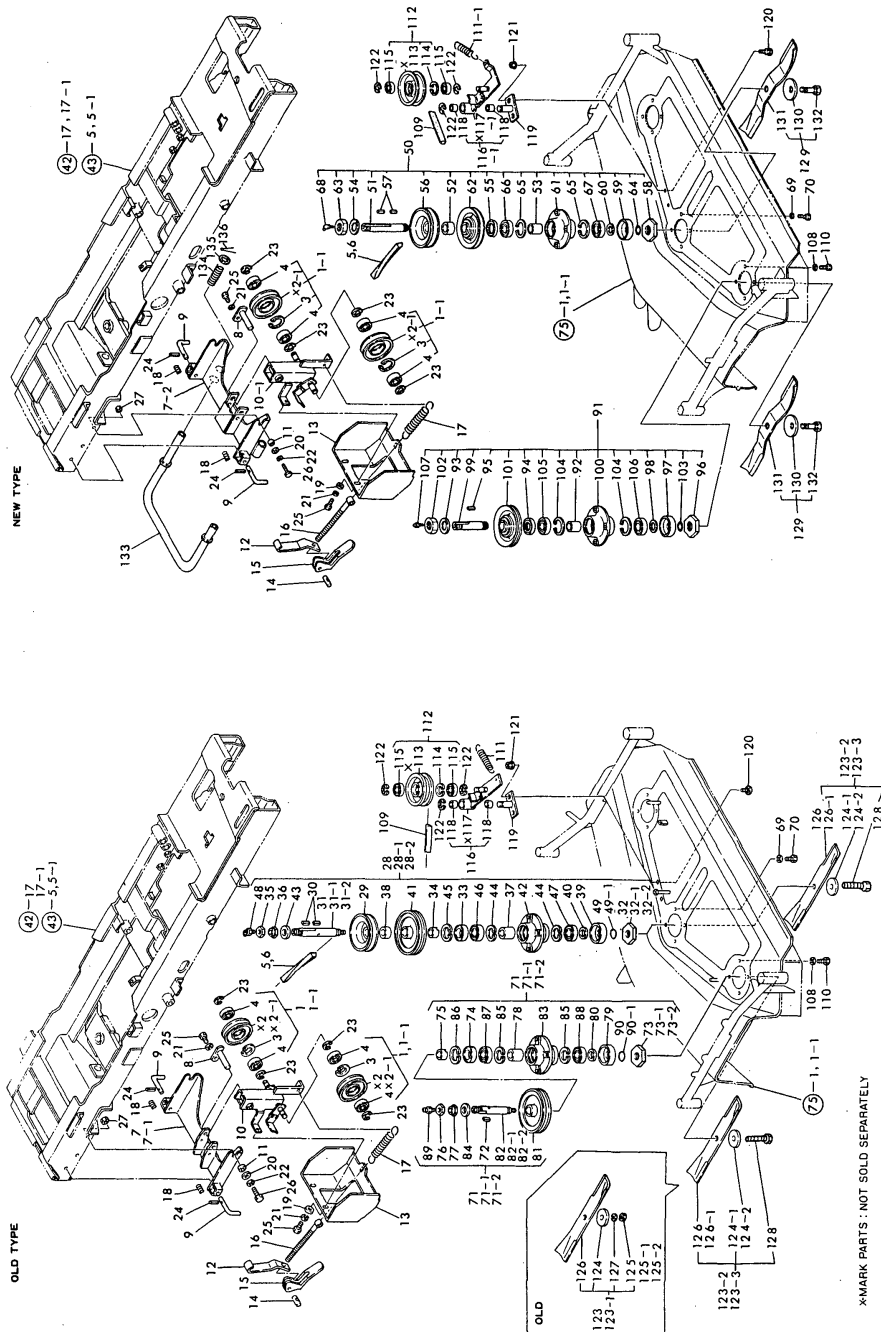
(B)=BM-48F(YM14)

(C)=BM-48U(YM12)

(D)=BM-48U(YM14)

(E)=

(F)=



No.	Lev.	Parts No.	Description	Qty						I	R
				(A)	(B)	(C)	(D)	(E)	(F)		
1	1	197108-11030-X	PULLEY ASSY, IDLER			2	2				
1-1	1	197108-11031	PULLEY ASSY, IDLER (C=E/# 22927) (D=E/# 22927)			2	2				N
3	2	22252-000400	RING, 40			2	2				
4	2	24104-062034	BEARING, BALL 6203UU			4	4				
5	1	197108-11060	V-BELT, AG-8 B95						1		
6	1	197108-11070	V-BELT, AG-8 B100			1					
7	1	197102-11100-X	PLATE ASSY, SET			1	1				
7-1	1	197102-11101	PLATE ASSY, SET (C=E/# 22927) (D=E/# 22927)			1	1				N
7-2	1	197108-11101	PLATE ASSY, SET (C=E/# 23436) (D=E/# 23436)			1	1				N
8	1	197102-11150	PIN, ARM			1	1				
9	1	197102-11180	PIN, SET			2	2				
10	1	197108-11200-X	ARM, TENSION			1	1				
10-1	1	197108-11201	ARM ASSY, TENSION (C=E/# 23950) (D=E/# 23950)			1	1				N
11	1	197102-11280	COLLAR, 16X12.5X11			2	2				
12	1	197102-11420-X	BRACKET, HANDLE			1	1				
13	1	197108-11500-X	COVER, TENTION			1	1				
14	1	197102-12450	RETAINER			1	1				
15	1	197102-12460-U	HANDLE, ADJUSTING			1	1				
16	1	197102-12470	BOLT, ADJUST M12			1	1				
17	1	197102-12480	SPRING, TENSION			1	1				
18	1	197102-16310	SPRING, GAUGE LEVER			2	2				
19	1	22137-060000	WASHER, 6			3	3				
20	1	22137-120000	WASHER, 12			2	2				
21	1	22217-060000	WASHER, SPRING 6			4	4				
22	1	22217-120000	WASHER, SPRING 12			2	2				
23	1	22272-000150	RING, E-15			4	4				
24	1	22351-050040	PIN, SPRING 5.0X40			2	2				
25	1	26116-060162	BOLT, M6X 16 PLATED			4	4				
26	1	26116-120302	BOLT, M12X 30 PLATED			2	2				
27	1	26716-120002	NUT, M12			2	2				
28	1	197108-13100	SPINDLE ASSY, MAIN			1	1				
28-1	1	197108-13101	SPINDLE ASSY, MAIN (C=E/# 23950) (D=E/# 23950)			1	1				S
28-2	1	197108-13101	SPINDLE ASSY, MAIN (C=E/# 23950) (D=E/# 23950)			1	1				Z
29	2	197108-13110-R	PULLEY, MAIN (C=E/# 23950) (D=E/# 23950)			1	1				Z
30	2	197102-13120	KEY, 7X22 (C=E/# 23950) (D=E/# 23950)			2	2				Z
31	2	197108-13120	SPINDLE, MAIN			1	1				
31-1	2	197108-13121	SPINDLE, MAIN (C=E/# 23950) (D=E/# 23950)			1	1				S
31-2	2	197108-13121	SPINDLE, MAIN (C=E/# 23950) (D=E/# 23950)			1	1				Z
32	2	197108-13130-U	SPACER, L22X1.5			1	1				
32-1	2	197108-13131	SPACER, L25X1.5 (C=E/# 23950) (D=E/# 23950)			1	1				S

N:Old $\begin{matrix} \text{Yes} \\ \text{No} \end{matrix}$ New, Q:Old $\begin{matrix} \text{Yes} \\ \text{No} \end{matrix}$ New, R:Old $\begin{matrix} \text{Yes} \\ \text{No} \end{matrix}$ New, S:Old $\begin{matrix} \text{Yes} \\ \text{No} \end{matrix}$ New, W:Add, Z:Discontinued, F:Interchangeable by set, K:Q'ty Change
 ++ CONTINUE ++
 Copyright (C) YANMAR CO., LTD. All Rights Reserved.

Fig.78. PULLEY & BLADE (EXCEPT FRENCH)

(A)=BM-48F(YM12)

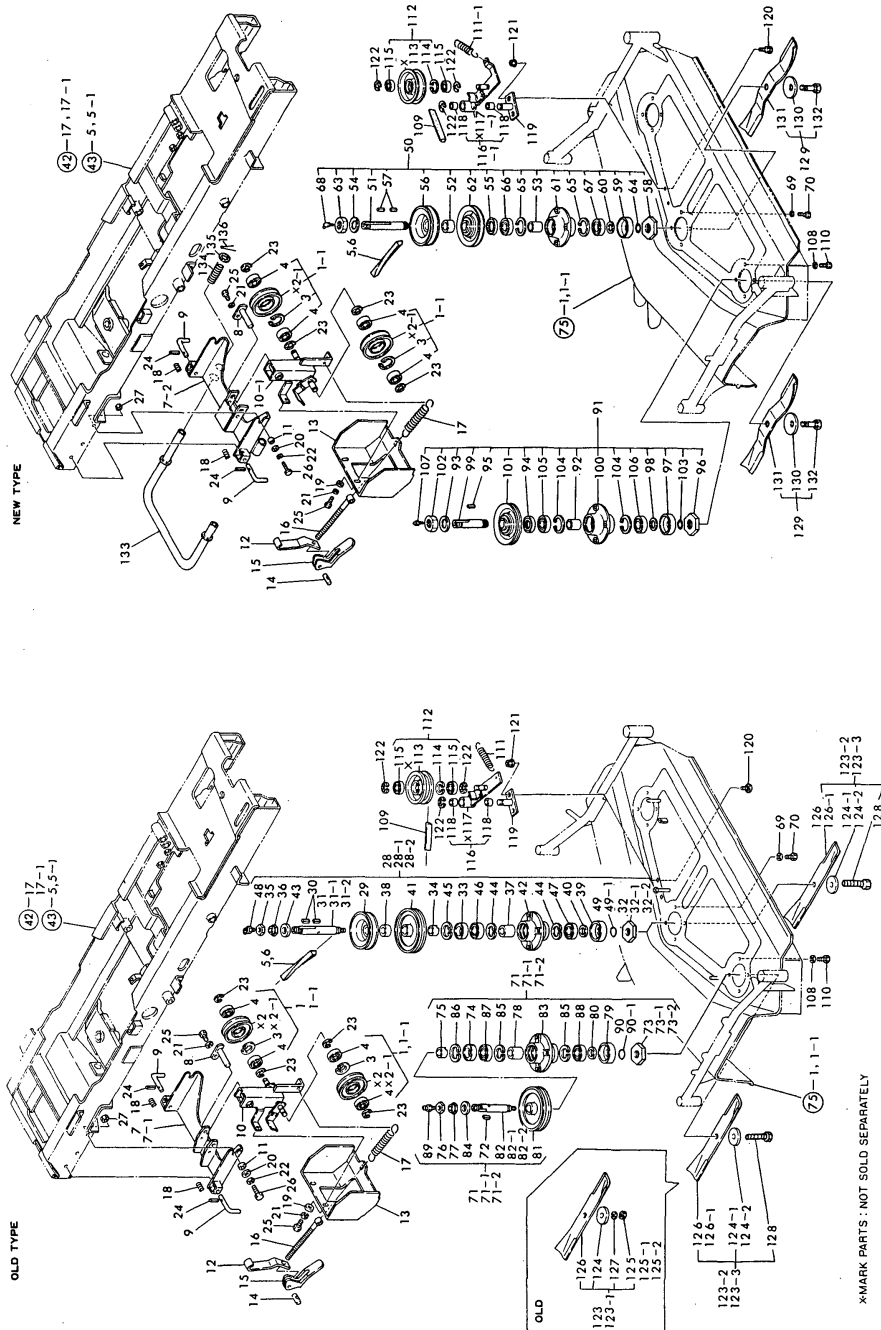
(B)=BM-48F(YM14)

(C)=BM-48U(YM12)

(D)=BM-48U(YM14)

(E)=

(F)=



No.	Lev.	Parts No.	Description	Qty						I	R
				(A)	(B)	(C)	(D)	(E)	(F)		
32-2	2	197108-13131	SPACER, L25X1.5 (C=E/# 23950) (D=E/# 23950)			1	1				Z
33	2	197108-13140	SEAL, OIL TB4355511 (C=E/# 23950) (D=E/# 23950)			1	1				Z
34	2	197108-13150	COLLAR, 35X25X17 (C=E/# 23950) (D=E/# 23950)			1	1				Z
35	2	197108-13160	NUT, L-22 (C=E/# 23950) (D=E/# 23950)			1	1				Z
36	2	197108-13170	HL NUT (L22), LOWER (C=E/# 23950) (D=E/# 23950)			1	1				Z
37	2	197108-13180	COLLAR 38X26X43.5 (C=E/# 23950) (D=E/# 23950)			1	1				Z
38	2	197108-13190-R	COLLAR 38X26X15 (C=E/# 23950) (D=E/# 23950)			1	1				Z
39	2	197108-13210-U	COVER, DUST (C=E/# 23950) (D=E/# 23950)			1	1				Z
40	2	197108-13220-U	COLLAR 38X25X2 (C=E/# 23950) (D=E/# 23950)			1	1				Z
41	2	197108-13310-R	PULLEY, DRIVE (C=E/# 23950) (D=E/# 23950)			1	1				Z
42	2	197108-13330-R	CASE, BEARING (C=E/# 23950) (D=E/# 23950)			1	1				Z
43	2	22137-220000	WASHER, 22 (C=E/# 23950) (D=E/# 23950)			1	1				Z
44	2	22252-000520	RING, 52 (C=E/# 23950) (D=E/# 23950)			2	2				Z
45	2	22252-000550	RING, 55 (C=E/# 23950) (D=E/# 23950)			1	1				Z
46	2	24101-062054	BEARING, BALL 6205 (C=E/# 23950) (D=E/# 23950)			1	1				Z
47	2	24105-062054	BEARING, BALL 6205Z (C=E/# 23950) (D=E/# 23950)			1	1				Z
48	2	24761-040000	NIPPLE, GREASE B (C=E/# 23950) (D=E/# 23950)			1	1				Z
49	2	22207-025230	RING, 25X2.3 (C=E/# 23950) (D=E/# 23950)			1	1				W
49-1	2	22207-025230	RING, 25X2.3 (C=E/# 23950) (D=E/# 23950)			1	1				Z
50	1	197108-13000	SPINDLE ASSY, MAIN A (C=E/# 23950) (D=E/# 23950)			1	1				W
51	2	197108-13020	SPINDLE, MAIN (C=E/# 23950) (D=E/# 23950)			1	1				W
52	2	197108-13030	COLLAR, 38X26X21 (C=E/# 23950) (D=E/# 23950)			1	1				W
53	2	197108-13040	COLLAR, 34X26X34.2 (C=E/# 23950) (D=E/# 23950)			1	1				W
54	2	197108-13050	WASHER (C=E/# 23950) (D=E/# 23950)			1	1				W
55	2	197108-13060	SEAL, OIL TB405508 (C=E/# 23950) (D=E/# 23950)			1	1				W
56	2	197108-13110-R	PULLEY, MAIN			1	1				W

N:Old $\begin{matrix} \text{Yes} \\ \text{No} \end{matrix}$ New, Q:Old $\begin{matrix} \text{No} \\ \text{Yes} \end{matrix}$ New, R:Old $\begin{matrix} \text{Yes} \\ \text{No} \end{matrix}$ New, S:Old $\begin{matrix} \text{No} \\ \text{Yes} \end{matrix}$ New, W:Add, Z:Discontinued, F:Interchangeable by set, K:Q'ty Change
 ++ CONTINUE ++
 Copyright (C) YANMAR CO., LTD. All Rights Reserved.

Fig.78. PULLEY & BLADE (EXCEPT FRENCH)

(A)=BM-48F(YM12)

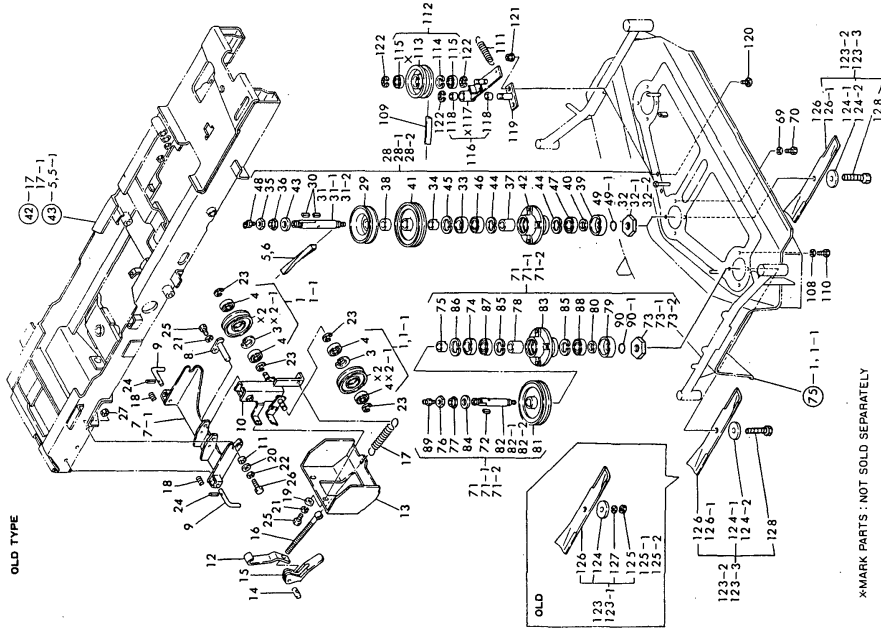
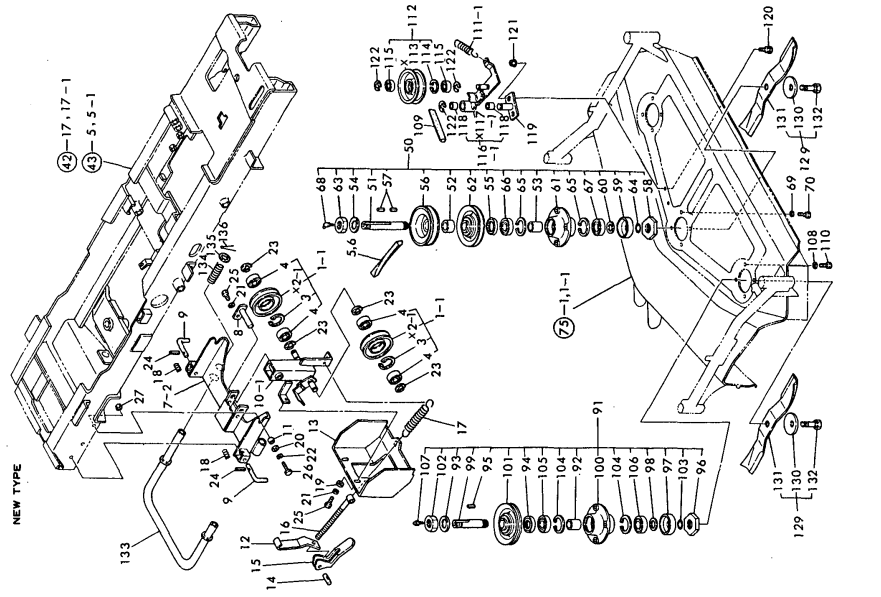
(B)=BM-48F(YM14)

(C)=BM-48U(YM12)

(D)=BM-48U(YM14)

(E)=

(F)=



No.	Lev.	Parts No.	Description	Qty						I	R
				(A)	(B)	(C)	(D)	(E)	(F)		
57	2	197102-13120	KEY, 7X22 (C=E/# 23950) (D=E/# 23950)			2	2				W
58	2	197108-13131	SPACER, L25X1.5 (C=E/# 23950) (D=E/# 23950)			1	1				W
59	2	197108-13210-U	COVER, DUST (C=E/# 23950) (D=E/# 23950)			1	1				W
60	2	197108-13220-U	COLLAR 38X25X2 (C=E/# 23950) (D=E/# 23950)			1	1				W
61	2	197108-13430	CASE, BEARING (C=E/# 23950) (D=E/# 23950)			1	1				W
62	2	197108-13440	PULLEY, DRIVE (C=E/# 23950) (D=E/# 23950)			1	1				W
63	2	194250-16190	NUT, LOCK M24 L (C=E/# 23950) (D=E/# 23950)			1	1				W
64	2	22207-025230	RING, 25X2.3 (C=E/# 23950) (D=E/# 23950)			1	1				W
65	2	22252-000520	RING, 52 (C=E/# 23950) (D=E/# 23950)			2	2				W
66	2	24101-062054	BEARING, BALL 6205 (C=E/# 23950) (D=E/# 23950)			1	1				W
67	2	24105-062054	BEARING, BALL 6205Z (C=E/# 23950) (D=E/# 23950)			1	1				W
68	2	24761-040000	NIPPLE, GREASE B (C=E/# 23950) (D=E/# 23950)			1	1				W
69	1	22217-100000	WASHER, SPRING 10			4	4				
70	1	26116-100252	BOLT, M10X 25 PLATED			4	4				
71	1	197108-13300	SPINDLE ASSY, DRIVE			2	2				S
71-1	1	197108-13301	SPINDLE ASSY, DRIVE (C=E/# 23950) (D=E/# 23950)			2	2				S
71-2	1	197108-13301	SPINDLE ASSY, DRIVE (C=E/# 23950) (D=E/# 23950)			2	2				Z
72	2	197102-13120	KEY, 7X22 (C=E/# 23950) (D=E/# 23950)			2	2				Z
73	2	197108-13130-U	SPACER, L22X1.5 (C=E/# 23950) (D=E/# 23950)			2	2				
73-1	2	197108-13131	SPACER, L25X1.5 (C=E/# 23950) (D=E/# 23950)			2	2				S
73-2	2	197108-13131	SPACER, L25X1.5 (C=E/# 23950) (D=E/# 23950)			2	2				Z
74	2	197108-13140	SEAL, OIL TB4355511 (C=E/# 23950) (D=E/# 23950)			2	2				Z
75	2	197108-13150	COLLAR, 35X25X17 (C=E/# 23950) (D=E/# 23950)			2	2				Z
76	2	197108-13160	NUT, L-22 (C=E/# 23950) (D=E/# 23950)			2	2				Z
77	2	197108-13170	HL NUT (L22), LOWER (C=E/# 23950) (D=E/# 23950)			2	2				Z
78	2	197108-13180	COLLAR 38X26X43.5 (C=E/# 23950) (D=E/# 23950)			2	2				Z
79	2	197108-13210-U	COVER, DUST (C=E/# 23950) (D=E/# 23950)			2	2				Z

*MARK PARTS : NOT SOLD SEPARATELY

N:Old $\begin{matrix} \text{Yes} \\ \text{No} \end{matrix}$ New, Q:Old $\begin{matrix} \text{Yes} \\ \text{No} \end{matrix}$ New, R:Old $\begin{matrix} \text{Yes} \\ \text{No} \end{matrix}$ New, S:Old $\begin{matrix} \text{Yes} \\ \text{No} \end{matrix}$ New, W:Add, Z:Discontinued, F:Interchangeable by set, K:Q'ty Change
 ++ CONTINUE ++
 Copyright (C) YANMAR CO., LTD. All Rights Reserved.

Fig.78. PULLEY & BLADE (EXCEPT FRENCH)

(A)=BM-48F(YM12)

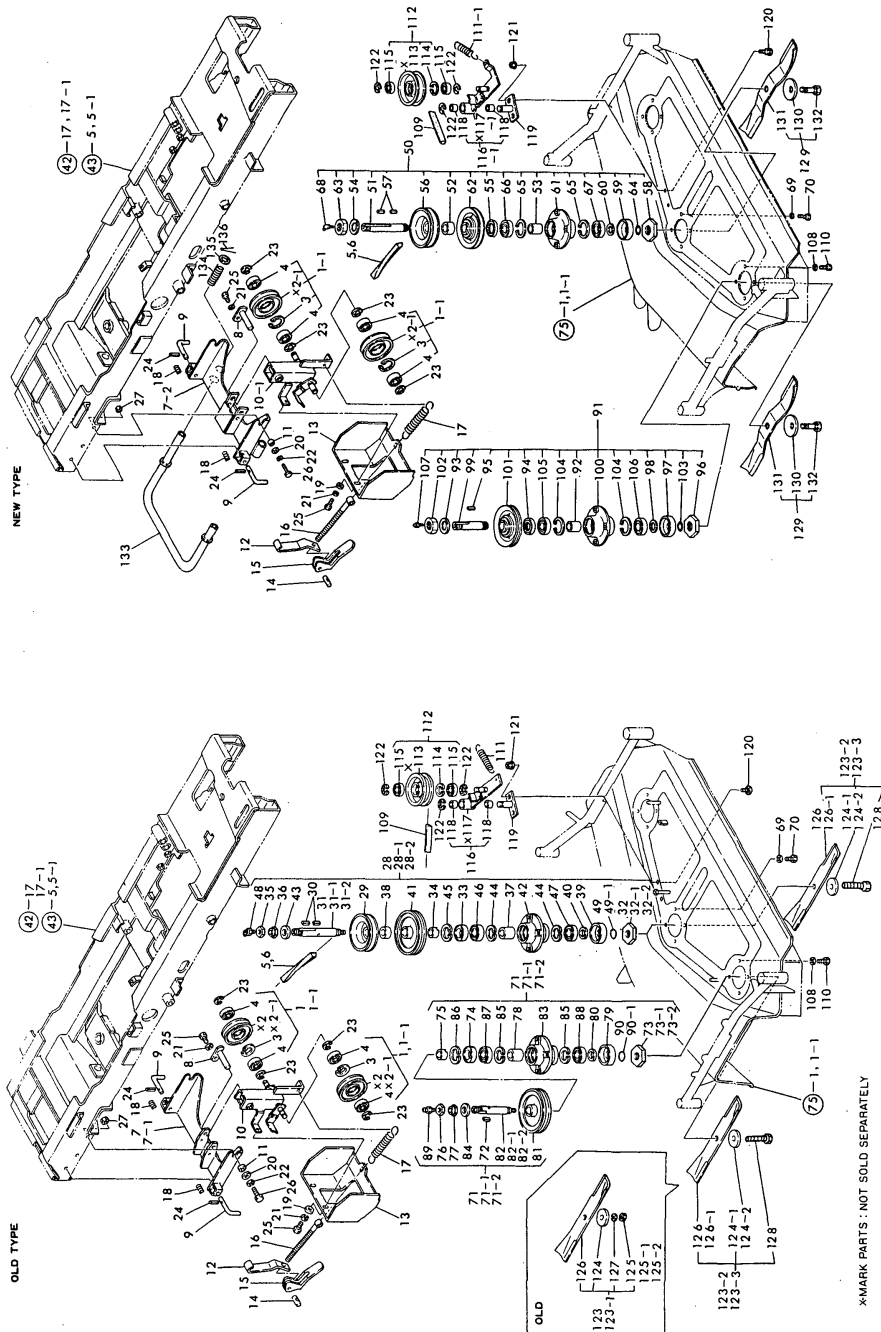
(B)=BM-48F(YM14)

(C)=BM-48U(YM12)

(D)=BM-48U(YM14)

(E)=

(F)=



No.	Lev.	Parts No.	Description	Qty						I	R
				(A)	(B)	(C)	(D)	(E)	(F)		
80	2	197108-13220-U	COLLAR 38X25X2 (C=E/# 23950) (D=E/# 23950)	2	2						Z
81	2	197108-13310-R	PULLEY, DRIVE (C=E/# 23950) (D=E/# 23950)	2	2						Z
82	2	197108-13320	SPINDLE, DRIVE	2	2						
82-1	2	197108-13321	SPINDLE, DRIVE (C=E/# 23950) (D=E/# 23950)	2	2						S
82-2	2	197108-13321	SPINDLE, DRIVE (C=E/# 23950) (D=E/# 23950)	2	2						Z
83	2	197108-13330-R	CASE, BEARING (C=E/# 23950) (D=E/# 23950)	2	2						Z
84	2	22137-220000	WASHER, 22 (C=E/# 23950) (D=E/# 23950)	2	2						Z
85	2	22252-000520	RING, 52 (C=E/# 23950) (D=E/# 23950)	4	4						Z
86	2	22252-000550	RING, 55 (C=E/# 23950) (D=E/# 23950)	2	2						Z
87	2	24101-062054	BEARING, BALL 6205 (C=E/# 23950) (D=E/# 23950)	2	2						Z
88	2	24105-062054	BEARING, BALL 6205Z (C=E/# 23950) (D=E/# 23950)	2	2						Z
89	2	24761-020000	NIPPLE, GREASE PT1/8 (C=E/# 23950) (D=E/# 23950)	2	2						Z
90	2	22207-025230	RING, 25X2.3 (C=E/# 23950) (D=E/# 23950)	2	2						W
90-1	2	22207-025230	RING, 25X2.3 (C=E/# 23950) (D=E/# 23950)	2	2						Z
91	1	197108-13400	SPINDLE ASSY, DRIVE (C=E/# 23950) (D=E/# 23950)	2	2						W
92	2	197108-13040	COLLAR, 34X26X34.2 (C=E/# 23950) (D=E/# 23950)	2	2						W
93	2	197108-13050	WASHER (C=E/# 23950) (D=E/# 23950)	2	2						W
94	2	197108-13060	SEAL, OIL TB405508 (C=E/# 23950) (D=E/# 23950)	2	2						W
95	2	197102-13120	KEY, 7X22 (C=E/# 23950) (D=E/# 23950)	2	2						W
96	2	197108-13131	SPACER, L25X1.5 (C=E/# 23950) (D=E/# 23950)	2	2						W
97	2	197108-13210-U	COVER, DUST (C=E/# 23950) (D=E/# 23950)	2	2						W
98	2	197108-13220-U	COLLAR 38X25X2 (C=E/# 23950) (D=E/# 23950)	2	2						W
99	2	197108-13420	SPINDLE, DRIVE (C=E/# 23950) (D=E/# 23950)	2	2						W
100	2	197108-13430	CASE, BEARING (C=E/# 23950) (D=E/# 23950)	2	2						W
101	2	197108-13440	PULLEY, DRIVE (C=E/# 23950) (D=E/# 23950)	2	2						W
102	2	194250-16190	NUT, LOCK M24 L (C=E/# 23950) (D=E/# 23950)	2	2						W

N:Old $\begin{matrix} \leftarrow \text{Yes} \\ \text{No} \end{matrix}$ New, Q:Old $\begin{matrix} \leftarrow \text{No} \\ \text{Yes} \end{matrix}$ New, R:Old $\begin{matrix} \leftarrow \text{Yes} \\ \text{Yes} \end{matrix}$ New, S:Old $\begin{matrix} \leftarrow \text{No} \\ \text{No} \end{matrix}$ New, W:Add, Z:Discontinued, F:Interchangeable by set, K:Q'ty Change
 ++ CONTINUE ++
 Copyright (C) YANMAR CO., LTD. All Rights Reserved.

Fig.78. PULLEY & BLADE (EXCEPT FRENCH)

(A)=BM-48F(YM12)

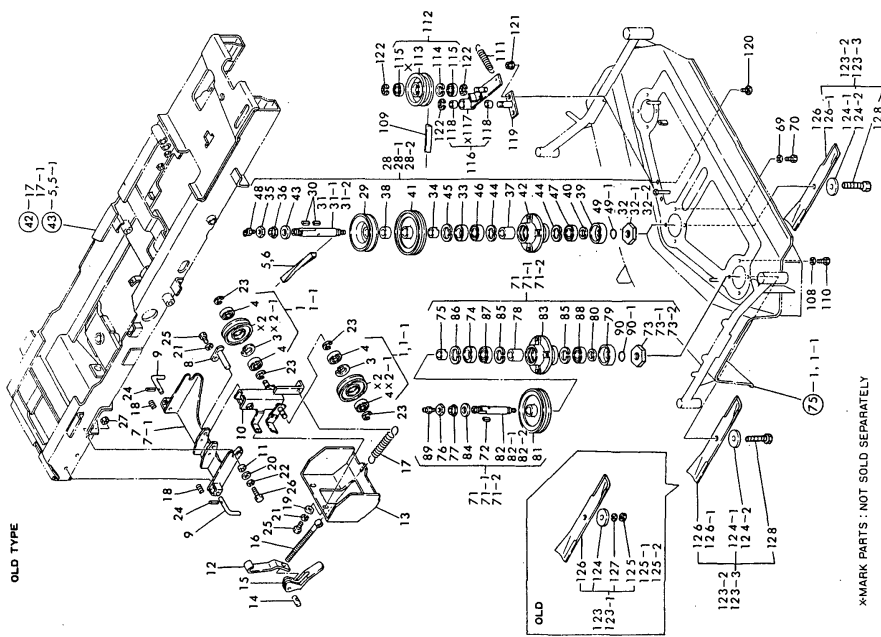
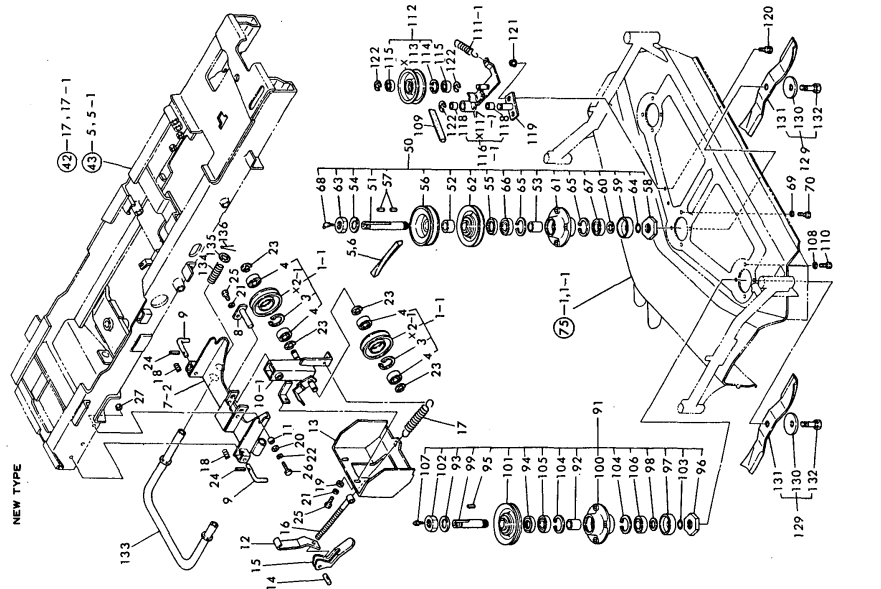
(B)=BM-48F(YM14)

(C)=BM-48U(YM12)

(D)=BM-48U(YM14)

(E)=

(F)=



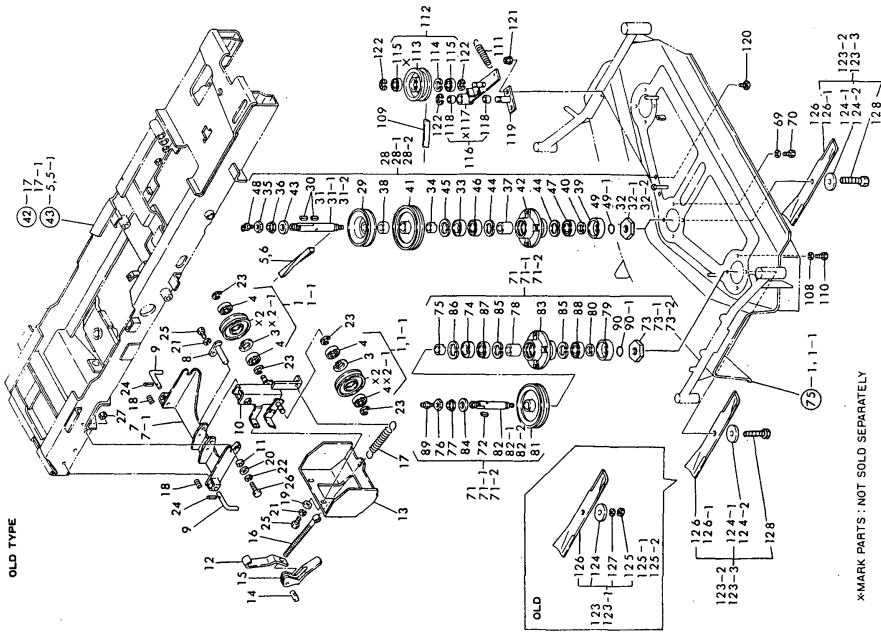
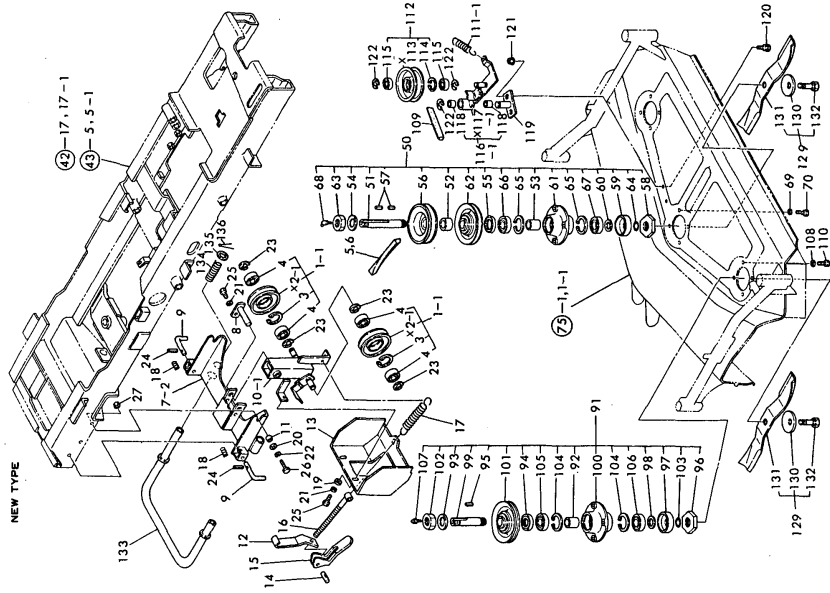
No.	Lev.	Parts No.	Description	Qty						I	R
				(A)	(B)	(C)	(D)	(E)	(F)		
103	2	22207-025230	RING, 25X2.3 (C=E/# 23950) (D=E/# 23950)			2	2				W
104	2	22252-000520	RING, 52 (C=E/# 23950) (D=E/# 23950)			4	4				W
105	2	24101-062054	BEARING, BALL 6205 (C=E/# 23950) (D=E/# 23950)			2	2				W
106	2	24105-062054	BEARING, BALL 6205Z (C=E/# 23950) (D=E/# 23950)			2	2				W
107	2	24761-020000	NIPPLE, GREASE PT1/8 (C=E/# 23950) (D=E/# 23950)			2	2				W
108	1	22217-100000	WASHER, SPRING 10			8	8				
109	1	25123-010501	V-BELT, B105H			1	1				
110	1	26116-100252	BOLT, M10X 25 PLATED			8	8				
111	1	197102-13392	SPRING, TENSION			1	1				
111-1	1	197108-13720	SPRING, TENSION (C=E/# 23950) (D=E/# 23950)			1	1				S
112	1	197108-13700-R	PULLEY, TENSION			1	1				
114	2	22252-000400	RING, 40			1	1				
115	2	24104-062034	BEARING, BALL 6203UU			2	2				
116	1	197108-13800-R	ARM, TENSION PULLRY			1	1				
116-1	1	197108-13750	ARM ASSY, TENSION (C=E/# 23167) (D=E/# 23167)			1	1				S
118	2	194190-21250	BUSH, WIND			2	2				
119	1	197108-13900-R	BASE ASSY, ARM			1	1				
120	1	197108-14550-U	BOLT M 10X 20			2	2				
121	1	194990-22150	NUT, M10			2	2				
122	1	22272-000150	RING, E-15			3	3				
123	1	197108-14100	BLADE ASSY			3	3				
123-1	1	197108-14101	BLADE ASSY (C=E/# 23167) (D=E/# 23167)			3	3				N
123-2	1	197108-14102	BLADE ASSY (C=E/# 23950) (D=E/# 23950)			3	3				S
123-3	1	197108-14102	BLADE ASSY (C=E/# 23950) (D=E/# 23950)			3	3				Z
124	2	197102-14120	CONICAL SPRING 12X62			3	3				
124-1	2	197108-14120	SPRING, 20X60 (C=*) (D=*)			3	3				S
124-2	2	197108-14120	SPRING, 20X60 (C=E/# 23950) (D=E/# 23950)			3	3				Z
125	2	197108-14130	NUT M12XT12.7			3	3				
125-1	2	197108-14140	NUT 12 (C=E/# 22927) (D=E/# 22927)			3	3				S
125-2	2	197108-14140	NUT 12 (C=E/# 23950) (D=E/# 23950)			3	3				Z
126	2	197108-14150	BLADE, HH45			3	3				
126-1	2	197108-14150	BLADE, HH45 (C=E/# 23950) (D=E/# 23950)			3	3				Z
127	2	194151-47760	WASHER, 12			3	3				Z
128	2	197108-14160	BOLT 12X55(L.H.SCREW)			3	3				Z
129	1	197108-14200	BLADE ASSY (C=E/# 23950) (D=E/# 23950)			3	3				W

N:Old $\begin{matrix} \text{Yes} \\ \text{No} \end{matrix}$ New, Q:Old $\begin{matrix} \text{No} \\ \text{Yes} \end{matrix}$ New, R:Old $\begin{matrix} \text{Yes} \\ \text{No} \end{matrix}$ New, S:Old $\begin{matrix} \text{No} \\ \text{Yes} \end{matrix}$ New, W:Add, Z:Discontinued, F:Interchangeable by set, K:Q'ty Change
 ++ CONTINUE ++
 Copyright (C) YANMAR CO., LTD. All Rights Reserved.

Fig.78. PULLEY & BLADE (EXCEPT FRENCH)

(A)=BM-48F(YM12)
 (B)=BM-48F(YM14)
 (C)=BM-48U(YM12)

(D)=BM-48U(YM14)
 (E)=
 (F)=



No.	Lev.	Parts No.	Description	Qty						I	R
				(A)	(B)	(C)	(D)	(E)	(F)		
130	2	197108-14120	SPRING, 20X60 (C=E/# 23950) (D=E/# 23950)			3	3				W
131	2	197108-14210	BLADE, STEP (C=E/# 23950) (D=E/# 23950)			3	3				W
132	2	197108-14220	BOLT, M14X55 (C=E/# 23950) (D=E/# 23950)			3	3				W
133	1	197108-11700	GUARD, TENSION (C=E/# 23436) (D=E/# 23436)			1	1				W
134	1	194321-13370	SPRING (C=E/# 23436) (D=E/# 23436)			1	1				W
135	1	22137-220000	WASHER, 22 (C=E/# 23436) (D=E/# 23436)			1	1				W
136	1	22417-320320	PIN, COTTER 3.2X32 (C=E/# 23436) (D=E/# 23436)			1	1				W

Fig. 78 PULLEY & BLADE [EXCEPT FRENCH]

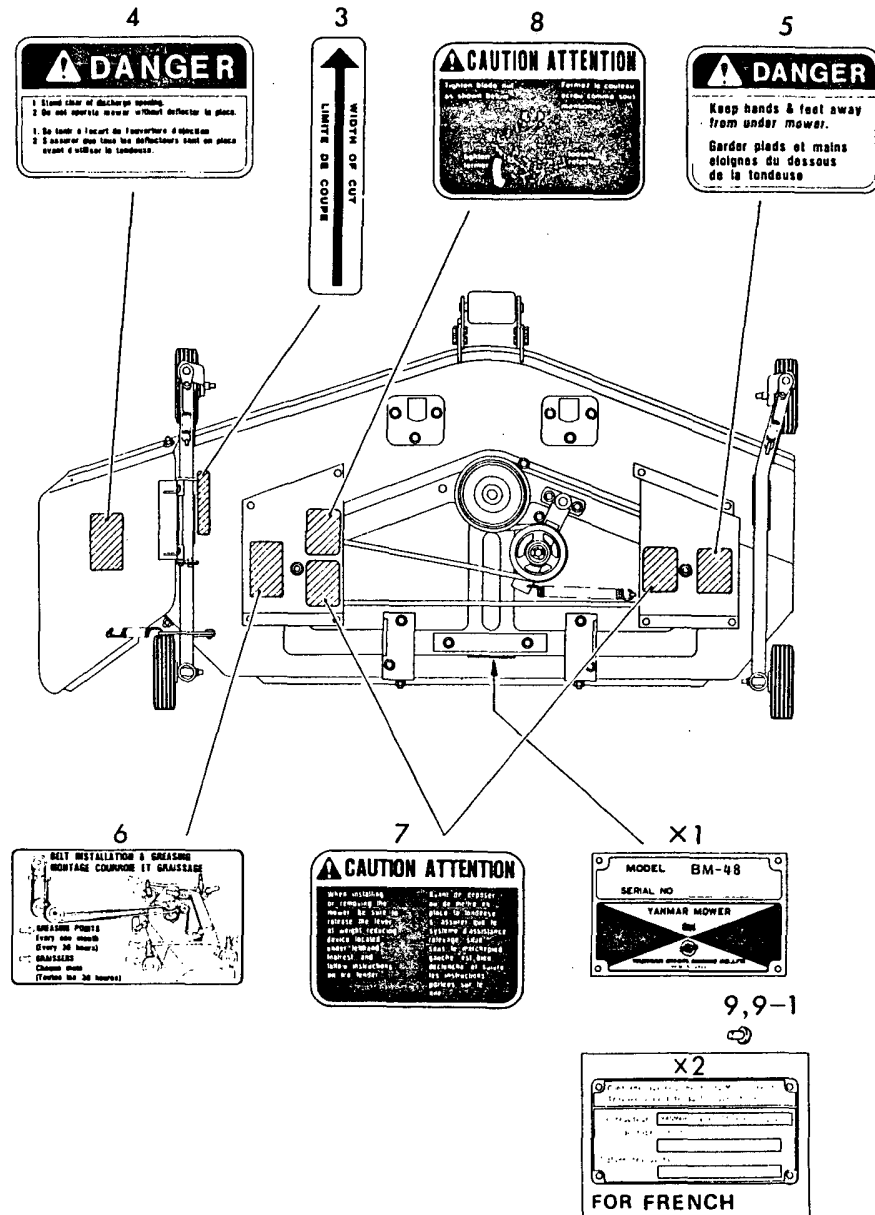
*MARK PARTS : NOT SOLD SEPARATELY

Fig.79. LABELS (FOR FRENCH)

(A)=BM-48F(YM12)
 (B)=BM-48F(YM14)
 (C)=BM-48U(YM12)

(D)=BM-48U(YM14)
 (E)=
 (F)=

Fig. 79 LABELS [FOR FRENCH]

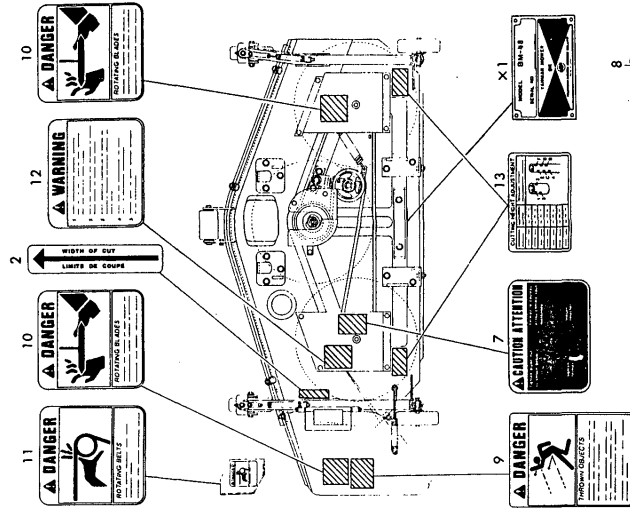


No.	Lev.	Parts No.	Description	Q'ty						I	R
				(A)	(B)	(C)	(D)	(E)	(F)		
3	1	197102-10121	LABEL, WIDTH OF CUT	1	1						
4	1	197102-10151	LABEL (A), CAUTION	1	1						
5	1	197102-10161	LABEL (B), CAUTION	1	1						
6	1	197108-10170	LABEL, BELT CAUTION	1	1						
7	1	197108-10180	LABEL (C), CAUTION	2	2						
8	1	197108-10190	LABEL (D), CAUTION	1	1						W
		(A=*)	(B=*)								
9	1	194080-64780	RIVET	4	4						
9-1	1	194080-64780	RIVET	8	8						K
		(A=*)	(B=*)								

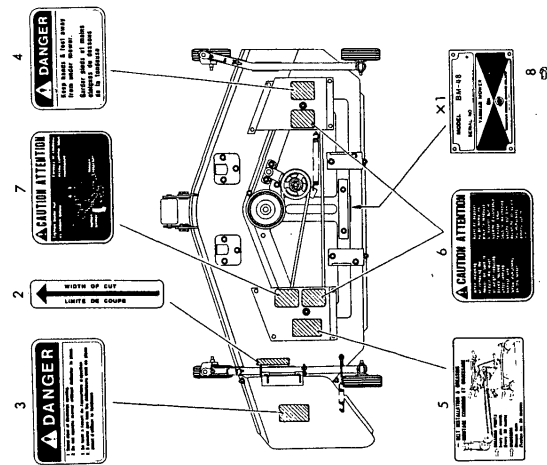
Fig.80. LABELS (EXCEPT FRENCH)

(A)=BM-48F(YM12) (D)=BM-48U(YM14)
 (B)=BM-48F(YM14) (E)=
 (C)=BM-48U(YM12) (F)=

NEW TYPE



OLD TYPE



No.	Lev.	Parts No.	Description	Q'ty						I	R
				(A)	(B)	(C)	(D)	(E)	(F)		
2	1	197102-10121	LABEL, WIDTH OF CUT			1	1				
3	1	197102-10151	LABEL (A), CAUTION (C=E/# 23950) (D=E/# 23950)			1	1				Z
4	1	197102-10161	LABEL (B), CAUTION (C=E/# 23950) (D=E/# 23950)			1	1				Z
5	1	197108-10170	LABEL, BELT CAUTION (C=E/# 23950) (D=E/# 23950)			1	1				Z
6	1	197108-10180	LABEL (C), CAUTION (C=E/# 23950) (D=E/# 23950)			2	2				Z
7	1	197108-10190	LABEL (D), CAUTION (C=E/# 23950) (D=E/# 23950)			1	1				W
8	1	194080-64780	RIVET			4	4				
9	1	197108-10250	LABEL, DANGER (C=E/# 23950) (D=E/# 23950)			1	1				W
10	1	197108-10260	LABEL, BLADE CAUTION (C=E/# 23950) (D=E/# 23950)			2	2				W
11	1	197108-10270	LABEL, VOLT CAUTION (C=E/# 23950) (D=E/# 23950)			1	1				W
12	1	197108-10280	LABEL, CAUTION (C=E/# 23950) (D=E/# 23950)			1	1				W
13	1	197108-10290	LABEL, CUTTING DEPTH (C=E/# 23950) (D=E/# 23950)			2	2				W

Fig. 80 LABELS [EXCEPT FRENCH]

Parts No. Index

Parts No.	Fig. No.	Ref. No.
101147-11900	3	19
	21	41
101147-59810	13	23
	32	40
101158-03061	2	9
101158-03111	2	11
101158-11190	21	9
		9 -3
101158-11230	3	31
		35
	21	39
101304-59020	32	26
101400-76490	7	4
101704-11450	3	25
	18	16
101720-55750	13	7
	32	7
102103-55520	13	12
	18	32
	32	12
	39	39
102210-07990	64	18
	65	19
103288-02220	1	15
103338-11430	3	23
103338-22300	8	7
103338-22400	8	8
103338-23100	8	11
103338-32070	2	24
103338-32570	2	25
	18	11
103854-51251	30	21
103854-51660	30	23
103854-53180	12	9
	31	9
103854-59191	32	29
103854-59201	32	30
104104-66980	40	18
104104-67300	22	21
	33	31
104200-03641	4	5
104200-11180	21	8
		8 -1
104200-11920	3	12
104200-14200	25	6
104200-14400	6	5
104200-55080	19	35
104200-55321	13	4
	32	4
104200-55330	13	5

Parts No.	Fig. No.	Ref. No.
104200-55330	32	5
104200-55341	13	6
	32	6
104200-55750	13	8
	32	8
104200-59170	32	28
	39	40
104200-61200	33	3
104211-03770	34	2
104211-11370	21	11
104211-21600	7	14
104211-53120	31	6
104211-61520	2	36
104211-76680	7	20
104271-14090	6	2
104271-51450	11	22
104271-51460	11	23
104300-76460	6	7
104407-44720	10	19
104500-23201	8	12
104500-32150	2	18
104500-55710	13	14
	17	11
	32	14
	38	10
104507-07190	62	1
	63	1
	64	1
	65	1
104507-07920	1	32
104607-44540	10	10
104805-44771	10	24
104884-59170	13	21
	18	33
105010-11920	3	12 -1
105025-59511	32	35 -1
105025-77400	15	9
	35	8
105225-02020	19	43
	39	9
105225-02300	19	50
105225-11100	21	3
105225-11110	21	4
105225-11350	21	12
105225-22300	27	7
105225-22400	27	8
105225-23100	27	11
105225-23200	27	12
105225-34900	15	6
105225-44790	10	25

Parts No.	Fig. No.	Ref. No.
105311-23380	27	14
105311-61601	14	6
105312-59510	13	22
105312-59560	13	22 -1
105425-01690	1	6
105425-61530	2	37
105425-66540	2	38
105430-01200	1	3
105430-01410	2	52
	18	14
105430-01480	1	27
105430-01490	1	28
	18	8
105430-01690	1	8
105430-02020	1	16
	18	4
105430-02320	7	25
105430-02321	7	25 -1
105430-03130	2	14
	18	10
105430-11100	3	3
105430-11110	3	4
105430-11120	3	5
105430-11160	3	6
105430-11180	3	7
105430-11190	3	8
105430-11310	4	12
	18	21
105430-11330	3	9
105430-11650	3	29
105430-11660	3	33
105430-13200	5	16
	18	24
105430-13570	43	40
105430-14010	6	1
105430-14100	6	3
105430-14200	6	4
105430-21210	7	7
105430-23300	8	13
105430-28250	9	1
105430-28300	9	3
105430-28310	9	4
105430-28380	9	5
105430-28410	9	6
105430-28450	9	7
105430-28700	9	8
105430-28720	9	9
105430-28730	9	10
105430-35010	2	57
105430-44420	1	20

Parts No.	Fig. No.	Ref. No.
105430-44420	18	5
105430-44610	10	13
	18	25
105430-77410	15	5
	17	13
105440-07940	1	33
105440-12050	5	3
	18	23
105440-23350	8	14
105530-22090	8	1
105540-02310	7	24
105546-01300	1	26
	18	7
105546-01330	1	23
		23 -1
	17	2
	18	6
105546-01750	2	6
105546-01800	1	30
105546-03010	2	8
105546-03080	2	10
105546-03900	1	35
105546-07150	62	17
	63	18
105546-07160	62	24
	63	25
105546-07300	7	21
105546-07310	14	32
105546-11290	3	18
105546-11420	3	20
105546-12020	5	1
105546-12041	5	2
105546-13511	5	15
105546-13512	5	15 -1
105546-13570	5	17
105546-14900	6	6
105546-21150	7	15
105546-21310	7	9
105546-21590	7	12
105546-26150	2	55
105546-28250	9	2
105546-44201	10	15
105546-44360	10	30
105546-44370	10	31
105546-44410	1	19
105546-44500	10	1
105546-44570	10	2
105546-44701	10	17
105546-51010	11	2
105546-51020	11	3

Parts No. Index

Parts No.	Fig. No.	Ref. No.
105546-51020	18	26
105546-51030	11	4
105546-51100	11	5
105546-51130	11	7
105546-51140	11	11
105546-51150	11	10
105546-51170	11	8 -1
105546-51180	11	8
105546-51190	11	9
	18	27
105546-51300	11	16
105546-51330	11	19
105546-51340	11	20
105546-51550	11	24
105546-51600	11	25
105546-51610	11	34
105546-51900	11	35
105546-53120	12	6
105546-59110	13	19
105546-59140	13	17
105546-59810	13	15
105546-66010	14	7
105546-66450	14	8
105546-66750	14	15
105546-66800	14	20
105546-67011	14	30
105546-67830	14	28
105582-21210	7	8
105582-21940	7	16
105582-21950	7	17
106100-44650	10	41
106100-44800	10	40
106100-44940	10	42
106100-44960	10	43
106150-66520	14	9
106200-44780	10	34
	17	9
106300-02300	7	23
106330-21530	7	11
106383-44710	10	18
106383-44720	10	20
106383-44730	10	21
106383-44740	10	22
106383-44760	10	23
106383-78010	10	26
106990-44660	32	27
	41	21
110250-53150	12	8
	31	8
110250-55610	13	13

Parts No.	Fig. No.	Ref. No.
110250-55610	32	13
113200-53110	12	5
	31	5
113200-53120	12	7
	31	7
119660-61220	33	4 -1
119810-11160	21	6
120500-53080	31	3
121000-03020	22	25
121000-03070	22	26
	39	23
121000-03080	22	27
121023-01550	20	17
121023-42051	29	8
	39	30
121023-42290	29	18
	38	6
121023-49150	29	41
121025-59570	32	35
121150-35100	28	16
121241-07150	64	27
	65	28
121250-03640	34	3
121250-03783	22	13
	33	33
121250-44590	10	3
121250-44901	15	4
	17	12
	29	25
	38	7
121250-49121	29	38
121256-03650	2	58
121256-03660	2	59
	18	15
121420-01760	22	4
	39	19
121440-12480	62	25
	63	26
	64	28
	65	29
121450-01203	19	4
121450-01210	19	5
121450-01220	1	5
	19	6
121450-01231	19	7
121450-01511	20	12
	39	10
121450-01531	20	14
	39	11
121450-01550	20	13

Parts No.	Fig. No.	Ref. No.
121450-01560	20	4
121450-01570	20	7
121450-01710	19	38
121450-01801	20	19
121450-01960	19	11
121450-01980	19	12
	39	3
121450-01990	19	13
121450-02071	19	49
121450-02100	19	19
121450-02110	19	41
121450-02160	19	48
121450-02310	19	53
121450-02320	19	54
121450-02370	19	55
121450-03610	22	5
121450-03770	22	18
121450-11260	21	31
121450-11270	21	32
121450-11680	21	19
	39	13
121450-14120	25	5
121450-14400	25	7
121450-21540	26	7
121450-21541	26	7 -1
121450-32021	28	11
	39	27
121450-32050	28	3
121450-32060	28	10
121450-42240	29	4
121450-42260	29	6
121450-42310	29	5
121450-42350	29	17
121450-44410	29	11
	39	31
121450-44530	10	7
	29	29
121450-49030	29	35
121450-49100	29	37
121450-49160	29	42
121450-59550	32	34
121450-59850	32	20
121450-61100	33	1
121450-61631	33	14
121450-66180	33	19
121450-77010	35	1
	36	1
121450-77200	35	4
	37	1
121450-77330	35	6

Parts No.	Fig. No.	Ref. No.
121450-77711	15	7
	35	5
121454-07150	64	20
	65	21
121454-12520	62	18
	63	19
	64	21
	65	22
121454-42120	29	10
121454-66420	33	46
		50
121462-01650	19	30
121462-03740	22	9
121465-11950	21	23 -1
121465-12510	5	9 -1
	17	4 -1
121465-59950	32	22 -1
121467-22090	27	1
121470-77050	35	3
121520-01850	19	22
	39	4
121520-01860	19	21
121520-34810	19	20
121520-44510	10	5
	29	27
121520-61000	33	6
121520-61520	33	12
121520-61620	33	13
121520-66010	33	25
121520-66550	33	35
121520-66580	33	38
121520-77710	35	5 -1
121521-77330	35	6 -1
121550-01200	1	4
121550-11280	21	33
121550-11290	21	34
121551-66520	34	1
121551-66580	34	5
121567-59010	32	24
121567-77810	22	23
121575-01200	1	3 -1
121750-44550	10	12
	29	32
121750-59090	32	37
121750-59890	59	24
		24 -1
123325-59100	32	18
123325-59110	32	19
123672-83880	9	11
124000-01750	19	37

Parts No. Index

Parts No.	Fig. No.	Ref. No.
124000-01750	39	8
124000-11240	21	28
124000-12030	23	10
	39	24
124000-13200	24	4
	39	25
124000-14090	25	3
124000-59810	32	16
124000-59820	32	17
124040-07160	62	26
	63	27
	64	26
	65	27
124060-01050	19	3
	20	3
124060-11120	21	5
124060-11160	21	6 -1
124060-11170	21	7
124060-21600	26	13
124060-51300	30	6
124060-59380	32	31
124060-66950	14	25 -1
124060-77680	13	20
	32	42
124064-07160	62	19
	63	20
	64	19
	65	20
124064-12670	5	7
	23	4
124064-12680	5	8
	23	5
124064-12690	5	10
	23	7
124064-55510	13	11
	32	11
124064-55600	13	1
	32	1
124066-59100	32	38
124066-77011	15	1
	16	1
124085-01900	19	8
124085-02220	19	42
124085-02411	19	18
124085-14010	25	1
124085-35300	28	18
124085-35350	28	24
124085-51500	30	24
124101-49530	29	45
124160-01650	32	23

Parts No.	Fig. No.	Ref. No.
124160-01751	22	3
124160-11360	22	32
124160-21500	26	15
124160-21501	26	15 -1
124160-39140	28	26
124160-39450	28	31
	38	5
124220-51890	11	27
	30	34
124240-01871	2	48
	19	24
124240-01882	2	49
	18	13
	19	25
	39	5
124240-66510	2	30
124240-66520	2	31
124250-03640	34	3 -1
124250-53000	12	3
	17	10
124450-11320	23	9
124450-11900	24	6
	39	26
124450-35070	28	15
124450-35100	28	17
	38	4
124450-39240	28	30
124450-44560	10	8
	29	30
124450-44590	10	4
	29	20
124465-44950	29	26
	39	32
124550-51320	30	8
124550-51341	30	9
124550-51350	11	21
	18	28
	30	7
	39	36
124550-51370	30	10
	39	37
124550-51590	30	27
124550-59030	32	36
124550-59820	28	28
124550-66370	33	47
124550-77030	15	2
	35	2
124664-13580	5	18
	24	9
124740-44800	62	27

Parts No.	Fig. No.	Ref. No.
124740-44800	63	28
	64	29
	65	30
124740-44810	62	28
	63	29
	64	31
	65	32
124740-44920	62	29
	63	30
	64	30
	65	31
124756-67310	33	32
124764-44800	62	20
	63	21
	64	22
	65	23
124764-44810	62	21
	63	22
	64	24
	65	25
124764-44920	62	22
	63	23
	64	23
	65	24
124766-59050	2	17
	29	43
	32	39
124770-53000	31	2
	38	9
124950-01951	19	26
124950-11340	21	10
124950-11450	21	46
	39	14
124950-21230	7	3
	26	14
124950-44740	29	23
124950-51100	30	3
124950-51170	30	11
124950-51190	11	12
	30	5
124950-51270	30	4
	39	35
124950-51450	30	31
124950-51510	30	13
124950-51640	30	22
124950-66590	33	39
124969-11670	21	16
124969-12040	23	11
124969-12550	5	11
	23	14

Parts No.	Fig. No.	Ref. No.
124969-13490	24	7
124969-13650	24	10
124969-39200	28	25
124969-44500	29	19
124969-44580	29	22
124969-49010	29	33
124969-49020	29	34
124969-59500	32	33
124969-66000	33	26
124969-66700	33	44
124970-01330	19	27
	39	6
124970-01601	19	28
124970-03740	22	8
124970-11310	22	22
	39	22
124970-11420	21	42
124970-11450	21	48
	39	16
124970-11460	3	27
	18	18
	21	49
	39	17
124970-11470	3	24
	21	45
124970-11490	3	28
	18	19
	21	47
	39	15
124970-12500	5	4
	23	1
124970-12660	5	6
	23	3
124970-12700	5	7 -1
124970-13530	24	19
124970-21592	26	11
124970-21651	26	8
124970-34800	19	51
124970-44540	10	11
124970-77800	3	37
	17	3
	35	9
124970-77810	35	10
124970-77920	15	8
	35	11
124976-03760	22	10
124976-12020	23	8
124976-42100	29	1
128170-11350	3	10
128270-35090	28	14

Parts No. Index

Parts No.	Fig. No.	Ref. No.
128272-11170	21	7 -1
129331-11450	3	26
	18	17
129331-53080	12	4
129350-01230	19	7 -1
129350-14100	25	4
129350-21200	26	6
129350-32090	28	1
129350-42200	29	3
129350-49540	29	46
	39	34
129350-49800	29	49
	38	8
129350-61600	33	17
135210-61090	14	11
		11 -1
	33	48
160110-02310	7	19
160260-01800	22	14
171001-49502	29	44
171022-12530	5	9
	17	4
	23	6
	38	2
171051-01921	19	10
	21	17
172100-53200	12	10
	18	29
	31	10
	39	38
172112-41980	52	25
		58
	53	56
172200-61220	33	4
174100-54120	11	31
	30	19
174100-54190	11	29
174307-51170	11	13
	30	11 -1
174307-51180	11	14
174307-51181	11	14 -1
	30	12
174307-51200	11	15
174307-51460	30	32
174307-51700	11	26
	30	20
194080-15550	46	32
	61	50
194080-37781	55	24
	56	1

Parts No.	Fig. No.	Ref. No.
194080-37781	57	2
194080-51430	59	42
194080-58810	61	8
		9
194080-58820	43	21
194080-64780	62	30
	63	31
	64	32
	65	33
	72	7
		7 -1
	73	6
	79	9
		9 -1
	80	8
194080-82110	67	2
194110-37691	55	19
194115-83120	66	5 -1
194130-25270	51	26
194130-27390	47	23
194130-37740	55	22
194130-61570	44	3
	45	4
194136-12880	58	5
		10
		12
		16
194140-63220	61	36
194140-63221	61	36 -1
194145-47160	52	14
	53	9
194145-52820	59	56
194145-52830	59	57
194145-52840	59	58
194145-61650	59	34
	60	23
		44
		45
194145-62280	60	75
194150-22240	68	14 -1
	69	22 -1
194150-52160	60	4
194150-52170	60	5
194151-04141	41	2
194151-04150	41	3
194151-24770	47	20
	48	24
194151-37730	55	21
194151-47441	55	25
194151-47760	71	77

Parts No.	Fig. No.	Ref. No.
194151-47760	77	91
	78	127
194151-63240	42	26
	43	22
194151-63250	42	27
	43	24
194155-04160	41	7
194155-04170	41	8
194155-05210	60	24
		58
		59
		60
	61	1
		2
		3
194155-05250	59	14
194155-52110	59	43
194155-52160	59	44 -2
194155-52190	59	44
194162-53310	52	26
	53	23
194162-58830	59	23
194167-01500	40	25
194170-27380	52	10 -1
	53	5 -1
194170-63110-X	61	34
194170-63111-X	61	34 -1
194170-65891	62	15
	63	16
	64	16
	65	16
194180-01530	40	12 -1
		14
		26
194180-17770	41	17
194180-17780	41	18
194180-61890	60	49
194180-62760	59	40
194190-21250	77	82
	78	118
194191-28350	50	56
	51	97
194197-61730	60	47
194215-52110	59	43 -1
194215-52120	59	44 -1
194240-52210	59	48
194240-65441	62	6
	63	6
	64	7
	65	7

Parts No.	Fig. No.	Ref. No.
194241-27540	52	23
		63
	53	61
194250-04300	41	5 -1
194250-04301	41	5 -2
194250-16190	78	63
		102
194250-51660	59	22
194262-15140	46	3
194262-15150-X	46	4
194262-15170	46	5
194262-15210	46	7
194262-15220	46	8
194262-15310	46	14
194262-15330	46	15
194262-15420	46	17
194262-15430	46	18
194262-15440	46	19
194262-15450	46	20
194262-15460	46	21
194262-15470	46	22
194262-15520	46	24
194274-13580	46	41 -1
	54	46 -1
194275-51210	59	11
194275-63240	43	23
194300-13370	42	60
	43	67
194300-13380	42	61
	43	68
194300-13390	42	8
	43	69
194300-21700	44	13
	45	17
194300-21800	44	14
	45	18
194300-21950	44	15
	45	19
194300-25540	50	63
	51	104
194300-25550	50	64
	51	105
194300-25820	51	49
194300-27240	52	10
	53	5
194305-83110-X	66	4
194305-83111	66	4 -1
194310-25630	51	48
		75
		111

Parts No. Index

Parts No.	Fig. No.	Ref. No.
194310-25890	50	55
	51	96
194310-27180	52	8
		53
	53	51
194310-29510	52	67
	53	65
194310-31510	54	1
194310-31550	54	2
194310-32150	54	9
		11
		48
194310-37560	54	48
194312-51210	59	12
194312-51220	59	15
194312-61290	60	30
194320-22240	74	12
	75	16
194321-13370	77	94
	78	134
194322-61470	61	10
		33
194327-47840	68	14
	69	22
194330-62530	61	27
194420-04260	61	49
194420-05210	42	16
	43	3
194420-56620	60	21
194420-61640	59	28
	60	42
		43
194420-62560	61	28
194432-62150	61	12
194440-11360	42	18
194440-15340	46	16
194440-15341	46	16 -1
194440-15650	46	34
194440-15870	46	39
194440-29580	52	24
	53	22
194440-51420	59	17
194440-51550	59	37
194440-51620	59	19
194440-51630	59	4
		20
194440-52190	59	47
194440-52191	59	47 -1
194440-52400	59	53
194440-52420	59	55
194440-55820	60	6

Parts No.	Fig. No.	Ref. No.
194440-61740	59	39
194440-61741	59	39 -1
194440-61750	60	48
194446-82110-R	67	3
194446-83310	59	50
194450-51590	59	38
194450-52150	59	46
194464-25450	74	10
	75	14
194464-25480	50	44 -1
	51	85 -1
194550-61230	60	27
194555-61770	61	32 -1
194740-00160	42	9 -1
	43	70 -1
194750-15250	46	9
194750-15260	46	10
194750-15270	46	11
194750-15280	46	12
194750-15290	46	13
194800-01110	40	1
194800-01120	40	2
194800-01130	40	3
194800-01140-U	40	4
194800-01150	40	5
194800-01160	40	6
194800-01170	40	7
194800-01361	40	8
194800-02610	59	1
		60
194800-02611	59	1 -1
		60 -1
194800-02670	59	2
194800-11420	42	24
	43	15
194800-11430	43	16
194800-11760	42	49
	43	56
194800-11830	42	40
	43	47
194800-12311-X	42	57
	43	64
194800-12341-X	42	58
	43	65
194800-12451-X	42	59
	43	66
194800-12810	58	4
		9
194800-15100-X	46	1
194800-15110-X	46	2

Parts No.	Fig. No.	Ref. No.
194800-15200-X	46	6
194800-15500	46	23
194800-15610-X	46	33
194800-15800	46	37
194800-21101-X	45	1
194800-22111	45	23
194800-22311	44	40
	45	44
194800-22320	44	41
	45	45
194800-22350-X	44	42
	45	46
194800-22470	44	47
	45	51
194800-22480	44	48
	45	52
194800-22511	45	3
194800-24100-X	47	4
	48	4
194800-24120-X	48	7
194800-24130	47	8
	48	8
194800-24190	47	6
	48	6
194800-24201-X	48	9
194800-24220	47	10
	48	14
194800-24260	47	12
	48	16
194800-24310-X	47	14
	48	18
194800-24320	47	15
	48	19
194800-24330	47	16
	48	20
194800-24340	47	17
	48	21
194800-24390-U	48	23
194800-24390-X	47	19
194800-24510	49	14
194800-24580	49	19
194800-24620	49	23
194800-24671	49	27
194800-24960-X	47	21
	49	38
194800-24970	47	22
	49	39
194800-25020	50	2
		21
		2

Parts No.	Fig. No.	Ref. No.
194800-25020	51	21
194800-25050	50	4
	51	4
194800-25060	50	12
	51	12
194800-25070	50	13
	51	13
194800-25080	50	14
	51	14
194800-25130	51	15
194800-25200	51	22
194800-25220	50	17
	51	17
194800-25230	50	18
	51	18
194800-25240	50	19
	51	19
194800-25250	50	20
	51	20
194800-25310	50	26
194800-25410	51	39
194800-25420	51	40
194800-25440	51	57
194800-25450	51	41
		58
194800-25500	51	59
194800-25530	51	63
194800-25540	51	64
194800-25550	51	65
194800-25580	50	38
	51	67
194800-25590	50	39
	51	68
194800-25600	51	69
194800-25610	51	46
		73
194800-25720	50	46
	51	87
194800-25750	50	44
	51	85
194800-25761	50	49
	51	90
194800-25770	50	50
	51	91
194800-25780	50	51
	51	92
194800-25801	50	52
	51	93
194800-25810	50	53
	51	94

Parts No. Index

Parts No.	Fig. No.	Ref. No.
194800-25820	50	54
	51	95
194800-25910	50	65
	51	106
194800-25920	51	107
194800-27110-X	53	2
194800-27291	52	11
	53	6
194800-27310	52	15
	53	10
194800-27320	52	16
	53	11
194800-27330	52	17
	53	12
194800-27340	52	18
	53	13
194800-27360	53	17
194800-27380	53	19
194800-27460-R	52	22
	53	21
194800-27510-X	52	60
	53	58
194800-31800	54	3
194800-31820	54	4
194800-31850	54	5
194800-32100	54	6
194800-32120	54	8
194800-32600-X	47	64
	48	64
194800-32620	47	65
	48	65
194800-32650	47	66
	48	66
194800-33150	54	20
194800-33190	54	23
194800-33410	50	57
	51	98
194800-33500	54	10
194800-34100-X	54	41
194800-34210	54	43
194800-34510-X	54	44
194800-34550	54	45
194800-34560	54	46
194800-34600-Q	58	11
194800-34650	54	47
194800-34700-Q	58	15
194800-34710	58	13
		17
194800-34850-Q	58	14
		18

Parts No.	Fig. No.	Ref. No.
194800-36301-X	55	1
194800-36302-X	55	1 -1
194800-36310-X	55	2
194800-36311-X	55	2 -1
194800-36320	55	13
194800-36510	55	3
194800-36511	55	3 -1
194800-36550	55	4
194800-36610	55	5
194800-36711-X	55	6
194800-36712-X	55	6 -1
194800-37110	55	7
194800-37111	55	7 -1
194800-51210	59	13
194800-51410	59	16
194800-51430	59	18
194800-51510	59	36
194800-51640	59	21
194800-52120	59	45
194800-52220-U	59	49
194800-53100	59	62
194800-53110	59	63
194800-53120	59	64
194800-53130	59	65
194800-53140	59	66
194800-53150	59	67
194800-53160	59	68
194800-56240	60	9
194800-56260	60	11
194800-56270	60	12
194800-56280	60	13
194800-56310	60	14
194800-56320	60	15
		74
194800-56330	60	18
194800-56350	60	16
194800-57250	59	69
194800-57260	59	70
194800-61360	60	31
194800-61560	60	41
194800-61640	60	22
194800-63220-U	61	37
194800-63260	61	39
194800-63270	61	40
194800-64750	64	2
	65	2
194800-65350	64	3
	65	3
194800-65380	62	4
	63	4

Parts No.	Fig. No.	Ref. No.
194800-65380	64	5
	65	5
194800-65390	62	5
	63	5
	64	6
	65	6
194800-65450	62	7
	63	7
	64	8
	65	8
194800-65610	62	11
	63	11
	64	12
	65	12
194800-65720	62	13
	63	14
	64	14
	65	14
194800-65730	62	14
	63	15
	64	15
	65	15
194800-76210	61	19
194800-82120	67	4
194800-83220	66	18
194800-83221	66	18 -1
194800-83222	66	18 -2
194800-83230	66	19
194800-83240	66	20
194800-83260	66	21
194800-83270	66	22
194800-83280	66	23
194800-83310	66	8
194800-83320	66	9
194800-83360	66	11
194800-83370	66	12
194800-83380	66	13
194802-01500	40	9
194802-01550	40	25 -1
194802-04110	41	1
194802-04250	41	4
194802-04700	41	12
194802-04770	41	13
194802-04780	41	14
194802-04810	41	15
194802-04910	41	16
194802-05110-R	43	1
194802-05120-R	43	2
194802-05200	43	4
194802-05201	43	4 -1

Parts No.	Fig. No.	Ref. No.
194802-11120-X	42	17
	43	5
194802-11121-X	42	17 -1
	43	5 -1
194802-11130-X	43	8
194802-11140-X	43	9
194802-11150-X	43	10
194802-11151-X	43	10 -1
194802-11160-X	43	11
194802-11161-X	43	11 -1
194802-11170-X	43	12
194802-11171-X	43	12 -1
194802-11180	43	13
194802-11190	43	14
194802-11200-X	42	36
	43	43
194802-11250-X	42	39
	43	46
194802-11360	42	18 -1
		37
	43	6
		44
194802-11370	42	38
	43	45
194802-11410	43	13 -1
194802-11450-X	43	17
194802-11500-U	42	44
	43	51
194802-11800-X	42	50
	43	57
194802-11801-X	42	50 -1
	43	57 -1
194802-11850-X	42	51
	43	58
194802-11851-X	42	51 -1
	43	58 -1
194802-11860	42	52
	43	59
194802-11890	42	53
	43	60
194802-12700	58	2 -1
		7 -1
194802-12720-Q	58	2
		7
194802-12730	58	3
		8
194802-12740	58	3 -1
		8 -1
194802-14700-Q	58	1
194802-14701	58	1 -1

Parts No. Index

Parts No.	Fig. No.	Ref. No.
194802-14800-Q	58	6
194802-14801	58	6 -1
194802-16100-U	46	40
194802-21100	45	1 -1
194802-21150	45	2
194802-22200	45	24
194802-22210	44	21
	45	25
194802-22220	45	30
194802-22240	44	22
		27
	45	26
		31
194802-22250	44	23
	45	27
194802-22260	44	24
		28
	45	28
		32
	66	2
194802-22270	44	25
		29
	45	29
		33
	66	3
194802-22280	45	34
194802-22410-X	44	45
	45	49
194802-22420	44	46
	45	50
194802-22500	44	49
	45	53
194802-22580	44	50
	45	54
	55	16
194802-22590	44	51
	45	55
194802-24050	47	2
	48	2
194802-24060	47	3
	48	3
194802-24250	47	11
	48	15
194802-24300-X	47	13
	48	17
194802-24350	47	18
	48	22
194802-24540	49	17
194802-24550	49	18
194802-24640	49	24

Parts No.	Fig. No.	Ref. No.
194802-25010	50	1
	51	1
194802-25030	50	3
	51	3
194802-25140	51	16
194802-25210	50	5
	51	5
194802-25220	50	6
	51	6
194802-25230	50	7
	51	7
194802-25300	51	27
194802-25320	51	30
194802-25321	51	30 -1
194802-25330	51	31
194802-25340	51	35
194802-25460	51	42
194802-25470	51	43
194802-25480	51	44
194802-25490	51	45
194802-25520	51	62
194802-25570	50	37
	51	66
194802-25620	51	47 -1
		74 -1
		110
194802-25710	50	45
	51	86
194802-25730	50	47
	51	88
194802-25740	50	48
	51	89
194802-27150	53	3
194802-27200	52	9
	53	4
194802-27300	52	12
	53	7
194802-27350	53	14
194802-27370	53	18
194802-27410	52	21
	53	20
194802-27411	52	21 -1
	53	20 -1
194802-27500	52	54
	53	52
194802-27520	52	61
	53	59
194802-27530	52	62
	53	60
194802-27560	52	64

Parts No.	Fig. No.	Ref. No.
194802-27560	53	62
194802-27580	52	57
	53	55
194802-27610	52	65
	53	63
194802-27660	52	66
	53	64
194802-33110	54	17
194802-33111	54	17 -1
194802-33120	54	18
194802-33140	54	19
194802-33160	54	21
194802-33161	54	21 -1
194802-33180	54	22
194802-33181	54	22 -1
194802-33700	54	31
194802-33701	54	31 -1
194802-33720	54	35
194802-33730	54	36
194802-33731	54	36 -1
194802-33740	54	37
194802-33741	54	37 -1
194802-33750	54	38
194802-33760	54	33
194802-33770	54	34
194802-34110	54	42
194802-37420-X	55	17
194802-37660-U	55	18
194802-37710-X	55	20
194802-37770	55	23
194802-37771	55	23 -1
194802-43310	57	3
194802-49100	56	2
194802-49101	56	2 -1
	57	4
194802-49190	56	7
	57	9
194802-49200	56	8 -1
	57	10
194802-49210-X	56	11
194802-49211-X	56	11 -1
	57	13
194802-49220	56	12
194802-49221	56	12 -1
	57	14
194802-49230	56	8
194802-49240	56	13
	57	15
194802-49250	56	14
	57	16

Parts No.	Fig. No.	Ref. No.
194802-49400	56	15 -1
	57	17
194802-49410-X	56	15
194802-49460	56	18
194802-49550	57	20
194802-49570	57	23
194802-49580	57	24
194802-49590	57	25
194802-49610	57	26
194802-49620	57	27
194802-49630	57	28
194802-49640	57	29
194802-49990	57	30
194802-51110	59	7
194802-51111	59	7 -1
194802-51112	59	7 -2
194802-51120	59	8
194802-51121	59	8 -1
194802-51170	59	9
194802-51180	59	10
194802-51220	59	14 -2
194802-51230	59	15 -1
194802-51410	59	16 -1
194802-51440	59	35
194802-56210	60	3
194802-56230	60	8
194802-56250	60	10
194802-56290	60	17
194802-56600	60	19
194802-61100-R	60	26
194802-61260	60	28
194802-61270-R	60	29
194802-61370-X	60	32
194802-61410	60	33
194802-61420	60	35
194802-61440	60	37
194802-61450	60	38
194802-61460	60	39
194802-61500-X	60	61
194802-61510-R	60	62
194802-61530-R	60	63
194802-61550-R	60	64
194802-61680	60	46
194802-61710	60	65
194802-61720	60	66
194802-61730	60	67
194802-61980	60	50
194802-62110-R	61	11
194802-62111	61	11 -1
194802-62170	61	13

Parts No. Index

Parts No.	Fig. No.	Ref. No.
194802-62180	61	14
194802-62210-X	61	15
194802-62220-X	61	16
194802-62230-X	61	17
194802-62310	61	18
194802-62510-R	61	25
194802-62520-R	61	26
194802-63210-R	61	35
194802-63240	61	38
194802-63310-R	61	41
194802-63330	61	42
194802-65370	62	3
	63	3
	64	4
	65	4
194802-65470	62	8
	63	8
	64	9
	65	9
194802-65580	62	10
	63	10
	64	11
	65	11
194802-65650	63	12
	65	17
194802-65660	62	12
	63	13
	64	13
	65	13
194802-83100-X	66	1
194802-83101	66	1 -1
194802-83120-X	66	5
194802-83130-X	66	6
194802-83200	66	7
194802-83210	66	17
194802-83230	66	18 -3
194802-83330	66	10
194810-00510	42	1
194810-00520	42	2
194810-01500	40	13
194810-02670	59	3
194810-11181-X	42	22
194810-11190	42	23
194810-21100-X	44	1
194810-21101	44	1 -1
194810-22110	44	19
194810-22510	44	2
194810-64750	62	2
	63	2
194812-00670	42	4

Parts No.	Fig. No.	Ref. No.
194812-05110-R	42	14
194812-05120-R	42	15
194812-11130-X	42	20
194812-11140-X	42	21
194812-22200	44	20
194812-22220	44	26
194812-22280	44	30
194812-61410	60	34
194812-61420	60	36
194812-61460	60	40
194812-83280	66	24
194820-24120-X	47	7
194820-24210-X	47	9
194820-25150	50	16
194820-25200	50	22
194820-25360	50	28
194820-25370	50	29
194820-25410	50	33
194820-25450	50	34
194820-25460	50	35
194820-25470	50	36
194820-25920	50	66
194820-27110	52	4
194820-27120	52	5
194820-27130	52	6
194820-27150	52	7
194820-27370	52	20
		56
		54
194822-25130	50	15
194822-25350	50	27
194822-27350	52	19
194832-00610	42	3
194832-05110-R	42	14 -1
194832-05120-R	42	15 -1
194832-16100-U	46	40 -1
194990-20170	52	1
		55
		53
	53	53
194990-22040	59	5
	61	4
194990-22050	41	19
	43	18
		19
	52	2
		3
		52
	53	1
		50
	59	6

Parts No.	Fig. No.	Ref. No.
194990-22110	60	1
194990-22120	60	2
194990-22130	40	17
	41	20
	43	41
	59	61
	61	5
		6
	68	12
		41
	69	8
		16
		20
		49
	74	7
		7 -1
		70
	75	9
		9 -1
		10
		75
194990-22140	42	25
	43	20
	68	13
	69	21
194990-22150	60	25
	74	8
		9
		65
		71
	75	11
		12
		13
		70
		76
	76	7
		27
		45
		77
		85
	78	121
194990-22160	71	75
194990-52600	54	49
195040-13320	54	40
197102-10121	72	3
	73	2
	79	3
	80	2
197102-10151	72	4
	73	3
	79	4

Parts No.	Fig. No.	Ref. No.
197102-10151	80	3
197102-10161	72	5
	73	4
	79	5
	80	4
197102-10171	72	6
	73	5
197102-11000-R	71	1
197102-11001	71	1 -1
197102-11030-R	71	5
197102-11031	71	5 -1
197102-11100-X	71	9
	77	7
	78	7
197102-11101	71	9 -1
	77	7 -1
	78	7 -1
197102-11102	71	9 -2
197102-11150	71	10
	77	8
	78	8
197102-11180	71	11
	77	9
	78	9
197102-11200	71	12
197102-11201	71	12 -1
197102-11280	71	14
	77	11
	78	11
197102-11420-X	71	15
	77	12
	78	12
197102-12450	71	16
	77	14
	78	14
197102-12460-U	71	17
	77	15
	78	15
197102-12470	71	18
	77	16
	78	16
197102-12480	71	19
	77	17
	78	17
197102-12490-X	71	20
197102-12510	71	21
197102-12511	71	21 -1
197102-12520	71	22
197102-12521	71	22 -1
197102-12800	71	23

Parts No. Index

Parts No.	Fig. No.	Ref. No.
197102-12920	71	24
197102-12950	71	25
197102-13111-R	71	42
197102-13120	71	43
	77	30
		53
	78	30
		57
		72
		95
197102-13131	71	44
197102-13132	71	44 -1
197102-13133	71	44 -2
197102-13150-R	71	45
197102-13161	71	46
197102-13162	71	46 -1
197102-13163	71	46 -2
197102-13181	71	47
197102-13191	71	48
197102-13221	71	49
197102-13222	71	49 -1
197102-13223	71	49 -2
197102-13241	71	50
197102-13340	71	51
197102-13350	71	52
197102-13360	71	53
197102-13371	71	54
197102-13392	71	55
	77	75
	78	111
197102-13400-X	71	56
197102-13440	71	57
197102-13450	71	26
		58
197102-13460	71	59
197102-13601-X	71	60
197102-14100	71	73
197102-14120	71	74
		78
	77	88
	78	124
197102-14130	71	75 -1
		75 -2
197102-14131	71	79
		79 -1
197102-14150	71	76
		80
197102-14160	71	82
197102-15200-R	68	1
	69	1

Parts No.	Fig. No.	Ref. No.
197102-15260-U	68	19
	69	27
	74	43
	75	48
197102-15300	68	2
		20
	69	2
		28
	74	44
	75	49
197102-15301	68	2 -1
		20 -1
		20 -2
	69	2 -1
		28 -1
	74	44 -1
	75	49 -1
197102-15370-U	68	5
	69	5
	74	68
	75	73
197102-15400	69	6
197102-15420	68	6
	69	10
197102-15470	68	7
	69	11
197102-15481	68	8
	69	12
197102-15540	68	9
		9 -1
	69	13
		13 -1
	74	47
	75	52
197102-15600	69	14
197102-15700-R	68	10
197102-15801-R	68	11
	69	19
197102-15802-R	68	11 -1
	69	19 -1
197102-15850	69	18
197102-16100	68	24 -1
	69	32 -1
	74	18 -1
		18 -2
		33
		48 -1
		48 -2
		58
	75	23 -1

Parts No.	Fig. No.	Ref. No.
197102-16100	75	23 -2
		38
		53 -1
		53 -2
		63
197102-16110	68	24
	69	32
	74	18
		48
	75	23
		53
197102-16120	68	28
	69	36
	74	22
		22 -1
		37
		52
		52 -1
		62
	75	27
		27 -1
		42
		57
		57 -1
		67
197102-16190	68	23
	69	31
197102-16201-R	68	29
	69	37
197102-16202	68	29 -1
	69	37 -1
197102-16230-R	68	33
	69	41
197102-16300-R	68	34
	69	42
197102-16310	68	38
	69	46
	70	1
	71	27
	76	13
		21
	77	18
	78	18
197102-16320-U	68	39
	69	47
197102-16330-U	68	40
	69	48
197102-17141	70	2
197102-17290	70	13
	76	6

Parts No.	Fig. No.	Ref. No.
197102-17371-X	70	14
197102-17381-X	70	15
197102-17391-X	70	16
197102-17471-X	70	3
197102-17481-X	70	4
197102-17561-X	70	5
197102-17571-X	70	6
197102-18242	70	23
197102-18330	70	24
197102-18340	70	25
	74	25
	75	30
	76	37
197108-10170	79	6
	80	5
197108-10180	79	7
	80	6
197108-10190	79	8
	80	7
197108-10250	80	9
197108-10260	80	10
197108-10270	80	11
197108-10280	80	12
197108-10290	80	13
197108-11030-X	77	1
	78	1
197108-11031	77	1 -1
	78	1 -1
197108-11060	77	5
	78	5
197108-11070	77	6
	78	6
197108-11101	77	7 -2
	78	7 -2
197108-11200-X	77	10
	78	10
197108-11201	77	10 -1
	78	10 -1
197108-11500-X	77	13
	78	13
197108-11700	77	93
	78	133
197108-13000	78	50
197108-13020	78	51
197108-13030	78	52
197108-13040	78	53
		92
197108-13050	78	54
		93
197108-13060	78	55

Parts No. Index

Parts No.	Fig. No.	Ref. No.
197108-13060	78	94
197108-13100	77	28
	78	28
197108-13101	77	28 -1
	78	28 -1
		28 -2
197108-13110-R	77	29
	78	29
		56
197108-13120	77	31
	78	31
197108-13121	77	31 -1
	78	31 -1
		31 -2
197108-13130-U	77	32
		54
	78	32
		73
197108-13131	77	32 -1
		54 -1
	78	32 -1
		32 -2
		58
		73 -1
		73 -2
		96
197108-13140	77	33
		55
	78	33
		74
197108-13150	77	34
		56
	78	34
		75
197108-13160	77	35
		57
	78	35
		76
197108-13170	77	36
		58
	78	36
		77
197108-13180	77	37
		59
	78	37
		78
197108-13190-R	77	38
	78	38
197108-13210-U	77	39
		60

Parts No.	Fig. No.	Ref. No.
197108-13210-U	78	39
		59
		79
		97
197108-13220-U	77	40
		61
	78	40
		60
		80
		98
197108-13300	77	52
	78	71
197108-13301	77	52 -1
	78	71 -1
		71 -2
197108-13310-R	77	41
		62
	78	41
		81
197108-13320	77	63
	78	82
197108-13321	77	63 -1
	78	82 -1
		82 -2
197108-13330-R	77	42
		64
	78	42
		83
197108-13400	78	91
197108-13420	78	99
197108-13430	78	61
		100
197108-13440	78	62
		101
197108-13700-R	77	76
	78	112
197108-13720	78	111 -1
197108-13750	78	116 -1
197108-13800-R	77	80
	78	116
197108-13900-R	77	83
	78	119
197108-14100	77	87
	78	123
197108-14101	77	87 -1
	78	123 -1
197108-14102	77	87 -2
	78	123 -2
		123 -3
197108-14120	71	78 -1

Parts No.	Fig. No.	Ref. No.
197108-14120	77	88 -1
	78	124 -1
		124 -2
		130
197108-14130	77	89
	78	125
197108-14140	77	89 -1
		89 -2
	78	125 -1
		125 -2
197108-14150	77	90
	78	126
		126 -1
197108-14160	77	92
	78	128
197108-14200	78	129
197108-14210	78	131
197108-14220	78	132
197108-14400-R	76	39
197108-14500-R	76	40
197108-14550-U	76	41
	77	84
	78	120
197108-14600-R	76	42
197108-14700-R	76	43
197108-14810-R	76	44
197108-15000-R	74	1
	75	1
197108-15001	74	1 -1
	75	1 -1
197108-15020	74	2
	75	2
197108-15650	74	5 -1
	75	7 -1
197108-15680	74	6 -1
	75	8 -1
197108-15750	74	3 -1
	75	4 -1
197108-15800-R	75	3
197108-15801	75	3 -1
197108-15802	75	3 -2
197108-15840-U	74	3
	75	4
197108-15850-R	74	4
197108-15851	74	4 -1
	75	5 -1
197108-15900	75	5
197108-15930-R	75	6
197108-15940-R	74	5
	75	7

Parts No.	Fig. No.	Ref. No.
197108-15950-R	74	6
	75	8
197108-16211	74	32
	75	37
197108-16250	74	23
	75	28
197108-16251	74	23 -1
	75	28 -1
197108-16300	74	24
	75	29
197108-16301	74	24 -1
		24 -2
	75	29 -1
		29 -2
197108-16302	74	38
	75	43
197108-16411	74	57
	75	62
197108-16450	74	53
	75	58
197108-16451	74	53 -1
	75	58 -1
197108-16470	74	54
	75	59
197108-16471	74	54 -1
	75	59 -1
197108-16480	74	82
	75	87
197108-16490	74	83
	75	88
197108-16500	74	55
	75	60
197108-16501	74	55 -1
		55 -2
	75	60 -1
		60 -2
197108-16502	74	63
	75	68
197108-16550	74	56
	75	61
197108-16551	74	56 -1
		56 -2
	75	61 -1
		61 -2
197108-16590	74	64
	75	69
197108-16650	74	67
	75	72
197108-16670	74	69
	75	74

Parts No. Index

Parts No.	Fig. No.	Ref. No.
197108-17100-X	76	1
197108-17110-X	76	2
197108-17150-X	76	3
197108-17170-X	76	4
197108-17180-U	76	5
197108-17300-X	76	14
197108-17350-U	76	15
		22
197108-17400-X	76	16
197108-17500-X	76	23
197108-17530-U	76	24
197108-17570-U	76	25
197108-17600-X	76	26
197108-18110-U	76	35
197108-18120-U	76	36
197810-83240	59	14 -1
1A1040-48060	47	24
	48	25
1C6050-14520	47	1
	48	1
1C6053-26020	61	7
1E4133-34010	57	1
1E6020-34980	68	26
	69	34
	74	20
		20 -1
		35
		50
		50 -1
	75	60
		25
		25 -1
		40
		55
		55 -1
		65
1E6140-34360	56	10
		17
	57	12
		19
		22
1E6150-63190	74	11
	75	15
1E6190-54480	51	47
		74
1E6190-55660	49	33
1E6190-55690	49	34
1E6190-55710	49	35
1E6221-74440	71	28
	74	12 -1

Parts No.	Fig. No.	Ref. No.
1E6221-74440	75	16 -1
1E6330-54390	51	50
		76
1E6330-54490	51	51
		77
1E6440-55110	49	10
1E6440-55210	49	40
1E6440-55230	49	41
1E6440-55470	49	28
22111-060000	49	36
22117-040000	11	39
22117-050000	22	19
	30	30 -1
22117-060000	10	33
	49	36 -1
22117-080000	2	50
	5	19
	10	46
	20	25
	24	13
	29	15
22117-120000	1	34
22117-140000	53	24
22117-200000	54	24
22127-160000	68	42
	69	50
	74	29
		39
		79
	75	34
		44
		84
22127-180000	68	15
		42 -1
	69	23
		50 -1
	74	72
		72 -1
		72 -2
	75	77
		77 -1
		77 -2
22137-040000	52	27
	53	25
22137-050000	30	30
	52	28
		29
		30
		31
	53	26

Parts No.	Fig. No.	Ref. No.
22137-050000	53	27
		28
		29
22137-060000	28	13
	44	52
	45	56
	60	51
	71	29
	77	19
	78	19
22137-080000	4	15
	10	38
	33	23
	41	22
	42	28
	43	25
	47	25
	48	26
	56	19
	57	31
	60	68
	61	20
		29
		43
	74	85
	75	90
22137-100000	21	14
	43	26
	45	5
	47	26
		27
	48	27
		28
	54	25
	55	26
	60	52
	74	13
	75	17
22137-120000	47	28
	48	29
	70	7
	71	30
	76	17
		28
	77	20
	78	20
22137-140000	52	32
	53	30
	71	31
22137-200000	42	45

Parts No.	Fig. No.	Ref. No.
22137-200000	43	52
	56	20
	57	32
22137-220000	71	61
	77	43
		65
		95
	78	43
		84
		135
22157-080000	68	30
	69	38
	74	26
		26 -1
		40
		73
	75	31
		31 -1
		45
		78
22157-100000	55	27
	56	21
	57	33
	70	17
	76	8
		29
22190-080000	47	29
		30
		31
		67
	48	30
		31
		32
		67
	49	11
22207-025230	71	81
	77	49
		71
		71 -1
	78	49
		49 -1
		64
		90
		90 -1
		103
22212-100000	10	27
22217-040000	2	13
	11	38
	37	15
		20

Parts No. Index

Parts No.	Fig. No.	Ref. No.
22217-050000	22	30
	30	29
	52	33
	53	31
	53	31
22217-060000	10	48
	14	14
	40	10
		15
		19
		27
	42	5
		6
		7
	44	4
	16	
	17	
45	6	
	20	
	21	
59	25	
68	36	
69	44	
71	32	
	32	-1
	77	21
	78	21
22217-080000	1	18
	5	20
		24
	10	39
	19	45
	20	5
	21	26
	24	14
		17
	29	16
	41	23
		29
	44	5
	45	7
		8
	46	25
	47	32
	48	33
	56	22
	57	34
61	44	
68	31	
69	39	
74	27	

Parts No.	Fig. No.	Ref. No.
22217-080000	74	27 -1
		41
		74
		74 -1
		74 -2
		75
		32
		32 -1
		46
		79
	79 -1	
	79 -2	
22217-100000	9	12
	19	32
	37	9 -1
	42	9
	43	27
		28
		70
	44	6
	45	9
		60
	57	35
	59	26
	66	25
	68	43
	69	51
	70	8
		18
	71	62
	76	9
		30
	77	50
		72
	78	69
		108
22217-120000	7	18
	42	29
		54
	43	61
	46	41
	55	8
	70	9
	71	33
	76	18
	77	22
78	22	
22217-160000	46	26
22242-000120	44	43
	45	47
22242-000140	21	35

Parts No.	Fig. No.	Ref. No.
22242-000150	53	32
	55	9
22242-000160	50	23
	51	23
22242-000170	44	35
	45	39
	50	40
	51	78
	71	34
	63	
22242-000180	55	9 -1
22242-000190	50	30
		58
	51	52
		99
22242-000210	50	24
	51	24
22242-000240	50	31
	51	53
22242-000290	50	59
	51	100
	54	50
22242-000300	66	26
22242-000350	51	79
22242-000360	44	31
		36
	45	35
		40
22252-000120	49	29
22252-000180	49	30
22252-000200	49	31
22252-000400	44	7
	45	10
	50	8
	51	8
	71	3
		7
		64
	77	3
		78
	78	3
		114
22252-000520	71	65
	77	44
		66
	78	44
		65
		85
		104
22252-000550	54	51

Parts No.	Fig. No.	Ref. No.
22252-000550	66	27
	77	45
		67
	78	45
		86
22252-000620	54	39
	66	14
22252-000800	51	54
		80
22272-000060	22	15
	33	24
		34
22272-000150	56	23
	57	36
	68	48
	69	56
	74	80
	75	85
	77	23
		86
	78	23
		122
22272-000190	42	55
	43	62
	56	24
	57	37
22282-080000	11	32
22287-080000	11	32 -1
	47	33
		34
		35
		36
		37
		38
		39
		68
		69
	48	34
		35
		36
		37
		38
		39
		68
		69
	49	12
		42
	50	67
	51	108
	52	34

Parts No. Index

Parts No.	Fig. No.	Ref. No.
22287-080000	52	68
	53	66
	55	14
22312-030080	33	22
22312-030140	4	9 -1
22312-030180	4	9
		10
22312-030220	22	6
22312-040080	33	15
22312-080140	19	14
22312-080160	26	5
	47	40
		70
	48	40
		70
22322-030160	2	32
		35
	34	6
22322-030180	2	43
		44
	33	11
22322-030200	33	29
22351-030010	33	16
	44	32
	45	36
22351-030020	52	35
	53	33
	70	10
22351-030025	57	38
22351-030032	57	39
22351-030040	76	47
22351-035032	44	33
		37
	45	37
		41
	52	36
	53	34
22351-040008	9	13
	26	9
22351-040010	3	14
	10	28
22351-050030	54	13
22351-050040	71	35
	76	19
		31
	77	24
	78	24
22351-050045	54	26
22351-060010	1	10
22351-060012	19	52

Parts No.	Fig. No.	Ref. No.
22351-060016	43	29
22351-060028	44	53
	45	57
	52	69
		70
	53	67
		68
	55	28
	70	19
	76	10
		32
22351-060032	44	34
		38
	45	38
		42
	52	37
	53	35
	56	32
22351-080016	47	41
	48	41
22351-080028	68	44
	69	52
22351-080032	54	27
22351-080036	66	28
22351-080045	54	28
22351-100028	70	20
	76	11
22360-050000	52	38
	53	36
22360-080000	61	45
	74	14
	75	18
22360-120000	61	46
22411-200100	49	37
22417-120100	52	39
	53	37
22417-160180	44	54
	45	58
	52	40
		41
	53	38
		39
		40
22417-200100	49	37 -1
22417-200160	74	84
	75	89
22417-200200	61	47
22417-200300	54	29
	55	29
	56	25

Parts No.	Fig. No.	Ref. No.
22417-200300	57	40
22417-300250	52	42
	53	41
22417-320200	71	36
22417-320320	77	96
	78	136
22417-400320	74	30
	75	35
22417-400400	42	46
	43	53
22417-800500	57	41
22451-060000	33	49
22451-080000	14	12 -1
		12 -2
22451-080100	14	12
		12 -3
22487-050100	52	43
	53	42
22487-060120	44	55 -1
	45	59 -1
	53	43
22487-060140	44	55
	45	59
22512-040340	44	44
	45	48
22512-050180	6	8
22512-050240	9	14
	56	26
	57	42
22512-050300	9	15
22512-070180	7	5
	26	3
22512-070300	25	2
22512-100300	7	6
23000-013000	13	16
23000-060000	5	14
	60	72
23010-038000	29	36
23010-058000	5	13
	23	12
		15
	60	73
23064-090490	2	15
23065-070145	10	9
	29	31
23065-090500	22	28
23080-012000	41	21 -1
23414-080000	28	29
	39	29
23414-080012	13	24

Parts No.	Fig. No.	Ref. No.
23414-080012	18	34
	32	41
	39	42
23414-100000	28	27
	39	28
23418-060000	13	9
	18	30
	32	9
23418-080000	22	17
	39	21
23491-140002	47	20 -1
	48	24 -1
23871-010000	48	11
		12
		13
23871-030000	21	15 -1
		18 -1
23873-010000	3	15
23873-030000	21	15
		18
	29	7
24101-060034	50	25
	51	25
24101-060044	50	41
		60
	51	81
		101
24101-060064	6	9
	54	52
24101-060084	9	16
24101-060094	54	14
24101-060124	54	15
24101-062054	9	17
		25
	50	42
	51	82
	71	66
	77	46
		68
	78	46
		66
		87
		105
24101-063034	50	43
	51	83
24101-063050	20	20
24104-060034	68	27
	69	35
	74	21
		21 -1

Parts No. Index

Parts No.	Fig. No.	Ref. No.
24104-060034	74	36
		51
	75	51 -1
		61
		26
		26 -1
		41
		56
		56 -1
		66
24104-060054	50	9
	51	9
24104-060064	66	29
24104-060074	66	15
24104-062034	44	39
	45	43
	50	10
	51	10
	77	4
	79	4
	78	4
24104-062064	66	16
	115	4
24105-062034	71	4
	8	8
24105-062054	71	67
		68
	77	47
	78	69
		47
		67
	88	88
106	106	
24121-062044	50	32
	51	55
24162-162212	47	6 -1
	48	6 -1
24163-305170	50	61
24190-090001	51	102
	49	32
24190-100001	52	44
	71	71
24190-110001	53	69
	21	30
24311-000070	2	47
	4	11
	18	12
	20	20
	22	7
	33	30

Parts No.	Fig. No.	Ref. No.
24311-000070	39	20
24311-000090	34	4
	39	43
24311-000100	19	9
	39	2
	39	44
24311-000110	22	33
24311-000120	39	18
24311-000150	55	10
24311-000160	29	39
	39	33
	47	42
	48	42
24311-000180	52	45
	53	70
	54	30 -1
	2	7
24311-000280	18	9
	55	10 -1
	47	43
24311-000320	48	43
	22	4 -1
24311-240100	39	19 -1
	13	10
24317-000160	18	31
	32	10
24321-000500	54	30
24325-000750	46	27
24341-000090	51	56
	84	84
24341-000200	55	11
24341-000260	50	62
	51	103
24341-000440	20	18
	39	12
24341-000700	47	44
	48	44
24421-173507	47	45
	48	45
24421-174009	47	1 -1
	48	1 -1
24423-385508	50	11
	51	11
24550-013150	54	49 -1
	52	14 -1
24550-015250	53	9 -1
	71	13
24550-020150	42	19
	43	7

Parts No.	Fig. No.	Ref. No.	
24550-020200	56	10 -1	
		17 -1	
24761-010000	57	12 -1	
		19 -1	
		22 -1	
		30	
24761-020000	42	41	
		47	
		56	
		43	30
		48	
	56	54	
		63	
		27	
		28	
		43	
24761-040000	57	44	
		44	
24761-060000	74	15	
		19	
		37	
		69	
		70	
	78	89	
		107	
		49	
		57	
		70	
25123-010501	74	31	
		81	
26013-060102	75	36	
		86	
26013-060222	77	48	
		48	
26013-060252	78	68	
		42	
26013-060322	43	42	
		49	
26013-080122	77	73	
		109	
26013-080162	78	31 -1	
		12 -1	
26013-080222	42	24 -1	
		24 -1	
26013-080252	43	30 -1	
		20	
26013-100162	44	20	
		31	
26013-100202	44	31	
		53	
26013-100252	43	53	
		59	
26013-120252	43	51	
		71	
26013-120302	42	31	
		31	
26014-060122	59	31 -1	
		46	
26014-060182	19	23 -1	
		24 -2	
26014-060202	29	24 -1	
		35	
26014-080162	44	8	
		9	
26014-080252	35	46	
		45	
26022-040082	2	46	
		51	
26106-060102	14	51	
		71	
26106-060102	14	31	
		31 -1	
26106-060102	14	32	
		7 -1	
26106-060102	14	12 -1	
		5	

Parts No.	Fig. No.	Ref. No.
26013-080162	71	38
26013-080202	1	17 -2
		19
26013-100162	19	44 -1
		28
		29
		28
		29
		45
		70
		30
		31
		32
26013-100202	42	5
		25
26013-100252	43	30
		43
26013-100302	43	43
		32
26013-120252	43	33
		35
26013-120302	42	35
		33
26014-060122	59	22 -1
		46
26014-060182	19	46
		47
26014-060202	29	48
		46
26014-080162	44	47
		48
26014-080252	35	49
		49
26022-040082	2	27
		71
26106-060102	14	22
		19
26106-060102	14	23 -1
		24 -2
26106-060102	14	24 -1
		35
26106-060102	14	8
		9
26106-060102	14	46
		45
26106-060102	14	46
		51
26106-060102	14	51
		71
26106-060102	14	31
		31 -1
26106-060102	14	32
		7 -1
26106-060102	14	12 -1
		5

Parts No. Index

Parts No.	Fig. No.	Ref. No.
26106-060102	32	21
26106-060122	1	29
	2	16
		26
	14	13 -2
		29
		31
	20	15
		15 -1
	33	45
26106-060142	1	31
	19	23
	20	16
	29	24
26106-060162	10	14
	32	22
26106-060182	10	14 -1
26106-060202	2	53
26106-060222	22	29
	33	18
26106-060322	29	9
26106-060352	2	54
26106-080102	29	21
26106-080122	9	18
	22	24
	29	40
26106-080142	24	15
26106-080162	7	10
26106-080182	2	51
		60
26106-080202	5	12
	10	35
	21	20 -1
	23	13
26106-080222	21	20
	29	47
	35	7
26106-080252	2	56
26106-080282	29	47 -1
26106-080322	1	21
	10	36
26106-080402	21	21 -1
26106-080452	20	21
	21	21
26106-080602	24	11 -1
26106-080652	29	48
	32	15
26106-080752	20	22
26106-080822	29	12 -1
26106-080852	20	23

Parts No.	Fig. No.	Ref. No.
26106-080852	29	12
26106-080872	29	13 -1
26106-080902	29	13
26106-081052	29	14 -1
26106-081152	20	24 -1
26106-100162	1	36
	19	29
26106-100182	10	45
26106-100352	15	3
26106-100502	9	19
26116-050082	22	11
26116-050102	52	47
	53	47
26116-050142	22	11 -1
	40	21
		29
26116-060082	52	48
	53	48
	59	28 -2
26116-060102	7	26
		26 -1
	32	21 -1
26116-060122	10	47
	14	13 -1
	40	22
	42	11
		12
		13
	59	28 -1
		29
		30
	60	54
26116-060142	14	13
26116-060162	43	42
	44	10
		18
	45	11
		22
	55	31
	57	46
	68	16
		37
		45
	69	9
		17
		24
		45
		53
	71	39
		39 -1

Parts No.	Fig. No.	Ref. No.
26116-060162	74	16
		75
	75	20
		80
	77	25
	78	25
26116-060222	28	12
26116-060252	41	24
26116-080122	43	36
	44	11
	45	12
26116-080162	10	37
	41	26
	45	13
	56	30
	57	47
	68	32
	69	40
	74	28
		28 -1
		42
		76
	75	33
		33 -1
		47
		81
26116-080182	1	17
26116-080202	1	17 -1
	5	23
	19	44
	41	27
	47	50
		51
		71
	48	50
		71
	49	43
	52	49
		73
	53	71
	55	15
	68	17
	69	25
	74	77
	75	82
26116-080222	46	29
26116-080252	23	13 -1
	47	52
		53
		54

Parts No.	Fig. No.	Ref. No.
26116-080252	47	55
	48	51
		52
		53
		54
	54	16 -1
	55	15 -2
26116-080302	42	33
	43	37
	55	15 -1
26116-080352	47	56
		57
	48	55
		56
26116-080402	47	58
	48	57
	60	55
	61	48
26116-080502	24	11
		20
	41	9
	47	72
	48	72
26116-080602	5	21
	47	59
		60
	48	58
		59
		49
		13
		52
		50
		53
		49
26116-080652	47	61
		62
	48	60
		61
26116-080702	41	10
26116-080952	47	63
	48	62
26116-081052	29	14
26116-081152	20	24
26116-100202	59	31
26116-100252	45	14
	66	33 -1
	68	46
	69	54
	70	11
	71	71
	74	17
		78
	75	21

Parts No. Index

Parts No.	Fig. No.	Ref. No.	
26116-100252	75	22	
		83	
	76	33	
		34	
		46	
	77	51	
		74	
	78	70	
		110	
	26116-100302	60	56
26116-100352	70	21	
	76	12	
26116-100802	74	66	
	75	71	
26116-120252	70	12	
	76	20	
26116-120302	71	40	
	77	26	
	78	26	
26116-120352	42	34	
26126-080252	54	16	
26156-120252	54	53	
26206-100182	19	29 -1	
26216-060142	20	9	
26216-080222	19	15	
		21	25
	24	3	
	21	24	
26216-080552	21	24	
		24 -1	
26216-080652	21	22	
26216-080702	3	16	
26356-120002	46	36	
26366-060002	20	10	
		22	14 -1
	3	17	
26366-080002	10	44	
		49	
	19	16	
		20	6
	21	23	
		27	
	24	12	
		18	
	26376-100002	42	10 -1
			43
26376-120002	46	42 -1	
26557-040082	2	12	
	37	19	
26557-040102	11	37	
26557-040252	37	14	

Parts No.	Fig. No.	Ref. No.	
26557-050102	22	31	
26557-050122	22	16	
26557-060082	7	22	
26557-060122	10	32	
26587-050102	30	28	
26587-060162	61	23	
		24	
	51	51	
		51 -1	
		52	
	52	52 -1	
		52 -1	
	26587-060202	59	59
	26587-080102	20	11
		25	9
26587-080122	6	10	
		7	27
	25	9 -1	
26587-080162	68	18	
		69	26
	3	11	
26606-100002	4	13	
26656-080002	14	25	
26667-100002	33	43	
26696-100002	21	13	
26706-100002	10	29	
		19	31
	20	8	
		37	10 -1
	40	11	
	26716-060002	40	16
23			
55		28	
		32	
59		41	
		61	53
26716-080002		5	53 -1
			54
		20	54 -1
			22
24	6 -1		
	16		
41	18 -1		
	11		
46	28		
	30		
50	68		
51	109		
52	51		
53	59		
	57		

Parts No.	Fig. No.	Ref. No.
26716-080002	60	57
26716-100002	43	38
		38 -1
	44	12
		39
	45	15
		16
	55	33
		31
	56	48
		49
	59	32
		47
68	55	
	69	55
70	22	
	26	
71	72	
	42	35
26716-120002	71	41
		38
76	27	
	27	27
78	27	
	11	33
26726-080002	40	12
26736-100002	42	10
		43
26736-120002	33	42
		46
55	12	
	46	31
26736-160002	22	12
26756-050002		12 -1
	33	20
		40
40	24	
	30	
53	16	
	14	10
26756-060002	33	51
		40
40	16 -1	
	28 -1	
26756-080002	3	32
		36
21	40	
	57	50
26756-100002	59	52
26776-120002	26	10
26776-180002	46	31 -1
26786-160002	14	26
26796-100002		

Parts No.	Fig. No.	Ref. No.
26877-200002	42	48
		43
26911-050052	51	29
26921-080102	21	36
27221-020080	1	11
27225-060100	2	5
27233-220000	3	13
27233-280000	1	12
27241-300000	19	17 -1
27243-300000	19	17
27260-150000	47	23 -1
27260-200000	48	63
27310-070000	21	9 -1
27310-070001	21	9 -2
28110-070080	67	5
28110-100130	67	6
28110-120140	67	7
28110-170190	67	8
28160-100130	67	9
28160-120140	67	10
29321-255050	59	33
29411-050000	59	56 -1
29411-100000	59	57 -1
29411-150000	59	58 -1
43400-500390	11	36
		18
	32	32
		39
43400-500410	4	14
18	22	
	14	27
18	35	
	19	36
43400-500450	19	36
		33
39	7	
	1	7
18	2	
	1	9
18	3	
	27	3
705311-22500	27	3
		38
705311-23100	27	9
		27
705311-23600	27	13
705430-02500	1	13
705430-23100	8	9
705546-01501-Z	2	1
705546-01561	1	1
705546-01900	1	24
705546-11520	4	1
705546-11700	3	1

Parts No. Index

Parts No.	Fig. No.	Ref. No.
705546-21700	7	1
705546-22500	8	3
	17	5
705546-22501	8	3 -1
705546-51700	11	1
705546-53100	12	1
705546-61501	2	27
705546-66531	2	39
705546-92500	17	1
705546-92600	18	1
705582-61520	14	1
711100-51540	30	16
720500-53100	31	1
721450-02500	19	39
721450-02611	19	46
721467-22540	27	17
721467-22900	27	15
721520-61000	33	5
721575-22500	27	3 -1
	38	3 -1
724000-21701	26	1
724085-11650	21	37
724085-51700	30	1
724160-55200	13	2
	32	2
724550-51520	30	14
724970-01540	19	33
724970-01561	19	1
724970-11520	22	1
724970-11701	21	1
724970-13500	24	1
724970-92500	38	1
724970-92601	39	1
724976-01611	20	1
794155-04120	41	5
794800-82110	67	1
7E6440-50182	49	1
94210M-06900	37	18
94210M-13751	37	4
94210M-21932	37	9
94210M-32983	37	7
94210M-42801	37	6
94210M-42802	37	21
94210M-42875	37	2
94210M-42927	37	4 -1
94210M-42929	37	6 -1
94210M-51416	37	11
94210M-51417	37	12
94210M-51418	37	13
94210M-86025	37	8

Parts No.	Fig. No.	Ref. No.
94210M-86372	37	10
94210M-96717	37	17
X21141360	36	10
X21142742	36	23
X21142835	36	22
X21142867	16	32
X211429006	16	14
X211432001	36	5
X21143215	16	5
X21143454	36	17
X211435007	16	11
X211435502	16	12
X211439001	16	33
X21143963	36	16
X211442003	16	4
X211445009	16	9
X211445502	16	13
X211446008	16	18
X211453002	36	8
X21145312	36	7
X21145352	36	9
X211455003	36	13
X211456009	36	14
X21145661	36	15
X211458004	16	23
X21145866	16	31
X211459002	16	34
X211461005	16	2
X211464002	16	8
X211468005	16	30
X21146815	36	20
X211469002	16	6
X21147155	36	4
X21147215	36	6
X211473002	16	7
X21147314	16	35
X211476012	16	19
X21148110	36	3
X21148313	36	11
X21148652	36	18
X211487003	16	22
X211491001	36	2
X21149314	36	12
X211497004	36	19
X7120632	36	21
XM069000000	37	18 -1
XM274360000	37	5 -1
		16 -1
XM329830000	37	7 -1
XM428020000	37	21 -1

Parts No.	Fig. No.	Ref. No.
XM429270000	37	4 -2
XM429290000	37	6 -2
XM514160000	37	11 -1
XM514170000	37	12 -1
XM514180000	37	13 -1
XM860250000	37	8 -1
XM861240000	37	5
		16
XM967170000	37	17 -1

Parts No.	Fig. No.	Ref. No.
-----------	----------	----------