

OCT10-M22801EN

PREFACE

This parts catalog carries all parts incorporated in YANMAR Model YM186/YM186D tractors manufactured since February, 1980

Each illustration corresponds to the parts list on the following page.

When ordering parts, clearly write down the tractor model, as well as the name and number of each part in your order sheet. This will help insure reliable delivery of the parts you have ordered.

Classification of specification code

A: America, Canada, South Africa, Australia & New Zealand

E: Europe (Bergium & Holland)

F: France, Bergium & Holland

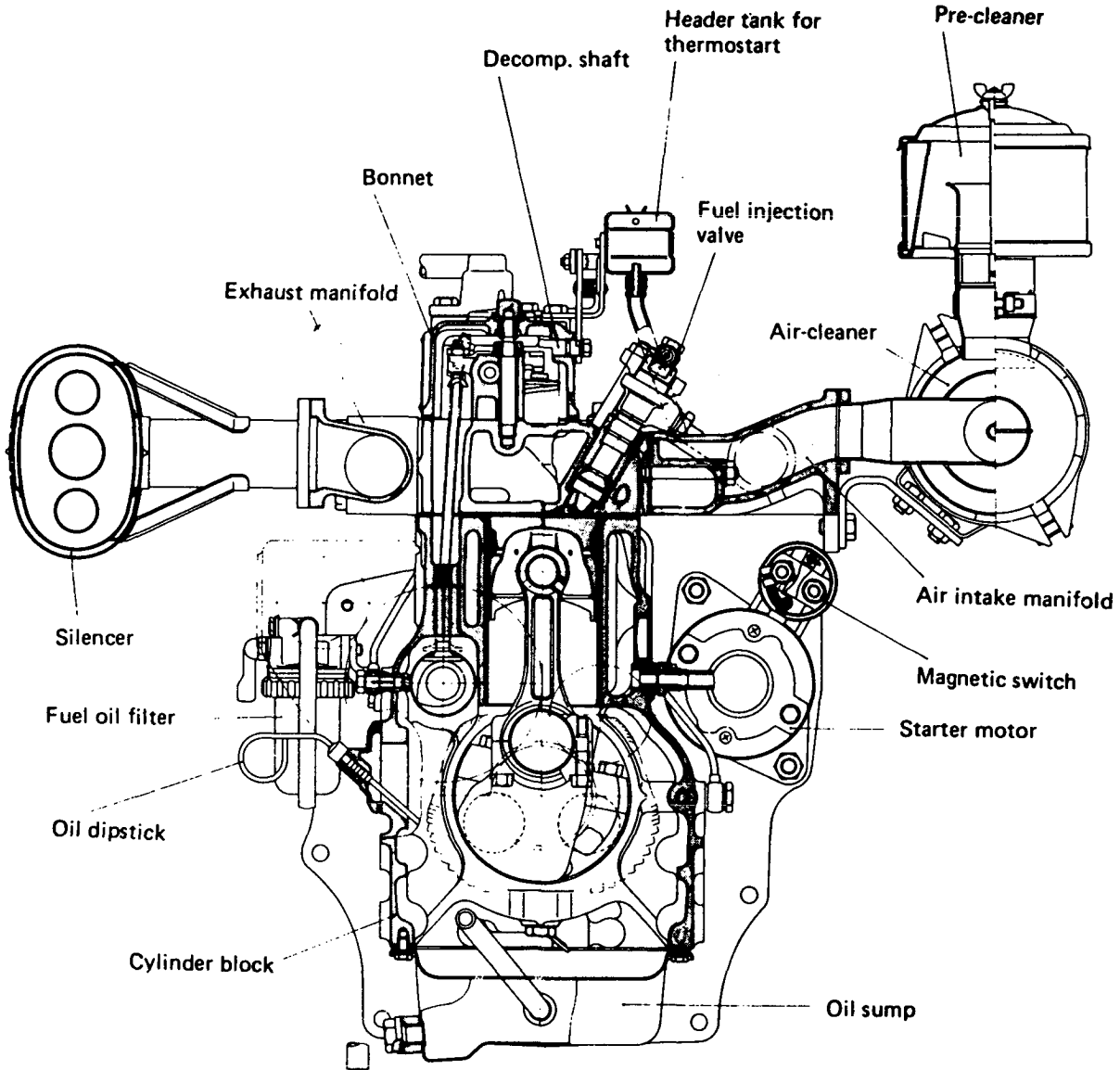
Scan: Scandinavia (Norway & Denmark)

U: England, Switzerland, Denmark & Norway

Stan: Standard (Other country)

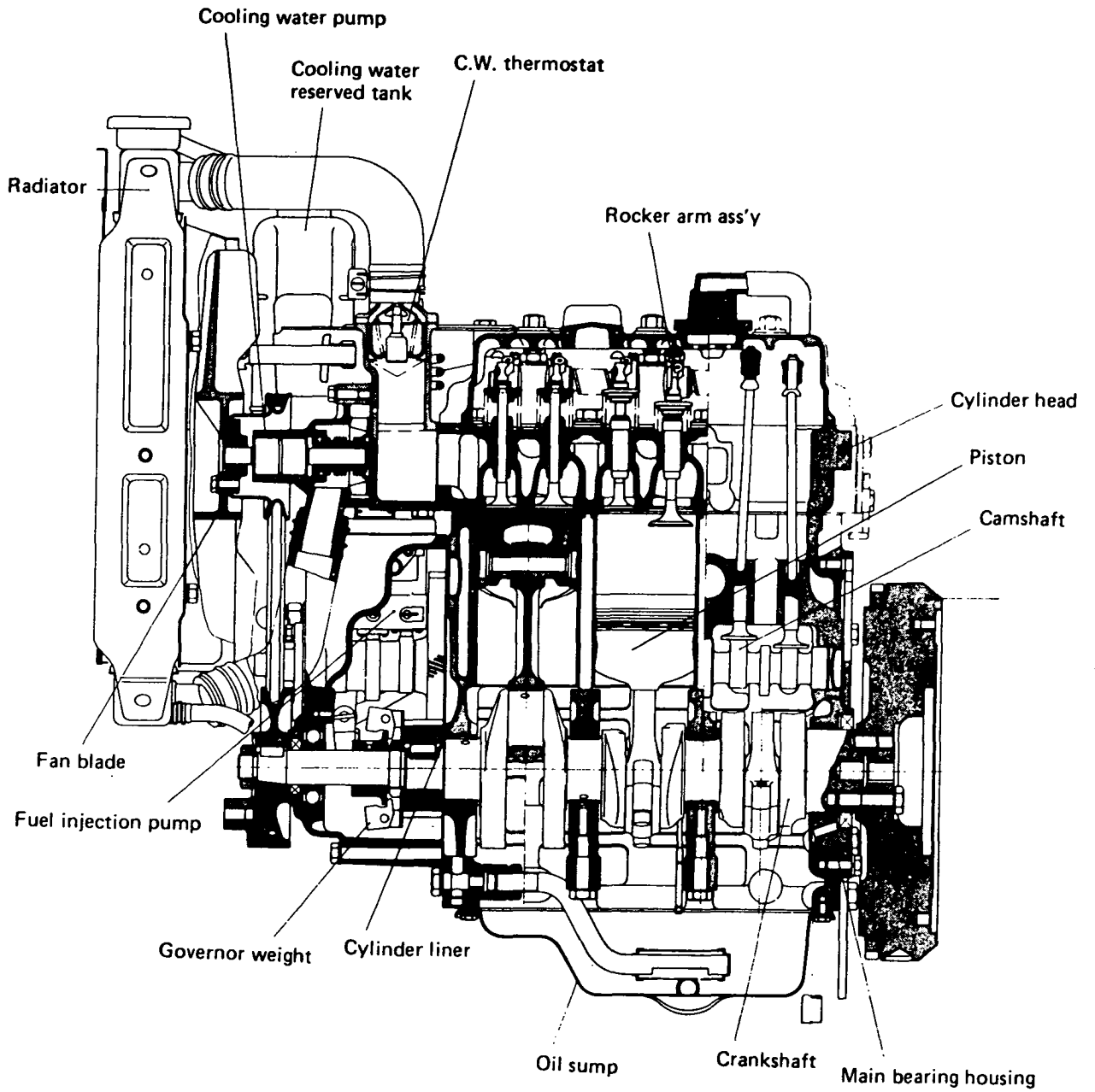
ENGINE SECTIONAL VIEW (1)

[Horizontal Section]

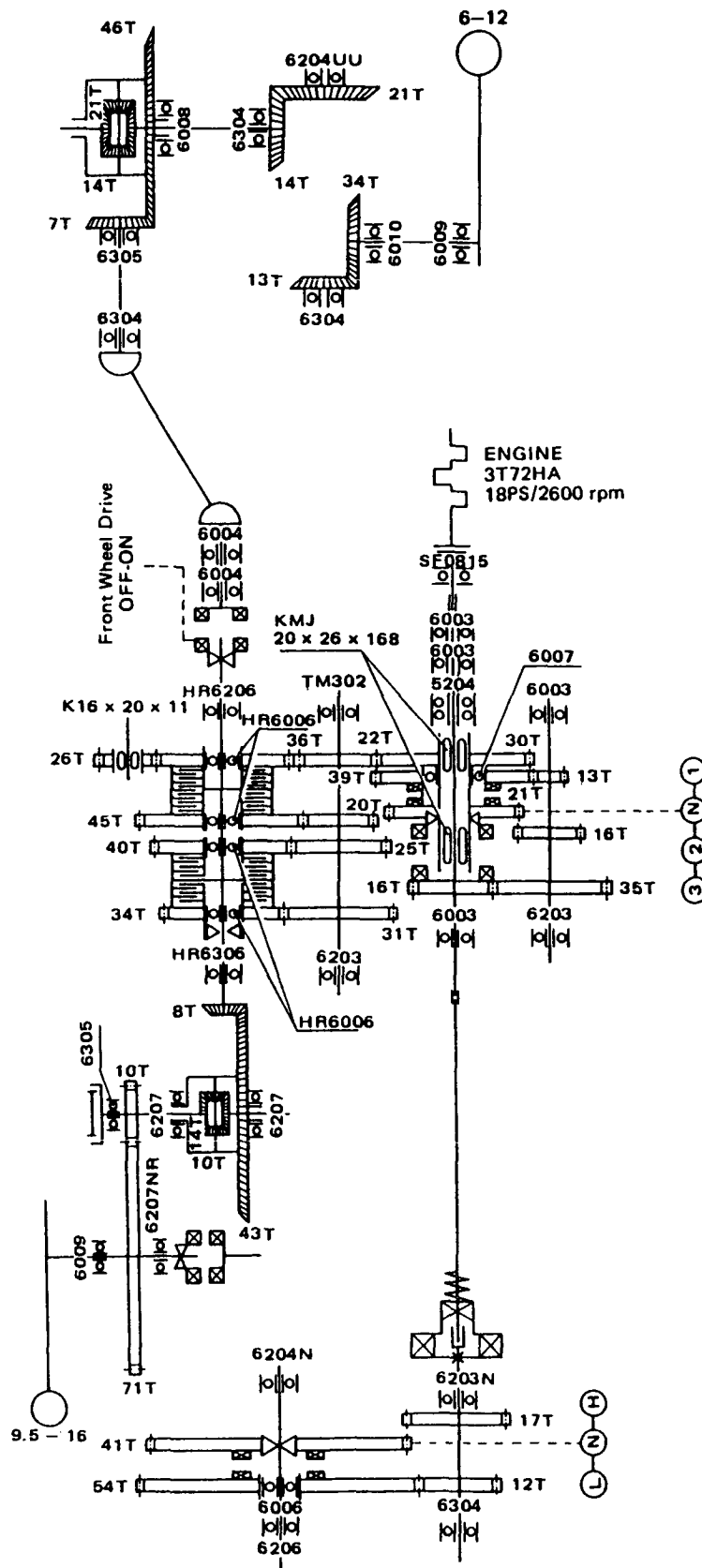


ENGINE SECTIONAL VIEW (2)

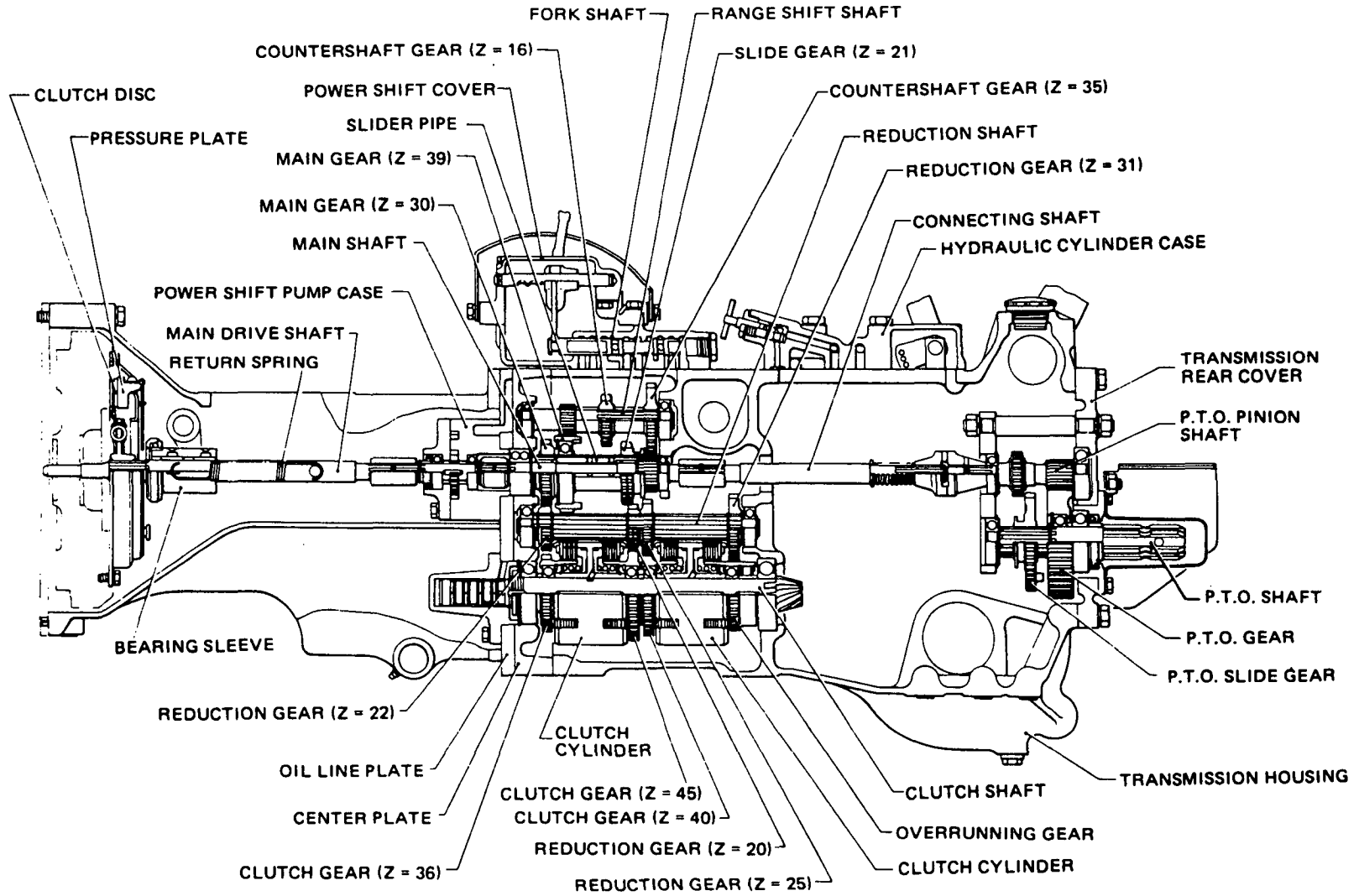
[Vertical Section]



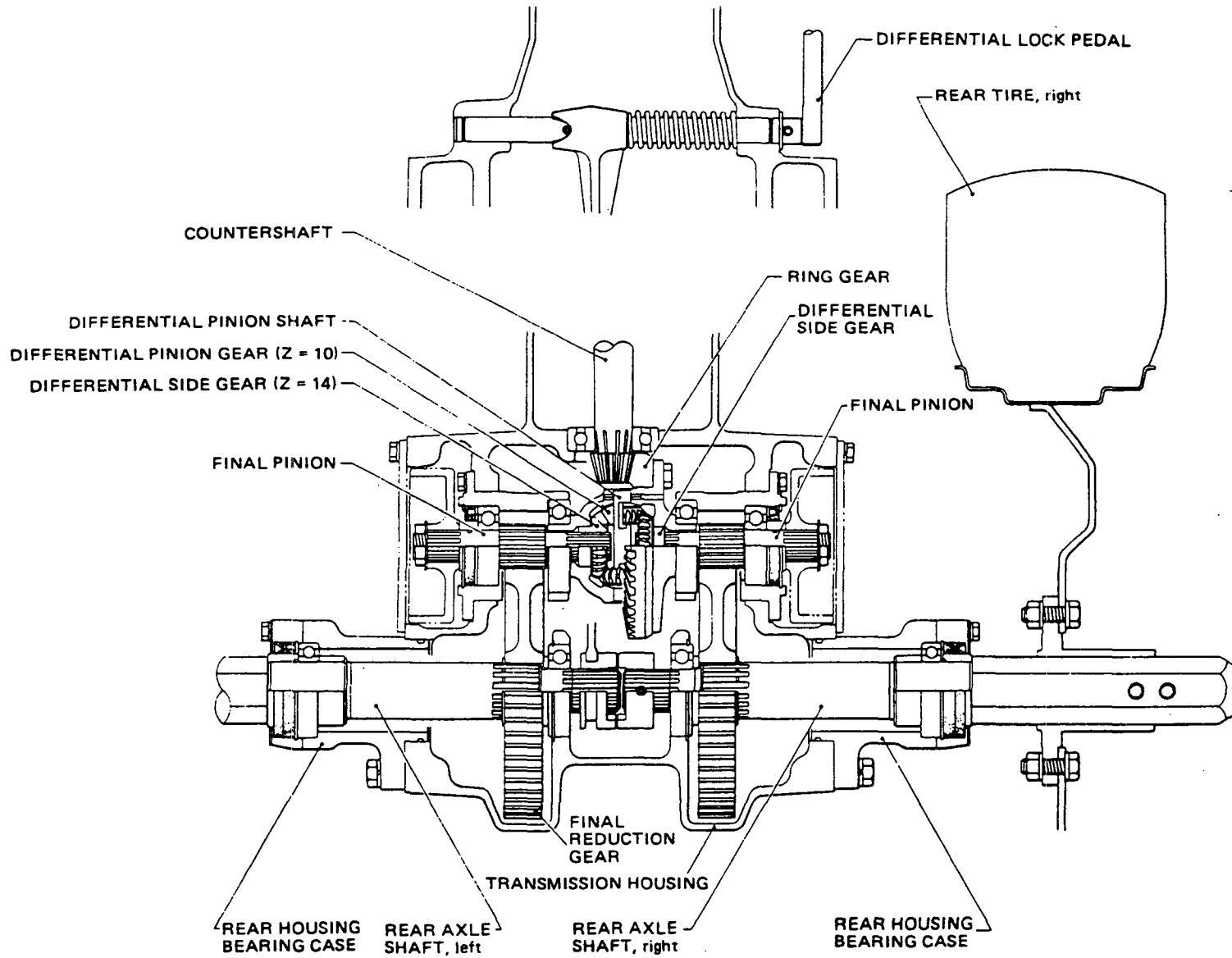
POWER TRANSMISSION STRUCTURAL DRAWING FOR MODEL YM186/YM186D



IV



TRAVELLING TRANSMISSION SECTIONAL VIEW (1)



TRAVELLING TRANSMISSION SECTIONAL VIEW (2)

Contents

OCT10-M22801

Fig. No.	Fig. Name
ENGINE 3T72HA/F/S	
1.	CYLINDER BLOCK
2.	GEARS HOUSING
3.	CYLINDER HEAD & BONNET
4.	AIR CLEANER
5.	SILENCER
6.	CAMSHAFT
7.	CRANKSHAFT & FLYWHEEL
8.	PISTON & CONNECTING ROD
9.	LUB. OIL SYSTEM
10.	COOLING WATER SYSTEM
11.	FUEL INJECTION PUMP
12.	FUEL INJECTION VALVE
13.	FUEL OIL SYSTEM
14.	GOVERNOR
15.	ELECTRIC STARTING DEVICE
16.	THERMOSTART
17.	LABELS
18.	STARTER(12V-1.3KW)
19.	GENERATOR
20.	GENERATOR (FOR 3T72HA-S)
21.	GASKET SET (FOR ENGINE)
22.	REPAIR KIT (FOR ENGINE)

Fig. No.	Fig. Name
CHASSIS YM186(D)	
23.	THROTTLE (EXCEPT ENGLAND)
24.	THROTTLE (ENGLAND)
25.	FUEL TANK
26.	FRONT AXLE BRACKET (U.S.A.)
27.	FRONT AXLE BRACKET (FRANCE)
28.	FRONT AXLE BRACKET (ENGLAND)
29.	FRONT AXLE (FOR YM186)
30.	CASING OF FRONT AXLE (YM186D)
31.	PROPELLER SHAFT & F. AXLE GEAR
32.	TIE-ROD OF FRONT AXLE (YM186D)
33.	STEERING
34.	CLUTCH HOUSING
35.	TRANSMISSION HOUSING(EX.ENGLAN
36.	TRANSMISSION HOUSING(ENGLAND)
37.	CENTER PLATE
38.	POWER SHIFT PUMP
39.	REGULATOR
40.	MAIN DRIVE GEARS
41.	SHAFT FOR POWER SHIFT CLUTCH
42.	RANGE SHIFT SHAFT
43.	FLOOR SHIFT & SHIFT LEVER
44.	COLUMN SHIFT
45.	P.T.O. SHIFT LEVER
46.	FRONT DRIVE (FOR YM186D)

Contents

OCT10-M22801

Fig. No. Fig. Name

- 47. RING GEARS
- 48. REAR HOUSING
- 49. REAR AXLE SHAFT
- 50. BRAKES
- 51. HYDRAULIC ADAPTER(OPTIONAL)
- 52. HYDRAULIC CYLINDER CASE
- 53. CONTROL VALVE
- 54. HYDRAULIC CONTROL LEVER
- 55. HYDRAULIC PIPES
- 56. ELECTRIC PARTS (FLOOR:U.S.A.)
- 57. ELECTRIC PARTS (COLUMN:U.S.A.)
- 58. ELECTRIC PARTS (FLOOR:FRANCE)
- 59. ELECTRIC PARTS (FLOOR:ENGLAND)
- 60. HOOD (U.S.A.)
- 61. HOOD (FRANCE)
- 62. HOOD (ENGLAND)
- 63. FENDER (U.S.A.)
- 64. FENDER (FRANCE)
- 65. LABELS (FLOOR SHIFT:U.S.A.)
- 66. LABELS (COLUMN SHIFT:U.S.A.)
- 67. LABELS (FLOOR SHIFT:ENGLAND)
- 68. LABELS (FLOOR SHIFT:FRANCE)
- 69. LABELS (COLUMN SHIFT:FRANCE)
- 70. 3-POINT HITCH (FLOOR SHIFT)
- 71. 3-POINT HITCH(COLUMN SHIFT:USA

Fig. No. Fig. Name

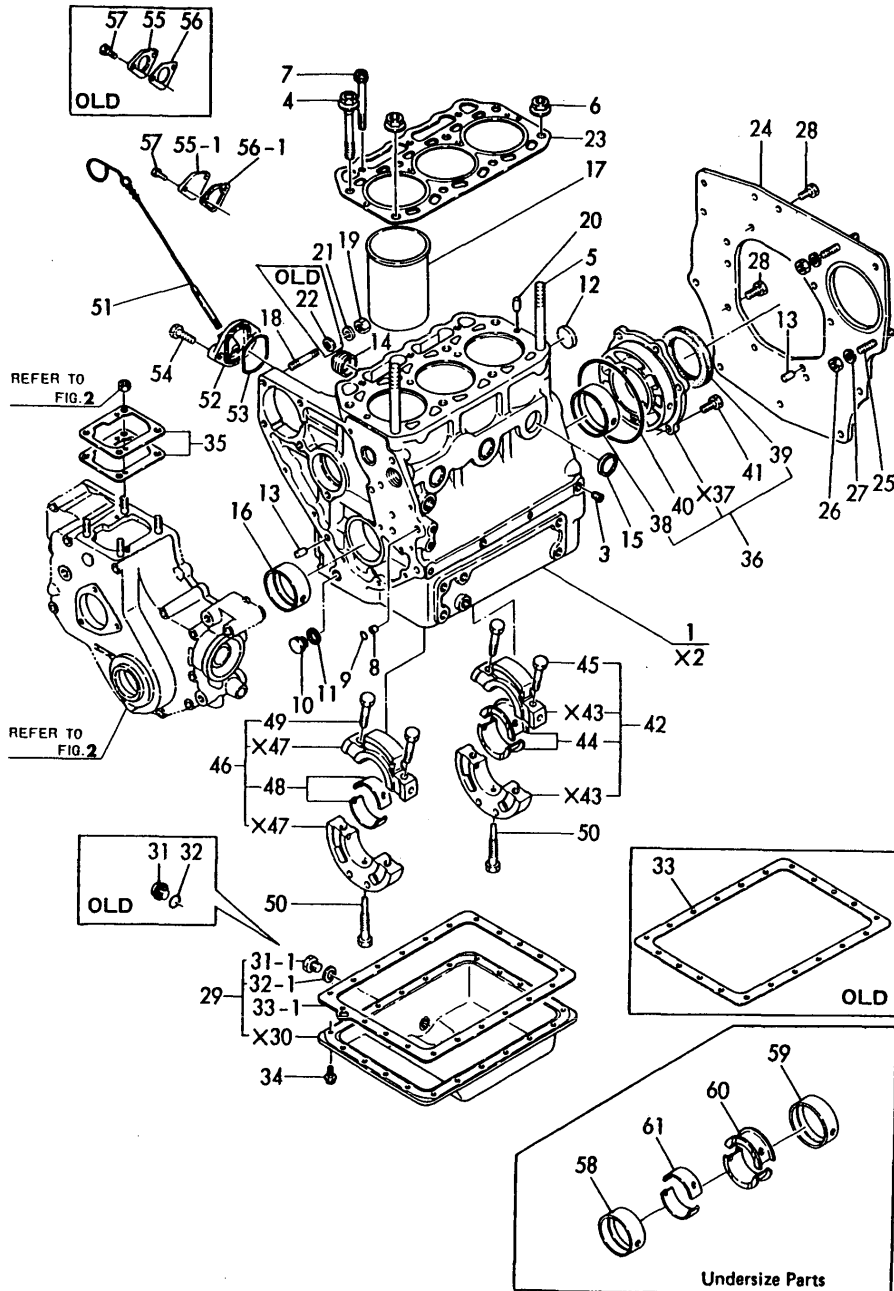
- 72. DRAWBAR (EXCEPT ENGLAND)
- 73. DRAWBAR (ENGLAND)
- 74. FRONT POWER TAKE OFF
- 75. TIRES (2-WHEEL DRIVE:U.S.A.)
- 76. TURF-TIRES(2-WHEEL DRIVE:USA)
- 77. TIRES (4-WHEEL DRIVE:U.S.A.)
- 78. TURF-TIRES(4-WHEEL DRIVE:USA)
- 79. HEATER & FRONT WEIGHT(USA ONLY)
- 80. TIRES(2-WHEEL DRIVE:NEW ZEAL.)
- 81. TURF-TIRES(2-WHEEL DRIVE:N.Z.)
- 82. TIRES(4-WHEEL DRIVE:NEW ZEAL.)
- 83. TURF-TIRES(4-WHEEL DRIVE:N.Z.)
- 84. TIRES (2-WHEEL DRIVE:FRANCE)
- 85. TURF-TIRES(2-WHEEL DRIVE:FR.)
- 86. TIRES (4-WHEEL DRIVE:FRANCE)
- 87. TURF-TIRES(4-WHEEL DRIVE:FR.)
- 88. REAR WHEEL & FRONT WEIGHT
- 89. WORKING LIGHT (OPTIONAL PARTS)
- 90. TOOLS (OPTIONAL PARTS)
- 91. ROLL BAR (USA ONLY:OPTIONAL)

Fig.1. CYLINDER BLOCK

(A)=3T72HA
(B)=3T72HA-F
(C)=3T72HA-S

(D)=
(E)=
(F)=

Fig. 1 CYLINDER BLOCK



No.	Lev.	Parts No.	Description	Qty						I	R
				(A)	(B)	(C)	(D)	(E)	(F)		
1	1	721454-01560	BLOCK ASSY, CYLINDER	1							
1-1	1	721454-01561	BLOCK ASSY, CYLINDER	1							F 1
(A=E/#200317)											
1-2	1	721454-01562	BLOCK ASSY, CYLINDER	1	1						N 2
(A=*1981.03)											
1-3	1	721454-01563	BLOCK ASSY, CYLINDER	1	1	1					N
(A=*1982.08) (B=*1982.08)											
3	2	124060-01050	PLUG, PT1/8	7	7	7					
4	2	121450-01203	BOLT, HEAD	6	6	6					
5	2	121450-01210	BOLT, HEAD	2	2	2					
6	2	121450-01220	NUT, CYLINDER HEAD	2	2	2					
7	2	121450-01231	BOLT, HEAD	3							
7-1	2	129350-01230	BOLT, HEAD	3	3	3					S 2
(A=*1981.03)											
8	2	105225-01900	GUIDE	2							
8-1	2	124085-01900	GUIDE	2	2	2					R
(A=*1981.)											
9	2	24311-000100	O-RING, 1AP10.0	2	2	2					
10	2	121450-01960	PLUG, PF1/4	1	1	1					
11	2	121450-01980	GASKET	1	1	1					
12	2	121450-01990	PLUG, 30	1	1	1					
13	2	22312-080160	PIN, PARALLEL M8X16	3	3	3					
14	2	121750-01920	PLUG, NPTF1	2	2						
14-1	2	171051-01921	PLUG, NPTF1	2	2	2					N
(A=*1982.08) (B=*1982.08)											
15	2	27241-300000	PLUG 30	5	5	5					
16	2	121450-02100	BEARING, MAIN	1	1	1					
17	2	121450-01100	LINER ASSY, CYLINDER	3	3	3					
18	2	26216-080302	STUD, M8X 30	4	4	4					
19	2	26716-080002	NUT, M8	4	4	4					
20	2	22351-060012	PIN, SPRING 6.0X12	2	2	2					W
(A=*1982.12) (B=*1982.12)											
21	2	22217-080000	WASHER, SPRING 8	4	4	4					
22	2	22137-080000	WASHER, 8	4	4						Z
(A=*) (B=*)											
23	1	121450-01330	GASKET, HEAD	1							
23-1	1	121450-01331	GASKET, HEAD	1	1						N
(A=E/#201068)											
23-2	1	121000-01330	GASKET, HEAD	1	1	1					N
(A=E/# A5547) (B=E/# A5547)											
24	1	121470-01601	FLANGE, MOUNTING	1	1	1					
25	1	121450-01650	BOLT	2	2	2					
26	1	26706-100002	NUT, M10	2	2	2					
27	1	22217-100000	WASHER, SPRING 10	2	2	2					
28	1	26206-100202	BOLT, M10X 20 PLATED	10	10	10					
29	1	721450-01540	SUMP ASSY, OIL	1	1	1					
31	2	124060-01640	PLUG, M12	1							
31-1	2	104200-55080	PLUG, DRAIN	1	1	1					F 3
(A=E/#200995)											
32	2	24311-000140	O-RING, 1AP14.0	1							
32-1	2	43400-500450	SEAL WASHER 12	1	1	1					S 3

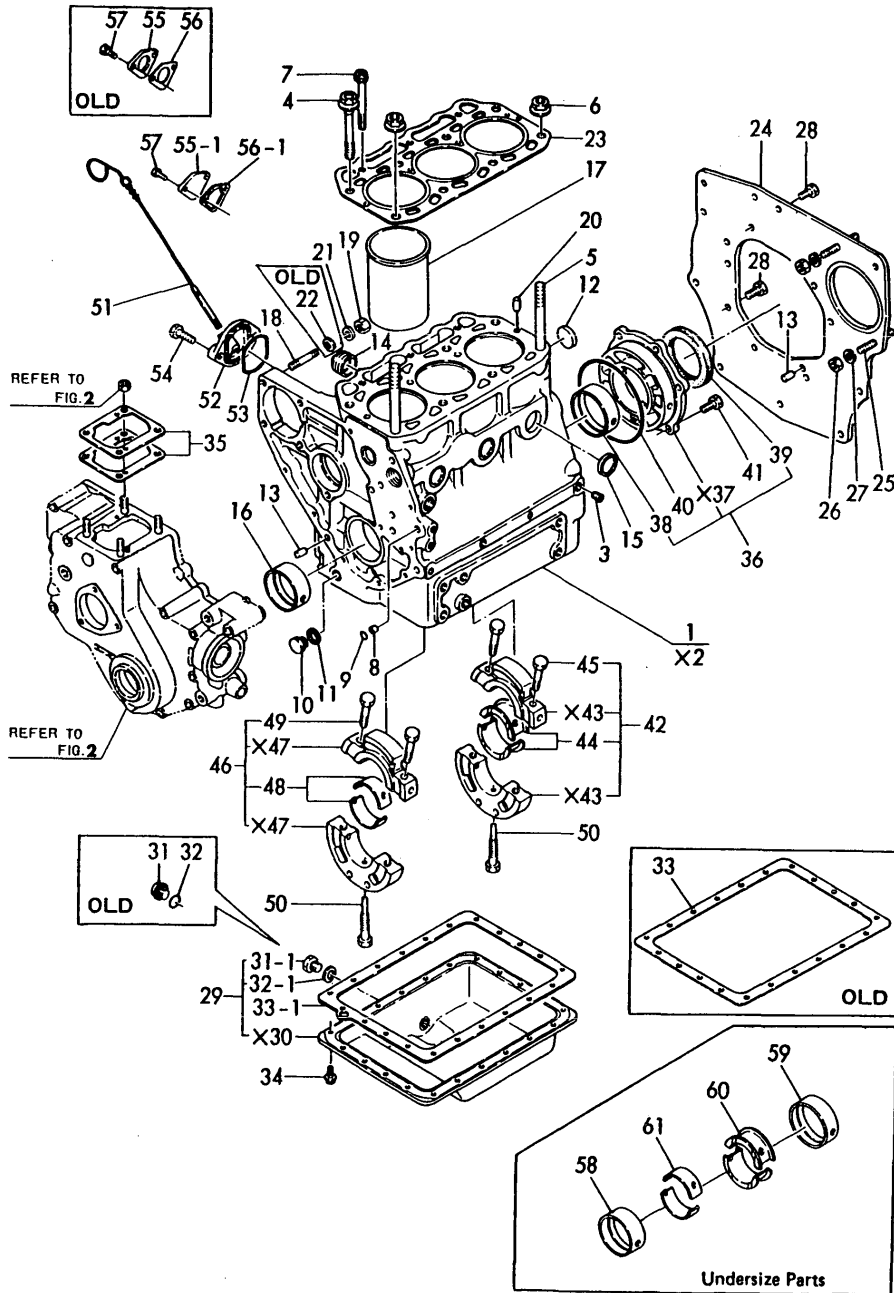
N:Old $\frac{Yes}{No}$ New, Q:Old $\frac{No}{Yes}$ New, R:Old $\frac{Yes}{Yes}$ New, S:Old $\frac{No}{No}$ New, W:Add, Z:Discontinued, F:Interchangeable by set, K:Q'ty Change
 ++ CONTINUE ++
 Copyright (C) YANMAR CO., LTD. All Rights Reserved.

Fig.1. CYLINDER BLOCK

(A)=3T72HA
(B)=3T72HA-F
(C)=3T72HA-S

(D)=
(E)=
(F)=

Fig. 1 CYLINDER BLOCK



No.	Lev.	Parts No.	Description	Qty						I	R
				(A)	(B)	(C)	(D)	(E)	(F)		
(A=E/#200995)											
33	1	121450-01751	GASKET, OIL SUMP	1							
33-1	1	121000-01750	GASKET, OIL SUMP	1	1	1					N
(A=*1980.05)											
34	1	121450-01710	BOLT, SUMP	21	21						
34-1	1	26106-060082	BOLT, M6X 8 PLATED	21	21	21					N
(A=E/# C1640) (B=E/# C1640)											
35	1	121450-01951	SHIM SET, ADJUSTING	1	1	1					
36	1	721450-02500	HOUSING ASSY, METAL	1	1	1					
38	2	121450-02110	BEARING, MAIN	1	1	1					
39	2	124450-02220	SEAL, HTCX60X82X9	1	1						
39-1	2	124085-02220	SEAL, OIL	1	1	1					N
(A=*1980.) (B=*1980.)											
40	1	105225-02020	O-RING	1	1	1					
41	1	26013-080202	BOLT, M8X 20	6	6	6					
42	1	721450-02611	HOUSING ASSY	1	1						
42-1	1	721450-02612	HOUSING ASSY, METAL	1	1	1					N
(A=*1982.10) (B=*1982.10)											
44	2	121450-02160	BEARING, MAIN	1	1	1					
45	2	121450-02071	BOLT	2	2	2					
45-1	2	121450-02072	BOLT	2	2	2					S
(A=*1982.10) (B=*1982.10)											
46	1	721450-02621	HOUSING ASSY	1	1						
46-1	1	721450-02622	HOUSING ASSY, METAL	1	1	1					N
(A=*1982.10) (B=*1982.10)											
48	2	121450-02170	BEARING, MAIN	1	1	1					
49	2	121450-02071	BOLT	2	2	2					
50	1	105225-02300	BOLT	2	2	2					
51	1	121450-34800	DIPSTICK, OIL	1							
51-1	1	121470-34800	DIPSTICK, OIL	1	1						N
(A=*1980.11)											
51-2	1	121467-34800	DIPSTICK, OIL	1	1	1					N
(A=E/# B2608) (B=E/# B2608)											
52	1	121450-34830	BRACKET	1	1						
52-1	1	121450-34831	BRACKET	1	1	1					N
(A=*1981.12) (B=*1980.12)											
53	1	121450-34840	GASKET	1	1	1					
54	1	26106-080222	BOLT, M8X 22 PLATED	2	2	2					
55	1	121400-01860	COVER	1							W
(A=E/#200317)											
55-1	1	121520-01860	COVER	1	1	1					N 1
(A=E/#202091)											
56	1	121400-01850	GASKET	1							W
(A=E/#200317)											
56-1	1	121520-01850	GASKET	1	1	1					N
(A=E/#202091)											
56-2	1	121520-01851	GASKET	1	1	1					R 1
(A=E/# D0404) (B=E/# D0404) (C=E/# D0404)											
57	1	26116-060162	BOLT, M6X 16 PLATED	2	2						W
(A=E/#200317) (B=E/#200317)											
57-1	1	26106-060142	BOLT, M6X 14 PLATED	2	2	2					N 1

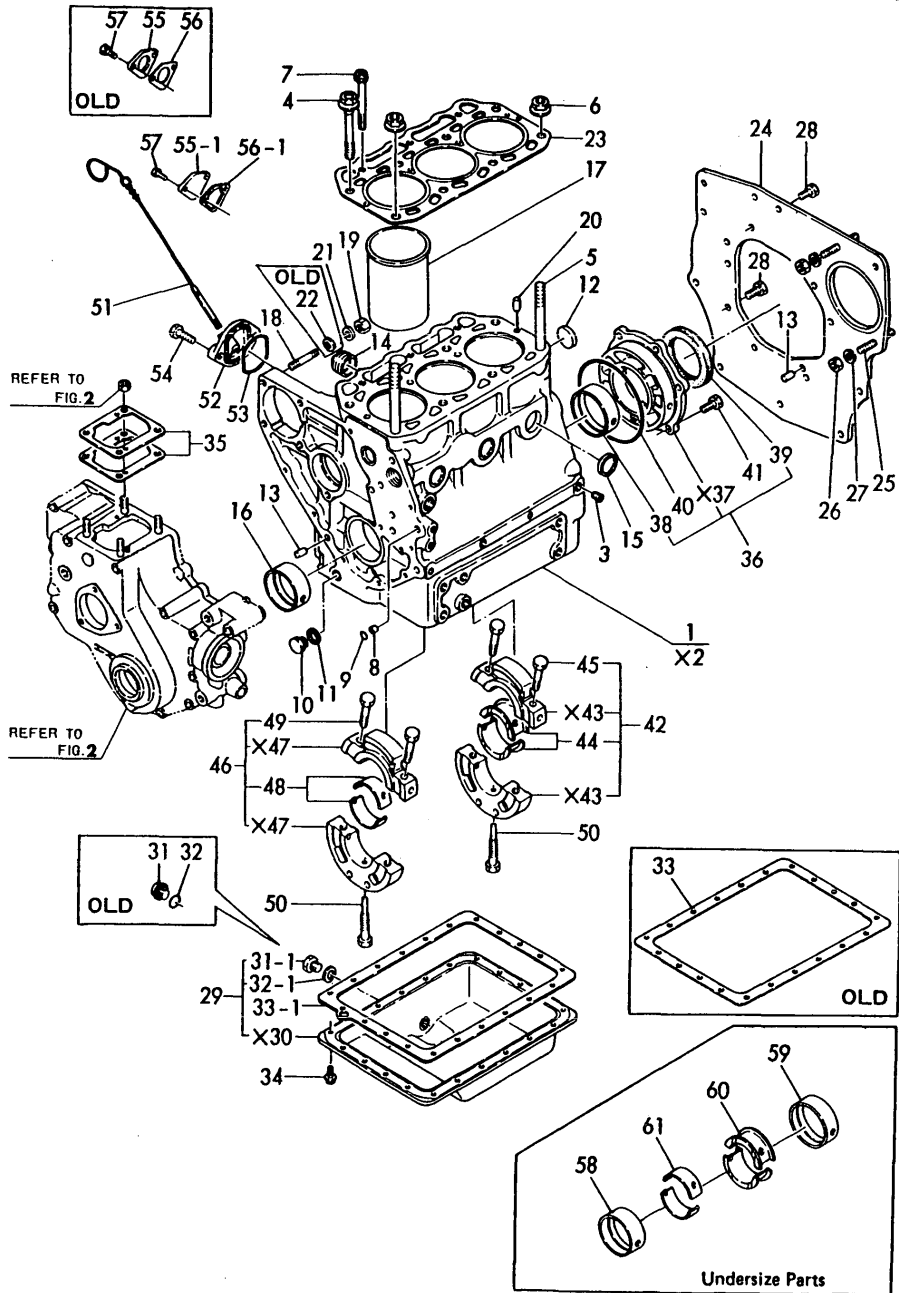
N:Old $\frac{Yes}{No}$ New, Q:Old $\frac{No}{Yes}$ New, R:Old $\frac{Yes}{No}$ New, S:Old $\frac{No}{Yes}$ New, W:Add, Z:Discontinued, F:Interchangeable by set, K:Q'ty Change
 ++ CONTINUE ++
 Copyright (C) YANMAR CO., LTD. All Rights Reserved.

Fig.1. CYLINDER BLOCK

(A)=3T72HA
(B)=3T72HA-F
(C)=3T72HA-S

(D)=
(E)=
(F)=

Fig. 1 CYLINDER BLOCK



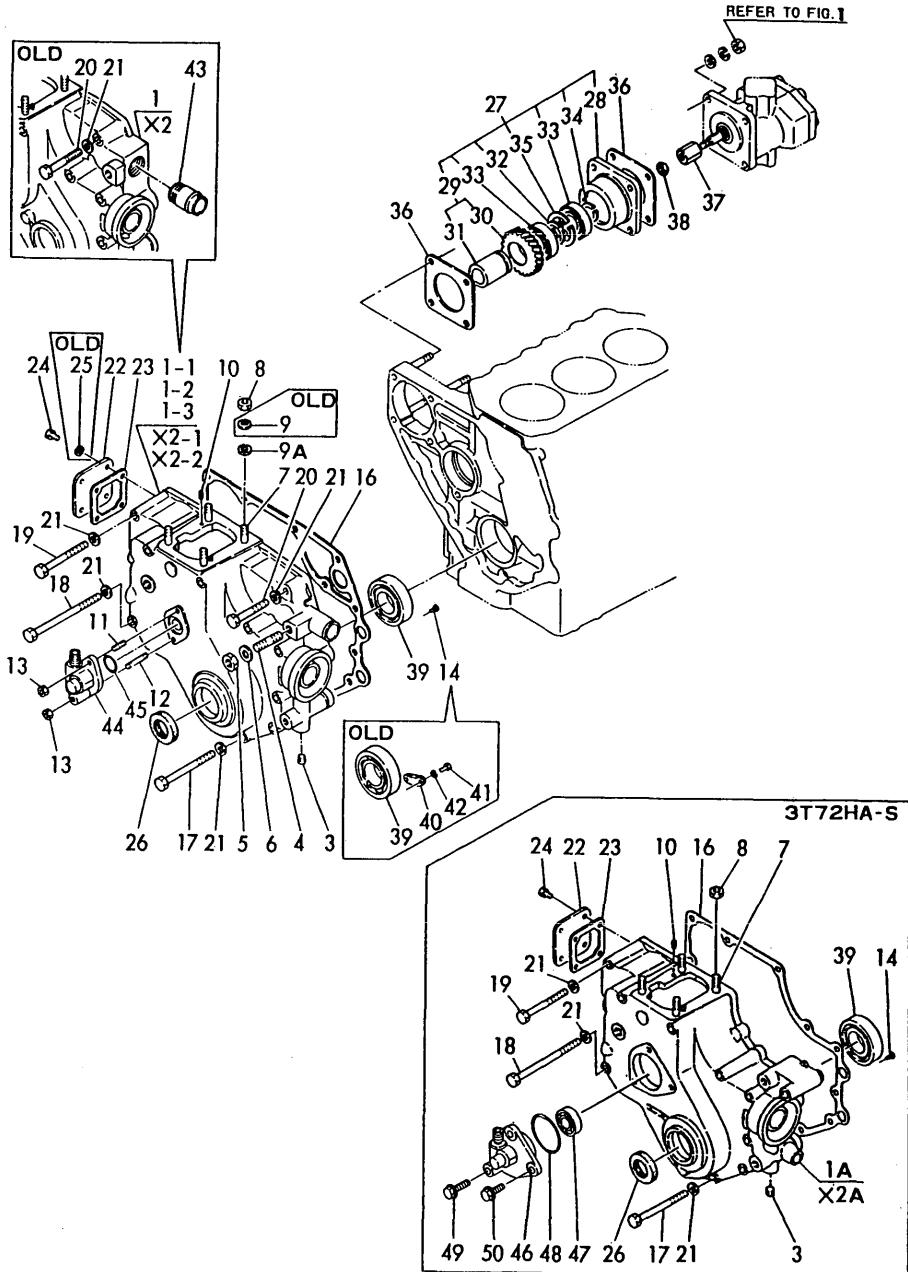
No.	Lev.	Parts No.	Description	Qty						I	R	
				(A)	(B)	(C)	(D)	(E)	(F)			
		(A=*1982.10) (B=*1982.10)										
57A	1	22117-060000	WASHER, 6	2	2							W
		(A=E/#200317) (B=E/#200317)										
57A-1	1	22117-060000	WASHER, 6	2	2							Z
		(A=*1982.10) (B=*1982.10)										
58	1	121450-02310	BEARING, 0.25 US	1	1	1						4
59	1	121450-02320	METAL ASSY, 0.25	1	1	1						4
60	1	121450-02370	BEARING, 0.25 US	1	1	1						4
61	1	121450-02380	BEARING, 0.25 US	1	1	1						4

Fig.2. GEARS HOUSING

(A)=3T72HA
(B)=3T72HA-F
(C)=3T72HA-S

(D)=
(E)=
(F)=

Fig.2 GEAR HOUSING



No.	Lev.	Parts No.	Description	Q'ty						I	R
				(A)	(B)	(C)	(D)	(E)	(F)		
1	1	721454-01610	CASE ASSY, GEAR	1							
1-1	1	721454-01611	CASE ASSY, GEAR	1	1						S 1
(A=*1980.09)											
1-2	1	721454-01612	CASE ASSY, GEAR	1	1						S 2
(A=E/#202606) (B=E/#202606)											
1A	1	721454-01613	CASE ASSY, GEAR								1
3	2	124060-01050	PLUG, PT1/8	1	1	1					
4	2	121450-01570	STUD	1	1						
5	2	26706-100002	NUT, M10	1	1						
6	2	22117-100000	WASHER, 10	1	1						
7	2	26216-080222	STUD, M8X 22	4	4						
7-1	2	121450-01560	STUD, M8X22	4	4	4					N
(A=*1981.) (B=*1981.)											
8	2	26716-080002	NUT, M8	4	4						
8-1	2	194990-22050	NUT, M8		4	4					N
(B=*)											
9	2	43400-500410	SEAL WASHER 8	4	4						Z
(A=*) (B=*)											
9A	2	22217-080000	WASHER, SPRING 8	4							
10	2	22351-040010	PIN, SPRING 4.0X10	2	2	2					
11	2	26216-060142	STUD, M6X 14	1	1	2					
12	2	26216-060352	STUD, M6X 35	1	1						
13	2	26366-060002	NUT, M6	2	2	2					
14	2	26587-080102	SCREW, M8X10	1	1	1					W
(A=E/#202606) (B=E/#202606)											
15	1	24341-000260	O-RING, 1AS26.0			1					
16A	1	121450-01511	GASKET, GEAR CASE	1	1						
16B	1	121575-01510	GASKET, GEAR CASE			1					
17	1	26116-080852	BOLT, M8X 85 PLATED	7	7						
17-1	1	26106-080852	BOLT, M8X 85 PLATED	7	7	7					N
(A=*1982.10) (B=*1982.10)											
18	1	22252-000150	RING, 15	1	1	1	1				
18-1	1	26106-081152	BOLT, M8X115 PLATED	3	3	3					N
(A=*1982.10) (B=*1982.10)											
19	1	26116-080752	BOLT, M8X 75 PLATED	2	2						
19-1	1	26106-080752	BOLT, M8X 75 PLATED	2	2	2					N
(A=*1982.10) (B=*1982.10)											
20	1	26116-080552	BOLT, M8X 55 PLATED	1							
20-1	1	26116-080452	BOLT, M8X 45 PLATED	1	1						S
(A=*1980.08)											
20-2	1	26106-080452	BOLT, M8X 45 PLATED	1	1	1					N 1
(A=*1982.10) (B=*1982.10)											
21	1	22117-080000	WASHER, 8	13	13	13					
21-1	1	22117-080000	WASHER, 8	13	13						Z
(A=*1982.10) (B=*1982.10)											
22	1	121450-01550	COVER, BLOCK	1	1	1					
23	1	121450-01531	GASKET	1	1	1					
24A	1	26013-060122	BOLT, M6X 12			4					
24B	1	26106-060122	BOLT, M6X 12 PLATED	4	4						
25	1	22217-060000	WASHER, SPRING 6	4	4						Z
(A=E/# A3157) (B=E/# A3157)											

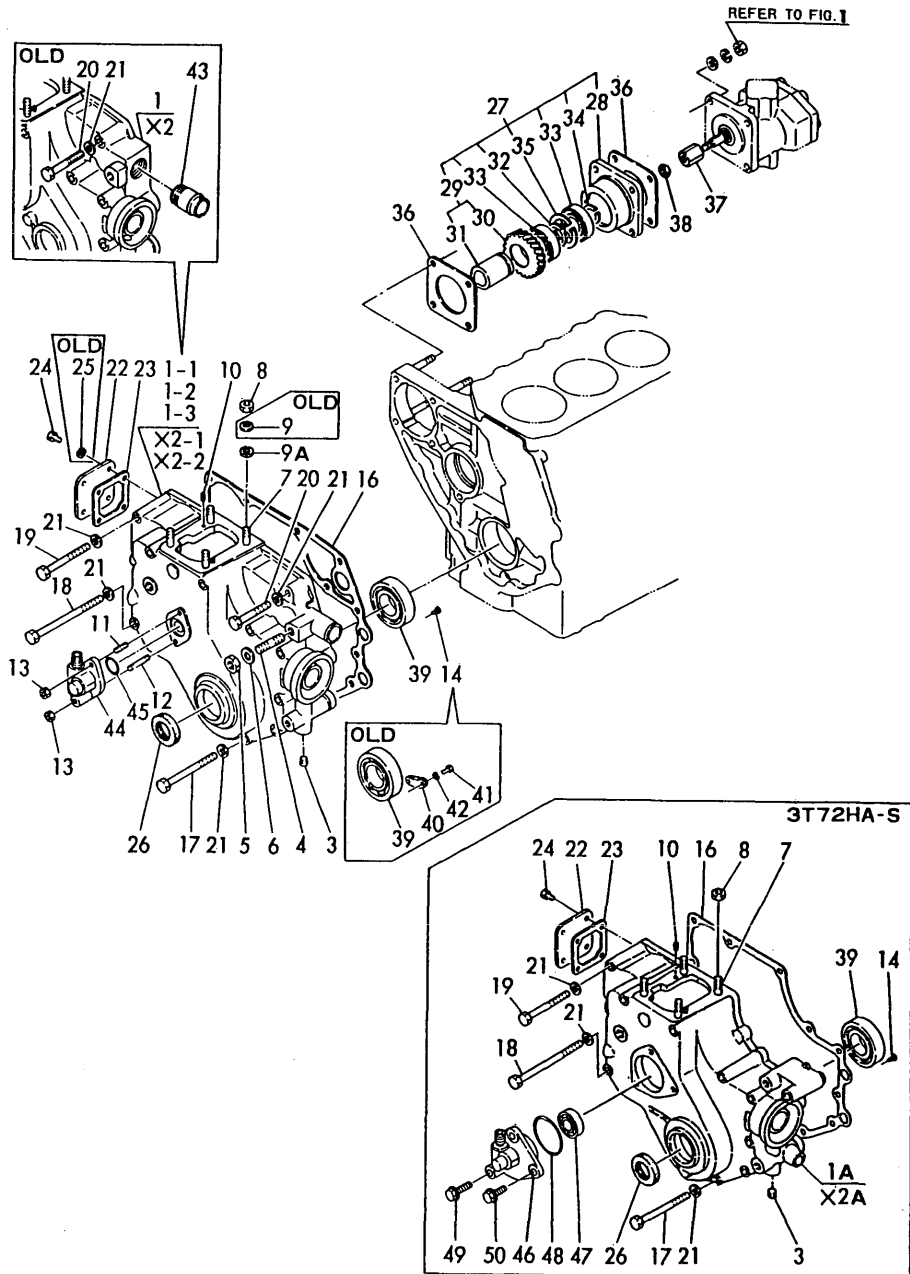
N:Old $\frac{Yes}{No}$ New, Q:Old $\frac{No}{Yes}$ New, R:Old $\frac{Yes}{Yes}$ New, S:Old $\frac{No}{No}$ New, W:Add, Z:Discontinued, F:Interchangeable by set, K:Q'ty Change
 ++ CONTINUE ++
 Copyright (C) YANMAR CO., LTD. All Rights Reserved.

Fig.2. GEARS HOUSING

(A)=3T72HA
(B)=3T72HA-F
(C)=3T72HA-S

(D)=
(E)=
(F)=

Fig.2 GEAR HOUSING



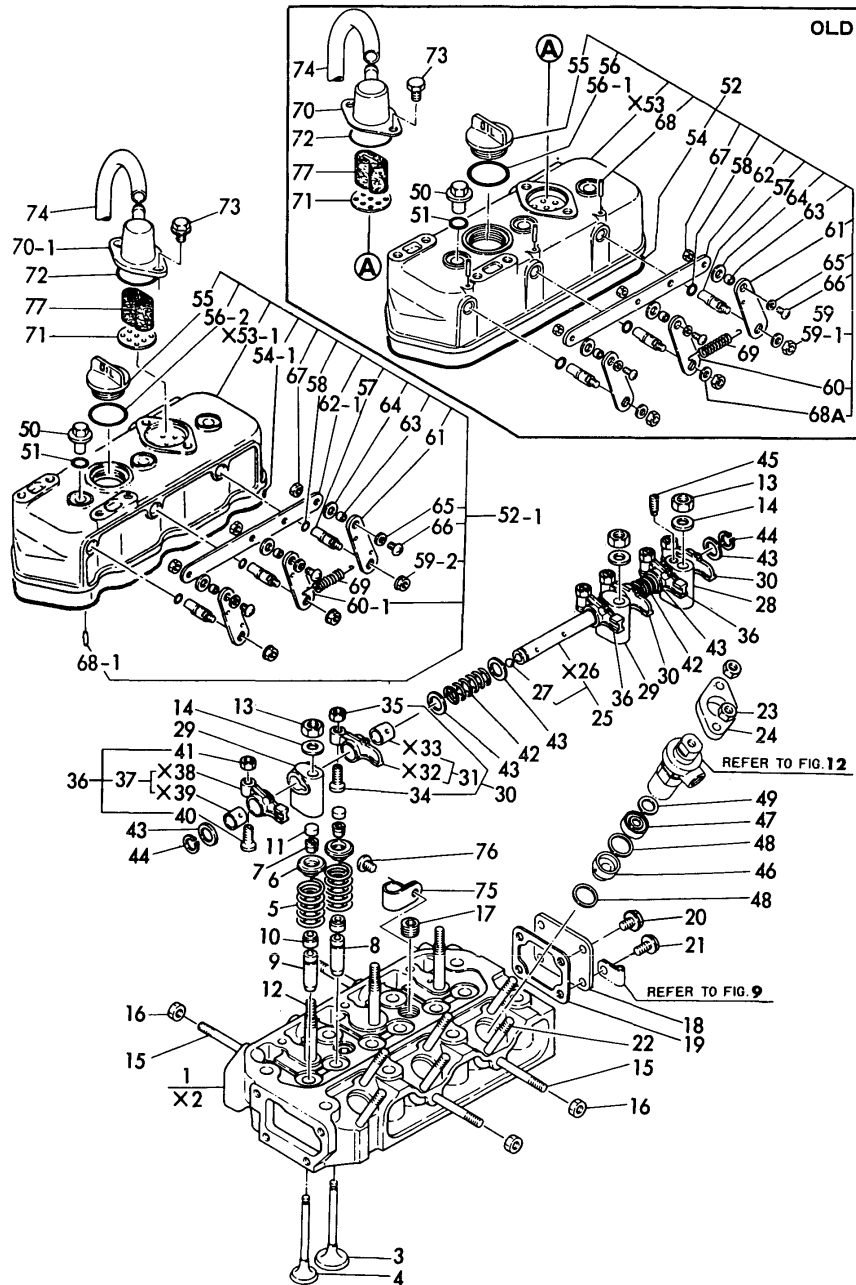
No.	Lev.	Parts No.	Description	Qty						I	R
				(A)	(B)	(C)	(D)	(E)	(F)		
26	1	121450-01800	SEAL, OIL	1							
26-1	1	121450-01801	SEAL, TC25408	1	1	1					N
(A=*1980.09)											
26A	1	121085-01890	PLUG		1						W
(B=FROM 1ST)											
27	1	129350-26000	DRIVE ASSY, PUMP	1	1	1					
28	2	129350-26050	BRACKET, PUMP	1	1	1					
29	2	129350-26100	SHAFT ASSY, DRIVE	1	1	1					
30	3	129350-26200	GEAR	1	1	1					
31	3	129350-26400	SHAFT, PUMP DRIVING	1	1	1					
32	2	124950-26420	SPACER	1	1	1					
33	2	129350-26490	BEARING, BALL 16005	2	2	2					
34	2	22242-000250	RING, 25	1	1	1					
35	2	22252-000470	RING, 47	1	1	1					
36	1	124240-01882	GASKET	2	2	2					
36-1	1	124240-01883	GASKET	2	2	2					R
(A=E/# D0404) (B=E/# D0404) (C=E/# D0404)											
37	1	129350-26160	JOINT	1	1	1					
38	1	194990-22050	NUT, M8	1	1	1					
39	1	24101-063050	BEARING, BALL 6305C3	1	1	1					W
(A=E/#201371) (B=E/#201371) (C=FROM 1ST)											
40	1	124085-01820	RETAINER, BEARING	1	1						W
(A=E/#201371) (B=E/#201371)											
40-1	1	124085-01820	RETAINER, BEARING	1	1						Z
(A=E/#202607) (B=E/#202607)											
41	1	26116-040102	BOLT M 4X 10 PLATED	2	2						W
(A=E/#201371) (B=E/#201371)											
41-1	1	26116-040102	BOLT M 4X 10 PLATED	2	2						Z
(A=E/#202607) (B=E/#202607)											
42	1	22217-040000	WASHER, SPRING 4	2	2						W
(A=E/#201371) (B=E/#201371)											
42-1	1	22217-040000	WASHER, SPRING 4	2	2						Z
(A=E/#202607) (B=E/#202607)											
43	1	124160-49480	JOINT, PIPE	1							Z
(A=*1980.09)											
44	1	121450-91400	GEAR	1	1						
45	1	24341-000260	O-RING, 1AS26.0	1	1						
46	1	121456-91400	GEAR								1
47	1	24101-062024	BEARING, BALL 6202								1
48	1	24341-000460	O-RING, 1AS46.0								1
49	1	121456-91991	BOLT, M8X35								1
50	1	121456-91981	BOLT, M8X16								1

Fig.3. CYLINDER HEAD & BONNET

(A)=3T72HA
(B)=3T72HA-F
(C)=3T72HA-S

(D)=
(E)=
(F)=

Fig.3 CYLINDER HEAD & BONNET



No.	Lev.	Parts No.	Description	Q'ty						I	R
				(A)	(B)	(C)	(D)	(E)	(F)		
1	1	721450-11700	HEAD ASSY, CYLINDER	1	1	1					
3	2	105225-11100	VALVE, INTAKE	3	3	3					
4	2	105225-11110	VALVE, EXHAUST	3	3	3					
5	2	124060-11120	SPRING, VALVE	6	6	6					
6	2	104200-11180	RETAINER, SPRING	6	6	6					
7	2	27310-070000	COTTER 7	6	6						
7-1	2	27310-070001	COTTER, 7	3	3	3					N
(A=FROM 1ST) (B=FROM 1ST)											
8A	2	124060-11800	GUIDE, VALVE	3	3	3					1
9A	2	124060-11810	GUIDE, VALVE	3	3	3					1
10	2	124950-11340	SEAL, VALVE STEM	6	6	6					
11	2	104211-11370	CAP, VALVE	6	6	6					
12	2	105225-11350	STUD	3	3	3					
13	2	26696-100002	NUT, LOCK M10	3	3	3					
14	2	22137-100000	WASHER, 10	3	3	3					
15	2	121450-11550	STUD, MANIFOLD	4	4	4					
16	2	26366-080002	NUT, M8	4	4	4					
17	2	23871-030000	PLUG, R03	2	2	2					
18	2	121450-11670	COVER, HEAD	1	1	1					
19	2	121450-11680	GASKET	1	1	1					
20	2	26106-080122	BOLT, M8X 12 PLATED	3	3	3					
21	2	26106-080142	BOLT, M8X 14 PLATED	1	1	1					
22	2	26216-080652	STUD, M8X 65	6	6	6					
23	2	121465-11950	NUT	6	6	6					
24	1	101147-11900	RETAINER	3	3	3					
25	1	121450-11240	SHAFT ASSY, ROCKER	1	1	1					
27	2	24190-110001	BALL, STEEL 11/32	2	2	2					
28	1	121450-11260	SUPPORT, ROCKER ARM	1	1	1					
29	1	121450-11270	SUPPORT, ROCKER ARM	2	2	2					
30	1	721450-11650	ARM ASSY, ROCKER	3	3	3					
31	2	121450-11620	ARM, ROCKER	3	3	3					
34	2	101158-11230	SCREW, VALVE ADJUST	3	3	3					
35	2	26756-080002	NUT, LOCK M8	3	3	3					
36	1	721450-11660	ARM ASSY, ROCKER	3	3	3					
37	2	121450-11640	ARM, ROCKER	3	3	3					
40	2	101158-11230	SCREW, VALVE ADJUST	3	3	3					
41	2	26756-080002	NUT, LOCK M8	3	3	3					
42	1	121550-11280	SPRING	2	2	2					
43	1	121550-11290	WASHER	6	6	6					
44	1	22242-000140	RING, 14	2	2	2					
45	1	26921-080102	SCREW, M8X10	1	1	1					
46	1	121450-11402	CHAMBER	3	3	3					
47	1	124950-11410	CHAMBER	3	3	3					
48	1	124950-11450	GASKET, CHAMBER	6	6	6					
49	1	101147-11490	INSULATOR	3	3	3					
50	1	124160-11360	KNOB	3	3	3					
51	1	24311-000120	O-RING, 1AP12.0	3	3	3					
52	1	721454-11520	BONNET ASSY, HEAD	1	1						
52-1	1	721454-11521	BONNET ASSY, HEAD	1	1	1					N 2
(A=E/# B5567) (B=E/# B5567)											
54	2	121450-11310	GASKET, BONNET	1	1						

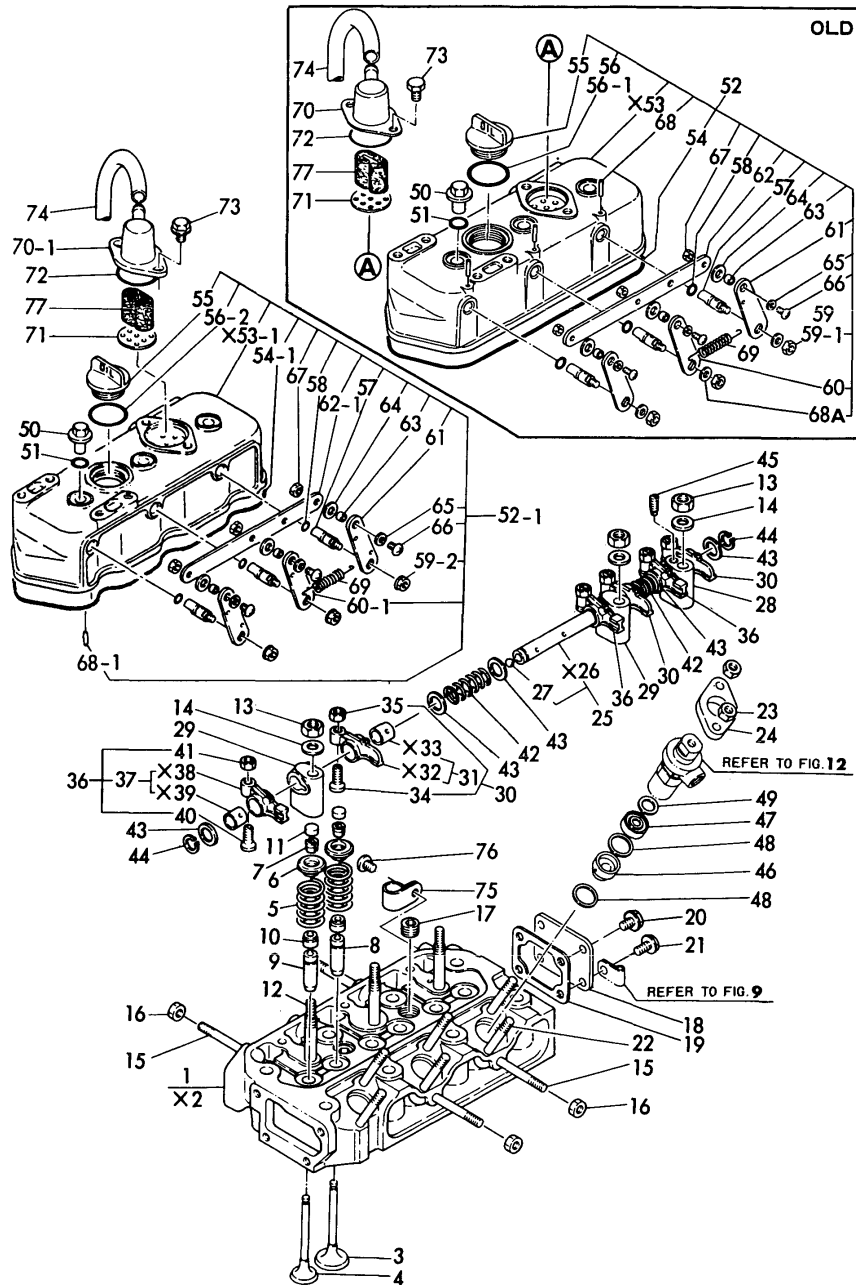
N:Old $\frac{Yes}{No}$ New, Q:Old $\frac{No}{Yes}$ New, R:Old $\frac{Yes}{Yes}$ New, S:Old $\frac{No}{No}$ New, W:Add, Z:Discontinued, F:Interchangeable by set, K:Q'ty Change
 ++ CONTINUE ++
 Copyright (C) YANMAR CO., LTD. All Rights Reserved.

Fig.3. CYLINDER HEAD & BONNET

(A)=3T72HA
(B)=3T72HA-F
(C)=3T72HA-S

(D)=
(E)=
(F)=

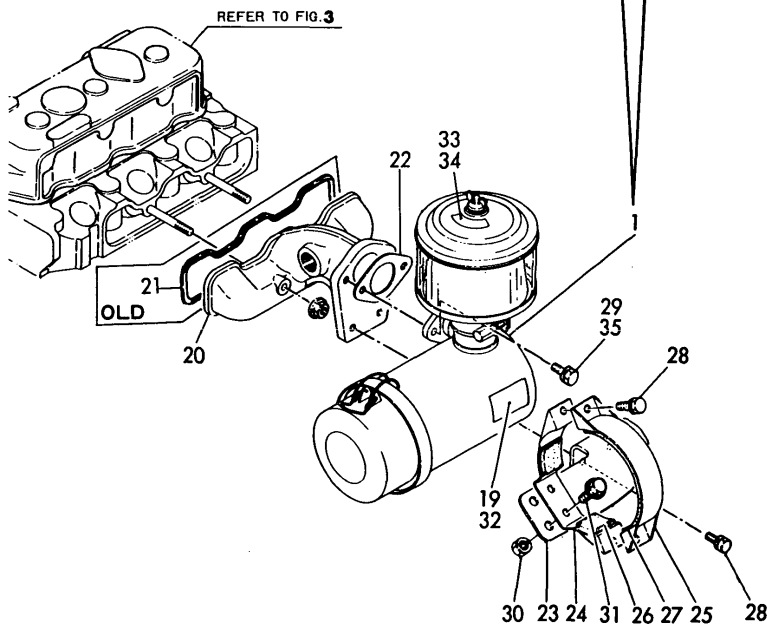
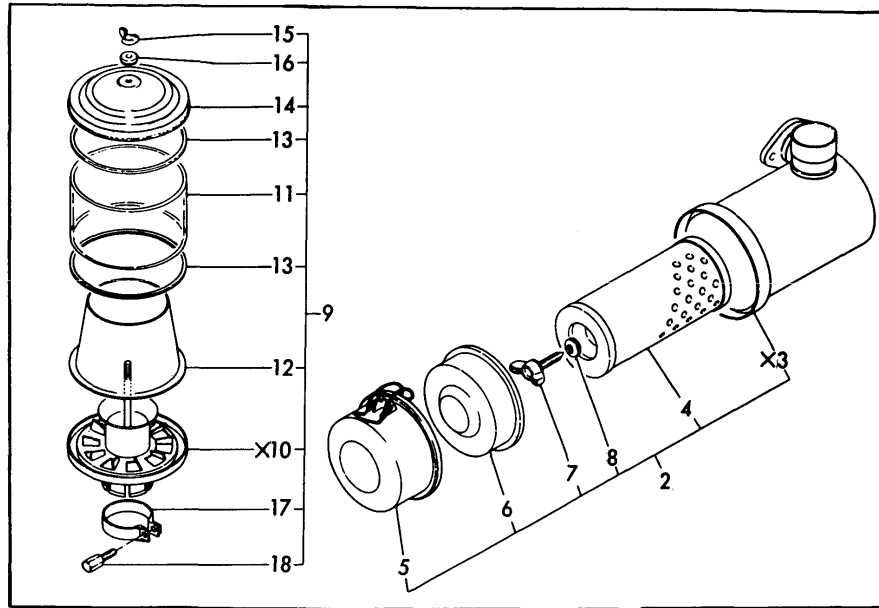
Fig.3 CYLINDER HEAD & BONNET



No.	Lev.	Parts No.	Description	Q'ty						I	R		
				(A)	(B)	(C)	(D)	(E)	(F)				
54-1	2	121476-11310 (A=E/# B5567) (B=E/# B5567)	GASKET, BONNET	1	1	1					S	2	
55	2	124160-01751	COVER, FILLER	1	1	1							
56	2	24321-000350	O-RING, 1AG35.0	1									
56-1	2	121420-01760 (A=*1980.04)	O-RING	1	1							N	
56-2	2	24311-000320 (A=E/# B2608) (B=E/# B2608)	O-RING, 1AP32.0	1	1	1						R	
57	2	121450-03610	SHAFT, DECOMPRESSION	3	3	3							
58	2	24311-000070	O-RING, 1AP7.0	3	3	3							
59	2	26716-060002	NUT, M6	3									
59-1	2	160260-01800 (A=*1981.08)	NUT, M6	3	3							N	
59-2	2	26366-060002 (A=E/# A3157) (B=E/# A3157)	NUT, M6	3	3	3						N	
60	2	121450-03750	LEVER, DECOMPRESSION	2									
60-1	2	121462-03740 (A=*)	LEVER, DECOMPRESSION	2	2	2						N	
61	2	121462-03740	LEVER, DECOMPRESSION	1	1	1							
62	2	121450-03760	CONNECTOR	1	1								
62-1	2	121023-03760 (A=E/# C1029) (B=E/# C1029)	CONNECTOR	1	1	1						R	
63	2	121450-03770	COLLAR	3	3	3							
64	2	23418-080000	GASKET, 8X1.0	3	3	3							
65	2	22117-050000	WASHER, 5	3	3	3							
66	2	26557-050122	SCREW, M5X12	3	3	3							
67	2	26756-050002	NUT, LOCK M5	3	3	3							
68	2	22312-030220	PIN, PARALLEL M3X22	3	3								
68-1	2	22312-030160 (A=E/# B5567) (B=E/# B5567)	PIN, PARALLEL M3X16	3	3	3						S	2
68A	2	22117-060000 (A=*1981.08)	WASHER, 6	3								Z	
69	1	104104-67300	SPRING, RETURN	1	1	1							
70	1	121450-03011	BODY, BREATHER	1	1								
70-1	1	121450-03012 (A=*1982.10) (B=*1982.10)	BODY, BREATHER	1	1	1						R	
71	1	121450-03020	BODY, BREATHER	1	1	1							
72	1	24341-000400	O-RING, 1AS40.0	1	1	1							
73	1	26106-080162	BOLT, M8X 16 PLATED	2	2	2							
74	1	23065-120500	PIPE, 12X 500	1	1	1							
75	1	124160-01650	CLAMP, PIPE	1	1	1							
76	1	26557-080102	SCREW, M8X10	1	1								
76-1	1	26106-080102 (A=E/# A3157) (B=E/# A3157)	BOLT, M8X 10 PLATED	1	1	1						N	
77	1	121450-03030 (A=*1982.10) (B=*1982.10)	WOOL, STEEL	1	1	1						W	

Fig.4. AIR CLEANER

Fig.4 AIR CLEANER



(A)=3T72HA
(B)=3T72HA-F
(C)=3T72HA-S

(D)=
(E)=
(F)=

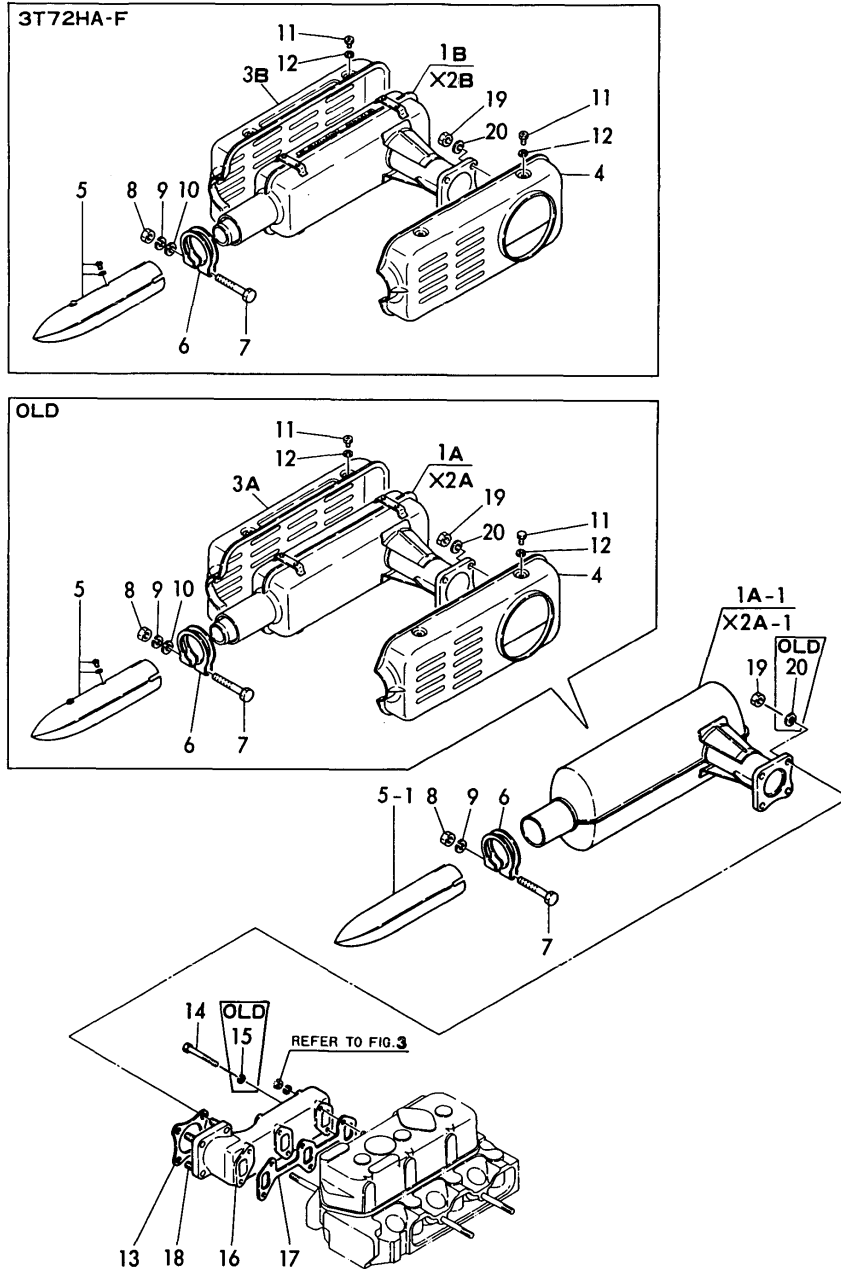
No.	Lev.	Parts No.	Description	Qty						I	R
				(A)	(B)	(C)	(D)	(E)	(F)		
1	1	121454-12500	CLEANER, AIR	1	1	1					
2	2	121454-12300	CLEANER, AIR	1	1	1					
4	3	124064-12510	ELEMENT	1	1	1					
5	3	121454-12660	PAN, DUST	1	1	1					
6	3	124064-12670	BAFFLE ASSY	1	1	1					
7	3	124064-12680	BOLT	1	1	1					
8	3	124064-12690	WASHER	1	1	1					
9	2	124064-12400	CLEANER ASSY, PRE	1	1	1					
11	3	124064-12420	TUBE	1	1	1					
12	3	124064-12470	CASE	1	1	1					
13	3	124064-12430	GASKET	2	2	2					
14	3	124064-12440	COVER	1	1	1					
15	3	101147-12550	NUT	1	1						
15-1	3	124450-12560	NUT	1	1	1					R
		(A=*) (B=*)									
16	2	124450-12571	WASHER	1	1	1					
17	2	124064-12450	CLAMP	1	1	1					
18	2	124064-12460	BOLT	1	1	1					
19	1	121454-12520	LABEL, AIR-CLEANER	1		1					W
		(A=*1980.)									
20	1	121454-12100	MANIFOLD, AIR INTAKE	1	1	1					
21	1	121450-12710	GASKET, MANIFOLD	1	1						Z
		(A=*) (B=*)									
22	1	124067-12050	GASKET	1	1	1					
23	1	121454-12110	BRACKET, AIR CLEANER	1	1	1					
24	1	121454-12550	BRACKET	1	1	1					
25	1	124064-12560	SUPPORT	1	1	1					
26	1	124064-12570	SEAT, RUBBER	2	2	2					
27	1	124064-12580	SEAT, RUBBER	1	1	1					
28	1	26116-080222	BOLT, M8X 22 PLATED	4							
28-1	1	26013-080252	BOLT, M8X 25	4	4	4					N
		(A=*)									
29	1	26116-080302	BOLT, M8X 30 PLATED	2							
29-1	1	26013-080252	BOLT, M8X 25	2		2					N
		(A=*)									
30	1	26716-080002	NUT, M8	2							
30-1	1	194990-22050	NUT, M8	2	2	2					N
		(A=*)									
31	1	26116-080252	BOLT, M8X 25 PLATED	2							
31-1	1	26106-080162	BOLT, M8X 16 PLATED	2	2	2					N
		(A=*)									
32	1	121440-12480	LABEL, AIR CLEANER(F			1					
33	1	121454-12480	LABEL, PRE-CLEANER	1		1					W
		(A=*)									
34	1	121440-12520	LABEL, PRE-CLEANER(F			1					
35	1	26106-080222	BOLT, M8X 22 PLATED			2					

Fig.5. SILENCER

(A)=3T72HA
(B)=3T72HA-F
(C)=3T72HA-S

(D)=
(E)=
(F)=

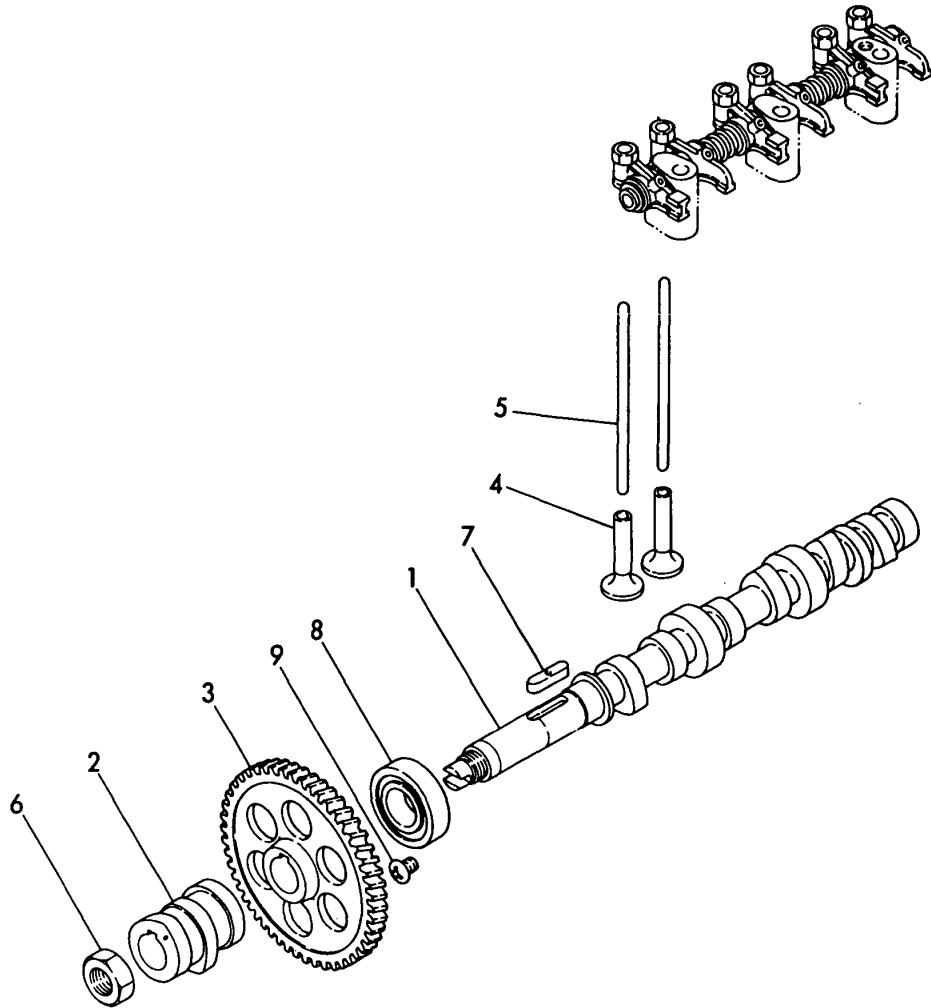
Fig.5 SILENCER



No.	Lev.	Parts No.	Description	Qty						I	R
				(A)	(B)	(C)	(D)	(E)	(F)		
1A	1	121454-13490	SILENCER ASSY	1							
1A-1	1	121454-13491	SILENCER ASSY	1	1						N 1
(A=E/#201612)											
1B	1	121440-13490	SILENCER ASSY		1						
3A	2	121470-13610	COVER, SILENCER	1							Z
(A=E/#201612)											
3B	2	121440-13610	COVER, SILENCER		1						
4	2	121454-13620	COVER, SILENCER	1	1						
4-1	2	121454-13620	COVER, SILENCER	1							Z
(A=E/#201612)											
5	2	121454-13650	PIPE	1	1						
5-1	2	121454-13651	PIPE	1		1					N
(A=E/#201612)											
6	2	121470-13580	CLAMP	1	1	1					
7	2	26106-100652	BOLT, M10X 65 PLATED	1	1	1					
8	2	26706-100002	NUT, M10	1	1	1					
9	2	22217-100000	WASHER, SPRING 10	1	1	1					
10	2	22117-100000	WASHER, 10	1	1						W
(A=*1980.05) (B=*1980.05)											
10-1	2	22117-100000	WASHER, 10	1							Z
(A=*)											
11	2	26013-060082	BOLT, M6X 8	8	8						
11-1	2	26013-060082	BOLT, M6X 8	8							Z
(A=E/#201612)											
12	2	22217-060000	WASHER, SPRING 6	8	8						
12-1	2	22217-060000	WASHER, SPRING 6	8							Z
(A=E/#201612)											
13	1	121450-13200	GASKET, SILENCER	1	1	1					
13-1	1	121450-13201	GASKET, SILENCER	1	1	1					N
(A=E/# D0413) (B=E/# D0413) (C=E/# D0413)											
14	1	26116-080602	BOLT, M8X 60 PLATED	4	4						
14-1	1	121465-13582	BOLT, M8X58	4	4	4					N
(A=E/# A4161) (B=E/# A4161)											
15	1	22217-080000	WASHER, SPRING 8	4	4						Z
(A=E/# A4161) (B=E/# A4161)											
16	1	121470-13510	MANIFOLD, EXHAUST	1	1	1					
17	1	121450-13250	GASKET	1	1	1					
18	1	26216-080222	STUD, M8X 22	4	4	4					
19	1	26366-080002	NUT, M8	4	4	4					
20	1	22217-080000	WASHER, SPRING 8	4	4						Z
(A=*) (B=*)											

Fig.6. CAMSHAFT

Fig.6 CAMSHAFT



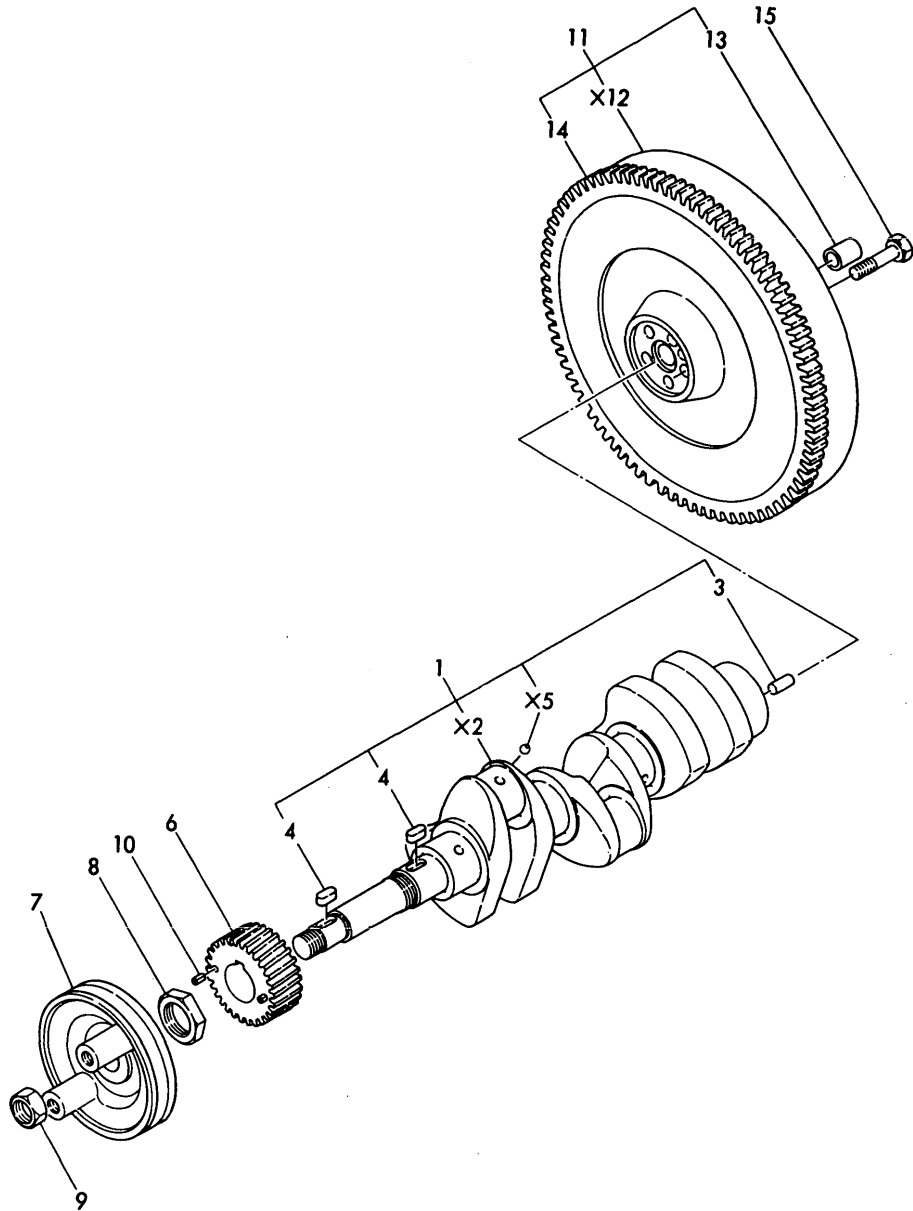
(A)=3T72HA
(B)=3T72HA-F
(C)=3T72HA-S

(D)=
(E)=
(F)=

No.	Lev.	Parts No.	Description	Q'ty						I	R
				(A)	(B)	(C)	(D)	(E)	(F)		
1	1	121450-14010	CAMSHAFT	1	1	1					
2	1	121450-14090	CAM, FUEL	1	1	1					
3	1	129350-14100	GEAR, CAMSHAFT	1	1	1					
4	1	104200-14200	TAPPET	6	6	6					
5	1	121450-14400	ROD, PUSH	6	6	6					
6	1	104300-76460	NUT	1	1						
6-1	1	121450-14120	NUT	1	1	1					N
		(A=*1981.07) (B=*1981.07)									
7	1	22512-070300	KEY, 7X 30	1	1	1					
8	1	24101-062054	BEARING, BALL 6205	1	1	1					
9	1	26587-080102	SCREW, M8X10	1	1						
9-1	1	26587-080122	SCREW, M8X12	1	1	1					N
		(A=E/# C7555) (B=E/# C7555)									

Fig.7. CRANKSHAFT & FLYWHEEL

Fig.7 CRANKSHAFT & FLYWHEEL



(A)=3T72HA
(B)=3T72HA-F
(C)=3T72HA-S

(D)=
(E)=
(F)=

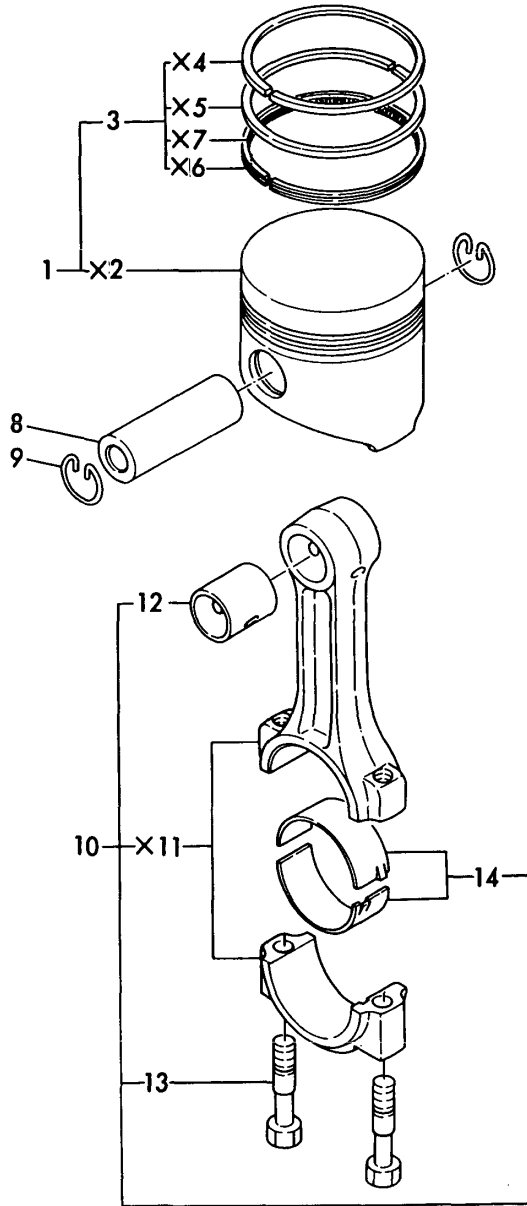
No.	Lev.	Parts No.	Description	Qty						I	R
				(A)	(B)	(C)	(D)	(E)	(F)		
1	1	721450-21700	CRANKSHAFT ASSY	1							
1-1	1	721000-21700	CRANKSHAFT ASSY	1	1						S 1
(A=E/#201212)											
1-2	1	721000-21701	CRANKSHAFT ASSY	1	1	1					S 2
(A=E/#203016) (B=E/#203016)											
3	2	22312-080160	PIN, PARALLEL M8X16	1	1	1					
4	2	22512-070180	KEY, 7X 18	2	2	2					
6	1	129350-21200	GEAR, CRANKSHAFT	1	1	1					
7	1	121454-21650	V-PULLEY	1							
7-1	1	121454-21651	V-PULLEY	1	1						S 1
(A=E/#201212)											
7-2	1	121454-21652	V-PULLEY	1	1	1					S 2
(A=E/#203016) (B=E/#203016)											
8	1	121450-21540	NUT, CRANKSHAFT GEAR	1	1						
8-2	1	121450-21541	NUT, CRANKSHAFT GEAR	1	1	1					R
(A=*1982.12) (B=*1982.12)											
9	1	26776-180002	NUT, LOCK M18	1	1	1					
10	1	22351-040008	PIN, SPRING 4.0X 8	2	2	2					
11	1	121454-21590	FLYWHEEL	1	1						
11-1	1	121454-21591	FLYWHEEL ASSY	1	1	1					S 2
(A=E/#203016) (B=E/#203016)											
13	2	124950-21230	BUSH	1	1	1					
14	2	124060-21600	GEAR, RING	1	1	1					
15	1	105225-21500	BOLT, FLYWHEEL	5	5						
15-1	1	105225-21501	BOLT, FLYWHEEL	5	5	5					R
(A=E/# A6798) (B=E/# A6798)											

Fig.8. PISTON & CONNECTING ROD

(A)=3T72HA
(B)=3T72HA-F
(C)=3T72HA-S

(D)=
(E)=
(F)=

Fig. 8 PISTON & CONNECTING ROD



No.	Lev.	Parts No.	Description	Qty						I	R
				(A)	(B)	(C)	(D)	(E)	(F)		
1	1	121450-22090	PISTON ASSY	3	3						
1-1	1	121450-22091	PISTON ASSY	3	3	3					N
		(A=*1981.11) (B=*1981.11)									
3	2	721450-22500	RING SET, PISTON	3	3	3					
8	1	105225-22300	PIN, PISTON	3	3	3					
9	1	105225-22400	CIRCLIP	6	6	6					
10	1	705311-23100	ROD ASSY, CONNECTING	3	3	3					
10-1	1	728171-23100	ROD ASSY, CONNECTING	3	3	3					N
		(A=*) (B=*) (C=*)									
12A	2	105225-23180	BEARING, PISTON PIN	3	3	3					1
13	2	105225-23200	BOLT, CONNECTING ROD	6	6	6					
14	2	705311-23600	BEARING, CRANK PIN	3	3	3					
15	1	105311-23380	METAL ASSY, 0.25	3	3	3					2

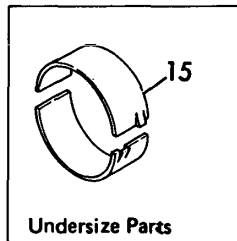
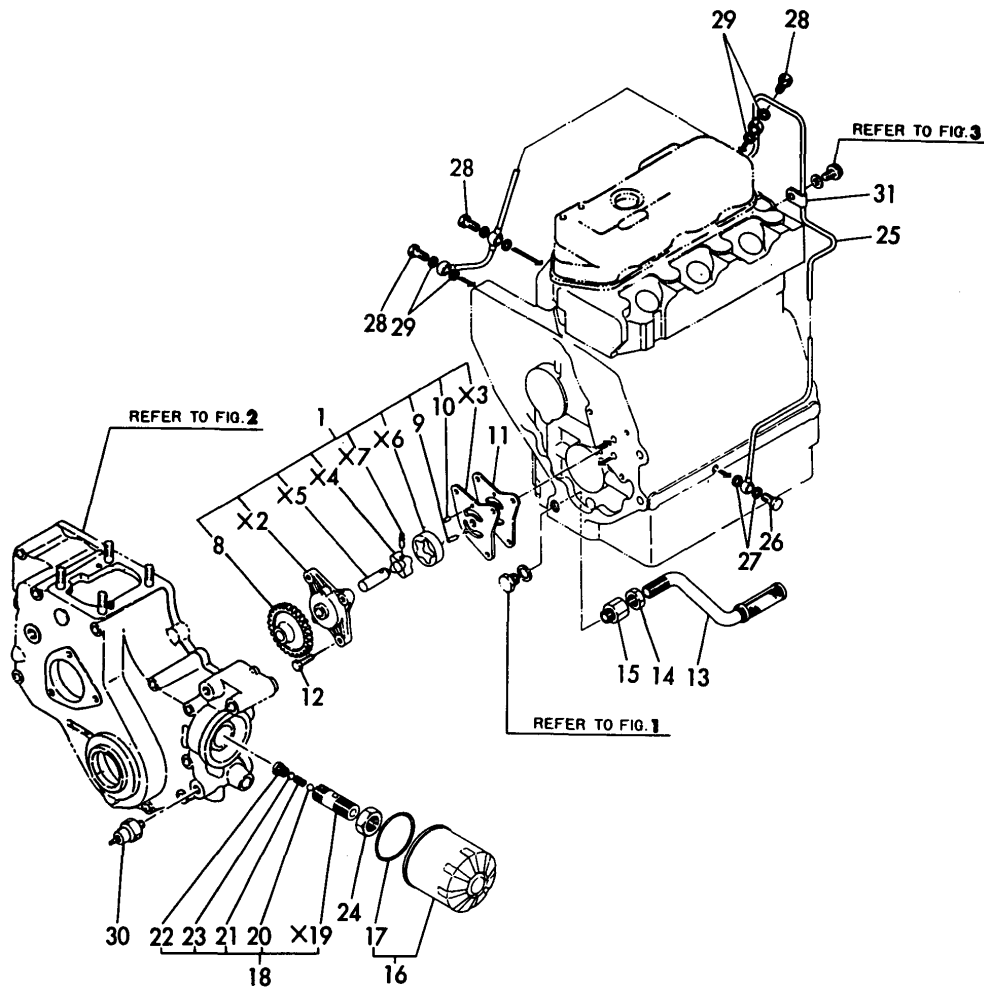


Fig.9. LUB. OIL SYSTEM

Fig.9 LUB.OIL SYSTEM



(A)=3T72HA
(B)=3T72HA-F
(C)=3T72HA-S

(D)=
(E)=
(F)=

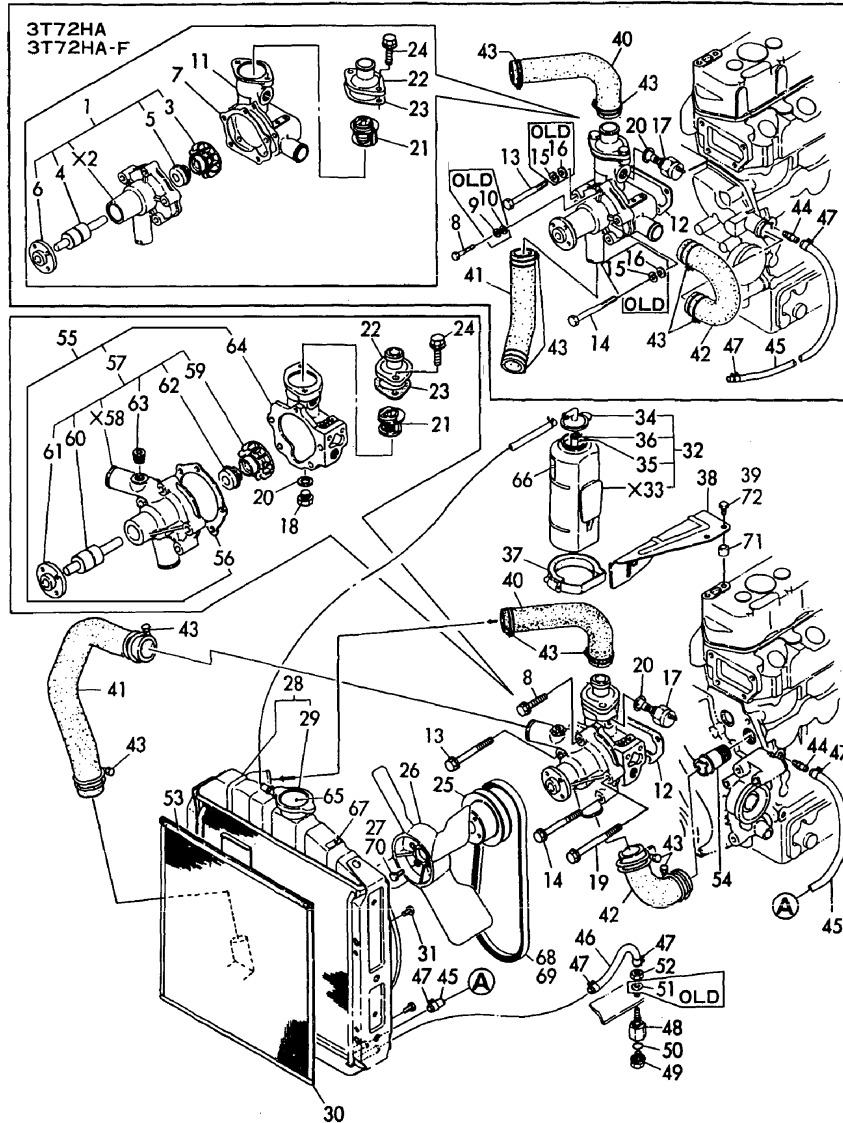
No.	Lev.	Parts No.	Description	Q'ty						I	R
				(A)	(B)	(C)	(D)	(E)	(F)		
1	1	121450-32091	PUMP ASSY, OIL	1							
1-1	1	129350-32090	PUMP ASSY, OIL	1	1	1					R 1
(A=E/#201047)											
11	1	121450-32021	GASKET, PUMP	1	1	1					
12	1	26013-060222	BOLT, M6X 22	3	3	3					
13	1	121450-35090	PIPE ASSY, OIL INLET	1	1	1					
14	1	124450-35070	NUT, PF1/4	1	1	1					
15	1	121150-35100	BRACKET	1	1	1					
16	1	124550-35110	ELEMENT	1	1	1					
17	2	124450-35110	O-RING	1	1	1					
18	1	121250-35300	VALVE ASSY, CONTROL	1	1						
18-1	1	124085-35300	VALVE ASSY, CONTROL	1	1	1					N
(A=*1981.06) (B=*1981.06)											
20	2	24190-100001	BALL, STEEL 5/16	1	1	1					
21	2	121250-35320	SPRING, VALVE	1	1	1					
22	2	121250-35330	RETAINER, SPRING	1	1	1					
23	2	121250-35340	SHIM	1	1	1					
24	1	124450-35350	NUT, LOCK	1	1						
24-1	1	124085-35350	NUT, M20	1	1	1					R
(A=*1981.12) (B=*1981.12)											
25	1	121450-39201	PIPE, 85X195X440	1	1	1					
26	1	124160-39140	BOLT, PIPE JOINT M10	1	1	1					
27	1	23414-100000	GASKET, 10X1.0	2	2	2					
28	1	124550-59820	BOLT, PIPE JOINT M8	3	3	3					
29	1	23414-080000	GASKET, 8X1.0	6	6	6					
30	1	124160-39450	SWITCH, 0.5KG	1	1	1					
31	1	124450-39240	RETAINER, PIPE	1	1	1					

Fig.10. COOLING WATER SYSTEM

(A)=3T72HA
(B)=3T72HA-F
(C)=3T72HA-S

(D)=
(E)=
(F)=

Fig. 10 COOLING WATER SYSTEM



No.	Lev.	Parts No.	Description	Qty						I	R
				(A)	(B)	(C)	(D)	(E)	(F)		
1	1	121023-42100	PUMP ASSY, WATER	1	1						
3	2	129350-42200	IMPELLER	1	1						
4	2	121450-42240	BEARING, SHAFT	1	1						
5	2	121450-42310	SEAL, MECHANICAL	1	1						
6	2	121450-42260	FLANGE, V-PULLEY	1	1						
7	1	121023-42050	GASKET, WATER PUMP	1	1						
7-1	1	121450-42050	GASKET, WATER PUMP	1	1						N
		(A=*1982.) (B=*1982.)									
7-2	1	121023-42051	GASKET, WATER PUMP	1	1						N
		(A=*) (B=*)									
8	1	26106-060322	BOLT, M6X 32 PLATED	1	1	1					
9	1	22217-060000	WASHER, SPRING 6	1	1						Z
		(A=E/# A3157) (B=E/# A3157)									
10	1	22117-060000	WASHER, 6	1	1						Z
		(A=E/# A3157) (B=E/# A3157)									
11	1	121454-42120	BRACKET, PUMP	1	1						
12	1	121450-44410	GASKET	1	1	1					
13	1	26116-080852	BOLT, M8X 85 PLATED	3							
13-1	1	26106-080822	BOLT M 8X 82 PLATED	3	3	2					N
		(A=E/# A3157)									
14	1	26116-080902	BOLT, M8X 90 PLATED	1							
14-1	1	26106-080872	BOLT M 8X 87 PLATED	1	1	1					N
		(A=E/# A3157)									
15	1	22217-080000	WASHER, SPRING 8	4	4						Z
		(A=E/# A3157) (B=E/# A3157)									
16	1	22117-080000	WASHER, 8	4	4	3					Z
		(A=E/# A3157) (B=E/# A3157)									
17	1	121250-44900	SWITCH	1							
17-1	1	121250-44901	SWITCH, 110	1	1	1					R
		(A=E/#200105)									
18	1	121450-42450	PLUG, M16			1					
19	1	26106-081052	BOLT, M8X105 PLATED			1					
20A	1	124465-44950	GASKET, 16	1	1						
20B	1	124465-44950	GASKET, 16			2					
21	1	129350-49800	THERMOSTAT, 71	1	1	1					
22	1	129350-49530	COVER, THERMOSTAT	1	1	1					
23	1	124736-49540	GASKET	1							
23-1	1	129350-49540	GASKET	1	1	1					S
		(A=*1981.)									
23-2	1	129350-49541	GASKET	1	1	1					R
		(A=E/# D0404) (B=E/# D0404) (C=E/# D0404)									
24	1	26014-080162	BOLT, M8X 16	2	2	2					
25	1	121450-42350	V-PULLEY	1	1	1					
26	1	121450-44740	FAN, COOLING	1	1	1					
27	1	26014-060202	BOLT, M6X 20			4					
28A	1	121454-44500	RADIATOR	1	1						
28B	1	121453-44500	RADIATOR			1					
29	2	124450-44590	CAP, RADIATOR	1	1	1					
30	1	121462-44580	SCREEN, RADIATOR	1	1	1					
31	1	26106-080122	BOLT, M8X 12 PLATED	4	4	4					
32	1	121450-44510	TANK ASSY, SUB	1	1	1					

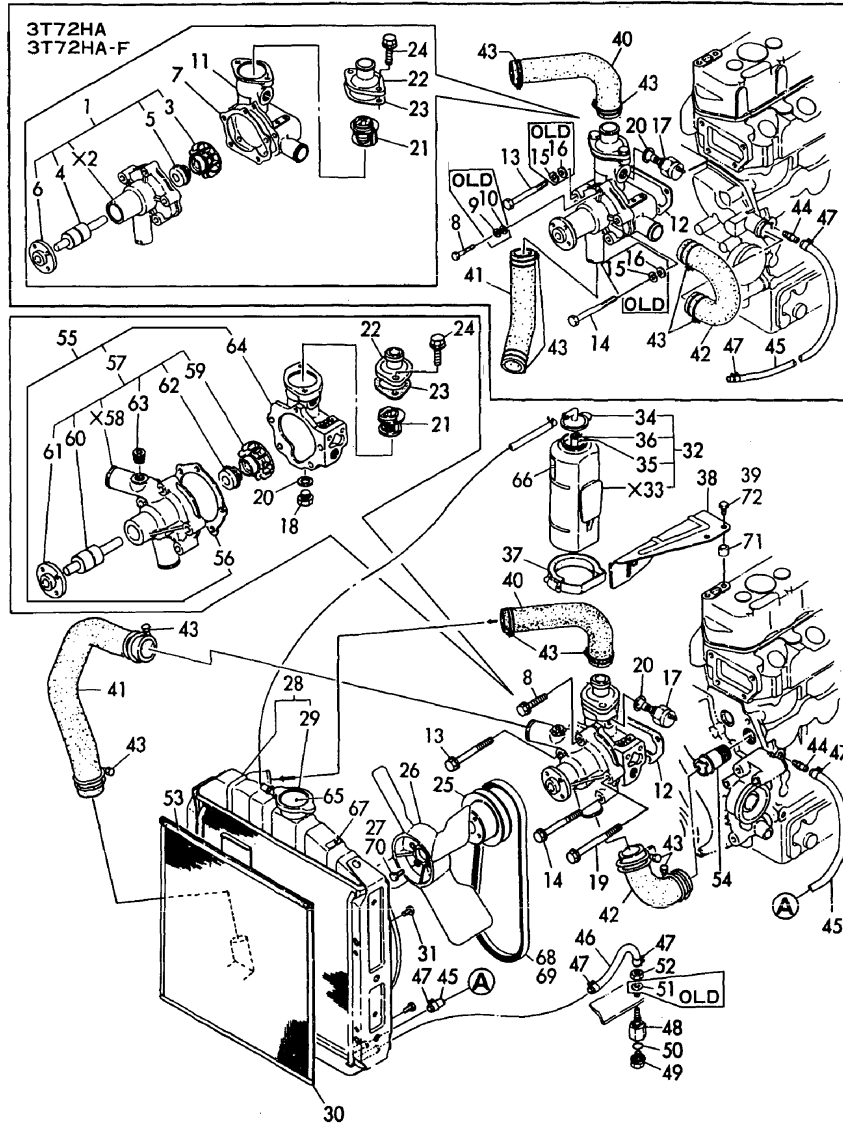
N:Old $\begin{matrix} \text{Yes} \\ \text{No} \end{matrix}$ New, Q:Old $\begin{matrix} \text{No} \\ \text{Yes} \end{matrix}$ New, R:Old $\begin{matrix} \text{Yes} \\ \text{No} \end{matrix}$ New, S:Old $\begin{matrix} \text{No} \\ \text{Yes} \end{matrix}$ New, W:Add, Z:Discontinued, F:Interchangeable by set, K:Q'ty Change
++ CONTINUE ++
Copyright (C) YANMAR CO., LTD. All Rights Reserved.

Fig.10. COOLING WATER SYSTEM

(A)=3T72HA
(B)=3T72HA-F
(C)=3T72HA-S

(D)=
(E)=
(F)=

Fig. 10 COOLING WATER SYSTEM



No.	Lev.	Parts No.	Description	Qty						I	R
				(A)	(B)	(C)	(D)	(E)	(F)		
34	2	121450-44530	CAP	1	1	1					
35	2	23065-070180	PIPE, 7X 180	1	1	1					
36	2	124450-44560	RETAINER	1	1	1					
37	1	124450-44550	BAND	1	1	1					
38	1	121450-44540	BRACKET	1	1	1					
39	1	26106-080122	BOLT, M8X 12 PLATED	2	2						
40	1	129350-49010	PIPE, WATER	1	1	1					
41A	1	121450-49020	PIPE, WATER	1	1						
41B	1	121554-49020	PIPE, WATER			1					
42A	1	121450-49030	PIPE, WATER	1	1						
42B	1	171003-49030	PIPE, WATER			1					
43	1	23010-038000	CLAMP, 38	6	6	6					
44	1	121550-49110	JOINT, PT1/8	1							
44-1	1	121550-49111	JOINT, PT1/4	1	1	1					N
(A=E/#201078)											
45	1	124738-49150	PIPE, DRAIN L=300	1	1	1					
46	1	121454-49160	PIPE, WATER DRAIN	1	1	1					
47	1	124766-59050	CLIP, HOSE 12	4	4	4					
48	1	129350-49130	BODY	1	1	1					
49	1	129350-49120	PLUG, DRAIN	1	1	1					
50	1	24311-000120	O-RING, 1AP12.0	1	1	1					
51	1	22117-100000	WASHER, 10	1	1						Z
(A=*)											
52	1	26777-100002	NUT, LOCK M10	1							
52-1	1	26696-100002	NUT, LOCK M10	1	1	1					N
(A=*)											
53	1	121454-44590	PAD, URETHANE	1	1	1					W
(A=E/#200004)											
54	1	124160-49480	JOINT, PIPE			1					
55	1	121000-42010	PUMP ASSY, WATER			1					
56	2	121000-42051	GASKET, WATER PUMP			1					
57	2	121000-42100	PUMP ASSY, WATER			1					
59	3	129350-42200	IMPELLER			1					
60	3	121450-42240	BEARING, SHAFT			1					
61	3	121450-42260	FLANGE, V-PULLEY			1					
62	3	121450-42310	SEAL, MECHANICAL			1					
63	3	23871-030000	PLUG, R03			1					
64	2	121000-42120	BRACKET, PUMP			1					
65A	1	124764-44800	LABEL, RADIATOR	1	1						W
(A=*)											
65B	1	124740-44800	LABEL, RADIATOR		1						
66A	1	124764-44810	LABEL, RESERVE TANK	1	1						W
(A=*)											
66B	1	124740-44810	LABEL, SUB-TANK		1						
67A	1	124764-44920	LABEL, ANTI-FREEZING	1	1						W
(A=*)											
67B	1	124740-44920	LABEL, ANTI-FREEZING		1						
68	1	121450-42290	V-BELT, AX33	1							
68-1	1	121023-42290	V-BELT, AX33	1	1						R
(A=*1980.)											
69	1	171022-44960	V-BELT, A35			1					

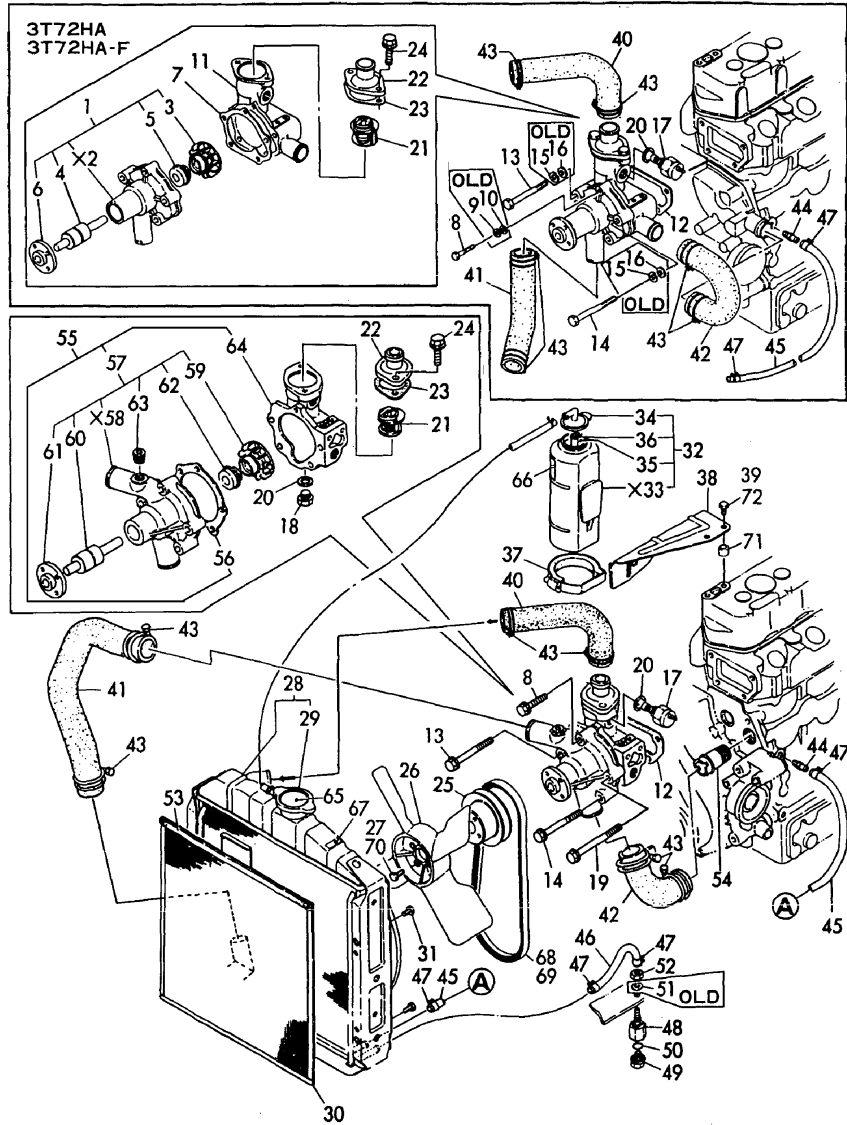
N:Old $\frac{Yes}{No}$ New, Q:Old $\frac{No}{Yes}$ New, R:Old $\frac{Yes}{Yes}$ New, S:Old $\frac{No}{No}$ New, W:Add, Z:Discontinued, F:Interchangeable by set, K:Q'ty Change
 ++ CONTINUE ++
 Copyright (C) YANMAR CO., LTD. All Rights Reserved.

Fig.10. COOLING WATER SYSTEM

(A)=3T72HA
(B)=3T72HA-F
(C)=3T72HA-S

(D)=
(E)=
(F)=

Fig. 10 COOLING WATER SYSTEM



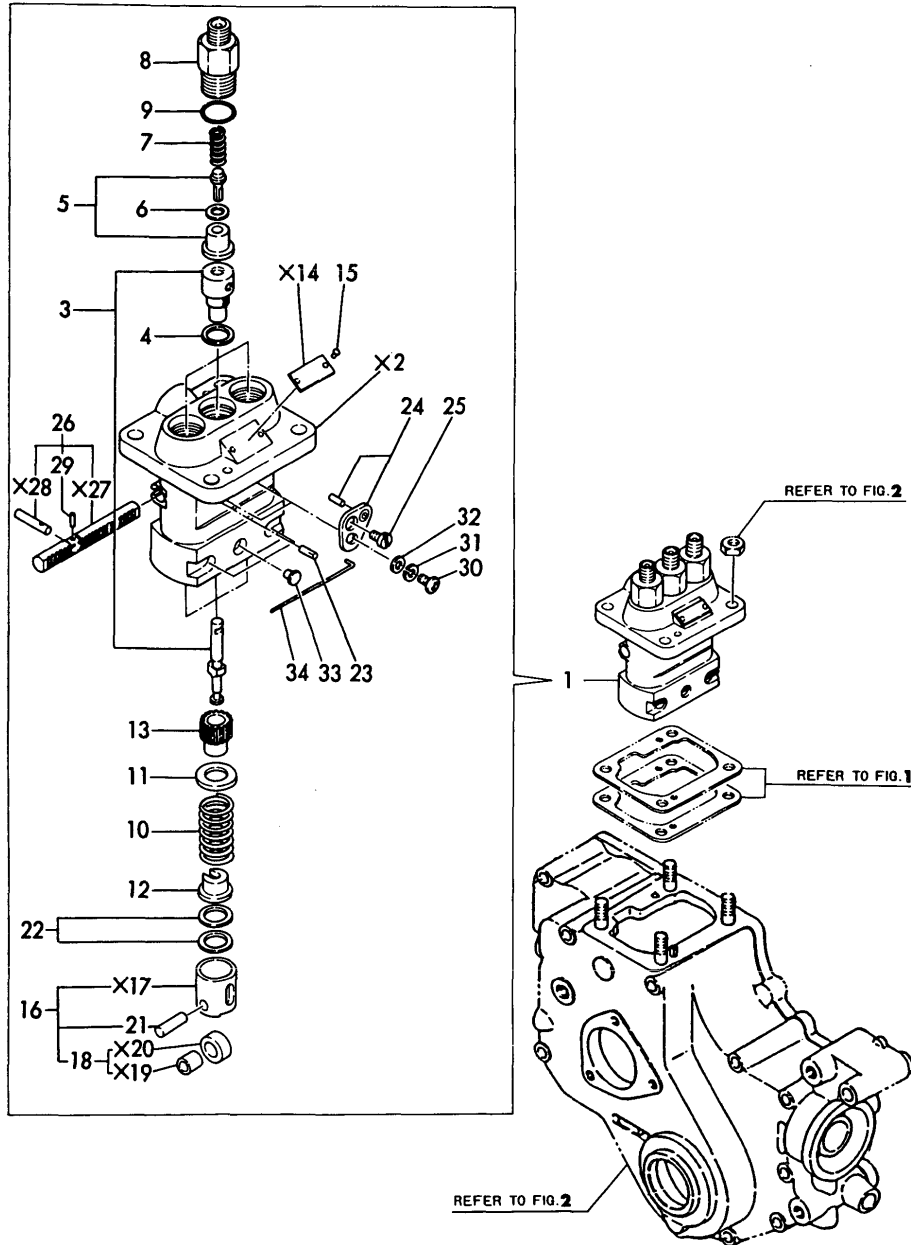
No.	Lev.	Parts No.	Description	Q'ty						I	R
				(A)	(B)	(C)	(D)	(E)	(F)		
70	1	26116-060162	BOLT, M6X 16 PLATED	4	4						
70-1	1	26014-060182	BOLT, M6X 18	4							N
(A=E/# B0710)											
70-2	1	26106-060162	BOLT, M6X 16 PLATED		4						N
(B=E/# B0710)											
71	1	124085-01900	GUIDE				2				
72	1	26106-080202	BOLT, M8X 20 PLATED				2				

Fig.11. FUEL INJECTION PUMP

(A)=3T72HA
(B)=3T72HA-F
(C)=3T72HA-S

(D)=
(E)=
(F)=

Fig. 11 FUEL INJECTION PUMP



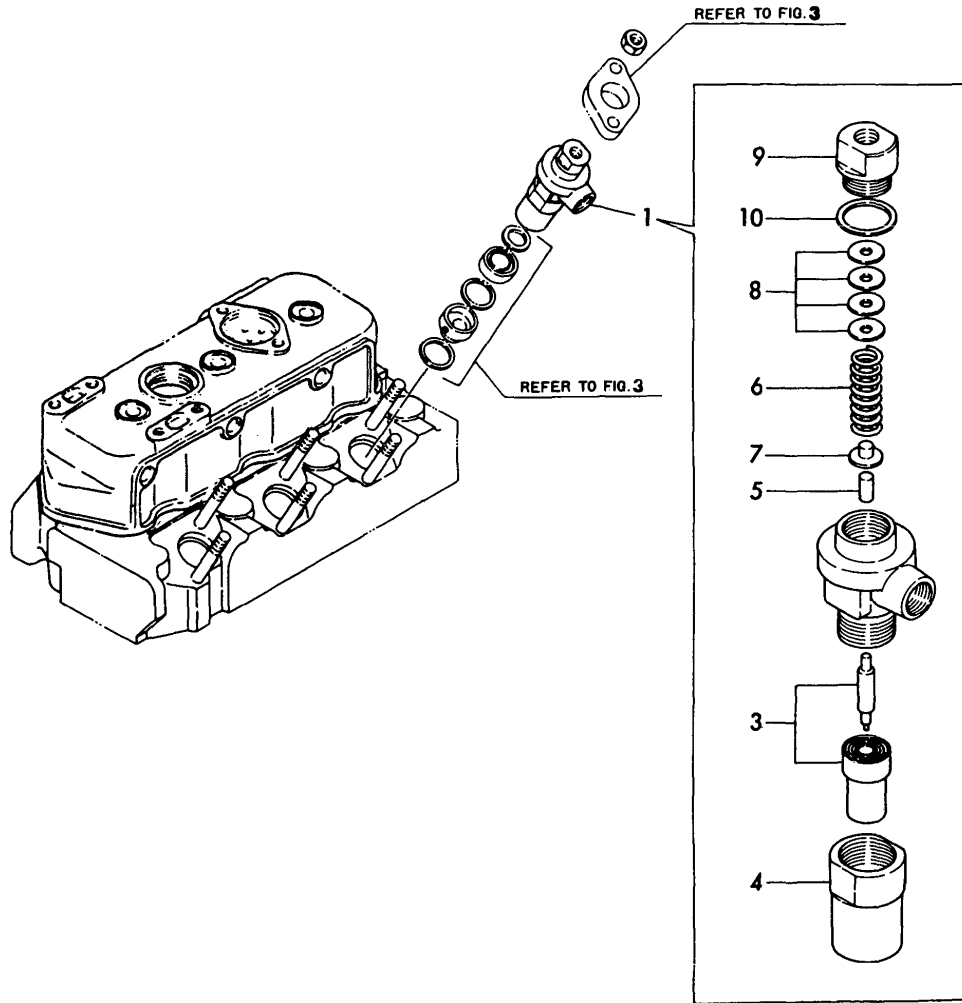
No.	Lev.	Parts No.	Description	Qty						I	R
				(A)	(B)	(C)	(D)	(E)	(F)		
1	1	721454-51700	PUMP ASSY, INJECTION	1	1	1					
3	2	121454-51100	PLUNGER ASSY	3	3	3					
4	2	124950-51270	GASKET	3	3	3					
5	2	124060-51300	VALVE ASSY, DELIVERY	3	3	3					
6	2	124550-51350	GASKET, DELIVERY	3	3	3					
7	2	124550-51320	SPRING, DELIVERY	3	3	3					
8	2	124550-51341	HOLDER, DELIVERY L43	3	3	3					
9	2	124550-51370	O-RING	3	3	3					
10	2	124950-51190	SPRING, PLUNGER	3	3	3					
11	2	174307-51170	RETAINER, SPRING A	3	3	3					
12	2	174307-51181	RETAINER, SPRING B	3	3	3					
13	2	124950-51510	PINION	3	3	3					
15	2	124220-51890	RIVET	2	2	2					
16	2	724550-51520	GUIDE, PLUNGER	3	3	3					
18	3	711100-51540	ROLLER ASSY	3	3	3					
21	3	174100-54120	PIN	3	3	3					
22	2	174307-51700	SHIM SET	3	3	3					
23	2	103854-51251	PIN, PLUNGER	1	1	1					
24	2	124950-51640	PLATE ASSY, ADJUST	2	2	2					
25	2	103854-51660	SCREW	2	2	2					
26	2	121450-51500	RACK, CONTROL	1	1	1					
29	3	124550-51590	RETAINER	1	1	1					
30	2	26587-050122	SCREW, M5X12	2	2						
30-1	2	26587-050102	SCREW, M5X10	2	2	2					N
(A=*)											
31	2	22217-050000	WASHER, SPRING 5	2	2	2					
32	2	22117-050000	WASHER, 5	2	2	2					
33	2	124950-51450	PIECE, GUIDE	3	3	3					
34	2	121150-51460	PIN, GUIDE	1	1	1					

Fig.12. FUEL INJECTION VALVE

(A)=3T72HA
(B)=3T72HA-F
(C)=3T72HA-S

(D)=
(E)=
(F)=

Fig. **12** FUEL INJECTION VALVE



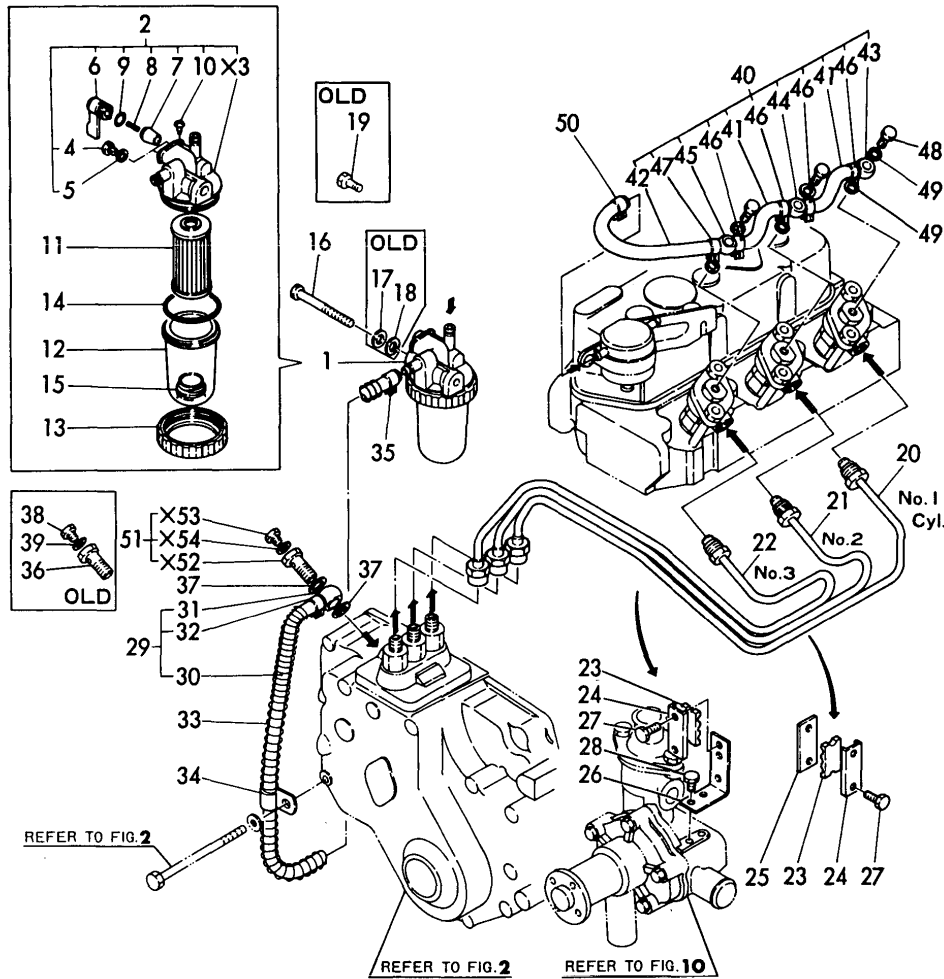
No.	Lev.	Parts No.	Description	Q'ty						I	R
				(A)	(B)	(C)	(D)	(E)	(F)		
1	1	724950-53100	VALVE ASSY,INJECTION	3	3	3					
3	2	124770-53000	VALVE ASSY,INJECTION	3	3	3					
4	2	101147-53080	NUT, NOZZLE	3	3	3					
5	2	113200-53110	SPINDLE, INTER	3	3	3					
6	2	103854-53120	SPRING, NOZZLE	3	3	3					
7	2	113200-53120	RETAINER, SPRING	3	3	3					
8	2	110250-53150	PLATE ASSY, ADJUST	3	3	3					
9	2	103854-53180	RETAINER, SPRING	3	3	3					
10	2	172100-53200	GASKET	3	3	3					

Fig.13. FUEL OIL SYSTEM

(A)=3T72HA
(B)=3T72HA-F
(C)=3T72HA-S

(D)=
(E)=
(F)=

Fig. 13 FUEL OIL SYSTEM



No.	Lev.	Parts No.	Description	Q'ty						I	R
				(A)	(B)	(C)	(D)	(E)	(F)		
1	1	121454-55600	STRAINER ASSY, FUEL	1	1	1					
2	2	721257-55540	COCK ASSY, FUEL	1	1	1					
4	3	101720-55750	PLUG, 6	2	2						
4-1	3	124060-59380 (A=*) (B=*)	PLUG, 6	2	2						N
4-2	3	101720-55750 (A=*) (B=*)	PLUG, 6	2	2	2					N
5	3	23418-060000	GASKET, 6X1.0	2	2	2					
6	3	104200-55341	HANDLE	1	1	1					
7	3	104200-55321	VALVE, TAPER	1	1	1					
8	3	104200-55330	SPRING, VALVE	1	1	1					
9	3	24311-240100	O-RING, 1AP10A	1	1	1					
10	3	104200-55750	SCREW, M4	1	1	1					
11	2	124550-55700	FILTER, FUEL L=90	1	1	1					
12	2	121254-55510	COVER	1	1	1					
13	2	110250-55610	RING, RETAINING	1	1	1					
14	2	102103-55520	O-RING	1	1	1					
15	1	121250-55620	SPRING	1	1	1					
16	1	26116-080652	BOLT, M8X 65 PLATED	1	1						
16-1	1	26116-080702 (A=*) (B=*)	BOLT, M8X 70 PLATED	1	1						N
16-2	1	26106-080652 (A=E/# A3157) (B=E/# A3157)	BOLT, M8X 65 PLATED	1	1	1					N
17	1	22217-080000 (A=*) (B=*)	WASHER, SPRING 8	1	1						Z
18	1	22117-080000 (A=*) (B=*)	WASHER, 8	1	1						Z
19	1	26116-060122 (A=*)	BOLT, M6X 12 PLATED	2							Z
20	1	121450-59810	PIPE, FUEL INJECTION	1	1	1					
21	1	121450-59820	PIPE ASSY, INJECTION	1	1	1					
22	1	121450-59830	PIPE, FUEL INJECTION	1	1	1					
23	1	123325-59100	RETAINER, PIPE	2	2	2					
24	1	123325-59110	COVER	2	2	2					
25	1	121250-59860	BRACKET	1	1	1					
26	1	121450-59850	BRACKET	1	1	1					
27	1	26116-060162	BOLT, M6X 16 PLATED	4	4						
27-1	1	121465-59950 (A=E/# A3157) (B=E/# A3157)	BOLT, M6X16	4	4	4					N
28	1	26116-060102	BOLT, M6X 10 PLATED	2	2	2					
29	1	121454-59010	PIPE ASSY, FUEL	1	1						
29-1	1	121454-59011	PIPE ASSY, FUEL	1	1	1					S 1
30	2	121454-59090 (A=E/#202243) (B=E/#202243)	PIPE, FUEL D12X700	1	1	1					
31	2	124250-59260	JOINT, PIPE 12	1	1						
31-1	2	101304-59020 (A=E/#202243) (B=E/#202243)	JOINT, PIPE 12	1	1	1					N
31-2	2	129150-59020 (A=E/# C5857) (B=E/# C5857)	JOINT, PIPE	1	1	1					N
32	2	124766-59050	CLIP, HOSE 12	1	1	1					
33	1	106100-59060	SPRING, PROTECTE	1							

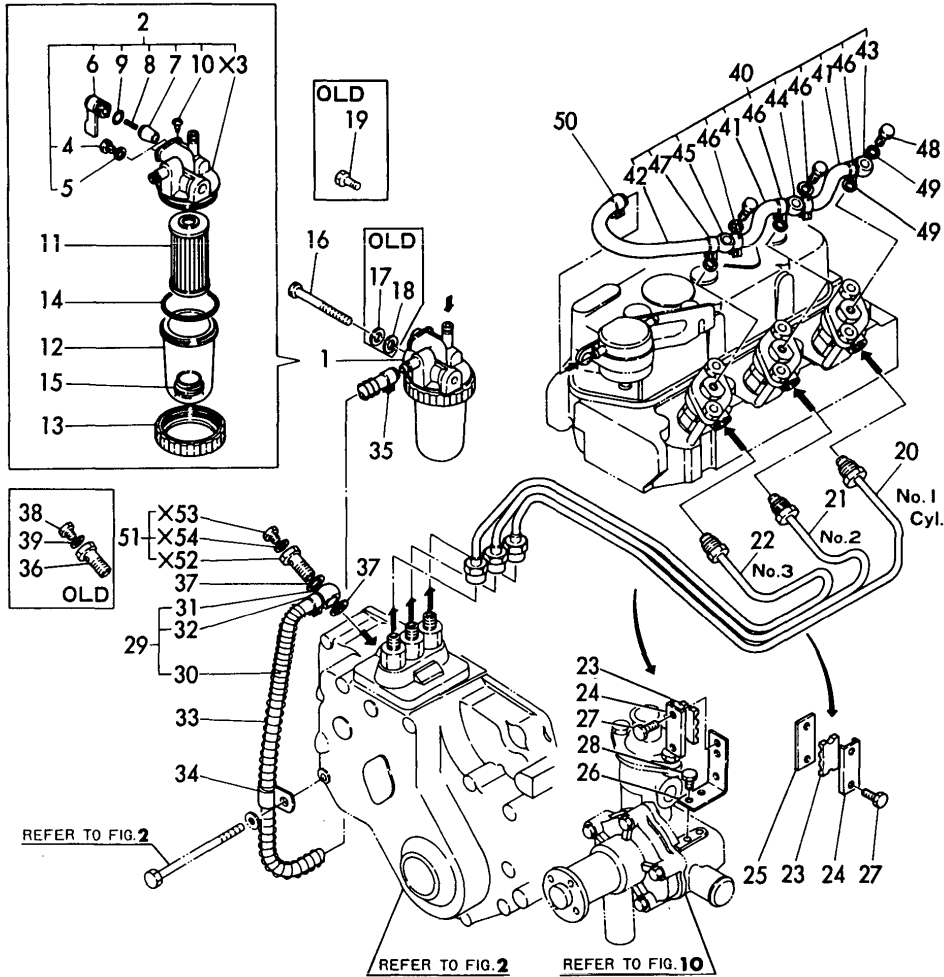
N:Old $\begin{matrix} \leftarrow \\ \text{Yes} \\ \text{No} \end{matrix}$ New, Q:Old $\begin{matrix} \leftarrow \\ \text{No} \\ \text{Yes} \end{matrix}$ New, R:Old $\begin{matrix} \leftarrow \\ \text{Yes} \\ \text{No} \end{matrix}$ New, S:Old $\begin{matrix} \leftarrow \\ \text{No} \\ \text{Yes} \end{matrix}$ New, W:Add, Z:Discontinued, F:Interchangeable by set, K:Q'ty Change
++ CONTINUE ++

Fig.13. FUEL OIL SYSTEM

(A)=3T72HA
(B)=3T72HA-F
(C)=3T72HA-S

(D)=
(E)=
(F)=

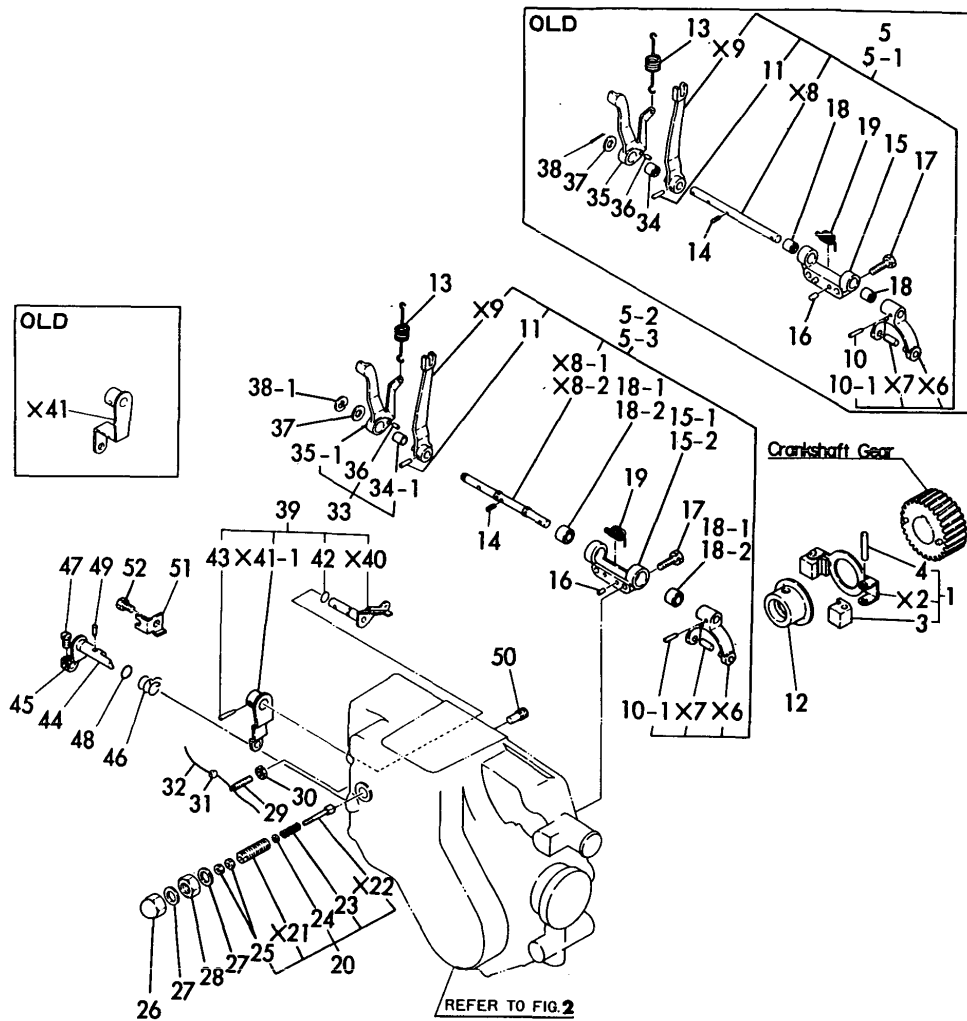
Fig. 13 FUEL OIL SYSTEM



No.	Lev.	Parts No.	Description	Qty						I	R
				(A)	(B)	(C)	(D)	(E)	(F)		
33-1	1	121454-59060 (A=*1980.)	SPRING, PROTECTE	1	1	1					N
34	1	124160-01650	CLAMP, PIPE	1	1	1					
35	1	124766-59050	CLIP, HOSE 12	1	1	1					
36	1	124060-59391	BOLT, PIPE JOINT M12	1	1						
36-1	1	103854-59201	BOLT, PIPE JOINT M12	1	1						S 1
36-2	1	103854-59201 (A=E/#202243) (B=E/#202243)	BOLT, PIPE JOINT M12	1	1						Z
37	1	104200-59170	GASKET, 12	2	2	2					
38	1	124060-59380 (A=E/#202243) (B=E/#202243)	PLUG, 6	1	1						Z
39	1	43400-500390 (A=E/#202243) (B=E/#202243)	SEAL WASHER 6	1	1						Z
40	1	121450-59500	PIPE ASSY, RETURN	1	1	1					
41	2	121450-59550	PIPE, FUEL D8X80	2	2	2					
42	2	121450-59560	PIPE, FUEL D11X250	1	1	1					
43	2	124550-59030	JOINT, PIPE 8	1	1	1					
44	2	124550-59090	JOINT, PIPE 8	1	1	1					
45	2	121750-59090	JOINT, PIPE 8	1	1	1					
46	2	124066-59100	CLIP, HOSE 8	4	4	4					
47	2	124060-77680	CLIP, HOSE 10	1	1	1					
48	1	101147-59810	BOLT, PIPE JOINT M8	3	3	3					
49	1	23414-080012	GASKET, 8X1.0	6	6	6					
50	1	124060-77680	CLIP, HOSE 10	1	1	1					
51	1	103854-59191 (A=E/#202243) (B=E/#202243) (C=FROM 1ST)	BOLT ASSY, JOINT M12	1	1	1					W 1
52	2	103854-59201 (A=E/#202243) (B=E/#202243) (C=FROM 1ST)	BOLT, PIPE JOINT M12	1	1	1					W 1
53	2	124060-59380 (A=E/#202243) (B=E/#202243) (C=FROM 1ST)	PLUG, 6	1	1	1					W
54	2	43400-500390 (A=E/#202243) (B=E/#202243) (C=FROM 1ST)	SEAL WASHER 6	1	1	1					W

Fig.14. GOVERNOR

Fig. 14 GOVERNOR



(A)=3T72HA
(B)=3T22HA-F
(C)=3T72HA-S

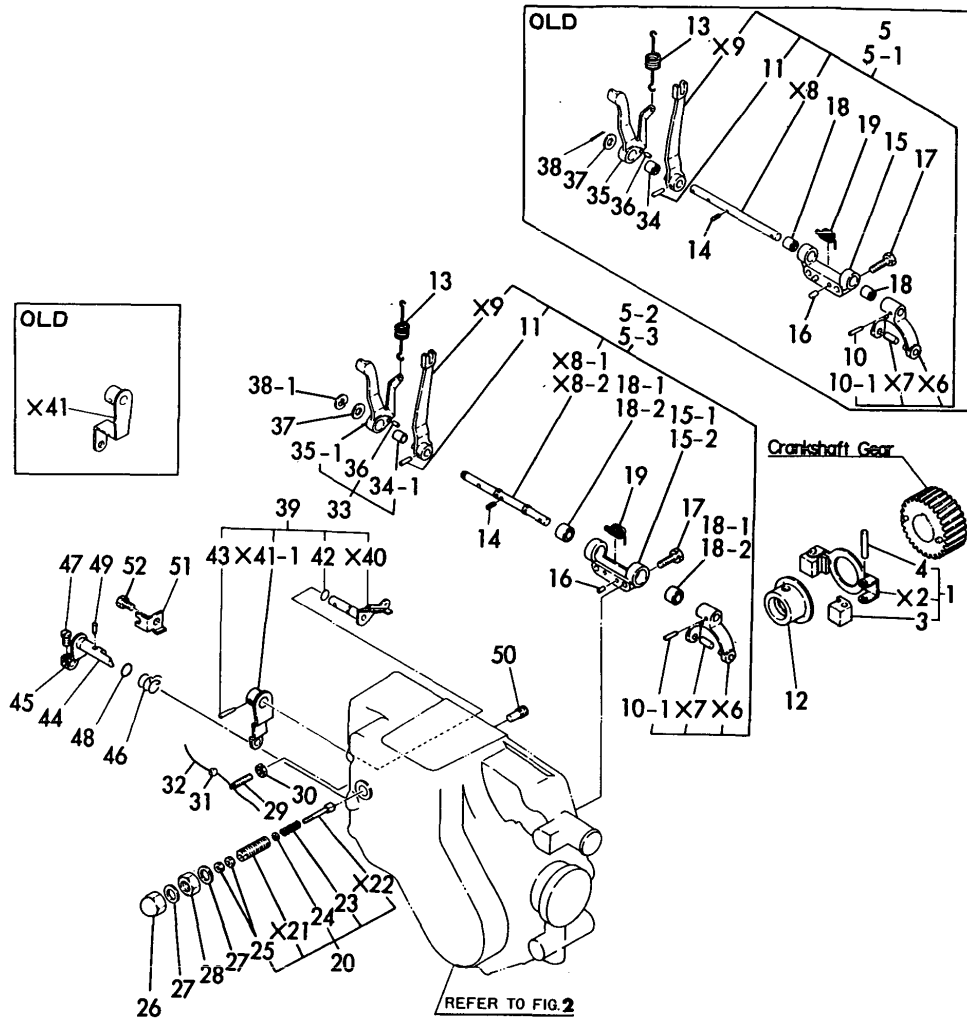
(D)=
(E)=
(F)=

No.	Lev.	Parts No.	Description	Qty						I	R
				(A)	(B)	(C)	(D)	(E)	(F)		
1	1	721450-61100	SUPPORT ASSY	1							
1-1	1	721450-61520 (A=*)	SUPPORT ASSY, WEIGHT	1							N
1-2	1	121450-61100 (A=*1981.09)	WEIGHT ASSY,GOVERNOR	1	1						N
1-3	1	121450-61101 (A=*1982.12) (B=*1982.12)	WEIGHT ASSY,GOVERNOR	1	1	1					S 1
3	2	104200-61200	WEIGHT, GOVERNOR	2	2						
4	2	172200-61220	PIN, GOVERNOR WEIGHT	2	2						
4-1	2	119660-61220 (A=E/# C1640) (B=E/# C1640)	PIN, GOVERNOR WEIGHT	2	2	2					N
5	1	721450-66500	LEVER ASSY, GOVERNOR	1							
5-1	1	121450-61000 (A=*)	LEVER ASSY, GOVERNOR	1	1						N
5-2	1	121450-61001 (A=*1981.09) (B=*1981.09)	LEVER ASSY, GOVERNOR	1	1						S 2
5-3	1	121567-61000 (A=E/# A6798)	LEVER ASSY, GOVERNOR	1		1					N
10	2	22322-030160	PIN, TAPER 3X16	1	1						
10-1	2	22322-030180 (A=*) (B=*)	PIN, TAPER 3X18	1	1	1					N
11	2	22322-030180	PIN, TAPER 3X18	1	1	1					
12	1	121450-61600	SLEEVE, GOVERNOR	1							
12-1	1	129350-61600 (A=E/#201212)	SLEEVE, GOVERNOR	1	1	1					R
13	1	121450-66010	SPRING, REGULATOR	1	1	1					
14	1	22351-030010	PIN, SPRING 3.0X10	1	1	1					
15	1	121450-61620	SUPPORT	1	1						
15-1	1	121520-61620 (A=*1981.08) (B=*1981.08)	SUPPORT	1	1						S 2
15-2	1	121567-61620 (A=E/# A6798)	SUPPORT	1		1					N
16	1	22312-040080	PIN, PARALLEL M4X 8	2	2	2					
17	1	26106-060222	BOLT, M6X 22 PLATED	2	2	2					
18	1	121450-61520	BEARING, NEEDLE 8	2	2						
18-1	1	121520-61520 (A=*1981.08) (B=*1981.08)	BEARING, NEEDLE	2	2						S 2
18-2	1	121567-61640 (A=E/# A6798)	BUSH	2		2					N
19	1	121450-61631	SPRING	1	1	1					
20	1	121470-66550	LIMITER ASSY, FUEL	1							
20-1	1	121470-66551 (A=E/#200296)	LIMITER ASSY, FUEL	1							N
20-2	1	121520-66550 (A=*1981.12)	LIMITER ASSY, FUEL	1	1	1					N
23	2	121470-66580	SPRING, CONTROLLER	1							
23-1	2	121520-66580 (A=*1981.12)	SPRING, CONTROLLER	1	1	1					S
24	2	124950-66590	SHIM SET	1	1	1					
25	2	26756-050002	NUT, LOCK M5	2	2	2					
26	1	26687-120002	NUT, CAP M12	1	1	1					

N:Old $\xrightarrow{\text{Yes}}$ New, Q:Old $\xrightarrow{\text{No}}$ New, R:Old $\xrightarrow{\text{Yes}}$ New, S:Old $\xrightarrow{\text{No}}$ New, W:Add, Z:Discontinued, F:Interchangeable by set, K:Q'ty Change
 ++ CONTINUE ++
 Copyright (C) YANMAR CO., LTD. All Rights Reserved.

Fig.14. GOVERNOR

Fig. 14 GOVERNOR



(A)=3T72HA
(B)=3T22HA-F
(C)=3T72HA-S

(D)=
(E)=
(F)=

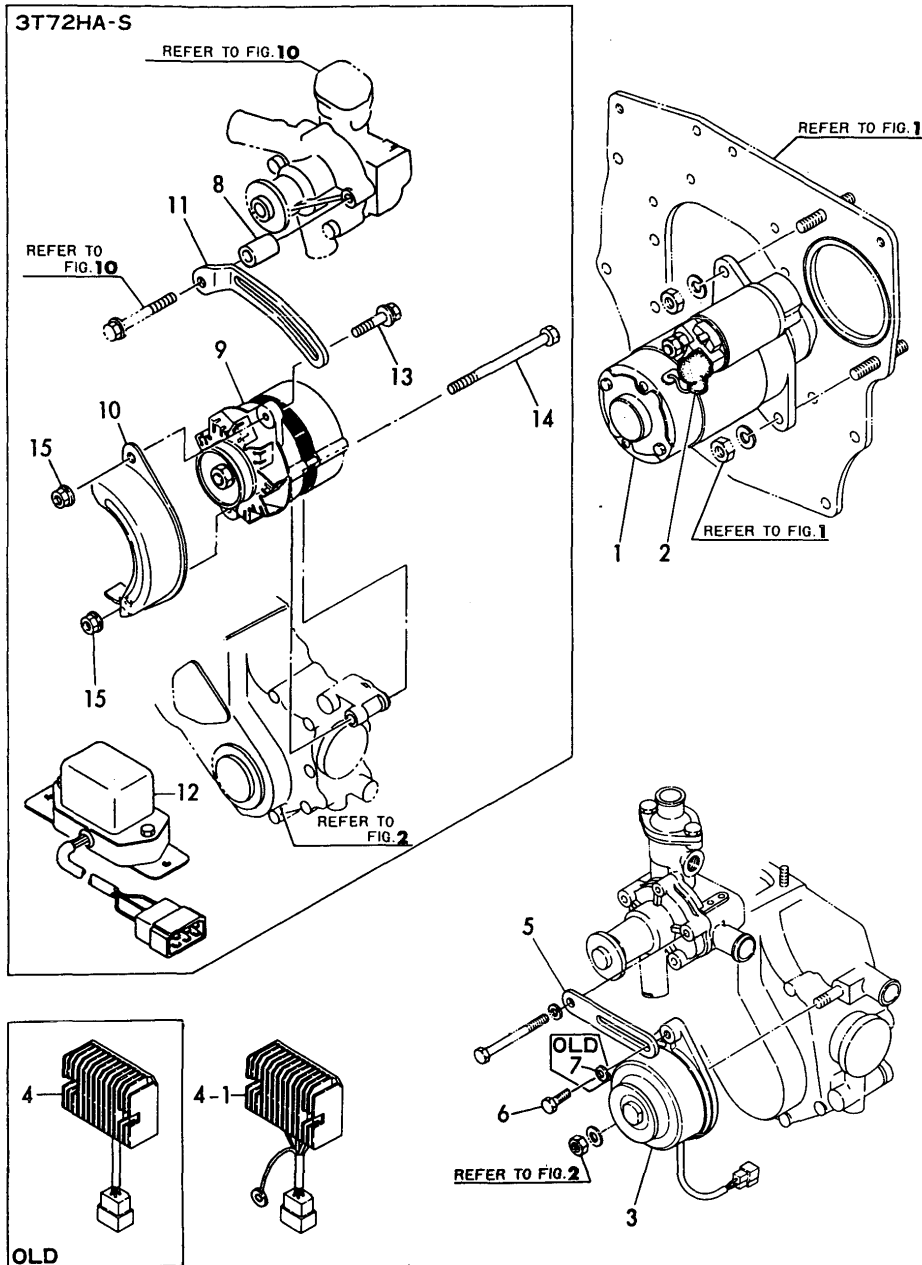
No.	Lev.	Parts No.	Description	Q'ty						I	R
				(A)	(B)	(C)	(D)	(E)	(F)		
27	1	43400-500450	SEAL WASHER 12	2	2	2					
28	1	26736-120002	NUT, M12	1	1	1					
29	1	121454-66420	ADJUSTER	1	1	1					
30	1	124550-66370	NUT, M6	1	1	1					
31	1	135210-61090	LEAD	1	1	1					
32	1	22451-100000	WIRE, 1.0	1	1						
32-1	1	22451-060000	WIRE, 0.6	1	1	1					N
		(A=*1981.04) (B=*1981.04)									
33	1	121450-66180	LEVER ASSY	1	1	1					
34	2	121450-61520	BEARING, NEEDLE 8	1	1						
34-1	2	121450-66170	BUSH	1	1	1					N
		(A=*1981.04) (B=*1981.04)									
35	2	121450-66160	LEVER	1	1						
36	2	22312-030080	PIN, PARALLEL M3X 8	1	1	1					
37	1	22137-080000	WASHER, 8	1	1	1					
38	1	22417-300200	PIN, COTTER 3.0X20	1	1						
38-1	1	22272-000060	RING, E- 6	1	1	1					S 2
		(A=*1981.09) (B=*1981.09)									
39	1	121454-66000	LEVER ASSY,REGULATOR	1	1						
39-1	1	121454-66002	LEVER ASSY,REGULATOR	1	1	1					N
		(A=E/# B1790) (B=E/# B1790)									
42	2	24311-000070	O-RING, 1AP7.0	1	1	1					
43	2	22322-030200	PIN, TAPER 3X20	1	1	1					
44	1	121551-66520	LEVER, STOP	1	1	1					W
		(A=E/#202606) (B=E/#202606)									
45	1	104211-03770	RETAINER	1	1	1					W
		(A=E/#202606) (B=E/#202606)									
46	1	121551-66580	SPRING, RETURN	1	1	1					W
		(A=E/#202606) (B=E/#202606)									
47	1	26116-050128	BOLT, M5X 12 PLATED	1	1	1					W
		(A=E/#202606) (B=E/#202606)									
48	1	24311-000090	O-RING, 1AP9.0	1	1	1					W
		(A=E/#202606) (B=E/#202606)									
49	1	22322-030160	PIN, TAPER 3X16	1	1	1					W
		(A=E/#202606) (B=E/#202606)									
50	1	121250-03640	SCREW	1	1						W
		(A=E/#202606) (B=E/#202606)									
50-1	1	124250-03640	SCREW	1		1					N
		(A=*)									
51	1	121551-66900	SUPPORT, WIRE	1	1	1					W
		(A=E/#202606) (B=E/#202606)									
52	1	26116-060122	BOLT, M6X 12 PLATED	1	1	1					W
		(A=E/#202606) (B=E/#202606)									

Fig.15. ELECTRIC STARTING DEVICE

(A)=3T72HA
(B)=3T72HA-F
(C)=3T72HA-S

(D)=
(E)=
(F)=

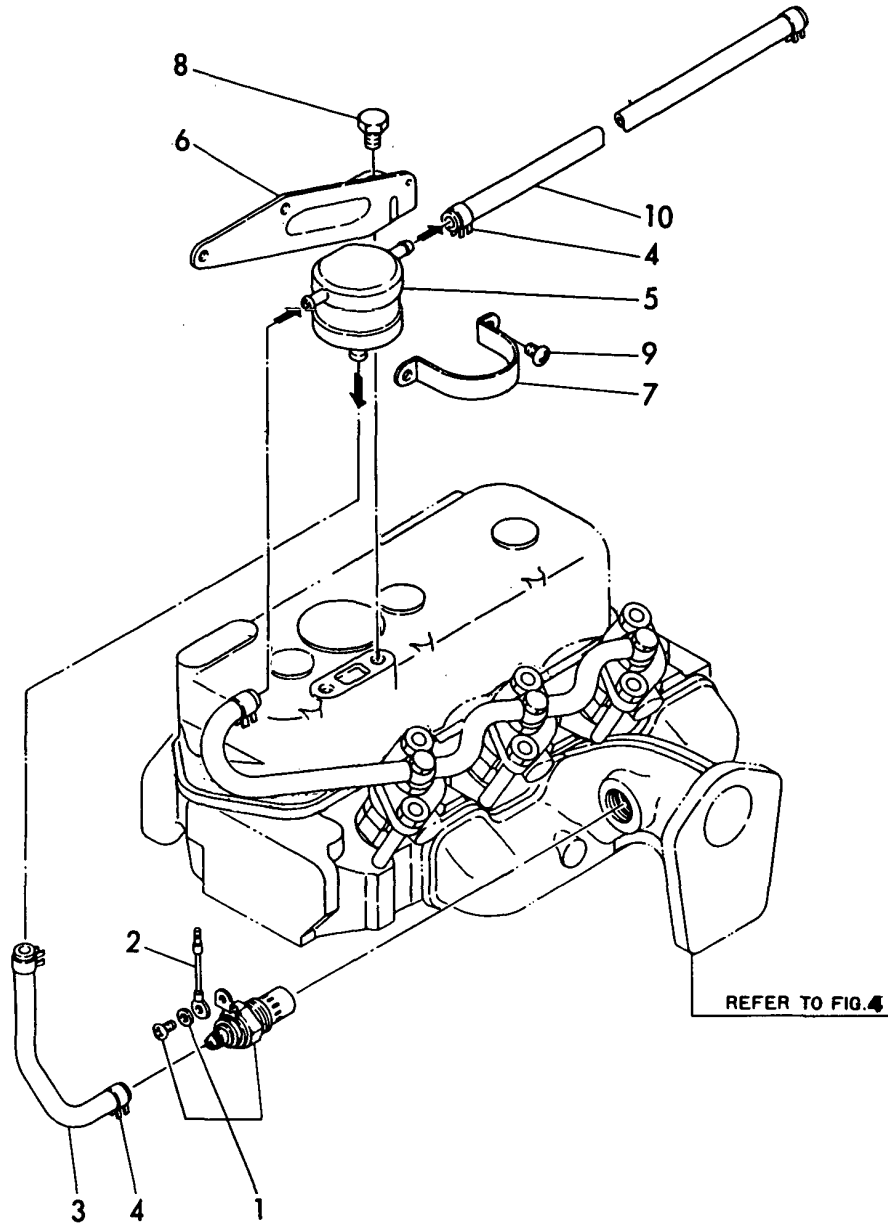
Fig. 15 ELECTRIC STARTING DEVICE



No.	Lev.	Parts No.	Description	Qty						I	R
				(A)	(B)	(C)	(D)	(E)	(F)		
1	1	121450-77010	STARTER, S114-235B	1	1	1					
2	1	124160-77020	COVER, TERMINAL	1	1	1					
3	1	121450-77200	DYNAMO, 12V-180W	1	1						
4	1	121450-77711	LIMITER, RS5101	1	1						
4-1	1	121520-77710	LIMITER, CURRENT	1	1						N
		(A=E/# C6629) (B=E/# C6629)									
5	1	121450-77330	ADJUSTER	1	1						
6	1	26014-080282	BOLT, M8X 28	1	1						
7	1	22137-080000	WASHER, 8	1	1						Z
		(A=E/# A3157) (B=E/# A3157)									
8	1	124950-55900	PIECE, DISTANCE			1					
9	1	121492-77200	GENERATOR, LT135-54			1					
10	1	124610-77210	COVER, GENERATOR			1					
11	1	129354-77330	ADJUSTER			1					
12	1	124550-77710	REGULATOR, TL1Z86E			1					
13	1	26014-080252	BOLT, M8X 25			1					
14	1	26116-081202	BOLT, M8X120 PLATED			1					
15	1	26366-080002	NUT, M8			1					

Fig.16. THERMOSTART

Fig. 16 THERMOSTART



(A)=3T72HA
(B)=3T72HA-F
(C)=3T72HA-S

(D)=
(E)=
(F)=

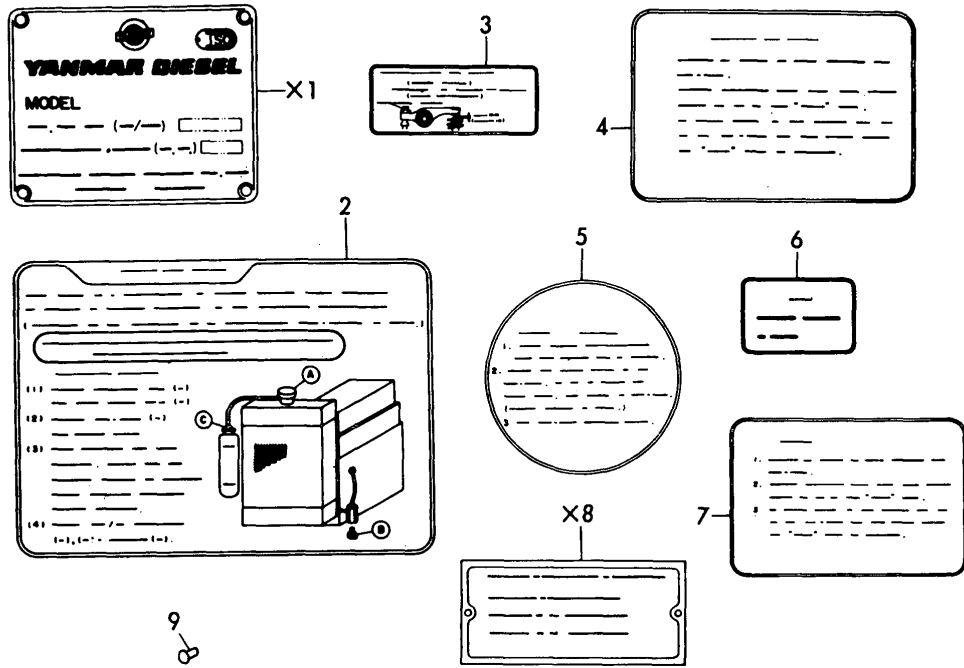
No.	Lev.	Parts No.	Description	Qty						I	R
				(A)	(B)	(C)	(D)	(E)	(F)		
1	1	121023-77910	PLUG, THERMOSTAT	1	1	1					
2	1	121120-77920	WIRE	1	1	1					
3	1	121450-77700	PIPE, FUEL	1	1	1					
4	1	124060-77680	CLIP, HOSE 10	4	4	4					
5	1	121750-77800	TANK ASSY, HEADER	1	1	1					
6	1	121450-77810	RETAINER	1	1	1					
7	1	124460-77820	RETAINER	1	1	1					
8	1	26106-080122	BOLT, M8X 12 PLATED	2	2	2					
9	1	26557-060082	SCREW, M6X 8	2	2	2					
10	1	121450-77690	PIPE, FUEL 7/11X500	1	1	1					

Fig.17. LABELS

(A)=3T72HA
(B)=3T72HA-F
(C)=3T72HA-S

(D)=
(E)=
(F)=

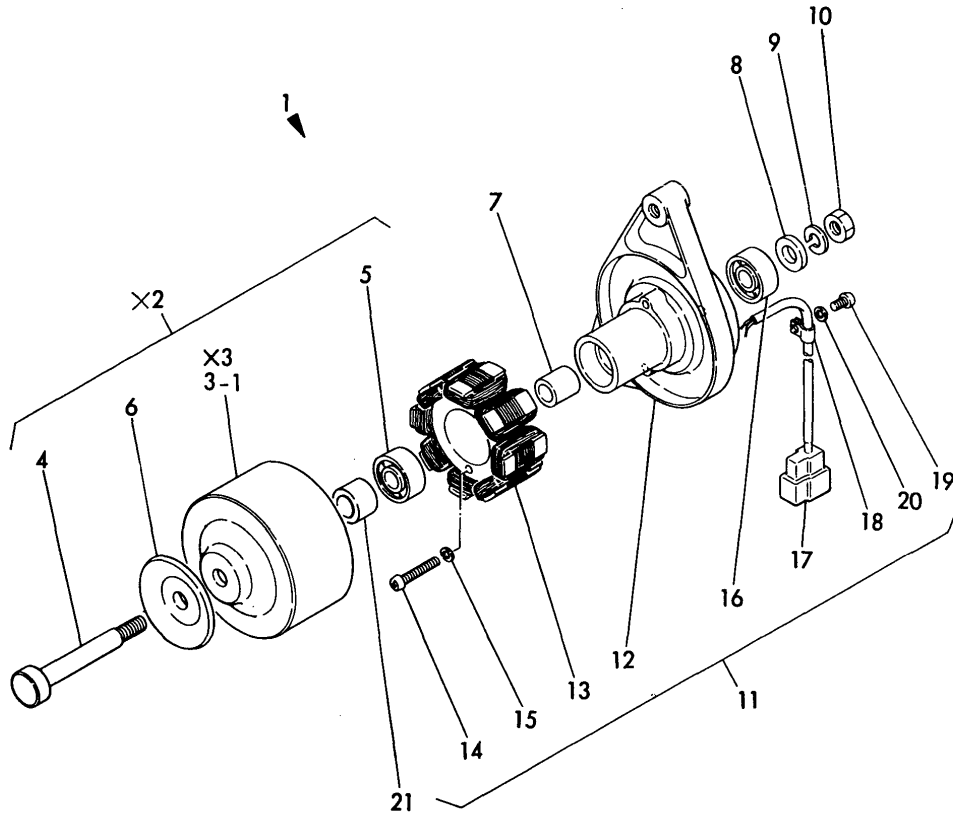
Fig. 17 LABEL



No.	Lev.	Parts No.	Description	Qty						I	R
				(A)	(B)	(C)	(D)	(E)	(F)		
2A	1	121254-07150	LABEL, WATER DRAIN	1		1					
2B	1	121241-07150	LABEL, WATER DRAIN		1						
3A	1	124064-07160	LABEL, VALVE ADJUST.	1		1					
3B	1	124040-07160	LABEL, VALVE ADJUST.		1						
4A	1	121454-12520	LABEL, AIR-CLEANER	1		1					
4B	1	121440-12480	LABEL, AIR CLEANER(F		1						
5A	1	124764-44800	LABEL, RADIATOR	1		1					
5B	1	124740-44800	LABEL, RADIATOR		1						
6A	1	124764-44920	LABEL, ANTI-FREEZING	1		1					
6B	1	124740-44920	LABEL, ANTI-FREEZING		1						
7A	1	124764-44810	LABEL, RESERVE TANK	1		1					
7B	1	124740-44810	LABEL, SUB-TANK		1						
9	1	102210-07990	RIVET	4	4	4					

Fig.19. GENERATOR

Fig. 19 GENERATOR



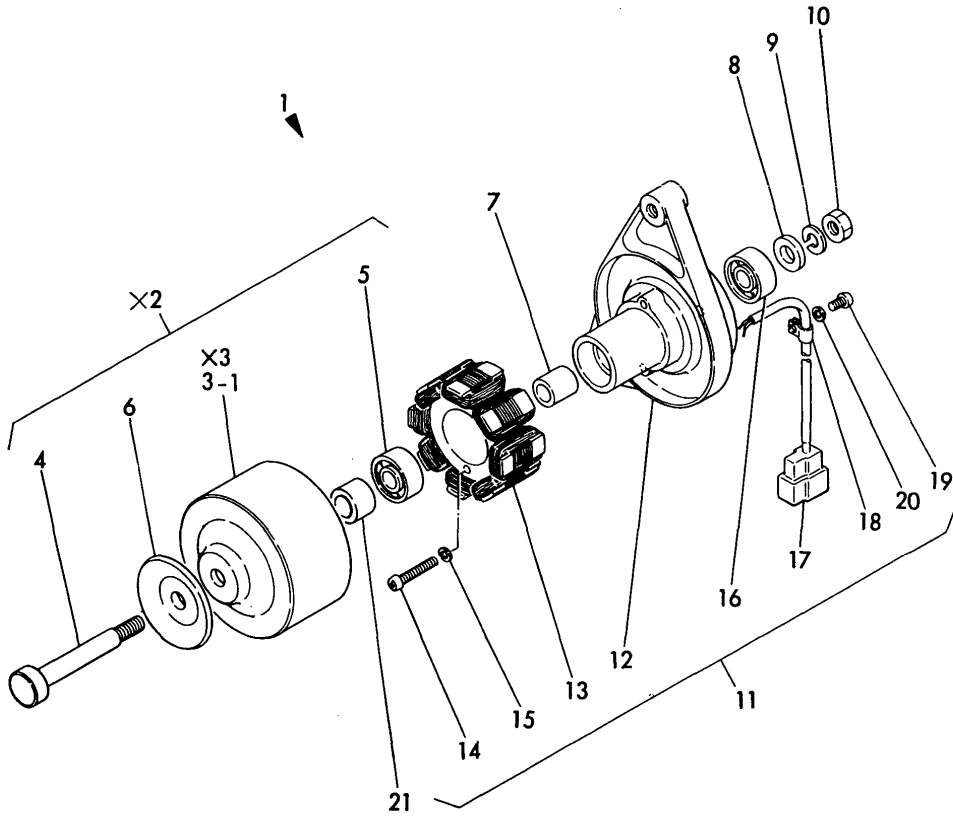
(A)=3T72HA
(B)=3T72HA-F
(C)=3T72HA-S

(D)=
(E)=
(F)=

No.	Lev.	Parts No.	Description	Qty						I	R
				(A)	(B)	(C)	(D)	(E)	(F)		
1	1	121450-77200	DYNAMO, 12V-180W	1	1						
3-1	2	XM622270000	FLYWHEEL	1	1						R
		(A=FROM 1ST) (B=FROM 1ST)									
4	3	94210M-13751	SHAFT	1	1						
4-1	3	94210M-42927	SHAFT	1	1						N
		(A=FROM 1ST) (B=FROM 1ST)									
4-2	2	XM429270000	SHAFT	1	1						R
		(A=FROM 1ST) (B=FROM 1ST)									
5	3	94210M-86124	BALL BEARING	1	1						
5-1	3	24107-062010	BEARING, 6201ZZC3	1	1						N
		(A=FROM 1ST) (B=FROM 1ST)									
5-2	2	XM861240000	B.BEARING #6201ZZC3	1	1						N
		(A=FROM 1ST) (B=FROM 1ST)									
6	3	94210M-42801	PULLEY	1	1						
6-1	3	94210M-42929	PULLEY	1	1						N
		(A=FROM 1ST) (B=FROM 1ST)									
6-2	2	XM429290000	PLATE, PULLEY	1	1						R
		(A=FROM 1ST) (B=FROM 1ST)									
7	2	94210M-32983	COLLAR	1	1						
7-1	2	XM329830000	COLLAR	1	1						R
		(A=FROM 1ST) (B=FROM 1ST)									
8	2	94210M-86025	WASHER	1	1						
8-1	2	XM860250000	WASHER 10	1	1						R
		(A=FROM 1ST) (B=FROM 1ST)									
9	2	94210M-21932	WASHER, SPRING	1	1						
9-1	2	22217-100000	WASHER, SPRING 10	1	1						N
		(A=FROM 1ST) (B=FROM 1ST)									
10	2	94210M-86372	NUT	1	1						
10-1	2	26706-100002	NUT, M10	1	1						N
		(A=FROM 1ST) (B=FROM 1ST)									
11	2	94210M-51416	PLATE ASSY	1	1						
11-1	2	XM514160000	PLATE ASSY	1	1						R
		(A=FROM 1ST) (B=FROM 1ST)									
12	3	94210M-51417	PLATE	1	1						
12-1	3	XM514170000	PLATE	1	1						R
		(A=FROM 1ST) (B=FROM 1ST)									
13	3	94210M-51418	CORE ASSY	1	1						
13-1	3	XM514180000	STATOR	1	1						R
		(A=FROM 1ST) (B=FROM 1ST)									
14	3	26557-040252	SCREW, M4X25	2	2						
15	3	22217-040000	WASHER, SPRING 4	2	2						
16	3	94210M-86124	BALL BEARING	1	1						
16-1	3	24101-062010	BEARING, BALL 6201C3	1	1						N
		(A=FROM 1ST) (B=FROM 1ST)									
16-2	3	XM861240000	B.BEARING #6201ZZC3	1	1						N
		(A=FROM 1ST) (B=FROM 1ST)									
17	3	94210M-96717	COUPLER	1	1						
17-1	3	XM967170000	COUPLER	1	1						R
		(A=FROM 1ST) (B=FROM 1ST)									
18	3	94210M-06900	CLAMP	1	1						
18-1	3	XM069000000	CLAMP	1	1						R

Fig.19. GENERATOR

Fig. 19 GENERATOR



(A)=3T72HA
(B)=3T72HA-F
(C)=3T72HA-S

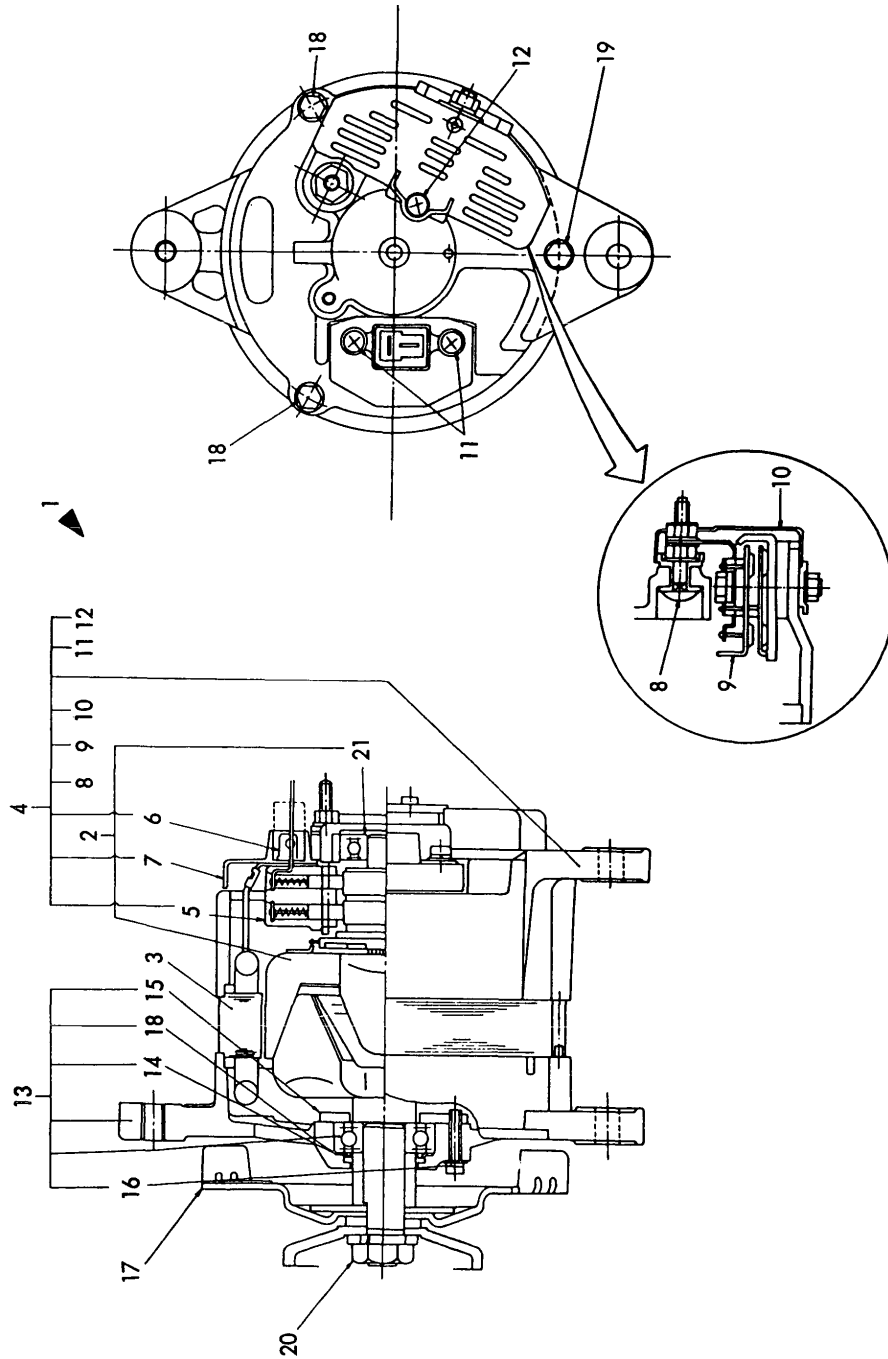
(D)=
(E)=
(F)=

No.	Lev.	Parts No.	Description	Qty						I	R
				(A)	(B)	(C)	(D)	(E)	(F)		
		(A=FROM 1ST)	(B=FROM 1ST)								
19	3	26557-040082	SCREW, M4X 8	1	1						
20	3	22217-040000	WASHER, SPRING 4	1	1						
21	2	94210M-42802	COLLAR	1	1						
21-1	2	XM428020000	COLLAR	1	1						R
		(A=FROM 1ST)	(B=FROM 1ST)								

Fig.20. GENERATOR (FOR 3T72HA-S)

(A)=3T72HA
(B)=3T72HA-F
(C)=3T72HA-S

(D)=
(E)=
(F)=



No.	Lev.	Parts No.	Description	Qty						I	R	
				(A)	(B)	(C)	(D)	(E)	(F)			
1	1	121492-77200	GENERATOR, LT135-54			1						
2	2	XLT135N1100	ROTOR ASSY			1						
3	2	XL135N2200	STATOR ASSY			1						
4	2	XL135N1300	COVER ASSY			1						
5	3	XL135N1301	BRUSH ASSY			1						
6	3	XL135N1302	N-TERMINAL			1						
7	3	XL135N1303	COVER			1						
8	3	XL1255310A	BOLT ASSY, TERMINAL			1						
9	3	XL1258320	DIODE			1						
10	3	XL1256338	COVER			1						
11	3	26557-040202	SCREW, M4X20			2						
12	3	26557-040082	SCREW, M4X 8			1						
13	2	XL1255400	COVER ASSY, FRONT			1						
14	3	XL1151403	RETAINER, GASKET			1						
15	3	XL1307404Y	RETAINER			1						
16	3	26557-040202	SCREW, M4X20			3						
17	2	XL1151552	PULLEY ASSY			1						
18	2	XL1251801	BOLT, THROUGH			2						
19	2	XL1251802	BOLT, THROUGH			1						
20	2	XB444001A	NUT SET, PULLEY			1						
21	2	X6201SD	BALL BEARING			1						

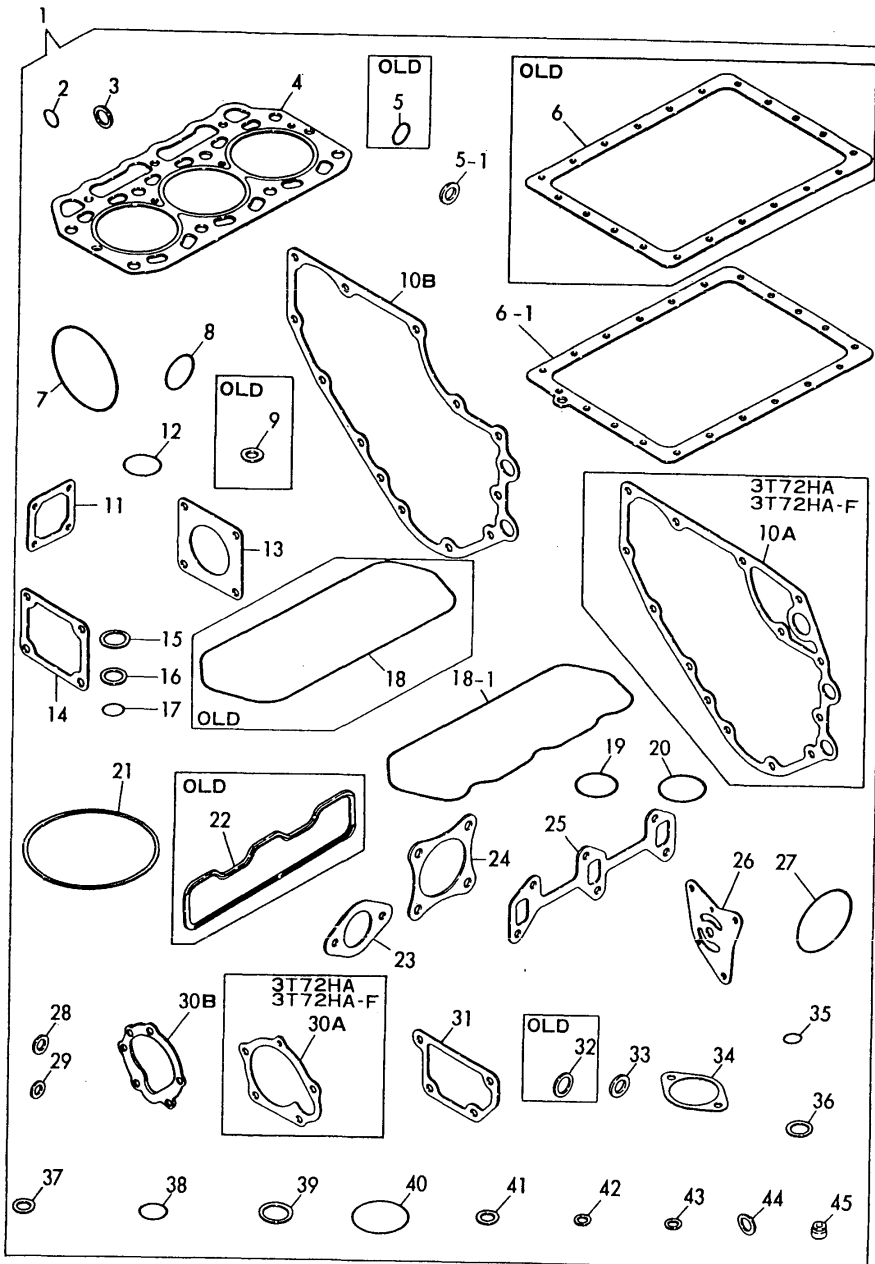
Fig.20 GENERATOR (FOR 3T72HA-S)

Fig.21. GASKET SET (FOR ENGINE)

(A)=3T72HA
(B)=3T72HA-F
(C)=3T72HA-S

(D)=
(E)=
(F)=

Fig.21 GASKET SET (FOR ENGINE)



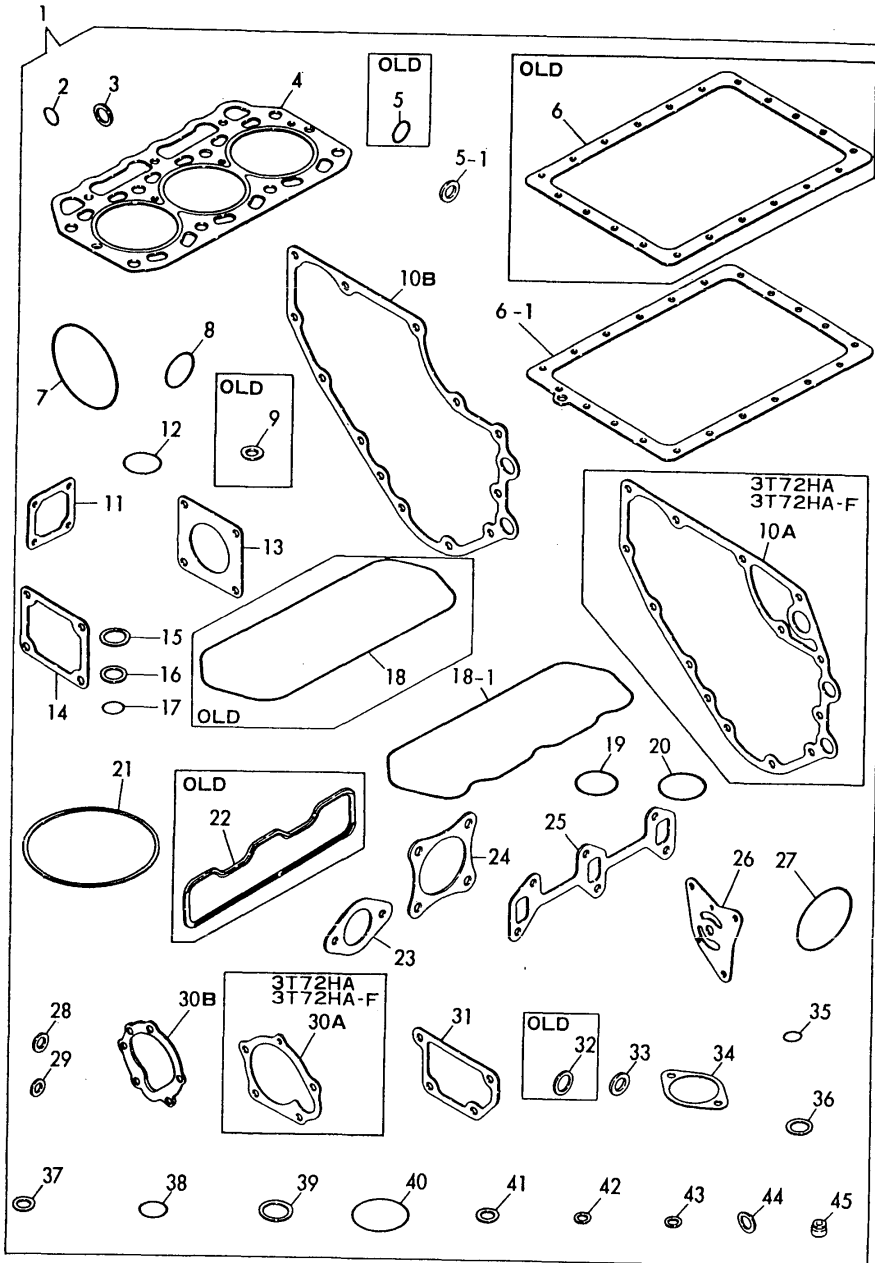
No.	Lev.	Parts No.	Description	Q'ty						I	R
				(A)	(B)	(C)	(D)	(E)	(F)		
1A	1	721454-92600	GASKET SET	1	1						1
1A-1	1	721454-92601	GASKET SET	1	1						N 1
		(A=*) (B=*)									
1B	1	721454-92610	GASKET SET			1					1
2	2	24311-000100	O-RING, 1AP10.0	2	2	2					
3	2	121450-01980	GASKET	1	1	1					
4	2	121450-01330	GASKET, HEAD	1							
4-1	2	121450-01331	GASKET, HEAD	1	1						N
		(A=E/#201068)									
4-2	2	121000-01330	GASKET, HEAD	1	1	1					N
		(A=E/# A5547) (B=E/# A5547)									
5	2	24311-000140	O-RING, 1AP14.0	1							
5-1	2	43400-500450	SEAL WASHER 12	1	1	1					S
		(A=E/#200995)									
6	2	121450-01751	GASKET, OIL SUMP	1							
6-1	2	121000-01750	GASKET, OIL SUMP	1	1	1					N
		(A=E/#200995)									
7	2	105225-02020	O-RING	1	1	1					
8	2	121450-34840	GASKET	1	1	1					
9	2	43400-500410	SEAL WASHER 8	4	4						Z
		(A=*) (B=*)									
10A	2	121450-01511	GASKET, GEAR CASE	1	1						
10B	2	121575-01510	GASKET, GEAR CASE			1					
11	2	121450-01531	GASKET	1	1	1					
12A	2	24341-000260	O-RING, 1AS26.0	1	1						
12B	2	24341-000460	O-RING, 1AS46.0			1					
13	2	124240-01882	GASKET	2	2	2					
13-1	2	124240-01883	GASKET	2	2	2					R
		(A=E/# D0404) (B=E/# D0404) (C=E/# D0404)									
14	2	121450-11680	GASKET	1	1	1					
15	2	124950-11450	GASKET, CHAMBER	6	6	6					
16	2	101147-11490	INSULATOR	3	3	3					
17	2	24311-000120	O-RING, 1AP12.0	3	3	3					
18	2	121450-11310	GASKET, BONNET	1	1						
18-1	2	121476-11310	GASKET, BONNET	1	1	1					S
		(A=E/# B5567) (B=E/# B5567)									
19	2	24321-000350	O-RING, 1AG35.0	1							
19-1	2	121420-01760	O-RING	1	1						N
		(A=*1980.04)									
19-2	2	24311-000320	O-RING, 1AP32.0	1	1	1					R
		(A=E/# B2608) (B=E/# B2608)									
20	2	24341-000400	O-RING, 1AS40.0	1	1	1					
21	2	124064-12430	GASKET	2	2	2					
22	2	121450-12710	GASKET, MANIFOLD	1	1						Z
		(A=*) (B=*)									
23	2	124067-12050	GASKET	1	1	1					
24	2	121450-13200	GASKET, SILENCER	1	1	1					
24-1	2	121450-13201	GASKET, SILENCER	1	1	1					N
		(A=E/# D0413) (B=E/# D0413) (C=E/# D0413)									
25	2	121450-13250	GASKET	1	1	1					
26	2	121450-32021	GASKET, PUMP	1	1	1					

Fig.21. GASKET SET (FOR ENGINE)

(A)=3T72HA
(B)=3T72HA-F
(C)=3T72HA-S

(D)=
(E)=
(F)=

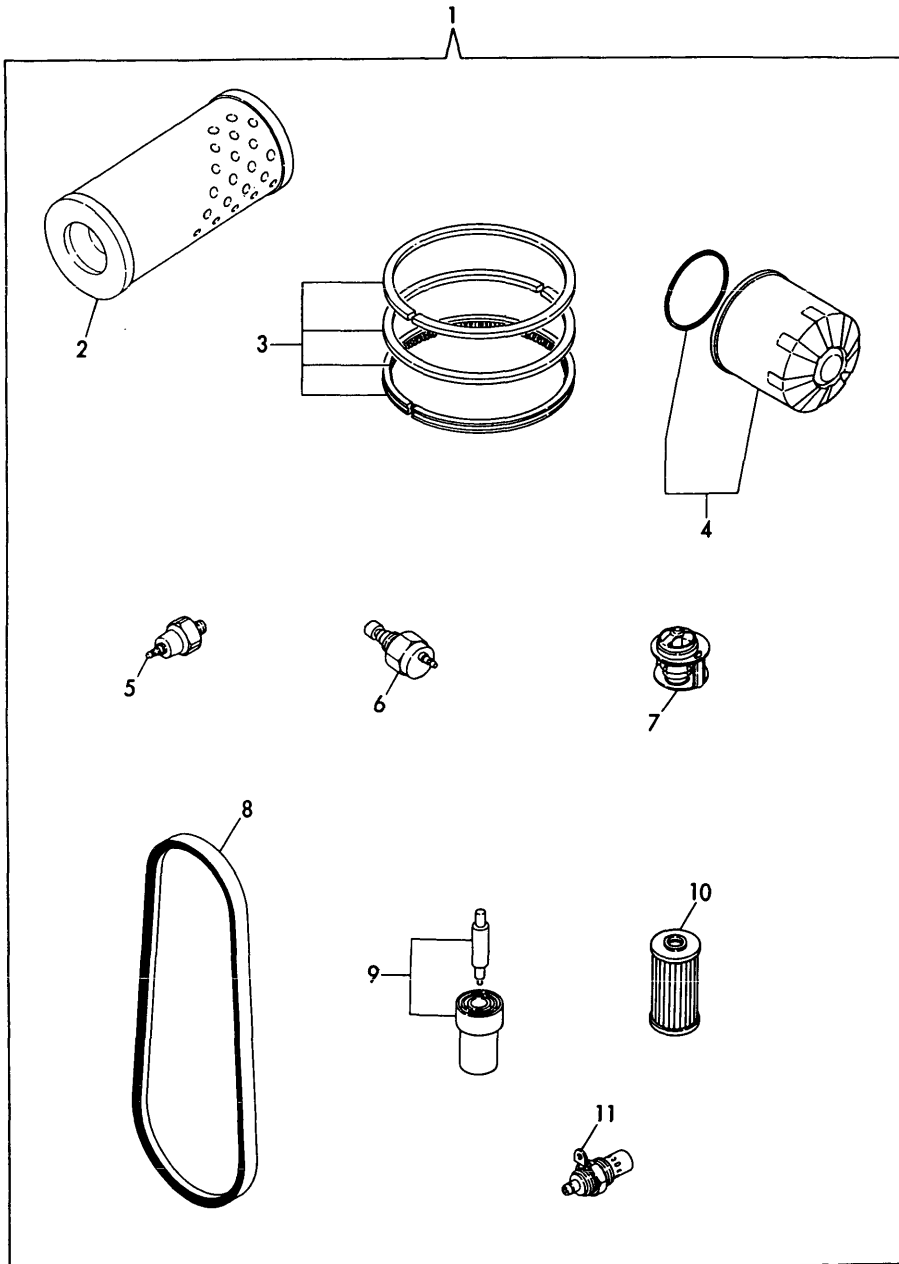
Fig. 21 GASKET SET (FOR ENGINE)



No.	Lev.	Parts No.	Description	Qty						I	R
				(A)	(B)	(C)	(D)	(E)	(F)		
27	2	124450-35110	O-RING	1	1	1					
28	2	23414-100000	GASKET, 10X1.0	2	2	2					
29	2	23414-080000	GASKET, 8X1.0	6	6	6					
30A	2	121023-42050	GASKET, WATER PUMP	1	1						
30A-1	2	121450-42050	GASKET, WATER PUMP	1	1						N
		(A=*1982.) (B=*1982.)									
30A-2	2	121023-42051	GASKET, WATER PUMP	1	1						N
		(A=*) (B=*)									
30B	2	121000-42051	GASKET, WATER PUMP				1				
31	2	121450-44410	GASKET	1	1	1					
32	2	23414-160000	GASKET, 16X1.0	1							Z
		(A=*)									
33	2	124465-44950	GASKET, 16	1	1						
33-1	2	124465-44950	GASKET, 16	2	2	2					K
		(A=*) (B=*)									
34	2	124736-49540	GASKET	1							
34-1	2	129350-49540	GASKET	1	1	1					S
		(A=*1981.) (B=*1981.)									
34-2	2	129350-49541	GASKET	1	1	1					R
		(A=E/# D0404) (B=E/# D0404) (C=E/# D0404)									
35	2	24311-000120	O-RING, 1AP12.0	1	1	1					
36	2	124950-51270	GASKET	3	3	3					
37	2	124550-51350	GASKET, DELIVERY	3	3	3					
38	2	124550-51370	O-RING	3	3	3					
39	2	172100-53200	GASKET	3	3	3					
40	2	102103-55520	O-RING	1	1	1					
41	2	104200-59170	GASKET, 12	2	2	2					
42	2	43400-500390	SEAL WASHER 6	1	1	1					
43	2	23414-080012	GASKET, 8X1.0	6	6	6					
44	2	43400-500450	SEAL WASHER 12	2	2	2					
45	2	124950-11340	SEAL, VALVE STEM			6					

Fig.22. REPAIR KIT (FOR ENGINE)

Fig. **22** REPAIR KIT (FOR ENGINE)



(A)=3T72HA
(B)=3T72HA-F
(C)=3T72HA-S

(D)=
(E)=
(F)=

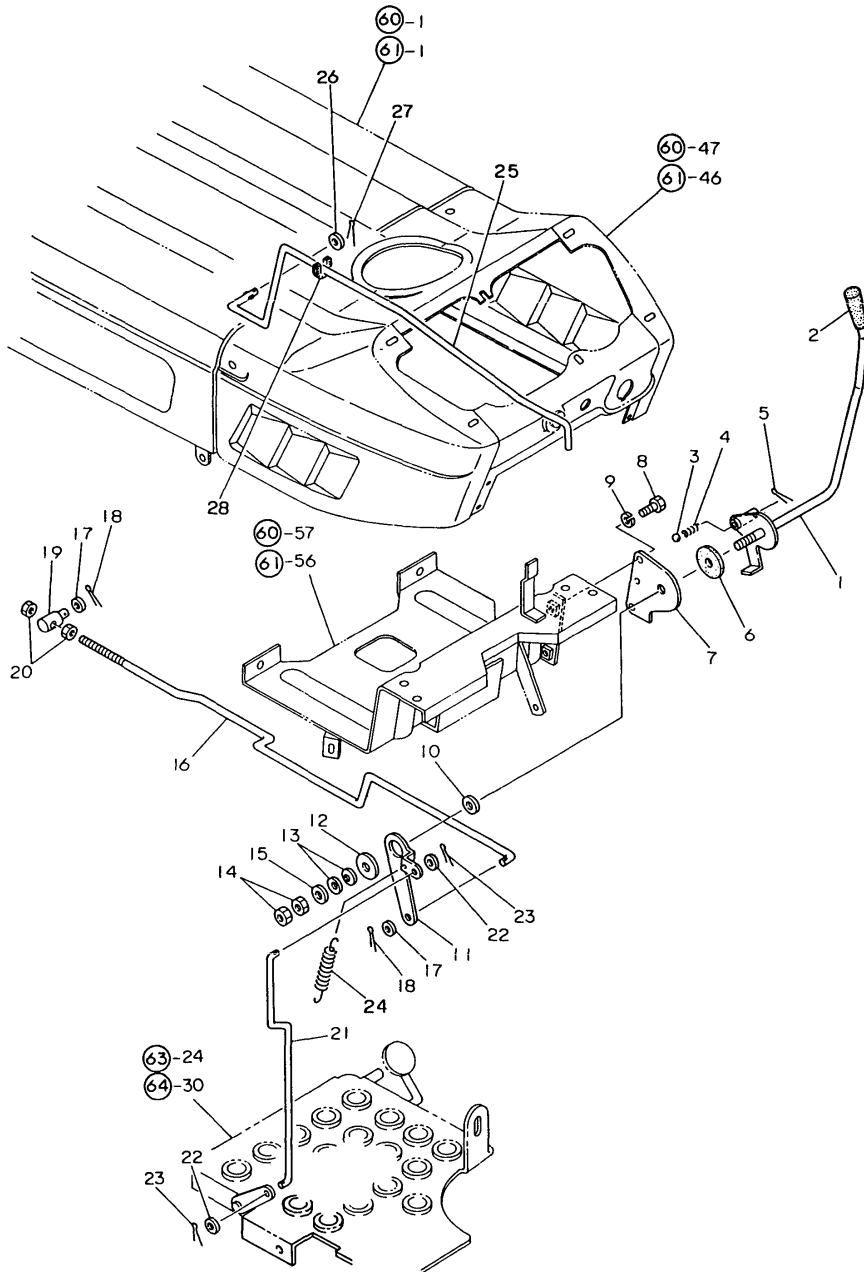
No.	Lev.	Parts No.	Description	Q'ty						I	R
				(A)	(B)	(C)	(D)	(E)	(F)		
1A	1	721454-92500	REPAIR KIT	1	1						1
1B	1	721454-92740	REPAIR KIT			1					1
2	2	124064-12510	ELEMENT	1	1	1					
3	2	721450-22500	RING SET, PISTON	3	3	3					
4	2	124550-35110	ELEMENT	1	1	1					
5	2	124160-39450	SWITCH, 0.5KG	1	1	1					
6	2	121250-44900	SWITCH	1							
6-1	2	121250-44901	SWITCH, 110	1	1	1					R
(A=E/#200105)											
7	2	129350-49800	THERMOSTAT, 71	1	1	1					
8A	2	121450-42290	V-BELT, AX33	1							
8A-1	2	121023-42290	V-BELT, AX33	1	1						R
(A=*1980.)											
8B	2	171022-44960	V-BELT, A35			1					
9	2	124770-53000	VALVE ASSY,INJECTION	3	3	3					
10	2	124550-55700	FILTER, FUEL L=90	1	1	1					
11	2	121023-77910	PLUG, THERMOSTAT	1	1	1					

Fig.23. THROTTLE (EXCEPT ENGLAND)

(A)=YM186 (FLOOR)
(B)=YM186D(FLOOR)
(C)=YM186 (COLUMN)

(D)=YM186D(COLUMN)
(E)=
(F)=

Fig. 23 THROTTLE (EXCEPT ENGLAND)



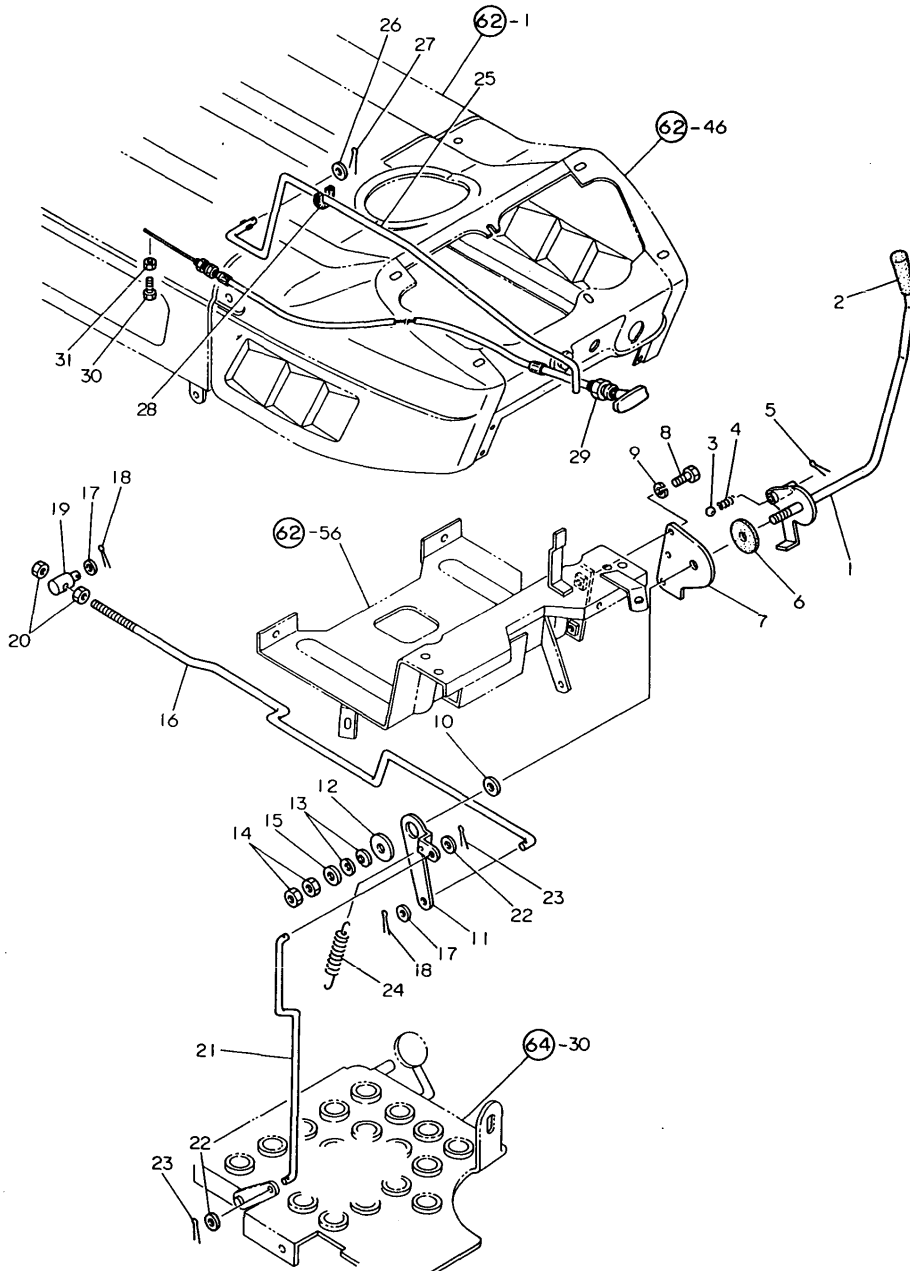
No.	Lev.	Parts No.	Description	Q'ty						I	R
				(A)	(B)	(C)	(D)	(E)	(F)		
1	1	194275-01110	LEVER, THROTTLE	1	1						
1-1	1	194170-01110	LEVER, ACCELERATOR	1	1	1	1				N
		(A=T/# 00504) (B=T/# 01191)									
2	1	194464-01190	KNOB, LEVER	1	1	1	1				
3	1	24190-110001	BALL, STEEL 11/32	1	1	1	1				
4	1	194080-27480	SPRING	1	1	1	1				
4-1	1	194197-01160	SPRING	1	1	1	1				S
		(A=*1980.) (B=*1980.) (C=*1980.) (D=*1980.)									
5	1	22417-160180	PIN, COTTER 1.6X18	1	1	1	1				
6	1	194145-01260	PLATE, FRICTION	1	1	1	1				
6-1	1	198220-01261	PLATE, FRICTION	1	1	1	1				N
		(A=T/# 00889) (B=T/# 02345) (C=T/# 20988) (D=T/# 42947)									
7	1	194446-01140-U	BRACKET, THRTL LEVER	1	1	1	1				
8	1	26116-080202	BOLT, M8X 20 PLATED	2	2	2	2				
8-1	1	26013-080202	BOLT, M8X 20	2	2	2	2				N
		(A=*) (B=*) (C=*) (D=*)									
8-2	1	26106-080202	BOLT, M8X 20 PLATED	2	2	2	2				N
		(A=T/# 00909) (B=T/# 02372) (C=T/# 20991) (D=T/# 42957)									
9	1	22217-080000	WASHER, SPRING 8	2	2	2	2				Z
		(A=*) (B=*) (C=*) (D=*)									
10	1	194150-01270	SPACER, 20	1	1	1	1				
11	1	194275-01352	LEVER, THROTTLE LINK	1	1	1	1				
12	1	22157-100000	WASHER, 10	1	1	1	1				
13	1	194740-00160	SPRING, 10	2	2	2	2				
14	1	26716-100002	NUT, M10	2	2	2	2				
15	1	22137-100000	WASHER, 10	1	1	1	1				
16	1	194446-01320	ROD, THROTTLE LINK	1	1	1	1				
17-1	1	22137-080000	WASHER, 8	2	2	2	2				
18	1	22417-160180	PIN, COTTER 1.6X18	2	2	2	2				
19	1	194150-01370	ADJUSTER	1	1	1	1				
20	1	26716-080002	NUT, M8	2	2	2	2				
21	1	194446-01440-U	ROD, THROTTLE LINK	1	1	1	1				
22-1	1	22137-060000	WASHER, 6	2	2	2	2				
23	1	22417-160180	PIN, COTTER 1.6X18	2	2	2	2				
24	1	194750-04400	SPRING, RETURN	1	1	1	1				
25	1	194440-01510	ROD, DECOMPRESSION	1	1	1	1				
25-1	1	194440-01511	ROD, DECOMPRESSION	1	1	1	1				N
		(A=T/# 00504) (B=T/# 01191) (C=T/# 20101) (D=T/# 40229)									
26	1	23418-060000	GASKET, 6X1.0	1	1	1	1				
27	1	22417-160180	PIN, COTTER 1.6X18	1	1	1	1				
28	1	194440-01550	GROMMET	1	1	1	1				

Fig.24. THROTTLE (ENGLAND)

(A)=YM186 (FLOOR)
(B)=YM186D(FLOOR)
(C)=YM186 (COLUM

(D)=YM186D(COLUM
(E)=
(F)=

Fig. 24 THROTTLE (ENGLAND)



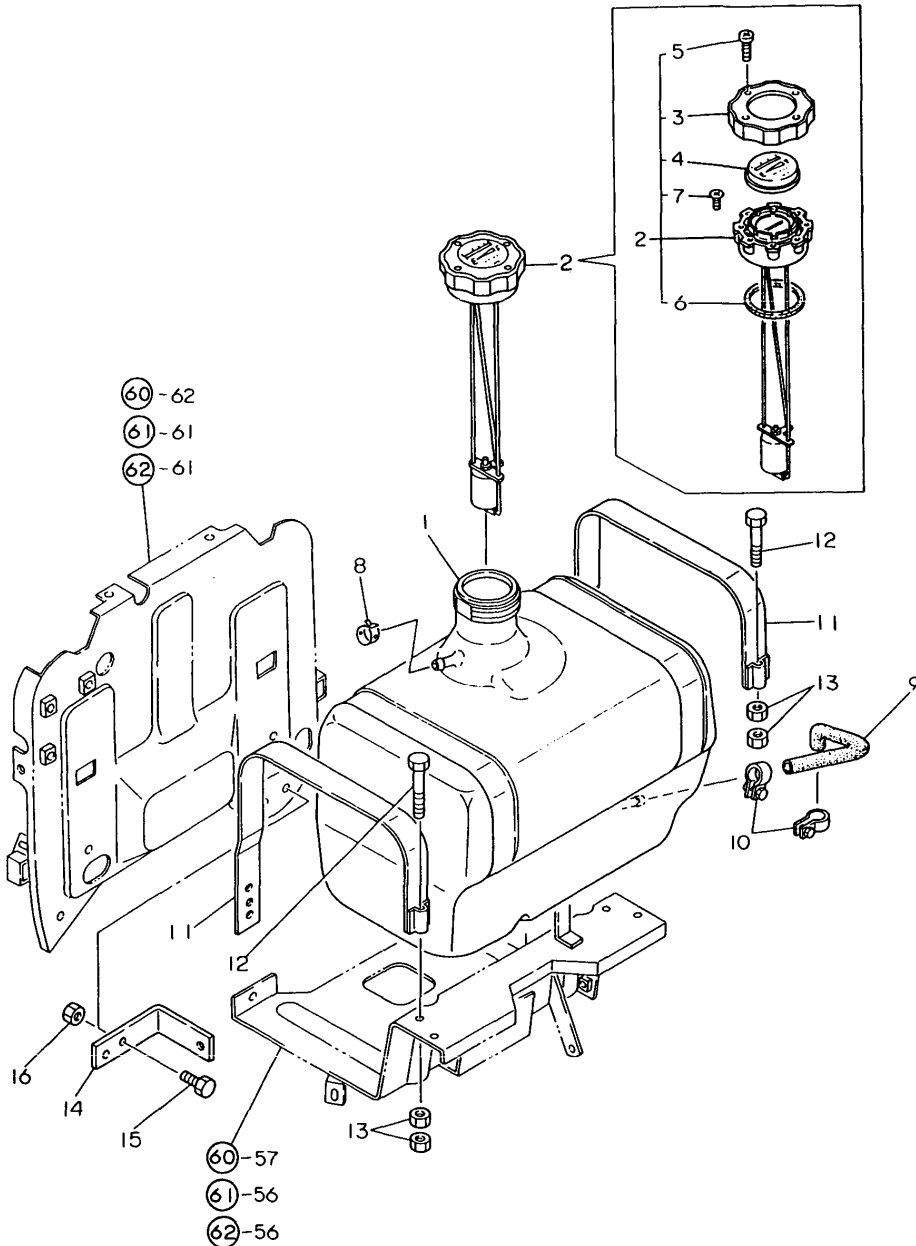
No.	Lev.	Parts No.	Description	Qty						I	R
				(A)	(B)	(C)	(D)	(E)	(F)		
1	1	194170-01110	LEVER, ACCELERATOR	1	1	1	1				
2	1	194464-01190	KNOB, LEVER	1	1	1	1				
3	1	24190-110001	BALL, STEEL 11/32	1	1	1	1				
4	1	194197-01160	SPRING	1	1	1	1				
5	1	22417-160180	PIN, COTTER 1.6X18	1	1	1	1				
6	1	194145-01260	PLATE, FRICTION	1	1	1	1				
6-1	1	198220-01261	PLATE, FRICTION	1	1	1	1				N
		(A=T/# 00889) (B=T/# 02345) (C=T/# 20988) (D=T/# 42947)									
7	1	194446-01140-U	BRACKET, THRTL LEVER	1	1	1	1				
8	1	26116-080202	BOLT, M8X 20 PLATED	2	2	2	2				
8-1	1	26013-080202	BOLT, M8X 20	2	2	2	2				N
		(A=*) (B=*) (C=*) (D=*)									
8-2	1	26106-080202	BOLT, M8X 20 PLATED	2	2	2	2				N
		(A=T/# 00909) (B=T/# 02372) (C=T/# 20991) (D=T/# 42957)									
9	1	22217-080000	WASHER, SPRING 8	2	2	2	2				Z
		(A=*) (B=*) (C=*) (D=*)									
10	1	194150-01270	SPACER, 20	1	1	1	1				
11	1	194275-01352	LEVER, THROTTLE LINK	1	1	1	1				
12	1	22157-100000	WASHER, 10	1	1	1	1				
13	1	194740-00160	SPRING, 10	2	2	2	2				
14	1	26716-100002	NUT, M10	2	2	2	2				
15	1	22137-100000	WASHER, 10	1	1	1	1				
16	1	194446-01320	ROD, THROTTLE LINK	1	1	1	1				
17	1	22137-080000	WASHER, 8	2	2	2	2				
18	1	22417-160180	PIN, COTTER 1.6X18	2	2	2	2				
19	1	194150-01370	ADJUSTER	1	1	1	1				
20	1	26716-080002	NUT, M8	2	2	2	2				
21	1	194446-01440-U	ROD, THROTTLE LINK	1	1	1	1				
22	1	22137-060000	WASHER, 6	2	2	2	2				
23	1	22417-160180	PIN, COTTER 1.6X18	2	2	2	2				
24	1	194750-04400	SPRING, RETURN	1	1	1	1				
25	1	194440-01511	ROD, DECOMPRESSION	1	1	1	1				
26	1	23418-060000	GASKET, 6X1.0	1	1	1	1				
27	1	22417-160180	PIN, COTTER 1.6X18	1	1	1	1				
28	1	194440-01550	GROMMET	1	1	1	1				
29	1	194448-01500	CABLE ASSY, STOP.	1	1	1	1				
30	1	26116-050142	BOLT, M5X 14 PLATED	1	1	1	1				
31	1	26756-050002	NUT, LOCK M5	1	1	1	1				

Fig.25. FUEL TANK

(A)=YM186 (FLOOR)
 (B)=YM186D(FLOOR)
 (C)=YM186 (COLUM)

(D)=YM186D(COLUM)
 (E)=
 (F)=

Fig. 25 FUEL TANK



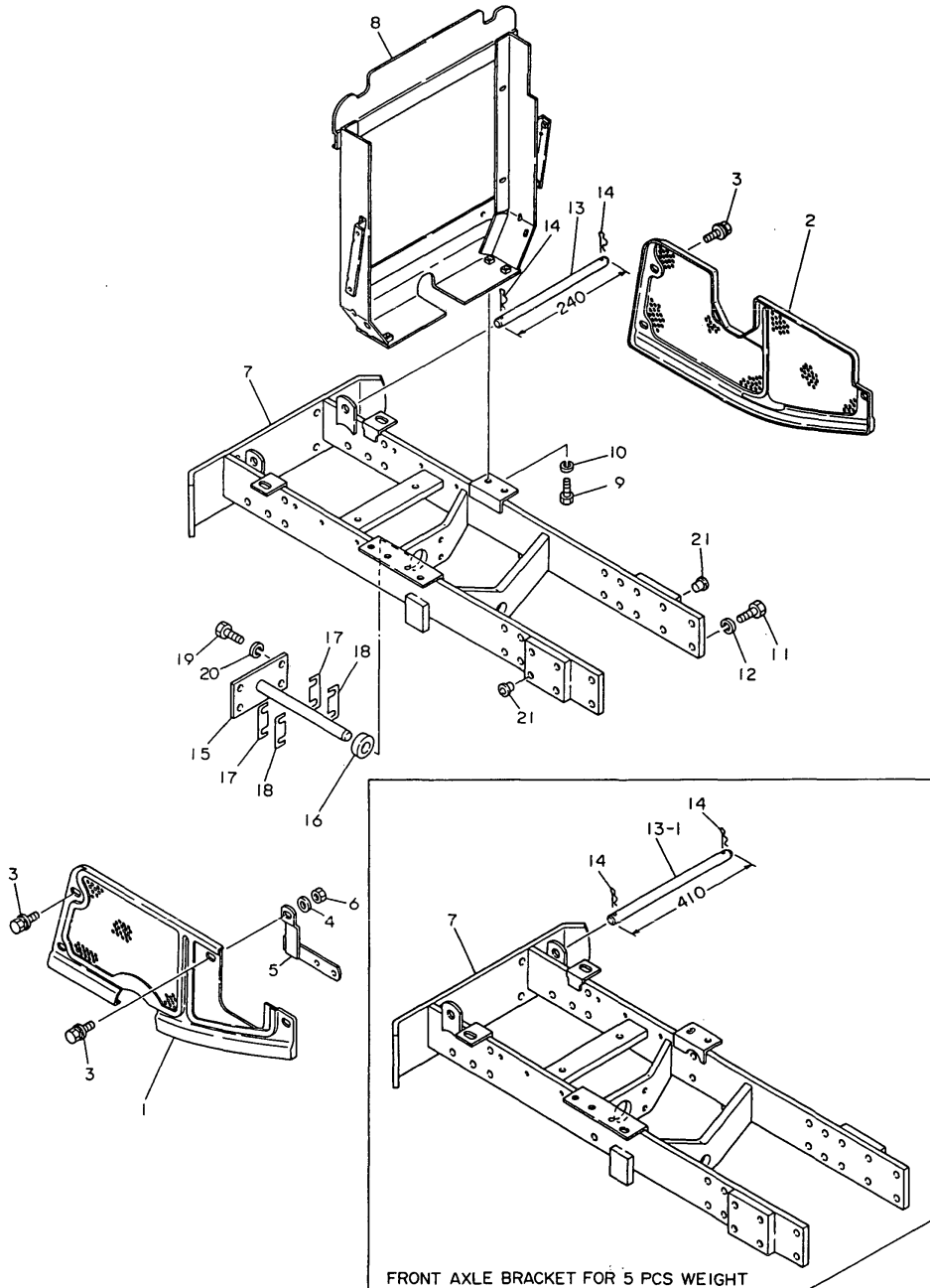
No.	Lev.	Parts No.	Description	Q'ty						I	R
				(A)	(B)	(C)	(D)	(E)	(F)		
1	1	194446-04110	TANK (17L), FUEL	1	1						
1-1	1	194446-04111	TANK (17L), FUEL	1	1	1	1				N
		(A=T/# 00504) (B=T/# 01191)									
1-2	1	194446-04112	TANK (17L), FUEL	1	1	1	1				N
		(A=*1982.10) (B=*1982.10) (C=*1982.10) (D=*1982.10)									
2	1	194145-04301	CAP W/GAUGE, F. TANK	1	1						
2-1	1	194145-04302	CAP ASSY, TANK	1	1	1	1				N
		(A=T/# 00446) (B=T/# 01073)									
3	2	194145-04310	CAP, FUEL TANK	1	1						
3-1	2	194145-04311	CAP, FUEL TANK	1	1	1	1				N
		(A=T/# 00446) (B=T/# 01073)									
4	2	194145-04350	LENS	1	1						
4-1	2	194145-04351	LENS	1	1	1	1				N
		(A=T/# 00446) (B=T/# 01073)									
5	2	194145-04460	SCREW, TAPPING M4X12	4	4	4	4				
6	2	194145-04520	GASKET	1	1						
6-1	2	194145-04521	GASKET	1	1	1	1				N
		(A=T/# 00446) (B=T/# 01073)									
7	2	194145-04530	SCREW M3X 6	2	2						
7-1	2	26557-030062	SCREW, M3X 6	2	2	2	2				N
		(A=T/# 00446) (B=T/# 01073)									
8	1	124060-77680	CLIP, HOSE 10	1	1	1	1				
9	1	194446-04720	PIPE, FUEL OIL	1	1	1	1				
10	1	124766-59050	CLIP, HOSE 12	2	2	2	2				
10-1	1	23080-012000	CLAMP, 12	2	2	2	2				N
		(A=T/# 00856) (B=T/# 02152) (C=T/# 20958) (D=T/# 42834)									
11	1	194310-04250	BAND, FUEL TANK	2	2	2	2				
12	1	26116-080402	BOLT, M8X 40 PLATED	2	2	2	2				
12-1	1	26116-080502	BOLT, M8X 50 PLATED	2	2	2	2				N
		(A=*) (B=*) (C=T/# 20101) (D=T/# 40138)									
13	1	26716-080002	NUT, M8	4	4	4	4				
14	1	194446-04710-X	BRACKET	1	1	1	1				
14-1	1	194500-04710-X	BRACKET	1	1	1	1				N
		(A=*1980.12) (B=*1980.12) (C=*1980.12) (D=*1980.12)									
15-1	1	26116-060122	BOLT, M6X 12 PLATED	1	1	1	1				
15-2	1	26106-060122	BOLT, M6X 12 PLATED	1	1	1	1				N
		(A=T/# 00898) (B=T/# 02355) (C=T/# 20991) (D=T/# 42957)									
16	1	194990-22040	NUT, M6	1	1	1	1				

Fig.26. FRONT AXLE BRACKET (U.S.A.)

(A)=YM186 (FLOOR)
(B)=YM186D(FLOOR)
(C)=YM186 (COLUMN)

(D)=YM186D(COLUMN)
(E)=
(F)=

Fig. 26 FRONT AXLE BRACKET (U.S.A.)



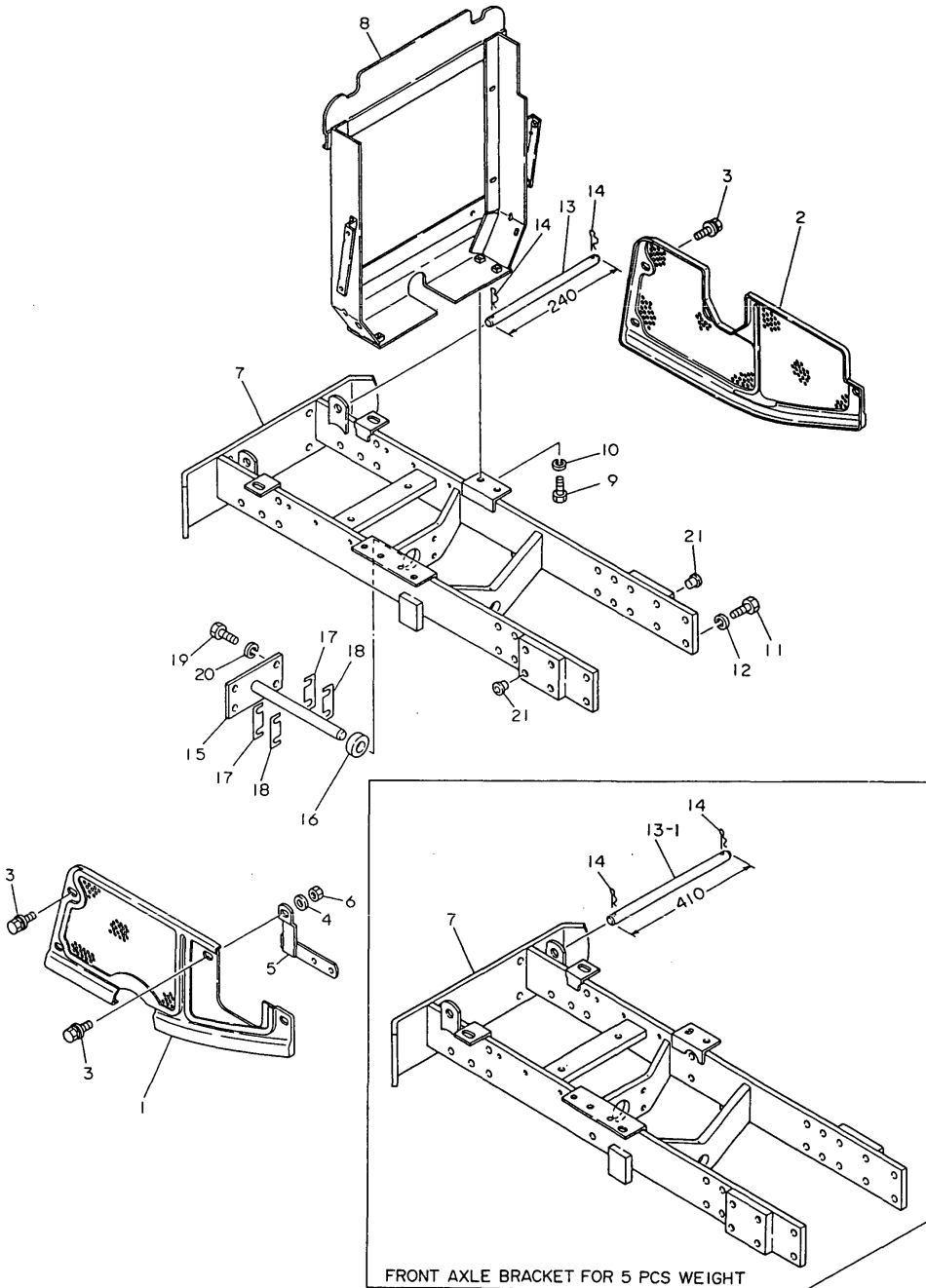
No.	Lev.	Parts No.	Description	Q'ty						I	R
				(A)	(B)	(C)	(D)	(E)	(F)		
1	1	194446-05110-R	COVER, BELT	1	1	1	1				
2	1	194446-05120-R	COVER, BELT	1	1	1	1				
2-1	1	194446-05121-R	COVER, BELT	1	1	1	1				N
		(A=*1980.) (B=*1980.) (C=*1980.) (D=*1980.)									
3	1	194420-05210	BOLT, M6X16	7	7	7	7				
4	1	22157-060000	WASHER, 6	1	1	1	1				
5	1	194446-05220	STAY	1	1	1	1				
6	1	26716-060002	NUT, M6	1	1	1	1				
7	1	194446-11110-X	BRACKET, FRONT AXLE	1	1	1	1				
7-1	1	194446-11111-X	BRACKET, FRONT AXLE	1	1	1	1				N
		(A=T/# 00757) (B=T/# 01755) (C=T/# 20862) (D=T/# 42318)									
8	1	194446-11130-X	BRACKET, RADIATOR	1	1	1	1				
9	1	26116-080162	BOLT, M8X 16 PLATED	4	4	4	4				
9-1	1	26013-080162	BOLT, M8X 16	4	4	4	4				N
		(A=*) (B=*) (C=*) (D=*)									
9-2	1	26106-080162	BOLT, M8X 16 PLATED	4	4	4	4				N
		(A=T/# 00909) (B=T/# 02372) (C=T/# 20991) (D=T/# 42957)									
10	1	22217-080000	WASHER, SPRING 8	4	4	4	4				Z
		(A=*) (B=*) (C=*) (D=*)									
11	1	26116-120302	BOLT, M12X 30 PLATED	12	12	12	12				
11-1	1	26013-120302	BOLT, M12X 30	12	12	12	12				N
		(A=*) (B=*) (C=*) (D=*)									
12	1	22217-120000	WASHER, SPRING 12	12	12	12	12				Z
		(A=*) (B=*) (C=*) (D=*)									
13	1	194446-11140	PIN, LOCK	1	1						
13-1	1	194432-11140	PIN, LOCK	1	1	1	1				S
		(A=T/# 00504) (B=T/# 01199)									
14	1	22360-160000	PIN, SNAP 16	2	2	2	2				
15	1	194191-13211-X	PIN, CENTER	1	1	1	1				
16	1	194191-13220	SPACER, 22X42X14	1	1	1	1				
17	1	194191-13232	SHIM (T=0.5)	4	4	4	4				1
18	1	194191-13240	SHIM, T=0.25	4	4	4	4				1
19	1	26116-120222	BOLT, M12X 22 PLATED	4	4	4	4				
19-1	1	26013-120252	BOLT, M12X 25	4	4	4	4				N
		(A=*1982.12) (B=*1982.12) (C=*1982.12) (D=*1982.12)									
20	1	22212-120000	SPRING WASHER 12	4	4	4	4				
20-1	1	22217-120000	WASHER, SPRING 12	4	4	4	4				N
		(A=*) (B=*) (C=*) (D=*)									
20-2	1	22217-120000	WASHER, SPRING 12	4	4	4	4				Z
		(A=*1982.12) (B=*1982.12) (C=*1982.12) (D=*1982.12)									
21	1	194150-21910	PLUG, 11.2	8	8	8	8				

Fig.27. FRONT AXLE BRACKET (FRANCE)

(A)=YM186 (FLOOR)
(B)=YM186D(FLOOR)
(C)=YM186 (COLUM)

(D)=YM186D(COLUM)
(E)=
(F)=

Fig. 27 FRONT AXLE BRACKET (FRANCE)



FRONT AXLE BRACKET FOR 5 PCS WEIGHT

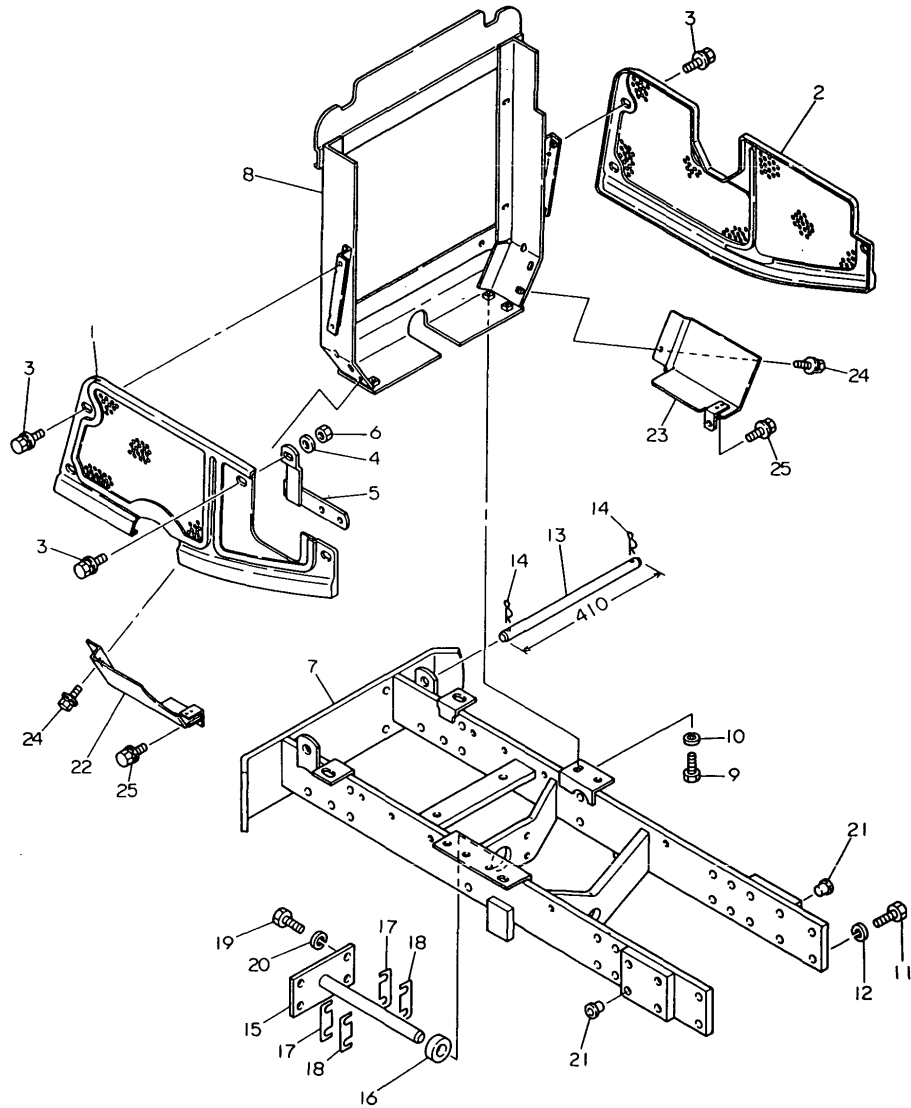
No.	Lev.	Parts No.	Description	Qty						I	R
				(A)	(B)	(C)	(D)	(E)	(F)		
1	1	194446-05110-R	COVER, BELT	1	1	1	1				
2	1	194446-05120-R	COVER, BELT	1	1	1	1				
2-1	1	194446-05121-R	COVER, BELT	1	1	1	1				N
		(A=*1980.) (B=*1980.) (C=*1980.) (D=*1980.)									
3	1	194420-05210	BOLT, M6X16	7	7	7	7				
4	1	22157-060000	WASHER, 6	1	1	1	1				
5	1	194446-05220	STAY	1	1	1	1				
6	1	26716-060002	NUT, M6	1	1	1	1				
7	1	194446-11110-X	BRACKET, FRONT AXLE	1	1	1	1				
7-1	1	194446-11111-X	BRACKET, FRONT AXLE	1	1	1	1				N
		(A=T/# 00757) (B=T/# 01755) (C=T/# 20862) (D=T/# 42318)									
8	1	194446-11130-X	BRACKET, RADIATOR	1	1	1	1				
9	1	26116-080162	BOLT, M8X 16 PLATED	4	4	4	4				
9-1	1	26013-080162	BOLT, M8X 16	4	4	4	4				N
		(A=*) (B=*) (C=*) (D=*)									
9-2	1	26106-080162	BOLT, M8X 16 PLATED	4	4	4	4				N
		(A=T/# 00909) (B=T/# 02372) (C=T/# 20991) (D=T/# 42957)									
10	1	22217-080000	WASHER, SPRING 8	4	4	4	4				Z
		(A=*) (B=*) (C=*) (D=*)									
11	1	26116-120302	BOLT, M12X 30 PLATED	12	12	12	12				
11-1	1	26013-120302	BOLT, M12X 30	12	12	12	12				N
		(A=*) (B=*) (C=*) (D=*)									
12	1	22217-120000	WASHER, SPRING 12	12	12	12	12				Z
		(A=*) (B=*) (C=*) (D=*)									
13	1	194446-11140	PIN, LOCK	1	1	1	1				
13-1	1	194432-11140	PIN, LOCK	1	1	1	1				S
		(A=T/# 00504) (B=T/# 01199) (C=*1980.) (D=*1980.)									
14	1	22360-160000	PIN, SNAP 16	2	2	2	2				
15	1	194191-13211-X	PIN, CENTER	1	1	1	1				
16	1	194191-13220	SPACER, 22X42X14	1	1	1	1				
17	1	194191-13232	SHIM (T=0.5)	4	4	4	4				1
18	1	194191-13240	SHIM, T=0.25	4	4	4	4				1
19	1	26116-120222	BOLT, M12X 22 PLATED	4	4	4	4				
19-1	1	26013-120252	BOLT, M12X 25	4	4	4	4				N
		(A=*1982.12) (B=*1982.12) (C=*1982.12) (D=*1982.12)									
20	1	22212-120000	SPRING WASHER 12	4	4	4	4				
20-1	1	22217-120000	WASHER, SPRING 12	4	4	4	4				N
		(A=*) (B=*) (C=*) (D=*)									
20-2	1	22217-120000	WASHER, SPRING 12	4	4	4	4				Z
		(A=*1982.12) (B=*1982.12) (C=*1982.12) (D=*1982.12)									
21	1	194150-21910	PLUG, 11.2	8	8	8	8				

Fig.28. FRONT AXLE BRACKET (ENGLAND)

(A)=YM186 (FLOOR)
(B)=YM186D(FLOOR)
(C)=YM186 (COLUM)

(D)=YM186D(COLUM)
(E)=
(F)=

Fig. 28 FRONT AXLE BRACKET (ENGLAND)



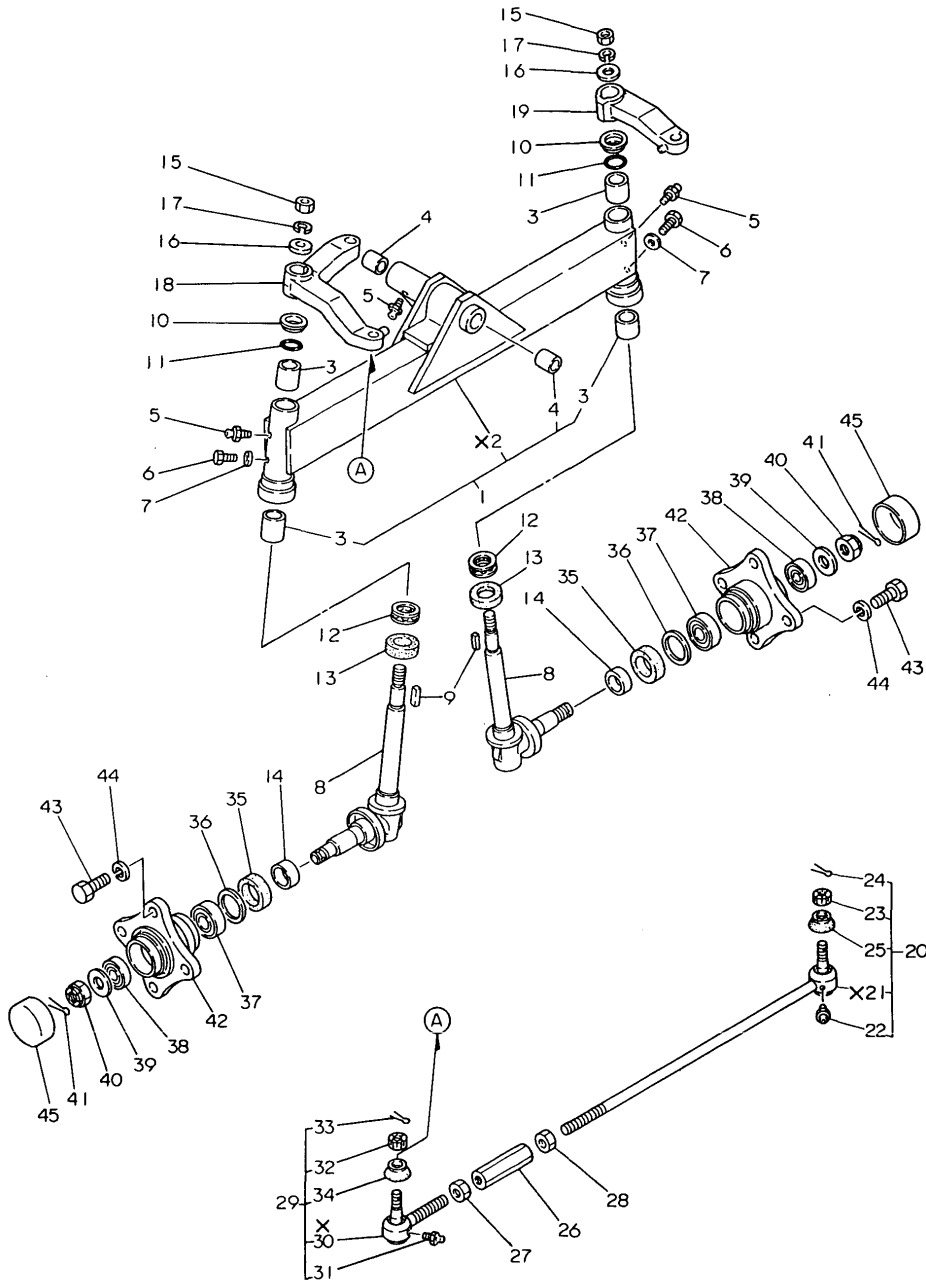
No.	Lev.	Parts No.	Description	Q'ty						I	R
				(A)	(B)	(C)	(D)	(E)	(F)		
1	1	194446-05110-R	COVER, BELT	1	1	1	1				
1-1	1	194436-05110	COVER, BELT	1	1	1	1				N
		(A=T/# 00760) (B=T/# 01756) (C=T/# 20920) (D=T/# 42408)									
2	1	194446-05121-R	COVER, BELT	1	1	1	1				
3	1	194420-05210	BOLT, M6X16	7	7	7	7				
4	1	22157-060000	WASHER, 6	1	1	1	1				
5	1	194446-05220	STAY	1	1	1	1				
6	1	26716-060002	NUT, M6	1	1	1	1				
7	1	194446-11110-X	BRACKET, FRONT AXLE	1	1	1	1				
7-1	1	194446-11111-X	BRACKET, FRONT AXLE	1	1	1	1				N
		(A=T/# 00757) (B=T/# 01755) (C=T/# 20862) (D=T/# 42318)									
8	1	194446-11130-X	BRACKET, RADIATOR	1	1	1	1				
9	1	26116-080162	BOLT, M8X 16 PLATED	4	4	4	4				
9-1	1	26013-080162	BOLT, M8X 16	4	4	4	4				N
		(A=*) (B=*) (C=*) (D=*)									
9-2	1	26106-080162	BOLT, M8X 16 PLATED	4	4	4	4				N
		(A=T/# 00909) (B=T/# 02372) (C=T/# 20991) (D=T/# 42957)									
10	1	22217-080000	WASHER, SPRING 8	4	4	4	4				Z
		(A=*) (B=*) (C=*) (D=*)									
11	1	26116-120302	BOLT, M12X 30 PLATED	12	12	12	12				
11-1	1	26013-120302	BOLT, M12X 30	12	12	12	12				N
		(A=*) (B=*) (C=*) (D=*)									
12	1	22217-120000	WASHER, SPRING 12	12	12	12	12				Z
		(A=*) (B=*) (C=*) (D=*)									
13	1	194432-11140	PIN, LOCK	1	1	1	1				
14	1	22360-160000	PIN, SNAP 16	2	2	2	2				
15	1	194191-13211-X	PIN, CENTER	1	1	1	1				
16	1	194191-13220	SPACER, 22X42X14	1	1	1	1				
17	1	194191-13232	SHIM (T=0.5)	4	4	4	4				1
18	1	194191-13240	SHIM, T=0.25	4	4	4	4				1
19	1	26116-120222	BOLT, M12X 22 PLATED	4	4	4	4				
19-1	1	26013-120252	BOLT, M12X 25	4	4	4	4				N
		(A=*1982.12) (B=*1982.12) (C=*1982.12) (D=*1982.12)									
20	1	22217-120000	WASHER, SPRING 12	4	4	4	4				Z
		(A=*1982.12) (B=*1982.12) (C=*1982.12) (D=*1982.12)									
21	1	194150-21910	PLUG, 11.2	8	8	8	8				
22	1	194448-05130	COVER (L), SAFETY	1	1	1	1				
23	1	194448-05140	STAY	1	1	1	1				
24	1	26014-060142	BOLT, M6X 14	2	2	2	2				
24-1	1	194155-05210	BOLT, M6X16	2	2	2	2				N
		(A=*1982.12) (B=*1982.12) (C=*1982.12) (D=*1982.12)									
25	1	26013-080162	BOLT, M8X 16	2	2	2	2				

Fig.29. FRONT AXLE (FOR YM186)

(A)=YM186 (FLOOR)
(B)=YM186D(FLOOR)
(C)=YM186 (COLUM)

(D)=YM186D(COLUM)
(E)=
(F)=

Fig. 29 FRONT AXLE [For Model YM186]



No.	Lev.	Parts No.	Description	Qty						I	R
				(A)	(B)	(C)	(D)	(E)	(F)		
1	1	194446-11200-X	AXLE ASSY, FRONT	1	1						
3	2	194440-11360	BUSH, 25X29X30	4	4						
4	2	194420-11520	BUSH, 22X25X25	2	2						
5	1	194151-11480	GREASE NIPPLE A	3	3						
5-1	1	24761-060000	NIPPLE, GREASE MT6X1	3	3						N
(A=*1982.06) (C=*1982.06)											
6	1	194145-11350	BOLT, M6X5	2	2						
7	1	22117-060000	WASHER, 6	2	2						
8	1	194446-11800-X	PIN ASSY, KING	2	2						
9	1	194151-11660	KEY 7X26	2	2						
10	1	194151-11840	COVER, KING PIN	2	2						
11	1	194151-11860	O-RING, 1A-2025	2	2						
12	1	194740-50110	THRUST BEARING	2	2						
12-1	1	24520-511050	BEARING,THRUST 51105	2	2						R
(A=T/# 00730) (C=T/# 20858)											
13	1	194440-11870	SEAL, OIL TCX6354810	2	2						
14	1	194420-11880	SLEEVE, SI 35X39X15	2	2						
15	1	194151-11640	NUT 18	2	2						
16	1	194151-11650	WASHER, 18X36X2.3	2	2						
17	1	22217-180000	WASHER, SPRING 18	2	2						
18	1	194440-12111-X	ARM, KNUCKLE	1	1						
19	1	194440-12211-X	ARM, KNUCKLE R	1	1						
20	1	794150-12301	TIE-ROD ASSY	1	1						
20-1	1	194150-12300	TIE-ROD ASSY	1	1						N
(A=T/# 00851) (C=T/# 20958)											
22	2	194730-57411	NIPPLE, GREASE	1	1						
22-1	2	24761-060000	NIPPLE, GREASE MT6X1	1	1						N
(A=T/# 00851) (C=T/# 20958)											
23	2	194730-57241	NUT M12	1	1						
24	2	22417-300250	PIN, COTTER 3.0X25	1	1						
25	2	194730-57220	COVER, DUCT	1	1						
26	1	194150-12410	TURNBUCKLE M17X95	1	1						
27	1	194990-22830	NUT M17	1	1						
28	1	194990-22840	NUT M17	1	1						
29	1	794730-57112	END ASSY, TIE-ROD	1	1						
29-1	1	194730-57110	END ASSY, TIE-ROD	1	1						N
(A=T/# 00851) (C=T/# 20958)											
31	2	194730-57411	NIPPLE, GREASE	1	1						
31-1	2	24761-060000	NIPPLE, GREASE MT6X1	1	1						N
(A=T/# 00851) (C=T/# 20958)											
32	2	194730-57241	NUT M12	1	1						
33	2	22417-300250	PIN, COTTER 3.0X25	1	1						
34	2	194730-57220	COVER, DUCT	1	1						
35	1	194420-12720	SEAL, TC6Y395211.5	2	2						
36	1	194151-11670	WASHER, 42X51.8X1	2	3						
37	1	24101-062054	BEARING, BALL 6205	2	2						
38	1	24101-062044	BEARING, BALL 6204	2	2						
39	1	194420-12640	WASHER, 20X44X3.2	2	2						
40	1	26837-200002	NUT, CASTLE M20	2	2						
40-1	1	26877-200002	NUT, CASTLE M20	2	2						N
(A=*) (C=*)											

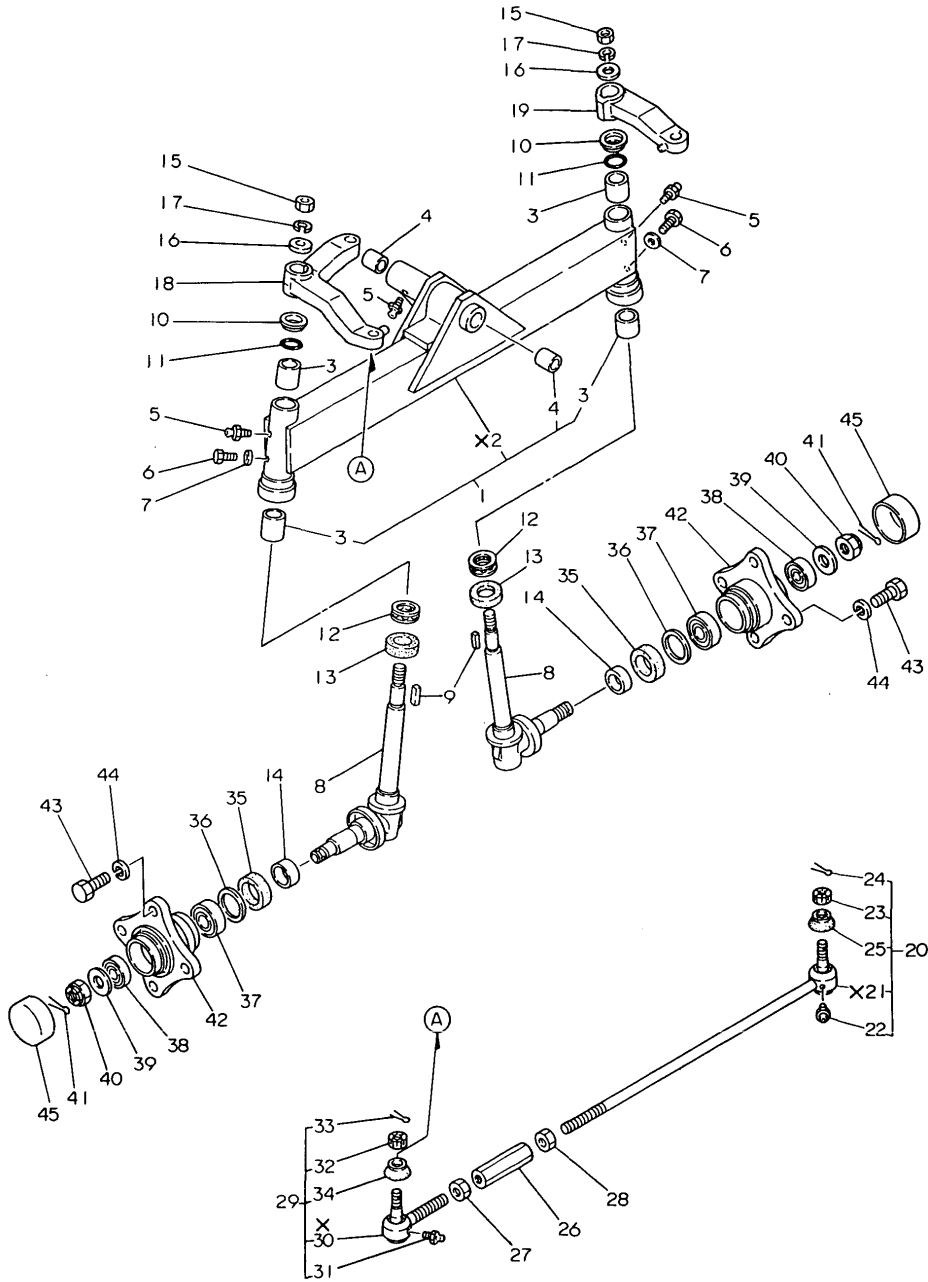
N:Old $\frac{Yes}{No}$ New, Q:Old $\frac{No}{Yes}$ New, R:Old $\frac{Yes}{Yes}$ New, S:Old $\frac{No}{No}$ New, W:Add, Z:Discontinued, F:Interchangeable by set, K:Q'ty Change
 ++ CONTINUE ++
 Copyright (C) YANMAR CO., LTD. All Rights Reserved.

Fig.29. FRONT AXLE (FOR YM186)

(A)=YM186 (FLOOR
(B)=YM186D(FLOOR
(C)=YM186 (COLUM

(D)=YM186D(COLUM
(E)=
(F)=

Fig. 29 FRONT AXLE [For Model YM186]



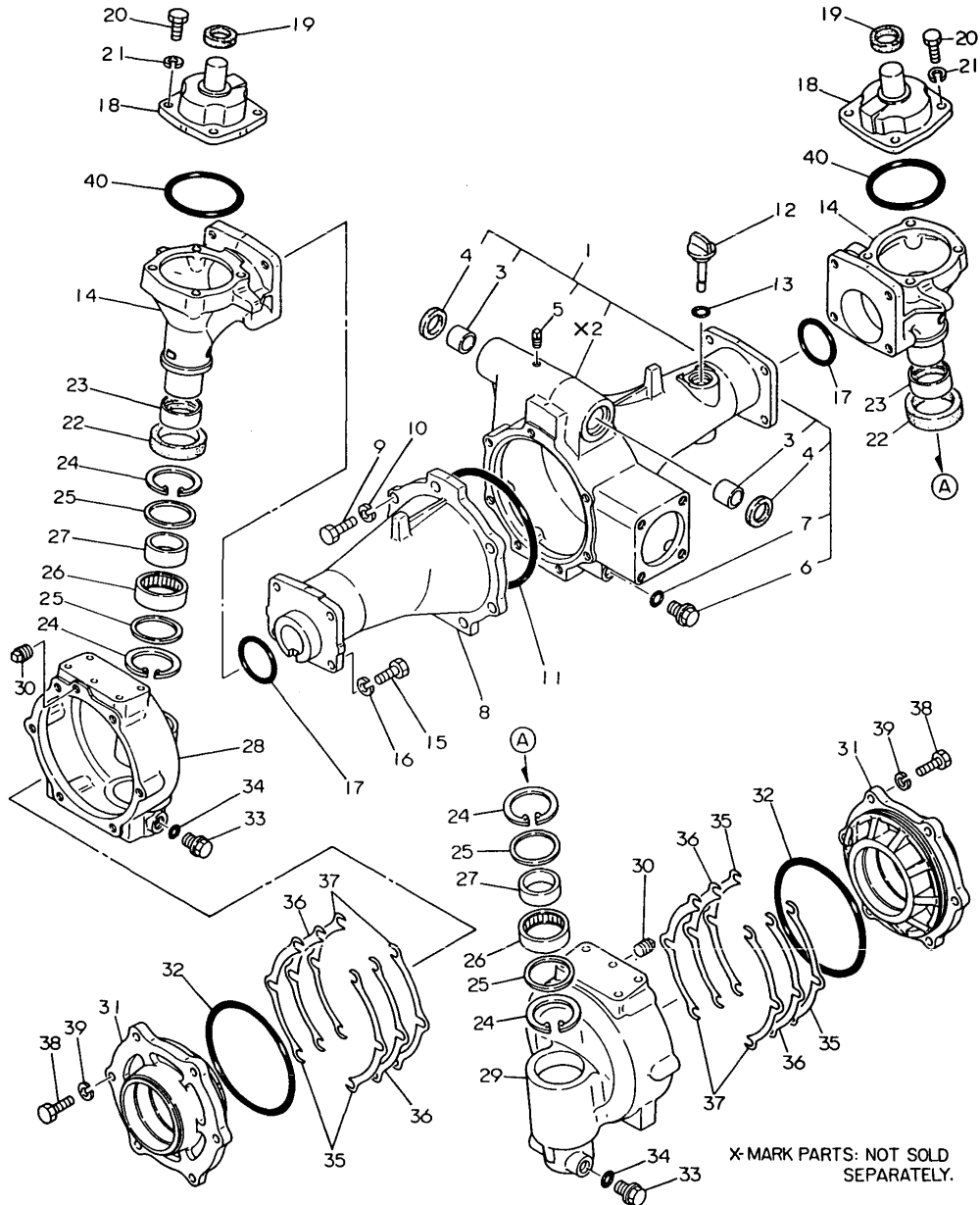
No.	Lev.	Parts No.	Description	Qty						I	R
				(A)	(B)	(C)	(D)	(E)	(F)		
41	1	22417-400400	PIN, COTTER 4.0X40	2		2					
42	1	194151-12610-X	HUB, FRONT WHEEL	2		2					
43	1	26116-140252	BOLT, M14X 25 PLATED	8		8					
43-1	1	194180-12650 (A=*1982.)	BOLT M14X 25 (C=*1982.)	8		8					N
43-2	1	194278-12650	BOLT, M14X25	8		8					N
44	1	22217-140000 (A=T/# 00860)	WASHER, SPRING 14 (C=T/# 20967)	8		8					Z
45	1	194151-12620	COVER, HUB	2		2					

Fig.30. CASING OF FRONT AXLE (YM186D)

(A)=YM186 (FLOOR)
(B)=YM186D(FLOOR)
(C)=YM186 (COLUMN)

(D)=YM186D(COLUMN)
(E)=
(F)=

Fig. 30 CASING OF FRONT AXLE [For Model YM186D]



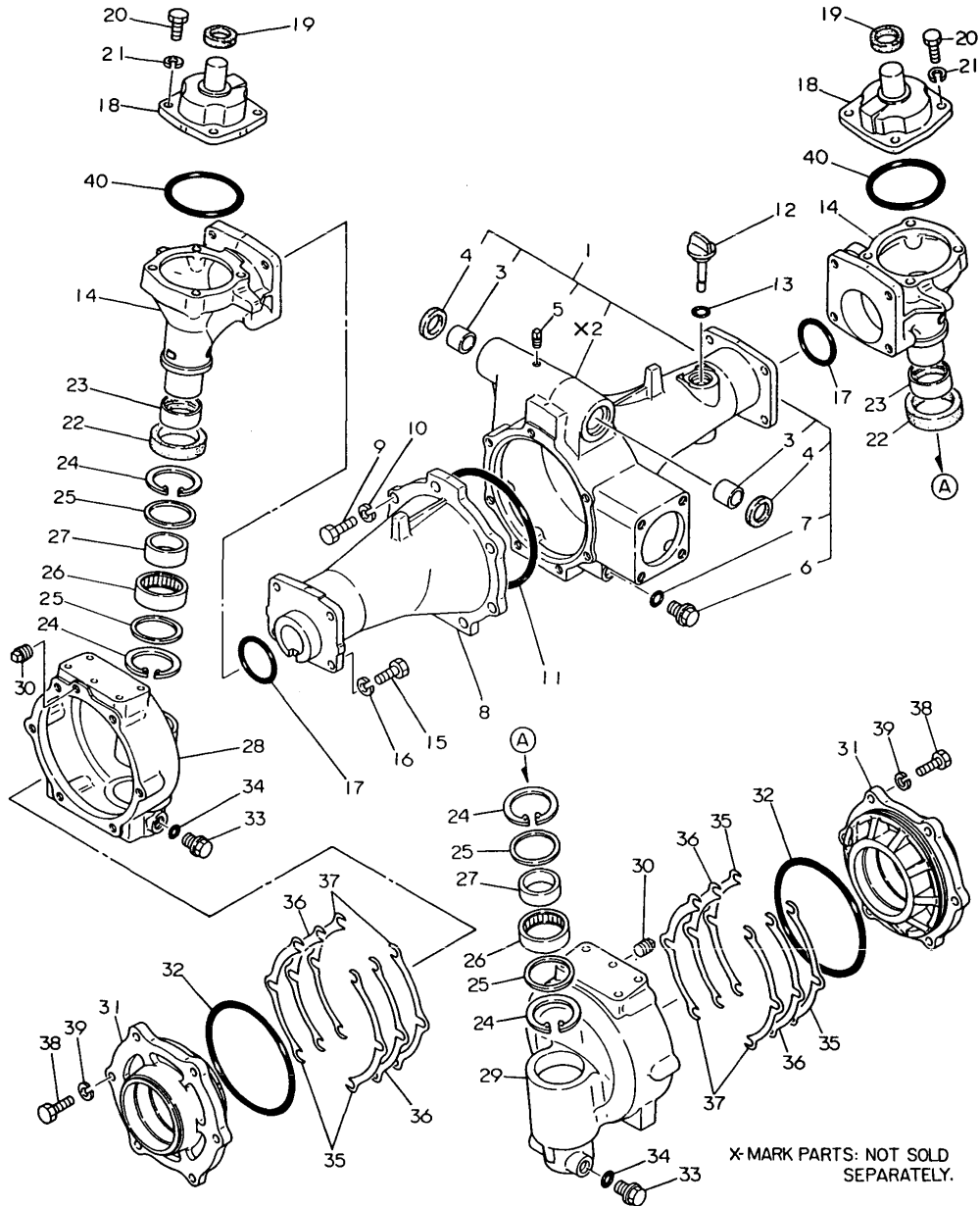
No.	Lev.	Parts No.	Description	Q'ty						I	R
				(A)	(B)	(C)	(D)	(E)	(F)		
1	1	194447-13600-X	HOUSING ASSY, AXLE	1	1						
3	2	194190-11520	BUSH, 22X25X25	2	2						
4	2	194191-13420	SEAL, OIL KC22327	2	2						
5	2	194151-36670	PLUG, PF02 (B=T/# 00749)	1							Z
6	2	194151-24770	PLUG 14, OIL	1	1						
6-1	2	23491-140002	PLUG, 14 (B=T/# 02189)	1	1						N
7	2	24311-000160	O-RING, 1AP16.0 (D=T/# 42882)	1	1						
8	1	194447-13620-X	HOUSING, FRONT AXLE	1	1						
9	1	26116-100302	BOLT, M10X 30 PLATED	7	7						
10	1	22217-100000	WASHER, SPRING 10	7	7						
11	1	24321-001400	O-RING, 1AG140.0	1	1						
12	1	194447-13490	GAUGE, OIL LEVEL	1	1						
13	1	24311-000180	O-RING, 1AP18.0	1	1						
14	1	194447-13710-X	CASE, SIDE GEAR	2	2						
15	1	26116-100302	BOLT, M10X 30 PLATED	8							
15-1	1	194274-13550	BOLT, M10X30 (B=T/# 01043)	8	8						S 1
16	1	22217-100000	WASHER, SPRING 10	8							
16-1	1	194274-13570	WASHER, SPRING 10 (B=T/# 01043)	8	8						S 1
17	1	24321-000500	O-RING, 1AG50.0	2	2						
18	1	194447-13720-X	COVER, GEAR CASE	2	2						
18-1	1	194447-13721-X	COVER, GEAR CASE (B=T/# 01241)	2	2						S 3
18-2	1	194447-13722-X	COVER, GEAR CASE (D=T/# 40328)	2	2						S 4
19	1	194447-13730	SEAL, OIL VB25355 (B=T/# 01965)	2	2						
19-1	1	194321-11940	SEAL, OIL VB354105 (D=T/# 42656)	2	2						S 3
20	1	26116-080202	BOLT, M8X 20 PLATED (B=T/# 01241)	8							
20-1	1	194421-13640	BOLT, M8X22 (D=T/# 40328)	8	8						S 2
21	1	22217-080000	WASHER, SPRING 8 (B=T/# 01043)	8							
21-1	1	194421-13650	WASHER, SPRING 8 (B=T/# 01043)	8	8						S 2
22	1	194447-13650	SEAL, TC6Y445711.5	2	2						
23	1	194447-13640	SLEEVE, SI 40X44X15	2	2						
24	1	22262-000520	RING, R-52	4	4						
25	1	194447-13680	WASHER, 42X52X1.6	4	4						
26	1	194447-13660	BEARING, T455216	2	2						
27	1	194447-13670	RING, INNER 40X45X17	2	2						
28	1	194447-13740-X	BOX, GEAR L	1	1						
29	1	194447-13750-X	BOX, FRONT GEAR	1	1						
30	1	194151-36670	PLUG, PF02	2	2						
31	1	194447-14130	CASE, FRONT BEARING	2							
31-1	1	194447-14131	CASE, FRONT BEARING (B=T/# 00293)	2	2						N
31-2	1	194198-14130	CASE, FRONT BEARING (B=*)	2	2						N

Fig.30. CASING OF FRONT AXLE (YM186D)

(A)=YM186 (FLOOR
(B)=YM186D(FLOOR
(C)=YM186 (COLUM

(D)=YM186D(COLUM
(E)=
(F)=

Fig. 30 CASING OF FRONT AXLE [For Model YM186D]



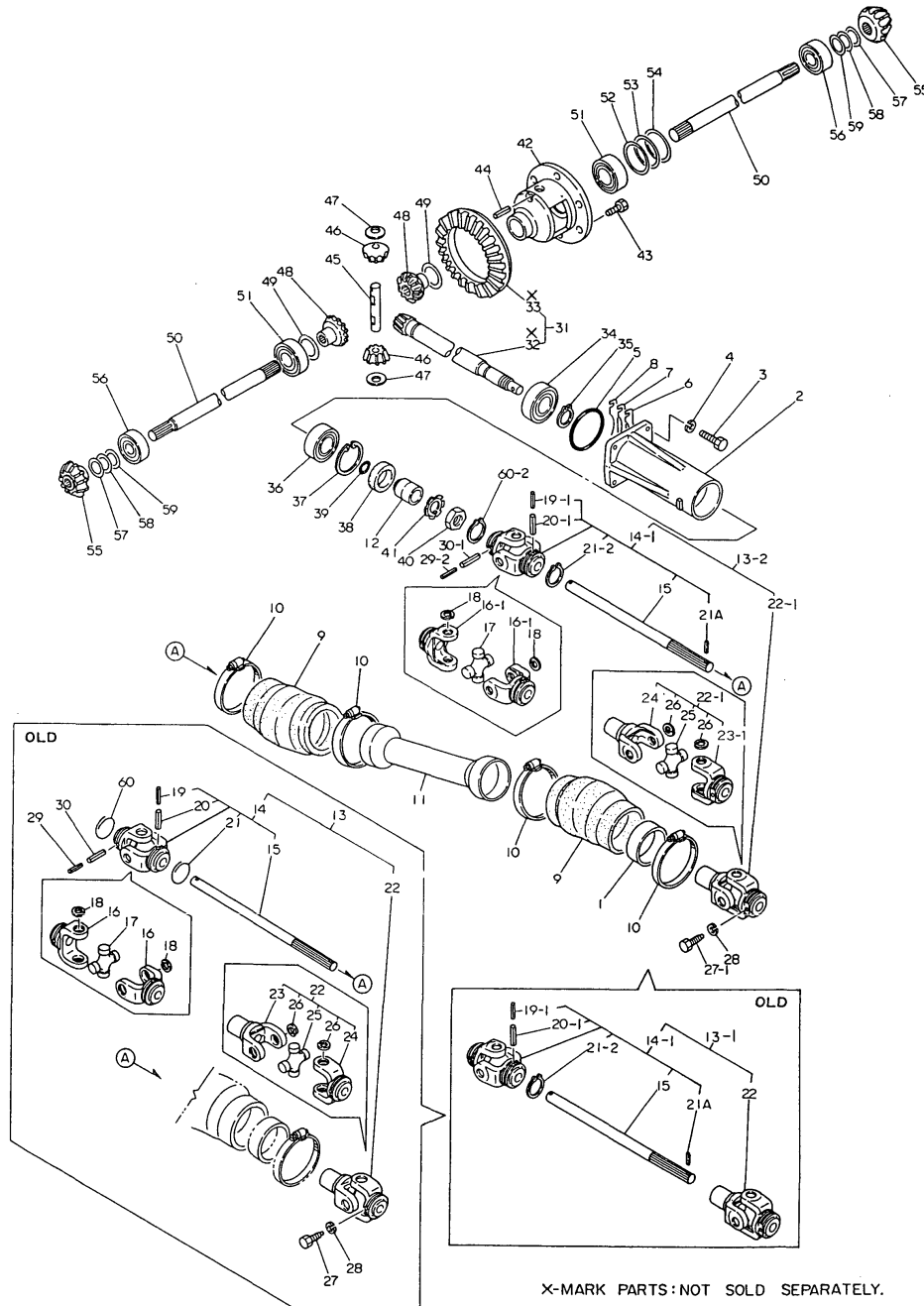
No.	Lev.	Parts No.	Description	Q'ty						I	R
				(A)	(B)	(C)	(D)	(E)	(F)		
32	1	24321-001350	O-RING, 1AG135.0		2		2				
33	1	194151-24770	PLUG 14, OIL		2		2				
33-1	1	23491-140002	PLUG, 14		2		2				N
			(B=T/# 02189) (D=T/# 42861)								
34	1	24311-000160	O-RING, 1AP16.0		2		2				
38	1	26116-100302	BOLT, M10X 30 PLATED		12		12				
39	1	22217-100000	WASHER, SPRING 10		12		12				
40	1	24341-000800	O-RING, 1AS80.0		2		2				
40-1	1	24321-000750	O-RING, 1AG75.0		2		2				S 4
			(B=T/# 01965) (D=T/# 42656)								

Fig.31. PROPELLER SHAFT & F. AXLE GEAR

(A)=YM186 (FLOOR)
 (B)=YM186D(FLOOR)
 (C)=YM186 (COLUM)

(D)=YM186D(COLUM)
 (E)=
 (F)=

Fig. 31 PROPELLER SHAFT & GEARS OF FRONT AXLE [For Model YM186D]

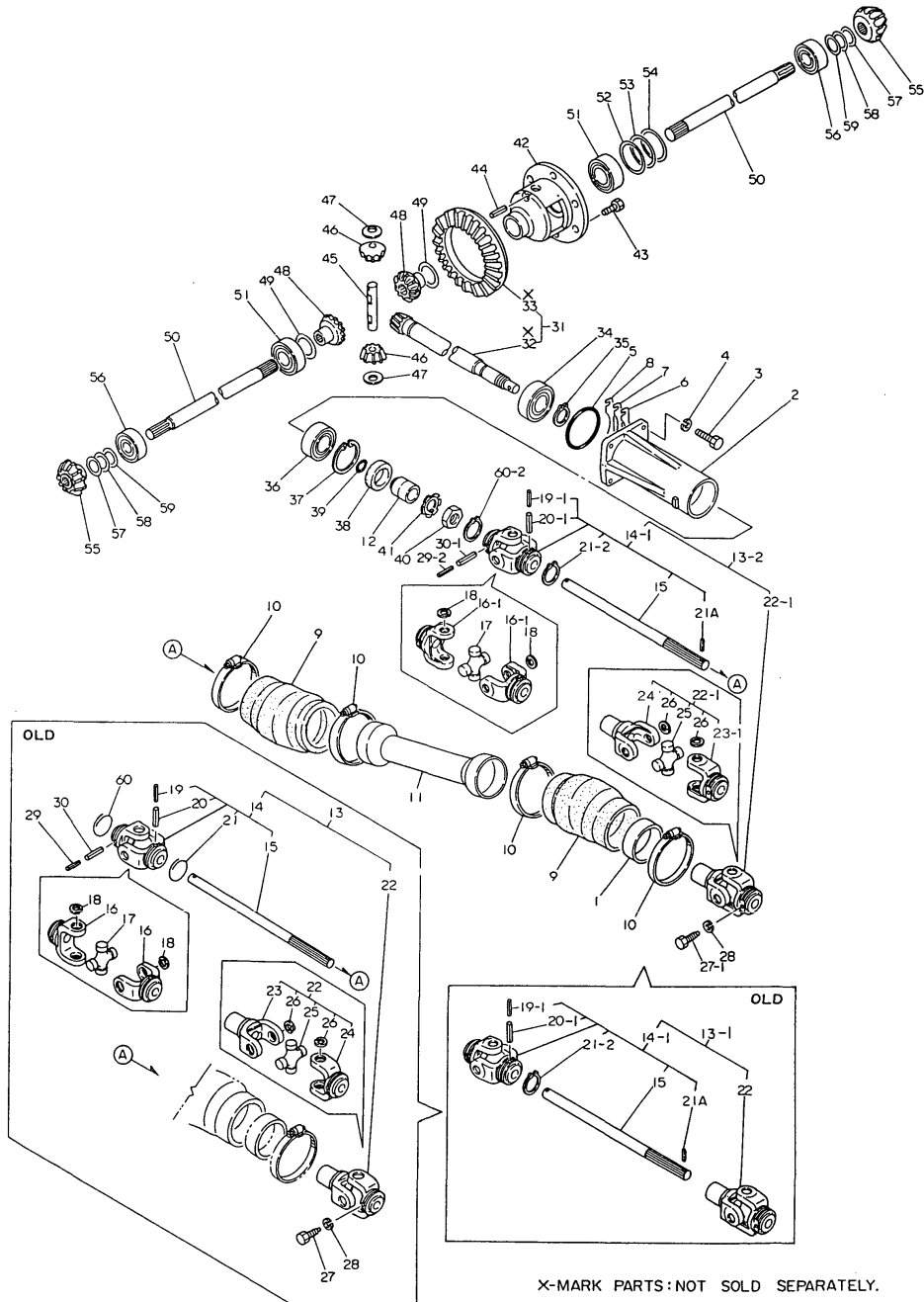


X-MARK PARTS: NOT SOLD SEPARATELY.

No.	Lev.	Parts No.	Description	Q'ty						I	R
				(A)	(B)	(C)	(D)	(E)	(F)		
1	1	194441-14660	COLLAR	1	1						
2	1	194447-13450-X	RETAINER	1	1						
3	1	26116-080252	BOLT, M8X 25 PLATED	4	4						
4	1	22217-080000	WASHER, SPRING 8	4	4						
5	1	24341-000560	O-RING, 1AS56.0	1	1						
6	1	194447-13460	SHIM T=0.1	4	4						1
7	1	194447-13470	SHIM T=0.3	2	2						1
8	1	194447-13480	SHIM T=0.5	2	2						1
9	1	194441-14650	BOOT, RUBBER	2	2						
10	1	194441-14670	CLAMP	4	4						
11	1	194441-14610-X	COVER, SHAFT	1	1						
12	1	194441-13130	COLLAR, 20X30X32	1	1						
13	1	194441-13301	SHAFT ASSY,PROPELLER	1	1						
13-1	1	194441-13302	SHAFT ASSY,PROPELLER	1	1						S
		(B=T/# 01205)	(D=T/# 40124)								
13-2	1	194441-13303	SHAFT ASSY,PROPELLER	1	1						N 2
		(B=T/# 02068)	(D=T/# 42835)								
14	2	194441-13340	JOINT ASSY, CROSS	1	1						
14-1	2	194441-13341	JOINT ASSY, CROSS	1	1						S
		(B=T/# 01205)	(D=T/# 40124)								
15	3	194441-13310-X	SHAFT, PROPELLER	1	1						
16	3	194441-13390	YOKE	2	2						
16-1	3	194441-13391	YOKE	2	2						S
		(B=T/# 01205)	(D=T/# 40124)								
17	3	194441-13330	JOURNAL SET	1	1						
18	3	22252-000200	RING, 20	4	4						
19	3	22351-035036	PIN, SPRING 3.5X36	1	1						
19-1	3	22351-035032	PIN, SPRING 3.5X32	1	1						N
		(B=T/# 01205)	(D=T/# 40124)								
20	3	22351-060036	PIN, SPRING 6.0X36	1	1						
20-1	3	22351-060032	PIN, SPRING 6.0X32	1	1						N
		(B=T/# 01205)	(D=T/# 40124)								
21-1	3	194441-13351	SNAP RING	1	1						
21-2	3	22242-000360	RING, 36	1	1						S
		(B=T/# 01205)	(D=T/# 40124)								
21A	3	22351-030010	PIN, SPRING 3.0X10	1	1						W
		(B=T/# 01205)	(D=T/# 40124)								
22	2	194441-13321	JOINT ASSY, CROSS	1	1						
22-1	2	194441-13322	JOINT ASSY, CROSS R	1	1						S 2
		(B=T/# 02068)	(D=T/# 42835)								
23	3	194441-13380	YOKE, SPLINE	1	1						
23-1	3	194441-13381	YOKE, SPLINE	1	1						S 2
		(B=T/# 02068)	(D=T/# 42835)								
24	3	194441-13370	YOKE, SLEEVE	1	1						
25	3	194441-13330	JOURNAL SET	1	1						
26	3	22252-000200	RING, 20	4	4						
26A	3	24761-010000	NIPPLE, GREASE M6F	1	1						W 2
		(B=T/# 02068)	(D=T/# 42835)								
27	1	194441-13360	BOLT M 8	1	1						
27-1	1	194516-13410	BOLT M 8	1	1						S 3
		(B=T/# 02068)	(D=T/# 42819)								

Fig.31. PROPELLER SHAFT & F. AXLE GEAR

Fig. 31 PROPELLER SHAFT & GEARS OF FRONT AXLE [For Model YM186D]



X-MARK PARTS: NOT SOLD SEPARATELY.

(A)=YM186 (FLOOR)
(B)=YM186D(FLOOR)
(C)=YM186 (COLUM)

(D)=YM186D(COLUM)
(E)=
(F)=

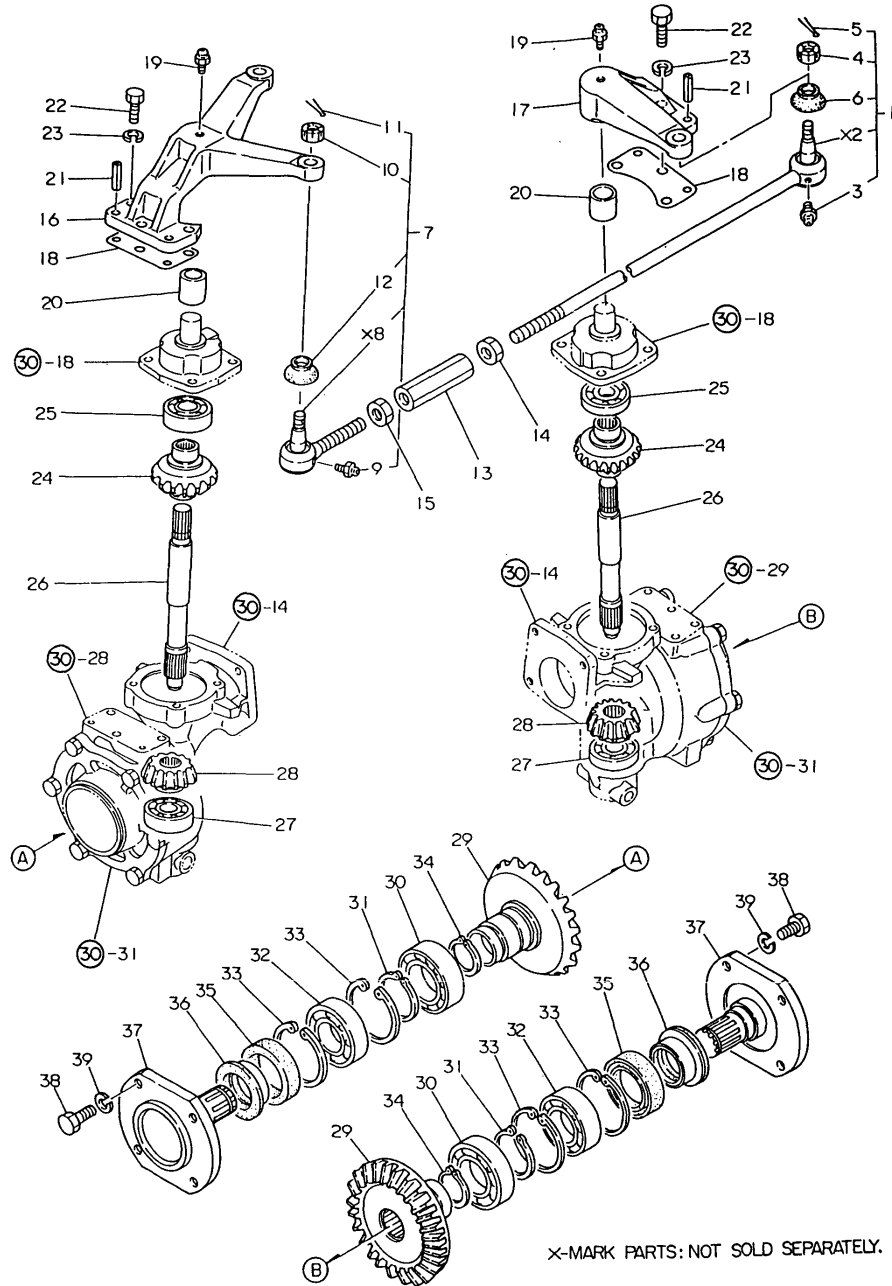
No.	Lev.	Parts No.	Description	Q'ty						I	R
				(A)	(B)	(C)	(D)	(E)	(F)		
27-2	1	194526-13410	BOLT M 8 (B=T/# 02103)		1		1				N
			(D=T/# 42830)								
28	1	22217-080000	WASHER, SPRING 8		1		1				
29-1	1	22351-035036	PIN, SPRING 3.5X36		1		1				
29-2	1	22351-035032	PIN, SPRING 3.5X32 (B=T/# 01205)		1		1				N
			(D=T/# 40124)								
30	1	22351-060036	PIN, SPRING 6.0X36		1		1				
30-1	1	22351-060032	PIN, SPRING 6.0X32 (B=T/# 01205)		1		1				N
			(D=T/# 40124)								
31	1	194447-13100	GEAR ASSY, RING		1		1				
31-1	1	194447-13101	GEAR ASSY, RING (B=T/# 02167)		1		1				N 4
			(D=T/# 42834)								
34	1	24101-063054	BEARING, BALL 6305		1		1				
35	1	22242-000250	RING, 25		1		1				
36	1	24101-063044	BEARING, BALL 6304		1		1				
37	1	22252-000520	RING, 52		1		1				
38	1	1A1040-28820	SEAL TC30 52 8, OIL		1		1				
38-1	1	24421-305208	SEAL, OIL TC305208 (B=T/# 02021)		1		1				R
			(D=T/# 42765)								
39	1	24341-000180	O-RING, 1AS18.0		1		1				
40	1	194300-32260	NUT, M20		1		1				
41	1	194301-11660	WASHER, BEARING 20		1		1				
42	1	194447-13210	CASE, DIFFERENTIAL		1		1				
42-1	1	194447-13211	CASE, DIFFERENTIAL (B=*1980.)		1		1				N
			(D=*1980.)								
43	1	194301-11800	BOLT, M8X14		6		6				
43-1	1	194447-13150	BOLT M 8X 16 (B=T/# 02167)		6		6				S 4
			(D=T/# 42834)								
44	1	22351-040030	PIN, SPRING 4.0X30		1		1				
45	1	194300-31570	SHAFT, DIFFERENTIAL		1		1				
46	1	194300-31560	GEAR, PINION		2		2				
47	1	194300-31620	WASHER, DIFFERENTIAL		2		2				
48	1	194300-31550	GEAR, DIFFERENTIAL		2		2				
49	1	194300-31610	WASHER, DIFFERENTIAL		2		2				
50	1	194447-13510	SHAFT, FRONT 1ST		2		2				
51	1	24101-060084	BEARING, BALL 6008		2		2				
52	1	194447-13570	SHIM, T=0.1		2		2				1
53	1	194447-13580	SHIM, T=0.3		1		1				1
54	1	194447-13590	SHIM, T=0.5		1		1				1
55	1	194447-13520	PINION, SHAFT		2		2				
56	1	24101-063044	BEARING, BALL 6304		2		2				
57	1	194447-13530	SHIM, T=0.1		4		4				1
58	1	194447-13540	SHIM, T=0.3		2		2				1
59	1	194447-13550	SHIM, T=0.5		2		2				1
60-1	1	194441-13351	SNAP RING		1		1				
60-2	1	22242-000360	RING, 36 (B=T/# 01205)		1		1				S
			(D=T/# 40124)								

Fig.32. TIE-ROD OF FRONT AXLE (YM186D)

(A)=YM186 (FLOOR)
(B)=YM186D(FLOOR)
(C)=YM186 (COLUMN)

(D)=YM186D(COLUMN)
(E)=
(F)=

Fig. 32 TIE-ROD OF FRONT AXLE [For Model YM186D]



X-MARK PARTS: NOT SOLD SEPARATELY.

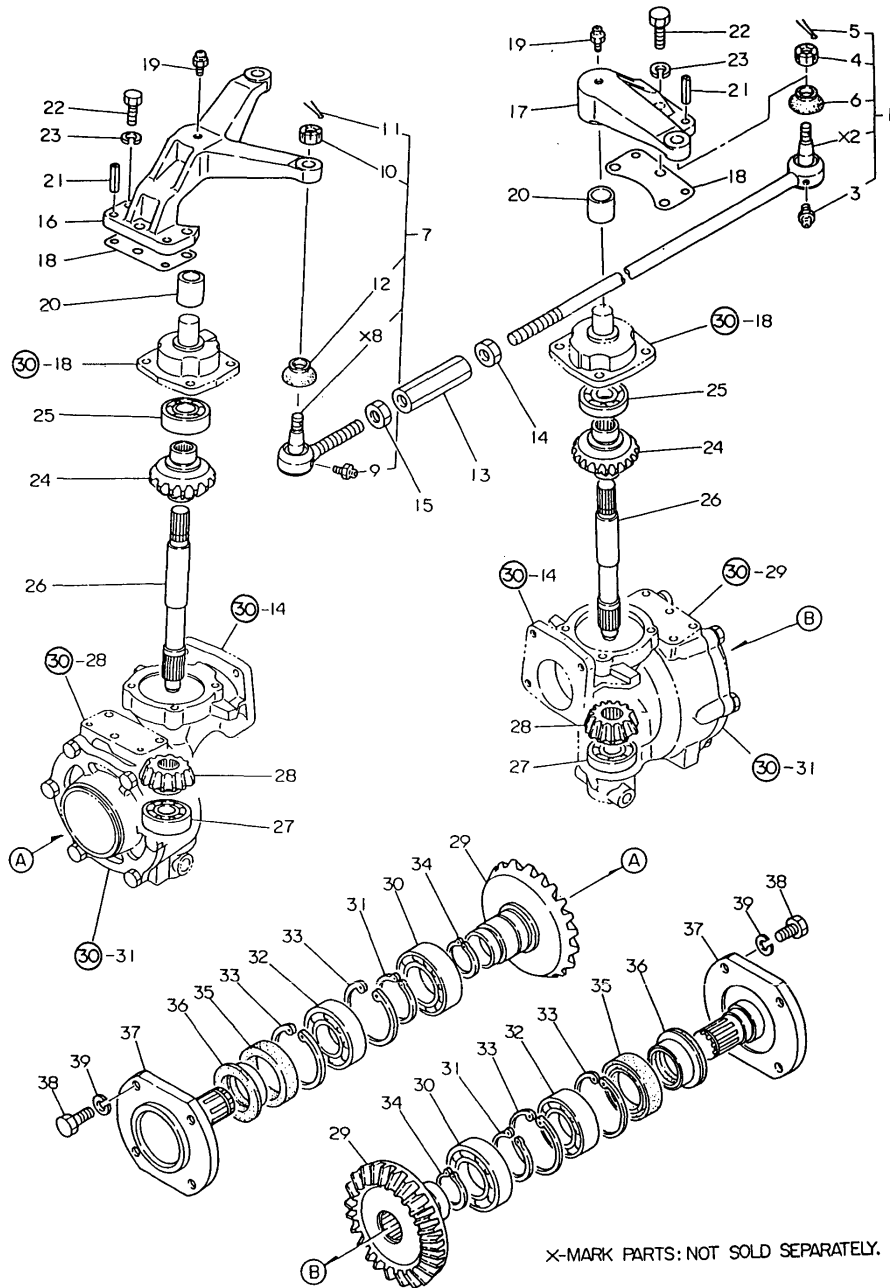
No.	Lev.	Parts No.	Description	Qty						I	R
				(A)	(B)	(C)	(D)	(E)	(F)		
1	1	794150-12301	TIE-ROD ASSY	1	1						
1-1	1	194150-12300	TIE-ROD ASSY	1	1						N
		(B=T/# 02117)	(D=T/# 42791)								
3	2	194730-57411	NIPPLE, GREASE	1	1						
3-1	2	24761-060000	NIPPLE, GREASE MT6X1	1	1						N
		(B=T/# 02117)	(D=T/# 42791)								
4	2	194730-57241	NUT M12	1	1						
5	2	22417-300250	PIN, COTTER 3.0X25	1	1						
6	2	194730-57220	COVER, DUCT	1	1						W
		(B=T/# 02117)	(D=T/# 42791)								
7	1	794730-57112	END ASSY, TIE-ROD	1	1						
7-1	1	194730-57110	END ASSY, TIE-ROD	1	1						N
		(B=T/# 02117)	(D=T/# 42791)								
9-1	2	194730-57411	NIPPLE, GREASE	1	1						
9-2	2	24761-060000	NIPPLE, GREASE MT6X1	1	1						N
		(B=T/# 02117)	(D=T/# 42791)								
10	2	194730-57241	NUT M12	1	1						
11	2	22417-300250	PIN, COTTER 3.0X25	1	1						
12	2	194730-57220	COVER, DUCT	1	1						W
		(B=T/# 02117)	(D=T/# 42791)								
13	1	194150-12410-U	TURNBUCKLE, M17X95	1	1						
14	1	194990-22830	NUT M17	1	1						
15	1	194990-22840	NUT M17	1	1						
16	1	194447-13810-X	SUPPORT(L), KING PIN	1	1						
16-1	1	194447-13811-X	SUPPORT(L), KING PIN	1	1						S
		(B=T/# 01241)	(D=T/# 40328)								
16-2	1	194447-13812-X	SUPPORT(L), KING PIN	1	1						N
		(B=T/# 02019)	(D=T/# 42751)								
17	1	194447-13820-X	SUPPORT(R), KING PIN	1	1						
17-1	1	194447-13821-X	SUPPORT(R), KING PIN	1	1						S
		(B=T/# 01241)	(D=T/# 40328)								
18	1	194447-13760	SHIM T=0.5	4	4						1
19	1	24761-010000	NIPPLE, GREASE M6F	2	2						
20	1	194150-11350	BUSH, 25X28X25	2	2						
20-1	1	194321-11921	BUSH, 35X39X20	2	2						S
		(B=T/# 01241)	(D=T/# 40328)								
21	1	22351-080020	PIN, SPRING 8.0X20	4	4						
22	1	26116-100302	BOLT, M10X 30 PLATED	6	6						
22-1	1	26116-100302	BOLT, M10X 30 PLATED	4	4						K
		(B=T/# 02019)	(D=T/# 42751)								
23	1	22217-100000	WASHER, SPRING 10	6	6						
24	1	194447-13940	GEAR, FRONT DRIVE	2	2						
25	1	24104-062064	BEARING, BALL 6206UU	2	2						
26	1	194447-13850	SHAFT (2ND), FRONT	2	2						
27	1	24101-063044	BEARING, BALL 6304	2	2						
27-1	1	194447-13860	BEARING, TMB304CX1	2	2						N
		(B=T/# 01172)	(D=FROM 1ST)								
28	1	194447-13950	PINION, FINAL	2	2						
29	1	194447-14120	GEAR, FRONT SHAFT	2	2						
30	1	24101-060104	BEARING, BALL 6010	2	2						
31	1	22242-000500	RING, 50	2	2						

Fig.32. TIE-ROD OF FRONT AXLE (YM186D)

(A)=YM186 (FLOOR
(B)=YM186D(FLOOR
(C)=YM186 (COLUM

(D)=YM186D(COLUM
(E)=
(F)=

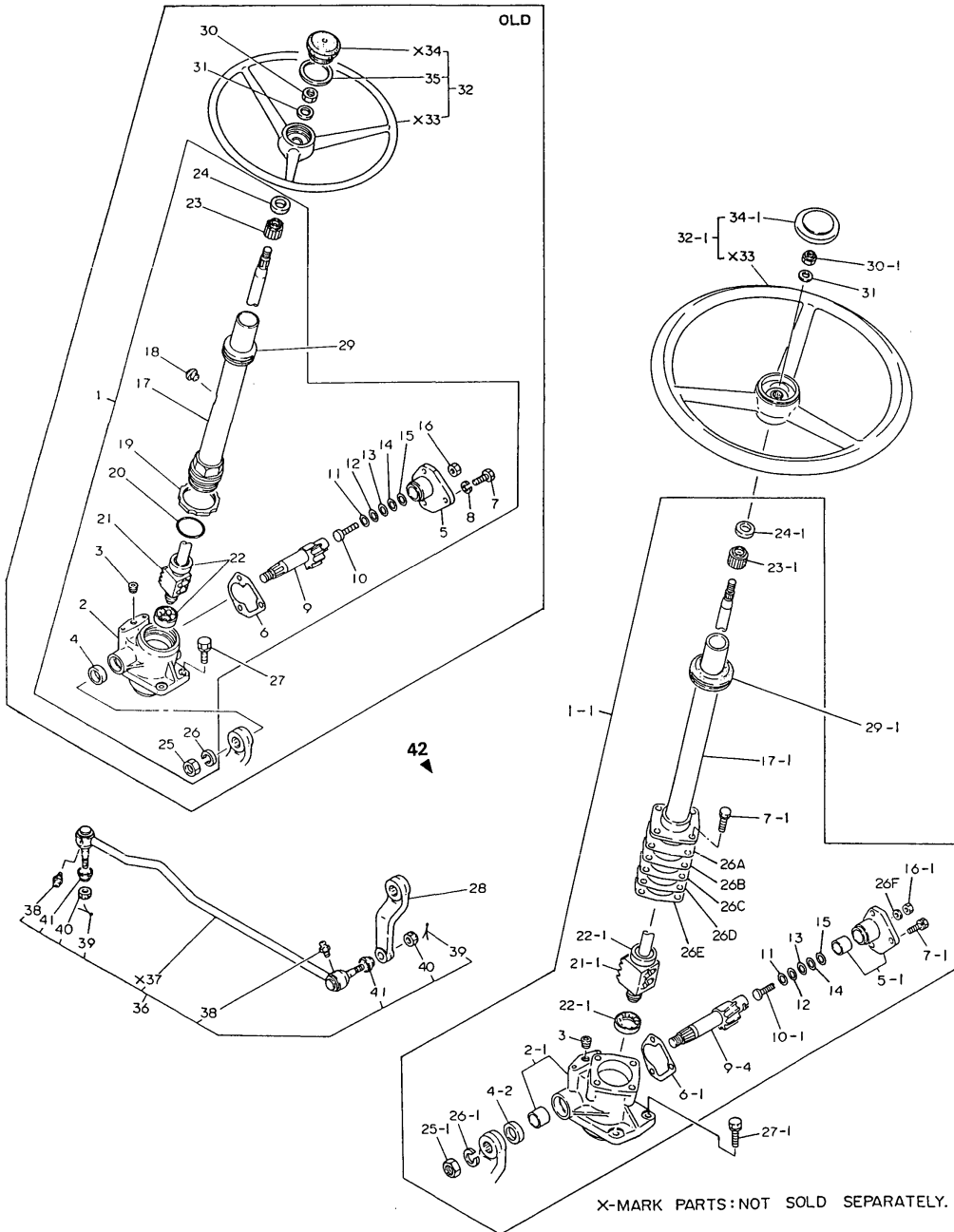
Fig. 32 TIE-ROD OF FRONT AXLE [For Model YM186D]



No.	Lev.	Parts No.	Description	Q'ty						I	R
				(A)	(B)	(C)	(D)	(E)	(F)		
32	1	24101-060094	BEARING, BALL 6009		2		2				
33	1	22252-000750	RING, 75		4		4				
34	1	22242-000340	RING, 34		2		2				
35	1	194447-14140	SEAL, OIL TC6Y577512		2		2				
36	1	194447-14180	SLEEVE, SL 52X57X18		2		2				
37	1	194447-14110-X	SPINDLE, FRONT		2		2				
38-1	1	194465-14210	BOLT M14X 28		8		8				
38-2	1	194279-14210	BOLT M14X 28 (B=T/# 02189)		8		8				N
			(D=T/# 42882)								
39-1	1	194465-14220	WASHER 14		8		8				
39-2	1	194279-14220	WASHER, 14 (B=T/# 02189)		8		8				N
			(D=T/# 42882)								
40	1	26116-100552	BOLT, M10X 55 PLATED (B=T/# 02019)		2		2				W
			(D=T/# 42751)								

Fig.33. STEERING

Fig. 33 STEERING



(A)=YM186 (FLOOR)
(B)=YM186D(FLOOR)
(C)=YM186 (COLUMN)

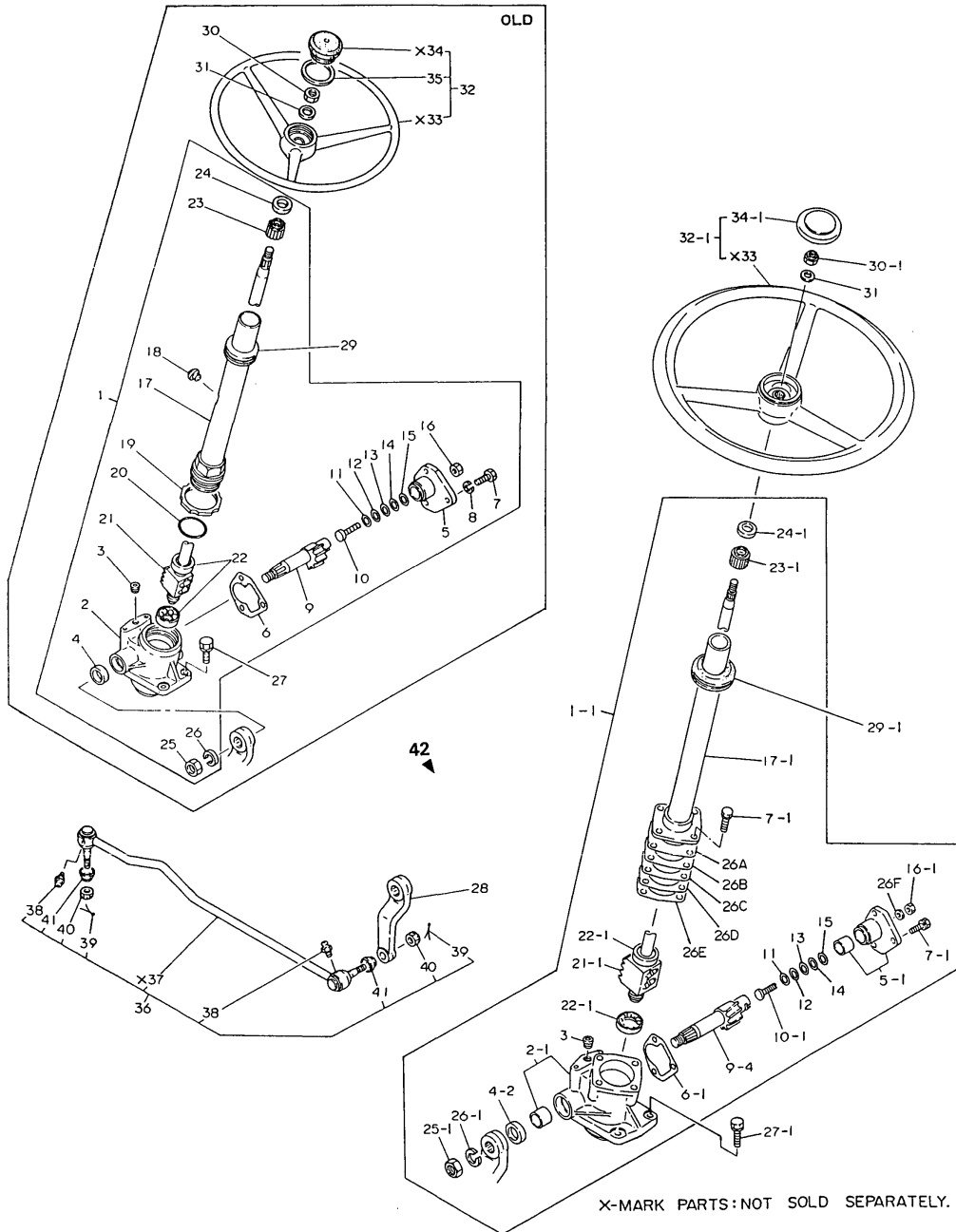
(D)=YM186D(COLUMN)
(E)=
(F)=

No.	Lev.	Parts No.	Description	Q'ty						I	R
				(A)	(B)	(C)	(D)	(E)	(F)		
1	1	194440-15100-X	GEAR ASSY, STEERING	1	1	1	1				
1-1	1	194115-15100	GEAR ASSY, STEERING	1	1	1	1			S	1
		(A=T/# 00830) (B=T/# 02067) (C=T/# 20966) (D=T/# 42815)									
2	2	194440-15110-X	BOX W/BUSH, GEAR	1	1	1	1				
2-1	2	194115-15110	BOX, GEAR	1	1	1	1			S	1
		(A=T/# 00830) (B=T/# 02067) (C=T/# 20966) (D=T/# 42815)									
3	2	194262-15170	PLUG PT1/8	1	1	1	1				
4-1	2	194262-15220	SEAL, OIL	1	1	1	1				
4-2	2	194740-55620	SEAL, OIL TC263807	1	1	1	1			S	1
		(A=T/# 00830) (B=T/# 02067) (C=T/# 20966) (D=T/# 42815)									
5	2	194262-15150-X	COVER ASSY	1	1	1	1				
5-1	2	194515-15150	COVER ASSY, SIDE	1	1	1	1			S	1
		(A=T/# 00830) (B=T/# 02067) (C=T/# 20966) (D=T/# 42815)									
6-1	2	194262-15330	GASKET, SIDE COVER	1	1	1	1				
6-2	2	194310-15320	GASKET, SIDE COVER	1	1	1	1			S	1
		(A=T/# 00830) (B=T/# 02067) (C=T/# 20966) (D=T/# 42815)									
7	2	26116-08020Z	BOLT, M8X 20 PLATED	3	3	3	3				
7-1	2	26013-08022Z	BOLT, M8X 22	7	7	7	7			N	1
		(A=T/# 00830) (B=T/# 02067) (C=T/# 20966) (D=T/# 42815)									
8	2	22217-080000	WASHER, SPRING 8	3	3	3	3			Z	
		(A=T/# 00830) (B=T/# 02067) (C=T/# 20966) (D=T/# 42815)									
9-2	2	194262-15410	SHAFT, SECTOR	1	1	1	1				
9-4	2	194115-15140	SHAFT, SECTOR	1	1	1	1			N	1
		(A=T/# 00830) (B=T/# 02067) (C=T/# 20966) (D=T/# 42815)									
10	2	194262-15470	SCREW	1	1	1	1				
10-1	2	194130-15470	SCREW, ADJUSTING	1	1	1	1			S	1
		(A=T/# 00830) (B=T/# 02067) (C=T/# 20966) (D=T/# 42815)									
11	2	194262-15420	SHIM, T=1.525 A	1	1	1	1				2
11-1	2	194080-15420	SHIM, T=1.525 A	1	1	1	1			R	2
		(A=*) (B=*) (C=*) (D=*)									
12	2	194262-15430	SHIM, T=1.555 B	1	1	1	1				2
12-1	2	194080-15430	SHIM, T=1.555 B	1	1	1	1			R	2
		(A=*) (B=*) (C=*) (D=*)									
13	2	194262-15440	SHIM, T=1.585 C	1	1	1	1				2
13-1	2	194080-15440	SHIM, T=1.585 C	1	1	1	1			R	2
		(A=*) (B=*) (C=*) (D=*)									
14	2	194262-15450	SHIM, T=1.615 D	1	1	1	1				2
14-1	2	194080-15450	SHIM, T=1.615 D	1	1	1	1			R	2
		(A=*) (B=*) (C=*) (D=*)									
15	2	194262-15460	SHIM, T=1.645 E	1	1	1	1				2
15-1	2	194262-15460	SHIM, T=1.645 E	1	1	1	1			R	2
		(A=*) (B=*) (C=*) (D=*)									
16	2	26716-08000Z	NUT, M8	1	1	1	1				
16-1	2	26776-10000Z	NUT, LOCK M10	1	1	1	1			S	1
		(A=T/# 00830) (B=T/# 02067) (C=T/# 20966) (D=T/# 42815)									
17	2	194440-15200	COLUMN	1	1	1	1				
17-1	2	194115-15250	COLUMN, STEERING	1	1	1	1			S	1
		(A=T/# 00830) (B=T/# 02067) (C=T/# 20966) (D=T/# 42815)									
18	2	194440-15340	PLUG, BREATHER	1	1	1	1				
18-1	2	194440-15341	PLUG, BREATHER	1	1	1	1			S	
		(A=T/# 00867) (B=T/# 02257) (C=T/# 20972) (D=T/# 42883)									

N:Old $\frac{Yes}{No}$ New, Q:Old $\frac{No}{Yes}$ New, R:Old $\frac{Yes}{Yes}$ New, S:Old $\frac{No}{No}$ New, W:Add, Z:Discontinued, F:Interchangeable by set, K:Q'ty Change
 ++ CONTINUE ++
 Copyright (C) YANMAR CO., LTD. All Rights Reserved.

Fig.33. STEERING

Fig. 33 STEERING



(A)=YM186 (FLOOR)
(B)=YM186D(FLOOR)
(C)=YM186 (COLUMN)

(D)=YM186D(COLUMN)
(E)=
(F)=

No.	Lev.	Parts No.	Description	Qty						I	R	
				(A)	(B)	(C)	(D)	(E)	(F)			
19	2	194440-15230	NUT, LOCK M55X1.5 (A=T/# 00830) (B=T/# 02067) (C=T/# 20966) (D=T/# 42815)	1	1	1	1				Z	1
20	2	194440-15240	O-RING (A=T/# 00867) (B=T/# 02257) (C=T/# 20972) (D=T/# 42883)	1	1	1	1					Z
21	2	194440-15500	NUT ASSY, BALL (A=T/# 00830) (B=T/# 02067) (C=T/# 20966) (D=T/# 42815)	1	1	1	1					
21-1	2	194115-15500	NUT, BALL (A=T/# 00830) (B=T/# 02067) (C=T/# 20966) (D=T/# 42815)	1	1	1	1				S	1
22	2	194262-15520	BEARING (A=T/# 00830) (B=T/# 02067) (C=T/# 20966) (D=T/# 42815)	2	2	2	2					
22-1	2	194750-15520	BEARING, VBT17Z-2A (A=T/# 00830) (B=T/# 02067) (C=T/# 20966) (D=T/# 42815)	2	2	2	2				S	1
23	2	194262-15310	BUSH, COLUMN (A=T/# 00830) (B=T/# 02067) (C=T/# 20966) (D=T/# 42815)	1	1	1	1					
23-1	2	194241-15310	BUSH, COLUMN (A=T/# 00830) (B=T/# 02067) (C=T/# 20966) (D=T/# 42815)	1	1	1	1					S
24-1	2	194241-15350	SEAL, OIL TC1939.510 (A=T/# 00830) (B=T/# 02067) (C=T/# 20966) (D=T/# 42815)	1	1	1	1					
25	2	26736-160002	NUT, M16 (A=T/# 00830) (B=T/# 02067) (C=T/# 20966) (D=T/# 42815)	1	1	1	1					
25-1	2	26776-200002	NUT, LOCK M20 (A=T/# 00830) (B=T/# 02067) (C=T/# 20966) (D=T/# 42815)	1	1	1	1				S	1
26	2	22217-160000	WASHER, SPRING 16 (A=T/# 00830) (B=T/# 02067) (C=T/# 20966) (D=T/# 42815)	1	1	1	1					
26-1	2	22217-200000	WASHER, SPRING 20 (A=T/# 00830) (B=T/# 02067) (C=T/# 20966) (D=T/# 42815)	1	1	1	1				S	1
26A	2	194750-15250	SHIM, T=0.5 (A=T/# 00830) (B=T/# 02067) (C=T/# 20966) (D=T/# 42815)	1	1	1	1					W
26B	2	194750-15260	SHIM, T=0.7 (A=T/# 00830) (B=T/# 02067) (C=T/# 20966) (D=T/# 42815)	1	1	1	1					W
26C	2	194750-15270	SHIM, T=0.08 (A=T/# 00830) (B=T/# 02067) (C=T/# 20966) (D=T/# 42815)	1	1	1	1					W
26D	2	194750-15280	SHIM, T=0.1 (A=T/# 00830) (B=T/# 02067) (C=T/# 20966) (D=T/# 42815)	1	1	1	1					W
26E	2	194750-15290	SHIM, T=0.2 (A=T/# 00830) (B=T/# 02067) (C=T/# 20966) (D=T/# 42815)	1	1	1	1					W
26F	2	194464-15450	WASHER, SEAL 10 (A=*) (B=*) (C=*) (D=*)	1	1	1	1					W
27	1	194190-15560	BOLT (A=*) (B=*) (C=*) (D=*)	4	4	4	4					
27-1	1	26013-100302	BOLT, M10X 30 (A=*) (B=*) (C=*) (D=*)	4	4	4	4					N
27-2	1	26106-100302	BOLT, M10X 30 PLATED (A=T/# 00909) (B=T/# 02372) (C=T/# 20991) (D=T/# 42957)	4	4	4	4					N
28	1	194440-15610	ARM, PITMAN (A=T/# 00830) (B=T/# 02067) (C=T/# 20966) (D=T/# 42815)	1	1	1	1					
28-1	1	194500-15610	ARM, PITMAN (A=T/# 00830) (B=T/# 02067) (C=T/# 20966) (D=T/# 42815)	1	1	1	1				S	1
29	1	194440-15650	GROMMET, 32 (A=T/# 00830) (B=T/# 02067) (C=T/# 20966) (D=T/# 42815)	1	1	1	1					
29-1	1	194145-15651	GROMMET, 42 (A=T/# 00830) (B=T/# 02067) (C=T/# 20966) (D=T/# 42815)	1	1	1	1				S	1
30	1	26357-120002	NUT, M12 (A=*) (B=*) (C=*) (D=*)	1	1	1	1					
30-1	1	26356-120002	NUT, M12 (A=*) (B=*) (C=*) (D=*)	1	1	1	1					N
31	1	194080-15550	WASHER, 12 (A=*) (B=*) (C=*) (D=*)	1	1	1	1					
32-1	1	194440-15800	STEERING ASSY (A=*) (B=*) (C=*) (D=*)	1	1	1	1					
34-1	2	194440-15870	CAP, WHEEL (A=*) (B=*) (C=*) (D=*)	1	1	1	1					
35	2	194440-15760	RING, SNAP (A=*) (B=*) (C=*) (D=*)	1	1	1	1					Z

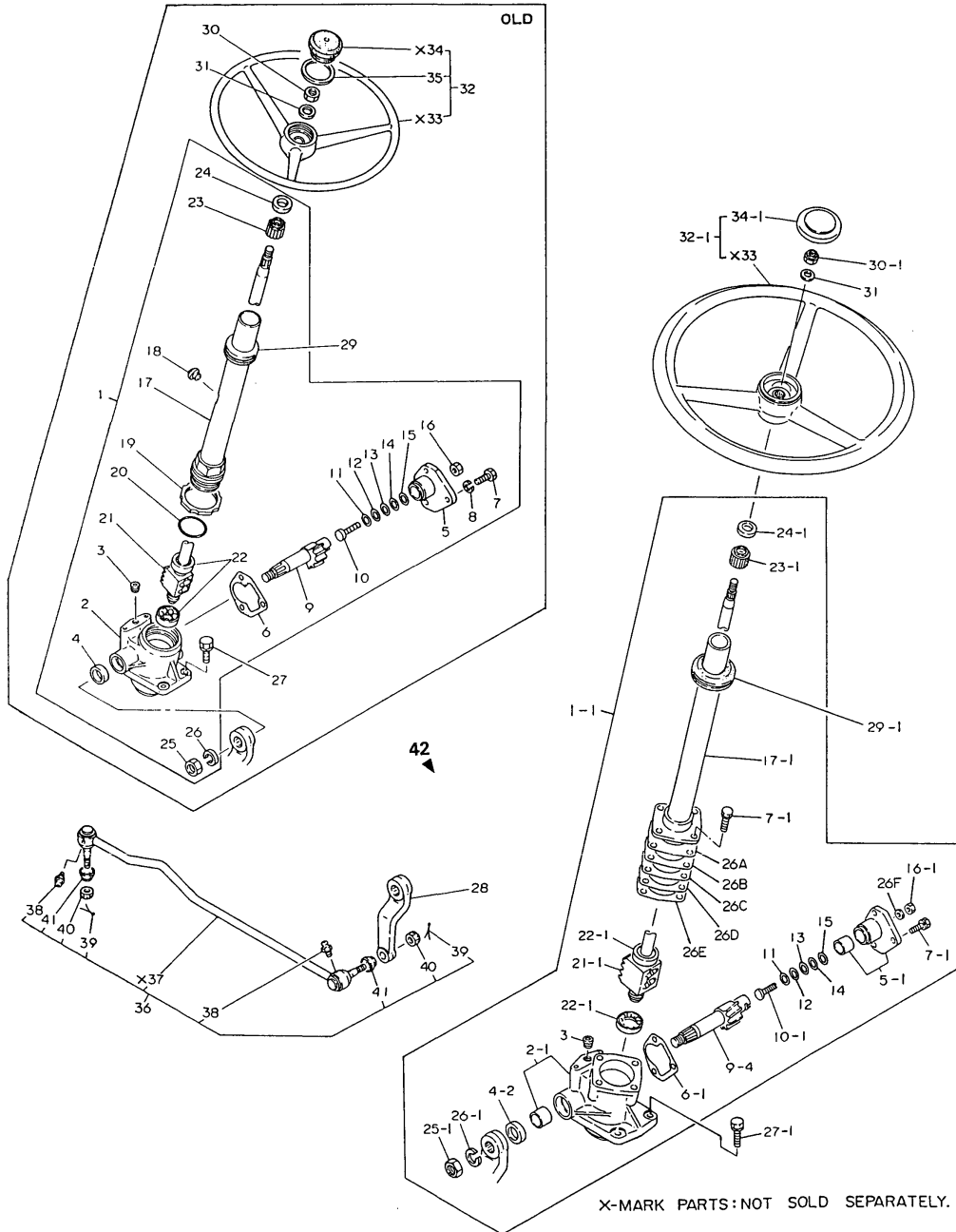
N:Old $\frac{Yes}{No}$ New, Q:Old $\frac{No}{Yes}$ New, R:Old $\frac{Yes}{Yes}$ New, S:Old $\frac{No}{No}$ New, W:Add, Z:Discontinued, F:Interchangeable by set, K:Q'ty Change
++ CONTINUE ++
Copyright (C) YANMAR CO., LTD. All Rights Reserved.

Fig.33. STEERING

(A)=YM186 (FLOOR)
(B)=YM186D(FLOOR)
(C)=YM186 (COLUMN)

(D)=YM186D(COLUMN)
(E)=
(F)=

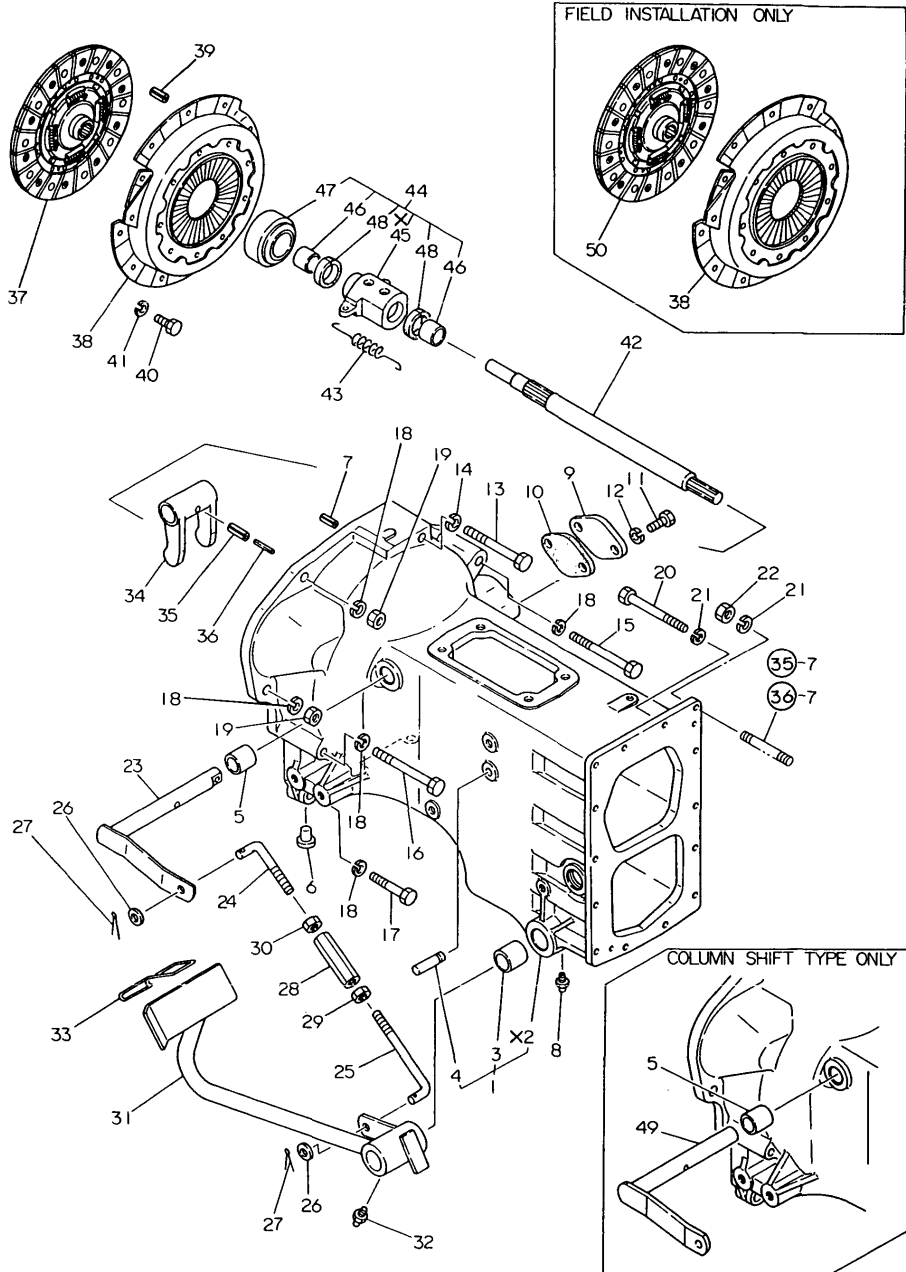
Fig. 33 STEERING



No.	Lev.	Parts No.	Description	Qty						I	R
				(A)	(B)	(C)	(D)	(E)	(F)		
36	1	194446-16100-X	ROD ASSY, DRAG	1	1	1	1				
36-1	1	194446-16101	ROD ASSY, DRAG	1	1	1	1				N
		(A=T/# 00792) (B=T/# 01968) (C=T/# 20952) (D=T/# 42682)									
36-2	1	194446-16102	ROD ASSY, DRAG	1	1	1	1				N
		(A=T/# 00851) (B=T/# 02117) (C=T/# 20967) (D=T/# 42830)									
38	2	194730-57411	NIPPLE, GREASE	2	2	2	2				
38-1	2	24761-060000	NIPPLE, GREASE MT6X1	2	2	2	2				N
		(A=T/# 00851) (B=T/# 02117) (C=T/# 20967) (D=T/# 42830)									
39	2	22417-300250	PIN, COTTER 3.0X25	2	2	2	2				
40	2	194730-57241	NUT M12	2	2	2	2				
41	2	194730-57220	COVER, DUCT	2	2	2	2				
42	1	794500-15100	STEERING ASSY	1	1	1	1				W 1
		(A=T/# 00830) (B=T/# 02067) (C=T/# 20966) (D=T/# 42815)									
43	2	*REF.33=1-1	GEAR ASSY, STEERING	1	1	1	1				
44	3	*REF.33=2-1	BOX, GEAR	1	1	1	1				
45	3	*REF.33=9-4	SHAFT, SECTOR	1	1	1	1				
46	3	*REF.33=5-1	COVER ASSY, SIDE	1	1	1	1				
47	3	*REF.33=3	PLUG PT1/8	1	1	1	1				
48	3	*REF.33=17-1	COLUMN	1	1	1	1				
49	3	*REF.33=26A	SHIM T=0.05	1	1	1	1				
50	3	*REF.33=26B	SHIM T=0.07	1	1	1	1				
51	3	*REF.33=26C	SHIM T=0.08	1	1	1	1				
52	3	*REF.33=26D	SHIM T=0.1	1	1	1	1				
53	3	*REF.33=26E	SHIM T=0.2	1	1	1	1				
54	3	*REF.33=23-1	BUSHING, COLUMN	1	1	1	1				
55	3	*REF.33=6-2	GASKET, SIDE COVER	1	1	1	1				
56	3	*REF.33=18-1	PLUG, BREATHER	1	1	1	1				
57	3	*REF.33=24-1	SEAL, COLUMN	1	1	1	1				
58	3	*REF.33=11-1	SHIM	1	1	1	1				
59	3	*REF.33=12-1	SHIM	1	1	1	1				
60	3	*REF.33=13-1	SHIM	1	1	1	1				
61	3	*REF.33=14-1	SHIM	1	1	1	1				
62	3	*REF.33=26F	SEAL, SCREW	1	1	1	1				
63	3	*REF.33=15-1	SHIM	1	1	1	1				
64	3	*REF.33=10-1	SCREW	1	1	1	1				
65	3	*REF.33=21-1	NUT, BALL	1	1	1	1				
66	3	*REF.33=22-1	BEARING	1	1	1	1				
67	3	*REF.33=4-2	SEAL, SECTOR SHAFT	1	1	1	1				
68	3	*REF.33=26-1	WASHER 20	1	1	1	1				
69	3	*REF.33=7-1	BOLT W/WASHER 8* 22	7	7	7	7				
70	3	*REF.33=16-1	NUT 10	1	1	1	1				
71	3	*REF.33=25-1	NUT 20	1	1	1	1				
72	2	*REF.33=28-1	ARM, PITMAN	1	1	1	1				
73	2	*REF.33=29-1	GROMMET 42	1	1	1	1				
74	2	*REF.60=57-2	STAY, DASHBOARD	1	1	1	1				
75	2	*REF.60=73-1	COVER, GEAR BOX	1	1	1	1				
76	2	194305-99610	BOLT M 10X 30	4	4	4	4				

Fig.34. CLUTCH HOUSING

Fig. 34 CLUTCH HOUSING



X- MARK PARTS: NOT SOLD SEPARATELY.

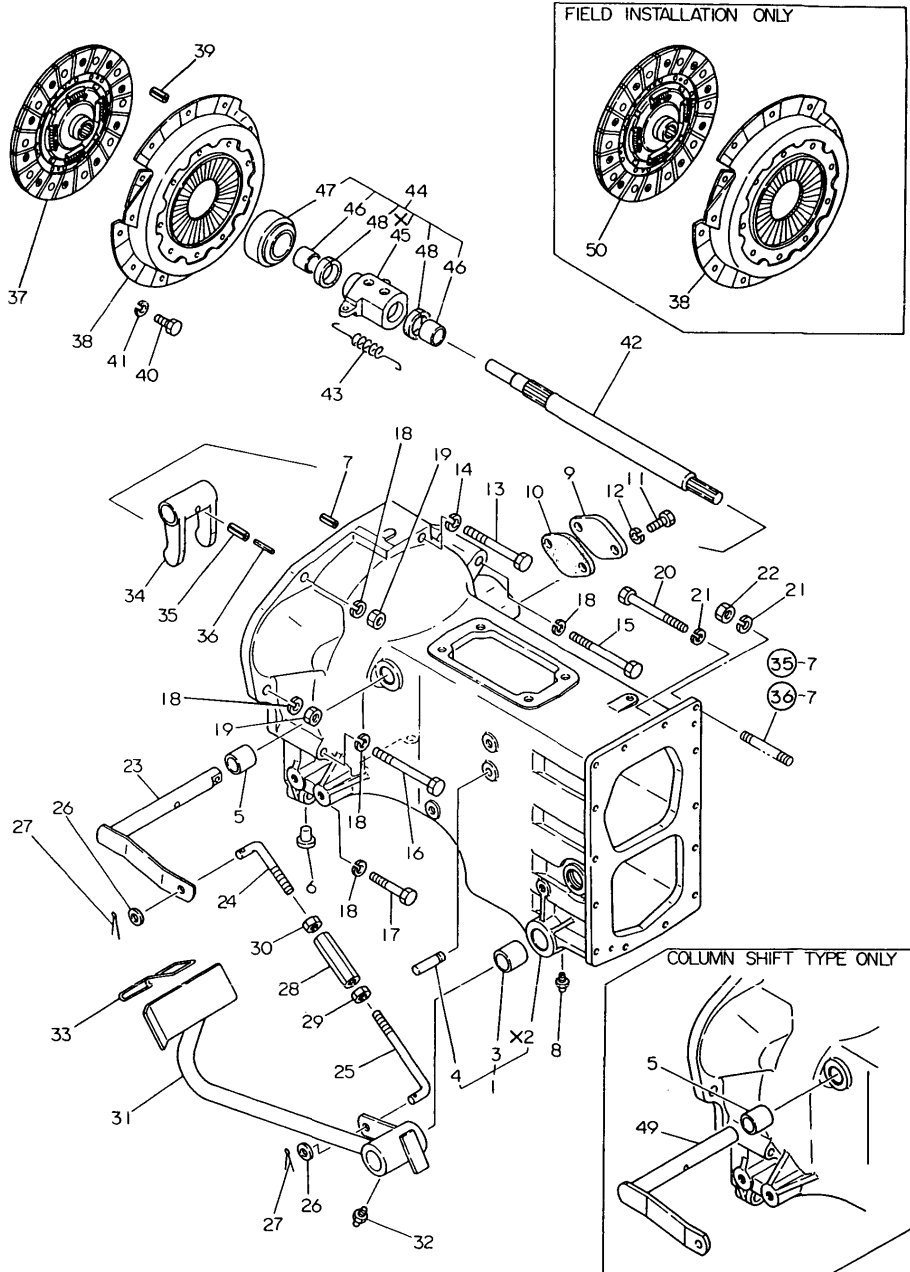
(A)=YM186 (FLOOR)
(B)=YM186D(FLOOR)
(C)=YM186 (COLUM

(D)=YM186D(COLUM
(E)=
(F)=

No.	Lev.	Parts No.	Description	Q'ty						I	R
				(A)	(B)	(C)	(D)	(E)	(F)		
1	1	194440-21100-X	HOUSING ASSY, CLUTCH	1	1	1	1				
1-1	1	194440-21101-X	HOUSING ASSY, CLUTCH	1	1	1	1				N
		(A=T/# 00529) (B=T/# 01248) (C=T/# 20188) (D=T/# 40523)									
1-2	1	194440-21102-X	HOUSING ASSY, CLUTCH	1	1	1	1				N
		(A=T/# 00730) (B=T/# 01652) (C=T/# 20858) (D=T/# 42030)									
1-3	1	194446-21100	HOUSING ASSY, CLUTCH	1	1	1	1				N
		(A=T/# 00851) (B=T/# 02117) (C=T/# 20958) (D=T/# 42833)									
3	2	194190-21190	BUSH 25X28X15	4	4	4	4				
3-1	2	194740-06080	BUSH, 25X30X18	4	4	4	4				S
		(A=T/# 00270) (B=T/# 00119) (C=T/# 20101) (D=T/# 40101)									
4	2	194150-22250	PIN, HOOK	2	2	2	2				
5	2	194130-22280	BUSH, 20X25X25	2	2	2	2				W
		(A=T/# 00529) (B=T/# 01248) (C=T/# 20188) (D=T/# 40523)									
6	1	194150-21910	PLUG, 11.2	6	6	6	6				
7	1	22351-080018	PIN, SPRING 8.0X18	2	2	2	2				
8	1	24761-010000	NIPPLE, GREASE M6F	2	2	2	2				
9	1	194146-21150-X	COVER, SIDE	1	1	1	1				
10	1	194146-21160	GASKET	1	1	1	1				
10-1	1	194146-21161	GASKET, SIDE COVER	1	1	1	1				N
		(A=T/# 00790) (B=T/# 01965) (C=T/# 20940) (D=T/# 42624)									
11	1	26116-080162	BOLT, M8X 16 PLATED	2	2	2	2				
11-1	1	26013-080162	BOLT, M8X 16	2	2	2	2				N
		(A=*) (B=*) (C=*) (D=*)									
12	1	22217-080000	WASHER, SPRING 8	2	2	2	2				Z
		(A=*) (B=*) (C=*) (D=*)									
13	1	26116-080852	BOLT, M8X 85 PLATED	1	1	1	1				
13-1	1	26013-080852	BOLT, M8X 85	1	1	1	1				N
		(A=*) (B=*) (C=*) (D=*)									
14	1	22217-080000	WASHER, SPRING 8	1	1	1	1				Z
		(A=*) (B=*) (C=*) (D=*)									
15	1	26116-100902	BOLT, M10X 90 PLATED	1	1	1	1				
16	1	26116-100802	BOLT, M10X 80 PLATED	2	2	2	2				
17-1	1	26116-100502	BOLT, M10X 50 PLATED	2	2	2	2				
18-1	1	22217-100000	WASHER, SPRING 10	7	7	7	7				
19	1	26716-100002	NUT, M10	2	2	2	2				
20	1	26116-080752	BOLT, M8X 75 PLATED	10	10	10	10				
21	1	22217-080000	WASHER, SPRING 8	14	14	14	14				
22-1	1	26716-080002	NUT, M8	4	4	4	4				
23	1	194440-22331-X	SHAFT,CLUTCH RELEASE	1	1	1	1				
24	1	194440-22460	ROD, CLUTCH	1	1	1	1				
25	1	194440-22470	ROD, CLUTCH	1	1	1	1				
26	1	22137-080000	WASHER, 8	2	2	2	2				
27	1	22417-200300	PIN, COTTER 2.0X30	2	2	2	2				
28	1	194740-00322	ADJUSTER	1	1	1	1				
29	1	26716-080002	NUT, M8	1	1	1	1				
30	1	194990-20170	NUT, M8	1	1	1	1				
31	1	194446-22400-X	PEDAL ASSY, CLUTCH	1	1	1	1				
32	1	24761-010000	NIPPLE, GREASE M6F	1	1	1	1				
33	1	194440-22441	LEVER, CLUTCH LOCK	1	1	1	1				
34	1	194150-22310	YOKE, CLUTCH SHIFT	1	1	1	1				
34-1	1	194150-22311	YOKE, CLUTCH SHIFT	1	1	1	1				N

Fig.34. CLUTCH HOUSING

Fig. 34 CLUTCH HOUSING



X- MARK PARTS: NOT SOLD SEPARATELY.

(A)=YM186 (FLOOR)
(B)=YM186D(FLOOR)
(C)=YM186 (COLUMN)

(D)=YM186D(COLUMN)
(E)=
(F)=

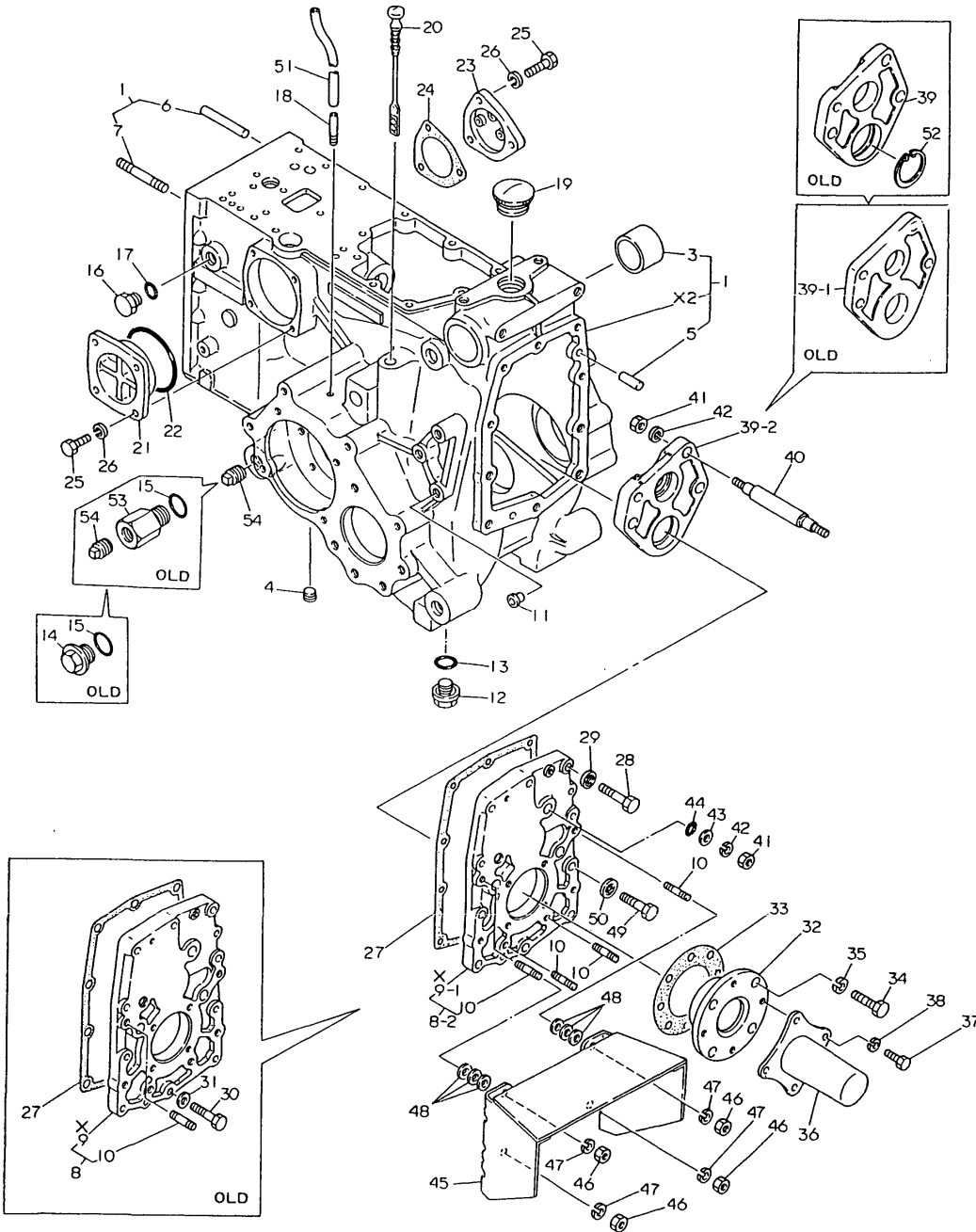
No.	Lev.	Parts No.	Description	Qty						I	R
				(A)	(B)	(C)	(D)	(E)	(F)		
		(A=T/# 00909) (B=T/# 02372) (C=T/# 20991) (D=T/# 42957)									
35	1	22351-060032	PIN, SPRING 6.0X32	1	1	1	1				
36	1	22351-035032	PIN, SPRING 3.5X32	1	1	1	1				
37	1	194340-21400	DISK, CLUTCH	1	1	1	1				
37-2	1	194500-21400	DISC, CLUTCH	1	1	1	1				N
		(A=T/# 00509) (B=T/# 01201) (C=T/# 20101) (D=T/# 40161)									
37-3	1	194357-21400	DISK ASSY, CLUTCH	1	1	1	1				N
		(A=T/# 00894) (B=T/# 02355) (C=T/# 20991) (D=T/# 42957)									
38	1	194340-21700	PLATE ASSY, PRESSURE	1	1	1	1				
39-1	1	22351-080018	PIN, SPRING 8.0X18	2	2	2	2				
40-1	1	26116-080162	BOLT, M8X 16 PLATED	6	6	6	6				
40-2	1	26013-080162	BOLT, M8X 16	6	6	6	6				N
		(A=*) (B=*) (C=*) (D=*)									
40-3	1	26106-080162	BOLT, M8X 16 PLATED	6	6	6	6				N
		(A=T/# 00909) (B=T/# 02372) (C=T/# 20991) (D=T/# 42957)									
41	1	22217-080000	WASHER, SPRING 8	6	6	6	6				Z
		(A=*) (B=*) (C=*) (D=*)									
42	1	194446-22110	SHAFT, MAIN DRIVE	1	1	1	1				
43	1	194150-22240	SPRING, RETURN	2	2	2	2				
44	1	794150-22150	SLEEVE ASSY, BEARING	1	1	1	1				
45	2	194150-22220	SLEEVE, BEARING	1	1	1	1				
46	2	194150-22160	BUSH, 22428224	2	2	2	2				
47	2	194990-42710	BEARING, TK40-14	1	1	1	1				
48	2	194130-22170	FELT	2	2	2	2				
49	1	194500-22330-X	SHAFT,CLUTCH RELEASE			1	1				W
		(C=FROM 1ST) (D=FROM 1ST)									
50	1	194340-21410	DISC, CLUTCH	1	1	1	1				1
50-1	1	194500-21410	DISC, CLUTCH	1	1	1	1				N 1
		(A=*1981.02) (B=*1981.02) (C=*1981.02) (D=*1981.02)									

Fig.35. TRANSMISSION HOUSING(EX.ENGLAN

(A)=YM186 (FLOOR
(B)=YM186D(FLOOR
(C)=YM186 (COLUM

(D)=YM186D(COLUM
(E)=
(F)=

Fig. 35 TRANSMISSION HOUSING (EXCEPT ENGLAND)



No.	Lev.	Parts No.	Description	Qty						I	R
				(A)	(B)	(C)	(D)	(E)	(F)		
1	1	194446-24100-X	HOUSING,TRNNSMISSION	1	1		1				
1-1	1	194446-24101-X	HOUSING,TRANSMISSION	1	1		1				S 1
		(A=T/# 00419) (B=T/# 01213)	(D=T/# 40187)								
1-2	1	194446-24102-X	HOUSING,TRANSMISSION	1	1	1	1				N
		(A=T/# 00453) (B=T/# 01253)	(D=T/# 40218)								
3	2	194300-24130	BUSH 45X50X30	2	2	2	2				
4	2	194151-36670	PLUG, PF02	2	2	2	2				
5	2	22312-100200	PIN, PARALLEL M10X20	2	2	2	2				
6	2	22312-100700	PIN, PARALLEL M10X70	2	2	2	2				
7	2	26216-080752	STUD, M8X 75	4	4	4	4				
8-1	1	194446-24820-X	COVER ASSY, REAR	1	1		1				
8-2	1	194446-24821-X	COVER ASSY, REAR	1	1	1	1				S 1
		(A=T/# 00419) (B=T/# 01213)	(D=T/# 40187)								
10	2	26216-100252	STUD, M10X 25	6	6	6	6				
11-1	1	194150-21910	PLUG, 11.2	6	6	6	6				
12	1	194151-24770	PLUG 14, OIL	2	2	2	2				
12-1	1	23491-140002	PLUG, 14	2	2	2	2				N
		(A=T/# 00860) (B=T/# 02189) (C=T/# 20967)	(D=T/# 42882)								
13	1	24311-000160	O-RING, 1AP16.0	2	2	2	2				
14	1	1E6140-53070	PLUG M24	1	1		1				Z
		(A=T/# 00419) (B=T/# 01213)	(D=T/# 40187)								
15	1	24341-000290	O-RING, 1AS29.0	1	1		1				Z
		(A=T/# 00453) (B=T/# 01253)	(D=T/# 40218)								
16	1	194464-45920	PLUG, 3/4-16UNF	1	1	1	1				
17	1	194464-45930	O-RING, 8-1	1	1	1	1				
18	1	194145-36651	BREATHER, AIR	2	2	2	2				
19	1	194990-75170	CAP 35	1	1	1	1				
20	1	194440-24810	DIPSTICK	1	1	1	1				
21	1	194300-24750-X	COVER, STRAINER	1	1	1	1				
22	1	24325-000850	O-RING, 1BG85.0	1	1	1	1				
23	1	194300-24760-X	COVER, STRAINER	1	1	1	1				
24	1	194300-24770	GASKET	1	1	1	1				
25	1	26116-080202	BOLT, M8X 20 PLATED	7	7	7	7				
26	1	22217-080000	WASHER, SPRING 8	7	7	7	7				
27	1	194300-24840	GASKET	1	1	1	1				
28	1	26116-100352	BOLT, M10X 35 PLATED	9	9		9				
28-1	1	26116-100352	BOLT, M10X 35 PLATED	5	5	5	5				K 1
		(A=T/# 00419) (B=T/# 01213)	(D=T/# 40187)								
29	1	1E6141-53160	WASHER, SEAL	10	10		10				
29-1	1	1E6141-53160	WASHER, SEAL	5	5	5	5				K 1
		(A=T/# 00419) (B=T/# 01213)	(D=T/# 40187)								
30	1	194320-42150	BOLT, M10X35	1	1		1				Z 1
		(A=T/# 00419) (B=T/# 01213)	(D=T/# 40187)								
31	1	194274-13570	WASHER, SPRING 10	1	1		1				Z 1
		(A=T/# 00419) (B=T/# 01213)	(D=T/# 40187)								
32	1	194300-24880-X	RETAINER, OIL SEAL	1	1	1	1				
33	1	194300-24890	GASKET	1	1	1	1				
34	1	26116-080202	BOLT, M8X 20 PLATED	4	4	4	4				
35	1	22217-080000	WASHER, SPRING 8	4	4	4	4				
36	1	194300-24651-X	COVER, SHAFT	1	1	1	1				
37	1	26116-060082	BOLT, M6X 8 PLATED	4	4	4	4				

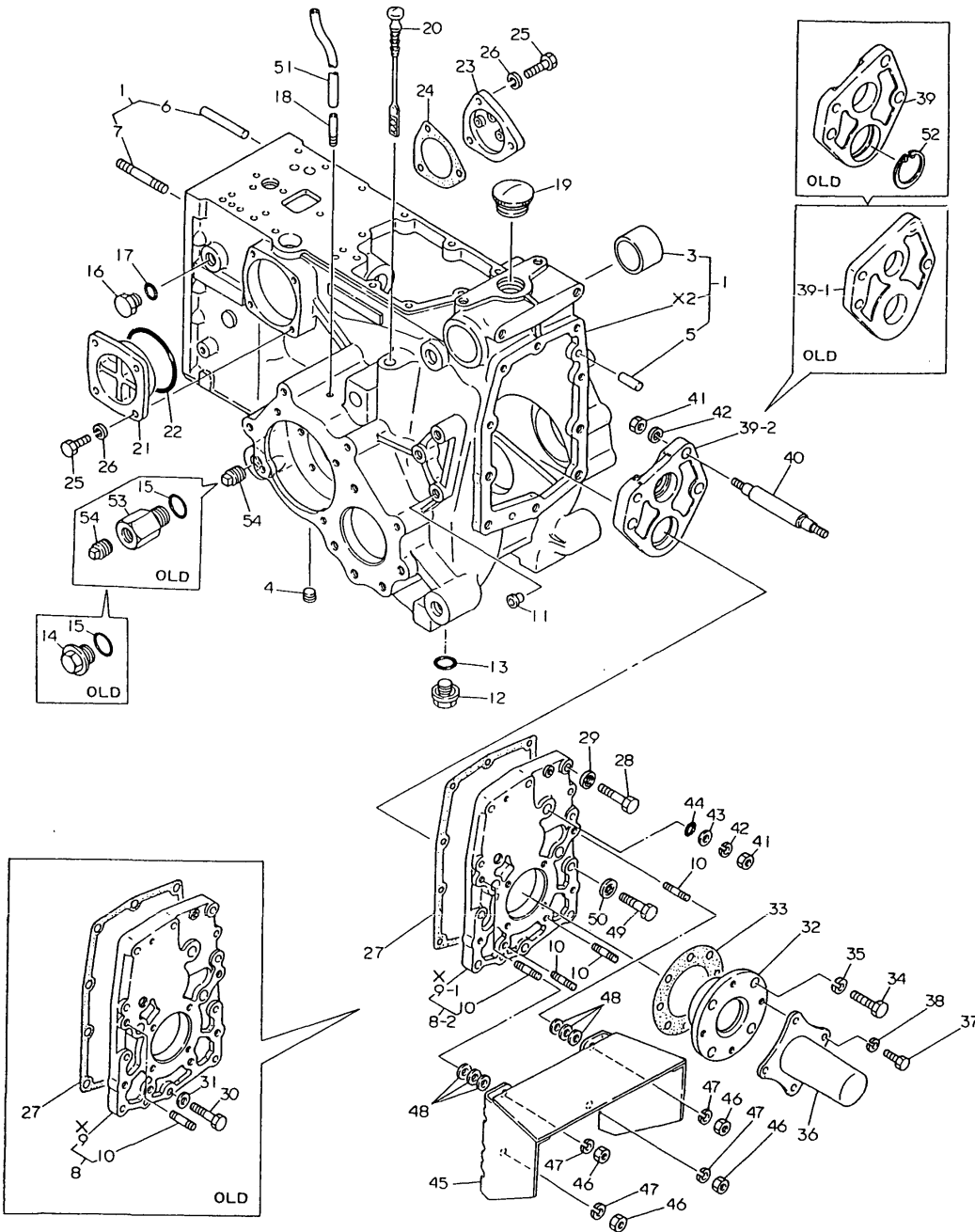
N:Old $\begin{matrix} \leftarrow \text{Yes} \\ \text{No} \end{matrix}$ New, Q:Old $\begin{matrix} \leftarrow \text{No} \\ \text{Yes} \end{matrix}$ New, R:Old $\begin{matrix} \leftarrow \text{Yes} \\ \text{No} \end{matrix}$ New, S:Old $\begin{matrix} \leftarrow \text{No} \\ \text{Yes} \end{matrix}$ New, W:Add, Z:Discontinued, F:Interchangeable by set, K:Q'ty Change
++ CONTINUE ++
Copyright (C) YANMAR CO., LTD. All Rights Reserved.

Fig.35. TRANSMISSION HOUSING(EX.ENGLAN

(A)=YM186 (FLOOR
(B)=YM186D(FLOOR
(C)=YM186 (COLUM

(D)=YM186D(COLUM
(E)=
(F)=

Fig. 35 TRANSMISSION HOUSING (EXCEPT ENGLAND)



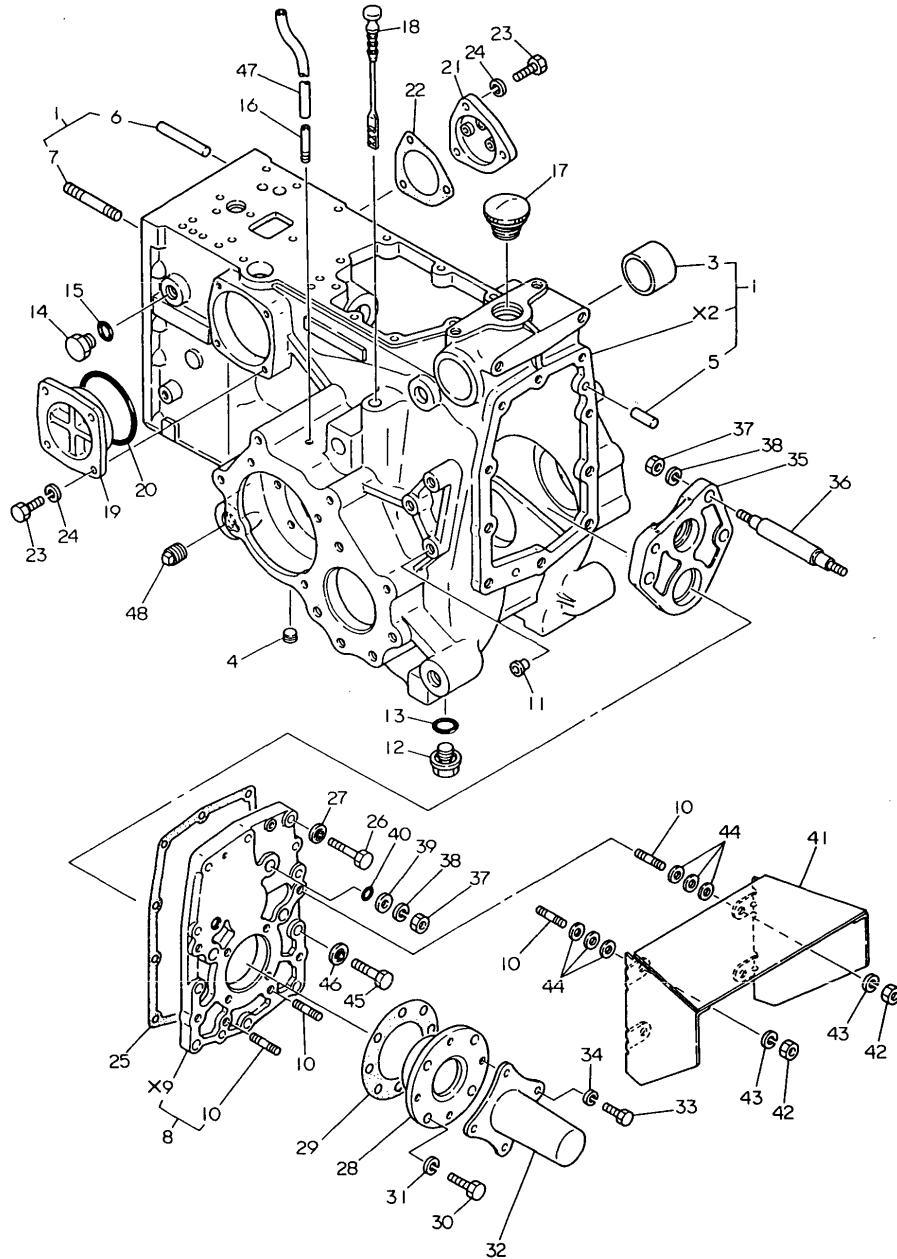
No.	Lev.	Parts No.	Description	Q'ty						I	R
				(A)	(B)	(C)	(D)	(E)	(F)		
38	1	22217-060000	WASHER, SPRING 6	4	4	4	4				
39	1	194300-24850	PLATE, P.T.O.	1	1						
39-1	1	194300-24851	PLATE, P.T.O.	1	1		1				S
		(A=T/# 00415) (B=T/# 01046)									
39-2	1	194446-24850	PLATE, P.T.O.	1	1	1	1				S
		(A=T/# 00419) (B=T/# 01190) (D=T/# 40162)									
40-1	1	194446-24860	SUPPORT, PTO	3	3	3	3				
41-1	1	26736-120002	NUT, M12	6	6	6	6				
42-1	1	22217-120000	WASHER, SPRING 12	6	6	6	6				
43-1	1	194300-24870	WASHER	3	3	3	3				
44-1	1	24341-000120	O-RING, 1AS12.0	3	3	3	3				
45	1	194446-26910-X	GUARD, P.T.O. SHAFT	1	1	1	1				
45-1	1	194448-26910-X	GUARD, PTO SHAFT	1	1	1	1				N
		(A=T/# 00860) (B=T/# 02184) (C=T/# 20958) (D=T/# 42861)									
46	1	26716-100002	NUT, M10	4	4	4	4				
47	1	22217-100000	WASHER, SPRING 10	4	4	4	4				
48	1	22137-100000	WASHER, 10	10	10	10	10				
48-1	1	22137-100000	WASHER, 10	6	6	6	6				K
		(A=*) (B=*) (C=*) (D=*)									
49	1	26116-120352	BOLT, M12X 35 PLATED	5	5	5	5				W 1
		(A=T/# 00419) (B=T/# 01213) (C=FROM 1ST) (D=T/# 40187)									
50	1	194446-24900	SEAL WASHER 12	5	5	5	5				W 1
		(A=T/# 00419) (B=T/# 01213) (C=FROM 1ST) (D=T/# 40187)									
51	1	23064-060450	PIPE, 6X 450	2	2	2	2				W
		(A=*) (B=*) (C=*) (D=*)									
51-1	1	23064-060450	PIPE, 6X 450	2	2	2	2				Z
		(A=*) (B=*) (C=*) (D=*)									
52	1	22252-000470	RING, 47	1	1		1				W
		(A=T/# 00415) (B=T/# 01046) (D=FROM 1ST)									
52-1	1	22252-000470	RING, 47	1	1		1				Z
		(A=T/# 00419) (B=T/# 01190) (D=T/# 40162)									
53	1	194446-24770-X	HOLDER	1	1		1				W
		(A=T/# 00419) (B=T/# 01213) (D=T/# 40187)									
53-1	1	194446-24770-X	HOLDER	1	1		1				Z
		(A=T/# 00453) (B=T/# 01253) (D=T/# 40218)									
54	1	194322-24980	PLUG, 1-2NPT	1	1	1	1				W
		(A=T/# 00419) (B=T/# 01213) (C=FROM 1ST) (D=T/# 40187)									

Fig.36. TRANSMISSION HOUSING(ENGLAND)

(A)=YM186 (FLOOR
(B)=YM186D(FLOOR
(C)=YM186 (COLUM

(D)=YM186D(COLUM
(E)=
(F)=

Fig. 36 TRANSMISSION HOUSING (ENGLAND)



No.	Lev.	Parts No.	Description	Q'ty						I	R
				(A)	(B)	(C)	(D)	(E)	(F)		
1	1	194446-24102-X	HOUSING,TRANSMISSION	1	1	1	1				
3	2	194300-24130	BUSH 45X50X30	2	2	2	2				
4	2	194151-36670	PLUG, PF02	2	2	2	2				
5	2	22312-100200	PIN, PARALLEL M10X20	2	2	2	2				
6	2	22312-100700	PIN, PARALLEL M10X70	2	2	2	2				
7	2	26216-080752	STUD, M8X 75	4	4	4	4				
8	1	194446-24821-X	COVER ASSY, REAR	1	1	1	1				
10	2	26216-100252	STUD, M10X 25	6	6	6	6				
11	1	194150-21910	PLUG, 11.2	6	6	6	6				
12	1	194151-24770	PLUG 14, OIL	2	2	2	2				
12-1	1	23491-140002	PLUG, 14	2	2	2	2				N
(A=T/# 00860) (B=T/# 02189) (C=T/# 20967) (D=T/# 42882)											
13	1	24311-000160	O-RING, 1AP16.0	2	2	2	2				
14	1	194464-45920	PLUG, 3/4-16UNF	1	1	1	1				
15	1	194464-45930	O-RING, 8-1	1	1	1	1				
16	1	194145-36651	BREATHER, AIR	2	2	2	2				
17	1	194990-75170	CAP 35	1	1	1	1				
18	1	194440-24810	DIPSTICK	1	1	1	1				
19	1	194300-24750-X	COVER, STRAINER	1	1	1	1				
20	1	24325-000850	O-RING, 1BG85.0	1	1	1	1				
21	1	194300-24760-X	COVER, STRAINER	1	1	1	1				
22	1	194300-24770	GASKET	1	1	1	1				
23	1	26116-080202	BOLT, M8X 20 PLATED	7	7	7	7				
24	1	22217-080000	WASHER, SPRING 8	7	7	7	7				
25	1	194300-24840	GASKET	1	1	1	1				
26	1	26116-100352	BOLT, M10X 35 PLATED	5	5	5	5				
27	1	1E6141-53160	WASHER, SEAL	5	5	5	5				
28	1	194300-24880-X	RETAINER, OIL SEAL	1	1	1	1				
29	1	194300-24890	GASKET	1	1	1	1				
30	1	26116-080202	BOLT, M8X 20 PLATED	4	4	4	4				
31	1	22217-080000	WASHER, SPRING 8	4	4	4	4				
32	1	194300-24651-X	COVER, SHAFT	1	1	1	1				
33	1	26116-060082	BOLT, M6X 8 PLATED	4	4	4	4				
34	1	22217-060000	WASHER, SPRING 6	4	4	4	4				
35	1	194446-24850	PLATE, P.T.O.	1	1	1	1				
36	1	194446-24860	SUPPORT, PTO	3	3	3	3				
37	1	26736-120002	NUT, M12	6	6	6	6				
38	1	22217-120000	WASHER, SPRING 12	6	6	6	6				
39	1	194300-24870	WASHER	3	3	3	3				
40	1	24341-000120	O-RING, 1AS12.0	3	3	3	3				
41	1	194448-26910-X	GUARD, PTO SHAFT	1	1	1	1				
42	1	26716-100002	NUT, M10	4	4	4	4				
43	1	22217-100000	WASHER, SPRING 10	4	4	4	4				
44	1	22137-100000	WASHER, 10	6	6	6	6				
45	1	26116-120352	BOLT, M12X 35 PLATED	5	5	5	5				
46	1	194446-24900	SEAL WASHER 12	5	5	5	5				
47	1	23064-060450	PIPE, 6X 450	2	2	2	2				Z
(A=*) (B=*) (C=*) (D=*)											
48	1	194322-24980	PLUG, 1-2NPT	1	1	1	1				

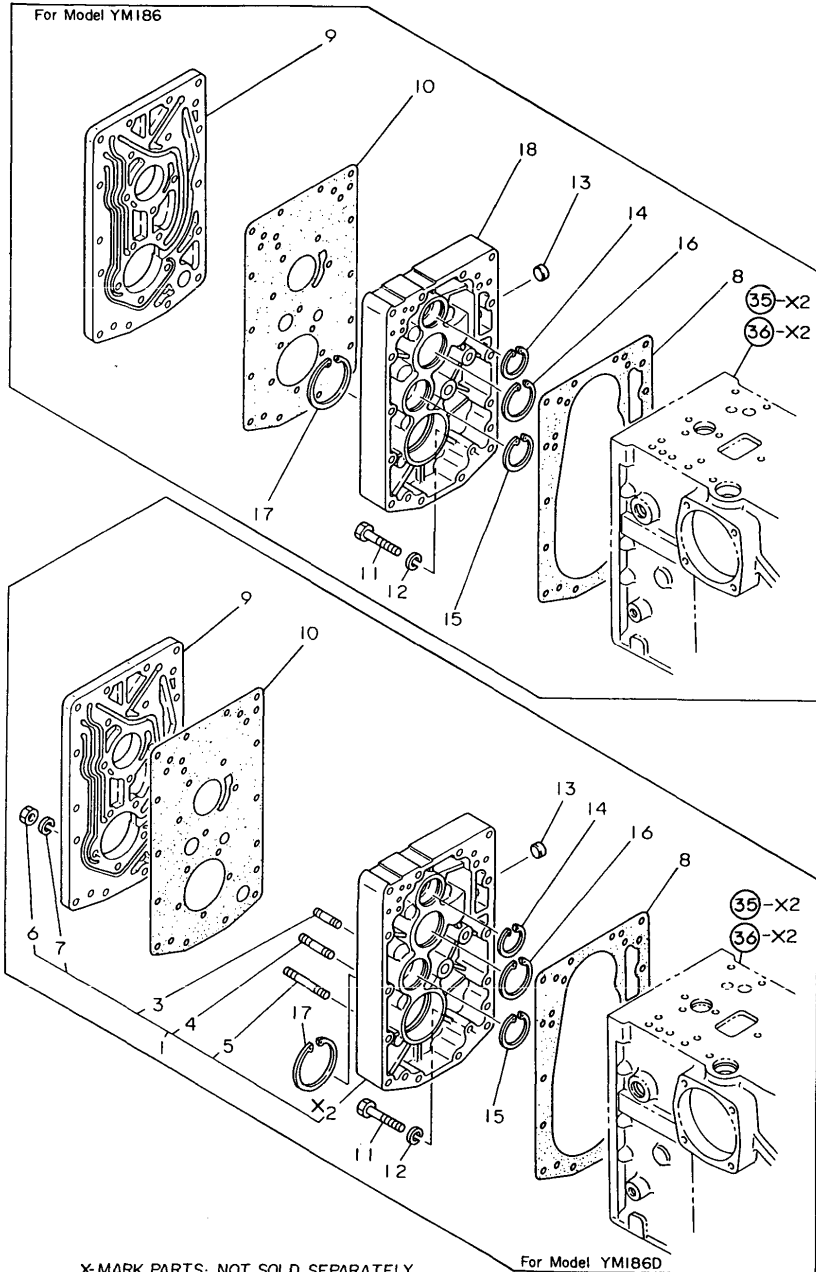
X- MARK PARTS : NOT SOLD SEPARATELY.

Fig.37. CENTER PLATE

(A)=YM186 (FLOOR)
 (B)=YM186D(FLOOR)
 (C)=YM186 (COLUMN)

(D)=YM186D(COLUMN)
 (E)=
 (F)=

Fig. 37 CENTER PLATE



X-MARK PARTS: NOT SOLD SEPARATELY.

For Model YM186D

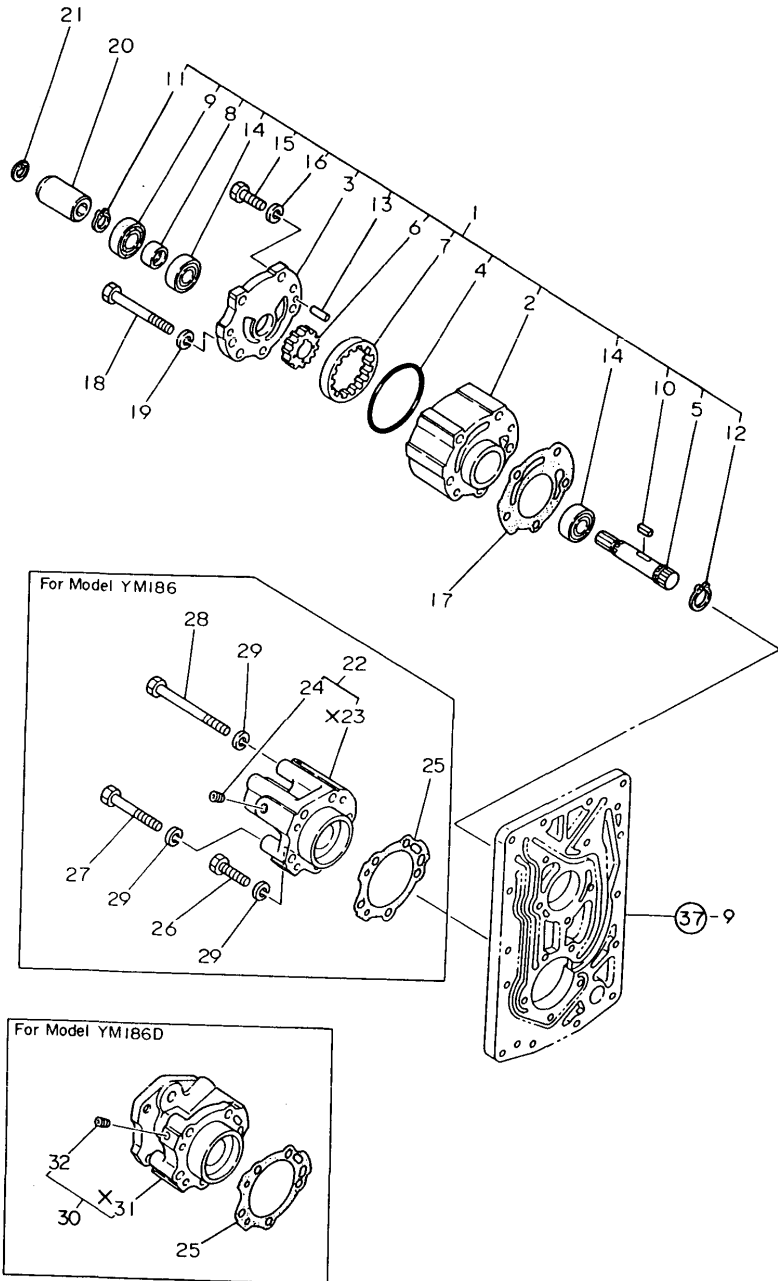
No.	Lev.	Parts No.	Description	Qty						I	R	
				(A)	(B)	(C)	(D)	(E)	(F)			
1	1	194441-24150-X	PLATE ASSY, CENTER		1		1					
3	2	26216-080352	STUD, M8X 35		3		3					
4	2	26216-080452	STUD, M8X 45		1		1					
5	2	26216-080602	STUD, M8X 60		1		1					
6	2	26716-080002	NUT, M8		5		5					
7	2	22217-080000	WASHER, SPRING 8		5		5					
8	1	194300-24180	GASKET	1	1	1	1					
9	1	194300-24200-X	PLATE, OIL LINE	1	1	1	1					
10	1	194300-24210	GASKET, OIL PLATE	1	1	1	1					
11	1	26116-080552	BOLT, M8X 55 PLATED	1	1	1	1					
12	1	22217-080000	WASHER, SPRING 8	1	1	1	1					
13	1	194130-27390	CAP 15X5, SEAL	1	1	1	1					
13-1	1	27260-150000	PLUG, 15	1	1	1	1				R	
		(A=T/#00860) (B=T/# 02306) (C=T/# 20984) (D=T/# 42152)										
14	1	22252-000350	RING, 35	1	1	1	1					
15	1	22252-000420	RING, 42	1	1	1	1					
16	1	22252-000470	RING, 47	1	1	1	1					
17	1	22252-000620	RING, 62	1	1	1	1					
18	1	194440-24260-X	PLATE, CENTER	1			1					

Fig.38. POWER SHIFT PUMP

(A)=YM186 (FLOOR)
 (B)=YM186D(FLOOR)
 (C)=YM186 (COLUM)

(D)=YM186D(COLUM)
 (E)=
 (F)=

Fig. 38 POWER SHIFT PUMP



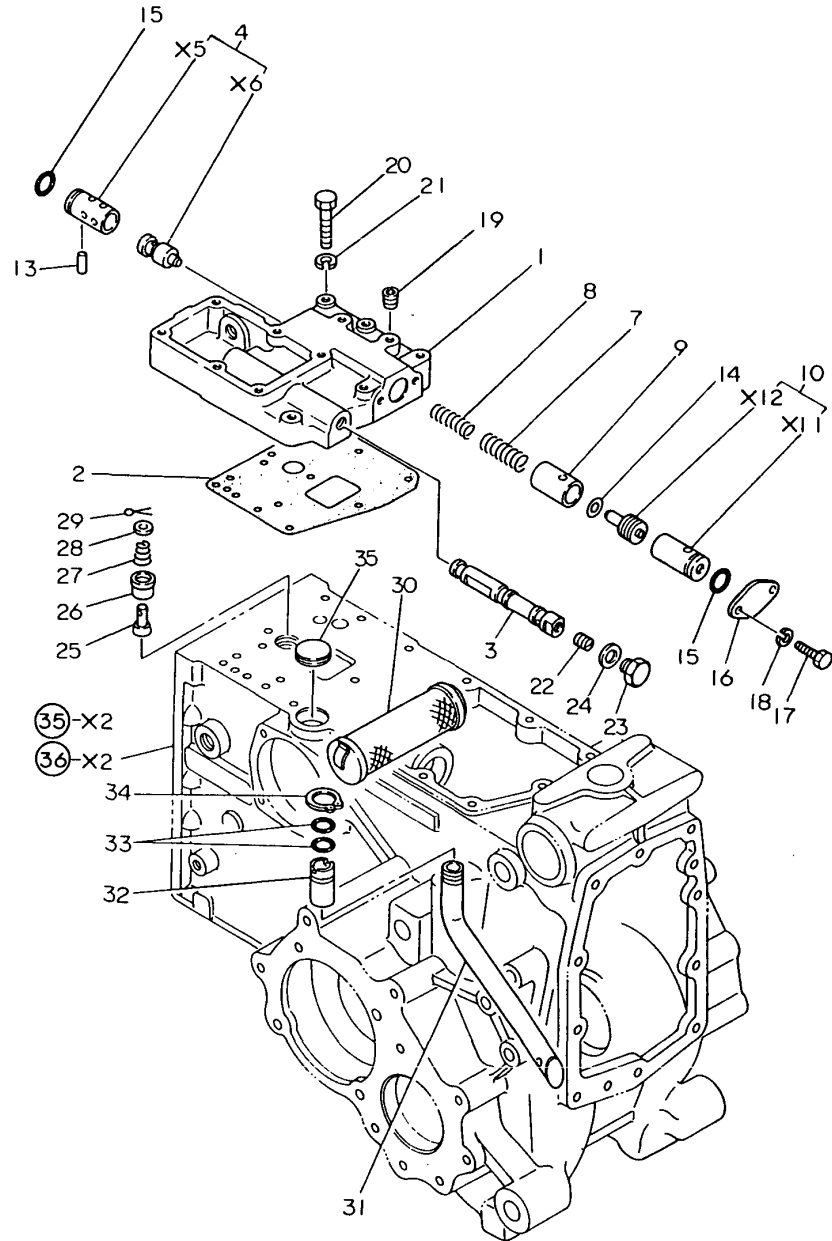
No.	Lev.	Parts No.	Description	Q'ty						I	R
				(A)	(B)	(C)	(D)	(E)	(F)		
1	1	194446-24040	PUMP ASSY, P. SHIFT.	1	1	1	1				
2	2	194446-24300-X	CASE ASSY, REAR AXLE	1	1	1	1				
3	2	194300-24320	COVER, CASE	1	1	1	1				
4	2	24341-000750	O-RING, 1AS75.0	1	1	1	1				
5	2	194446-24290	SHAFT, PUMP	1	1	1	1				
6	2	194300-24340	GEAR, DRIVE	1	1	1	1				
7	2	194300-24350	GEAR, INTERNAL	1	1	1	1				
8	2	194300-25180	SLEEVE, SI 17X22X12	1	1	1	1				
9	2	194300-25190	SEAL TC22 35 8, OIL	1	1	1	1				
9-1	2	24423-223508	SEAL, OIL TC223508	1	1	1	1				R
		(A=T/# 00815) (B=T/# 02021) (C=T/# 20956) (D=T/# 42765)									
10	2	1E6190-55120	KEY 5X5X15	1	1	1	1				
11	2	22242-000170	RING, 17	2	2	2	2				
12	2	22242-000190	RING, 19	1	1	1	1				
13	2	22312-080200	PIN, PARALLEL M8X20	2	2	2	2				
14	2	24101-060034	BEARING, BALL 6003	2	2	2	2				
15	2	26116-080252	BOLT, M8X 25 PLATED	2	2	2	2				
16	2	22217-080000	WASHER, SPRING 8	2	2	2	2				
17	1	194300-24310	GASKET	1	1	1	1				
18	1	26116-080852	BOLT, M8X 85 PLATED	5	5	5	5				
19	1	22217-080000	WASHER, SPRING 8	5	5	5	5				
20	1	194300-25100	COUPLING	1	1	1	1				
21	1	22252-000150	RING, 15	1	1	1	1				
22	1	194300-24400	CASE ASSY, SEAL	1		1					
24	2	23873-010000	PLUG, R01	4		4					
25	1	194301-24420	GASKET	1	1	1	1				
26	1	26116-080352	BOLT, M8X 35 PLATED	1		1					
27	1	26116-080652	BOLT, M8X 65 PLATED	2		2					
28	1	26116-081002	BOLT, M8X100 PLATED	2		2					
29	1	22217-080000	WASHER, SPRING 8	5		5					
30	1	194301-24400	CASE ASSY, SEAL			1					
32	2	23871-010000	PLUG, R01			4					

Fig.39. REGULATOR

(A)=YM186 (FLOOR
(B)=YM186D(FLOOR
(C)=YM186 (COLUM

(D)=YM186D(COLUM
(E)=
(F)=

Fig. 39 REGULATOR



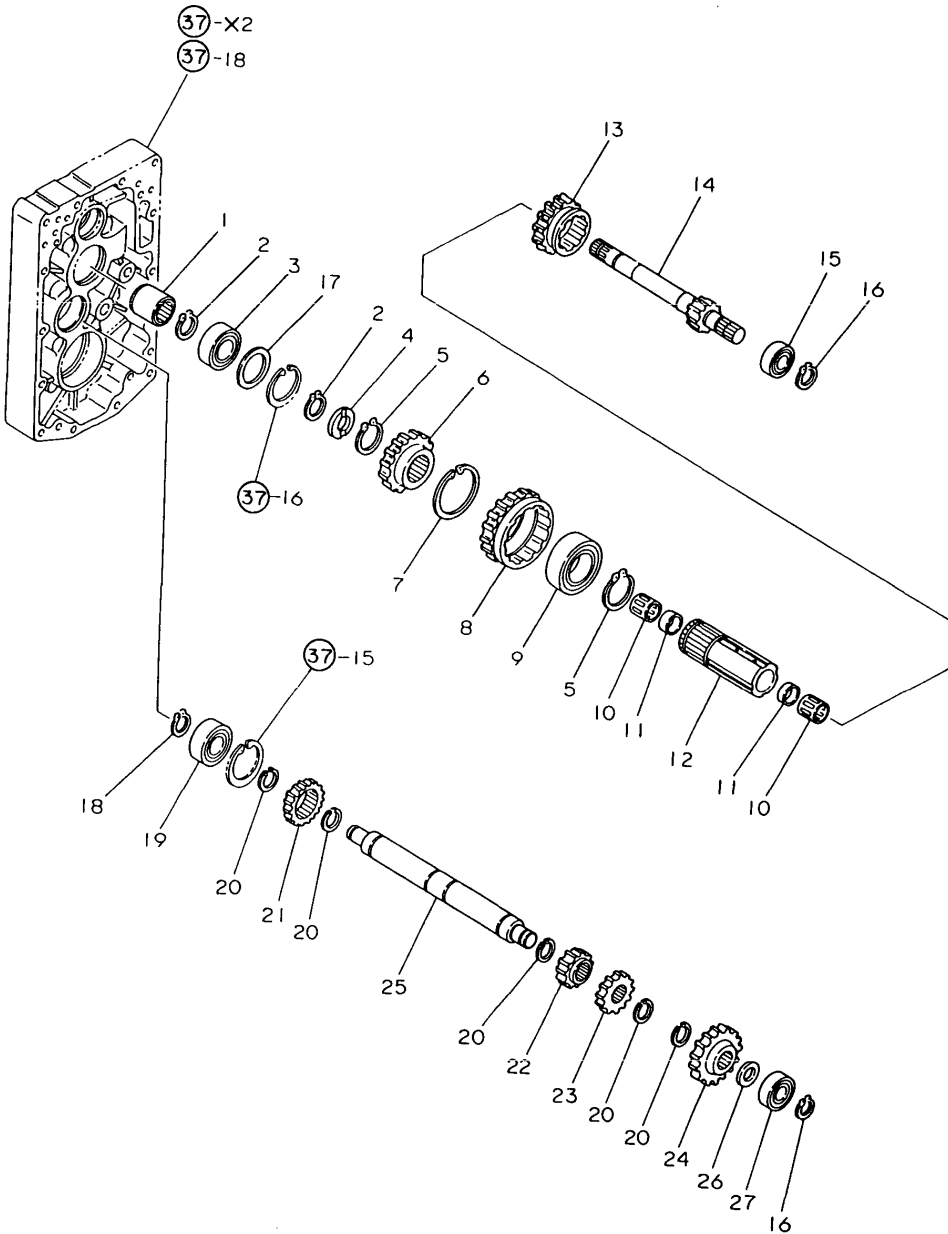
No.	Lev.	Parts No.	Description	Qty						I	R
				(A)	(B)	(C)	(D)	(E)	(F)		
1	1	194446-24500-X	CASE, REGULATOR	1	1	1	1				
2	1	194300-24511	GASKET, REGULATOR	1	1	1	1				
3	1	194310-24520	SPOOL, VALVE	1	1	1	1				
4	1	194446-24560	VALVE ASSY, RELIEF	1	1	1	1				
4-1	1	194446-24561	VALVE ASSY, RELIEF	1	1	1	1				N
		(A=*1981.) (B=*1981.) (C=*1981.) (D=*1981.)									
7	1	194446-24540	SPRING, RELIEF	1	1	1	1				
8	1	194446-24550	SPRING, RELIEF	1	1	1	1				
9	1	194446-24580	HOLDER, SPRING	1	1	1	1				
10	1	194446-24630	VALVE ASSY, DRV	1	1	1	1				
13	1	194446-24610	PARALLEL PIN	1	1	1	1				
14	1	194446-24620	SHIM T=0.5	2	2	2	2				
15	1	24341-000224	O-RING, 1AS22.4	2	2	2	2				
16	1	194300-24571-X	PLATE, END	1	1	1	1				
17	1	26116-060122	BOLT, M6X 12 PLATED	2	2	2	2				
18	1	22217-060000	WASHER, SPRING 6	2	2	2	2				
19	1	23871-010000	PLUG, R01	2	2	2	2				
20	1	26116-080452	BOLT, M8X 45 PLATED	5	5	5	5				
21	1	22217-080000	WASHER, SPRING 8	5	5	5	5				
22	1	26911-080082	SCREW, M8X 8	1	1	1	1				
23	1	194310-24660	PLUG, 18	1	1	1	1				
24	1	23414-180000	GASKET, 18X1.0	1	1	1	1				
25	1	1E6190-55660	VALVE, 2ND RELIEF	1	1	1	1				
26	1	1E6190-55710	SEAT, 2ND RELIEF	1	1	1	1				
27	1	194310-24770	SPRING	1	1	1	1				
28	1	22117-060000	WASHER, 6	1	1	1	1				
29	1	22417-200100	COTTER PIN 2.0X10	1	1	1	1				
30	1	194300-24700	STRAINER, OIL	1	1	1	1				
31	1	194440-24950	PIPE, SUCTION	1	1	1	1				
32	1	194300-24970	CONNECTOR	1	1	1	1				
33	1	24311-000200	O-RING, 1AP20.0	2	2	2	2				
34	1	22242-000240	RING, 24	1	1	1	1				
35	1	194300-24980	PLUG 35	1	1	1	1				

Fig.40. MAIN DRIVE GEARS

(A)=YM186 (FLOOR)
 (B)=YM186D(FLOOR)
 (C)=YM186 (COLUMN)

(D)=YM186D(COLUMN)
 (E)=
 (F)=

Fig. 40 MAIN DRIVE GEARS



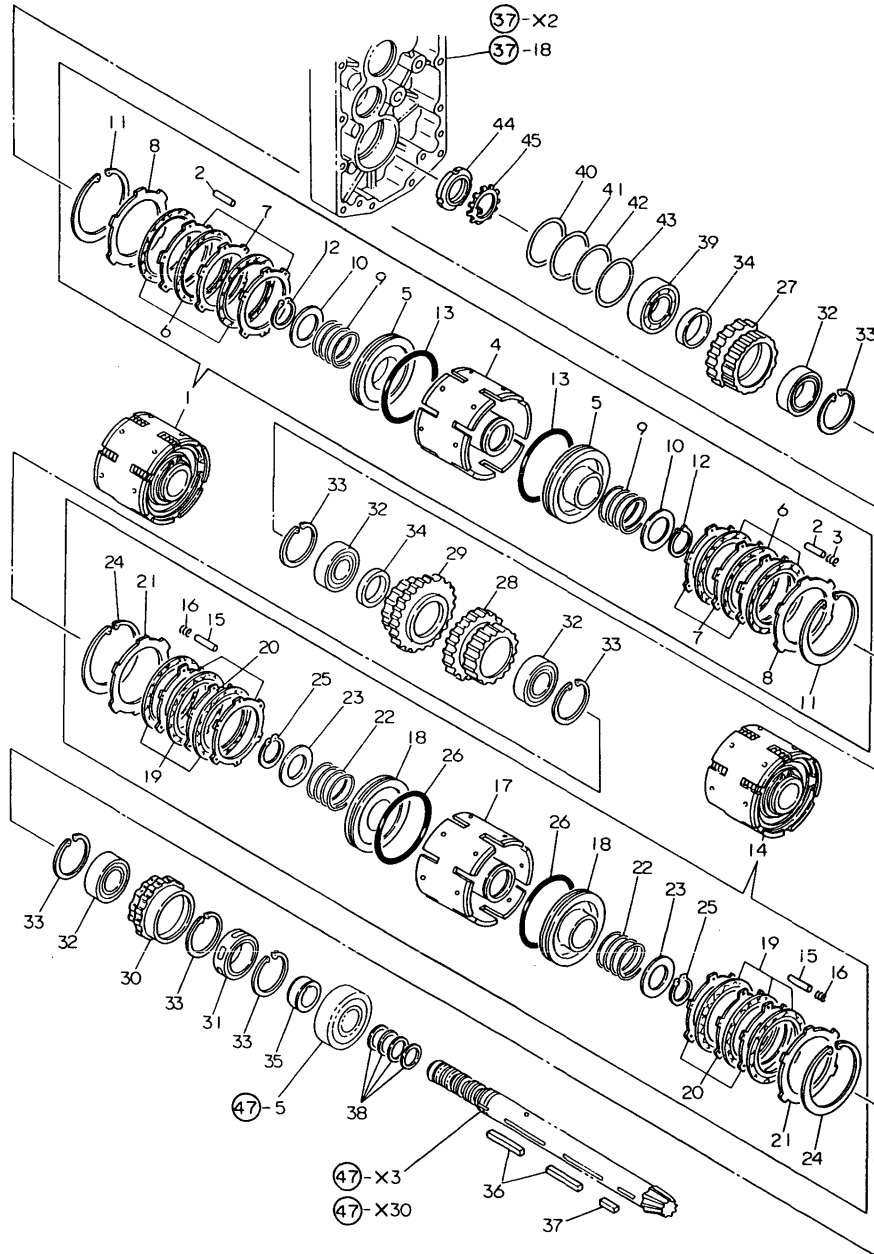
No.	Lev.	Parts No.	Description	Q'ty						I	R
				(A)	(B)	(C)	(D)	(E)	(F)		
1	1	194310-25050	COUPLING, PUMP	1	1	1	1				
2	1	22242-000190	RING, 19	2	2	2	2				
3	1	194446-25160	BALL BEARING, ANGULA	1	1	1	1				
3-1	1	24512-052044	BEARING, BALL 5204	1	1	1	1				R
		(A=T/# 00730)	(B=T/# 01652)	(C=T/# 20858)	(D=T/# 42030)						
4	1	194446-25230	WASHER, 20X32X4	1	1	1	1				
5	1	22242-000340	RING, 34	2	2	2	2				
6	1	194440-25150	GEAR, MAIN	1	1	1	1				
7	1	22252-000620	RING, 62	1	1	1	1				
8	1	194440-25120	GEAR, MAIN	1	1	1	1				
9	1	24101-060074	BEARING, BALL 6007	1	1	1	1				
10	1	194440-25290	BEARING, KMJ202617	2	2	2	2				
11	1	194440-25280	COLLAR 21.6X26X4	2	2	2	2				
12	1	194440-25260	PIPE, SPLINE	1	1	1	1				
13	1	194440-25130	GEAR, SLIDE	1	1	1	1				
14	1	194446-25110	SHAFT, MAIN	1	1	1	1				
15	1	24101-060034	BEARING, BALL 6003	1	1	1	1				
16	1	22242-000170	RING, 17	2	2	2	2				
17	1	194446-25170	COLLAR, 35X47X2	1	1	1	1				
18	1	22242-000150	RING, 15	1	1	1	1				
19	1	194446-25450	BEARING, BALL TM302	1	1	1	1				
20	1	194440-25460	CIRCLIP 25	5	5	5	5				
21	1	194440-25420	GEAR, REDUCTION	1	1	1	1				
22	1	194440-25410	GEAR, REDUCTION	1	1	1	1				
23	1	194440-25430	GEAR, REDUCTION	1	1	1	1				
24	1	194440-25440	GEAR, REDUCTION	1	1	1	1				
25	1	194440-25400	SHAFT, REDUCTION	1	1	1	1				
26	1	194300-25470	WASHER, 17X31X2	1	1	1	1				
27	1	24101-062034	BEARING, BALL 6203	1	1	1	1				

Fig.41. SHAFT FOR POWER SHIFT CLUTCH

(A)=YM186 (FLOOR)
(B)=YM186D(FLOOR)
(C)=YM186 (COLUM)

(D)=YM186D(COLUM)
(E)=
(F)=

Fig. 41 SHAFT FOR POWER SHIFT CLUTCH



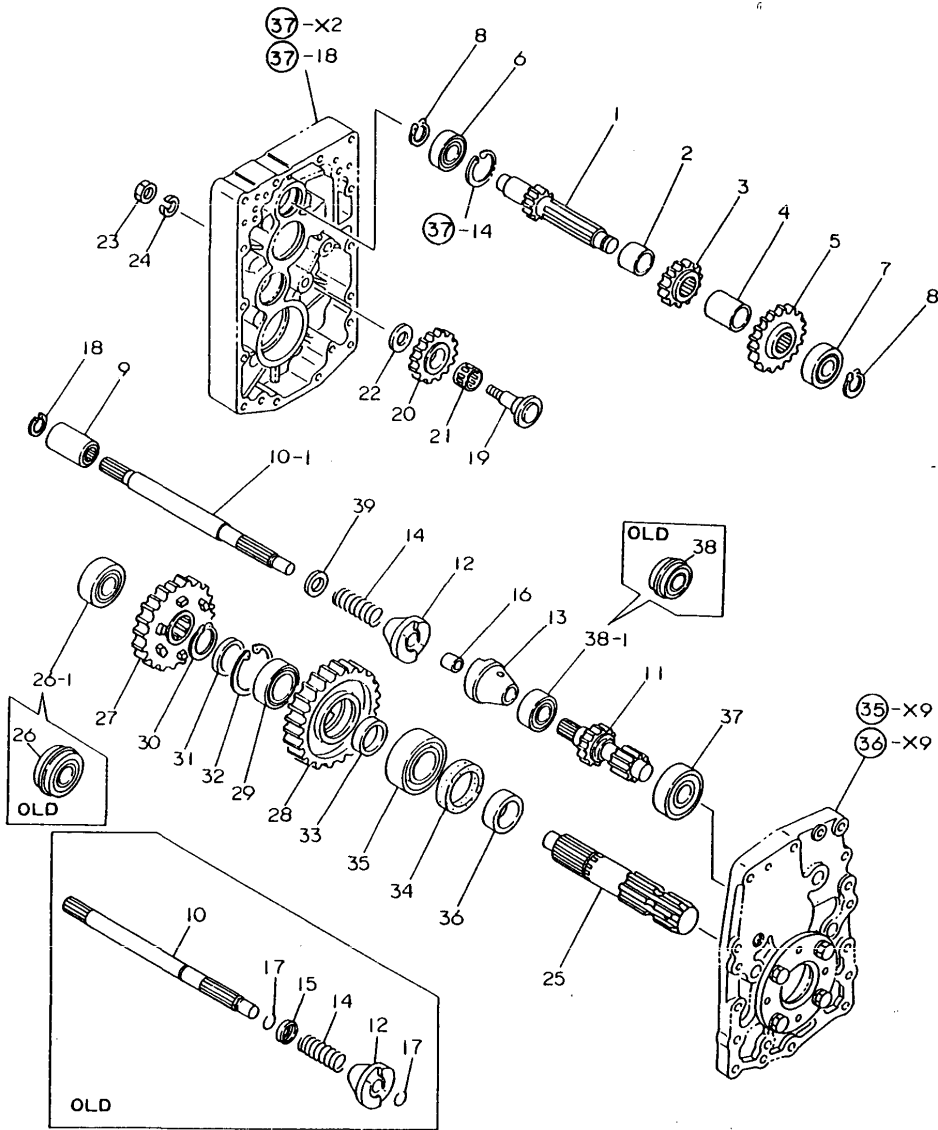
No.	Lev.	Parts No.	Description	Q'ty						I	R
				(A)	(B)	(C)	(D)	(E)	(F)		
1	1	794440-25400	CYLINDER ASSY,CLUTCH	1	1	1	1				
2	2	194310-25620	PIN 2X14.3	12	12	12	12				
3	2	194310-25630	SPRING, CLUTCH	18	18	10	10				
4	2	194440-25741	CYLINDER, CLUTCH	1	1	1	1				
5	2	194440-25751	PISTON, CLUTCH	2	2	2	2				
6	2	194300-25760	PLATE, FRICTION 90	6	6	6	6				
7	2	194300-25770	PLATE, STEEL 1.6	6	6	6	6				
8	2	194300-25780	PLATE 3.5, STEEL	2	2	2	2				
9	2	194300-25790	SPRING	2	2	2	2				
10	2	194440-25810	RETAINER, 40X54X2.3	2	2	2	2				
11	2	22252-000920	RING, 92	2	2	2	2				
12	2	22292-000400	RING, S-40	2	2	2	2				
13	2	24325-000850	O-RING, 1BG85.0	2	2	2	2				
14	1	794440-25410	CYLINDER ASSY,CLUTCH	1	1	1	1				
15	2	194310-25620	PIN 2X14.3	12	12	12	12				
16	2	194310-25630	SPRING, CLUTCH	36	36	36	36				
17	2	194440-25741	CYLINDER, CLUTCH	1	1	1	1				
18	2	194440-25751	PISTON, CLUTCH	2	2	2	2				
19	2	194300-25760	PLATE, FRICTION 90	6	6	6	6				
20	2	194300-25770	PLATE, STEEL 1.6	6	6	6	6				
21	2	194300-25780	PLATE 3.5, STEEL	2	2	2	2				
22	2	194300-25790	SPRING	2	2	2	2				
23	2	194440-25810	RETAINER, 40X54X2.3	2	2	2	2				
24	2	22252-000920	RING, 92	2	2	2	2				
25	2	22292-000400	RING, S-40	2	2	2	2				
26	2	24325-000850	O-RING, 1BG85.0	2	2	2	2				
27	1	194440-25680	GEAR, CLUTCH	1	1	1	1				
28	1	194440-25690	GEAR, CLUTCH	1	1	1	1				
28-1	1	194440-25691	GEAR, CLUTCH	1	1	1	1				N
		(A=*1981.09)	(B=*1981.09)	(C=*1981.09)	(D=*1981.09)						
29	1	194440-25700	GEAR, CLUTCH	1	1	1	1				
30	1	194440-25710	GEAR	1	1	1	1				
31	1	194310-25700	CLUTCH, 1-WAY	1	1	1	1				
32	1	24101-060064	BEARING, BALL 6006	4	4	4	4				
33	1	22262-000550	RING, R-55	6	6	6	6				
34	1	194300-25890	COLLAR, 30X38X5	2	2	2	2				
35	1	194300-25730	SLEEVE	1	1	1	1				
36	1	194300-25820	KEY, 5X5X61.5	2	2	2	2				
37	1	194300-25930	KEY 5X4X18	1	1	1	1				
38	1	194300-25830	RING, SEAL 23273	4	4	4	4				
39	1	194446-25620	BEARING, BALL HR6206	1	1	1	1				
40	1	194300-25860	SHIM, T=0.1	2	2	2	2				1
41	1	194300-25870	SHIM T=0.3	2	2	2	2				1
42	1	194300-25880	SHIM, T=0.5	1	1	1	1				1
43	1	194300-25960	SHIM, T=1.0	1	1	1	1				1
44	1	24211-030002	NUT, BEARING 30	1	1	1	1				
45	1	24231-030000	WASHER, 30	1	1	1	1				

Fig.42. RANGE SHIFT SHAFT

(A)=YM186 (FLOOR)
(B)=YM186D(FLOOR)
(C)=YM186 (COLUMN)

(D)=YM186D(COLUMN)
(E)=
(F)=

Fig. 42 RANGE SHIFT SHAFT



No.	Lev.	Parts No.	Description	Q'ty						I	R
				(A)	(B)	(C)	(D)	(E)	(F)		
1	1	194440-25300	SHAFT, COUNTER	1	1	1	1				
2	1	194440-25380	COLLAR 20X25.4X22.5	1	1	1	1				
3	1	194440-25350	GEAR, COUNTER	1	1	1	1				
4	1	194300-25390	COLLAR 20X25.4X29	1	1	1	1				
5	1	194440-25320	GEAR, COUNTER	1	1	1	1				
6	1	24101-060034	BEARING, BALL 6003	1	1	1	1				
7	1	24101-062034	BEARING, BALL 6203	1	1	1	1				
8	1	22242-000170	RING, 17	2	2	2	2				
9	1	194300-25100	COUPLING	1	1	1	1				
10	1	194446-25950	SHAFT, CONNECTING	1	1						
10-1	1	194446-25951	SHAFT, CONNECTING	1	1	1	1				N
				(A=T/# 00217)		(B=T/# 00567)					
11	1	194446-26110	SHAFT, PTO PINION	1	1	1	1				
12	1	194446-26410	CLUTCH (A), 1-WAY	1	1	1	1				
12-1	1	198220-26410	CAM, CLUTCH A	1	1	1	1				S 1
				(A=T/# 00898)		(B=T/# 02355)		(C=T/# 20991)		(D=T/# 42957)	
13	1	194446-26420	CLUTCH (B), 1-WAY	1	1	1	1				
13-1	1	198220-26420	CAM, CLUTCH B	1	1	1	1				S 1
				(A=T/# 00898)		(B=T/# 02355)		(C=T/# 20991)		(D=T/# 42957)	
14	1	194446-26450	SPRING, 1-WAY CLUTCH	1	1	1	1				
15	1	194446-26460	RETAINER	1	1						Z
				(A=T/# 00217)		(B=T/# 00567)					
16	1	194446-26280	BUSH, 14X18X15	1	1	1	1				
17	1	194446-26470	CIRCRIP	2	2						Z
				(A=T/# 00217)		(B=T/# 00567)					
19	1	194300-25500	SHAFT, REVERSE IDLE	1	1	1	1				
20	1	194300-25510	GEAR, REVERSE	1	1	1	1				
21	1	194300-25540	NEEDLE BEARING	1	1	1	1				
22	1	194300-25550	WASHER, 12X26X1	1	1	1	1				
23	1	26716-080002	NUT, M8	1	1	1	1				
24	1	22217-080000	WASHER, SPRING 8	1	1	1	1				
25	1	194446-26310	SHAFT, P.T.O.	1	1	1	1				
26	1	24121-062044	BEARING, BALL 6204NR	1	1	1	1				
26-1	1	24101-062044	BEARING, BALL 6204	1	1	1	1				S
				(A=T/# 00419)		(B=T/# 01190)		(D=T/# 40162)			
27	1	194446-26320	GEAR, SLIDE	1	1	1	1				
28	1	194446-26330	GEAR, P.T.O.	1	1	1	1				
29	1	24101-060064	BEARING, BALL 6006	1	1	1	1				
30	1	22242-000290	RING, 29	1	1	1	1				
31	1	194310-37560	WASHER	1	1	1	1				
32	1	22252-000550	RING, 55	1	1	1	1				
33	1	194300-25890	COLLAR, 30X38X5	1	1	1	1				
34	1	194990-52600	SEAL TC 38 55 8, OIL	1	1	1	1				
34-1	1	24423-385508	SEAL, OIL TC385508	1	1	1	1				R
				(A=T/# 00815)		(B=T/# 02021)		(C=T/# 20956)		(D=T/# 42765)	
35	1	24101-062064	BEARING, BALL 6206	1	1	1	1				
36	1	195040-13320	COLLAR, 30X38X14	1	1	1	1				
37	1	24101-063044	BEARING, BALL 6304	1	1	1	1				
38	1	24121-062034	BEARING, BALL 6203NR	1	1	1	1				
38-1	1	24101-062034	BEARING, BALL 6203	1	1	1	1				S
				(A=T/# 00419)		(B=T/# 01190)		(D=T/# 40162)			

N:Old $\xrightarrow{\text{Yes}}$ New, Q:Old $\xrightarrow{\text{No}}$ New, R:Old $\xrightarrow{\text{Yes}}$ New, S:Old $\xrightarrow{\text{No}}$ New, W:Add, Z:Discontinued, F:Interchangeable by set, K:Q'ty Change
 ++ CONTINUE ++
 Copyright (C) YANMAR CO., LTD. All Rights Reserved.

Fig.42. RANGE SHIFT SHAFT

(A)=YM186 (FLOOR
(B)=YM186D(FLOOR
(C)=YM186 (COLUM

(D)=YM186D(COLUM
(E)=
(F)=

Fig. 42 RANGE SHIFT SHAFT

No.	Lev.	Parts No.	Description	Q'ty						I	R
				(A)	(B)	(C)	(D)	(E)	(F)		
39	1	22117-160000	WASHER, 16	1	1	1	1			W	
		(A=T/# 00217)	(B=T/# 00567)	(C=FROM 1ST)	(D=FROM 1ST)						

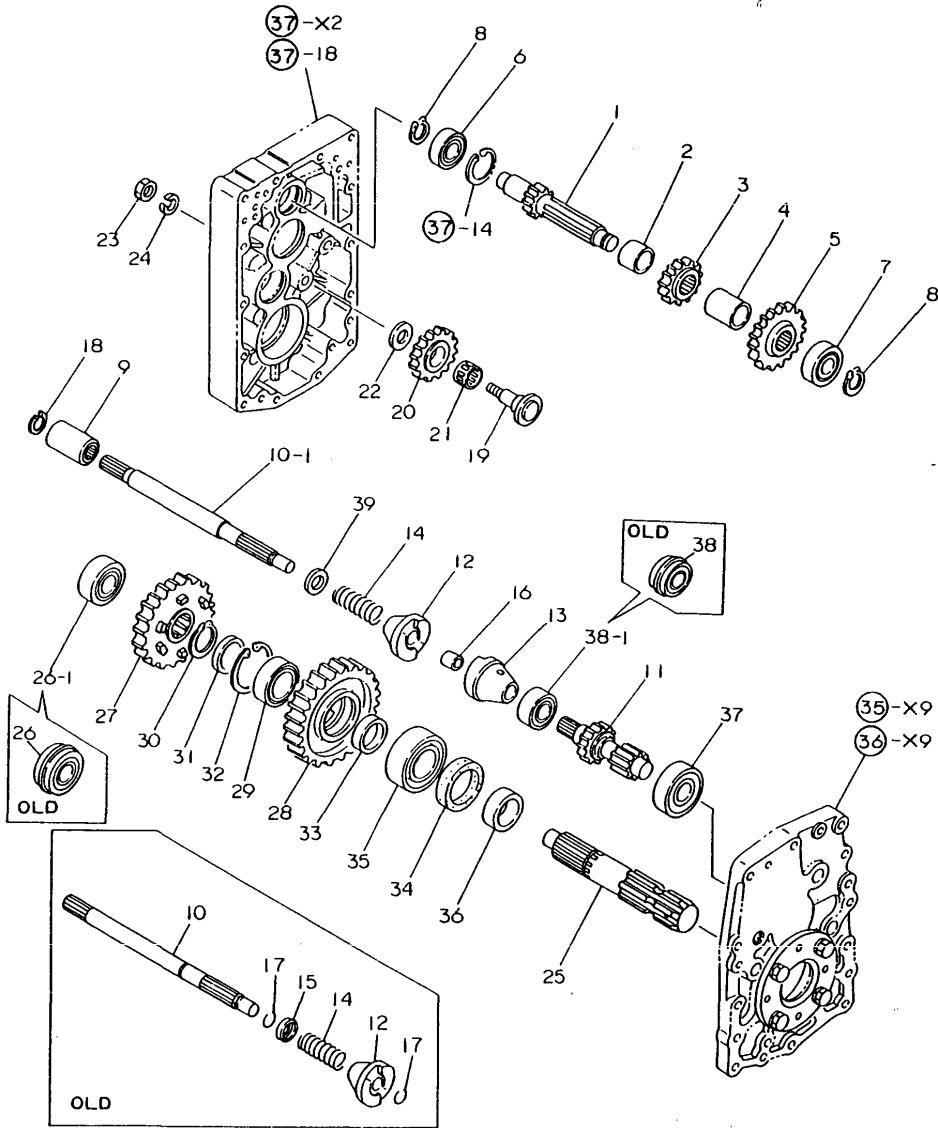
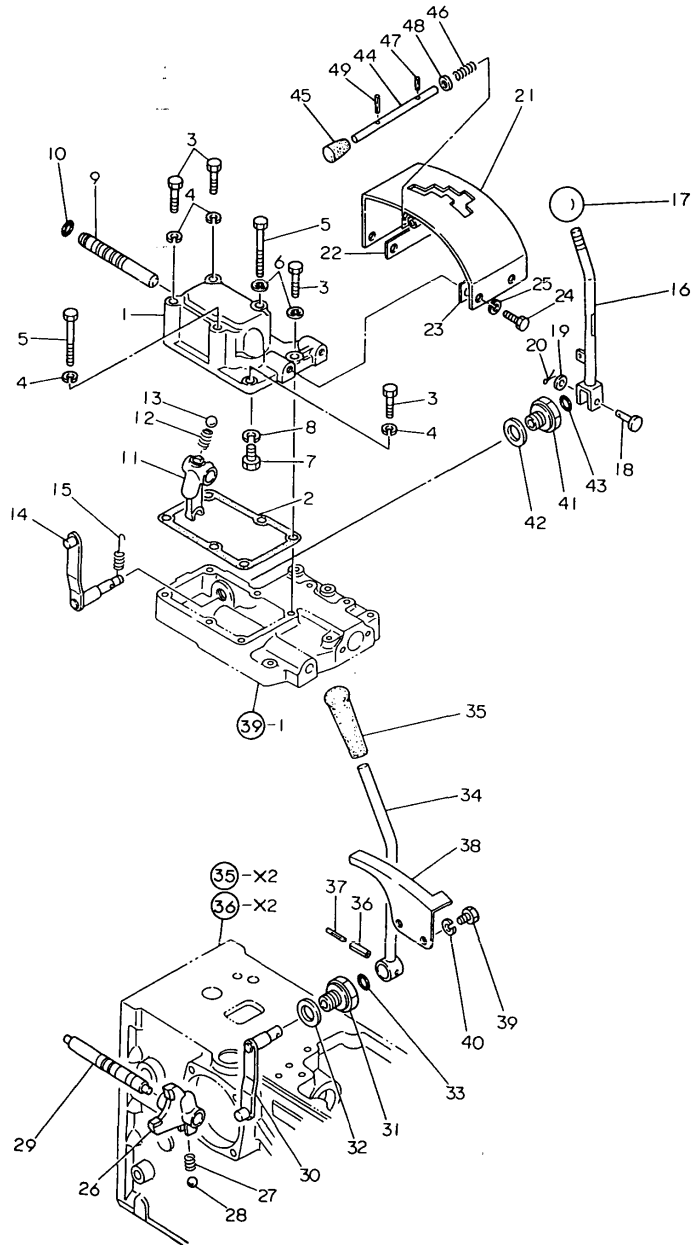


Fig.43. FLOOR SHIFT & SHIFT LEVER

(A)=YM186 (FLOOR)
(B)=YM186D(FLOOR)
(C)=YM186 (COLUM

(D)=YM186D(COLUM
(E)=
(F)=

Fig. 43 FLOOR SHIFT & SHIFT LEVER



No.	Lev.	Parts No.	Description	(A)	(B)	(C)	(D)	(E)	(F)	Q'ty	I	R
1	1	194440-27130-X	COVER	1	1							
2	1	194300-27140	GASKET	1	1							
3	1	26116-080702	BOLT, M8X 70 PLATED	4	4							
4	1	22217-080000	WASHER, SPRING 8	4	4							
5	1	26116-081152	BOLT, M8X115 PLATED	2	2							
6	1	194310-24240	SEAL WASHER 8	2	2							
7	1	194310-24760	BOLT	1	1							
8	1	22217-080000	WASHER, SPRING 8	1	1							
9	1	194300-27100	SHAFT, FORK	1	1							
10	1	24311-000090	O-RING, 1AP9.0	1	1							
11	1	194440-27110	FORK, SHIFT	1	1							
12	1	194310-27140	SPRING, SHIFT FORK	1	1							
13	1	24190-140001	BALL, STEEL 7/16	1	1							
14	1	194440-27210	ARM, SHIFT	1	1							
15	1	194440-29580	SPRING, LEVER	1	1							
16	1	194440-27260-X	LEVER, MAIN SHIFT	1	1							
17	1	194310-29510	KNOB	1	1							
18	1	194300-27240	PIN 5X24.5	1	1							
18-1	1	194170-27380	PIN, 5X30.5	1	1							S
		(A=T/# 00860) (B=T/# 02189)										
19	1	22137-050000	WASHER, 5	1	1							Z
		(A=T/# 00860) (B=T/# 02189)										
20	1	22417-160150	PIN, COTTER 1.6X15	1	1							
20-1	1	22417-160150	PIN, COTTER 1.6X15	2	2							K
		(A=T/# 00860) (B=T/# 02189)										
21-1	1	194446-27280-X	GUIDE ASSY, LEVER	1	1							
22	1	194300-27160	SHIM (F) L=72	-	-							1
23	1	194300-27170	SHIM (R) L=48	-	-							1
26	1	26116-080162	BOLT, M8X 16 PLATED	4	4							
27	1	22217-080000	WASHER, SPRING 8	4	4							
28	1	194300-27300	FORK, SHIFT	1	1							
29	1	194310-27180	SPRING, 22.2	1	1							
30	1	24190-100001	BALL, STEEL 5/16	1	1							
31	1	194440-27310	SHAFT, FORK	1	1							
32	1	194440-27360	ARM, SHIFT	1	1							
33	1	194440-27370	HOLDER	1	1							
34	1	23414-240000	GASKET, 24X1.0	1	1							
35	1	24311-000160	O-RING, 1AP16.0	1	1							
36	1	194440-27350-X	LEVER, RANGE SHIFT	1	1							
37	1	194990-85561	KNOB, HIGH/LOW	1	1							
38	1	22351-060025	PIN, SPRING 6.0X25	1	1							
39	1	22351-035025	PIN, SPRING 3.5X25	1	1							
40	1	194440-24990-X	GUIDE, LEVER	1	1							
41	1	26116-080162	BOLT, M8X 16 PLATED	2	2							
42	1	22217-080000	WASHER, SPRING 8	2	2							
43	1	194300-27370	HOLDER	1	1							
44	1	23414-220000	GASKET, 22X1.0	1	1							
45	1	24311-000140	O-RING, 1AP14.0	1	1							
46	1	194446-27270-U	LEVER, LOCK	1	1							W
		(A=FROM 1ST) (B=FROM 1ST)										
47	1	194446-27250	KNOB 8X17X30	1	1							W

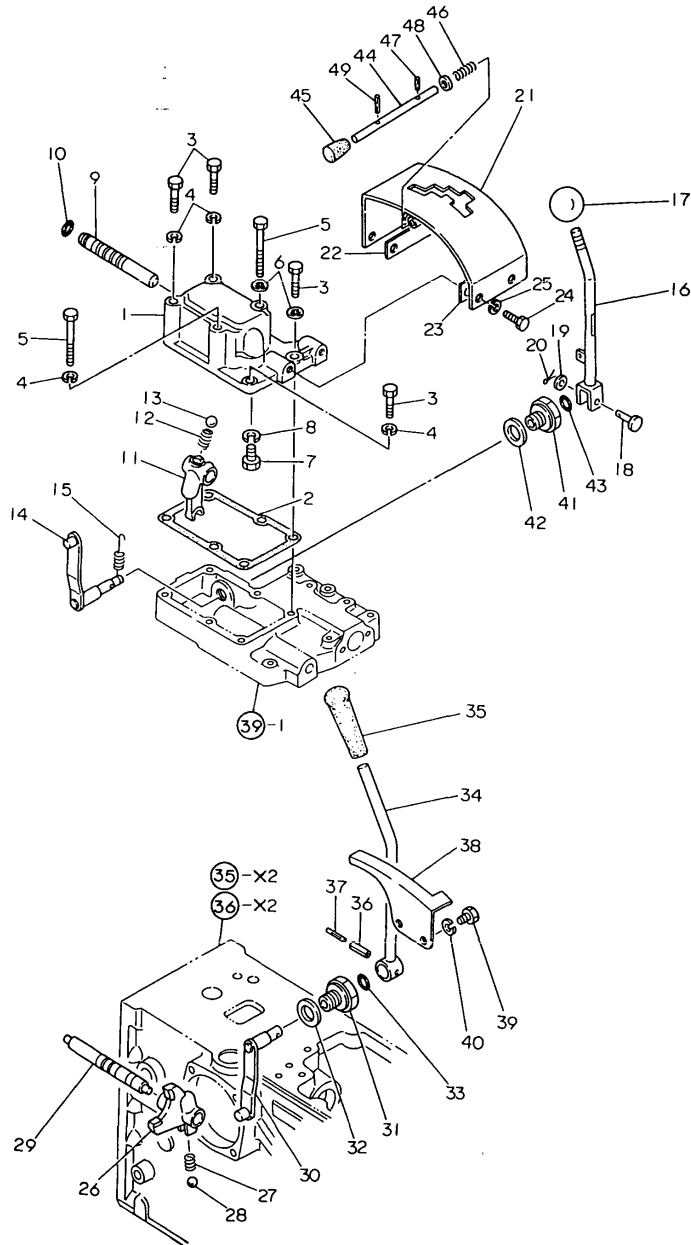
N:Old Yes/No New, Q:Old Yes/No New, R:Old Yes/No New, S:Old Yes/No New, W:Add, Z:Discontinued, F:Interchangeable by set, K:Q'ty Change
 ++ CONTINUE ++
 Copyright (C) YANMAR CO., LTD. All Rights Reserved.

Fig.43. FLOOR SHIFT & SHIFT LEVER

(A)=YM186 (FLOOR
(B)=YM186D(FLOOR
(C)=YM186 (COLUM

(D)=YM186D(COLUM
(E)=
(F)=

Fig. 43 FLOOR SHIFT & SHIFT LEVER



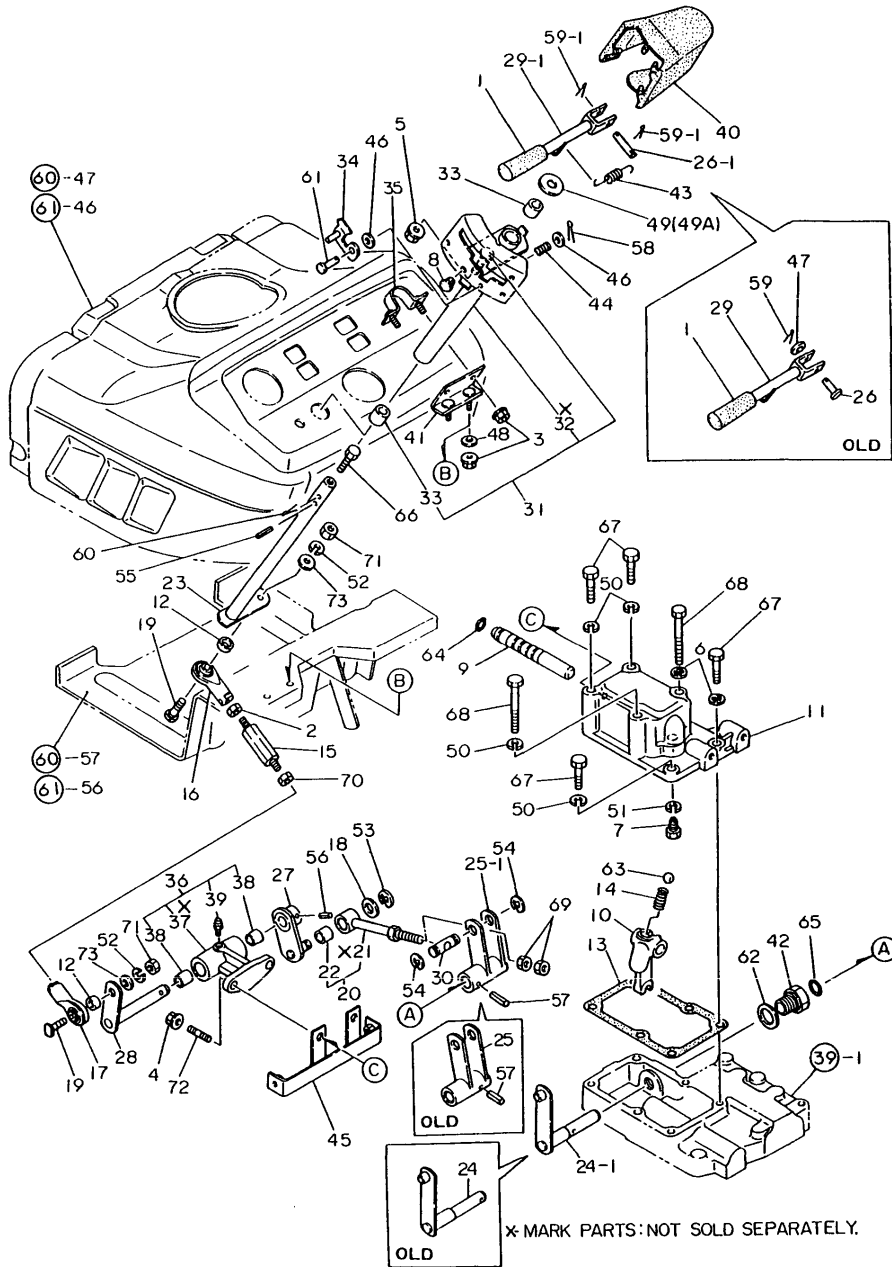
No.	Lev.	Parts No.	Description	Qty						I	R
				(A)	(B)	(C)	(D)	(E)	(F)		
		(A=FROM 1ST) (B=FROM 1ST)									
48	1	194440-61830	SPRING	1	1						W
		(A=FROM 1ST) (B=FROM 1ST)									
48-1	1	194446-27220	SPRING	1	1						N
		(A=T/# 00466) (B=T/# 01162)									
49	1	22351-030010	PIN, SPRING 3.0X10	1	1						W
		(A=FROM 1ST) (B=FROM 1ST)									
50	1	22137-080000	WASHER, 8	1	1						W
		(A=FROM 1ST) (B=FROM 1ST)									
51	1	22417-300200	PIN, COTTER 3.0X20	1	1						W
		(A=FROM 1ST) (B=FROM 1ST)									
51-1	1	22351-030025	PIN, SPRING 3.0X25	1	1						N
		(A=T/# 00466) (B=T/# 01162)									

Fig.44. COLUMN SHIFT

(A)=YM186 (FLOOR)
 (B)=YM186D(FLOOR)
 (C)=YM186 (COLUMN)

(D)=YM186D(COLUMN)
 (E)=
 (F)=

Fig. 44 COLUMN SHIFT



No.	Lev.	Parts No.	Description	Q'ty						I	R
				(A)	(B)	(C)	(D)	(E)	(F)		
1	1	194464-01190	KNOB, LEVER			1	1				
2-1	1	194990-20170	NUT, M8			1	1				
3-1	1	194990-22130	NUT, M6			4	4				
4-1	1	194990-22050	NUT, M8			2	2				
5-1	1	194990-22140	NUT, M8			1	1				
6	1	194310-24240	SEAL WASHER 8			2	2				
7	1	194310-24760	BOLT			1	1				
8	1	1C6053-26020	CAP, RUBBER 8X3			1	1				
9	1	194300-27100	SHAFT, FORK			1	1				
9A	1	22117-120000	WASHER, 12			2	2				W
			(C=*1982.10) (D=*1982.10)								
10	1	194440-27110	FORK, SHIFT			1	1				
11	1	194500-27130-X	COVER			1	1				
12	1	194170-27140	COLLAR 14X10X5			2	2				Z
			(C=T/# 20956) (D=T/# 42732)								
13	1	194300-27140	GASKET			1	1				
14	1	194310-27140	SPRING, SHIFT FORK			1	1				
15	1	194490-27150	BOLT, ADJUST			1	1				
16	1	194170-27170-X	END (L), ROD			1	1				
17	1	194170-27180-X	END (R), ROD			1	1				
18	1	194080-27190	WASHER, 13X19X2			1	1				
18-1	1	194500-27150	WASHER, 13X19X2			1	1				N
			(C=*1981.06) (D=*1981.06)								
19	1	194170-27190	BOLT, M10X28			2	2				
20	1	194500-27190	ROD ASSY, CONNECTING			1	1				
22	2	194145-47160	BUSH 13X15X15			1	1				
22-1	2	24550-013150	BUSH, 13X15			1	1				N
			(C=T/# 20984) (D=T/# 42900)								
23	1	194432-27200	SHAFT, MAIN SHIFT			1	1				
23-1	1	194432-27201	SHAFT, MAIN SHIFT			1	1				N
			(C=*) (D=*)								
24	1	194500-27211-X	ARM, SHIFT			1	1				
24-1	1	194500-27212-X	ARM, SHIFT			1	1				S 1
			(C=T/# 20101) (D=T/# 40252)								
25	1	194500-27220	ARM, SHIFT			1	1				
25-1	1	194500-27221-X	ARM (B), SHIFT			1	1				S 1
			(C=T/# 20101) (D=T/# 40252)								
26	1	194300-27240	PIN 5X24.5			1	1				
26-1	1	194170-27380	PIN, 5X30.5			1	1				S 2
			(C=T/# 20972) (D=T/# 42882)								
27	1	194500-27240-U	ARM, SHIFT			1	1				
28	1	194500-27250-U	ARM, SHIFT			1	1				
29	1	194170-27260	LEVER, MAIN SHIFT			1	1				
29-1	1	194170-27261	LEVER, MAIN SHIFT			1	1				N 2
			(C=T/# 20972) (D=T/# 42882)								
30	1	194500-27260	PIN, ROD			1	1				
31	1	194432-27270-X	GUIDE ASSY, LEVER			1	1				
33	2	194145-47160	BUSH 13X15X15			2	2				
33-1	2	24550-013150	BUSH, 13X15			2	2				N
			(C=T/# 20984) (D=T/# 42900)								
34	1	194170-27290-X	PLATE, LOCK			1	1				

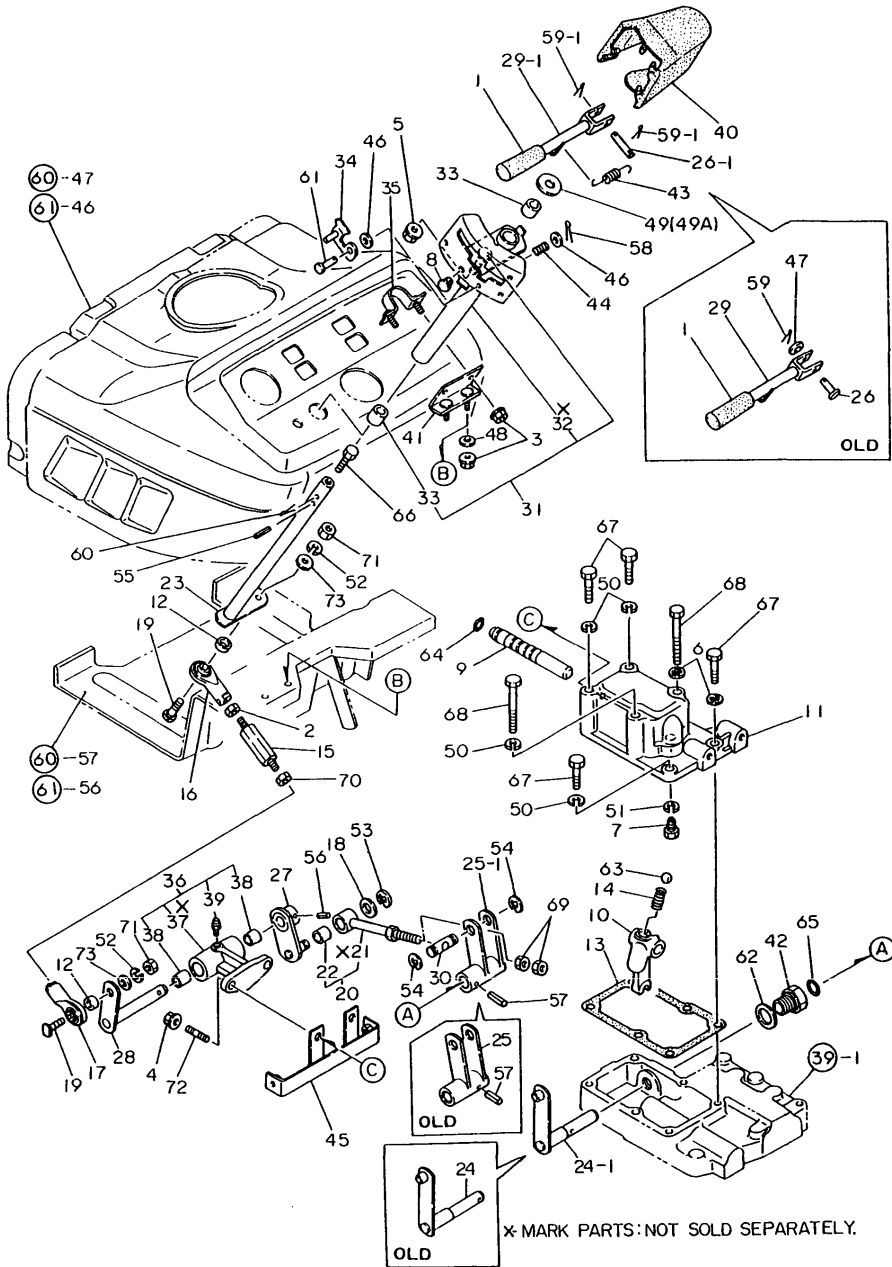
N:Old \xrightarrow{Yes} New, Q:Old \xrightarrow{No} New, R:Old \xrightarrow{Yes} New, S:Old \xrightarrow{No} New, W:Add, Z:Discontinued, F:Interchangeable by set, K:Q'ty Change
 ++ CONTINUE ++
 Copyright (C) YANMAR CO., LTD. All Rights Reserved.

Fig.44. COLUMN SHIFT

(A)=YM186 (FLOOR)
(B)=YM186D(FLOOR)
(C)=YM186 (COLUMN)

(D)=YM186D(COLUMN)
(E)=
(F)=

Fig. 44 COLUMN SHIFT



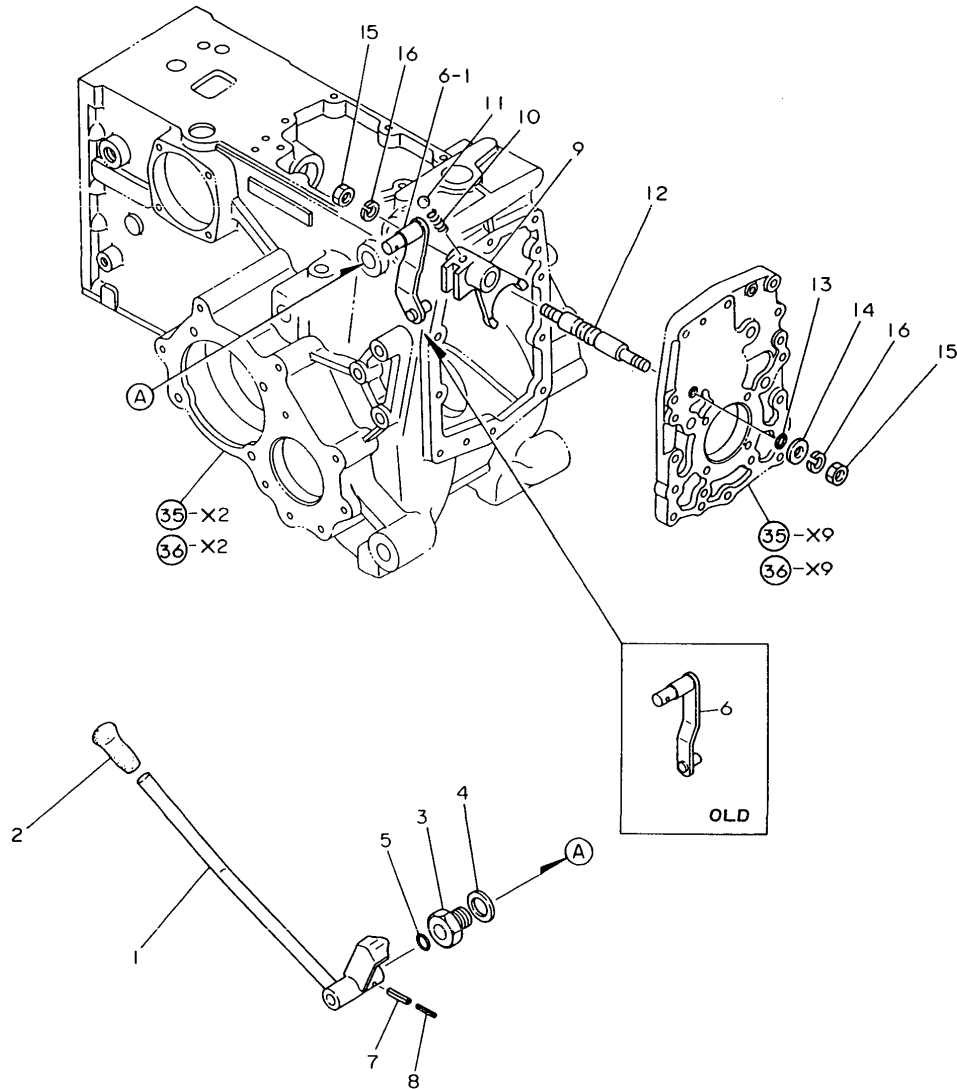
No.	Lev.	Parts No.	Description	Q'ty						I	R
				(A)	(B)	(C)	(D)	(E)	(F)		
35	1	194170-27310-X	CLAMP			1	1				
36	1	194500-27310-X	HINGE ASSY			1	1				
38	2	194145-47160	BUSH, 13X15X15			2	2				
38-1	2	24550-013150	BUSH, 13X15 (C=T/# 20984) (D=T/# 42900)			2	2				N
39	2	24761-010000	NIPPLE, GREASE M6F			1	1				
40	1	194170-27340-X	COVER			1	1				
41	1	194500-27360-X	STAY			1	1				
42	1	194170-27370-X	HOLDER			1	1				
43	1	194440-29580	SPRING, LEVER			1	1				
44	1	194162-53310	SPRING			1	1				
45	1	194500-61680-X	STAY, GEAR BOX			1	1				
46	1	22137-040000	WASHER, 4			2	2				
47	1	22137-050000	WASHER, 5 (C=T/# 20972) (D=T/# 42882)			1	1				Z 2
48	1	22137-060000	WASHER, 6 (C=*) (D=*)			2	2				Z
49	1	194500-27150	WASHER, 13X19X2			1	1				3
49A	1	22137-140000	WASHER, 14			1	1				3
50	1	22217-080000	WASHER, SPRING 8			4	4				
51	1	22217-080000	WASHER, SPRING 8			1	1				
52	1	22217-100000	WASHER, SPRING 10			2	2				
53	1	22272-000090	RING, E- 9			1	1				
54	1	22272-000090	RING, E- 9			2	2				
55	1	22351-030020	PIN, SPRING 3.0X20			1	1				
56	1	22351-050025	PIN, SPRING 5.0X25			1	1				
57	1	22351-050025	PIN, SPRING 5.0X25			1	1				
58	1	22417-120100	PIN, COTTER 1.2X10			1	1				
59	1	22417-160180	PIN, COTTER 1.6X18			1	1				
59-1	1	22417-160180	PIN, COTTER 1.6X18 (C=T/# 20972) (D=T/# 42882)			2	2				K 2
60	1	22417-300250	PIN, COTTER 3.0X25			1	1				
61	1	22487-040140	PIN, H 4X 14			1	1				
62	1	23414-220000	GASKET, 22X1.0			1	1				
63	1	24190-140001	BALL, STEEL 7/16			1	1				
64	1	24311-000090	O-RING, 1AP9.0			1	1				
65	1	24311-000140	O-RING, 1AP14.0			1	1				
66	1	26116-060102	BOLT, M6X 10 PLATED			1	1				
66-1	1	26557-060082	SCREW, M6X 8 (C=*) (D=*)			1	1				N
67	1	26116-080702	BOLT, M8X 70 PLATED			4	4				
68	1	26116-081152	BOLT, M8X115 PLATED			2	2				
69	1	26716-060002	NUT, M6			2	2				
70	1	26716-080002	NUT, M8			1	1				
71	1	26716-100002	NUT, M10			2	2				
72	1	26216-080222	STUD, M8X 22			2	2				
73	1	194145-04810	WASHER 10 (C=T/# 20956) (D=T/# 42732)			2	2				W

Fig.45. P.T.O. SHIFT LEVER

(A)=YM186 (FLOOR)
 (B)=YM186D(FLOOR)
 (C)=YM186 (COLUM

(D)=YM186D(COLUM
 (E)=
 (F)=

Fig. 45 POWER TAKE OFF LEVER



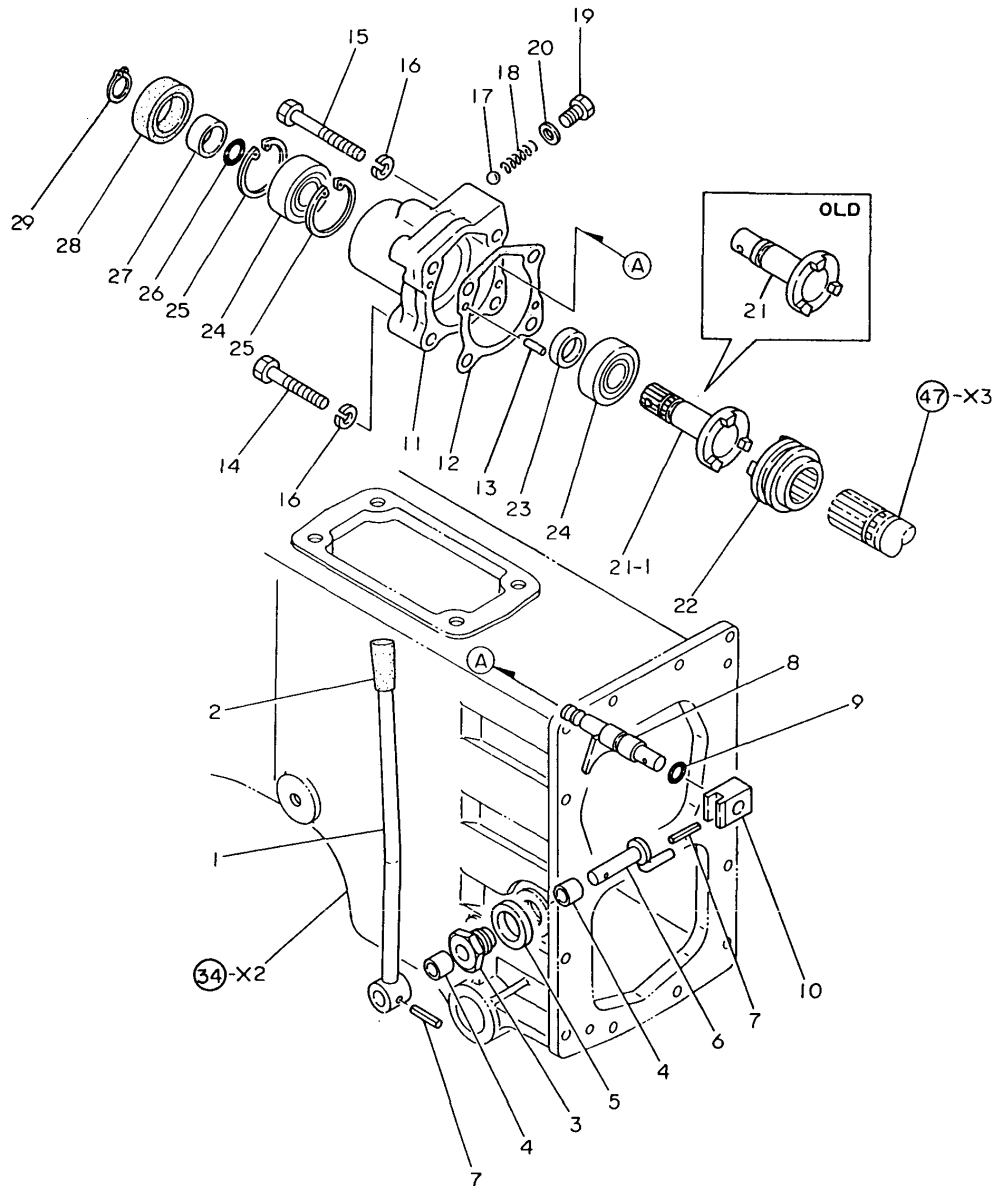
No.	Lev.	Parts No.	Description	Q'ty						I	R
				(A)	(B)	(C)	(D)	(E)	(F)		
1	1	194446-27560-X	LEVER, PTO CHANGE	1	1	1	1				
2	1	194145-27960	KNOB	1	1	1	1				
3	1	194440-27370	HOLDER	1	1	1	1				
4	1	23414-240000	GASKET, 24X1.0	1	1	1	1				
5	1	24311-000160	O-RING, 1AP16.0	1	1	1	1				
6	1	194440-27570	ARM, P.T.O. SHIFT	1	1						
6-1	1	194446-27570	ARM, P.T.O. SHIFT	1	1	1	1				N
		(A=T/# 00207) (B=T/# 00528)									
7	1	22351-060025	PIN, SPRING 6.0X25	1	1	1	1				
8	1	22351-035025	PIN, SPRING 3.5X25	1	1	1	1				
9	1	194300-27500	FORK, PTO SHIFT	1	1	1	1				
10	1	194310-27180	SPRING, 22.2	1	1	1	1				
11	1	24190-100001	BALL, STEEL 5/16	1	1	1	1				
12	1	194446-27510	SHAFT, FORK	1	1	1	1				
13	1	24341-000120	O-RING, 1AS12.0	1	1	1	1				
14	1	194300-24870	WASHER	1	1	1	1				
15	1	26736-120002	NUT, M12	2	2	2	2				
16	1	22217-120000	WASHER, SPRING 12	2	2	2	2				

Fig.46. FRONT DRIVE (FOR YM186D)

(A)=YM186 (FLOOR)
 (B)=YM186D(FLOOR)
 (C)=YM186 (COLUMN)

(D)=YM186D(COLUMN)
 (E)=
 (F)=

Fig. 46 FRONT DRIVE (FOR YM186D)



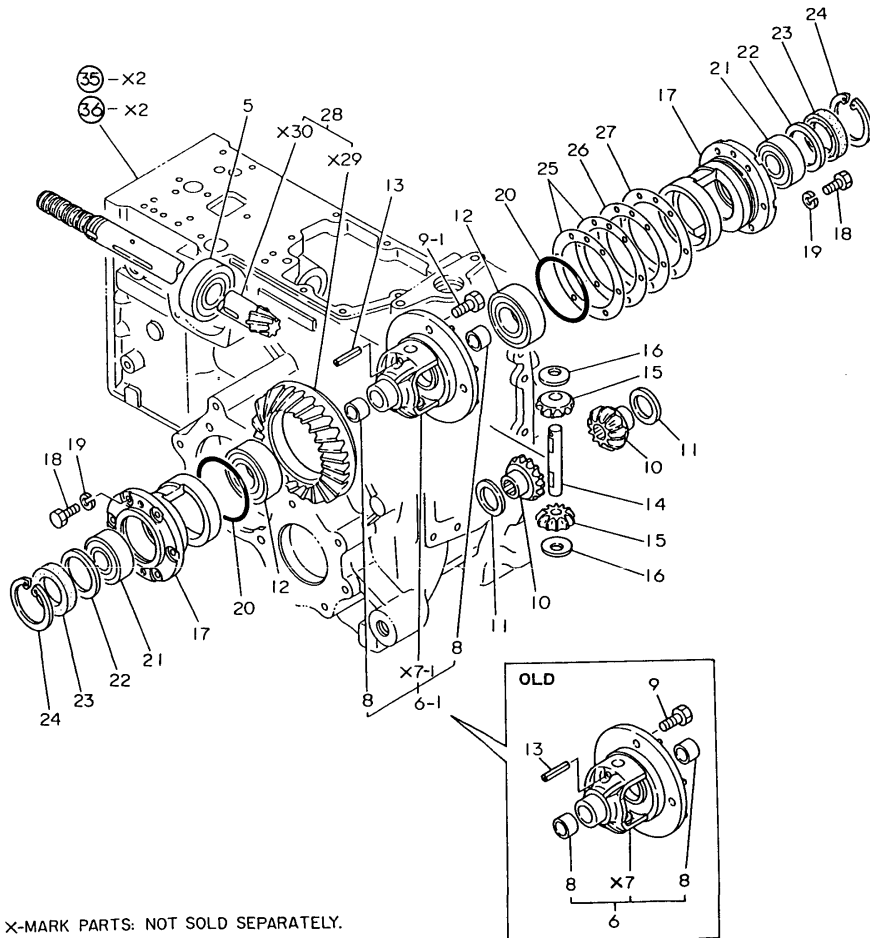
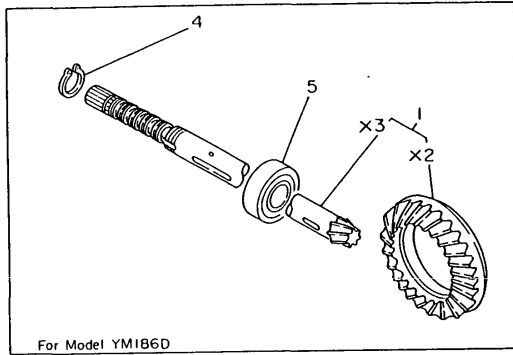
No.	Lev.	Parts No.	Description	Q'ty						I	R
				(A)	(B)	(C)	(D)	(E)	(F)		
1	1	194447-22810-X	LEVER, FRONT DRIVE		1		1				
2	1	194191-28480	KNOB, SHIFT		1		1				
3	1	194301-22860	HOLDER, SHAFT		1		1				
4	1	194301-22870	BUSH, 12X14X10		2		2				
5	1	194441-28360	SPACER 24X35X4.5		1		1				
6	1	194301-22830	SHAFT, LEVER		1		1				
7	1	22351-050025	PIN, SPRING 5.0X25		2		2				
8	1	194301-28272	FORK ASSY, SLIDER		1		1				
9	1	24311-000110	O-RING, 1AP11.0		1		1				
10	1	194301-28290	HOOK		1		1				
11	1	194301-28101	COVER		1		1				
12	1	194301-28110	GASKET		1		1				
13	1	22312-060180	PIN, PARALLEL M6X18		2		2				
14	1	26116-080452	BOLT, M8X 45 PLATED		3		3				
15	1	26116-080552	BOLT, M8X 55 PLATED		1		1				
16	1	22217-080000	WASHER, SPRING 8		4		4				
17	1	24190-080001	BALL, STEEL 1/4		1		1				
18	1	194301-28280	SPRING, 25.8		1		1				
19	1	23881-080002	PLUG 8		1		1				
20	1	23414-080000	GASKET, 8X1.0		1		1				
21	1	194441-28150	SHAFT, FRONT DRIVE		1		1				
21-1	1	194447-28150	SHAFT, FRONT DRIVE		1		1				S 1
		(B=T/# 02068)									
22	1	194301-28160	SLIDER, FRONT DRIVE		1		1				
23	1	194301-28210	SPACER 20X27X7.5		1		1				
24	1	24101-060044	BEARING, BALL 6004		2		2				
25	1	22252-000420	RING, 42		2		2				
26	1	24311-000160	O-RING, 1AP16.0		1		1				
27	1	194301-28230	SLEEVE 20X25X13		1		1				
28	1	194301-28240	SEAL TC25 42 8, OIL		1		1				
28-1	1	24421-254208	SEAL, OIL TC254208		1		1				R
		(B=T/# 02021)									
29	1	22242-000190	RING, 19		1		1				W 1
		(B=T/# 02068)									

Fig.47. RING GEARS

(A)=YM186 (FLOOR)
 (B)=YM186D(FLOOR)
 (C)=YM186 (COLUMN)

(D)=YM186D(COLUMN)
 (E)=
 (F)=

Fig. 47 RING GEARS



No.	Lev.	Parts No.	Description	Qty						I	R
				(A)	(B)	(C)	(D)	(E)	(F)		
1	1	194441-31400	GEAR W/COUNTERSHAFT		1		1				
1-1	1	194501-31400	GEAR W/COUNTERSHAFT		1		1			S	1
(B=T/# 01989) (D=T/# 42723)											
4	1	194301-25650	CIRCLIP 27-S		1		1				
5	1	194446-25630	BEARING, HR6306	1	1	1	1				
6	1	194300-31500	HOUSING ASSY, DIFF.	1	1	1	1				
6-1	1	194500-31500	HOUSING ASSY, DIFF.	1	1	1	1			S	1
(A=T/# 00792) (B=T/# 01989) (C=T/# 20956) (D=T/# 42723)											
8	2	194300-31520	BUSH, 22X25X14	2	2	2	2				
9	1	194300-31120	BOLT	4	4	4	4				
9-1	1	194300-31120	BOLT	6	6	6	6			K	1
(A=T/# 00792) (B=T/# 01989) (C=T/# 20956) (D=T/# 42723)											
10	1	194300-31550	GEAR, DIFFERENTIAL	2	2	2	2				
11	1	194300-31610	WASHER, DIFFERENTIAL	2	2	2	2				
12	1	24101-062074	BEARING, BALL 6207	2	2	2	2				
13	1	22351-040030	PIN, SPRING 4.0X30	1	1	1	1				
14	1	194300-31570	SHAFT, DIFFERENTIAL	1	1	1	1				
15	1	194300-31560	GEAR, PINION	2	2	2	2				
16	1	194300-31620	WASHER, DIFFERENTIAL	2	2	2	2				
17	1	194440-32110	CARRIER	2	2	2	2				
18	1	26116-080162	BOLT, M8X 16 PLATED	12	12	12	12				
19	1	22217-080000	WASHER, SPRING 8	12	12	12	12				
20	1	24321-000800	O-RING, 1AG80.0	2	2	2	2				
21	1	24101-063054	BEARING, BALL 6305	2	2	2	2				
22	1	194440-32210	COLLAR 45X62X2.6	2	2	2	2				
23	1	194300-32390	SEAL TC40 62 8, OIL	2	2	2	2				
23-1	1	24421-406208	SEAL, OIL TC406208	2	2	2	2				R
(A=T/# 00815) (B=T/# 02021) (C=T/# 20956) (D=T/# 42765)											
24	1	22252-000620	RING, 62	2	2	2	2				
25	1	194440-32350	SHIM, T=0.1	2	2	2	2				2
26	1	194440-32360	SHIM, T=0.3	1	1	1	1				2
27	1	194440-32370	SHIM, T=0.5	1	1	1	1				2
28	1	194440-31400	GEAR W/COUNTERSHAFT	1		1					
28-1	1	194500-31400	GEAR W/COUNTERSHAFT	1		1				S	1
(A=T/# 00792) (C=T/# 20956)											

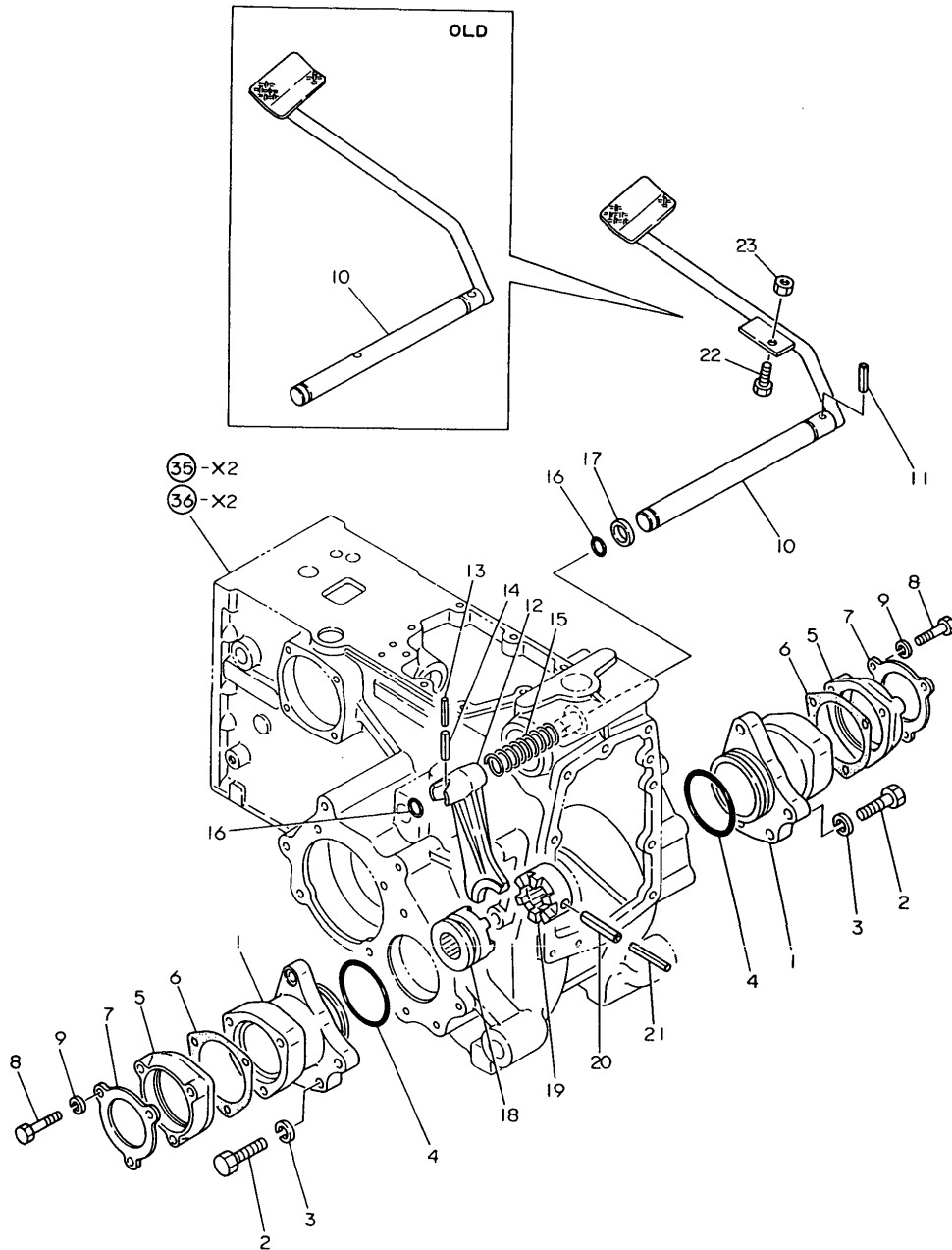
X-MARK PARTS: NOT SOLD SEPARATELY.

Fig.48. REAR HOUSING

(A)=YM186 (FLOOR)
 (B)=YM186D(FLOOR)
 (C)=YM186 (COLUMN)

(D)=YM186D(COLUMN)
 (E)=
 (F)=

Fig. 48 REAR HOUSING



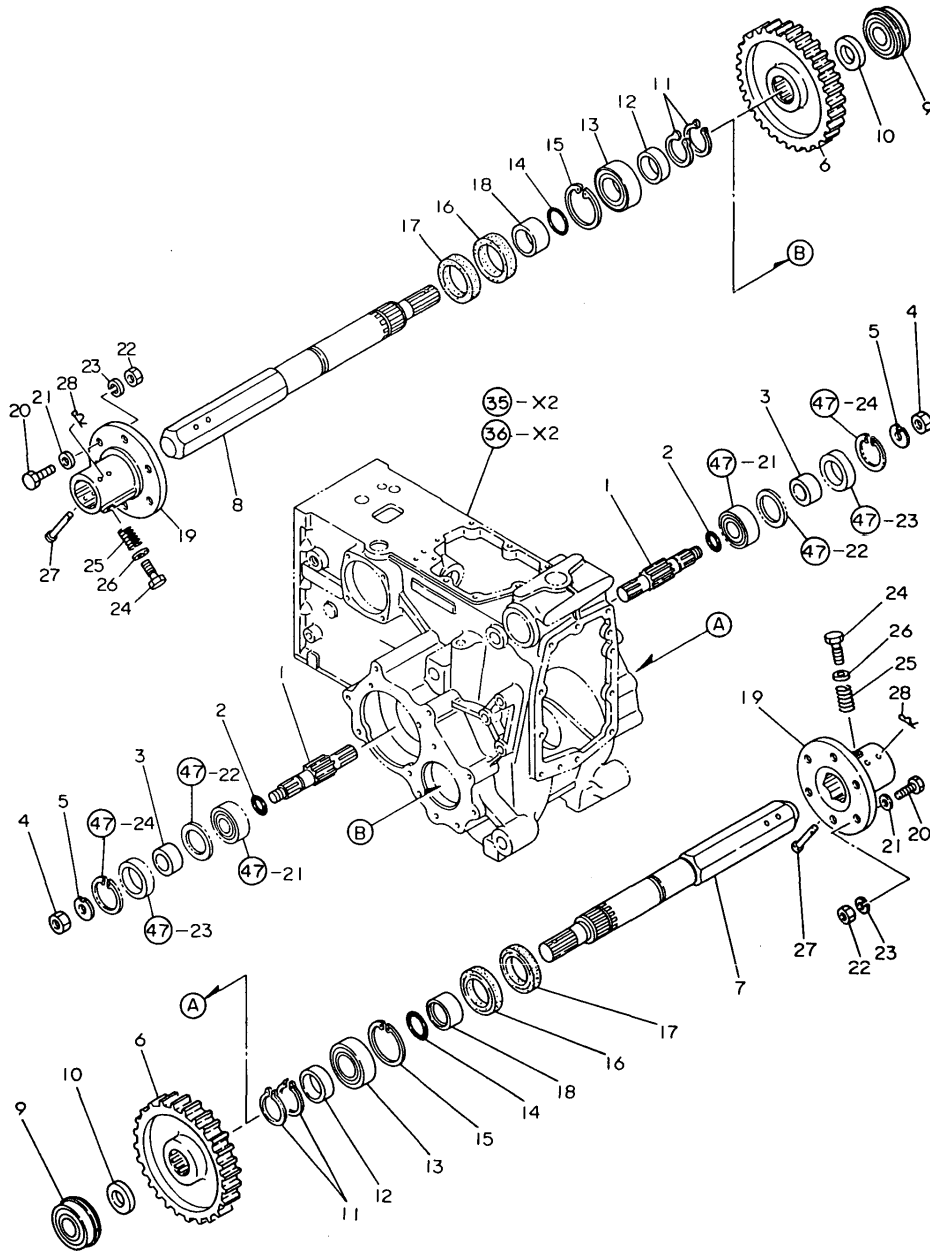
No.	Lev.	Parts No.	Description	Q'ty						I	R
				(A)	(B)	(C)	(D)	(E)	(F)		
1	1	194440-24900-X	CASE, BEARING	2	2	2	2				
2	1	26116-120402	BOLT, M12X 40 PLATED	10	10	10	10				
3	1	22217-120000	WASHER, SPRING 12	10	10	10	10				
4	1	24321-000750	O-RING, 1AG75.0	2	2	2	2				
5	1	194440-24910-X	CASE, OIL SEAL	2	2	2	2				
6	1	194440-24920	GASKET	2	2	2	2				
7	1	194446-24930-X	COVER	2	2	2	2				
8	1	26116-080402	BOLT, M8X 40 PLATED	6	6	6	6				
9	1	22217-080000	WASHER, SPRING 8	6	6	6	6				
10	1	194446-33150-X	PEDAL, DIFF. LOCK	1	1	1	1				
11	1	22351-080032	PIN, SPRING 8.0X32	1	1	1	1				
12	1	194300-33120	FORK, SHIFT	1	1	1	1				
13	1	22351-050040	PIN, SPRING 5.0X40	1	1	1	1				
14	1	22351-080040	PIN, SPRING 8.0X40	1	1	1	1				
15	1	194440-33190	SPRING	1	1	1	1				
16	1	24311-000160	O-RING, 1AP16.0	2	2	2	2				
17	1	194300-33200	SPACER, 20X32X3.2	1	1	1	1				
18	1	194300-33110	SLIDER(L), DIFF. LOCK	1	1	1	1				
18-1	1	194305-33110	SLIDER, LOCK L	1	1	1	1				N
		(A=T/# 00909) (B=T/# 02372) (C=T/# 20991) (D=T/# 42957)									
19	1	194300-33130	SLIDER(R), DIFF. LOCK	1	1	1	1				
19-1	1	194305-33130	SLIDER, LOCK R	1	1	1	1				N
		(A=T/# 00909) (B=T/# 02372) (C=T/# 20991) (D=T/# 42957)									
20	1	22351-080063	PIN, SPRING 8.0X63	1	1	1	1				
21	1	22351-050063	PIN, SPRING 5.0X63	1	1	1	1				
22	1	26116-100202	BOLT, M10X 20 PLATED	1	1	1	1				W
		(A=T/# 00510) (B=T/# 01221) (C=FROM 1ST) (D=FROM 1ST)									
23	1	26716-100002	NUT, M10	1	1	1	1				W
		(A=T/# 00510) (B=T/# 01221) (C=FROM 1ST) (D=FROM 1ST)									

Fig.49. REAR AXLE SHAFT

(A)=YM186 (FLOOR)
(B)=YM186D(FLOOR)
(C)=YM186 (COLUM)

(D)=YM186D(COLUM)
(E)=
(F)=

Fig. 49 REAR AXLE SHAFT



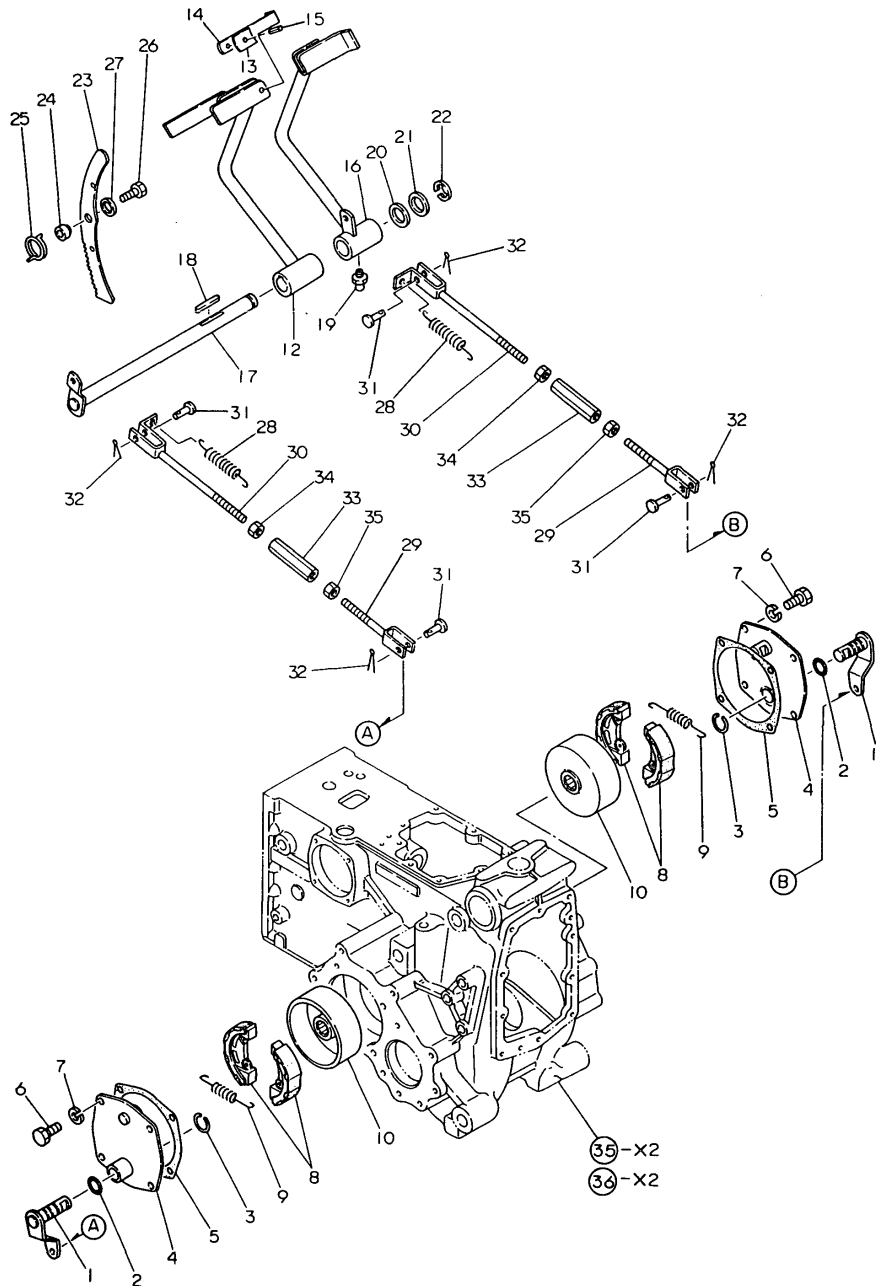
No.	Lev.	Parts No.	Description	Qty						I	R
				(A)	(B)	(C)	(D)	(E)	(F)		
1	1	194440-32150	PINION, FINAL	2	2	2	2				
2	1	24311-000210	O-RING, 1AP21.0	2	2	2	2				
3	1	194300-32200	COLLAR 25X40X15	2	2	2	2				
4	1	194300-32260	NUT, M20	2	2	2	2				
5	1	194300-32250	WASHER, 20	2	2	2	2				
6	1	194440-32520	GEAR, FINAL	2	2	2	2				
7	1	194446-32510-U	SHAFT, REAR AXLE	1	1	1	1				
8	1	194446-32530-U	SHAFT, REAR AXLE	1	1	1	1				
9	1	24121-062074	BEARING, BALL 6207NR	2	2	2	2				
10	1	194440-32570	COLLAR, 36X54X4.5	2	2	2	2				
11	1	22242-000450	RING, 45	4	4	4	4				
12	1	194440-32580	COLLAR, 45X55X20	2	2	2	2				
13	1	24101-060094	BEARING, BALL 6009	2	2	2	2				
14	1	24321-000450	O-RING, 1AG45.0	2	2	2	2				
15	1	22252-000750	RING, 75	2	2	2	2				
16	1	194446-32660	SEAL TC58 75 9, OIL	2	2	2	2				
16-1	1	24421-587509	SEAL, OIL TC587509	2	2	2	2				R
(A=T/# 00815) (B=T/# 02019) (C=T/# 20956) (D=T/# 42749)											
17	1	194446-32670	SEAL, OIL VC58757	2	2	2	2				
18	1	194446-32550	COLLAR 45X58X24	2	2	2	2				
19	1	194446-34710-Q	HUB, WHEEL	2	2	2	2				
19-1	1	194305-34720-Q	HUB, REAR WHEEL	2	2	2	2				N
(A=T/# 00851) (B=T/# 02093) (C=T/# 20967) (D=T/# 42830)											
20	1	194446-34760	BOLT M12X 40	12	12	12	12				
20-1	1	194115-34760	BOLT, M12X40	12	12	12	12				N
(A=T/# 00884) (B=T/# 02327) (C=T/# 20988) (D=T/# 42939)											
21	1	194274-13580	WASHER, SPRING 12	12	12	12	12				Z
(A=T/# 00884) (B=T/# 02327) (C=T/# 20988) (D=T/# 42939)											
22	1	26736-120002	NUT, M12	12	12	12	12				
23	1	22217-120000	WASHER, SPRING 12	12	12	12	12				
24	1	1C6140-25210	BOLT, FLANGE	4	4	4	4				
25	1	1A1040-36040	SPRING, FLANGE BOLT	4	4	4	4				Z
(A=T/# 00898) (B=T/# 02355) (C=T/# 20988) (D=T/# 42957)											
26-1	1	22117-160000	WASHER, 16	4	4	4	4				
26-2	1	26756-160002	NUT, LOCK M16	4	4	4	4				N
(A=T/# 00898) (B=T/# 02355) (C=T/# 20988) (D=T/# 42957)											
27	1	194200-34750	PIN, 10X78	2	2	2	2				
28	1	22360-100000	PIN, SNAP 10	2	2	2	2				

Fig.50. BRAKES

(A)=YM186 (FLOOR)
 (B)=YM186D(FLOOR)
 (C)=YM186 (COLUMN)

(D)=YM186D(COLUMN)
 (E)=
 (F)=

Fig. 50 BRAKES



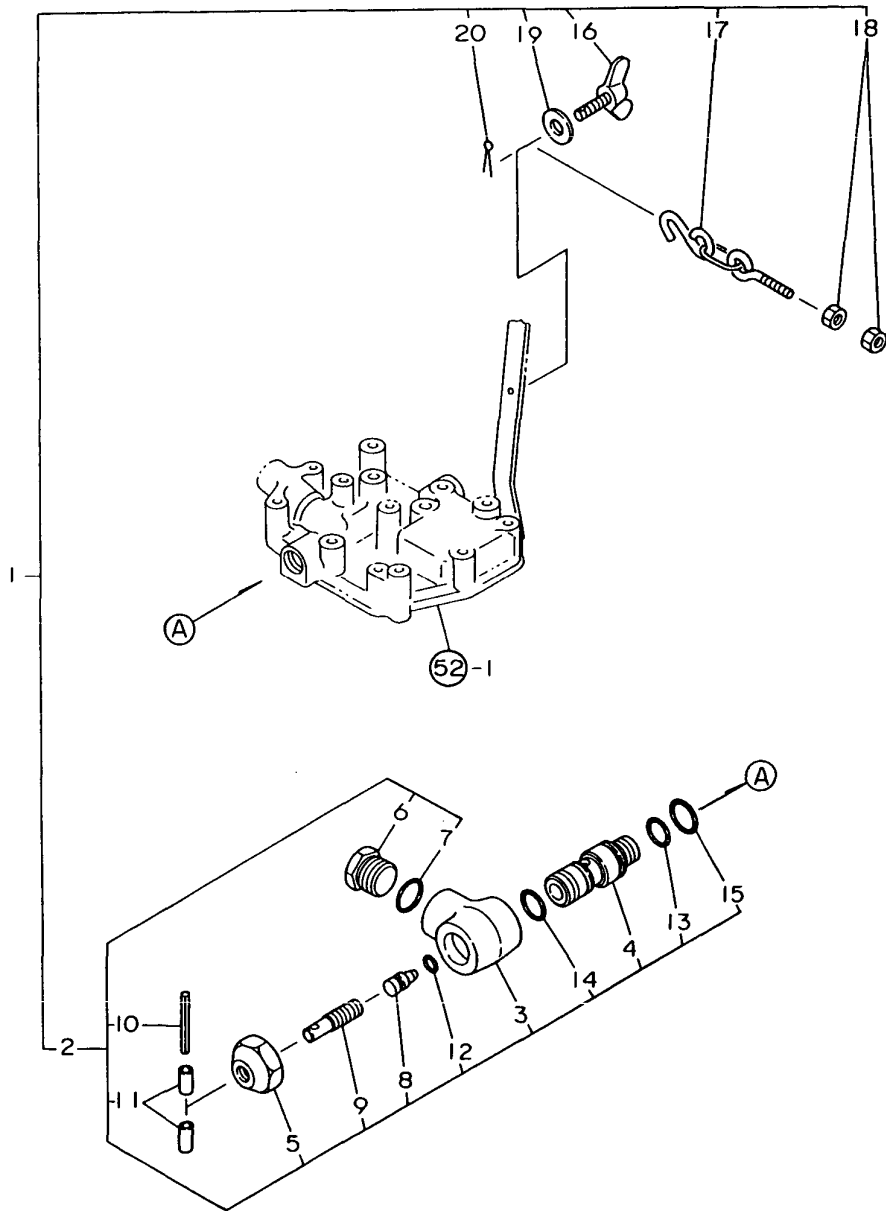
No.	Lev.	Parts No.	Description	Qty						I	R
				(A)	(B)	(C)	(D)	(E)	(F)		
1	1	194446-36700-X	CAMSHAFT, BRAKE	1	1	1	1				
2	1	24341-000160	O-RING, 1AS16.0	4	4	4	4				
3	1	194200-36790	RING, SHAFT	2	2	2	2				
4	1	194300-36800-X	COVER ASSY, BRAKE	2	2	2	2				
5	1	194300-36850	GASKET	2	2	2	2				
6	1	26116-080202	BOLT, M8X 20 PLATED	8	8	8	8				
7	1	22217-080000	WASHER, SPRING 8	8	8	8	8				
8	1	194300-36500	SHOE, BRAKE	4	4	4	4				
8-1	1	194440-36530	SHOE, BRAKE	4	4	4	4				N
		(A=T/# 00790) (B=T/# 01965) (C=T/# 20952) (D=T/# 42656)									
9	1	194200-36551	SPRING, SHOE	4	4	4	4				
10	1	194300-37110	DRUM, BRAKE	2	2	2	2				
11	1	194446-36750-X	CAMSHAFT, BRAKE	1	1	1	1				
12	1	194440-37420-X	PEDAL, BRAKE	1	1	1	1				
13	2	194150-37530	SPACER	1	1	1	1				
14	2	194440-37540-R	CONNECTOR	1	1	1	1				
15	2	22351-080018	PIN, SPRING 8.0X18	1	1	1	1				
16	1	194440-37470-X	PEDAL, BRAKE	1	1	1	1				
17	1	194440-37550-X	SHAFT, BRAKE PEDAL	1	1	1	1				
18	1	22512-070400	KEY, 7X 40	1	1	1	1				
19	1	24761-010000	NIPPLE, GREASE M6F	1	1	1	1				
20	1	194130-37560	WASHER	1	1	1	1				1
21	1	194150-37570	WASHER, 25X38X1.2	1	1	1	1				1
22	1	22272-000190	RING, E-19	1	1	1	1				
23	1	194440-37660-X	LEVER, BRAKE LOCK	1	1	1	1				
24	1	194440-37670	COLLAR 11X25X14.5	1	1	1	1				
25	1	194110-37691	SPRING	1	1	1	1				
26	1	26116-100302	BOLT, M10X 30 PLATED	1	1	1	1				
26-1	1	26106-100302	BOLT, M10X 30 PLATED	1	1	1	1				N
		(A=T/# 00909) (B=T/# 02372) (C=T/# 20991) (D=T/# 42957)									
27	1	22157-100000	WASHER, 10	1	1	1	1				
28	1	194150-37510	SPRING, RETURN	2	2	2	2				
29	1	194130-37740	ROD, BRAKE L	2	2	2	2				
30	1	194151-37771	ROD, BRAKE R	2	2	2	2				
31	1	194080-37781	PIN, 8X25	4	4	4	4				
32	1	22417-200300	PIN, COTTER 2.0X30	4	4	4	4				
33	1	194151-37730	TURNBUCKLE M10X90	2	2	2	2				
34	1	26716-100002	NUT, M10	2	2	2	2				
35	1	194150-22480	NUT, M10 L	2	2	2	2				

Fig.51. HYDRAULIC ADAPTER(OPTIONAL)

(A)=YM186 (FLOOR)
 (B)=YM186D(FLOOR)
 (C)=YM186 (COLUM

(D)=YM186D(COLUM
 (E)=
 (F)=

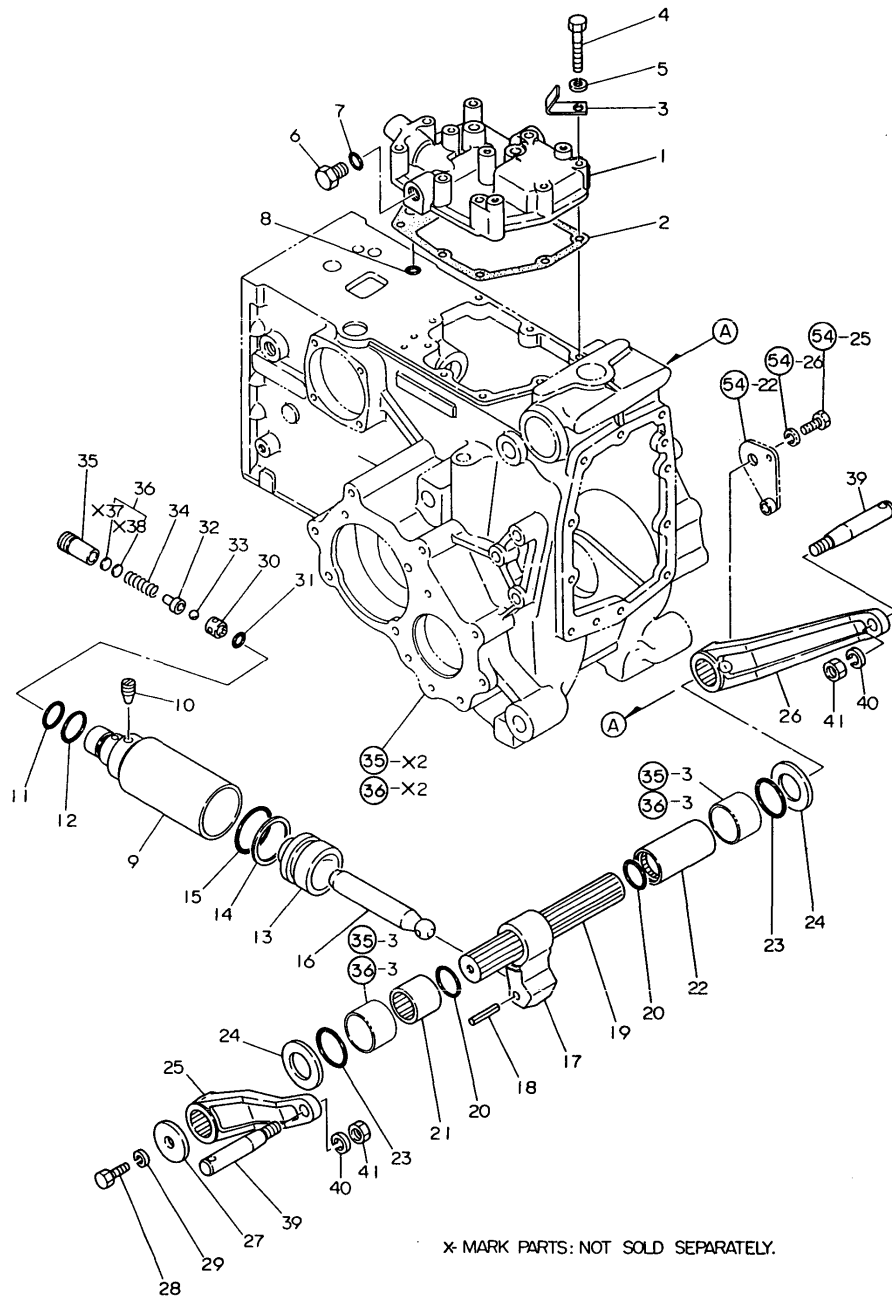
Fig. 51 HYDRAULIC ADAPTER [Optional Parts]



No.	Lev.	Parts No.	Description	Q'ty						I	R
				(A)	(B)	(C)	(D)	(E)	(F)		
1	1	794446-43200	ADAPTER ASSY	1	1	1	1				
2	2	194446-43200	CONNECTOR ASSY	1	1	1	1				
3	3	194446-42210	CONNECTOR (A)	1	1	1	1				
4	3	194446-42220	SLEEVE	1	1	1	1				
5	3	194446-42230	END, CONNECTOR	1	1	1	1				
6	3	194464-45920	PLUG, 3/4-16UNF	1	1	1	1				
7	3	194464-45930	O-RING, 8-1	1	1	1	1				
8	3	194300-46611	VALVE, STOP	1	1	1	1				
9	3	194300-46640	SCREW, VALVE	1	1	1	1				
10	3	22351-040040	PIN, SPRING 4.0X40	1	1	1	1				
11	3	23062-030015	PIPE 3X 15	2	2	2	2				
12	3	24311-000070	O-RING, 1AP7.0	1	1	1	1				
13	3	24311-000150	O-RING, 1AP15.0	1	1	1	1				
14	3	24311-000160	O-RING, 1AP16.0	1	1	1	1				
15	3	24311-000180	O-RING, 1AP18.0	1	1	1	1				
16	2	194310-47850	WING BOLT	1	1	1	1				
17-1	2	194446-63910	CHAIN	1	1	1	1				
18	2	26716-060002	NUT, M6	2	2	2	2				
19	2	22157-060000	WASHER, 6	1	1	1	1				
20	2	22417-200150	PIN, COTTER 2.0X15	1	1	1	1				

Fig.52. HYDRAULIC CYLINDER CASE

Fig. 52 HYDRAULIC CYLINDER CASE



X- MARK PARTS: NOT SOLD SEPARATELY.

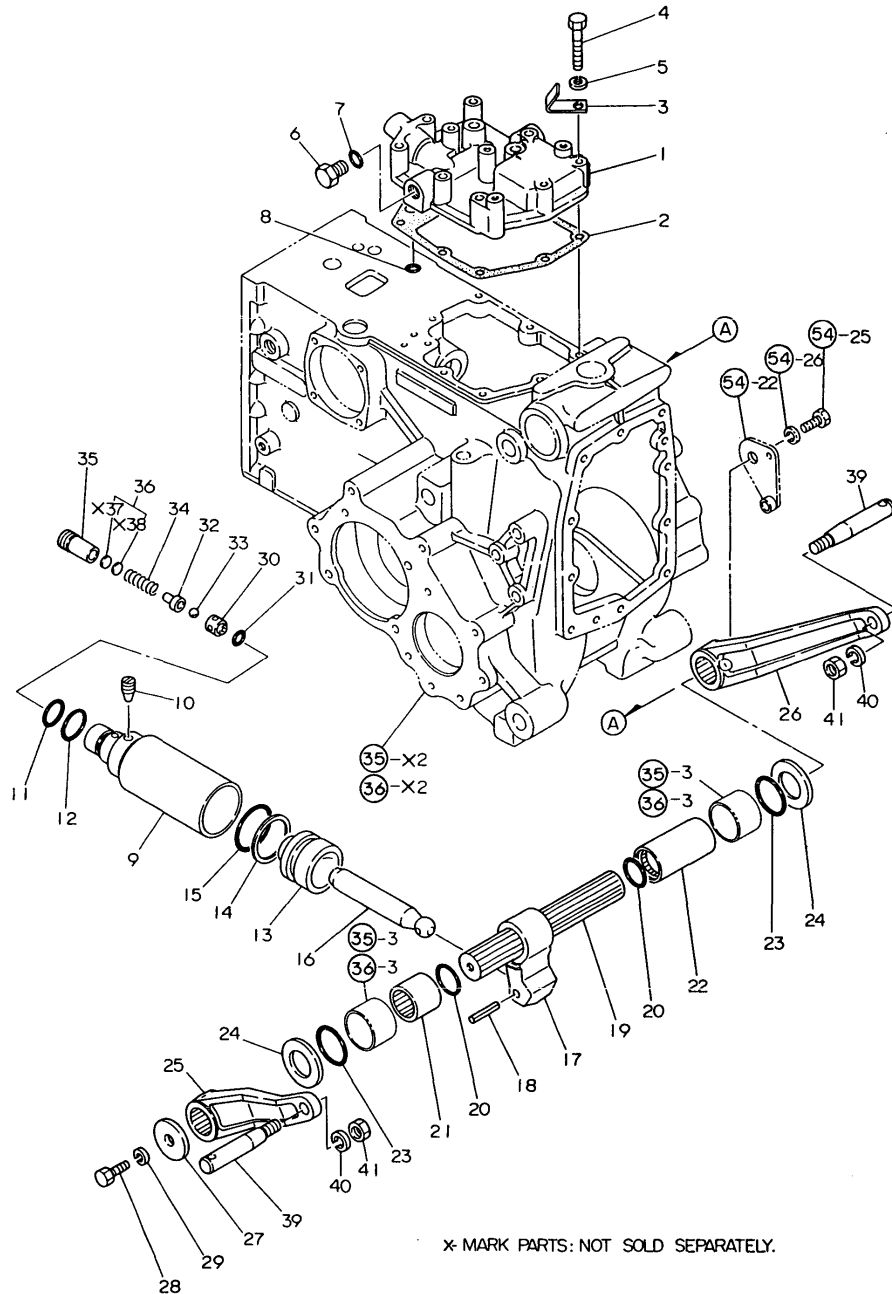
(A)=YM186 (FLOOR)
(B)=YM186D(FLOOR)
(C)=YM186 (COLUM

(D)=YM186D(COLUM
(E)=
(F)=

No.	Lev.	Parts No.	Description	Q'ty						I	R
				(A)	(B)	(C)	(D)	(E)	(F)		
1	1	194300-42110-X	HOUSING, HYDRAULIC	1	1	1	1				
1-1	1	194300-42111-X	HOUSING, HYDRAULIC	1	1	1	1				N
		(A=FXXXXX) (B=FXXXXX) (C=FXXXXX) (D=FXXXXX)									
2	1	194300-42120	GASKET	1	1	1	1				
3	1	1A1040-26170	HOOK, WIRE	2	2	2	2				
4	1	26116-080552	BOLT, M8X 55 PLATED	8	8	8	8				
5	1	22217-080000	WASHER, SPRING 8	8	8	8	8				
6	1	194200-43161	PLUG, M18	1	1	1	1				
7	1	24311-000150	O-RING, 1AP15.0	1	1	1	1				
8	1	24311-000100	O-RING, 1AP10.0	1	1	1	1				
9	1	194440-43100	CYLINDER ASSY, HYD.	1	1	1	1				
10	1	194300-43240	BOLT	1	1	1	1				
11	1	194300-43220	O-RING 2030	1	1	1	1				
12	1	194300-43230	O-RING 2033	1	1	1	1				
13	1	194440-43310	PISTON, HYDRAULIC	1	1	1	1				
14	1	194440-43330	RING, BACK UP P50	1	1	1	1				
15	1	24315-570500	O-RING, 1BP50A	1	1	1	1				
16	1	194300-43410	ROD, PISTON	1	1	1	1				
17	1	194440-44110	CRANK, LIFT	1	1	1	1				
17-1	1	194440-44111	CRANK, LIFT	1	1	1	1				N
		(A=*1980.) (B=*1980.) (C=*1980.) (D=*1980.)									
17-2	1	194440-44112	CRANK, LIFT	1	1	1	1				N
		(A=T/# 00820) (B=T/# 02048) (C=T/# 20967) (D=T/# 42778)									
18	1	22351-050040	PIN, SPRING 5.0X40	1	1	1	1				
19	1	194300-44210	SHAFT, LIFT	1	1	1	1				
20	1	24341-000360	O-RING, 1AS36.0	2	2	2	2				
21	1	194300-44250	SLEEVE, LIFT SHAFT	1	1	1	1				
22	1	194300-44260	SLEEVE, LIFT SHAFT	1	1	1	1				
23	1	24321-000450	O-RING, 1AG45.0	2	2	2	2				
24	1	194300-44230	LINER, 35X60X3	2	2	2	2				
25	1	194446-44410-X	ARM (L), LIFT	1	1	1	1				
25-1	1	194446-44411	ARM (L), LIFT	1	1	1	1				N
		(A=T/# 00860) (B=T/# 02184) (C=T/# 20958) (D=T/# 42861)									
25-2	1	194195-44411	ARM, LIFT L	1	1	1	1				N
		(A=T/# 00894) (B=T/# 02355) (C=T/# 20991) (D=T/# 42957)									
26	1	194446-44420-X	ARM (R), LIFT	1	1	1	1				
26-1	1	194446-44421	ARM (R), LIFT	1	1	1	1				N
		(A=T/# 00860) (B=T/# 02184) (C=T/# 20958) (D=T/# 42861)									
26-2	1	194195-44411	ARM, LIFT L	1	1	1	1				N
		(A=T/# 00894) (B=T/# 02355) (C=T/# 20991) (D=T/# 42957)									
27	1	194446-44450-X	WASHER 10.5X50X6	1	1	1	1				
28	1	26116-100202	BOLT, M10X 20 PLATED	1	1	1	1				
29	1	22217-100000	WASHER, SPRING 10	1	1	1	1				
30	1	194151-46261	SEAT, RELIEF VALVE	1	1	1	1				
31	1	24311-000120	O-RING, 1AP12.0	1	1	1	1				
32	1	194150-45361	HOLDER, VALVE	1	1	1	1				
33	1	24190-080003	BALL, STEEL 1/4	1	1	1	1				
34	1	194310-46450	SPRING	1	1	1	1				
34-1	1	194150-45320	SPRING, RELIEF VALVE	1	1	1	1				N
		(A=*1980.) (B=*1980.) (C=*1980.) (D=*1980.)									
35	1	194310-46460	HOLDER, SPRING	1	1	1	1				

Fig.52. HYDRAULIC CYLINDER CASE

Fig. 52 HYDRAULIC CYLINDER CASE



X- MARK PARTS: NOT SOLD SEPARATELY.

(A)=YM186 (FLOOR
(B)=YM186D(FLOOR
(C)=YM186 (COLUM

(D)=YM186D(COLUM
(E)=
(F)=

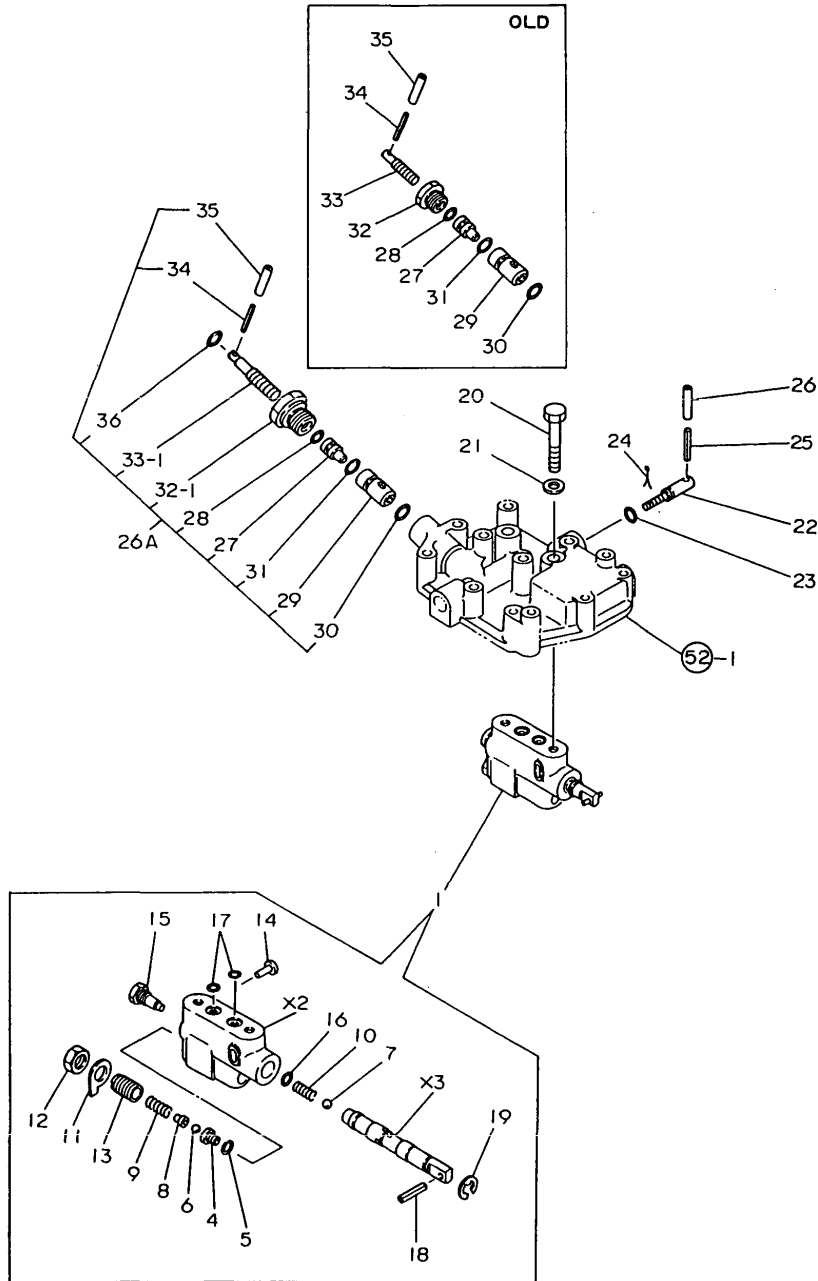
No.	Lev.	Parts No.	Description	Qty						I	R
				(A)	(B)	(C)	(D)	(E)	(F)		
36	1	110250-53150	PLATE ASSY, ADJUST	1	1	1	1				
39	1	194130-44480	PIN, LIFT ARM	2	2	2	2				W
		(A=FROM 1ST) (B=FROM 1ST) (C=FROM 1ST) (D=FROM 1ST)									
40-1	1	22217-160000	WASHER, SPRING 16	2	2	2	2				W
		(A=FROM 1ST) (B=FROM 1ST) (C=FROM 1ST) (D=FROM 1ST)									
41	1	26736-120002	NUT, M12	2	2	2	2				M
41-1	1	26736-160002	NUT, M16	2	2	2	2				W
		(A=FROM 1ST) (B=FROM 1ST) (C=FROM 1ST) (D=FROM 1ST)									

Fig.53. CONTROL VALVE

(A)=YM186 (FLOOR)
 (B)=YM186D(FLOOR)
 (C)=YM186 (COLUM)

(D)=YM186D(COLUM)
 (E)=
 (F)=

Fig. 53 CONTROL VALVE



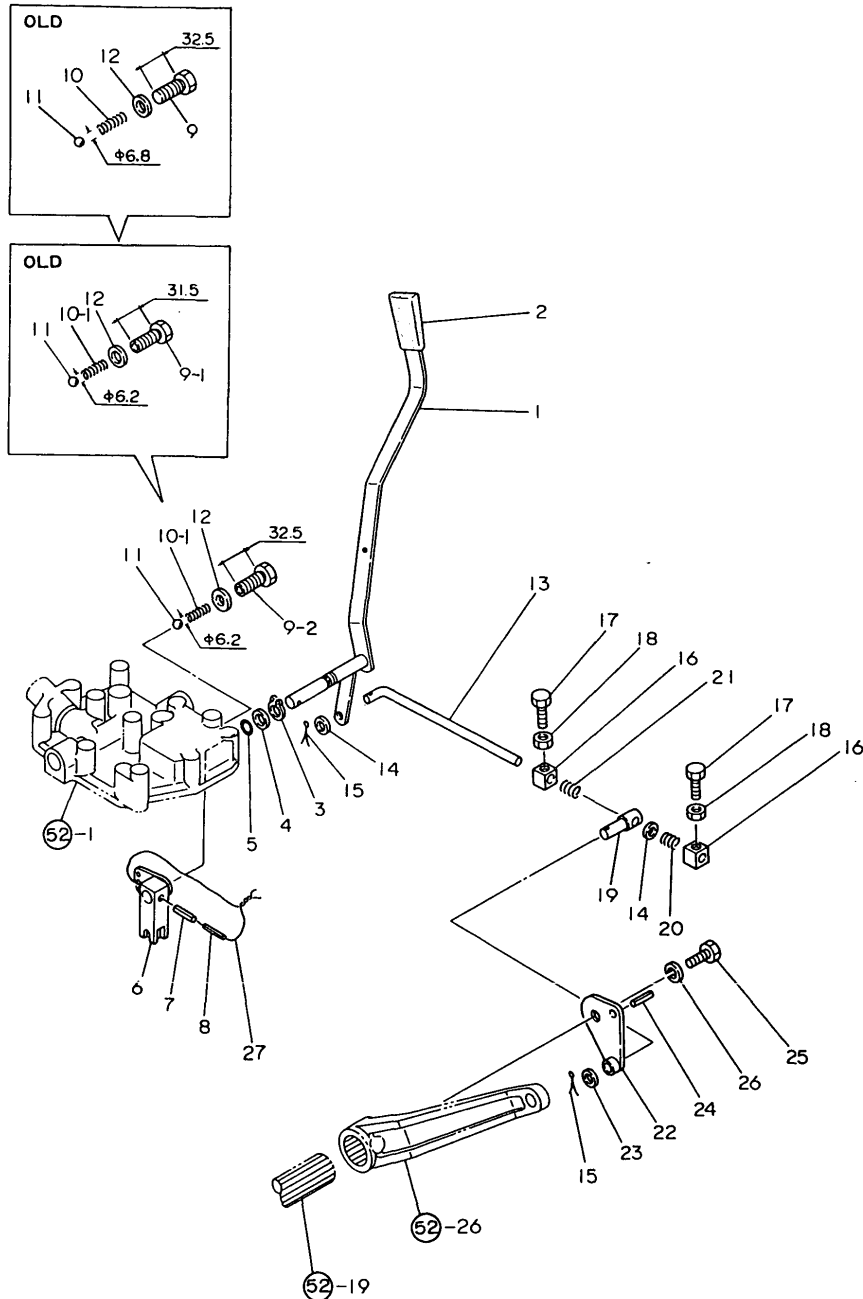
No.	Lev.	Parts No.	Description	Q'ty						I	R
				(A)	(B)	(C)	(D)	(E)	(F)		
1	1	194300-45100-X	VALVE ASSY, CONTROL	1	1	1	1				
4	2	194201-45160	SEAT, VALVE	1	1	1	1				
5	2	194201-45280	RING, STOP	1	1	1	1				
6	2	24190-100003	BALL, STEEL 5/16	1	1	1	1				
7	2	24190-120003	BALL, STEEL 3/8	1	1	1	1				
8	2	194300-45240	SEAT, SPRING	1	1	1	1				
9	2	194300-45170	SPRING	1	1	1	1				
10	2	194200-45260	SPRING	1	1	1	1				
11	2	194200-45210	WASHER	1	1	1	1				
12	2	194200-45190	NUT	1	1	1	1				
13	2	194200-45180	ADJUSTER	1	1	1	1				
14	2	194200-45150	ADJUSTER	1	1	1	1				
15	2	194201-45270	PLUG	1	1	1	1				
16	2	24315-000050	O-RING, 1BP5.0	1	1	1	1				
17	2	24311-000140	O-RING, 1AP14.0	2	2	2	2				
18	2	22351-060025	PIN, SPRING 6.0X25	1	1	1	1				
19	2	22272-000100	RING, E-10	1	1	1	1				
20	1	194300-45350	BOLT M12	2	2	2	2				
21	1	23414-120000	GASKET, 12X1.0	2	2	2	2				
22	1	194300-46110	SCREW	1	1	1	1				
23	1	24311-000070	O-RING, 1AP7.0	1	1	1	1				
24	1	22417-200200	PIN, COTTER 2.0X20	1	1	1	1				
25	1	22351-040040	PIN, SPRING 4.0X40	1	1	1	1				
26	1	23062-030015	PIPE 3X 15	1	1	1	1				
26A	1	194500-46300	VALVE KIT, STOP	1	1	1	1				W
		(A=T/# 00831) (B=T/# 02068) (C=T/# 20967) (D=T/# 42828)									
27	2	194300-46611	VALVE, STOP	1	1	1	1				
28	2	24311-000070	O-RING, 1AP7.0	1	1	1	1				
29	2	194300-46621	SEAT, VALVE	1	1	1	1				
30	2	24311-000120	O-RING, 1AP12.0	1	1	1	1				
31	2	24341-000140	O-RING, 1AS14.0	1	1	1	1				
32	2	194300-46630	GUIDE, VALVE	1	1	1	1				
32-1	2	194500-46630	HOLDER, VALVE	1	1	1	1				S
		(A=T/# 00831) (B=T/# 02068) (C=T/# 20967) (D=T/# 42828)									
33	2	194300-46640	SCREW, VALVE	1	1	1	1				
33-1	2	194500-46640	BOLT, STOP	1	1	1	1				S
		(A=T/# 00831) (B=T/# 02068) (C=T/# 20967) (D=T/# 42828)									
34	2	22351-040040	PIN, SPRING 4.0X40	1	1	1	1				
35	2	23062-030015	PIPE 3X 15	1	1	1	1				
36	2	24311-000080	O-RING, 1AP8.0	1	1	1	1				W
		(A=T/# 00831) (B=T/# 02068) (C=T/# 20967) (D=T/# 42828)									

Fig.54. HYDRAULIC CONTROL LEVER

(A)=YM186 (FLOOR)
(B)=YM186D(FLOOR)
(C)=YM186 (COLUMN)

(D)=YM186D(COLUMN)
(E)=
(F)=

Fig. 54 HYDRAULIC CONTROL LEVER



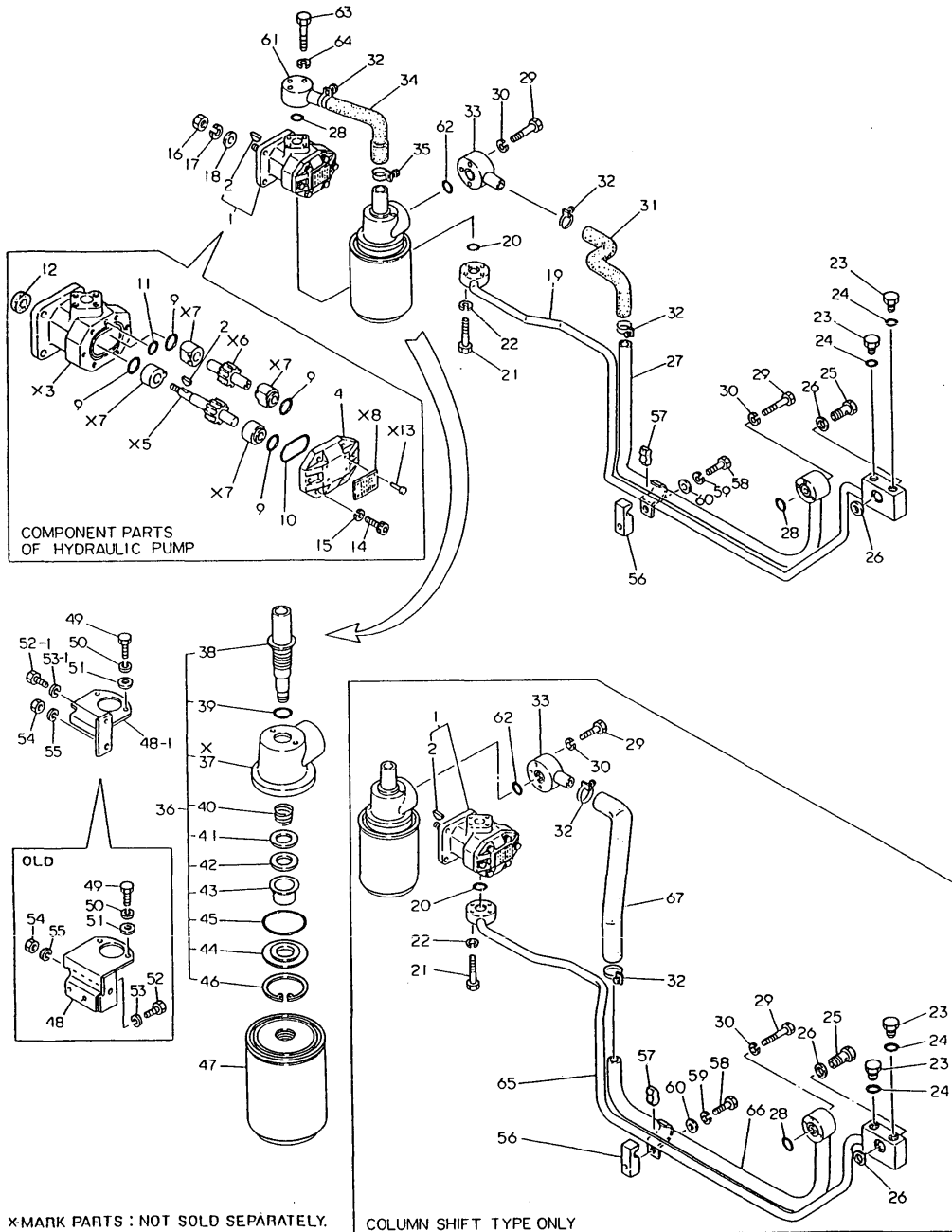
No.	Lev.	Parts No.	Description	Q'ty						I	R
				(A)	(B)	(C)	(D)	(E)	(F)		
1	1	194446-44700-X	LEVER, CONTROL	1	1	1	1				
2	1	194150-47621	KNOB, LEVER	1	1	1	1				
3	1	22242-000140	RING, 14	1	1	1	1				
4	1	194300-44760	LINER, LEVER	1	1	1	1				
5	1	24341-000120	O-RING, 1AS12.0	1	1	1	1				
6	1	194300-44811	FORK, LEVER	1	1	1	1				
7	1	22351-050025	PIN, SPRING 5.0X25	1	1	1	1				
8	1	22351-030025	PIN, SPRING 3.0X25	1	1	1	1				
9	1	194446-44910	RETAINER	1	1	1	1				
9-1	1	194446-44911	RETAINER	1	1	1	1			S	1
		(A=T/# 00510) (B=T/# 01215)									
9-2	1	194446-44912	RETAINER	1	1	1	1				N
		(A=*1981.03) (B=*1981.03) (C=*1981.03) (D=*1981.03)									
10	1	194446-44930	SPRING	1	1						
10-1	1	194446-44931	SPRING, LOCK	1	1	1	1			S	1
		(A=T/# 00510) (B=T/# 01215)									
11	1	24190-080001	BALL, STEEL 1/4	1	1	1	1				
12	1	23414-120000	GASKET, 12X1.0	1	1	1	1				
13	1	194446-44610	ROD	1	1	1	1				
14	1	22137-080000	WASHER, 8	2	2	2	2				
15	1	22417-200200	PIN, COTTER 2.0X20	2	2	2	2				
16	1	194200-47620	STOPPER, RETURN	2	2	2	2				
17	1	26116-060162	BOLT, M6X 16 PLATED	2	2	2	2				
18	1	26716-060002	NUT, M6	2	2	2	2				
19	1	194300-44550	PIN, STOPPER	1	1	1	1				
20	1	194440-44660	SPRING, RETURN	1	1	1	1				
20-1	1	1C6054-82140	SPRING	2	2	2	2				N
		(A=T/# 00867) (B=T/# 02284) (C=T/# 20972) (D=T/# 42891)									
21	1	1C6120-63190	SPRING	1	1	1	1				
22	1	194446-44510-X	ARM, FEED BACK	1	1	1	1				
23	1	22137-100000	WASHER, 10	1	1	1	1				
24	1	22351-060016	PIN, SPRING 6.0X16	1	1	1	1				
25	1	26116-100202	BOLT, M10X 20 PLATED	1	1	1	1				
26	1	22217-100000	WASHER, SPRING 10	1	1	1	1				
27	1	22451-160100	WIRE, 1.6X 100	1	1	1	1				W
		(A=T/# 00414) (B=T/# 00839) (C=FROM 1ST) (D=FROM 1ST)									
27-1	1	22451-160000	WIRE, 1.6	1	1	1	1				N
		(A=*) (B=*) (C=*) (D=*)									

Fig.55. HYDRAULIC PIPES

(A)=YM186 (FLOOR)
(B)=YM186D(FLOOR)
(C)=YM186 (COLUMN)

(D)=YM186D(COLUMN)
(E)=
(F)=

Fig. 55 HYDRAULIC PIPES



*MARK PARTS : NOT SOLD SEPARATELY.

COLUMN SHIFT TYPE ONLY

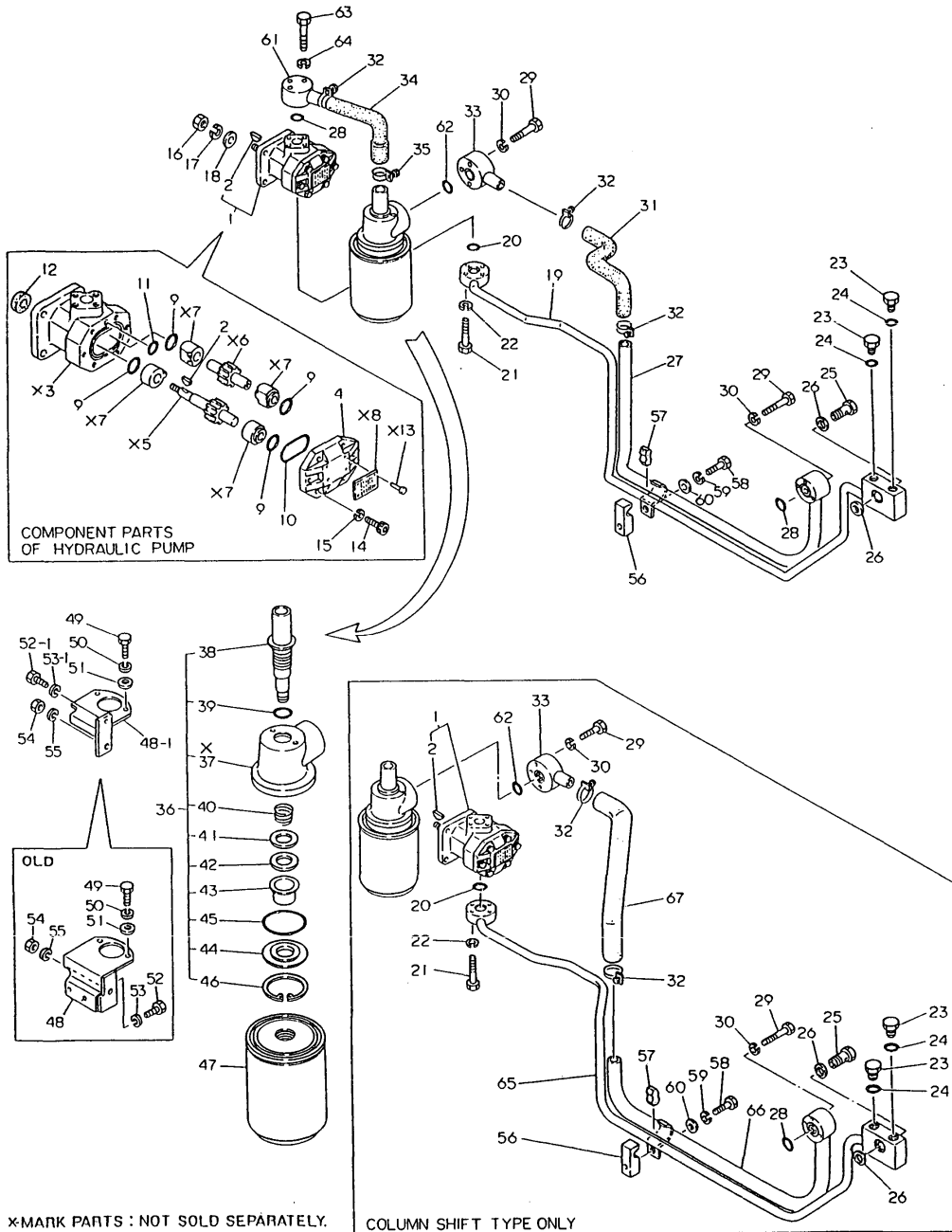
No.	Lev.	Parts No.	Description	Q'ty						I	R
				(A)	(B)	(C)	(D)	(E)	(F)		
1	1	194130-41120-X	PUMP ASSY, HYDRAULIC	1	1	1	1				
2	2	22522-030130	KEY, WOODRUFF 3X13	1	1	1	1				
4	2	194320-41150	COVER	1	1	1	1				
9	2	24315-000200	O-RING, 1BP20.0	4	4	4	4				
10	2	24341-000480	O-RING, 1AS48.0	1	1	1	1				
11	2	24341-000100	O-RING, 1AS10.0	1	1	1	1				
12	2	194320-41160	SEAL TC14 25 7, OIL	1	1	1	1				
12-1	2	24421-142507	SEAL, OIL TC142507	1	1	1	1				R
		(A=T/# 00815) (B=T/# 02019) (C=T/# 20956) (D=T/# 42749)									
14	2	26450-080252	BOLT, M8X 25	6	6	6	6				
15	2	22217-080000	WASHER, SPRING 8	6	6	6	6				
16	1	194990-20180	NUT	1	1	1	1				
16-1	1	26716-080002	NUT, M8	1	1	1	1				N
		(A=T/# 00713) (B=T/# 01611) (C=T/# 20858) (D=T/# 41924)									
17	1	22217-080000	WASHER, SPRING 8	1	1	1	1				
18	1	194100-41670	WASHER 8.5X18X2	1	1	1	1				
19	1	194446-48110-X	PIPE, HIGH-PRESSURE	1	1						Z
		(A=*) (B=*)									
20	1	24311-000200	O-RING, 1AP20.0	1	1	1	1				
21	1	26116-060352	BOLT, M6X 35 PLATED	4	4	4	4				
21-1	1	26013-060352	BOLT, M6X 35	4	4	4	4				N
		(A=*) (B=*) (C=*) (D=*)									
21-2	1	26106-060352	BOLT, M6X 35 PLATED	4	4	4	4				N
		(A=T/# 00898) (B=T/# 02355) (C=T/# 20991) (D=T/# 42957)									
22	1	22217-060000	WASHER, SPRING 6	4	4	4	4				Z
		(A=*) (B=*) (C=*) (D=*)									
23	1	194464-45920	PLUG, 3/4-16UNF	2	2	2	2				
24	1	194464-45930	O-RING, 8-1	2	2	2	2				
25	1	194446-48650	BOLT, JOINT M12	1	1	1	1				
26	1	23414-180023	GASKET, 18X1.0	2	2	2	2				
27	1	194446-48240-X	PIPE, LOW PRESSURE	1	1	1	1				
28	1	24311-000200	O-RING, 1AP20.0	2	2	2	2				
29	1	26116-060402	BOLT, M6X 40 PLATED	6	6	6	6				
29-1	1	26013-060402	BOLT, M6X 40	6	6	6	6				N
		(A=*) (B=*) (C=*) (D=*)									
29-2	1	26106-060402	BOLT, M6X 40 PLATED	6	6	6	6				N
		(A=T/# 00898) (B=T/# 02355) (C=T/# 20991) (D=T/# 42957)									
30	1	22217-060000	WASHER, SPRING 6	6	6						Z
		(A=*1980.12) (B=*1980.12)									
31	1	194446-48250-X	RUBBER PIPE	1	1						Z
		(A=*1980.12) (B=*1980.12)									
32	1	194151-48710	CLAMP	3	3	3	3				
33	1	194446-48220-X	PIPE, LOW PRESSURE	1	1	1	1				
34	1	194446-48230-X	HOSE, PRESSURE A	1	1	1	1				
35	1	23010-035000	CLAMP, 35	1	1	1	1				
35-1	1	194464-48220	CLAMP 37	1	1	1	1				N
		(A=T/# 00860) (B=T/# 02184) (C=T/# 20958) (D=T/# 42861)									
36	1	194464-48300-X	COVER ASSY, FILTER	1	1	1	1				
38	2	194464-48331	BOLT, FILTER	1	1	1	1				
39	2	24311-000280	O-RING, 1AP28.0	1	1	1	1				
40	2	194464-48370	SPRING, FILTER	1	1	1	1				

Fig.55. HYDRAULIC PIPES

(A)=YM186 (FLOOR)
(B)=YM186D(FLOOR)
(C)=YM186 (COLUMN)

(D)=YM186D(COLUMN)
(E)=
(F)=

Fig. 55 HYDRAULIC PIPES



No.	Lev.	Parts No.	Description	Q'ty						I	R
				(A)	(B)	(C)	(D)	(E)	(F)		
41	2	194464-48361	WASHER 21.5X35X1.6	1	1	1	1				
42	2	194464-48390	GASKET	1	1	1	1				
43	2	194464-48341	COLLAR, SEAL	1	1	1	1				
44	2	194464-48351	SPACER 56	1	1	1	1				
45	2	24341-000560	O-RING, 1AS56.0	1	1						Z
		(A=T/# 00510) (B=T/# 01204)									
46	2	22252-000600	RING, 60	1	1	1	1				
47	1	194464-48310	FILTER, HYDRAULIC	1	1	1	1				
48	1	194446-48380-X	BRACKET, STRAINER	1	1						
48-1	1	194446-48381-X	BRACKET, STRAINER	1	1	1	1				S
		(A=T/# 00229) (B=T/# 00600)									
49	1	26116-080222	BOLT, M8X 22 PLATED	2	2	2	2				
49-1	1	26013-080202	BOLT, M8X 20	2	2	2	2				N
		(A=*1982.09) (B=*1982.09) (C=*1982.09) (D=*1982.09)									
49-2	1	26106-080202	BOLT, M8X 20 PLATED	2	2	2	2				N
		(A=T/# 00909) (B=T/# 02372) (C=T/# 20991) (D=T/# 42957)									
50	1	22217-080000	WASHER, SPRING 8	2	2	2	2				Z
		(A=*1982.09) (B=*1982.09) (C=*1982.09) (D=*1982.09)									
51	1	22137-080000	WASHER, 8	2	2	2	2				Z
		(A=*) (B=*) (C=*) (D=*)									
52	1	26116-060162	BOLT, M6X 16 PLATED	2	2						
52-1	1	26116-080302	BOLT, M8X 30 PLATED	1	1	1	1				S
		(A=T/# 00229) (B=T/# 00600)									
52-2	1	26106-080302	BOLT, M8X 30 PLATED	1	1	1	1				N
		(A=T/# 00909) (B=T/# 02372) (C=T/# 20991) (D=T/# 42957)									
53	1	22217-060000	WASHER, SPRING 6	2	2						
53-1	1	22217-080000	WASHER, SPRING 8	1	1	1	1				S
		(A=T/# 00229) (B=T/# 00600)									
53-2	1	22217-080000	WASHER, SPRING 8	1	1	1	1				Z
		(A=T/# 00909) (B=T/# 02372) (C=T/# 20991) (D=T/# 42957)									
54	1	26716-100002	NUT, M10	1	1	1	1				
55	1	22217-100000	WASHER, SPRING 10	1	1	1	1				
56	1	194440-48830	BASE, PIPE CLAMP	1	1	1	1				
57	1	194440-48840	RUBBER	1	1	1	1				
58	1	26116-080352	BOLT, M8X 35 PLATED	1	1	1	1				
58-1	1	26013-080352	BOLT, M8X 35			1	1				N
		(A=*) (B=*) (C=*) (D=*)									
58-2	1	26106-080352	BOLT, M8X 35 PLATED	1	1	1	1				N
		(A=T/# 00909) (B=T/# 02372) (C=T/# 20991) (D=T/# 42957)									
59	1	22217-080000	WASHER, SPRING 8	1	1	1	1				Z
		(A=*) (B=*) (C=*) (D=*)									
60	1	22137-080000	WASHER, 8	1	1	1	1				Z
		(A=T/# 00909) (B=T/# 02372) (C=T/# 20991) (D=T/# 42957)									
61	1	194440-48210	PIPE, LOW PRESSURE	1	1	1	1				
62	1	24311-000220	O-RING, 1AP22.0	1	1	1	1				
63	1	26116-060402	BOLT, M6X 40 PLATED	3	3	3	3				
63-1	1	26013-060402	BOLT, M6X 40	3	3	3	3				N
		(A=*) (B=*) (C=*) (D=*)									
63-2	1	26106-060402	BOLT, M6X 40 PLATED	3	3	3	3				N
		(A=T/# 00898) (B=T/# 02355) (C=T/# 20991) (D=T/# 42957)									
64	1	22217-060000	WASHER, SPRING 6	3	3	3	3				Z

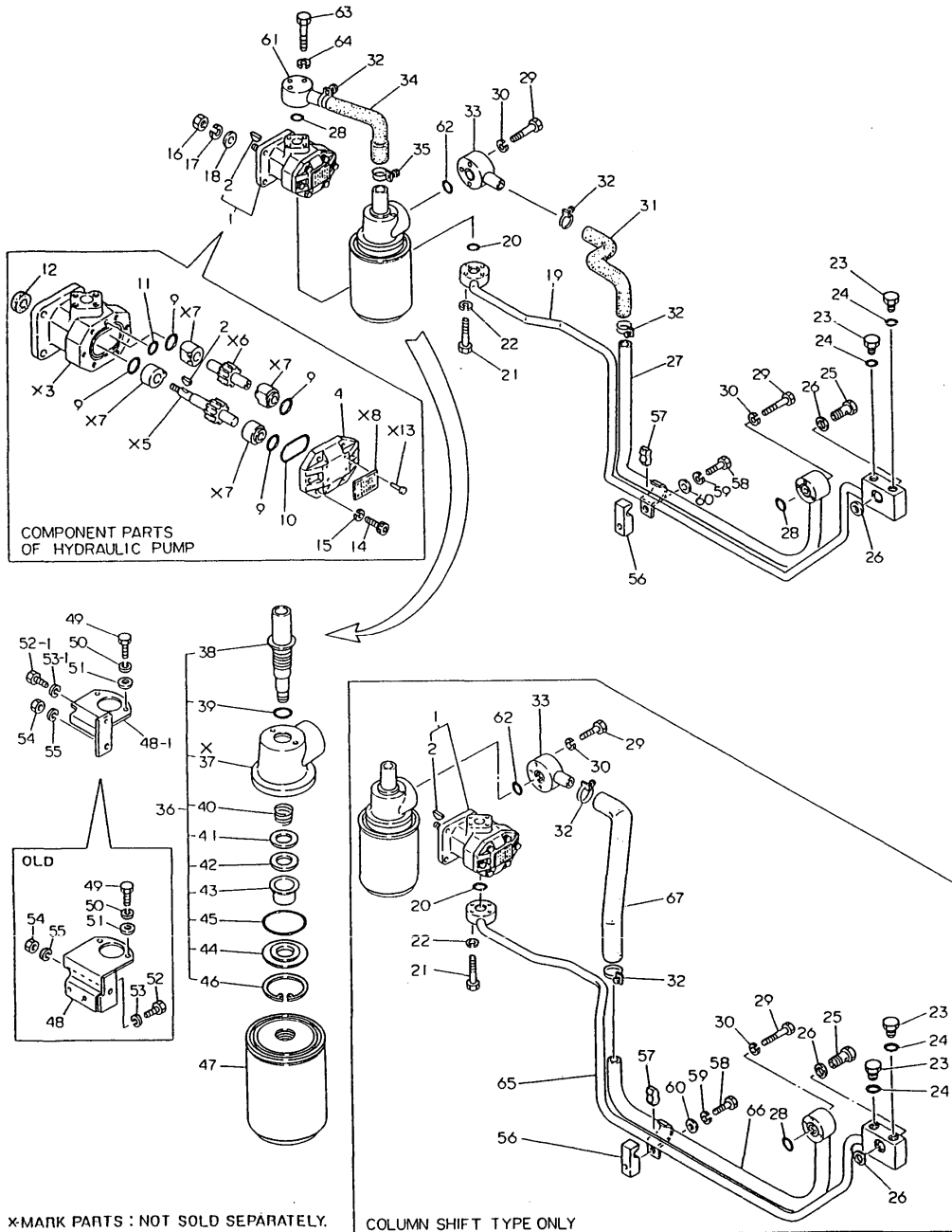
N:Old \xrightarrow{Yes} New, Q:Old \xrightarrow{No} New, R:Old \xrightarrow{Yes} New, S:Old \xrightarrow{No} New, W:Add, Z:Discontinued, F:Interchangeable by set, K:Q'ty Change
 ++ CONTINUE ++
 Copyright (C) YANMAR CO., LTD. All Rights Reserved.

Fig.55. HYDRAULIC PIPES

(A)=YM186 (FLOOR
(B)=YM186D(FLOOR
(C)=YM186 (COLUM

(D)=YM186D(COLUM
(E)=
(F)=

Fig. 55 HYDRAULIC PIPES



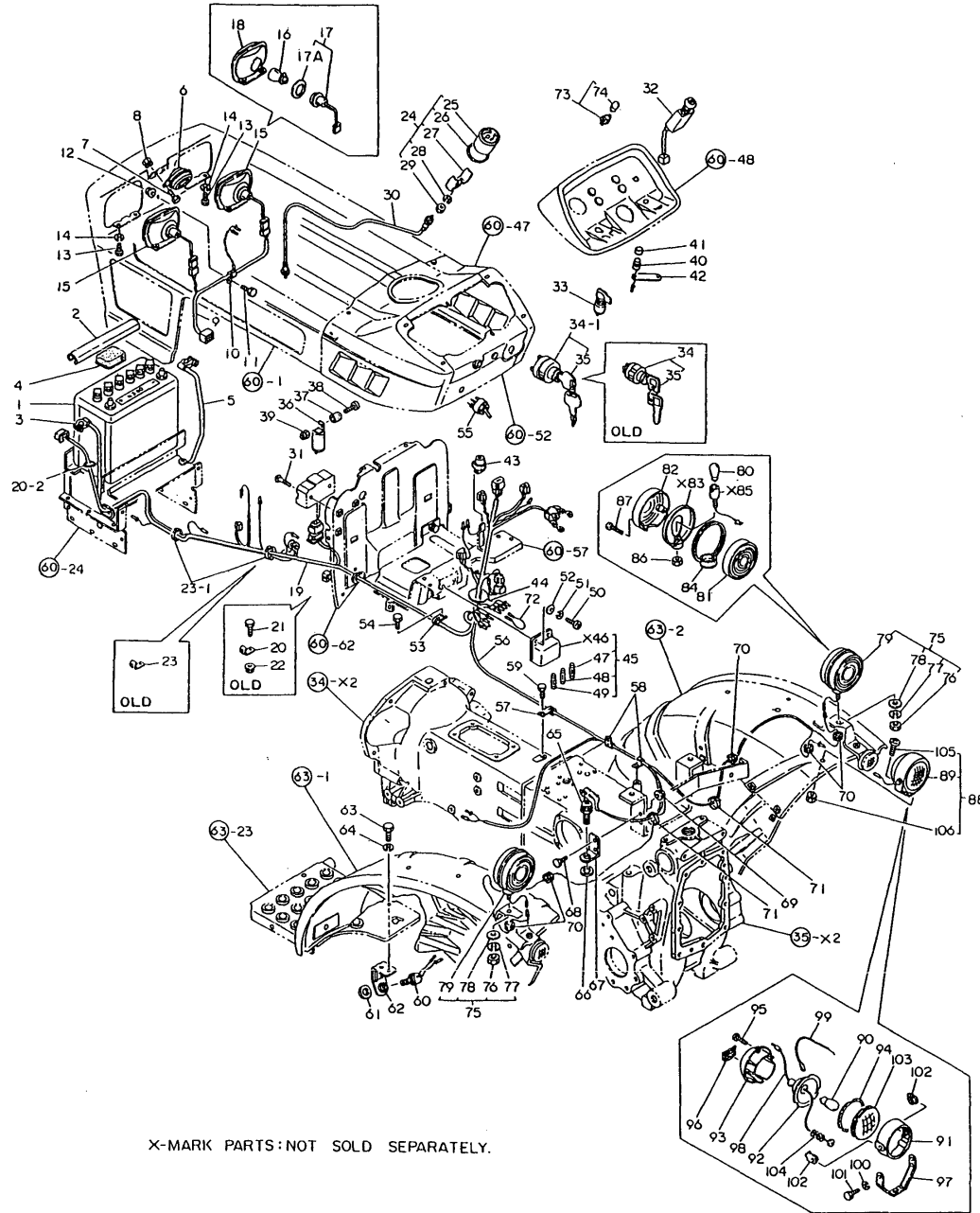
No.	Lev.	Parts No.	Description	Q'ty						I	R
				(A)	(B)	(C)	(D)	(E)	(F)		
		(A=*) (B=*) (C=*) (D=*)									
65	1	194500-48110-X	PIPE, HIGH-PRESSURE	1	1	1	1				W
		(A=*1980.12) (B=*1980.12) (C=FROM 1ST) (D=FROM 1ST)									
66	1	194500-48240-X	PIPE, LOW PRESSURE	1	1	1	1				W
		(A=*1980.12) (B=*1980.12) (C=FROM 1ST) (D=FROM 1ST)									
67	1	194500-48250	RUBBER PIPE	1	1	1	1				W
		(A=*1980.12) (B=*1980.12) (C=FROM 1ST) (D=FROM 1ST)									

Fig.56. ELECTRIC PARTS (FLOOR:U.S.A.)

(A)=YM186 (FLOOR)
(B)=YM186D(FLOOR)
(C)=YM186 (COLUM

(D)=YM186D(COLUM
(E)=
(F)=

Fig. 56 ELECTRIC PARTS (Floor Shift type:U.S.A.)



X-MARK PARTS: NOT SOLD SEPARATELY.

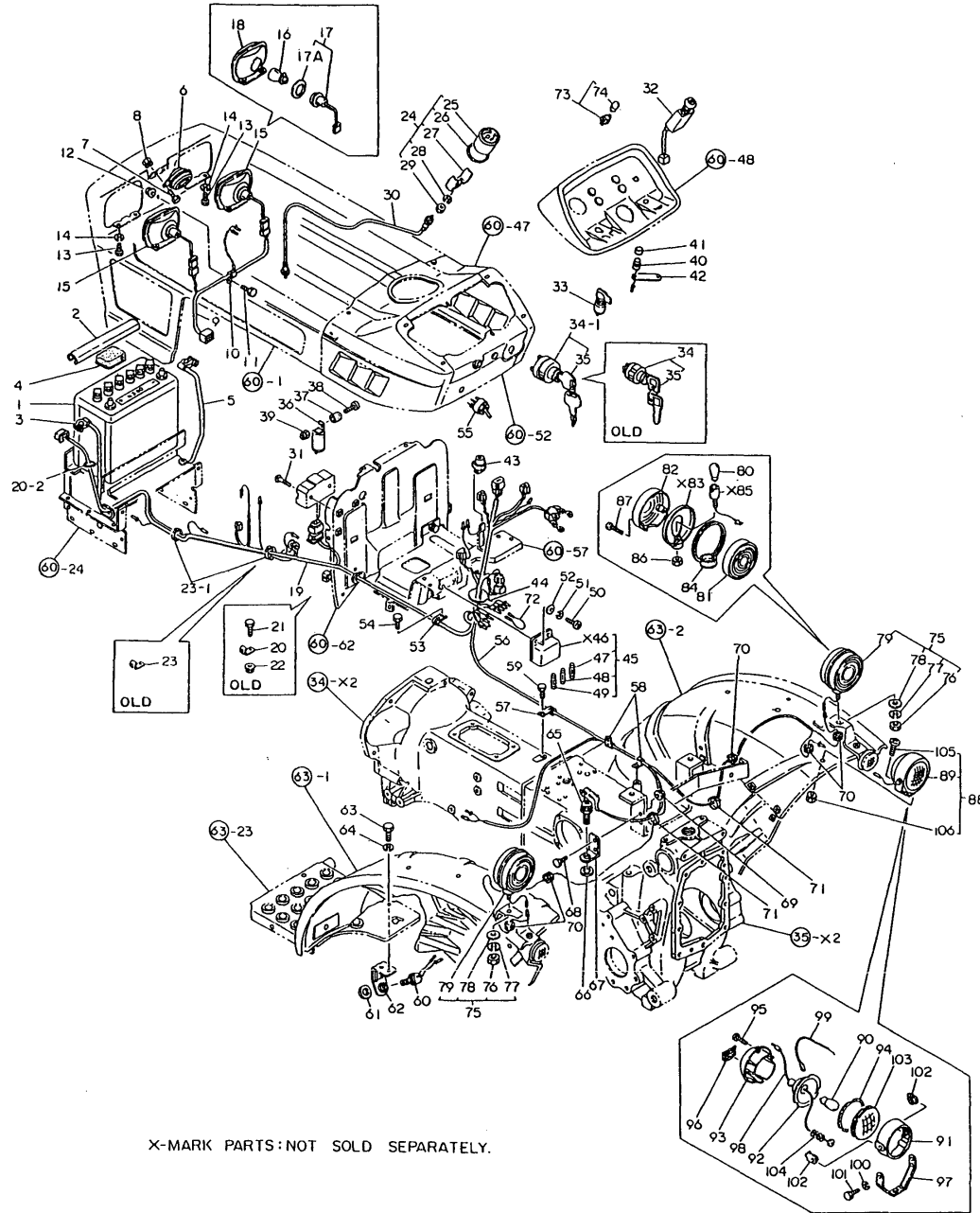
No.	Lev.	Parts No.	Description	Qty						I	R
				(A)	(B)	(C)	(D)	(E)	(F)		
1	1	194446-51310	BATTERY DR46B24R	1	1						
2	1	194440-51550	COVER, BATTERY	1	1						
3	1	194446-51410	CABLE, BATTERY	1	1						
4	1	194080-51430	INSULATOR	1	1						
5	1	194440-51420	CABLE, BATTERY EARTH	1	1						
6	1	194151-57100	HORN	1	1						
7	1	26116-060122	BOLT, M6X 12 PLATED	2	2						
7-1	1	26106-060122	BOLT, M6X 12 PLATED	2	2						N
		(A=T/# 00898) (B=T/# 02355)									
8	1	194990-22040	NUT, M6	2	2						
9	1	194440-51150	HARNESS, WIRE	1	1						
10	1	194440-51630	CLAMP, HARNESS	1	1						
11	1	26116-060162	BOLT, M6X 16 PLATED	1	1						Z
		(A=*) (B=*)									
12	1	194990-22130	NUT, M6	1	1						Z
		(A=*) (B=*)									
13	1	26116-060122	BOLT, M6X 12 PLATED	4	4						
13-1	1	26106-060122	BOLT, M6X 12 PLATED	4	4						N
		(A=T/# 00898) (B=T/# 02355)									
14	1	22217-060000	WASHER, SPRING 6	4	4						Z
		(A=T/# 00898) (B=T/# 02355)									
15	1	194201-53050	LIGHT ASSY, HEAD	2	2						
15-1	1	194201-53051	LIGHT ASSY, HEAD	2	2						N
		(A=*1981.) (B=*1981.)									
16	2	194262-53080	BULB, 12V25W	2	2						
17	2	194262-53100	SOCKET	2	2						W
		(A=*) (B=*)									
17-1	2	194201-53100	SOCKET	2	2						S
		(A=*1981.) (B=*1981.)									
17A	3	194201-53110	GASKET	2	2						W
		(A=*1981.) (B=*1981.)									
18	2	194262-53090	BEAM UNIT	2	2						W
		(A=*) (B=*)									
19	1	194446-51110	HARNESS (A), WIRE	1	1						
20	1	194440-51630	CLAMP, HARNESS	1	1						
20-1	1	194150-51620	CLAMP, HARNESS	1	1						S
		(A=T/# 00200) (B=T/# 00487)									
20-2	1	121750-59890	BAND, 140	1	1						N
		(A=T/# 00200) (B=T/# 00487)									
21	1	26116-060122	BOLT, M6X 12 PLATED	1	1						Z
		(A=T/# 00200) (B=T/# 00487)									
22	1	194990-22130	NUT, M6	1	1						Z
		(A=T/# 00200) (B=T/# 00487)									
23	1	194150-51620	CLAMP, HARNESS	1	1						
23-1	1	121750-59890	BAND, 140	2	2						N
		(A=*1981.) (B=*1981.)									
24	1	194446-56100	HOUR-METER ASSY	1	1						
26	2	194110-56150	SHEET	1	1						W
		(A=*) (B=*)									
27	2	194110-56170	FITTINGS	1	1						W
		(A=*) (B=*)									

Fig.56. ELECTRIC PARTS (FLOOR:U.S.A.)

(A)=YM186 (FLOOR
(B)=YM186D(FLOOR
(C)=YM186 (COLUM

(D)=YM186D(COLUM
(E)=
(F)=

Fig. 56 ELECTRIC PARTS (Floor Shift type:U.S.A.)



X-MARK PARTS: NOT SOLD SEPARATELY.

No.	Lev.	Parts No.	Description	(A)	(B)	Q'ty	(C)	(D)	(E)	(F)	I	R
28	2	22217-040000	WASHER, SPRING 4	2	2							W
		(A=*) (B=*)										
29	2	26716-040002	NUT, M4	2	2							W
		(A=*) (B=*)										
30	1	194440-56900	CABLE, HOUR-METER	1	1							
31	1	26557-060302	SCREW, M6X30	2	2							
32	1	194440-52120	SWITCH, LIGHTING	1	1							
33	1	194440-52130	SWITCH, TURN SIGNAL	1	1							
34	1	194155-52110	SWITCH, STARTING	1	1							
34-1	1	194322-52110	SWITCH, STARTING	1	1							N
		(A=*1983.) (B=*1983.)										
35	2	194155-52190	KEY	1	1							
36	1	194080-57202	RELAY	1	1							
37	1	194151-57210	SPACER	1	1							
38	1	26557-050162	SCREW, M5X16	1	1							
39	1	26347-050002	NUT, M5	1	1							
39-1	1	26346-050002	NUT, M5	1	1							N
		(A=*) (B=*)										
40	1	194150-52160	SWITCH, HORN	1	1							
41	1	194150-52170	CAP, SWITCH	1	1							
42	1	194440-51180	PLATE, EARTH	1	1							
43	1	194464-57250	RELAY, CHECK	1	1							
44	1	194150-51620	CLAMP, HARNESS	2	2							
44-1	1	194250-51660	BAND 250	1	1							N
		(A=*) (B=*)										
45	1	194440-52400	BOX ASSY, FUSE	1	1							
47	2	194145-52820	FUSE 5A	1	1							
48	2	194145-52830	FUSE 10A	2	2							
49	2	194145-52840	FUSE 15A	2	2							
50	1	26587-060202	SCREW, M6X20	2	2							
51	1	22217-060000	WASHER, SPRING 6	2	2							Z
		(A=*) (B=*)										
52	1	22137-060000	WASHER, 6	1	1							Z
		(A=*) (B=*)										
53	1	194440-51630	CLAMP, HARNESS	1	1							
53-1	1	194440-51620	CLAMP	1	1							S
		(A=T/# 00511) (B=T/# 01233)										
54	1	26116-060122	BOLT, M6X 12 PLATED	1	1							Z
		(A=T/# 00511) (B=T/# 01233)										
55	1	194446-83310	SWITCH, FRONT P.T.O.	1	1							
56	1	194446-51120	HARNESS, WIRE	1	1							
57	1	194440-51630	CLAMP, HARNESS	1	1							
58	1	194440-51620	CLAMP	2	2							
59	1	26116-060122	BOLT, M6X 12 PLATED	3	3							
59-1	1	26116-060122	BOLT, M6X 12 PLATED	1	1							K
		(A=*) (B=*)										
59-2	1	26106-060122	BOLT, M6X 12 PLATED	1	1							N
		(A=T/# 00898) (B=T/# 02355)										
60	1	194440-52190	SWITCH, SAFETY START	1	1							
60-1	1	194440-52191	SWITCH, SAFETY START	1	1							N
		(A=T/# 00844) (B=T/# 02103)										

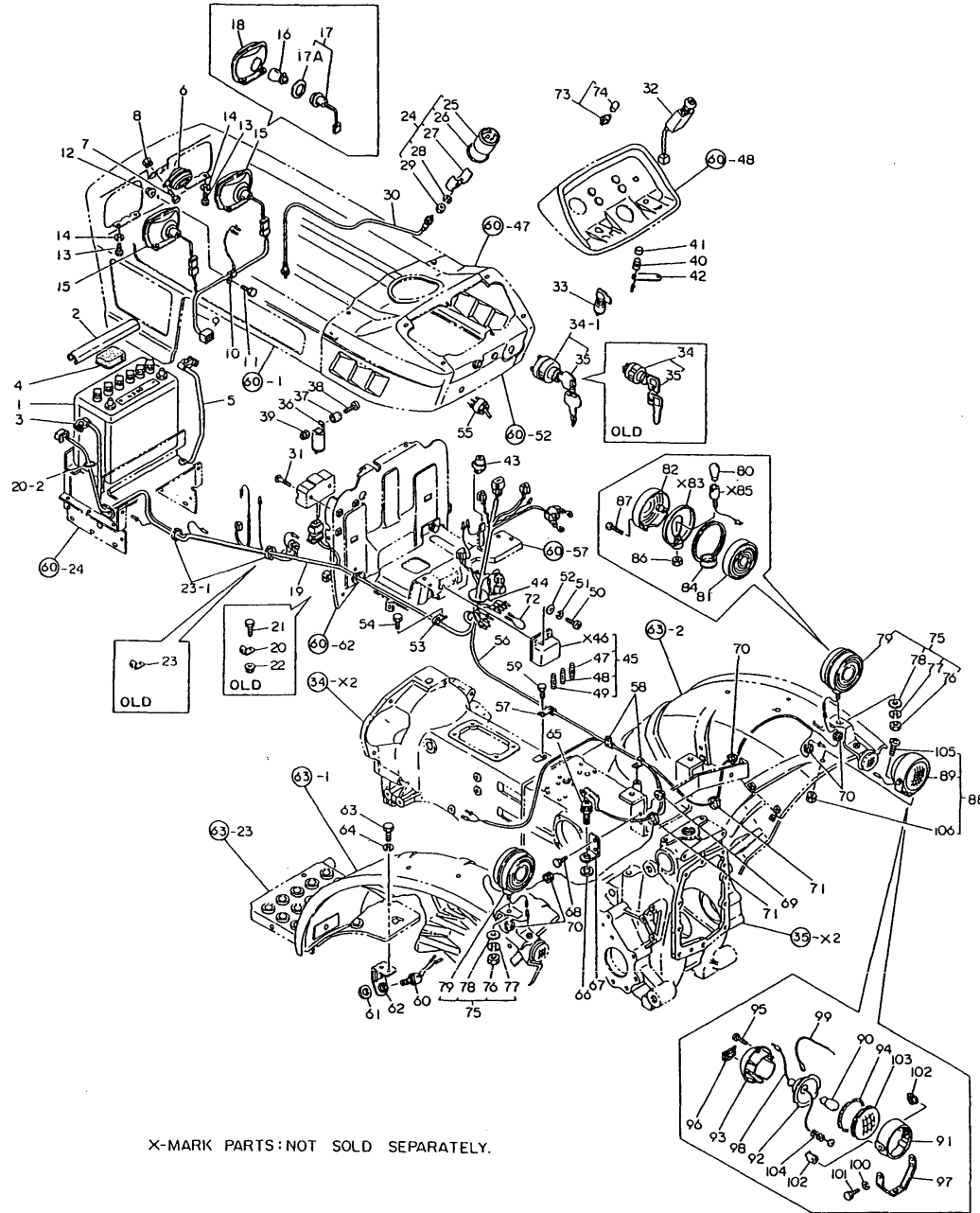
N:Old $\frac{Yes}{No}$ New, Q:Old $\frac{No}{Yes}$ New, R:Old $\frac{Yes}{Yes}$ New, S:Old $\frac{No}{No}$ New, W:Add, Z:Discontinued, F:Interchangeable by set, K:Q'ty Change
 ++ CONTINUE ++
 Copyright (C) YANMAR CO., LTD. All Rights Reserved.

Fig.56. ELECTRIC PARTS (FLOOR:U.S.A.)

(A)=YM186 (FLOOR)
(B)=YM186D(FLOOR)
(C)=YM186 (COLUM

(D)=YM186D(COLUM
(E)=
(F)=

Fig. 56 ELECTRIC PARTS (Floor Shift type:U.S.A.)



X-MARK PARTS:NOT SOLD SEPARATELY.

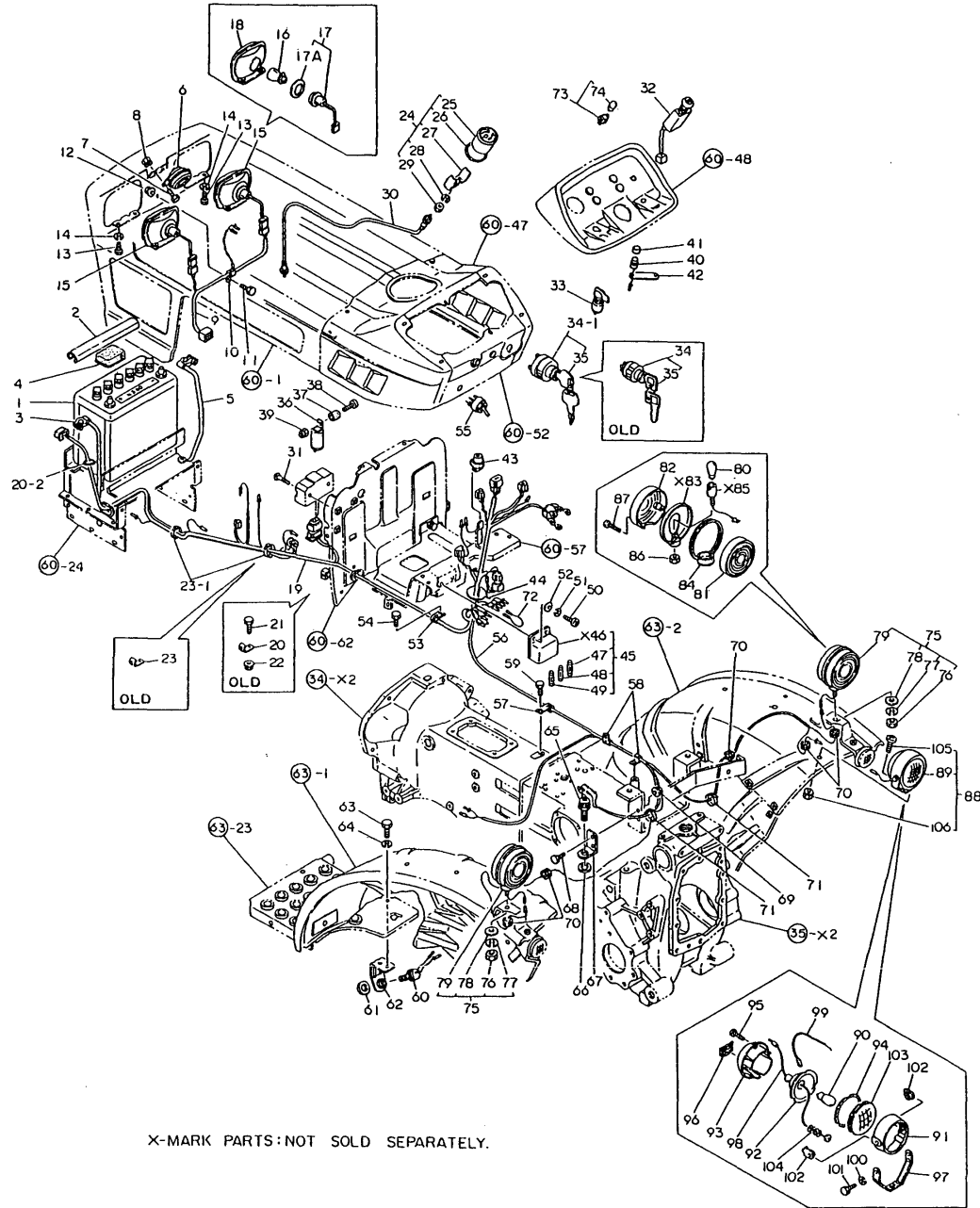
No.	Lev.	Parts No.	Description	(A)	(B)	(C)	(D)	(E)	(F)	Qty	I	R
61	1	194240-52210	NUT, M22	1	1							
62	1	194446-52220-X	STAY, SAFETY SWITCH	1	1							
63	1	26116-060122	BOLT, M6X 12 PLATED	2	2							
63-1	1	26106-060122	BOLT, M6X 12 PLATED	2	2							N
		(A=T/# 00898) (B=T/# 02355)										
64	1	22217-060000	WASHER, SPRING 6	2	2							
65	1	194440-52190	SWITCH, SAFETY START	1	1							
65-1	1	194440-52191	SWITCH, SAFETY START	1	1							N
		(A=T/# 00844) (B=T/# 02103)										
66	1	194240-52210	NUT, M22	1	1							
67	1	194446-52230-X	STAY, SAFETY SWITCH	1	1							
68-1	1	26116-060162	BOLT, M6X 16 PLATED	2	2							
68-2	1	26106-060162	BOLT, M6X 16 PLATED	2	2							N
		(A=T/# 00844) (B=T/# 02103)										
69	1	194990-22130	NUT, M6	2	2							W
		(A=*) (B=*)										
70	1	194080-58810	GROMMET, 8	5	5							
71	1	194150-51620	CLAMP, HARNESS	2	2							
71-1	1	121750-59890	BAND, 140	2	2							N
		(A=*1981.) (B=*1981.)										
72	1	194446-51160	WIRE, LEAD	1	1							W
		(A=T/# 00200) (B=T/# 00487)										
73	1	194440-55100	LAMP ASSY, INDICATOR	3	3							W
		(A=*) (B=*)										
74	2	194440-55820	BULB, 12V3.4W	3	3							W
		(A=*1981.) (B=*1981.)										
75	1	794275-53401	LAMP ASSY, WORKING	2	2							
76	2	26716-100002	NUT, M10	2	2							
77	2	22217-100000	WASHER, SPRING 10	2	2							
78	2	22137-100000	WASHER, 10	2	2							
79	2	194275-53401	LAMP ASSY, WORKING	2	2							
80	3	194275-53410	BULB	2	2							
81	3	194275-53421	LENS	2	2							
82	3	194275-53431	LENS	2	2							
84	3	194275-53451	GASKET, LENS	2	2							
86	3	26756-100002	NUT, LOCK M10	2	2							
87	3	194275-53481	SCREW, TAPPING M4X40	6	6							
88	1	794275-54100	LIGHT ASSY, WORKING	1	1							
89	2	194275-54100	LAMP, WORKING	1	1							
90	3	194081-55820	BULB, 12V20W	1	1							
91	3	194275-54120	HOUSING	1	1							
92	3	194275-54130	REFLECTOR	1	1							
93	3	194275-54140	HOUSING	1	1							
94	3	194275-54150	GASKET	1	1							
95	3	26557-040162	SCREW, M4X16	3	3							
96	3	194275-54160	PLUG	1	1							
97	3	194275-54170	BRACKET	1	1							
98	3	194275-54180	LEAD	1	1							
99	3	194275-54190	LEAD	1	1							
100	3	22217-060000	WASHER, SPRING 6	2	2							
101	3	26116-060142	BOLT, M6X 14 PLATED	2	2							

Fig.56. ELECTRIC PARTS (FLOOR:U.S.A.)

(A)=YM186 (FLOOR
(B)=YM186D(FLOOR
(C)=YM186 (COLUM

(D)=YM186D(COLUM
(E)=
(F)=

Fig. 56 ELECTRIC PARTS (Floor Shift type:U.S.A.)



X-MARK PARTS:NOT SOLD SEPARATELY.

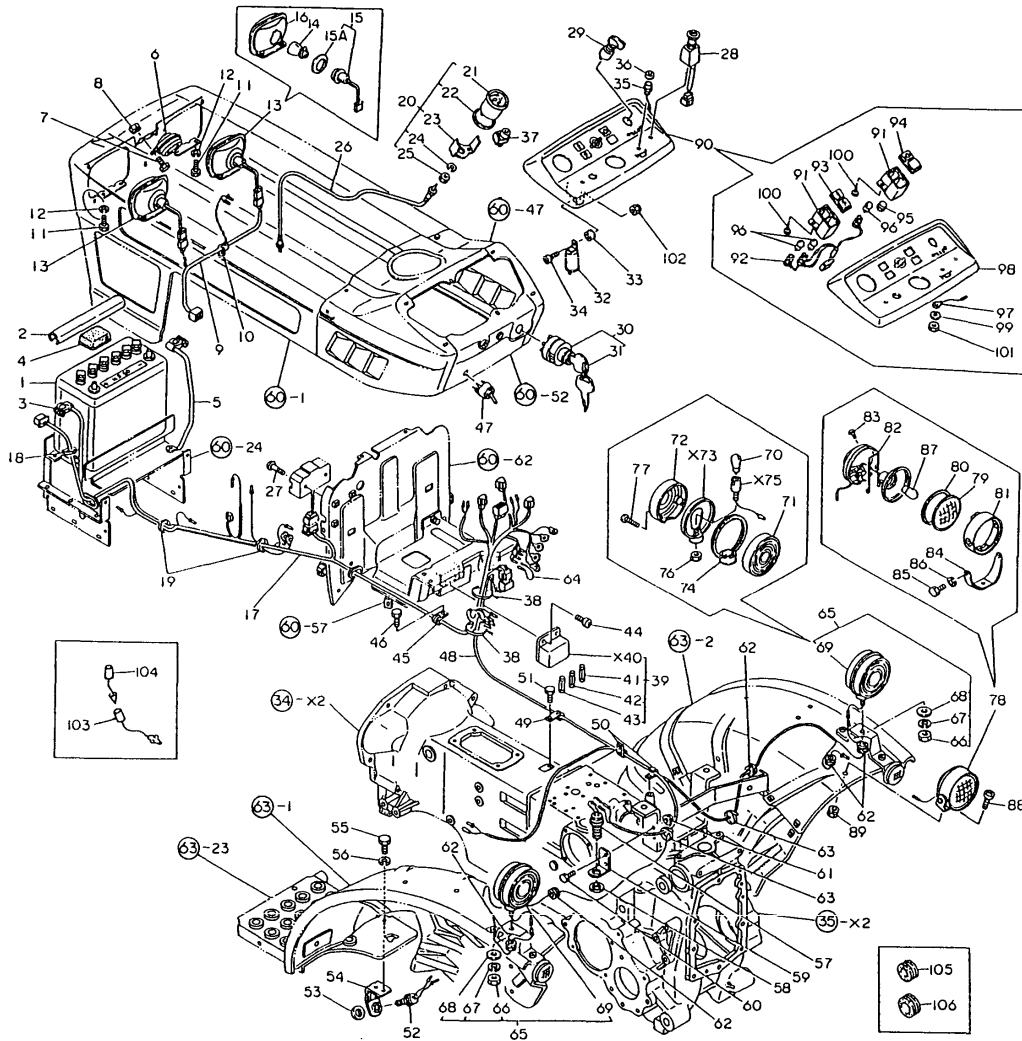
No.	Lev.	Parts No.	Description	Q'ty						I	R
				(A)	(B)	(C)	(D)	(E)	(F)		
102	3	194275-54210	NUT	2	2						
103	3	194275-54110	LENS	1	1						
104	3	194275-54220	SPRING	1	1						
105	2	26587-080162	SCREW, M8X16	1	1						
106	2	194990-22050	NUT, M8	1	1						

Fig.57. ELECTRIC PARTS (COLUMN:U.S.A.)

(A)=YM186 (FLOOR)
(B)=YM186D(FLOOR)
(C)=YM186 (COLUMN)

(D)=YM186D(COLUMN)
(E)=
(F)=

Fig. 57 ELECTRIC PARTS (Column Shift type:U.S.A.)



No.	Lev.	Parts No.	Description	Qty						I	R
				(A)	(B)	(C)	(D)	(E)	(F)		
1	1	194446-51310	BATTERY DR46B24R	1	1						
2	1	194440-51550	COVER, BATTERY	1	1						
3	1	194446-51410	CABLE, BATTERY	1	1						
4	1	194080-51430	INSULATOR (C=*) (D=*)	1	1						Z
5	1	194440-51420	CABLE, BATTERY EARTH	1	1						
6	1	194151-57100	HORN	1	1						
7	1	26116-060122	BOLT, M6X 12 PLATED	2	2						
7-1	1	26106-060122	BOLT, M6X 12 PLATED (C=T/# 20991) (D=T/# 42957)	2	2						N
8	1	194990-22040	NUT, M6	2	2						
9	1	194440-51150	HARNESS, WIRE	1	1						
10	1	194440-51630	CLAMP, HARNESS	1	1						
11	1	26116-060122	BOLT, M6X 12 PLATED	4	4						
11-1	1	26014-060122	BOLT, M6X 12 (C=T/# 20858) (D=T/# 41924)	4	4						N
11-2	1	26106-060122	BOLT, M6X 12 PLATED (C=T/# 20991) (D=T/# 42957)	4	4						N
12	1	22217-060000	WASHER, SPRING 6 (C=T/# 20858) (D=T/# 41924)	4	4						Z
13	1	194201-53050	LIGHT ASSY, HEAD	2	2						
13-1	1	194201-53051	LIGHT ASSY, HEAD (C=*1981.) (D=*1981.)	2	2						N
14	2	194262-53080	BULB, 12V25W	2	2						
15	2	194262-53100	SOCKET	2	2						
15-1	2	194201-53100	SOCKET (C=*1981.) (D=*1981.)	2	2						S
15A	3	194201-53110	GASKET (C=*) (D=*)	2	2						W
16	2	194262-53090	BEAM UNIT	2	2						
17	1	194500-51110	HARNESS (A), WIRE	1	1						
17-1	1	194448-51161	HARNESS (A), WIRE (C=T/# 20858) (D=T/# 41924)	1	1						N
17-2	1	194448-51162	HARNESS (A), WIRE (C=T/# 20952) (D=T/# 42656)	1	1						S
18	1	194150-51620	CLAMP, HARNESS	1	1						
18-1	1	121750-59890	BAND, 140 (C=T/# 20101) (D=T/# 40101)	1	1						N
19	1	194150-51620	CLAMP, HARNESS	1	1						
19-1	1	121750-59890	BAND, 140 (C=T/# 20101) (D=T/# 40101)	2	2						N
20	1	194432-56100	METER ASSY, HOUR	1	1						
22	2	194432-56150	RUBBER, BASE	1	1						
23	2	194432-56170	WASHER	1	1						
24	2	22217-040000	WASHER, SPRING 4	2	2						
25	2	26716-040002	NUT, M4	2	2						
26	1	194440-56900	CABLE, HOUR-METER	1	1						
27	1	26557-060302	SCREW, M6X30	2	2						
28	1	194440-52120	SWITCH, LIGHTING	1	1						
28-1	1	194420-52120	SWITCH, LIGHTING (C=T/# 20967) (D=T/# 42775)	1	1						N

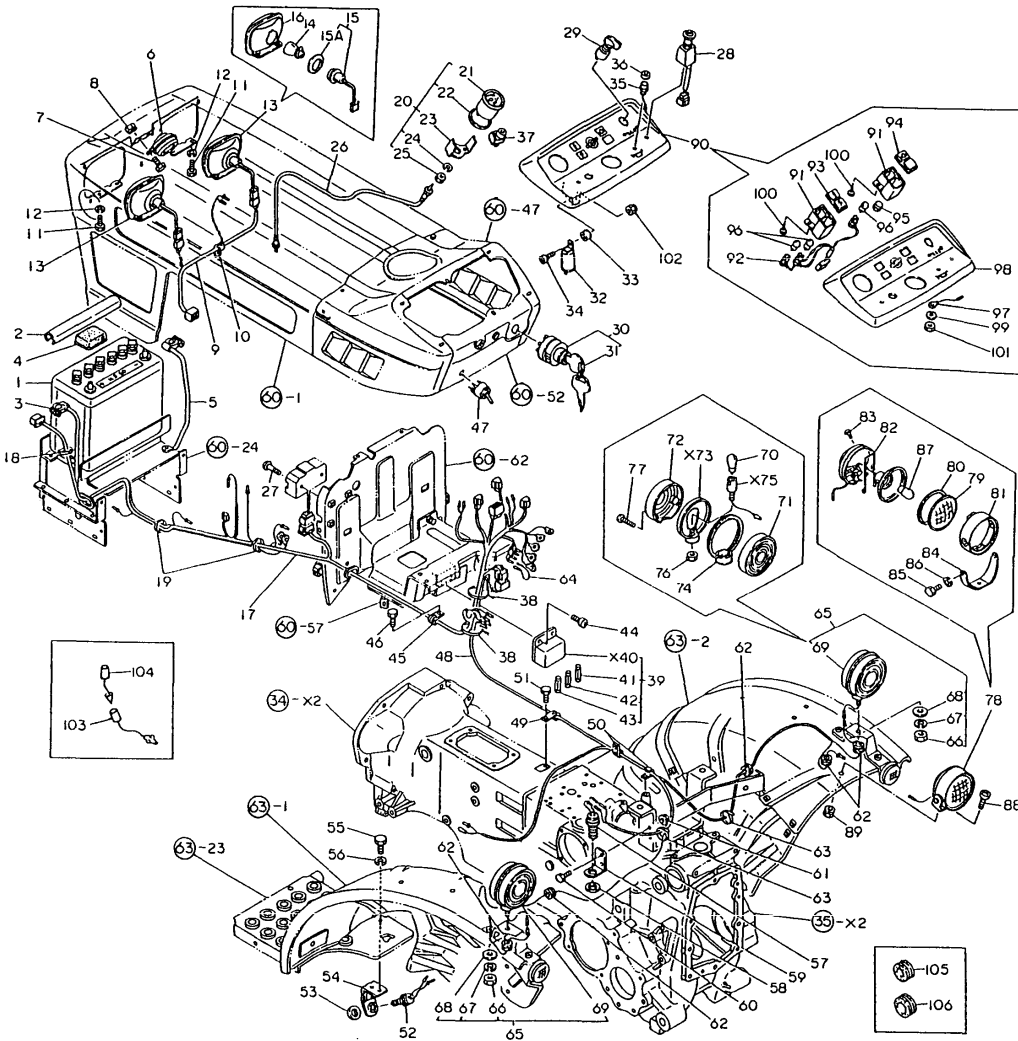
N:Old $\xrightarrow{\text{Yes}}$ New, Q:Old $\xrightarrow{\text{No}}$ New, R:Old $\xrightarrow{\text{Yes}}$ New, S:Old $\xrightarrow{\text{No}}$ New, W:Add, Z:Discontinued, F:Interchangeable by set, K:Q'ty Change
++ CONTINUE ++
Copyright (C) YANMAR CO., LTD. All Rights Reserved.

Fig.57. ELECTRIC PARTS (COLUMN:U.S.A.)

(A)=YM186 (FLOOR)
(B)=YM186D(FLOOR)
(C)=YM186 (COLUMN)

(D)=YM186D(COLUMN)
(E)=
(F)=

Fig. 57 ELECTRIC PARTS (Column Shift type:U.S.A.)



No.	Lev.	Parts No.	Description	Qty						I	R
				(A)	(B)	(C)	(D)	(E)	(F)		
29	1	194440-52130	SWITCH, TURN SIGNAL			1	1				
29-1	1	194080-52130	SWITCH, TURN SIGNAL (C=*) (D=*)			1	1				N
29-2	1	194080-52131	SWITCH, TURN SIGNAL (C=*) (D=*)			1	1				N
29-3	1	194080-52132	SWITCH, TURN SIGNAL (C=*) (D=*)			1	1				N
29-4	1	194170-52130	SWITCH, TURN SIGNAL (C=*1982.) (D=*1982.)			1	1				S
30	1	194322-52110	SWITCH, STARTING			1	1				
31	2	194155-52190	KEY			1	1				
31-1	2	194155-52160	KEY ASSY (C=T/# 20972) (D=T/# 42882)			1	1				N
32	1	194080-57202	RELAY			1	1				
33	1	194151-57210	SPACER			1	1				
34	1	26557-050162	SCREW, M5X16			1	1				
35	1	194150-52160	SWITCH, HORN			1	1				
36	1	194150-52170	CAP, SWITCH			1	1				
37	1	194464-57250	RELAY, CHECK			1	1				
38	1	194150-51620	CLAMP, HARNESS			2	2				
38-1	1	194250-51660	BAND 250 (C=*) (D=*)			2	2				N
39	1	194440-52400	BOX ASSY, FUSE			1	1				
40A	2	194440-52420	COVER			1	1				
41	2	194145-52820	FUSE 5A			1	1				
41-1	2	29411-050000	FUSE, CARTRIDGE 5A (C=T/# 20972) (D=T/# 42883)			1	1				R
42	2	194145-52830	FUSE 10A			2	2				
42-1	2	29411-100000	FUSE, CARTRIDGE 10A (C=T/# 20972) (D=T/# 42883)			2	2				R
43	2	194145-52840	FUSE 15A			2	2				
43-1	2	29411-150000	FUSE, CARTRIDGE 15A (C=T/# 20972) (D=T/# 42883)			2	2				R
44	1	26587-060202	SCREW, M6X20			2	2				
45	1	194440-51630	CLAMP, HARNESS			1	1				
45-1	1	194440-51620	CLAMP (C=T/# 20122) (D=T/# 40280)			1	1				S
46	1	26116-060122	BOLT, M6X 12 PLATED (C=T/# 20122) (D=T/# 40280)			1	1				Z
47	1	194446-83310	SWITCH, FRONT P.T.O.			1	1				
48	1	194500-51120	HARNESS (B), WIRE			1	1				
49	1	194440-51630	CLAMP, HARNESS			1	1				
50	1	194440-51620	CLAMP			2	2				
51	1	26116-060122	BOLT, M6X 12 PLATED			1	1				
51-1	1	26106-060122	BOLT, M6X 12 PLATED (C=T/# 20991) (D=T/# 42957)			1	1				N
52	1	194440-52190	SWITCH, SAFETY START			1	1				
52-1	1	194440-52191	SWITCH, SAFETY START (C=T/# 20958) (D=T/# 42791)			1	1				N
53	1	194240-52210	NUT, M22			1	1				
54	1	194446-52220-X	STAY, SAFETY SWITCH			1	1				

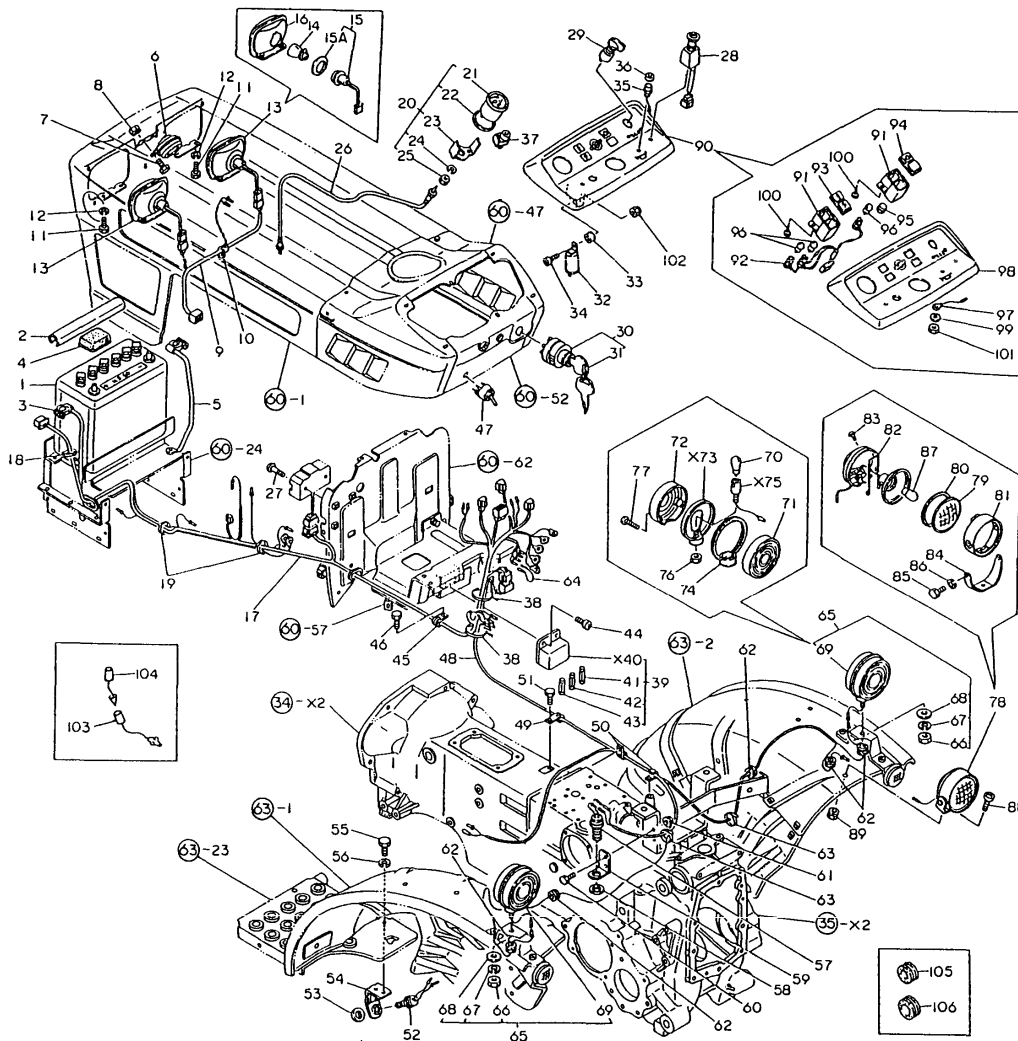
N:Old $\frac{Yes}{No}$ New, Q:Old $\frac{No}{Yes}$ New, R:Old $\frac{Yes}{Yes}$ New, S:Old $\frac{No}{No}$ New, W:Add, Z:Discontinued, F:Interchangeable by set, K:Q'ty Change
 ++ CONTINUE ++
 Copyright (C) YANMAR CO., LTD. All Rights Reserved.

Fig.57. ELECTRIC PARTS (COLUMN:U.S.A.)

(A)=YM186 (FLOOR)
(B)=YM186D(FLOOR)
(C)=YM186 (COLUMN)

(D)=YM186D(COLUMN)
(E)=
(F)=

Fig. 57 ELECTRIC PARTS (Column Shift type:U.S.A.)



No.	Lev.	Parts No.	Description	Qty						I	R
				(A)	(B)	(C)	(D)	(E)	(F)		
55	1	26116-060122	BOLT, M6X 12 PLATED			2	2				
55-1	1	26014-060122	BOLT, M6X 12 (C=T/# 20858) (D=T/# 41924)			2	2				N
55-2	1	26106-060122	BOLT, M6X 12 PLATED (C=T/# 20991) (D=T/# 42957)			2	2				N
56	1	22217-060000	WASHER, SPRING 6 (C=T/# 20858) (D=T/# 41924)			2	2				Z
57	1	194440-52190	SWITCH, SAFETY START			1	1				
57-1	1	194440-52191	SWITCH, SAFETY START (C=T/# 20958) (D=T/# 42834)			1	1				N
58	1	194240-52210	NUT, M22			1	1				
59	1	194446-52230-X	STAY, SAFETY SWITCH			1	1				
60	1	26116-060162	BOLT, M6X 16 PLATED			2	2				
60-1	1	26106-060162	BOLT, M6X 16 PLATED (C=T/# 20991) (D=T/# 42957)			2	2				N
61	1	194990-22130	NUT, M6			2	2				
62	1	194080-58810	GROMMET, 8			5	5				
62-1	1	194080-58810	GROMMET, 8 (C=*1982.12) (D=*1982.12)			1	1				K
63	1	194150-51620	CLAMP, HARNESS			2	2				
63-1	1	121750-59890	BAND, 140 (C=*1981.) (D=*1981.)			2	2				N
64	1	194446-51160	WIRE, LEAD			1	1				
65	1	794275-53401	LAMP ASSY, WORKING			2	2				
66	2	26716-100002	NUT, M10			2	2				
67	2	22217-100000	WASHER, SPRING 10			2	2				
68	2	22137-100000	WASHER, 10			2	2				
69	2	194275-53401	LAMP ASSY, WORKING			2	2				
70	3	194275-53410	BULB			2	2				
71	3	194275-53421	LENS			2	2				
72	3	194275-53431	LENS			2	2				
74	3	194275-53451	GASKET, LENS			2	2				
76	3	26756-100002	NUT, LOCK M10			2	2				
77	3	194275-53481	SCREW, TAPPING M4X40			6	6				
78	1	794081-54101	LAMP ASSY, WORKING			1	1				
79	2	194081-54110	LENS			1	1				
80	2	194081-54120	GASKET			1	1				
81	2	194081-54131	RIM			1	1				
82	2	194081-54151	SPRING			3	3				
83	2	194081-54210	SCREW			1	1				
84	2	194081-54221	STAY			1	1				
85	2	194081-54230	BOLT M6X 12			2	2				
85-1	2	26106-060122	BOLT, M6X 12 PLATED (C=T/# 20991) (D=T/# 42957)			2	2				N
86	2	194081-54240	SPRING WASHER 6			2	2				
87	2	194081-55820	BULB, 12V20W			1	1				
88	1	26587-080162	SCREW, M8X16			1	1				
89	1	194990-22050	NUT, M8			1	1				
90	1	194432-61600	DASHBOARD ASSY			1	1				
91	2	194170-55120	BOX, PILOT			2	2				
92	2	194170-55130	CORD			1	1				

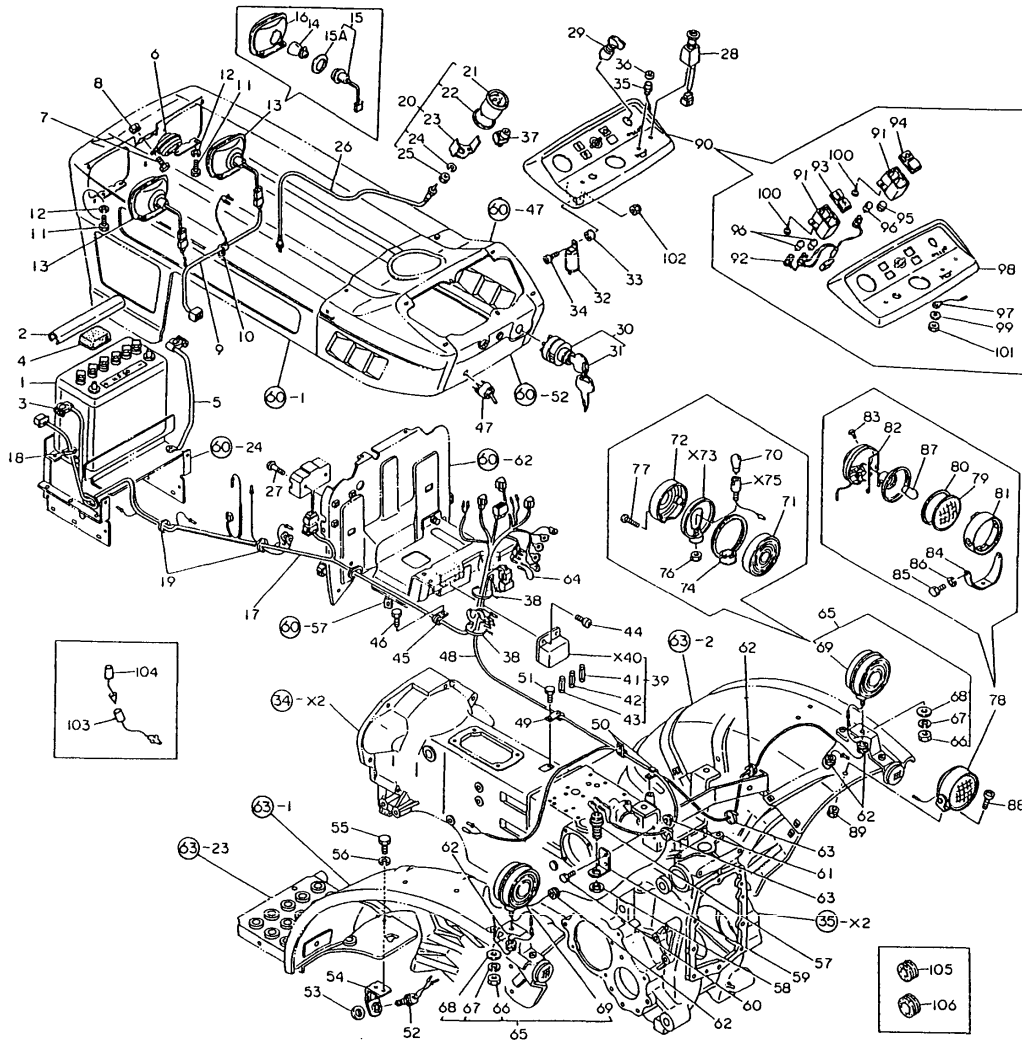
N:Old $\frac{Yes}{No}$ New, Q:Old $\frac{No}{Yes}$ New, R:Old $\frac{Yes}{Yes}$ New, S:Old $\frac{No}{No}$ New, W:Add, Z:Discontinued, F:Interchangeable by set, K:Q'ty Change
 ++ CONTINUE ++
 Copyright (C) YANMAR CO., LTD. All Rights Reserved.

Fig.57. ELECTRIC PARTS (COLUMN:U.S.A.)

(A)=YM186 (FLOOR)
 (B)=YM186D(FLOOR)
 (C)=YM186 (COLUMN)

(D)=YM186D(COLUMN)
 (E)=
 (F)=

Fig. 57 ELECTRIC PARTS (Column Shift type:U.S.A.)



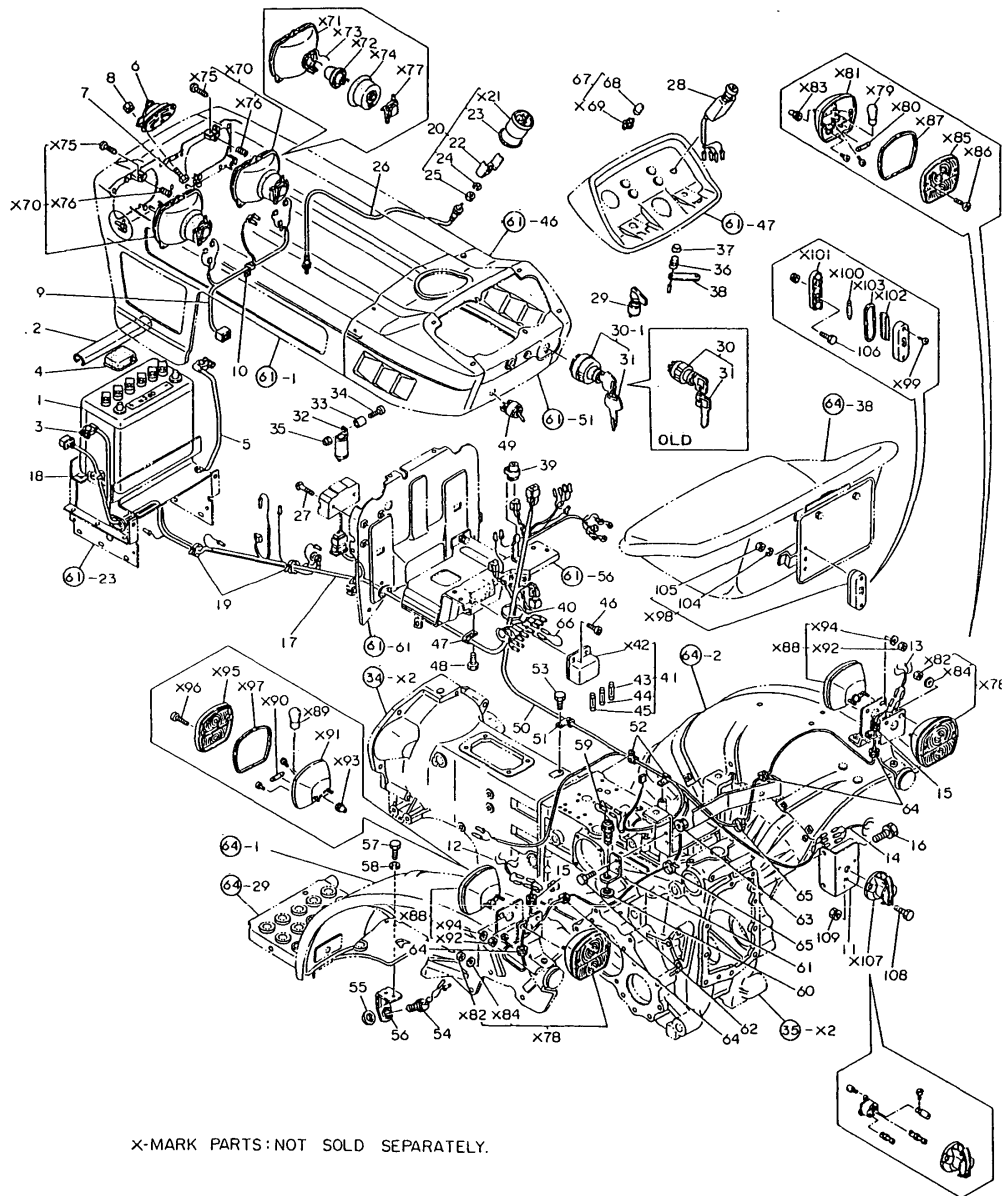
No.	Lev.	Parts No.	Description	Qty						I	R
				(A)	(B)	(C)	(D)	(E)	(F)		
93	2	194170-55150	LENS, PILOT			1	1				
94	2	194170-55160	LENS (B)			1	1				
95	2	194170-55170	COVER			1	1				
96	2	194155-55820	BULB, 12V1.7W			3	3				
97	2	194432-56130	CORD			1	1				
98	2	194432-61610	PANEL, DASHBOARD			1	1				
99	2	22217-080000	WASHER, SPRING 8			2	2				
100	2	22857-400120	SCREW, 4X12			4	4				
101	2	26716-080002	NUT, M8			1	1				
102	1	26346-050002	NUT, M5			1	1				
103	1	194312-51210	WIRE, MAIN LEAD			1	1				W
			(C=T/# 20952) (D=T/# 42656)								
104	1	194550-51220	LINK, FUSIBLE 0.85			1	1				W
			(C=T/# 20952) (D=T/# 42656)								
105	1	194080-58820	GROMMET, 15			2	2				W
			(C=T/# 20923) (D=T/# 42474)								
106	1	194162-58830	GROMMET, 20			2	2				W
			(C=T/# 20923) (D=T/# 42474)								

Fig.58. ELECTRIC PARTS (FLOOR:FRANCE)

(A)=YM186 (FLOOR
(B)=YM186D(FLOOR
(C)=YM186 (COLUM

(D)=YM186D(COLUM
(E)=
(F)=

Fig. 58 ELECTRIC PARTS (Floor Shift type:FRANCE)



X-MARK PARTS: NOT SOLD SEPARATELY.

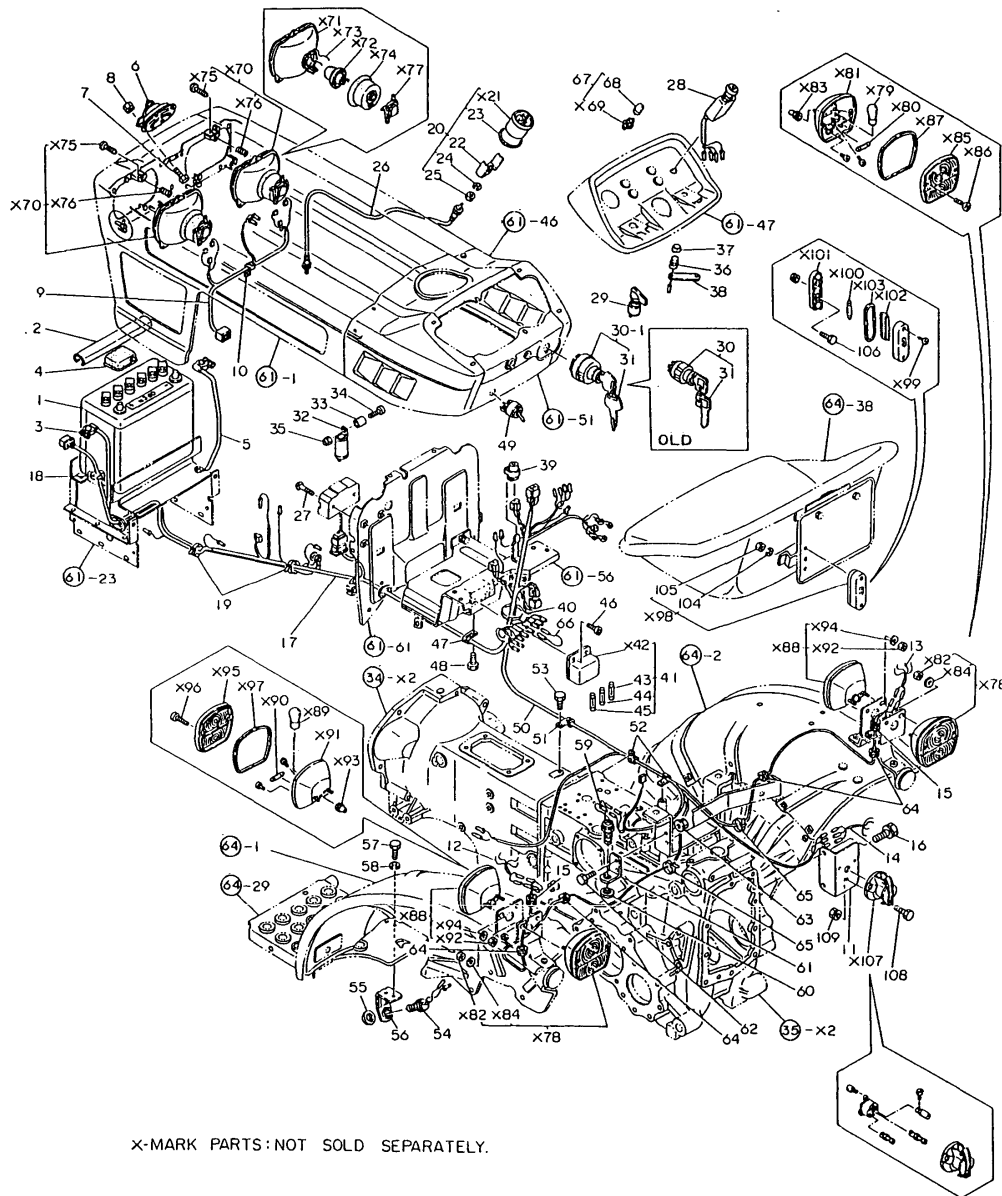
No.	Lev.	Parts No.	Description	Q'ty						I	R
				(A)	(B)	(C)	(D)	(E)	(F)		
1	1	194446-51310	BATTERY DR46B24R	1	1						
2	1	194440-51550	COVER, BATTERY	1	1						
3	1	194446-51410	CABLE, BATTERY	1	1						
4	1	194080-51430	INSULATOR	1	1						
5	1	194440-51420	CABLE, BATTERY EARTH	1	1						
6	1	194340-57100	HORN ASSY	1	1						
7	1	26116-060122	BOLT, M6X 12 PLATED	2	2						
7-1	1	26106-060122	BOLT, M6X 12 PLATED	2	2						N
(A=T/# 00898) (B=T/# 02355)											
8	1	194990-22040	NUT, M6	2	2						
9	1	194448-51150	HARNESS (E), WIRE	1	1						
10	1	194440-51630	CLAMP, HARNESS	1	1						
11	1	194448-51700-X	BRACKET, SOCKET	1	1						
12	1	194240-51800	HARNESS (L), WIRE	1	1						
13	1	194240-51810	HARNESS (R), WIRE	1	1						
14	1	194240-51820	HARNESS, SOCKET	1	1						
15	1	194448-58810	GROMMET 8	2	2						
16	1	26013-120222	BOLT, M12X 22	2	2						
17	1	194448-51110	HARNESS (A), WIRE	1	1						
18	1	194150-51620	CLAMP, HARNESS	1	1						
18-1	1	121750-59890	BAND, 140	1	1						N
(A=T/# 00200) (B=T/# 00487)											
19	1	194150-51620	CLAMP, HARNESS	1	1						
19-1	1	121750-59890	BAND, 140	2	2						N
(A=T/# 00200) (B=T/# 00487)											
20	1	194446-56100	HOUR-METER ASSY	1	1						
22	2	194110-56170	FITTINGS	1	1						
23	2	194110-56150	SHEET	1	1						
24	2	22217-040000	WASHER, SPRING 4	2	2						
25	2	26716-040002	NUT, M4	2	2						
26	1	194440-56900	CABLE, HOUR-METER	1	1						
27	1	26557-060302	SCREW, M6X30	2	2						
28	1	194240-52120	SWITCH, LIGHTING	1	1						
29	1	194440-52130	SWITCH, TURN SIGNAL	1	1						
30	1	194155-52110	SWITCH, STARTING	1	1						
30-1	1	194322-52110	SWITCH, STARTING	1	1						N
(A=T/# 00713) (B=T/# 01594)											
31	2	194155-52190	KEY	1	1						
32	1	194080-57202	RELAY	1	1						
33	1	194151-57210	SPACER	1	1						
34	1	26557-050162	SCREW, M5X16	1	1						
35	1	26346-050002	NUT, M5	1	1						
36	1	194150-52160	SWITCH, HORN	1	1						
37	1	194150-52170	CAP, SWITCH	1	1						
38	1	194440-51180	PLATE, EARTH	1	1						
39	1	194464-57250	RELAY, CHECK	1	1						
40	1	194150-51620	CLAMP, HARNESS	2	2						
40-1	1	194250-51660	BAND 250	1	1						N
(A=*) (B=*)											
41	1	194440-52400	BOX ASSY, FUSE	1	1						
42A	2	194440-52420	COVER	1	1						

Fig.58. ELECTRIC PARTS (FLOOR:FRANCE)

(A)=YM186 (FLOOR)
(B)=YM186D(FLOOR)
(C)=YM186 (COLUMN)

(D)=YM186D(COLUMN)
(E)=
(F)=

Fig. 58 ELECTRIC PARTS (Floor Shift type:FRANCE)



X-MARK PARTS: NOT SOLD SEPARATELY.

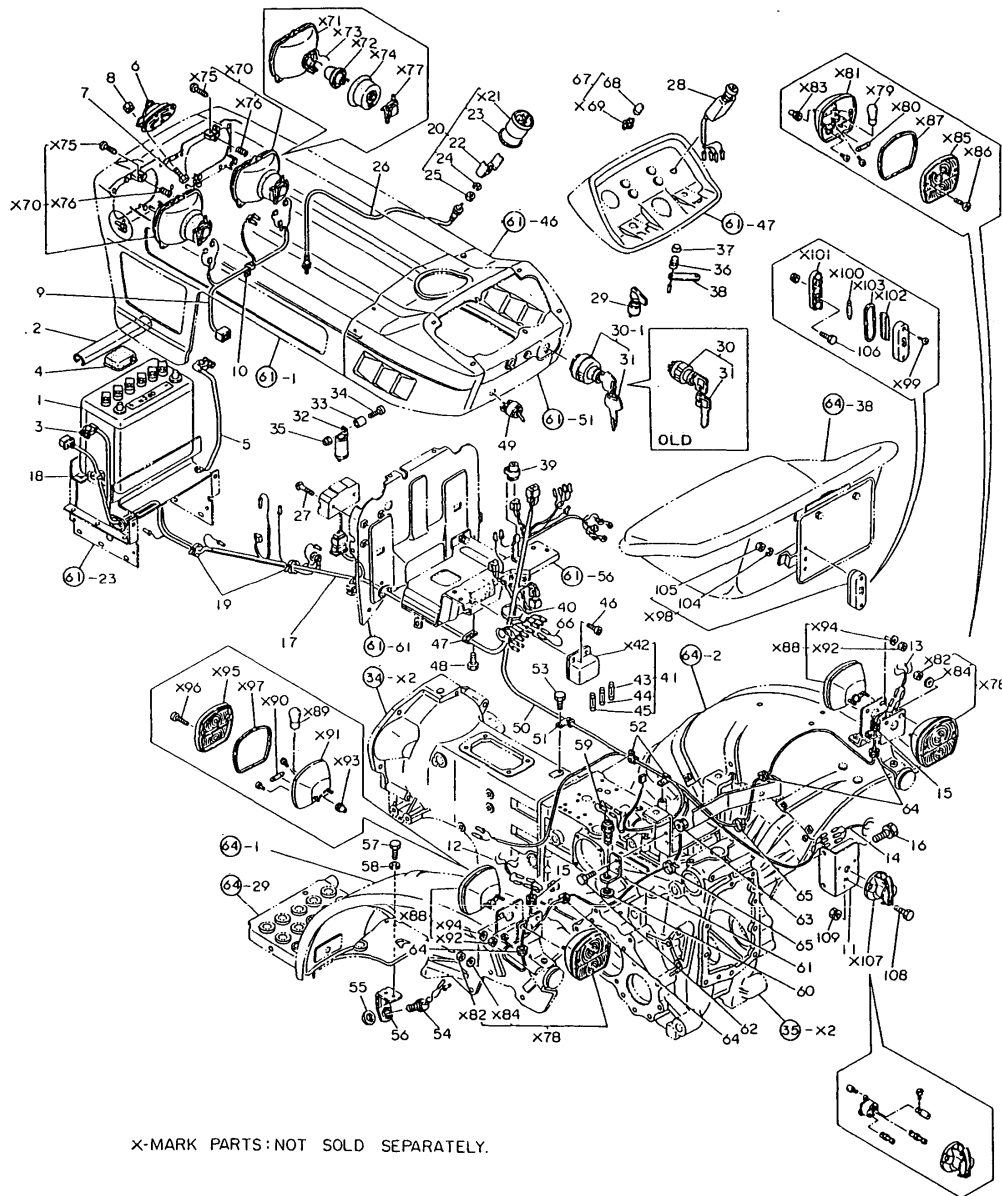
No.	Lev.	Parts No.	Description	Q'ty						I	R
				(A)	(B)	(C)	(D)	(E)	(F)		
43	2	194145-52820	FUSE 5A	1	1						
44	2	194145-52830	FUSE 10A	2	2						
45	2	194145-52840	FUSE 15A	2	2						
46	1	26587-060202	SCREW, M6X20	2	2						
47	1	194440-51630	CLAMP, HARNESS	1	1						
47-1	1	194440-51620	CLAMP	1	1						S
48	1	26116-060122	BOLT, M6X 12 PLATED	1	1						Z
49	1	194446-83310	SWITCH, FRONT P.T.O.	1	1						
50	1	194448-51120	HARNESS, WIRE	1	1						
51	1	194440-51630	CLAMP, HARNESS	1	1						
52	1	194440-51620	CLAMP	2	2						
53	1	26116-060122	BOLT, M6X 12 PLATED	1	1						
54	1	194440-52190	SWITCH, SAFETY START	1	1						
55	1	194240-52210	NUT, M22	1	1						
56	1	194446-52220-X	STAY, SAFETY SWITCH	1	1						
57	1	26116-060122	BOLT, M6X 12 PLATED	2	2						
57-1	1	26106-060122	BOLT, M6X 12 PLATED	2	2						N
58	1	22217-060000	WASHER, SPRING 6	2	2						
59	1	194440-52190	SWITCH, SAFETY START	1	1						
59-1	1	194440-52191	SWITCH, SAFETY START	1	1						N
60	1	194240-52210	NUT, M22	1	1						
61	1	194446-52230-X	STAY, SAFETY SWITCH	1	1						
62	1	26116-060162	BOLT, M6X 16 PLATED	2	2						
62-1	1	26106-060162	BOLT, M6X 16 PLATED	2	2						N
63	1	194990-22130	NUT, M6	2	2						
64	1	194080-58810	GROMMET, 8	4	4						
65	1	194150-51620	CLAMP, HARNESS	2	2						
65-1	1	121750-59890	BAND, 140	2	2						N
66	1	194446-51160	WIRE, LEAD	1	1						W
67	1	194440-55100	LAMP ASSY, INDICATOR	3	3						W
68	2	194440-55820	BULB, 12V3.4W	3	3						W
70	1	(8203)	LIGHT ASSY, HEAD	2	2						1
71	2	(A1594)	CASING ASSY	2	2						1
72	2	(R1415)	BULB C.E.12V 45/40W	2	2						1
73	2	(R1356)	SPRING	2	2						1
74	2	(R1012)	COVER	2	2						1
75	2	(V60)	SCREW	6	6						1
76	2	(R1329)	SPRING, COIL	6	6						1
77	2	(A139-7)	CONNECTOR	2	2						1
78	1	(322)	LIGHT ASSY, REAR	2	2						1
79	2	(D1127)	BULB	2	2						1
80	2	(D1126)	BULB	2	2						1

Fig.58. ELECTRIC PARTS (FLOOR:FRANCE)

(A)=YM186 (FLOOR)
(B)=YM186D(FLOOR)
(C)=YM186 (COLUM

(D)=YM186D(COLUM
(E)=
(F)=

Fig. 58 ELECTRIC PARTS (Floor Shift type:FRANCE)



X-MARK PARTS: NOT SOLD SEPARATELY.

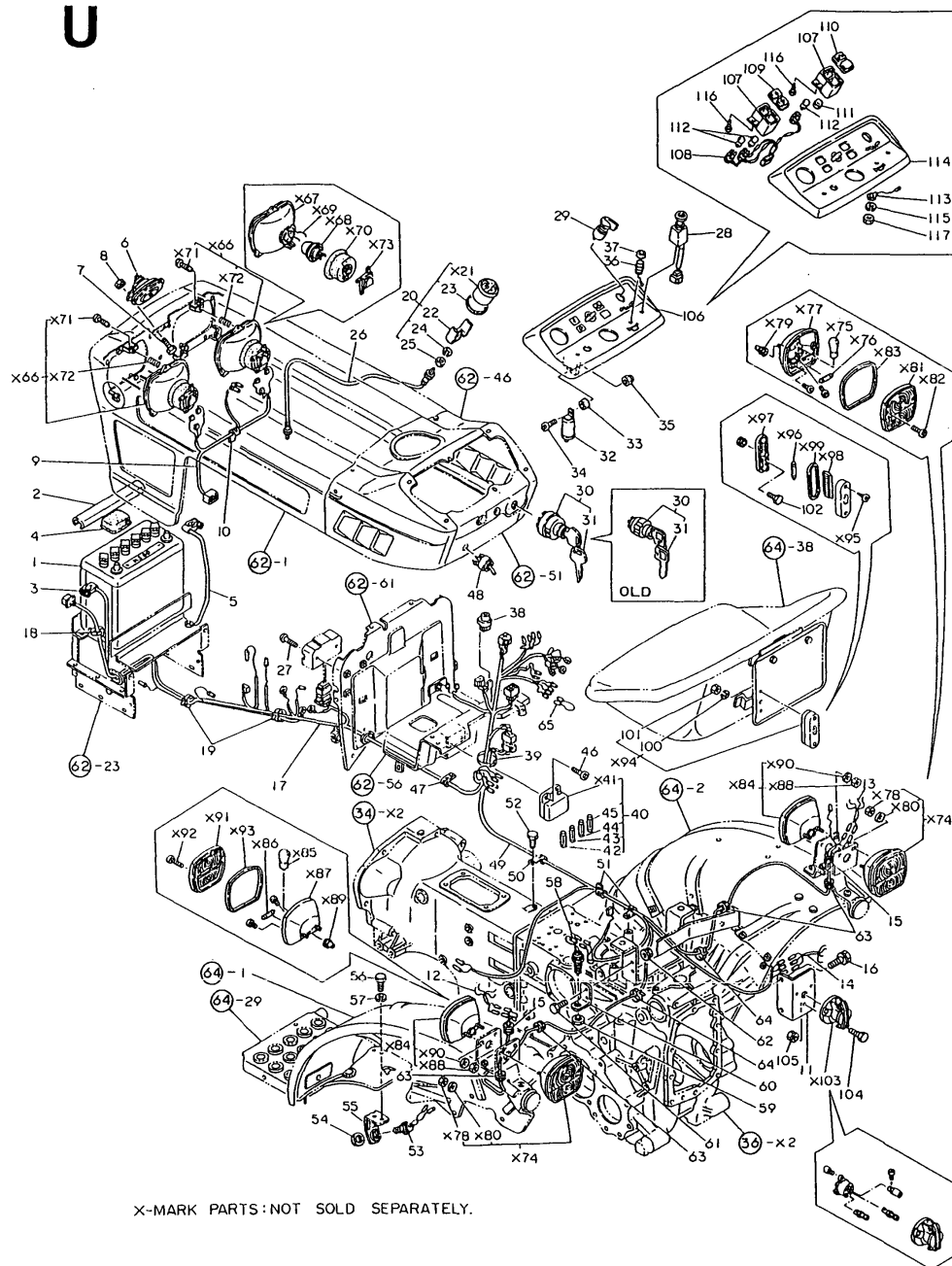
No.	Lev.	Parts No.	Description	Qty						I	R
				(A)	(B)	(C)	(D)	(E)	(F)		
81	2	(SE490)	CASING ASSY	2	2						1
82	2	(R1862)	NUT	4	4						1
83	2	(R1094)	GROMMET	2	2						1
84	2	(R1856)	WASHER	4	4						1
85	2	(G114)	LENS	2	2						1
86	2	(R1853)	SCREW	4	4						1
87	2	(R1260)	EDGING	2	2						1
88	1	(321)	LIGHT ASSY, FRONT	2	2						1
89	2	(D1127)	BULB	2	2						1
90	2	(D1126)	BULB	2	2						1
91	2	(SE490)	CASING ASSY	2	2						1
92	2	(R1862)	NUT	4	4						1
93	2	(R1094)	GROMMET	2	2						1
94	2	(R1856)	WASHER	4	4						1
95	2	(G113)	LENS	2	2						1
96	2	(R1853)	SCREW	4	4						1
97	2	(R1260)	EDGING	2	2						1
98	1	(242NT)	LIGHT ASSY, LICENSE	1	1						1
99	2	(-)	SCREW	2	2						1
100	2	(D1126)	BULB	1	1						1
101	2	(-)	PLATE, SOLE	1	1						1
102	2	(-)	LENS	1	1						1
103	2	(-)	EDGING	1	1						1
104	2	22217-050000	WASHER, SPRING 5	2	2						1
105	2	26716-050002	NUT, M5	2	2						1
106	2	26116-050162	BOLT, M5X 16 PLATED	2	2						1
107	1	(-)	COUPLER ASSY	1	1						1
108	1	26116-060202	BOLT, M6X 20 PLATED	3	3						1
109	1	194990-22040	NUT, M6	3	3						1

Fig.59. ELECTRIC PARTS (FLOOR:ENGLAND)

(A)=YM186 (FLOOR)
(B)=YM186D(FLOOR)
(C)=YM186 (COLUM

(D)=YM186D(COLUM
(E)=
(F)=

Fig. 59 ELECTRIC PARTS (Floor Shift type:ENGLAND)



X-MARK PARTS:NOT SOLD SEPARATELY.

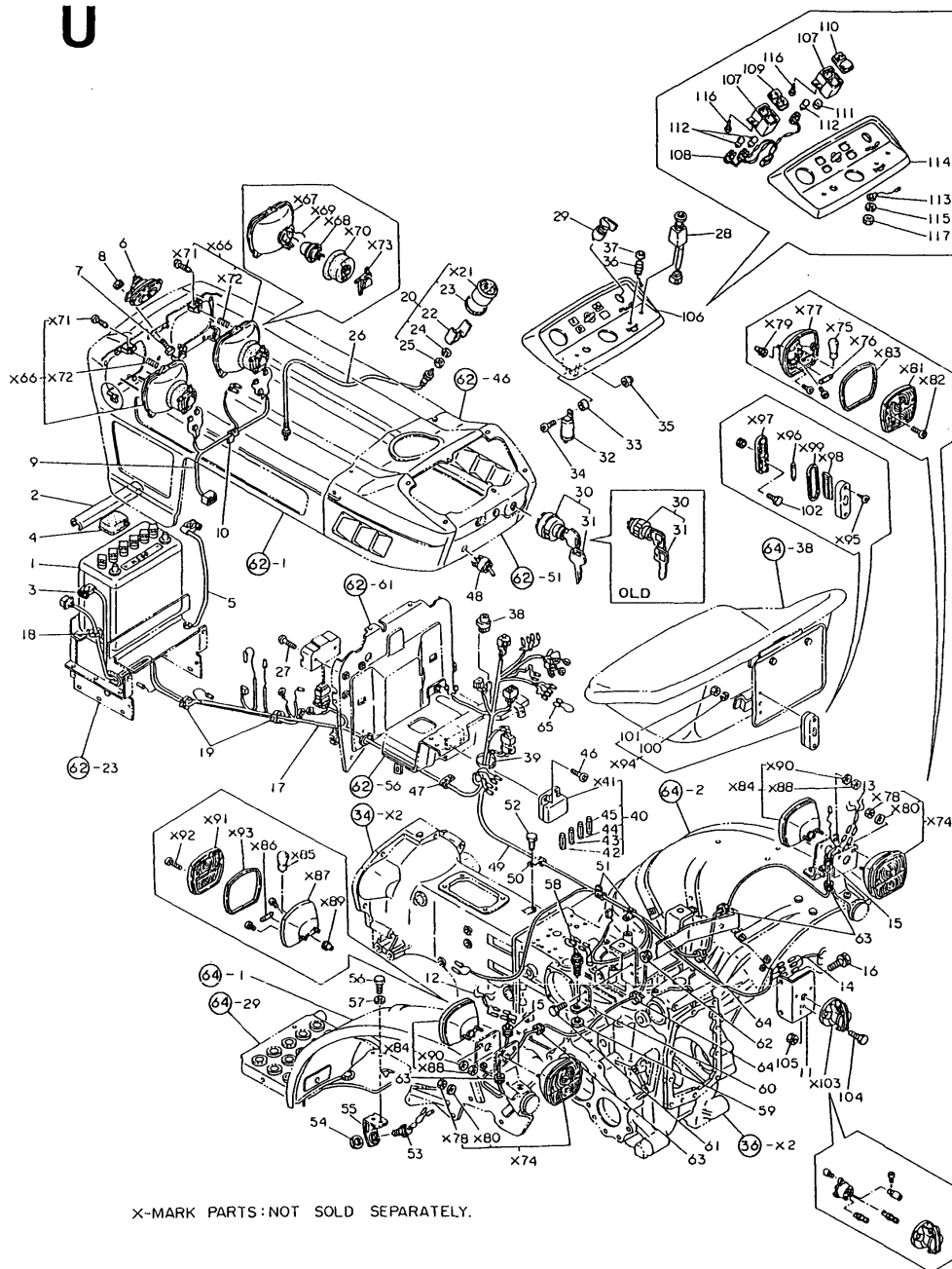
No.	Lev.	Parts No.	Description	Q'ty						I	R
				(A)	(B)	(C)	(D)	(E)	(F)		
1	1	194446-51310	BATTERY DR46B24R	1	1						
2	1	194440-51550	COVER, BATTERY	1	1						
3	1	194446-51410	CABLE, BATTERY	1	1						
4	1	194080-51430	INSULATOR	1	1						
5	1	194440-51420	CABLE, BATTERY EARTH	1	1						
6	1	194340-57100	HORN ASSY	1	1						
7	1	26116-060122	BOLT, M6X 12 PLATED	2	2						
7-1	1	26106-060122	BOLT, M6X 12 PLATED	2	2						N
		(A=T/# 00898) (B=T/# 02355)									
8	1	194990-22040	NUT, M6	2	2						
9	1	194448-51150	HARNESS (E), WIRE	1	1						
10	1	194440-51630	CLAMP, HARNESS	1	1						
11	1	194448-51700-X	BRACKET, SOCKET	1	1						
12	1	194240-51800	HARNESS (L), WIRE	1	1						
13	1	194240-51810	HARNESS (R), WIRE	1	1						
14	1	194240-51820	HARNESS, SOCKET	1	1						
15	1	194448-58810	GROMMET 8	2	2						
16	1	26013-120222	BOLT, M12X 22	2	2						
17	1	194448-51160	HARNESS (A), WIRE	1	1						
18	1	121750-59890	BAND, 140	1	1						
19	1	121750-59890	BAND, 140	2	2						
20	1	194432-56100	METER ASSY, HOUR	1	1						
22	2	194432-56170	WASHER	1	1						
23	2	194432-56150	RUBBER, BASE	1	1						
24	2	22217-040000	WASHER, SPRING 4	2	2						
25	2	26716-040002	NUT, M4	2	2						
26	1	194440-56900	CABLE, HOUR-METER	1	1						
27	1	26557-060302	SCREW, M6X30	2	2						
28	1	194240-52120	SWITCH, LIGHTING	1	1						
29	1	194170-52130	SWITCH, TURN SIGNAL	1	1						
30	1	194322-52110	SWITCH, STARTING	1	1						
31	2	194155-52190	KEY	1	1						
32	1	194080-57202	RELAY	1	1						
33	1	194151-57210	SPACER	1	1						
34	1	26557-050162	SCREW, M5X16	1	1						
35	1	26346-050002	NUT, M5	1	1						
36	1	194150-52160	SWITCH, HORN	1	1						
37	1	194150-52170	CAP, SWITCH	1	1						
38	1	194464-57250	RELAY, CHECK	1	1						
39	1	194250-51660	BAND 250	1	1						
40	1	194240-52400	BOX ASSY, FUSE	1	1						
41A	2	194440-52420	COVER	1	1						
42	2	194145-52820	FUSE 5A	1	1						
43	2	194145-52830	FUSE 10A	2	2						
44	2	194145-52840	FUSE 15A	1	1						
45	2	194145-52850	FUSE 20A	2	2						
46	1	26587-060202	SCREW, M6X20	2	2						
47	1	194440-51620	CLAMP	1	1						
48	1	194446-83310	SWITCH, FRONT P.T.O.	1	1						
49	1	194448-51170	HARNESS (B), WIRE	1	1						
50	1	194440-51630	CLAMP, HARNESS	1	1						

Fig.59. ELECTRIC PARTS (FLOOR:ENGLAND)

(A)=YM186 (FLOOR)
(B)=YM186D(FLOOR)
(C)=YM186 (COLUM

(D)=YM186D(COLUM
(E)=
(F)=

Fig. 59 ELECTRIC PARTS (Floor Shift type:ENGLAND)



X-MARK PARTS:NOT SOLD SEPARATELY.

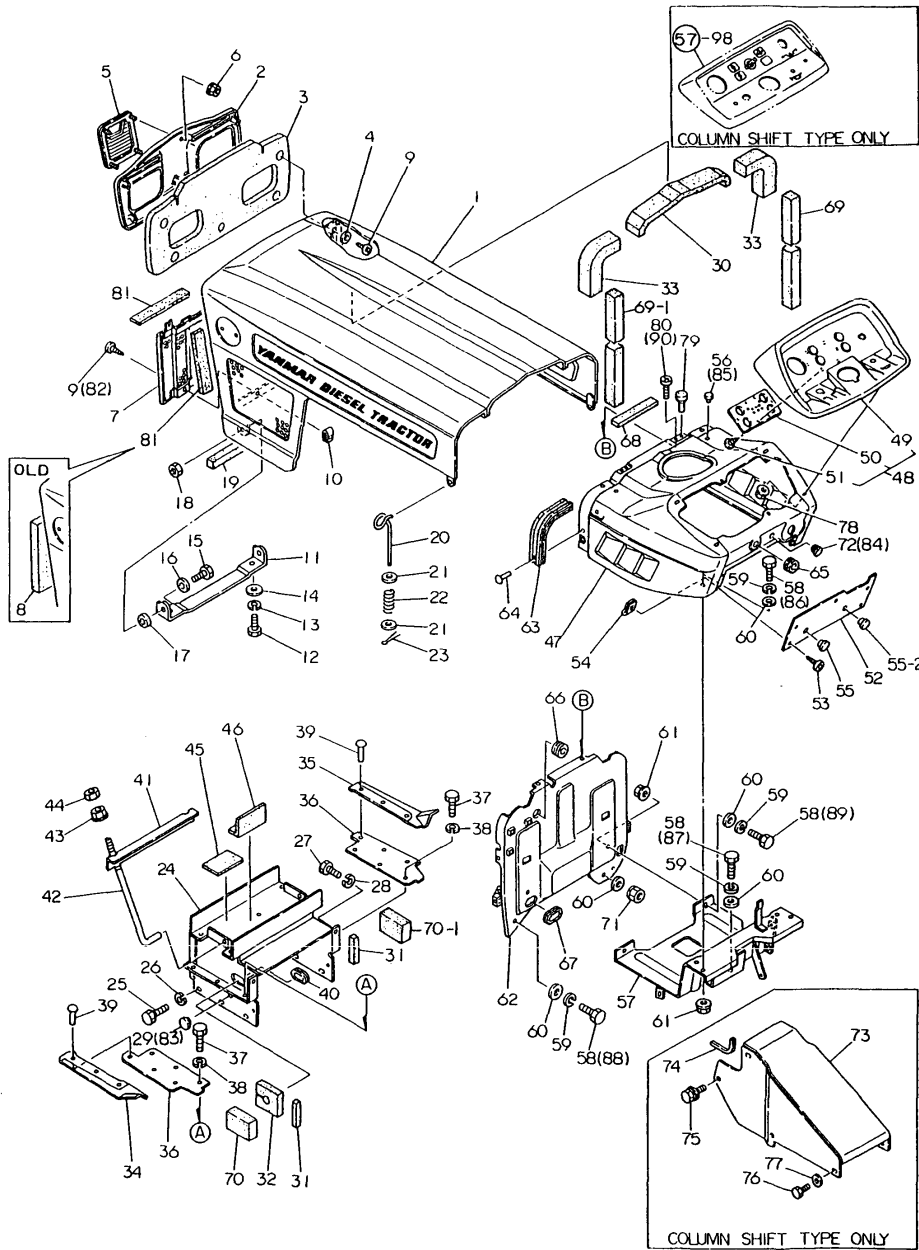
No.	Lev.	Parts No.	Description	Q'ty						I	R
				(A)	(B)	(C)	(D)	(E)	(F)		
92	2	(R1853)	SCREW	4	4						1
93	2	(R1260)	EDGING	2	2						1
94	1	(242NT)	LIGHT ASSY, LICENSE	1	1						1
95	2	(-)	SCREW	2	2						1
96	2	(D1126)	BULB	1	1						1
97	2	(-)	SOLE PLATE	1	1						1
98	2	(-)	LENS	1	1						1
99	2	(-)	EDGING	1	1						1
100	2	22217-050000	WASHER, SPRING 5	2	2						1
101	2	26716-050002	NUT, M5	2	2						1
102	2	26116-050162	BOLT, M5X 16 PLATED	2	2						1
103	1	(-)	COUPLER ASSY	1	1						1
104	1	26116-060202	BOLT, M6X 20 PLATED	3	3						1
105	1	194990-22040	NUT, M6	3	3						1
106	1	194432-61600	DASHBOARD ASSY	1	1						1
107	2	194170-55120	BOX, PILOT	2	2						1
108	2	194170-55130	CORD	1	1						1
109	2	194170-55150	LENS, PILOT	1	1						1
110	2	194170-55160	LENS (B)	1	1						1
111	2	194170-55170	COVER	1	1						1
112	2	194155-55820	BULB, 12V1.7W	3	3						1
113	2	194432-56130	CORD	1	1						1
114	2	194432-61610	PANEL, DASHBOARD	1	1						1
115	2	22217-080000	WASHER, SPRING 8	2	2						1
116	2	22857-400120	SCREW, 4X12	4	4						1
117	2	26716-080002	NUT, M8	1	1						1

Fig.60. HOOD (U.S.A.)

(A)=YM186 (FLOOR
(B)=YM186D(FLOOR
(C)=YM186 (COLUM

(D)=YM186D(COLUM
(E)=
(F)=

Fig. 60 HOOD (U.S.A.)



No.	Lev.	Parts No.	Description	Qty						I	R
				(A)	(B)	(C)	(D)	(E)	(F)		
1	1	194446-61100-R	HOOD	1	1	1	1				
2	1	194420-61250-M	GRILLE, FRONT	1	1						
2-1	1	194420-61250-Q	GRILLE, FRONT	1	1	1	1				N
3	1	194446-61910	PAD, RUBBER	1	1	1	1				
4	1	22137-050000	WASHER, 5	4	4	4	4				Z
5	1	194420-65590	EMBLEM, FLAME	1	1	1	1				
6-1	1	194990-22120	NUT, M5	4	4	4	4				
7	1	194422-61371-Q	GRILLE, FRONT LOWER	1	1	1	1				
7-1	1	194446-61310-Q	GRILLE, FRONT LOWER	1	1	1	1				S 1
8	1	194446-61920	PAD, (RUBBER)	2	2	2	2				Z
9	1	194420-61640	SCREW, TAPPING M5X16	7	7	7	7				
9-1	1	194420-61640	SCREW, TAPPING M5X16	5	5	5	5				K
10	1	194145-61650	NUT, SPEED M5	2	2	2	2				
11	1	194440-61320-X	HINGE, HOOD	1	1	1	1				
12	1	26116-100202	BOLT, M10X 20 PLATED	2	2	2	2				
12-1	1	26106-100202	BOLT, M10X 20 PLATED	2	2	2	2				N
13	1	22217-100000	WASHER, SPRING 10	2	2	2	2				Z
14-1	1	194145-04810	WASHER 10	2	2	2	2				
14-2	1	194145-61570	WASHER, 10	2	2	2	2				N
15	1	26116-120252	BOLT, M12X 25 PLATED	2	2	2	2				
16	1	22137-120000	WASHER, 12	2	2	2	2				Z
17	1	194190-61250	GASKET	2	2	2	2				
18	1	26716-120002	NUT, M12	2	2	2	2				
19	1	194446-61930	PAD, (RUBBER)	1	1	1	1				
20	1	194440-61820	LEVER, BONNET LOCK	2	2	2	2				
21	1	22157-060000	WASHER, 6	4	4	4	4				
22	1	194440-61830	SPRING, HOOD LOCK	2	2	2	2				
22-1	1	194440-61831	SPRING, HOOD LOCK	2	2	2	2				S
23	1	22417-200200	PIN, COTTER 2.0X20	2	2	2	2				
24	1	194446-61700-X	COVER, DUST	1	1	1	1				
25	1	26116-080162	BOLT, M8X 16 PLATED	6	6	6	6				
25-1	1	26013-080162	BOLT, M8X 16	6	6	6	6				N
25-2	1	26106-080162	BOLT, M8X 16 PLATED	6	6	6	6				N
26	1	22217-080000	WASHER, SPRING 8	6	6	6	6				Z
27	1	26116-060102	BOLT, M6X 10 PLATED	2	2	2	2				
27-1	1	26013-060122	BOLT, M6X 12	2	2	2	2				N
27-2	1	26106-060122	BOLT, M6X 12 PLATED	2	2	2	2				N

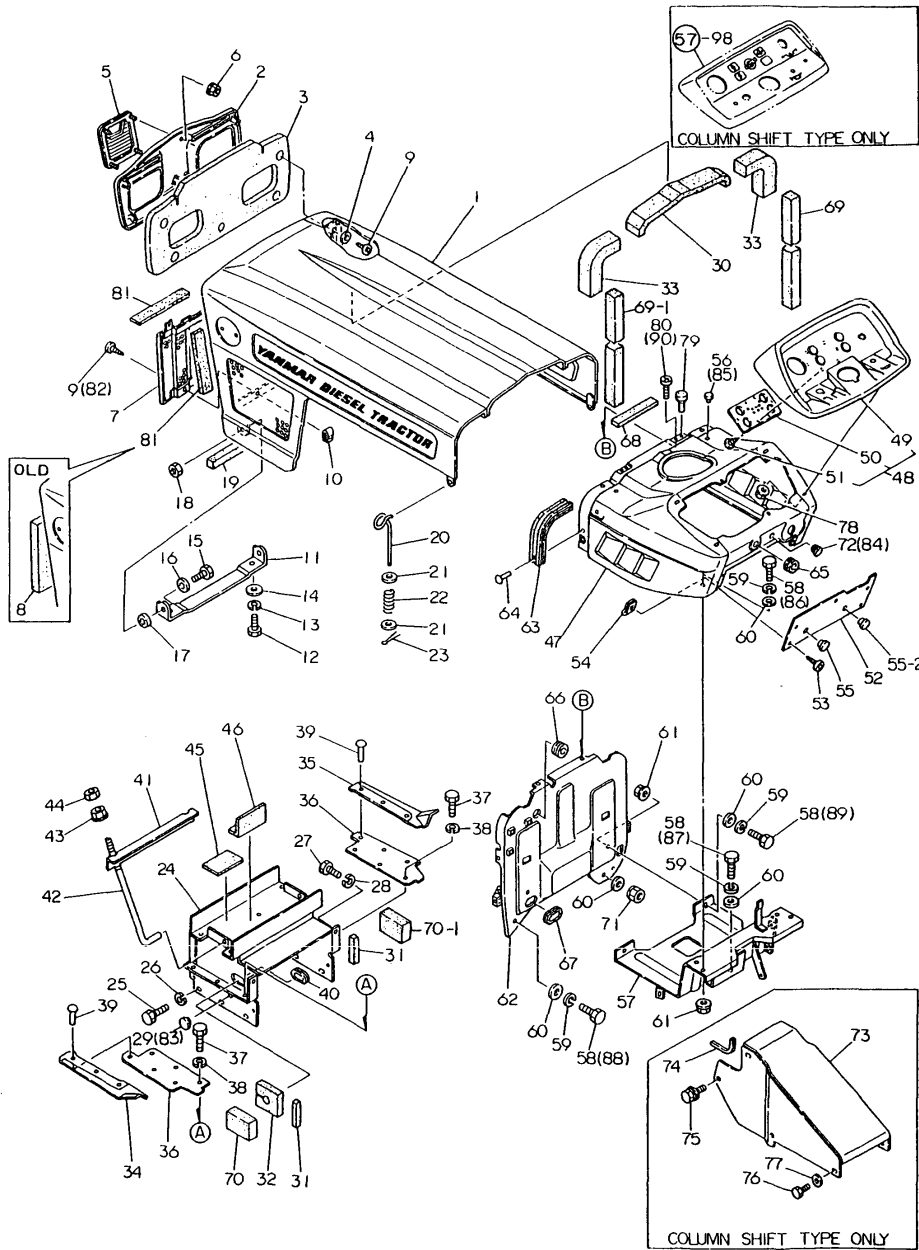
N:Old $\frac{Yes}{No}$ New, Q:Old $\frac{No}{Yes}$ New, R:Old $\frac{Yes}{Yes}$ New, S:Old $\frac{No}{No}$ New, W:Add, Z:Discontinued, F:Interchangeable by set, K:Qty Change
 ++ CONTINUE ++
 Copyright (C) YANMAR CO., LTD. All Rights Reserved.

Fig.60. HOOD (U.S.A.)

(A)=YM186 (FLOOR)
(B)=YM186D(FLOOR)
(C)=YM186 (COLUM

(D)=YM186D(COLUM
(E)=
(F)=

Fig. 60 HOOD (U.S.A.)



No.	Lev.	Parts No.	Description	Qty						I	R
				(A)	(B)	(C)	(D)	(E)	(F)		
28	1	(A=T/# 00898) (B=T/# 02355) (C=T/# 20991) (D=T/# 42957) 22217-060000	WASHER, SPRING 6	2	2	2	2				Z
		(A=T/# 00790) (B=T/# 01965) (C=T/# 20952) (D=T/# 42632)									
29	1	194275-62320	CAP 12, RUBBER	1	1	1	1				Z
		(A=T/# 00713) (B=T/# 01594) (C=T/# 20858) (D=T/# 41924)									
30	1	194446-61940	PAD, RUBBER	1	1	1	1				
31	1	194446-61950	PAD, RUBBER	2	2	2	2				
32	1	194446-61960	PAD, (RUBBER)	1	1	1	1				
33	1	194446-61970	PAD, RUBBER	2	2	2	2				
34	1	194446-61860	PAD, (RUBBER)	1	1	1	1				
35	1	194446-61870	PAD, (RUBBER)	1	1	1	1				
36	1	194446-61850-X	PLATE, SIDE SEAL	2	2	2	2				
37	1	26116-060162	BOLT, M6X 16 PLATED	6	6	6	6				
37-1	1	26014-080162	BOLT, M8X 16	6	6	6	6				N
37-2	1	(A=T/# 00713) (B=T/# 01594) (C=T/# 20858) (D=T/# 41924) 26106-080162	BOLT, M8X 16 PLATED	6	6	6	6				N
		(A=T/# 00898) (B=T/# 02355) (C=T/# 20991) (D=T/# 42957)									
38	1	22217-060000	WASHER, SPRING 6	6	6	6	6				Z
		(A=T/# 00713) (B=T/# 01594) (C=T/# 20858) (D=T/# 41924)									
39	1	194190-61560	RIVET, 5X6	6	6	6	6				
40	1	194420-61580	GROMMET 125	1	1	1	1				
41	1	194300-58110	CLAMP, BATTERY	1	1	1	1				
42	1	194440-61740	ROD, BATTERY CLAMP	2	2	2	2				
42-1	1	194440-61741	ROD, BATTERY CLAMP	2	2	2	2				N
43	1	(A=T/# 00869) (B=T/# 02306) (C=T/# 20978) (D=T/# 42906) 194990-22130	NUT, M6	2	2	2	2				
		26716-060002	NUT, M6	2	2	2	2				
45	1	194190-61761	RUBBER, CUSHION	2	2	2	2				
46	1	194190-61780	RUBBER, CUSHION	2	2	2	2				
47	1	194420-61500-R	DASHBOARD ASSY	1	1	1	1				
47-1	1	194430-61500-R	DASHBOARD ASSY	1	1	1	1				N
48	1	(A=*1980.) (B=*1980.) (C=*1980.) (D=*1980.) 194440-61610	PANEL, DASHBOARD	1	1	1	1				
		194440-61670-R	PANEL	1	1	1	1				
49	2	194440-61690	BOARD	1	1	1	1				
50	2	22857-300100	SCREW 3X10, TAPPING	6	6	6	6				
52-1	1	194446-61620-R	COVER, DASHBOARD	1	1	1	1				
52-2	1	194446-61621-R	COVER, DASHBOARD	1	1	1	1				N
53	1	(A=*1980.) (B=*1980.) (C=*1980.) (D=*1980.) 194420-61640	SCREW, TAPPING M5X16	5	5	5	5				
		194145-61650	NUT, SPEED M5	5	5	5	5				
55-1	1	194145-64430	GROMMET, 12	1	1	1	1				
55-2	1	194145-64430	GROMMET, 12	2	2	2	2				K
56	1	(A=*) (B=*) (C=*) (D=*) 194446-62310	CAP, RUBBER 8	2	2	2	2				Z
		(A=T/# 00229) (B=T/# 00600) (C=T/# 20858) (D=T/# 41928)									
57	1	194446-61660-X	STAY, PANEL	1	1	1	1				
57-1	1	194500-61660	STAY, PANEL	1	1	1	1				N
57-2	1	(A=T/# 00820) (B=T/# 02048) (C=T/# 20967) (D=T/# 42778) 194500-61661	STAY, PANEL	1	1	1	1				N
		(A=T/# 00820) (B=T/# 02048) (C=T/# 20967) (D=T/# 42778)									

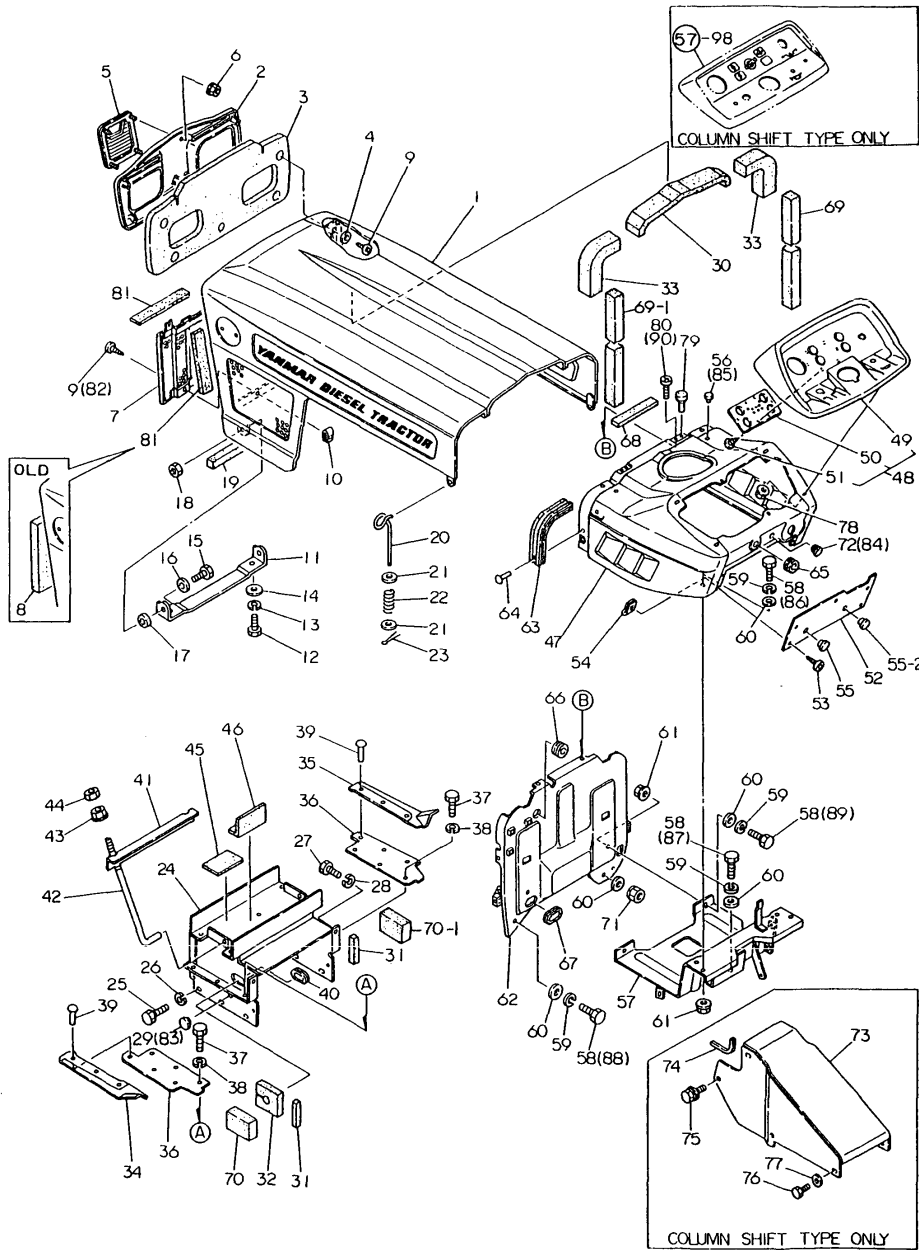
N:Old $\frac{Yes}{No}$ New, Q:Old $\frac{No}{Yes}$ New, R:Old $\frac{Yes}{Yes}$ New, S:Old $\frac{No}{No}$ New, W:Add, Z:Discontinued, F:Interchangeable by set, K:Q'ty Change
++ CONTINUE ++
Copyright (C) YANMAR CO., LTD. All Rights Reserved.

Fig.60. HOOD (U.S.A.)

(A)=YM186 (FLOOR
(B)=YM186D(FLOOR
(C)=YM186 (COLUM

(D)=YM186D(COLUM
(E)=
(F)=

Fig. 60 HOOD (U.S.A.)



No.	Lev.	Parts No.	Description	Qty						I	R
				(A)	(B)	(C)	(D)	(E)	(F)		
58	1	26116-080162	BOLT, M8X 16 PLATED	8	8						
58-1	1	26116-080162	BOLT, M8X 16 PLATED	7	7	7	7				K
		(A=T/# 00229) (B=T/# 00600)									
58-2	1	26116-080162	BOLT, M8X 16 PLATED	7	7	7	7				Z
		(A=*1982.12) (B=*1982.12) (C=*1982.12) (D=*1982.12)									
59	1	22217-080000	WASHER, SPRING 8	4	4	4	4				Z
		(A=*) (B=*) (C=*) (D=*)									
60	1	22137-080000	WASHER, 8	8	8						
60-1	1	22137-080000	WASHER, 8	6	6	6	6				K
		(A=T/# 00229) (B=T/# 00600)									
60-2	1	22137-080000	WASHER, 8	6	6	6	6				Z
		(A=*) (B=*) (C=*) (D=*)									
61	1	194990-22140	NUT, M8	4	4	4	4				
62	1	194440-61570	PLATE, AIR CUT	1	1	1	1				
62-1	1	194446-61570-X	PLATE, AIR CUT	1	1	1	1				N
		(A=*1981.) (B=*1981.) (C=*1981.) (D=*1981.)									
62-2	1	194446-61571	PLATE, AIR CUT	1	1	1	1				N
		(A=T/# 00760) (B=T/# 01756) (C=T/# 20862) (D=T/# 42407)									
63	1	194440-61550	GASKET, BONNET	2	2	2	2				
64	1	194190-61560	RIVET, 5X6	4	4	4	4				
65	1	194080-58810	GROMMET, 8	1	1	1	1				
66	1	194162-58830	GROMMET, 20	1	1	1	1				
67-1	1	194446-61580	GROMMET, L=125	1	1	1	1				
68	1	194440-61220	PAD, (RUBBER)	1	1	1	1				
69	1	194446-61981	PAD, RUBBER	1	1	1	1				W
		(A=*1983.) (B=*1983.) (C=*1983.) (D=*1983.)									
69-1	1	194446-61981	PAD, RUBBER	2	2	2	2				K
		(A=*) (B=*) (C=*) (D=*)									
70	1	194446-61990	PAD, (RUBBER)	1	1	1	1				W
		(A=*1983.) (B=*1983.) (C=*1983.) (D=*1983.)									
70-1	1	194446-61990	PAD, (RUBBER)	2	2	2	2				K
		(A=*) (B=*) (C=*) (D=*)									
71	1	194990-22050	NUT, M8	1	1	1	1				W
		(A=T/# 00229) (B=T/# 00600) (C=FROM 1ST) (D=FROM 1ST)									
72	1	194275-62370	GROMMET	1	1	1	1				W
		(A=*) (B=*) (C=FROM 1ST) (D=FROM 1ST)									
72-1	1	194275-62370	GROMMET	1	1	1	1				Z
		(A=*) (B=*) (C=*) (D=*)									
73	1	194500-61670-X	COVER, GEAR CASE	1	1	1	1				
73-1	1	194500-61671	COVER, GEAR BOX	1	1	1	1				N
		(A=T/# 00820) (B=T/# 02048) (C=T/# 20967) (D=T/# 42778)									
74	1	194500-51710	EDGE 100	1	1	1	1				
75	1	26014-060142	BOLT, M6X 14	6	6						
75-1	1	194155-05210	BOLT, M6X16	6	6	6	6				N
		(A=*1982.) (B=*1982.)									
76	1	26021-050122	SCREW, M5X12	2	2	2	2				
76-1	1	26116-050102	BOLT, M5X 10 PLATED	2	2	2	2				N
		(A=*) (B=*) (C=*) (D=*)									
77	1	22137-050000	WASHER, 5	2	2	2	2				W
		(A=*) (B=*) (C=*) (D=*)									
78	1	194990-22120	NUT, M5	6	6	6	6				

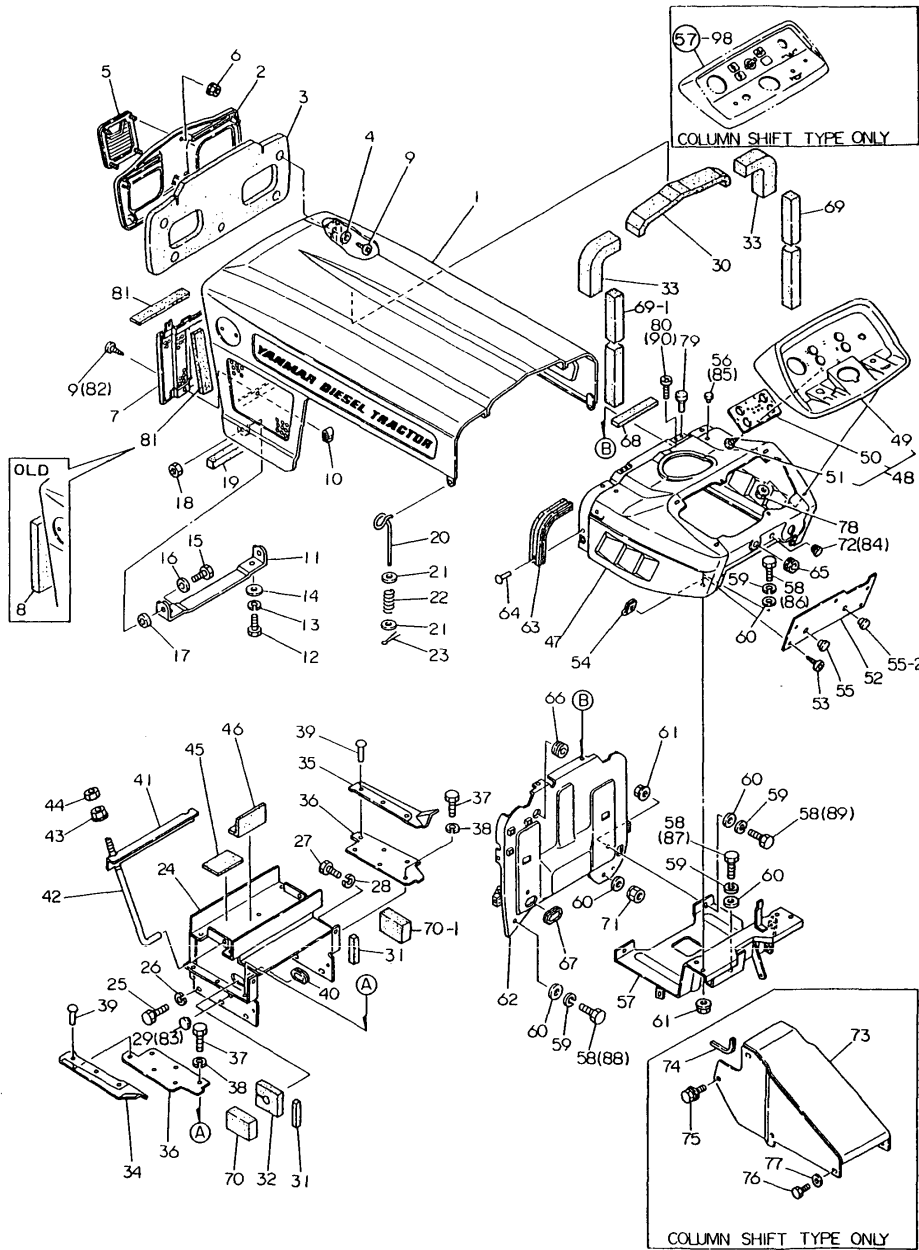
N:Old $\frac{Yes}{No}$ New, Q:Old $\frac{No}{Yes}$ New, R:Old $\frac{Yes}{Yes}$ New, S:Old $\frac{No}{No}$ New, W:Add, Z:Discontinued, F:Interchangeable by set, K:Qty Change
 ++ CONTINUE ++
 Copyright (C) YANMAR CO., LTD. All Rights Reserved.

Fig.60. HOOD (U.S.A.)

(A)=YM186 (FLOOR)
(B)=YM186D(FLOOR)
(C)=YM186 (COLUM

(D)=YM186D(COLUM
(E)=
(F)=

Fig. 60 HOOD (U.S.A.)



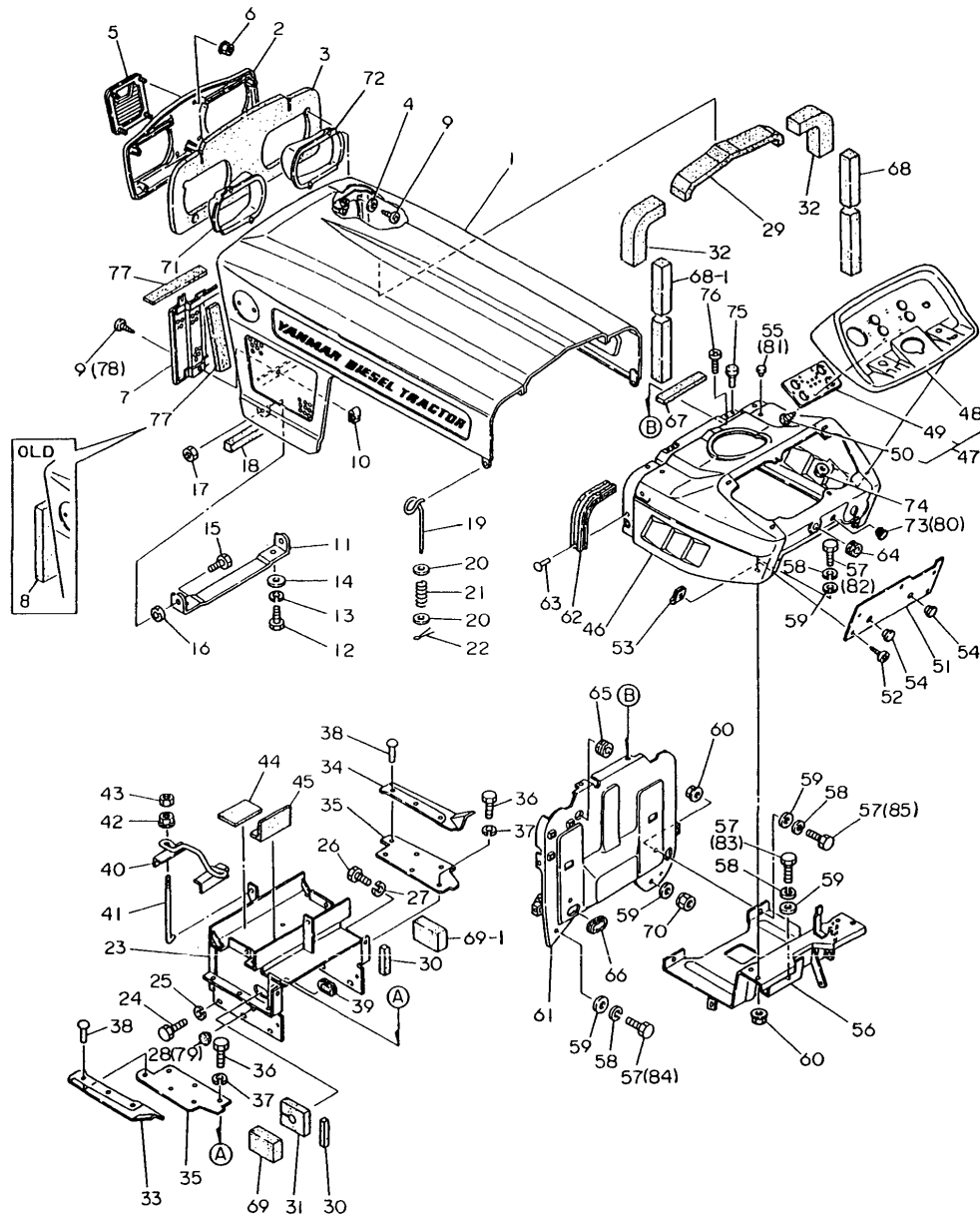
No.	Lev.	Parts No.	Description	Qty						I	R
				(A)	(B)	(C)	(D)	(E)	(F)		
79	1	194145-61560	RUBBER, ABSORBER	2	2	2	2				
80	1	26587-060162	SCREW, M6X16	4	4	4	4				
80-1	1	26011-060122	BOLT M 6X 12	4	4	4	4				N
80-2	1	26011-060122	BOLT M 6X 12	4	4	4	4				Z
81	1	194312-61290	PAD, RUBBER	3	3	3	3				W 1
82	1	194250-61640	SCREW, TAPPING M5X12	2	2	2	2				W
83	1	194145-64430	GROMMET, 12	1	1	1	1				W
84	1	194275-62310	CAP, RUBBER 10	1	1	1	1				W
85	1	194324-62310	CAP, RUBBER 4.5	4	4	4	4				W
86	1	26011-080162	BOLT M 8X 16	2	2	2	2				W
86-1	1	26106-080162	BOLT, M8X 16 PLATED	2	2	2	2				N
87	1	26013-080162	BOLT, M8X 16	2	2	2	2				W
87-1	1	26106-080162	BOLT, M8X 16 PLATED	2	2	2	2				N
88	1	26013-080162	BOLT, M8X 16	1	1	1	1				W
88-1	1	26106-080162	BOLT, M8X 16 PLATED	1	1	1	1				N
89	1	26116-080162	BOLT, M8X 16 PLATED	2	2	2	2				W
89-1	1	26106-080162	BOLT, M8X 16 PLATED	2	2	2	2				N
90	1	26587-060162	SCREW, M6X16	4	4	4	4				W

Fig.61. HOOD (FRANCE)

(A)=YM186 (FLOOR
(B)=YM186D(FLOOR
(C)=YM186 (COLUM

(D)=YM186D(COLUM
(E)=
(F)=

Fig. 61 HOOD (FRANCE)



No.	Lev.	Parts No.	Description	Q'ty						I	R
				(A)	(B)	(C)	(D)	(E)	(F)		
1	1	194448-61100-R	HOOD	1	1	1	1				
2	1	194448-61250	GRILLE, FRONT	1	1	1	1				
3	1	194448-61910	PAD, (RUBBER)	1	1	1	1				
4	1	22137-050000	WASHER, 5	4	4	4	4				Z
		(A=*) (B=*) (C=*) (D=*)									
5	1	194420-65590	EMBLEM, FLAME	1	1	1	1				
6-1	1	194990-22120	NUT, M5	4	4	4	4				
7	1	194422-61371	GRILLE, FRONT LOWER	1	1	1	1				
7-1	1	194446-61310	GRILLE, FRONT LOWER	1	1	1	1				S 1
		(A=*1982.09) (B=*1982.09) (C=*1982.09) (D=*1982.09)									
8	1	194446-61920	PAD, (RUBBER)	2	2	2	2				Z
		(A=*1982.09) (B=*1982.09) (C=*1982.09) (D=*1982.09)									
9	1	194420-61640	SCREW, TAPPING M5X16	7	7	7	7				
9-1	1	194420-61640	SCREW, TAPPING M5X16	5	5	5	5				K
		(A=T/# 00856) (B=T/# 02152) (C=T/# 20958) (D=T/# 42834)									
10	1	194145-61650	NUT, SPEED M5	2	2	2	2				
11	1	194440-61320-X	HINGE, HOOD	1	1	1	1				
12	1	26116-100202	BOLT, M10X 20 PLATED	2	2	2	2				
12-1	1	26013-100202	BOLT, M10X 20	2	2	2	2				N
		(A=*) (B=*) (C=*) (D=*)									
12-2	1	26106-100202	BOLT, M10X 20 PLATED	2	2	2	2				N
		(A=T/# 00909) (B=T/# 02372) (C=T/# 20991) (D=T/# 42957)									
13	1	22217-100000	WASHER, SPRING 10	2	2	2	2				Z
		(A=*) (B=*) (C=*) (D=*)									
14	1	194145-04810	WASHER 10	2	2	2	2				
14-1	1	194145-61570	WASHER, 10	2	2	2	2				N
		(A=T/# 00713) (B=T/# 01594) (C=T/# 20858) (D=T/# 41924)									
15	1	26116-120252	BOLT, M12X 25 PLATED	2	2	2	2				
16	1	194190-61250	GASKET	2	2	2	2				
17	1	26716-120002	NUT, M12	2	2	2	2				
18	1	194446-61930	PAD, (RUBBER)	1	1	1	1				
19	1	194440-61820	LEVER, BONNET LOCK	2	2	2	2				
20	1	22157-060000	WASHER, 6	4	4	4	4				
21	1	194440-61831	SPRING, HOOD LOCK	2	2	2	2				
22	1	22417-200200	PIN, COTTER 2.0X20	2	2	2	2				
23	1	194448-61700-X	COVER, DUST	1	1	1	1				
24	1	26116-080162	BOLT, M8X 16 PLATED	6	6	6	6				
24-1	1	26013-080162	BOLT, M8X 16	6	6	6	6				N
		(A=*) (B=*) (C=*) (D=*)									
24-2	1	26106-080162	BOLT, M8X 16 PLATED	6	6	6	6				N
		(A=T/# 00909) (B=T/# 02372) (C=T/# 20991) (D=T/# 42957)									
25	1	22217-080000	WASHER, SPRING 8	6	6	6	6				Z
		(A=*) (B=*) (C=*) (D=*)									
26	1	26116-060102	BOLT, M6X 10 PLATED	2	2	2	2				
26-1	1	26013-060122	BOLT, M6X 12	2	2	2	2				N
		(A=T/# 00790) (B=T/# 01965) (C=T/# 20952) (D=T/# 42632)									
26-2	1	26106-060122	BOLT, M6X 12 PLATED	2	2	2	2				N
		(A=T/# 00898) (B=T/# 02355) (C=T/# 20991) (D=T/# 42957)									
27	1	22217-060000	WASHER, SPRING 6	2	2	2	2				Z
		(A=T/# 00790) (B=T/# 01965) (C=T/# 20952) (D=T/# 42632)									
28	1	194275-62320	CAP 12, RUBBER	1	1	1	1				Z

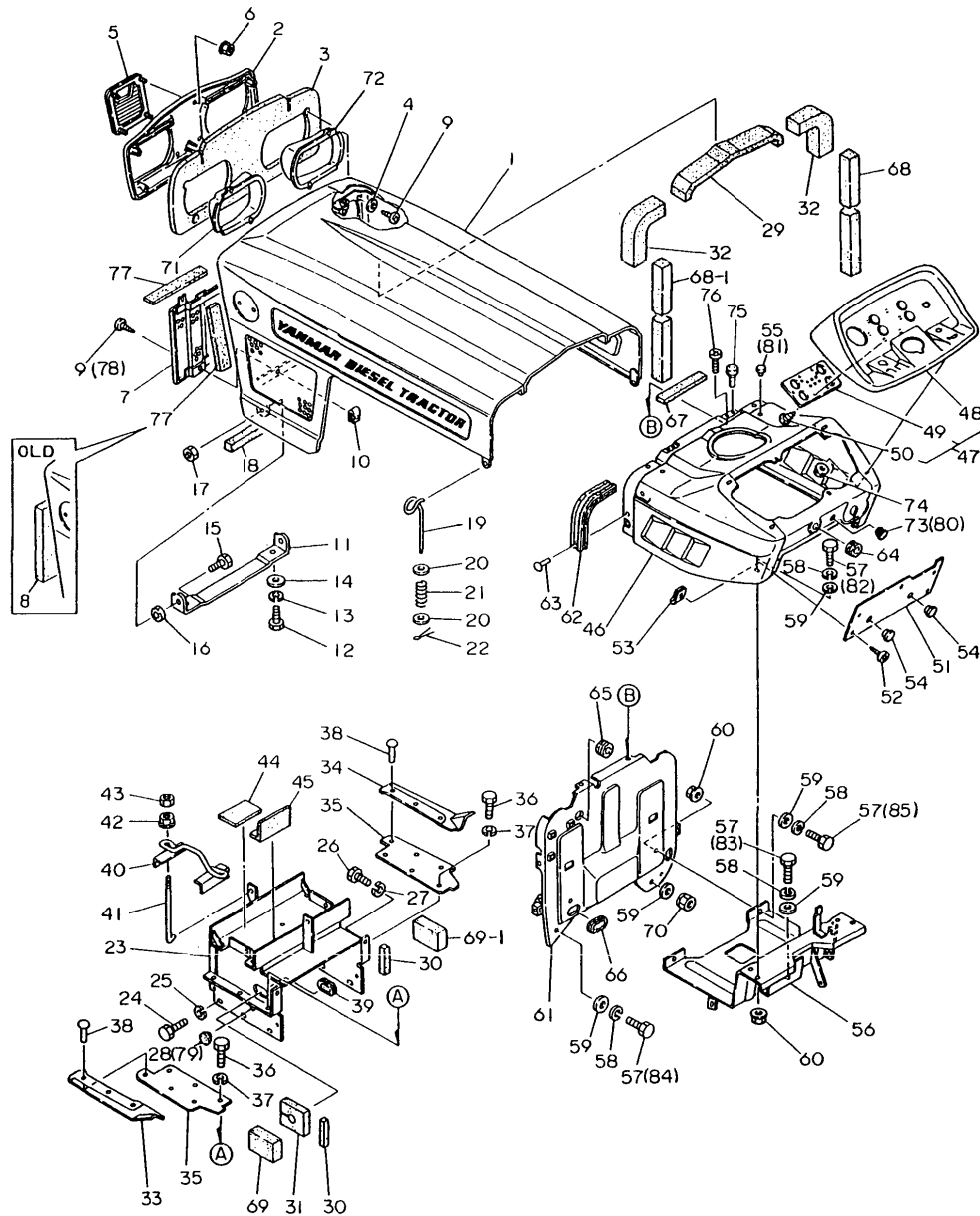
N:Old $\begin{matrix} \leftarrow \text{Yes} \\ \text{No} \end{matrix}$ New, Q:Old $\begin{matrix} \leftarrow \text{No} \\ \text{Yes} \end{matrix}$ New, R:Old $\begin{matrix} \leftarrow \text{Yes} \\ \text{No} \end{matrix}$ New, S:Old $\begin{matrix} \leftarrow \text{No} \\ \text{Yes} \end{matrix}$ New, W:Add, Z:Discontinued, F:Interchangeable by set, K:Q'ty Change
++ CONTINUE ++
Copyright (C) YANMAR CO., LTD. All Rights Reserved.

Fig.61. HOOD (FRANCE)

(A)=YM186 (FLOOR
(B)=YM186D(FLOOR
(C)=YM186 (COLUM

(D)=YM186D(COLUM
(E)=
(F)=

Fig. 61 HOOD (FRANCE)



No.	Lev.	Parts No.	Description	Q'ty						I	R
				(A)	(B)	(C)	(D)	(E)	(F)		
		(A=T/# 00713) (B=T/# 01594) (C=T/# 20858) (D=T/# 41924)									
29	1	194446-61940	PAD, RUBBER	1	1	1	1				
30	1	194446-61950	PAD, RUBBER	2	2	2	2				
31	1	194446-61960	PAD, (RUBBER)	1	1	1	1				
32	1	194446-61970	PAD, RUBBER	2	2	2	2				
33	1	194446-61860	PAD, (RUBBER)	1	1	1	1				
34	1	194446-61870	PAD, (RUBBER)	1	1	1	1				
35	1	194446-61850-X	PLATE, SIDE SEAL	2	2	2	2				
36	1	26116-060162	BOLT, M6X 16 PLATED	6	6	6	6				
36-1	1	26014-080162	BOLT, M8X 16	6	6	6	6				N
36-2	1	26106-080162	BOLT, M8X 16 PLATED	6	6	6	6				N
37	1	22217-060000	WASHER, SPRING 6	6	6	6	6				Z
		(A=T/# 00713) (B=T/# 01594) (C=T/# 20858) (D=T/# 41924)									
38	1	194190-61560	RIVET, 5X6	6	6	6	6				
39	1	194420-61580	GROMMET 125	1	1	1	1				
40	1	194448-51560-X	CLAMP, BATTERY	1	1	1	1				
41	1	194150-61740	ROD, BATTERY CLAMP	2	2	2	2				
42	1	194990-22130	NUT, M6	2	2	2	2				
43	1	26716-060002	NUT, M6	2	2	2	2				
44	1	194190-61761	RUBBER, CUSHION	2	2	2	2				
45	1	194190-61780	RUBBER, CUSHION	2	2	2	2				
46	1	194430-61500-R	DASHBOARD ASSY	1	1	1	1				
47	1	194440-61610	PANEL, DASHBOARD	1	1	1	1				
48	2	194440-61670-R	PANEL	1	1	1	1				
49	2	194440-61690	BOARD	1	1	1	1				
50	2	22857-300100	SCREW 3X10,TAPPING	6	6	6	6				
51	1	194446-61620-R	COVER, DASHBOARD	1	1	1	1				
51-1	1	194446-61621-R	COVER, DASHBOARD	1	1	1	1				N
		(A=*1980.) (B=*1980.) (C=*1980.) (D=*1980.)									
52	1	194420-61640	SCREW, TAPPING M5X16	5	5	5	5				
53	1	194145-61650	NUT, SPEED M5	5	5	5	5				
54	1	194145-64430	GROMMET, 12	2	2	2	2				
55	1	194446-62310	CAP, RUBBER 8	2	2	2	2				Z
		(A=T/# 00229) (B=T/# 00600) (C=T/# 20858) (D=T/# 41928)									
56	1	194446-61660-X	STAY, PANEL	1	1	1	1				
57	1	26116-080162	BOLT, M8X 16 PLATED	8	8						
57-1	1	26116-080162	BOLT, M8X 16 PLATED	7	7	7	7				K
57-2	1	26116-080162	BOLT, M8X 16 PLATED	7	7	7	7				Z
		(A=T/# 00229) (B=T/# 00600) (C=*1982.12) (D=*1982.12)									
58	1	22217-080000	WASHER, SPRING 8	4	4	4	4				Z
		(A=*) (B=*) (C=*) (D=*)									
59	1	22137-080000	WASHER, 8	8	8						
59-1	1	22137-080000	WASHER, 8	6	6	6	6				K
59-2	1	22137-080000	WASHER, 8	6	6	6	6				Z
		(A=T/# 00229) (B=T/# 00600) (A=*) (B=*) (C=*) (D=*)									
60	1	194990-22140	NUT, M8	4	4	4	4				
61	1	194440-61570	PLATE, AIR CUT	1	1	1	1				

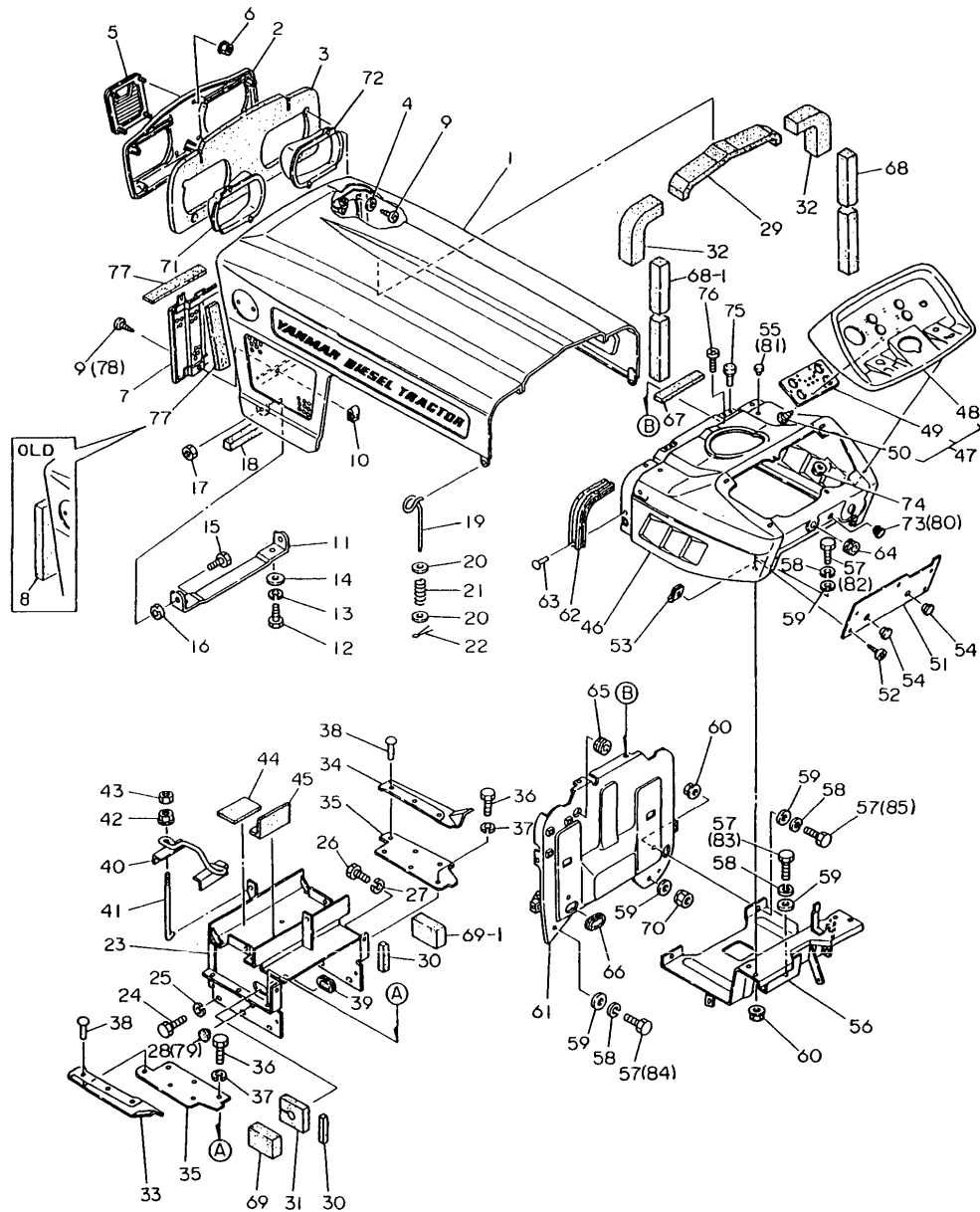
N:Old $\frac{Yes}{No}$ New, Q:Old $\frac{No}{Yes}$ New, R:Old $\frac{Yes}{Yes}$ New, S:Old $\frac{No}{No}$ New, W:Add, Z:Discontinued, F:Interchangeable by set, K:Q'ty Change
 ++ CONTINUE ++
 Copyright (C) YANMAR CO., LTD. All Rights Reserved.

Fig.61. HOOD (FRANCE)

(A)=YM186 (FLOOR
(B)=YM186D(FLOOR
(C)=YM186 (COLUM

(D)=YM186D(COLUM
(E)=
(F)=

Fig. 61 HOOD (FRANCE)



No.	Lev.	Parts No.	Description	Q'ty						I	R
				(A)	(B)	(C)	(D)	(E)	(F)		
61-1	1	194446-61570-X (A=*1981.) (B=*1981.) (C=*1981.) (D=*1981.)	PLATE, AIR CUT	1	1	1	1				N
61-2	1	194446-61571	PLATE, AIR CUT	1	1	1	1				N
62	1	194440-61550	GASKET, BONNET	2	2	2	2				
63	1	194190-61560	RIVET, 5X6	4	4	4	4				
64	1	194080-58810	GROMMET, 8	1	1	1	1				
65	1	194162-58830	GROMMET, 20	1	1	1	1				
66	1	194446-61580	GROMMET, L=125	1	1	1	1				
67	1	194440-61220	PAD, (RUBBER)	1	1	1	1				
68	1	194446-61981	PAD, RUBBER	1	1	1	1				
68-1	1	194446-61981	PAD, RUBBER	2	2	2	2				K
69	1	194446-61990	PAD, (RUBBER)	1	1	1	1				
69-1	1	194446-61990	PAD, (RUBBER)	2	2	2	2				K
70	1	194990-22050 (A=T/# 00229) (B=T/# 00600) (C=FROM 1ST) (D=FROM 1ST)	NUT, M8	1	1	1	1				W
71	1	194448-53350	HOOD (L), HEAD LAMP	1	1	1	1				
72	1	194448-53360	HOOD (R), HEAD LAMP	1	1	1	1				
73	1	194275-62370	GROMMET	1	1	1	1				Z
74	1	194990-22120	NUT, M5	6	6	6	6				
75	1	194145-61560	RUBBER, ABSORBER	2	2	2	2				
76	1	26587-060162	SCREW, M6X16	4	4	4	4				
76-1	1	26011-060122 (A=*1982.10) (B=*1982.12) (C=*1982.09) (D=*1982.10)	BOLT M 6X 12	4	4	4	4				N
77	1	194312-61290 (A=*1982.09) (B=*1982.09) (C=*1982.09) (D=*1982.09)	PAD, RUBBER	3	3	3	3				W 1
78	1	194250-61640	SCREW, TAPPING M5X12	2	2	2	2				W
79	1	194145-64430 (A=T/# 00713) (B=T/# 01594) (C=T/# 20858) (D=T/# 41924)	GROMMET, 12	1	1	1	1				W
80	1	194275-62310 (A=*) (B=*) (C=*) (D=*)	CAP, RUBBER 10	1	1	1	1				W
81	1	194324-62310 (A=T/# 00229) (B=T/# 00600) (C=T/# 20858) (D=T/# 41928)	CAP, RUBBER 4.5	4	4	4	4				W
82	1	26011-080162 (A=*1982.12) (B=*1982.12) (C=*1982.12) (D=*1982.12)	BOLT M 8X 16	2	2	2	2				W
82-1	1	26106-080162 (A=T/# 00909) (B=T/# 02372) (C=T/# 20991) (D=T/# 42957)	BOLT, M8X 16 PLATED	2	2	2	2				N
83	1	26013-080162 (A=*1982.10) (B=*1982.10) (C=*1982.10) (D=*1982.10)	BOLT, M8X 16	2	2	2	2				W
83-1	1	26106-080162 (A=T/# 00909) (B=T/# 02372) (C=T/# 20991) (D=T/# 42957)	BOLT, M8X 16 PLATED	2	2	2	2				N
84	1	26013-080162 (A=*1982.12) (B=*1982.12) (C=*1982.12) (D=*1982.12)	BOLT, M8X 16	1	1	1	1				W
84-1	1	26106-080162 (A=T/# 00909) (B=T/# 02372) (C=T/# 20991) (D=T/# 42957)	BOLT, M8X 16 PLATED	1	1	1	1				N
85	1	26116-080162 (A=*1982.12) (B=*1982.12) (C=*1982.12) (D=*1982.12)	BOLT, M8X 16 PLATED	2	2	2	2				W

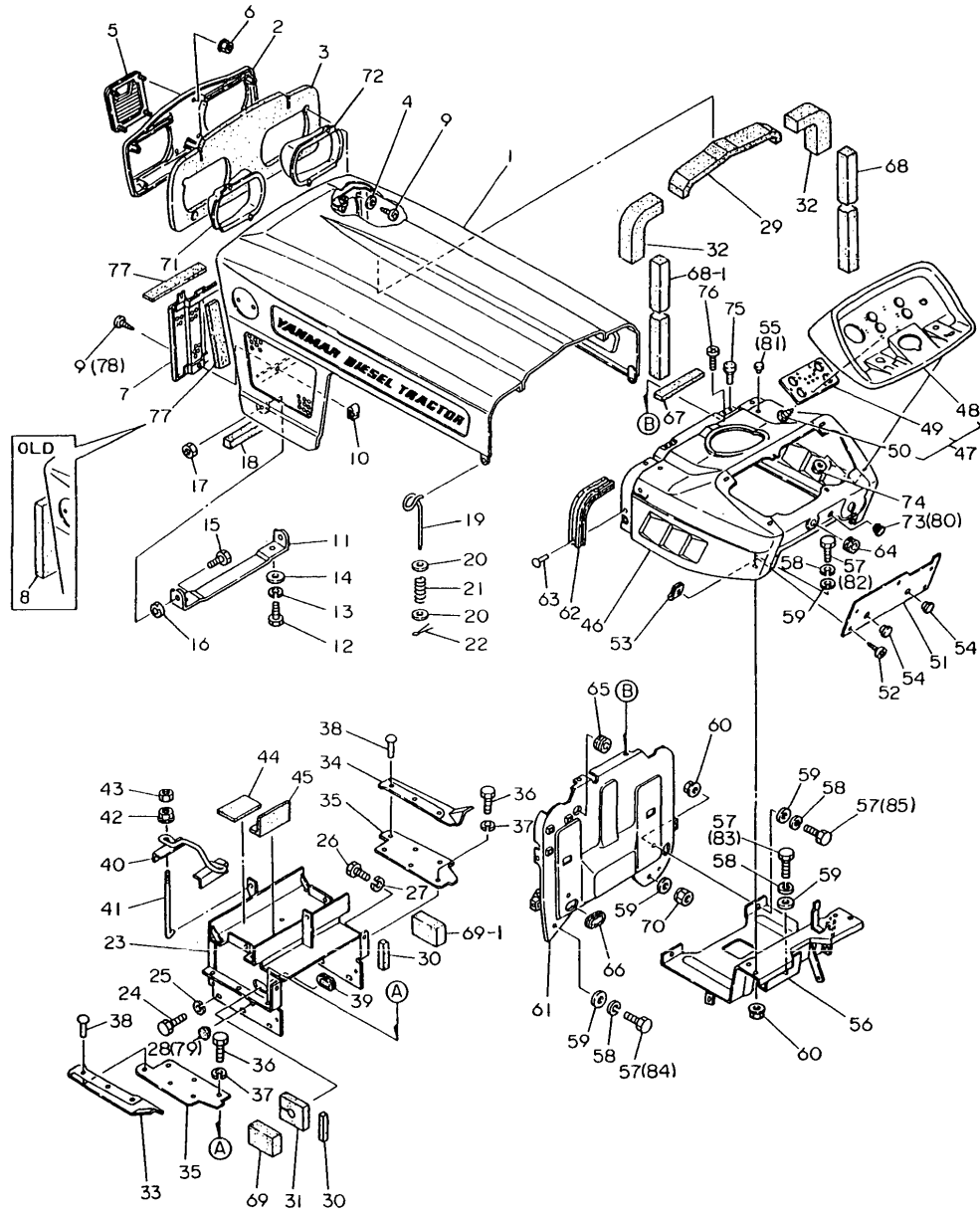
N:Old $\frac{Yes}{No}$ New, Q:Old $\frac{No}{Yes}$ New, R:Old $\frac{Yes}{Yes}$ New, S:Old $\frac{No}{No}$ New, W:Add, Z:Discontinued, F:Interchangeable by set, K:Q'ty Change
++ CONTINUE ++
Copyright (C) YANMAR CO., LTD. All Rights Reserved.

Fig.61. HOOD (FRANCE)

(A)=YM186 (FLOOR)
 (B)=YM186D(FLOOR)
 (C)=YM186 (COLUM

(D)=YM186D(COLUM
 (E)=
 (F)=

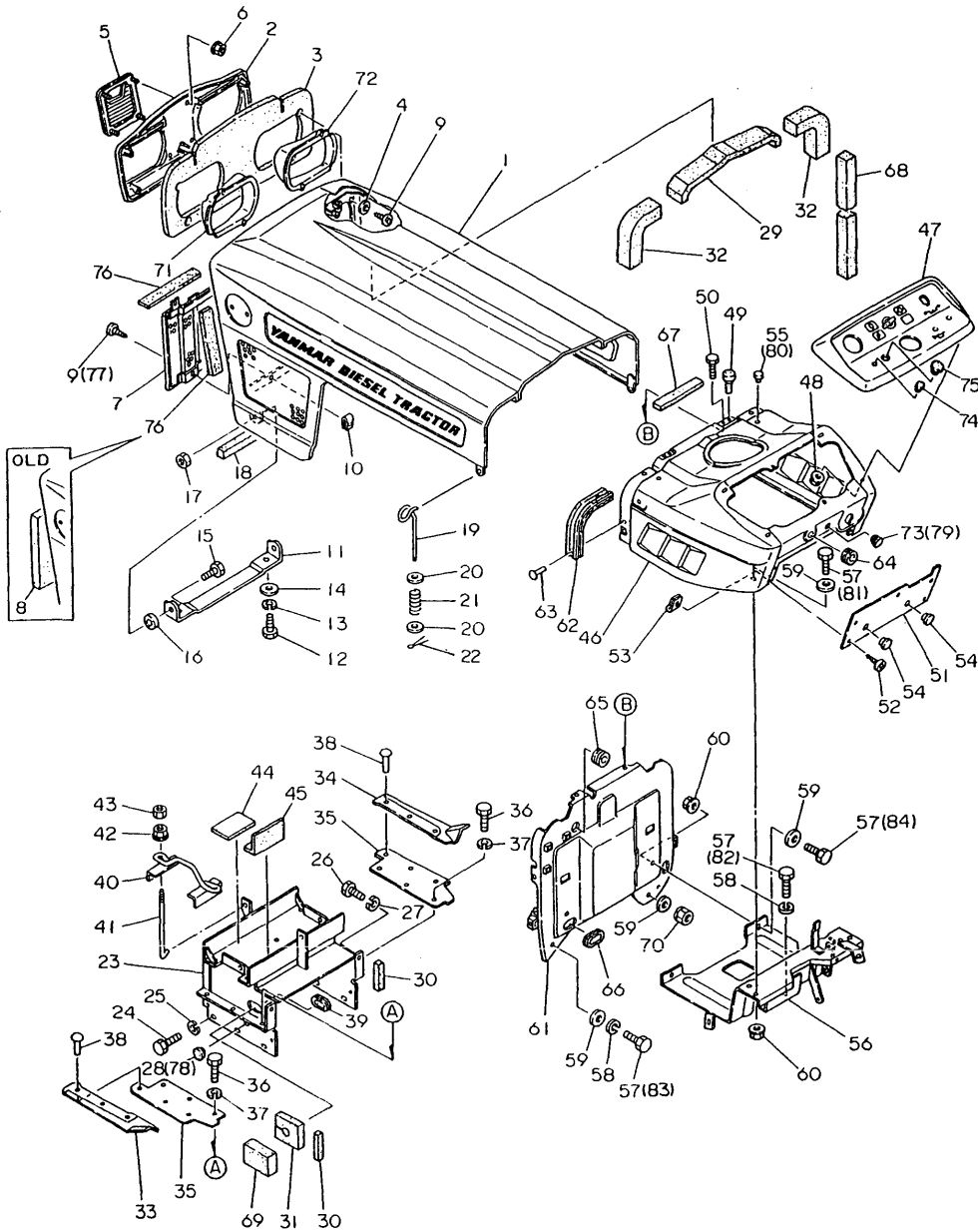
Fig. 61 HOOD (FRANCE)



No.	Lev.	Parts No.	Description	Q'ty						I	R
				(A)	(B)	(C)	(D)	(E)	(F)		
85-1	1	26106-080162	BOLT, M8X 16 PLATED	2	2	2	2			N	
		(A=T/# 00909)	(B=T/# 02372)	(C=T/# 20991)	(D=T/# 42957)						

Fig.62. HOOD (ENGLAND)

Fig. 62 HOOD (ENGLAND)



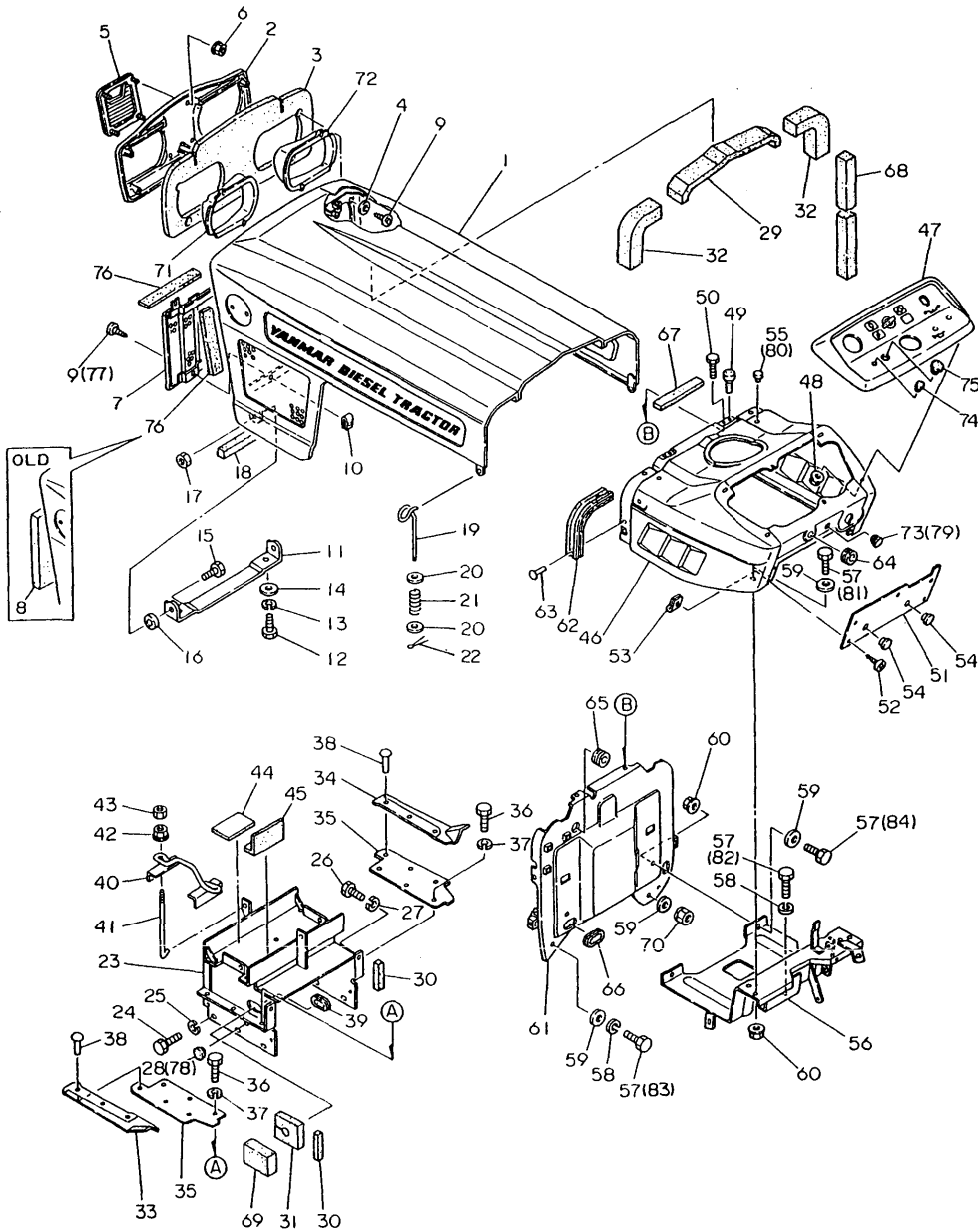
(A)=YM186 (FLOOR)
(B)=YM186D(FLOOR)
(C)=YM186 (COLUM)

(D)=YM186D(COLUM)
(E)=
(F)=

No.	Lev.	Parts No.	Description	Q'ty						I	R
				(A)	(B)	(C)	(D)	(E)	(F)		
1	1	194448-61100-R	HOOD	1	1	1	1				
2	1	194448-61250	GRILLE, FRONT	1	1	1	1				
3	1	194448-61910	PAD, (RUBBER)	1	1	1	1				
4	1	22137-050000	WASHER, 5	4	4	4	4				Z
		(A=*) (B=*) (C=*) (D=*)									
5	1	194420-65590	EMBLEM, FLAME	1	1	1	1				
6	1	194990-22120	NUT, M5	4	4	4	4				
7	1	194422-61371	GRILLE(LOWER), FRONT	1	1	1	1				
7-1	1	194446-61310	GRILLE, FRONT LOWER	1	1	1	1				S 1
		(A=*1982.09) (B=*1982.09) (C=*1982.09) (D=*1982.09)									
8	1	194446-61920	PAD, (RUBBER)	2	2	2	2				Z
		(A=*1982.09) (B=*1982.09) (C=*1982.09) (D=*1982.09)									
9	1	194420-61640	SCREW, TAPPING M5X16	7	7	7	7				
9-1	1	194420-61640	SCREW, TAPPING M5X16	5	5	5	5				K
		(A=T/# 00856) (B=T/# 02152) (C=T/# 20958) (D=T/# 42834)									
10	1	194145-61650	NUT, SPEED M5	2	2	2	2				
11	1	194440-61320-X	HINGE, HOOD	1	1	1	1				
12	1	26116-100202	BOLT, M10X 20 PLATED	2	2	2	2				
12-1	1	26013-100202	BOLT, M10X 20	2	2	2	2				N
		(A=*) (B=*) (C=*) (D=*)									
12-2	1	26106-100202	BOLT, M10X 20 PLATED	2	2	2	2				N
		(A=T/# 00909) (B=T/# 02372) (C=T/# 20991) (D=T/3 42957)									
13	1	22217-100000	WASHER, SPRING 10	2	2	2	2				Z
		(A=*) (B=*) (C=*) (D=*)									
14	1	194145-61570	WASHER, 10	2	2	2	2				
15	1	26116-120252	BOLT, M12X 25 PLATED	2	2	2	2				
16	1	194190-61250	GASKET	2	2	2	2				
17	1	26716-120002	NUT, M12	2	2	2	2				
18	1	194446-61930	PAD, (RUBBER)	1	1	1	1				
19	1	194440-61820	LEVER, BONNET LOCK	2	2	2	2				
20	1	22157-060000	WASHER, 6	4	4	4	4				
21	1	194440-61831	SPRING, HOOD LOCK	2	2	2	2				
22	1	22417-200200	PIN, COTTER 2.0X20	2	2	2	2				
23	1	194448-61700-X	COVER, DUST	1	1	1	1				
24	1	26116-080162	BOLT, M8X 16 PLATED	6	6	6	6				
24-1	1	26013-080162	BOLT, M8X 16	6	6	6	6				N
		(A=*) (B=*) (C=*) (D=*)									
24-2	1	26106-080162	BOLT, M8X 16 PLATED	6	6	6	6				N
		(A=T/# 00909) (B=T/# 02372) (C=T/# 20991) (D=T/# 42957)									
25	1	22217-080000	WASHER, SPRING 8	6	6	6	6				Z
		(A=*) (B=*) (C=*) (D=*)									
26	1	26116-060102	BOLT, M6X 10 PLATED	2	2	2	2				
26-1	1	26013-060122	BOLT, M6X 12	2	2	2	2				N
		(A=T/# 00790) (B=T/# 01965) (C=T/# 20952) (D=T/# 42632)									
26-2	1	26106-060122	BOLT, M6X 12 PLATED	2	2	2	2				N
		(A=T/# 00898) (B=T/# 02355) (C=T/# 20991) (D=T/# 42957)									
27	1	22217-060000	WASHER, SPRING 6	2	2	2	2				Z
		(A=T/# 00790) (B=T/# 01965) (C=T/# 20952) (D=T/# 42632)									
28	1	194275-62320	CAP 12, RUBBER	1	1	1	1				Z
		(A=T/# 00713) (B=T/# 01594) (C=T/# 20858) (D=T/# 41924)									
29	1	194446-61940	PAD, RUBBER	1	1	1	1				

Fig.62. HOOD (ENGLAND)

Fig. 62 HOOD (ENGLAND)



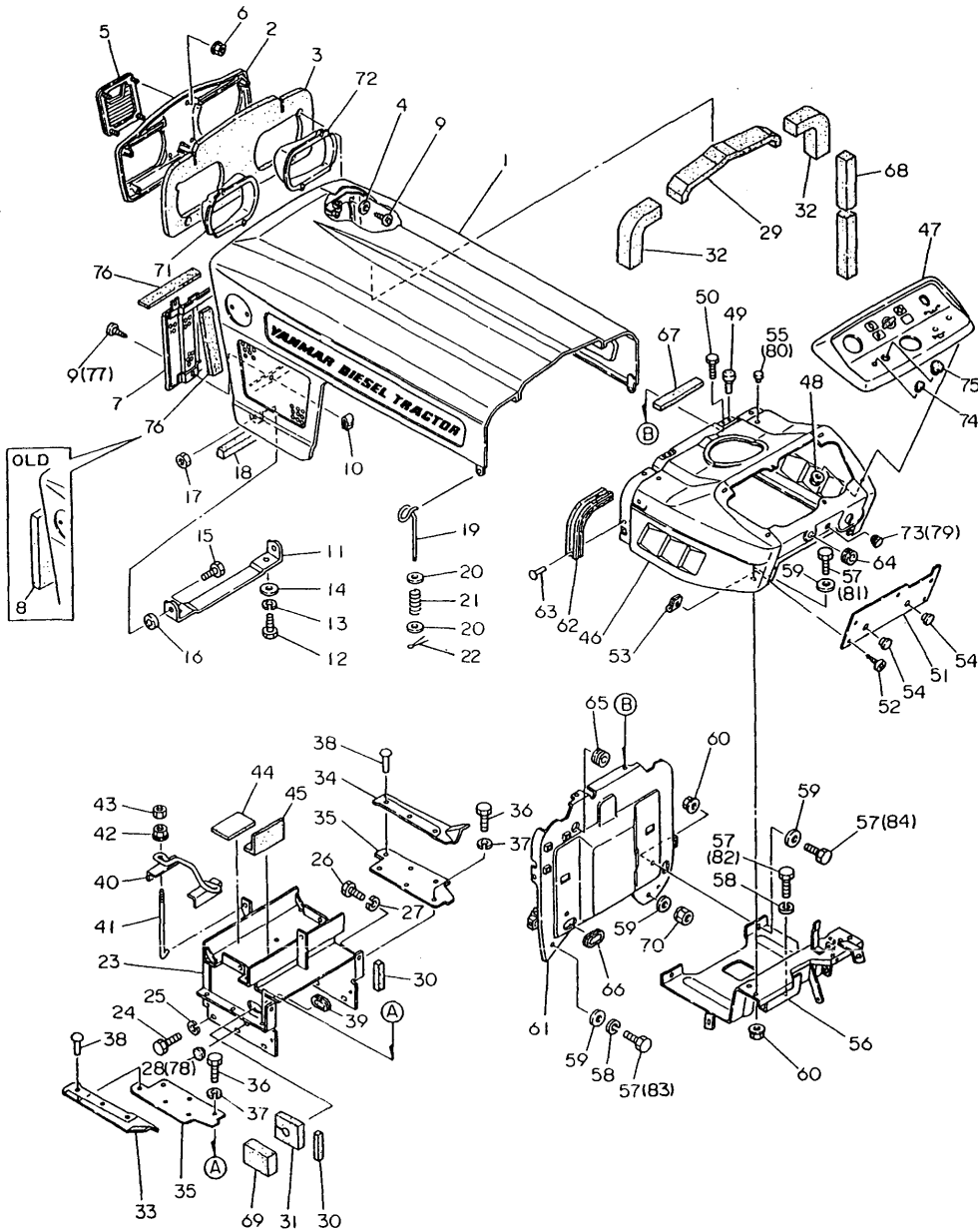
(A)=YM186 (FLOOR)
(B)=YM186D(FLOOR)
(C)=YM186 (COLUMN)

(D)=YM186D(COLUMN)
(E)=
(F)=

No.	Lev.	Parts No.	Description	Q'ty						I	R
				(A)	(B)	(C)	(D)	(E)	(F)		
30	1	194446-61950	PAD, RUBBER	2	2	2	2				
31	1	194446-61960	PAD, (RUBBER)	1	1	1	1				
32	1	194446-61970	PAD, RUBBER	2	2	2	2				
33	1	194446-61860	PAD, (RUBBER)	1	1	1	1				
34	1	194446-61870	PAD, (RUBBER)	1	1	1	1				
35	1	194446-61850-X	PLATE, SIDE SEAL	2	2	2	2				
36	1	26116-060162	BOLT, M6X 16 PLATED	6	6	6	6				
36-1	1	26014-080162	BOLT, M8X 16	6	6	6	6			N	
		(A=T/# 00713) (B=T/# 01594) (C=T/# 20858) (D=T/# 41924)									
36-2	1	26106-080162	BOLT, M8X 16 PLATED	6	6	6	6			N	
		(A=T/# 00898) (B=T/# 02355) (C=T/# 20991) (D=T/# 42957)									
37	1	22217-060000	WASHER, SPRING 6	6	6	6	6			Z	
		(A=T/# 00713) (B=T/# 01594) (C=T/# 20858) (D=T/# 41924)									
38	1	194190-61560	RIVET, 5X6	6	6	6	6				
39	1	194420-61580	GROMMET 125	1	1	1	1				
40	1	194448-51560-U	CLAMP, BATTERY	1	1	1	1				
41	1	194150-61740	ROD, BATTERY CLAMP	2	2	2	2				
42	1	194990-22130	NUT, M6	2	2	2	2				
43	1	26716-060002	NUT, M6	2	2	2	2				
44	1	194190-61761	RUBBER, CUSHION	2	2	2	2				
45	1	194190-61780	RUBBER, CUSHION	2	2	2	2				
46	1	194430-61500-R	DASHBOARD ASSY	1	1	1	1				
47	1	194432-61600	DASHBOARD ASSY	1	1	1	1				
48	1	194990-22120	NUT, M5	6	6	6	6				
49	1	194145-61560	RUBBER, ABSORBER	2	2	2	2				
50	1	26011-060122	BOLT M 6X 12	4	4	4	4				
51	1	194446-61620-R	COVER, DASHBOARD	1	1	1	1				
51-1	1	194446-61621-R	COVER, DASHBOARD	1	1	1	1			N	
		(A=*1980.) (B=*1980.) (C=*1980.) (D=*1980.)									
52	1	194420-61640	SCREW, TAPPING M5X16	5	5	5	5				
53	1	194145-61650	NUT, SPEED M5	5	5	5	5				
54	1	194145-64430	GROMMET, 12	2	2	2	2				
55	1	194446-62310	CAP, RUBBER 8	2	2	2	2			Z	
		(A=T/# 00229) (B=T/# 00600) (C=T/# 20858) (D=T/# 41928)									
56	1	194446-61660-X	STAY, PANEL	1	1	1	1				
57	1	26116-080162	BOLT, M8X 16 PLATED	7	7	7	7			Z	
		(A=*1982.12) (B=*1982.12) (C=*1982.12) (D=*1982.12)									
58	1	22217-080000	WASHER, SPRING 8	4	4	4	4			Z	
		(A=*) (B=*) (C=*) (D=*)									
59	1	22137-080000	WASHER, 8	6	6	6	6			Z	
		(A=*) (B=*) (C=*) (D=*)									
60	1	194990-22140	NUT, M8	4	4	4	4				
61	1	194446-61570-X	PLATE, AIR CUT	1	1	1	1				
61-1	1	194446-61571	PLATE, AIR CUT	1	1	1	1			N	
		(A=T/# 00760) (B=T/# 01756) (C=T/# 20862) (D=T/# 42407)									
62	1	194440-61550	GASKET, BONNET	2	2	2	2				
63	1	194190-61560	RIVET, 5X6	4	4	4	4				
64	1	194080-58810	GROMMET, 8	1	1	1	1				
65	1	194162-58830	GROMMET, 20	1	1	1	1				
66	1	194446-61580	GROMMET, L=125	1	1	1	1				
67	1	194440-61220	PAD, (RUBBER)	1	1	1	1				

Fig.62. HOOD (ENGLAND)

Fig. 62 HOOD (ENGLAND)



(A)=YM186 (FLOOR)
(B)=YM186D(FLOOR)
(C)=YM186 (COLUMN)

(D)=YM186D(COLUMN)
(E)=
(F)=

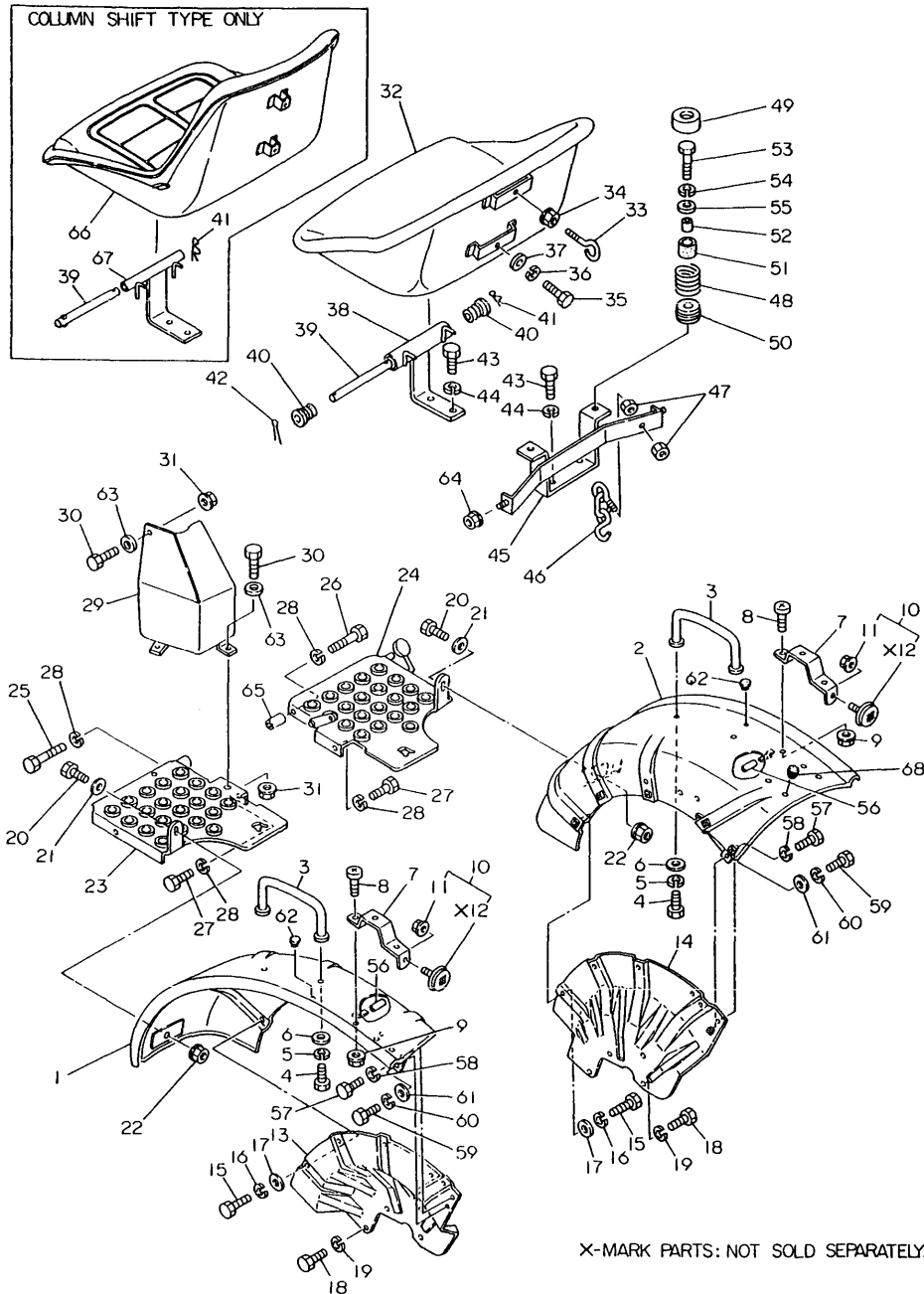
No.	Lev.	Parts No.	Description	Qty						I	R
				(A)	(B)	(C)	(D)	(E)	(F)		
68	1	194446-61981	PAD, RUBBER	1	1	1	1				
69	1	194446-61990	PAD, (RUBBER)	1	1	1	1				
70	1	194990-22050	NUT, M8	1	1	1	1				
71	1	194448-53350	HOOD (L), HEAD LAMP	1	1	1	1				
72	1	194448-53360	HOOD (R), HEAD LAMP	1	1	1	1				
73	1	194275-62370	GROMMET	1	1	1	1				Z
		(A=*) (B=*) (C=*) (D=*)									
74	1	194275-62310	CAP, RUBBER 10	1	1	1	1				
75	1	194448-61620	GROMMET, 20.5	1	1	1	1				
76	1	194312-61290	PAD, RUBBER	3	3	3	3				W 1
		(A=*1982.09) (B=*1982.09) (C=*1982.09) (D=*1982.09)									
77	1	194250-61640	SCREW, TAPPING M5X12	2	2	2	2				W
		(A=T/# 00856) (B=T/# 02152) (C=T/# 20958) (D=T/# 42834)									
78	1	194145-64430	GROMMET, 12	1	1	1	1				W
		(A=T/# 00713) (B=T/# 01594) (C=T/# 20858) (D=T/# 41924)									
79	1	194275-62310	CAP, RUBBER 10	1	1	1	1				W
		(A=*) (B=*) (C=*) (D=*)									
80	1	194324-62310	CAP, RUBBER 4.5	4	4	4	4				W
		(A=T/# 00229) (B=T/# 00600) (C=T/# 20858) (D=T/# 41928)									
81	1	26011-080162	BOLT M 8X 16	2	2	2	2				W
		(A=*1982.12) (B=*1982.12) (C=*1982.12) (D=*1982.12)									
81-1	1	26106-080162	BOLT, M8X 16 PLATED	2	2	2	2				N
		(A=T/# 00909) (B=T/# 02372) (C=T/# 20991) (D=T/# 42957)									
82	1	26013-080162	BOLT, M8X 16	2	2	2	2				W
		(A=*1982.10) (B=*1982.10) (C=*1982.10) (D=*1982.10)									
82-1	1	26106-080162	BOLT, M8X 16 PLATED	2	2	2	2				N
		(A=T/# 00909) (B=T/# 02372) (C=T/# 20991) (D=T/# 42957)									
83	1	26013-080162	BOLT, M8X 16	1	1	1	1				W
		(A=*1982.12) (B=*1982.12) (C=*1982.12) (D=*1982.12)									
83-1	1	26106-080162	BOLT, M8X 16 PLATED	1	1	1	1				N
		(A=T/# 00909) (B=T/# 02372) (C=T/# 20991) (D=T/# 42957)									
84	1	26116-080162	BOLT, M8X 16 PLATED	2	2	2	2				W
		(A=*1982.12) (B=*1982.12) (C=*1982.12) (D=*1982.12)									
84-1	1	26106-080162	BOLT, M8X 16 PLATED	2	2	2	2				N
		(A=T/# 00909) (B=T/# 02372) (C=T/# 20991) (D=T/# 42957)									

Fig.63. FENDER (U.S.A.)

(A)=YM186 (FLOOR)
(B)=YM186D(FLOOR)
(C)=YM186 (COLUMN)

(D)=YM186D(COLUMN)
(E)=
(F)=

Fig. 63 FENDER (U.S.A.)



No.	Lev.	Parts No.	Description	Qty						I	R
				(A)	(B)	(C)	(D)	(E)	(F)		
1	1	194446-62110-R	FENDER (L)	1	1	1	1				
2	1	194446-62120-R	FENDER (R)	1	1	1	1				
3	1	194262-62400-R	BAR ASSY, ASSIST	2	2	2	2				
4	1	26116-080162	BOLT, M8X 16 PLATED	4	4	4	4				
4-1	1	26013-080162	BOLT, M8X 16	4	4	4	4				N
		(A=*) (B=*) (C=*) (D=*)									
4-2	1	26106-080162	BOLT, M8X 16 PLATED	4	4	4	4				N
		(A=T/# 00909) (B=T/# 02372) (C=T/# 20991) (D=T/# 42957)									
5	1	22217-080000	WASHER, SPRING 8	4	4	4	4				Z
		(A=*) (B=*) (C=*) (D=*)									
6	1	22137-080000	WASHER, 8	4	4	4	4				
7	1	194446-62180-R	BRACKET	2	2	2	2				
8	1	26587-080162	SCREW, M8X16	4	4	4	4				
9	1	194990-22140	NUT, M8	4	4	4	4				
10	1	194740-76200	REFLECTOR	2	2	2	2				
11-1	2	194990-22030	NUT, M5	2	2	2	2				
13-1	1	194440-62150-R	BRACKET, FENDER	1	1	1	1				
14-1	1	194440-62160-R	BRACKET, FENDER	1	1	1	1				
15	1	26116-080162	BOLT, M8X 16 PLATED	14	14	14	14				
15-1	1	26116-080162	BOLT, M8X 16 PLATED	8	8	8	8				K
		(A=*) (B=*) (C=*) (D=*)									
15-2	1	26013-080162	BOLT, M8X 16	8	8	8	8				N
		(A=*) (B=*) (C=*) (D=*)									
15-3	1	26106-080162	BOLT, M8X 16 PLATED	8	8	8	8				N
		(A=T/# 00909) (B=T/# 02372) (C=T/# 20991) (D=T/# 42957)									
16	1	22217-080000	WASHER, SPRING 8	14	14	14	14				
16-1	1	22217-080000	WASHER, SPRING 8	8	8	8	8				K
		(A=*) (B=*) (C=*) (D=*)									
16-2	1	22217-080000	WASHER, SPRING 8	8	8	8	8				Z
		(A=*) (B=*) (C=*) (D=*)									
17	1	22137-080000	WASHER, 8	14	14	14	14				
17-1	1	22137-080000	WASHER, 8	8	8	8	8				K
		(A=*) (B=*) (C=*) (D=*)									
18	1	26116-100162	BOLT, M10X 16 PLATED	6	6	6	6				
18-1	1	26013-100162	BOLT, M10X 16	6	6	6	6				N
		(A=*) (B=*) (C=*) (D=*)									
18-2	1	26106-100162	BOLT, M10X 16 PLATED	6	6	6	6				N
		(A=T/# 00909) (B=T/# 02372) (C=T/# 20991) (D=T/# 42957)									
19	1	22217-100000	WASHER, SPRING 10	6	6	6	6				Z
		(A=*) (B=*) (C=*) (D=*)									
20	1	26116-080162	BOLT, M8X 16 PLATED	2	2	2	2				
20-1	1	26011-080162	BOLT M 8X 16	2	2	2	2				N
		(A=*) (B=*) (C=*) (D=*)									
20-2	1	26106-080162	BOLT, M8X 16 PLATED	2	2	2	2				N
		(A=T/# 00909) (B=T/# 02372) (C=T/# 20991) (D=T/# 42957)									
21	1	22137-080000	WASHER, 8	2	2	2	2				Z
		(A=*) (B=*) (C=*) (D=*)									
22	1	194990-22140	NUT, M8	2	2	2	2				
23	1	194446-62510-X	STEP (L)	1	1	1	1				
24	1	194446-62520-X	STEP (R)	1	1	1	1				
25	1	26116-080502	BOLT, M8X 50 PLATED	1	1	1	1				

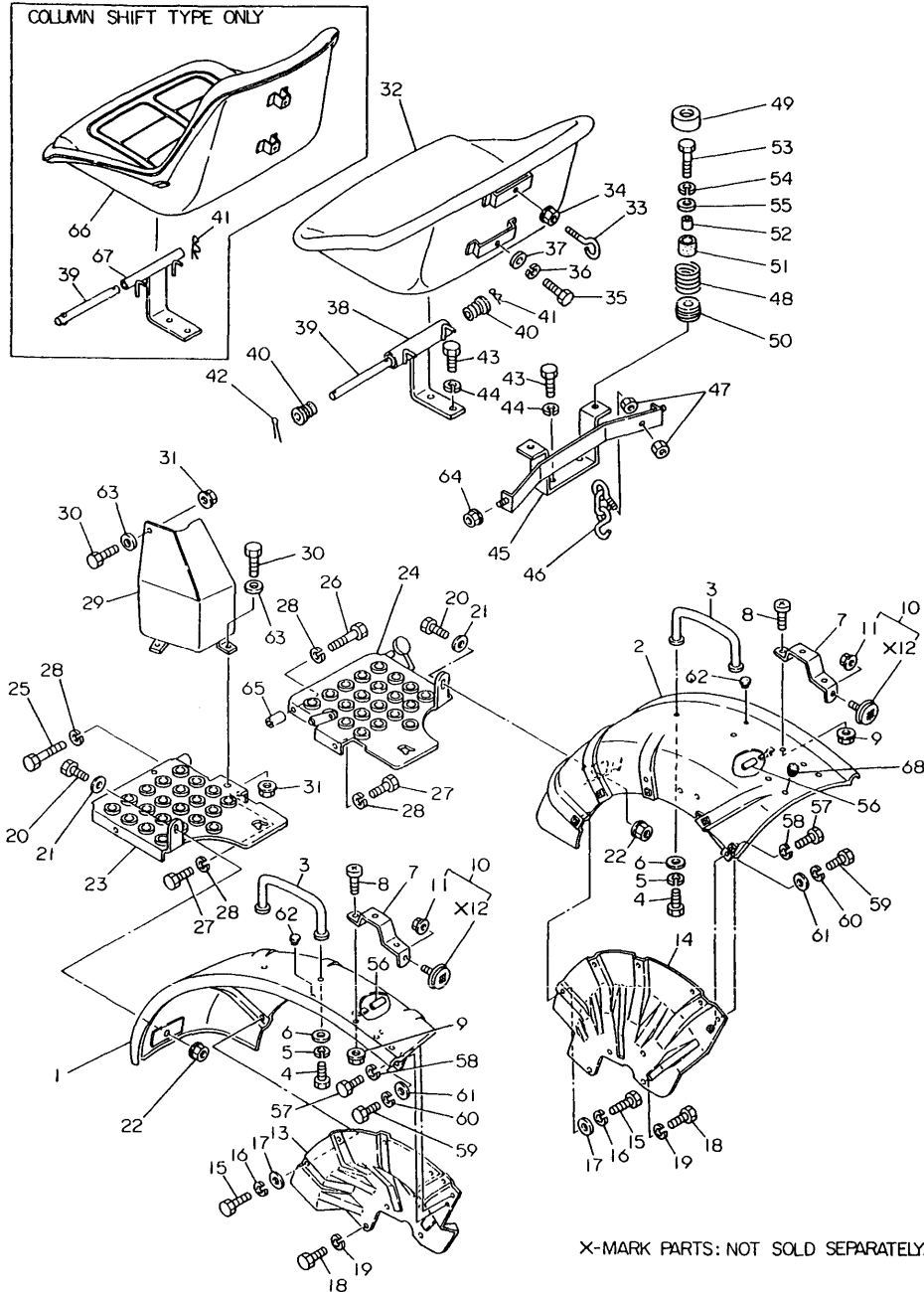
N:Old $\begin{matrix} \text{Yes} \\ \text{No} \end{matrix}$ New, Q:Old $\begin{matrix} \text{No} \\ \text{Yes} \end{matrix}$ New, R:Old $\begin{matrix} \text{Yes} \\ \text{No} \end{matrix}$ New, S:Old $\begin{matrix} \text{No} \\ \text{Yes} \end{matrix}$ New, W:Add, Z:Discontinued, F:Interchangeable by set, K:Qty Change
++ CONTINUE ++
Copyright (C) YANMAR CO., LTD. All Rights Reserved.

Fig.63. FENDER (U.S.A.)

(A)=YM186 (FLOOR)
(B)=YM186D(FLOOR)
(C)=YM186 (COLUMN)

(D)=YM186D(COLUMN)
(E)=
(F)=

Fig. 63 FENDER (U.S.A.)



No.	Lev.	Parts No.	Description	Qty						I	R
				(A)	(B)	(C)	(D)	(E)	(F)		
26	1	26116-080452	BOLT, M8X 45 PLATED	1	1	1	1				
26-1	1	26013-080452	BOLT, M8X 45	1	1	1	1				N
		(A=*) (B=*) (C=*) (D=*)									
26-2	1	26106-080452	BOLT, M8X 45 PLATED	1	1	1	1				N
		(A=T/# 00909) (B=T/# 02372) (C=T/# 02991) (D=T/# 42957)									
27	1	26116-080162	BOLT, M8X 16 PLATED	2	2	2	2				
27-1	1	26013-080162	BOLT, M8X 16	2	2	2	2				N
		(A=*) (B=*) (C=*) (D=*)									
27-2	1	26106-080162	BOLT, M8X 16 PLATED	2	2	2	2				N
		(A=T/# 00909) (B=T/# 02372) (C=T/# 20991) (D=T/# 42957)									
28	1	22217-080000	WASHER, SPRING 8	4	4	4	4				
28-1	1	22217-080000	WASHER, SPRING 8	1	1	1	1				K
		(A=*) (B=*) (C=*) (D=*)									
29	1	194446-62550-X	PROTECTOR	1	1	1	1				
30	1	26116-080162	BOLT, M8X 16 PLATED	3	3	3	3				
30-1	1	26011-080162	BOLT M 8X 16	3	3	3	3				N
		(A=*) (B=*) (C=*) (D=*)									
30-2	1	26106-080162	BOLT, M8X 16 PLATED	3	3	3	3				N
		(A=T/# 00909) (B=T/# 02372) (C=T/# 20991) (D=T/# 42957)									
31	1	194990-22140	NUT, M8	3	3	3	3				
32	1	194275-63111-X	SEAT, OPERATOR	1	1						
32-1	1	194448-63110	SEAT ASSY, OPERATOR	1	1						N
		(A=T/# 00831) (B=T/# 02189)									
33	1	194275-63120	BOLT, STOP	1	1	1	1				
34	1	194990-22130	NUT, M6	1	1	1	1				
35	1	26116-060202	BOLT, M6X 20 PLATED	1	1	1	1				
35-1	1	26014-060202	BOLT, M6X 20	1	1	1	1				N
		(A=*) (B=*) (C=*) (D=*)									
36	1	22217-060000	WASHER, SPRING 6	1	1	1	1				Z
		(A=*) (B=*) (C=*) (D=*)									
37	1	22137-060000	WASHER, 6	1	1	1	1				Z
		(A=*) (B=*) (C=*) (D=*)									
38	1	194446-63210-X	BRACKET, SEAT	1	1						
39	1	194140-63221	PIN, HINGE	1	1	1	1				
40	1	194140-63270	DAMPER (RUBBER)	2	2						
41	1	22360-080000	SNAP PIN 8	1	1						
42	1	22417-200200	PIN, COTTER 2.0X20	1	1						
43	1	26116-080162	BOLT, M8X 16 PLATED	4	4	4	4				
43-1	1	26013-080162	BOLT, M8X 16	4	4	4	4				N
		(A=*) (B=*) (C=*) (D=*)									
43-2	1	26106-080162	BOLT, M8X 16 PLATED	4	4	4	4				N
		(A=T/# 00909) (B=T/# 02372) (C=T/# 20991) (D=T/# 42957)									
44	1	22217-080000	WASHER, SPRING 8	4	4	4	4				Z
		(A=*) (B=*) (C=*) (D=*)									
45	1	194446-63230-X	PLATE, CUSHION	1	1	1	1				
45-1	1	194500-63230	PLATE, CUSHION			1	1				S
		(C=FROM 1ST) (D=FROM 1ST)									
46	1	194446-63910	CHAIN	1	1	1	1				
47	1	26716-060002	NUT, M6	2	2	2	2				
48	1	194281-63240	SPRING	2	2	2	2				
49	1	194322-63280	COVER, SEAT SPRING	2	2	2	2				

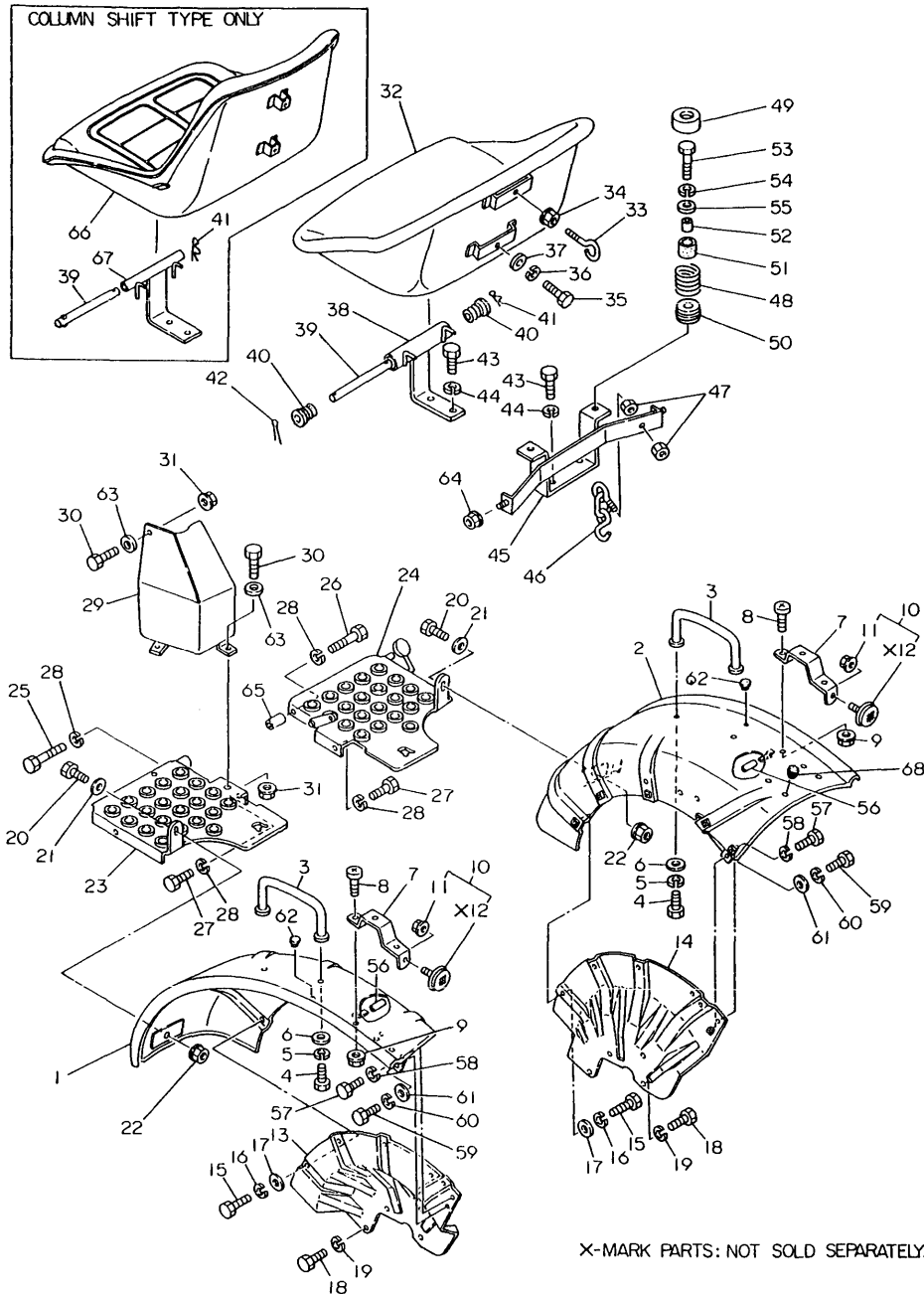
N:Old $\begin{matrix} \leftarrow \text{Yes} \\ \text{No} \end{matrix}$ New, Q:Old $\begin{matrix} \leftarrow \text{No} \\ \text{Yes} \end{matrix}$ New, R:Old $\begin{matrix} \leftarrow \text{Yes} \\ \text{Yes} \end{matrix}$ New, S:Old $\begin{matrix} \leftarrow \text{No} \\ \text{No} \end{matrix}$ New, W:Add, Z:Discontinued, F:Interchangeable by set, K:Q'ty Change
++ CONTINUE ++
Copyright (C) YANMAR CO., LTD. All Rights Reserved.

Fig.63. FENDER (U.S.A.)

(A)=YM186 (FLOOR)
(B)=YM186D(FLOOR)
(C)=YM186 (COLUMN)

(D)=YM186D(COLUMN)
(E)=
(F)=

Fig. 63 FENDER (U.S.A.)



No.	Lev.	Parts No.	Description	Qty						I	R
				(A)	(B)	(C)	(D)	(E)	(F)		
50	1	194322-63250	HOLDER	2	2	2	2				
51	1	194151-63240	RUBBER, CUSHION	2	2	2	2				
52	1	194151-63250	COLLAR, CUSHION	2	2	2	2				
53	1	26116-080602	BOLT, M8X 60 PLATED	2	2	2	2				
53-1	1	26116-080552	BOLT, M8X 55 PLATED	2	2	2	2				N
		(A=T/# 00860) (B=T/# 02189) (C=T/# 20967) (D=T/# 42882)									
53-2	1	26106-080552	BOLT, M8X 55 PLATED	2	2	2	2				N
		(A=T/# 00909) (B=T/# 02372) (C=T/# 20991) (D=T/# 42957)									
54	1	22217-080000	WASHER, SPRING 8	2	2	2	2				
55	1	22137-080000	WASHER, 8	2	2	2	2				
56	1	23061-070025	PIPE 7X 25	6	6						W
56-1	1	23061-070035	PIPE, 7X 35	4	4	4	4				N
		(A=T/# 00200) (B=T/# 00487)									
57	1	26116-080202	BOLT, M8X 20 PLATED	4	4	4	4				W
		(A=*) (B=*) (C=*) (D=*)									
57-1	1	26013-080202	BOLT, M8X 20	4	4	4	4				N
		(A=*) (B=*) (C=*) (D=*)									
57-2	1	26106-080202	BOLT, M8X 20 PLATED	4	4	4	4				N
		(A=T/# 00909) (B=T/# 02372) (C=T/# 20991) (D=T/# 42957)									
58	1	22217-080000	WASHER, SPRING 8	4	4	4	4				W
		(A=*) (B=*) (C=*) (D=*)									
58-1	1	22217-080000	WASHER, SPRING 8	4	4	4	4				Z
		(A=*) (B=*) (C=*) (D=*)									
59	1	26116-100202	BOLT, M10X 20 PLATED	2	2	2	2				W
		(A=*) (B=*) (C=*) (D=*)									
59-1	1	26013-100202	BOLT, M10X 20	2	2	2	2				N
		(A=*) (B=*) (C=*) (D=*)									
59-2	1	26106-100162	BOLT, M10X 16 PLATED	2	2	2	2				N
		(A=T/# 00909) (B=T/# 02372) (C=T/# 20991) (D=T/# 42957)									
60	1	22217-100000	WASHER, SPRING 10	2	2	2	2				W
		(A=*) (B=*) (C=*) (D=*)									
60-1	1	22217-100000	WASHER, SPRING 10	2	2	2	2				Z
		(A=*) (B=*) (C=*) (D=*)									
61	1	22137-100000	WASHER, 10	2	2	2	2				W
		(A=*) (B=*) (C=*) (D=*)									
62	1	194275-62320	CAP 12, RUBBER	2	2	2	2				W
		(A=FROM 1ST) (B=FROM 1ST) (C=FROM 1ST) (D=FROM 1ST)									
62-1	1	194145-64430	GROMMET, 12	2	2	2	2				N
		(A=*1981.) (B=*1981.) (C=*1981.) (D=*1981.)									
63	1	22137-080000	WASHER, 8	3	3	3	3				W
		(A=*) (B=*) (C=*) (D=*)									
63-1	1	22137-080000	WASHER, 8	3	3	3	3				Z
		(A=*) (B=*) (C=*) (D=*)									
64	1	194990-22140	NUT, M8	2	2	2	2				W
		(A=*) (B=*) (C=*) (D=*)									
65	1	194440-62580	COLLAR 8.6X15X27	1	1	1	1				W
		(A=FROM 1ST) (B=FROM 1ST) (C=FROM 1ST) (D=FROM 1ST)									
66	1	194170-63110-X	SEAT, OPERATOR			1	1				W
		(C=FROM 1ST) (D=FROM 1ST)									
66-1	1	194170-63111-X	SEAT ASSY, OPERATOR			1	1				N
		(C=T/# 20988) (D=T/# 42943)									

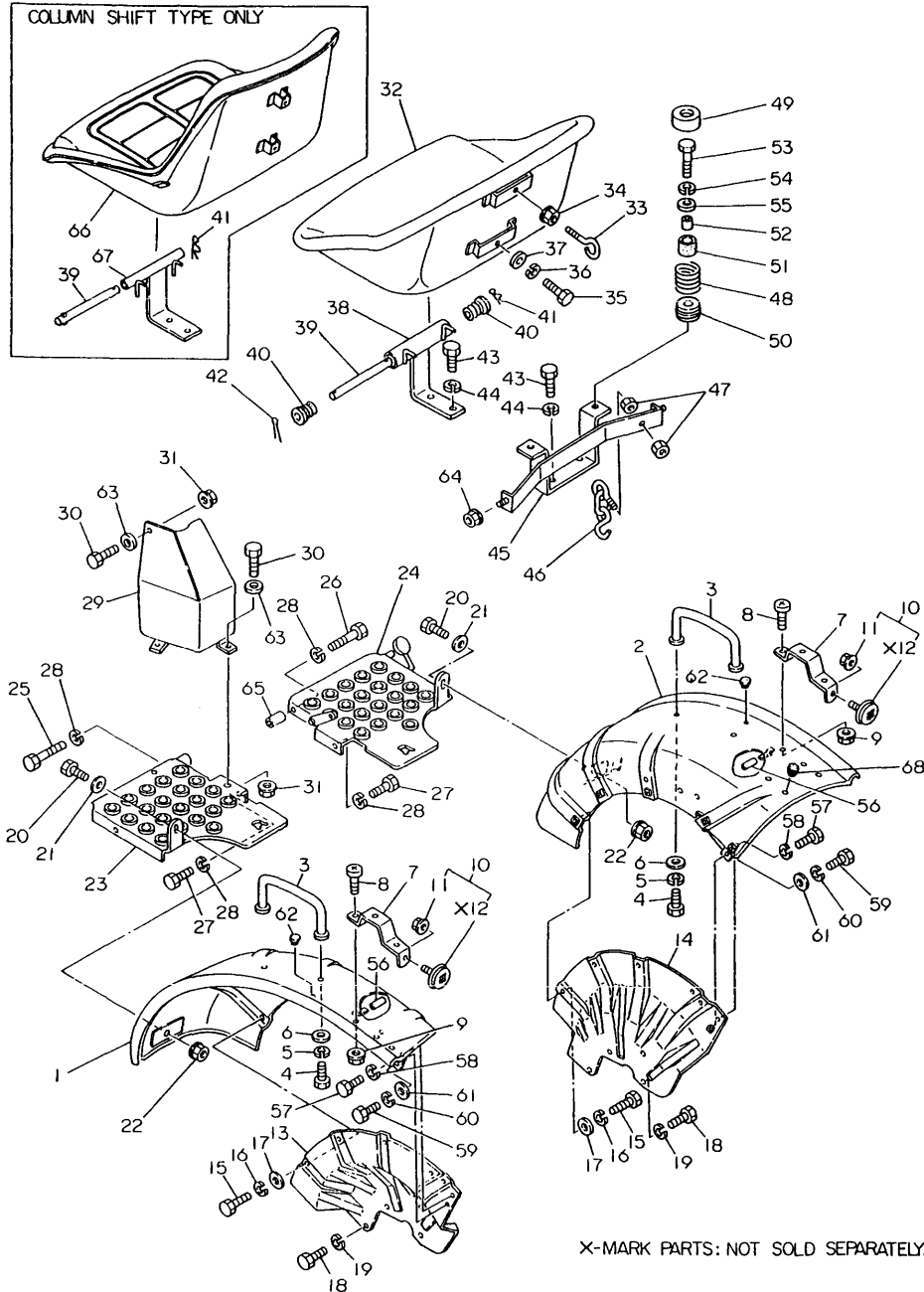
N:Old $\begin{matrix} \leftarrow \text{Yes} \\ \text{No} \end{matrix}$ New, Q:Old $\begin{matrix} \leftarrow \text{No} \\ \text{Yes} \end{matrix}$ New, R:Old $\begin{matrix} \leftarrow \text{Yes} \\ \text{No} \end{matrix}$ New, S:Old $\begin{matrix} \leftarrow \text{No} \\ \text{Yes} \end{matrix}$ New, W:Add, Z:Discontinued, F:Interchangeable by set, K:Q'ty Change
++ CONTINUE ++
Copyright (C) YANMAR CO., LTD. All Rights Reserved.

Fig.63. FENDER (U.S.A.)

(A)=YM186 (FLOOR
(B)=YM186D(FLOOR
(C)=YM186 (COLUM

(D)=YM186D(COLUM
(E)=
(F)=

Fig. 63 FENDER (U.S.A.)



X-MARK PARTS: NOT SOLD SEPARATELY.

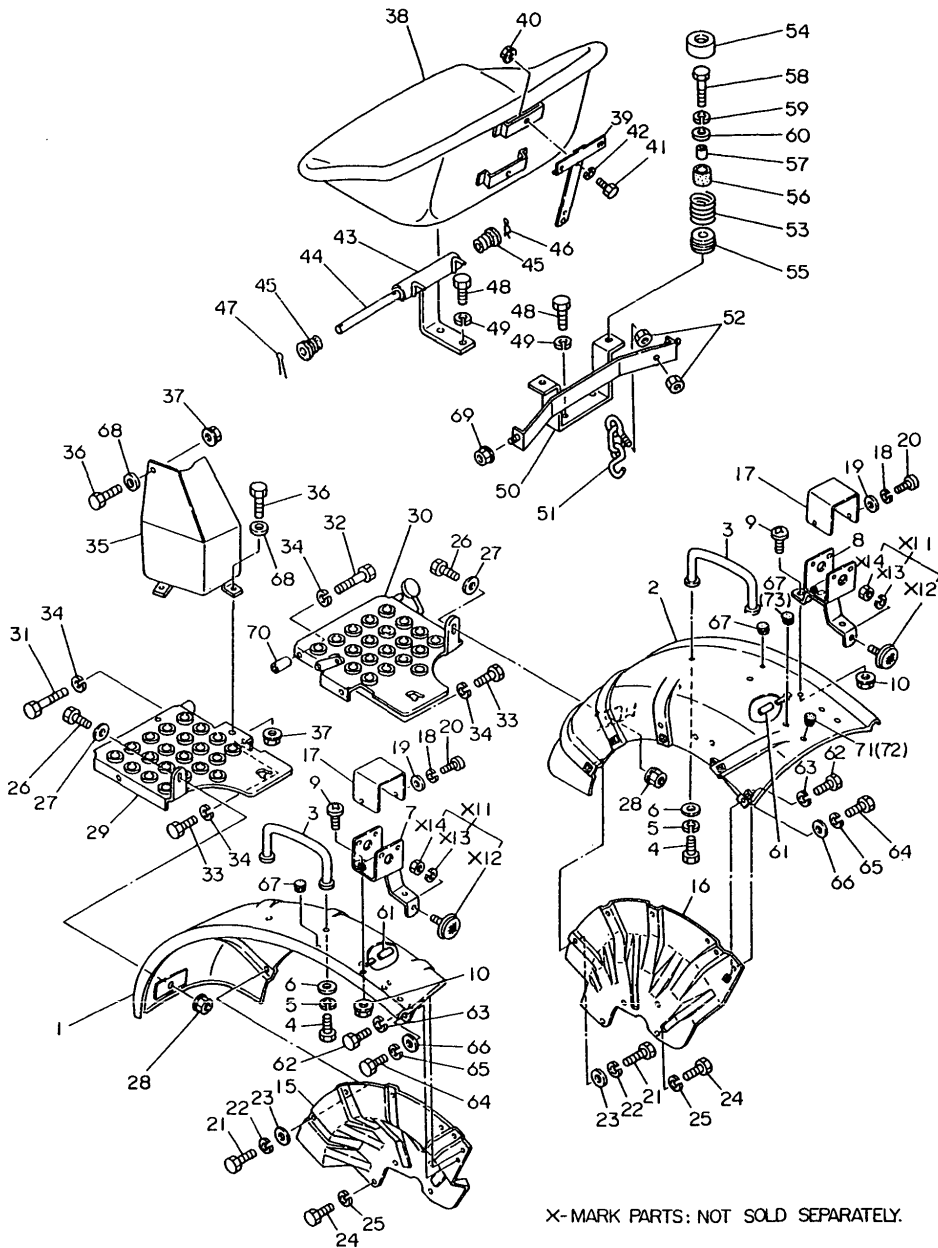
No.	Lev.	Parts No.	Description	Qty						I	R
				(A)	(B)	(C)	(D)	(E)	(F)		
67	1	194500-63210-X	BRACKET, SEAT (C=FROM 1ST) (D=FROM 1ST)			1	1				W
68	1	1C6053-26020	CAP, RUBBER 8X3 (A=*) (B=*) (C=*) (D=*)	1	1	1	1				W

Fig.64. FENDER (FRANCE)

(A)=YM186 (FLOOR)
(B)=YM186D(FLOOR)
(C)=YM186 (COLUM

(D)=YM186D(COLUM
(E)=
(F)=

Fig. 64 FENDER (FRANCE)



X-MARK PARTS: NOT SOLD SEPARATELY.

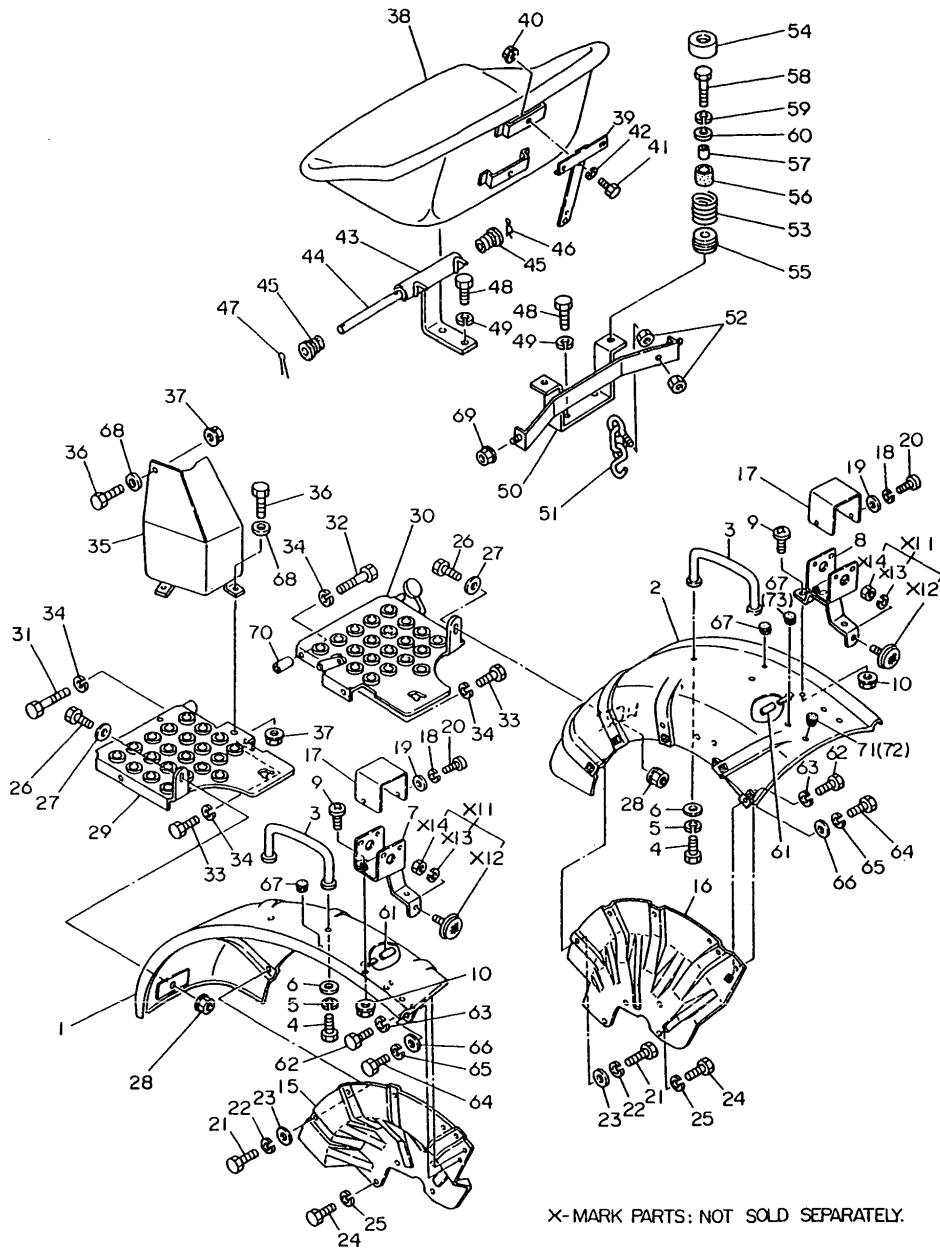
No.	Lev.	Parts No.	Description	Q'ty						I	R
				(A)	(B)	(C)	(D)	(E)	(F)		
1	1	194446-62110-R	FENDER (L)	1	1	1	1				
2	1	194446-62120-R	FENDER (R)	1	1	1	1				
3	1	194262-62400-R	BAR ASSY, ASSIST	2	2	2	2				
4	1	26116-080162	BOLT, M8X 16 PLATED	4	4	4	4				
4-1	1	26013-080162	BOLT, M8X 16	4	4	4	4				N
		(A=*) (B=*) (C=*) (D=*)									
4-2	1	26106-080162	BOLT, M8X 16 PLATED	4	4	4	4				N
		(A=T/# 00909) (B=T/# 02372) (C=T/# 20991) (D=T/# 42957)									
5	1	22217-080000	WASHER, SPRING 8	4	4	4	4				Z
		(A=*) (B=*) (C=*) (D=*)									
6	1	22137-080000	WASHER, 8	4	4	4	4				
7	1	194448-62250-P	STAY (L), LAMP	1	1	1	1				
7-1	1	194448-62251	STAY (L), LAMP	1	1	1	1				S
		(A=*1982.03) (B=*1982.03) (C=*1982.03) (D=*1982.03)									
8	1	194448-62260-P	STAY (R), LAMP	1	1	1	1				
8-1	1	194448-62261	STAY (R), LAMP	1	1	1	1				S
		(A=*1982.03) (B=*1982.03) (C=*1982.03) (D=*1982.03)									
9	1	26587-080162	SCREW, M8X16	4	4	4	4				
10	1	194990-22140	NUT, M8	4	4	4	4				
11	1	(06.141.000)	REFLECTOR ASSY	2	2	2	2				1
12	2	(-----)	REFLECTOR	2	2	2	2				1
13	2	22217-050000	WASHER, SPRING 5	2	2	2	2				1
14	2	26716-050002	NUT, M5	2	2	2	2				1
15	1	194440-62150-R	BRACKET, FENDER	1	1	1	1				
16	1	194440-62160-R	BRACKET, FENDER	1	1	1	1				
17	1	194240-62260-R	HOOD, TURN SIGNAL	2	2	2	2				
18	1	22217-060000	WASHER, SPRING 6	4	4	4	4				
19	1	22137-060000	WASHER, 6	4	4	4	4				
20	1	26557-060122	SCREW, M6X12	4	4	4	4				
21	1	26116-080162	BOLT, M8X 16 PLATED	8	8	8	8				
21-1	1	26013-080162	BOLT, M8X 16	8	8	8	8				N
		(A=*) (B=*) (C=*) (D=*)									
21-2	1	26106-080162	BOLT, M8X 16 PLATED	8	8	8	8				N
		(A=T/# 00909) (B=T/# 02372) (C=T/# 20991) (D=T/# 42957)									
22	1	22217-080000	WASHER, SPRING 8	8	8	8	8				Z
		(A=*) (B=*) (C=*) (D=*)									
23	1	22137-080000	WASHER, 8	8	8	8	8				
24	1	26116-100162	BOLT, M10X 16 PLATED	6	6	6	6				
24-1	1	26013-100162	BOLT, M10X 16	6	6	6	6				N
		(A=*) (B=*) (C=*) (D=*)									
24-2	1	26106-100162	BOLT, M10X 16 PLATED	6	6	6	6				N
		(A=T/# 00909) (B=T/# 02372) (C=T/# 20991) (D=T/# 42957)									
25	1	22217-100000	WASHER, SPRING 10	6	6	6	6				Z
		(A=*) (B=*) (C=*) (D=*)									
26	1	26116-080162	BOLT, M8X 16 PLATED	2	2	2	2				
26-1	1	26011-080162	BOLT M 8X 16	2	2	2	2				N
		(A=*) (B=*) (C=*) (D=*)									
26-2	1	26106-080162	BOLT, M8X 16 PLATED	2	2	2	2				N
		(A=T/# 00909) (B=T/# 02372) (C=T/# 20991) (D=T/# 42957)									
27	1	22137-080000	WASHER, 8	2	2	2	2				Z
		(A=*) (B=*) (C=*) (D=*)									

Fig.64. FENDER (FRANCE)

(A)=YM186 (FLOOR)
(B)=YM186D(FLOOR)
(C)=YM186 (COLUMN)

(D)=YM186D(COLUMN)
(E)=
(F)=

Fig. 64 FENDER (FRANCE)



X-MARK PARTS: NOT SOLD SEPARATELY.

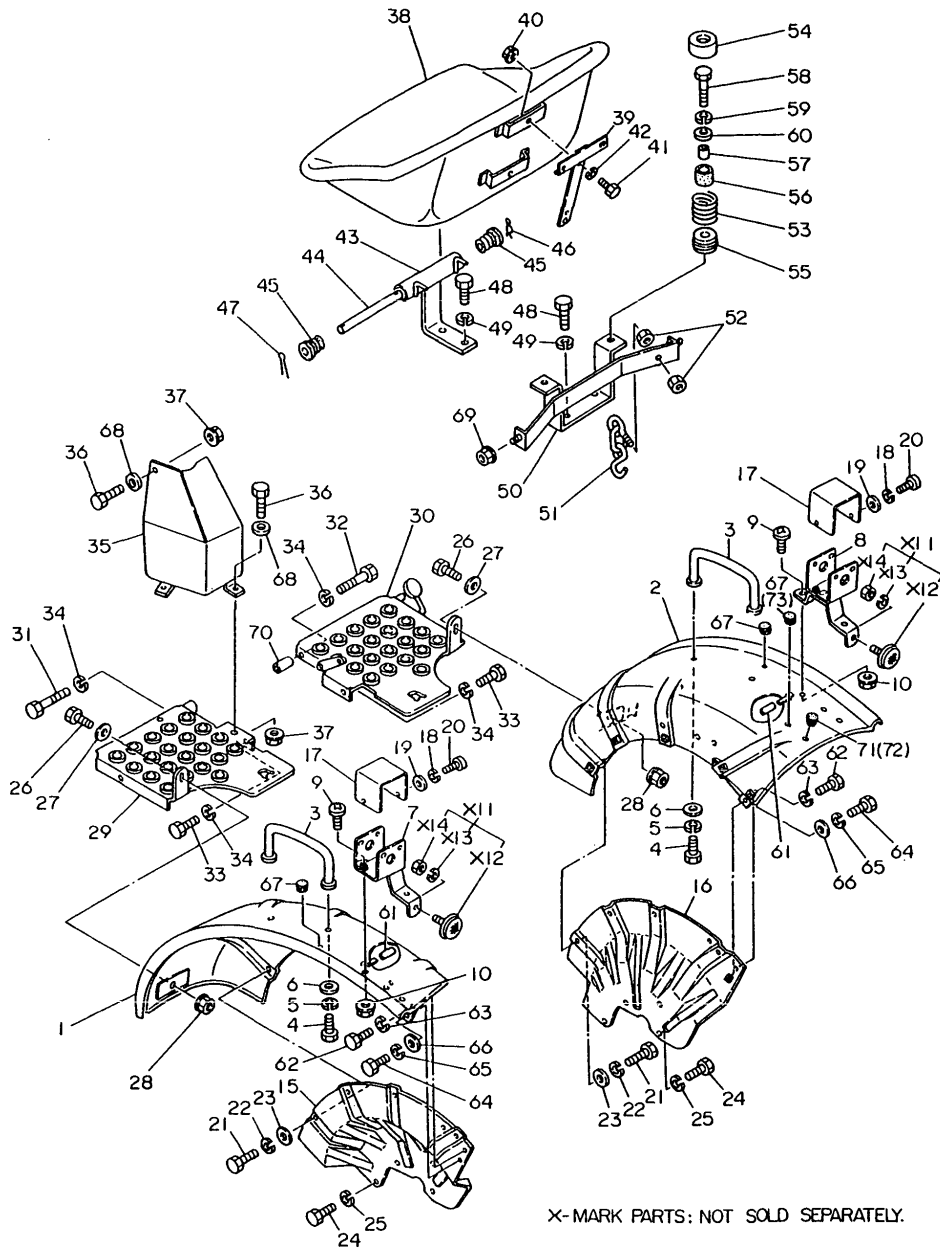
No.	Lev.	Parts No.	Description	Q'ty						I	R
				(A)	(B)	(C)	(D)	(E)	(F)		
28	1	194990-22140	NUT, M8	2	2	2	2				
29	1	194446-62510-X	STEP (L)	1	1	1	1				
30	1	194446-62520-X	STEP (R)	1	1	1	1				
31	1	26116-080502	BOLT, M8X 50 PLATED	1	1	1	1				
32	1	26116-080452	BOLT, M8X 45 PLATED	1	1	1	1				
32-1	1	26013-080452	BOLT, M8X 45	1	1	1	1				N
32-2	1	26106-080452	BOLT, M8X 45 PLATED	1	1	1	1				N
		(A=T/# 00909) (B=T/# 02372) (C=T/# 20991) (D=T/# 42957)									
33	1	26116-080162	BOLT, M8X 16 PLATED	2	2	2	2				
33-1	1	26013-080162	BOLT, M8X 16	2	2	2	2				N
33-2	1	26106-080162	BOLT, M8X 16 PLATED	2	2	2	2				N
		(A=T/# 00909) (B=T/# 02372) (C=T/# 20991) (D=T/# 42957)									
34	1	22217-080000	WASHER, SPRING 8	4	4	4	4				
34-1	1	22217-080000	WASHER, SPRING 8	1	1	1	1				K
		(A=*1982.12) (B=*1982.12) (C=*1982.12) (D=*1982.12)									
35	1	194446-62550-X	PROTECTOR	1	1	1	1				
36	1	26116-080162	BOLT, M8X 16 PLATED	3	3	3	3				
36-1	1	26011-080162	BOLT M 8X 16	3	3	3	3				N
		(A=*) (B=*) (C=*) (D=*)									
36-2	1	26106-080162	BOLT, M8X 16 PLATED	3	3	3	3				N
		(A=T/# 00909) (B=T/# 02372) (C=T/# 20991) (D=T/# 42957)									
37	1	194990-22140	NUT, M8	3	3	3	3				
38	1	194275-63111-X	SEAT, OPERATOR	1	1	1	1				Z
		(A=T/# 00826) (B=T/# 02058) (C=T/# 20967) (D=T/# 42802)									
39	1	194448-63120-X	STAY, NUMBER PLATE	1	1	1	1				Z
		(A=T/# 00826) (B=T/# 02058) (C=T/# 20967) (D=T/# 42802)									
40	1	194990-22130	NUT, M6	2	2	2	2				Z
		(A=T/# 00826) (B=T/# 02058) (C=T/# 20967) (D=T/# 42802)									
41	1	26116-060162	BOLT, M6X 16 PLATED	2	2	2	2				Z
		(A=T/# 00826) (B=T/# 02058) (C=T/# 20967) (D=T/# 42802)									
42	1	22217-060000	WASHER, SPRING 6	2	2	2	2				Z
		(A=T/# 00826) (B=T/# 02058) (C=T/# 20967) (D=T/# 42802)									
43	1	194446-63210-X	BRACKET, SEAT	1	1	1	1				Z
		(A=T/# 00826) (B=T/# 02058) (C=T/# 20967) (D=T/# 42802)									
44	1	194140-63221	PIN, HINGE	1	1	1	1				Z
		(A=T/# 00826) (B=T/# 02058) (C=T/# 20967) (D=T/# 42802)									
45	1	194140-63270	DAMPER (RUBBER)	2	2	2	2				Z
		(A=T/# 00826) (B=T/# 02058) (C=T/# 20967) (D=T/# 42802)									
46	1	22360-080000	SNAP PIN 8	1	1	1	1				Z
		(A=T/# 00826) (B=T/# 02058) (C=T/# 20967) (D=T/# 42802)									
47	1	22417-200200	PIN, COTTER 2.0X20	1	1	1	1				Z
		(A=T/# 00826) (B=T/# 02058) (C=T/# 20967) (D=T/# 42802)									
48	1	26116-080162	BOLT, M8X 16 PLATED	4	4	4	4				
48-1	1	26013-080162	BOLT, M8X 16	4	4	4	4				N
		(A=*) (B=*) (C=*) (D=*)									
48-2	1	26106-080162	BOLT, M8X 16 PLATED	4	4	4	4				N
		(A=T/# 00909) (B=T/# 02372) (C=T/# 20991) (D=T/# 42957)									
49	1	22217-080000	WASHER, SPRING 8	4	4	4	4				Z
		(A=*) (B=*) (C=*) (D=*)									

Fig.64. FENDER (FRANCE)

(A)=YM186 (FLOOR)
(B)=YM186D(FLOOR)
(C)=YM186 (COLUMN)

(D)=YM186D(COLUMN)
(E)=
(F)=

Fig. 64 FENDER (FRANCE)



X-MARK PARTS: NOT SOLD SEPARATELY.

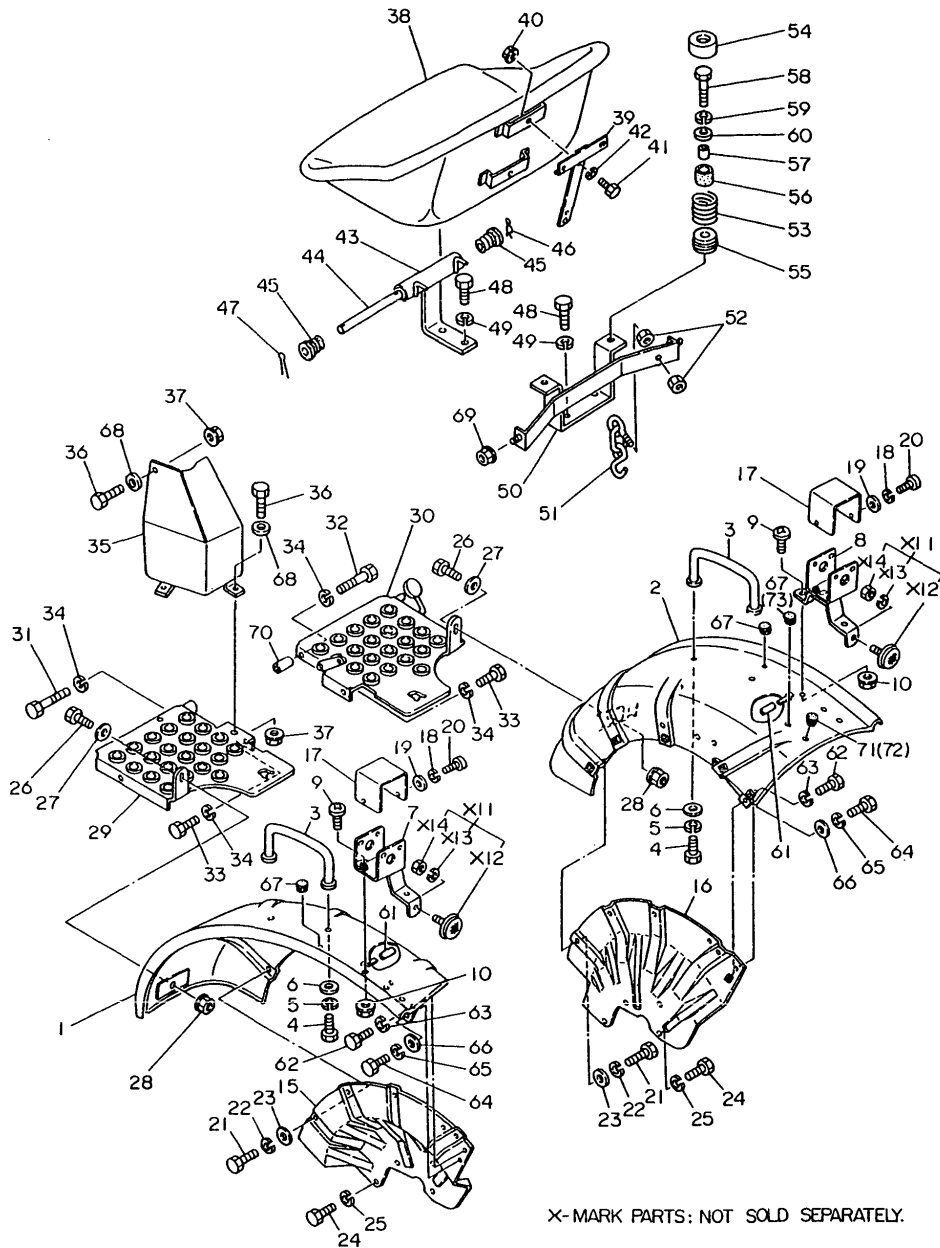
No.	Lev.	Parts No.	Description	Qty						I	R
				(A)	(B)	(C)	(D)	(E)	(F)		
50	1	194446-63230-X (A=T/# 00826) (B=T/# 02058) (C=T/# 20967) (D=T/# 42802)	PLATE, CUSHION	1	1	1	1				Z
51	1	194446-63910	CHAIN	1	1	1	1				
52	1	26716-060002	NUT, M6	2	2	2	2				
53	1	194281-63240 (A=T/# 00826) (B=T/# 02058) (C=T/# 20967) (D=T/# 42802)	SPRING	2	2	2	2				Z
54	1	194322-63280 (A=T/# 00826) (B=T/# 02058) (C=T/# 20967) (D=T/# 42802)	COVER, SEAT SPRING	2	2	2	2				Z
55	1	194322-63250 (A=T/# 00826) (B=T/# 02058) (C=T/# 20967) (D=T/# 42802)	HOLDER	2	2	2	2				Z
56	1	194151-63240 (A=T/# 00826) (B=T/# 02058) (C=T/# 20967) (D=T/# 42802)	RUBBER, CUSHION	2	2	2	2				Z
57	1	194151-63250 (A=T/# 00826) (B=T/# 02058) (C=T/# 20967) (D=T/# 42802)	COLLAR, CUSHION	2	2	2	2				Z
58	1	26116-080602 (A=T/# 00826) (B=T/# 02058) (C=T/# 20967) (D=T/# 42802)	BOLT, M8X 60 PLATED	2	2	2	2				Z
59	1	22217-080000 (A=T/# 00826) (B=T/# 02058) (C=T/# 20967) (D=T/# 42802)	WASHER, SPRING 8	2	2	2	2				Z
60	1	22137-080000 (A=T/# 00826) (B=T/# 02058) (C=T/# 20967) (D=T/# 42802)	WASHER, 8	2	2	2	2				Z
61	1	23061-070035 (A=T/# 00200) (B=T/# 00487)	PIPE, 7X 35	6	6						W
61-1	1	23061-070035 (A=*) (B=*)	PIPE, 7X 35	4	4	4	4				K
62	1	26116-080202	BOLT, M8X 20 PLATED	4	4	4	4				
62-1	1	26013-080202 (A=*) (B=*) (C=*) (D=*)	BOLT, M8X 20	4	4	4	4				N
62-2	1	26106-080202 (A=T/# 00909) (B=T/# 02372) (C=T/# 20991) (D=T/# 42957)	BOLT, M8X 20 PLATED	4	4	4	4				N
63	1	22217-080000 (A=*) (B=*) (C=*) (D=*)	WASHER, SPRING 8	4	4	4	4				Z
64	1	26116-100202	BOLT, M10X 20 PLATED	2	2	2	2				
64-1	1	26013-100202 (A=*) (B=*) (C=*) (D=*)	BOLT, M10X 20	2	2	2	2				N
64-2	1	26106-100162 (A=T/# 00909) (B=T/# 20372) (C=T/# 20991) (D=T/# 42957)	BOLT, M10X 16 PLATED	2	2	2	2				N
65	1	22217-100000 (A=*) (B=*) (C=*) (D=*)	WASHER, SPRING 10	2	2	2	2				Z
66	1	22137-100000	WASHER, 10	2	2	2	2				
67	1	194275-62320	CAP 12, RUBBER	3	3	3	3				
67-1	1	194145-64430 (A=*1981.) (B=*1981.) (C=*1981.) (D=*1981.)	GROMMET, 12	3	3	3	3				N
67-2	1	194145-64430 (A=*) (B=*) (C=*) (D=*)	GROMMET, 12	2	2	2	2				K
68	1	22137-080000 (A=*) (B=*) (C=*) (D=*)	WASHER, 8	3	3	3	3				Z
69	1	194990-22140	NUT, M8	2	2	2	2				
70	1	194440-62580	COLLAR 8.6X15X27	1	1	1	1				
71	1	1C6053-26030 (A=*) (B=*) (C=*) (D=*)	PLUG	1	1	1	1				Z
72	1	1C6053-26020	CAP, RUBBER 8X3	1	1	1	1				W

Fig.64. FENDER (FRANCE)

(A)=YM186 (FLOOR
(B)=YM186D(FLOOR
(C)=YM186 (COLUM

(D)=YM186D(COLUM
(E)=
(F)=

Fig. 64 FENDER (FRANCE)



X-MARK PARTS: NOT SOLD SEPARATELY.

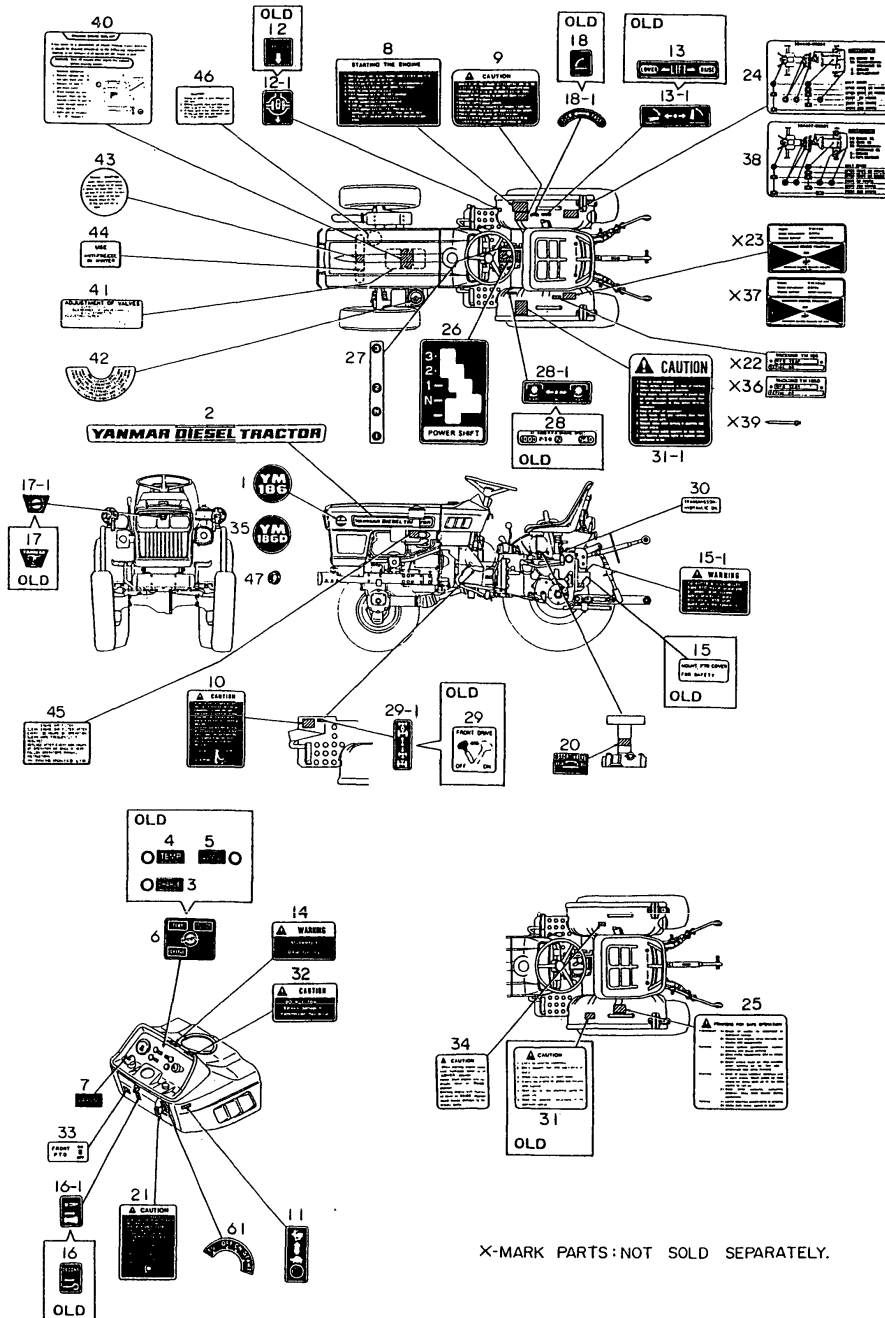
No.	Lev.	Parts No.	Description	Q'ty						I	R
				(A)	(B)	(C)	(D)	(E)	(F)		
		(A=*) (B=*) (C=*) (D=*)									
73	1	194275-62320	CAP 12, RUBBER	1	1	1	1				W
		(A=FROM 1ST) (B=FROM 1ST) (C=FROM 1ST) (D=FROM 1ST)									

Fig.65. LABELS (FLOOR SHIFT:U.S.A.)

(A)=YM186 (FLOOR)
(B)=YM186D(FLOOR)
(C)=YM186 (COLUMN)

(D)=YM186D(COLUMN)
(E)=
(F)=

Fig. 65 LABELS [English] (Floor Shift type:U.S.A.)



X-MARK PARTS:NOT SOLD SEPARATELY.

No.	Lev.	Parts No.	Description	Q'ty						I	R
				(A)	(B)	(C)	(D)	(E)	(F)		
1	1	194446-64720	LABEL, SIDE		2						
1-1	1	194446-64721	LABEL, SIDE		2						N
		(A=*1981.)									
1-2	1	194446-64722	LABEL, SIDE		2						N
		(A=*1981.)									
2	1	194446-64750	LABEL, MODEL		2						
2-1	1	194446-64751	LABEL, MODEL		2	2					N
		(A=*1981.) (B=*1981.)									
2-2	1	194446-64752	LABEL, SIDE		2	2					N
		(A=*1981.) (B=*1981.)									
3	1	194446-65310	LABEL, PILOT LAMP		1	1					Z
		(A=T/# 00860) (B=T/# 02184)									
4	1	194446-65320	LABEL, PILOT LAMP		1	1					Z
		(A=T/# 00860) (B=T/# 02184)									
5	1	194446-65330	LABEL, PILOT LAMP		1	1					Z
		(A=T/# 00860) (B=T/# 02184)									
6	1	194446-65300	LABEL, PILOT LAMP		1	1					W
		(A=T/# 00860) (B=T/# 02184)									
7	1	194446-65340	LABEL, WORKING		1	1					
8	1	194446-65350	LABEL, ENG. STARTING		1	1					
8-1	1	194446-65351	LABEL, ENG. STARTING		1	1					N
		(A=*1981.) (B=*1981.)									
8-2	1	194446-65352	LABEL, ENG. STARTING		1	1					R
		(A=*1982.06) (B=*1982.06)									
9	1	194446-65360	LABEL, COLD STARTING		1	1					
9-1	1	194446-65361	LABEL, COLD STARTING		1	1					N
		(A=*1981.) (B=*1981.)									
10	1	194446-65460	LABEL, CLUTCH CAUTION		1	1					
10-1	1	194446-65461	LABEL, CLUTCH CAUTION		1	1					N
		(A=*) (B=*)									
11	1	194240-65431	LABEL, THROTTLE LEVER		1	1					
11-1	1	194240-65432	LABEL, THROTTLE LEVER		1	1					N
		(A=*1981.) (B=*1981.)									
12	1	194240-65440	LABEL, DIFF. LOCK		1	1					
12-1	1	194240-65441	LABEL, DIFF. LOCK		1	1					N
		(A=*1981.) (B=*1981.)									
13	1	194240-65510	LABEL, HYDRAULIC LIFT		1	1					
13-1	1	194240-65511	LABEL, HYDRAULIC LIFT		1	1					N
		(A=T/# 00790) (B=T/# 01965)									
14	1	194240-65670	LABEL, FUEL INDICAT.		1	1					
14-1	1	194240-65671	LABEL, FUEL INDICAT.		1	1					N
		(A=T/# 00790) (B=T/# 01965)									
15	1	194240-65710	LABEL, P.T.O. COVER		1	1					
15-1	1	194170-65620	LABEL, WARNING		1	1					N
		(A=*1981.) (B=*1981.)									
16	1	194340-65590	LABEL, DECOMPRESSION		1	1					
16-1	1	194370-65451	LABEL, DECOMPRESSION		1	1					S
		(A=*) (B=*)									
17	1	194420-65600	EMBLEM, FRONT		1	1					
17-1	1	194448-65600	EMBLEM, FRONT		1	1					S
		(A=*1980.) (B=*1980.)									

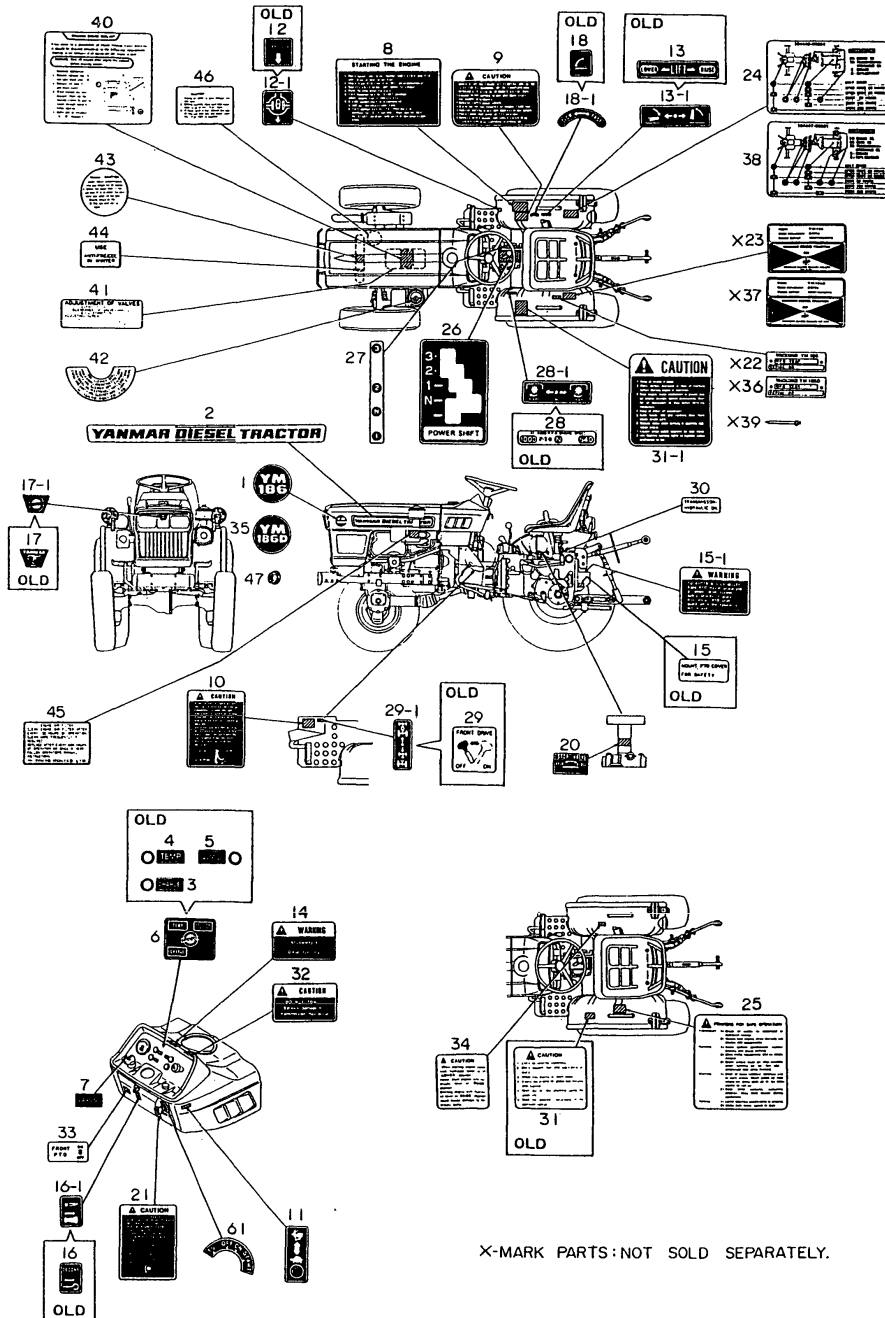
N:Old $\begin{matrix} \text{Yes} \\ \text{No} \end{matrix}$ New, Q:Old $\begin{matrix} \text{No} \\ \text{Yes} \end{matrix}$ New, R:Old $\begin{matrix} \text{Yes} \\ \text{No} \end{matrix}$ New, S:Old $\begin{matrix} \text{No} \\ \text{Yes} \end{matrix}$ New, W:Add, Z:Discontinued, F:Interchangeable by set, K:Q'ty Change
++ CONTINUE ++
Copyright (C) YANMAR CO., LTD. All Rights Reserved.

Fig.65. LABELS (FLOOR SHIFT:U.S.A.)

(A)=YM186 (FLOOR)
 (B)=YM186D(FLOOR)
 (C)=YM186 (COLUM)

(D)=YM186D(COLUM)
 (E)=
 (F)=

Fig. 65 LABELS [English] (Floor Shift type:U.S.A.)



X-MARK PARTS:NOT SOLD SEPARATELY.

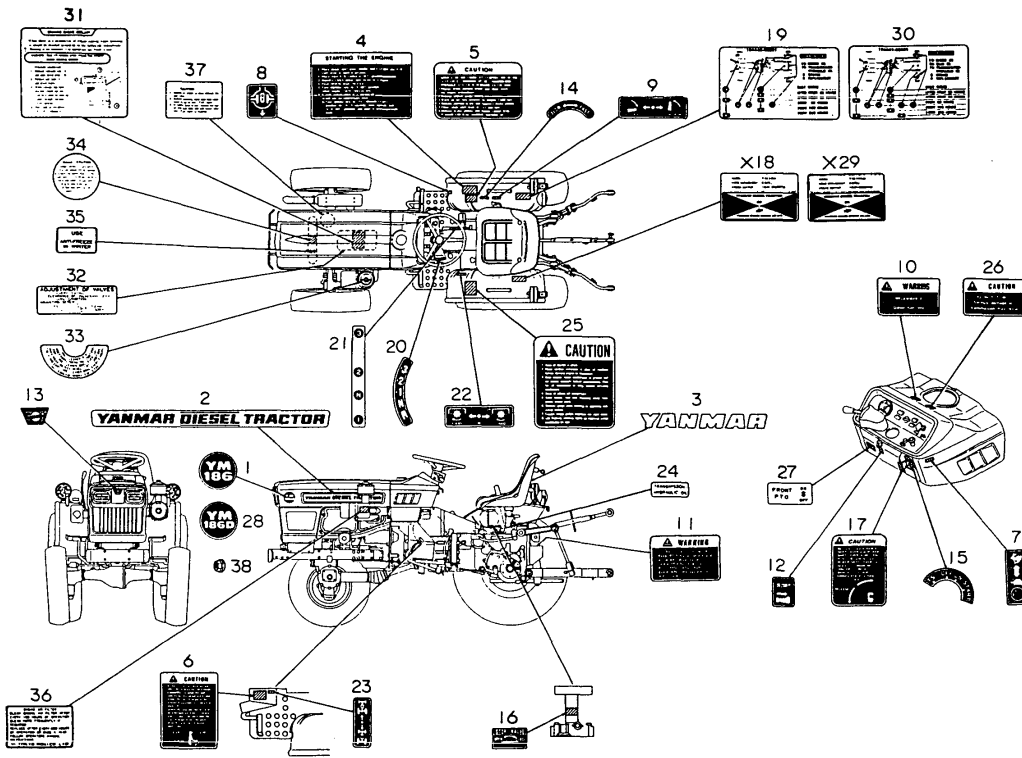
No.	Lev.	Parts No.	Description	Qty						I	R
				(A)	(B)	(C)	(D)	(E)	(F)		
18	1	194340-65690	LABEL, SLOW RETURN	1	1						
18-1	1	194345-65690	LABEL, SLOW RETURN	1	1						S
		(A=*) (B=*)									
19	1	194310-65720	LABEL, KEY SWITCH	1	1						
20	1	194340-65750	LABEL, HYDRAULIC STOP	1	1						
20-1	1	194345-65750	LABEL, HYDRAULIC STOP	1	1						S
		(A=*) (B=*)									
21-1	1	194446-65471	LABEL, LEVER POSITION	1	1						
21-2	1	194446-65472	LABEL, LEVER POSITION	1	1						N
		(A=*1980.) (B=*1980.)									
24	1	194446-65550	LABEL, LUBRICATION	1							
24-1	1	194446-65551	LABEL, LUBRICATION	1							N
		(A=*)									
25	1	194446-65570	LABEL, OPERATION	1	1						
26	1	194446-65580	LABEL, MAIN SHIFT	1	1						
26-1	1	194800-65350	LABEL, MAIN SHIFT	2	2						N
		(A=T/# 00757) (B=T/# 01756)									
27	1	194446-65590	LABEL, RANGE SHIFT	1	1						
27-1	1	194446-65591	LABEL, RANGE SHIFT	1	1						N
		(A=*1981.) (B=*1981.)									
28	1	194446-65610	LABEL, P.T.O. SHIFT	1	1						
28-1	1	194446-65611	LABEL, P.T.O. SHIFT	1	1						N
		(A=*) (B=*)									
29	1	194447-65620	LABEL, 4-DRIVE WHEEL			1					
29-1	1	194447-65621	LABEL, 4-DRIVE WHEEL			1					N
		(B=*1981.)									
30	1	194446-65630	LABEL, GEAR OIL	1	1						
31	1	194446-65660	LABEL, CAUTION	1	1						
31-1	1	194275-65660	LABEL, CAUTION	1	1						N
		(A=*) (B=*)									
32	1	194446-65680	LABEL, DO NOT TOW	1	1						
32-1	1	194446-65681	LABEL, DO NOT TOW	1	1						N
		(A=T/# 00790) (B=T/# 01965)									
33	1	194446-65730	LABEL, FRONT P.T.O	1	1						
34	1	194446-65880	LABEL, HYD. CAUTION	1	1						
35	1	194447-64720	LABEL, SIDE			2					
35-1	1	194447-64721	LABEL, SIDE			2					N
		(B=*1981.)									
35-2	1	194447-64722	LABEL, SIDE			2					N
		(B=*1981.)									
38	1	194447-65550	LABEL, LUBRICATION			1					
38-1	1	194447-65551	LABEL, LUBRICATION			1					N
		(B=*)									
40	1	121254-07150	LABEL, WATER DRAIN	1	1						
41	1	124064-07160	LABEL, VALVE ADJUST.	1	1						
42	1	121454-12480	LABEL, PRE-CLEANER	1	1						
43	1	124764-44800	LABEL, RADIATOR	1	1						
44	1	124764-44920	LABEL, ANTI-FREEZING	1	1						
45	1	121454-12520	LABEL, AIR-CLEANER	1	1						
46	1	124764-44810	LABEL, RESERVE TANK	1	1						
47	1	194990-22120	NUT, M5	4	4						W

Fig.66. LABELS (COLUMN SHIFT:U.S.A.)

(A)=YM186 (FLOOR)
 (B)=YM186D(FLOOR)
 (C)=YM186 (COLUMN)

(D)=YM186D(COLUMN)
 (E)=
 (F)=

Fig. 66 LABELS [English] (Column Shift type:U.S.A.)



No.	Lev.	Parts No.	Description	Q'ty						I	R
				(A)	(B)	(C)	(D)	(E)	(F)		
1	1	194446-64721	LABEL, SIDE			2					
1-1	1	194446-64722	LABEL, SIDE (C=*1981.)			2					N
2	1	194446-64751	LABEL, MODEL			2	2				
2-1	1	194446-64752	LABEL, SIDE (C=*1981.) (D=*1981.)			2	2				N
3	1	194170-65890	LABEL, SEAT			1	1				
3-1	1	194170-65891	LABEL, SEAT (C=*1981.) (D=*1981.)			1	1				N
4	1	194446-65351	LABEL, ENG. STARTING			1	1				
4-1	1	194446-65352	LABEL, ENG. STARTING (C=*1982.06) (D=*1982.06)			1	1				R
5	1	194446-65361	LABEL, COLD STARTING			1	1				
6	1	194446-65461	LABEL, CLUTCH CAUTION			1	1				
7	1	194240-65432	LABEL, THROTTLE LEVER			1	1				
8	1	194240-65441	LABEL, DIFF. LOCK			1	1				
9	1	194240-65511	LABEL, HYDRAULIC LIFT			1	1				
10	1	194240-65671	LABEL, FUEL INDICAT.			1	1				
11	1	194170-65620	LABEL, WARNING			1	1				
12	1	194370-65451	LABEL, DECOMPRESSION			1	1				
13	1	194448-65600	EMBLEM, FRONT			1	1				
14	1	194345-65690	LABEL, SLOW RETURN			1	1				
15	1	194310-65720	LABEL, KEY SWITCH			1	1				
16	1	194345-65750	LABEL, HYDRAULIC STOP			1	1				
17	1	194170-65470	LABEL, LEVER POSITION			1	1				
19	1	194446-65551	LABEL, LUBRICATION			1					
20	1	194170-65580	LABEL, MAIN SHIFT			1	1				
21	1	194446-65591	LABEL, RANGE SHIFT			1	1				
22	1	194273-65611	LABEL, P.T.O. SHIFT			1	1				
23	1	194447-65621	LABEL, 4-DRIVE WHEEL				1				
24	1	194446-65630	LABEL, GEAR OIL			1	1				
25	1	194275-65660	LABEL, CAUTION			1	1				
26	1	194446-65681	LABEL, DO NOT TOW			1	1				
27	1	194446-65730	LABEL, FRONT P.T.O.			1	1				
27-1	1	194446-65731	LABEL, FRONT P.T.O. (C=*) (D=*)			1	1				N
28	1	194447-64721	LABEL, SIDE				2				
28-1	1	194447-64722	LABEL, SIDE (D=*1981.)				2				N
30	1	194447-65551	LABEL, LUBRICATION				1				
31	1	121254-07150	LABEL, WATER DRAIN			1	1				
32	1	124064-07160	LABEL, VALVE ADJUST.			1	1				
33	1	121454-12480	LABEL, PRE-CLEANER			1	1				
34	1	124764-44800	LABEL, RADIATOR			1	1				
35	1	124764-44920	LABEL, ANTI-FREEZING			1	1				
36	1	121454-12520	LABEL, AIR-CLEANER			1	1				
37	1	124764-44810	LABEL, RESERVE TANK			1	1				
38	1	194990-22120	NUT, M5 (C=*) (D=*)			4	4				W
39	1	194800-65350	LABEL, MAIN SHIFT (C=T/# 20920) (D=T/# 42407)			2	2				W

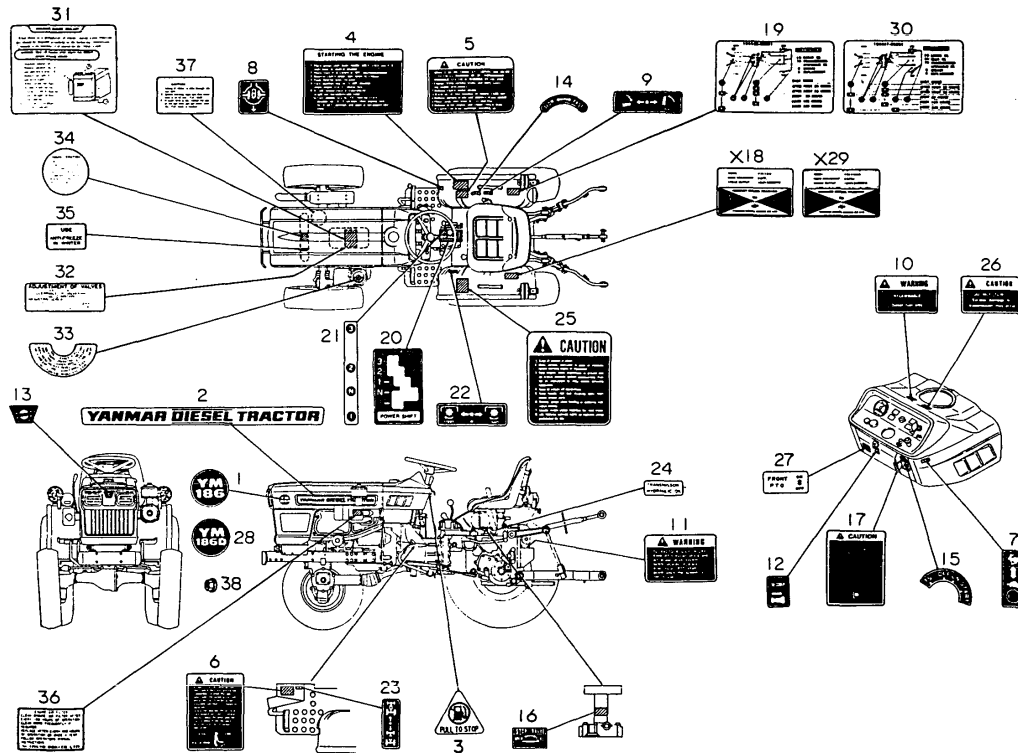
N:Old $\begin{matrix} \leftarrow \text{Yes} \\ \text{No} \end{matrix}$ New, Q:Old $\begin{matrix} \leftarrow \text{No} \\ \text{Yes} \end{matrix}$ New, R:Old $\begin{matrix} \leftarrow \text{Yes} \\ \text{No} \end{matrix}$ New, S:Old $\begin{matrix} \leftarrow \text{No} \\ \text{Yes} \end{matrix}$ New, W:Add, Z:Discontinued, F:Interchangeable by set, K:Q'ty Change
 Copyright (C) YANMAR CO., LTD. All Rights Reserved.

Fig.67. LABELS (FLOOR SHIFT:ENGLAND)

(A)=YM186 (FLOOR)
(B)=YM186D(FLOOR)
(C)=YM186 (COLUM)

(D)=YM186D(COLUM)
(E)=
(F)=

Fig. 67 LABELS [English] (Floor Shift type:ENGLAND)



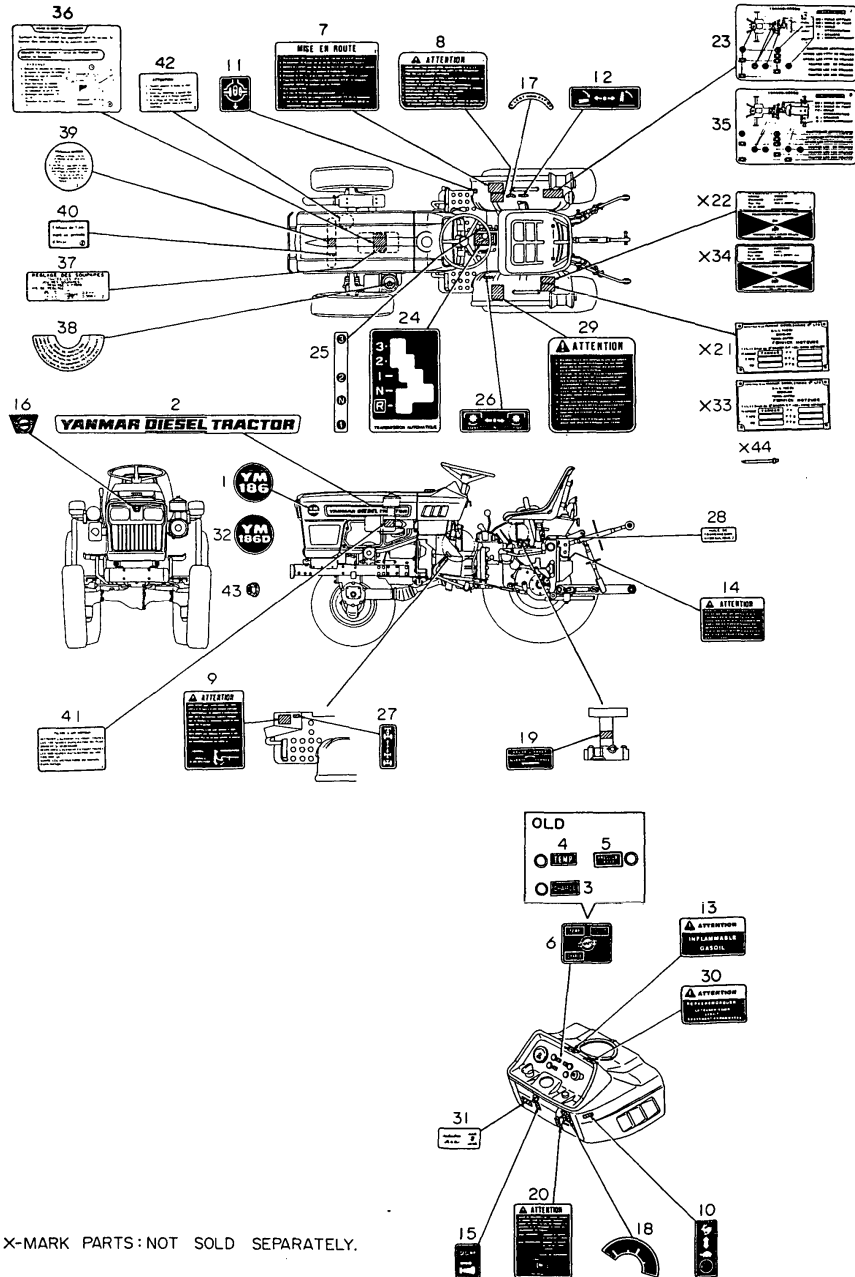
No.	Lev.	Parts No.	Description	(A)	(B)	(C)	(D)	(E)	(F)	Qty	I	R
1	1	194446-64721	LABEL, SIDE		2							
1-1	1	194446-64722	LABEL, SIDE		2							N
(A=*1981.)												
2	1	194446-64751	LABEL, MODEL	2	2							
2-1	1	194446-64752	LABEL, SIDE	2	2							N
(A=*1981.) (B=*1981.)												
3	1	194448-65370	LABEL, ENGINE STOP	1	1							
3-1	1	194802-65370	LABEL, ENGINE STOP	1	1							N
(A=T/# 00737) (B=T/# 01698)												
4	1	194446-65351	LABEL, ENG. STARTING	1	1							
4-1	1	194446-65352	LABEL, ENG. STARTING	1	1							R
(A=*1982.06) (B=*1982.06)												
5	1	194446-65361	LABEL, COLD STARTING	1	1							
6	1	194446-65461	LABEL, CLUTCH CAUTION	1	1							
7	1	194240-65432	LABEL, THROTTLE LEVER	1	1							
8	1	194240-65441	LABEL, DIFF. LOCK	1	1							
9	1	194240-65511	LABEL, HYDRAULIC LIFT	1	1							
10	1	194240-65671	LABEL, FUEL INDICAT.	1	1							
11	1	194170-65620	LABEL, WARNING	1	1							
12	1	194370-65451	LABEL, DECOMPRESSION	1	1							
13	1	194448-65600	EMBLEM, FRONT	1	1							
14	1	194345-65690	LABEL, SLOW RETURN	1	1							
15	1	194310-65720	LABEL, KEY SWITCH	1	1							
16	1	194345-65750	LABEL, HYDRAULIC STOP	1	1							
17	1	194446-65472	LABEL, LEVER POSITION	1	1							
19	1	194446-65551	LABEL, LUBRICATION	1								
20	1	194446-65580	LABEL, MAIN SHIFT	1	1							
21	1	194446-65591	LABEL, RANGE SHIFT	1	1							
22	1	194273-65611	LABEL, P.T.O. SHIFT	1	1							
23	1	194447-65621	LABEL, 4-DRIVE WHEEL				1					
24	1	194446-65630	LABEL, GEAR OIL	1	1							
25	1	194275-65660	LABEL, CAUTION	1	1							
26	1	194446-65681	LABEL, DO NOT TOW	1	1							
27	1	194446-65730	LABEL, FRONT P.T.O	1	1							
27-1	1	194446-65731	LABEL, FRONT P.T.O	1	1							N
(A=*1980.) (B=*1980.)												
28	1	194447-64721	LABEL, SIDE		2							
28-1	1	194447-64722	LABEL, SIDE		2							N
(B=*1981.)												
30	1	194447-65551	LABEL, LUBRICATION				1					
31	1	121254-07150	LABEL, WATER DRAIN	1	1							
32	1	124064-07160	LABEL, VALVE ADJUST.	1	1							
33	1	121454-12480	LABEL, PRE-CLEANER	1	1							
34	1	124764-44800	LABEL, RADIATOR	1	1							
35	1	124764-44920	LABEL, ANTI-FREEZING	1	1							
36	1	121454-12520	LABEL, AIR-CLEANER	1	1							
37	1	124764-44810	LABEL, RESERVE TANK	1	1							
38	1	194990-22120	NUT, M5	4	4							W
(A=*) (B=*)												
39	1	194800-65350	LABEL, MAIN SHIFT	2	2							W
(A=T/# 00760) (B=T/# 01756)												

Fig.68. LABELS (FLOOR SHIFT:FRANCE)

(A)=YM186 (FLOOR)
(B)=YM186D(FLOOR)
(C)=YM186 (COLUM

(D)=YM186D(COLUM
(E)=
(F)=

Fig. 68 LABELS [French] (Floor Shift type:FRANCE)



X-MARK PARTS: NOT SOLD SEPARATELY.

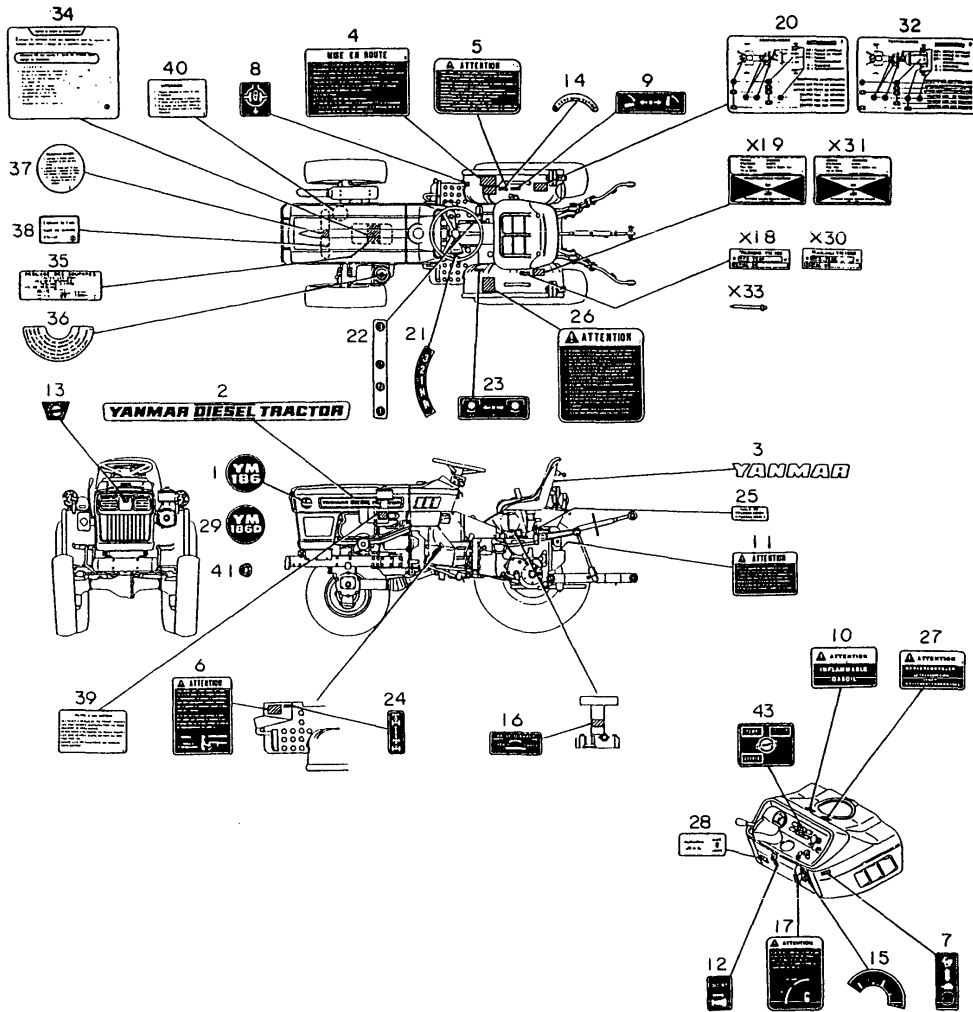
No.	Lev.	Parts No.	Description	Q'ty						I	R	
				(A)	(B)	(C)	(D)	(E)	(F)			
1	1	194446-64721	LABEL, SIDE		2							
1-1	1	194446-64722	LABEL, SIDE		2							N
			(A=*1981.)									
2	1	194446-64751	LABEL, MODEL	2	2							
2-1	1	194446-64752	LABEL, SIDE	2	2							N
			(A=*1981.) (B=*1981.)									
3	1	194446-65310	LABEL, PILOT LAMP	1	1							Z
			(A=T/# 00860) (B=T/# 02184)									
4	1	194446-65321	LABEL, C.W. TEMP.	1	1							Z
			(A=T/# 00860) (B=T/# 02184)									
5	1	194448-65330	LABEL,L.O.PRESSURE	1	1							Z
			(A=T/# 00860) (B=T/# 02184)									
6	1	194448-65300	LABEL, PILOT LAMP	1	1							W
			(A=T/# 00860) (B=T/# 02184)									
7	1	194448-65350	LABEL, ENG. STARTING	1	1							
8	1	194448-65360	LABEL, COLD STARTING	1	1							
9	1	194448-65460	LABEL,CLUTCH CAUTION	1	1							
10	1	194240-65432	LABEL, THROTTLE LEVER	1	1							
11	1	194240-65441	LABEL, DIFF. LOCK	1	1							
12	1	194240-65511	LABEL, HYDRAULIC LIFT	1	1							
13	1	194240-98221	LABEL, FUEL OIL	1	1							
14	1	194448-65620	LABEL, WARNING	1	1							
15	1	194370-65451	LABEL, DECOMPRESSION	1	1							
16	1	194448-65600	EMBLEM, FRONT	1	1							
17	1	194340-98421	LABEL, SLOW RETURN	1	1							
18	1	194240-98251	LABEL, KEY SWITCH	1	1							
19	1	194340-98391	LABEL, HYDRAULIC STOP	1	1							
20	1	194448-65470	LABEL, LEVER POSITION	1	1							
23	1	194448-65550	LABEL, LUBRICATION	1								
24	1	194448-65580	LABEL, MAIN SHIFT	1	1							
25	1	194446-65591	LABEL, RANGE SHIFT	1	1							
26	1	194273-65611	LABEL, P.T.O. SHIFT	1	1							
27	1	194447-65621	LABEL, 4-DRIVE WHEEL	1	1							
28	1	194448-65630	LABEL, GEAR OIL	1	1							
29	1	194448-65660	LABEL, CAUTION	1	1							
30	1	194448-65680	LABEL, DO NOT TOW	1	1							
31	1	194448-65730	LABEL, FRONT P.T.O.	1	1							
32	1	194447-64721	LABEL, SIDE		2							
32-1	1	194447-64722	LABEL, SIDE		2							N
			(D=*1981.)									
35	1	194449-65550	LABEL, LUBRICATION		1							
36	1	121241-07150	LABEL, WATER DRAIN	1	1							
37	1	124040-07160	LABEL, VALVE ADJUST.	1	1							
38	1	121440-12520	LABEL, PRE-CLEANER(F)	1	1							
39	1	124740-44800	LABEL, RADIATOR	1	1							
40	1	124740-44920	LABEL, ANTI-FREEZING	1	1							
41	1	121440-12480	LABEL, AIR CLEANER(F)	1	1							
42	1	124740-44810	LABEL, SUB-TANK	1	1							
43	1	194990-22120	NUT, M5	4	4							
44	1	194080-64780	RIVET	4	4							W
			(A=T/# 00760) (B=T/# 01756)									

Fig.69. LABELS (COLUMN SHIFT:FRANCE)

(A)=YM186 (FLOOR)
(B)=YM186D(FLOOR)
(C)=YM186 (COLUMN)

(D)=YM186D(COLUMN)
(E)=
(F)=

Fig. 69 LABELS [French] (Column Shift type:FRANCE)



X-MARK PARTS:NOT SOLD SEPARATELY.

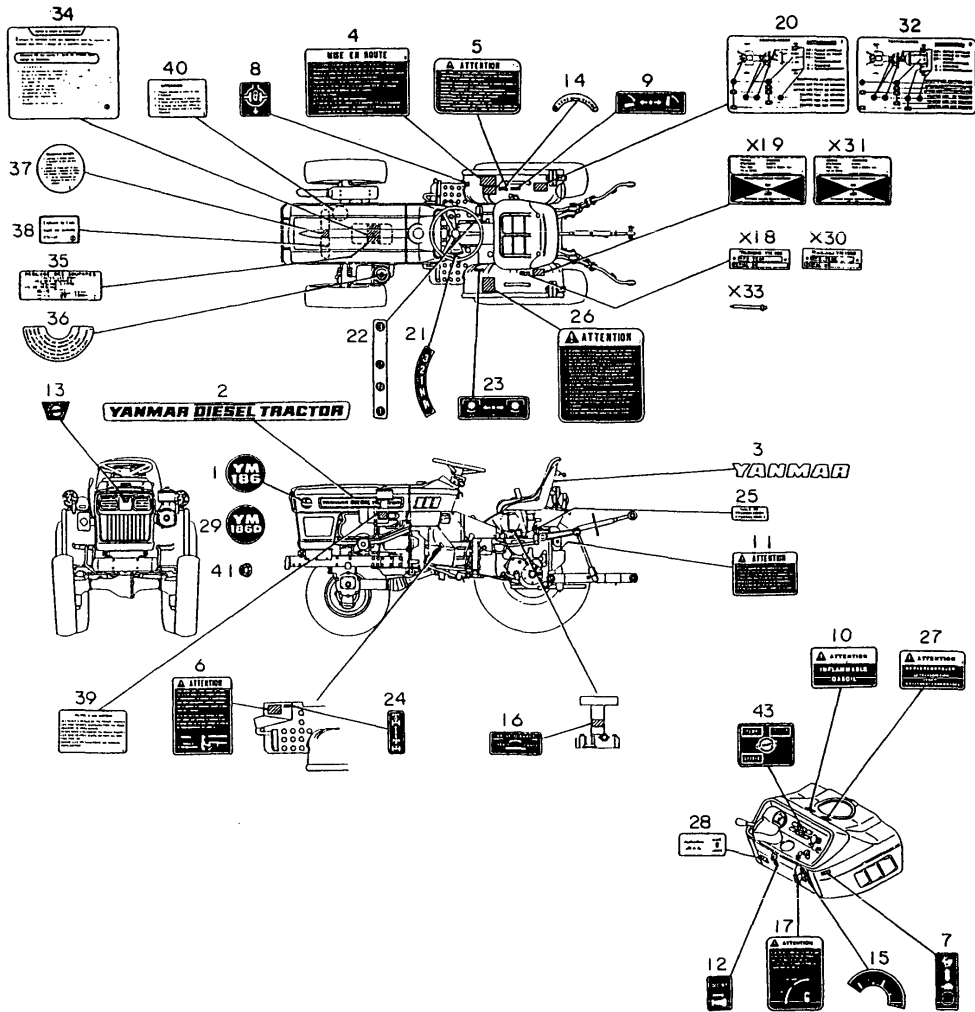
No.	Lev.	Parts No.	Description	Q'ty						I	R
				(A)	(B)	(C)	(D)	(E)	(F)		
1	1	194446-64721	LABEL, SIDE			2					
1-1	1	194446-64722	LABEL, SIDE (C=*1981.)			2					N
2	1	194446-64751	LABEL, MODEL			2	2				
2-1	1	194446-64752	LABEL, SIDE (C=*1981.) (D=*1981.)			2	2				N
3	1	194170-65890	LABEL, SEAT			1	1				
3-1	1	194170-65891	LABEL, SEAT (C=*1981.) (D=*1981.)			1	1				N
3-2	1	194170-65891	LABEL, SEAT (C=T/# 20967) (D=T/# 42802)			1	1				Z
4	1	194448-65350	LABEL, ENG. STARTING			1	1				
5	1	194448-65360	LABEL, COLD STARTING			1	1				
6	1	194448-65460	LABEL,CLUTCH CAUTION			1	1				
7	1	194240-65432	LABEL,THROTTLE LEVER			1	1				
8	1	194240-65441	LABEL, DIFF. LOCK			1	1				
9	1	194240-65511	LABEL,HYDRAULIC LIFT			1	1				
10	1	194240-98221	LABEL, FUEL OIL			1	1				
11	1	194448-65620	LABEL, WARNING			1	1				
12	1	194370-65451	LABEL, DECOMPRESSION			1	1				
13	1	194448-65600	EMBLEM, FRONT			1	1				
14	1	194340-98421	LABEL, SLOW RETURN			1	1				
15	1	194240-98251	LABEL, KEY SWITCH			1	1				
16	1	194340-98391	LABEL,HYDRAULIC STOP			1	1				
17	1	194500-65470	LABEL,LEVER POSITION			1	1				
17-1	1	194448-65470	LABEL,LEVER POSITION (C=*) (D=*)			1	1				N
20	1	194448-65550	LABEL, LUBRICATION			1					
21	1	194170-65580	LABEL, MAIN SHIFT			1	1				
22	1	194446-65591	LABEL, RANGE SHIFT			1	1				
23	1	194273-65611	LABEL, P.T.O. SHIFT			1	1				
24	1	194447-65621	LABEL, 4-DRIVE WHEEL				1				
25	1	194448-65630	LABEL, GEAR OIL			1	1				
26	1	194448-65660	LABEL, CAUTION			1	1				
27	1	194448-65680	LABEL, DO NOT TOW			1	1				
28	1	194448-65730	LABEL,FRONT P.T.O.			1	1				
29	1	194447-64721	LABEL, SIDE				2				
29-1	1	194447-64722	LABEL, SIDE (D=*1981.)				2				N
32	1	194449-65550	LABEL, LUBRICATION				1				
33	1	194080-64780	RIVET			2	2				
34	1	121241-07150	LABEL, WATER DRAIN			1	1				
35	1	124040-07160	LABEL, VALVE ADJUST.			1	1				
36	1	121440-12520	LABEL, PRE-CLEANER(F)			1	1				
37	1	124740-44800	LABEL, RADIATOR			1	1				
38	1	124740-44920	LABEL, ANTI-FREEZING			1	1				
39	1	121440-12480	LABEL, AIR CLEANER(F)			1	1				
40	1	124740-44810	LABEL, SUB-TANK			1	1				
41	1	194990-22120	NUT, M5 (C=*) (D=*)			4	4				W
42	1	194800-65350	LABEL, MAIN SHIFT			2	2				W

Fig.69. LABELS (COLUMN SHIFT:FRANCE)

(A)=YM186 (FLOOR
(B)=YM186D(FLOOR
(C)=YM186 (COLUMN

(D)=YM186D(COLUM
(E)=
(F)=

Fig. 69 LABELS [French] (Column Shift type:FRANCE)



X-MARK PARTS:NOT SOLD SEPARATELY.

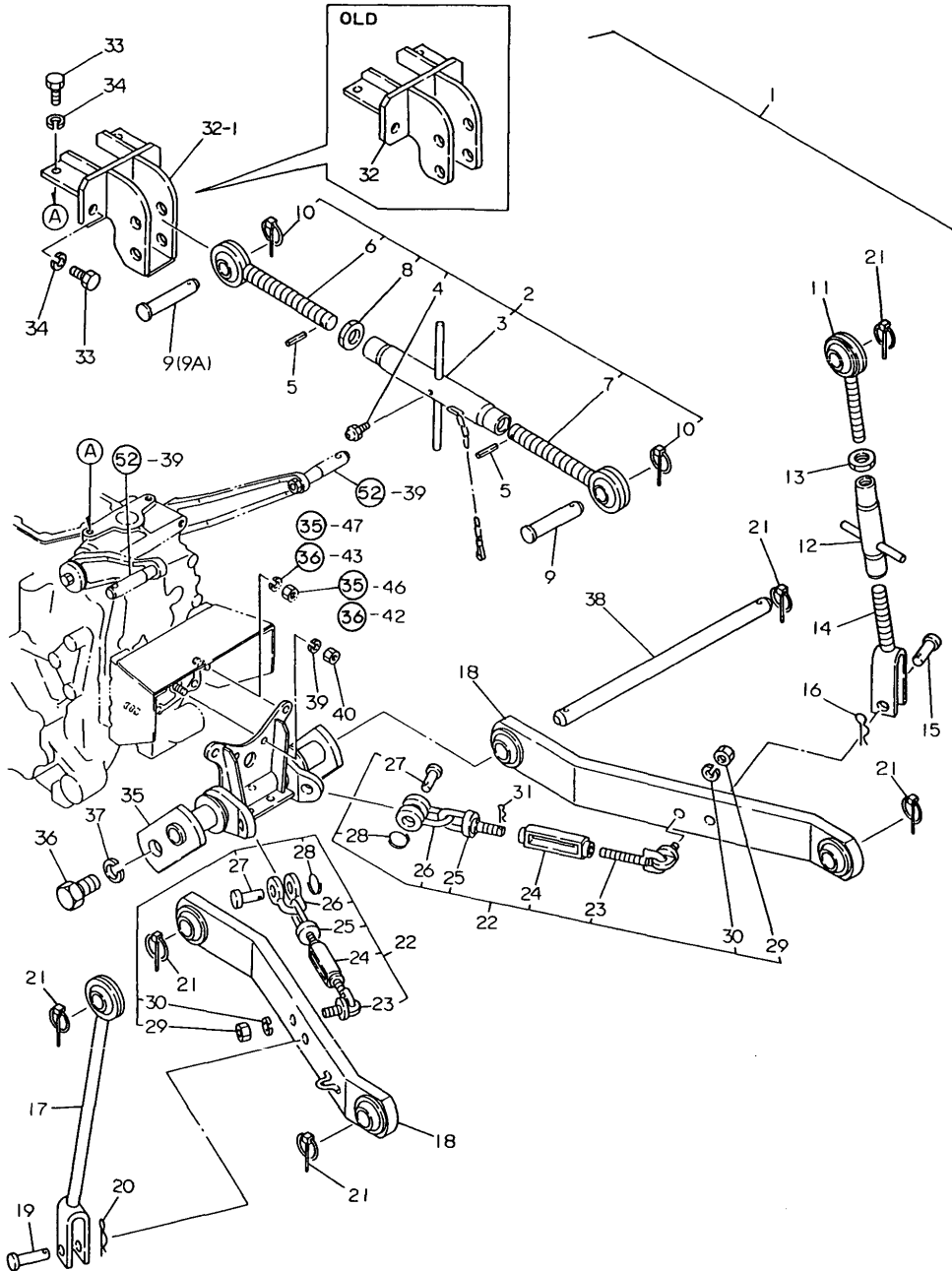
No.	Lev.	Parts No.	Description	Qty						I	R
				(A)	(B)	(C)	(D)	(E)	(F)		
			(C=T/# 20920) (D=T/# 42407)								
43	1	194448-65300	LABEL, PILOT LAMP (C=*) (D=*)			1	1				W

Fig.70. 3-POINT HITCH (FLOOR SHIFT)

(A)=YM186 (FLOOR)
 (B)=YM186D(FLOOR)
 (C)=YM186 (COLUM)

(D)=YM186D(COLUM)
 (E)=
 (F)=

Fig. 70 THREE-POINT HITCH (Floor Shift type)



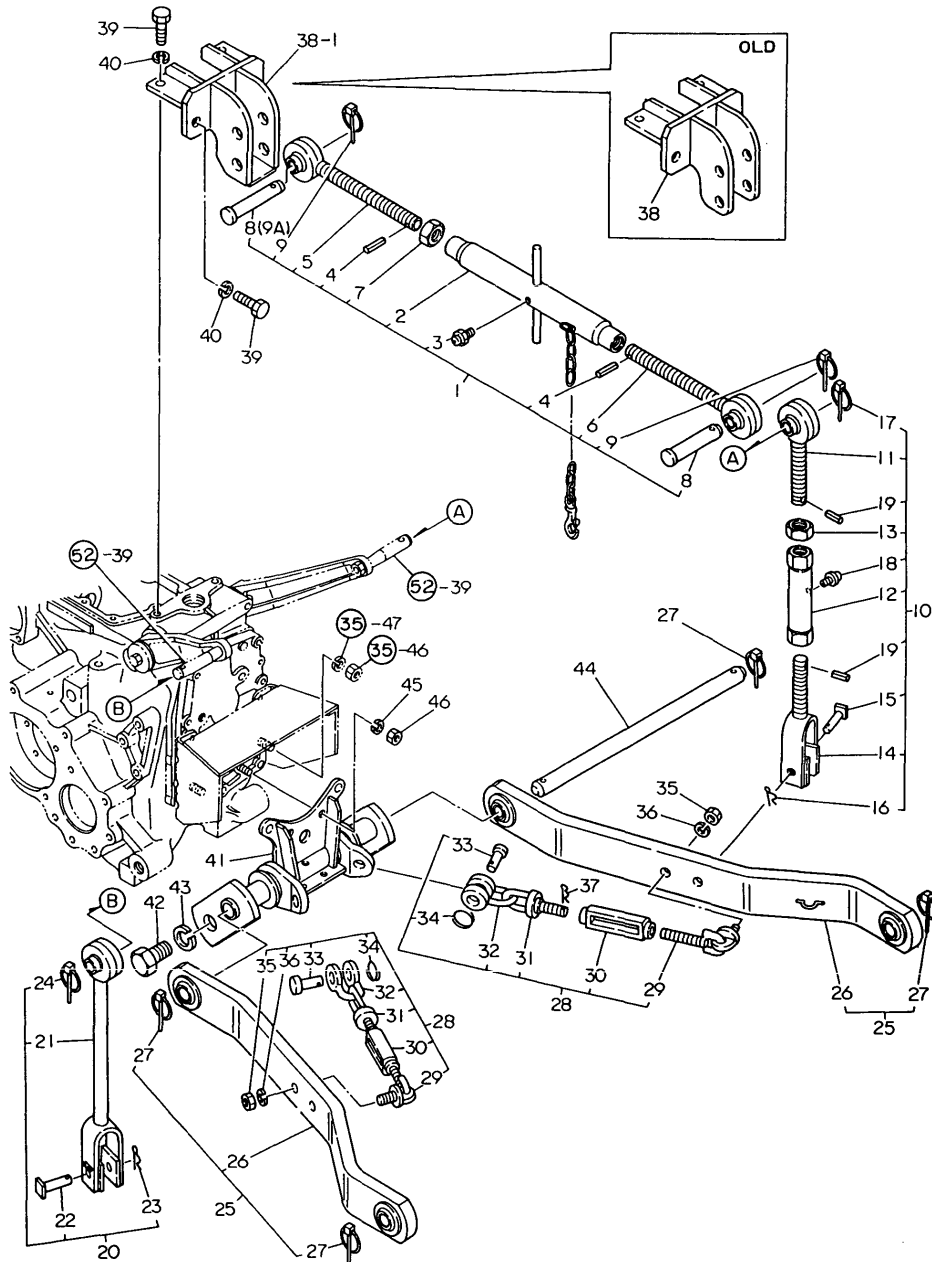
No.	Lev.	Parts No.	Description	(A)	(B)	(C)	(D)	(E)	(F)	Qty	I	R
2	1	794446-71100-X	LINK ASSY, TOP	1	1							
3	2	194446-71500-X	TURNBUCKLE ASSY	1	1							
4	2	24764-010000	NIPPLE, GREASE M6F	1	1							
5	2	22351-040024	PIN, SPRING 4.0X24	2	2							
6	2	194446-71700-X	LINK ASSY, TOP L	1	1							
7	2	194446-71600-X	LINK ASSY, TOP R	1	1							
8	2	26756-240002	NUT, LOCK M24	1	1							
9	2	194150-71230	PIN, LINK	2	2							
9-1	2	194150-71230	PIN, LINK	1	1							K
		(A=*1982.09) (B=*1982.09)										
9A	2	195080-15060	PIN, HITCH	1	1							W
		(A=*1982.09) (B=*1982.09)										
10	2	794130-71410	PIN ASSY, BALL	2	2							
11	1	194446-72200-X	BOLT W/BALL, EYE	1	1							
12	1	194420-72230-X	TURNBUCKLE	1	1							
13	1	26756-180002	NUT, LOCK M18	1	1							
14	1	194446-72400-X	YOKE, LIFT LINK	1	1							
15	1	194145-72550	PIN, LIFT YOKE	1	1							
16	1	22360-160000	PIN, SNAP 16	1	1							
17	1	194446-72300-X	LINK ASSY, LIFT	1	1							
18	1	194446-73100-X	LINK ASSY, LOWER	2	2							
19	1	194145-72550	PIN, LIFT YOKE	1	1							
20	1	22360-160000	PIN, SNAP 16	1	1							
21	1	794130-71410	PIN ASSY, BALL	6	6							
22	1	794446-74600-X	CHAIN ASSY, CHECK	2	2							
23	2	194420-74800	CHAIN ASSY, CHECK	2	2							
23-1	2	194420-74820	BOLT, EYE	2	2							S
		(A=T/# 00860) (B=T/# 02189)										
24	2	194150-74670	TURNBUCKLE	2	2							
25	2	194150-74720	EYE BOLT (L)	2	2							
26	2	194080-74621	BODY (SA10), SHACKLE	2	2							
27	2	194080-74631	PIN, SHACKLE SA10	2	2							
28	2	194145-75250	RING, STOPPER	2	2							
29	2	26716-140002	NUT, M14	2	2							
30	2	22217-140000	WASHER, SPRING 14	2	2							
31	2	22360-200000	PIN, SNAP 20	2	2							
32	1	194446-71110-X	TURNBUCKLE, TOP LINK	1	1							
32-1	1	194446-71111-X	TURNBUCKLE, TOP LINK	1	1							N
		(A=T/# 00510) (B=T/# 01212)										
33	1	26116-120252	BOLT, M12X 25 PLATED	4	4							
34	1	22217-120000	WASHER, SPRING 12	4	4							
35	1	194446-73210-X	BRACKET, LOWER LINK	1	1							
36	1	26156-220352	BOLT, M22X 35 PLATED	2	2							
37	1	22217-220000	WASHER, SPRING 22	2	2							
38	1	194446-73150-U	PIN, LOWER LINK	1	1							
39	1	22217-100000	WASHER, SPRING 10	2	2							
40	1	26716-100002	NUT, M10	2	2							

Fig.71. 3-POINT HITCH(COLUMN SHIFT:USA

(A)=YM186 (FLOOR
(B)=YM186D(FLOOR
(C)=YM186 (COLUMN

(D)=YM186D(COLUMN
(E)=
(F)=

Fig. 71 THREE-POINT HITCH (Column Shift type:U.S.A.)



No.	Lev.	Parts No.	Description	Qty						I	R
				(A)	(B)	(C)	(D)	(E)	(F)		
1	1	794500-71100-X	LINK ASSY, TOP			1	1				
2	2	194286-71500-X	TURNBUCKLE			1	1				
3	2	24761-010000	NIPPLE, GREASE M6F			1	1				
4	2	22351-040024	PIN, SPRING 4.0X24			2	2				
5	2	194322-71700-X	EYE-BOLT (L)			1	1				
6	2	194322-71600-X	EYE-BOLT (R)			1	1				
7	2	26756-240002	NUT, LOCK M24			1	1				
8	2	194150-71230	PIN, LINK			2	2				
8-1	2	194150-71230	PIN, LINK			1	1				K
			(C=*1982.09) (D=*1982.09)								
9	2	794130-71410	PIN ASSY, BALL			2	2				
9A	2	195080-15060	PIN, HITCH			1	1				W
			(C=*1982.09) (D=*1982.09)								
10	1	794500-72100-X	LINK ASSY, LIFT			1	1				
11	2	194500-72200-X	BOLT W/BALL, EYE			1	1				
12	2	194500-72230-X	TURNBUCKLE			1	1				
13	2	26756-200002	NUT, LOCK M20			1	1				
14	2	194500-72450-X	YOKE, LIFT LINK			1	1				
15	2	194197-72551	PIN, LIFT YOKE			1	1				
16	2	22360-160000	PIN, SNAP 16			1	1				
17	2	794130-71410	PIN ASSY, BALL			1	1				
18	2	24761-010000	NIPPLE, GREASE M6F			1	1				
19	2	22351-040022	PIN, SPRING 4.0X22			2	2				
20	1	794500-72200-X	LINK ASSY, LIFT			1	1				
21	2	194500-72300-X	LINK ASSY, LIFT			1	1				
22	2	194197-72551	PIN, LIFT YOKE			1	1				
23	2	22360-160000	PIN, SNAP 16			1	1				
24	2	794130-71410	PIN ASSY, BALL			1	1				
25	1	794500-73100-X	LINK ASSY, LOWER			2	2				
26	2	194500-73100-X	LINK ASSY, LOWER			2	2				
27	2	794130-71410	PIN ASSY, BALL			4	4				
28	1	794446-74600-X	CHAIN ASSY, CHECK			2	2				
29	2	194420-74800	CHAIN ASSY, CHECK			2	2				
29-1	2	194420-74820	BOLT, EYE			2	2				S
			(C=T/# 20965) (D=T/# 42874)								
30	2	194150-74670-X	TURNBUCKLE, CHAIN			2	2				
31	2	194150-74720	EYE BOLT (L)			2	2				
32	2	194080-74621	BODY (SA10), SHACKLE			2	2				
33	2	194080-74631	PIN, SHACKLE SA10			2	2				
34	2	194145-75250	RING, STOPPER			2	2				
35	2	26716-140002	NUT, M14			2	2				
36	2	22217-140000	WASHER, SPRING 14			2	2				
37	2	22360-200000	PIN, SNAP 20			2	2				
38	1	194446-71110-X	TURNBUCKLE, TOP LINK			1	1				
38-1	1	194446-71111-X	TURNBUCKLE, TOP LINK			1	1				N
			(C=T/# 20101) (D=T/# 40127)								
39	1	26116-120252	BOLT, M12X 25 PLATED			4	4				
40	1	22217-120000	WASHER, SPRING 12			4	4				
41	1	194446-73210-X	BRACKET, LOWER LINK			1	1				
42	1	26156-220352	BOLT, M22X 35 PLATED			2	2				
43	1	22217-220000	WASHER, SPRING 22			2	2				

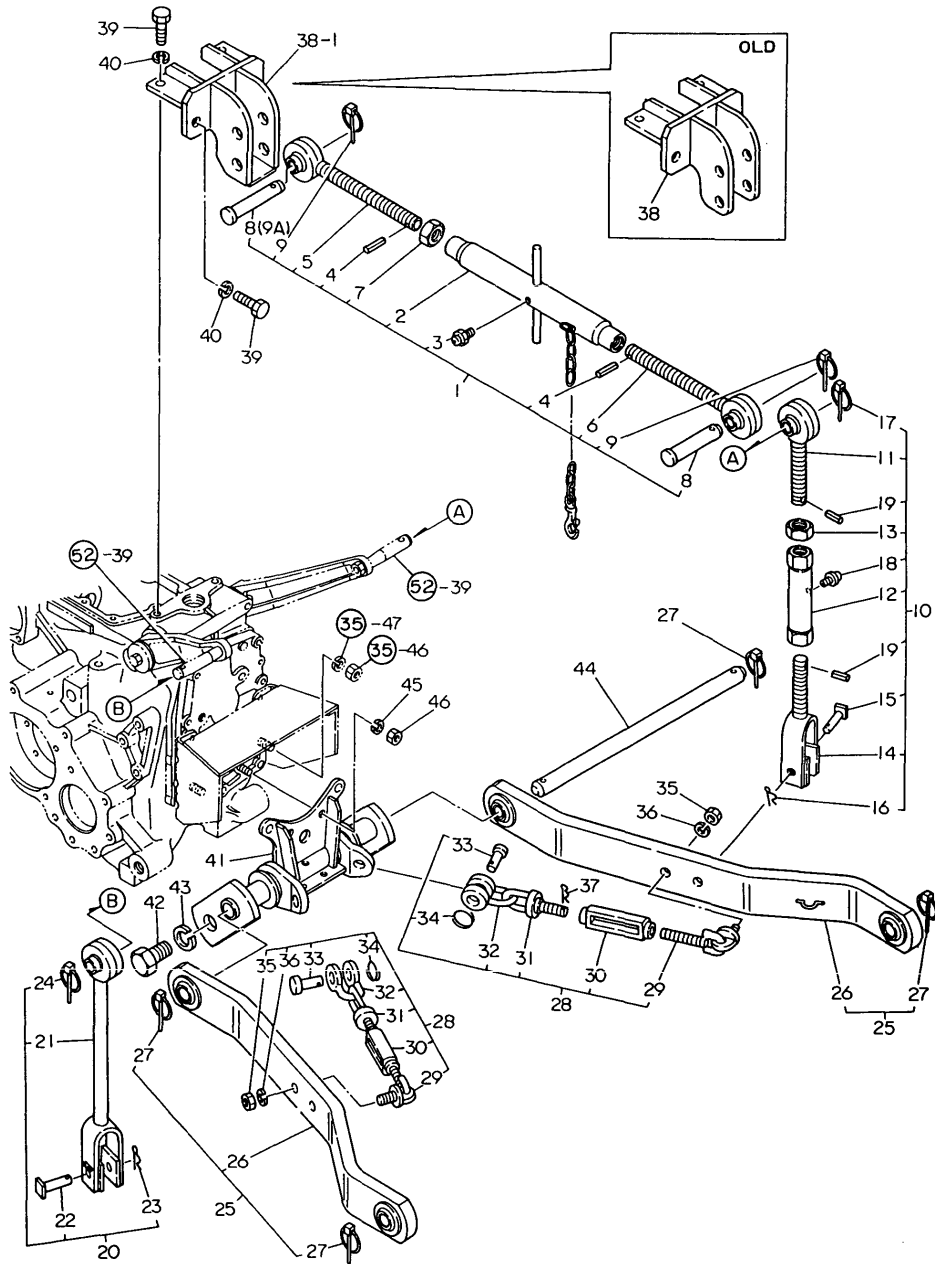
N:Old $\frac{Yes}{No}$ New, Q:Old $\frac{No}{Yes}$ New, R:Old $\frac{Yes}{No}$ New, S:Old $\frac{No}{Yes}$ New, W:Add, Z:Discontinued, F:Interchangeable by set, K:Q'ty Change
 ++ CONTINUE ++
 Copyright (C) YANMAR CO., LTD. All Rights Reserved.

Fig.71. 3-POINT HITCH(COLUMN SHIFT:USA

(A)=YM186 (FLOOR
(B)=YM186D(FLOOR
(C)=YM186 (COLUM

(D)=YM186D(COLUM
(E)=
(F)=

Fig. 71 THREE-POINT HITCH (Column Shift type:U.S.A.)



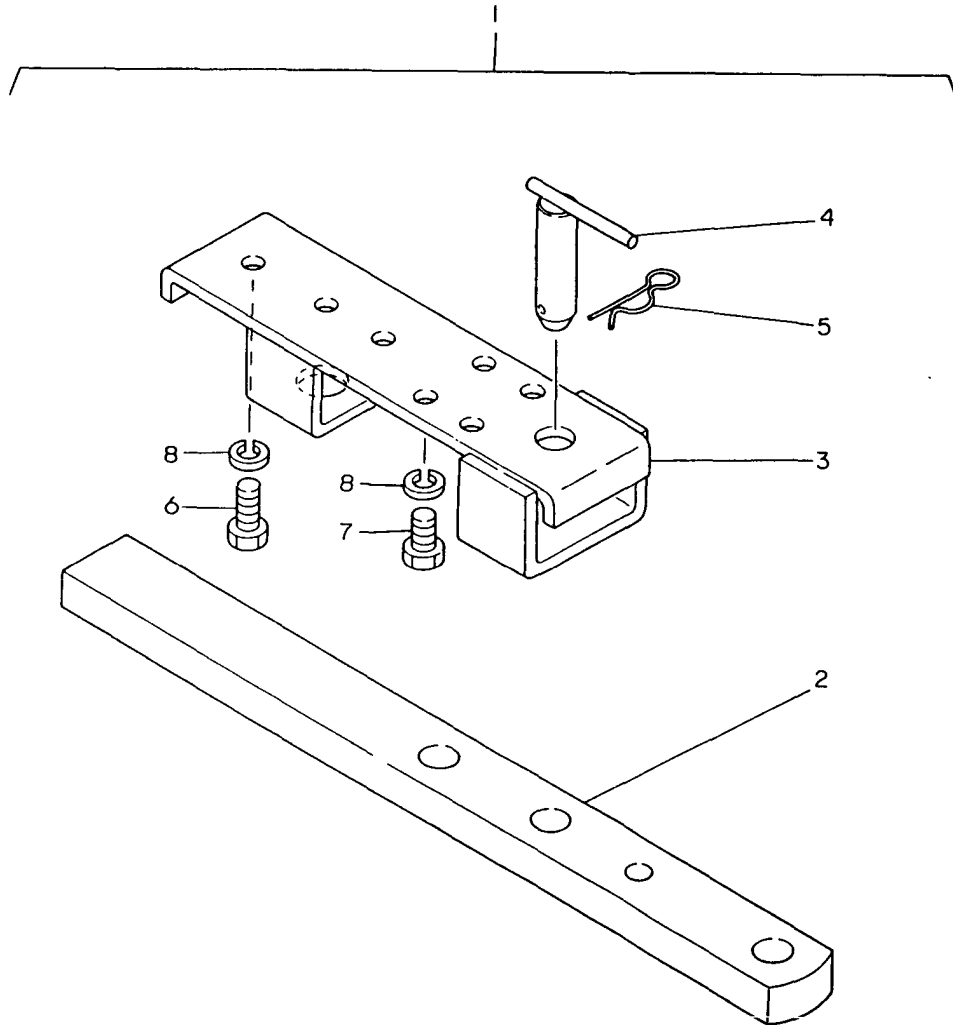
No.	Lev.	Parts No.	Description	Qty						I	R
				(A)	(B)	(C)	(D)	(E)	(F)		
44	1	194446-73150-U	PIN, LOWER LINK			1	1				
45	1	22217-100000	WASHER, SPRING 10			2	2				
46	1	26716-100002	NUT, M10			2	2				

Fig.72. DRAWBAR (EXCEPT ENGLAND)

(A)=YM186 (FLOOR
(B)=YM186D(FLOOR
(C)=YM186 (COLUM

(D)=YM186D(COLUM
(E)=
(F)=

Fig. 72 DRAWBAR (EXCEPT ENGLAND)



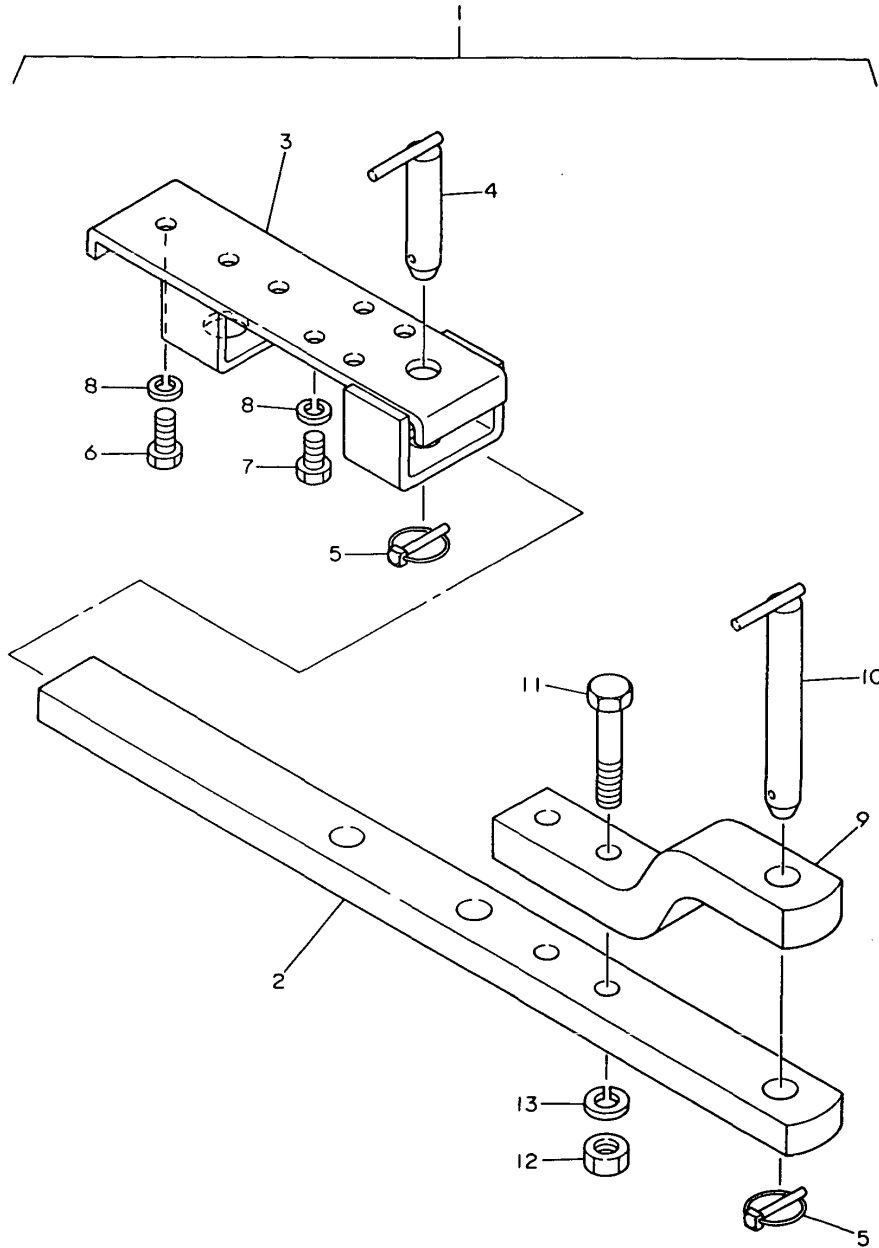
No.	Lev.	Parts No.	Description	Q'ty						I	R
				(A)	(B)	(C)	(D)	(E)	(F)		
1	1	794446-75700-X	HITCH, DRAWBAR	1	1	1	1				
2	2	194446-75210-X	DRAWBAR, REAR	1	1	1	1				
3	2	194446-75720-X	BRACKET, DRAWBAR	1	1	1	1				
4	2	194240-75740	PIN 22X 75, HITCH	1	1	1	1				
5	2	22360-190000	PIN, SNAP 19	1	1	1	1				
6	2	26116-120252	BOLT, M12X 25 PLATED	3	3	3	3				
6-1	2	26013-120252	BOLT, M12X 25	3	3	3	3				N
		(A=*1982.12)	(B=*1982.12)	(C=*1982.12)	(D=*1982.12)						
7	2	26116-120222	BOLT, M12X 22 PLATED	4	4	4	4				
		(B=*1982.12)									
7-1	2	26013-120252	BOLT, M12X 25	4	4	4	4				N
		(A=*1982.12)	(B=*1982.12)	(C=*1982.12)	(D=*1982.12)						
8	2	22217-120000	WASHER, SPRING 12	7	7	7	7				Z
		(A=*1982.12)	(B=*1982.12)	(C=*1982.12)	(D=*1982.12)						

Fig.73. DRAWBAR (ENGLAND)

(A)=YM186 (FLOOR
(B)=YM186D(FLOOR
(C)=YM186 (COLUM

(D)=YM186D(COLUM
(E)=
(F)=

Fig. 73 DRAWBAR (ENGLAND)



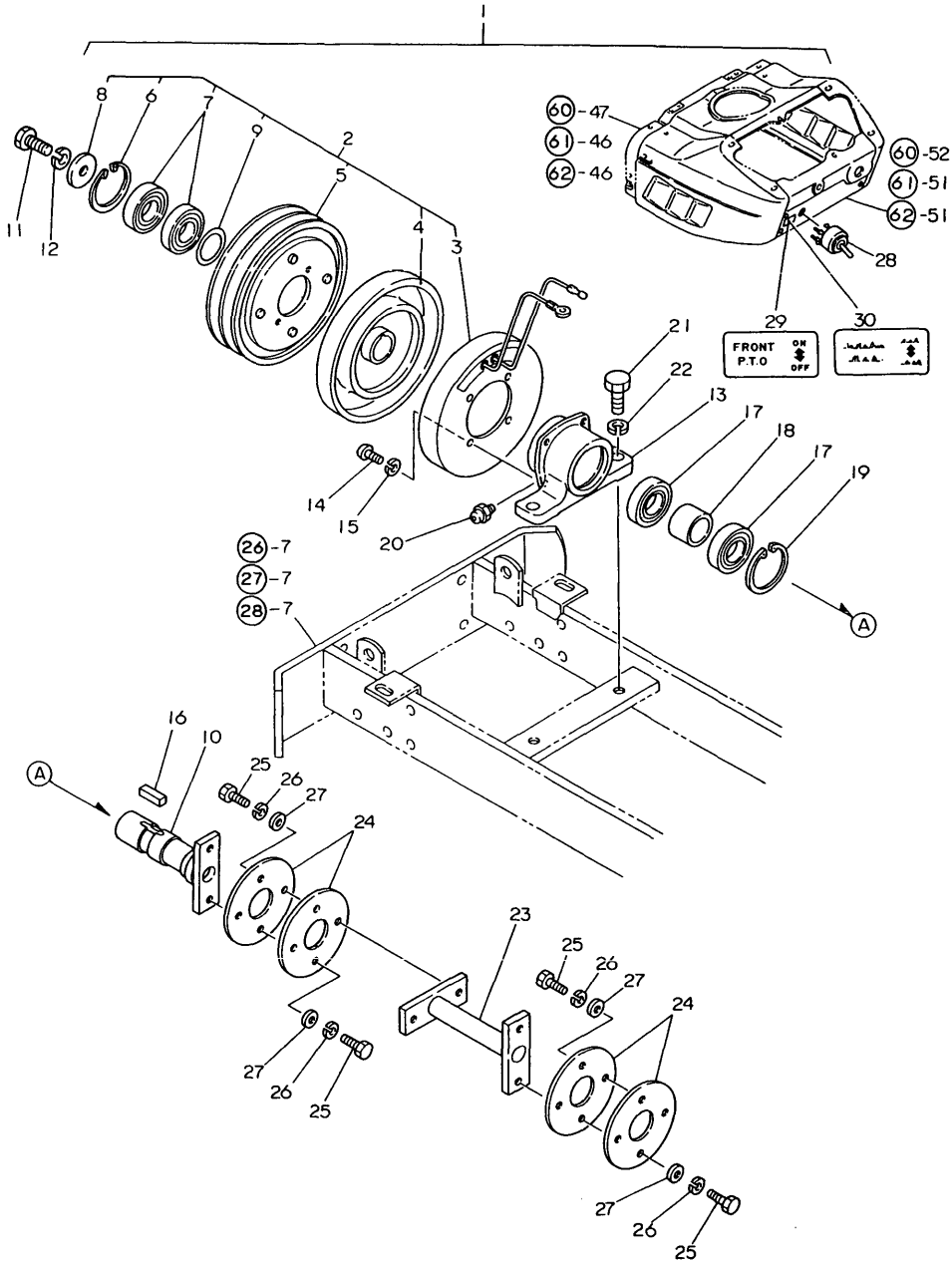
No.	Lev.	Parts No.	Description	Qty						I	R
				(A)	(B)	(C)	(D)	(E)	(F)		
1	1	794448-75700-X	HITCH, DRAWBER	1	1	1	1				
2	2	194448-75710-X	HITCH, DRAWBER	1	1	1	1				
3	2	194446-75720-X	BRACKET, DRAWBER	1	1	1	1				
4	2	194242-75750	PIN 22X 90, HITCH	1	1	1	1				
4-1	2	194292-75750	PIN 22X100, HITCH	1	1	1	1				N
		(A=T/# 00790) (B=T/# 01965) (C=T/# 20952) (D=T/# 42656)									
5	2	794130-71410	PIN ASSY, BALL	2	2	2	2				
6	2	26116-120252	BOLT, M12X 25 PLATED	3	3	3	3				
6-1	2	26013-120252	BOLT, M12X 25	3	3	3	3				N
		(A=*1982.12) (B=*1982.12) (C=*1982.12) (D=*1982.12)									
7	2	26116-120222	BOLT, M12X 22 PLATED	4	4	4	4				
7-1	2	26013-120252	BOLT, M12X 25	4	4	4	4				N
		(A=*1982.12) (B=*1982.12) (C=*1982.12) (D=*1982.12)									
8	2	22217-120000	WASHER, SPRING 12	7	7	7	7				Z
		(A=*1982.12) (B=*1982.12) (C=*1982.12) (D=*1982.12)									
9	2	194242-75730-X	HITCH, DRAWBER	1	1	1	1				
10	2	194242-75740	PIN 22X163.5, HITCH	1	1	1	1				
11	2	26116-160752	BOLT, M16X 75 PLATED	2	2	2	2				
12	2	26716-160002	NUT, M16	2	2	2	2				
13	2	22217-160000	WASHER, SPRING 16	2	2	2	2				

Fig.74. FRONT POWER TAKE OFF

(A)=YM186 (FLOOR)
 (B)=YM186D(FLOOR)
 (C)=YM186 (COLUM)

(D)=YM186D(COLUM)
 (E)=
 (F)=

Fig. 74 FRONT POWER TAKE OFF [Optional Parts]



No.	Lev.	Parts No.	Description	Q'ty						I	R
				(A)	(B)	(C)	(D)	(E)	(F)		
1	1	794446-83100-X	P.T.O. KIT, FRONT	1	1	1	1				
2	2	194446-83110-X	CLUTCH ASSY, MAGNET.	1	1	1	1				
3	3	194446-83120	COIL, FIELD	1	1	1	1				
4	3	194446-83130	ROTOR	1	1	1	1				
5	3	194446-83140	ARMATURE	1	1	1	1				
6	3	194446-83150	CIRCLIP	1	1	1	1				
7	3	194446-83160	BALL BEARING	2	2	2	2				
8	3	194446-83170	WASHER	1	1	1	1				
9	3	194446-83180	SHIM	3	3	3	3				
10	2	194446-83220-X	SHAFT, P.T.O	1	1	1	1				
11	2	26116-120302	BOLT, M12X 30 PLATED	1	1	1	1				
11-1	2	26013-120302	BOLT, M12X 30	1	1	1	1				N
12	2	22217-120000	WASHER, SPRING 12	1	1	1	1				Z
13	2	194446-83210-X	CASE, BEARING	1	1	1	1				
14	2	26557-060162	SCREW M 6X 16	4	4	4	4				
15	2	22217-060000	WASHER, SPRING 6	4	4	4	4				
16	2	22512-070280	KEY, 7X 28	1	1	1	1				
17	2	24102-060064	BEARING, BALL 6006U	2	2	2	2				
17-1	2	24104-060064	BEARING, BALL 6006UU	2	2	2	2				N
18-1	2	194446-83240	SPACER	1	1	1	1				
19-1	2	22262-000550	RING, R-55	1	1	1	1				
20	2	24764-010000	NIPPLE, GREASE M6F	1	1	1	1				
20-1	2	24764-010000	NIPPLE, GREASE M6F	1	1	1	1				Z
21	2	26116-140302	BOLT, M14X 30 PLATED	2	2	2	2				
21-1	2	26013-140302	BOLT, M14X 30	2	2	2	2				N
22	2	22217-140000	WASHER, SPRING 14	2	2	2	2				Z
23	2	194446-83250-X	SHAFT	1	1	1	1				
24	2	194446-83260	DISC, FRONT P.T.O.	4	4	4	4				
25	2	26116-100202	BOLT, M10X 20 PLATED	8	8	8	8				
25-1	2	26013-100202	BOLT, M10X 20	8	8	8	8				N
26	2	22217-100000	WASHER, SPRING 10	8	8	8	8				Z
27	2	22117-100000	WASHER, 10	8	8	8	8				
28	2	194446-83310	SWITCH, FRONT P.T.O.	1	1	1	1				W
29	2	194446-65730	LABEL, FRONT P.T.O	1	1	1	1				W 1
29-1	2	194446-65731	LABEL, FRONT P.T.O	1	1	1	1				N 1
30	2	194448-65730	LABEL,FRONT P.T.O.	1	1	1	1				2

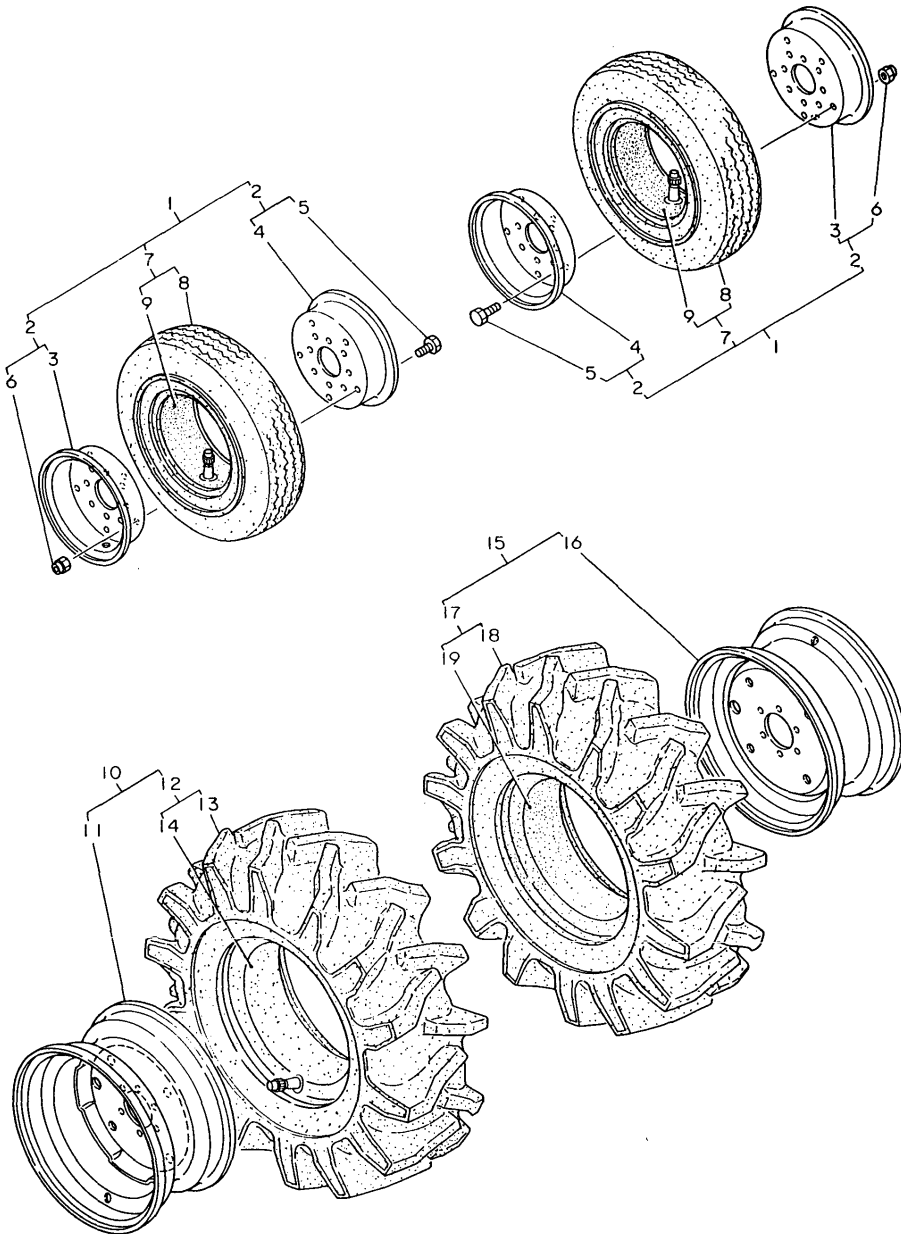
Fig.75. TIRES (2-WHEEL DRIVE:U.S.A.)

(A)=YM186 (FLOOR)
 (B)=YM186D(FLOOR)
 (C)=YM186 (COLUM

(D)=YM186D(COLUM
 (E)=
 (F)=

Fig. 75 TIRES (FRONT & REAR) [2-Wheel Drive]

U.S.A. only



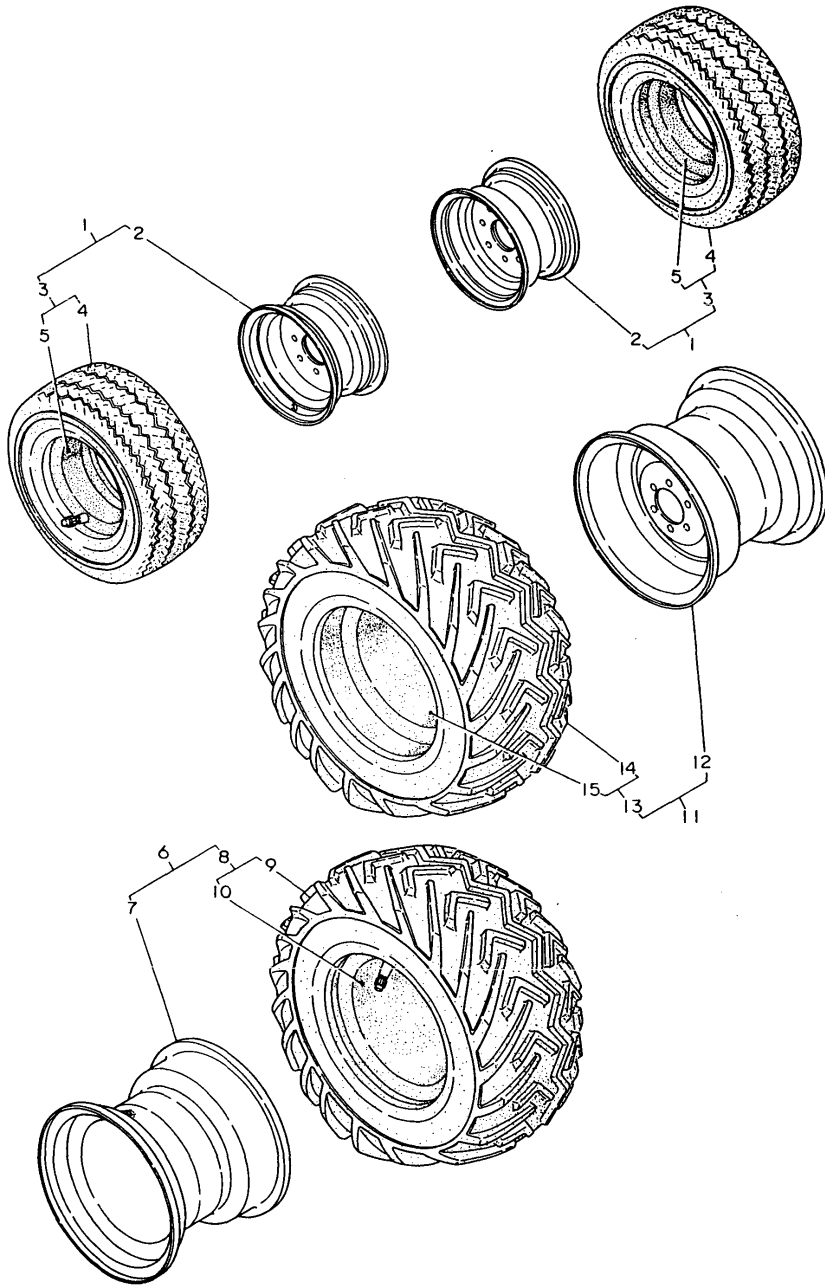
No.	Lev.	Parts No.	Description	Qty						I	R
				(A)	(B)	(C)	(D)	(E)	(F)		
1	1	YTI446-12900	TIRE ASSY, FRONT	2	2						1
2	2	YTI446-12950	WHEEL ASSY, FRONT	2	2						1
3	3	YTI446-12960	WHEEL(A),W/VALV.HOLE	2	2						1
4	3	YTI446-12970	WHEEL(B)	2	2						1
5	3	YTI446-12980	BOLT 3/8-24NFX3/4	10	10						1
6	3	YTI446-12990	NUT 3/8-24NF	10	10						1
7	2	YTI446-12910	TIRE W/TUBE,FRONT	2	2						1
8	3	YTI446-12920	TIRE	2	2						1
9	3	YTI446-12930	TUBE	2	2						1
10	1	YTI446-34900	TIRE ASSY(L), REAR	1	1						1
11	2	YTI446-34860	WHEEL	1	1						1
12	2	YTI446-34910	TIRE W/TUBE	1	1						1
13	3	YTI446-34920	TIRE	1	1						1
14	3	YTI446-34930	TUBE	1	1						1
15	1	YTI446-34950	TIRE ASSY(R), REAR	1	1						1
16	2	YTI446-34860	WHEEL	1	1						1
17	2	YTI446-34910	TIRE W/TUBE	1	1						1
18	3	YTI446-34920	TIRE	1	1						1
19	3	YTI446-34930	TUBE	1	1						1

Fig.76. TURF-TIRES(2-WHEEL DRIVE:USA)

(A)=YM186 (FLOOR
(B)=YM186D(FLOOR
(C)=YM186 (COLUMN

(D)=YM186D(COLUMN
(E)=
(F)=

Fig. 76 TURF-TIRES (FRONT & REAR) [2-Wheel Drive]



No.	Lev.	Parts No.	Description	Qty						I	R	
				(A)	(B)	(C)	(D)	(E)	(F)			
1	1	YTI446-12800	TURF-TIRE ASSY,FRONT	2		2					1	
2	2	YTI446-12850	WHEEL	2		2					1	
3	2	YTI446-12810	TURF-TIRE W/TUBE	2		2					1	
4	3	YTI446-12820	TURF-TIRE	2		2					1	
5	3	YTI446-12830	TUBE	2		2					1	
6	1	YTI446-34700	TURF-TIRE ASSY(L),R	1		1					1	
7	2	YTI446-34810	WHEEL	1		1					1	
8	2	YTI446-34710	TURF-TIRE W/TUBE	1		1					1	
9	3	YTI446-34720	TURF-TIRE	1		1					1	
10	3	YTI446-34730	TUBE	1		1					1	
11-1	1	YTI446-34750	TURF-TIRE ASSY(R),R	1		1					1	
12	2	YTI446-34810	WHEEL	1		1					1	
13	2	YTI446-34710	TURF-TIRE W/TUBE	1		1					1	
14	3	YTI446-34720	TURF-TIRE	1		1					1	
15	3	YTI446-34730	TUBE	1		1					1	

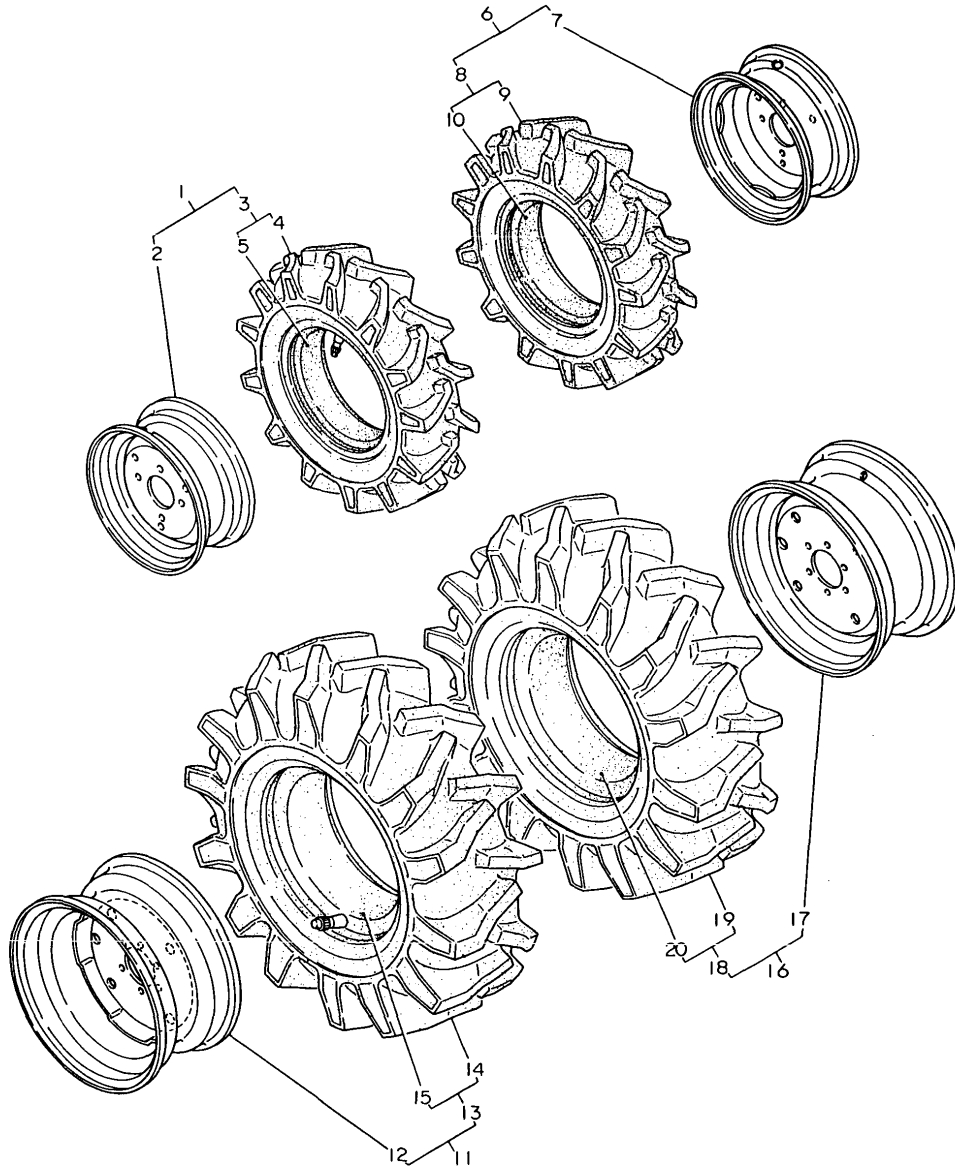
Fig.77. TIRES (4-WHEEL DRIVE:U.S.A.)

(A)=YM186 (FLOOR
(B)=YM186D(FLOOR
(C)=YM186 (COLUM

(D)=YM186D(COLUM
(E)=
(F)=

Fig. 77 TIRES (FRONT & REAR) [4-Wheel Drive]

U.S.A. only



No.	Lev.	Parts No.	Description	Q'ty						I	R	
				(A)	(B)	(C)	(D)	(E)	(F)			
1	1	794447-14700-Q	TIRE ASSY (L), FRONT		1		1					
2	2	194447-14710-Q	WHEEL 5JAX12		1		1					
3	2	194447-14800	TIRE, 6-12 FSLM		1		1					
4	3	194447-14810	TIRE, 6-12 4 FSLM			1	1					
5	3	194447-14820	TUBE			1	1					
6	1	794447-14800-Q	TIRE ASSY (R), FRONT		1		1					
7	2	194447-14710-Q	WHEEL 5JAX12		1		1					
8	2	194447-14800	TIRE, 6-12 FSLM		1		1					
9	3	194447-14810	TIRE, 6-12 4 FSLM			1	1					
10	3	194447-14820	TUBE			1	1					
11	1	YTI446-34900	TIRE ASSY(L), REAR		1		1				1	
12	2	YTI446-34860	WHEEL		1		1				1	
13	2	YTI446-34910	TIRE W/TUBE		1		1				1	
14	3	YTI446-34920	TIRE		1		1				1	
15	3	YTI446-34930	TUBE		1		1				1	
16	1	YTI446-34950	TIRE ASSY(R), REAR		1		1				1	
17	2	YTI446-34860	WHEEL		1		1				1	
18	2	YTI446-34910	TIRE W/TUBE		1		1				1	
19	3	YTI446-34920	TIRE		1		1				1	
20	3	YTI446-34930	TUBE		1		1				1	

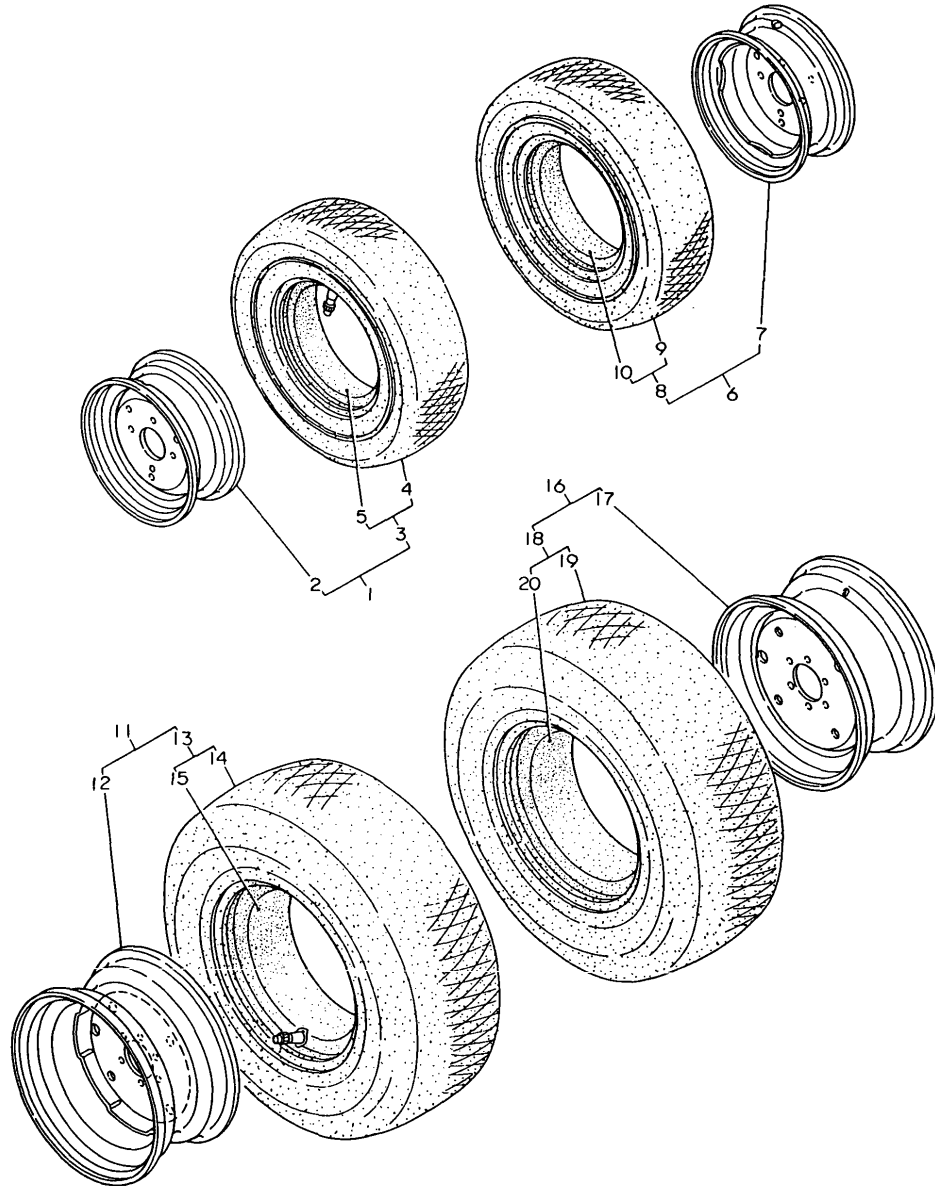
Fig.78. TURF-TIRES(4-WHEEL DRIVE:USA)

(A)=YM186 (FLOOR
(B)=YM186D(FLOOR
(C)=YM186 (COLUM

(D)=YM186D(COLUM
(E)=
(F)=

Fig. 78 TURF-TIRES (FRONT & REAR) [4-Wheel Drive]

U.S.A. only



No.	Lev.	Parts No.	Description	Q'ty						I	R	
				(A)	(B)	(C)	(D)	(E)	(F)			
1	1	794447-14710-Q	TIRE ASSY (L), FRONT		1		1					
2	2	194447-14710-Q	WHEEL 5JAX12		1		1					
3-1	2	794340-11900	TIRE ASSY, FRONT		1		1					
4-1	3	194340-11920	TIRE, FRONT		1		1					
5	3	1A1050-34250	TUBE, 6-12		1		1					
6	1	794447-14810-Q	TIRE ASSY (R), FRONT		1		1					
7	2	194447-14710-Q	WHEEL 5JAX12		1		1					
8	2	794340-11900	TIRE ASSY, FRONT		1		1					
9	3	194340-11920	TIRE, FRONT		1		1					
10	3	1A1050-34250	TUBE, 6-12		1		1					
11	1	YTI447-34700	TURF-TIRE ASSY(L).R.		1		1					1
12	2	YTI446-34860	WHEEL		1		1					1
13	2	YTI447-34710	TURF-TIRE W/TUBE		1		1					1
14	3	YTI447-34720	TURF-TIRE		1		1					1
15	3	YTI447-34730	TUBE		1		1					1
16	1	YTI447-34750	TURF-TIRE ASSY(R),R.		1		1					1
17	2	YTI446-34860	WHEEL		1		1					1
18	2	YTI447-34710	TURF-TIRE W/TUBE		1		1					1
19	3	YTI447-34720	TURF-TIRE		1		1					1
20	3	YTI447-34730	TUBE		1		1					1

Fig.79. HEATER & FRONT WEIGHT(USA ONLY)

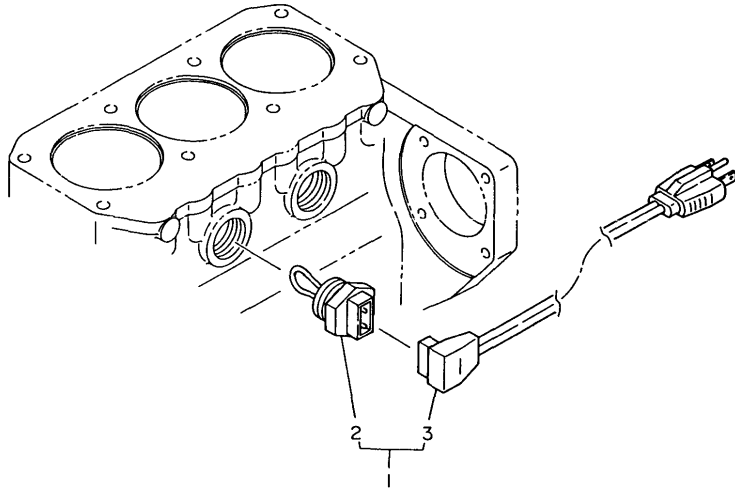
(A)=YM186 (FLOOR
(B)=YM186D(FLOOR
(C)=YM186 (COLUM

(D)=YM186D(COLUM
(E)=
(F)=

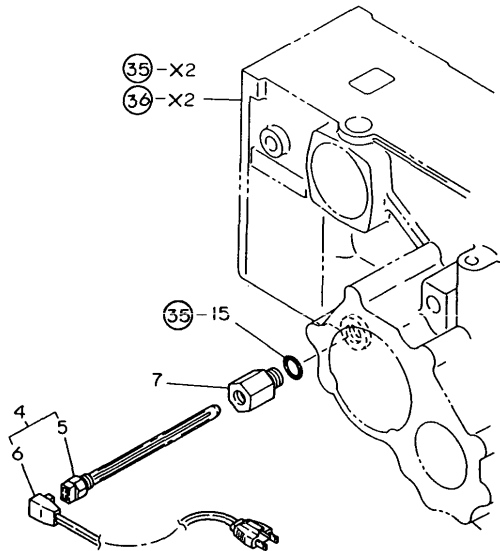
Fig. 79 HEATER & FRONT WEIGHT [Optional Parts]

U.S.A. only

ENGINE HEATER



OIL HEATER



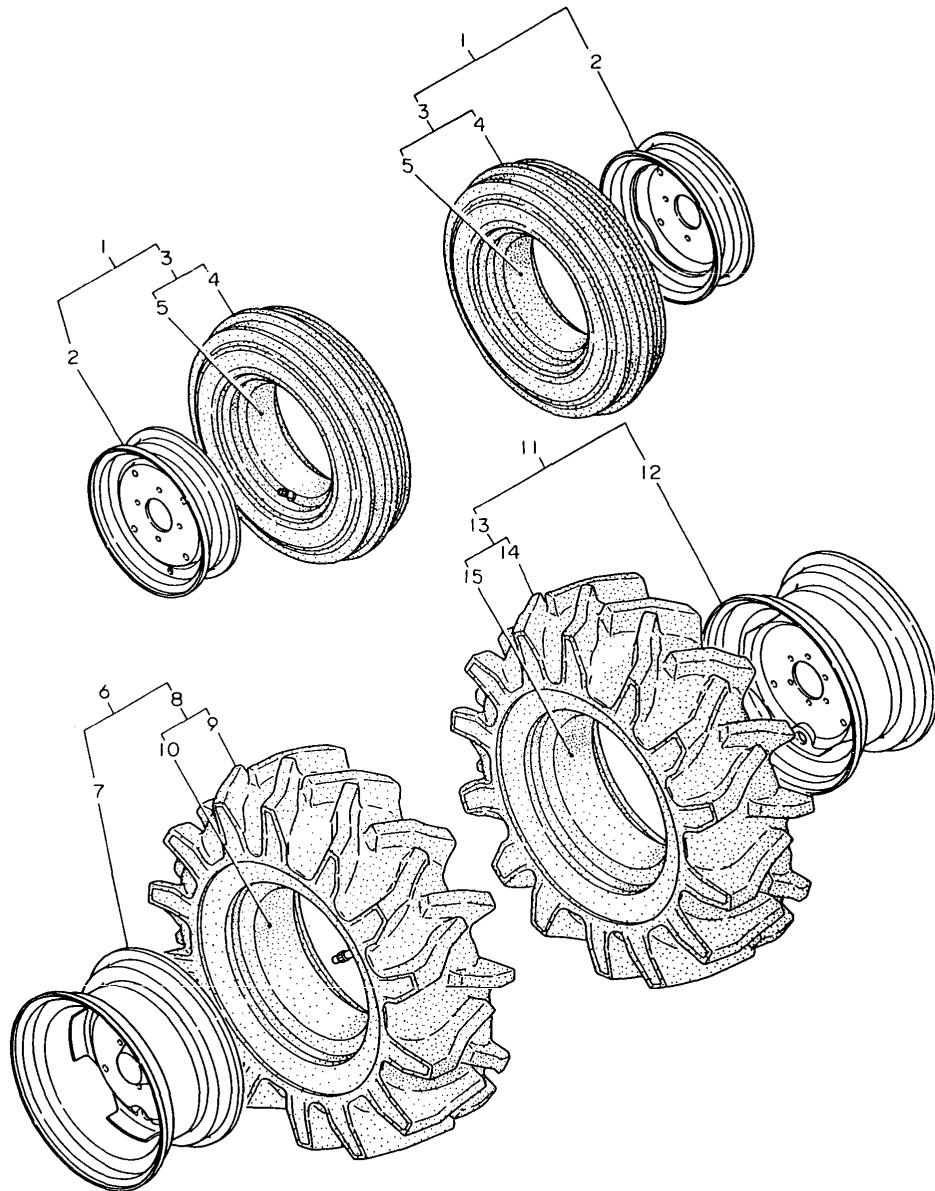
No.	Lev.	Parts No.	Description	Q'ty						I	R
				(A)	(B)	(C)	(D)	(E)	(F)		
1	1	YTI446-59100	HEATER ASSY, ENGINE	1	1	1	1				1
2	2	YTI446-59110	HEATER,ENGINE	1	1	1	1				1
3	2	YTI446-59120	CORD	1	1	1	1				1
4	1	YTI446-59140	HEATER ASSY, OIL	1	1	1	1				1
5	2	YTI446-59150	HEATER, OIL	1	1	1	1				1
6	2	YTI446-59160	CORD	1	1	1	1				1
7	1	194446-24770-X	HOLDER	1	1	1	1				Z 1
		(A=T/# 00511)	(B=T/# 01233)	(C=T/# 20101)	(D=T/# 40218)						

Fig.80. TIRES(2-WHEEL DRIVE:NEW ZEAL.)

(A)=YM186 (FLOOR)
 (B)=YM186D(FLOOR)
 (C)=YM186 (COLUM

(D)=YM186D(COLUM
 (E)=
 (F)=

Fig. 80 TIRES (2-Wheel Drive:NEW ZEALAND)



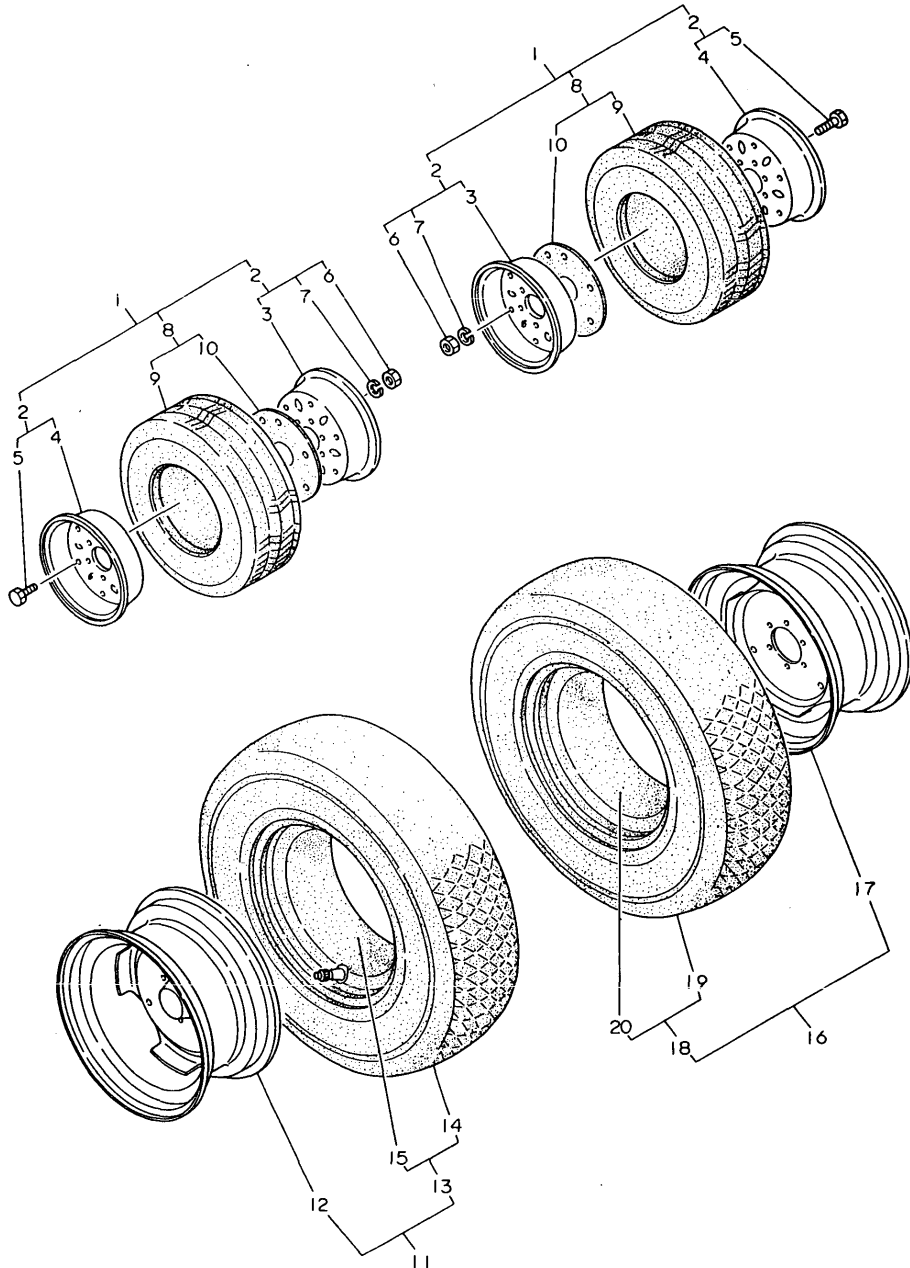
No.	Lev.	Parts No.	Description	Qty						I	R
				(A)	(B)	(C)	(D)	(E)	(F)		
1	1	794446-12900-Q	TIRE ASSY, FRONT	2	2						
2	2	194100-12911-Q	WHEEL DC3.00D-12	2	2						
3	2	194446-12950	TIRE W/TUBE 5 X12	2	2						
4	3	194446-12960	TIRE 5 X12	2	2						
5	3	194446-12970	TUBE	2	2						
6-1	1	794448-34700	TIRE ASSY(L), REAR	1	1						
6-2	1	794448-34701	TIRE ASSY(L), REAR	1	1						R
		(A=T/# 00840)	(C=T/# 20967)								
7	2	194446-34650-Q	WHEEL W 8X 16W	1	1						
8-1	2	194197-34900	TIRE 9.5-16 W/TUBE	1	1						
8-2	2	194446-34900	TIRE 9.5-16 W/TUBE	1	1						R
		(A=T/# 00840)	(C=T/# 20967)								
9-1	3	194197-34910	TIRE 9.5X 16	1	1						
9-2	3	194446-34910	TIRE 9.5-16	1	1						R
		(A=T/# 00840)	(C=T/# 20967)								
10-1	3	194197-34920	TUBE, 9.5-16	1	1						
10-2	3	194446-34920	TUBE 9.5-16	1	1						R
		(A=T/# 00840)	(C=T/# 20967)								
11-1	1	794448-34800	TIRE ASSY(R), REAR	1	1						
11-2	1	794448-34801	TIRE ASSY(R), REAR	1	1						R
		(A=T/# 00840)	(C=T/# 20967)								
12	2	194446-34650-Q	WHEEL W 8X 16W	1	1						
13-1	2	194197-34900	TIRE 9.5-16 W/TUBE	1	1						
13-2	2	194446-34900	TIRE 9.5-16 W/TUBE	1	1						R
		(A=T/# 00840)	(C=T/# 20967)								
14-1	3	194197-34910	TIRE 9.5X 16	1	1						
14-2	3	194446-34910	TIRE 9.5-16	1	1						R
		(A=T/# 00840)	(C=T/# 20967)								
15-1	3	194197-34920	TUBE, 9.5-16	1	1						
15-2	3	194446-34920	TUBE 9.5-16	1	1						R
		(A=T/# 00840)	(C=T/# 20967)								

Fig.81. TURF-TIRES(2-WHEEL DRIVE:N.Z.)

(A)=YM186 (FLOOR)
 (B)=YM186D(FLOOR)
 (C)=YM186 (COLUM

(D)=YM186D(COLUM
 (E)=
 (F)=

Fig. 81 TURF-TIRES (2-Wheel Drive:NEW ZEALAND)



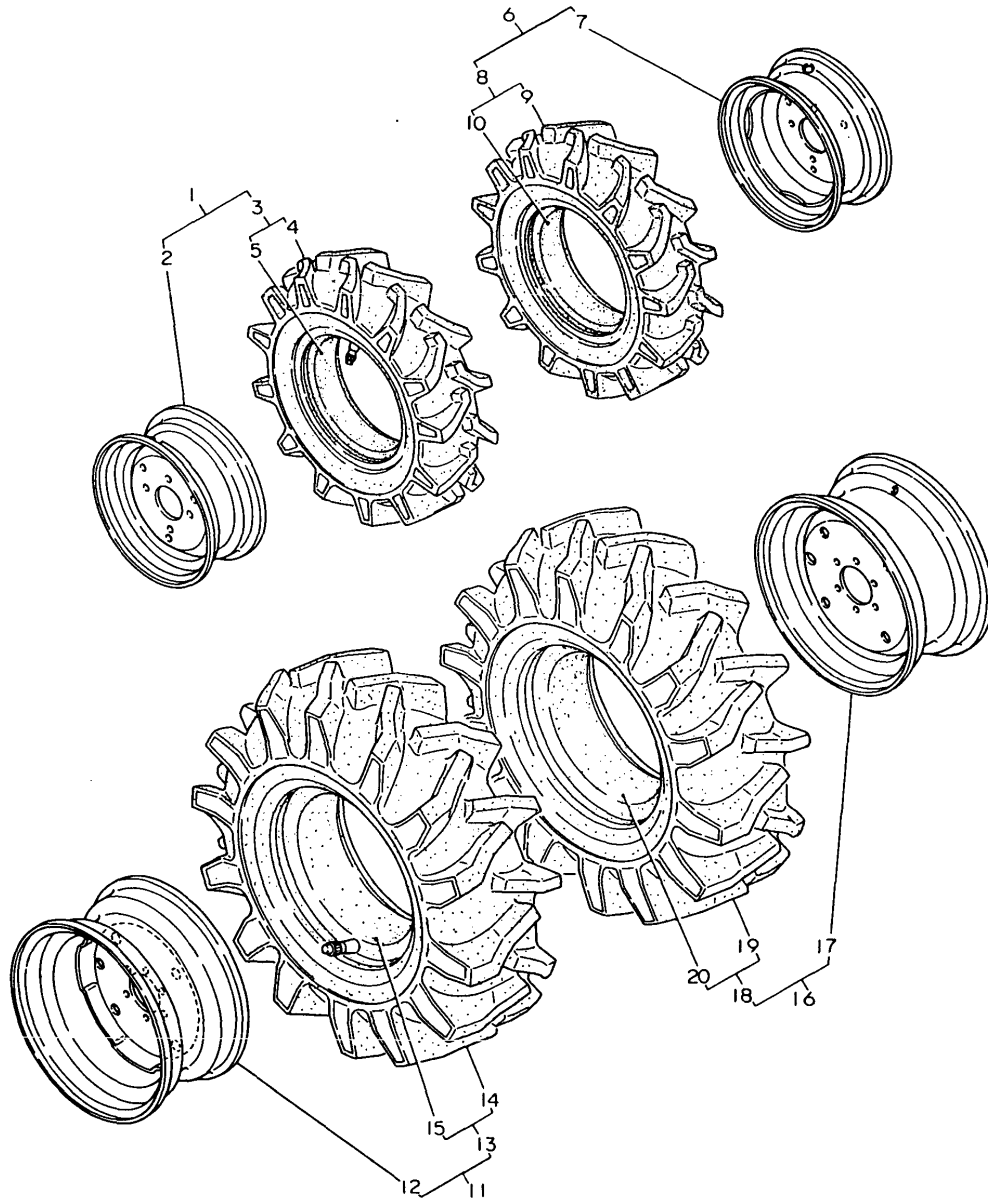
No.	Lev.	Parts No.	Description	Qty						I	R
				(A)	(B)	(C)	(D)	(E)	(F)		
1	1	794240-12900-Q	TURF-TIRE ASSY,FRONT	2	2						
2	2	194240-12910-Q	WHEEL ASSY	2	2						
3	3	194240-12920-Q	WHEEL (A)	2	2						
4	3	194240-12930-Q	WHEEL (B) W/VALVE	2	2						
5	3	26116-100202	BOLT, M10X 20 PLATED	12	12						
6	3	26716-100002	NUT, M10	12	12						
7	3	22217-100000	WASHER, SPRING 10	12	12						
8	2	194240-12970	TIRE W/VALVE	2	2						
9	3	194240-12950	TIRE W/TUBE20X8.0-10	2	2						
10	3	194240-12960	GASKET	2	2						
11	1	794446-34500	TIRE ASSY (L), REAR	1	1						
12	2	194446-34650-Q	WHEEL W 8X 16W	1	1						
13	2	194446-34750	TIRE, REAR 9.5-16	1	1						
14	3	194446-34720	TIRE, TURF 9.5X16	1	1						
15	3	194446-34730	TUBE, 9.5-16	1	1						
16	1	794446-34600	TIRE ASSY (R), REAR	1	1						
17	2	194446-34650-Q	WHEEL W 8X 16W	1	1						
18	2	194446-34750	TIRE, REAR 9.5-16	1	1						
19	3	194446-34720	TIRE, TURF 9.5X16	1	1						
20-1	3	194446-34730	TUBE, 9.5-16	1	1						

Fig.82. TIRES(4-WHEEL DRIVE:NEW ZEAL.)

(A)=YM186 (FLOOR)
 (B)=YM186D(FLOOR)
 (C)=YM186 (COLUM

(D)=YM186D(COLUM
 (E)=
 (F)=

Fig. 82 TIRES (4-Wheel Drive:NEW ZEALAND)



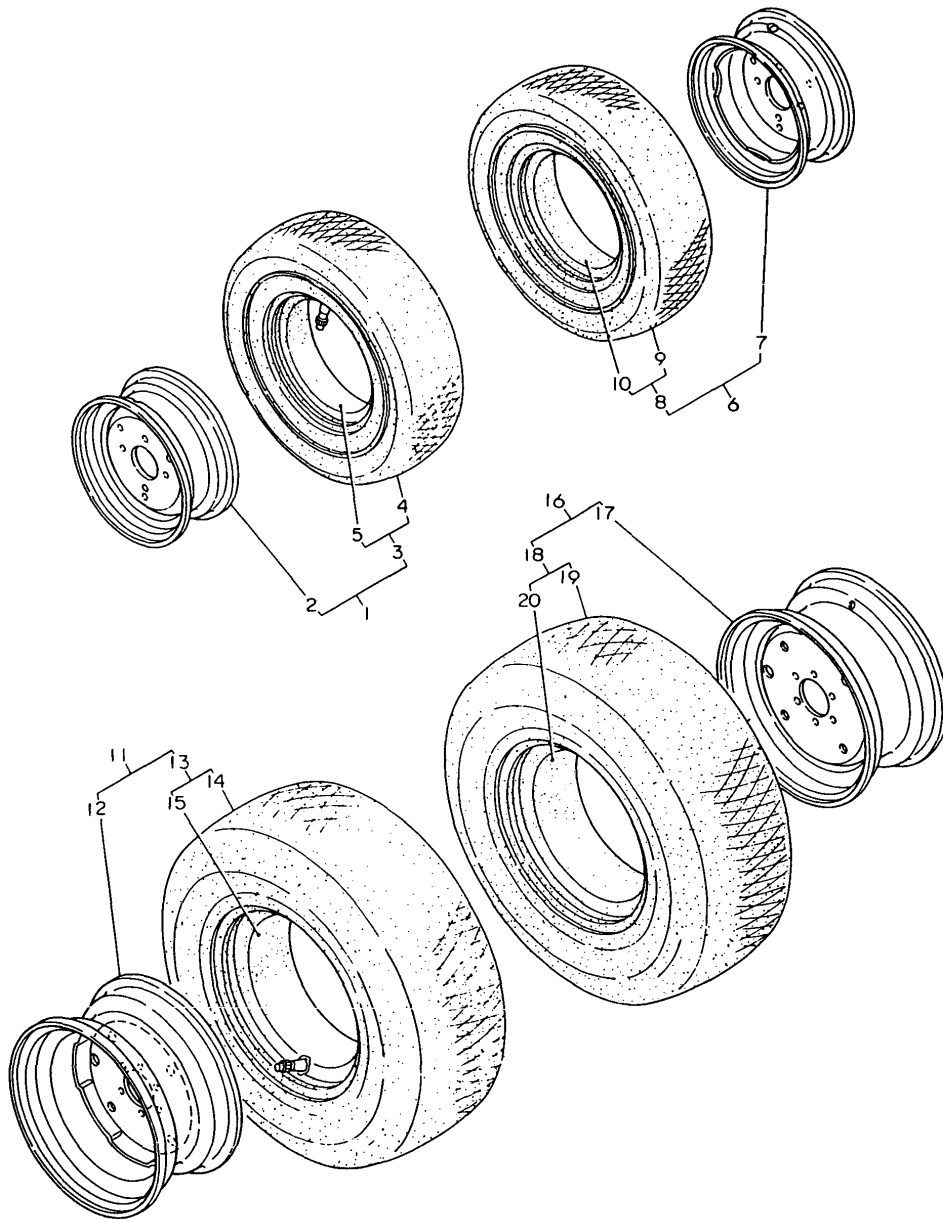
No.	Lev.	Parts No.	Description	Qty						I	R
				(A)	(B)	(C)	(D)	(E)	(F)		
1	1	794447-14700-Q	TIRE ASSY (L), FRONT		1		1				
2	2	194447-14710-Q	WHEEL 5JAX12		1		1				
3	2	194447-14800	TIRE, 6-12 FSLM		1		1				
4	3	194447-14810	TIRE, 6-12 4 FSLM		1		1				
5	3	194447-14820	TUBE		1		1				
6	1	794447-14800-Q	TIRE ASSY (R), FRONT		1		1				
7	2	194447-14710-Q	WHEEL 5JAX12		1		1				
8	2	194447-14800	TIRE, 6-12 FSLM		1		1				
9	3	194447-14810	TIRE, 6-12 4 FSLM		1		1				
10	3	194447-14820	TUBE		1		1				
11-1	1	794448-34700	TIRE ASSY(L), REAR		1		1				
11-2	1	794448-34701	TIRE ASSY(L), REAR		1		1				R
(B=T/# 02093) (D=T/# 42830)											
12	2	194446-34650-Q	WHEEL W 8X 16W		1		1				
13-1	2	194197-34900	TIRE 9.5-16 W/TUBE		1		1				
13-2	2	194446-34900	TIRE 9.5-16 W/TUBE		1		1				R
(B=T/# 02093) (D=T/# 42830)											
14-1	3	194197-34910	TIRE 9.5X 16		1		1				
14-2	3	194446-34910	TIRE 9.5-16		1		1				R
(B=T/# 02093) (D=T/# 42830)											
15-1	3	194197-34920	TUBE, 9.5-16		1		1				
15-2	3	194446-34920	TUBE 9.5-16		1		1				R
(B=T/# 02093) (D=T/# 42830)											
16-1	1	794448-34800	TIRE ASSY(R), REAR		1		1				
16-2	1	794448-34801	TIRE ASSY(R), REAR		1		1				R
(B=T/# 02093) (D=T/# 42830)											
17	2	194446-34650-Q	WHEEL W 8X 16W		1		1				
18-1	2	194197-34900	TIRE 9.5-16 W/TUBE		1		1				
18-2	2	194446-34900	TIRE 9.5-16 W/TUBE		1		1				R
(B=T/# 02093) (D=T/# 42830)											
19-1	3	194197-34910	TIRE 9.5X 16		1		1				
19-2	3	194446-34910	TIRE 9.5-16		1		1				R
(B=T/# 02093) (D=T/# 42830)											
20-1	3	194197-34920	TUBE, 9.5-16		1		1				
20-2	3	194446-34920	TUBE 9.5-16		1		1				R
(B=T/# 02093) (D=T/# 42830)											

Fig.83. TURF-TIRES(4-WHEEL DRIVE:N.Z.)

(A)=YM186 (FLOOR
(B)=YM186D(FLOOR
(C)=YM186 (COLUM

(D)=YM186D(COLUM
(E)=
(F)=

Fig. 83 TURF-TIRES (4-Wheel Drive:NEW ZEALAND)



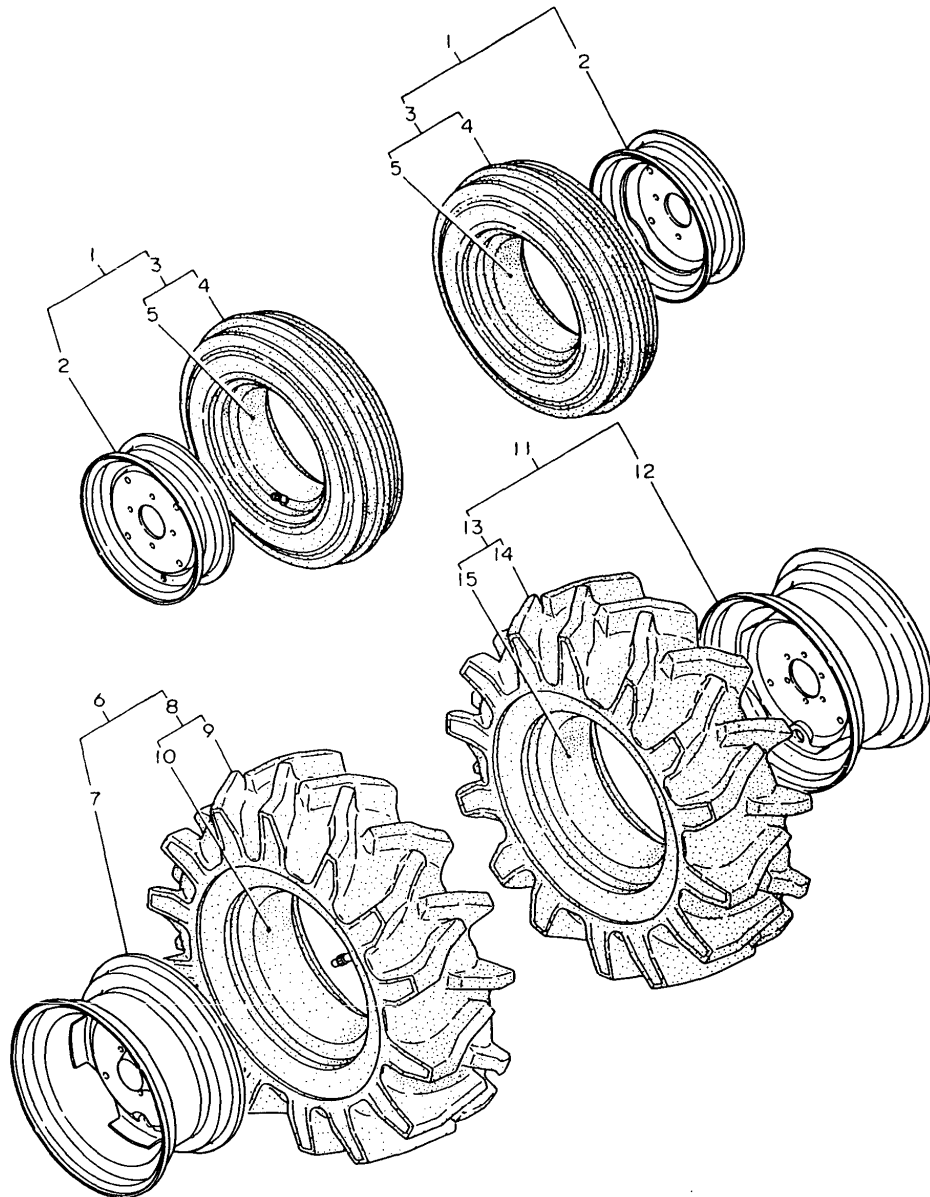
No.	Lev.	Parts No.	Description	Q'ty						I	R
				(A)	(B)	(C)	(D)	(E)	(F)		
1	1	794447-14710-Q	TIRE ASSY (L), FRONT		1		1				
2	2	194447-14710-Q	WHEEL 5JAX12		1		1				
3	2	794340-11900	TIRE ASSY, FRONT		1		1				
4	3	194340-11920	TIRE, FRONT		1		1				
5	3	1A1050-34250	TUBE, 6-12		1		1				
6	1	794447-14810-Q	TIRE ASSY (R), FRONT		1		1				
7	2	194447-14710-Q	WHEEL 5JAX12		1		1				
8	2	794340-11900	TIRE ASSY, FRONT		1		1				
9	3	194340-11920	TIRE, FRONT		1		1				
10	3	1A1050-34250	TUBE, 6-12		1		1				
11	1	794446-34500	TIRE ASSY (L), REAR		1		1				
12	2	194446-34650-Q	WHEEL W 8X 16W		1		1				
13	2	194446-34750	TIRE, REAR 9.5-16		1		1				
14	3	194446-34720	TIRE, TURF 9.5X16		1		1				
15	3	194446-34730	TUBE, 9.5-16		1		1				
16	1	794446-34600	TIRE ASSY (R), REAR		1		1				
17	2	194446-34650-Q	WHEEL W 8X 16W		1		1				
18	2	194446-34750	TIRE, REAR 9.5-16		1		1				
19	3	194446-34720	TIRE, TURF 9.5X16		1		1				
20	3	194446-34730	TUBE, 9.5-16		1		1				

Fig.84. TIRES (2-WHEEL DRIVE:FRANCE)

(A)=YM186 (FLOOR
(B)=YM186D(FLOOR
(C)=YM186 (COLUM

(D)=YM186D(COLUM
(E)=
(F)=

Fig. 84 TIRES (2-Wheel Drive:FRANCE)



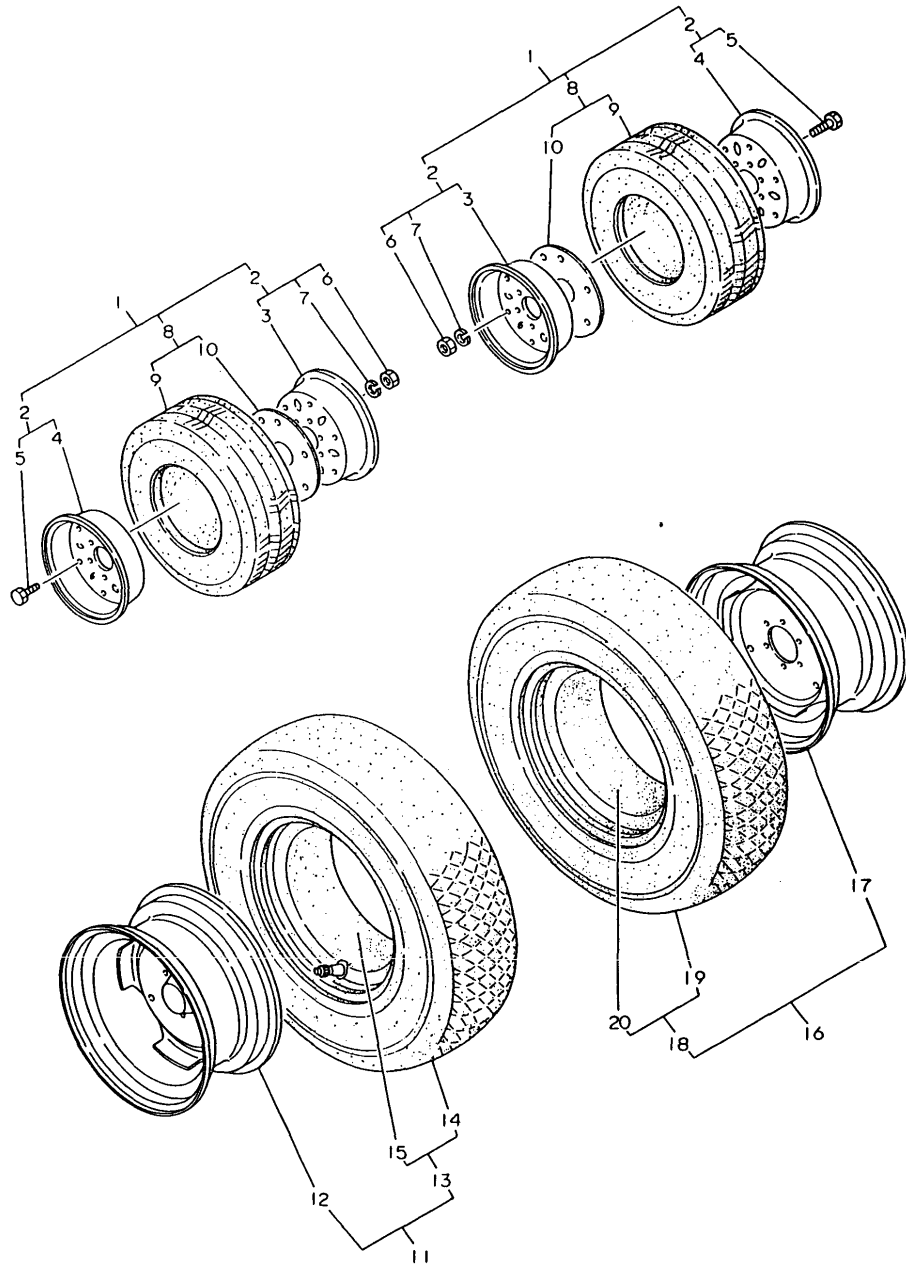
No.	Lev.	Parts No.	Description	Qty						I	R
				(A)	(B)	(C)	(D)	(E)	(F)		
1	1	794446-12900-Q	TIRE ASSY, FRONT	2		2					
2	2	194100-12911	WHEEL DC3.00-12	2		2					
3	2	194446-12950	TIRE W/TUBE 5 X12	2		2					
4	3	194446-12960	TIRE 5 X12	2		2					
5	3	194446-12970	TUBE	2		2					
6	1	794448-34700	TIRE ASSY (L), REAR	1		1					
7	2	194446-34650-Q	WHEEL W 8X 16W	1		1					
8	2	194197-34900	TIRE 9.5-16 W/TUBE	1		1					
9	3	194197-34910	TIRE 9.5X 16	1		1					
10	3	194197-34920	TUBE, 9.5-16	1		1					
11	1	794448-34800	TIRE ASSY (R), REAR	1		1					
12	2	194446-34650-Q	WHEEL W 8X 16W	1		1					
13	2	194197-34900	TIRE 9.5-16 W/TUBE	1		1					
14	3	194197-34910	TIRE 9.5X 16	1		1					
15	3	194197-34920	TUBE, 9.5-16	1		1					

Fig.85. TURF-TIRES(2-WHEEL DRIVE:FR.)

(A)=YM186 (FLOOR)
 (B)=YM186D(FLOOR)
 (C)=YM186 (COLUM

(D)=YM186D(COLUM
 (E)=
 (F)=

Fig. 85 TURF-TIRES (2-Wheel Drive:FRANCE)



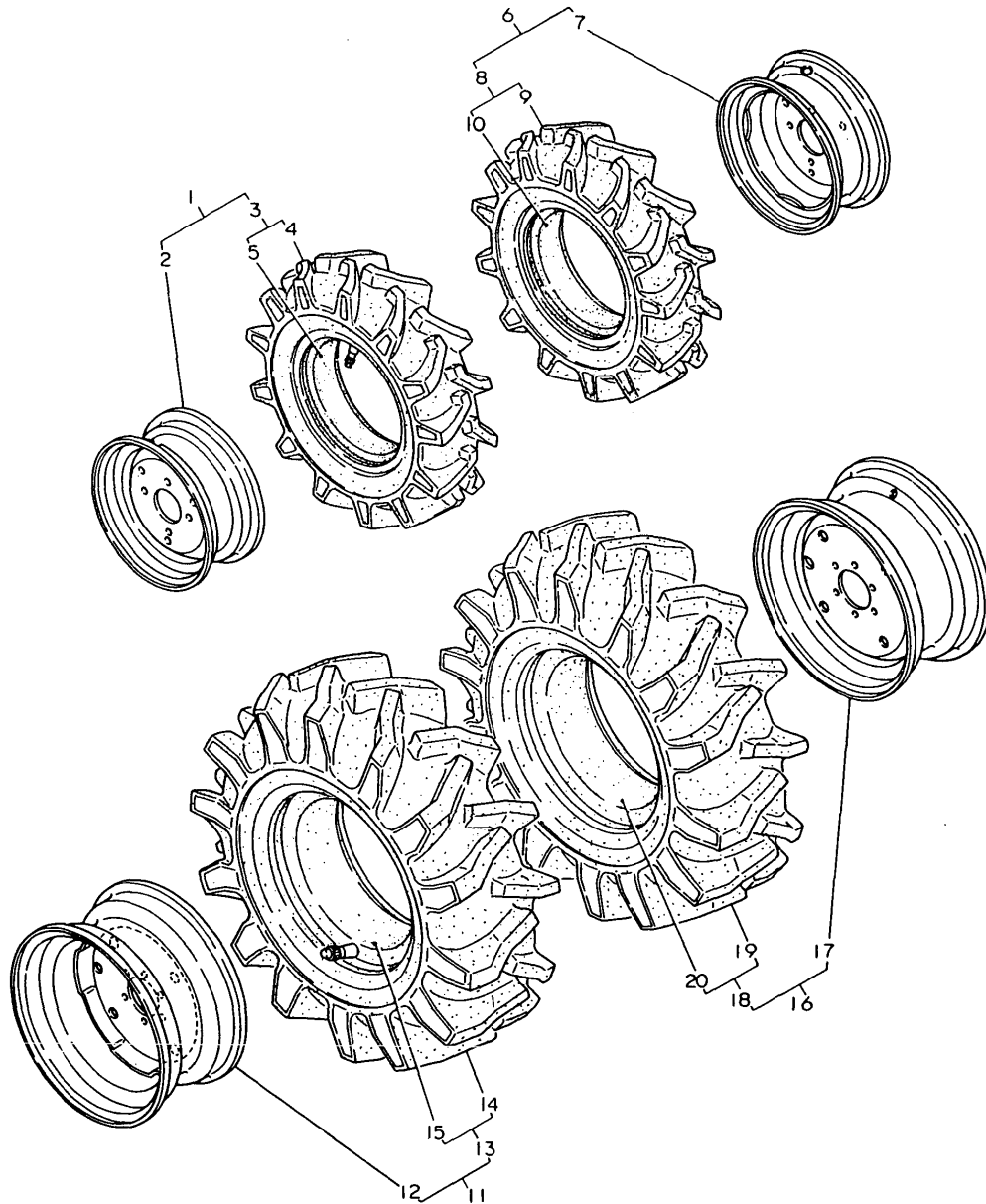
No.	Lev.	Parts No.	Description	Qty						I	R
				(A)	(B)	(C)	(D)	(E)	(F)		
1	1	794240-12900-Q	TURF-TIRE ASSY,FRONT	2		2					
2	2	194240-12910-Q	WHEEL ASSY	2		2					
3	3	194240-12920-Q	WHEEL (A)	2		2					
4	3	194240-12930-Q	WHEEL (B) W/VALVE	2		2					
5	3	26116-100202	BOLT, M10X 20 PLATED	12		12					
6	3	26716-100002	NUT, M10	12		12					
7	3	22217-100000	WASHER, SPRING 10	12		12					
8	2	194240-12970	TIRE W/VALVE	2		2					
9	3	194240-12950	TIRE W/TUBE20X8.0-10	2		2					
10	3	194240-12960	GASKET	2		2					
11	1	794446-34500	TIRE ASSY (L), REAR	1		1					
12	2	194446-34650-Q	WHEEL W 8X 16W	1		1					
13	2	194446-34750	TIRE, REAR 9.5-16	1		1					
14	3	194446-34720	TIRE, TURF 9.5X16	1		1					
15	3	194446-34730	TUBE, 9.5-16	1		1					
16	1	794446-34600	TIRE ASSY (R), REAR	1		1					
17	2	194446-34650-Q	WHEEL W 8X 16W	1		1					
18	2	194446-34750	TIRE, REAR 9.5-16	1		1					
19	3	194446-34720	TIRE, TURF 9.5X16	1		1					
20	3	194446-34730	TUBE, 9.5-16	1		1					

Fig.86. TIRES (4-WHEEL DRIVE:FRANCE)

(A)=YM186 (FLOOR)
 (B)=YM186D(FLOOR)
 (C)=YM186 (COLUM

(D)=YM186D(COLUM
 (E)=
 (F)=

Fig. 86 TIRES (4-Wheel Drive:FRANCE)



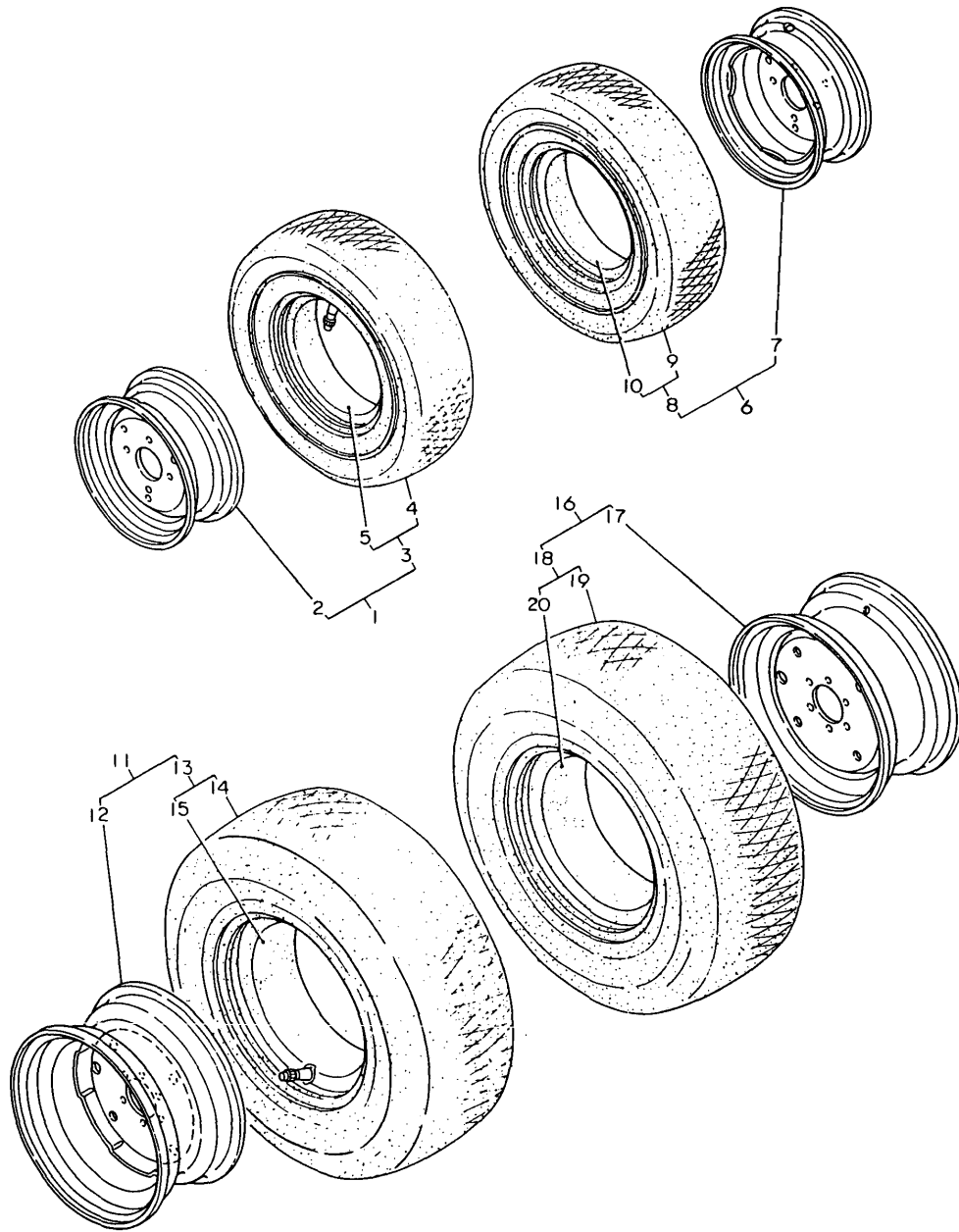
No.	Lev.	Parts No.	Description	Qty						I	R	
				(A)	(B)	(C)	(D)	(E)	(F)			
1	1	794447-14700-Q	TIRE ASSY (L), FRONT		1		1					
2	2	194447-14710-Q	WHEEL 5JAX12		1		1					
3	2	194447-14800	TIRE, 6-12 FSLM		1		1					
4	3	194447-14810	TIRE, 6-12 4 FSLM		1		1					
5	3	194447-14820	TUBE		1		1					
6	1	794447-14800-Q	TIRE ASSY (R), FRONT		1		1					
7	2	194447-14710-Q	WHEEL 5JAX12		1		1					
8	2	194447-14800	TIRE, 6-12 FSLM		1		1					
9	3	194447-14810	TIRE, 6-12 4 FSLM		1		1					
10	3	194447-14820	TUBE		1		1					
11-1	1	794448-34700	TIRE ASSY (L), REAR		1		1					
11-1	1	794448-34701	TIRE ASSY(L), REAR		1		1					N
		(B=T/# 02093)	(D=T/# 42830)									
12	2	194446-34650-Q	WHEEL W 8X 16W		1		1					
13	2	194197-34900	TIRE 9.5-16 W/TUBE		1		1					
13-1	2	194446-34900	TIRE 9.5-16 W/TUBE		1		1					N
		(B=T/# 02093)	(D=T/# 42830)									
14	3	194197-34910	TIRE 9.5X 16		1		1					
14-1	3	194446-34910	TIRE 9.5-16		1		1					N
		(B=T/# 02093)	(D=T/# 42830)									
15	3	194197-34920	TUBE, 9.5-16		1		1					
15-1	3	194446-34920	TUBE 9.5-16		1		1					N
		(B=T/# 02093)	(D=T/# 42830)									
16	1	794448-34800	TIRE ASSY (R), REAR		1		1					
16-1	1	794448-34801	TIRE ASSY(R), REAR		1		1					N
		(B=T/# 02093)	(D=T/# 42830)									
17	2	194446-34650-Q	WHEEL W 8X 16W		1		1					
18	2	194197-34900	TIRE 9.5-16 W/TUBE		1		1					
18-1	2	194446-34900	TIRE 9.5-16 W/TUBE		1		1					N
		(B=T/# 02093)	(D=T/# 42830)									
19	3	194197-34910	TIRE 9.5X 16		1		1					
19-1	3	194446-34910	TIRE 9.5-16		1		1					N
		(B=T/# 02093)	(D=T/# 42830)									
20	3	194197-34920	TUBE, 9.5-16		1		1					
20-1	3	194446-34920	TUBE 9.5-16		1		1					N
		(B=T/# 02093)	(D=T/# 42830)									

Fig.87. TURF-TIRES(4-WHEEL DRIVE:FR.)

(A)=YM186 (FLOOR
(B)=YM186D(FLOOR
(C)=YM186 (COLUM

(D)=YM186D(COLUM
(E)=
(F)=

Fig. 87 TURF-TIRES (4-Wheel Drive:FRANCE)



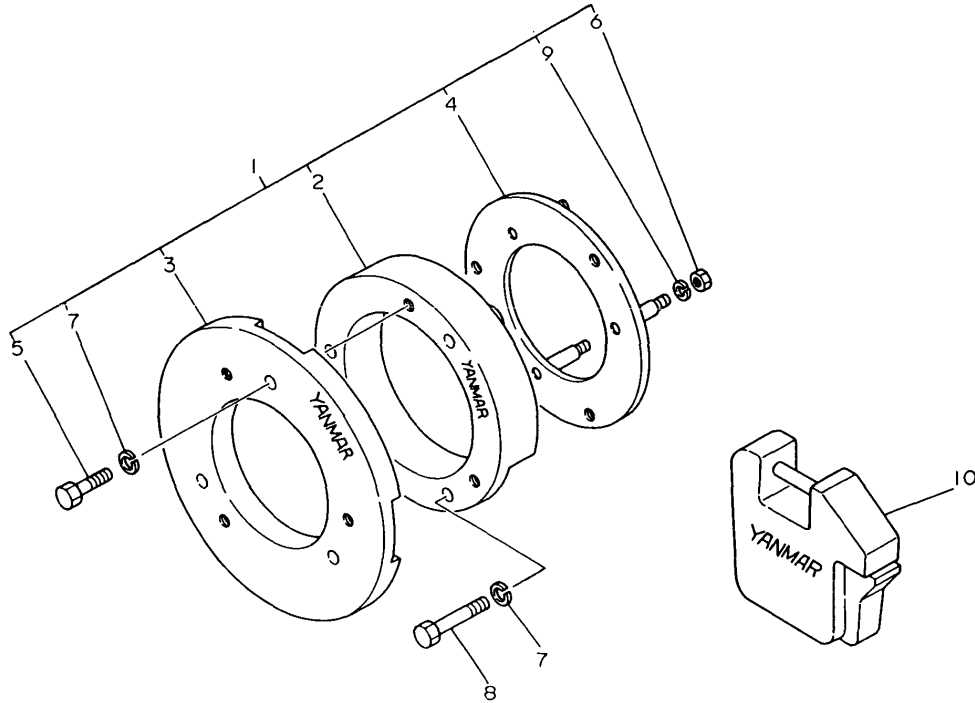
No.	Lev.	Parts No.	Description	Qty						I	R
				(A)	(B)	(C)	(D)	(E)	(F)		
1	1	794447-14710-Q	TIRE ASSY (L), FRONT		1		1				
2	2	194447-14710-Q	WHEEL 5JAX12		1		1				
3	2	794340-11900	TIRE ASSY, FRONT		1		1				
4	3	194340-11920	TIRE, FRONT		1		1				
5	3	1A1050-34250	TUBE, 6-12		1		1				
6	1	794447-14810-Q	TIRE ASSY (R), FRONT		1		1				
7	2	194447-14710-Q	WHEEL 5JAX12		1		1				
8	2	794340-11900	TIRE ASSY, FRONT		1		1				
9	3	194340-11920	TIRE, FRONT		1		1				
10	3	1A1050-34250	TUBE, 6-12		1		1				
11	1	794446-34500	TIRE ASSY (L), REAR		1		1				
12	2	194446-34650-Q	WHEEL W 8X 16W		1		1				
13	2	194446-34750	TIRE, REAR 9.5-16		1		1				
14	3	194446-34720	TIRE, TURF 9.5X16		1		1				
15	3	194446-34730	TUBE, 9.5-16		1		1				
16	1	794446-34600	TIRE ASSY (R), REAR		1		1				
17	2	194446-34650-Q	WHEEL W 8X 16W		1		1				
18	2	194446-34750	TIRE, REAR 9.5-16		1		1				
19	3	194446-34720	TIRE, TURF 9.5X16		1		1				
20	3	194446-34730	TUBE, 9.5-16		1		1				

Fig.88. REAR WHEEL & FRONT WEIGHT

(A)=YM186 (FLOOR)
 (B)=YM186D(FLOOR)
 (C)=YM186 (COLUM

(D)=YM186D(COLUM
 (E)=
 (F)=

Fig. 88 REAR WHEEL WEIGHT & FRONT WEIGHT [Optional Parts]



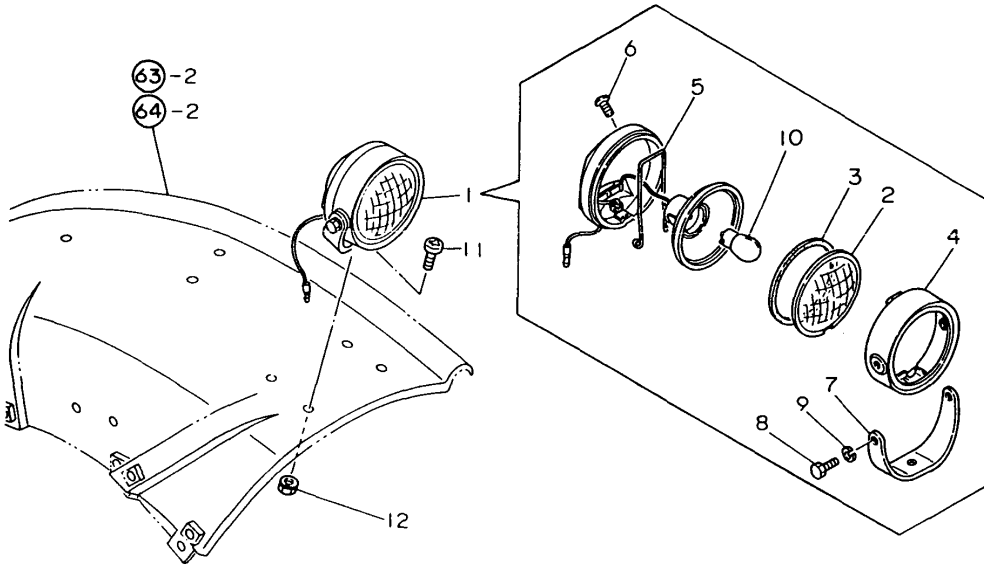
No.	Lev.	Parts No.	Description	Qty						I	R
				(A)	(B)	(C)	(D)	(E)	(F)		
1	1	794446-81200	WEIGHT W/FITTINGS	2	2	2	2				1
2	2	194080-81230-R	WEIGHT 20KGS. REAR	2	2	2	2				
3	2	194080-81212-R	WEIGHT 25KGS. REAR	2	2	2	2				
4	2	194446-81240	FITTINGS, REAR	2	2	2	2				
5	2	26116-160652	BOLT, M16X 65 PLATED	6	6	6	6				
5-1	2	26116-160602	BOLT, M16X 60 PLATED	6	6	6	6				N
6	2	26716-140002	NUT, M14	8	8	8	8				
6-1	2	26716-140002	NUT, M14	6	6	6	6				K
7	2	22217-160000	WASHER, SPRING 16	12	12	12	12				
8	2	26116-161002	BOLT, M16X100 PLATED	6	6	6	6				
8-1	2	26116-161102	BOLT, M16X110 PLATED	6	6	6	6				N
9	2	22217-140000	WASHER, SPRING 14	8	8	8	8				
9-1	2	22217-140000	WASHER, SPRING 14	6	6	6	6				K
10	1	194080-81111-R	WEIGHT 20KGS. FRONT	3	3	3	3				

Fig.89. WORKING LIGHT (OPTIONAL PARTS)

(A)=YM186 (FLOOR
(B)=YM186D(FLOOR
(C)=YM186 (COLUM

(D)=YM186D(COLUM
(E)=
(F)=

Fig. 89 WORKING LIGHT [Optional Parts]



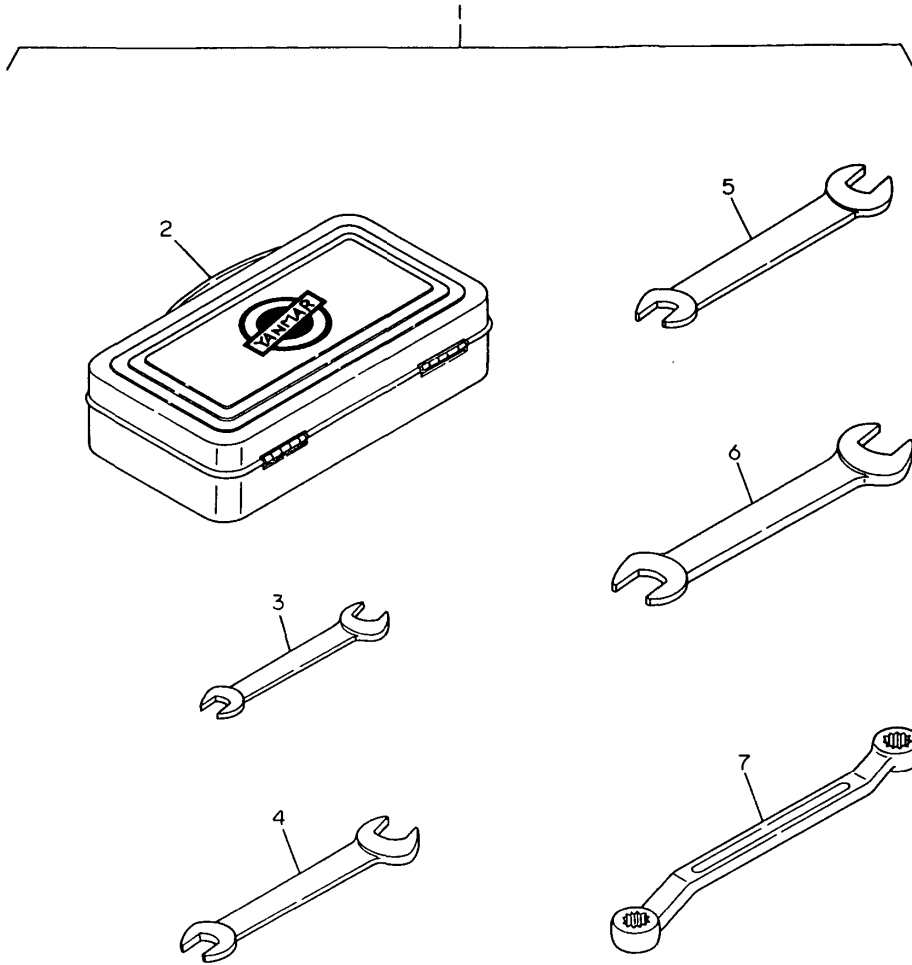
No.	Lev.	Parts No.	Description	Q'ty						I	R
				(A)	(B)	(C)	(D)	(E)	(F)		
1	1	794081-54101	LAMP ASSY, WORKING	1	1	1	1				
2	2	194081-54110	LENS	1	1	1	1				
3	2	194081-54120	GASKET	1	1	1	1				
4	2	194081-54131	RIM	1	1	1	1				
5	2	194081-54151	SPRING	3	3	3	3				
6	2	194081-54210	SCREW	1	1	1	1				
7	2	194081-54221	STAY	1	1	1	1				
8	2	194081-54230	BOLT M6X 12	2	2	2	2				
9	2	194081-54240	SPRING WASHER 6	2	2	2	2				
10	2	194081-55820	BULB, 12V20W	1	1	1	1				
11	1	26587-080162	SCREW, M8X16	1	1	1	1				
12	1	194990-22050	NUT, M8	1	1	1	1				

Fig.90. TOOLS (OPTIONAL PARTS)

(A)=YM186 (FLOOR
(B)=YM186D(FLOOR
(C)=YM186 (COLUM

(D)=YM186D(COLUM
(E)=
(F)=

Fig. 90 TOOLS [Optional Parts]



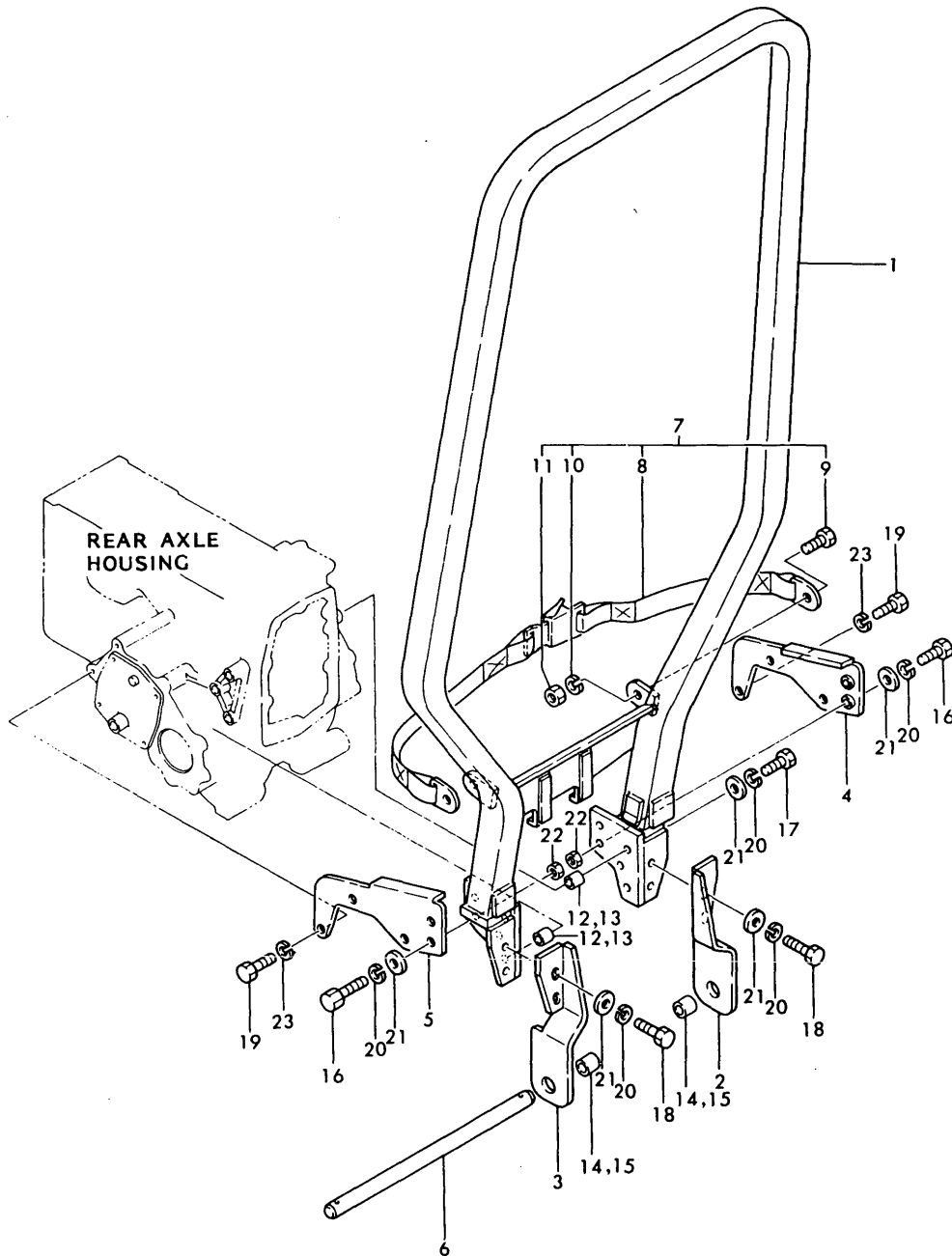
No.	Lev.	Parts No.	Description	Q'ty						I	R
				(A)	(B)	(C)	(D)	(E)	(F)		
1	1	794446-82110-R	TOOL ASSY	1	1	1	1				
1-1	1	794446-82111	TOOL ASSY	1	1	1	1				S
		(A=*1982.12) (B=*1982.12) (C=*1982.12) (D=*1982.12)									
2	2	194446-82110	BOX, TOOL	1	1	1	1				
3	2	28110-080100	SPANNER, 8X10	1	1	1	1				
4	2	28110-100130	SPANNER, 10X13	1	1	1	1				
4-1	2	28110-120140	SPANNER, 12X14	1	1	1	1				S
		(A=*1982.12) (B=*1982.12) (C=*1982.12) (D=*1982.12)									
5	2	28110-170190	SPANNER, 17X19	1	1	1	1				
6	2	28110-220240	SPANNER, 22X24	1	1	1	1				
7	2	194080-82110	WRENCH 17X19	1	1	1	1				

Fig.91. ROLL BAR (USA ONLY:OPTIONAL)

(A)=YM186 (FLOOR)
 (B)=YM186D(FLOOR)
 (C)=YM186 (COLUM

(D)=YM186D(COLUM
 (E)=
 (F)=

Fig. 91 ROLL BAR (OPTIONAL)



No.	Lev.	Parts No.	Description	Qty						I	R
				(A)	(B)	(C)	(D)	(E)	(F)		
1	1	(2-12878)	ROLL BAR	1	1	1	1				1
2	1	(2-12896)	REAR MOUNT	1	1	1	1				1
3	1	(2-12897)	REAR MOUNT	1	1	1	1				1
4	1	(2-12902)	LOWER MOUNT	1	1	1	1				1
5	1	(2-12903)	LOWER MOUNT	1	1	1	1				1
6	1	(1-26924)	ROD, LIFT	1	1	1	1				1
7	1	(4-11790)	SEAT BELT KIT	1	1	1	1				1
8	2	(3-10287)	SEAT BELT	1	1	1	1				1
9	2	(3-10045)	SCREW CAP 0.437	2	2	2	2				1
10	2	(3-10152)	WASHER, LOCK 0.437	2	2	2	2				1
11	2	(3-10066)	NUT 0.437	2	2	2	2				1
12	1	(1-26944)	SPACER, PIPE	6	6	6	6				1
13	1	(1-18640)	SPACER	6	6	6	6				1
14	1	(1-26945)	SPACER, PIPE	2	2	2	2				1
15	1	(1-269462)	SPACER, PIPE	2	2	2	2				1
16	1	(3-10406)	SCREW CAP 0.500	4	4	4	4				1
17	1	(3-12316)	SCREW M12X 45(P=1.75)	6	6	6	6				1
18	1	(3-10130)	SCREW CAP 0.500	4	4	4	4				1
19	1	(3-12226)	SCREW M10X 25(P=1.50)	6	6	6	6				1
20	1	(3-10079)	WASHER,LOCK 0.500	14	14	14	14				1
21	1	(3-10087)	WASHER,FLAT 0.500	14	14	14	14				1
22	1	(3-10067)	NUT 0.500	4	4	4	4				1
23	1	(3-10152)	WASHER,LOCK 0.437	6	6	6	6				1

Parts No. Index

Parts No.	Fig. No.	Ref. No.
(1-18640)	91	13
(1-26924)	91	6
(1-26944)	91	12
(1-26945)	91	14
(1-269462)	91	15
(2-12878)	91	1
(2-12896)	91	2
(2-12897)	91	3
(2-12902)	91	4
(2-12903)	91	5
(3-10045)	91	9
(3-10066)	91	11
(3-10067)	91	22
(3-10079)	91	20
(3-10087)	91	21
(3-10130)	91	18
(3-10152)	91	10
		23
(3-10287)	91	8
(3-10406)	91	16
(3-12226)	91	19
(3-12316)	91	17
(4-11790)	91	7
(-)	58	99
		101
		102
		103
		107
	59	95
		97
		98
		99
		103
(-----)	64	12
(06.141.000)	64	11
(242NT)	58	98
	59	94
(321)	58	88
	59	84
(322)	58	78
	59	74
(8203)	58	70
	59	66
(A139-7)	58	77
	59	73
(A1594)	58	71
	59	67
(D1126)	58	80
		90
		100

Parts No.	Fig. No.	Ref. No.
(D1126)	59	76
		86
		96
(D1127)	58	79
		89
	59	75
		85
(G113)	58	95
	59	91
(G114)	58	85
	59	81
(R1012)	58	74
	59	70
(R1094)	58	83
		93
	59	79
		89
(R1260)	58	87
		97
	59	83
		93
(R1329)	58	76
	59	72
(R1356)	58	73
	59	69
(R1415)	58	72
	59	68
(R1853)	58	86
		96
	59	82
		92
(R1856)	58	84
		94
	59	80
		90
(R1862)	58	82
		92
	59	78
		88
(SE490)	58	81
		91
	59	77
		87
(V60)	58	75
	59	71
*REF.33=10-1	33	64
*REF.33=1-1	33	43
*REF.33=11-1	33	58
*REF.33=12-1	33	59
*REF.33=13-1	33	60

Parts No.	Fig. No.	Ref. No.
*REF.33=14-1	33	61
*REF.33=15-1	33	63
*REF.33=16-1	33	70
*REF.33=17-1	33	48
*REF.33=18-1	33	56
*REF.33=2-1	33	44
*REF.33=21-1	33	65
*REF.33=22-1	33	66
*REF.33=23-1	33	54
*REF.33=24-1	33	57
*REF.33=25-1	33	71
*REF.33=26-1	33	68
*REF.33=26A	33	49
*REF.33=26B	33	50
*REF.33=26C	33	51
*REF.33=26D	33	52
*REF.33=26E	33	53
*REF.33=26F	33	62
*REF.33=28-1	33	72
*REF.33=29-1	33	73
*REF.33=3	33	47
*REF.33=4-2	33	67
*REF.33=5-1	33	46
*REF.33=6-2	33	55
*REF.33=7-1	33	69
*REF.33=9-4	33	45
*REF.60=57-2	33	74
*REF.60=73-1	33	75
101147-11490	3	49
	21	16
101147-11900	3	24
101147-12550	4	15
101147-53080	12	4
101147-59810	13	48
101158-11230	3	34
		40
101304-59020	13	31 -1
101720-55750	13	4
		4 -2
102103-55520	13	14
	21	40
102210-07990	17	9
103854-51251	11	23
103854-51660	11	25
103854-53120	12	6
103854-53180	12	9
103854-59191	13	51
103854-59201	13	36 -1
		36 -2
		52

Parts No.	Fig. No.	Ref. No.
104104-67300	3	69
104200-11180	3	6
104200-14200	6	4
104200-55080	1	31 -1
104200-55321	13	7
104200-55330	13	8
104200-55341	13	6
104200-55750	13	10
104200-59170	13	37
	21	41
104200-61200	14	3
104211-03770	14	45
104211-11370	3	11
104300-76460	6	6
105225-01900	1	8
105225-02020	1	40
	21	7
105225-02300	1	50
105225-11100	3	3
105225-11110	3	4
105225-11350	3	12
105225-21500	7	15
105225-21501	7	15 -1
105225-22300	8	8
105225-22400	8	9
105225-23180	8	12 A
105225-23200	8	13
105311-23380	8	15
106100-59060	13	33
110250-53150	12	8
	52	36
110250-55610	13	13
113200-53110	12	5
113200-53120	12	7
119660-61220	14	4 -1
121000-01330	1	23 -2
	21	4 -2
121000-01750	1	33 -1
	21	6 -1
121000-42010	10	55
121000-42051	10	56
	21	30 B
121000-42100	10	57
121000-42120	10	64
121023-03760	3	62 -1
121023-42050	10	7
	21	30 A
121023-42051	10	7 -2
	21	30 A-2
121023-42100	10	1

Parts No. Index

Parts No.	Fig. No.	Ref. No.
121023-42290	10	68 -1
	22	8 A-1
121023-77910	16	1
	22	11
121085-01890	2	26 A
121120-77920	16	2
121150-35100	9	15
121150-51460	11	34
121241-07150	17	2 B
	68	36
	69	34
121250-03640	14	50
121250-35300	9	18
121250-35320	9	21
121250-35330	9	22
121250-35340	9	23
121250-44900	10	17
	22	6
121250-44901	10	17 -1
	22	6 -1
121250-55620	13	15
121250-59860	13	25
121254-07150	17	2 A
	65	40
	66	31
	67	31
121254-55510	13	12
121400-01850	1	56
121400-01860	1	55
121420-01760	3	56 -1
	21	19 -1
121440-12480	4	32
	17	4 B
	68	41
	69	39
121440-12520	4	34
	68	38
	69	36
121440-13490	5	1 B
121440-13610	5	3 B
121450-01100	1	17
121450-01203	1	4
121450-01210	1	5
121450-01220	1	6
121450-01231	1	7
121450-01330	1	23
	21	4
121450-01331	1	23 -1
	21	4 -1
121450-01511	2	16 A

Parts No.	Fig. No.	Ref. No.
121450-01511	21	10 A
121450-01531	2	23
	21	11
121450-01550	2	22
121450-01560	2	7 -1
121450-01570	2	4
121450-01650	1	25
121450-01710	1	34
121450-01751	1	33
	21	6
121450-01800	2	26
121450-01801	2	26 -1
121450-01951	1	35
121450-01960	1	10
121450-01980	1	11
	21	3
121450-01990	1	12
121450-02071	1	45
		49
121450-02072	1	45 -1
121450-02100	1	16
121450-02110	1	38
121450-02160	1	44
121450-02170	1	48
121450-02310	1	58
121450-02320	1	59
121450-02370	1	60
121450-02380	1	61
121450-03011	3	70
121450-03012	3	70 -1
121450-03020	3	71
121450-03030	3	77
121450-03610	3	57
121450-03750	3	60
121450-03760	3	62
121450-03770	3	63
121450-11240	3	25
121450-11260	3	28
121450-11270	3	29
121450-11310	3	54
	21	18
121450-11402	3	46
121450-11550	3	15
121450-11620	3	31
121450-11640	3	37
121450-11670	3	18
121450-11680	3	19
	21	14
121450-12710	4	21
	21	22

Parts No.	Fig. No.	Ref. No.
121450-13200	5	13
	21	24
121450-13201	5	13 -1
	21	24 -1
121450-13250	5	17
	21	25
121450-14010	6	1
121450-14090	6	2
121450-14120	6	6 -1
121450-14400	6	5
121450-21540	7	8
121450-21541	7	8 -2
121450-22090	8	1
121450-22091	8	1 -1
121450-32021	9	11
	21	26
121450-32091	9	1
121450-34800	1	51
121450-34830	1	52
121450-34831	1	52 -1
121450-34840	1	53
	21	8
121450-35090	9	13
121450-39201	9	25
121450-42050	10	7 -1
	21	30 A-1
121450-42240	10	4
		60
121450-42260	10	6
		61
121450-42290	10	68
	22	8 A
121450-42310	10	5
		62
121450-42350	10	25
121450-42450	10	18
121450-44410	10	12
	21	31
121450-44510	10	32
121450-44530	10	34
121450-44540	10	38
121450-44740	10	26
121450-49020	10	41 A
121450-49030	10	42 A
121450-51500	11	26
121450-59500	13	40
121450-59550	13	41
121450-59560	13	42
121450-59810	13	20
121450-59820	13	21

Parts No.	Fig. No.	Ref. No.
121450-59830	13	22
121450-59850	13	26
121450-61000	14	5 -1
121450-61001	14	5 -2
121450-61100	14	1 -2
121450-61101	14	1 -3
121450-61520	14	18
		34
121450-61600	14	12
121450-61620	14	15
121450-61631	14	19
121450-66010	14	13
121450-66160	14	35
121450-66170	14	34 -1
121450-66180	14	33
121450-77010	15	1
		18
121450-77200	15	3
		19
		1
121450-77330	15	5
121450-77690	16	10
121450-77700	16	3
121450-77711	15	4
121450-77810	16	6
121450-91400	2	44
121453-44500	10	28 B
121454-12100	4	20
121454-12110	4	23
121454-12300	4	2
121454-12480	4	33
	65	42
	66	33
	67	33
121454-12500	4	1
121454-12520	4	19
	17	4 A
	65	45
	66	36
	67	36
121454-12550	4	24
121454-12660	4	5
121454-13490	5	1 A
121454-13491	5	1 A-1
121454-13620	5	4
		4 -1
121454-13650	5	5
121454-13651	5	5 -1
121454-21590	7	11
121454-21591	7	11 -1
121454-21650	7	7

Parts No. Index

Parts No.	Fig. No.	Ref. No.
121454-21651	7	7 -1
121454-21652	7	7 -2
121454-42120	10	11
121454-44500	10	28 A
121454-44590	10	53
121454-49160	10	46
121454-51100	11	3
121454-55600	13	1
121454-59010	13	29
121454-59011	13	29 -1
121454-59060	13	33 -1
121454-59090	13	30
121454-66000	14	39
121454-66002	14	39 -1
121454-66420	14	29
121456-91400	2	46
121456-91981	2	50
121456-91991	2	49
121462-03740	3	60 -1
		61
121462-44580	10	30
121465-11950	3	23
121465-13582	5	14 -1
121465-59950	13	27 -1
121467-34800	1	51 -2
121470-01601	1	24
121470-13510	5	16
121470-13580	5	6
121470-13610	5	3 A
121470-34800	1	51 -1
121470-66550	14	20
121470-66551	14	20 -1
121470-66580	14	23
121476-11310	3	54 -1
	21	18 -1
121492-77200	15	9
	20	1
121520-01850	1	56 -1
121520-01851	1	56 -2
121520-01860	1	55 -1
121520-61520	14	18 -1
121520-61620	14	15 -1
121520-66550	14	20 -2
121520-66580	14	23 -1
121520-77710	15	4 -1
121550-11280	3	42
121550-11290	3	43
121550-49110	10	44
121550-49111	10	44 -1
121551-66520	14	44

Parts No.	Fig. No.	Ref. No.
121551-66580	14	46
121551-66900	14	51
121554-49020	10	41 B
121567-61000	14	5 -3
121567-61620	14	15 -2
121567-61640	14	18 -2
121575-01510	2	16 B
	21	10 B
121750-01920	1	14
121750-59090	13	45
121750-59890	56	20 -2
		23 -1
		71 -1
	57	18 -1
		19 -1
		63 -1
	58	18 -1
		19 -1
		65 -1
	59	18
		19
		64
121750-77800	16	5
123325-59100	13	23
123325-59110	13	24
124040-07160	17	3 B
	68	37
	69	35
124060-01050	1	3
	2	3
124060-01640	1	31
124060-11120	3	5
124060-11800	3	8 A
124060-11810	3	9 A
124060-21600	7	14
124060-51300	11	5
124060-59380	13	4 -1
		38
		53
124060-59391	13	36
124060-77680	13	47
		50
	16	4
	25	8
124064-07160	17	3 A
	65	41
	66	32
	67	32
124064-12400	4	9
124064-12420	4	11

Parts No.	Fig. No.	Ref. No.
124064-12430	4	13
	21	21
124064-12440	4	14
124064-12450	4	17
124064-12460	4	18
124064-12470	4	12
124064-12510	4	4
	22	2
124064-12560	4	25
124064-12570	4	26
124064-12580	4	27
124064-12670	4	6
124064-12680	4	7
124064-12690	4	8
124066-59100	13	46
124067-12050	4	22
	21	23
124085-01820	2	40
		40 -1
124085-01900	1	8 -1
	10	71
124085-02220	1	39 -1
124085-35300	9	18 -1
124085-35350	9	24 -1
124160-01650	3	75
	13	34
124160-01751	3	55
124160-11360	3	50
124160-39140	9	26
124160-39450	9	30
	22	5
124160-49480	2	43
	10	54
124160-77020	15	2
124220-51890	11	15
124240-01882	2	36
	21	13
124240-01883	2	36 -1
	21	13 -1
124250-03640	14	50 -1
124250-59260	13	31
124450-02220	1	39
124450-12560	4	15 -1
124450-12571	4	16
124450-35070	9	14
124450-35110	9	17
	21	27
124450-35350	9	24
124450-39240	9	31
124450-44550	10	37

Parts No.	Fig. No.	Ref. No.
124450-44560	10	36
124450-44590	10	29
124460-77820	16	7
124465-44950	10	20 A
		20 B
	21	33
		33 -1
124550-35110	9	16
	22	4
124550-51320	11	7
124550-51341	11	8
124550-51350	11	6
	21	37
124550-51370	11	9
	21	38
124550-51590	11	29
124550-55700	13	11
	22	10
124550-59030	13	43
124550-59090	13	44
124550-59820	9	28
124550-66370	14	30
124550-77710	15	12
124610-77210	15	10
124736-49540	10	23
	21	34
124738-49150	10	45
124740-44800	10	65 B
	17	5 B
	68	39
	69	37
124740-44810	10	66 B
	17	7 B
	68	42
	69	40
124740-44920	10	67 B
	17	6 B
	68	40
	69	38
124764-44800	10	65 A
	17	5 A
	65	43
	66	34
	67	34
124764-44810	10	66 A
	17	7 A
	65	46
	66	37
	67	37
124764-44920	10	67 A

Parts No. Index

Parts No.	Fig. No.	Ref. No.
124764-44920	17	6 A
	65	44
	66	35
	67	35
124766-59050	10	47
	13	32
		35
	25	10
124770-53000	12	3
	22	9
124950-11340	3	10
	21	45
124950-11410	3	47
124950-11450	3	48
	21	15
124950-21230	7	13
124950-26420	2	32
124950-51190	11	10
124950-51270	11	4
	21	36
124950-51450	11	33
124950-51510	11	13
124950-51640	11	24
124950-55900	15	8
124950-66590	14	24
129150-59020	13	31 -2
129350-01230	1	7 -1
129350-14100	6	3
129350-21200	7	6
129350-26000	2	27
129350-26050	2	28
129350-26100	2	29
129350-26160	2	37
129350-26200	2	30
129350-26400	2	31
129350-26490	2	33
129350-32090	9	1 -1
129350-42200	10	3
		59
129350-49010	10	40
129350-49120	10	49
129350-49130	10	48
129350-49530	10	22
129350-49540	10	23 -1
	21	34 -1
129350-49541	10	23 -2
	21	34 -2
129350-49800	10	21
	22	7
129350-61600	14	12 -1

Parts No.	Fig. No.	Ref. No.
129354-77330	15	11
135210-61090	14	31
160260-01800	3	59 -1
171003-49030	10	42 B
171022-44960	10	69
	22	8 B
171051-01921	1	14 -1
172100-53200	12	10
	21	39
172200-61220	14	4
174100-54120	11	21
174307-51170	11	11
174307-51181	11	12
174307-51700	11	22
194080-15420	33	11 -1
194080-15430	33	12 -1
194080-15440	33	13 -1
194080-15450	33	14 -1
194080-15550	33	31
194080-27190	44	18
194080-27480	23	4
194080-37781	50	31
194080-51430	56	4
	57	4
	58	4
	59	4
194080-52130	57	29 -1
194080-52131	57	29 -2
194080-52132	57	29 -3
194080-57202	56	36
	57	32
	58	32
	59	32
194080-58810	56	70
	57	62
		62 -1
	58	64
	59	63
	60	65
	61	64
	62	64
194080-58820	57	105
194080-64780	68	44
	69	33
194080-74621	70	26
	71	32
194080-74631	70	27
	71	33
194080-81111-R	88	10
194080-81212-R	88	3

Parts No.	Fig. No.	Ref. No.
194080-81230-R	88	2
194080-82110	90	7
194081-54110	57	79
	89	2
194081-54120	57	80
	89	3
194081-54131	57	81
	89	4
194081-54151	57	82
	89	5
194081-54210	57	83
	89	6
194081-54221	57	84
	89	7
194081-54230	57	85
	89	8
194081-54240	57	86
	89	9
194081-55820	56	90
	57	87
	89	10
194100-12911	84	2
194100-12911-Q	80	2
194100-41670	55	18
194110-37691	50	25
194110-56150	56	26
	58	23
194110-56170	56	27
	58	22
194115-15100	33	1 -1
194115-15110	33	2 -1
194115-15140	33	9 -4
194115-15250	33	17 -1
194115-15500	33	21 -1
194115-34760	49	20 -1
194130-15470	33	10 -1
194130-22170	34	48
194130-22280	34	5
194130-27390	37	13
194130-37560	50	20
194130-37740	50	29
194130-41120-X	55	1
194130-44480	52	39
194140-63221	63	39
	64	44
194140-63270	63	40
	64	45
194145-01260	23	6
	24	6
194145-04301	25	2

Parts No.	Fig. No.	Ref. No.
194145-04302	25	2 -1
194145-04310	25	3
194145-04311	25	3 -1
194145-04350	25	4
194145-04351	25	4 -1
194145-04460	25	5
194145-04520	25	6
194145-04521	25	6 -1
194145-04530	25	7
194145-04810	44	73
	60	14 -1
	61	14
194145-11350	29	6
194145-15651	33	29 -1
194145-27960	45	2
194145-36651	35	18
	36	16
194145-47160	44	22
		33
		38
194145-52820	56	47
	57	41
	58	43
	59	42
194145-52830	56	48
	57	42
	58	44
	59	43
194145-52840	56	49
	57	43
	58	45
	59	44
194145-52850	59	45
194145-61560	60	79
	61	75
	62	49
194145-61570	60	14 -2
	61	14 -1
	62	14
194145-61650	60	10
		54
	61	10
		53
	62	10
		53
194145-64430	60	55 -1
		55 -2
		83
	61	54
		79

Parts No. Index

Parts No.	Fig. No.	Ref. No.	
194145-64430	62	54	
		78	
	63	62 -1	
		64	67 -1
194145-72550	70	67 -2	
		15	
		19	
194145-75250	70	28	
		71	34
194146-21150-X	34	9	
194146-21160	34	10	
194146-21161	34	10 -1	
194150-01270	23	10	
		24	10
194150-01370	23	19	
		24	19
194150-11350	32	20	
194150-12300	29	20 -1	
		32	1 -1
194150-12410	29	26	
194150-12410-U	32	13	
194150-21910	26	21	
		27	21
		28	21
		34	6
		35	11 -1
		36	11
194150-22160	34	46	
194150-22220	34	45	
194150-22240	34	43	
194150-22250	34	4	
194150-22310	34	34	
194150-22311	34	34 -1	
194150-22480	50	35	
194150-37510	50	28	
194150-37530	50	13	
194150-37570	50	21	
194150-45320	52	34 -1	
194150-45361	52	32	
194150-47621	54	2	
194150-51620	56	20 -1	
		23	
		44	
		71	
		57	18
		19	
		38	
		63	
		58	18
		19	

Parts No.	Fig. No.	Ref. No.	
194150-51620	58	40	
		65	
194150-52160	56	40	
		57	35
		58	36
		59	36
		56	41
194150-52170	57	36	
		58	37
		59	37
		61	41
194150-61740	61	41	
		62	41
194150-71230	70	9	
		9 -1	
		71	8
		8 -1	
194150-74670	70	24	
194150-74670-X	71	30	
194150-74720	70	25	
		71	31
194151-11480	29	5	
194151-11640	29	15	
194151-11650	29	16	
194151-11660	29	9	
194151-11670	29	36	
194151-11840	29	10	
194151-11860	29	11	
194151-12610-X	29	42	
194151-12620	29	45	
194151-24770	30	6	
		33	
		35	12
		36	12
194151-36670	30	5	
		30	
		35	4
		36	4
194151-37730	50	33	
194151-37771	50	30	
194151-46261	52	30	
194151-48710	55	32	
194151-57100	56	6	
		57	6
194151-57210	56	37	
		57	33
		58	33
		59	33
194151-63240	63	51	
		64	56
194151-63250	63	52	

Parts No.	Fig. No.	Ref. No.	
194151-63250	64	57	
194155-05210	28	24 -1	
		60	75 -1
194155-52110	56	34	
		58	30
		57	31 -1
		56	35
194155-52160	57	31	
		57	31
		58	31
		59	31
194155-55820	57	96	
		59	112
194162-53310	44	44	
194162-58830	57	106	
		60	66
		61	65
		62	65
		23	1 -1
		24	1
		44	12
194170-27140	44	16	
194170-27170-X	44	17	
194170-27180-X	44	19	
194170-27190	44	29	
194170-27260	44	29 -1	
194170-27261	44	29	
194170-27290-X	44	34	
194170-27310-X	44	35	
194170-27340-X	44	40	
194170-27370-X	44	42	
194170-27380	43	18 -1	
		44	26 -1
194170-52130	57	29 -4	
		59	29
194170-55120	57	91	
		59	107
194170-55130	57	92	
		59	108
194170-55150	57	93	
		59	109
194170-55160	57	94	
		59	110
194170-55170	57	95	
		59	111
194170-63110-X	63	66	
194170-63111-X	63	66 -1	
194170-65470	66	17	
194170-65580	66	20	
		69	21
194170-65620	65	15 -1	
		66	11

Parts No.	Fig. No.	Ref. No.	
194170-65620	67	11	
194170-65890	66	3	
		69	3
		66	3 -1
194170-65891	66	3 -1	
		69	3 -1
		69	3 -2
194180-12650	29	43 -1	
194190-11520	30	3	
194190-15560	33	27	
194190-21190	34	3	
194190-61250	60	17	
		61	16
194190-61560	60	16	
		39	
		64	
		61	38
		62	38
		62	38
		62	63
194190-61761	60	45	
		61	44
		62	44
194190-61780	60	46	
		61	45
		62	45
194191-13211-X	26	15	
		27	15
		28	15
194191-13220	26	16	
		27	16
		28	16
194191-13232	26	17	
		27	17
		28	17
194191-13240	26	18	
		27	18
		28	18
194191-13420	30	4	
194191-28480	46	2	
194195-44411	52	25 -2	
		26 -2	
194197-01160	23	4 -1	
		24	4
194197-34900	80	8 -1	
		13 -1	
		82	13 -1
		84	18 -1
		84	8
		86	13

Parts No. Index

Parts No.	Fig. No.	Ref. No.
194197-34900	86	18
194197-34910	80	9 -1
		14 -1
	82	14 -1
		19 -1
	84	9
		14
	86	14
		19
194197-34920	80	10 -1
		15 -1
	82	15 -1
		20 -1
	84	10
		15
	86	15
		20
194197-72551	71	15
		22
194198-14130	30	31 -2
194200-34750	49	27
194200-36551	50	9
194200-36790	50	3
194200-43161	52	6
194200-45150	53	14
194200-45180	53	13
194200-45190	53	12
194200-45210	53	11
194200-45260	53	10
194200-47620	54	16
194201-45160	53	4
194201-45270	53	15
194201-45280	53	5
194201-53050	56	15
	57	13
194201-53051	56	15 -1
	57	13 -1
194201-53100	56	17 -1
	57	15 -1
194201-53110	56	17 A
	57	15 A
194240-12910-Q	81	2
	85	2
194240-12920-Q	81	3
	85	3
194240-12930-Q	81	4
	85	4
194240-12950	81	9
	85	9
194240-12960	81	10

Parts No.	Fig. No.	Ref. No.
194240-12960	85	10
194240-12970	81	8
	85	8
194240-51800	58	12
	59	12
194240-51810	58	13
	59	13
194240-51820	58	14
	59	14
194240-52120	58	28
	59	28
194240-52210	56	61
		66
	57	53
		58
		55
		60
	59	54
		59
194240-52400	59	40
194240-62260-R	64	17
194240-65431	65	11
194240-65432	65	11 -1
	66	7
	67	7
	68	10
	69	7
194240-65440	65	12
194240-65441	65	12 -1
	66	8
	67	8
	68	11
	69	8
194240-65510	65	13
194240-65511	65	13 -1
	66	9
	67	9
	68	12
	69	9
194240-65670	65	14
194240-65671	65	14 -1
	66	10
	67	10
194240-65710	65	15
194240-75740	72	4
194240-98221	68	13
	69	10
194240-98251	68	18
	69	15
194241-15310	33	23 -1

Parts No.	Fig. No.	Ref. No.
194241-15350	33	24 -1
194242-75730-X	73	9
194242-75740	73	10
194242-75750	73	4
194250-51660	56	44 -1
	57	38 -1
	58	40 -1
	59	39
194250-61640	60	82
	61	78
	62	77
194262-15150-X	33	5
194262-15170	33	3
194262-15220	33	4 -1
194262-15310	33	23
194262-15330	33	6 -1
194262-15410	33	9 -2
194262-15420	33	11
194262-15430	33	12
194262-15440	33	13
194262-15450	33	14
194262-15460	33	15
		15 -1
194262-15470	33	10
194262-15520	33	22
194262-53080	56	16
	57	14
194262-53090	56	18
	57	16
194262-53100	56	17
	57	15
194262-62400-R	63	3
	64	3
194273-65611	66	22
	67	22
	68	26
	69	23
194274-13550	30	15 -1
194274-13570	30	16 -1
	35	31
194274-13580	49	21
194275-01110	23	1
194275-01352	23	11
	24	11
194275-53401	56	79
	57	69
194275-53410	56	80
	57	70
194275-53421	56	81
	57	71

Parts No.	Fig. No.	Ref. No.
194275-53431	56	82
	57	72
194275-53451	56	84
	57	74
194275-53481	56	87
	57	77
194275-54100	56	89
194275-54110	56	103
194275-54120	56	91
194275-54130	56	92
194275-54140	56	93
194275-54150	56	94
194275-54160	56	96
194275-54170	56	97
194275-54180	56	98
194275-54190	56	99
194275-54210	56	102
194275-54220	56	104
194275-62310	60	84
	61	80
	62	74
		79
194275-62320	60	29
	61	28
	62	28
	63	62
	64	67
		73
194275-62370	60	72
		72 -1
	61	73
	62	73
194275-63111-X	63	32
	64	38
194275-63120	63	33
194275-65660	65	31 -1
	66	25
	67	25
194278-12650	29	43 -2
194279-14210	32	38 -2
194279-14220	32	39 -2
194281-63240	63	48
	64	53
194286-71500-X	71	2
194292-75750	73	4 -1
194300-24130	35	3
	36	3
194300-24180	37	8
194300-24200-X	37	9
194300-24210	37	10

Parts No. Index

Parts No.	Fig. No.	Ref. No.
194300-24310	38	17
194300-24320	38	3
194300-24340	38	6
194300-24350	38	7
194300-24400	38	22
194300-24511	39	2
194300-24571-X	39	16
194300-24651-X	35	36
	36	32
194300-24700	39	30
194300-24750-X	35	21
	36	19
194300-24760-X	35	23
	36	21
194300-24770	35	24
	36	22
194300-24840	35	27
	36	25
194300-24850	35	39
194300-24851	35	39 -1
194300-24870	35	43 -1
	36	39
	45	14
194300-24880-X	35	32
	36	28
194300-24890	35	33
	36	29
194300-24970	39	32
194300-24980	39	35
194300-25100	38	20
	42	9
194300-25180	38	8
194300-25190	38	9
194300-25390	42	4
194300-25470	40	26
194300-25500	42	19
194300-25510	42	20
194300-25540	42	21
194300-25550	42	22
194300-25730	41	35
194300-25760	41	6
		19
194300-25770	41	7
		20
194300-25780	41	8
		21
194300-25790	41	9
		22
194300-25820	41	36
194300-25830	41	38

Parts No.	Fig. No.	Ref. No.
194300-25860	41	40
194300-25870	41	41
194300-25880	41	42
194300-25890	41	34
	42	33
194300-25930	41	37
194300-25960	41	43
194300-27100	43	9
	44	9
194300-27140	43	2
	44	13
194300-27160	43	22
194300-27170	43	23
194300-27240	43	18
	44	26
194300-27300	43	28
194300-27370	43	43
194300-27500	45	9
194300-31120	47	9
		9 -1
194300-31500	47	6
194300-31520	47	8
194300-31550	31	48
	47	10
194300-31560	31	46
	47	15
194300-31570	31	45
	47	14
194300-31610	31	49
	47	11
194300-31620	31	47
	47	16
194300-32200	49	3
194300-32250	49	5
194300-32260	31	40
	49	4
194300-32390	47	23
194300-33110	48	18
194300-33120	48	12
194300-33130	48	19
194300-33200	48	17
194300-36500	50	8
194300-36800-X	50	4
194300-36850	50	5
194300-37110	50	10
194300-42110-X	52	1
194300-42111-X	52	1 -1
194300-42120	52	2
194300-43220	52	11
194300-43230	52	12

Parts No.	Fig. No.	Ref. No.
194300-43240	52	10
194300-43410	52	16
194300-44210	52	19
194300-44230	52	24
194300-44250	52	21
194300-44260	52	22
194300-44550	54	19
194300-44760	54	4
194300-44811	54	6
194300-45100-X	53	1
194300-45170	53	9
194300-45240	53	8
194300-45350	53	20
194300-46110	53	22
194300-46611	51	8
	53	27
194300-46621	53	29
194300-46630	53	32
194300-46640	51	9
	53	33
194300-58110	60	41
194301-11660	31	41
194301-11800	31	43
194301-22830	46	6
194301-22860	46	3
194301-22870	46	4
194301-24400	38	30
194301-24420	38	25
194301-25650	47	4
194301-28101	46	11
194301-28110	46	12
194301-28160	46	22
194301-28210	46	23
194301-28230	46	27
194301-28240	46	28
194301-28272	46	8
194301-28280	46	18
194301-28290	46	10
194305-33110	48	18 -1
194305-33130	48	19 -1
194305-34720-Q	49	19 -1
194305-99610	33	76
194310-04250	25	11
194310-15320	33	6 -2
194310-24240	43	6
	44	6
194310-24520	39	3
194310-24660	39	23
194310-24760	43	7
	44	7

Parts No.	Fig. No.	Ref. No.
194310-24770	39	27
194310-25050	40	1
194310-25620	41	2
		15
194310-25630	41	3
		16
194310-25700	41	31
194310-27140	43	12
	44	14
194310-27180	43	29
	45	10
194310-29510	43	17
194310-37560	42	31
194310-46450	52	34
194310-46460	52	35
194310-47850	51	16
194310-65720	65	19
	66	15
	67	15
194312-51210	57	103
194312-61290	60	81
	61	77
	62	76
194320-41150	55	4
194320-41160	55	12
194320-42150	35	30
194321-11921	32	20 -1
194321-11940	30	19 -1
194322-24980	35	54
	36	48
194322-52110	56	34 -1
	57	30
	58	30 -1
	59	30
194322-63250	63	50
	64	55
194322-63280	63	49
	64	54
194322-71600-X	71	6
194322-71700-X	71	5
194324-62310	60	85
	61	81
	62	80
194340-11920	78	4 -1
		9
	83	4
		9
	87	4
		9
194340-21400	34	37

Parts No. Index

Parts No.	Fig. No.	Ref. No.
194340-21410	34	50
194340-21700	34	38
194340-57100	58	6
	59	6
194340-65590	65	16
194340-65690	65	18
194340-65750	65	20
194340-98391	68	19
	69	16
194340-98421	68	17
	69	14
194345-65690	65	18 -1
	66	14
	67	14
194345-65750	65	20 -1
	66	16
	67	16
194357-21400	34	37 -3
194370-65451	65	16 -1
	66	12
	67	12
	68	15
	69	12
194420-05210	26	3
	27	3
	28	3
194420-11520	29	4
194420-11880	29	14
194420-12640	29	39
194420-12720	29	35
194420-52120	57	28 -1
194420-61250-M	60	2
194420-61250-Q	60	2 -1
194420-61500-R	60	47
194420-61580	60	40
	61	39
	62	39
194420-61640	60	9
		9 -1
		53
	61	9
		9 -1
		52
	62	9
		9 -1
		52
194420-65590	60	5
	61	5
	62	5
194420-65600	65	17

Parts No.	Fig. No.	Ref. No.
194420-72230-X	70	12
194420-74800	70	23
	71	29
194420-74820	70	23 -1
	71	29 -1
194421-13640	30	20 -1
194421-13650	30	21 -1
194422-61371	61	7
	62	7
194422-61371-Q	60	7
194430-61500-R	60	47 -1
	61	46
	62	46
194432-11140	26	13 -1
	27	13 -1
	28	13
194432-27200	44	23
194432-27201	44	23 -1
194432-27270-X	44	31
194432-56100	57	20
	59	20
194432-56130	57	97
	59	113
194432-56150	57	22
	59	23
194432-56170	57	23
	59	22
194432-61600	57	90
	59	106
	62	47
194432-61610	57	98
	59	114
194436-05110	28	1 -1
194440-01510	23	25
194440-01511	23	25 -1
	24	25
194440-01550	23	28
	24	28
194440-11360	29	3
194440-11870	29	13
194440-12111-X	29	18
194440-12211-X	29	19
194440-15100-X	33	1
194440-15110-X	33	2
194440-15200	33	17
194440-15230	33	19
194440-15240	33	20
194440-15340	33	18
194440-15341	33	18 -1
194440-15500	33	21

Parts No.	Fig. No.	Ref. No.
194440-15610	33	28
194440-15650	33	29
194440-15760	33	35
194440-15800	33	32 -1
194440-15870	33	34 -1
194440-21100-X	34	1
194440-21101-X	34	1 -1
194440-21102-X	34	1 -2
194440-22331-X	34	23
194440-22441	34	33
194440-22460	34	24
194440-22470	34	25
194440-24260-X	37	18
194440-24810	35	20
	36	18
194440-24900-X	48	1
194440-24910-X	48	5
194440-24920	48	6
194440-24950	39	31
194440-24990-X	43	40
194440-25120	40	8
194440-25130	40	13
194440-25150	40	6
194440-25260	40	12
194440-25280	40	11
194440-25290	40	10
194440-25300	42	1
194440-25320	42	5
194440-25350	42	3
194440-25380	42	2
194440-25400	40	25
194440-25410	40	22
194440-25420	40	21
194440-25430	40	23
194440-25440	40	24
194440-25460	40	20
194440-25680	41	27
194440-25690	41	28
194440-25691	41	28 -1
194440-25700	41	29
194440-25710	41	30
194440-25741	41	4
		17
194440-25751	41	5
		18
194440-25810	41	10
		23
194440-27110	43	11
	44	10
194440-27130-X	43	1

Parts No.	Fig. No.	Ref. No.
194440-27210	43	14
194440-27260-X	43	16
194440-27310	43	31
194440-27350-X	43	36
194440-27360	43	32
194440-27370	43	33
	45	3
194440-27570	45	6
194440-29580	43	15
	44	43
194440-31400	47	28
194440-32110	47	17
194440-32150	49	1
194440-32210	47	22
194440-32350	47	25
194440-32360	47	26
194440-32370	47	27
194440-32520	49	6
194440-32570	49	10
194440-32580	49	12
194440-33190	48	15
194440-36530	50	8 -1
194440-37420-X	50	12
194440-37470-X	50	16
194440-37540-R	50	14
194440-37550-X	50	17
194440-37660-X	50	23
194440-37670	50	24
194440-43100	52	9
194440-43310	52	13
194440-43330	52	14
194440-44110	52	17
194440-44111	52	17 -1
194440-44112	52	17 -2
194440-44660	54	20
194440-48210	55	61
194440-48830	55	56
194440-48840	55	57
194440-51150	56	9
	57	9
194440-51180	56	42
	58	38
194440-51420	56	5
	57	5
	58	5
	59	5
194440-51550	56	2
	57	2
	58	2
	59	2

Parts No. Index

Parts No.	Fig. No.	Ref. No.	
194440-51620	56	53 -1	
		58	
	57	45 -1	
		50	
	58	47 -1	
		52	
	59	47	
		51	
	194440-51630	56	10
			20
57		53	
		57	
57		10	
		45	
58		49	
		10	
58		47	
		51	
59	10		
	50		
194440-52120	56	32	
		57	
194440-52130	56	28	
		33	
		57	
194440-52190	56	29	
		58	
		29	
194440-52191	56	60	
		65	
	57	52	
		57	
	58	54	
		59	
	59	53	
		58	
	59	60 -1	
		65 -1	
194440-52191	57	52 -1	
		57 -1	
		58	
		59 -1	
		59	
194440-52400	56	58 -1	
		45	
		39	
		41	
		58	
194440-52420	57	40 A	
		42 A	
		41 A	
194440-55100	56	73	
		58	
194440-55820	56	67	
		74	
58	68		

Parts No.	Fig. No.	Ref. No.
194440-56900	56	30
		26
		26
		26
		26
194440-61220	60	68
		67
		67
		67
		67
194440-61320-X	60	11
		11
		11
		11
		11
194440-61550	60	63
		62
		62
		62
		62
194440-61570	60	62
		61
		61
		61
		61
194440-61610	60	48
		47
		49
		48
		48
194440-61670-R	60	49
		48
		48
		48
		48
194440-61690	60	50
		49
		42
		42 -1
		20
194440-61740	60	19
		19
		19
		19
		19
194440-61820	61	19
		19
		19
		19
		19
194440-61830	43	48
		22
		22 -1
		21
		21
194440-61831	60	21
		21
		21
		21
		21
194440-62150-R	63	13 -1
		15
		14 -1
		16
		16
194440-62160-R	63	65
		70
		12
		13
		13 -1
194440-62580	63	65
		70
		13 -2
		15
		15
194441-13130	31	12
		13
		13 -1
		13 -2
		13 -2
194441-13301	31	15
		22
		22 -1
		17
		25
194441-13302	31	14
		14 -1
		21 -1
		21 -1
		21 -1
194441-13303	31	17
		25
		14
		14 -1
		21 -1
194441-13310-X	31	60 -1
		21 -1
		60 -1
		60 -1
		60 -1
194441-13321	31	60 -1
		21 -1
		60 -1
		60 -1
		60 -1
194441-13322	31	60 -1
		21 -1
		60 -1
		60 -1
		60 -1
194441-13330	31	60 -1
		21 -1
		60 -1
		60 -1
		60 -1
194441-13340	31	60 -1
		21 -1
		60 -1
		60 -1
		60 -1
194441-13341	31	60 -1
		21 -1
		60 -1
		60 -1
		60 -1
194441-13351	31	60 -1
		21 -1
		60 -1
		60 -1
		60 -1

Parts No.	Fig. No.	Ref. No.
194441-13360	31	27
		24
194441-13370	31	23
		23 -1
194441-13380	31	16
		16 -1
194441-13381	31	11
		9
194441-13390	31	1
		10
194441-13391	31	1
		1
194441-14610-X	31	10
		37
194441-14650	31	1
		21
194441-14660	31	5
		5
194441-14670	31	7
		7
194441-24150-X	37	23
		16
194441-28150	46	16
		16
194441-28360	46	21
		21
194441-31400	47	23
		23
194446-01140-U	23	7
		7
194446-01320	23	16
		16
194446-01440-U	23	21
		21
194446-04110	24	21
		21
194446-04111	25	1
		1 -1
194446-04112	25	1 -2
		14
194446-04710-X	25	9
		9
194446-04720	25	1
		1
194446-05110-R	26	1
		1
194446-05120-R	27	1
		1
194446-05121-R	26	2
		2
194446-05220	26	2 -1
		2 -1
194446-11110-X	27	2
		2
194446-11111-X	26	2
		2
194446-11130-X	27	5
		5
194446-11140	26	5
		5
194446-11200-X	27	7
		7
194446-11800-X	28	7
		7
194446-12950	80	7 -1
		7 -1
194446-12950	80	7 -1
		8
194446-12960	84	8
		8
194446-12970	84	5
		5
194446-12950	84	36
		36
194446-12960	84	36 -1
		36 -2
194446-16100-X	33	1 -3
		42
194446-16101	33	31
		31
194446-16102	33	1
		1
194446-21100	34	1
		1
194446-22110	34	1 -1
		1 -2
194446-22400-X	34	1
		1
194446-24000-X	38	1
		1
194446-24100-X	35	1
		1
194446-24101-X	35	1
		1
194446-24102-X	35	1
		1
194446-24290	38	5
		5
194446-24300-X	38	2
		2
194446-24500-X	39	1
		1
194446-24540	39	7
		7
194446-24550	39	8
		8
194446-24560	39	4
		4
194446-24561	39	4 -1
		9
194446-24580	39	9
		9
194446-24610	39	13
		13
194446-24620	39	14
		14
194446-24630	39	10
		10
194446-24770-X	35	53
		53 -1
194446-24820-X	35	7
		7
194446-24821-X	35	8 -1
		8 -2
194446-24850	35	8
		8
194446-24860	35	39 -2
		35
194446-24900	35	35
		35
194446-24930-X	48	40 -1
		36
194446-25110	40	36
		36
194446-25160	40	36
		36
194446-25170	40	50
		50
194446-25230	40	46
		46
194446-25450	40	7
		7
194446-25620	41	14
		14
194446-25630	47	3
		3
194446-25950	42	17
		17
194446-25951	42	4
		4
194446-26110	42	19
		19
194446-26110	42	39
		39
194446-26110	42	5
		5
194446-26110	42	10
		10
194446-26110	42	10 -1
		11
194446-26110	42	11
		11

Parts No. Index

Parts No.	Fig. No.	Ref. No.
194446-26280	42	16
194446-26310	42	25
194446-26320	42	27
194446-26330	42	28
194446-26410	42	12
194446-26420	42	13
194446-26450	42	14
194446-26460	42	15
194446-26470	42	17
194446-26910-X	35	45
194446-27220	43	48 -1
194446-27250	43	47
194446-27270-U	43	46
194446-27280-X	43	21 -1
194446-27510	45	12
194446-27560-X	45	1
194446-27570	45	6 -1
194446-32510-U	49	7
194446-32530-U	49	8
194446-32550	49	18
194446-32660	49	16
194446-32670	49	17
194446-33150-X	48	10
194446-34650-Q	80	7
		12
	81	12
		17
	82	12
		17
	83	12
		17
	84	7
		12
	85	12
		17
	86	12
		17
	87	12
		17
194446-34710-Q	49	19
194446-34720	81	14
		19
	83	14
		19
	85	14
		19
	87	14
		19
194446-34730	81	15
		20 -1

Parts No.	Fig. No.	Ref. No.
194446-34730	83	15
		20
	85	15
		20
	87	15
		20
194446-34750	81	13
		18
	83	13
		18
	85	13
		18
	87	13
		18
194446-34760	49	20
194446-34900	80	8 -2
		13 -2
	82	13 -2
		18 -2
	86	13 -1
		18 -1
194446-34910	80	9 -2
		14 -2
	82	14 -2
		19 -2
	86	14 -1
		19 -1
194446-34920	80	10 -2
		15 -2
	82	15 -2
		20 -2
	86	15 -1
		20 -1
194446-36700-X	50	1
194446-36750-X	50	11
194446-42210	51	3
194446-42220	51	4
194446-42230	51	5
194446-43200	51	2
194446-44410-X	52	25
194446-44411	52	25 -1
194446-44420-X	52	26
194446-44421	52	26 -1
194446-44450-X	52	27
194446-44510-X	54	22
194446-44610	54	13
194446-44700-X	54	1
194446-44910	54	9
194446-44911	54	9 -1
194446-44912	54	9 -2

Parts No.	Fig. No.	Ref. No.
194446-44930	54	10
194446-44931	54	10 -1
194446-48110-X	55	19
194446-48220-X	55	33
194446-48230-X	55	34
194446-48240-X	55	27
194446-48250-X	55	31
194446-48380-X	55	48
194446-48381-X	55	48 -1
194446-48650	55	25
194446-51110	56	19
194446-51120	56	56
194446-51160	56	72
	57	64
	58	66
	59	65
194446-51310	56	1
	57	1
	58	1
	59	1
194446-51410	56	3
	57	3
	58	3
	59	3
194446-52220-X	56	62
	57	54
	58	56
	59	55
194446-52230-X	56	67
	57	59
	58	61
	59	60
194446-56100	56	24
	58	20
194446-61100-R	60	1
194446-61310	61	7 -1
	62	7 -1
194446-61310-Q	60	7 -1
194446-61570-X	60	62 -1
	61	61 -1
	62	61
194446-61571	60	62 -2
	61	61 -2
	62	61 -1
194446-61580	60	67 -1
	61	66
	62	66
194446-61620-R	60	52 -1
	61	51
	62	51

Parts No.	Fig. No.	Ref. No.
194446-61621-R	60	52 -2
	61	51 -1
	62	51 -1
194446-61660-X	60	57
	61	56
	62	56
194446-61700-X	60	24
194446-61850-X	60	36
	61	35
	62	35
194446-61860	60	34
	61	33
	62	33
194446-61870	60	35
	61	34
	62	34
194446-61910	60	3
194446-61920	60	8
	61	8
	62	8
194446-61930	60	19
	61	18
	62	18
194446-61940	60	30
	61	29
	62	29
194446-61950	60	31
	61	30
	62	30
194446-61960	60	32
	61	31
	62	31
194446-61970	60	33
	61	32
	62	32
194446-61981	60	69
		69 -1
	61	68
		68 -1
	62	68
194446-61990	60	70
		70 -1
	61	69
		69 -1
	62	69
194446-62110-R	63	1
	64	1
194446-62120-R	63	2
	64	2
194446-62180-R	63	7

Parts No. Index

Parts No.	Fig. No.	Ref. No.
194446-62310	60	56
	61	55
	62	55
194446-62510-X	63	23
	64	29
194446-62520-X	63	24
	64	30
194446-62550-X	63	29
	64	35
194446-63210-X	63	38
	64	43
194446-63230-X	63	45
	64	50
194446-63910	51	17 -1
	63	46
	64	51
194446-64720	65	1
194446-64721	65	1 -1
	66	1
	67	1
	68	1
	69	1
194446-64722	65	1 -2
	66	1 -1
	67	1 -1
	68	1 -1
	69	1 -1
194446-64750	65	2
194446-64751	65	2 -1
	66	2
	67	2
	68	2
	69	2
194446-64752	65	2 -2
	66	2 -1
	67	2 -1
	68	2 -1
	69	2 -1
194446-65300	65	6
194446-65310	65	3
	68	3
194446-65320	65	4
194446-65321	68	4
194446-65330	65	5
194446-65340	65	7
194446-65350	65	8
194446-65351	65	8 -1
	66	4
	67	4
194446-65352	65	8 -2

Parts No.	Fig. No.	Ref. No.
194446-65352	66	4 -1
	67	4 -1
194446-65360	65	9
194446-65361	65	9 -1
	66	5
	67	5
194446-65460	65	10
194446-65461	65	10 -1
	66	6
	67	6
194446-65471	65	21 -1
194446-65472	65	21 -2
	67	17
194446-65550	65	24
194446-65551	65	24 -1
	66	19
	67	19
194446-65570	65	25
194446-65580	65	26
	67	20
194446-65590	65	27
194446-65591	65	27 -1
	66	21
	67	21
	68	25
	69	22
194446-65610	65	28
194446-65611	65	28 -1
194446-65630	65	30
	66	24
	67	24
194446-65660	65	31
194446-65680	65	32
194446-65681	65	32 -1
	66	26
	67	26
194446-65730	65	33
	66	27
	67	27
	74	29
194446-65731	66	27 -1
	67	27 -1
	74	29 -1
194446-65880	65	34
194446-71110-X	70	32
	71	38
194446-71111-X	70	32 -1
	71	38 -1
194446-71500-X	70	3
194446-71600-X	70	7

Parts No.	Fig. No.	Ref. No.
194446-71700-X	70	6
194446-72200-X	70	11
194446-72300-X	70	17
194446-72400-X	70	14
194446-73100-X	70	18
194446-73150-U	70	38
	71	44
194446-73210-X	70	35
	71	41
194446-75210-X	72	2
194446-75720-X	72	3
	73	3
194446-81240	88	4
194446-82110	90	2
194446-83110-X	74	2
194446-83120	74	3
194446-83130	74	4
194446-83140	74	5
194446-83150	74	6
194446-83160	74	7
194446-83170	74	8
194446-83180	74	9
194446-83210-X	74	13
194446-83220-X	74	10
194446-83240	74	18 -1
194446-83250-X	74	23
194446-83260	74	24
194446-83310	56	55
	57	47
	58	49
	59	48
	74	28
194447-13100	31	31
194447-13101	31	31 -1
194447-13150	31	43 -1
194447-13210	31	42
194447-13211	31	42 -1
194447-13450-X	31	2
194447-13460	31	6
194447-13470	31	7
194447-13480	31	8
194447-13490	30	12
194447-13510	31	50
194447-13520	31	55
194447-13530	31	57
194447-13540	31	58
194447-13550	31	59
194447-13570	31	52
194447-13580	31	53
194447-13590	31	54

Parts No.	Fig. No.	Ref. No.
194447-13600-X	30	1
194447-13620-X	30	8
194447-13640	30	23
194447-13650	30	22
194447-13660	30	26
194447-13670	30	27
194447-13680	30	25
194447-13710-X	30	14
194447-13720-X	30	18
194447-13721-X	30	18 -1
194447-13722-X	30	18 -2
194447-13730	30	19
194447-13740-X	30	28
194447-13750-X	30	29
194447-13760	32	18
194447-13810-X	32	16
194447-13811-X	32	16 -1
194447-13812-X	32	16 -2
194447-13820-X	32	17
194447-13821-X	32	17 -1
194447-13850	32	26
194447-13860	32	27 -1
194447-13940	32	24
194447-13950	32	28
194447-14110-X	32	37
194447-14120	32	29
194447-14130	30	31
194447-14131	30	31 -1
194447-14140	32	35
194447-14180	32	36
194447-14710-Q	77	2
		7
	78	2
		7
	82	2
		7
	83	2
		7
	86	2
		7
	87	2
		7
194447-14800	77	3
		8
	82	3
		8
	86	3
		8
194447-14810	77	4
		9

Parts No. Index

Parts No.	Fig. No.	Ref. No.
194447-14810	82	4
		9
	86	4
		9
194447-14820	77	5
		10
	82	5
		10
	86	5
		10
194447-22810-X	46	1
194447-28150	46	21 -1
194447-64720	65	35
194447-64721	65	35 -1
	66	28
	67	28
	68	32
	69	29
194447-64722	65	35 -2
	66	28 -1
	67	28 -1
	68	32 -1
	69	29 -1
194447-65550	65	38
194447-65551	65	38 -1
	66	30
	67	30
194447-65620	65	29
194447-65621	65	29 -1
	66	23
	67	23
	68	27
	69	24
194448-01500	24	29
194448-05130	28	22
194448-05140	28	23
194448-26910-X	35	45 -1
	36	41
194448-51110	58	17
194448-51120	58	50
194448-51150	58	9
	59	9
194448-51160	59	17
194448-51161	57	17 -1
194448-51162	57	17 -2
194448-51170	59	49
194448-51560-U	62	40
194448-51560-X	61	40
194448-51700-X	58	11
	59	11

Parts No.	Fig. No.	Ref. No.
194448-53350	61	71
	62	71
194448-53360	61	72
	62	72
194448-58810	58	15
	59	15
194448-61100-R	61	1
	62	1
194448-61250	61	2
	62	2
194448-61620	62	75
194448-61700-X	61	23
	62	23
194448-61910	61	3
	62	3
194448-62250-P	64	7
194448-62251	64	7 -1
194448-62260-P	64	8
194448-62261	64	8 -1
194448-63110	63	32 -1
194448-63120-X	64	39
194448-65300	68	6
	69	43
194448-65330	68	5
194448-65350	68	7
	69	4
194448-65360	68	8
	69	5
194448-65370	67	3
194448-65460	68	9
	69	6
194448-65470	68	20
	69	17 -1
194448-65550	68	23
	69	20
194448-65580	68	24
194448-65600	65	17 -1
	66	13
	67	13
	68	16
	69	13
194448-65620	68	14
	69	11
194448-65630	68	28
	69	25
194448-65660	68	29
	69	26
194448-65680	68	30
	69	27
194448-65730	68	31

Parts No.	Fig. No.	Ref. No.
194448-65730	69	28
	74	30
194448-75710-X	73	2
194449-65550	68	35
	69	32
194464-01190	23	2
	24	2
	44	1
194464-15450	33	26 F
194464-45920	35	16
	36	14
	51	6
	55	23
194464-45930	35	17
	36	15
	51	7
	55	24
194464-48220	55	35 -1
194464-48300-X	55	36
194464-48310	55	47
194464-48331	55	38
194464-48341	55	43
194464-48351	55	44
194464-48361	55	41
194464-48370	55	40
194464-48390	55	42
194464-57250	56	43
	57	37
	58	39
	59	38
194465-14210	32	38 -1
194465-14220	32	39 -1
194490-27150	44	15
194500-04710-X	25	14 -1
194500-15610	33	28 -1
194500-21400	34	37 -2
194500-21410	34	50 -1
194500-22330-X	34	49
194500-27130-X	44	11
194500-27150	44	18 -1
		49
194500-27190	44	20
194500-27211-X	44	24
194500-27212-X	44	24 -1
194500-27220	44	25
194500-27221-X	44	25 -1
194500-27240-U	44	27
194500-27250-U	44	28
194500-27260	44	30
194500-27310-X	44	36

Parts No.	Fig. No.	Ref. No.
194500-27360-X	44	41
194500-31400	47	28 -1
194500-31500	47	6 -1
194500-46300	53	26 A
194500-46630	53	32 -1
194500-46640	53	33 -1
194500-48110-X	55	65
194500-48240-X	55	66
194500-48250	55	67
194500-51110	57	17
194500-51120	57	48
194500-51710	60	74
194500-61660	60	57 -1
194500-61661	60	57 -2
194500-61670-X	60	73
194500-61671	60	73 -1
194500-61680-X	44	45
194500-63210-X	63	67
194500-63230	63	45 -1
194500-65470	69	17
194500-72200-X	71	11
194500-72230-X	71	12
194500-72300-X	71	21
194500-72450-X	71	14
194500-73100-X	71	26
194501-31400	47	1 -1
194515-15150	33	5 -1
194516-13410	31	27 -1
194526-13410	31	27 -2
194550-51220	57	104
194730-57110	29	29 -1
	32	7 -1
194730-57220	29	25
		34
	32	6
		12
	33	41
194730-57241	29	23
		32
	32	4
		10
	33	40
194730-57411	29	22
		31
	32	3
		9 -1
	33	38
194740-00160	23	13
	24	13
194740-00322	34	28

Parts No. Index

Parts No.	Fig. No.	Ref. No.
194740-06080	34	3 -1
194740-50110	29	12
194740-55620	33	4 -2
194740-76200	63	10
194750-04400	23	24
	24	24
194750-15250	33	26 A
194750-15260	33	26 B
194750-15270	33	26 C
194750-15280	33	26 D
194750-15290	33	26 E
194750-15520	33	22 -1
194800-65350	65	26 -1
	66	39
	67	39
	69	42
194802-65370	67	3 -1
194990-20170	34	30
	44	2 -1
194990-20180	55	16
194990-22030	63	11 -1
194990-22040	25	16
	56	8
	57	8
	58	8
		109
	59	8
		105
194990-22050	2	8 -1
		38
	4	30 -1
	44	4 -1
	56	106
	57	89
	60	71
	61	70
	62	70
	89	12
194990-22120	60	6 -1
		78
	61	6 -1
		74
	62	6
		48
	65	47
	66	38
	67	38
	68	43
	69	41
194990-22130	44	3 -1

Parts No.	Fig. No.	Ref. No.
194990-22130	56	12
		22
		69
	57	61
	58	63
	59	62
	60	43
	61	42
	62	42
	63	34
	64	40
194990-22140	44	5 -1
	60	61
	61	60
	62	60
	63	9
		22
		31
		64
	64	10
		28
		37
		69
194990-22830	29	27
	32	14
194990-22840	29	28
	32	15
194990-42710	34	47
194990-52600	42	34
194990-75170	35	19
	36	17
194990-85561	43	37
195040-13320	42	36
195080-15060	70	9 A
	71	9 A
198220-01261	23	6 -1
	24	6 -1
198220-26410	42	12 -1
198220-26420	42	13 -1
1A1040-26170	52	3
1A1040-28820	31	38
1A1040-36040	49	25
1A1050-34250	78	5
		10
	83	5
		10
	87	5
		10
1C6053-26020	44	8
	63	68

Parts No.	Fig. No.	Ref. No.
1C6053-26020	64	72
1C6053-26030	64	71
1C6054-82140	54	20 -1
1C6120-63190	54	21
1C6140-25210	49	24
1E6140-53070	35	14
1E6141-53160	35	29
		29 -1
	36	27
1E6190-55120	38	10
1E6190-55660	39	25
1E6190-55710	39	26
22117-050000	3	65
	11	32
22117-060000	1	57 A
		57 A-1
	3	68 A
	10	10
	29	7
	39	28
22117-080000	2	21
		21 -1
	10	16
	13	18
22117-100000	2	6
	5	10
		10 -1
	10	51
	74	27
22117-120000	44	9 A
22117-160000	42	39
	49	26 -1
22137-040000	44	46
22137-050000	43	19
	44	47
	60	4
		77
	61	4
	62	4
22137-060000	23	22 -1
	24	22
	44	48
	56	52
	63	37
	64	19
22137-080000	1	22
	14	37
	15	7
	23	17 -1
	24	17

Parts No.	Fig. No.	Ref. No.
22137-080000	34	26
	43	50
	54	14
	55	51
		60
	60	60
		60 -1
		60 -2
	61	59
		59 -1
		59 -2
	62	59
	63	6
		17
		17 -1
		21
		55
		63
		63 -1
	64	6
		23
		27
		60
		68
22137-100000	3	14
	23	15
	24	15
	35	48
		48 -1
	36	44
	54	23
	56	78
	57	68
	63	61
	64	66
22137-120000	60	16
22137-140000	44	49 A
22157-060000	26	4
	27	4
	28	4
	51	19
	60	21
	61	20
	62	20
22157-100000	23	12
	24	12
	50	27
22212-120000	26	20
	27	20
22217-040000	2	42

Parts No. Index

Parts No.	Fig. No.	Ref. No.	
22217-040000	2	42 -1	
	18	36	
	19	15	
		20	
	56	28	
	57	24	
	58	24	
	59	24	
	22217-050000	11	31
		58	104
59		100	
22217-060000	64	13	
	2	25	
	5	12	
		12 -1	
	10	9	
	18	34	
	35	38	
	36	34	
	39	18	
	55	22	
		30	
		53	
	56	64	
		14	
		51	
		64	
		100	
	57	12	
		56	
	58	58	
	59	57	
	60	28	
		38	
61	27		
	37		
62	27		
	37		
63	36		
64	18		
	42		
74	15		
22217-080000	1	21	
	2	9 A	
	5	15	
		20	
	10	15	
	13	17	
	23	9	
	24	9	

Parts No.	Fig. No.	Ref. No.
22217-080000	26	10
	27	10
	28	10
	30	21
	31	4
		28
	33	8
	34	12
		14
		21
	41	
35	26	
	35	
36	24	
	31	
37	7	
	12	
38	16	
	19	
	29	
39	21	
42	24	
43	4	
	8	
	27	
	42	
44	50	
	51	
46	16	
47	19	
48	9	
50	7	
52	5	
55	15	
	17	
	50	
	53 -1	
	53 -2	
	59	
57	99	
59	115	
60	26	
	59	
61	25	
	58	
62	25	
	58	
63	5	
	16	
	16 -1	

Parts No.	Fig. No.	Ref. No.
22217-080000	63	16 -2
		28
		28 -1
		44
		54
		58
		58 -1
	64	5
		22
		34
	34 -1	
	49	
	59	
	63	
22217-100000	1	27
	5	9
	19	9 -1
	30	10
		16
		39
	32	23
	34	18 -1
	35	47
	36	43
44	52	
52	29	
54	26	
55	55	
56	77	
57	67	
60	13	
61	13	
62	13	
63	19	
	60	
	60 -1	
64	25	
	65	
70	39	
71	45	
74	26	
81	7	
85	7	
22217-120000	26	12
		20 -1
		20 -2
	27	12
		20 -1
		20 -2
		28
		12

Parts No.	Fig. No.	Ref. No.
22217-120000	28	20
	35	42 -1
	36	38
	45	16
	48	3
	49	23
	70	34
	71	40
	72	8
	73	8
	74	
	12	
22217-140000	29	44
	70	30
	71	36
	74	22
	88	9
	9 -1	
22217-160000	33	26
	52	40 -1
	73	13
	88	7
	29	17
22217-180000	33	26 -1
	37	37
22217-220000	70	37
	71	43
22242-000140	3	44
	54	3
22242-000150	40	18
	38	11
22242-000170	40	16
	42	8
22242-000190	38	12
	40	2
	46	
	29	
22242-000240	39	34
22242-000250	2	34
	31	
	35	
22242-000290	42	30
22242-000340	32	34
	40	
	5	
22242-000360	31	21 -2
	60	
	-2	
22242-000450	49	11
22242-000500	32	31
22252-000150	2	18
	38	
	21	
22252-000200	31	18
	26	
22252-000350	37	14
22252-000420	37	15

Parts No. Index

Parts No.	Fig. No.	Ref. No.
22252-000420	46	25
22252-000470	2	35
	35	52
		52 -1
	37	16
22252-000520	31	37
22252-000550	42	32
22252-000600	55	46
22252-000620	37	17
	40	7
	47	24
22252-000750	32	33
	49	15
22252-000920	41	11
		24
22262-000520	30	24
22262-000550	41	33
	74	19 -1
22272-000060	14	38 -1
22272-000090	44	53
		54
22272-000100	53	19
22272-000190	50	22
22292-000400	41	12
		25
22312-030080	14	36
22312-030160	3	68 -1
22312-030220	3	68
22312-040080	14	16
22312-060180	46	13
22312-080160	1	13
	7	3
22312-080200	38	13
22312-100200	35	5
	36	5
22312-100700	35	6
	36	6
22322-030160	14	10
		49
22322-030180	14	10 -1
		11
22322-030200	14	43
22351-030010	14	14
	31	21 A
	43	49
22351-030020	44	55
22351-030025	43	51 -1
	54	8
22351-035025	43	39
	45	8

Parts No.	Fig. No.	Ref. No.
22351-035032	31	19 -1
		29 -2
	34	36
22351-035036	31	19
		29 -1
22351-040008	7	10
22351-040010	2	10
22351-040022	71	19
22351-040024	70	5
	71	4
22351-040030	31	44
	47	13
22351-040040	51	10
	53	25
		34
22351-050025	44	56
		57
	46	7
	54	7
22351-050040	48	13
	52	18
22351-050063	48	21
22351-060012	1	20
22351-060016	54	24
22351-060025	43	38
	45	7
	53	18
22351-060032	31	20 -1
		30 -1
	34	35
22351-060036	31	20
		30
22351-080018	34	7
		39 -1
	50	15
22351-080020	32	21
22351-080032	48	11
22351-080040	48	14
22351-080063	48	20
22360-080000	63	41
	64	46
22360-100000	49	28
22360-160000	26	14
	27	14
	28	14
	28	14
	70	16
		20
	71	16
		23
22360-190000	72	5

Parts No.	Fig. No.	Ref. No.
22360-200000	70	31
	71	37
22417-120100	44	58
22417-160150	43	20
		20 -1
22417-160180	23	5
		18
		23
		27
	24	5
		18
		23
		27
	44	59
		59 -1
22417-200100	39	29
22417-200150	51	20
22417-200200	53	24
	54	15
	60	23
	61	22
	62	22
	63	42
	64	47
22417-200300	34	27
	50	32
22417-300200	14	38
	43	51
22417-300250	29	24
		33
	32	5
		11
	33	39
	44	60
22417-400400	29	41
22451-060000	14	32 -1
22451-100000	14	32
22451-160000	54	27 -1
22451-160100	54	27
22487-040140	44	61
22512-070180	7	4
22512-070280	74	16
22512-070300	6	7
22512-070400	50	18
22522-030130	55	2
22857-300100	60	51
	61	50
22857-400120	57	100
	59	116
23010-035000	55	35

Parts No.	Fig. No.	Ref. No.
23010-038000	10	43
23061-070025	63	56
23061-070035	63	56 -1
	64	61
		61 -1
23062-030015	51	11
	53	26
		35
23064-060450	35	51
		51 -1
	36	47
23065-070180	10	35
23065-120500	3	74
23080-012000	25	10 -1
23414-080000	9	29
	21	29
	46	20
23414-080012	13	49
	21	43
23414-100000	9	27
	21	28
23414-120000	53	21
	54	12
23414-160000	21	32
23414-180000	39	24
23414-180023	55	26
23414-220000	43	44
	44	62
23414-240000	43	34
	45	4
23418-060000	13	5
	23	26
	24	26
23418-080000	3	64
23491-140002	30	6 -1
		33 -1
	35	12 -1
	36	12 -1
23871-010000	38	32
	39	19
23871-030000	3	17
	10	63
23873-010000	38	24
23881-080002	46	19
24101-060034	38	14
	40	15
	42	6
24101-060044	46	24
24101-060064	41	32
	42	29

Parts No. Index

Parts No.	Fig. No.	Ref. No.
24101-060074	40	9
24101-060084	31	51
24101-060094	32	32
	49	13
24101-060104	32	30
24101-062010	19	16 -1
24101-062024	2	47
24101-062034	40	27
	42	7
		38 -1
24101-062044	29	38
	42	26 -1
24101-062054	6	8
	29	37
24101-062064	42	35
24101-062074	47	12
24101-063044	31	36
		56
	32	27
	42	37
24101-063050	2	39
24101-063054	31	34
	47	21
24102-060064	74	17
24104-060064	74	17 -1
24104-062064	32	25
24107-062010	19	5 -1
24121-062034	42	38
24121-062044	42	26
24121-062074	49	9
24190-080001	46	17
	54	11
24190-080003	52	33
24190-100001	9	20
	43	30
	45	11
24190-100003	53	6
24190-110001	3	27
	23	3
	24	3
24190-120003	53	7
24190-140001	43	13
	44	63
24211-030002	41	44
24231-030000	41	45
24311-000070	3	58
	14	42
	51	12
	53	23
		28

Parts No.	Fig. No.	Ref. No.
24311-000080	53	36
24311-000090	14	48
	43	10
	44	64
24311-000100	1	9
	21	2
	52	8
24311-000110	46	9
24311-000120	3	51
	10	50
	21	17
		35
	52	31
	53	30
24311-000140	1	32
	21	5
	43	45
	44	65
	53	17
24311-000150	51	13
	52	7
24311-000160	30	7
		34
	35	13
	36	13
	43	35
	45	5
	46	26
	48	16
	51	14
24311-000180	30	13
	51	15
24311-000200	39	33
	55	20
		28
24311-000210	49	2
24311-000220	55	62
24311-000280	55	39
24311-000320	3	56 -2
	21	19 -2
24311-240100	13	9
24315-000050	53	16
24315-000200	55	9
24315-570500	52	15
24321-000350	3	56
	21	19
24321-000450	49	14
	52	23
24321-000500	30	17
24321-000750	30	40 -1

Parts No.	Fig. No.	Ref. No.
24321-000750	48	4
24321-000800	47	20
24321-001350	30	32
24321-001400	30	11
24325-000850	35	22
	36	20
	41	13
		26
24341-000100	55	11
24341-000120	35	44 -1
	36	40
	45	13
	54	5
24341-000140	53	31
24341-000160	50	2
24341-000180	31	39
24341-000224	39	15
24341-000260	2	15
		45
	21	12 A
24341-000290	35	15
24341-000360	52	20
24341-000400	3	72
24341-000460	2	48
	21	12 B
24341-000480	55	10
24341-000560	31	5
	55	45
24341-000750	38	4
24341-000800	30	40
24421-142507	55	12 -1
24421-254208	46	28 -1
24421-305208	31	38 -1
24421-406208	47	23 -1
24421-587509	49	16 -1
24423-223508	38	9 -1
24423-385508	42	34 -1
24512-052044	40	3 -1
24520-511050	29	12 -1
24550-013150	44	22 -1
		33 -1
		38 -1
24761-010000	31	26 A
	32	19
	34	8
		32
	44	39
	50	19
	71	3

Parts No.	Fig. No.	Ref. No.
24761-010000	71	18
24761-060000	29	5 -1
		22 -1
		31 -1
	32	3 -1
		9 -2
	33	38 -1
24764-010000	70	4
	74	20
		20 -1
26011-060122	60	80 -1
		80 -2
	61	76 -1
	62	50
26011-080162	60	86
	61	82
	62	81
	63	20 -1
		30 -1
	64	26 -1
		36 -1
26013-060082	5	11
		11 -1
26013-060122	2	24 A
	60	27 -1
	61	26 -1
	62	26 -1
26013-060222	9	12
26013-060352	55	21 -1
26013-060402	55	29 -1
		63 -1
26013-080162	26	9 -1
	27	9 -1
	28	9 -1
		25
	34	11 -1
		40 -2
	60	25 -1
		87
		88
	61	24 -1
		83
		84
	62	24 -1
		82
		83
	63	4 -1
		15 -2
		27 -1
		43 -1

Parts No. Index

Parts No.	Fig. No.	Ref. No.
26013-080162	64	4 -1
		21 -1
		33 -1
		48 -1
26013-080202	1	41
		23 8 -1
		24 8 -1
		55 49 -1
		63 57 -1
		64 62 -1
26013-080222	33	7 -1
26013-080252	4	28 -1
		29 -1
26013-080352	55	58 -1
26013-080452	63	26 -1
		64 32 -1
26013-080852	34	13 -1
26013-100162	63	18 -1
		64 24 -1
26013-100202	61	12 -1
		62 12 -1
		63 59 -1
		64 64 -1
		74 25 -1
		33 27 -1
		58 16
		59 16
26013-120252	26	19 -1
		27 19 -1
		28 19 -1
		72 6 -1
		7 7 -1
		73 6 -1
26013-120302	26	11 -1
		27 11 -1
		28 11 -1
		74 11 -1
		74 21 -1
26013-140302	74	21 -1
26014-060122	57	11 -1
		55 -1
26014-060142	28	24
		60 75
26014-060182	10	70 -1
26014-060202	10	27
		63 35 -1
26014-080162	10	24
		60 37 -1
		61 36 -1
		62 36 -1

Parts No.	Fig. No.	Ref. No.
26014-080252	15	13
26014-080282	15	6
26021-050122	60	76
26106-060082	1	34 -1
26106-060122	2	24 B
		25 15 -2
		56 7 -1
		13 -1
		59 -2
		63 -1
26106-060142	57	7 -1
		11 -2
		51 -1
		55 -2
26106-060162	58	85 -1
		7 -1
26106-060142	59	7 -1
		52 -1
26106-060162	60	27 -2
		61 26 -2
		62 26 -2
		1 57 -1
		10 70 -2
		56 68 -2
		57 60 -1
		58 62 -1
		59 61 -1
		14 17
10 8		
26106-060222	10	8
		55 21 -2
26106-060322	55	29 -2
26106-060352	55	29 -2
26106-060402	55	63 -2
26106-080102	3	76 -1
26106-080122	3	20
		10 31
26106-080142	16	8
		3 21
		3 73
26106-080162	4	31 -1
		26 9 -2
26106-080122	27	9 -2
		28 9 -2
26106-080102	34	40 -3
		60 25 -2
26106-0801152	60	37 -2
		86 -1
26106-080162	60	87 -1

Parts No.	Fig. No.	Ref. No.
26106-080162	60	88 -1
		89 -1
26106-080202	61	24 -2
		36 -2
		82 -1
		83 -1
		84 -1
		85 -1
		24 -2
		36 -2
		81 -1
		82 -1
26106-080222	62	83 -1
		84 -1
		4 -2
		15 -3
		20 -2
		27 -2
		30 -2
		43 -2
		4 -2
		21 -2
26106-080302	63	26 -2
		33 -2
		36 -2
		48 -2
		72
		23 8 -2
		24 8 -2
		55 49 -2
		63 57 -2
		64 62 -2
26106-080352	64	54
		35
		52 -2
		58 -2
		20 -2
		26 -2
		32 -2
		53 -2
		16 -2
		19 -1
26106-080452	64	13 -1
		17 -1
		14 -1
		19
		18 -1
		18 -2
		59 -2
		24 -2

Parts No.	Fig. No.	Ref. No.
26106-100162	64	64 -2
26106-100202	60	12 -1
		61 12 -2
		62 12 -2
		33 27 -2
26106-100302	33	27 -2
		50 26 -1
26106-100652	5	7
26116-040102	2	41
		41 -1
26116-050102	60	76 -1
26116-050128	14	47
26116-050142	24	30
26116-050162	58	106
		59 102
26116-060082	35	37
		36 33
26116-060102	13	28
		44 66
		60 27
		61 26
		62 26
		13 19
26116-060122	14	52
		25 15 -1
		39 17
		56 7
		13
		21
		54
		59
59 -1		
63		
26116-060142	57	7
		11
26116-060162	58	46
		51
26116-060182	58	55
		7
26116-060142	56	48
		53
26116-060162	1	57
		7
26116-060162	10	52
		56
26116-060162	10	56
		101
26116-060162	1	57
		10 70
26116-060162	13	27
		54 17
26116-060162	55	52

Parts No. Index

Parts No.	Fig. No.	Ref. No.	
26116-060162	56	11	
		68 -1	
	57	60	
	58	62	
	59	61	
	60	37	
	61	36	
	62	36	
	64	41	
	26116-060202	58	108
		59	104
		63	35
	26116-060322	18	33
	26116-060352	55	21
26116-060402	55	29	
		63	
26116-080162	26	9	
	27	9	
	28	9	
	34	11	
		40 -1	
	43	26	
		41	
	47	18	
	60	25	
		58	
		58 -1	
		58 -2	
		89	
	61	24	
		57	
		57 -1	
		57 -2	
		85	
62	24		
	57		
	84		
63	4		
	15	-1	
	20		
	27		
	30		
	43		
64	4		
	21		
	26		
	33		
	36		
	48		

Parts No.	Fig. No.	Ref. No.
26116-080202	23	8
	24	8
	30	20
	33	7
	35	25
		34
		23
		30
		50
		6
		63
		57
		64
		62
26116-080222	4	28
	55	49
26116-080252	4	31
	31	3
	38	
	15	
26116-080302	4	29
	55	52 -1
26116-080352	38	26
	55	58
26116-080402	25	12
	48	8
26116-080452	2	20 -1
	39	20
	46	
	14	
	63	
	26	
	64	
	32	
26116-080502	25	12 -1
	63	25
	64	
	31	
26116-080552	2	20
	37	11
	46	
	15	
	52	
	4	
	63	
	53 -1	
26116-080602	5	14
	63	53
	64	
	58	
26116-080652	13	16
	38	27
26116-080702	13	16 -1
	43	3
	44	
	67	
26116-080752	2	19
	34	20
26116-080852	2	17
	10	13
	34	
	13	
	38	
	18	
26116-080902	10	14

Parts No.	Fig. No.	Ref. No.	
26116-081002	38	28	
26116-081152	43	5	
	44	68	
26116-081202	15	14	
26116-100162	63	18	
	64	24	
26116-100202	48	22	
	52	28	
	54	25	
	60	12	
	61	12	
	62	12	
	63	59	
	64	64	
	74	25	
	81	5	
85	5		
26116-100302	30	9	
		15	
	38		
	22		
	22 -1		
	50		
	26		
26116-100352	35	28	
		28 -1	
	36		
	26		
26116-100502	34	17 -1	
26116-100552	32	40	
26116-100802	34	16	
26116-100902	34	15	
26116-120222	26	19	
	27	19	
	28		
	19		
	72		
	7		
	73		
	7		
26116-120252	60	15	
	61	15	
	62	15	
	70	33	
	71	39	
	72	6	
	73	6	
	26116-120302	26	11
		27	
		11	
	28		
	11		
	74		
	11		
26116-120352	35	49	
	36	45	
26116-120402	48	2	
26116-140252	29	43	

Parts No.	Fig. No.	Ref. No.
26116-140302	74	21
26116-160602	88	5 -1
26116-160652	88	5
26116-160752	73	11
26116-161002	88	8
26116-161102	88	8 -1
26156-220352	70	36
	71	42
26206-100202	1	28
26216-060142	2	11
26216-060352	2	12
26216-080222	2	7
	5	18
	44	
	72	
26216-080302	1	18
26216-080352	37	3
26216-080452	37	4
26216-080602	37	5
26216-080652	3	22
26216-080752	35	7
	36	7
26216-100252	35	10
	36	10
26346-050002	56	39 -1
	57	102
	58	
	35	
	59	
	35	
26347-050002	56	39
26356-120002	33	30 -1
26357-120002	33	30
26366-060002	2	13
	3	59 -2
26366-080002	3	16
	5	19
	15	
	15	
26450-080252	55	14
26557-030062	25	7 -1
26557-040082	19	19
	20	
	12	
26557-040122	18	35
26557-040162	56	95
26557-040202	20	11
	16	
26557-040252	19	14
26557-050122	3	66
26557-050162	56	38
	57	34
	58	
	34	
	59	
	34	
26557-060082	16	9

Parts No. Index

Parts No.	Fig. No.	Ref. No.
26557-060082	44	66 -1
26557-060122	64	20
26557-060162	74	14
26557-060302	56	31
	57	27
	58	27
	59	27
26557-080102	3	76
26587-050102	11	30 -1
26587-050122	11	30
26587-060162	60	80
		90
	61	76
26587-060202	56	50
	57	44
	58	46
	59	46
26587-080102	2	14
	6	9
26587-080122	6	9 -1
26587-080162	56	105
	57	88
	63	8
	64	9
	89	11
26687-120002	14	26
26696-100002	3	13
	10	52 -1
26706-100002	1	26
	2	5
	5	8
	19	10 -1
26716-040002	56	29
	57	25
	58	25
	59	25
26716-050002	58	105
	59	101
	64	14
26716-060002	3	59
	26	6
	27	6
	28	6
	44	69
	51	18
	54	18
	60	44
	61	43
	62	43
	63	47

Parts No.	Fig. No.	Ref. No.
26716-060002	64	52
26716-080002	1	19
	2	8
	4	30
	23	20
	24	20
	25	13
	33	16
	34	22 -1
		29
	37	6
	42	23
	44	70
	55	16 -1
	57	101
	59	117
26716-100002	23	14
	24	14
	34	19
	35	46
	36	42
	44	71
	48	23
	50	34
	55	54
	56	76
	57	66
	70	40
	71	46
	81	6
	85	6
26716-120002	60	18
	61	17
	62	17
26716-140002	70	29
	71	35
	88	6
		6 -1
26716-160002	73	12
26736-120002	14	28
	35	41 -1
	36	37
	45	15
	49	22
	52	41
26736-160002	33	25
	52	41 -1
26756-050002	3	67
	14	25
	24	31

Parts No.	Fig. No.	Ref. No.
26756-080002	3	35
		41
26756-100002	56	86
	57	76
26756-160002	49	26 -2
26756-180002	70	13
26756-200002	71	13
26756-240002	70	8
	71	7
26776-100002	33	16 -1
26776-180002	7	9
26776-200002	33	25 -1
26777-100002	10	52
26837-200002	29	40
26877-200002	29	40 -1
26911-080082	39	22
26921-080102	3	45
27241-300000	1	15
27260-150000	37	13 -1
27310-070000	3	7
27310-070001	3	7 -1
28110-080100	90	3
28110-100130	90	4
28110-120140	90	4 -1
28110-170190	90	5
28110-220240	90	6
29411-050000	57	41 -1
29411-100000	57	42 -1
29411-150000	57	43 -1
43400-500390	13	39
		54
	21	42
43400-500410	2	9
	21	9
43400-500450	1	32 -1
	14	27
	21	5 -1
		44
705311-23100	8	10
705311-23600	8	14
711100-51540	11	18
721000-21700	7	1 -1
721000-21701	7	1 -2
721257-55540	13	2
721450-01540	1	29
721450-02500	1	36
721450-02611	1	42
721450-02612	1	42 -1
721450-02621	1	46
721450-02622	1	46 -1

Parts No.	Fig. No.	Ref. No.
721450-11650	3	30
721450-11660	3	36
721450-11700	3	1
721450-21700	7	1
721450-22500	8	3
	22	3
721450-61100	14	1
721450-61520	14	1 -1
721450-66500	14	5
721454-01560	1	1
721454-01561	1	1 -1
721454-01562	1	1 -2
721454-01563	1	1 -3
721454-01610	2	1
721454-01611	2	1 -1
721454-01612	2	1 -2
721454-01613	2	1 A
721454-11520	3	52
721454-11521	3	52 -1
721454-51700	11	1
721454-92500	22	1 A
721454-92600	21	1 A
721454-92601	21	1 A-1
721454-92610	21	1 B
721454-92740	22	1 B
724550-51520	11	16
724950-53100	12	1
728171-23100	8	10 -1
794081-54101	57	78
	89	1
794130-71410	70	10
		21
	71	9
		17
		24
		27
	73	5
794150-12301	29	20
	32	1
794150-22150	34	44
794240-12900-Q	81	1
	85	1
794275-53401	56	75
	57	65
794275-54100	56	88
794340-11900	78	3 -1
		8
	83	3
		8
	87	3

Parts No. Index

Parts No.	Fig. No.	Ref. No.
794340-11900	87	8
794440-25400	41	1
794440-25410	41	14
794446-12900-Q	80	1
	84	1
794446-34500	81	11
	83	11
	85	11
	87	11
794446-34600	81	16
	83	16
	85	16
	87	16
794446-43200	51	1
794446-71100-X	70	2
794446-74600-X	70	22
	71	28
794446-75700-X	72	1
794446-81200	88	1
794446-82110-R	90	1
794446-82111	90	1 -1
794446-83100-X	74	1
794447-14700-Q	77	1
	82	1
	86	1
794447-14710-Q	78	1
	83	1
	87	1
794447-14800-Q	77	6
	82	6
	86	6
794447-14810-Q	78	6
	83	6
	87	6
794448-34700	80	6 -1
	82	11 -1
	84	6
	86	11
794448-34701	80	6 -2
	82	11 -2
	86	11 -1
794448-34800	80	11 -1
	82	16 -1
	84	11
	86	16
794448-34801	80	11 -2
	82	16 -2
	86	16 -1
794448-75700-X	73	1
794500-15100	33	42

Parts No.	Fig. No.	Ref. No.
794500-71100-X	71	1
794500-72100-X	71	10
794500-72200-X	71	20
794500-73100-X	71	25
794730-57112	29	29
	32	7
94210M-06900	19	18
94210M-13751	19	4
94210M-21932	19	9
94210M-32983	19	7
94210M-42801	19	6
94210M-42802	19	21
94210M-42927	19	4 -1
94210M-42929	19	6 -1
94210M-51416	19	11
94210M-51417	19	12
94210M-51418	19	13
94210M-86025	19	8
94210M-86124	19	5
		16
94210M-86372	19	10
94210M-96717	19	17
X21141360	18	16
X21142742	18	37
X211432001	18	11
X21143454	18	27
X21143963	18	22
X21144314	18	18
X21144661	18	21
X211453002	18	14
X21145312	18	13
X21145313	18	17
X21145352	18	15
X211455003	18	19
X211456009	18	20
X21146815	18	32
X21147155	18	7
X21147215	18	12
X21148110	18	3
X21148652	18	28
X211491001	18	2
X211497004	18	31 -1
X6201SD	20	21
XB444001A	20	20
XL1151403	20	14
XL1151552	20	17
XL1251801	20	18
XL1251802	20	19
XL1255310A	20	8
XL1255400	20	13

Parts No.	Fig. No.	Ref. No.
XL1256338	20	10
XL1258320	20	9
XL1307404Y	20	15
XL135N1300	20	4
XL135N1301	20	5
XL135N1302	20	6
XL135N1303	20	7
XL135N2200	20	3
XLT135N1100	20	2
XM069000000	19	18 -1
XM329830000	19	7 -1
XM428020000	19	21 -1
XM429270000	19	4 -2
XM429290000	19	6 -2
XM514160000	19	11 -1
XM514170000	19	12 -1
XM514180000	19	13 -1
XM622270000	19	3 -1
XM860250000	19	8 -1
XM861240000	19	5 -2
		16 -2
XM967170000	19	17 -1
YTI446-12800	76	1
YTI446-12810	76	3
YTI446-12820	76	4
YTI446-12830	76	5
YTI446-12850	76	2
YTI446-12900	75	1
YTI446-12910	75	7
YTI446-12920	75	8
YTI446-12930	75	9
YTI446-12950	75	2
YTI446-12960	75	3
YTI446-12970	75	4
YTI446-12980	75	5
YTI446-12990	75	6
YTI446-34700	76	6
YTI446-34710	76	8
		13
YTI446-34720	76	9
		14
YTI446-34730	76	10
		15
YTI446-34750	76	11 -1
YTI446-34810	76	7
		12
YTI446-34860	75	11
		16
	77	12
		17

Parts No.	Fig. No.	Ref. No.
YTI446-34860	78	12
		17
YTI446-34900	75	10
	77	11
YTI446-34910	75	12
		17
	77	13
		18
YTI446-34920	75	13
		18
	77	14
		19
YTI446-34930	75	14
		19
	77	15
		20
YTI446-34950	75	15
	77	16
YTI446-59100	79	1
YTI446-59110	79	2
YTI446-59120	79	3
YTI446-59140	79	4
YTI446-59150	79	5
YTI446-59160	79	6
YTI447-34700	78	11
YTI447-34710	78	13
		18
YTI447-34720	78	14
		19
YTI447-34730	78	15
		20
YTI447-34750	78	16