

OCT10-M21500EN

PREFACE

This parts catalog carries all parts incorporated in
YANMAR Model YM122/YM126
tractors manufactured since January, 1984.

This parts catalog carries all parts incorporated in
YANMAR Model YM142/YM146
tractors manufactured since December, 1983.

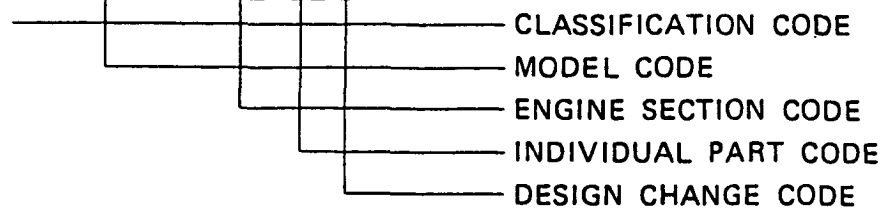
Each illustration corresponds to the parts list on the following page.
When ordering parts, clearly write down the tractor model, as well
as the name and number of each part in your order sheet. This will
help insure delivery of the parts you have ordered.

PART NUMBER

A part serial number comprises 11 digits and means the following.

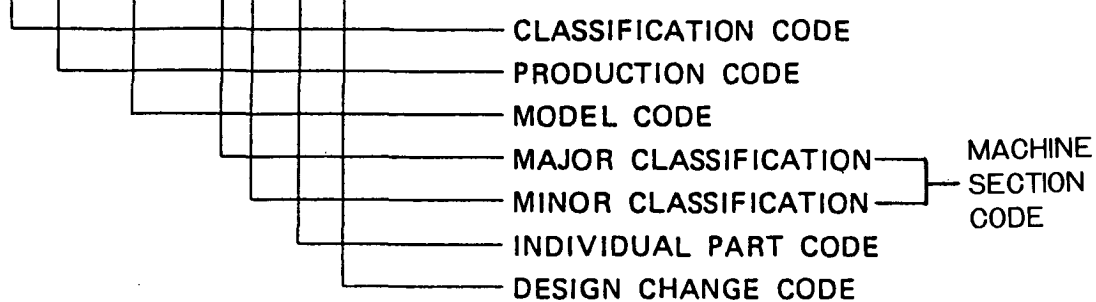
A) Engine Part Code

0 0 0 0 0 0 - 0 0 0 0 0



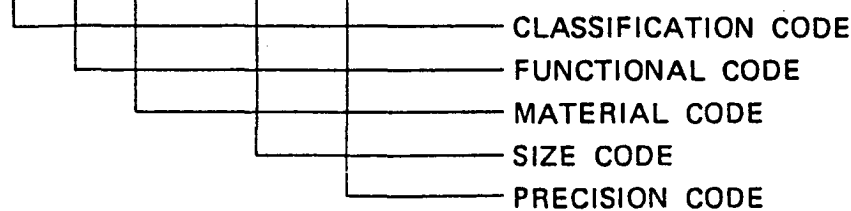
B) Tractor Part Code

0 0 0 0 0 0 - 0 0 0 0 0



C) YIS Part Code

2 0 0 0 0 - 0 0 0 0 0 0



YIS is an abbreviation of YANMAR INDUSTRIAL STANDARD PARTS, and applies to parts such as nuts, bolts, joints, pins, washers, gauges, o-rings, bearing, etc.

For instance, dimensions according to YIS are shown as follows :

BOLT [SCREW]

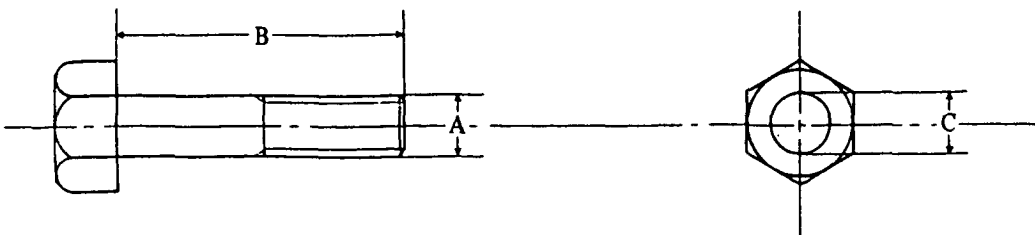
(A x B)

26116-060202 → M6 x 20

NUT

(C)

26756-060002 → M6



COLOURING

Some parts are painted in colors according to the models, specifications, and their destinations. In this parts catalog, colouring is classified into ten variations and shown in abbreviated codes as below.

Colour code	Color
K	Metallic calm green
M	Silver
P	Green
Q	Cream
R	Red
W	Frosted black
X	Black
Y	Yellow
Z	Celva black
U	Plating

The colour of a part is denoted by the colour code suffixed to an ordinary part number :

Example : Fender (L)

194195-62110-R

↓
Red

When ordering painted parts, please designate part colours in your order sheet by suffixing one of these color codes to the part number you want to order.

Directions for the Parts Catalog.

1. The parts stipulated in this Parts Catalog are not necessarily standard equipped parts.
2. Parts may change without prior notice.
3. The following is an example of the Parts Catalog format.

REF.	LEV.	PARTS NO.	DESCRIPTION	Q'TY						I	R
				(A)	(B)	(C)	(D)	(E)	(F)		
1	1	729595-51390	FUEL INJECTION PUMP	1	1	1	1	1			1
1-1	1	729595-51391	FUEL INJECTION PUMP	1	1	1	1	1		N	1
		(A=E00185) (B=E00200)									
3	2	26022-060162	SCREW M 6X 16	9	9	9	9	9			
3-1	2	26022-060162	SCREW M 6X 16	4	4	4	4	4		K	
		(A=E00156) (B=E00156) (C=E00156) (D=E00156) (E=E00156)									
4	2	129470-51040	CAMSHAFT	1	1	1	1	1			
5	2	122710-51050	BEARING, ROLLER	2	2	2	2	2			
6	2	129470-51060	RETAINER	1	1	1	1	1			

Remarks
(1) BOOST COMPEMSATOR TYPE. OPTIONAL PART, TO E00155,(4JH-DT, 4JH-DTZ

① Ref. No.

The Ref. No. listed may not be in accordance with the illustration Ref. No.

(Ex.) Illustration No.

List Ref No.

1

1

(Before change)

1-1

(After change)

For interchangeable symbols N, R and K, illustrations for new parts may be abbreviated.

② Lev. (Level)

Level indication

The numbers below indicate the level of relativity towards the main part.

1 ----- Main parts (Assembly parts)

2 ----- Sub component included in " 1 ".

3 ----- Sub component included in " 2 ".

Note) Parts that are not for sale are partially illustrated but not listed.

③ Interchangeability Mark

When a part change takes place, one of the following interchangeability symbols is indicated beside the part.

Symbol	Interchangeability	Contents note
N	Old $\begin{matrix} \leftarrow \text{Yes} \\ \text{No} \rightarrow \end{matrix}$ New	New Part is interchangeable for Old Part but Old Part is not interchangeable for New Part.
Q	Old $\begin{matrix} \leftarrow \text{No} \\ \text{Yes} \rightarrow \end{matrix}$ New	New Part is not interchangeable for Old Part but Old Part is interchangeable for New Part.
R	Old $\begin{matrix} \leftarrow \text{Yes} \\ \text{Yes} \rightarrow \end{matrix}$ New	New/ Old Parts are both interchangeable.
S	Old $\begin{matrix} \leftarrow \text{No} \\ \text{No} \rightarrow \end{matrix}$ New	New/ Old Parts are both not interchangeable.
W		Part newly added.
Z		Part discontinued.
F		Not interchangeable by a single part but interchangeable together with related parts.
K		Changes only for used parts quantities.

④ Effective Machine No.

When a part changes, the effective Machine No. will be indicated in the (A)-(F) column.

Product Symbol	Product No.	Product Symbol	Product No.
C	Clutch No. Compressor No.	F	Machine No. (Agricultural Equip.)
D	Drive No.	M	Machine No.
E	Engine No.		

Note 1) A date may follow the symbol. (Ex.) 1996.01

Note 2) "XXXXX" and "ZZZZZ" are for parts that could not be predicted or for engine models that could not be identified.

Note 3) (A=E00185) is the E (Engine Serial Number) for the column (A) model (in this case 4JH-DT) after the parts design change.

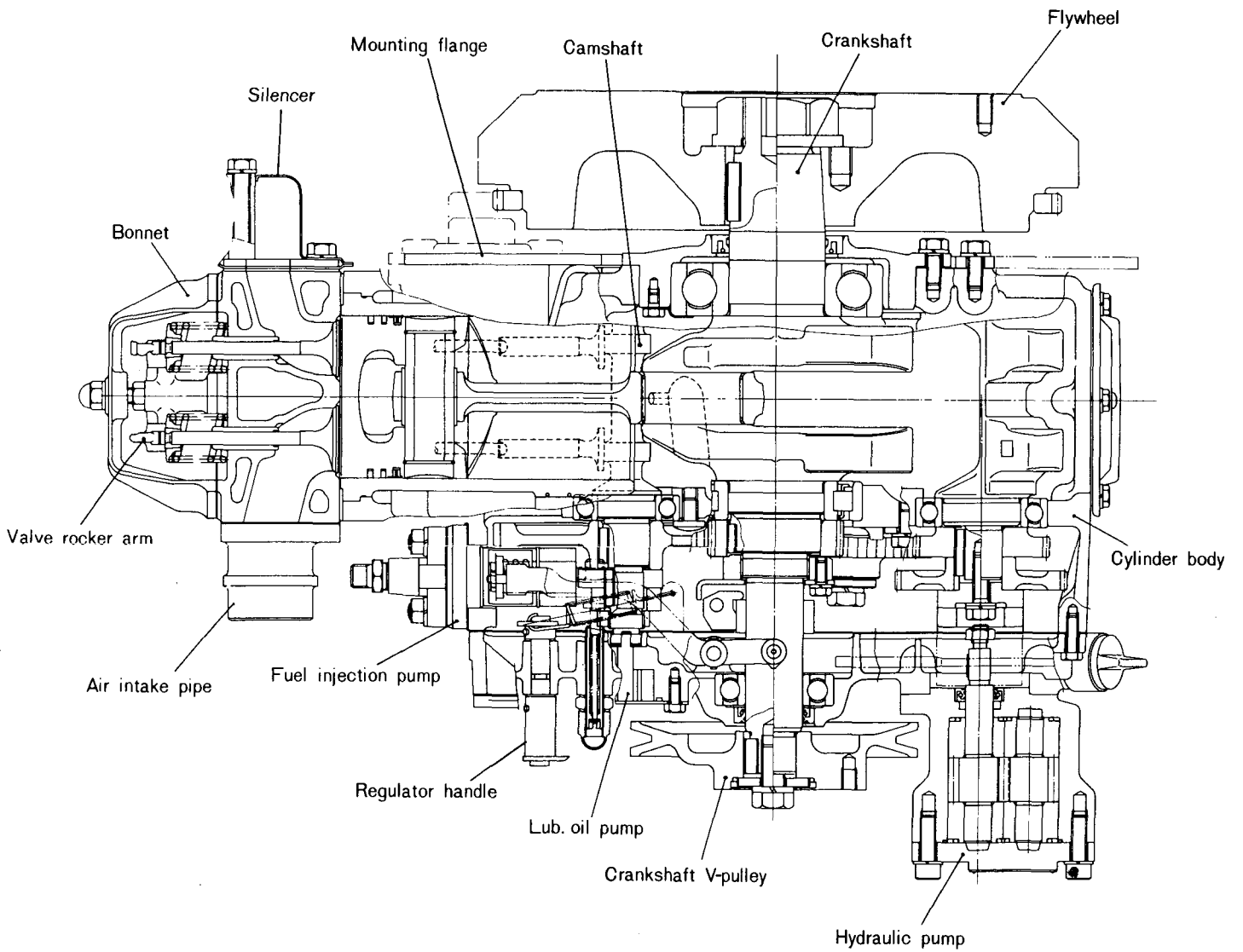
⑤ Remarks Mark

Figures or alphabets (symbols) are entered in the remarks column.

The comments (remarks) on parts that are indicated at the bottom of the illustration are the same symbols as those stated above.

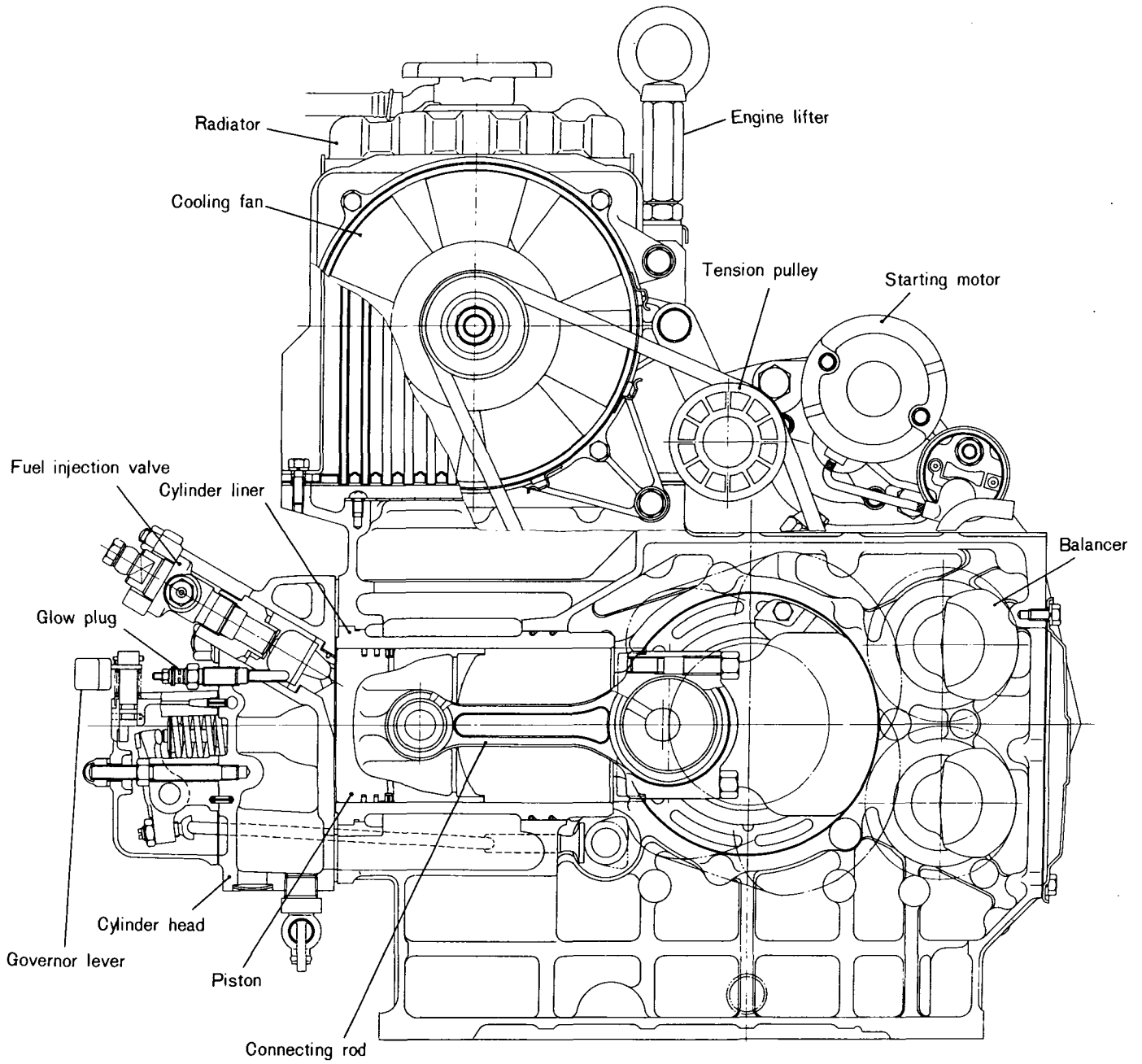
ENGINE SECTIONAL VIEW (1) MA10-N

Horizontal Section

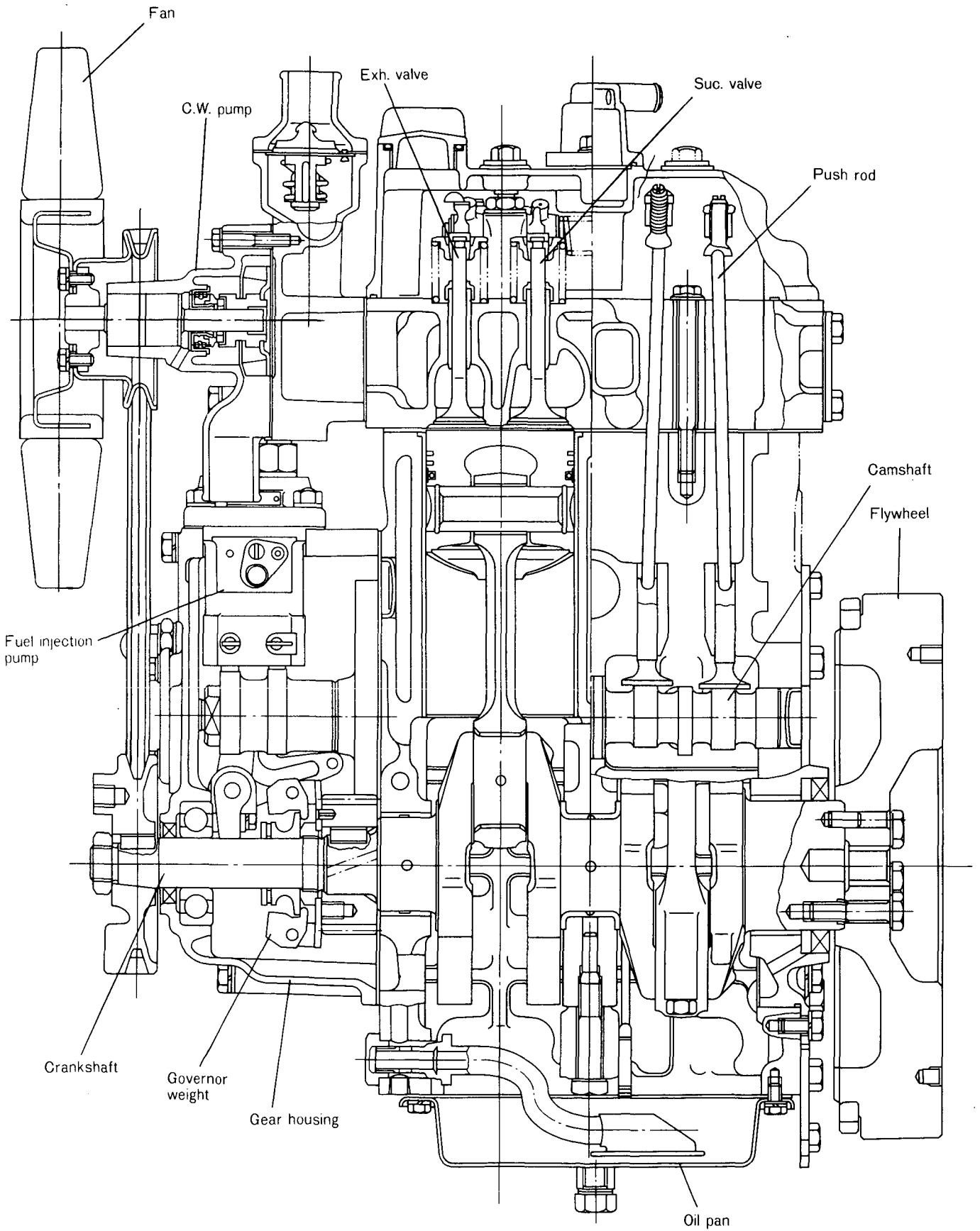


ENGINE SECTIONAL VIEW (2) MA10-N

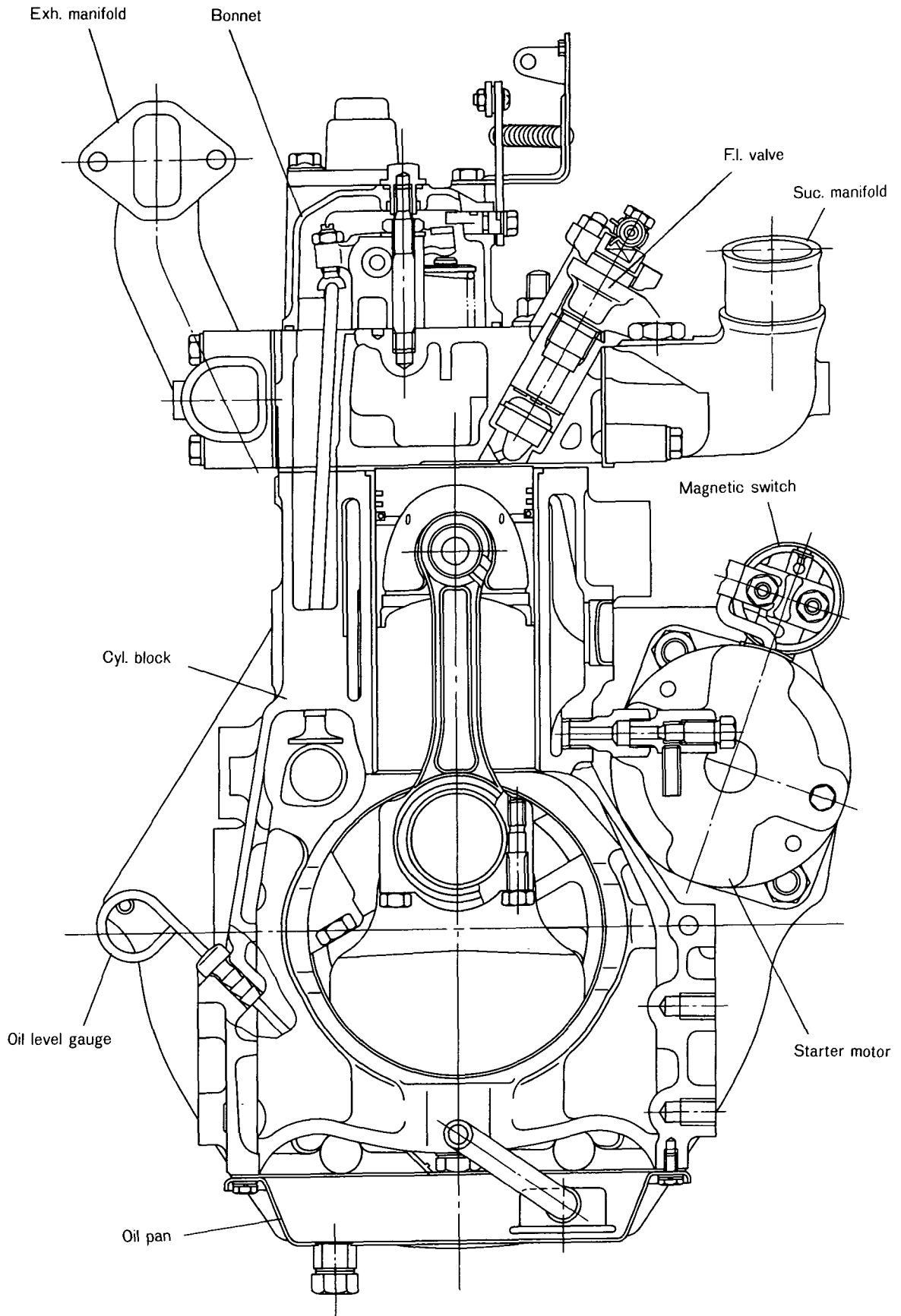
Vertical Section



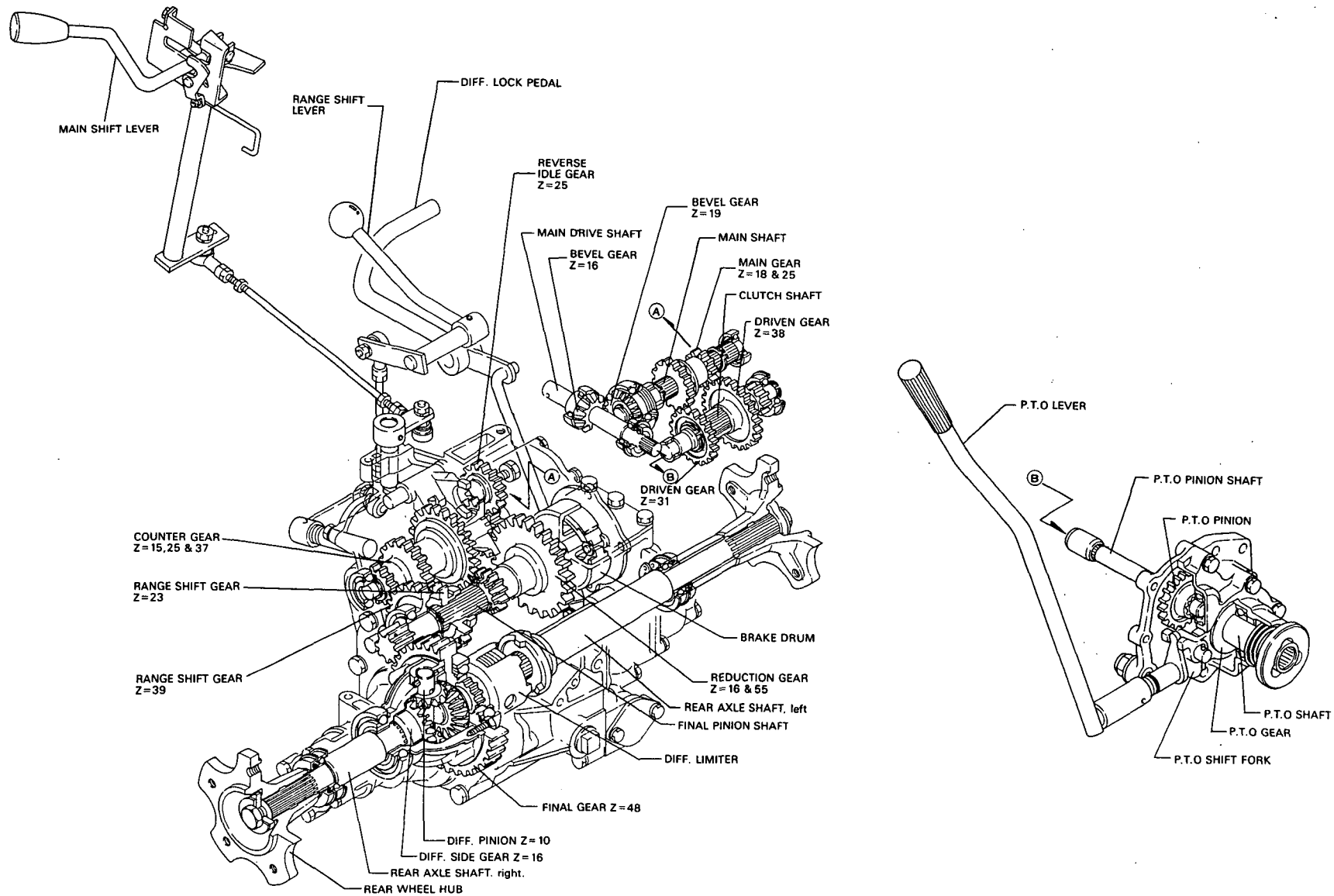
ENGINE SECTIONAL VIEW (1) 2T75U-N



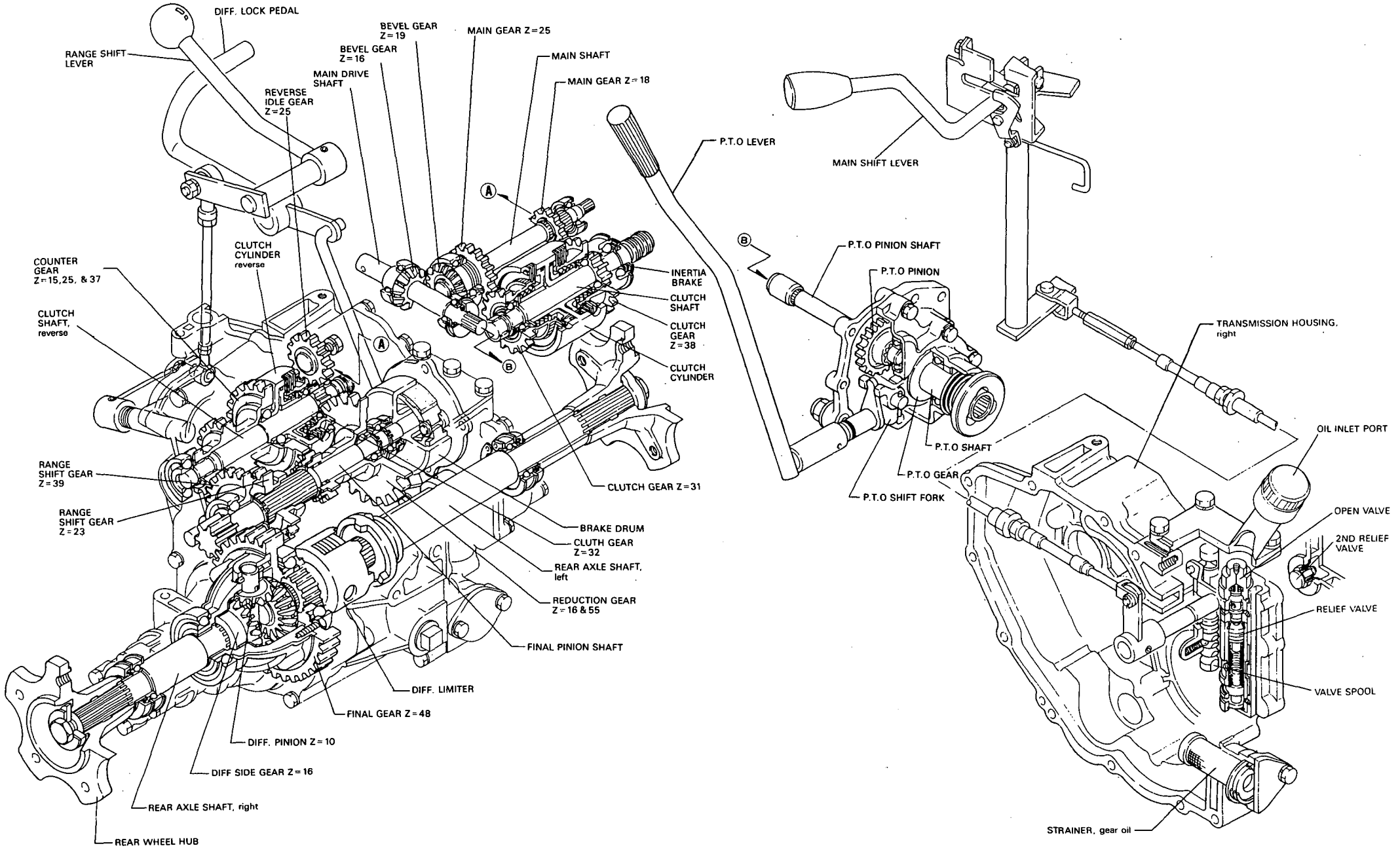
ENGINE SECTIONAL VIEW (2) 2T75U-N



TRAVELLING TRANSMISSION SECTIONAL VIEW (1) FOR MODEL YM122, YM142



TRAVELLING TRANSMISSION SECTIONAL VIEW (2) FOR MODEL YM126 ,YM146



Contents

Fig. No.	Fig. Name	Fig. No.	Fig. Name
ENGINE (MA10-N)		23.	BONNET
1.	CYLINDER BLOCK	24.	AIR CLEANER
2.	SIDE COVER	25.	EXHAUST MANIFOLD & SILENCER
3.	HYDRAULIC PUMP	26.	CAMSHAFT
4.	CYLINDER HEAD	27.	CRANKSHAFT & FLYWHEEL
5.	BONNET	28.	PISTON & CONNECTING ROD
6.	AIR CLEANER & EXHAUST SILENCER	29.	LUBRICATING OIL SYSTEM
7.	CAMSHAFT	30.	COOLING WATER SYSTEM
8.	CRANKSHAFT & FLYWHEEL	31.	FUEL INJECTION PUMP
9.	PISTON & CONNECTING ROD	32.	FUEL INJECTION VALVE
10.	BALANCER	33.	FUEL OIL SYSTEM
11.	RADIATOR & FAN	34.	GOVERNOR MECHANISM
12.	FUEL INJECTION PUMP	35.	ENGINE STOPPING DEVICE
13.	FUEL INJECTION VALVE	36.	ELECTRIC PARTS
14.	FUEL OIL SYSTEM	37.	STARTER (12V-1.3KW)
15.	GOVERNOR DEVICE	38.	GENERATOR
16.	ELECTRIC PARTS	39.	REPAIR KIT
17.	STARTER (12V-1.2KW)	40.	GASKET KIT (FOR ENGINE)
18.	REPAIR KIT		
19.	GASKET KIT		
ENGINE (2T75U-N)		CHASSIS	
20.	CYLINDER BLOCK	41.	THROTTLE (FOR YM122/126)
21.	GEAR HOUSING	42.	THROTTLE (FOR YM142/146)
22.	CYLINDER HEAD	43.	FUEL TANK
		44.	FRONT AXLE (EXCEPT U.S.A.)
		45.	FRONT AXLE (EXCEPT U.S.A.)

Contents

Fig. No. Fig. Name

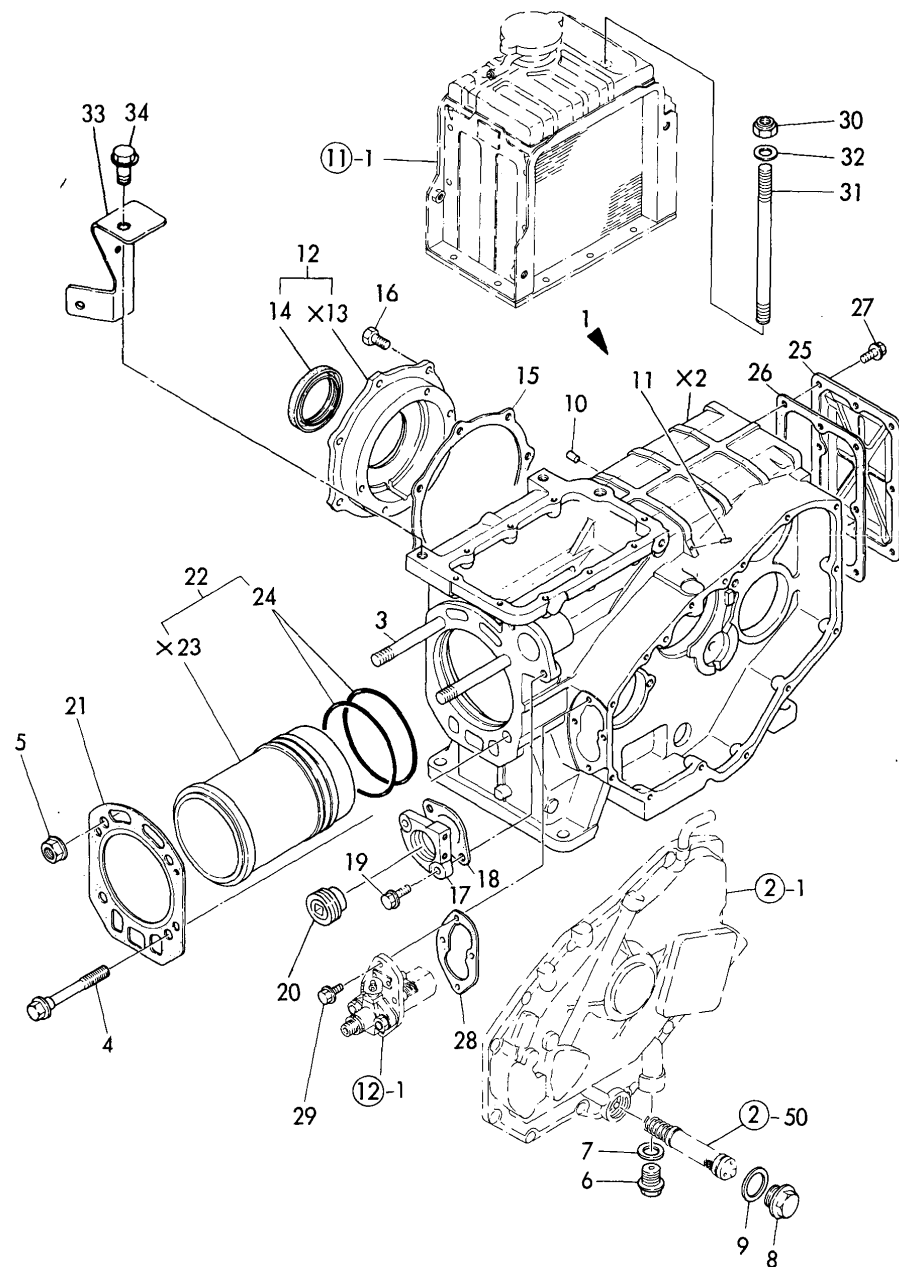
- 46. FRONT AXLE (FOR U.S.A.)
- 47. FRONT AXLE (FOR U.S.A.)
- 48. TIRES (FRONT & REAR)
- 49. STEERING
- 50. CLUTCH (FOR YM122/126)
- 51. CLUTCH (FOR YM142/146)
- 52. MISSION & REAR AXLE HOUSING
- 53. POWER SHIFT PUMP & REGULATOR
- 54. MISSION & REAR AXLE HOUSING
- 55. MISSION GEAR (FOR YM122/142)
- 56. MISSION GEAR (FOR YM126/146)
- 57. MAIN&RANGE SHIFT(FOR YM122/142)
- 58. MAIN&RANGE SHIFT(FOR YM126/146)
- 59. DIFF. GEARS & REAR AXLE SHAFT
- 60. BRAKES
- 61. HYDRAULIC PIPES & OIL PRESSURE
- 62. HYDRAULIC PIPES & OIL PRESSURE
- 63. HYDRAULIC PIPES & OIL PRESSURE
- 64. HYDRAULIC PIPES & OIL PRESSURE
- 65. ELECTRIC PARTS (FOR YM122/126)
- 66. ELECTRIC PARTS (FOR YM142/146)
- 67. ELECTRIC PARTS (FOR YM122/126)
- 68. ELECTRIC PARTS (FOR YM142/146)
- 69. HOOD (FOR YM122/126)
- 70. HOOD (FOR YM142/146)

Fig. No. Fig. Name

- 71. HOOD (FOR YM122/126)
- 72. HOOD (FOR YM142/146)
- 73. FENDER & SEAT
- 74. LABELS (FOR YM122)
- 75. LABELS (FOR YM126)
- 76. LABELS (FOR YM142)
- 77. LABELS (FOR YM146)
- 78. REAR HITCH (FOR U.S.A.)
- 79. TOOLS
- 80. FRONT POWER TAKE OFF
- 81. FRONT POWER TAKE OFF
- 82. AG TIRES (U.S.A. ONLY)
- 83. TURF TIRES (U.S.A. ONLY)

Fig.1. CYLINDER BLOCK

Fig. 1 CYLINDER BLOCK



(A)=MA10-N

(B)=

(C)=

(D)=

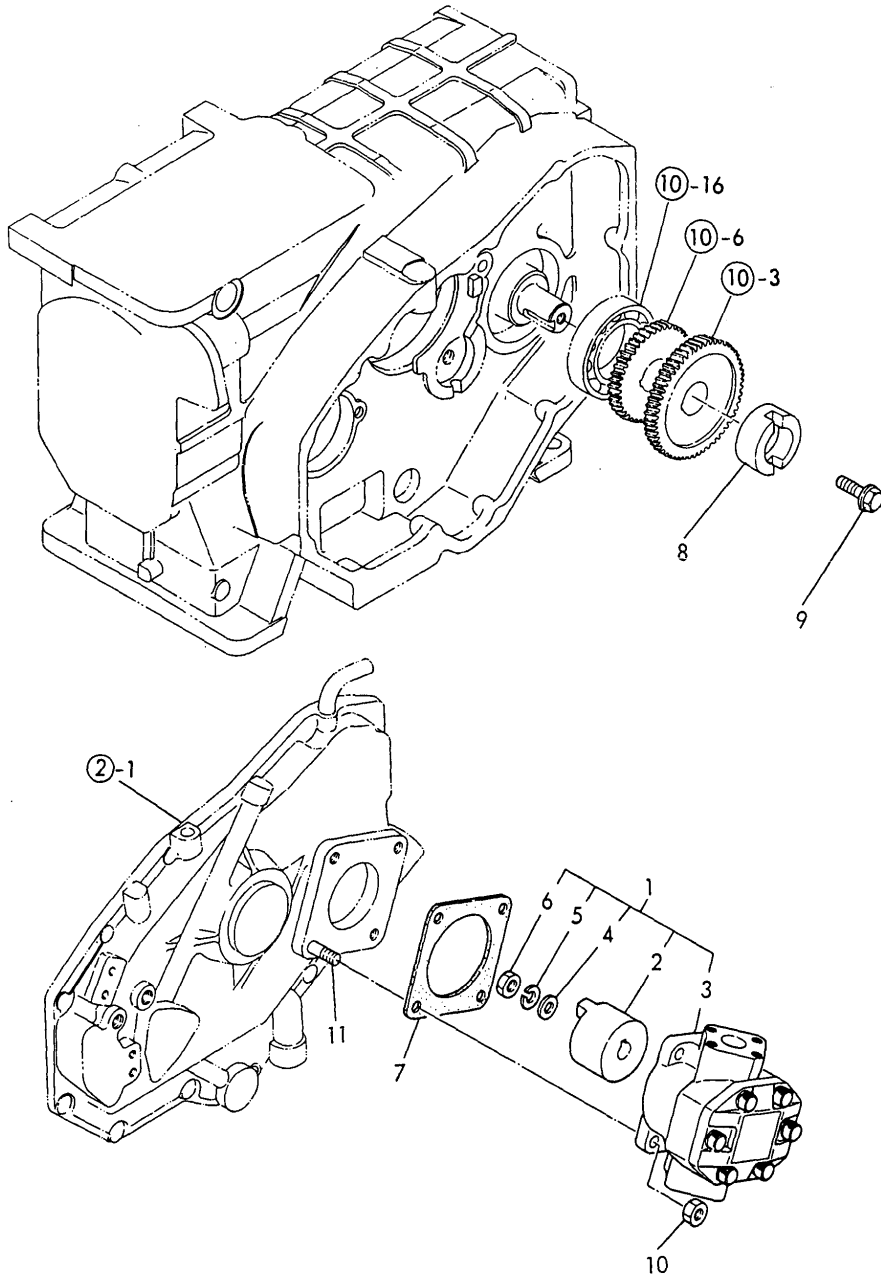
(E)=

(F)=

No.	Lev.	Parts No.	Description	Q'ty						I	R
				(A)	(B)	(C)	(D)	(E)	(F)		
1	1	705546-01561	BLOCK ASSY, CYLINDER	1							
3	2	121575-01200	BOLT, HEAD	2							
4	2	121550-01200	BOLT, HEAD	2							
5	2	121450-01220	NUT, CYLINDER HEAD	2							
6	2	105425-01690	PLUG, 16	1							
7	2	43400-500490	SEAL WASHER 16	1							
8	2	105430-01690	PLUG	1							
9	2	43400-500570	SEAL WASHER 24	1							
10	2	22351-060010	PIN, SPRING 6.0X10	1							
11	2	27221-020080	PLUG 2X 8	1							
12	2	705430-02500	HOUSING ASSY, METAL	1							
13	3	105430-02010	HOUSING, BEARING	1							
14	3	103288-02220	SEAL, TC506809	1							
15	2	105430-02020	GASKET	1							
16	2	26013-080202	BOLT, M8X 20	7							
17	2	105546-44410	COVER	1							
18	2	105430-44420	GASKET	1							
19	2	26106-080322	BOLT, M8X 32 PLATED	2							
20	2	171051-01921	PLUG, NPTF1	1							
21	1	105546-01330	GASKET, HEAD	1							
22	1	705546-01900	LINER ASSY, CYLINDER	1							
24	2	105546-01300	GASKET, LINER	2							
25	1	105430-01480	COVER	1							
26	1	105430-01490	GASKET	1							
27	1	26106-060122	BOLT, M6X 12 PLATED	8							
28	1	105546-01800	SHIM SET	1							
29	1	26106-060142	BOLT, M6X 14 PLATED	4							
30	1	104507-07920	NUT, M12	1							
31	1	105440-07940	BOLT, M12X195	1							
32	1	22117-120000	WASHER, 12	1							
33	1	105546-03900	SUPPORT, WIRE	1							
34	1	26106-100162	BOLT, M10X 16 PLATED	1							

Fig.3. HYDRAULIC PUMP

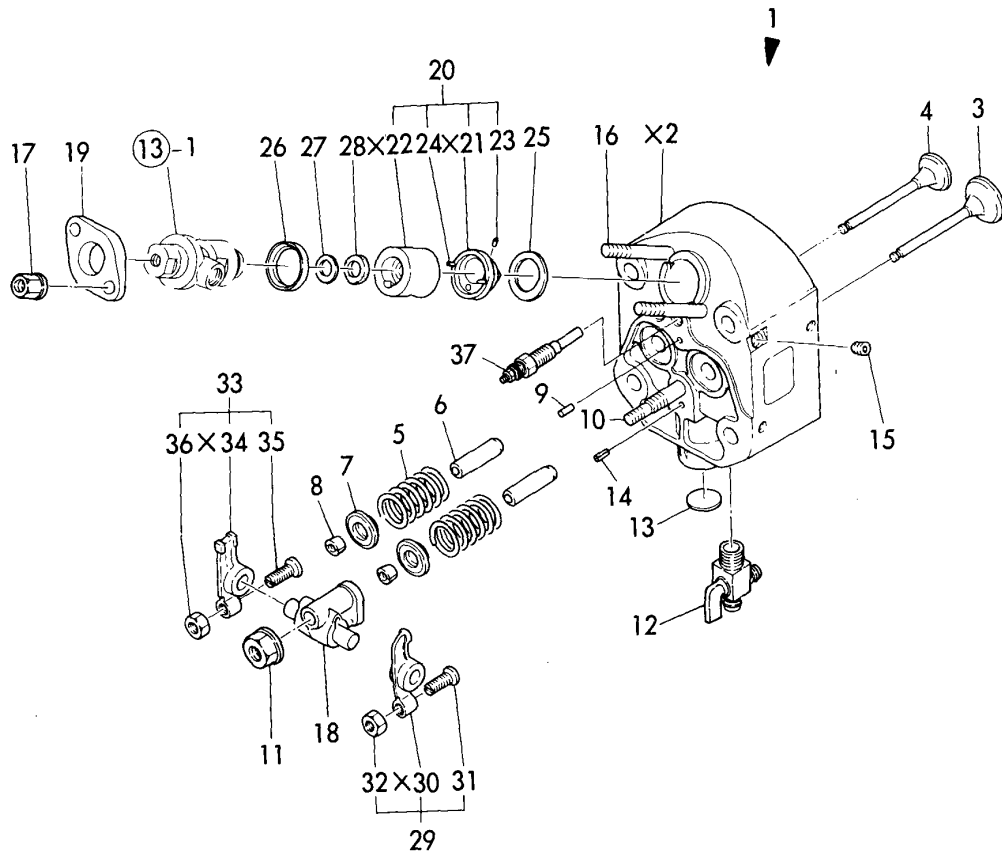
Fig.3 HYDRAULIC PUMP



No.	Lev.	Parts No.	Description	Q'ty						I	R
				(A)	(B)	(C)	(D)	(E)	(F)		
1	1	105546-26010	PUMP ASSY, HYDRAULIC	1							
2	2	105546-26160	JOINT	1							
3	2	194812-41120	PUMP ASSY, HYDRAULIC	1							
4	2	22117-080000	WASHER, 8	1							
5	2	22217-080000	WASHER, SPRING 8	1							
6	2	26716-080002	NUT, M8	1							
7	1	124240-01882	GASKET	1							
8	1	105546-26150	CONNECTOR	1							
9	1	26106-080282	BOLT, M8X 28 PLATED	1							
10	1	26716-080002	NUT, M8	4							
11	1	26216-080222	STUD, M8X 22	4							

Fig.4. CYLINDER HEAD

Fig.4 CYLINDER HEAD



(A)=MA10-N

(B)=

(C)=

(D)=

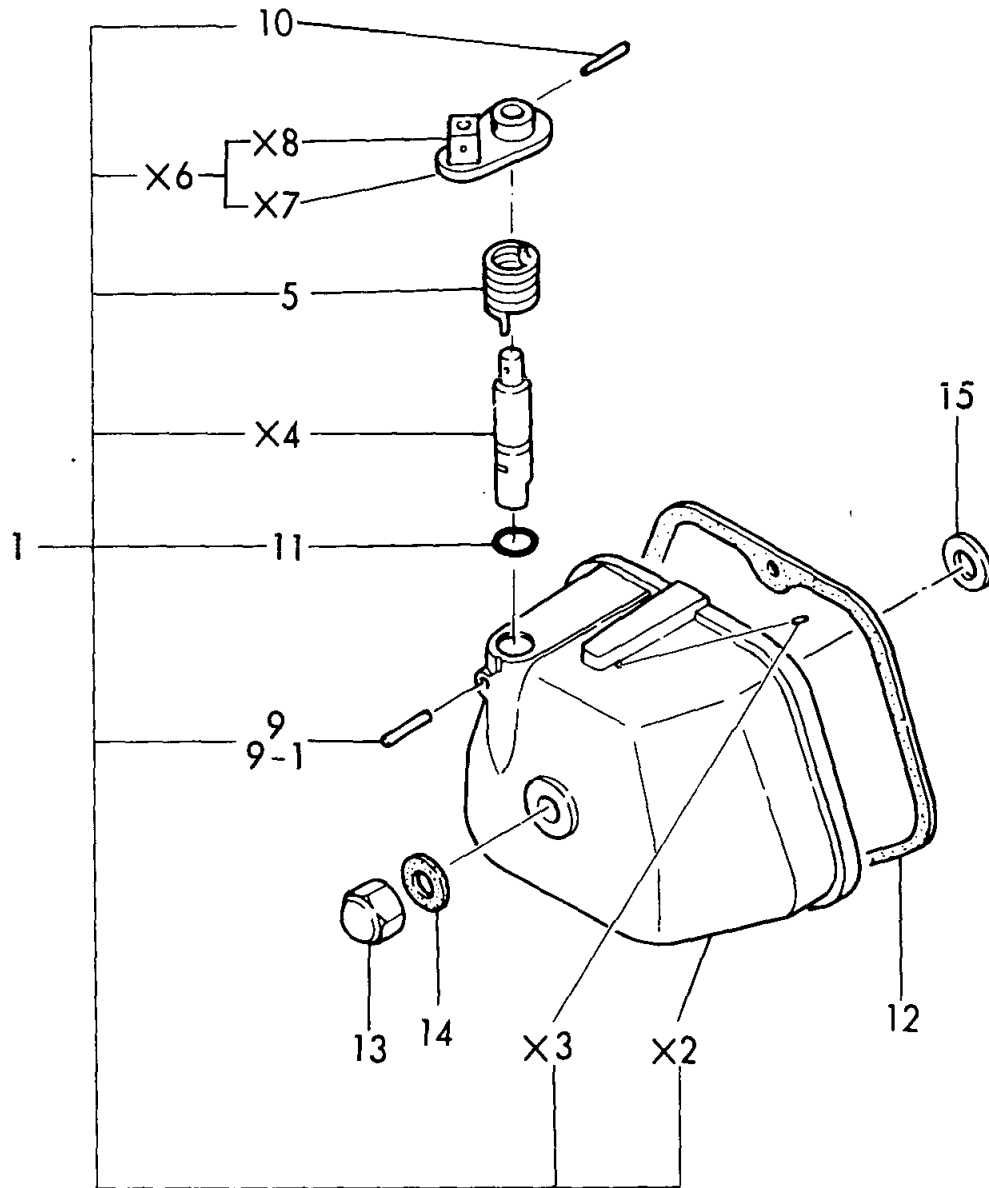
(E)=

(F)=

No.	Lev.	Parts No.	Description	Q'ty						I	R
				(A)	(B)	(C)	(D)	(E)	(F)		
1	1	705546-11700	HEAD ASSY, CYLINDER	1							
3	2	105430-11100	VALVE, INTAKE	1							
4	2	105430-11110	VALVE, EXHAUST	1							
5	2	105430-11120	SPRING, VALVE	2							
6	2	105430-11160	GUIDE, VALVE	2							
7	2	105430-11180	RETAINER, SPRING	2							
8	2	105430-11190	COTTER	4							
9	2	105430-11330	PIN	1							
10	2	128170-11350	STUD	1							
11	2	26606-100002	NUT, M10	1							
12	2	104200-11920	COCK, WATER	1							
12-1	2	105010-11920	COCK, WATER	1							N
(A=*1983.12)											
13	2	27231-220000	PLUG 22	1							
14	2	22351-040010	PIN, SPRING 4.0X10	1							
15	2	23871-010000	PLUG, R01	1							
16	2	26216-080702	STUD, M8X 70	2							
17	2	26366-080002	NUT, M8	2							
18	1	105546-11290	SUPPORT, ROCKER ARM	1							
19	1	101147-11900	RETAINER	1							
20	1	105546-11420	CHAMBER	1							
23	2	103338-11430	PIN	1							
24	2	124970-11470	SPRING	2							
25	1	101704-11450	GASKET, CHAMBER	1							
26	1	129331-11450	GASKET	1							
27	1	124970-11460	GASKET, CHAMBER	1							
28	1	124970-11490	INSULATOR	1							
29	1	105430-11650	ARM, ROCKER	1							
31	2	101158-11230	SCREW, VALVE ADJUST	1							
32	2	26756-080002	NUT, LOCK M8	1							
33	1	105430-11660	ARM, ROCKER	1							
35	2	101158-11230	SCREW, VALVE ADJUST	1							
36	2	26756-080002	NUT, LOCK M8	1							
37	1	124970-77800	PLUG, GLOW	1							

Fig.5. BONNET

Fig. 5 BONNET



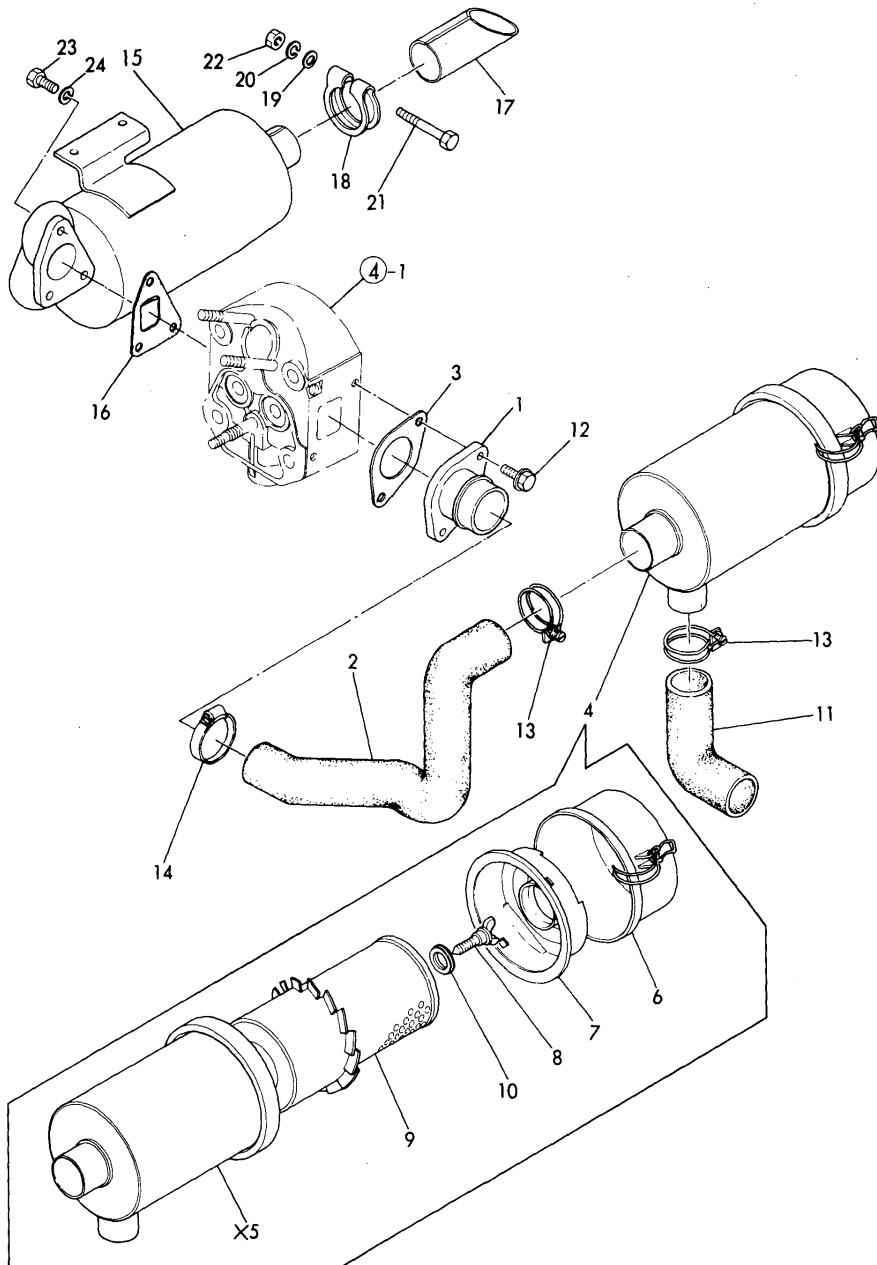
(A)=MA10-N
(B)=
(C)=

(D)=
(E)=
(F)=

No.	Lev.	Parts No.	Description	Q'ty						I	R
				(A)	(B)	(C)	(D)	(E)	(F)		
1	1	705546-11520	BONNET ASSY, HEAD	1							
5	2	104200-03641	SPRING, DECOMPRESSION	1							
9	2	22312-030140	PIN, PARALLEL M3X14	1							
9-1	2	22322-030180	PIN, TAPER 3X18	1							N
		(A=*)									
10	2	22322-030180	PIN, TAPER 3X18	1							
11	2	24311-000070	O-RING, 1AP7.0	1							
12	1	105430-11310	GASKET, BONNET	1							
13	1	26656-080002	NUT, CAP M8	1							
14	1	43400-500410	WASHER 8, SEAL	1							
15	1	22137-080000	WASHER, 8	1							W
		(A=*1983.12)									

Fig.6. AIR CLEANER & EXHAUST SILENCER

Fig.6 AIR CLEANER & EXHAUST SILENCER



(A)=MA10-N

(B)=

(C)=

(D)=

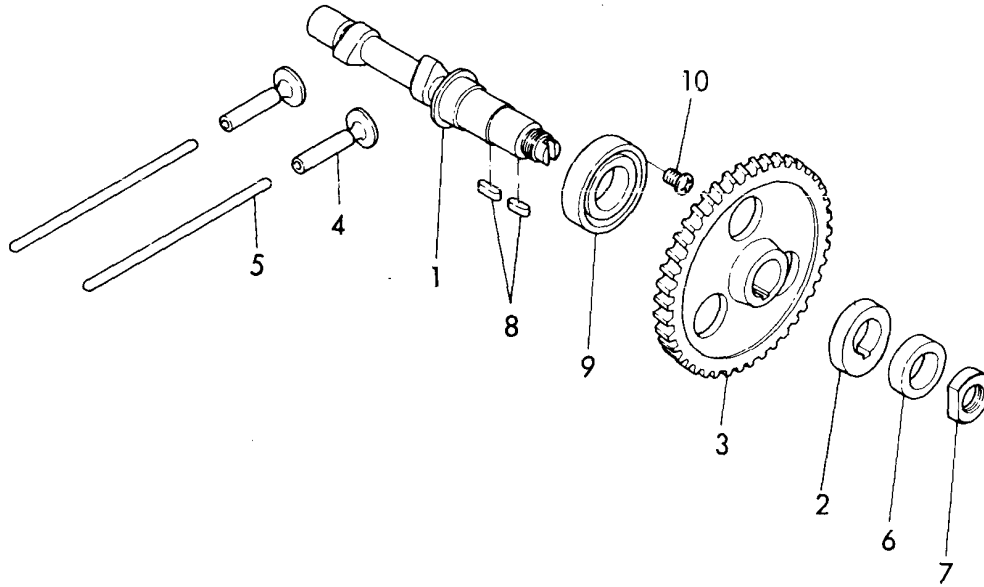
(E)=

(F)=

No.	Lev.	Parts No.	Description	Q'ty						I	R
				(A)	(B)	(C)	(D)	(E)	(F)		
1	1	105546-12020	PIPE, AIR INTAKE	1							
2	1	105546-12041	PIPE, AIR INTAKE	1							
3	1	105440-12050	GASKET	1							
4	1	124970-12500	CLEANER ASSY, AIR	1							
6	2	124970-12660	SUMP ASSY, DUST	1							
7	2	124064-12670	BAFFLE ASSY	1							
8	2	124064-12680	BOLT	1							
9	2	171022-12530	ELEMENT	1							
10	2	124064-12690	WASHER	1							
11	1	124969-12550	PIPE, AIR INTAKE	1							
12	1	26106-080202	BOLT, M8X 20 PLATED	2							
13	1	23010-058000	CLAMP, 58	2							
14	1	23000-060000	CLAMP, 60	1							
15	1	105546-13512	SILENCER	1							
16	1	105430-13200	GASKET, SILENCER	1							
17	1	105546-13570	PIPE, EXHAUST	1							
18	1	124664-13580	CLAMP	1							
19	1	22117-080000	WASHER, 8	1							
20	1	22217-080000	WASHER, SPRING 8	1							
21	1	26116-080602	BOLT, M8X 60 PLATED	1							
22	1	26716-080002	NUT, M8	1							
23	1	26116-080202	BOLT, M8X 20 PLATED	3							
24	1	22217-080000	WASHER, SPRING 8	3							

Fig.7. CAMSHAFT

Fig.7 CAMSHAFT



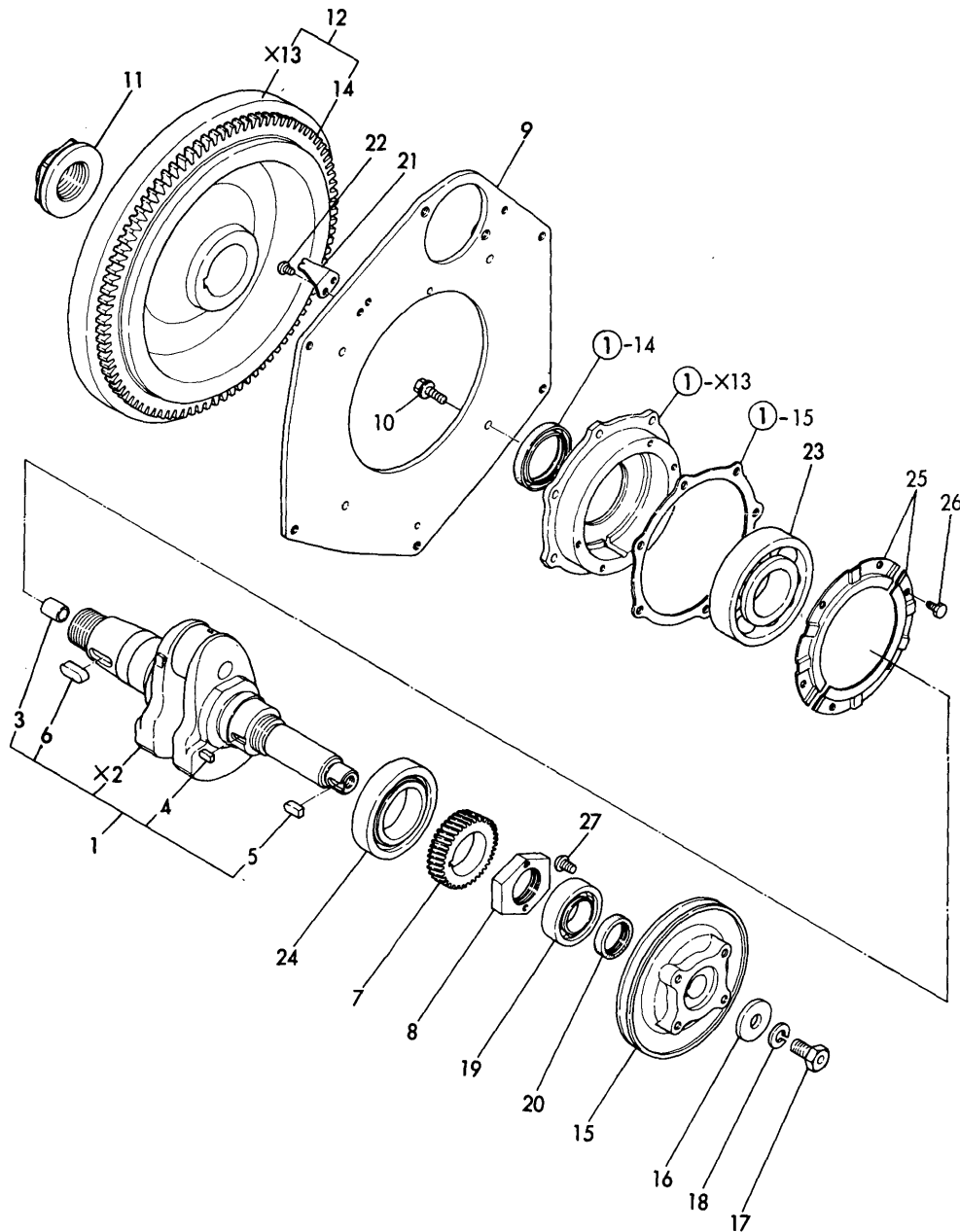
(A)=MA10-N
(B)=
(C)=

(D)=
(E)=
(F)=

No.	Lev.	Parts No.	Description	Q'ty						I	R
				(A)	(B)	(C)	(D)	(E)	(F)		
1	1	105430-14010	CAMSHAFT	1							
2	1	104271-14090	CAM, FUEL	1							
3	1	105430-14100	GEAR, CAMSHAFT	1							
4	1	105430-14200	TAPPET	2							
5	1	104200-14400	ROD, PUSH	2							
6	1	105546-14900	SPACER	1							
7	1	104300-76460	NUT	1							
8	1	22512-050180	KEY, 5X 18	2							
9	1	24101-060064	BEARING, BALL 6006	1							
10	1	26587-080122	SCREW, M8X12	1							

Fig.8. CRANKSHAFT & FLYWHEEL

Fig. 8 CRANKSHAFT & FLYWHEEL



(A)=MA10-N

(B)=

(C)=

(D)=

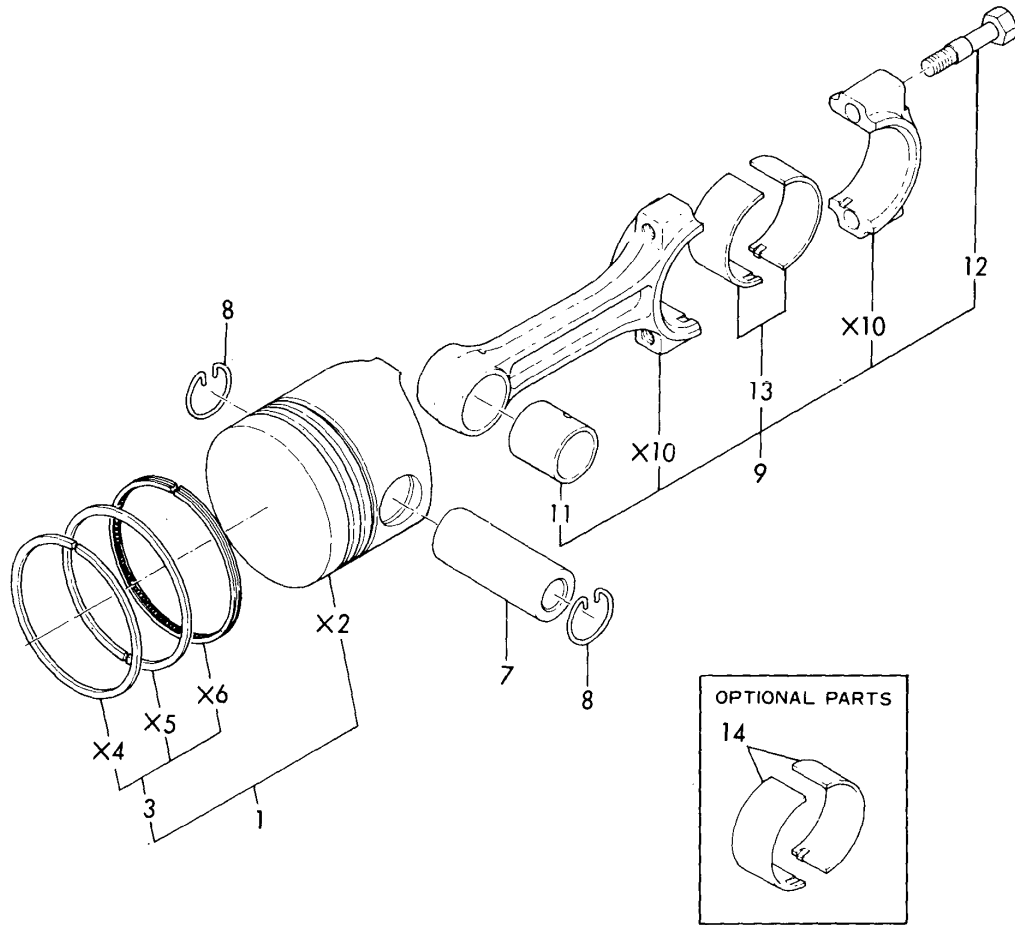
(E)=

(F)=

No.	Lev.	Parts No.	Description	Q'ty						I	R
				(A)	(B)	(C)	(D)	(E)	(F)		
1	1	705546-21700	CRANKSHAFT ASSY	1							
3	2	124950-21230	BUSH	1							
4	2	101400-76490	KEY	1							
5	2	22512-070180	KEY, 7X 18	1							
6	2	22512-100300	KEY, 10X 30	1							
7	1	105430-21210	GEAR, CRANKSHAFT	1							
8	1	105582-21210	NUT, CRANKSHAFT GEAR	1							
9	1	105546-21310	FLANGE, MOUNTING	1							
10	1	26106-080162	BOLT, M8X 16 PLATED	4							
11	1	106330-21530	NUT, END	1							
12	1	105546-21590	FLYWHEEL ASSY	1							
14	2	104211-21600	GEAR, RING	1							
15	1	105546-21150	V-PULLEY	1							
16	1	105582-21940	WASHER	1							
17	1	105582-21950	BOLT	1							
18	1	22212-120000	WASHER 12	1							
19	1	160110-02310	BEARING, BALL 6206C3	1							
20	1	104211-76680	SEAL, TC304208-T	1							
21	1	105546-07300	POINTER	1							
22	1	105546-07310	POINTER	1							W
(A=*1983.12)											
23	1	26557-060082	SCREW, M6X 8	2							
24	1	106300-02300	BEARING, 6310-C3	1							
25	1	105540-02310	BEARING, NF210	1							
26	1	105430-02321	RETAINER, BEARING	2							
27	1	26116-060102	BOLT, M6X 10 PLATED	6							
28	1	26587-080122	SCREW, M8X12	1							

Fig.9. PISTON & CONNECTING ROD

Fig. 9 PISTON & CONNECTING ROD



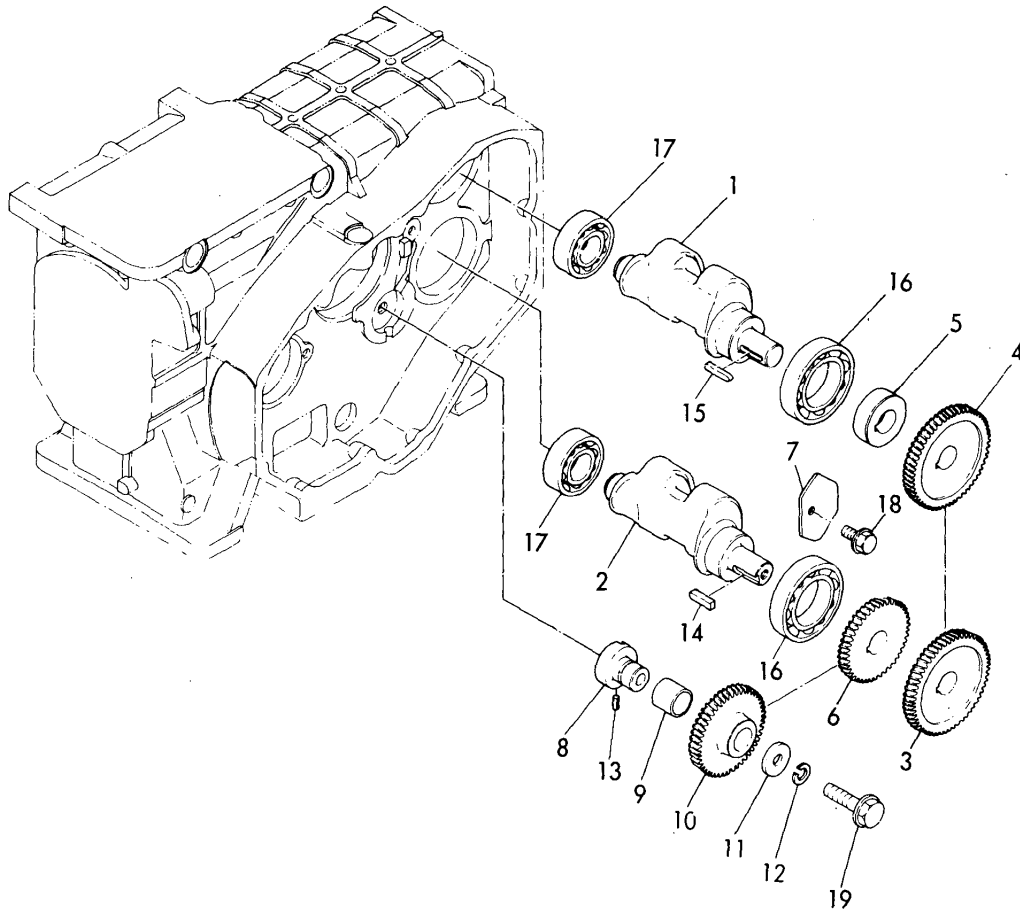
(A)=MA10-N
(B)=
(C)=

(D)=
(E)=
(F)=

No.	Lev.	Parts No.	Description	Q'ty						I	R	
				(A)	(B)	(C)	(D)	(E)	(F)			
1	1	105530-22090	PISTON ASSY	1								
3	2	705546-22500	RING SET, PISTON	1								
7	1	103338-22300	PIN, PISTON	1								
8	1	103338-22400	CIRCLIP	2								
9	1	705430-23100	ROD ASSY, CONNECTING	1								
11	2	103338-23100	BEARING, PISTON PIN	1								
12	2	104500-23201	BOLT, CONNECTING ROD	2								
13	2	105430-23300	BEARING, CRANK PIN	2								
14	1	105440-23350	BEARING, 0.25 US	1								A

Fig.10. BALANCER

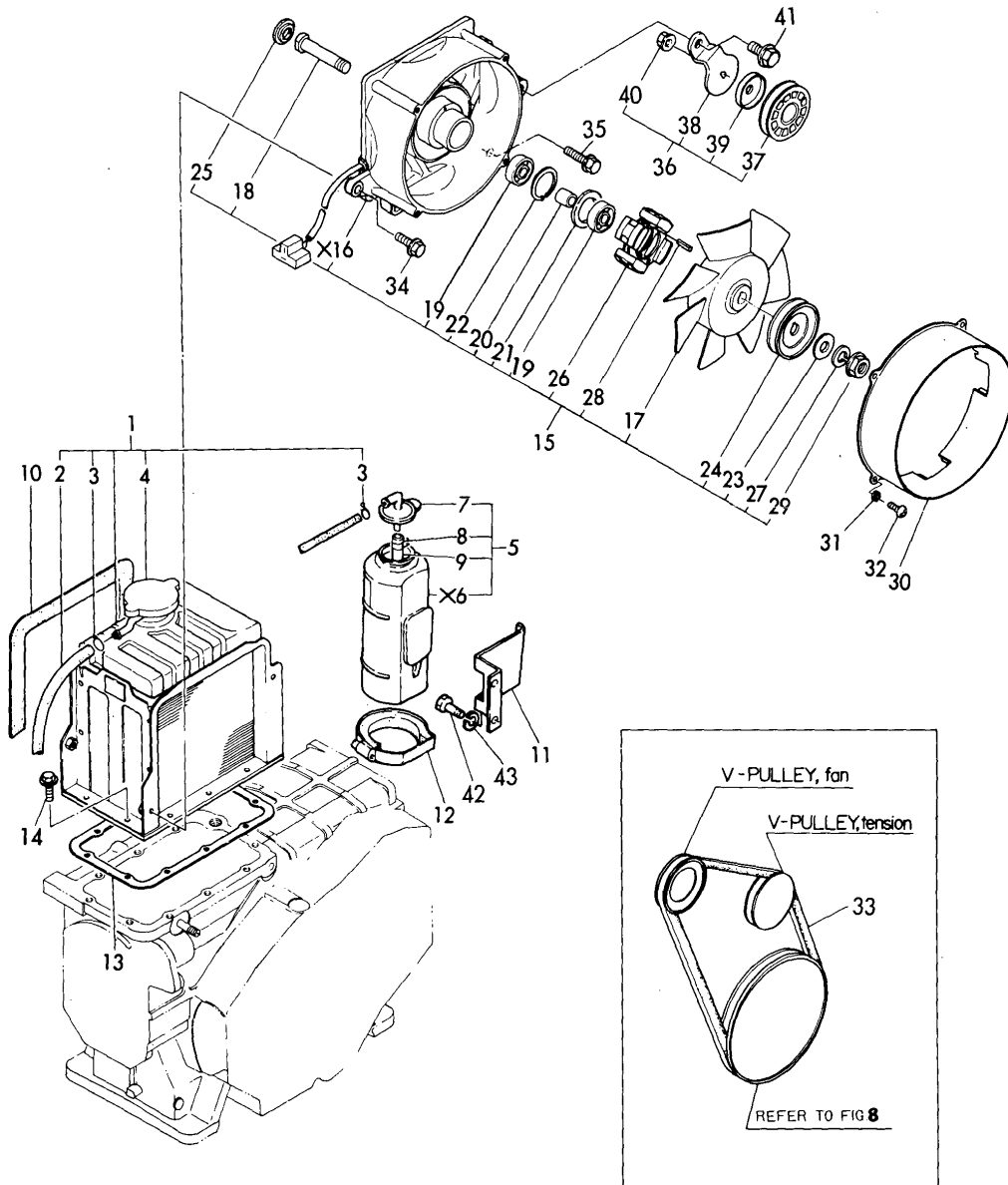
Fig. 10 BALANCER



No.	Lev.	Parts No.	Description	Q'ty						I	R
				(A)	(B)	(C)	(D)	(E)	(F)		
1	1	105430-28250	SHAFT, BALANCER	1							
2	1	105546-28250	SHAFT, BALANCER	1							
3	1	105430-28300	GEAR, BALANCER	1							
4	1	105430-28310	GEAR, BALANCER	1							
5	1	105430-28380	SPACER	1							
6	1	105430-28410	GEAR, BALANCER	1							
7	1	105430-28450	RETAINER	1							
8	1	105430-28700	SHAFT, IDLE GEAR	1							
9	1	105430-28720	BUSH, IDLE GEAR	1							
10	1	105430-28730	GEAR, IDLE	1							
11	1	123672-83880	RETAINER	1							
12	1	22217-100000	WASHER, SPRING 10	1							
13	1	22351-040008	PIN, SPRING 4.0X 8	1							
14	1	22512-050240	KEY, 5X 24	1							
15	1	22512-050300	KEY, 5X 30	1							
16	1	24101-060084	BEARING, BALL 6008	2							
17	1	24101-062054	BEARING, BALL 6205	2							
18	1	26106-080122	BOLT, M8X 12 PLATED	1							
19	1	26106-100502	BOLT, M10X 50 PLATED	1							

Fig.11. RADIATOR & FAN

Fig. 11 RADIATOR & FAN



(A)=MA10-N

(B)=

(C)=

(D)=

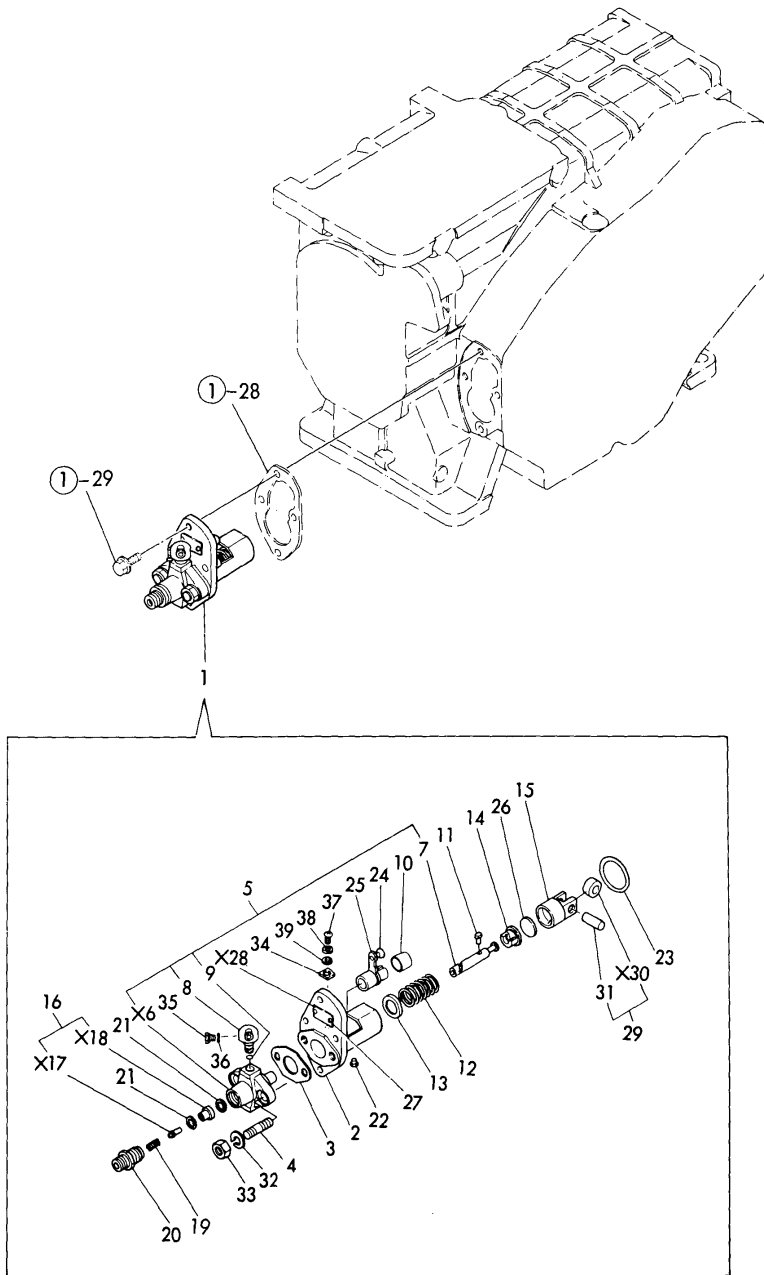
(E)=

(F)=

No.	Lev.	Parts No.	Description	Q'ty						I	R
				(A)	(B)	(C)	(D)	(E)	(F)		
1	1	105546-44500	RADIATOR ASSY	1							
2	2	105546-44570	PIPE, 7X300	1							
3	2	121250-44590	CLAMP	2							
4	2	124450-44590	CAP, RADIATOR	1							
5	1	121520-44510	TANK ASSY, SUB	1							
7	2	121450-44530	CAP	1							
8	2	124450-44560	RETAINER	1							
9	2	23065-070145	PIPE, 7X 145	1							
10	1	104607-44540	SPONGE	1							
11	1	124970-44540	BRACKET	1							
12	1	121750-44550	BAND, TANK	1							
13	1	105430-44610	GASKET	1							
14	1	26013-060182	BOLT, M6X 18	9							
15	1	105546-44201	CASE ASSY, FAN	1							
16	2	105546-44681	CASE, COOLING FAN	1							
17	2	105546-44701	FAN, COOLING	1							
18	2	106383-44710	SHAFT, FAN	1							
19	2	104407-44720	BEARING, BALL 6201UU	2							
20	2	106383-44720	SPACER	1							
21	2	106383-44730	WASHER	1							
22	2	106383-44740	CIRCLIP	1							
23	2	106383-44760	SPACER	1							
24	2	104805-44771	PULLEY, FAN	1							
25	2	105225-44790	CAP	1							
26	2	106383-78010	GENERATOR	1							
27	2	22212-100000	SPRING WASHER 10	1							
28	2	22351-040010	PIN, SPRING 4.0X10	2							
29	2	26706-100002	NUT, M10	1							
30	1	105546-44360	DUCT, FAN	1							
31	1	105546-44370	BRUSH	4							
32	1	26021-060122	SCREW, M6X12	4							
33	1	106200-44780	V-BELT	1							
34	1	26106-080202	BOLT, M8X 20 PLATED	2							
35	1	26106-080322	BOLT, M8X 32 PLATED	1							
36	1	106100-44800	PULLEY ASSY, TENSION	1							
37	2	106100-44650	PULLEY, TENSION	1							
38	2	106100-44940	LEVER, PULLEY	1							
39	2	106100-44960	CAP	1							
40	2	26366-080002	NUT, M8	1							
41	1	26106-100182	BOLT, M10X 18 PLATED	1							
42	1	26116-060122	BOLT, M6X 12 PLATED	2							
43	1	22217-060000	WASHER, SPRING 6	2							

Fig.12. FUEL INJECTION PUMP

Fig. **12** FUEL INJECTION PUMP



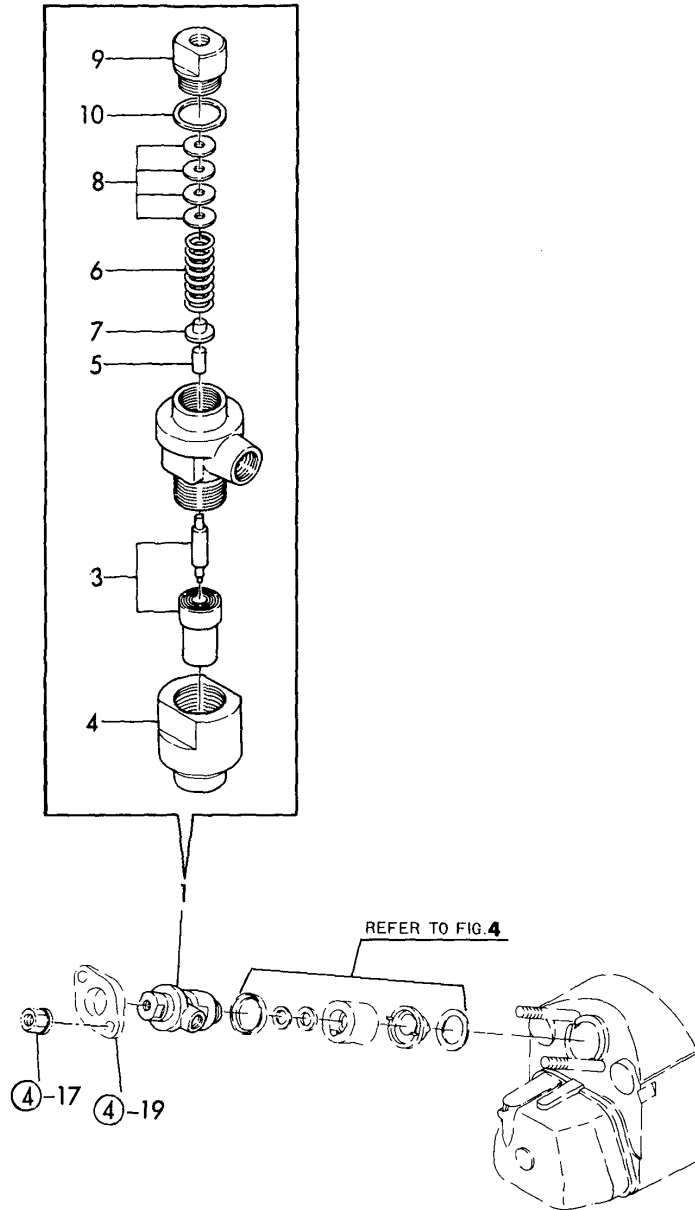
(A)=MA10-N
(B)=
(C)=

(D)=
(E)=
(F)=

No.	Lev.	Parts No.	Description	Qty						I	R
				(A)	(B)	(C)	(D)	(E)	(F)		
1	1	705546-51700	PUMP ASSY, INJECTION	1							
2	2	105546-51010	MOUNT	1							
3	2	105546-51020	GASKET	1							
4	2	105546-51030	STUD, M8X20	2							
5	2	105546-51100	BODY ASSY	1							
7	3	105546-51130	PLUNGER ASSY	1							
8	3	105546-51170	JOINT, PIPE	1							
9	3	105546-51190	O-RING, 5-S	1							
10	2	105546-51150	COLLAR	1							
11	2	105546-51140	PIN, PLUNGER	1							
12	2	124950-51190	SPRING, PLUNGER	1							
13	2	174307-51170	RETAINER, SPRING A	1							
14	2	174307-51181	RETAINER, SPRING B	1							
15	2	174307-51200	GUIDE, PLUNGER	1							
16	2	105546-51300	VALVE ASSY, DELIVERY	1							
19	2	105546-51330	SPRING, DELIVERY	1							
20	2	105546-51340	HOLDER, DELIVERY	1							
21	2	124550-51350	GASKET, DELIVERY	2							
22	2	104271-51450	PIECE, GUIDE	1							
23	2	104271-51460	CIRCLIP	1							
24	2	105546-51550	PIN	1							
25	2	105546-51600	LEVER, CONTROL	1							
26	2	174307-51700	SHIM SET	1							
27	2	124220-51890	RIVET	2							
29	2	174100-54190	ROLLER ASSY, TAPPET	1							
31	3	174100-54120	PIN	1							
32	2	22287-080000	WASHER, 8	2							
33	2	26726-080002	NUT, M8	2							
34	1	105546-51610	PLATE	1							
35	1	105546-51900	PLUG	1							
36	1	43400-500390	SEAL WASHER 6	1							
37	1	26557-040102	SCREW, M4X10	1							
38	1	22117-040000	WASHER, 4	1							
39	1	22217-040000	WASHER, SPRING 4	1							

Fig.13. FUEL INJECTION VALVE

Fig. **13** FUEL INJECTION VALVE



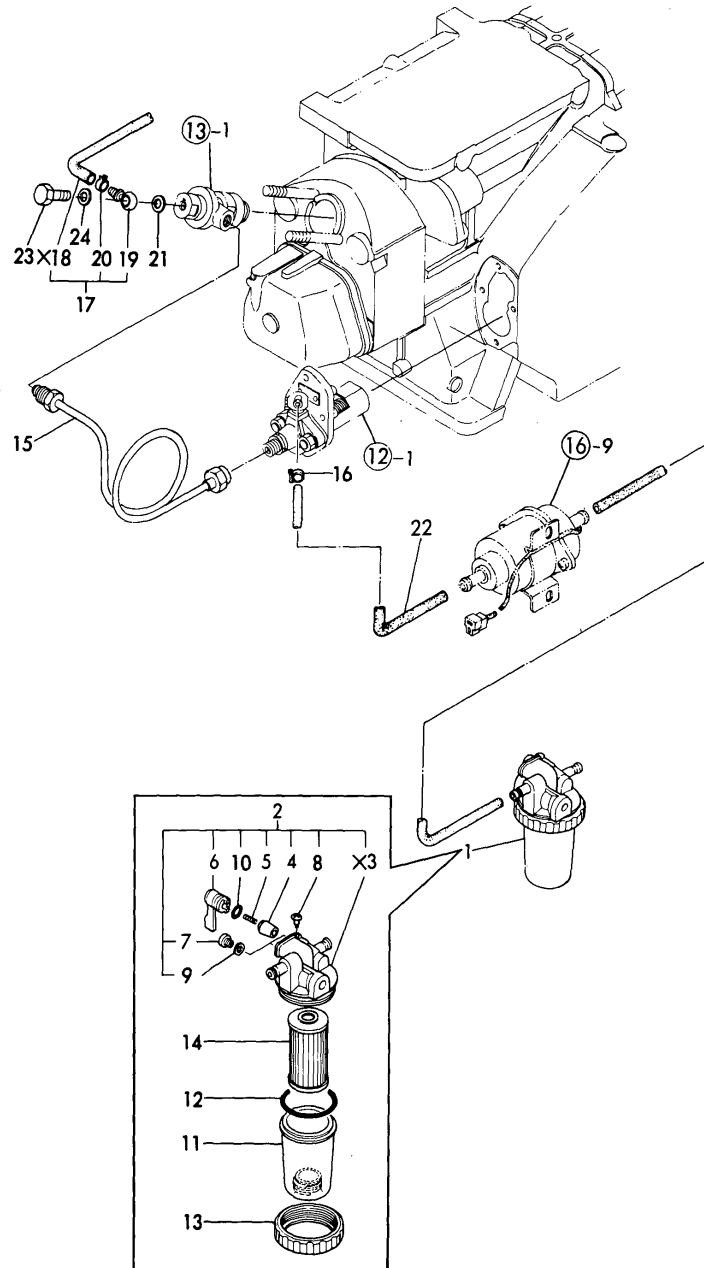
(A)=MA10-N
(B)=
(C)=

(D)=
(E)=
(F)=

No.	Lev.	Parts No.	Description	Q'ty						I	R
				(A)	(B)	(C)	(D)	(E)	(F)		
1	1	705546-53100	VALVE ASSY,INJECTION	1							
3	2	124250-53000	VALVE ASSY,INJECTION	1							
4	2	129331-53080	NUT, NOZZLE	1							
5	2	113200-53110	SPINDLE, INTER	1							
6	2	105546-53120	SPRING, NOZZLE	1							
7	2	113200-53120	RETAINER, SPRING	1							
8	2	110250-53150	PLATE ASSY, ADJUST	1							
9	1	103854-53180	RETAINER, SPRING	1							
10	1	172100-53200	GASKET	1							

Fig.14. FUEL OIL SYSTEM

Fig. **14** FUEL OIL SYSTEM



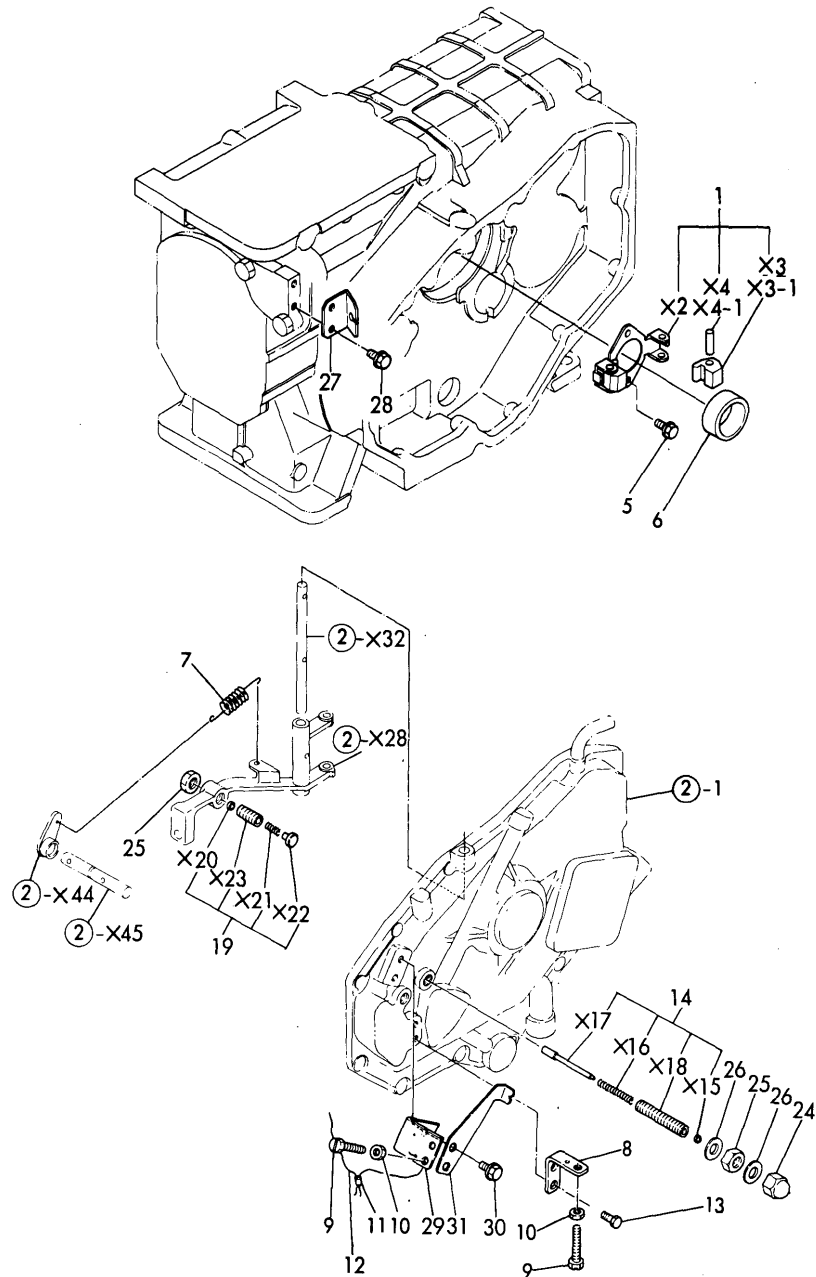
(A)=MA10-N
(B)=
(C)=

(D)=
(E)=
(F)=

No.	Lev.	Parts No.	Description	Qty						I	R
				(A)	(B)	(C)	(D)	(E)	(F)		
1	1	124064-55600	FILTER ASSY, FUEL	1							
2	2	724160-55630	BODY ASSY, FILTER	1							
4	3	104200-55321	VALVE, TAPER	1							
5	3	104200-55330	SPRING, VALVE	1							
6	3	104200-55341	HANDLE	1							
7	3	101720-55750	PLUG, 6	2							
8	3	104200-55750	SCREW, M4	1							
9	3	23418-060000	GASKET, 6X1.0	2							
10	3	24311-240100	O-RING, 1AP10A	1							
11	2	124064-55510	COVER	1							
12	2	102103-55520	O-RING	1							
13	2	110250-55610	RING, RETAINING	1							
14	2	104500-55710	ELEMENT	1							
15	1	105546-59810	PIPE ASSY, INJECTION	1							
16	1	23000-013000	CLAMP, 13	1							
17	1	105546-59140	PIPE ASSY, RETURN	1							
19	2	105546-59110	JOINT	1							
20	2	124060-77680	CLIP, HOSE 10	1							
21	1	104884-59170	GASKET	1							
22	1	105312-59560	PIPE, FUEL L=300	1							
23	1	101147-59810	BOLT, PIPE JOINT M8	1							
24	1	23414-080012	GASKET, 8X1.0	1							

Fig.15. GOVERNOR DEVICE

Fig. **15** GOVERNOR DEVICE



(A)=MA10-N

(B)=

(C)=

(D)=

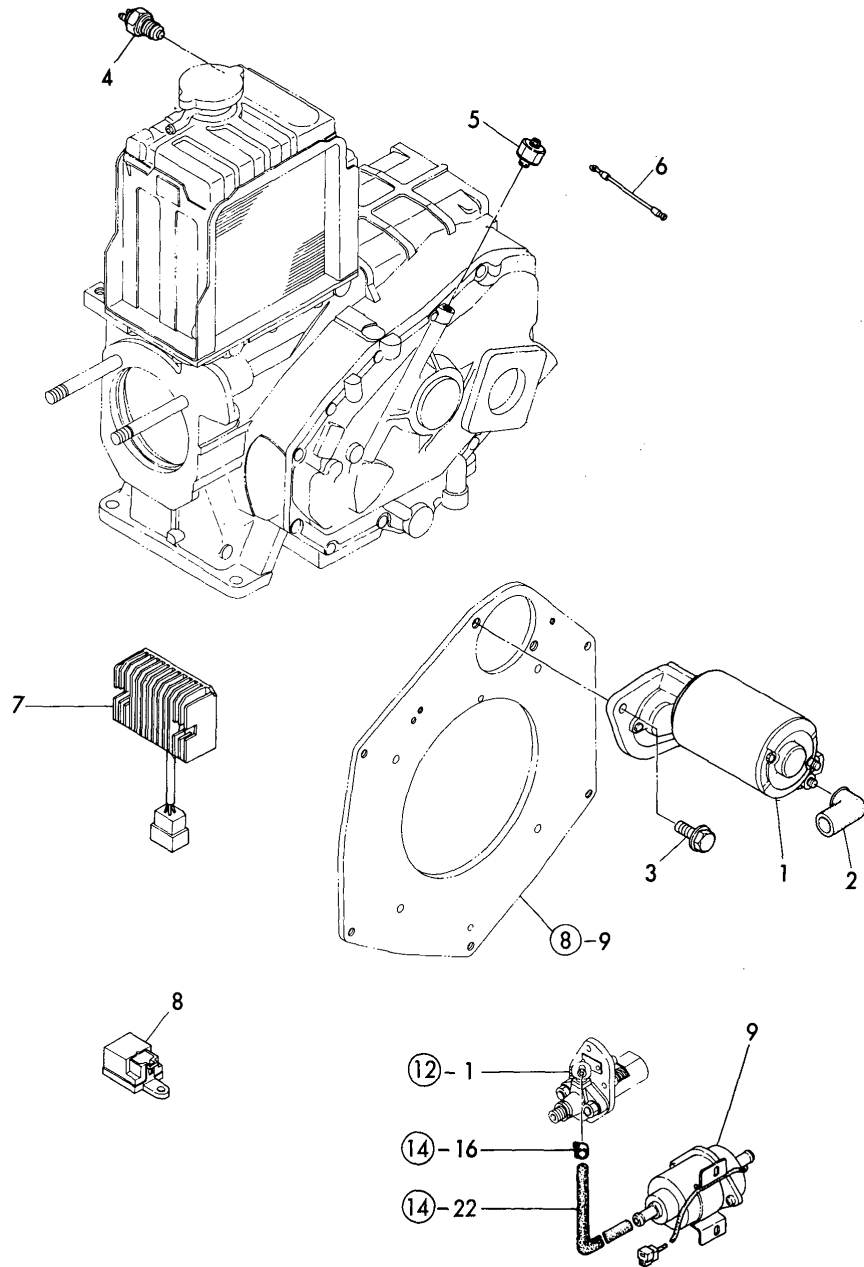
(E)=

(F)=

No.	Lev.	Parts No.	Description	Qty						I	R
				(A)	(B)	(C)	(D)	(E)	(F)		
1	1	705582-61520	SUPPORT ASSY, GOV.	1							
3	2	105311-61200	WEIGHT, GOVERNOR	1							
3-1	2	105311-61200	WEIGHT, GOVERNOR	2							K
(A=*)											
4	2	172200-61220	PIN, GOVERNOR WEIGHT	1							
4-1	2	172200-61220	PIN, GOVERNOR WEIGHT	2							K
(A=*)											
5	1	26106-060102	BOLT, M6X 10 PLATED	2							
6	1	105311-61601	SLEEVE, GOVERNOR	1							
7	1	105546-66010	SPRING, REGULATOR	1							
8	1	105546-66450	SUPPORT	1							
9	1	106150-66520	SCREW	2							
10	1	26756-060002	NUT, LOCK M6	2							
11	1	135210-61090	LEAD	1							
12	1	22451-080100	WIRE 0.8X 100	1							
13	1	26106-060122	BOLT, M6X 12 PLATED	2							
14	1	105546-66750	CONTROLLER	1							
19	1	105546-66800	CONTROLLER	1							
24	1	124060-66950	NUT, CAP M10	1							
25	1	26796-100002	NUT, LOCK M10	1							
26	1	43400-500430	SEAL WASHER 10	2							
27	1	105546-67830	SUPPORT, WIRE	1							
28	1	26106-060122	BOLT, M6X 12 PLATED	2							
29	1	105546-67011	SUPPORT, WIRE	1							
30	1	26106-060122	BOLT, M6X 12 PLATED	2							
31	1	105546-07310	POINTER	1							

Fig.16. ELECTRIC PARTS

Fig. **16** ELECTRIC PARTS



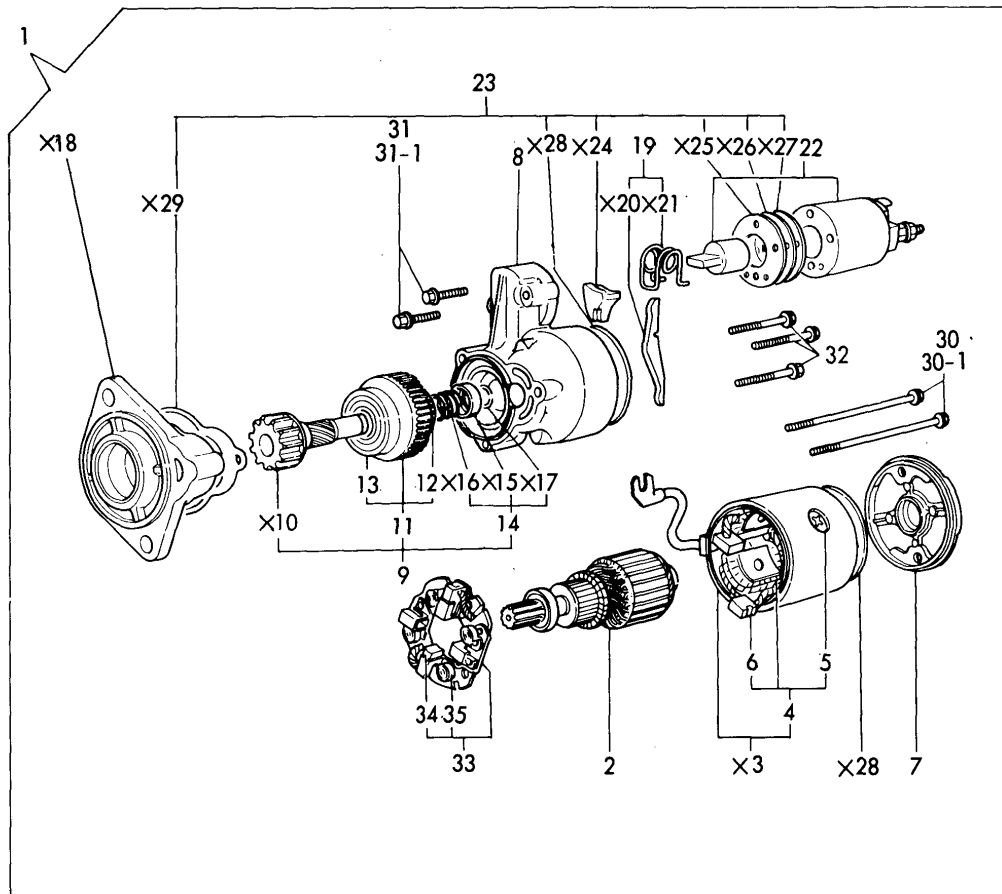
(A)=MA10-N
(B)=
(C)=

(D)=
(E)=
(F)=

No.	Lev.	Parts No.	Description	Q'ty						I	R
				(A)	(B)	(C)	(D)	(E)	(F)		
1	1	124066-77011	STARTER	1							
2	1	124550-77030	COVER, TERMINAL	1							
3	1	26106-100352	BOLT, M10X 35 PLATED	2							
4	1	121250-44901	SWITCH, 110	1							
5	1	105430-77410	SWITCH	1							
6	1	105225-34900	CORD	1							
7	1	121450-77711	LIMITER, RS5101	1							
8	1	124970-77920	TIMER	1							
9	1	105025-77400	PUMP ASSY, FUEL FEED	1							

Fig.17. STARTER (12V-1.2KW)

Fig. 17 STARTER (12V-1.2kW)



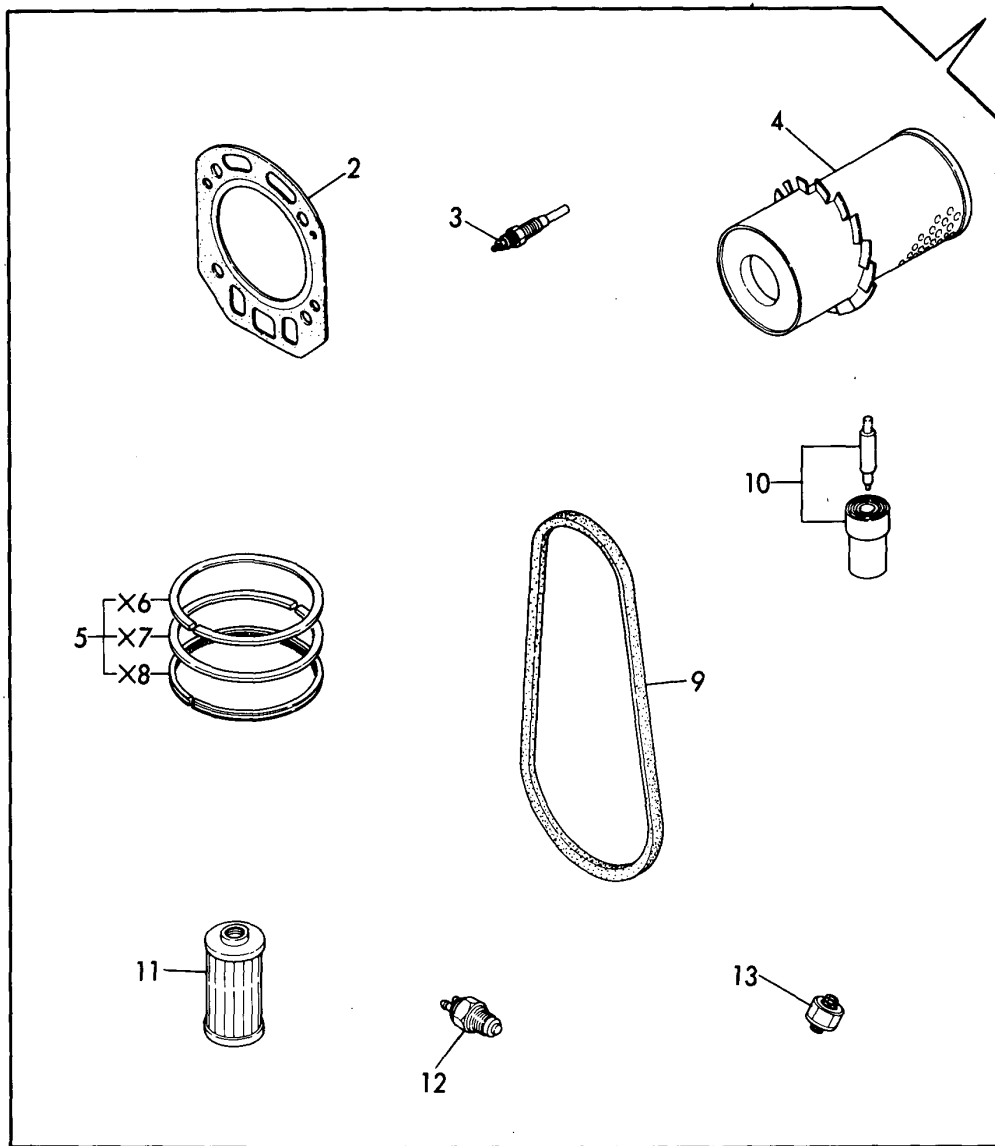
(A)=MA10-N
(B)=
(C)=

(D)=
(E)=
(F)=

No.	Lev.	Parts No.	Description	Q'ty						I	R
				(A)	(B)	(C)	(D)	(E)	(F)		
1	1	124066-77011	STARTER	1							
2	2	X211461005	ARMATURE	1							
4	3	X211442003	COIL ASSY, FIELD	1							
5	4	X21143215	SCREW, CORE	2							
6	4	X211469002	BRUSH (+)	1							
7	2	X211473002	COVER, REAR	1							
8	2	X211464002	HOUSING	1							
9	2	X211445009	PINION ASSY	1							
11	3	X211435007	CLUTCH ASSY	1							
12	4	X211435502	BALL BEARING	1							
13	4	X211445502	BALL BEARING	1							
14	3	X211429006	STOPPER SET	1							
18	2	X211446008	CASE, GEAR	1							
19	2	X211476012	LEVER	1							
22	2	X211487003	SWITCH, MAGNETIC	1							
23	2	X211458004	COVER KIT	1							
30	2	X211468005	BOLT, THROUGH	2							
30-1	2	26013-060322	BOLT, M6X 32	2							N
(A=)											
31	2	X21145866	BOLT	2							
31-1	2	26013-060102	BOLT, M6X 10	2							N
(A=)											
32	2	X21142867	BOLT	3							
33	2	X211439001	HOLDER ASSY, BRUSH	1							
34	3	X211459002	BRUSH (-)	2							
35	3	X21147314	SPRING, BRUSH	4							

Fig.18. REPAIR KIT

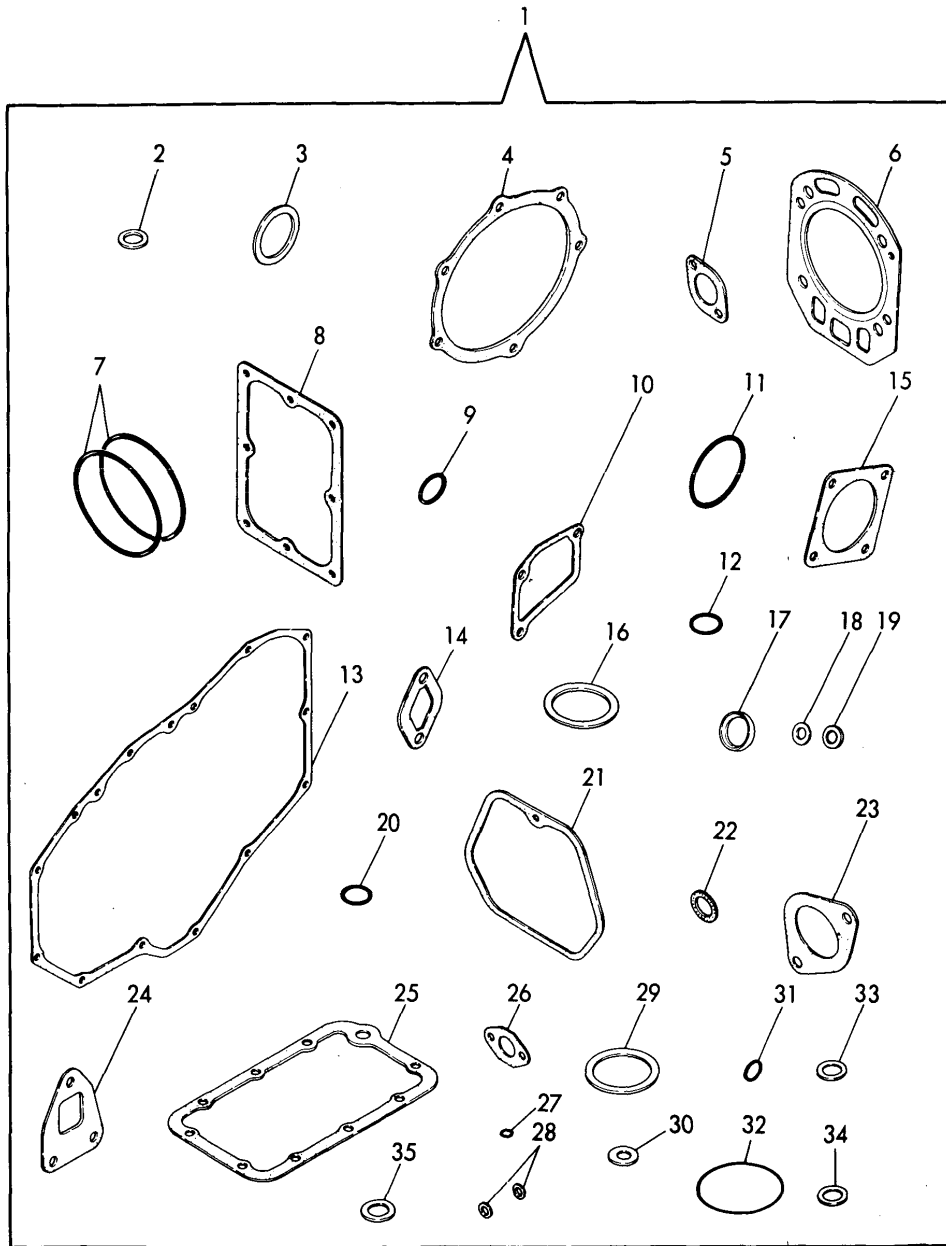
Fig. **18** REPAIR KIT



No.	Lev.	Parts No.	Description	Q'ty						I	R
				(A)	(B)	(C)	(D)	(E)	(F)		
1	1	705546-92500	REPAIR KIT	1							
2	2	105546-01330	GASKET, HEAD	1							
3	2	124970-77800	PLUG, GLOW	1							
4	2	171022-12530	ELEMENT	1							
5	2	705546-22500	RING SET, PISTON	1							
9	2	106200-44780	V-BELT	1							
10	2	124250-53000	VALVE ASSY,INJECTION	1							
11	2	104500-55710	ELEMENT	1							
12	2	121250-44901	SWITCH, 110	1							
13	2	105430-77410	SWITCH	1							

Fig.19. GASKET KIT

Fig. **19** GASKET KIT (FOR ENGINE)



(A)=MA10-N

(B)=

(C)=

(D)=

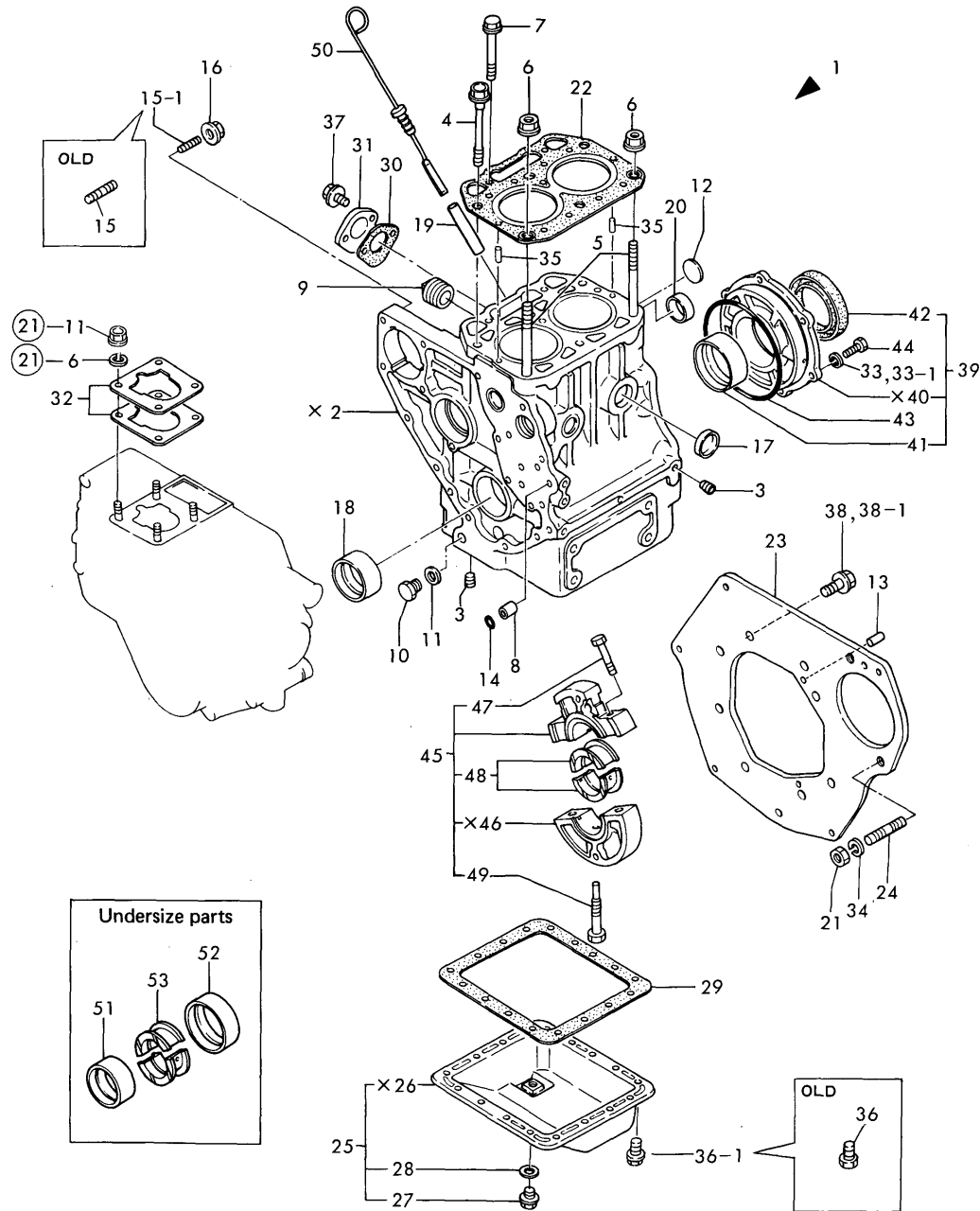
(E)=

(F)=

No.	Lev.	Parts No.	Description	Q'ty						I	R
				(A)	(B)	(C)	(D)	(E)	(F)		
1	1	705546-92600	GASKET SET	1							
2	2	43400-500490	SEAL WASHER 16	1							
3	2	43400-500570	SEAL WASHER 24	1							
4	2	105430-02020	GASKET	1							
5	2	105430-44420	GASKET	1							
6	2	105546-01330	GASKET, HEAD	1							
7	2	105546-01300	GASKET, LINER	2							
8	2	105430-01490	GASKET	1							
9	2	24311-000180	O-RING, 1AP18.0	1							
10	2	105430-03130	GASKET	1							
11	2	103338-32570	O-RING	1							
12	2	24311-000070	O-RING, 1AP7.0	1							
13	2	124240-01882	GASKET	1							
14	2	105430-01410	GASKET	1							
15	2	121256-03660	GASKET	1							
16	2	101704-11450	GASKET, CHAMBER	1							
17	2	129331-11450	GASKET	1							
18	2	124970-11460	GASKET, CHAMBER	1							
19	2	124970-11490	INSULATOR	1							
20	2	24311-000070	O-RING, 1AP7.0	1							
21	2	105430-11310	GASKET, BONNET	1							
22	2	43400-500410	WASHER 8, SEAL	1							
23	2	105440-12050	GASKET	1							
24	2	105430-13200	GASKET, SILENCER	1							
25	2	105430-44610	GASKET	1							
26	2	105546-51020	GASKET	1							
27	2	105546-51190	O-RING, 5-S	1							
28	2	124550-51350	GASKET, DELIVERY	2							
29	2	172100-53200	GASKET	1							
30	2	23418-060000	GASKET, 6X1.0	2							
31	2	24311-240100	O-RING, 1AP10A	1							
32	2	102103-55520	O-RING	1							
33	2	104884-59170	GASKET	1							
34	2	23414-080012	GASKET, 8X1.0	1							
35	2	43400-500430	SEAL WASHER 10	2							

Fig.20. CYLINDER BLOCK

Fig. 20 CYLINDER BLOCK

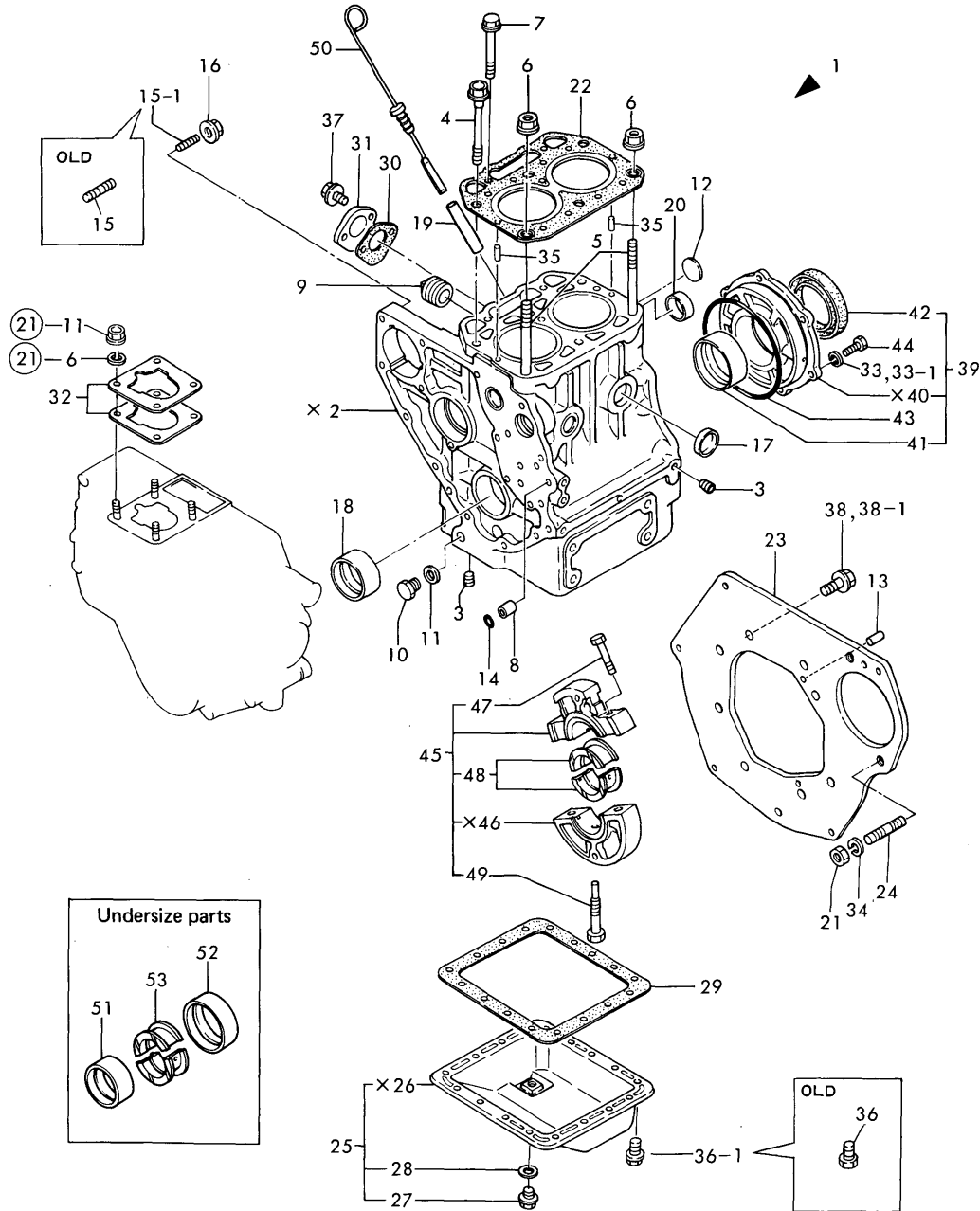


No.	Lev.	Parts No.	Description	Q'ty						I	R
				(A)	(B)	(C)	(D)	(E)	(F)		
1	1	724970-01561	BLOCK ASSY, CYLINDER		1						
3	2	124060-01050	PLUG, PT1/8		6						
4	2	121450-01203	BOLT, HEAD		4						
5	2	121450-01210	BOLT, HEAD		2						
6	2	121450-01220	NUT, CYLINDER HEAD		2						
7	2	129350-01230	BOLT, HEAD		2						
8	2	124085-01900	GUIDE		2						
9	2	171051-01921	PLUG, NPTF1		1						
10	2	121450-01960	PLUG, PF1/4		1						
11	2	121450-01980	GASKET		1						
12	2	121450-01990	PLUG, 30		1						
13	2	22312-080140	PIN, PARALLEL M8X14		2						
14	2	24311-000100	O-RING, 1AP10.0		2						
15	2	26216-080222	STUD, M8X 22		4						
15-1	2	26216-080302	STUD, M8X 30		4						N
(B=*)											
16	2	26716-080002	NUT, M8		4						
17	2	27241-300000	PLUG 30		4						
18	2	121450-02100	BEARING, MAIN		1						
19	2	121520-34810	GUIDE, DIPSTICK		1						
20	2	124085-02411	BUSH, CAMSHAFT		1						
21	1	26706-100002	NUT, M10		2						
22	1	124970-01330	GASKET, HEAD		1						
23	1	124970-01601	FLANGE, MOUNTING		1						
24	1	121462-01650	BOLT		2						
25	1	724970-01540	SUMP ASSY, OIL		1						
27	2	104200-55080	PLUG, DRAIN		1						
28	2	43400-500450	SEAL WASHER 12		1						
29	1	124000-01750	GASKET, OIL SUMP		1						
30	1	121520-01850	GASKET		1						
31	1	121520-01860	COVER		1						
32	1	124950-01951	SHIM SET, ADJUSTING		1						
33	1	22217-080000	WASHER, SPRING 8		6						
33-1	1	22217-080000	WASHER, SPRING 8		4						K
(B=*)											
34	1	22217-100000	WASHER, SPRING 10		2						
35	1	22351-060012	PIN, SPRING 6.0X12		2						
36	1	121450-01710	BOLT, SUMP		17						
36-1	1	26106-060082	BOLT, M6X 8 PLATED		17						N
(B=*1985.10)											
37	1	26106-060142	BOLT, M6X 14 PLATED		2						
38	1	26106-100182	BOLT, M10X 18 PLATED		8						
38-1	1	26206-100182	BOLT, M10X 18 PLATED		8						N
(B=*)											
39	1	721450-02500	HOUSING ASSY, METAL		1						
41	2	121450-02110	BEARING, MAIN		1						
42	2	124085-02220	SEAL, OIL		1						
43	1	105225-02020	O-RING		1						
44	1	26013-080202	BOLT, M8X 20		6						
45	1	721450-02611	HOUSING ASSY		1						
47	2	121450-02071	BOLT		2						

N:Old $\frac{Yes}{No}$ New, Q:Old $\frac{No}{Yes}$ New, R:Old $\frac{Yes}{Yes}$ New, S:Old $\frac{No}{No}$ New, W:Add, Z:Discontinued, F:Interchangeable by set, K:Q'ty Change
 ++ CONTINUE ++
 Copyright (C) YANMAR CO., LTD. All Rights Reserved.

Fig.20. CYLINDER BLOCK

Fig. 20 CYLINDER BLOCK



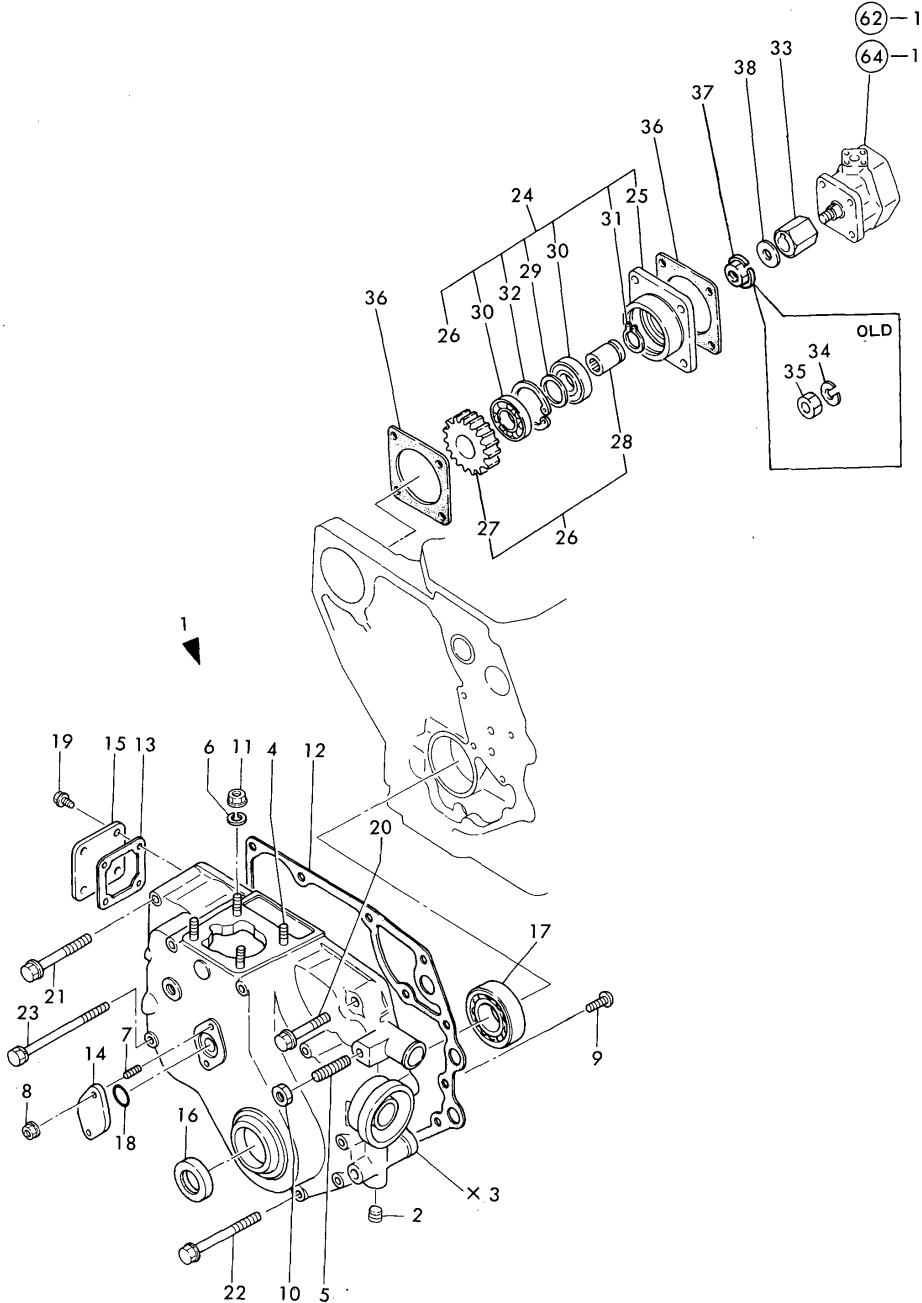
(A)=
(B)=2T75U-N
(C)=

(D)=
(E)=
(F)=

No.	Lev.	Parts No.	Description	Q'ty						I	R
				(A)	(B)	(C)	(D)	(E)	(F)		
48	2	121450-02160	BEARING, MAIN		1						
49	2	105225-02300	BOLT		1						
50	1	124970-34800	DIPSTICK, OIL		1						
51	1	121450-02310	BEARING, 0.25 US		1						A
52	1	121450-02320	METAL ASSY, 0.25		1						A
53	1	121450-02370	BEARING, 0.25 US		1						A

Fig.21. GEAR HOUSING

Fig. 21 GEAR HOUSING



X-MARK PARTS : NOT SOLD SEPARATELY

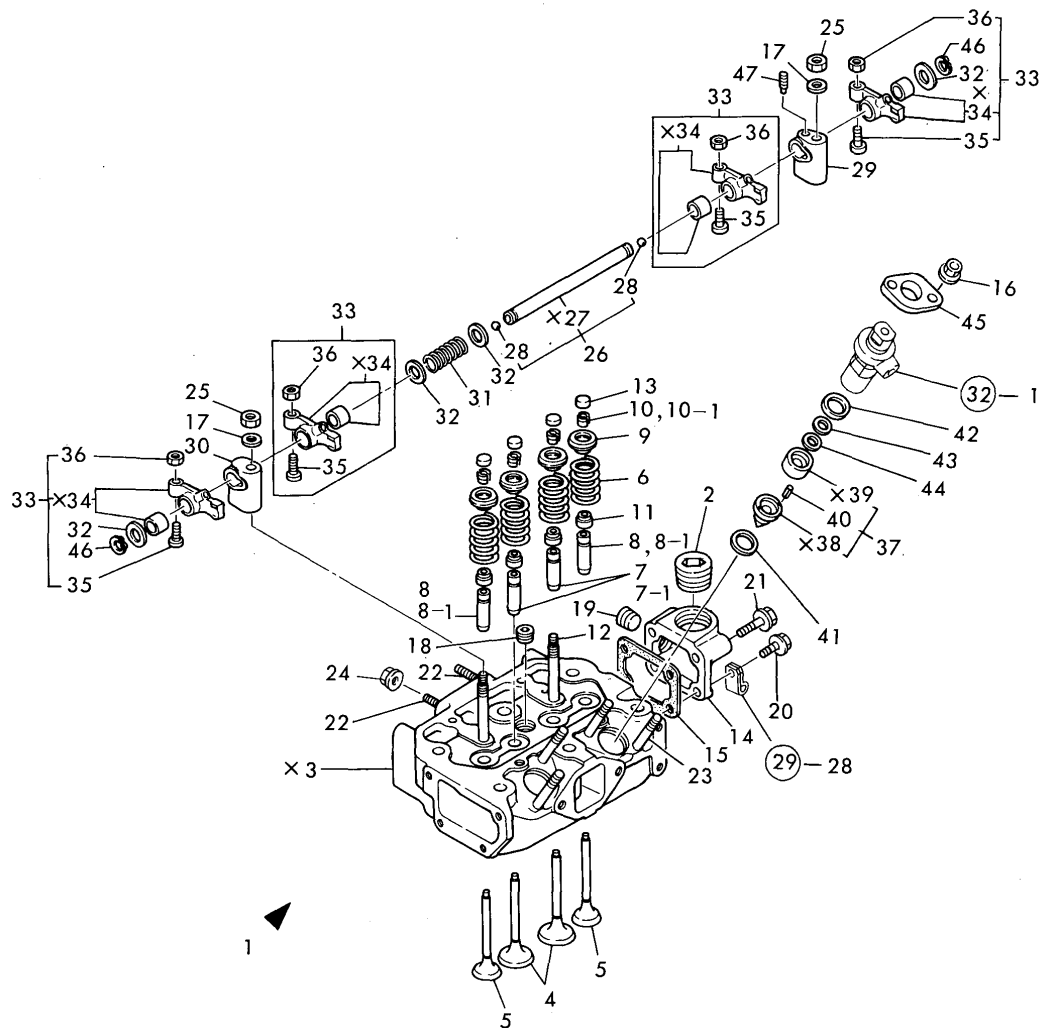
(A)=
(B)=2T75U-N
(C)=

(D)=
(E)=
(F)=

No.	Lev.	Parts No.	Description	Qty						I	R
				(A)	(B)	(C)	(D)	(E)	(F)		
1	1	724976-01611	CASE ASSY, GEAR		1						
2	2	124060-01050	PLUG, PT1/8		1						
4	2	121450-01560	STUD, M8X22		4						
5	2	121450-01570	STUD		1						
6	2	22217-080000	WASHER, SPRING 8		4						
7	2	26216-060142	STUD, M6X 14		2						
8	2	26366-060002	NUT, M6		2						
9	2	26587-080102	SCREW, M8X10		1						
10	2	26706-100002	NUT, M10		1						
11	2	26716-080002	NUT, M8		4						
12	1	121450-01511	GASKET, GEAR CASE		1						
13	1	121450-01531	GASKET		1						
14	1	121023-01550	COVER		1						
15	1	121450-01550	COVER, BLOCK		1						
16	1	121450-01801	SEAL, TC25408		1						
17	1	24101-063050	BEARING, BALL 6305C3		1						
18	1	24341-000260	O-RING, 1AS26.0		1						
19	1	26106-060122	BOLT, M6X 12 PLATED		4						
20	1	26106-080452	BOLT, M8X 45 PLATED		1						
21	1	26106-080752	BOLT, M8X 75 PLATED		2						
22	1	26106-080852	BOLT, M8X 85 PLATED		7						
23	1	26106-081152	BOLT, M8X115 PLATED		3						
24	1	129350-26000	DRIVE ASSY, PUMP		1						
25	2	129350-26050	BRACKET, PUMP		1						
26	2	129350-26100	SHAFT ASSY, DRIVE		1						W
		(B=*1984.01)									
27	3	129350-26200	GEAR		1						W
		(B=*1984.01)									
28	3	129350-26400	SHAFT, PUMP DRIVING		1						W
		(B=*1984.01)									
29	2	124950-26420	SPACER		1						
30	2	129350-26490	BEARING, BALL 16005		2						
31	2	22242-000250	RING, 25		1						
32	2	22252-000470	RING, 47		1						
33	1	129350-26160	JOINT		1						
34	1	22217-080000	WASHER, SPRING 8		1						Z
		(B=*)									
35	1	26716-080002	NUT, M8		1						Z
		(B=*)									
36	1	124240-01882	GASKET		2						
37	1	194990-22050	NUT, M8		1						W
		(B=*)									
38	1	22137-080000	WASHER, 8		1						Z
		(B=*)									

Fig.22. CYLINDER HEAD

Fig. 22 CYLINDER HEAD



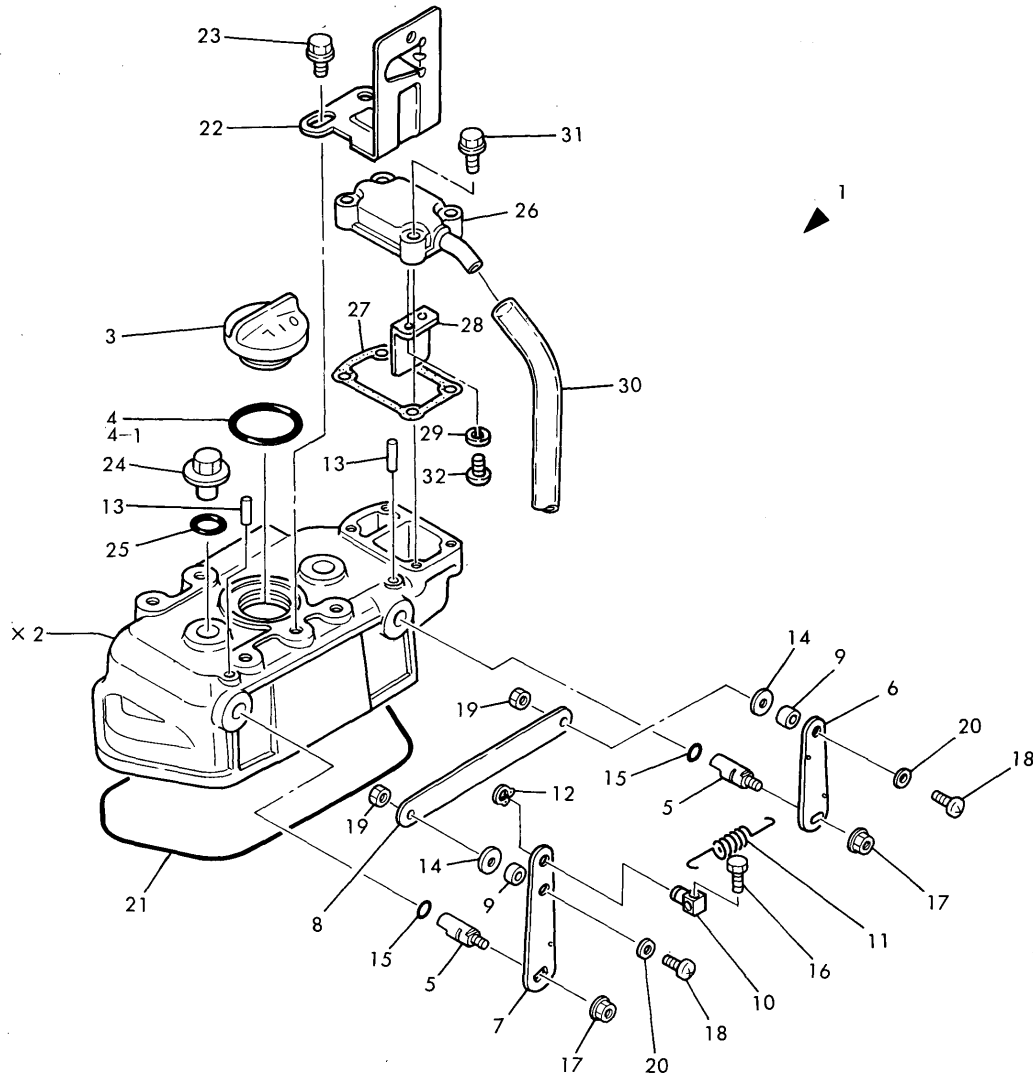
(A)=
(B)=2T75U-N
(C)=

(D)=
(E)=
(F)=

No.	Lev.	Parts No.	Description	Q'ty						I	R
				(A)	(B)	(C)	(D)	(E)	(F)		
1	1	724970-11701	HEAD ASSY, CYLINDER	1							
2	2	171051-01921	PLUG, NPTF1		1						
4	2	105225-11100	VALVE, INTAKE		2						
5	2	105225-11110	VALVE, EXHAUST		2						
6	2	124060-11120	SPRING, VALVE		4						
7	2	124060-11800	GUIDE, VALVE		2						
7-1	2	124060-11160	GUIDE, VALVE		2						N
		(B=*1985.05)									
8	2	128272-11810	GUIDE, VALVE		2						
8-1	2	128272-11170	GUIDE, VALVE		2						N
		(B=*1985.05)									
9	2	104200-11180	RETAINER, SPRING		4						
10	2	27310-070001	COTTER, 7		4						
10-1	2	101158-11190	COTTER		4						N
		(B=*)									
11	2	124950-11340	SEAL, VALVE STEM		4						
12	2	105225-11350	STUD		2						
13	2	104211-11370	CAP, VALVE		4						
14	2	124969-11670	COVER, HEAD		1						
15	2	121450-11680	GASKET		1						
16	2	121465-11950	NUT		4						
17	2	22137-100000	WASHER, 10		2						
18	2	23871-030000	PLUG, R03		1						
19	2	23871-030000	PLUG, R03		1						
20	2	26106-080202	BOLT, M8X 20 PLATED		1						
21	2	26106-080402	BOLT, M8X 40 PLATED		3						
22	2	26216-080552	STUD, M8X 55		2						
23	2	26216-080652	STUD, M8X 65		4						
24	2	26366-080002	NUT, M8		2						
25	2	26696-100002	NUT, LOCK M10		2						
26	1	124000-11240	SHAFT, ROCKER ARM		1						
28	2	24190-110001	BALL, STEEL 11/32		2						
29	1	121450-11260	SUPPORT, ROCKER ARM		1						
30	1	121450-11270	SUPPORT, ROCKER ARM		1						
31	1	121550-11280	SPRING		1						
32	1	121550-11290	WASHER		4						
33	1	724085-11650	ARM ASSY, ROCKER		4						
35	2	101158-11230	SCREW, VALVE ADJUST		4						
36	2	26756-080002	NUT, LOCK M8		4						
37	1	124970-11420	CHAMBER		2						
40	2	124970-11470	SPRING		4						
41	1	124950-11450	GASKET, CHAMBER		2						
42	1	124970-11450	INSULATOR		2						
43	1	124970-11460	GASKET, CHAMBER		2						
44	1	124970-11490	INSULATOR		2						
45	1	101147-11900	RETAINER		2						
46	1	22242-000140	RING, 14		2						
47	1	26921-080102	SCREW, M8X10		1						

Fig.23. BONNET

Fig. 23 BONNET



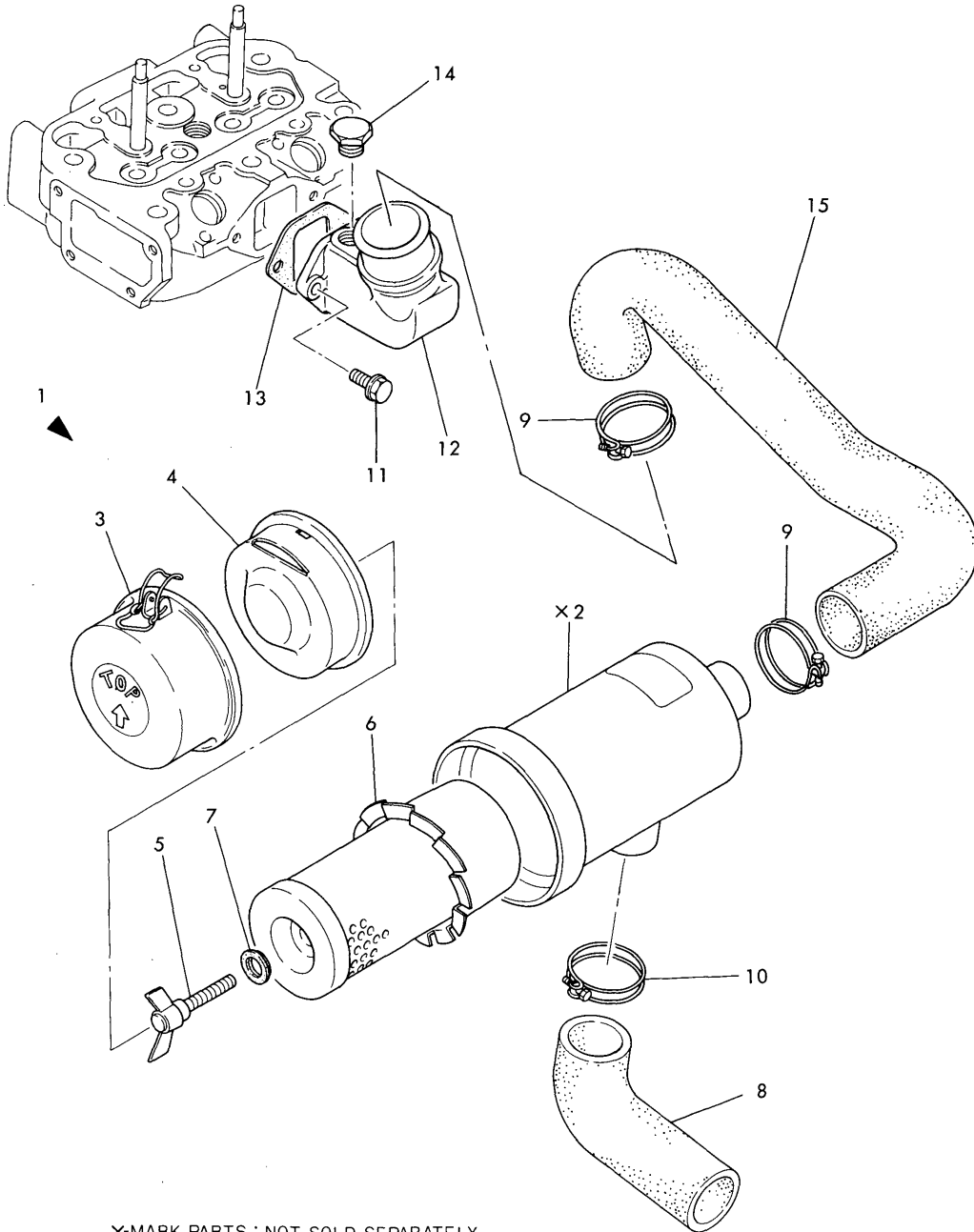
(A)=
(B)=2T75U-N
(C)=

(D)=
(E)=
(F)=

No.	Lev.	Parts No.	Description	Q'ty						I	R
				(A)	(B)	(C)	(D)	(E)	(F)		
1	1	724970-11520	BONNET ASSY, HEAD		1						
3	2	124160-01751	COVER, FILLER		1						
4	2	121420-01760	O-RING		1						
4-1	2	24311-000320 (B=*1984.07)	O-RING, 1AP32.0		1						N
5	2	121450-03610	SHAFT, DECOMPRESSION		2						
6	2	121462-03740	LEVER, DECOMPRESSION		1						
7	2	124970-03740	LEVER, DECOMPRESSION		1						
8	2	124976-03760	CONNECTOR		1						
9	2	121450-03770	COLLAR		2						
10	2	121250-03783	RETAINER, INNER WIRE		1						
11	2	104104-67300	SPRING, RETURN		1						
12	2	22272-000060	RING, E- 6		1						
13	2	22312-030220	PIN, PARALLEL M3X22		2						
14	2	23418-080000	GASKET, 8X1.0		2						
15	2	24311-000070	O-RING, 1AP7.0		2						
16	2	26116-050142	BOLT, M5X 14 PLATED		1						
17	2	26366-060002	NUT, M6		2						
18	2	26557-050122	SCREW, M5X12		2						
19	2	26756-050002	NUT, LOCK M5		2						
20	2	22117-050000	WASHER, 5		2						
21	2	124970-11310	GASKET, BONNET		1						
22	1	121567-77810	RETAINER		1						
23	1	26106-080122	BOLT, M8X 12 PLATED		2						
24	1	124160-11360	KNOB		2						
25	1	24311-000120	O-RING, 1AP12.0		2						
26	1	121000-03020	COVER, BREATHER		1						
27	1	121000-03070	GASKET		1						
28	1	121000-03080	PLATE, SHELTER		1						
29	1	22217-050000	WASHER, SPRING 5		2						
30	1	23065-090500	PIPE, 9X 500		1						
31	1	26106-060222	BOLT, M6X 22 PLATED		4						
32	1	26557-050102	SCREW, M5X10		2						

Fig.24. AIR CLEANER

Fig. 24 AIR CLEANER



X-MARK PARTS : NOT SOLD SEPARATELY

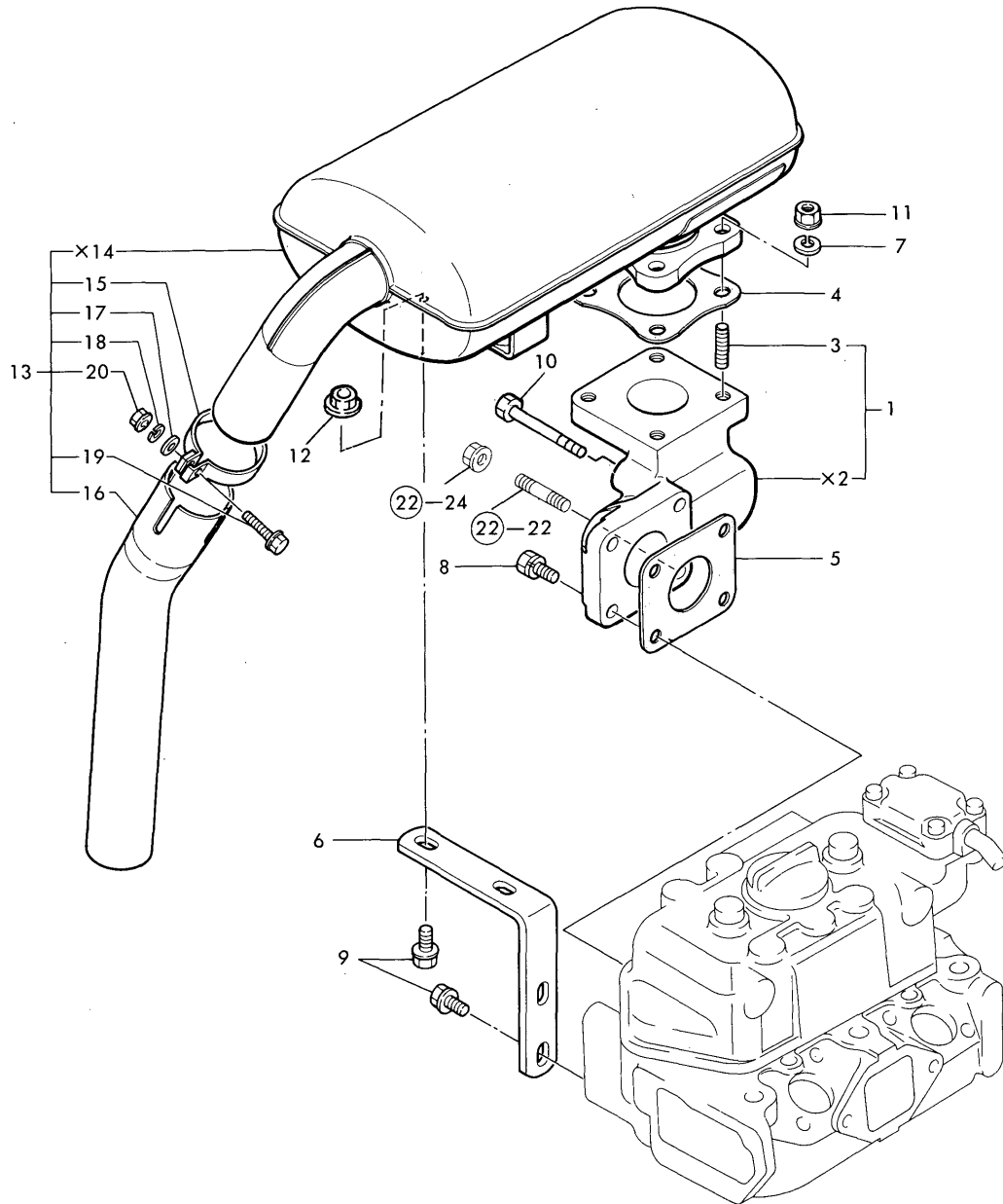
(A)=
(B)=2T75U-N
(C)=

(D)=
(E)=
(F)=

No.	Lev.	Parts No.	Description	Qty						I	R
				(A)	(B)	(C)	(D)	(E)	(F)		
1	1	124970-12500	CLEANER ASSY, AIR		1						
3	2	124970-12660	SUMP ASSY, DUST		1						
4	2	124064-12670	BAFFLE ASSY		1						
5	2	124064-12680	BOLT		1						
6	2	171022-12530	ELEMENT		1						
7	2	124064-12690	WASHER		1						
8	1	124969-12550	PIPE, AIR INTAKE		1						
9	1	23010-058000	CLAMP, 58		2						
10	1	23010-058000	CLAMP, 58		1						
11	1	26116-080252	BOLT, M8X 25 PLATED		2						
12	1	124976-12020	PIPE, AIR INTAKE		1						
13	1	124000-12030	GASKET		1						
14	1	124450-11320	PLUG		1						
15	1	124969-12040	PIPE, AIR INTAKE		1						

Fig.25. EXHAUST MANIFOLD & SILENCER

Fig. 25 EXHAUST MANIFOLD & SILENCER



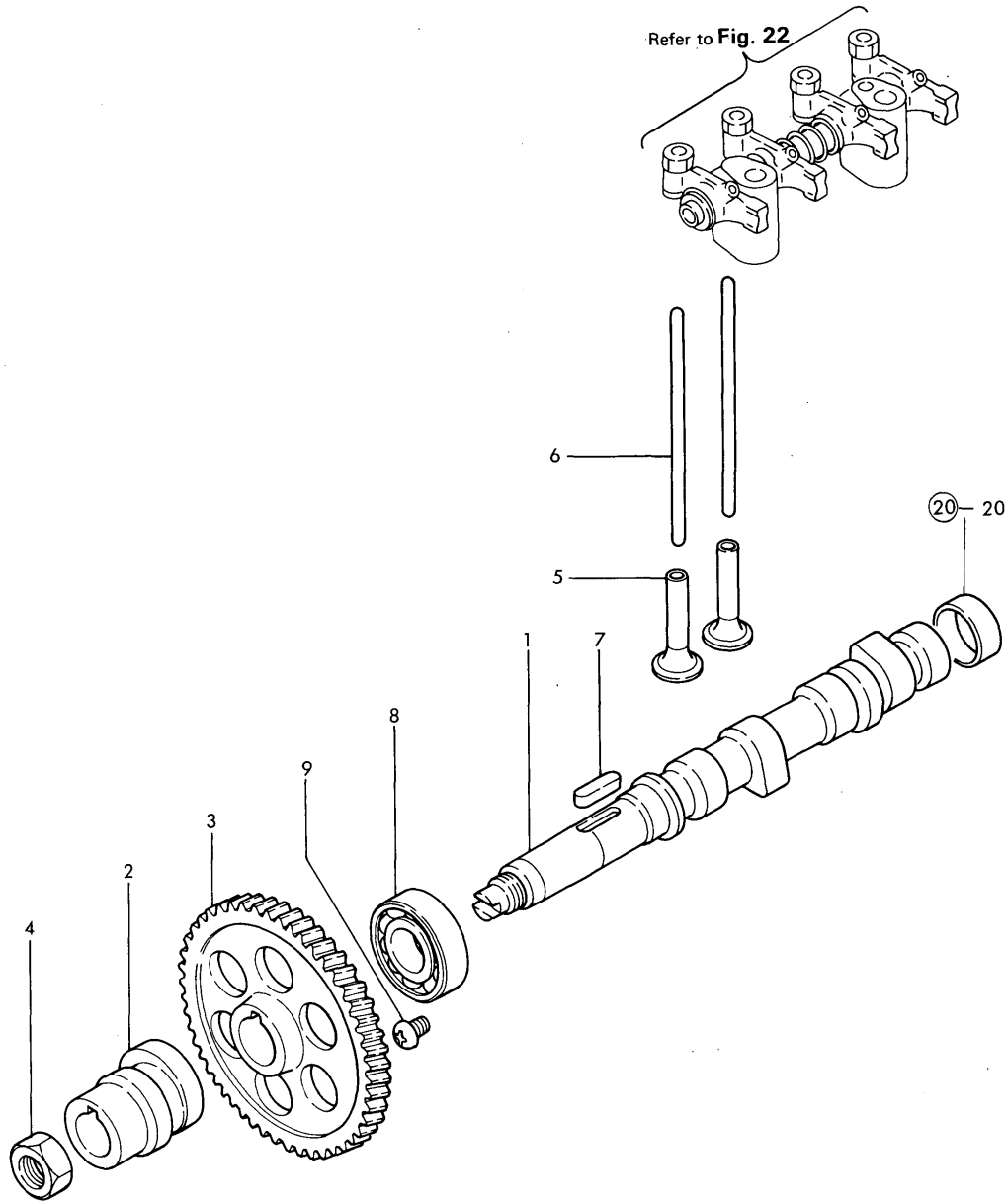
(A)=
(B)=2T75U-N
(C)=

(D)=
(E)=
(F)=

No.	Lev.	Parts No.	Description	Q'ty						I	R
				(A)	(B)	(C)	(D)	(E)	(F)		
1	1	724970-13500	MANIFOLD ASSY		1						
3	2	26216-080222	STUD, M8X 22		4						
4	1	124450-11900	GASKET		1						
5	1	124000-13200	GASKET, SILENCER		1						
6	1	124970-13530	SUPPORT, SILENCER		1						
7	1	22217-080000	WASHER, SPRING 8		4						
8	1	26013-080222	BOLT, M8X 22		2						
9	1	26106-080142	BOLT, M8X 14 PLATED		4						
10	1	26116-080502	BOLT, M8X 50 PLATED		1						
11	1	26716-080002	NUT, M8		4						
12	1	26716-080002	NUT, M8		2						
13	1	124969-13490	SILENCER		1						
15	2	124664-13580	CLAMP		1						
16	2	124969-13650	PIPE		1						
17	2	22217-080000	WASHER, 8		1						
18	2	22217-080000	WASHER, SPRING 8		1						
19	2	26106-080602	BOLT, M8X 60 PLATED		1						
20	2	26366-080002	NUT, M8		1						

Fig.26. CAMSHAFT

Fig. 26 CAMSHAFT



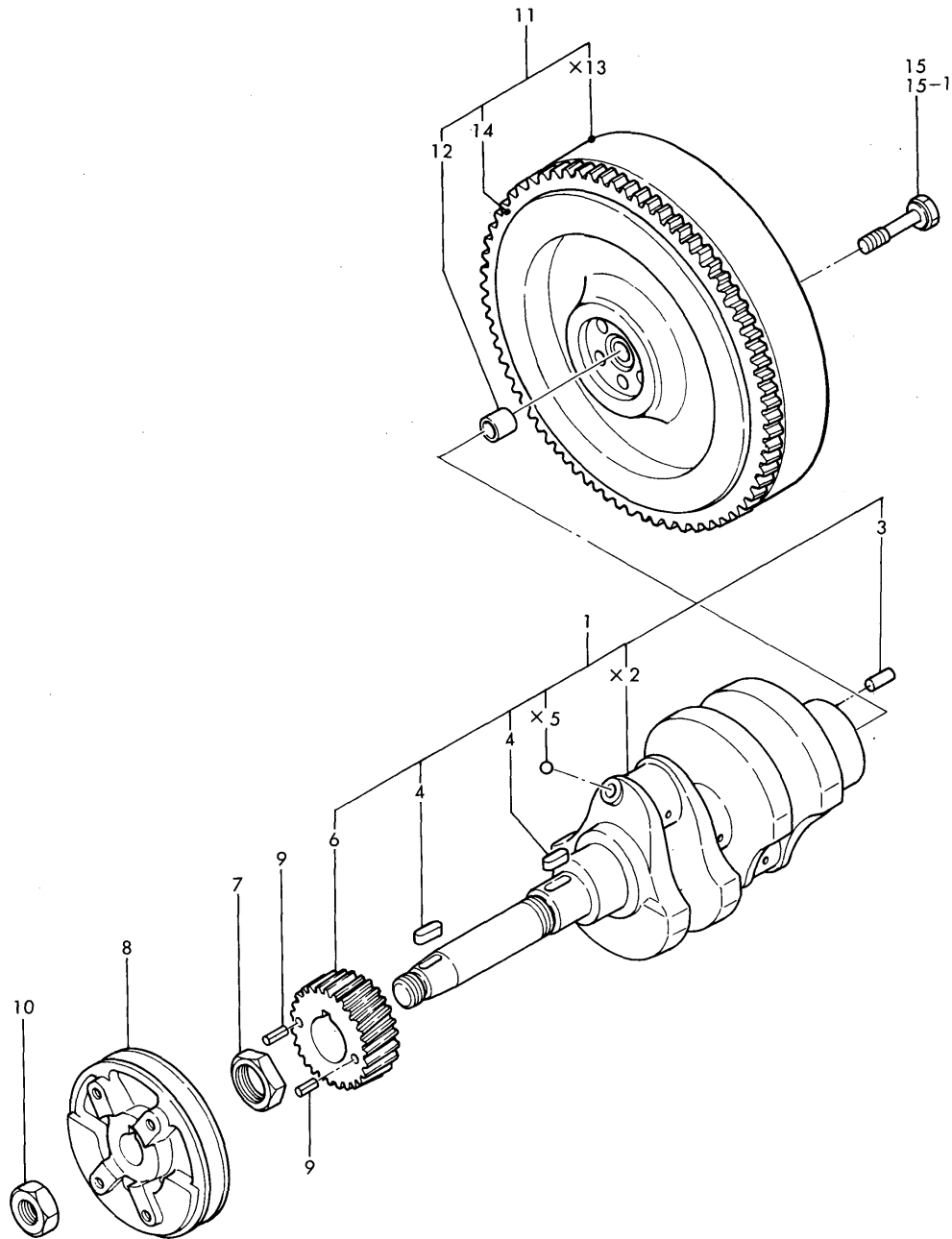
(A)=
(B)=2T75U-N
(C)=

(D)=
(E)=
(F)=

No.	Lev.	Parts No.	Description	Q'ty						I	R	
				(A)	(B)	(C)	(D)	(E)	(F)			
1	1	124085-14010	CAMSHAFT		1							
2	1	124000-14090	CAM, FUEL		1							
3	1	129350-14100	GEAR, CAMSHAFT		1							
4	1	121450-14120	NUT		1							
5	1	104200-14200	TAPPET		4							
6	1	121450-14400	ROD, PUSH		4							
7	1	22512-070300	KEY, 7X 30		1							
8	1	24101-062054	BEARING, BALL 6205		1							
9	1	26587-080102	SCREW, M8X10		1							

Fig.27. CRANKSHAFT & FLYWHEEL

Fig. 27 CRANKSHAFT & FLYWHEEL



X-MARK PARTS : NOT SOLD SEPARATELY

(A)=
(B)=2T75U-N
(C)=

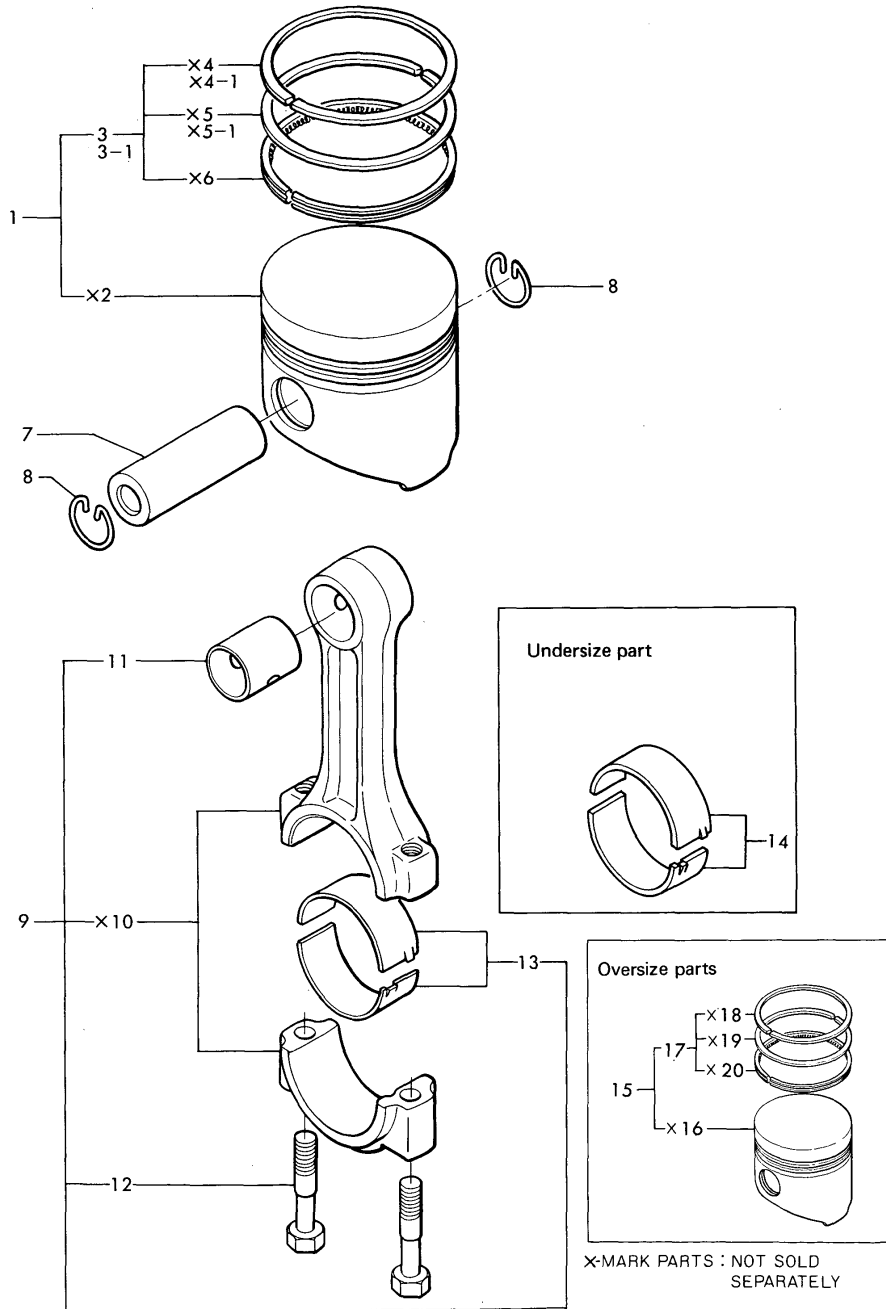
(D)=
(E)=
(F)=

No.	Lev.	Parts No.	Description	Q'ty						I	R
				(A)	(B)	(C)	(D)	(E)	(F)		
1	1	724000-21701	CRANKSHAFT ASSY		1						
3	2	22312-080160	PIN, PARALLEL M8X16		1						
4	2	22512-070180	KEY, 7X 18		2						
6	2	129350-21200	GEAR, CRANKSHAFT		1						
7	1	121450-21541	NUT, CRANKSHAFT GEAR		1						
8	1	124970-21651	V-PULLEY		1						
9	1	22351-040008	PIN, SPRING 4.0X 8		2						
10	1	26776-180002	NUT, LOCK M18		1						
11	1	124970-21592	FLYWHEEL ASSY		1						
12	2	124950-21230	BUSH		1						
14	2	124060-21600	GEAR, RING		1						
15	1	124160-21500	BOLT		5						
15-1	1	124160-21501	BOLT, FLYWHEEL		5						N

(B=*1983.07)

Fig.28. PISTON & CONNECTING ROD

Fig. 28 PISTON & CONNECTING ROD



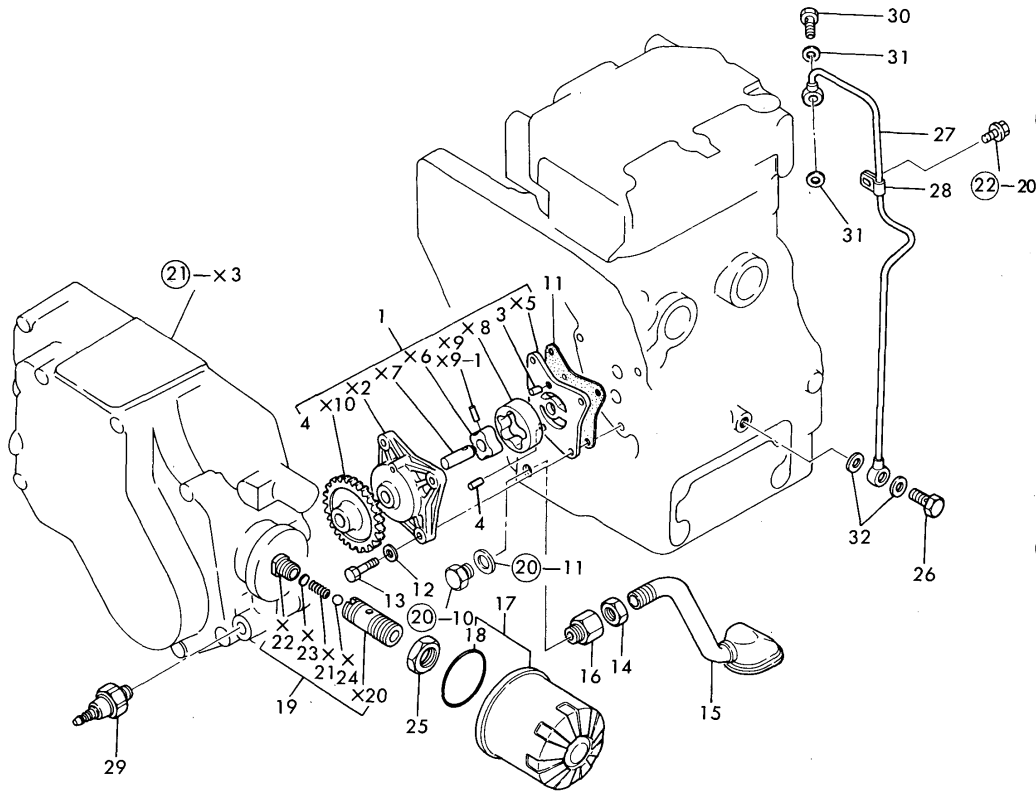
(A)=
(B)=2T75U-N
(C)=

(D)=
(E)=
(F)=

No.	Lev.	Parts No.	Description	Q'ty						I	R	
				(A)	(B)	(C)	(D)	(E)	(F)			
1	1	121467-22090	PISTON ASSY		2							
3	2	705311-22500	RING SET, PISTON		2							
3-1	2	721575-22500	RING SET, PISTON		2							N
			(B=*)									
7	1	105225-22300	PIN, PISTON		2							
8	1	105225-22400	CIRCLIP		4							
9	1	705311-23100	ROD ASSY, CONNECTING		2							
11	2	105225-23100	BEARING, PISTON PIN		2							
12	2	105225-23200	BOLT, CONNECTING ROD		4							
13	2	705311-23600	BEARING, CRANK PIN		2							
14	1	105311-23380	METAL ASSY, 0.25		4							A
15	1	721467-22900	PISTON ASSY, 0.25 OS		2							B
17	2	721467-22540	RING SET, 0.25 OS		2							B

Fig.29. LUBRICATING OIL SYSTEM

Fig. 29 LUBRICATING OIL SYSTEM



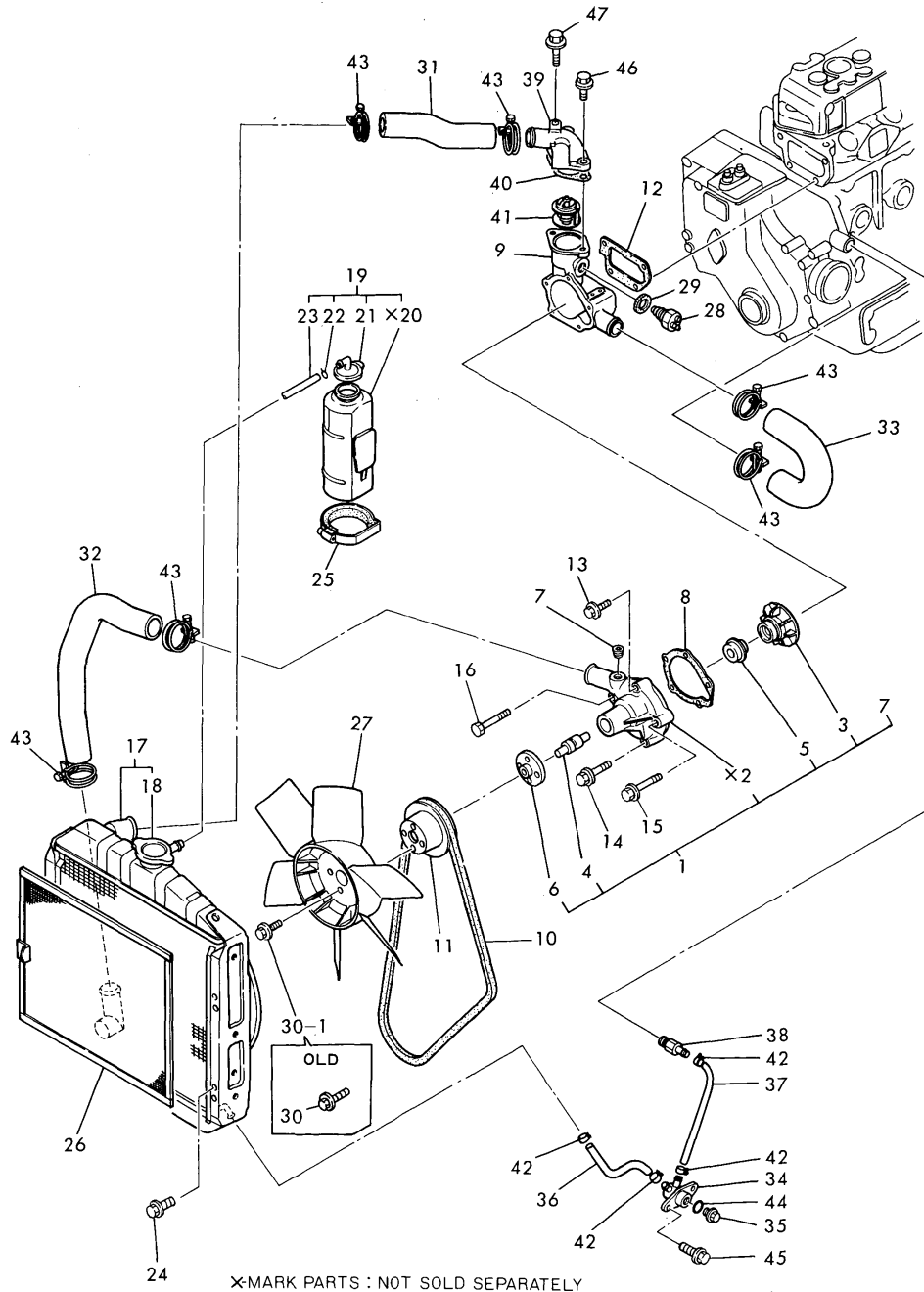
(A)=
(B)=2T75U-N
(C)=

(D)=
(E)=
(F)=

No.	Lev.	Parts No.	Description	Q'ty						I	R
				(A)	(B)	(C)	(D)	(E)	(F)		
1	1	129350-32090	PUMP ASSY, OIL		1						
3	2	121450-32050	PIN		1						
4	2	121450-32060	PIN, 4X8		1						
11	1	121450-32021	GASKET, PUMP		1						
12	1	22137-060000	WASHER, 6		3						
13	1	26013-060222	BOLT, M6X 22		3						
14	1	124450-35070	NUT, PF1/4		1						
15	1	128270-35090	PIPE ASSY, OIL INLET		1						
16	1	121150-35100	BRACKET		1						
17	1	124450-35100	FILTER, OIL		1						
18	2	124450-35110	O-RING		1						
19	1	124085-35300	VALVE ASSY, CONTROL		1						
25	1	124085-35350	NUT, M20		1						
26	1	124160-39140	BOLT, PIPE JOINT M10		1						
27	1	124969-39200	PIPE ASSY		1						
28	1	124450-39240	RETAINER, PIPE		1						
29	1	124160-39450	SWITCH, 0.5KG		1						
30	1	124550-59820	BOLT, PIPE JOINT M8		1						
31	1	23414-080000	GASKET, 8X1.0		2						
32	1	23414-100000	GASKET, 10X1.0		2						

Fig.30. COOLING WATER SYSTEM

Fig. 30 COOLING WATER SYSTEM

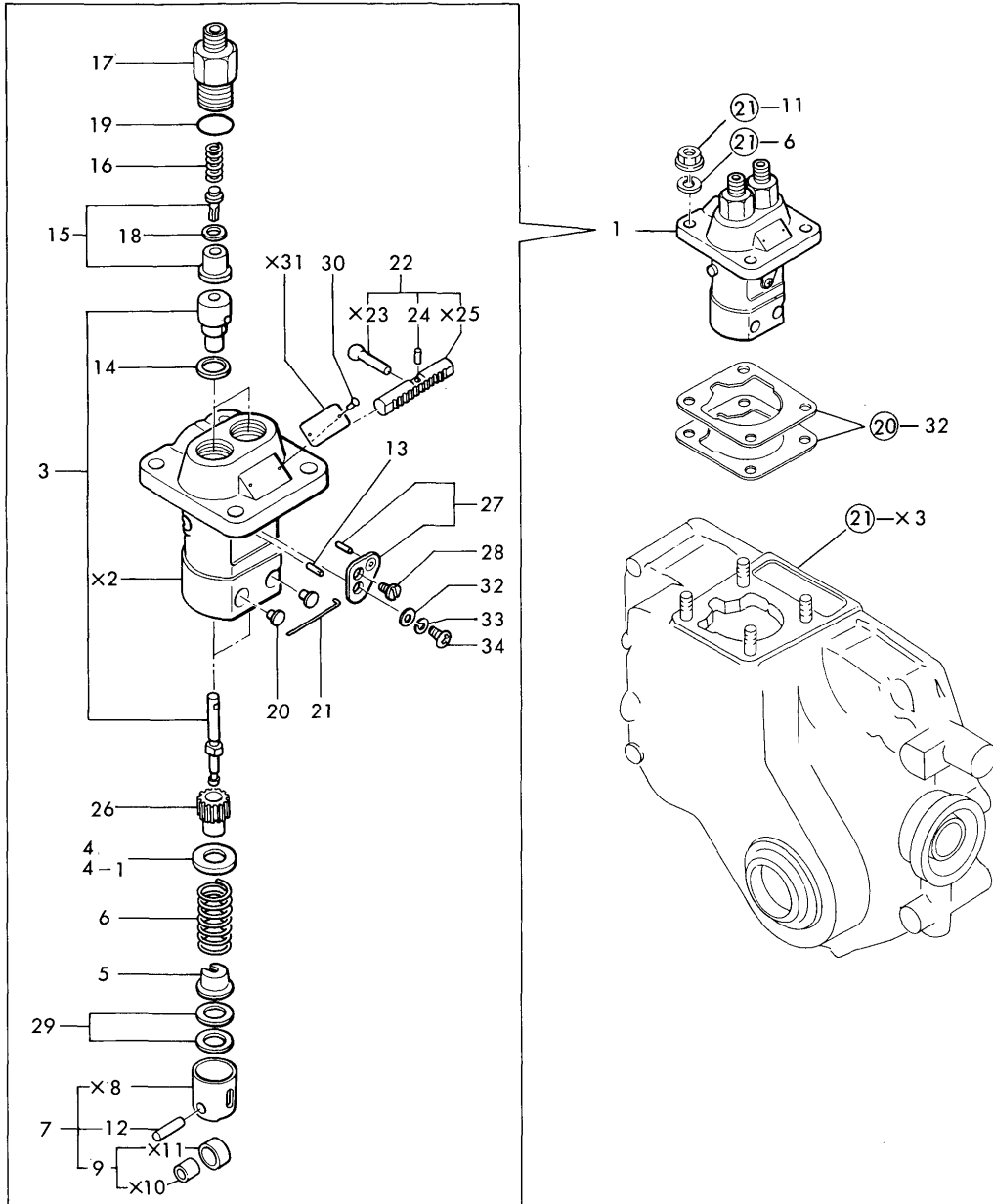


X-MARK PARTS : NOT SOLD SEPARATELY

No.	Lev.	Parts No.	Description	Q'ty						I	R
				(A)	(B)	(C)	(D)	(E)	(F)		
1	1	124976-42100	PUMP ASSY, WATER		1						
3	2	129350-42200	IMPELLER		1						
4	2	121450-42240	BEARING, SHAFT		1						
5	2	121450-42310	SEAL, MECHANICAL		1						
6	2	121450-42260	FLANGE, V-PULLEY		1						
7	2	23873-030000	PLUG, R03		1						
8	1	121023-42051	GASKET, WATER PUMP		1						
9	1	121454-42120	BRACKET, PUMP		1						
10	1	121023-42290	V-BELT, AX33		1						
11	1	121450-42350	V-PULLEY		1						
12	1	121450-44410	GASKET		1						
13	1	26106-060322	BOLT, M6X 32 PLATED		1						
14	1	26106-080822	BOLT M 8X 82 PLATED		2						
15	1	26106-080872	BOLT M 8X 87 PLATED		1						
16	1	26106-081052	BOLT, M8X105 PLATED		1						
17	1	124969-44500	RADIATOR		1						
18	2	124450-44590	CAP, RADIATOR		1						
19	1	121520-44510	TANK ASSY, SUB		1						
21	2	121450-44530	CAP		1						
22	2	124450-44560	RETAINER		1						
23	2	23065-070145	PIPE, 7X 145		1						
24	1	26106-080102	BOLT, M8X 10 PLATED		4						
25	1	121750-44550	BAND, TANK		1						
26	1	124969-44580	SCREEN, RADIATOR		1						
27	1	124950-44740	FAN, D270XL30		1						
28	1	121250-44901	SWITCH, 110		1						
29	1	124465-44950	GASKET, 16		1						
30	1	26014-060202	BOLT, M6X 20		4						
30-1	1	26014-060182	BOLT, M6X 18		4						N
		(B=*1984.02)									
31	1	124969-49010	PIPE, WATER		1						
32	1	124969-49020	PIPE, WATER		1						
33	1	121450-49030	PIPE, WATER		1						
34	1	121450-49100	BODY, 3-WAY COCK		1						
35	1	121250-49121	PLUG, DRAIN		1						
36	1	121023-49150	PIPE, DRAIN L=165		1						
37	1	121450-49160	PIPE, WATER DRAIN		1						
38	1	171001-49502	JOINT, PIPE		1						
39	1	124101-49530	COVER, THERMOSTAT		1						
40	1	129350-49540	GASKET		1						
41	1	129350-49800	THERMOSTAT, 71		1						
42	1	124766-59050	CLIP, HOSE 12		4						
43	1	23010-038000	CLAMP, 38		6						
44	1	24311-000160	O-RING, 1AP16.0		1						
45	1	26106-080122	BOLT, M8X 12 PLATED		2						
46	1	26106-080282	BOLT, M8X 28 PLATED		1						
47	1	26106-080652	BOLT, M8X 65 PLATED		1						

Fig.31. FUEL INJECTION PUMP

Fig. 31 FUEL INJECTION PUMP



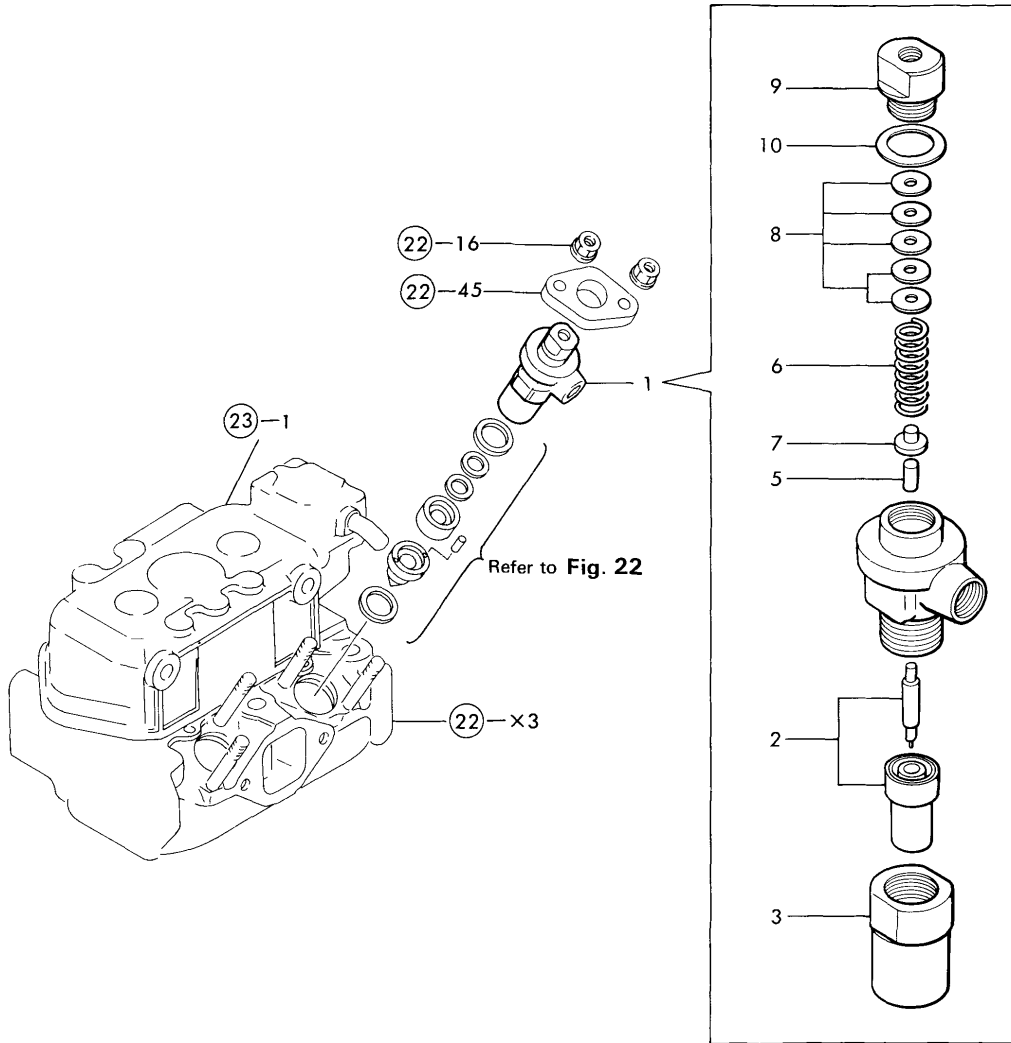
(A)=
(B)=2T75U-N
(C)=

(D)=
(E)=
(F)=

No.	Lev.	Parts No.	Description	Q'ty						I	R
				(A)	(B)	(C)	(D)	(E)	(F)		
1	1	724085-51700	PUMP ASSY, INJECTION		1						
3	2	124950-51100	PLUNGER ASSY		2						
4	2	124950-51170	RETAINER, SPRING A		2						
4-1	2	174307-51170 (B=*1986.04)	RETAINER, SPRING A		2						N
5	2	174307-51181	RETAINER, SPRING B		2						
6	2	124950-51190	SPRING, PLUNGER		2						
7	2	724550-51520	GUIDE, PLUNGER		2						
9	3	711100-51540	ROLLER ASSY		2						
12	3	174100-54120	PIN		2						
13	2	103854-51251	PIN, PLUNGER		1						
14	2	124950-51270	GASKET		2						
15	2	124060-51300	VALVE ASSY, DELIVERY		2						
16	2	124550-51320	SPRING, DELIVERY		2						
17	2	124550-51341	HOLDER, DELIVERY L43		2						
18	2	124550-51350	GASKET, DELIVERY		2						
19	2	124550-51370	O-RING		2						
20	2	124950-51450	PIECE, GUIDE		2						
21	2	174307-51460	PIN, LOCK		1						
22	2	124085-51500	RACK, CONTROL		1						
24	3	124550-51590	RETAINER		1						
25	3	124950-51600	RACK, CONTROL		1						
26	2	124950-51510	PINION		2						
27	2	124950-51640	PLATE ASSY, ADJUST		1						
28	2	103854-51660	SCREW		1						
29	2	174307-51700	SHIM SET		2						
30	2	124220-51890	RIVET		2						
32	2	22117-050000	WASHER, 5		1						
33	2	22217-050000	WASHER, SPRING 5		1						
34	2	26587-050102	SCREW, M5X10		1						

Fig.32. FUEL INJECTION VALVE

Fig. 32 FUEL INJECTION VALVE

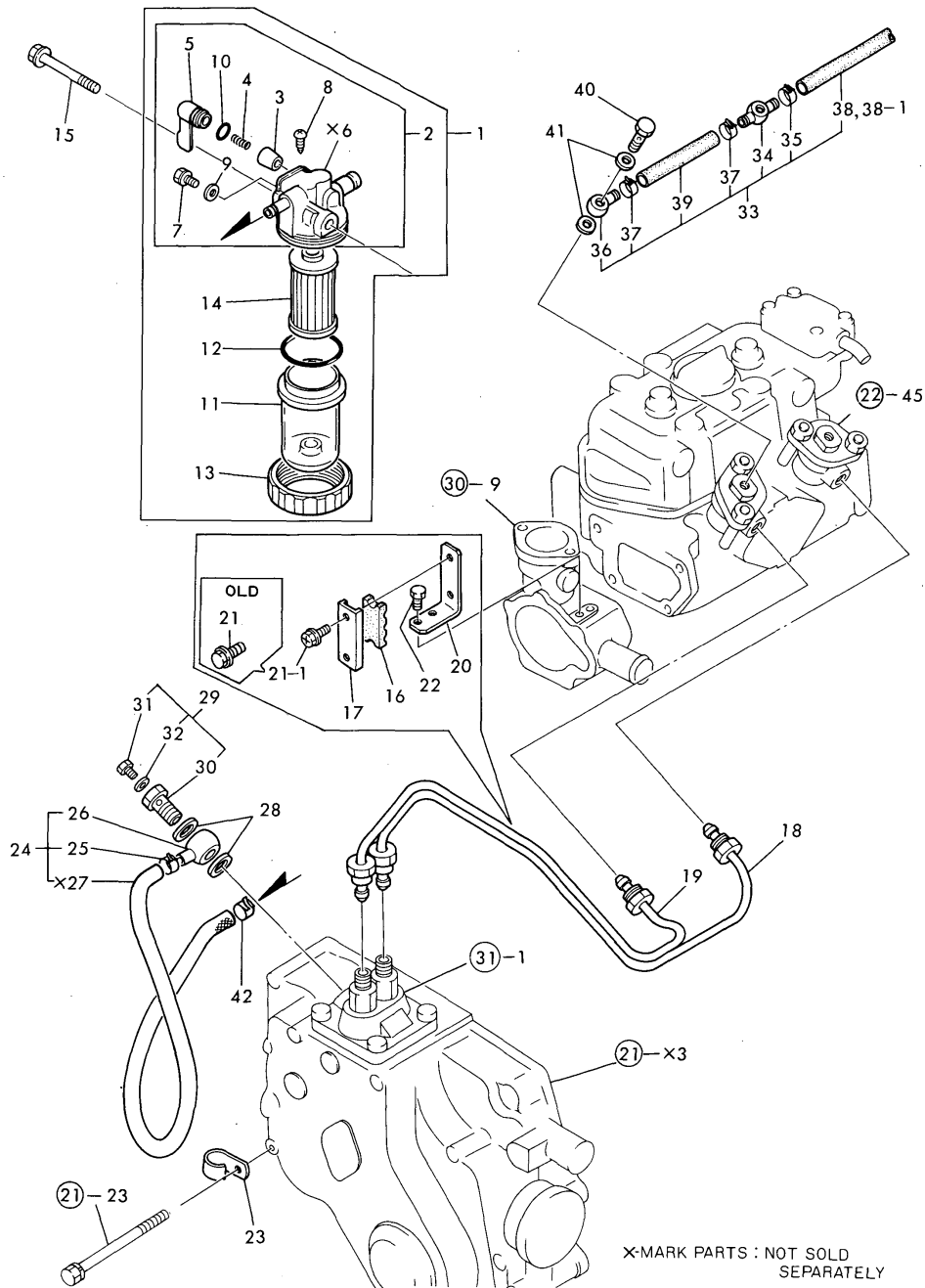


(A)=
(B)=2T75U-N
(C)=
(D)=
(E)=
(F)=

No.	Lev.	Parts No.	Description	Q'ty						I	R
				(A)	(B)	(C)	(D)	(E)	(F)		
1	1	720500-53100	VALVE ASSY,INJECTION		2						
2	2	124770-53000	VALVE ASSY,INJECTION		2						
3	2	120500-53080	NUT, NOZZLE		2						
5	2	113200-53110	SPINDLE, INTER		2						
6	2	104211-53120	SPRING, NOZZLE		2						
7	2	113200-53120	RETAINER, SPRING		2						
8	2	110250-53150	PLATE ASSY, ADJUST		2						
9	2	103854-53180	RETAINER, SPRING		2						
10	2	172100-53200	GASKET		2						

Fig.33. FUEL OIL SYSTEM

Fig. 33 FUEL OIL SYSTEM



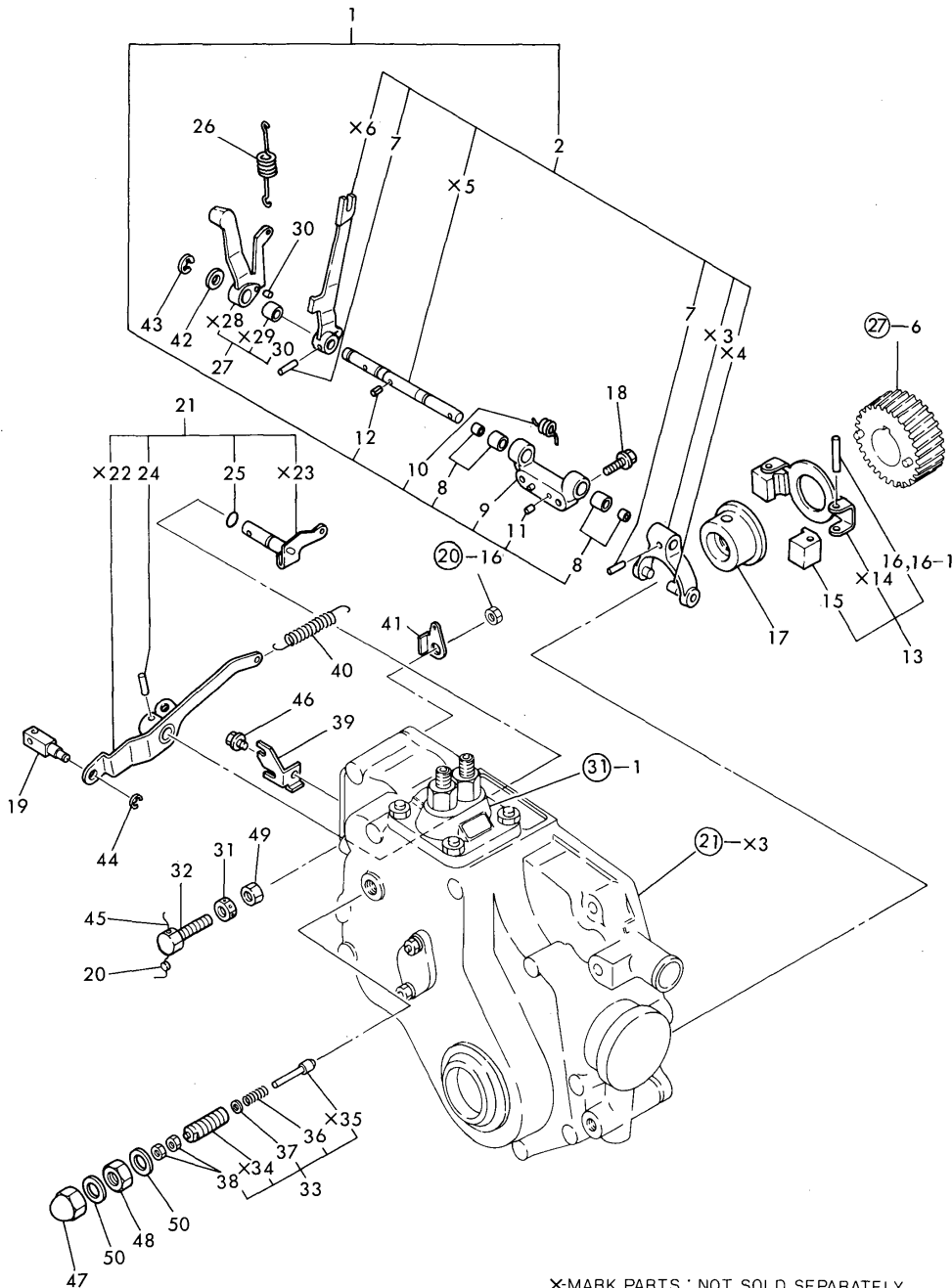
(A)=
(B)=2T75U-N
(C)=

(D)=
(E)=
(F)=

No.	Lev.	Parts No.	Description	Qty						I	R
				(A)	(B)	(C)	(D)	(E)	(F)		
1	1	124064-55600	FILTER ASSY, FUEL		1						
2	2	724160-55200	BODY ASSY, FILTER		1						
3	3	104200-55321	VALVE, TAPER		1						
4	3	104200-55330	SPRING, VALVE		1						
5	3	104200-55341	HANDLE		1						
7	3	101720-55750	PLUG, 6		2						
8	3	104200-55750	SCREW, M4		1						
9	3	23418-060000	GASKET, 6X1.0		2						
10	3	24311-240100	O-RING, 1AP10A		1						
11	3	124064-55510	COVER		1						
12	3	102103-55520	O-RING		1						
13	3	110250-55610	RING, RETAINING		1						
14	3	104500-55710	ELEMENT		1						
15	2	26106-080652	BOLT, M8X 65 PLATED		1						
16	1	123325-59100	RETAINER, PIPE		1						
17	1	123325-59110	COVER		1						
18	1	124000-59810	PIPE ASSY, INJECTION		1						
19	1	124000-59820	PIPE ASSY, INJECTION		1						
20	1	121450-59850	BRACKET		1						
21	1	26106-060162	BOLT, M6X 16 PLATED		2						
21-1	1	121465-59950	BOLT, M6X16		2						N
(B=*1983.02)											
22	1	26116-060102	BOLT, M6X 10 PLATED		2						
23	1	124160-01650	CLAMP, PIPE		1						
24	1	121567-59010	PIPE ASSY, FUEL		1						
25	2	106990-44660	CLIP, HOSE 12.5		1						
26	2	101304-59020	JOINT, PIPE 12		1						
28	1	104200-59170	GASKET, 12		2						
29	1	103854-59191	BOLT ASSY, JOINT M12		1						W
(B=*)											
30	2	103854-59201	BOLT, PIPE JOINT M12		1						
31	2	124060-59380	PLUG, 6		1						
32	2	43400-500390	SEAL WASHER 6		1						
33	1	124969-59500	PIPE ASSY, RETURN		1						
34	2	124550-59030	JOINT, PIPE 8		1						
35	2	124766-59050	CLIP, HOSE 12		1						
36	2	121750-59090	JOINT, PIPE 8		1						
37	2	124066-59100	CLIP, HOSE 8		2						
38	2	121025-59570	PIPE, RETURN L=650		1						
38-1	2	105025-59511	PIPE, FUEL		1						S
(B=*)											
39	2	121450-59550	PIPE, FUEL D8X80		1						
40	1	101147-59810	BOLT, PIPE JOINT M8		2						
41	1	23414-080012	GASKET, 8X1.0		4						

Fig.34. GOVERNOR MECHANISM

Fig. 34 GOVERNOR MECHANISM



X-MARK PARTS : NOT SOLD SEPARATELY

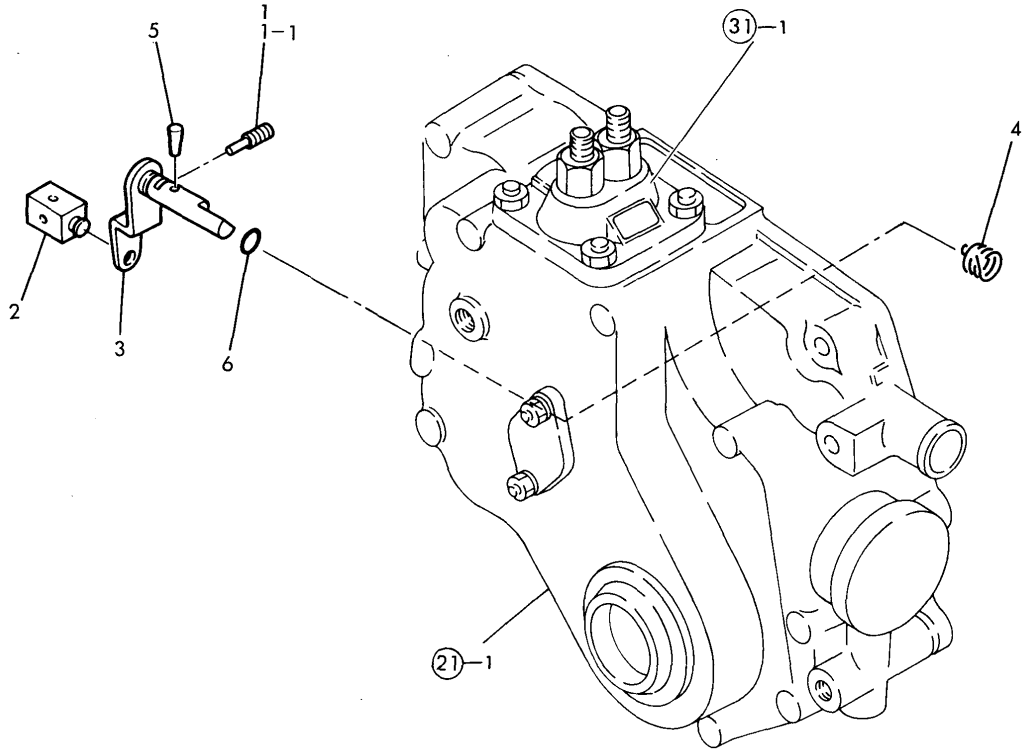
(A)=
(B)=2T75U-N
(C)=

(D)=
(E)=
(F)=

No.	Lev.	Parts No.	Description	Q'ty						I	R
				(A)	(B)	(C)	(D)	(E)	(F)		
1	1	721520-61000	SHAFT, GOVERNOR		1						
2	2	121520-61000	LEVER ASSY, GOVERNOR		1						
7	3	22322-030180	PIN, TAPER 3X18				2				
8	2	121520-61520	BEARING, NEEDLE		2						
9	2	121520-61620	SUPPORT		1						
10	2	121450-61631	SPRING		1						
11	2	22312-040080	PIN, PARALLEL M4X 8		2						
12	2	22351-030010	PIN, SPRING 3.0X10		1						
13	2	121450-61100	WEIGHT ASSY,GOVERNOR		1						
15	3	104200-61200	WEIGHT, GOVERNOR		2						
16	3	172200-61220	PIN, GOVERNOR WEIGHT		2						
16-1	3	119660-61220	PIN, GOVERNOR WEIGHT		2						N
(B=*1985.10)											
17	1	129350-61600	SLEEVE, GOVERNOR		1						
18	1	26106-060222	BOLT, M6X 22 PLATED		2						
19	1	121250-03783	RETAINER, INNER WIRE		1						
20	1	135210-61090	LEAD		1						
21	1	124969-66000	LEVER ASSY,REGULATOR		1						
23	2	121567-66090	LEVER, REGULATOR		1						
24	2	22322-030200	PIN, TAPER 3X20		1						
25	2	24311-000070	O-RING, 1AP7.0		1						
26	1	121520-66010	SPRING, REGULATOR		1						
27	1	121450-66180	LEVER ASSY		1						
30	2	22312-030080	PIN, PARALLEL M3X 8		1						
31	1	124550-66370	NUT, M6		1						
32	1	121454-66420	ADJUSTER		1						
33	1	121520-66550	LIMITER ASSY, FUEL		1						
36	2	121520-66580	SPRING, CONTROLLER		1						
37	2	124950-66590	SHIM SET		1						
38	2	26756-050002	NUT, LOCK M5		2						
39	1	124969-66700	SUPPORT, WIRE		1						
40	1	104104-67300	SPRING, RETURN		1						
41	1	124756-67310	HOOK		1						
42	1	22137-080000	WASHER, 8		1						
43	1	22272-000060	RING, E- 6		1						
44	1	22272-000060	RING, E- 6		1						
45	1	22451-060000	WIRE, 0.6		1						
46	1	26106-060122	BOLT, M6X 12 PLATED		1						
47	1	26687-120002	NUT, CAP M12		1						
48	1	26736-120002	NUT, M12		1						
49	1	26756-060002	NUT, LOCK M6		1						
50	1	43400-500450	SEAL WASHER 12		2						

Fig.35. ENGINE STOPPING DEVICE

Fig. 35 ENGINE STOPPING DEVICE

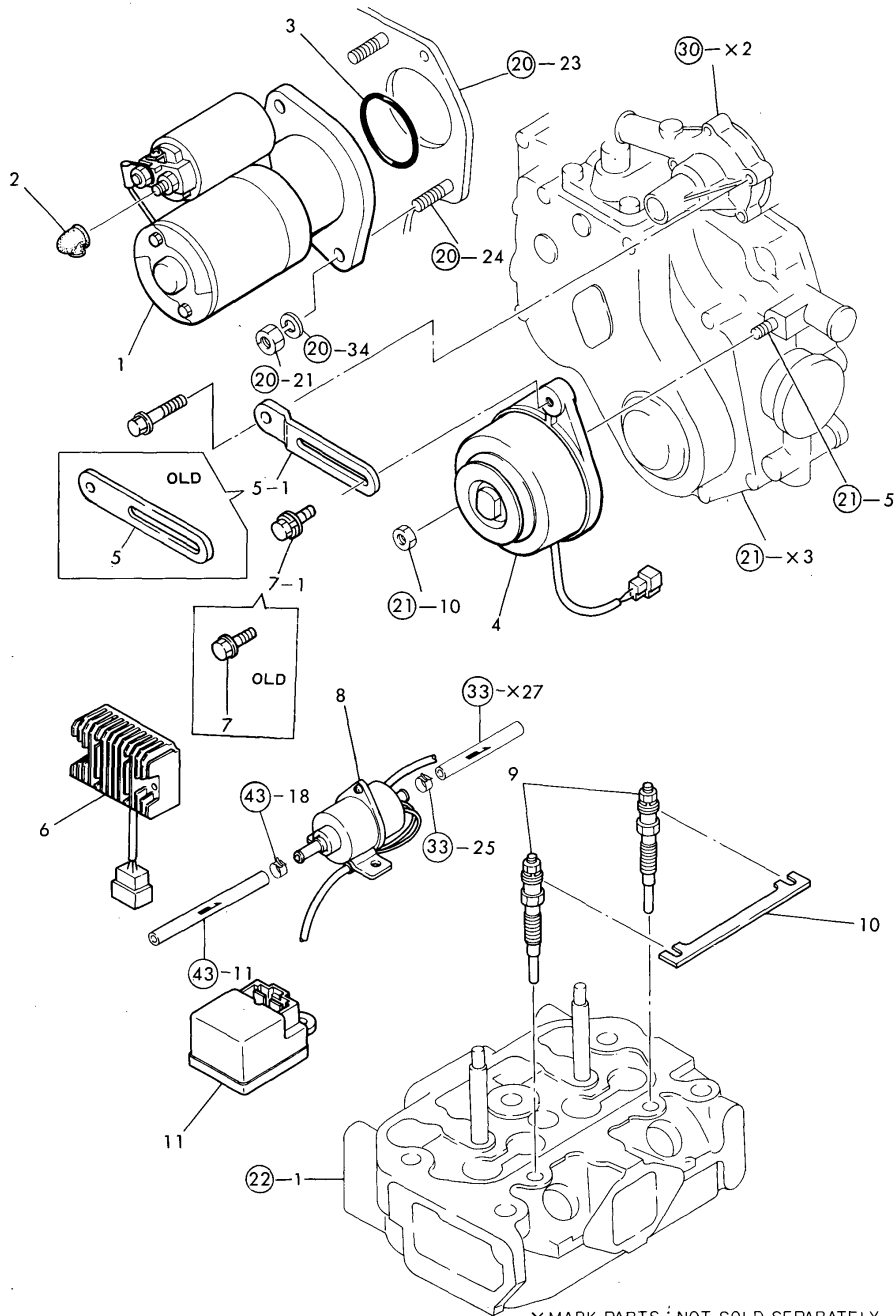


(A)=
(B)=2T75U-N
(C)=
(D)=
(E)=
(F)=

No.	Lev.	Parts No.	Description	Q'ty						I	R
				(A)	(B)	(C)	(D)	(E)	(F)		
1	1	121250-03640	SCREW		1						
1-1	1	124250-03640 (B=*1983.10)	SCREW		1						N
2	1	104211-03770	RETAINER		1						
3	1	121551-66520	LEVER, STOP		1						
4	1	121551-66580	SPRING, RETURN		1						
5	1	22322-030160	PIN, TAPER 3X16		1						
6	1	24311-000090	O-RING, 1AP9.0		1						

Fig.36. ELECTRIC PARTS

Fig. 36 ELECTRIC PARTS



X-MARK PARTS : NOT SOLD SEPARATELY

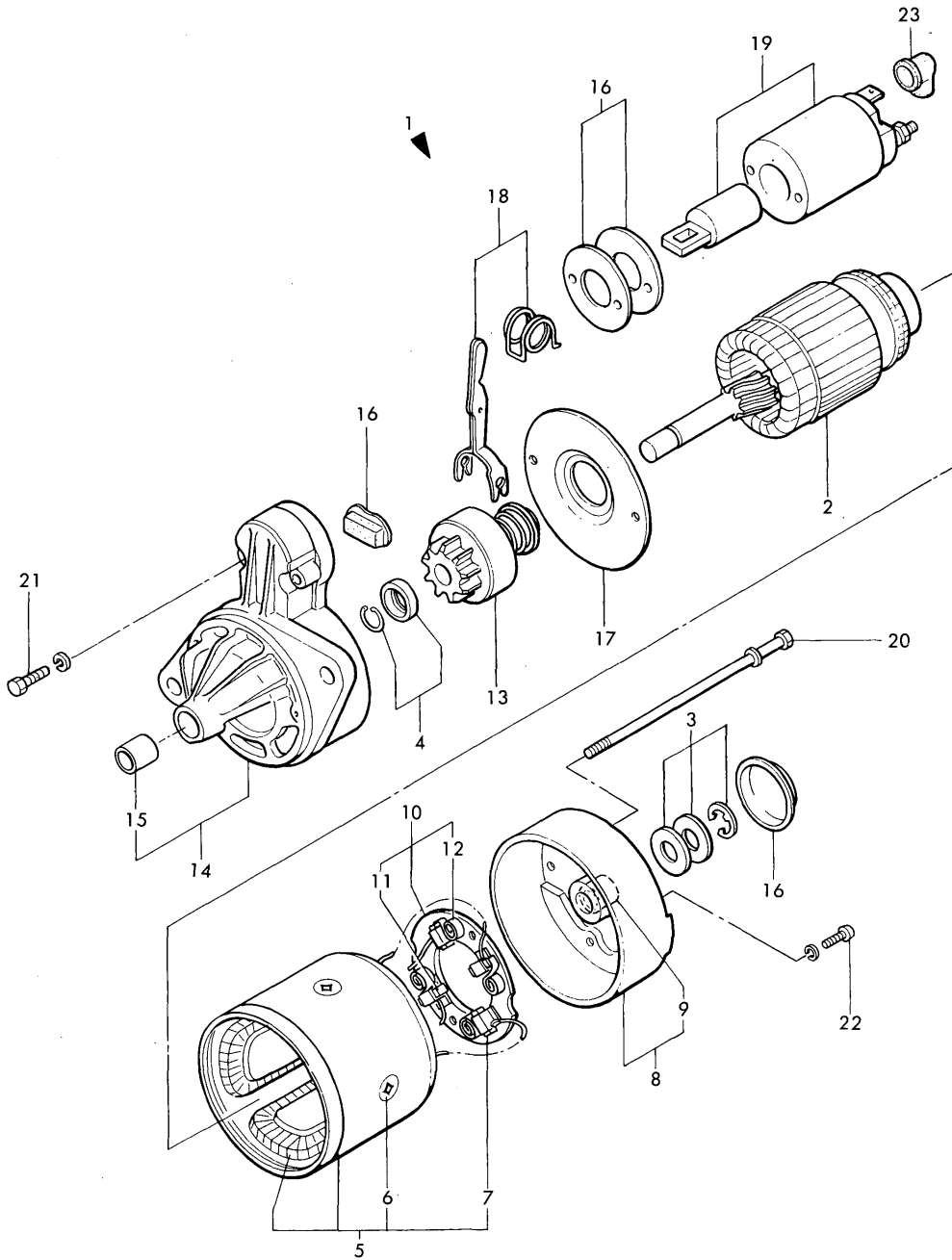
(A)=
(B)=2T75U-N
(C)=

(D)=
(E)=
(F)=

No.	Lev.	Parts No.	Description	Q'ty						I	R
				(A)	(B)	(C)	(D)	(E)	(F)		
1	1	121450-77010	STARTER, S114-235B		1						
2	1	124550-77030	COVER, TERMINAL		1						
3	1	121470-77050	O-RING		1						
4	1	121450-77200	DYNAMO, 12V-180W		1						
5	1	121450-77330	ADJUSTER		1						
5-1	1	121521-77330	ADJUSTER		1						N
(B=*1983.07)											
6	1	121450-77711	LIMITER, RS5101		1						
7	1	26106-080222	BOLT, M8X 22 PLATED		1						
7-1	1	26014-080252	BOLT, M8X 25		1						N
(B=*1983.02)											
8	1	105025-77400	PUMP ASSY, FUEL FEED		1						
9	1	124970-77800	PLUG, GLOW		2						
10	1	124970-77810	CONNECTOR		1						
11	1	124970-77920	TIMER		1						

Fig.37. STARTER (12V-1.3KW)

Fig. 37 STARTER (12V-1.3KW), S114-235



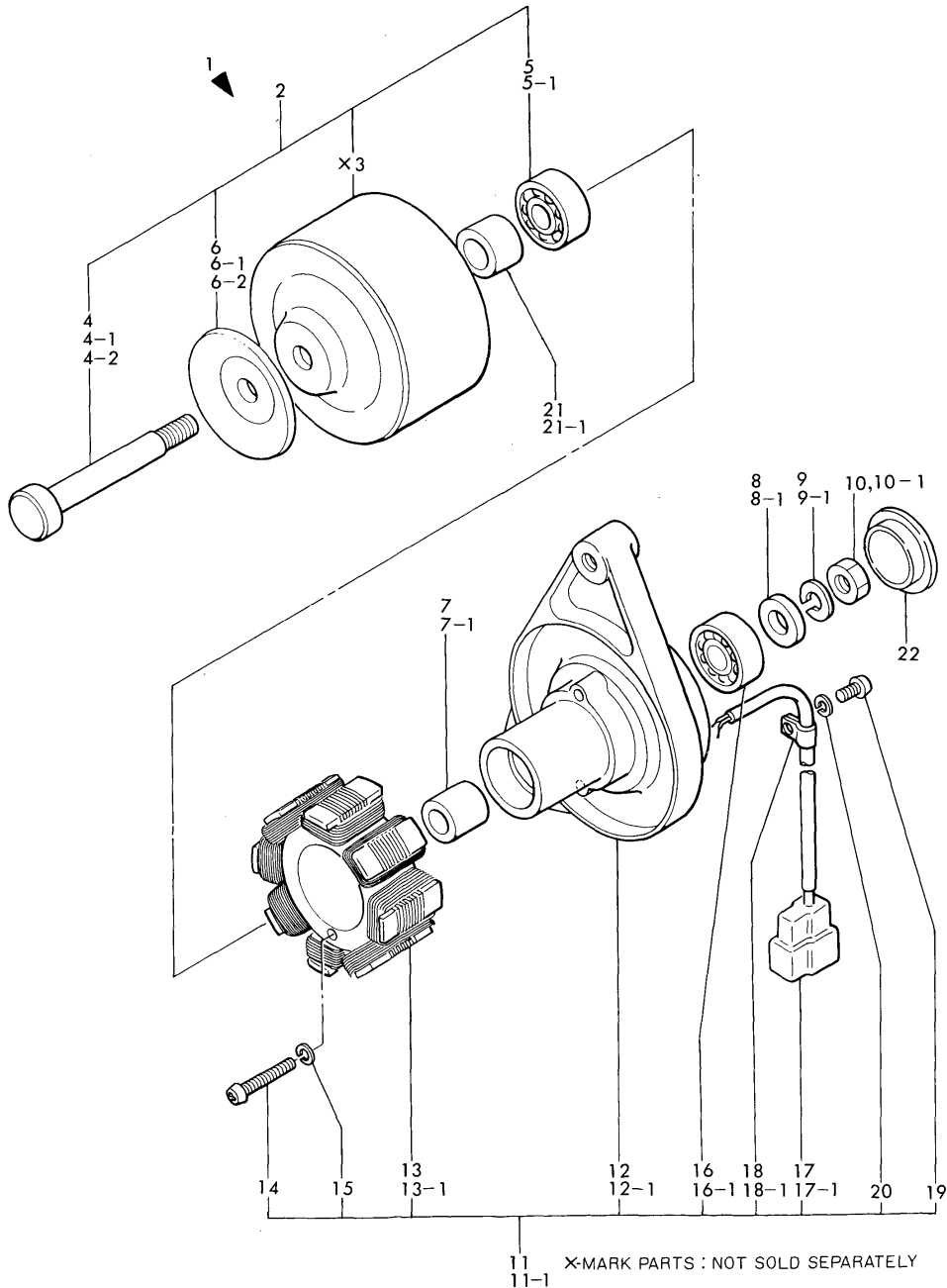
(A)=
(B)=2T75U-N
(C)=

(D)=
(E)=
(F)=

No.	Lev.	Parts No.	Description	Q'ty						I	R
				(A)	(B)	(C)	(D)	(E)	(F)		
1	1	121450-77010	STARTER, S114-235B		1						
2	2	X211491001	ARMATURE ASSY		1						
3	2	X21148110	WASHER SET, THRUST		1						
4	2	X21147155	STOPPER SET, PINION		1						
5	2	X211432001	COIL ASSY, FIELD		1						
6	3	X21147215	SCREW, POLE CORE		4						
7	3	X21145312	BRUSH, +		2						
8	2	X211453002	COVER ASSY, REAR		1						
9	3	X21145352	METAL, REAR COVER		1						
10	2	X21141360	HOLDER ASSY, BRUSH		1						
11	3	X21148313	BRUSH (-)		2						
12	3	X21149314	SPRING, BRUSH		4						
13	2	X211455003	PINION ASSY		1						
14	2	X211456009	CASE ASSY, GEAR		1						
15	3	X21145661	METAL, GEAR CASE		1						
16	2	X21143963	COVER SET, DUST		1						
17	2	X21143454	PLATE, CENTER		1						
18	2	X21148652	LEVER SET, SHIFT		1						
19	2	X211497004	SWITCH, MAGNETIC		1						
20	2	X21146815	BOLT		2						
21	2	X7120632	BOLT		2						
22	2	X21142835	SCREW SET		2						
23	1	X21142742	COVER (A), RUBBER		1						

Fig.38. GENERATOR

Fig. 38 GENERATOR (GP9150, 12V180W)



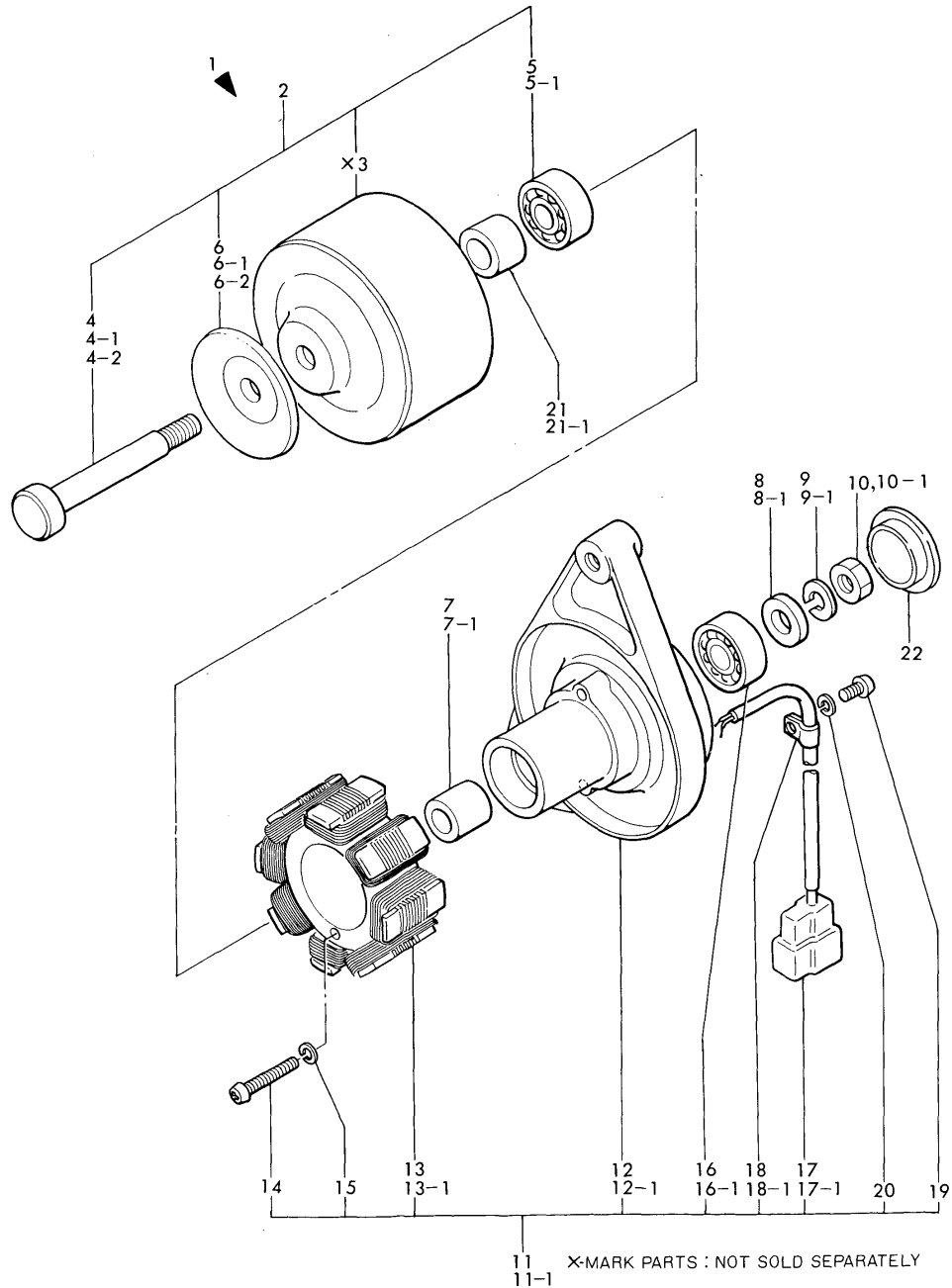
(A)=
(B)=2T75U-N
(C)=

(D)=
(E)=
(F)=

No.	Lev.	Parts No.	Description	Q'ty						I	R
				(A)	(B)	(C)	(D)	(E)	(F)		
1	1	121450-77200	DYNAMO, 12V-180W		1						
2	2	94210M-42875	FLYWHEEL ASSY		1						
4	3	94210M-13751	SHAFT		1						
4-1	3	94210M-42927	SHAFT		1						N
		(B=*)									
4-2	2	XM429270000	SHAFT		1						R
		(B=*1980.08)									
5	3	XM861240000	B.BEARING #6201ZZC3		1						A
5-1	3	XM274360000	BEARING		1						S
		(B=*1983.02)									
6	3	94210M-42801	PULLEY		1						
6-1	3	94210M-42929	PULLEY		1						N
		(B=*)									
6-2	2	XM429290000	PLATE, PULLEY		1						R
		(B=*1980.08)									
7	2	94210M-32983	COLLAR		1						
7-1	2	XM329830000	COLLAR		1						R
		(B=*)									
8	2	94210M-86025	WASHER		1						
8-1	2	XM860250000	WASHER 10		1						N
		(B=*)									
9	2	94210M-21932	WASHER, SPRING		1						
9-1	2	22217-100000	WASHER, SPRING 10		1						N
		(B=*1980.07)									
10	2	94210M-86372	NUT		1						
10-1	2	26706-100002	NUT, M10		1						N
		(B=*1982.11)									
11	2	94210M-51416	PLATE ASSY		1						
11-1	2	XM514160000	PLATE ASSY		1						R
		(B=*1980.08)									
12	3	94210M-51417	PLATE		1						
12-1	3	XM514170000	PLATE		1						R
		(B=*1980.08)									
13	3	94210M-51418	CORE ASSY		1						
13-1	3	XM514180000	STATOR		1						R
		(B=*1980.08)									
14	3	26557-040252	SCREW, M4X25		2						
15	3	22217-040000	WASHER, SPRING 4		2						
16	3	XM861240000	B.BEARING #6201ZZC3		1						A
16-1	3	XM274360000	BEARING		1						S
		(B=*1983.02)									
17	3	94210M-96717	COUPLER		1						
17-1	3	XM967170000	COUPLER		1						R
		(B=*)									
18	3	94210M-06900	CLAMP		1						
18-1	3	XM069000000	CLAMP		1						R
		(B=*)									
19	3	26557-040082	SCREW, M4X 8		1						
20	3	22217-040000	WASHER, SPRING 4		1						
21	2	94210M-42802	COLLAR		1						
21-1	2	XM428020000	COLLAR		1						R

Fig.38. GENERATOR

Fig. 38 GENERATOR (GP9150, 12V180W)



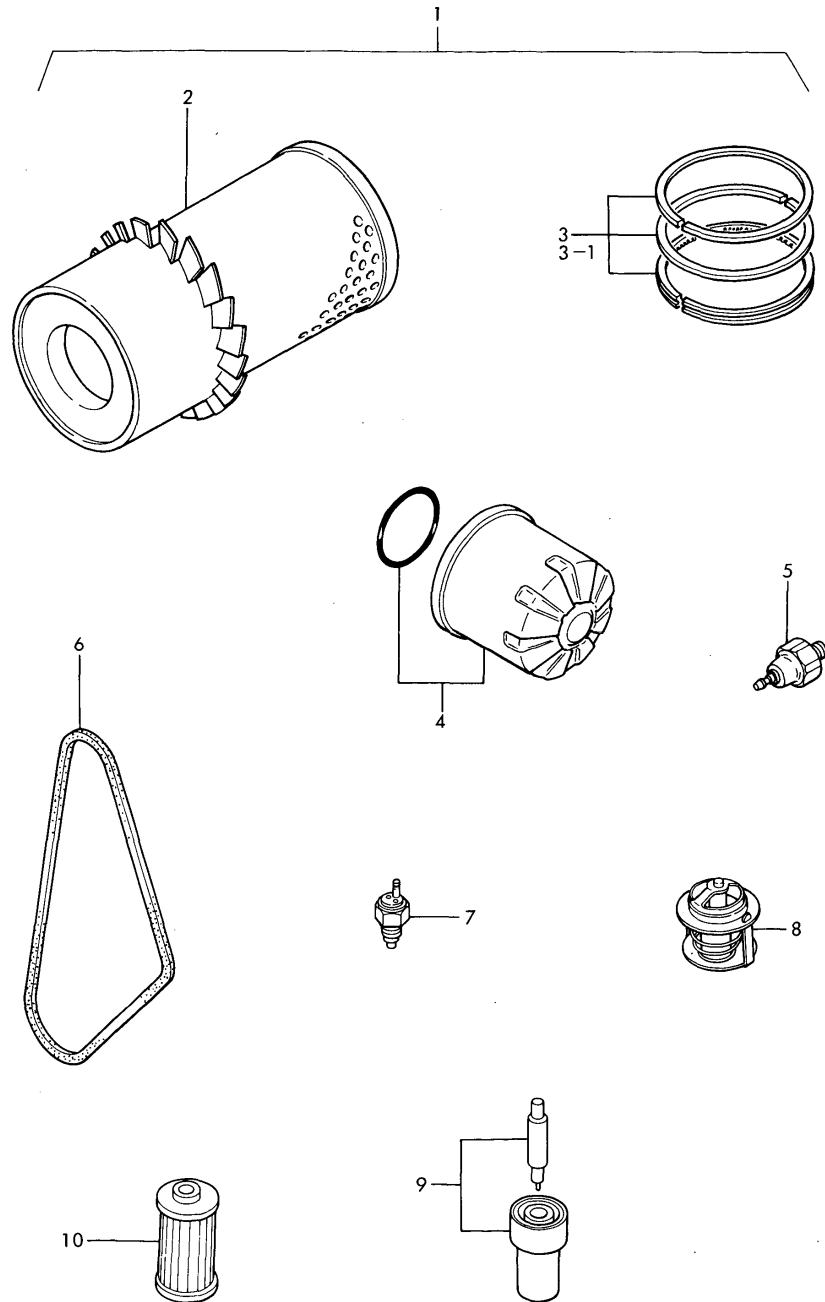
(A)=
(B)=2T75U-N
(C)=

(D)=
(E)=
(F)=

No.	Lev.	Parts No.	Description	Q'ty						I	R
				(A)	(B)	(C)	(D)	(E)	(F)		
			(B=*1980.08)								

Fig.39. REPAIR KIT

Fig. 39 REPAIR KIT



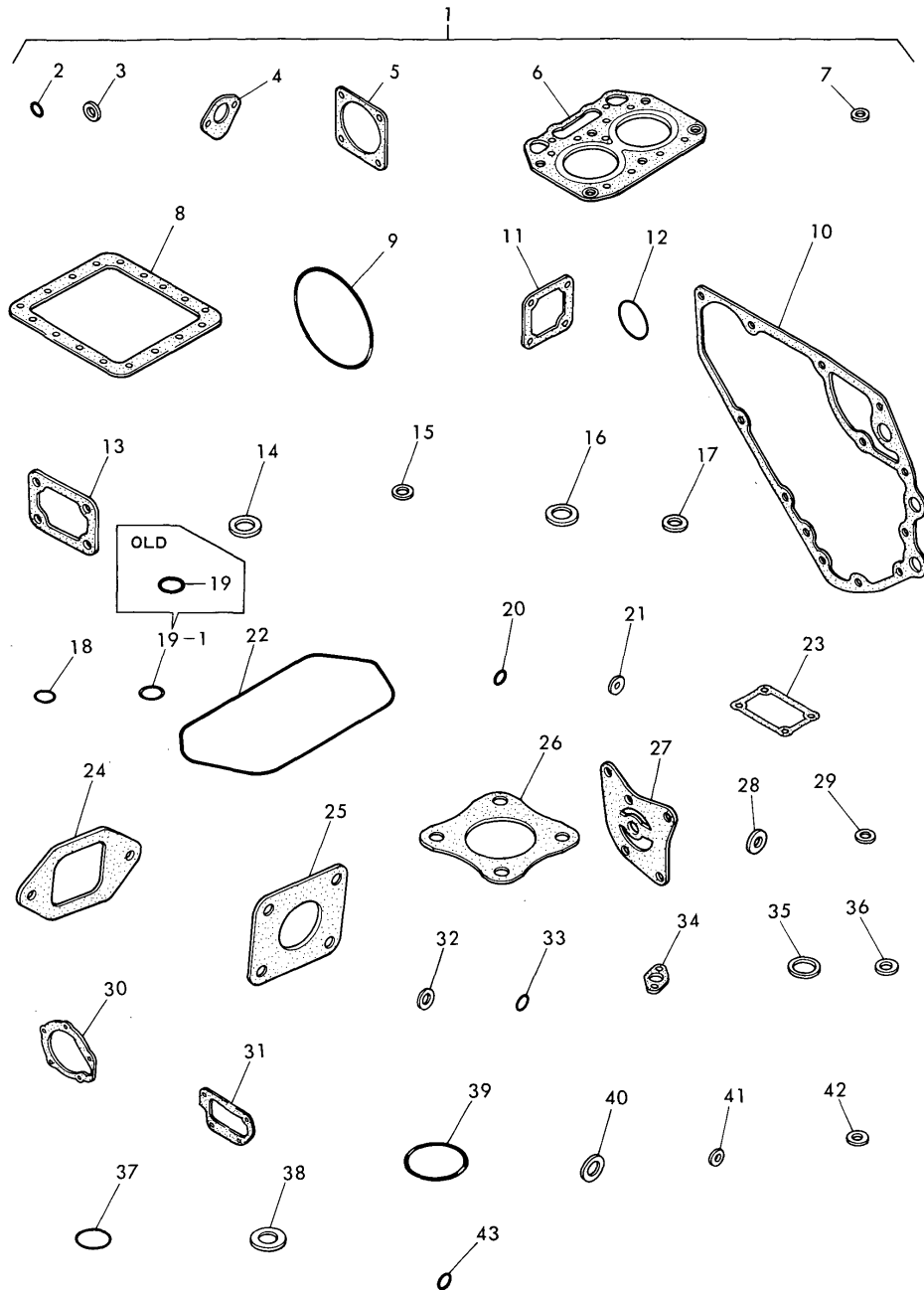
(A)=
(B)=2T75U-N
(C)=

(D)=
(E)=
(F)=

No.	Lev.	Parts No.	Description	Q'ty						I	R
				(A)	(B)	(C)	(D)	(E)	(F)		
1	1	724970-92500	REPAIR KIT		1						
2	2	171022-12530	ELEMENT		1						
3	2	705311-22500	RING SET, PISTON		2						
3-1	2	721575-22500 (B=*)	RING SET, PISTON		2						R
4	2	124450-35100	FILTER, OIL		1						
5	2	124160-39450	SWITCH, 0.5KG		1						
6	2	121023-42290	V-BELT, AX33		1						
7	2	121250-44901	SWITCH, 110		1						
8	2	129350-49800	THERMOSTAT, 71		1						
9	2	124770-53000	VALVE ASSY,INJECTION		2						
10	2	104500-55710	ELEMENT		1						

Fig.40. GASKET KIT (FOR ENGINE)

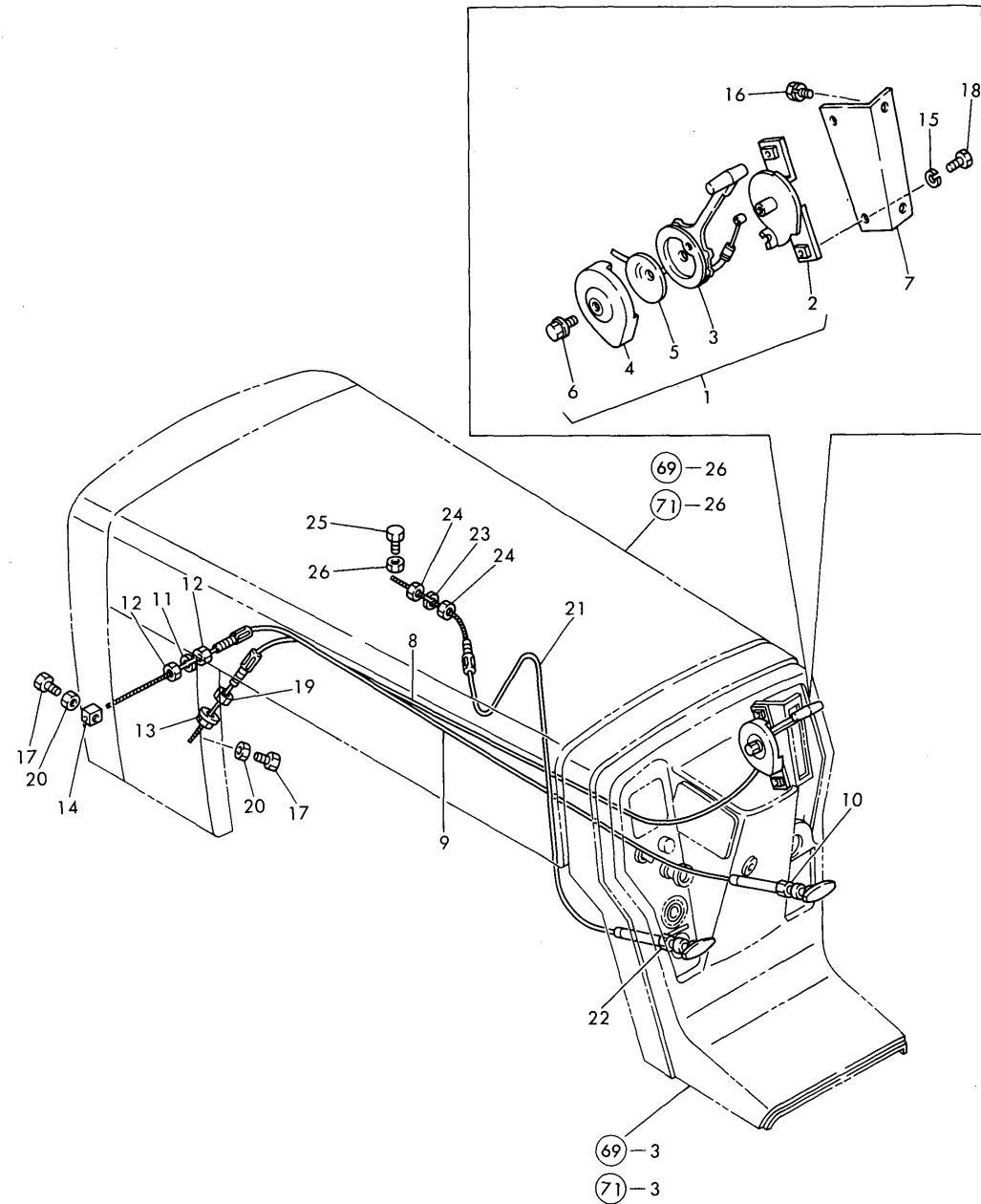
Fig. 40 GASKET KIT (FOR ENGINE)



No.	Lev.	Parts No.	Description	Q'ty						I	R
				(A)	(B)	(C)	(D)	(E)	(F)		
1	1	724970-92601	GASKET SET		1						
2	2	24311-000100	O-RING, 1AP10.0		2						
3	2	121450-01980	GASKET		1						
4	2	121520-01850	GASKET		1						
5	2	124240-01882	GASKET		1						
6	2	124970-01330	GASKET, HEAD		1						
7	2	43400-500450	SEAL WASHER 12		3						
8	2	124000-01750	GASKET, OIL SUMP		1						
9	2	105225-02020	O-RING		1						
10	2	121450-01511	GASKET, GEAR CASE		1						
11	2	121450-01531	GASKET		1						
12	2	24341-000260	O-RING, 1AS26.0		1						
13	2	121450-11680	GASKET		1						
14	2	124950-11450	GASKET, CHAMBER		2						
15	2	124970-11490	INSULATOR		2						
16	2	124970-11450	INSULATOR		2						
17	2	124970-11460	GASKET, CHAMBER		2						
18	2	24311-000120	O-RING, 1AP12.0		2						
19	2	121420-01760	O-RING		1						
19-1	2	24311-000320 (B=*1984.07)	O-RING, 1AP32.0		1						S
20	2	24311-000070	O-RING, 1AP7.0		3						
21	2	23418-080000	GASKET, 8X1.0		2						
22	2	124970-11310	GASKET, BONNET		1						
23	2	121000-03070	GASKET		1						
24	2	124000-12030	GASKET		1						
25	2	124000-13200	GASKET, SILENCER		1						
26	2	124450-11900	GASKET		1						
27	2	121450-32021	GASKET, PUMP		1						
28	2	23414-100000	GASKET, 10X1.0		2						
29	2	23414-080000	GASKET, 8X1.0		2						
30	2	121023-42051	GASKET, WATER PUMP		1						
31	2	121450-44410	GASKET		1						
32	2	124465-44950	GASKET, 16		1						
33	2	24311-000160	O-RING, 1AP16.0		1						
34	2	129350-49540	GASKET		1						
35	2	124950-51270	GASKET		2						
36	2	124550-51350	GASKET, DELIVERY		2						
37	2	124550-51370	O-RING		2						
38	2	172100-53200	GASKET		2						
39	2	102103-55520	O-RING		1						
40	2	104200-59170	GASKET, 12		2						
41	2	43400-500390	SEAL WASHER 6		1						
42	2	23414-080012	GASKET, 8X1.0		4						
43	2	24311-000090	O-RING, 1AP9.0		1						

Fig.41. THROTTLE (FOR YM122/126)

Fig. 41 THROTTLE (FOR MODEL YM122/126)



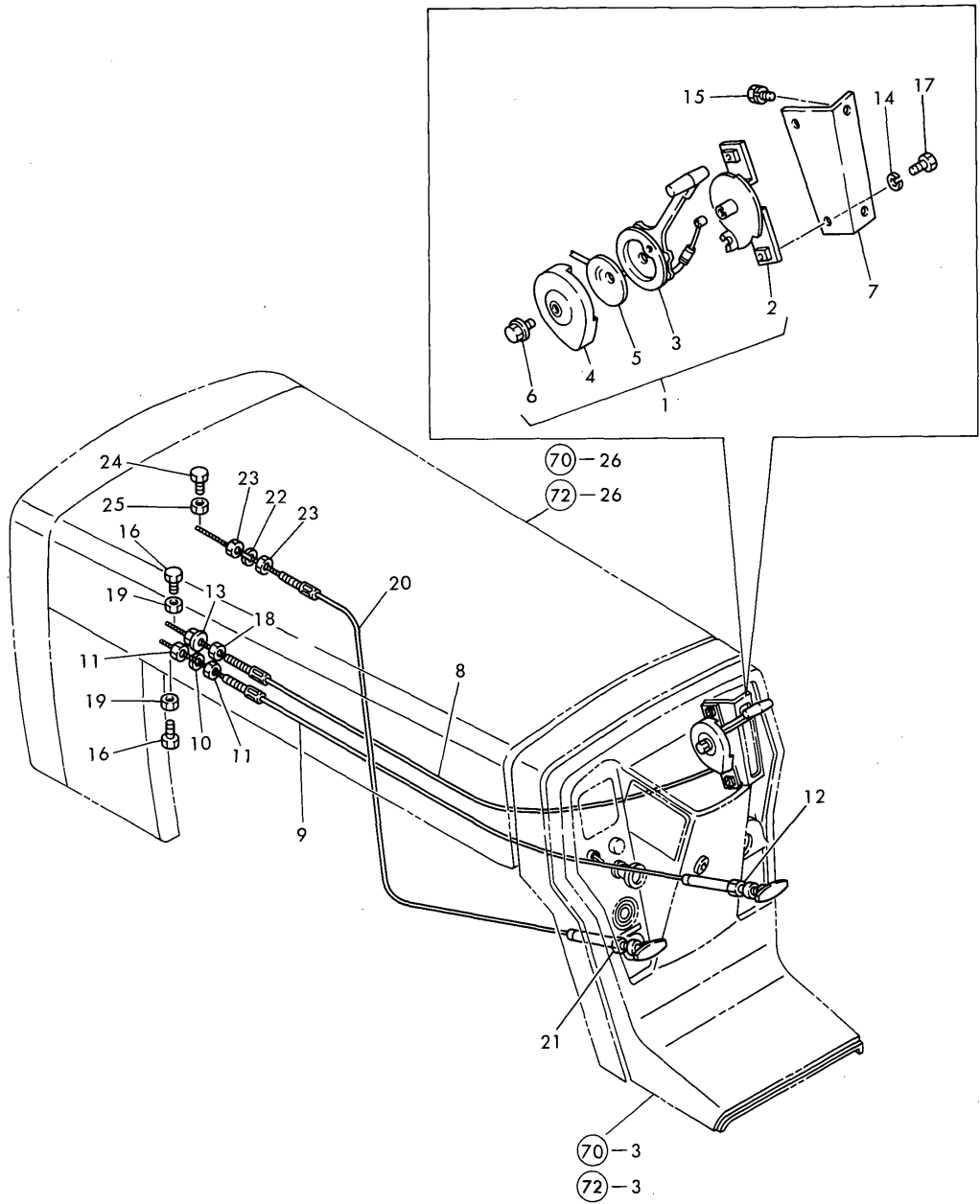
(A)=YM122
(B)=YM126
(C)=YM142

(D)=YM146
(E)=
(F)=

No.	Lev.	Parts No.	Description	Q'ty						I	R
				(A)	(B)	(C)	(D)	(E)	(F)		
1	1	194800-01110	LEVER ASSY	1	1						
2	2	194800-01120	STAY	1	1						
3	2	194800-01130	LEVER, ACCELERATOR	1	1						
4	2	194800-01140-U	BRACKET, THRTL LEVER	1	1						
5	2	194800-01150	SPRING	1	1						
6	2	194800-01160	BOLT	1	1						
7	1	194800-01170	BRACKET, LEVER	1	1						
8	1	194800-01361	WIRE ASSY, THROTTLE	1	1						
9	1	194810-01500	CABLE ASSY, STOP.	1	1						
10	2	194180-01530	NUT, M11	1	1						
11	2	22217-060000	WASHER, SPRING 6	1	1						
12	2	26716-060002	NUT, M6	2	2						
13	1	194990-22130	NUT, M6	1	1						
14	1	104104-66980	RETAINER, INNER WIRE	1	1						
15	1	22217-060000	WASHER, SPRING 6	2	2						
16	1	26013-080122	BOLT, M8X 12	2	2						
17	1	26116-050142	BOLT, M5X 14 PLATED	2	2						
18	1	26116-060122	BOLT, M6X 12 PLATED	2	2						
19	1	26716-060002	NUT, M6	1	1						
20	1	26756-050002	NUT, LOCK M5	2	2						
21	1	194167-01500	CABLE, DECOMPRESSION	1	1						
22	2	194180-01530	NUT, M11	1	1						
23	2	22217-060000	WASHER, SPRING 6	1	1						
24	2	26716-060002	NUT, M6	2	2						
25	1	26116-050142	BOLT, M5X 14 PLATED	1	1						
26	1	26756-050002	NUT, LOCK M5	1	1						

Fig.42. THROTTLE (FOR YM142/146)

Fig. 42 THROTTLE (FOR MODEL YM142/146)



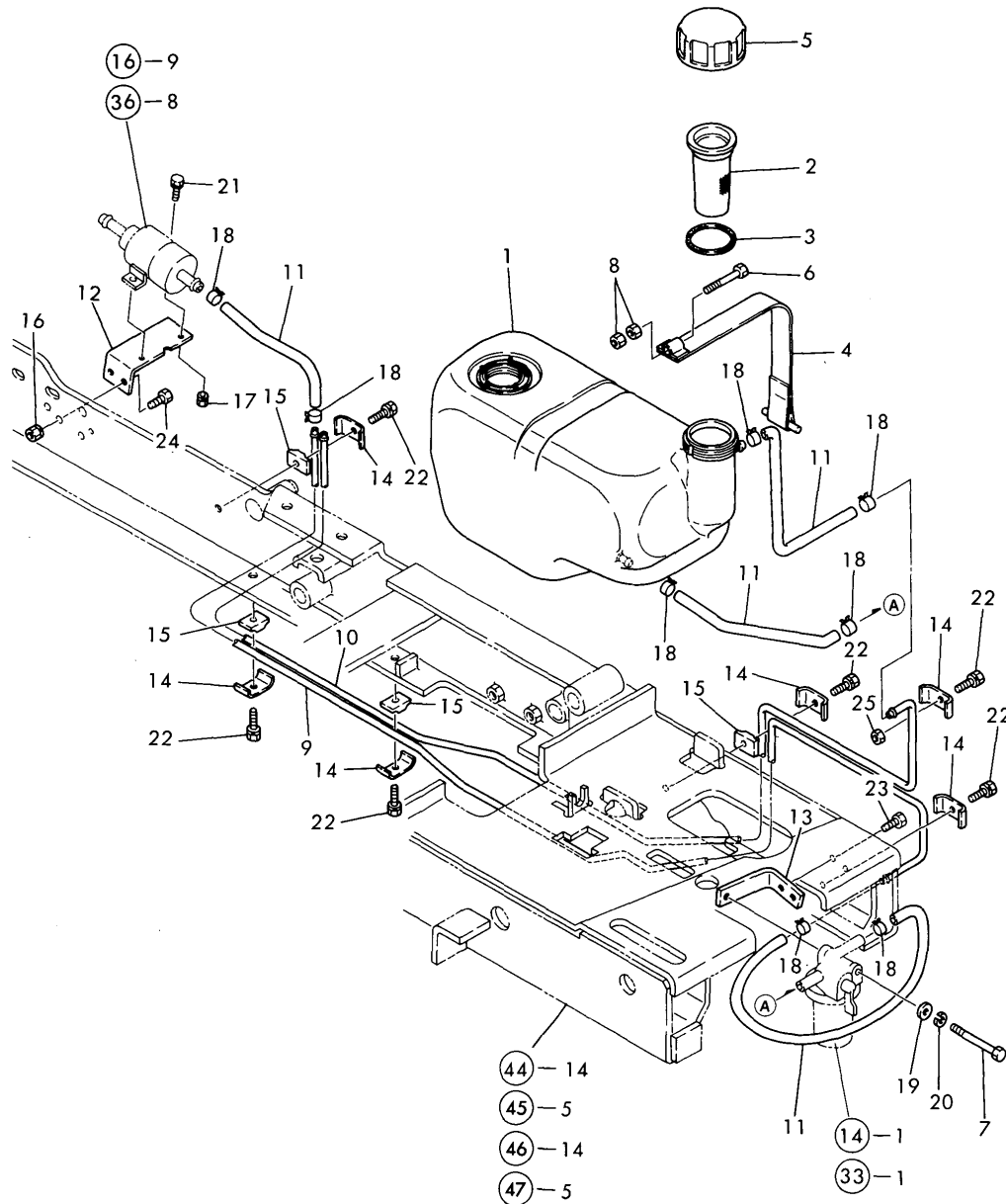
(A)=YM122
(B)=YM126
(C)=YM142

(D)=YM146
(E)=
(F)=

No.	Lev.	Parts No.	Description	Q'ty						I	R
				(A)	(B)	(C)	(D)	(E)	(F)		
1	1	194800-01110	LEVER ASSY			1	1				
2	2	194800-01120	STAY			1	1				
3	2	194800-01130	LEVER, ACCELERATOR			1	1				
4	2	194800-01140-U	BRACKET, THRTL LEVER			1	1				
5	2	194800-01150	SPRING			1	1				
6	2	194800-01160	BOLT			1	1				
7	1	194800-01170	BRACKET, LEVER			1	1				
8	1	194800-01361	WIRE ASSY, THROTTLE			1	1				
9	1	194802-01500	CABLE ASSY, STOP.			1	1				
10	2	22217-060000	WASHER, SPRING 6			1	1				
11	2	26716-060002	NUT, M6			2	2				
12	2	26736-100002	NUT, M10			1	1				
13	1	194990-22130	NUT, M6			1	1				
14	1	22217-060000	WASHER, SPRING 6			2	2				
15	1	26013-080122	BOLT, M8X 12			2	2				
16	1	26116-050142	BOLT, M5X 14 PLATED			2	2				
17	1	26116-060122	BOLT, M6X 12 PLATED			2	2				
18	1	26716-060002	NUT, M6			1	1				
19	1	26756-050002	NUT, LOCK M5			2	2				
20	1	194167-01500	CABLE, DECOMPRESSION			1	1				
21	2	194180-01530	NUT, M11			1	1				
22	2	22217-060000	WASHER, SPRING 6			1	1				
23	2	26716-060002	NUT, M6			2	2				
24	1	26116-050142	BOLT, M5X 14 PLATED			1	1				
25	1	26756-050002	NUT, LOCK M5			1	1				

Fig.43. FUEL TANK

Fig. 43 FUEL TANK



(A)=YM122
(B)=YM126
(C)=YM142

(D)=YM146
(E)=
(F)=

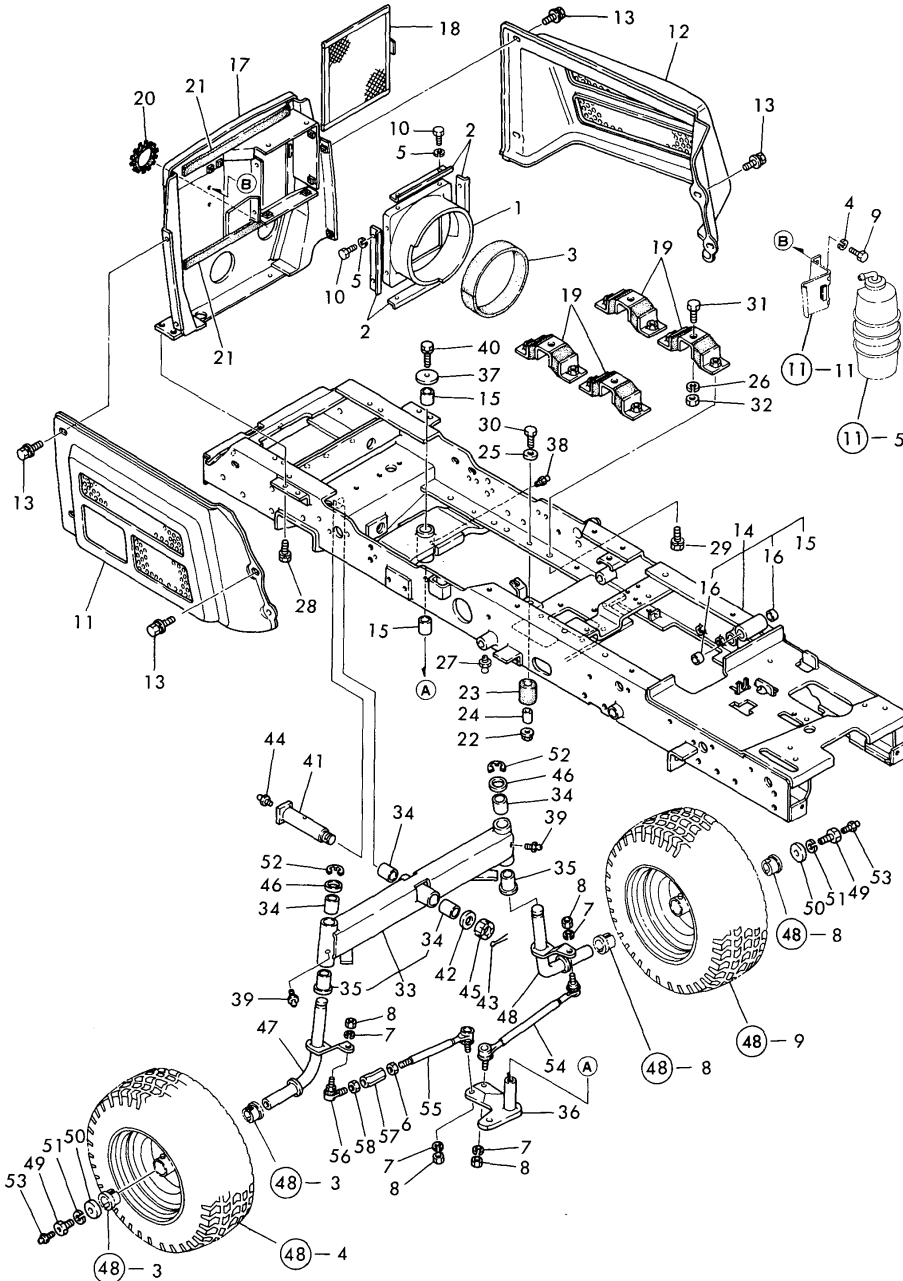
No.	Lev.	Parts No.	Description	Qty						I	R
				(A)	(B)	(C)	(D)	(E)	(F)		
1	1	194802-04110	TANK (10.0L), FUEL	1	1	1	1				
2	1	194151-04141	STRAINER, FUEL	1	1	1	1				
3	1	194151-04150	GASKET, STRAINER	1	1	1	1				
4	1	194802-04250	BAND, TANK	1	1	1	1				
5	1	194250-04300	CAP, FUEL TANK	1	1	1	1				
6	1	26116-080502	BOLT, M8X 50 PLATED	1	1	1	1				
7	1	26116-080702	BOLT, M8X 70 PLATED	1	1	1	1				
8	1	26716-080002	NUT, M8	2	2	2	2				
9	1	194802-04700	PIPE, TANK S1	1	1	1	1				
10	1	194802-04770	PIPE, TANK S2	1	1	1	1				
11	1	194802-04780	PIPE, TANK	4	4	4	4				
12	1	194802-04810	STAY, PUMP	1	1	1	1				
13	1	194802-04910	STAY, STRAINER	1	1	1	1				
14	1	194180-17770	CLAMP, PIPE	6	6	6	6				
15	1	194180-17780	BASE, PIPE CLAMP	4	4	4	4				
16	1	194990-22050	NUT, M8	2	2	2	2				
17	1	194990-22130	NUT, M6	2	2	2	2				
18	1	106990-44660	CLIP, HOSE 12.5	8	8	8	8				
19	1	22137-080000	WASHER, 8	1	1	1	1				W
20	(A=*1983.11)	(B=*1983.11)	(C=*1983.11)	(D=*1983.11)	1	1	1	1			
21	1	22217-080000	WASHER, SPRING 8	1	1	1	1				
22	1	26013-060252	BOLT, M6X 25	2	2	2	2				
23	1	26013-080252	BOLT, M8X 25	6	6	6	6				
24	1	26116-080162	BOLT, M8X 16 PLATED	2	2	2	2				
25	1	26116-080202	BOLT, M8X 20 PLATED	2	2	2	2				
26	1	26716-080002	NUT, M8	1	1	1	1				

Fig.44. FRONT AXLE (EXCEPT U.S.A.)

(A)=YM122
(B)=YM126
(C)=YM142

(D)=YM146
(E)=
(F)=

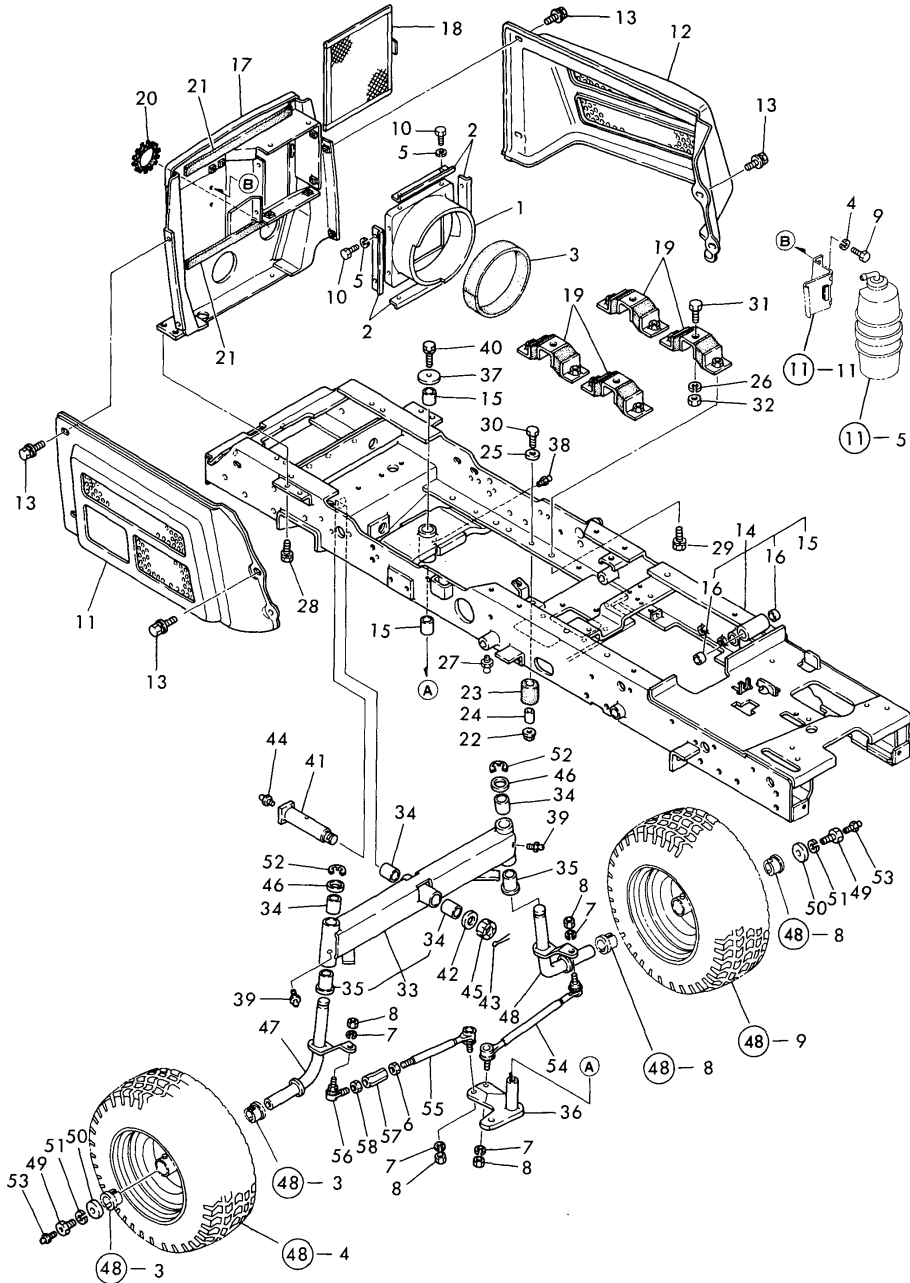
Fig. 44 FRAME & FRONT AXLE (EXCEPT U.S.A.)
(FOR MODEL YM122/126)



No.	Lev.	Parts No.	Description	Q'ty						I	R
				(A)	(B)	(C)	(D)	(E)	(F)		
1	1	194810-00510	DUCT, FAN	1	1						
2	1	194810-00520	RETAINER, FAN DUCT	4	4						
3	1	194812-00670	PAD (RUBBER)	1	1						
4	1	22217-060000	WASHER, SPRING 6	2	2						
5	1	22217-060000	WASHER, SPRING 6	8	8						
6	1	194300-13390	NUT, LOCK M12 L	1	1						
7	1	22217-100000	WASHER, SPRING 10	4	4						
8	1	26736-100002	NUT, M10	4	4						
9	1	26116-060122	BOLT, M6X 12 PLATED	2	2						
10	1	26116-060122	BOLT, M6X 12 PLATED	8	8						
11	1	194812-05110-R	COVER, BELT	1	1						
12	1	194812-05120-R	COVER, BELT	1	1						
13	1	194420-05210	BOLT, M6X16	10	10						
14	1	194802-11121-X	FRAME ASSY	1	1						
15	2	194802-11360	BUSH, 25.4X29X30	2	2						
16	2	24550-020150	BUSH, 20X15	2	2						
17	1	194812-11130-X	BRACKET, RADIATOR	1	1						
18	1	194812-11140-X	PROTECTOR, FRONT	1	1						
19	1	194810-11181-X	MOUNTING,FLEX.RUBBER	4	4						
20	1	194810-11190	GROMMET L=184	1	1						
21	1	194800-11420	SEAL, RADIATOR A	2	2						
22	1	194990-22140	NUT, M8	2	2						
23	1	194151-63240	RUBBER, CUSHION	2	2						
24	1	194151-63250	COLLAR, CUSHION	2	2						
25	1	22137-080000	WASHER, 8	2	2						W
		(A=*1983.12) (B=*1983.12)									
26	1	22217-120000	WASHER, SPRING 12	4	4						
27	1	24764-010000	NIPPLE, GREASE M6F	2	2						
28	1	26013-080122	BOLT, M8X 12	4	4						
29	1	26013-120302	BOLT, M12X 30	8	8						
30	1	26116-080302	BOLT, M8X 30 PLATED	2	2						
31	1	26116-120352	BOLT, M12X 35 PLATED	4	4						
32	1	26716-120002	NUT, M12	4	4						
33	1	194802-11200-X	AXLE ASSY, FRONT	1	1						
34	2	194802-11360	BUSH, 25.4X29X30	4	4						
35	2	194802-11370	BUSH	2	2						
36	1	194802-11250	CRANK, CENTER	1	1						
37	1	194800-11830	WASHER 10.5X43X3.2	1	1						
38	1	24764-010000	NIPPLE, GREASE M6F	1	1						
39	1	24764-060000	NIPPLE, GREASE MT6X1	2	2						
40	1	26013-100202	BOLT, M10X 20	1	1						
41	1	194802-11500-X	PIN, CENTER	1	1						
42	1	22137-200000	WASHER, 20	1	1						
43	1	22417-400400	PIN, COTTER 4.0X40	1	1						
44	1	24764-010000	NIPPLE, GREASE M6F	1	1						
45	1	26877-200002	NUT, CASTLE M20	1	1						
46	1	194800-11760	WASHER, 26X37X2.3	2	2						
47	1	194802-11801-X	PIN ASSY, KING	1	1						
48	1	194802-11851-X	PIN ASSY, KING	1	1						
49	1	194802-11860	BOLT, M12X25	2	2						
50	1	194802-11890	WASHER, 12.5X40X6	2	2						

Fig.44. FRONT AXLE (EXCEPT U.S.A.)

**Fig. 44 FRAME & FRONT AXLE (EXCEPT U.S.A.)
(FOR MODEL YM122/126)**



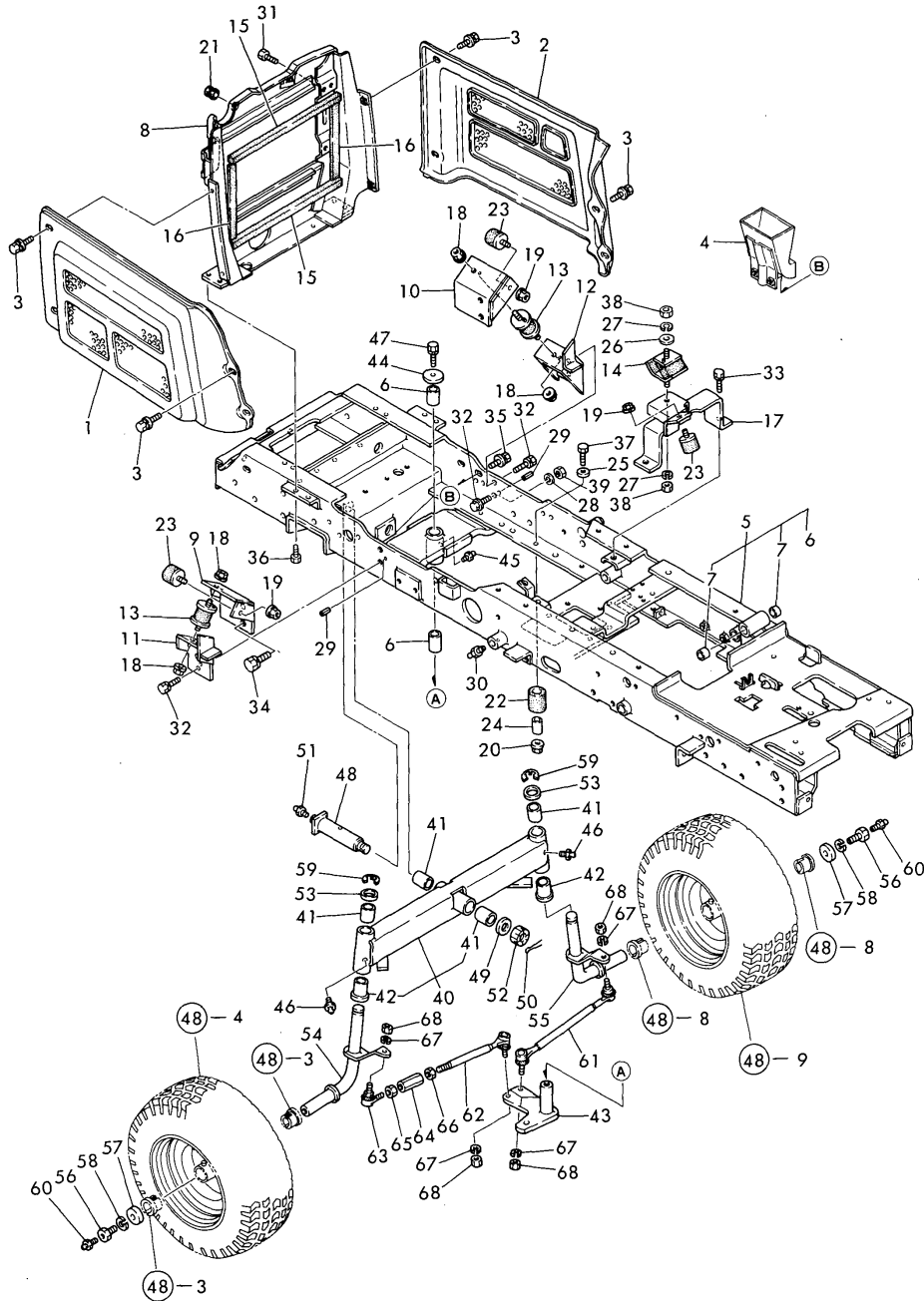
(A)=YM122
(B)=YM126
(C)=YM142

(D)=YM146
(E)=
(F)=

No.	Lev.	Parts No.	Description	Q'ty						I	R
				(A)	(B)	(C)	(D)	(E)	(F)		
51	1	22217-120000	WASHER, SPRING 12	2	2						
52	1	22272-000190	RING, E-19	2	2						
53	1	24764-010000	NIPPLE, GREASE M6F	2	2						
54	1	194800-12311-X	TIE-ROD ASSY	1	1						
55	1	194800-12341-X	TIE-ROD ASSY	1	1						
56	1	194800-12451-X	END , TIE-ROD	1	1						
57	1	194300-13370	TURNBUCKLE, M12	1	1						
58	1	194300-13380	NUT, LOCK M12 R	1	1						

Fig.45. FRONT AXLE (EXCEPT U.S.A.)

Fig. 45 FRAME & FRONT AXLE (EXCEPT U.S.A.)
(FOR MODEL YM142/146)



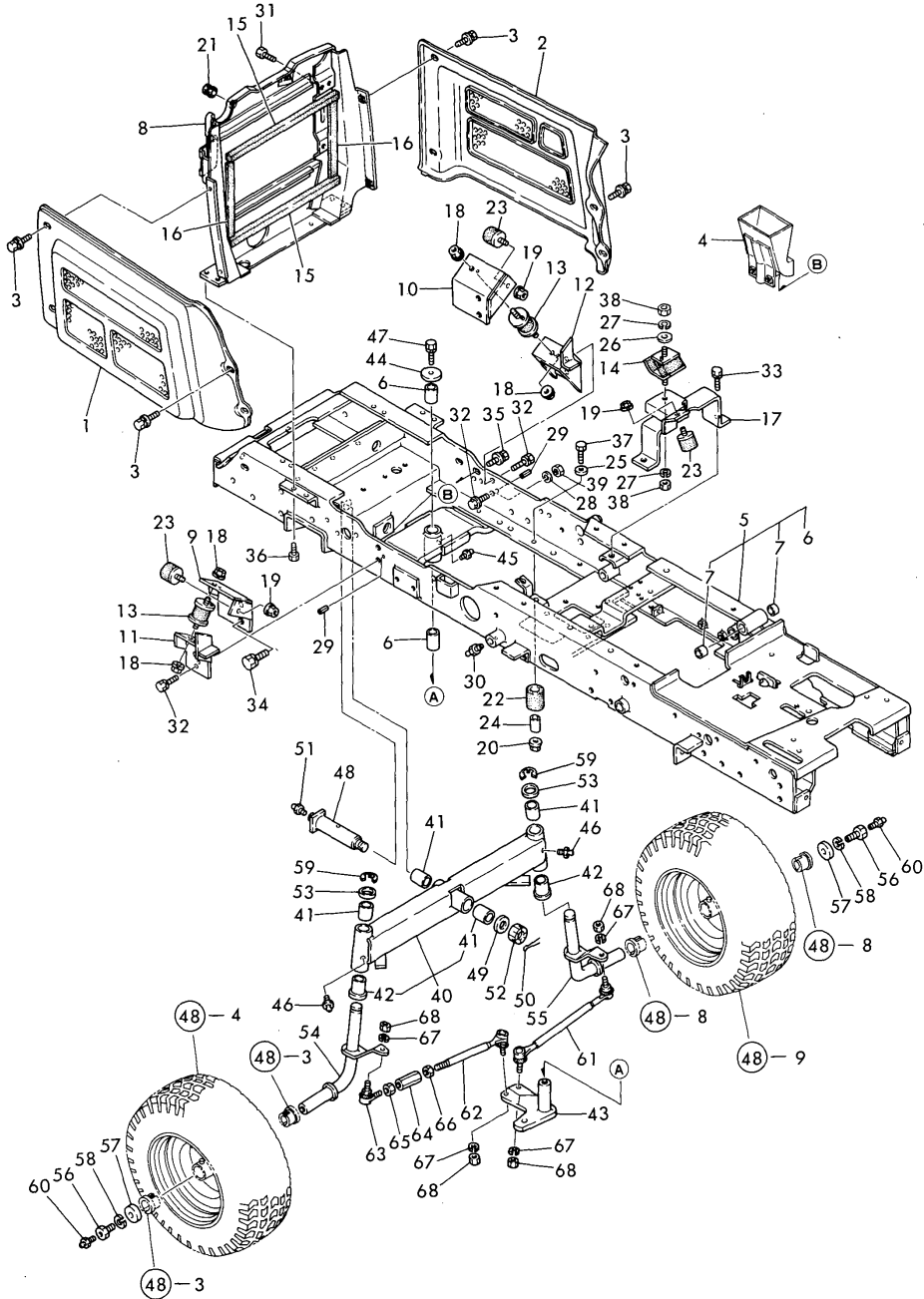
(A)=YM122
(B)=YM126
(C)=YM142

(D)=YM146
(E)=
(F)=

No.	Lev.	Parts No.	Description	Qty						I	R
				(A)	(B)	(C)	(D)	(E)	(F)		
1	1	194802-05110-R	COVER, BELT			1	1				
2	1	194802-05120-R	COVER, BELT			1	1				
3	1	194420-05210	BOLT, M6X16			10	10				
4	1	194802-05201	GUIDE ASSY, EXHAUST			1	1				
5	1	194802-11121-X	FRAME ASSY			1	1				
6	2	194802-11360	BUSH, 25.4X29X30			2	2				
7	2	24550-020150	BUSH, 20X15			2	2				
8	1	194802-11130-X	BRACKET, RADIATOR			1	1				
9	1	194802-11140-X	BRACKET, ENGINE			1	1				
10	1	194802-11150-X	BRACKET, ENGINE			1	1				
11	1	194802-11160-X	PLATE, MOUNT			1	1				
12	1	194802-11170-X	PLATE, MOUNT			1	1				
13	1	194802-11180	RUBBER, ABSORBER			2	2				
14	1	194802-11190	RUBBER MOUNTING			1	1				
15	1	194800-11420	SEAL, RADIATOR A			2	2				
16	1	194800-11430	SEAL, RADIATOR B			2	2				
17	1	194802-11450-X	BRACKET, REAR MOUNT			1	1				
18	1	194990-22050	NUT, M8			4	4				
19	1	194990-22050	NUT, M8			3	3				
20	1	194990-22140	NUT, M8			2	2				
21	1	194080-58820	GROMMET, 15			1	1				
22	1	194151-63240	RUBBER, CUSHION			2	2				
23	1	194275-63240	RUBBER, CUSHION			3	3				
24	1	194151-63250	COLLAR, CUSHION			2	2				
25	1	22137-080000	WASHER, 8			2	2				W
			(C=*1983.12) (D=*1983.12)								
26	1	22137-100000	WASHER, 10			1	1				
27	1	22217-100000	WASHER, SPRING 10			2	2				
28	1	22217-100000	WASHER, SPRING 10			1	1				
29	1	22351-060016	PIN, SPRING 6.0X16			2	2				
30	1	24764-010000	NIPPLE, GREASE M6F			2	2				
31	1	26013-080122	BOLT, M8X 12			4	4				
32	1	26013-100252	BOLT, M10X 25			4	4				
33	1	26013-100252	BOLT, M10X 25			2	2				
34	1	26013-120252	BOLT, M12X 25			4	4				
35	1	26014-060202	BOLT, M6X 20			2	2				
36	1	26116-080122	BOLT, M8X 12 PLATED			4	4				
37	1	26116-080302	BOLT, M8X 30 PLATED			2	2				
38	1	26716-100002	NUT, M10			2	2				
39	1	26716-100002	NUT, M10			1	1				
40	1	194802-11200-X	AXLE ASSY, FRONT			1	1				
41	2	194802-11360	BUSH, 25.4X29X30			4	4				
42	2	194802-11370	BUSH			2	2				
43	1	194802-11250	CRANK, CENTER			1	1				
44	1	194800-11830	WASHER 10.5X43X3.2			1	1				
45	1	24764-010000	NIPPLE, GREASE M6F			1	1				
46	1	24764-060000	NIPPLE, GREASE MT6X1			2	2				
47	1	26013-100202	BOLT, M10X 20			1	1				
48	1	194802-11500-X	PIN, CENTER			1	1				
49	1	22137-200000	WASHER, 20			1	1				
50	1	22417-400400	PIN, COTTER 4.0X40			1	1				

Fig.45. FRONT AXLE (EXCEPT U.S.A.)

Fig. 45 FRAME & FRONT AXLE (EXCEPT U.S.A.)
(FOR MODEL YM142/146)



(A)=YM122
(B)=YM126
(C)=YM142

(D)=YM146
(E)=
(F)=

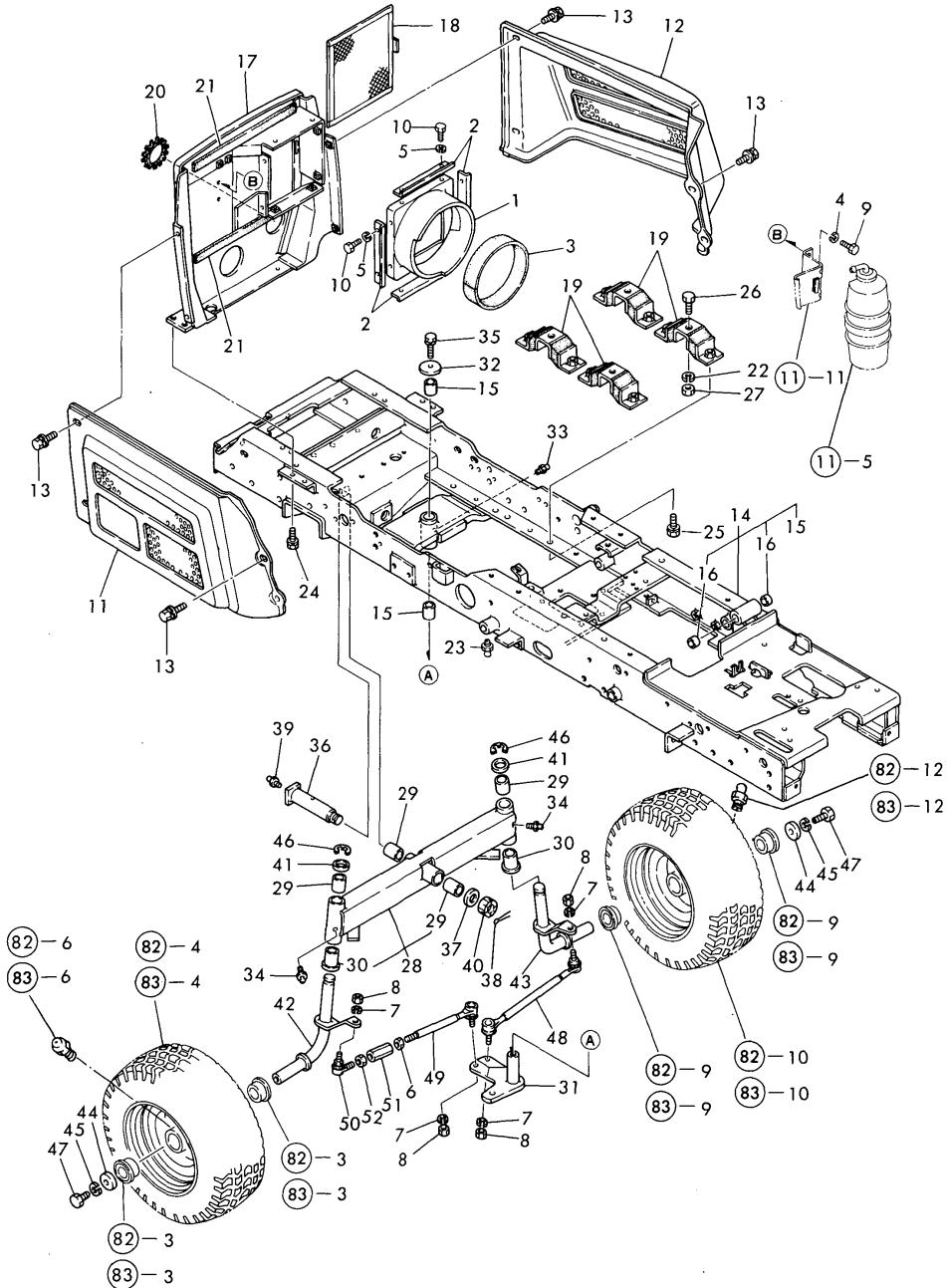
No.	Lev.	Parts No.	Description	Q'ty						I	R
				(A)	(B)	(C)	(D)	(E)	(F)		
51	1	24764-010000	NIPPLE, GREASE M6F			1	1				
52	1	26877-200002	NUT, CASTLE M20			1	1				
53	1	194800-11760	WASHER, 26X37X2.3			2	2				
54	1	194802-11801-X	PIN ASSY, KING			1	1				
55	1	194802-11851-X	PIN ASSY, KING			1	1				
56	1	194802-11860	BOLT, M12X25			2	2				
57	1	194802-11890	WASHER, 12.5X40X6			2	2				
58	1	22217-120000	WASHER, SPRING 12			2	2				
59	1	22272-000190	RING, E-19			2	2				
60	1	24764-010000	NIPPLE, GREASE M6F			2	2				
61	1	194800-12311-X	TIE-ROD ASSY			1	1				
62	1	194800-12341-X	TIE-ROD ASSY			1	1				
63	1	194800-12451-X	END, TIE-ROD			1	1				
64	1	194300-13370	TURNBUCKLE, M12			1	1				
65	1	194300-13380	NUT, LOCK M12 R			1	1				
66	1	194300-13390	NUT, LOCK M12 L			1	1				
67	1	22217-100000	WASHER, SPRING 10			4	4				
68	1	26736-100002	NUT, M10			4	4				

Fig.46. FRONT AXLE (FOR U.S.A.)

(A)=YM122
(B)=YM126
(C)=YM142

(D)=YM146
(E)=
(F)=

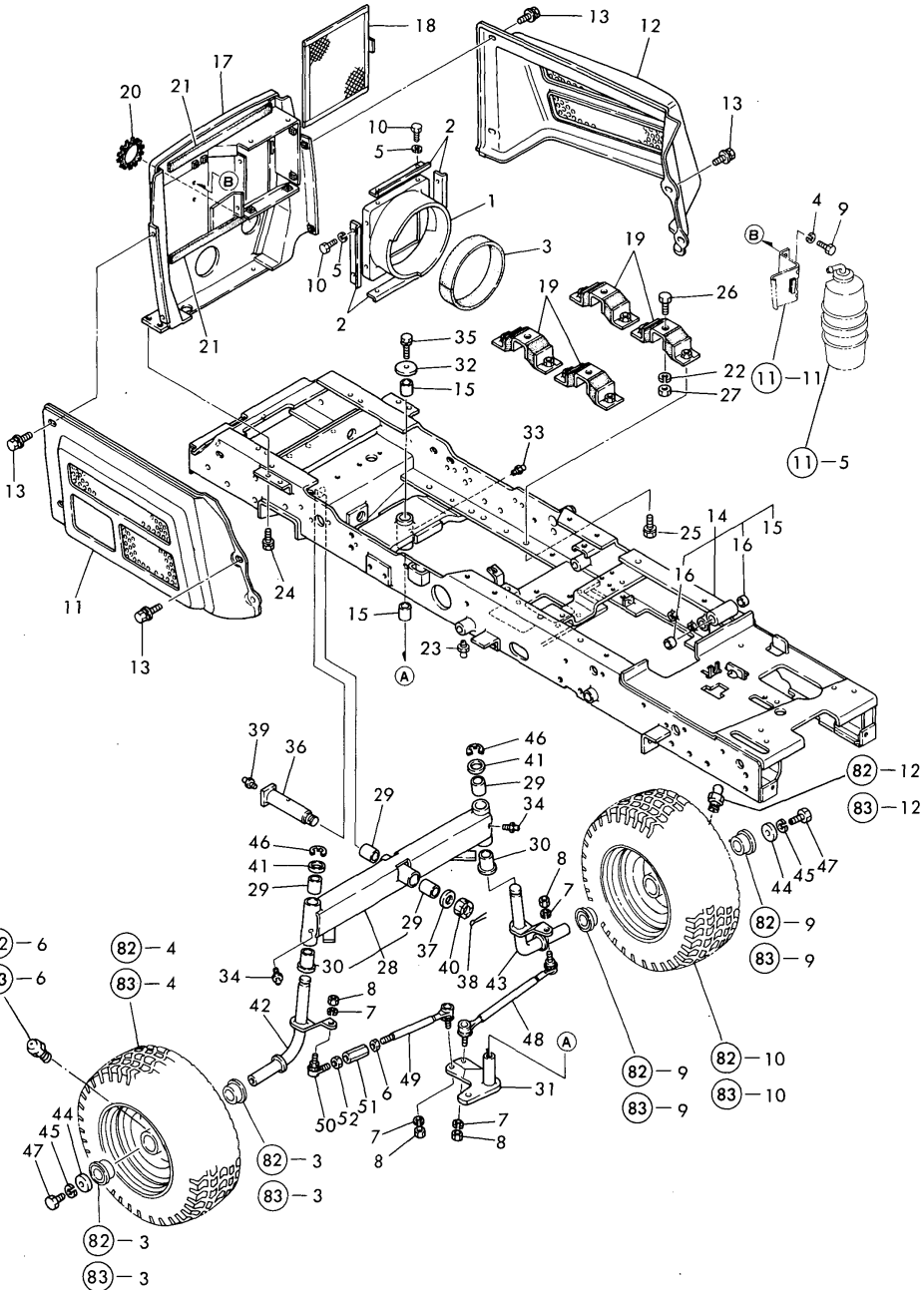
Fig. 46 FRAME & FRONT AXLE (FOR U.S.A.)
(FOR MODEL YM122/126)



No.	Lev.	Parts No.	Description	(A)	(B)	(C)	(D)	(E)	(F)	Qty	I	R
1	1	194810-00510	DUCT, FAN	1	1							
2	1	194810-00520	RETAINER, FAN DUCT	4	4							
3	1	194812-00670	PAD (RUBBER)	1	1							
4	1	22217-060000	WASHER, SPRING 6	2	2							
5	1	22217-060000	WASHER, SPRING 6	8	8							
6	1	194300-13390	NUT, LOCK M12 L	1	1							
7	1	22217-100000	WASHER, SPRING 10	4	4							
8	1	26736-100002	NUT, M10	4	4							
9	1	26116-060122	BOLT, M6X 12 PLATED	2	2							
10	1	26116-060122	BOLT, M6X 12 PLATED	8	8							
11	1	194812-05110-R	COVER, BELT	1	1							
12	1	194812-05120-R	COVER, BELT	1	1							
13	1	194420-05210	BOLT, M6X16	10	10							
14	1	194802-11121-X	FRAME ASSY	1	1							
15	2	194802-11360	BUSH, 25.4X29X30	2	2							
16	2	24550-020150	BUSH, 20X15	2	2							
17	1	194812-11130-X	BRACKET, RADIATOR	1	1							
18	1	194812-11140-X	PROTECTOR, FRONT	1	1							
19	1	194810-11181-X	MOUNTING,FLEX.RUBBER	4	4							
20	1	194810-11190	GROMMET L=184	1	1							
21	1	194800-11420	SEAL, RADIATOR A	2	2							
22	1	22217-120000	WASHER, SPRING 12	4	4							
23	1	24761-010000	NIPPLE, GREASE M6F	2	2							
24	1	26013-080122	BOLT, M8X 12	4	4							
25	1	26013-120302	BOLT, M12X 30	8	8							
26	1	26116-120352	BOLT, M12X 35 PLATED	4	4							
27	1	26716-120002	NUT, M12	4	4							
28	1	194802-11200-X	AXLE ASSY, FRONT	1	1							
29	2	194802-11360	BUSH, 25.4X29X30	4	4							
30	2	194802-11370	BUSH	2	2							
31	1	194802-11250	CRANK, CENTER	1	1							
32	1	194800-11830	WASHER 10.5X43X3.2	1	1							
33	1	24764-010000	NIPPLE, GREASE M6F	1	1							
34	1	24764-060000	NIPPLE, GREASE MT6X1	2	2							
35	1	26013-100202	BOLT, M10X 20	1	1							
36	1	194802-11500-X	PIN, CENTER	1	1							
37	1	22137-200000	WASHER, 20	1	1							
38	1	22417-400400	PIN, COTTER 4.0X40	1	1							
39	1	24764-010000	NIPPLE, GREASE M6F	1	1							
40	1	26877-200002	NUT, CASTLE M20	1	1							
41	1	194800-11760	WASHER, 26X37X2.3	2	2							
42	1	194802-11801-X	PIN ASSY, KING	1	1							
43	1	194802-11851-X	PIN ASSY, KING	1	1							
44	1	194802-11890	WASHER, 12.5X40X6	2	2							
45	1	22217-120000	WASHER, SPRING 12	2	2							
46	1	22272-000190	RING, E-19	2	2							
47	1	26116-120252	BOLT, M12X 25 PLATED	2	2							
48	1	194800-12311-X	TIE-ROD ASSY	1	1							
49	1	194800-12341-X	TIE-ROD ASSY	1	1							
50	1	194800-12451-X	END , TIE-ROD	1	1							
51	1	194300-13370	TURNBUCKLE, M12	1	1							

Fig.46. FRONT AXLE (FOR U.S.A.)

Fig. 46 FRAME & FRONT AXLE (FOR U.S.A.)
(FOR M ODEL YM122/126)

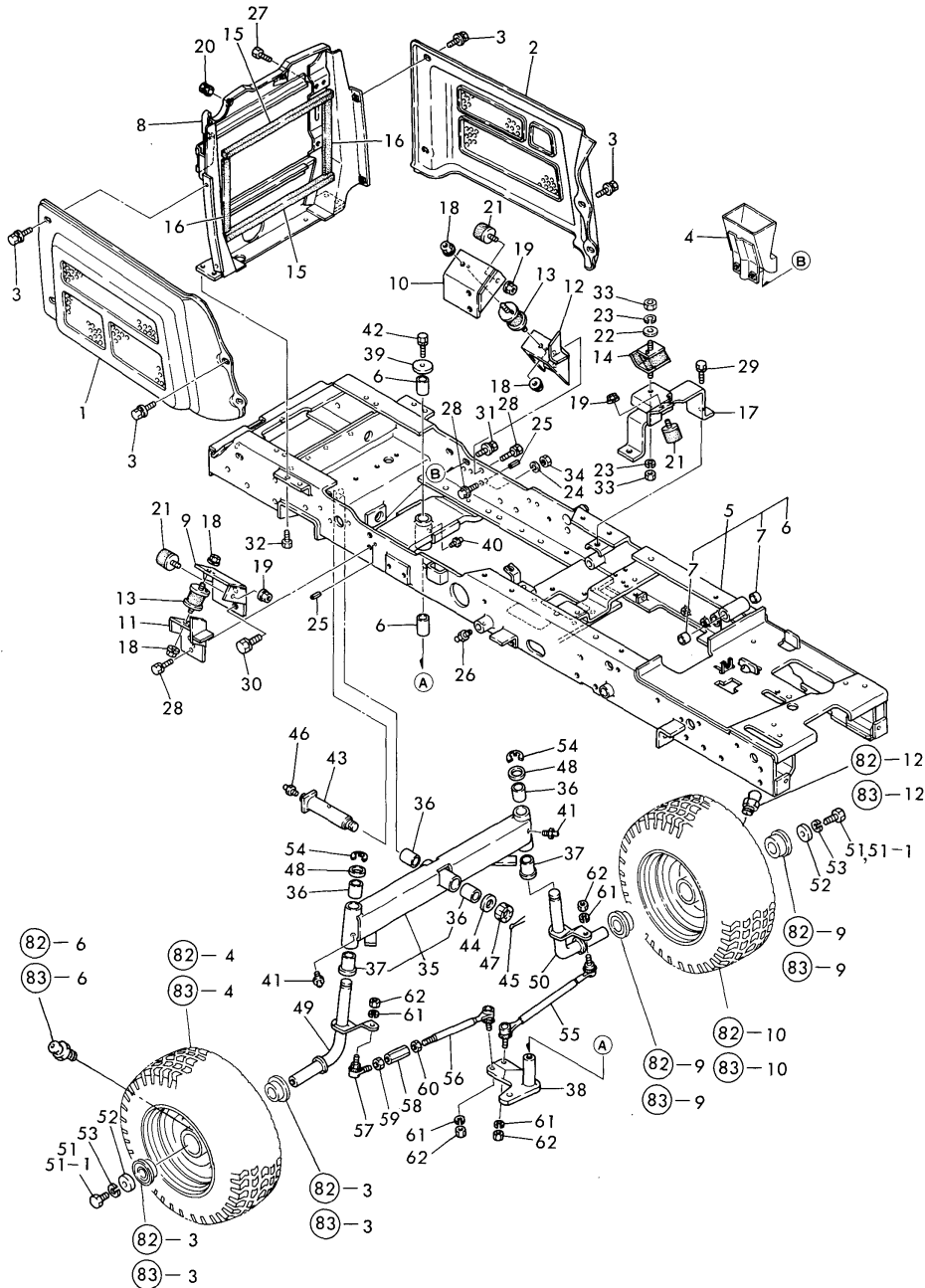


(A)=YM122
 (B)=YM126
 (C)=YM142
 (D)=YM146
 (E)=
 (F)=

No.	Lev.	Parts No.	Description	Q'ty						I	R
				(A)	(B)	(C)	(D)	(E)	(F)		
52	1	194300-13380	NUT, LOCK M12 R	1	1						

Fig.47. FRONT AXLE (FOR U.S.A.)

Fig. 47 FRAME & FRONT AXLE (FOR U.S.A.)
(FOR MODEL YM142/146)



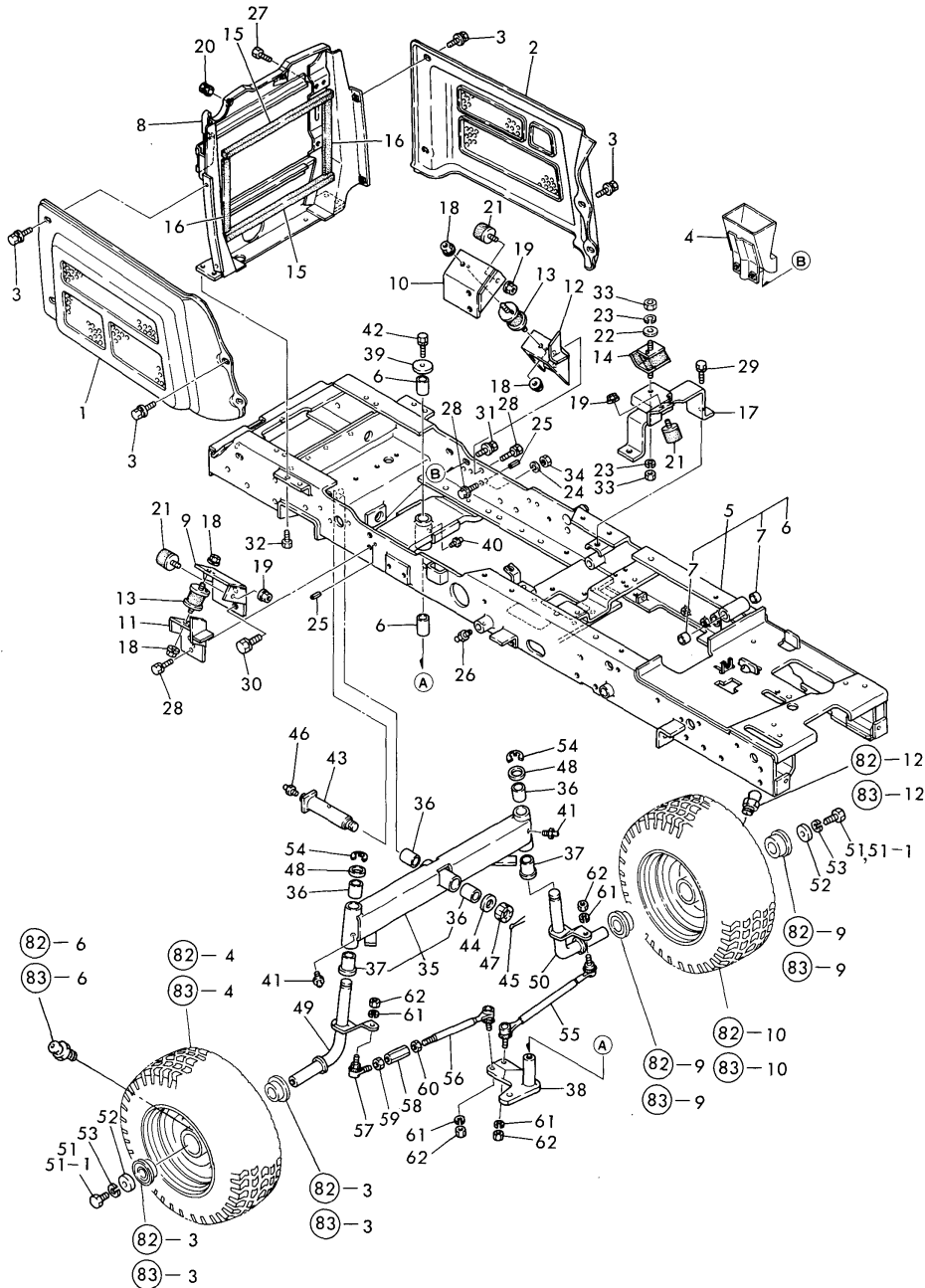
(A)=YM122
(B)=YM126
(C)=YM142

(D)=YM146
(E)=
(F)=

No.	Lev.	Parts No.	Description	Q'ty						I	R
				(A)	(B)	(C)	(D)	(E)	(F)		
1	1	194802-05110-R	COVER, BELT			1	1				
2	1	194802-05120-R	COVER, BELT			1	1				
3	1	194420-05210	BOLT, M6X16			10	10				
4	1	194802-05201	GUIDE ASSY, EXHAUST			1	1				
5	1	194802-11121-X	FRAME ASSY			1	1				
6	2	194802-11360	BUSH, 25.4X29X30			2	2				
7	2	24550-020150	BUSH, 20X15			2	2				
8	1	194802-11130-X	BRACKET, RADIATOR			1	1				
9	1	194802-11140-X	BRACKET, ENGINE			1	1				
10	1	194802-11150-X	BRACKET, ENGINE			1	1				
11	1	194802-11160-X	PLATE, MOUNT			1	1				
12	1	194802-11170-X	PLATE, MOUNT			1	1				
13	1	194802-11180	RUBBER, ABSORBER			2	2				
14	1	194802-11190	RUBBER MOUNTING			1	1				
15	1	194800-11420	SEAL, RADIATOR A			2	2				
16	1	194800-11430	SEAL, RADIATOR B			2	2				
17	1	194802-11450-X	BRACKET, REAR MOUNT			1	1				
18	1	194990-22050	NUT, M8			4	4				
19	1	194990-22050	NUT, M8			3	3				
20	1	194080-58820	GROMMET, 15			1	1				
21	1	194275-63240	RUBBER, CUSHION			3	3				
22	1	22137-100000	WASHER, 10			1	1				
23	1	22217-100000	WASHER, SPRING 10			2	2				
24	1	22217-100000	WASHER, SPRING 10			1	1				
25	1	22351-060016	PIN, SPRING 6.0X16			2	2				
26	1	24764-010000	NIPPLE, GREASE M6F			2	2				
27	1	26013-080122	BOLT, M8X 12			4	4				
28	1	26013-100252	BOLT, M10X 25			4	4				
29	1	26013-100252	BOLT, M10X 25			2	2				
30	1	26013-120252	BOLT, M12X 25			4	4				
31	1	26014-060202	BOLT, M6X 20			2	2				
32	1	26116-080122	BOLT, M8X 12 PLATED			4	4				
33	1	26716-100002	NUT, M10			2	2				
34	1	26716-100002	NUT, M10			1	1				
35	1	194802-11200-X	AXLE ASSY, FRONT			1	1				
36	2	194802-11360	BUSH, 25.4X29X30			4	4				
37	2	194802-11370	BUSH			2	2				
38	1	194802-11250	CRANK, CENTER			1	1				
39	1	194800-11830	WASHER 10.5X43X3.2			1	1				
40	1	24764-010000	NIPPLE, GREASE M6F			1	1				
41	1	24764-060000	NIPPLE, GREASE MT6X1			2	2				
42	1	26013-100202	BOLT, M10X 20			1	1				
43	1	194802-11500-X	PIN, CENTER			1	1				
44	1	22137-200000	WASHER, 20			1	1				
45	1	22417-400400	PIN, COTTER 4.0X40			1	1				
46	1	24764-010000	NIPPLE, GREASE M6F			1	1				
47	1	26877-200002	NUT, CASTLE M20			1	1				
48	1	194800-11760	WASHER, 26X37X2.3			2	2				
49	1	194802-11801-X	PIN ASSY, KING			1	1				
50	1	194802-11851-X	PIN ASSY, KING			1	1				
51	1	26116-120252	BOLT, M12X 25 PLATED			2	2				

Fig.47. FRONT AXLE (FOR U.S.A.)

**Fig. 47 FRAME & FRONT AXLE (FOR U.S.A.)
(FOR MODEL YM142/146)**



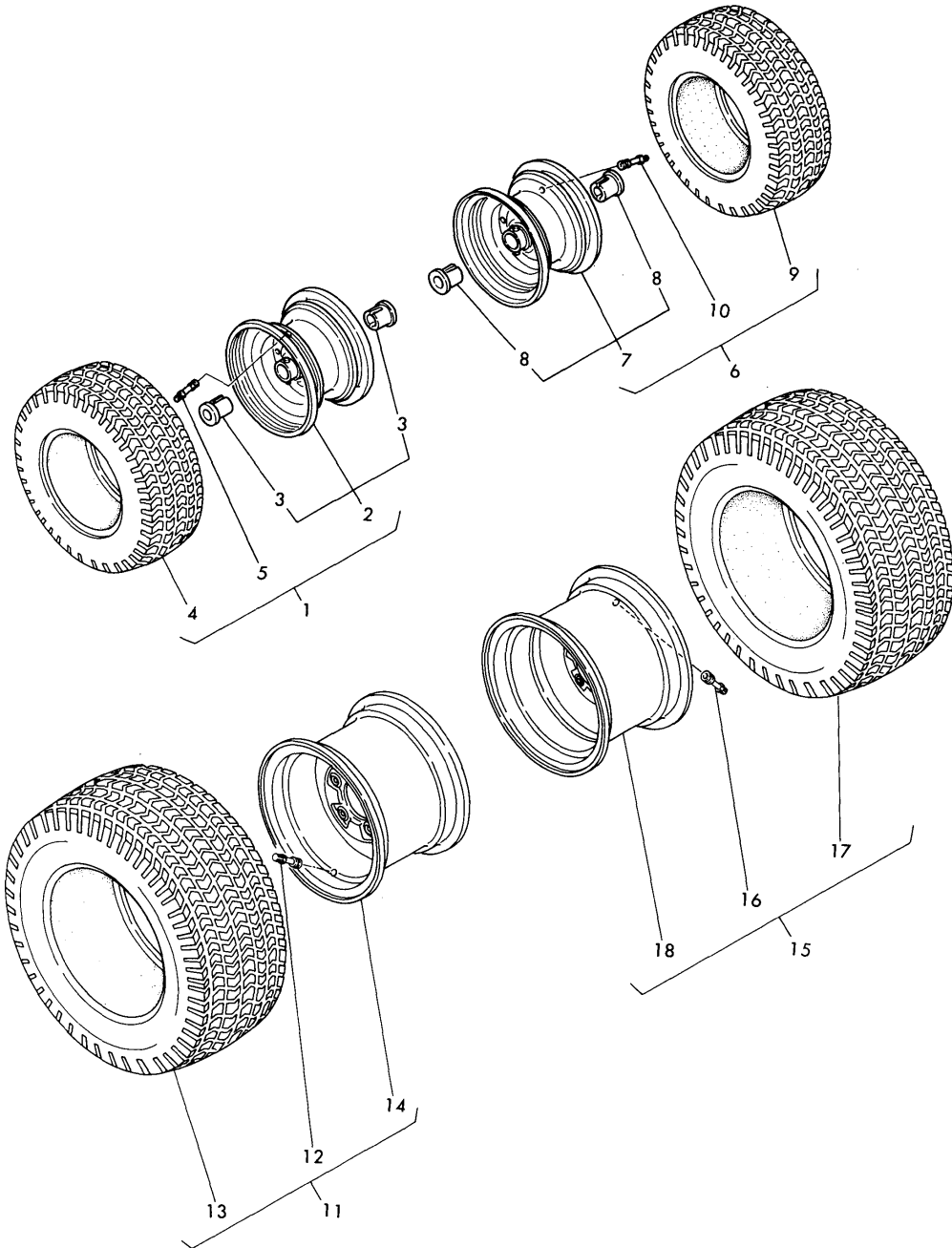
(A)=YM122
(B)=YM126
(C)=YM142

(D)=YM146
(E)=
(F)=

No.	Lev.	Parts No.	Description	Q'ty						I	R
				(A)	(B)	(C)	(D)	(E)	(F)		
51-1	1	194802-11860	BOLT, M12X25 (C=*) (D=*)			2	2				N
52	1	194802-11890	WASHER, 12.5X40X6			2	2				
53	1	22217-120000	WASHER, SPRING 12			2	2				
54	1	22272-000190	RING, E-19			2	2				
55	1	194800-12311-X	TIE-ROD ASSY			1	1				
56	1	194800-12341-X	TIE-ROD ASSY			1	1				
57	1	194800-12451-X	END, TIE-ROD			1	1				
58	1	194300-13370	TURNBUCKLE, M12			1	1				
59	1	194300-13380	NUT, LOCK M12 R			1	1				
60	1	194300-13390	NUT, LOCK M12 L			1	1				
61	1	22217-100000	WASHER, SPRING 10			4	4				
62	1	26736-100002	NUT, M10			4	4				

Fig.48. TIRES (FRONT & REAR)

Fig. 48 TIRES (FRONT & REAR)



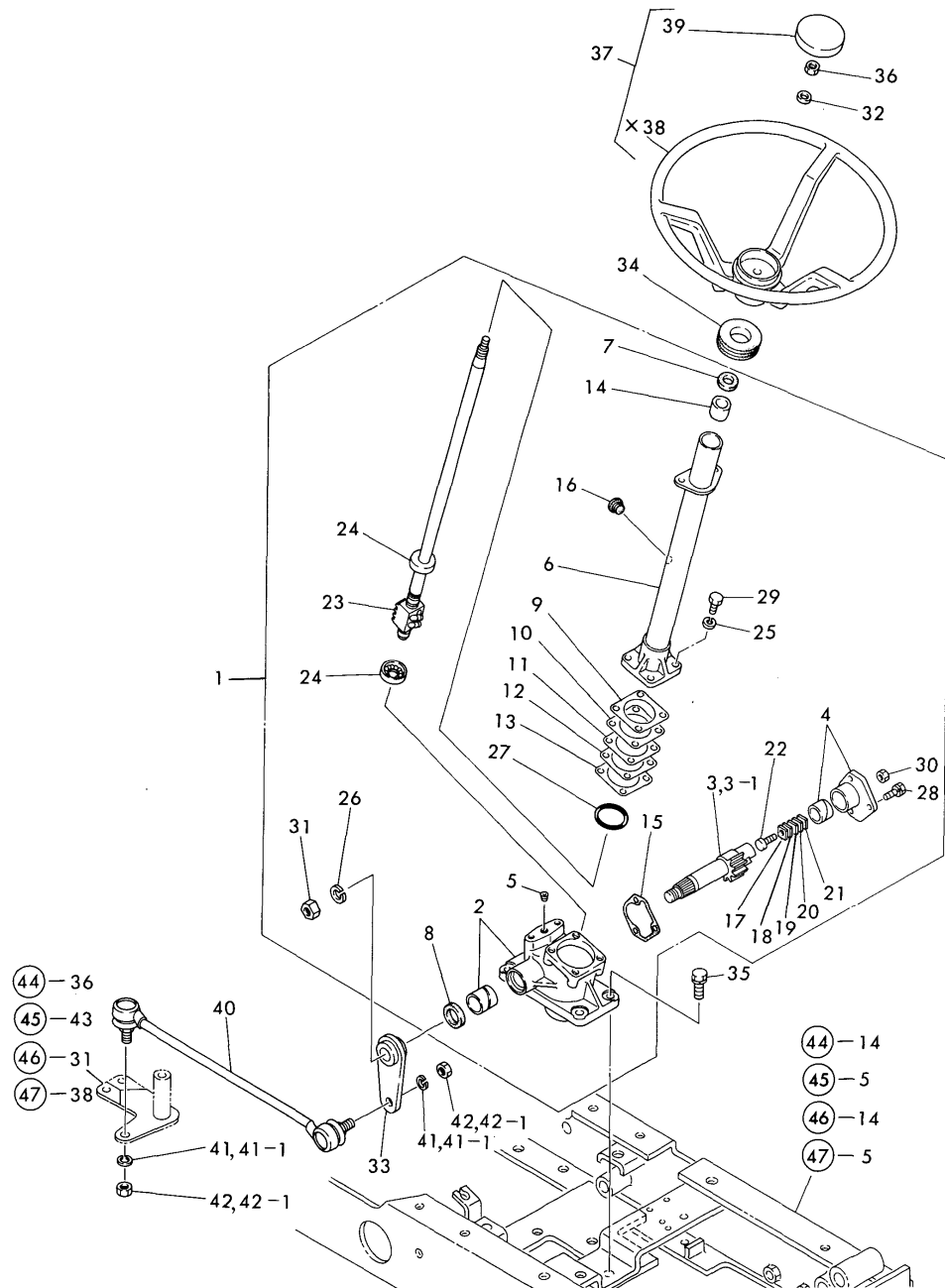
(A)=YM122
(B)=YM126
(C)=YM142

(D)=YM146
(E)=
(F)=

No.	Lev.	Parts No.	Description	Qty						I	R
				(A)	(B)	(C)	(D)	(E)	(F)		
1	1	194802-14700-Q	TIRE (L) ASSY, FRONT	1	1	1	1				
2	2	194802-12720-Q	WHEEL 5.375I X 8H	1	1	1	1				
3	3	194802-12730	BUSH, WHEEL	2	2	2	2				
4	2	194800-12810	TIRE, 16X6.50-8	1	1	1	1				
5	2	194136-12880	VALVE, TR413	1	1	1	1				
6	1	194802-14800-Q	TIRE ASSY(R),F.WHEEL	1	1	1	1				
7	2	194802-12720-Q	WHEEL 5.375I X 8H	1	1	1	1				
8	3	194802-12730	BUSH, WHEEL	2	2	2	2				
9	2	194800-12810	TIRE, 16X6.50-8	1	1	1	1				
10	2	194136-12880	VALVE, TR413	1	1	1	1				
11	1	194800-34600-Q	TIRE ASSY(L),F.WHEEL	1	1	1	1				
12	2	194136-12880	VALVE, TR413	1	1	1	1				
13	2	194800-34710	TIRE, 23X10.50-12	1	1	1	1				
14	2	194800-34850-Q	WHEEL 8.50JAX12DC	1	1	1	1				
15	1	194800-34700-Q	TIRE ASSY(R),F.WHEEL	1	1	1	1				
16	2	194136-12880	VALVE, TR413	1	1	1	1				
17	2	194800-34710	TIRE, 23X10.50-12	1	1	1	1				
18	2	194800-34850-Q	WHEEL 8.50JAX12DC	1	1	1	1				

Fig.49. STEERING

Fig. 49 STEERING



(A)=YM122
(B)=YM126
(C)=YM142

(D)=YM146
(E)=
(F)=

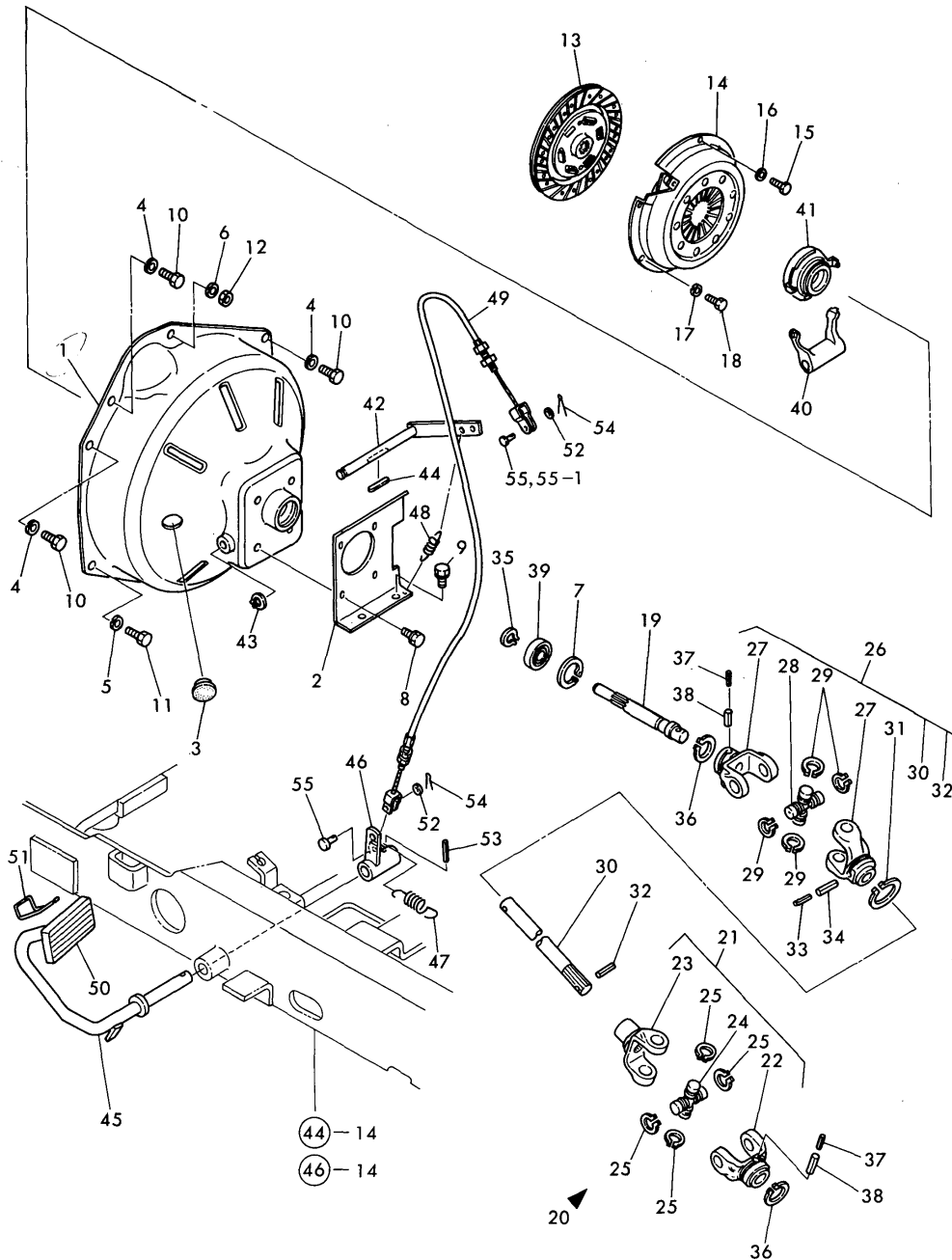
No.	Lev.	Parts No.	Description	Qty						I	R
				(A)	(B)	(C)	(D)	(E)	(F)		
1	1	194800-15100-X	GEAR ASSY, STEERING	1	1	1	1				
2	2	194800-15110-X	BOX W/BUSH, GEAR	1	1	1	1				
3	2	194262-15140	SHAFT, SECTOR	1	1	1	1				M
3-1	2	194262-15410	SHAFT, SECTOR	1	1	1	1				
4	2	194262-15150	COVER ASSY, SIDE	1	1	1	1				
5	2	194262-15170	PLUG PT1/8	1	1	1	1				
6	2	194800-15200-X	COLUMN, STEERING	1	1	1	1				
7	2	194262-15210	SEAL, OIL SC163007	1	1	1	1				
8	2	194262-15220	SEAL, OIL	1	1	1	1				
9	2	194750-15250	SHIM, T=0.5	1	1	1	1				A
10	2	194750-15260	SHIM, T=0.7	1	1	1	1				A
11	2	194750-15270	SHIM, T=0.08	1	1	1	1				A
12	2	194750-15280	SHIM, T=0.1	1	1	1	1				A
13	2	194750-15290	SHIM, T=0.2	1	1	1	1				A
14	2	194262-15310	BUSH, COLUMN	1	1	1	1				
15	2	194262-15330	GASKET, SIDE COVER	1	1	1	1				
16	2	194440-15340	PLUG, BREATHER	1	1	1	1				
17	2	194262-15420	SHIM, T=1.525 A	1	1	1	1				B
18	2	194262-15430	SHIM, T=1.555 B	1	1	1	1				B
19	2	194262-15440	SHIM, T=1.585 C	1	1	1	1				B
20	2	194262-15450	SHIM, T=1.615 D	1	1	1	1				B
21	2	194262-15460	SHIM, T=1.645 E	1	1	1	1				B
22	2	194262-15470	SCREW	1	1	1	1				
23	2	194800-15500	NUT, BALL	1	1	1	1				
24	2	194262-15520	BEARING	2	2	2	2				
25	2	22217-080000	WASHER, SPRING 8	4	4	4	4				
26	2	22217-160000	WASHER, SPRING 16	1	1	1	1				
27	2	24321-000500	O-RING, 1AG50.0	1	1	1	1				
28	2	26013-080202	BOLT, M8X 20	3	3	3	3				
29	2	26116-080222	BOLT, M8X 22 PLATED	4	4	4	4				
30	2	26716-080002	NUT, M8	1	1	1	1				
31	2	26736-160002	NUT, M16	1	1	1	1				
32	1	194080-15550	WASHER, 12	1	1	1	1				
33	1	194800-15610-X	ARM, PITMAN	1	1	1	1				
34	1	194440-15650	GROMMET, 32	1	1	1	1				
35	1	26013-100252	BOLT, M10X 25	4	4	4	4				
36	1	26356-120002	NUT, M12	1	1	1	1				
37	1	194800-15800	WHEEL ASSY, STEERING	1	1	1	1				
39	2	194440-15870	CAP, WHEEL	1	1	1	1				
40	1	194802-16100-U	ROD ASSY, DRAG	1	1	1	1				
41	1	22217-120000	WASHER, SPRING 12	2	2	2	2				
		(A=*1985.12)	(B=*1985.12)	(C=*1985.12)	(D=*1985.12)						
41-1	1	194274-13580	WASHER, SPRING 12	2	2	2	2				N
		(A=*1985.12)	(B=*1985.12)	(C=*1985.12)	(D=*1985.12)						
42	1	26736-120002	NUT, M12	2	2	2	2				
		(A=*1985.12)	(B=*1985.12)	(C=*1985.12)	(D=*1985.12)						
42-1	1	26376-120002	NUT, M12	2	2	2	2				N
		(A=*1985.12)	(B=*1985.12)	(C=*1985.12)	(D=*1985.12)						

Fig.50. CLUTCH (FOR YM122/126)

(A)=YM122
(B)=YM126
(C)=YM142

(D)=YM146
(E)=
(F)=

Fig. 50 CLUTCH (FOR MODEL YM122/126)



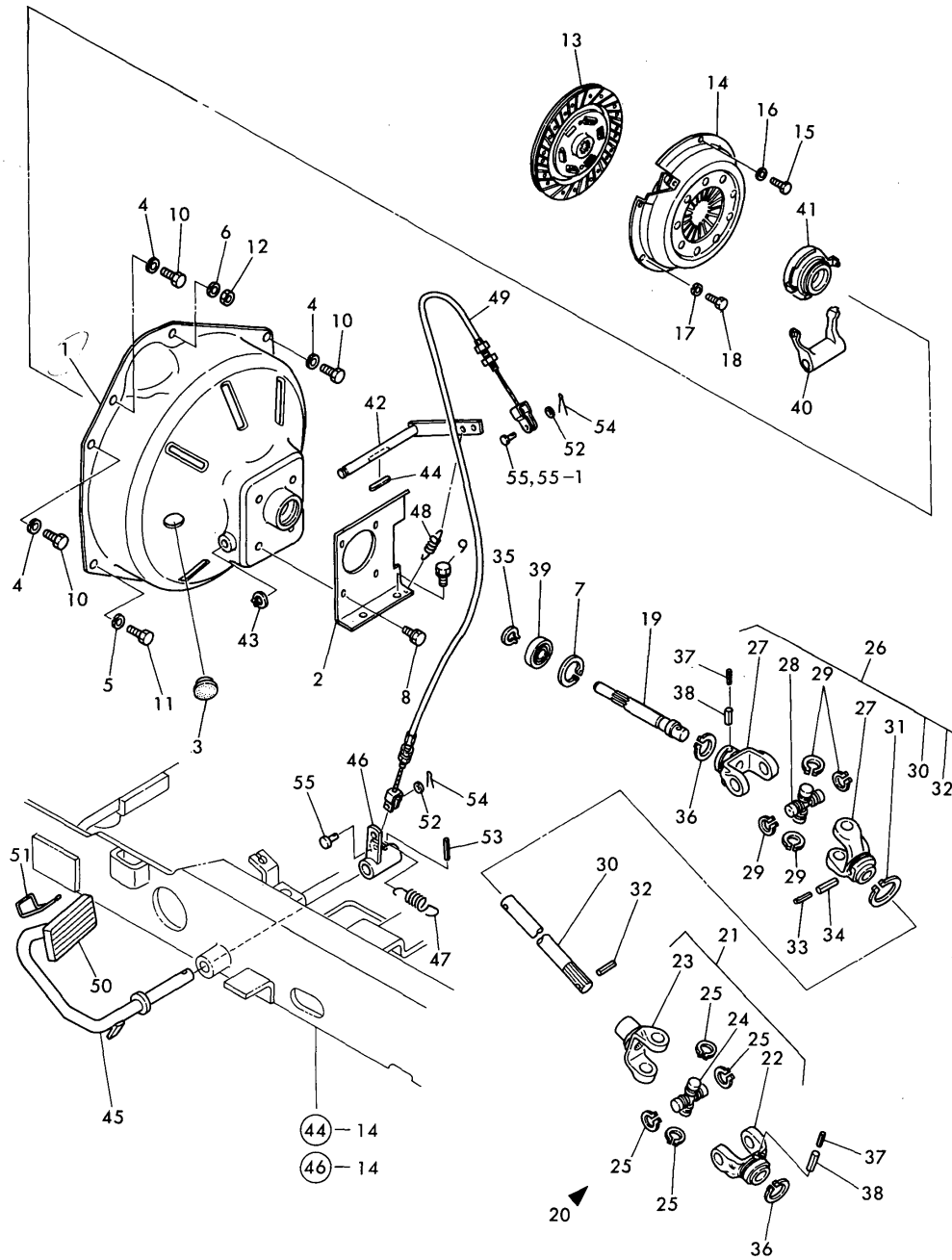
No.	Lev.	Parts No.	Description	Q'ty						I	R
				(A)	(B)	(C)	(D)	(E)	(F)		
1	1	194810-21100-X	HOUSING ASSY, CLUTCH	1	1						
2	1	194810-22510	STAY, WIRE	1	1						
3	1	194130-61570	GROMMET, 27	1	1						
4	1	22217-060000	WASHER, SPRING 6	3	3						
5	1	22217-080000	WASHER, SPRING 8	3	3						
6	1	22217-100000	WASHER, SPRING 10	1	1						
7	1	22252-000400	RING, 40	1	1						
8	1	26014-080162	BOLT, M8X 16	4	4						Z
		(A=FXXXXX) (B=FXXXXX)									
9	1	26014-080162	BOLT, M8X 16	2	2						
10	1	26116-060162	BOLT, M6X 16 PLATED	3	3						
11	1	26116-080122	BOLT, M8X 12 PLATED	3	3						
12	1	26716-100002	NUT, M10	1	1						
13	1	194300-21700	DISC, CLUTCH	1	1						
14	1	194300-21800	PLATE ASSY, PRESSURE	1	1						
15	1	194300-21950	BOLT, REAMER M6X22	2	2						
16	1	22217-060000	WASHER, SPRING 6	2	2						
17	1	22217-060000	WASHER, SPRING 6	4	4						
18	1	26116-060162	BOLT, M6X 16 PLATED	4	4						
19	1	194810-22110	SHAFT, MAIN DRIVE	1	1						
20	1	194812-22200	JOINT ASSY, CROSS	1	1						
21	2	194802-22210	JOINT, CROSS R	1	1						
22	3	194802-22240	YOKE	1	1						
23	3	194802-22250	YOKE, SLEEVE	1	1						
24	3	194802-22260	JOURNAL KIT	1	1						
25	3	194802-22270	RING, SNAP	4	4						
26	2	194812-22220	JOINT (F) ASSY, CROS	1	1						
27	3	194802-22240	YOKE	2	2						
28	3	194802-22260	JOURNAL KIT	1	1						
29	3	194802-22270	RING, SNAP	4	4						
30	3	194812-22280	SHAFT	1	1						
31	3	22242-000360	RING, 36	1	1						
32	3	22351-030010	PIN, SPRING 3.0X10	1	1						
33	3	22351-035032	PIN, SPRING 3.5X32	1	1						
34	3	22351-060032	PIN, SPRING 6.0X32	1	1						
35	1	22242-000170	RING, 17	1	1						
36	1	22242-000360	RING, 36	2	2						
37	1	22351-035032	PIN, SPRING 3.5X32	2	2						
38	1	22351-060032	PIN, SPRING 6.0X32	2	2						
39	1	24104-062034	BEARING, BALL 6203UU	1	1						
40	1	194800-22311	ARM, CLUTCH RELEASE	1	1						
41	1	194800-22320	BEARING, CLUTCH	1	1						
42	1	194800-22350-X	SHAFT,CLUTCH RELEASE	1	1						
43	1	22242-000120	RING, 12	1	1						
44	1	22512-040340	KEY, 4X 34	1	1						
45	1	194802-22410-X	PEDAL ASSY, L	1	1						
46	1	194802-22420	ARM, CLUTCH PEDAL	1	1						
47	1	194800-22470	SPRING, 68	1	1						
48	1	194800-22480	SPRING, 58	1	1						
49	1	194802-22500	CABLE, CONTROL	1	1						
50	1	194802-22580	COVER, HEAD	1	1						

Fig.50. CLUTCH (FOR YM122/126)

(A)=YM122
(B)=YM126
(C)=YM142

(D)=YM146
(E)=
(F)=

Fig. 50 CLUTCH (FOR MODEL YM122/126)



No.	Lev.	Parts No.	Description	Q'ty						I	R
				(A)	(B)	(C)	(D)	(E)	(F)		
51	1	194802-22590	LEVER, CLUTCH LOCK	1	1						
52	1	22137-060000	WASHER, 6	2	2						
53	1	22351-060028	PIN, SPRING 6.0X28	1	1						
54	1	22417-160180	PIN, COTTER 1.6X18	2	2						
55	1	22487-060140	PIN, H 6X 14	2	2						
55-1	1	22487-060120	PIN, H 6X 12	2	2						N

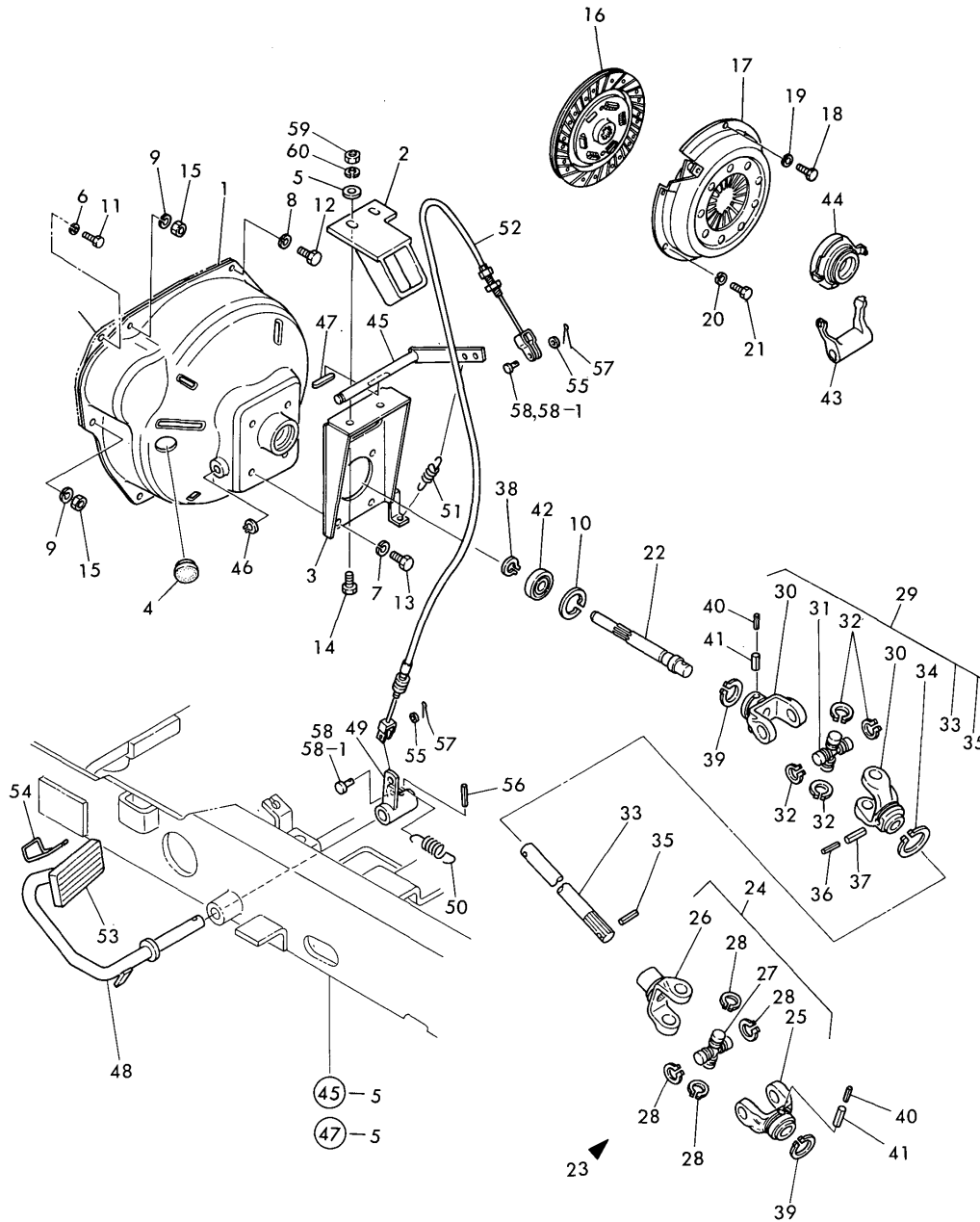
(A)=*1984.01 (B)=*1984.01

Fig.51. CLUTCH (FOR YM142/146)

(A)=YM122
(B)=YM126
(C)=YM142

(D)=YM146
(E)=
(F)=

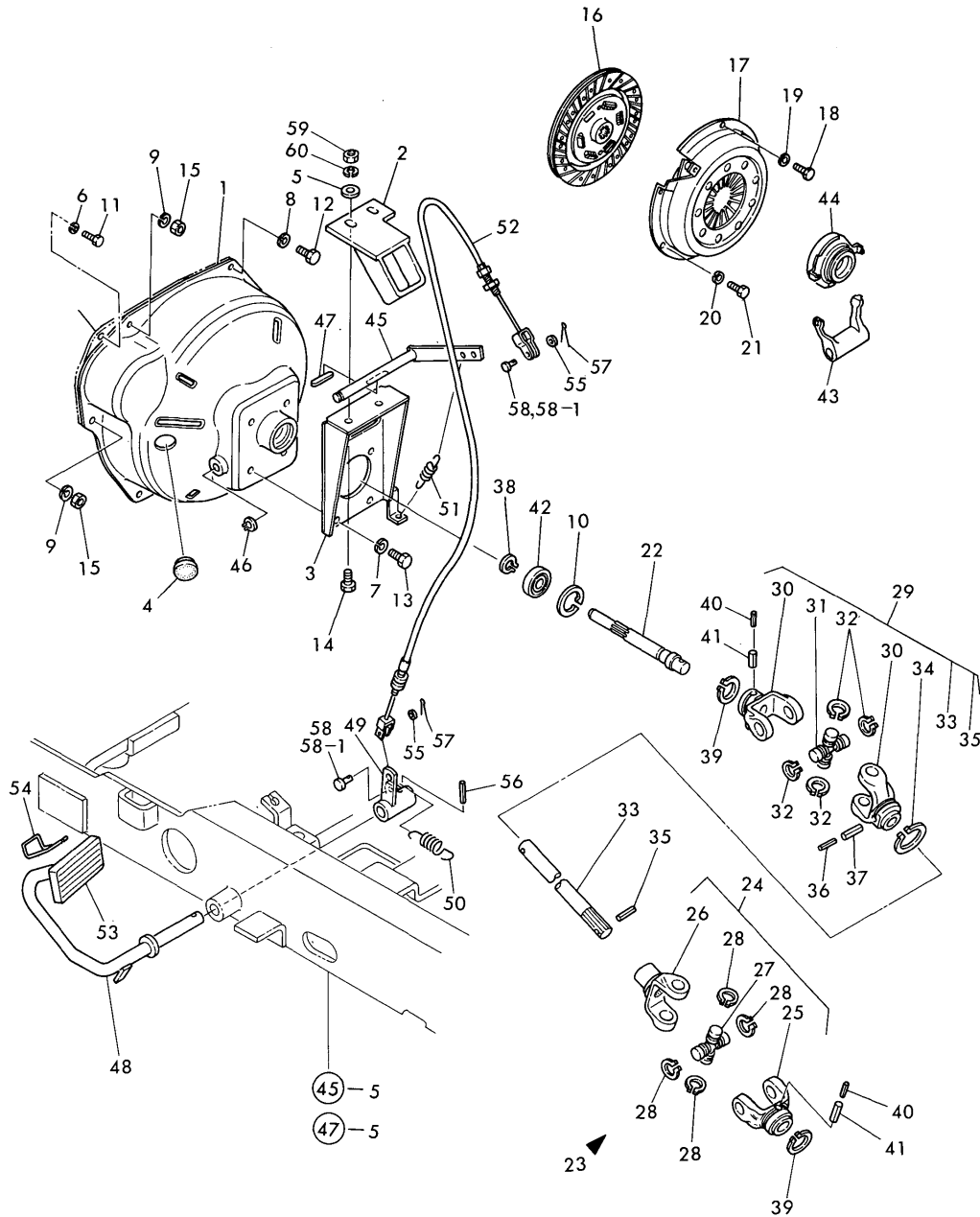
Fig. 51 CLUTCH (FOR MODEL YM142/146)



No.	Lev.	Parts No.	Description	Q'ty						I	R
				(A)	(B)	(C)	(D)	(E)	(F)		
1	1	194800-21101-X	HOUSING ASSY, CLUTCH			1	1				
2	1	194802-21150	STOPPER			1	1				
3	1	194800-22511	STAY, WIRE			1	1				
4	1	194130-61570	GROMMET, 27			1	1				
5	1	22137-100000	WASHER, 10			1	1				
6	1	22217-060000	WASHER, SPRING 6			1	1				
7	1	22217-080000	WASHER, SPRING 8			4	4				
8	1	22217-080000	WASHER, SPRING 8			4	4				
9	1	22217-100000	WASHER, SPRING 10			2	2				
10	1	22252-000400	RING, 40			1	1				
11	1	26116-060162	BOLT, M6X 16 PLATED			1	1				
12	1	26116-080122	BOLT, M8X 12 PLATED			4	4				
13	1	26116-080162	BOLT, M8X 16 PLATED			4	4				
14	1	26116-100252	BOLT, M10X 25 PLATED			1	1				
15	1	26716-100002	NUT, M10			2	2				
16	1	194300-21700	DISC, CLUTCH			1	1				
17	1	194300-21800	PLATE ASSY, PRESSURE			1	1				
18	1	194300-21950	BOLT, REAMER M6X22			2	2				
19	1	22217-060000	WASHER, SPRING 6			2	2				
20	1	22217-060000	WASHER, SPRING 6			4	4				
21	1	26116-060162	BOLT, M6X 16 PLATED			4	4				
22	1	194800-22111	SHAFT, MAIN DRIVE C			1	1				
23	1	194802-22200	JOINT ASSY, CROSS			1	1				
24	2	194802-22210	JOINT, CROSS R			1	1				
25	3	194802-22240	YOKE			1	1				
26	3	194802-22250	YOKE, SLEEVE			1	1				
27	3	194802-22260	JOURNAL KIT			1	1				
28	3	194802-22270	RING, SNAP			4	4				
29	2	194802-22220	JOINT (F) ASSY, CROS			1	1				
30	3	194802-22240	YOKE			2	2				
31	3	194802-22260	JOURNAL KIT			1	1				
32	3	194802-22270	RING, SNAP			4	4				
33	3	194802-22280	SHAFT			1	1				
34	3	22242-000360	RING, 36			1	1				
35	3	22351-030010	PIN, SPRING 3.0X10			1	1				
36	3	22351-035032	PIN, SPRING 3.5X32			1	1				
37	3	22351-060032	PIN, SPRING 6.0X32			1	1				
38	1	22242-000170	RING, 17			1	1				
39	1	22242-000360	RING, 36			2	2				
40	1	22351-035032	PIN, SPRING 3.5X32			2	2				
41	1	22351-060032	PIN, SPRING 6.0X32			2	2				
42	1	24104-062034	BEARING, BALL 6203UU			1	1				
43	1	194800-22311	ARM, CLUTCH RELEASE			1	1				
44	1	194800-22320	BEARING, CLUTCH			1	1				
45	1	194800-22350-X	SHAFT,CLUTCH RELEASE			1	1				
46	1	22242-000120	RING, 12			1	1				
47	1	22512-040340	KEY, 4X 34			1	1				
48	1	194802-22410-X	PEDAL ASSY, L			1	1				
49	1	194802-22420	ARM, CLUTCH PEDAL			1	1				
50	1	194800-22470	SPRING, 68			1	1				
51	1	194800-22480	SPRING, 58			1	1				

Fig.51. CLUTCH (FOR YM142/146)

Fig. 51 CLUTCH (FOR MODEL YM142/146)



(A)=YM122
(B)=YM126
(C)=YM142
(D)=YM146
(E)=
(F)=

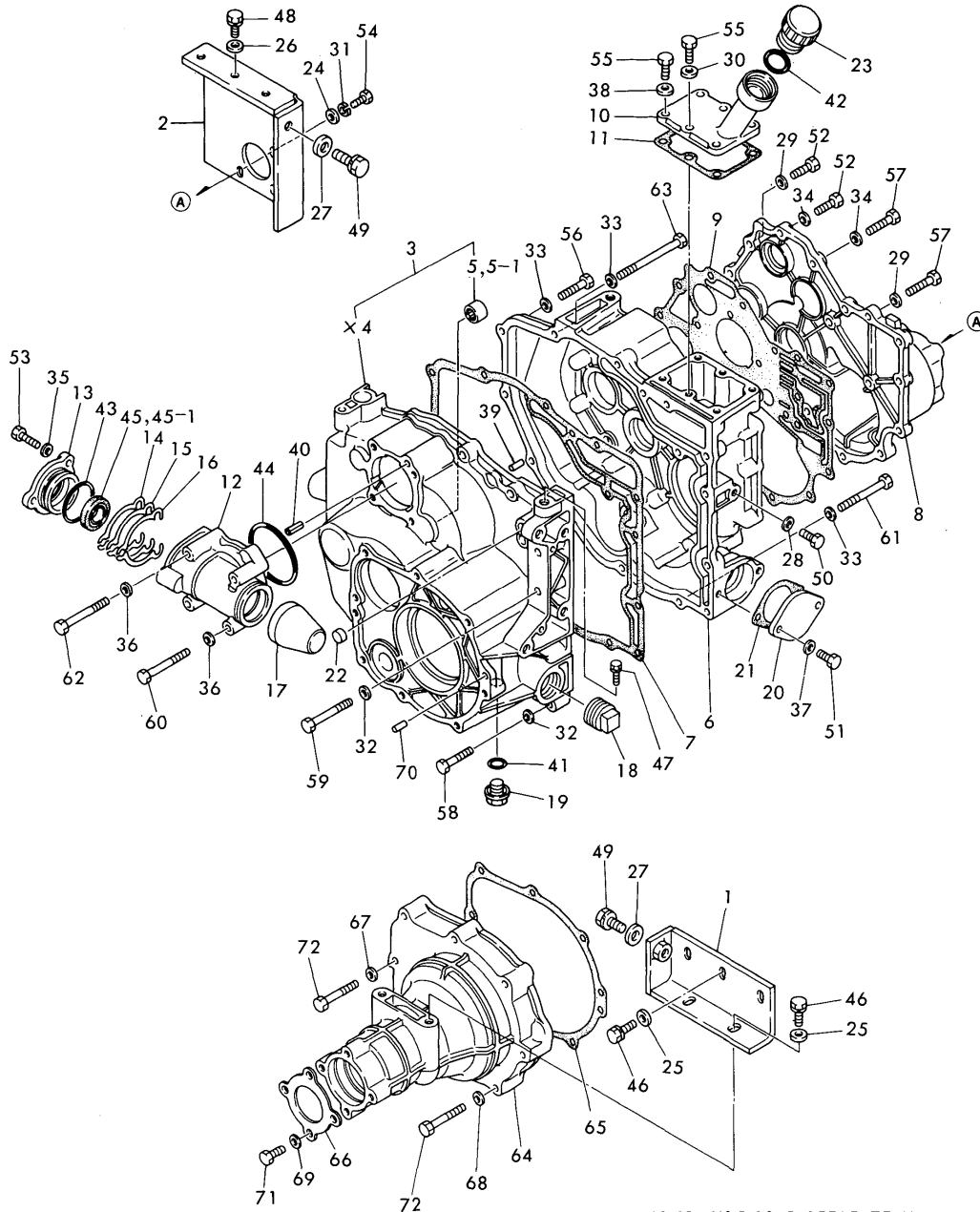
No.	Lev.	Parts No.	Description	Q'ty						I	R
				(A)	(B)	(C)	(D)	(E)	(F)		
52	1	194802-22500	CABLE, CONTROL			1	1				
53	1	194802-22580	COVER, HEAD			1	1				
54	1	194802-22590	LEVER, CLUTCH LOCK			1	1				
55	1	22137-060000	WASHER, 6			2	2				
56	1	22351-060028	PIN, SPRING 6.0X28			1	1				
57	1	22417-160180	PIN, COTTER 1.6X18			2	2				
58	1	22487-060140	PIN, H 6X 14			2	2				
58-1	1	22487-060120	PIN, H 6X 12			2	2				N
			(C=*1984.01) (D=*1984.01)								
59	1	26716-100002	NUT, M10			1	1				Z
			(C=FXXXXX) (D=FXXXXX)								
60	1	22217-100000	WASHER, SPRING 10			1	1				Z
			(C=FXXXXX) (D=FXXXXX)								

Fig.52. MISSION & REAR AXLE HOUSING

(A)=YM122
(B)=YM126
(C)=YM142

(D)=YM146
(E)=
(F)=

**Fig. 52 TRANSMISSION & REAR AXLE HOUSING
(FOR MODEL YM122/142)**



X-MARK PARTS : NOT SOLD SEPARATELY

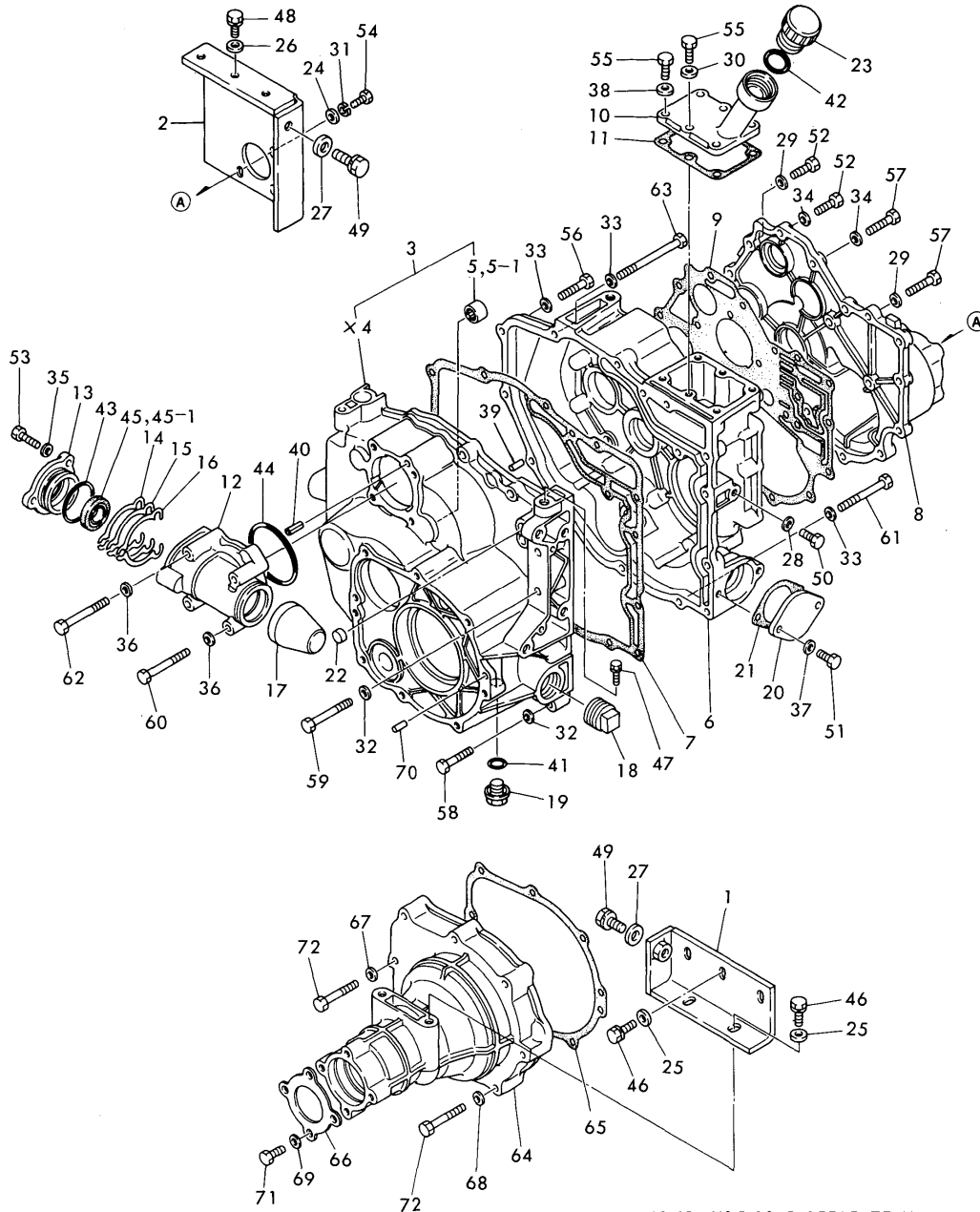
No.	Lev.	Parts No.	Description	Qty						I	R
				(A)	(B)	(C)	(D)	(E)	(F)		
1	1	194802-24050	PLATE (M-L),MOUNTING	1	1						
2	1	194802-24060	PLATE, MOUNT M-R	1	1						
3	1	194800-24100-X	HOUSING,TRANSMISSION	1	1						
5	2	194800-24190	NEEDLE BEARING	1	1						
5-1	2	24162-162212	BEARING, 162212	1	1						N
				(A=FXXXXX)	(C=FXXXXX)						
6	1	194820-24120-X	HOUSING,TRANSMISSION	1	1						
7	1	194800-24130	PACKING, MISSION	1	1						
8	1	194820-24210-X	COVER, SIDE	1	1						
9	1	194800-24220	PACKING, MISSION	1	1						
10	1	194802-24250	COVER, MISSION CASE	1	1						
11	1	194800-24260	GASKET	1	1						
12	1	194802-24300-X	BOX, BEVEL GEAR	1	1						
13	1	194800-24310-X	COVER, GEAR BOX	1	1						
14	1	194800-24320	SHIM, T=0.5	1	1						A
15	1	194800-24330	SHIM T=0.3	1	1						A
16	1	194800-24340	SHIM, T=0.1	1	1						A
17	1	194802-24350	CAP, BEVEL BOX	1	1						
18	1	194800-24390-U	PLUG, TAPER	1	1						
19	1	194151-24770	PLUG 14, OIL	1	1						
20	1	194800-24960-X	CAP, STRAINER	1	1						
21	1	194800-24970	GASKET	1	1						
22	1	194130-27390	CAP 15X5, SEAL	1	1						
23	1	1A1040-48060	PLUG, OIL	1	1						
24	1	22137-080000	WASHER, 8	3	3						W
				(A=*1983.12)	(C=*1983.12)						
25	1	22137-100000	WASHER, 10	5	5						
26	1	22137-100000	WASHER, 10	3	3						
27	1	22137-120000	WASHER, 12	2	2						
28	1	22190-080000	WASHER, SEAL 8	1	1						
29	1	22190-080000	WASHER, SEAL 8	3	3						
30	1	22190-080000	WASHER, SEAL 8	1	1						
31	1	22217-080000	WASHER, SPRING 8	3	3						
32	1	22287-080000	WASHER, 8	6	6						
33	1	22287-080000	WASHER, 8	8	8						
34	1	22287-080000	WASHER, 8	13	13						
35	1	22287-080000	WASHER, 8	3	3						
36	1	22287-080000	WASHER, 8	4	4						
37	1	22287-080000	WASHER, 8	2	2						
38	1	22287-080000	WASHER, 8	5	5						
39	1	22312-080160	PIN, PARALLEL M8X16	2	2						
40	1	22351-080016	PIN, SPRING 8.0X16	1	1						
41	1	24311-000160	O-RING, 1AP16.0	1	1						
42	1	24311-000280	O-RING, 1AP28.0	1	1						
43	1	24341-000440	O-RING, 1AS44.0	1	1						
44	1	24341-000700	O-RING, 1AS70.0	1	1						
45	1	1C6050-14520	SEAL TC17 35 7, OIL	1	1						
45-1	1	24421-173507	SEAL, OIL TC173507	1	1						N
				(A=*1985.05)	(C=*1985.05)						
46	1	26013-100302	BOLT, M10X 30	5	5						
47	1	26013-100302	BOLT, M10X 30	2	2						

Fig.52. MISSION & REAR AXLE HOUSING

(A)=YM122
(B)=YM126
(C)=YM142

(D)=YM146
(E)=
(F)=

**Fig. 52 TRANSMISSION & REAR AXLE HOUSING
(FOR MODEL YM122/142)**



No.	Lev.	Parts No.	Description	Q'ty						I	R
				(A)	(B)	(C)	(D)	(E)	(F)		
48	1	26013-100302	BOLT, M10X 30	3		3					
49	1	26013-120302	BOLT, M12X 30	2		2					
50	1	26116-080202	BOLT, M8X 20 PLATED	1		1					
51	1	26116-080202	BOLT, M8X 20 PLATED	2		2					
52	1	26116-080252	BOLT, M8X 25 PLATED	5		5					
53	1	26116-080252	BOLT, M8X 25 PLATED	3		3					
54	1	26116-080252	BOLT, M8X 25 PLATED	3		3					
55	1	26116-080252	BOLT, M8X 25 PLATED	6		6					
56	1	26116-080352	BOLT, M8X 35 PLATED	6		6					
57	1	26116-080352	BOLT, M8X 35 PLATED	11		11					
58	1	26116-080402	BOLT, M8X 40 PLATED	4		4					
59	1	26116-080602	BOLT, M8X 60 PLATED	2		2					
60	1	26116-080602	BOLT, M8X 60 PLATED	1		1					
61	1	26116-080652	BOLT, M8X 65 PLATED	1		1					
62	1	26116-080652	BOLT, M8X 65 PLATED	3		3					
63	1	26116-080952	BOLT, M8X 95 PLATED	1		1					
64	1	194800-32600-X	HOUSING, REAR AXLE	1		1					
65	1	194800-32620	PACKING, HOUSING	1		1					
66	1	194800-32650	COVER, OIL SEAL	1		1					
67	1	22190-080000	WASHER, SEAL 8	2		2					
68	1	22287-080000	WASHER, 8	6		6					
69	1	22287-080000	WASHER, 8	4		4					
70	1	22312-080160	PIN, PARALLEL M8X16	2		2					
71	1	26116-080202	BOLT, M8X 20 PLATED	4		4					
72	1	26116-080502	BOLT, M8X 50 PLATED	8		8					

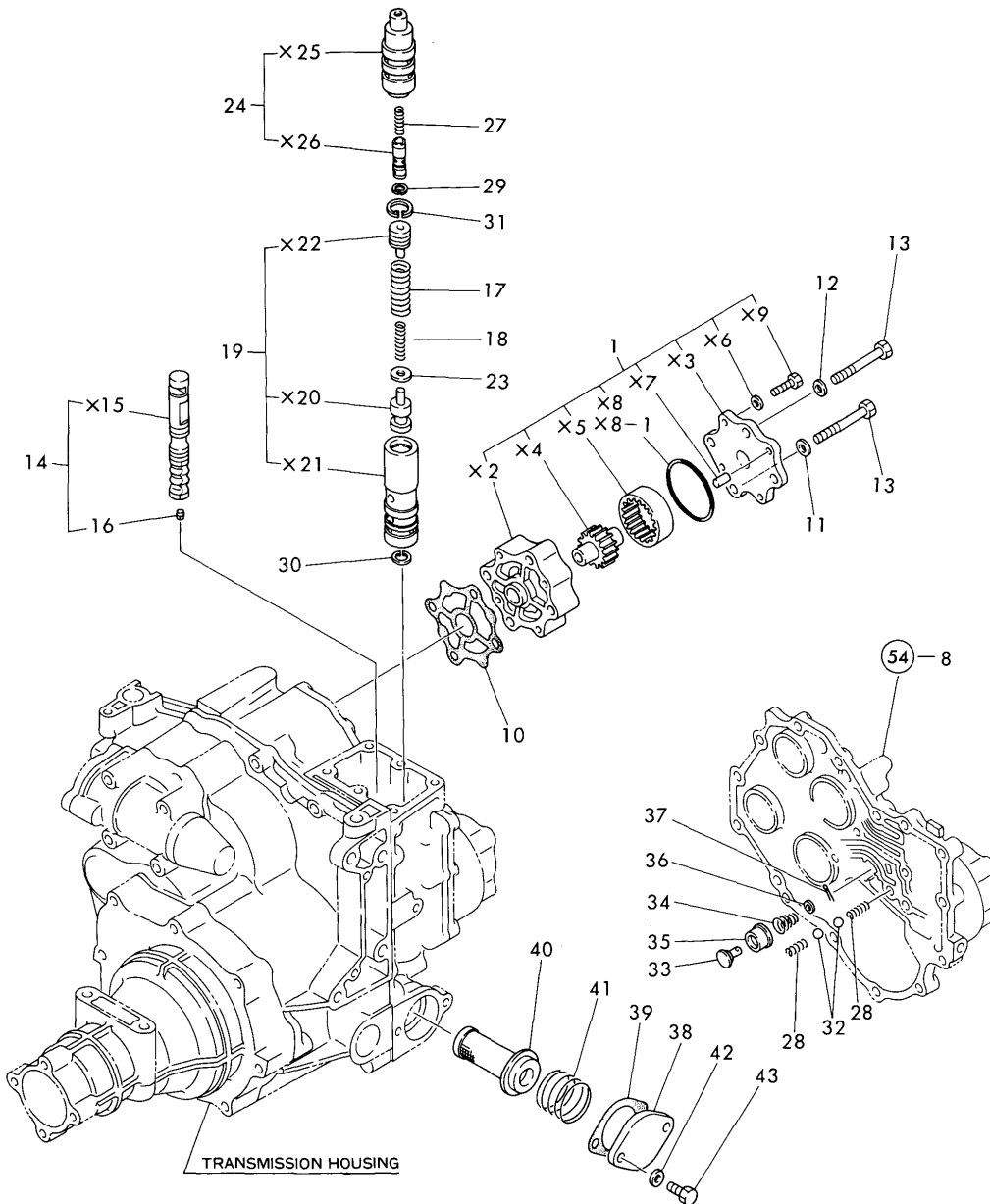
X-MARK PARTS : NOT SOLD SEPARATELY

Fig.53. POWER SHIFT PUMP & REGULATOR

(A)=YM122
(B)=YM126
(C)=YM142

(D)=YM146
(E)=
(F)=

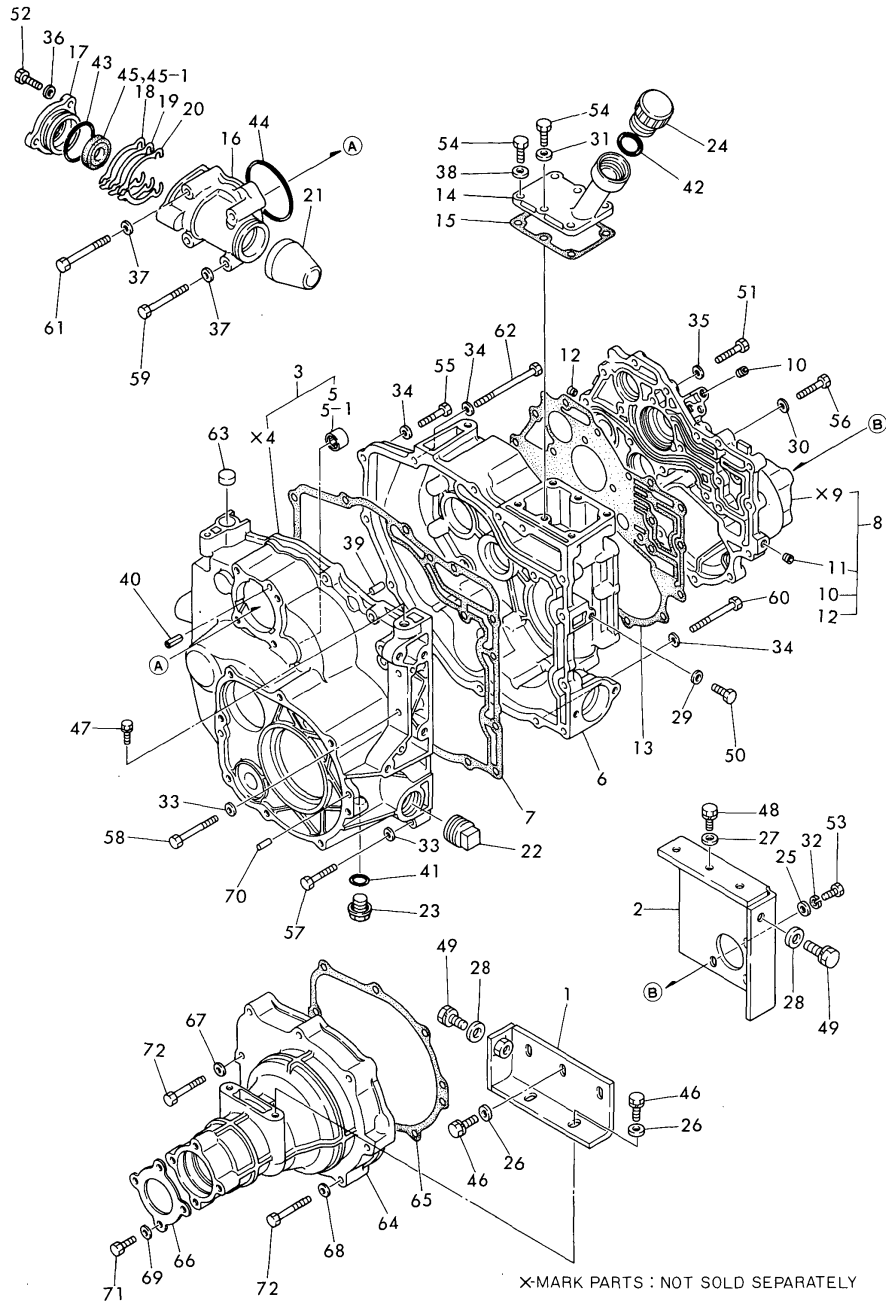
**Fig. 53 POWER SHIFT PUMP & REGULATOR
(FOR MODEL YM126/146)**



No.	Lev.	Parts No.	Description	Q'ty						I	R
				(A)	(B)	(C)	(D)	(E)	(F)		
1	1	7E6440-50182	PUMP ASSY, P. SHIFT.		1		1				
10	1	1E6440-55110	GASKET		1		1				
11	1	22190-080000	WASHER, SEAL 8		2		2				
12	1	22287-080000	WASHER, 8		2		2				
13	1	26116-080602	BOLT, M8X 60 PLATED		4		4				
14	1	194800-24510	SPOOL ASSY, VALVE		1		1				
16	2	26911-050052	SCREW, M5X 5		1		1				
17	1	194802-24540	SPRING, RELIEF OUTER		1		1				
18	1	194802-24550	SPRING, RELIEF INNER		1		1				
19	1	194800-24580	VALVE ASSY, RELIEF		1		1				
23	1	194800-24620	SHIM, T=0.5		1		1				
24	1	194802-24640	VALVE ASSY, OPEN		1		1				
27	1	194800-24671	SPRING, RETURN		1		1				
28	1	1E6440-55470	SPRING		2		2				
29	1	22252-000120	RING, 12		1		1				
30	1	22252-000180	RING, 18		1		1				
31	1	22252-000200	RING, 20		1		1				
32	1	24190-090001	BALL, STEEL 9/32		2		2				
33	1	1E6190-55660	VALVE, 2ND RELIEF		1		1				
34	1	1E6190-55690	SPRING (C)		1		1				
35	1	1E6190-55710	SEAT, 2ND RELIEF VLV.		1		1				
36	1	22117-060000	WASHER, 6		1		1				
37	1	22417-200100	COTTER PIN 2.0X10		1		1				
38	1	194800-24960-X	CAP, STRAINER		1		1				
39	1	194800-24970	GASKET		1		1				
40	1	1E6440-55210	STRAINER		1		1				
41	1	1E6440-55230	SPRING, STRAINER		1		1				
42	1	22287-080000	WASHER, 8		2		2				
43	1	26116-080202	BOLT, M8X 20 PLATED		2		2				

Fig.54. MISSION & REAR AXLE HOUSING

**Fig. 54 TRANSMISSION & REAR AXLE HOUSING
(FOR MODEL YM126/146)**



X-MARK PARTS : NOT SOLD SEPARATELY

(A)=YM122
(B)=YM126
(C)=YM142
(D)=YM146
(E)=
(F)=

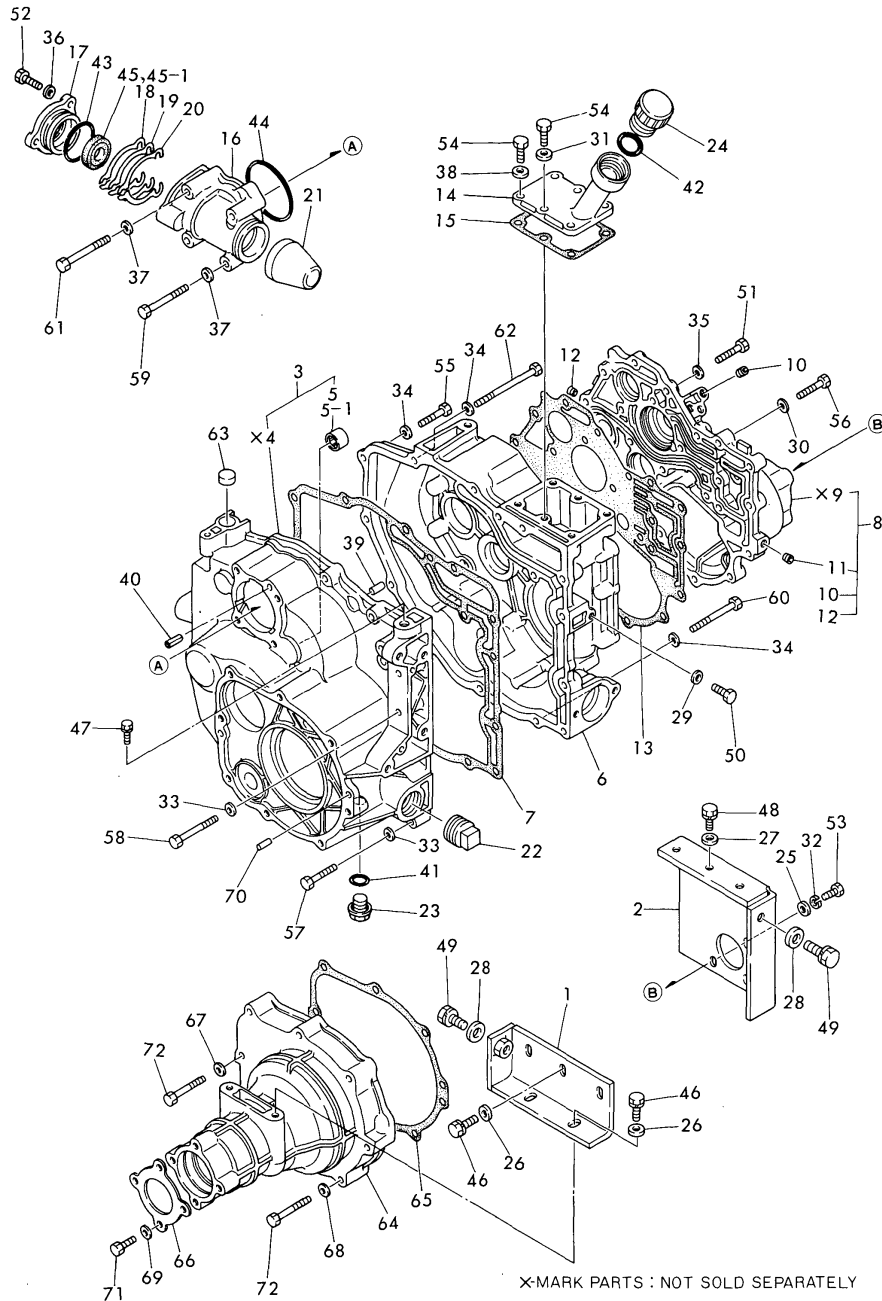
No.	Lev.	Parts No.	Description	Q'ty						I	R
				(A)	(B)	(C)	(D)	(E)	(F)		
1	1	194802-24050	PLATE (M-L),MOUNTING	1	1						
2	1	194802-24060	PLATE, MOUNT M-R	1	1						
3	1	194800-24100-X	HOUSING,TRANSMISSION	1	1						
5	2	194800-24190	NEEDLE BEARING	1	1						
5-1	2	24162-162212 (B=FXXXXX)	BEARING, 162212 (D=FXXXXX)	1	1						N
6	1	194800-24120-X	HOUSING,TRANSMISSION	1	1						
7	1	194800-24130	PACKING, MISSION	1	1						
8	1	194800-24201-X	COVER, SIDE	1	1						
10	2	23873-010000	PLUG, R01	3	3						
11	2	23873-010000	PLUG, R01	2	2						
12	2	23873-010000	PLUG, R01	2	2						
13	1	194800-24220	PACKING, MISSION	1	1						
14	1	194802-24250	COVER, MISSION CASE	1	1						
15	1	194800-24260	GASKET	1	1						
16	1	194802-24300-X	BOX, BEVEL GEAR	1	1						
17	1	194800-24310-X	COVER, GEAR BOX	1	1						
18	1	194800-24320	SHIM, T=0.5	1	1						A
19	1	194800-24330	SHIM T=0.3	1	1						A
20	1	194800-24340	SHIM, T=0.1	1	1						A
21	1	194802-24350	CAP, BEVEL BOX	1	1						
22	1	194800-24390-U	PLUG, TAPER	1	1						
23	1	194151-24770	PLUG 14, OIL	1	1						
24	1	1A1040-48060	PLUG, OIL	1	1						
25	1	22137-080000	WASHER, 8 (A=*1983.12) (B=*1983.12) (C=*1983.12) (D=*1983.12)	3	3						W
26	1	22137-100000	WASHER, 10	5	5						
27	1	22137-100000	WASHER, 10	3	3						
28	1	22137-120000	WASHER, 12	2	2						
29	1	22190-080000	WASHER, SEAL 8	1	1						
30	1	22190-080000	WASHER, SEAL 8	4	4						
31	1	22190-080000	WASHER, SEAL 8	1	1						
32	1	22217-080000	WASHER, SPRING 8	3	3						
33	1	22287-080000	WASHER, 8	6	6						
34	1	22287-080000	WASHER, 8	8	8						
35	1	22287-080000	WASHER, 8	13	13						
36	1	22287-080000	WASHER, 8	3	3						
37	1	22287-080000	WASHER, 8	4	4						
38	1	22287-080000	WASHER, 8	5	5						
39	1	22312-080160	PIN, PARALLEL M8X16	2	2						
40	1	22351-080016	PIN, SPRING 8.0X16	1	1						
41	1	24311-000160	O-RING, 1AP16.0	1	1						
42	1	24311-000280	O-RING, 1AP28.0	1	1						
43	1	24341-000440	O-RING, 1AS44.0	1	1						
44	1	24341-000700	O-RING, 1AS70.0	1	1						
45	1	1C6050-14520	SEAL TC17 35 7, OIL	1	1						
45-1	1	24421-173507 (A=*1985.05) (B=*1985.05) (C=*1985.05) (D=*1985.05)	SEAL, OIL TC173507	1	1						N
46	1	26013-100302	BOLT, M10X 30	5	5						
47	1	26013-100302	BOLT, M10X 30	2	2						
48	1	26013-100302	BOLT, M10X 30	3	3						

Fig.54. MISSION & REAR AXLE HOUSING

(A)=YM122
(B)=YM126
(C)=YM142

(D)=YM146
(E)=
(F)=

**Fig. 54 TRANSMISSION & REAR AXLE HOUSING
(FOR MODEL YM126/146)**



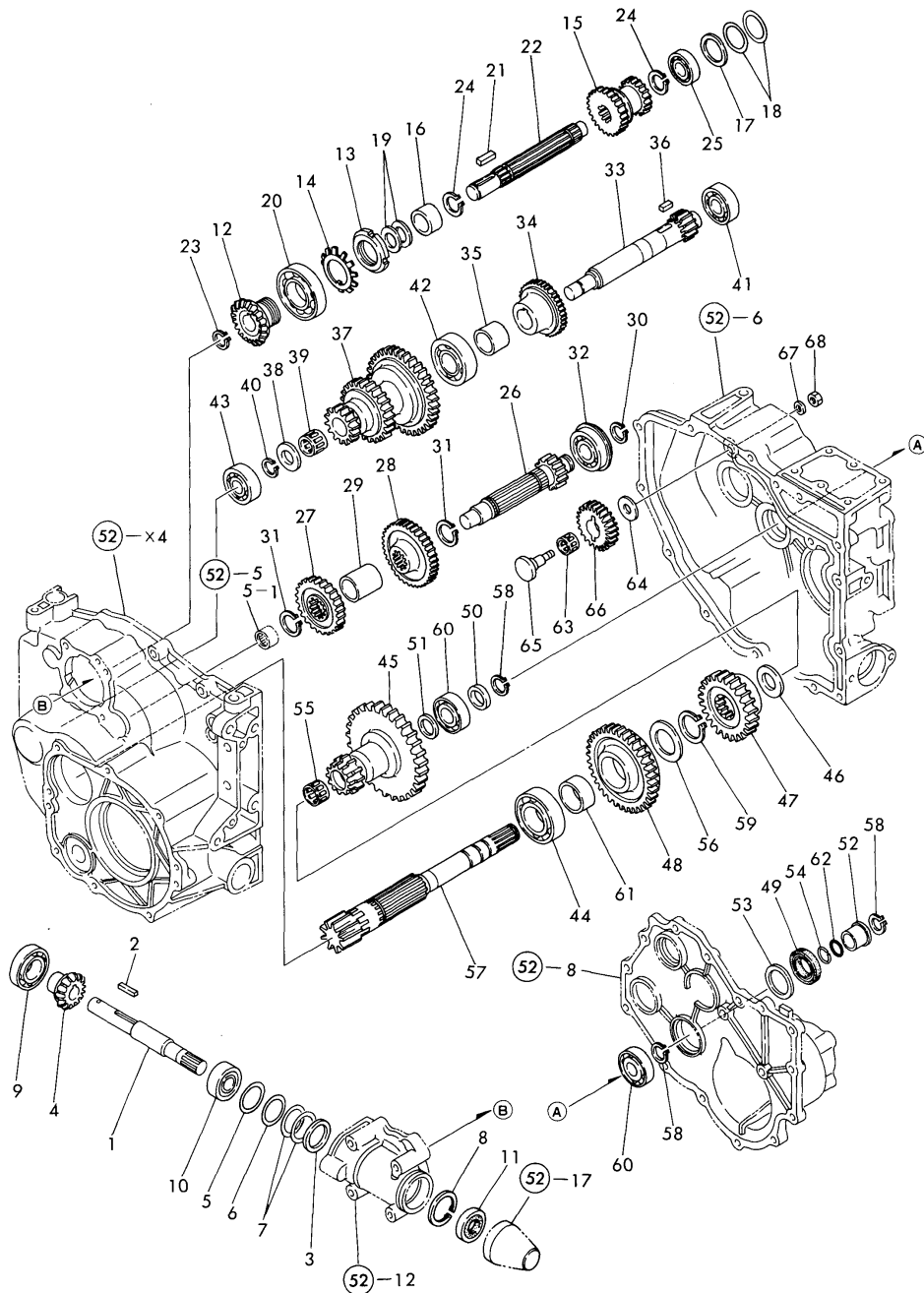
No.	Lev.	Parts No.	Description	Q'ty						I	R
				(A)	(B)	(C)	(D)	(E)	(F)		
49	1	26013-120302	BOLT, M12X 30		2		2				
50	1	26116-080202	BOLT, M8X 20 PLATED		1		1				
51	1	26116-080252	BOLT, M8X 25 PLATED		5		5				
52	1	26116-080252	BOLT, M8X 25 PLATED		3		3				
53	1	26116-080252	BOLT, M8X 25 PLATED		3		3				
54	1	26116-080252	BOLT, M8X 25 PLATED		6		6				
55	1	26116-080352	BOLT, M8X 35 PLATED		6		6				
56	1	26116-080352	BOLT, M8X 35 PLATED		12		12				
57	1	26116-080402	BOLT, M8X 40 PLATED		4		4				
58	1	26116-080602	BOLT, M8X 60 PLATED		2		2				
59	1	26116-080602	BOLT, M8X 60 PLATED		1		1				
60	1	26116-080652	BOLT, M8X 65 PLATED		1		1				
61	1	26116-080652	BOLT, M8X 65 PLATED		3		3				
62	1	26116-080952	BOLT, M8X 95 PLATED		1		1				
63	1	27260-200000	PLUG, 20		1		1				
64	1	194800-32600-X	HOUSING, REAR AXLE		1		1				
65	1	194800-32620	PACKING, HOUSING		1		1				
66	1	194800-32650	COVER, OIL SEAL		1		1				
67	1	22190-080000	WASHER, SEAL 8		2		2				
68	1	22287-080000	WASHER, 8		6		6				
69	1	22287-080000	WASHER, 8		4		4				
70	1	22312-080160	PIN, PARALLEL M8X16		2		2				
71	1	26116-080202	BOLT, M8X 20 PLATED		4		4				
72	1	26116-080502	BOLT, M8X 50 PLATED		8		8				

Fig.55. MISSION GEAR (FOR YM122/142)

(A)=YM122
(B)=YM126
(C)=YM142

(D)=YM146
(E)=
(F)=

Fig. 55 TRANSMISSION GEARS (FOR MODEL YM122/142)



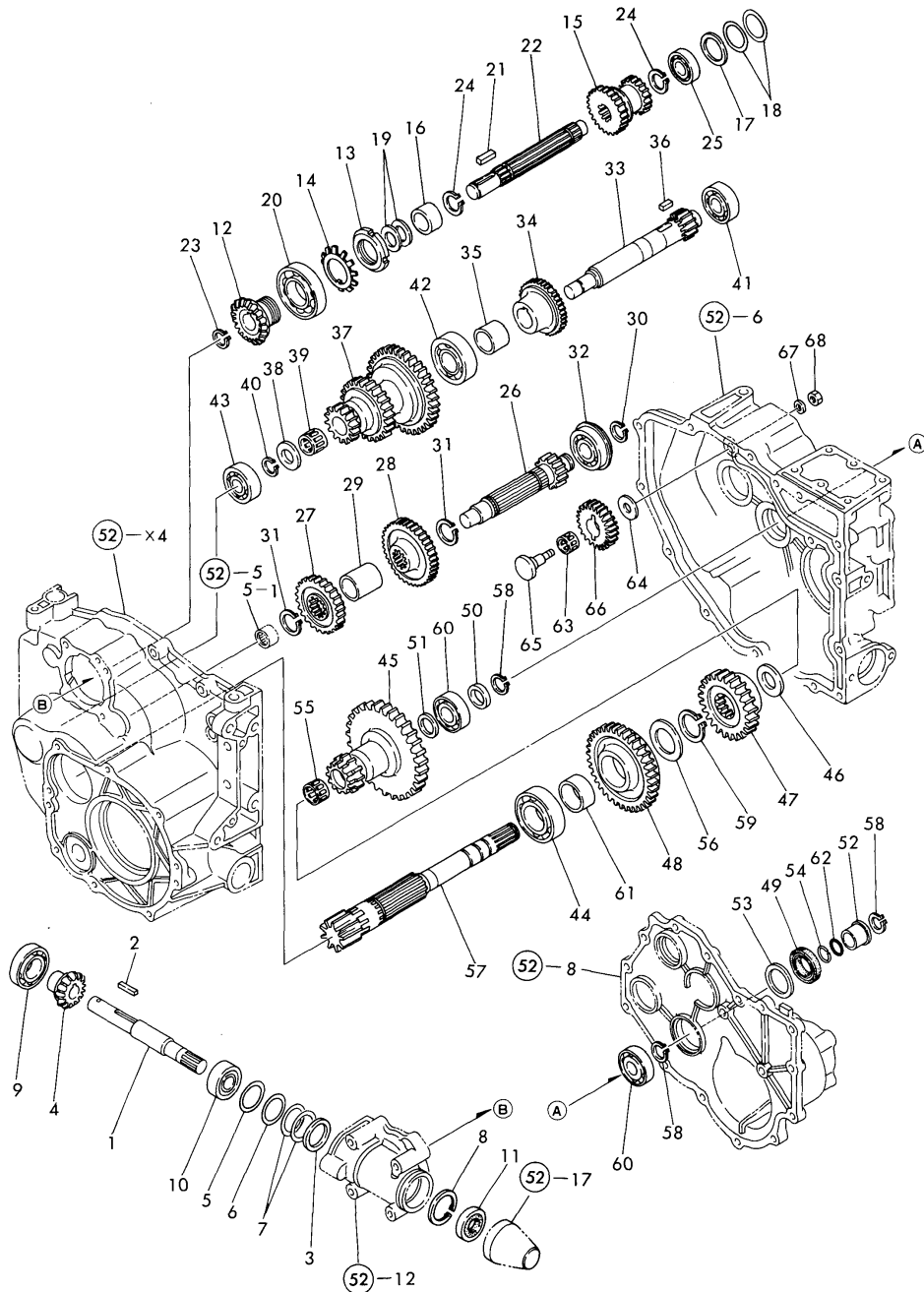
No.	Lev.	Parts No.	Description	Qty						I	R
				(A)	(B)	(C)	(D)	(E)	(F)		
1	1	194812-25010	SHAFT, MAIN	1	1						
2	1	194800-25020	KEY, 4X4X27.5	1	1						
3	1	194802-25030	WASHER, 27X40X2	1	1						
4	1	194800-25050	BEVEL GEAR, SPIRAL	1	1						
5	1	194802-25210	SHIM, 0.5 27X40	1	1						A
6	1	194802-25220	SHIM, 0.3 27X40	1	1						A
7	1	194802-25230	SHIM, 0.1 27X40 A	2	2						A
8	1	22252-000400	RING, 40	1	1						
9	1	24104-060054	BEARING, BALL 6005UU	1	1						
10	1	24104-062034	BEARING, BALL 6203UU	1	1						
11	1	24421-174009	SEAL, OIL TC174009	1	1						
12	1	194800-25060	BEVEL GEAR, SPIRAL	1	1						
13	1	194800-25070	NUT, M32	1	1						
14	1	194800-25080	WASHER, BEARING 32	1	1						
15	1	194822-25130	GEAR, MAIN	1	1						
16	1	194820-25150	COLLAR 21X30X15	1	1						
17	1	194800-25220	SHIM, T=0.3	1	1						B
18	1	194800-25230	SHIM, T=0.1 B	2	2						B
19	1	194800-25240	SHIM, T=0.1 A	2	2						C
20	1	194800-25250	BEARING, BALL 60/32	1	1						
21	1	194800-25020	KEY, 4X4X27.5	1	1						
22	1	194820-25200	SHAFT, MAIN	1	1						
23	1	22242-000160	RING, 16	1	1						
24	1	22242-000210	RING, 21	2	2						
25	1	24101-060034	BEARING, BALL 6003	1	1						
26	1	194800-25310	SHAFT, CLUTCH	1	1						
27	1	194822-25350	GEAR, DRIVEN	1	1						
28	1	194820-25360	GEAR, DRIVEN	1	1						
29	1	194820-25370	COLLAR, 25X30X33.5	1	1						
30	1	22242-000190	RING, 19	1	1						
31	1	22242-000240	RING, 24	2	2						
32	1	24121-062044	BEARING, BALL 6204NR	1	1						
33	1	194820-25410	SHAFT, DRIVEN	1	1						
34	1	194820-25450	GEAR, DRIVEN	1	1						
35	1	194820-25460	COLLAR 25X32X20	1	1						
36	1	194820-25470	KEY 7X7X12	1	1						
37	1	194802-25570	GEAR, COUNTER	1	1						
38	1	194800-25580	WASHER, 17X32X2.5	1	1						
39	1	194800-25590	BEARING, 172317	1	1						
40	1	22242-000170	RING, 17	1	1						
41	1	24101-060044	BEARING, BALL 6004	1	1						
42	1	24101-062054	BEARING, BALL 6205	1	1						
43	1	24101-063034	BEARING, BALL 6303	1	1						
44	1	194800-25750	BALL BEARING	1	1						
44-1	1	194464-25480	BEARING, BALL BL206	1	1						N
(A=)				(C=)							
45	1	194802-25710	GEAR, REDUCTION	1	1						
46	1	194800-25720	WASHER, 24X33X2.5	1	1						
47	1	194802-25730	GEAR, RANGE 23	1	1						
48	1	194802-25740	GEAR, RANGE 39	1	1						
49	1	194800-25761	SEAL, OIL TC25388	1	1						

Fig.55. MISSION GEAR (FOR YM122/142)

(A)=YM122
(B)=YM126
(C)=YM142

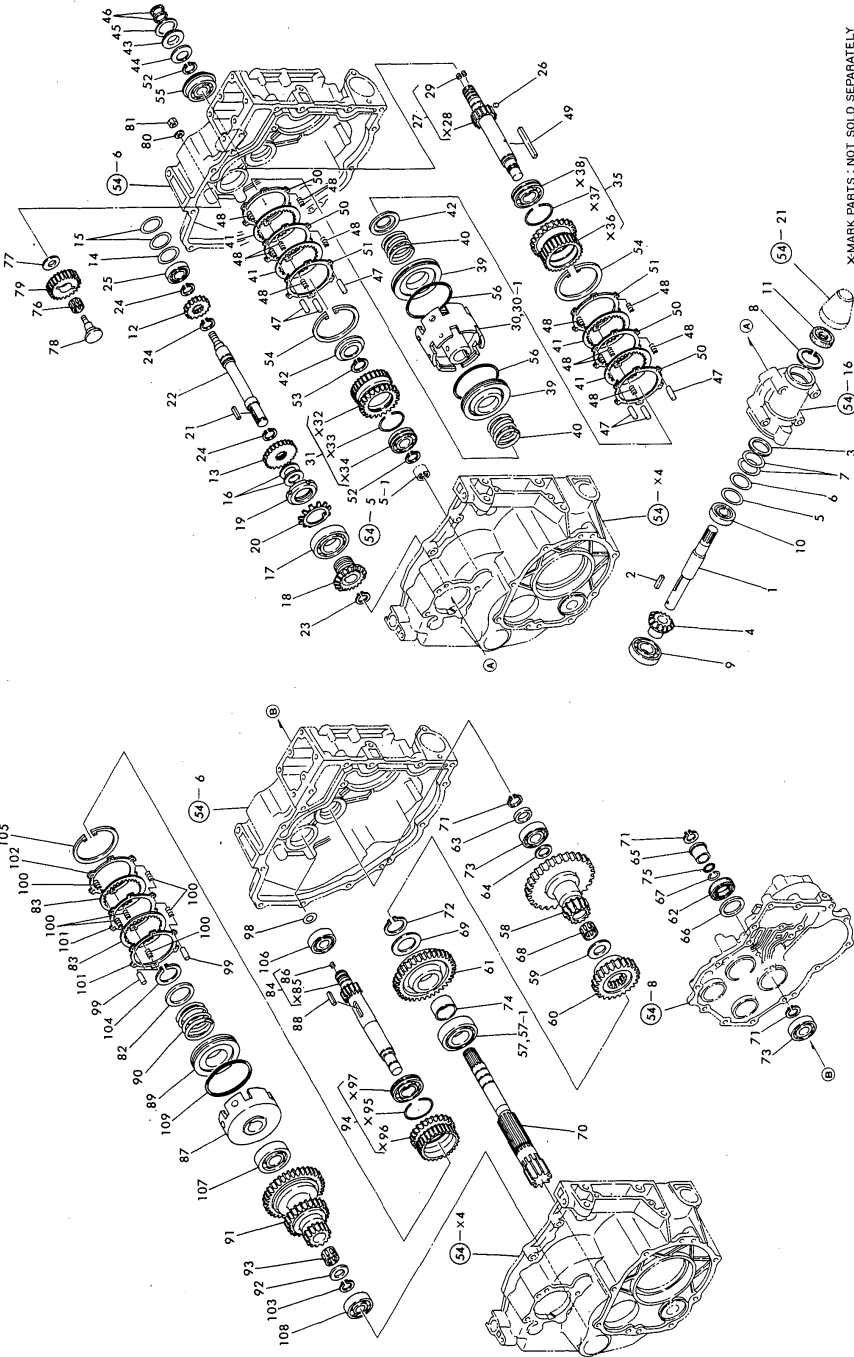
(D)=YM146
(E)=
(F)=

Fig. 55 TRANSMISSION GEARS (FOR MODEL YM122/142)



No.	Lev.	Parts No.	Description	Q'ty						I	R
				(A)	(B)	(C)	(D)	(E)	(F)		
50	1	194800-25770	COLLAR, 20X27X5	1	1						
51	1	194800-25780	WASHER, 20X26X1.6	1	1						
52	1	194800-25801	COLLAR, 20X25X13	1	1						
53	1	194800-25810	COLLAR, 30X38X2.3	1	1						
54	1	194800-25820	RING, SNAP 20	1	1						
55	1	194310-25890	BEARING, 212513	1	1						
56	1	194191-28350	WASHER, 30X45X2.5	1	1						
57	1	194800-33410	SHAFT, PINION	1	1						
58	1	22242-000190	RING, 19	3	3						
59	1	22242-000290	RING, 29	1	1						
60	1	24101-060044	BEARING, BALL 6004	2	2						
61	1	24163-305170	RING, INNER 303517	1	1						
62	1	24341-000200	O-RING, 1AS20.0	1	1						
63	1	194300-25540	NEEDLE BEARING	1	1						
64	1	194300-25550	WASHER, 12X26X1	1	1						
65	1	194800-25910	SHAFT, REVERSE IDLE	1	1						
66	1	194820-25920	GEAR, REVERSE IDLE	1	1						
67	1	22287-080000	WASHER, 8	1	1						
68	1	26716-080002	NUT, M8	1	1						

Fig.56. MISSION GEAR (FOR YM126/146)

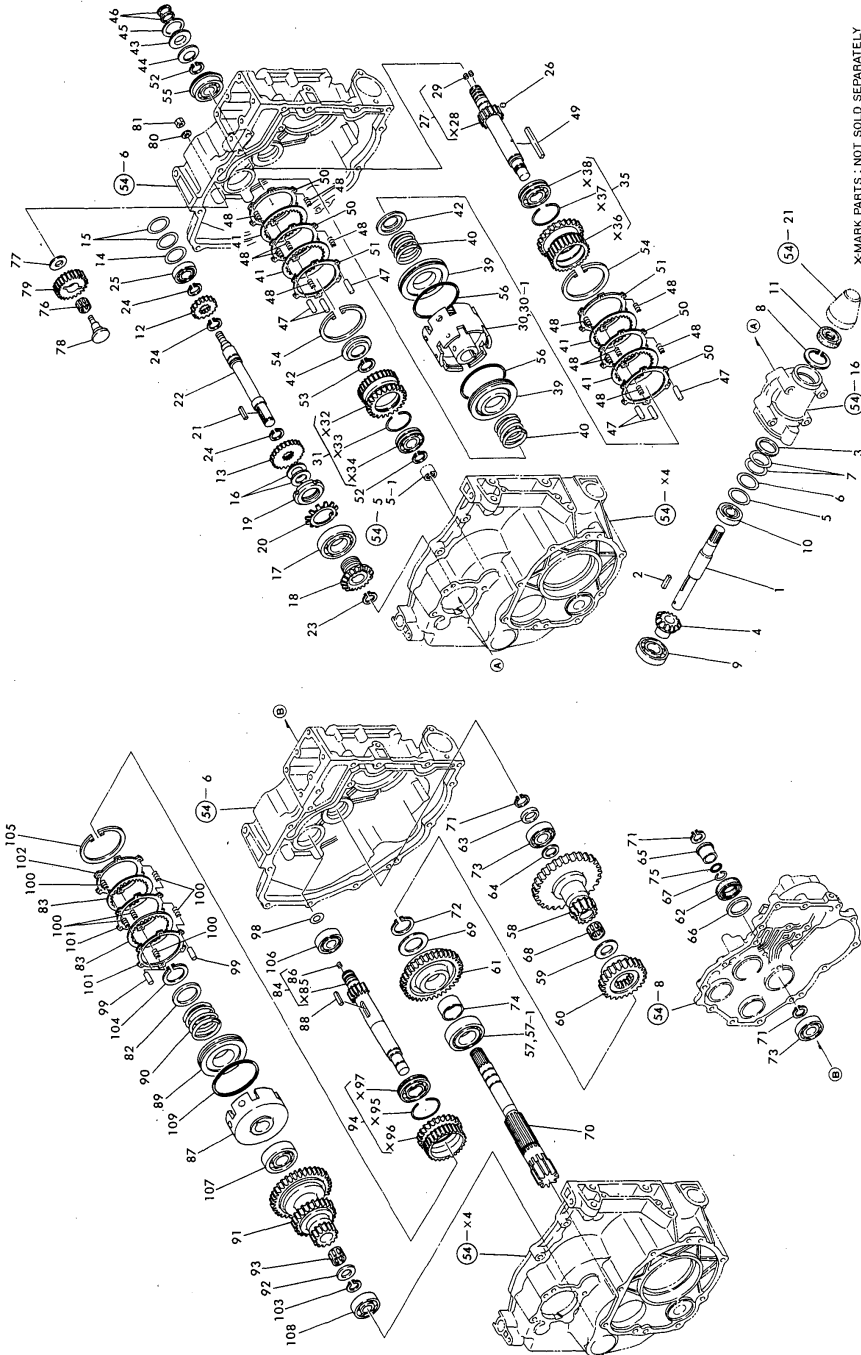


No.	Lev.	Parts No.	Description	Qty						I	R
				(A)	(B)	(C)	(D)	(E)	(F)		
1	1	194812-25010	SHAFT, MAIN	1	1						
2	1	194800-25020	KEY, 4X4X27.5	1	1						
3	1	194802-25030	WASHER, 27X40X2	1	1						
4	1	194800-25050	BEVEL GEAR, SPIRAL	1	1						
5	1	194802-25210	SHIM, 0.5 27X40	1	1						A
6	1	194802-25220	SHIM, 0.3 27X40	1	1						A
7	1	194802-25230	SHIM, 0.1 27X40 A	2	2						A
8	1	22252-000400	RING, 40	1	1						
9	1	24104-060054	BEARING, BALL 6005UU	1	1						
10	1	24104-062034	BEARING, BALL 6203UU	1	1						
11	1	24421-174009	SEAL, OIL TC174009	1	1						
12	1	194800-25130	GEAR, MAIN 18	1	1						
13	1	194802-25140	GEAR, MAIN 25	1	1						
14	1	194800-25220	SHIM, T=0.3	1	1						B
15	1	194800-25230	SHIM, T=0.1 B	2	2						B
16	1	194800-25240	SHIM, T=0.1 A	2	2						C
17	1	194800-25250	BEARING, BALL 60/32	1	1						
18	1	194800-25060	BEVEL GEAR, SPIRAL	1	1						
19	1	194800-25070	NUT, M32	1	1						
20	1	194800-25080	WASHER, BEARING 32	1	1						
21	1	194800-25020	KEY, 4X4X27.5	1	1						
22	1	194800-25200	SHAFT, MAIN	1	1						
23	1	22242-000160	RING, 16	1	1						
24	1	22242-000210	RING, 21	3	3						
25	1	24101-060034	BEARING, BALL 6003	1	1						
26	1	194130-25270	PIN, PARALLEL 3.5X6	1	1						
27	1	194802-25300	SHAFT ASSY, CLUTCH	1	1						
29	2	26911-050052	SCREW, M5X 5	2	2						
30	1	194802-25320	CYLINDER, CLUTCH	1	1						
30-1	1	194802-25321	CYLINDER, CLUTCH	1	1						N
(B=FXXXXX)				(D=FXXXXX)							
31	1	194802-25330	GEAR ASSY, 31	1	1						
35	1	194802-25340	GEAR ASSY, 38	1	1						
39	1	194800-25410	PISTON, CLUTCH 1-2	2	2						
40	1	194800-25420	SPRING, RETURN	2	2						
41	1	194800-25450	PLATE, FRICTION	4	4						
42	1	194802-25460	SEAT, SPRING C	2	2						
43	1	194802-25470	BRAKE, TURN	1	1						
44	1	194802-25480	SPRING, 40	1	1						
45	1	194802-25490	PLATE, STEEL	1	1						
46	1	194800-25610	RING, SEAL 17203	2	2						
47	1	194802-25620	PIN, 2X10.8	6	6						
48	1	194310-25630	SPRING, CLUTCH	12	12						
49	1	194300-25820	KEY, 5X5X61.5	1	1						
50	1	1E6330-54390	PLATE 1.6,STEEL	4	4						
51	1	1E6330-54490	PLATE 3.2,STEEL	2	2						
52	1	22242-000190	RING, 19	2	2						
53	1	22242-000240	RING, 24	1	1						
54	1	22252-000800	RING, 80	2	2						
55	1	24121-062044	BEARING, BALL 6204NR	1	1						
56	1	24325-000750	O-RING, 1BG75.0	2	2						

N:Old $\begin{matrix} \text{Yes} \\ \text{No} \end{matrix}$ New, Q:Old $\begin{matrix} \text{No} \\ \text{Yes} \end{matrix}$ New, R:Old $\begin{matrix} \text{Yes} \\ \text{No} \end{matrix}$ New, S:Old $\begin{matrix} \text{No} \\ \text{Yes} \end{matrix}$ New, W:Add, Z:Discontinued, F:Interchangeable by set, K:Q'ty Change
 ++ CONTINUE ++
 Copyright (C) YANMAR CO., LTD. All Rights Reserved.

Fig.56. MISSION GEAR (FOR YM126/146)

(A)=YM122
(B)=YM126
(C)=YM142
(D)=YM146
(E)=
(F)=



X-MARK PARTS : NOT SOLD SEPARATELY

No.	Lev.	Parts No.	Description	Q'ty						I	R
				(A)	(B)	(C)	(D)	(E)	(F)		
57	1	194800-25750	BALL BEARING		1		1				
57-1	1	194464-25480	BEARING, BALL BL206		1		1				N
		(B=FXXXXX)	(D=FXXXXX)								
58	1	194802-25710	GEAR, REDUCTION		1		1				
59	1	194800-25720	WASHER, 24X33X2.5		1		1				
60	1	194802-25730	GEAR, RANGE 23		1		1				
61	1	194802-25740	GEAR, RANGE 39		1		1				
62	1	194800-25761	SEAL, OIL TC25388		1		1				
63	1	194800-25770	COLLAR, 20X27X5		1		1				
64	1	194800-25780	WASHER, 20X26X1.6		1		1				
65	1	194800-25801	COLLAR, 20X25X13		1		1				
66	1	194800-25810	COLLAR, 30X38X2.3		1		1				
67	1	194800-25820	RING, SNAP 20		1		1				
68	1	194310-25890	BEARING, 212513		1		1				
69	1	194191-28350	WASHER, 30X45X2.5		1		1				
70	1	194800-33410	SHAFT, PINION		1		1				
71	1	22242-000190	RING, 19		3		3				
72	1	22242-000290	RING, 29		1		1				
73	1	24101-060044	BEARING, BALL 6004		2		2				
74	1	24163-305170	RING, INNER 303517		1		1				
75	1	24341-000200	O-RING, 1AS20.0		1		1				
76	1	194300-25540	NEEDLE BEARING		1		1				
77	1	194300-25550	WASHER, 12X26X1		1		1				
78	1	194800-25910	SHAFT, REVERSE IDLE		1		1				
79	1	194800-25920	GEAR, REVERSE IDLE		1		1				
80	1	22287-080000	WASHER, 8		1		1				
81	1	26716-080002	NUT, M8		1		1				
82	1	194800-25440	SEAT, SPRING B		1		1				
83	1	194800-25450	PLATE, FRICTION		2		2				
84	1	194800-25500	SHAFT ASSY, CLUTCH R		1		1				
86	2	26911-050052	SCREW, M5X 5		1		1				
87	1	194802-25520	CYLINDER, CLUTCH		1		1				
88	1	194800-25530	KEY, 5X5X27		1		1				
89	1	194800-25540	PISTON, CLUTCH		1		1				
90	1	194800-25550	SPRING, RETURN		1		1				
91	1	194802-25570	GEAR, COUNTER		1		1				
92	1	194800-25580	WASHER, 17X32X2.5		1		1				
93	1	194800-25590	BEARING, 172317		1		1				
94	1	194800-25600	GEAR ASSY, 32		1		1				
98	1	194800-25610	RING, SEAL 17203		1		1				
99	1	194802-25620	PIN, 2X10.8		3		3				
100	1	194310-25630	SPRING, CLUTCH		6		6				
101	1	1E6330-54390	PLATE 1.6,STEEL		2		2				
102	1	1E6330-54490	PLATE 3.2,STEEL		1		1				
103	1	22242-000170	RING, 17		1		1				
104	1	22242-000350	RING, 35		1		1				
105	1	22252-000800	RING, 80		1		1				
106	1	24101-060044	BEARING, BALL 6004		1		1				
107	1	24101-062054	BEARING, BALL 6205		1		1				
108	1	24101-063034	BEARING, BALL 6303		1		1				
109	1	24325-000750	O-RING, 1BG75.0		1		1				

N:Old $\begin{matrix} \leftarrow \text{Yes} \\ \text{No} \end{matrix}$ New, Q:Old $\begin{matrix} \leftarrow \text{No} \\ \text{Yes} \end{matrix}$ New, R:Old $\begin{matrix} \leftarrow \text{Yes} \\ \text{Yes} \end{matrix}$ New, S:Old $\begin{matrix} \leftarrow \text{No} \\ \text{No} \end{matrix}$ New, W:Add, Z:Discontinued, F:Interchangeable by set, K:Q'ty Change

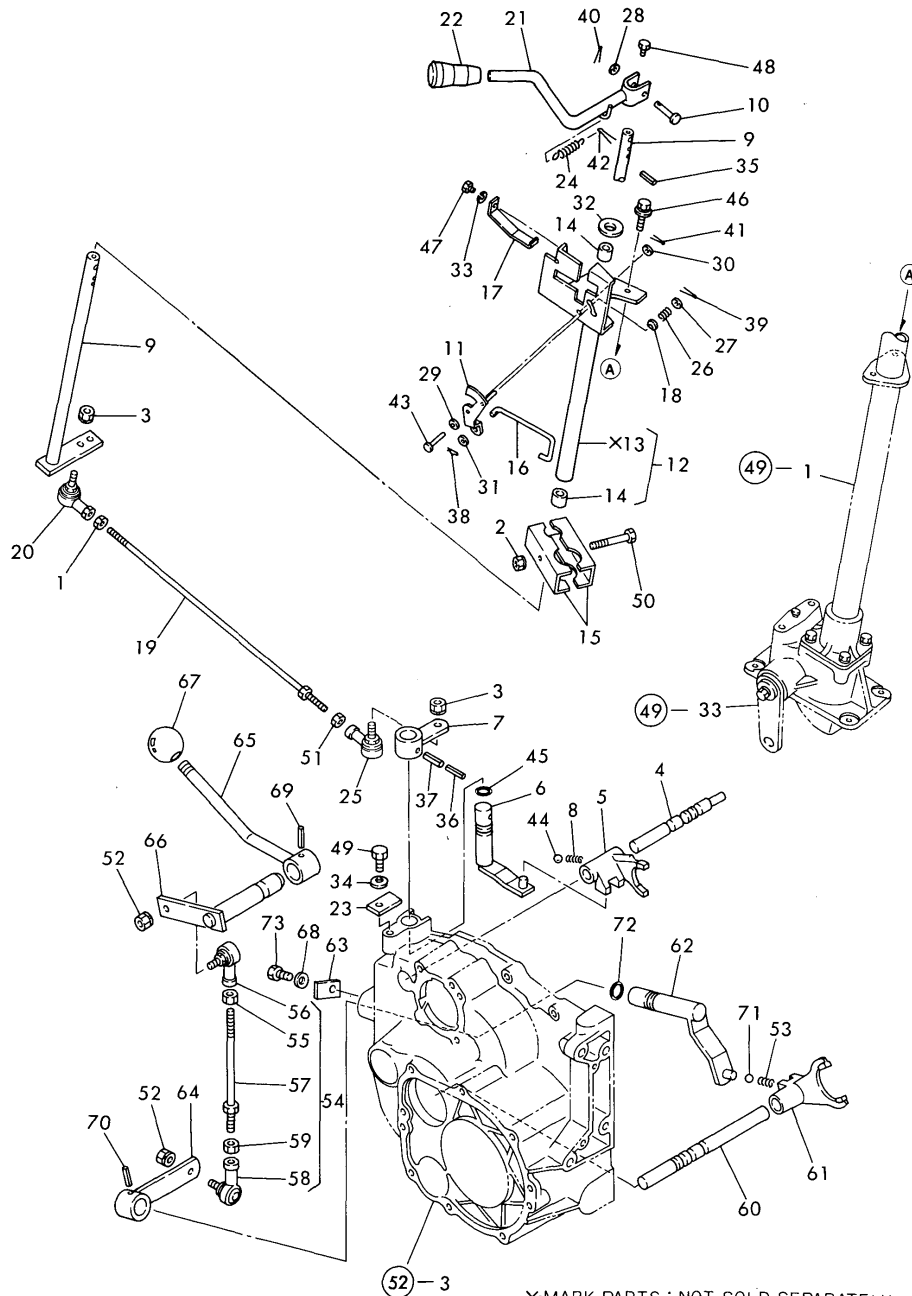
Fig. 56 TRANSMISSION GEARS (FOR MODEL YM126/146)

Fig.57. MAIN&RANGE SHIFT(FOR YM122/142)

(A)=YM122
(B)=YM126
(C)=YM142

(D)=YM146
(E)=
(F)=

Fig. 57 MAIN & RANGE SHIFT (FOR MODEL YM122/142)



X-MARK PARTS : NOT SOLD SEPARATELY

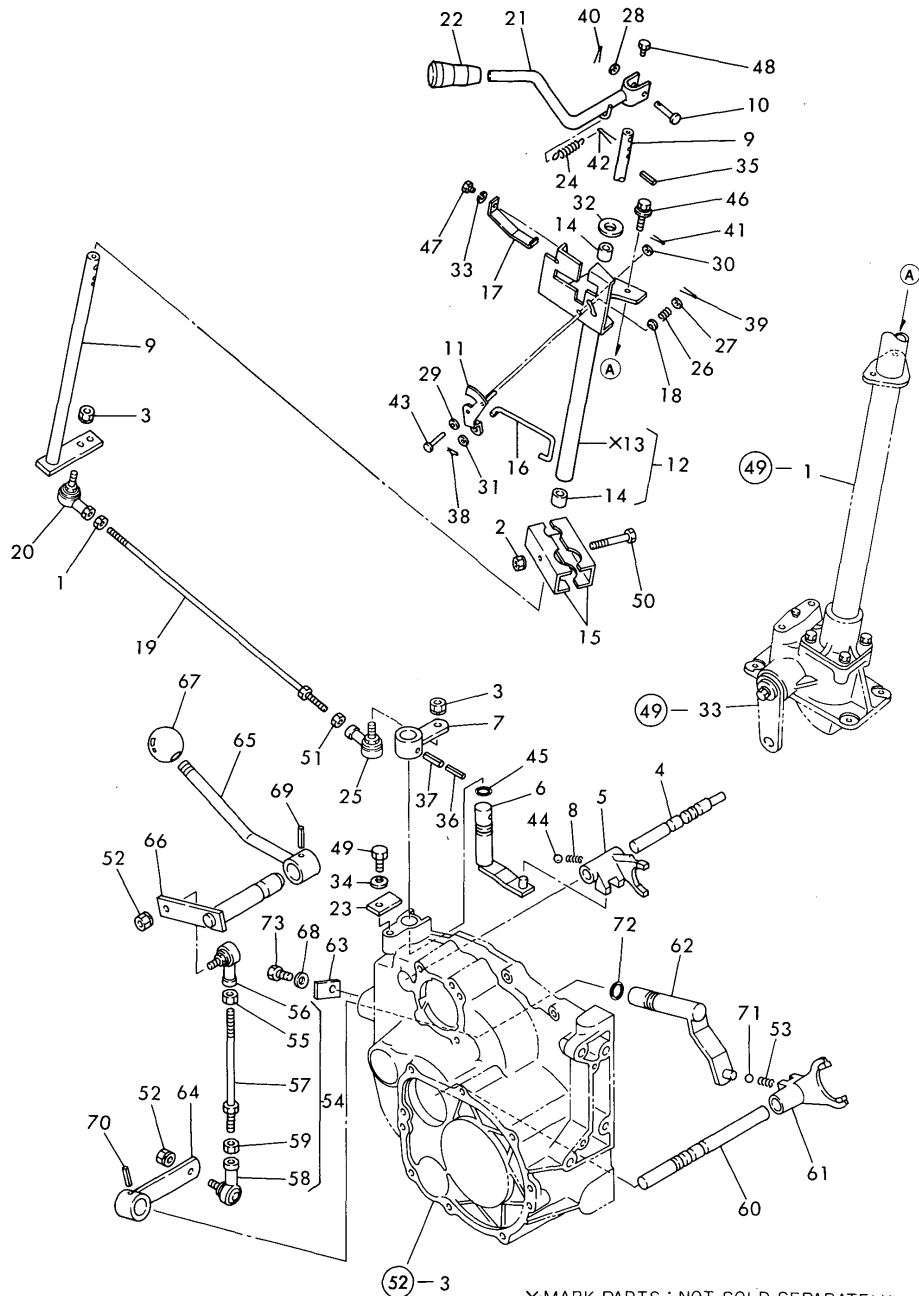
No.	Lev.	Parts No.	Description	Q'ty						I	R
				(A)	(B)	(C)	(D)	(E)	(F)		
1	1	194990-20170	NUT, M8	1	1						
2	1	194990-22050	NUT, M8	1	1						
3	1	194990-22050	NUT, M8	2	2						
4	1	194820-27110	SHAFT, FORK	1	1						
5	1	194820-27120	FORK, SHIFT	1	1						
6	1	194820-27130	ARM, MAIN SHIFT	1	1						
7	1	194820-27150	LEVER, SHIFT	1	1						
8	1	194310-27180	SPRING, 22.2	1	1						
9	1	194802-27200	SHAFT, MAIN SHIFT	1	1						
10	1	194300-27240	PIN 5X24.5	1	1						
11	1	194800-27291	PLATE, LOCK	1	1						
12	1	194802-27300	GUIDE ASSY, LEVER	1	1						
14	2	194145-47160	BUSH 13X15X15	2	2						
15	1	194800-27310	CLAMP, GUIDE	2	2						
16	1	194800-27320	LEVER, SAFETY LOCK	1	1						
17	1	194800-27330	SPRING	1	1						
18	1	194800-27340	RETAINER, SPRING	1	1						
19	1	194822-27350	ROD, MAIN SHIFT	1	1						
20	1	194820-27370	END, ROD L	1	1						
21	1	194802-27410	LEVER, SHIFT	1	1						
22	1	194800-27460-R	KNOB	1	1						
23	1	194241-27540	PLATE, KEEP	1	1						
24	1	194440-29580	SPRING, LEVER	1	1						
25	1	172112-41980	BEARING, ROD-END	1	1						
26	1	194162-53310	SPRING	1	1						
27	1	22137-040000	WASHER, 4	1	1						
28	1	22137-050000	WASHER, 5	1	1						
29	1	22137-050000	WASHER, 5	1	1						
30	1	22137-050000	WASHER, 5	1	1						
31	1	22137-050000	WASHER, 5	1	1						
32	1	22137-140000	WASHER, 14	1	1						
33	1	22217-050000	WASHER, SPRING 5	1	1						
34	1	22287-080000	WASHER, 8	1	1						
35	1	22351-030020	PIN, SPRING 3.0X20	1	1						
36	1	22351-035032	PIN, SPRING 3.5X32	1	1						
37	1	22351-060032	PIN, SPRING 6.0X32	1	1						
38	1	22360-050000	SNAP PIN 5	1	1						
39	1	22417-120100	PIN, COTTER 1.2X10	1	1						
40	1	22417-160180	PIN, COTTER 1.6X18	1	1						
41	1	22417-160180	PIN, COTTER 1.6X18	1	1						
42	1	22417-300250	PIN, COTTER 3.0X25	1	1						
43	1	22487-050100	PIN, H 5X 10	1	1						
44	1	24190-100001	BALL, STEEL 5/16	1	1						
45	1	24311-000160	O-RING, 1AP16.0	1	1						
46	1	26014-080162	BOLT, M8X 16	2	2						
47	1	26116-050102	BOLT, M5X 10 PLATED	1	1						
48	1	26116-060082	BOLT, M6X 8 PLATED	1	1						
49	1	26116-080202	BOLT, M8X 20 PLATED	1	1						
50	1	26116-080602	BOLT, M8X 60 PLATED	1	1						
51	1	26716-080002	NUT, M8	1	1						
52	1	194990-22050	NUT, M8	2	2						

Fig.57. MAIN&RANGE SHIFT(FOR YM122/142

(A)=YM122
(B)=YM126
(C)=YM142

(D)=YM146
(E)=
(F)=

Fig. 57 MAIN & RANGE SHIFT (FOR MODEL YM122/142)

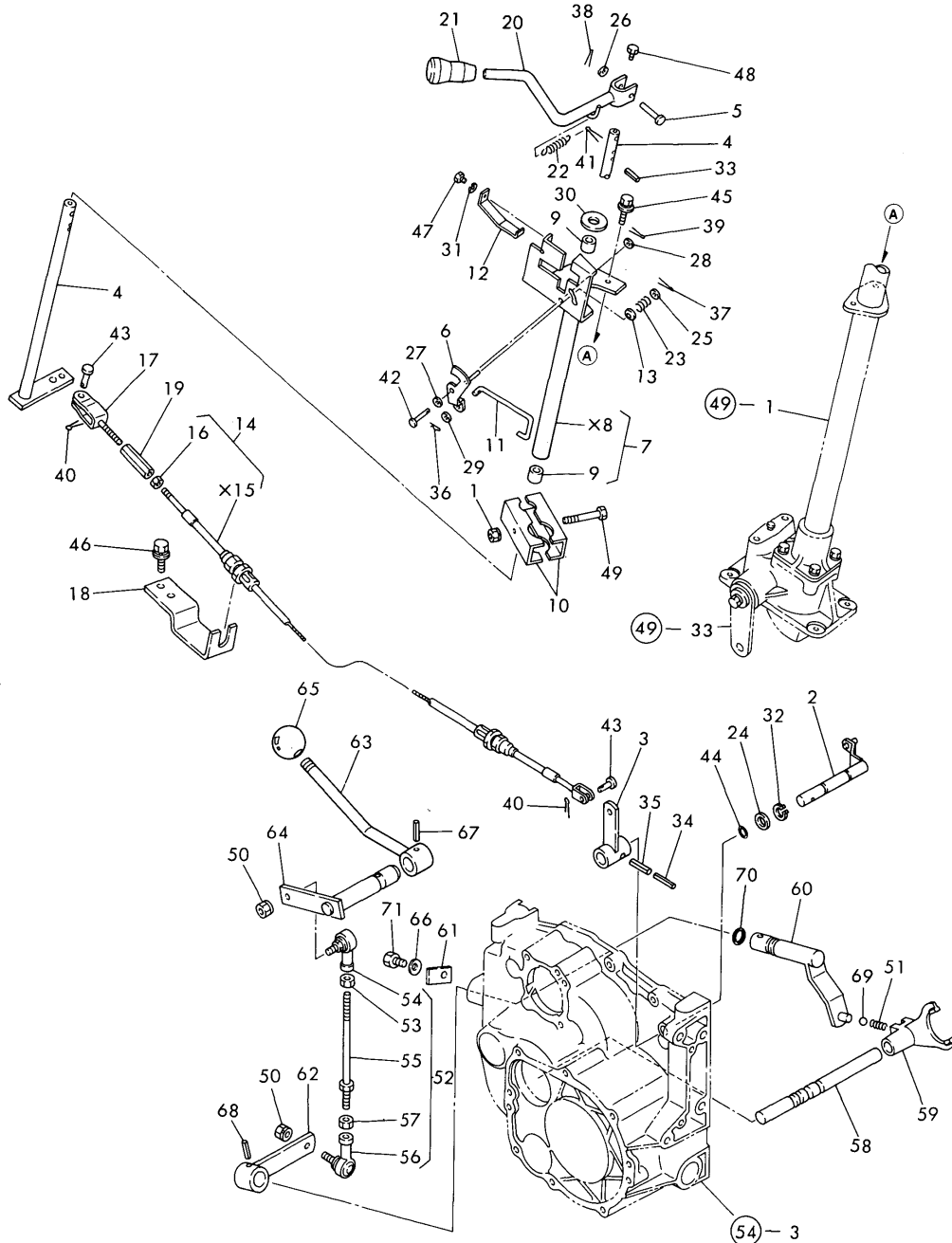


X-MARK PARTS : NOT SOLD SEPARATELY

No.	Lev.	Parts No.	Description	Q'ty						I	R
				(A)	(B)	(C)	(D)	(E)	(F)		
53	1	194310-27180	SPRING, 22.2	1		1					
54	1	194802-27500	ROD ASSY	1		1					
55	2	194990-20170	NUT, M8	1		1					
56	2	194820-27370	END, ROD L	1		1					
57	2	194802-27580	ROD	1		1					
58	2	172112-41980	BEARING, ROD-END	1		1					
59	2	26716-080002	NUT, M8	1		1					
60	1	194800-27510-X	SHAFT, FORK	1		1					
61	1	194802-27520	FORK, SHIFT	1		1					
62	1	194802-27530	ARM, SHIFT	1		1					
63	1	194241-27540	PLATE, KEEP	1		1					
64	1	194802-27560	ARM, RANGE SHIFT	1		1					
65	1	194802-27610	LEVER, RANGE SHIFT	1		1					
66	1	194802-27660	SHAFT, ARM	1		1					
67	1	194310-29510	KNOB	1		1					
68	1	22287-080000	WASHER, 8	1		1					
69	1	22351-060028	PIN, SPRING 6.0X28	1		1					
70	1	22351-060028	PIN, SPRING 6.0X28	1		1					
71	1	24190-100001	BALL, STEEL 5/16	1		1					
72	1	24311-000160	O-RING, 1AP16.0	1		1					
73	1	26116-080202	BOLT, M8X 20 PLATED	1		1					

Fig.58. MAIN&RANGE SHIFT(FOR YM126/146)

Fig. 58 MAIN & RANGE SHIFT (FOR MODEL YM126/146)



(A)=YM122
(B)=YM126
(C)=YM142

(D)=YM146
(E)=
(F)=

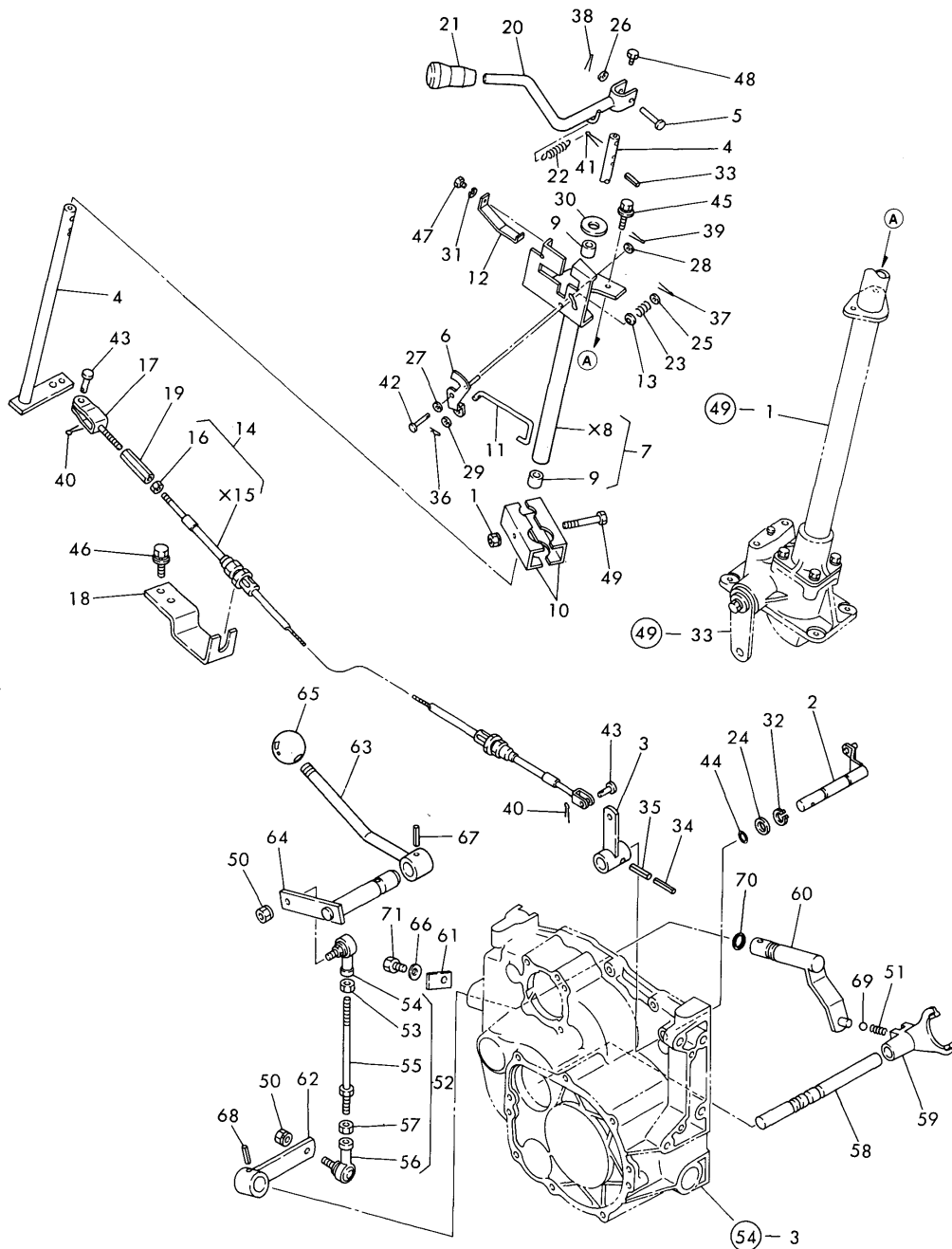
No.	Lev.	Parts No.	Description	Q'ty						I	R
				(A)	(B)	(C)	(D)	(E)	(F)		
1	1	194990-22050	NUT, M8	1	1						
2	1	194800-27110-X	ARM, MAIN SHIFT	1	1						
3	1	194802-27150	LEVER, SHIFT	1	1						
4	1	194802-27200	SHAFT, MAIN SHIFT	1	1						
5	1	194300-27240	PIN 5X24.5	1	1						
6	1	194800-27291	PLATE, LOCK	1	1						
7	1	194802-27300	GUIDE ASSY, LEVER	1	1						
9	2	194145-47160	BUSH 13X15X15	2	2						
10	1	194800-27310	CLAMP, GUIDE	2	2						
11	1	194800-27320	LEVER, SAFETY LOCK	1	1						
12	1	194800-27330	SPRING	1	1						
13	1	194800-27340	RETAINER, SPRING	1	1						
14	1	194802-27350	CABLE ASSY, CONTROL	1	1						
16	2	26756-050002	NUT, LOCK M5	1	1						
17	1	194800-27360	FORK, END	1	1						
18	1	194802-27370	SUPPORT, CABLE	1	1						
19	1	194800-27380	TURNBUCKLE	1	1						
20	1	194802-27410	LEVER, SHIFT	1	1						
21	1	194800-27460-R	KNOB	1	1						
22	1	194440-29580	SPRING, LEVER	1	1						
23	1	194162-53310	SPRING	1	1						
24	1	22117-140000	WASHER, 14	1	1						
25	1	22137-040000	WASHER, 4	1	1						
26	1	22137-050000	WASHER, 5	1	1						
27	1	22137-050000	WASHER, 5	1	1						
28	1	22137-050000	WASHER, 5	1	1						
29	1	22137-050000	WASHER, 5	1	1						
30	1	22137-140000	WASHER, 14	1	1						
31	1	22217-050000	WASHER, SPRING 5	1	1						
32	1	22242-000150	RING, 15	1	1						
33	1	22351-030020	PIN, SPRING 3.0X20	1	1						
34	1	22351-035032	PIN, SPRING 3.5X32	1	1						
35	1	22351-060032	PIN, SPRING 6.0X32	1	1						
36	1	22360-050000	SNAP PIN 5	1	1						
37	1	22417-120100	PIN, COTTER 1.2X10	1	1						
38	1	22417-160180	PIN, COTTER 1.6X18	1	1						
39	1	22417-160180	PIN, COTTER 1.6X18	1	1						
40	1	22417-160180	PIN, COTTER 1.6X18	2	2						
41	1	22417-300250	PIN, COTTER 3.0X25	1	1						
42	1	22487-050100	PIN, H 5X 10	1	1						
43	1	22487-060120	PIN, H 6X 12	2	2						
44	1	24311-000110	O-RING, 1AP11.0	1	1						
45	1	26014-080162	BOLT, M8X 16	2	2						
46	1	26014-080162	BOLT, M8X 16	2	2						
47	1	26116-050102	BOLT, M5X 10 PLATED	1	1						
48	1	26116-060082	BOLT, M6X 8 PLATED	1	1						
49	1	26116-080602	BOLT, M8X 60 PLATED	1	1						
50	1	194990-22050	NUT, M8	2	2						
51	1	194310-27180	SPRING, 22.2	1	1						
52	1	194802-27500	ROD ASSY	1	1						
53	2	194990-20170	NUT, M8	1	1						

Fig.58. MAIN&RANGE SHIFT(FOR YM126/146)

(A)=YM122
(B)=YM126
(C)=YM142

(D)=YM146
(E)=
(F)=

Fig. 58 MAIN & RANGE SHIFT (FOR MODEL YM126/146)



No.	Lev.	Parts No.	Description	Q'ty						I	R
				(A)	(B)	(C)	(D)	(E)	(F)		
54	2	194820-27370	END, ROD L		1		1				
55	2	194802-27580	ROD		1		1				
56	2	172112-41980	BEARING, ROD-END		1		1				
57	2	26716-080002	NUT, M8		1		1				
58	1	194800-27510-X	SHAFT, FORK		1		1				
59	1	194802-27520	FORK, SHIFT		1		1				
60	1	194802-27530	ARM, SHIFT		1		1				
61	1	194241-27540	PLATE, KEEP		1		1				
62	1	194802-27560	ARM, RANGE SHIFT		1		1				
63	1	194802-27610	LEVER, RANGE SHIFT		1		1				
64	1	194802-27660	SHAFT, ARM		1		1				
65	1	194310-29510	KNOB		1		1				
66	1	22287-080000	WASHER, 8		1		1				
67	1	22351-060028	PIN, SPRING 6.0X28		1		1				
68	1	22351-060028	PIN, SPRING 6.0X28		1		1				
69	1	24190-100001	BALL, STEEL 5/16		1		1				
70	1	24311-000160	O-RING, 1AP16.0		1		1				
71	1	26116-080202	BOLT, M8X 20 PLATED		1		1				

Fig.59. DIFF. GEARS & REAR AXLE SHAFT

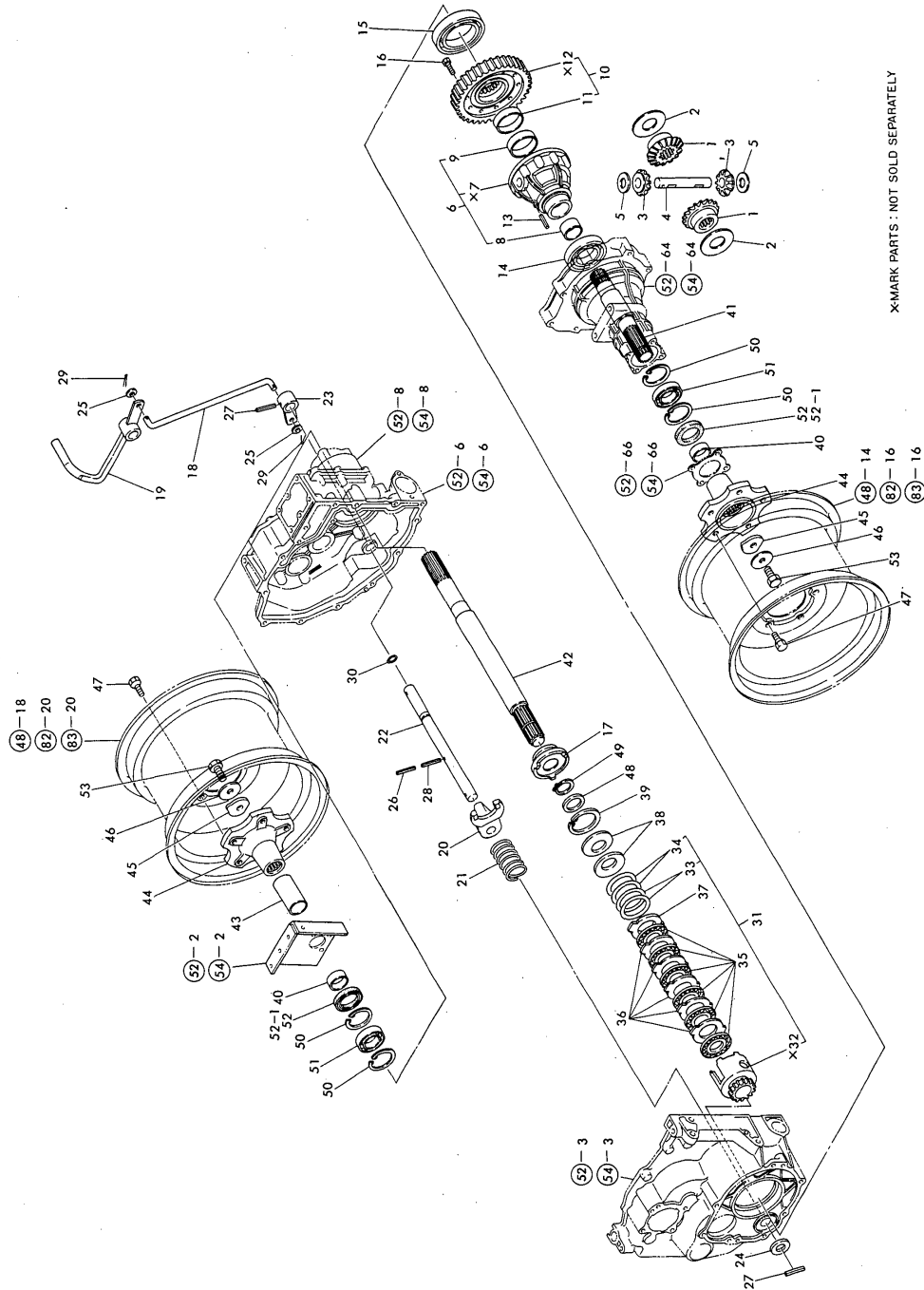


Fig. 59 DIFFERENTIAL GEARS & REAR AXLE SHAFT

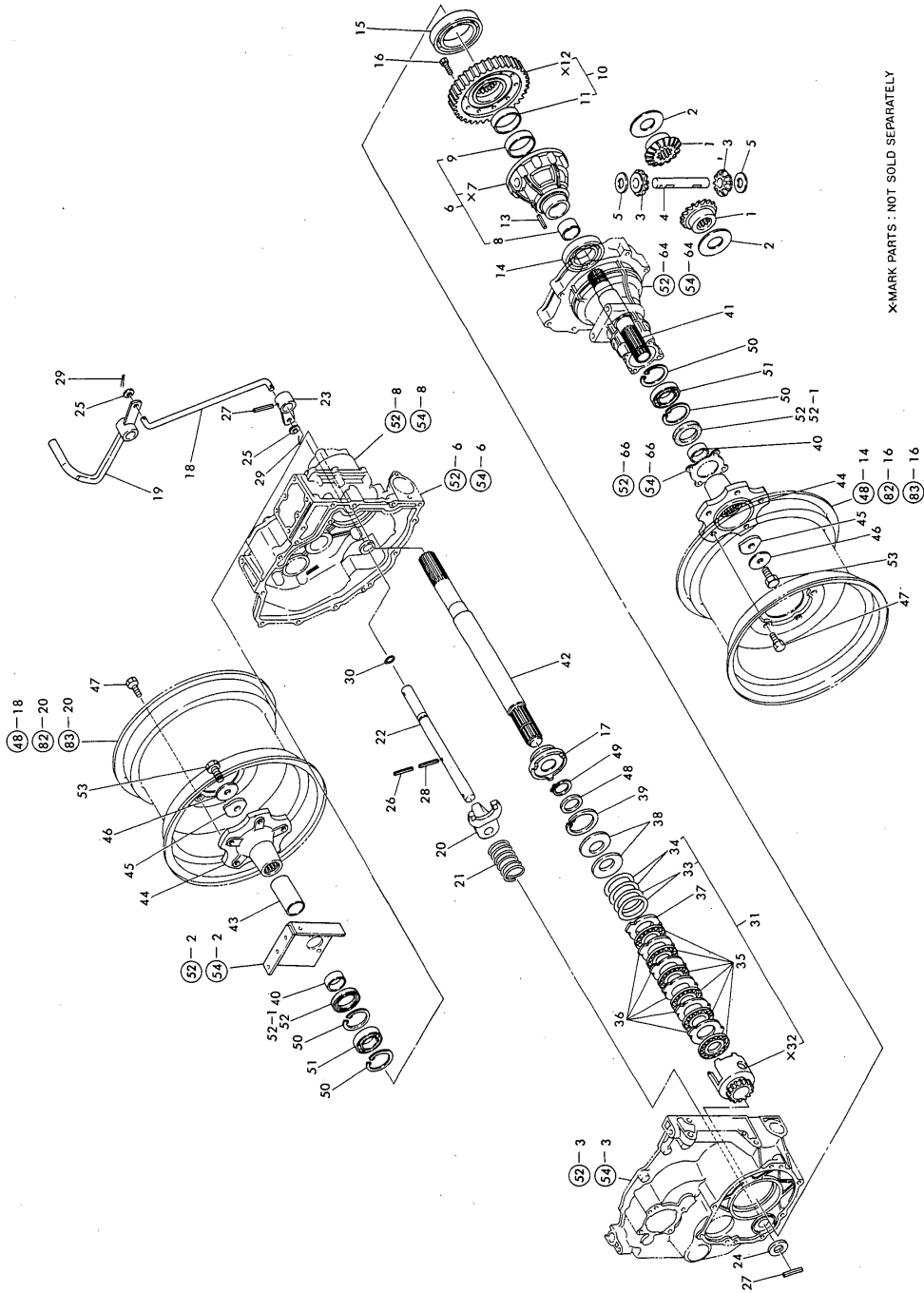
(A)=YM122
(B)=YM126
(C)=YM142

(D)=YM146
(E)=
(F)=

No.	Lev.	Parts No.	Description	Qty						I	R
				(A)	(B)	(C)	(D)	(E)	(F)		
1	1	194310-31510	GEAR, DIFFERENTIAL	2	2	2	2				
2	1	194310-31550	WASHER, DIFFERENTIAL	2	2	2	2				
3	1	194800-31800	PINION, DIFFERENTIAL	2	2	2	2				
4	1	194800-31820	SHAFT, DIFFERENTIAL	1	1	1	1				
5	1	194800-31850	WASHER, DIFFERENTIAL	2	2	2	2				
6	1	194800-32100	HOUSING ASSY, DIFF.	1	1	1	1				
8	2	194800-32120	BUSH, 30X33X20	1	1	1	1				
9	2	194310-32150	BUSH, 48X50.5X14	1	1	1	1				
10	1	194800-33500	GEAR ASSY, FINAL	1	1	1	1				
11	2	194310-32150	BUSH, 48X50.5X14	1	1	1	1				
13	1	22351-050030	PIN, SPRING 5.0X30	1	1	1	1				
14	1	24101-060094	BEARING, BALL 6009	1	1	1	1				
15	1	24101-060124	BEARING, BALL 6012	1	1	1	1				
16	1	26116-080252	BOLT, M8X 25 PLATED	10	10	10	10				
17	1	194802-33111	SLIDER, LOCK	1	1	1	1				
18	1	194802-33120	ROD, LINK	1	1	1	1				
19	1	194802-33140	PEDAL ASSY, LOCK	1	1	1	1				
20	1	194800-33150	FORK, SHIFT	1	1	1	1				
21	1	194802-33161	SPRING, RETURN	1	1	1	1				
22	1	194802-33181	SHAFT, FORK	1	1	1	1				
23	1	194800-33190	ARM, DIFF. LOCK	1	1	1	1				
24	1	22117-200000	WASHER, 20	1	1	1	1				
25	1	22137-100000	WASHER, 10	2	2	2	2				
26	1	22351-050045	PIN, SPRING 5.0X45	1	1	1	1				
27	1	22351-080032	PIN, SPRING 8.0X32	2	2	2	2				
28	1	22351-080045	PIN, SPRING 8.0X45	1	1	1	1				
29	1	22417-200300	PIN, COTTER 2.0X30	2	2	2	2				
30	1	24311-000160	O-RING, 1AP16.0	1	1	1	1				
31	1	194802-33701	CASE ASSY,DIFF.LIMIT	1	1	1	1				
33	2	194802-33760	SHIM, 0.2 60	2	2	2	2				A
34	2	194802-33770	SHIM, 0.3 60	2	2	2	2				A
35	1	194802-33720	PLATE, FRICTION 60	6	6	6	6				
36	1	194802-33731	PLATE (1.6), STEEL	5	5	5	5				
37	1	194802-33741	PLATE, STEEL 3.2	1	1	1	1				
38	1	194802-33750	SPRING, 60	2	2	2	2				
39	1	22252-000620	RING, 62	1	1	1	1				
40	1	195040-13320	COLLAR, 30X38X14	2	2	2	2				
41	1	194800-34100-X	SHAFT, REAR AXLE	1	1	1	1				
42	1	194802-34110	SHAFT, REAR AXLE R	1	1	1	1				
43	1	194800-34210	COLLAR 30X38X66	1	1	1	1				
44	1	194800-34510-X	HUB, REAR WHEEL	2	2	2	2				
45	1	194800-34550	WASHER, 12	2	2	2	2				
46	1	194800-34560	LOCK WASHER 12	2	2	2	2				
47	1	194800-34650	BOLT, HUB M10X22	10	10	10	10				
48	1	194310-37560	WASHER	1	1	1	1				
49	1	22242-000290	RING, 29	1	1	1	1				
50	1	22252-000550	RING, 55	4	4	4	4				
51	1	24101-060064	BEARING, BALL 6006	2	2	2	2				
52	1	194990-52600	SEAL TC 38 55 8, OIL	2	2	2	2				
52-1	1	24423-385508	SEAL, OIL TC385508	2	2	2	2				N

(A)=*1985.05) (B)=*1985.05) (C)=*1985.05) (D)=*1985.05)

Fig.59. DIFF. GEARS & REAR AXLE SHAFT



X-MARK PARTS : NOT SOLD SEPARATELY

(A)=YM122
(B)=YM126
(C)=YM142

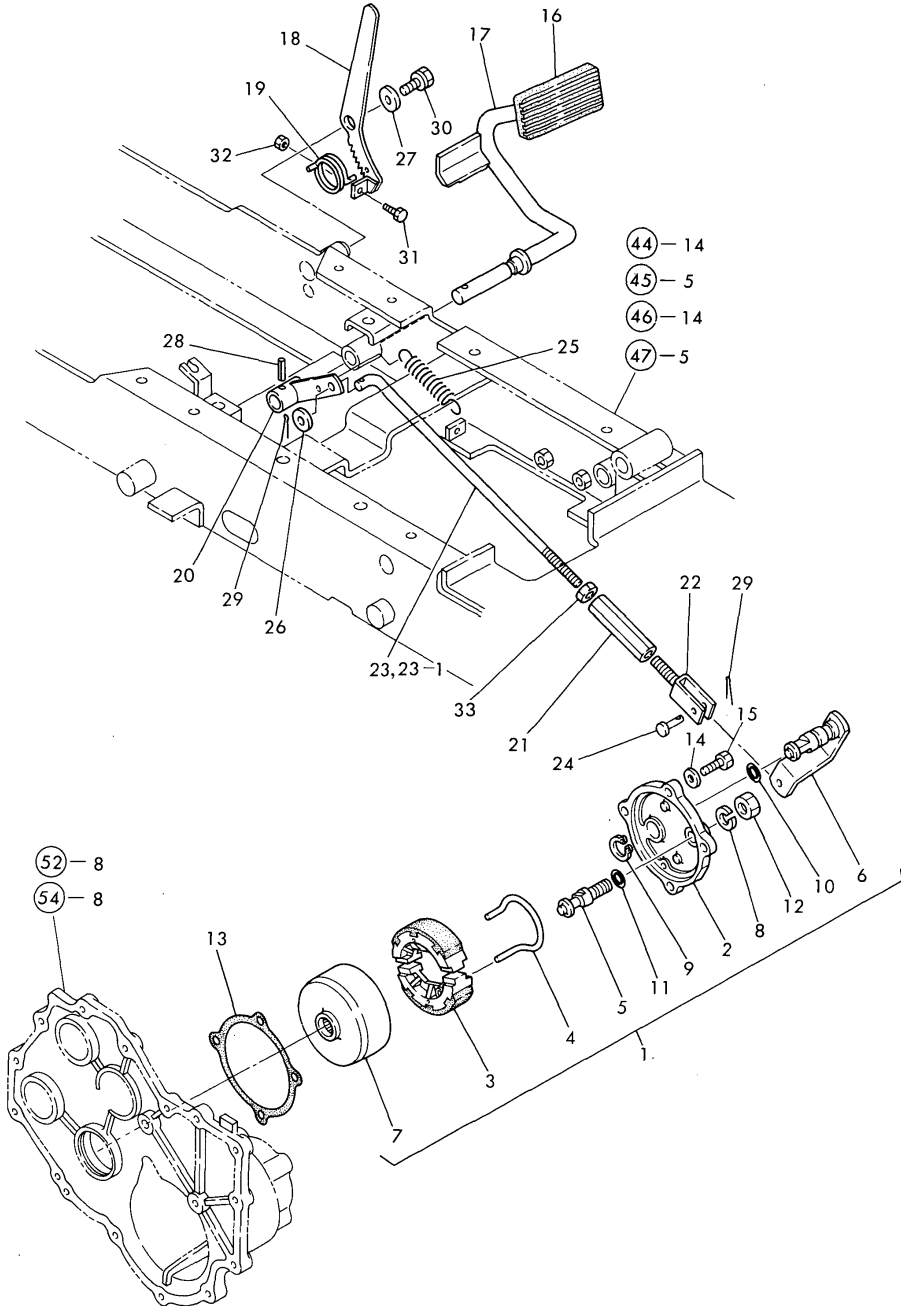
(D)=YM146
(E)=
(F)=

No.	Lev.	Parts No.	Description	Qty						I	R
				(A)	(B)	(C)	(D)	(E)	(F)		
53	1	26156-120252	BOLT, M12X 25 PLATED	2	2	2	2				

Fig. 59 DIFFERENTIAL GEARS & REAR AXLE SHAFT

Fig.60. BRAKES

Fig. 60 BRAKES



(A)=YM122
(B)=YM126
(C)=YM142

(D)=YM146
(E)=
(F)=

No.	Lev.	Parts No.	Description	Q'ty						I	R
				(A)	(B)	(C)	(D)	(E)	(F)		
1	1	194800-36302-X	BRAKE ASSY	1	1	1	1				
2	2	194800-36311-X	COVER, BRAKE	1	1	1	1				
3	2	194800-36511	SHOE, BRAKE	2	2	2	2				
4	2	194800-36550	SPRING, SHOE	1	1	1	1				
5	2	194800-36610	PIN, ANCHOR	1	1	1	1				
6	2	194800-36712-X	CAMSHAFT, BRAKE	1	1	1	1				
7	2	194800-37111	DRUM, BRAKE	1	1	1	1				
8	2	22217-120000	WASHER, SPRING 12	1	1	1	1				
9	2	22242-000180	RING, 18	1	1	1	1				
10	2	24311-000180	O-RING, 1AP18.0	1	1	1	1				
11	2	24341-000090	O-RING, 1AS9.0	1	1	1	1				
12	2	26736-120002	NUT, M12	1	1	1	1				
13	1	194800-36320	PACKING	1	1	1	1				
14	1	22287-080000	WASHER, 8	4	4	4	4				
15	1	26116-080252	BOLT, M8X 25 PLATED	4	4	4	4				
16	1	194802-22580	COVER, HEAD	1	1	1	1				
17	1	194802-37420-X	PEDAL ASSY, R	1	1	1	1				
18	1	194802-37660-X	LEVER, BRAKE LOCK	1	1	1	1				
19	1	194110-37691	SPRING	1	1	1	1				
20	1	194802-37710-X	ARM, BRAKE PEDAL	1	1	1	1				
21	1	194151-37730	TURNBUCKLE M10X90	1	1	1	1				
22	1	194130-37740	ROD, BRAKE L	1	1	1	1				
23	1	194802-37770	ROD, BRAKE	1	1	1	1				
23-1	1	194802-37771	ROD, BRAKE	1	1	1	1				S
		(A=FXXXXX)	(B=FXXXXX)	(C=FXXXXX)	(D=FXXXXX)						
24	1	194080-37781	PIN, 8X25	1	1	1	1				
25	1	194151-47441	SPRING, RETURN	1	1	1	1				
26	1	22137-100000	WASHER, 10	1	1	1	1				
27	1	22157-100000	WASHER, 10	1	1	1	1				
28	1	22351-060028	PIN, SPRING 6.0X28	1	1	1	1				
29	1	22417-200300	PIN, COTTER 2.0X30	2	2	2	2				
30	1	26013-100162	BOLT, M10X 16	1	1	1	1				
31	1	26116-060162	BOLT, M6X 16 PLATED	1	1	1	1				
32	1	26716-060002	NUT, M6	1	1	1	1				
33	1	26716-100002	NUT, M10	1	1	1	1				

Fig.61. HYDRAULIC PIPES & OIL PRESSURE

(A)=YM122
(B)=YM126
(C)=YM142

(D)=YM146
(E)=
(F)=

No.	Lev.	Parts No.	Description	Q'ty						I	R
				(A)	(B)	(C)	(D)	(E)	(F)		
1	1	194812-41120	PUMP ASSY, HYDRAULIC	1	1						
2	2	22522-030130	KEY, WOODRUFF 3X13	1	1						
4	2	194320-41150	COVER	1	1						
9	2	24315-000200	O-RING, 1BP20.0	4	4						
10	2	24341-000480	O-RING, 1AS48.0	1	1						
11	2	24341-000100	O-RING, 1AS10.0	1	1						
12	2	194320-41160	SEAL TC14 25 7, OIL	1	1						
14	2	26450-080252	BOLT, M8X 25	6	6						
15	2	22217-080000	WASHER, SPRING 8	6	6						
16	1	194802-43100	CYLINDER ASSY	1	1						
17	1	194802-43310	PIN, CYLINDER	1	1						
18	1	194802-44190	PIN, CYLINDER	1	1						
19	1	22417-250250	PIN, COTTER 2.5X25	1	1						
19-1	1	22417-250250	PIN, COTTER 2.5X25	2	2						K
		(A=*) (B=*)									
20	1	22417-800500	PIN, COTTER 8.0X50	1	1						
21	1	26116-060162	BOLT, M6X 16 PLATED	1	1						
22	1	194990-22050	NUT, M8	1	1						
23	1	194802-45100-X	VALVE ASSY, CONTROL	1	1						
24	2	194802-45110	BODY	1	1						
25	2	194802-45120	STOPPER	1	1						
26	2	194802-45130	VALVE, RELIEF	1	1						
27	2	194802-45140	SPRING	1	1						
28	2	24190-080003	BALL, STEEL 1/4	1	1						
29	2	24311-000120	O-RING, 1AP12.0	1	1						
30	1	194802-45410	ARM, CONTROL	1	1						
31	1	194802-45420	SPACER	1	1						
32	1	22137-080000	WASHER, 8	1	1						W
		(A=*1983.12) (B=*1983.12)									
33	1	22190-080000	WASHER, SEAL 8	2	2						
34	1	24311-000060	O-RING, 1AP6.0	2	2						
35	1	26450-080202	BOLT, M8X 20	2	2						
36	1	194155-05210	BOLT, M6X16	6	6						
37	1	194800-24970	GASKET	1	1						
38	1	194802-42210	SUPPORT, VALVE	1	1						
39	1	194802-42310	TANK ASSY HYDRAULIC	1	1						
40	1	194802-47160	PACKING	1	1						
41	1	194802-47180	BRACKET	1	1						
42	1	194802-47230	COVER, STRAINER	1	1						
43	1	104200-55080	PLUG, DRAIN	1	1						
44	1	1E6440-55210	STRAINER	1	1						
45	1	1E6440-55230	SPRING, STRAINER	1	1						
46	1	194990-75170	CAP 35	1	1						
47	1	22190-060000	WASHER, SEAL 6	8	8						
48	1	22190-120000	WASHER, SEAL 12	1	1						
49	1	22217-080000	WASHER, SPRING 8	2	2						W
		(A=*1984.06) (B=*1984.06)									
50	1	23873-020000	PLUG, R02	1	1						
51	1	26014-080162	BOLT, M8X 16	2	2						
52	1	26116-060302	BOLT, M6X 30 PLATED	8	8						
53	1	26116-080162	BOLT, M8X 16 PLATED	2	2						

N:Old $\begin{matrix} \text{Yes} \\ \text{No} \end{matrix}$ New, Q:Old $\begin{matrix} \text{No} \\ \text{Yes} \end{matrix}$ New, R:Old $\begin{matrix} \text{Yes} \\ \text{No} \end{matrix}$ New, S:Old $\begin{matrix} \text{No} \\ \text{Yes} \end{matrix}$ New, W:Add, Z:Discontinued, F:Interchangeable by set, K:Q'ty Change
++ CONTINUE ++

Fig. 61 HYDRAULIC PIPES & OIL PRESSURE (EXCEPT U.S.A.)
(FOR MODEL YM122/126)

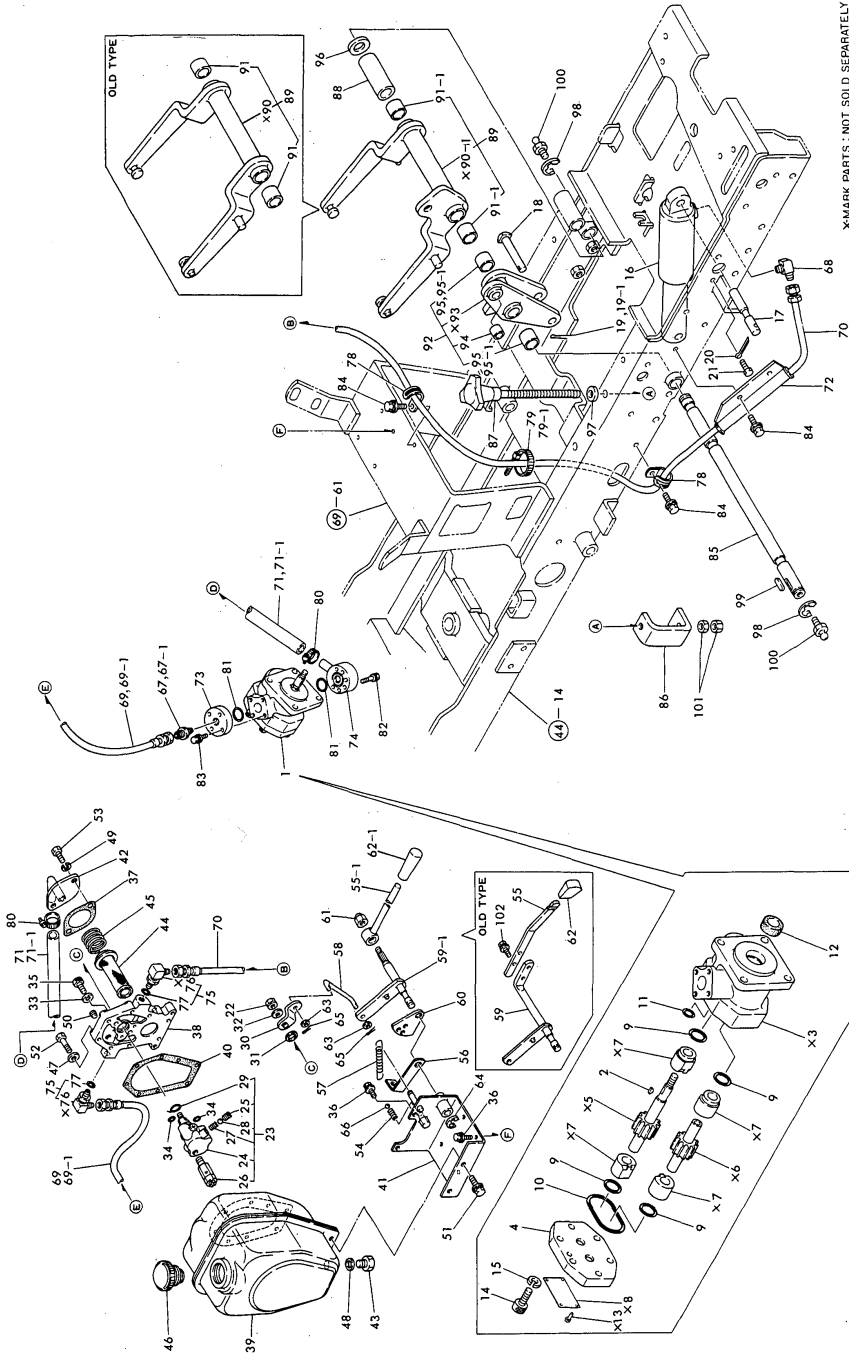


Fig.61. HYDRAULIC PIPES & OIL PRESSURE

(A)=YM122
(B)=YM126
(C)=YM142

(D)=YM146
(E)=
(F)=

No.	Lev.	Parts No.	Description	Q'ty						I	R
				(A)	(B)	(C)	(D)	(E)	(F)		
54	1	194197-01160	SPRING	1	1						
55	1	194802-47310	LEVER, CONTROL	1	1						
55-1	1	194802-47311-U	LEVER, CONTROL	1	1						S
		(A=*) (B=*)									
56	1	194802-47340	STOPPER	1	1						
57	1	194802-47350-U	SPRING, RETURN	1	1						
58	1	194802-47360	ROD, CONTROL	1	1						
59	1	194802-47370	LEVER, CONTROL LINK	1	1						
59-1	1	194802-47371-U	LEVER, CONTROL LINK	1	1						S
		(A=*) (B=*)									
60	1	194802-47380	PLATE	1	1						
61	1	194802-47430	CAP NUT	1	1						W
		(A=*) (B=*)									
62	1	194273-47910	KNOB, LEVER	1	1						
62-1	1	1E4130-51400	GRIP, LEVER	1	1						S
		(A=*) (B=*)									
63	1	22137-060000	WASHER, 6	2	2						
64	1	22272-000100	RING, E-10	1	1						
65	1	22417-160180	PIN, COTTER 1.6X18	2	2						
66	1	24190-110001	BALL, STEEL 11/32	1	1						
67	1	194802-48580	ADAPTER 1/4	1	1						
67-1	1	1C6140-46750	ADAPTER, 1/4	1	1						N
		(A=*1984.06) (B=*1984.06)									
68	1	1C6140-46770	ELBOW 1/4 (90)	1	1						Z
		(A=FXXXXX) (B=FXXXXX)									
69	1	194802-48310	PIPE, HIGH PRESSURE	1	1						
69-1	1	194812-48310	PIPE, HIGH PRESSURE	1	1						N
		(A=FXXXXX) (B=FXXXXX)									
70	1	194802-48320	PIPE, HIGH PRESSURE	1	1						
71	1	194802-48330	PIPE, LOW PRESSURE	1	1						
71-1	1	194812-48330	PIPE, LOW PRESSURE	1	1						N
		(A=*) (B=*)									
72	1	194802-48340-U	PROTECTOR	1	1						
73	1	194802-48510	ADAPTER, HIGH PRESS.	1	1						
74	1	194802-48520	ADAPTER, LOW PRESS.	1	1						
75	1	194802-48550	ELBOW, PF1/4	2	2						
77	2	24311-000110	O-RING, 1AP11.0	2	2						
78	1	194440-51620	CLAMP	2	2						
79	1	121750-59890	BAND, 140	1	1						
79-1	1	121750-59890	BAND, 140	2	2						K
		(A=*) (B=*)									
80	1	23000-022000	CLAMP, 22	2	2						
81	1	24311-000200	O-RING, 1AP20.0	2	2						
82	1	26013-060352	BOLT, M6X 35	3	3						
83	1	26014-060202	BOLT, M6X 20	4	4						
84	1	26014-080162	BOLT, M8X 16	4	4						
85	1	194802-49221	SHAFT, CRANK	1	1						
86	1	194802-49240	ROD, DEPTH	1	1						
87	1	194802-49250	HANDLE, DEPTH	1	1						
88	1	194802-49290	BOSS	1	1						
89	1	194802-49400	CRANK, LIFT	1	1						

N:Old $\begin{matrix} \text{Yes} \\ \text{No} \end{matrix}$ New, Q:Old $\begin{matrix} \text{No} \\ \text{Yes} \end{matrix}$ New, R:Old $\begin{matrix} \text{Yes} \\ \text{No} \end{matrix}$ New, S:Old $\begin{matrix} \text{No} \\ \text{Yes} \end{matrix}$ New, W:Add, Z:Discontinued, F:Interchangeable by set, K:Q'ty Change
++ CONTINUE ++

Fig. 61 HYDRAULIC PIPES & OIL PRESSURE (EXCEPT U.S.A.)
(FOR MODEL YM122/126)

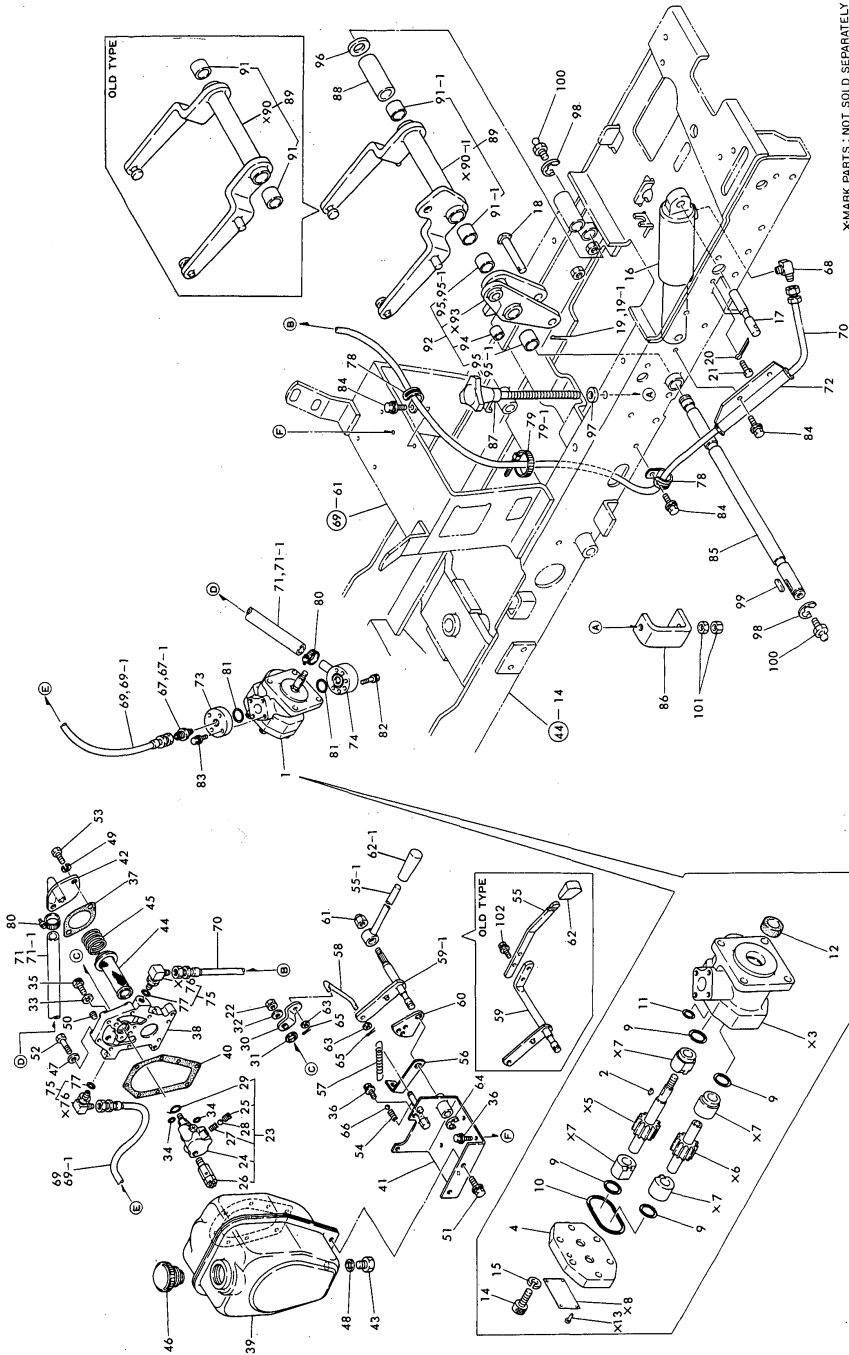


Fig.61. HYDRAULIC PIPES & OIL PRESSURE

(A)=YM122
(B)=YM126
(C)=YM142

(D)=YM146
(E)=
(F)=

No.	Lev.	Parts No.	Description	Q'ty						I	R
				(A)	(B)	(C)	(D)	(E)	(F)		
91	2	1E6140-34360	BUSH, 20X23X20	2	2						
91-1	2	24550-020200	BUSH, 20X20	2	2						N
				(A=*1984.01)		(B=*1984.01)					
92	1	194802-49500	LINK, LIFT LEVER	1	1						
94	2	24550-015150	BUSH, 15X15	1	1						
95	2	1E6140-34360	BUSH, 20X23X20	2	2						
95-1	2	24550-020200	BUSH, 20X20	2	2						N
				(A=*1984.01)		(B=*1984.01)					
96	1	22137-200000	WASHER, 20	1	1						
97	1	22157-100000	WASHER, 10	1	1						
98	1	22272-000150	RING, E-15	2	2						
99	1	22512-050240	KEY, 5X 24	1	1						
100	1	24761-010000	NIPPLE, GREASE M6F	2	2						
101	1	26716-100002	NUT, M10	2	2						
102	1	194155-05210	BOLT, M6X16	2	2						Z
				(A=*)		(B=*)					

Fig. 61 HYDRAULIC PIPES & OIL PRESSURE (EXCEPT U.S.A.)
(FOR MODEL YM122/126)

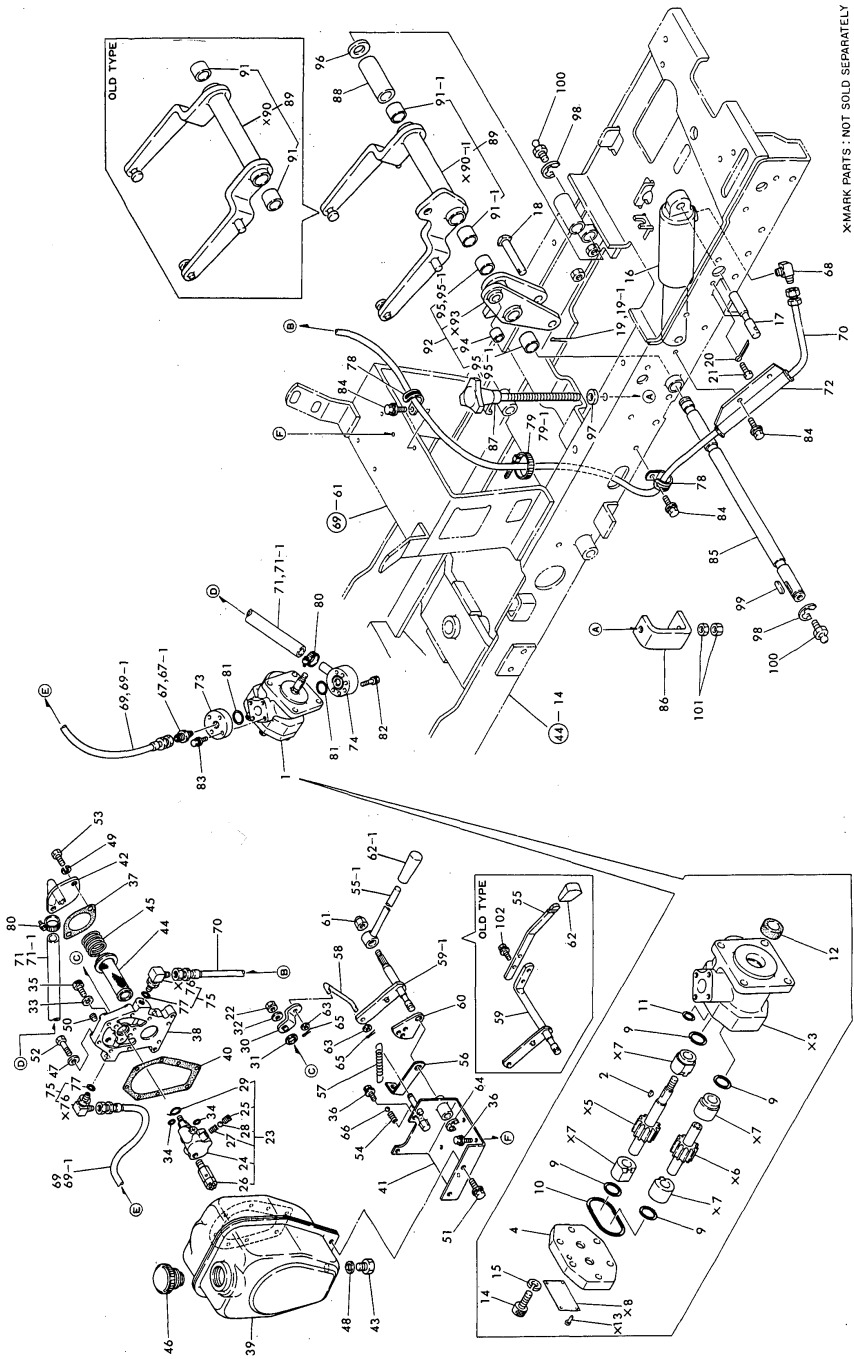
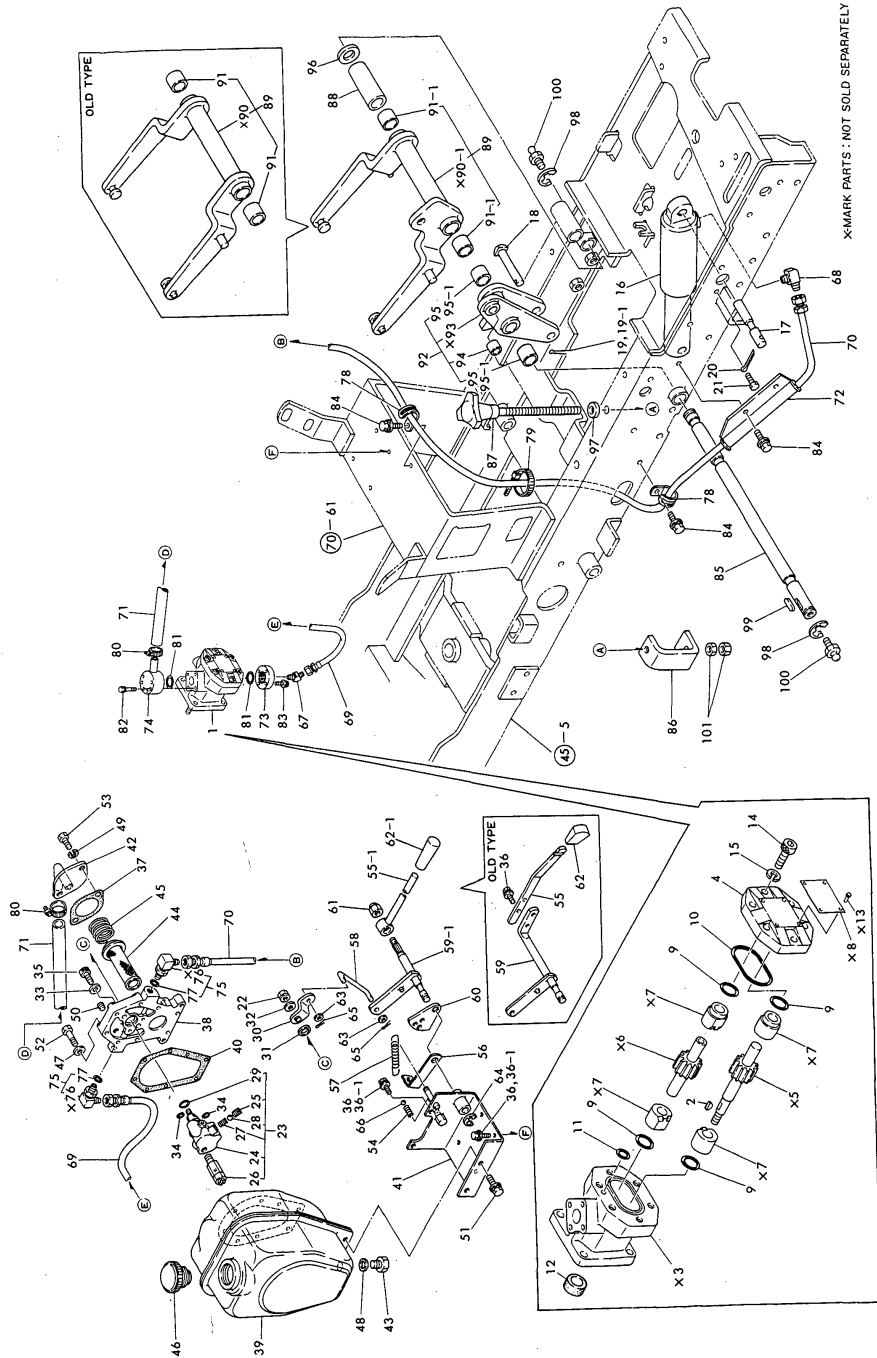


Fig.62. HYDRAULIC PIPES & OIL PRESSURE

(A)=YM122
(B)=YM126
(C)=YM142

(D)=YM146
(E)=
(F)=



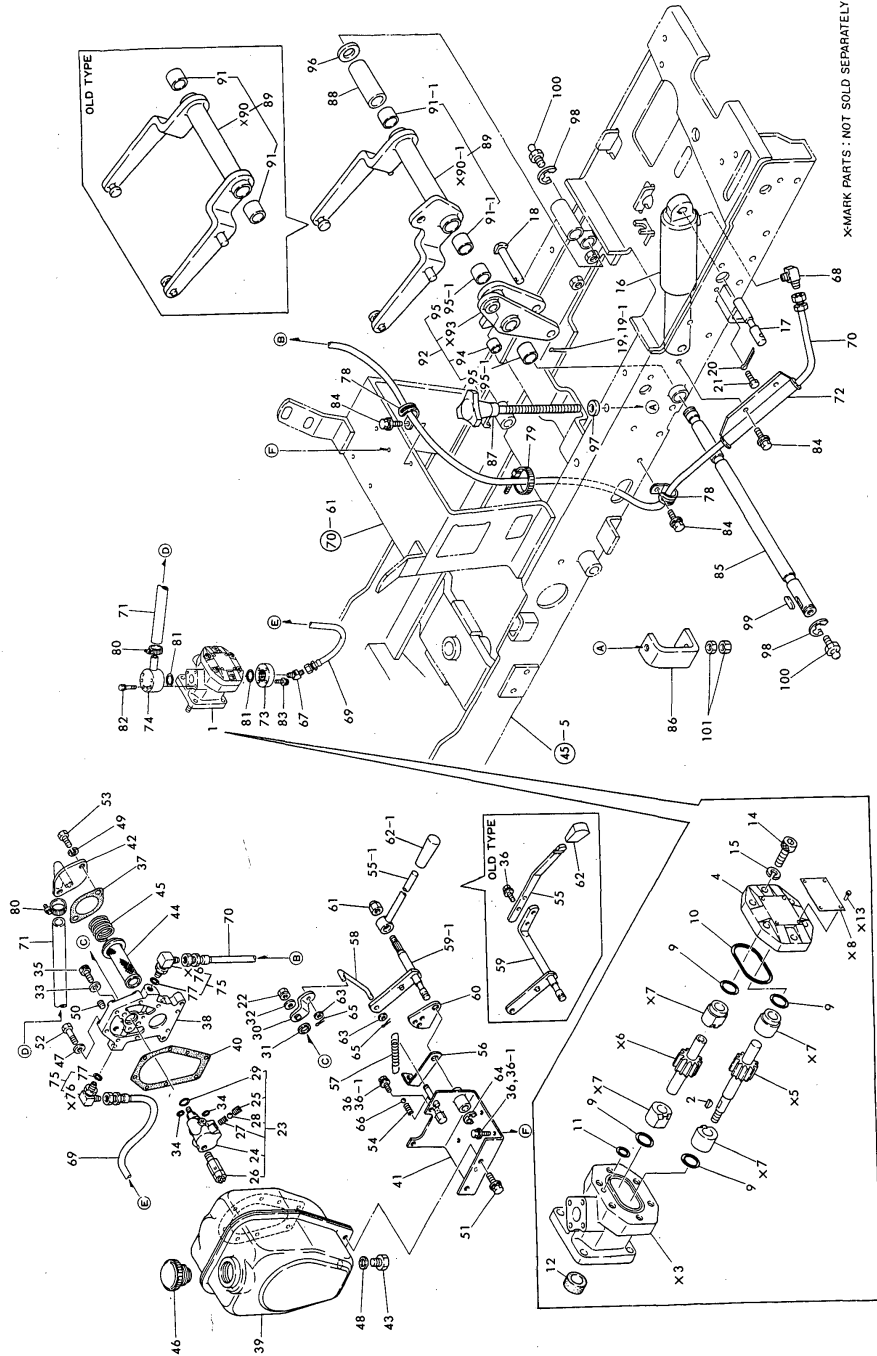
No.	Lev.	Parts No.	Description	Q'ty						I	R
				(A)	(B)	(C)	(D)	(E)	(F)		
1	1	121022-26010	PUMP ASSY, HYDRAULIC			1	1				
2	2	22522-030130	KEY, WOODRUFF 3X13			1	1				
4	2	194320-41150	COVER			1	1				
9	2	24315-000200	O-RING, 1BP20.0			4	4				
10	2	24341-000480	O-RING, 1AS48.0			1	1				
11	2	24341-000100	O-RING, 1AS10.0			1	1				
12	2	194320-41160	SEAL TC14 25 7, OIL			1	1				
14	2	26450-080252	BOLT, M8X 25			6	6				
15	2	22217-080000	WASHER, SPRING 8			6	6				
16	1	194802-43100	CYLINDER ASSY			1	1				
17	1	194802-43310	PIN, CYLINDER			1	1				
18	1	194802-44190	PIN, CYLINDER			1	1				
19	1	22417-250250	PIN, COTTER 2.5X25			1	1				
19-1	1	22417-250250	PIN, COTTER 2.5X25			2	2				K
			(C=*) (D=*)								
20	1	22417-800500	PIN, COTTER 8.0X50			1	1				
21	1	26116-060162	BOLT, M6X 16 PLATED			1	1				
22	1	194990-22050	NUT, M8			1	1				
23	1	194802-45100-X	VALVE ASSY, CONTROL			1	1				
24	2	194802-45110	BODY			1	1				
25	2	194802-45120	STOPPER			1	1				
26	2	194802-45130	VALVE, RELIEF			1	1				
27	2	194802-45140	SPRING			1	1				
28	2	24190-080003	BALL, STEEL 1/4			1	1				
29	2	24311-000120	O-RING, 1AP12.0			1	1				
30	1	194802-45410	ARM, CONTROL			1	1				
31	1	194802-45420	SPACER			1	1				
32	1	22137-080000	WASHER, 8			1	1				W
			(C=*1983.12) (D=*1983.12)								
33	1	22190-080000	WASHER, SEAL 8			2	2				
34	1	24311-000060	O-RING, 1AP6.0			2	2				
35	1	26450-080202	BOLT, M8X 20			2	2				
36	1	194155-05210	BOLT, M6X16			8	8				
36-1	1	194155-05210	BOLT, M6X16			6	6				K
			(C=*) (D=*)								
37	1	194800-24970	GASKET			1	1				
38	1	194802-42210	SUPPORT, VALVE			1	1				
39	1	194802-42310	TANK ASSY HYDRAULIC			1	1				
40	1	194802-47160	PACKING			1	1				
41	1	194802-47180	BRACKET			1	1				
42	1	194802-47230	COVER, STRAINER			1	1				
43	1	104200-55080	PLUG, DRAIN			1	1				
44	1	1E6440-55210	STRAINER			1	1				
45	1	1E6440-55230	SPRING, STRAINER			1	1				
46	1	194990-75170	CAP 35			1	1				
47	1	22190-060000	WASHER, SEAL 6			8	8				
48	1	22190-120000	WASHER, SEAL 12			1	1				
49	1	22217-080000	WASHER, SPRING 8			2	2				W
			(C=*1984.06) (D=*1984.06)								
50	1	23873-020000	PLUG, R02			1	1				
51	1	26014-080162	BOLT, M8X 16			2	2				

N:Old $\frac{Yes}{No}$ New, Q:Old $\frac{No}{Yes}$ New, R:Old $\frac{Yes}{Yes}$ New, S:Old $\frac{No}{No}$ New, W:Add, Z:Discontinued, F:Interchangeable by set, K:Q'ty Change
++ CONTINUE ++
Copyright (C) YANMAR CO., LTD. All Rights Reserved.

Fig.62. HYDRAULIC PIPES & OIL PRESSURE

(A)=YM122
(B)=YM126
(C)=YM142

(D)=YM146
(E)=
(F)=



No.	Lev.	Parts No.	Description	Qty						I	R
				(A)	(B)	(C)	(D)	(E)	(F)		
			(C=*1984.01) (D=*1984.01)								
96	1	22137-200000	WASHER, 20			1	1				
97	1	22157-100000	WASHER, 10			1	1				
98	1	22272-000150	RING, E-15			2	2				
99	1	22512-050240	KEY, 5X 24			1	1				
100	1	24761-010000	NIPPLE, GREASE M6F			2	2				
101	1	26716-100002	NUT, M10			2	2				

Fig. 62 HYDRAULIC PIPES & OIL PRESSURE (EXCEPT U.S.A.)
(FOR MODEL YM142/146)

Fig.63. HYDRAULIC PIPES & OIL PRESSURE

(A)=YM122
(B)=YM126
(C)=YM142

(D)=YM146
(E)=
(F)=

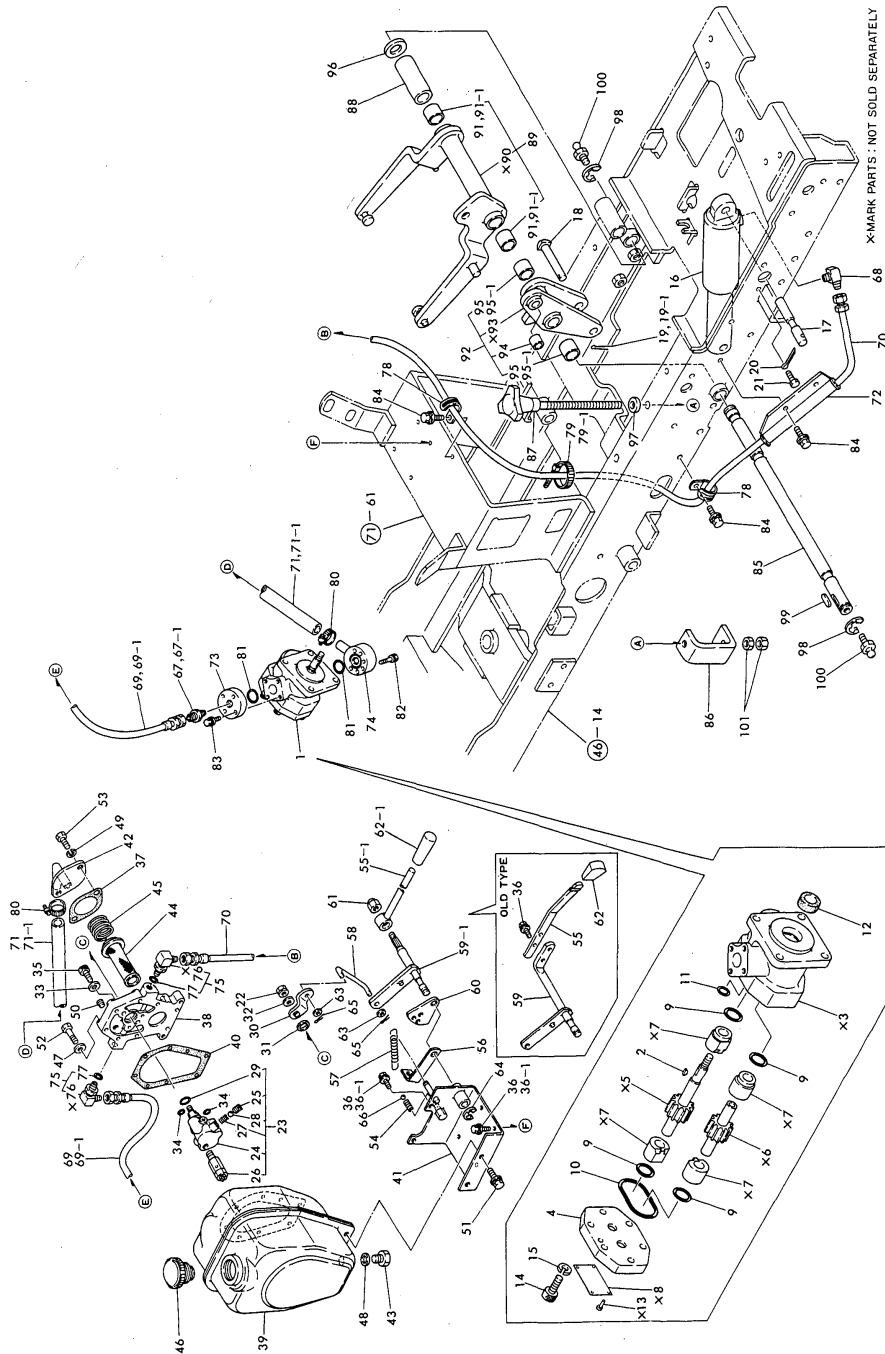


Fig. 63 HYDRAULIC PIPES & OIL PRESSURE (FOR U.S.A.)
(FOR MODEL YM122/126)

No.	Lev.	Parts No.	Description	Qty						I	R
				(A)	(B)	(C)	(D)	(E)	(F)		
1	1	194812-41120	PUMP ASSY, HYDRAULIC	1	1						
2	2	22522-030130	KEY, WOODRUFF 3X13	1	1						
4	2	194320-41150	COVER	1	1						
9	2	24315-000200	O-RING, 1BP20.0	4	4						
10	2	24341-000480	O-RING, 1AS48.0	1	1						
11	2	24341-000100	O-RING, 1AS10.0	1	1						
12	2	194320-41160	SEAL TC14 25 7, OIL	1	1						
14	2	26450-080252	BOLT, M8X 25	6	6						
15	2	22217-080000	WASHER, SPRING 8	6	6						
16	1	194802-43100	CYLINDER ASSY	1	1						
17	1	194802-43310	PIN, CYLINDER	1	1						
18	1	194802-44190	PIN, CYLINDER	1	1						
19	1	22417-250250	PIN, COTTER 2.5X25	1	1						
19-1	1	22417-250250	PIN, COTTER 2.5X25	2	2						K
(A=*) (B=*)											
20	1	22417-800500	PIN, COTTER 8.0X50	1	1						
21	1	26116-060162	BOLT, M6X 16 PLATED	1	1						
22	1	194990-22050	NUT, M8	1	1						
23	1	194802-45100-X	VALVE ASSY, CONTROL	1	1						
24	2	194802-45110	BODY	1	1						
25	2	194802-45120	STOPPER	1	1						
26	2	194802-45130	VALVE, RELIEF	1	1						
27	2	194802-45140	SPRING	1	1						
28	2	24190-080003	BALL, STEEL 1/4	1	1						
29	2	24311-000120	O-RING, 1AP12.0	1	1						
30	1	194802-45410	ARM, CONTROL	1	1						
31	1	194802-45420	SPACER	1	1						
32	1	22137-080000	WASHER, 8	1	1						W
(A=*1983.12) (B=*1983.12)											
33	1	22190-080000	WASHER, SEAL 8	2	2						
34	1	24311-000060	O-RING, 1AP6.0	2	2						
35	1	26450-080202	BOLT, M8X 20	2	2						
36	1	194155-05210	BOLT, M6X16	8	8						
36-1	1	194155-05210	BOLT, M6X16	6	6						K
(A=*) (B=*)											
37	1	194800-24970	GASKET	1	1						
38	1	194802-42210	SUPPORT, VALVE	1	1						
39	1	194802-42310	TANK ASSY HYDRAULIC	1	1						
40	1	194802-47160	PACKING	1	1						
41	1	194802-47180	BRACKET	1	1						
42	1	194802-47230	COVER, STRAINER	1	1						
43	1	104200-55080	PLUG, DRAIN	1	1						
44	1	1E6440-55210	STRAINER	1	1						
45	1	1E6440-55230	SPRING, STRAINER	1	1						
46	1	194990-75170	CAP 35	1	1						
47	1	22190-060000	WASHER, SEAL 6	8	8						
48	1	22190-120000	WASHER, SEAL 12	1	1						
49	1	22217-080000	WASHER, SPRING 8	2	2						W
(A=*1984.06) (B=*1984.06)											
50	1	23873-020000	PLUG, R02	1	1						
51	1	26014-080162	BOLT, M8X 16	2	2						

Fig.63. HYDRAULIC PIPES & OIL PRESSURE

(A)=YM122
(B)=YM126
(C)=YM142

(D)=YM146
(E)=
(F)=

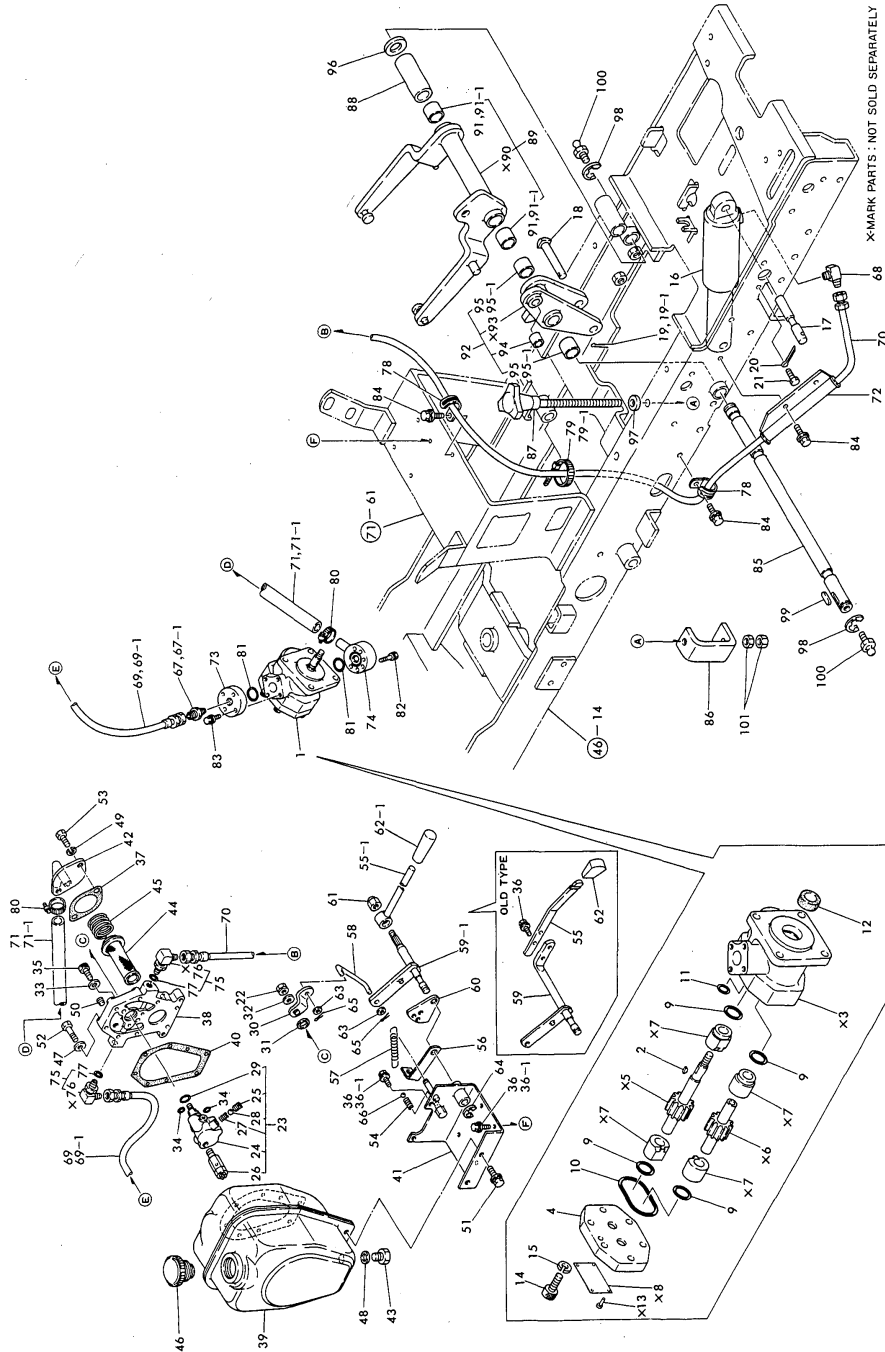


Fig. 63 HYDRAULIC PIPES & OIL PRESSURE (FOR U.S.A.)
(FOR MODEL YM122/126)

No.	Lev.	Parts No.	Description	Qty						I	R
				(A)	(B)	(C)	(D)	(E)	(F)		
52	1	26116-060302	BOLT, M6X 30 PLATED	8	8						
53	1	26116-080162	BOLT, M8X 16 PLATED	2	2						
54	1	194197-01160	SPRING	1	1						
55	1	194802-47310	LEVER, CONTROL	1	1						
55-1	1	194802-47311-U	LEVER, CONTROL	1	1						S
		(A=*) (B=*)									
56	1	194802-47340	STOPPER	1	1						
57	1	194802-47350-U	SPRING, RETURN	1	1						
58	1	194802-47360	ROD, CONTROL	1	1						
59	1	194802-47370	LEVER, CONTROL LINK	1	1						
59-1	1	194802-47371-U	LEVER, CONTROL LINK	1	1						S
		(A=*) (B=*)									
60	1	194802-47380	PLATE	1	1						
61	1	194802-47430	CAP NUT	1	1						W
		(A=*) (B=*)									
62	1	194273-47910	KNOB, LEVER	1	1						
62-1	1	1E4130-51400	GRIP, LEVER	1	1						S
		(A=*) (B=*)									
63	1	22137-060000	WASHER, 6	2	2						
64	1	22272-000100	RING, E-10	1	1						
65	1	22417-160180	PIN, COTTER 1.6X18	2	2						
66	1	24190-110001	BALL, STEEL 11/32	1	1						
67	1	194802-48580	ADAPTER 1/4	1	1						
67-1	1	1C6140-46750	ADAPTER, 1/4	1	1						N
		(A=*1984.06) (B=*1984.06)									
68	1	1C6140-46770	ELBOW 1/4 (90)	1	1						
69	1	194802-48310	PIPE, HIGH PRESSURE	1	1						
69-1	1	194812-48310	PIPE, HIGH PRESSURE	1	1						N
		(A=*) (B=*)									
70	1	194802-48320	PIPE, HIGH PRESSURE	1	1						
71	1	194802-48330	PIPE, LOW PRESSURE	1	1						
71-1	1	194812-48330	PIPE, LOW PRESSURE	1	1						N
		(A=*) (B=*)									
72	1	194802-48340-U	PROTECTOR	1	1						
73	1	194802-48510	ADAPTER, HIGH PRESS.	1	1						
74	1	194802-48520	ADAPTER, LOW PRESS.	1	1						
75	1	194802-48550	ELBOW, PF1/4	2	2						
77	2	24311-000110	O-RING, 1AP11.0	2	2						
78	1	194440-51620	CLAMP	2	2						
79	1	121750-59890	BAND, 140	1	1						
79-1	1	121750-59890	BAND, 140	2	2						K
		(A=*) (B=*)									
80	1	23000-022000	CLAMP, 22	2	2						
81	1	24311-000200	O-RING, 1AP20.0	2	2						
82	1	26013-060352	BOLT, M6X 35	3	3						
83	1	26014-060202	BOLT, M6X 20	4	4						
84	1	26014-080162	BOLT, M8X 16	4	4						
85	1	194802-49221	SHAFT, CRANK	1	1						
86	1	194802-49240	ROD, DEPTH	1	1						
87	1	194802-49250	HANDLE, DEPTH	1	1						
88	1	194802-49290	BOSS	1	1						

Fig.63. HYDRAULIC PIPES & OIL PRESSURE

(A)=YM122
(B)=YM126
(C)=YM142

(D)=YM146
(E)=
(F)=

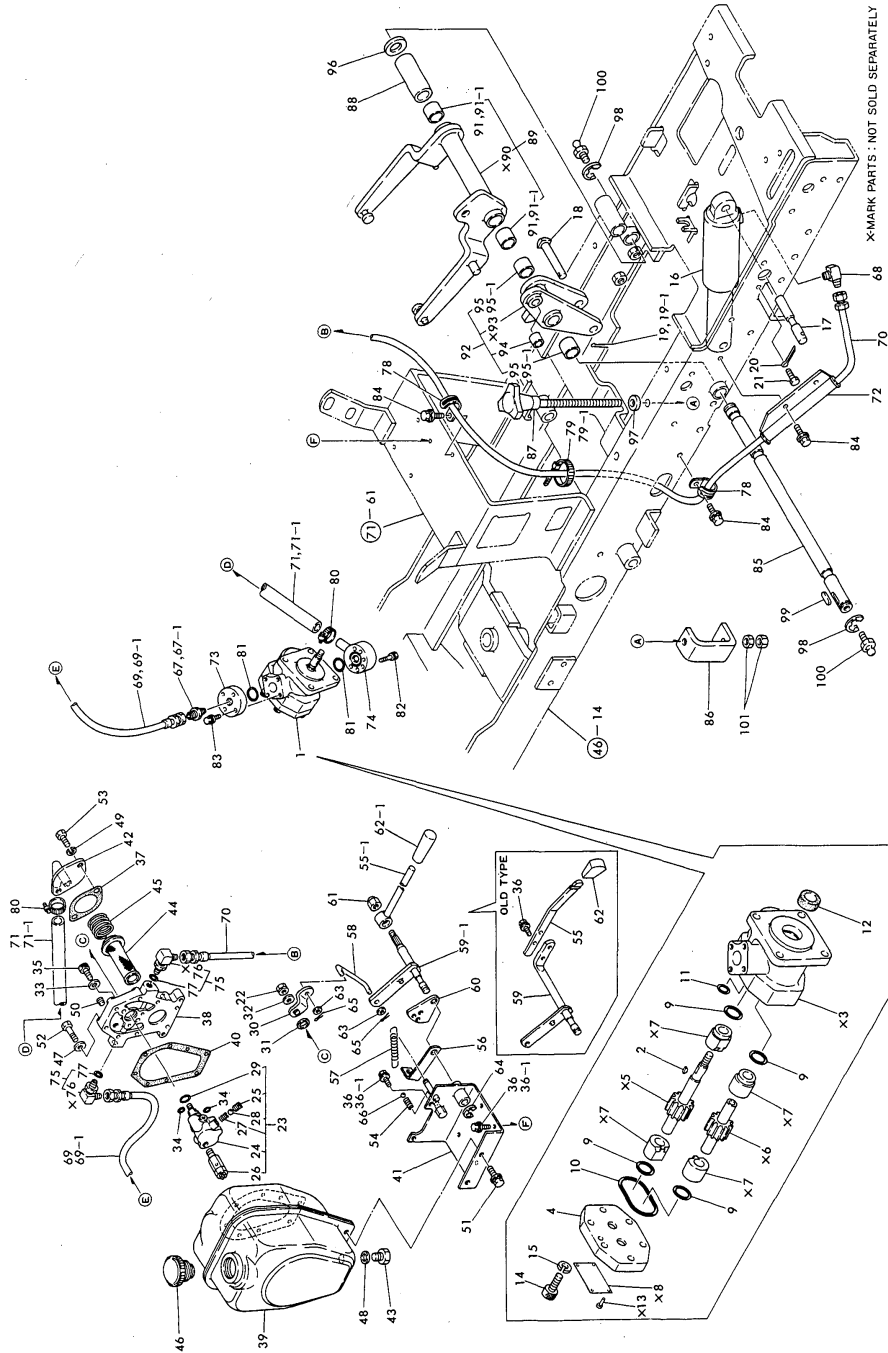


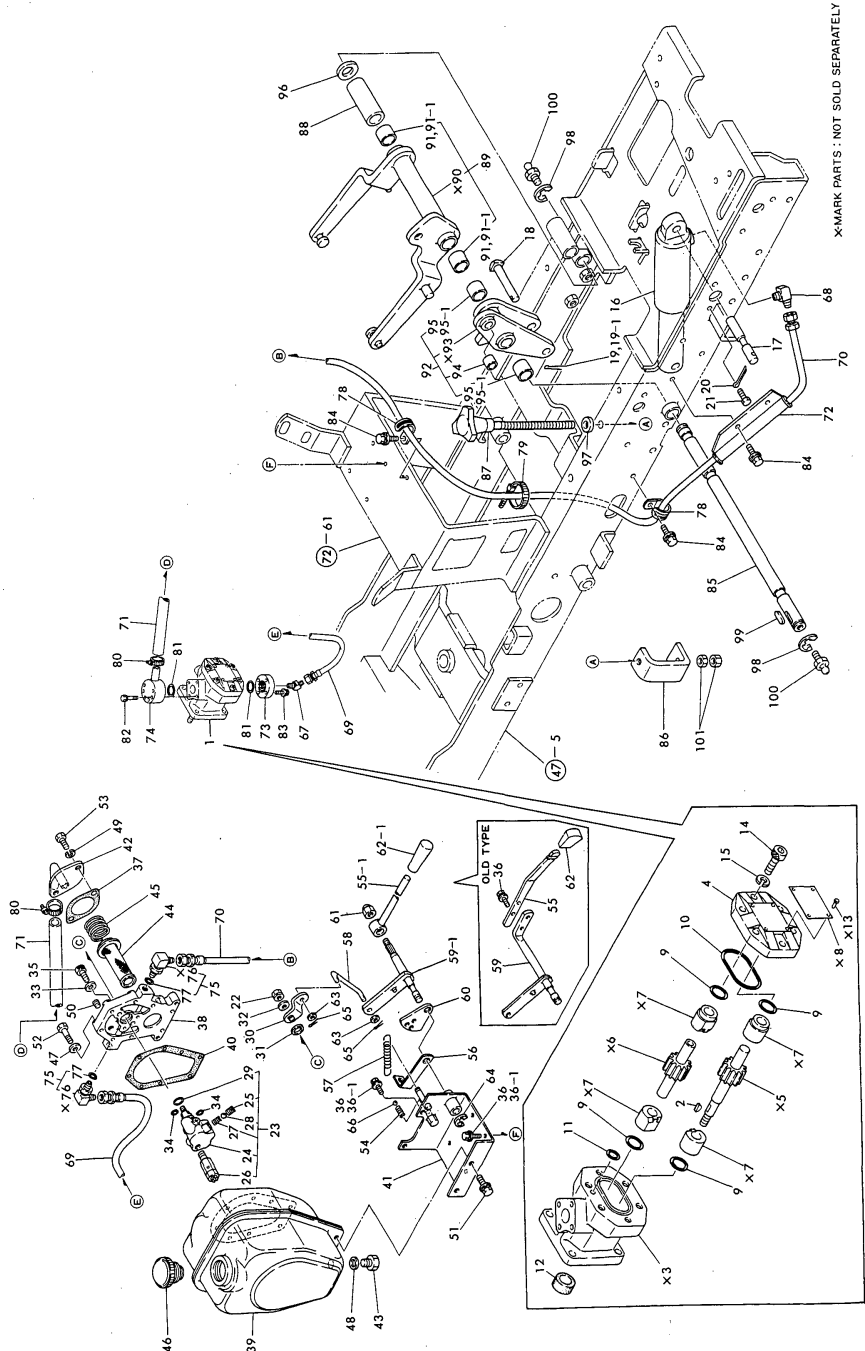
Fig. 63 HYDRAULIC PIPES & OIL PRESSURE (FOR U.S.A.)
(FOR MODEL YM122/126)

No.	Lev.	Parts No.	Description	Q'ty						I	R
				(A)	(B)	(C)	(D)	(E)	(F)		
89	1	194812-49400-X	CRANK, LIFT	1	1						
91	2	1E6140-34360	BUSH, 20X23X20	2	2						
91-1	2	24550-020200	BUSH, 20X20	2	2						N
(A=*1984.01) (B=*1984.01)											
92	1	194802-49500	LINK, LIFT LEVER	1	1						
94	2	24550-015150	BUSH, 15X15	1	1						
95	2	1E6140-34360	BUSH, 20X23X20	2	2						
95-1	2	24550-020200	BUSH, 20X20	2	2						N
(A=*1984.01) (B=*1984.01)											
96	1	22137-200000	WASHER, 20	1	1						
97	1	22157-100000	WASHER, 10	1	1						
98	1	22272-000150	RING, E-15	2	2						
99	1	22512-050240	KEY, 5X 24	1	1						
100	1	24761-010000	NIPPLE, GREASE M6F	2	2						
101	1	26716-100002	NUT, M10	2	2						

Fig.64. HYDRAULIC PIPES & OIL PRESSURE

(A)=YM122
(B)=YM126
(C)=YM142

(D)=YM146
(E)=
(F)=



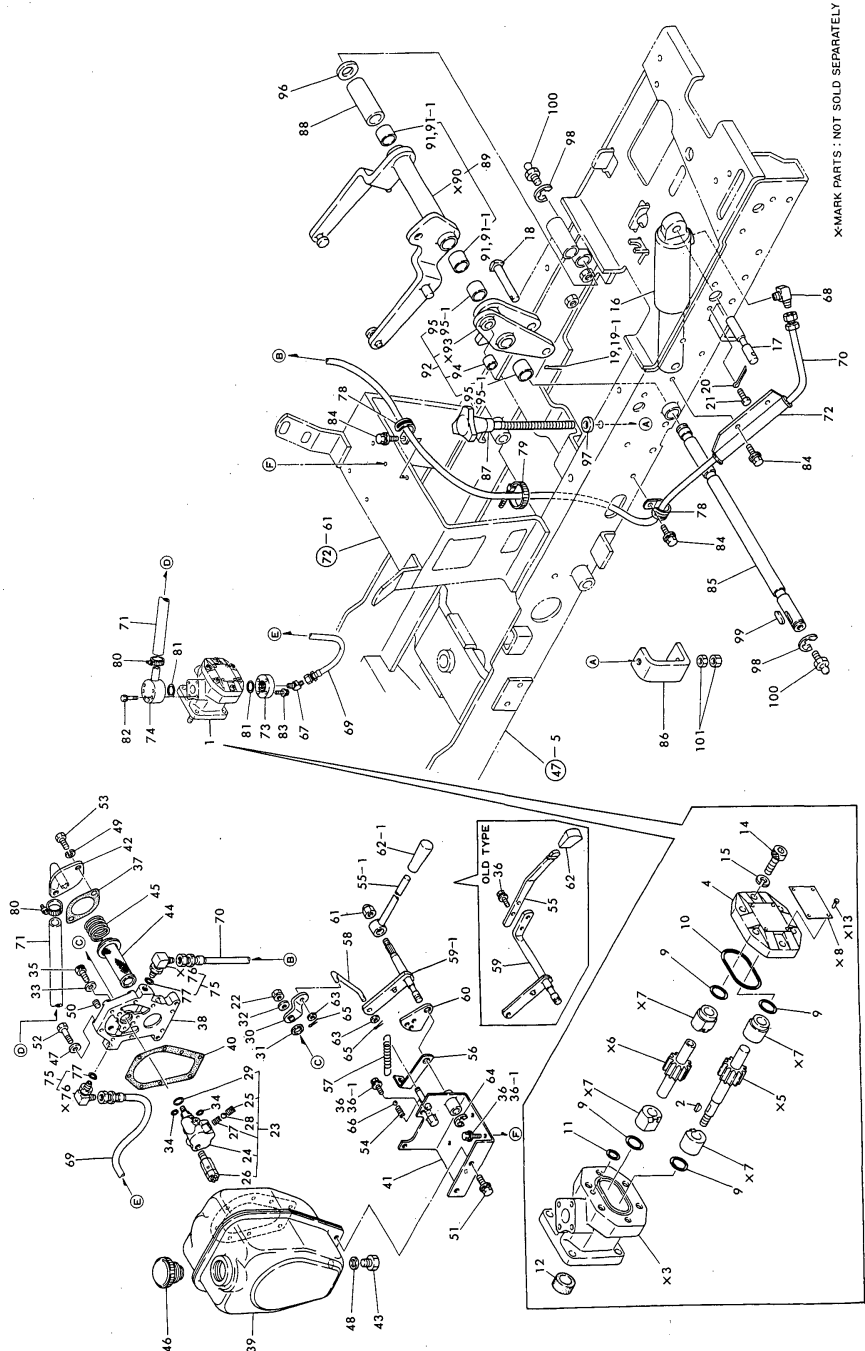
No.	Lev.	Parts No.	Description	Q'ty						I	R
				(A)	(B)	(C)	(D)	(E)	(F)		
1	1	121022-26010	PUMP ASSY, HYDRAULIC			1	1				
2	2	22522-030130	KEY, WOODRUFF 3X13			1	1				
4	2	194320-41150	COVER			1	1				
9	2	24315-000200	O-RING, 1BP20.0			4	4				
10	2	24341-000480	O-RING, 1AS48.0			1	1				
11	2	24341-000100	O-RING, 1AS10.0			1	1				
12	2	194320-41160	SEAL TC14 25 7, OIL			1	1				
14	2	26450-080252	BOLT, M8X 25			6	6				
15	2	22217-080000	WASHER, SPRING 8			6	6				
16	1	194802-43100	CYLINDER ASSY			1	1				
17	1	194802-43310	PIN, CYLINDER			1	1				
18	1	194802-44190	PIN, CYLINDER			1	1				
19	1	22417-250250	PIN, COTTER 2.5X25			1	1				
19-1	1	22417-250250	PIN, COTTER 2.5X25			2	2				K
			(C=*) (D=*)								
20	1	22417-800500	PIN, COTTER 8.0X50			1	1				
21	1	26116-060162	BOLT, M6X 16 PLATED			1	1				
22	1	194990-22050	NUT, M8			1	1				
23	1	194802-45100-X	VALVE ASSY, CONTROL			1	1				
24	2	194802-45110	BODY			1	1				
25	2	194802-45120	STOPPER			1	1				
26	2	194802-45130	VALVE, RELIEF			1	1				
27	2	194802-45140	SPRING			1	1				
28	2	24190-080003	BALL, STEEL 1/4			1	1				
29	2	24311-000120	O-RING, 1AP12.0			1	1				
30	1	194802-45410	ARM, CONTROL			1	1				
31	1	194802-45420	SPACER			1	1				
32	1	22137-080000	WASHER, 8			1	1				W
			(C=*1983.12) (D=*1983.12)								
33	1	22190-080000	WASHER, SEAL 8			2	2				
34	1	24311-000060	O-RING, 1AP6.0			2	2				
35	1	26450-080202	BOLT, M8X 20			2	2				
36	1	194155-05210	BOLT, M6X16			8	8				
36-1	1	194155-05210	BOLT, M6X16			6	6				K
			(C=*) (D=*)								
37	1	194800-24970	GASKET			1	1				
38	1	194802-42210	SUPPORT, VALVE			1	1				
39	1	194802-42310	TANK ASSY HYDRAULIC			1	1				
40	1	194802-47160	PACKING			1	1				
41	1	194802-47180	BRACKET			1	1				
42	1	194802-47230	COVER, STRAINER			1	1				
43	1	104200-55080	PLUG, DRAIN			1	1				
44	1	1E6440-55210	STRAINER			1	1				
45	1	1E6440-55230	SPRING, STRAINER			1	1				
46	1	194990-75170	CAP 35			1	1				
47	1	22190-060000	WASHER, SEAL 6			8	8				
48	1	22190-120000	WASHER, SEAL 12			1	1				
49	1	22217-080000	WASHER, SPRING 8			2	2				W
			(C=*1984.06) (D=*1984.06)								
50	1	23873-020000	PLUG, R02			1	1				
51	1	26014-080162	BOLT, M8X 16			2	2				

Fig. 64 HYDRAULIC PIPES & OIL PRESSURE (FOR U.S.A.)
(FOR MODEL YM142/146)

Fig.64. HYDRAULIC PIPES & OIL PRESSURE

(A)=YM122
(B)=YM126
(C)=YM142

(D)=YM146
(E)=
(F)=



No.	Lev.	Parts No.	Description	Q'ty						I	R
				(A)	(B)	(C)	(D)	(E)	(F)		
52	1	26116-060302	BOLT, M6X 30 PLATED			8	8				
53	1	26116-080162	BOLT, M8X 16 PLATED			2	2				
54	1	194197-01160	SPRING			1	1				
55	1	194802-47310	LEVER, CONTROL			1	1				
55-1	1	194802-47311-U	LEVER, CONTROL (C=*) (D=*)			1	1				S
56	1	194802-47340	STOPPER			1	1				
57	1	194802-47350-U	SPRING, RETURN			1	1				
58	1	194802-47360	ROD, CONTROL			1	1				
59	1	194802-47370	LEVER, CONTROL LINK			1	1				
59-1	1	194802-47371-U	LEVER, CONTROL LINK (C=*) (D=*)			1	1				S
60	1	194802-47380	PLATE			1	1				
61	1	194802-47430	CAP NUT (C=*) (D=*)			1	1				W
62	1	194273-47910	KNOB, LEVER			1	1				
62-1	1	1E4130-51400	GRIP, LEVER (C=*) (D=*)			1	1				S
63	1	22137-060000	WASHER, 6			2	2				
64	1	22272-000100	RING, E-10			1	1				
65	1	22417-160180	PIN, COTTER 1.6X18			2	2				
66	1	24190-110001	BALL, STEEL 11/32			1	1				
67	1	1C6140-46760	ELBOW, 1/4 45			1	1				
68	1	1C6140-46770	ELBOW 1/4 (90)			1	1				
69	1	194802-48310	PIPE, HIGH PRESSURE			1	1				
70	1	194802-48320	PIPE, HIGH PRESSURE			1	1				
71	1	194802-48330	PIPE, LOW PRESSURE			1	1				
72	1	194802-48340-U	PROTECTOR			1	1				
73	1	194802-48510	ADAPTER, HIGH PRESS.			1	1				
74	1	194802-48520	ADAPTER, LOW PRESS.			1	1				
75	1	194802-48550	ELBOW, PF1/4			2	2				
77	2	24311-000110	O-RING, 1AP11.0			2	2				
78	1	194440-51620	CLAMP			2	2				
79	1	121750-59890	BAND, 140			1	1				
80	1	23000-022000	CLAMP, 22			2	2				
81	1	24311-000200	O-RING, 1AP20.0			2	2				
82	1	26013-060352	BOLT, M6X 35			3	3				
83	1	26014-060202	BOLT, M6X 20			4	4				
84	1	26014-080162	BOLT, M8X 16			4	4				
85	1	194802-49221	SHAFT, CRANK			1	1				
86	1	194802-49240	ROD, DEPTH			1	1				
87	1	194802-49250	HANDLE, DEPTH			1	1				
88	1	194802-49290	BOSS			1	1				
89	1	194812-49400-X	CRANK, LIFT			1	1				
91	2	1E6140-34360	BUSH, 20X23X20			2	2				
91-1	2	24550-020200	BUSH, 20X20 (C=*1984.01) (D=*1984.01)			2	2				N
92	1	194802-49500	LINK, LIFT LEVER			1	1				
94	2	24550-015150	BUSH, 15X15			1	1				
95	2	1E6140-34360	BUSH, 20X23X20			2	2				
95-1	2	24550-020200	BUSH, 20X20			2	2				N

Fig. 64 HYDRAULIC PIPES & OIL PRESSURE (FOR U.S.A.)
(FOR MODEL YM142/146)

N:Old $\xrightarrow{\text{Yes}}$ New, Q:Old $\xrightarrow{\text{No}}$ New, R:Old $\xrightarrow{\text{Yes}}$ New, S:Old $\xrightarrow{\text{No}}$ New, W:Add, Z:Discontinued, F:Interchangeable by set, K:Q'ty Change
++ CONTINUE ++
Copyright (C) YANMAR CO., LTD. All Rights Reserved.

Fig.64. HYDRAULIC PIPES & OIL PRESSURE

(A)=YM122
 (B)=YM126
 (C)=YM142
 (D)=YM146
 (E)=
 (F)=

No.	Lev.	Parts No.	Description	Qty						I	R
				(A)	(B)	(C)	(D)	(E)	(F)		
			(C=*1984.01) (D=*1984.01)								
96	1	22137-200000	WASHER, 20			1	1				
97	1	22157-100000	WASHER, 10			1	1				
98	1	22272-000150	RING, E-15			2	2				
99	1	22512-050240	KEY, 5X 24			1	1				
100	1	24761-010000	NIPPLE, GREASE M6F			2	2				
101	1	26716-100002	NUT, M10			2	2				

Fig. 64 HYDRAULIC PIPES & OIL PRESSURE (FOR U.S.A.)
 (FOR MODEL YM142/146)

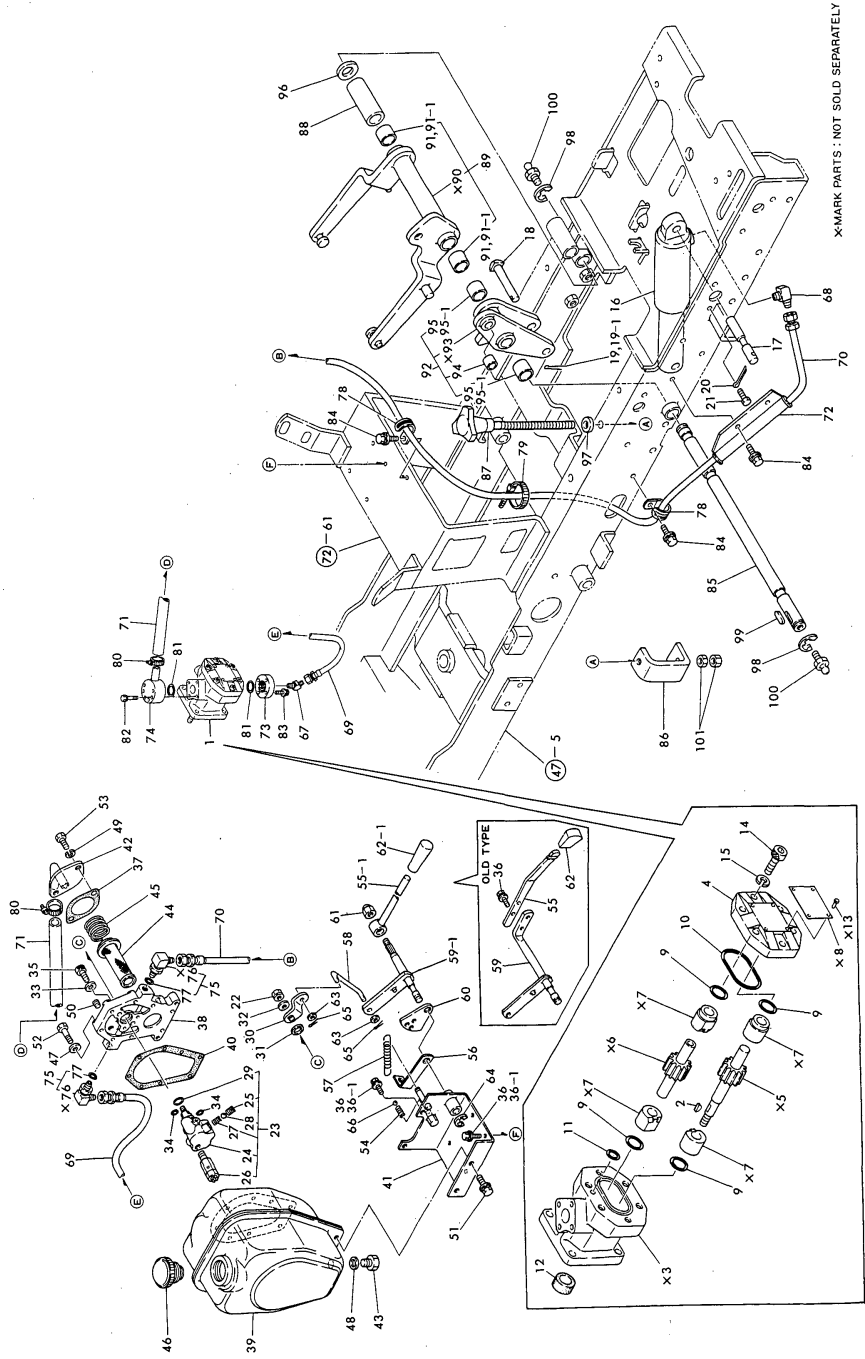
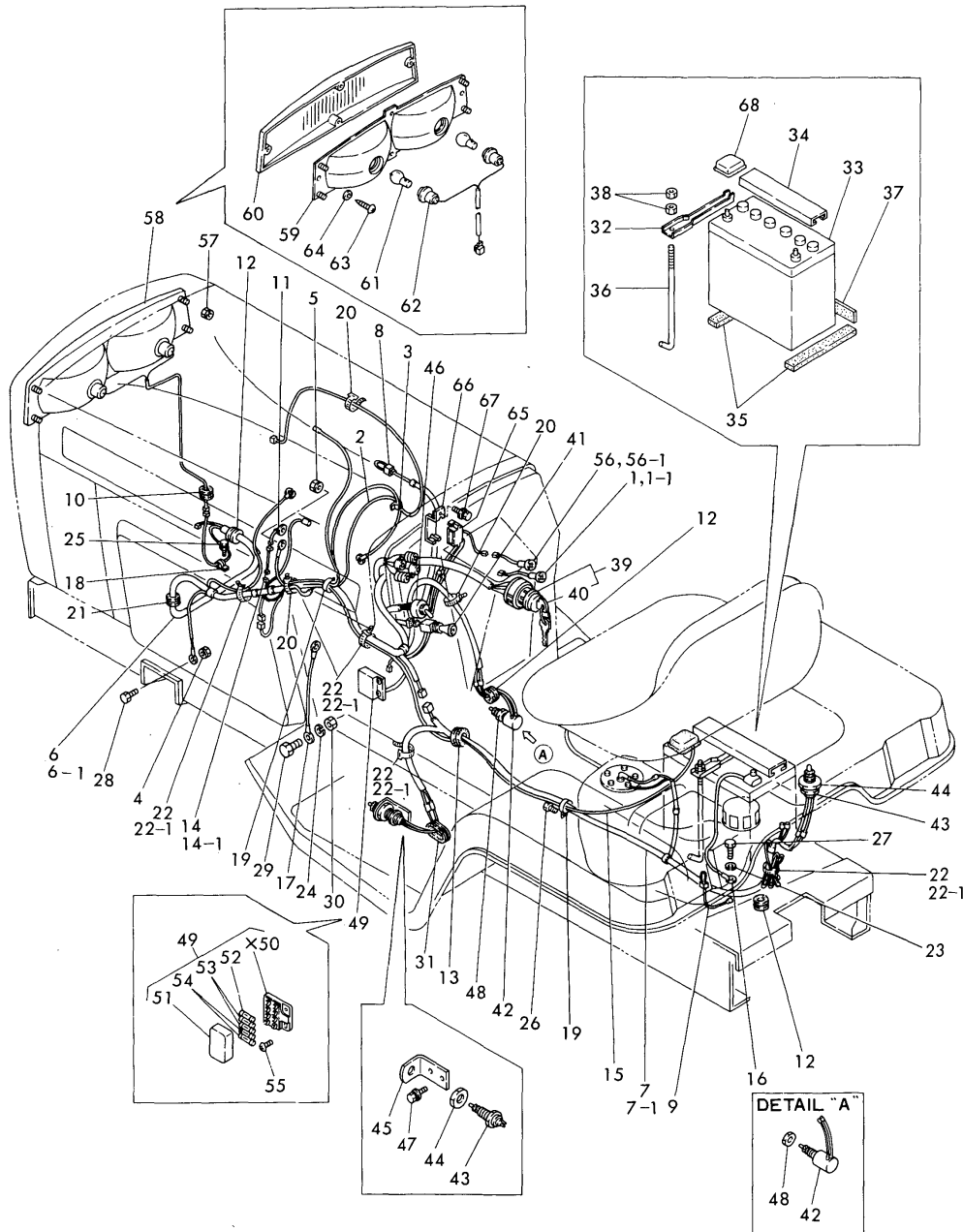


Fig.65. ELECTRIC PARTS (FOR YM122/126)

(A)=YM122
(B)=YM126
(C)=YM142

(D)=YM146
(E)=
(F)=

Fig. 65 ELECTRIC PARTS (EXCEPT U.S.A.)
(FOR MODEL YM122/126)



X-MARK PARTS : NOT SOLD SEPARATELY

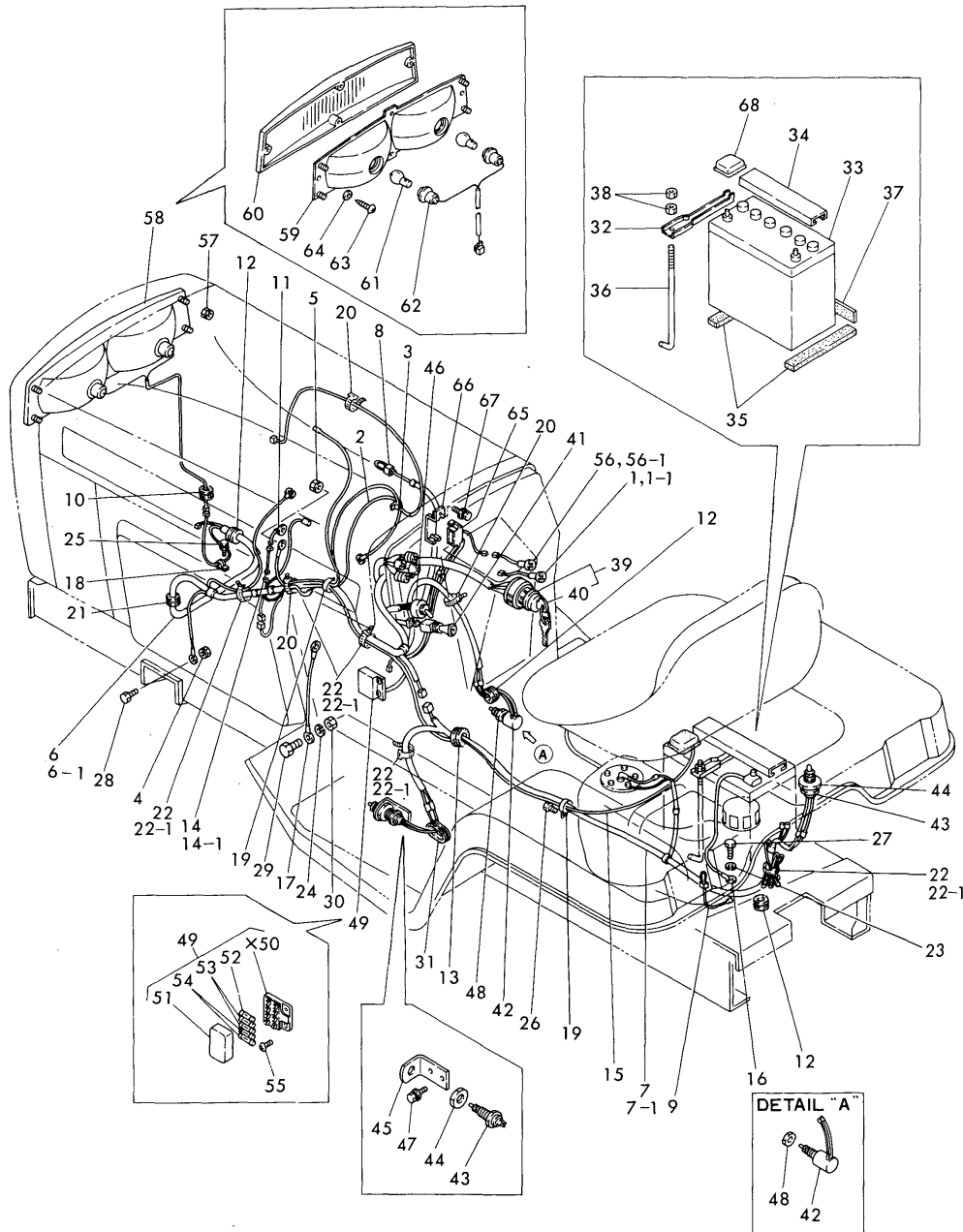
No.	Lev.	Parts No.	Description	Qty						I	R
				(A)	(B)	(C)	(D)	(E)	(F)		
1	1	194800-02610	LAMP, GLOW START	1	1						
1-1	1	194800-02611	LAMP, GLOW	1	1						N
		(A=*1984.11) (B=*1984.11)									
2	1	194810-02670	WIRE, LEAD	1	1						
3	1	194440-51630	CLAMP, HARNESS	1	1						
4	1	194990-22040	NUT, M6	1	1						
5	1	194990-22050	NUT, M8	1	1						
6	1	194802-51111	HARNESS (A), WIRE	1	1						
6-1	1	194802-51112	HARNESS, WIRE	1	1						N
		(A=*1984.11) (B=*1984.11)									
7	1	194802-51120	HARNESS (B), WIRE	1	1						
7-1	1	194802-51121	HARNESS, WIRE	1	1						N
		(A=*1984.11) (B=*1984.11)									
8	1	194802-51170	WIRE, READ	1	1						
9	1	194802-51180	WIRE, READ	1	1						
10	1	194275-51210	GROMMET 25	1	1						
11	1	194312-51210	WIRE, MAIN LEAD	1	1						
12	1	194800-51210	GROMMET, 20	3	3						
13	1	194802-51220	GROMMET 32	1	1						
14	1	194312-51220	LINK, FUSIBLE	1	1						
14-1	1	194802-51230	LINK, FUSIBLE 0.5	1	1						N
		(A=*1984.11) (B=*1984.11)									
15	1	194800-51410	CABLE, BATTERY	1	1						
16	1	194440-51420	CABLE, BATTERY EARTH	1	1						
17	1	194800-51430	CABLE, BATTERY EARTH	1	1						
18	1	194440-51630	CLAMP, HARNESS	2	2						
19	1	194800-51640	CLAMP, HARNESS	2	2						
20	1	194250-51660	BAND 250	3	3						
21	1	194162-58830	GROMMET, 20	1	1						
22	1	121750-59890	BAND, 140	4	4						
22-1	1	121750-59890	BAND, 140	6	6						K
		(A=*1984.12) (B=*1984.12)									
23	1	22217-060000	WASHER, SPRING 6	1	1						
24	1	22217-100000	WASHER, SPRING 10	1	1						
25	1	26014-060122	BOLT, M6X 12	1	1						
26	1	26116-060082	BOLT, M6X 8 PLATED	1	1						
27	1	26116-060122	BOLT, M6X 12 PLATED	1	1						
28	1	26116-060122	BOLT, M6X 12 PLATED	1	1						
29	1	26116-100202	BOLT, M10X 20 PLATED	1	1						
30	1	26716-100002	NUT, M10	1	1						
31	1	29321-255050	GROMMET, 25X5.0X50	1	1						
32	1	194802-51440	CLAMP, BATTERY	1	1						
33	1	194800-51510	BATTERY, 55B24R	1	1						
34	1	194440-51550	COVER, BATTERY	1	1						
35	1	194450-51590	RUBBER, CUSHION B	2	2						
36	1	194440-61740	ROD, BATTERY CLAMP	1	1						
37	1	194180-62760	RUBBER, CUSHION	1	1						
38	1	26716-060002	NUT, M6	2	2						
39	1	194215-52110	SWITCH, STARTING	1	1						
40	2	194215-52120	KEY	2	2						
41	1	194800-52120	SWITCH, LIGHTING	1	1						

Fig.65. ELECTRIC PARTS (FOR YM122/126)

(A)=YM122
(B)=YM126
(C)=YM142

(D)=YM146
(E)=
(F)=

**Fig. 65 ELECTRIC PARTS (EXCEPT U.S.A.)
(FOR MODEL YM122/126)**

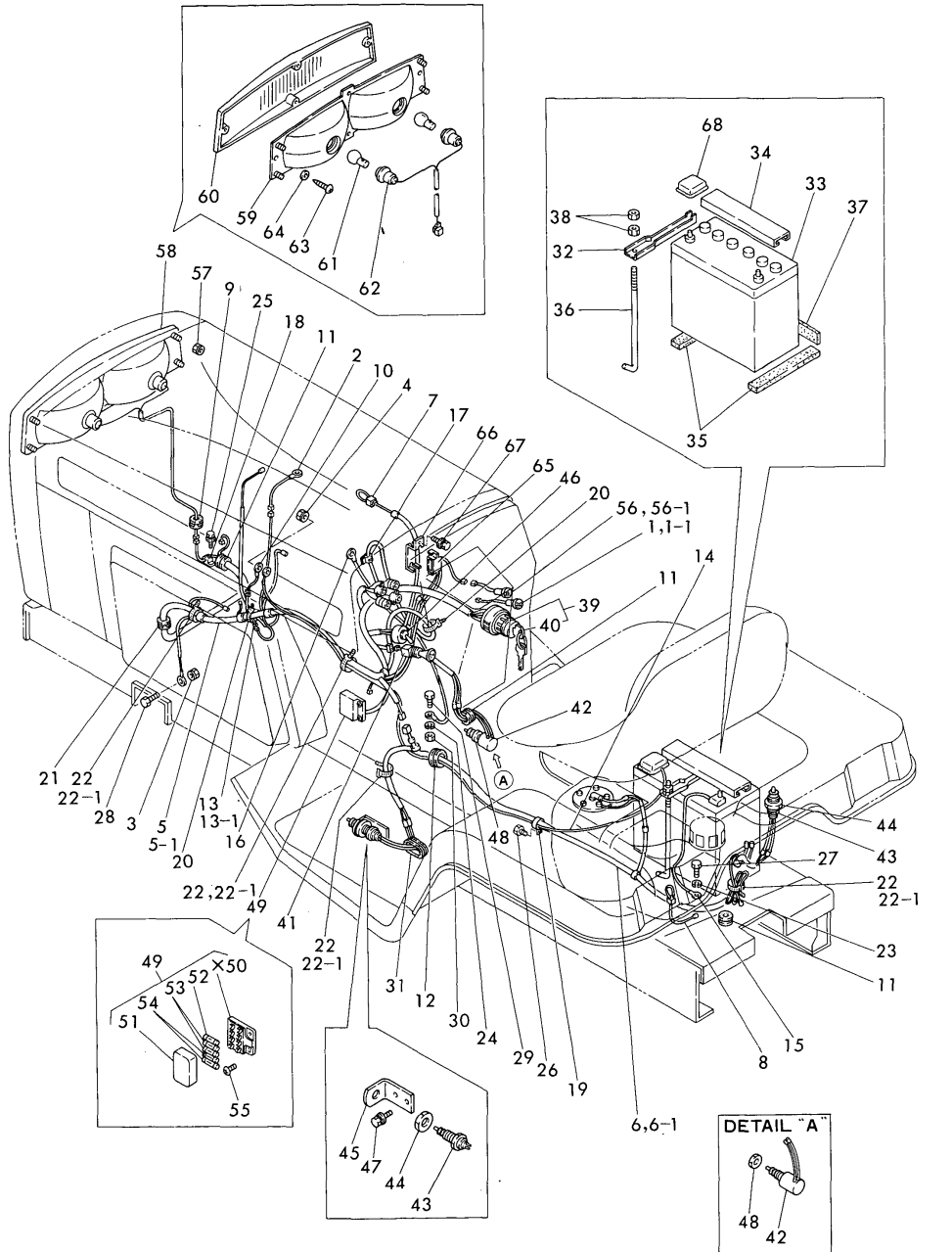


No.	Lev.	Parts No.	Description	Q'ty						I	R
				(A)	(B)	(C)	(D)	(E)	(F)		
42	1	194450-52150	SWITCH, STOP LAMP	1	1						
43	1	194440-52190	SWITCH, SAFETY START	2	2						
44	1	194240-52210	NUT, M22	2	2						
45	1	194800-52220-X	STAY, SAFETY SWITCH	1	1						
46	1	194446-83310	SWITCH, FRONT P.T.O.	1	1						
47	1	26014-080162	BOLT, M8X 16	2	2						
48	1	26776-120002	NUT, LOCK M12	1	1						
49	1	194440-52400	BOX ASSY, FUSE	1	1						
51	2	194440-52420	COVER	1	1						
52	2	194145-52820	FUSE 5A	1	1						
53	2	194145-52830	FUSE 10A	2	2						
54	2	194145-52840	FUSE 15A	2	2						
55	1	26587-060202	SCREW, M6X20	2	2						
56	1	194800-02610	LAMP, GLOW START	1	1						
56-1	1	194800-02611	LAMP, GLOW	1	1						N
(A=*1984.11) (B=*1984.11)											
57	1	194990-22130	NUT, M6	4	4						
58	1	194800-53100	LIGHT ASSY, HEAD	1	1						
59	2	194800-53110	REFLECTOR	1	1						
60	2	194800-53120	LENS	1	1						
61	2	194800-53130	BULB, 12V18.4W	2	2						
62	2	194800-53140	WIRE, LEAD	1	1						
63	2	194800-53150	SCREW, TAPPING	4	4						
64	2	194800-53160	WASHER	4	4						
65	1	194800-57250	RELAY, FLASHER	1	1						
66	1	194800-57260	BRACKET	1	1						
67	1	26014-060122	BOLT, M6X 12	1	1						
68	1	194080-51430	INSULATOR	1	1						Z
(A=*) (B=*)											

X-MARK PARTS : NOT SOLD SEPARATELY

Fig.66. ELECTRIC PARTS (FOR YM142/146)

Fig. 66 ELECTRIC PARTS (EXCEPT U. S. A.)
(FOR MODEL YM142/146)



X-MARK PARTS : NOT SOLD SEPARATELY

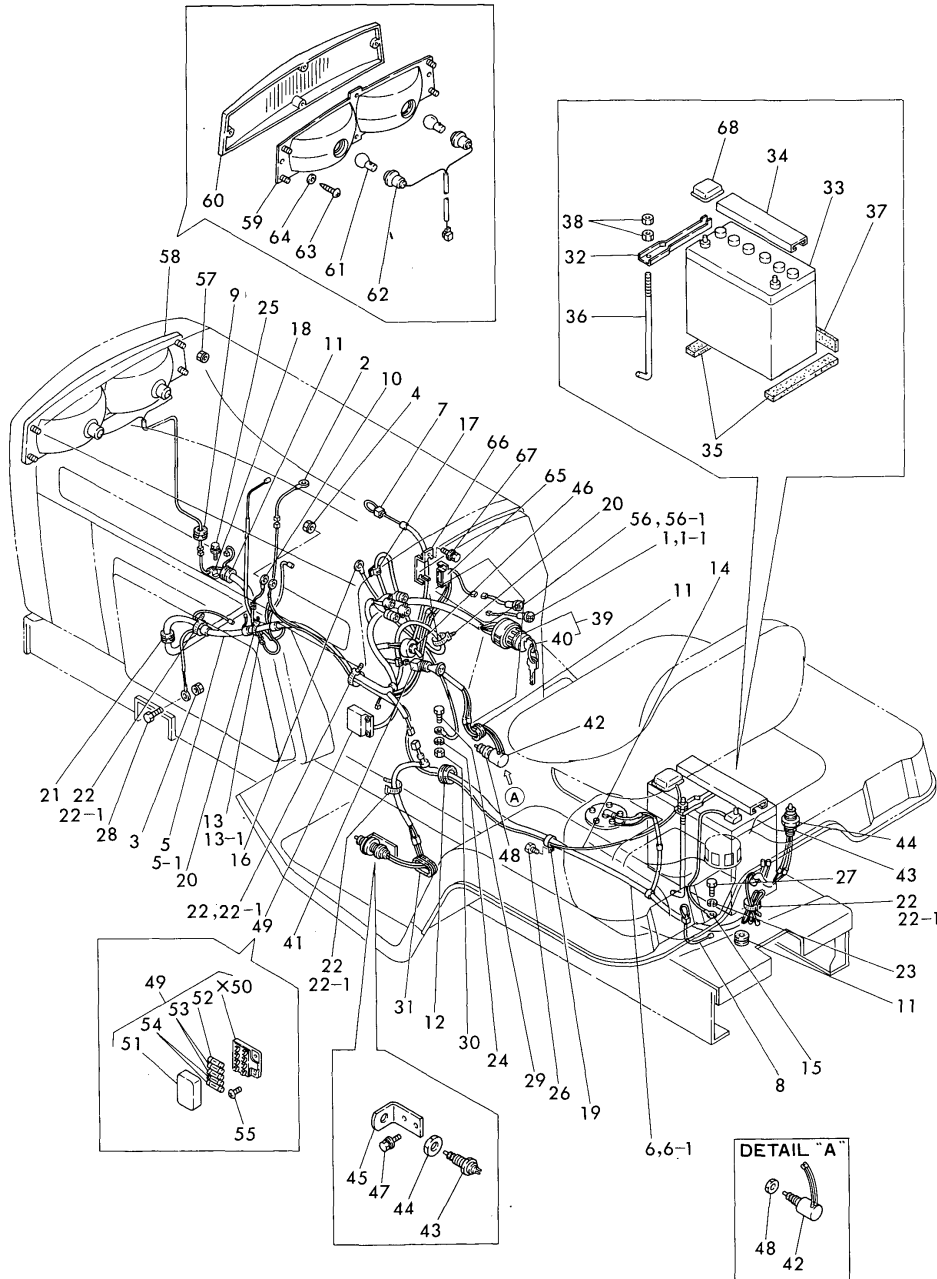
(A)=YM122
(B)=YM126
(C)=YM142

(D)=YM146
(E)=
(F)=

No.	Lev.	Parts No.	Description	Q'ty						I	R
				(A)	(B)	(C)	(D)	(E)	(F)		
1	1	194800-02610	LAMP, GLOW START (C=*1984.11) (D=*1984.11)			1	1				
1-1	1	194800-02611	LAMP, GLOW (C=*1984.11) (D=*1984.11)			1	1				N
2	1	194800-02670	WIRE, LEAD			1	1				
3	1	194990-22040	NUT, M6			1	1				
4	1	194990-22050	NUT, M8			1	1				
5	1	194802-51111	HARNESS (A), WIRE			1	1				
5-1	1	194802-51112	HARNESS, WIRE (C=*1984.11) (D=*1984.11)			1	1				N
6	1	194802-51120	HARNESS (B), WIRE			1	1				
6-1	1	194802-51121	HARNESS, WIRE (C=*1984.11) (D=*1984.11)			1	1				N
7	1	194802-51170	WIRE, READ			1	1				
8	1	194802-51180	WIRE, READ			1	1				
9	1	194275-51210	GROMMET 25			1	1				
10	1	194312-51210	WIRE, MAIN LEAD			1	1				
11	1	194800-51210	GROMMET, 20			3	3				
12	1	194802-51220	GROMMET 32			1	1				
13	1	194312-51220	LINK, FUSIBLE			1	1				
13-1	1	194802-51230	LINK, FUSIBLE 0.5 (C=*1984.11) (D=*1984.11)			1	1				N
14	1	194800-51410	CABLE, BATTERY			1	1				
15	1	194440-51420	CABLE, BATTERY EARTH			1	1				
16	1	194800-51430	CABLE, BATTERY EARTH			1	1				
17	1	194440-51620	CLAMP			1	1				
18	1	194440-51630	CLAMP, HARNESS			1	1				
19	1	194800-51640	CLAMP, HARNESS			2	2				
20	1	194250-51660	BAND 250			3	3				
21	1	194162-58830	GROMMET, 20			1	1				
22	1	121750-59890	BAND, 140			4	4				
22-1	1	121750-59890	BAND, 140 (C=*1984.12) (D=*1984.12)			6	6				K
23	1	22217-060000	WASHER, SPRING 6			1	1				
24	1	22217-100000	WASHER, SPRING 10			1	1				
25	1	26014-060122	BOLT, M6X 12			1	1				
26	1	26116-060082	BOLT, M6X 8 PLATED			1	1				
27	1	26116-060122	BOLT, M6X 12 PLATED			1	1				
28	1	26116-060122	BOLT, M6X 12 PLATED			1	1				
29	1	26116-100202	BOLT, M10X 20 PLATED			1	1				
30	1	26716-100002	NUT, M10			1	1				
31	1	29321-255050	GROMMET, 25X5.0X50			1	1				
32	1	194802-51440	CLAMP, BATTERY			1	1				
33	1	194800-51510	BATTERY, 55B24R			1	1				
34	1	194440-51550	COVER, BATTERY			1	1				
35	1	194450-51590	RUBBER, CUSHION B			2	2				
36	1	194440-61740	ROD, BATTERY CLAMP			1	1				
37	1	194180-62760	RUBBER, CUSHION			1	1				
38	1	26716-060002	NUT, M6			2	2				
39	1	194215-52110	SWITCH, STARTING			1	1				
40	2	194215-52120	KEY			2	2				

Fig.66. ELECTRIC PARTS (FOR YM142/146)

Fig. 66 ELECTRIC PARTS (EXCEPT U. S. A.)
(FOR MODEL YM142/146)



(A)=YM122
(B)=YM126
(C)=YM142

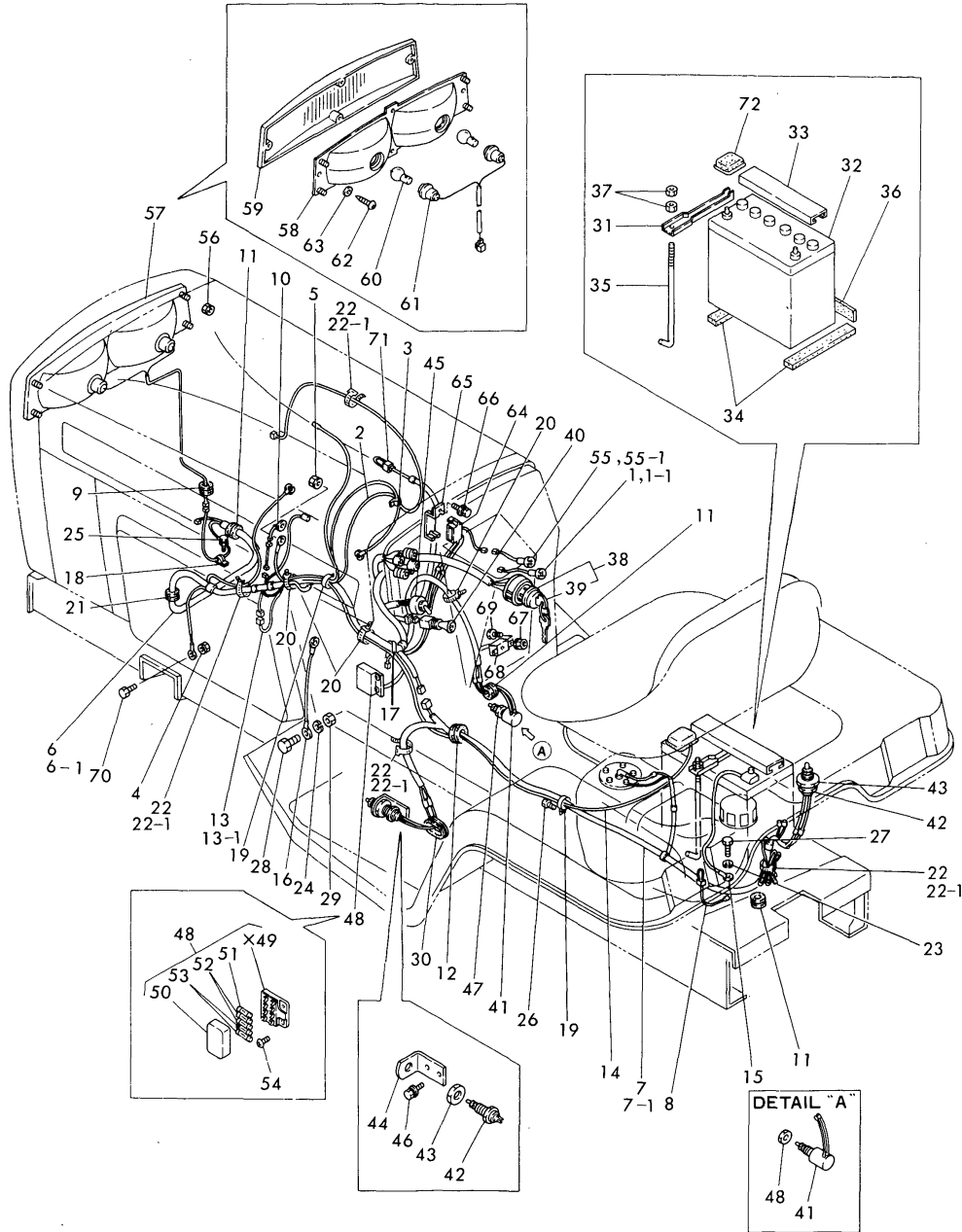
(D)=YM146
(E)=
(F)=

No.	Lev.	Parts No.	Description	Q'ty						I	R
				(A)	(B)	(C)	(D)	(E)	(F)		
41	1	194800-52120	SWITCH, LIGHTING			1	1				
42	1	194450-52150	SWITCH, STOP LAMP			1	1				
43	1	194440-52190	SWITCH, SAFETY START			2	2				
44	1	194240-52210	NUT, M22			2	2				
45	1	194800-52220-X	STAY, SAFETY SWITCH			1	1				
46	1	194446-83310	SWITCH, FRONT P.T.O.			1	1				
47	1	26014-080162	BOLT, M8X 16			2	2				
48	1	26776-120002	NUT, LOCK M12			1	1				
49	1	194440-52400	BOX ASSY, FUSE			1	1				
51	2	194440-52420	COVER			1	1				
52	2	194145-52820	FUSE 5A			1	1				
53	2	194145-52830	FUSE 10A			2	2				
54	2	194145-52840	FUSE 15A			2	2				
55	1	26587-060202	SCREW, M6X20			2	2				
56	1	194800-02610	LAMP, GLOW START			1	1				
56-1	1	194800-02611	LAMP, GLOW (C=*1984.11) (D=*1984.11)			1	1				N
57	1	194990-22130	NUT, M6			4	4				
58	1	194800-53100	LIGHT ASSY, HEAD			1	1				
59	2	194800-53110	REFLECTOR			1	1				
60	2	194800-53120	LENS			1	1				
61	2	194800-53130	BULB, 12V18.4W			2	2				
62	2	194800-53140	WIRE, LEAD			1	1				
63	2	194800-53150	SCREW, TAPPING			4	4				
64	2	194800-53160	WASHER			4	4				
65	1	194800-57250	RELAY, FLASHER			1	1				
66	1	194800-57260	BRACKET			1	1				
67	1	26014-060122	BOLT, M6X 12			1	1				
68	1	194080-51430	INSULATOR (C=*) (D=*)			1	1				Z

X-MARK PARTS : NOT SOLD SEPARATELY

Fig.67. ELECTRIC PARTS (FOR YM122/126)

Fig. 67 ELECTRIC PARTS (FOR U.S.A.)
(FOR MODEL YM122/126)



X-MARK PARTS : NOT SOLD SEPARATELY

(A)=YM122
(B)=YM126
(C)=YM142

(D)=YM146
(E)=
(F)=

No.	Lev.	Parts No.	Description	Qty						I	R
				(A)	(B)	(C)	(D)	(E)	(F)		
1	1	194800-02610 (A=*1984.11) (B=*1984.11)	LAMP, GLOW START	1	1						
1-1	1	194800-02611 (A=*1984.11) (B=*1984.11)	LAMP, GLOW	1	1						N
2	1	194810-02670	WIRE, LEAD	1	1						
3	1	194440-51630	CLAMP, HARNESS	1	1						
4	1	194990-22040	NUT, M6	1	1						
5	1	194990-22050	NUT, M8	1	1						
6	1	194802-51111	HARNESS (A), WIRE	1	1						
6-1	1	194802-51112 (A=*1984.11) (B=*1984.11)	HARNESS, WIRE	1	1						N
7	1	194802-51120	HARNESS (B), WIRE	1	1						
7-1	1	194802-51121 (A=*1984.11) (B=*1984.11)	HARNESS, WIRE	1	1						N
8	1	194802-51180	WIRE, READ	1	1						
9	1	194275-51210	GROMMET 25	1	1						
10	1	194312-51210	WIRE, MAIN LEAD	1	1						
11	1	194800-51210	GROMMET, 20	3	3						
12	1	194802-51220	GROMMET 32	1	1						
13	1	194312-51220	LINK, FUSIBLE	1	1						
13-1	1	194802-51230 (A=*1984.11) (B=*1984.11)	LINK, FUSIBLE 0.5	1	1						N
14	1	194800-51410	CABLE, BATTERY	1	1						
15	1	194440-51420	CABLE, BATTERY EARTH	1	1						
16	1	194800-51430	CABLE, BATTERY EARTH	1	1						
17	1	194197-51630 (A=*) (B=*)	CLAMP, SPEED 43	1	1						W
18	1	194440-51630	CLAMP, HARNESS	2	2						
19	1	194800-51640	CLAMP, HARNESS	2	2						
20	1	194250-51660	BAND 250	3	3						
21	1	194162-58830	GROMMET, 20	1	1						
22	1	121750-59890	BAND, 140	4	4						
22-1	1	121750-59890 (A=*1984.12) (B=*1984.12)	BAND, 140	6	6						K
23	1	22217-060000	WASHER, SPRING 6	1	1						
24	1	22217-100000	WASHER, SPRING 10	1	1						
25	1	26014-060122	BOLT, M6X 12	1	1						
26	1	26116-060082	BOLT, M6X 8 PLATED	1	1						
27	1	26116-060122	BOLT, M6X 12 PLATED	1	1						
28	1	26116-100202	BOLT, M10X 20 PLATED	1	1						
29	1	26716-100002	NUT, M10	1	1						
30	1	29321-255050	GROMMET, 25X5.0X50	1	1						
31	1	194802-51440	CLAMP, BATTERY	1	1						
32	1	194800-51510	BATTERY, 55B24R	1	1						
33	1	194440-51550	COVER, BATTERY	1	1						
34	1	194450-51590	RUBBER, CUSHION B	2	2						
35	1	194440-61740	ROD, BATTERY CLAMP	1	1						
36	1	194180-62760	RUBBER, CUSHION	1	1						
37	1	26716-060002	NUT, M6	2	2						
38	1	194215-52110	SWITCH, STARTING	1	1						
39	2	194215-52120	KEY	2	2						

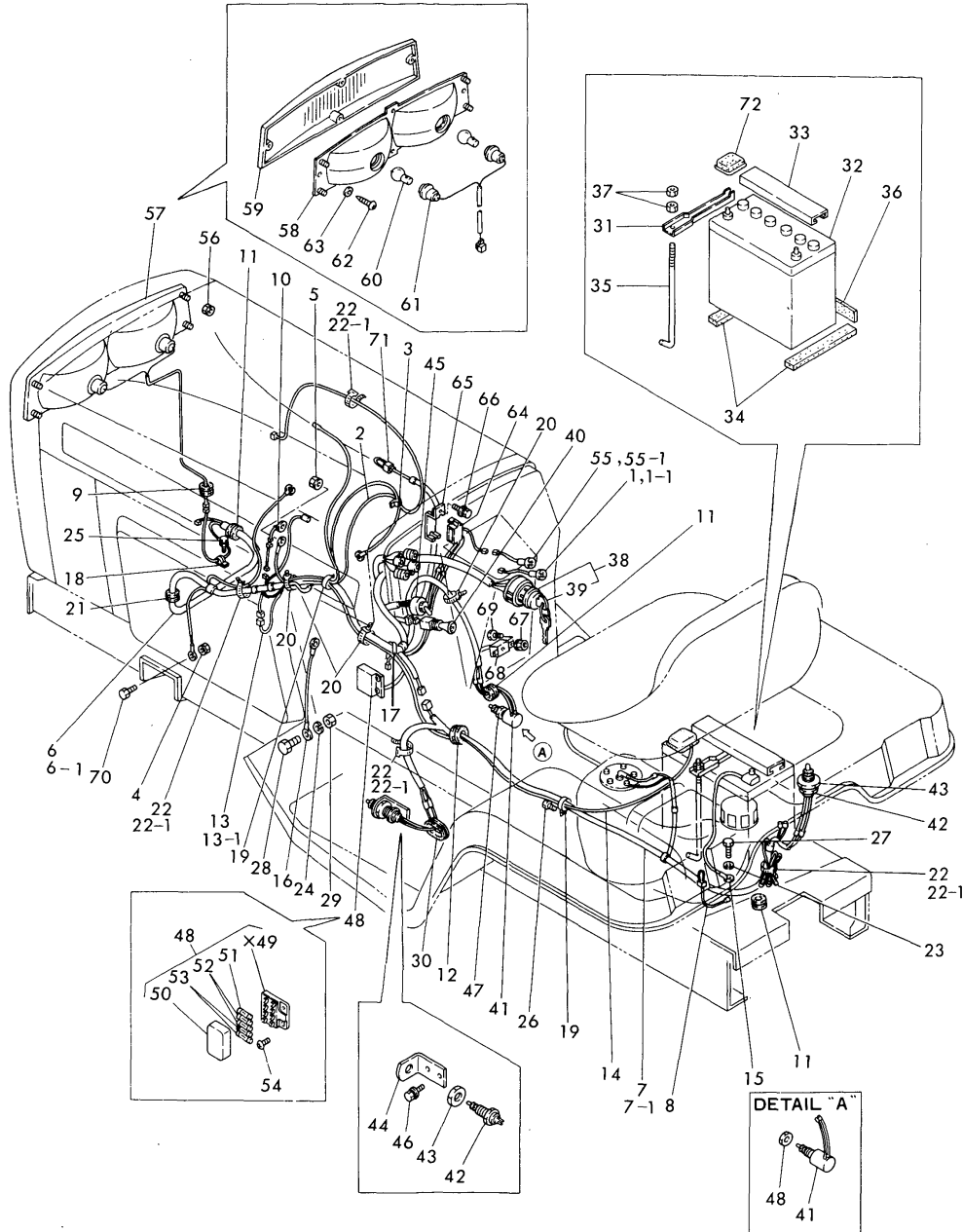
N:Old $\frac{Yes}{No}$ New, Q:Old $\frac{No}{Yes}$ New, R:Old $\frac{Yes}{Yes}$ New, S:Old $\frac{No}{No}$ New, W:Add, Z:Discontinued, F:Interchangeable by set, K:Q'ty Change
 ++ CONTINUE ++
 Copyright (C) YANMAR CO., LTD. All Rights Reserved.

Fig.67. ELECTRIC PARTS (FOR YM122/126)

(A)=YM122
(B)=YM126
(C)=YM142

(D)=YM146
(E)=
(F)=

Fig. 67 ELECTRIC PARTS (FOR U.S.A.)
(FOR MODEL YM122/126)



No.	Lev.	Parts No.	Description	Q'ty						I	R
				(A)	(B)	(C)	(D)	(E)	(F)		
40	1	194800-52120	SWITCH, LIGHTING	1	1						
41	1	194450-52150	SWITCH, STOP LAMP	1	1						
42	1	194440-52190	SWITCH, SAFETY START	2	2						
42-1	1	194440-52191	SWITCH, SAFETY START	2	2						N
		(A=*1986.) (B=*1986.)									
43	1	194240-52210	NUT, M22	2	2						
44	1	194800-52220-X	STAY, SAFETY SWITCH	1	1						
45	1	194446-83310	SWITCH, FRONT P.T.O.	1	1						
46	1	26014-080162	BOLT, M8X 16	2	2						
47	1	26776-120002	NUT, LOCK M12	1	1						
48	1	194440-52400	BOX ASSY, FUSE	1	1						
50	2	194440-52420	COVER	1	1						
51	2	194145-52820	FUSE 5A	1	1						
52	2	194145-52830	FUSE 10A	2	2						
53	2	194145-52840	FUSE 15A	2	2						
54	1	26587-060202	SCREW, M6X20	2	2						
55	1	194800-02610	LAMP, GLOW START	1	1						
55-1	1	194800-02611	LAMP, GLOW	1	1						N
		(A=*1984.11) (B=*1984.11)									
56	1	194990-22130	NUT, M6	4	4						
57	1	194800-53100	LIGHT ASSY, HEAD	1	1						
58	2	194800-53110	REFLECTOR	1	1						
59	2	194800-53120	LENS	1	1						
60	2	194800-53130	BULB, 12V18.4W	2	2						
61	2	194800-53140	WIRE, LEAD	1	1						
62	2	194800-53150	SCREW, TAPPING	4	4						
63	2	194800-53160	WASHER	4	4						
64	1	194800-57250	RELAY, FLASHER	1	1						
65	1	194800-57260	BRACKET	1	1						
66	1	26014-060122	BOLT, M6X 12	1	1						
67	1	194990-22130	NUT, M6	2	2						W
		(A=*) (B=*)									
68	1	194802-57200	RELAY ASSY	1	1						W
		(A=*) (B=*)									
69	1	26116-060162	BOLT, M6X 16 PLATED	2	2						W
		(A=*) (B=*)									
70	1	26116-060122	BOLT, M6X 12 PLATED	1	1						
71	1	194802-51170	WIRE, READ	1	1						
72	1	194080-51430	INSULATOR	1	1						Z
		(A=*1984.12) (B=*1984.12)									

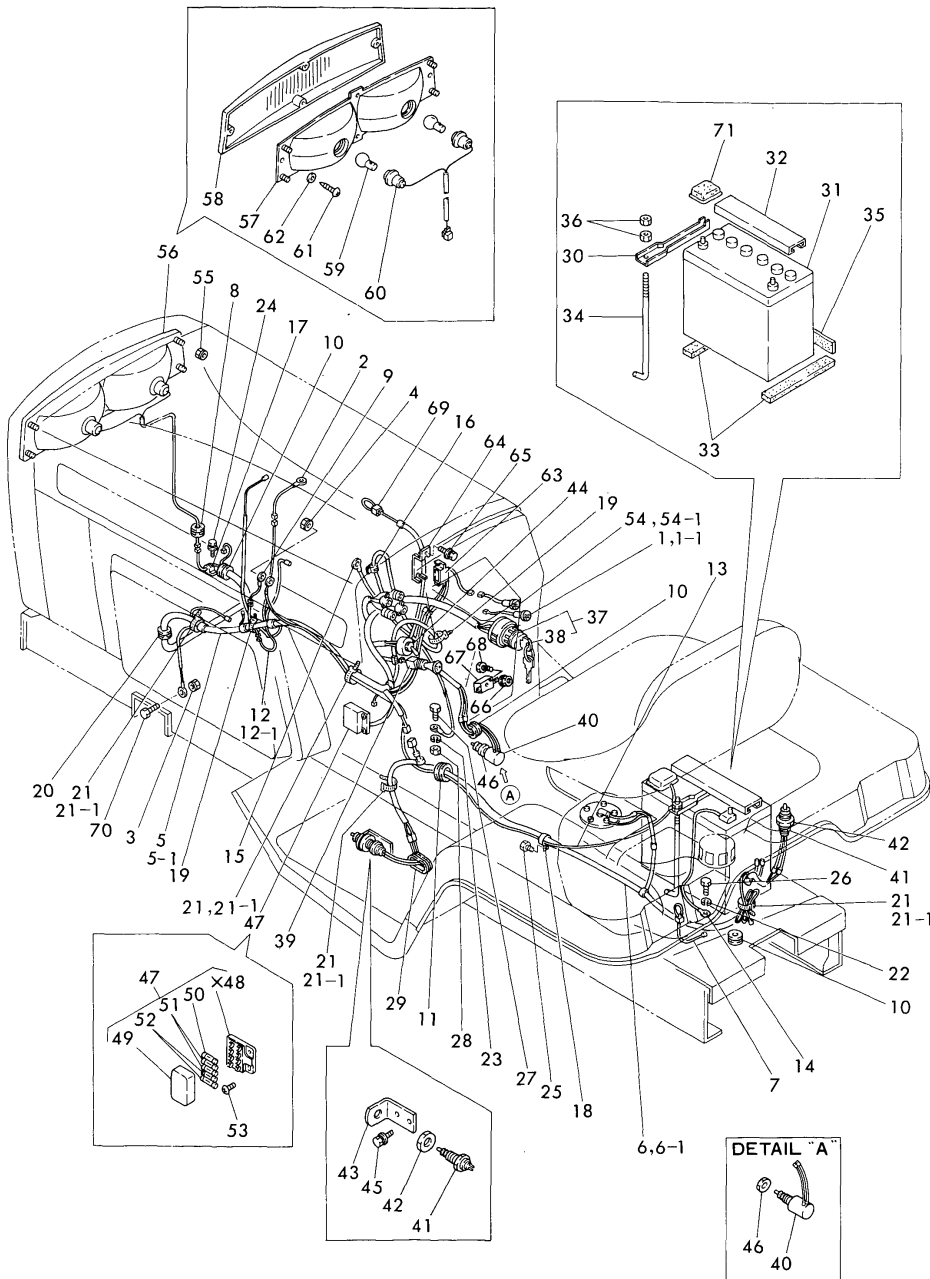
X-MARK PARTS : NOT SOLD SEPARATELY

Fig.68. ELECTRIC PARTS (FOR YM142/146)

(A)=YM122
(B)=YM126
(C)=YM142

(D)=YM146
(E)=
(F)=

Fig. 68 ELECTRIC PARTS (FOR U. S. A.)
(FOR MODEL YM142/146)



No.	Lev.	Parts No.	Description	Q'ty						I	R
				(A)	(B)	(C)	(D)	(E)	(F)		
1	1	194800-02610	LAMP, GLOW START			1	1				
1-1	1	194800-02611	LAMP, GLOW (C=*1984.11) (D=*1984.11)			1	1				N
2	1	194800-02670	WIRE, LEAD			1	1				
3	1	194990-22040	NUT, M6			1	1				
4	1	194990-22050	NUT, M8			1	1				
5	1	194802-51111	HARNESS (A), WIRE			1	1				
5-1	1	194802-51112	HARNESS, WIRE (C=*1984.11) (D=*1984.11)			1	1				N
6	1	194802-51120	HARNESS (B), WIRE			1	1				
6-1	1	194802-51121	HARNESS, WIRE (C=*1984.11) (D=*1984.11)			1	1				N
7	1	194802-51180	WIRE, READ			1	1				
8	1	194275-51210	GROMMET 25			1	1				
9	1	194312-51210	WIRE, MAIN LEAD			1	1				
10	1	194800-51210	GROMMET, 20			3	3				
11	1	194802-51220	GROMMET 32			1	1				
12	1	194312-51220	LINK, FUSIBLE			1	1				
12-1	1	194802-51230	LINK, FUSIBLE 0.5 (C=*1984.11) (D=*1984.11)			1	1				N
13	1	194800-51410	CABLE, BATTERY			1	1				
14	1	194440-51420	CABLE, BATTERY EARTH			1	1				
15	1	194800-51430	CABLE, BATTERY EARTH			1	1				
16	1	194440-51620	CLAMP			1	1				
17	1	194440-51630	CLAMP, HARNESS			1	1				
18	1	194800-51640	CLAMP, HARNESS			2	2				
19	1	194250-51660	BAND 250			3	3				
20	1	194162-58830	GROMMET, 20			1	1				
21	1	121750-59890	BAND, 140			4	4				
21-1	1	121750-59890	BAND, 140 (C=*1984.12) (D=*1984.12)			6	6				K
22	1	22217-060000	WASHER, SPRING 6			1	1				
23	1	22217-100000	WASHER, SPRING 10			1	1				
24	1	26014-060122	BOLT, M6X 12			1	1				
25	1	26116-060082	BOLT, M6X 8 PLATED (C=*) (D=*)			1	1				W
26	1	26116-060122	BOLT, M6X 12 PLATED			1	1				
27	1	26116-100202	BOLT, M10X 20 PLATED			1	1				
28	1	26716-100002	NUT, M10			1	1				
29	1	29321-255050	GROMMET, 25X5.0X50			1	1				
30	1	194802-51440	CLAMP, BATTERY			1	1				
31	1	194800-51510	BATTERY, 55B24R			1	1				
32	1	194440-51550	COVER, BATTERY			1	1				
33	1	194450-51590	RUBBER, CUSHION B			2	2				
34	1	194440-61740	ROD, BATTERY CLAMP			1	1				
35	1	194180-62760	RUBBER, CUSHION			1	1				
36	1	26716-060002	NUT, M6			2	2				
37	1	194215-52110	SWITCH, STARTING			1	1				
38	2	194215-52120	KEY			2	2				
39	1	194800-52120	SWITCH, LIGHTING			1	1				
40	1	194450-52150	SWITCH, STOP LAMP			1	1				

X-MARK PARTS : NOT SOLD SEPARATELY

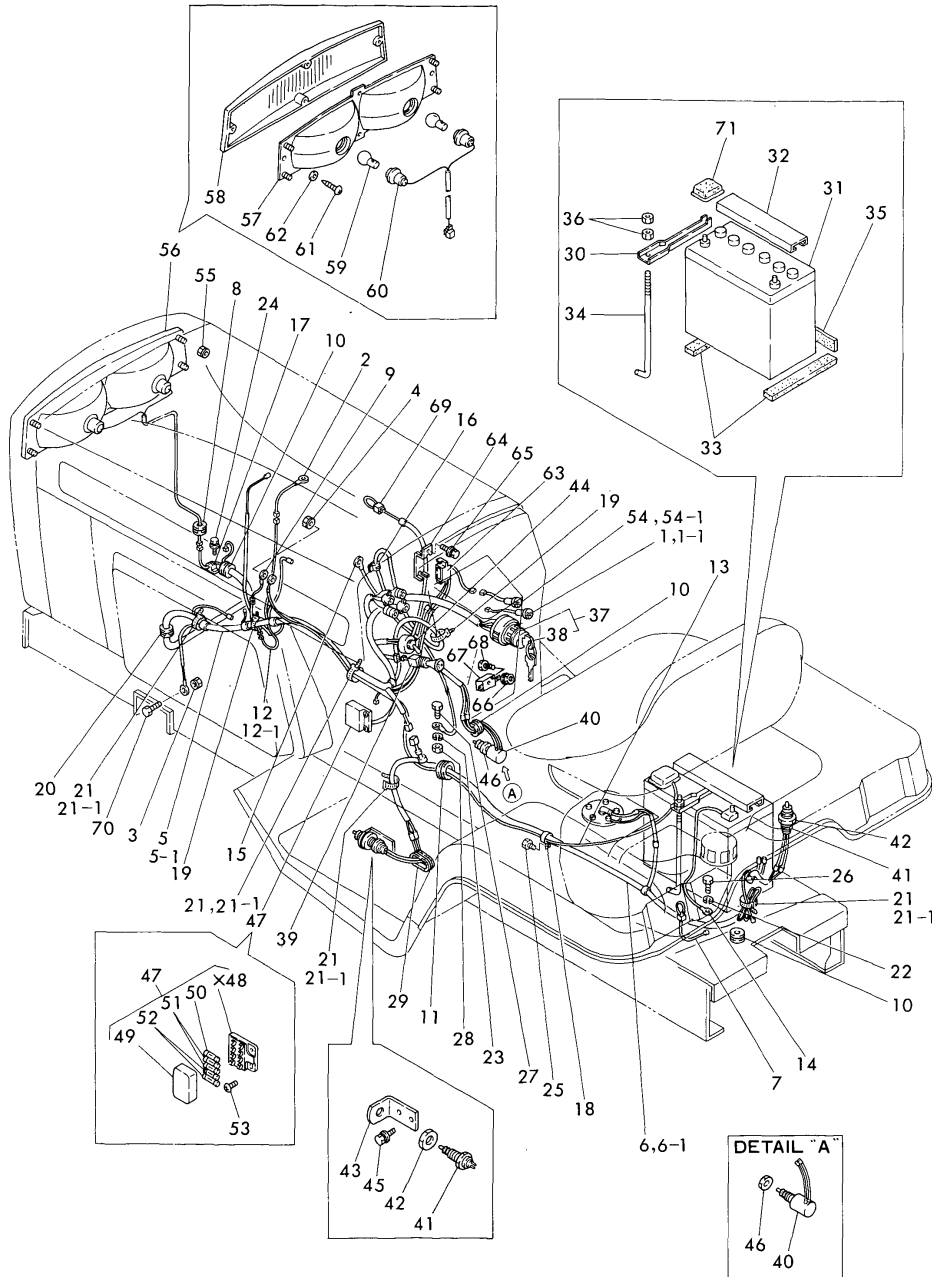
N:Old $\frac{Yes}{No}$ New, Q:Old $\frac{No}{Yes}$ New, R:Old $\frac{Yes}{Yes}$ New, S:Old $\frac{No}{No}$ New, W:Add, Z:Discontinued, F:Interchangeable by set, K:Q'ty Change
++ CONTINUE ++

Fig.68. ELECTRIC PARTS (FOR YM142/146)

(A)=YM122
(B)=YM126
(C)=YM142

(D)=YM146
(E)=
(F)=

Fig. 68 ELECTRIC PARTS (FOR U.S.A.)
(FOR MODEL YM142/146)



No.	Lev.	Parts No.	Description	Qty						I	R
				(A)	(B)	(C)	(D)	(E)	(F)		
41	1	194440-52190	SWITCH, SAFETY START			2	2				
42	1	194240-52210	NUT, M22			2	2				
43	1	194800-52220-X	STAY, SAFETY SWITCH			1	1				
44	1	194446-83310	SWITCH, FRONT P.T.O.			1	1				
45	1	26014-080162	BOLT, M8X 16			2	2				
46	1	26776-120002	NUT, LOCK M12			1	1				
47	1	194440-52400	BOX ASSY, FUSE			1	1				
49	2	194440-52420	COVER			1	1				
50	2	194145-52820	FUSE 5A			1	1				
51	2	194145-52830	FUSE 10A			2	2				
52	2	194145-52840	FUSE 15A			2	2				
53	1	26587-060202	SCREW, M6X20			2	2				
54	1	194800-02610	LAMP, GLOW START			1	1				
54-1	1	194800-02611	LAMP, GLOW			1	1				N
			(C=*1984.11) (D=*1984.11)								
55	1	194990-22130	NUT, M6			4	4				
56	1	194800-53100	LIGHT ASSY, HEAD			1	1				
57	2	194800-53110	REFLECTOR			1	1				
58	2	194800-53120	LENS			1	1				
59	2	194800-53130	BULB, 12V18.4W			2	2				
60	2	194800-53140	WIRE, LEAD			1	1				
61	2	194800-53150	SCREW, TAPPING			4	4				
62	2	194800-53160	WASHER			4	4				
63	1	194800-57250	RELAY, FLASHER			1	1				
64	1	194800-57260	BRACKET			1	1				
65	1	26014-060122	BOLT, M6X 12			1	1				
66	1	194990-22130	NUT, M6			2	2				W
67	1	194802-57200	RELAY ASSY	(C=*)	(D=*)			1	1		W
			(C=*) (D=*)								
68	1	26116-060162	BOLT, M6X 16 PLATED			2	2				W
			(C=*) (D=*)								
69	1	194802-51170	WIRE, READ			1	1				
70	1	26116-060122	BOLT, M6X 12 PLATED			1	1				
71	1	194080-51430	INSULATOR			1	1				

X-MARK PARTS : NOT SOLD SEPARATELY

Fig.69. HOOD (FOR YM122/126)

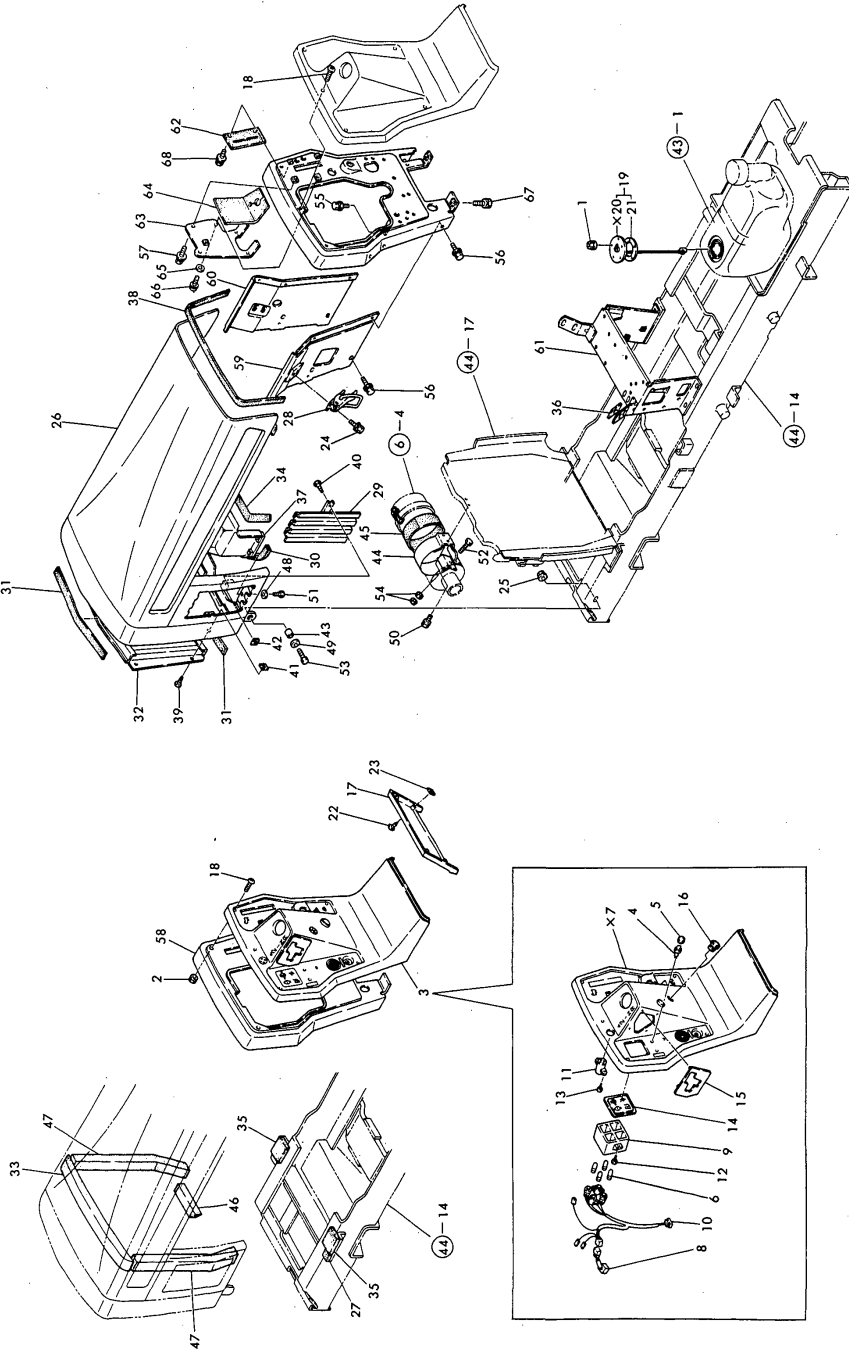


Fig. 69 HOOD (EXCEPT U.S.A.) (FOR MODEL YM122/126)

(A)=YM122
(B)=YM126
(C)=YM142

(D)=YM146
(E)=
(F)=

No.	Lev.	Parts No.	Description	Qty						I	R
				(A)	(B)	(C)	(D)	(E)	(F)		
1	1	194990-22110	NUT, M4	5	5						
2	1	194990-22120	NUT, M5	5	5						
3	1	194802-56210	PANEL ASSY, MAIN	1	1						
4	2	194150-52160	SWITCH, HORN	1	1						
5	2	194150-52170	CAP, SWITCH	1	1						
6	2	194440-55820	BULB, 12V3.4W	4	4						
8	2	194802-56230	CIRCUIT ASSY, CHECK	1	1						
9	2	194800-56240	BOX, PILOT	1	1						
10	2	194802-56250	CORD	1	1						
11	2	194800-56260	BUZZER	1	1						
12	2	194800-56270	SCREW, TAPPING M4X16	2	2						
13	2	194800-56280	SCREW, TAPPING M3X10	2	2						
14	2	194800-56310	LENS, PILOT	1	1						
15	2	194800-56320	COVER, SHIFT	1	1						
16	2	194800-56350	GROMMET	1	1						
17	1	194802-56290	PANEL, SUB	1	1						
18	1	194800-56330	SCREW, M5X25	5	5						
19	1	194802-56600	SENDER ASSY, FUEL	1	1						
21	2	194420-56620	GASKET	1	1						
22	1	194800-61640	SCREW M 5X 30	4	4						
23	1	194145-61650	NUT, SPEED M5	4	4						
24	1	194155-05210	BOLT, M6X16	4	4						
25	1	194990-22150	NUT, M10	2	2						
26	1	194802-61100-R	HOOD	1	1						
27	1	194550-61230	RETAINER	1	1						
28	1	194802-61260	LOCK, BONNET	2	2						
29	1	194802-61270-R	GRILLE, SIDE	2	2						
30	1	194312-61290	PAD, RUBBER	1	1						
31	1	194800-61360	SEAL, FRONT GRILLE	2	2						
32	1	194802-61370-X	GRILLE, FRONT LOWER	1	1						
33	1	194812-61410	PAD, (RUBBER)	1	1						
34	1	194812-61420	PAD, (RUBBER)	2	2						
35	1	194802-61440	PAD, RUBBER	2	2						
36	1	194802-61450	STAY	2	2						
37	1	194812-61460	COVER, CLUTCH	1	1						
38	1	194800-61560	RUBBER, EDGE	1	1						
39	1	194420-61640	SCREW, TAPPING M5X16	4	4						
40	1	194420-61640	SCREW, TAPPING M5X16	4	4						
41	1	194145-61650	NUT, SPEED M5	4	4						
42	1	194145-61650	NUT, SPEED M5	4	4						
43	1	194802-61680	COLLAR, HINGE	2	2						
44	1	194197-61730	CLAMP, AIR CLEANER	1	1						
45	1	194440-61750	FELT, AIR CLEANER	1	1						
46	1	194180-61890	PAD, RUBBER	1	1						
47	1	194802-61980	PAD, RUBBER	2	2						
48	1	22137-060000	WASHER, 6	4	4						
49	1	22137-100000	WASHER, 10	2	2						
50	1	26013-080122	BOLT, M8X 12	2	2						
51	1	26116-060122	BOLT, M6X 12 PLATED	4	4						
52	1	26116-080402	BOLT, M8X 40 PLATED	1	1						
53	1	26116-100302	BOLT, M10X 30 PLATED	2	2						

Fig.69. HOOD (FOR YM122/126)

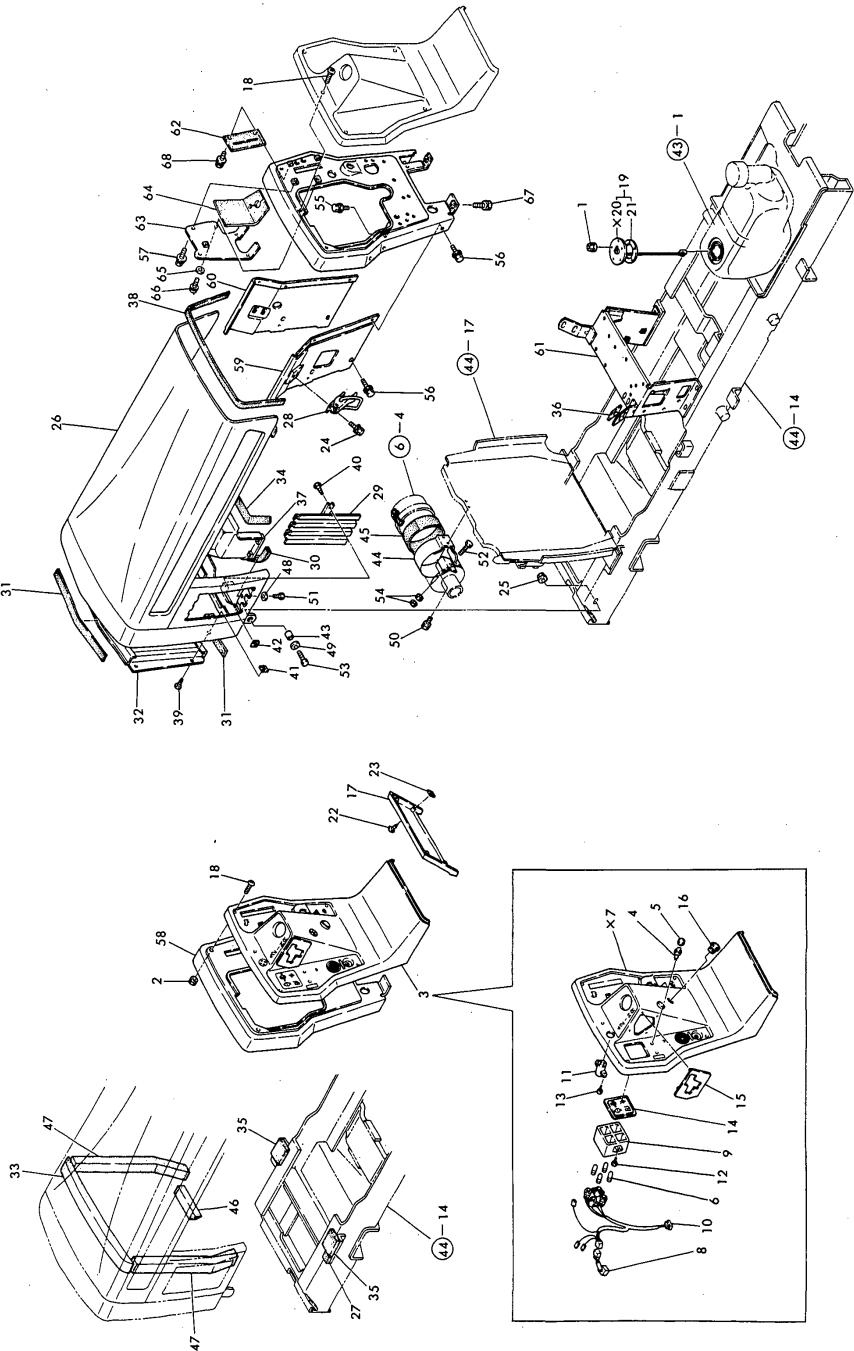


Fig. 69 HOOD (EXCEPT U.S.A.) (FOR MODEL YM122/126)

(A)=YM122
 (B)=YM126
 (C)=YM142
 (D)=YM146
 (E)=
 (F)=

No.	Lev.	Parts No.	Description	Q'ty						I	R
				(A)	(B)	(C)	(D)	(E)	(F)		
54	1	26716-080002	NUT, M8	2	2						
55	1	194155-05210	BOLT, M6X16	2	2						
56	1	194155-05210	BOLT, M6X16	10	10						
57	1	194155-05210	BOLT, M6X16	1	1						
58	1	194802-61500-X	DASHBOARD ASSY	1	1						
59	1	194802-61510-R	COVER (L), SIDE	1	1						
60	1	194802-61530-R	COVER (R), SIDE	1	1						
61	1	194802-61550-R	BRACKET, PANEL	1	1						
62	1	194802-61710	PLATE, SEAL	1	1						
63	1	194802-61720	SEAL PLATE	1	1						
64	1	194802-61730	PAD, (RUBBER)	1	1						
65	1	22137-080000	WASHER, 8	1	1						
66	1	26013-080162	BOLT, M8X 16	1	1						
67	1	26013-080202	BOLT, M8X 20	2	2						
68	1	26014-080162	BOLT, M8X 16	2	2						

Fig.70. HOOD (FOR YM142/146)

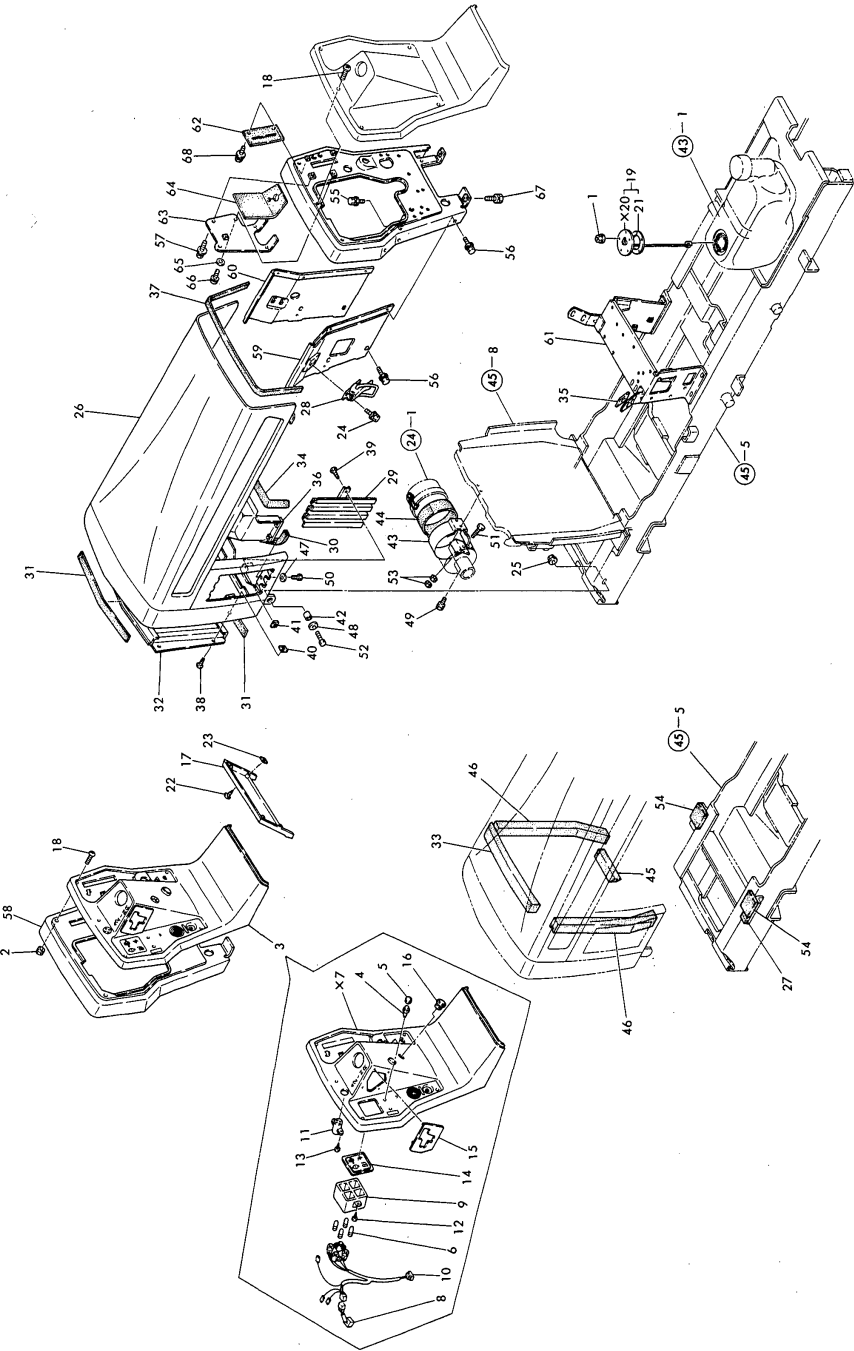


Fig. 70 HOOD (EXCEPT U.S.A.) (FOR MODEL YM142/146)

(A)=YM122
(B)=YM126
(C)=YM142
(D)=YM146
(E)=
(F)=

No.	Lev.	Parts No.	Description	Q'ty						I	R
				(A)	(B)	(C)	(D)	(E)	(F)		
1	1	194990-22110	NUT, M4			5	5				
2	1	194990-22120	NUT, M5			5	5				
3	1	194802-56210	PANEL ASSY, MAIN			1	1				
4	2	194150-52160	SWITCH, HORN			1	1				
5	2	194150-52170	CAP, SWITCH			1	1				
6	2	194440-55820	BULB, 12V3.4W			4	4				
8	2	194802-56230	CIRCUIT ASSY, CHECK			1	1				
9	2	194800-56240	BOX, PILOT			1	1				
10	2	194802-56250	CORD			1	1				
11	2	194800-56260	BUZZER			1	1				
12	2	194800-56270	SCREW, TAPPING M4X16			2	2				
13	2	194800-56280	SCREW, TAPPING M3X10			2	2				
14	2	194800-56310	LENS, PILOT			1	1				
15	2	194800-56320	COVER, SHIFT			1	1				
16	2	194800-56350	GROMMET			1	1				
17	1	194802-56290	PANEL, SUB			1	1				
18	1	194800-56330	SCREW, M5X25			5	5				
19	1	194802-56600	SENDER ASSY, FUEL			1	1				
21	2	194420-56620	GASKET			1	1				
22	1	194800-61640	SCREW M 5X 30			4	4				
23	1	194145-61650	NUT, SPEED M5			4	4				
24	1	194155-05210	BOLT, M6X16			4	4				
25	1	194990-22150	NUT, M10			2	2				
26	1	194802-61100-R	HOOD			1	1				
27	1	194550-61230	RETAINER			1	1				
28	1	194802-61260	LOCK, BONNET			2	2				
29	1	194802-61270-R	GRILLE, SIDE			2	2				
30	1	194312-61290	PAD, RUBBER			1	1				
31	1	194800-61360	SEAL, FRONT GRILLE			2	2				
32	1	194802-61370-X	GRILLE, FRONT LOWER			1	1				
33	1	194802-61410	PAD, RUBBER			1	1				
34	1	194802-61420	PAD, (RUBBER)			1	1				
35	1	194802-61450	STAY			2	2				
36	1	194802-61460	COVER, CLUTCH			1	1				
37	1	194800-61560	RUBBER, EDGE			1	1				
38	1	194420-61640	SCREW, TAPPING M5X16			4	4				
39	1	194420-61640	SCREW, TAPPING M5X16			4	4				
40	1	194145-61650	NUT, SPEED M5			4	4				
41	1	194145-61650	NUT, SPEED M5			4	4				
42	1	194802-61680	COLLAR, HINGE			2	2				
43	1	194197-61730	CLAMP, AIR CLEANER			1	1				
44	1	194440-61750	FELT, AIR CLEANER			1	1				
45	1	194180-61890	PAD, RUBBER			1	1				
46	1	194802-61980	PAD, RUBBER			2	2				
47	1	22137-060000	WASHER, 6			4	4				
48	1	22137-100000	WASHER, 10			2	2				
49	1	26013-080122	BOLT, M8X 12			2	2				
50	1	26116-060122	BOLT, M6X 12 PLATED			4	4				
51	1	26116-080402	BOLT, M8X 40 PLATED			1	1				
52	1	26116-100302	BOLT, M10X 30 PLATED			2	2				
53	1	26716-080002	NUT, M8			2	2				

Fig.70. HOOD (FOR YM142/146)

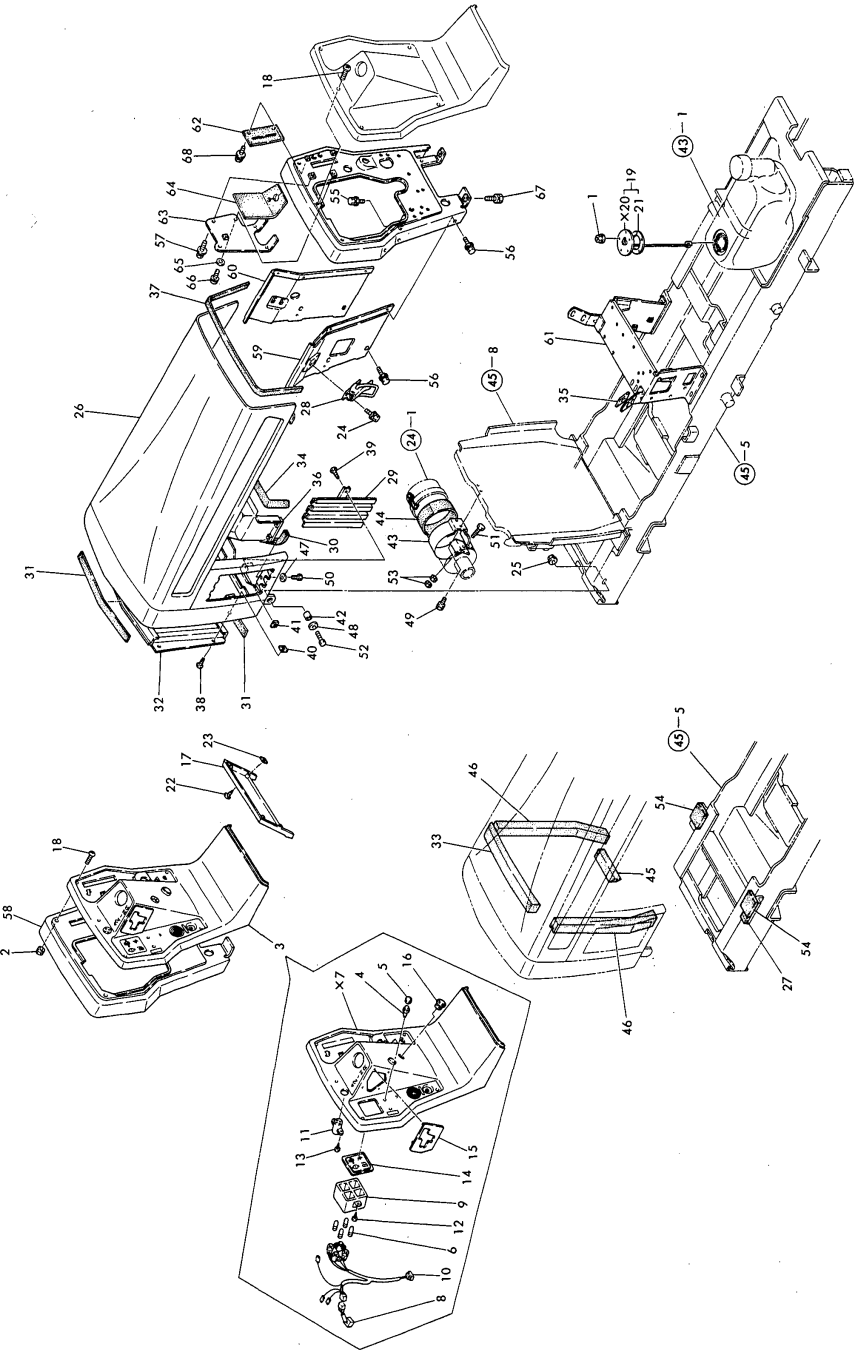


Fig. 70 HOOD (EXCEPT U.S.A.) (FOR MODEL YM142/146)

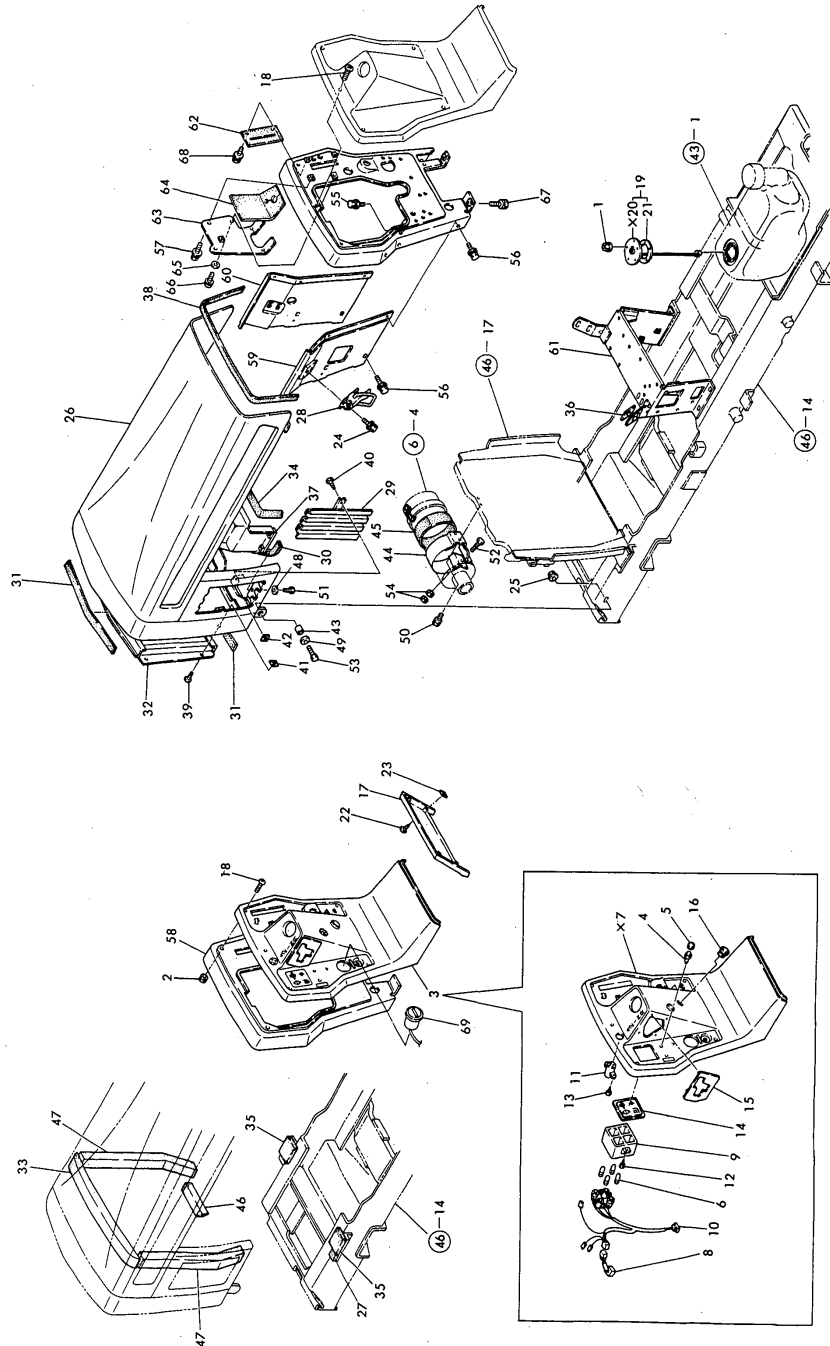
(A)=YM122
 (B)=YM126
 (C)=YM142
 (D)=YM146
 (E)=
 (F)=

No.	Lev.	Parts No.	Description	Q'ty						I	R
				(A)	(B)	(C)	(D)	(E)	(F)		
54	1	194802-61440	PAD, RUBBER			2	2				
55	1	194155-05210	BOLT, M6X16			2	2				
56	1	194155-05210	BOLT, M6X16			10	10				
57	1	194155-05210	BOLT, M6X16			1	1				
58	1	194802-61500-X	DASHBOARD ASSY			1	1				
59	1	194802-61510-R	COVER (L), SIDE			1	1				
60	1	194802-61530-R	COVER (R), SIDE			1	1				
61	1	194802-61550-R	BRACKET, PANEL			1	1				
62	1	194802-61710	PLATE, SEAL			1	1				
63	1	194802-61720	SEAL PLATE			1	1				
64	1	194802-61730	PAD, (RUBBER)			1	1				
65	1	22137-080000	WASHER, 8			1	1				
66	1	26013-080162	BOLT, M8X 16			1	1				
67	1	26013-080202	BOLT, M8X 20			2	2				
68	1	26014-080162	BOLT, M8X 16			2	2				

Fig.71. HOOD (FOR YM122/126)

(A)=YM122
(B)=YM126
(C)=YM142

(D)=YM146
(E)=
(F)=



No.	Lev.	Parts No.	Description	Qty						I	R
				(A)	(B)	(C)	(D)	(E)	(F)		
1	1	194990-22110	NUT, M4	5	5						
2	1	194990-22120	NUT, M5	5	5						
3	1	194812-56210	PANEL ASSY, MAIN	1	1						
4	2	194150-52160	SWITCH, HORN	1	1						
5	2	194150-52170	CAP, SWITCH	1	1						
6	2	194440-55820	BULB, 12V3.4W	4	4						
8	2	194802-56230	CIRCUIT ASSY, CHECK	1	1						
9	2	194800-56240	BOX, PILOT	1	1						
10	2	194802-56250	CORD	1	1						
11	2	194800-56260	BUZZER	1	1						
12	2	194800-56270	SCREW, TAPPING M4X16	2	2						
13	2	194800-56280	SCREW, TAPPING M3X10	2	2						
14	2	194800-56310	LENS, PILOT	1	1						
15	2	194800-56320	COVER, SHIFT	1	1						
16	2	194800-56350	GROMMET	1	1						
17	1	194802-56290	PANEL, SUB	1	1						
18	1	194800-56330	SCREW, M5X25	5	5						
19	1	194802-56600	SENDER ASSY, FUEL	1	1						
21	2	194420-56620	GASKET	1	1						
22	1	194800-61640	SCREW M 5X 30	4	4						
23	1	194145-61650	NUT, SPEED M5	4	4						
24	1	194155-05210	BOLT, M6X16	4	4						
25	1	194990-22150	NUT, M10	2	2						
26	1	194802-61100-R	HOOD	1	1						
27	1	194550-61230	RETAINER	1	1						
28	1	194802-61260	LOCK, BONNET	2	2						
29	1	194802-61270-R	GRILLE, SIDE	2	2						
30	1	194312-61290	PAD, RUBBER	1	1						
31	1	194800-61360	SEAL, FRONT GRILLE	2	2						
32	1	194802-61370-X	GRILLE, FRONT LOWER	1	1						
33	1	194812-61410	PAD, (RUBBER)	1	1						
34	1	194812-61420	PAD, (RUBBER)	2	2						
35	1	194802-61440	PAD, RUBBER	2	2						
36	1	194802-61450	STAY	2	2						
37	1	194812-61460	COVER, CLUTCH	1	1						
38	1	194800-61560	RUBBER, EDGE	1	1						
39	1	194420-61640	SCREW, TAPPING M5X16	4	4						
40	1	194420-61640	SCREW, TAPPING M5X16	4	4						
41	1	194145-61650	NUT, SPEED M5	4	4						
42	1	194145-61650	NUT, SPEED M5	4	4						
43	1	194802-61680	COLLAR, HINGE	2	2						
44	1	194197-61730	CLAMP, AIR CLEANER	1	1						
45	1	194440-61750	FELT, AIR CLEANER	1	1						
46	1	194180-61890	PAD, RUBBER	1	1						
47	1	194802-61980	PAD, RUBBER	2	2						
48	1	22137-060000	WASHER, 6	4	4						
49	1	22137-100000	WASHER, 10	2	2						
50	1	26013-080122	BOLT, M8X 12	2	2						
51	1	26116-060122	BOLT, M6X 12 PLATED	4	4						
52	1	26116-080402	BOLT, M8X 40 PLATED	1	1						
53	1	26116-100302	BOLT, M10X 30 PLATED	2	2						

Fig. 71 HOOD (FOR U.S.A.) (FOR MODEL YM122/126)

Fig.71. HOOD (FOR YM122/126)

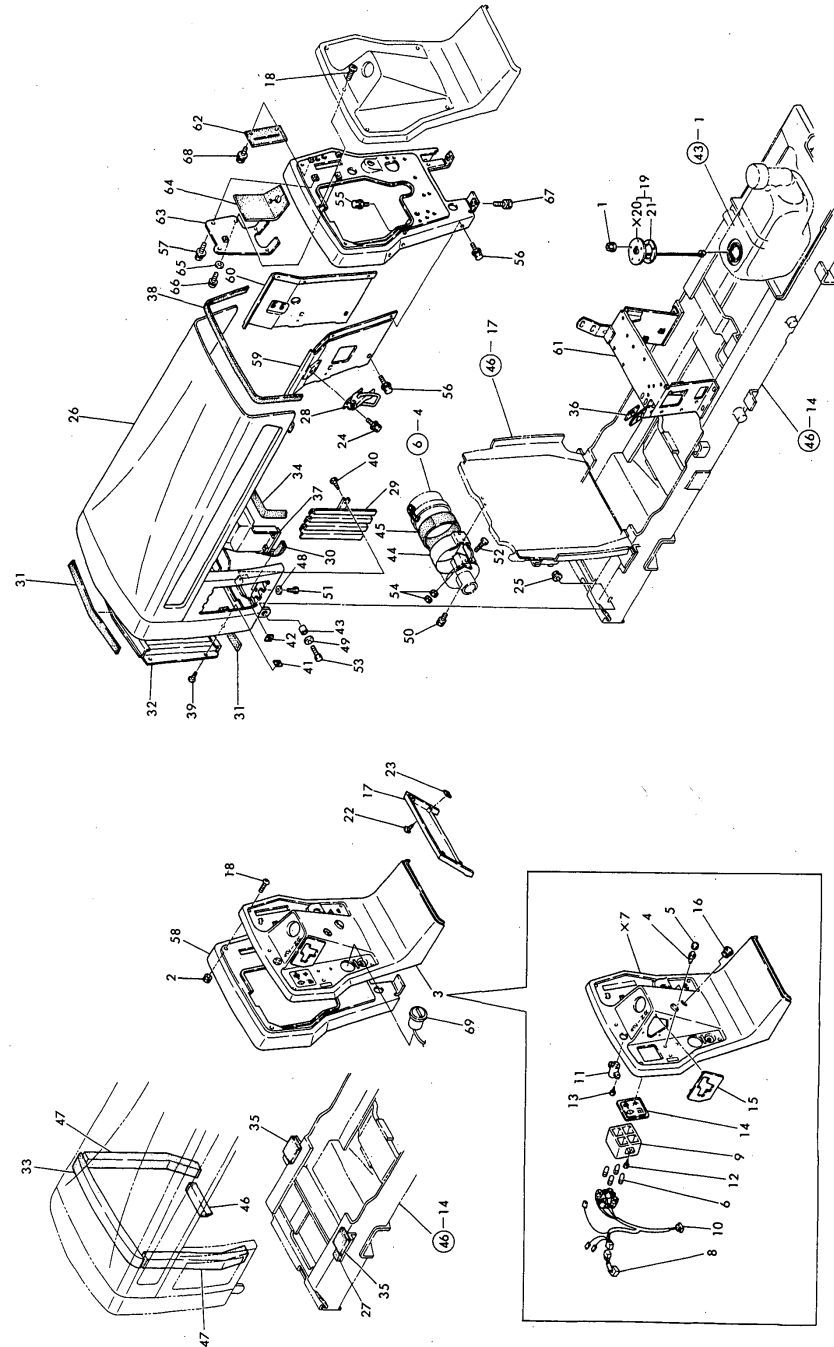


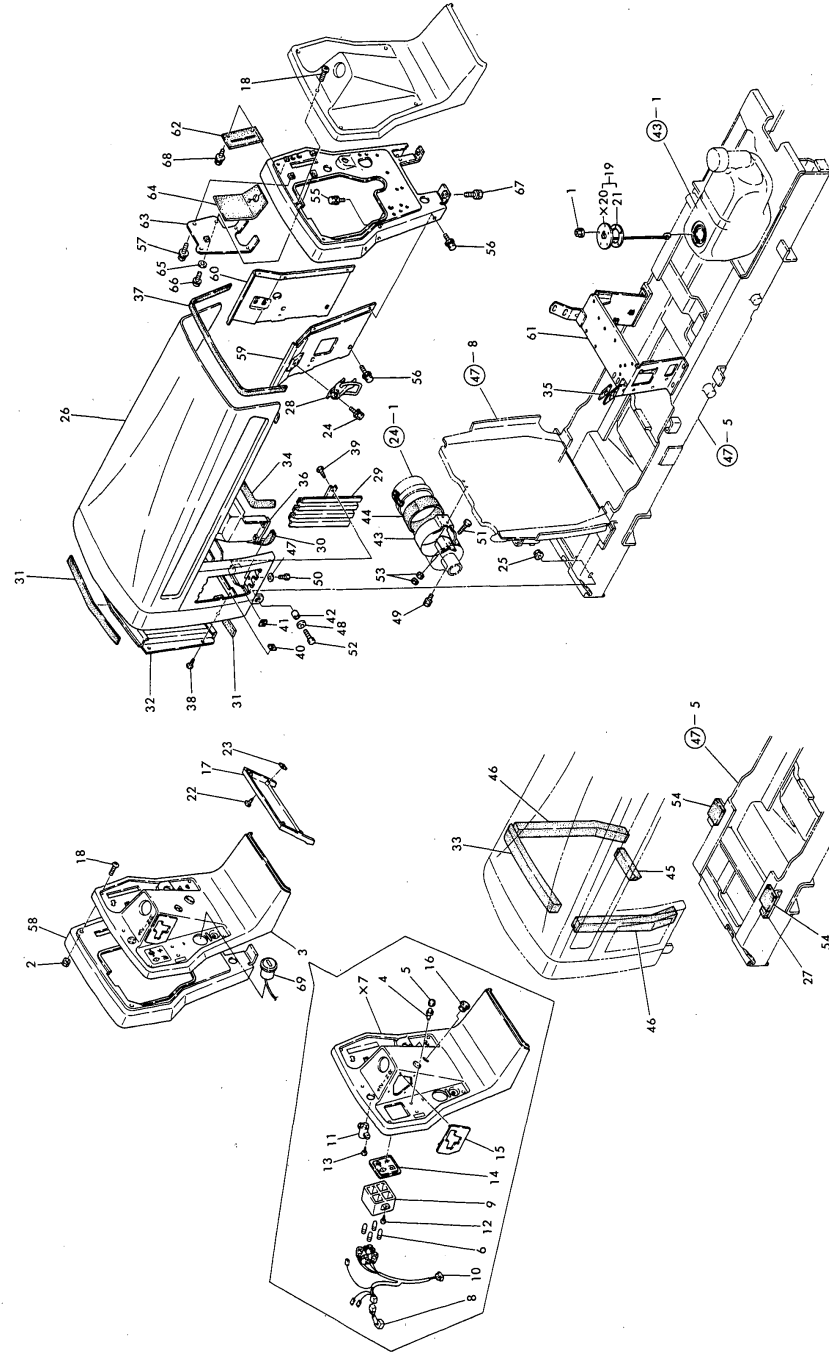
Fig. 71 HOOD (FOR U.S.A.) (FOR MODEL YM122/126)

(A)=YM122
(B)=YM126
(C)=YM142

(D)=YM146
(E)=
(F)=

No.	Lev.	Parts No.	Description	Q'ty						I	R
				(A)	(B)	(C)	(D)	(E)	(F)		
54	1	26716-080002	NUT, M8	2	2						
55	1	194155-05210	BOLT, M6X16	2	2						
56	1	194155-05210	BOLT, M6X16	10	10						
57	1	194155-05210	BOLT, M6X16	1	1						
58	1	194802-61500-X	DASHBOARD ASSY	1	1						
59	1	194802-61510-R	COVER (L), SIDE	1	1						
60	1	194802-61530-R	COVER (R), SIDE	1	1						
61	1	194802-61550-R	BRACKET, PANEL	1	1						
62	1	194802-61710	PLATE, SEAL	1	1						
63	1	194802-61720	SEAL PLATE	1	1						
64	1	194802-61730	PAD, (RUBBER)	1	1						
65	1	22137-080000	WASHER, 8	1	1						
66	1	26013-080162	BOLT, M8X 16	1	1						
67	1	26013-080202	BOLT, M8X 20	2	2						
68	1	26014-080162	BOLT, M8X 16	2	2						
69	1	194802-56100	METER ASSY, HOUR	1	1						W
		(A=*)	(B=*)								

Fig.72. HOOD (FOR YM142/146)



(A)=YM122
(B)=YM126
(C)=YM142
(D)=YM146
(E)=
(F)=

No.	Lev.	Parts No.	Description	Qty						I	R
				(A)	(B)	(C)	(D)	(E)	(F)		
1	1	194990-22110	NUT, M4			5	5				
2	1	194990-22120	NUT, M5			5	5				
3	1	194812-56210	PANEL ASSY, MAIN			1	1				
4	2	194150-52160	SWITCH, HORN			1	1				
5	2	194150-52170	CAP, SWITCH			1	1				
6	2	194440-55820	BULB, 12V3.4W			4	4				
8	2	194802-56230	CIRCUIT ASSY, CHECK			1	1				
9	2	194800-56240	BOX, PILOT			1	1				
10	2	194802-56250	CORD			1	1				
11	2	194800-56260	BUZZER			1	1				
12	2	194800-56270	SCREW, TAPPING M4X16			2	2				
13	2	194800-56280	SCREW, TAPPING M3X10			2	2				
14	2	194800-56310	LENS, PILOT			1	1				
15	2	194800-56320	COVER, SHIFT			1	1				
16	2	194800-56350	GROMMET			1	1				
17	1	194802-56290	PANEL, SUB			1	1				
18	1	194800-56330	SCREW, M5X25			5	5				
19	1	194802-56600	SENDER ASSY, FUEL			1	1				
21	2	194420-56620	GASKET			1	1				
22	1	194800-61640	SCREW M 5X 30			4	4				
23	1	194145-61650	NUT, SPEED M5			4	4				
24	1	194155-05210	BOLT, M6X16			4	4				
25	1	194990-22150	NUT, M10			2	2				
26	1	194802-61100-R	HOOD			1	1				
27	1	194550-61230	RETAINER			1	1				
28	1	194802-61260	LOCK, BONNET			2	2				
29	1	194802-61270-R	GRILLE, SIDE			2	2				
30	1	194312-61290	PAD, RUBBER			1	1				
31	1	194800-61360	SEAL, FRONT GRILLE			2	2				
32	1	194802-61370-X	GRILLE, FRONT LOWER			1	1				
33	1	194802-61410	PAD, RUBBER			1	1				
34	1	194802-61420	PAD, (RUBBER)			1	1				
35	1	194802-61450	STAY			2	2				
36	1	194802-61460	COVER, CLUTCH			1	1				
37	1	194800-61560	RUBBER, EDGE			1	1				
38	1	194420-61640	SCREW, TAPPING M5X16			4	4				
39	1	194420-61640	SCREW, TAPPING M5X16			4	4				
40	1	194145-61650	NUT, SPEED M5			4	4				
41	1	194145-61650	NUT, SPEED M5			4	4				
42	1	194802-61680	COLLAR, HINGE			2	2				
43	1	194197-61730	CLAMP, AIR CLEANER			1	1				
44	1	194440-61750	FELT, AIR CLEANER			1	1				
45	1	194180-61890	PAD, RUBBER			1	1				
46	1	194802-61980	PAD, RUBBER			2	2				
47	1	22137-060000	WASHER, 6			4	4				
48	1	22137-100000	WASHER, 10			2	2				
49	1	26013-080122	BOLT, M8X 12			2	2				
50	1	26116-060122	BOLT, M6X 12 PLATED			4	4				
51	1	26116-080402	BOLT, M8X 40 PLATED			1	1				
52	1	26116-100302	BOLT, M10X 30 PLATED			2	2				
53	1	26716-080002	NUT, M8			2	2				

Fig. 72 HOOD (FOR U.S.A.) (FOR MODEL YM142/146)

Fig.72. HOOD (FOR YM142/146)

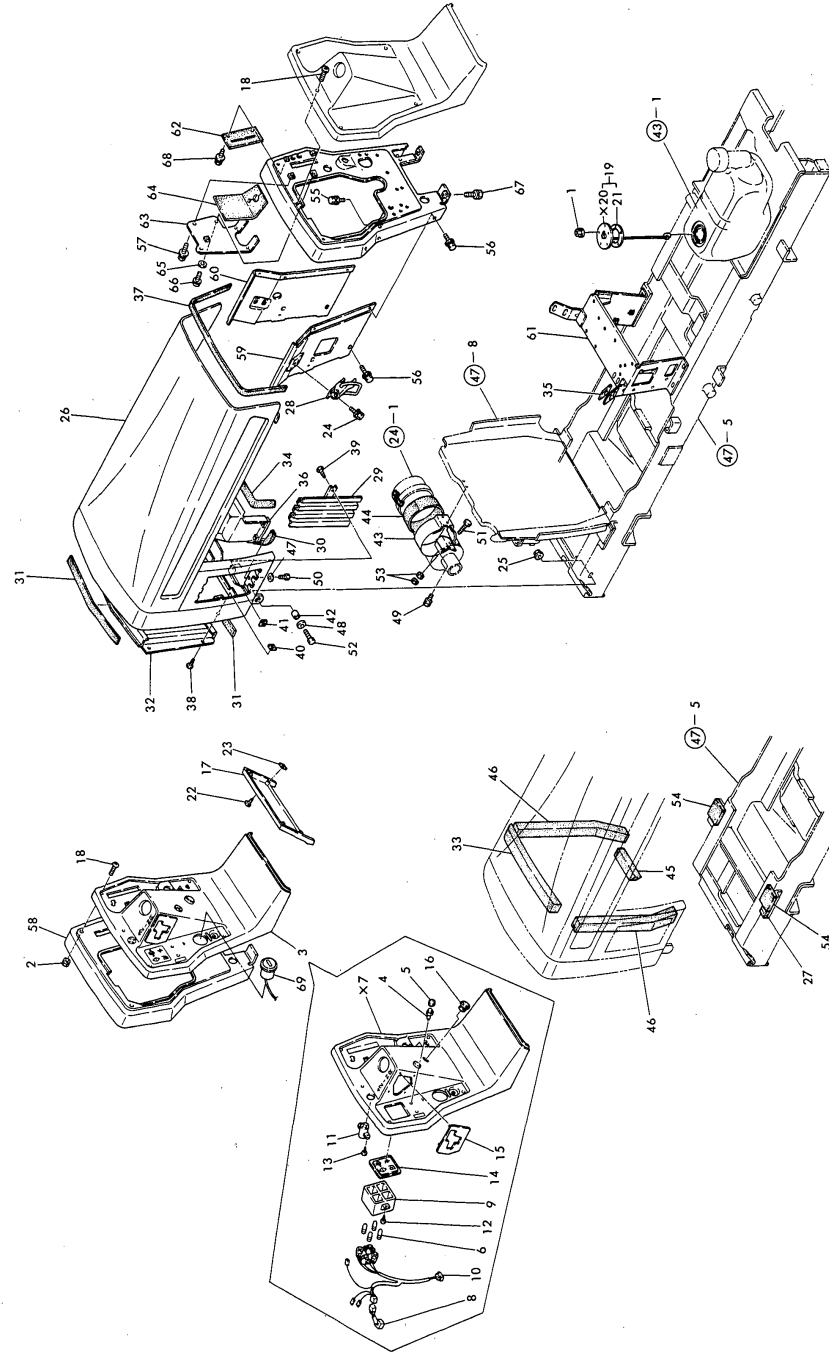


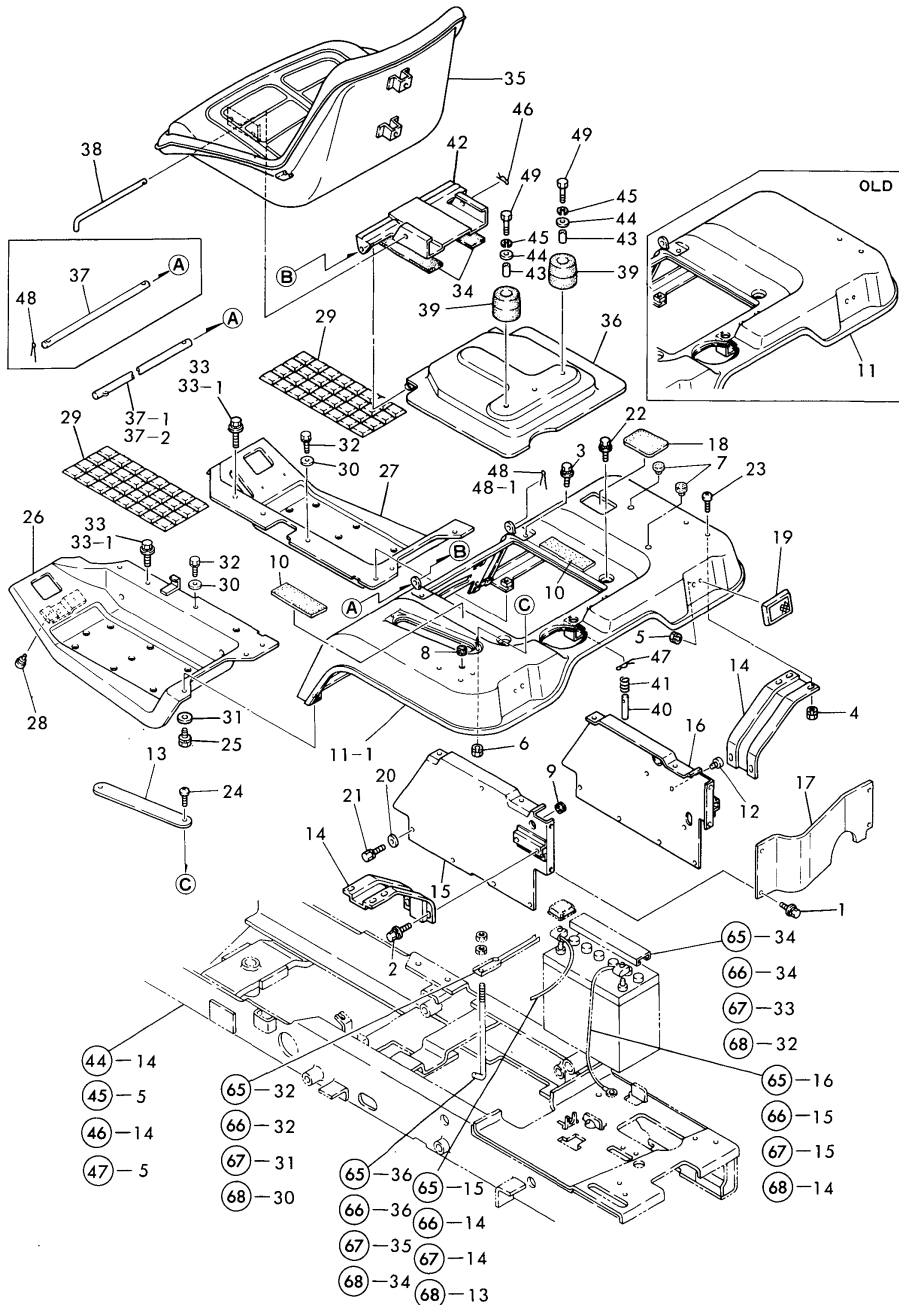
Fig. 72 HOOD (FOR U.S.A.) (FOR MODEL YM142/146)

(A)=YM122
 (B)=YM126
 (C)=YM142
 (D)=YM146
 (E)=
 (F)=

No.	Lev.	Parts No.	Description	Qty						I	R
				(A)	(B)	(C)	(D)	(E)	(F)		
54	1	194802-61440	PAD, RUBBER			2	2				
55	1	194155-05210	BOLT, M6X16			2	2				
56	1	194155-05210	BOLT, M6X16			10	10				
57	1	194155-05210	BOLT, M6X16			1	1				
58	1	194802-61500-X	DASHBOARD ASSY			1	1				
59	1	194802-61510-R	COVER (L), SIDE			1	1				
60	1	194802-61530-R	COVER (R), SIDE			1	1				
61	1	194802-61550-R	BRACKET, PANEL			1	1				
62	1	194802-61710	PLATE, SEAL			1	1				
63	1	194802-61720	SEAL PLATE			1	1				
64	1	194802-61730	PAD, (RUBBER)			1	1				
65	1	22137-080000	WASHER, 8			1	1				
66	1	26013-080162	BOLT, M8X 16			1	1				
67	1	26013-080202	BOLT, M8X 20			2	2				
68	1	26014-080162	BOLT, M8X 16			2	2				
69	1	194802-56100	METER ASSY, HOUR (C=*) (D=*)			1	1				W

Fig.73. FENDER & SEAT

Fig. 73 FENDER & SEAT



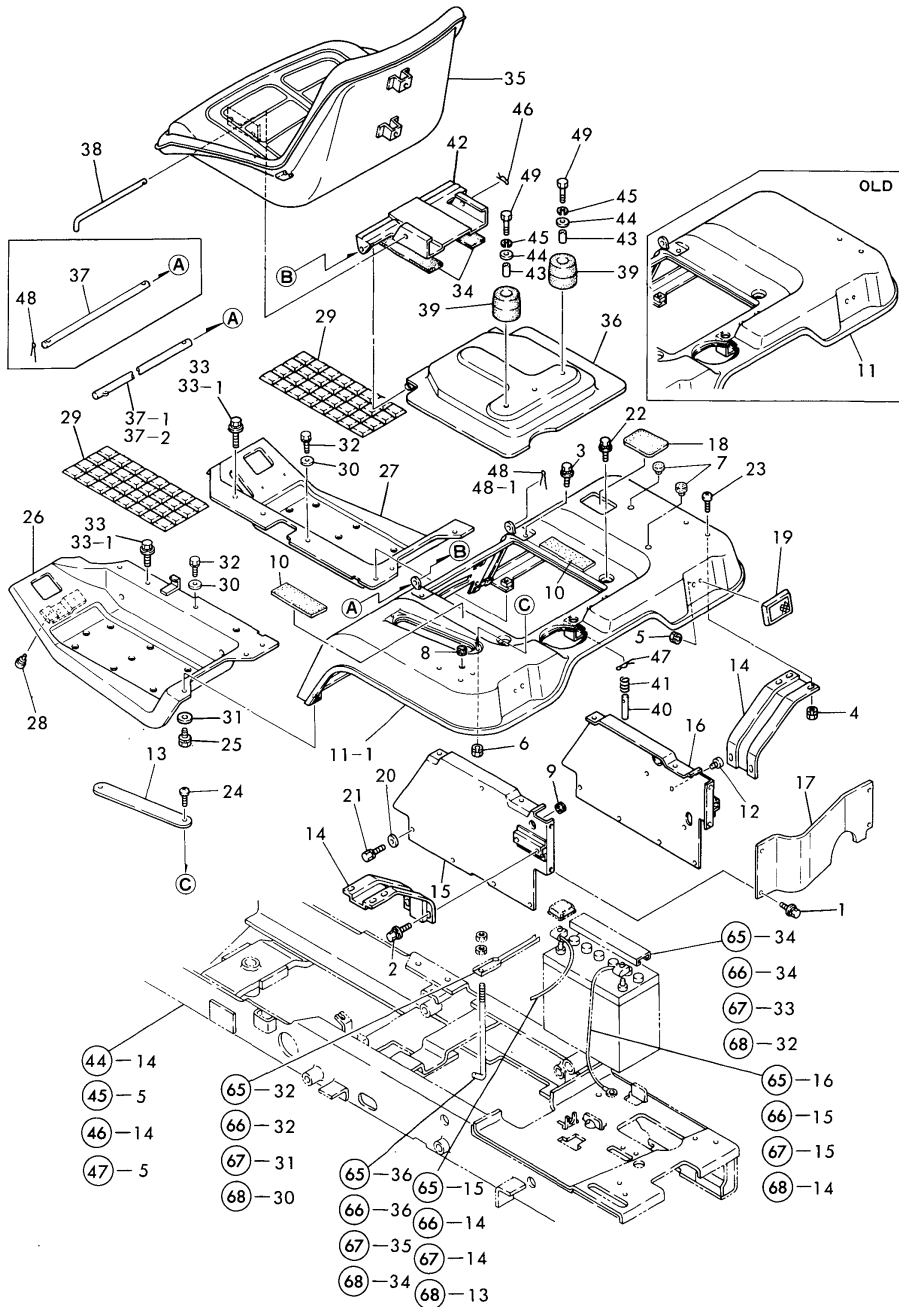
(A)=YM122
(B)=YM126
(C)=YM142

(D)=YM146
(E)=
(F)=

No.	Lev.	Parts No.	Description	Q'ty						I	R
				(A)	(B)	(C)	(D)	(E)	(F)		
1	1	194155-05210	BOLT, M6X16	4	4	4	4				
2	1	194155-05210	BOLT, M6X16	4	4	4	4				
3	1	194155-05210	BOLT, M6X16	2	2	2	2				
4	1	194990-22040	NUT, M6	4	4	4	4				
5	1	194990-22130	NUT, M6	2	2	2	2				
6	1	194990-22130	NUT, M6	2	2	2	2				
7	1	1C6053-26020	CAP, RUBBER 8X3	2	2	2	2				W
		(A=*1984.08)	(B=*1984.08)	(C=*1984.08)	(D=*1984.08)						
8	1	194080-58810	GROMMET, 8	1	1	1	1				
9	1	194080-58810	GROMMET, 8	1	1	1	1				
10	1	194322-61470	PAD, RUBBER	2	2	2	2				
11	1	194802-62110-R	FENDER	1	1	1	1				
11-1	1	194802-62111	FENDER	1	1	1	1				N
		(A=*1984.11)	(B=*1984.11)	(C=*1984.11)	(D=*1984.11)						
12	1	194432-62150	CAP, RUBBER 6	2	2	2	2				W
		(A=*1984.08)	(B=*1984.08)	(C=*1984.08)	(D=*1984.08)						
13	1	194802-62170	COVER, FENDER	1	1	1	1				
14	1	194802-62180	SUPPORT, FENDER	2	2	2	2				
15	1	194802-62210-X	BRACKET, FENDER L	1	1	1	1				
16	1	194802-62220-X	BRACKET, FENDER R	1	1	1	1				
17	1	194802-62230-X	COVER, FENDER REAR	1	1	1	1				
18	1	194802-62310	CAP, RUBBER	1	1	1	1				W
		(A=*)	(B=*)	(C=*)	(D=*)						
19	1	194800-76210	REFLECTOR	2	2	2	2				
20	1	22137-080000	WASHER, 8	8	8	8	8				W
		(A=*1983.12)	(B=*1983.12)	(C=*1983.12)	(D=*1983.12)						
21	1	26013-080122	BOLT, M8X 12	8	8	8	8				
22	1	26014-060122	BOLT, M6X 12	2	2	2	2				
23	1	26587-060162	SCREW, M6X16	4	4	4	4				
24	1	26587-060162	SCREW, M6X16	2	2	2	2				
25	1	194555-61770	BOLT, M8X20	4	4	4	4				W
		(A=*1985.11)	(B=*1985.11)	(C=*1985.11)	(D=*1985.11)						
26	1	194802-62510-R	STEP (L)	1	1	1	1				
27	1	194802-62520-R	STEP (R)	1	1	1	1				
28	1	194330-62530	STOPPER, PEDAL	2	2	2	2				
29	1	194420-62560	RUBBER, CUSHION	2	2	2	2				
30	1	22137-080000	WASHER, 8	8	8	8	8				W
		(A=*1985.10)	(B=*1985.10)	(C=*1985.10)	(D=*1985.10)						
31	1	22137-080000	WASHER, 8	4	4	4	4				W
		(A=*1985.10)	(B=*1985.10)	(C=*1985.10)	(D=*1985.10)						
32	1	26013-080122	BOLT, M8X 12	8	8	8	8				
33	1	26014-080162	BOLT, M8X 16	8	8	8	8				
33-1	1	26014-080162	BOLT, M8X 16	4	4	4	4				K
		(A=*1985.10)	(B=*1985.10)	(C=*1985.10)	(D=*1985.10)						
34	1	194322-61470	PAD, RUBBER	2	2	2	2				
35	1	194170-63110-X	SEAT, OPERATOR	1	1	1	1				
36	1	194802-63210-R	BRACKET, SEAT	1	1	1	1				
37	1	194802-63220-U	PIN, HINGE	1	1	1	1				
37-1	1	194140-63220	PIN, HINGE	1	1	1	1				N
		(A=*)	(B=*)	(C=*)	(D=*)						
37-2	1	194140-63221	PIN, HINGE	1	1	1	1				N

Fig.73. FENDER & SEAT

Fig. 73 FENDER & SEAT



(A)=YM122
(B)=YM126
(C)=YM142

(D)=YM146
(E)=
(F)=

No.	Lev.	Parts No.	Description	Q'ty						I	R
				(A)	(B)	(C)	(D)	(E)	(F)		
		(A=*1985.04)	(B=*1985.04)	(C=*1985.04)	(D=*1985.04)						
38	1	194800-63220-U	PIN, HINGE	1	1	1	1				
39	1	194802-63240	RUBBER, CUSHION	2	2	2	2				
40	1	194800-63260	PIN, 12X60	1	1	1	1				
41	1	194800-63270	SPRING, 36.5	1	1	1	1				
42	1	194802-63310-R	HINGE, SEAT	1	1	1	1				
43	1	194802-63330	COLLAR, CUSHION	2	2	2	2				
44	1	22137-080000	WASHER, 8	2	2	2	2				W
		(A=*1983.12)	(B=*1983.12)	(C=*1983.12)	(D=*1983.12)						
45	1	22217-080000	WASHER, SPRING 8	2	2	2	2				
46	1	22360-080000	SNAP PIN 8	1	1	1	1				
47	1	22360-120000	PIN, SNAP 12	1	1	1	1				
48	1	22417-200200	PIN, COTTER 2.0X20	2	2	2	2				
48-1	1	22417-200200	PIN, COTTER 2.0X20	1	1	1	1				K
		(A=*)	(B=*)	(C=*)	(D=*)						
49	1	26116-080402	BOLT, M8X 40 PLATED	2	2	2	2				

Fig.74. LABELS (FOR YM122)

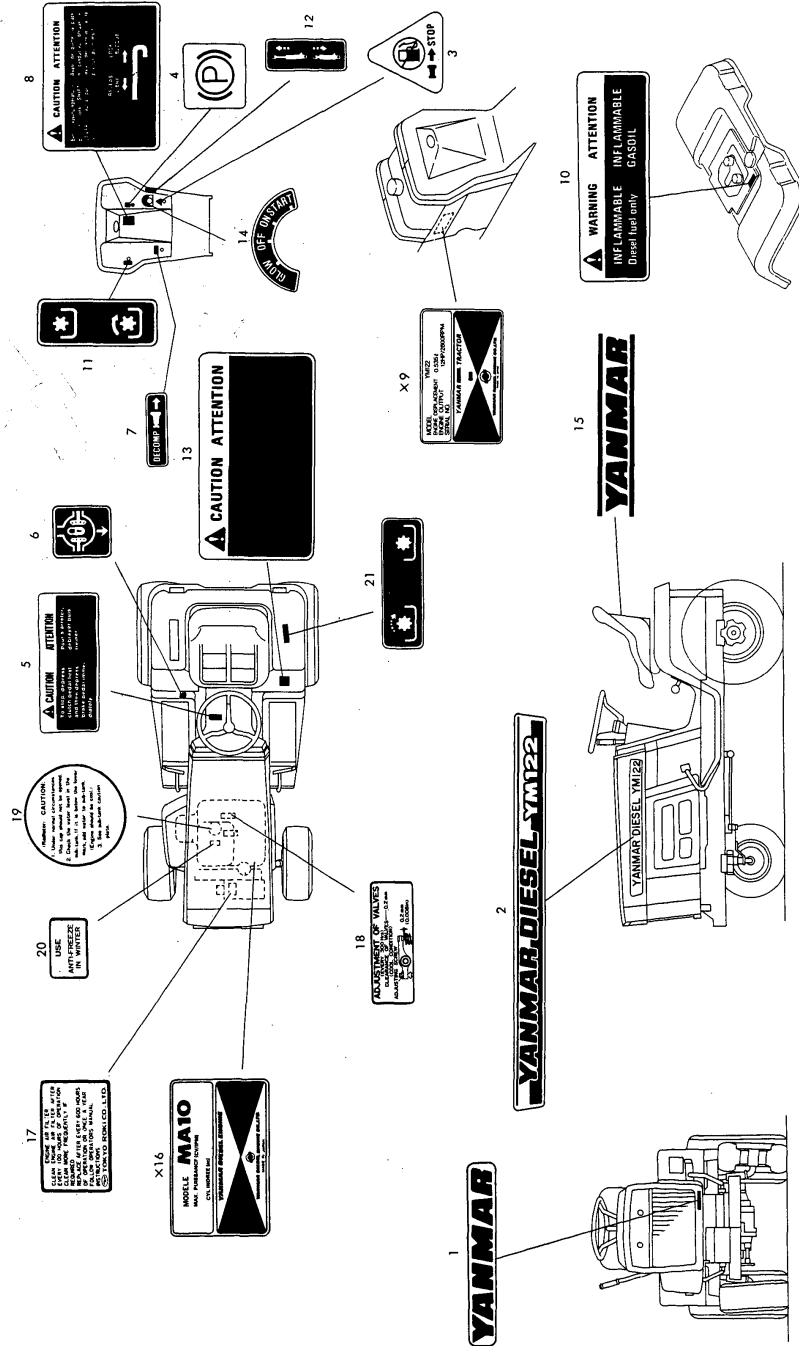


Fig. 74 LABELS (FOR MODEL YM122)

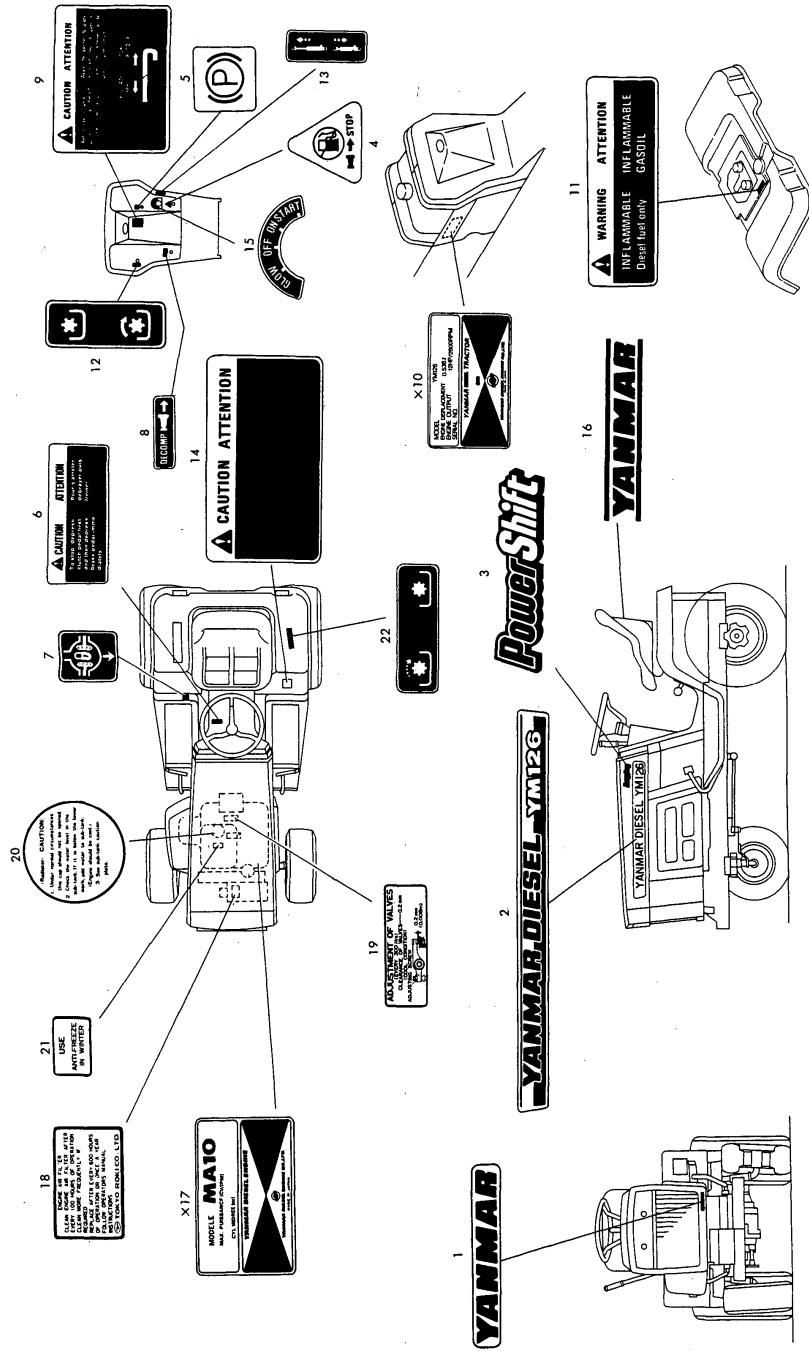
(A)=YM122
(B)=YM126
(C)=YM142

(D)=YM146
(E)=
(F)=

No.	Lev.	Parts No.	Description	Q'ty						I	R
				(A)	(B)	(C)	(D)	(E)	(F)		
1	1	104507-07190	LABEL, YANMAR	1							
2	1	194832-64750	LABEL, MODEL	2							
3	1	194802-65370	LABEL, ENGINE STOP	1							
4	1	194800-65380	LABEL, PARKING BRAKE	1							
5	1	194800-65390	LABEL, BRAKE CAUTION	1							
6	1	194240-65441	LABEL, DIFF. LOCK	1							
7	1	194800-65450	LABEL, DECOMPRESSION	1							
8	1	194802-65470	LABEL, LEVER POSITION	1							
10	1	194802-65580	LABEL, FUEL WARNING	1							
11	1	194800-65610	LABEL, P.T.O. SHIFT	1							
12	1	194802-65620	LABEL, CYLINDER	1							
13	1	194802-65660	LABEL, CAUTION	1							
14	1	194800-65720	LABEL, MAIN SWITCH	1							
15	1	194170-65891	LABEL, SEAT	1							
17	1	121454-12520	LABEL, AIR-CLEANER	1							
18	1	124064-07160	LABEL, VALVE ADJUST.	1							
19	1	124764-44800	LABEL, RADIATOR	1							
20	1	124764-44920	LABEL, ANTI-FREEZING	1							
21	1	194275-65610	LABEL, P.T.O. CLUTCH	1							

Fig.75. LABELS (FOR YM126)

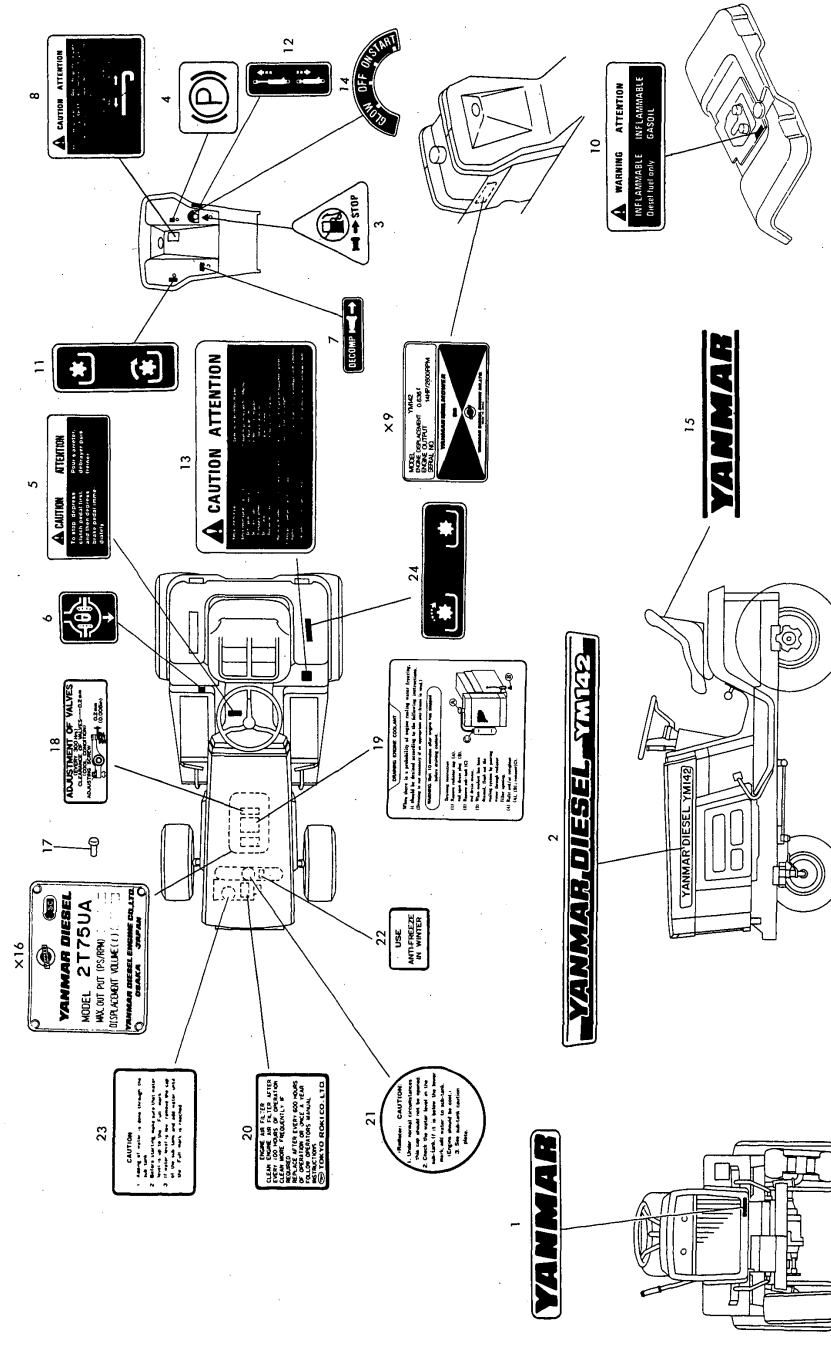
(A)=YM122
 (B)=YM126
 (C)=YM142
 (D)=YM146
 (E)=
 (F)=



No.	Lev.	Parts No.	Description	Qty						I	R
				(A)	(B)	(C)	(D)	(E)	(F)		
1	1	104507-07190	LABEL, YANMAR		1						
2	1	194812-64750	LABEL, MODEL		2						
3	1	194800-65350	LABEL, POWER SHIFT		2						
4	1	194802-65370	LABEL, ENGINE STOP		1						
5	1	194800-65380	LABEL, PARKING BRAKE		1						
6	1	194800-65390	LABEL, BRAKE CAUTION		1						
7	1	194240-65441	LABEL, DIFF. LOCK		1						
8	1	194800-65450	LABEL, DECOMPRESSION		1						
9	1	194802-65470	LABEL, LEVER POSITION		1						
11	1	194802-65580	LABEL, FUEL WARNING		1						
12	1	194800-65610	LABEL, P.T.O. SHIFT		1						
13	1	194802-65620	LABEL, CYLINDER		1						
14	1	194802-65660	LABEL, CAUTION		1						
15	1	194800-65720	LABEL, MAIN SWITCH		1						
16	1	194170-65891	LABEL, SEAT		1						
18	1	121454-12520	LABEL, AIR-CLEANER		1						
19	1	124064-07160	LABEL, VALVE ADJUST.		1						
20	1	124764-44800	LABEL, RADIATOR		1						
21	1	124764-44920	LABEL, ANTI-FREEZING		1						
22	1	194275-65610	LABEL, P.T.O. CLUTCH		1						

Fig. 75 LABELS (FOR MODEL YM126)

Fig.76. LABELS (FOR YM142)

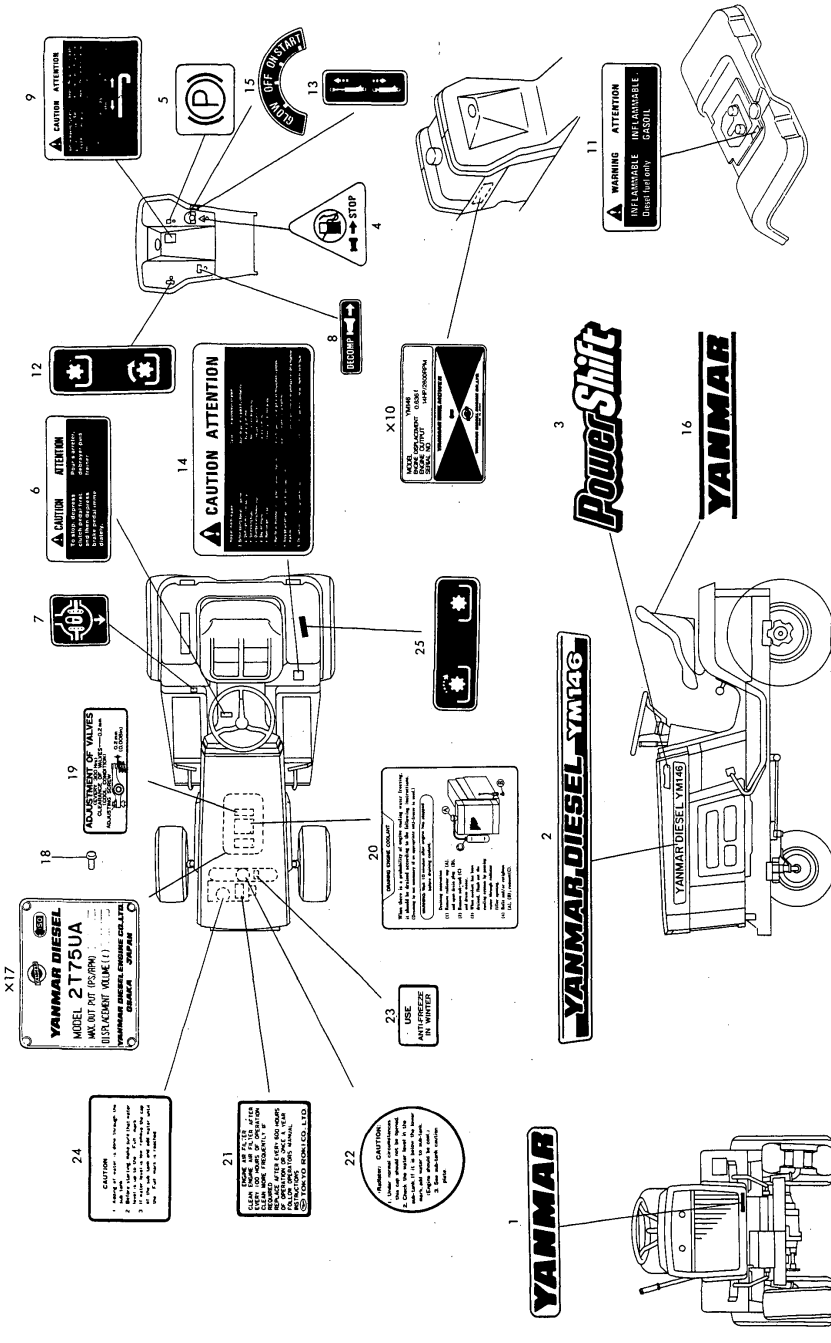


(A)=YM122
(B)=YM126
(C)=YM142
(D)=YM146
(E)=
(F)=

No.	Lev.	Parts No.	Description	Qty						I	R
				(A)	(B)	(C)	(D)	(E)	(F)		
1	1	104507-07190	LABEL, YANMAR			1					
2	1	194822-64750	PLATE, NAME			2					
3	1	194802-65370	LABEL, ENGINE STOP			1					
4	1	194800-65380	LABEL, PARKING BRAKE			1					
5	1	194800-65390	LABEL, BRAKE CAUTION			1					
6	1	194240-65441	LABEL, DIFF. LOCK			1					
7	1	194800-65450	LABEL, DECOMPRESSION			1					
8	1	194802-65470	LABEL, LEVER POSITION			1					
10	1	194802-65580	LABEL, FUEL WARNING			1					
11	1	194800-65610	LABEL, P.T.O. SHIFT			1					
12	1	194802-65620	LABEL, CYLINDER			1					
13	1	194802-65660	LABEL, CAUTION			1					
14	1	194800-65720	LABEL, MAIN SWITCH			1					
15	1	194170-65891	LABEL, SEAT			1					
17	1	102210-07990	RIVET			4					
18	1	124064-07160	LABEL, VALVE ADJUST.			1					
19	1	121254-07150	LABEL, WATER DRAIN			1					
20	1	121454-12520	LABEL, AIR-CLEANER			1					
21	1	124764-44800	LABEL, RADIATOR			1					
22	1	124764-44920	LABEL, ANTI-FREEZING			1					
23	1	124764-44810	LABEL, RESERVE TANK			1					
24	1	194275-65610	LABEL, P.T.O. CLUTCH			1					

Fig. 76 LABELS (FOR MODEL YM142)

Fig.77. LABELS (FOR YM146)



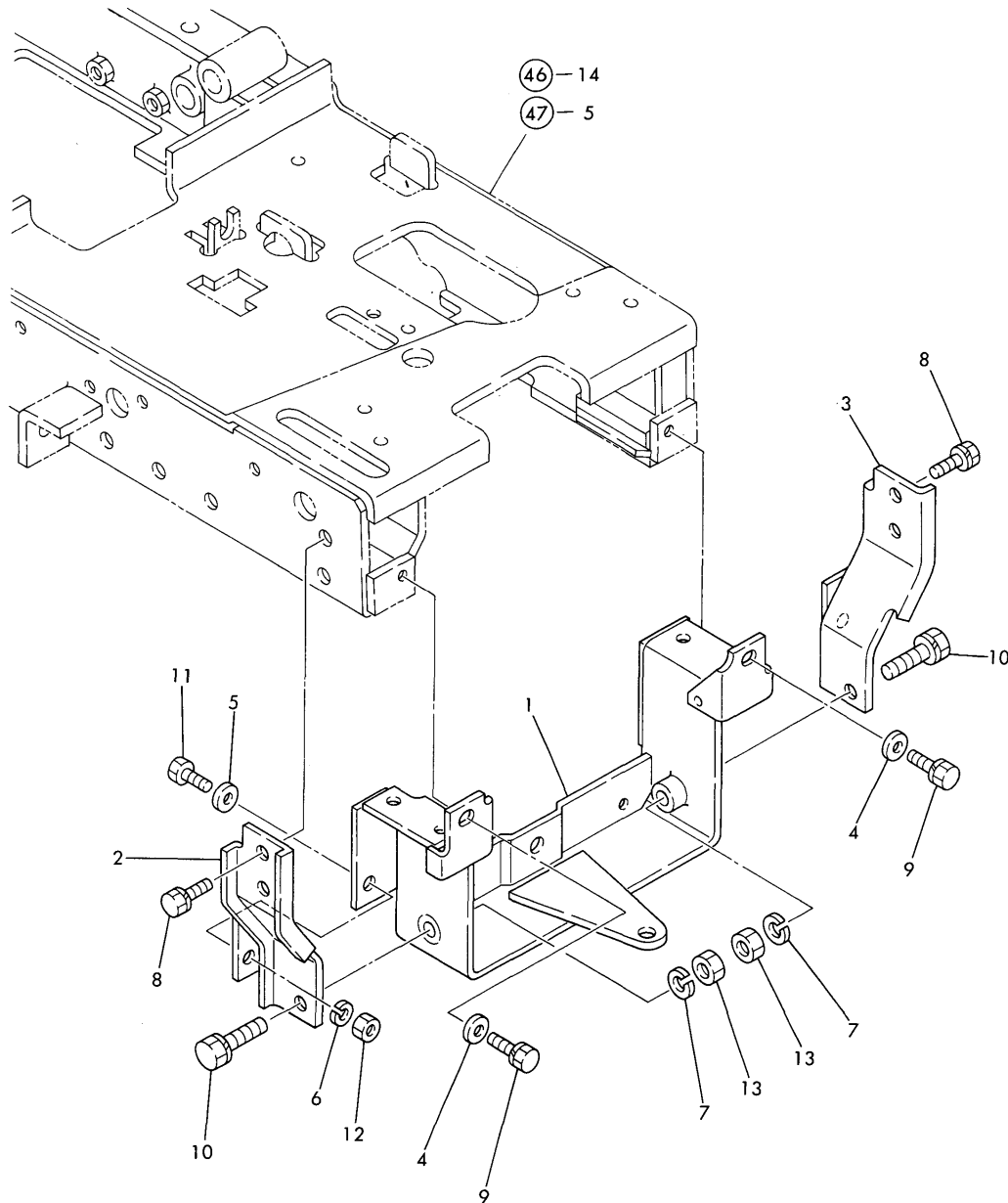
(A)=YM122
 (B)=YM126
 (C)=YM142
 (D)=YM146
 (E)=
 (F)=

No.	Lev.	Parts No.	Description	Qty						I	R
				(A)	(B)	(C)	(D)	(E)	(F)		
1	1	104507-07190	LABEL, YANMAR				1				
2	1	194802-64750	LABEL, MODEL				2				
3	1	194800-65350	LABEL, POWER SHIFT				2				
4	1	194802-65370	LABEL, ENGINE STOP				1				
5	1	194800-65380	LABEL, PARKING BRAKE				1				
6	1	194800-65390	LABEL, BRAKE CAUTION				1				
7	1	194240-65441	LABEL, DIFF. LOCK				1				
8	1	194800-65450	LABEL, DECOMPRESSION				1				
9	1	194802-65470	LABEL, LEVER POSITION				1				
11	1	194802-65580	LABEL, FUEL WARNING				1				
12	1	194800-65610	LABEL, P.T.O. SHIFT				1				
13	1	194802-65620	LABEL, CYLINDER				1				
14	1	194802-65660	LABEL, CAUTION				1				
15	1	194800-65720	LABEL, MAIN SWITCH				1				
16	1	194170-65891	LABEL, SEAT				1				
18	1	102210-07990	RIVET				4				
19	1	124064-07160	LABEL, VALVE ADJUST.				1				
20	1	121254-07150	LABEL, WATER DRAIN				1				
21	1	121454-12520	LABEL, AIR-CLEANER				1				
22	1	124764-44800	LABEL, RADIATOR				1				
23	1	124764-44920	LABEL, ANTI-FREEZING				1				
24	1	124764-44810	LABEL, RESERVE TANK				1				
25	1	194275-65610	LABEL, P.T.O. CLUTCH				1				

Fig. 77 LABELS (FOR MODEL YM146)

Fig.78. REAR HITCH (FOR U.S.A.)

Fig. 78 REAR HITCH (FOR U.S.A.).



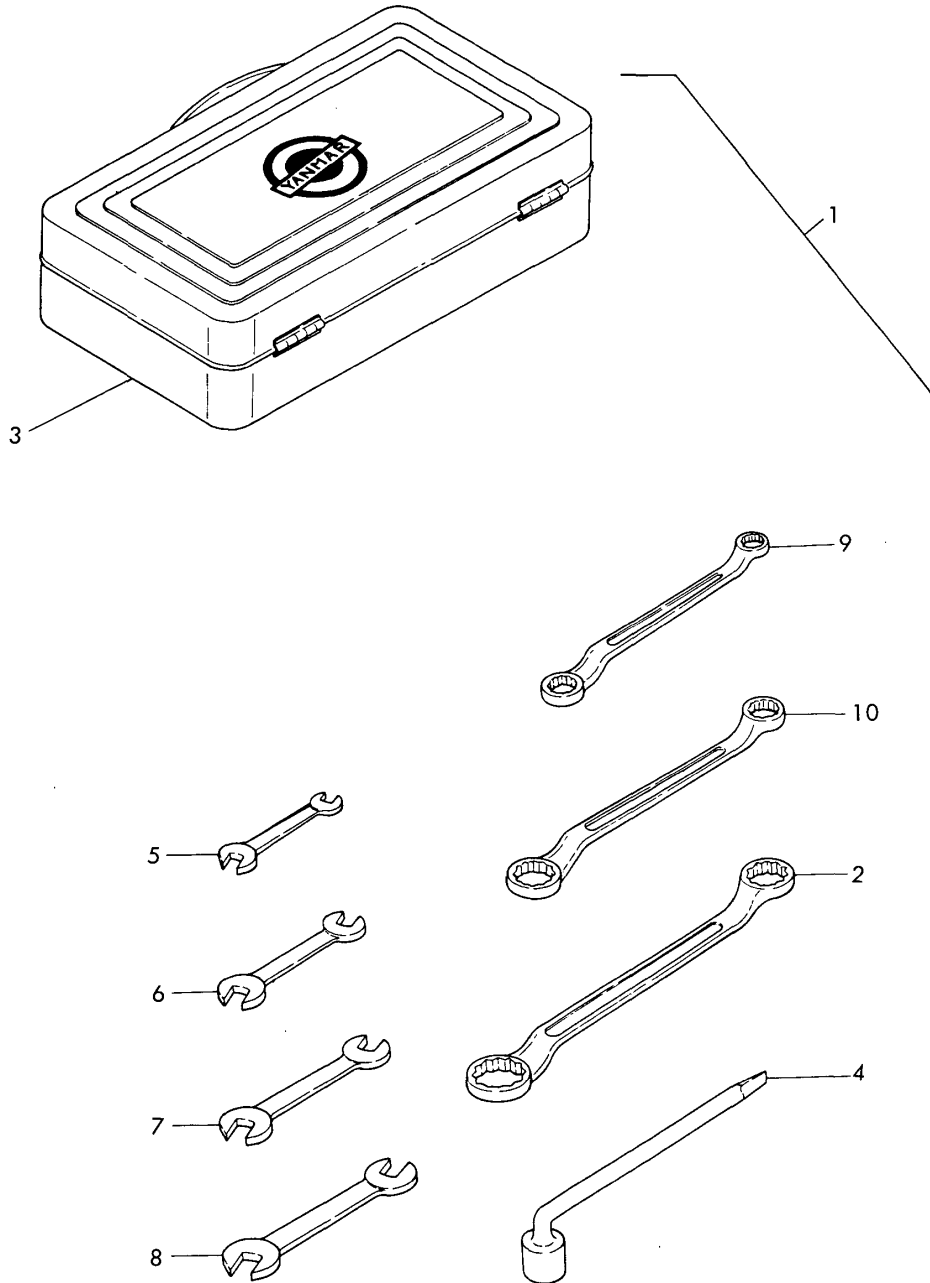
(A)=YM122
(B)=YM126
(C)=YM142

(D)=YM146
(E)=
(F)=

No.	Lev.	Parts No.	Description	Qty						I	R
				(A)	(B)	(C)	(D)	(E)	(F)		
1	1	194802-75710-X	HITCH, DRAWBAR	1	1	1	1				
2	1	194802-75750-X	STAY, L	1	1	1	1				
3	1	194802-75780-X	STAY, R	1	1	1	1				
4	1	22137-100000	WASHER, 10	2	2	2	2				
5	1	22137-100000	WASHER, 10	2	2	2	2				
6	1	22217-100000	WASHER, SPRING 10	2	2	2	2				
7	1	22217-120000	WASHER, SPRING 12	2	2	2	2				
8	1	26013-100252	BOLT, M10X 25	8	8	8	8				
9	1	26013-100252	BOLT, M10X 25	2	2	2	2				
10	1	26013-120452	BOLT, M12X 45	2	2	2	2				
11	1	26116-100252	BOLT, M10X 25 PLATED	2	2	2	2				
12	1	26716-100002	NUT, M10	2	2	2	2				
13	1	26716-120002	NUT, M12	2	2	2	2				

Fig.79. TOOLS

Fig. 79 TOOLS



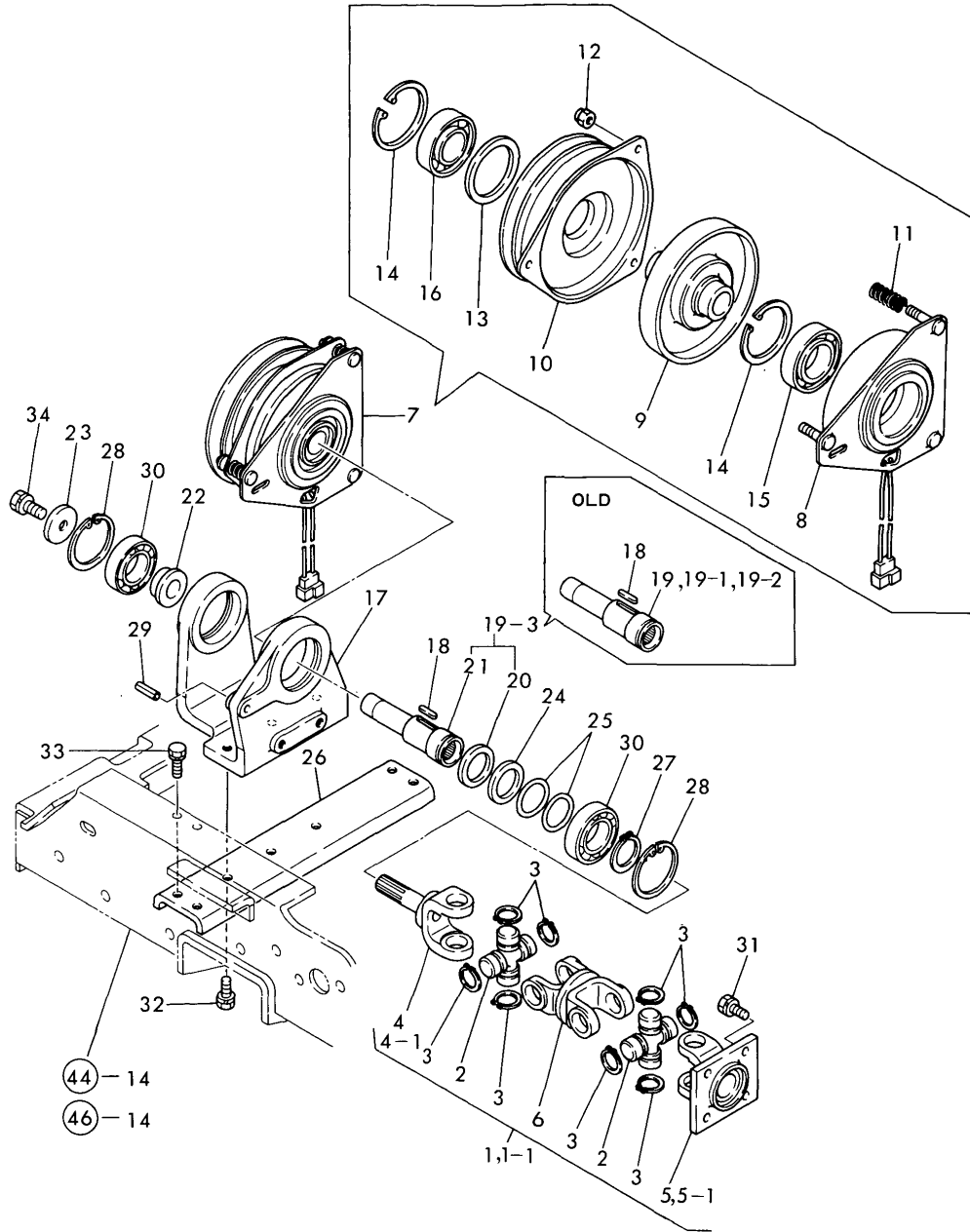
(A)=YM122
(B)=YM126
(C)=YM142

(D)=YM146
(E)=
(F)=

No.	Lev.	Parts No.	Description	Qty						I	R
				(A)	(B)	(C)	(D)	(E)	(F)		
1	1	794800-82110	TOOL ASSY	1	1	1	1				
2	2	194080-82110	WRENCH 17X19	1	1	1	1				
3	2	194446-82110-R	BOX, TOOL	1	1	1	1				
4	2	194800-82120	WRENCH 17, BOX	1	1	1	1				
5	2	28110-070080	SPANNER, 7X8	1	1	1	1				
6	2	28110-100130	SPANNER, 10X13	1	1	1	1				
7	2	28110-120140	SPANNER, 12X14	1	1	1	1				
8	2	28110-170190	SPANNER, 17X19	1	1	1	1				
9	2	28160-100130	WRENCH, 10X13	1	1	1	1				
10	2	28160-120140	WRENCH, 12X14	1	1	1	1				

Fig.80. FRONT POWER TAKE OFF

Fig. 80 FRONT POWER TAKE OFF (FOR MODEL YM122/126)



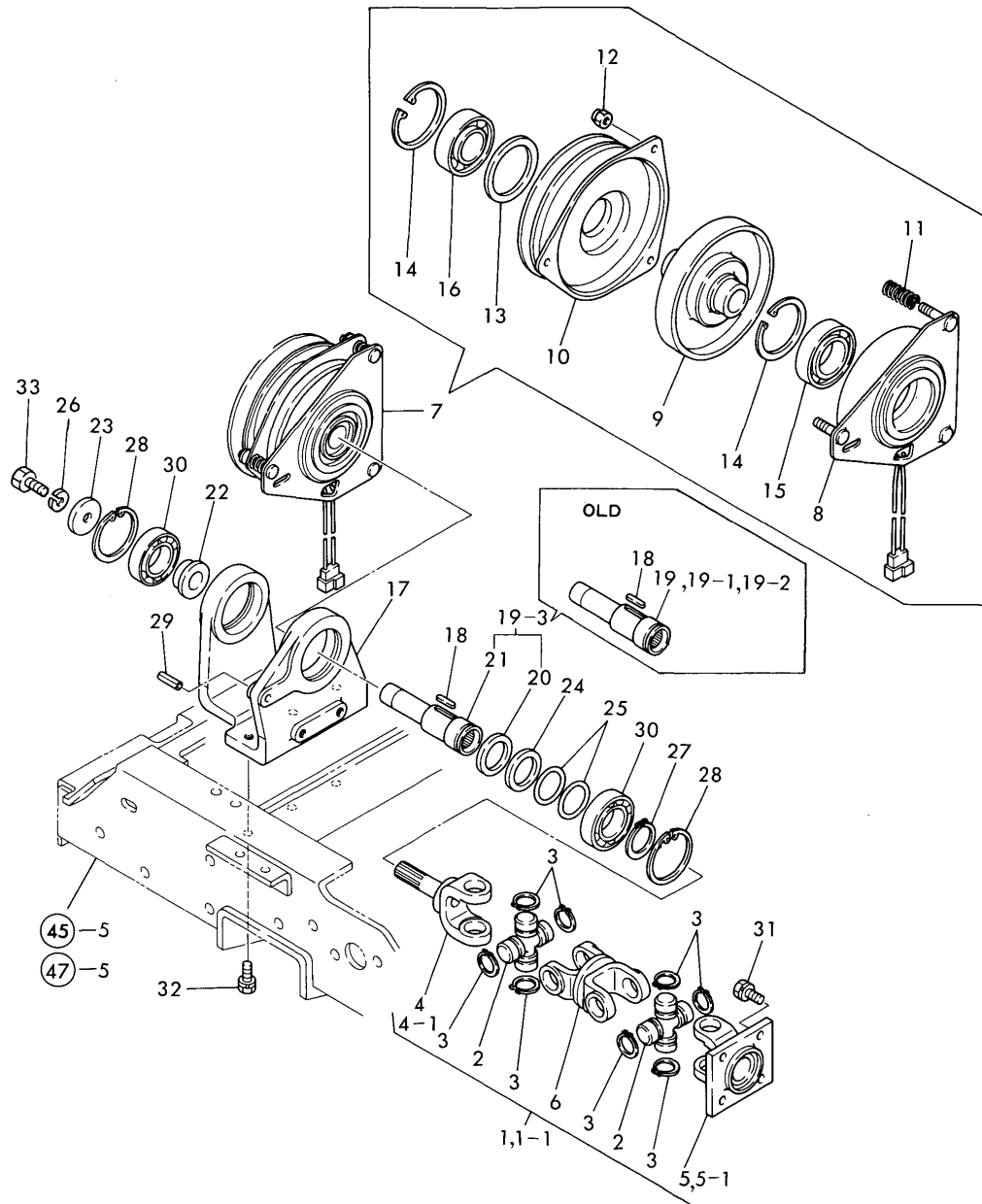
(A)=YM122
(B)=YM126
(C)=YM142

(D)=YM146
(E)=
(F)=

No.	Lev.	Parts No.	Description	Q'ty						I	R
				(A)	(B)	(C)	(D)	(E)	(F)		
1	1	194802-83100	JOINT ASSY, CROSS	1	1						
1-1	1	194802-83101	JOINT ASSY, CROSS	1	1						N
		(A=*1984.09) (B=*1984.09)									
2	2	194802-22260	JOURNAL KIT	2	2						
3	2	194802-22270	RING, SNAP	8	8						
4	2	194305-83110-X	YOKE, SHAFT	1	1						
4-1	2	194305-83111	YOKE, SHAFT	1	1						N
		(A=*1984.09) (B=*1984.09)									
5	2	194802-83120-X	YOKE, FLANGE	1	1						
5-1	2	194115-83120	YOKE, FLANGE	1	1						N
		(A=*1985.08) (B=*1985.08)									
6	2	194802-83130-X	YOKE, DOUBLE	1	1						
7	1	194802-83200	CLUTCH ASSY, ELEC.	1	1						
8	2	194800-83310	COIL ASSY, FEILD	1	1						
9	2	194800-83320	ROTOR	1	1						
10	2	194802-83330	ARMATURE ASSY	1	1						
11	2	194800-83360	SPRING, COIL	3	3						
12	2	194800-83370	NUT, W3/8-24UNF	3	3						
13	2	194800-83380	SPACER	1	1						
14	2	22252-000620	RING, 62	2	2						
15	2	24104-060074	BEARING, BALL 6007UU	1	1						
16	2	24104-062064	BEARING, BALL 6206UU	1	1						
17	1	194802-83210	CASE, BEARING	1	1						
18	1	194800-83230	KEY	1	1						
19	1	194800-83220	SHAFT, FRONT P.T.O.	1	1						
19-1	1	194800-83221	SHAFT, FRONT P.T.O.	1	1						N
		(A=FXXXXX) (B=FXXXXX)									
19-2	1	194800-83222	SHAFT, FRONT P.T.O.	1	1						N
		(A=FXXXXX) (B=FXXXXX)									
19-3	1	194802-83230	SHAFT ASSY, PTO	1	1						N
		(A=*1985.12) (B=*1985.12)									
20	2	194300-25900	COLLAR, 30X38X3.2	1	1						W
		(A=*1985.12) (B=*1985.12)									
21	2	194802-83220	SHAFT, FRONT PTO	1	1						W
		(A=*1985.12) (B=*1985.12)									
22	1	194800-83240	SPACER, CLUTCH	1	1						
23	1	194800-83260	WASHER, 11X37X6.0	1	1						
24	1	194800-83270	WASHER 31X43X4.5	1	1						
25	1	194800-83280	SHIM, FRONT PTO	2	2						A
26	1	194812-83280	SUPPORT	1	1						
27	1	22242-000300	RING, 30	1	1						
28	1	22252-000550	RING, 55	2	2						
29	1	22351-080036	PIN, SPRING 8.0X36	1	1						
30	1	24104-060064	BEARING, BALL 6006UU	2	2						
31	1	26013-080202	BOLT, M8X 20	4	4						
32	1	26013-080202	BOLT, M8X 20	3	3						
33	1	26013-080202	BOLT, M8X 20	4	4						
34	1	26013-100252	BOLT, M10X 25	1	1						

Fig.81. FRONT POWER TAKE OFF

Fig. 81 FRONT POWER TAKE OFF (FOR MODEL YM142/146)



X-MARK PARTS : NOT SOLD SEPARATELY

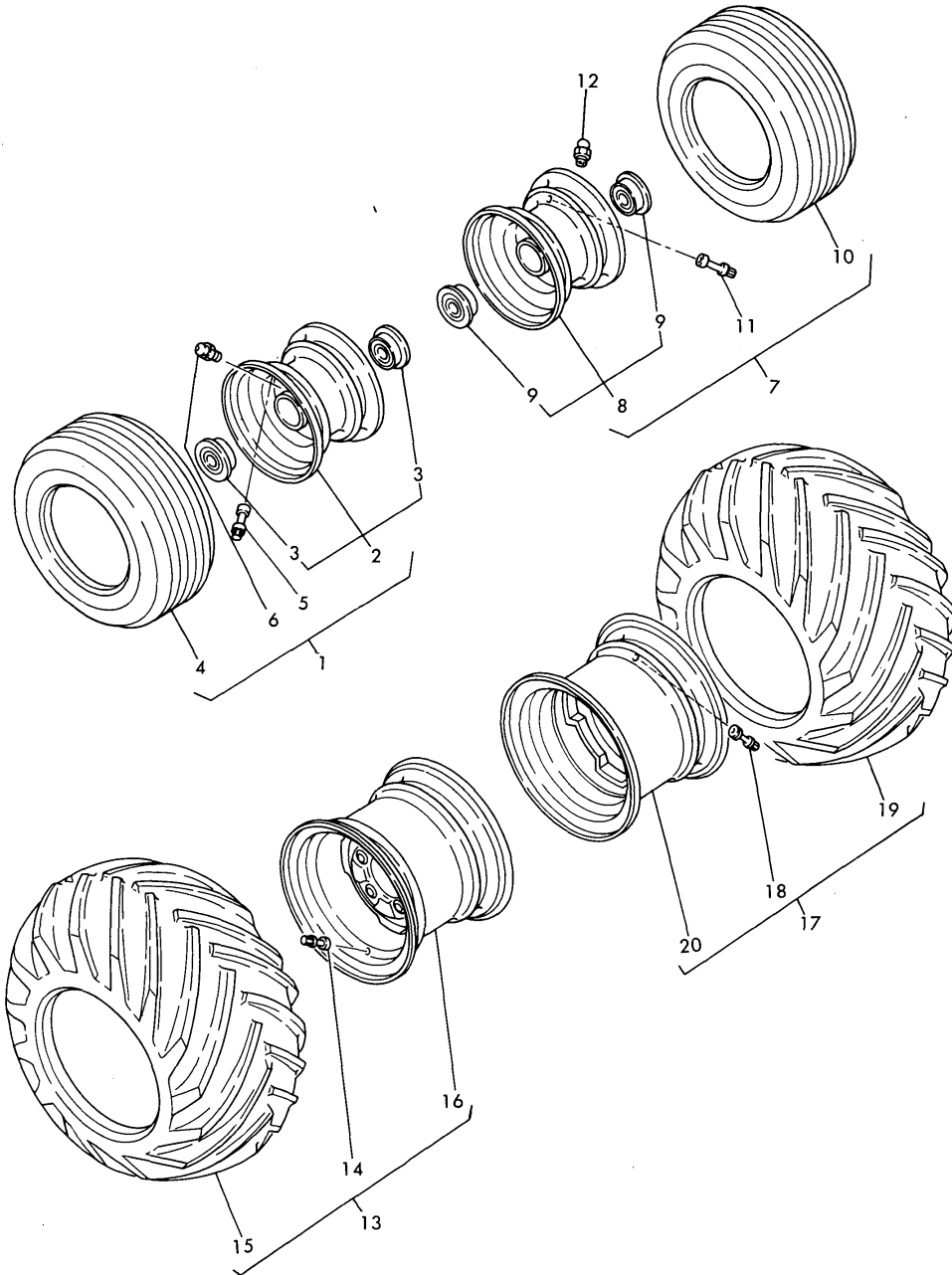
(A)=YM122
(B)=YM126
(C)=YM142
(D)=YM146
(E)=
(F)=

No.	Lev.	Parts No.	Description	Q'ty						I	R
				(A)	(B)	(C)	(D)	(E)	(F)		
1	1	194802-83100	JOINT ASSY, CROSS			1	1				
1-1	1	194802-83101	JOINT ASSY, CROSS (C=*1984.09) (D=*1984.09)			1	1				N
2	2	194802-22260	JOURNAL KIT			2	2				
3	2	194802-22270	RING, SNAP			8	8				
4	2	194305-83110-X	YOKE, SHAFT			1	1				
4-1	2	194305-83111	YOKE, SHAFT (C=*1984.09) (D=*1984.09)			1	1				N
5	2	194802-83120-X	YOKE, FLANGE			1	1				
5-1	2	194115-83120	YOKE, FLANGE (C=*1985.08) (D=*1985.08)			1	1				N
6	2	194802-83130-X	YOKE, DOUBLE			1	1				
7	1	194802-83200	CLUTCH ASSY, ELEC.			1	1				
8	2	194800-83310	COIL ASSY, FEILD			1	1				
9	2	194800-83320	ROTOR			1	1				
10	2	194802-83330	ARMATURE ASSY			1	1				
11	2	194800-83360	SPRING, COIL			3	3				
12	2	194800-83370	NUT, W3/8-24UNF			3	3				
13	2	194800-83380	SPACER			1	1				
14	2	22252-000620	RING, 62			2	2				
15	2	24104-060074	BEARING, BALL 6007UU			1	1				
16	2	24104-062064	BEARING, BALL 6206UU			1	1				
17	1	194802-83210	CASE, BEARING			1	1				
18	1	194800-83230	KEY			1	1				
19	1	194800-83220	SHAFT, FRONT P.T.O.			1	1				
19-1	1	194800-83221	SHAFT, FRONT P.T.O. (C=FXXXXX) (D=FXXXXX)			1	1				N
19-2	1	194800-83222	SHAFT, FRONT P.T.O. (C=FXXXXX) (D=FXXXXX)			1	1				N
19-3	1	194802-83230	SHAFT ASSY, PTO (C=*1985.12) (D=*1985.12)			1	1				N
20	2	194300-25900	COLLAR, 30X38X3.2 (C=*1985.12) (D=*1985.12)			1	1				W
21	2	194802-83220	SHAFT, FRONT PTO (C=*1985.12) (D=*1985.12)			1	1				W
22	1	194800-83240	SPACER, CLUTCH			1	1				
23	1	194800-83260	WASHER, 11X37X6.0			1	1				
24	1	194800-83270	WASHER 31X43X4.5			1	1				
25	1	194800-83280	SHIM, FRONT PTO			2	2				A
26	1	22217-100000	WASHER, SPRING 10			1	1				
27	1	22242-000300	RING, 30			1	1				
28	1	22252-000550	RING, 55			2	2				
29	1	22351-080036	PIN, SPRING 8.0X36			1	1				
30	1	24104-060064	BEARING, BALL 6006UU			2	2				
31	1	26013-080202	BOLT, M8X 20			4	4				
32	1	26013-080202	BOLT, M8X 20			3	3				
33	1	26116-100252	BOLT, M10X 25 PLATED			1	1				

Fig.82. AG TIRES (U.S.A. ONLY)

Fig. 82 AG TIRES (FRONT & REAR) (U.S.A. ONLY)

(A)=YM122 (D)=YM146
 (B)=YM126 (E)=
 (C)=YM142 (F)=



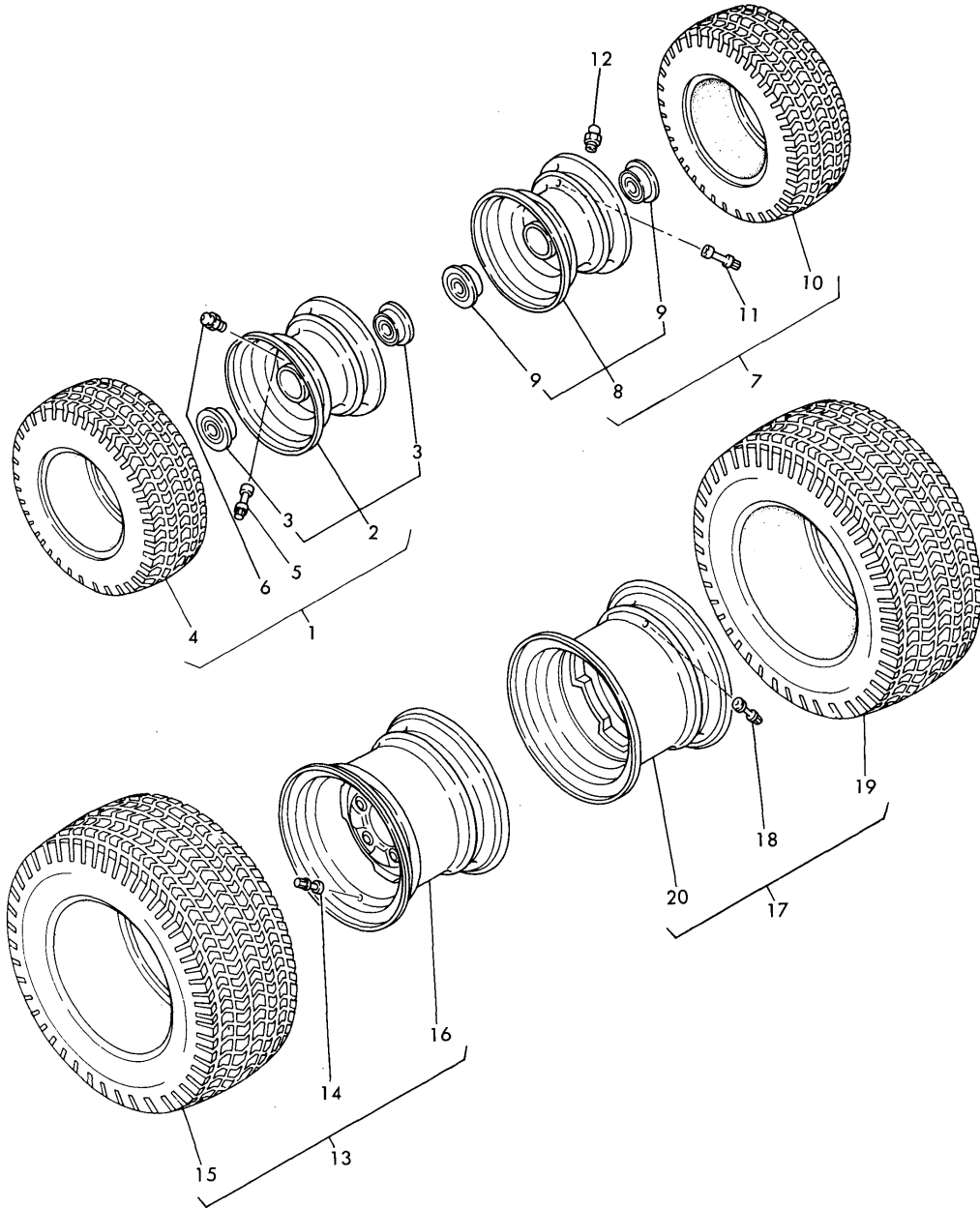
No.	Lev.	Parts No.						Description	Q'ty						I	R	
		(A)	(B)	(C)	(D)	(E)	(F)		(A)	(B)	(C)	(D)	(E)	(F)			
									Specification								

Fig.83. TURF TIRES (U.S.A. ONLY)

(A)=YM122
(B)=YM126
(C)=YM142

(D)=YM146
(E)=
(F)=

Fig. 83 TURF-TIRES (FRONT & REAR) (U.S.A. ONLY)



No.	Lev.	Parts No.						Description	Q'ty						I	R		
		(A)	(B)	(C)	(D)	(E)	(F)		(A)	(B)	(C)	(D)	(E)	(F)				
		Spec. Code	Part	(A)	(B)	(C)	(D)	(E)	(F)	Description	Specification							

Parts No. Index

Parts No.	Fig. No.	Ref. No.
101147-11900	4	19
	22	45
101147-59810	14	23
	33	40
101158-03061	2	9
101158-03111	2	11
101158-11190	22	10 -1
101158-11230	4	31
		35
	22	35
101304-59020	33	26
101400-76490	8	4
101704-11450	4	25
	19	16
101720-55750	14	7
	33	7
102103-55520	14	12
	19	32
	33	12
	40	39
102210-07990	76	17
	77	18
103288-02220	1	14
103338-11430	4	23
103338-22300	9	7
103338-22400	9	8
103338-23100	9	11
103338-32070	2	23
103338-32570	2	24
	19	11
103854-51251	31	13
103854-51660	31	28
103854-53180	13	9
	32	9
103854-59191	33	29
103854-59201	33	30
104104-66980	41	14
104104-67300	23	11
	34	40
104200-03641	5	5
104200-11180	22	9
104200-11920	4	12
104200-14200	26	5
104200-14400	7	5
104200-55080	20	27
	61	43
	62	43
	63	43
	64	43
104200-55321	14	4

Parts No.	Fig. No.	Ref. No.
104200-55321	33	3
104200-55330	14	5
	33	4
104200-55341	14	6
	33	5
104200-55750	14	8
	33	8
104200-59170	33	28
	40	40
104200-61200	34	15
104211-03770	35	2
104211-11370	22	13
104211-21600	8	14
104211-53120	32	6
104211-61520	2	35
104211-76680	8	20
104271-14090	7	2
104271-51450	12	22
104271-51460	12	23
104300-76460	7	7
104407-44720	11	19
104500-23201	9	12
104500-32150	2	17
104500-55710	14	14
	18	11
	33	14
	39	10
104507-07190	74	1
	75	1
	76	1
	77	1
104507-07920	1	30
104607-44540	11	10
104805-44771	11	24
104884-59170	14	21
	19	33
105010-11920	4	12 -1
105025-59511	33	38 -1
105025-77400	16	9
	36	8
105225-02020	20	43
	40	9
105225-02300	20	49
105225-11100	22	4
105225-11110	22	5
105225-11350	22	12
105225-22300	28	7
105225-22400	28	8
105225-23100	28	11
105225-23200	28	12

Parts No.	Fig. No.	Ref. No.
105225-34900	16	6
105225-44790	11	25
105311-23380	28	14
105311-61200	15	3
		3 -1
105311-61601	15	6
105312-59560	14	22
105425-01690	1	6
105425-61530	2	36
105425-66540	2	37
105430-01410	2	47
	19	14
105430-01480	1	25
105430-01490	1	26
	19	8
105430-01690	1	8
105430-02010	1	13
105430-02020	1	15
	19	4
105430-02321	8	26
105430-03130	2	13
	19	10
105430-11100	4	3
105430-11110	4	4
105430-11120	4	5
105430-11160	4	6
105430-11180	4	7
105430-11190	4	8
105430-11310	5	12
	19	21
105430-11330	4	9
105430-11650	4	29
105430-11660	4	33
105430-13200	6	16
	19	24
105430-14010	7	1
105430-14100	7	3
105430-14200	7	4
105430-21210	8	7
105430-23300	9	13
105430-28250	10	1
105430-28300	10	3
105430-28310	10	4
105430-28380	10	5
105430-28410	10	6
105430-28450	10	7
105430-28700	10	8
105430-28720	10	9
105430-28730	10	10
105430-35010	2	50

Parts No.	Fig. No.	Ref. No.
105430-44420	1	18
	19	5
105430-44610	11	13
	19	25
105430-77410	16	5
	18	13
105440-07940	1	31
105440-12050	6	3
	19	23
105440-23350	9	14
105530-22090	9	1
105540-02310	8	25
105546-01300	1	24
	19	7
105546-01330	1	21
	18	2
	19	6
105546-01750	2	6
105546-01800	1	28
105546-03010	2	8
105546-03080	2	10
105546-03900	1	33
105546-07300	8	21
105546-07310	8	22
	15	31
105546-11290	4	18
105546-11420	4	20
105546-12020	6	1
105546-12041	6	2
105546-13512	6	15
105546-13570	6	17
105546-14900	7	6
105546-21150	8	15
105546-21310	8	9
105546-21590	8	12
105546-26010	3	1
105546-26150	3	8
105546-26160	3	2
105546-28250	10	2
105546-44201	11	15
105546-44360	11	30
105546-44370	11	31
105546-44410	1	17
105546-44500	11	1
105546-44570	11	2
105546-44681	11	16
105546-44701	11	17
105546-51010	12	2
105546-51020	12	3
	19	26

Parts No. Index

Parts No.	Fig. No.	Ref. No.
105546-51030	12	4
105546-51100	12	5
105546-51130	12	7
105546-51140	12	11
105546-51150	12	10
105546-51170	12	8
105546-51190	12	9
	19	27
105546-51300	12	16
105546-51330	12	19
105546-51340	12	20
105546-51550	12	24
105546-51600	12	25
105546-51610	12	34
105546-51900	12	35
105546-53120	13	6
105546-59110	14	19
105546-59140	14	17
105546-59810	14	15
105546-66010	15	7
105546-66450	15	8
105546-66750	15	14
105546-66800	15	19
105546-67011	15	29
105546-67830	15	27
105582-21210	8	8
105582-21940	8	16
105582-21950	8	17
106100-44650	11	37
106100-44800	11	36
106100-44940	11	38
106100-44960	11	39
106150-66520	15	9
106200-44780	11	33
	18	9
106300-02300	8	24
106330-21530	8	11
106383-44710	11	18
106383-44720	11	20
106383-44730	11	21
106383-44740	11	22
106383-44760	11	23
106383-78010	11	26
106990-44660	33	25
	43	18
110250-53150	13	8
	32	8
110250-55610	14	13
	33	13
113200-53110	13	5

Parts No.	Fig. No.	Ref. No.
113200-53110	32	5
113200-53120	13	7
	32	7
119660-61220	34	16 -1
120500-53080	32	3
121000-03020	23	26
121000-03070	23	27
	40	23
121000-03080	23	28
121022-26010	62	1
	64	1
121023-01550	21	14
121023-42051	30	8
	40	30
121023-42290	30	10
	39	6
121023-49150	30	36
121025-59570	33	38
121150-35100	29	16
121250-03640	35	1
121250-03783	23	10
	34	19
121250-44590	11	3
121250-44901	16	4
	18	12
	30	28
	39	7
121250-49121	30	35
121254-07150	76	19
	77	20
121256-03650	2	51
121256-03660	2	52
	19	15
121420-01760	23	4
	40	19
121450-01203	20	4
121450-01210	20	5
121450-01220	1	5
	20	6
121450-01511	21	12
	40	10
121450-01531	21	13
	40	11
121450-01550	21	15
121450-01560	21	4
121450-01570	21	5
121450-01710	20	36
121450-01801	21	16
121450-01960	20	10
121450-01980	20	11

Parts No.	Fig. No.	Ref. No.
121450-01980	40	3
121450-01990	20	12
121450-02071	20	47
121450-02100	20	18
121450-02110	20	41
121450-02160	20	48
121450-02310	20	51
121450-02320	20	52
121450-02370	20	53
121450-03610	23	5
121450-03770	23	9
121450-11260	22	29
121450-11270	22	30
121450-11680	22	15
	40	13
121450-14120	26	4
121450-14400	26	6
121450-21541	27	7
121450-32021	29	11
	40	27
121450-32050	29	3
121450-32060	29	4
121450-42240	30	4
121450-42260	30	6
121450-42310	30	5
121450-42350	30	11
121450-44410	30	12
	40	31
121450-44530	11	7
	30	21
121450-49030	30	33
121450-49100	30	34
121450-49160	30	37
121450-59550	33	39
121450-59850	33	20
121450-61100	34	13
121450-61631	34	10
121450-66180	34	27
121450-77010	36	1
	37	1
121450-77200	36	4
	38	1
121450-77330	36	5
121450-77711	16	7
	36	6
121454-12520	74	17
	75	18
	76	20
	77	21
121454-42120	30	9

Parts No.	Fig. No.	Ref. No.
121454-66420	34	32
121462-01650	20	24
121462-03740	23	6
121465-11950	22	16
121465-59950	33	21 -1
121467-22090	28	1
121470-77050	36	3
121520-01850	20	30
	40	4
121520-01860	20	31
121520-34810	20	19
121520-44510	11	5
	30	19
121520-61000	34	2
121520-61520	34	8
121520-61620	34	9
121520-66010	34	26
121520-66550	34	33
121520-66580	34	36
121521-77330	36	5 -1
121550-01200	1	4
121550-11280	22	31
121550-11290	22	32
121551-66520	35	3
121551-66580	35	4
121567-59010	33	24
121567-66090	34	23
121567-77810	23	22
121575-01200	1	3
121750-44550	11	12
	30	25
121750-59090	33	36
121750-59890	61	79
		79 -1
	62	79
	63	79
		79 -1
	64	79
	65	22
		22 -1
	66	22
		22 -1
	67	22
		22 -1
	68	21
		21 -1
123325-59100	33	16
123325-59110	33	17
123672-83880	10	11
124000-01750	20	29

Parts No. Index

Parts No.	Fig. No.	Ref. No.
124000-01750	40	8
124000-11240	22	26
124000-12030	24	13
	40	24
124000-13200	25	5
	40	25
124000-14090	26	2
124000-59810	33	18
124000-59820	33	19
124060-01050	20	3
	21	2
124060-11120	22	6
124060-11160	22	7 -1
124060-11800	22	7
124060-21600	27	14
124060-51300	31	15
124060-59380	33	31
124060-66950	15	24
124060-77680	14	20
124064-07160	74	18
	75	19
	76	18
	77	19
124064-12670	6	7
	24	4
124064-12680	6	8
	24	5
124064-12690	6	10
	24	7
124064-55510	14	11
	33	11
124064-55600	14	1
	33	1
124066-59100	33	37
124066-77011	16	1
	17	1
124085-01900	20	8
124085-02220	20	42
124085-02411	20	20
124085-14010	26	1
124085-35300	29	19
124085-35350	29	25
124085-51500	31	22
124101-49530	30	39
124160-01650	33	23
124160-01751	23	3
124160-11360	23	24
124160-21500	27	15
124160-21501	27	15 -1
124160-39140	29	26

Parts No.	Fig. No.	Ref. No.
124160-39450	29	29
	39	5
124220-51890	12	27
	31	30
124240-01882	3	7
	19	13
	21	36
	40	5
124240-66510	2	29
124240-66520	2	30
124250-03640	35	1 -1
124250-53000	13	3
	18	10
124450-11320	24	14
124450-11900	25	4
	40	26
124450-35070	29	14
124450-35100	29	17
	39	4
124450-35110	29	18
124450-39240	29	28
124450-44560	11	8
	30	22
124450-44590	11	4
	30	18
124465-44950	30	29
	40	32
124550-51320	31	16
124550-51341	31	17
124550-51350	12	21
	19	28
	31	18
	40	36
124550-51370	31	19
	40	37
124550-51590	31	24
124550-59030	33	34
124550-59820	29	30
124550-66370	34	31
124550-77030	16	2
	36	2
124664-13580	6	18
	25	15
124756-67310	34	41
124764-44800	74	19
	75	20
	76	21
	77	22
124764-44810	76	23
	77	24

Parts No.	Fig. No.	Ref. No.
124764-44920	74	20
	75	21
	76	22
	77	23
124766-59050	2	16
	30	42
	33	35
124770-53000	32	2
	39	9
124950-01951	20	32
124950-11340	22	11
124950-11450	22	41
	40	14
124950-21230	8	3
	27	12
124950-26420	21	29
124950-44740	30	27
124950-51100	31	3
124950-51170	31	4
124950-51190	12	12
	31	6
124950-51270	31	14
	40	35
124950-51450	31	20
124950-51510	31	26
124950-51600	31	25
124950-51640	31	27
124950-66590	34	37
124969-11670	22	14
124969-12040	24	15
124969-12550	6	11
	24	8
124969-13490	25	13
124969-13650	25	16
124969-39200	29	27
124969-44500	30	17
124969-44580	30	26
124969-49010	30	31
124969-49020	30	32
124969-59500	33	33
124969-66000	34	21
124969-66700	34	39
124970-01330	20	22
	40	6
124970-01601	20	23
124970-03740	23	7
124970-11310	23	21
	40	22
124970-11420	22	37
124970-11450	22	42

Parts No.	Fig. No.	Ref. No.
124970-11450	40	16
124970-11460	4	27
	19	18
	22	43
	40	17
124970-11470	4	24
	22	40
124970-11490	4	28
	19	19
	22	44
	40	15
124970-12500	6	4
	24	1
124970-12660	6	6
	24	3
124970-13530	25	6
124970-21592	27	11
124970-21651	27	8
124970-34800	20	50
124970-44540	11	11
124970-77800	4	37
	18	3
	36	9
124970-77810	36	10
124970-77920	16	8
	36	11
124976-03760	23	8
124976-12020	24	12
124976-42100	30	1
128170-11350	4	10
128270-35090	29	15
128272-11170	22	8 -1
128272-11810	22	8
129331-11450	4	26
	19	17
129331-53080	13	4
129350-01230	20	7
129350-14100	26	3
129350-21200	27	6
129350-26000	21	24
129350-26050	21	25
129350-26100	21	26
129350-26160	21	33
129350-26200	21	27
129350-26400	21	28
129350-26490	21	30
129350-32090	29	1
129350-42200	30	3
129350-49540	30	40
	40	34

Parts No. Index

Parts No.	Fig. No.	Ref. No.
129350-49800	30	41
	39	8
129350-61600	34	17
135210-61090	15	11
	34	20
160110-02310	8	19
171001-49502	30	38
171022-12530	6	9
	18	4
	24	6
	39	2
171051-01921	1	20
	20	9
	22	2
172100-53200	13	10
	19	29
	32	10
	40	38
172112-41980	57	25
		58
	58	56
172200-61220	15	4
		4 -1
	34	16
174100-54120	12	31
	31	12
174100-54190	12	29
174307-51170	12	13
	31	4 -1
174307-51181	12	14
	31	5
174307-51200	12	15
174307-51460	31	21
174307-51700	12	26
	31	29
194080-15550	49	32
194080-37781	60	24
194080-51430	65	68
	66	68
	67	72
	68	71
194080-58810	73	8
		9
194080-58820	45	21
	47	20
194080-82110	79	2
194110-37691	60	19
194115-83120	80	5 -1
	81	5 -1
194130-25270	56	26

Parts No.	Fig. No.	Ref. No.
194130-27390	52	22
194130-37740	60	22
194130-61570	50	3
	51	4
194136-12880	48	5
		10
		12
		16
194140-63220	73	37 -1
194140-63221	73	37 -2
194145-47160	57	14
	58	9
194145-52820	65	52
	66	52
	67	51
	68	50
194145-52830	65	53
	66	53
	67	52
	68	51
194145-52840	65	54
	66	54
	67	53
	68	52
194145-61650	69	23
		41
		42
	70	23
		40
		41
	71	23
		41
		42
	72	23
		40
		41
194150-52160	69	4
	70	4
	71	4
	72	4
194150-52170	69	5
	70	5
	71	5
	72	5
194151-04141	43	2
194151-04150	43	3
194151-24770	52	19
	54	23
194151-37730	60	21
194151-47441	60	25

Parts No.	Fig. No.	Ref. No.
194151-63240	44	23
	45	22
194151-63250	44	24
	45	24
194155-05210	61	36
		102
	62	36
		36 -1
	63	36
		36 -1
	64	36
		36 -1
	69	24
		55
		56
		57
	70	24
		55
		56
		57
	71	24
		55
		56
		57
	72	24
		55
		56
		57
	73	1
		2
		3
194162-53310	57	26
	58	23
194162-58830	65	21
	66	21
	67	21
	68	20
194167-01500	41	21
	42	20
194170-63110-X	73	35
194170-65891	74	15
	75	16
	76	15
	77	16
194180-01530	41	10
		22
	42	21
194180-17770	43	14
194180-17780	43	15
194180-61890	69	46

Parts No.	Fig. No.	Ref. No.
194180-61890	70	45
	71	46
	72	45
194180-62760	65	37
	66	37
	67	36
	68	35
194191-28350	55	56
	56	69
194197-01160	61	54
	62	54
	63	54
	64	54
194197-51630	67	17
194197-61730	69	44
	70	43
	71	44
	72	43
194215-52110	65	39
	66	39
	67	38
	68	37
194215-52120	65	40
	66	40
	67	39
	68	38
194240-52210	65	44
	66	44
	67	43
	68	42
194240-65441	74	6
	75	7
	76	6
	77	7
194241-27540	57	23
		63
	58	61
194250-04300	43	5
194250-51660	65	20
	66	20
	67	20
	68	19
194262-15140	49	3
194262-15150	49	4
194262-15170	49	5
194262-15210	49	7
194262-15220	49	8
194262-15310	49	14
194262-15330	49	15
194262-15410	49	3 -1

Parts No. Index

Parts No.	Fig. No.	Ref. No.
194262-15420	49	17
194262-15430	49	18
194262-15440	49	19
194262-15450	49	20
194262-15460	49	21
194262-15470	49	22
194262-15520	49	24
194273-47910	61	62
	62	62
	63	62
	64	62
194274-13580	49	41 -1
194275-51210	65	10
	66	9
	67	9
	68	8
194275-63240	45	23
	47	21
194275-65610	74	21
	75	22
	76	24
	77	25
194300-13370	44	57
	45	64
	46	51
	47	58
194300-13380	44	58
	45	65
	46	52
	47	59
194300-13390	44	6
	45	66
	46	6
	47	60
194300-21700	50	13
	51	16
194300-21800	50	14
	51	17
194300-21950	50	15
	51	18
194300-25540	55	63
	56	76
194300-25550	55	64
	56	77
194300-25820	56	49
194300-25900	80	20
	81	20
194300-27240	57	10
	58	5
194305-83110-X	80	4

Parts No.	Fig. No.	Ref. No.
194305-83110-X	81	4
194305-83111	80	4 -1
	81	4 -1
194310-25630	56	48
		100
194310-25890	55	55
	56	68
194310-27180	57	8
		53
	58	51
194310-29510	57	67
	58	65
194310-31510	59	1
194310-31550	59	2
194310-32150	59	9
		11
194310-37560	59	48
194312-51210	65	11
	66	10
	67	10
	68	9
194312-51220	65	14
	66	13
	67	13
	68	12
194312-61290	69	30
	70	30
	71	30
	72	30
194320-41150	61	4
	62	4
	63	4
	64	4
194320-41160	61	12
	62	12
	63	12
	64	12
194322-61470	73	10
		34
194330-62530	73	28
194420-05210	44	13
	45	3
	46	13
	47	3
194420-56620	69	21
	70	21
	71	21
	72	21
194420-61640	69	39
		40

Parts No.	Fig. No.	Ref. No.
194420-61640	70	38
		39
	71	39
		40
	72	38
		39
194420-62560	73	29
194432-62150	73	12
194440-15340	49	16
194440-15650	49	34
194440-15870	49	39
194440-29580	57	24
	58	22
194440-51420	65	16
	66	15
	67	15
	68	14
194440-51550	65	34
	66	34
	67	33
	68	32
194440-51620	61	78
	62	78
	63	78
	64	78
	66	17
	68	16
194440-51630	65	3
		18
	66	18
	67	3
		18
194440-52190	68	17
	65	43
	66	43
	67	42
	68	41
194440-52191	67	42 -1
194440-52400	65	49
	66	49
	67	48
	68	47
194440-52420	65	51
	66	51
	67	50
	68	49
194440-55820	69	6
	70	6
	71	6
	72	6

Parts No.	Fig. No.	Ref. No.
194440-61740	65	36
	66	36
	67	35
	68	34
194440-61750	69	45
	70	44
	71	45
	72	44
194446-82110-R	79	3
194446-83310	65	46
	66	46
	67	45
	68	44
194450-51590	65	35
	66	35
	67	34
	68	33
194450-52150	65	42
	66	42
	67	41
	68	40
194464-25480	55	44 -1
	56	57 -1
194550-61230	69	27
	70	27
	71	27
	72	27
194555-61770	73	25
194750-15250	49	9
194750-15260	49	10
194750-15270	49	11
194750-15280	49	12
194750-15290	49	13
194800-01110	41	1
	42	1
194800-01120	41	2
	42	2
194800-01130	41	3
	42	3
194800-01140-U	41	4
	42	4
194800-01150	41	5
	42	5
194800-01160	41	6
	42	6
194800-01170	41	7
	42	7
194800-01361	41	8
	42	8
194800-02610	65	1

Parts No. Index

Parts No.	Fig. No.	Ref. No.
194800-02610	65	56
	66	1
		56
	67	1
		55
	68	1
		54
194800-02611	65	1 -1
		56 -1
	66	1 -1
		56 -1
	67	1 -1
		55 -1
	68	1 -1
		54 -1
194800-02670	66	2
	68	2
194800-11420	44	21
	45	15
	46	21
	47	15
194800-11430	45	16
	47	16
194800-11760	44	46
	45	53
	46	41
	47	48
194800-11830	44	37
	45	44
	46	32
	47	39
194800-12311-X	44	54
	45	61
	46	48
	47	55
194800-12341-X	44	55
	45	62
	46	49
	47	56
194800-12451-X	44	56
	45	63
	46	50
	47	57
194800-12810	48	4
		9
194800-15100-X	49	1
194800-15110-X	49	2
194800-15200-X	49	6
194800-15500	49	23
194800-15610-X	49	33

Parts No.	Fig. No.	Ref. No.
194800-15800	49	37
194800-21101-X	51	1
194800-22111	51	22
194800-22311	50	40
	51	43
194800-22320	50	41
	51	44
194800-22350-X	50	42
	51	45
194800-22470	50	47
	51	50
194800-22480	50	48
	51	51
194800-22511	51	3
194800-24100-X	52	3
	54	3
194800-24120-X	54	6
194800-24130	52	7
	54	7
194800-24190	52	5
	54	5
194800-24201-X	54	8
194800-24220	52	9
	54	13
194800-24260	52	11
	54	15
194800-24310-X	52	13
	54	17
194800-24320	52	14
	54	18
194800-24330	52	15
	54	19
194800-24340	52	16
	54	20
194800-24390-U	52	18
	54	22
194800-24510	53	14
194800-24580	53	19
194800-24620	53	23
194800-24671	53	27
194800-24960-X	52	20
	53	38
194800-24970	52	21
	53	39
	61	37
	62	37
	63	37
	64	37
194800-25020	55	2
		21

Parts No.	Fig. No.	Ref. No.
194800-25020	56	2
		21
194800-25050	55	4
	56	4
194800-25060	55	12
	56	18
194800-25070	55	13
	56	19
194800-25080	55	14
	56	20
194800-25130	56	12
194800-25200	56	22
194800-25220	55	17
	56	14
194800-25230	55	18
	56	15
194800-25240	55	19
	56	16
194800-25250	55	20
	56	17
194800-25310	55	26
194800-25410	56	39
194800-25420	56	40
194800-25440	56	82
194800-25450	56	41
		83
194800-25500	56	84
194800-25530	56	88
194800-25540	56	89
194800-25550	56	90
194800-25580	55	38
	56	92
194800-25590	55	39
	56	93
194800-25600	56	94
194800-25610	56	46
		98
194800-25720	55	46
	56	59
194800-25750	55	44
	56	57
194800-25761	55	49
	56	62
194800-25770	55	50
	56	63
194800-25780	55	51
	56	64
194800-25801	55	52
	56	65
194800-25810	55	53

Parts No.	Fig. No.	Ref. No.
194800-25810	56	66
194800-25820	55	54
	56	67
194800-25910	55	65
	56	78
194800-25920	56	79
194800-27110-X	58	2
194800-27291	57	11
	58	6
194800-27310	57	15
	58	10
194800-27320	57	16
	58	11
194800-27330	57	17
	58	12
194800-27340	57	18
	58	13
194800-27360	58	17
194800-27380	58	19
194800-27460-R	57	22
	58	21
194800-27510-X	57	60
	58	58
194800-31800	59	3
194800-31820	59	4
194800-31850	59	5
194800-32100	59	6
194800-32120	59	8
194800-32600-X	52	64
	54	64
194800-32620	52	65
	54	65
194800-32650	52	66
	54	66
194800-33150	59	20
194800-33190	59	23
194800-33410	55	57
	56	70
194800-33500	59	10
194800-34100-X	59	41
194800-34210	59	43
194800-34510-X	59	44
194800-34550	59	45
194800-34560	59	46
194800-34600-Q	48	11
194800-34650	59	47
194800-34700-Q	48	15
194800-34710	48	13
		17
194800-34850-Q	48	14

Parts No. Index

Parts No.	Fig. No.	Ref. No.
194800-34850-Q	48	18
194800-36302-X	60	1
194800-36311-X	60	2
194800-36320	60	13
194800-36511	60	3
194800-36550	60	4
194800-36610	60	5
194800-36712-X	60	6
194800-37111	60	7
194800-51210	65	12
	66	11
	67	11
	68	10
194800-51410	65	15
	66	14
	67	14
	68	13
194800-51430	65	17
	66	16
	67	16
	68	15
194800-51510	65	33
	66	33
	67	32
	68	31
194800-51640	65	19
	66	19
	67	19
	68	18
194800-52120	65	41
	66	41
	67	40
	68	39
194800-52220-X	65	45
	66	45
	67	44
	68	43
194800-53100	65	58
	66	58
	67	57
	68	56
194800-53110	65	59
	66	59
	67	58
	68	57
194800-53120	65	60
	66	60
	67	59
	68	58
194800-53130	65	61

Parts No.	Fig. No.	Ref. No.
194800-53130	66	61
	67	60
	68	59
194800-53140	65	62
	66	62
	67	61
	68	60
194800-53150	65	63
	66	63
	67	62
	68	61
194800-53160	65	64
	66	64
	67	63
	68	62
194800-56240	69	9
	70	9
	71	9
	72	9
194800-56260	69	11
	70	11
	71	11
	72	11
194800-56270	69	12
	70	12
	71	12
	72	12
194800-56280	69	13
	70	13
	71	13
	72	13
194800-56310	69	14
	70	14
	71	14
	72	14
194800-56320	69	15
	70	15
	71	15
	72	15
194800-56330	69	18
	70	18
	71	18
	72	18
194800-56350	69	16
	70	16
	71	16
	72	16
194800-57250	65	65
	66	65
	67	64

Parts No.	Fig. No.	Ref. No.
194800-57250	68	63
194800-57260	65	66
	66	66
	67	65
	68	64
194800-61360	69	31
	70	31
	71	31
	72	31
194800-61560	69	38
	70	37
	71	38
	72	37
194800-61640	69	22
	70	22
	71	22
	72	22
194800-63220-U	73	38
194800-63260	73	40
194800-63270	73	41
194800-65350	75	3
	77	3
194800-65380	74	4
	75	5
	76	4
	77	5
194800-65390	74	5
	75	6
	76	5
	77	6
194800-65450	74	7
	75	8
	76	7
	77	8
194800-65610	74	11
	75	12
	76	11
	77	12
194800-65720	74	14
	75	15
	76	14
	77	15
194800-76210	73	19
194800-82120	79	4
194800-83220	80	19
	81	19
194800-83221	80	19 -1
	81	19 -1
194800-83222	80	19 -2
	81	19 -2

Parts No.	Fig. No.	Ref. No.
194800-83230	80	18
	81	18
194800-83240	80	22
	81	22
194800-83260	80	23
	81	23
194800-83270	80	24
	81	24
194800-83280	80	25
	81	25
194800-83310	80	8
	81	8
194800-83320	80	9
	81	9
194800-83360	80	11
	81	11
194800-83370	80	12
	81	12
194800-83380	80	13
	81	13
194802-01500	42	9
194802-04110	43	1
194802-04250	43	4
194802-04700	43	9
194802-04770	43	10
194802-04780	43	11
194802-04810	43	12
194802-04910	43	13
194802-05110-R	45	1
	47	1
194802-05120-R	45	2
	47	2
194802-05201	45	4
	47	4
194802-11121-X	44	14
	45	5
	46	14
	47	5
194802-11130-X	45	8
	47	8
194802-11140-X	45	9
	47	9
194802-11150-X	45	10
	47	10
194802-11160-X	45	11
	47	11
194802-11170-X	45	12
	47	12
194802-11180	45	13
	47	13

Parts No. Index

Parts No.	Fig. No.	Ref. No.
194802-11190	45	14
	47	14
194802-11200-X	44	33
	45	40
	46	28
	47	35
194802-11250	44	36
	45	43
	46	31
	47	38
194802-11360	44	15
		34
	45	6
		41
	46	15
		29
	47	6
		36
194802-11370	44	35
	45	42
	46	30
	47	37
194802-11450-X	45	17
	47	17
194802-11500-X	44	41
	45	48
	46	36
	47	43
194802-11801-X	44	47
	45	54
	46	42
	47	49
194802-11851-X	44	48
	45	55
	46	43
	47	50
194802-11860	44	49
	45	56
	47	51 -1
194802-11890	44	50
	45	57
	46	44
	47	52
194802-12720-Q	48	2
		7
194802-12730	48	3
		8
194802-14700-Q	48	1
194802-14800-Q	48	6
194802-16100-U	49	40

Parts No.	Fig. No.	Ref. No.
194802-21150	51	2
194802-22200	51	23
194802-22210	50	21
	51	24
194802-22220	51	29
194802-22240	50	22
		27
	51	25
		30
194802-22250	50	23
	51	26
194802-22260	50	24
		28
	51	27
		31
	80	2
	81	2
194802-22270	50	25
		29
	51	28
		32
	80	3
	81	3
194802-22280	51	33
194802-22410-X	50	45
	51	48
194802-22420	50	46
	51	49
194802-22500	50	49
	51	52
194802-22580	50	50
	51	53
	60	16
194802-22590	50	51
	51	54
194802-24050	52	1
	54	1
194802-24060	52	2
	54	2
194802-24250	52	10
	54	14
194802-24300-X	52	12
	54	16
194802-24350	52	17
	54	21
194802-24540	53	17
194802-24550	53	18
194802-24640	53	24
194802-25030	55	3
	56	3

Parts No.	Fig. No.	Ref. No.
194802-25140	56	13
194802-25210	55	5
	56	5
194802-25220	55	6
	56	6
194802-25230	55	7
	56	7
194802-25300	56	27
194802-25320	56	30
194802-25321	56	30 -1
194802-25330	56	31
194802-25340	56	35
194802-25460	56	42
194802-25470	56	43
194802-25480	56	44
194802-25490	56	45
194802-25520	56	87
194802-25570	55	37
	56	91
194802-25620	56	47
		99
194802-25710	55	45
	56	58
194802-25730	55	47
	56	60
194802-25740	55	48
	56	61
194802-27150	58	3
194802-27200	57	9
	58	4
194802-27300	57	12
	58	7
194802-27350	58	14
194802-27370	58	18
194802-27410	57	21
	58	20
194802-27500	57	54
	58	52
194802-27520	57	61
	58	59
194802-27530	57	62
	58	60
194802-27560	57	64
	58	62
194802-27580	57	57
	58	55
194802-27610	57	65
	58	63
194802-27660	57	66
	58	64

Parts No.	Fig. No.	Ref. No.
194802-33111	59	17
194802-33120	59	18
194802-33140	59	19
194802-33161	59	21
194802-33181	59	22
194802-33701	59	31
194802-33720	59	35
194802-33731	59	36
194802-33741	59	37
194802-33750	59	38
194802-33760	59	33
194802-33770	59	34
194802-34110	59	42
194802-37420-X	60	17
194802-37660-X	60	18
194802-37710-X	60	20
194802-37770	60	23
194802-37771	60	23 -1
194802-42210	61	38
	62	38
	63	38
	64	38
194802-42310	61	39
	62	39
	63	39
	64	39
194802-43100	61	16
	62	16
	63	16
	64	16
194802-43310	61	17
	62	17
	63	17
	64	17
194802-44190	61	18
	62	18
	63	18
	64	18
194802-45100-X	61	23
	62	23
	63	23
	64	23
194802-45110	61	24
	62	24
	63	24
	64	24
194802-45120	61	25
	62	25
	63	25
	64	25

Parts No. Index

Parts No.	Fig. No.	Ref. No.
194802-45130	61	26
	62	26
	63	26
194802-45140	64	26
	61	27
	62	27
	63	27
194802-45410	64	27
	61	30
	62	30
194802-45420	63	30
	64	30
	61	31
	62	31
194802-47160	63	31
	64	31
	61	40
	62	40
194802-47180	63	40
	64	40
	61	41
	62	41
194802-47230	63	41
	64	41
	61	42
	62	42
194802-47310	63	42
	64	42
	61	55
	62	55
194802-47311-U	63	55
	64	55
	61	55 -1
	62	55 -1
194802-47340	63	55 -1
	64	55 -1
	61	56
	62	56
194802-47350-U	63	56
	64	56
	61	57
	62	57
194802-47360	63	57
	64	57
	61	58
	62	58
194802-47370	63	58
	64	58
	61	59
	62	59

Parts No.	Fig. No.	Ref. No.
194802-47370	63	59
	64	59
194802-47371-U	61	59 -1
	62	59 -1
	63	59 -1
	64	59 -1
194802-47380	61	60
	62	60
	63	60
	64	60
194802-47430	61	61
	62	61
	63	61
194802-48310	64	61
	61	69
	62	69
	63	69
194802-48320	64	69
	61	70
	62	70
	63	70
194802-48330	64	70
	61	71
	62	71
	63	71
194802-48340-U	64	71
	61	72
	62	72
	63	72
194802-48510	64	72
	61	73
	62	73
	63	73
194802-48520	64	73
	61	74
	62	74
	63	74
194802-48550	64	74
	61	75
	62	75
	63	75
194802-48580	64	75
	61	67
	63	67
	61	85
194802-49221	62	85
	63	85
	64	85
	61	86
194802-49240	62	86

Parts No.	Fig. No.	Ref. No.
194802-49240	63	86
	64	86
194802-49250	61	87
	62	87
	63	87
	64	87
194802-49290	61	88
	62	88
	63	88
	64	88
194802-49400	61	89
	62	89
	61	92
194802-49500	62	92
	63	92
	64	92
	65	6
194802-51111	66	5
	67	6
	68	5
	65	6 -1
194802-51112	66	5 -1
	67	6 -1
	68	5 -1
	65	7
194802-51120	66	6
	67	7
	68	6
	65	7 -1
194802-51121	66	6 -1
	67	7 -1
	68	6 -1
	65	8
194802-51170	66	7
	67	71
	68	69
	65	9
194802-51180	66	8
	67	8
	68	7
	65	13
194802-51220	66	12
	67	12
	68	11
	65	14 -1
194802-51230	66	13 -1
	67	13 -1
	68	12 -1
	65	32
194802-51440	66	32

Parts No.	Fig. No.	Ref. No.
194802-51440	67	31
	68	30
194802-56100	71	69
	72	69
	69	3
194802-56210	70	3
	69	8
194802-56230	70	8
	71	8
	72	8
	69	10
194802-56250	70	10
	71	10
	72	10
194802-56290	69	17
	70	17
	71	17
	72	17
194802-56600	69	19
	70	19
	71	19
	72	19
194802-57200	67	68
	68	67
	69	26
	70	26
194802-61100-R	71	26
	72	26
	69	28
	70	28
194802-61260	71	28
	72	28
	69	29
	70	29
194802-61270-R	71	29
	72	29
	69	32
	70	32
194802-61370-X	71	32
	72	32
	70	33
	72	33
194802-61410	70	34
	72	34
	69	35
194802-61420	70	34
	72	34
	69	35
	70	54
194802-61440	71	35
	72	54
	69	36
	70	36
194802-61450	69	36
	70	35

Parts No. Index

Parts No.	Fig. No.	Ref. No.
194802-61450	71	36
	72	35
194802-61460	70	36
	72	36
194802-61500-X	69	58
	70	58
	71	58
	72	58
194802-61510-R	69	59
	70	59
	71	59
	72	59
194802-61530-R	69	60
	70	60
	71	60
	72	60
194802-61550-R	69	61
	70	61
	71	61
	72	61
194802-61680	69	43
	70	42
	71	43
	72	42
194802-61710	69	62
	70	62
	71	62
	72	62
194802-61720	69	63
	70	63
	71	63
	72	63
194802-61730	69	64
	70	64
	71	64
	72	64
194802-61980	69	47
	70	46
	71	47
	72	46
194802-62110-R	73	11
194802-62111	73	11 -1
194802-62170	73	13
194802-62180	73	14
194802-62210-X	73	15
194802-62220-X	73	16
194802-62230-X	73	17
194802-62310	73	18
194802-62510-R	73	26
194802-62520-R	73	27

Parts No.	Fig. No.	Ref. No.
194802-63210-R	73	36
194802-63220-U	73	37
194802-63240	73	39
194802-63310-R	73	42
194802-63330	73	43
194802-64750	77	2
194802-65370	74	3
	75	4
	76	3
	77	4
194802-65470	74	8
	75	9
	76	8
	77	9
194802-65580	74	10
	75	11
	76	10
	77	11
194802-65620	74	12
	75	13
	76	12
	77	13
194802-65660	74	13
	75	14
	76	13
	77	14
194802-75710-X	78	1
194802-75750-X	78	2
194802-75780-X	78	3
194802-83100	80	1
	81	1
194802-83101	80	1 -1
	81	1 -1
194802-83120-X	80	5
	81	5
194802-83130-X	80	6
	81	6
194802-83200	80	7
	81	7
194802-83210	80	17
	81	17
194802-83220	80	21
	81	21
194802-83230	80	19 -3
	81	19 -3
194802-83330	80	10
	81	10
194810-00510	44	1
	46	1
194810-00520	44	2

Parts No.	Fig. No.	Ref. No.
194810-00520	46	2
194810-01500	41	9
194810-02670	65	2
	67	2
194810-11181-X	44	19
	46	19
194810-11190	44	20
	46	20
194810-21100-X	50	1
194810-22110	50	19
194810-22510	50	2
194812-00670	44	3
	46	3
194812-05110-R	44	11
	46	11
194812-05120-R	44	12
	46	12
194812-11130-X	44	17
	46	17
194812-11140-X	44	18
	46	18
194812-22200	50	20
194812-22220	50	26
194812-22280	50	30
194812-25010	55	1
	56	1
194812-41120	3	3
	61	1
	63	1
194812-48310	61	69 -1
	63	69 -1
194812-48330	61	71 -1
	63	71 -1
194812-49400-X	63	89
	64	89
194812-56210	71	3
	72	3
194812-61410	69	33
	71	33
194812-61420	69	34
	71	34
194812-61460	69	37
	71	37
194812-64750	75	2
194812-83280	80	26
194820-24120-X	52	6
194820-24210-X	52	8
194820-25150	55	16
194820-25200	55	22
194820-25360	55	28

Parts No.	Fig. No.	Ref. No.
194820-25370	55	29
194820-25410	55	33
194820-25450	55	34
194820-25460	55	35
194820-25470	55	36
194820-25920	55	66
194820-27110	57	4
194820-27120	57	5
194820-27130	57	6
194820-27150	57	7
194820-27370	57	20
		56
	58	54
194822-25130	55	15
194822-25350	55	27
194822-27350	57	19
194822-64750	76	2
194832-64750	74	2
194990-20170	57	1
		55
	58	53
194990-22040	65	4
	66	3
	67	4
	68	3
	73	4
194990-22050	21	37
	43	16
	45	18
	47	18
		19
		19
	57	2
		3
		52
	58	1
		50
	61	22
	62	22
	63	22
	64	22
	65	5
	66	4
	67	5
	68	4
194990-22110	69	1
	70	1
	71	1
	72	1
194990-22120	69	2

Parts No. Index

Parts No.	Fig. No.	Ref. No.
194990-22120	70	2
	71	2
	72	2
194990-22130	41	13
	42	13
	43	17
	65	57
	66	57
	67	56
		67
	68	55
		66
		73
		6
194990-22140	44	22
	45	20
194990-22150	69	25
	70	25
	71	25
	72	25
194990-52600	59	52
194990-75170	61	46
	62	46
	63	46
	64	46
195040-13320	59	40
1A1040-48060	52	23
	54	24
1C6050-14520	52	45
	54	45
1C6053-26020	73	7
1C6140-46750	61	67 -1
	63	67 -1
1C6140-46760	62	67
	64	67
1C6140-46770	61	68
	62	68
	63	68
	64	68
		58
1E4130-51400	61	62 -1
	62	62 -1
	63	62 -1
	64	62 -1
1E6140-34360	61	91
		95
	62	91
		95
	63	91
		95
		91
		95
		91
		95
	91	

Parts No.	Fig. No.	Ref. No.
1E6140-34360	64	95
1E6190-55660	53	33
1E6190-55690	53	34
1E6190-55710	53	35
1E6330-54390	56	50
		101
1E6330-54490	56	51
		102
1E6440-55110	53	10
1E6440-55210	53	40
	61	44
	62	44
	63	44
	64	44
	53	41
	61	45
	62	45
1E6440-55230	63	45
	64	45
1E6440-55470	53	28
22117-040000	12	38
22117-050000	23	20
	31	32
22117-060000	53	36
22117-080000	3	4
	6	19
	25	17
22117-120000	1	32
22117-140000	58	24
22117-200000	59	24
22137-040000	57	27
	58	25
22137-050000	57	28
		29
	30	
	31	
	58	26
		27
		28
		29
22137-060000	29	12
	50	52
	51	55
	61	63
	62	63
	63	63
	64	63
	69	48
	70	47
	71	48

Parts No.	Fig. No.	Ref. No.
22137-060000	72	47
22137-080000	5	15
	21	38
	34	42
	43	19
	44	25
	45	25
	52	24
	54	25
	61	32
	62	32
	63	32
	64	32
	69	65
	70	65
	71	65
72	65	
73	20	
	30	
	31	
	44	
22137-100000	22	17
	45	26
	47	22
	51	5
	52	25
		26
	54	26
		27
	59	25
	60	26
69	49	
70	48	
71	49	
72	48	
78	4	
	5	
22137-120000	52	27
	54	28
22137-140000	57	32
	58	30
22137-200000	44	42
	45	49
	46	37
	47	44
	61	96
	62	96
	63	96
	64	96
	60	27
	22157-100000	60

Parts No.	Fig. No.	Ref. No.	
22157-100000	61	97	
	62	97	
	63	97	
	64	97	
22190-060000	61	47	
	62	47	
	63	47	
	64	47	
22190-080000	52	28	
		29	
		30	
		67	
		11	
	53	11	
	54	29	
		30	
		31	
		67	
	61	33	
	62	33	
	63	33	
	64	33	
22190-120000	61	48	
	62	48	
	63	48	
	64	48	
22212-100000	11	27	
	8	18	
	12	39	
22212-120000	8	18	
22217-040000	12	39	
	38	15	
		20	
22217-050000	23	29	
	31	33	
	57	33	
	58	31	
22217-060000	11	43	
	41	11	
		15	
		23	
		42	10
		14	
		22	
	44	4	
		5	
	46	4	
	5		
50	4		
	16		
	17		
51	6		
	19		

Parts No. Index

Parts No.	Fig. No.	Ref. No.	
22217-060000	51	20	
	65	23	
	66	23	
	67	23	
	68	22	
	22217-080000	3	5
		6	20
			24
20		33	
		33	-1
21		6	
		34	
25		7	
		18	
43		20	
49	25		
50	5		
51	7		
	8		
	52	31	
	54	32	
	61	15	
		49	
	62	15	
		49	
	63	15	
		49	
	64	15	
		49	
	73	45	
22217-100000	10	12	
	20	34	
	38	9	-1
	44	7	
	45	27	
		28	
		67	
	46	7	
	47	23	
		24	
		61	
		50	6
		51	9
			60
		65	24
	66	24	
	67	24	
	68	23	
	78	6	
	81	26	

Parts No.	Fig. No.	Ref. No.	
22217-120000	44	26	
		51	
		45	58
		46	22
			45
		47	53
		49	41
		60	8
		78	7
	22217-160000	49	26
22242-000120	50	43	
	51	46	
22242-000140	22	46	
22242-000150	58	32	
22242-000160	55	23	
22242-000170	50	35	
	51	38	
	55	40	
	56	103	
	60	9	
22242-000180	60	9	
22242-000190	55	30	
		58	
	56	52	
		71	
22242-000210	55	24	
	56	24	
22242-000240	55	31	
	56	53	
22242-000250	21	31	
22242-000290	55	59	
	56	72	
	59	49	
22242-000300	80	27	
	81	27	
22242-000350	56	104	
22242-000360	50	31	
		36	
	51	34	
		39	
22252-000120	53	29	
22252-000180	53	30	
22252-000200	53	31	
22252-000400	50	7	
	51	10	
	55	8	
	56	8	
22252-000470	21	32	
22252-000550	59	50	
	80	28	

Parts No.	Fig. No.	Ref. No.	
22252-000550	81	28	
22252-000620	59	39	
	80	14	
	81	14	
	56	54	
22252-000800		105	
22272-000060	23	12	
	34	43	
		44	
22272-000100	61	64	
	62	64	
	63	64	
	64	64	
22272-000150	61	98	
	62	98	
	63	98	
	64	98	
22272-000190	44	52	
	45	59	
	46	46	
	47	54	
	52	32	
22287-080000		33	
		34	
		35	
		36	
		37	
		38	
		68	
		69	
		53	12
		42	
		54	33
			34
			35
			36
			37
		38	
		68	
		69	
	55	67	
	56	80	
	57	34	
		68	
	58	66	
	60	14	
22312-030080	34	30	
22312-030140	5	9	
22312-030220	23	13	

Parts No.	Fig. No.	Ref. No.	
22312-040080	34	11	
22312-080140	20	13	
22312-080160	27	3	
		52	39
			70
		54	39
		70	
22322-030160	2	31	
		34	
	35	5	
22322-030180	2	42	
		43	
	5	9	-1
		10	
	34	7	
22322-030200	34	24	
22351-030010	34	12	
	50	32	
	51	35	
22351-030020	57	35	
	58	33	
22351-035032	50	33	
		37	
	51	36	
		40	
	57	36	
	58	34	
22351-040008	10	13	
	27	9	
22351-040010	4	14	
	11	28	
22351-050030	59	13	
22351-050045	59	26	
22351-060010	1	10	
22351-060012	20	35	
22351-060016	45	29	
	47	25	
22351-060028	50	53	
	51	56	
	57	69	
		70	
	58	67	
		68	
	60	28	
22351-060032	50	34	
		38	
	51	37	
		41	
	57	37	
	58	35	

Parts No. Index

Parts No.	Fig. No.	Ref. No.
22351-080016	52	40
	54	40
22351-080032	59	27
22351-080036	80	29
	81	29
22351-080045	59	28
22360-050000	57	38
	58	36
22360-080000	73	46
22360-120000	73	47
22417-120100	57	39
	58	37
22417-160180	50	54
	51	57
	57	40
		41
	58	38
		39
		40
	61	65
	62	65
	63	65
	64	65
22417-200100	53	37
22417-200200	73	48
		48 -1
22417-200300	59	29
	60	29
22417-250250	61	19
		19 -1
	62	19
		19 -1
	63	19
		19 -1
	64	19
		19 -1
22417-300250	57	42
	58	41
22417-400400	44	43
	45	50
	46	38
	47	45
22417-800500	61	20
	62	20
	63	20
	64	20
22451-060000	34	45
22451-080100	15	12
22487-050100	57	43
	58	42

Parts No.	Fig. No.	Ref. No.
22487-060120	50	55 -1
	51	58 -1
	58	43
22487-060140	50	55
	51	58
22512-040340	50	44
	51	47
22512-050180	7	8
22512-050240	10	14
	61	99
	62	99
	63	99
	64	99
22512-050300	10	15
22512-070180	8	5
	27	4
22512-070300	26	7
22512-100300	8	6
22522-030130	61	2
	62	2
	63	2
	64	2
23000-013000	14	16
23000-022000	61	80
	62	80
	63	80
	64	80
23000-060000	6	14
23010-038000	30	43
23010-058000	6	13
	24	9
		10
23064-090490	2	14
23065-070145	11	9
	30	23
23065-090500	23	30
23414-080000	29	31
	40	29
23414-080012	14	24
	19	34
	33	41
	40	42
23414-100000	29	32
	40	28
23418-060000	14	9
	19	30
	33	9
23418-080000	23	14
	40	21
23871-010000	4	15

Parts No.	Fig. No.	Ref. No.
23871-030000	22	18
		19
23873-010000	54	10
		11
		12
23873-020000	61	50
	62	50
	63	50
	64	50
23873-030000	30	7
24101-060034	55	25
	56	25
24101-060044	55	41
		60
	56	73
		106
24101-060064	7	9
	59	51
24101-060084	10	16
24101-060094	59	14
24101-060124	59	15
24101-062054	10	17
	26	8
	55	42
	56	107
24101-063034	55	43
	56	108
24101-063050	21	17
24104-060054	55	9
	56	9
24104-060064	80	30
	81	30
24104-060074	80	15
	81	15
24104-062034	50	39
	51	42
	55	10
	56	10
24104-062064	80	16
	81	16
24121-062044	55	32
	56	55
24162-162212	52	5 -1
	54	5 -1
24163-305170	55	61
	56	74
24190-080003	61	28
	62	28
	63	28
	64	28

Parts No.	Fig. No.	Ref. No.
24190-090001	53	32
24190-100001	57	44
		71
	58	69
24190-110001	22	28
	61	66
	62	66
	63	66
	64	66
24311-000060	61	34
	62	34
	63	34
	64	34
24311-000070	2	46
	5	11
	19	12
		20
	23	15
	34	25
	40	20
24311-000090	35	6
	40	43
24311-000100	20	14
	40	2
24311-000110	58	44
	61	77
	62	77
	63	77
	64	77
24311-000120	23	25
	40	18
	61	29
	62	29
	63	29
	64	29
24311-000160	30	44
	40	33
	52	41
	54	41
	57	45
		72
	58	70
	59	30
24311-000180	2	7
	19	9
	60	10
24311-000200	61	81
	62	81
	63	81
	64	81

Parts No. Index

Parts No.	Fig. No.	Ref. No.
24311-000280	52	42
	54	42
24311-000320	23	4 -1
	40	19 -1
24311-240100	14	10
	19	31
	33	10
24315-000200	61	9
	62	9
	63	9
	64	9
24321-000500	49	27
24325-000750	56	56
		109
24341-000090	60	11
24341-000100	61	11
	62	11
	63	11
	64	11
24341-000200	55	62
	56	75
24341-000260	21	18
	40	12
24341-000440	52	43
	54	43
24341-000480	61	10
	62	10
	63	10
	64	10
	52	44
24341-000700	54	44
	54	44
24421-173507	52	45 -1
	54	45 -1
24421-174009	55	11
	56	11
24423-385508	59	52 -1
24550-015150	61	94
	62	94
	63	94
	64	94
	44	16
24550-020150	45	7
	46	16
	47	7
	61	91 -1
24550-020200		95 -1
	62	91 -1
		95 -1
	63	91 -1
		95 -1

Parts No.	Fig. No.	Ref. No.
24550-020200	64	91 -1
		95 -1
24761-010000	46	23
	61	100
	62	100
	63	100
	64	100
24764-010000	44	27
		38
		44
		53
		45
		30
24764-060000	44	39
	45	46
	46	34
	47	41
	17	31 -1
26013-060102	11	14
26013-060182	29	13
26013-060222	43	21
26013-060322	17	30 -1
26013-060352	61	82
	62	82
26013-080122	63	82
	64	82
	41	16
	42	15
	44	28
	45	31
	46	24
	47	27
	69	50
	70	49
71	50	
26013-080162	72	49
	73	21
		32
	69	66
	70	66
	71	66
	72	66
		66
		66
		66
26013-080202	1	16

Parts No.	Fig. No.	Ref. No.
26013-080202	20	44
	49	28
	69	67
	70	67
	71	67
	72	67
	80	31
		32
		33
		81
26013-080222	25	8
26013-080252	43	22
26013-100162	60	30
26013-100202	44	40
	45	47
26013-100252	46	35
	47	42
	45	32
		33
	47	28
		29
	49	35
	78	8
		9
		80
26013-100302	52	46
		47
26013-120252	54	48
		46
		47
		48
	45	34
	47	30
	44	29
	46	25
	52	49
	54	49
26013-120452	78	10
	65	25
26014-060122		67
	66	25
		67
		67
	67	25
		66
		66
	68	24
		65
		73
26014-060182	30	30 -1
26014-060202	30	30

Parts No.	Fig. No.	Ref. No.
26014-060202	45	35
	47	31
	61	83
	62	83
	63	83
	64	83
	50	8
26014-080162		9
	57	46
	58	45
		46
	61	51
		84
	62	51
		84
	63	51
		84
26014-080252	64	51
		84
	65	47
	66	47
	67	46
	68	45
	69	68
	70	68
	71	68
	72	68
26021-060122	73	33
		33 -1
	36	7 -1
	11	32
	2	12
	20	36 -1
	15	5
	1	27
	2	15
		25
15	13	
26106-060142		28
		30
	21	19
	34	46
	1	29
	20	37
	33	21
	2	48
	23	31
	34	18
26106-060322	30	13
26106-060352	2	49

Parts No. Index

Parts No.	Fig. No.	Ref. No.
26106-080102	30	24
26106-080122	10	18
	23	23
	30	45
26106-080142	25	9
26106-080162	8	10
26106-080182	2	53 -1
26106-080202	2	53
	6	12
	11	34
	22	20
26106-080222	36	7
26106-080282	3	9
	30	46
26106-080322	1	19
	11	35
26106-080402	22	21
26106-080452	21	20
26106-080602	25	19
26106-080652	30	47
	33	15
26106-080752	21	21
26106-080822	30	14
26106-080852	21	22
26106-080872	30	15
26106-081052	30	16
26106-081152	21	23
26106-100162	1	34
26106-100182	11	41
	20	38
26106-100352	16	3
26106-100502	10	19
26116-050102	57	47
	58	47
26116-050142	23	16
	41	17
		25
	42	16
		24
26116-060082	57	48
	58	48
	65	26
	66	26
	67	26
	68	25
26116-060102	8	27
	33	22
26116-060122	11	42
	41	18
	42	17

Parts No.	Fig. No.	Ref. No.
26116-060122	44	9
		10
	46	9
		10
	65	27
		28
	66	27
		28
	67	27
		70
	68	26
		70
	69	51
	70	50
	71	51
	72	50
26116-060162	50	10
		18
	51	11
		21
	60	31
	61	21
	62	21
	63	21
	64	21
	67	69
	68	68
26116-060302	61	52
	62	52
	63	52
	64	52
26116-080122	45	36
	47	32
	50	11
	51	12
26116-080162	43	23
	51	13
	61	53
	62	53
	63	53
	64	53
26116-080202	6	23
	43	24
	52	50
		51
		71
	53	43
	54	50
		71
	57	49

Parts No.	Fig. No.	Ref. No.
26116-080202	57	73
	58	71
26116-080222	49	29
26116-080252	24	11
	52	52
		53
		54
		55
	54	51
		52
		53
		54
	59	16
	60	15
26116-080302	44	30
	45	37
26116-080352	52	56
		57
	54	55
		56
26116-080402	52	58
	54	57
	69	52
	70	51
	71	52
	72	51
	73	49
26116-080502	25	10
	43	6
	52	72
	54	72
26116-080602	6	21
	52	59
		60
	53	13
	54	58
		59
	57	50
	58	49
26116-080652	52	61
		62
	54	60
		61
26116-080702	43	7
26116-080952	52	63
	54	62
26116-100202	65	29
	66	29
	67	28
	68	27

Parts No.	Fig. No.	Ref. No.
26116-100252	51	14
	78	11
	81	33
26116-100302	69	53
	70	52
	71	53
	72	52
26116-120252	46	47
	47	51
26116-120352	44	31
	46	26
26156-120252	59	53
26206-100182	20	38 -1
26216-060142	21	7
26216-080222	3	11
	20	15
	25	3
26216-080302	20	15 -1
26216-080552	22	22
26216-080652	22	23
26216-080702	4	16
26356-120002	49	36
26366-060002	21	8
	23	17
26366-080002	4	17
	11	40
	22	24
	25	20
26376-120002	49	42 -1
26450-080202	61	35
	62	35
	63	35
	64	35
26450-080252	61	14
	62	14
	63	14
	64	14
26557-040082	38	19
26557-040102	12	37
26557-040252	38	14
26557-050102	23	32
26557-050122	23	18
26557-060082	8	23
26587-050102	31	34
26587-060162	73	23
		24
26587-060202	65	55
	66	55
	67	54
	68	53

Parts No. Index

Parts No.	Fig. No.	Ref. No.
26587-080102	21	9
	26	9
26587-080122	7	10
	8	28
26606-100002	4	11
26656-080002	5	13
26687-120002	34	47
26696-100002	22	25
26706-100002	11	29
	20	21
	21	10
	38	10 -1
	41	12
26716-060002	19	
	24	
	42	11
		18
		23
	60	32
	65	38
	66	38
	67	37
	68	36
26716-080002	3	6
		10
	6	22
	20	16
	21	11
		35
	25	11
		12
	43	8
		25
49	30	
55	68	
56	81	
57	51	
	59	
	58	57
	69	54
	70	53
	71	54
	72	53
26716-100002	45	38
		39
	47	33
		34
	50	12
	51	15
	59	

Parts No.	Fig. No.	Ref. No.	
26716-100002	60	33	
	61	101	
	62	101	
	63	101	
	64	101	
	65	30	
	66	30	
	67	29	
	68	28	
	78	12	
26716-120002	44	32	
	46	27	
	78	13	
26726-080002	12	33	
26736-100002	42	12	
	44	8	
	45	68	
	46	8	
	47	62	
26736-120002	34	48	
	49	42	
	60	12	
26736-160002	49	31	
26756-050002	23	19	
	34	38	
	41	20	
		26	
		42	19
		25	
		58	16
	26756-060002	15	10
		34	49
	26756-080002	4	32
	36		
	22	36	
26776-120002	65	48	
	66	48	
	67	47	
	68	46	
26776-180002	27	10	
26796-100002	15	25	
26877-200002	44	45	
	45	52	
	46	40	
	47	47	
26911-050052	53	16	
	56	29	
		86	
26921-080102	22	47	
27221-020080	1	11	

Parts No.	Fig. No.	Ref. No.
27225-060100	2	5
27231-220000	4	13
27241-300000	20	17
27260-200000	54	63
27310-070001	22	10
28110-070080	79	5
28110-100130	79	6
28110-120140	79	7
28110-170190	79	8
28160-100130	79	9
28160-120140	79	10
29321-255050	65	31
	66	31
	67	30
	68	29
43400-500390	12	36
	33	32
	40	41
43400-500410	5	14
	19	22
43400-500430	15	26
	19	35
43400-500450	20	28
	34	50
	40	7
43400-500490	1	7
	19	2
43400-500570	1	9
	19	3
705311-22500	28	3
	39	3
705311-23100	28	9
705311-23600	28	13
705430-02500	1	12
705430-23100	9	9
705546-01501	2	1
705546-01561	1	1
705546-01900	1	22
705546-11520	5	1
705546-11700	4	1
705546-21700	8	1
705546-22500	9	3
	18	5
705546-51700	12	1
705546-53100	13	1
705546-61501	2	26
705546-66531	2	38
705546-92500	18	1
705546-92600	19	1
705582-61520	15	1

Parts No.	Fig. No.	Ref. No.
711100-51540	31	9
720500-53100	32	1
721450-02500	20	39
721450-02611	20	45
721467-22540	28	17
721467-22900	28	15
721520-61000	34	1
721575-22500	28	3 -1
	39	3 -1
724000-21701	27	1
724085-11650	22	33
724085-51700	31	1
724160-55200	33	2
724160-55630	14	2
724550-51520	31	7
724970-01540	20	25
724970-01561	20	1
724970-11520	23	1
724970-11701	22	1
724970-13500	25	1
724970-92500	39	1
724970-92601	40	1
724976-01611	21	1
794800-82110	79	1
7E6440-50182	53	1
94210M-06900	38	18
94210M-13751	38	4
94210M-21932	38	9
94210M-32983	38	7
94210M-42801	38	6
94210M-42802	38	21
94210M-42875	38	2
94210M-42927	38	4 -1
94210M-42929	38	6 -1
94210M-51416	38	11
94210M-51417	38	12
94210M-51418	38	13
94210M-86025	38	8
94210M-86372	38	10
94210M-96717	38	17
X21141360	37	10
X21142742	37	23
X21142835	37	22
X21142867	17	32
X211429006	17	14
X211432001	37	5
X21143215	17	5
X21143454	37	17
X211435007	17	11
X211435502	17	12

Parts No. Index

Parts No.	Fig. No.	Ref. No.
X211439001	17	33
X21143963	37	16
X211442003	17	4
X211445009	17	9
X211445502	17	13
X211446008	17	18
X211453002	37	8
X21145312	37	7
X21145352	37	9
X211455003	37	13
X211456009	37	14
X21145661	37	15
X211458004	17	23
X21145866	17	31
X211459002	17	34
X211461005	17	2
X211464002	17	8
X211468005	17	30
X21146815	37	20
X211469002	17	6
X21147155	37	4
X21147215	37	6
X211473002	17	7
X21147314	17	35
X211476012	17	19
X21148110	37	3
X21148313	37	11
X21148652	37	18
X211487003	17	22
X211491001	37	2
X21149314	37	12
X211497004	37	19
X7120632	37	21
XM069000000	38	18 -1
XM274360000	38	5 -1
		16 -1
XM329830000	38	7 -1
XM428020000	38	21 -1
XM429270000	38	4 -2
XM429290000	38	6 -2
XM514160000	38	11 -1
XM514170000	38	12 -1
XM514180000	38	13 -1
XM860250000	38	8 -1
XM861240000	38	5
		16
XM967170000	38	17 -1

Parts No.	Fig. No.	Ref. No.
-----------	----------	----------

Parts No.	Fig. No.	Ref. No.
-----------	----------	----------

Parts No.	Fig. No.	Ref. No.
-----------	----------	----------