

OCT10-M21400EN

Classification of Painting Colors

Service parts differ in their painting color according to model, specification and destination.

YANMAR has been classifying painting colors by the following part numbers:

Accordingly, it is important to place your order of required service parts by the following part numbers to prevent a misshipment from occurring.

(1) Ordinary Part No.: xxxxxx-xxxxx (ordinary color)

(2) Color classified Part No.: xxxxxx-xxxxx-●

° YANMAR terms ● part of Part No. shown above as "Specification Classification Code". As this Specification Classification Code is prefixed to an ordinary Part No., it will take up the following meaning on painting color of part in question:

Spec. Class. Code	Painting Color
K	Metallic calm green
M	Silver
P	Green
Q	Cream
R	Red
W	Frosted black
X	Black
Y	Yellow

Classification of specification code

A : America, Canada, South Africa, Australia & New Zealand

F : France, Bergium & Holland

U : England, Switzerland, Denmark & Norway

P : Portugal & Greece

Scan : Scandinavia (Norway & Denmark)

E : Europe (Bergium & Holland)

Stan : Standard (Other country)

Directions for the Parts Catalog.

1. This Parts Catalog shows both standard and optional parts.
2. Parts may change without prior notice.
3. The following is an example of the Parts Catalog format.

REF.	LEV.	PARTS NO.	DESCRIPTION	Q'TY						I	R
				(A)	(B)	(C)	(D)	(E)	(F)		
1	1	729595-51390	FUEL INJECTION PUMP	1	1	1	1	1			1
1-1	1	729595-51391	FUEL INJECTION PUMP	1	1	1	1	1		N	1
		(A=E00185) (B=E00200)									
3	2	26022-060162	SCREW M 6X 16	9	9	9	9	9			
3-1	2	26022-060162	SCREW M 6X 16	4	4	4	4	4		K	
		(A=E00156) (B=E00156) (C=E00156) (D=E00156) (E=E00156)									
4	2	129470-51040	CAMSHAFT	1	1	1	1	1			
5	2	122710-51050	BEARING, ROLLER	2	2	2	2	2			
6	2	129470-51060	RETAINER	1	1	1	1	1			

Remarks
(1) BOOST COMPEMSATOR TYPE. OPTIONAL PART, TO E00155,(4JH-DT, 4JH-DTZ

① Ref. No.

The Ref. No. listed may not be in accordance with the illustration Ref. No.

(Ex.) Illustration No.

List Ref No.

1

1

(Before change)

1-1

(After change)

For interchangeable symbols N, R and K, illustrations for new parts may be abbreviated.

② Lev. (Level)

Level indication

The numbers below indicate the level of relativity towards the main part.

1 ----- Main parts (Assembly parts)

2 ----- Sub component included in " 1 ".

3 ----- Sub component included in " 2 ".

Note) Parts that are not for sale are partially illustrated but not listed.

③ Interchangeability Symbol

When a part change takes place, one of the following interchangeability symbols is indicated beside the part.

Symbol	Interchangeability	Contents note
N	Old $\begin{matrix} \leftarrow \text{Yes} \\ \text{No} \rightarrow \end{matrix}$ New	New Part is interchangeable for Old Part but Old Part is not interchangeable for New Part.
Q	Old $\begin{matrix} \leftarrow \text{No} \\ \text{Yes} \rightarrow \end{matrix}$ New	New Part is not interchangeable for Old Part but Old Part is interchangeable for New Part.
R	Old $\begin{matrix} \leftarrow \text{Yes} \\ \text{Yes} \rightarrow \end{matrix}$ New	New/ Old Parts are both interchangeable.
S	Old $\begin{matrix} \leftarrow \text{No} \\ \text{No} \rightarrow \end{matrix}$ New	New/ Old Parts are both not interchangeable.
W		Part newly added.
Z		Part discontinued.
F		Not interchangeable by a single part but interchangeable together with related parts.
K		Changes only for used parts quantities.

④ Effective Machine No.

When a part changes, the effective Machine No. will be indicated in the (A)-(F) column.

Product Symbol	Product No.	Product Symbol	Product No.
C	Clutch No. Compressor No.	F	Machine No. (Agricultural Equip.)
D	Drive No.	M	Machine No.
E	Engine No.		

Note 1) A date may follow the symbol. (Ex.) 1996.01

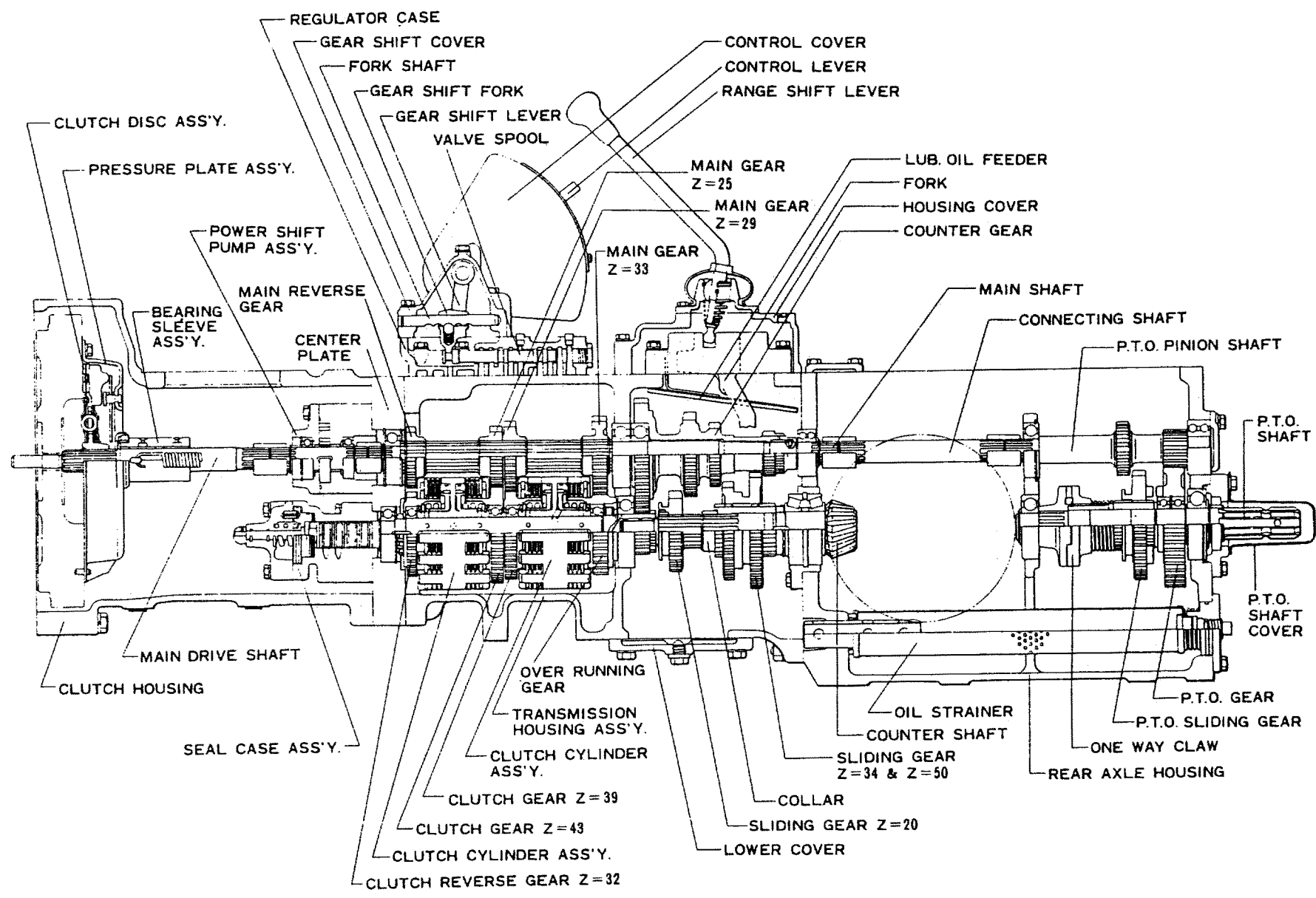
Note 2) "XXXXX" and "ZZZZZ" are for parts that could not be predicted or for engine models that could not be identified.

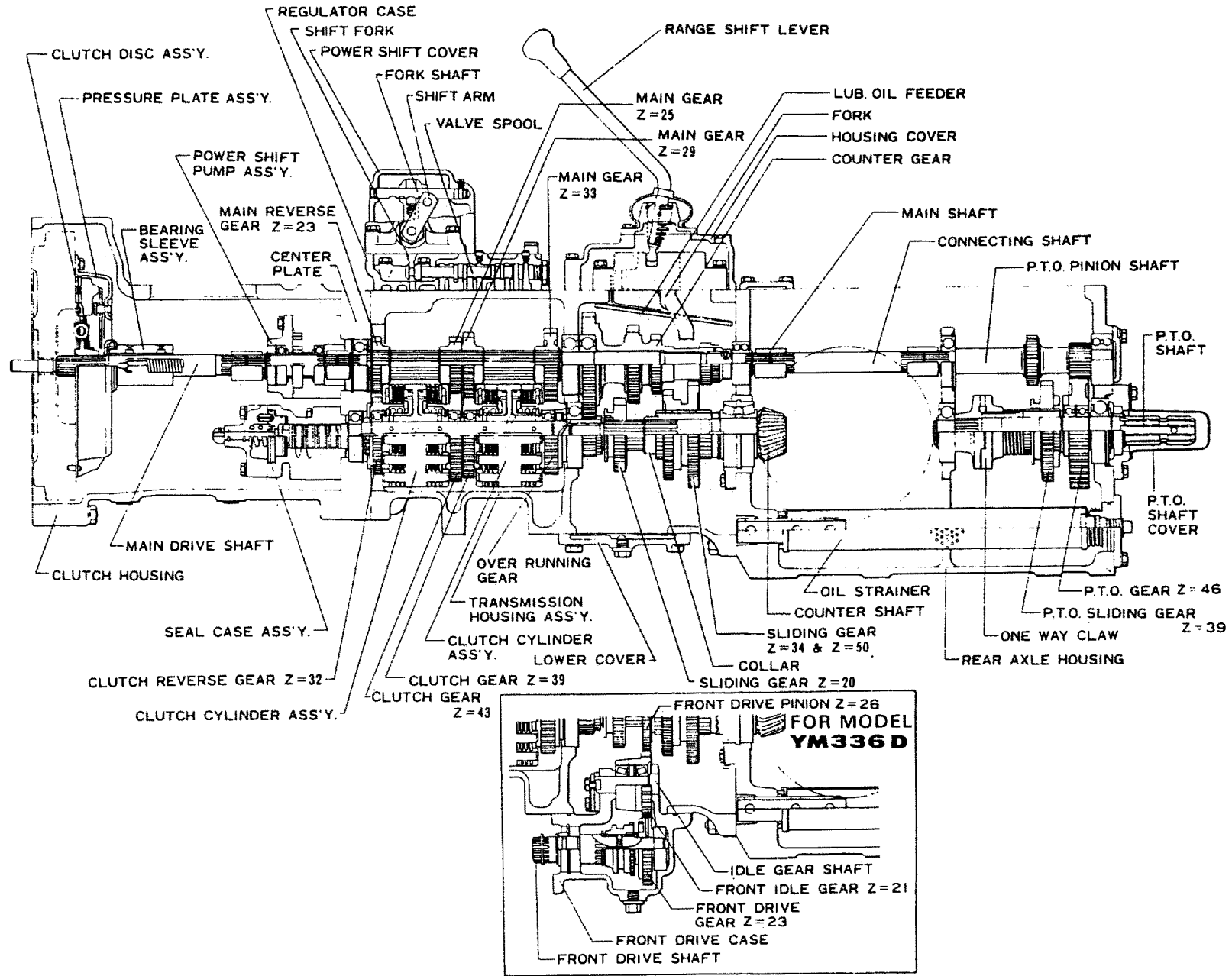
Note 3) (A=E00185) is the E (Engine Serial Number) for the column (A) model (in this case 4JH-DT) after the parts design change.

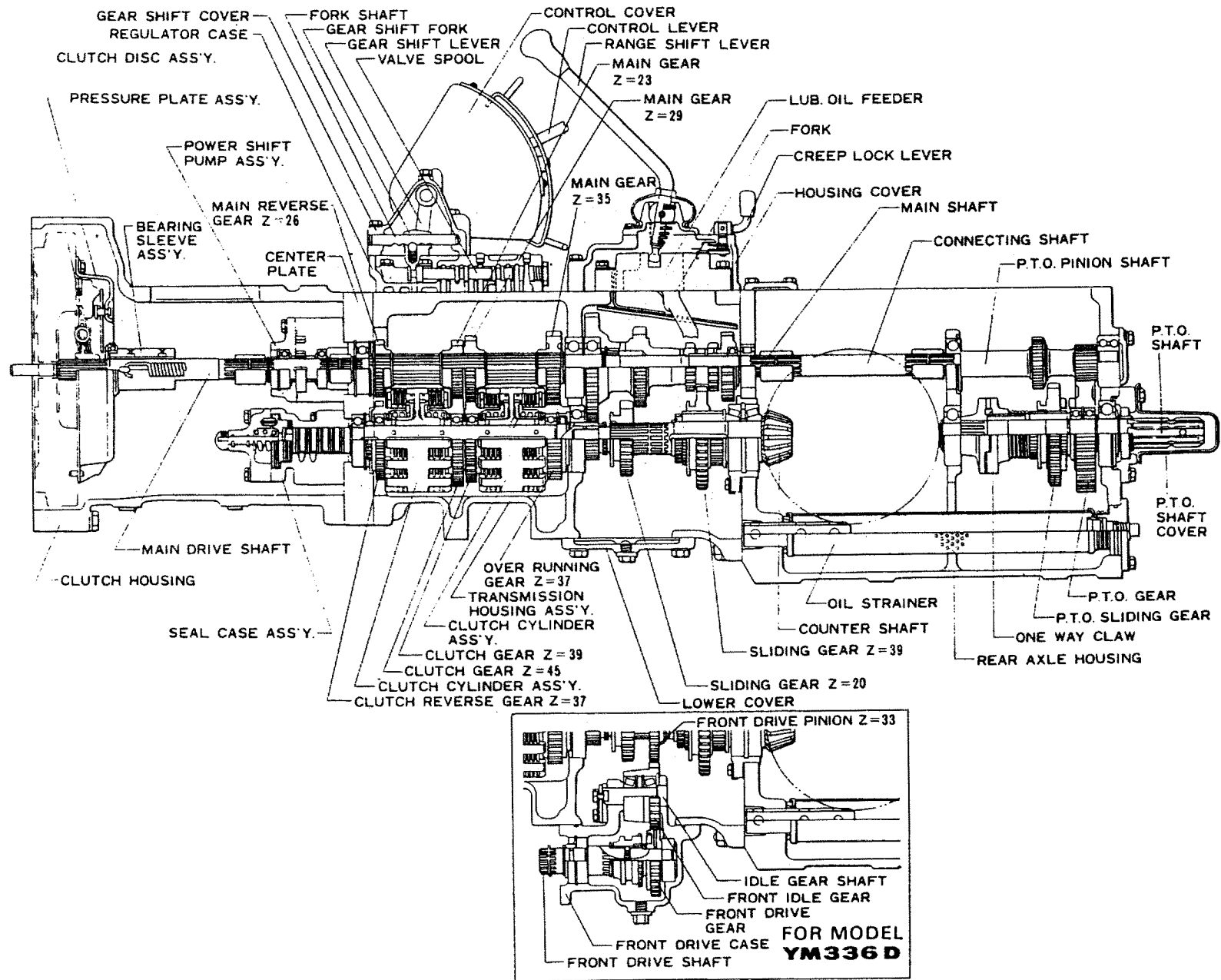
⑤ Remarks

Figures or alphabets (symbols) are entered in the remarks column.

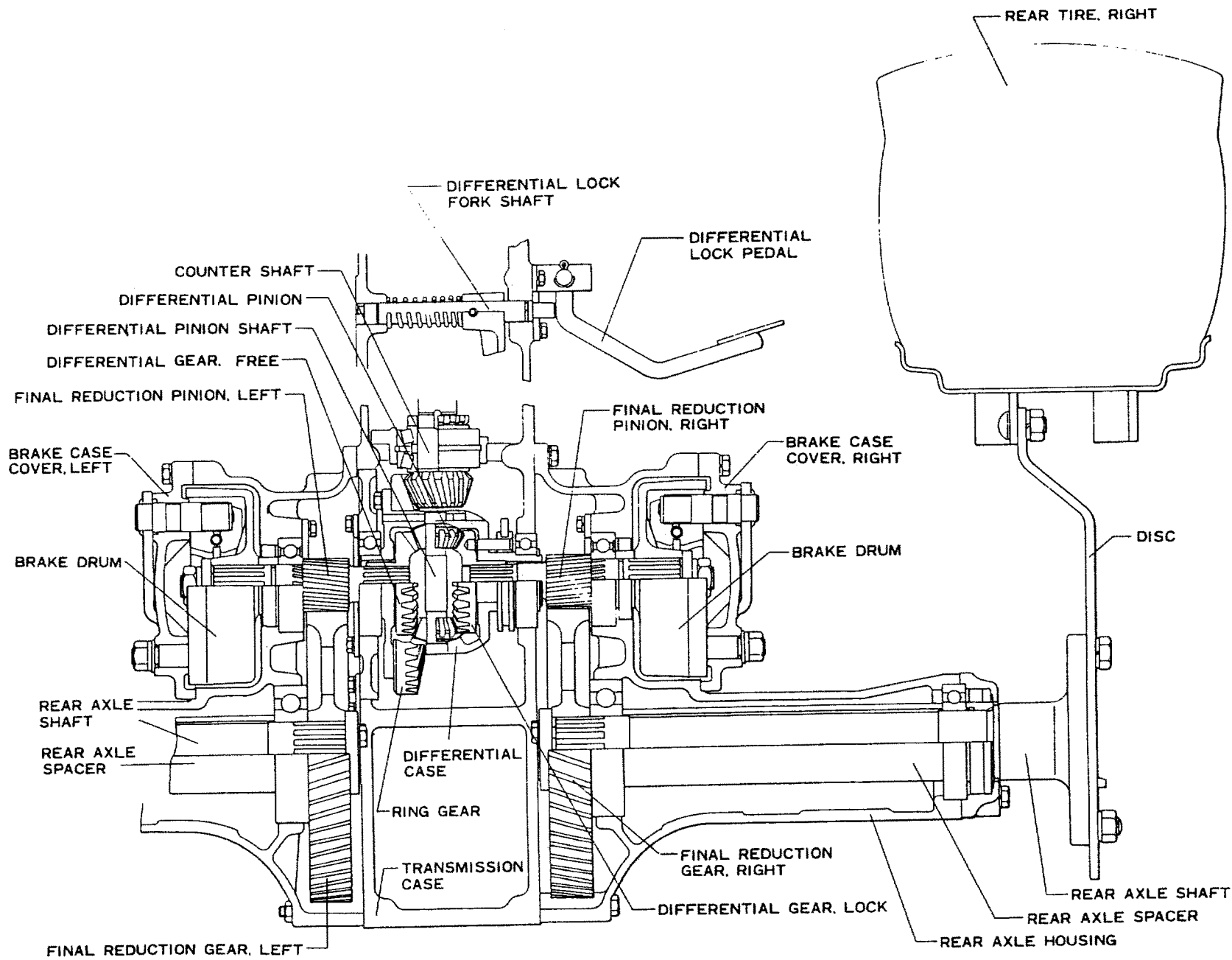
The comments (remarks) on parts that are indicated at the bottom of the illustration are the same symbols as those stated above.



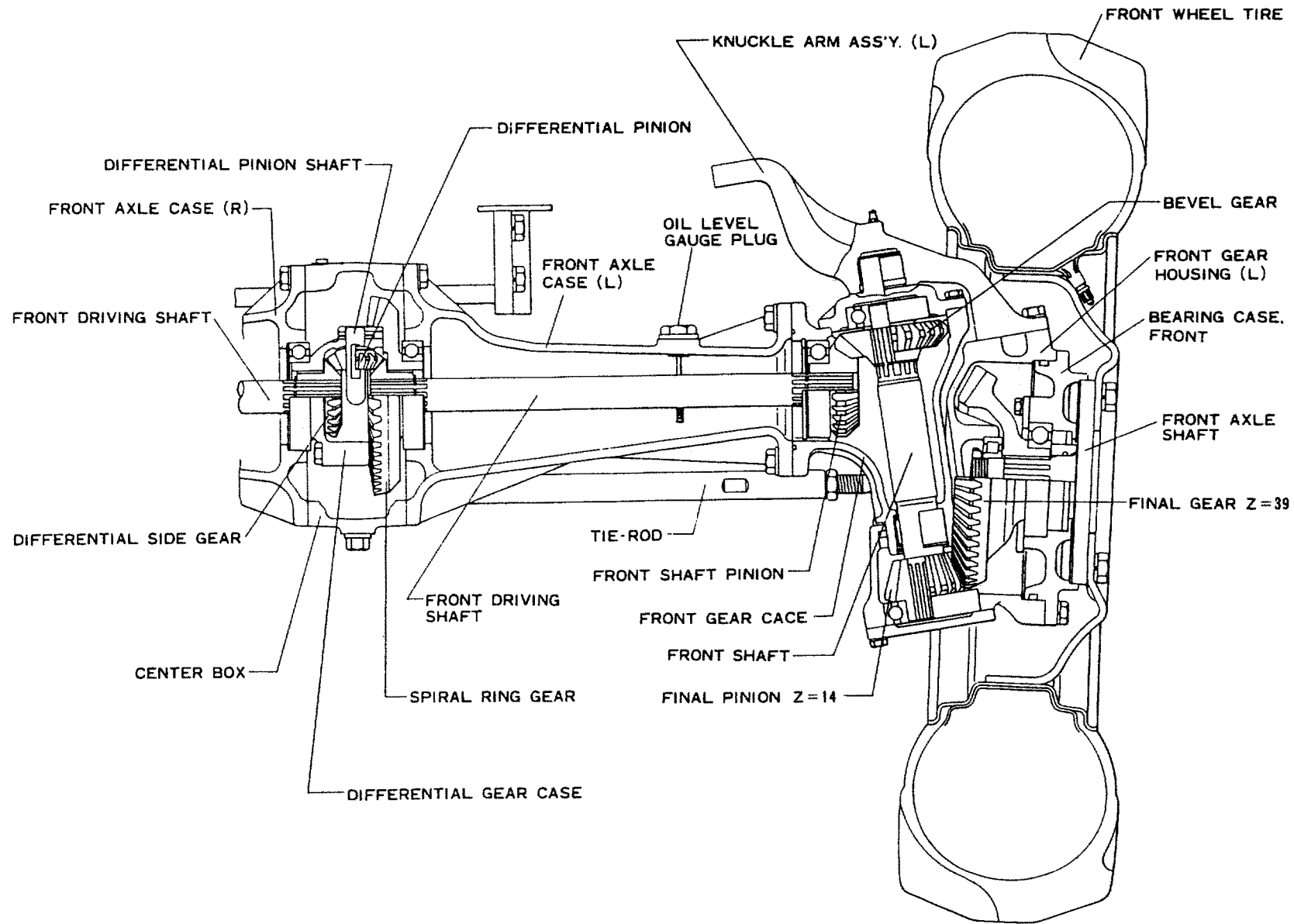




YM336/YM336D TRAVELLING TRANSMISSION SECTIONAL VIEW (4)



YM3366 YM336D TRAVELLING TRANSMISSION SECTIONAL VIEW (5)



FRONT DRIVING SECTIONAL VIEW

Contents

OCT10-M21400

Fig. No.	Fig. Name	Fig. No.	Fig. Name
ENGINE 3T84A-N/F/P/S		23.	THROTTLE(COLUMN SHIFT:U & SCAN
1.	CYLINDER BLOCK	24.	FUEL TANK (EXCEPT PORTUGAL)
2.	GEAR HOUSING	25.	FUEL TANK (FOR PORTUGAL)
3.	CYLINDER HEAD	26.	FRONT AXLE(1) (YM336:EXCEPT U)
4.	AIR CLEANER(WITH PRE-CLEANER)	27.	FRONT AXLE (1) (YM336:FOR U)
5.	SILENCER	28.	FRONT AXLE (2) (FOR YM336)
6.	CAMSHAFT	29.	FRONT AXLE (A) (FOR YM336D)
7.	MAIN BEARING & CRANKSHAFT	30.	FRONT AXLE (B) (FOR YM336D)
8.	PISTON & CONNECTING ROD	31.	FRONT AXLE (C) (FOR YM336D)
9.	LUBRICATING OIL SYSTEM	32.	POWER STEERING (EXCEPT SCAN)
10.	COOLING WATER SYSTEM	33.	POWER STEERING (COLUMN : SCAN)
11.	FUEL INJECTION PUMP	34.	POWER STEERING VALVE
12.	FUEL INJECTION VALVE	35.	CLUTCH (EXCEPT SCAN)
13.	FUEL OIL SYSTEM	36.	CLUTCH (COLUMN : SCAN)
14.	GOVERNOR EQUIPMENT	37.	POWER SHIFT PUMP (FOR A(OLD))
15.	ELECTRIC STARTER & THERMO.DEV.	38.	POWER SHIFT PUMP(A-NEW&F&STAN)
16.	LABELS (FOR ENGINE)	39.	TRANSMISSION HOUSING (FLOOR:A)
17.	STARTER 12V-1.8KW(TYPE S12-77)	40.	TRANSMISSION HOUSING (FLOOR:F)
18.	AC GENERATOR 12V-15A (LT115-52	41.	TRANSMISSION HOUSING (FLOOR:A)
19.	REPAIR KIT (A) (FOR ENGINE)	42.	TRANSMISSION HOUSING (FLOOR:F)
20.	GASKET KIT (A) (FOR ENGINE)	43.	TRANSMISSION HOUSING (COLUMN)
CHASSIS YM336(D)		44.	TRANSMISSION HOUSING (COLUMN)
21.	THROTTLE(FLOOR SHIFT TYPE)	45.	TRANSMISSION HOUSING (COLUMN)
22.	THROTTLE(COLUMN:EXCEPT U&SCAN)	46.	TRANSMISSION HOUSING (COLUMN)
		47.	TRANSMISSION GEARS (1) :A(OLD)

Contents

OCT10-M21400

Fig. No. Fig. Name

- 48. TRANSMISSION GEARS (1)
- 49. TRANSMISSION GEARS (2) :A(OLD)
- 50. TRANSMISSION GEARS (2)
- 51. FRONT DRIVE & SHIFT(FOR A(OLD))
- 52. FRONT DRIVE & SHIFT (A(NEW)&F)
- 53. FRONT DRIVE & SHIFT(COLUMN:SCA)
- 54. FLOOR SHIFT & SHIFT LEVER
- 55. COLUMN SHIFT
- 56. RANGE SHIFT LEVER (FOR A(OLD))
- 57. RANGE SHIFT LEVER(A(NEW)&F&STA)
- 58. REAR HOUSING
- 59. P.T.O. DRIVING SHAFT
- 60. P.T.O.SHIFT LEVER (FLOOR SHIFT)
- 61. P.T.O.SHIFT(COLUMN:EXCEPT SCAN)
- 62. P.T.O.SHIFT LEVER(COLUMN:SCAN)
- 63. REAR AXLE (FOR A(OLD))
- 64. REAR AXLE (FOR A(NEW)&F&STAN)
- 65. REAR AXLE HOUSING (FOR A(OLD))
- 66. REAR AXLE HOUSING(A(NEW)&F&STA)
- 67. BRAKE
- 68. BRAKE PEDAL (FLOOR SHIFT TYPE)
- 69. BRAKE PEDAL(COLUMN:EXCEPT SCAN)
- 70. BRAKE PEDAL (COLUMN : SCAN.)
- 71. TIRES (FRONT&REAR:FOR A&STAN)
- 72. TIRES (FRONT & REAR : FOR F)

Fig. No. Fig. Name

- 73. HYDRAULIC CYLINDER
- 74. HYDRAULIC LIFT
- 75. OIL PRESSURE CONTROL
- 76. DRAFT CONTROL
- 77. HYDRAULIC PIPES
- 78. ELECTRIC PARTS (1) (FLOOR : A)
- 79. ELECTRIC PARTS (1) (FLOOR : F)
- 80. ELECTRIC PARTS (2) (FLOOR : A)
- 81. ELECTRIC PARTS (2) (FLOOR : F)
- 82. ELECTRIC PARTS (1) (COLUMN: A)
- 83. ELECTRIC PARTS(2)(COLUMN:STAN)
- 84. ELECTRIC PARTS (2) (COLUMN: U)
- 85. ELECTRIC PARTS(2)(COLUMN:P&S.A)
- 86. HOOD (FLOOR SHIFT : A)
- 87. HOOD (FLOOR SHIFT : FRENCH)
- 88. HOOD (COLUMN SHIFT : A)
- 89. HOOD (COLUMN SHIFT : U)
- 90. HOOD (COLUMN:P & SOUTH AFRICA)
- 91. FENDER & SEAT (FLOOR SHIFT :A)
- 92. FENDER & SEAT (FLOOR SHIFT :F)
- 93. FENDER & SEAT (COLUMN SHIFT:A)
- 94. FENDER & SEAT (COLUMN : U)
- 95. FENDER & SEAT (COLUMN :FRENCH)
- 96. FENDER & SEAT(COLUMN:PORTUGAL)
- 97. FENDER & SEAT(COLUMN:S.AFRICA)

Contents

OCT10-M21400

Fig. No.	Fig. Name	Fig. No.	Fig. Name
98.	LABELS (FLOOR SHIFT : A)		
99.	LABELS (FLOOR SHIFT : FRENCH)		
100.	LABELS (COLUMN SHIFT:A & SCAN)		
101.	LABELS (COLUMN SHIFT : FRENCH)		
102.	LABELS (COLUMN : EUROPEAN)		
103.	LABELS (COLUMN : PORTUGAL)		
104.	LABELS (COLUMN : S.AFRICA)		
105.	THREE-POINT HITCH		
106.	DRAWBAR (EXCEPT U & P)		
107.	DRAWBAR (U & P)		
108.	TOOLS (COLUMN : PORTUGAL)		
109.	TOOLS (EXCEPT PORTUGAL)		
110.	TURF-TIRES(FRONT&REAR:A&STAN)		
111.	TURF-TIRES (FRONT & REAR : F)		
112.	HEATER (U.S.A. ONLY)		
113.	FRONT POWER TAKE OFF		
114.	FRONT & REAR WHEEL WEIGHT		
115.	ROLL BAR (FOR USA)		

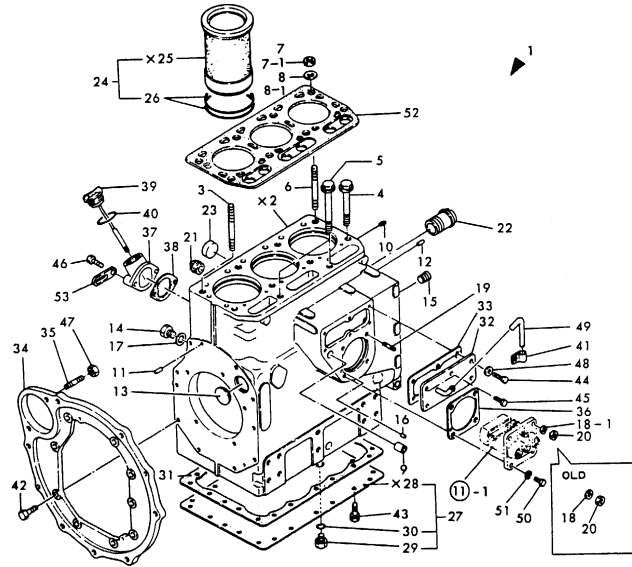
Fig.1. CYLINDER BLOCK

(A)=3T84A-N
(B)=3T84A-NF
(C)=3T84A-LPP

(D)=3T84A-NS
(E)=
(F)=

Fig.1 CYLINDER BLOCK

D21254-01110



*MARK PARTS : NOT SOLD SEPARATELY

Remarks

(1).MARKED PARTS CHANGED FROM APRIL, 1980. INTERCHANGABLE PROVIDED SPRING WASHER 8 (P/# 22217-080000) IS REPLACED TO THE ORIGINAL TYPE.

No.	Lev.	Parts No.	Description	Qty						I	R
				(A)	(B)	(C)	(D)	(E)	(F)		
1	1	721253-01560	BLOCK ASSY, CYLINDER	1	1						
1-1	1	721253-01561	BLOCK ASSY, CYLINDER	1	1	1	1				N
		(A=*1982.08)	(B=*1982.08)								
3	2	124450-01210	BOLT, HEAD	1	1	1	1				
4	2	124450-01211	BOLT, HEAD	6	6	6	6				
5	2	121252-01230	BOLT, HEAD	2	2	2	2				
6	2	124450-01230	BOLT, HEAD	1	1	1	1				
7	2	124450-01250	NUT, CYLINDER HEAD	2	2						
7-1	2	124450-01250	NUT, CYLINDER HEAD	8	8	8	8				K
		(A=*1982.)	(B=*1982.)								
8	2	124450-01240	WASHER	2	2						
8-1	2	124450-01240	WASHER	8	8	8	8				K
		(A=*1982.)	(B=*1982.)								
9	2	124550-01900	BUSH	1	1						
9-1	2	124450-01901	BUSH	1	1	1	1				N
		(A=*1982.)	(B=*1982.)								
10	2	124060-01050	PLUG, PT1/8	2	2	2	2				
11	2	22312-080200	PIN, PARALLEL M8X20	2	2	2	2				
12	2	22312-080160	PIN, PARALLEL M8X16	2	2	2	2				
13	2	27231-400000	PLUG 40	1	1	1	1				
14	2	23887-100002	PLUG, 10	3	3	3	3				
15	2	124160-01910	PLUG, PT1/4	1	1	1	1				
16	2	22312-040100	PARALLEL PIN 4X10	1	1	1	1				
17	2	121250-01990	GASKET	3	3	3	3				
18	2	43400-500410	SEAL WASHER 8	2	2						
18-1	2	22217-080000	WASHER, SPRING 8	2	2	2	2				S 1
		(A=*1980.04)	(B=*1980.04)								
19	2	26216-080222	STUD, M8X 22	2	2						
19-1	2	121450-01560	STUD, M8X22	2	2						F 1
		(A=*1980.04)	(B=*1980.04)								
19-2	2	26216-080222	STUD, M8X 22	2	2	2	2				N
		(A=*)	(B=*)								
20	2	26716-080002	NUT, M8	2	2	2	2				
21	2	121750-01920	PLUG, NPTF1	1	1						
21-1	2	171051-01921	PLUG, NPTF1	1	1	1	1				N
		(A=*1981.10)	(B=*1981.10)								
22	2	124160-49480	JOINT, PIPE	1	1	1	1				
23	2	27241-300000	PLUG 30	2	2	2	2				
24	1	721250-01900	LINER ASSY, CYLINDER	3	3	3	3				
26	2	124550-01300	GASKET, LINER	6	6	6	6				
27	1	721253-01540	COVER ASSY	1	1	1	1				
29	2	124060-01640	PLUG, M12	1	1	1	1				
30	2	24311-000140	O-RING, 1AP14.0	1	1	1	1				
31	1	121250-01751	GASKET, OIL SUMP	1	1	1	1				
32	1	121250-01850	COVER	1	1	1	1				
33	1	124160-01863	GASKET	1	1	1	1				
34	1	121250-01600	FLANGE, MOUNTING	1	1	1	1				
35	1	124450-01610	STUD	2	2	2	2				
36	1	121250-01951	SHIM SET, ADJUSTING	1	1	1	1				
37	1	121250-01522	FLANGE	1	1	1	1				
38	1	124160-34844	GASKET	1	1	1	1				

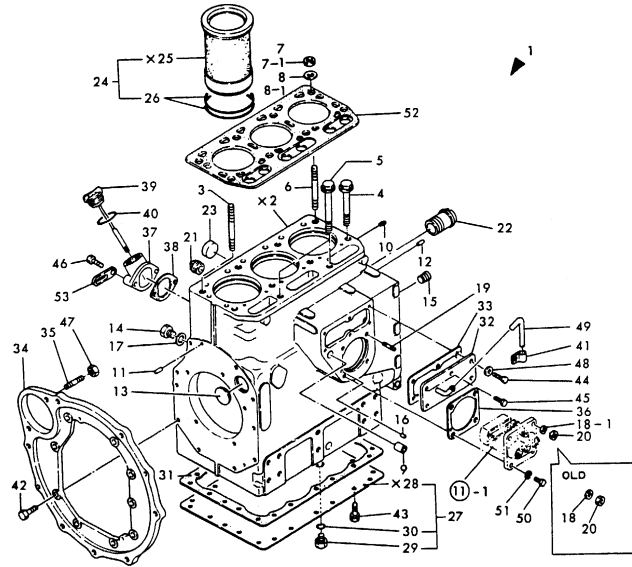
Fig.1. CYLINDER BLOCK

(A)=3T84A-N
(B)=3T84A-NF
(C)=3T84A-LPP

(D)=3T84A-NS
(E)=
(F)=

Fig.1 CYLINDER BLOCK

D21254-01110



*MARK PARTS : NOT SOLD SEPARATELY

No.	Lev.	Parts No.	Description	Qty						I	R
				(A)	(B)	(C)	(D)	(E)	(F)		
39	1	121250-01791	COVER ASSY	1	1	1	1				
40	1	24321-000350	O-RING, 1AG35.0	1	1	1	1				
41	1	124160-01650	CLAMP, PIPE	1	1	1	1				
42	1	26116-100282	BOLT M10X 28 PLATED	9	9						
42-1	1	26206-100282	BOLT, M10X 28 PLATED	9	9	9	9				N
		(A=*1983.)	(B=*1983.)								
43	1	121250-01710	BOLT, SUMP M8X14	20	20						
43-1	1	26106-080142	BOLT, M8X 14 PLATED	20	20	20	20				R
		(A=*1983.01)	(B=*1983.01)								
44	1	26116-060142	BOLT, M6X 14 PLATED	4	4						
44-1	1	26106-060162	BOLT, M6X 16 PLATED	4	4	4	4				N
		(A=*1982.)	(B=*1982.)								
45	1	26116-060162	BOLT, M6X 16 PLATED	2	2						
45-1	1	26106-060162	BOLT, M6X 16 PLATED	2	2	2	2				N
		(A=*1982.)	(B=*1982.)								
46	1	26116-080352	BOLT, M8X 35 PLATED	2	2						
46-1	1	26106-080352	BOLT, M8X 35 PLATED	2	2	2	2				N
		(A=*1982.)	(B=*1982.)								
47	1	26716-120002	NUT, M12	2	2	2	2				
48	1	22117-060000	WASHER, 6	4	4						Z
		(A=*1982.)	(B=*1982.)								
49	1	23065-090560	PIPE, 9X 560	1							
49-1	1	23065-090500	PIPE, 9X 500	1	1	1	1				R
		(A=*)									
50	1	26116-080222	BOLT, M8X 22 PLATED	2	2						
50-1	1	26013-080222	BOLT, M8X 22	2	2	2	2				N
		(A=*1982.)	(B=*1982.)								
51	1	22217-080000	WASHER, SPRING 8	2	2						
51-1	1	43400-500410	SEAL WASHER 8	2	2	2	2				S
		(A=*1982.)	(B=*1982.)								
52	1	121252-01330	GASKET, HEAD	1	1						
52-1	1	121250-01331	GASKET, HEAD	1	1	1	1				N
		(A=E/# A1786)	(B=E/# A1786)								
53	1	194440-51620	CLAMP	1	1	1	1				W
		(A=E/# A0607)	(B=E/# A0607)								

Remarks

(1).MARKED PARTS CHANGED FROM APRIL, 1980. INTERCHANGABLE PROVIDED SPRING WASHER 8 (P/# 22217-080000) IS REPLACED TO THE ORIGINAL TYPE.

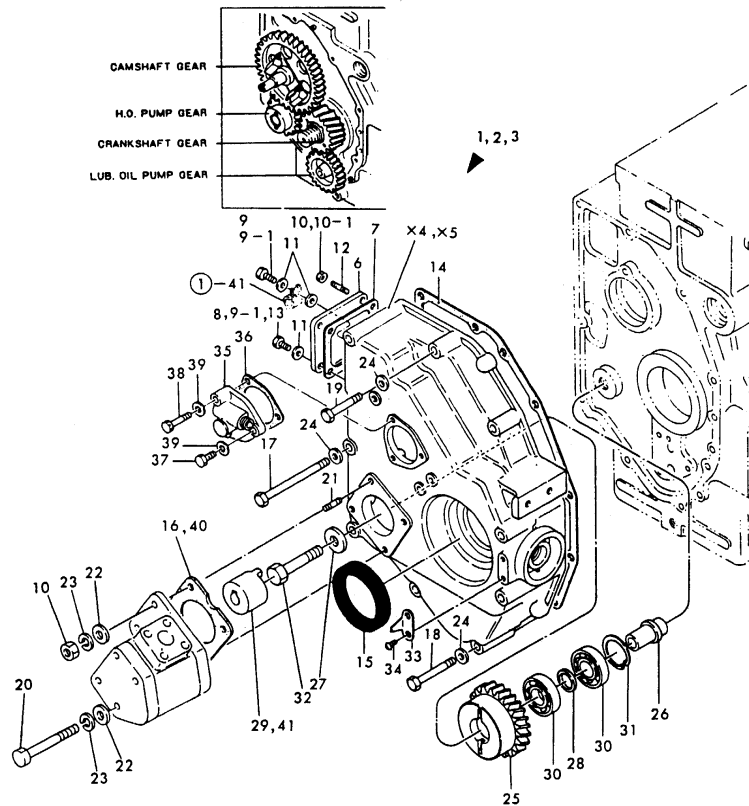
Fig.2. GEAR HOUSING

(A)=3T84A-N
(B)=3T84A-NF
(C)=3T84A-LPP

(D)=3T84A-NS
(E)=
(F)=

Fig.2 GEAR HOUSING

D21250-01201
D21253-01250
D21258-01250
D21250-26101
D21258-26100
D24450-07100
D24764-91100



xMARK PARTS : NOT SOLD SEPARATELY

No.	Lev.	Parts No.	Description	Q'ty						I	R
				(A)	(B)	(C)	(D)	(E)	(F)		
1	1	721253-01610	CASE ASSY, GEAR	1	1						
2	1	721253-01611	CASE ASSY, GEAR			1					
3	1	724160-01610	CASE ASSY, GEAR				1				
6	2	121250-01550	COVER	1	1	1	1				
7	2	124160-01532	GASKET	1	1	1	1				
8	2	26116-080122	BOLT, M8X 12 PLATED	1	1						
8-1	2	26106-080102	BOLT, M8X 10 PLATED	1	1	1					N
		(A=*1982.) (B=*1982.)									
9	2	26116-080162	BOLT, M8X 16 PLATED	1	1						
9-1	2	26106-080162	BOLT, M8X 16 PLATED	1	1		2				N
		(A=*1982.) (B=*1982.)									
10	2	26716-080002	NUT, M8	4	4						
10-1	2	26366-080002	NUT, M8	2	2	2	2				N
		(A=*1982.) (B=*1982.)									
11	2	22117-080000	WASHER, 8	7	7						Z
		(A=*1982.) (B=*1982.)									
12	2	26216-080142	STUD, M8X 14	2	2	2	2				
13	2	26106-080142	BOLT, M8X 14 PLATED			1					
14	1	124450-01512	GASKET, GEAR CASE	1	1	1	1				
15	1	124450-01800	SEAL, HTC588012	1	1	1	1				
16	1	124950-26021	GASKET	1	1		1				
17	1	26116-081002	BOLT, M8X100 PLATED	5	5						
17-1	1	26106-081002	BOLT, M8X100 PLATED	5	5	5	5				N
		(A=*1982.) (B=*1982.)									
18	1	26116-080602	BOLT, M8X 60 PLATED	2	2						
18-1	1	26106-080602	BOLT, M8X 60 PLATED	2	2	2	2				N
		(A=*1982.) (B=*1982.)									
19	1	26116-080502	BOLT, M8X 50 PLATED	2	2						
19-1	1	26106-080502	BOLT, M8X 50 PLATED	2	2	2	2				N
		(A=*1982.) (B=*1982.)									
20	1	26116-081052	BOLT, M8X105 PLATED	2	2						
20-1	1	26106-081052	BOLT, M8X105 PLATED	2	2		2				N
		(A=*1983.) (B=*1983.)									
21	1	26216-080222	STUD, M8X 22	2	2						
21-1	1	26014-080252	BOLT, M8X 25	2	2	4	2				S
		(A=E/# 96693) (B=E/# 96693)									
22	1	22117-080000	WASHER, 8	4	4						Z
		(A=E/#96693) (B=E/# 96693)									
23	1	22217-080000	WASHER, SPRING 8	4	4						Z
		(A=E/#96693) (B=E/#96693)									
24	1	22117-080000	WASHER, 8	9	9						Z
		(A=*1982.) (B=*1982.)									
25	1	121250-26201	GEAR, PUMP	1	1	1	1				
26	1	121250-26400	SHAFT	1	1	1	1				
27	1	124450-26410	WASHER	1	1	1	1				
28	1	121250-26210	SPACER	1	1	1	1				
29	1	121258-26160	JOINT	1	1		1				
30	1	24101-060044	BEARING, BALL 6004	2	2	2	2				
31	1	22252-000420	RING, 42	1	1	1	1				
32	1	26116-120652	BOLT, M12X 65 PLATED	1	1	1	1				
33	1	124450-07300	POINTER	1	1	1	1				

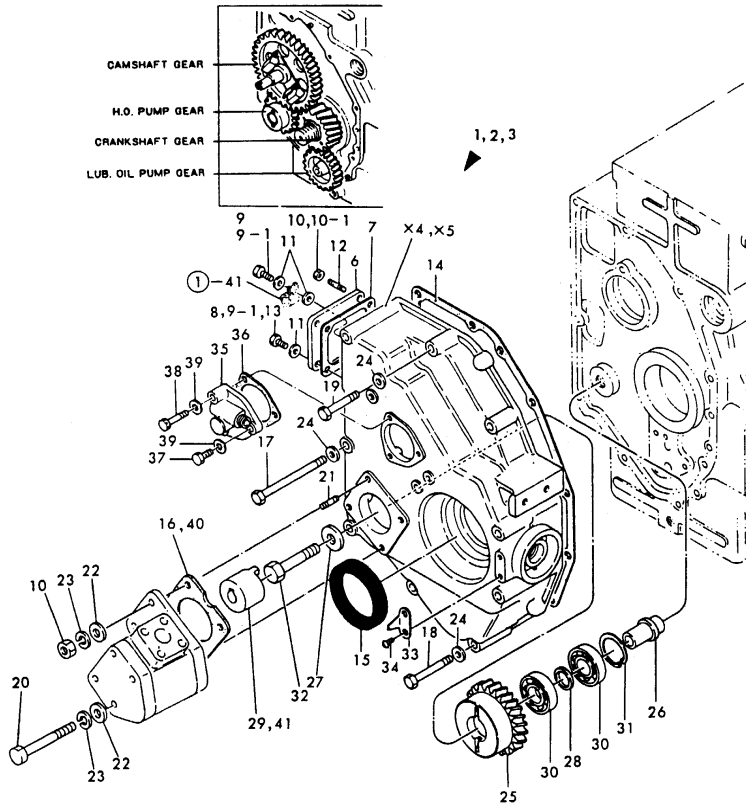
Fig.2. GEAR HOUSING

(A)=3T84A-N
(B)=3T84A-NF
(C)=3T84A-LPP

(D)=3T84A-NS
(E)=
(F)=

Fig.2 GEAR HOUSING

D21250-01201
D21253-01250
D21258-01250
D21250-26101
D21258-26100
D24450-07100
D24764-91100



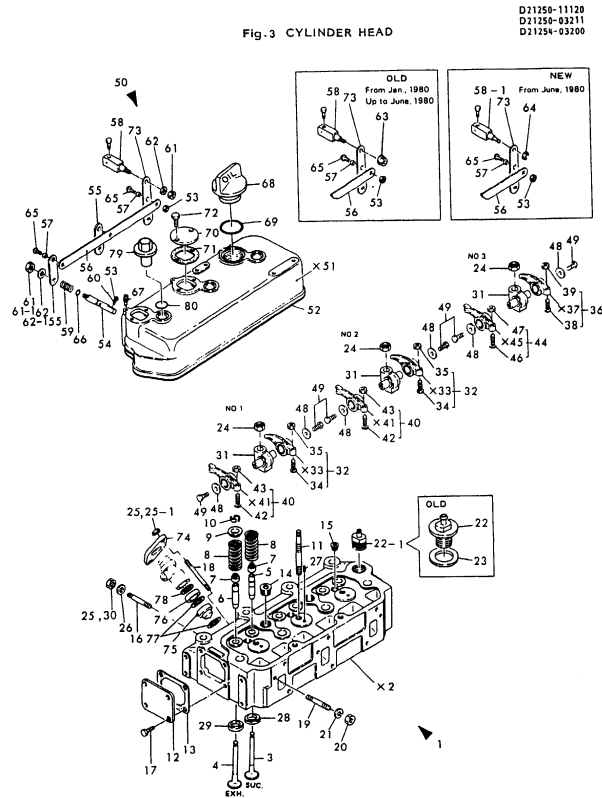
*MARK PARTS : NOT SOLD SEPARATELY

No.	Lev.	Parts No.	Description	Qty						I	R
				(A)	(B)	(C)	(D)	(E)	(F)		
34	1	26557-060102	SCREW, M6X10	2	2	2	2				
35	1	124250-91400	GEAR	1	1	1	1				
36	1	124250-91412	GASKET	1	1	1	1				
37	1	26116-060162	BOLT, M6X 16 PLATED	2	2						
37-1	1	26106-060162	BOLT, M6X 16 PLATED	2	2	2	2				N
		(A=*1982.)	(B=*1982.)								
38	1	26116-060326	BOLT, M6X 32 PLATED	1	1	1	1				
39	1	23414-060000	GASKET, 6X1.0	3	3	3	3				
40	1	124240-01882	GASKET			1					
41	1	121250-26160	JOINT			1					

Fig.3. CYLINDER HEAD

(A)=3T84A-N
(B)=3T84A-NF
(C)=3T84A-LPP

(D)=3T84A-NS
(E)=
(F)=



D21250-11120
D21250-03211
D21294-03200

Fig.3 CYLINDER HEAD

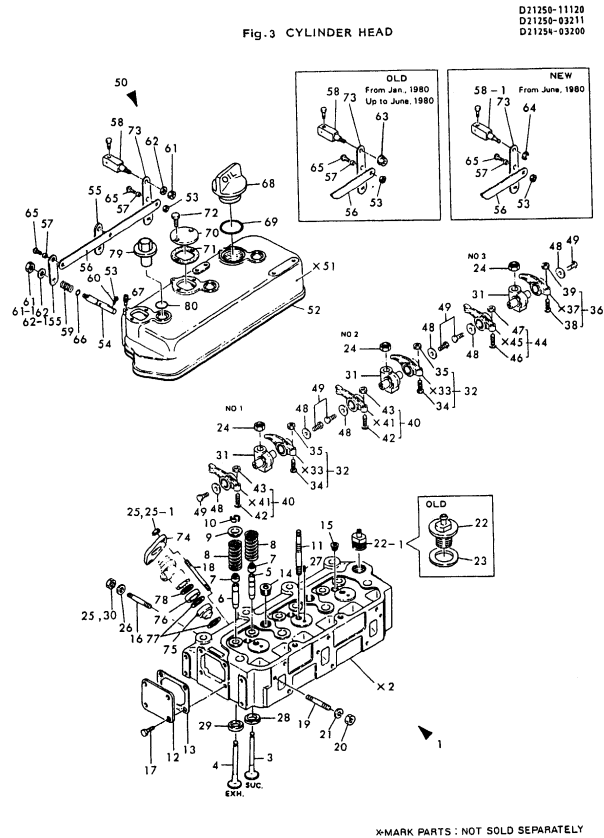
No.	Lev.	Parts No.	Description	Q'ty						I	R
				(A)	(B)	(C)	(D)	(E)	(F)		
1	1	721253-11700	HEAD ASSY, CYLINDER	1	1						
1-1	1	721253-11701	HEAD ASSY, CYLINDER	1	1	1	1				N
(A=E/# 97472) (B=E/# 97472)											
3	2	104600-11100	VALVE, INTAKE	3	3	3	3				
4	2	104600-11110	VALVE, EXHAUST	3	3	3	3				
5	2	124450-11161	GUIDE, VALVE	3	3						
5-1	2	124450-11800	GUIDE, VALVE	3	3						R
(A=*1980.)											
5-2	2	120130-11160	GUIDE, VALVE	3	3	3	3				N
(A=E/# A0675) (B=E/# A0675)											
6	2	124450-11171	GUIDE, VALVE	3	3						
6-1	2	124450-11810	GUIDE, VALVE	3	3						R
(A=*1980.)											
6-2	2	129150-11170	GUIDE, VALVE	3	3	3	3				N
(A=E/# 97472) (B=E/# 97472)											
7	2	124460-11340	SEAL, VALVE STEM	6	6	6	6				
8	2	104511-11120	SPRING, VALVE	6	6	6	6				
9	2	103338-11180	RETAINER, SPRING	6	6	6	6				
10	2	27310-080001	COTTER, 8	6	6						
10-1	2	103338-11190	COTTER	6	6	6	6				R
(A=E/# 99573) (B=E/# 99573)											
11	2	104700-11350	STUD	3	3	3	3				
12	2	124450-11671	COVER, CYLINDER HEAD	1	1	1	1				
13	2	124450-11681	GASKET	1	1	1	1				
14	2	23871-040000	PLUG, R04	2	2	2	2				
15	2	23871-020000	PLUG, R02	3	3	3	3				
16	2	121250-11550	BOLT	2	2	2	2				
17	2	26116-080122	BOLT, M8X 12 PLATED	4	4						
17-1	2	26106-080122	BOLT, M8X 12 PLATED	4	4	4	4				N
(A=*1982.) (B=*1982.)											
18	2	26216-080502	STUD, M8X 50	6	6	6	6				
19	2	121250-13530	BOLT	6	6	6	6				
20	2	26716-080002	NUT, M8	6	6						
20-1	2	26366-080002	NUT, M8	6	6	6	6				N
(A=*1982.) (B=*1982.)											
21	2	22217-080000	WASHER, SPRING 8	6	6						Z
(A=*1982.) (B=*1982.)											
22	2	121120-49260	CONNECTOR	1	1						
22-1	2	121120-49261	CONNECTOR	1	1		1				N
(A=E/#98462) (B=E/# 98462)											
23	2	23414-270035	GASKET, 27X1.0	1	1						Z
(A=E/# 98462) (B=E/# 98462)											
24	2	124460-11270	NUT, M12	3	3	3	3				
25	2	26716-080002	NUT, M8	8	8						
25-1	2	121465-11950	NUT	6	6	6	6				N
(A=*1983.) (B=*1983.)											
26	2	22137-080000	WASHER, 8	2	2						Z
(A=*1982.) (B=*1982.)											
27	2	22351-060014	PIN, SPRING 6.0X14	3							
27-1	2	22351-060012	PIN, SPRING 6.0X12	3	3	3	3				R
(A=*)											

Remarks
(1): CHANGED FROM JUNE, 1980.
NOT INTERCHANGEABLE TO THE ORIGINAL TYPE. INTERCHANGEABLE PROVIDED SNAP RING 6(REFER.NO. 3-64 P/# 22272-000060)1 PCE IS REPLACED TOGETHER.
(M): MISPRINT.

Fig.3. CYLINDER HEAD

(A)=3T84A-N
(B)=3T84A-NF
(C)=3T84A-LPP

(D)=3T84A-NS
(E)=
(F)=



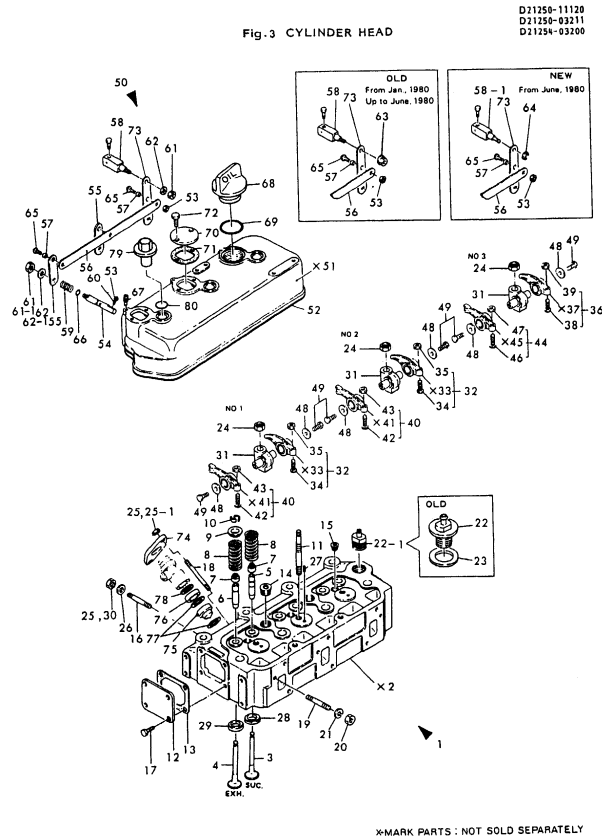
No.	Lev.	Parts No.	Description	Qty						I	R
				(A)	(B)	(C)	(D)	(E)	(F)		
28	2	121370-11080	SEAT, INTAKE VALVE	3	3						
28-1	2	121420-11080	SEAT, INTAKE VALVE	3	3	3	3				N
		(A=E/# 97472) (B=E/# 97472)									
29	2	121750-11090	SEAT, EXHAUST VALVE	3	3						
29-1	2	121422-11090	SEAT, EXHAUST VALVE	3	3	3	3				N
		(A=E/# 97472) (B=E/# 97472)									
30	2	26366-080002	NUT, M8	2	2	2	2				W
		(A=*1982.) (B=*1982.)									
31	1	121252-11260	SUPPORT, ROCKER ARM	3	3	3	3				
32	1	721252-11650	ARM ASSY, ROCKER	2	2	2	2				
34	2	101158-11230	SCREW, VALVE ADJUST	2	2						
34-1	2	111100-11230	SCREW, VALVE ADJUST	2	2	2	2				N
		(A=*) (B=*)									
35	2	26756-080002	NUT, LOCK M8	2	2	2	2				
36	1	721252-11680	ARM ASSY, ROCKER	1	1	1	1				
38	2	101158-11230	SCREW, VALVE ADJUST	1	1						
38-1	2	111100-11230	SCREW, VALVE ADJUST	1	1	1	1				N
		(A=*) (B=*)									
39	2	26756-080002	NUT, LOCK M8	1	1	1	1				
40	1	721252-11660	ARM ASSY, ROCKER	2	2	2	2				
42	2	101158-11230	SCREW, VALVE ADJUST	2	2						
42-1	2	111100-11230	SCREW, VALVE ADJUST	2	2	2	2				N
		(A=*) (B=*)									
43	2	26756-080002	NUT, LOCK M8	2	2	2	2				
44	1	721252-11670	ARM ASSY, ROCKER	1	1	1	1				
46	2	101158-11230	SCREW, VALVE ADJUST	1	1						
46-1	2	111100-11230	SCREW, VALVE ADJUST	1	1	1	1				N
		(A=*) (B=*)									
47	2	26756-080002	NUT, LOCK M8	1	1	1	1				
48	1	124160-11290	WASHER	6	6						
48-1	1	124060-11290	WASHER	6	6	6	6				R
		(A=*1982.) (B=*1982.)									
49	1	26116-060082	BOLT, M6X 8 PLATED	6	6						
49-1	1	26106-060082	BOLT, M6X 8 PLATED	6	6	6	6				N
		(A=*1982.) (B=*1982.)									
50	1	721253-11520	BONNET ASSY, HEAD	1	1	1	1				
52	2	121370-11310	GASKET, BONNET	1	1						Z
		(A=*) (B=*)									
53	2	26756-050002	NUT, LOCK M5	6	6	6	6				
54	2	121250-03610	SHAFT, DECOMPRESSION	3	3	3	3				
55	2	121250-03751	LEVER, DECOMPRESSION	2	2						
55-1	2	121462-03740	LEVER, DECOMPRESSION	2	2	2	2				S
		(A=E/# A1819) (B=E/# A1819)									
56	2	121250-03761	CONNECTOR	1	1	1	1				
57	2	121250-03770	COLLAR	3	3	3	3				
58	2	121250-03782	RETAINER, WIRE	1							
58-1	2	121250-03783	RETAINER, INNER WIRE	1	1	1	1				F 1
		(A=*1980.06)									
59	2	104200-03641	SPRING, DECOMPRESSION	3	3	3	3				
60	2	120220-03660	SCREW	3	3	3	3				
61	2	26716-060002	NUT, M6	4							

Remarks
(1): CHANGED FROM JUNE, 1980.
NOT INTERCHANGEABLE TO THE ORIGINAL TYPE. INTERCHANGEABLE PROVIDED SNAP RING 6(REFER.NO. 3-64 P/# 22272-000060)1 PCE IS REPLACED TOGETHER.
(M): MISPRINT.

Fig.3. CYLINDER HEAD

(A)=3T84A-N
(B)=3T84A-NF
(C)=3T84A-LPP

(D)=3T84A-NS
(E)=
(F)=



No.	Lev.	Parts No.	Description	Qty						I	R
				(A)	(B)	(C)	(D)	(E)	(F)		
61-1	2	26716-060002 (A=*)	NUT, M6	3	3						K
61-2	2	26366-060002	NUT, M6	3	3	3	3				N
62	2	22117-060000 (A=*1982.) (B=*1982.)	WASHER, 6	4							
62-1	2	22117-060000	WASHER, 6	3	3						K
62-2	2	22117-060000 (A=*1982.) (B=*1982.)	WASHER, 6	3	3						Z
63	2	160260-01800 (A=*)	NUT, M6	1							W
63-1	2	160260-01800 (A=*)	NUT, M6	1							Z
64	2	22272-000060 (A=*1980.06)	RING, E-6	1	1	1	1				W 1
65	2	26557-050122	SCREW, M5X12	3	3	3	3				
66	2	24311-000070	O-RING, 1AP7.0	3	3	3	3				
67	2	124250-03640	SCREW	3	3	3	3				
68	2	124160-01751	COVER, FILLER	1	1	1	1				
69	2	24321-000350	O-RING, 1AG35.0	1							
69-1	2	121420-01760	O-RING	1	1						N
69-2	2	24311-000320 (A=E/# 99193) (B=E/# 99193)	O-RING, 1AP32.0	1	1	1	1				R
70	2	124460-03650	COVER	2	2	2	2				
71	2	124460-03663	GASKET	2	2	2	2				
72	2	26116-060102	BOLT, M6X 10 PLATED	4	4						
72-1	2	26106-060102 (A=*1982.) (B=*1982.)	BOLT, M6X 10 PLATED	4	4	4	4				N
73	2	121250-03740	LEVER, DECOMPRESSION	1	1	1	1				
74	1	173400-11900	FLANGE	3	3	3	3				
75	1	124450-11420	CHAMBER	3							
75-1	1	124450-11401	CHAMBER	3	3	3	3				R
76	1	124450-11410 (A=*)	CHAMBER	3	3	3	3				
77	1	104900-11450	GASKET, CHAMBER	6	6	6	6				
78	1	103854-11490	INSULATOR	3	3	3	3				
79-1	1	124460-11360	CAP	3	3	3	3				
80	1	24311-000140	O-RING, 1AP14.0	3	3	3	3				

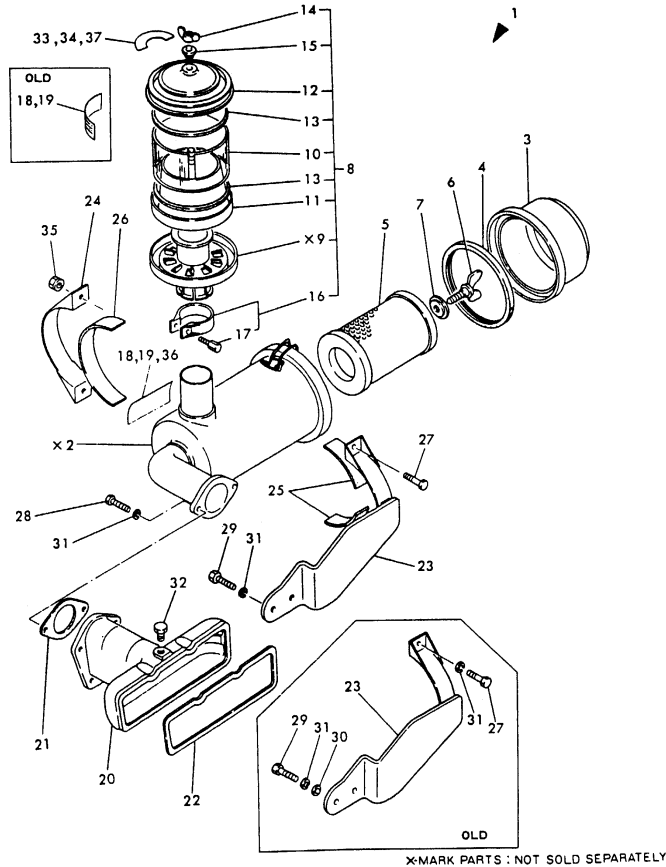
Remarks
(1): CHANGED FROM JUNE, 1980.
NOT INTERCHANGEABLE TO THE ORIGINAL TYPE. INTERCHANGEABLE PROVIDED SNAP RING 6(REFER.NO. 3-64 P/# 22272-000060)1 PCE IS REPLACED TOGETHER.
(M): MISPRINT.

Fig.4. AIR CLEANER(WITH PRE-CLEANER)

(A)=3T84A-N
(B)=3T84A-NF
(C)=3T84A-LPP

(D)=3T84A-NS
(E)=
(F)=

Fig. 4 AIR CLEANER(WITH PRE-CLEANER)



No.	Lev.	Parts No.	Description	Qty						I	R
				(A)	(B)	(C)	(D)	(E)	(F)		
1	1	121253-12500	CLEANER ASSY, AIR	1	1	1	1				
3-1	2	121253-12530	PAN ASSY, DUST	1	1	1	1				
4-1	2	121120-12540	RETAINER, ELEMENT	1	1	1	1				
5-1	2	121253-12510	ELEMENT	1	1	1	1				
6	2	121120-12560	BOLT	1	1	1	1				
7	2	121120-12570	WASHER, SEAL	1	1	1	1				
8	2	124064-12400	CLEANER ASSY, PRE	1	1	1	1				
10	3	124064-12420	TUBE	1	1	1	1				
11	3	124064-12470	CASE	1	1	1	1				
12	3	124064-12440	COVER	1	1	1	1				
13	3	124064-12430	GASKET	2	2	2	2				
14	3	101147-12550	NUT	1	1						
14-1	3	124450-12560	NUT	1	1	1	1				N
		(A=*) (B=*)									
15-1	3	124450-12571	WASHER	1	1	1	1				
16	3	124064-12450	CLAMP	1	1	1	1				
17	3	124064-12460	BOLT	1	1	1	1				
18-1	1	121454-12600	LABEL, PRE-CLEANER	1							
18-2	1	121454-12520	LABEL, AIR-CLEANER	1			1				N
		(A=*1980.)									
19	1	121440-12480	LABEL, AIR CLEANER(F		1						
20	1	121257-12100	BRACKET, AIR CLEANER	1	1	1	1				
21	1	124767-12050	GASKET	1	1	1	1				
22	1	121250-12710	GASKET, MANIFOLD	1	1						Z
		(A=*) (B=*)									
23	1	121253-12110	BRACKET	1	1	1	1				
24	1	124764-12560	SUPPORT	1	1	1	1				
25	1	124764-12570	SEAT	2	2	2	2				
26	1	124764-12580	SEAT	1	1	1	1				
27-1	1	26116-080252	BOLT, M8X 25 PLATED	2	2						
27-2	1	26106-080222	BOLT, M8X 22 PLATED	2	2	2	2				N
		(A=*1982.) (B=*1982.)									
28	1	26116-080202	BOLT, M8X 20 PLATED	2							
28-1	1	26116-080252	BOLT, M8X 25 PLATED	2	2						N
		(A=*)									
28-2	1	26106-080252	BOLT, M8X 25 PLATED	2	2	2	2				N
		(A=*1982.) (B=*1982.)									
29-1	1	26116-080202	BOLT, M8X 20 PLATED	2	2						
29-2	1	26106-080182	BOLT, M8X 18 PLATED	2	2	2	2				N
		(A=*1982.) (B=*1982.)									
30	1	22137-080000	WASHER, 8	2							
30-1	1	22137-080000	WASHER, 8	2							Z
		(A=*)									
31	1	22217-080000	WASHER, SPRING 8	6							
31-1	1	22217-080000	WASHER, SPRING 8	4	4						K
		(A=*)									
31-2	1	22217-080000	WASHER, SPRING 8	4	4						Z
		(A=*1982.) (B=*1982.)									
32	1	124450-11320	PLUG	1	1						Z
		(A=*) (B=*)									
33	1	121454-12480	LABEL, PRE-CLEANER	1			1				W

Remarks
(M): MISPRINT.

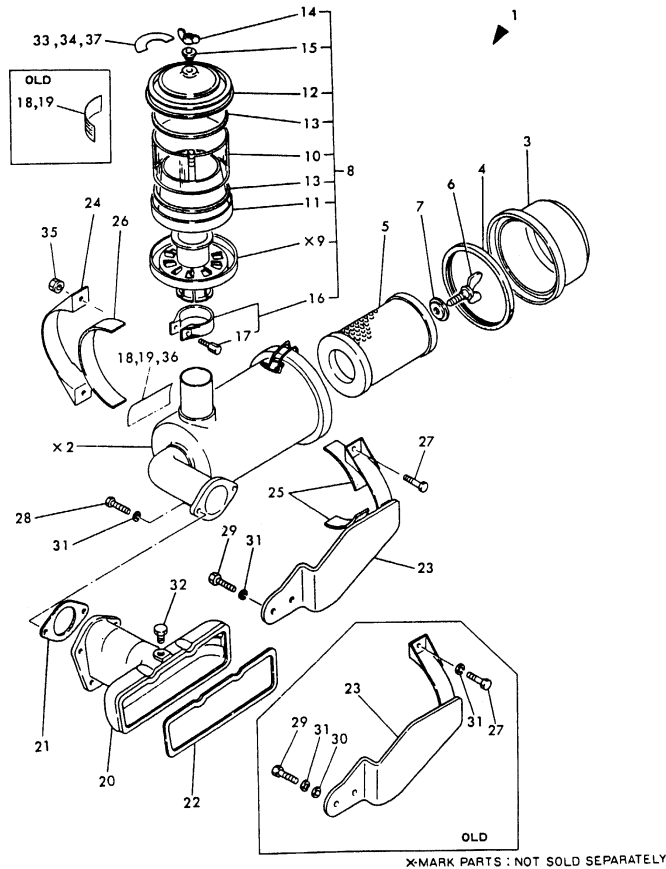
Fig.4. AIR CLEANER(WITH PRE-CLEANER)

(A)=3T84A-N
(B)=3T84A-NF
(C)=3T84A-LPP

(D)=3T84A-NS
(E)=
(F)=

Fig.4 AIR CLEANER(WITH PRE-CLEANER)

D21243-12100
D21245-12100
D21253-12100



No.	Lev.	Parts No.	Description	Q'ty						I	R
				(A)	(B)	(C)	(D)	(E)	(F)		
(A=*1980.)											
34	1	121440-12520	LABEL, PRE-CLEANER(F		1						
35	1	194990-22050	NUT, M8	2	2	2	2			W	
(A=*)											
36	1	124742-12480	LABEL (PORTUGAL					1			
37	1	124742-12520	LABEL (PORTUGAL					1			

Remarks
(M): MISPRINT.

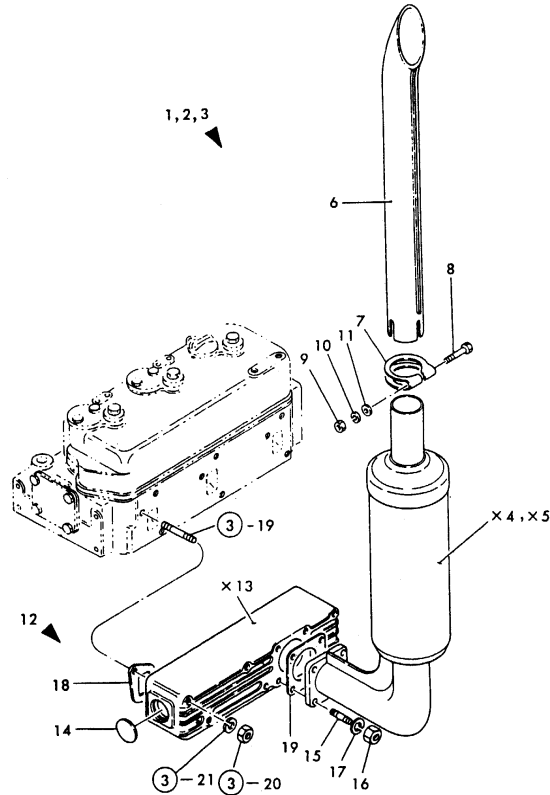
Fig.5. SILENCER

(A)=3T84A-N
(B)=3T84A-NF
(C)=3T84A-LPP

(D)=3T84A-NS
(E)=
(F)=

Fig.5 SILENCER

D21241-13100
D21253-13100
D29354-13100
D21254-13200



X-MARK PARTS : NOT SOLD SEPARATELY

No.	Lev.	Parts No.	Description	Qty						I	R
				(A)	(B)	(C)	(D)	(E)	(F)		
1	1	721120-13700	SILENCER ASSY	1							
1-1	1	721254-13700 (A=*)	SILENCER ASSY	1							N
1-2	1	129354-13490 (A=E/# 00247)	SILENCER ASSY	1							N
2	1	721241-13700	SILENCER ASSY		1						
3	1	121253-13490	SILENCER ASSY				1				
6	2	121120-13570	PIPE	1	1						
6-1	2	124465-13652 (A=*)	PIPE	1							N
7	2	121120-13580	CLAMP	1	1						
8	2	26116-100652	BOLT, M10X 65 PLATED	1	1						
8-1	2	26106-100652 (A=*1982.) (B=*1982.)	BOLT, M10X 65 PLATED	1	1						N
9	2	26716-100002	NUT, M10	1	1						
9-1	2	26706-100002 (A=*1982.) (B=*1982.)	NUT, M10	1	1						N
10	2	22217-100000 (B=*1982.)	WASHER, SPRING 10	1	1						Z
11	2	22117-100000 (A=*1980.05)	WASHER, 10	1	1						W
11-1	2	22117-100000 (A=*) (B=*1982.)	WASHER, 10	1	1						Z
12	1	721420-13501	MANIFOLD ASSY	1	1	1	1				
14	2	27231-350000	PLUG 35	1	1	1	1				
15	2	26216-080222	STUD, M8X 22	4	4	4	4				
16	2	26716-080002	NUT, M8	4	4	4	4				
17	2	22217-080000	WASHER, SPRING 8	4	4	4	4				
18	1	121250-13520	GASKET	3	3	3	3				
19	1	124450-11900	GASKET	1	1	1	1				

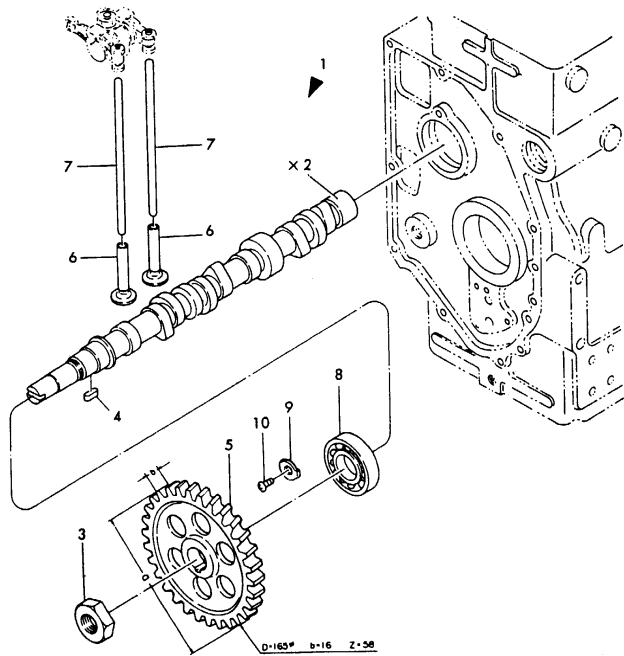
Fig.6. CAMSHAFT

(A)=3T84A-N
(B)=3T84A-NF
(C)=3T84A-LPP

(D)=3T84A-NS
(E)=
(F)=

Fig.6 CAMSHAFT

D21250-02200
D21250-14101



X-MARK PARTS : NOT SOLD SEPARATELY

No.	Lev.	Parts No.	Description	Q'ty						I	R
				(A)	(B)	(C)	(D)	(E)	(F)		
1	1	721250-14580	CAMSHAFT ASSY	1	1	1	1				
3	2	124450-14120	NUT	1	1	1	1				
4	2	22512-070180	KEY, 7X 18	1	1	1	1				
5	1	121250-14100	GEAR, CAMSHAFT	1	1	1	1				
6	1	103338-14200	TAPPET	6	6	6	6				
7	1	124450-14400	ROD, PUSH	6	6	6	6				
8	1	24101-062064	BEARING, BALL 6206	1	1						
8-1	1	172400-02410	BEARING, BALL 6206	1	1	1	1				N
		(A=*) (B=*)									
9	1	121250-02450	RETAINER, BEARING	1	1	1	1				
10	1	26587-080122	SCREW, M8X12	1	1	1	1				

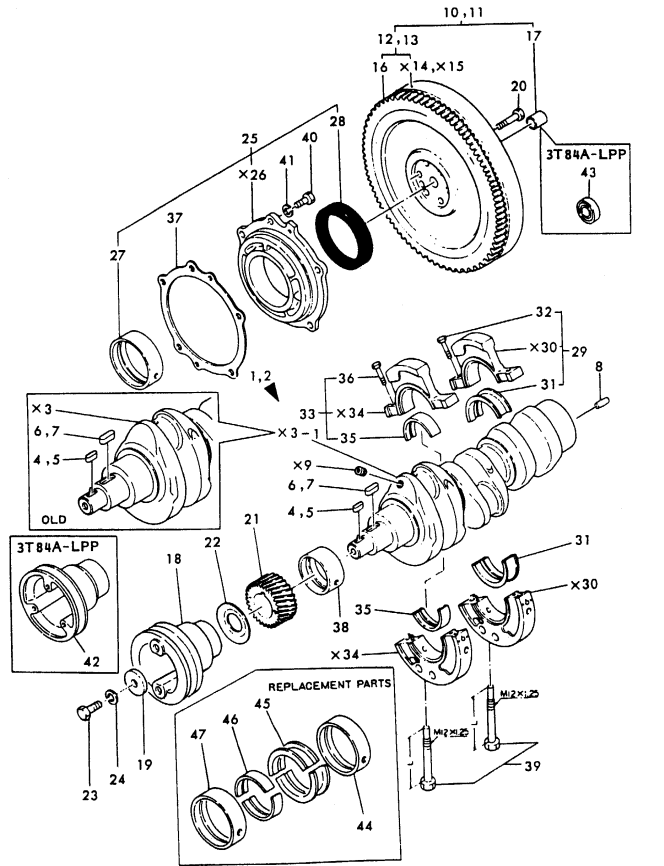
Fig.7. MAIN BEARING & CRANKSHAFT

(A)=3T84A-N
(B)=3T84A-NF
(C)=3T84A-LPP

(D)=3T84A-NS
(E)=
(F)=

Fig. 7 MAIN BEARING&CRANKSHAFT

D21250-02101
D21243-21100
D21253-21100



X-MARK PARTS : NOT SOLD SEPARATELY

No.	Lev.	Parts No.	Description	Q'ty						I	R
				(A)	(B)	(C)	(D)	(E)	(F)		
1	1	721250-21700	CRANKSHAFT ASSY	1	1						
1-1	1	721423-21700	CRANKSHAFT ASSY	1	1		1				N
		(A=*1982.)	(B=*1982.)								
2	1	721423-21701	CRANKSHAFT ASSY				1				
4	2	22512-070240	KEY, 7X 24	1	1		1				
5	2	22512-070242	KEY, 7X 24				1				
6	2	22512-070280	KEY, 7X 28	1	1		1				
7	2	22512-070282	KEY, 7X 28				1				
8	2	124227-21920	PIN, PARALLEL	1	1	1	1				
10-1	1	721258-21560	FLYWHEEL ASSY	1	1		1				
11	1	721240-21560	FLYWHEEL ASSY				1				
12	2	121258-21590	FLYWHEEL ASSY	1	1		1				
13	2	121240-21590	FLYWHEEL ASSY				1				
16	3	124550-21600	GEAR, RING	1	1	1	1				
17	2	124450-21230	BUSH	1	1		1				
18	1	121253-21650	V-PULLEY	1	1		1				
19	1	124060-21660	WASHER	1	1	1	1				
20	1	124220-21130	BOLT	6	6	6	6				
21	1	121250-21200	GEAR, CRANKSHAFT	1	1	1	1				
22	1	124160-21700	DISC, OIL SHIELD	1	1	1	1				
23	1	26156-120302	BOLT, M12X 30 PLATED	1	1	1	1				
24	1	22217-120000	WASHER, SPRING 12	1	1	1	1				
25	1	721250-02500	HOUSING ASSY, METAL	1	1	1	1				
27	2	121250-02110	BEARING, MAIN	1	1	1	1				
28	2	121250-02220	SEAL, OIL	1	1	1	1				
29	1	721250-02611	HOUSING ASSY, METAL	1	1	1	1				
31	2	121250-02120	BEARING, MAIN	2	2	2	2				
32	2	121250-02070	BOLT	2	2	2	2				
33	1	721250-02621	HOUSING ASSY, METAL	1	1	1	1				
35	2	121250-02130	BEARING, MAIN	2	2	2	2				
36	2	121250-02070	BOLT	2	2	2	2				
37	1	124460-02150	GASKET	1	1	1	1				
38	1	121250-02100	BEARING, MAIN	1	1	1	1				
39	1	121150-02300	BOLT	2	2	2	2				
40	1	26116-100252	BOLT, M10X 25 PLATED	5	5						
40-1	1	26013-100252	BOLT, M10X 25	5	5	5	5				N
		(A=*1983.)	(B=*1983.)								
41	1	22217-100000	WASHER, SPRING 10	5	5						Z
		(A=*1983.)	(B=*1983.)								
42	1	121250-21650	V-PULLEY				1				
43	1	121820-21690	BEARING, 6203DDUC4				1				
44	1	121254-02140	BEARING, 0.25 US	1	1	1	1				1
45	1	121254-02160	BEARING, 0.25 US	1	1						1
45-1	1	121254-02370	BEARING, 0.25 US	2	2	2	2				N 1
		(A=*)	(B=*)								
46	1	121254-02180	BEARING, 0.25 US	1	1						1
46-1	1	121254-02380	BEARING, 0.25 US	2	2	2	2				N 1
		(A=*)	(B=*)								
47	1	124764-02130	BEARING, 0.25 US	1	1	1	1				1

Remarks
(1).EXCLUSIVE SPARE PARTS
(UNDER-SIZE BEARING)
(M).MISPRINT.

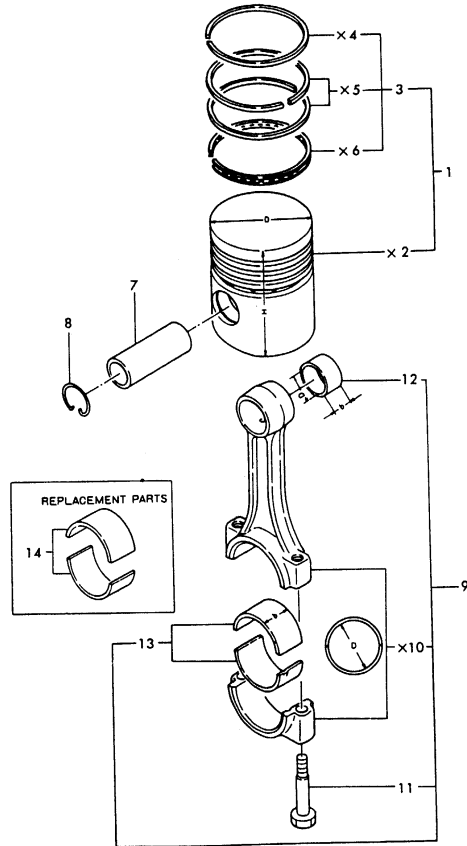
Fig.8. PISTON & CONNECTING ROD

(A)=3T84A-N
(B)=3T84A-NF
(C)=3T84A-LPP

(D)=3T84A-NS
(E)=
(F)=

Fig. 8 PISTON&CONNECTING ROD

D21250-22100
L24450-23100



×MARK PARTS : NOT SOLD SEPARATELY

No.	Lev.	Parts No.	Description	Q'ty						I	R
				(A)	(B)	(C)	(D)	(E)	(F)		
1	1	121252-22090	PISTON ASSY	3	3						
1-1	1	121250-22090	PISTON ASSY	3	3	3	3				N
		(A=*)	(B=*)								
3	2	721250-22500	RING SET, PISTON	3							
3-1	2	721252-22500	RING SET, PISTON	3	3						N
		(A=*)									
3-2	2	721250-22500	RING SET, PISTON	3	3	3	3				N
		(A=*)	(B=*)								
7	1	101704-22300	PIN, PISTON	3	3	3	3				
8	1	104600-22400	CIRCLIP	6	6	6	6				
9	1	724450-23100	ROD ASSY, CONNECTING	3	3	3	3				
11	2	124450-23200	BOLT, CONNECTING ROD	6	6	6	6				
12	2	124450-23100	BEARING, PISTON PIN	3	3	3	3				
13	2	124450-23300	BEARING, CRANK PIN	6	6	6	6				
14	1	124450-23350	BEARING, 0.25 US	6	6	6	6				1

Remarks
(1).EXCLUSIVE SPARE PARTS
(UNDER-SIZE BEARING)

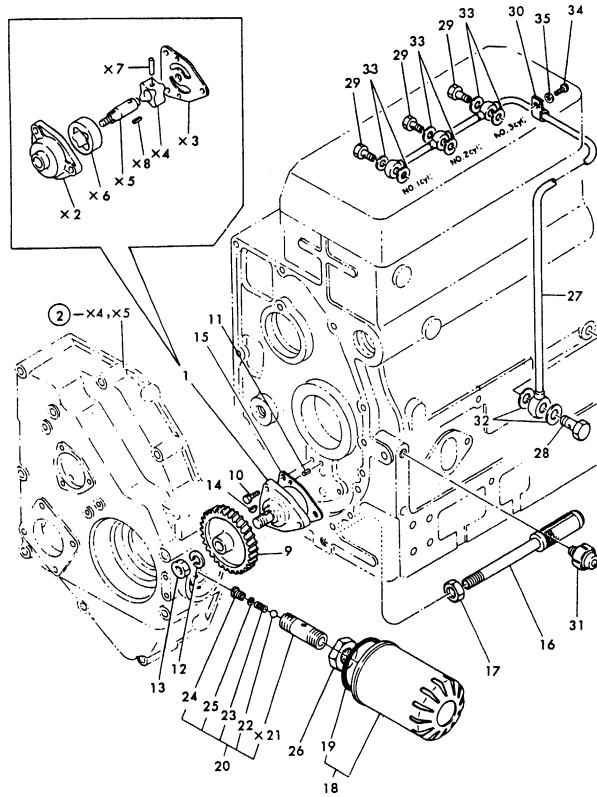
Fig.9. LUBRICATING OIL SYSTEM

(A)=3T84A-N
(B)=3T84A-NF
(C)=3T84A-LPP

(D)=3T84A-NS
(E)=
(F)=

Fig.9 LUBRICATING OIL SYSTEM

D21252-32100
D21420-35100
D21258-39100



X-MARK PARTS : NOT SOLD SEPARATELY

No.	Lev.	Parts No.	Description	Qty						I	R
				(A)	(B)	(C)	(D)	(E)	(F)		
1	1	721390-32000	PUMP ASSY, OIL	1							
1-1	1	121390-32001 (A=*)	PUMP ASSY, OIL	1							N
1-2	1	721252-32100 (A=**1980.12)	PUMP ASSY, OIL	1	1	1	1				N 1
9	2	121390-32200	GEAR, OIL PUMP	1							
9-1	2	121252-32200 (A=**1980.12)	GEAR, OIL PUMP	1	1	1	1				S 1
10	2	26116-060222	BOLT, M6X 22 PLATED	3	3						
10-1	2	26106-060222 (A=*) (B=*)	BOLT, M6X 22 PLATED	3	3	3	3				N
11	2	22351-040012	PIN, SPRING 4.0X12	1	1	1	1				
12	2	22217-080000	WASHER, SPRING 8	1	1	1	1				
13	2	26716-080002	NUT, M8	1							
13-1	2	26756-080002	NUT, LOCK M8	1	1	1	1				N 1
		(A=**1980.12)									
14	2	22522-030100	KEY, WOODRUFF 3X10	1	1	1	1				
15	1	124450-32020	GASKET	1	1	1	1				
16	1	121250-35090	PIPE, OIL INLET	1	1	1	1				
17	1	124450-35070	NUT, PF1/4	1	1	1	1				
18	1	124550-35110	ELEMENT	1	1	1	1				
19	2	124450-35110	O-RING	1	1	1	1				
20	1	121250-35300	VALVE ASSY, CONTROL	1							
20-1	1	124085-35300	VALVE ASSY, CONTROL	1	1	1	1				N
		(A=**1981.06)									
22	2	24190-100001	BALL, STEEL 5/16	1	1	1	1				
26	1	124450-35350	NUT, LOCK	1	1						
26-1	1	124085-35350 (A=**1981.) (B=**1981.)	NUT, M20	1	1	1	1				R
27	1	121252-39200	PIPE ASSY, OIL	1	1	1	1				
28	1	124160-39140	BOLT, PIPE JOINT M10	1	1	1	1				
29	1	101147-59810	BOLT, PIPE JOINT M8	3	3	3	3				
30	1	124450-39240	RETAINER, PIPE	1	1	1	1				
31	1	121252-39450	SWITCH, 0.5KG	1	1	1	1				
32	1	23414-100000	GASKET, 10X1.0	2	2	2	2				
33	1	23414-080000	GASKET, 8X1.0	6	6	6	6				
34	1	26557-080102	SCREW, M8X10	1	1	1	1				
35	1	22137-080000	WASHER, 8	1	1						Z
		(A=*) (B=*)									

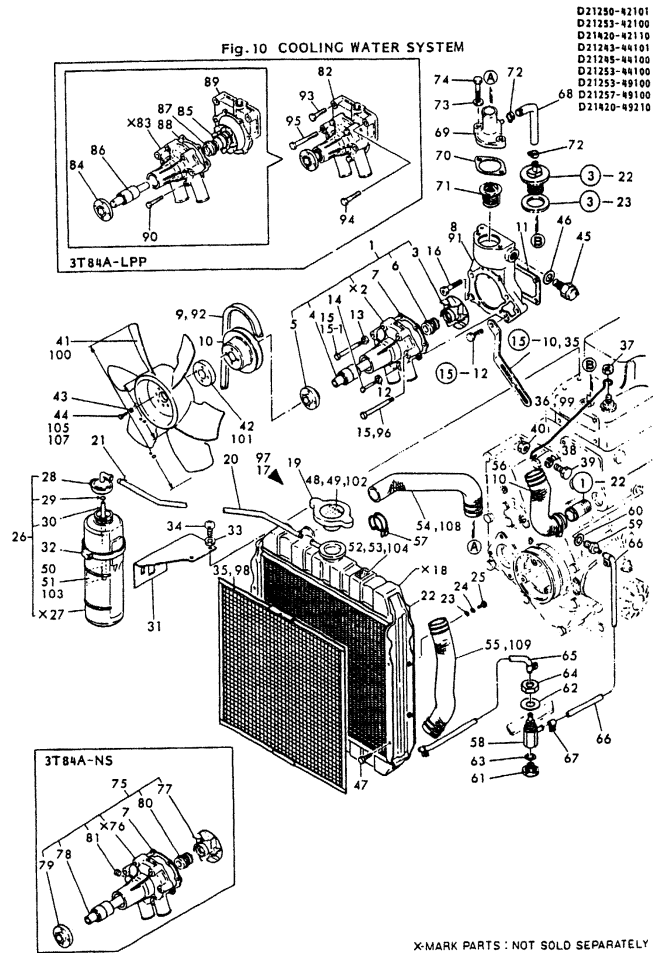
Remarks

(1) MARKED PARTS CHANGED FROM DECEMBER.1980.INTERCHANGEABLE BETWEEN NEW TYPE AND OLD TYPE BY LUB.OIL PUMP ASS'Y.

Fig.10. COOLING WATER SYSTEM

(A)=3T84A-N
(B)=3T84A-NF
(C)=3T84A-LPP

(D)=3T84A-NS
(E)=
(F)=



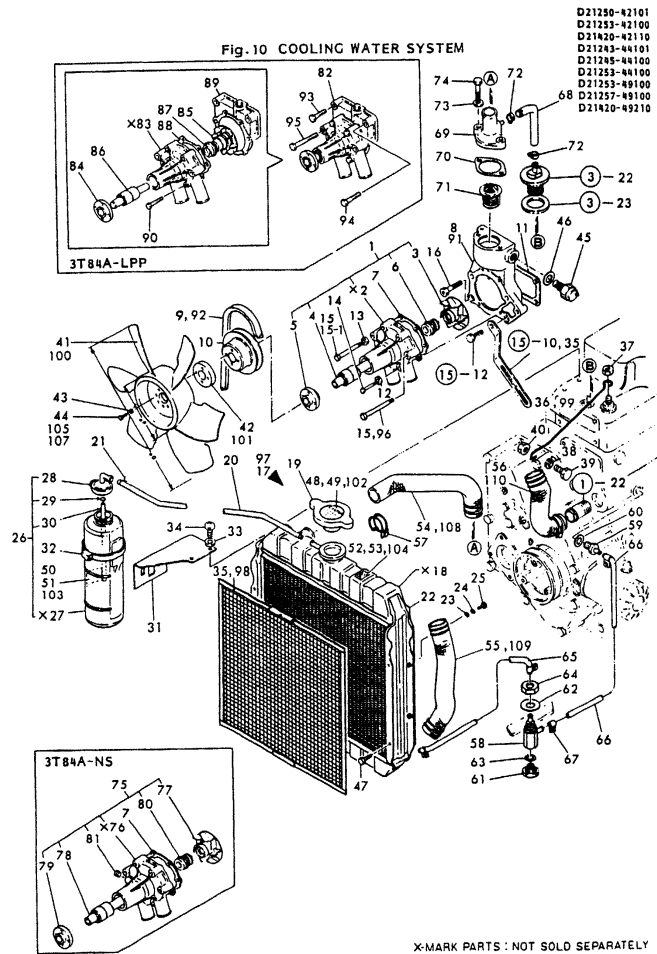
No.	Lev.	Parts No.	Description	Q'ty						I	R
				(A)	(B)	(C)	(D)	(E)	(F)		
1	1	121252-42000	PUMP ASSY, WATER	1	1						
3-1	2	120130-43140	IMPELLER	1	1						
4	2	121252-42240	BEARING, SHAFT	1	1						
5	2	121252-42260	FLANGE	1	1						
6	2	121450-42310	SEAL, MECHANICAL	1	1						
7	1	124750-42050	GASKET, WATER PUMP	1	1		1				
8	1	121252-42120	BRACKET, PUMP	1	1						
8-1	1	121252-42121	BRACKET, PUMP	1	1						R
		(A=E/# 99573) (B=E/# 99573)									
9	1	121252-42290	V-BELT, A40	1	1		1				
10	1	124750-42350	V-PULLEY	1	1	1	1				
11	1	124450-44410	GASKET	1	1	1	1				
12	1	22117-060000	WASHER, 6	4	4						Z
		(A=E/# A0101) (B=E/# A0101)									
13	1	22117-080000	WASHER, 8	2	2						Z
		(A=*1983.) (B=*1983.)									
14	1	26116-060382	BOLT, M6X 38 PLATED	4	4						
14-1	1	26106-060402	BOLT, M6X 40 PLATED	4	4		4				N
		(A=E/# A0101) (B=E/# A0101)									
15	1	26116-080702	BOLT, M8X 70 PLATED	2	2						
15-1	1	26106-080652	BOLT, M8X 65 PLATED	1	1		1				N
		(A=*1983.) (B=*1983.)									
16	1	26450-080302	BOLT, M8X 30	2	2		2				
17	1	121253-44500	RADIATOR	1	1		1				
19	2	124450-44590	CAP, RADIATOR	1	1		1				
20	2	121250-44570	PIPE, 7X300	1	1		1				
21	2	121250-44590	CLAMP	2	2		2				
22	2	121253-44610	SHROUD	1	1		1				
23	2	22137-080000	WASHER, 8	4	4						
23-1	2	22117-080000	WASHER, 8	4	4		4				N
		(A=*) (B=*)									
24	2	22217-080000	WASHER, SPRING 8	4	4		4				
25	2	26116-080162	BOLT, M8X 16 PLATED	4	4						
25-1	2	26106-080162	BOLT, M8X 16 PLATED	4	4		4				N
		(A=*1982.) (B=*1982.)									
26	1	121252-44510	TANK ASSY, SUB	1	1	1	1				
28	2	121450-44530	CAP	1	1	1	1				
29	2	124450-44560	RETAINER	1	1	1	1				
30	2	23061-070230	PIPE, 7X 230	1	1	1	1				
31-1	1	121120-44540	BRACKET, TANK	1	1	1	1				
32	1	124450-44550	BAND	1	1	1	1				
33	1	22137-080000	WASHER, 8	2	2						Z
		(A=*) (B=*)									
34	1	26557-080102	SCREW, M8X10	2	2	2	2				
35	1	121250-44581	SCREEN, RADIATOR	1	1		1				
36	1	121254-44600	BRACKET, RADIATOR	1	1		1				
37	1	124450-44610	NUT, LOCK	1	1	1	1				
38	1	22217-080000	WASHER, SPRING 8	1	1						Z
		(A=*) (B=*)									
39	1	26116-080202	BOLT, M8X 20 PLATED	1	1						Z
		(A=*) (B=*)									

Remarks
(M) MISS-PRINT.

Fig.10. COOLING WATER SYSTEM

(A)=3T84A-N
(B)=3T84A-NF
(C)=3T84A-LPP

(D)=3T84A-NS
(E)=
(F)=



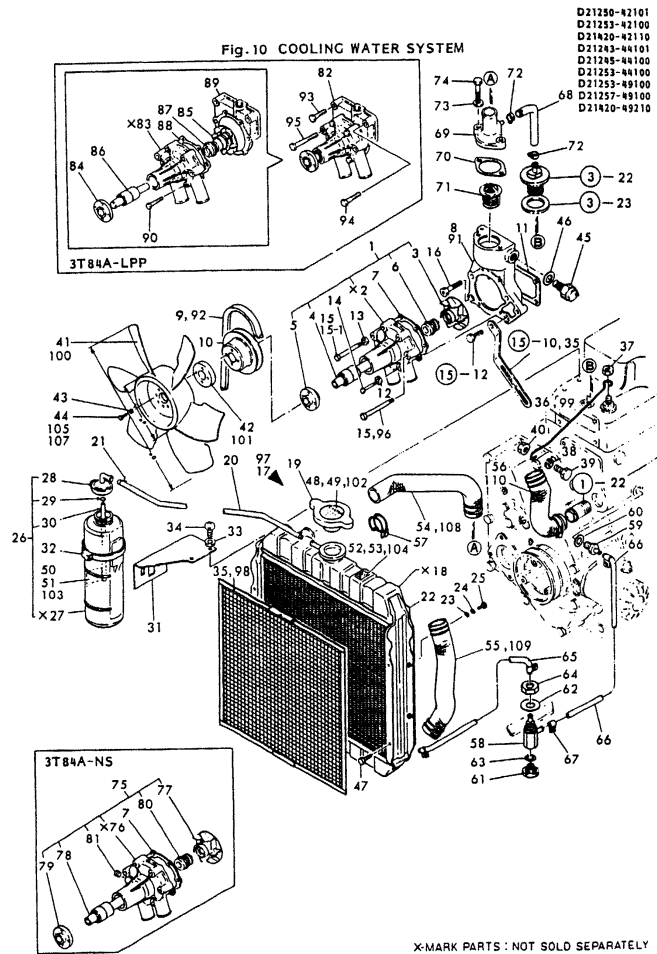
No.	Lev.	Parts No.	Description	Q'ty						I	R
				(A)	(B)	(C)	(D)	(E)	(F)		
40	1	26716-080002 (A=*)	NUT, M8 (B=*)	1	1						Z
41	1	121252-44740	FAN, COOLING D340	1	1		1				
42	1	121252-44760	SPACER	1	1			1			
43	1	22217-060000 (A=*)	WASHER, SPRING 6 (B=*)	4	4						Z
44	1	26116-060222	BOLT, M6X 22 PLATED	4	4						
44-1	1	26013-060252 (A=*)	BOLT, M6X 25 (B=*)	4	4			4			N
45	1	121250-44900	SWITCH	1	1						
45-1	1	121250-44901 (A=*1979.)	SWITCH, 110 (B=*1979.)	1	1	1	1				R
46	1	124465-44950	GASKET, 16	1	1	1	1				
47	1	26116-080122	BOLT, M8X 12 PLATED	4	4						
47-1	1	26106-080122 (A=*1982.)	BOLT, M8X 12 PLATED (B=*1982.)	4	4	4	4				N
48	1	124764-44800	LABEL, RADIATOR	1					1		
49	1	124740-44800	LABEL, RADIATOR		1						
50	1	124764-44810	LABEL, RESERVE TANK	1					1		
51	1	124740-44810	LABEL, SUB-TANK		1						
52	1	124764-44920	LABEL, ANTI-FREEZING	1					1		
53	1	124740-44920	LABEL, ANTI-FREEZING		1						
54	1	121252-49010	PIPE, WATER	1	1						
54-1	1	121120-49011 (A=E/# 99573)	PIPE, WATER (B=E/# 99573)	1	1				1		R
54-2	1	121422-49011 (A=E/# 99681)	PIPE, WATER (B=E/# 99681)	1	1				1		N
55	1	121253-49020	PIPE, WATER	1	1				1		
56	1	121252-49030	PIPE, WATER	1	1				1		
57	1	23010-038000	CLAMP, 38	6	6						
57-1	1	121267-49500 (A=*1982.)	BAND, 38 (B=*1982.)	6	6	6	6				S
58	1	121250-49101	BODY, 3-WAY COCK	1	1	1	1				
59	1	121250-49110	JOINT, PIPE	1	1	1	1				
60	1	124450-01980	GASKET	1	1	1	1				
61	1	121250-49121	PLUG, DRAIN	1	1	1	1				
62	1	22117-160000	WASHER, 16	1	1	1	1				
63	1	24311-000160	O-RING, 1AP16.0	1	1	1	1				
64	1	26776-160002	NUT, LOCK M16	1	1	1	1				
65	1	121250-49150	PIPE, WATER DRAIN	1	1	1	1				
66	1	121250-49160	PIPE, WATER DRAIN	1	1	1	1				
67	1	124766-59050	CLIP, HOSE 12	4	4	4	4				
68	1	121252-49250	PIPE	1	1				1		
69	1	124732-49531	COVER, THERMOSTAT	1	1				1		
70	1	124736-49540	GASKET	1	1				1		
71	1	124790-49800	THERMOSTAT	1							
71-1	1	129350-49800 (A=*)	THERMOSTAT, 71	1	1				1		R
72	1	23000-019000	CLAMP, 19	2	2						
72-1	1	23000-013000 (A=E/# A1145)	CLAMP, 13 (B=E/# A1145)	2	2				2		N

Remarks
(M) MISS-PRINT.

Fig.10. COOLING WATER SYSTEM

(A)=3T84A-N
(B)=3T84A-NF
(C)=3T84A-LPP

(D)=3T84A-NS
(E)=
(F)=



No.	Lev.	Parts No.	Description	Qty						I	R
				(A)	(B)	(C)	(D)	(E)	(F)		
73	1	22137-080000 (A=*1982.) (B=*1982.)	WASHER, 8	2	2						Z
74	1	26116-080252	BOLT, M8X 25 PLATED	2	2						
74-1	1	26106-080222 (A=*1982.) (B=*1982.)	BOLT, M8X 22 PLATED	2	2		2				N
75	1	121242-42000	PUMP ASSY, WATER							1	
77-1	2	120130-43140	IMPELLER							1	
78	2	121252-42240	BEARING, SHAFT							1	
79	2	121252-42260	FLANGE							1	
80	2	121450-42310	SEAL, MECHANICAL							1	
81	2	23871-020000	PLUG, R02							1	
82	1	121250-42011	PUMP ASSY, WATER							1	
84	2	121252-42260	FLANGE							1	
85-1	2	120130-43140	IMPELLER							1	
86	2	121252-42240	BEARING, SHAFT							1	
87	2	121450-42310	SEAL, MECHANICAL							1	
88	2	124750-42051	GASKET							1	
89	2	121250-42121	BRACKET, PUMP							1	
90	2	26106-060382	BOLT, M6X 38 PLATED							4	
91	1	121253-42121	BRACKET, PUMP							1	
92	1	124240-42291	V-BELT, A37							1	
93	1	26106-080382	BOLT, M8X 38 PLATED							1	
94	1	26106-080452	BOLT, M8X 45 PLATED							1	
95	1	26106-080702	BOLT, M8X 70 PLATED							2	
96	1	26106-080752 (A=*1983.) (B=*1983.)	BOLT, M8X 75 PLATED				1	1		1	W
97	1	121257-44500	RADIATOR							1	
98	1	121422-44581	SCREEN, RADIATOR							1	
99	1	121257-44600	RETAINER							1	
100	1	121422-44740	FAN, COOLING							1	
101	1	121257-44760	SPACER							1	
102	1	124742-44800	LABEL (PORTUGAL							1	
103	1	124742-44810	LABEL (PORTUGAL							1	
104	1	124742-44920	LABEL (PORTUGAL							1	
105	1	26013-060222 (B=*1982.)	BOLT, M6X 22				4				W
106	1	26106-080202	BOLT, M8X 20 PLATED							1	
107	1	26116-060252	BOLT, M6X 25 PLATED							4	
108	1	121257-49010	PIPE, WATER							1	
109	1	121257-49022	PIPE, WATER							1	
110	1	121250-49030	HOSE, WATER							1	

Remarks
(M) MISS-PRINT.

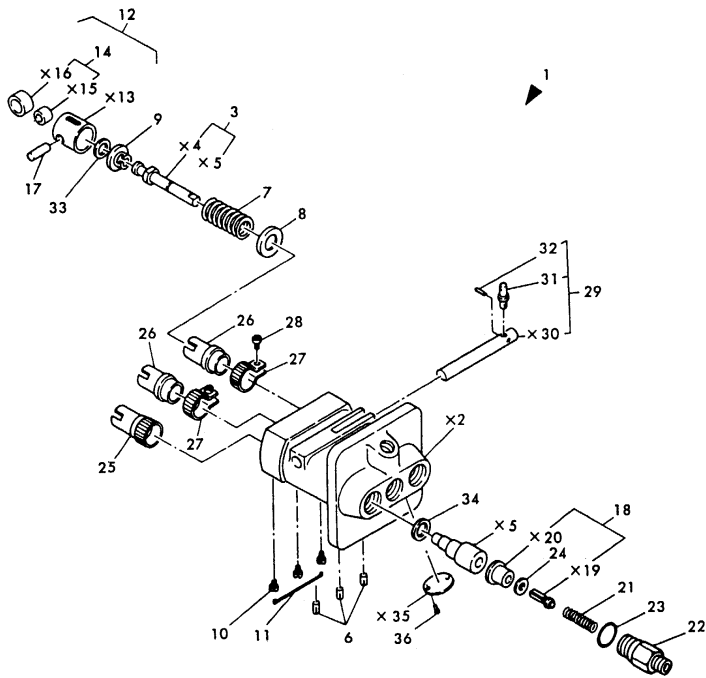
Fig.11. FUEL INJECTION PUMP

(A)=3T84A-N
(B)=3T84A-NF
(C)=3T84A-LPP

(D)=3T84A-NS
(E)=
(F)=

Fig.11 FUEL INJECTION PUMP

D21258-51100



X-MARK PARTS : NOT SOLD SEPARATELY

No.	Lev.	Parts No.	Description	Qty						I	R
				(A)	(B)	(C)	(D)	(E)	(F)		
1	1	721250-51700	PUMP ASSY, INJECTION	1	1	1	1				
3	2	124240-51100	PLUNGER ASSY	3	3	3	3				
6	2	124950-51670	PIN	3	3	3	3				
7	2	174307-51190	SPRING, PLUNGER	3	3	3	3				
8	2	174307-51170	RETAINER, SPRING A	3	3	3	3				
9	2	174307-51181	RETAINER, SPRING B	3	3	3	3				
10	2	174307-51450	PIECE	3	3	3	3				
11	2	121150-51460	PIN, GUIDE	1	1	1	1				
12	2	724550-51520	GUIDE, PLUNGER	3	3	3	3				
14	3	711100-51540	ROLLER ASSY	3	3	3	3				
17	3	174100-54120	PIN	3	3	3	3				
18	2	124550-51301	VALVE ASSY, DELIVERY	3	3	3	3				
21	2	124550-51320	SPRING, DELIVERY	3	3	3	3				
22	2	124550-51341	HOLDER, DELIVERY L43	3	3	3	3				
23	2	124550-51370	O-RING	3	3	3	3				
24	2	124550-51350	GASKET, DELIVERY	3	3	3	3				
25	2	174307-51510	SLEEVE	1	1	1	1				
26	2	174307-51550	SLEEVE, PINION	2	2	2	2				
27	2	174307-51560	PINION	2	2	2	2				
28	2	122117-51560	SCREW	2	2	2	2				
29	2	721150-51530	RACK ASSY, CONTROL	1	1	1	1				
31	3	124240-51550	PIN	1	1	1	1				
32	3	124550-51590	RETAINER	1	1	1	1				
33	2	174307-51700	SHIM SET	3	3	3	3				
34	2	174307-51270	GASKET	3	3	3	3				
36	2	124220-51890	RIVET	2	2	2	2				

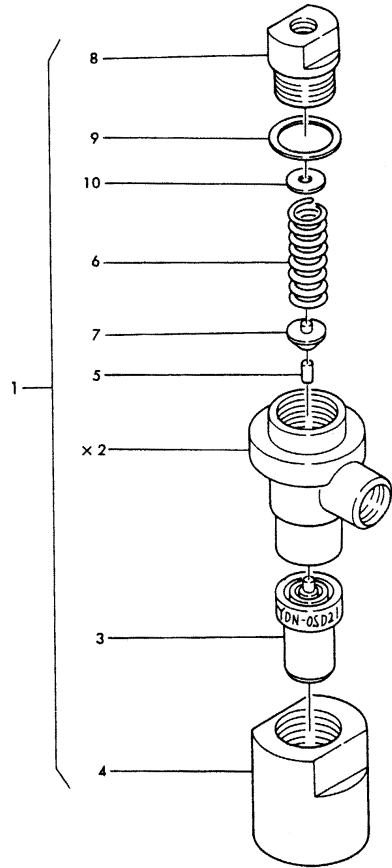
Fig.12. FUEL INJECTION VALVE

(A)=3T84A-N
(B)=3T84A-N
(C)=3T84A-LPP

(D)=3T84A-NS
(E)=
(F)=

Fig. 12 FUEL INJECTION VALVE

D24770-53100



X-MARK PARTS : NOT SOLD SEPARATELY

No.	Lev.	Parts No.	Description	Qty						I	R
				(A)	(B)	(C)	(D)	(E)	(F)		
1	1	724770-53100	VALVE ASSY,INJECTION	3	3	3	3				
3	2	124770-53000	VALVE ASSY,INJECTION	3	3	3	3				
4	2	104900-53080	NUT, NOZZLE	3	3	3	3				
5	2	113200-53110	SPINDLE, INTER	3	3	3	3				
6	2	103854-53120	SPRING, NOZZLE	3	3	3	3				
7	2	113200-53120	RETAINER, SPRING	3	3	3	3				
8	2	103854-53180	RETAINER, SPRING	3	3	3	3				
9	2	172100-53200	GASKET	3	3	3	3				
10	2	110250-53150	PLATE ASSY, ADJUST	3	3	3	3				

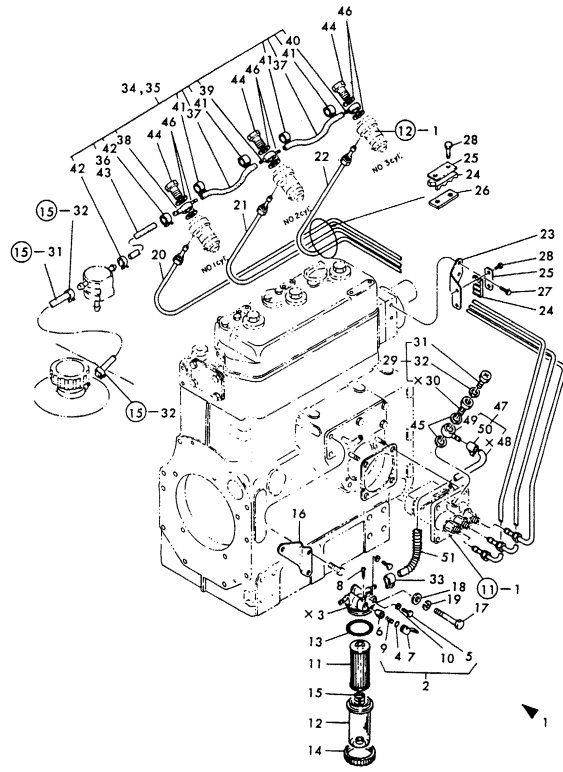
Fig.13. FUEL OIL SYSTEM

(A)=3T84A-N
(B)=3T84A-NF
(C)=3T84A-LPP

(D)=3T84A-NS
(E)=
(F)=

Fig.13 FUEL OIL SYSTEM

D21254-55100
D21250-59100
D21240-59201
D21253-59201



X-MARK PARTS : NOT SOLD SEPARATELY

Remarks
(1).MARKED PART CHANGED FROM AUG.1981
NOT APPLICABLE TO THE ORIGINAL
TYPE.
INTERCHANGEABLE PROVIDED PIPE
(P/#129354-59011)IS REPLACED
TOGETHER.
(M).MISPRINT.

No.	Lev.	Parts No.	Description	Q'ty						I	R
				(A)	(B)	(C)	(D)	(E)	(F)		
1	1	121254-55600	STRAINER ASSY, FUEL	1	1	1	1				
2	2	721250-55540	COCK ASSY, FUEL	1	1	1	1				
4	3	24311-240100	O-RING, 1AP10A	1	1	1	1				
5	3	101720-55750	PLUG, 6	2	2	2	2				
6	3	104200-55321	VALVE, TAPER	1	1	1	1				
7	3	104200-55341	HANDLE	1	1	1	1				
8	3	104200-55750	SCREW, M4	1	1	1	1				
9	3	104200-55330	SPRING, VALVE	1	1	1	1				
10	3	23418-060000	GASKET, 6X1.0	2	2	2	2				
11	2	124550-55700	FILTER, FUEL L=90	1	1	1	1				
12	2	121254-55510	COVER	1	1	1	1				
13	2	102103-55520	O-RING	1	1	1	1				
14	2	110250-55610	RING, RETAINING	1	1	1	1				
15	2	121250-55620	SPRING	1	1	1	1				
16	1	121250-55610	BRACKET, STRAINER	1	1	1	1				
17	1	26116-080652	BOLT, M8X 65 PLATED	1	1						
17-1	1	26106-080652	BOLT, M8X 65 PLATED	1	1	1	1				N
		(A=*1982.) (B=*1982.)									
18	1	22117-080000	WASHER, 8	1	1						Z
		(A=*1982.) (B=*1982.)									
19	1	22217-080000	WASHER, SPRING 8	1	1						Z
		(A=*1982.) (B=*1982.)									
20	1	121250-59810	PIPE ASSY, INJECTION	1	1	1	1				
21	1	121250-59820	PIPE ASSY, INJECTION	1	1	1	1				
22	1	121250-59830	PIPE ASSY, INJECTION	1	1	1	1				
23	1	121250-59850	RETAINER	1	1	1	1				
24	1	123325-59100	RETAINER, PIPE	2	2	2	2				
25	1	123325-59110	COVER	2	2	2	2				
26	1	121250-59860	BRACKET	1	1	1	1				
27	1	26116-060102	BOLT, M6X 10 PLATED	2	2						
27-1	1	26106-060102	BOLT, M6X 10 PLATED	2	2	2	2				N
		(A=*) (B=*)									
28	1	26116-060162	BOLT, M6X 16 PLATED	4	4						
28-1	1	121465-59950	BOLT, M6X16	4	4	4	4				S
		(A=*1982.) (B=*1982.)									
29	1	103854-59191	BOLT ASSY, JOINT M12	1	1	1	1				
31	2	124060-59380	PLUG, 6	1	1	1	1				
32	2	43400-500390	SEAL WASHER 6	1	1	1	1				
33	1	124766-59050	CLIP, HOSE 12	1	1	1	1				
34	1	121120-59500	PIPE ASSY, RETURN	1	1						
35	1	121250-59501	PIPE ASSY, RETURN				1				
36	2	121120-59560	PIPE, FUEL RETURN	1	1						
37-1	2	121250-59550	PIPE, FUEL D8X120	2	2	2	2				
38	2	124550-59030	JOINT, PIPE 8	1	1	1	1				
39	2	124550-59090	JOINT, PIPE 8	1	1	1	1				
40	2	121750-59090	JOINT, PIPE 8	1	1	1	1				
41	2	124066-59100	CLIP, HOSE 8	4	4	4	4				
42	2	124060-77680	CLIP, HOSE 10	2	2	2	2				
43	2	121250-59561	PIPE, FUEL D11X460				1				
44	1	101147-59810	BOLT, PIPE JOINT M8	3	3	3	3				
45	1	104200-59170	GASKET, 12	2	2	2	2				

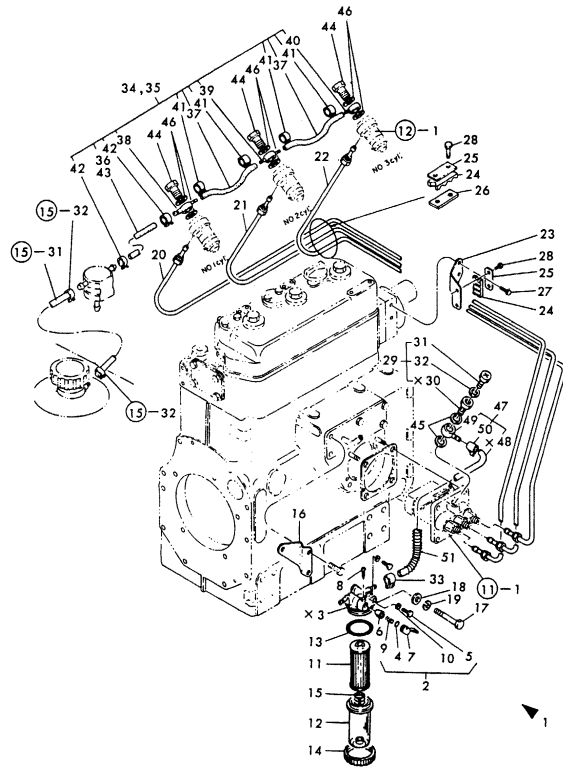
Fig.13. FUEL OIL SYSTEM

(A)=3T84A-N
(B)=3T84A-NF
(C)=3T84A-LPP

(D)=3T84A-NS
(E)=
(F)=

Fig.13 FUEL OIL SYSTEM

D21254-55100
D21250-59100
D21240-59201
D21253-59201



X-MARK PARTS : NOT SOLD SEPARATELY

No.	Lev.	Parts No.	Description	Q'ty						I	R
				(A)	(B)	(C)	(D)	(E)	(F)		
46	1	23414-080012	GASKET, 8X1.0	6	6	6	6				
47	1	121422-59010	PIPE ASSY, FUEL	1	1						
47-1	1	129354-59011	PIPE ASSY, FUEL	1	1	1	1			S	1
		(A=*1981.08)	(B=*1981.08)								
49	2	124250-59260	JOINT, PIPE 12	1	1						
49-1	2	101304-59020	JOINT, PIPE 12	1	1	1	1				N
		(A=*1981.)	(B=*1981.)								
50	2	124766-59050	CLIP, HOSE 12	1	1	1	1				
51	1	106100-59060	SPRING, PROTECTE	1	1	1	1				

Remarks

(1).MARKED PART CHANGED FROM AUG.1981
NOT APPLICABLE TO THE ORIGINAL
TYPE.
INTERCHANGEABLE PROVIDED PIPE
(P/#129354-59011)IS REPLACED
TOGETHER.
(M).MISPRINT.

Fig.14. GOVERNOR EQUIPMENT

(A)=3T84A-N
(B)=3T84A-NF
(C)=3T84A-LPP

(D)=3T84A-NS
(E)=
(F)=

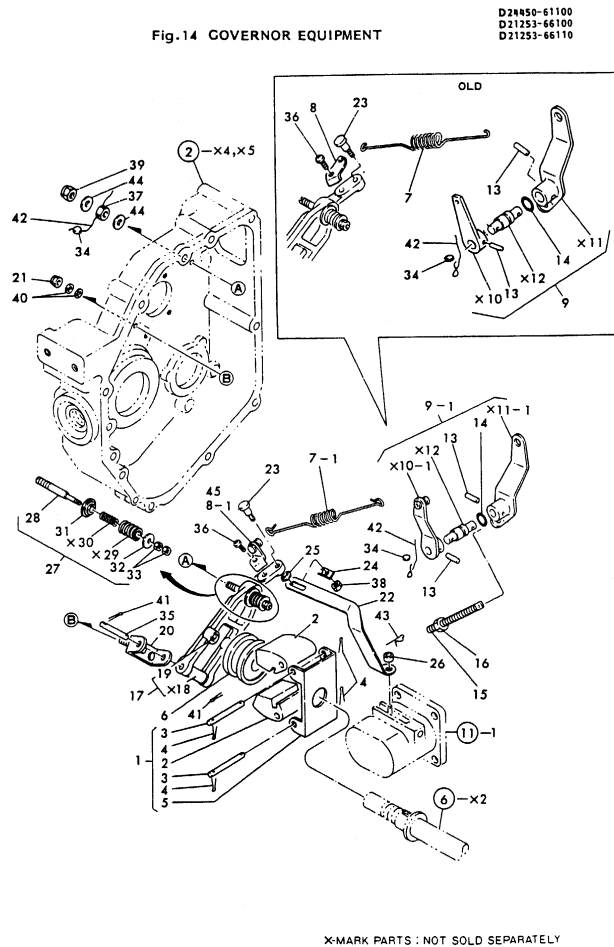


Fig.14 GOVERNOR EQUIPMENT

D21450-61100
D21253-66100
D21253-66110

No.	Lev.	Parts No.	Description	Qty						I	R
				(A)	(B)	(C)	(D)	(E)	(F)		
1	1	724450-61520	SUPPORT ASSY, WEIGHT	1	1	1	1				
2-1	2	124450-61200	WEIGHT, GOVERNOR	2	2	2	2				
3	2	124450-61220	PIN, GOVERNOR WEIGHT	2	2	2	2				
4	2	22417-200200	PIN, COTTER 2.0X20	4	4						
4-1	2	22417-200100	COTTER PIN 2.0X10	4	4	4	4				N
		(A=*) (B=*)									
5	2	124450-61110	SUPPORT, WEIGHT	1	1	1	1				
6	1	121250-61600	SLEEVE	1	1	1	1				
7	1	121250-66010	SPRING, REGULATOR	1							
7-1	1	121420-66010	SPRING, REGULATOR	1	1						S 1
		(A=*1980.06)									
7-2	1	121158-66011	SPRING, REGULATOR	1	1						S
		(A=*1982.) (B=*1982.)									
7-3	1	121258-66011	SPRING, REGULATOR	1	1	1	1				N
		(A=*) (B=*)									
8	1	124450-66460	BRACKET	1							
8-1	1	121120-66100	HOOK ASSY	1	1	1					S 1
		(A=*1980.06)									
9	1	121422-66000	HANDLE ASSY	1							
9-1	1	121120-66000	HANDLE ASSY	1	1	1	1				S 1
		(A=*1980.06)									
13	2	22322-030180	PIN, TAPER 3X18	2	2						
13-1	2	22322-030180	PIN, TAPER 3X18	1	1	1	1				K
		(A=*1981.06) (B=*1981.06)									
14	2	24311-000070	O-RING, 1AP7.0	1	1	1	1				
15	1	103854-66420	SCREW	1	1	1	1				
16	1	124550-66370	NUT, M6	1	1	1	1				
17	1	124460-66611	LEVER ASSY, GOVERNOR	1	1	1	1				
19	2	24190-100001	BALL, STEEL 5/16	2	2	2	2				
20	1	124450-66510	SUPPORT	1	1	1	1				
21	1	26657-060002	NUT, CAP M6	2	2	2	2				
22	1	121250-66400	LINK, GOVERNOR	1	1	1	1				
23	1	124450-66411	SCREW	1	1	1	1				
24	1	124460-66440	WASHER	1	1	1	1				
25	1	124450-66430	SPACER	1	1	1	1				
26	1	124450-66420	RETAINER	1	1	1	1				
27	1	121250-66801	LIMITER ASSY, FUEL	1	1	1	1				
28	2	124450-66822	SHAFT	1	1	1	1				
31	2	121250-66860	RETAINER	1	1	1	1				
32	2	121250-66870	RETAINER	1	1	1	1				
33	2	26756-050002	NUT, LOCK M5	2	2	2	2				
34	1	135210-61090	LEAD	2	2	2	2				
35	1	124450-66550	PIN	1	1	1	1				
36	1	26557-060082	SCREW, M6X 8	1	1	1	1				
37	1	124772-66890	NUT	1	1	1	1				
38	1	26756-050002	NUT, LOCK M5	1	1	1	1				
39	1	26667-080002	NUT, CAP M8	1	1	1	1				
40	1	43400-500400	SEAL WASHER 6	2	2	2	2				
41	1	22417-200200	PIN, COTTER 2.0X20	2	2						
41-1	1	22417-200100	COTTER PIN 2.0X10	2	2	2	2				N
		(A=*) (B=*)									

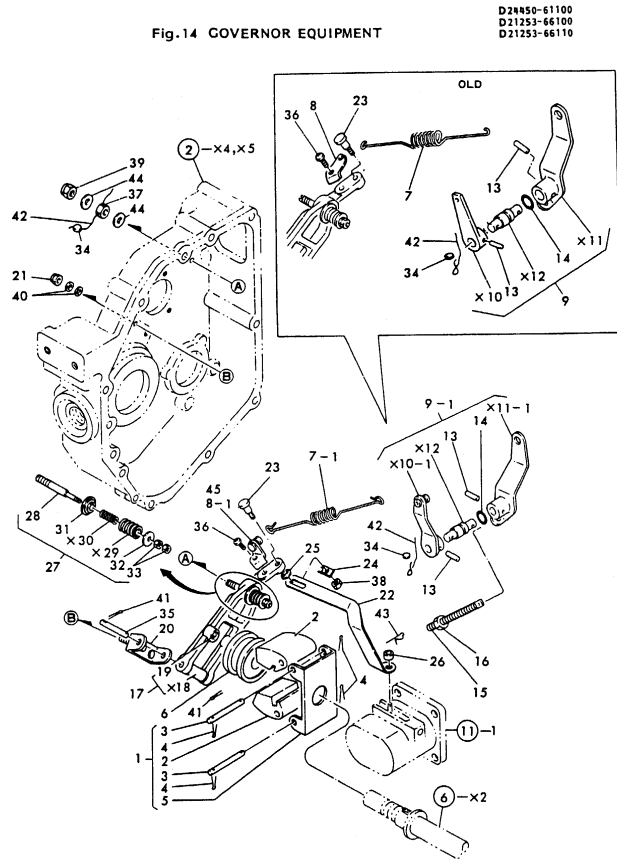
Remarks
(2) MARKED PARTS CHANGED FROM JULY, 1981. CHANGED FROM SEPARATE TYPE TO ONE BODY TYPE AND, SIMULTANEOUSLY, TAPER PIN 3X18 (P# 22322-030180)1 PCE. IS DISCONTINUED.
(M) MISS-PRINT.

Fig.14. GOVERNOR EQUIPMENT

(A)=3T84A-N
(B)=3T84A-NF
(C)=3T84A-LPP

(D)=3T84A-NS
(E)=
(F)=

Fig.14 GOVERNOR EQUIPMENT



D21850-61100
D21253-66100
D21253-66110

X-MARK PARTS : NOT SOLD SEPARATELY

No.	Lev.	Parts No.	Description	Q'ty						I	R
				(A)	(B)	(C)	(D)	(E)	(F)		
42	1	22451-100000	WIRE, 1.0	2	2						
42-1	1	22451-060000	WIRE, 0.6	2	2	2	2				N
		(A=*)	(B=*)								
43	1	22360-060000	PIN, SNAP 6	1	1	1	1				
44	1	43400-500410	SEAL WASHER 8	2	2	2	2				
45	1	121253-66110	HOOK ASSY								1

Remarks

(2) MARKED PARTS CHANGED FROM JULY, 1981. CHANGED FROM SEPARATE TYPE TO ONE BODY TYPE AND, SIMULTANEOUSLY, TAPER PIN 3X18 (P/# 22322-030180)1 PCE. IS DISCONTINUED.

(M) MISS-PRINT.

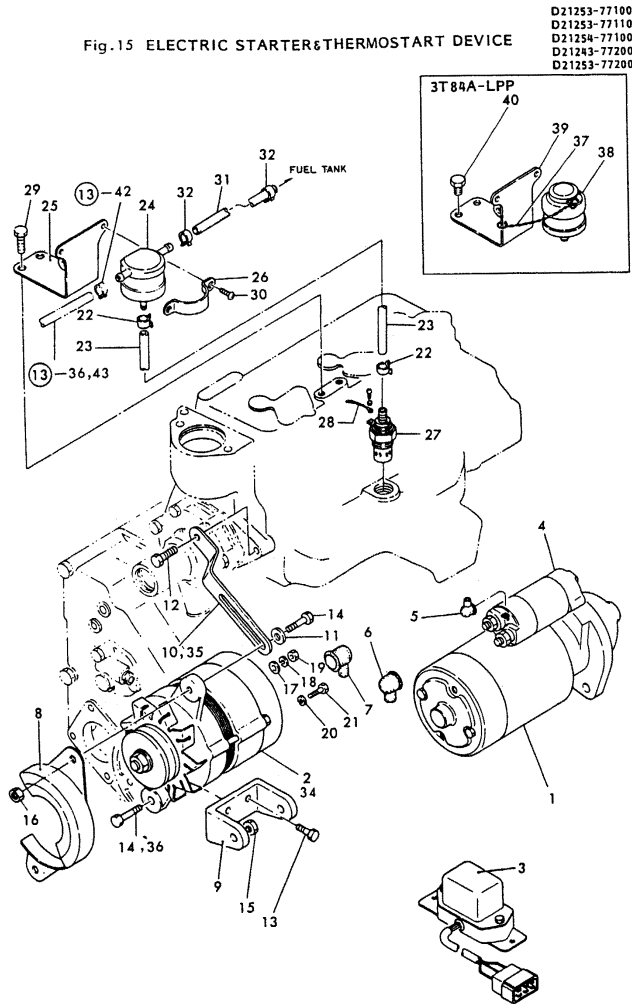
N:Old $\xrightarrow{\text{Yes}}$ New, Q:Old $\xrightarrow{\text{No}}$ New, R:Old $\xrightarrow{\text{Yes}}$ New, S:Old $\xrightarrow{\text{No}}$ New, W:Add, Z:Discontinued, F:Interchangeable by set, K:Q'ty Change

Fig.15. ELECTRIC STARTER & THERMO.DEV.

(A)=3T84A-N
(B)=3T84A-NF
(C)=3T84A-LPP

(D)=3T84A-NS
(E)=
(F)=

Fig.15 ELECTRIC STARTER&THERMOSTART DEVICE



No.	Lev.	Parts No.	Description	Q'ty						I	R
				(A)	(B)	(C)	(D)	(E)	(F)		
1	1	124250-77012	STARTER, S12-77A	1	1	1	1				
2	1	124756-77210	GENERATOR, LT115P-52	1	1						
2-1	1	121258-77200	GENERATOR, LT135-80	1	1						N
		(A=*1980.) (B=*1980.)									
2-2	1	124756-77200	GENERATOR, LT115-52	1	1	1	1				N
		(A=*1980.) (B=*1980.)									
3	1	124550-77710	REGULATOR, TL1Z86E	1	1	1	1				
4-1	1	124250-77310	SWITCH, MAGNETIC	1	1	1	1				
5	1	124550-77020	COVER, TERMINAL	1	1	1	1				
6	1	124550-77030	COVER, TERMINAL	1	1	1	1				
7-1	1	124756-77040	COVER, TERMINAL	1	1	1	1				
8	1	121250-77210	COVER, GENERATOR	1	1	1	1				
9	1	124550-77250	BRACKET, GENERATOR	1	1	1	1				
10	1	121252-77330	ADJUSTER	1							
10-1	1	121252-77331	ADJUSTER	1	1		1				N
		(A=*1980.02)									
11	1	22137-080000	WASHER, 8	1	1						Z
		(A=*1983.) (B=*1983.)									
12	1	26116-080162	BOLT, M8X 16 PLATED	1	1						
12-1	1	26106-080202	BOLT, M8X 20 PLATED	1	1		1				N
		(A=E/# A0101) (B=E/# A0101)									
13	1	26116-080182	BOLT, M8X 18 PLATED	2	2						
13-1	1	26106-080182	BOLT, M8X 18 PLATED	2	2	2	2				N
		(A=*1982.) (B=*1982.)									
14	1	26116-080302	BOLT, M8X 30 PLATED	3	3						
14-1	1	26014-080352	BOLT, M8X 35	3	3	1	3				N
		(A=*1983.) (B=*1983.)									
15	1	26716-080002	NUT, M8	2	2						
15-1	1	26366-080002	NUT, M8	2	2	2	2				N
		(A=*1982.) (B=*1982.)									
16	1	26756-080002	NUT, LOCK M8	1	1						
16-1	1	26366-080002	NUT, M8	1	1	1	1				N
		(A=*1983.) (B=*1983.)									
17	1	22117-050000	WASHER, 5	1	1	1	1				
18	1	22217-050000	WASHER, SPRING 5	1	1	1	1				
19	1	26756-050002	NUT, LOCK M5	1	1	1	1				
20	1	22217-050000	WASHER, SPRING 5	1	1	1	1				
21	1	26116-050142	BOLT, M5X 14 PLATED	1	1	1	1				
22	1	124060-77680	CLIP, HOSE 10	2	2	2	2				
23	1	121250-77701	PIPE, FUEL	1	1	1	1				
24	1	121750-77800	TANK ASSY, HEADER	1	1		1				
25	1	121250-77812	RETAINER	1	1		1				
26	1	124460-77820	RETAINER	1	1	1	1				
27	1	121023-77910	PLUG, THERMOSTAT	1	1	1	1				
28	1	121120-77920	WIRE	1	1		1				
29	1	26116-060122	BOLT, M6X 12 PLATED	2	2		2				
30	1	26557-060082	SCREW, M6X 8	2	2	2	2				
31	1	121420-59571	PIPE, FUEL RETURN	1	1		1				
32	1	124060-77680	CLIP, HOSE 10	2	2	2	2				
33	1	194440-51620	CLAMP	1	1	1	1				
34	1	121492-77200	GENERATOR, LT135-54				1				

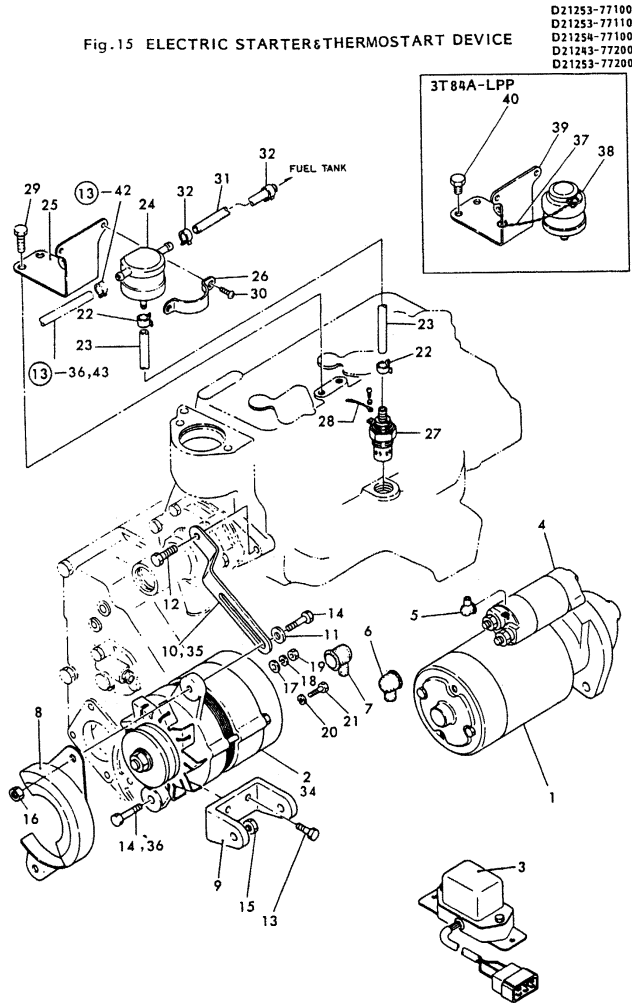
Remarks
(M). MISPRINT.

Fig.15. ELECTRIC STARTER & THERMO.DEV.

(A)=3T84A-N
(B)=3T84A-NF
(C)=3T84A-LPP

(D)=3T84A-NS
(E)=
(F)=

Fig.15 ELECTRIC STARTER&THERMOSTART DEVICE



No.	Lev.	Parts No.	Description	Q'ty						I	R
				(A)	(B)	(C)	(D)	(E)	(F)		
35	1	121250-77330	ADJUSTER			1					
36	1	26106-080302	BOLT, M8X 30 PLATED			2					
37	1	101100-55060	CHAIN			1					
38	1	124460-77802	TANK ASSY, HEADER			1					
39	1	121250-77812	RETAINER			1					
40	1	26106-080122	BOLT, M8X 12 PLATED			2					

Remarks
(M). MISPRINT.

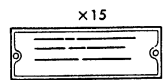
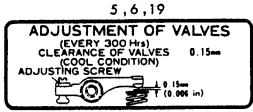
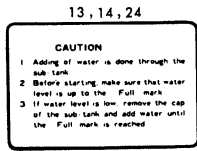
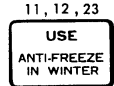
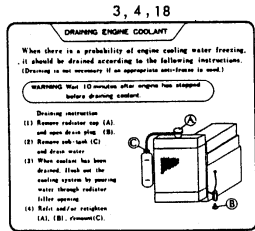
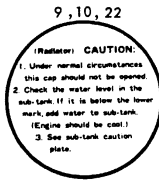
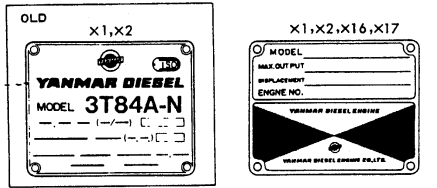
Fig.16. LABELS (FOR ENGINE)

(A)=3T84A-N
(B)=3T84A-NF
(C)=3T84A-LPP

(D)=3T84A-NS
(E)=
(F)=

Fig.16 LABELS(FOR ENGINE)

D21243-07200
D21245-07200
D21253-07200
D21253-07210



*MARK PARTS : NOT SOLD SEPARATELY

No.	Lev.	Parts No.	Description	Q'ty						I	R
				(A)	(B)	(C)	(D)	(E)	(F)		
3	1	121254-07150	LABEL, WATER DRAIN	1			1				
4	1	121241-07150	LABEL, WATER DRAIN		1						
5	1	124764-07160	LABEL, VALVE ADJUST	1			1				
6	1	124740-07160	LABEL, ADJ		1						
7-1	1	121454-12600	LABEL, PRE-CLEANER	1							
7-2	1	121454-12520	LABEL, AIR-CLEANER	1			1				N
(A="1980.)											
8	1	121440-12480	LABEL, AIR CLEANER(F		1						
9	1	124764-44800	LABEL, RADIATOR	1			1				
10	1	124740-44800	LABEL, RADIATOR		1						
11	1	124764-44920	LABEL, ANTI-FREEZING	1			1				
12	1	124740-44920	LABEL, ANTI-FREEZING		1						
13	1	124764-44810	LABEL, RESERVE TANK	1			1				
14	1	124740-44810	LABEL, SUB-TANK		1						
18	1	121243-07150	LABEL, WATER DRAIN				1				
19	1	124742-07160	LABEL, VALVE(PORTUGAL				1				
20	1	102210-07990	RIVET	4	4	4	4				W
				(A=")	(B=")						
21	1	124742-12480	LABEL (PORTUGAL				1				
22	1	124742-44800	LABEL (PORTUGAL				1				
23	1	124742-44920	LABEL (PORTUGAL				1				
24	1	124742-44810	LABEL (PORTUGAL				1				

Remarks
(M). MISPRINT.

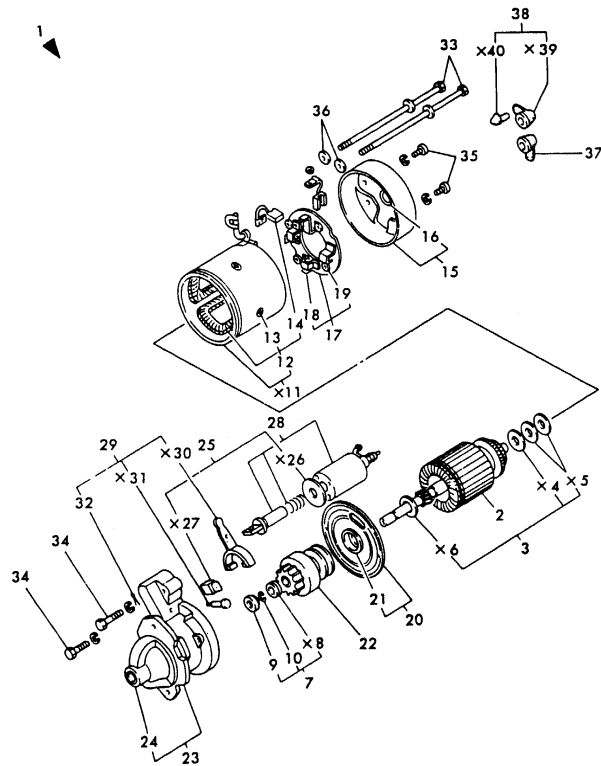
N:Old $\begin{matrix} \text{Yes} \\ \text{No} \end{matrix}$ New, Q:Old $\begin{matrix} \text{No} \\ \text{Yes} \end{matrix}$ New, R:Old $\begin{matrix} \text{Yes} \\ \text{No} \end{matrix}$ New, S:Old $\begin{matrix} \text{No} \\ \text{Yes} \end{matrix}$ New, W:Add, Z:Discontinued, F:Interchangeable by set, K:Q'ty Change

Fig.17. STARTER 12V-1.8KW(TYPE S12-77)

(A)=3T84A-N
(B)=3T84A-NF
(C)=3T84A-LPP

(D)=3T84A-NS
(E)=
(F)=

Fig.17 STARTER 12V-1.8KW(TYPE S12-77)



*MARK PARTS : NOT SOLD SEPARATELY

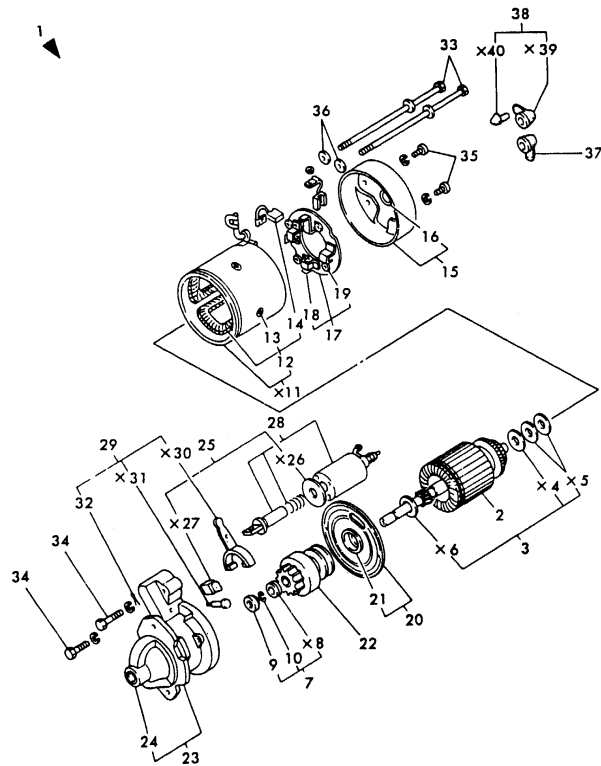
No.	Lev.	Parts No.	Description	Qty						I	R
				(A)	(B)	(C)	(D)	(E)	(F)		
1	1	124250-77012	STARTER, S12-77A	1	1	1	1				
2	2	X21207100	ARMATURE ASSY	1	1						
2-1	2	124250-77500	ARMATURE ASSY	1	1	1	1				N
		(A=FROM 1ST) (B=FROM 1ST)									
3	2	X21201115	WASHER SET, THRUST	1	1						
3-1	2	124250-77510	WASHER KIT	1	1	1	1				N
		(A=FROM 1ST) (B=FROM 1ST)									
7	2	X21201110	STOPPER SET	1	1						
7-1	2	124250-77070	STOPPER SET, PINION	1	1	1	1				N
		(A=FROM 1ST) (B=FROM 1ST)									
9	3	X21143155	STOPPER SET, PINION	1	1						
9-1	3	124250-77090	WASHER, STOPPER	1	1	1	1				N
		(A=FROM 1ST) (B=FROM 1ST)									
10	3	X21141107	CLIP, PINION STOPPER	1	1						
10-1	3	124250-77100	CLIP, PINION STOPPER	1	1	1	1				N
		(A=FROM 1ST) (B=FROM 1ST)									
12	3	X21204259	COIL ASSY	1	1						
12-1	2	124250-77110	COIL ASSY, FIELD	1	1	1	1				N
		(A=FROM 1ST) (B=FROM 1ST)									
13	4	X21142215	SCREW	4	4						
13-1	3	124250-77120	SCREW SET, PORE CORE	4	4	4	4				N
		(A=FROM 1ST) (B=FROM 1ST)									
14	4	X21209311	BRUSH (+)	2	2						
14-1	3	124250-77130	BRUSH (+)	2	2	2	2				N
		(A=FROM 1ST) (B=FROM 1ST)									
15	2	X22501300	COVER ASSY, REAR	1	1						
15-1	2	124250-77140	COVER ASSY, REAR	1	1	1	1				N
		(A=FROM 1ST) (B=FROM 1ST)									
16	3	X21204302	METAL, COVER BEARING	1	1						
16-1	3	124250-77150	METAL, REAR COVER	1	1	1	1				N
		(A=FROM 1ST) (B=FROM 1ST)									
17	2	X21205310	HOLDER ASSY, BRUSH	1	1						
17-1	2	124250-77160	HOLDER ASSY, BRUSH	1	1	1	1				N
		(A=FROM 1ST) (B=FROM 1ST)									
18	3	X21207312	BRUSH	2	2						
18-1	3	124250-77170	BRUSH (-)	2	2	2	2				N
		(A=FROM 1ST) (B=FROM 1ST)									
19	3	X21201313	SPRING, BRUSH	4	4						
19-1	3	124250-77180	SPRING, BRUSH	4	4	4	4				N
		(A=FROM 1ST) (B=FROM 1ST)									
20	2	X21205400	BEARING ASSY	1	1						
20-1	2	124250-77190	BEARING ASSY, CENTER	1	1	1	1				N
		(A=FROM 1ST) (B=FROM 1ST)									
21	3	X21204401	METAL, CENTER BERG.	1	1						
21-1	3	124250-77520	BEARING	1	1	1	1				N
		(A=FROM 1ST) (B=FROM 1ST)									
22	2	X212045001	PINION ASSY	1	1						
22-1	2	124250-77210	PINION ASSY	1	1	1	1				N
		(A=FROM 1ST) (B=FROM 1ST)									
23	2	X21205650	CASE ASSY, GEAR	1	1						
23-1	2	124250-77220	CASE ASSY, GEAR	1	1	1	1				N

Fig.17. STARTER 12V-1.8KW(TYPE S12-77)

(A)=3T84A-N
(B)=3T84A-NF
(C)=3T84A-LPP

(D)=3T84A-NS
(E)=
(F)=

Fig.17 STARTER 12V-1.8KW(TYPE S12-77)



*MARK PARTS : NOT SOLD SEPARATELY

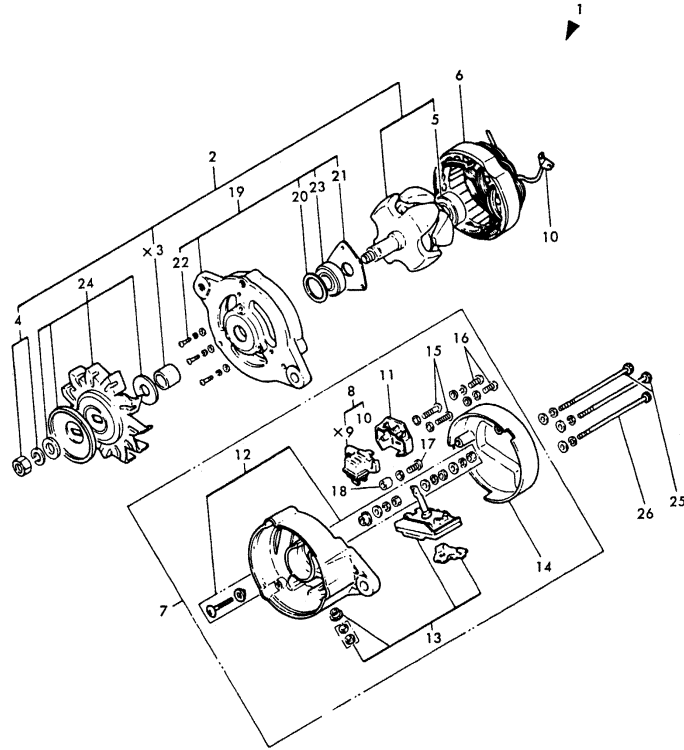
No.	Lev.	Parts No.	Description	Q'ty						I	R
				(A)	(B)	(C)	(D)	(E)	(F)		
		(A=FROM 1ST) (B=FROM 1ST)									
24	3	X21202601	METAL, GEAR CASE	1	1						
24-1	3	124250-77230	METAL, GEAR CASE	1	1	1	1				N
		(A=FROM 1ST) (B=FROM 1ST)									
25	2	X21202602	COVER SET	1	1						
25-1	2	124250-77240	COVER SET, DUST	1	1	1	1				N
		(A=FROM 1ST) (B=FROM 1ST)									
28	2	X212037002	SWITCH, MAGNETIC	1	1						
28-1	2	124250-77310	SWITCH, MAGNETIC	1	1	1	1				N
		(A=FROM 1ST) (B=FROM 1ST)									
29	2	X21201605	LEVER SET	1	1						
29-1	2	124250-77270	LEVER SET, SHIFT	1	1	1	1				N
		(A=FROM 1ST) (B=FROM 1ST)									
32-1	3	124250-77550	PIN	1	1	1	1				S
		(A=FROM 1ST) (B=FROM 1ST)									
33	2	X21204810	BOLT, THROUGH	2	2						
33-1	2	124250-77320	BOLT, THROUGH	2	2	2	2				N
		(A=FROM 1ST) (B=FROM 1ST)									
34	2	X21145866	BOLT	2	2						
34-1	2	26106-060322	BOLT, M6X 32 PLATED	2	2	2	2				N
		(A=FROM 1ST) (B=FROM 1ST)									
35	2	26557-040082	SCREW, M4X 8	2	2						
35-1	2	26557-040122	SCREW, M4X12	2	2						N
		(A=FROM 1ST) (B=FROM 1ST)									
35-2	2	124250-77540	SCREW, M4X12	2	2	2	2				N
		(A=FROM 1ST) (B=FROM 1ST)									
36	2	X21301827	WASHER	2	2						Z
		(A=FROM 1ST) (B=FROM 1ST)									
37	2	X21201744	COVER, RUBBER	1	1						Z
		(A=FROM 1ST) (B=FROM 1ST)									
38	2	X21202803	COVER SET	1	1						Z
		(A=FROM 1ST) (B=FROM 1ST)									

Fig.18. AC GENERATOR 12V-15A (LT115-52)

(A)=3T84A-N
(B)=3T84A-NF
(C)=3T84A-LPP

(D)=3T84A-NS
(E)=
(F)=

Fig. 18 AC GENERATOR 12V-15A(TYPE LT115-52)



*MARK PARTS : NOT SOLD SEPARATELY

No.	Lev.	Parts No.	Description	Qty						I	R
				(A)	(B)	(C)	(D)	(E)	(F)		
1	1	124756-77210	GENERATOR, LT115P-52	1	1						
1-1	1	121258-77200	GENERATOR, LT135-80	1	1						N
		(A=*1980.) (B=*1980.)									
1-2	1	124756-77200	GENERATOR, LT115-52	1	1	1					N
		(A=*1980.) (B=*1980.)									
2	2	XLT1157100	ROTOR ASSY	1	1	1					
4	3	XB444001A	NUT SET, PULLEY	1	1	1					
5	3	X6201SD	BALL BEARING	1	1	1					
6	2	XL135N220	STATOR ASSY	1	1	1					
7	2	XL1156300	COVER ASSY, REAR	1	1	1					
8	3	XL135N1301	BRUSH ASSY	1	1	1					
10-1	4	XL135N1302	N-TERMINAL	1	1	1					
11	3	XL135N1303	COVER	1	1	1					
12	3	XL1255310A	BOLT ASSY, TERMINAL	1	1	1					
13	3	XL1256320	DIODE	1	1	1					
14	3	XL1152803	COVER, REAR	1	1	1					
15	3	26557-040202	SCREW, M4X20	2	2	2					
16	3	26557-040082	SCREW, M4X 8	3	3	3					
17	3	26117-050169	BOLT, M5X 16 PLATED	1	1	1					
18	3	XL1151341	SPACER	1	1	1					
19	2	XL1156400	COVER ASSY, FRONT	1	1	1					
20	3	XL1201403	RETAINER, GASKET	1	1	1					
21	3	XL1201404	RETAINER, GASKET	1	1	1					
22	3	26557-040202	SCREW, M4X20	3	3	3					
23	3	X6202B	BALL BEARING	1	1	1					
24	2	XL1151552	PULLEY ASSY	1	1	1					
25	2	XL1251801	BOLT, THROUGH	2	2	2					
26	2	XL1251802	BOLT, THROUGH	1	1	1					

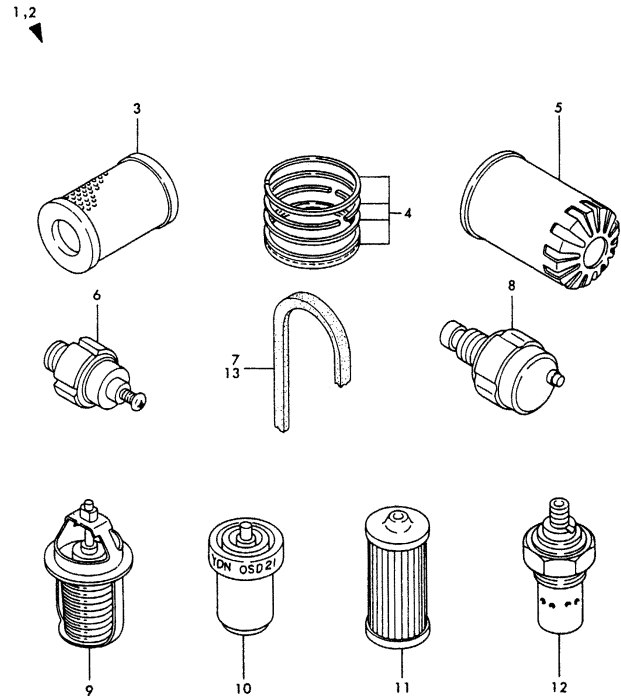
Remarks
(M). MISPRINT.

Fig.19. REPAIR KIT (A) (FOR ENGINE)

(A)=3T84A-N
(B)=3T84A-NF
(C)=3T84A-LPP

(D)=3T84A-NS
(E)=
(F)=

Fig. 19 REPAIR KIT(A)(FOR ENGINE)



No.	Lev.	Parts No.	Description	Q'ty						I	R
				(A)	(B)	(C)	(D)	(E)	(F)		
1-1	1	721253-92500	REPAIR KIT	1	1						
1-2	1	721253-92501	REPAIR KIT	1	1		1				N
		(A=*) (B=*)									
2	1	721250-92500	REPAIR KIT				1				
3-1	2	121253-12510	ELEMENT	1	1	1	1				
4	2	721250-22500	RING SET, PISTON	3							
4-1	2	721252-22500	RING SET, PISTON	3	3						N
		(A=*)									
4-2	2	721250-22500	RING SET, PISTON	3	3	3	3				N
		(A=*) (B=*)									
5	2	124550-35110	ELEMENT	1	1	1	1				
6	2	121252-39450	SWITCH, 0.5KG	1	1	1	1				
7	2	121252-42290	V-BELT, A40	1	1		1				
8	2	121250-44900	SWITCH	1							
8-1	2	121250-44901	SWITCH, 110	1	1	1	1				N
		(A=*1980.)									
9	2	124790-49800	THERMOSTAT	1							
9-1	2	129350-49800	THERMOSTAT, 71	1	1		1				N
		(A=*)									
10	2	124770-53000	VALVE ASSY,INJECTION	3	3	3	3				
11	2	124550-55700	FILTER, FUEL L=90	1	1	1	1				
12	2	121023-77910	PLUG, THERMOSTAT	1	1	1	1				
13	2	124240-42291	V-BELT, A37				1				

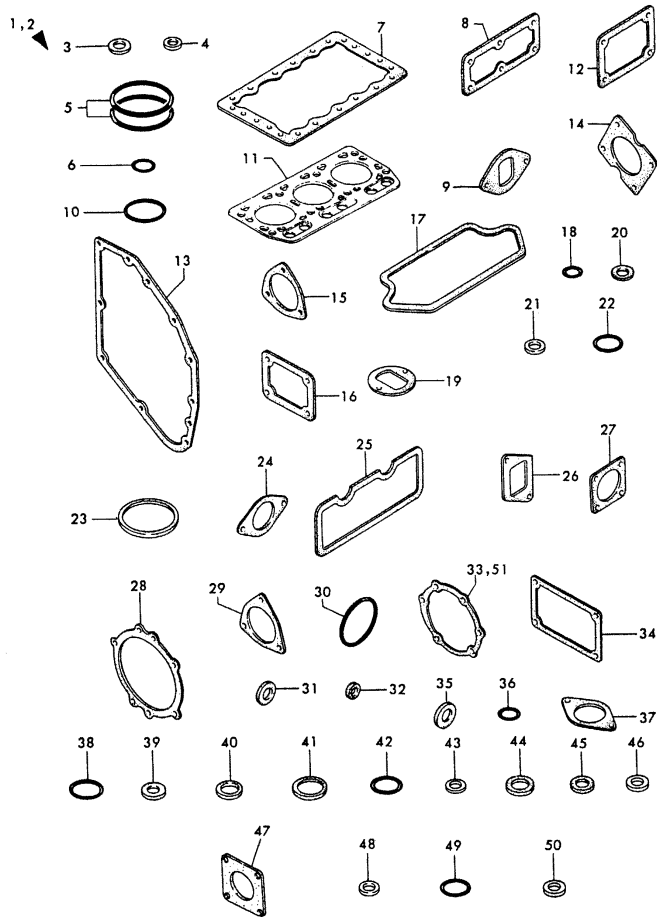
Remarks
(M). MISPRINT.

Fig.20. GASKET KIT (A) (FOR ENGINE)

(A)=3T84A-N
(B)=3T84A-NF
(C)=3T84A-LPP

(D)=3T84A-NS
(E)=
(F)=

Fig. 20 GASKET KIT(A)(FOR ENGINE)



No.	Lev.	Parts No.	Description	Q'ty						I	R
				(A)	(B)	(C)	(D)	(E)	(F)		
1	1	721253-92600	GASKET SET	1	1						
1-1	1	721253-92601	GASKET SET	1	1		1				N
		(A=*) (B=*)									
2	1	721250-92600	GASKET SET				1				
3	2	121250-01990	GASKET	3	3	3	3				
4	2	43400-500410	SEAL WASHER 8	4	4	4	4				
5-1	2	124550-01300	GASKET, LINER	6	6	6	6				
6	2	24311-000140	O-RING, 1AP14.0	1	1	1	1				
7	2	121250-01751	GASKET, OIL SUMP	1	1	1	1				
8	2	124160-01863	GASKET	1	1	1	1				
9	2	124160-34844	GASKET	1	1	1	1				
10	2	24321-000350	O-RING, 1AG35.0	2	2						
10-1	2	24321-000350	O-RING, 1AG35.0	1	1	1	1				K
		(A=*) (B=*)									
11	2	121252-01330	GASKET, HEAD	1	1						
11-1	2	121250-01331	GASKET, HEAD	1	1	1	1				N
		(A=E/# A1786) (B=E/# A1786)									
12	2	124160-01532	GASKET	1	1	1	1				
13	2	124450-01512	GASKET, GEAR CASE	1	1	1	1				
14	2	124950-26021	GASKET	1	1		1				
15	2	124250-91412	GASKET	1	1	1	1				
16	2	124450-11681	GASKET	1	1	1	1				
17	2	121370-11310	GASKET, BONNET	1	1						Z
		(A=*) (B=*)									
18	2	24311-000070	O-RING, 1AP7.0	3	3						
18-1	2	24311-000070	O-RING, 1AP7.0	4	4	4	4				K
		(A=*) (B=*)									
19	2	124460-03663	GASKET	2	2	2	2				
20	2	104900-11450	GASKET, CHAMBER	6	6	6	6				
21	2	103854-11490	INSULATOR	3	3	3	3				
22	2	24311-000140	O-RING, 1AP14.0	3	3	3	3				
23	2	124064-12430	GASKET	2	2	2	2				
24	2	124767-12050	GASKET	1	1	1	1				
25	2	121250-12710	GASKET, MANIFOLD	1	1						Z
		(A=*) (B=*)									
26	2	121250-13520	GASKET	3	3	3	3				
27	2	124450-11900	GASKET	1	1	1	1				
28	2	124460-02150	GASKET	1	1	1	1				
29	2	124450-32020	GASKET	1	1	1	1				
30	2	124450-35110	O-RING	1	1	1	1				
31	2	23414-100000	GASKET, 10X1.0	2	2	2	2				
32	2	23414-080000	GASKET, 8X1.0	6	6	6	6				
33	2	124750-42050	GASKET, WATER PUMP	1	1		1				
34	2	124450-44410	GASKET	1	1	1	1				
35	2	124465-44950	GASKET, 16	1	1	1	1				
36	2	24311-000160	O-RING, 1AP16.0	1	1	1	1				
37	2	124736-49540	GASKET	1	1		1				
38	2	124550-51370	O-RING	3	3	3	3				
39	2	124550-51350	GASKET, DELIVERY	3	3	3	3				
40	2	174307-51270	GASKET	3	3	3	3				
41	2	172100-53200	GASKET	3	3	3	3				

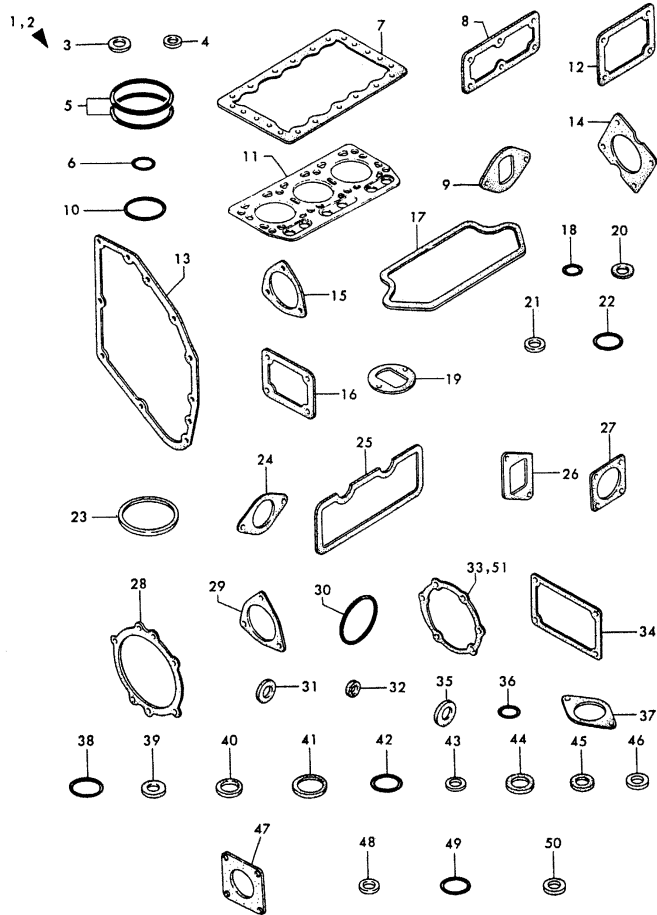
Remarks
(M). MISPRINT.

Fig.20. GASKET KIT (A) (FOR ENGINE)

(A)=3T84A-N
(B)=3T84A-NF
(C)=3T84A-LPP

(D)=3T84A-NS
(E)=
(F)=

Fig.20 GASKET KIT(A)(FOR ENGINE)



No.	Lev.	Parts No.	Description	Qty						I	R
				(A)	(B)	(C)	(D)	(E)	(F)		
42	2	102103-55520	O-RING	1	1	1	1				
43	2	43400-500390	SEAL WASHER 6	1	1	1	1				
44	2	104200-59170	GASKET, 12	2	2	2	2				
45	2	23414-080012	GASKET, 8X1.0	6	6	6	6				
46	2	43400-500400	SEAL WASHER 6	2	2	2	2				
47	2	124240-01882	GASKET			1					
48	2	23414-060000	GASKET, 6X1.0	3	3	3	3				W
		(A=*) (B=*)									
49	2	24311-000320	O-RING, 1AP32.0	1	1	1	1				W
		(A=*) (B=*)									
50	2	124450-01980	GASKET	1	1	1	1				W
		(A=*) (B=*)									
51	2	124750-42051	GASKET			1					

Remarks
(M). MISPRINT.

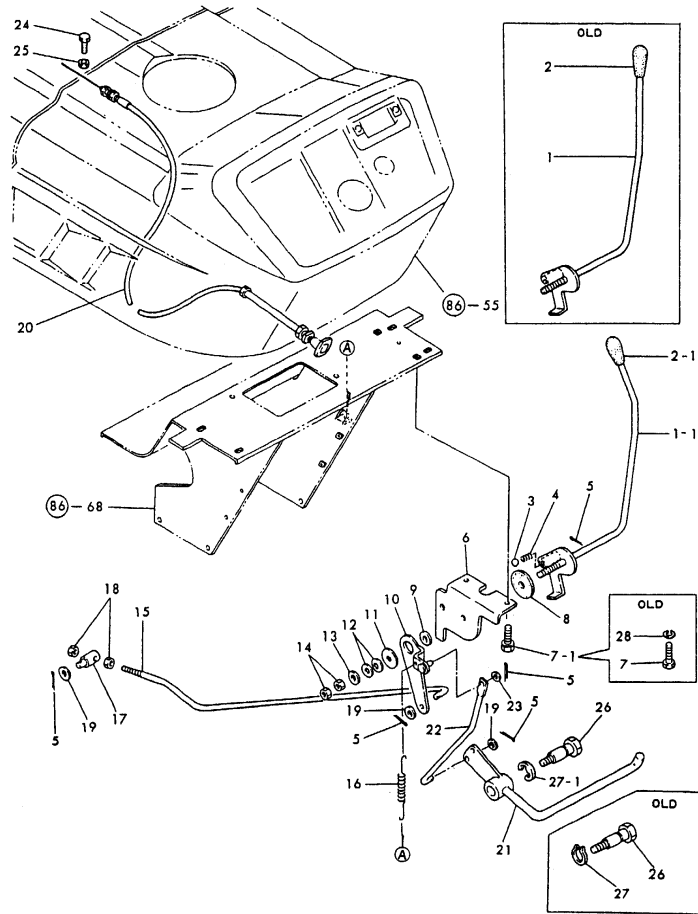
Fig.21. THROTTLE(FLOOR SHIFT TYPE)

(A)=YM336 (FLOOR)
(B)=YM336D(FLOOR)
(C)=YM336 (COLUM)

(D)=YM336D(COLUM)
(E)=
(F)=

A&F

Fig.21 THROTTLE(FLOOR SHIFT TYPE)



No.	Lev.	Parts No.	Description	Q'ty						I	R
				(A)	(B)	(C)	(D)	(E)	(F)		
1	1	194275-01110	LEVER, THROTTLE	1	1						
1-1	1	194170-01110	LEVER, ACCELERATOR	1	1						N
		(A=*1980.) (B=*1980.)									
2	1	194150-01190	KNOB, LEVER	1	1						
2-1	1	194464-01190	KNOB, LEVER	1	1						N
		(A=*1980.) (B=*1980.)									
3	1	24190-110001	BALL, STEEL 11/32	1	1						
4	1	194080-27480	SPRING	1	1						
4-1	1	194197-01160	SPRING	1	1						S
		(A=*1980.) (B=*1980.)									
5	1	22417-160180	PIN, COTTER 1.6X18	5	5						
6	1	194275-01140-U	BRACKET, THRTL LEVER	1	1						
7	1	26116-080162	BOLT, M8X 16 PLATED	2	2						
7-1	1	26013-080162	BOLT, M8X 16	2	2						N
		(A=*) (B=*)									
8	1	194145-01260	PLATE, FRICTION	1	1						
9	1	194150-01270	SPACER, 20	1	1						
10	1	194322-01350	LEVER, THROTTLE LINK	1	1						
11	1	22157-100000	WASHER, 10	1	1						
12	1	194740-00160	SPRING, 10	2	2						
13	1	22137-100000	WASHER, 10	1	1						
14	1	26716-100002	NUT, M10	2	2						
15	1	194464-01320	ROD, THROTTLE LINK	1	1						
16	1	194322-04400	SPRING, RETURN	1	1						
17	1	194150-01370	ADJUSTER	1	1						
18	1	26716-080002	NUT, M8	2	2						
19	1	22137-080000	WASHER, 8	3	3						
20	1	194145-01501	CABLE ASSY	1	1						
21	1	194330-01410	PEDAL, THROTTLE	1	1						
22	1	194322-01440-U	ROD, THROTTLE LINK	1	1						
23	1	22137-060000	WASHER, 6	1	1						
24	1	26116-050142	BOLT, M5X 14 PLATED	1	1						
25	1	26756-050002	NUT, LOCK M5	1	1						
26	1	194330-01420	BOLT	1	1						
27	1	22242-000140	RING, 14	1	1						
27-1	1	22272-000120	RING, E-12	1	1						N
		(A=*) (B=*)									
28	1	22217-080000	WASHER, SPRING 8	2	2						Z
		(A=*) (B=*)									

Fig.22. THROTTLE(COLUMN:EXCEPT U&SCAN)

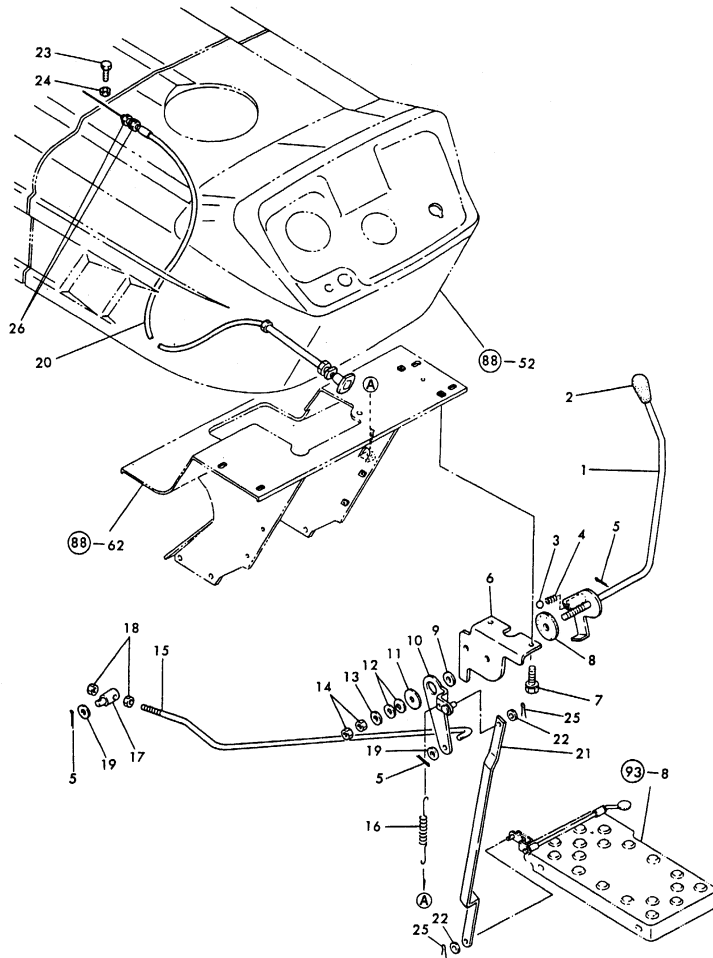
(A)=YM336 (FLOOR
(B)=YM336D(FLOOR
(C)=YM336 (COLUMN

(D)=YM336D(COLUMN
(E)=
(F)=

Stan

Fig. 22 THROTTLE (COLUMN: EXCEPT U. & SCAN.)

D9H322-01100
D9H490-01200
D9H145-01500



No.	Lev.	Parts No.	Description	Q'ty						I	R
				(A)	(B)	(C)	(D)	(E)	(F)		
1	1	194170-01110	LEVER, ACCELERATOR			1	1				
2	1	194464-01190	KNOB, LEVER			1	1				
3	1	24190-110001	BALL, STEEL 11/32			1	1				
4	1	194197-01160	SPRING			1	1				
5	1	22417-160180	PIN, COTTER 1.6X18			3	3				
6	1	194275-01140-U	BRACKET, THRTL LEVER			1	1				
7	1	26013-080162	BOLT, M8X 16			2	2				
8	1	194145-01260	PLATE, FRICTION			1	1				
8-1	1	198220-01261	PLATE, FRICTION			1	1				N
				(C=T/# 21314)		(D=T/# 43419)					
9	1	194150-01270	SPACER, 20			1	1				
10	1	194322-01350	LEVER, THROTTLE LINK			1	1				
11	1	22157-100000	WASHER, 10			1	1				
12	1	194740-00160	SPRING, 10			2	2				
13	1	22137-100000	WASHER, 10			1	1				
14	1	26716-100002	NUT, M10			2	2				
15	1	194464-01320	ROD, THROTTLE LINK			1	1				
16	1	194322-04400	SPRING, RETURN			1	1				
17	1	194150-01370	ADJUSTER			1	1				
18	1	26716-080002	NUT, M8			2	2				
19	1	22137-080000	WASHER, 8			2	2				
20	1	194145-01501	CABLE ASSY			1	1				
21	1	194490-01440-U	ROD, THROTTLE LINK			1	1				
22	1	22137-060000	WASHER, 6			2	2				
23	1	26116-050142	BOLT, M5X 14 PLATED			1	1				
24	1	26756-050002	NUT, LOCK M5			1	1				
25	1	22417-160180	PIN, COTTER 1.6X18			2	2				
26	1	26716-060002	NUT, M6			2	2				W
				(C=T/# 21193)		(D=T/# 42247)					

Remarks
(STAN) : FIG.22,S "STAN" MEANS
"EXCEPT U & SCAN".

Fig.23. THROTTLE(COLUMN SHIFT:U & SCAN)

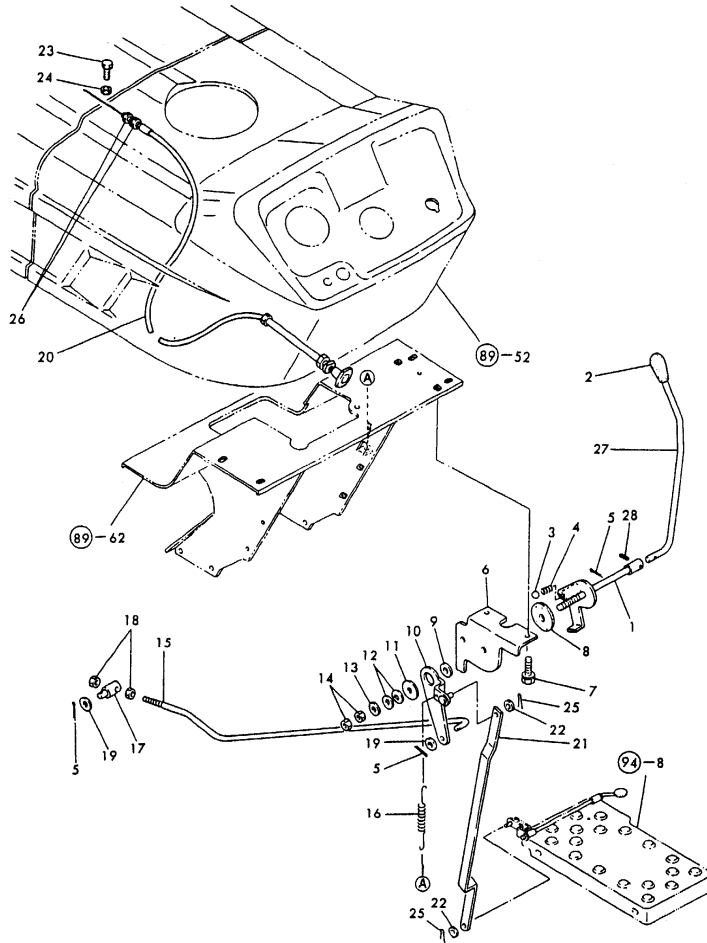
(A)=YM336 (FLOOR)
 (B)=YM336D(FLOOR)
 (C)=YM336 (COLUMN)

(D)=YM336D(COLUMN)
 (E)=
 (F)=

U&Scan

Fig. 23 THROTTLE (COLUMN SHIFT: U. & SCA.)

D94324-01100
 D94490-01200
 D94145-01500



No.	Lev.	Parts No.	Description	Q'ty						I	R
				(A)	(B)	(C)	(D)	(E)	(F)		
1	1	194324-01120	LEVER LOWER,THROTTLE			1	1				
2	1	194464-01190	KNOB, LEVER			1	1				
3	1	24190-110001	BALL, STEEL 11/32			1	1				
4	1	194197-01160	SPRING			1	1				
5	1	22417-160180	PIN, COTTER 1.6X18			3	3				
6	1	194275-01140-U	BRACKET, THRTL LEVER			1	1				
7	1	26013-080162	BOLT, M8X 16			2	2				
8	1	194145-01260	PLATE, FRICTION			1	1				
8-1	1	198220-01261	PLATE, FRICTION			1	1				N
(C=T/# 21314) (D=T/# 43419)											
9	1	194150-01270	SPACER, 20			1	1				
10	1	194322-01350	LEVER, THROTTLE LINK			1	1				
11	1	22157-100000	WASHER, 10			1	1				
12	1	194740-00160	SPRING, 10			2	2				
13	1	22137-100000	WASHER, 10			1	1				
14	1	26716-100002	NUT, M10			2	2				
15	1	194464-01320	ROD, THROTTLE LINK			1	1				
16	1	194322-04400	SPRING, RETURN			1	1				
17	1	194150-01370	ADJUSTER			1	1				
18	1	26716-080002	NUT, M8			2	2				
19	1	22137-080000	WASHER, 8			2	2				
20	1	194145-01501	CABLE ASSY			1	1				
21	1	194490-01440-U	ROD, THROTTLE LINK			1	1				
22	1	22137-060000	WASHER, 6			2	2				
23	1	26116-050142	BOLT, M5X 14 PLATED			1	1				
24	1	26756-050002	NUT, LOCK M5			1	1				
25	1	22417-160180	PIN, COTTER 1.6X18			2	2				
26	1	26716-060002	NUT, M6			2	2				
27	1	194324-01150	LEVER UPPER,THROTTLE			1	1				
28	1	22351-040022	PIN, SPRING 4.0X22			1	1				

Fig.24. FUEL TANK (EXCEPT PORTUGAL)

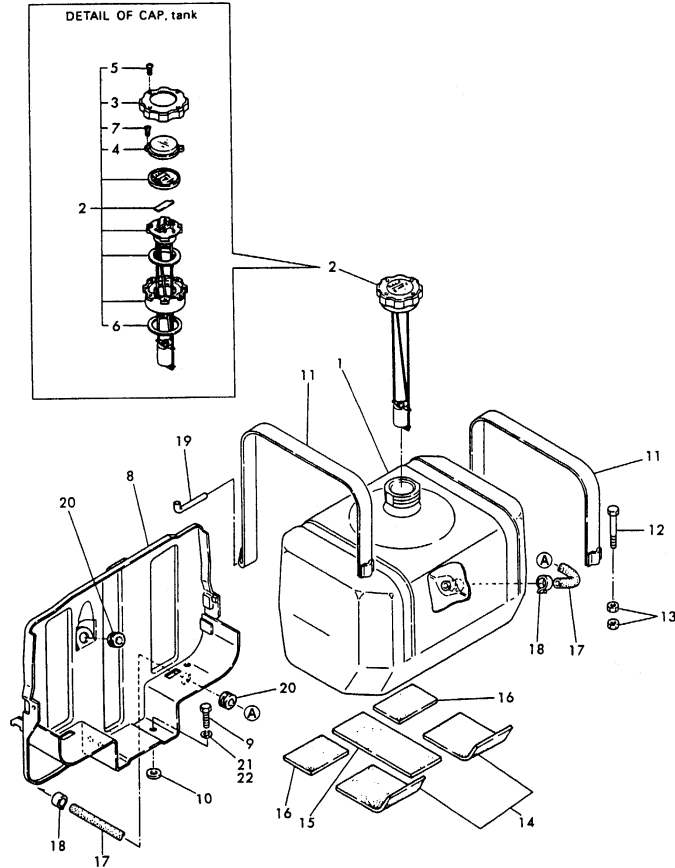
(A)=YM336 (FLOOR)
(B)=YM336D(FLOOR)
(C)=YM336 (COLUMN)

(D)=YM336D(COLUMN)
(E)=
(F)=

Stan

Fig. 24 FUEL TANK (EXCEPT PORTUGAL)

D94145-04100
D94331-04200
D94275-04600



No.	Lev.	Parts No.	Description	Q'ty						I	R
				(A)	(B)	(C)	(D)	(E)	(F)		
1	1	194145-04112	TANK, FUEL 32L	1	1	1	1				
2	1	194145-04301	CAP, TANK	1	1						
2-1	1	194145-04302	CAP ASSY, TANK	1	1	1	1				N
3	2	194145-04310	CAP, TANK	1	1						
3-1	2	194145-04311	CAP, FUEL TANK	1	1	1	1				N
4	2	194145-04350	LENS	1	1						
4-1	2	194145-04351	LENS	1	1	1	1				N
5-1	2	194145-04460	SCREW, TAPPING M4X12	4	4	4	4				
6	2	194145-04520	GASKET	1	1						
6-1	2	194145-04521	GASKET	1	1	1	1				N
7	2	194145-04530	SCREW M3X 6	2	2						
7-1	2	26557-030062	SCREW, M3X 6	2	2	2	2				N
8	1	194320-04210-X	BRACKET	1	1	1	1				
9	1	26116-100202	BOLT, M10X 20 PLATED	2	2						
9-1	1	26013-100202	BOLT, M10X 20	2	2	2	2				N
9-2	1	26116-100202	BOLT, M10X 20 PLATED (C=*) (D=*)			2	2				N
10	1	194145-04810	WASHER 10	2	2	2	2				
11	1	194275-04251-X	BAND	2	2	2	2				
12	1	26116-080502	BOLT, M8X 50 PLATED	2	2	2	2				
13	1	26716-080002	NUT, M8	4	4	4	4				
14	1	194151-04260	GASKET, FUEL TANK	2	2	2	2				
15	1	194331-04260	GASKET, RUBBER	1	1	1	1				
16	1	194130-04271	GASKET, FUEL TANK	2	2	2	2				
17	1	194145-04720	PIPE, FUEL OIL	1	1						
17-1	1	194370-04720	PIPE, FUEL OIL (A=*1982.) (B=*1982.)	1	1	1	1				N
18	1	124766-59050	CLIP, HOSE 12	2	2	2	2				
18-1	1	23080-012000	CLAMP, 12 (C=T/# 21231) (D=T/# 42909)			2	2				N
19	1	194275-04280	PIN	2	2						
19-1	1	194275-04281	PIN (A=*1981.) (B=*1981.)	2	2	2	2				N
20	1	194162-58830	GROMMET, 20	2	2	2	2				
21	1	22217-100000	WASHER, SPRING 10 (A=*) (B=*)	2	2	2	2				Z
22	1	22217-100000	WASHER, SPRING 10			2	2				

Remarks
(M) MISS-PRINT.

Fig.26. FRONT AXLE(1) (YM336:EXCEPT U)

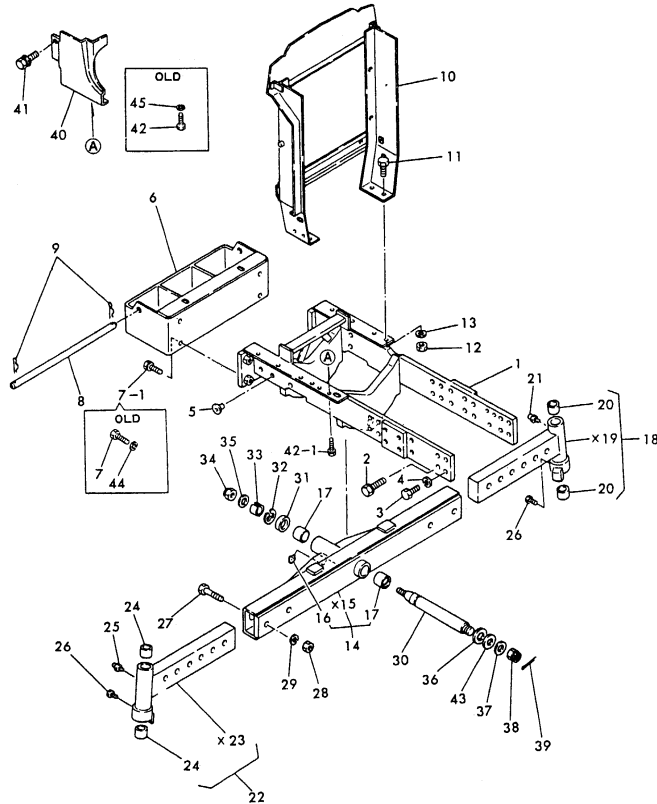
(A)=YM336 (FLOOR)
(B)=YM336D(FLOOR)
(C)=YM336 (COLUM)

(D)=YM336D(COLUM)
(E)=
(F)=

Stan

Fig. 26 FRONT AXLE (1), FOR MODEL YM336 (EXCEPT U.)

D94322-11100
D94275-11200
D94145-11300
D94145-11500
D94275-05100



x-MARK PARTS : NOT SOLD SEPARATELY

No.	Lev.	Parts No.	Description	Q'ty						I	R
				(A)	(B)	(C)	(D)	(E)	(F)		
1	1	194322-11110-X	BRACKET, FRONT AXLE	1							
1-1	1	194322-11111-X	BRACKET, FRONT AXLE	1		1					N
(A=*1980.08)											
2	1	26013-120302	BOLT, M12X 30	4	4						
3	1	26116-120322	BOLT, M12X 32 PLATED	16	16						
4	1	22217-120000	WASHER, SPRING 12	16	16						
5	1	194150-24270	CAP, SCREW 13.0	4	4						
6	1	194322-11120-X	HITCH, FRONT	1	1						
7	1	26116-140452	BOLT, M14X 45 PLATED	4							
7-1	1	26013-140452	BOLT, M14X 45	4	4						N
(A=*)											
7-2	1	26013-140352	BOLT, M14X 35		4						N
(C=T/# 21134)											
8	1	194145-11140	PIN, WEIGHT LOCK	1	1						
9	1	22360-160000	PIN, SNAP 16	2	2						
10	1	194322-11130-X	BRACKET, RADIATOR	1	1						
11	1	26116-100252	BOLT, M10X 25 PLATED	4	4						
12	1	26716-100002	NUT, M10	4	4						
13	1	22217-100000	WASHER, SPRING 10	4	4						
14	1	194275-11200-X	AXLE ASSY, FRONT	1	1						
16	2	194151-11480	GREASE NIPPLE A	1							
16-1	2	24764-060000	NIPPLE, GREASE MT6X1	1	1						N
(A=*1982.)											
17	2	194464-11220	BUSH, 35X39X40	2	2						
18	1	194145-11400-X	EXTENSION (R) ASSY	1	1						
20	2	194464-11340	BUSH, 30X34X32	2	2						
21	2	194151-11480	GREASE NIPPLE A	1							
21-1	2	24764-060000	NIPPLE, GREASE MT6X1	1	1						N
(A=*1982.)											
22	1	194145-11300-X	EXTENSION (L) ASSY	1	1						
24	2	194464-11340	BUSH, 30X34X32	2	2						
25	2	194151-11480	GREASE NIPPLE A	1							
25-1	2	24764-060000	NIPPLE, GREASE MT6X1	1	1						N
(A=*1982.)											
26	1	194145-11350	BOLT, M6X5	2	2						
27	1	194145-11240	BOLT, M16X70	4	4						
28	1	26716-160002	NUT, M16	4	4						
29	1	22217-160000	WASHER, SPRING 16	4	4						
30	1	194145-11511	PIN, CENTER	1	1						
31	1	194145-11550	WASHER, THRUST	1	1						
32	1	194145-11521	CLIP, E29	1	1						
33	1	194145-11570	SLEEVE, CENTER PIN	1	1						
34	1	26346-200002	NUT, M20	1	1						
35	1	22137-200000	WASHER, 20	1	1						
36	1	194145-11630	SHIM	1	1						
37	1	22137-240000	WASHER, 24	1	1						
38	1	194130-11580	NUT, CASTLE M24	1	1						
39	1	22417-450400	PIN, COTTER 4.5X40	1	1						
40	1	194145-05111-X	COVER, BELT L	1	1						
41	1	194155-05210	BOLT, M6X16	1	1						
42	1	26116-060162	BOLT, M6X 16 PLATED	2							

Remarks
(STAN) : FIG.26,S "STAN" MEANS
"EXCEPT U".

Fig.26. FRONT AXLE(1) (YM336:EXCEPT U)

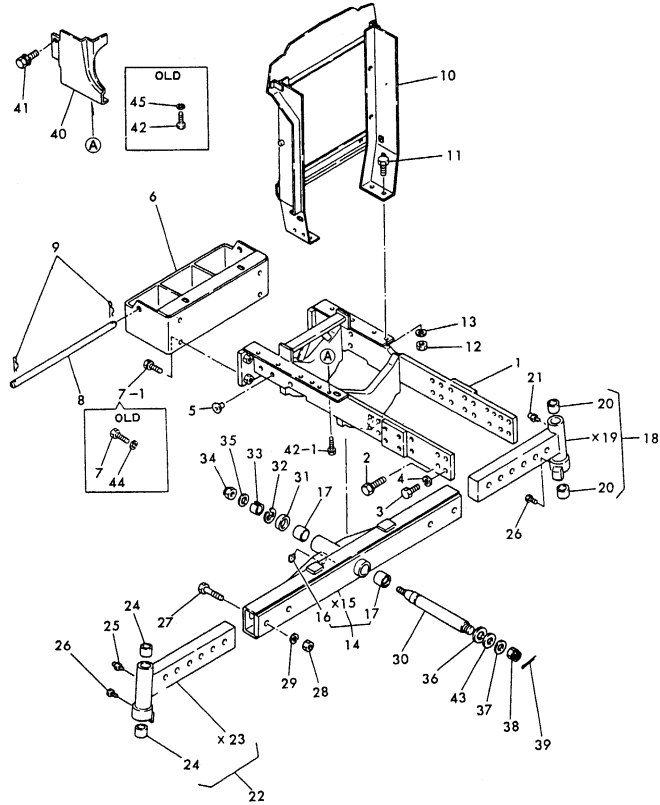
(A)=YM336 (FLOOR
(B)=YM336D(FLOOR
(C)=YM336 (COLUM

(D)=YM336D(COLUM
(E)=
(F)=

Stan

Fig. 26 FRONT AXLE (1), FOR MODEL YM336 (EXCEPT U.)

D94322-11100
D94275-11200
D94145-11300
D94145-11500
D94275-05100



*MARK PARTS : NOT SOLD SEPARATELY

No.	Lev.	Parts No.	Description	Q'ty						I	R
				(A)	(B)	(C)	(D)	(E)	(F)		
42-1	1	26013-060162 (A=*)	BOLT, M6X 16	2		2					N
43	1	194145-11650	WASHER	1		1					
44	1	22217-140000 (A=*)	WASHER, SPRING 14	4							Z
45	1	22217-060000 (A=*)	WASHER, SPRING 6	2							Z

Remarks
(STAN) : FIG.26,S "STAN" MEANS
"EXCEPT U".

Fig.27. FRONT AXLE (1) (YM336:FOR U)

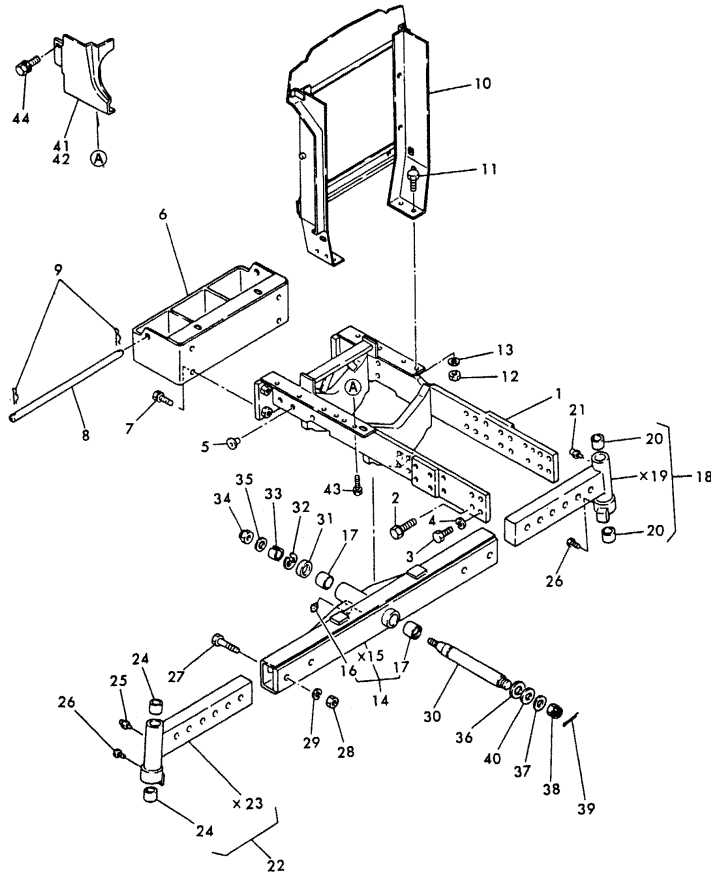
(A)=YM336 (FLOOR)
 (B)=YM336D(FLOOR)
 (C)=YM336 (COLUMN)

(D)=YM336D(COLUMN)
 (E)=
 (F)=

U

Fig. 27 FRONT AXLE (1), FOR MODEL YM336 (FOR U.)

D94322-11100
 D94275-11200
 D94145-11300
 D94145-11500
 D94324-05100



*MARK PARTS : NOT SOLD SEPARATELY

No.	Lev.	Parts No.	Description	Qty						I	R
				(A)	(B)	(C)	(D)	(E)	(F)		
1	1	194322-1111-X	BRACKET, FRONT AXLE			1					
2	1	26013-120302	BOLT, M12X 30			4					
3	1	26116-120322	BOLT, M12X 32 PLATED			16					
4	1	22217-120000	WASHER, SPRING 12			16					
5	1	194150-24270	CAP, SCREW 13.0			4					
6	1	194322-11120-X	HITCH, FRONT			1					
7	1	26013-140352	BOLT, M14X 35			4					
8	1	194145-11140	PIN, WEIGHT LOCK			1					
9	1	22360-160000	PIN, SNAP 16			2					
10	1	194322-11130-X	BRACKET, RADIATOR			1					
11	1	26116-100252	BOLT, M10X 25 PLATED			4					
12	1	26716-100002	NUT, M10			4					
13	1	22217-100000	WASHER, SPRING 10			4					
14	1	194275-11200-X	AXLE ASSY, FRONT			1					
16	2	24764-060000	NIPPLE, GREASE MT6X1			1					
17	2	194464-11220	BUSH, 35X39X40			2					
18	1	194145-11400-X	EXTENSION (R) ASSY			1					
20	2	194464-11340	BUSH, 30X34X32			2					
21	2	24764-060000	NIPPLE, GREASE MT6X1			1					
22	1	194145-11300-X	EXTENSION (L) ASSY			1					
24	2	194464-11340	BUSH, 30X34X32			2					
25	2	24764-060000	NIPPLE, GREASE MT6X1			1					
26	1	194145-11350	BOLT, M6X5			2					
27	1	194145-11240	BOLT, M16X70			4					
28	1	26716-160002	NUT, M16			4					
29	1	22217-160000	WASHER, SPRING 16			4					
30	1	194145-11511	PIN, CENTER			1					
31	1	194145-11550	WASHER, THRUST			1					
32	1	194145-11521	CLIP, E29			1					
33	1	194145-11570	SLEEVE, CENTER PIN			1					
34	1	26346-200002	NUT, M20			1					
35	1	22137-200000	WASHER, 20			1					
36	1	194145-11630	SHIM			1					
37	1	22137-240000	WASHER, 24			1					
38	1	194130-11580	NUT, CASTLE M24			1					
39	1	22417-450400	PIN, COTTER 4.5X40			1					
40	1	194145-11650	WASHER			1					
41	1	194324-05110-X	COVER (L), SAFETY			1					
42	1	194324-05210-X	COVER (R), SAFETY			1					
43	1	26014-080162	BOLT, M8X 16			3					
44	1	26014-080162	BOLT, M8X 16			3					
45	1	26716-080002	NUT, M8			2					

Fig.28. FRONT AXLE (2) (FOR YM336)

(A)=YM336 (FLOOR)
(B)=YM336D(FLOOR)
(C)=YM336 (COLUMN)

(D)=YM336D(COLUMN)
(E)=
(F)=

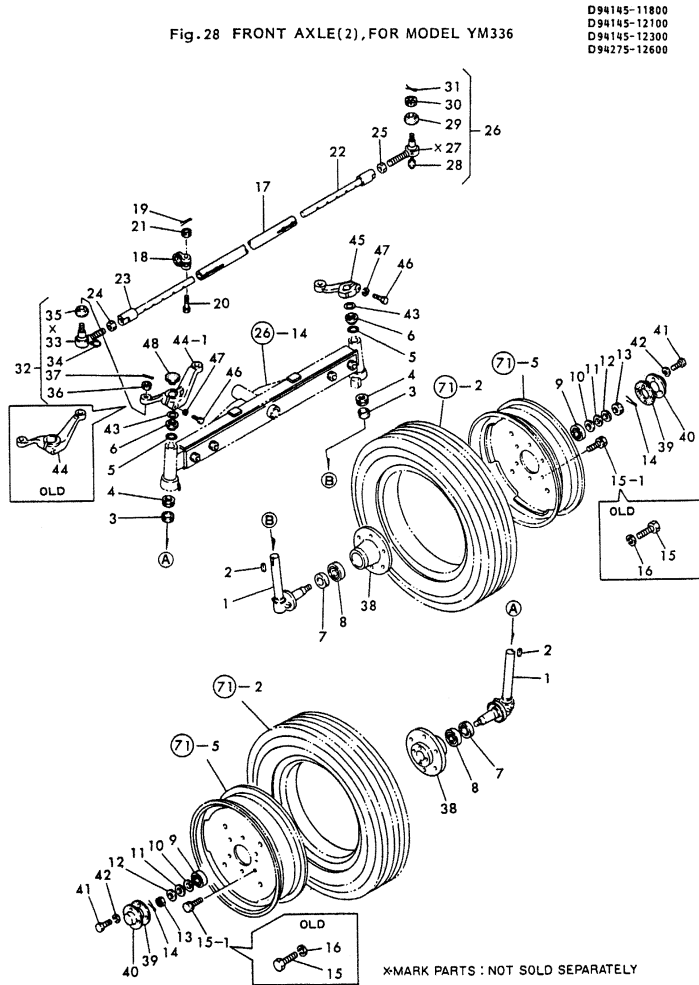


Fig. 28 FRONT AXLE(2),FOR MODEL YM336

D94145-11800
D94145-12100
D94145-12300
D94275-12600

No.	Lev.	Parts No.	Description	Q'ty						I	R
				(A)	(B)	(C)	(D)	(E)	(F)		
1	1	194145-11801-X	PIN ASSY, KING	2		2					
2	1	22512-100340	KEY, 10X 34	2		2					
3	1	194145-11860	SEAL, OIL TC38529	2		2					
4	1	1A1030-12200	BALL BEARING	2		2					
5	1	194990-57740	O-RING, 30X2.4	2		2					
6	1	194145-11820	COVER, KING PIN	2		2					
7	1	194130-12720	SEAL, OIL TC6406219	2		2					
8	1	194145-11920	ROLLER BEARING	2		2					
9	1	194145-11910	ROLLER BEARING	2		2					
10	1	194145-11970	WASHER T=3	-		-					1
11	1	194145-11980	WASHER T=3	-		-					1
12	1	194145-11990	WASHER T=3	-		-					1
13	1	194145-11870	CASTLE NUT	2		2					
14	1	22417-400450	PIN, COTTER 4.0X45	2		2					
15	1	26116-140252	BOLT, M14X 25 PLATED	12							
15-1	1	26013-140252	BOLT, M14X 25	12		12					N
		(A=*)									
15-2	1	194278-12650	BOLT, M14X25			12					N
		(C=T/# 21278)									
16	1	22217-140000	WASHER, SPRING 14			12					Z
		(A=*)									
17	1	194145-12310-X	TIE-ROD	1		1					
18	1	194145-12322-X	CLAMP	4		4					
19	1	22417-250250	PIN, COTTER 2.5X25	4		4					
20	1	194145-12331	BOLT, M10X50	4		4					
21-1	1	26837-100002	NUT, CASTLE M10	4		4					
22	1	194145-12350-X	EXTENSION(R),TIE-ROD	1		1					
23	1	194145-12340-X	EXTENSION(L),TIE-ROD	1		1					
24	1	194990-22830	NUT M17	1		1					
25	1	194990-22840	NUT M17	1		1					
26	1	794730-57122-X	END(RL) ASSY,TIE-ROD	1		1					
28	2	194730-57411	NIPPLE, GREASE	1		1					
28-1	2	24761-060000	NIPPLE, GREASE MT6X1			1					S
		(C=T/# 20181)									
29	2	194730-57220	COVER, DUCT	1		1					
30	2	194730-57241	NUT M12	1		1					
31	2	22417-300250	PIN, COTTER 3.0X25	1		1					
32	1	794730-57132-X	END(LR) ASSY,TIE-ROD	1		1					
34	2	194730-57411	NIPPLE, GREASE	1		1					
34-1	2	24761-060000	NIPPLE, GREASE MT6X1			1					S
		(C=T/# 21227)									
35	2	194730-57220	COVER, DUCT	1		1					
36	2	194730-57241	NUT M12	1		1					
37	2	22417-300250	PIN, COTTER 3.0X25	1		1					
38	1	194145-12611-X	HUB, FRONT WHEEL	2		2					
39	1	194145-12630	GASKET	2		2					
40	1	194145-12640-X	CAP, FRONT WHEEL HUB	2		2					
41	1	26116-060122	BOLT, M6X 12 PLATED	8		8					
42	1	22217-060000	WASHER, SPRING 6	8		8					
43	1	194145-11930	SHIM	2		2					
44	1	194145-12110-X	ARM, KNUCKLE L	1							

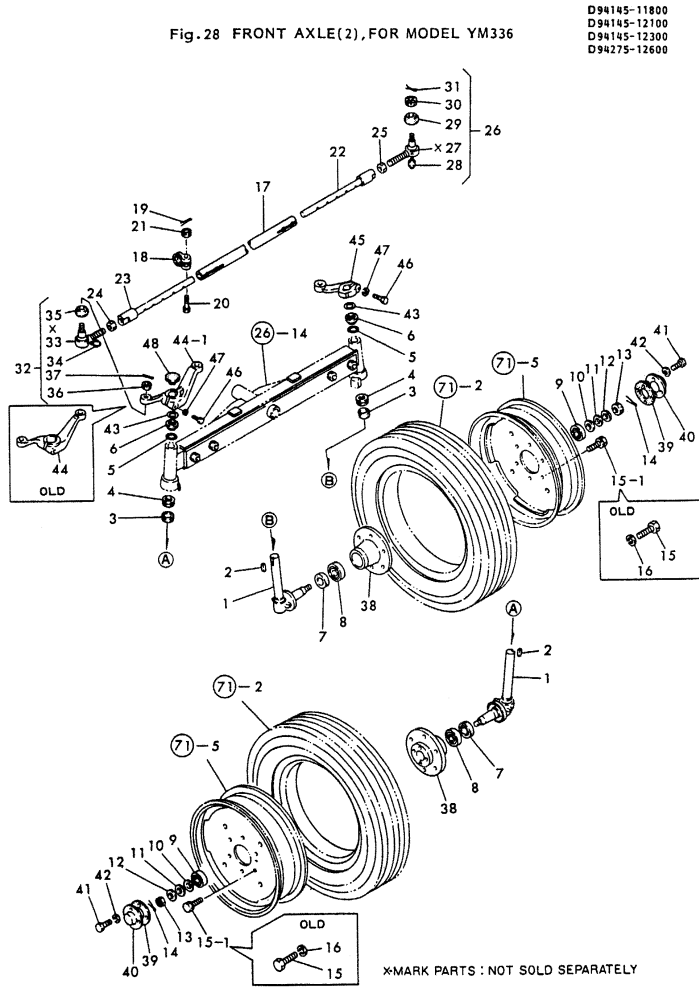
Remarks
(1) SELECTIVE PARTS
(M) MISPRINT.

Fig.28. FRONT AXLE (2) (FOR YM336)

(A)=YM336 (FLOOR)
 (B)=YM336D(FLOOR)
 (C)=YM336 (COLUM

(D)=YM336D(COLUM
 (E)=
 (F)=

Fig. 28 FRONT AXLE(2),FOR MODEL YM336



No.	Lev.	Parts No.	Description	Q'ty						I	R
				(A)	(B)	(C)	(D)	(E)	(F)		
44-1	1	194145-12111-X (A=T/# 00206)	ARM, KNUCKLE L	1		1					N
45	1	194145-12120-X	ARM, KNUCKLE R		1		1				
46	1	26116-120602	BOLT, M12X 60 PLATED		2		2				
47	1	22217-120000	WASHER, SPRING 12		2		2				
48	1	194464-12190 (A=T/# 00206)	CAP, RUBBER		1		1				W

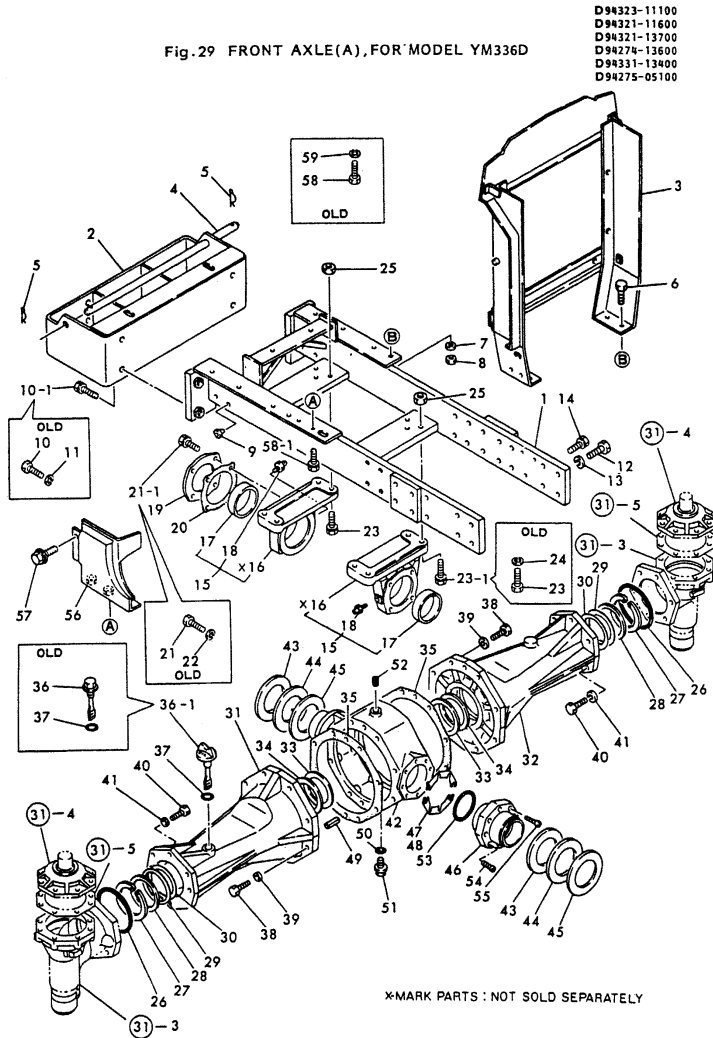
Remarks
 (1) SELECTIVE PARTS
 (M) MISPRINT.

Fig.29. FRONT AXLE (A) (FOR YM336D)

(A)=YM336 (FLOOR)
(B)=YM336D(FLOOR)
(C)=YM336 (COLUM)

(D)=YM336D(COLUM)
(E)=
(F)=

Fig.29 FRONT AXLE(A),FOR MODEL YM336D



No.	Lev.	Parts No.	Description	Q'ty						I	R
				(A)	(B)	(C)	(D)	(E)	(F)		
1	1	194323-11110-X	BRACKET, FRONT AXLE	1							
1-1	1	194323-11111-X (B=*1980.)	BRACKET, FRONT AXLE	1			1				N
2	1	194322-11120-X	HITCH, FRONT	1			1				
3	1	194322-11130-X	BRACKET, RADIATOR	1			1				
4	1	194145-11140	PIN, WEIGHT LOCK	1			1				
5	1	22360-160000	PIN, SNAP 16	2			2				
6	1	26116-100252	BOLT, M10X 25 PLATED	4			4				
7	1	22217-100000	WASHER, SPRING 10	4			4				
8	1	26716-100002	NUT, M10	4			4				
9	1	194150-24270	CAP, SCREW 13.0	4			4				
10	1	26116-140452	BOLT, M14X 45 PLATED	4							
10-1	1	26013-140452 (B=*)	BOLT, M14X 45	4			4				N
10-2	1	26013-140352 (B=*)	BOLT, M14X 35						4		N
11	1	22217-140000 (B=*) (D=T/# 41615)	WASHER, SPRING 14				4				Z
12	1	26116-120322	BOLT, M12X 32 PLATED	16			16				
13	1	22217-120000	WASHER, SPRING 12	16			16				
14	1	26013-120302 (B=*)	BOLT, M12X 30	4							W
15	1	194321-11600-X	SUPPORT	2			2				
15-1	1	194321-11601-X (D=T/# 43093)	SUPPORT						2		N
17	2	194321-11620	BUSH 75X80X30	2			2				
17-1	2	194376-11620 (D=T/# 43093)	BUSH, 75X80X27						2		N
17A	2	194376-11650 (D=T/# 43093)	SEAL VB 758004, OIL						2		W
18	2	24761-010000 (D=T/# 43093)	NIPPLE, GREASE M6F	2			2				
19	1	194321-11630-X	COVER	1			1				
20	1	194321-11640	GASKET	1			1				
21	1	26116-080162	BOLT, M8X 16 PLATED	4							
21-1	1	26013-080162 (B=*)	BOLT, M8X 16	4			4				N
22	1	22217-080000 (B=*)	WASHER, SPRING 8	4							Z
23	1	26116-140452	BOLT, M14X 45 PLATED	8							
23-1	1	26013-140452 (B=*)	BOLT, M14X 45	8					8		N
24	1	22217-140000 (B=*)	WASHER, SPRING 14	8							Z
25	1	26756-140002	NUT, LOCK M14	8			8				
26	1	24321-001000	O-RING, 1AG100.0	2			2				
27	1	22252-000850	RING, 85	2			2				
28	1	194321-13680	SPACER, 85X1	2			2				1
29	1	194321-13640	SHIM	4			4				1
30	1	194321-13650	SHIM B	4			4				1
31	1	194321-13610-X	CASE (L), FRONT AXLE	1			1				
32	1	194321-13940-X	CASE (R), FRONT AXLE	1			1				

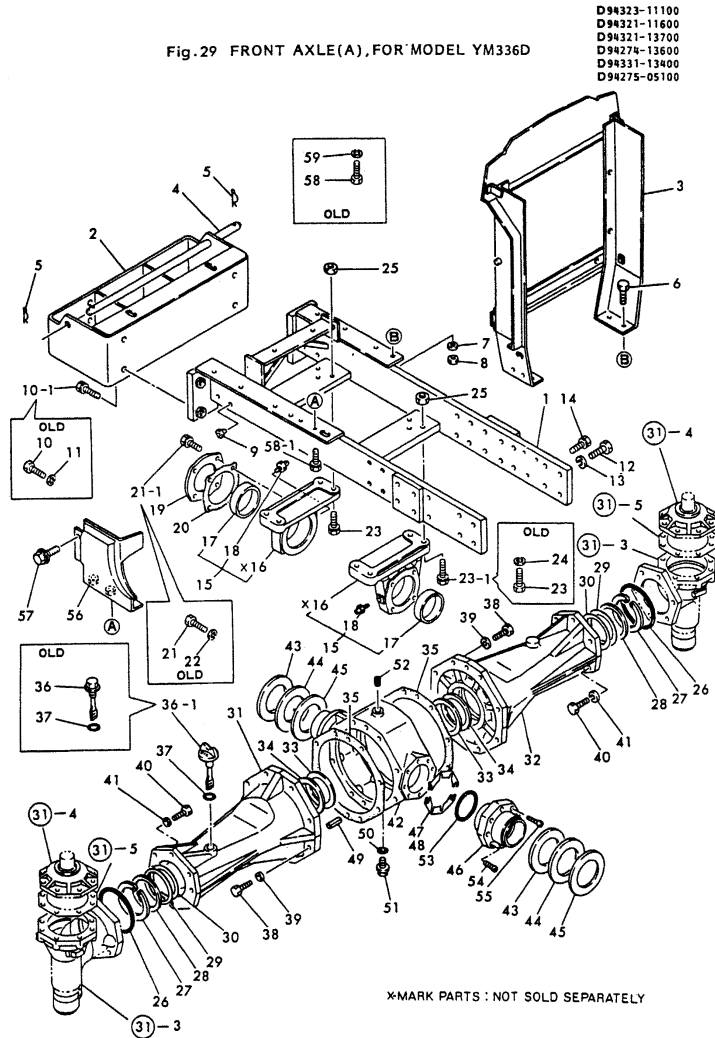
Remarks
(1),SELECTIVE PARTS.

Fig.29. FRONT AXLE (A) (FOR YM336D)

(A)=YM336 (FLOOR)
 (B)=YM336D(FLOOR)
 (C)=YM336 (COLUMN)

(D)=YM336D(COLUMN)
 (E)=
 (F)=

Fig.29 FRONT AXLE(A),FOR MODEL YM336D



No.	Lev.	Parts No.	Description	Q'ty						I	R
				(A)	(B)	(C)	(D)	(E)	(F)		
33	1	194321-13660	SHIM, A		4		4				1
34	1	194321-13670	SHIM, B		4		4				1
35	1	194321-13620	GASKET		2		2				
36	1	194321-13630	PLUG		1						
36-1	1	194313-13630	PLUG, 20		1		1				N
				(B=*1980.)							
37	1	24311-000220	O-RING, 1AP22.0		1		1				
38	1	194274-13550	BOLT, M10X30		16		16				
38-1	1	194491-13550	BOLT, M10X30		16		16				N
				(D=T/# 43071)							
39	1	194274-13570	WASHER, SPRING 10		16		16				
40	1	194274-13560	BOLT, M12X20		12		12				
41	1	194274-13580	WASHER, SPRING 12		12		12				
42	1	194321-13410-X	BOX ASSY, CENTER		1		1				
43	1	194321-13420	WASHER, T=2.0		2		2				1
44	1	194321-13400	WASHER T=2.3		2		2				1
45	1	194321-13460	WASHER T=2.6		2		2				1
46	1	194321-13450-X	RETAINER		1		1				
47	1	194321-13471	SHIM, A		4		4				1
48	1	194321-13481	SHIM, B		4		4				1
49	1	22351-080018	PIN, SPRING 8.0X18		4		4				
50	1	24311-000160	O-RING, 1AP16.0		1		1				
51	1	194151-24770	PLUG 14, OIL		1		1				
51-1	1	23491-140002	PLUG, 14				1				N
				(D=T/# 43071)							
52	1	23873-010000	PLUG, R01		1		1				
53	1	24341-000700	O-RING, 1AS70.0		1		1				
54	1	26450-080182	BOLT, M8X 18		2		2				
55	1	26450-080222	BOLT, M8X 22		6		6				
56	1	194145-05111-X	COVER, BELT L		1		1				
57	1	194155-05210	BOLT, M6X16		1		1				
58	1	26116-060162	BOLT, M6X 16 PLATED		2						
58-1	1	26013-060162	BOLT, M6X 16		2		2				N
				(B=*)							
59	1	22217-060000	WASHER, SPRING 6		2						Z
				(B=*)							

Remarks
 (1),SELECTIVE PARTS.

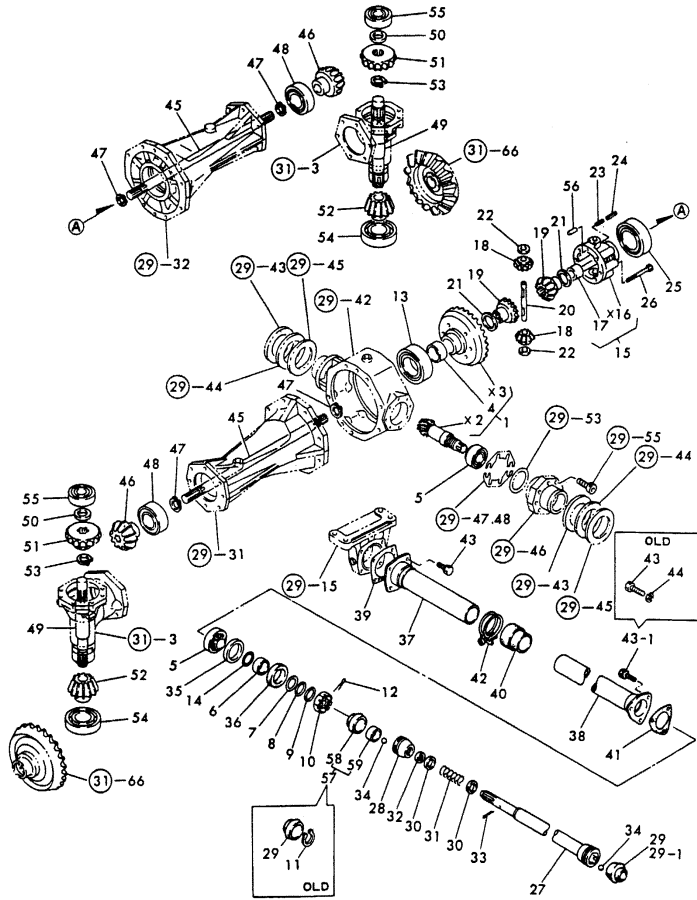
Fig.30. FRONT AXLE (B) (FOR YM336D)

(A)=YM336 (FLOOR)
(B)=YM336D(FLOOR)
(C)=YM336 (COLUM)

(D)=YM336D(COLUM)
(E)=
(F)=

Fig.30 FRONT AXLE(B),FOR MODEL YM336D

D94321-13100
D94321-13200
D94321-13300
D94274-13600
D94321-13500
D94321-13800
D94323-14600



*MARK PARTS : NOT SOLD SEPARATELY

No.	Lev.	Parts No.	Description	Q'ty						I	R
				(A)	(B)	(C)	(D)	(E)	(F)		
1	1	194321-13100	GEAR ASSY, RING		1		1				
4	2	194281-31490	BUSH 40X2X22.5		1		1				
5	1	194321-13160	ROLLER BEARING		2		2				
5-1	1	194145-11920 (B=*1980.)	ROLLER BEARING (D=*1980.)		2		2				N
6	1	194321-13170	COLLAR, SEAL		1		1				
7	1	194321-13130	SHIM (A)		1		1				1
8	1	194321-13140	SHIM, C		1		1				1
9	1	194321-13150	SHIM, D		1		1				1
10	1	194321-13180	NUT, CASTLE		1		1				
11	1	22242-000300 (B=T/# 43071)	RING, 30 (D=T/# 43071)		1		1				Z
12	1	22417-400400	PIN, COTTER 4.0X40		1		1				
13	1	24101-060124	BEARING, BALL 6012		1		1				
14	1	24341-000300	O-RING, 1AS30.0		1		1				
15	1	194321-13200	CASE ASSY, DIFF.		1		1				
17	2	194281-31490	BUSH 40X2X22.5		1		1				
18	1	194321-13230	PINION, DIFFERENTIAL		2		2				
19	1	194321-13250	GEAR, DIFFERENTIAL		2		2				
20	1	194321-13270	SHAFT, DIFFERENTIAL		1		1				
21	1	194281-31570	WASHER, DIFFERENTIAL		2		2				
22	1	194281-31580	WASHER, DIFFERENTIAL		2		2				
23	1	22351-035032	PIN, SPRING 3.5X32		1		1				
24	1	22351-060032	PIN, SPRING 6.0X32		1		1				
25	1	24101-060124	BEARING, BALL 6012		1		1				
26	1	194321-13290	BOLT M10X 72		6		6				
26-1	1	194323-13290	BOLT, M10X70				6				N
27	1	194321-13300-X	SHAFT ASSY,PROPELLER (D=*1982.11)		1		1				
28	1	194321-13340-X	COUPLING, B		1		1				
29	1	194321-13350	BOOT, RUBBER		2		2				
29-1	1	194321-13350	BOOT, RUBBER (D=T/# 42877)				1				K
30	1	194321-13360	WASHER, 25		2		2				
31	1	194321-13370	SPRING		1		1				
32	1	194321-13380	SEAL, SPLINE SHAFT		1		1				
33	1	22417-400500	PIN, COTTER 4.0X50		1		1				
34	1	24190-110001	BALL, STEEL 11/32		12		12				
35	1	194321-13440	SPACER, 62		1		1				
36	1	194321-13490	SEAL TC45 62 9, OIL		1		1				
36-1	1	24421-456209	SEAL, OIL TC456209 (D=T/# 42687)				1				R
37	1	194321-14610-X	COVER, FRONT SHAFT		1		1				
38	1	194321-14620-X	COVER, REAR SHAFT		1		1				
39	1	194321-11640	GASKET		1		1				
40	1	194321-14650	BOOT, SHAFT COVER		1		1				
41	1	194321-14660	GASKET		1		1				
42	1	23010-075000	CLAMP, 75		1		1				
43	1	26116-080162	BOLT, M8X 16 PLATED		7		7				
43-1	1	26013-080162	BOLT, M8X 16 (B=*)		7		7				N

Remarks
(1),SELECTIVE PARTS.

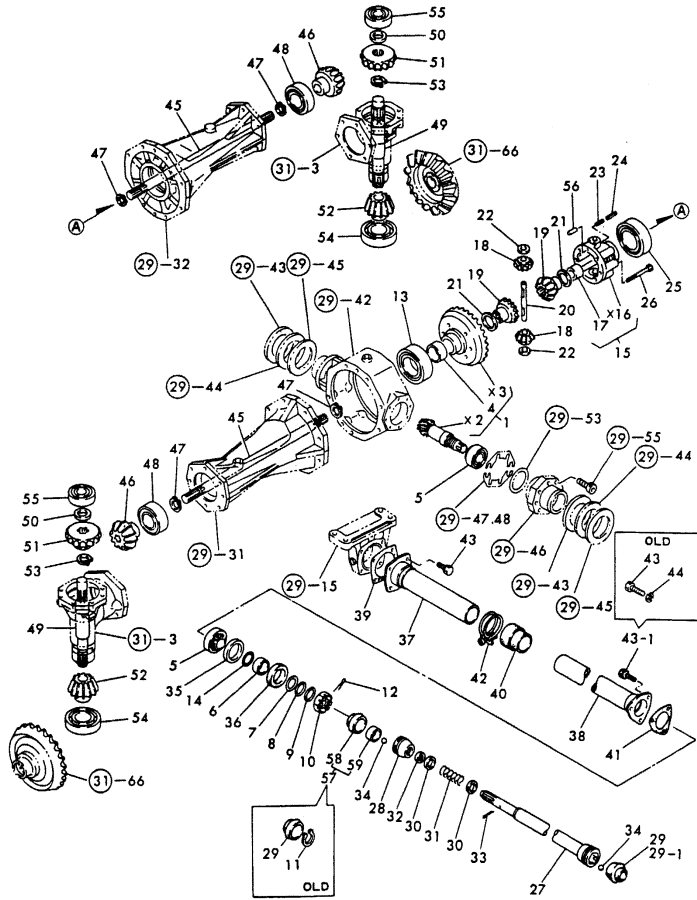
Fig.30. FRONT AXLE (B) (FOR YM336D)

(A)=YM336 (FLOOR)
 (B)=YM336D(FLOOR)
 (C)=YM336 (COLUMN)

(D)=YM336D(COLUMN)
 (E)=
 (F)=

Fig.30 FRONT AXLE(B),FOR MODEL YM336D

D94321-13100
 D94321-13200
 D94321-13300
 D94274-13600
 D94321-13500
 D94321-13800
 D94323-14600



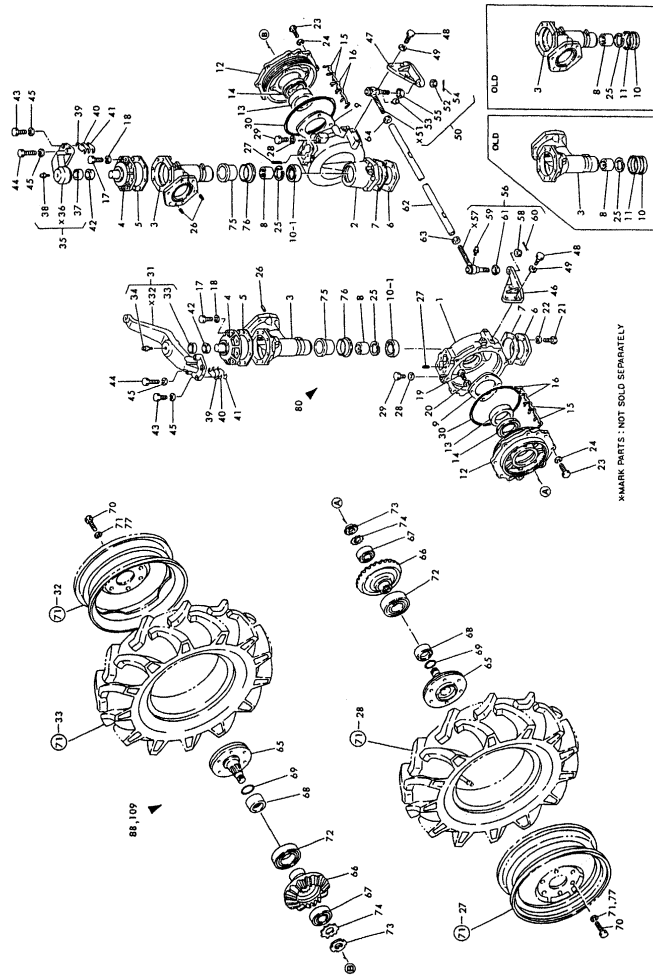
No.	Lev.	Parts No.	Description	Q'ty						I	R
				(A)	(B)	(C)	(D)	(E)	(F)		
44	1	22217-080000	WASHER, SPRING 8 (B=*)		7		7				Z
45	1	194321-13510	SHAFT, FRONT DRIVE (D=*)		2		2				
46	1	194321-13520	PINION, SHAFT		2		2				
46-1	1	194321-13521	PINION, SHAFT (B=*1981.)		2		2				S
47	1	22242-000280	RING, 28		4		4				
48	1	24101-062094	BEARING, BALL 6209		2		2				
49	1	194321-13850	SHAFT, FRONT 2ND		2		2				
50	1	194321-13870	COLLAR 30.5X50		2		2				
51	1	194321-13880	GEAR, FRONT SHAFT		2		2				
51-1	1	194321-13881	GEAR, FRONT SHAFT (B=*1981.)		2		2				S
52	1	194321-13890	PINION, FRONT FINAL (D=*1981.)		2		2				
52-1	1	194321-13891	PINION, FRONT FINAL (B=*1981.)		2		2				R
53	1	22242-000340	RING, 34		2		2				
54	1	24101-062094	BEARING, BALL 6209		2		2				
55	1	24104-063064	BEARING, BALL 6306UU		2		2				
56	1	22312-080200	PIN, PARALLEL M8X20 (D=*1982.11)				1				W
57	1	194274-13340	BOOT, RUBBER (D=T/# 42877)					1			W
58	2	194274-13350	BOOT, RUBBER (D=T/# 42877)					1			W
59	2	194274-13360	COLLAR, 30X40X15.5 (D=T/# 42877)					1			W

Remarks
 (1),SELECTIVE PARTS.

Fig.31. FRONT AXLE (C) (FOR YM336D)

(A)=YM336 (FLOOR
(B)=YM336D(FLOOR
(C)=YM336 (COLUM

(D)=YM336D(COLUM
(E)=
(F)=



994321-13700
994321-13720
994321-13730

Fig.31 FRONT AXLE(C), FOR MODEL YM336D

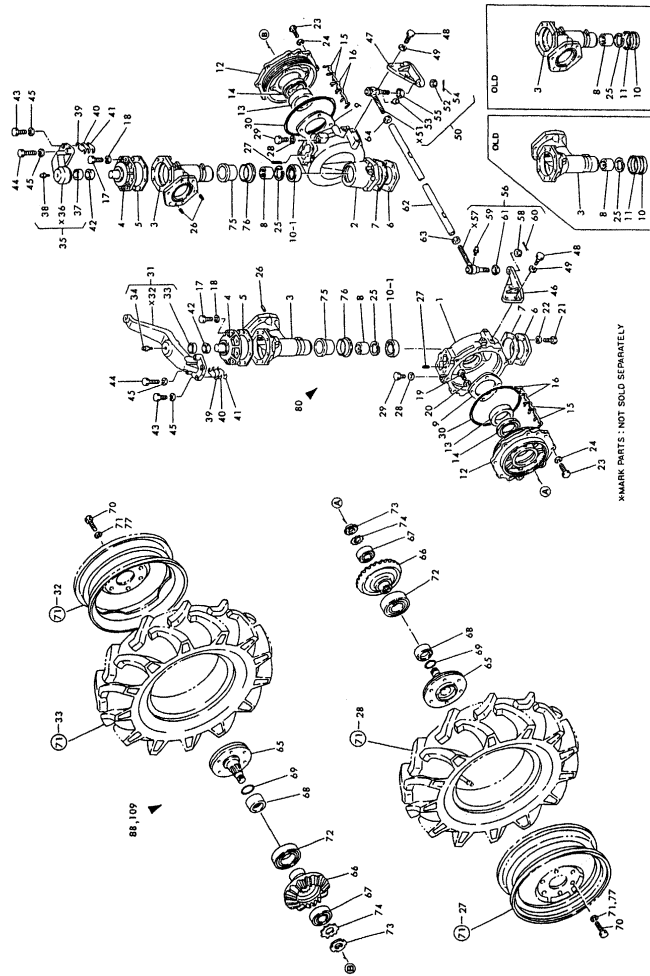
No.	Lev.	Parts No.	Description	Q'ty						I	R	
				(A)	(B)	(C)	(D)	(E)	(F)			
1	1	194321-13740-X	BOX (L), FRONT GEAR		1		1					
1-1	1	194321-13741-X	BOX (L), FRONT GEAR				1				S	1
				(D=T/# 41217)								
2	1	194321-13910-X	CASE (R), FRONT GEAR		1		1					
2-1	1	194321-13911-X	BOX (R), FRONT GEAR				1				S	1
				(D=T/# 41217)								
3	1	194321-13700-X	CASE ASSY,FRONT GEAR		2		2					
4	1	194321-13720-X	COVER, GEAR CASE		2		2					
5	1	194321-13730	GASKET, COVER		2		2					
6	1	194321-13750-X	COVER, F. GEAR CASE		2		2					
7	1	194321-13760	GASKET, COVER		2		2					
8	1	194321-13860	BEARING, T354530		2		2					
9	1	194321-13900	PLATE, BEARING		2		2					
10	1	194321-13920	SEAL TC60 75 9, OIL		2		2					
10-1	1	194465-13920	SEAL, OIL TC6Y607513		2		2				N	
				(B=*1981.) (D=*1981.)								
10-2	1	194274-13920	SEAL, OIL TC6Y648013				2				S	1
				(D=T/# 41217)								
11	1	194321-13930	SEAL, OIL VC60756		2		2				Z	1
				(D=T/# 41217)								
12	1	194321-13950-X	CASE, FRONT BEARING		2		2					
13	1	194321-13960	SEAL TC 658812, OIL		2		2					
13-1	1	24421-658812	SEAL, OIL TC658812				2				R	
				(D=T/# 42687)								
14	1	194321-13970	SEAL VC 658805, OIL		2		2					
14-1	1	24430-658805	SEAL, OIL VC658805				2				R	
				(D=T/# 42687)								
15	1	194321-13980	SHIM, A		-		-					4
16	1	194321-13990	SHIM, B		-		-					4
17	1	26116-080222	BOLT, M8X 22 PLATED		16		16					
17-1	1	194491-13780	BOLT M 8X 22 PLATED				16				N	
				(D=T/# 43063)								
18	1	22217-080000	WASHER, SPRING 8		16		16				Z	
				(D=T/# 43063)								
19	1	26116-080222	BOLT, M8X 22 PLATED		8		8					
19-1	1	26116-080202	BOLT, M8X 20 PLATED				8				N	
				(D=T/# 41525)								
20	1	22217-080000	WASHER, SPRING 8		8		8					
21	1	26116-080222	BOLT, M8X 22 PLATED		12		12					
22	1	22217-080000	WASHER, SPRING 8		12		12					
23	1	26116-100302	BOLT, M10X 30 PLATED		16		16					
24	1	22217-100000	WASHER, SPRING 10		16		16					
25	1	22262-000450	RING, R-45		2		2					
26	1	22351-100018	PIN, SPRING 10.0X18		4		4					
26-1	1	22312-100180	PIN, PARALLEL M10X18				4				N	
				(D=T/# 43063)								
27	1	22351-100018	PIN, SPRING 10.0X18		4		4					
28	1	23414-140000	GASKET, 14X1.0		4		4					
29	1	23887-140002	PLUG 14		4		4					
30	1	24321-002000	O-RING, 1AG200.0		2		2					
31	1	194321-11901-X	ARM(L) ASSY,STEERING		1		1					

Remarks
THE PART KIT OF FRONT SPINDLE (REF. NO.88, P/# 794491-14160-X), WHEN THE ORDER IS TO BE GIVEN.
(3) FRONT SPINDLE (SPARE PART), FOR SEASHORE WORK.
(4) SELECTIVE PARTS.

Fig.31. FRONT AXLE (C) (FOR YM336D)

(A)=YM336 (FLOOR
(B)=YM336D(FLOOR
(C)=YM336 (COLUM

(D)=YM336D(COLUM
(E)=
(F)=



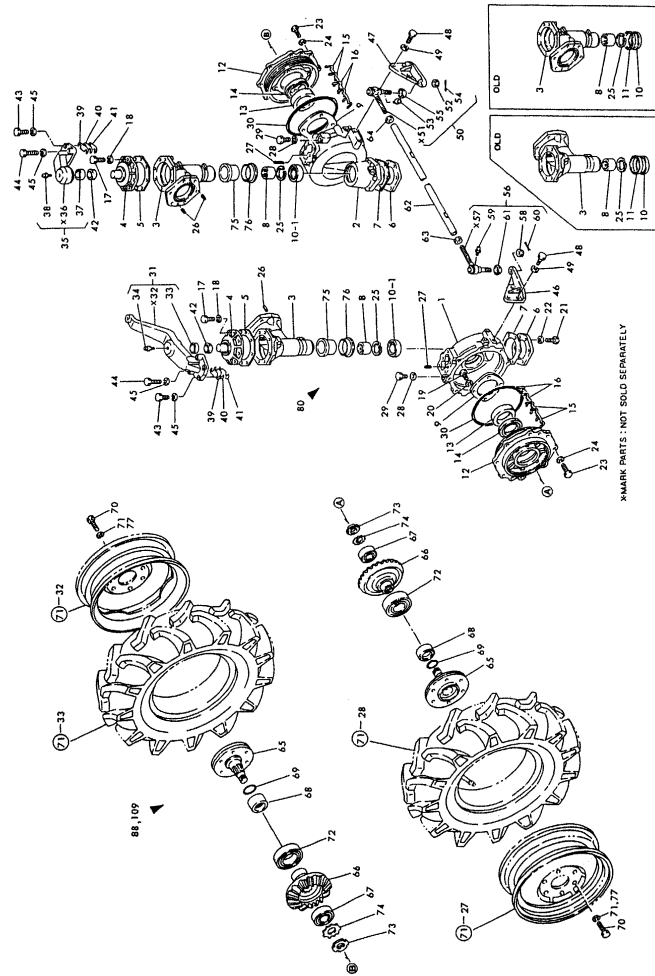
No.	Lev.	Parts No.	Description	Q'ty						I	R
				(A)	(B)	(C)	(D)	(E)	(F)		
33	2	194321-11921	BUSH, 35X39X20		1		1				
34	2	24761-010000	NIPPLE, GREASE M6F		1		1				
35	1	194321-11950	ARM (R) ASSY, SIDE		1		1				
37	2	194321-11921	BUSH, 35X39X20		1		1				
38	2	24761-010000	NIPPLE, GREASE M6F		1		1				
39	1	194321-11970	SHIM, A		-		-				4
40	1	194321-11980	SHIM		-		-				4
41	1	194321-11990	SHIM, C		-		-				4
42	1	194321-11940	SEAL, OIL VB354105		2		2				
43	1	26116-100282	BOLT M10X 28 PLATED		4		4				
43-1	1	194465-11930	BOLT, M10X28				4				N
				(D=T/# 43063)							
44	1	26116-100402	BOLT, M10X 40 PLATED		4		4				
44-1	1	194465-11920	BOLT, M10X40				4				N
				(D=T/# 43063)							
45	1	22217-100000	WASHER, SPRING 10		8		8				
45-1	1	194274-13570	WASHER, SPRING 10				8				N
				(D=T/# 43063)							
46	1	194321-12110-X	ARM (L), KNUCKLE		1		1				
47	1	194321-12210-X	ARM, KNUCKLE R		1		1				
48	1	26116-100282	BOLT M10X 28 PLATED		6		6				
48-1	1	194274-13550	BOLT, M10X30				6				N
				(D=T/# 43063)							
49	1	22217-100000	WASHER, SPRING 10		6		6				
49-1	1	194274-13570	WASHER, SPRING 10				6				N
				(D=T/# 43063)							
50	1	794730-57122-X	END(RL) ASSY,TIE-ROD		1		1				
52	2	194730-57241	NUT M12		1		1				
53	2	194730-57411	NIPPLE, GREASE		1		1				
53-1	2	24761-060000	NIPPLE, GREASE MT6X1				1				N
				(D=T/# 42664)							
54	2	22417-300250	PIN, COTTER 3.0X25		1		1				
55	2	194730-57220	COVER, DUCT		1		1				
56	1	794730-57132-X	END(LR) ASSY,TIE-ROD		1		1				
58	2	194730-57241	NUT M12		1		1				
59	2	194730-57411	NIPPLE, GREASE		1		1				
59-1	2	24761-060000	NIPPLE, GREASE MT6X1				1				N
				(D=T/#42909)							
60	2	22417-300250	PIN, COTTER 3.0X25		1		1				
61	2	194730-57220	COVER, DUCT		1		1				
62	1	194321-12310-X	TIE-ROD		1		1				
63	1	194990-22830	NUT M17		1		1				
64	1	194990-22840	NUT M17		1		1				
65	1	194321-14110-X	SPINDLE, FRONT		2		2				
65-1	1	194465-14112-X	SPINDLE, FRONT				2				S
				(D=T/# 43203)							
65-2	1	794491-14160-X	FRONT SPINDLE KIT				2				N 2
				(D=T/# 43419)							
66	1	194321-14120	GEAR, FRONT FINAL		2		2				
66-1	1	194465-14130	GEAR, FINAL				2				N
				(D=T/# 43203)							

Remarks
 THE PART KIT OF FRONT SPINDLE (REF. NO.88, P/# 794491-14160-X), WHEN THE ORDER IS TO BE GIVEN.
 (3) FRONT SPINDLE (SPARE PART), FOR SEASHORE WORK.
 (4) SELECTIVE PARTS.

Fig.31. FRONT AXLE (C) (FOR YM336D)

(A)=YM336 (FLOOR
(B)=YM336D(FLOOR
(C)=YM336 (COLUM

(D)=YM336D(COLUM
(E)=
(F)=



094274-13700
094274-13701
094274-13710

Fig.31 FRONT AXLE(C), FOR MODEL YM336D

Remarks

THE PART KIT OF FRONT SPINDLE (REF. NO.88, P/# 794491-14160-X), WHEN THE ORDER IS TO BE GIVEN.

(3) FRONT SPINDLE (SPARE PART), FOR SEASHORE WORK.

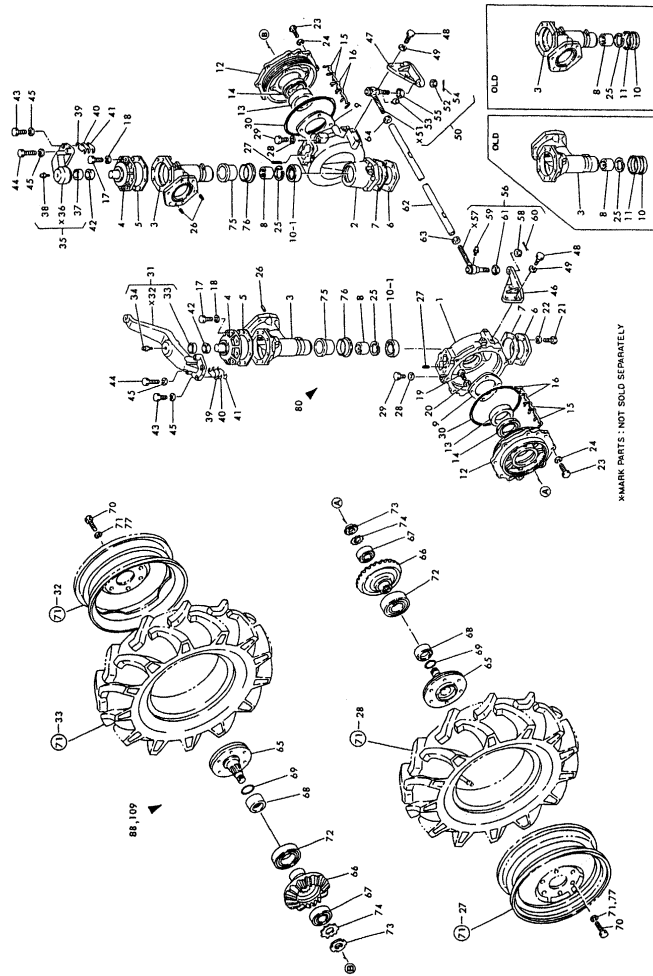
(4) SELECTIVE PARTS.

No.	Lev.	Parts No.	Description	Qty						I	R	
				(A)	(B)	(C)	(D)	(E)	(F)			
67	1	194321-14140	ROLLER BEARING		2		2					
67-1	1	194465-14140	BEARING, NJ306E				2					S
				(D=T/# 41217)								
68	1	194321-14170	COLLAR, SEAL		2		2					
68-1	1	194491-14170	COLLAR, SEAL				2					S
				(D=T/# 43203)								
69	1	24321-000450	O-RING, 1AG45.0		2		2					
70	1	26116-140252	BOLT, M14X 25 PLATED		12		12					
70-1	1	26013-140252	BOLT, M14X 25		12		12					R
				(B=*) (D=*)								
70-2	1	194279-14210	BOLT M14X 28						12			N
				(D=T/# 43071)								
71	1	22217-140000	WASHER, SPRING 14		12		12					Z
				(B=*) (D=*)								
72	1	24101-062114	BEARING, BALL 6211		2		2					
73	1	24211-035002	NUT, BEARING 35		2		2					
73-1	1	194491-14190	NUT, M30				2					S
				(D=T/# 43203)								
74	1	24231-035000	WASHER, 35				2					Z
				(D=T/# 43203)								
75	1	194279-13900	SLEEVE, SLY 60X64X28				2					W
				(D=T/# 41217)								
76	1	194274-13910	COLLAR, 687911.5				2					W
				(D=T/# 41217)								
77	1	194279-14220	WASHER, 14				12					W
				(D=T/# 43071)								
78	1	194491-14180	O-RING S 56				2					W
				(D=T/# 43071)								
79	1	194274-14100	COLLAR, 58X70X2				2					W
				(D=T/# 41217)								
80	1	794274-13700-X	CASE ASSY, GEAR L&R				1					W 1
				(D=T/# 41217)								
80-1	1	794274-13701-X	CASE ASSY, GEAR L&R				1					N 1
				(D=T/# 41929)								
81	2	794274-13710-X	CASE (L) ASSY, GEAR				1					W 1
				(D=T/# 41217)								
81-1	2	794274-13711-X	CASE (L) ASSY, GEAR				1					N 1
				(D=T/# 41929)								
81A	3	194321-13741-X	BOX (L), FRONT GEAR				1					W 1
				(D=T/# 41217)								
81B	3	194274-13920	SEAL, OIL TC6Y648013				1					W 1
				(D=T/# 41217)								
81C	3	194274-13910	COLLAR, 687911.5				1					W 1
				(D=T/# 41217)								
81D	3	22351-100018	PIN, SPRING 10.0X18				2					W 1
				(D=T/# 41929)								
82	2	794274-13720-X	CASE (R) ASSY, GEAR				1					W 1
				(D=T/# 41217)								
82-1	2	794274-13721-X	CASE (R) ASSY, GEAR				1					N 1
				(D=T/# 41929)								
82A	3	194321-13911-X	BOX (R), FRONT GEAR				1					W 1

Fig.31. FRONT AXLE (C) (FOR YM336D)

(A)=YM336 (FLOOR
(B)=YM336D(FLOOR
(C)=YM336 (COLUM

(D)=YM336D(COLUM
(E)=
(F)=



09427-13700
09427-13700
09427-13700

Fig.31 FRONT AXLE(C), FOR MODEL YM336D

Remarks

THE PART KIT OF FRONT SPINDLE (REF. NO.88, P/# 794491-14160-X), WHEN THE ORDER IS TO BE GIVEN.

(3) FRONT SPINDLE (SPARE PART), FOR SEASHORE WORK.

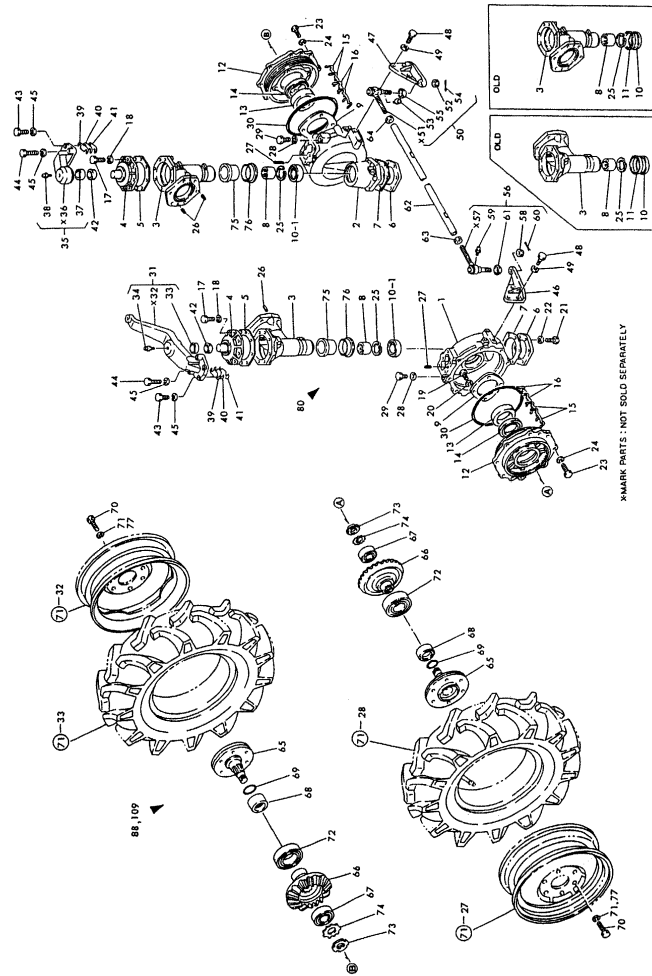
(4) SELECTIVE PARTS.

No.	Lev.	Parts No.	Description	Q'ty						I	R	
				(A)	(B)	(C)	(D)	(E)	(F)			
82B	3	194274-13920	SEAL, OIL TC6Y648013				1				W	1
82C	3	194274-13910	COLLAR, 687911.5				1				W	1
82D	3	22351-100018	PIN, SPRING 10.0X18				2				W	1
83	2	194321-13730	GASKET, COVER				2				W	1
84	2	194321-13760	GASKET, COVER				2				W	1
85	2	194279-13900	SLEEVE, SLY 60X64X28				2				W	1
86	2	194274-14100	COLLAR, 58X70X2				2				W	1
87	2	22351-100018	PIN, SPRING 10.0X18				4				W	1
87-1	2	22351-100018	PIN, SPRING 10.0X18				4				Z	1
88	1	794491-14160-X	FRONT SPINDLE KIT				1				W	2
89	2	194491-14120-X	SPINDLE, FRONT				1				W	2
90	2	194491-13970-X	CASE,FRONT BEARING				1				W	2
91	2	194491-14140	GEAR, FRONT FINAL				1				W	2
92	2	194491-14150	COLLAR				1				W	2
93	2	194491-13980	SEAL TC6Y8611014.5				1				W	2
94	2	194491-14190	NUT, M30				1				W	2
95	2	194321-13980	SHIM, A				8				W	2
96	2	194321-13990	SHIM, B				8				W	2
97	2	194321-13900	PLATE, BEARING				1				W	2
98	2	194465-14140	BEARING, NJ306E				1				W	2
99	2	194279-14210	BOLT M14X 28				6				W	2
100	2	194279-14220	WASHER, 14				6				W	2
101	2	26116-100302	BOLT, M10X 30 PLATED				8				W	2
102	2	22217-100000	WASHER, SPRING 10				8				W	2
103	2	24321-000750	O-RING, 1AG75.0				1				W	2

Fig.31. FRONT AXLE (C) (FOR YM336D)

(A)=YM336 (FLOOR
(B)=YM336D(FLOOR
(C)=YM336 (COLUM

(D)=YM336D(COLUM
(E)=
(F)=



09421-11700
09421-11900
09421-11900
09421-11900

Fig.31 FRONT AXLE(C), FOR MODEL YM336D

No.	Lev.	Parts No.	Description	Qty						I	R	
				(A)	(B)	(C)	(D)	(E)	(F)			
104	1	24321-002000	O-RING, 1AG200.0 (D=T/# 43419)				1				W	2
105	2	26116-080202	BOLT, M8X 20 PLATED (D=T/# 43419)				4				W	2
106	2	22217-080000	WASHER, SPRING 8 (D=T/# 43419)				4				W	2
107	2	24101-062124	BEARING, BALL 6212 (D=T/# 43419)				1				W	2
108	2	22252-001100	RING, 110 (D=T/# 43419)				1				W	2
109	1	794491-14150-X	SPINDLE ASSY, FRONT				1					3
110	2	194491-14110-X	SPINDLE, FRONT				1					3
111	2	194491-13950-X	CASE, FRONT BEARING				1					3
112	2	194491-14160	COLLAR				1					3
113	2	194491-13960	SEAL QLFY 13017524				1					3
114	2	194465-14130	GEAR, FINAL				1					3
115	2	194321-13900	PLATE, BEARING				1					3
116	2	194465-14140	BEARING, NJ306E				1					3
117	2	194491-14190	NUT, M30				1					3
118	2	194321-13980	SHIM, A				8					3
119	2	194321-13990	SHIM, B				8					3
120	2	194279-14210	BOLT M14X 28				6					3
121	2	194279-14220	WASHER, 14				6					3
122	2	24321-002000	O-RING, 1AG200.0				1					3
123	2	24101-062114	BEARING, BALL 6211				1					3
124	2	26116-080202	BOLT, M8X 20 PLATED				4					3
125	2	22217-080000	WASHER, SPRING 8				4					3
126	2	26116-100302	BOLT, M10X 30 PLATED				8					3
127	2	22217-100000	WASHER, SPRING 10				8					3

Remarks

THE PART KIT OF FRONT SPINDLE (REF. NO.88, P/# 794491-14160-X), WHEN THE ORDER IS TO BE GIVEN.

(3) FRONT SPINDLE (SPARE PART), FOR SEASHORE WORK.

(4) SELECTIVE PARTS.

Fig.32. POWER STEERING (EXCEPT SCAN)

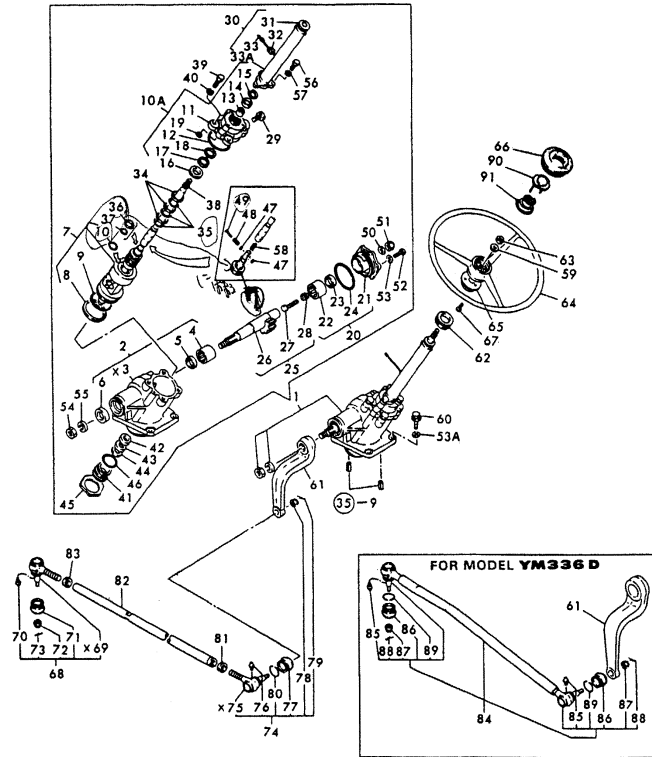
(A)=YM336 (FLOOR)
(B)=YM336D(FLOOR)
(C)=YM336 (COLUMN)

(D)=YM336D(COLUMN)
(E)=
(F)=

Stan

Fig. 32 POWER STEERING (EXCEPT SCA.)

D94331-15102
D94332-15700
D94320-16100
D94323-16100



*MARK PARTS : NOT SOLD SEPARATELY

No.	Lev.	Parts No.	Description	Q'ty						I	R
				(A)	(B)	(C)	(D)	(E)	(F)		
1	1	194454-15200-X	STEERING ASSY, P.ST.	1	1	1	1				
1-1	1	194454-15201-X	STEERING ASSY, PST (C=T/# 21228) (D=T/# 42862)			1	1				N
2	2	194454-15250-X	BOX W/NEEDLE BEARING	1	1	1	1				
2-1	2	194466-15250-X	HOUSING ASSY, GEAR (C=T/# 21228) (D=T/# 42862)			1	1				N
4	3	194321-15270	NEEDLE BEARING	1	1	1	1				
5	3	194454-15280	U-GASKET	1	1	1	1				
6	3	194321-15310	SEAL, OIL	1	1	1	1				
7	2	194454-15320	VALVE ASSY, BALL NUT	1	1	1	1				
8	3	194454-15310	BUSH, COLUMN	1	1	1	1				
9	3	24321-000750	O-RING, 1AG75.0	1	1	1	1				
10	3	24311-000340	O-RING, 1AP34.0	1	1	1	1				
10-1	3	24311-000360	O-RING, 1AP36.0 (A=*) (B=*) (C=*) (D=*)	1	1	1	1				S
10-2	3	24341-000360	O-RING, 1AS36.0 (C=*) (D=*)			1	1				N
10A	2	194466-15500-X	HOUSING ASSY, VALVE (C=T/# 21222) (D=T/# 42760)			1	1				W
11	3	194454-15370-X	HOUSING ASSY, VALVE	1	1	1	1				
11-1	3	194466-15530-X	HOUSING, VALVE (C=T/# 21228) (D=T/# 42862)			1	1				N
12	3	24321-000800	O-RING, 1AG80.0	1	1	1	1				
13	3	194454-15380	NEEDLE BEARING	1	1	1	1				
13-1	3	24162-202612	BEARING, 202612 (C=T/# 21228) (D=T/# 42862)			1	1				N
14	3	194454-15390	SEAL, OIL	1	1	1	1				
15	3	22252-000320	RING, 32	1	1	1	1				
16	3	194454-15400	WASHER	1	1	1	1				
17	3	194454-15410	NEEDLE BEARING	1	1	1	1				
18	3	194454-15420	WASHER	1	1	1	1				
19-1	3	24311-000080	O-RING, 1AP8.0	1	1	1	1				
20	2	194454-15460	COVER ASSY, SIDE	1	1	1	1				
21	3	194454-15470	COVER, SIDE	1	1	1	1				
22	3	194454-15480	NEEDLE BEARING	1	1	1	1				
23	3	194454-15280	U-GASKET	1	1	1	1				
24	3	24321-000080	O-RING 1A G 8.0	1	1	1	1				
25	2	194454-15800	SHAFT, SECTOR	1	1	1	1				
26	3	194454-15810	SHAFT, SECTOR	1	1	1	1				
27	3	194454-15820	SCREW	1	1	1	1				
28-1	3	194278-15830	ADJUSTER	1	1	1	1				
28-2	3	194180-15830	ADJUSTER (C=T/# 21222) (D=T/# 42824)			1	1				N
29	3	194454-15450	PLUG (A=*) (B=*) (C=*) (D=*)	2	2	2	2				W
30	2	194454-15300-X	COLUMN, STEERING	1	1	1	1				
31	3	194451-15210	BUSH, COLUMN	1	1	1	1				
32	3	194080-15320	GROMMET	1	1	1	1				
33	3	194321-15590	COVER	1	1	1	1				
33A	3	194454-15650	COLUMN B ASSY (C=T/# 21228) (D=T/# 42862)			1	1				W

Remarks
(M) MISPRINT.

Fig.32. POWER STEERING (EXCEPT SCAN)

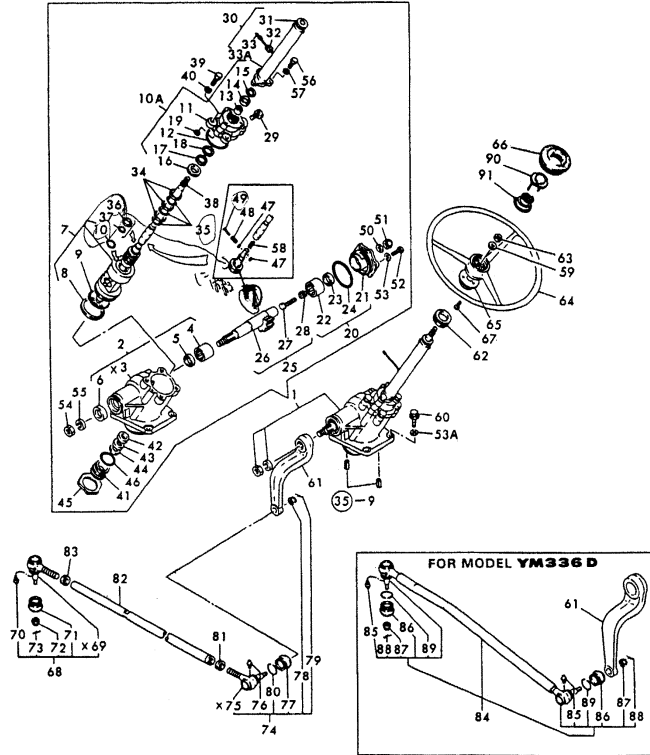
(A)=YM336 (FLOOR)
(B)=YM336D(FLOOR)
(C)=YM336 (COLUMN)

(D)=YM336D(COLUMN)
(E)=
(F)=

Stan

Fig. 32 POWER STEERING (EXCEPT SCA.)

D94331-15102
D94332-15700
D94320-16100
D94323-16100



*MARK PARTS : NOT SOLD SEPARATELY

No.	Lev.	Parts No.	Description	Q'ty						I	R
				(A)	(B)	(C)	(D)	(E)	(F)		
34	2	194454-15330	RING	3	3	3	3				
35	2	194454-15340	O-RING	3	3	3	3				
36	2	194454-15350	RING	1	1	1	1				
37	2	194454-15360	O-RING	1	1	1	1				
38	2	194454-15520	SHAFT, STEERING	1	1	1	1				
38-1	2	194454-15700	SHAFT, STEERING			1	1				N
			(C=T/# 21228) (D=T/# 42862)								
39	2	194454-15430	BOLT	4	4	4	4				
40	2	22217-120000	WASHER, SPRING 12	4	4	4	4				
40-1	2	194274-13580	WASHER, SPRING 12			4	4				N
			(C=T/# 21276) (D=T/# 43071)								
41	2	194454-15530	COVER, FRONT	1	1	1	1				
41-1	2	194180-15530	COVER, FRONT			1	1				N
			(C=T/# 21228) (D=T/# 42862)								
42	2	194454-15540	WASHER	1	1	1	1				
43	2	194454-15550	BEARING, NEEDLE	1	1	1	1				
44	2	194454-15560	RING, BEARING	1	1	1	1				
45	2	194454-15570	LOCK NUT	1	1	1	1				
46	2	24341-000500	O-RING, 1AS50.0	1	1	1	1				
46-1	2	24341-000530	O-RING, 1AS53.0			1	1				S
			(C=T/# 21222) (D=T/# 42760)								
47	2	194454-15490	O-RING	2	2	2	2				
48	2	194454-15500	SPRING PIN	1	1	1	1				
48-1	2	22351-050018	PIN, SPRING 5.0X18			1	1				R
			(C=T/# 21228) (D=T/# 42862)								
49	2	194454-15510	RIVET	1	1	1	1				
50	2	194454-15580	GASKET			1	1				Z
			(C=T/# 21228) (D=T/# 42862)								
51	2	194454-15590	NUT	1	1	1	1				
52	2	194454-15610	BOLT	6	6	6	6				
53	2	22217-100000	WASHER, SPRING 10	6	6	6	6				
53A	2	22217-120000	WASHER, SPRING 12			4	4				W
			(C=T/# 21228) (D=T/# 42862)								
54	2	194321-15860	NUT M27	1	1	1	1				
55	2	22217-270000	WASHER, SPRING 27	1	1	1	1				
56	2	194451-15790	BOLT	3	3	3	3				
57	2	22217-080000	WASHER, SPRING 8	3	3	3	3				
58	2	194454-15600	SPRING	1	1	1	1				
59	1	194080-15550	WASHER, 12	1	1	1	1				
60	1	194145-15560	BOLT M12X 33	4	4	4	4				
60-1	1	194491-15560	BOLT M12X 35			4	4				N
			(C=T/# 21276) (D=T/# 43071)								
61	1	194321-15620-X	ARM, PITMAN	1	1	1	1				
61-1	1	194321-15621-X	ARM, PITMAN	1	1	1	1				N
			(A=*1980.) (B=*1980.) (C=*1980.) (D=*1980.)								
61-2	1	194490-15610-X	ARM, PITMAN			1	1				S
			(C=T/# 21276) (D=T/# 43071)								
62	1	194145-15651	GROMMET, 42	1	1	1	1				
63	1	26356-120002	NUT, M12	1	1	1	1				
64	1	194320-15710	WHEEL, STEERING	1	1	1	1				
65	1	194130-15720	COVER (400), COLUMN	1	1	1	1				

Remarks
(M) MISPRINT.

Fig.32. POWER STEERING (EXCEPT SCAN)

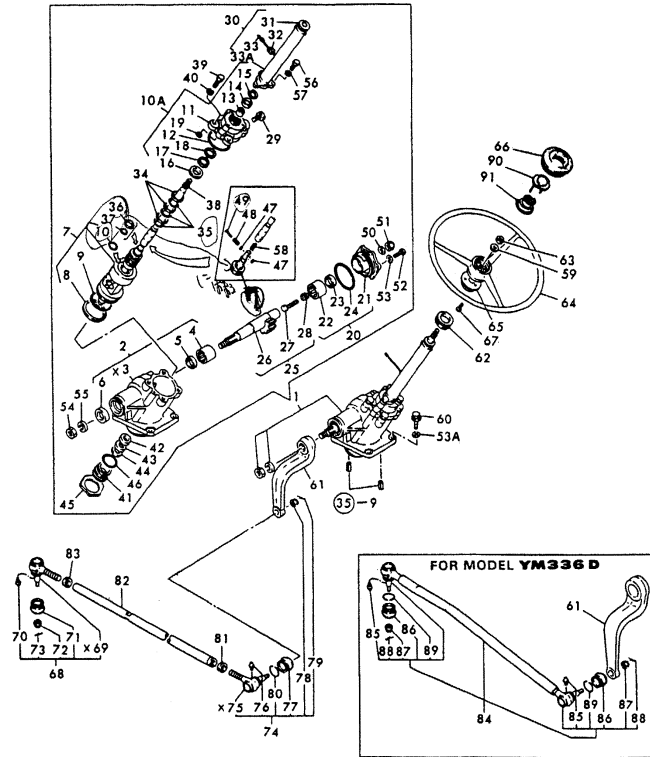
(A)=YM336 (FLOOR)
 (B)=YM336D(FLOOR)
 (C)=YM336 (COLUMN)

(D)=YM336D(COLUMN)
 (E)=
 (F)=

Stan

Fig. 32 POWER STEERING (EXCEPT SCA.)

D94331-15102
 D94332-15700
 D94320-16100
 D94323-16100



*MARK PARTS : NOT SOLD SEPARATELY

No.	Lev.	Parts No.	Description	Qty						I	R
				(A)	(B)	(C)	(D)	(E)	(F)		
66	1	194130-15770	BUTTON, HORN	1	1	1	1				
67	1	26577-040102	SCREW, M4X10	3	3	3	3				
68	1	794730-57122-X	END(RL) ASSY,TIE-ROD	1		1					
70	2	194730-57411	NIPPLE, GREASE	1		1					
70-1	2	24761-060000	NIPPLE, GREASE MT6X1 (C=T/# 21239)			1					N
71	2	194730-57220	COVER, DUCT	1		1					
72	2	194730-57241	NUT M12	1		1					
73	2	22417-300250	PIN, COTTER 3.0X25	1		1					
74	1	194450-12400-X	END ASSY, TIE-ROD LR	1		1					
76	2	194151-11480	GREASE NIPPLE A	1		1					
76-1	2	24761-060000	NIPPLE, GREASE MT6X1 (C=T/# 21239)			1					N
77	2	194450-12551	COVER, DUCT	1		1					
78	2	194450-16170	CASTLE NUT M16	1		1					
79	2	22417-300250	PIN, COTTER 3.0X25	1		1					
80	2	194450-12560	RING, SET	1		1					
81	1	194450-12590	NUT M20 (L)	1		1					
82	1	194320-16310-X	ROD, DRUG	1		1					
83	1	194990-22840	NUT M17	1		1					
84-1	1	194323-16200-X	ROD ASSY, DRAG			1		1			
85	2	194151-11480	GREASE NIPPLE A			2		2			
85-1	2	24761-060000	NIPPLE, GREASE MT6X1 (D=T/# 42954)					2			N
86	2	194450-12551	COVER, DUCT			2		2			
87	2	194450-16170	CASTLE NUT M16			2		2			
88	2	22417-300250	PIN, COTTER 3.0X25			2		2			
89	2	194450-12560	RING, SET			2		2			
90	1	194130-15750	SWITCH, HORN	1	1	1	1	1			W
		(A=*) (B=*) (C=*) (D=*)									
91	1	194130-15740	SPRING	1	1	1	1	1			W
		(A=*) (B=*) (C=*) (D=*)									

Remarks
 (M) MISPRINT.

Fig.33. POWER STEERING (COLUMN : SCAN)

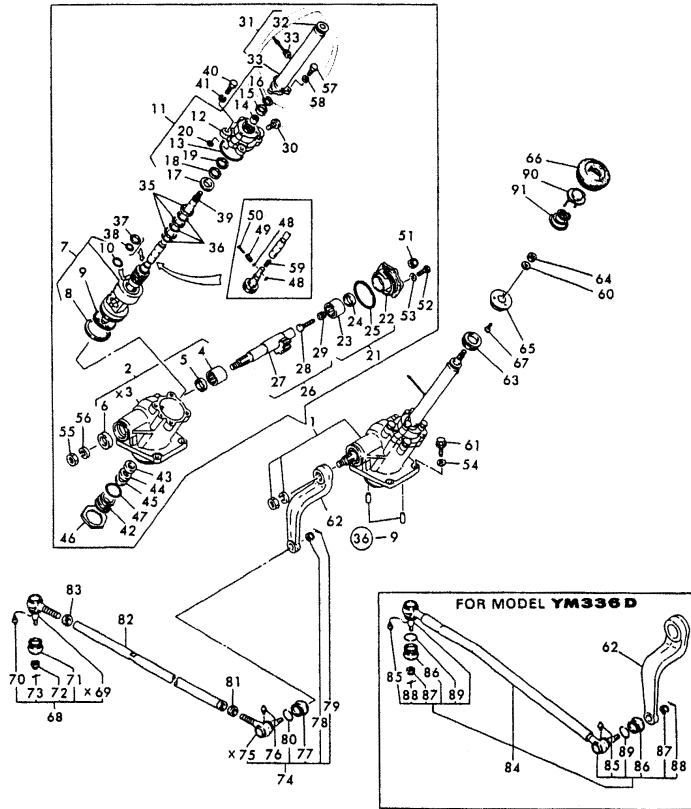
(A)=YM336 (FLOOR
(B)=YM336D(FLOOR
(C)=YM336 (COLUMN

(D)=YM336D(COLUMN
(E)=
(F)=

Scan

Fig. 33 POWER STEERING (COLUMN: SCA.)

D94331-15102
D94324-15700
D94320-16100
D94323-16100



*MARK PARTS : NOT SOLD SEPARATELY

No.	Lev.	Parts No.	Description	Q'ty						I	R
				(A)	(B)	(C)	(D)	(E)	(F)		
1	1	194454-15201-X	STEERING ASSY, PST			1	1				
2	2	194466-15250-X	HOUSING ASSY, GEAR			1	1				
4	3	194321-15270	NEEDLE BEARING			1	1				
5	3	194454-15280	U-GASKET			1	1				
6	3	194321-15310	SEAL, OIL			1	1				
7	2	194454-15320	VALVE ASSY, BALL NUT			1	1				
8	3	194454-15310	BUSH, COLUMN			1	1				
9	3	24321-000750	O-RING, 1AG75.0			1	1				
10	3	24311-000360	O-RING, 1AP36.0			1	1				
11	2	194466-15500-X	HOUSING ASSY, VALVE			1	1				
12	3	194466-15530-X	HOUSING, VALVE			1	1				
13	3	24321-000800	O-RING, 1AG80.0			1	1				
14	3	24162-202612	BEARING, 202612			1	1				
15	3	194454-15390	SEAL, OIL			1	1				
16	3	22252-000320	RING, 32			1	1				
17	3	194454-15400	WASHER			1	1				
18	3	194454-15410	NEEDLE BEARING			1	1				
19	3	194454-15420	WASHER			1	1				
20	3	24311-000080	O-RING, 1AP8.0			1	1				
21	2	194454-15460	COVER ASSY, SIDE			1	1				
22	3	194454-15470	COVER, SIDE			1	1				
23	3	194454-15480	NEEDLE BEARING			1	1				
24	3	194454-15280	U-GASKET			1	1				
25	3	24321-000080	O-RING 1A G 8.0			1	1				
26	2	194454-15800	SHAFT, SECTOR			1	1				
27	3	194454-15810	SHAFT, SECTOR			1	1				
28	3	194454-15820	SCREW			1	1				
29	3	194180-15830	ADJUSTER			1	1				
30	3	194454-15450	PLUG			2	2				
31	2	194454-15300-X	COLUMN, STEERING			1	1				
32	3	194451-15210	BUSH, COLUMN			1	1				
33	3	194080-15320	GROMMET			1	1				
34	3	194454-15650	COLUMN B ASSY			1	1				
35	2	194454-15330	RING			3	3				
36	2	194454-15340	O-RING			3	3				
37	2	194454-15350	RING			1	1				
38	2	194454-15360	O-RING			1	1				
39	2	194454-15700	SHAFT, STEERING			1	1				
40	2	194454-15430	BOLT			4	4				
41	2	194274-13580	WASHER, SPRING 12			4	4				
42	2	194180-15530	COVER, FRONT			1	1				
43	2	194454-15540	WASHER			1	1				
44	2	194454-15550	BEARING, NEEDLE			1	1				
45	2	194454-15560	RING, BEARING			1	1				
46	2	194454-15570	LOCK NUT			1	1				
47	2	24341-000530	O-RING, 1AS53.0			1	1				
48	2	194454-15490	O-RING			2	2				
49	2	22351-050018	PIN, SPRING 5.0X18			1	1				
50	2	194454-15510	RIVET			1	1				
51	2	194454-15590	NUT			1	1				
52	2	194454-15610	BOLT			6	6				

Fig.33. POWER STEERING (COLUMN : SCAN)

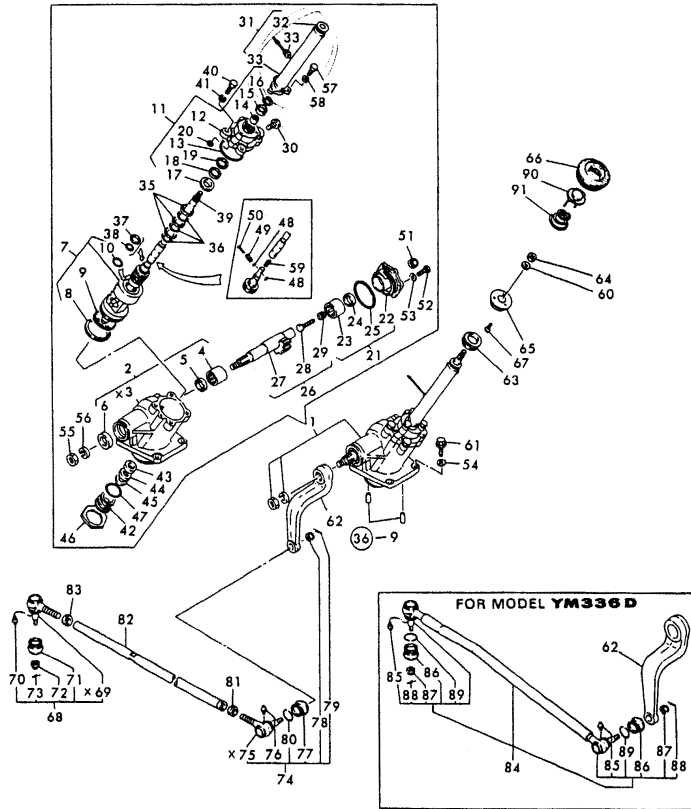
(A)=YM336 (FLOOR)
(B)=YM336D(FLOOR)
(C)=YM336 (COLUMN)

(D)=YM336D(COLUMN)
(E)=
(F)=

Scan

Fig. 33 POWER STEERING (COLUMN: SCA.)

D94331-15102
D94324-15700
D94320-16100
D94323-16100



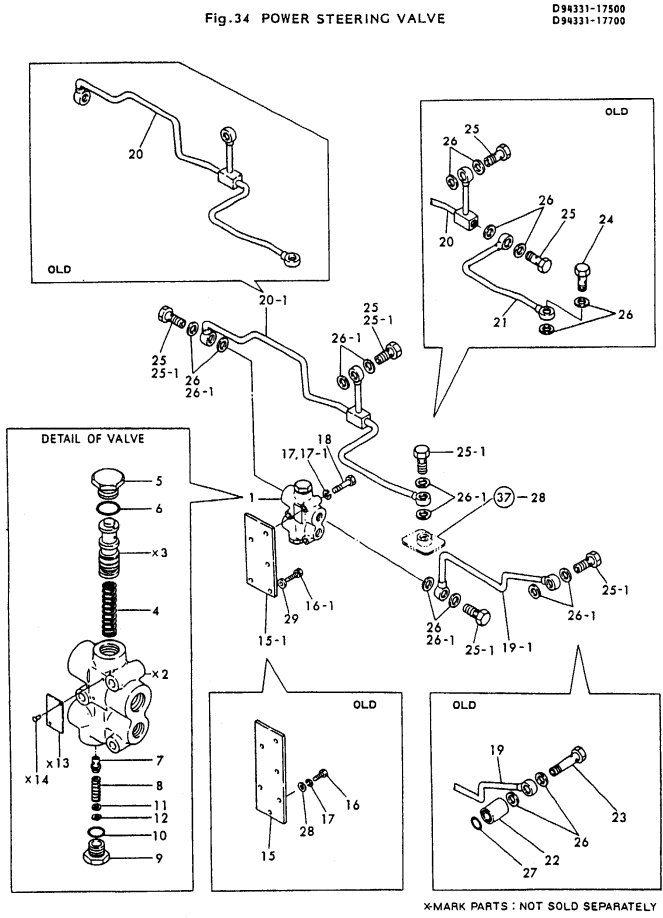
*MARK PARTS : NOT SOLD SEPARATELY

No.	Lev.	Parts No.	Description	Qty						I	R
				(A)	(B)	(C)	(D)	(E)	(F)		
53	2	22217-100000	WASHER, SPRING 10			6	6				
54	2	22217-120000	WASHER, SPRING 12			4	4				
55	2	194321-15860	NUT M27			1	1				
56	2	22217-270000	WASHER, SPRING 27			1	1				
57	2	194451-15790	BOLT			3	3				
58	2	22217-080000	WASHER, SPRING 8			3	3				
59	2	194454-15600	SPRING			1	1				
60	1	194080-15550	WASHER, 12			1	1				
61	1	194491-15560	BOLT M12X 35			4	4				
62	1	194490-15610-X	ARM, PITMAN			1	1				
63	1	194145-15651	GROMMET, 42			1	1				
64	1	26356-120002	NUT, M12			1	1				
65	1	194130-15720	COVER (400), COLUMN			1	1				
66	1	194130-15770	BUTTON, HORN			1	1				
67	1	26577-040102	SCREW, M4X10			3	3				
68	1	794730-57122-X	END(RL) ASSY,TIE-ROD			1					
70	2	24761-060000	NIPPLE, GREASE MT6X1			1					
71	2	194730-57220	COVER, DUCT			1					
72	2	194730-57241	NUT M12			1					
73	2	22417-300250	PIN, COTTER 3.0X25			1					
74	1	194450-12400-X	END ASSY, TIE-ROD LR			1					
76	2	24761-060000	NIPPLE, GREASE MT6X1			1					
77	2	194450-12551	COVER, DUCT			1					
78	2	194450-16170	CASTLE NUT M16			1					
79	2	22417-300250	PIN, COTTER 3.0X25			1					
80	2	194450-12560	RING, SET			1					
81	1	194450-12590	NUT M20 (L)			1					
82	1	194320-16310-X	ROD, DRUG			1					
83	1	194990-22840	NUT M17			1					
84	1	194323-16200-X	ROD ASSY, DRAG				1				
85	2	24761-060000	NIPPLE, GREASE MT6X1				2				
86	2	194450-12551	COVER, DUCT				2				
87	2	194450-16170	CASTLE NUT M16				2				
88	2	22417-300250	PIN, COTTER 3.0X25				2				
89	2	194450-12560	RING, SET				2				
90	1	194130-15750	SWITCH, HORN			1	1				
91	1	194130-15740	SPRING			1	1				

Fig.34. POWER STEERING VALVE

(A)=YM336 (FLOOR)
(B)=YM336D(FLOOR)
(C)=YM336 (COLUMN)

(D)=YM336D(COLUMN)
(E)=
(F)=



No.	Lev.	Parts No.	Description	Q'ty						I	R
				(A)	(B)	(C)	(D)	(E)	(F)		
1	1	194321-17500-X	VALVE, STEERING	1	1	1	1				
4	2	194321-17580	SPRING	1	1	1	1				
5	2	194321-17590	PLUG	1	1	1	1				
6	2	24311-000200	O-RING, 1AP20.0	1	1	1	1				
7	2	194321-17610	POPPET	1	1	1	1				
8	2	194321-17620	SPRING, B	1	1	1	1				
9	2	194321-17630	PLUG	1	1	1	1				
10	2	24311-000140	O-RING, 1AP14.0	1	1	1	1				
11	2	194321-17640	SHIM	1	1	1	1				1
12	2	194321-17650	SHIM	1	1	1	1				1
15	1	194321-17551-X	BRACKET, VALVE	1	1	1	1				
15-1	1	194321-17552-X	BRACKET, VALVE	1	1	1	1				N
(A=*1980.) (B=*1980.) (C=*1980.) (D=*1980.)											
16	1	26116-080222	BOLT, M8X 22 PLATED	3	3						
16-1	1	26014-080222	BOLT, M8X 22	2	2						N
(A=*) (B=*)											
16-2	1	26013-080202	BOLT, M8X 20	2	2	2	2				N
(A=*) (B=*)											
17	1	22217-080000	WASHER, SPRING 8	6	6						
17-1	1	22217-080000	WASHER, SPRING 8	3	3	3	3				K
(A=*) (B=*)											
18	1	26116-080502	BOLT, M8X 50 PLATED	3	3	3	3				
19	1	194321-17710-X	PIPE, POWER STEERING	1	1	1	1				
19-1	1	194321-17711-X	PIPE ASSY, STEERING	1	1	1	1				S
(A=*1980.) (B=*1980.) (C=*1980.) (D=*1980.)											
20	1	194321-17751-X	PIPE (B)	1	1	1	1				
20-1	1	194321-17752-X	PIPE ASSY, STEERING	1	1	1	1				N
(A=*1980.) (B=*1980.) (C=*1980.) (D=*1980.)											
21	1	194321-17810	PIPE, DRAIN	1	1						Z
(A=*) (B=*)											
22	1	194321-17730	SPACER	1	1						Z
(A=*) (B=*)											
23	1	194321-17740	BOLT M16	1	1						Z
(A=*) (B=*)											
24	1	194321-17850	BOLT(R)	1	1						Z
(A=*) (B=*)											
25	1	194321-17870	BOLT 10, PIPE JOINT	4	4						
25-1	1	194321-17870	BOLT 10, PIPE JOINT	5	5	5	5				K
(A=*) (B=*)											
26	1	23414-160021	GASKET, 16X1.0	12	12						
26-1	1	23414-160021	GASKET, 16X1.0	10	10	10	10				K
(A=*) (B=*)											
27	1	24311-000220	O-RING, 1AP22.0	1	1						Z
(A=*) (B=*)											
28	1	22137-080000	WASHER, 8	3	3						W
(A=*) (B=*)											
28-1	1	22137-080000	WASHER, 8	3	3	3	3				Z
(A=*) (B=*)											
29	1	22137-080000	WASHER, 8			3	3				W
(C=*1982.12) (D=*1982.12)											

Remarks
(1) SELECTIVE PARTS

N:Old $\begin{matrix} \text{Yes} \\ \text{No} \end{matrix}$ New, Q:Old $\begin{matrix} \text{No} \\ \text{Yes} \end{matrix}$ New, R:Old $\begin{matrix} \text{Yes} \\ \text{No} \end{matrix}$ New, S:Old $\begin{matrix} \text{No} \\ \text{Yes} \end{matrix}$ New, W:Add, Z:Discontinued, F:Interchangeable by set, K:Q'ty Change
Copyright (C) YANMAR CO., LTD. All Rights Reserved.

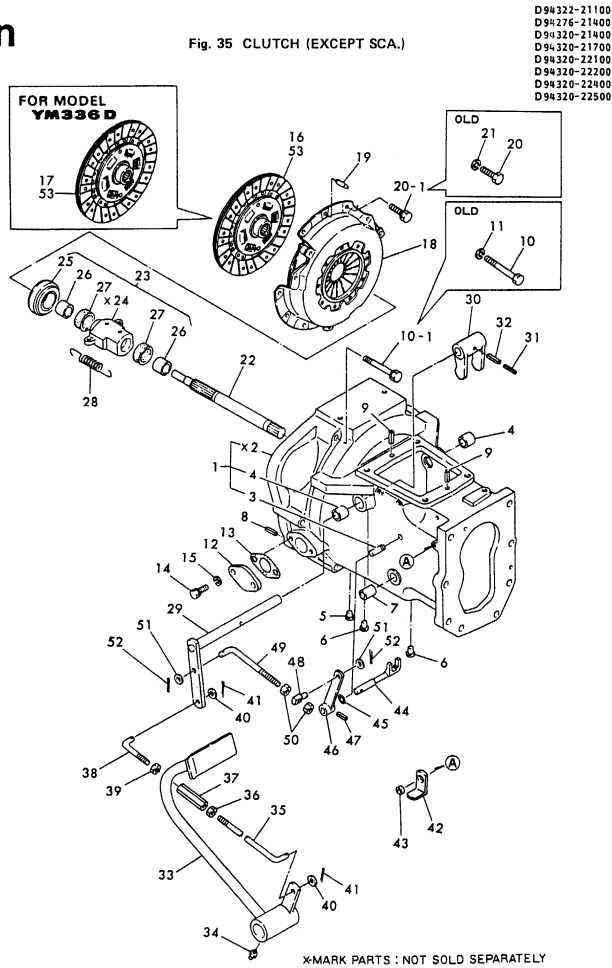
Fig.35. CLUTCH (EXCEPT SCAN)

(A)=YM336 (FLOOR)
(B)=YM336D(FLOOR)
(C)=YM336 (COLUMN)

(D)=YM336D(COLUMN)
(E)=
(F)=

Stan

Fig. 35 CLUTCH (EXCEPT SCA.)



No.	Lev.	Parts No.	Description	Qty						I	R
				(A)	(B)	(C)	(D)	(E)	(F)		
1	1	194330-21100-X	HOUSING ASSY, CLUTCH	1	1	1	1				
3	2	194150-22250	PIN, HOOK	2	2	2	2				
4	2	194130-22280	BUSH, 20X25X25	2	2	2	2				
5	1	194150-21910	PLUG, 11.2	1	1	1	1				
6	1	194150-24270	CAP, SCREW 13.0	4	4	4	4				
7	1	194310-21210	BUSH, 15X20X25	1	1	1	1				
8	1	22351-080018	PIN, SPRING 8.0X18	2	2	2	2				
9	1	22351-100018	PIN, SPRING 10.0X18	2	2	2	2				
9-1	1	22312-100200	PIN, PARALLEL M10X20			2	2				S
			(C=T/# 21276) (D=T/# 43071)								
10	1	26116-120902	BOLT, M12X 90 PLATED	7	7	7	7				
10-1	1	26013-120902	BOLT, M12X 90	7	7	7	7				N
			(A=*) (B=*) (C=*) (D=*)								
11	1	22217-120000	WASHER, SPRING 12	7	7	7	7				Z
			(A=*) (B=*) (C=*) (D=*)								
12	1	194146-21150-X	COVER, SIDE	1	1	1	1				
13	1	194146-21160	GASKET, SIDE COVER	1	1	1	1				
13-1	1	194146-21161	GASKET, SIDE COVER			1	1				S
			(C=T/# 21173) (D=T/# 41929)								
14	1	26116-080202	BOLT, M8X 20 PLATED	2	2	2	2				
15	1	22217-080000	WASHER, SPRING 8	2	2	2	2				
16-1	1	194320-21401	DISC, CLUTCH	1		1					
17	1	194276-21400	DISC, CLUTCH		1		1				
17-1	1	194276-21401	DISC, CLUTCH				1				N
			(D=*1982.12)								
18	1	194320-21700	PLATE, PRESSURE	1	1	1	1				
19	1	194080-21880	PIN 6X18	3	3	3	3				
19-1	1	22351-060016	PIN, SPRING 6.0X16			3	3				N
			(C=T/# 21140) (D=T/# 41646)								
20	1	26116-080162	BOLT, M8X 16 PLATED	6	6	6	6				
20-1	1	26013-080162	BOLT, M8X 16	6	6	6	6				N
			(A=*) (B=*) (C=*) (D=*)								
21	1	22217-080000	WASHER, SPRING 8	6	6	6	6				Z
			(A=*) (B=*) (C=*) (D=*)								
22	1	194320-22110	SHAFT, MAIN DRIVE	1	1	1	1				
22-1	1	194320-22111	SHAFT, MAIN DRIVE			1	1				N
			(C=T/# 21076) (D=T/# 41181)								
23	1	194320-22200	SLEEVE ASSY, BEARING	1	1	1	1				
25	2	194990-42710	BEARING, TK40-14	1	1	1	1				
26	2	194130-22160	BUSH, 25X30X31	2	2	2	2				
27	2	194130-22170	FELT	2	2	2	2				
28	1	194320-22240	SPRING, RETURN	2	2	2	2				
29	1	194145-22240-X	SHAFT, RELEASE	1	1	1	1				
30	1	194130-22311	YOKE, CLUTCH SHIFT	1	1	1	1				
31	1	22351-035032	PIN, SPRING 3.5X32	1	1	1	1				
32	1	22351-060032	PIN, SPRING 6.0X32	1	1	1	1				
33	1	194330-22410-X	PEDAL, CLUTCH	1	1	1	1				
34	1	24761-010000	NIPPLE, GREASE M6F	1	1	1	1				
35	1	194145-22320	ROD, CLUTCH	1	1	1	1				
36	1	26716-100002	NUT, M10	1	1	1	1				
37	1	194130-37730	TURNBUCKLE M10X70	1	1	1	1				

Remarks
(1) OPTIONAL PART FOR HEAVY DUTY.
(M) MISS-PRINT.
(STAN) : FIG.35,S "STAN" MEANS
"EXCEPT SCAN".

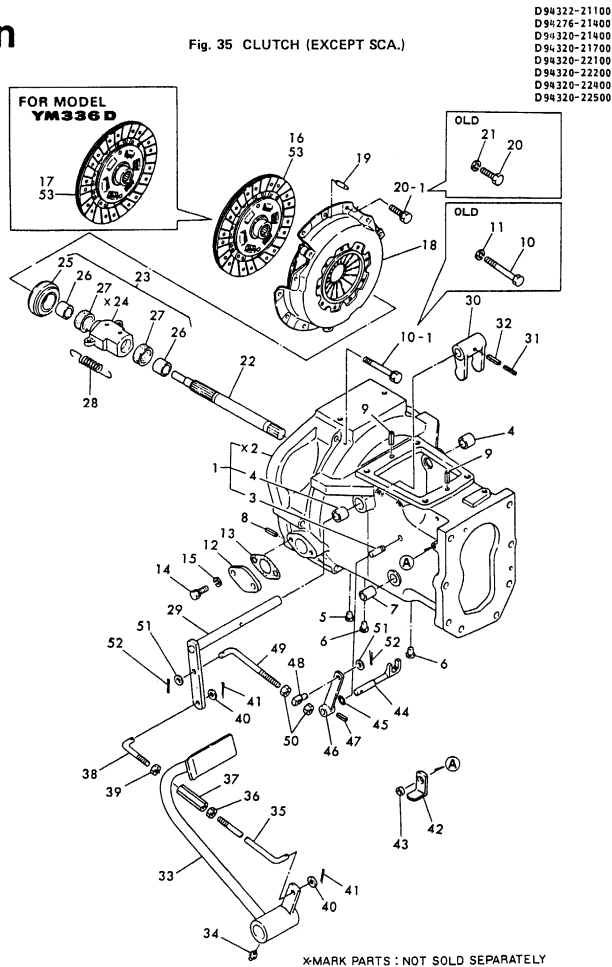
Fig.35. CLUTCH (EXCEPT SCAN)

(A)=YM336 (FLOOR)
 (B)=YM336D(FLOOR)
 (C)=YM336 (COLUM

(D)=YM336D(COLUM
 (E)=
 (F)=

Stan

Fig. 35 CLUTCH (EXCEPT SCA.)



D94322-21100
 D94276-21400
 D94320-21400
 D94320-21700
 D94320-22100
 D94320-22200
 D94320-22400
 D94320-22500

No.	Lev.	Parts No.	Description	Qty						I	R
				(A)	(B)	(C)	(D)	(E)	(F)		
38	1	194150-22460	ROD, CLUTCH	1	1	1	1				
39	1	194150-22480	NUT, M10 L	1	1	1	1				
40	1	22137-100000	WASHER, 10	2	2	2	2				
41	1	22417-200300	PIN, COTTER 2.0X30	2	2	2	2				
42	1	194145-22440	LEVER, CLUTCH LOCK	1	1	1	1				
43	1	194145-22430	SPACER, 18	1	1	1	1				
44	1	194310-22510	FORK, RELEASE	1	1	1	1				
45	1	24311-000150	O-RING, 1AP15.0	1	1	1	1				
46	1	194320-22520-X	ARM, RELEASE	1	1	1	1				
47	1	22351-060025	PIN, SPRING 6.0X25	1	1	1	1				
48	1	194320-22530	ADJUSTER	1	1	1	1				
49	1	194320-22540	ROD, RELEASE	1	1	1	1				
50	1	26716-080002	NUT, M8	2	2	2	2				
51	1	22137-080000	WASHER, 8	2	2	2	2				
52	1	22417-250300	PIN, COTTER 2.5X30	2	2	2	2				
53	1	194490-21400	DISC, CLUTCH	1	1	1	1				1

Remarks

- (1) OPTIONAL PART FOR HEAVY DUTY.
- (M) MISS-PRINT.
- (STAN) : FIG.35,S "STAN" MEANS "EXCEPT SCAN".

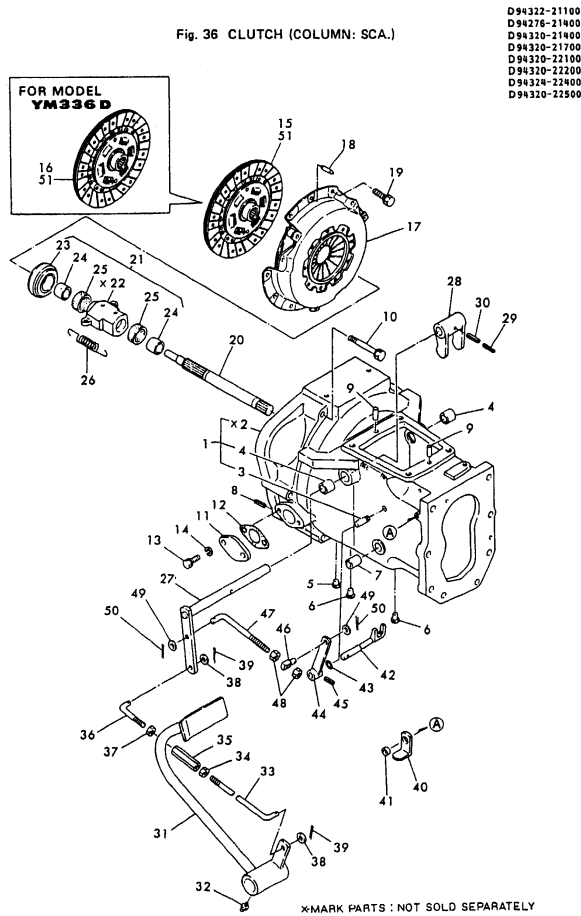
Fig.36. CLUTCH (COLUMN : SCAN)

(A)=YM336 (FLOOR)
(B)=YM336D(FLOOR)
(C)=YM336 (COLUMN)

(D)=YM336D(COLUMN)
(E)=
(F)=

Scan

Fig. 36 CLUTCH (COLUMN: SCA.)



No.	Lev.	Parts No.	Description	Qty						I	R
				(A)	(B)	(C)	(D)	(E)	(F)		
1	1	194330-21100-X	HOUSING ASSY, CLUTCH			1	1				
3	2	194150-22250	PIN, HOOK			2	2				
4	2	194130-22280	BUSH, 20X25X25			2	2				
5	1	194150-21910	PLUG, 11.2			1	1				
6	1	194150-24270	CAP, SCREW 13.0			4	4				
7	1	194310-21210	BUSH, 15X20X25			1	1				
8	1	22351-080018	PIN, SPRING 8.0X18			2	2				
9	1	22312-100200	PIN, PARALLEL M10X20			2	2				
10	1	26013-120902	BOLT, M12X 90			7	7				
11	1	194146-21150-X	COVER, SIDE			1	1				
12	1	194146-21161	GASKET, SIDE COVER			1	1				
13	1	26116-080202	BOLT, M8X 20 PLATED			2	2				
14	1	22217-080000	WASHER, SPRING 8			2	2				
15	1	194320-21401	DISC, CLUTCH			1					
16	1	194276-21401	DISC, CLUTCH				1				
17	1	194320-21700	PLATE, PRESSURE			1	1				
18	1	22351-060016	PIN, SPRING 6.0X16			3	3				
19	1	26013-080162	BOLT, M8X 16			6	6				
20	1	194320-22110	SHAFT, MAIN DRIVE			1	1				
20-1	1	194320-22111	SHAFT, MAIN DRIVE (C=T/# 21076) (D=T/# 41181)			1	1				N
21	1	194320-22200	SLEEVE ASSY, BEARING			1	1				
23	2	194990-42710	BEARING, TK40-14			1	1				
24	2	194130-22160	BUSH, 25X30X31			2	2				
25	2	194130-22170	FELT			2	2				
26	1	194320-22240	SPRING, RETURN			2	2				
27	1	194145-22240-X	SHAFT, RELEASE			1	1				
28	1	194130-22311	YOKE, CLUTCH SHIFT			1	1				
29	1	22351-035032	PIN, SPRING 3.5X32			1	1				
30	1	22351-060032	PIN, SPRING 6.0X32			1	1				
31	1	194324-22410-X	PEDAL, CLUTCH			1	1				
32	1	24761-010000	NIPPLE, GREASE M6F			1	1				
33	1	194145-22320	ROD, CLUTCH			1	1				
34	1	26716-100002	NUT, M10			1	1				
35	1	194130-37730	TURNBUCKLE M10X70			1	1				
36	1	194150-22460	ROD, CLUTCH			1	1				
37	1	194150-22480	NUT, M10 L			1	1				
38	1	22137-100000	WASHER, 10			2	2				
39	1	22417-200300	PIN, COTTER 2.0X30			2	2				
40	1	194324-22460	LEVER, CLUTCH LOCK			1	1				
41	1	194145-22430	SPACER, 18			1	1				
42	1	194310-22510	FORK, RELEASE			1	1				
43	1	24311-000150	O-RING, 1AP15.0			1	1				
44	1	194320-22520-X	ARM, RELEASE			1	1				
45	1	22351-060025	PIN, SPRING 6.0X25			1	1				
46	1	194320-22530	ADJUSTER			1	1				
47	1	194320-22540	ROD, RELEASE			1	1				
48	1	26716-080002	NUT, M8			2	2				
49	1	22137-080000	WASHER, 8			2	2				
50	1	22417-250300	PIN, COTTER 2.5X30			2	2				
51	1	194490-21400	DISC, CLUTCH			1	1				1

Remarks

(1) OPTIONAL PART FOR HEAVY DUTY.

N:Old $\begin{matrix} \text{Yes} \\ \text{No} \end{matrix}$ New, Q:Old $\begin{matrix} \text{No} \\ \text{Yes} \end{matrix}$ New, R:Old $\begin{matrix} \text{Yes} \\ \text{No} \end{matrix}$ New, S:Old $\begin{matrix} \text{No} \\ \text{Yes} \end{matrix}$ New, W:Add, Z:Discontinued, F:Interchangeable by set, K:Q'ty Change

Fig.37. POWER SHIFT PUMP (FOR A(OLD))

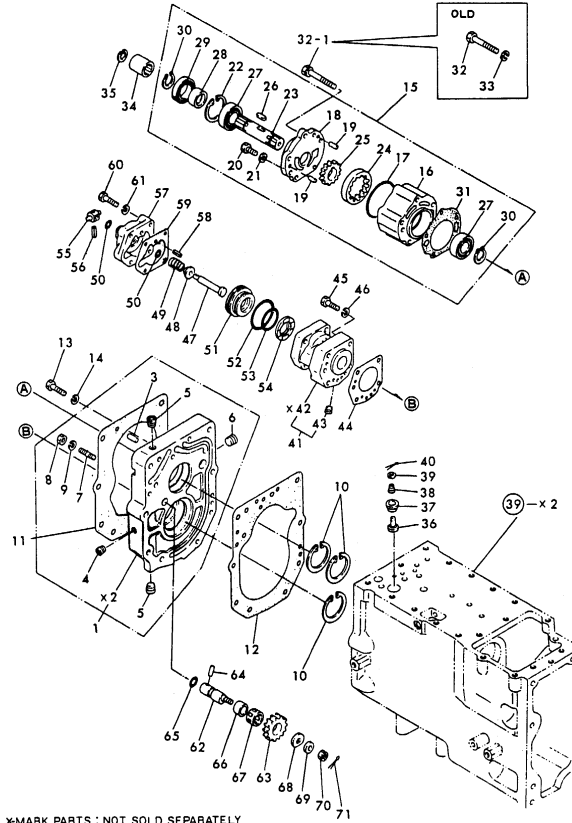
(A)=YM336 (FLOOR)
(B)=YM336D(FLOOR)
(C)=YM336 (COLUM)

(D)=YM336D(COLUM)
(E)=
(F)=

Old Type For A.

Fig. 37 POWER SHIFT PUMP (FOR A. (OLD))

D94324-24300
D94320-24400
D94310-24700
D94324-24800
D94324-25900



No.	Lev.	Parts No.	Description	Qty						I	R
				(A)	(B)	(C)	(D)	(E)	(F)		
1	1	194320-24300-X	PLATE ASSY, CENTER	1	1	1	1				1
3	2	22312-100280	PIN, PARALLEL M10X28	1	1	1	1				1
4	2	23871-010000	PLUG, R01	5	5	5	5				1
4-1	2	23873-010000	PLUG, R01	5	5	5	5				N 1
		(A=*) (B=*) (C=*) (D=*)									
5	2	23871-020000	PLUG, R02	2	2	2	2				1
5-1	2	23873-020000	PLUG, R02	2	2	2	2				N 1
		(A=*) (B=*) (C=*) (D=*)									
6	2	23871-030000	PLUG, R03	1	1	1	1				1
6-1	2	23873-030000	PLUG, R03	1	1	1	1				N 1
		(A=*) (B=*) (C=*) (D=*)									
7	2	26216-080552	STUD, M8X 55	1	1	1	1				1
8	2	26716-080002	NUT, M8	1	1	1	1				1
9	2	22217-080000	WASHER, SPRING 8	1	1	1	1				1
10	1	22252-000620	RING, 62	3	3	3	3				1
11	1	194320-24320	GASKET	1	1	1	1				1
12	1	194320-24330	GASKET	1	1	1	1				1
13	1	26116-080402	BOLT, M8X 40 PLATED	1	1	1	1				1
14	1	22217-080000	WASHER, SPRING 8	1	1	1	1				1
15	1	194320-24400	PUMP ASSY, P. SHIFT.	1	1	1	1				1
16	2	194320-24410	HOUSING	1	1	1	1				1
17	2	24341-000750	O-RING, 1AS75.0	1	1	1	1				1
18	2	194320-24420	COVER, HOUSING	1	1	1	1				1
19	2	22312-080200	PIN, PARALLEL M8X20	2	2	2	2				1
20	2	26116-080252	BOLT, M8X 25 PLATED	2	2	2	2				1
21	2	22217-080000	WASHER, SPRING 8	2	2	2	2				1
22	2	22252-000470	RING, 47	1	1	1	1				1
23	2	194320-24440	SHAFT, PUMP DRIVE	1	1	1	1				1
24	2	194310-24450	GEAR, INTERNAL	1	1	1	1				1
25	2	194320-24490	GEAR, DRIVE	1	1	1	1				1
26	2	194310-24460	KEY, 4X4X17	1	1	1	1				1
27	2	24101-060054	BEARING, BALL 6005	2	2	2	2				1
28	2	194320-24470	SLEEVE 25X30X13	1	1	1	1				1
29	2	194320-24480	SEAL TC 304708, OIL	1	1	1	1				1
29-1	2	24423-304708	SEAL, OIL TC304708			1	1				N 1
		(C=*) (D=*)									
30	2	22242-000240	RING, 24	2	2	2	2				1
31	2	194320-24430	GASKET	1	1	1	1				1
32	1	26116-080802	BOLT, M8X 80 PLATED	5	5	5	5				1
32-1	1	26013-080802	BOLT, M8X 80	5	5	5	5				N 1
		(A=*) (B=*) (C=*) (D=*)									
33	1	22217-080000	WASHER, SPRING 8	5	5	5	5				Z 1
		(A=*) (B=*) (C=*) (D=*)									
34	1	194110-25220	JOINT, SHAFT	1	1	1	1				1
35	1	22252-000220	RING, 22	1	1	1	1				1
36	1	1E6190-55660	VALVE, 2ND RELIEF	1	1	1	1				1
37	1	1E6190-55710	SEAT, 2ND RELIEF	1	1	1	1				1
38	1	194310-24770	SPRING	1	1	1	1				1
39	1	22117-060000	WASHER, 6	1	1	1	1				1
40	1	22417-200100	COTTER PIN 2.0X10	1	1	1	1				1
41	1	194310-24810	CASE ASSY, OIL SEAL	1	1	1	1				1

Remarks
(1) APPLICABLE UP TO T/# 21000 FOR YM336.
APPLICABLE UP TO T/# 41000 FOR YM336D.
APPLICABLE TO OLD TYPE FOR AMERICA.

Fig.37. POWER SHIFT PUMP (FOR A(OLD))

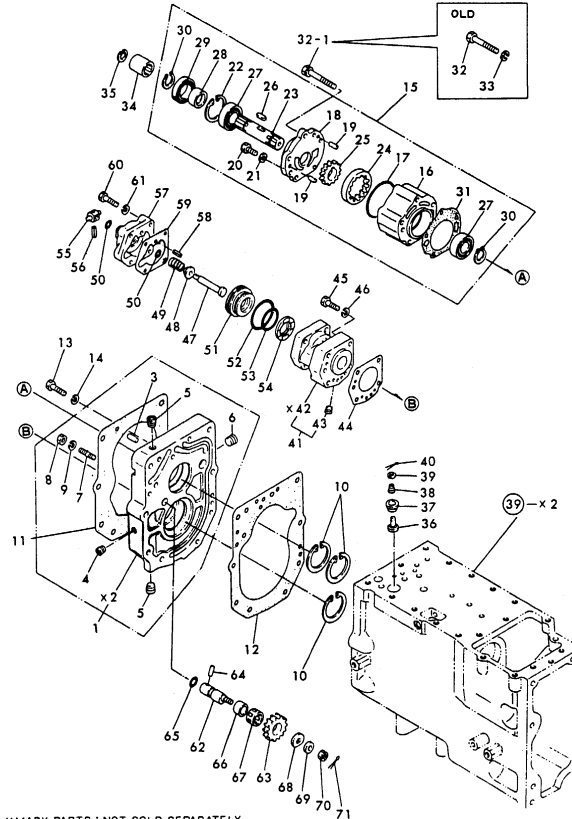
(A)=YM336 (FLOOR)
(B)=YM336D(FLOOR)
(C)=YM336 (COLUM

(D)=YM336D(COLUM
(E)=
(F)=

Old Type For A.

Fig. 37 POWER SHIFT PUMP (FOR A. (OLD))

D94324-24300
D94320-24400
D94310-24700
D94324-24800
D94324-25900



No.	Lev.	Parts No.	Description	Qty						I	R
				(A)	(B)	(C)	(D)	(E)	(F)		
43	2	23871-010000	PLUG, R01	4	4	4	4				1
43-1	2	23873-010000	PLUG, R01	4	4	4	4				N 1
		(A=*) (B=*) (C=*) (D=*)									
44	1	194310-24830	GASKET	1	1	1	1				1
45	1	26116-080302	BOLT, M8X 30 PLATED	3	3	3	3				1
46	1	22217-080000	WASHER, SPRING 8	3	3	3	3				1
47	1	194310-24070	SHAFT, RELEASE	1	1	1	1				1
48	1	194310-24090	RETAINER, SPRING	1	1	1	1				1
49	1	194310-24900	SPRING, SEAL CASE	1	1	1	1				1
50	1	24311-240100	O-RING, 1AP10A	2	2	2	2				1
51	1	194310-24860	PISTON	1	1	1	1				1
52	1	194310-24970	O-RING, 2060	1	1	1	1				1
53	1	194310-24980	O-RING 2045	1	1	1	1				1
54	1	194310-24910	BRAKE, NEUTRAL	1	1	1	1				1
55	1	194310-24080	END, RELEASE SHAFT	1	1	1	1				1
56	1	22351-040020	PIN, SPRING 4.0X20	1	1	1	1				1
57	1	194310-24840	COVER, SEAL CASE	1	1	1	1				1
58	1	22351-080016	PIN, SPRING 8.0X16	1	1	1	1				1
59	1	194310-24850	GASKET	1	1	1	1				1
60	1	26116-080402	BOLT, M8X 40 PLATED	4	4	4	4				1
61	1	22217-080000	WASHER, SPRING 8	4	4	4	4				1
62	1	194320-25910	SHAFT, REVERSE IDLE	1	1	1	1				1
63	1	194320-25920	GEAR, REVERSE IDLE	1	1	1	1				1
64	1	194310-25360	PIN	1	1	1	1				1
65	1	24311-000120	O-RING, 1AP12.0	1	1	1	1				1
66	1	194320-25930	INNER RACE	1	1	1	1				1
67	1	194320-25940	NEEDLE BEARING	1	1	1	1				1
68	1	194310-25350	WASHER	1	1	1	1				1
69	1	22137-060000	WASHER, 6	1	1	1	1				1
70	1	26817-060002	NUT, CASTLE M6	1	1	1	1				1
71	1	22417-160150	PIN, COTTER 1.6X15	1	1	1	1				1

Remarks

(1) APPLICABLE UP TO T/# 21000
FOR YM336.
APPLICABLE UP TO T/# 41000
FOR YM336D.
APPLICABLE TO OLD TYPE FOR
AMERICA.

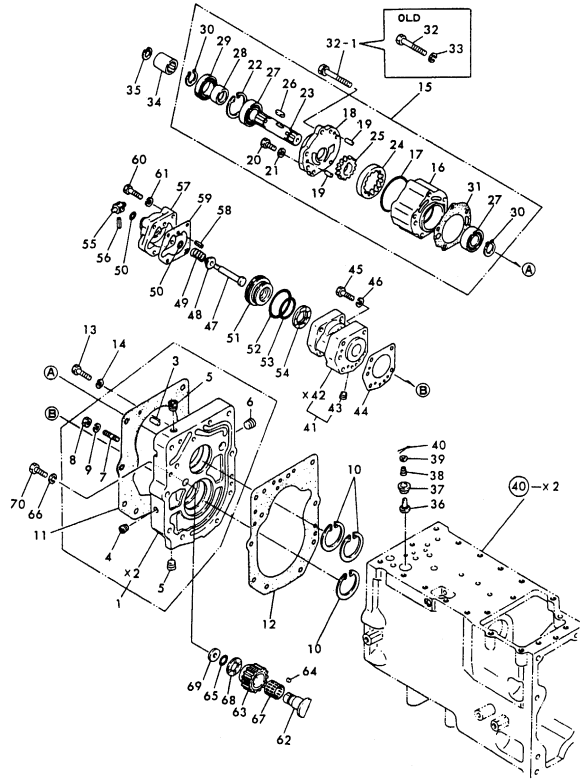
Fig.38. POWER SHIFT PUMP(A-NEW&F&STAN)

(A)=YM336 (FLOOR)
(B)=YM336D(FLOOR)
(C)=YM336 (COLUM)

(D)=YM336D(COLUM)
(E)=
(F)=

A (New) & F. & Stan.

Fig. 38 POWER SHIFT PUMP (FOR A. (NEW) & F. & STAN.)



*MARK PARTS : NOT SOLD SEPARATELY

D98324-28300
D98320-24400
D98310-24700
D98324-24800
D98324-25900

No.	Lev.	Parts No.	Description	Q'ty						I	R
				(A)	(B)	(C)	(D)	(E)	(F)		
1	1	194324-24300-X	PLATE ASSY, CENTER	1	1	1	1				1
3	2	22312-100280	PIN, PARALLEL M10X28	1	1	1	1				1
4	2	23871-010000	PLUG, R01	5	5	5	5				1
5	2	23871-020000	PLUG, R02	2	2	2	2				1
6	2	23871-030000	PLUG, R03	1	1	1	1				1
7	2	26216-080552	STUD, M8X 55	1	1	1	1				1
8	2	26716-080002	NUT, M8	1	1	1	1				1
9	2	22217-080000	WASHER, SPRING 8	1	1	1	1				1
10	1	22252-000620	RING, 62	3	3	3	3				1
11	1	194320-24320	GASKET	1	1	1	1				1
12	1	194320-24330	GASKET	1	1	1	1				1
13	1	26116-080402	BOLT, M8X 40 PLATED	1	1	1	1				1
14	1	22217-080000	WASHER, SPRING 8	1	1	1	1				1
15	1	194320-24400	PUMP ASSY, P. SHIFT.	1	1	1	1				1
16	2	194320-24410	HOUSING	1	1	1	1				1
17	2	24341-000750	O-RING, 1AS75.0	1	1	1	1				1
18	2	194320-24420	COVER, HOUSING	1	1	1	1				1
19	2	22312-080200	PIN, PARALLEL M8X20	2	2	2	2				1
20	2	26116-080252	BOLT, M8X 25 PLATED	2	2	2	2				1
21	2	22217-080000	WASHER, SPRING 8	2	2	2	2				1
22	2	22252-000470	RING, 47	1	1	1	1				1
23	2	194320-24440	SHAFT, PUMP DRIVE	1	1	1	1				1
24	2	194310-24450	GEAR, INTERNAL	1	1	1	1				1
25	2	194320-24490	GEAR, DRIVE	1	1	1	1				1
26	2	194310-24460	KEY, 4X4X17	1	1	1	1				1
27	2	24101-060054	BEARING, BALL 6005	2	2	2	2				1
28	2	194320-24470	SLEEVE 25X30X13	1	1	1	1				1
29	2	194320-24480	SEAL TC 304708, OIL	1	1	1	1				1
29-1	2	24423-304708	SEAL, OIL TC304708 (C=T/# 21220) (D=T/# 42687)					1	1		R 1
30	2	22242-000240	RING, 24	2	2	2	2				1
31	2	194320-24430	GASKET	1	1	1	1				1
32	1	26116-080802	BOLT, M8X 80 PLATED	5	5	5	5				1
32-1	1	26013-080802	BOLT, M8X 80 (A=*) (B=*) (C=*) (D=*)	5	5	5	5				N 1
33	1	22217-080000	WASHER, SPRING 8 (A=*) (B=*) (C=*) (D=*)	5	5	5	5				Z 1
34	1	194110-25220	JOINT, SHAFT	1	1	1	1				1
35	1	22252-000220	RING, 22	1	1	1	1				1
36	1	1E6190-55660	VALVE, 2ND RELIEF	1	1	1	1				1
37	1	1E6190-55710	SEAT, 2ND RELIEF	1	1	1	1				1
38	1	194310-24770	SPRING	1	1	1	1				1
39	1	22117-060000	WASHER, 6	1	1	1	1				1
40	1	22417-200100	COTTER PIN 2.0X10	1	1	1	1				1
41	1	194324-24810	CASE ASSY, OIL SEAL	1	1	1	1				1
43	2	23871-010000	PLUG, R01	4	4	4	4				1
44	1	194310-24850	GASKET	1	1	1	1				1
45	1	26116-080302	BOLT, M8X 30 PLATED	3	3	3	3				1
46	1	22217-080000	WASHER, SPRING 8	3	3	3	3				1
47	1	194310-24070	SHAFT, RELEASE	1	1	1	1				1
48	1	194310-24090	RETAINER, SPRING	1	1	1	1				1

Remarks

- (1) APPLICABLE FROM T/# 21001 ON FOR YM336.
- APPLICABLE FROM T/# 41001 ON FOR YM336D.
- APPLICABLE TO FRANCE, STANDARD & NEW TYPE FOR AMERICA.
- (STAN) : FIG.38,S "STAN" MEANS "EXCEPT FOR A(OLD)".

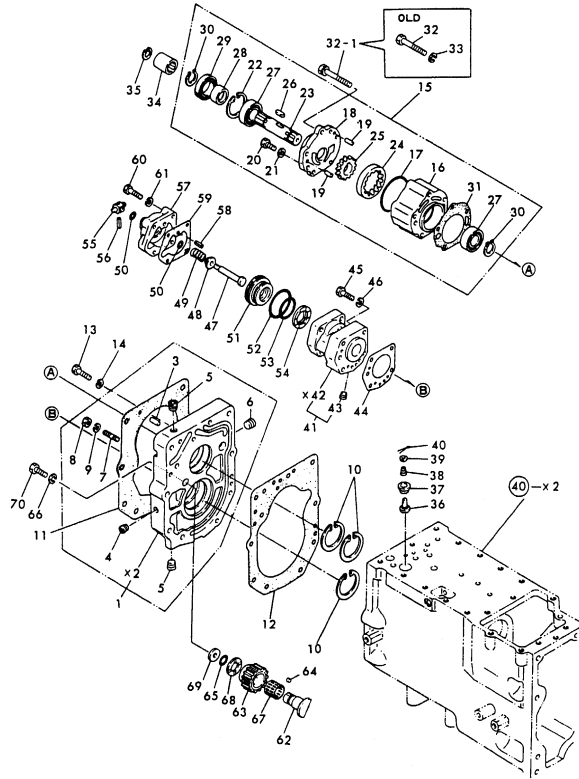
Fig.38. POWER SHIFT PUMP(A-NEW&F&STAN)

(A)=YM336 (FLOOR)
 (B)=YM336D(FLOOR)
 (C)=YM336 (COLUMN)

(D)=YM336D(COLUMN)
 (E)=
 (F)=

A (New) & F. & Stan.

Fig. 38 POWER SHIFT PUMP (FOR A. (NEW) & F. & STAN.)



D98324-28300
 D98320-24400
 D98310-24700
 D98324-24800
 D98324-25900

*MARK PARTS : NOT SOLD SEPARATELY

No.	Lev.	Parts No.	Description	Q'ty						I	R
				(A)	(B)	(C)	(D)	(E)	(F)		
49	1	194310-24900	SPRING, SEAL CASE	1	1	1	1				1
50	1	24311-240100	O-RING, 1AP10A	2	2	2	2				1
51	1	194310-24860	PISTON	1	1	1	1				1
52	1	194310-24970	O-RING, 2060	1	1	1	1				1
53	1	194310-24980	O-RING 2045	1	1	1	1				1
54	1	194310-24910	BRAKE, NEUTRAL	1	1	1	1				1
54-1	1	194310-24911	BRAKE, NEUTRAL (C=T/# 21236) (D=T/# 42943)			1	1				N 1
55	1	194310-24080	END, RELEASE SHAFT	1	1	1	1				1
56	1	22351-040020	PIN, SPRING 4.0X20	1	1	1	1				1
57	1	194310-24840	COVER, SEAL CASE	1	1	1	1				1
58	1	22351-080016	PIN, SPRING 8.0X16	1	1	1	1				1
59	1	194310-24830	GASKET	1	1	1	1				1
60	1	26116-080402	BOLT, M8X 40 PLATED	4	4	4	4				1
61	1	22217-080000	WASHER, SPRING 8	4	4	4	4				1
62	1	194324-25910	SHAFT, REVERSE IDLE	1	1	1	1				1
63	1	194324-25920	GEAR, REVERSE IDLE	1	1	1	1				1
64	1	194324-25930	PIN, REVERSE SHAFT	1	1	1	1				1
65	1	24311-000140	O-RING, 1AP14.0	1	1	1	1				1
66	1	22217-080000	WASHER, SPRING 8	1	1	1	1				1
67	1	194430-25950	NEEDLE BEARING	2	2	2	2				1
67-1	1	24161-222610	BEARING, 222610 (C=T/# 21099) (D=T/# 41324)			2	2				R 1
68	1	194312-25370	WASHER 18X34X2.3	1	1	1	1				1
69	1	194324-25950	COLLAR 9X22X3.2	1	1	1	1				1
70	1	26116-080142	BOLT M 8X 14 PLATED	1	1	1	1				1

Remarks

- (1) APPLICABLE FROM T/# 21001 ON FOR YM336.
- APPLICABLE FROM T/# 41001 ON FOR YM336D.
- APPLICABLE TO FRANCE, STANDARD & NEW TYPE FOR AMERICA.
- (STAN) : FIG.38,S "STAN" MEANS "EXCEPT FOR A(OLD)".

Fig.39. TRANSMISSION HOUSING (FLOOR:A)

(A)=YM336 (FLOOR
(B)=YM336D(FLOOR
(C)=YM336 (COLUM

(D)=YM336D(COLUM
(E)=
(F)=

A

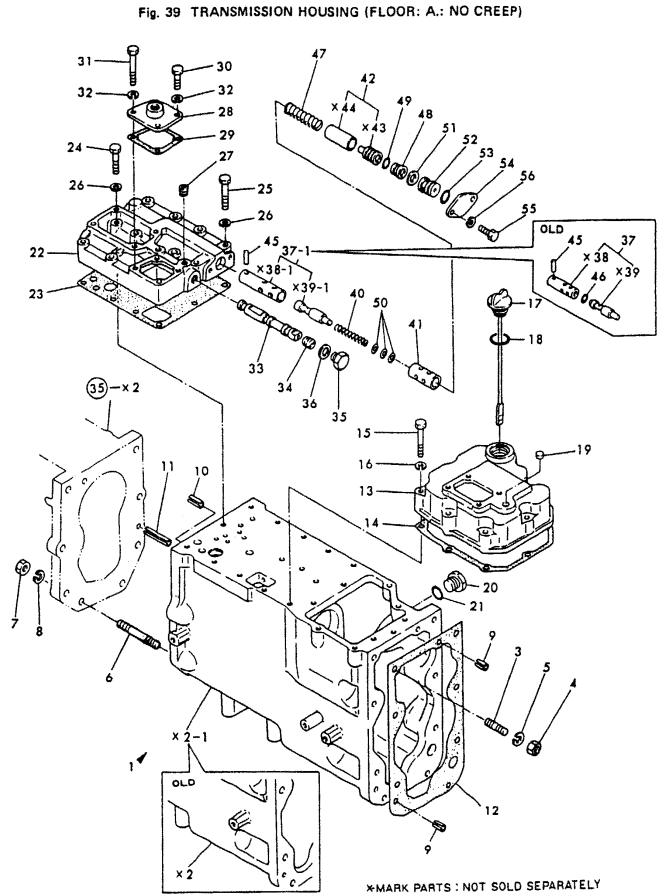


Fig. 39 TRANSMISSION HOUSING (FLOOR: A.: NO CREEP)

No.	Lev.	Parts No.	Description	Q'ty						I	R
				(A)	(B)	(C)	(D)	(E)	(F)		
1	1	194322-24100-X	HOUSING,TRANSMISSION	1	1						
1-1	1	194322-24101-X	HOUSING,TRANSMISSION	1	1						S
		(A=*1981.) (B=*1981.)									
3	2	26216-120352	STUD, M12X 35	1	1						
4	2	26716-120002	NUT, M12	1	1						
5	2	22217-120000	WASHER, SPRING 12	1	1						
6	2	26216-140802	STUD, M14X 80	8	8						
7	2	26716-140002	NUT, M14	8	8						
8	2	22217-140000	WASHER, SPRING 14	8	8						
9	2	22351-100020	PIN, SPRING 10.0X20	2	2						
10	2	22351-100028	PIN, SPRING 10.0X28	1	1						
11	2	22351-100056	PIN, SPRING 10.0X56	1	1						
12	1	194320-24120	GASKET, TRANSMISSION	1	1						
13	1	194320-24210-X	COVER, TRANSMISSION	1	1						
14	1	194320-24220	GASKET, TRANSMISSION	1	1						
15	1	26116-080502	BOLT, M8X 50 PLATED	8	8						
16	1	22217-080000	WASHER, SPRING 8	8	8						
17	1	194320-24290	DIPSTICK 33X244	1	1						
18	1	24341-000320	O-RING, 1AS32.0	1	1						
19	1	194322-24280-X	PLUG 10	1	1						
20	1	194464-45920	PLUG, 3/4-16UNF	1	1						
21	1	194464-45930	O-RING, 8-1	1	1						
22	1	194322-24500-X	CASE, REGULATOR	1	1						
22-1	1	194322-24501-X	CASE, REGULATOR	1	1						N
		(A=*1981.) (B=*1981.)									
22-2	1	194322-24502-X	CASE, REGULATOR	1	1						N
		(A=T/# 21314) (B=T/# 43399)									
23	1	194310-24510	GASKET, REGULATOR	1	1						
24	1	26116-080452	BOLT, M8X 45 PLATED	2	2						
25	1	26116-080502	BOLT, M8X 50 PLATED	8	8						
26	1	22217-080000	WASHER, SPRING 8	10	10						
27	1	23871-010000	PLUG, R01	2	2						
28	1	194321-17830-X	COVER, CAM	1	1						
29	1	194310-24890	GASKET	1	1						
30	1	26116-080182	BOLT, M8X 18 PLATED	2	2						
31	1	26116-080602	BOLT, M8X 60 PLATED	2	2						
32	1	22217-080000	WASHER, SPRING 8	4	4						
33	1	194310-24520	SPOOL, VALVE	1	1						
34-1	1	26979-080082	SCREW, M8X 8	1	1						
35	1	194310-24660	PLUG, 18	1	1						
36	1	23414-180000	GASKET, 18X1.0	1	1						
37	1	194322-24560	VALVE ASSY, RELIEF	1	1						
37-1	1	194322-24561	VALVE ASSY, RELIEF	1	1						S
		(A=T/# 00206) (B=T/# 00343)									
40	1	194310-24550	SPRING, RELEASE	1	1						
41	1	194310-24580	HOLDER, SPRING	1	1						
42	1	194322-24630	VALVE ASSY, DRV	1	1						
45	1	194310-24720	PARALLEL PIN	1	1						
46	1	24311-000100	O-RING, 1AP10.0	1	1						Z
		(A=T/# 00206) (B=T/# 00343)									
47	1	194310-24610	SPRING	1	1						

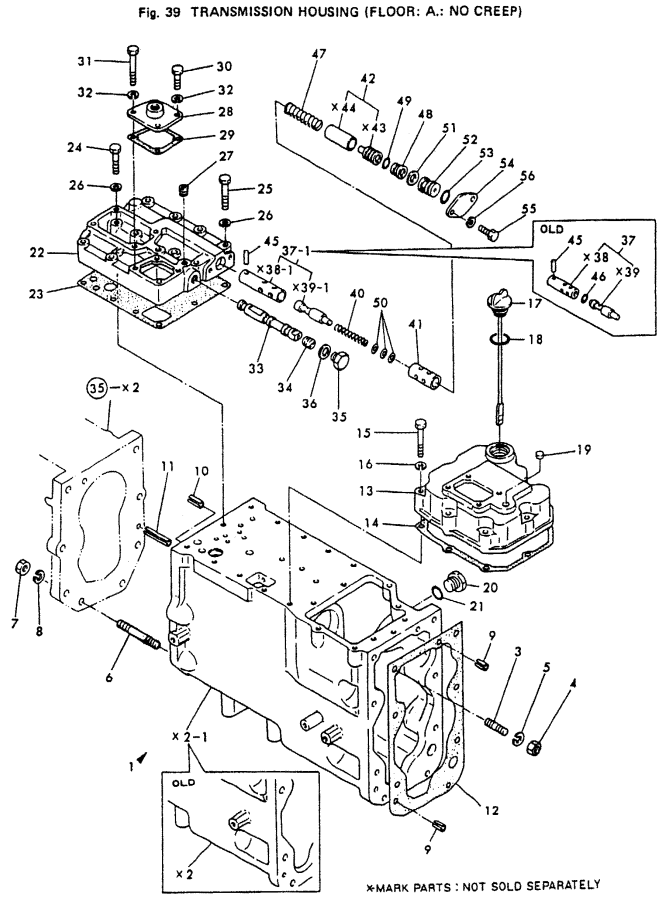
Remarks
(M) MISS-PRINT.

Fig.39. TRANSMISSION HOUSING (FLOOR:A)

(A)=YM336 (FLOOR
(B)=YM336D(FLOOR
(C)=YM336 (COLUM

(D)=YM336D(COLUM
(E)=
(F)=

A



No.	Lev.	Parts No.	Description	Q'ty						I	R
				(A)	(B)	(C)	(D)	(E)	(F)		
48	1	194310-24620	VALVE, THROTTLE	1	1						
49	1	24311-000180	O-RING, 1AP18.0	1	1						
50	1	194310-24920	SHIM, ADJUST T=0.5	3	3						
51	1	194310-24680	STRAINER	1	1						
52	1	194310-24690	RETAINER, FILTER	1	1						
53	1	24341-000250	O-RING, 1AS25.0	1	1						
54	1	194310-24670-X	PLATE	1	1						
55	1	26116-080182	BOLT, M8X 18 PLATED	2	2						
56	1	22217-080000	WASHER, SPRING 8	2	2						

Remarks
(M) MISS-PRINT.

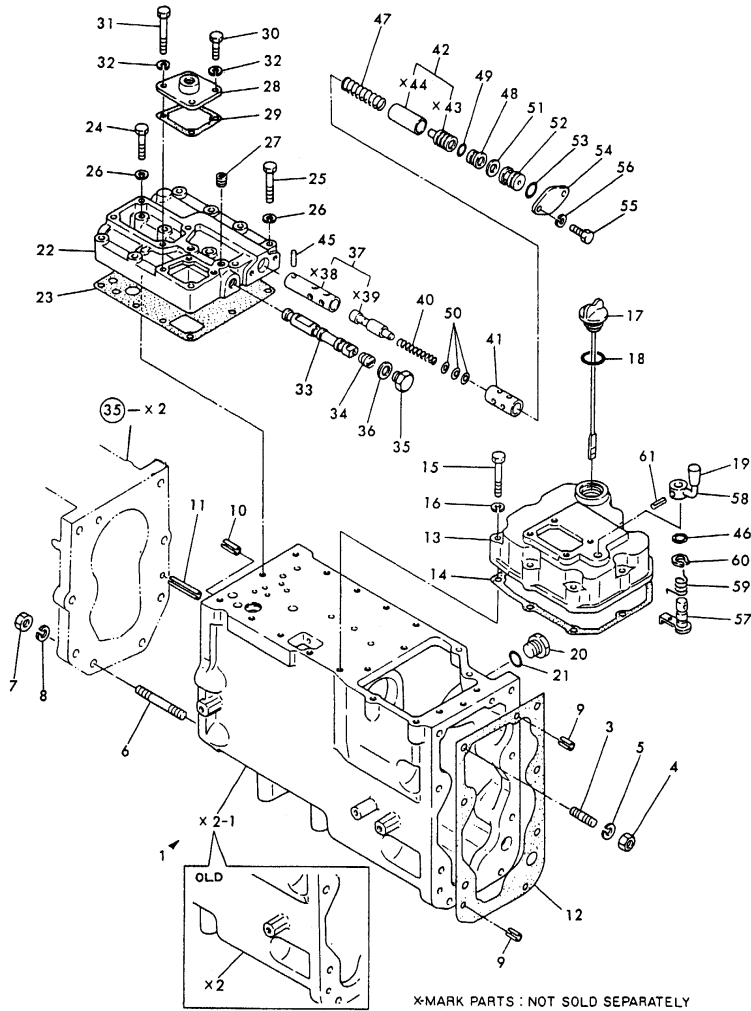
Fig.40. TRANSMISSION HOUSING (FLOOR:F)

(A)=YM336 (FLOOR
(B)=YM336D(FLOOR
(C)=YM336 (COLUM

(D)=YM336D(COLUM
(E)=
(F)=

F

Fig. 40 TRANSMISSION HOUSING (FLOOR: F.: NO CREEP)



No.	Lev.	Parts No.	Description	Q'ty						I	R
				(A)	(B)	(C)	(D)	(E)	(F)		
1	1	194322-24100-X	HOUSING,TRANSMISSION	1	1						
1-1	1	194322-24101-X	HOUSING,TRANSMISSION	1	1						S
		(A=*1981.) (B=*1981.)									
3	2	26216-120352	STUD, M12X 35	1	1						
4	2	26716-120002	NUT, M12	1	1						
5	2	22217-120000	WASHER, SPRING 12	1	1						
6	2	26216-140802	STUD, M14X 80	8	8						
7	2	26716-140002	NUT, M14	8	8						
8	2	22217-140000	WASHER, SPRING 14	8	8						
9	2	22351-100020	PIN, SPRING 10.0X20	2	2						
10	2	22351-100028	PIN, SPRING 10.0X28	1	1						
11	2	22351-100056	PIN, SPRING 10.0X56	1	1						
12	1	194320-24120	GASKET, TRANSMISSION	1	1						
13	1	194320-24210-X	COVER, TRANSMISSION	1	1						
14	1	194320-24220	GASKET, TRANSMISSION	1	1						
15	1	26116-080502	BOLT, M8X 50 PLATED	8	8						
16	1	22217-080000	WASHER, SPRING 8	8	8						
17	1	194320-24290	DIPSTICK 33X244	1	1						
18	1	24341-000320	O-RING, 1AS32.0	1	1						
19	1	194080-01121	KNOB 8X17X30	1	1						
20	1	194464-45920	PLUG, 3/4-16UNF	1	1						
21	1	194464-45930	O-RING, 8-1	1	1						
22	1	194322-24500-X	CASE, REGULATOR	1	1						
22-1	1	194322-24501-X	CASE, REGULATOR	1	1						N
		(A=*1981.) (B=*1981.)									
22-2	1	194322-24502-X	CASE, REGULATOR	1	1						N
		(A=T/# 21314) (B=T/# 43399)									
23	1	194310-24510	GASKET, REGULATOR	1	1						
24	1	26116-080452	BOLT, M8X 45 PLATED	2	2						
25	1	26116-080502	BOLT, M8X 50 PLATED	8	8						
26	1	22217-080000	WASHER, SPRING 8	10	10						
27	1	23871-010000	PLUG, R01	2	2						
28	1	194321-17830-X	COVER, CAM	1	1						
29	1	194310-24890	GASKET	1	1						
30	1	26116-080182	BOLT, M8X 18 PLATED	2	2						
31	1	26116-080602	BOLT, M8X 60 PLATED	2	2						
32	1	22217-080000	WASHER, SPRING 8	4	4						
33	1	194310-24520	SPOOL, VALVE	1	1						
34	1	26979-080082	SCREW, M8X 8	1	1						
35	1	194310-24660	PLUG, 18	1	1						
36	1	23414-180000	GASKET, 18X1.0	1	1						
37	1	194322-24561	VALVE ASSY, RELIEF	1	1						
40	1	194310-24550	SPRING, RELEASE	1	1						
41	1	194310-24580	HOLDER, SPRING	1	1						
42	1	194322-24630	VALVE ASSY, DRV	1	1						
45	1	194310-24720	PARALLEL PIN	1	1						
46	1	24341-000080	O-RING, 1AS8.0	1	1						
47	1	194310-24610	SPRING	1	1						
48	1	194310-24620	VALVE, THROTTLE	1	1						
49	1	24311-000180	O-RING, 1AP18.0	1	1						
50	1	194310-24920	SHIM, ADJUST T=0.5	3	3						

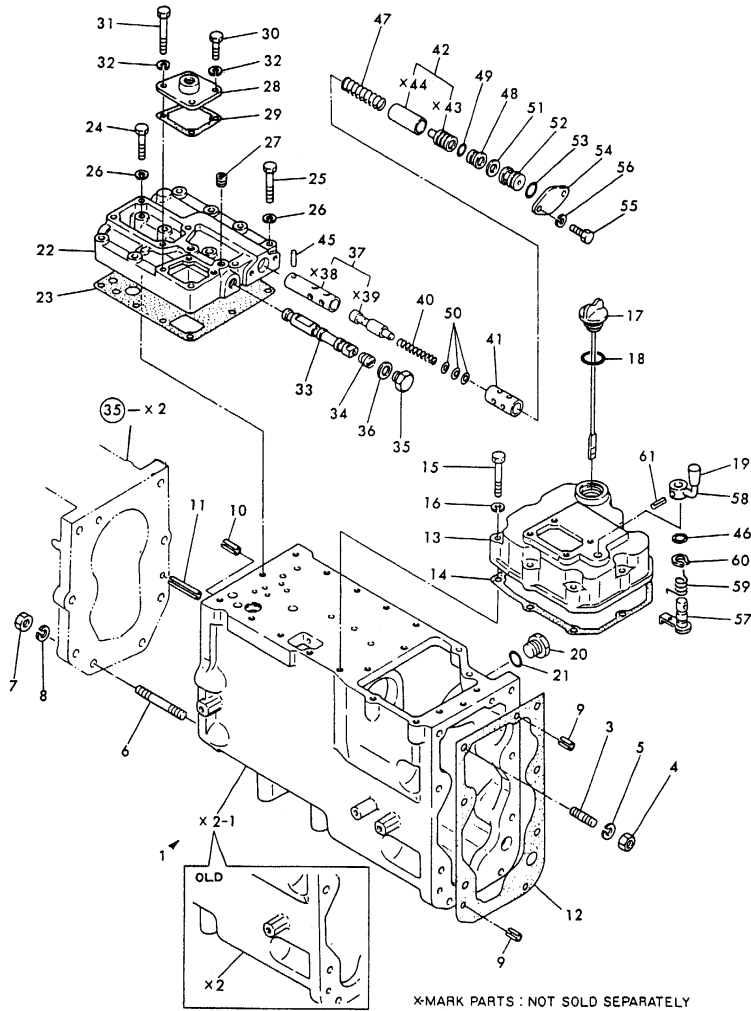
Fig.40. TRANSMISSION HOUSING (FLOOR:F)

(A)=YM336 (FLOOR
(B)=YM336D(FLOOR
(C)=YM336 (COLUM

(D)=YM336D(COLUM
(E)=
(F)=

F

Fig. 40 TRANSMISSION HOUSING (FLOOR: F.: NO CREEP)



No.	Lev.	Parts No.	Description	Q'ty						I	R
				(A)	(B)	(C)	(D)	(E)	(F)		
51	1	194310-24680	STRAINER	1	1						
52	1	194310-24690	RETAINER, FILTER	1	1						
53	1	24341-000250	O-RING, 1AS25.0	2	2						
54	1	194310-24670-X	PLATE	1	1						
55	1	26116-080182	BOLT, M8X 18 PLATED	1	1						
56	1	22217-080000	WASHER, SPRING 8	2	2						
57	1	194322-27410	ARM, CREEP LOCK	1	1						
58	1	194320-27420	LEVER, LOCK	1	1						
59	1	194320-27430	SPRING	1	1						
60	1	22242-000100	RING, 10	1	1						
61	1	22351-040022	PIN, SPRING 4.0X22	1	1						

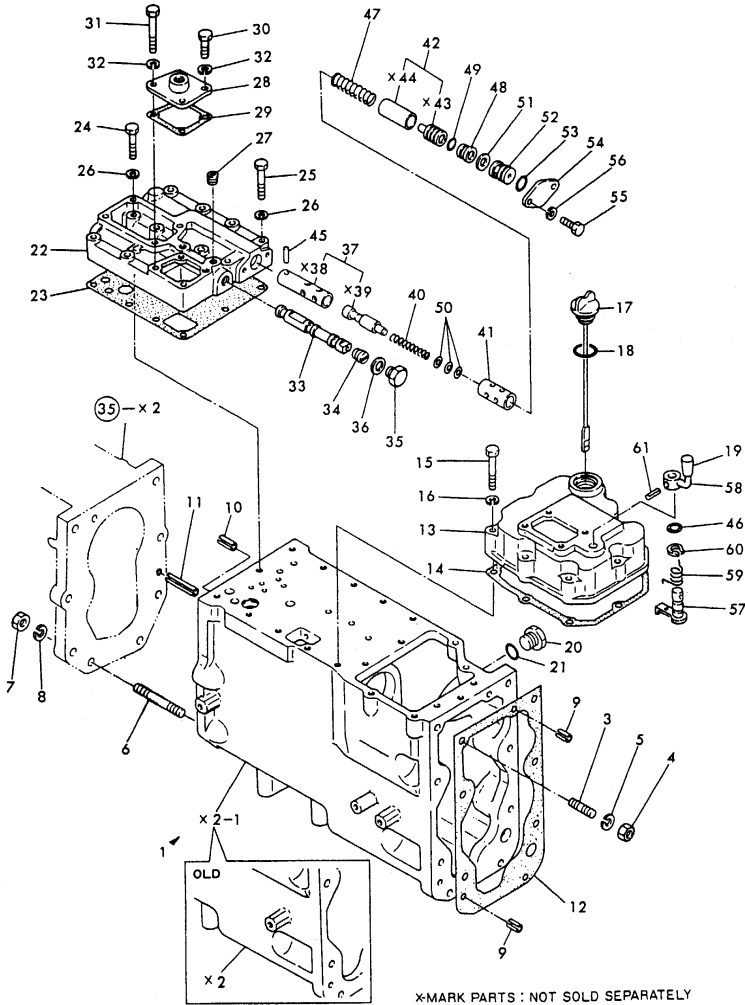
Fig.41. TRANSMISSION HOUSING (FLOOR:A)

(A)=YM336 (FLOOR
(B)=YM336D(FLOOR
(C)=YM336 (COLUM

(D)=YM336D(COLUM
(E)=
(F)=

A

Fig. 41 TRANSMISSION HOUSING (FLOOR: W/CREEP: A.)



No.	Lev.	Parts No.	Description	Q'ty						I	R
				(A)	(B)	(C)	(D)	(E)	(F)		
1	1	194322-24100-X	HOUSING,TRANSMISSION	1	1						
1-1	1	194322-24101-X	HOUSING,TRANSMISSION	1	1						S
		(A=*1981.) (B=*1981.)									
3	2	26216-120352	STUD, M12X 35	1	1						
4	2	26716-120002	NUT, M12	1	1						
5	2	22217-120000	WASHER, SPRING 12	1	1						
6	2	26216-140802	STUD, M14X 80	8	8						
7	2	26716-140002	NUT, M14	8	8						
8	2	22217-140000	WASHER, SPRING 14	8	8						
9	2	22351-100020	PIN, SPRING 10.0X20	2	2						
10	2	22351-100028	PIN, SPRING 10.0X28	1	1						
11	2	22351-100056	PIN, SPRING 10.0X56	1	1						
12	1	194320-24120	GASKET, TRANSMISSION	1	1						
13	1	194320-24210-X	COVER, TRANSMISSION	1	1						
14	1	194320-24220	GASKET, TRANSMISSION	1	1						
15	1	26116-080502	BOLT, M8X 50 PLATED	8	8						
16	1	22217-080000	WASHER, SPRING 8	8	8						
17	1	194320-24290	DIPSTICK 33X244	1	1						
18	1	24341-000320	O-RING, 1AS32.0	1	1						
19	1	194080-01121	KNOB 8X17X30	1	1						
20	1	194464-45920	PLUG, 3/4-16UNF	1	1						
21	1	194464-45930	O-RING, 8-1	1	1						
22	1	194322-24500-X	CASE, REGULATOR	1	1						
22-1	1	194322-24501-X	CASE, REGULATOR	1	1						N
		(A=*1981.) (B=*1981.)									
22-2	1	194322-24502-X	CASE, REGULATOR	1	1						N
		(A=T/# 21314) (B=T/# 43399)									
23	1	194310-24510	GASKET, REGULATOR	1	1						
24	1	26116-080452	BOLT, M8X 45 PLATED	2	2						
25	1	26116-080502	BOLT, M8X 50 PLATED	8	8						
26	1	22217-080000	WASHER, SPRING 8	10	10						
27	1	23871-010000	PLUG, R01	2	2						
28	1	194321-17830-X	COVER, CAM	1	1						
29	1	194310-24890	GASKET	1	1						
30	1	26116-080182	BOLT, M8X 18 PLATED	2	2						
31	1	26116-080602	BOLT, M8X 60 PLATED	2	2						
32	1	22217-080000	WASHER, SPRING 8	4	4						
33	1	194310-24520	SPOOL, VALVE	1	1						
34	1	26979-080082	SCREW, M8X 8	1	1						
35	1	194310-24660	PLUG, 18	1	1						
36	1	23414-180000	GASKET, 18X1.0	1	1						
37	1	194322-24561	VALVE ASSY, RELIEF	1	1						
40	1	194310-24550	SPRING, RELEASE	1	1						
41	1	194310-24580	HOLDER, SPRING	1	1						
42	1	194322-24630	VALVE ASSY, DRV	1	1						
45	1	194310-24720	PARALLEL PIN	1	1						
46	1	24341-000080	O-RING, 1AS8.0	1	1						
47	1	194310-24610	SPRING	1	1						
48	1	194310-24620	VALVE, THROTTLE	1	1						
49	1	24311-000180	O-RING, 1AP18.0	1	1						
50	1	194310-24920	SHIM, ADJUST T=0.5	3	3						

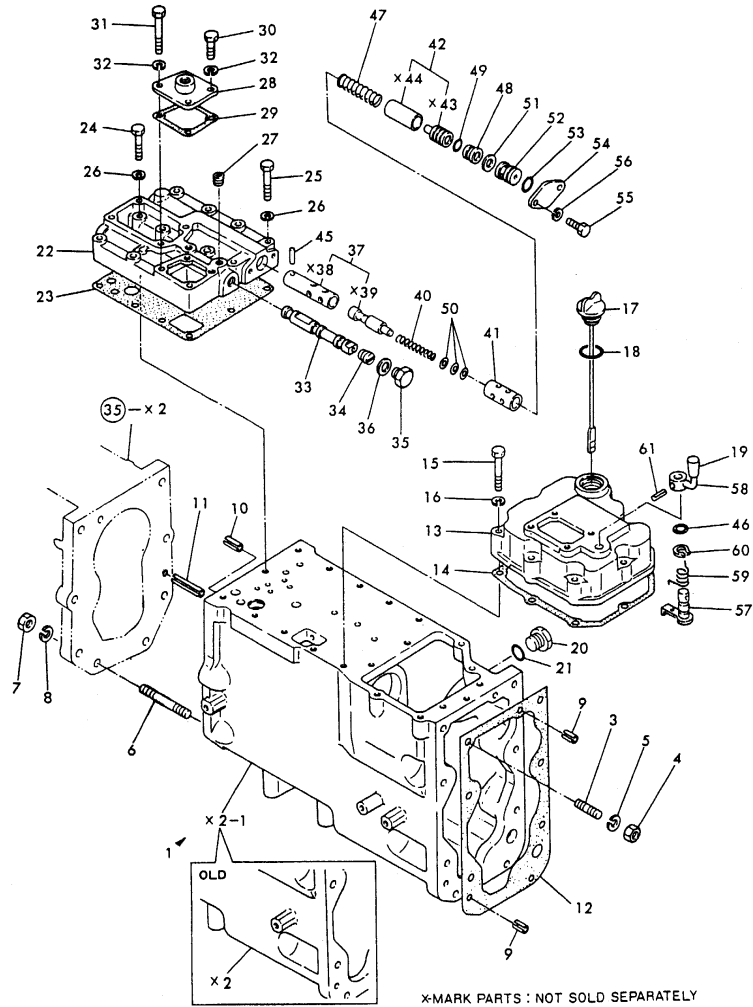
Fig.41. TRANSMISSION HOUSING (FLOOR:A)

(A)=YM336 (FLOOR
(B)=YM336D(FLOOR
(C)=YM336 (COLUM

(D)=YM336D(COLUM
(E)=
(F)=

A

Fig. 41 TRANSMISSION HOUSING (FLOOR: W/CREEP: A.)



No.	Lev.	Parts No.	Description	Q'ty						I	R
				(A)	(B)	(C)	(D)	(E)	(F)		
51	1	194310-24680	STRAINER	1	1						
52	1	194310-24690	RETAINER, FILTER	1	1						
53	1	24341-000250	O-RING, 1AS25.0	2	2						
54	1	194310-24670-X	PLATE	1	1						
55	1	26116-080182	BOLT, M8X 18 PLATED	1	1						
56	1	22217-080000	WASHER, SPRING 8	2	2						
57	1	194322-27410	ARM, CREEP LOCK	1	1						
58	1	194320-27420-X	LEVER, LOCK	1	1						
59	1	194320-27430	SPRING	1	1						
60	1	22242-000100	RING, 10	1	1						
61	1	22351-040022	PIN, SPRING 4.0X22	1	1						

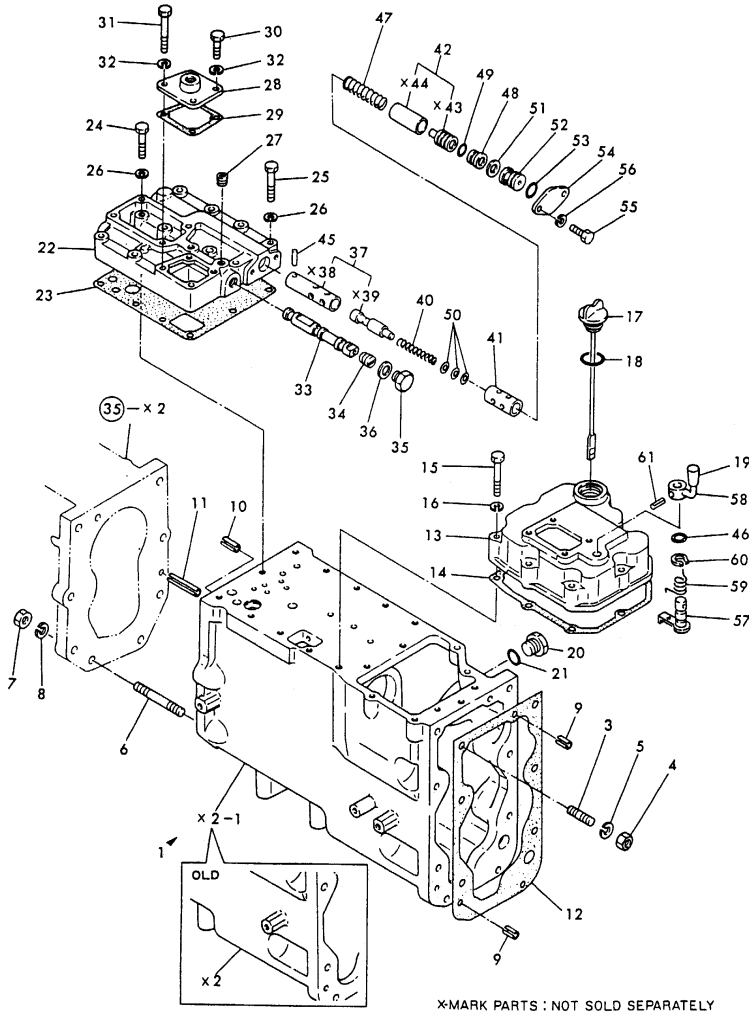
Fig.42. TRANSMISSION HOUSING (FLOOR:F)

(A)=YM336 (FLOOR)
(B)=YM336D(FLOOR)
(C)=YM336 (COLUM

(D)=YM336D(COLUM
(E)=
(F)=

F

Fig. 42 TRANSMISSION HOUSING (FLOOR: W/CREEP: F.)



No.	Lev.	Parts No.	Description	Q'ty						I	R
				(A)	(B)	(C)	(D)	(E)	(F)		
1	1	194322-24100-X	HOUSING,TRANSMISSION	1	1						
1-1	1	194322-24101-X	HOUSING,TRANSMISSION	1	1						S
		(A=*1981.) (B=*1981.)									
3	2	26216-120352	STUD, M12X 35	1	1						
4	2	26716-120002	NUT, M12	1	1						
5	2	22217-120000	WASHER, SPRING 12	1	1						
6	2	26216-140802	STUD, M14X 80	8	8						
7	2	26716-140002	NUT, M14	8	8						
8	2	22217-140000	WASHER, SPRING 14	8	8						
9	2	22351-100020	PIN, SPRING 10.0X20	2	2						
10	2	22351-100028	PIN, SPRING 10.0X28	1	1						
11	2	22351-100056	PIN, SPRING 10.0X56	1	1						
12	1	194320-24120	GASKET, TRANSMISSION	1	1						
13	1	194320-24210-X	COVER, TRANSMISSION	1	1						
14	1	194320-24220	GASKET, TRANSMISSION	1	1						
15	1	26116-080502	BOLT, M8X 50 PLATED	8	8						
16	1	22217-080000	WASHER, SPRING 8	8	8						
17	1	194320-24290	DIPSTICK 33X244	1	1						
18	1	24341-000320	O-RING, 1AS32.0	1	1						
19	1	194080-01121	KNOB 8X17X30	1	1						
20	1	194464-45920	PLUG, 3/4-16UNF	1	1						
21	1	194464-45930	O-RING, 8-1	1	1						
22	1	194322-24500-X	CASE, REGULATOR	1	1						
22-1	1	194322-24501-X	CASE, REGULATOR	1	1						N
		(A=*1981.) (B=*1981.)									
22-2	1	194322-24502-X	CASE, REGULATOR	1	1						N
		(A=T/# 21314) (B=T/# 43399)									
23	1	194310-24510	GASKET, REGULATOR	1	1						
24	1	26116-080452	BOLT, M8X 45 PLATED	2	2						
25	1	26116-080502	BOLT, M8X 50 PLATED	8	8						
26	1	22217-080000	WASHER, SPRING 8	10	10						
27	1	23871-010000	PLUG, R01	2	2						
28	1	194321-17830-X	COVER, CAM	1	1						
29	1	194310-24890	GASKET	1	1						
30	1	26116-080182	BOLT, M8X 18 PLATED	2	2						
31	1	26116-080602	BOLT, M8X 60 PLATED	2	2						
32	1	22217-080000	WASHER, SPRING 8	4	4						
33	1	194310-24520	SPOOL, VALVE	1	1						
34	1	26979-080082	SCREW, M8X 8	1	1						
35	1	194310-24660	PLUG, 18	1	1						
36	1	23414-180000	GASKET, 18X1.0	1	1						
37	1	194322-24561	VALVE ASSY, RELIEF	1	1						
40	1	194310-24550	SPRING, RELEASE	1	1						
41	1	194310-24580	HOLDER, SPRING	1	1						
42	1	194322-24630	VALVE ASSY, DRV	1	1						
45	1	194310-24720	PARALLEL PIN	1	1						
46	1	24341-000080	O-RING, 1AS8.0	1	1						
47	1	194310-24610	SPRING	1	1						
48	1	194310-24620	VALVE, THROTTLE	1	1						
49	1	24311-000180	O-RING, 1AP18.0	1	1						
50	1	194310-24920	SHIM, ADJUST T=0.5	3	3						

N:Old $\begin{matrix} \text{Yes} \\ \text{No} \end{matrix}$ New, Q:Old $\begin{matrix} \text{No} \\ \text{Yes} \end{matrix}$ New, R:Old $\begin{matrix} \text{Yes} \\ \text{No} \end{matrix}$ New, S:Old $\begin{matrix} \text{No} \\ \text{Yes} \end{matrix}$ New, W:Add, Z:Discontinued, F:Interchangeable by set, K:Q'ty Change
++ CONTINUE ++
Copyright (C) YANMAR CO., LTD. All Rights Reserved.

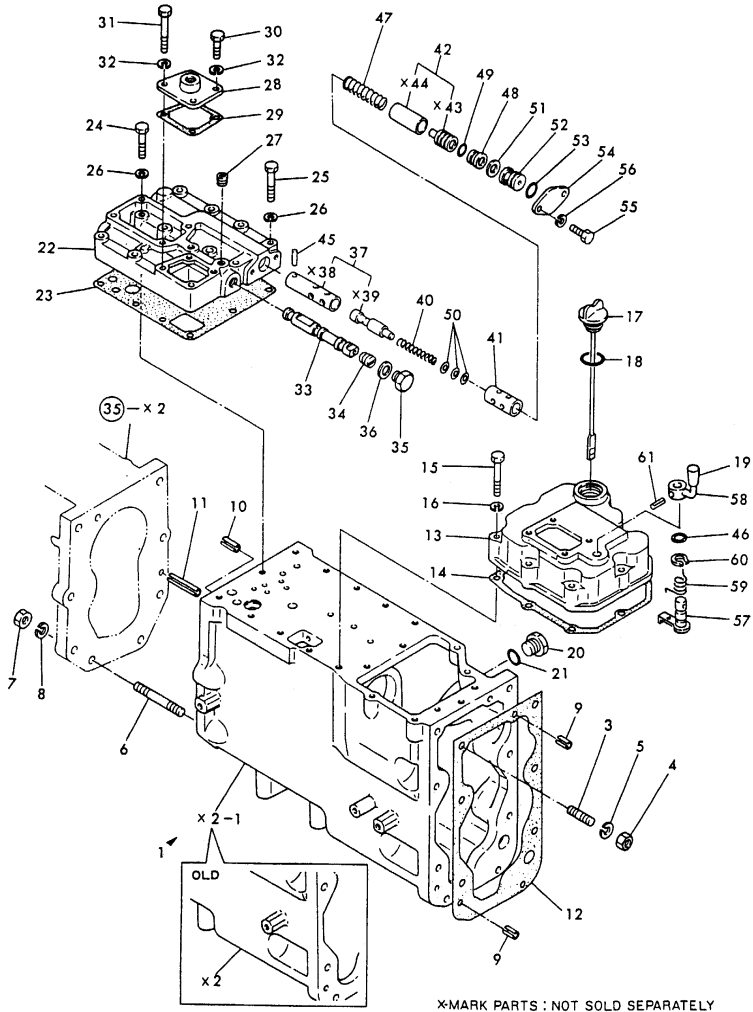
Fig.42. TRANSMISSION HOUSING (FLOOR:F)

(A)=YM336 (FLOOR
(B)=YM336D(FLOOR
(C)=YM336 (COLUM

(D)=YM336D(COLUM
(E)=
(F)=

F

Fig. 42 TRANSMISSION HOUSING (FLOOR: W/CREEP: F.)



No.	Lev.	Parts No.	Description	Q'ty						I	R
				(A)	(B)	(C)	(D)	(E)	(F)		
51	1	194310-24680	STRAINER	1	1						
52	1	194310-24690	RETAINER, FILTER	1	1						
53	1	24341-000250	O-RING, 1AS25.0	2	2						
54	1	194310-24670-X	PLATE	1	1						
55	1	26116-080182	BOLT, M8X 18 PLATED	1	1						
56	1	22217-080000	WASHER, SPRING 8	2	2						
57	1	194322-27410	ARM, CREEP LOCK	1	1						
58	1	194320-27420-X	LEVER, LOCK	1	1						
59	1	194320-27430	SPRING	1	1						
60	1	22242-000100	RING, 10	1	1						
61	1	22351-040022	PIN, SPRING 4.0X22	1	1						

Fig.43. TRANSMISSION HOUSING (COLUMN)

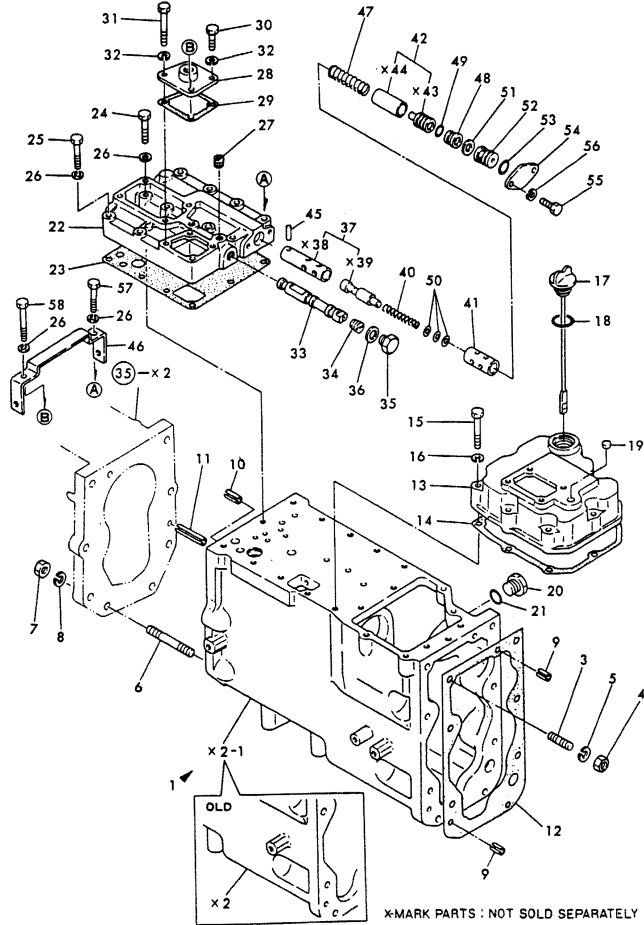
(A)=YM336 (FLOOR)
(B)=YM336D(FLOOR)
(C)=YM336 (COLUMN)

(D)=YM336D(COLUMN)
(E)=
(F)=

A. & Stan.

Fig. 43 TRANSMISSION HOUSING (COLUMN: NO CREEP: A. & STAN.)

D94322-24110
D94323-24110
D94310-24700
D94490-24500



No.	Lev.	Parts No.	Description	Q'ty						I	R
				(A)	(B)	(C)	(D)	(E)	(F)		
1	1	194322-24100-X	HOUSING,TRANSMISSION			1	1				
1-1	1	194322-24101-X	HOUSING,TRANSMISSION (C=*1981.) (D=*1981.)			1	1				S
3	2	26216-120352	STUD, M12X 35			1	1				
4	2	26716-120002	NUT, M12			1	1				
5	2	22217-120000	WASHER, SPRING 12			1	1				
6	2	26216-140802	STUD, M14X 80			8	8				
7	2	26716-140002	NUT, M14			8	8				
8	2	22217-140000	WASHER, SPRING 14			8	8				
9	2	22351-100020	PIN, SPRING 10.0X20			2	2				
10	2	22351-100028	PIN, SPRING 10.0X28			1	1				
11	2	22351-100056	PIN, SPRING 10.0X56			1	1				
12	1	194320-24120	GASKET, TRANSMISSION			1	1				
13	1	194320-24210-X	COVER, TRANSMISSION			1	1				
14	1	194320-24220	GASKET, TRANSMISSION			1	1				
15	1	26116-080502	BOLT, M8X 50 PLATED			8	8				
16	1	22217-080000	WASHER, SPRING 8			8	8				
17	1	194320-24290	DIPSTICK 33X244			1	1				
17-1	1	194505-24130	DIPSTICK 33X237 (C=T/# 21294) (D=T/# 43263)			1	1				R
18	1	24341-000320	O-RING, 1AS32.0			1	1				
19	1	194322-24280	PLUG, 10			1	1				
20	1	194464-45920	PLUG, 3/4-16UNF			1	1				
21	1	194464-45930	O-RING, 8-1			1	1				
22	1	194322-24500-X	CASE, REGULATOR			1	1				
22-1	1	194322-24501-X	CASE, REGULATOR (C=*1981.) (D=*1981.)			1	1				N
22-2	1	194322-24502-X	CASE, REGULATOR (C=T/# 21314) (D=T/# 43399)			1	1				N
23	1	194310-24510	GASKET, REGULATOR			1	1				
24	1	26116-080452	BOLT, M8X 45 PLATED			2	2				
25	1	26116-080502	BOLT, M8X 50 PLATED			7	7				
26	1	22217-080000	WASHER, SPRING 8			10	10				
27	1	23871-010000	PLUG, R01			2	2				
28	1	194321-17830-X	COVER, CAM			1	1				
29	1	194310-24890	GASKET			1	1				
30	1	26116-080182	BOLT, M8X 18 PLATED			2	2				
31	1	26116-080602	BOLT, M8X 60 PLATED			1	1				
32	1	22217-080000	WASHER, SPRING 8			4	4				
33	1	194310-24520	SPOOL, VALVE			1	1				
34	1	26979-080082	SCREW, M8X 8			1	1				
35	1	194310-24660	PLUG, 18			1	1				
36	1	23414-180000	GASKET, 18X1.0			1	1				
37	1	194322-24561	VALVE ASSY, RELIEF			1	1				
40	1	194310-24550	SPRING, RELEASE			1	1				
41	1	194310-24580	HOLDER, SPRING			1	1				
42	1	194322-24630	VALVE ASSY, DRV			1	1				
45	1	194310-24720	PARALLEL PIN			1	1				
46	1	194490-61680-X	STAY, GEAR BOX			1	1				
47	1	194310-24610	SPRING			1	1				
48	1	194310-24620	VALVE, THROTTLE			1	1				

Remarks
(STAN) : FIG.43,S "STAN" MEANS
"COLUMN : NO CREEP : EXCEPT F".

Fig.43. TRANSMISSION HOUSING (COLUMN)

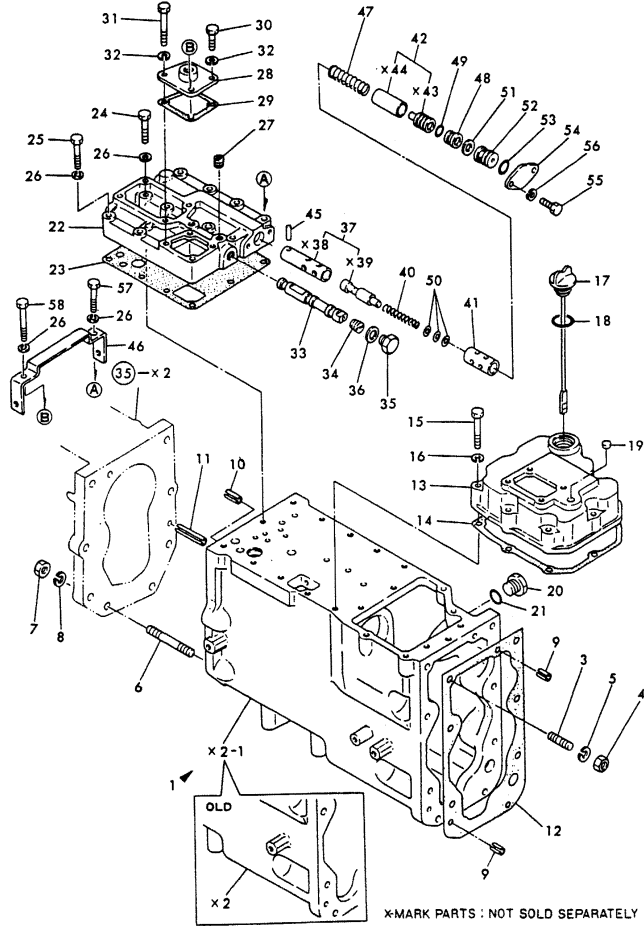
(A)=YM336 (FLOOR
(B)=YM336D(FLOOR
(C)=YM336 (COLUMN

(D)=YM336D(COLUMN
(E)=
(F)=

A. & Stan.

Fig. 43 TRANSMISSION HOUSING (COLUMN: NO CREEP: A. & STAN.)

D94322-24110
D94323-24110
D94310-24700
D94490-24500



No.	Lev.	Parts No.	Description	Q'ty						I	R
				(A)	(B)	(C)	(D)	(E)	(F)		
49	1	24311-000180	O-RING, 1AP18.0			1	1				
50	1	194310-24920	SHIM, ADJUST T=0.5			3	3				
51	1	194310-24680	STRAINER			1	1				
52	1	194310-24690	RETAINER, FILTER			1	1				
53	1	24341-000250	O-RING, 1AS25.0			1	1				
54	1	194310-24670-X	PLATE			1	1				
55	1	26116-080182	BOLT, M8X 18 PLATED			2	2				
56	1	22217-080000	WASHER, SPRING 8			2	2				
57	1	26116-080552	BOLT, M8X 55 PLATED			1	1				
58	1	26116-080652	BOLT, M8X 65 PLATED			1	1				

Remarks
(STAN) : FIG.43,S "STAN" MEANS
"COLUMN : NO CREEP : EXCEPT F".

Fig.44. TRANSMISSION HOUSING (COLUMN)

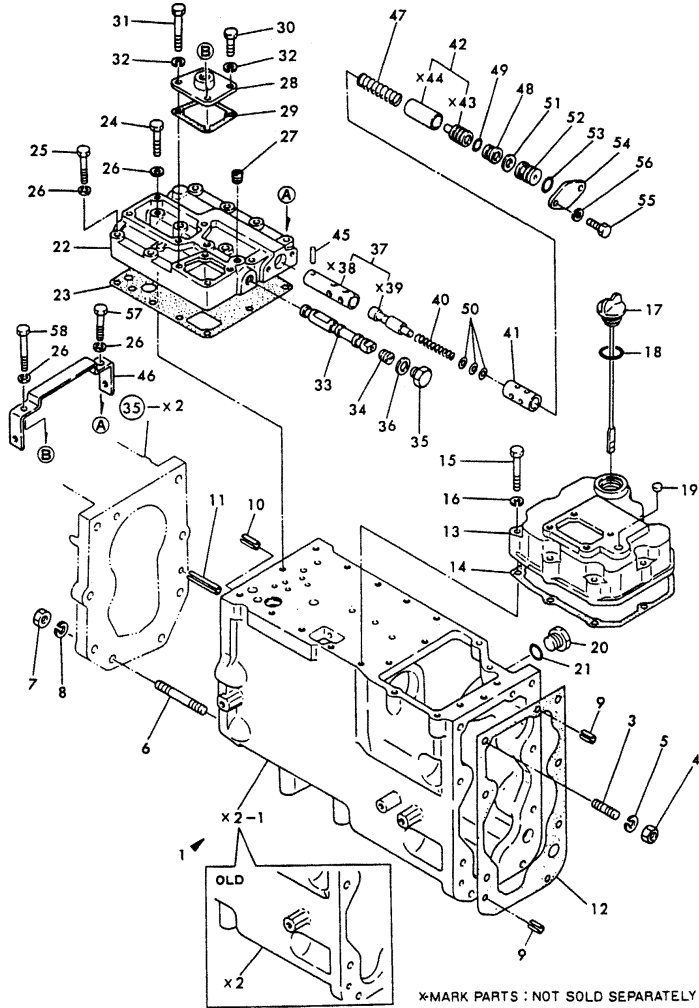
(A)=YM336 (FLOOR)
 (B)=YM336D(FLOOR)
 (C)=YM336 (COLUMN)

(D)=YM336D(COLUMN)
 (E)=
 (F)=

F

Fig. 44 TRANSMISSION HOUSING (COLUMN: NO CREEP: F.)

D99322-24110
 D99323-24110
 D99310-24700
 D99490-24500



No.	Lev.	Parts No.	Description	Qty						I	R
				(A)	(B)	(C)	(D)	(E)	(F)		
1	1	194322-24100-X	HOUSING,TRANSMISSION			1	1				
1-1	1	194322-24101-X	HOUSING,TRANSMISSION (C=*1981.) (D=*1981.)			1	1				S
3	2	26216-120352	STUD, M12X 35			1	1				
4	2	26716-120002	NUT, M12			1	1				
5	2	22217-120000	WASHER, SPRING 12			1	1				
6	2	26216-140802	STUD, M14X 80			8	8				
7	2	26716-140002	NUT, M14			8	8				
8	2	22217-140000	WASHER, SPRING 14			8	8				
9	2	22351-100020	PIN, SPRING 10.0X20			2	2				
10	2	22351-100028	PIN, SPRING 10.0X28			1	1				
11	2	22351-100056	PIN, SPRING 10.0X56			1	1				
12	1	194320-24120	GASKET, TRANSMISSION			1	1				
13	1	194320-24210-X	COVER, TRANSMISSION			1	1				
14	1	194320-24220	GASKET, TRANSMISSION			1	1				
15	1	26116-080502	BOLT, M8X 50 PLATED			8	8				
16	1	22217-080000	WASHER, SPRING 8			8	8				
17	1	194320-24290	DIPSTICK 33X244			1	1				
18	1	24341-000320	O-RING, 1AS32.0			1	1				
19	1	194322-24280	PLUG, 10			1	1				
20	1	194464-45920	PLUG, 3/4-16UNF			1	1				
21	1	194464-45930	O-RING, 8-1			1	1				
22	1	194322-24500-X	CASE, REGULATOR			1	1				
22-1	1	194322-24501-X	CASE, REGULATOR (C=*1981.) (D=*1981.)			1	1				N
22-2	1	194322-24502-X	CASE, REGULATOR (C=T/# 21314) (D=T/# 43399)			1	1				N
23	1	194310-24510	GASKET, REGULATOR			1	1				
24	1	26116-080452	BOLT, M8X 45 PLATED			2	2				
25	1	26116-080502	BOLT, M8X 50 PLATED			7	7				
26	1	22217-080000	WASHER, SPRING 8			10	10				
27	1	23871-010000	PLUG, R01			2	2				
28	1	194321-17830-X	COVER, CAM			1	1				
29	1	194310-24890	GASKET			1	1				
30	1	26116-080182	BOLT, M8X 18 PLATED			2	2				
31	1	26116-080602	BOLT, M8X 60 PLATED			1	1				
32	1	22217-080000	WASHER, SPRING 8			4	4				
33	1	194310-24520	SPOOL, VALVE			1	1				
34	1	26979-080082	SCREW, M8X 8			1	1				
35	1	194310-24660	PLUG, 18			1	1				
36	1	23414-180000	GASKET, 18X1.0			1	1				
37	1	194322-24561	VALVE ASSY, RELIEF			1	1				
40	1	194310-24550	SPRING, RELEASE			1	1				
41	1	194310-24580	HOLDER, SPRING			1	1				
42	1	194322-24630	VALVE ASSY, DRV			1	1				
45	1	194310-24720	PARALLEL PIN			1	1				
46	1	194490-61680-X	STAY, GEAR BOX			1	1				
47	1	194310-24610	SPRING			1	1				
48	1	194310-24620	VALVE, THROTTLE			1	1				
49	1	24311-000180	O-RING, 1AP18.0			1	1				
50	1	194310-24920	SHIM, ADJUST T=0.5			3	3				

Fig.44. TRANSMISSION HOUSING (COLUMN)

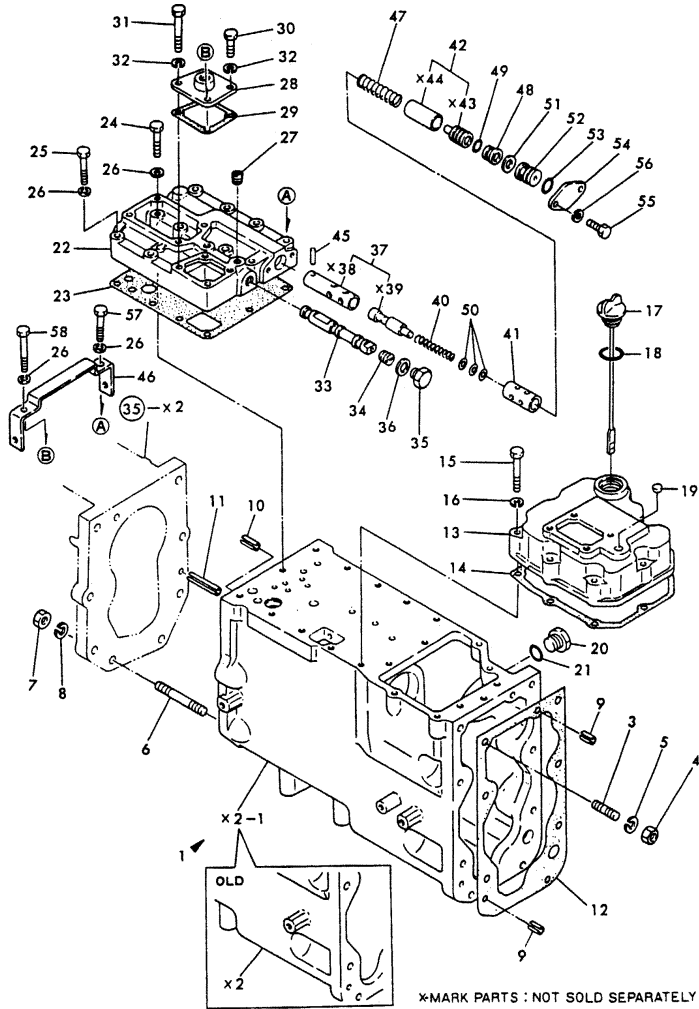
(A)=YM336 (FLOOR
(B)=YM336D(FLOOR
(C)=YM336 (COLUMN

(D)=YM336D(COLUMN
(E)=
(F)=

F

Fig. 44 TRANSMISSION HOUSING (COLUMN: NO CREEP: F.)

D99322-24110
D99323-24110
D98310-24700
D94490-24500



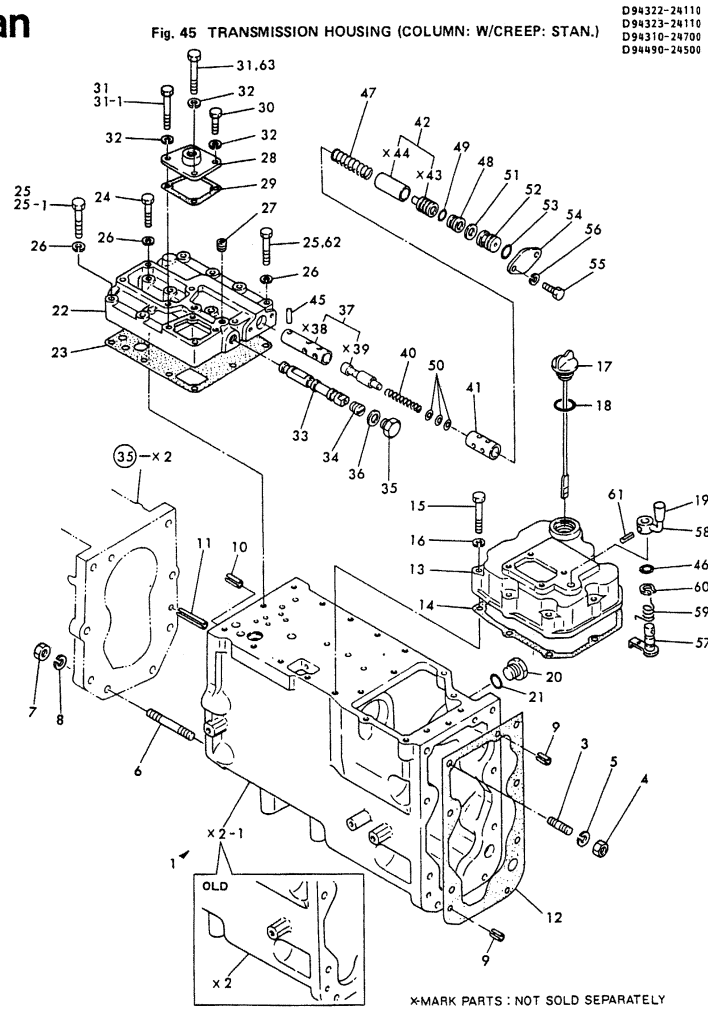
No.	Lev.	Parts No.	Description	Qty						I	R
				(A)	(B)	(C)	(D)	(E)	(F)		
51	1	194310-24680	STRAINER			1	1				
52	1	194310-24690	RETAINER, FILTER			1	1				
53	1	24341-000250	O-RING, 1AS25.0			1	1				
54	1	194310-24670-X	PLATE			1	1				
55	1	26116-080182	BOLT, M8X 18 PLATED			2	2				
56	1	22217-080000	WASHER, SPRING 8			2	2				
57	1	26116-080552	BOLT, M8X 55 PLATED			1	1				
58	1	26116-080652	BOLT, M8X 65 PLATED			1	1				

Fig.45. TRANSMISSION HOUSING (COLUMN)

(A)=YM336 (FLOOR
(B)=YM336D(FLOOR
(C)=YM336 (COLUMN

(D)=YM336D(COLUMN
(E)=
(F)=

Stan



No.	Lev.	Parts No.	Description	Q'ty						I	R
				(A)	(B)	(C)	(D)	(E)	(F)		
1	1	194322-24100-X	HOUSING,TRANSMISSION			1	1				
1-1	1	194322-24101-X	HOUSING,TRANSMISSION (C=*1981.) (D=*1981.)			1	1				S
3	2	26216-120352	STUD, M12X 35			1	1				
4	2	26716-120002	NUT, M12			1	1				
5	2	22217-120000	WASHER, SPRING 12			1	1				
6	2	26216-140802	STUD, M14X 80			8	8				
7	2	26716-140002	NUT, M14			8	8				
8	2	22217-140000	WASHER, SPRING 14			8	8				
9	2	22351-100020	PIN, SPRING 10.0X20			2	2				
10	2	22351-100028	PIN, SPRING 10.0X28			1	1				
11	2	22351-100056	PIN, SPRING 10.0X56			1	1				
12	1	194320-24120	GASKET, TRANSMISSION			1	1				
13	1	194320-24210-X	COVER, TRANSMISSION			1	1				
14	1	194320-24220	GASKET, TRANSMISSION			1	1				
15	1	26116-080502	BOLT, M8X 50 PLATED			8	8				
16	1	22217-080000	WASHER, SPRING 8			8	8				
17	1	194320-24290	DIPSTICK 33X244			1	1				
18	1	24341-000320	O-RING, 1AS32.0			1	1				
18-1	1	24351-020300	O-RING 1A 2030 (C=T/# 21278) (D=T/# 43071)			1	1				N
19	1	194080-01121	KNOB 8X17X30			1	1				
20	1	194464-45920	PLUG, 3/4-16UNF			1	1				
21	1	194464-45930	O-RING, 8-1			1	1				
22	1	194322-24500-X	CASE, REGULATOR			1	1				
22-1	1	194322-24501-X	CASE, REGULATOR (C=*1981.) (D=*1981.)			1	1				N
22-2	1	194322-24502-X	CASE, REGULATOR (C=T/# 21314) (D=T/# 43399)			1	1				N
23	1	194310-24510	GASKET, REGULATOR			1	1				
24	1	26116-080452	BOLT, M8X 45 PLATED			2	2				
25	1	26116-080502	BOLT, M8X 50 PLATED			8	8				
25-1	1	26116-080502	BOLT, M8X 50 PLATED (C=*1982.12) (D=*1982.12)			7	7				K
26	1	22217-080000	WASHER, SPRING 8			10	10				
27	1	23871-010000	PLUG, R01			2	2				
28	1	194321-17830-X	COVER, CAM			1	1				
29	1	194310-24890	GASKET			1	1				
30	1	26116-080182	BOLT, M8X 18 PLATED			2	2				
30-1	1	26116-080162	BOLT, M8X 16 PLATED (C=*1982.12) (D=*1982.12)			2	2				N
31	1	26116-080602	BOLT, M8X 60 PLATED			2	2				
31-1	1	26116-080602	BOLT, M8X 60 PLATED (C=*1982.12) (D=*1982.12)			1	1				K
32	1	22217-080000	WASHER, SPRING 8			4	4				
33	1	194310-24520	SPOOL, VALVE			1	1				
34	1	26979-080082	SCREW, M8X 8			1	1				
35	1	194310-24660	PLUG, 18			1	1				
36	1	23414-180000	GASKET, 18X1.0			1	1				
37	1	194322-24561	VALVE ASSY, RELIEF			1	1				
40	1	194310-24550	SPRING, RELEASE			1	1				

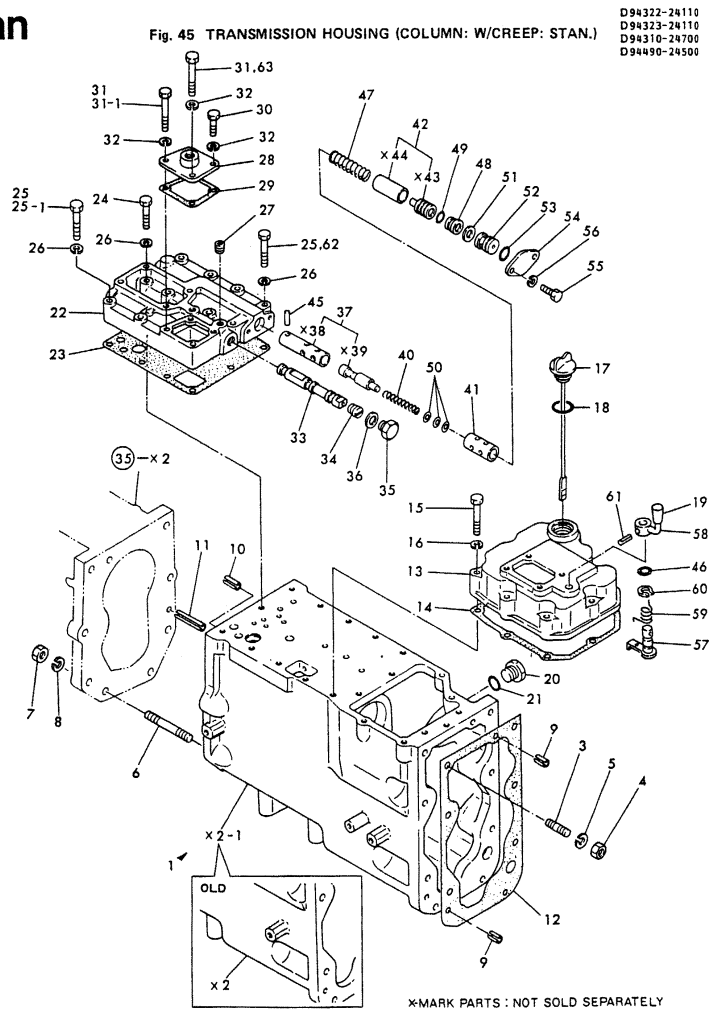
Remarks
(STAN) : FIG.45.S "STAN" MEANS
"COLUMN : W/CREEP : EXCEPT SCAN".

Fig.45. TRANSMISSION HOUSING (COLUMN)

(A)=YM336 (FLOOR)
 (B)=YM336D(FLOOR)
 (C)=YM336 (COLUMN)

(D)=YM336D(COLUMN)
 (E)=
 (F)=

Stan



No.	Lev.	Parts No.	Description	Q'ty						I	R
				(A)	(B)	(C)	(D)	(E)	(F)		
41	1	194310-24580	HOLDER, SPRING			1	1				
42	1	194322-24630	VALVE ASSY, DRV			1	1				
45	1	194310-24720	PARALLEL PIN			1	1				
46	1	24341-000080	O-RING, 1AS8.0			1	1				
47	1	194310-24610	SPRING			1	1				
48	1	194310-24620	VALVE, THROTTLE			1	1				
49	1	24311-000180	O-RING, 1AP18.0			1	1				
50	1	194310-24920	SHIM, ADJUST T=0.5			3	3				
51	1	194310-24680	STRAINER			1	1				
52	1	194310-24690	RETAINER, FILTER			1	1				
53	1	24341-000250	O-RING, 1AS25.0			2	2				
54	1	194310-24670-X	PLATE			1	1				
55	1	26116-080182	BOLT, M8X 18 PLATED			1	1				
55-1	1	26116-080202	BOLT, M8X 20 PLATED			1	1				N
			(C=*1982.12) (D=*1982.12)								
56	1	22217-080000	WASHER, SPRING 8			2	2				
57	1	194322-27410	ARM, CREEP LOCK			1	1				
58	1	194320-27420-X	LEVER, LOCK			1	1				
59	1	194320-27430	SPRING			1	1				
60	1	22242-000100	RING, 10			1	1				
61	1	22351-040022	PIN, SPRING 4.0X22			1	1				
62	1	26116-080552	BOLT, M8X 55 PLATED			1	1				W
			(C=*1982.12) (D=*1982.12)								
63	1	26116-080652	BOLT, M8X 65 PLATED			1	1				W
			(C=*1982.12) (D=*1982.12)								

Remarks
 (STAN) : FIG.45.S "STAN" MEANS
 "COLUMN : W/CREEP : EXCEPT SCAN".

Fig.46. TRANSMISSION HOUSING (COLUMN)

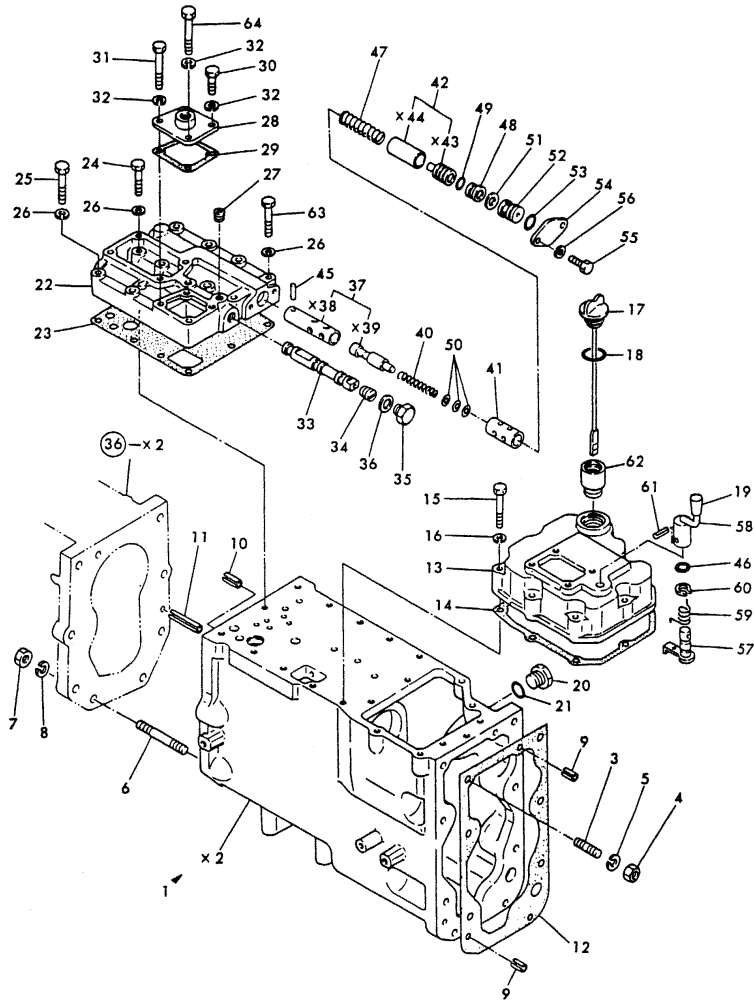
(A)=YM336 (FLOOR
(B)=YM336D(FLOOR
(C)=YM336 (COLUMN

(D)=YM336D(COLUMN
(E)=
(F)=

Scan

Fig. 46 TRANSMISSION HOUSING (COLUMN: W/CREEP: SCAN.)

D94324-24100
D94325-24100
D94310-24700



*MARK PARTS : NOT SOLD SEPARATELY

No.	Lev.	Parts No.	Description	Q'ty						I	R
				(A)	(B)	(C)	(D)	(E)	(F)		
1	1	194322-24101-X	HOUSING,TRANSMISSION	1	1						
3	2	26216-120352	STUD, M12X 35	1	1						
4	2	26716-120002	NUT, M12	1	1						
5	2	22217-120000	WASHER, SPRING 12	1	1						
6	2	26216-140802	STUD, M14X 80	8	8						
7	2	26716-140002	NUT, M14	8	8						
8	2	22217-140000	WASHER, SPRING 14	8	8						
9	2	22351-100020	PIN, SPRING 10.0X20	2	2						
10	2	22351-100028	PIN, SPRING 10.0X28	1	1						
11	2	22351-100056	PIN, SPRING 10.0X56	1	1						
12	1	194320-24120	GASKET, TRANSMISSION	1	1						
13	1	194320-24210-X	COVER, TRANSMISSION	1	1						
14	1	194320-24220	GASKET, TRANSMISSION	1	1						
15	1	26116-080502	BOLT, M8X 50 PLATED	8	8						
16	1	22217-080000	WASHER, SPRING 8	8	8						
17	1	194324-24290	DIPSTICK 33X280	1	1						
18	1	24351-020300	O-RING 1A 2030	1	1						
19	1	194080-01121	KNOB 8X17X30	1	1						
20	1	194464-45920	PLUG, 3/4-16UNF	1	1						
21	1	194464-45930	O-RING, 8-1	1	1						
22	1	194322-24501-X	CASE, REGULATOR	1	1						
22-1	1	194322-24502-X	CASE, REGULATOR (C=T/# 21314) (D=T/# 43399)	1	1						N
23	1	194310-24510	GASKET, REGULATOR	1	1						
24	1	26116-080452	BOLT, M8X 45 PLATED	2	2						
25	1	26116-080502	BOLT, M8X 50 PLATED	7	7						
26	1	22217-080000	WASHER, SPRING 8	10	10						
27	1	23871-010000	PLUG, R01	2	2						
28	1	194321-17830-X	COVER, CAM	1	1						
29	1	194310-24890	GASKET	1	1						
30	1	26116-080162	BOLT, M8X 16 PLATED	2	2						
31	1	26116-080602	BOLT, M8X 60 PLATED	1	1						
32	1	22217-080000	WASHER, SPRING 8	4	4						
33	1	194310-24520	SPOOL, VALVE	1	1						
34	1	26979-080082	SCREW, M8X 8	1	1						
35	1	194310-24660	PLUG, 18	1	1						
36	1	23414-180000	GASKET, 18X1.0	1	1						
37	1	194322-24561	VALVE ASSY, RELIEF	1	1						
40	1	194310-24550	SPRING, RELEASE	1	1						
41	1	194310-24580	HOLDER, SPRING	1	1						
42	1	194322-24630	VALVE ASSY, DRV	1	1						
45	1	194310-24720	PARALLEL PIN	1	1						
46	1	24341-000080	O-RING, 1AS8.0	1	1						
47	1	194310-24610	SPRING	1	1						
48	1	194310-24620	VALVE, THROTTLE	1	1						
49	1	24311-000180	O-RING, 1AP18.0	1	1						
50	1	194310-24920	SHIM, ADJUST T=0.5	3	3						
51	1	194310-24680	STRAINER	1	1						
52	1	194310-24690	RETAINER, FILTER	1	1						
53	1	24341-000250	O-RING, 1AS25.0	2	2						
54	1	194310-24670-X	PLATE	1	1						

Fig.46. TRANSMISSION HOUSING (COLUMN)

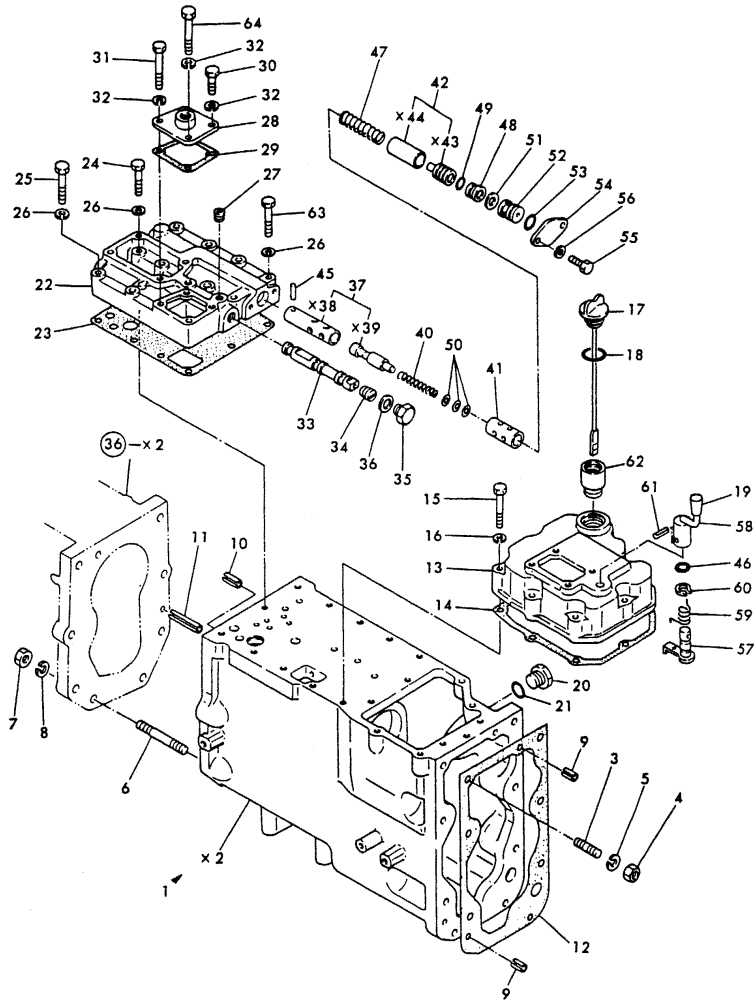
(A)=YM336 (FLOOR
(B)=YM336D(FLOOR
(C)=YM336 (COLUMN

(D)=YM336D(COLUM
(E)=
(F)=

Scan

Fig. 46 TRANSMISSION HOUSING (COLUMN: W/CREEP: SCAN.)

D94324-24100
D94325-24100
D94310-24700



*MARK PARTS : NOT SOLD SEPARATELY

No.	Lev.	Parts No.	Description	Q'ty						I	R
				(A)	(B)	(C)	(D)	(E)	(F)		
55	1	26116-080202	BOLT, M8X 20 PLATED			1	1				
56	1	22217-080000	WASHER, SPRING 8			2	2				
57	1	194322-27410	ARM, CREEP LOCK			1	1				
58	1	194324-27420-X	LEVER, CREEP LOCK			1	1				
59	1	194320-27430	SPRING			1	1				
60	1	22242-000100	RING, 10			1	1				
61	1	22351-040022	PIN, SPRING 4.0X22			1	1				
62	1	194324-24230	PIPE,OIL LEVER			1	1				
63	1	26116-080552	BOLT, M8X 55 PLATED			1	1				
64	1	26116-080652	BOLT, M8X 65 PLATED			1	1				

Fig.47. TRANSMISSION GEARS (1) :A(OLD)

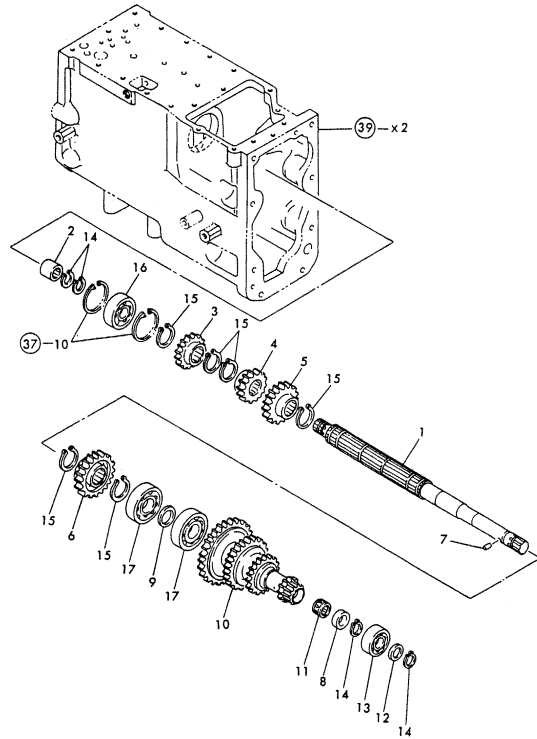
(A)=YM336 (FLOOR)
 (B)=YM336D(FLOOR)
 (C)=YM336 (COLUM)

(D)=YM336D(COLUM)
 (E)=
 (F)=

Old Type For A.

Fig. 47 TRANSMISSION GEARS (1) (FOR A. (OLD))

D94324-25200
 D94324-25300



No.	Lev.	Parts No.	Description	Q'ty						I	R
				(A)	(B)	(C)	(D)	(E)	(F)		
1	1	194322-25210	SHAFT, MAIN	1	1	1	1				1
2	1	194320-25220	JOINT, MAIN SHAFT	1	1	1	1				1
3	1	194320-25230	GEAR, MAIN 23	1	1	1	1				1
4	1	194322-25240	GEAR, MAIN Z=23	1	1	1	1				1
5	1	194320-25250	GEAR, MAIN 29	1	1	1	1				1
6	1	194320-25260	GEAR, MAIN 33	1	1	1	1				1
7	1	194130-25270	PIN, PARALLEL 3.5X6	1	1	1	1				1
8	1	194322-25260	WASHER 25X36X10	1	1	1	1				1
9	1	194320-25270	COLLAR, 30X40X2.5	1	1	1	1				1
10	1	194322-25280	GEAR, COUNTER	1	1	1	1				1
11	1	194322-25290	NEEDLE BEARING	1	1	1	1				1
12	1	1C6140-14050	SPACER, 25.2X34X2	1	1	1	1				1
13	1	194190-25410	BALL BEARING,ANGULAR	1	1	1	1				1
14	1	22242-000250	RING, 25	4	4	4	4				1
15	1	22242-000340	RING, 34	6	6	6	6				1
16	1	24101-063054	BEARING, BALL 6305	1	1	1	1				1
17-1	1	194446-25630	BEARING, HR6306	2	2	2	2				1

Remarks
 (M) MISPRINT.
 (1) APPLICABLE UP TO T/# 21000
 FOR YM336.
 APPLICABLE UP TO T/# 41000
 FOR YM336D.
 APPLICABLE TO OLD TYPE FOR
 AMERICA.

Fig.48. TRANSMISSION GEARS (1)

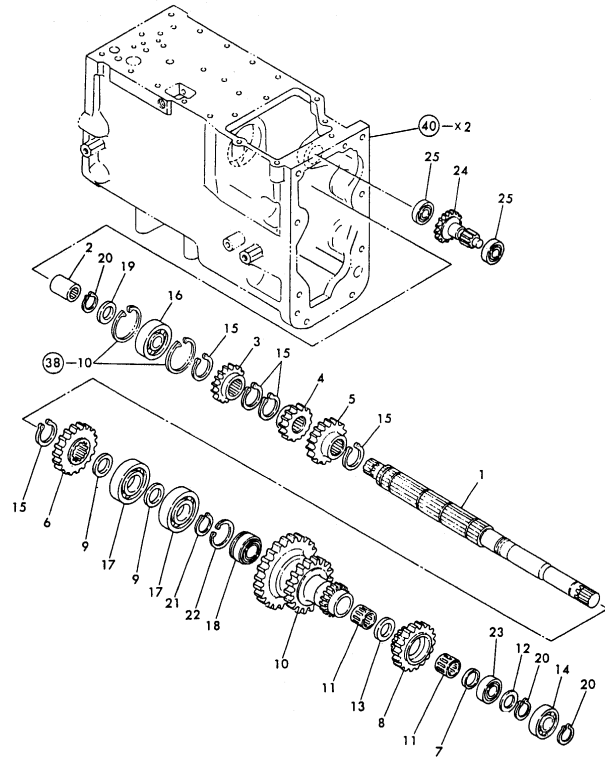
(A)=YM336 (FLOOR)
(B)=YM336D(FLOOR)
(C)=YM336 (COLUM)

(D)=YM336D(COLUM)
(E)=
(F)=

A (New) & F. & Stan.

Fig. 48 TRANSMISSION GEARS (1) (FOR A. (NEW) & F. & STAN.)

D99324-25200
D99324-25300



No.	Lev.	Parts No.	Description	Q'ty						I	R
				(A)	(B)	(C)	(D)	(E)	(F)		
1	1	194324-25210	SHAFT, MAIN	1	1	1	1				1
2	1	194320-25220	JOINT, MAIN SHAFT	1	1	1	1				1
3	1	194324-25240	GEAR, REVERSE 26	1	1	1	1				1
4	1	194320-25240	GEAR, MAIN 23	1	1	1	1				1
5	1	194320-25250	GEAR, MAIN 29	1	1	1	1				1
6	1	194324-25260	GEAR, MAIN 35	1	1	1	1				1
7	1	194324-25300	COLLAR, 25.5X30X4.7	1	1	1	1				1
8	1	194324-25310	GEAR, CREEP	1	1	1	1				1
8-1	1	194324-25311	GEAR, CREEP			1	1				S 1
			(C=T/# 21134) (D=T/# 41615)								
9	1	194320-25270	COLLAR, 30X40X2.5	2	2	2	2				1
10	1	194324-25280	GEAR, COUNTER	1	1	1	1				1
10-1	1	194324-25281	GEAR, COUNTER			1	1				S 1
			(C=T/# 21134) (D=T/# 41615)								
11	1	194322-25290	NEEDLE BEARING	2	2	2	2				1
12	1	194320-25340	COLLAR, 25X35X3	1	1	1	1				1
13	1	194324-25340	COLLAR 25.5X42X3	1	1	1	1				1
14	1	194324-25360	BALL BEARING	1	1	1	1				1
15	1	22242-000340	RING, 34	5	5	5	5				1
16	1	24101-063054	BEARING, BALL 6305	1	1	1	1				1
17	1	194446-25630	BEARING, HR6306	2	2	2	2				1
18	1	194170-25700	CLUTCH, BWC13219A	1	1	1	1				1
19	1	194110-26370	SPACER 25X36X4	1	1	1	1				1
20	1	22242-000240	RING, 24	3	3	3	3				1
21	1	22242-000290	RING, 29	1	1	1	1				1
22	1	22252-000450	RING, 45	1	1	1	1				1
23	1	24101-060054	BEARING, BALL 6005	1	1	1	1				1
24	1	194324-25370	GEAR, CREEP	1	1	1	1				1
24-1	1	194324-25371	GEAR, CREEP			1	1				S 1
			(C=T/# 21134) (D=T/# 41615)								
25	1	24121-062024	BEARING, BALL 6202NR	2	2	2	2				1

Remarks

(1) APPLICABLE FROM T/# 21001 ON FOR YM336.

APPLICABLE FROM T/# 41001 ON FOR YM336D.

APPLICABLE TO FRANCE, STANDARD & NEW TYPE FOR AMERICA.

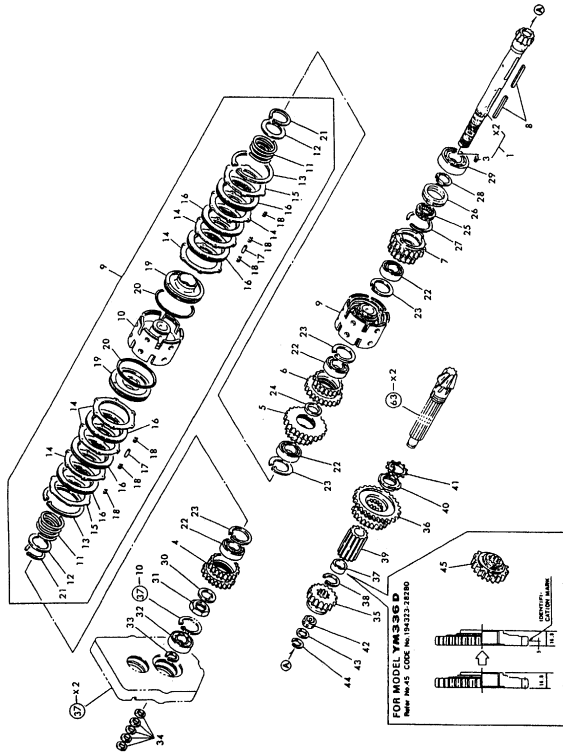
Fig.49. TRANSMISSION GEARS (2) :A(OLD)

(A)=YM336 (FLOOR)
 (B)=YM336D(FLOOR)
 (C)=YM336 (COLUM)

(D)=YM336D(COLUM)
 (E)=
 (F)=

Old Type For A.

D14320-25448
 D14320-25449
 D14320-25450
 Fig. 49 TRANSMISSION GEARS (2) (FOR A. (OLD))



No.	Lev.	Parts No.	Description	Q'ty						I	R
				(A)	(B)	(C)	(D)	(E)	(F)		
1	1	194322-25400	SHAFT ASSY, CLUTCH	1	1	1	1				1
3	2	1E6191-54330	SCREW 7X8	4	4	4	4				1
4	1	194320-25420	GEAR, CLUTCH REVERSE	1	1	1	1				1
5	1	194322-25430	GEAR, CLUTCH Z=43	1	1	1	1				1
6	1	194320-25440	GEAR, CLUTCH 39	1	1	1	1				1
7	1	194330-25450	GEAR, OVER-RUNNING	1	1	1	1				1
8	1	194310-25530	KEY, 7X5.8X72	2	2	2	2				1
9	1	794320-25620	CYLINDER ASSY,CLUTCH	2	2	2	2				1
10	2	194320-25620	CYLINDER, CLUTCH	2	2	2	2				1
11	2	194320-25650	SPRING, RETURN	4	4	4	4				1
12	2	981083-20710	RETAINER, SPRING	4	4	4	4				1
13	2	22252-001100	RING, 110	4	4	4	4				1
14	2	194320-25640	PLATE, 1.6 STEEL	12	12	12	12				1
15	2	981083-20640	PLATE, STEEL 4.0	4	4	4	4				1
16	2	981083-20850	DISK, D110	12	12	12	12				1
17	2	1E6140-54360	PIN 2X15	24	24	24	24				1
18	2	194310-25630	SPRING, CLUTCH	72	72	72	72				1
19	2	194320-25630	PISTON, CLUTCH	4	4	4	4				1
20	2	24325-001050	O-RING 1B G-105.0	4	4	4	4				1
21	2	22242-000500	RING, 50	4	4	4	4				1
22	1	24101-060074	BEARING, BALL 6007	4	4	4	4				1
23	1	22252-000620	RING, 62	4	4	4	4				1
24	1	194310-25660	COLLAR, 35X45X5	1	1	1	1				1
25	1	194310-25700	CLUTCH, 1-WAY	1	1	1	1				1
26	1	194330-25440	COLLAR, REDUCTION	1	1	1	1				1
27	1	194330-25480	CIRCLIP 62	1	1	1	1				1
28	1	194320-25660	CIRCRIP	1	1	1	1				1
29	1	24101-062084	BEARING, BALL 6208	1	1	1	1				1
30	1	194310-25680	WASHER, 35	1	1	1	1				1
31	1	194310-25670	NUT 35X1.5	1	1	1	1				1
32	1	24101-062064	BEARING, BALL 6206	1	1	1	1				1
33	1	22242-000300	RING, 30	1	1	1	1				1
34	1	194310-25690	SEAL RING 26303	5	5	5	5				1
35	1	194322-25510	GEAR, SLIDE 20	1	1	1	1				1
36	1	194322-25520	GEAR, SLIDING	1	1	1	1				1
37	1	194322-25590	COLLAR 38X45X15	1		1					1
38	1	22242-000360	RING, 36	1	1	1	1				1
39	1	194322-25580	COLLAR, SPLINE	1	1	1	1				1
40	1	24211-040002	NUT, BEARING 40	1	1	1	1				1
41	1	24231-040000	WASHER 40	1	1	1	1				1
42	1	194322-25530	NEEDLE BEARING	1	1	1	1				1
43-1	1	194320-25540	COLLAR 24X28X3	1	1	1	1				1
44-1	1	194320-25550	CIRCLIP, WR24	1	1	1	1				1
45	1	194323-28280	PINION, FRONT DRIVE		1		1				1

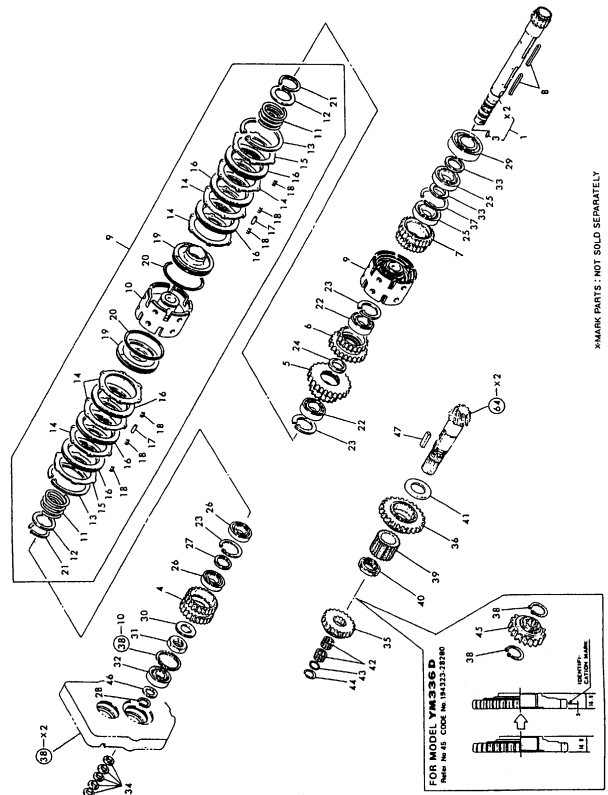
Remarks
 (M) MISPRINT.
 (1) APPLICABLE UP TO T/# 21000
 FOR YM336.
 APPLICABLE UP TO T/# 41000
 FOR YM336D.
 APPLICABLE UP TO OLD TYPE
 FOR AMERICA.

Fig.50. TRANSMISSION GEARS (2)

(A)=YM336 (FLOOR)
(B)=YM336D(FLOOR)
(C)=YM336 (COLUMN)

(D)=YM336D(COLUMN)
(E)=
(F)=

A (New) & F. & Stan.
04937-2390
04937-2390
04937-2390
04937-2390
FOR MODEL YM336D
Part No. 45 CODE No. 194323-2890
FOR MODEL YM336
Part No. 45 CODE No. 194323-2890



No.	Lev.	Parts No.	Description	Q'ty						I	R
				(A)	(B)	(C)	(D)	(E)	(F)		
1	1	194324-25400	SHAFT ASSY, CLUTCH	1	1	1	1			1	
3	2	1E6191-54330	SCREW 7X8	4	4	4	4			1	
4	1	194324-25430	GEAR, CLUTCH REVERSE	1	1	1	1			1	
5	1	194320-25430	GEAR, CLUTCH 45	1	1	1	1			1	
6	1	194320-25440	GEAR, CLUTCH 39	1	1	1	1			1	
7	1	194324-25450	GEAR, CLUTCH 37	1	1	1	1			1	
8	1	194310-25530	KEY, 7X5.8X72	2	2	2	2			1	
9	1	794320-25620	CYLINDER ASSY,CLUTCH	2	2	2	2			1	
10	2	194320-25620	CYLINDER, CLUTCH	2	2	2	2			1	
11	2	194320-25650	SPRING, RETURN	4	4	4	4			1	
12	2	981083-20710	RETAINER, SPRING	4	4	4	4			1	
13	2	22252-001100	RING, 110	4	4	4	4			1	
14	2	194320-25640	PLATE, 1.6 STEEL	12	12	12	12			1	
15	2	981083-20640	PLATE, STEEL 4.0	4	4	4	4			1	
16	2	981083-20850	DISK, D110	12	12	12	12			1	
17	2	1E6140-54360	PIN 2X15	24	24	24	24			1	
18	2	194310-25630	SPRING, CLUTCH	72	72	72	72			1	
19	2	194320-25630	PISTON, CLUTCH	4	4	4	4			1	
20	2	24325-001050	O-RING 1B G-105.0	4	4	4	4			1	
21	2	22242-000500	RING, 50	4	4	4	4			1	
22	1	24101-060074	BEARING, BALL 6007	2	2	2	2			1	
23	1	22252-000620	RING, 62	3	3	3	3			1	
24	1	194310-25660	COLLAR, 35X45X5	1	1	1	1			1	
25	1	194454-25750	BEARING, BALL 16008	2	2	2	2			1	
26	1	194454-25770	BEARING, BALL 16007	2	2	2	2			1	
27	1	194310-26620	SPACER, 35X46X2.3	1	1	1	1			1	
28	1	22242-000290	RING, 29	1	1	1	1			1	
29	1	24101-062084	BEARING, BALL 6208	1	1	1	1			1	
30	1	194310-25680	WASHER, 35	1	1	1	1			1	
31	1	194310-25670	NUT 35X1.5	1	1	1	1			1	
32	1	24101-062064	BEARING, BALL 6206	1	1	1	1			1	
33	1	194324-25470	COLLAR 40X50X2.5	2	2	2	2			1	
34	1	194310-25690	SEAL RING 26303	5	5	5	5			1	
35	1	194324-25510	GEAR, SLIDE 20	1	1	1	1			1	
36	1	194324-25520	GEAR, SLIDING Z=39	1	1	1	1			1	
36-1	1	194324-25521	GEAR, SLIDING Z=39			1	1				S
			(C=T/# 21134)								
			(D=T/# 41615)								
37	1	22252-000680	RING, 68	1	1	1	1			1	
38	1	22242-000360	RING, 36		2		2			1	
39	1	194324-25540	COLLAR, SPLINE	1	1	1	1			1	
40	1	194324-25570	NUT M40	1	1	1	1			1	
41	1	194324-25550	COLLAR 40.5X70X3	1	1	1	1			1	
42	1	194324-25530	NEEDLE BEARING	2	2	2	2			1	
43	1	194320-25540	COLLAR 24X28X3	1	1	1	1			1	
44	1	194320-25550	CIRCLIP, WR24	1	1	1	1			1	
45	1	194325-28280	PINION, FRONT DRIVE		1		1			1	
46	1	194320-25270	COLLAR, 30X40X2.5	1	1	1	1			1	
47	1	194324-25560	KEY 7X10X49	1	1	1	1			1	

Remarks
 (1) APPLICABLE FROM T/# 21001 ON
 FOR YM336.
 APPLICABLE FROM T/# 41001 ON
 FOR YM336D.
 APPLICABLE TO FRANCE, STANDARD
 & NEW TYPE FOR AMERICA.

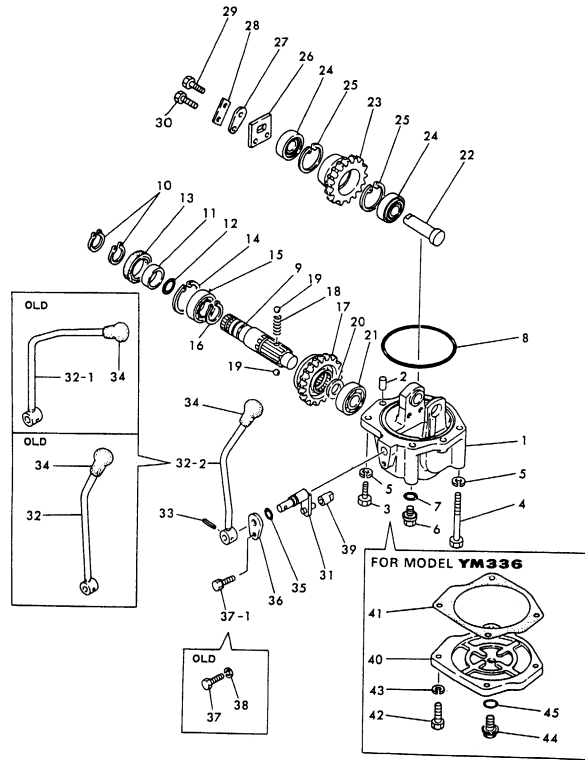
Fig.51. FRONT DRIVE & SHIFT(FOR A(OLD))

(A)=YM336 (FLOOR)
 (B)=YM336D(FLOOR)
 (C)=YM336 (COLUM)

(D)=YM336D(COLUM)
 (E)=
 (F)=

For Old Type A.

Fig. 51 FRONT DRIVE & SHIFT (FOR A. (OLD)) D94325-28110



No.	Lev.	Parts No.	Description	Q'ty						I	R
				(A)	(B)	(C)	(D)	(E)	(F)		
1	1	194323-28110-X	HOUSING, FRONT DRIVE	1	1					1	
2	1	22312-100160	PIN, PARALLEL M10X16	2	2					1	
3	1	26116-100282	BOLT M10X 28 PLATED	2	2					1	
4	1	26116-100902	BOLT, M10X 90 PLATED	2	2					1	
5	1	22217-100000	WASHER, SPRING 10	4	4					1	
6	1	194151-24770	PLUG 14, OIL	1	1					1	
7	1	24311-000160	O-RING, 1AP16.0	1	1					1	
8	1	24321-001250	O-RING, 1AG125.0	1	1					1	
9	1	194331-28210	SHAFT, FRONT DRIVE	1	1					1	
10	1	22242-000300	RING, 30	2	2					1	
11	1	194321-28240	SEAL COLLAR	1	1					1	
12	1	24311-000240	O-RING, 1AP24.0	1	1					1	
13	1	194321-28120	SEAL TC 405508, OIL	1	1					1	
14	1	22252-000550	RING, 55	1	1					1	
15	1	24101-060064	BEARING, BALL 6006	1	1					1	
16	1	22242-000340	RING, 34	1	1					1	
17	1	194323-28220	GEAR, FRONT DRIVE	1	1					1	
18	1	194321-28230	SPRING, 26.2	1	1					1	
19	1	24190-080001	BALL, STEEL 1/4	2	2					1	
20	1	1C6140-14050	SPACER, 25.2X34X2	1	1					1	
21	1	24101-062054	BEARING, BALL 6205	1	1					1	
22	1	194331-28150	SHAFT, FRONT IDLE	1	1					1	
23	1	194323-28160	GEAR, FRONT IDLE	1	1					1	
24	1	194331-28250	TAPER BEARING	2	2					1	
25	1	22262-000470	RING, R-47	2	2					1	
26	1	194331-28170	STOPPER	1	1					1	
27	1	194331-28180	RETAINER	1	1					1	
28	1	194331-28190	WASHER	1	1					1	
29	1	26116-080162	BOLT, M8X 16 PLATED	1	1					1	
30	1	26116-080202	BOLT, M8X 20 PLATED	2	2					1	
31	1	194321-28310	ARM, FRONT SHIFT	1	1					1	
32	1	194321-28330-X	LEVER, FRONT SHIFT	1	1					1	
32-1	1	194321-28331-X	LEVER, FRONT SHIFT	1	1					N	1
			(B=T/# 02555)								
32-2	1	194321-28332-X	LEVER, FRONT SHIFT	1	1					N	1
			(B=*1981.)								
			(D=T/# 03656)								
			(D=*1981.)								
33	1	22351-060025	PIN, SPRING 6.0X25	1	1					1	
34	1	194191-28480	KNOB, SHIFT	1	1					1	
35	1	24311-000110	O-RING, 1AP11.0	1	1					1	
36	1	194311-28320	PLATE, KEEP	1	1					1	
37	1	26116-080162	BOLT, M8X 16 PLATED	1	1					1	
37-1	1	26013-080162	BOLT, M8X 16	1	1					N	1
			(B=*)								
			(D=*)								
38	1	22217-080000	WASHER, SPRING 8	1	1					Z	1
			(B=*)								
			(D=*)								
39-1	1	194191-28450	BLOCK, FRONT SHIFT	1	1					1	
39-2	1	194191-28451	BLOCK, SHIFT	1	1					N	1
			(B=T/# 02555)								
			(D=T/# 03656)								
40	1	194320-24260-X	COVER, MISSION	1	1					1	
41	1	194320-24270	GASKET, COVER	1	1					1	
42	1	26116-100302	BOLT, M10X 30 PLATED	4	4					1	

Remarks
 (M) MISPRINT.
 (1) APPLICABLE UP TO T/# 21000 FOR YM336.
 APPLICABLE UP TO T/# 41000 FOR YM336D.
 APPLICABLE UP TO OLD TYPE FOR AMERICA.

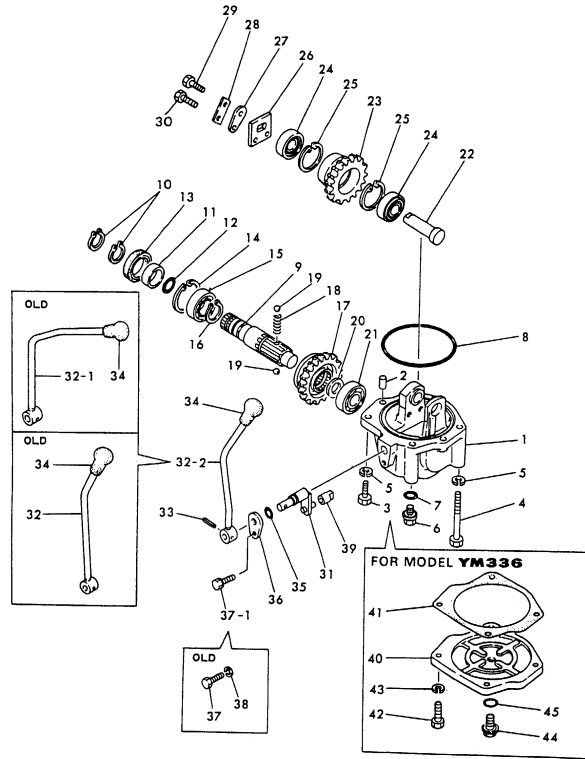
Fig.51. FRONT DRIVE & SHIFT(FOR A(OLD))

(A)=YM336 (FLOOR
(B)=YM336D(FLOOR
(C)=YM336 (COLUM

(D)=YM336D(COLUM
(E)=
(F)=

For Old Type A.

Fig. 51 FRONT DRIVE & SHIFT (FOR A. (OLD)) D94325-28110



No.	Lev.	Parts No.	Description	Q'ty						I	R
				(A)	(B)	(C)	(D)	(E)	(F)		
43	1	22217-100000	WASHER, SPRING 10	4		4					1
44	1	194151-24770	PLUG 14, OIL	1		1					1
45	1	24311-000160	O-RING, 1AP16.0	1		1					1

Remarks
(M) MISPRINT.
(1) APPLICABLE UP TO T/# 21000
FOR YM336.
APPLICABLE UP TO T/# 41000
FOR YM336D.
APPLICABLE UP TO OLD TYPE
FOR AMERICA.

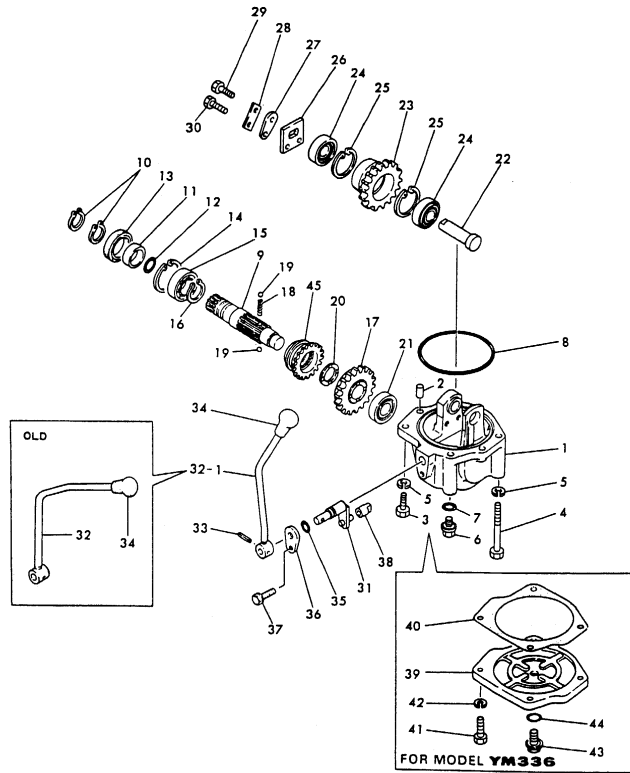
Fig.52. FRONT DRIVE & SHIFT (A(NEW)&F)

(A)=YM336 (FLOOR)
(B)=YM336D(FLOOR)
(C)=YM336 (COLUM)

(D)=YM336D(COLUM)
(E)=
(F)=

A(New) & F.

Fig. 52 FRONT DRIVE & SHIFT (FOR A. (NEW) & F.) D99325-28110



No.	Lev.	Parts No.	Description	Q'ty						I	R
				(A)	(B)	(C)	(D)	(E)	(F)		
1	1	194323-28110-X	HOUSING, FRONT DRIVE	1			1				1
2	1	22312-100160	PIN, PARALLEL M10X16		2		2				1
3	1	26116-100282	BOLT M10X 28 PLATED		2		2				1
3-1	1	26116-100302	BOLT, M10X 30 PLATED				2				N 1
				(D=*1982.12)							
4	1	26116-100902	BOLT, M10X 90 PLATED		2		2				1
5	1	22217-100000	WASHER, SPRING 10		4		4				1
6	1	194151-24770	PLUG 14, OIL		1		1				1
6-1	1	23491-140002	PLUG, 14				1				N 1
				(D=T/# 43071)							
7	1	24311-000160	O-RING, 1AP16.0		1		1				1
8	1	24321-001250	O-RING, 1AG125.0		1		1				1
9	1	194325-28210	SHAFT, FRONT DRIVE		1		1				1
10	1	22242-000290	RING, 29		2		2				1
10-1	1	22242-000300	RING, 30		2		2				S 1
				(B=T/# 00343) (D=T/# 00343)							
11	1	194321-28240	SEAL COLLAR		1		1				1
12	1	24311-000240	O-RING, 1AP24.0		1		1				1
13	1	194321-28120	SEAL TC 405508, OIL		1		1				1
13-1	1	24421-405508	SEAL, OIL TC405508				1				N 1
				(D=T/# 42687)							
14	1	22252-000550	RING, 55		1		1				1
15	1	24101-060064	BEARING, BALL 6006		1		1				1
16	1	22242-000340	RING, 34		1		1				1
17	1	194325-28220	GEAR, FRONT DRIVE		1		1				1
18	1	194325-28230	SPRING, FRONT DRIVE		1		1				1
19	1	24190-080001	BALL, STEEL 1/4		2		2				1
20	1	194325-28260	COLLAR 29.5X40X3		1		1				1
21	1	24101-062054	BEARING, BALL 6205		1		1				1
22	1	194331-28150	SHAFT, FRONT IDLE		1		1				1
23	1	194325-28160	GEAR, FRONT IDLE		1		1				1
24	1	194331-28250	TAPER BEARING		2		2				1
25	1	22262-000470	RING, R-47		2		2				1
26	1	194331-28170	STOPPER		1		1				1
27	1	194331-28180	RETAINER		1		1				1
28	1	194331-28190	WASHER		1		1				1
29	1	26116-080162	BOLT, M8X 16 PLATED		1		1				1
30	1	26116-080202	BOLT, M8X 20 PLATED		2		2				1
31	1	194321-28310	ARM, FRONT SHIFT		1		1				1
32	1	194321-28331-X	LEVER, FRONT SHIFT		1		1				1
32-1	1	194321-28332-X	LEVER, FRONT SHIFT		1		1				N 1
				(B=*1981.) (D=*1981.)							
33	1	22351-060025	PIN, SPRING 6.0X25		1		1				1
34	1	194191-28480	KNOB, SHIFT		1		1				1
35	1	24311-000110	O-RING, 1AP11.0		1		1				1
36	1	194311-28320	PLATE, KEEP		1		1				1
37	1	26013-080162	BOLT, M8X 16		1		1				1
38	1	194191-28451	BLOCK, SHIFT		1		1				1
39	1	194320-24260-X	COVER, MISSION		1		1				1
40	1	194320-24270	GASKET, COVER		1		1				1
41	1	26116-100302	BOLT, M10X 30 PLATED		4		4				1

Remarks
(1) APPLICABLE FROM T/# 21001 ON FOR YM336.
APPLICABLE FROM T/# 41001 ON FOR YM336D.
APPLICABLE TO FRANCE, STANDARD & NEW TYPE FOR AMERICA.

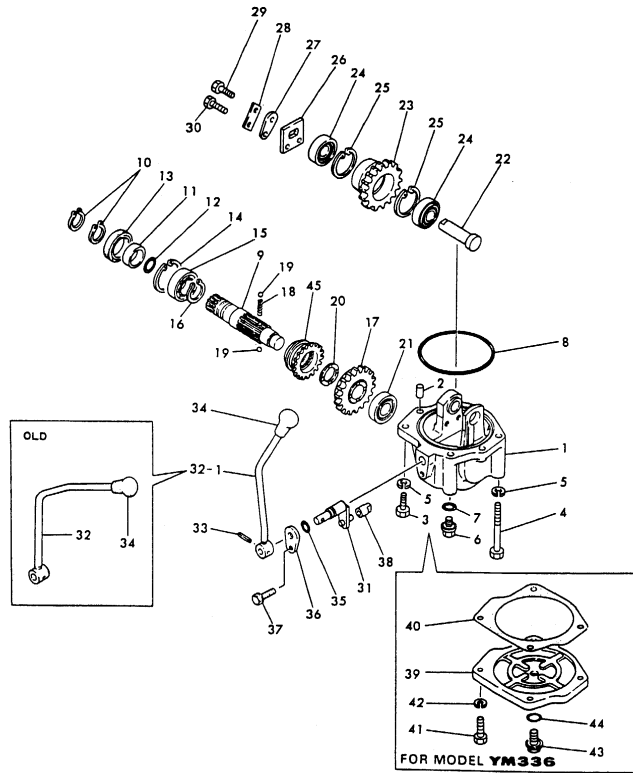
Fig.52. FRONT DRIVE & SHIFT (A(NEW)&F)

(A)=YM336 (FLOOR
(B)=YM336D(FLOOR
(C)=YM336 (COLUM

(D)=YM336D(COLUM
(E)=
(F)=

A(New) & F.

Fig. 52 FRONT DRIVE & SHIFT (FOR A. (NEW) & F.) D99325-28110



No.	Lev.	Parts No.	Description	Q'ty						I	R
				(A)	(B)	(C)	(D)	(E)	(F)		
42	1	22217-100000	WASHER, SPRING 10	4	4						1
43	1	194151-24770	PLUG 14, OIL	1	1						1
43-1	1	23491-140002	PLUG, 14			1					N 1
			(D=T/# 42687)								
44	1	24311-000160	O-RING, 1AP16.0	1	1						1
45	1	194325-28250	GEAR, SLIDING		1		1				1

Remarks

- (1) APPLICABLE FROM T/# 21001 ON FOR YM336.
- APPLICABLE FROM T/# 41001 ON FOR YM336D.
- APPLICABLE TO FRANCE, STANDARD & NEW TYPE FOR AMERICA.

Fig.53. FRONT DRIVE & SHIFT(COLUMN:SCA

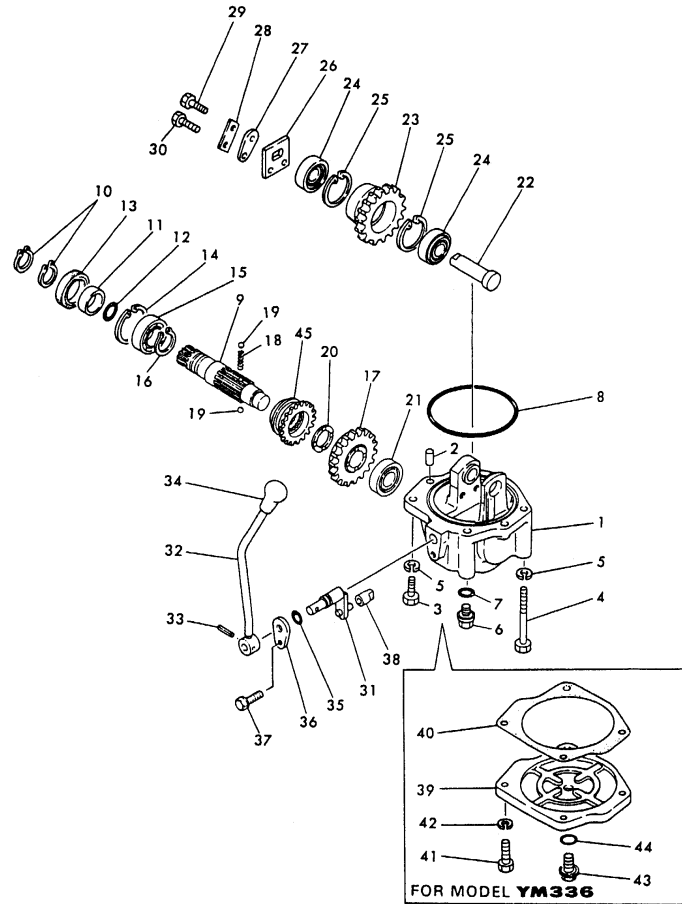
(A)=YM336 (FLOOR
(B)=YM336D(FLOOR
(C)=YM336 (COLUMN

(D)=YM336D(COLUMN
(E)=
(F)=

Scan

Fig. 53 FRONT DRIVE & SHIFT (COLUMN: SCAN.)

D99325-28100



No.	Lev.	Parts No.	Description	Qty						I	R
				(A)	(B)	(C)	(D)	(E)	(F)		
1	1	194323-28110-X	HOUSING, FRONT DRIVE				1				
2	1	22312-100160	PIN, PARALLEL M10X16				2				
3	1	26116-100302	BOLT, M10X 30 PLATED				2				
4	1	26116-100902	BOLT, M10X 90 PLATED				2				
5	1	22217-100000	WASHER, SPRING 10				4				
6	1	23491-140002	PLUG, 14				1				
7	1	24311-000160	O-RING, 1AP16.0				1				
8	1	24321-001250	O-RING, 1AG125.0				1				
9	1	194325-28210	SHAFT, FRONT DRIVE				1				
10	1	22242-000300	RING, 30				2				
11	1	194321-28240	SEAL COLLAR				1				
12	1	24311-000240	O-RING, 1AP24.0				1				
13	1	24421-405508	SEAL, OIL TC405508				1				
14	1	22252-000550	RING, 55				1				
15	1	24101-060064	BEARING, BALL 6006				1				
16	1	22242-000340	RING, 34				1				
17	1	194325-28220	GEAR, FRONT DRIVE				1				
18	1	194325-28230	SPRING, FRONT DRIVE				1				
19	1	24190-080001	BALL, STEEL 1/4				2				
20	1	194325-28260	COLLAR 29.5X40X3				1				
21	1	24101-062054	BEARING, BALL 6205				1				
22	1	194331-28150	SHAFT, FRONT IDLE				1				
23	1	194325-28160	GEAR, FRONT IDLE				1				
24	1	194331-28250	TAPER BEARING				2				
25	1	22262-000470	RING, R-47				2				
26	1	194331-28170	STOPPER				1				
27	1	194331-28180	RETAINER				1				
28	1	194331-28190	WASHER				1				
29	1	26116-080162	BOLT, M8X 16 PLATED				1				
30	1	26116-080202	BOLT, M8X 20 PLATED				2				
31	1	194321-28310	ARM, FRONT SHIFT				1				
32	1	194325-28330-X	LEVER, FRONT SHIFT				1				
33	1	22351-060025	PIN, SPRING 6.0X25				1				
34	1	194191-28480	KNOB, SHIFT				1				
35	1	24311-000110	O-RING, 1AP11.0				1				
36	1	194311-28320	PLATE, KEEP				1				
37	1	26013-080162	BOLT, M8X 16				1				
38	1	194191-28451	BLOCK, SHIFT				1				
39	1	194320-24260-X	COVER, MISSION				1				
40	1	194320-24270	GASKET, COVER				1				
41	1	26116-100302	BOLT, M10X 30 PLATED				4				
42	1	22217-100000	WASHER, SPRING 10				4				
43	1	23491-140002	PLUG, 14				1				
44	1	24311-000160	O-RING, 1AP16.0				1				
45	1	194325-28250	GEAR, SLIDING				1				

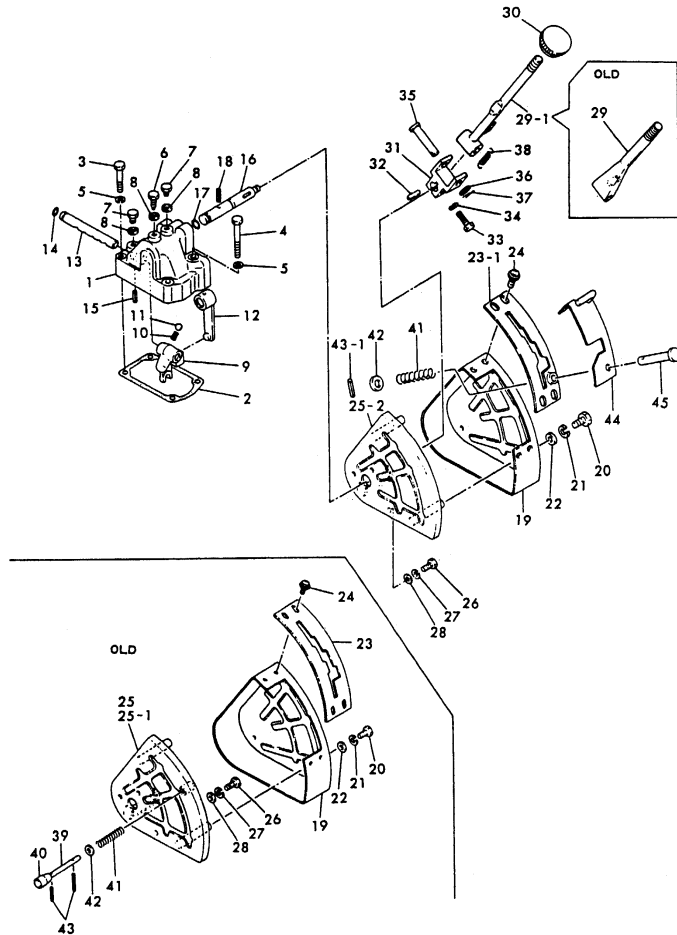
Fig.54. FLOOR SHIFT & SHIFT LEVER

(A)=YM336 (FLOOR
(B)=YM336D(FLOOR
(C)=YM336 (COLUM

(D)=YM336D(COLUM
(E)=
(F)=

A&F

Fig.54 FLOOR SHIFT&SHIFT LEVER



No.	Lev.	Parts No.	Description	Q'ty						I	R
				(A)	(B)	(C)	(D)	(E)	(F)		
1	1	194320-27110-X	COVER	1	1						
2	1	194310-24710	GASKET	1	1						
3	1	26116-080452	BOLT, M8X 45 PLATED	3	3						
4	1	26116-080602	BOLT, M8X 60 PLATED	1	1						
5	1	22217-080000	WASHER, SPRING 8	4	4						
6	1	194310-24760	BOLT	1	1						
7	1	26116-080102	BOLT, M8X 10 PLATED	2	2						
8	1	194310-24240	SEAL WASHER 8	3	3						
9	1	194320-27120	FORK, GEAR SHIFT	1	1						
10	1	194310-27140	SPRING, SHIFT FORK	1	1						
11	1	24190-140001	BALL, STEEL 7/16	1	1						
12	1	194320-27130	LEVER, GEAR SHIFT	1	1						
13	1	194320-27150	SHAFT, FORK	1	1						
14	1	24311-000090	O-RING, 1AP9.0	1	1						
15	1	22351-040020	PIN, SPRING 4.0X20	1	1						
16	1	194320-27140	SHAFT, GEAR SHIFT	1	1						
17	1	24311-000110	O-RING, 1AP11.0	1	1						
18	1	22351-060025	PIN, SPRING 6.0X25	1	1						
19	1	194320-27210-X	COVER	1	1						
20	1	26116-080162	BOLT, M8X 16 PLATED	3	3						
21	1	22217-080000	WASHER, SPRING 8	3	3						
22	1	22137-080000	WASHER, 8	3	3						
23	1	194320-27230-X	GUIDE, LEVER	1	1						
23-1	1	194322-27230-X	GUIDE, LEVER	1	1						S
				(A=T/# 00206)	(B=T/# 00323)						
24	1	26023-050122	SCREW, M5X12	4	4						
25-1	1	194322-27220-X	COVER	1	1						
25-2	1	194320-27220-X	SUPPORT, COVER	1	1						S
				(A=*)	(B=*)						
26	1	26116-080162	BOLT, M8X 16 PLATED	3	3						
27	1	22217-080000	WASHER, SPRING 8	3	3						
28	1	22137-080000	WASHER, 8	3	3						
29	1	194320-27240-X	LEVER, MAIN SHIFT	1	1						
29-1	1	194320-27241-X	LEVER, MAIN SHIFT	1	1						N
				(A=*1980.)	(B=*1980.)						
30	1	194310-29510	KNOB	1	1						
31	1	194310-29530-X	RETAINER	1	1						
32	1	22512-050160	KEY, 5X 16	1	1						
33	1	26116-080222	BOLT, M8X 22 PLATED	1	1						
34	1	22217-080000	WASHER, SPRING 8	1	1						
35	1	194310-29540	PIN	1	1						
36	1	22137-100000	WASHER, 10	1	1						
37	1	22417-200250	PIN, COTTER 2.0X25	1	1						
38	1	194440-29580	SPRING, LEVER	1	1						
39	1	194322-27270	LEVER, LOCK	1	1						Z
				(A=T/# 00206)	(B=T/# 00323)						
40	1	194446-27250	KNOB 8X17X30	1	1						Z
				(A=*)	(B=*)						
41	1	194440-61830	SPRING, HOOD LOCK	1	1						
41-1	1	194440-61831	SPRING, HOOD LOCK	1	1						N
				(A=*1980.)	(B=*1980.)						

Remarks
(M) MISPRINT.

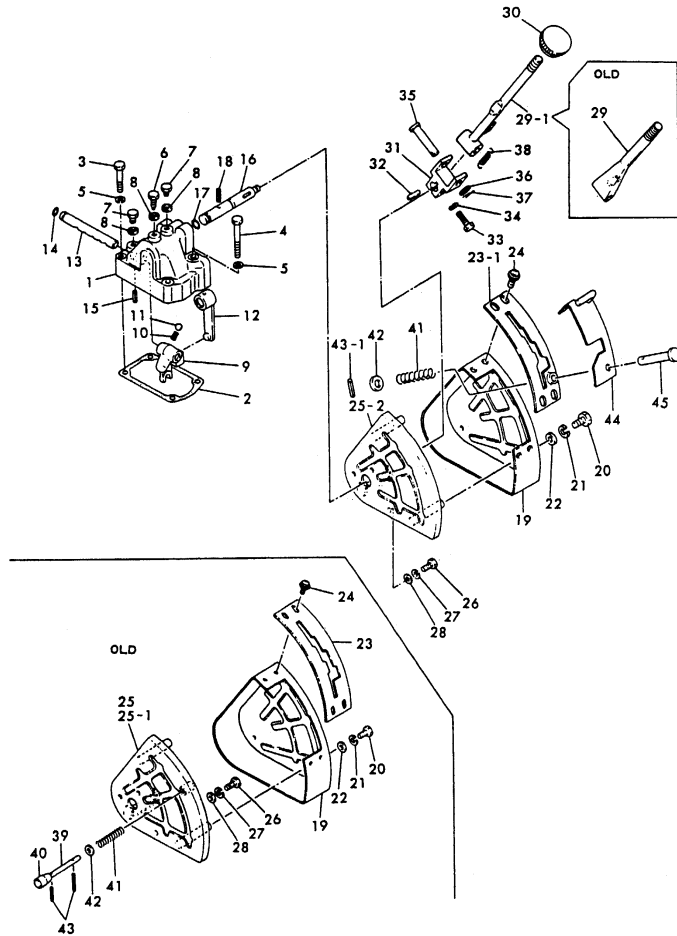
Fig.54. FLOOR SHIFT & SHIFT LEVER

(A)=YM336 (FLOOR
(B)=YM336D(FLOOR
(C)=YM336 (COLUM

(D)=YM336D(COLUM
(E)=
(F)=

A&F

Fig.54 FLOOR SHIFT&SHIFT LEVER



No.	Lev.	Parts No.	Description	Qty						I	R
				(A)	(B)	(C)	(D)	(E)	(F)		
42	1	22137-080000	WASHER, 8	1	1						
43	1	22351-040040	PIN, SPRING 4.0X40	2	2						
43-1	1	22351-035014	PIN, SPRING 3.5X14	1	1						S
44	1	194322-27310	PLATE, LOCK	1	1						W
45	1	194322-27320	PIN 8X45	1	1						W

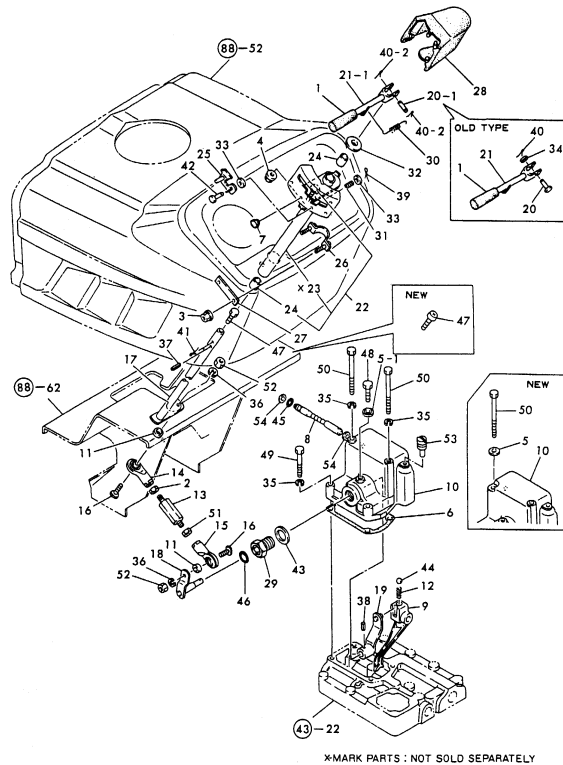
Remarks
(M) MISPRINT.

Fig.55. COLUMN SHIFT

(A)=YM336 (FLOOR)
(B)=YM336D(FLOOR)
(C)=YM336 (COLUMN)

(D)=YM336D(COLUMN)
(E)=
(F)=

Fig.55 COLUMN SHIFT D94990-27100



No.	Lev.	Parts No.	Description	Q'ty						I	R
				(A)	(B)	(C)	(D)	(E)	(F)		
1	1	194464-01190	KNOB, LEVER			1	1				
2	1	194990-20170	NUT, M8			1	1				
3	1	194990-22130	NUT, M6			2	2				
4	1	194990-22140	NUT, M8			1	1				
5	1	194310-24240	SEAL WASHER 8			1	1				
5-1	1	194310-24240	SEAL WASHER 8			2	2				K
			(C=*) (D=*)								
6	1	194310-24710	GASKET			1	1				
7	1	1C6053-26020	CAP, RUBBER 8X3			1	1				
8	1	194170-27100	SHAFT, FORK			1	1				1
9	1	194490-27120	FORK, SHIFT			1	1				1
10	1	194490-27130-X	COVER			1	1				1
11	1	194170-27140	COLLAR 14X10X5			2	2				
11-1	1	194145-04810	WASHER 10			2	2				N
			(C=T/# 21220) (D=T/# 42691)								
12	1	194310-27140	SPRING, SHIFT FORK			1	1				
13	1	194490-27150	BOLT, ADJUST			1	1				
14	1	194170-27170-X	END (L), ROD			1	1				
15	1	194170-27180-X	END (R), ROD			1	1				
16	1	194170-27190	BOLT, M10X28			2	2				
17	1	194170-27201	ARM, MAIN SHIFT			1	1				
18	1	194490-27210-X	ARM, SHIFT			1	1				
19	1	194490-27220	ARM, MAIN SHIFT			1	1				
20	1	194300-27240	PIN 5X24.5			1	1				
20-1	1	194170-27380	PIN, 5X30.5			1	1				S
			(C=T/# 21278) (D=T/# 43071)								
21	1	194170-27260-X	LEVER, MAIN SHIFT			1	1				
21-1	1	194170-27261-X	LEVER, MAIN SHIFT			1	1				N
			(C=T/# 21278) (D=T/# 43071)								
22	1	194170-27270-X	GUIDE ASSY, LEVER			1	1				
24	2	194145-47160	BUSH 13X15X15			2	2				
25	1	194170-27290-X	PLATE, LOCK			1	1				
26	1	194170-27310-X	CLAMP			1	1				
27	1	194170-27320-X	PLATE			1	1				
28	1	194170-27340-X	COVER			1	1				
29	1	194170-27370-X	HOLDER			1	1				
30	1	194440-29580	SPRING, LEVER			1	1				
31	1	194162-53310	SPRING			1	1				
32	1	194500-27150	WASHER, 13X19X2			1	1				
32-1	1	22127-140000	WASHER, 14			1	1				S
			(C=*1981.) (D=*1981.)								
32-2	1	22137-140000	WASHER, 14			1	1				N
			(C=*1982.12) (D=*1982.12)								
33	1	22137-040000	WASHER, 4			2	2				
34	1	22137-050000	WASHER, 5			1	1				Z
			(C=*) (D=*)								
35	1	22217-080000	WASHER, SPRING 8			4	4				
36	1	22217-100000	WASHER, SPRING 10			2	2				
37	1	22351-030020	PIN, SPRING 3.0X20			1	1				
38	1	22351-050022	PIN, SPRING 5.0X22			1	1				
39	1	22417-120100	PIN, COTTER 1.2X10			1	1				

Remarks

(1) THE POWER SHIFT FORK(REF.NO.9) MOVES OVER DETENTS ON THE SHAFT(REF NO.8), BECAUSE OF TOO MUCH CLEARANCE BETWEEN FORK AND SHIFTER COVER (REF.NO.10).

SO TWO SPACER(REF.NO.54) ARE ADDED TO THE BOTH SIDES OF SHIFT FORK.

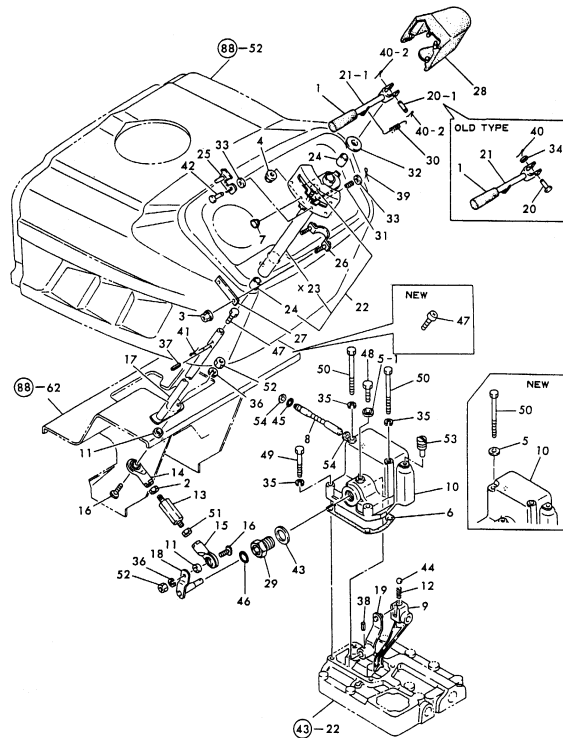
IF THE SPACER IS NOT AVAILABLE, USE THE EQUIVALENT PLAIN WASHER HAVING A 2.5 TO 3 M/M (0.098 TO 0.118 IN.) THICKNESS.

Fig.55. COLUMN SHIFT

(A)=YM336 (FLOOR
(B)=YM336D(FLOOR
(C)=YM336 (COLUMN

(D)=YM336D(COLUMN
(E)=
(F)=

Fig.55 COLUMN SHIFT D99490-27100



*MARK PARTS : NOT SOLD SEPARATELY

No.	Lev.	Parts No.	Description	Q'ty						I	R
				(A)	(B)	(C)	(D)	(E)	(F)		
40	1	22417-160180	PIN, COTTER 1.6X18			1	1				
40-1	1	22417-160150	PIN, COTTER 1.6X15 (C=*)			1	1				N
			(D=*)								
40-2	1	22417-160180	PIN, COTTER 1.6X18 (C=T/# 21278)			2	2				N
			(D=T/# 43071)								
41	1	22417-300250	PIN, COTTER 3.0X25			1	1				
41-1	1	22417-320180	COTTER PIN 3.2X18 (C=*)			1	1				N
			(D=*)								
41-2	1	22417-300250	PIN, COTTER 3.0X25 (C=*1982.12)			1	1				N
			(D=*1982.12)								
42	1	22487-040140	PIN, H 4X 14			1	1				
43	1	23414-220000	GASKET, 22X1.0			1	1				
44	1	24190-140001	BALL, STEEL 7/16			1	1				
45	1	24311-000090	O-RING, 1AP9.0			1	1				
46	1	24311-000140	O-RING, 1AP14.0			1	1				
47	1	26116-060102	BOLT, M6X 10 PLATED			1	1				
47-1	1	26557-060082	SCREW, M6X 8 (C=*)			1	1				N
			(D=*)								
48	1	26116-080102	BOLT, M8X 10 PLATED			1	1				
49	1	26116-080402	BOLT, M8X 40 PLATED			2	2				
50	1	26116-081152	BOLT, M8X115 PLATED			2	2				
51	1	26716-080002	NUT, M8			1	1				
52	1	26716-100002	NUT, M10			2	2				
53	1	26921-080142	SCREW M 8X14			1	1				
54	1	22117-120000	WASHER, 12 (C=T/# 21073)			2	2				W 1
			(D=T/# 41176)								

Remarks

(1) THE POWER SHIFT FORK(REF.NO.9) MOVES OVER DETENTS ON THE SHAFT(REF NO.8), BECAUSE OF TOO MUCH CLEARANCE BETWEEN FORK AND SHIFTER COVER (REF.NO.10).

SO TWO SPACER(REF.NO.54) ARE ADDED TO THE BOTH SIDES OF SHIFT FORK.

IF THE SPACER IS NOT AVAILABLE, USE THE EQUIVALENT PLAIN WASHER HAVING A 2.5 TO 3 M/M (0.098 TO 0.118 IN.) THICKNESS.

Fig.56. RANGE SHIFT LEVER (FOR A(OLD))

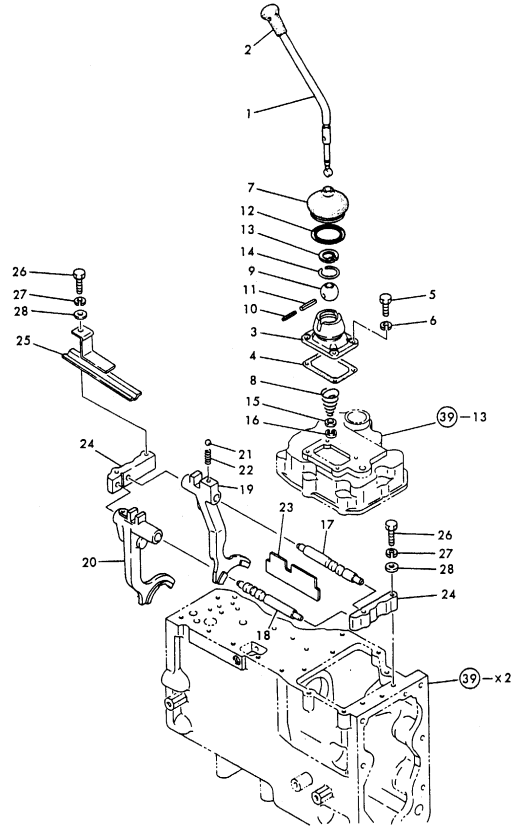
(A)=YM336 (FLOOR
(B)=YM336D(FLOOR
(C)=YM336 (COLUM

(D)=YM336D(COLUM
(E)=
(F)=

Old Type For A.

Fig. 56 RANGE SHIFT LEVER (FOR A. (OLD))

D94324-27500



No.	Lev.	Parts No.	Description	Q'ty						I	R
				(A)	(B)	(C)	(D)	(E)	(F)		
1	1	194330-27511-X	LEVER, RANGE SHIFT	1	1	1	1				1
2	1	1A1020-58150	KNOB, LEVER	1	1	1	1				1
3	1	194322-27650-X	COVER, SHIFT LEVER	1	1	1	1				1
4	1	194310-27210	GASKET, COVER	1	1	1	1				1
5	1	26116-060182	BOLT, M6X 18 PLATED	4	4	4	4				1
6	1	22217-060000	WASHER, SPRING 6	4	4	4	4				1
7	1	194080-27252	BOOT, RUBBER	1	1	1	1				1
8	1	194080-27172	SPRING	1	1	1	1				1
9	1	1E6140-56230	BALL, SHIFTER	1	1	1	1				1
10	1	22351-035040	PIN, SPRING 3.5X40	1	1	1	1				1
11	1	22351-060040	PIN, SPRING 6.0X40	1	1	1	1				1
12	1	194190-27280	O-RING	1	1	1	1				1
13	1	194310-27260	CIRCLIP, BR 32	1	1	1	1				1
14	1	1A1040-26320	CIRCLIP, 30-H	1	1	1	1				1
15	1	194080-27190	WASHER, 13X19X2	1	1	1	1				1
16	1	22272-000100	RING, E-10	1	1	1	1				1
17	1	194322-27520	SHAFT, FORK 1-2	1	1	1	1				1
18	1	194322-27530	SHAFT, FORK 3-4	1	1	1	1				1
19	1	194322-27550	FORK, SHIFT	1	1	1	1				1
20	1	194322-27560	FORK, SHIFT	1	1	1	1				1
21	1	24190-100001	BALL, STEEL 5/16	2	2	2	2				1
22	1	194310-27180	SPRING, 22.2	2	2	2	2				1
23	1	194330-27580	PLATE, GUIDE	1	1	1	1				1
24	1	194320-27570	SUPPORT, FORK SHAFT	2	2	2	2				1
25	1	194320-27620	FEEDER, LUB OIL	1	1	1	1				1
26	1	26116-080402	BOLT, M8X 40 PLATED	4	4	4	4				1
27	1	22217-080000	WASHER, SPRING 8	4	4	4	4				1
28-1	1	1C6053-32020	WASHER, 8.5X20X3.2	4	4	4	4				1

Remarks
(M) MISPRINT.
(1) APPLICABLE UP TO T/# 21000
FOR YM336.
APPLICABLE UP TO T/# 41000
FOR YM336D.
APPLICABLE TO OLD TYPE FOR
AMERICA.

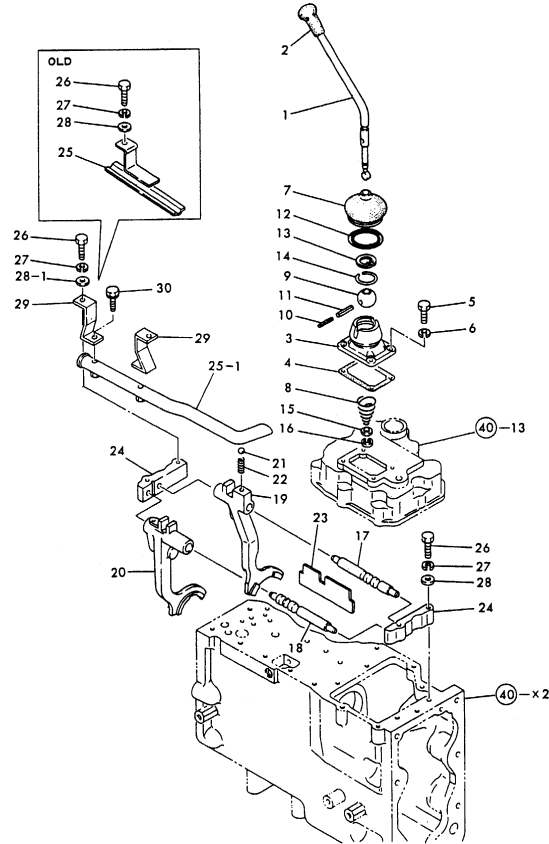
Fig.57. RANGE SHIFT LEVER(A(NEW)&F&STA

(A)=YM336 (FLOOR
(B)=YM336D(FLOOR
(C)=YM336 (COLUM

(D)=YM336D(COLUM
(E)=
(F)=

A (New) & F. & Stan.

Fig. 57 RANGE SHIFT LEVER (FOR A. (NEW) & F. & STAN.) D94324-27500



No.	Lev.	Parts No.	Description	Q'ty						I	R
				(A)	(B)	(C)	(D)	(E)	(F)		
1	1	194330-27511-X	LEVER, RANGE SHIFT	1	1	1	1				1
2	1	1A1020-58150	KNOB, LEVER	1	1	1	1				1
3	1	194322-27650-X	COVER, SHIFT LEVER	1	1	1	1				1
4	1	194310-27210	GASKET, COVER	1	1	1	1				1
5	1	26116-060182	BOLT, M6X 18 PLATED	4	4	4	4				1
5-1	1	26116-060162	BOLT, M6X 16 PLATED			4	4				N 1
			(C=*1982.12) (D=*1982.12)								
6	1	22217-060000	WASHER, SPRING 6	4	4	4	4				1
7	1	194080-27252	BOOT, RUBBER	1	1	1	1				1
8	1	194080-27172	SPRING	1	1	1	1				1
9	1	1E6140-56230	BALL, SHIFTER	1	1	1	1				1
10	1	22351-035040	PIN, SPRING 3.5X40	1	1	1	1				1
11	1	22351-060040	PIN, SPRING 6.0X40	1	1	1	1				1
12	1	194190-27280	O-RING	1	1	1	1				1
13	1	194310-27260	CIRCLIP, BR 32	1	1	1	1				1
14	1	1A1040-26320	CIRCLIP, 30-H	1	1	1	1				1
15	1	194080-27190	WASHER, 13X19X2	1	1	1	1				1
16	1	22272-000100	RING, E-10	1	1	1	1				1
17	1	194324-27520	SHAFT, FORK (1-2)	1	1	1	1				1
18	1	194324-27530	SHAFT, FORK (3-4)	1	1	1	1				1
19	1	194324-27550	FORK, SHIFT (1-2)	1	1	1	1				1
20	1	194322-27560	FORK, SHIFT	1	1	1	1				1
21	1	24190-100001	BALL, STEEL 5/16	2	2	2	2				1
22	1	194310-27180	SPRING, 22.2	2	2	2	2				1
23	1	194330-27580	PLATE, GUIDE	1	1	1	1				1
24	1	194320-27570	SUPPORT, FORK SHAFT	2	2	2	2				1
25	1	194320-27620	FEEDER, LUB OIL	1	1	1	1				1
25-1	1	194490-27620	FEEDER, OIL GUIDE			1	1				N 1
			(C=T/# 21154) (D=T/# 41827)								
26	1	26116-080402	BOLT, M8X 40 PLATED	4	4	4	4				1
27	1	22217-080000	WASHER, SPRING 8	4	4	4	4				1
28	1	1C6053-32020	WASHER, 8.5X20X3.2	4	4	4	4				1
28-1	1	1C6053-32020	WASHER, 8.5X20X3.2			2	2				K 1
			(C=T/# 21154) (D=T/# 41827)								
29	1	194490-27650	STAY, OIL GUIDE			2	2				W 1
			(C=T/# 21154) (D=T/# 41827)								
30	1	26013-060302	BOLT, M6X 30			2	2				W 1
			(C=T/# 21154) (D=T/# 41827)								

Remarks

- (1) APPLICABLE FROM T/# 21001 ON FOR YM336.
- APPLICABLE FROM T/# 41001 ON FOR YM336D.
- APPLICABLE TO FRANCE, STANDARD & NEW TYPE FOR AMERICA.

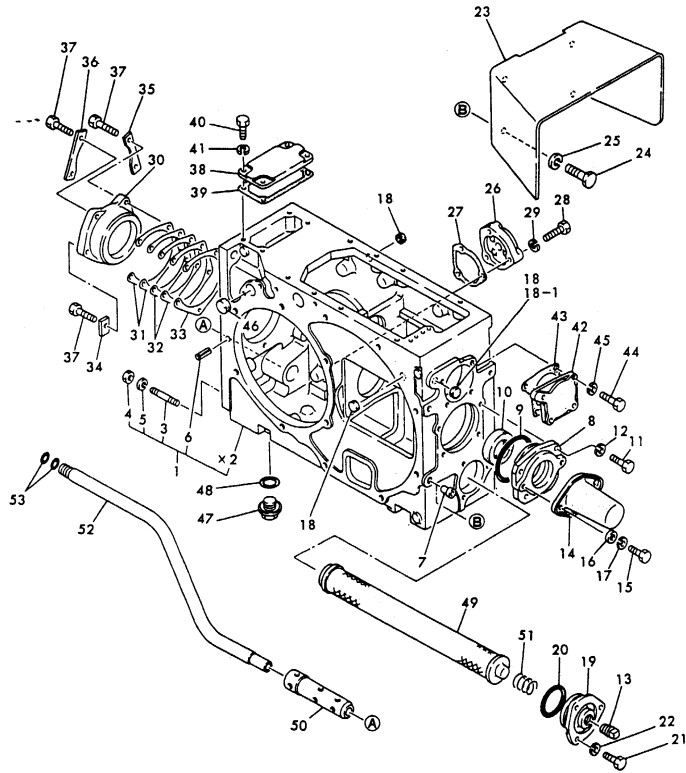
Fig.58. REAR HOUSING

(A)=YM336 (FLOOR)
(B)=YM336D(FLOOR)
(C)=YM336 (COLUMN)

(D)=YM336D(COLUMN)
(E)=
(F)=

Fig.58 REAR HOUSING

D94324-32400
D94322-48300
D94322-24900



*MARK PARTS : NOT SOLD SEPARATELY

No.	Lev.	Parts No.	Description	Q'ty						I	R
				(A)	(B)	(C)	(D)	(E)	(F)		
1-1	1	194322-32400-X	CASE ASSY, REAR AXLE	1	1	1	1				
3	2	26216-120352	STUD, M12X 35	7	7	7	7				
4	2	26716-120002	NUT, M12	7	7	7	7				
5	2	22217-120000	WASHER, SPRING 12	7	7	7	7				
6	2	22351-100025	PIN, SPRING 10.0X25	4	4	4	4				
7	1	194150-21910	PLUG, 11.2	4	4	4	4				
8	1	194320-24350-X	CASE, OIL SEAL	1	1	1	1				
9	1	194130-24490	O-RING 85-S	1	1	1	1				
10	1	194130-26350	SEAL, OIL TC4 2609	1	1	1	1				
11	1	26116-080252	BOLT, M8X 25 PLATED	4	4	4	4				
12	1	22217-080000	WASHER, SPRING 8	4	4	4	4				
13	1	194322-24980	PLUG, 1-2NPT	1	1	1	1				
14	1	194190-26860-X	COVER, SHAFT	1	1	1	1				
15	1	26116-080142	BOLT M 8X 14 PLATED	2	2	2	2				
15-1	1	26013-080122	BOLT, M8X 12			2	2				N
16	1	22137-080000	WASHER, 8 (C=*1982.12) (D=*1982.12)	2	2	2	2				Z
17	1	22217-080000	WASHER, SPRING 8 (C=*1982.12) (D=*1982.12)	2	2	2	2				Z
18	1	194130-27390	CAP 15X5, SEAL	4	4	4	4				
18-1	1	194130-27390	CAP 15X5, SEAL (A=*) (B=*) (C=*) (D=*)	1	1	1	1				K
19	1	194322-32420-X	COVER, STRAINER	1	1	1	1				
20	1	24325-000550	O-RING, 1BG55.0	1	1	1	1				
21	1	26116-080202	BOLT, M8X 20 PLATED	3	3	3	3				
22	1	22217-080000	WASHER, SPRING 8	3	3	3	3				
23	1	194275-26910-X	GUARD, P.T.O. SHAFT	1	1	1	1				
24	1	26116-120222	BOLT, M12X 22 PLATED	4	4	4	4				
24-1	1	26116-120252	BOLT, M12X 25 PLATED	4	4	4	4				N
24-2	1	26116-120202	BOLT, M12X 20 PLATED (A=*) (B=*) (C=*) (D=*) (C=T/# 21278) (D=T/# 43071)			4	4				N
25	1	22217-120000	WASHER, SPRING 12	4	4	4	4				
26	1	194320-32430-X	FLANGE	1	1	1	1				
27	1	194320-32440	GASKET	1	1	1	1				
28	1	26116-080252	BOLT, M8X 25 PLATED	3	3	3	3				
29	1	22217-080000	WASHER, SPRING 8	3	3	3	3				
30	1	194322-32450	RETAINER, BEARING	1	1	1	1				
31	1	194320-32460	SHIM T=0.1	-	-	-	-				1
32	1	194320-32470	SHIM T=0.3	-	-	-	-				1
33	1	194320-32480	SHIM T=0.5	-	-	-	-				1
34	1	194320-32500	STOPPER (C)	1	1	1	1				
35	1	194330-32510	STOPPER (A)	1	1	1	1				
36	1	194330-32520	STOPPER (B)	1	1	1	1				
37	1	26116-080282	BOLT, M8X 28 PLATED	5	5	5	5				
37-1	1	26116-080302	BOLT, M8X 30 PLATED (C=*1982.12) (D=*1982.12)			5	5				N
38	1	194320-32530-X	COVER	1	1	1	1				
39	1	194320-32540	GASKET	1	1	1	1				
39-1	1	194320-32541	GASKET	1	1	1	1				N

Remarks
(1) SELECTIVE PARTS
(M) MISPRINT.

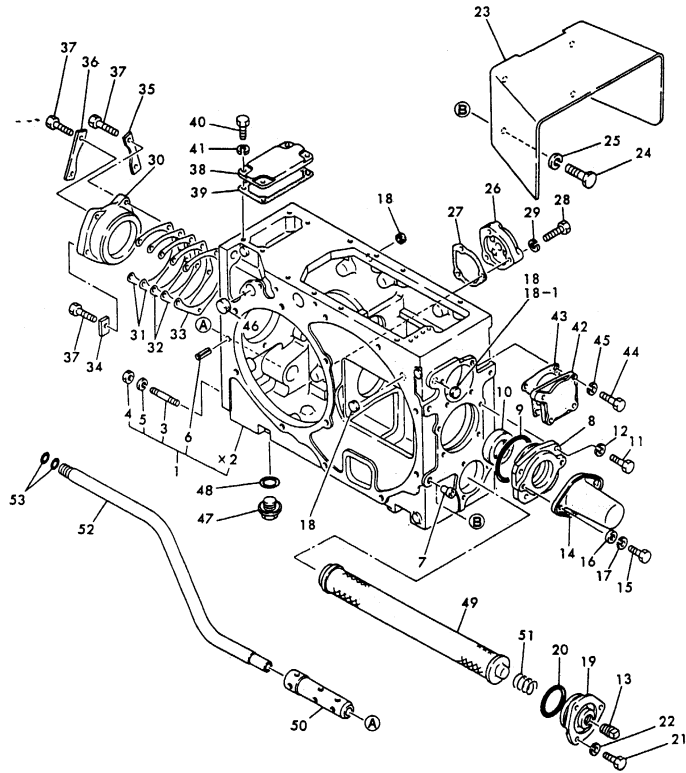
Fig.58. REAR HOUSING

(A)=YM336 (FLOOR
(B)=YM336D(FLOOR
(C)=YM336 (COLUM

(D)=YM336D(COLUM
(E)=
(F)=

Fig.58 REAR HOUSING

D9#324-32400
D9#322-48300
D9#322-24900



*MARK PARTS : NOT SOLD SEPARATELY

No.	Lev.	Parts No.	Description	Q'ty						I	R
				(A)	(B)	(C)	(D)	(E)	(F)		
		(A=*1981.)	(B=*1981.)	(C=*1981.)	(D=*1981.)						
40	1	26116-080252	BOLT, M8X 25 PLATED	4	4	4	4				
41	1	22217-080000	WASHER, SPRING 8	4	4	4	4				
42	1	194320-32580-X	COVER	1	1	1	1				
43	1	194320-32590	GASKET, REAR COVER	1	1	1	1				
44	1	26116-080202	BOLT, M8X 20 PLATED	4	4	4	4				
45	1	22217-080000	WASHER, SPRING 8	4	4	4	4				
46	1	194130-33190	CAP, SEAL 20X8	1	1	1	1				
47	1	194145-48370	PLUG 20	1	1	1	1				
48	1	24311-000220	O-RING, 1AP22.0	1	1	1	1				
49	1	194322-24910	STRAINER, OIL	1	1	1	1				
50	1	194320-24920	STRAINER, INNER	1	1	1	1				
51	1	194322-24930	SPRING	1	1	1	1				
52	1	194320-24940	PIPE, SUCTION	1	1	1	1				
53	1	194310-24960	O-RING, 1018	2	2	2	2				

Remarks
(1) SELECTIVE PARTS
(M) MISPRINT.

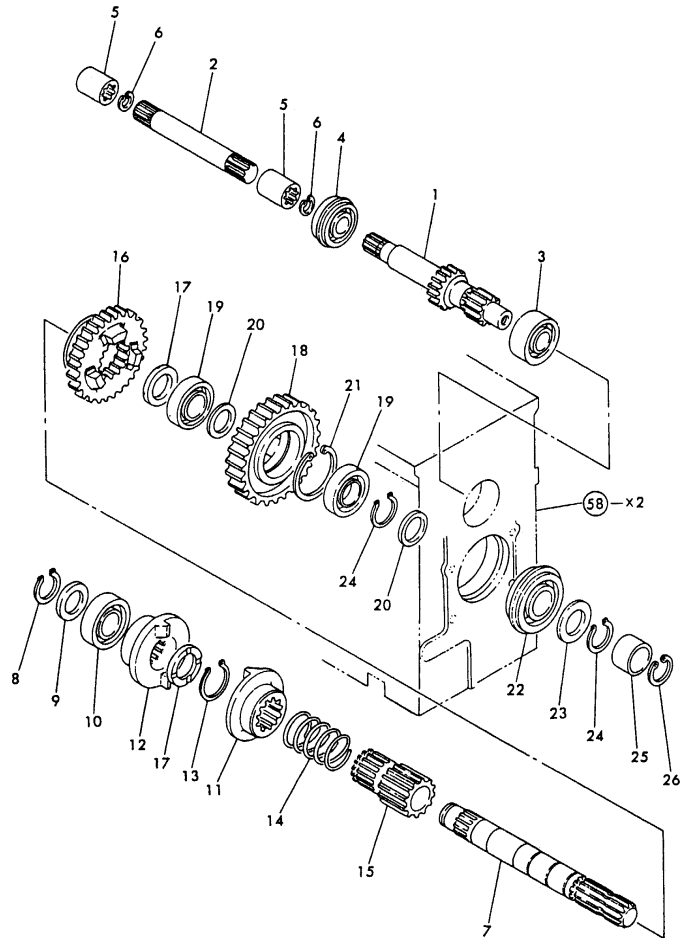
Fig.59. P.T.O. DRIVING SHAFT

(A)=YM336 (FLOOR
(B)=YM336D(FLOOR
(C)=YM336 (COLUM

(D)=YM336D(COLUM
(E)=
(F)=

Fig.59 P.T.O.DRIVING SHAFT

D94322-26100
D94322-26300



No.	Lev.	Parts No.	Description	Q'ty						I	R
				(A)	(B)	(C)	(D)	(E)	(F)		
1	1	194322-26110	SHAFT, PTO PINION	1	1	1	1				
2	1	194320-26130	SHAFT, CONNECTING	1	1	1	1				
3	1	194080-08140	BALL BEARING	1	1	1	1				
3-1	1	24512-053054	BEARING, BALL 5305 (C=T/# 21099) (D=T/# 41324)			1	1				R
4	1	24121-063054	BEARING, BALL 6305NR	1	1	1	1				
5	1	194110-25220	JOINT, SHAFT	2	2	2	2				
6	1	22252-000220	RING, 22	2	2	2	2				
7	1	194322-26310	SHAFT, P.T.O.	1	1	1	1				
8	1	22242-000290	RING, 29	1	1	1	1				
9	1	194320-25270	COLLAR, 30X40X2.5	1	1	1	1				
10	1	24101-063064	BEARING, BALL 6306	1	1	1	1				
11	1	194275-26580	CLUTCH (A), ONE-WAY	1	1	1	1				
12	1	194275-26590	CLUTCH (B), ONE-WAY	1	1	1	1				
13	1	22242-000500	RING, 50	1	1	1	1				
14	1	194275-26610	SPRING	1	1	1	1				
15	1	194322-26570	SHAFT, P.T.O.	1	1	1	1				
16	1	194322-26330	GEAR, SLIDE	1	1	1	1				
17	1	194322-26550	WASHER	2	2	2	2				
18	1	194322-26340	GEAR, P.T.O. 46	1	1	1	1				
19	1	24101-060074	BEARING, BALL 6007	2	2	2	2				
20	1	194320-26360	COLLAR 35X45X2	2	2	2	2				
21	1	22252-000620	RING, 62	1	1	1	1				
22	1	24121-063074	BEARING, BALL 6307NR	1	1	1	1				
23	1	194130-26370	SPACER, 35X55X2.5	1	1	1	1				
24	1	22242-000340	RING, 34	2	2	2	2				
25	1	194130-33452	COLLAR, 35X42X13	1	1	1	1				
26	1	22292-000340	RING, S-34	1	1	1	1				

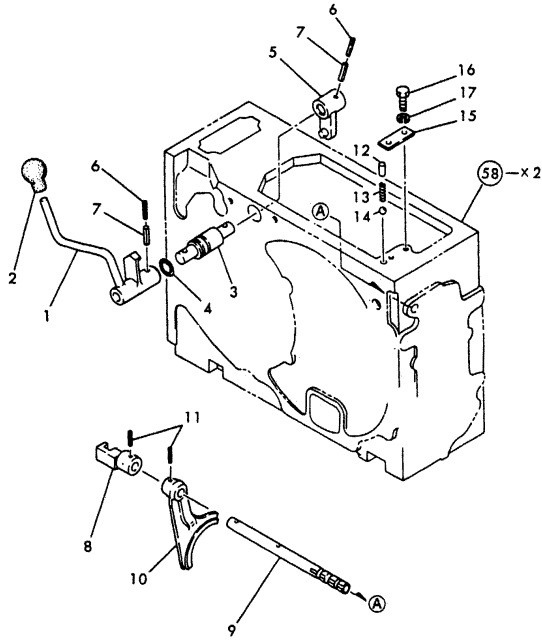
Fig.60. P.T.O.SHIFT LEVER (FLOOR SHIFT

(A)=YM336 (FLOOR
(B)=YM336D(FLOOR
(C)=YM336 (COLUM

(D)=YM336D(COLUM
(E)=
(F)=

A&F

Fig.60 P.T.O.SHIFT LEVER(FLOOR SHIFT TYPE)

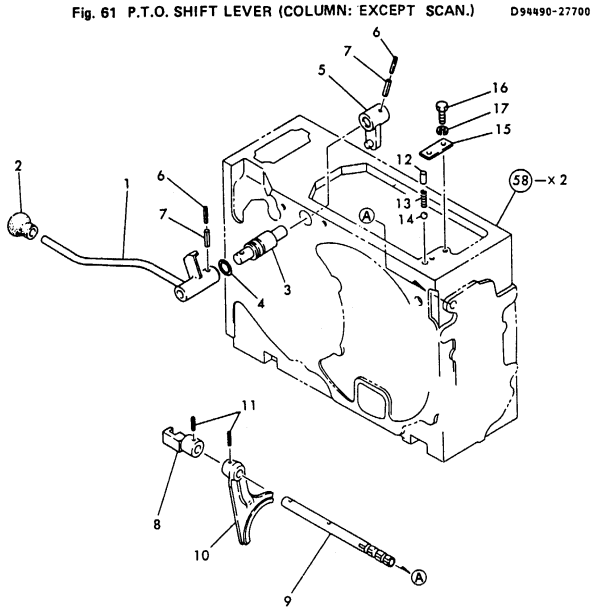


No.	Lev.	Parts No.	Description	Q'ty						I	R
				(A)	(B)	(C)	(D)	(E)	(F)		
1	1	194322-27710-X	LEVER, MAIN SHIFT	1	1						
2	1	194145-27960	NOB	1	1						
3	1	194322-27770	SHAFT, SHIFT ARM PTO	1	1						
4	1	24311-000220	O-RING, 1AP22.0	1	1						
5	1	194320-27760	ARM, P.T.O. SHIFT	1	1						
6	1	22351-035032	PIN, SPRING 3.5X32	2	2						
7	1	22351-060032	PIN, SPRING 6.0X32	2	2						
8	1	194320-27730	ARM,FORK SHAFT	1	1						
9	1	194322-27740	SHAFT, FORK	1	1						
10	1	194322-27790	FORK, SHIFT (PTO	1	1						
11	1	22351-060025	PIN, SPRING 6.0X25	2	2						
12	1	194320-27870	PIN 7X17.7	1	1						
13	1	194145-27450	SPRING	1	1						
14	1	24190-100001	BALL, STEEL 5/16	1	1						
15	1	194320-27840	RETAINER, SPRING	1	1						
16	1	26116-060142	BOLT, M6X 14 PLATED	2	2						
17	1	22217-060000	WASHER, SPRING 6	2	2						

Fig.61. P.T.O.SHIFT(COLUMN:EXCEPT SCAN

(A)=YM336 (FLOOR
(B)=YM336D(FLOOR
(C)=YM336 (COLUMN

(D)=YM336D(COLUMN
(E)=
(F)=



Stan

Fig. 61 P.T.O. SHIFT LEVER (COLUMN: EXCEPT SCAN.) D94490-27700

No.	Lev.	Parts No.	Description	Qty						I	R	
				(A)	(B)	(C)	(D)	(E)	(F)			
1	1	194490-27710-X	LEVER, CHANGE			1	1					
2	1	194145-27960	KNOB			1	1					
3	1	194322-27770	SHAFT, SHIFT ARM PTO			1	1					
4	1	24311-000220	O-RING, 1AP22.0			1	1					
5	1	194320-27760	ARM, P.T.O. SHIFT			1	1					
6	1	22351-035032	PIN, SPRING 3.5X32			2	2					
7	1	22351-060032	PIN, SPRING 6.0X32			2	2					
8	1	194320-27730	ARM,FORK SHAFT			1	1					
9	1	194322-27740	SHAFT, FORK			1	1					
10	1	194322-27790	FORK, SHIFT (PTO)			1	1					
11	1	22351-060025	PIN, SPRING 6.0X25			2	2					
12	1	194320-27870	PIN 7X17.7			1	1					
13	1	194145-27450	SPRING			1	1					
14	1	24190-100001	BALL, STEEL 5/16			1	1					
15	1	194320-27840	RETAINER, SPRING			1	1					
16	1	26116-060142	BOLT, M6X 14 PLATED			2	2					
16-1	1	26116-060122	BOLT, M6X 12 PLATED			2	2					N
			(C=*1982.12) (D=*1982.12)									
17	1	22217-060000	WASHER, SPRING 6			2	2					

Remarks
(STAN) : FIG.61,S "STAN" MEANS
"COLUMN : EXCEPT SCAN".

Fig.62. P.T.O.SHIFT LEVER(COLUMN:SCAN)

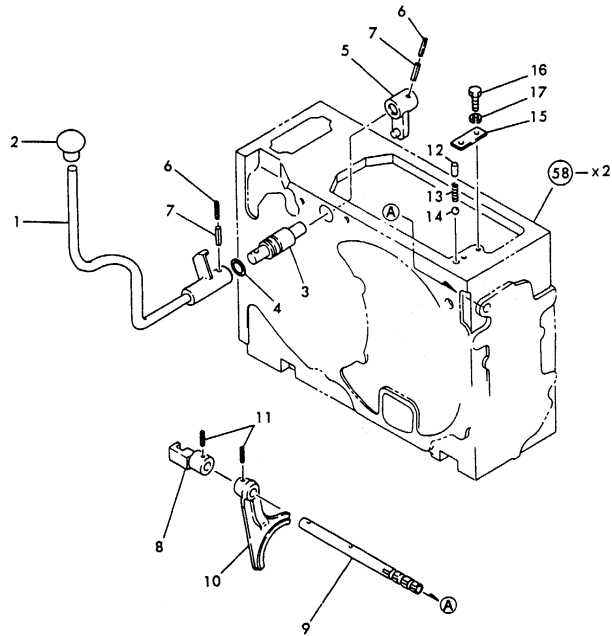
(A)=YM336 (FLOOR
(B)=YM336D(FLOOR
(C)=YM336 (COLUMN

(D)=YM336D(COLUM
(E)=
(F)=

Scan

Fig. 62 P.T.O. SHIFT LEVER (COLUMN: SCAN.)

D94324-27700

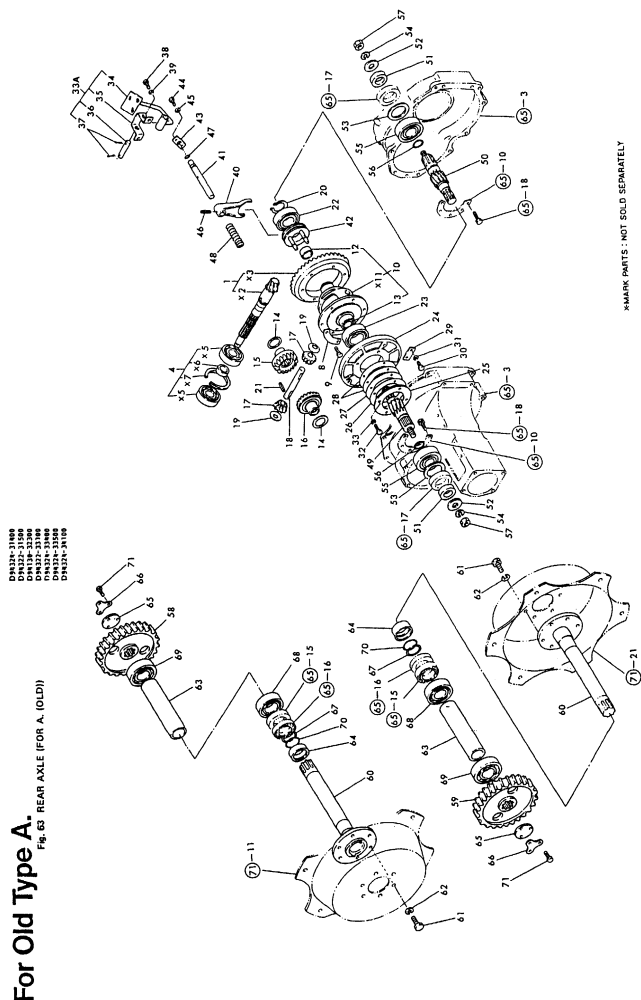


No.	Lev.	Parts No.	Description	Q'ty						I	R
				(A)	(B)	(C)	(D)	(E)	(F)		
1	1	194324-27710-X	LEVER, PTO CHANGE			1	1				
2	1	194145-27960	KNOB			1	1				
3	1	194322-27770	SHAFT, SHIFT ARM PTO			1	1				
4	1	24311-000220	O-RING, 1AP22.0			1	1				
5	1	194320-27760	ARM, P.T.O. SHIFT			1	1				
6	1	22351-035032	PIN, SPRING 3.5X32			2	2				
7	1	22351-060032	PIN, SPRING 6.0X32			2	2				
8	1	194320-27730	ARM,FORK SHAFT			1	1				
9	1	194322-27740	SHAFT, FORK			1	1				
10	1	194322-27790	FORK, SHIFT (PTO			1	1				
11	1	22351-060025	PIN, SPRING 6.0X25			2	2				
12	1	194320-27870	PIN 7X17.7			1	1				
13	1	194145-27450	SPRING			1	1				
14	1	24190-100001	BALL, STEEL 5/16			1	1				
15	1	194320-27840	RETAINER, SPRING			1	1				
16	1	26116-060122	BOLT, M6X 12 PLATED			2	2				
17	1	22217-060000	WASHER, SPRING 6			2	2				

Fig.63. REAR AXLE (FOR A(OLD))

(A)=YM336 (FLOOR)
(B)=YM336D(FLOOR)
(C)=YM336 (COLUM)

(D)=YM336D(COLUM)
(E)=
(F)=



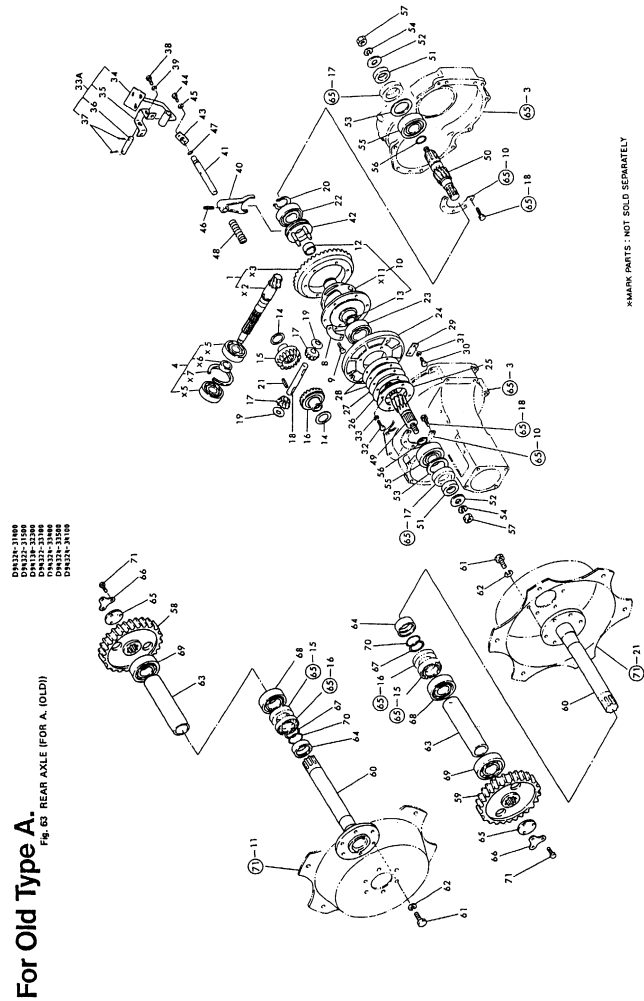
No.	Lev.	Parts No.	Description	Q'ty						I	R	
				(A)	(B)	(C)	(D)	(E)	(F)			
1	1	194322-31400	GEAR W/COUNTERSHAFT	1	1	1	1				1	
4	1	194330-25560	TAPER ROLLER BEARING	1	1	1	1				1	
8	1	194130-32210	WASHER, LOCK	3	3	3	3				1	
9-1	1	26156-100222	BOLT, M10X 22 PLATED	6	6	6	6				1	
10	1	194322-31500	HOUSING ASSY, DIFF.	1	1	1	1				1	
12	2	194320-31520	BUSH, 42X45X21	1	1	1	1				1	
13	2	194145-32121	BUSH, 33X37X21	1	1	1	1				1	
14	1	194320-31530	WASHER, DIFFERENTIAL	2	2	2	2				1	
15	1	194320-31550	GEAR, DIFFERENTIAL	1	1	1	1				1	
16	1	194320-31560	GEAR, DIFFERENTIAL	1	1	1	1				1	
17	1	194320-31610	PINION, DIFFERENTIAL	2	2	2	2				1	
18	1	194320-31620	SHAFT, DIFFERENTIAL	1	1	1	1				1	
19	1	194320-31630	WASHER, DIFFERENTIAL	2	2	2	2				1	
20	1	22242-000500	RING, 50	1	1	1	1				1	
21	1	22351-060036	PIN, SPRING 6.0X36	1	1	1	1				1	
22	1	24101-062104	BEARING, BALL 6210	1	1	1	1				1	
23	1	24101-062114	BEARING, BALL 6211	1	1	1	1				1	
24	1	194130-32310	CARRIER,DIFFERENTIAL	1	1	1	1				1	
25	1	194130-32320	RETAINER, BEARING	1	1	1	1				1	
26	1	194130-32330	SHIM A	-	-	-	-				2	
27	1	194130-32340	SHIM B	-	-	-	-				2	
28	1	194130-32350	SHIM C	-	-	-	-				2	
29	1	194130-32360	PLATE, LOCK	2	2	2	2				1	
30	1	26116-080182	BOLT, M8X 18 PLATED	4	4	4	4				1	
31	1	22217-080000	WASHER, SPRING 8	4	4	4	4				1	
32	1	26116-080182	BOLT, M8X 18 PLATED	4	4	4	4				1	
33	1	22217-080000	WASHER, SPRING 8	4	4	4	4				1	
33A	1	194145-33200-X	PEDAL, DIFF. LOCK (C=*)							1	1	W
34	2	194145-33211-X	PEDAL, DIFF. LOCK (D=*)	1	1	1	1				1	
35	2	194130-33150-X	HINGE	1	1	1	1				1	
36	2	194130-33161	PIN	1	1	1	1				1	
37	2	22417-400300	PIN, COTTER 4.0X30	2	2	2	2				1	
38	1	26116-080182	BOLT, M8X 18 PLATED	2	2	2	2				1	
38-1	1	26013-080162	BOLT, M8X 16 (C=*)							2	2	N
39	1	22217-080000	WASHER, SPRING 8 (D=*)	2	2	2	2				2	Z
40	1	194130-33111	FORK, SHIFT	1	1	1	1				1	
41	1	194130-33120	SHAFT, FORK	1	1	1	1				1	
42	1	194320-33130	SLIDER, DIFFERENTIAL	1	1	1	1				1	
43	1	194130-33170	PLATE, KEEP	1	1	1	1				1	
44	1	26116-080182	BOLT, M8X 18 PLATED	2	2	2	2				1	
44-1	1	26013-080162	BOLT, M8X 16 (D=*)							2	2	N
45	1	22217-080000	WASHER, SPRING 8 (C=*)	2	2	2	2				2	Z
46	1	22351-080036	PIN, SPRING 8.0X36	1	1	1	1				1	
47	1	24311-000160	O-RING, 1AP16.0	1	1	1	1				1	
48	1	194130-33180	SPRING, RETURN	1	1	1	1				1	
49	1	194320-33410	PINION, FINAL L	1	1	1	1				1	

Remarks
 (1) APPLICABLE UP TO T/# 21000 FOR YM336.
 APPLICABLE UP TO T/# 41000 FOR YM336D.
 APPLICABLE TO OLD TYPE FOR AMERICA.
 (2) SELECTIVE PARTS.
 (M) MISS-PRINT.

Fig.63. REAR AXLE (FOR A(OLD))

(A)=YM336 (FLOOR)
 (B)=YM336D(FLOOR)
 (C)=YM336 (COLUM)

(D)=YM336D(COLUM)
 (E)=
 (F)=



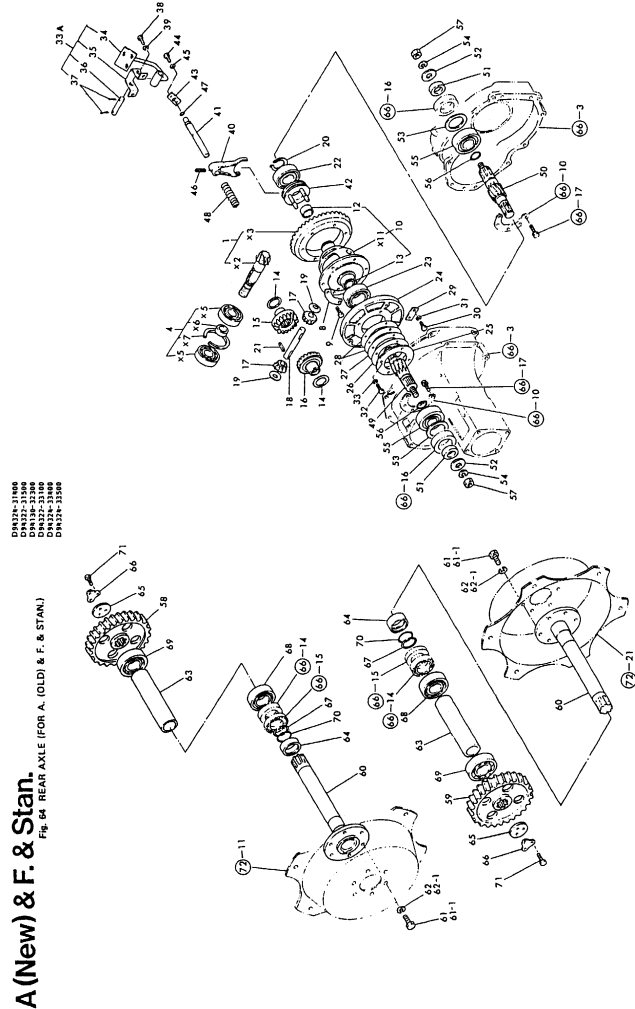
No.	Lev.	Parts No.	Description	Q'ty						I	R
				(A)	(B)	(C)	(D)	(E)	(F)		
50	1	194320-33420	PINION, FINAL R	1	1	1	1			1	
51	1	194145-33430	COLLAR, 40X55X18	2	2	2	2			1	
52	1	194145-33480	WASHER 22	2	2	2	2			1	
53	1	194145-33490	SPACER 65X78X2.3	2	2	2	2			1	
54	1	22217-220000	WASHER, SPRING 22	2	2	2	2			1	
55	1	24104-063084	BEARING, BALL 6308UU	2	2	2	2			1	
56	1	24321-000350	O-RING, 1AG35.0	2	2	2	2			1	
57	1	26776-220002	NUT, LOCK M22	2	2	2	2			1	
58	1	194145-33510	GEAR, FINAL L	1	1	1	1			1	
59	1	194145-33520	GEAR, FINAL R	1	1	1	1			1	
60	1	194145-34120	SHAFT, REAR AXLE	2	2	2	2			1	
61	1	194322-34180	BOLT M16X 30	12	12	12	12			1	
62	1	194280-34170	WASHER 16	12	12	12	12			1	
63	1	194320-34170	SPACER	2	2	2	2			1	
64	1	194145-34360	COLLAR, 60X75X26	2	2	2	2			1	
65	1	194145-34370	WASHER	2	2	2	2			1	
66	1	194145-34380	WASHER	2	2	2	2			1	
67	1	194145-34390	SPACER, O-RING	2	2	2	2			1	
68	1	24101-062124	BEARING, BALL 6212	2	2	2	2			1	
69	1	24101-063124	BEARING, BALL 6312	2	2	2	2			1	
70	1	24321-000600	O-RING, 1AG60.0	2	2	2	2			1	
71	1	26116-100302	BOLT, M10X 30 PLATED	6	6	6	6			1	

Remarks
 (1) APPLICABLE UP TO T/# 21000
 FOR YM336.
 APPLICABLE UP TO T/# 41000
 FOR YM336D.
 APPLICABLE TO OLD TYPE FOR
 AMERICA.
 (2) SELECTIVE PARTS.
 (M) MISS-PRINT.

Fig.64. REAR AXLE (FOR A(NEW)&F&STAN)

(A)=YM336 (FLOOR)
(B)=YM336D(FLOOR)
(C)=YM336 (COLUM)

(D)=YM336D(COLUM)
(E)=
(F)=



A (New) & F. & Stan.
Fig. 64 REAR AXLE (FOR A, (OLD) & F. & STAN.)

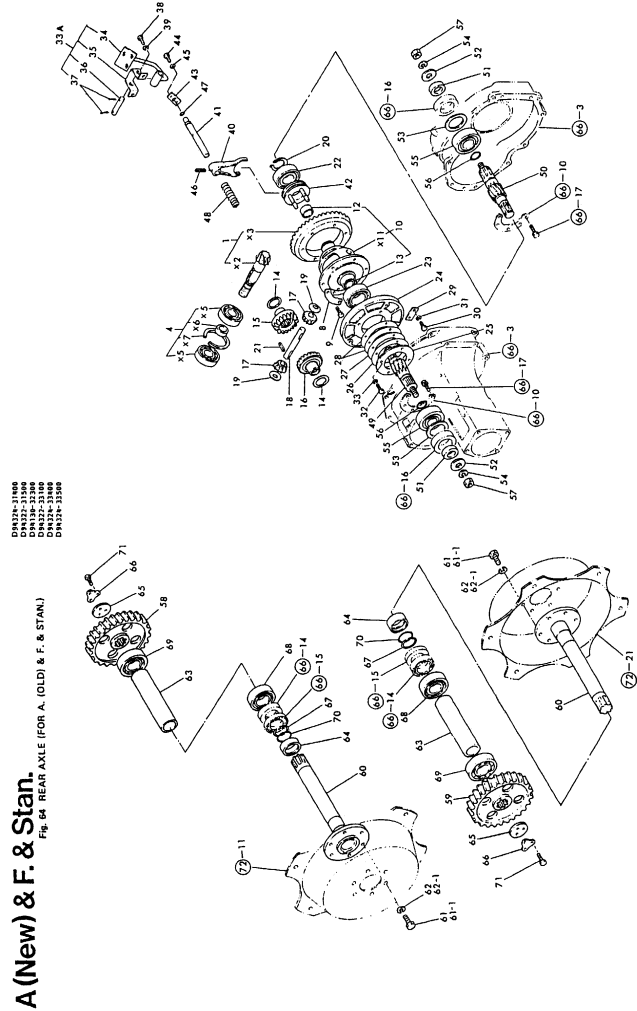
No.	Lev.	Parts No.	Description	Q'ty						I	R
				(A)	(B)	(C)	(D)	(E)	(F)		
1	1	194324-31400	GEAR W/COUNTERSHAFT	1	1	1	1				1
4	1	194330-25560	TAPER ROLLER BEARING	1	1	1	1				1
8	1	194130-32210	WASHER, LOCK	3	3	3	3				1
9	1	26156-100222	BOLT, M10X 22 PLATED	6	6	6	6				1
10	1	194322-31500	HOUSING ASSY, DIFF.	1	1	1	1				1
12	2	194320-31520	BUSH, 42X45X21	1	1	1	1				1
13	2	194145-32121	BUSH, 33X37X21	1	1	1	1				1
14	1	194320-31530	WASHER, DIFFERENTIAL	2	2	2	2				1
15	1	194320-31550	GEAR, DIFFERENTIAL	1	1	1	1				1
16	1	194320-31560	GEAR, DIFFERENTIAL	1	1	1	1				1
17	1	194320-31610	PINION, DIFFERENTIAL	2	2	2	2				1
18	1	194320-31620	SHAFT, DIFFERENTIAL	1	1	1	1				1
19	1	194320-31630	WASHER, DIFFERENTIAL	2	2	2	2				1
20	1	22242-000500	RING, 50	1	1	1	1				1
21	1	22351-060036	PIN, SPRING 6.0X36	1	1	1	1				1
22	1	24101-062104	BEARING, BALL 6210	1	1	1	1				1
23	1	24101-062114	BEARING, BALL 6211	1	1	1	1				1
24	1	194130-32310	CARRIER,DIFFERENTIAL	1	1	1	1				1
25	1	194130-32320	RETAINER, BEARING	1	1	1	1				1
26	1	194130-32330	SHIM A	-	-	-	-				2
27	1	194130-32340	SHIM B	-	-	-	-				2
28	1	194130-32350	SHIM C	-	-	-	-				2
29	1	194130-32360	PLATE, LOCK	2	2	2	2				1
30	1	26116-080182	BOLT, M8X 18 PLATED	4	4	4	4				1
30-1	1	26013-080202	BOLT, M8X 20 (C=*1982.12) (D=*1982.12)			4	4				N 1
31	1	22217-080000	WASHER, SPRING 8 (C=*1982.12) (D=*1982.12)	4	4	4	4				Z 1
32	1	26116-080182	BOLT, M8X 18 PLATED	4	4	4	4				1
32-1	1	26013-080202	BOLT, M8X 20 (C=*1982.12) (D=*1982.12)			4	4				N 1
33	1	22217-080000	WASHER, SPRING 8 (C=*1982.12) (D=*1982.12)	4	4	4	4				Z 1
33A	1	194145-33200-X (A=*) (B=*) (C=*) (D=*)	PEDAL, DIFF. LOCK	1	1	1	1				W 1
34	2	194145-33211-X	PEDAL, DIFF. LOCK	1	1	1	1				1
35	2	194130-33150-X	HINGE	1	1	1	1				1
36	2	194130-33161	PIN	1	1	1	1				1
37	2	22417-400300	PIN, COTTER 4.0X30	2	2	2	2				1
38	1	26116-080182	BOLT, M8X 18 PLATED	2	2	2	2				1
38-1	1	26013-080162 (A=*) (B=*) (C=*) (D=*)	BOLT, M8X 16	2	2	2	2				N 1
39	1	22217-080000 (A=*) (B=*) (C=*) (D=*)	WASHER, SPRING 8	2	2	2	2				Z 1
40	1	194130-33111	FORK, SHIFT	1	1	1	1				1
41	1	194130-33120	SHAFT, FORK	1	1	1	1				1
42	1	194320-33130	SLIDER, DIFFERENTIAL	1	1	1	1				1
43	1	194130-33170	PLATE, KEEP	1	1	1	1				1
43-1	1	194322-33170 (C=T/# 21098) (D=T/# 41323)	PLATE, KEEP			1	1				N 1
44	1	26116-080182	BOLT, M8X 18 PLATED	2	2	2	2				1

Remarks
(1) APPLICABLE FROM T/# 21001 ON FOR YM336.
APPLICABLE FROM T/# 41001 ON FOR YM336D.
APPLICABLE TO FRANCE, STANDARD & NEW TYPE FOR AMERICA.
(2) SELECTIVE PARTS.

Fig.64. REAR AXLE (FOR A(NEW)&F&STAN)

(A)=YM336 (FLOOR)
(B)=YM336D(FLOOR)
(C)=YM336 (COLUM)

(D)=YM336D(COLUM)
(E)=
(F)=



No.	Lev.	Parts No.	Description	Qty						I	R	
				(A)	(B)	(C)	(D)	(E)	(F)			
44-1	1	26013-080162	BOLT, M8X 16 (A=*) (B=*) (C=*) (D=*)	2	2	2	2			N	1	
45	1	22217-080000	WASHER, SPRING 8 (A=*) (B=*) (C=*) (D=*)	2	2	2	2			Z	1	
46	1	22351-080036	PIN, SPRING 8.0X36	1	1	1	1				1	
47	1	24311-000160	O-RING, 1AP16.0	1	1	1	1				1	
48	1	194130-33180	SPRING, RETURN	1	1	1	1				1	
49	1	194324-33410	PINION (L), FINAL	1	1	1	1				1	
50	1	194324-33420	PINION (R), FINAL	1	1	1	1				1	
51	1	194324-33450	COLLAR 40X60X14	2	2	2	2				1	
52	1	194145-33480	WASHER 22	2	2	2	2				1	
53	1	194145-33490	SPACER 65X78X2.3	2	2	2	2				1	
54	1	22217-220000	WASHER, SPRING 22	2	2	2	2				1	
55	1	24104-063084	BEARING, BALL 6308UU	2	2	2	2				1	
56	1	24321-000350	O-RING, 1AG35.0	2	2	2	2				1	
57	1	26776-220002	NUT, LOCK M22	2	2	2	2				1	
58	1	194324-33510	GEAR (L), FINAL	1	1	1	1				1	
59	1	194324-33520	GEAR (R), FINAL	1	1	1	1				1	
60	1	194145-34120	SHAFT, REAR AXLE	2	2	2	2				1	
60-1	1	194275-34120	SHAFT, REAR AXLE (C=T/# 21145) (D=T/# 41770)			2	2				S	1
61	1	194322-34180	BOLT M16X 30	12	12	12	12				1	
61-1	1	194327-34130	BOLT M14X 35 (C=T/# 21145) (D=T/# 41770)			16	16				S	1
61-2	1	194279-34130	BOLT, M14X35 (C=T/# 21278) (D=T/# 43063)			16	16				N	1
62	1	194280-34170	WASHER 16	12	12	12	12				1	
62-1	1	194465-14220	WASHER 14 (C=T/# 21145) (D=T/# 41770)			16	16				S	1
62-2	1	194279-14220	WASHER, 14 (C=T/# 21278) (D=T/# 43063)			16	16				N	1
63	1	194320-34170	SPACER	2	2	2	2				1	
64	1	194145-34360	COLLAR, 60X75X26	2	2	2	2				1	
65	1	194324-34370	WASHER	2	2	2	2				1	
66	1	194145-34380	WASHER	2	2	2	2				1	
67	1	194145-34390	SPACER, O-RING	2	2	2	2				1	
68	1	24101-062124	BEARING, BALL 6212	2	2	2	2				1	
69	1	24101-063124	BEARING, BALL 6312	2	2	2	2				1	
70	1	24321-000600	O-RING, 1AG60.0	2	2	2	2				1	
71	1	26116-100302	BOLT, M10X 30 PLATED	6	6	6	6				1	

Remarks

- (1) APPLICABLE FROM T/# 21001 ON FOR YM336.
APPLICABLE FROM T/# 41001 ON FOR YM336D.
APPLICABLE TO FRANCE, STANDARD & NEW TYPE FOR AMERICA.
- (2) SELECTIVE PARTS.

Fig.65. REAR AXLE HOUSING (FOR A(OLD))

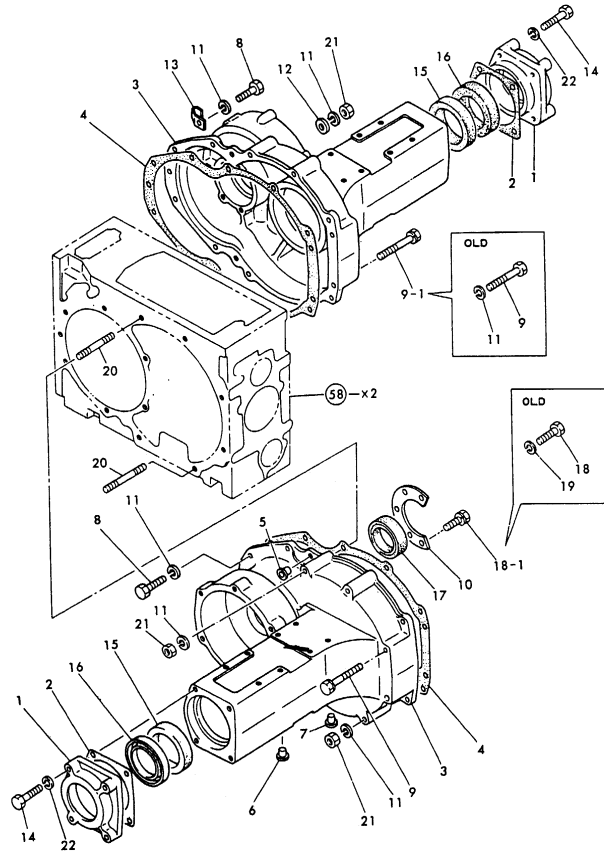
(A)=YM336 (FLOOR)
(B)=YM336D(FLOOR)
(C)=YM336 (COLUM)

(D)=YM336D(COLUM)
(E)=
(F)=

For Old Type A.

Fig. 65 REAR AXLE HOUSING (FOR A. (OLD))

D94324-32600



No.	Lev.	Parts No.	Description	Q'ty						I	R
				(A)	(B)	(C)	(D)	(E)	(F)		
1	1	194145-32710-X	CASE, OIL SEAL	2	2	2	2				1
2	1	194145-32720	GASKET	2	2	2	2				1
3	1	194145-32620-X	HOUSING, REAR AXLE	2	2	2	2				1
3-1	1	194145-32621-X (A=T/# 20106) (B=T/# 40182) (C=T/# 20106) (D=T/# 40182)	HOUSING, REAR AXLE	2	2	2	2				S 1
4	1	194130-32681	GASKET	2	2	2	2				1
4-1	1	194130-32682 (A=*1981.) (B=*1981.) (C=*1981.) (D=*1981.)	GASKET	2	2	2	2				N 1
5	1	194145-31750	PLUG, 9.5	4	4	4	4				1
6	1	194150-21910	PLUG, 11.2	4	4	4	4				1
7	1	194150-24270	CAP, SCREW 13.0	2	2	2	2				1
8	1	194274-13550	BOLT, M10X30	8	8	8	8				1
9	1	194320-32720	BOLT M10X 80	8	8	8	8				1
9-1	1	194324-32720 (A=T/# 20106) (B=T/# 40182) (C=T/# 20106) (D=T/# 40182)	BOLT M10X 85	8	8	8	8				N 1
10	1	194145-32650	RETAINER, BEARING	2	2	2	2				1
11	1	194274-13570	WASHER, SPRING 10	20	20	20	20				1
12	1	22137-100000	WASHER, 10	1	1	1	1				1
13	1	194145-51620	CLAMP, HARNESS	1	1	1	1				1
14	1	26116-100552	BOLT, M10X 55 PLATED	8	8	8	8				1
15	1	194145-32730	SEAL TC 750013, OIL	2	2	2	2				1
16	1	194145-32740	SEAL VC 750007, OIL	2	2	2	2				1
17	1	194145-32660	SEAL, OIL TC557812	2	2	2	2				1
18	1	26116-080202	BOLT, M8X 20 PLATED	10	10	10	10				1
18-1	1	26013-080202 (A=*) (B=*) (C=*) (D=*)	BOLT, M8X 20	10	10	10	10				N 1
19	1	22217-080000 (A=*) (B=*) (C=*) (D=*)	WASHER, SPRING 8	10	10	10	10				Z 1
20	1	194320-32730	BOLT M10X 80	4	4	4	4				1
20-1	1	194324-32730 (A=T/# 20106) (B=T/# 40182) (C=T/# 20106) (D=T/# 40182)	STUD M10X 85	4	4	4	4				S 1
21	1	26736-100002	NUT, M10	4	4	4	4				1
22	1	22217-100000	WASHER, SPRING 10	8	8	8	8				1

Remarks
(1) APPLICABLE UP TO T/# 21000 FOR YM336.
APPLICABLE UP TO T/# 41000 FOR YM336D.
APPLICABLE TO OLD TYPE FOR AMERICA.

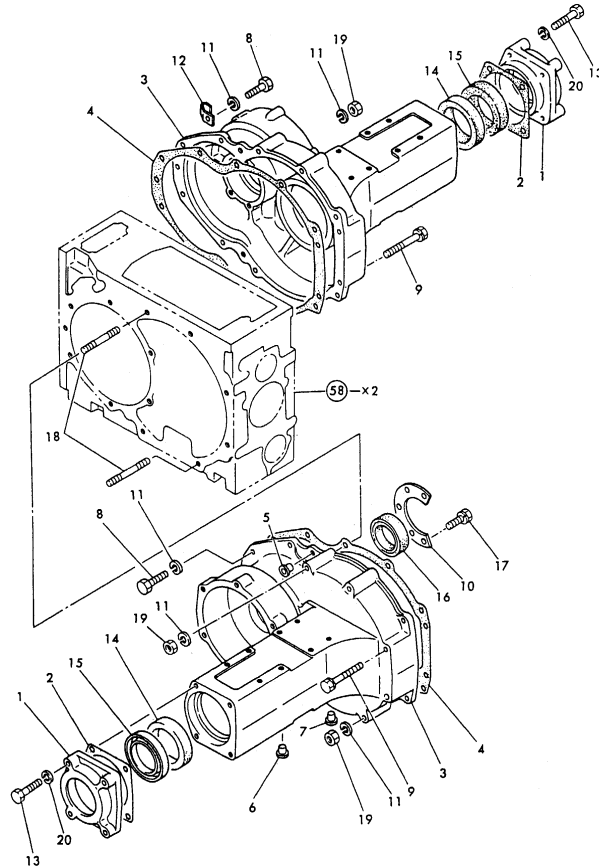
Fig.66. REAR AXLE HOUSING(A(NEW)&F&STA

(A)=YM336 (FLOOR
(B)=YM336D(FLOOR
(C)=YM336 (COLUM

(D)=YM336D(COLUM
(E)=
(F)=

A (New) & F. & Stan.

Fig. 66 REAR AXLE HOUSING (FOR A. (NEW) & F. & STAN.) D94324-32600



No.	Lev.	Parts No.	Description	Qty						I	R
				(A)	(B)	(C)	(D)	(E)	(F)		
1	1	194145-32710-X	CASE, OIL SEAL	2	2	2	2				1
2	1	194145-32720	GASKET	2	2	2	2				1
3	1	194324-32620-X	HOUSING, REAR AXLE	2	2	2	2				1
4	1	194130-32681	GASKET	2	2	2	2				1
4-1	1	194130-32682	GASKET	2	2	2	2				N 1
		(A=*1981.) (B=*1981.) (C=*1981.) (D=*1981.)									
4-2	1	198245-32590	GASKET, HOUSING (C=T/# 21222) (D=T/# 42824)			2	2				N 1
4-3	1	198245-32591	GASKET, HOUSING (C=T/# 21228) (D=T/# 42862)			2	2				N 1
4-4	1	198245-32592	GASKET,HOUSING (C=T/# 21314) (D=T/# 43422)			2	2				N 1
5	1	194145-31750	PLUG, 9.5	4	4	4	4				1
6	1	194150-21910	PLUG, 11.2	4	4	4	4				1
7	1	194150-24270	CAP, SCREW 13.0	2	2	2	2				1
8	1	194274-13550	BOLT, M10X30	8	8	8	8				1
9	1	194324-32720	BOLT M10X 85	8	8	8	8				1
10	1	194145-32650	RETAINER, BEARING	2	2	2	2				1
11	1	194274-13570	WASHER, SPRING 10	20	20	20	20				1
12	1	194145-51620	CLAMP, HARNESS	1	1	1	1				1
12-1	1	194180-51640	CLAMP, HARNESS			1	1				N 1
		(C=T/# 21193) (D=T/# 42420)									
13	1	26116-100552	BOLT, M10X 55 PLATED	8	8	8	8				1
14	1	194145-32730	SEAL TC 750013, OIL	2	2	2	2				1
14-1	1	24421-750013	SEAL, OIL TC7510013 (C=T/# 21220) (D=T/# 42687)			2	2				N 1
15	1	194145-32740	SEAL VC 750007, OIL	2	2	2	2				1
15-1	1	24430-750007	SEAL, OIL VC751007 (C=T/# 21220) (D=T/# 42687)			2	2				N 1
16	1	194324-32660	SEAL, OIL TC607809	2	2	2	2				1
17	1	26013-080202	BOLT, M8X 20	10	10	10	10				1
18	1	194324-32730	STUD M10X 85	4	4	4	4				1
19	1	26736-100002	NUT, M10	4	4	4	4				1
20	1	22217-100000	WASHER, SPRING 10	8	8	8	8				1

Remarks

(1) APPLICABLE FROM T/# 21001 ON FOR YM336.
APPLICABLE FROM T/# 41001 ON FOR YM336D.
APPLICABLE TO FRANCE, STANDARD & NEW TYPE FOR AMERICA.

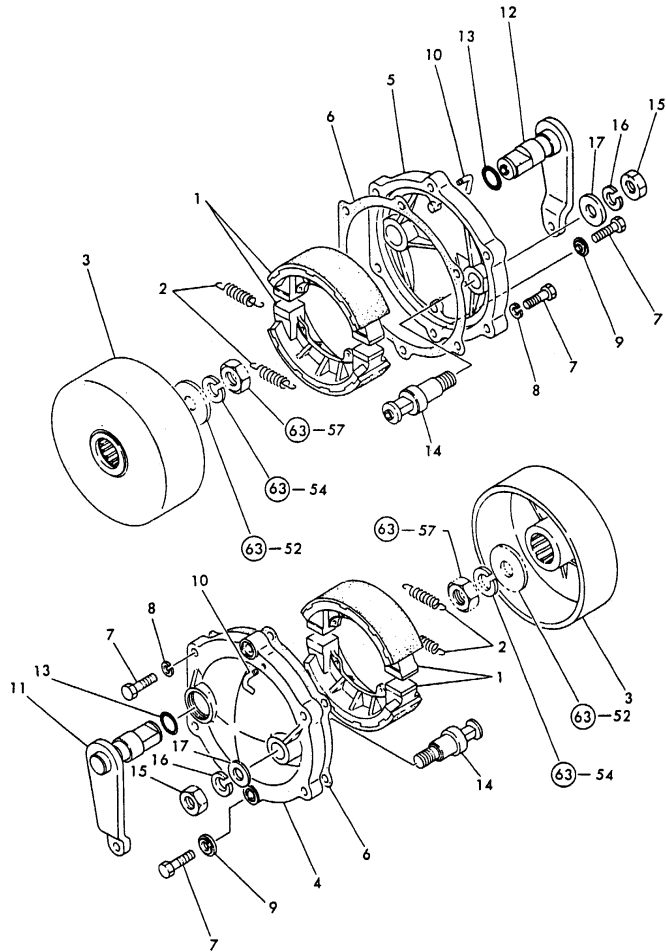
Fig.67. BRAKE

(A)=YM336 (FLOOR)
 (B)=YM336D(FLOOR)
 (C)=YM336 (COLUM

(D)=YM336D(COLUM
 (E)=
 (F)=

Fig. 67 BRAKE

D94322-36300
 D94322-36400



No.	Lev.	Parts No.	Description	Q'ty						I	R
				(A)	(B)	(C)	(D)	(E)	(F)		
1	1	194320-36510	SHOE, BRAKE	4	4	4	4				
2	1	194145-36551	SPRING, SHOE	4	4	4	4				
3	1	194320-36570	DRUM, BRAKE	2	2	2	2				
4	1	194320-36610-X	COVER (L), BRAKE	1	1	1	1				
5	1	194320-36620-X	COVER (R), BRAKE	1	1	1	1				
6	1	194145-36630	GASKET	2	2	2	2				
7	1	26116-100352	BOLT, M10X 35 PLATED	12	12	12	12				
8	1	22217-100000	WASHER, SPRING 10	8	8	8	8				
9	1	194145-36810	WASHER, 10X17X1.6	4	4	4	4				
10	1	194145-36651	BREATHER, AIR	2	2	2	2				
11	1	194320-36710-X	CAMSHAFT, BRAKE	1	1	1	1				
12	1	194320-36720-X	CAMSHAFT, BRAKE	1	1	1	1				
13	1	24311-000280	O-RING, 1AP28.0	2	2	2	2				
14	1	194320-36730	PIN, ANCHOR	2	2	2	2				
15	1	26716-160002	NUT, M16	2	2	2	2				
16	1	22217-160000	WASHER, SPRING 16	2	2	2	2				
17	1	22137-160000	WASHER, 16	2	2	2	2				

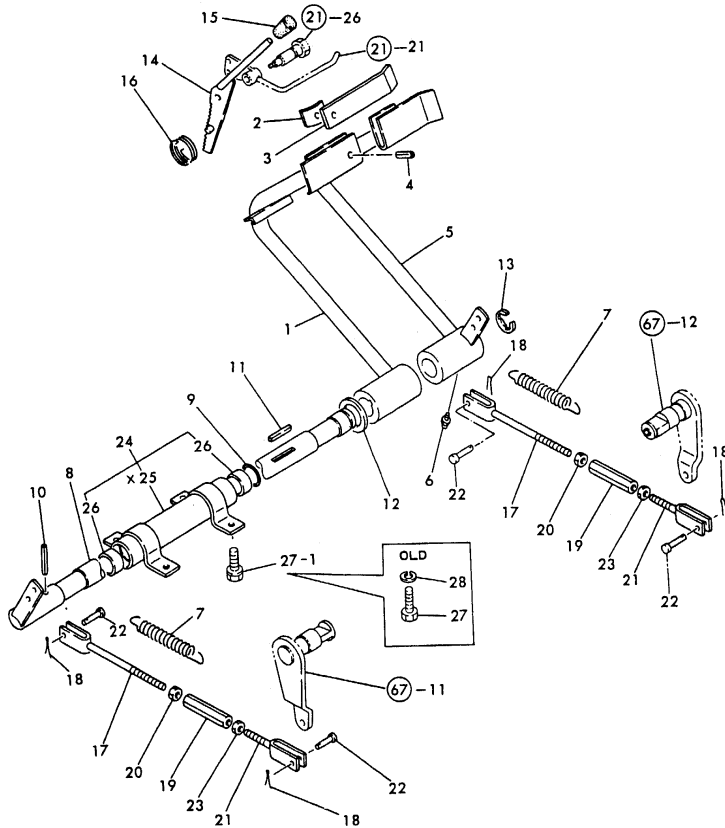
Fig.68. BRAKE PEDAL (FLOOR SHIFT TYPE)

(A)=YM336 (FLOOR
(B)=YM336D(FLOOR
(C)=YM336 (COLUM

(D)=YM336D(COLUM
(E)=
(F)=

A&F

Fig. 68 BRAKE PEDAL(FLOOR SHIFT TYPE)



×MARK PARTS : NOT SOLD SEPARATELY

No.	Lev.	Parts No.	Description	Q'ty						I	R
				(A)	(B)	(C)	(D)	(E)	(F)		
1	1	194330-37420-X	PEDAL, BRAKE	1	1						
2	2	194150-37530	SPACER	1	1						
3	2	194145-37540-R	CONNECTOR	1	1						
4	2	22351-080018	PIN, SPRING 8.0X18	1	1						
5	1	194145-37470-X	PEDAL, BRAKE	1	1						
6	1	24761-010000	NIPPLE, GREASE M6F	1	1						
7	1	194320-37510	SPRING, RETURN	2	2						
8	1	194145-37550-X	SHAFT, BRAKE PEDAL	1	1						
9	1	24311-000300	O-RING, 1AP30.0	4	4						
10	1	22351-080050	PIN, SPRING 8.0X50	1	1						
11	1	22512-070400	KEY, 7X 40	1	1						
12	1	194145-37560	WASHER	2	2						
13	1	22272-000240	RING, E-24	1	1						
14	1	194330-37660-X	LEVER, BRAKE LOCK	1	1						
15	1	194150-01190	KNOB, LEVER	1	1						
16	1	194110-37691	SPRING	1	1						
17	1	194320-37770	ROD, BRAKE R	2	2						
18	1	22417-200300	PIN, COTTER 2.0X30	4	4						
19	1	194151-37730	TURNBUCKLE M10X90	2	2						
20	1	26716-100002	NUT, M10	2	2						
21	1	194130-37740	ROD, BRAKE L	2	2						
22	1	194080-37781	PIN, 8X25	4	4						
23	1	194150-22480	NUT, M10 L	2	2						
24	1	194320-37500-X	SUPPORTER, BRAKE	1	1						
26	2	194145-21120	BUSH, 32X38X30	2	2						
27	1	26116-120222	BOLT, M12X 22 PLATED	4	4						
27-1	1	26013-120222	BOLT, M12X 22	4	4						N

28 (A=*) (B=*)
WASHER, SPRING 12 4 4 Z

Fig.69. BRAKE PEDAL(COLUMN:EXCEPT SCAN

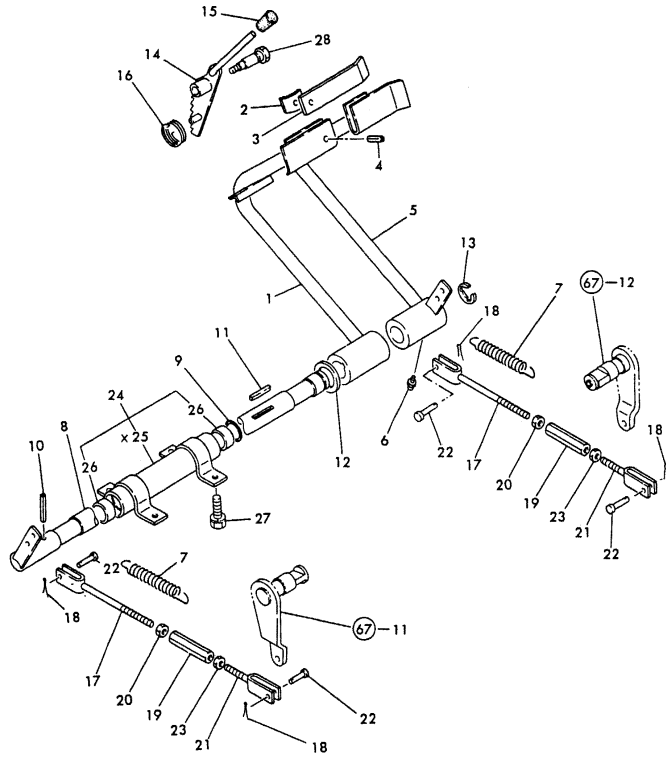
(A)=YM336 (FLOOR
(B)=YM336D(FLOOR
(C)=YM336 (COLUMN

(D)=YM336D(COLUMN
(E)=
(F)=

Stan

Fig. 69 BRAKE PEDAL (COLUMN: EXCEPT SCAN.)

D98332-37400



x-MARK PARTS : NOT SOLD SEPARATELY

No.	Lev.	Parts No.	Description	Q'ty						I	R
				(A)	(B)	(C)	(D)	(E)	(F)		
1	1	194330-37420-X	PEDAL, BRAKE			1	1				
1-1	1	194332-37420-X	PEDAL (L) ASSY,BRAKE (C=*) (D=*)			1	1				N
2	2	194150-37530	SPACER			1	1				
3	2	194145-37540-R	CONNECTOR			1	1				
4	2	22351-080018	PIN, SPRING 8.0X18			1	1				
5	1	194145-37470-X	PEDAL, BRAKE			1	1				
5-1	1	194145-37471-X	PEDAL, BRAKE (C=T/# 21142) (D=T/# 41722)			1	1				N
6	1	24761-010000	NIPPLE, GREASE M6F			1	1				
7	1	194320-37510	SPRING, RETURN			2	2				
8	1	194145-37550-X	SHAFT, BRAKE PEDAL			1	1				
9	1	24311-000300	O-RING, 1AP30.0			4	4				
10	1	22351-080050	PIN, SPRING 8.0X50			1	1				
11	1	22512-070400	KEY, 7X 40			1	1				
12	1	194145-37560	WASHER			2	2				
13	1	22272-000240	RING, E-24			1	1				
14	1	194490-37660-X	LEVER, BRAKE LOCK			1	1				
15	1	194150-01190	KNOB, LEVER			1	1				
16	1	194110-37691	SPRING			1	1				
17	1	194320-37770	ROD, BRAKE R			2	2				
18	1	22417-200300	PIN, COTTER 2.0X30			4	4				
19	1	194151-37730	TURNBUCKLE M10X90			2	2				
20	1	26716-100002	NUT, M10			2	2				
21	1	194130-37740	ROD, BRAKE L			2	2				
22	1	194080-37781	PIN, 8X25			4	4				
23	1	194150-22480	NUT, M10 L			2	2				
24	1	194320-37500-X	SUPPORTER, BRAKE			1	1				
26	2	194145-21120	BUSH, 32X38X30			2	2				
27	1	26013-120222	BOLT, M12X 22			4	4				
27-1	1	26013-120252	BOLT, M12X 25 (C=*1982.12) (D=*1982.12)			4	4				N
28	1	194330-01420	BOLT			1	1				

Remarks
(STAN) : FIG.69,S "STAN" MEANS
"COLUMN : EXCEPT SCAN".

Fig.70. BRAKE PEDAL (COLUMN : SCAN.)

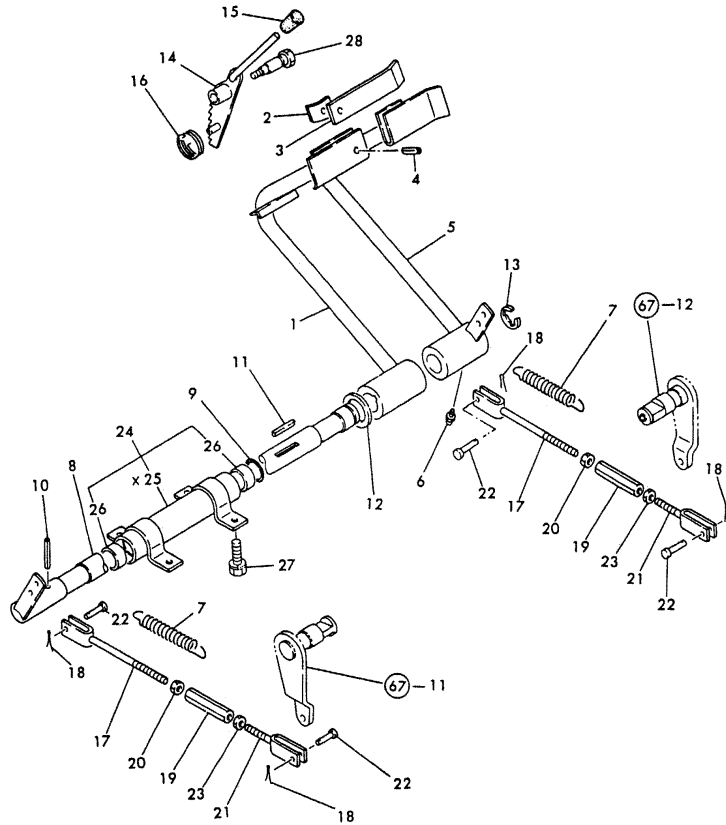
(A)=YM336 (FLOOR
(B)=YM336D(FLOOR
(C)=YM336 (COLUMN

(D)=YM336D(COLUM
(E)=
(F)=

Scan

Fig. 70 BRAKE PEDAL (COLUMN: SCAN.)

D94490-37400



*MARK PARTS : NOT SOLD SEPARATELY

No.	Lev.	Parts No.	Description	Qty						I	R
				(A)	(B)	(C)	(D)	(E)	(F)		
1	1	194332-37420-X	PEDAL (L) ASSY,BRAKE			1	1				
2	2	194150-37530	SPACER			1	1				
3	2	194145-37540-R	CONNECTOR			1	1				
4	2	22351-080018	PIN, SPRING 8.0X18			1	1				
5	1	194145-37471-X	PEDAL, BRAKE			1	1				
6	1	24761-010000	NIPPLE, GREASE M6F			1	1				
7	1	194320-37510	SPRING, RETURN			2	2				
8	1	194145-37550-X	SHAFT, BRAKE PEDAL			1	1				
9	1	24311-000300	O-RING, 1AP30.0			4	4				
10	1	22351-080050	PIN, SPRING 8.0X50			1	1				
11	1	22512-070400	KEY, 7X 40			1	1				
12	1	194145-37560	WASHER			2	2				
13	1	22272-000240	RING, E-24			1	1				
14	1	194490-37660-X	LEVER, BRAKE LOCK			1	1				
15	1	194150-01190	KNOB, LEVER			1	1				
16	1	194110-37691	SPRING			1	1				
17	1	194320-37770	ROD, BRAKE R			2	2				
18	1	22417-200300	PIN, COTTER 2.0X30			4	4				
19	1	194151-37730	TURNBUCKLE M10X90			2	2				
20	1	26716-100002	NUT, M10			2	2				
21	1	194130-37740	ROD, BRAKE L			2	2				
22	1	194080-37781	PIN, 8X25			4	4				
23	1	194150-22480	NUT, M10 L			2	2				
24	1	194320-37500-X	SUPPORTER, BRAKE			1	1				
26	2	194145-21120	BUSH, 32X38X30			2	2				
27	1	26013-120252	BOLT, M12X 25			4	4				
28	1	194330-01420	BOLT			1	1				

Fig.71. TIRES (FRONT&REAR:FOR A&STAN)

(A)=YM336 (FLOOR)
 (B)=YM336D(FLOOR)
 (C)=YM336 (COLUM)

(D)=YM336D(COLUM)
 (E)=
 (F)=

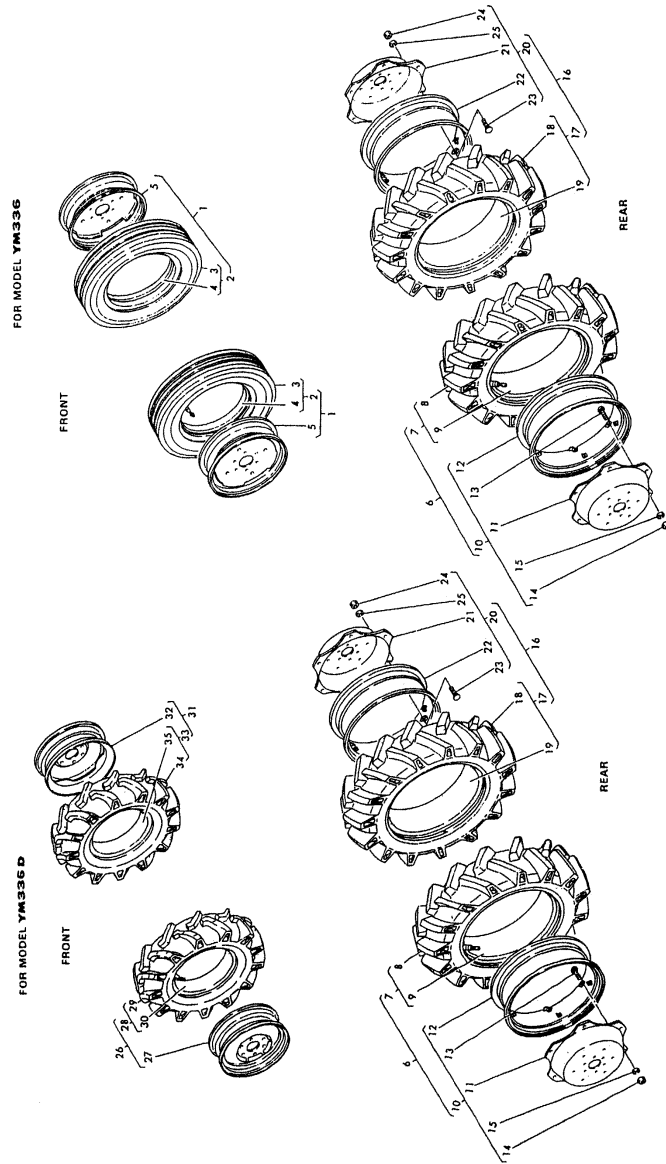


Fig. 71 TIRES (FRONT & REAR: FOR A. & STAN.)

A. & Stan.

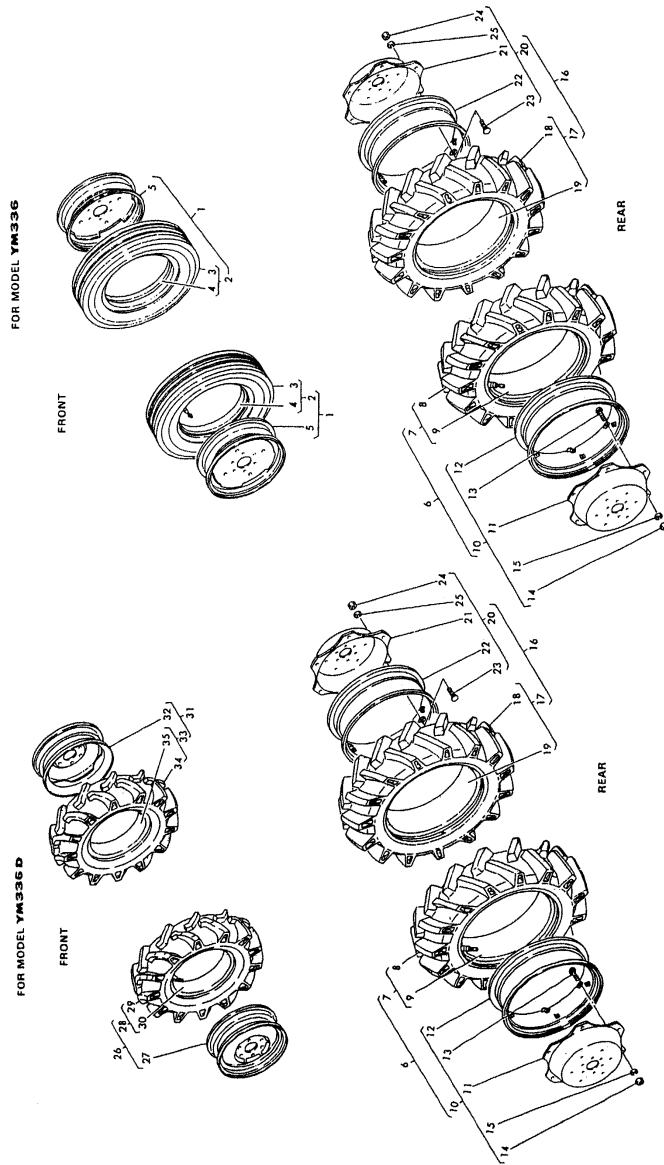
No.	Lev.	Parts No.	Description	Qty						I	R
				(A)	(B)	(C)	(D)	(E)	(F)		
1	1	794145-12900-Q	TIRE ASSY, FRONT	2		2					
2	2	194145-12800	TIRE W/TUBE 5 X16	2		2					
3	3	194145-12810	TIRE 5.5X 16	2		2					
4	3	194145-12820	TUBE, 5.50-16	2		2					
5	2	194145-12900-Q	WHEEL, 4.00EX16	2		2					
6	1	794142-34601-Q	TIRE(L) ASSY, REAR	1	1	1	1				
6-1	1	194335-34760-Q	TIRE ASSY (L), REAR (C=T/# 21145) (D=T/# 41770)			1	1				N
7	2	794082-34900	TIRE W/TUBE 11X28	1	1	1	1				
8	3	194082-34910	TIRE, 12.4-28 4 FSL	1	1	1	1				
9	3	194082-34920	TUBE, 12.4-28	1	1	1	1				
10	2	794142-34801-Q	WHEEL W11X 28W	1	1	1	1				
10-1	2	194327-34750-Q	WHEEL W11X 28W (C=T/# 21145) (D=T/# 41770)			1	1				N
11	3	194142-34810-Q	DISC	1	1	1	1				
11-1	3	194327-34770-Q	DISC (C=T/# 21145) (D=T/# 41770)			1	1				S
12	3	194142-34821-Q	RIM	1	1	1	1				
13	3	194130-34850	BOLT M16X 35	6	6	6	6				
13-1	3	194555-34850	BOLT M16X 35 (C=T/# 21145) (D=T/# 41770)			6	6				N
14	3	194130-34840	NUT M16	6	6	6	6				
14-1	3	194555-34210	NUT, M16 (C=T/# 21145) (D=T/# 41770)			6	6				N
15	3	22217-160000	WASHER, SPRING 16	6	6	6	6				
15-1	3	194555-34190	WASHER, SPRING 16 (C=T/# 21145) (D=T/# 41770)			6	6				N
16	1	794142-34621-Q	TIRE(R) ASSY, REAR	1	1	1	1				
16-1	1	194335-34860-Q	TIRE ASSY 11 X28 (C=T/# 21145) (D=T/# 41770)			1	1				N
17	2	794082-34900	TIRE W/TUBE 11X28	1	1	1	1				
18	3	194082-34910	TIRE, 12.4-28 4 FSL	1	1	1	1				
19	3	194082-34920	TUBE, 12.4-28	1	1	1	1				
20	2	794142-34801-Q	WHEEL W11X 28W	1	1	1	1				
20-1	2	194327-34750-Q	WHEEL W11X 28W (C=T/# 21145) (D=T/# 41770)			1	1				N
21	3	194142-34810-Q	DISC	1	1	1	1				
21-1	3	194327-34770-Q	DISC (C=T/# 21145) (D=T/# 41770)			1	1				S
22	3	194142-34821-Q	RIM	1	1	1	1				
23	3	194130-34850	BOLT M16X 35	6	6	6	6				
23-1	3	194555-34850	BOLT M16X 35 (C=T/# 21145) (D=T/# 41770)			6	6				N
24	3	194130-34840	NUT M16	6	6	6	6				
24-1	3	194555-34210	NUT, M16 (C=T/# 21145) (D=T/# 41770)			6	6				N
25	3	22217-160000	WASHER, SPRING 16	6	6	6	6				
25-1	3	194555-34190	WASHER, SPRING 16 (C=T/# 21145) (D=T/# 41770)			6	6				N
26	1	794279-14700-Q	TIRE(L) ASSY, FRONT			1	1				
27	2	194279-14700-Q	WHEEL DC5JAX16WDC			1	1				

Remarks
 (M) MISPRINT.

Fig.71. TIRES (FRONT&REAR:FOR A&STAN)

(A)=YM336 (FLOOR
(B)=YM336D(FLOOR
(C)=YM336 (COLUM

(D)=YM336D(COLUM
(E)=
(F)=



No.	Lev.	Parts No.	Description	Q'ty						I	R
				(A)	(B)	(C)	(D)	(E)	(F)		
28	2	194279-14800	TIRE W/TUBE 8 X16AG		1		1				
29	3	194279-14810	TIRE, 8-16 6 FSLM		1		1				
30	3	194279-14820	TUBE		1		1				
31-1	1	794279-14800-Q	TIRE(R) ASSY, FRONT		1		1				
32	2	194279-14700-Q	WHEEL DC5JAX16WDC		1		1				
33	2	194279-14800	TIRE W/TUBE 8 X16AG		1		1				
34	3	194279-14810	TIRE, 8-16 6 FSLM		1		1				
35	3	194279-14820	TUBE		1		1				

A. & Stan.

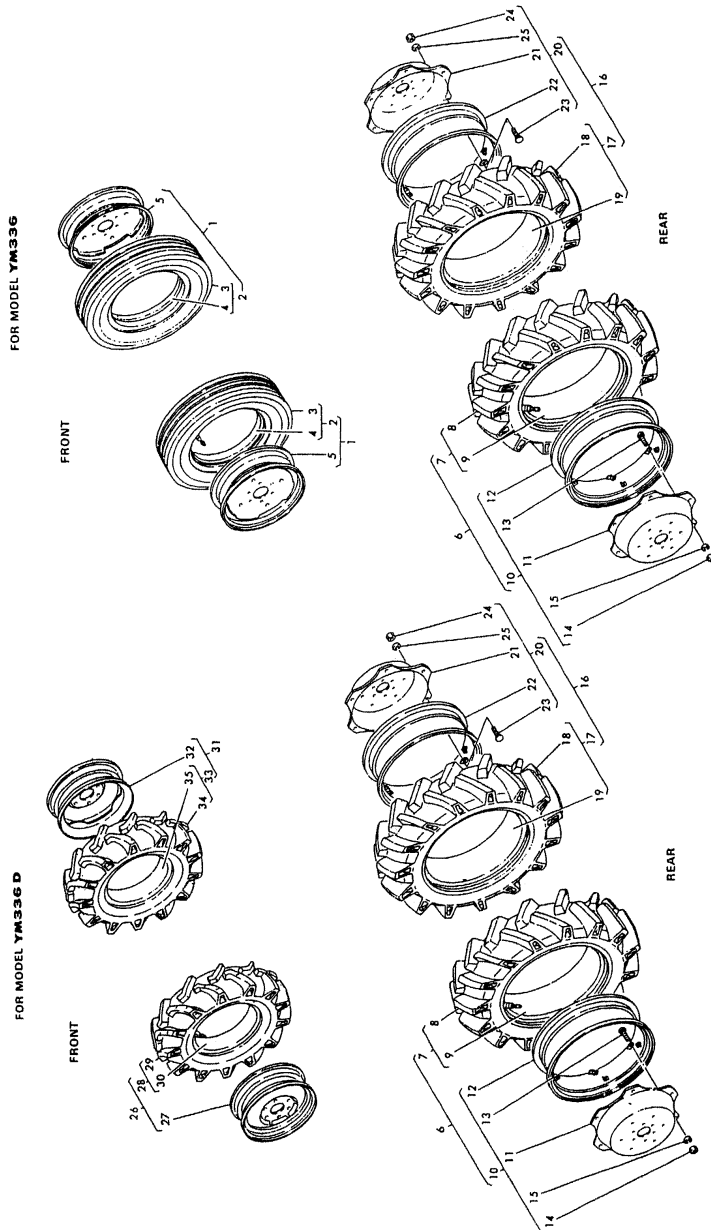
Fig. 71 TIRES (FRONT & REAR: FOR A. & STAN.)

Remarks
(M) MISPRINT.

Fig.72. TIRES (FRONT & REAR : FOR F)

(A)=YM336 (FLOOR)
 (B)=YM336D(FLOOR)
 (C)=YM336 (COLUM)

(D)=YM336D(COLUM)
 (E)=
 (F)=



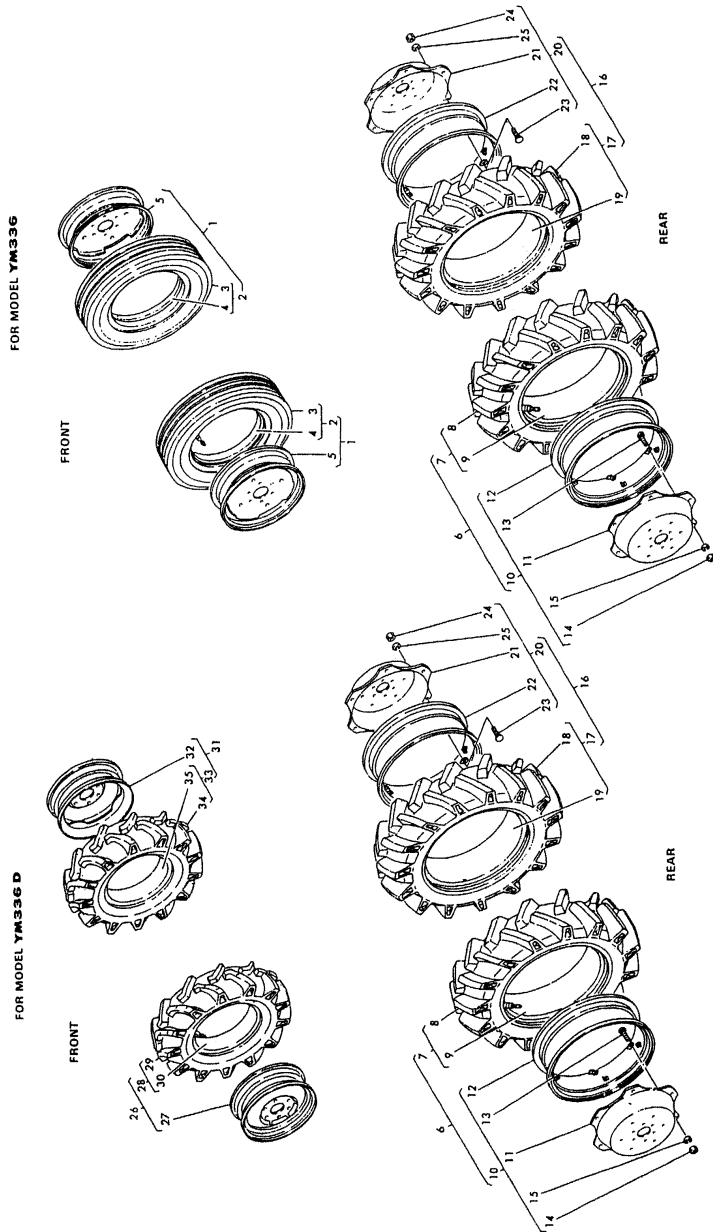
No.	Lev.	Parts No.	Description	Qty						I	R
				(A)	(B)	(C)	(D)	(E)	(F)		
1	1	794145-12900-P	TIRE ASSY 5.5X16	2		2					
2	2	194145-12800	TIRE W/TUBE 5 X16	2		2					
3	3	194145-12810	TIRE 5.5X 16	2		2					
4	3	194145-12820	TUBE, 5.50-16	2		2					
5	2	194145-12900-P	WHEEL DC4.00E-16	2		2					
6	1	794142-34601-P	TIRE ASSY 11 X28	1	1	1	1				
6-1	1	194335-34760-P	TIRE(L) ASSY, REAR (C=T/# 21145) (D=T/# 41770)			1	1				N
7	2	794082-34900	TIRE W/TUBE 11X28	1	1	1	1				
8	3	194082-34910	TIRE, 12.4-28 4 FSL	1	1	1	1				
9	3	194082-34920	TUBE, 12.4-28	1	1	1	1				
10	2	794142-34801-P	WHEEL W11X 28W	1	1	1	1				
10-1	2	194327-34750-P	WHEEL W-11X28W ASSY (C=T/# 21145) (D=T/# 41770)			1	1				N
11	3	194142-34810-P	DISC	1	1	1	1				
11-1	3	194327-34770-P	DISC (8-BOLT) (C=T/# 21145) (D=T/# 41770)			1	1				S
12	3	194142-34821-P	RIM	1	1	1	1				
13	3	194130-34850	BOLT M16X 35	6	6	6	6				
13-1	3	194555-34850	BOLT M16X 35 (C=T/# 21145) (D=T/# 41770)			6	6				N
14	3	194130-34840	NUT M16	6	6	6	6				
14-1	3	194555-34210	NUT, M16 (C=T/# 21145) (D=T/# 41770)			6	6				N
15	3	22217-160000	WASHER, SPRING 16	6	6	6	6				
15-1	3	194555-34190	WASHER, SPRING 16 (C=T/# 21145) (D=T/# 41770)			6	6				N
16	1	794142-34621-P	TIRE(R) ASSY, REAR	1	1	1	1				
16-1	1	194335-34860-P	TIRE(R) ASSY, REAR (C=T/# 21145) (D=T/# 41770)			1	1				N
17	2	794082-34900	TIRE W/TUBE 11X28	1	1	1	1				
18	3	194082-34910	TIRE, 12.4-28 4 FSL	1	1	1	1				
19	3	194082-34920	TUBE, 12.4-28	1	1	1	1				
20	2	794142-34801-P	WHEEL W11X 28W	1	1	1	1				
20-1	2	194327-34750-P	WHEEL W-11X28W ASSY (C=T/# 21145) (D=T/# 41770)			1	1				N
21	3	194142-34810-P	DISC	1	1	1	1				
21-1	3	194327-34770-P	DISC (8-BOLT) (C=T/# 21145) (D=T/# 41770)			1	1				S
22	3	194142-34821-P	RIM	1	1	1	1				
23	3	194130-34850	BOLT M16X 35	6	6	6	6				
23-1	3	194555-34850	BOLT M16X 35 (C=T/# 21145) (D=T/# 41770)			6	6				N
24	3	194130-34840	NUT M16	6	6	6	6				
24-1	3	194555-34210	NUT, M16 (C=T/# 21145) (D=T/# 41770)			6	6				N
25	3	22217-160000	WASHER, SPRING 16	6	6	6	6				
25-1	3	194555-34190	WASHER, SPRING 16 (C=T/# 21145) (D=T/# 41770)			6	6				N
26	1	794279-14700-P	TIRE ASSY 8 X16			1	1				
27	2	194279-14700-P	WHEEL DC5JAX16WDC			1	1				

N:Old $\begin{matrix} \text{Yes} \\ \text{No} \end{matrix}$ New, Q:Old $\begin{matrix} \text{No} \\ \text{Yes} \end{matrix}$ New, R:Old $\begin{matrix} \text{Yes} \\ \text{No} \end{matrix}$ New, S:Old $\begin{matrix} \text{No} \\ \text{Yes} \end{matrix}$ New, W:Add, Z:Discontinued, F:Interchangeable by set, K:Q'ty Change
 ++ CONTINUE ++
 Copyright (C) YANMAR CO., LTD. All Rights Reserved.

Fig.72. TIRES (FRONT & REAR : FOR F)

(A)=YM336 (FLOOR
(B)=YM336D(FLOOR
(C)=YM336 (COLUM

(D)=YM336D(COLUM
(E)=
(F)=



No.	Lev.	Parts No.	Description	Q'ty						I	R
				(A)	(B)	(C)	(D)	(E)	(F)		
28	2	194279-14800	TIRE W/TUBE 8 X16AG		1		1				
29	3	194279-14810	TIRE, 8-16 6 FSLM		1		1				
30	3	194279-14820	TUBE		1		1				
31	1	794279-14800-P	TIRE ASSY 8 X16		1		1				
32	2	194279-14700	WHEEL DC5JAX16WDC		1		1				
33	2	194279-14800	TIRE W/TUBE 8 X16AG		1		1				
34	3	194279-14810	TIRE, 8-16 6 FSLM		1		1				
35	3	194279-14820	TUBE		1		1				

Fig. 72 TIRES (FRONT & REAR: FOR F.)

F

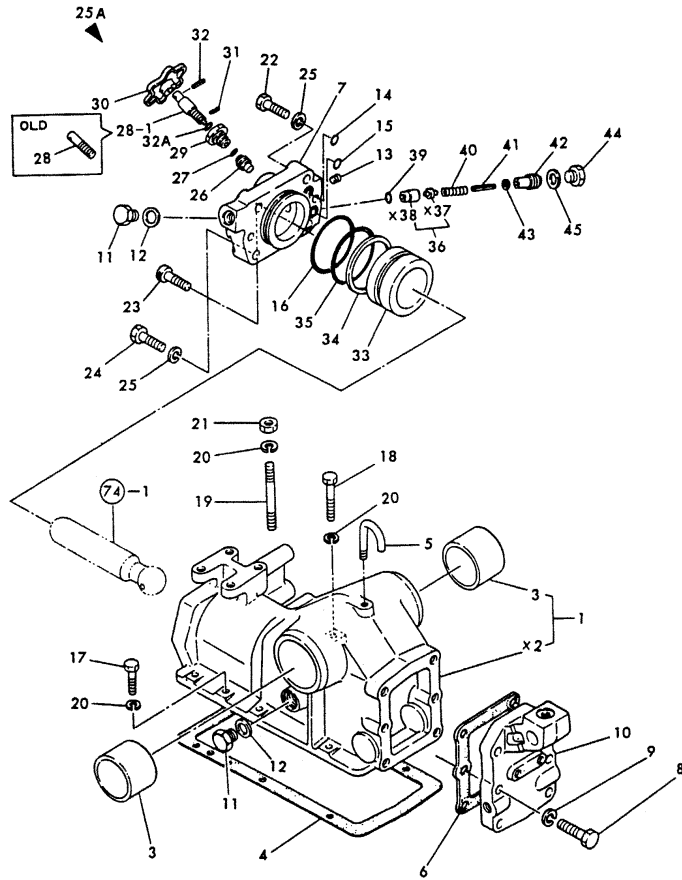
Fig.73. HYDRAULIC CYLINDER

(A)=YM336 (FLOOR)
(B)=YM336D(FLOOR)
(C)=YM336 (COLUMN)

(D)=YM336D(COLUMN)
(E)=
(F)=

Fig.73 HYDRAULIC CYLINDER

D94322-42100
D94310-46300
D94450-46400
D94145-43300



No.	Lev.	Parts No.	Description	Q'ty						I	R
				(A)	(B)	(C)	(D)	(E)	(F)		
1	1	194273-42100-X	HOUSING, HYDRAULIC	1	1	1	1				
3	2	194130-42130	BUSH, 60X65X40	2	2	2	2				
4	1	194145-42151	GASKET, HOUSING	1	1	1	1				
4-1	1	194145-42152 (A=*1981.)	GASKET, HOUSING (B=*1981.)	1	1	1	1				N
5	1	194150-42280	BREATHER, AIR (C=*1981.)	1	1	1	1				
6	1	194145-42830	GASKET, HINGE (D=*1981.)	1	1	1	1				
7	1	194320-43210-X	HEAD, CYLINDER	1	1	1	1				
8	1	194130-43290	BOLT 12X40 PLATED	4	4	4	4				
8-1	1	26116-120402 (C=*1982.11)	BOLT, M12X 40 PLATED (D=*1982.11)			4	4				N
9	1	22217-120000	WASHER, SPRING 12	4	4	4	4				
10	1	194322-44740-X	COVER, REAR	1	1	1	1				
11	1	194450-46750	PLUG M18	2	2	2	2				
12	1	23414-180023	GASKET, 18X1.0	2	2	2	2				
13	1	23873-010000	PLUG, R01	1	1	1	1				
14	1	24311-000140	O-RING, 1AP14.0	1	1	1	1				
15	1	24311-000160	O-RING, 1AP16.0	1	1	1	1				
16	1	24321-000750	O-RING, 1AG75.0	1	1	1	1				
17	1	26116-100352	BOLT, M10X 35 PLATED	5	5	5	5				
18	1	26116-100722	BOLT M10X 72 PLATED	1	1	1	1				
19	1	26216-101002	STUD, M10X100	1	1	1	1				
20	1	22217-100000	WASHER, SPRING 10	7	7	7	7				
21	1	26716-100002	NUT, M10	1	1	1	1				
22	1	26116-120502	BOLT, M12X 50 PLATED	4	4	4	4				
23	1	26450-120402	BOLT, M12X 40	1	1	1	1				
23-1	1	26116-120402 (C=*1982.11)	BOLT, M12X 40 PLATED (D=*1982.11)			1	1				N
24	1	26116-120402	BOLT, M12X 40 PLATED	1	1	1	1				
25	1	22217-120000	WASHER, SPRING 12	5	5	5	5				
25A	1	194310-46300 (C=T/# 21228)	VALVE KIT, STOP (D=T/# 42862)			1	1				W
26	2	194151-46610	VALVE, STOP	1	1	1	1				
27	2	24311-000090	O-RING, 1AP9.0	1	1	1	1				
28	2	194310-46620	BOLT, STOP	1	1	1	1				
28-1	2	194363-46620 (C=T/# 21228)	BOLT, STOP (D=T/# 42862)			1	1				S
29	2	194310-46630	HOLDER, VALVE	1	1	1	1				
29-1	2	194312-46630 (C=T/# 21228)	HOLDER, VALVE (D=T/# 42862)			1	1				S
30	2	194151-46640-X	KNOB	1	1	1	1				
31	2	22351-040012	PIN, SPRING 4.0X12	1	1	1	1				
32	2	22351-040022	PIN, SPRING 4.0X22	1	1	1	1				
32A	2	24311-000120 (C=T/# 21228)	O-RING, 1AP12.0 (D=T/# 42862)			1	1				W
33	1	194145-43310	PISTON, HYDRAULIC	1	1	1	1				
34	1	194130-43351	RING, BACK UP 70	1	1	1	1				
35	1	24311-000700	O-RING, 1AP70.0	1	1	1	1				
36	1	794450-46410	VALVE ASSY, SAFETY	1	1	1	1				
39	1	24311-000120	O-RING, 1AP12.0	1	1	1	1				
40	1	194450-46430	SPRING, SAFETY VALVE	1	1	1	1				

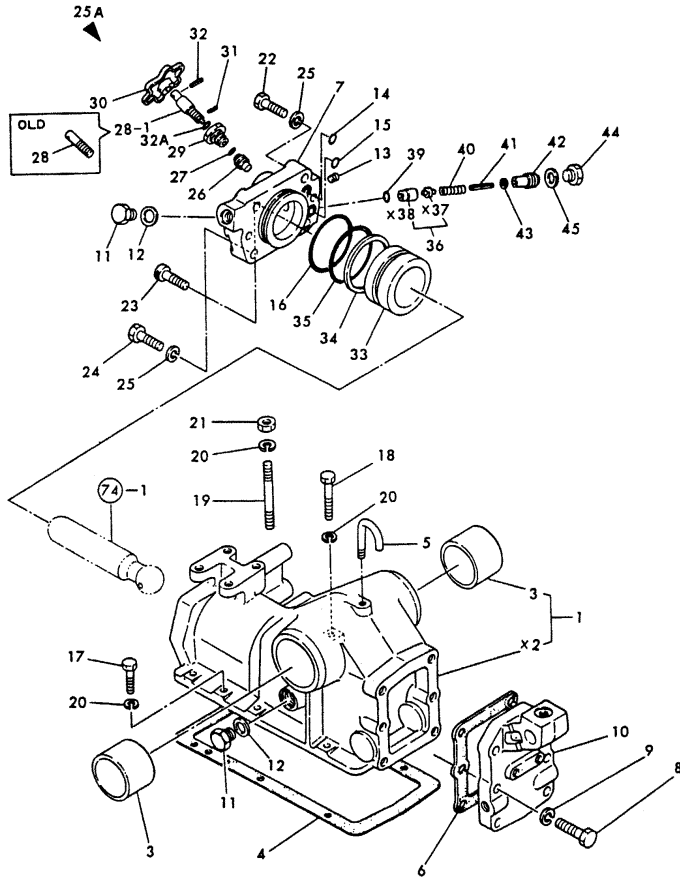
Fig.73. HYDRAULIC CYLINDER

(A)=YM336 (FLOOR)
 (B)=YM336D(FLOOR)
 (C)=YM336 (COLUM

(D)=YM336D(COLUM
 (E)=
 (F)=

Fig.73 HYDRAULIC CYLINDER

D94322-43100
 D94310-46300
 D94450-46400
 D94145-43300



*MARK PARTS : NOT SOLD SEPARATELY

No.	Lev.	Parts No.	Description	Q'ty						I	R
				(A)	(B)	(C)	(D)	(E)	(F)		
41	1	22351-060028	PIN, SPRING 6.0X28	1	1	1	1				
42	1	194310-46460	HOLDER, SPRING	1	1	1	1				
43	1	110250-53150	PLATE ASSY, ADJUST	1	1	1	1				
43-1	1	110250-53410	SHIM, T=0.2 (C=*) (D=*)			1	1				S
44	1	194450-46750	PLUG M18	1	1	1	1				
45	1	23414-180023	GASKET, 18X1.0	1	1	1	1				

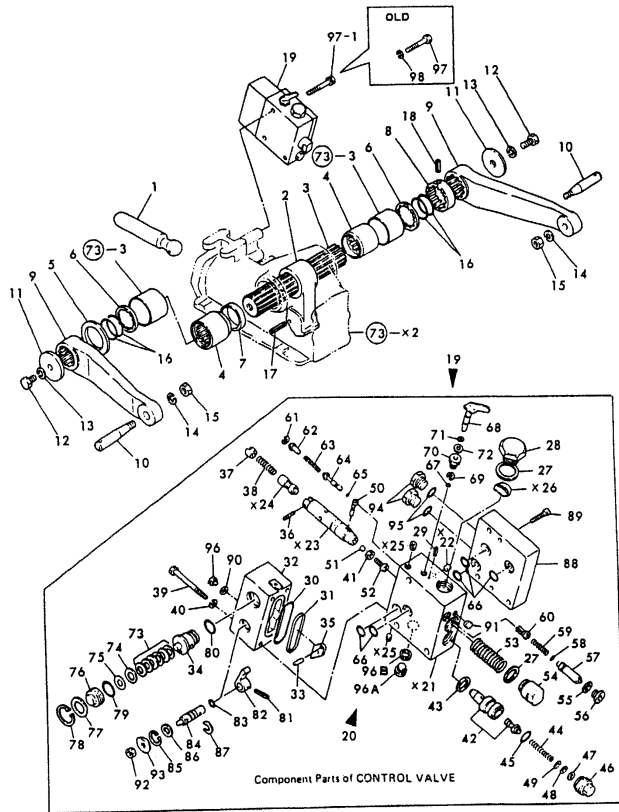
Fig.74. HYDRAULIC LIFT

(A)=YM336 (FLOOR)
(B)=YM336D(FLOOR)
(C)=YM336 (COLUM)

(D)=YM336D(COLUM)
(E)=
(F)=

Fig-74 HYDRAULIC LIFT

D94274-N4100
D94464-45100



No.	Lev.	Parts No.	Description	Q'ty						I	R
				(A)	(B)	(C)	(D)	(E)	(F)		
1	1	194130-43410	ROD, PISTON	1	1	1	1				
2	1	194145-44112	CRANK, LIFT	1	1	1	1				
2-1	1	194136-44110	CRANK, LIFT			1	1				Q
			(C=T/# 21278) (D=T/# 43071)								
3	1	194145-44210	SHAFT, LIFTING	1	1	1	1				
4	1	194320-44220	SLEEVE, LIFT SHAFT	2	2	2	2				
5	1	194130-44230	WASHER, 50X80X3.2	1	1	1	1				
6	1	194130-44241	SEAL, SPLINE SHAFT	2	2	2	2				
7	1	194320-44260	COLLAR	1	1	1	1				
8	1	194320-44270	SPACER	1	1	1	1				
8-1	1	194320-44271	SPACER			1	1				N
			(C=T/# 21218) (D=T/# 42017)								
9	1	194130-44421-X	ARM (R), LIFT	2	2	2	2				
9-1	1	194130-44422-X	ARM (R), LIFT	2	2	2	2				N
		(A=*1981.) (B=*1981.) (C=*1981.) (D=*1981.)									
10	1	194130-44480	PIN, LIFT ARM	2	2	2	2				
11	1	194320-44520	RETAINER, LIFT SHAFT	2	2	2	2				
12	1	26116-120282	BOLT, M12X 28 PLATED	2	2	2	2				
12-1	1	26013-120302	BOLT, M12X 30			2	2				N
			(C=*1982.12) (D=*1982.12)								
13	1	22217-120000	WASHER, SPRING 12	2	2	2	2				Z
			(C=*1982.12) (D=*1982.12)								
14	1	22217-160000	WASHER, SPRING 16	2	2	2	2				
15	1	26736-160002	NUT, M16	2	2	2	2				
16	1	24321-000600	O-RING, 1AG60.0	4	4	4	4				
17	1	22351-050056	PIN, SPRING 5.0X56	1	1	1	1				
18	1	22351-060014	PIN, SPRING 6.0X14	1	1	1	1				
19	1	194464-45100-X	VALVE ASSY, CONTROL	1	1	1	1				
20	2	794464-45110-X	BODY, CONTROL VALVE	1	1	1	1				
27	2	194450-45160	GASKET 30X36X2	2	2	2	2				
28	2	194464-45170	PLUG	1	1	1	1				
29	2	22351-030016	PIN, SPRING 3.0X16	1	1	1	1				
30	2	24322-000700	O-RING 2 G-70.0	1	1	1	1				
31	2	194450-45590	SPRING, LEAF	1	1	1	1				
32	2	194464-45410	HOUSING, SELECTOR	1	1	1	1				
33	2	194450-45440	PIN	1	1	1	1				
34	2	194450-45420	SHAFT, CONTROL	1	1	1	1				
35	2	194450-45430	PLATE	1	1	1	1				
36	2	194450-45260	PIN	1	1	1	1				
37	2	194450-45250	SEAT, SPRING	1	1	1	1				
38	2	194450-45230	SPRING, SPOOL	1	1	1	1				
39	2	26116-080702	BOLT, M8X 70 PLATED	4	4	4	4				
40	2	22217-080000	WASHER, SPRING 8	4	4	4	4				
41	2	26756-080002	NUT, LOCK M8	1	1	1	1				
42	2	194450-45610	VALVE, RELIEF	1	1	1	1				
43	2	194450-45650	GASKET, 20X27.8X2	1	1	1	1				
44	2	194450-45620	SPRING, RELIEF VALVE	1	1	1	1				
45	2	194450-45630	O-RING, 2.5X23	1	1	1	1				
46	2	194450-45640-X	PLUG, RELIEF VALVE	1	1	1	1				
47	2	194450-45660	SHIM (A)	2	2	2	2				1
48	2	194450-45670	SHIM (B)	2	2	2	2				1

Remarks

(1) SELECTIVE PARTS

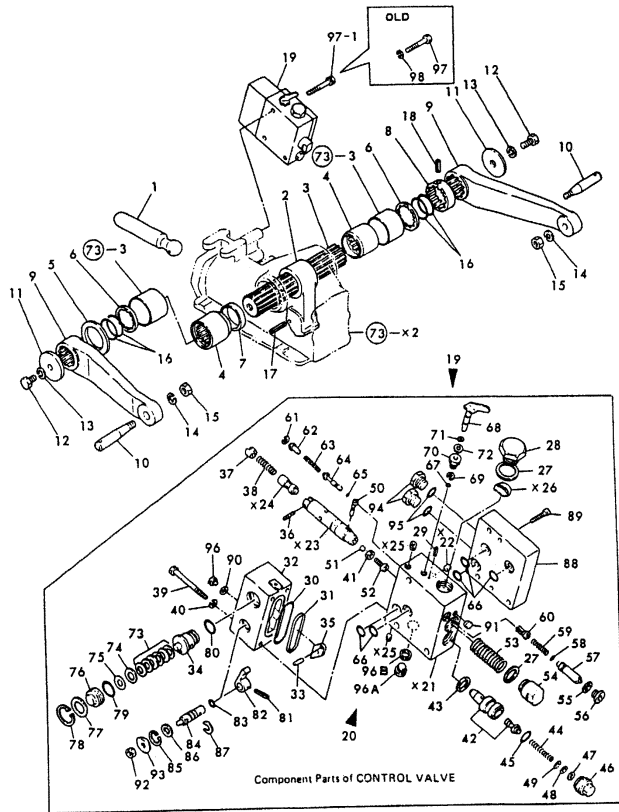
Fig.74. HYDRAULIC LIFT

(A)=YM336 (FLOOR)
(B)=YM336D(FLOOR)
(C)=YM336 (COLUM)

(D)=YM336D(COLUM)
(E)=
(F)=

Fig.74 HYDRAULIC LIFT

D94274-N4100
D94464-45100



No.	Lev.	Parts No.	Description	Q'ty						I	R
				(A)	(B)	(C)	(D)	(E)	(F)		
49	2	194450-45680	SHIM (C)	2	2	2	2				1
50	2	194450-45310	PIN	1	1	1	1				
51	2	194450-45280	PLUG	1	1	1	1				
52	2	194450-45290	SCREW	1	1	1	1				
53	2	194450-45240	SPRING, PILOT SPOOL	1	1	1	1				
54	2	194450-45270-X	CAP, PILOT SPOOL	1	1	1	1				
55	2	194450-45860	GASKET 16X20X1.5	1	1	1	1				
56	2	194450-45850	PLUG, CHECK VALVE	1	1	1	1				
57	2	194450-45840	STOPPER, CHECK VALVE	1	1	1	1				
58	2	194450-45830	O-RING, 2.5X8	1	1	1	1				
59	2	194450-45820	SPRING, CHECK VALVE	1	1	1	1				
60	2	194450-45810	VALVE, CHECK	1	1	1	1				
61	2	194450-45360	CIRCLIP	1	1	1	1				
62	2	194450-45330	STOPPER	1	1	1	1				
63	2	194450-45340	SPRING, VALVE	1	1	1	1				
64	2	194450-45320	VALVE, LOWERING	1	1	1	1				
65	2	194450-45350	O-RING, 1.5X5	1	1	1	1				
66	2	194450-45150	O-RING, 2.8X16.4	6	6	6	6				
67	2	194450-45720	O-RING 2X5	1	1	1	1				
68	2	194450-45710	VALVE, SLOW RETURN	1	1	1	1				
69	2	194450-45730	CIRCLIP	1	1	1	1				
70	2	194450-45740	BUSH	1	1	1	1				
71	2	194450-45750	WASHER	1	1	1	1				
72	2	194450-45760	SHIM	1	1	1	1				
73	2	194450-45450	SPRING	6	6	6	6				
74	2	194450-45510	SHIM (A)	2	2	2	2				1
75	2	194450-45520	SHIM (B)	2	2	2	2				1
76	2	194450-45460	CAP	1	1	1	1				
77	2	194450-45470	WASHER	1	1	1	1				
78	2	22252-000350	RING, 35	1	1	1	1				
79	2	194450-45480	O-RING 2.5X25	1	1	1	1				
80	2	194450-45490	O-RING, 2X25	1	1	1	1				
81	2	22351-050032	PIN, SPRING 5.0X32	1	1	1	1				
82	2	194450-45530	DRIVER	1	1	1	1				
83	2	194450-45570	O-RING, 2.5X9	1	1	1	1				
84	2	194450-45540	SHAFT, DRIVER	1	1	1	1				
85	2	22252-000220	RING, 22	1	1	1	1				
86	2	194450-45550	WASHER	1	1	1	1				
87	2	194450-45560	CIRCLIP	1	1	1	1				
88	2	194464-45130-X	COVER, HYDRAULIC	1	1	1	1				
89	2	194464-45180	SCREW M 6X30	2	2	2	2				
90	2	194464-45950	GASKET 8X11.5X1	1	1	1	1				
91	2	23871-020000	PLUG, R02	1	1	1	1				
91-1	2	23873-020000	PLUG, R02	1	1	1	1				N
		(A=*)	(B=*)	(C=*)	(D=*)						
92	2	26756-080002	NUT, LOCK M8	1	1	1	1				
93	2	194450-45580	WASHER	1	1	1	1				
94	2	194464-45920	PLUG, 3/4-16UNF	2	2	2	2				
95	2	194464-45930	O-RING, 8-1	2	2	2	2				
96	2	194464-45940	PLUG	1	1	1	1				
96A	2	194450-45870	PLUG 18			1	1				W

Remarks
(1) SELECTIVE PARTS

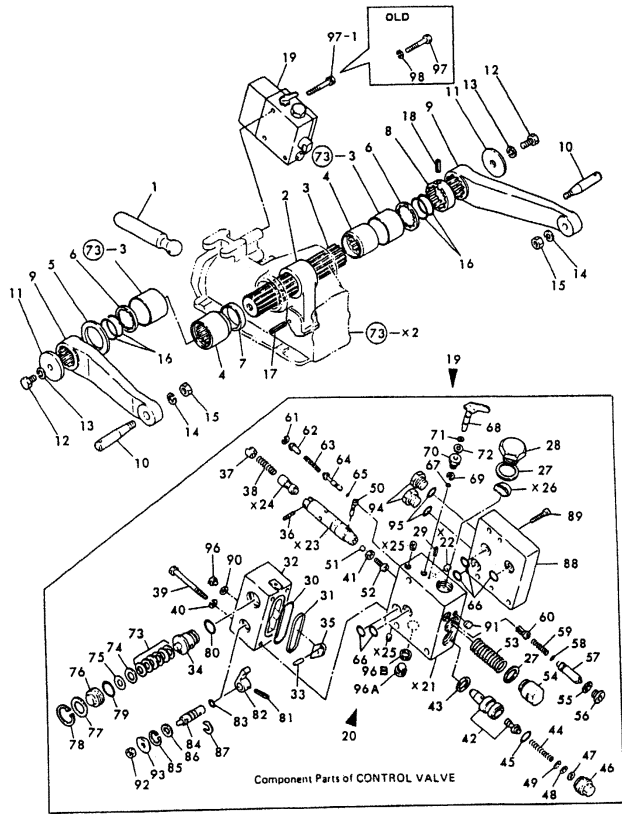
Fig.74. HYDRAULIC LIFT

(A)=YM336 (FLOOR
(B)=YM336D(FLOOR
(C)=YM336 (COLUM

(D)=YM336D(COLUM
(E)=
(F)=

Fig.74 HYDRAULIC LIFT

D94274-N4100
D94464-R5100



No.	Lev.	Parts No.	Description	Qty						I	R
				(A)	(B)	(C)	(D)	(E)	(F)		
96B	2	194450-45880	GASKET, 18X22X1.5 (C=*) (D=*)			1	1				W
97	1	26116-080952	BOLT, M8X 95 PLATED (C=*) (D=*)	3	3	3	3				N
97-1	1	26013-080952	BOLT, M8X 95 (A=*) (B=*) (C=*) (D=*)	3	3	3	3				N
98	1	22217-080000	WASHER, SPRING 8 (A=*) (B=*)	3	3						Z

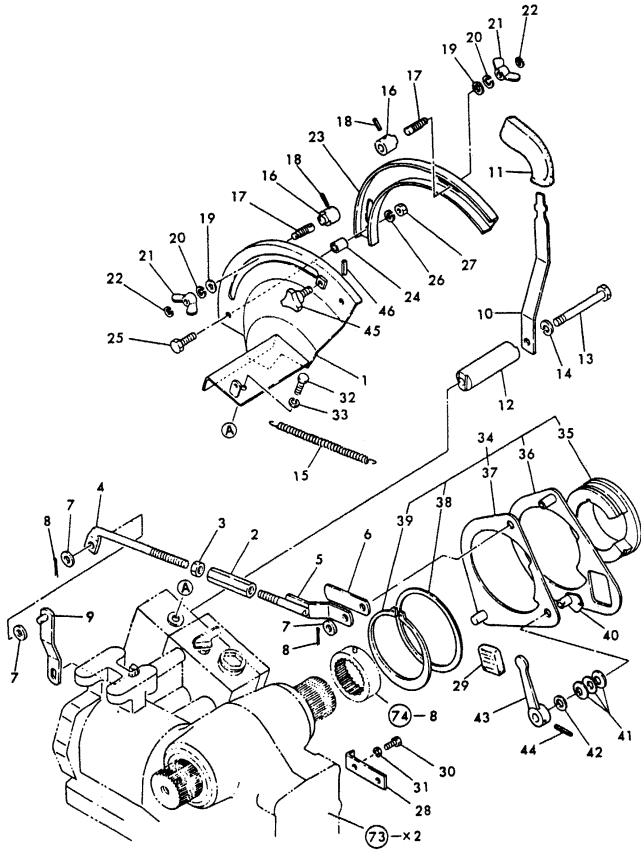
Remarks
(1) SELECTIVE PARTS

Fig.75. OIL PRESSURE CONTROL

(A)=YM336 (FLOOR)
(B)=YM336D(FLOOR)
(C)=YM336 (COLUM)

(D)=YM336D(COLUM)
(E)=
(F)=

Fig.75 OIL PRESSURE CONTROL D98464-47300



No.	Lev.	Parts No.	Description	Q'ty						I	R
				(A)	(B)	(C)	(D)	(E)	(F)		
1	1	194464-47300-X	GUIDE, LEVER	1	1	1	1				
2	1	194130-37730	TURNBUCKLE M10X70	1	1	1	1				
3	1	26756-100002	NUT, LOCK M10	1	1	1	1				
4	1	194450-47420	ROD, FEEDBACK A	1	1	1	1				
5	1	194450-47430	ROD, FEEDBACK B	1	1	1	1				
6	1	194450-47460	HOLDER, SPRING	1	1	1	1				
7	1	22137-100000	WASHER, 10	3	3	3	3				
8	1	22417-300250	PIN, COTTER 3.0X25	3	3	3	3				
9	1	194320-47410	LEVER, FEED BACK	1	1	1	1				
10	1	194464-47360-X	LEVER, CONTROL	1	1	1	1				
11	1	194420-47370	KNOB, LEVER	1	1	1	1				
12	1	194320-47380-X	SHAFT, CONTROL LEVER	1	1	1	1				
13	1	26116-101002	BOLT, M10X100 PLATED	1	1	1	1				
14	1	22217-100000	WASHER, SPRING 10	1	1	1	1				
15-1	1	194450-47470	SPRING, SET	1	1	1	1				
16	1	194450-47390	STOPPER	2	2	2	2				
17	1	194464-47440	BOLT, STOPPER	2	2	2	2				
18	1	22351-040014	PIN, SPRING 4.0X14	2	2	2	2				
19	1	22137-080000	WASHER, 8	2	2	2	2				
20	1	22217-080000	WASHER, SPRING 8	2	2	2	2				
21	1	26635-080002	NUT, WING M8	2	2	2	2				
22	1	22272-000040	RING, E- 4	2	2	2	2				
23	1	194450-47340-X	GUIDE (B), LEVER	1	1	1	1				
24	1	194450-47350	SPACER, GUIDE	2	2	2	2				
25	1	26116-080352	BOLT, M8X 35 PLATED	2	2	2	2				
26	1	22217-080000	WASHER, SPRING 8	2	2	2	2				
27	1	26716-080002	NUT, M8	2	2	2	2				
28	1	194320-47530	HINGE, STOPPER	1	1	1	1				
29	1	194273-47910	KNOB, LEVER	1	1	1	1				
30	1	26116-080182	BOLT, M8X 18 PLATED	2	2	2	2				
30-1	1	26013-080162	BOLT, M8X 16			2	2				N
			(C=*1982.12) (D=*1982.12)								
31	1	22217-080000	WASHER, SPRING 8	2	2	2	2				Z
			(C=*1982.12) (D=*1982.12)								
32	1	26116-080122	BOLT, M8X 12 PLATED	1	1	1	1				
32-1	1	26013-080122	BOLT, M8X 12			1	1				N
			(C=*1982.12) (D=*1982.12)								
33	1	22217-080000	WASHER, SPRING 8	1	1	1	1				Z
			(C=*1982.12) (D=*1982.12)								
34	1	194450-47510	LINK ASSY, CONTROL	1	1	1	1				
34-1	1	194464-47510	LINK ASSY, CONTROL	1	1	1	1				N
			(A=*1980.) (B=*1980.) (C=*1980.) (D=*1980.)								
35	2	194450-47560	RING, CONTROL	1	1	1	1				
35-1	2	194464-47560	RING, CONTROL	1	1	1	1				N
			(A=*1980.) (B=*1980.) (C=*1980.) (D=*1980.)								
36	2	194450-47620	CAM, POSITION	1	1	1	1				
37	2	194450-47610	CAM, DRAFT	1	1	1	1				
38	2	194450-47660	SHIM	1	1	1	1				1
39	2	22242-000950	RING, 95	1	1	1	1				
40	2	194450-47630	CAM, SELECTION	1	1	1	1				
41	2	194450-47650	SPRING	3	3	3	3				

Remarks
(M) MISPRINT.
(1) SELECTIVE PARTS

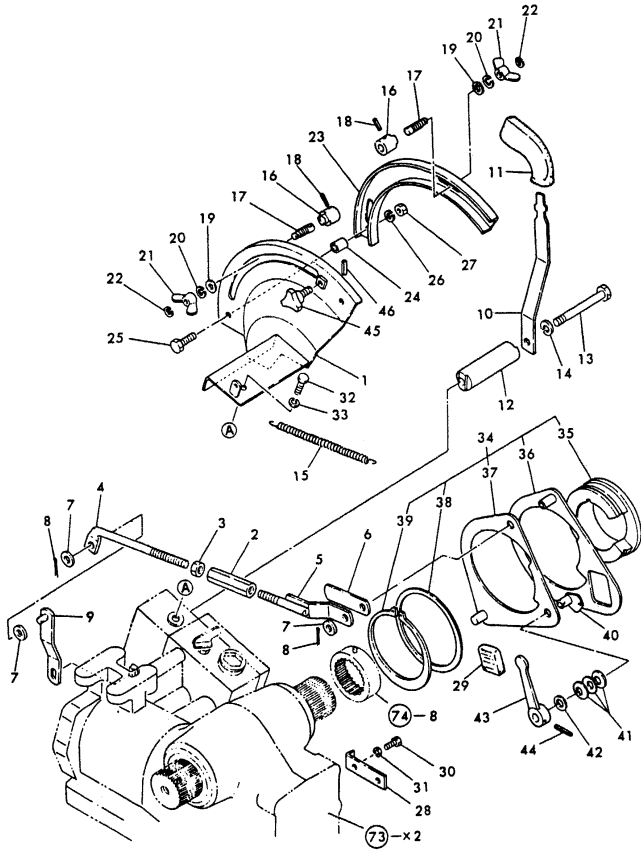
Fig.75. OIL PRESSURE CONTROL

(A)=YM336 (FLOOR)
 (B)=YM336D(FLOOR)
 (C)=YM336 (COLUM

(D)=YM336D(COLUM
 (E)=
 (F)=

Fig.75 OIL PRESSURE CONTROL

D98464-47300



No.	Lev.	Parts No.	Description	Qty						I	R
				(A)	(B)	(C)	(D)	(E)	(F)		
42	2	194450-47570	WASHER	1	1	1	1				
43	2	194450-47640-X	LEVER, SELECTION	1	1	1	1				
44	2	22351-040022	PIN, SPRING 4.0X22	1	1	1	1				
45	1	194464-47470	BOLT, LOCK	1	1	1	1				
46	1	22351-020012	PIN, SPRING 2.0X12	1	1	1	1				

Remarks
 (M) MISPRINT.
 (1) SELECTIVE PARTS

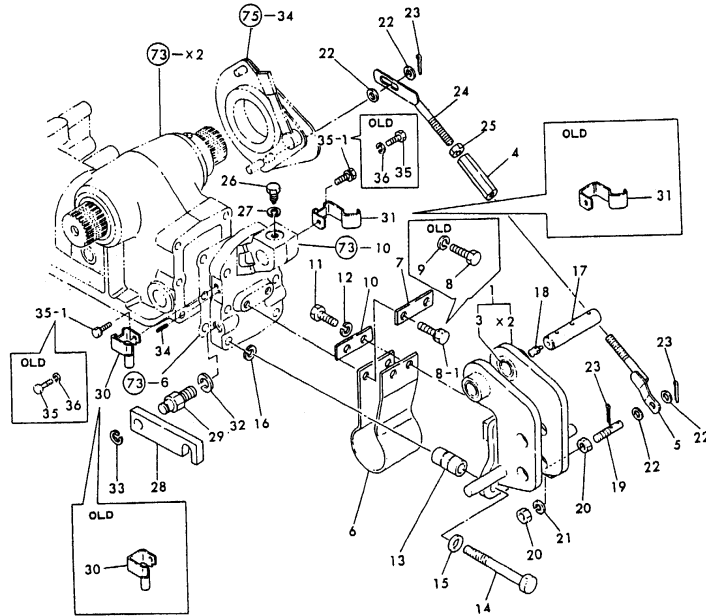
Fig.76. DRAFT CONTROL

(A)=YM336 (FLOOR)
(B)=YM336D(FLOOR)
(C)=YM336 (COLUM)

(D)=YM336D(COLUM)
(E)=
(F)=

Fig.76 DRAFT CONTROL

D94322-47700



x-MARK PARTS : NOT SOLD SEPARATELY

No.	Lev.	Parts No.	Description	Q'ty						I	R
				(A)	(B)	(C)	(D)	(E)	(F)		
1	1	194322-47740-X	HINGE ASSY, TOP LINK	1	1	1	1				
3	2	194190-11520	BUSH, 22X25X25	2	2	2	2				
4	1	194130-37730	TURNBUCKLE M10X70	1	1	1	1				
5	1	194450-47430	ROD, FEEDBACK B	1	1	1	1				
6	1	194464-47721-X	SPRING, SENSING	1	1	1	1				
7	1	194320-47840-X	SPACER (A)	1	1	1	1				
8	1	26116-100282	BOLT M10X 28 PLATED	2	2	2	2				
8-1	1	26013-100282	BOLT, M10X 28	2	2	2	2				N
		(A=*) (B=*) (C=*) (D=*)									
8-2	1	26013-100252	BOLT, M10X 25			2	2				N
		(C=*1982.12) (D=*1982.12)									
9	1	22217-100000	WASHER, SPRING 10	2	2	2	2				Z
		(A=*) (B=*) (C=*) (D=*)									
10	1	194464-47870-X	SPACER	1	1	1	1				
11	1	194464-47890	BOLT M14X28	2	2	2	2				
12	1	22217-140000	WASHER, SPRING 14	2	2	2	2				
13	1	194320-47880-X	NUT M12	2	2	2	2				
14	1	194320-47810	BOLT, SET	2	2	2	2				
15	1	194464-47830	WASHER, 12	2	2	2	2				
16	1	22217-120000	WASHER, SPRING 12	2	2	2	2				
17	1	194320-47760	PIN, 22	1	1	1	1				
18	1	24761-010000	NIPPLE, GREASE M6F	1	1	1	1				
19	1	194273-47770	PIN, HINGE	1	1	1	1				
20	1	26716-100002	NUT, M10	2	2	2	2				
21	1	22217-100000	WASHER, SPRING 10	1	1	1	1				
22	1	22137-100000	WASHER, 10	3	3	3	3				
22-1	1	22137-100000	WASHER, 10	4	4	4	4				K
		(A=*) (B=*) (C=*) (D=*)									
23	1	22417-300250	PIN, COTTER 3.0X25	3	3	3	3				
24	1	194450-47790	ROD, FEEDBACK C	1	1	1	1				
25	1	26756-100002	NUT, LOCK M10	1	1	1	1				
26	1	194320-47860	BOLT, LOCK M10	1	1	1	1				
27	1	22217-100000	WASHER, SPRING 10	1	1	1	1				
28	1	194322-47910-X	BAR, LOCK	2	2	2	2				
29	1	194322-47920	BOLT, LOCK	2	2	2	2				
30	1	194322-47930-U	SPRING(L), LOCK BAR	1	1	1	1				
31	1	194322-47940-U	SPRING(R), LOCK BAR	1	1	1	1				
32	1	22217-160000	WASHER, SPRING 16	2	2	2	2				
33	1	22272-000120	RING, E-12	2	2	2	2				
34	1	22351-030012	PIN, SPRING 3.0X12	2	2	2	2				
35	1	26116-060122	BOLT, M6X 12 PLATED	2	2	2	2				
35-1	1	26013-060122	BOLT, M6X 12	2	2	2	2				N
		(A=*) (B=*) (C=*) (D=*)									
36	1	22217-060000	WASHER, SPRING 6	2	2						Z
		(A=*) (B=*)									

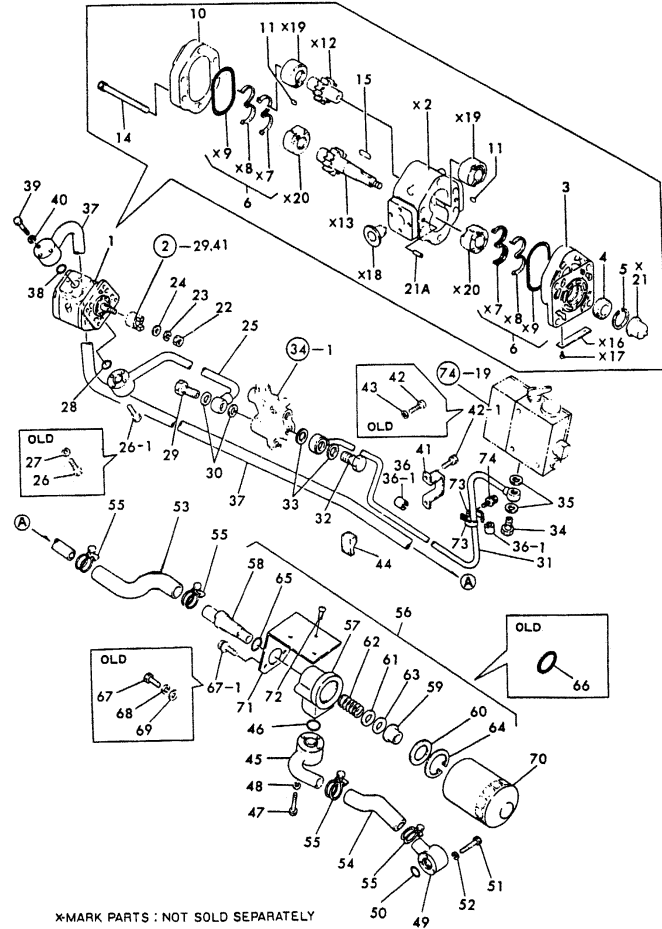
Fig.77. HYDRAULIC PIPES

(A)=YM336 (FLOOR)
(B)=YM336D(FLOOR)
(C)=YM336 (COLUMN)

(D)=YM336D(COLUMN)
(E)=
(F)=

Fig.77 HYDRAULIC PIPES

D94322-48100
D94278-41100



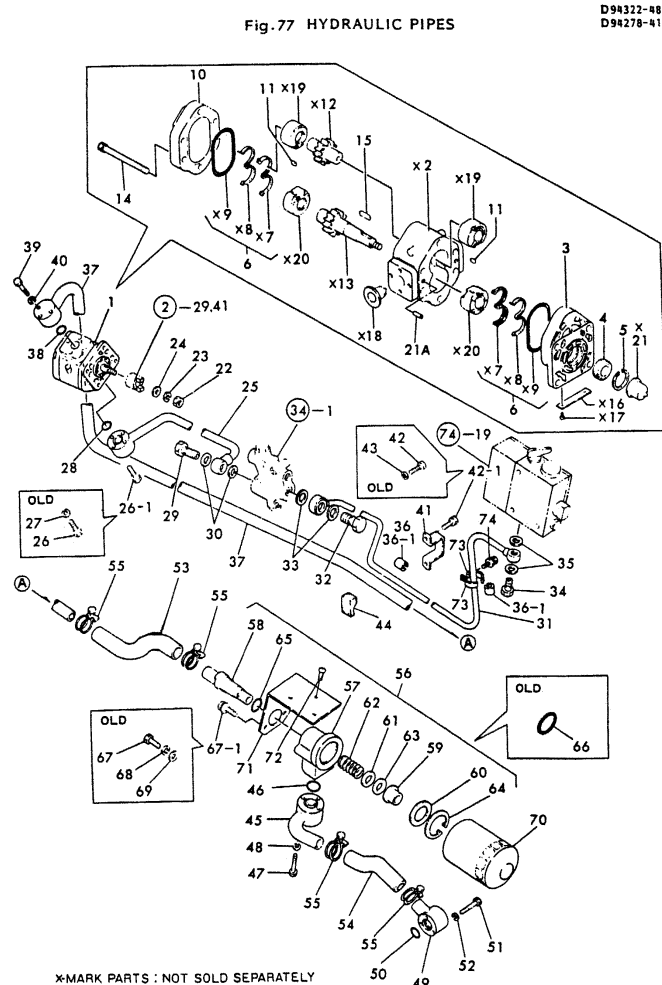
No.	Lev.	Parts No.	Description	Q'ty						I	R
				(A)	(B)	(C)	(D)	(E)	(F)		
1	1	194278-41120-X	PUMP ASSY, HYDRAULIC	1	1	1	1				
3	2	194278-41150	FLANGE	1	1	1	1				
3-1	2	194278-41151	FLANGE			1	1				N
			(C=T/# 21218) (D=T/# 42247)								
4	2	194278-41160	SEAL, OIL TC173008	1	1	1	1				
5	2	22252-000300	RING, 30	1	1	1	1				
6	2	794275-41200	SEAL KIT	2	2	2	2				
6-1	2	794275-41200	SEAL KIT	1	1	1	1				K
			(A=*) (B=*) (C=*) (D=*)								
10	2	194278-41190	COVER	1	1	1	1				
11	2	194278-41210	KEY	2	2	2	2				
14	2	194278-41230	BOLT	4	4	4	4				
14-1	2	194278-41250	BOLT			4	4				S
			(C=*1982.12) (D=*1982.12)								
15	2	194278-41240	KEY	1	1	1	1				
21A	2	194065-41210	PIN, PARALLEL 6X12			2	2				W
			(C=T/# 21218) (D=T/# 42247)								
22	1	26726-120002	NUT, M12	1	1	1	1				
23	1	22217-120000	WASHER, SPRING 12	1	1	1	1				
24	1	22137-120000	WASHER, 12	1	1	1	1				
25	1	194331-48110-X	PIPE, HIGH-PRESSURE	1	1	1	1				
26	1	26116-060352	BOLT, M6X 35 PLATED	4	4	4	4				
26-1	1	26013-060352	BOLT, M6X 35	4	4	4	4				N
			(A=*) (B=*) (C=*) (D=*)								
27	1	22217-060000	WASHER, SPRING 6	4	4						Z
			(A=*) (B=*)								
28	1	24311-000200	O-RING, 1AP20.0	1	1	1	1				
29	1	23857-150000	BOLT, JOINT 15	1	1	1	1				
30	1	23414-200026	GASKET, 20X1.0	2	2	2	2				
31	1	194331-48150-X	PIPE, HIGH-PRESSURE	1	1	1	1				
32	1	23857-150000	BOLT, JOINT 15	1	1	1	1				
33	1	23414-200026	GASKET, 20X1.0	2	2	2	2				
34	1	194130-48650	BOLT, JOINT M12	1	1	1	1				
34-1	1	198220-48750	BOLT ASSY, JOINT			1	1				S
			(C=T/# 21305) (D=T/# 43388)								
35	1	23414-180023	GASKET, 18X1.0	2	2	2	2				
36	1	194464-48850	RUBBER, ABSORBER	1	1	1	1				
36-1	1	194464-48850	RUBBER, ABSORBER			2	2				K
			(C=T/# 21098) (D=T/# 41323)								
37	1	194331-48210-X	PIPE, LOW PRESSURE	1	1	1	1				
38	1	24311-000200	O-RING, 1AP20.0	1	1	1	1				
39	1	26116-060452	BOLT, M6X 45 PLATED	3	3	3	3				
40	1	22217-060000	WASHER, SPRING 6	3	3	3	3				
41-1	1	194321-48820-X	CLAMP	1	1	1	1				
42	1	26116-080162	BOLT, M8X 16 PLATED	2	2	2	2				
42-1	1	26013-080162	BOLT, M8X 16	2	2	2	2				N
			(A=*) (B=*) (C=*) (D=*)								
43	1	22217-080000	WASHER, SPRING 8	2	2						Z
			(A=*) (B=*)								
44	1	194321-48830	RETAINER	1	1	1	1				
45	1	194278-48250-X	PIPE, LOW PRESSURE	1	1	1	1				

Remarks
(M) MISPRINT.

Fig.77. HYDRAULIC PIPES

(A)=YM336 (FLOOR)
(B)=YM336D(FLOOR)
(C)=YM336 (COLUMN)

(D)=YM336D(COLUMN)
(E)=
(F)=



No.	Lev.	Parts No.	Description	Q'ty						I	R
				(A)	(B)	(C)	(D)	(E)	(F)		
46-1	1	24311-000220	O-RING, 1AP22.0	1	1	1	1				
47	1	26116-060452	BOLT, M6X 45 PLATED	3	3	3	3				
48	1	22217-060000	WASHER, SPRING 6	3	3	3	3				
49	1	194278-48280-X	PIPE, LOW PRESSURE	1	1	1	1				
50	1	24311-000200	O-RING, 1AP20.0	1	1	1	1				
51	1	26116-060452	BOLT, M6X 45 PLATED	3	3	3	3				
52	1	22217-060000	WASHER, SPRING 6	3	3	3	3				
53	1	194322-48310	HOSE, PRESSURE F	1	1	1	1				
54	1	194322-48320	PIPE, RUBBER	1	1	1	1				
55	1	194464-48220	CLAMP 37	4	4	4	4				
56	1	194464-48300-X	COVER ASSY, FILTER	1	1	1	1				
57	2	194464-48322-X	COVER, STRAINER	1	1	1	1				
58	2	194464-48331	BOLT, FILTER	1	1	1	1				
59	2	194464-48341	COLLAR, SEAL	1	1	1	1				
60	2	194464-48351	SPACER 56	1	1	1	1				
61	2	194464-48361	WASHER 21.5X35X1.6	1	1	1	1				
62	2	194464-48370	SPRING, FILTER	1	1	1	1				
63	2	194464-48390	GASKET	1	1	1	1				
64	2	22252-000600	RING, 60	1	1	1	1				
65	2	24311-000280	O-RING, 1AP28.0	1	1	1	1				
66	2	24341-000560	O-RING, 1AS56.0	1	1						Z
		(A=*)	(B=*)								
67	1	26116-080222	BOLT, M8X 22 PLATED	2	2	2	2				
67-1	1	26014-080222	BOLT, M8X 22	2	2	2	2				N
		(A=*)	(B=*)	(C=*)	(D=*)						
67-2	1	26014-080202	BOLT, M8X 20			2	2				N
			(C=T/# 21098)	(D=T/# 41323)							
68	1	22217-080000	WASHER, SPRING 8	2	2						Z
		(A=*)	(B=*)								
69	1	22117-080000	WASHER, 8	2	2						Z
		(A=*)	(B=*)								
70	1	194464-48310-X	FILTER, HYDRAULIC	1	1	1	1				
71	1	194322-48430-X	BRACKET	1	1	1	1				W
		(A=*)	(B=*)								
71-1	1	194322-48380-X	BRACKET, STRAINER	1	1	1	1				N
		(A=*1980.)	(B=*1980.)								
72	1	26587-080202	SCREW, M8X20	3	3	3	3				W
		(A=*)	(B=*)								
72-1	1	26587-080202	SCREW, M8X20			1	1				K
			(C=*1982.09)	(D=*1982.09)							
73	1	194275-48820	CLAMP, PIPE			2	2				W
			(C=T/# 21098)	(D=T/# 41323)							
74	1	26013-080202	BOLT, M8X 20			1	1				W
			(C=*1982.09)	(D=*1982.09)							

Remarks
(M) MISPRINT.

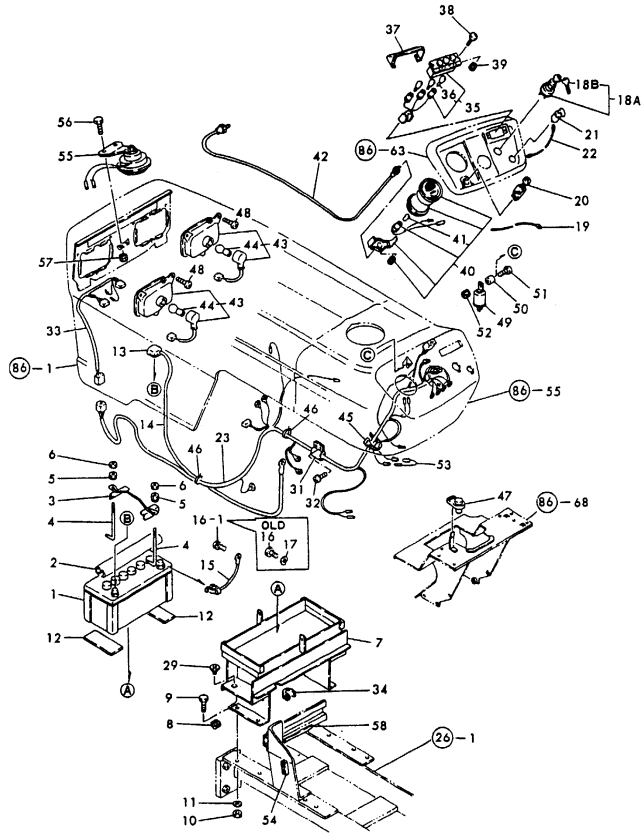
Fig.78. ELECTRIC PARTS (1) (FLOOR : A)

(A)=YM336 (FLOOR
(B)=YM336D(FLOOR
(C)=YM336 (COLUM

(D)=YM336D(COLUM
(E)=
(F)=

A

Fig. 78 ELECTRIC PARTS (1) (FLOOR: A.)



No.	Lev.	Parts No.	Description	Q'ty						I	R
				(A)	(B)	(C)	(D)	(E)	(F)		
1-1	1	194275-51510	BATTERY (N100), DRY	1	1						
2	1	194145-51550-X	COVER, BATTERY	1	1						
3	1	194322-51560	CLAMP, BATTERY	1	1						
4	1	194150-61740	ROD, BATTERY CLAMP	2	2						
5	1	194990-22140	NUT, M8	2	2						
6	1	26716-080002	NUT, M8	2	2						
7	1	194322-51520-X	CASE, BATTERY	1	1						
8	1	192060-46110	CAP, RUBBER	1	1						
9	1	26116-100252	BOLT, M10X 25 PLATED	4	4						
10	1	26716-100002	NUT, M10	4	4						
11	1	22217-100000	WASHER, SPRING 10	4	4						
12	1	194151-04260	GASKET, FUEL TANK	2	2						
13	1	194080-51430	INSULATOR	1	1						
14	1	194450-51410	CABLE, BATTERY	1	1						
14-1	1	194080-51411	CABLE, BATTERY	1	1						N
		(A=*1982.) (B=*1982.)									
15	1	194190-51420	CABLE, BATTERY EARTH	1	1						
16	1	26116-080162	BOLT, M8X 16 PLATED	1	1						
16-1	1	26013-080162	BOLT, M8X 16	1	1						N
		(A=*) (B=*)									
17	1	22217-080000	WASHER, SPRING 8	1	1						Z
		(A=*) (B=*)									
18A-1	1	194322-52110	SWITCH, STARTING	1	1						
18B	2	194155-52190	KEY, START SWITCH	1	1						
19	1	194145-51210	WIRE, LEAD	1	1						
20	1	194130-52121	SWITCH, LIGHTING	1	1						
21	1	194080-52132	SWITCH, TURN SIGNAL	1	1						
22	1	194150-51250	WIRE, LEAD	1	1						
23	1	194322-51110	HARNESS (A), WIRE	1	1						
24-1	1	194150-51620	CLAMP, HARNESS	2	2						Z
		(A=*) (B=*)									
25	1	194145-51610	CLAMP, HARNESS	1	1						Z
		(A=*) (B=*)									
26	1	26116-060142	BOLT, M6X 14 PLATED	1	1						Z
		(A=*) (B=*)									
27	1	22217-060000	WASHER, SPRING 6	1	1						Z
		(A=*) (B=*)									
28	1	23061-120040	PIPE 12X 40	2	2						Z
		(A=*) (B=*)									
29	1	194275-51210	GROMMET 25	1	1						
30	1	194150-51620	CLAMP, HARNESS	1	1						Z
		(A=*) (B=*)									
31	1	194145-51650	CLAMP, HARNESS	1	1						
32	1	26022-060122	SCREW, M6X12	2	2						
32-1	1	26022-060142	SCREW M 6X 14	2	2						N
		(A=*) (B=*)									
33	1	194145-51150	HARNESS (E), WIRE	1	1						
34-1	1	194440-01550	GROMMET	1	1						
35	1	194151-55100	LAMP ASSY, PILOT	1	1						
36	2	194155-55820	BULB, 12V1.7W	3	3						
37	1	194145-55290	HOOD, PILOT LAMP	1	1						

Remarks
(M) MISPRINT.

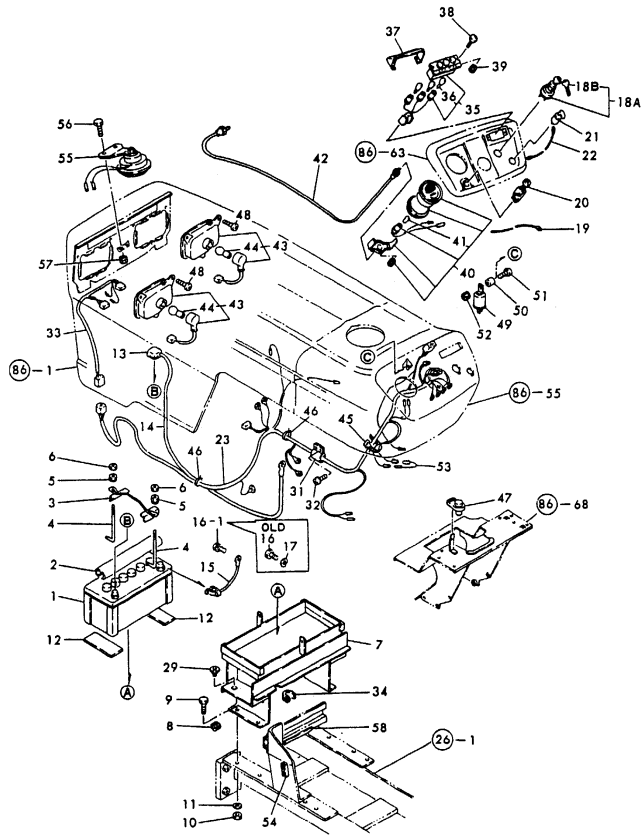
Fig.78. ELECTRIC PARTS (1) (FLOOR : A)

(A)=YM336 (FLOOR
(B)=YM336D(FLOOR
(C)=YM336 (COLUM

(D)=YM336D(COLUM
(E)=
(F)=

A

Fig. 78 ELECTRIC PARTS (1) (FLOOR: A.)



No.	Lev.	Parts No.	Description	Q'ty						I	R
				(A)	(B)	(C)	(D)	(E)	(F)		
37-1	1	194145-55291 (A=*1981.)	BONNET, LAMP (B=*1981.)	1	1						N
38	1	26557-050162	SCREW, M5X16	2	2						
39	1	194990-22030	NUT, M5	2	2						
40	1	194322-56100	METER ASSY, HOUR	1	1						
41-1	2	194440-55820	BULB, 12V3.4W	1	1						
42	1	194145-56901	CABLE, HOUR-METER	1	1						
42-1	1	194275-56900 (A=*1981.)	CABLE ASSY, METER (B=*1981.)	1	1						N
43	1	194145-53200	LIGHT ASSY, HEAD	2	2						
44	2	194155-55810	BULB, 12V35W/25W	2	2						
45	1	194250-51660	BAND 250	2	2						W
46	1	121750-59890 (A=*)	BAND, 140 (B=*)	5	5						W
47	1	194464-57250	RELAY, CHECK	1	1						
48	1	26557-050252	SCREW, M5X25	6	6						
49	1	194080-57202	RELAY	1	1						
50	1	194151-57210	SPACER	1	1						
51	1	26557-050162	SCREW, M5X16	1	1						
52	1	26346-050002	NUT, M5	1	1						
53	1	194446-51160 (A=*1980.)	WIRE, LEAD (B=*1980.)	1	1						W
54	1	194464-51740	EDGING, 40	1	1						W
55	1	194151-57100 (A=*1983.)	HORN (B=*1983.)	1	1						W
56	1	26116-060122 (A=*)	BOLT, M6X 12 PLATED (B=*)	2	2						W
57	1	194990-22040	NUT, M6	2	2						W
58	1	194446-61580 (A=*1981.)	GROMMET, L=125 (B=*1981.)	1	1						W

Remarks
(M) MISPRINT.

Fig.79. ELECTRIC PARTS (1) (FLOOR : F)

(A)=YM336 (FLOOR
(B)=YM336D(FLOOR
(C)=YM336 (COLUM

(D)=YM336D(COLUM
(E)=
(F)=

F

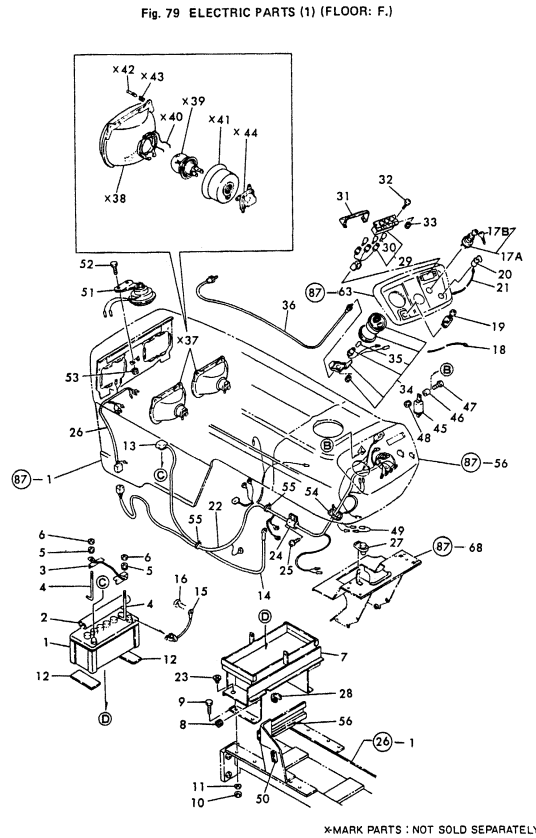


Fig. 79 ELECTRIC PARTS (1) (FLOOR: F.)

No.	Lev.	Parts No.	Description	Qty						I	R
				(A)	(B)	(C)	(D)	(E)	(F)		
1	1	194275-51510	BATTERY (N100), DRY	1	1						
2	1	194145-51550-X	COVER, BATTERY	1	1						
3	1	194322-51560	CLAMP, BATTERY	1	1						
4	1	194150-61740	ROD, BATTERY CLAMP	2	2						
5	1	194990-22140	NUT, M8	2	2						
6	1	26716-080002	NUT, M8	2	2						
7	1	194322-51520-X	CASE, BATTERY	1	1						
8	1	192060-46110	CAP, RUBBER	1	1						
9	1	26116-100252	BOLT, M10X 25 PLATED	4	4						
10	1	26716-100002	NUT, M10	4	4						
11	1	22217-100000	WASHER, SPRING 10	4	4						
12	1	194151-04260	GASKET, FUEL TANK	2	2						
13	1	194080-51430	INSULATOR	1	1						
14	1	194450-51410	CABLE, BATTERY	1	1						
14-1	1	194080-51411	CABLE, BATTERY	1	1						N
				(A=*1982.)	(B=*1982.)						
15	1	194190-51420	CABLE, BATTERY EARTH	1	1						
16	1	26013-080162	BOLT, M8X 16	1	1						
17A	1	194322-52110	SWITCH, STARTING	1	1						
17B	2	194155-52190	KEY, START SWITCH	1	1						
18	1	194145-51210	WIRE, LEAD	1	1						
19	1	194240-52120	SWITCH, LIGHTING	1	1						
20	1	194080-52132	SWITCH, TURN SIGNAL	1	1						
21	1	194150-51250	WIRE, LEAD	1	1						
22	1	194324-51110	HARNESS (A), WIRE	1	1						
23	1	194275-51210	GROMMET 25	1	1						
24	1	194145-51650	CLAMP, HARNESS	1	1						
25	1	26022-060142	SCREW M 6X 14	2	2						
26	1	194324-51150	HARNESS, WIRE	1	1						
27	1	194464-57250	RELAY, CHECK	1	1						
28	1	194440-01550	GROMMET	1	1						
29	1	194151-55100	LAMP ASSY, PILOT	1	1						
30	2	194155-55820	BULB, 12V1.7W	3	3						
31	1	194145-55290	HOOD, PILOT LAMP	1	1						
31-1	1	194145-55291	BONNET, LAMP	1	1						N
				(A=*1981.)	(B=*1981.)						
32	1	26557-050162	SCREW, M5X16	2	2						
33	1	194990-22030	NUT, M5	2	2						
34	1	194324-56110	HOUR-METER	1	1						
35	2	194440-55820	BULB, 12V3.4W	1	1						
36	1	194145-56901	CABLE, HOUR-METER	1	1						
36-1	1	194275-56900	CABLE ASSY, METER	1	1						N
				(A=*1981.)	(B=*1981.)						
45	1	194080-57202	RELAY	1	1						
46	1	194151-57210	SPACER	1	1						
47	1	26557-050162	SCREW, M5X16	1	1						
48	1	26346-050002	NUT, M5	1	1						
49	1	194446-51160	WIRE, LEAD	1	1						
50	1	194464-51740	EDGING, 40	1	1						
51	1	194340-57100	HORN ASSY	1	1						
52	1	26116-060122	BOLT, M6X 12 PLATED	2	2						

Remarks

(1) PART NO.COLUMN SHOWS THE PART NO. OF ORIGINAL MAKER. THE NAME ADDRESS OF THE ORIGINAL MAKER, TAKING AFTERCARE OF PARTS PREPARATION AND SUPPLY, IS AS FOLLOWS:

AUTEROUCHE S.A.
50, RUE GREFFULHE
62300 LEVALLOIS PERRET TEL:757.06-43
FRANCE TELEX:610522

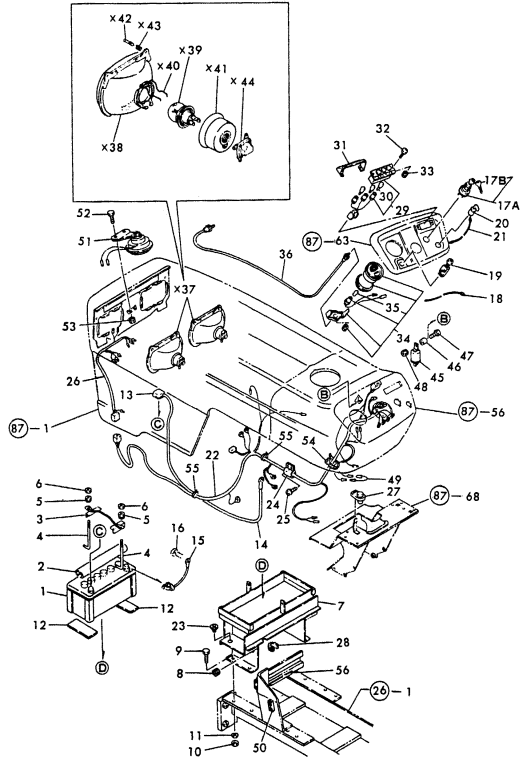
Fig.79. ELECTRIC PARTS (1) (FLOOR : F)

(A)=YM336 (FLOOR
(B)=YM336D(FLOOR
(C)=YM336 (COLUM

(D)=YM336D(COLUM
(E)=
(F)=

F

Fig. 79 ELECTRIC PARTS (1) (FLOOR: F.)



*MARK PARTS : NOT SOLD SEPARATELY

No.	Lev.	Parts No.	Description	Q'ty						I	R
				(A)	(B)	(C)	(D)	(E)	(F)		
53	1	194990-22040	NUT, M6	2	2						
54	1	194250-51660	BAND 250	1	1						
55	1	121750-59890	BAND, 140	5	5						
56	1	194446-61580	GROMMET, L=125	1	1						

Remarks

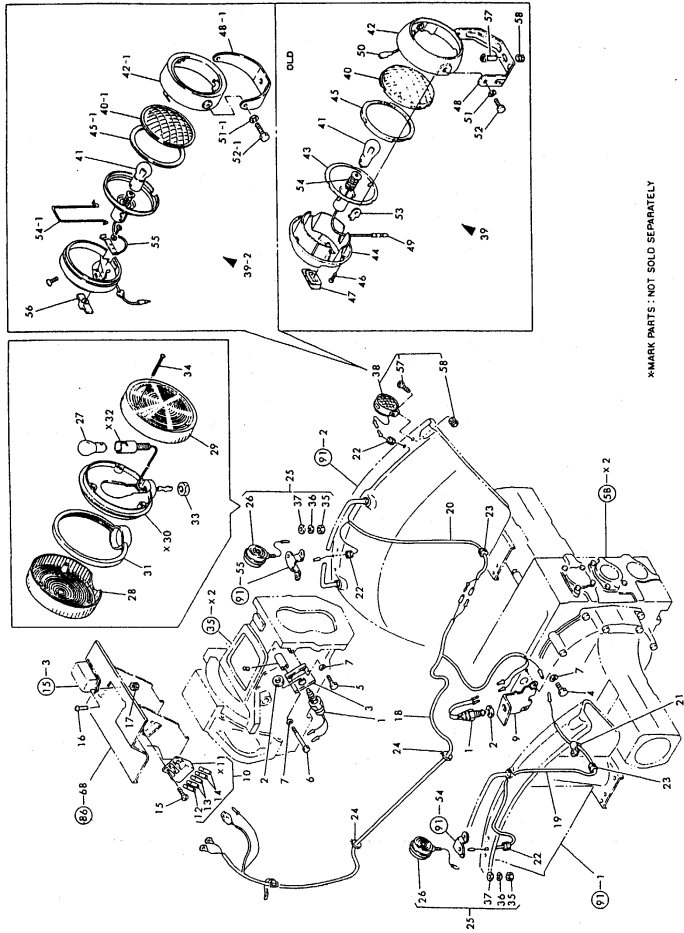
(1) PART NO.COLUMN SHOWS THE PART NO.
OF ORIGINAL MAKER.
THE NAME ADDRESS OF THE ORIGINAL
MAKER, TAKING AFTERCARE OF PARTS
PREPARATION AND SUPPLY, IS AS FOL-
LWS:

AUTEROUCHE S.A.
50,RUE GREFFULHE
62300 LEVALLOIS PERRET TEL:757.06-43
FRANCE TELEX:610522

Fig.80. ELECTRIC PARTS (2) (FLOOR : A)

(A)=YM336 (FLOOR)
(B)=YM336D(FLOOR)
(C)=YM336 (COLUM)

(D)=YM336D(COLUM)
(E)=
(F)=



*MARK PARTS : NOT SOLD SEPARATELY

Fig. 80 ELECTRIC PARTS (2) (FLOOR: A.)

A

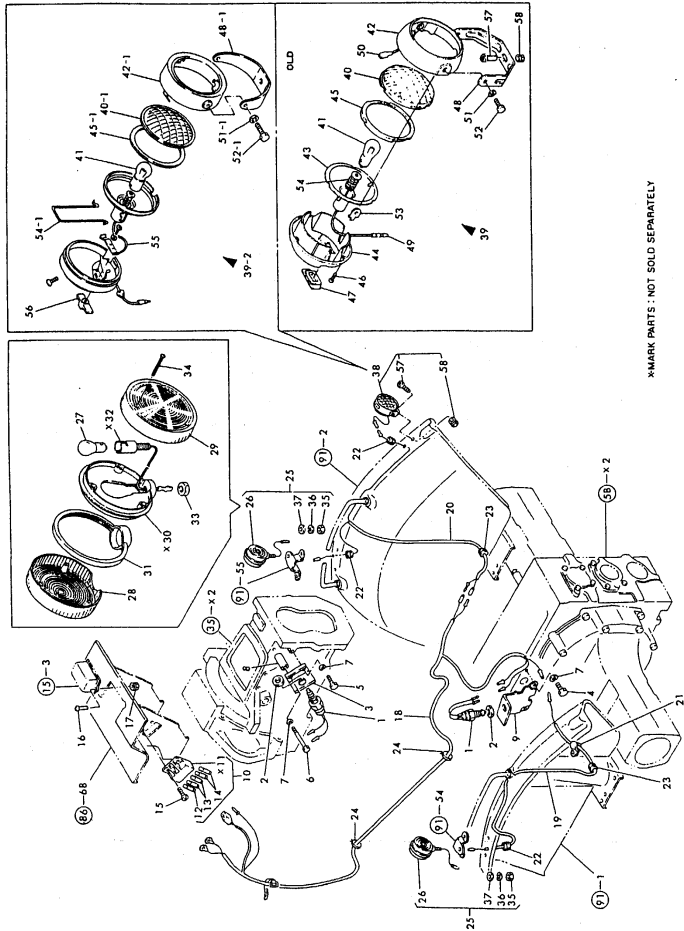
No.	Lev.	Parts No.	Description	Q'ty						I	R
				(A)	(B)	(C)	(D)	(E)	(F)		
1	1	194440-52190	SWITCH, SAFETY START	2	2						
1-1	1	194440-52191	SWITCH, SAFETY START	2	2						N
		(A=T/# 21231) (B=T/# 42878)									
2	1	194240-52210	NUT, M22	2	2						
3	1	194145-52220-X	STAY, SAFETY SWITCH	1	1						
4	1	26116-080162	BOLT, M8X 16 PLATED	2	2						
5	1	26116-080202	BOLT, M8X 20 PLATED	1	1						
6	1	26116-080602	BOLT, M8X 60 PLATED	1	1						
7	1	22217-080000	WASHER, SPRING 8	4	4						
8	1	194320-52230	SPACER	1	1						
9	1	194322-52250-X	STAY, SAFETY SWITCH	1	1						
10	1	194145-52400	BOX ASSY, FUSE	1	1						
10-1	1	194440-52400	BOX ASSY, FUSE	1	1						N
		(A=*1981.) (B=*1981.)									
12	2	194145-52820	FUSE 5A	1	1						
13	2	194145-52830	FUSE 10A	2	2						
14	2	194145-52840	FUSE 15A	2	2						
15	1	26587-060202	SCREW, M6X20	2	2						
16	1	26557-060122	SCREW, M6X12	2	2						
17	1	194990-22130	NUT, M6	2	2						
18	1	194322-51120	HARNESS (B), WIRE	1	1						
19	1	194322-51130	HARNESS, WIRE	1	1						
20	1	194322-51140	HARNESS (D), WIRE	1	1						
21	1	194145-51180	PLATE, EARTH	2	2						
22	1	194080-58810	GROMMET, 8	3	3						
23	1	194080-58820	GROMMET, 15	2	2						
24	1	1A1040-57701	CLAMP	2	2						
24-1	1	194150-51620	CLAMP, HARNESS	3	3						N
		(A=*) (B=*)									
24-2	1	194150-51620	CLAMP, HARNESS	3	3						Z
		(A=*) (B=*)									
25	1	794275-53401	LAMP ASSY, WORKING	2	2						
26	2	194275-53401	LAMP ASSY, WORKING	2	2						
27	3	194275-53410	BULB	2	2						
28	3	194275-53421	LENS	2	2						
29	3	194275-53431	LENS	2	2						
31	3	194275-53451	GASKET, LENS	2	2						
33	3	26756-100002	NUT, LOCK M10	2	2						
34	3	194275-53481	SCREW, TAPPING M4X40	6	6						
35	2	26716-100002	NUT, M10	2	2						
36	2	22217-100000	WASHER, SPRING 10	2	2						
37	2	22137-100000	WASHER, 10	2	2						
38-1	1	794275-54100	LIGHT ASSY, WORKING	1	1						
38-2	1	794081-54101	LAMP ASSY, WORKING	1	1						S
		(A=*1980.) (B=*1980.)									
39	2	194275-54100	LAMP, WORKING	1	1						
39-1	2	194275-54101	LAMP, WORKING	1	1						N
		(A=*) (B=*)									
39-2	2	194275-54101	LAMP, WORKING	1	1						Z
		(A=*) (B=*)									
40	3	194275-54110	LENS	1	1						

Remarks
(M) MISS-PRINT.

Fig.80. ELECTRIC PARTS (2) (FLOOR : A)

(A)=YM336 (FLOOR
(B)=YM336D(FLOOR
(C)=YM336 (COLUM

(D)=YM336D(COLUM
(E)=
(F)=



*MARK PARTS : NOT SOLD SEPARATELY

No.	Lev.	Parts No.	Description	Qty						I	R
				(A)	(B)	(C)	(D)	(E)	(F)		
40-1	3	194081-54110	LENS	1	1						S
		(A=*) (B=*)									
41	3	194081-55820	BULB, 12V20W	1	1						
42	3	194275-54120	HOUSING	1	1						
42-1	3	194081-54131	RIM	1	1						S
		(A=*) (B=*)									
43	3	194275-54130	REFLECTOR	1	1						Z
		(A=*) (B=*)									
44	3	194275-54140	HOUSING	1	1						Z
		(A=*) (B=*)									
45	3	194275-54150	GASKET	1	1						
45-1	3	194081-54120	GASKET	1	1						S
		(A=*) (B=*)									
46	3	26557-040162	SCREW, M4X16	3	3						
46-1	3	26557-040162	SCREW, M4X16	1	1						Z
		(A=*) (B=*)									
47	3	194275-54160	PLUG	1	1						Z
		(A=*) (B=*)									
48	3	194275-54170	BRACKET	1	1						
48-1	3	194081-54221	STAY	1	1						S
		(A=*) (B=*)									
49	3	194275-54180	LEAD	1	1						Z
		(A=*) (B=*)									
50	3	194275-54190	LEAD	1	1						Z
		(A=*) (B=*)									
51	3	22217-060000	WASHER, SPRING 6	2	2						
51-1	3	194081-54240	SPRING WASHER 6	2	2						S
		(A=*) (B=*)									
52	3	26116-060142	BOLT, M6X 14 PLATED	2	2						
52-1	3	194081-54230	BOLT M6X 12	2	2						S
		(A=*) (B=*)									
53	3	194275-54210	NUT	2	2						Z
		(A=*) (B=*)									
54	3	194275-54220	SPRING	1	1						
54-1	3	194081-54151	SPRING	1	1						S
		(A=*) (B=*)									
55	3	194081-54160	SOCKET	1	1						
56	3	194081-54171	SWITCH	1	1						
57	2	26587-080162	SCREW, M8X16	1	1						
58	2	194990-22050	NUT, M8	1	1						

Fig. 80 ELECTRIC PARTS (2) (FLOOR: A.)

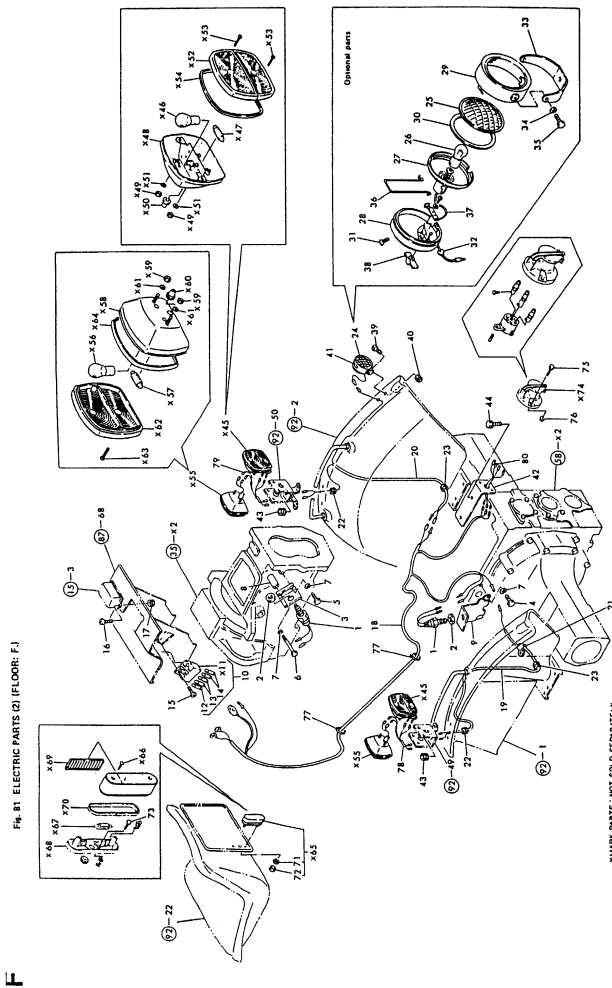
A

Remarks
(M) MISS-PRINT.

Fig.81. ELECTRIC PARTS (2) (FLOOR : F)

(A)=YM336 (FLOOR
(B)=YM336D(FLOOR
(C)=YM336 (COLUM

(D)=YM336D(COLUM
(E)=
(F)=



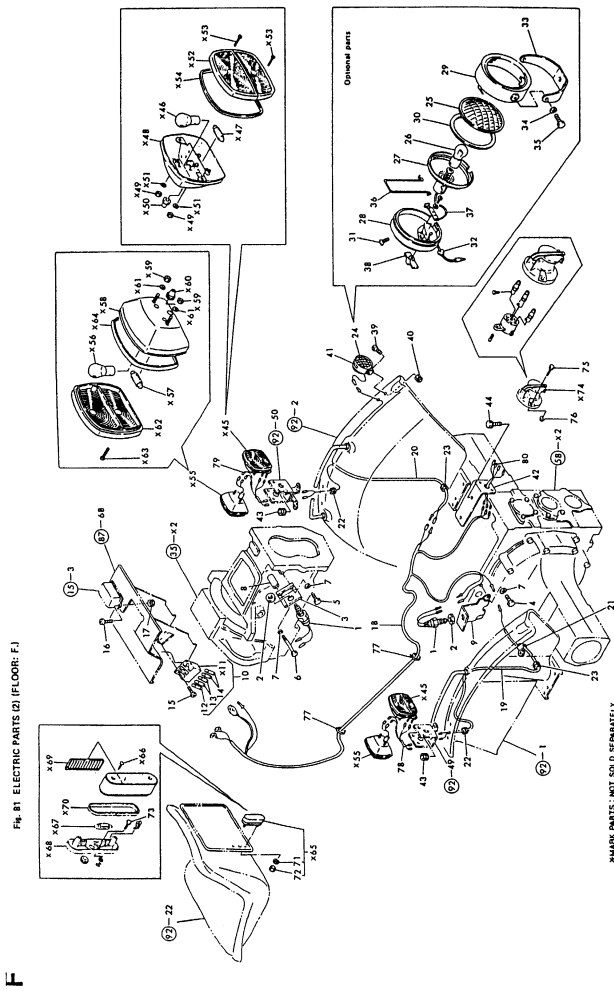
No.	Lev.	Parts No.	Description	Q'ty						I	R
				(A)	(B)	(C)	(D)	(E)	(F)		
1	1	194440-52190	SWITCH, SAFETY START	2	2						
1-1	1	194440-52191	SWITCH, SAFETY START	2	2						N
(A=T/# 21231) (B=T/# 42878)											
2	1	194240-52210	NUT, M22	2	2						
3	1	194145-52220-X	STAY, SAFETY SWITCH	1	1						
4	1	26116-080162	BOLT, M8X 16 PLATED	2	2						
5	1	26116-080202	BOLT, M8X 20 PLATED	1	1						
6	1	26116-080602	BOLT, M8X 60 PLATED	1	1						
7	1	22217-080000	WASHER, SPRING 8	4	4						
8	1	194320-52230	SPACER	1	1						
9	1	194322-52250-X	STAY, SAFETY SWITCH	1	1						
10	1	194145-52400	BOX ASSY, FUSE	1	1						
10-1	1	194440-52400	BOX ASSY, FUSE	1	1						N
(A=*) (B=*)											
12	2	194145-52820	FUSE 5A	1	1						
13	2	194145-52830	FUSE 10A	2	2						
14	2	194145-52840	FUSE 15A	2	2						
15	1	26587-060202	SCREW, M6X20	2	2						
16	1	26557-060122	SCREW, M6X12	2	2						
17	1	194990-22130	NUT, M6	2	2						
18	1	194322-51120	HARNESS (B), WIRE	1	1						
19	1	194322-51130	HARNESS, WIRE	1	1						
20	1	194322-51140	HARNESS (D), WIRE	1	1						
21	1	194145-51180	PLATE, EARTH	2	2						
22	1	194080-58810	GROMMET, 8	3	3						
22-1	1	194080-58820	GROMMET, 15	2	2						S
(A=*1982.) (B=*1982.)											
23	1	194080-58820	GROMMET, 15	2	2						
24	1	794081-54101	LAMP ASSY, WORKING	1	1						
25	2	194081-54110	LENS	1	1						
26	2	194081-55820	BULB, 12V20W	1	1						
27	2	194081-54131	RIM	1	1						
28	2	194081-54140	REFLECTOR	1	1						
29	2	194081-54181	BODY	1	1						
30	2	194081-54120	GASKET	1	1						
31	2	194081-54210	SCREW	1	1						
32	2	194081-54190	GROMMET	1	1						
33	2	194081-54221	STAY	1	1						
34	2	194081-54240	SPRING WASHER 6	2	2						
35	2	194081-54230	BOLT M6X 12	2	2						
36	2	194081-54151	SPRING	3	3						
37	2	194081-54160	SOCKET	1	1						
38	2	194081-54171	SWITCH	1	1						
39	1	26587-080162	SCREW, M8X16	1	1						
40	1	194990-22050	NUT, M8	1	1						
41	1	194240-65370	LABEL, WORK LAMP	1	1						
42	1	194270-51700-X	BRACKET, SOCKET	1	1						
42-1	1	194270-51701-X	BRACKET, SOCKET	1	1						N
(A=*1981.) (B=*1981.)											
43	1	194448-58810	GROMMET 8	2	2						
43-1	1	194448-58811	GROMMET, 15	2	2						S

Remarks
(1) PART NO.COLUMN SHOWS THE PART NO.
OF ORIGINAL MAKER.
THE NAME AND ADDRESS OF THE ORIGINAL MAKER, TAKING AFTERCARE OF PART PREPARATION AND SUPPLY, IS AS FOLLOWS :
AUTEROCHÉ S.A.
50, RUE GREFFULHE
62300 LEVALLOIS PERRET TEL:757.06-43
FRANCE TELEX: 610522

Fig.81. ELECTRIC PARTS (2) (FLOOR : F)

(A)=YM336 (FLOOR
(B)=YM336D(FLOOR
(C)=YM336 (COLUM

(D)=YM336D(COLUM
(E)=
(F)=



No.	Lev.	Parts No.	Description	Q'ty						I	R
				(A)	(B)	(C)	(D)	(E)	(F)		
		(A=*1982.)	(B=*1982.)								
44	1	26013-120222	BOLT, M12X 22		2	2					
71	2	22217-050000	WASHER, SPRING 5		2	2					
72	2	26716-050002	NUT, M5		2	2					
73	2	26116-050162	BOLT, M5X 16 PLATED		2	2					
75	1	26116-060202	BOLT, M6X 20 PLATED		3	3					
76	1	194990-22040	NUT, M6		3	3					
77	1	121750-59890	BAND, 140		2	2					
78	1	194240-51800	HARNESS (L), WIRE		1	1					
79	1	194240-51810	HARNESS (R), WIRE		1	1					
80	1	194240-51820	HARNESS, SOCKET		1	1					

F

Remarks
 (1) PART NO.COLUMN SHOWS THE PART NO.
 OF ORIGINAL MAKER.
 THE NAME AND ADDRESS OF THE ORIGINAL MAKER, TAKING AFTERCARE OF PART PREPARATION AND SUPPLY, IS AS FOLLOWS :
 AUTEROCHÉ S.A.
 50, RUE GREFFULHE
 62300 LEVALLOIS PERRET TEL:757.06-43
 FRANCE TELEX: 610522

Fig.82. ELECTRIC PARTS (1) (COLUMN: A)

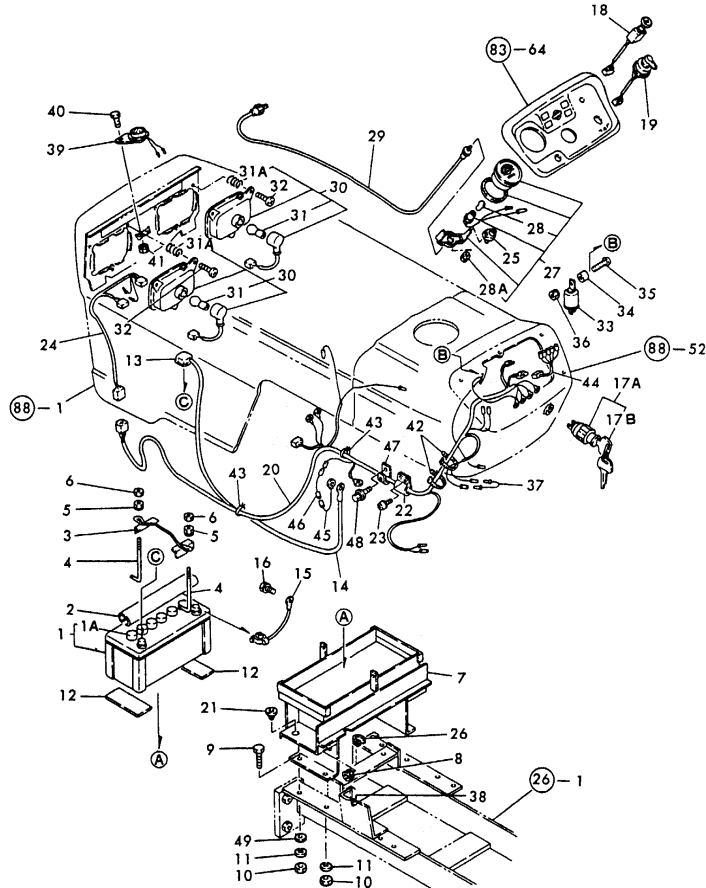
(A)=YM336 (FLOOR)
(B)=YM336D(FLOOR)
(C)=YM336 (COLUMN)

(D)=YM336D(COLUMN)
(E)=
(F)=

A

Fig. 82 ELECTRIC PARTS (1) (COLUMN: A.)

D94490-51100
D94322-51500
D94490-52100
D94440-52400
D94490-53100
D94490-56100
D94322-57100
D94322-57200



No.	Lev.	Parts No.	Description	Q'ty						I	R
				(A)	(B)	(C)	(D)	(E)	(F)		
1	1	194275-51510	BATTERY (N100), DRY			1	1				
1A	2	194275-51540	CAP, BATTERY (C=T/# 21272) (D=T/# 43062)			1	1				W
2	1	194145-51550-X	COVER, BATTERY			1	1				
3	1	194322-51560	CLAMP, BATTERY			1	1				
4	1	194150-61740	ROD, BATTERY CLAMP			2	2				
5	1	194990-22140	NUT, M8			2	2				
6	1	26716-080002	NUT, M8			2	2				
7	1	194322-51520-X	CASE, BATTERY			1	1				
8	1	192060-46110	CAP, RUBBER			1	1				
9	1	26116-100252	BOLT, M10X 25 PLATED			4	4				
10	1	26716-100002	NUT, M10			4	4				
11	1	22217-100000	WASHER, SPRING 10			4	4				
12	1	194151-04260	GASKET, FUEL TANK			2	2				
13	1	194080-51430	INSULATOR			1	1				
14	1	194450-51410	CABLE, BATTERY			1	1				
14-1	1	194080-51411	CABLE, BATTERY (C=*1982.) (D=*1982.)			1	1				N
15	1	194190-51420	CABLE, BATTERY EARTH			1	1				
16	1	26013-080162	BOLT, M8X 16			1	1				
17A	1	194322-52110	SWITCH, STARTING			1	1				
17B	2	194155-52190	KEY, START SWITCH			1	1				
17B-1	2	194155-52160	KEY ASSY (C=*) (D=*)			1	1				N
18	1	194420-52120	SWITCH, LIGHTING			1	1				
18-1	1	194240-52120	SWITCH, LIGHTING (C=T/# 21180) (D=T/# 41934)			1	1				S
19	1	194170-52130	SWITCH, TURN SIGNAL			1	1				
20	1	194322-51110	HARNESS (A), WIRE			1	1				
20-1	1	194490-51111	HARNESS (A), WIRE (C=*1980.) (D=*1980.)			1	1				S
20-2	1	194324-51113	HARNESS (A), WIRE (C=T/# 21193) (D=T/# 42247)			1	1				S
21	1	194275-51210	GROMMET 25			1	1				
22	1	194145-51650	CLAMP, HARNESS			1	1				
23	1	26022-060142	SCREW M 6X 14			2	2				
24	1	194145-51150	HARNESS (E), WIRE			1	1				
25	1	194464-57250	RELAY, CHECK			1	1				
26	1	194440-01550	GROMMET			1	1				
27	1	194490-56100	HOUR-METER ASSY			1	1				
27-1	1	194490-56101	HOUR-METER ASSY (C=T/# 21001) (D=T/# 41001)			1	1				N
28	2	194155-55820	BULB, 12V1.7W			1	1				
28A	2	194990-22030	NUT, M5 (C=T/# 21001) (D=T/# 41001)			1	1				W
29	1	194145-56901	CABLE, HOUR-METER			1	1				
29-1	1	194275-56900	CABLE ASSY, METER (C=*1981.) (D=*1981.)			1	1				N
30	1	194145-53200	LIGHT ASSY, HEAD			2	2				
31	2	194155-55810	BULB, 12V35W/25W			2	2				
31A	2	194145-53310	SPRING			6	6				

N:Old $\frac{Yes}{No}$ New, Q:Old $\frac{No}{Yes}$ New, R:Old $\frac{Yes}{Yes}$ New, S:Old $\frac{No}{No}$ New, W:Add, Z:Discontinued, F:Interchangeable by set, K:Q'ty Change
 ++ CONTINUE ++
 Copyright (C) YANMAR CO., LTD. All Rights Reserved.

Fig.82. ELECTRIC PARTS (1) (COLUMN: A)

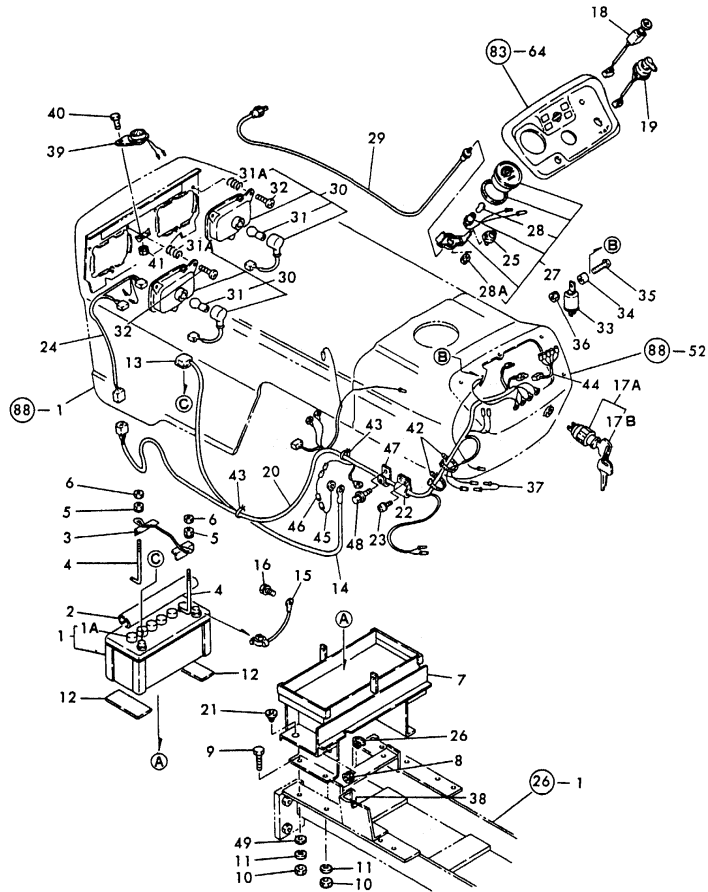
(A)=YM336 (FLOOR)
 (B)=YM336D(FLOOR)
 (C)=YM336 (COLUMN)

(D)=YM336D(COLUMN)
 (E)=
 (F)=

A

Fig. 82 ELECTRIC PARTS (1) (COLUMN: A.)

- D94490-51100
- D94322-51500
- D94490-52100
- D94440-52400
- D94490-53100
- D94490-56100
- D94322-57100
- D94322-57200



No.	Lev.	Parts No.	Description	Q'ty						I	R
				(A)	(B)	(C)	(D)	(E)	(F)		
32	1	26557-050252	SCREW, M5X25			6	6				
33	1	194080-57202	RELAY			1	1				
34	1	194151-57210	SPACER			1	1				
35	1	26557-050162	SCREW, M5X16			1	1				
36	1	26346-050002	NUT, M5			1	1				
37	1	194446-51160	WIRE, LEAD			2	2				
38	1	194464-51740	EDGING, 40			1	1				
39	1	194151-57100	HORN			1	1				
40	1	26116-060122	BOLT, M6X 12 PLATED			2	2				
41	1	194990-22040	NUT, M6			2	2				
42	1	194250-51660	BAND, 250			1	1				
43	1	121750-59890	BAND, 140			3	3				
44	1	194292-51191	WIRE, LEAD			1	1				W
			(C=T/# 21142) (D=T/# 41697)								
45	1	194312-51210	WIRE, MAIN LEAD			1	1				W
			(C=T/# 21193) (D=T/# 42247)								
46	1	194550-51220	LINK, FUSIBLE 0.85			1	1				W
			(C=T/# 21193) (D=T/# 42247)								
47	1	194271-51650	CLAMP, HARNESS			1	1				W
			(C=T/# 21222) (D=T/# 42844)								
48	1	26014-060162	BOLT, M6X 16			2	2				W
			(C=T/# 21222) (D=T/# 42844)								
49	1	22137-100000	WASHER, 10			4	4				W
			(C=T/# 21134) (D=T/# 41615)								

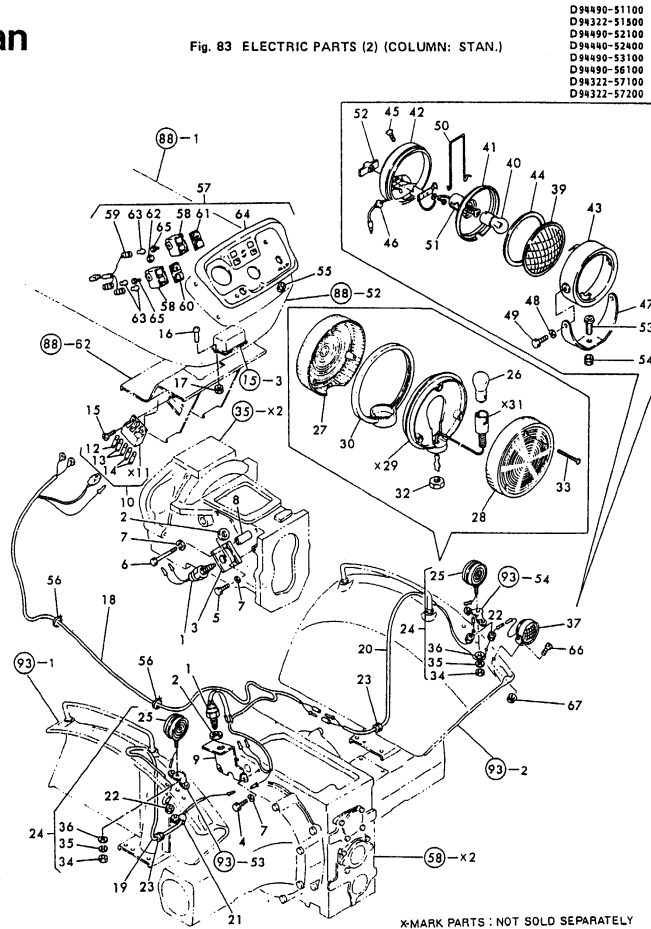
Fig.83. ELECTRIC PARTS(2)(COLUMN:STAN)

(A)=YM336 (FLOOR)
(B)=YM336D(FLOOR)
(C)=YM336 (COLUMN)

(D)=YM336D(COLUMN)
(E)=
(F)=

Stan

Fig. 83 ELECTRIC PARTS (2) (COLUMN: STAN.)



No.	Lev.	Parts No.	Description	Q'ty						I	R
				(A)	(B)	(C)	(D)	(E)	(F)		
1	1	194440-52190	SWITCH, SAFETY START			2	2				
1-1	1	194440-52191	SWITCH, SAFETY START (C=T/# 21231) (D=T/# 42878)			2	2				N
2	1	194240-52210	NUT, M22			2	2				
3	1	194145-52220-X	STAY, SAFETY SWITCH			1	1				
4	1	26116-080162	BOLT, M8X 16 PLATED			2	2				
5	1	26116-080202	BOLT, M8X 20 PLATED			1	1				
5-1	1	26116-080252	BOLT, M8X 25 PLATED (C=*) (D=*)			1	1				N
6	1	26116-080602	BOLT, M8X 60 PLATED			1	1				
7	1	22217-080000	WASHER, SPRING 8			4	4				
8	1	194320-52230	SPACER			1	1				
9	1	194322-52250-X	STAY, SAFETY SWITCH			1	1				
10	1	194145-52400	BOX ASSY, FUSE			1	1				
10-1	1	194440-52400	BOX ASSY, FUSE (C=*) (D=*)			1	1				N
12	2	194145-52820	FUSE 5A			1	1				
12-1	2	29411-050000	FUSE, CARTRIDGE 5A (C=T/# 21285) (D=T/# 43112)			1	1				N
13	2	194145-52830	FUSE 10A			2	2				
13-1	2	29411-100000	FUSE, CARTRIDGE 10A (C=T/# 21285) (D=T/# 43112)			2	2				N
14	2	194145-52840	FUSE 15A			2	2				
14-1	2	29411-150000	FUSE, CARTRIDGE 15A (C=T/# 21285) (D=T/# 43112)			2	2				N
15	1	26587-060202	SCREW, M6X20			2	2				
16	1	26557-060122	SCREW, M6X12			2	2				
17	1	194990-22130	NUT, M6			2	2				
18	1	194490-51120	HARNESS (B), WIRE			1	1				
19	1	194322-51130	HARNESS, WIRE			1	1				
19-1	1	194242-51130	HARNESS (C), WIRE (C=*) (D=*)			1	1				S
20	1	194322-51140	HARNESS (D), WIRE			1	1				
20-1	1	194275-51141	HARNESS, WIRE (C=T/# 21222) (D=T/# 42844)			1	1				N
21	1	194145-51180	PLATE, EARTH			2	2				
22	1	194080-58810	GROMMET, 8			3	3				
23	1	194080-58820	GROMMET, 15			2	2				
24	1	794275-53401	LAMP ASSY, WORKING			2	2				
25	2	194275-53401	LAMP ASSY, WORKING			2	2				
26	3	194275-53410	BULB			2	2				
27-1	3	194275-53431	LENS			2	2				
28-1	3	194275-53421	LENS			2	2				
30	3	194275-53451	GASKET, LENS			2	2				
32	3	26756-100002	NUT, LOCK M10			2	2				
33	3	194275-53481	SCREW, TAPPING M4X40			6	6				
34	2	26716-100002	NUT, M10			2	2				
35	2	22217-100000	WASHER, SPRING 10			2	2				
36	2	22137-100000	WASHER, 10			2	2				
37	1	794081-54101	LAMP ASSY, WORKING			1	1				
39	2	194081-54110	LENS			1	1				

Remarks
(M) MISPRINT.

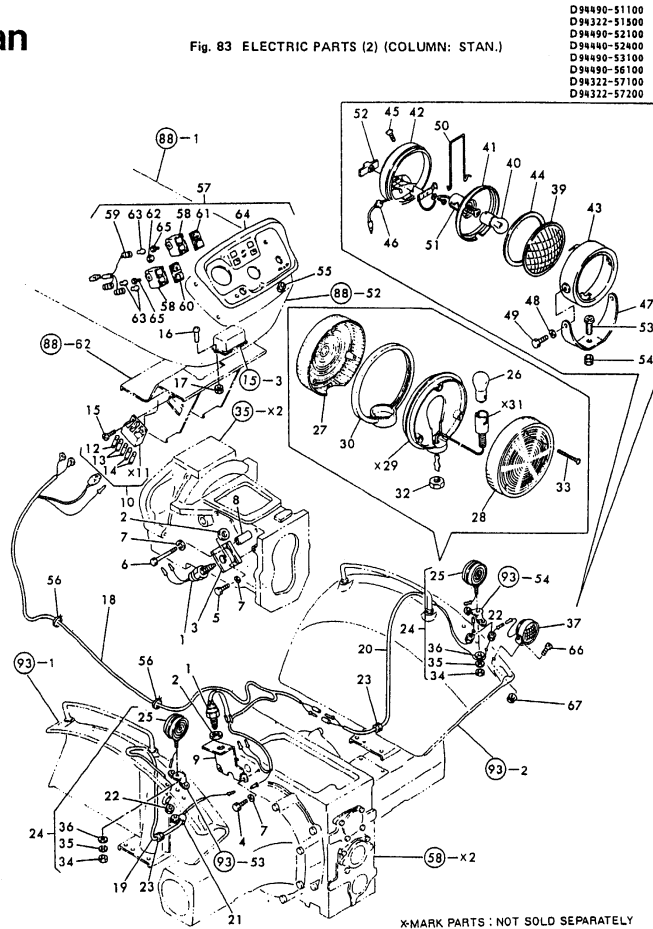
Fig.83. ELECTRIC PARTS(2)(COLUMN:STAN)

(A)=YM336 (FLOOR)
 (B)=YM336D(FLOOR)
 (C)=YM336 (COLUMN)

(D)=YM336D(COLUMN)
 (E)=
 (F)=

Stan

Fig. 83 ELECTRIC PARTS (2) (COLUMN: STAN.)



D9490-51100
 D94322-51500
 D9490-52100
 D9440-52400
 D9490-53100
 D9490-56100
 D94322-57100
 D94322-57200

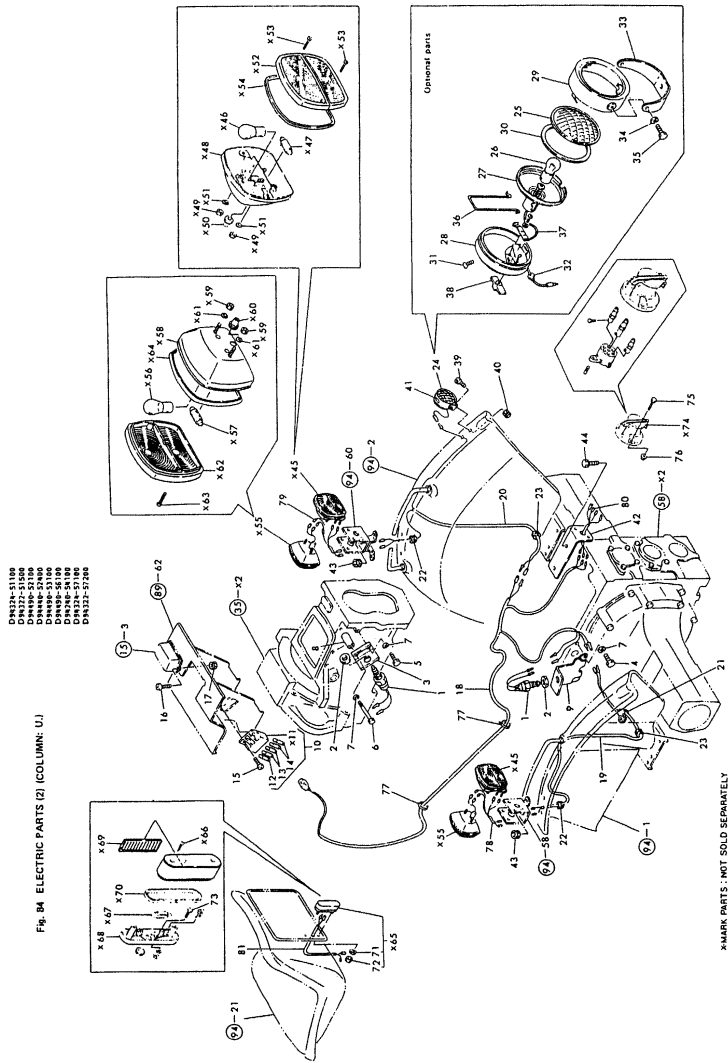
No.	Lev.	Parts No.	Description	Qty						I	R
				(A)	(B)	(C)	(D)	(E)	(F)		
40	2	194081-55820	BULB, 12V20W			1	1				
41	2	194081-54131	RIM			1	1				
42	2	194081-54140	REFLECTOR			1	1				
43	2	194081-54181	BODY			1	1				
44	2	194081-54120	GASKET			1	1				
45	2	194081-54210	SCREW			1	1				
46	2	194081-54190	GROMMET			1	1				
47	2	194081-54221	STAY			1	1				
48	2	194081-54240	SPRING WASHER 6			2	2				
49	2	194081-54230	BOLT M6X 12			2	2				
50	2	194081-54151	SPRING			1	1				
51	2	194081-54160	SOCKET			1	1				
52	2	194081-54171	SWITCH			1	1				
53	2	26587-080162	SCREW, M8X16			1	1				Z
			(C=FROM 1ST) (D=FROM 1ST)								
54	2	194990-22050	NUT, M8			1	1				Z
			(C=FROM 1ST) (D=FROM 1ST)								
55	1	194990-22030	NUT, M5			6	6				
56	1	121750-59890	BAND, 140			2	2				
57	1	194170-61600	DASHBOARD ASSY			1	1				
58	2	194170-55120	BOX, PILOT			2	2				
59	2	194170-55130	CORD			1	1				
60	2	194170-55150	LENS, PILOT			1	1				
61	2	194170-55160	LENS (B)			1	1				
62	2	194170-55170	COVER			1	1				
63	2	194155-55820	BULB, 12V1.7W			3	3				
64	2	194170-61610	PANEL, DASHBOARD			1	1				
65	2	22857-400120	SCREW, 4X12			4	4				
66	1	26587-080162	SCREW, M8X16			1	1				
67	1	194990-22050	NUT, M8			1	1				

Remarks
 (M) MISPRINT.

Fig.84. ELECTRIC PARTS (2) (COLUMN: U)

(A)=YM336 (FLOOR)
(B)=YM336D(FLOOR)
(C)=YM336 (COLUMN)

(D)=YM336D(COLUMN)
(E)=
(F)=



D94327-51190
D94327-51580
D94327-51580
D94327-51580
D94327-51580
D94327-51580
D94327-51580
D94327-51580
D94327-51580
D94327-51580

Fig. 84 ELECTRIC PARTS (2) (COLUMN: U)

U

*MARK PARTS : NOT SOLD SEPARATELY

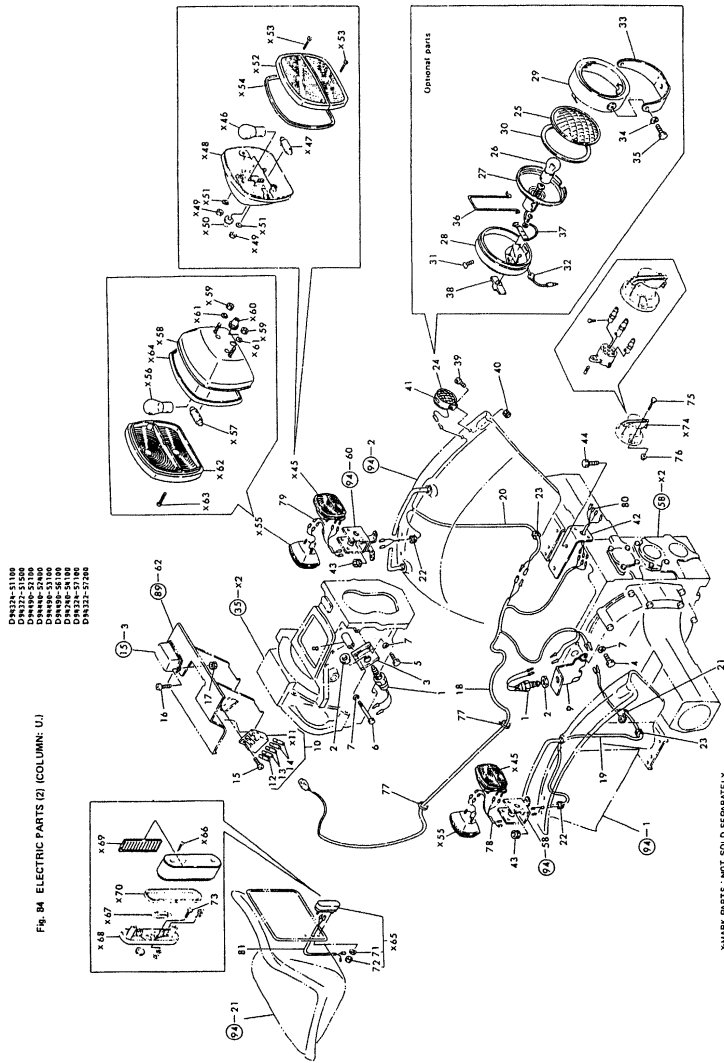
No.	Lev.	Parts No.	Description	Q'ty						I	R
				(A)	(B)	(C)	(D)	(E)	(F)		
1	1	194440-52190	SWITCH, SAFETY START			2	2				
1-1	1	194440-52191	SWITCH, SAFETY START (C=T/# 21231) (D=T/# 42878)			2	2				N
2	1	194240-52210	NUT, M22			2	2				
3	1	194145-52220-X	STAY, SAFETY SWITCH			1	1				
4	1	26116-080162	BOLT, M8X 16 PLATED			2	2				
5	1	26116-080202	BOLT, M8X 20 PLATED			1	1				
6	1	26116-080602	BOLT, M8X 60 PLATED			1	1				
7	1	22217-080000	WASHER, SPRING 8			4	4				
8	1	194320-52230	SPACER			1	1				
9	1	194322-52250-X	STAY, SAFETY SWITCH			1	1				
10	1	194145-52400	BOX ASSY, FUSE			1	1				
10-1	1	194440-52400	BOX ASSY, FUSE (C=*) (D=*)			1	1				N
12	2	194145-52820	FUSE 5A			1	1				
12-1	2	29411-050000	FUSE, CARTRIDGE 5A (C=T/# 21285) (D=T/# 43112)			1	1				N
13	2	194145-52830	FUSE 10A			2	2				
13-1	2	29411-100000	FUSE, CARTRIDGE 10A (C=T/# 21285) (D=T/# 43112)			2	2				N
14	2	194145-52840	FUSE 15A			2	2				
14-1	2	29411-150000	FUSE, CARTRIDGE 15A (C=T/# 21285) (D=T/# 43112)			2	2				N
15	1	26587-060202	SCREW, M6X20			2	2				
16	1	26557-060122	SCREW, M6X12			2	2				
17	1	194990-22130	NUT, M6			2	2				
18	1	194324-51122	HARNESS (B), WIRE			1	1				
19	1	194324-51131	HARNESS (C), WIRE			1	1				
20	1	194324-51141	HARNESS (D), WIRE			1	1				
21	1	194145-51180	PLATE, EARTH			2	2				
22	1	194080-58810	GROMMET, 8			2	2				
22-1	1	194080-58820	GROMMET, 15 (C=*1982.) (D=*1982.)			2	2				S
23	1	194080-58820	GROMMET, 15			2	2				
24	1	794081-54101	LAMP ASSY, WORKING			1	1				
25	2	194081-54110	LENS			1	1				
26	2	194081-55820	BULB, 12V20W			1	1				
27	2	194081-54131	RIM			1	1				
28	2	194081-54140	REFLECTOR			1	1				
29	2	194081-54181	BODY			1	1				
30	2	194081-54120	GASKET			1	1				
31	2	194081-54210	SCREW			1	1				
32	2	194081-54190	GROMMET			1	1				
33	2	194081-54221	STAY			1	1				
34	2	194081-54240	SPRING WASHER 6			2	2				
35	2	194081-54230	BOLT M6X 12			2	2				
36	2	194081-54151	SPRING			1	1				
37	2	194081-54160	SOCKET			1	1				
38	2	194081-54171	SWITCH			1	1				
39	1	26587-080162	SCREW, M8X16			1	1				
40	1	194990-22050	NUT, M8			1	1				

Remarks
AS FOLLOWS :
AUTEROUCHE S.A.
50,RUE GREFFULHE
62300 LEVALLOIS PERRET TEL:757.06-43
FRANCE TELEX: 610522

Fig.84. ELECTRIC PARTS (2) (COLUMN: U)

(A)=YM336 (FLOOR)
(B)=YM336D(FLOOR)
(C)=YM336 (COLUMN)

(D)=YM336D(COLUMN)
(E)=
(F)=



No.	Lev.	Parts No.	Description	Q'ty						I	R
				(A)	(B)	(C)	(D)	(E)	(F)		
41	1	194240-65370	LABEL, WORK LAMP			1	1				
42	1	194270-51701-X	BRACKET, SOCKET			1	1				
43	1	194448-58810	GROMMET 8			2	2				
43-1	1	194448-58811	GROMMET, 15 (C=*1982.) (D=*1982.)			2	2				S
44	1	26013-120222	BOLT, M12X 22			2	2				
71	2	22217-050000	WASHER, SPRING 5			2	2				
72	2	26716-050002	NUT, M5			2	2				
73	2	26116-050162	BOLT, M5X 16 PLATED			2	2				
75	1	26116-060202	BOLT, M6X 20 PLATED			3	3				
76	1	194990-22040	NUT, M6			3	3				
77	1	121750-59890	BAND, 140			2	2				
78	1	194240-51800	HARNESS (L), WIRE			1	1				
79	1	194240-51810	HARNESS (R), WIRE			1	1				
80	1	194240-51820	HARNESS, SOCKET			1	1				
81	1	194436-51160	HARNESS, LAMP (C=*1981.) (D=*1981.)			1	1				W

D94327-51100
D94327-51500
D94327-52400
D94327-52800
D94327-53100
D94327-53500
D94327-54100
D94327-54500
D94327-54900
D94327-55300

Fig. 84. ELECTRIC PARTS (2) (COLUMN: U)

MARK PARTS : NOT SOLD SEPARATELY

U

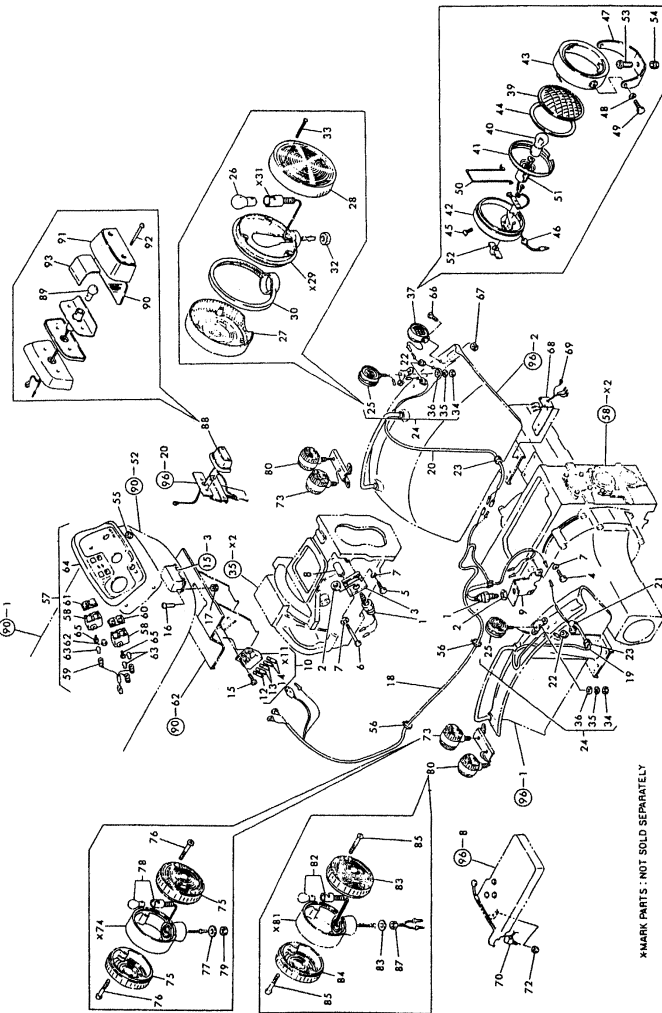
Remarks
AS FOLLOWS :
AUTEROCHE S.A.
50,RUE GREFFULHE
62300 LEVALLOIS PERRET TEL:757.06-43
FRANCE TELEX: 610522

Fig.85. ELECTRIC PARTS(2)(COLUMN:P&S.A

(A)=YM336 (FLOOR
(B)=YM336D(FLOOR
(C)=YM336 (COLUMN

(D)=YM336D(COLUMN
(E)=
(F)=

No.	Lev.	Parts No.	Description	Qty						I	R
				(A)	(B)	(C)	(D)	(E)	(F)		
1	1	194440-52190	SWITCH, SAFETY START			2	2				
1-1	1	194440-52191	SWITCH, SAFETY START (C=T/# 21231) (D=T/# 42878)			2	2				N
2	1	194240-52210	NUT, M22			2	2				
3	1	194145-52220-X	STAY, SAFETY SWITCH			1	1				
4	1	26116-080162	BOLT, M8X 16 PLATED			2	2				
5	1	26116-080202	BOLT, M8X 20 PLATED			1	1				
5-1	1	26116-080252	BOLT, M8X 25 PLATED (C=*) (D=*)			1	1				N
6	1	26116-080602	BOLT, M8X 60 PLATED			1	1				
7	1	22217-080000	WASHER, SPRING 8			4	4				
8	1	194320-52230	SPACER			1	1				
9	1	194322-52250-X	STAY, SAFETY SWITCH			1	1				
10	1	194145-52400	BOX ASSY, FUSE			1	1				
10-1	1	194440-52400	BOX ASSY, FUSE (C=*1981.) (D=*1981.)			1	1				N
12	2	194145-52820	FUSE 5A			1	1				
12-1	2	29411-050000	FUSE, CARTRIDGE 5A (C=T/# 21285) (D=T/# 43112)			1	1				N
13	2	194145-52830	FUSE 10A			2	2				
13-1	2	29411-100000	FUSE, CARTRIDGE 10A (C=T/# 21285) (D=T/# 43112)			2	2				N
14	2	194145-52840	FUSE 15A			2	2				
14-1	2	29411-150000	FUSE, CARTRIDGE 15A (C=T/# 21285) (D=T/# 43112)			2	2				N
15	1	26587-060202	SCREW, M6X20			2	2				
16	1	26557-060122	SCREW, M6X12			2	2				
17	1	194990-22130	NUT, M6			2	2				
18	1	194490-51120	HARNESS (B), WIRE			1	1				
18-1	1	194332-51121	HARNESS(B),WIRE (C=T/# 21142) (D=T/# 41697)			1	1				S
19	1	194322-51130	HARNESS, WIRE			1	1				
19-1	1	194242-51130	HARNESS (C), WIRE (C=T/# 21142) (D=T/# 41697)			1	1				S
20	1	194322-51140	HARNESS (D), WIRE			1	1				
20-1	1	194270-51141	HARNESS(D),WIRE (C=T/# 21154) (D=T/# 41802)			1	1				S
21	1	194145-51180	PLATE, EARTH			2	2				
22	1	194080-58810	GROMMET, 8			3	3				
23	1	194080-58820	GROMMET, 15			2	2				
24	1	794275-53401	LAMP ASSY, WORKING			2	2				
25	2	194275-53401	LAMP ASSY, WORKING			2	2				
26	3	194275-53410	BULB			2	2				
27-1	3	194275-53421	LENS			2	2				
28-1	3	194275-53431	LENS			2	2				
30	3	194275-53451	GASKET, LENS			2	2				
32	3	26756-100002	NUT, LOCK M10			2	2				
33	3	194275-53481	SCREW, TAPPING M4X40			6	6				
34	2	26716-100002	NUT, M10			2	2				
35	2	22217-100000	WASHER, SPRING 10			2	2				
36	2	22137-100000	WASHER, 10			2	2				



DW312-5108
DW312-5109
DW312-5110
DW312-5111
DW312-5112
DW312-5113
DW312-5114
DW312-5115
DW312-5116
DW312-5117
DW312-5118
DW312-5119
DW312-5120

P&S.Africa
Fig. 85 ELECTRIC PARTS (2) (COLUMN: P. & S. AFRICA)

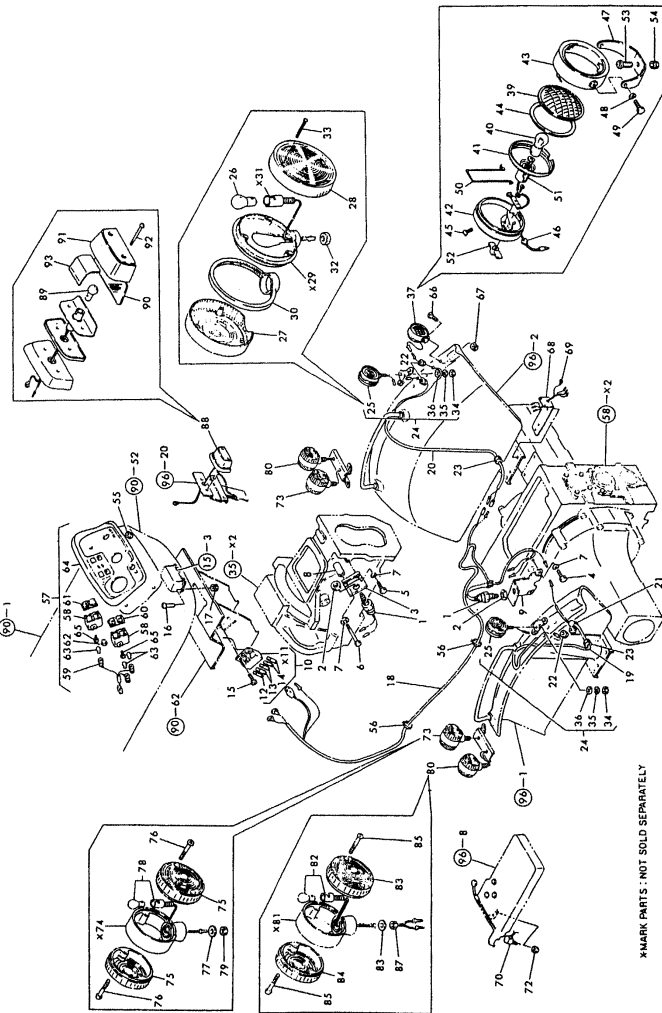
*MARK PARTS : NOT SOLD SEPARATELY

Remarks
(M) MISPRINT.

Fig.85. ELECTRIC PARTS(2)(COLUMN:P&S.A

(A)=YM336 (FLOOR
(B)=YM336D(FLOOR
(C)=YM336 (COLUMN

(D)=YM336D(COLUMN
(E)=
(F)=



P&S.Africa

Fig. 85 ELECTRIC PARTS (2) (COLUMN: P. & S. AFRICA)

No.	Lev.	Parts No.	Description	Q'ty						I	R
				(A)	(B)	(C)	(D)	(E)	(F)		
37	1	794081-54101	LAMP ASSY, WORKING			1	1				
39	2	194081-54110	LENS			1	1				
40	2	194081-55820	BULB, 12V20W			1	1				
41	2	194081-54131	RIM			1	1				
42	2	194081-54140	REFLECTOR			1	1				
43	2	194081-54181	BODY			1	1				
44	2	194081-54120	GASKET			1	1				
45	2	194081-54210	SCREW			1	1				
46	2	194081-54190	GROMMET			1	1				
47	2	194081-54221	STAY			1	1				
48	2	194081-54240	SPRING WASHER 6			2	2				
49	2	194081-54230	BOLT M6X 12			2	2				
50	2	194081-54151	SPRING			1	1				
51	2	194081-54160	SOCKET			1	1				
52	2	194081-54171	SWITCH			1	1				
53	2	26587-080162	SCREW, M8X16 (C=FROM 1ST) (D=FROM 1ST)			1	1				Z
54	2	194990-22050	NUT, M8 (C=FROM 1ST) (D=FROM 1ST)			1	1				Z
55	1	194990-22030	NUT, M5			6	6				
56	1	121750-59890	BAND, 140			2	2				
57	1	194170-61600	DASHBOARD ASSY			1	1				
58	2	194170-55120	BOX, PILOT			2	2				
59	2	194170-55130	CORD			1	1				
60	2	194170-55150	LENS, PILOT			1	1				
61	2	194170-55160	LENS (B)			1	1				
62	2	194170-55170	COVER			1	1				
63	2	194155-55820	BULB, 12V1.7W			3	3				
64	2	194170-61610	PANEL, DASHBOARD			1	1				
65	2	22857-400120	SCREW, 4X12			4	4				
66	1	26587-080162	SCREW, M8X16			1	1				
67	1	194990-22050	NUT, M8			1	1				
68	1	194270-51701-X	BRACKET, SOCKET			1	1				
69	1	194242-51820	HARNES, SOCKET			1	1				
70	1	194450-52150	SWITCH, STOP LAMP			1	1				
71	1	26716-080002	NUT, M8			1	1				
72	1	26776-120002	NUT, LOCK M12			1	1				
73	1	194242-53400	LIGHT ASSY, WORKING			2	2				
75	2	194242-55420	LENS			4	4				
76	2	194242-55430	SCREW			8	8				
77	2	194242-55440	WASHER, 12			2	2				
78	2	194081-55820	BULB, 12V20W			2	2				
79	2	26776-120002	NUT, LOCK M12			2	2				
80	1	194242-53600	LAMP ASSY, STOP			2	2				
82	2	194242-53620	BULB, 12V21W/5W			2	2				
83	2	194242-53630	LENS, RED			2	2				
84	2	194242-53640	LENS, CLEAR			2	2				
85	2	194242-55430	SCREW			8	8				
86	2	194242-55440	WASHER, 12			2	2				
87	2	26776-120002	NUT, LOCK M12			2	2				
88	1	194450-53800	LAMP ASSY, LICENSE			1	1				

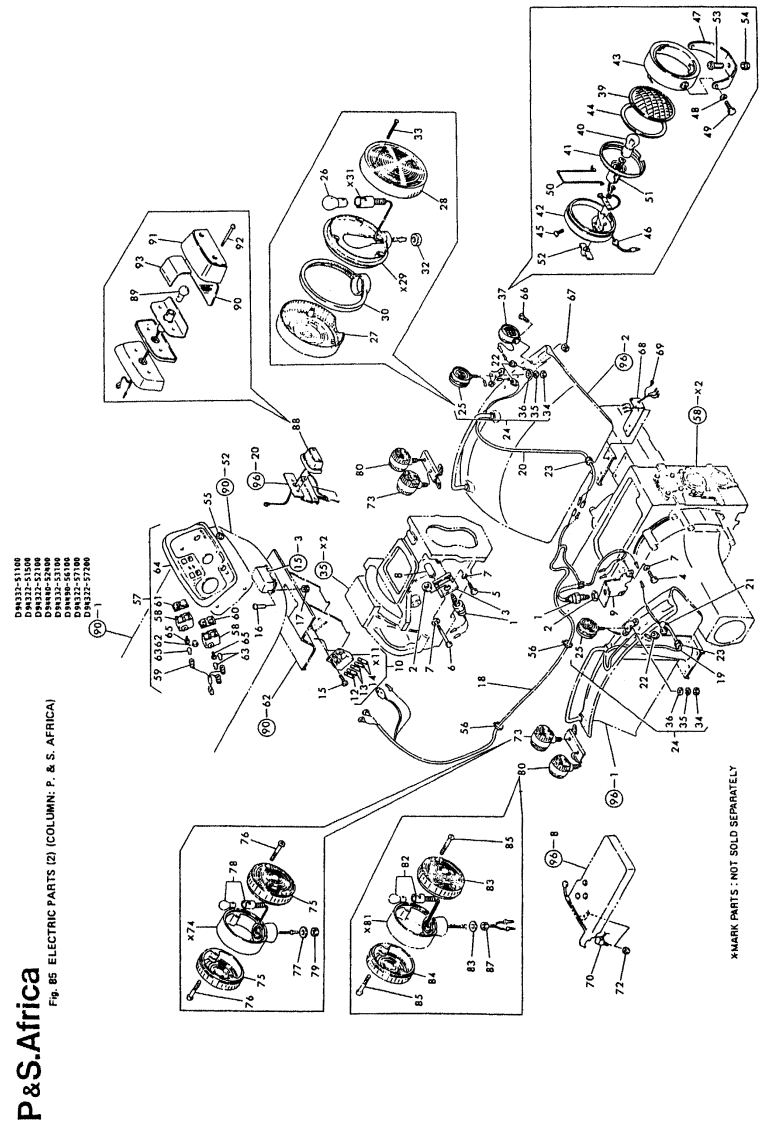
Remarks
(M) MISPRINT.

Fig.85. ELECTRIC PARTS(2)(COLUMN:P&S.A

(A)=YM336 (FLOOR
(B)=YM336D(FLOOR
(C)=YM336 (COLUMN

(D)=YM336D(COLUMN
(E)=
(F)=

No.	Lev.	Parts No.	Description	Qty						I	R
				(A)	(B)	(C)	(D)	(E)	(F)		
89	2	194450-53810	BULB, 12V/10WG18			1	1				
90	2	194450-53820	LENS			1	1				
91	2	194450-53830	COVER, LAMP			1	1				
92	2	194450-53870	SCREW 5X 70			2	2				
93	2	194450-53880	SHADE			1	1				



P&S.Africa
Fig. 85 ELECTRIC PARTS (2) (COLUMN: P. & S. AFRICA)

Remarks
(M) MISPRINT.

Fig.86. HOOD (FLOOR SHIFT : A)

(A)=YM336 (FLOOR)
(B)=YM336D(FLOOR)
(C)=YM336 (COLUM

(D)=YM336D(COLUM
(E)=
(F)=

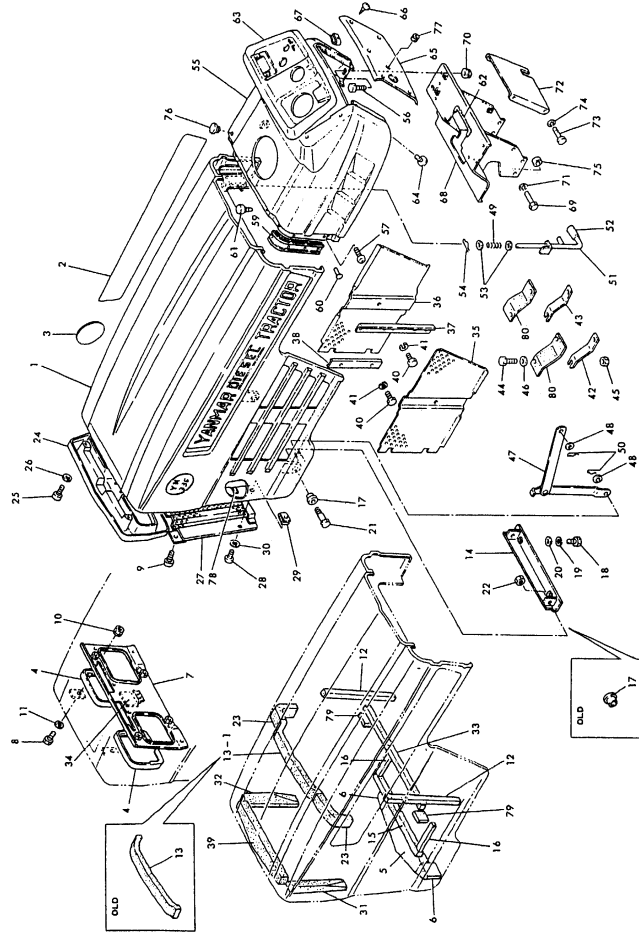


Fig. 86 HOOD (FLOOR SHIFT: A.)

A

No.	Lev.	Parts No.	Description	Qty						I	R
				(A)	(B)	(C)	(D)	(E)	(F)		
1C	1	194322-61100-R	HOOD	1	1						
2	1	194371-64750	LABEL, MODEL	2	2						
3A	1	194322-64720	LABEL, SIDE	2							
3B	1	194323-64720	LABEL, SIDE		2						
4	1	194275-53350	BONNET, LAMP	2	2						
5	1	194322-61160	PAD	1	1						
6-1	1	194322-61181	PAD (RUBBER)	2	2						
7	1	194370-61280-R	BRACKET	1	1						
8	1	26116-060162	BOLT, M6X 16 PLATED	2	2						
9	1	26557-060162	SCREW M 6X 16	2	2						
9-1	1	26587-060162	SCREW, M6X16	2	2						N
		(A=*) (B=*)									
10	1	194990-22040	NUT, M6	4	4						
11	1	22137-060000	WASHER, 6	4	4						
11-1	1	22137-060000	WASHER, 6	2	2						K
		(A=*) (B=*)									
12	1	194322-61290	PAD, (RUBBER)	2	2						
13	1	194322-61310	PAD (F)	1	1						
13-1	1	194446-61940	PAD, RUBBER	1	1						N
		(A=*1980.) (B=*1980.)									
14	1	194145-61322-X	HINGE, HOOD	1	1						
15	1	194322-61260	PAD, (RUBBER)	1	1						
16	1	194322-61270	PAD, (RUBBER)	2	2						
17	1	194155-61250	BUSH, HINGE	4	4						
17-1	1	194155-61251	BUSH, HINGE	2	2						N
		(A=*1980.) (B=*1980.)									
18	1	26116-100252	BOLT, M10X 25 PLATED	2	2						
19	1	22217-100000	WASHER, SPRING 10	2	2						
20	1	194145-61570	WASHER, 10	2	2						
21	1	194155-61241	BOLT, HINGE	2	2						
22	1	26716-120002	NUT, M12	2	2						
23	1	194322-61340	PAD, RUBBER	2	2						
24	1	194145-61252-Q	GRILLE, FRONT UPPER	1	1						
25	1	26557-050202	SCREW, M5X20	4	4						
26	1	23418-050000	GASKET, 5X1.0	4	4						
27	1	194370-61371-Q	GRILLE, FRONT LOWER	1	1						
28	1	194145-61640	SCREW, TAPPING M5X16	2	2						
28-1	1	194420-61640	SCREW, TAPPING M5X16	2	2						N
		(A=*1981.) (B=*1981.)									
29	1	194145-61650	NUT, SPEED M5	2	2						
30	1	22137-050000	WASHER, 5	2	2						Z
		(A=*) (B=*)									
31	1	194322-61380	PAD, (RUBBER)	1	1						
32	1	194322-61390	PAD, (RUBBER)	1	1						
33	1	194322-61410	PAD, (RUBBER)	1	1						
34	1	194322-61430	PAD, RUBBER	1	1						
35	1	194322-61190-X	SCREEN (L)	1	1						
35-1	1	194322-61190-R	SCREEN (L)	1	1						R
		(A=*) (B=*)									
36	1	194322-61350-X	SCREEN (R)	1	1						
36-1	1	194322-61350-R	SCREEN (R)	1	1						R

Remarks

- (1) MARKED PARTS : IN THE FUTURE,NOT SOLD BY HOOD ASS'Y.
- (M) MISPRINT.

Fig.86. HOOD (FLOOR SHIFT : A)

(A)=YM336 (FLOOR
(B)=YM336D(FLOOR
(C)=YM336 (COLUM

(D)=YM336D(COLUM
(E)=
(F)=

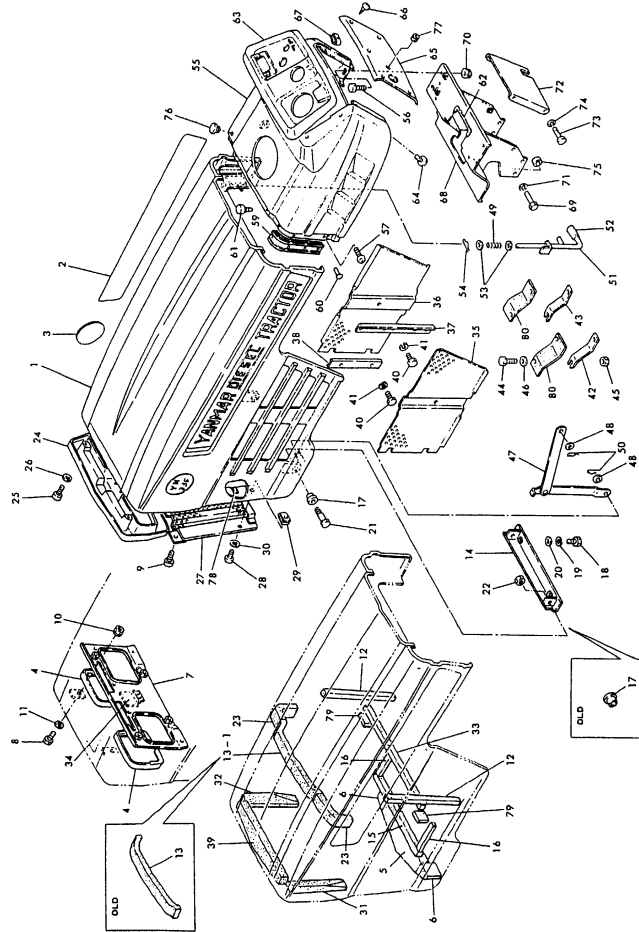


Fig. 86 HOOD (FLOOR SHIFT: A.)

A

Remarks
(1) MARKED PARTS : IN THE FUTURE,NOT
SOLD BY HOOD ASS'Y.
(M) MISPRINT.

No.	Lev.	Parts No.	Description	Q'ty						I	R
				(A)	(B)	(C)	(D)	(E)	(F)		
		(A=*) (B=*)									
37	1	194322-61210-R	HOLDER, SCREEN	2	2						
38	1	194145-61242-R	HOLDER, SCREEN	2	2						
39	1	194322-61360	PAD, (RUBBER)	1	1						
40	1	26116-060122	BOLT, M6X 12 PLATED	1	1						
41	1	22217-060000	WASHER, SPRING 6	1	1						
42	1	194322-61480	COVER (L), SIDE	1	1						
43	1	194322-61490	COVER (R), SIDE	1	1						
44	1	26116-060162	BOLT, M6X 16 PLATED	4	4						
45	1	194990-22040	NUT, M6	4	4						
46	1	22137-060000	WASHER, 6	4	4						
47	1	194322-61330-U	STOPPER, HOOD	1	1						
48	1	22137-100000	WASHER, 10	1	1						
48-1	1	22137-100000	WASHER, 10	2	2						K
		(A=*) (B=*)									
49	1	194151-61831	SPRING, LOCK	2	2						
50	1	22360-100000	PIN, SNAP 10	1	1						
50-1	1	22360-100000	PIN, SNAP 10	2	2						K
		(A=*) (B=*)									
51	1	194145-61821	LEVER, LOCK	2	2						
52	1	194150-01190	KNOB, LEVER	2	2						
53	1	22137-100000	WASHER, 10	4	4						
54	1	22360-100000	PIN, SNAP 10	2	2						
55	1	194145-61501-R	DUSH BORD ASSY	1	1						
56	1	26116-080142	BOLT M 8X 14 PLATED	4	4						
56-1	1	26011-080162	BOLT M 8X 16	4	4						N
		(A=*) (B=*)									
57	1	26587-080122	SCREW, M8X12	2	2						
58	1	194990-22140	NUT, M8	2	2						Z
		(A=*) (B=*)									
59	1	194145-61551	GASKET, BONNET	2	2						
60	1	194190-61560	RIVET, 5X6	8	8						
61	1	194145-61560	RUBBER, ABSORBER	2	2						
62	1	194420-61580	GROMMET 125	1	1						
63	1	194145-61610	PANEL, DASHBOARD	1	1						
64	1	26023-040102	SCREW, M4X10	6	6						
65	1	194322-61620-R	COVER, DASHBOARD	1	1						
66	1	194420-61640	SCREW, TAPPING M5X16	5	5						
67	1	194145-61650	NUT, SPEED M5	5	5						
68	1	194322-61660-X	STAY, PANEL	1	1						
69	1	26116-080202	BOLT, M8X 20 PLATED	4	4						
70	1	194990-22140	NUT, M8	4	4						
71	1	22217-080000	WASHER, SPRING 8	4	4						
72	1	194321-61670-X	COVER, GEAR BOX	1	1						
73	1	26116-060142	BOLT, M6X 14 PLATED	4	4						
74	1	22217-060000	WASHER, SPRING 6	4	4						
75	1	194321-61690	SPACER	2	2						
76	1	194446-62310	CAP, RUBBER 8	2	2						
77	1	194145-64430	GROMMET, 12	1	1						
78	1	23061-070025	PIPE 7X 25	3	3						
78-1	1	23061-070035	PIPE, 7X 35	3	3						N

Fig.86. HOOD (FLOOR SHIFT : A)

(A)=YM336 (FLOOR
(B)=YM336D(FLOOR
(C)=YM336 (COLUM

(D)=YM336D(COLUM
(E)=
(F)=

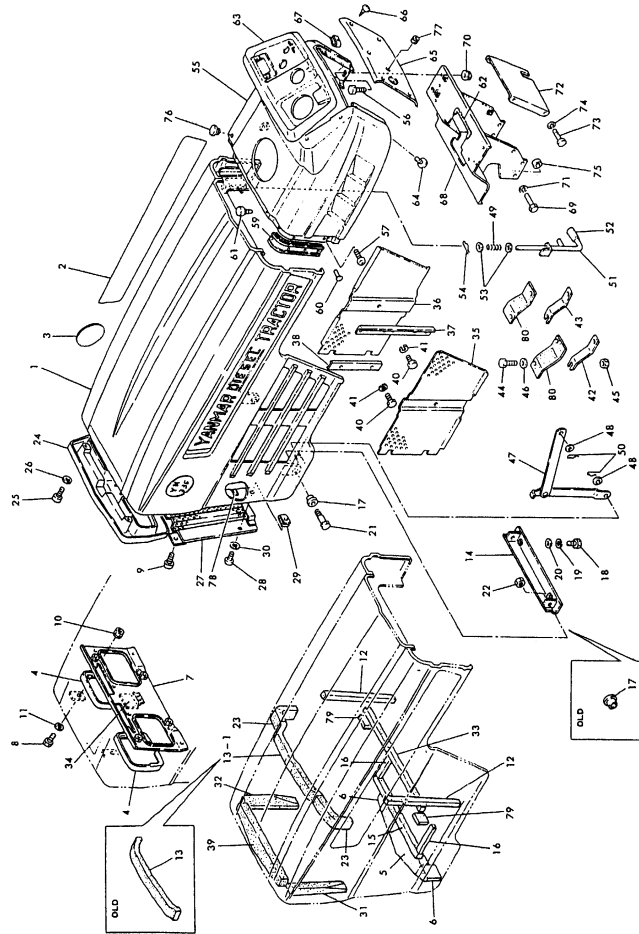


Fig. 86 HOOD (FLOOR SHIFT: A.)

A

No.	Lev.	Parts No.	Description	Q'ty						I	R
				(A)	(B)	(C)	(D)	(E)	(F)		
		(A=*) (B=*)									
79	1	194322-61460	PAD, RUBBER	2	2						W
		(A=*1980.) (B=*1980.)									
80	1	194322-61470	PAD, RUBBER	2	2						W
		(A=*1980.) (B=*1980.)									

Remarks
(1) MARKED PARTS : IN THE FUTURE,NOT
SOLD BY HOOD ASS'Y.
(M) MISPRINT.

Fig.87. HOOD (FLOOR SHIFT : FRENCH)

(A)=YM336 (FLOOR
(B)=YM336D(FLOOR
(C)=YM336 (COLUM

(D)=YM336D(COLUM
(E)=
(F)=

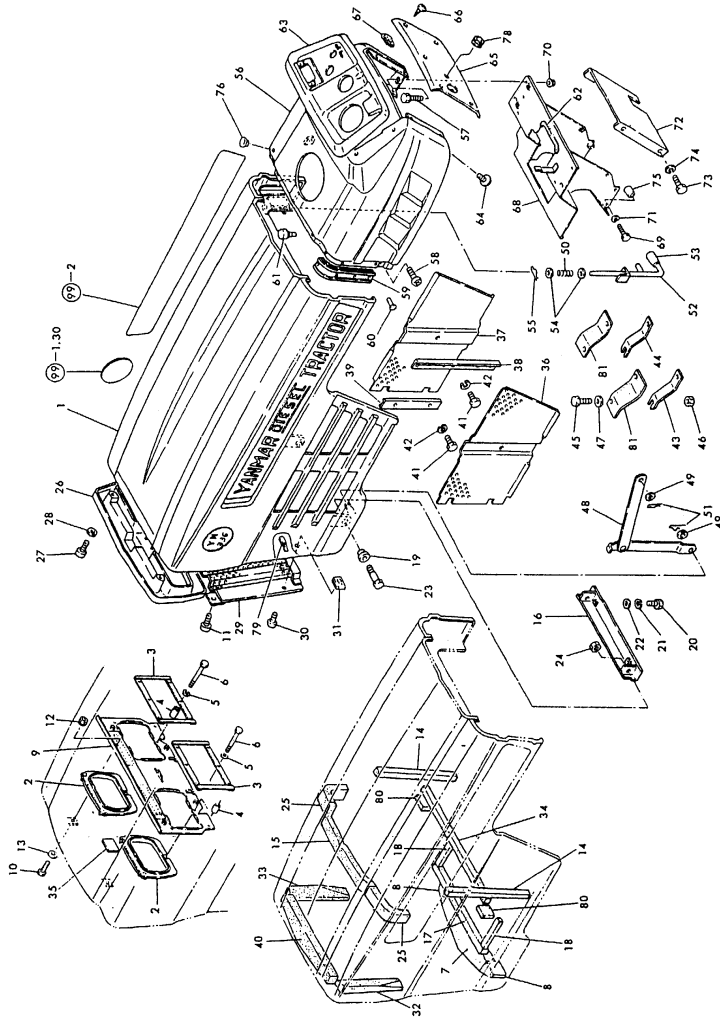


Fig. 87 HOOD (FLOOR SHIFT: F.)

No.	Lev.	Parts No.	Description	Qty						I	R
				(A)	(B)	(C)	(D)	(E)	(F)		
1	1	194322-61100-P	HOOD	1	1						
2	1	194324-53350	HOOD, HEAD LAMP	2	2						
3	1	194324-53360-P	STAY, HOOD	2	2						
4	1	194324-53370	COLLAR 6.5X10.5X26	6	6						
5	1	22217-050000	WASHER, SPRING 5	6	6						
6	1	26116-050402	BOLT, M5X 40 PLATED	6	6						
7	1	194322-61160	PAD	1	1						
8	1	194322-61181	PAD (RUBBER)	2	2						
9	1	194324-61280-P	BRACKET	1	1						
10	1	26116-060162	BOLT, M6X 16 PLATED	2	2						
11	1	26587-060162	SCREW, M6X16	2	2						
12	1	194990-22040	NUT, M6	4	4						
13	1	22137-060000	WASHER, 6	2	2						
14	1	194322-61290	PAD, (RUBBER)	2	2						
15	1	194446-61940	PAD, RUBBER	1	1						
16	1	194145-61322-P	HINGE, HOOD	1	1						
17	1	194322-61260	PAD, (RUBBER)	1	1						
18	1	194322-61270	PAD, (RUBBER)	2	2						
19	1	194155-61251	BUSH, HINGE	2	2						
20	1	26116-100252	BOLT, M10X 25 PLATED	2	2						
21	1	22217-100000	WASHER, SPRING 10	2	2						
22	1	194145-61570	WASHER, 10	2	2						
23	1	194155-61241	BOLT, HINGE	2	2						
24	1	26716-120002	NUT, M12	2	2						
25	1	194322-61340	PAD, RUBBER	2	2						
26	1	194145-61252-P	GRILLE, FRONT	1	1						
27	1	26557-050202	SCREW, M5X20	4	4						
28	1	23418-050000	GASKET, 5X1.0	4	4						
29	1	194370-61371-P	GRILLE, FRONT	1	1						
30	1	194420-61640	SCREW, TAPPING M5X16	2	2						
31	1	194145-61650	NUT, SPEED M5	2	2						
32	1	194322-61380	PAD, (RUBBER)	1	1						
33	1	194322-61390	PAD, (RUBBER)	1	1						
34	1	194322-61410	PAD, (RUBBER)	1	1						
35	1	194322-61430	PAD, RUBBER	1	1						
36	1	194322-61190-P	SCREEN (L)	1	1						
37	1	194322-61350-P	SCREEN (R)	1	1						
38	1	194322-61210-P	HOLDER, SCREEN	2	2						
39	1	194145-61242-P	RETAINER	2	2						
40	1	194322-61360	PAD, (RUBBER)	1	1						
41	1	26116-060122	BOLT, M6X 12 PLATED	1	1						
42	1	22217-060000	WASHER, SPRING 6	1	1						
43	1	194322-61480	COVER (L), SIDE	1	1						
44	1	194322-61490	COVER (R), SIDE	1	1						
45	1	26116-060162	BOLT, M6X 16 PLATED	4	4						
46	1	194990-22040	NUT, M6	4	4						
47	1	22137-060000	WASHER, 6	4	4						
48	1	194322-61330-U	STOPPER, HOOD	1	1						
49	1	22137-100000	WASHER, 10	2	2						
50	1	194151-61831	SPRING, LOCK	2	2						
51	1	22360-100000	PIN, SNAP 10	2	2						

Fig.87. HOOD (FLOOR SHIFT : FRENCH)

(A)=YM336 (FLOOR
(B)=YM336D(FLOOR
(C)=YM336 (COLUM

(D)=YM336D(COLUM
(E)=
(F)=

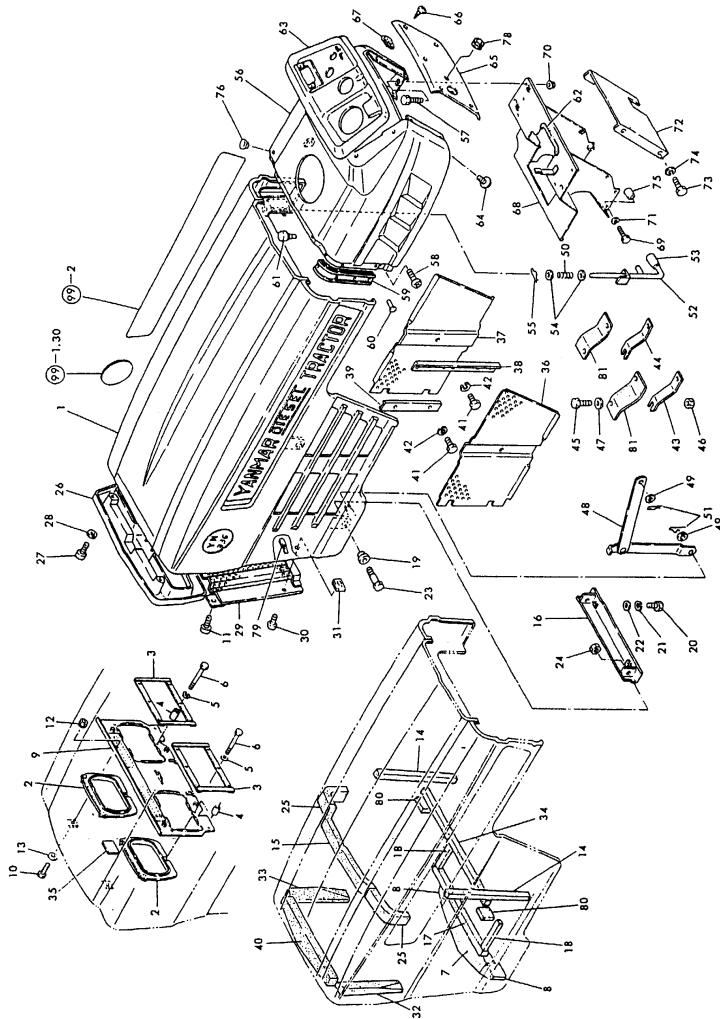


Fig. 87 HOOD (FLOOR SHIFT: F.)

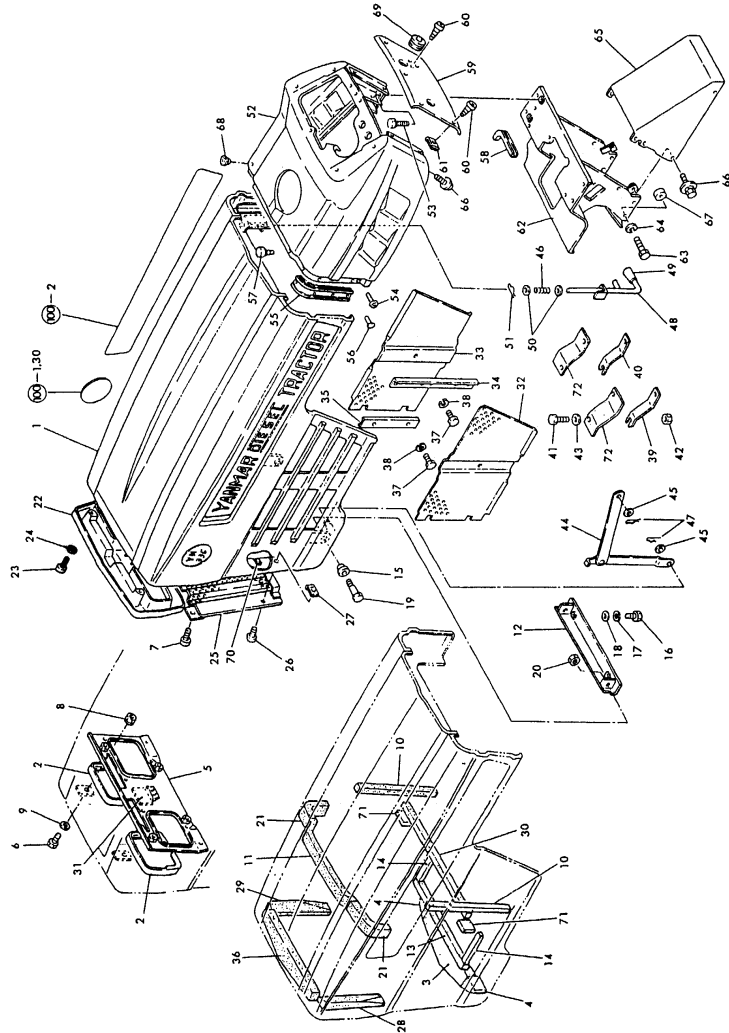
No.	Lev.	Parts No.	Description	Q'ty						I	R
				(A)	(B)	(C)	(D)	(E)	(F)		
52	1	194145-61821	LEVER, LOCK	2	2						
53	1	194150-01190	KNOB, LEVER	2	2						
54	1	22137-100000	WASHER, 10	4	4						
55	1	22360-100000	PIN, SNAP 10	2	2						
56	1	194273-61501-P	DASHBOARD ASSY	1	1						
57	1	26011-080162	BOLT M 8X 16	4	4						
58	1	26587-080122	SCREW, M8X12	2	2						
59	1	194145-61551	GASKET, BONNET	2	2						
60	1	194190-61560	RIVET, 5X6	8	8						
61	1	194145-61560	RUBBER, ABSORBER	2	2						
62	1	194420-61580	GROMMET 125	1	1						
63	1	194145-61610	PANEL, DASHBOARD	1	1						
64	1	26023-040102	SCREW, M4X10	6	6						
65	1	194322-61620-P	COVER, DUSH BORD	1	1						
66	1	194420-61640	SCREW, TAPPING M5X16	5	5						
67	1	194145-61650	NUT, SPEED M5	5	5						
68	1	194322-61661-X	STAY, PANEL	1	1						
69	1	26116-080202	BOLT, M8X 20 PLATED	4	4						
70	1	194990-22140	NUT, M8	4	4						
71	1	22217-080000	WASHER, SPRING 8	4	4						
72	1	194321-61670-X	COVER, GEAR BOX	1	1						
73	1	26116-060142	BOLT, M6X 14 PLATED	4	4						
74	1	22217-060000	WASHER, SPRING 6	4	4						
75	1	194321-61690	SPACER	2	2						
76	1	194446-62310	CAP, RUBBER 8	1	1						
76-1	1	194446-62310	CAP, RUBBER 8	2	2						K
		(A=*) (B=*)									
77	1	194324-62310	CAP, RUBBER 4.5	2	2						W
		(A=*1981.) (B=*1981.)									
78	1	194145-64430	GROMMET, 12	1	1						
79	1	23061-070035	PIPE, 7X 35	3	3						
80	1	194322-61460	PAD, RUBBER	2	2						
81	1	194322-61470	PAD, RUBBER	2	2						

F

Fig.88. HOOD (COLUMN SHIFT : A)

(A)=YM336 (FLOOR)
 (B)=YM336D(FLOOR)
 (C)=YM336 (COLUMN)

(D)=YM336D(COLUMN)
 (E)=
 (F)=



D99327-61100
D94896-61300

Fig. 88 HOOD (COLUMN SHIFT: A.)

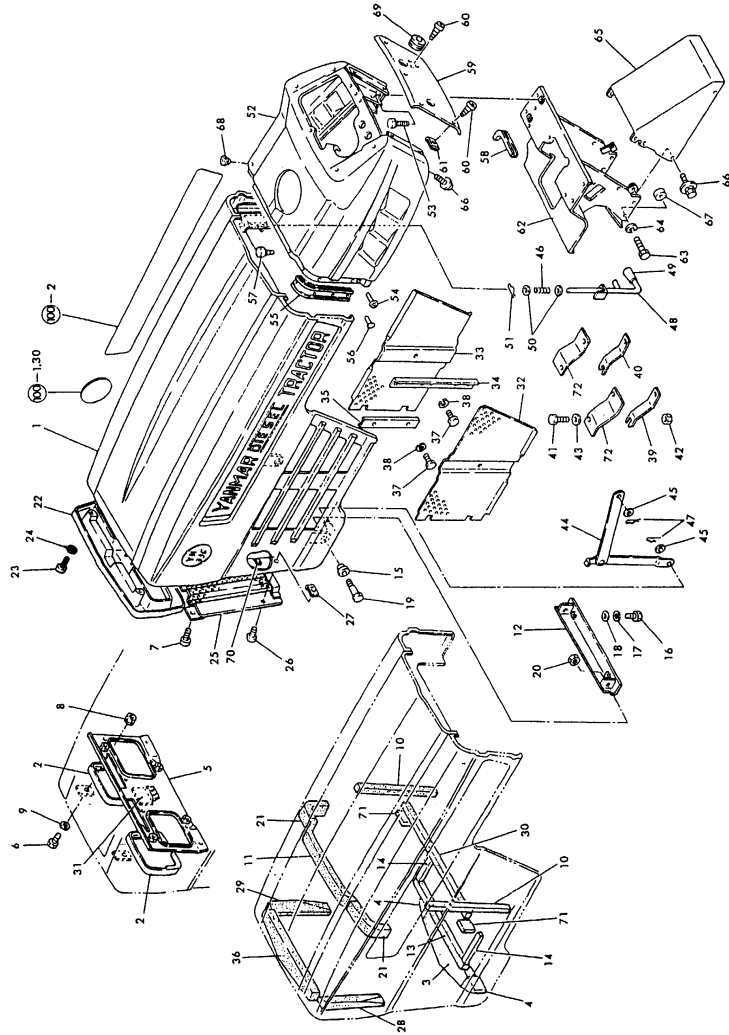
A

No.	Lev.	Parts No.	Description	Q'ty						I	R
				(A)	(B)	(C)	(D)	(E)	(F)		
1	1	194322-61100-R	HOOD			1	1				
2	1	194275-53350	BONNET, LAMP			2	2				
3	1	194322-61160	PAD			1	1				
4	1	194322-61181	PAD (RUBBER)			2	2				
5	1	194370-61280-R	BRACKET			1	1				
6	1	26116-060162	BOLT, M6X 16 PLATED			2	2				
7	1	26587-060162	SCREW, M6X16			2	2				
8	1	194990-22040	NUT, M6			4	4				
9	1	22137-060000	WASHER, 6			2	2				
10	1	194322-61290	PAD, (RUBBER)			2	2				
11	1	194446-61940	PAD, RUBBER			1	1				
12	1	194145-61322-X	HINGE, HOOD			1	1				
13	1	194322-61260	PAD, (RUBBER)			1	1				
14	1	194322-61270	PAD, (RUBBER)			2	2				
15	1	194155-61251	BUSH, HINGE			2	2				
16	1	26116-100252	BOLT, M10X 25 PLATED			2	2				
17	1	22217-100000	WASHER, SPRING 10			2	2				
18	1	194145-61570	WASHER, 10			2	2				
19	1	194155-61241	BOLT, HINGE			2	2				
20	1	26716-120002	NUT, M12			2	2				
21	1	194322-61340	PAD, RUBBER			2	2				
22	1	194145-61252-Q	GRILLE, FRONT UPPER			1	1				
23	1	26557-050202	SCREW, M5X20			4	4				
24	1	23418-050000	GASKET, 5X1.0			4	4				
25	1	194370-61371-Q	GRILLE, FRONT LOWER			1	1				
26	1	194420-61640	SCREW, TAPPING M5X16			2	2				
27	1	194145-61650	NUT, SPEED M5			2	2				
28	1	194322-61380	PAD, (RUBBER)			1	1				
29	1	194322-61390	PAD, (RUBBER)			1	1				
30	1	194322-61410	PAD, (RUBBER)			1	1				
31	1	194322-61430	PAD, RUBBER			1	1				
32	1	194322-61190-R	SCREEN (L)			1	1				
33	1	194322-61350-R	SCREEN (R)			1	1				
34	1	194322-61210-R	HOLDER, SCREEN			2	2				
35	1	194145-61242-R	HOLDER, SCREEN			2	2				
36	1	194322-61360	PAD, (RUBBER)			1	1				
37	1	26116-060122	BOLT, M6X 12 PLATED			1	1				
38	1	22217-060000	WASHER, SPRING 6			1	1				
39	1	194322-61480	COVER (L), SIDE			1	1				
40	1	194322-61490	COVER (R), SIDE			1	1				
41	1	26116-060162	BOLT, M6X 16 PLATED			4	4				
42	1	194990-22040	NUT, M6			4	4				
43	1	22137-060000	WASHER, 6			4	4				
44	1	194322-61330-U	STOPPER, HOOD			1	1				
45	1	22137-100000	WASHER, 10			2	2				
46	1	194151-61831	SPRING, LOCK			2	2				
47	1	22360-100000	PIN, SNAP 10			2	2				
48	1	194145-61821	LEVER, LOCK			2	2				
49	1	194150-01190	KNOB, LEVER			2	2				
50	1	22137-100000	WASHER, 10			4	4				
51	1	22360-100000	PIN, SNAP 10			2	2				

Fig.88. HOOD (COLUMN SHIFT : A)

(A)=YM336 (FLOOR
(B)=YM336D(FLOOR
(C)=YM336 (COLUMN

(D)=YM336D(COLUMN
(E)=
(F)=



D99327-61100
D94496-61300

Fig. 88 HOOD (COLUMN SHIFT: A.)

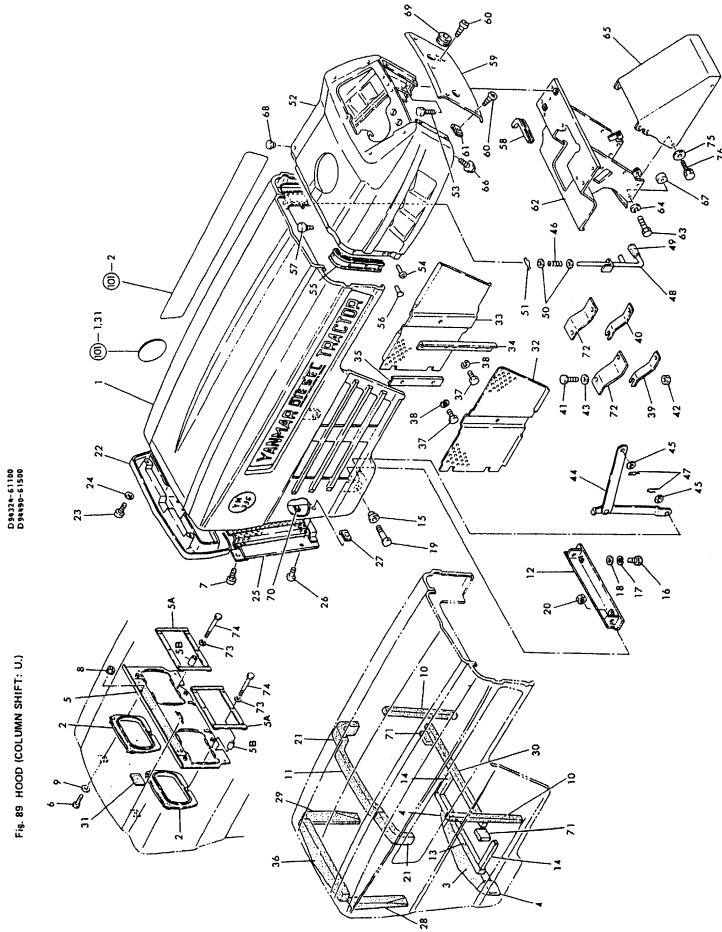
A

No.	Lev.	Parts No.	Description	Q'ty						I	R
				(A)	(B)	(C)	(D)	(E)	(F)		
52	1	194170-61500-R	DASHBOARD ASSY			1	1				
53	1	26011-080162	BOLT M 8X 16			4	4				
54	1	26587-080122	SCREW, M8X12			2	2				
55	1	194145-61551	GASKET, BONNET			2	2				
56	1	194190-61560	RIVET, 5X6			8	8				
57	1	194145-61560	RUBBER, ABSORBER			2	2				
58	1	194420-61580	GROMMET 125			1	1				
59	1	194170-61620-R	COVER, DASHBOARD			1	1				
60	1	194420-61640	SCREW, TAPPING M5X16			5	5				
61	1	194145-61650	NUT, SPEED M5			5	5				
62	1	194490-61660-X	STAY, PANEL			1	1				
63	1	26116-080202	BOLT, M8X 20 PLATED			4	4				
64	1	22217-080000	WASHER, SPRING 8			4	4				
65	1	194490-61670-X	COVER, GEAR BOX			1	1				
66	1	26014-060142	BOLT, M6X 14			6	6				
67	1	194321-61690	SPACER			2	2				
68	1	194446-62310	CAP, RUBBER 8			2	2				
69	1	194145-64430	GROMMET, 12			1	1				
70	1	23061-070035	PIPE, 7X 35			3	3				
71	1	194322-61460	PAD, RUBBER (C=*1980.) (D=*1980.)			2	2				W
72	1	194322-61470	PAD, RUBBER (C=*1980.) (D=*1980.)			2	2				W

Fig.89. HOOD (COLUMN SHIFT : U)

(A)=YM336 (FLOOR
(B)=YM336D(FLOOR
(C)=YM336 (COLUMN

(D)=YM336D(COLUMN
(E)=
(F)=



Stan

No.	Lev.	Parts No.	Description	Q'ty						I	R
				(A)	(B)	(C)	(D)	(E)	(F)		
1	1	194322-61100-R	HOOD			1	1				
2	1	194324-53350	HOOD, HEAD LAMP			2	2				
3	1	194322-61160	PAD			1	1				
4	1	194250-61480	PAD, RUBBER			2	2				
5	1	194324-61280-R	BRACKET			1	1				
5A	1	194324-53360	STAY, LAMP			2	2				
5B	1	194324-53370	COLLAR 6.5X10.5X26			6	6				
6	1	26116-060162	BOLT, M6X 16 PLATED			2	2				
7	1	26587-060162	SCREW, M6X16			2	2				
8	1	194990-22040	NUT, M6			4	4				
9	1	22137-060000	WASHER, 6			2	2				
10	1	194322-61290	PAD, (RUBBER)			2	2				
11	1	194446-61940	PAD, RUBBER			1	1				
12	1	194145-61322-X	HINGE, HOOD			1	1				
13	1	194322-61260	PAD, (RUBBER)			1	1				
14	1	194322-61270	PAD, (RUBBER)			2	2				
15	1	194155-61251	BUSH, HINGE			2	2				
16	1	26013-100202	BOLT, M10X 20			2	2				
17	1	22217-100000	WASHER, SPRING 10			2	2				
18	1	194145-61570	WASHER, 10			2	2				
19	1	194155-61241	BOLT, HINGE			2	2				
20	1	26716-120002	NUT, M12			2	2				
21	1	194322-61340	PAD, RUBBER			2	2				
22	1	194145-61252-Q	GRILLE, FRONT UPPER			1	1				
23	1	26557-050202	SCREW, M5X20			4	4				
24	1	23418-050000	GASKET, 5X1.0			4	4				
25	1	194370-61371-Q	GRILLE, FRONT LOWER			1	1				
26	1	194420-61640	SCREW, TAPPING M5X16			2	2				
27	1	194145-61650	NUT, SPEED M5			2	2				
28	1	194322-61380	PAD, (RUBBER)			1	1				
29	1	194322-61390	PAD, (RUBBER)			1	1				
30	1	194322-61410	PAD, (RUBBER)			1	1				
31	1	194322-61430	PAD, RUBBER			1	1				
32	1	194322-61190-R	SCREEN (L)			1	1				
33	1	194322-61350-R	SCREEN (R)			1	1				
34	1	194322-61210-R	HOLDER, SCREEN			2	2				
35	1	194145-61242-R	HOLDER, SCREEN			2	2				
36	1	194322-61360	PAD, (RUBBER)			1	1				
37	1	26116-060122	BOLT, M6X 12 PLATED			1	1				
38	1	22217-060000	WASHER, SPRING 6			1	1				
39	1	194322-61480	COVER (L), SIDE			1	1				
40	1	194322-61490	COVER (R), SIDE			1	1				
41	1	26116-060162	BOLT, M6X 16 PLATED			4	4				
42	1	194990-22040	NUT, M6			4	4				
43	1	22137-060000	WASHER, 6			4	4				
44	1	194322-61330-U	STOPPER, HOOD			1	1				
45	1	22137-100000	WASHER, 10			2	2				
46	1	194151-61831	SPRING, LOCK			2	2				
47	1	22360-100000	PIN, SNAP 10			2	2				
48	1	194145-61821	LEVER, LOCK			2	2				
49	1	194150-01190	KNOB, LEVER			2	2				

Remarks
(STAN) : FIG.89,S "STAN" MEANS
"COLUMN : EXCEPT A & P &
SOUTH AFRICA".

Fig.89. HOOD (COLUMN SHIFT : U)

(A)=YM336 (FLOOR
(B)=YM336D(FLOOR
(C)=YM336 (COLUM

(D)=YM336D(COLUM
(E)=
(F)=

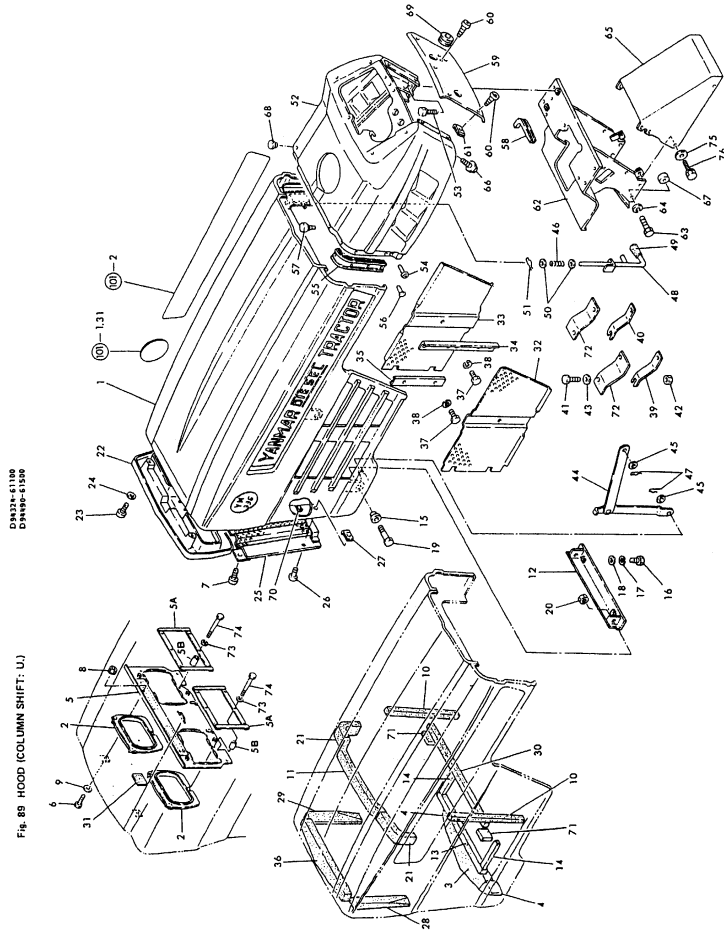


Fig. 89 HOOD (COLUMN SHIFT: U)

Stan

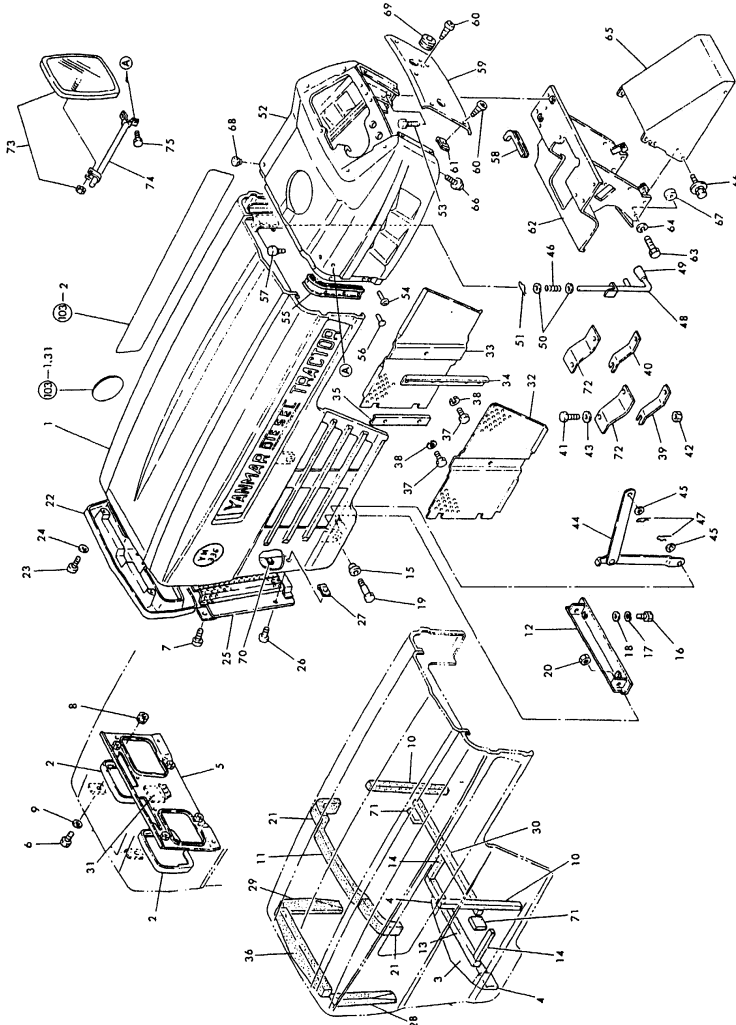
No.	Lev.	Parts No.	Description	Qty						I	R
				(A)	(B)	(C)	(D)	(E)	(F)		
50	1	22137-100000	WASHER, 10			4	4				
51	1	22360-100000	PIN, SNAP 10			2	2				
52	1	194170-61500-R	DASHBOARD ASSY			1	1				
53	1	26011-080162	BOLT M 8X 16			4	4				
54	1	26587-080122	SCREW, M8X12			2	2				
55	1	194145-61551	GASKET, BONNET			2	2				
56	1	194190-61560	RIVET, 5X6			8	8				
57	1	194145-61560	RUBBER, ABSORBER			2	2				
58	1	194420-61580	GROMMET 125			1	1				
59	1	194170-61620-R	COVER, DASHBOARD			1	1				
60	1	194420-61640	SCREW, TAPPING M5X16			5	5				
61	1	194145-61650	NUT, SPEED M5			5	5				
62	1	194490-61660-X	STAY, PANEL			1	1				
63	1	26116-080202	BOLT, M8X 20 PLATED			4	4				
64	1	22217-080000	WASHER, SPRING 8			4	4				
65	1	194490-61670-X	COVER, GEAR BOX			1	1				
66	1	26014-060142	BOLT, M6X 14			4	4				
67	1	194321-61690	SPACER			2	2				
68	1	194324-62310	CAP, RUBBER 4.5			2	2				
69	1	194145-64430	GROMMET, 12			1	1				
70	1	23061-070035	PIPE, 7X 35			3	3				
71	1	194322-61460	PAD, RUBBER			2	2				
72	1	194322-61470	PAD, RUBBER			2	2				
73	1	22217-050000	WASHER, SPRING 5			6	6				
74	1	26116-050402	BOLT, M5X 40 PLATED			6	6				
75	1	22137-060000	WASHER, 6			2	2				
76	1	26013-060082	BOLT, M6X 8			2	2				

Remarks
(STAN) : FIG.89,S "STAN" MEANS
"COLUMN : EXCEPT A & P &
SOUTH AFRICA".

Fig.90. HOOD (COLUMN:P & SOUTH AFRICA)

(A)=YM336 (FLOOR
(B)=YM336D(FLOOR
(C)=YM336 (COLUMN

(D)=YM336D(COLUMN
(E)=
(F)=



D94322-61100
D94322-61100
D94322-61100

Fig. 90 HOOD (COLUMN: P. & S. AFRICA)

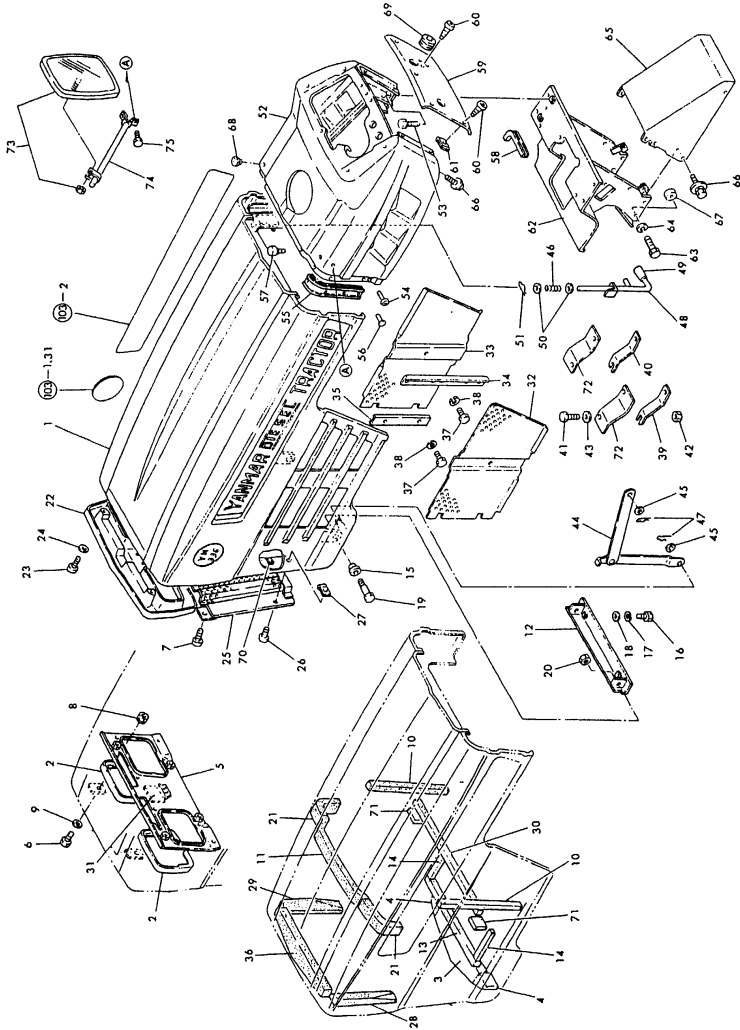
P&S.Africa

No.	Lev.	Parts No.	Description	Qty						I	R
				(A)	(B)	(C)	(D)	(E)	(F)		
1	1	194322-61100-R	HOOD			1	1				
2	1	194275-53350	BONNET, LAMP			2	2				
3	1	194322-61160	PAD			1	1				
4	1	194322-61181	PAD (RUBBER)			2	2				
5	1	194370-61280-R	BRACKET			1	1				
6	1	26116-060162	BOLT, M6X 16 PLATED			2	2				
7	1	26587-060162	SCREW, M6X16			2	2				
8	1	194990-22040	NUT, M6			4	4				
9	1	22137-060000	WASHER, 6			2	2				
10	1	194322-61290	PAD, (RUBBER)			2	2				
11	1	194446-61940	PAD, RUBBER			1	1				
12	1	194145-61322-X	HINGE, HOOD			1	1				
13	1	194322-61260	PAD, (RUBBER)			1	1				
14	1	194322-61270	PAD, (RUBBER)			2	2				
15	1	194155-61251	BUSH, HINGE			2	2				
16	1	26116-100252	BOLT, M10X 25 PLATED			2	2				
17	1	22217-100000	WASHER, SPRING 10			2	2				
18	1	194145-61570	WASHER, 10			2	2				
19	1	194155-61241	BOLT, HINGE			2	2				
20	1	26716-120002	NUT, M12			2	2				
21	1	194322-61340	PAD, RUBBER			2	2				
22	1	194145-61252-Q	GRILLE, FRONT UPPER			1	1				
23	1	26557-050202	SCREW, M5X20			4	4				
24	1	23418-050000	GASKET, 5X1.0			4	4				
25	1	194370-61371-Q	GRILLE, FRONT LOWER			1	1				
26	1	194420-61640	SCREW, TAPPING M5X16			2	2				
27	1	194145-61650	NUT, SPEED M5			2	2				
28	1	194322-61380	PAD, (RUBBER)			1	1				
29	1	194322-61390	PAD, (RUBBER)			1	1				
30	1	194322-61410	PAD, (RUBBER)			1	1				
31	1	194322-61430	PAD, RUBBER			1	1				
32	1	194322-61190-R	SCREEN (L)			1	1				
33	1	194322-61350-R	SCREEN (R)			1	1				
34	1	194322-61210-R	HOLDER, SCREEN			2	2				
35	1	194145-61242-R	HOLDER, SCREEN			2	2				
36	1	194322-61360	PAD, (RUBBER)			1	1				
37	1	26116-060122	BOLT, M6X 12 PLATED			1	1				
38	1	22217-060000	WASHER, SPRING 6			1	1				
39	1	194322-61480	COVER (L), SIDE			1	1				
40	1	194322-61490	COVER (R), SIDE			1	1				
41	1	26116-060162	BOLT, M6X 16 PLATED			4	4				
42	1	194990-22040	NUT, M6			4	4				
43	1	22137-060000	WASHER, 6			4	4				
44	1	194322-61330-U	STOPPER, HOOD			1	1				
45	1	22137-100000	WASHER, 10			2	2				
46	1	194151-61831	SPRING, LOCK			2	2				
47	1	22360-100000	PIN, SNAP 10			2	2				
48	1	194145-61821	LEVER, LOCK			2	2				
49	1	194150-01190	KNOB, LEVER			2	2				
50	1	22137-100000	WASHER, 10			4	4				
51	1	22360-100000	PIN, SNAP 10			2	2				

Fig.90. HOOD (COLUMN:P & SOUTH AFRICA)

(A)=YM336 (FLOOR
(B)=YM336D(FLOOR
(C)=YM336 (COLUMN

(D)=YM336D(COLUMN
(E)=
(F)=



D98327-61100
D98328-61100
D98329-61100

Fig. 90 HOOD (COLUMN: P. & S. AFRICA)

P&S.Africa

No.	Lev.	Parts No.	Description	Q'ty						I	R
				(A)	(B)	(C)	(D)	(E)	(F)		
52	1	194170-61500-R	DASHBOARD ASSY			1	1				
53	1	26011-080162	BOLT M 8X 16			4	4				
54	1	26587-080122	SCREW, M8X12			2	2				
55	1	194145-61551	GASKET, BONNET			2	2				
56	1	194190-61560	RIVET, 5X6			8	8				
57	1	194145-61560	RUBBER, ABSORBER			2	2				
58	1	194420-61580	GROMMET 125			1	1				
59	1	194170-61620-R	COVER, DASHBOARD			1	1				
60	1	194420-61640	SCREW, TAPPING M5X16			5	5				
61	1	194145-61650	NUT, SPEED M5			5	5				
62	1	194490-61660-X	STAY, PANEL			1	1				
63	1	26116-080202	BOLT, M8X 20 PLATED			4	4				
64	1	22217-080000	WASHER, SPRING 8			4	4				
65	1	194490-61670-X	COVER, GEAR BOX			1	1				
66	1	26014-060142	BOLT, M6X 14			6	6				
67	1	194321-61690	SPACER			2	2				
68	1	194446-62310	CAP, RUBBER 8			2	2				
69	1	194145-64430	GROMMET, 12			1	1				
70	1	23061-070035	PIPE, 7X 35			3	3				
71	1	194322-61460	PAD, RUBBER			2	2				
72	1	194322-61470	PAD, RUBBER			2	2				
73	1	194630-64110	HEAD, MIRROR			1	1				
74	1	194145-64120	STAY, MIRROR			1	1				
75	1	26116-060122	BOLT, M6X 12 PLATED			2	2				
75-1	1	26106-060122	BOLT, M6X 12 PLATED			2	2				S
			(C=*1989.09) (D=*1989.09)								

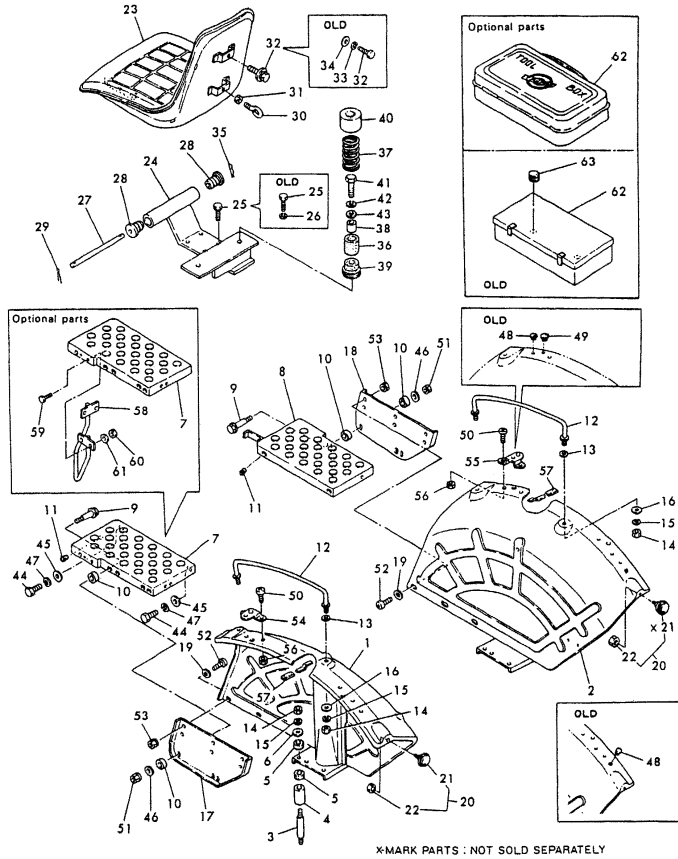
Fig.91. FENDER & SEAT (FLOOR SHIFT :A)

(A)=YM336 (FLOOR
(B)=YM336D(FLOOR
(C)=YM336 (COLUM

(D)=YM336D(COLUM
(E)=
(F)=

A

Fig. 91 FENDER & SEAT (FLOOR SHIFT: A.)



No.	Lev.	Parts No.	Description	Q'ty						I	R
				(A)	(B)	(C)	(D)	(E)	(F)		
1-1	1	194145-62111-R	FENDER (L)	1	1						
2-1	1	194145-62121-R	FENDER (R)	1	1						
3	1	194145-62270	BOLT, STEPPED	8	8						
4	1	194145-62250	COLLAR	8	8						
4-1	1	194145-62251	COLLAR	8	8						N
		(A=*1980.)	(B=*1980.)								
5	1	194145-62260	RUBBER, ABSORBER	1	1						
6	1	194130-62180	WASHER	8	8						
7	1	194322-62510-X	STEP (L)	1	1						
8	1	194322-62520-X	STEP (R)	1	1						
8-1	1	194330-62520-X	STEP (R)	1	1						S
		(A=*1980.)	(B=*1980.)								
9	1	194145-62241	BOLT, STEPPED	4	4						
10	1	194130-62160	RUBBER, ABSORBER	8	8						
11	1	194330-62530	STOPPER, PEDAL	3	3						
12	1	194145-62410-R	BAR, ASSIST	2	2						
13	1	194145-62420	RUBBER, CUSHION	4	4						
14	1	26716-120002	NUT, M12	1	1						
15	1	22217-120000	WASHER, SPRING 12	1	1						
16	1	22137-120000	WASHER, 12	4	4						
17	1	194145-62130-R	SUB-FENDER (L)	1	1						
18	1	194145-62140-R	SUB-FENDER (R)	1	1						
19	1	22137-080000	WASHER, 8	6	6						Z
		(A=*)	(B=*)								
20	1	194740-76200	REFLECTOR	2	2						
22	2	194990-22030	NUT, M5	2	2						
23	1	194275-63111-X	SEAT, OPERATOR	1	1						
23-1	1	194448-63110-X	SEAT, OPERATOR	1	1						N
		(A=T/# 21228)	(B=T/# 42862)								
24-1	1	194322-63221-X	BRACKET, SEAT	1	1						
25	1	26116-080202	BOLT, M8X 20 PLATED	4	4						
25-1	1	26013-080202	BOLT, M8X 20	4	4						N
		(A=*)	(B=*)								
26	1	22217-080000	WASHER, SPRING 8	4	4						Z
		(A=*)	(B=*)								
27	1	194140-63221	PIN, HINGE	1	1						
28	1	194140-63270	DAMPER (RUBBER)	2	2						
29	1	22417-200200	PIN, COTTER 2.0X20	1	1						
30	1	194275-63120	BOLT, STOP	1	1						
31	1	194990-22130	NUT, M6	1	1						
32	1	26116-060202	BOLT, M6X 20 PLATED	1	1						
32-1	1	26014-060202	BOLT, M6X 20	1	1						N
		(A=*)	(B=*)								
33	1	22217-060000	WASHER, SPRING 6	1	1						Z
		(A=*)	(B=*)								
34	1	22117-060000	WASHER, 6	1	1						Z
		(A=*)	(B=*)								
35	1	22360-080000	SNAP PIN 8	1	1						
36	1	194151-63240	RUBBER, CUSHION	2	2						
37	1	194281-63240	SPRING	2	2						
38	1	194151-63250	COLLAR, CUSHION	2	2						

Remarks
(1) OPTIONAL PARTS
(M) MISPRINT.

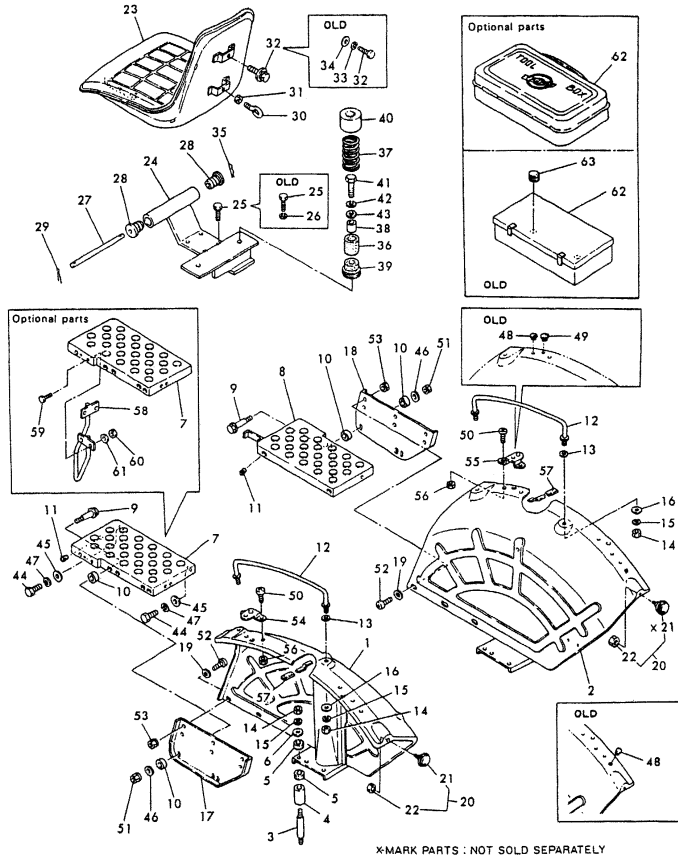
Fig.91. FENDER & SEAT (FLOOR SHIFT :A)

(A)=YM336 (FLOOR
(B)=YM336D(FLOOR
(C)=YM336 (COLUM

(D)=YM336D(COLUM
(E)=
(F)=

A

Fig. 91 FENDER & SEAT (FLOOR SHIFT: A.)



No.	Lev.	Parts No.	Description	Q'ty						I	R
				(A)	(B)	(C)	(D)	(E)	(F)		
39	1	194322-63250	HOLDER	2	2						
40	1	194322-63280	COVER, SEAT SPRING	2	2						
41-1	1	26116-080602	BOLT, M8X 60 PLATED	2	2						
42	1	22217-080000	WASHER, SPRING 8	2	2						
43	1	22137-080000	WASHER, 8	2	2						
44	1	194465-11930	BOLT, M10X28	4	4						
45	1	22137-100000	WASHER, 10	4	4						
46	1	194145-62280	WASHER	4	4						
47	1	194274-13570	WASHER, SPRING 10	4	4						
47-1	1	22217-100000	WASHER, SPRING 10	4	4						N
		(A=*) (B=*)									
48	1	194275-62310	CAP, RUBBER 10	6	6						Z
		(A=*) (B=*)									
49	1	194275-62320	CAP 12, RUBBER	3	3						Z
		(A=*) (B=*)									
50	1	26587-080122	SCREW, M8X12	4	4						
51	1	194990-22140	NUT, M8	4	4						
52	1	26587-080122	SCREW, M8X12	6	6						
53	1	194990-22140	NUT, M8	6	6						
54	1	194145-62220-R	STAY	1	1						
55	1	194145-62230-R	STAY	1	1						
56	1	194990-22140	NUT, M8	4	4						
57	1	23061-070025	PIPE 7X 25	4	4						
57-1	1	23061-070035	PIPE, 7X 35	4	4						N
		(A=*) (B=*)									
58	1	194322-62540-X	STEP, SUB	1	1						1
59	1	26116-080252	BOLT, M8X 25 PLATED	4	4						1
60	1	194990-22140	NUT, M8	4	4						1
61	1	22137-080000	WASHER, 8	4	4						1
62	1	194145-64410-R	BOX, TOOL	1	1						1
63	1	194145-64430	GROMMET, 12	1	1						1

Remarks
(1) OPTIONAL PARTS
(M) MISPRINT.

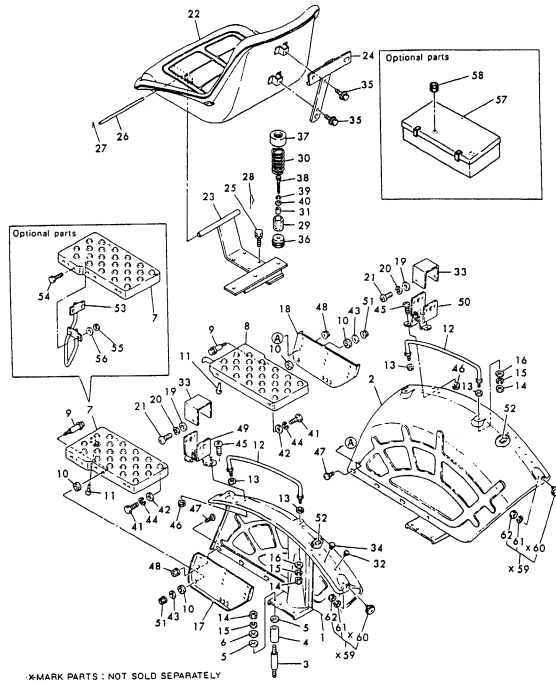
Fig.92. FENDER & SEAT (FLOOR SHIFT :F)

(A)=YM336 (FLOOR
(B)=YM336D(FLOOR
(C)=YM336 (COLUM

(D)=YM336D(COLUM
(E)=
(F)=

F

Fig. 92 FENDER & SEAT (FLOOR SHIFT: F.)



No.	Lev.	Parts No.	Description	Q'ty						I	R
				(A)	(B)	(C)	(D)	(E)	(F)		
1	1	194145-62111-P	FENDER (L)	1	1						
1-1	1	194324-62110-P	FENDER (L)	1	1						N
		(A=*1982.) (B=*1982.)									
2	1	194145-62121-P	FENDER (R)	1	1						
2-1	1	194324-62120-P	FENDER (R)	1	1						N
		(A=*1982.) (B=*1982.)									
3	1	194145-62270	BOLT, STEPPED	8	8						
4	1	194145-62251	COLLAR	8	8						
5	1	194145-62260	RUBBER, ABSORBER	16	16						
6	1	194130-62180	WASHER	8	8						
7	1	194322-62510-X	STEP (L)	1	1						
8	1	194330-62520-X	STEP (R)	1	1						
9	1	194145-62241	BOLT, STEPPED	4	4						
10	1	194130-62160	RUBBER, ABSORBER	8	8						
11	1	194330-62530	STOPPER, PEDAL	3	3						
12	1	194145-62410-P	BAR, ASSIST	2	2						
13	1	194145-62420	RUBBER, CUSHION	4	4						
14	1	26716-120002	NUT, M12	12	12						
15	1	22217-120000	WASHER, SPRING 12	12	12						
16	1	22137-120000	WASHER, 12	4	4						
17	1	194145-62130-P	SUB-FENDER (L)	1	1						
18	1	194145-62140-P	SUB-FENDER (R)	1	1						
19	1	22137-060000	WASHER, 6	4	4						
20	1	22217-060000	WASHER, SPRING 6	4	4						
21	1	26557-060122	SCREW, M6X12	4	4						
22	1	194275-63111-X	SEAT, OPERATOR	1	1						
22-1	1	194448-63110-X	SEAT, OPERATOR	1	1						N
		(A=T/# 21228) (B=T/# 42862)									
23	1	194490-63210-X	BRACKET, SEAT	1	1						
24	1	194448-63120-X	STAY, NUMBER PLATE	1	1						
25	1	26013-080202	BOLT, M8X 20	4	4						
26	1	194140-63221	PIN, HINGE	1	1						
27	1	22417-200200	PIN, COTTER 2.0X20	1	1						
28	1	22360-080000	SNAP PIN 8	1	1						
29	1	194151-63240	RUBBER, CUSHION	2	2						
30	1	194281-63240	SPRING	2	2						
31	1	194151-63250	COLLAR, CUSHION	2	2						
32	1	1C6053-26020	CAP, RUBBER 8X3	1	1						
33	1	194240-62260-P	HOOD, TURN SIGNAL	2	2						
34	1	194275-62320	CAP 12, RUBBER	1	1						
34-1	1	194145-64430	GROMMET, 12	1	1						N
		(A=*1981.) (B=*1981.)									
35	1	26013-060162	BOLT, M6X 16	2	2						
36	1	194322-63250	HOLDER	2	2						
37	1	194322-63280	COVER, SEAT SPRING	2	2						
38	1	26116-080602	BOLT, M8X 60 PLATED	2	2						
39	1	22217-080000	WASHER, SPRING 8	2	2						
40	1	22137-080000	WASHER, 8	2	2						
41	1	194465-11930	BOLT, M10X28	4	4						
42	1	22137-100000	WASHER, 10	4	4						
43	1	194145-62280	WASHER	4	4						

Remarks

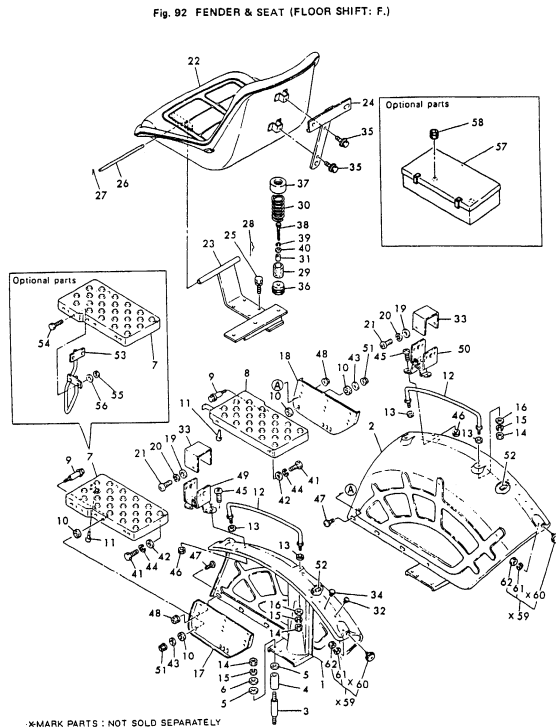
(1).OPTIONAL PARTS
(2).PART HAVING A MARK(2)IN PART NO.
COLUMN SHOWS THE PART NO.OF ORIGINAL MAKER IN THE "REMARKS" COLUMN. THE NAME AND ADDRESS OF THE ORIGINAL MAKER, TAKING AFTERCARE OF PARTS PREPARATION AND SUPPLY, IS AS FOLLOWS:
AUTEROCHÉ S.A.50,RUE GREFFULHE
62300 LEVALLOIS PERRET TEL:757.06-43
FRANCE TELEX: 610522

Fig.92. FENDER & SEAT (FLOOR SHIFT :F)

(A)=YM336 (FLOOR
(B)=YM336D(FLOOR
(C)=YM336 (COLUM

(D)=YM336D(COLUM
(E)=
(F)=

F



No.	Lev.	Parts No.	Description	Q'ty						I	R
				(A)	(B)	(C)	(D)	(E)	(F)		
44	1	22217-100000	WASHER, SPRING 10	4	4						
45	1	26587-080122	SCREW, M8X12	4	4						
46	1	194990-22140	NUT, M8	4	4						
47	1	26587-080122	SCREW, M8X12	6	6						
48	1	194990-22140	NUT, M8	6	6						
49	1	194324-62250-P	BRACKET (L), SIGNAL	1	1						
49-1	1	194324-62251-P	BRACKET (L), SIGNAL	1	1						S
		(A=*1982.) (B=*1982.)									
50	1	194324-62260-P	BRACKET (R), SIGNAL	1	1						
50-1	1	194324-62261-P	BRACKET (R), SIGNAL	1	1						S
		(A=*1982.) (B=*1982.)									
51	1	194990-22140	NUT, M8	4	4						
52	1	23061-070035	PIPE, 7X 35	4	4						
53	1	194322-62540-X	STEP, SUB	1	1						1
54	1	26116-080252	BOLT, M8X 25 PLATED	4	4						1
55	1	194990-22140	NUT, M8	4	4						1
56	1	22137-080000	WASHER, 8	4	4						1
57	1	194145-64410-R	BOX, TOOL	1	1						1
58	1	194145-64430	GROMMET, 12	1	1						1
61	2	22217-050000	WASHER, SPRING 5	2	2						1
62	2	26716-050002	NUT, M5	2	2						1

Remarks

(1).OPTIONAL PARTS
(2).PART HAVING A MARK(2)IN PART NO.
COLUMN SHOWS THE PART NO.OF ORIGINAL MAKER IN THE "REMARKS" COLUMN. THE NAME AND ADDRESS OF THE ORIGINAL MAKER, TAKING AFTERCARE OF PARTS PREPARATION AND SUPPLY, IS AS FOLLOWS:
AUTEROCHÉ S.A.50,RUE GREFFULHE
62300 LEVALLOIS PERRET TEL;757.06-43
FRANCE TELEX: 610522

Fig.93. FENDER & SEAT (COLUMN SHIFT:A)

(A)=YM336 (FLOOR)
(B)=YM336D(FLOOR)
(C)=YM336 (COLUMN)

(D)=YM336D(COLUMN)
(E)=
(F)=

A

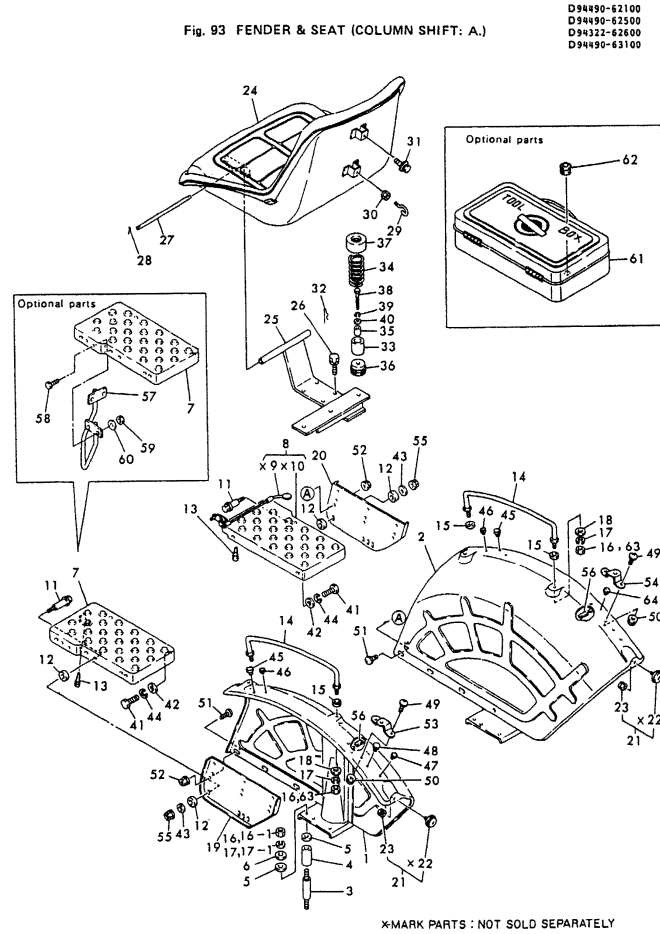


Fig. 93 FENDER & SEAT (COLUMN SHIFT: A.)

D9490-62100
D9490-62500
D94322-62600
D9490-63100

No.	Lev.	Parts No.	Description	Q'ty						I	R
				(A)	(B)	(C)	(D)	(E)	(F)		
1	1	194275-62110-R	FENDER (L)			1	1				
1-1	1	194275-62111-R	FENDER (L)			1	1				N
			(C=T/# 21220) (D=T/# 42716)								
2	1	194275-62120-R	FENDER (R)			1	1				
2-1	1	194275-62121-R	FENDER (R)			1	1				N
			(C=T/# 21220) (D=T/# 42716)								
3	1	194145-62270	BOLT, STEPPED			8	8				
4	1	194145-62251	COLLAR			8	8				
5	1	194145-62260	RUBBER, ABSORBER			16	16				
6	1	194130-62180	WASHER			8	8				
7	1	194322-62510-X	STEP (L)			1	1				
8	1	194490-62510-X	STEP (L)			1	1				
11	1	194145-62241	BOLT, STEPPED			4	4				
12	1	194130-62160	RUBBER, ABSORBER			8	8				
13	1	194330-62530	STOPPER, PEDAL			3	3				
14	1	194145-62410-R	BAR, ASSIST			2	2				
15	1	194145-62420	RUBBER, CUSHION			4	4				
16	1	26716-120002	NUT, M12			12	12				
16-1	1	26716-120002	NUT, M12			8	8				K
			(C=*1982.09) (D=*1982.09)								
17	1	22217-120000	WASHER, SPRING 12			12	12				
17-1	1	22217-120000	WASHER, SPRING 12			8	8				K
			(C=*1982.09) (D=*1982.09)								
18	1	22137-120000	WASHER, 12			4	4				Z
			(C=*1982.09) (D=*1982.09)								
19	1	194145-62130-R	SUB-FENDER (L)			1	1				
19-1	1	194145-62131-R	SUB-FENDER (L)			1	1				S
			(C=T/# 21125) (D=T/# 41587)								
20	1	194145-62140-R	SUB-FENDER (R)			1	1				
20-1	1	194145-62141-R	SUB-FENDER (R)			1	1				S
			(C=T/# 21125) (D=T/# 41587)								
21	1	194740-76200	REFLECTOR			2	2				
23	2	194990-22030	NUT, M5			2	2				
24	1	194170-63110-X	SEAT, OPERATOR			1	1				
24-1	1	194170-63111-X	SEAT ASSY, OPERATOR			1	1				N
			(C=T/# 21314) (D=T/# 43399)								
25	1	194490-63210-X	BRACKET, SEAT			1	1				
26	1	26013-080202	BOLT, M8X 20			4	4				
27	1	194140-63221	PIN, HINGE			1	1				
28	1	22417-200200	PIN, COTTER 2.0X20			1	1				
29	1	194275-63120	BOLT, STOP			1	1				
30	1	194990-22130	NUT, M6			1	1				
31	1	26014-060202	BOLT, M6X 20			1	1				
32	1	22360-080000	SNAP PIN 8			1	1				
33	1	194151-63240	RUBBER, CUSHION			2	2				
34	1	194281-63240	SPRING			2	2				
35	1	194151-63250	COLLAR, CUSHION			2	2				
36	1	194322-63250	HOLDER			2	2				
37	1	194322-63280	COVER, SEAT SPRING			2	2				
38	1	26116-080602	BOLT, M8X 60 PLATED			2	2				
38-1	1	26116-080552	BOLT, M8X 55 PLATED			2	2				N

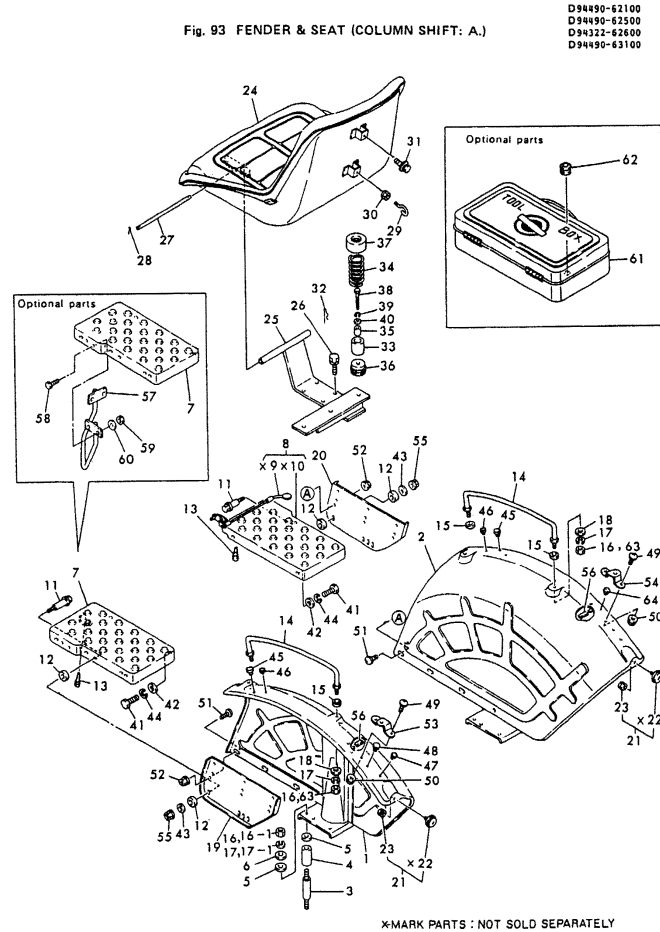
Remarks
(1).OPTIONAL PARTS.

Fig.93. FENDER & SEAT (COLUMN SHIFT:A)

(A)=YM336 (FLOOR)
(B)=YM336D(FLOOR)
(C)=YM336 (COLUMN)

(D)=YM336D(COLUMN)
(E)=
(F)=

A



No.	Lev.	Parts No.	Description	Qty						I	R
				(A)	(B)	(C)	(D)	(E)	(F)		
			(C=*) (D=*)								
39	1	22217-080000	WASHER, SPRING 8			2	2				
40	1	22137-080000	WASHER, 8			2	2				
41	1	194465-11930	BOLT, M10X28			4	4				
42	1	22137-100000	WASHER, 10			4	4				
43	1	194145-62280	WASHER			4	4				
44	1	22217-100000	WASHER, SPRING 10			4	4				
45	1	194275-62320	CAP 12, RUBBER (C=T/# 21220) (D=T/# 42716)			2	2				Z
46	1	194275-62310	CAP, RUBBER 10			4	4				
47	1	194275-62310	CAP, RUBBER 10			2	2				
47-1	1	194275-62310	CAP, RUBBER 10 (C=T/# 21220) (D=T/# 42716)			4	4				K
48	1	194275-62320	CAP 12, RUBBER			1	1				
49	1	26587-080122	SCREW, M8X12			4	4				
50	1	194990-22140	NUT, M8			4	4				
51	1	26587-080122	SCREW, M8X12			6	6				
52	1	194990-22140	NUT, M8			6	6				
53	1	194145-62230-R	STAY			1	1				
54	1	194145-62220-R	STAY			1	1				
55	1	194990-22140	NUT, M8			4	4				
56	1	23061-070035	PIPE, 7X 35			4	4				
57	1	194322-62540-X	STEPE, SUB			1	1				1
58	1	26116-080252	BOLT, M8X 25 PLATED			4	4				1
59	1	194990-22140	NUT, M8			4	4				1
60	1	22137-080000	WASHER, 8			4	4				1
61	1	194145-64410-R	BOX, TOOL			1	1				1
62	1	194145-64430	GROMMET, 12			1	1				1
63	1	194990-22160	NUT, M12 (C=*1982.09) (D=*1982.09)			4	4				W
64	1	194448-61620	GROMMET, 20.5 (C=T/# 21220) (D=T/# 42716)			2	2				W
65	1	194990-22150	NUT, M10 (C=T/# 21125) (D=T/# 41437)			1	1				W

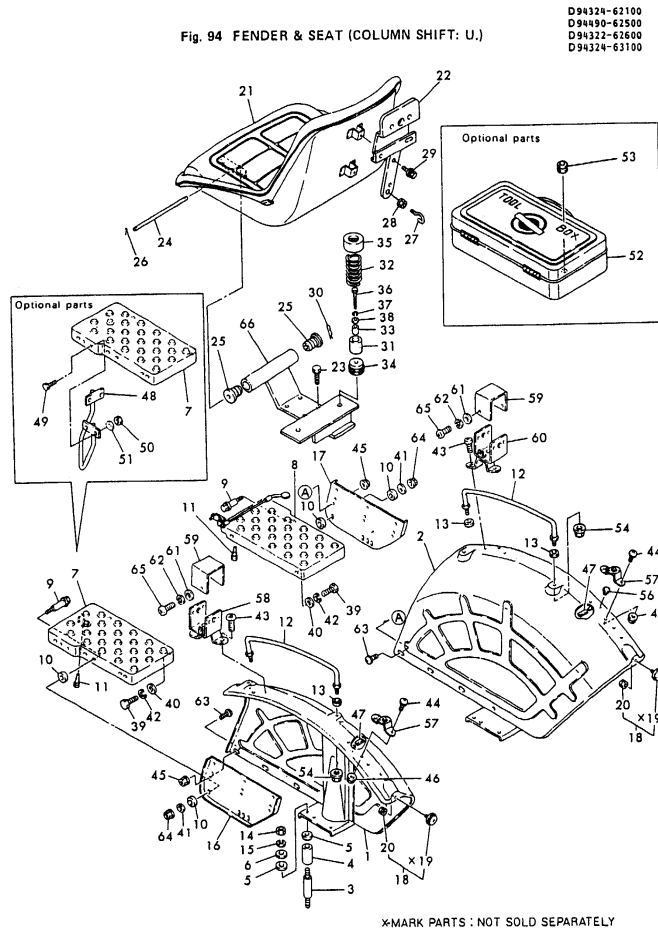
Remarks
(1).OPTIONAL PARTS.

Fig.94. FENDER & SEAT (COLUMN : U)

(A)=YM336 (FLOOR)
(B)=YM336D(FLOOR)
(C)=YM336 (COLUMN)

(D)=YM336D(COLUMN)
(E)=
(F)=

U



No.	Lev.	Parts No.	Description	Q'ty						I	R
				(A)	(B)	(C)	(D)	(E)	(F)		
1	1	194324-62110-R	FENDER (L)			1	1				
2	1	194324-62120-R	FENDER (R)			1	1				
3	1	194145-62270	BOLT, STEPPED			8	8				
4	1	194145-62251	COLLAR			8	8				
5	1	194145-62260	RUBBER, ABSORBER			16	16				
6	1	194130-62180	WASHER			8	8				
7	1	194322-62510-X	STEP (L)			1	1				
8	1	194332-62510-X	STEP (R)			1	1				
9	1	194145-62241	BOLT, STEPPED			4	4				
10	1	194130-62160	RUBBER, ABSORBER			8	8				
11	1	194330-62530	STOPPER, PEDAL			3	3				
12	1	194145-62410-R	BAR, ASSIST			2	2				
13	1	194145-62420	RUBBER, CUSHION			4	4				
14	1	26716-120002	NUT, M12			8	8				
15	1	22217-120000	WASHER, SPRING 12			8	8				
16	1	194145-62131-R	SUB-FENDER (L)			1	1				
17	1	194145-62141-R	SUB-FENDER (R)			1	1				
18	1	194740-76200	REFLECTOR			2	2				
20	2	194990-22030	NUT, M5			2	2				
21	1	194448-63110-X	SEAT, OPERATOR			1	1				
22	1	194448-63120-X	STAY, NUMBER PLATE			1	1				
23	1	26013-080202	BOLT, M8X 20			4	4				
24	1	194140-63221	PIN, HINGE			1	1				
25	1	194140-63270	DAMPER (RUBBER)			2	2				
26	1	22417-200200	PIN, COTTER 2.0X20			1	1				
27	1	194275-63120	BOLT, STOP			1	1				
28	1	194990-22130	NUT, M6			1	1				
29	1	194155-05210	BOLT, M6X16			1	1				
30	1	22360-080000	SNAP PIN 8			1	1				
31	1	194151-63240	RUBBER, CUSHION			2	2				
32	1	194281-63240	SPRING			2	2				
33	1	194151-63250	COLLAR, CUSHION			2	2				
34	1	194322-63250	HOLDER			2	2				
35	1	194322-63280	COVER, SEAT SPRING			2	2				
36	1	26116-080602	BOLT, M8X 60 PLATED			2	2				
37	1	22217-080000	WASHER, SPRING 8			2	2				
38	1	22137-080000	WASHER, 8			2	2				
39	1	194465-11930	BOLT, M10X28			4	4				
40	1	22137-100000	WASHER, 10			4	4				
41	1	194145-62280	WASHER			4	4				
42	1	22217-100000	WASHER, SPRING 10			4	4				
43	1	26587-080122	SCREW, M8X12			4	4				
44	1	26587-080122	SCREW, M8X12			4	4				
45	1	194990-22140	NUT, M8			6	6				
46	1	194990-22140	NUT, M8			4	4				
47	1	23061-070035	PIPE, 7X 35			4	4				
48	1	194322-62540-X	STEP, SUB			1	1				1
49	1	26116-080252	BOLT, M8X 25 PLATED			4	4				1
50	1	194990-22140	NUT, M8			4	4				1
51	1	22137-080000	WASHER, 8			4	4				1
52	1	194145-64410-R	BOX, TOOL			1	1				1

Remarks
(1).OPTIONAL PARTS.

Fig.94. FENDER & SEAT (COLUMN : U)

(A)=YM336 (FLOOR
(B)=YM336D(FLOOR
(C)=YM336 (COLUMN

(D)=YM336D(COLUMN
(E)=
(F)=

U

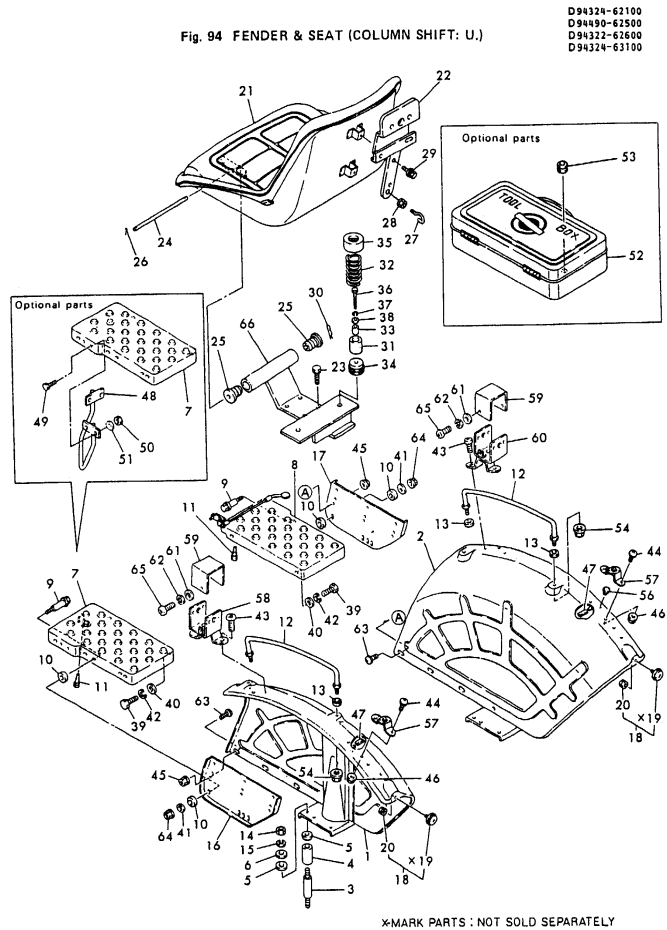


Fig. 94 FENDER & SEAT (COLUMN SHIFT: U.)

D94324-62100
D94490-612500
D94322-62600
D94324-63100

No.	Lev.	Parts No.	Description	Q'ty						I	R	
				(A)	(B)	(C)	(D)	(E)	(F)			
53	1	194145-64430	GROMMET, 12			1	1					1
54	1	194990-22160	NUT, M12			4	4					
55	1	1C6053-26020	CAP, RUBBER 8X3			1	1					
56	1	194448-61620	GROMMET, 20.5			2	2					
57	1	194270-62240-R	STAY, FLASHER LAMP			2	2					
58	1	194324-62251-R	BRACKET			1	1					
59	1	194240-62260-R	HOOD, TURN SIGNAL			2	2					
60	1	194324-62261-R	BRACKET (R)			1	1					
61	1	22137-060000	WASHER, 6			4	4					
62	1	22217-060000	WASHER, SPRING 6			4	4					
63	1	26587-080122	SCREW, M8X12			6	6					
64	1	194990-22140	NUT, M8			4	4					
65	1	26587-080122	SCREW, M8X12			4	4					
66	1	194490-63210-X	BRACKET, SEAT			1	1					

Remarks
(1).OPTIONAL PARTS.

Fig.95. FENDER & SEAT (COLUMN :FRENCH)

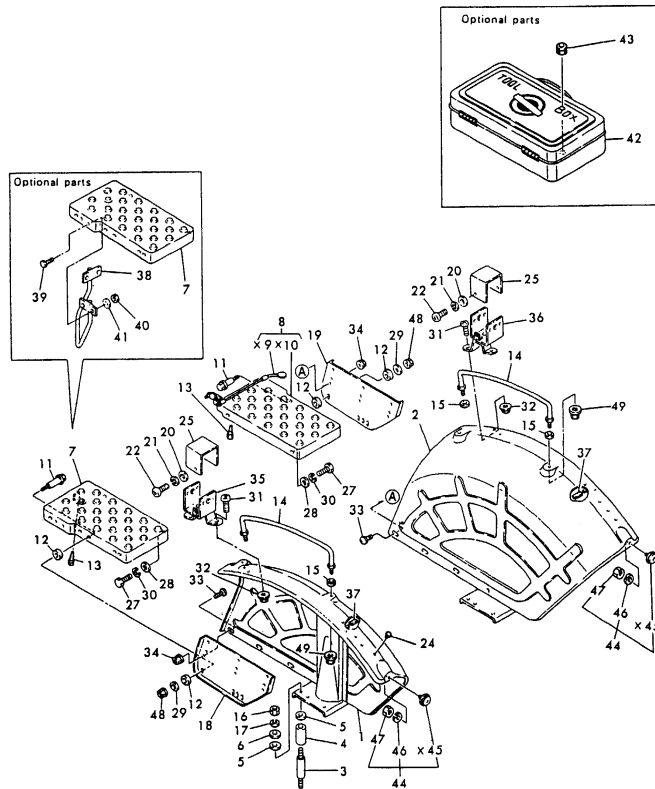
(A)=YM336 (FLOOR)
(B)=YM336D(FLOOR)
(C)=YM336 (COLUMN)

(D)=YM336D(COLUMN)
(E)=
(F)=

F

Fig. 95 FENDER & SEAT (COLUMN SHIFT: F.)

D94324-62100
D94490-62500
D94322-62600
D94324-63110



X-MARK PARTS : NOT SOLD SEPARATELY

No.	Lev.	Parts No.	Description	Q'ty						I	R
				(A)	(B)	(C)	(D)	(E)	(F)		
1	1	194324-62110-P	FENDER (L)			1	1				
2	1	194324-62120-P	FENDER (R)			1	1				
3	1	194145-62270	BOLT, STEPPED			8	8				
4	1	194145-62251	COLLAR			8	8				
5	1	194145-62260	RUBBER, ABSORBER			16	16				
6	1	194130-62180	WASHER			8	8				
7	1	194322-62510-X	STEP (L)			1	1				
8	1	194490-62510-X	STEP (L)			1	1				
11	1	194145-62241	BOLT, STEPPED			4	4				
12	1	194130-62160	RUBBER, ABSORBER			8	8				
13	1	194330-62530	STOPPER, PEDAL			3	3				
14	1	194145-62410-P	BAR, ASSIST			2	2				
15	1	194145-62420	RUBBER, CUSHION			4	4				
16	1	26716-120002	NUT, M12			8	8				
17	1	22217-120000	WASHER, SPRING 12			8	8				
18	1	194145-62131-P	SUB-FENDER (L)			1	1				
19	1	194145-62141-P	SUB-FENDER (R).			1	1				
20	1	22137-060000	WASHER, 6			4	4				
21	1	22217-060000	WASHER, SPRING 6			4	4				
22	1	26557-060122	SCREW, M6X12			4	4				
23	1	26013-080202	BOLT, M8X 20			4	4				
24	1	1C6053-26020	CAP, RUBBER 8X3			1	1				
25	1	194240-62260-P	HOOD, TURN SIGNAL			2	2				
26	1	194155-05210	BOLT, M6X16			2	2				
27	1	194465-11930	BOLT, M10X28			4	4				
28	1	22137-100000	WASHER, 10			4	4				
29	1	194145-62280	WASHER			4	4				
30	1	22217-100000	WASHER, SPRING 10			4	4				
31	1	26587-080122	SCREW, M8X12			4	4				
32	1	194990-22140	NUT, M8			4	4				
33	1	26587-080122	SCREW, M8X12			6	6				
34	1	194990-22140	NUT, M8			6	6				
35	1	194324-62251-P	BRACKET (L), SIGNAL			1	1				
36	1	194324-62261-P	BRACKET (R), SIGNAL			1	1				
37	1	23061-070035	PIPE, 7X 35			4	4				
38	1	194322-62540-X	STEP, SUB			1	1				1
39	1	26116-080252	BOLT, M8X 25 PLATED			4	4				1
40	1	194990-22140	NUT, M8			4	4				1
41	1	22137-080000	WASHER, 8			4	4				1
42	1	194145-64410-R	BOX, TOOL			1	1				1
43	1	194145-64430	GROMMET, 12			1	1				1
44	1	194740-76200	REFLECTOR			2	2				1
46	2	22217-050000	WASHER, SPRING 5			2	2				1
47	2	26716-050002	NUT, M5			2	2				1
48	1	194990-22140	NUT, M8			8	8				
49	1	194990-22160	NUT, M12			4	4				
50	1	194990-22150	NUT, M10			1	1				

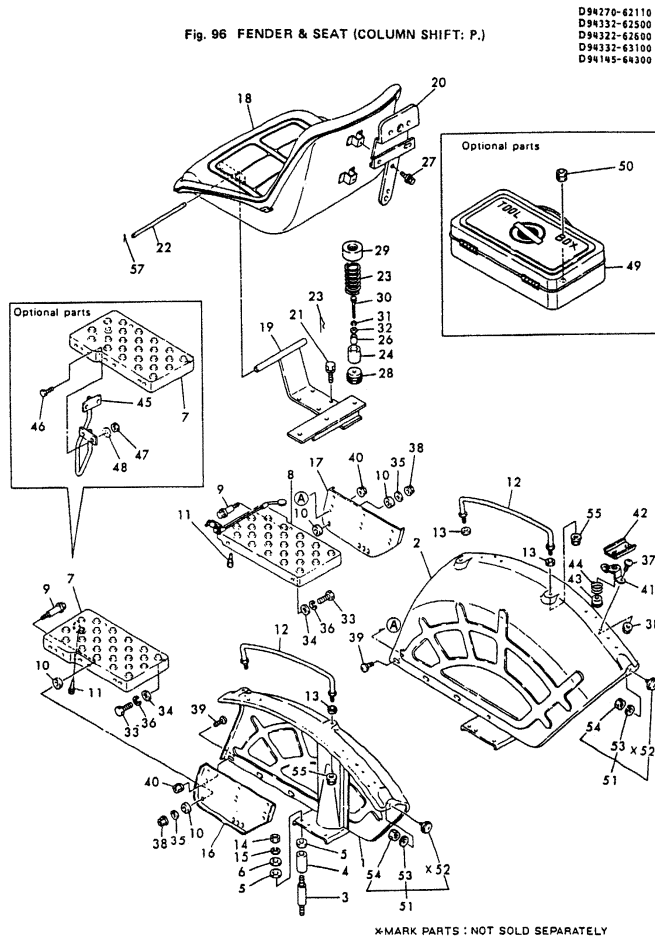
Remarks
(1).OPTIONAL PARTS

Fig.96. FENDER & SEAT(COLUMN:PORTUGAL)

(A)=YM336 (FLOOR
(B)=YM336D(FLOOR
(C)=YM336 (COLUMN

(D)=YM336D(COLUMN
(E)=
(F)=

P



D94270-62110
D94332-62500
D94332-62600
D94332-63100
D94145-64300

Fig. 96 FENDER & SEAT (COLUMN SHIFT: P.)

No.	Lev.	Parts No.	Description	Q'ty						I	R
				(A)	(B)	(C)	(D)	(E)	(F)		
1	1	194324-62110-R	FENDER (L)			1	1				
2	1	194324-62120-R	FENDER (R)			1	1				
3	1	194145-62270	BOLT, STEPPED			8	8				
4	1	194145-62251	COLLAR			8	8				
5	1	194145-62260	RUBBER, ABSORBER			16	16				
6	1	194130-62180	WASHER			8	8				
7	1	194322-62510-X	STEP (L)			1	1				
8	1	194332-62510-X	STEP (R)			1	1				
9	1	194145-62241	BOLT, STEPPED			4	4				
10	1	194130-62160	RUBBER, ABSORBER			8	8				
11	1	194330-62530	STOPPER, PEDAL			3	3				
12	1	194145-62410	BAR, ASSIST			2	2				
13	1	194145-62420	RUBBER, CUSHION			4	4				
14	1	26716-120002	NUT, M12			8	8				
15	1	22217-120000	WASHER, SPRING 12			8	8				
16	1	194145-62131-R	SUB-FENDER (L)			1	1				
17	1	194145-62141-R	SUB-FENDER (R)			1	1				
18	1	194448-63110-X	SEAT, OPERATOR			1	1				
19	1	194490-63210-X	BRACKET, SEAT			1	1				
20	1	194242-63120-X	STAY			1	1				
21	1	26013-080202	BOLT, M8X 20			4	4				
22	1	194140-63221	PIN, HINGE			1	1				
23	1	22360-080000	SNAP PIN 8			1	1				
24	1	194151-63240	RUBBER, CUSHION			2	2				
25	1	194281-63240	SPRING			2	2				
26	1	194151-63250	COLLAR, CUSHION			2	2				
27	1	194155-05210	BOLT, M6X16			2	2				
28	1	194322-63250	HOLDER			2	2				
29	1	194322-63280	COVER, SEAT SPRING			2	2				
30	1	26116-080552	BOLT, M8X 55 PLATED			2	2				
31	1	22217-080000	WASHER, SPRING 8			2	2				
32	1	22137-080000	WASHER, 8			2	2				
33	1	194465-11930	BOLT, M10X28			4	4				
34	1	22137-100000	WASHER, 10			4	4				
35	1	194145-62280	WASHER			4	4				
36	1	22217-100000	WASHER, SPRING 10			4	4				
37	1	26587-080122	SCREW, M8X12			4	4				
38	1	194990-22140	NUT, M8			8	8				
39	1	26587-080122	SCREW, M8X12			6	6				
40	1	194990-22140	NUT, M8			6	6				
41	1	194270-62240-R	STAY, FLASHER LAMP			2	2				
42	1	194270-62260-R	STAY B			2	2				
43	1	194270-62280	HOLDER, SPRING			2	2				
44	1	194270-62290	SPRING, LAMP STAY			2	2				
45	1	194322-62540-X	STEP, SUB			1	1				1
46	1	26116-080252	BOLT, M8X 25 PLATED			4	4				1
47	1	194990-22140	NUT, M8			4	4				1
48	1	22137-080000	WASHER, 8			4	4				1
49	1	194145-64410-R	BOX, TOOL			1	1				1
50	1	194145-64430	GROMMET, 12			1	1				1
51	1	194740-76200	REFLECTOR			2	2				1

Remarks
(1).OPTIONAL PARTS

Fig.96. FENDER & SEAT(COLUMN:PORTUGAL)

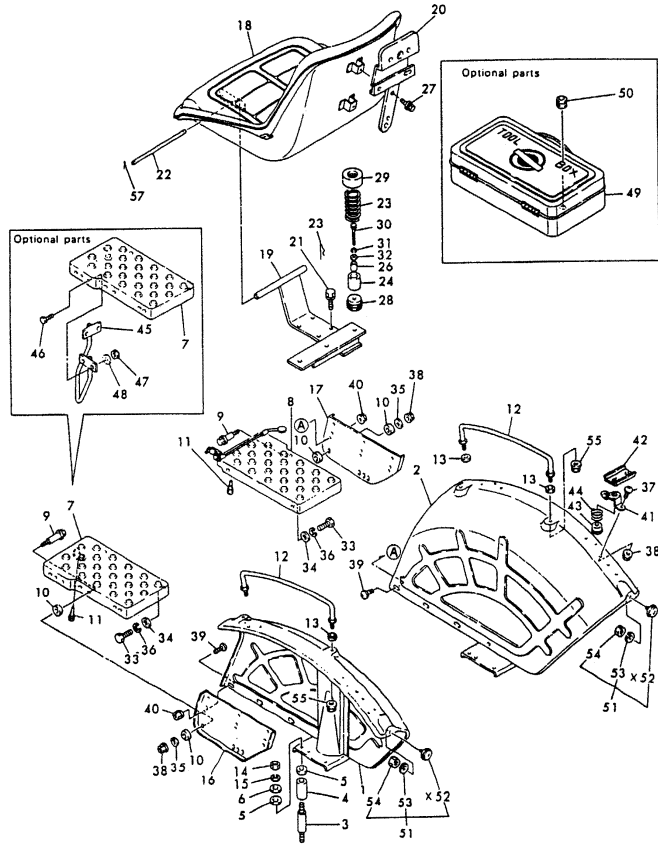
(A)=YM336 (FLOOR
(B)=YM336D(FLOOR
(C)=YM336 (COLUMN

(D)=YM336D(COLUMN
(E)=
(F)=

P

Fig. 96 FENDER & SEAT (COLUMN SHIFT: P.)

D94270-62110
D94332-62500
D94322-62600
D94332-63100
D94145-64300



*MARK PARTS : NOT SOLD SEPARATELY

No.	Lev.	Parts No.	Description	Q'ty						I	R
				(A)	(B)	(C)	(D)	(E)	(F)		
53	2	22217-050000	WASHER, SPRING 5			2	2				1
54	2	26716-050002	NUT, M5			2	2				1
55	1	194990-22160	NUT, M12			4	4				
56	1	194990-22150	NUT, M10			1	1				
57	1	22417-200200	PIN, COTTER 2.0X20			1	1				

Remarks
(1).OPTIONAL PARTS

Fig.97. FENDER & SEAT(COLUMN:S.AFRICA)

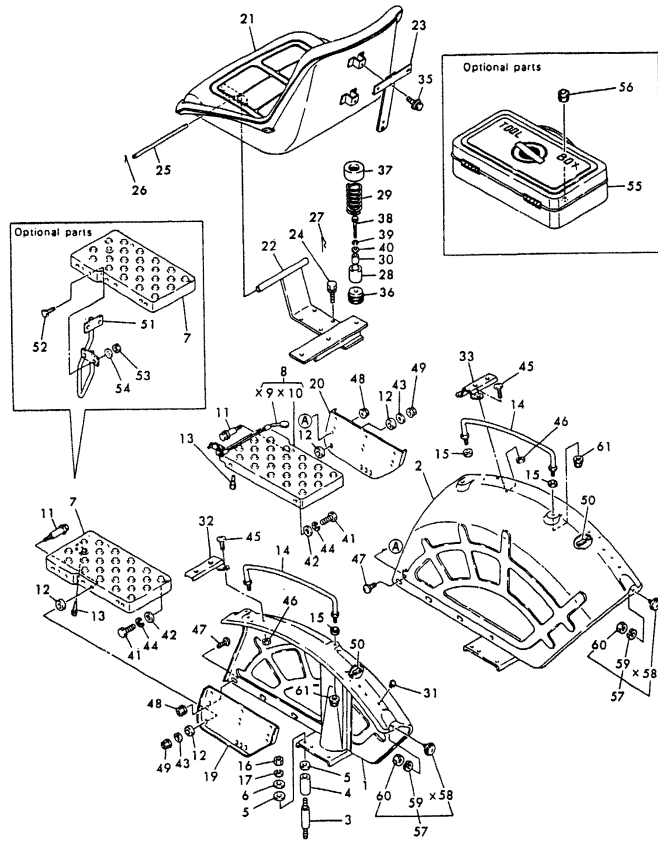
(A)=YM336 (FLOOR)
(B)=YM336D(FLOOR)
(C)=YM336 (COLUMN)

(D)=YM336D(COLUMN)
(E)=
(F)=

S.Africa

Fig. 97 FENDER & SEAT (COLUMN: S. AFRICA)

D94270-62100
D94332-62500
D94322-62800
D94332-63100
D94145-64300



*MARK PARTS : NOT SOLD SEPARATELY

No.	Lev.	Parts No.	Description	Q'ty						I	R
				(A)	(B)	(C)	(D)	(E)	(F)		
1	1	194324-62110-R	FENDER (L)			1	1				
2	1	194324-62120-R	FENDER (R)			1	1				
3	1	194145-62270	BOLT, STEPPED			8	8				
4	1	194145-62251	COLLAR			8	8				
5	1	194145-62260	RUBBER, ABSORBER			16	16				
6	1	194130-62180	WASHER			8	8				
7	1	194322-62510-X	STEP (L)			1	1				
8	1	194490-62510-X	STEP (L)			1	1				
11	1	194145-62241	BOLT, STEPPED			4	4				
12	1	194130-62160	RUBBER, ABSORBER			8	8				
13	1	194330-62530	STOPPER, PEDAL			3	3				
14	1	194145-62410-R	BAR, ASSIST			2	2				
15	1	194145-62420	RUBBER, CUSHION			4	4				
16	1	26716-120002	NUT, M12			8	8				
17	1	22217-120000	WASHER, SPRING 12			8	8				
18	1	26116-100252	BOLT, M10X 25 PLATED			1	1				
19	1	194145-62131-R	SUB-FENDER (L)			1	1				
20	1	194145-62141-R	SUB-FENDER (R)			1	1				
21	1	194448-63110-X	SEAT, OPERATOR			1	1				
22	1	194490-63210-X	BRACKET, SEAT			1	1				
23	1	194448-63120-X	STAY, NUMBER PLATE			1	1				
24	1	26013-080202	BOLT, M8X 20			4	4				
25	1	194140-63221	PIN, HINGE			1	1				
26	1	22417-200200	PIN, COTTER 2.0X20			1	1				
27	1	22360-080000	SNAP PIN 8			1	1				
28	1	194151-63240	RUBBER, CUSHION			2	2				
29	1	194281-63240	SPRING			2	2				
30	1	194151-63250	COLLAR, CUSHION			2	2				
31	1	1C6053-26020	CAP, RUBBER 8X3			1	1				
32	1	194370-62220-R	STAY (L), FENDER			1	1				
33	1	194370-62230-R	STAY (R), FENDER			1	1				
34	1	194145-64430	GROMMET, 12			1	1				
35	1	194155-05210	BOLT, M6X16			2	2				
36	1	194322-63250	HOLDER			2	2				
37	1	194322-63280	COVER, SEAT SPRING			2	2				
38	1	26116-080552	BOLT, M8X 55 PLATED			2	2				
39	1	22217-080000	WASHER, SPRING 8			2	2				
40	1	22137-080000	WASHER, 8			2	2				
41	1	194465-11930	BOLT, M10X28			4	4				
42	1	22137-100000	WASHER, 10			4	4				
43	1	194145-62280	WASHER			4	4				
44	1	22217-100000	WASHER, SPRING 10			4	4				
45	1	26587-080122	SCREW, M8X12			4	4				
46	1	194990-22140	NUT, M8			4	4				
47	1	26587-080122	SCREW, M8X12			6	6				
48	1	194990-22140	NUT, M8			6	6				
49	1	194990-22140	NUT, M8			4	4				
50	1	23061-070035	PIPE, 7X 35			4	4				
51	1	194322-62540-X	STEP, SUB			1	1				1
52	1	26116-080252	BOLT, M8X 25 PLATED			4	4				1
53	1	194990-22140	NUT, M8			4	4				1

Remarks
(1).OPTIONAL PARTS

Fig.97. FENDER & SEAT(COLUMN:S.AFRICA)

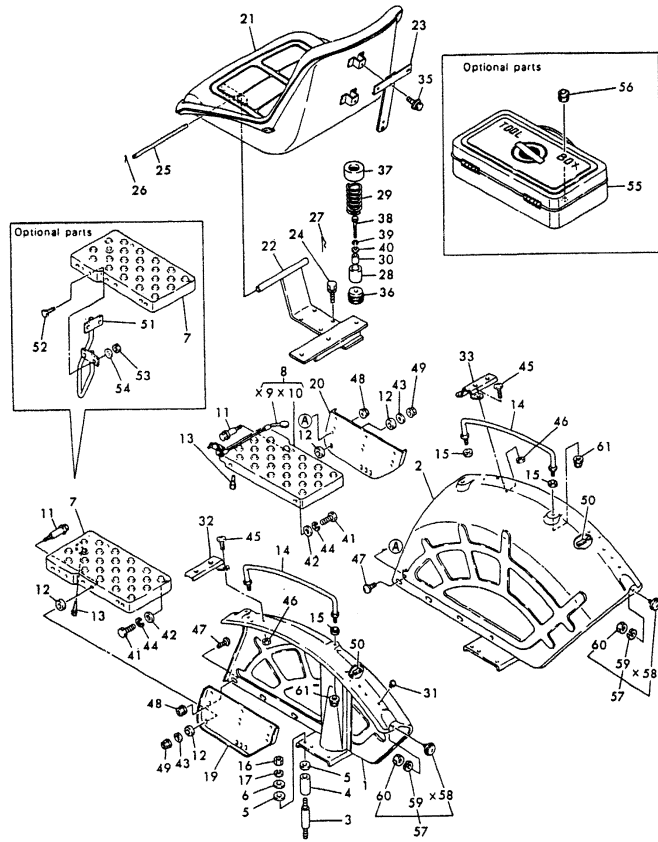
(A)=YM336 (FLOOR
(B)=YM336D(FLOOR
(C)=YM336 (COLUM

(D)=YM336D(COLUM
(E)=
(F)=

S.Africa

Fig. 97 FENDER & SEAT (COLUMN: S. AFRICA)

D94270-62100
D94332-62500
D94322-62800
D94332-63100
D94145-64300



No.	Lev.	Parts No.	Description	Q'ty						I	R
				(A)	(B)	(C)	(D)	(E)	(F)		
54	1	22137-080000	WASHER, 8			4	4				1
55	1	194145-64410-R	BOX, TOOL			1	1				1
56	1	194145-64430	GROMMET, 12			1	1				1
57	1	194740-76200	REFLECTOR			2	2				1
59	2	22217-050000	WASHER, SPRING 5			2	2				1
60	2	26716-050002	NUT, M5			2	2				1
61	1	194990-22160	NUT, M12			4	4				
62	1	194990-22150	NUT, M10			1	1				

Remarks
(1).OPTIONAL PARTS

Fig.98. LABELS (FLOOR SHIFT : A)

(A)=YM336 (FLOOR
(B)=YM336D(FLOOR
(C)=YM336 (COLUM

(D)=YM336D(COLUM
(E)=
(F)=

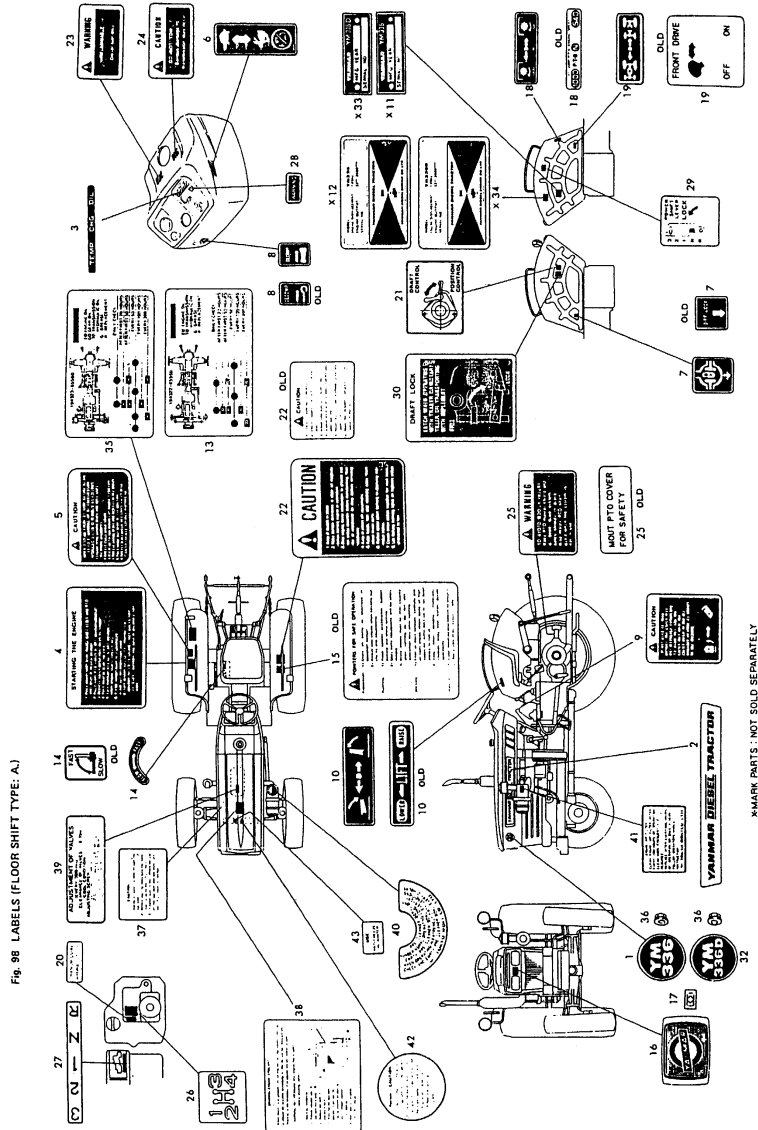


Fig. 98 LABELS (FLOOR SHIFT TYPE: A.)

A

No.	Lev.	Parts No.	Description	Q'ty						I	R
				(A)	(B)	(C)	(D)	(E)	(F)		
1	1	194322-64720	LABEL, SIDE	2							
1-1	1	194322-64721	LABEL, SIDE	2							N
		(A=*)									
1-2	1	194322-64722	LABEL, SIDE	2							N
		(A=*1981.)									
2	1	194371-64750	LABEL, MODEL	2	2						
2-1	1	194371-64751	LABEL, MODEL	2	2						N
		(A=*1981.) (B=*1981.)									
3	1	194151-65310	LABEL, PILOT LAMP	1	1						
4	1	194446-65350	LABEL, ENG. STARTING	1	1						
4-1	1	194446-65351	LABEL, ENG. STARTING	1	1						R
		(A=*1981.) (B=*1981.)									
5	1	194446-65360	LABEL, COLD STARTING	1	1						
5-1	1	194446-65361	LABEL, COLD STARTING	1	1						N
		(A=*1981.) (B=*1981.)									
6	1	194240-65431	LABEL, THROTTLE LEVER	1	1						
6-1	1	194240-65432	LABEL, THROTTLE LEVER	1	1						N
		(A=*1981.) (B=*1981.)									
7	1	194240-65440	LABEL, DIFF. LOCK	1	1						
7-1	1	194240-65441	LABEL, DIFF. LOCK	1	1						N
		(A=*1981.) (B=*1981.)									
8	1	194370-65450	LABEL, DECOMPRESSION	1	1						
8-1	1	194370-65451	LABEL, DECOMPRESSION	1	1						N
		(A=T/# 21145) (B=T/# 41770)									
9	1	194370-65460	LABEL, CLUTCH CAUTION	1	1						
9-1	1	194370-65461	LABEL, CLUTCH CAUTION	1	1						N
		(A=T/# 21145) (B=T/# 41770)									
10	1	194240-65510	LABEL, HYDRAULIC LIFT	1	1						
10-1	1	194240-65511	LABEL, HYDRAULIC LIFT	1	1						N
		(A=T/# 21145) (B=T/# 41770)									
13	1	194322-65560	LABEL, LUBRICATION	1							
13-1	1	194322-65561	LABEL, LUBRICATION	1							N
		(A=*1981.)									
14	1	194273-65570	LABEL, SLOW RETURN	1	1						
14-1	1	194273-65571	LABEL, SLOW RETURN	1	1						N
		(A=*) (B=*)									
15	1	194446-65570	LABEL, OPERATION	1	1						Z
		(A=*) (B=*)									
16	1	194200-65601	EMBLEM	1	1						
17	1	194200-65610	NUT, FLAT	2	2						
18	1	194273-65610	LABEL, P.T.O. SHIFT	1	1						
18-1	1	194273-65611	LABEL, P.T.O. SHIFT	1	1						N
		(A=T/# 21145) (B=T/# 41770)									
19	1	194447-65620	LABEL, 4-DRIVE WHEEL		1						
19-1	1	194447-65621	LABEL, 4-DRIVE WHEEL		1						N
		(B=*1981.)									
20	1	194446-65630	LABEL, GEAR OIL	1	1						
21	1	194273-65650	LABEL, DRAFT CHANGE	1	1						
21-1	1	194273-65651	LABEL, DRAFT CHANGE	1	1						N
		(A=T/# 21145) (B=T/# 41770)									
22	1	194446-65660	LABEL, CAUTION	1	1						

N:Old $\begin{matrix} \text{Yes} \\ \text{No} \end{matrix}$ New, Q:Old $\begin{matrix} \text{No} \\ \text{Yes} \end{matrix}$ New, R:Old $\begin{matrix} \text{Yes} \\ \text{No} \end{matrix}$ New, S:Old $\begin{matrix} \text{No} \\ \text{Yes} \end{matrix}$ New, W:Add, Z:Discontinued, F:Interchangeable by set, K:Q'ty Change
 ++ CONTINUE ++
 Copyright (C) YANMAR CO., LTD. All Rights Reserved.

Fig.98. LABELS (FLOOR SHIFT : A)

(A)=YM336 (FLOOR
(B)=YM336D(FLOOR
(C)=YM336 (COLUM

(D)=YM336D(COLUM
(E)=
(F)=

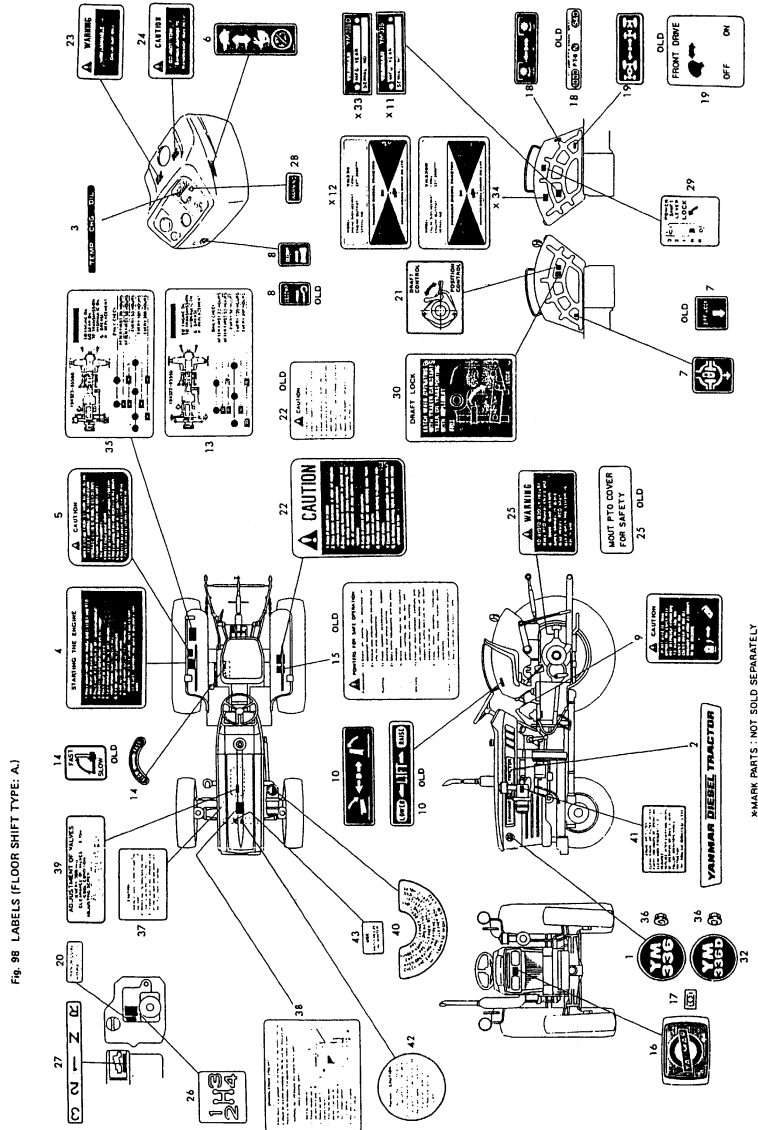


Fig. 98 LABELS (FLOOR SHIFT TYPE : A.)

A

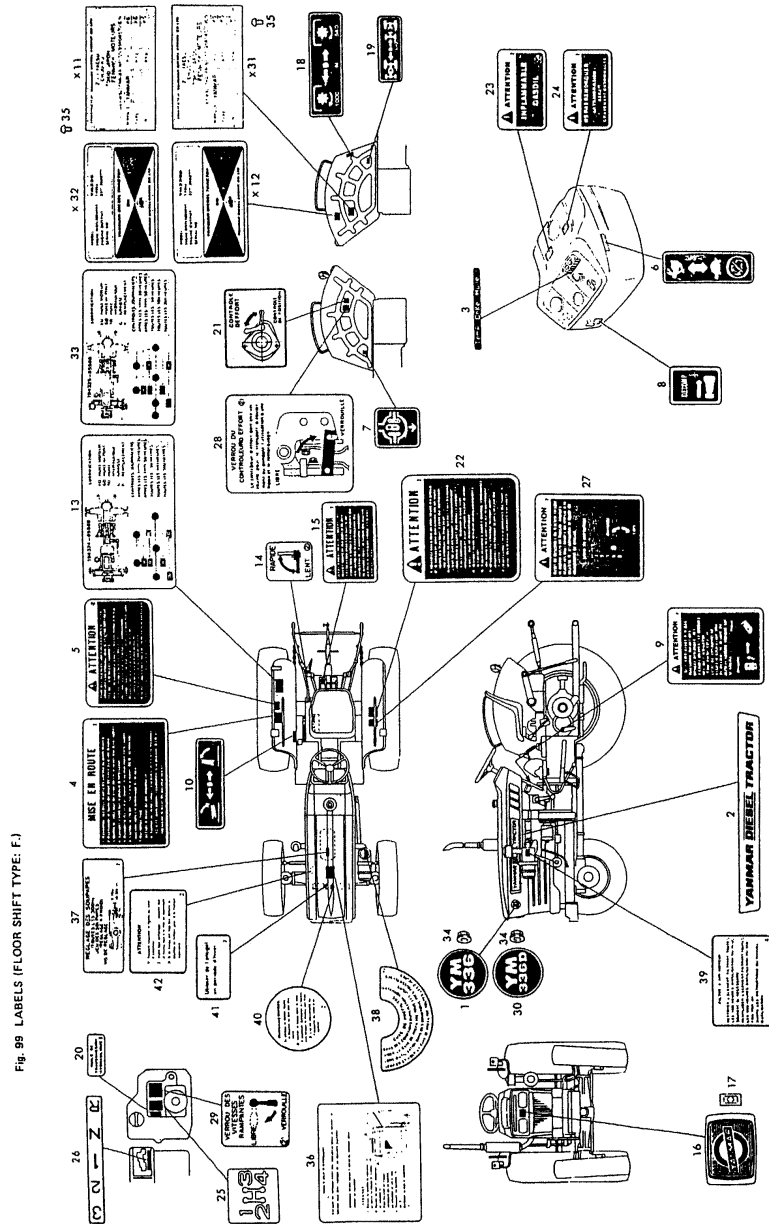
No.	Lev.	Parts No.	Description	Q'ty						I	R
				(A)	(B)	(C)	(D)	(E)	(F)		
22-1	1	194275-65660	LABEL, CAUTION	1	1						N
		(A=*) (B=*)									
23	1	194240-65670	LABEL, FUEL INDICAT.	1	1						N
23-1	1	194240-65671	LABEL, FUEL INDICAT.	1	1						N
		(A=T/# 21145) (B=T/# 41770)									
24	1	194446-65680	LABEL, DO NOT TOW	1	1						N
24-1	1	194446-65681	LABEL, DO NOT TOW	1	1						N
		(A=T/# 21145) (B=T/# 41770)									
25	1	194240-65710	LABEL, P.T.O. COVER	1	1						N
25-1	1	194170-65620	LABEL, WARNING	1	1						N
		(A=*1981.) (B=*1981.)									
26	1	194322-65720	LABEL, SIDE MARK	1	1						N
26-1	1	194322-65721	LABEL, SIDE MARK	1	1						N
		(A=*) (B=*)									
27	1	194320-65310	LABEL, POWER SHIFT	1	1						N
28	1	194446-65340	LABEL, WORKING	1	1						N
28-1	1	194446-65341	LABEL, WORKING	1	1						N
		(A=*) (B=*)									
29-1	1	194322-65470	LABEL, LEVER POSITION	1	1						N
29-2	1	194322-65471	LABEL, LEVER POSITION	1	1						N
		(A=T/# 00206) (B=T/# 00323)									
30	1	194322-65860	LABEL, DRAFT LOCK	1	1						N
30-1	1	194322-65861	LABEL, DRAFT LOCK	1	1						N
		(A=*1982.) (B=*1982.)									
32	1	194323-64720	LABEL, SIDE		2						N
32-1	1	194323-64721	LABEL, SIDE		2						N
		(B=*)									
32-2	1	194323-64722	LABEL, SIDE		2						N
		(B=*1981.)									
35	1	194323-65560	LABEL, LUBRICATION		1						N
35-1	1	194323-65561	LABEL, LUBRICATION		1						N
		(B=*1981.)									
36	1	194990-22120	NUT, M5	4	4						W
		(A=*) (B=*)									
37	1	124764-44810	LABEL, RESERVE TANK	1	1						N
38	1	121254-07150	LABEL, WATER DRAIN	1	1						N
39	1	124764-07160	LABEL, VALVE ADJUST	1	1						N
40	1	121454-12480	LABEL, PRE-CLEANER	1	1						N
41	1	124764-12600	LABEL, AIR-CLEANER	1	1						N
41-1	1	121454-12520	LABEL, AIR-CLEANER	1	1						N
		(A=*1980.) (B=*1980.)									
42	1	124764-44800	LABEL, RADIATOR	1	1						N
43	1	124764-44920	LABEL, ANTI-FREEZING	1	1						N

Remarks
(M) MISPRINT.

Fig.99. LABELS (FLOOR SHIFT : FRENCH)

(A)=YM336 (FLOOR
(B)=YM336D(FLOOR
(C)=YM336 (COLUM

(D)=YM336D(COLUM
(E)=
(F)=



*MARK PARTS : NOT SOLD SEPARATELY

No.	Lev.	Parts No.	Description	Qty						I	R
				(A)	(B)	(C)	(D)	(E)	(F)		
1	1	194322-64721	LABEL, SIDE		2						
1-1	1	194322-64722	LABEL, SIDE		2						N
(A=*1981.)											
2	1	194371-64750	LABEL, MODEL		2	2					
2-1	1	194371-64751	LABEL, MODEL		2	2					N
(A=*1981.) (B=*1981.)											
3	1	194240-98241	LABEL, PILOT		1	1					
4	1	194448-65350	LABEL, ENG. STARTING		1	1					
5	1	194448-65360	LABEL, COLD STARTING		1	1					
6	1	194240-65432	LABEL, THROTTLE LEVER		1	1					
7	1	194240-65441	LABEL, DIFF. LOCK		1	1					
8	1	194370-65451	LABEL, DECOMPRESSION		1	1					
9	1	194240-98281	LABEL, CLUTCH		1	1					
10	1	194240-65511	LABEL, HYDRAULIC LIFT		1	1					
13	1	194324-65560	LABEL, LUBRICATION		1						
14	1	194273-98431	LABEL, SLOW RETURN		1	1					
15	1	194448-65620	LABEL, WARNING		1	1					
16	1	194200-65601	EMBLEM		1	1					
17	1	194200-65610	NUT, FLAT		2	2					
18	1	194273-65611	LABEL, P.T.O. SHIFT		1	1					
19	1	194447-65621	LABEL, 4-DRIVE WHEEL			1					
20	1	194448-65630	LABEL, GEAR OIL		1	1					
21	1	194273-98441	LABEL, CHANGE		1	1					
22	1	194448-65660	LABEL, CAUTION		1	1					
23	1	194240-98221	LABEL, FUEL OIL		1	1					
24	1	194448-65680	LABEL, DO NOT TOW		1	1					
25	1	194322-65721	LABEL, SIDE MARK		1	1					
26	1	194320-65310	LABEL, POWER SHIFT		1	1					
27	1	194322-65470	LABEL, LEVER POSITION		1	1					
28	1	194324-65860	LABEL, DRAFT LOCK		1	1					
29	1	194324-65650	LABEL, CREEP LOCK (F		1	1					
30	1	194323-64721	LABEL, SIDE			2					
30-1	1	194323-64722	LABEL, SIDE			2					N
(B=*1981.)											
33	1	194325-65560	LABEL, LUBRICATION			1					
34	1	194990-22120	NUT, M5		4	4					W
(A=*) (B=*)											
35	1	194080-64780	RIVET		4	4					
36	1	121241-07150	LABEL, WATER DRAIN		1	1					
37	1	124740-07160	LABEL, ADJ		1	1					
38	1	121440-12520	LABEL, PRE-CLEANER(F		1	1					
39	1	121440-12480	LABEL, AIR CLEANER(F		1	1					
40	1	124740-44800	LABEL, RADIATOR		1	1					
41	1	124740-44920	LABEL, ANTI-FREEZING		1	1					
42	1	124740-44810	LABEL, SUB-TANK		1	1					

Fig. 99 LABELS (FLOOR SHIFT TYPE: F.)

F

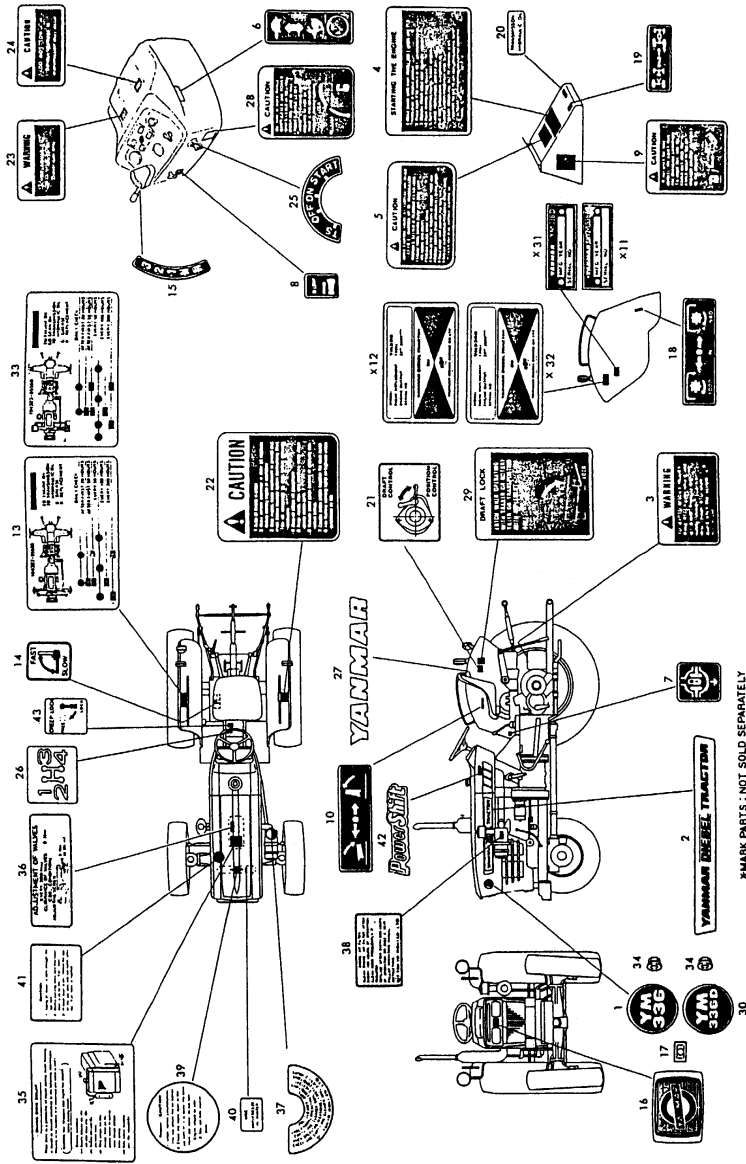
Fig.100. LABELS (COLUMN SHIFT:A & SCAN)

(A)=YM336 (FLOOR)
(B)=YM336D(FLOOR)
(C)=YM336 (COLUM

(D)=YM336D(COLUM
(E)=
(F)=

DPM1P-6508
DPM1P-6509
Fig. 100 LABELS (COLUMN SHIFT TYPE: A & SCAN.)

A & Scan



*MARK PARTS : NOT SOLD SEPARATELY

No.	Lev.	Parts No.	Description	Q'ty						I	R
				(A)	(B)	(C)	(D)	(E)	(F)		
1	1	194322-64721	LABEL, SIDE			2					
1-1	1	194322-64722	LABEL, SIDE (C=*1981.)			2					N
2	1	194371-64750	LABEL, MODEL			2	2				
2-1	1	194371-64751	LABEL, MODEL (C=*1981.) (D=*1981.)			2	2				N
3	1	194170-65620	LABEL, WARNING			1	1				
4	1	194446-65351	LABEL, ENG. STARTING			1	1				
4-1	1	194446-65352	LABEL, ENG. STARTING (C=*1982.06) (D=*1982.06)			1	1				N
5	1	194446-65361	LABEL, COLD STARTING			1	1				
6	1	194240-65432	LABEL, THROTTLE LEVER			1	1				
7	1	194240-65441	LABEL, DIFF. LOCK			1	1				
8	1	194370-65451	LABEL, DECOMPRESSION			1	1				
9	1	194370-65461	LABEL, CLUTCH CAUTION			1	1				
10	1	194240-65511	LABEL, HYDRAULIC LIFT			1	1				
13	1	194322-65561	LABEL, LUBRICATION			1					
14	1	194273-65571	LABEL, SLOW RETURN			1	1				
15	1	194170-65580	LABEL, MAIN SHIFT			1	1				
16	1	194200-65601	EMBLEM			1	1				
17	1	194200-65610	NUT, FLAT			2	2				
18	1	194273-65611	LABEL, P.T.O. SHIFT			1	1				
19	1	194447-65621	LABEL, 4-DRIVE WHEEL			1	1				
20	1	194446-65630	LABEL, GEAR OIL			1	1				
21	1	194273-65651	LABEL, DRAFT CHANGE			1	1				
22	1	194275-65660	LABEL, CAUTION			1	1				
23	1	194240-65671	LABEL, FUEL INDICAT.			1	1				
24	1	194446-65681	LABEL, DO NOT TOW			1	1				
25	1	194310-65720	LABEL, KEY SWITCH			1	1				
26	1	194322-65721	LABEL, SIDE MARK			1	1				
27	1	194170-65890	LABEL, SEAT			1	1				
27-1	1	194170-65891	LABEL, SEAT (C=*1981.) (D=*1981.)			1	1				N
28	1	194170-65470	LABEL, LEVER POSITION			1	1				
29	1	194322-65861	LABEL, DRAFT LOCK			1	1				
30	1	194323-64721	LABEL, SIDE				2				
30-1	1	194323-64722	LABEL, SIDE (D=*1981.)				2				N
33	1	194323-65561	LABEL, LUBRICATION				1				
34	1	194990-22120	NUT, M5 (C=*) (D=*)			4	4				W
35	1	121254-07150	LABEL, WATER DRAIN			1	1				
36	1	124764-07160	LABEL, VALVE ADJUST			1	1				
37	1	121454-12480	LABEL, PRE-CLEANER			1	1				
38	1	124764-12600	LABEL, AIR-CLEANER			1	1				
38-1	1	121454-12520	LABEL, AIR-CLEANER (C=*1980.) (D=*1980.)			1	1				N
39	1	124764-44800	LABEL, RADIATOR			1	1				
40	1	124764-44920	LABEL, ANTI-FREEZING			1	1				
41	1	124764-44810	LABEL, RESERVE TANK			1	1				
42	1	194800-65350	LABEL, MAIN SHIFT			2	2				W

Fig.100. LABELS (COLUMN SHIFT:A & SCAN)

(A)=YM336 (FLOOR
(B)=YM336D(FLOOR
(C)=YM336 (COLUM

(D)=YM336D(COLUM
(E)=
(F)=

No.	Lev.	Parts No.	Description	Qty						I	R
				(A)	(B)	(C)	(D)	(E)	(F)		
43	1	194322-65650	(C=T/# 21142) LABEL, CREEP LOCK (D=T/# 41697) (C=*1982.08) (D=*1982.08)			1	1				W

DH48P-6508
DYN41-6526

Fig. 100 LABELS (COLUMN SHIFT TYPE: A & SCAN.)

A & Scan

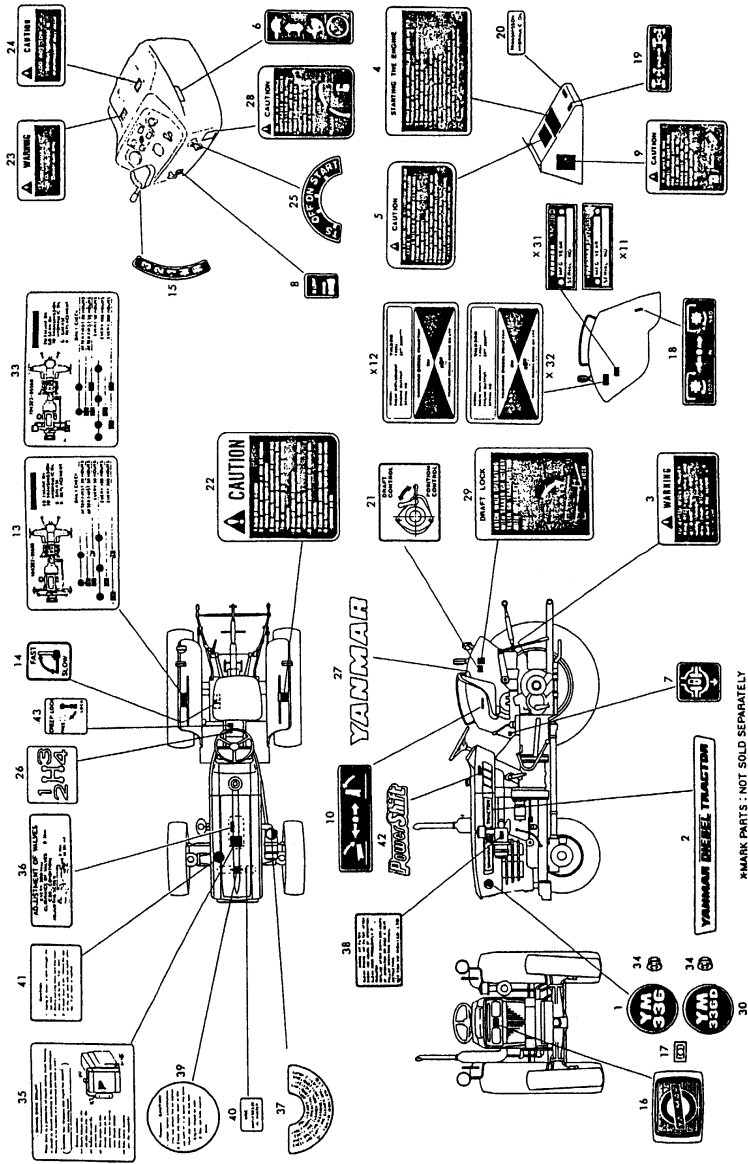
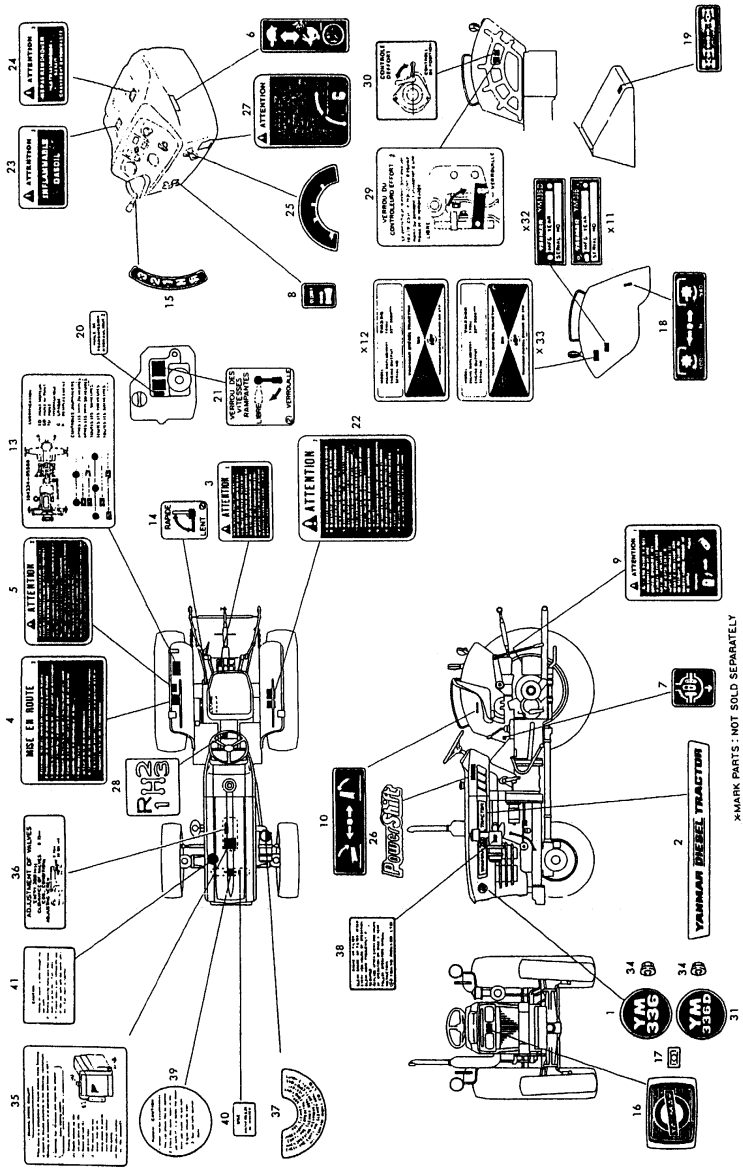


Fig.101. LABELS (COLUMN SHIFT : FRENCH)

(A)=YM336 (FLOOR)
(B)=YM336D(FLOOR)
(C)=YM336 (COLUMN)

(D)=YM336D(COLUMN)
(E)=
(F)=



*MARK PARTS : NOT SOLD SEPARATELY

No.	Lev.	Parts No.	Description	Qty						I	R
				(A)	(B)	(C)	(D)	(E)	(F)		
1	1	194322-64722	LABEL, SIDE			2					
2	1	194371-64751	LABEL, MODEL			2	2				
3	1	194448-65620	LABEL, WARNING			1	1				
4	1	194448-65350	LABEL, ENG. STARTING			1	1				
5	1	194448-65360	LABEL, COLD STARTING			1	1				
6	1	194240-65432	LABEL, THROTTLE LEVER			1	1				
7	1	194240-65441	LABEL, DIFF. LOCK			1	1				
8	1	194370-65451	LABEL, DECOMPRESSION			1	1				
9	1	194240-98281	LABEL, CLUTCH			1	1				
10	1	194240-65511	LABEL, HYDRAULIC LIFT			1	1				
13	1	194324-65560	LABEL, LUBRICATION			1					
14	1	194273-98431	LABEL, SLOW RETURN			1	1				
15	1	194170-65580	LABEL, MAIN SHIFT			1	1				
16	1	194200-65601	EMBLEM			1	1				
17	1	194200-65610	NUT, FLAT			2	2				
18	1	194273-65611	LABEL, P.T.O. SHIFT			1	1				
19	1	194447-65621	LABEL, 4-DRIVE WHEEL				1				
20	1	194448-65630	LABEL, GEAR OIL			1	1				
21	1	194324-65650	LABEL, CREEP LOCK (F)			1	1				
22	1	194448-65660	LABEL, CAUTION			1	1				
23	1	194240-98221	LABEL, FUEL OIL			1	1				
24	1	194448-65680	LABEL, DO NOT TOW			1	1				
25	1	194240-98251	LABEL, KEY SWITCH			1	1				
26	1	194800-65350	LABEL, MAIN SHIFT			1	1				
27	1	194500-65470	LABEL, LEVER POSITION			1	1				
28	1	194324-65730	LABEL, RANGE SHIFT			1	1				
29	1	194324-65860	LABEL, DRAFT LOCK			1	1				
30	1	194273-98441	LABEL, CHANGE				2				
31	1	194323-64722	LABEL, SIDE				2				
34	1	194990-22120	NUT, M5			4	4				
35	1	121254-07150	LABEL, WATER DRAIN			1	1				
36	1	124764-07160	LABEL, VALVE ADJUST			1	1				
37	1	121454-12480	LABEL, PRE-CLEANER			1	1				
38	1	121454-12520	LABEL, AIR-CLEANER			1	1				
39	1	124764-44800	LABEL, RADIATOR			1	1				
40	1	124764-44920	LABEL, ANTI-FREEZING			1	1				
41	1	124764-44810	LABEL, RESERVE TANK			1	1				

Fig. 101. LABELS (COLUMN SHIFT TYPE: F.)
D94334-65300
D94335-65300

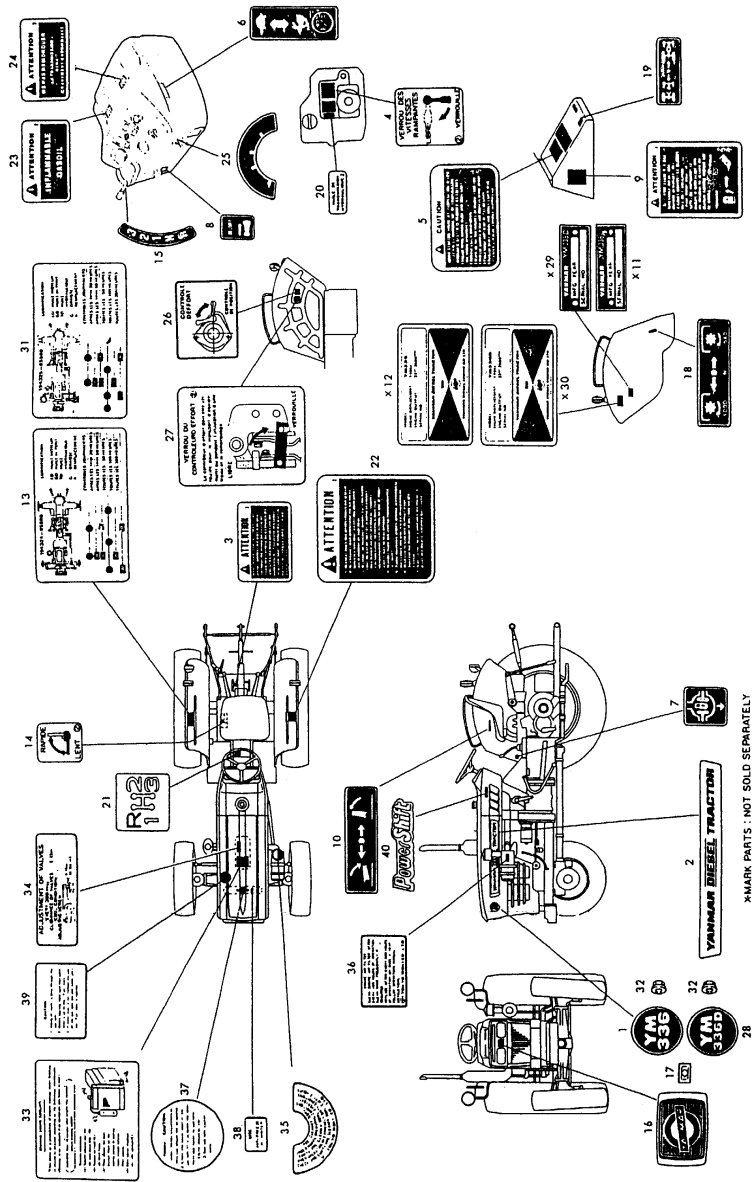
F

Fig.102. LABELS (COLUMN : EUROPEAN)

(A)=YM336 (FLOOR)
 (B)=YM336D(FLOOR)
 (C)=YM336 (COLUMN)

(D)=YM336D(COLUMN)
 (E)=
 (F)=

Fig. 102 LABELS (COLUMN SHIFT TYPE: EUROPEAN)



No.	Lev.	Parts No.	Description	Q'ty						I	R
				(A)	(B)	(C)	(D)	(E)	(F)		
1	1	194322-64722	LABEL, SIDE			2					
2	1	194371-64751	LABEL, MODEL			2	2				
3	1	194448-65620	LABEL, WARNING			1	1				
4	1	194324-65650	LABEL, CREEP LOCK (F			1	1				
5	1	194446-65361	LABEL, COLD STARTING			1	1				
6	1	194240-65432	LABEL, THROTTLE LEVER			1	1				
7	1	194240-65441	LABEL, DIFF. LOCK			1	1				
8	1	194370-65451	LABEL, DECOMPRESSION			1	1				
9	1	194240-98281	LABEL, CLUTCH			1	1				
10	1	194240-65511	LABEL, HYDRAULIC LIFT			1	1				
13	1	194324-65560	LABEL, LUBRICATION			1					
14	1	194273-98431	LABEL, SLOW RETURN			1	1				
15	1	194170-65580	LABEL, MAIN SHIFT			1	1				
16	1	194200-65601	EMBLEM			1	1				
17	1	194200-65610	NUT, FLAT			2	2				
18	1	194273-65611	LABEL, P.T.O. SHIFT			1	1				
19	1	194447-65621	LABEL, 4-DRIVE WHEEL				1				
20	1	194448-65630	LABEL, GEAR OIL			1	1				
21	1	194324-65730	LABEL, RANGE SHIFT			1	1				
22	1	194448-65660	LABEL, CAUTION			1	1				
23	1	194240-98221	LABEL, FUEL OIL			1	1				
24	1	194448-65680	LABEL, DO NOT TOW			1	1				
25	1	194240-98251	LABEL, KEY SWITCH			1	1				
26	1	194273-98441	LABEL, CHANGE			1	1				
27	1	194324-65860	LABEL, DRAFT LOCK			1	1				
28	1	194323-64722	LABEL, SIDE				2				
31	1	194325-65560	LABEL, LUBRICATION				1				
32	1	194990-22120	NUT, M5			4	4				
33	1	121254-07150	LABEL, WATER DRAIN			1	1				
34	1	124764-07160	LABEL, VALVE ADJUST			1	1				
35	1	121454-12480	LABEL, PRE-CLEANER			1	1				
36	1	121454-12520	LABEL, AIR-CLEANER			1	1				
37	1	124764-44800	LABEL, RADIATOR			1	1				
38	1	124764-44920	LABEL, ANTI-FREEZING			1	1				
39	1	124764-44810	LABEL, RESERVE TANK			1	1				
40	1	194800-65350	LABEL, MAIN SHIFT			2	2				

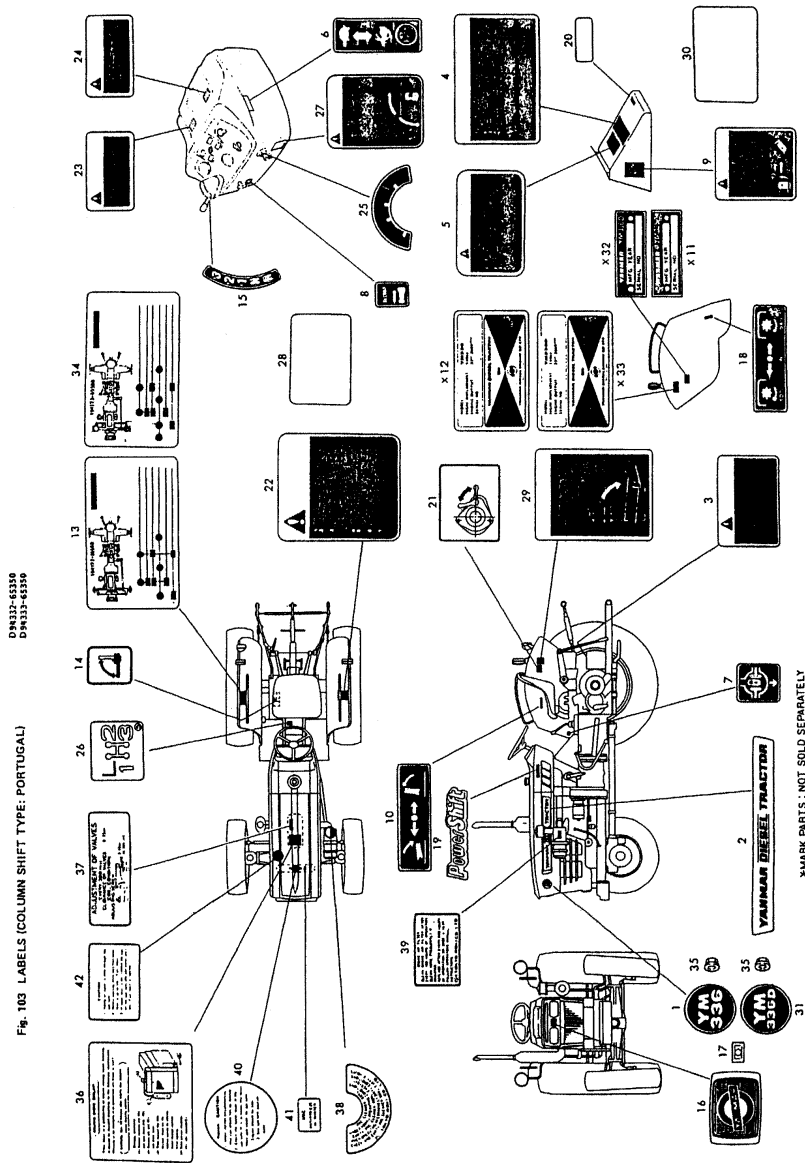
*MARK PARTS : NOT SOLD SEPARATELY

E

Fig.103. LABELS (COLUMN : PORTUGAL)

(A)=YM336 (FLOOR)
 (B)=YM336D(FLOOR)
 (C)=YM336 (COLUMN)

(D)=YM336D(COLUMN)
 (E)=
 (F)=



No.	Lev.	Parts No.	Description	Q'ty						I	R
				(A)	(B)	(C)	(D)	(E)	(F)		
1	1	194322-64722	LABEL, SIDE			2					
2	1	194371-64751	LABEL, MODEL			2	2				
3	1	194242-65620	LABEL, WARNING			1	1				
4	1	194172-65350	LABEL, ENGINE START			1	1				
5	1	194172-65360	LABEL, COLD START			1	1				
6	1	194240-65432	LABEL, THROTTLE LEVER			1	1				
7	1	194240-65441	LABEL, DIFF. LOCK			1	1				
8	1	194370-65451	LABEL, DECOMPRESSION			1	1				
9	1	194242-65460	LABEL, CLUTCH CAUTION			1	1				
10	1	194240-65511	LABEL, HYDRAULIC LIFT			1	1				
13	1	194172-65550	LABEL, LUBRICATION			1					
14	1	194270-65570	LABEL, SLOW RETURN			1	1				
15	1	194170-65580	LABEL, MAIN SHIFT			1	1				
16	1	194200-65601	EMBLEM			1	1				
17	1	194200-65610	NUT, FLAT			2	2				
18	1	194273-65611	LABEL, P.T.O. SHIFT			1	1				
19	1	194800-65350	LABEL, MAIN SHIFT			2	2				
20	1	194172-65630	LABEL, GEAR OIL			1	1				
21	1	194270-65650	LABEL, P. D. CHANGE			1	1				
22	1	194242-65660	LABEL, CAUTION			1	1				
23	1	194240-65671	LABEL, FUEL INDICAT.			1	1				
24	1	194172-65680	LABEL, DO NOT TOW			1	1				
25	1	194242-65720	LABEL, KEY SWITCH			1	1				
26	1	194324-65740	LABEL, RANGE SHIFT			1	1				
27	1	194172-65470	LABEL, LEVER POSITION			1	1				
28	1	194324-65600	LABEL, CREEP LOCK			1	1				
29	1	194292-65650	LABEL, DRAFT LOCK			1	1				
30	1	194242-65670	LABEL, FUEL LNDICAT.			1	1				
31	1	194323-64722	LABEL, SIDE				2				
34	1	194173-65550	LABEL, LUBRICATION				1				
35	1	194990-22120	NUT, M5			4	4				
36	1	121254-07150	LABEL, WATER DRAIN			1	1				
37	1	124764-07160	LABEL, VALVE ADJUST			1	1				
38	1	121454-12480	LABEL, PRE-CLEANER			1	1				
39	1	121454-12520	LABEL, AIR-CLEANER			1	1				
40	1	124764-44800	LABEL, RADIATOR			1	1				
41	1	124764-44920	LABEL, ANTI-FREEZING			1	1				
42	1	124764-44810	LABEL, RESERVE TANK			1	1				

Fig. 103 LABELS (COLUMN SHIFT TYPE: PORTUGAL)

D#932-6330
 D#933-6350

*MARK PARTS : NOT SOLD SEPARATELY

P

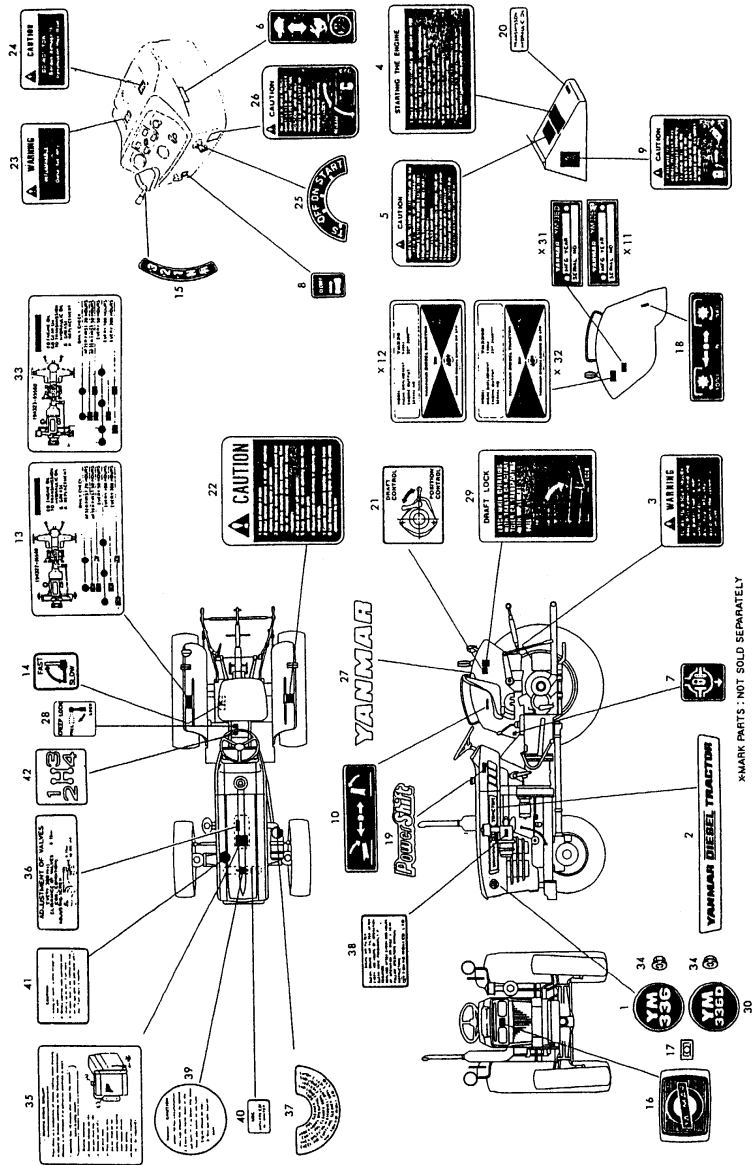
Fig.104. LABELS (COLUMN : S.AFRICA)

(A)=YM336 (FLOOR)
 (B)=YM336D(FLOOR)
 (C)=YM336 (COLUMN)

(D)=YM336D(COLUMN)
 (E)=
 (F)=

Fig. 104 LABELS (COLUMN SHIFT TYPE : S. AFRICA)

S.Africa



*MARK PARTS : NOT SOLD SEPARATELY

No.	Lev.	Parts No.	Description	Q'ty						I	R
				(A)	(B)	(C)	(D)	(E)	(F)		
1	1	194322-64722	LABEL, SIDE			2					
2	1	194371-64751	LABEL, MODEL			2	2				
3	1	194170-65620	LABEL, WARNING			1	1				
4	1	194446-65352	LABEL, ENG. STARTING			1	1				
5	1	194446-65361	LABEL, COLD STARTING			1	1				
6	1	194240-65432	LABEL, THROTTLE LEVER			1	1				
7	1	194240-65441	LABEL, DIFF. LOCK			1	1				
8	1	194370-65451	LABEL, DECOMPRESSION			1	1				
9	1	194370-65461	LABEL, CLUTCH CAUTION			1	1				
10	1	194240-65511	LABEL, HYDRAULIC LIFT			1	1				
13	1	194322-65561	LABEL, LUBRICATION			1					
14	1	194273-65571	LABEL, SLOW RETURN			1	1				
15	1	194170-65580	LABEL, MAIN SHIFT			1	1				
16	1	194200-65601	EMBLEM			1	1				
17	1	194200-65610	NUT, FLAT			2	2				
18	1	194273-65611	LABEL, P.T.O. SHIFT			1	1				
19	1	194800-65350	LABEL, MAIN SHIFT			2	2				
20	1	194446-65630	LABEL, GEAR OIL			1	1				
21	1	194273-65651	LABEL, DRAFT CHANGE			1	1				
22	1	194275-65660	LABEL, CAUTION			1	1				
23	1	194240-65671	LABEL, FUEL INDICAT.			1	1				
24	1	194446-65681	LABEL, DO NOT TOW			1	1				
25	1	194310-65720	LABEL, KEY SWITCH			1	1				
26	1	194170-65470	LABEL, LEVER POSITION			1	1				
27	1	194170-65891	LABEL, SEAT			1	1				
28	1	194322-65650	LABEL, CREEP LOCK			1	1				
29	1	194322-65861	LABEL, DRAFT LOCK			1	1				
30	1	194323-64722	LABEL, SIDE				2				
33	1	194323-65561	LABEL, LUBRICATION				1				
34	1	194990-22120	NUT, M5			4	4				
35	1	121254-07150	LABEL, WATER DRAIN			1	1				
36	1	124764-07160	LABEL, VALVE ADJUST			1	1				
37	1	121454-12480	LABEL, PRE-CLEANER			1	1				
38	1	121454-12520	LABEL, AIR-CLEANER			1	1				
39	1	124764-44800	LABEL, RADIATOR			1	1				
40	1	124764-44920	LABEL, ANTI-FREEZING			1	1				
41	1	124764-44810	LABEL, RESERVE TANK			1	1				
42	1	194490-65730	LABEL, RANGE SHIFT			1	1				

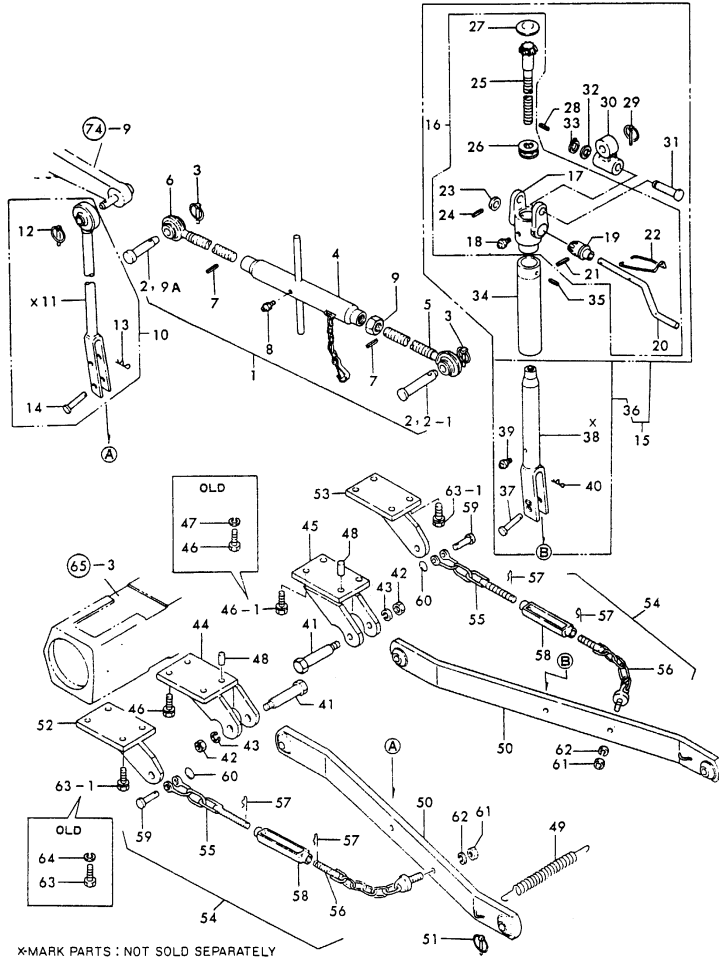
Fig.105. THREE-POINT HITCH

(A)=YM336 (FLOOR)
(B)=YM336D(FLOOR)
(C)=YM336 (COLUM)

(D)=YM336D(COLUM)
(E)=
(F)=

Fig.105 THREE-POINT HITCH

D94286-71100
D94275-72100
D94322-72200
D94275-73100
D94275-74500



No.	Lev.	Parts No.	Description	Q'ty						I	R
				(A)	(B)	(C)	(D)	(E)	(F)		
1	1	794322-71500-X	LINK ASSY, TOP	1	1	1	1				
1-1	1	794286-71100-X	LINK ASSY, TOP	1	1	1	1				N
		(A=*) (B=*) (C=*) (D=*)									
2	2	194150-71230	PIN, LINK	2	2	2	2				
2-1	2	194150-71230	PIN, LINK			1	1				K
		(C=*1982.09) (D=*1982.09)									
3	2	794130-71410	PIN ASSY, BALL	2	2	2	2				
4	2	194322-71500-X	TURNBUCKLE, TOP LINK	1	1	1	1				
4-1	2	194286-71500-X	TURNBUCKLE	1	1	1	1				N
		(A=*) (B=*) (C=*) (D=*)									
5	2	194322-71600-X	EYE-BOLT (R)	1	1	1	1				
6	2	194322-71700-X	EYE-BOLT (L)	1	1	1	1				
7	2	22351-040024	PIN, SPRING 4.0X24	2	2	2	2				
8	2	24764-060000	NIPPLE, GREASE MT6X1	1	1	1	1				
9	2	26756-240002	NUT, LOCK M24	1	1	1	1				
9A	2	195080-15060	PIN, HITCH			1	1				W
		(C=*1982.09) (D=*1982.09)									
10	1	794322-72200-X	LINK ASSY, LIFT	1	1	1	1				
12	2	794130-71410	PIN ASSY, BALL	1	1	1	1				
13	2	22360-160000	PIN, SNAP 16	1	1	1	1				
14	2	194145-72550	PIN, LIFT YOKE	1	1	1	1				
15	1	794275-72100-X	LINK ASSY, LIFT	1	1	1	1				
16-1	2	194145-72601-X	GEAR ASSY, ADJUSTING	1	1	1	1				
17	3	194145-72611-X	HOUSING, ADJUST	1	1	1	1				
18	3	194151-11480	GREASE NIPPLE A	1	1	1	1				
18-1	3	24761-060000	NIPPLE, GREASE MT6X1			1	1				N
		(C=*1982.06) (D=*1982.06)									
19	3	194145-72620	PINION, ADJUST	1	1	1	1				
20	3	194145-72630-X	HANDLE	1	1	1	1				
21	3	22351-060025	PIN, SPRING 6.0X25	1	1	1	1				
22	3	194145-72710	STOPPER	1	1	1	1				
23	3	194145-72640-X	COLLAR, HANDLE	1	1	1	1				
23-1	3	194145-72641-X	COLLAR, HANDLE	1	1	1	1				N
		(A=T/# 21125) (B=T/# 41587) (C=T/# 21125) (D=T/# 41587)									
24	3	22351-060020	PIN, SPRING 6.0X20	1	1	1	1				
25	3	194145-72671	GEAR, ADJUSTING	1	1	1	1				
26	3	194080-08240	BALL BEARING	1	1	1	1				
27	3	27231-450000	PLUG 45	1	1	1	1				
27-1	3	27233-450000	PLUG, 45	1	1	1	1				N
		(A=*) (B=*) (C=*) (D=*)									
28	2	22351-040020	PIN, SPRING 4.0X20	1	1	1	1				
29	2	794130-71410	PIN ASSY, BALL	1	1	1	1				
30	2	194145-72750-X	JOINT, CROSS	1	1	1	1				
31	2	194145-72761	PIN, JOINT	1	1	1	1				
32	2	22137-160000	WASHER, 16	1	1	1	1				
33	2	22242-000150	RING, 15	1	1	1	1				
34	2	194145-72841	COVER, DUST	1	1	1	1				
35	2	22351-050010	PIN, SPRING 5.0X10	1	1	1	1				
36	2	794275-72800-X	LINK KIT, LIFT R	1	1	1	1				
37	3	194145-72550	PIN, LIFT YOKE	1	1	1	1				
39	3	194151-11480	GREASE NIPPLE A	1	1	1	1				

Remarks
(M) MISPRINT.

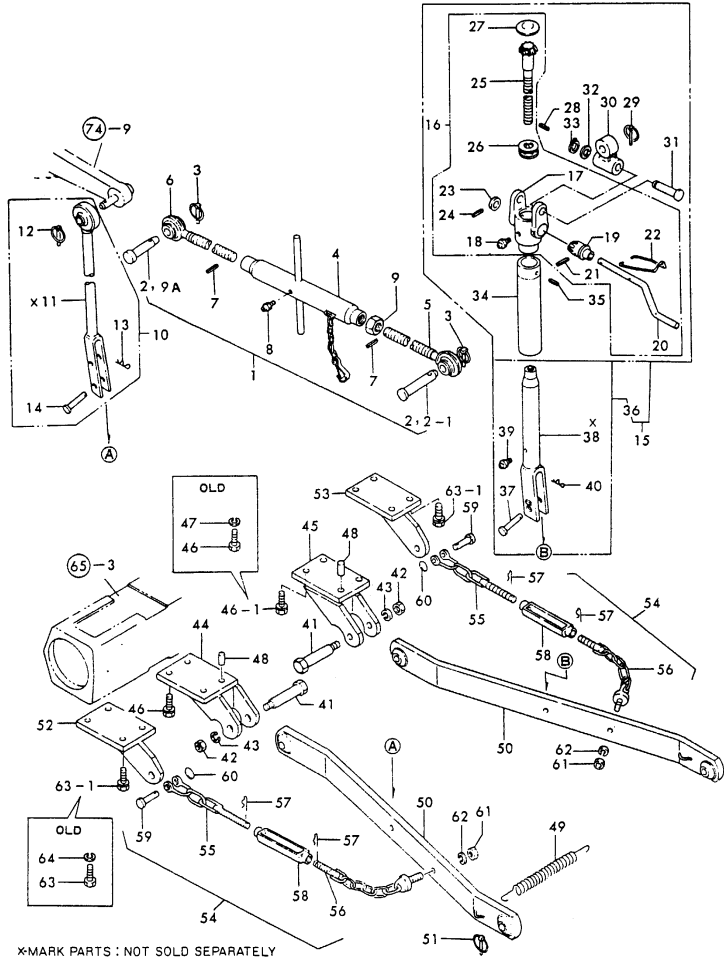
Fig.105. THREE-POINT HITCH

(A)=YM336 (FLOOR)
(B)=YM336D(FLOOR)
(C)=YM336 (COLUM)

(D)=YM336D(COLUM)
(E)=
(F)=

Fig.105 THREE-POINT HITCH

D94286-71100
D94275-72100
D94322-72200
D94275-73100
D94275-74500



No.	Lev.	Parts No.	Description	Qty						I	R
				(A)	(B)	(C)	(D)	(E)	(F)		
39-1	3	24761-060000	NIPPLE, GREASE MT6X1 (C=*) (D=*)			1	1				N
40	3	22360-160000	PIN, SNAP 16			1	1	1	1		
41	1	194275-73180	BOLT	2	2	2	2				
42	1	26716-160002	NUT, M16	2	2	2	2				
43	1	22217-160000	WASHER, SPRING 16	2	2	2	2				
44	1	194275-73110-X	BRACKET, LINK L	1	1	1	1				
45	1	194275-73120-X	BRACKET (R), LINK	1	1	1	1				
46	1	26116-120302	BOLT, M12X 30 PLATED	6	6	6	6				
46-1	1	26013-120302	BOLT, M12X 30 (A=*) (B=*) (C=*) (D=*)	6	6	6	6				N
47	1	22217-120000	WASHER, SPRING 12 (A=*) (B=*) (C=*) (D=*)	6	6	6	6				Z
48	1	22312-120220	PIN, PARALLEL M12X22	2	2	2	2				
49	1	194145-73150	SPRING, LOCK	1	1	1	1				
50	1	194275-73410-X	LINK ASSY, LOWER	2	2	2	2				
50-1	1	194275-73411-X	LINK ASSY, LOWER (A=*1982.) (B=*1982.) (C=*1982.) (D=*1982.)	2	2	2	2				N
50-2	1	194275-73412-X	LINK ASSY, LOWER (C=T/# 21193) (D=T/# 42017)			2	2				N
51	1	794130-71410	PIN ASSY, BALL	2	2	2	2				
52	1	194145-74150-X	BRACKET (L)	1	1	1	1				
53	1	194145-74240-X	BRACKET (R)	1	1	1	1				
54	1	794275-74500-X	CHAIN ASSY, CHECK	2	2	2	2				
55	2	194464-74510-X	CHAIN, CHECK	2	2	2	2				
56	2	194145-74600-X	CHAIN, CHECK	2	2	2	2				
57	2	22360-200000	PIN, SNAP 20	2	2	2	2				
58	2	194464-74710-X	TURNBUCKLE, CHAIN	2	2	2	2				
59	2	194080-74631	PIN, SHACKLE SA10	2	2	2	2				
60	2	194145-75250	RING, STOPPER	2	2	2	2				
61	2	26736-160002	NUT, M16	2	2	2	2				
62	2	22217-160000	WASHER, SPRING 16	2	2	2	2				
63	1	26116-120302	BOLT, M12X 30 PLATED	8	8	8	8				
63-1	1	26013-120302	BOLT, M12X 30 (A=*) (B=*) (C=*) (D=*)	8	8	8	8				N
64	1	22217-120000	WASHER, SPRING 12 (A=*) (B=*) (C=*) (D=*)	8	8	8	8				Z

Remarks
(M) MISPRINT.

Fig.106. DRAWBAR (EXCEPT U & P)

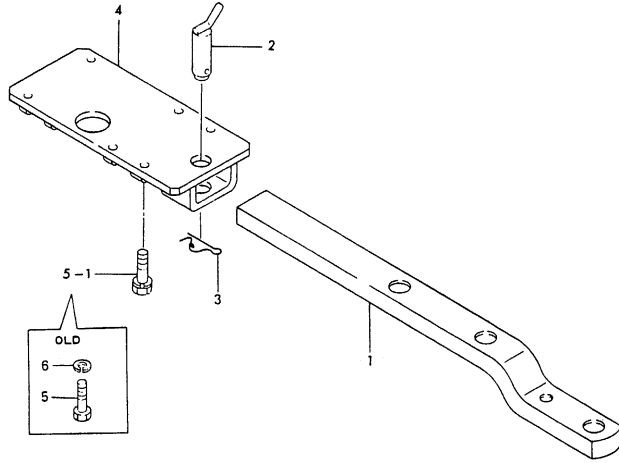
(A)=YM336 (FLOOR
(B)=YM336D(FLOOR
(C)=YM336 (COLUM

(D)=YM336D(COLUM
(E)=
(F)=

Stan (Except U. & P.)

Fig. 106 DRAWBAR (EXCEPT U. & P.)

D94270-75200



No.	Lev.	Parts No.	Description	Q'ty						I	R
				(A)	(B)	(C)	(D)	(E)	(F)		
1	1	194275-75210-X	DRAWBER, REAR	1	1	1	1				
2	1	194275-75430	PIN, HITCH 28X80	1	1	1	1				
3	1	194080-75790	PIN, SNAP 28	1	1	1	1				
4	1	194275-75720-X	BRACKET, DRAWBER	1	1	1	1				
5	1	26116-140302	BOLT, M14X 30 PLATED	6	6	6	6				
5-1	1	26013-140302	BOLT, M14X 30	6	6	6	6				N
6	1	22217-140000	WASHER, SPRING 14	6	6	6	6				Z
		(A=*) (B=*) (C=*) (D=*)									
		(A=*) (B=*) (C=*) (D=*)									

Remarks
(STAN) : FIG.106,S "STAN" MEANS
"EXCEPT U & P".

Fig.107. DRAWBAR (U & P)

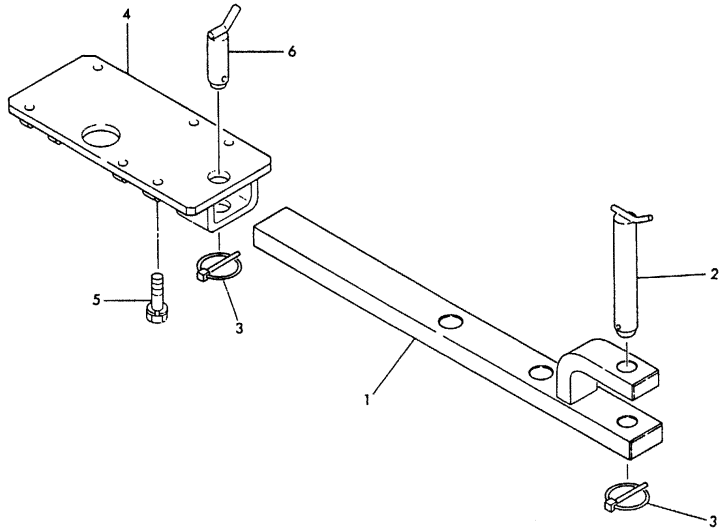
(A)=YM336 (FLOOR
(B)=YM336D(FLOOR
(C)=YM336 (COLUM

(D)=YM336D(COLUM
(E)=
(F)=

U&P

Fig. 107 DRAWBAR (U. & P.)

D94270-75200



No.	Lev.	Parts No.	Description	Qty						I	R
				(A)	(B)	(C)	(D)	(E)	(F)		
1	1	194270-75711-X	HITCH, DRAWBAR	1	1	1	1				
2	1	194242-75740	PIN 22X163.5, HITCH	1	1	1	1				
3	1	794130-71410	PIN ASSY, BALL	2	2	2	2				
4	1	194275-75720-X	BRACKET, DRAWBER	1	1	1	1				
5	1	26013-140302	BOLT, M14X 30	6	6	6	6				
6	1	194270-75750	PIN 28X 90, HITCH	1	1	1	1				

Fig.108. TOOLS (COLUMN : PORTUGAL)

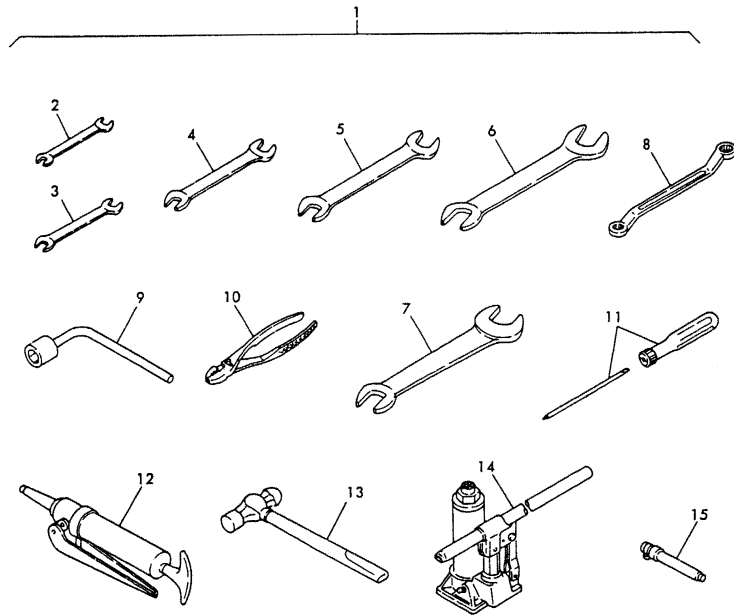
(A)=YM336 (FLOOR)
(B)=YM336D(FLOOR)
(C)=YM336 (COLUMN)

(D)=YM336D(COLUMN)
(E)=
(F)=

P

Fig. 108 TOOLS (COLUMN: PORTUGAL)

D94278-82100



No.	Lev.	Parts No.	Description	Q'ty						I	R
				(A)	(B)	(C)	(D)	(E)	(F)		
1	1	794145-82100	TOOL ASSY			1	1				
1-1	1	794278-82100	TOOL KIT, STANDARD (C=T/# 21253) (D=T/# 42957)			1	1				N
2	2	28110-080100	SPANNER, 8X10			1	1				
3	2	28110-100130	SPANNER, 10X13			1	1				
3-1	2	28110-120140	SPANNER, 12X14 (C=T/# 21253) (D=T/# 42957)			1	1				S
4	2	28110-170190	SPANNER, 17X19			1	1				
5	2	28110-220240	SPANNER, 22X24			1	1				
6	2	28110-260320	SPANNER, 26X32			1	1				
7	2	28110-270300	SPANNER, 27X30			1	1				
8	2	194080-82110	WRENCH 17X19			1	1				
9	2	194145-82240	BOX WRENCH 26			1	1				
9-1	2	194278-82240	WRENCH 22 (C=T/# 21253) (D=T/# 42957)			1	1				S
10	2	194080-82140	PLIERS 200			1	1				
10-1	2	28170-001500	PLIER (C=*1980.) (D=*1980.)			1	1				N
11	2	104200-92350	DRIVER, SCREW			1	1				
12	2	194130-82190	PUMP, GREASE			1	1				
13	2	194740-80121	HAMMER, 1 POUND			1	1				
14	2	194320-82110	JACK			1	1				
15	2	194080-82180	GAUGE, TIRE 3.5KG			1	1				

Fig.109. TOOLS (EXCEPT PORTUGAL)

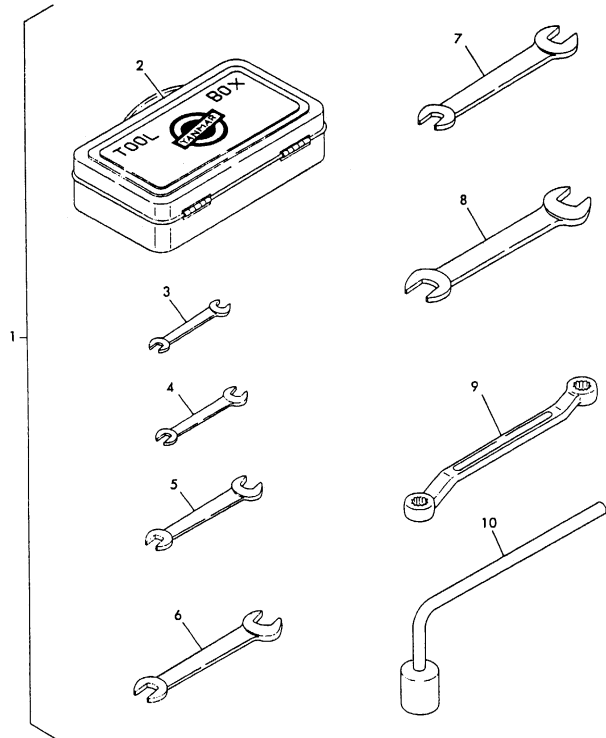
(A)=YM336 (FLOOR)
 (B)=YM336D(FLOOR)
 (C)=YM336 (COLUM

(D)=YM336D(COLUM
 (E)=
 (F)=

Stan (Except Portugal)

Fig. 109 TOOLS (EXCEPT PORTUGAL)

D94323-82110



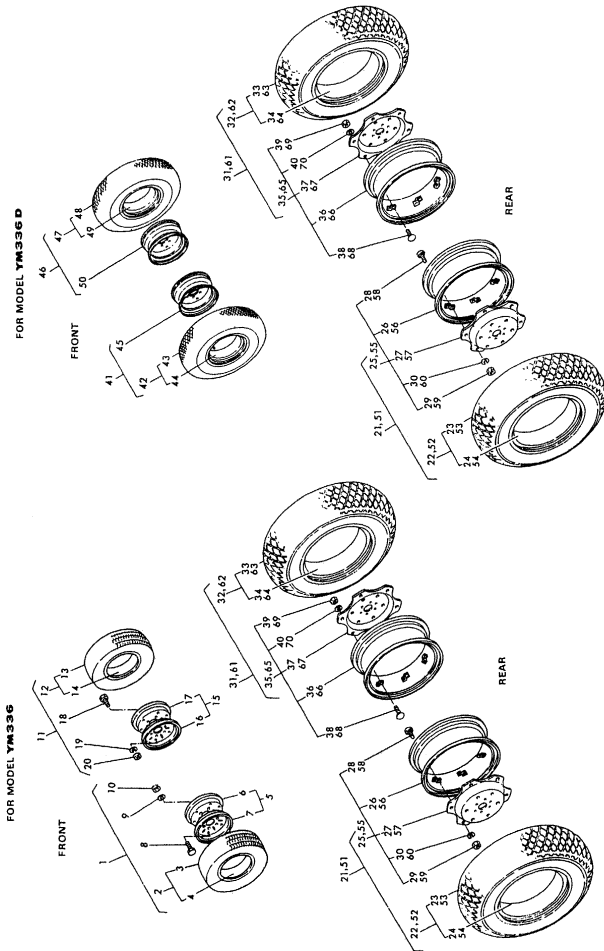
No.	Lev.	Parts No.	Description	Q'ty						I	R
				(A)	(B)	(C)	(D)	(E)	(F)		
1	1	794322-82110	TOOL ASSY	1	1	1	1				
1-1	1	194323-82110	TOOL ASSY (C=T/# 21220) (D=T/# 42760)			1	1				N
2	2	194322-82110-R	BOX, TOOL	1	1	1	1				
3	2	28110-080100	SPANNER, 8X10	1	1	1	1				
4	2	28110-100130	SPANNER, 10X13	1	1	1	1				
4-1	2	28110-120140	SPANNER, 12X14 (C=T/# 21220) (D=T/# 42760)			1	1				S
5	2	28110-170190	SPANNER, 17X19	1	1	1	1				
6	2	28110-220240	SPANNER, 22X24	1	1	1	1				
7	2	28110-270300	SPANNER, 27X30	1	1	1	1				
8	2	28110-260320	SPANNER, 26X32	1	1	1	1				
9	2	194080-82110	WRENCH 17X19	1	1	1	1				
10	2	194145-82240	BOX WRENCH 26	1	1	1	1				
10-1	2	194278-82240	WRENCH 22 (C=T/# 21220) (D=T/# 42760)			1	1				S

Remarks
 (STAN) : FIG.109,S "STAN" MEANS
 "EXCEPT PORTUGAL".

Fig.110. TURF-TIRES(FRONT&REAR:A&STAN)

(A)=YM336 (FLOOR)
 (B)=YM336D(FLOOR)
 (C)=YM336 (COLUMN)

(D)=YM336D(COLUMN)
 (E)=
 (F)=



A. & Stan. Fig. 110 TURF-TIRES (FRONT & REAR: A & STAN.)

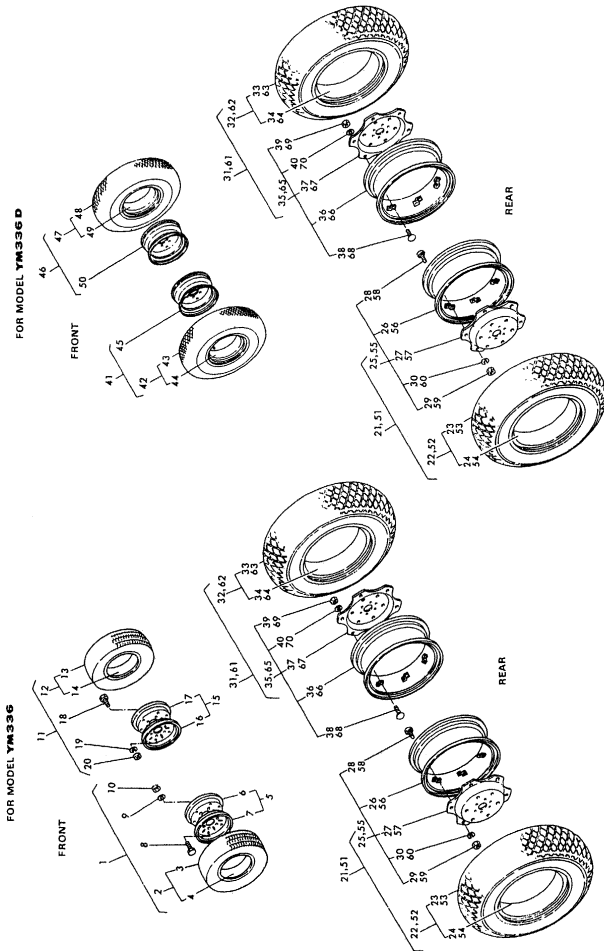
No.	Lev.	Parts No.	Description	Q'ty						I	R
				(A)	(B)	(C)	(D)	(E)	(F)		
1	1	794275-14700-Q	TIRE ASSY 8.5X15	1	1						
2	2	194275-12850	TIRE W/TUBE27X8.5-15	1	1						
3	3	194275-12860	TIRE 27X 8.5-15	1	1						
4	3	194275-12870	TUBE, 27X8.50-15	1	1						
5	2	194275-12810-Q	WHEEL ASSY 7.00-15DT	1	1						
6	3	194275-12820-Q	WHEEL (A)	1	1						
7	3	194275-12830-Q	WHEEL B	1	1						
8	3	26116-100202	BOLT, M10X 20 PLATED	6	6						
9	3	22217-100000	WASHER, SPRING 10	6	6						
10	3	26716-100002	NUT, M10	6	6						
11	1	794275-14800-Q	TIRE ASSY 8.5X15	1	1						
12	2	194275-12850	TIRE W/TUBE27X8.5-15	1	1						
13	3	194275-12860	TIRE 27X 8.5-15	1	1						
14	3	194275-12870	TUBE, 27X8.50-15	1	1						
15	2	194275-12810-Q	WHEEL ASSY 7.00-15DT	1	1						
16	3	194275-12820-Q	WHEEL (A)	1	1						
17	3	194275-12830-Q	WHEEL B	1	1						
18	3	26116-100202	BOLT, M10X 20 PLATED	6	6						
19	3	22217-100000	WASHER, SPRING 10	6	6						
20	3	26716-100002	NUT, M10	6	6						
21	1	794275-34500-Q	TIRE ASSY 13.6X28	1	1	1	1				1
21-1	1	794275-34510-Q	TIRE(L) KIT, REAR	1	1	1	1				N 1
		(A=T/# 21145) (B=T/# 41770) (C=T/# 21145) (D=T/# 41770)									
22	2	194275-34710	TIRE, 13.6/12-28	1	1	1	1				1
23	3	194275-34720	TIRE, TURF 13.6X28	1	1	1	1				1
24	3	194275-34730	TUBE, 13.6-28	1	1	1	1				1
25	2	194275-34760-Q	WHEEL W12X 28W	1	1	1	1				1
25-1	2	194275-34770-Q	WHEEL W12X 28W	1	1	1	1				N 1
		(A=T/# 21145) (B=T/# 41770) (C=T/# 21145) (D=T/# 41770)									
26	3	194275-34750-Q	WHEEL W12X 28W	1	1	1	1				1
27	3	194142-34810-Q	DISC	1	1	1	1				1
27-1	3	194327-34770-Q	DISK	1	1	1	1				S 1
		(A=T/# 21145) (B=T/# 41770) (C=T/# 21145) (D=T/# 41770)									
28	3	194130-34850	BOLT M16X 35	6	6	6	6				1
28-1	3	194555-34850	BOLT M16X 35	6	6	6	6				N 1
		(A=T/# 21145) (B=T/# 41770) (C=T/# 21145) (D=T/# 41770)									
29	3	194130-34840	NUT M16	6	6	6	6				1
29-1	3	194555-34210	NUT, M16	6	6	6	6				N 1
		(A=T/# 21145) (B=T/# 41770) (C=T/# 21145) (D=T/# 41770)									
30	3	22217-160000	WASHER, SPRING 16	6	6	6	6				1
30-1	3	194555-34190	WASHER, SPRING 16	6	6	6	6				N 1
		(A=T/# 21145) (B=T/# 41770) (C=T/# 21145) (D=T/# 41770)									
31	1	794275-34600-Q	TIRE ASSY 13.6X28	1	1	1	1				1
31-1	1	794275-34610-Q	TIRE ASSY	1	1	1	1				N 1
		(A=T/# 21145) (B=T/# 41770) (C=T/# 21145) (D=T/# 41770)									
32	2	194275-34710	TIRE, 13.6/12-28	1	1	1	1				1
33	3	194275-34720	TIRE, TURF 13.6X28	1	1	1	1				1
34	3	194275-34730	TUBE, 13.6-28	1	1	1	1				1
35	2	194275-34760-Q	WHEEL W12X 28W	1	1	1	1				1
35-1	2	194275-34770-Q	WHEEL W12X 28W	1	1	1	1				N 1
		(A=T/# 21145) (B=T/# 41770) (C=T/# 21145) (D=T/# 41770)									

Remarks
 (5) THE REAR WHEEL, 44X18-20 (REF.NO. 102, P/# YT1275-34760), MUST BE INSTALLED USING SPECIAL BOLTS (REF .NO.103, P/# 194464-34211).
 (STAN) : FIG.110,S "STAN" MEANS "EXCEPT F".

Fig.110. TURF-TIRES(FRONT&REAR:A&STAN)

(A)=YM336 (FLOOR)
 (B)=YM336D(FLOOR)
 (C)=YM336 (COLUM)

(D)=YM336D(COLUM)
 (E)=
 (F)=



A. & Stan.
 Fig. 110 TURF-TIRES (FRONT & REAR: A & STAN.)

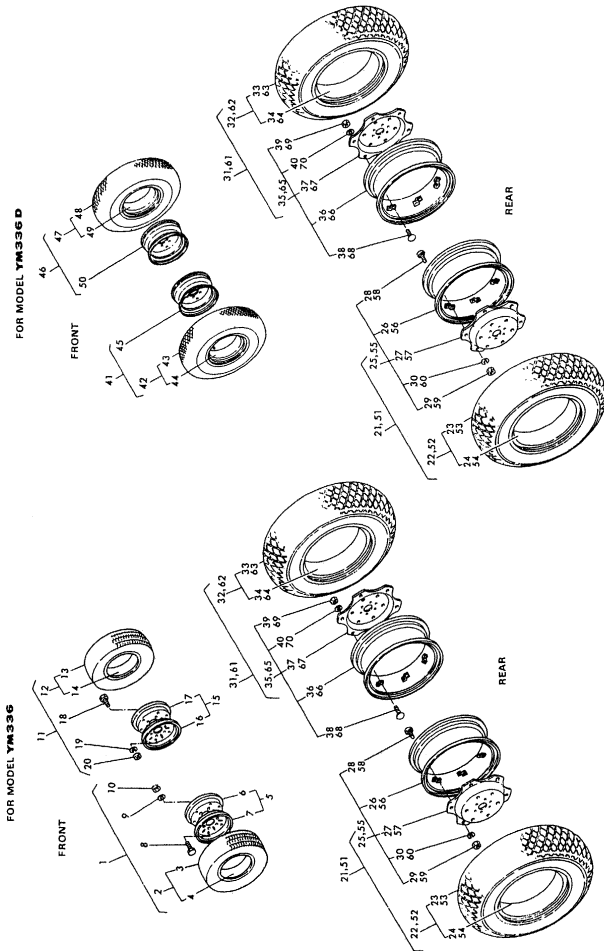
Remarks
 (5) THE REAR WHEEL, 44X18-20 (REF.NO. 102, P/# YT1275-34760), MUST BE INSTALLED USING SPECIAL BOLTS (REF .NO.103, P/# 194464-34211).
 (STAN) : FIG.110,S "STAN" MEANS "EXCEPT F".

No.	Lev.	Parts No.	Description	Q'ty						I	R
				(A)	(B)	(C)	(D)	(E)	(F)		
36	3	194275-34750-Q	WHEEL W12X 28W	1	1	1	1				1
37	3	194142-34810-Q	DISC	1	1	1	1				1
37-1	3	194327-34770-Q	DISC	1	1	1	1				S 1
38	3	194130-34850	BOLT M16X 35	6	6	6	6				1
38-1	3	194555-34850	BOLT M16X 35	6	6	6	6				N 1
39	3	194130-34840	NUT M16	6	6	6	6				1
39-1	3	194555-34210	NUT, M16	6	6	6	6				N 1
40	3	22217-160000	WASHER, SPRING 16	6	6	6	6				1
40-1	3	194555-34190	WASHER, SPRING 16	6	6	6	6				N 1
41	1	794323-14700-Q	TIRE ASSY 8 X16				1				1
42	2	794340-34600	TIRE ASSY, REAR				1				1
43	3	194340-34610	TIRE, TURF				1				1
44	3	194200-34950	TUBE				1				1
45	2	194279-14700-Q	WHEEL DC5JAX16WDC				1				1
46	1	794323-14800-Q	TIRE ASSY 8 X16				1				1
47	2	794340-34600	TIRE ASSY, REAR				1				1
48	3	194340-34610	TIRE, TURF				1				1
49	3	194200-34950	TUBE				1				1
50	2	194279-14700-Q	WHEEL DC5JAX16WDC				1				1
51	1	194335-34500-Q	TIRE ASSY 13.6X26L	1	1	1	1				2
52	2	194335-34520	TIRE W/TUBE 13.6-26	1	1	1	1				2
53	3	194335-34530	TIRE, 13.6-26 4 FL17	1	1	1	1				2
54	3	194335-34740	TUBE	1	1	1	1				2
55	2	194335-34750-Q	WHEEL W11X 26W	1	1	1	1				2
56	3	194145-34540-Q	RIM	1	1	1	1				2
57	3	194335-34770-Q	DISC	1	1	1	1				2
58	3	194555-34850	BOLT M16X 35	6	6	6	6				2
59	3	194555-34210	NUT, M16	6	6	6	6				2
60	3	194555-34190	WASHER, SPRING 16	6	6	6	6				2
61	1	194335-34600-Q	TIRE ASSY 13.6X26R	1	1	1	1				2
62	2	194335-34520	TIRE W/TUBE 13.6-26	1	1	1	1				2
63	3	194335-34530	TIRE, 13.6-26 4 FL17	1	1	1	1				2
64	3	194335-34740	TUBE	1	1	1	1				2
65	2	194335-34750-Q	WHEEL W11X 26W	1	1	1	1				2
66	3	194145-34540-Q	RIM	1	1	1	1				2
67	3	194335-34770-Q	DISC	1	1	1	1				2
68	3	194555-34850	BOLT M16X 35	6	6	6	6				2
69	3	194555-34210	NUT, M16	6	6	6	6				2
70	3	194555-34190	WASHER, SPRING 16	6	6	6	6				2
71	1	794279-14700-Q	TIRE(L) ASSY, FRONT				1				3
72	2	194279-14700-Q	WHEEL DC5JAX16WDC				1				3
73	2	194279-14800	TIRE W/TUBE 8 X16AG				1				3
74	3	194279-14810	TIRE, 8-16 6 FSLM				1				3
75	3	194279-14820	TUBE				1				3
76	1	794279-14800-Q	TIRE(R) ASSY, FRONT				1				3
77	2	194279-14700-Q	WHEEL DC5JAX16WDC				1				3
78	2	194279-14800	TIRE W/TUBE 8 X16AG				1				3

Fig.110. TURF-TIRES(FRONT&REAR:A&STAN)

(A)=YM336 (FLOOR)
 (B)=YM336D(FLOOR)
 (C)=YM336 (COLUM

(D)=YM336D(COLUM
 (E)=
 (F)=



A. & Stan. Fig. 110 TURF-TIRES (FRONT & REAR: A & STAN.)

No.	Lev.	Parts No.	Description	Q'ty						I	R
				(A)	(B)	(C)	(D)	(E)	(F)		
79	3	194279-14810	TIRE, 8-16 6 FSLM		1		1				3
80	3	194279-14820	TUBE		1		1				3
81	1	194335-34500-Q	TIRE ASSY 13.6X26L		1		1				3
82	2	194335-34520	TIRE W/TUBE 13.6-26		1		1				3
83	3	194335-34530	TIRE, 13.6-26 4 FL17		1		1				3
84	3	194335-34740	TUBE		1		1				3
85	2	194335-34750-Q	WHEEL W11X 26W		1		1				3
86	3	194145-34540-Q	RIM		1		1				3
87	3	194335-34770-Q	DISC		1		1				3
88	3	194130-34840	NUT M16		6		6				3
89	3	194130-34850	BOLT M16X 35		6		6				3
90	3	22217-160000	WASHER, SPRING 16		6		6				3
91	1	194335-34600-Q	TIRE ASSY 13.6X26R		1		1				3
92	2	194335-34520	TIRE W/TUBE 13.6-26		1		1				3
93	3	194335-34530	TIRE, 13.6-26 4 FL17		1		1				3
94	3	194335-34740	TUBE		1		1				3
95	2	194335-34750-Q	WHEEL W11X 26W		1		1				3
96	3	194145-34540-Q	RIM		1		1				3
97	3	194335-34770-Q	DISC		1		1				3
98	3	194130-34840	NUT M16		6		6				3
99	3	194130-34850	BOLT M16X 35		6		6				3
100	3	22217-160000	WASHER, SPRING 16		6		6				3
103	1	194464-34211	BOLT M14X 27	16	16	16	16				5

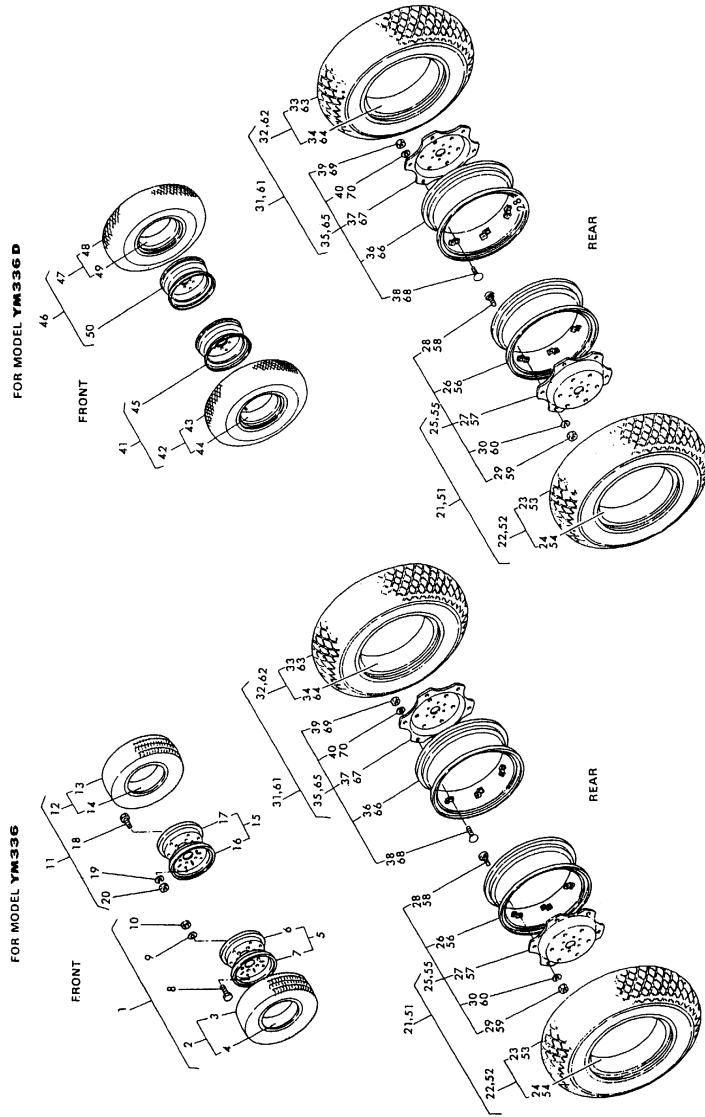
Remarks

(5) THE REAR WHEEL, 44X18-20 (REF.NO. 102, P/# YT1275-34760), MUST BE INSTALLED USING SPECIAL BOLTS (REF .NO.103, P/# 194464-34211).
 (STAN) : FIG.110,S "STAN" MEANS "EXCEPT F".

Fig.111. TURF-TIRES (FRONT & REAR : F)

(A)=YM336 (FLOOR)
 (B)=YM336D(FLOOR)
 (C)=YM336 (COLUM)

(D)=YM336D(COLUM)
 (E)=
 (F)=



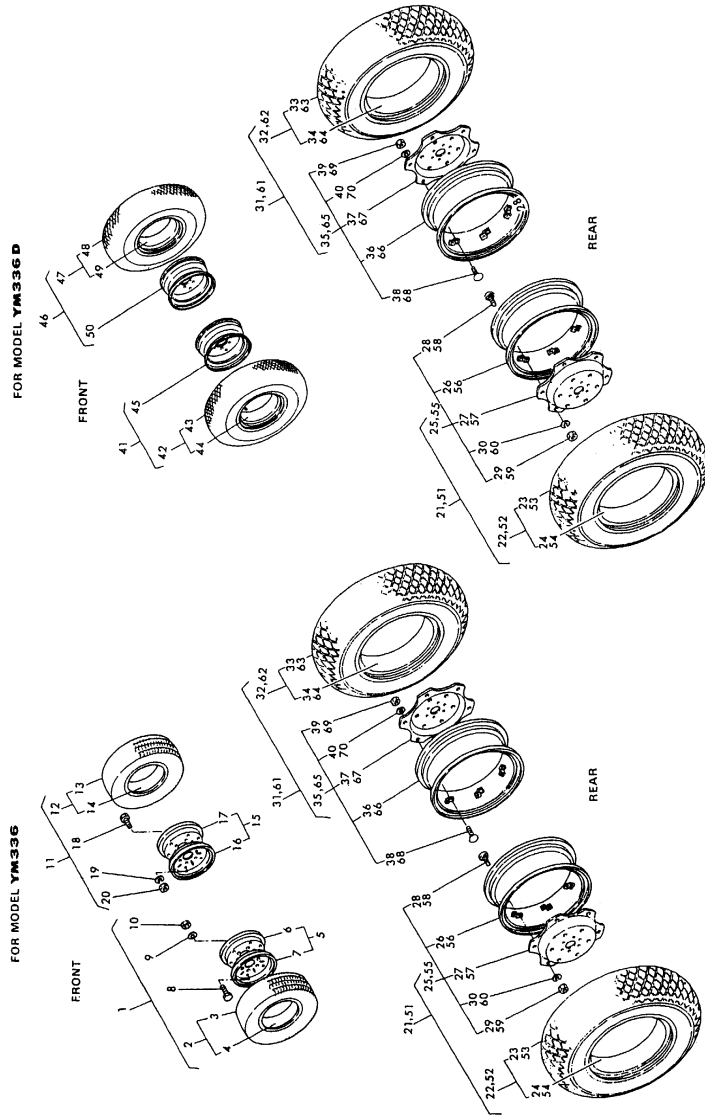
No.	Lev.	Parts No.	Description	Q'ty						I	R
				(A)	(B)	(C)	(D)	(E)	(F)		
1	1	794275-14700-P	TIRE(L) ASSY, FRONT	1	1						
2	2	194275-12850	TIRE W/TUBE27X8.5-15	1	1						
3	3	194275-12860	TIRE 27X 8.5-15	1	1						
4	3	194275-12870	TUBE, 27X8.50-15	1	1						
5	2	194275-12810-P	WHEEL ASSY 7.00-15DT	1	1						
6	3	194275-12820-P	WHEEL (A)	1	1						
7	3	194275-12830-P	WHEEL B	1	1						
8	3	26116-100202	BOLT, M10X 20 PLATED	6	6						
9	3	22217-100000	WASHER, SPRING 10	6	6						
10	3	26716-100002	NUT, M10	6	6						
11	1	794275-14800-P	TIRE(R) ASSY, FRONT	1	1						
12	2	194275-12850	TIRE W/TUBE27X8.5-15	1	1						
13	3	194275-12860	TIRE 27X 8.5-15	1	1						
14	3	194275-12870	TUBE, 27X8.50-15	1	1						
15	2	194275-12810-P	WHEEL ASSY 7.00-15DT	1	1						
16	3	194275-12820-P	WHEEL (A)	1	1						
17	3	194275-12830-P	WHEEL B	1	1						
18	3	26116-100202	BOLT, M10X 20 PLATED	6	6						
19	3	22217-100000	WASHER, SPRING 10	6	6						
20	3	26716-100002	NUT, M10	6	6						
21	1	794275-34500-P	TIRE(L) ASSY, REAR	1	1	1	1				
21-1	1	794275-34510-P	TIRE(L) ASSY, REAR	1	1	1	1				N 1
		(A=T/# 21145) (B=T/# 41770) (C=T/# 21145) (D=T/# 41770)									
22	2	194275-34710	TIRE, 13.6/12-28	1	1	1	1				1
23	3	194275-34720	TIRE, TURF 13.6X28	1	1	1	1				1
24	3	194275-34730	TUBE, 13.6-28	1	1	1	1				1
25	2	194275-34760-P	WHEEL W12X 28W	1	1	1	1				1
25-1	2	194275-34770-P	WHEEL W12X 28W	1	1	1	1				N 1
		(A=T/# 21145) (B=T/# 41770) (C=T/# 21145) (D=T/# 41770)									
26	3	194275-34750-P	WHEEL W12X 28W	1	1	1	1				1
27	3	194142-34810-P	DISC	1	1	1	1				1
27-1	3	194327-34770-P	DISC (8-BOLT)	1	1	1	1				S 1
		(A=T/# 21145) (B=T/# 41770) (C=T/# 21145) (D=T/# 41770)									
28	3	194130-34850	BOLT M16X 35	6	6	6	6				1
28-1	3	194555-34850	BOLT M16X 35	6	6	6	6				N 1
		(A=T/# 21145) (B=T/# 41770) (C=T/# 21145) (D=T/# 41770)									
29	3	194130-34840	NUT M16	6	6	6	6				1
29-1	3	194555-34210	NUT, M16	6	6	6	6				N 1
		(A=T/# 21145) (B=T/# 41770) (C=T/# 21145) (D=T/# 41770)									
30	3	22217-160000	WASHER, SPRING 16	6	6	6	6				1
30-1	3	194555-34190	WASHER, SPRING 16	6	6	6	6				N 1
		(A=T/# 21145) (B=T/# 41770) (C=T/# 21145) (D=T/# 41770)									
31	1	794275-34600-P	TIRE(R) ASSY, REAR	1	1	1	1				1
31-1	1	794275-34610-P	TIRE(R) ASSY, REAR	1	1	1	1				N 1
		(A=T/# 21145) (B=T/# 41770) (C=T/# 21145) (D=T/# 41770)									
32	2	194275-34710	TIRE, 13.6/12-28	1	1	1	1				1
33	3	194275-34720	TIRE, TURF 13.6X28	1	1	1	1				1
34	3	194275-34730	TUBE, 13.6-28	1	1	1	1				1
35	2	194275-34760-P	WHEEL W12X 28W	1	1	1	1				1
35-1	2	194275-34770-P	WHEEL W12X 28W	1	1	1	1				N 1
		(A=T/# 21145) (B=T/# 41770) (C=T/# 21145) (D=T/# 41770)									

F

Fig.111. TURF-TIRES (FRONT & REAR : F)

(A)=YM336 (FLOOR)
 (B)=YM336D(FLOOR)
 (C)=YM336 (COLUMN)

(D)=YM336D(COLUMN)
 (E)=
 (F)=



No.	Lev.	Parts No.	Description	Q'ty						I	R
				(A)	(B)	(C)	(D)	(E)	(F)		
36	3	194275-34750-P	WHEEL W12X 28W	1	1	1	1				1
37	3	194142-34810-P	DISC	1	1	1	1				1
37-1	3	194327-34770-P	DISC (8-BOLT)	1	1	1	1				S 1
38	3	194130-34850	BOLT M16X 35	6	6	6	6				1
38-1	3	194555-34850	BOLT M16X 35	6	6	6	6				N 1
39	3	194130-34840	NUT M16	6	6	6	6				1
39-1	3	194555-34210	NUT, M16	6	6	6	6				N 1
40	3	22217-160000	WASHER, SPRING 16	6	6	6	6				1
40-1	3	194555-34190	WASHER, SPRING 16	6	6	6	6				N 1
41	1	794323-14700-P	TIRE(L) ASSY, FRONT			1					1
42	2	794340-34600	TIRE ASSY, REAR			1					1
43	3	194340-34610	TIRE, TURF			1					1
44	3	194200-34950	TUBE			1					1
45	2	194279-14700-P	WHEEL DC5JAX16WDC			1					1
46	1	794323-14800-P	TIRE(R) ASSY, FRONT			1					1
47	2	794340-34600	TIRE ASSY, REAR			1					1
48	3	194340-34610	TIRE, TURF			1					1
49	3	194200-34950	TUBE			1					1
50	2	194279-14700-P	WHEEL DC5JAX16WDC			1					1
51	1	194335-34500-P	TIRE(L) ASSY, REAR	1	1	1	1				2
52	2	194335-34520	TIRE W/TUBE 13.6-26	1	1	1	1				2
53	3	194335-34530	TIRE, 13.6-26 4 FL17	1	1	1	1				2
54	3	194335-34740	TUBE	1	1	1	1				2
55	2	194335-34750-P	WHEEL W11X 26W	1	1	1	1				2
56	3	194145-34540-P	RIM	1	1	1	1				2
57	3	194335-34770-P	DISC	1	1	1	1				2
58	3	194555-34850	BOLT M16X 35	6	6	6	6				2
59	3	194555-34210	NUT, M16	6	6	6	6				2
60	3	194555-34190	WASHER, SPRING 16	6	6	6	6				2
61	1	194335-34600-P	TIRE(R) ASSY, REAR	1	1	1	1				2
62	2	194335-34520	TIRE W/TUBE 13.6-26	1	1	1	1				2
63	3	194335-34530	TIRE, 13.6-26 4 FL17	1	1	1	1				2
64	3	194335-34740	TUBE	1	1	1	1				2
65	2	194335-34750-P	WHEEL W11X 26W	1	1	1	1				2
66	3	194145-34540-P	RIM	1	1	1	1				2
67	3	194335-34770-P	DISC	1	1	1	1				2
68	3	194555-34850	BOLT M16X 35	6	6	6	6				2
69	3	194555-34210	NUT, M16	6	6	6	6				2
70	3	194555-34190	WASHER, SPRING 16	6	6	6	6				2

F

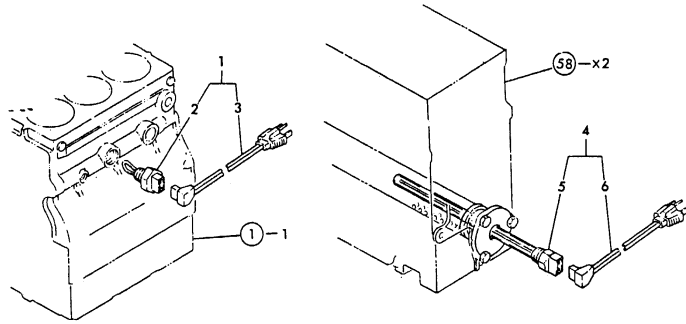
Fig.112. HEATER (U.S.A. ONLY)

(A)=YM336 (FLOOR)
 (B)=YM336D(FLOOR)
 (C)=YM336 (COLUM

(D)=YM336D(COLUM
 (E)=
 (F)=

A

Fig. 112 HEATER (USA. ONLY)



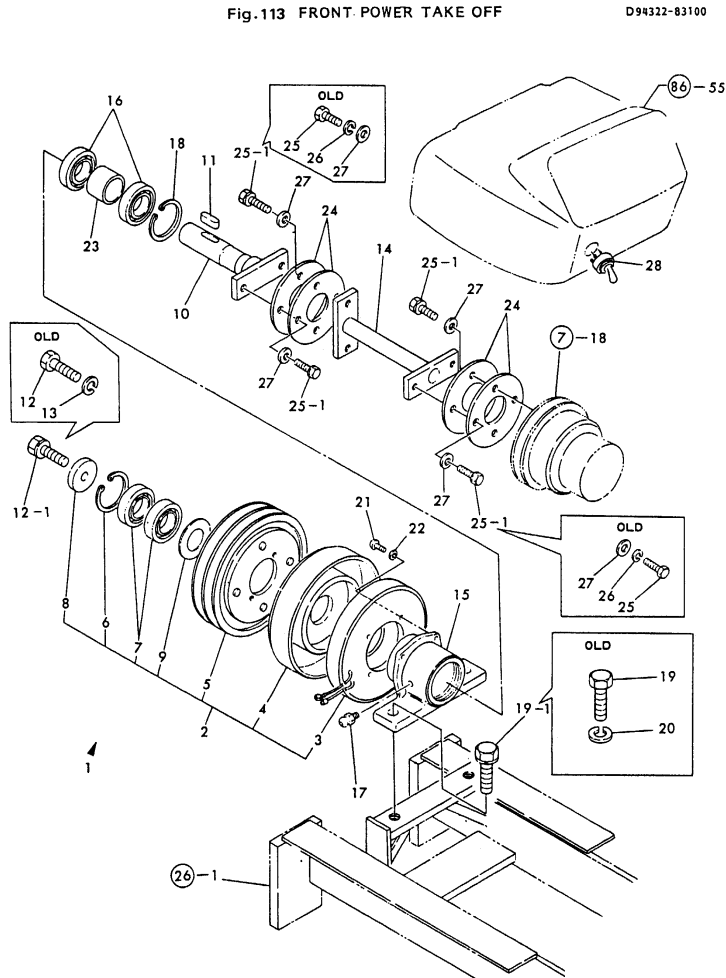
No.	Lev.	Parts No.						Description	Q'ty						I	R	
		(A)	(B)	(C)	(D)	(E)	(F)		(A)	(B)	(C)	(D)	(E)	(F)			
		Spec. Code	Part	Description						Specification							

Remarks
 (1) AVAILABLE IN U.S.A.

Fig.113. FRONT POWER TAKE OFF

(A)=YM336 (FLOOR)
(B)=YM336D(FLOOR)
(C)=YM336 (COLUM)

(D)=YM336D(COLUM)
(E)=
(F)=



No.	Lev.	Parts No.	Description	Q'ty						I	R
				(A)	(B)	(C)	(D)	(E)	(F)		
1	1	794322-83100-X	P.T.O. KIT, FRONT	1	1	1	1				
2	2	194446-83110-X	CLUTCH ASSY, MAGNET.	1	1	1	1				
3	3	194446-83120	COIL, FIELD	1	1	1	1				
4	3	194446-83130	ROTOR	1	1	1	1				
5	3	194446-83140	ARMATURE	1	1	1	1				
6	3	194446-83150	CIRCLIP	1	1	1	1				
7-1	3	194446-83160	BALL BEARING	2	2	2	2				
8	3	194446-83170	WASHER	1	1	1	1				
9	3	194446-83180	SHIM	3	3	3	3				
10	2	194446-83220-X	SHAFT, P.T.O	1	1	1	1				
11	2	22512-070280	KEY, 7X 28	1	1	1	1				
12	2	26116-120302	BOLT, M12X 30 PLATED	1	1	1	1				
12-1	2	26013-120302	BOLT, M12X 30	1	1	1	1				N
		(A=*) (B=*) (C=*) (D=*)									
13	2	22217-120000	WASHER, SPRING 12	1	1	1	1				Z
		(A=*) (B=*) (C=*) (D=*)									
14	2	194322-83250-X	SHAFT, IDLE	1	1	1	1				
15	2	194446-83210-X	CASE, BEARING	1	1	1	1				
16	2	24102-060064	BEARING, BALL 6006U	2	2	2	2				
16-1	2	24101-060064	BEARING, BALL 6006			2	2				N
		(C=*) (D=*)									
17	2	24764-010000	NIPPLE, GREASE M6F	1	1	1	1				
18	2	22252-000550	RING, 55	1	1	1	1				
19	2	26116-140302	BOLT, M14X 30 PLATED	2	2	2	2				
19-1	2	26013-140302	BOLT, M14X 30	2	2	2	2				N
		(A=*) (B=*) (C=*) (D=*)									
20	1	22217-140000	WASHER, SPRING 14	2	2	2	2				Z
		(A=*) (B=*) (C=*) (D=*)									
21	2	26557-060162	SCREW M 6X 16	4	4	4	4				
22	2	22217-060000	WASHER, SPRING 6	4	4	4	4				
23	2	194446-83240	SPACER	1	1	1	1				
24	2	194446-83260	DISC, FRONT P.T.O.	4	4	4	4				
25	2	26116-100202	BOLT, M10X 20 PLATED	8	8	8	8				
25-1	2	26013-100202	BOLT, M10X 20	8	8	8	8				N
		(A=*) (B=*) (C=*) (D=*)									
26	2	22217-100000	WASHER, SPRING 10	8	8	8	8				Z
		(A=*) (B=*) (C=*) (D=*)									
27	2	22117-100000	WASHER, 10	8	8	8	8				
28	2	194446-83310	SWITCH, FRONT P.T.O.	1	1	1	1				W
		(A=*1980.) (B=*1980.) (C=*1980.) (D=*1980.)									

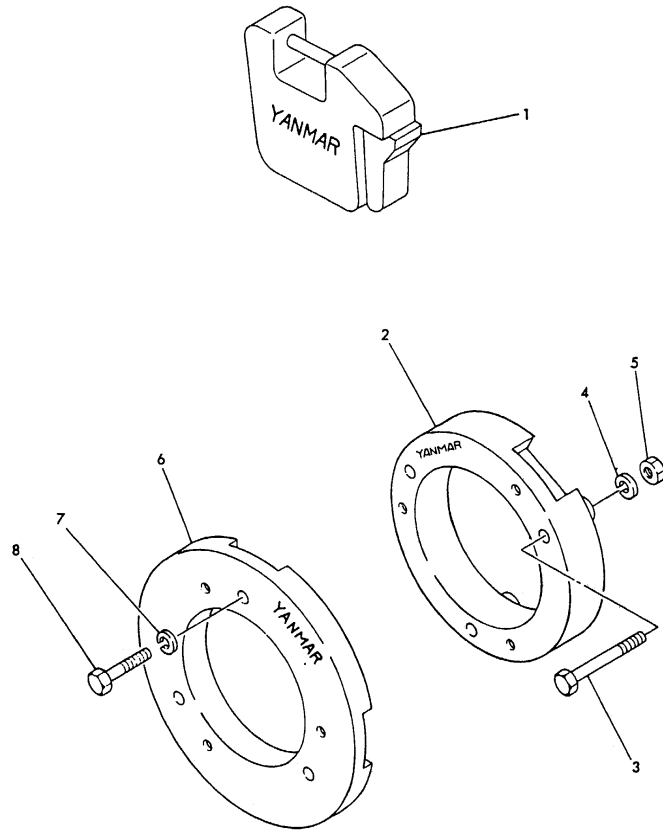
Remarks
(M) MISPRINT.

Fig.114. FRONT & REAR WHEEL WEIGHT

(A)=YM336 (FLOOR
(B)=YM336D(FLOOR
(C)=YM336 (COLUM

(D)=YM336D(COLUM
(E)=
(F)=

Fig. 114 FRONT WEIGHT&REAR WHEEL WEIGHT



No.	Lev.	Parts No.	Description	Q'ty						I	R
				(A)	(B)	(C)	(D)	(E)	(F)		
1	1	194080-81111-R	WEIGHT 20KGS. FRONT	1	1	1	1				
2	1	194080-81230-R	WEIGHT 20KGS. REAR	1	1	1	1				
3	1	26116-161102	BOLT, M16X110 PLATED	3	3	3	3				
4	1	22217-160000	WASHER, SPRING 16	3	3	3	3				
5	1	26716-160002	NUT, M16	3	3	3	3				
6	1	194080-81212-R	WEIGHT 25KGS. REAR	1	1	1	1				
7	1	22217-160000	WASHER, SPRING 16	3	3	3	3				
8	1	26116-160602	BOLT, M16X 60 PLATED	3	3	3	3				

Parts No. Index

Parts No.	Fig. No.	Ref. No.
101100-55060	15	37
101147-12550	4	14
101147-59810	9	29
	13	44
101158-11230	3	34
		38
		42
		46
101304-59020	13	49 -1
101704-22300	8	7
101720-55750	13	5
102103-55520	13	13
	20	42
102210-07990	16	20
103338-11180	3	9
103338-11190	3	10 -1
103338-14200	6	6
103854-11490	3	78
	20	21
103854-53120	12	6
103854-53180	12	8
103854-59191	13	29
103854-66420	14	15
104200-03641	3	59
104200-55321	13	6
104200-55330	13	9
104200-55341	13	7
104200-55750	13	8
104200-59170	13	45
	20	44
104200-92350	108	11
104511-11120	3	8
104600-11100	3	3
104600-11110	3	4
104600-22400	8	8
104700-11350	3	11
104900-11450	3	77
	20	20
104900-53080	12	4
106100-59060	13	51
110250-53150	12	10
	73	43
110250-53410	73	43 -1
110250-55610	13	14
111100-11230	3	34 -1
		38 -1
		42 -1
		46 -1
113200-53110	12	5
113200-53120	12	7

Parts No.	Fig. No.	Ref. No.
120130-11160	3	5 -2
120130-43140	10	3 -1
		77 -1
		85 -1
120220-03660	3	60
121023-77910	15	27
	19	12
121120-12540	4	4 -1
121120-12560	4	6
121120-12570	4	7
121120-13570	5	6
121120-13580	5	7
121120-44540	10	31 -1
121120-49011	10	54 -1
121120-49260	3	22
121120-49261	3	22 -1
121120-59500	13	34
121120-59560	13	36
121120-66000	14	9 -1
121120-66100	14	8 -1
121120-77920	15	28
121150-02300	7	39
121150-51460	11	11
121158-66011	14	7 -2
121240-21590	7	13
121241-07150	16	4
	99	36
121242-42000	10	75
121243-07150	16	18
121250-01331	1	52 -1
	20	11 -1
121250-01522	1	37
121250-01550	2	6
121250-01600	1	34
121250-01710	1	43
121250-01751	1	31
	20	7
121250-01791	1	39
121250-01850	1	32
121250-01951	1	36
121250-01990	1	17
	20	3
121250-02070	7	32
		36
121250-02100	7	38
121250-02110	7	27
121250-02120	7	31
121250-02130	7	35
121250-02220	7	28
121250-02450	6	9

Parts No.	Fig. No.	Ref. No.
121250-03610	3	54
121250-03740	3	73
121250-03751	3	55
121250-03761	3	56
121250-03770	3	57
121250-03782	3	58
121250-03783	3	58 -1
121250-11550	3	16
121250-12710	4	22
	20	25
121250-13520	5	18
	20	26
121250-13530	3	19
121250-14100	6	5
121250-21200	7	21
121250-21650	7	42
121250-22090	8	1 -1
121250-26160	2	41
121250-26201	2	25
121250-26210	2	28
121250-26400	2	26
121250-35090	9	16
121250-35300	9	20
121250-42011	10	82
121250-42121	10	89
121250-44570	10	20
121250-44581	10	35
121250-44590	10	21
121250-44900	10	45
	19	8
121250-44901	10	45 -1
	19	8 -1
121250-49030	10	110
121250-49101	10	58
121250-49110	10	59
121250-49121	10	61
121250-49150	10	65
121250-49160	10	66
121250-55610	13	16
121250-55620	13	15
121250-59501	13	35
121250-59550	13	37 -1
121250-59561	13	43
121250-59810	13	20
121250-59820	13	21
121250-59830	13	22
121250-59850	13	23
121250-59860	13	26
121250-61600	14	6
121250-66010	14	7

Parts No.	Fig. No.	Ref. No.
121250-66400	14	22
121250-66801	14	27
121250-66860	14	31
121250-66870	14	32
121250-77210	15	8
121250-77330	15	35
121250-77701	15	23
121250-77812	15	25
		39
121252-01230	1	5
121252-01330	1	52
	20	11
121252-11260	3	31
121252-22090	8	1
121252-32200	9	9 -1
121252-39200	9	27
121252-39450	9	31
	19	6
121252-42000	10	1
121252-42120	10	8
121252-42121	10	8 -1
121252-42240	10	4
		78
		86
121252-42260	10	5
		79
		84
121252-42290	10	9
	19	7
121252-44510	10	26
121252-44740	10	41
121252-44760	10	42
121252-49010	10	54
121252-49030	10	56
121252-49250	10	68
121252-77330	15	10
121252-77331	15	10 -1
121253-12110	4	23
121253-12500	4	1
121253-12510	4	5 -1
	19	3 -1
121253-12530	4	3 -1
121253-13490	5	3
121253-21650	7	18
121253-42121	10	91
121253-44500	10	17
121253-44610	10	22
121253-49020	10	55
121253-66110	14	45
121254-02140	7	44

Parts No. Index

Parts No.	Fig. No.	Ref. No.
121254-02160	7	45
121254-02180	7	46
121254-02370	7	45 -1
121254-02380	7	46 -1
121254-07150	16	3
	98	38
	100	35
	101	35
	102	33
	103	36
	104	35
121254-44600	10	36
121254-55510	13	12
121254-55600	13	1
121257-12100	4	20
121257-44500	10	97
121257-44600	10	99
121257-44760	10	101
121257-49010	10	108
121257-49022	10	109
121258-21590	7	12
121258-26160	2	29
121258-66011	14	7 -3
121258-77200	15	2 -1
	18	1 -1
121267-49500	10	57 -1
121370-11080	3	28
121370-11310	3	52
	20	17
121390-32001	9	1 -1
121390-32200	9	9
121420-01760	3	69 -1
121420-11080	3	28 -1
121420-59571	15	31
121420-66010	14	7 -1
121422-11090	3	29 -1
121422-44581	10	98
121422-44740	10	100
121422-49011	10	54 -2
121422-59010	13	47
121422-66000	14	9
121440-12480	4	19
	16	8
	99	39
121440-12520	4	34
	99	38
121450-01560	1	19 -1
121450-42310	10	6
		80
		87

Parts No.	Fig. No.	Ref. No.
121450-44530	10	28
121454-12480	4	33
	98	40
	100	37
	101	37
	102	35
	103	38
	104	37
121454-12520	4	18 -2
	16	7 -2
	98	41 -1
	100	38 -1
	101	38
	102	36
	103	39
	104	38
121454-12600	4	18 -1
	16	7 -1
121462-03740	3	55 -1
121465-11950	3	25 -1
121465-59950	13	28 -1
121492-77200	15	34
121750-01920	1	21
121750-11090	3	29
121750-59090	13	40
121750-59890	78	46
	79	55
	81	77
	82	43
	83	56
	84	77
	85	56
121750-77800	15	24
121820-21690	7	43
122117-51560	11	28
123325-59100	13	24
123325-59110	13	25
124060-01050	1	10
124060-01640	1	29
124060-11290	3	48 -1
124060-21660	7	19
124060-59380	13	31
124060-77680	13	42
	15	22
		32
124064-12400	4	8
124064-12420	4	10
124064-12430	4	13
	20	23
124064-12440	4	12

Parts No.	Fig. No.	Ref. No.
124064-12450	4	16
124064-12460	4	17
124064-12470	4	11
124066-59100	13	41
124085-35300	9	20 -1
124085-35350	9	26 -1
124160-01532	2	7
	20	12
124160-01650	1	41
124160-01751	3	68
124160-01863	1	33
	20	8
124160-01910	1	15
124160-11290	3	48
124160-21700	7	22
124160-34844	1	38
	20	9
124160-39140	9	28
124160-49480	1	22
124220-21130	7	20
124220-51890	11	36
124227-21920	7	8
124240-01882	2	40
	20	47
124240-42291	10	92
	19	13
124240-51100	11	3
124240-51550	11	31
124250-03640	3	67
124250-59260	13	49
124250-77012	15	1
	17	1
124250-77070	17	7 -1
124250-77090	17	9 -1
124250-77100	17	10 -1
124250-77110	17	12 -1
124250-77120	17	13 -1
124250-77130	17	14 -1
124250-77140	17	15 -1
124250-77150	17	16 -1
124250-77160	17	17 -1
124250-77170	17	18 -1
124250-77180	17	19 -1
124250-77190	17	20 -1
124250-77210	17	22 -1
124250-77220	17	23 -1
124250-77230	17	24 -1
124250-77240	17	25 -1
124250-77270	17	29 -1
124250-77310	15	4 -1

Parts No.	Fig. No.	Ref. No.
124250-77310	17	28 -1
124250-77320	17	33 -1
124250-77500	17	2 -1
124250-77510	17	3 -1
124250-77520	17	21 -1
124250-77540	17	35 -2
124250-77550	17	32 -1
124250-91400	2	35
124250-91412	2	36
	20	15
124450-01210	1	3
124450-01211	1	4
124450-01230	1	6
124450-01240	1	8
		8 -1
124450-01250	1	7
		7 -1
124450-01512	2	14
	20	13
124450-01610	1	35
124450-01800	2	15
124450-01901	1	9 -1
124450-01980	10	60
	20	50
124450-07300	2	33
124450-11161	3	5
124450-11171	3	6
124450-11320	4	32
124450-11401	3	75 -1
124450-11410	3	76
124450-11420	3	75
124450-11671	3	12
124450-11681	3	13
	20	16
124450-11800	3	5 -1
124450-11810	3	6 -1
124450-11900	5	19
	20	27
124450-12560	4	14 -1
124450-12571	4	15 -1
124450-14120	6	3
124450-14400	6	7
124450-21230	7	17
124450-23100	8	12
124450-23200	8	11
124450-23300	8	13
124450-23350	8	14
124450-26410	2	27
124450-32020	9	15
	20	29

Parts No. Index

Parts No.	Fig. No.	Ref. No.
124450-35070	9	17
124450-35110	9	19
	20	30
124450-35350	9	26
124450-39240	9	30
124450-44410	10	11
	20	34
124450-44550	10	32
124450-44560	10	29
124450-44590	10	19
124450-44610	10	37
124450-61110	14	5
124450-61200	14	2 -1
124450-61220	14	3
124450-66411	14	23
124450-66420	14	26
124450-66430	14	25
124450-66460	14	8
124450-66510	14	20
124450-66550	14	35
124450-66822	14	28
124460-02150	7	37
	20	28
124460-03650	3	70
124460-03663	3	71
	20	19
124460-11270	3	24
124460-11340	3	7
124460-11360	3	79 -1
124460-66440	14	24
124460-66611	14	17
124460-77802	15	38
124460-77820	15	26
124465-13652	5	6 -1
124465-44950	10	46
	20	35
124550-01300	1	26
	20	5 -1
124550-01900	1	9
124550-21600	7	16
124550-35110	9	18
	19	5
124550-51301	11	18
124550-51320	11	21
124550-51341	11	22
124550-51350	11	24
	20	39
124550-51370	11	23
	20	38
124550-51590	11	32

Parts No.	Fig. No.	Ref. No.
124550-55700	13	11
	19	11
124550-59030	13	38
124550-59090	13	39
124550-66370	14	16
124550-77020	15	5
124550-77030	15	6
124550-77250	15	9
124550-77710	15	3
124732-49531	10	69
124736-49540	10	70
	20	37
124740-07160	16	6
	99	37
124740-44800	10	49
	16	10
	99	40
124740-44810	10	51
	16	14
	99	42
124740-44920	10	53
	16	12
	99	41
124742-07160	16	19
124742-12480	4	36
	16	21
124742-12520	4	37
124742-44800	10	102
	16	22
124742-44810	10	103
	16	24
124742-44920	10	104
	16	23
124750-42050	10	7
	20	33
124750-42051	10	88
	20	51
124750-42350	10	10
124756-77040	15	7 -1
124756-77200	15	2 -2
	18	1 -2
124756-77210	15	2
	18	1
124764-02130	7	47
124764-07160	16	5
	98	39
	100	36
	101	36
	102	34
	103	37

Parts No.	Fig. No.	Ref. No.
124764-07160	104	36
124764-12560	4	24
124764-12570	4	25
124764-12580	4	26
124764-12600	98	41
	100	38
124764-44800	10	48
	16	9
	98	42
	100	39
	101	39
	102	37
	103	40
	104	39
124764-44810	10	50
	16	13
	98	37
	100	41
	101	41
	102	39
	103	42
	104	41
124764-44920	10	52
	16	11
	98	43
	100	40
	101	40
	102	38
	103	41
	104	40
124766-59050	10	67
	13	33
		50
	24	18
124767-12050	4	21
	20	24
124770-53000	12	3
	19	10
124772-66890	14	37
124790-49800	10	71
	19	9
124950-26021	2	16
	20	14
124950-51670	11	6
129150-11170	3	6 -2
129350-49800	10	71 -1
	19	9 -1
129354-13490	5	1 -2
129354-59011	13	47 -1
135210-61090	14	34

Parts No.	Fig. No.	Ref. No.
160260-01800	3	63
		63 -1
171051-01921	1	21 -1
172100-53200	12	9
	20	41
172400-02410	6	8 -1
173400-11900	3	74
174100-54120	11	17
174307-51170	11	8
174307-51181	11	9
174307-51190	11	7
174307-51270	11	34
	20	40
174307-51450	11	10
174307-51510	11	25
174307-51550	11	26
174307-51560	11	27
174307-51700	11	33
192060-46110	78	8
	79	8
	82	8
194065-41210	77	21 A
194080-01121	40	19
	41	19
	42	19
	45	19
	46	19
194080-08140	59	3
194080-08240	105	26
194080-15320	32	32
	33	33
194080-15550	32	59
	33	60
194080-21880	35	19
194080-27172	56	8
	57	8
194080-27190	56	15
	57	15
194080-27252	56	7
	57	7
194080-27480	21	4
194080-37781	68	22
	69	22
	70	22
194080-51411	78	14 -1
	79	14 -1
	82	14 -1
194080-51430	78	13
	79	13
	82	13

Parts No. Index

Parts No.	Fig. No.	Ref. No.
194080-52132	78	21
	79	20
194080-57202	78	49
	79	45
	82	33
194080-58810	80	22
	81	22
	83	22
	84	22
	85	22
194080-58820	80	23
	81	22 -1
	23	
	83	23
	84	22 -1
	23	
	85	23
194080-64780	99	35
194080-74631	105	59
194080-75790	106	3
194080-81111-R	114	1
194080-81212-R	114	6
194080-81230-R	114	2
194080-82110	108	8
	109	9
194080-82140	108	10
194080-82180	108	15
194081-54110	80	40 -1
	81	25
	83	39
	84	25
	85	39
194081-54120	80	45 -1
	81	30
	83	44
	84	30
	85	44
194081-54131	80	42 -1
	81	27
	83	41
	84	27
	85	41
194081-54140	81	28
	83	42
	84	28
	85	42
194081-54151	80	54 -1
	81	36
	83	50
	84	36

Parts No.	Fig. No.	Ref. No.
194081-54151	85	50
194081-54160	80	55
	81	37
	83	51
	84	37
	85	51
194081-54171	80	56
	81	38
	83	52
	84	38
	85	52
194081-54181	81	29
	83	43
	84	29
	85	43
194081-54190	81	32
	83	46
	84	32
	85	46
194081-54210	81	31
	83	45
	84	31
	85	45
194081-54221	80	48 -1
	81	33
	83	47
	84	33
	85	47
194081-54230	80	52 -1
	81	35
	83	49
	84	35
	85	49
194081-54240	80	51 -1
	81	34
	83	48
	84	34
	85	48
194081-55820	80	41
	81	26
	83	40
	84	26
	85	40
	78	
194082-34910	71	8
		18
	72	8
		18
194082-34920	71	9
		19

Parts No.	Fig. No.	Ref. No.
194082-34920	72	9
		19
194110-25220	37	34
	38	34
	59	5
194110-26370	48	19
194110-37691	68	16
	69	16
	70	16
194130-04271	24	16
	25	16
194130-11580	26	38
	27	38
194130-12720	28	7
194130-15720	32	65
	33	65
194130-15740	32	91
	33	91
194130-15750	32	90
	33	90
194130-15770	32	66
	33	66
194130-22160	35	26
	36	24
194130-22170	35	27
	36	25
194130-22280	35	4
	36	4
194130-22311	35	30
	36	28
194130-24490	58	9
194130-25270	47	7
194130-26350	58	10
194130-26370	59	23
194130-27390	58	18
		18 -1
194130-32210	63	8
	64	8
194130-32310	63	24
	64	24
194130-32320	63	25
	64	25
194130-32330	63	26
	64	26
194130-32340	63	27
	64	27
194130-32350	63	28
	64	28
194130-32360	63	29
	64	29

Parts No.	Fig. No.	Ref. No.
194130-32681	65	4
	66	4
194130-32682	65	4 -1
	66	4 -1
194130-33111	63	40
	64	40
194130-33120	63	41
	64	41
194130-33150-X	63	35
	64	35
194130-33161	63	36
	64	36
194130-33170	63	43
	64	43
194130-33180	63	48
	64	48
194130-33190	58	46
194130-33452	59	25
194130-34840	71	14
		24
	72	14
		24
	110	29
		39
		88
		98
	111	29
		39
194130-34850	71	13
		23
	72	13
		23
	110	28
		38
		89
		99
	111	28
		38
194130-37730	35	37
	36	35
	75	2
	76	4
194130-37740	68	21
	69	21
	70	21
194130-42130	73	3
194130-43290	73	8
194130-43351	73	34
194130-43410	74	1
194130-44230	74	5

Parts No. Index

Parts No.	Fig. No.	Ref. No.
194130-44241	74	6
194130-44421-X	74	9
194130-44422-X	74	9 -1
194130-44480	74	10
194130-48650	77	34
194130-52121	78	20
194130-62160	91	10
	92	10
	93	12
	94	10
	95	12
	96	10
	97	12
194130-62180	91	6
	92	6
	93	6
	94	6
	95	6
	96	6
	97	6
194130-82190	108	12
194136-44110	74	2 -1
194140-63221	91	27
	92	26
	93	27
	94	24
	96	22
	97	25
194140-63270	91	28
	94	25
194142-34810-P	72	11
		21
	111	27
		37
194142-34810-Q	71	11
		21
	110	27
		37
194142-34821-P	72	12
		22
194142-34821-Q	71	12
		22
194145-01260	21	8
	22	8
	23	8
194145-01501	21	20
	22	20
	23	20
194145-04112	24	1
	25	1

Parts No.	Fig. No.	Ref. No.
194145-04301	24	2
194145-04302	24	2 -1
	25	2
194145-04310	24	3
194145-04311	24	3 -1
	25	3
194145-04350	24	4
194145-04351	24	4 -1
	25	4
194145-04460	24	5 -1
	25	5
194145-04520	24	6
194145-04521	24	6 -1
	25	6
194145-04530	24	7
194145-04720	24	17
194145-04810	24	10
	25	10
	55	11 -1
194145-05111-X	26	40
	29	56
194145-11140	26	8
	27	8
	29	4
194145-11240	26	27
	27	27
194145-11300-X	26	22
	27	22
194145-11350	26	26
	27	26
194145-11400-X	26	18
	27	18
194145-11511	26	30
	27	30
194145-11521	26	32
	27	32
194145-11550	26	31
	27	31
194145-11570	26	33
	27	33
194145-11630	26	36
	27	36
194145-11650	26	43
	27	40
194145-11801-X	28	1
194145-11820	28	6
194145-11860	28	3
194145-11870	28	13
194145-11910	28	9
194145-11920	28	8

Parts No.	Fig. No.	Ref. No.
194145-11920	30	5 -1
194145-11930	28	43
194145-11970	28	10
194145-11980	28	11
194145-11990	28	12
194145-12110-X	28	44
194145-12111-X	28	44 -1
194145-12120-X	28	45
194145-12310-X	28	17
194145-12322-X	28	18
194145-12331	28	20
194145-12340-X	28	23
194145-12350-X	28	22
194145-12611-X	28	38
194145-12630	28	39
194145-12640-X	28	40
194145-12800	71	2
	72	2
194145-12810	71	3
	72	3
194145-12820	71	4
	72	4
194145-12900-P	72	5
194145-12900-Q	71	5
194145-15560	32	60
194145-15651	32	62
	33	63
194145-21120	68	26
	69	26
	70	26
194145-22240-X	35	29
	36	27
194145-22320	35	35
	36	33
194145-22430	35	43
	36	41
194145-22440	35	42
194145-27450	60	13
	61	13
	62	13
194145-27960	60	2
	61	2
	62	2
194145-31750	65	5
	66	5
194145-32121	63	13
	64	13
194145-32620-X	65	3
194145-32621-X	65	3 -1
194145-32650	65	10

Parts No.	Fig. No.	Ref. No.
194145-32650	66	10
194145-32660	65	17
194145-32710-X	65	1
	66	1
194145-32720	65	2
	66	2
194145-32730	65	15
	66	14
194145-32740	65	16
	66	15
194145-33200-X	63	33 A
	64	33 A
194145-33211-X	63	34
	64	34
194145-33430	63	51
194145-33480	63	52
	64	52
194145-33490	63	53
	64	53
194145-33510	63	58
194145-33520	63	59
194145-34120	63	60
	64	60
194145-34360	63	64
	64	64
194145-34370	63	65
194145-34380	63	66
	64	66
194145-34390	63	67
	64	67
194145-34540-P	111	56
		66
194145-34540-Q	110	56
		66
		86
		96
194145-36551	67	2
194145-36630	67	6
194145-36651	67	10
194145-36810	67	9
194145-37470-X	68	5
	69	5
194145-37471-X	69	5 -1
	70	5
194145-37540-R	68	3
	69	3
	70	3
194145-37550-X	68	8
	69	8
	70	8

Parts No. Index

Parts No.	Fig. No.	Ref. No.
194145-37560	68	12
	69	12
	70	12
194145-42151	73	4
194145-42152	73	4 -1
194145-42830	73	6
194145-43310	73	33
194145-44112	74	2
194145-44210	74	3
194145-47160	55	24
194145-48370	58	47
194145-51150	78	33
	82	24
194145-51180	80	21
	81	21
	83	21
	84	21
	85	21
194145-51210	78	19
	79	18
194145-51550-X	78	2
	79	2
	82	2
194145-51610	78	25
194145-51620	65	13
	66	12
194145-51650	78	31
	79	24
	82	22
194145-52220-X	80	3
	81	3
	83	3
	84	3
	85	3
194145-52400	80	10
	81	10
	83	10
	84	10
	85	10
194145-52820	80	12
	81	12
	83	12
	84	12
	85	12
194145-52830	80	13
	81	13
	83	13
	84	13
	85	13
194145-52840	80	14

Parts No.	Fig. No.	Ref. No.
194145-52840	81	14
	83	14
	84	14
	85	14
194145-53200	78	43
	82	30
194145-53310	82	31 A
194145-55290	78	37
	79	31
194145-55291	78	37 -1
	79	31 -1
194145-56901	78	42
	79	36
	82	29
194145-61242-P	87	39
194145-61242-R	86	38
	88	35
	89	35
	90	35
194145-61252-P	87	26
194145-61252-Q	86	24
	88	22
	89	22
	90	22
194145-61322-P	87	16
194145-61322-X	86	14
	88	12
	89	12
	90	12
194145-61501-R	86	55
194145-61551	86	59
	87	59
	88	55
	89	55
	90	55
194145-61560	86	61
	87	61
	88	57
	89	57
	90	57
194145-61570	86	20
	87	22
	88	18
	89	18
	90	18
194145-61610	86	63
	87	63
194145-61640	86	28
194145-61650	86	29
		67

Parts No.	Fig. No.	Ref. No.
194145-61650	87	31
		67
	88	27
		61
	89	27
		61
	90	27
		61
194145-61821	86	51
	87	52
	88	48
	89	48
	90	48
194145-62111-P	92	1
194145-62111-R	91	1 -1
194145-62121-P	92	2
194145-62121-R	91	2 -1
194145-62130-P	92	17
194145-62130-R	91	17
	93	19
194145-62131-P	95	18
194145-62131-R	93	19 -1
	94	16
	96	16
	97	19
194145-62140-P	92	18
194145-62140-R	91	18
	93	20
194145-62141-P	95	19
194145-62141-R	93	20 -1
	94	17
	96	17
	97	20
194145-62220-R	91	54
	93	54
194145-62230-R	91	55
	93	53
194145-62241	91	9
	92	9
	93	11
	94	9
	95	11
	96	9
	97	11
194145-62250	91	4
194145-62251	91	4 -1
	92	4
	93	4
	94	4
	95	4

Parts No.	Fig. No.	Ref. No.
194145-62251	96	4
	97	4
194145-62260	91	5
	92	5
	93	5
	94	5
	95	5
	96	5
	97	5
194145-62270	91	3
	92	3
	93	3
	94	3
	95	3
	96	3
	97	3
194145-62280	91	46
	92	43
	93	43
	94	41
	95	29
	96	35
	97	43
194145-62410	96	12
194145-62410-P	92	12
	95	14
194145-62410-R	91	12
	93	14
	94	12
	97	14
194145-62420	91	13
	92	13
	93	15
	94	13
	95	15
	96	13
	97	15
194145-64120	90	74
194145-64410-R	91	62
	92	57
	93	61
	94	52
	95	42
	96	49
	97	55
194145-64430	86	77
	87	78
	88	69
	89	69
	90	69

Parts No. Index

Parts No.	Fig. No.	Ref. No.
194145-64430	91	63
	92	34 -1
		58
	93	62
	94	53
	95	43
	96	50
	97	34
		56
		14
194145-72550	105	37
		16 -1
194145-72601-X	105	17
194145-72611-X	105	19
194145-72620	105	20
194145-72630-X	105	23
194145-72640-X	105	23 -1
194145-72641-X	105	25
194145-72671	105	22
194145-72710	105	30
194145-72750-X	105	31
194145-72761	105	34
194145-72841	105	49
194145-73150	105	52
194145-74150-X	105	53
194145-74240-X	105	56
194145-74600-X	105	60
194145-75250	108	9
194145-82240	109	10
194146-21150-X	35	12
	36	11
		13
194146-21160	35	13 -1
194146-21161	35	12
194150-01190	21	2
	68	15
	69	15
	70	15
	86	52
	87	53
	88	49
	89	49
	90	49
		9
194150-01270	21	9
	22	9
	23	9
194150-01370	21	17
	22	17
	23	17
		17
194150-21910	35	5

Parts No.	Fig. No.	Ref. No.
194150-21910	36	5
	58	7
	65	6
	66	6
194150-22250	35	3
	36	3
	35	38
194150-22460	36	36
	35	39
194150-22480	36	37
	68	23
	69	23
	70	23
		5
194150-24270	26	5
	27	5
	29	9
194150-37530	35	6
	36	6
	65	7
	66	7
	68	2
	69	2
	70	2
194150-42280	73	5
	78	22
194150-51250	79	21
194150-51620	78	24 -1
		30
	80	24 -1
194150-61740		24 -2
	78	4
	79	4
	82	4
194150-71230	105	2
		2 -1
194151-04260	24	14
	25	14
	78	12
	79	12
	82	12
	26	16
		21
	25	
	76	
	85	
	18	
	39	
194151-11480	29	51
	51	6
		44

Parts No.	Fig. No.	Ref. No.
194151-24770	52	6
		43
194151-37730	68	19
	69	19
	70	19
	73	26
	73	30
194151-46610	78	35
194151-46640-X	79	29
194151-55100	78	55
194151-57100	82	39
	78	50
194151-57210	79	46
	82	34
	86	49
194151-61831	87	50
	88	46
	89	46
	90	46
	91	36
	92	29
	93	33
	94	31
	96	24
	97	28
194151-63240	91	38
	92	31
	93	35
	94	33
	96	26
	97	30
	98	3
	26	41
	29	57
	94	29
95	26	
96	27	
97	35	
194151-63250	82	17 B-1
194155-52160	78	18 B
194155-52190	79	17 B
	82	17 B
194155-55810	78	44
	82	31
194155-55820	78	36
	79	30
	82	28
	83	63
	85	63
194155-61241	86	21

Parts No.	Fig. No.	Ref. No.
194155-61241	87	23
	88	19
	89	19
	90	19
		19
194155-61250	86	17
194155-61251	86	17 -1
	87	19
	88	15
	89	15
	90	15
194162-53310	55	31
194162-58830	24	20
	25	20
194170-01110	21	1 -1
	22	1
194170-25700	48	18
194170-27100	55	8
194170-27140	55	11
194170-27170-X	55	14
194170-27180-X	55	15
194170-27190	55	16
194170-27201	55	17
194170-27260-X	55	21
194170-27261-X	55	21 -1
194170-27270-X	55	22
194170-27290-X	55	25
194170-27310-X	55	26
194170-27320-X	55	27
194170-27340-X	55	28
194170-27370-X	55	29
194170-27380	55	20 -1
194170-52130	82	19
194170-55120	83	58
	85	58
194170-55130	83	59
	85	59
194170-55150	83	60
	85	60
194170-55160	83	61
	85	61
194170-55170	83	62
	85	62
194170-61500-R	88	52
	89	52
	90	52
194170-61600	83	57
	85	57
194170-61610	83	64
	85	64
194170-61620-R	88	59

Parts No. Index

Parts No.	Fig. No.	Ref. No.
194170-61620-R	89	59
	90	59
194170-63110-X	93	24
194170-63111-X	93	24 -1
194170-65470	100	28
	104	26
194170-65580	100	15
	101	15
	102	15
	103	15
	104	15
194170-65620	98	25 -1
	100	3
	104	3
194170-65890	100	27
194170-65891	100	27 -1
	104	27
194172-65350	103	4
194172-65360	103	5
194172-65470	103	27
194172-65550	103	13
194172-65630	103	20
194172-65680	103	24
194173-65550	103	34
194180-15530	32	41 -1
	33	42
194180-15830	32	28 -2
	33	29
194180-51640	66	12 -1
194190-11520	76	3
194190-25410	47	13
194190-26860-X	58	14
194190-27280	56	12
	57	12
194190-51420	78	15
	79	15
	82	15
194190-61560	86	60
	87	60
	88	56
	89	56
	90	56
194191-28450	51	39 -1
194191-28451	51	39 -2
	52	38
	53	38
194191-28480	51	34
	52	34
	53	34
194197-01160	21	4 -1

Parts No.	Fig. No.	Ref. No.
194197-01160	22	4
	23	4
194200-34950	110	44
		49
	111	44
		49
194200-65601	98	16
	99	16
	100	16
	101	16
	102	16
	103	16
	104	16
194200-65610	98	17
	99	17
	100	17
	101	17
	102	17
	103	17
	104	17
194240-51800	81	78
	84	78
194240-51810	81	79
	84	79
194240-51820	81	80
	84	80
194240-52120	79	19
	82	18 -1
194240-52210	80	2
	81	2
	83	2
	84	2
	85	2
194240-62260-P	92	33
	95	25
194240-62260-R	94	59
194240-65370	81	41
	84	41
194240-65431	98	6
194240-65432	98	6 -1
	99	6
	100	6
	101	6
	102	6
	103	6
	104	6
194240-65440	98	7
194240-65441	98	7 -1
	99	7
	100	7

Parts No.	Fig. No.	Ref. No.
194240-65441	101	7
	102	7
	103	7
	104	7
194240-65510	98	10
194240-65511	98	10 -1
	99	10
	100	10
	101	10
	102	10
	103	10
	104	10
194240-65670	98	23
194240-65671	98	23 -1
	100	23
	103	23
	104	23
194240-65710	98	25
194240-98221	99	23
	101	23
	102	23
194240-98241	99	3
194240-98251	101	25
	102	25
194240-98281	99	9
	101	9
	102	9
194242-51130	83	19 -1
	85	19 -1
194242-51820	85	69
194242-53400	85	73
194242-53600	85	80
194242-53620	85	82
194242-53630	85	83
194242-53640	85	84
194242-55420	85	75
194242-55430	85	76
		85
194242-55440	85	77
		86
194242-63120-X	96	20
194242-65460	103	9
194242-65620	103	3
194242-65660	103	22
194242-65670	103	30
194242-65720	103	25
194242-75740	107	2
194250-51660	78	45
	79	54
	82	42

Parts No.	Fig. No.	Ref. No.
194250-61480	89	4
194270-51141	85	20 -1
194270-51700-X	81	42
194270-51701-X	81	42 -1
	84	42
	85	68
194270-62240-R	94	57
	96	41
194270-62260-R	96	42
194270-62280	96	43
194270-62290	96	44
194270-65570	103	14
194270-65650	103	21
194270-75711-X	107	1
194270-75750	107	6
194271-51650	82	47
194273-42100-X	73	1
194273-47770	76	19
194273-47910	75	29
194273-61501-P	87	56
194273-65570	98	14
194273-65571	98	14 -1
	100	14
	104	14
194273-65610	98	18
194273-65611	98	18 -1
	99	18
	100	18
	101	18
	102	18
	103	18
	104	18
194273-65650	98	21
194273-65651	98	21 -1
	100	21
	104	21
194273-98431	99	14
	101	14
	102	14
194273-98441	99	21
	101	30
	102	26
194274-13340	30	57
194274-13350	30	58
194274-13360	30	59
194274-13550	29	38
	31	48 -1
	65	8
	66	8
194274-13560	29	40

Parts No. Index

Parts No.	Fig. No.	Ref. No.
194274-13570	29	39
	31	45 -1
		49 -1
	65	11
	66	11
194274-13580	91	47
	29	41
	32	40 -1
194274-13910	33	41
	31	76
		81 C
194274-13920		82 C
	31	10 -2
		81 B
194274-14100		82 B
	31	79
		86
194275-01110	21	1
194275-01140-U	21	6
	22	6
	23	6
194275-04251-X	24	11
	25	11
194275-04280	24	19
194275-04281	24	19 -1
194275-11200-X	25	19
	26	14
194275-12810-P	27	14
	111	5
194275-12810-Q		15
	110	5
194275-12820-P		15
	111	6
194275-12820-Q		16
	110	6
194275-12830-P		16
	111	7
194275-12830-Q		17
	110	7
194275-12850		17
	110	2
		12
194275-12860	111	2
		12
	110	3
194275-12870		13
	111	3
	110	13
		4
		14

Parts No.	Fig. No.	Ref. No.
194275-12870	111	4
		14
194275-26580	59	11
194275-26590	59	12
194275-26610	59	14
194275-26910-X	58	23
194275-34120	64	60 -1
194275-34710	110	22
		32
		111
		22
		32
194275-34720	110	23
		33
		111
		23
		33
194275-34730	110	24
		34
		111
		24
		34
194275-34750-P	111	26
		36
194275-34750-Q	110	26
		36
194275-34760-P	111	25
		35
194275-34760-Q	110	25
		35
194275-34770-P	111	25 -1
		35 -1
194275-34770-Q	110	25 -1
		35 -1
194275-48820	77	73
194275-51141	83	20 -1
194275-51210	78	29
	79	23
	82	21
194275-51510	78	1 -1
	79	1
	82	1
194275-51540	82	1 A
194275-53350	86	4
	88	2
	90	2
194275-53401	80	26
	83	25
	85	25
194275-53410	80	27
	83	26
	85	26
194275-53421	80	28

Parts No.	Fig. No.	Ref. No.
194275-53421	83	28 -1
	85	27 -1
194275-53431	80	29
	83	27 -1
	85	28 -1
	80	31
194275-53451	83	30
	85	30
	80	34
194275-53481	83	33
	85	33
	80	39
194275-54100	80	39
194275-54101	80	39 -1
		39 -2
194275-54110	80	40
194275-54120	80	42
194275-54130	80	43
194275-54140	80	44
194275-54150	80	45
194275-54160	80	47
194275-54170	80	48
194275-54180	80	49
194275-54190	80	50
194275-54210	80	53
194275-54220	80	54
194275-56900	78	42 -1
	79	36 -1
	82	29 -1
194275-62110-R	93	1
194275-62111-R	93	1 -1
194275-62120-R	93	2
194275-62121-R	93	2 -1
194275-62310	91	48
	93	46
		47
		47 -1
194275-62320	91	49
	92	34
	93	45
		48
194275-63111-X	91	23
	92	22
194275-63120	91	30
	93	29
	94	27
194275-65660	98	22 -1
	100	22
	104	22
194275-73110-X	105	44
194275-73120-X	105	45

Parts No.	Fig. No.	Ref. No.
194275-73180	105	41
194275-73410-X	105	50
194275-73411-X	105	50 -1
194275-73412-X	105	50 -2
194275-75210-X	106	1
194275-75430	106	2
194275-75720-X	106	4
	107	4
194276-21400	35	17
194276-21401	35	17 -1
	36	16
	28	15 -2
194278-12650	32	28 -1
194278-15830	77	1
194278-41120-X	77	3
194278-41150	77	3 -1
194278-41151	77	4
194278-41160	77	10
194278-41190	77	11
194278-41210	77	14
194278-41230	77	15
194278-41240	77	14 -1
194278-41250	77	45
194278-48250-X	77	49
194278-82280-X	108	9 -1
	109	10 -1
194279-13900	31	75
		85
194279-14210	31	70 -2
		99
		120
194279-14220	31	77
		100
		121
	64	62 -2
194279-14700	72	32
194279-14700-P	72	27
	111	45
		50
194279-14700-Q	71	27
		32
	110	45
		50
		72
		77
194279-14800	71	28
		33
	72	28
		33
	110	73

Parts No. Index

Parts No.	Fig. No.	Ref. No.
194279-14800	110	78
194279-14810	71	29
		34
	72	29
		34
	110	74
		79
194279-14820	71	30
		35
	72	30
		35
	110	75
		80
194279-34130	64	61 -2
194280-34170	63	62
	64	62
194281-31490	30	4
		17
194281-31570	30	21
194281-31580	30	22
194281-63240	91	37
	92	30
	93	34
	94	32
	96	25
	97	29
194286-04140	25	22
194286-71500-X	105	4 -1
194292-51191	82	44
194292-65650	103	29
194300-27240	55	20
194310-21210	35	7
	36	7
194310-22510	35	44
	36	42
194310-24070	37	47
	38	47
194310-24080	37	55
	38	55
194310-24090	37	48
	38	48
194310-24240	54	8
	55	5
		5 -1
194310-24450	37	24
	38	24
194310-24460	37	26
	38	26
194310-24510	39	23
	40	23

Parts No.	Fig. No.	Ref. No.
194310-24510	41	23
	42	23
	43	23
	44	23
	45	23
	46	23
194310-24520	39	33
	40	33
	41	33
	42	33
	43	33
	44	33
	45	33
	46	33
194310-24550	39	40
	40	40
	41	40
	42	40
	43	40
	44	40
	45	40
	46	40
194310-24580	39	41
	40	41
	41	41
	42	41
	43	41
	44	41
	45	41
	46	41
194310-24610	39	47
	40	47
	41	47
	42	47
	43	47
	44	47
	45	47
	46	47
194310-24620	39	48
	40	48
	41	48
	42	48
	43	48
	44	48
	45	48
	46	48
194310-24660	39	35
	40	35
	41	35
	42	35

Parts No.	Fig. No.	Ref. No.
194310-24660	43	35
	44	35
	45	35
	46	35
194310-24670-X	39	54
	40	54
	41	54
	42	54
	43	54
	44	54
	45	54
	46	54
194310-24680	39	51
	40	51
	41	51
	42	51
	43	51
	44	51
	45	51
	46	51
194310-24690	39	52
	40	52
	41	52
	42	52
	43	52
	44	52
	45	52
	46	52
194310-24710	54	2
	55	6
194310-24720	39	45
	40	45
	41	45
	42	45
	43	45
	44	45
	45	45
	46	45
194310-24760	54	6
194310-24770	37	38
	38	38
194310-24810	37	41
194310-24830	37	44
	38	59
194310-24840	37	57
	38	57
194310-24850	37	59
	38	44
194310-24860	37	51
	38	51

Parts No.	Fig. No.	Ref. No.
194310-24890	39	29
	40	29
	41	29
	42	29
	43	29
	44	29
	45	29
	46	29
194310-24900	37	49
	38	49
194310-24910	37	54
	38	54
194310-24911	38	54 -1
194310-24920	39	50
	40	50
	41	50
	42	50
	43	50
	44	50
	45	50
	46	50
194310-24960	58	53
194310-24970	37	52
	38	52
194310-24980	37	53
	38	53
194310-25350	37	68
194310-25360	37	64
194310-25530	49	8
	50	8
194310-25630	49	18
	50	18
194310-25660	49	24
	50	24
194310-25670	49	31
	50	31
194310-25680	49	30
	50	30
194310-25690	49	34
	50	34
194310-25700	49	25
194310-26620	50	27
194310-27140	54	10
	55	12
194310-27180	56	22
	57	22
194310-27210	56	4
	57	4
194310-27260	56	13
	57	13

Parts No. Index

Parts No.	Fig. No.	Ref. No.
194310-29510	54	30
194310-29530-X	54	31
194310-29540	54	35
194310-46300	73	25 A
194310-46460	73	42
194310-46620	73	28
194310-46630	73	29
194310-65720	100	25
	104	25
194311-28320	51	36
	52	36
	53	36
194312-25370	38	68
194312-46630	73	29 -1
194312-51210	82	45
194313-13630	29	36 -1
194320-04210-X	24	8
	25	8
194320-15710	32	64
194320-16310-X	32	82
	33	82
194320-21401	35	16 -1
	36	15
194320-21700	35	18
	36	17
194320-22110	35	22
	36	20
194320-22111	35	22 -1
	36	20 -1
194320-22200	35	23
	36	21
194320-22240	35	28
	36	26
194320-22520-X	35	46
	36	44
194320-22530	35	48
	36	46
194320-22540	35	49
	36	47
194320-24120	39	12
	40	12
	41	12
	42	12
	43	12
	44	12
	45	12
	46	12
194320-24210-X	39	13
	40	13
	41	13

Parts No.	Fig. No.	Ref. No.
194320-24210-X	42	13
	43	13
	44	13
	45	13
	46	13
194320-24220	39	14
	40	14
	41	14
	42	14
	43	14
	44	14
	45	14
	46	14
194320-24260-X	51	40
	52	39
	53	39
194320-24270	51	41
	52	40
	53	40
194320-24290	39	17
	40	17
	41	17
	42	17
	43	17
	44	17
	45	17
194320-24300-X	37	1
194320-24320	37	11
	38	11
194320-24330	37	12
	38	12
194320-24350-X	58	8
194320-24400	37	15
	38	15
194320-24410	37	16
	38	16
194320-24420	37	18
	38	18
194320-24430	37	31
	38	31
194320-24440	37	23
	38	23
194320-24470	37	28
	38	28
194320-24480	37	29
	38	29
194320-24490	37	25
	38	25
194320-24920	58	50
194320-24940	58	52

Parts No.	Fig. No.	Ref. No.
194320-25220	47	2
	48	2
194320-25230	47	3
194320-25240	48	4
194320-25250	47	5
	48	5
194320-25260	47	6
194320-25270	47	9
	48	9
	50	46
	59	9
194320-25340	48	12
194320-25420	49	4
194320-25430	50	5
194320-25440	49	6
	50	6
194320-25540	49	43 -1
	50	43
194320-25550	49	44 -1
	50	44
194320-25620	49	10
	50	10
194320-25630	49	19
	50	19
194320-25640	49	14
	50	14
194320-25650	49	11
	50	11
194320-25660	49	28
194320-25910	37	62
194320-25920	37	63
194320-25930	37	66
194320-25940	37	67
194320-26130	59	2
194320-26360	59	20
194320-27110-X	54	1
194320-27120	54	9
194320-27130	54	12
194320-27140	54	16
194320-27150	54	13
194320-27210-X	54	19
194320-27220-X	54	25 -2
194320-27230-X	54	23
194320-27240-X	54	29
194320-27241-X	54	29 -1
194320-27420	40	58
194320-27420-X	41	58
	42	58
	45	58
194320-27430	40	59

Parts No.	Fig. No.	Ref. No.
194320-27430	41	59
	42	59
	45	59
	46	59
194320-27570	56	24
	57	24
194320-27620	56	25
	57	25
194320-27730	60	8
	61	8
	62	8
194320-27760	60	5
	61	5
	62	5
194320-27840	60	15
	61	15
	62	15
194320-27870	60	12
	61	12
	62	12
194320-31520	63	12
	64	12
194320-31530	63	14
	64	14
194320-31550	63	15
	64	15
194320-31560	63	16
	64	16
194320-31610	63	17
	64	17
194320-31620	63	18
	64	18
194320-31630	63	19
	64	19
194320-32430-X	58	26
194320-32440	58	27
194320-32460	58	31
194320-32470	58	32
194320-32480	58	33
194320-32500	58	34
194320-32530-X	58	38
194320-32540	58	39
194320-32541	58	39 -1
194320-32580-X	58	42
194320-32590	58	43
194320-32720	65	9
194320-32730	65	20
194320-33130	63	42
	64	42
194320-33410	63	49

Parts No. Index

Parts No.	Fig. No.	Ref. No.
194320-33420	63	50
194320-34170	63	63
	64	63
194320-36510	67	1
194320-36570	67	3
194320-36610-X	67	4
194320-36620-X	67	5
194320-36710-X	67	11
194320-36720-X	67	12
194320-36730	67	14
194320-37500-X	68	24
	69	24
	70	24
194320-37510	68	7
	69	7
	70	7
194320-37770	68	17
	69	17
	70	17
194320-43210-X	73	7
194320-44220	74	4
194320-44260	74	7
194320-44270	74	8
194320-44271	74	8 -1
194320-44520	74	11
194320-47380-X	75	12
194320-47410	75	9
194320-47530	75	28
194320-47760	76	17
194320-47810	76	14
194320-47840-X	76	7
194320-47860	76	26
194320-47880-X	76	13
194320-52230	80	8
	81	8
	83	8
	84	8
	85	8
194320-65310	98	27
	99	26
194320-82110	108	14
194321-11600-X	29	15
194321-11601-X	29	15 -1
194321-11620	29	17
194321-11630-X	29	19
194321-11640	29	20
	30	39
194321-11901-X	31	31
194321-11921	31	33
		37

Parts No.	Fig. No.	Ref. No.
194321-11940	31	42
194321-11950	31	35
194321-11970	31	39
194321-11980	31	40
194321-11990	31	41
194321-12110-X	31	46
194321-12210-X	31	47
194321-12310-X	31	62
194321-13100	30	1
194321-13130	30	7
194321-13140	30	8
194321-13150	30	9
194321-13160	30	5
194321-13170	30	6
194321-13180	30	10
194321-13200	30	15
194321-13230	30	18
194321-13250	30	19
194321-13270	30	20
194321-13290	30	26
194321-13300-X	30	27
194321-13340-X	30	28
194321-13350	30	29
		29 -1
194321-13360	30	30
194321-13370	30	31
194321-13380	30	32
194321-13400	29	44
194321-13410-X	29	42
194321-13420	29	43
194321-13440	30	35
194321-13450-X	29	46
194321-13460	29	45
194321-13471	29	47
194321-13481	29	48
194321-13490	30	36
194321-13510	30	45
194321-13520	30	46
194321-13521	30	46 -1
194321-13610-X	29	31
194321-13620	29	35
194321-13630	29	36
194321-13640	29	29
194321-13650	29	30
194321-13660	29	33
194321-13670	29	34
194321-13680	29	28
194321-13700-X	31	3
194321-13720-X	31	4
194321-13730	31	5

Parts No.	Fig. No.	Ref. No.
194321-13730	31	83
194321-13740-X	31	1
194321-13741-X	31	1 -1
		81 A
194321-13750-X	31	6
194321-13760	31	7
		84
194321-13850	30	49
194321-13860	31	8
194321-13870	30	50
194321-13880	30	51
194321-13881	30	51 -1
194321-13890	30	52
194321-13891	30	52 -1
194321-13900	31	9
		97
		115
194321-13910-X	31	2
194321-13911-X	31	2 -1
		82 A
194321-13920	31	10
194321-13930	31	11
194321-13940-X	29	32
194321-13950-X	31	12
194321-13960	31	13
194321-13970	31	14
194321-13980	31	15
		95
		118
194321-13990	31	16
		96
		119
194321-14110-X	31	65
194321-14120	31	66
194321-14140	31	67
194321-14170	31	68
194321-14610-X	30	37
194321-14620-X	30	38
194321-14650	30	40
194321-14660	30	41
194321-15270	32	4
	33	4
194321-15310	32	6
	33	6
194321-15590	32	33
194321-15620-X	32	61
194321-15621-X	32	61 -1
194321-15860	32	54
	33	55
194321-17500-X	34	1

Parts No.	Fig. No.	Ref. No.
194321-17551-X	34	15
194321-17552-X	34	15 -1
194321-17580	34	4
194321-17590	34	5
194321-17610	34	7
194321-17620	34	8
194321-17630	34	9
194321-17640	34	11
194321-17650	34	12
194321-17710-X	34	19
194321-17711-X	34	19 -1
194321-17730	34	22
194321-17740	34	23
194321-17751-X	34	20
194321-17752-X	34	20 -1
194321-17810	34	21
194321-17830-X	39	28
	40	28
	41	28
	42	28
	43	28
	44	28
	45	28
	46	28
194321-17850	34	24
194321-17870	34	25
		25 -1
194321-28120	51	13
	52	13
194321-28230	51	18
194321-28240	51	11
	52	11
	53	11
194321-28310	51	31
	52	31
	53	31
194321-28330-X	51	32
194321-28331-X	51	32 -1
	52	32
194321-28332-X	51	32 -2
	52	32 -1
194321-48820-X	77	41 -1
194321-48830	77	44
194321-61670-X	86	72
	87	72
194321-61690	86	75
	87	75
	88	67
	89	67
	90	67

Parts No. Index

Parts No.	Fig. No.	Ref. No.	
194322-01350	21	10	
	22	10	
	23	10	
194322-01440-U	21	22	
194322-04400	21	16	
	22	16	
	23	16	
194322-11110-X	26	1	
194322-11111-X	26	1 -1	
	27	1	
194322-11120-X	26	6	
	27	6	
	29	2	
194322-11130-X	26	10	
	27	10	
	29	3	
194322-24100-X	39	1	
	40	1	
	41	1	
	42	1	
	43	1	
	44	1	
	45	1	
194322-24101-X	39	1 -1	
	40	1 -1	
	41	1 -1	
	42	1 -1	
	43	1 -1	
	44	1 -1	
	45	1 -1	
	46	1	
194322-24280	43	19	
	44	19	
194322-24280-X	39	19	
194322-24500-X	39	22	
	40	22	
	41	22	
	42	22	
	43	22	
	44	22	
	45	22	
	194322-24501-X	39	22 -1
		40	22 -1
		41	22 -1
42		22 -1	
43		22 -1	
44		22 -1	
45		22 -1	
	46	22	
194322-24502-X	39	22 -2	

Parts No.	Fig. No.	Ref. No.	
194322-24502-X	40	22 -2	
	41	22 -2	
	42	22 -2	
	43	22 -2	
	44	22 -2	
	45	22 -2	
	46	22 -1	
194322-24560	39	37	
194322-24561	39	37 -1	
	40	37	
	41	37	
	42	37	
	43	37	
	44	37	
	45	37	
	46	37	
194322-24630	39	42	
	40	42	
	41	42	
	42	42	
	43	42	
	44	42	
	45	42	
	46	42	
	194322-24910	58	49
	194322-24930	58	51
194322-24980	58	13	
194322-25210	47	1	
194322-25240	47	4	
194322-25260	47	8	
194322-25280	47	10	
194322-25290	47	11	
	48	11	
194322-25400	49	1	
194322-25430	49	5	
194322-25510	49	35	
194322-25520	49	36	
194322-25530	49	42	
194322-25580	49	39	
194322-25590	49	37	
194322-26110	59	1	
194322-26310	59	7	
194322-26330	59	16	
194322-26340	59	18	
194322-26550	59	17	
194322-26570	59	15	
194322-27220-X	54	25 -1	
194322-27230-X	54	23 -1	
194322-27270	54	39	
194322-27310	54	44	

Parts No.	Fig. No.	Ref. No.	
194322-27320	54	45	
194322-27410	40	57	
	41	57	
	42	57	
	45	57	
	46	57	
	194322-27520	56	17
	194322-27530	56	18
194322-27550	56	19	
194322-27560	56	20	
	57	20	
194322-27650-X	56	3	
	57	3	
194322-27710-X	60	1	
194322-27740	60	9	
	61	9	
	62	9	
194322-27770	60	3	
	61	3	
	62	3	
194322-27790	60	10	
	61	10	
	62	10	
194322-31400	63	1	
194322-31500	63	10	
	64	10	
194322-32400-X	58	1 -1	
194322-32420-X	58	19	
194322-32450	58	30	
194322-33170	64	43 -1	
194322-34180	63	61	
	64	61	
194322-44740-X	73	10	
194322-47740-X	76	1	
194322-47910-X	76	28	
194322-47920	76	29	
194322-47930-U	76	30	
194322-47940-U	76	31	
194322-48310	77	53	
194322-48320	77	54	
194322-48380-X	77	71 -1	
194322-48430-X	77	71	
194322-51110	78	23	
	82	20	
194322-51120	80	18	
	81	18	
194322-51130	80	19	
	81	19	
	83	19	
	85	19	

Parts No.	Fig. No.	Ref. No.	
194322-51140	80	20	
	81	20	
	83	20	
	85	20	
	194322-51520-X	78	7
	79	7	
	82	7	
194322-51560	78	3	
	79	3	
	82	3	
194322-52110	78	18 A-1	
	79	17 A	
	82	17 A	
194322-52250-X	80	9	
	81	9	
	83	9	
	84	9	
	85	9	
194322-56100	78	40	
194322-61100-P	87	1	
194322-61100-R	86	1 C	
	88	1	
	89	1	
	90	1	
194322-61160	86	5	
	87	7	
	88	3	
	89	3	
	90	3	
	194322-61181	86	6 -1
		87	8
	88	4	
	90	4	
194322-61190-P	87	36	
194322-61190-R	86	35 -1	
	88	32	
	89	32	
	90	32	
194322-61190-X	86	35	
194322-61210-P	87	38	
194322-61210-R	86	37	
	88	34	
	89	34	
	90	34	
194322-61260	86	15	
	87	17	
	88	13	
	89	13	
	90	13	
194322-61270	86	16	

Parts No. Index

Parts No.	Fig. No.	Ref. No.	
194322-61270	87	18	
	88	14	
	89	14	
	90	14	
194322-61290	86	12	
	87	14	
	88	10	
	89	10	
	90	10	
194322-61310	86	13	
194322-61330-U	86	47	
	87	48	
	88	44	
	89	44	
194322-61340	90	44	
	86	23	
	87	25	
	88	21	
	89	21	
194322-61350-P	90	21	
	87	37	
	86	36 -1	
194322-61350-R	88	33	
	89	33	
	90	33	
	86	36	
194322-61350-X	86	36	
	194322-61360	86	39
	87	40	
	88	36	
	89	36	
	90	36	
	86	31	
194322-61380	87	32	
	88	28	
	89	28	
	90	28	
	86	32	
194322-61390	87	33	
	88	29	
	89	29	
	90	29	
	86	33	
194322-61410	87	34	
	88	30	
	89	30	
	90	30	
	86	34	
194322-61430	87	35	
	88	31	
	89	31	
	86	34	
	87	35	

Parts No.	Fig. No.	Ref. No.
194322-61430	90	31
194322-61460	86	79
	87	80
	88	71
	89	71
	90	71
	86	80
194322-61470	87	81
	88	72
	89	72
	90	72
	86	42
	87	43
	88	39
194322-61480	89	39
	90	39
	86	43
	87	44
	88	40
	89	40
	90	40
194322-61620-P	87	65
194322-61620-R	86	65
194322-61660-X	86	68
194322-61661-X	87	68
194322-62510-X	91	7
	92	7
	93	7
	94	7
	95	7
	96	7
	97	7
194322-62520-X	91	8
194322-62540-X	91	58
	92	53
	93	57
	94	48
	95	38
	96	45
	97	51
194322-63221-X	91	24 -1
194322-63250	91	39
	92	36
	93	36
	94	34
	96	28
	97	36
	91	40
194322-63280	92	37
	93	37
	91	40
	92	37

Parts No.	Fig. No.	Ref. No.
194322-63280	94	35
194322-64720	96	29
	97	37
	86	3 A
194322-64721	98	1
	98	1 -1
	99	1
	100	1
194322-64722	98	1 -2
	99	1 -1
	100	1 -1
	101	1
	102	1
	103	1
	104	1
194322-65470	98	29 -1
	99	27
	98	29 -2
194322-65471	98	13
194322-65560	98	13
194322-65561	98	13 -1
	100	13
194322-65650	104	13
	100	43
	104	28
	98	26
	98	26 -1
	99	25
	100	26
194322-65860	98	30
194322-65861	98	30 -1
	100	29
	104	29
	105	4
194322-71500-X	105	5
194322-71600-X	105	6
194322-71700-X	109	2
194322-82110-R	113	14
194322-83250-X	29	1
194323-11110-X	29	1
194323-11111-X	29	1 -1
194323-13290	30	26 -1
194323-16200-X	32	84 -1
	33	84
	51	1
194323-28110-X	52	1
194323-28160	53	1
	51	23
	51	17
	49	45
	86	3 B
	98	32
	98	32

Parts No.	Fig. No.	Ref. No.
194323-64721	98	32 -1
194323-64722	99	30
	100	30
	98	32 -2
194323-65560	99	30 -1
	100	30 -1
	101	31
	102	28
	103	31
	104	30
	98	35
194323-65561	98	35 -1
	100	33
	104	33
194323-82110	109	1 -1
194324-01120	23	1
194324-01150	23	27
194324-05110-X	27	41
194324-05210-X	27	42
194324-22410-X	36	31
194324-22460	36	40
194324-24230	46	62
194324-24290	46	17
194324-24300-X	38	1
194324-24810	38	41
194324-25210	48	1
194324-25240	48	3
194324-25260	48	6
194324-25280	48	10
194324-25281	48	10 -1
194324-25300	48	7
194324-25310	48	8
194324-25311	48	8 -1
194324-25340	48	13
194324-25360	48	14
194324-25370	48	24
194324-25371	48	24 -1
194324-25400	50	1
194324-25430	50	4
194324-25450	50	7
194324-25470	50	33
194324-25510	50	35
194324-25520	50	36
194324-25521	50	36 -1
194324-25530	50	42
194324-25540	50	39
194324-25550	50	41
194324-25560	50	47
194324-25570	50	40
194324-25910	38	62

Parts No. Index

Parts No.	Fig. No.	Ref. No.
194324-25920	38	63
194324-25930	38	64
194324-25950	38	69
194324-27420-X	46	58
194324-27520	57	17
194324-27530	57	18
194324-27550	57	19
194324-27710-X	62	1
194324-31400	64	1
194324-32620-X	66	3
194324-32660	66	16
194324-32720	65	9 -1
	66	9
194324-32730	65	20 -1
	66	18
194324-33410	64	49
194324-33420	64	50
194324-33450	64	51
194324-33510	64	58
194324-33520	64	59
194324-34370	64	65
194324-51110	79	22
194324-51113	82	20 -2
194324-51122	84	18
194324-51131	84	19
194324-51141	84	20
194324-51150	79	26
194324-53350	87	2
	89	2
194324-53360	89	5 A
194324-53360-P	87	3
194324-53370	87	4
	89	5 B
194324-56110	79	34
194324-61280-P	87	9
194324-61280-R	89	5
194324-62110-P	92	1 -1
	95	1
194324-62110-R	94	1
	96	1
	97	1
194324-62120-P	92	2 -1
	95	2
194324-62120-R	94	2
	96	2
	97	2
194324-62250-P	92	49
194324-62251-P	92	49 -1
	95	35
194324-62251-R	94	58

Parts No.	Fig. No.	Ref. No.
194324-62260-P	92	50
194324-62261-P	92	50 -1
	95	36
194324-62261-R	94	60
194324-62310	87	77
	89	68
194324-65560	99	13
	101	13
	102	13
194324-65600	103	28
194324-65650	99	29
	101	21
	102	4
194324-65730	101	28
	102	21
194324-65740	103	26
194324-65860	99	28
	101	29
	102	27
194325-28160	52	23
	53	23
194325-28210	52	9
	53	9
194325-28220	52	17
	53	17
194325-28230	52	18
	53	18
194325-28250	52	45
	53	45
194325-28260	52	20
	53	20
194325-28280	50	45
194325-28330-X	53	32
194325-65560	99	33
	102	31
194327-34130	64	61 -1
194327-34750-P	72	10 -1
		20 -1
194327-34750-Q	71	10 -1
		20 -1
194327-34770-P	72	11 -1
		21 -1
	111	27 -1
		37 -1
194327-34770-Q	71	11 -1
		21 -1
	110	27 -1
		37 -1
194330-01410	21	21
194330-01420	21	26

Parts No.	Fig. No.	Ref. No.
194330-01420	69	28
	70	28
194330-21100-X	35	1
	36	1
194330-22410-X	35	33
194330-25440	49	26
194330-25450	49	7
194330-25480	49	27
194330-25560	63	4
	64	4
194330-27511-X	56	1
	57	1
194330-27580	56	23
	57	23
194330-32510	58	35
194330-32520	58	36
194330-37420-X	68	1
	69	1
194330-37660-X	68	14
194330-62520-X	91	8 -1
	92	8
194330-62530	91	11
	92	11
	93	13
	94	11
	95	13
	96	11
	97	13
194331-04260	24	15
	25	15
194331-28150	51	22
	52	22
	53	22
194331-28170	51	26
	52	26
	53	26
194331-28180	51	27
	52	27
	53	27
194331-28190	51	28
	52	28
	53	28
194331-28210	51	9
194331-28250	51	24
	52	24
	53	24
194331-48110-X	77	25
194331-48150-X	77	31
194331-48210-X	77	37
194332-37420-X	69	1 -1

Parts No.	Fig. No.	Ref. No.
194332-37420-X	70	1
194332-51121	85	18 -1
194332-62510-X	94	8
	96	8
194335-34500-P	111	51
194335-34500-Q	110	51
		81
194335-34520	110	52
		62
		82
		92
	111	52
		62
194335-34530	110	53
		63
		83
		93
	111	53
		63
194335-34600-P	111	61
194335-34600-Q	110	61
		91
194335-34740	110	54
		64
		84
		94
	111	54
		64
194335-34750-P	111	55
		65
194335-34750-Q	110	55
		65
		85
		95
194335-34760-P	72	6 -1
194335-34760-Q	71	6 -1
194335-34770-P	111	57
		67
194335-34770-Q	110	57
		67
		87
		97
194335-34860-P	72	16 -1
194335-34860-Q	71	16 -1
194340-34610	110	43
		48
	111	43
		48
194340-57100	79	51
194363-46620	73	28 -1

Parts No. Index

Parts No.	Fig. No.	Ref. No.	
194370-04720	24	17 -1	
	25	17	
194370-61280-R	86	7	
	88	5	
	90	5	
	97	29	
194370-61371-P	87	29	
194370-61371-Q	86	27	
	88	25	
	89	25	
	90	25	
	97	32	
	97	33	
194370-62220-R	97	32	
194370-62230-R	97	33	
194370-65450	98	8	
194370-65451	98	8 -1	
	99	8	
	100	8	
	101	8	
	102	8	
	103	8	
	104	8	
	194370-65460	98	9
	194370-65461	98	9 -1
		100	9
		104	9
	194371-64750	86	2
		98	2
		99	2
100		2	
194371-64751	98	2 -1	
	99	2 -1	
	100	2 -1	
	101	2	
	102	2	
	103	2	
	104	2	
	194376-11620	29	17 -1
194376-11650	29	17 A	
194420-47370	75	11	
194420-52120	82	18	
194420-61580	86	62	
	87	62	
	88	58	
	89	58	
	90	58	
	86	28 -1	
194420-61640	66	28	
	87	30	
		66	
	88	26	
		60	
		60	

Parts No.	Fig. No.	Ref. No.	
194420-61640	89	26	
		60	
	90	26	
194430-25950		60	
	38	67	
	84	81	
	78	34 -1	
194436-51160	84	81	
194440-01550	78	34 -1	
	79	28	
	82	26	
	54	38	
	55	30	
194440-29580	54	38	
194440-51620	1	53	
	15	33	
194440-52190	80	1	
	81	1	
	83	1	
	84	1	
	85	1	
	194440-52191	80	1 -1
		81	1 -1
		83	1 -1
		84	1 -1
		85	1 -1
194440-52400	80	10 -1	
	81	10 -1	
	83	10 -1	
	84	10 -1	
	85	10 -1	
194440-55820	78	41 -1	
	79	35	
	54	41	
194440-61830	54	41	
194440-61831	54	41 -1	
194446-25630	47	17 -1	
	48	17	
194446-27250	54	40	
194446-51160	78	53	
	79	49	
	82	37	
194446-61580	78	58	
	79	56	
194446-61940	86	13 -1	
	87	15	
	88	11	
	89	11	
	90	11	
	86	76	
	87	76	
194446-62310		76 -1	
		76	
	88	68	
	90	68	

Parts No.	Fig. No.	Ref. No.
194446-65340	98	28
194446-65341	98	28 -1
194446-65350	98	4
194446-65351	98	4 -1
	100	4
194446-65352	100	4 -1
	104	4
	98	5
194446-65360	98	5
	98	5 -1
194446-65361	100	5
	102	5
	104	5
	98	15
194446-65570	98	15
194446-65630	98	20
	100	20
	104	20
	98	22
194446-65660	98	22
194446-65680	98	24
194446-65681	98	24 -1
	100	24
	104	24
	113	2
194446-83110-X	113	2
194446-83120	113	3
194446-83130	113	4
194446-83140	113	5
194446-83150	113	6
194446-83160	113	7 -1
194446-83170	113	8
194446-83180	113	9
194446-83210-X	113	15
194446-83220-X	113	10
194446-83240	113	23
194446-83260	113	24
194446-83310	113	28
194447-65620	98	19
194447-65621	98	19 -1
	99	19
	100	19
	101	19
	102	19
194448-58810	81	43
	84	43
	81	43 -1
194448-58811	84	43 -1
	93	64
194448-61620	94	56
	91	23 -1
194448-63110-X	92	22 -1
	94	21
	96	18
	96	18

Parts No.	Fig. No.	Ref. No.
194448-63110-X	97	21
194448-63120-X	92	24
	94	22
	97	23
	99	4
194448-65350	101	4
194448-65360	99	5
	101	5
194448-65620	99	15
	101	3
	102	3
194448-65630	99	20
	101	20
	102	20
194448-65660	99	22
	101	22
	102	22
	99	24
194448-65680	101	24
	102	24
194450-12400-X	32	74
	33	74
194450-12551	32	77
		86
	33	77
		86
194450-12560	32	80
		89
	33	80
		89
194450-12590	32	81
	33	81
194450-16170	32	78
		87
	33	78
		87
194450-45150	74	66
194450-45160	74	27
194450-45230	74	38
194450-45240	74	53
194450-45250	74	37
194450-45260	74	36
194450-45270-X	74	54
194450-45280	74	51
194450-45290	74	52
194450-45310	74	50
194450-45320	74	64
194450-45330	74	62
194450-45340	74	63
194450-45350	74	65

Parts No. Index

Parts No.	Fig. No.	Ref. No.
194450-45360	74	61
194450-45420	74	34
194450-45430	74	35
194450-45440	74	33
194450-45450	74	73
194450-45460	74	76
194450-45470	74	77
194450-45480	74	79
194450-45490	74	80
194450-45510	74	74
194450-45520	74	75
194450-45530	74	82
194450-45540	74	84
194450-45550	74	86
194450-45560	74	87
194450-45570	74	83
194450-45580	74	93
194450-45590	74	31
194450-45610	74	42
194450-45620	74	44
194450-45630	74	45
194450-45640-X	74	46
194450-45650	74	43
194450-45660	74	47
194450-45670	74	48
194450-45680	74	49
194450-45710	74	68
194450-45720	74	67
194450-45730	74	69
194450-45740	74	70
194450-45750	74	71
194450-45760	74	72
194450-45810	74	60
194450-45820	74	59
194450-45830	74	58
194450-45840	74	57
194450-45850	74	56
194450-45860	74	55
194450-45870	74	96 A
194450-45880	74	96 B
194450-46430	73	40
194450-46750	73	11
		44
194450-47340-X	75	23
194450-47350	75	24
194450-47390	75	16
194450-47420	75	4
194450-47430	75	5
		76
		5
194450-47460	75	6

Parts No.	Fig. No.	Ref. No.
194450-47470	75	15 -1
194450-47510	75	34
194450-47560	75	35
194450-47570	75	42
194450-47610	75	37
194450-47620	75	36
194450-47630	75	40
194450-47640-X	75	43
194450-47650	75	41
194450-47660	75	38
194450-47790	76	24
194450-51410	78	14
	79	14
	82	14
194450-52150	85	70
194450-53800	85	88
194450-53810	85	89
194450-53820	85	90
194450-53830	85	91
194450-53870	85	92
194450-53880	85	93
194451-15210	32	31
	33	32
194451-15790	32	56
	33	57
194454-15200-X	32	1
194454-15201-X	32	1 -1
	33	1
194454-15250-X	32	2
194454-15280	32	5
		23
		5
		24
194454-15300-X	32	30
	33	31
194454-15310	32	8
	33	8
194454-15320	32	7
	33	7
194454-15330	32	34
	33	35
194454-15340	32	35
	33	36
194454-15350	32	36
	33	37
194454-15360	32	37
	33	38
194454-15370-X	32	11
194454-15380	32	13
194454-15390	32	14

Parts No.	Fig. No.	Ref. No.
194454-15390	33	15
194454-15400	32	16
	33	17
194454-15410	32	17
	33	18
194454-15420	32	18
	33	19
194454-15430	32	39
	33	40
194454-15450	32	29
	33	30
194454-15460	32	20
	33	21
194454-15470	32	21
	33	22
194454-15480	32	22
	33	23
194454-15490	32	47
	33	48
194454-15500	32	48
194454-15510	32	49
	33	50
194454-15520	32	38
194454-15530	32	41
194454-15540	32	42
	33	43
194454-15550	32	43
	33	44
194454-15560	32	44
	33	45
194454-15570	32	45
	33	46
194454-15580	32	50
194454-15590	32	51
	33	51
194454-15600	32	58
	33	59
194454-15610	32	52
	33	52
194454-15650	32	33 A
	33	34
194454-15700	32	38 -1
	33	39
194454-15800	32	25
	33	26
194454-15810	32	26
	33	27
194454-15820	32	27
	33	28
194454-25750	50	25

Parts No.	Fig. No.	Ref. No.
194454-25770	50	26
194464-01190	21	2 -1
	22	2
	23	2
	55	1
194464-01320	21	15
	22	15
	23	15
194464-11220	26	17
	27	17
194464-11340	26	20
	27	20
		24
		24
194464-12190	28	48
194464-34211	110	103
194464-45100-X	74	19
194464-45130-X	74	88
194464-45170	74	28
194464-45180	74	89
194464-45410	74	32
194464-45920	39	20
	40	20
	41	20
	42	20
	43	20
	44	20
	45	20
	46	20
	74	94
194464-45930	39	21
	40	21
	41	21
	42	21
	43	21
	44	21
	45	21
	46	21
	74	95
194464-45940	74	96
194464-45950	74	90
194464-47300-X	75	1
194464-47360-X	75	10
194464-47440	75	17
194464-47470	75	45
194464-47510	75	34 -1
194464-47560	75	35 -1
194464-47721-X	76	6
194464-47830	76	15
194464-47870-X	76	10

Parts No. Index

Parts No.	Fig. No.	Ref. No.
194464-47890	76	11
194464-48220	77	55
194464-48300-X	77	56
194464-48310-X	77	70
194464-48322-X	77	57
194464-48331	77	58
194464-48341	77	59
194464-48351	77	60
194464-48361	77	61
194464-48370	77	62
194464-48390	77	63
194464-48850	77	36
		36 -1
194464-51740	78	54
	79	50
	82	38
194464-57250	78	47
	79	27
	82	25
194464-74510-X	105	55
194464-74710-X	105	58
194465-11920	31	44 -1
194465-11930	31	43 -1
	91	44
	92	41
	93	41
	94	39
	95	27
	96	33
	97	41
194465-13920	31	10 -1
194465-14112-X	31	65 -1
194465-14130	31	66 -1
		114
194465-14140	31	67 -1
		98
		116
194465-14220	64	62 -1
194466-15250-X	32	2 -1
	33	2
194466-15500-X	32	10 A
	33	11
194466-15530-X	32	11 -1
	33	12
194490-01440-U	22	21
	23	21
194490-15610-X	32	61 -2
	33	62
194490-21400	35	53
	36	51

Parts No.	Fig. No.	Ref. No.
194490-27120	55	9
194490-27130-X	55	10
194490-27150	55	13
194490-27210-X	55	18
194490-27220	55	19
194490-27620	57	25 -1
194490-27650	57	29
194490-27710-X	61	1
194490-37660-X	69	14
	70	14
194490-51111	82	20 -1
194490-51120	83	18
	85	18
194490-56100	82	27
194490-56101	82	27 -1
194490-61660-X	88	62
	89	62
	90	62
194490-61670-X	88	65
	89	65
	90	65
194490-61680-X	43	46
	44	46
194490-62510-X	93	8
	95	8
	97	8
194490-63210-X	92	23
	93	25
	94	66
	96	19
	97	22
194490-65730	104	42
194491-13550	29	38 -1
194491-13780	31	17 -1
194491-13950-X	31	111
194491-13960	31	113
194491-13970-X	31	90
194491-13980	31	93
194491-14110-X	31	110
194491-14120-X	31	89
194491-14140	31	91
194491-14150	31	92
194491-14160	31	112
194491-14170	31	68 -1
194491-14180	31	78
194491-14190	31	73 -1
		94
		117
194491-15560	32	60 -1
	33	61

Parts No.	Fig. No.	Ref. No.
194500-27150	55	32
194500-65470	101	27
194505-24130	43	17 -1
194550-51220	82	46
194555-34190	71	15 -1
		25 -1
	72	15 -1
		25 -1
	110	30 -1
		40 -1
		60
		70
	111	30 -1
		40 -1
		60
		70
194555-34210	71	14 -1
		24 -1
	72	14 -1
		24 -1
	110	29 -1
		39 -1
		59
		69
	111	29 -1
		39 -1
		59
		69
194555-34850	71	13 -1
		23 -1
	72	13 -1
		23 -1
	110	28 -1
		38 -1
		58
		68
	111	28 -1
		38 -1
		58
		68
194630-64110	90	73
194730-57220	28	29
		35
	31	55
		61
	32	71
	33	71
194730-57241	28	30
		36
	31	52

Parts No.	Fig. No.	Ref. No.
194730-57241	31	58
	32	72
	33	72
194730-57411	28	28
		34
	31	53
		59
	32	70
194740-00160	21	12
	22	12
	23	12
194740-76200	91	20
	93	21
	94	18
	95	44
	96	51
	97	57
194740-80121	108	13
194800-65350	100	42
	101	26
	102	40
	103	19
	104	19
194990-20170	55	2
194990-22030	78	39
	79	33
	82	28 A
	83	55
	85	55
	91	22
	93	23
	94	20
194990-22040	78	57
	79	53
	81	76
	82	41
	84	76
	86	10
		45
	87	12
	88	8
		42
	89	8
		42
	90	8
		42
194990-22050	4	35
	80	58
	81	40

Parts No. Index

Parts No.	Fig. No.	Ref. No.
194990-22050	83	54
		67
	84	40
	85	54
194990-22120		67
	98	36
	99	34
	100	34
	101	34
	102	32
	103	35
	104	34
194990-22130	55	3
	80	17
	81	17
	83	17
	84	17
	85	17
	91	31
	93	30
	94	28
	194990-22140	55
78		5
79		5
82		5
86		58
		70
87		70
91		51
		53
		56
		60
92		46
		48
		51
		55
93		50
	52	
	55	
	59	
94	45	
	46	
	50	
	64	
95	32	
	34	
	40	
	48	
96	38	
	40	

Parts No.	Fig. No.	Ref. No.
194990-22140	96	47
	97	46
		48
		49
194990-22150		53
	93	65
	95	50
	96	56
	97	62
194990-22160		62
	93	63
	94	54
	95	49
	96	55
	97	61
194990-22830	28	24
	31	63
194990-22840	28	25
	31	64
	32	83
	33	83
194990-42710	35	25
	36	23
194990-57740	28	5
195080-15060	105	9 A
198220-01261	22	8 -1
	23	8 -1
198220-48750	77	34 -1
198245-32590	66	4 -2
198245-32591	66	4 -3
198245-32592	66	4 -4
1A1020-58150	56	2
	57	2
1A1030-12200	28	4
1A1040-26320	56	14
	57	14
1A1040-57701	80	24
1C6053-26020	55	7
	92	32
	94	55
	95	24
	97	31
1C6053-32020	56	28 -1
	57	28
		28 -1
1C6140-14050	47	12
	51	20
1E6140-54360	49	17
	50	17
1E6140-56230	56	9
	57	9

Parts No.	Fig. No.	Ref. No.
1E6190-55660	37	36
	38	36
1E6190-55710	37	37
	38	37
	49	3
1E6191-54330	50	3
22117-050000	15	17
22117-060000	1	48
	3	62
		62 -1
		62 -2
	10	12
	37	39
	38	39
22117-080000	91	34
	2	11
		22
		24
	10	13
		23 -1
	13	18
	77	69
22117-100000	5	11
		11 -1
	113	27
22117-120000	55	54
22117-160000	10	62
22127-140000	55	32 -1
22137-040000	55	33
22137-050000	55	34
	86	30
22137-060000	21	23
	22	22
	23	22
	37	69
	86	11
		11 -1
		46
	87	13
		47
	88	9
	43	
89	9	
	43	
	75	
	90	9
		43
	92	19
	94	61
	95	20

Parts No.	Fig. No.	Ref. No.
22137-080000	3	26
	4	30
		30 -1
	9	35
	10	23
		33
		73
	15	11
	21	19
	22	19
	23	19
	34	28
		28 -1
		29
	35	51
	36	49
	54	22
		28
		42
	58	16
	75	19
	91	19
		43
		61
	92	40
		56
	93	40
		60
	94	38
		51
	95	41
	96	32
		48
	97	40
		54
22137-100000	21	13
	22	13
	23	13
	35	40
	36	38
	54	36
	65	12
	75	7
	76	22
		22 -1
	80	37
	82	49
83	36	
85	36	
86	48	

Parts No. Index

Parts No.	Fig. No.	Ref. No.
22137-100000	86	48 -1
		53
	87	49
		54
	88	45
		50
	89	45
		50
	90	45
		50
	91	45
	92	42
	93	42
	94	40
	95	28
	96	34
	97	42
22137-120000	77	24
	91	16
	92	16
	93	18
22137-140000	55	32 -2
22137-160000	67	17
	105	32
22137-200000	26	35
	27	35
22137-240000	26	37
	27	37
22157-100000	21	11
	22	11
	23	11
22217-050000	15	18
		20
	81	71
	84	71
	87	5
	89	73
	92	61
	95	46
	96	53
	97	59
22217-060000	10	43
	26	45
	28	42
	29	59
	56	6
	57	6
	60	17
	61	17
	62	17

Parts No.	Fig. No.	Ref. No.
22217-060000	76	36
	77	27
		40
		48
		52
	78	27
	80	51
	86	41
		74
	87	42
		74
	88	38
	89	38
	90	38
	91	33
	92	20
	94	62
	95	21
	113	22
22217-080000	1	18 -1
		51
	2	23
	3	21
	4	31
		31 -1
		31 -2
	5	17
	9	12
	10	24
	38	
	13	19
	21	28
	29	22
	30	44
	31	18
		20
		22
		106
		125
	32	57
	33	58
	34	17
		17 -1
	35	15
		21
	36	14
	37	9
		14
		21
		33

Parts No.	Fig. No.	Ref. No.
22217-080000	37	46
		61
	38	9
		14
		21
		33
		46
		61
		66
	39	16
		26
		32
		56
	40	16
		26
		32
		56
	41	16
		26
		32
		56
	42	16
		26
		32
		56
	43	16
		26
		32
		56
	44	16
		26
		32
		56
	45	16
		26
		32
		56
	46	16
		26
		32
		56
	51	38
	54	5
		21
		27
		34
	55	35
	56	27
	57	27
	58	12

Parts No.	Fig. No.	Ref. No.	
22217-080000	58	17	
		22	
		29	
		41	
		45	
		63	31
			33
			39
			45
		64	31
			33
			39
			45
		65	19
		74	40
			98
		75	20
		26	
		31	
		33	
	77	43	
		68	
	78	17	
	80	7	
	81	7	
	83	7	
	84	7	
	85	7	
	86	71	
	87	71	
	88	64	
	89	64	
	90	64	
	91	26	
		42	
	92	39	
	93	39	
	94	37	
	96	31	
	97	39	
22217-100000	5	10	
	7	41	
	24	21	
		22	
	25	21	
	26	13	
	27	13	
	29	7	
	31	24	
		45	

Parts No. Index

Parts No.	Fig. No.	Ref. No.	
22217-100000	31	49	
		102	
		127	
		32	53
		33	53
		51	5
			43
		52	5
			42
		53	5
			42
		55	36
		65	22
		66	20
		67	8
		73	20
		75	14
		76	9
			21
			27
		78	11
		79	11
		80	36
		82	11
		83	35
		85	35
		86	19
		87	21
		88	17
		89	17
		90	17
		91	47 -1
	92	44	
	93	44	
	94	42	
	95	30	
	96	36	
	97	44	
	110	9	
		19	
	111	9	
		19	
	113	26	
22217-120000	7	24	
	26	4	
	27	4	
	28	47	
	29	13	
	32	40	
		53 A	

Parts No.	Fig. No.	Ref. No.	
22217-120000	33	54	
	35	11	
	39	5	
	40	5	
	41	5	
	42	5	
	43	5	
	44	5	
	45	5	
	46	5	
	58	5	
			25
		68	28
		73	9
			25
		74	13
		76	16
		77	23
		91	15
		92	15
		93	17
			17 -1
		94	15
		95	17
		96	15
		97	17
		105	47
			64
		113	13
	22217-140000	26	44
		28	16
		29	11
		24	
		71	
		39	8
		40	8
	41	8	
	42	8	
	43	8	
	44	8	
	45	8	
	46	8	
	76	12	
	106	6	
	113	20	
22217-160000	26	29	
	27	29	
	67	16	
	71	15	
		25	

Parts No.	Fig. No.	Ref. No.	
22217-160000	72	15	
		25	
		74	14
		76	32
		105	43
			62
		110	30
			40
			90
			100
		111	30
			40
		114	4
			7
22217-220000	63	54	
	64	54	
22217-270000	32	55	
	33	56	
22242-000100	40	60	
	41	60	
	42	60	
	45	60	
	46	60	
22242-000140	21	27	
22242-000150	105	33	
22242-000240	37	30	
	38	30	
	48	20	
22242-000250	47	14	
22242-000280	30	47	
22242-000290	48	21	
	50	28	
	52	10	
	59	8	
22242-000300	30	11	
	49	33	
	51	10	
	52	10 -1	
	53	10	
22242-000340	30	53	
	47	15	
	48	15	
	51	16	
	52	16	
	53	16	
	59	24	
22242-000360	49	38	
	50	38	
22242-000500	49	21	
	50	21	

Parts No.	Fig. No.	Ref. No.
22242-000500	59	13
	63	20
	64	20
	75	39
22242-000950	75	39
22252-000220	37	35
	38	35
	59	6
	74	85
22252-000300	77	5
22252-000320	32	15
	33	16
	74	78
22252-000350	2	31
22252-000420	48	22
22252-000450	37	22
22252-000470	38	22
22252-000550	51	14
	52	14
	53	14
	113	18
22252-000600	77	64
22252-000620	37	10
	38	10
	49	23
	50	23
	59	21
22252-000680	50	37
22252-000850	29	27
22252-001100	31	108
	49	13
	50	13
22262-000450	31	25
22262-000470	51	25
	52	25
	53	25
	75	22
22272-000040	3	64
22272-000060	56	16
22272-000100	57	16
22272-000120	21	27 -1
	76	33
22272-000240	68	13
	69	13
	70	13
22292-000340	59	26
22312-040100	1	16
22312-080160	1	12
22312-080200	1	11
	30	56
	37	19

Parts No. Index

Parts No.	Fig. No.	Ref. No.
22312-080200	38	19
22312-100160	51	2
	52	2
	53	2
22312-100180	31	26 -1
22312-100200	35	9 -1
	36	9
22312-100280	37	3
	38	3
22312-120220	105	48
22322-030180	14	13
		13 -1
22351-020012	75	46
22351-030012	76	34
22351-030016	74	29
22351-030020	55	37
22351-035014	54	43 -1
22351-035032	30	23
	35	31
	36	29
	60	6
	61	6
	62	6
22351-035040	56	10
	57	10
22351-040012	9	11
	73	31
22351-040014	75	18
22351-040020	37	56
	38	56
	54	15
	105	28
22351-040022	23	28
	40	61
	41	61
	42	61
	45	61
	46	61
	73	32
	75	44
22351-040024	105	7
22351-040040	54	43
22351-050010	105	35
22351-050018	32	48 -1
	33	49
22351-050022	55	38
22351-050032	74	81
22351-050056	74	17
22351-060012	3	27 -1
22351-060014	3	27

Parts No.	Fig. No.	Ref. No.
22351-060014	74	18
22351-060016	35	19 -1
	36	18
22351-060020	105	24
22351-060025	35	47
	36	45
	51	33
	52	33
	53	33
	54	18
	60	11
	61	11
	62	11
	105	21
22351-060028	73	41
22351-060032	30	24
	35	32
	36	30
	60	7
	61	7
	62	7
22351-060036	63	21
	64	21
22351-060040	56	11
	57	11
22351-080016	37	58
	38	58
22351-080018	29	49
	35	8
	36	8
	68	4
	69	4
	70	4
22351-080036	63	46
	64	46
22351-080050	68	10
	69	10
	70	10
22351-100018	31	26
		27
		81 D
		82 D
		87
		87 -1
	35	9
22351-100020	39	9
	40	9
	41	9
	42	9
	43	9

Parts No.	Fig. No.	Ref. No.
22351-100020	44	9
	45	9
	46	9
22351-100025	58	6
22351-100028	39	10
	40	10
	41	10
	42	10
	43	10
	44	10
	45	10
	46	10
22351-100056	39	11
	40	11
	41	11
	42	11
	43	11
	44	11
	45	11
	46	11
22360-060000	14	43
22360-080000	91	35
	92	28
	93	32
	94	30
	96	23
	97	27
22360-100000	86	50
		50 -1
		54
	87	51
		55
	88	47
		51
	89	47
		51
	90	47
		51
22360-160000	26	9
	27	9
	29	5
	105	13
		40
22360-200000	105	57
22417-120100	55	39
22417-160150	37	71
	55	40 -1
22417-160180	21	5
	22	5
		25

Parts No.	Fig. No.	Ref. No.
22417-160180	23	5
		25
	55	40
		40 -2
22417-200100	14	4 -1
		41 -1
	37	40
	38	40
22417-200200	14	4
		41
	91	29
	92	27
	93	28
	94	26
	96	57
	97	26
22417-200250	54	37
22417-200300	35	41
	36	39
	68	18
	69	18
	70	18
22417-250250	28	19
22417-250300	35	52
	36	50
22417-300250	28	31
		37
	31	54
		60
	32	73
		79
		88
	33	73
		79
		88
	55	41
		41 -2
	75	8
	76	23
22417-320180	55	41 -1
22417-400300	63	37
	64	37
22417-400400	30	12
22417-400450	28	14
22417-400500	30	33
22417-450400	26	39
	27	39
22451-060000	14	42 -1
22451-100000	14	42
22487-040140	55	42

Parts No. Index

Parts No.	Fig. No.	Ref. No.
22512-050160	54	32
22512-070180	6	4
22512-070240	7	4
22512-070242	7	5
22512-070280	7	6
	113	11
22512-070282	7	7
22512-070400	68	11
	69	11
	70	11
22512-100340	28	2
22522-030100	9	14
22857-400120	83	65
	85	65
23000-013000	10	72 -1
23000-019000	10	72
23010-038000	10	57
23010-075000	30	42
23061-070025	86	78
	91	57
23061-070035	86	78 -1
	87	79
	88	70
	89	70
	90	70
	91	57 -1
	92	52
	93	56
	94	47
	95	37
	97	50
23061-070230	10	30
23061-120040	78	28
23065-090500	1	49 -1
23065-090560	1	49
23080-012000	24	18 -1
	25	18
23414-060000	2	39
	20	48
23414-080000	9	33
	20	32
23414-080012	13	46
	20	45
23414-100000	9	32
	20	31
23414-140000	31	28
23414-160021	34	26
		26 -1
23414-180000	39	36
	40	36

Parts No.	Fig. No.	Ref. No.
23414-180000	41	36
	42	36
	43	36
	44	36
	45	36
	46	36
23414-180023	73	12
		45
	77	35
23414-200026	77	30
		33
23414-220000	55	43
23414-270035	3	23
23418-050000	86	26
	87	28
	88	24
	89	24
	90	24
23418-060000	13	10
23491-140002	29	51 -1
	52	6 -1
		43 -1
	53	6
		43
23857-150000	77	29
		32
23871-010000	37	4
		43
	38	4
		43
	39	27
	40	27
	41	27
	42	27
	43	27
	44	27
	45	27
	46	27
23871-020000	3	15
	10	81
	37	5
	38	5
	74	91
23871-030000	37	6
	38	6
23871-040000	3	14
23873-010000	29	52
	37	4 -1
		43 -1
	73	13

Parts No.	Fig. No.	Ref. No.
23873-020000	37	5 -1
	74	91 -1
23873-030000	37	6 -1
23887-100002	1	14
23887-140002	31	29
24101-060044	2	30
24101-060054	37	27
	38	27
	48	23
24101-060064	51	15
	52	15
	53	15
	113	16 -1
24101-060074	49	22
	50	22
	59	19
24101-060124	30	13
		25
24101-062054	51	21
	52	21
	53	21
24101-062064	6	8
	49	32
	50	32
24101-062084	49	29
	50	29
24101-062094	30	48
		54
24101-062104	63	22
	64	22
24101-062114	31	72
		123
	63	23
	64	23
24101-062124	31	107
	63	68
	64	68
24101-063054	47	16
	48	16
24101-063064	59	10
24101-063124	63	69
	64	69
24102-060064	113	16
24104-063064	30	55
24104-063084	63	55
	64	55
24121-062024	48	25
24121-063054	59	4
24121-063074	59	22
24161-222610	38	67 -1

Parts No.	Fig. No.	Ref. No.
24162-202612	32	13 -1
	33	14
24190-080001	51	19
	52	19
	53	19
24190-100001	9	22
	14	19
	56	21
	57	21
	60	14
	61	14
	62	14
24190-110001	21	3
	22	3
	23	3
	30	34
24190-140001	54	11
	55	44
24211-035002	31	73
24211-040002	49	40
24231-035000	31	74
24231-040000	49	41
24311-000070	3	66
	14	14
	20	18
		18 -1
24311-000080	32	19 -1
	33	20
24311-000090	54	14
	55	45
	73	27
24311-000100	39	46
24311-000110	51	35
	52	35
	53	35
	54	17
24311-000120	37	65
	73	32 A
		39
24311-000140	1	30
	3	80
	20	6
		22
	34	10
	38	65
	55	46
	73	14
24311-000150	35	45
	36	43
24311-000160	10	63

Parts No. Index

Parts No.	Fig. No.	Ref. No.	
24311-000160	20	36	
	29	50	
	51	7	
		45	
	52	7	
		44	
	53	7	
		44	
	63	47	
	64	47	
24311-000180	73	15	
	39	49	
	40	49	
	41	49	
	42	49	
	43	49	
	44	49	
	45	49	
	46	49	
	24311-000200	34	6
	77	28	
	38		
	50		
24311-000220	29	37	
	34	27	
	58	48	
	60	4	
	61	4	
	62	4	
	77	46 -1	
	24311-000240	51	12
		52	12
		53	12
24311-000280	67	13	
	77	65	
24311-000300	68	9	
	69	9	
	70	9	
24311-000320	3	69 -2	
	20	49	
24311-000340	32	10	
24311-000360	32	10 -1	
	33	10	
24311-000450	25	23	
24311-000700	73	35	
24311-240100	13	4	
	37	50	
	38	50	
24321-000080	32	24	
	33	25	

Parts No.	Fig. No.	Ref. No.	
24321-000350	1	40	
	3	69	
	20	10	
		10 -1	
	63	56	
	64	56	
24321-000450	31	69	
24321-000600	63	70	
	64	70	
	74	16	
	31	103	
24321-000750	32	9	
	33	9	
	73	16	
24321-000800	32	12	
	33	13	
	29	26	
24321-001000	51	8	
24321-001250	52	8	
	53	8	
	31	30	
24321-002000		104	
		122	
	74	30	
	58	20	
24325-000550	49	20	
	50	20	
24325-001050	50	20	
	40	46	
24341-000080	41	46	
	42	46	
	45	46	
	46	46	
	39	53	
24341-000250	40	53	
	41	53	
	42	53	
	43	53	
	44	53	
	45	53	
	46	53	
	30	14	
	24341-000300	39	18
		40	18
24341-000320	41	18	
	42	18	
	43	18	
	44	18	
	45	18	
24341-000360	32	10 -2	
	24341-000500	32	46

Parts No.	Fig. No.	Ref. No.
24341-000530	32	46 -1
	33	47
24341-000560	77	66
24341-000700	29	53
24341-000750	37	17
	38	17
	45	18 -1
24351-020300	46	18
	52	13 -1
24421-405508	53	13
	30	36 -1
	31	13 -1
24421-658812	66	14 -1
24421-750013	37	29 -1
24423-304708	38	29 -1
	31	14 -1
24430-658805	66	15 -1
24430-750007	59	3 -1
24512-053054	29	18
	31	34
24761-010000		38
	35	34
	36	32
	68	6
	69	6
24761-060000	70	6
	76	18
	28	28 -1
		34 -1
	31	53 -1
		59 -1
	32	70 -1
		76 -1
		85 -1
	33	70
	76	
	85	
	105	18 -1
	39 -1	
24764-010000	113	17
24764-060000	26	16 -1
		21 -1
		25 -1
	27	16
		21
	25	
	105	8
26011-080162	86	56 -1
	87	57
	88	53

Parts No.	Fig. No.	Ref. No.	
26011-080162	89	53	
	90	53	
26013-060082	89	76	
26013-060122	76	35 -1	
26013-060162	26	42 -1	
	29	58 -1	
	92	35	
	10	105	
26013-060222	10	44 -1	
26013-060252	57	30	
26013-060302	77	26 -1	
26013-060352	58	15 -1	
26013-080122	75	32 -1	
	21	7 -1	
26013-080162	22	7	
	23	7	
	29	21 -1	
	30	43 -1	
	35	20 -1	
	36	19	
		51	37 -1
		52	37
		53	37
		63	38 -1
	64	44 -1	
	64	38 -1	
	44	-1	
	75	30 -1	
	77	42 -1	
	78	16 -1	
	79	16	
	82	16	
26013-080202	34	16 -2	
	64	30 -1	
		32 -1	
		65	18 -1
		66	17
	77	74	
	91	25 -1	
	92	25	
	93	26	
	94	23	
	95	23	
	96	21	
	97	24	
26013-080222	1	50 -1	
26013-080802	37	32 -1	
	38	32 -1	
26013-080952	74	97 -1	
26013-100202	24	9 -1	

Parts No. Index

Parts No.	Fig. No.	Ref. No.
26013-100202	89	16
	113	25 -1
26013-100252	7	40 -1
	76	8 -2
26013-100282	76	8 -1
26013-120222	68	27 -1
	69	27
	81	44
	84	44
26013-120252	69	27 -1
	70	27
26013-120302	26	2
	27	2
	29	14
	74	12 -1
	105	46 -1
		63 -1
	113	12 -1
26013-120902	35	10 -1
	36	10
26013-140252	28	15 -1
	31	70 -1
26013-140302	106	5 -1
	107	5
	113	19 -1
26013-140352	26	7 -2
	27	7
	29	10 -2
26013-140452	26	7 -1
	29	10 -1
		23 -1
26014-060142	88	66
	89	66
	90	66
26014-060162	82	48
26014-060202	91	32 -1
	93	31
26014-080162	27	43
		44
26014-080202	77	67 -2
26014-080222	34	16 -1
	77	67 -1
26014-080252	2	21 -1
26014-080352	15	14 -1
26022-060122	78	32
26022-060142	78	32 -1
	79	25
	82	23
26023-040102	86	64
	87	64

Parts No.	Fig. No.	Ref. No.
26023-050122	54	24
26106-060082	3	49 -1
26106-060102	3	72 -1
		13
		27 -1
26106-060122	90	75 -1
26106-060162	1	44 -1
		45 -1
	2	37 -1
26106-060222	9	10 -1
26106-060322	17	34 -1
26106-060382	10	90
26106-060402	10	14 -1
26106-080102	2	8 -1
26106-080122	3	17 -1
		10
		47 -1
		15
		40
26106-080142	1	43 -1
	2	13
26106-080162	2	9 -1
	10	25 -1
26106-080182	4	29 -2
	15	13 -1
26106-080202	10	106
	15	12 -1
26106-080222	4	27 -2
	10	74 -1
26106-080252	4	28 -2
26106-080302	15	36
26106-080352	1	46 -1
26106-080382	10	93
26106-080452	10	94
26106-080502	2	19 -1
26106-080602	2	18 -1
26106-080652	10	15 -1
	13	17 -1
26106-080702	10	95
26106-080752	10	96
26106-081002	2	17 -1
26106-081052	2	20 -1
26106-100652	5	8 -1
26116-050142	15	21
	21	24
	22	23
	23	23
26116-050162	81	73
	84	73
26116-050402	87	6
	89	74
26116-060082	3	49
26116-060102	3	72

Parts No.	Fig. No.	Ref. No.
26116-060102	13	27
	55	47
26116-060122	15	29
	28	41
	61	16 -1
	62	16
	76	35
	78	56
	79	52
	82	40
	86	40
	87	41
	88	37
	89	37
	90	37
		75
26116-060142	1	44
	60	16
	61	16
	78	26
	80	52
	86	73
	87	73
26116-060162	1	45
	2	37
	13	28
	26	42
	29	58
	57	5 -1
	86	8
		44
	87	10
		45
	88	6
		41
	89	6
		41
	90	6
		41
26116-060182	56	5
	57	5
26116-060202	81	75
	84	75
	91	32
26116-060222	9	10
	10	44
26116-060252	10	107
26116-060326	2	38
26116-060352	77	26
26116-060382	10	14

Parts No.	Fig. No.	Ref. No.
26116-060452	77	39
		47
		51
26116-080102	54	7
	55	48
26116-080122	2	8
	3	17
	10	47
	75	32
26116-080142	38	70
	58	15
	86	56
26116-080162	2	9
	10	25
	15	12
	21	7
	29	21
	30	43
	35	20
	45	30 -1
	46	30
	51	29
		37
		52
		29
		53
		29
		54
		20
		26
		77
		42
		78
		16
		80
		4
		81
		4
		83
		4
		84
		4
		85
		4
26116-080182	15	13
	39	30
		55
		40
		30
		55
		41
		30
		55
		42
		30
		55
		43
		30
		55
		44
		30
		55
		45
		30
		55
		63
		30

Parts No. Index

Parts No.	Fig. No.	Ref. No.
26116-080182	63	32
		38
26116-080202	64	44
		30
		32
		38
		44
		75
26116-080202	4	30
		28
26116-080222	10	29 -1
		39
		31
		19 -1
		105
		124
		35
		14
		36
		13
		45
		55 -1
		46
		55
		51
		30
		52
		30
		53
		30
58		
26116-080252	4	21
		44
		65
		18
		80
		5
		81
		5
		83
		5
		84
		5
85		
5		
86		
69		
87		
69		
88		
63		
89		
63		
90		
63		
91		
25		
91		
25		
31		
17		
19		
21		
34		
16		
54		
33		
77		
67		
27 -1		
28 -1		
10		
74		
37		
20		
38		
20		
58		
11		
28		
40		

Parts No.	Fig. No.	Ref. No.
26116-080252	83	5 -1
		5 -1
		91
		59
		92
		54
		93
		58
		94
		49
		95
		39
		96
		46
97		
52		
26116-080282	58	37
26116-080302	15	14
		37
		45
		38
26116-080352	58	45
		37 -1
		1
		46
		75
		25
26116-080402	37	13
		60
		38
		13
		60
		55
		49
		56
		26
		57
26		
26116-080452	39	24
		40
		24
		41
		24
		42
26116-080502	43	24
		24
		43
		24
		44
		24
		45
		24
		46
		24
54		
3		
26116-080502	2	19
		24
		12
		25
		12
		34
		18
		39
		15
		25
40		
15		
25		
41		
15		
25		
42		
15		
25		
43		
15		
25		
44		
15		
25		
45		
15		
25		

Parts No.	Fig. No.	Ref. No.		
26116-080502	45	25 -1		
		46		
		15		
26116-080552	43	25		
		57		
		44		
		57		
		45		
		62		
		46		
		63		
		93		
		38 -1		
26116-080602	96	30		
		86		
		18		
		97		
		38		
		2		
		18		
		39		
		31		
		40		
31				
26116-080652	41	31		
		41		
		31		
		42		
		31		
		43		
		31		
		44		
		31		
		45		
31				
26116-080702	46	31 -1		
		31		
		46		
		31		
		54		
		4		
		80		
		6		
		81		
		6		
26116-080802	83	6		
		84		
		6		
		85		
		6		
		91		
		41 -1		
		92		
		38		
		93		
38				
26116-080952	94	36		
		67		
		13		
		17		
		43		
		58		
		44		
		58		
		45		
		63		
26116-081002	10	64		
		74		
		39		
		74		
		39		
		37		
		32		
		38		
		32		
		74		
97				
26116-081052	2	17		
		20		
		55		
		50		
		24		
		9		
		9 -2		
		25		
		9		
		110		
8				
26116-081152	111	18		
		8		
		18		
		8		
		18		
		8		
		18		
		8		
		18		
		8		
26116-100202	113	25		
		40		
		11		
		11		
		6		
		9		
		9		
		18		
		20		
		16		
26116-100252	7	18		
		26		
		11		
		27		
		11		
		6		
		78		
		9		
		79		
		9		
26116-100282	82	9		
		82		
		9		
		86		
		18		
		87		
		20		
		88		
		16		
		90		
16				
26116-100302	97	18		
		1		
		42		
		31		
		43		
		48		
		51		
		3		
		52		
		3		
26116-100352	76	8		
		31		
		23		
		101		
		126		
		51		
		42		
		52		
		3 -1		
		41		
26116-100402	53	3		
		41		
		63		
		71		
		64		
		71		
		67		
		7		
		73		
		17		
26116-100452	31	44		
		65		
		14		
		66		
		13		
		5		
		8		
		73		
		18		
		51		
4				
26116-100552	52	4		
		4		
		53		
		4		
		75		
		13		
		58		
		24 -2		
		58		
		24		
26116-100652	68	27		
		58		
		24 -1		
		58		
		24		
		74		
		12		
		26116-100722	74	12
		26116-100902	105	46
				63
113				
12				
26				
3				
27				
3				

Parts No.	Fig. No.	Ref. No.		
26116-100202	113	25		
		40		
26116-100252	7	11		
		26		
		11		
		6		
		9		
		9		
		9		
		9		
		9		
		9		
26116-100282	1	18		
		18		
		20		
		16		
		16		
		18		
		42		
		43		
		48		
		3		
26116-100302	31	3		
		3		
		8		
		23		
		101		
		126		
		42		
		51		
		42		
		52		
3 -1				
26116-100352	76	41		
		3		
		41		
		63		
		71		
		64		
		71		
		67		
		7		
		73		
17				
26116-100402	31	44		
		65		
		14		
		66		
		13		
		5		
		8		
		73		
		18		
		51		
4				
26116-100452	52	4		
		4		
		53		
		4		
		75		
		13		
		58		
		24 -2		
		58		
		24		
26116-100552	68	27		
		58		
		24 -1		
		58		
		24		
		74		
		12		
		26116-100652	74	12
		26116-100722	105	46
				63
113				
12				
26				
3				
27				
3				

Parts No. Index

Parts No.	Fig. No.	Ref. No.
26116-120322	29	12
26116-120402	73	8 -1
		23 -1
		24
26116-120502	73	22
26116-120602	28	46
26116-120652	2	32
26116-120902	35	10
26116-140252	28	15
	31	70
26116-140302	106	5
	113	19
26116-140452	26	7
	29	10
		23
26116-160602	114	8
26116-161102	114	3
26117-050169	18	17
26156-100222	63	9 -1
	64	9
26156-120302	7	23
26206-100282	1	42 -1
26216-080142	2	12
26216-080222	1	19
		19 -2
	2	21
	5	15
26216-080502	3	18
26216-080552	37	7
	38	7
26216-101002	73	19
26216-120352	39	3
	40	3
	41	3
	42	3
	43	3
	44	3
	45	3
	46	3
	58	3
26216-140802	39	6
	40	6
	41	6
	42	6
	43	6
	44	6
	45	6
	46	6
26346-050002	78	52
	79	48

Parts No.	Fig. No.	Ref. No.
26346-050002	82	36
26346-200002	26	34
	27	34
26356-120002	32	63
	33	64
26366-060002	3	61 -2
26366-080002	2	10 -1
	3	20 -1
		30
	15	15 -1
		16 -1
26450-080182	29	54
26450-080222	29	55
26450-080302	10	16
26450-120402	73	23
26557-030062	24	7 -1
	25	7
26557-040082	17	35
	18	16
26557-040122	17	35 -1
26557-040162	80	46
		46 -1
26557-040202	18	15
		22
26557-050122	3	65
26557-050162	78	38
		51
	79	32
		47
	82	35
26557-050202	86	25
	87	27
	88	23
	89	23
	90	23
26557-050252	78	48
	82	32
26557-060082	14	36
	15	30
	55	47 -1
26557-060102	2	34
26557-060122	80	16
	81	16
	83	16
	84	16
	85	16
	92	21
	95	22
26557-060162	86	9
	113	21

Parts No.	Fig. No.	Ref. No.
26557-080102	9	34
	10	34
26577-040102	32	67
	33	67
26587-060162	86	9 -1
	87	11
	88	7
	89	7
	90	7
26587-060202	80	15
	81	15
	83	15
	84	15
	85	15
26587-080122	6	10
	86	57
	87	58
	88	54
	89	54
	90	54
	91	50
		52
	92	45
		47
	93	49
		51
	94	43
		44
		63
		65
	95	31
		33
	96	37
		39
	97	45
		47
26587-080162	80	57
	81	39
	83	53
		66
	84	39
	85	53
		66
26587-080202	77	72
		72 -1
26635-080002	75	21
26657-060002	14	21
26667-080002	14	39
26706-100002	5	9 -1
26716-050002	81	72

Parts No.	Fig. No.	Ref. No.
26716-050002	84	72
	92	62
	95	47
	96	54
	97	60
26716-060002	3	61
		61 -1
	22	26
	23	26
26716-080002	1	20
	2	10
	3	20
		25
	5	16
	9	13
	10	40
	15	15
	21	18
	22	18
	23	18
	24	13
	25	13
	27	45
	35	50
	36	48
	37	8
	38	8
	55	51
	75	27
	78	6
	79	6
	82	6
	85	71
26716-100002	5	9
	21	14
	22	14
	23	14
	26	12
	27	12
	29	8
	35	36
	36	34
	55	52
	68	20
	69	20
	70	20
	73	21
	76	20
	78	10
	79	10

Parts No. Index

Parts No.	Fig. No.	Ref. No.	
26716-100002	80	35	
	82	10	
	83	34	
	85	34	
	110	10	
		20	
	111	10	
		20	
	26716-120002	1	47
		39	4
40		4	
41		4	
42		4	
43		4	
44		4	
45		4	
46		4	
58		4	
86		22	
87		24	
88		20	
89		20	
90		20	
91		14	
92		14	
93		16	
		16 -1	
		94	14
	95	16	
	96	14	
	97	16	
26716-140002	39	7	
	40	7	
	41	7	
	42	7	
	43	7	
	44	7	
	45	7	
	46	7	
	26716-160002	26	28
		27	28
67		15	
105		42	
114		5	
26726-120002	77	22	
26736-100002	65	21	
	66	19	
26736-160002	74	15	
	105	61	
26756-050002	3	53	

Parts No.	Fig. No.	Ref. No.	
26756-050002	14	33	
		38	
		15	19
		21	25
		22	24
		23	24
	26756-080002	3	35
			39
			43
			47
		9	13 -1
		15	16
		74	41
			92
26756-100002		75	3
		76	25
	80	33	
	83	32	
	85	32	
26756-140002	29	25	
26756-240002	105	9	
26776-120002	85	72	
		79	
		87	
	26776-160002	10	64
		63	57
	26776-220002	64	57
		37	70
	26817-060002	28	21 -1
	26837-100002	55	53
	26921-080142	39	34 -1
26979-080082	40	34	
	41	34	
	42	34	
	43	34	
	44	34	
	45	34	
	46	34	
	27231-350000	5	14
		1	13
		105	27
105		27 -1	
1		23	
27241-300000	3	10	
27310-080001	108	2	
28110-080100	109	3	
28110-100130	108	3	
	109	4	
	108	3 -1	
28110-120140	108	3 -1	
	109	4 -1	

Parts No.	Fig. No.	Ref. No.
28110-170190	108	4
	109	5
28110-220240	108	5
	109	6
	108	6
28110-260320	108	6
	109	8
28110-270300	108	7
	109	7
28170-001500	108	10 -1
29411-050000	83	12 -1
	84	12 -1
	85	12 -1
29411-100000	83	13 -1
	84	13 -1
	85	13 -1
29411-150000	83	14 -1
	84	14 -1
	85	14 -1
43400-500390	13	32
	20	43
43400-500400	14	40
	20	46
43400-500410	1	18
		51 -1
	14	44
	20	4
711100-51540	11	14
721120-13700	5	1
721150-51530	11	29
721240-21560	7	11
721241-13700	5	2
721250-01900	1	24
721250-02500	7	25
721250-02611	7	29
721250-02621	7	33
721250-14580	6	1
721250-21700	7	1
721250-22500	8	3
		3 -2
	19	4
	4	-2
721250-51700	11	1
721250-55540	13	2
721250-92500	19	2
721250-92600	20	2
721252-11650	3	32
721252-11660	3	40
721252-11670	3	44
721252-11680	3	36
721252-22500	8	3 -1

Parts No.	Fig. No.	Ref. No.
721252-22500	19	4 -1
721252-32100	9	1 -2
721253-01540	1	27
721253-01560	1	1
721253-01561	1	1 -1
721253-01610	2	1
721253-01611	2	2
721253-11520	3	50
721253-11700	3	1
721253-11701	3	1 -1
721253-92500	19	1 -1
721253-92501	19	1 -2
721253-92600	20	1
721253-92601	20	1 -1
721254-13700	5	1 -1
721258-21560	7	10 -1
721390-32000	9	1
721420-13501	5	12
721423-21700	7	1 -1
721423-21701	7	2
724160-01610	2	3
724450-23100	8	9
724450-61520	14	1
724550-51520	11	12
724770-53100	12	1
794081-54101	80	38 -2
	81	24
	83	37
	84	24
	85	37
794082-34900	71	7
		17
	72	7
	17	17
794130-71410	105	3
		12
		29
		51
	107	3
794142-34601-P	72	6
794142-34601-Q	71	6
794142-34621-P	72	16
794142-34621-Q	71	16
794142-34801-P	72	10
		20
794142-34801-Q	71	10
		20
794145-12900-P	72	1
794145-12900-Q	71	1
794145-82100	108	1

Parts No. Index

Parts No.	Fig. No.	Ref. No.
794274-13700-X	31	80
794274-13701-X	31	80 -1
794274-13710-X	31	81
794274-13711-X	31	81 -1
794274-13720-X	31	82
794274-13721-X	31	82 -1
794275-14700-P	111	1
794275-14700-Q	110	1
794275-14800-P	111	11
794275-14800-Q	110	11
794275-34500-P	111	21
794275-34500-Q	110	21
794275-34510-P	111	21 -1
794275-34510-Q	110	21 -1
794275-34600-P	111	31
794275-34600-Q	110	31
794275-34610-P	111	31 -1
794275-34610-Q	110	31 -1
794275-41200	77	6
		6 -1
794275-53401	80	25
	83	24
	85	24
794275-54100	80	38 -1
794275-72100-X	105	15
794275-72800-X	105	36
794275-74500-X	105	54
794278-82100	108	1 -1
794279-14700-P	72	26
794279-14700-Q	71	26
	110	71
794279-14800-P	72	31
794279-14800-Q	71	31 -1
	110	76
794286-71100-X	105	1 -1
794320-25620	49	9
	50	9
794322-71500-X	105	1
794322-72200-X	105	10
794322-82110	109	1
794322-83100-X	113	1
794323-14700-P	111	41
794323-14700-Q	110	41
794323-14800-P	111	46
794323-14800-Q	110	46
794340-34600	110	42
		47
	111	42
		47
794450-46410	73	36

Parts No.	Fig. No.	Ref. No.
794464-45110-X	74	20
794491-14150-X	31	109
794491-14160-X	31	65 -2
		88
794730-57122-X	28	26
	31	50
	32	68
	33	68
794730-57132-X	28	32
	31	56
981083-20640	49	15
	50	15
981083-20710	49	12
	50	12
981083-20850	49	16
	50	16
X21141107	17	10
X21142215	17	13
X21143155	17	9
X21145866	17	34
X21201110	17	7
X21201115	17	3
X21201313	17	19
X21201605	17	29
X21201744	17	37
X21202601	17	24
X21202602	17	25
X21202803	17	38
X212037002	17	28
X21204259	17	12
X21204302	17	16
X21204401	17	21
X212045001	17	22
X21204810	17	33
X21205310	17	17
X21205400	17	20
X21205650	17	23
X21207100	17	2
X21207312	17	18
X21209311	17	14
X21301827	17	36
X22501300	17	15
X6201SD	18	5
X6202B	18	23
XB444001A	18	4
XL1151341	18	18
XL1151552	18	24
XL1152803	18	14
XL1156300	18	7
XL1156400	18	19

Parts No.	Fig. No.	Ref. No.
XL1201403	18	20
XL1201404	18	21
XL1251801	18	25
XL1251802	18	26
XL1255310A	18	12
XL1256320	18	13
XL135N1301	18	8
XL135N1302	18	10 -1
XL135N1303	18	11
XL135N220	18	6
XLT1157100	18	2

Parts No.	Fig. No.	Ref. No.
-----------	----------	----------