


# **YANMAR**

## **DIESEL TRACTOR**



**MODEL**

**YM180D**

# How to read this Parts Catalog.

1. Parts mentioned in this Parts Catalog may not necessarily be standard equipping parts.
2. Parts change may be made without prior notice.
3. Form of this Parts Catalog.

①		③		④		⑥		⑤ 82.02.12	
1402 1401		( 1 )		CYLINDER & BEARING, MAIN		(A)=6PH-HT (B)= (C)=		(D)= (E)= (F)=	
② Y00G1020		⑦		⑧		⑩		⑪	
REF.	LEV.	PART NO.	DESCRIPTION	QTY	P	U	A	R	
1	-	724611-01560	CYLINDER BLOCK ASSY.	1					
I 1-1	-	724611-01561	CYLINDER BLOCK ASSY.	1				N	
2	..	X 124610-01000	BLOCK COMP.	1					
I 2-1	..	X 124610-01001	BLOCK COMP.	1				N	
3	...	X 124610-01010	CYLINDER BLOCK	1					
I 3-1	...	X 124610-01011	CYLINDER BLOCK	1				N	(A)
4	...	27241-160000	PLUG 16	1					
5	...	27241-400000	PLUG 40	6					
6	...	135400-01790	PLUG M10X1.5	2					
7	...	23414-100000	GASKET 10	2					10
8	..	23871-010000	PLUG PT1/8	8					
9	..	23871-020000	PLUG PT1/4	2					
10	..	23871-030000	PLUG PT3/8	5					
11	..	43600-500290	COCK ASSY.	1					
12	..	121850-02070	BOLT	12					
13	..	X 121850-02080	BEARING, MAIN COMP.	2					
14	..	X REF. 9-3	BEARING, MAIN	6					
15	...	X REF. 14	BEARING, MAIN	6					
16	...	X REF. 14	BEARING, MAIN	6					
17	..	X 121850-02160	BEARING, MAIN COMP.	1					(B)
18	..	X 121850-02200	BEARING, MAIN	1					
19	...	X 121850-02210	BEARING, MAIN	1					
20	..	X 121850-02210	CAP, MAIN BEARING	1					
21	..	X 121850-02210	CAP, MAIN BEARING	1					
22	..	X 121850-02210	CAP, MAIN BEARING	5					
23	..	X 121850-02210	CAP, MAIN BEARING	2					
24	..	X 121850-02210	CAP, MAIN BEARING	2					

② REMARKS (E\*)

A THE EXPLANATION OF REF. NO. 3-1 124610-01011 IS LOCATED HERE

B THE EXPLANATION OF REF. NO. 17 IS LOCATED HERE

③ Y00C522

①		③		④		⑥		⑤ 82.10.22	
1402 1401		( 1 )		CYLINDER, C.W. DRAIN PIPE		(A)=SC50N (B)=SC60N (C)=SC75N		(D)= (E)= (F)=	
② Y00J1073		⑦		⑧		⑩		⑪	
REF.	LEV.	PART NO.	DESCRIPTION	QTY	P	U	A	R	
1A	-	190501-01010	CYLINDER	1					
1A-1	-	190501-01011	CYLINDER	1				S	(A)
1A-2	-	190501-01012	CYLINDER	1				R	(B)
1B	-	190600-01010	CYLINDER	1					
1B-1	-	190600-01011	CYLINDER	1				R	(B)
1C	-	190750-01010	CYLINDER	1					
1C-1	-	190750-01011	CYLINDER	1				R	(B)
2A	-	190501-01380	GASKET, CYL. LOWER	1					
2B	-	190400-01380	GASKET, CYL. LOWER	1					
3	-	26214-120952	BOLT, COVER M12X95	16	16	16			
3-1	-	190501-73640	BOLT, COVER M12X123	16	16	16			(A)
4	-	26216-120302	STUD BOLT M12X30	4	4	4			
		26216-120302	STUD BOLT M12X50	6	6	6			(A)

No.	Designation	Explanation
①	Location No.	Location No. of a microfiche which contains this list. The parenthesized refers to Location No. of the corresponding section index.
②	Parts Catalog No.	Serial No. of every Parts Catalog.
③	Group No.	Running No. given per group of related parts.
④	Group Name	Designation given per group of related parts.
⑤	Date of Processing	Date on which this list for Parts Catalog is printed out.
⑥		Model name of a product (of which parts are) mentioned in the pertinent Parts Catalog. A parenthesized symbol corresponds to a parenthesized symbol appearing under the "Q'TY" column of Ref. No.12.

①		③		④		⑥		⑤ 82.02.12	
1402 1401		( 1 )		CYLINDER & BEARING, MAIN		(A)=6PH-HT (B)= (C)=		(D)= (E)= (F)=	
② Y00G1020		⑦		⑧		⑩		⑪	
REF.	LEV.	PART NO.	DESCRIPTION	QTY	P	U	A	R	
1	-	724611-01560	CYLINDER BLOCK ASSY.	1					
I 1-1	-	724611-01561	CYLINDER BLOCK ASSY.	1				N	
2	..	X 124610-01000	BLOCK COMP.	1					
I 2-1	..	X 124610-01001	BLOCK COMP.	1				N	
3	...	X 124610-01010	CYLINDER BLOCK	1					
I 3-1	...	X 124610-01011	CYLINDER BLOCK	1				N	(A)
4	...	27241-160000	PLUG 16	1					
5	...	27241-400000	PLUG 40	6					
6	...	135400-01790	PLUG M10X1.5	2					
7	...	23414-100000	GASKET 10	2					10
8	..	23871-010000	PLUG PT1/8	8					
9	..	23871-020000	PLUG PT1/4	2					
10	..	23871-030000	PLUG PT3/8	5					
11	..	43600-500290	COCK ASSY.	1					
12	..	121850-02070	BOLT	12					
13	..	X 121850-02080	BEARING, MAIN COMP.	2					
14	..	X REF. 9-3	BEARING, MAIN	6					
15	...	X REF. 14	BEARING, MAIN	6					
16	...	X REF. 14	BEARING, MAIN	6					
17	..	X 121850-02160	BEARING, MAIN COMP.	1					(B)
18	..	X 121850-02200	BEARING, MAIN	1					
19	...	X 121850-02210	BEARING, MAIN	1					
20	..	X 121850-02210	CAP, MAIN BEARING	1					
21	..	X 121850-02210	CAP, MAIN BEARING	1					
22	..	X 121850-02210	CAP, MAIN BEARING	5					
23	..	X 121850-02210	CAP, MAIN BEARING	2					
24	..	X 121850-02210	CAP, MAIN BEARING	2					

①		③		④		⑥		⑤ 82.02.12	
1402 1401		( 1 )		CYLINDER & BEARING, MAIN		(A)=6PH-HT (B)= (C)=		(D)= (E)= (F)=	
② Y00G1020		⑦		⑧		⑩		⑪	
REF.	LEV.	PART NO.	DESCRIPTION	QTY	P	U	A	R	
1	-	724611-01560	CYLINDER BLOCK ASSY.	1					
I 1-1	-	724611-01561	CYLINDER BLOCK ASSY.	1				N	
2	..	X 124610-01000	BLOCK COMP.	1					
I 2-1	..	X 124610-01001	BLOCK COMP.	1				N	
3	...	X 124610-01010	CYLINDER BLOCK	1					
I 3-1	...	X 124610-01011	CYLINDER BLOCK	1				N	(A)
4	...	27241-160000	PLUG 16	1					
5	...	27241-400000	PLUG 40	6					
6	...	135400-01790	PLUG M10X1.5	2					
7	...	23414-100000	GASKET 10	2					10
8	..	23871-010000	PLUG PT1/8	8					
9	..	23871-020000	PLUG PT1/4	2					
10	..	23871-030000	PLUG PT3/8	5					
11	..	43600-500290	COCK ASSY.	1					
12	..	121850-02070	BOLT	12					
13	..	X 121850-02080	BEARING, MAIN COMP.	2					
14	..	X REF. 9-3	BEARING, MAIN	6					
15	...	X REF. 14	BEARING, MAIN	6					
16	...	X REF. 14	BEARING, MAIN	6					
17	..	X 121850-02160	BEARING, MAIN COMP.	1					(B)
18	..	X 121850-02200	BEARING, MAIN	1					
19	...	X 121850-02210	BEARING, MAIN	1					
20	..	X 121850-02210	CAP, MAIN BEARING	1					
21	..	X 121850-02210	CAP, MAIN BEARING	1					
22	..	X 121850-02210	CAP, MAIN BEARING	5					
23	..	X 121850-02210	CAP, MAIN BEARING	2					
24	..	X 121850-02210	CAP, MAIN BEARING	2					

(Example) As for Ref. No. 1-1 724611-01561, this part is used in the 6PH-HT.  
(1: Quantity used of parts)

No.	Designation	Explanation																											
13	Interchangeability Division	In the case where a part change took place, one of the following interchangeability symbols is indicated for that part. <table border="1" style="margin: 10px auto;"> <thead> <tr> <th>Symbol</th> <th>Interchangeability</th> <th>Contents note</th> </tr> </thead> <tbody> <tr> <td>N</td> <td>Old  NEW</td> <td>New Part is interchangeable for Old Part but not interchangeable conversely.</td> </tr> <tr> <td>O</td> <td>Old  NEW</td> <td>New Part is not interchangeable for Old Part but interchangeable conversely.</td> </tr> <tr> <td>R</td> <td>Old  NEW</td> <td>New Part is interchangeable for Old Part and vice versa.</td> </tr> <tr> <td>S</td> <td>Old  NEW</td> <td>New Part is not interchangeable for Old Part and vice versa.</td> </tr> <tr> <td>W</td> <td></td> <td>Part newly added.</td> </tr> <tr> <td>Z</td> <td></td> <td>Part discontinued.</td> </tr> <tr> <td>F</td> <td></td> <td>Not interchangeable by single part but interchangeable by set of the related parts.</td> </tr> <tr> <td>K</td> <td></td> <td>Changed only in quantity used.</td> </tr> </tbody> </table>	Symbol	Interchangeability	Contents note	N	Old  NEW	New Part is interchangeable for Old Part but not interchangeable conversely.	O	Old  NEW	New Part is not interchangeable for Old Part but interchangeable conversely.	R	Old  NEW	New Part is interchangeable for Old Part and vice versa.	S	Old  NEW	New Part is not interchangeable for Old Part and vice versa.	W		Part newly added.	Z		Part discontinued.	F		Not interchangeable by single part but interchangeable by set of the related parts.	K		Changed only in quantity used.
Symbol	Interchangeability	Contents note																											
N	Old  NEW	New Part is interchangeable for Old Part but not interchangeable conversely.																											
O	Old  NEW	New Part is not interchangeable for Old Part but interchangeable conversely.																											
R	Old  NEW	New Part is interchangeable for Old Part and vice versa.																											
S	Old  NEW	New Part is not interchangeable for Old Part and vice versa.																											
W		Part newly added.																											
Z		Part discontinued.																											
F		Not interchangeable by single part but interchangeable by set of the related parts.																											
K		Changed only in quantity used.																											
14	Unit Sales Division	Unit Sales Quantity (Sales Lot) of unit sales parts and/or unit sales recommended parts. [Example] Please place your order of such a part for which "10" is given under the column "P/U" by a multiple of Sales Lot being 10 pcs.																											
15	Design Change Division	A symbol is given under the column "A" for such a part for which an extensive design change has been made, and the nature of that design change is explained as identified by the identical symbol given under the heading "REMARKS".																											
16	Remarks Division	A Symbol is given under the column "R" (Remarks) for such a part for which a supplementary explanation is needed. And an explanatory sentence headed by the identical symbol is given under the heading "Remarks" (No. 21).																											
17	Change Mark	Change Mark "I" is indicated for such a part in which a design change took place newly at this time as it was not given in the last published Parts Catalog.																											

REF. LEV.	PART NO.	DESCRIPTION	QTY	P	U	A	R
1	724611-01560	CYLINDER BLOCK ASSY.	1				
1-1	724611-01561	CYLINDER BLOCK ASSY.	1				
2	X 124610-01000	BLOCK COMP.	1				
2-1	X 124610-01001	BLOCK COMP.	1				
3	X 124610-01010	CYLINDER BLOCK	1				(A)
3-1	X 124610-01011	CYLINDER BLOCK	1				(A)
4	27241-160000	PLUG 16	1				
5	27241-400000	PLUG 40	6				
6	133400-01790	PLUG M10X1.5	2				10
7	23474-100000	GASKET 10	2				
8	23871-010000	PLUG PT1/8	8				
9	23871-020000	PLUG PT1/4	8				
10	23871-030000	PLUG PT3/8	8				
11	43600-500290	COCK ASSY.	1				
12	121850-02070	BOLT	12				
13	121850-02080	BOLT	2				
14	X REF 9=3	BEARING,MAIN COMP.	6				(B)
15	X REF 14	BEARING,MAIN	6				(B)
16	X REF 14	BEARING,MAIN	6				(B)
17	X REF 14	BEARING,MAIN COMP.	1				(B)
18	121850-02070	BOLT	1				
19	121850-02080	BOLT	1				

REMARKS (C) (D)

A THE EXPLANATION OF REF. NO. 3 (124610-01011) IS LOCATED HERE

B THE EXPLANATION OF REF. NO. 17 IS LOCATED HERE

②③ Y000522

No.	Designation	Explanation								
18	Effective Machine No.	When a part is changed, Effective Machine No. of a Model for which the part is applicable is indicated. <table border="1" style="margin: 10px auto;"> <thead> <tr> <th>Model</th> <th>Applicable</th> </tr> </thead> <tbody> <tr> <td>(A) = 6PH-HT</td> <td>Applicable for the engine above Engine No.000165</td> </tr> <tr> <td>(B) = 6PH-T</td> <td>Applicable for the engine above Engine No.000158</td> </tr> <tr> <td>(C) = 6PH</td> <td>Applicable for the engine above Engine No.000165</td> </tr> </tbody> </table>	Model	Applicable	(A) = 6PH-HT	Applicable for the engine above Engine No.000165	(B) = 6PH-T	Applicable for the engine above Engine No.000158	(C) = 6PH	Applicable for the engine above Engine No.000165
Model	Applicable									
(A) = 6PH-HT	Applicable for the engine above Engine No.000165									
(B) = 6PH-T	Applicable for the engine above Engine No.000158									
(C) = 6PH	Applicable for the engine above Engine No.000165									
19	Item No.	[Example] Refer to REF. 3 (3 given under the column "REF.") of Group 9.								
20	Item No.	[Example] Refer to REF. 14 (14 given under the column "REF.")								
21	Remarks	See Ref. No. 16								
22	Illustration No.	Consecutive No. for illustration control.								

REF. LEV.	PART NO.	DESCRIPTION	QTY	P	U	A	R
1	724611-01560	CYLINDER BLOCK ASSY.	1				
1-1	724611-01561	CYLINDER BLOCK ASSY.	1				
2	X 124610-01000	BLOCK COMP.	1				
2-1	X 124610-01001	BLOCK COMP.	1				
3	X 124610-01010	CYLINDER BLOCK	1				(A)
3-1	X 124610-01011	CYLINDER BLOCK	1				(A)
4	27241-160000	PLUG 16	1				
5	27241-400000	PLUG 40	6				
6	133400-01790	PLUG M10X1.5	2				10
7	23474-100000	GASKET 10	2				
8	23871-010000	PLUG PT1/8	8				
9	23871-020000	PLUG PT1/4	8				
10	23871-030000	PLUG PT3/8	8				
11	43600-500290	COCK ASSY.	1				
12	121850-02070	BOLT	12				
13	121850-02080	BOLT	2				
14	X REF 9=3	BEARING,MAIN COMP.	6				(B)
15	X REF 14	BEARING,MAIN	6				(B)
16	X REF 14	BEARING,MAIN	6				(B)
17	X REF 14	BEARING,MAIN COMP.	1				(B)
18	121850-02070	BOLT	1				
19	121850-02080	BOLT	1				

○ The parenthesized "A" indicates Model (A).

○ The new part 724611-01561 is applicable for the engine above Engine No.000165 of 6PH-HT.

○ In case of being discontinued, this is indicated for the first Machine No. which was discontinued.

○ Date in calendar represents the time when change took place.

○ Model and Effective Machine No.  
(Example) (A) = 6PH-HT (B) = 6PH-T (C) = 6PH (A) = E000165 (B) = E000158 (C) = X X X X X

⊕ PHT-HT : Applicable for the engine above Engine No.000165

⊕ PHT-T : Applicable for the engine above Engine No.000158

⊕ PHT : Applicable for the engine above Engine No.000165

Mark "X" is indicated for the part which was not able to identify a part change and confirm Effective Machine No. The Engine No. of 6PH remains unexplained.

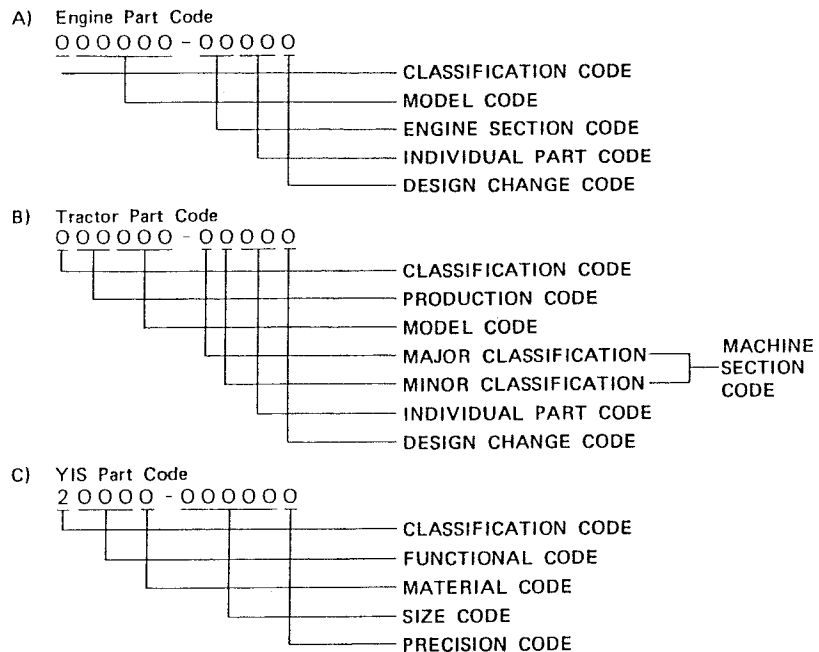
C	Clutch No.
	Compressor No.
D	Drive No.
E	Engine No.
M	Machine No.
G	Generator No.
F	Tractor Frame No.
W	Welding machine No.
*	Month/Year in Calendar

REF. LEV.	PART NO.	DESCRIPTION	QTY	P	U	A	R
1	190501-01010	CYLINDER	1				
1-1	190501-01011	CYLINDER	1				
2	X 190500-01000	CYLINDER	1				(A)
2-1	X 190500-01011	CYLINDER	1				(A)
3	X 190500-01010	CYLINDER	1				(A)
3-1	X 190500-01011	CYLINDER	1				(A)
4	190501-01010	CYLINDER	1				
5	190501-01011	CYLINDER	1				
6	190501-01010	CYLINDER	1				
7	190501-01011	CYLINDER	1				
8	190501-01010	CYLINDER	1				
9	190501-01011	CYLINDER	1				
10	190501-01010	CYLINDER	1				
11	190501-01011	CYLINDER	1				
12	190501-01010	CYLINDER	1				
13	190501-01011	CYLINDER	1				
14	190501-01010	CYLINDER	1				
15	190501-01011	CYLINDER	1				
16	190501-01010	CYLINDER	1				
17	190501-01011	CYLINDER	1				
18	190501-01010	CYLINDER	1				
19	190501-01011	CYLINDER	1				
20	190501-01010	CYLINDER	1				
21	190501-01011	CYLINDER	1				
22	190501-01010	CYLINDER	1				
23	190501-01011	CYLINDER	1				
24	190501-01010	CYLINDER	1				
25	190501-01011	CYLINDER	1				
26	190501-01010	CYLINDER	1				
27	190501-01011	CYLINDER	1				
28	190501-01010	CYLINDER	1				
29	190501-01011	CYLINDER	1				
30	190501-01010	CYLINDER	1				
31	190501-01011	CYLINDER	1				
32	190501-01010	CYLINDER	1				
33	190501-01011	CYLINDER	1				
34	190501-01010	CYLINDER	1				
35	190501-01011	CYLINDER	1				
36	190501-01010	CYLINDER	1				
37	190501-01011	CYLINDER	1				
38	190501-01010	CYLINDER	1				
39	190501-01011	CYLINDER	1				
40	190501-01010	CYLINDER	1				
41	190501-01011	CYLINDER	1				
42	190501-01010	CYLINDER	1				
43	190501-01011	CYLINDER	1				
44	190501-01010	CYLINDER	1				
45	190501-01011	CYLINDER	1				
46	190501-01010	CYLINDER	1				
47	190501-01011	CYLINDER	1				
48	190501-01010	CYLINDER	1				
49	190501-01011	CYLINDER	1				
50	190501-01010	CYLINDER	1				

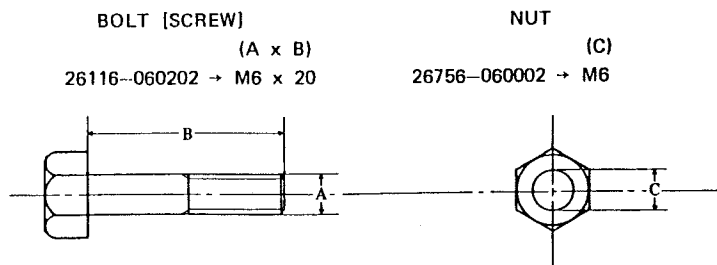
Some of the parts number is represented with Illustration No. 1 in the list.

### PART NUMBER

A part serial number comprises 11 digits and means the following.



YIS is an abbreviation of YANMAR INDUSTRIAL STANDARD PARTS, and applies to parts such as nuts, bolts, joints, pins, washers, gauges, o-rings, bearing, etc. For instance, dimensions according to YIS are shown as follows :



### COLOURING

Some parts are painted in colors according to the models, specifications, and their destinations. In this parts catalog, colouring is classified into ten variations and shown in abbreviated codes as below.

Colour code	Color
K	Metallic calm green
M	Silver
P	Green
Q	Cream
R	Red
W	Frosted black
X	Black
Y	Yellow
Z	Celva black
U	Plating

The colour of a part is denoted by the colour code suffixed to an ordinary part number :

Example : Fender (L)                      194195-62110-R  
↓  
Red

When ordering painted parts, please designate part colours in your order sheet by suffixing one of these color codes to the part number you want to order.

## CONTENTS

	Page
Power Transmission Structural Drawing .....	i
Engin Sectional View (1).....	ii
Engin Sectional View (2).....	iii
Travelling Transmission Sectional View (1) .....	iv
Travelling Transmission Sectional View (2) .....	v
Travelling Front Driving Sectional View .....	vi
Wiring Diagram.....	vii

## COMPONENTS

### ENGINE PARTS

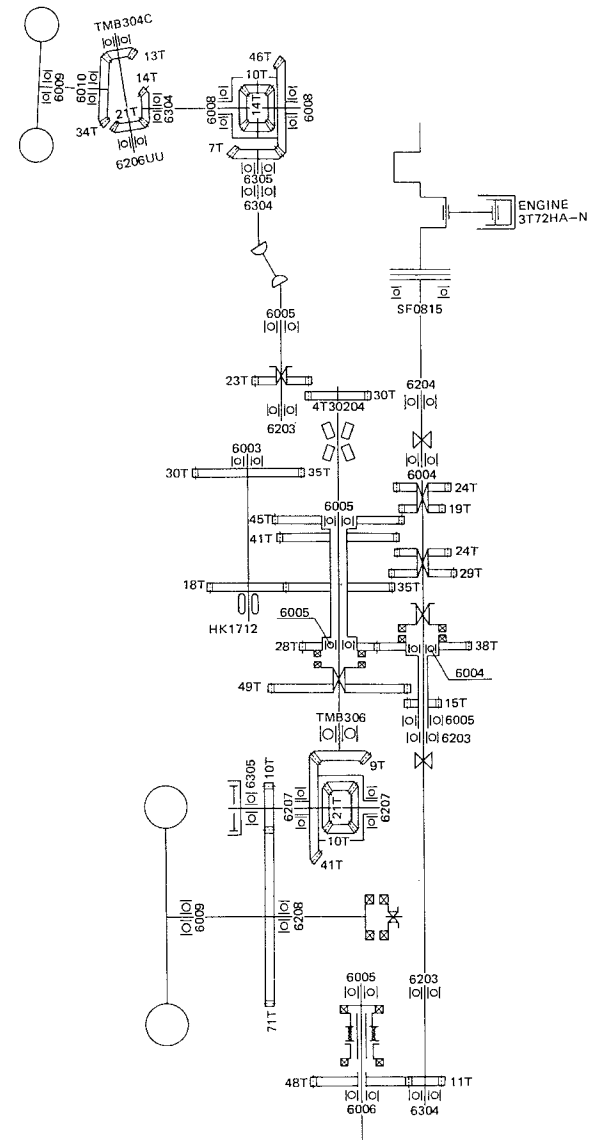
GROUP NO.	GROUP NAME	LOCATION
1	CYLINDER BLOCK .....	1B02
2	GEAR HOUSING.....	1B03
3	MAIN BEARING .....	1B04
4	CAMSHAFT BEARING.....	1B05
5	BREATHER.....	1B06
6	DECOMPRESSION LINKAGE .....	1B07
7	LABELS.....	1B08
8	CYLINDER HEAD .....	1B09
9	AIR CLEANER.....	1B11
10	SILENCER.....	1B12
11	EXHAUST MANIFOLD .....	1B13
12	CAMSHAFT .....	1B14
13	CRANKSHAFT .....	1B15
14	PISTON.....	1B16
15	CONNECTING ROD.....	1C01
16	HYDRAULIC OIL PUMP DRIVING GEAR .....	1C02
17	LUBRICATING OIL PUMP.....	1C03
18	DIPSTICK.....	1C04
19	LUBRICATING OIL STRAINER .....	1C05
20	LUBRICATING OIL SYSTEM.....	1C06
21	COOLING WATER PUMP .....	1C07
22	RADIATOR.....	1C08
23	COOLING WATER SYSTEM .....	1C09
24	FUEL INJECTION PUMP.....	1C10
25	FUEL INJECTION VALVE.....	1C11
26	FUEL STRAINER.....	1C12
27	FUEL INJECTION LINES .....	1C13
28	FUEL LINES.....	1C14

29	GOVERNOR.....	1C15
30	REMOTE CONTROL DEVICE .....	1C16
31	ENGINE STOP DEVICE.....	1D01
32	ELECTRIC PARTS.....	1D02
33	THERMOSTART .....	1D03
34	TACHOMETER GEAR UNIT.....	1D04
35	STARTING MOTOR COMPONENT PARTS.....	1D05
36	GENERATOR COMPONENT PARTS.....	1D06
37	GASKET SET.....	1D07
38	REPAIR SET.....	1D08

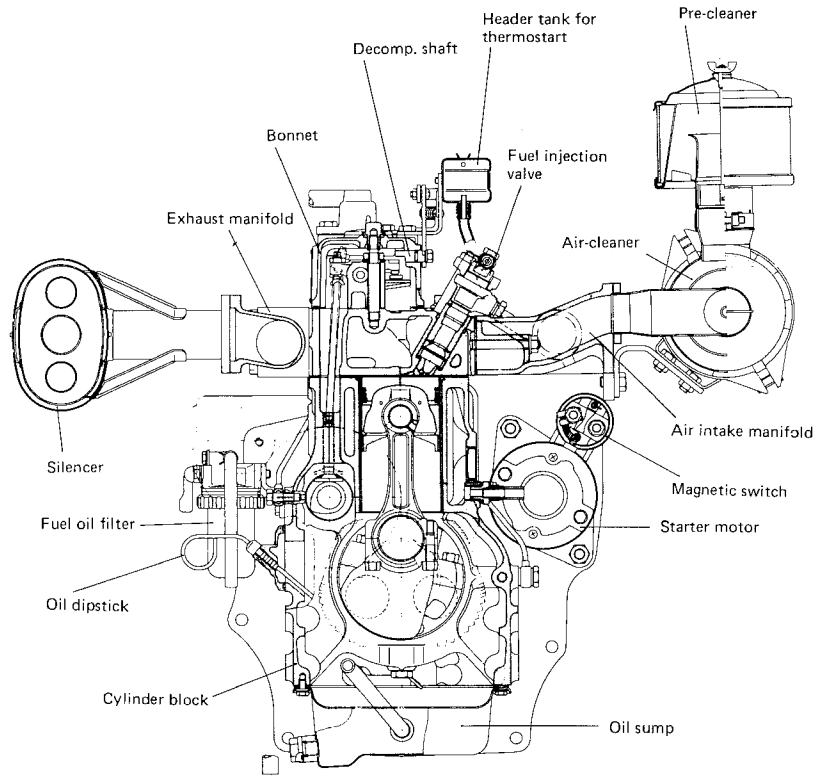
### CHASSIS PARTS

39	THROTTLE.....	1E02
40	FUEL OIL TANK .....	1E03
41	BELT COVER & FRONT AXLE BRACKET .....	1E04
42	2ND SHAFT & FRONT SPINDLE .....	1E05
43	RING GEAR & PROPELLER SHAFT .....	1E06
44	FRONT AXLE HOUSING.....	1E07
45	STEERING .....	1E08
46	CLUTCH.....	1E09
47	TRANSMISSION HOUSING.....	1E10
48	TRANSMISSION GEARS.....	1E11
49	MAIN SHIFT LEVER.....	1E12
50	RANGE SHIFT & P.T.O. SHIFT .....	1E13
51	FRONT DRIVE & SHIFT LEVER .....	1E14
52	DIFFERENTIAL GEARS OF REAR AXLE .....	1E15
53	REAR AXLE HOUSING .....	1E16
54	REAR AXLE SHAFT.....	1F01
55	BRAKES.....	1F02
56	TIRES (FRONT & REAR) .....	1F03
57	HYDRAULIC PIPES.....	1F04
58	HYDRAULIC CYLINDER.....	1F06
59	HYDRAULIC LIFT .....	1F08
60	HYDRAULIC CONTROL VALVE .....	1F09
61	OIL PRESSURE CONTROL.....	1F10
62	ELECTRIC PARTS.....	1F12
63	HOOD.....	1F15
64	FENDER & STEP .....	1G01
65	SEAT.....	1G02
66	LABELS.....	1G03
67	THREE-POINT HITCH.....	1G04
68	DRAWBAR.....	1G05
69	WEIGHT (FRONT & REAR WHEEL) .....	1G06
70	TOOLS .....	1G07

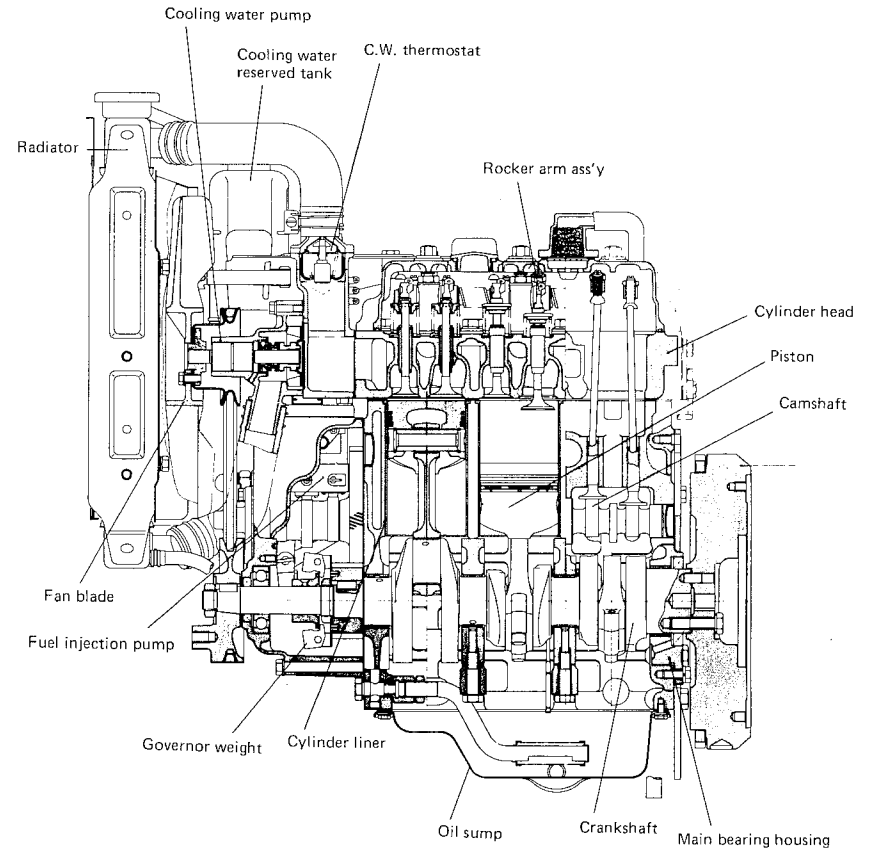
# POWER TRANSMISSION STRUCTURAL DRAWING



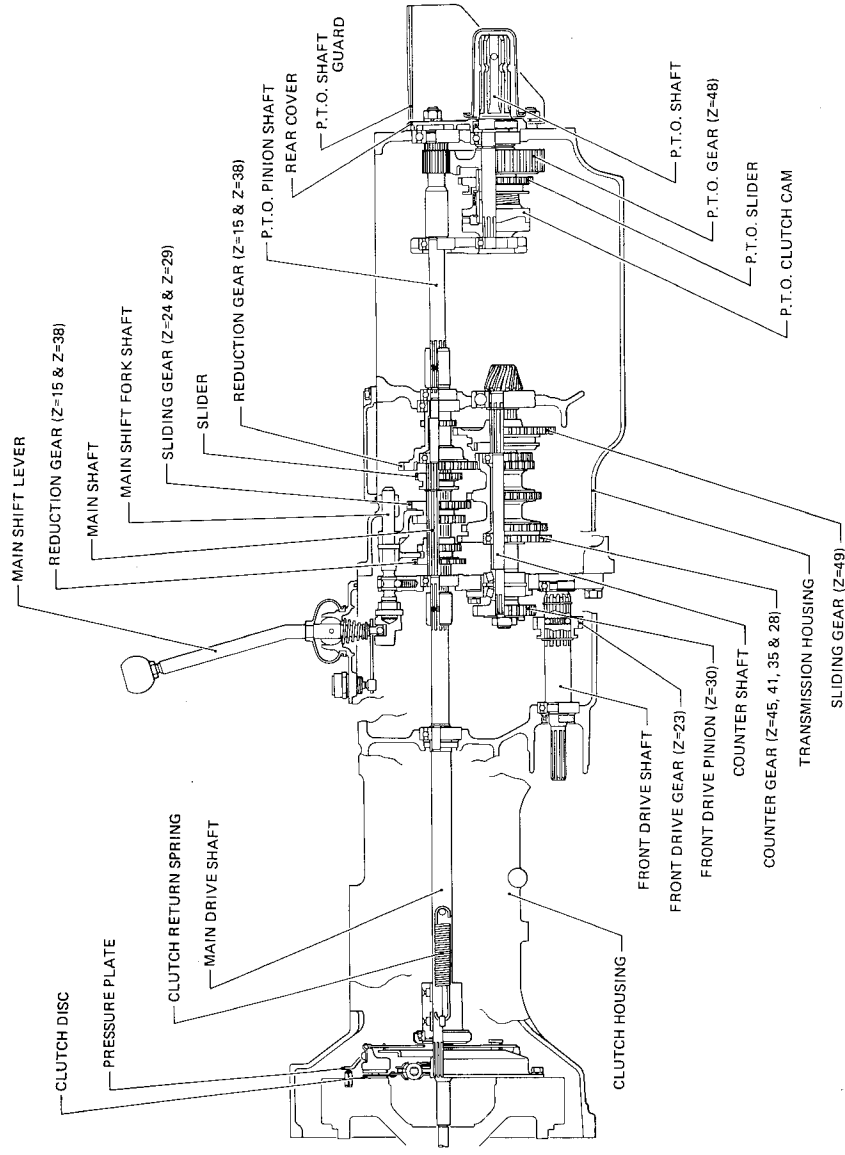
ENGINE SECTIONAL VIEW (1)  
[Horizontal Section]



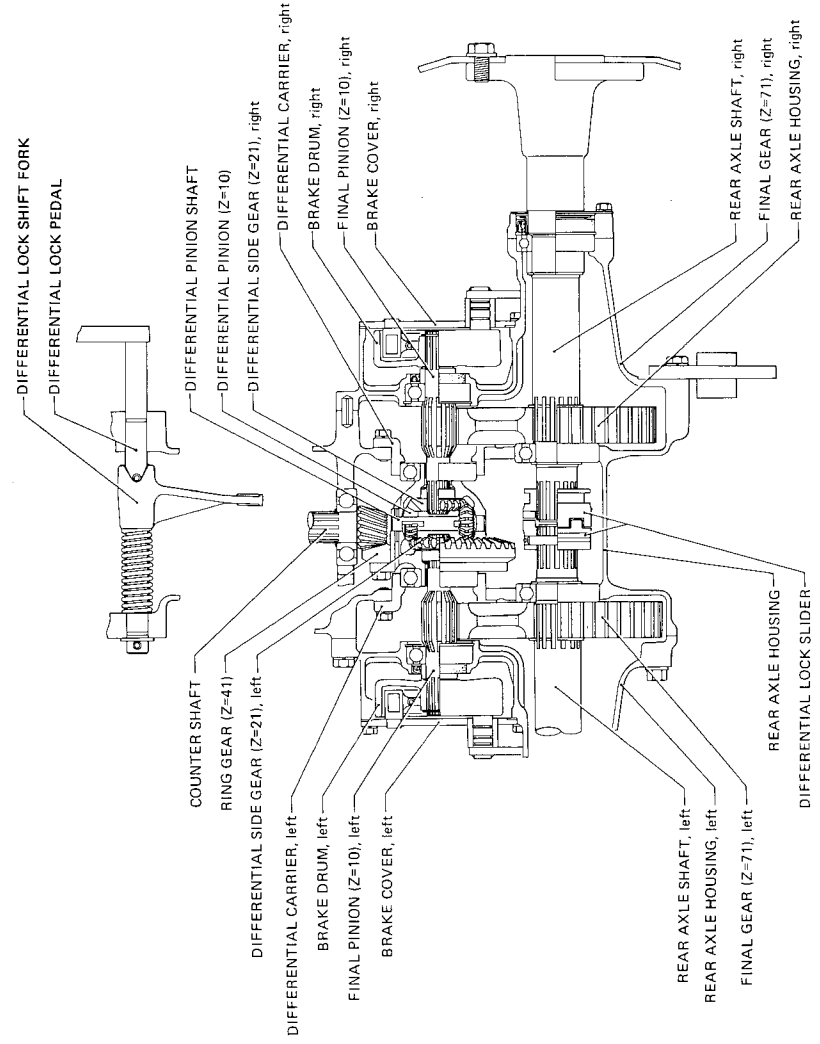
ENGINE SECTIONAL VIEW (2)  
[Vertical Section]



TRAVELLING TRANSMISSION SECTIONAL VIEW (1)

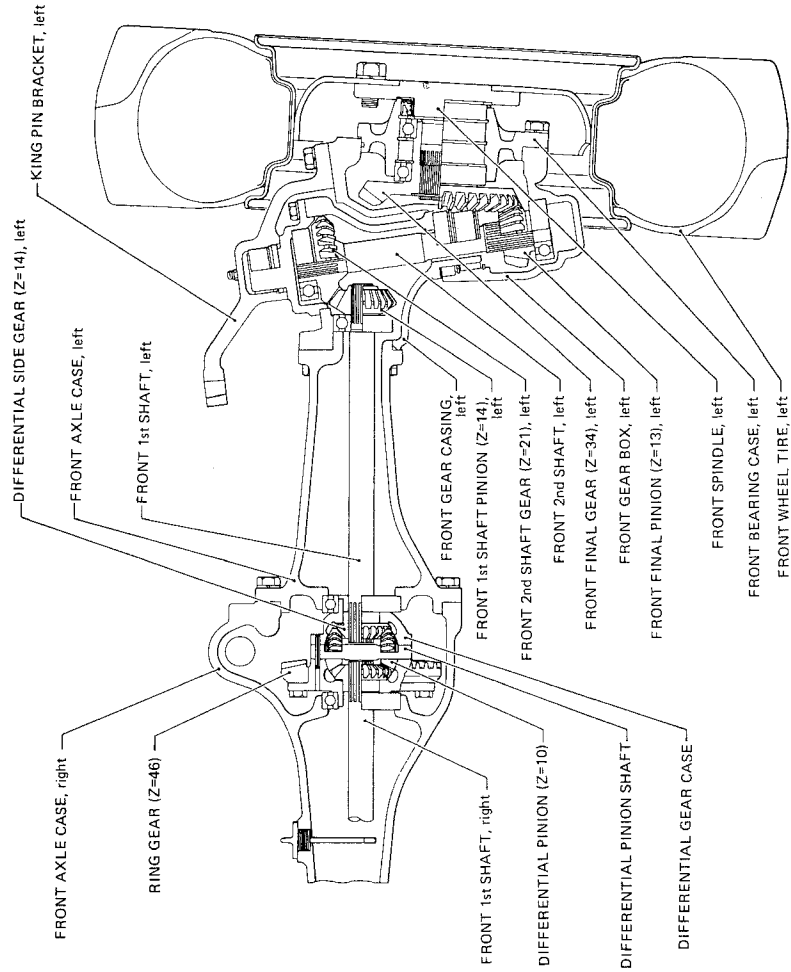


TRAVELLING TRANSMISSION SECTIONAL VIEW (2)

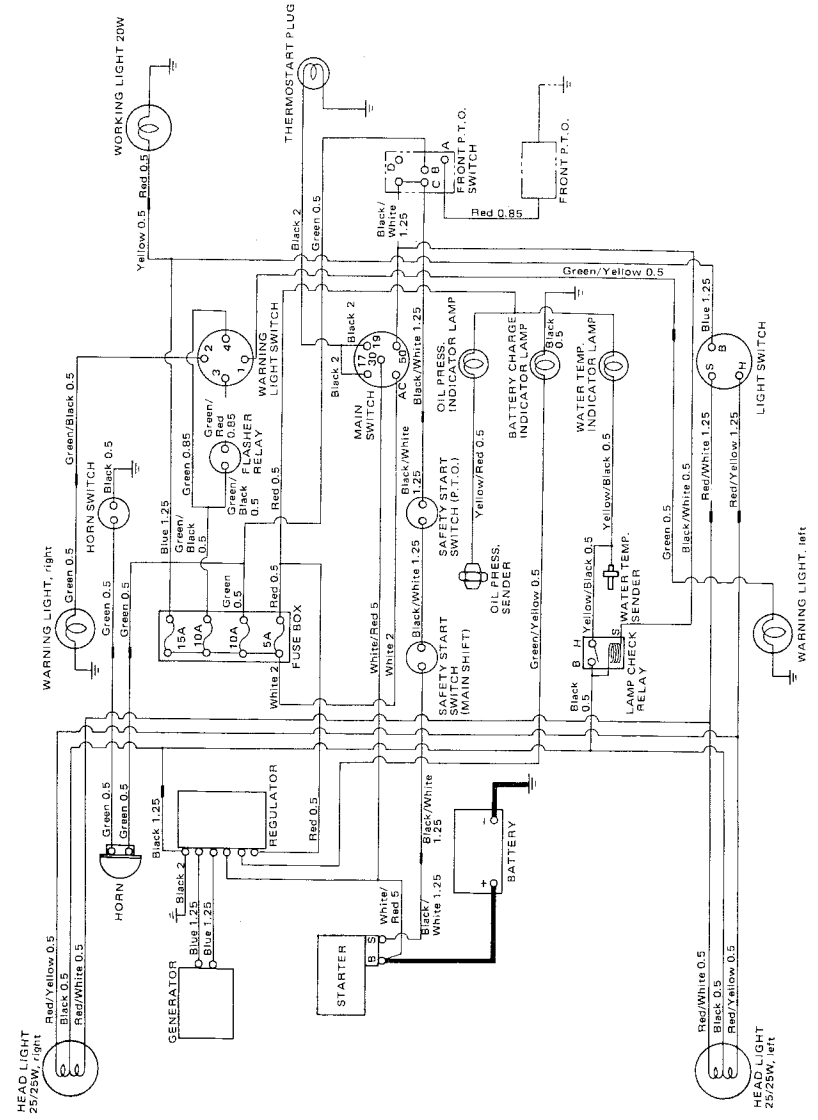




### TRAVELLING FRONT DRIVING SECTIONAL VIEW



### WIRING DIAGRAM



ENGINE PARTS

Type **3T72HA(YM180D)**

Fig. 1 CYLINDER BLOCK

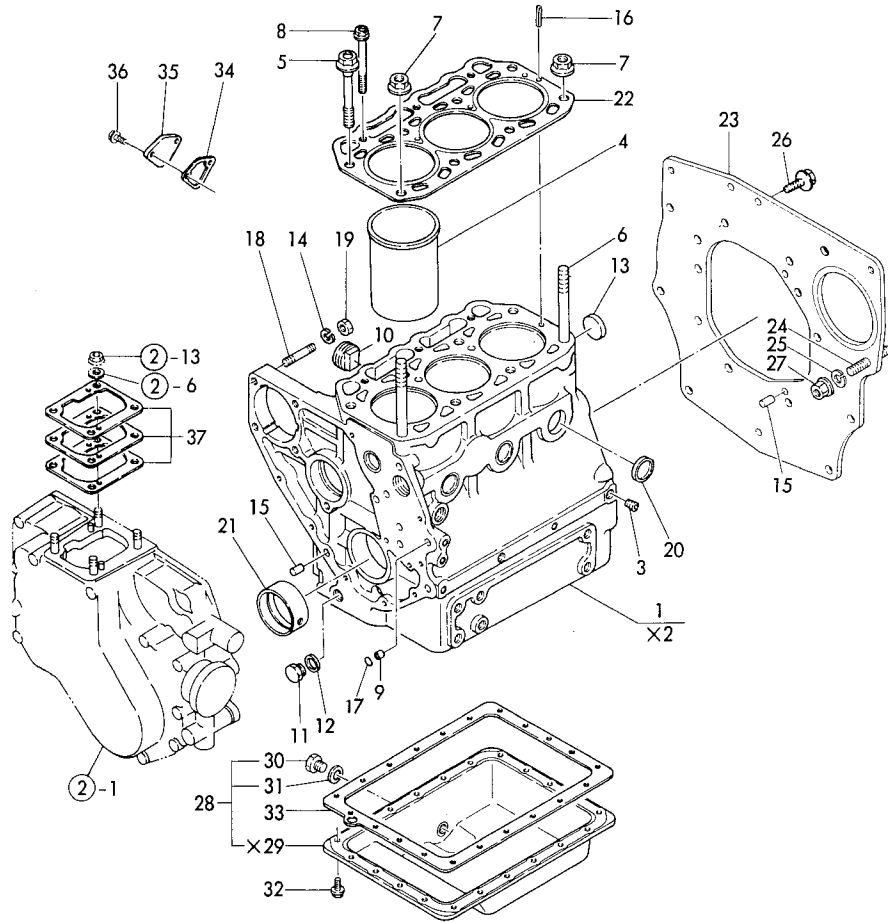


Fig. 1 CYLINDER BLOCK

85.07.27

+-----+  
 I 1B02 I  
 I(1B01) I  
 +-----+  
 Y00T2030

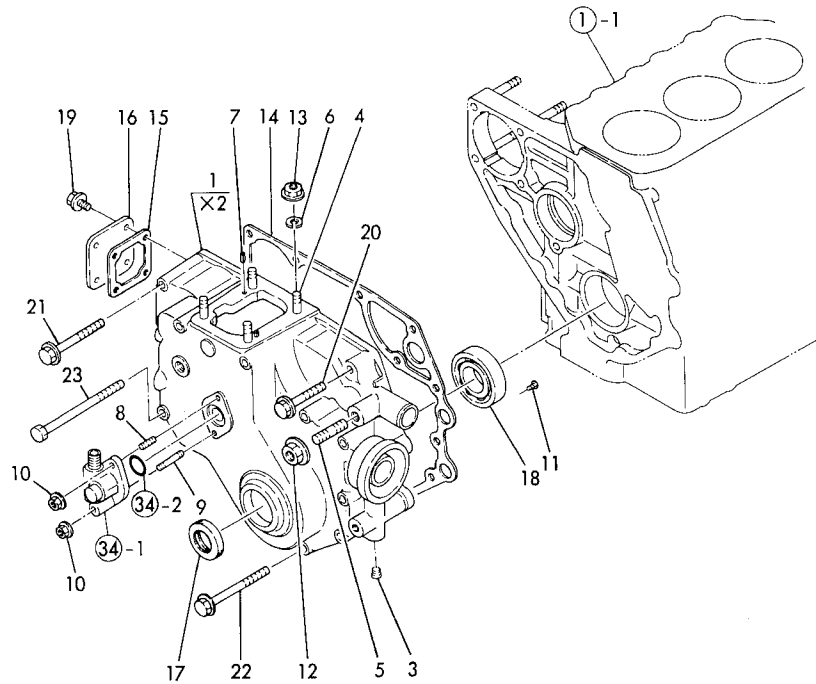
(A)=3T72HA (D)=  
 (B)= (E)=  
 (C)= (F)=

REF. NO.	LEV. 0	PART NO.	DESCRIPTION	-----Q'TY-----						I	P	U	A	R
				(A)	(B)	(C)	(D)	(E)	(F)					
1	.	721454-01562	BLOCK ASSY, CYLINDER	1										
2	..	X 121450-01016	CYLINDER BLOCK	1										
3	..	124060-01050	PLUG PT1/8	7										
4	..	121450-01100	LINER W/ORING CYL	3										
5	..	121450-01203	STUD, CYL. HEAD	6										
6	..	121450-01210	STUD, CYL. HEAD	2										
7	..	121450-01220	NUT, CYL HEAD	2										
8	..	129350-01230	STUD, CYL. HEAD	3										
9	..	124085-01900	GUIDE, O-RING	2										
10	..	171051-01921	PLUG	2										
11	..	121450-01960	PLUG	1										
12	..	121450-01980	GASKET	1										
13	..	121450-01990	PLUG 30	1										
14	..	22217-080000	SPRING WASHER 8	4										
15	..	22312-080160	PARALLEL PIN 8X16	3										
16	..	22351-060012	SPRING PIN 6X12	2										
17	..	24311-000100	O-RING 1A P-10.0	2										
18	..	26216-080302	STUD M 8X 30 PLATED	4										
19	..	26716-080002	NUT M 8	4										
20	..	27241-300000	PLUG 30	5										
21	..	*REF. 3=7	MAIN BEARING	1										
22	.	121000-01330	GASKET, CYL. HEAD	1										
23	.	121470-01601	FLANGE, MOUNTING	1										
24	.	121450-01650	BOLT	2										
25	.	22217-100000	SPRING WASHER 10	2										
26	.	26206-100202	BOLT M10X 20 PLATED	10										
27	.	26706-100002	NUT M10	2										
28	.	721450-01540	SUMP ASSY, LUB OIL	1										
29	..	X 121450-01700	PAN, LUB OIL	1										
30	..	104200-55080	PLUG	1										
31	..	43400-500450	PACKING	1										
32	.	121450-01710	BOLT	21										
33	.	121000-01750	GASKET, OIL PAN	1										
34	.	121520-01850	GASKET	1										
35	.	121520-01860	COVER	1										
36	.	26106-060142	BOLT M 6X 14 PLATED	2										
37	.	121450-01951	SHIM SET	1										

× MARK PARTS: NOT SOLD SEPARATELY.

Y024561

Fig. 2 GEAR HOUSING



+-----+  
I 1B03 I  
I(1B01)I  
+-----+  
Y00T2030

Fig. 2 GEAR HOUSING

85.07.27

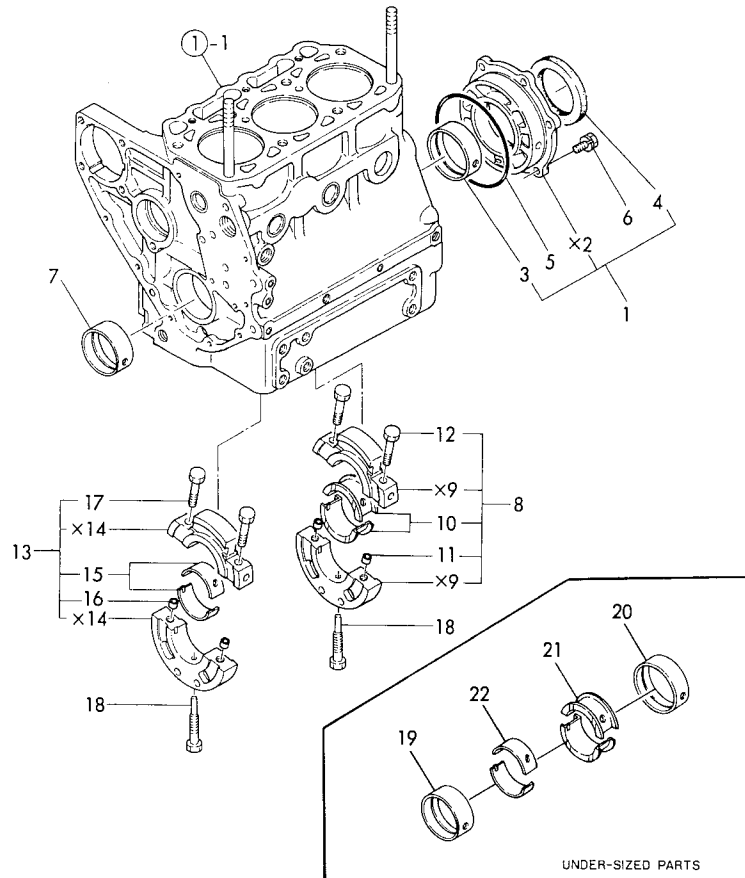
(A)=3T72HA (D)=  
(B)= (E)=  
(C)= (F)=

REF. NO.	LEV. 0	PART NO.	DESCRIPTION	-----Q'TY----- I P/U A R					
				(A)	(B)	(C)	(D)	(E)	(F)
1	.	721454-01612	HOUSING ASSY, GEARS	1					
2	.. X	121085-01502	CASE, GEAR	1					
3	..	124060-01050	PLUG PT1/8	1					
4	..	121450-01560	STUD M 8X22	4					
5	..	121450-01570	STUD	1					
6	..	22217-080000	SPRING WASHER 8	4					
7	..	22351-040010	SPRING PIN 4X10	2					
8	..	26216-060142	STUD M 6X 14 PLATED	1					
9	..	26216-060352	STUD M 6X 35 PLATED	1					
10	..	26366-060002	U-NUT M 6	2					
11	..	26587-080102	SCREW M 8X 10	1					
12	..	26706-100002	NUT M10	1					
13	..	26716-080002	NUT M 8	4					
14	.	121450-01511	GASKET, GEAR CASE	1					
15	.	121450-01531	GASKET, COVER	1					
16	.	121450-01550	COVER, CYL BLOCK	1					
17	.	121450-01801	SEAL TC25 40 8, OIL	1					
18	.	24101-063050	BALL BEARING	1					
19	.	26106-060122	BOLT M 6X 12 PLATED	4					
20	.	26106-080452	BOLT M 8X 45 PLATED	1					
21	.	26106-080752	BOLT M 8X 75 PLATED	2					
22	.	26106-080852	BOLT M 8X 85 PLATED	7					
23	.	26106-081152	BOLT M 8X115 PLATED	3					

× MARK PARTS: NOT SOLD SEPARATELY.

Y023561

Fig. 3 MAIN BEARING



× MARK PARTS: NOT SOLD SEPARATELY.

Fig. 3 MAIN BEARING

85.07.27

+-----+  
I 1B04 I  
I (1B01) I  
+-----+  
Y00T2030

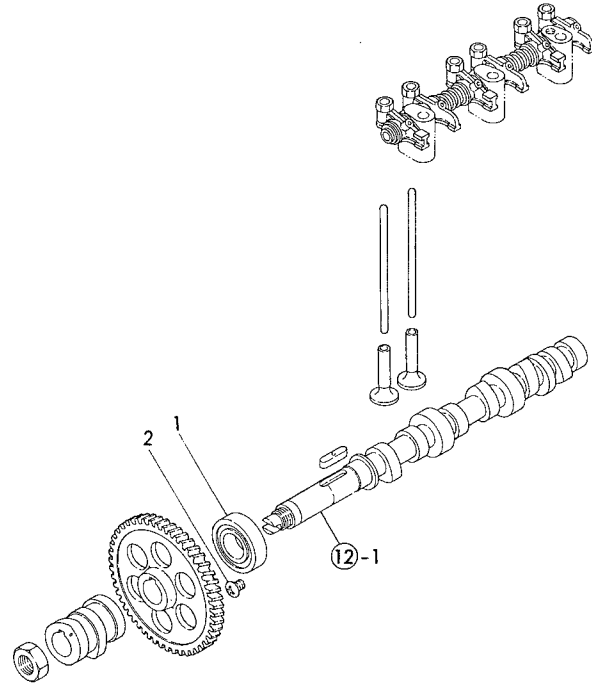
(A)=3T72HA (D)=  
(B)= (E)=  
(C)= (F)=

REF. NO.	LEV. 0	PART NO.	DESCRIPTION	-----Q'ITY-----						I	P/U	A	R
				(A)	(B)	(C)	(D)	(E)	(F)				
1	.	721450-02500	HOUSING ASSY, BEARING	1									
2	..	X 121450-02010	NUT 10	1									
3	..	121450-02110	MAIN BEARING	1									
4	..	124085-02220	SEAL, OIL	1									
5	.	105225-02020	O-RING, HOUSING	1									
6	.	26013-080202	BOLT M 8X 20	6									
7	.	121450-02100	MAIN BEARING	1									
8	.	721450-02612	HOUSING ASSY	1									
9	..	X 121450-02022	HOUSING 1	1									
10	..	121450-02160	MAIN BEARING	1									
11	..	121450-02050	KNOCK-PIPE	2									
12	..	121450-02072	BOLT	2									
13	.	721450-02622	HOUSING ASSY	1									
14	..	X 121450-02032	HOUSING 2	1									
15	..	121450-02170	MAIN BEARING	1									
16	..	121450-02050	KNOCK-PIPE	2									
17	..	121450-02072	BOLT	2									
18	.	105225-02300	BOLT	2									
19	.	121450-02310	MAIN BEARING, 0.25US	1									(A)
20	.	121450-02320	MAIN BEARING, 0.25US	1									(A)
21	.	121450-02370	MAIN BEARING, 0.25US	1									(A)
22	.	121450-02380	MAIN BEARING, 0.25US	1									(A)

----- REMARKS -----  
(A) アンダーサイズ フォトン (A) UNDER-SIZED PART

Y023562

Fig. 4 CAMSHAFT BEARING



+-----+  
 I 1B05 I  
 I(1B01)I  
 +-----+  
 Y00T2030

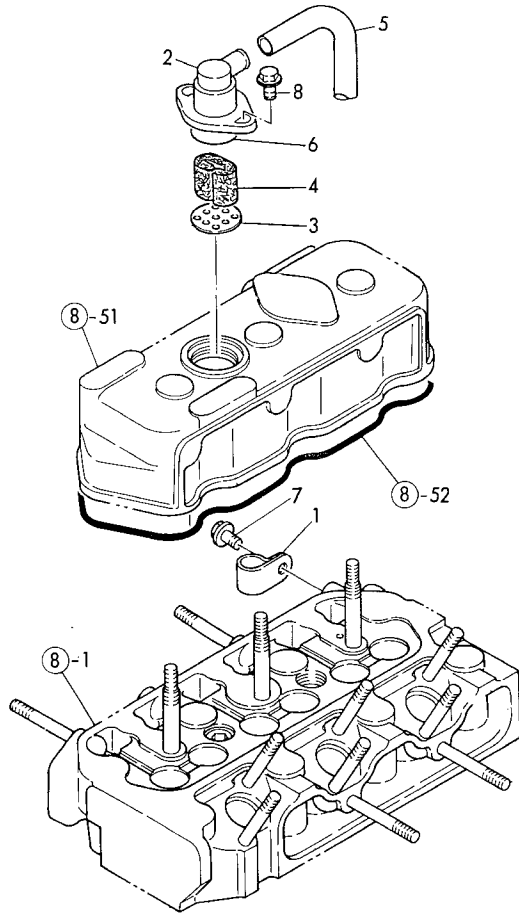
Fig. 4 CAMSHAFT BEARING

85.07.27

(A)=3T72HA (D)=  
 (B)= (E)=  
 (C)= (F)=

REF. NO.	LEV. 0	PART NO.	DESCRIPTION	-----Q'TY-----						I P/U A R
				(A)	(B)	(C)	(D)	(E)	(F)	
1	.	24101-062054	BALL BEARING	1						
2	.	26587-080102	SCREW M 8X 10	1						

Fig. 5 BREATHER



+-----+  
I 1B06 I  
I(1B01)I  
+-----+  
Y00T2030

Fig. 5 BREATHER

85.07.27

(A)=3T72HA (D)=  
(B)= (E)=  
(C)= (F)=

REF. NO.	LEV. 0	PART NO.	DESCRIPTION	-----Q'TY-----						I P/U A R
				(A)	(B)	(C)	(D)	(E)	(F)	
1	.	124160-01650	CLAMP	1						
2	.	121450-03012	BODE, BREATHER	1						
3	.	121450-03020	BODE, BREATHER	1						
4	.	121450-03030	STEEL WOOLPD24W28T18	1						
5	.	23065-120500	PIPE 12X 500	1						
6	.	24341-000400	O-RING 1A S-40.0	1						
7	.	26106-080102	BOLT M 8X 10 PLATED	1						
8	.	26106-080162	BOLT M 8X 16 PLATED	2						

Fig. 6 DECOMPRESSION LINKAGE

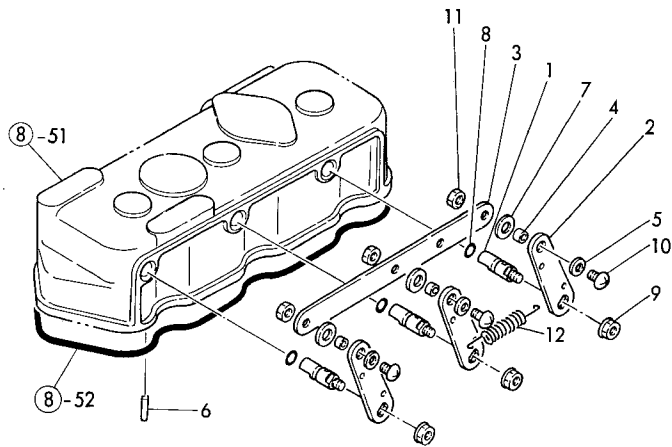


Fig. 6 DECOMPRESSION LINKAGE

85.07.27

1 (1B07) 1 (1B01) 1  
 Y00T2030  
 (A)=3T72HA (D)=  
 (B)= (E)=  
 (C)= (F)=

REF. NO.	LEV. 0	PART NO.	DESCRIPTION	-----Q'TY-----						I P/U A R
				(A)	(B)	(C)	(D)	(E)	(F)	
1	..	121450-03610	SHAFT, DECOMPRESSION	3						
2	..	121462-03740	LEVER, DECOMPRESSION	3						
3	..	121450-03760	CONNECTOR	1						
4	..	121450-03770	COLLAR	3						
5	..	22117-050000	WASHER 5	3						
6	..	22312-030160	PARALLEL PIN 3X16	3						
7	..	23418-080000	PACKING 8	3						
8	..	24311-000070	O-RING 1A P7	3						
9	..	26366-060002	U-NUT M 6	3						
10	..	26557-050122	SCREW M 5X 12	3						
11	..	26756-050002	LOCK NUT M 5 PLATED	3						
12	..	104104-67300	SPRING, RETURN	1						



Fig. 7 LABELS


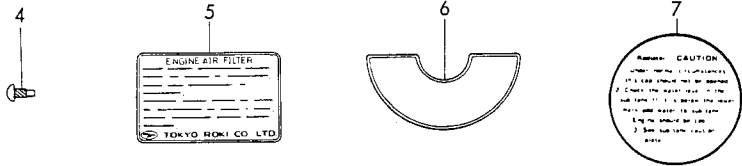
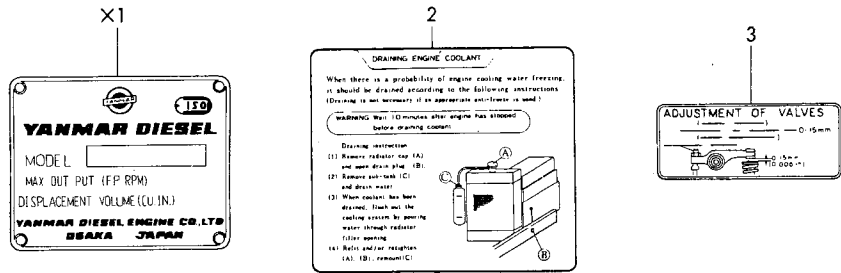


Fig. 7 LABELS

85.07.27

+-----+  
| 1B08 |  
| (1B01) |  
+-----+  
Y00T2030

(A)=3T72HA (D)=  
(B)= (E)=  
(C)= (F)=

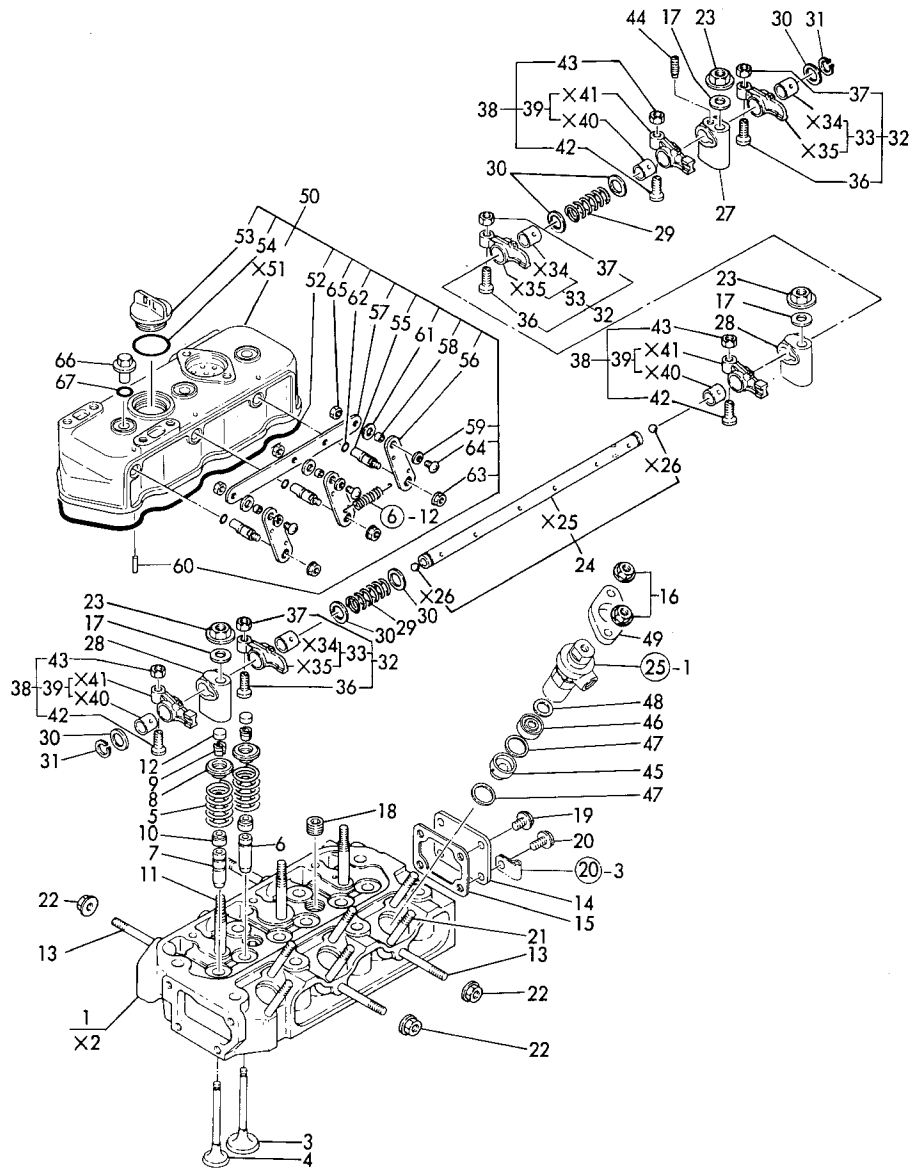
REF. NO.	LEV. 0	PART NO.	DESCRIPTION	-----Q'TY-----						I	P	U	A	R
				(A)	(B)	(C)	(D)	(E)	(F)					
1	.	X 121454-07050	LABEL, ENGINE	1										
2	.	121454-07150	LABEL	1										
3	.	124064-07160	LABEL, VALVE ADJUST.	1										
4	.	102210-07990	RIVET	4										
5	.	121454-12520	LABEL, AIR-CLEANER	1										
6	.	121454-12480	LABEL, PRE-CLEANER	1										
7	.	124764-44800	LABEL, RADIATOR	1										
8	.	124764-44920	LABEL, ANTI-FREEZING	1										
9	.	124764-44810	LABEL, RESERVE TANK	1										
10	.	X 121454-51920	LABEL, FUEL I. PUMP	1										
11	.	124220-51890	RIVET	2										

-----REMARKS-----

× MARK PARTS: NOT SOLD SEPARATELY.

Y023566

Fig. 8 CYLINDER HEAD



× MARK PARTS: NOT SOLD SEPARATELY.

+-----+  
I 1B09 I  
I (1B01) I  
+-----+  
Y00T2030

Fig. 8 CYLINDER HEAD

(A)=3T72HA (D)=  
(B)= (E)=  
(C)= (F)=

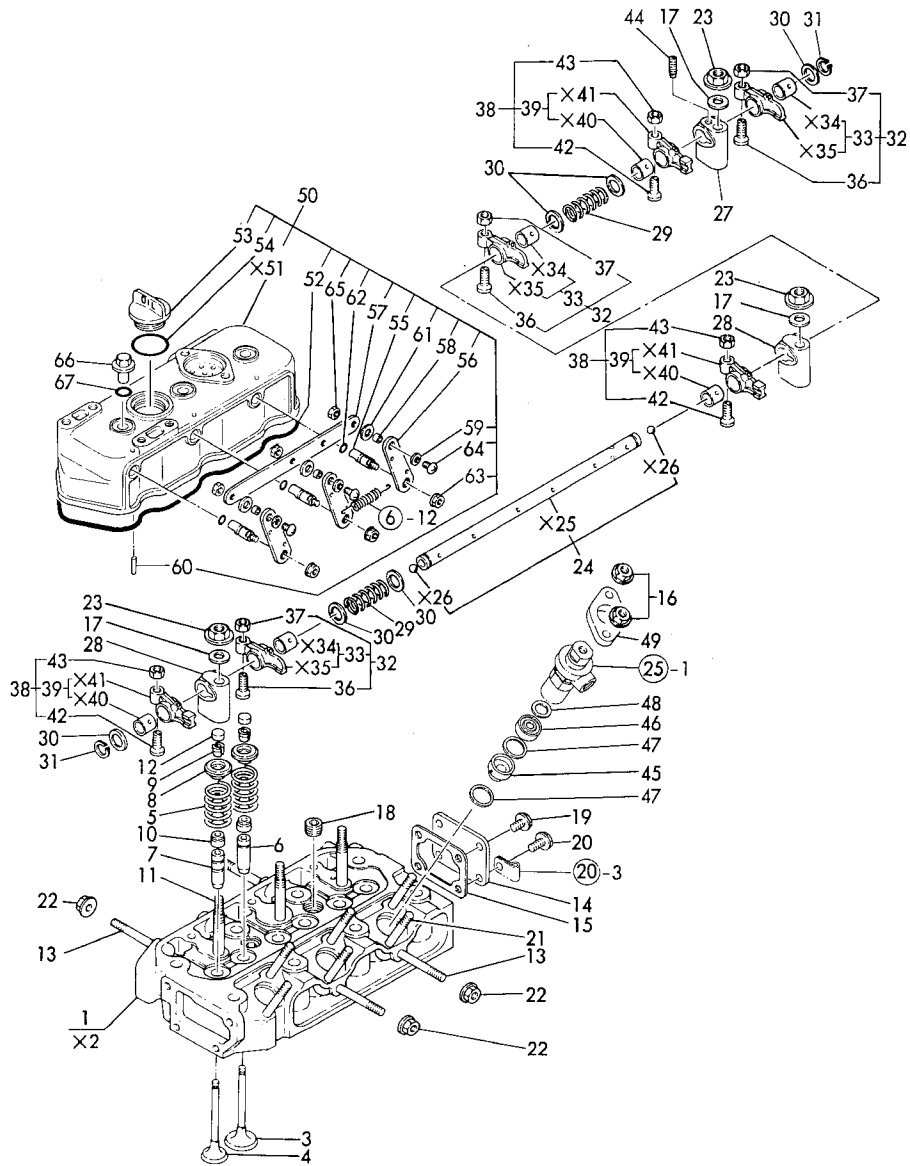
85.07.27

REF. NO.	LEV. 0	PART NO.	DESCRIPTION	-----Q'TY-----						I P U A R
				(A)	(B)	(C)	(D)	(E)	(F)	
1	.	721450-11700-W	HEAD ASSY, CYLINDER	1						
2	..	X 121450-11011	CYLINDER HEAD	1						
3	..	105225-11100	VALVE, SUCTION	3						
4	..	105225-11110	VALVE, EXHAUST	3						
5	..	124060-11120	SPRING, VALVE	6						
6	..	124060-11160	GUIDE, VALVE	3						
7	..	124060-11170	GUIDE, VALVE	3						
8	..	104200-11180	RETAINER, SPRING	6						
9	..	101158-11190	COTTER	6						
10	..	124950-11340	SEAT, VALVE	6						
11	..	105225-11350	STUD	3						
12	..	104211-11370	RETAINER	6						
13	..	121450-11550	STUD	4						
14	..	121450-11670	COVER	1						
15	..	121450-11680	GASKET, COVER	1						
16	..	121465-11950	NUT	6						
17	..	22137-100000	WASHER 10	3						
18	..	23871-030000	PLUG PT 3/8	2						
19	..	26106-080122	BOLT M 8X 12 PLATED	3						
20	..	26106-080142	BOLT M 8X 14 PLATED	1						
21	..	26216-080652	STUD M 8X 65 PLATED	6						
22	..	26366-080002	U-NUT M 8	4						
23	..	26696-100002	NUT M10	3						
24	..	121450-11240	SHAFT, ROCKER ARM	1						
25	..	X 121450-11250	SHAFT	1						
26	..	X 24190-110001	BALL 11/32	2						
27	..	121450-11260	SUPPORT, ROCKER ARM	1						
28	..	121450-11270	SUPPORT, ROCKER ARM	2						
29	..	121550-11280	SPRING	2						
30	..	121550-11290	WASHER	6						
31	..	22242-000140	CIRCLIP 14	2						
32	..	721450-11650	ARM ASSY, ROCKER	1						
33	..	121450-11620	ROCKER_ARM_CMP.,SUC.	3						
34	..	X 124060-11220	BUSH, ROCKER ARM	3						
35	..	X 121450-11700	ROCKER ARM, INTAKE	3						
36	..	101158-11230	SCREW, VALVE	3						
37	..	26756-080002	LOCK NUT M 8 PLATED	3						
38	..	721450-11660	ARM ASSY, ROCKER	1						
39	..	121450-11640	ROCKER_ARM_CMP.,EXH.	3						
40	..	X 124060-11220	BUSH, ROCKER ARM	3						
41	..	X 121450-11720	ROCKER ARM, EXH.	3						
42	..	101158-11230	SCREW, VALVE	3						
43	..	26756-080002	LOCK NUT M 8 PLATED	3						
44	..	26921-080102	SCREW M 8X10	1						
45	..	121450-11402	CHAMBER, FRONT	3						
46	..	124950-11410	CHAMBER, REAR	3						
47	..	124950-11450	GASKET, CHAMBER	6						
48	..	101147-11490	INSULATOR	3						
49	..	101147-11900	FLANGE	3						
50	..	721454-11521	BONNET ASSY	1						
51	..	X 121476-11300	BONNET	1						
52	..	121476-11310	GASKET, BONNET	1						
53	..	124160-01751	COVER	1						
54	..	24311-000320	O-RING 1A P-32.0	1						

\*\* CONTINUE \*\*

Y023567

Fig. 8 CYLINDER HEAD



× MARK PARTS: NOT SOLD SEPARATELY.

+-----+  
 I 1B10 I  
 I (1B01) I  
 +-----+  
 Y00T2030

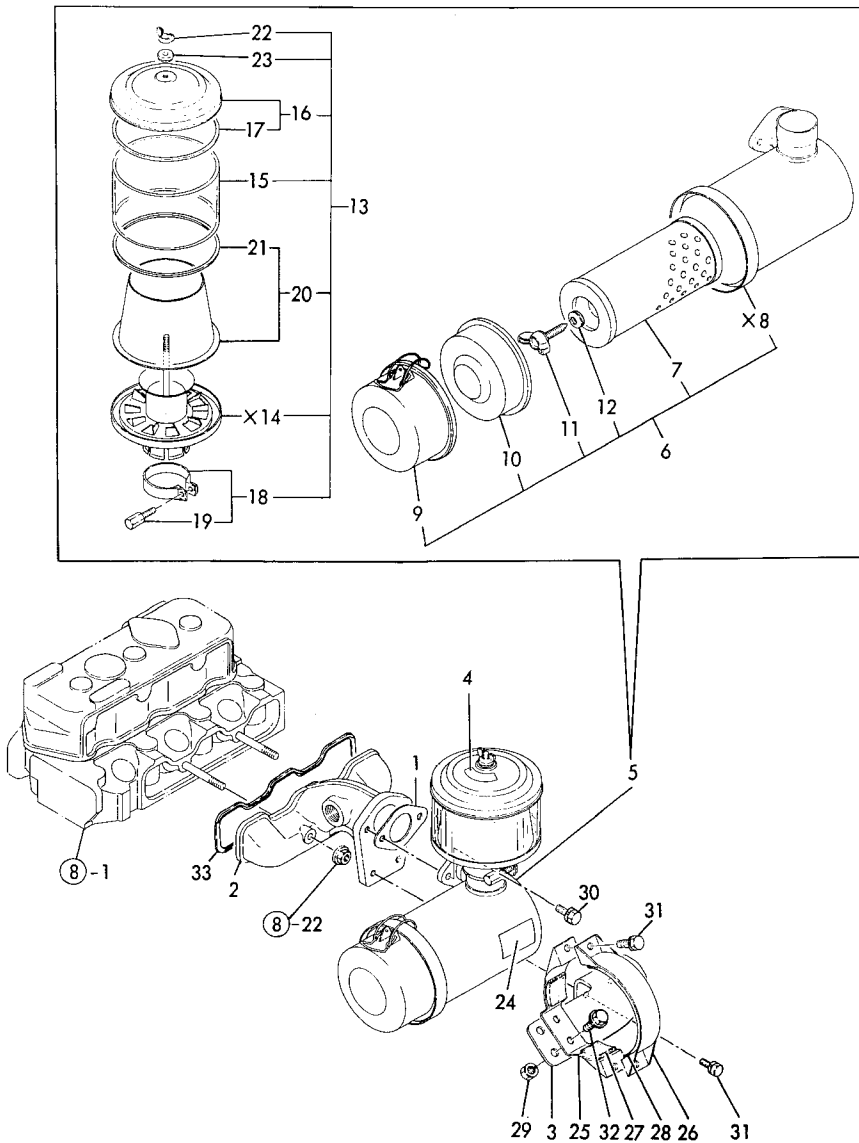
Fig. 8 CYLINDER HEAD

85.07.27

(A)=3T72HA (D)=  
 (B)= (E)=  
 (C)= (F)=

REF. NO.	LEV. 0	PART NO.	DESCRIPTION	-----Q'TY-----						I P/U A R
				(A)	(B)	(C)	(D)	(E)	(F)	
55	..	*REF.6=1	SHAFT, DECOMP.	3						
56	..	*REF.6=2	LEVER	3						
57	..	*REF.6=3	CONNECTOR	1						
58	..	*REF.6=4	COLLAR	3						
59	..	*REF.6=5	WASHER 5	3						
60	..	*REF.6=6	PARALLEL PIN 3X 16	3						
61	..	*REF.6=7	GASKET 8	3						
62	..	*REF.6=8	O-RING 1A P7	3						
63	..	*REF.6=9	NUT 6	3						
64	..	*REF.6=10	SCREW 5X 12	3						
65	..	*REF.6=11	LOCK NUT 5	3						
66	.	124160-11360	NUT, CAP	3						
67	.	24311-000120	O-RING 1A P-12.0	3						

Fig. 9 AIR CLEANER



× MARK PARTS: NOT SOLD SEPARATELY.

Fig. 9 AIR CLEANER

85.07.27

+-----+  
I 1B11 I  
I (1B01) I  
+-----+  
YOOT2030

(A)=3T72HA (D)=  
(B)= (E)=  
(C)= (F)=

REF. NO.	LEV. 0	PART NO.	DESCRIPTION	-----QTY-----						I	P	U	A	R
				(A)	(B)	(C)	(D)	(E)	(F)					
1	.	124067-12050	GASKET	1										
2	.	121454-12100	MANIFOLD, AIR INTAKE	1										
3	.	121454-12110	BRACKET, AIR CLEANER	1										
4	.	121454-12480	LABEL, PRE-CLEANER	1										
5	.	121454-12500	CLEANER, AIR	1										
6	..	121454-12300	CLEANER, AIR	1										
7	...	124064-12510	ELEMENT, AIR CLEANER	1										
8	... X	121454-12650	BODY, AIR CLEANER	1										
9	...	121454-12660	PAN, DUST	1										
10	...	124064-12670	BAFFLE	1										
11	...	124064-12680	WING BOLT	1										
12	...	124064-12690	WASHER	1										
13	..	124064-12400	PRE-CLEANER	1										
14	... X	124064-12410	BODY, PRECLEANER	1										
15	...	124064-12420	PIPE	1										
16	...	124064-12440	COVER	1										
17	....	124064-12430	GASKET	1										
18	...	124064-12450	CLAMP W/BOLT	1										
19	....	124064-12460	BOLT	1										
20	...	124064-12470	CASE W/GASKET	1										
21	....	124064-12430	GASKET	1										
22	...	124450-12560	WING NUT	1										
23	...	124450-12571	WASHER	1										
24	.	121454-12520	LABEL, AIR-CLEANER	1										
25	.	121454-12550	BRACE	1										
26	.	124064-12560	BRACE (B)	1										
27	.	124064-12570	SEAT (A)	2										
28	.	124064-12580	PAD (B)	1										
29	.	194990-22050	NUT W/WASHER 8	2										
30	.	26013-080252	BOLT M 8X 25	2										
31	.	26013-080252	BOLT M 8X 25	4										
32	.	26106-080162	BOLT M 8X 16 PLATED	2										
33	.	121450-12710	GASKET	1										

----- REMARKS -----

I

Y023568

Fig. 10 SILENCER

Fig. 10 SILENCER

85.07.27

+-----+  
 | 1B12 |  
 | (1B01) |  
 +-----+  
 Y00T2030

(A)=3T72HA (D)=  
 (B)= (E)=  
 (C)= (F)=

REF. NO.	LEV. 0	PART NO.	DESCRIPTION	-----Q'TY-----						I	P/U	A	R
				(A)	(B)	(C)	(D)	(E)	(F)				
1	.	121454-13491	SILENCER	1									
2	..	121454-13500	SILENCER	1									
3	..	121470-13580	CLAMP	1									
4	..	121454-13651	PIPE, EXHAUST	1									
5	..	22217-100000	SPRING WASHER 10	1									
6	..	26106-100652	BOLT M10X 65 PLATED	1									
7	..	26706-100002	NUT M10	1									

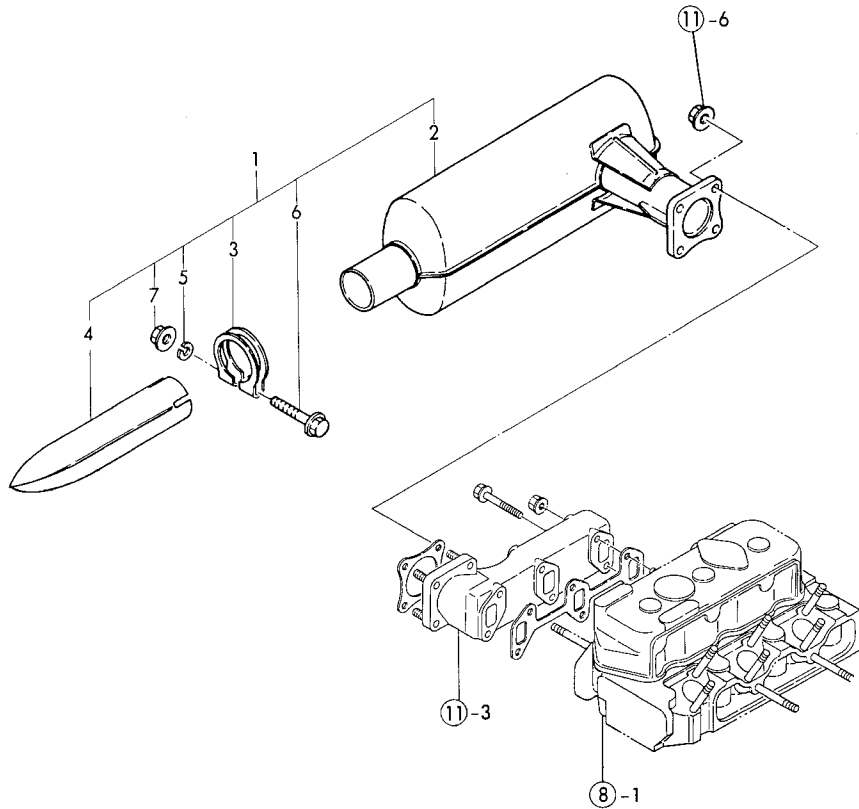


Fig. 11 EXHAUST MANIFOLD

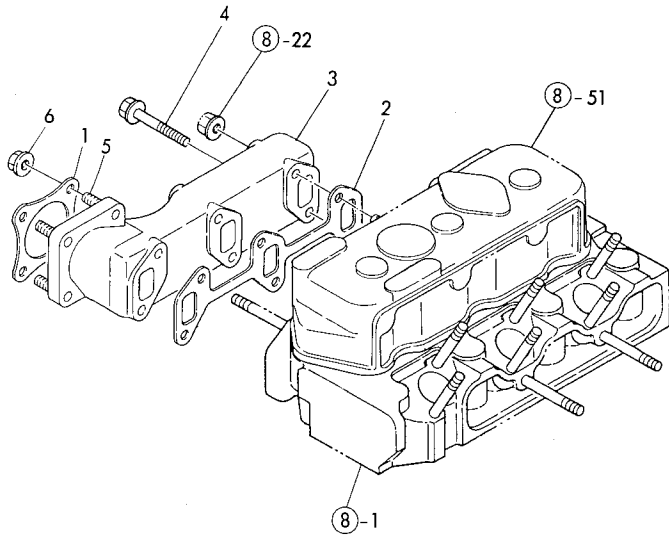


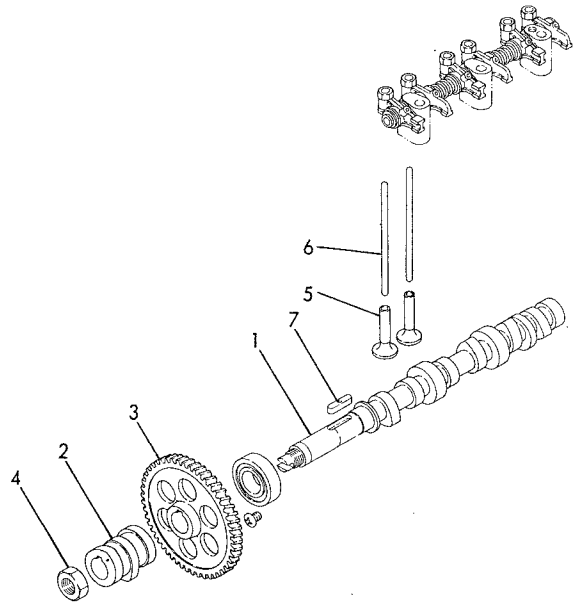
Fig. 11 EXHAUST MANIFOLD  
 +-----+  
 I 1B13 I  
 I (1B01) I  
 +-----+  
 Y00T2030

85.07.27

(A)=3T72HA (D)=  
 (B)= (E)=  
 (C)= (F)=

REF. NO.	LEV. 0	PART NO.	DESCRIPTION	-----Q'TY-----						I P/U A R
				(A)	(B)	(C)	(D)	(E)	(F)	
1	.	121450-13200	GASKET	1						
2	.	121450-13250	GASKET	1						
3	.	121470-13510	MANIFOLD, EXHAUST	1						
4	.	121465-13582	BOLT 8X58	4						
5	.	26216-080222	STUD M 8X 22 PLATED	4						
6	.	26366-080002	U-NUT M 8	4						

Fig. 12 CAMSHAFT



+-----+  
 | 1B14 |  
 | (1B01) |  
 +-----+  
 Y00T2030

Fig. 12 CAMSHAFT

85.07.27

(A)=3T72HA (D)=  
 (B)= (E)=  
 (C)= (F)=

REF. NO.	LEV. 0	PART NO.	DESCRIPTION	-----Q'TY-----						I P/U A R
				(A)	(B)	(C)	(D)	(E)	(F)	
1	.	121450-14010	CAMSHAFT	1						
2	.	121450-14090	CAM, FUEL	1						
3	.	129350-14100	GEAR, CAMSHAFT	1						
4	.	121450-14120	NUT	1						
5	.	104200-14200	TAPPET	6						
6	.	121450-14400	ROD, PUSH	6						
7	.	22512-070300	KEY 7X 30	1						

Fig. 13 CRANKSHAFT

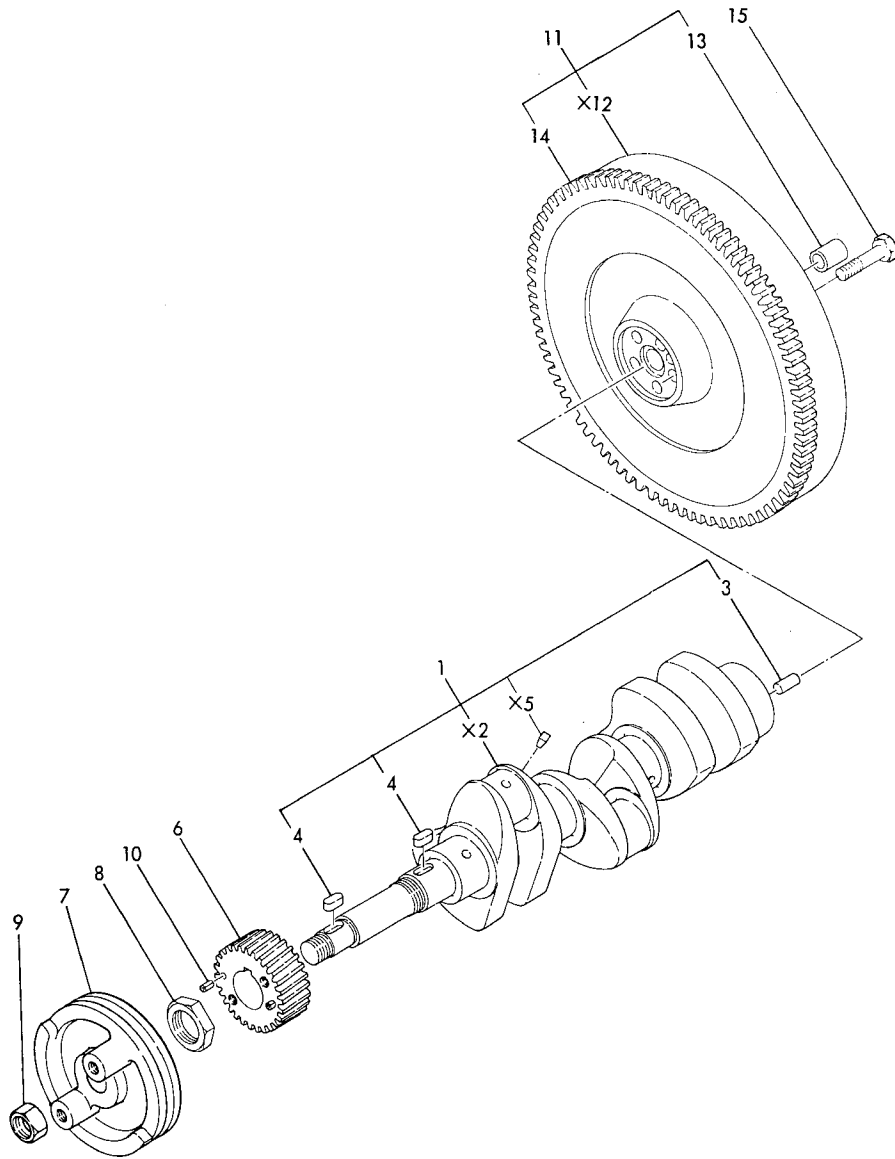


Fig. 13 CRANKSHAFT

85.07.27

+-----+  
I 1B15 I  
I (1B01) I  
+-----+  
Y00T2030

(A)=3T72HA (D)=  
(B)= (E)=  
(C)= (F)=

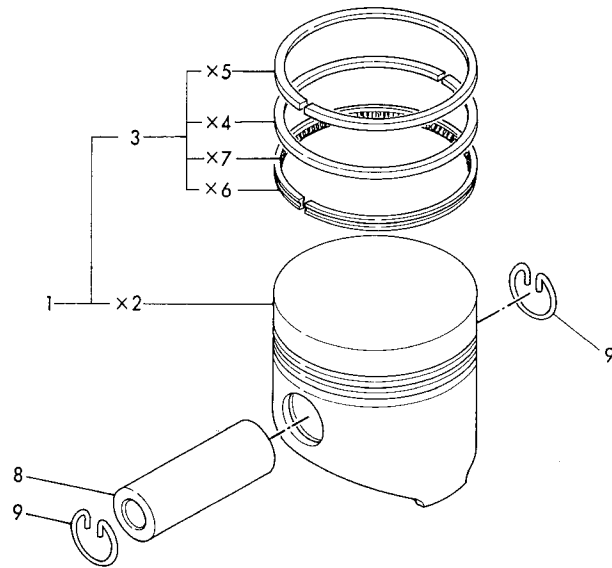
REF. NO.	LEV. 0	PART NO.	DESCRIPTION	-----Q'TY-----						I P/U A R
				(A)	(B)	(C)	(D)	(E)	(F)	
1	.	721000-21701	CRANKSHAFT ASSY	1						
2	..	X 121000-21011	CRANKSHAFT	1						
3	..	22312-080160	PARALLEL PIN 8X16	1						
4	..	22512-070180	KEY 7X 18	2						
5	..	X 27221-060100	PLUG 6X10	3						
6	.	129350-21200	GEAR, CRANKSHAFT	1						
7	.	121454-21652	V-PULLEY	1						
8	.	121450-21541	NUT, CRANK SHAFT GEAR	1						
9	.	26776-180002	LOCK NUT M18 PLATED	1						
10	.	22351-040008	SPRING PIN 4X 8	2						
11	.	121454-21591	FLYWHEEL W/RING GEAR	1						
12	..	X 121454-21401	FLYWHEEL	1						
13	..	124950-21230	BUSH	1						
14	..	124060-21600	GEAR, RING	1						
15	.	105225-21501	BOLT, FLYWHEEL	5						

× MARK PARTS: NOT SOLD SEPARATELY.

Y023572



Fig. **14** PISTON



+-----+  
I 1B16 I  
I(1B01)I  
+-----+  
Y00T2030

Fig. **14** PISTON

85.07.27

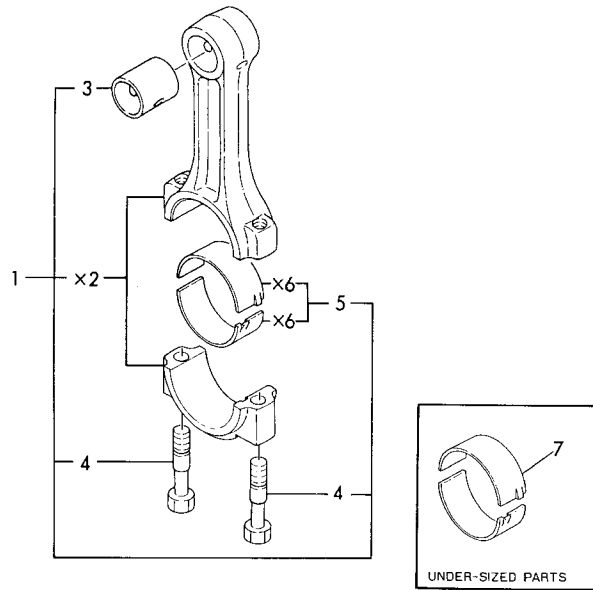
(A)=3T72HA (D)=  
(B)= (E)=  
(C)= (F)=

REF. NO.	LEV. 0	PART NO.	DESCRIPTION	-----Q'TY-----						I P/U A R
				(A)	(B)	(C)	(D)	(E)	(F)	
1	.	121450-22091	PISTON W/RINGS	3						
2	..	X 121450-22021	PISTON	3						
3	..	721450-22500	RING SET, PISTON	3						
4	...	X 121450-22100	RING NO.2,COMPRESS.	3						
5	...	X 121450-22110	RING NO.1,COMPRESS.	3						
6	...	X 121450-22200	RING, OIL CONTROL	3						
7	...	X 121450-22210	COIL, EXPANDER	3						
8	.	105225-22300	PIN, PISTON	3						
9	.	105225-22400	CIRCLIP	6						

× MARK PARTS: NOT SOLD SEPARATELY.

Y023573

Fig. 15 CONNECTING ROD



× MARK PARTS: NOT SOLD SEPARATELY.

+-----+  
I 1C01 I  
I(1B01)I  
+-----+  
Y00T2030

Fig. 15 CONNECTING ROD

85.07.27

(A)=3T72HA (D)=  
(B)= (E)=  
(C)= (F)=

REF. NO.	LEV. O	PART NO.	DESCRIPTION	-----Q'TY-----						I P/U A R
				(A)	(B)	(C)	(D)	(E)	(F)	
1	.	705311-23100	ROD ASSY, CONNECTING	3						
2	.. X	105225-23010	ROD,CONNECTING	3						
3	..	105225-23100	BUSH, PISTON PIN	3						
4	..	105225-23200	BOLT, ROD	6						
5	..	705311-23600	BEARING, CRANKPIN	3						
6	... X	105311-23300	BEARING, CRANK PIN	6						
7	.	105311-23380	BEARING,CRANKPIN(.25	3						(A)

----- REMARKS -----+-----  
(A) アンダーサイズ フォテン (A) UNDER-SIZED PART

Y023574

Fig. 16 HYDRAULIC OIL PUMP DRIVING GEAR

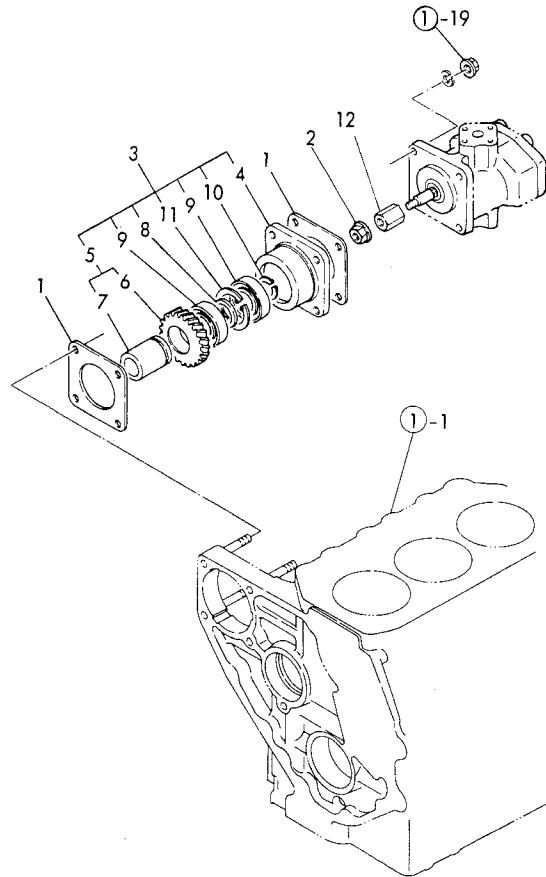


Fig. 16 HYDRAULIC OIL PUMP DRIVING GEAR 85.07.27  
 (A)=3T72HA (D)=  
 (B)= (E)=  
 (C)= (F)=

REF. NO.	LEV. 0	PART NO.	DESCRIPTION	-----Q'TY-----						I P/U A R
				(A)	(B)	(C)	(D)	(E)	(F)	
1	.	124240-01882	GASKET		2					
2	.	194990-22050	NUT W/WASHER 8		1					
3	.	129350-26000	GEAR UNIT		1					
4	..	129350-26050	BRACKET		1					
5	..	129350-26100	SHAFT ASSY, DRIVING		1					
6	...	129350-26200	GEAR		1					
7	...	129350-26400	SHAFT		1					
8	..	124950-26420	SPACER		1					
9	..	129350-26490	BALL BEARING		2					
10	..	22242-000250	CIRCLIP 25-S		1					
11	..	22252-000470	CIRCLIP 47		1					
12	.	129350-26160	CONNECTOR		1					

Fig. 17 LUBRICATING OIL PUMP

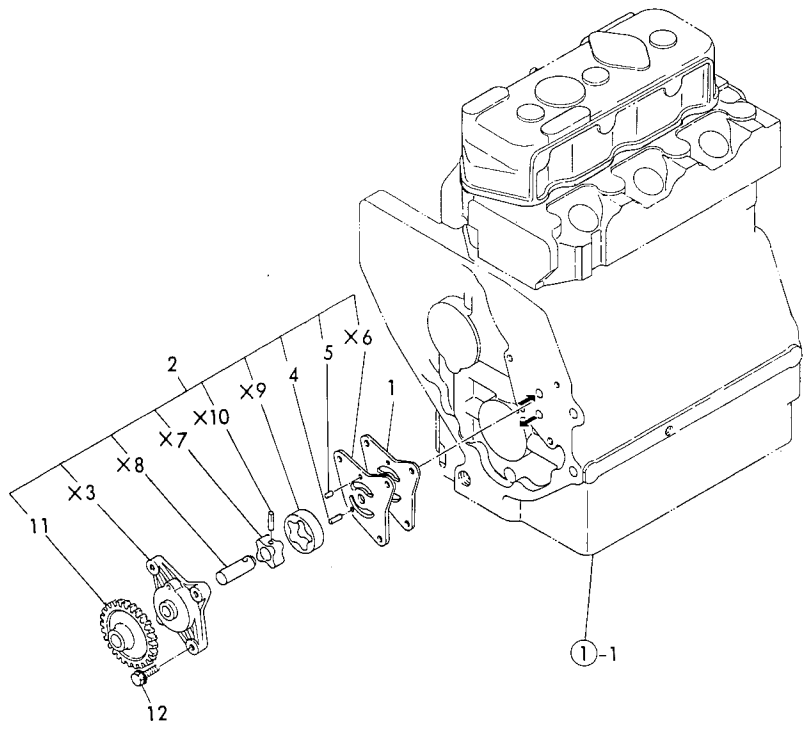
Fig. 17 LUBRICATING OIL PUMP

85.07.27

+-----+  
I 1C03 I  
I (1B01) I  
+-----+  
Y00T2030

(A)=3T72HA (D)=  
(B)= (E)=  
(C)= (F)=

REF. NO.	LEV. 0	PART NO.	DESCRIPTION	-----Q'ITY-----						I P/U A R
				(A)	(B)	(C)	(D)	(E)	(F)	
1	.	121450-32021	GASKET	1						
2	.	129350-32090	PUMP ASSY, LUB OIL	1						
3	..	X 129350-32010	BODY, PUMP	1						
4	..	121450-32050	PIN	1						
5	..	121450-32060	PIN 4X8	1						
6	..	X 121450-32081	COVER	1						
7	..	X 121250-32101	ROTOR, INNER	1						
8	..	X 121450-32110	SHAFT, PUMP	1						
9	..	X 121250-32120	ROTOR, OUTER	1						
10	..	X 121450-32170	PIN	1						
11	..	129350-32200	GEAR, LUB OIL PUMP	1						
12	.	26013-060222	BOLT M 6X 22	3						



× MARK PARTS: NOT SOLD SEPARATELY.

Y023576

Fig. 18 DIPSTICK

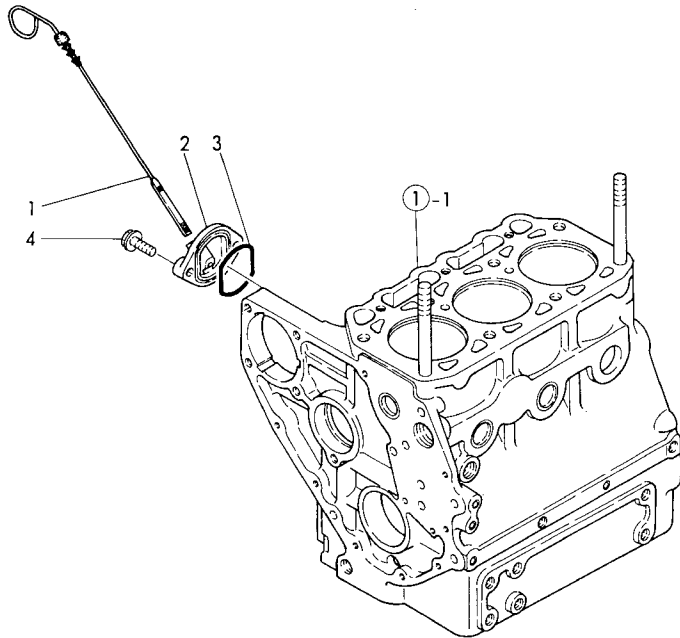


Fig. 18 DIPSTICK

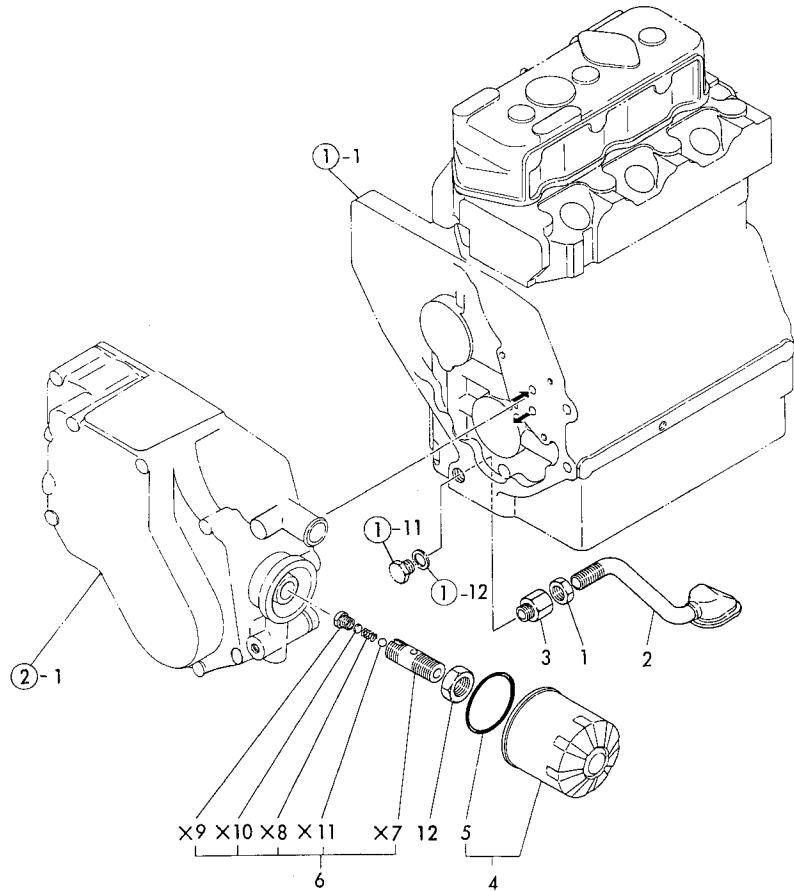
85.07.27

+-----+  
 | 1C04 |  
 | (1B01) |  
 +-----+  
 Y00T2030

(A)=3T72HA (D)=  
 (B)= (E)=  
 (C)= (F)=

REF. NO.	LEV. 0	PART NO.	DESCRIPTION	-----Q'TY-----						I	P/U	A	R
				(A)	(B)	(C)	(D)	(E)	(F)				
1	.	121467-34800	DIPSTICK, LUB. OIL	1									
2	.	121450-34831	GUIDE, DIPSTICK	1									
3	.	121450-34840	GASKET	1									
4	.	26106-08022	BOLT M 8X 22 PLATED	2									

Fig. 19 LUBRICATING OIL STRAINER



+-----+  
 I 1C05 I  
 I(1B01) I  
 +-----+  
 Y00T2030

Fig. 19 LUBRICATING OIL STRAINER

85.07.27

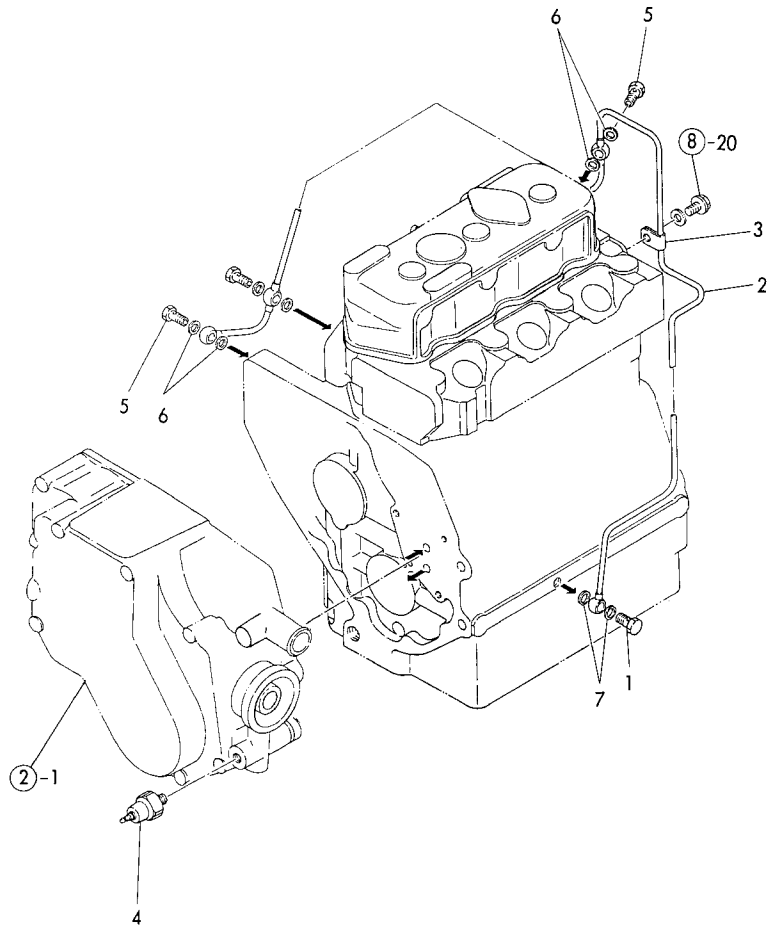
(A)=3T72HA (D)=  
 (B)= (E)=  
 (C)= (F)=

REF. NO.	LEV. 0	PART NO.	DESCRIPTION	-----Q'ITY-----						I P/U A R
				(A)	(B)	(C)	(D)	(E)	(F)	
1	.	124450-35070	NUT PF1/4	1						
2	.	121450-35090	PIPE, OIL INLET	1						
3	.	121150-35100	FITTINGS	1						
4	.	124550-35110	ELEMENT, LUB OIL	1						
5	..	124450-35110	O-RING	1						
6	.	124085-35300	VALVE ASSY, CONTROL	1						
7	.. X	124085-35310	VALVE	1						
8	.. X	121250-35320	SPRING	1						
9	.. X	121250-35330	RETAINER	1						
10	.. X	121250-35340	SHIM	1						
11	.. X	24190-100001	STEEL BALL 5/16	1						
12	.	124085-35350	LOCK NUT M20	1						

× MARK PARTS: NOT SOLD SEPARATELY.

Y023578

Fig. 20 LUBRICATING OIL SYSTEM



+-----+  
I 1C06 I  
I (1B01) I  
+-----+  
Y00T2030

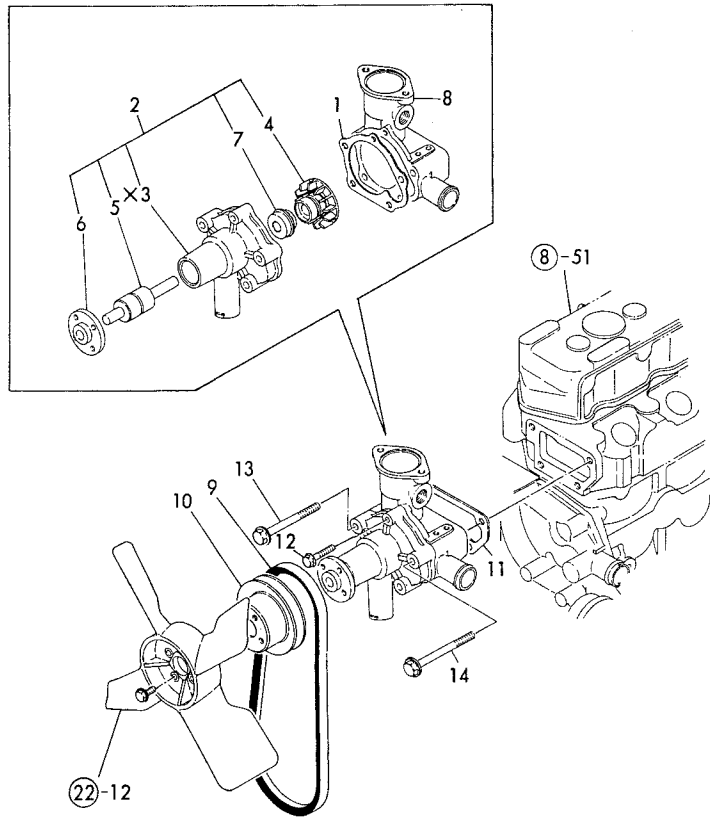
Fig. 20 LUBRICATING OIL SYSTEM

85.07.27

(A)=3T72HA (D)=  
(B)= (E)=  
(C)= (F)=

REF. NO.	LEV. 0	PART NO.	DESCRIPTION	-----Q'ITY-----						I	P/U	A	R
				(A)	(B)	(C)	(D)	(E)	(F)				
1	.	124160-39140	BOLT, PIPE JOINT	1									
2	.	121450-39201	PIPE, LUB OIL	1									
3	.	124450-39240	RETAINER, PIPE	1									
4	.	124160-39450	SENDER, OIL PRESSURE	1									
5	.	124550-59820	BOLT	3									
6	.	23414-080000	PACKING -8	6									
7	.	23414-100000	PACKING -10	2									

Fig. 21 COOLING WATER PUMP



+-----+  
I 1C07 I  
I(1B01)I  
+-----+  
Y00T2030

Fig. 21 COOLING WATER PUMP

85.07.27

(A)=3T72HA (D)=  
(B)= (E)=  
(C)= (F)=

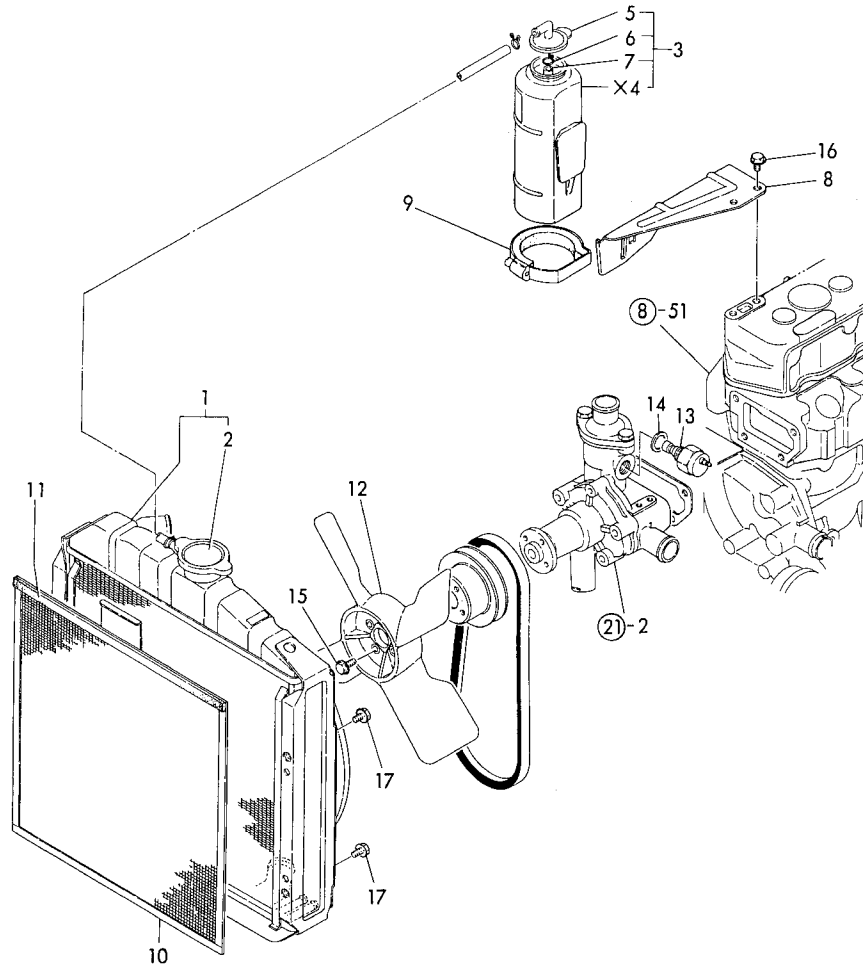
REF. NO.	LEV. 0	PART NO.	DESCRIPTION	-----Q'ITY-----						I P/U A R
				(A)	(B)	(C)	(D)	(E)	(F)	
1	.	121023-42051	GASKET	1						
2	.	121023-42100	PUMP ASSY, C. WATER	1						
3	.. X	129350-42030	BODY, C.W. PUMP	1						
4	..	129350-42200	IMPELLER	1						
5	..	121450-42240	SHAFT, IMPELLER	1						
6	..	121450-42260	FLANGE, V-PULLEY	1						
7	..	121450-42310	SEAL, MECHANICAL	1						
8	.	121454-42120	BRACKET, C.W. PUMP	1						
9	.	121023-42290	V-BELT (A-33)	1						
10	.	121450-42350	V-PULLEY, C.W. PUMP	1						
11	.	121450-44410	GASKET, BRACKET	1						
12	.	26106-060322	BOLT M 6X 32 PLATED	1						
13	.	26106-080822	BOLT M 8X 82 PLATED	3						
14	.	26106-080872	BOLT M 8X 87 PLATED	1						

× MARK PARTS: NOT SOLD SEPARATELY.

Y023580



Fig. 22 RADIATOR



× MARK PARTS: NOT SOLD SEPARATELY.

Fig. 22 RADIATOR

85.07.27

+-----+  
I 1C08 I  
I (1B01) I  
+-----+  
Y00T2030

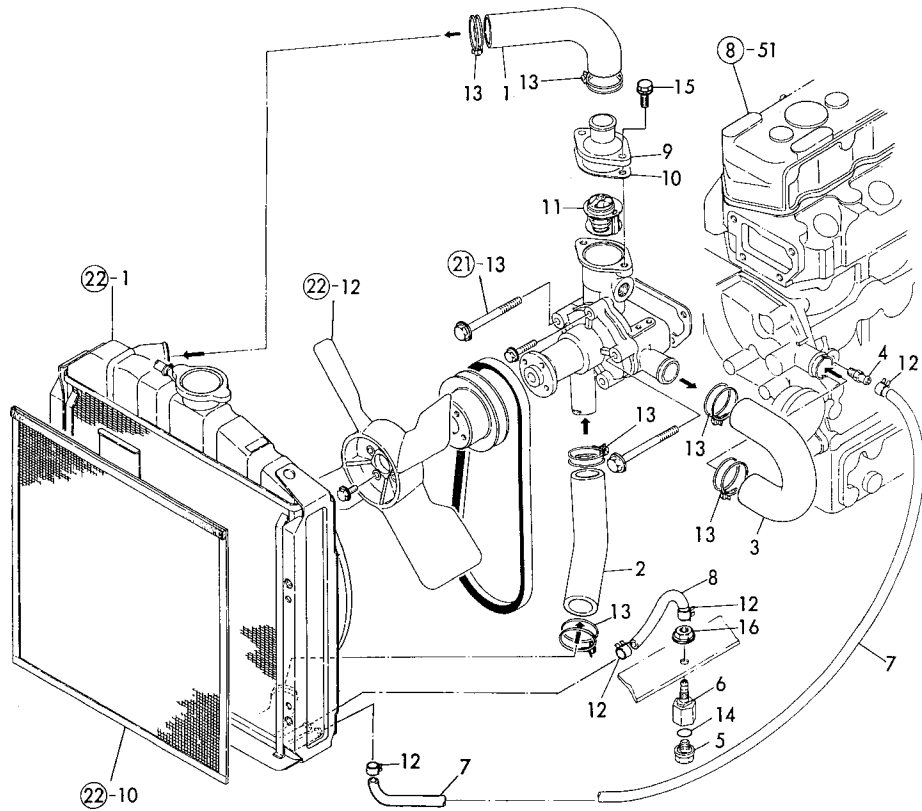
(A)=3T72HA (D)=  
(B)= (E)=  
(C)= (F)=

REF. NO.	LEV. 0	PART NO.	DESCRIPTION	Q'TY						I P/U A R
				(A)	(B)	(C)	(D)	(E)	(F)	
1	.	121454-44500	RADIATOR	1						
2	..	124450-44590	CAP	1						
3	.	121450-44510	SUB RESERVOIR ASSY	1						
4	.. X	121450-44520	BODY	1						
5	..	121450-44530	CAP, SUB TANK	1						
6	..	124450-44560	CLAMP	1						
7	..	23065-070180	PIPE 7X 180	1						
8	.	121450-44540	BRACKET, RESERVOIR	1						
9	.	124450-44550	CLAMP, RESERVOIR	1						
10	.	121462-44580	SCREEN, RADIATOR	1						
11	.	121454-44590	PAD	1						
12	.	121450-44740	FAN, COOLING	1						
13	.	121250-44901	SENDER, C.W. TEMP	1						
14	.	124465-44950	PACKING 16	1						
15	.	26014-060182	BOLT M 6X 18	4						
16	.	26106-080122	BOLT M 8X 12 PLATED	2						
17	.	26106-080122	BOLT M 8X 12 PLATED	4						

REMARKS

Y023581

Fig. **23** COOLING WATER SYSTEM



-----+  
 I 1C09 I Fig. **23** COOLING WATER SYSTEM  
 I(1B01) I  
 +-----+  
 Y00T2030

85.07.27

(A)=3T72HA (D)=  
 (B)= (E)=  
 (C)= (F)=

REF. NO.	LEV. 0	PART NO.	DESCRIPTION	-----Q'TY-----						I P/U A R
				(A)	(B)	(C)	(D)	(E)	(F)	
1	.	129350-49010	PIPE, COOLING WATER	1						
2	.	121450-49020	PIPE (B), C. WATER	1						
3	.	121450-49030	PIPE (C), C. WATER	1						
4	.	121550-49111	JOINT PT1/4	1						
5	.	129350-49120	PLUG, WATER DRAIN	1						
6	.	129350-49130	BODY, DRAIN COCK	1						
7	.	124738-49150	PIPE, WATER DRAIN	1						
8	.	121454-49160	PIPE, WATER DRAIN	1						
9	.	129350-49530	COVER, THERMOSTAT	1						
10	.	129350-49540	PACKING	1						
11	.	129350-49800	THERMOSTAT	1						
12	.	124766-59050	CLAMP	4						
13	.	23010-038000	CLAMP 38	6						
14	.	24311-000120	O-RING 1A P-12.0	1						
15	.	26014-080162	BOLT M.8X 16	2						
16	.	26696-100002	NUT M10	1						

Fig. 24 FUEL INJECTION PUMP

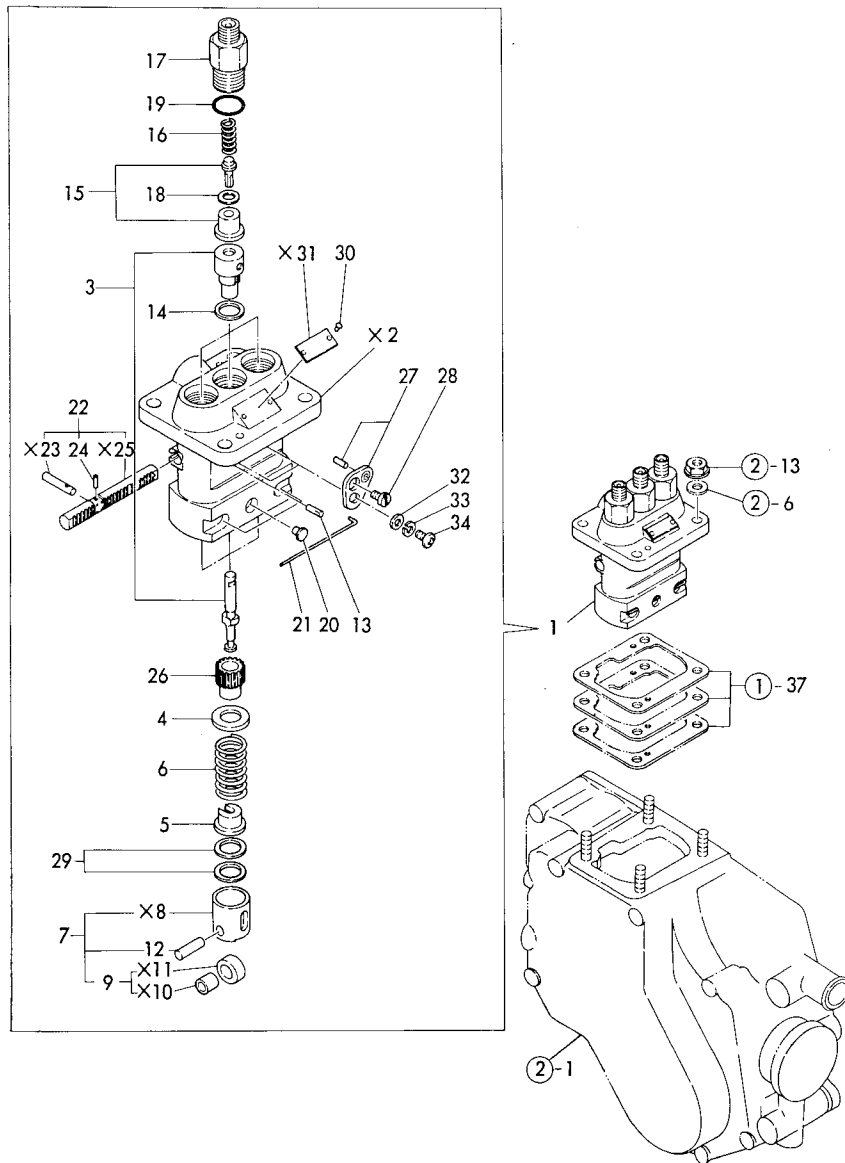


Fig. 24 FUEL INJECTION PUMP

85.07.27

1 1C10  
1 (1801)  
Y00T2030

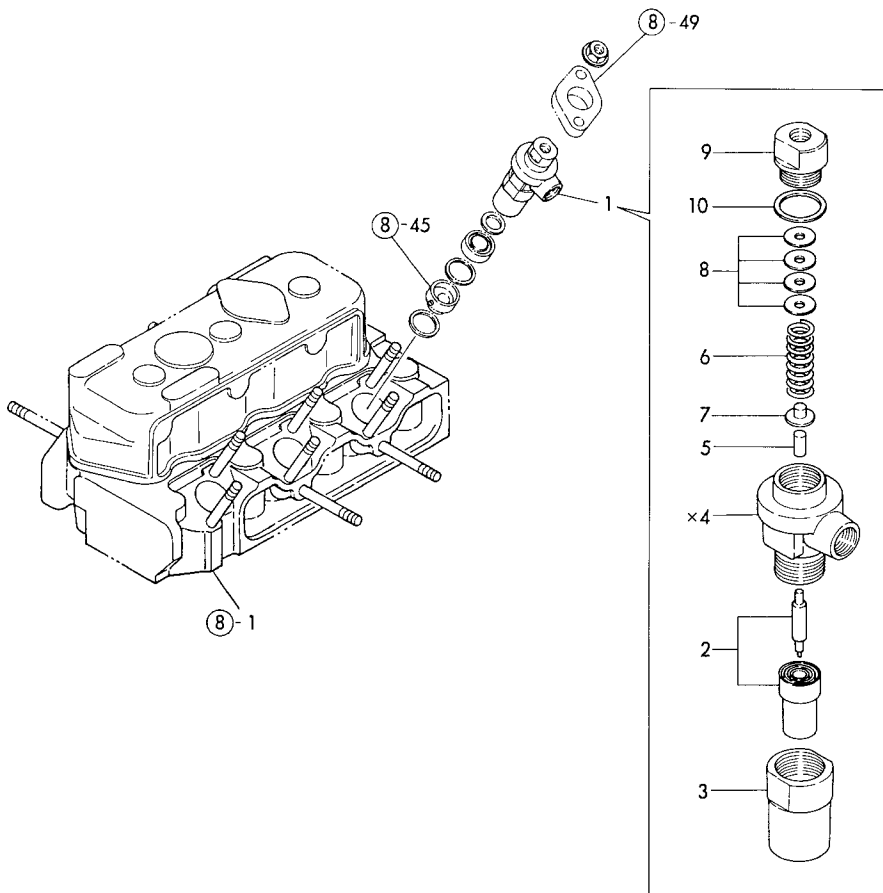
(A)=3T72HA (D)=  
(B)= (E)=  
(C)= (F)=

REF. NO.	LEV. 0	PART NO.	DESCRIPTION	Q'TY						I P/U A R
				(A)	(B)	(C)	(D)	(E)	(F)	
1	.	721454-51700	PUMP ASSY, F. INJECT	1						
2	.. X	121450-51010	BODY, FUEL I. PUMP	1						
3	..	121454-51100	PLUNGER W/BARREL	3						
4	..	174307-51170	RETAINER A	3						
5	..	174307-51181	RETAINER B	3						
6	..	124950-51190	SPRING, PLUNGER	3						
7	..	724550-51520	ROLLER ASSY	3						
8	... X	124550-51200	GUIDE ASSY, PLUNGER	3						
9	...	711100-51540	ROLLER ASSY	3						
10	... X	111100-51210	ROLLER	3						
11	... X	111100-51220	ROLLER	3						
12	...	174100-54120	PIN, ROLLER	3						
13	..	103854-51251	PIN	1						
14	..	124950-51270	PACKING	3						
15	..	124060-51300	VALVE W/SEAT, DELIV.	3						
16	..	124550-51320	SPRING, DELIV. VALVE	3						
17	..	124550-51341	RETAINER	3						
18	..	124550-51350	GASKET	3						
19	..	124550-51370	O-RING	3						
20	..	124950-51450	PIECE, GUIDE	3						
21	..	121150-51460	PIN	1						
22	..	121450-51500	RACK, CONTROL	1						
23	... X	121450-51550	PIN	1						
24	...	124550-51590	LOCKER	1						
25	... X	121450-51600	RACK	1						
26	..	124950-51510	PINION	3						
27	..	124950-51640	SHIM SET, CONTROL	2						
28	..	103854-51660	SCREW	2						
29	..	174307-51700	SHIM SET	3						
30	..	124220-51890	RIVET	2						
31	.. X	121454-51920	LABEL, FUEL I. PUMP	1						
32	..	22117-050000	WASHER 5	2						
33	..	22217-050000	SPRING WASHER 5	2						
34	..	26587-050102	SCREW M 5X 10	2						

Y023583

× MARK PARTS: NOT SOLD SEPARATELY.

Fig. **25** FUEL INJECTION VALVE

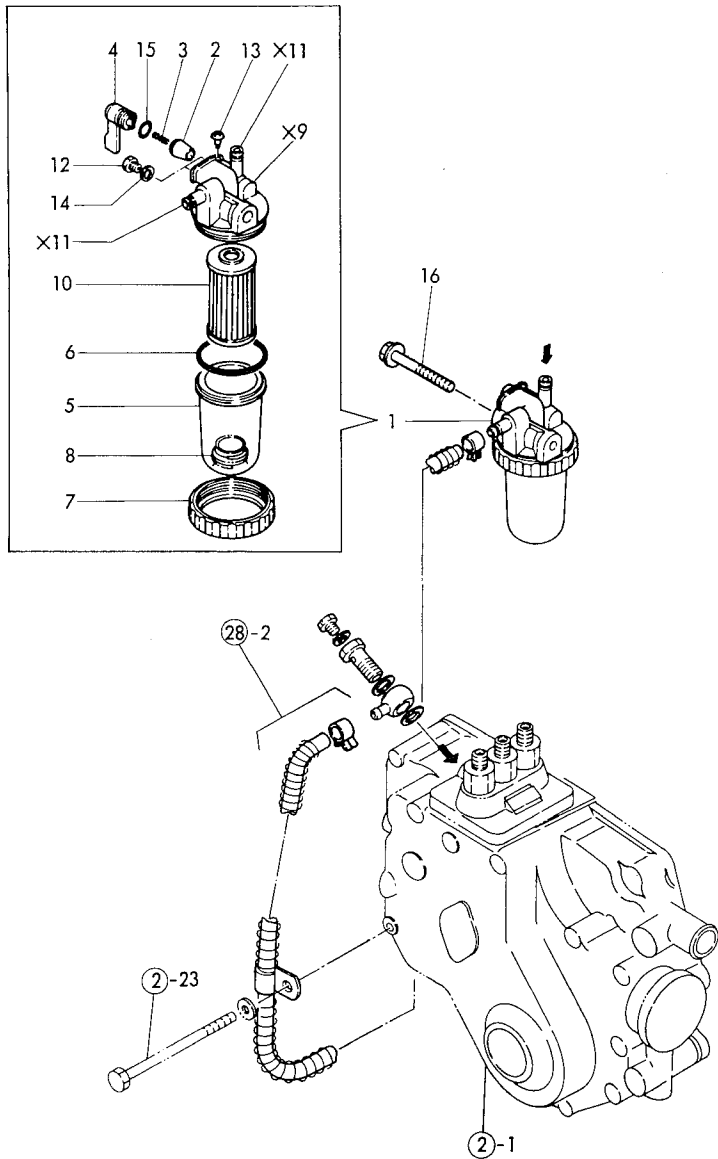


× MARK PARTS: NOT SOLD SEPARATELY.

Fig. **25** FUEL INJECTION VALVE 85.07.27  
 +-----+ (A)=3T72HA (D)=  
 I 1C11 I (B)= (E)=  
 I(1B01)I (C)= (F)=  
 +-----+  
 Y00T2030

REF. NO.	LEV. 0	PART NO.	DESCRIPTION	-----Q'TY-----						I	P/U	A	R
				(A)	(B)	(C)	(D)	(E)	(F)				
1	.	724950-53100	FUEL INJECTION VALVE	3									
2	..	124770-53000	VALVE W/CASE, F.I.	3									
3	..	101147-53080	HOLDER, VALVE W/CASE	3									
4	.. X	103854-53100	HOLDER ASSY, NOZZLE	3									
5	..	113200-53110	SPINDLE	3									
6	..	103854-53120	SPRING, NOZZLE	3									
7	..	113200-53120	SHOE, SPRING	3									
8	..	110250-53150	SHIM SET	3									
9	..	103854-53180	RETAINER, SPRING	3									
10	..	172100-53200	GASKET	3									

Fig. 26 FUEL STRAINER



+-----+  
 | 1C12 |  
 | (1B01) |  
 +-----+  
 Y00T2030

Fig. 26 FUEL STRAINER

85.07.27

(A)=3T72HA (D)=  
 (B)= (E)=  
 (C)= (F)=

REF. NO.	LEV. 0	PART NO.	DESCRIPTION	-----Q'ITY-----						I	P	U	A	R
				(A)	(B)	(C)	(D)	(E)	(F)					
1	.	121454-55600	STRAINER ASSY, FUEL	1										
2	..	104200-55321	VALVE, TAPER	1										
3	..	104200-55330	SPRING	1										
4	..	104200-55341	HANDLE, COCK	1										
5	..	121254-55510	CUP, STRAINER	1										
6	..	102103-55520	O-RING	1										
7	..	110250-55610	RETAINER, BOWL	1										
8	..	121250-55620	SPRING	1										
9	.. X	121257-55630	BODY, FUEL COCK	1										
10	..	124550-55700	STRAINER, FUEL	1										
11	.. X	104200-55730	JOINT, PIPE	2										
12	..	101720-55750	PLUG	2										
13	..	104200-55750	SCREW	1										
14	..	23418-060000	PACKING 6,NYLON	2										
15	..	24311-240100	O-RING 1A P-10A	1										
16	.	26106-080652	BOLT M 8X 65 PLATED	1										

Y023585

× MARK PARTS: NOT SOLD SEPARATELY.

Fig. **27** FUEL INJECTION LINES

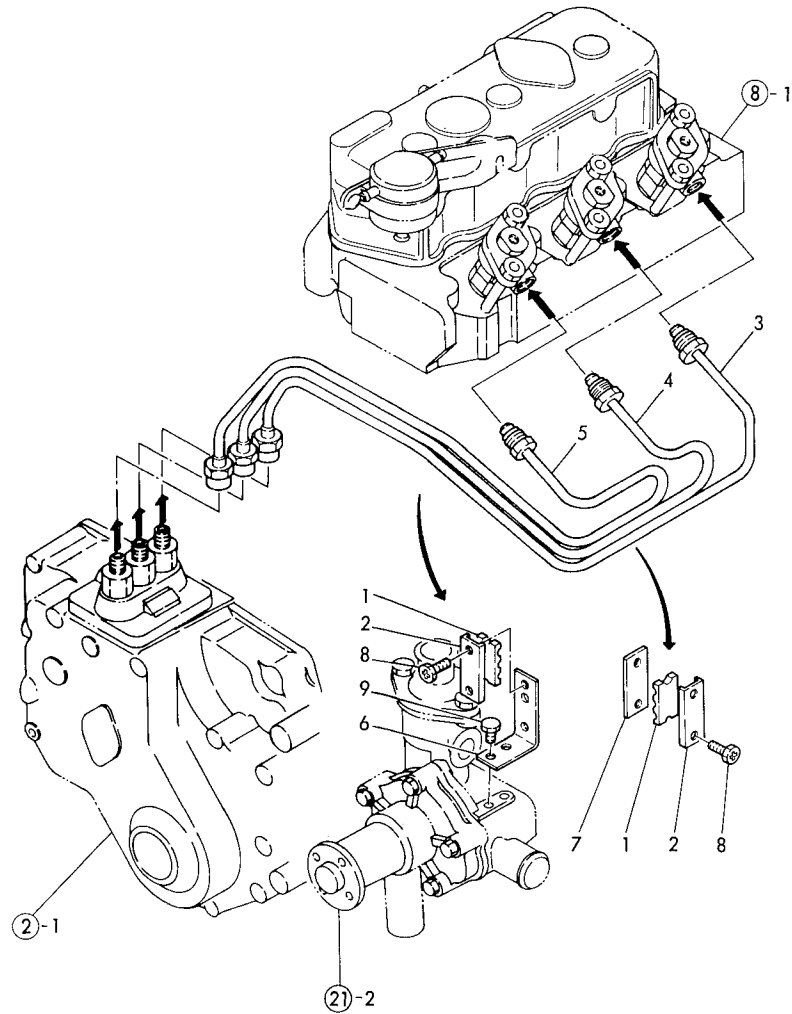


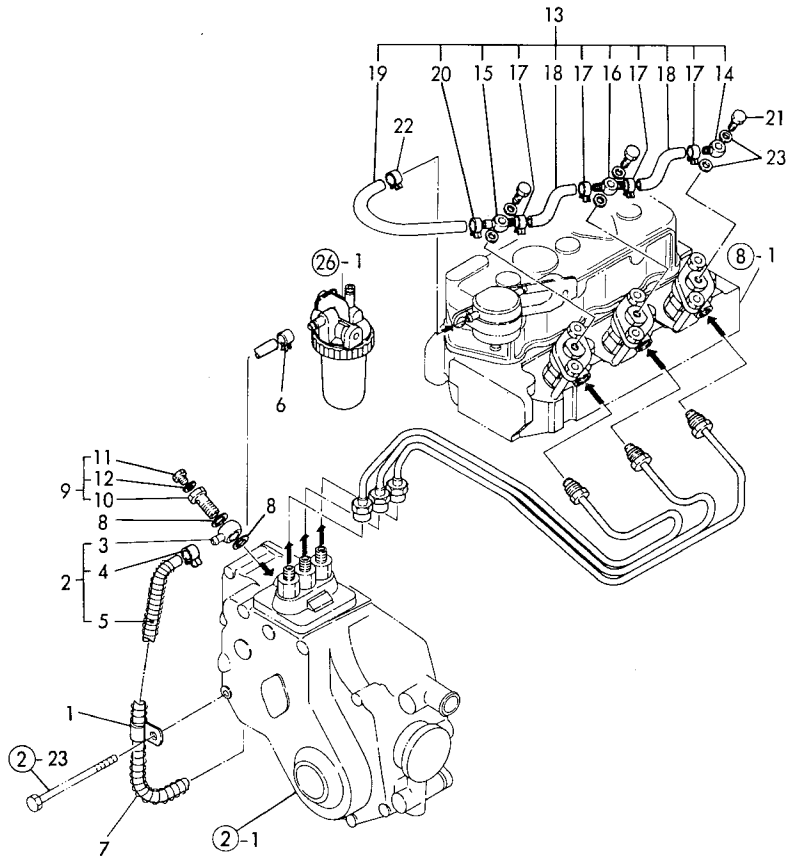
Fig. **27** FUEL INJECTION LINES

85.07.27

1C13 (1B01) Y00T2030 (A)=3T72HA (B)= (C)= (D)= (E)= (F)=

REF. NO.	LEV. 0	PART NO.	DESCRIPTION	-----Q'TY-----						I	P	U	A	R
				(A)	(B)	(C)	(D)	(E)	(F)					
1	.	123325-59100	RETAINER	2										
2	.	123325-59110	COVER	2										
3	.	121450-59810	PIPE (1), F. INJECT.	1										
4	.	121450-59820	PIPE (2), F. INJECT.	1										
5	.	121450-59830	PIPE (3), F. INJECT.	1										
6	.	121450-59850	BRACKET (A)	1										
7	.	121250-59860	RETAINER (B)	1										
8	.	121465-59950	BOLT M 6X 16, PLATED	4										
9	.	26116-060102	BOLT M 6X 10 PLATED	2										

Fig. 28 FUEL LINES



+-----+  
I 1C14 I  
I (1B01) I  
+-----+  
Y00T2030

Fig. 28 FUEL LINES

85.07.27

(A)=3T72HA (D)=  
(B)= (E)=  
(C)= (F)=

REF. NO.	LEV. 0	PART NO.	DESCRIPTION	-----Q'TY-----						I	P/U	A	R
				(A)	(B)	(C)	(D)	(E)	(F)				
1	..	124160-01650	CLAMP	1									
2	..	121454-59011	PIPE ASSY, FUEL OIL	1									
3	..	101304-59020	JOINT, PIPE	1									
4	..	124766-59050	CLAMP	1									
5	..	121454-59090	PIPE	1									
6	..	124766-59050	CLAMP	1									
7	..	121454-59060	SPRING, PIPE PROTECT	1									
8	..	104200-59170	GASKET	2									
9	..	103854-59191	BOLT W/PLUG & SEAL	1									
10	..	103854-59201	BOLT, JOINT	1									
11	..	124060-59380	PLUG	1									
12	..	43400-500390	SEAL WASHER 6	1									
13	..	121450-59500	PIPE, FUEL RETURN	1									
14	..	124550-59030	JOINT, PIPE	1									
15	..	121750-59090	JOINT	1									
16	..	124550-59090	JOINT, PIPE	1									
17	..	124066-59100	CLAMP, PIPE	4									
18	..	121450-59550	PIPE, FUEL RETURN	2									
19	..	121450-59560	PIPE, FUEL RETURN	1									
20	..	124060-77680	CLAMP	1									
21	..	101147-59810	BOLT, PIPE JOINT	3									
22	..	124060-77680	CLAMP	1									
23	..	23414-080012	PACKING -8	6									

Fig. 29 GOVERNOR

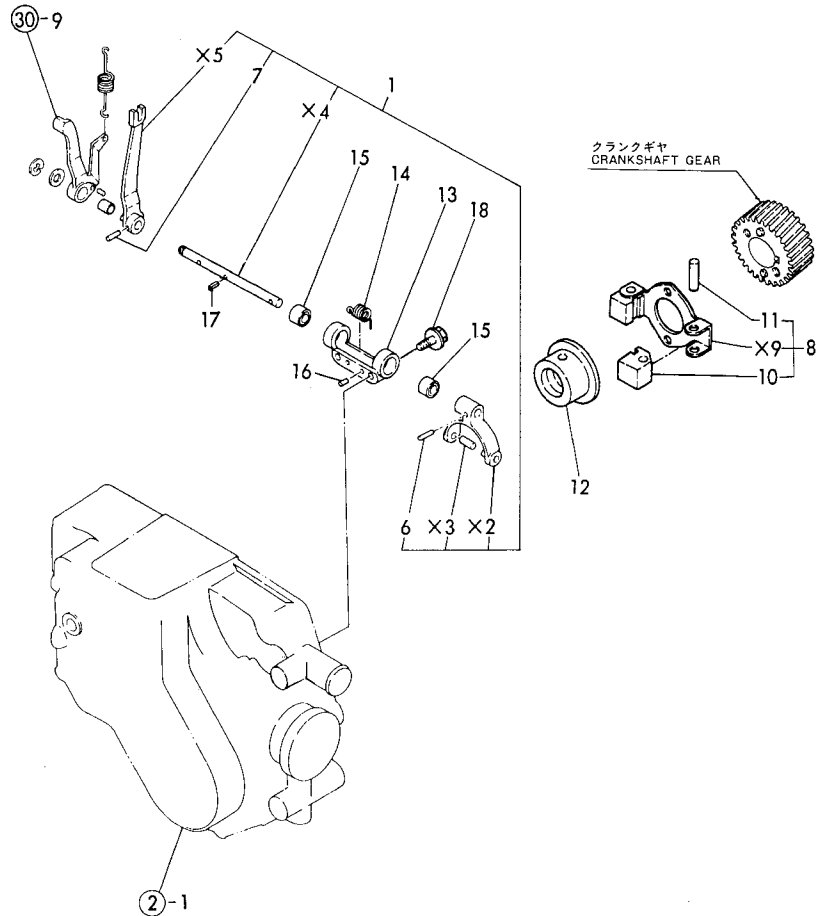


Fig. 29 GOVERNOR

85.07.27

+-----+  
I 1C15 I  
I (1B01) I  
+-----+  
Y00T2030

(A)=3T72HA (D)=  
(B)= (E)=  
(C)= (F)=

REF. NO.	LEV. 0	PART NO.	DESCRIPTION	-----Q'ITY-----						I	P	U	A	R
				(A)	(B)	(C)	(D)	(E)	(F)					
1	.	121567-61000	LEVER ASSY, GOVERNOR	1										
2	..	X 121450-61500	LEVER (1ST), GOV.	1										
3	..	X 121450-61530	WASHER	2										
4	..	X 121567-61610	SHAFT, LEVER	1										
5	..	X 121450-66150	LEVER (2ND), GOV.	1										
6	..	22322-030180	TAPER PIN 3X18	1										
7	..	22322-030180	TAPER PIN 3X18	1										
8	.	121450-61101	WEIGHT ASSY, GOVERNOR	1										
9	..	X 121450-61111	SUPPORT, GOV. WEIGHT	1										
10	..	104200-61200	WEIGHT, GOVERNOR	2										
11	..	172200-61220	PIN, GOVERNOR WEIGHT	2										
12	.	129350-61600	SLEEVE, GOVERNOR	1										
13	.	121567-61620	SUPPORT	1										
14	.	121450-61631	SPRING	1										
15	.	121567-61640	BUSH	2										
16	.	22312-040080	PARALLEL PIN 4X 8	2										
17	.	22351-030010	SPRING PIN 3X10	1										
18	.	26106-060222	BOLT M 6X 22 PLATED	2										

× MARK PARTS: NOT SOLD SEPARATELY.

Y023588



Fig. 30 REMOTE CONTROL DEVICE

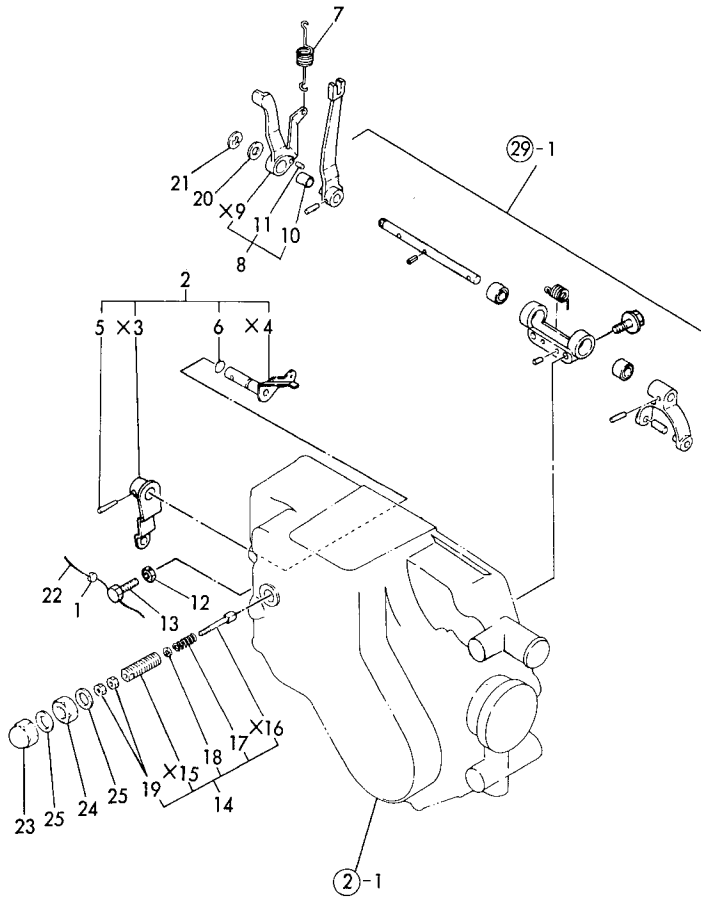


Fig. 30 REMOTE CONTROL DEVICE 85.07.27  
 (A)=3T72HA (D)=  
 (B)= (E)=  
 (C)= (F)=  
 Y00T2030

REF. NO.	LEV. 0	PART NO.	DESCRIPTION	Q'TY						I	P	U	A	R
				(A)	(B)	(C)	(D)	(E)	(F)					
1	.	135210-61090	LEAD	1										
2	.	121454-66002	LEVER ASSY, REGULAT	1										
3	..	X 121454-66061	HANDLE, REGULATOR	1										
4	..	X 124085-66090	LEVER, REGULATOR	1										
5	..	22322-030200	TAPER PIN 3X20	1										
6	..	24311-000070	O-RING 1A P7	1										
7	.	121450-66010	SPRING, REGULATOR	1										
8	.	121450-66180	LEVER, ASSY LIMIT	1										
9	..	X 121450-66161	LEVER, LIMIT FUEL OI	1										
10	..	121450-66170	BUSH, GOV. SHAFT	1										
11	..	22312-030080	PARALLEL PIN 3X 8	1										
12	.	124550-66370	LOCK NUT	1										
13	.	121454-66420	ADJUSTER	1										
14	.	121520-66550	CONTROLLER ASSY	1										
15	..	X 121450-66561	BODY, CONTROLLER	1										
16	..	X 121520-66570	PIN, CONTROLLER	1										
17	..	121520-66580	SPRING, CONTROLLER	1										
18	..	124950-66590	SHIM	1										
19	..	26756-050002	LOCK NUT M 5 PLATED	2										
20	.	22137-080000	WASHER 8	1										
21	.	22272-000060	CIRCLIP E- 6	1										
22	.	22451-060000	WIRE 0.6	1										
23	.	26687-120002	CAP NUT M12	1										
24	.	26736-120002	NUT M12	1										
25	.	43400-500450	PACKING	2										

× MARK PARTS: NOT SOLD SEPARATELY.

Y023589

Fig. **31** ENGINE STOP DEVICE

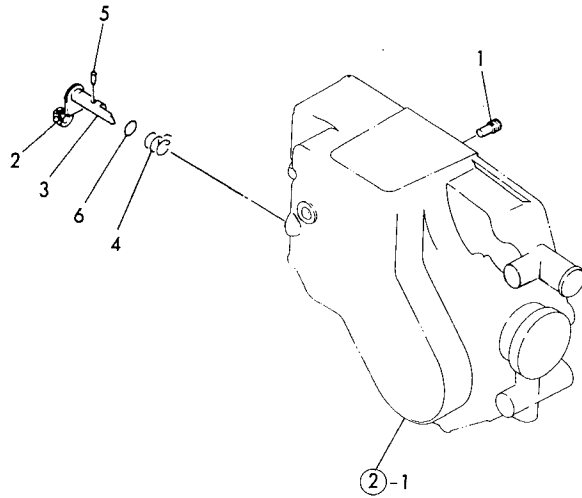


Fig. **31** ENGINE STOP DEVICE

85.07.27

Y00T2030 (A)=3T72HA (D)=  
(B)= (E)=  
(C)= (F)=

REF. NO.	LEV. 0	PART NO.	DESCRIPTION	-----Q'TY-----						I P/U A R
				(A)	(B)	(C)	(D)	(E)	(F)	
1	.	124250-03640	SCREW, STOP	1						
2	.	104211-03770	PLATE	1						
3	.	121551-66520	LEVER, ENG. STOP	1						
4	.	121551-66580	SPRING, RETURN	1						
5	.	22322-030160	TAPER PIN 3X16	1						
6	.	24311-000090	O-RING 1A P-9.0	1						

Fig. 32 ELECTRIC PARTS

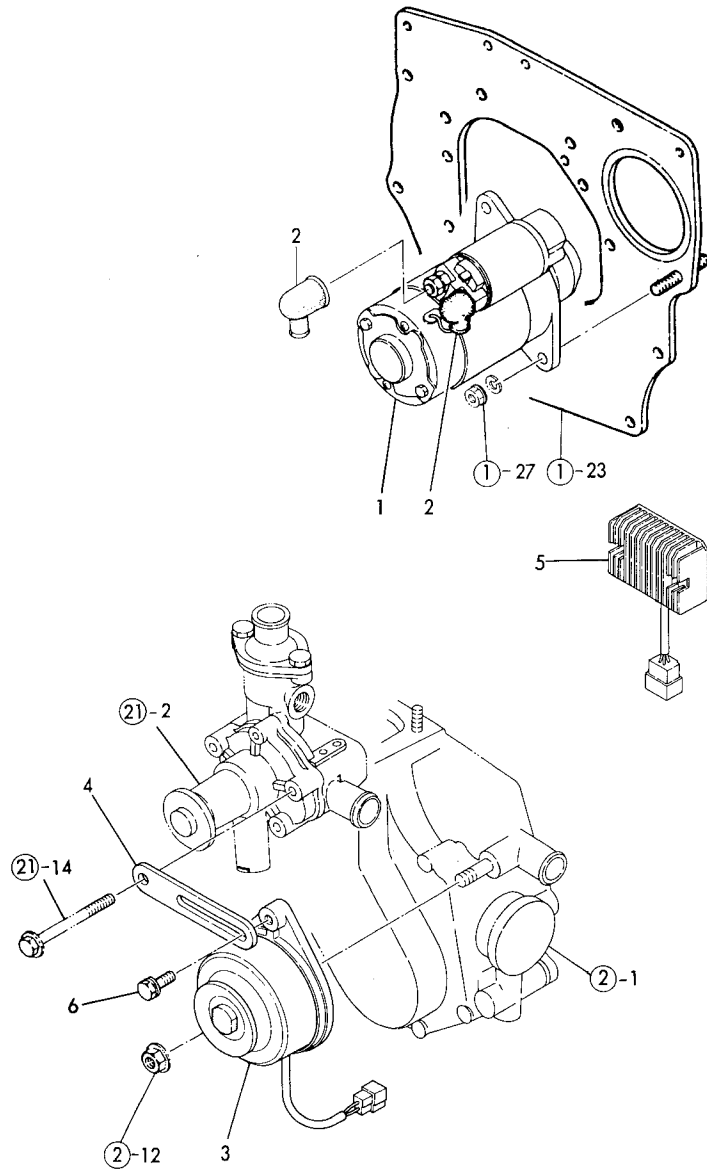


Fig. 32 ELECTRIC PARTS

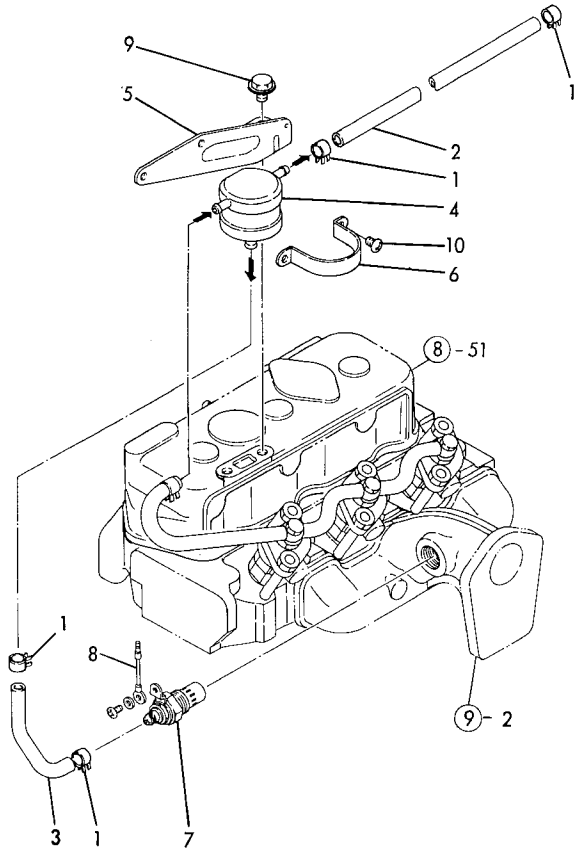
85.07.27

+-----+  
I 1D02 I  
I (1B01) I  
+-----+  
Y00T2030

(A)=3T72HA (D)=  
(B)= (E)=  
(C)= (F)=

REF. NO.	LEV. 0	PART NO.	DESCRIPTION	Q'TY						I P/U A R
				(A)	(B)	(C)	(D)	(E)	(F)	
1	.	121450-77010	STARTER (S114-235)	1						
2	.	124160-77020	COVER, TERMINAL	1						
3	.	121450-77200	GENERATOR	1						
4	.	121450-77330	ADJUSTER, BELT	1						
5	.	121450-77712	LIMITER, CURRENT	1						
6	.	26014-080282	BOLT M 8X 28	1						

Fig. 33 THERMOSTART



+-----+  
I 1D03 I  
I(1B01) I  
+-----+  
Y00T2030

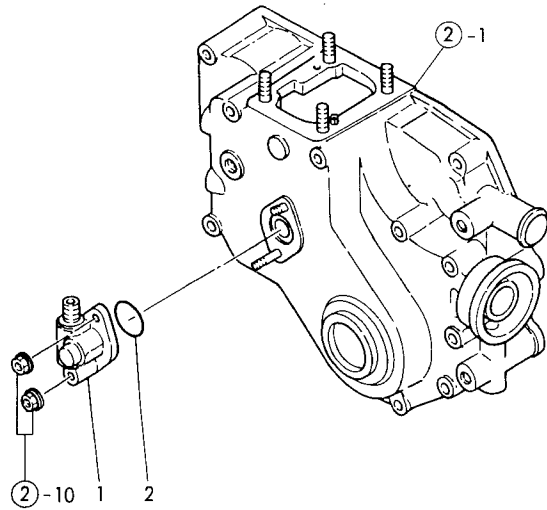
Fig. 33 THERMOSTART

85.07.27

(A)=3T72HA (D)=  
(B)= (E)=  
(C)= (F)=

REF. NO.	LEV. 0	PART NO.	DESCRIPTION	-----Q'TY-----						I P/U A R
				(A)	(B)	(C)	(D)	(E)	(F)	
1	.	124060-77680	CLAMP	4						
2	.	121450-77690	PIPE, FUEL-OIL	1						
3	.	121450-77700	PIPE, FUEL	1						
4	.	121750-77800	TANK, HEADER	1						
5	.	121450-77810	BRACKET (A)	1						
6	.	124460-77820	BRACKET(B), TANK	1						
7	.	121023-77910	PLUG, THERMOSTART	1						
8	.	121120-77920	WIRE	1						
9	.	26106-080122	BOLT M 8X 12 PLATED	2						
10	.	26557-060082	SCREW M 6X 8	2						

Fig. **34** TACHOMETER GEAR UNIT



+-----+  
 | 1D04 | Fig. **34** TACHOMETER GEAR UNIT  
 | (1B01) |  
 +-----+  
 Y00T2030

(A)=3T72HA (D)=  
 (B)= (E)=  
 (C)= (F)=

85.07.27

REF. NO.	LEV. 0	PART NO.	DESCRIPTION	-----Q'ITY-----						I P/U A R
				(A)	(B)	(C)	(D)	(E)	(F)	
1	.	121450-91400	GEAR UNIT	1						
2	.	24341-000260	O-RING 1A S-26.0	1						

Fig. 35 STARTING MOTOR COMPONENT PARTS

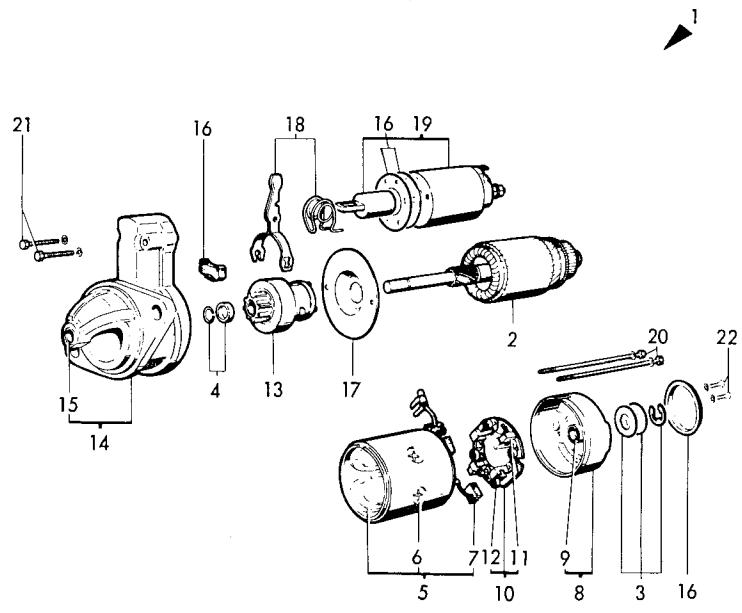


Fig. 35 STARTING MOTOR COMPONENT PARTS

85.07.27

-----+  
 I 1D05 I  
 I (1B01) I  
 +-----+  
 Y00T2030

(A)=3T72HA (D)=  
 (B)= (E)=  
 (C)= (F)=

REF. NO.	LEV. 0	PART NO.	DESCRIPTION	-----Q'TY-----						I P/U A R
				(A)	(B)	(C)	(D)	(E)	(F)	
1	.	124070-77010	STARTER (S114-230)	1						
2	..	X211491001	ARMATURE ASSY	1						
3	..	X21148110	WASHER SET, THRUST	1						
4	..	X21147155	STOPPER SET, PINION	1						
5	..	X211432001	COIL ASSY, FIELD	1						
6	...	X21147215	SCREW, POLE CORE	4						
7	...	X21145312	BRUSH (+)	2						
8	..	X211453002	COVER ASSY, REAR	1						
9	...	X21145352	METAL, REAR COVER	1						
10	..	X211443101	HOLDER ASSY, BRUSH	1						
11	...	X21148313	BRUSH (-)	1						
12	...	X21149314	SPRING, BRUSH	3						
13	..	X211455003	PINION ASSY	1						
14	..	X211416007	CASE ASSY, GEAR	1						
15	...	X21145661	METAL, GEAR CASE	1						
16	..	X21143963	COVER SET, DUST	1						
17	..	X21143454	PLATE, CENTER	1						
18	..	X21148652	LEVER SET, SHIFT	1						
19	..	X211467005	SWITCH ASSY, MAGNET	1						
20	..	X21146815	BOLT	2						
21	..	X7120632	BOLT	2						
22	..	X21142835	SCREW SET	1						

----- REMARKS -----+  
 I

Fig. 36 GENERATOR COMPONENT PARTS

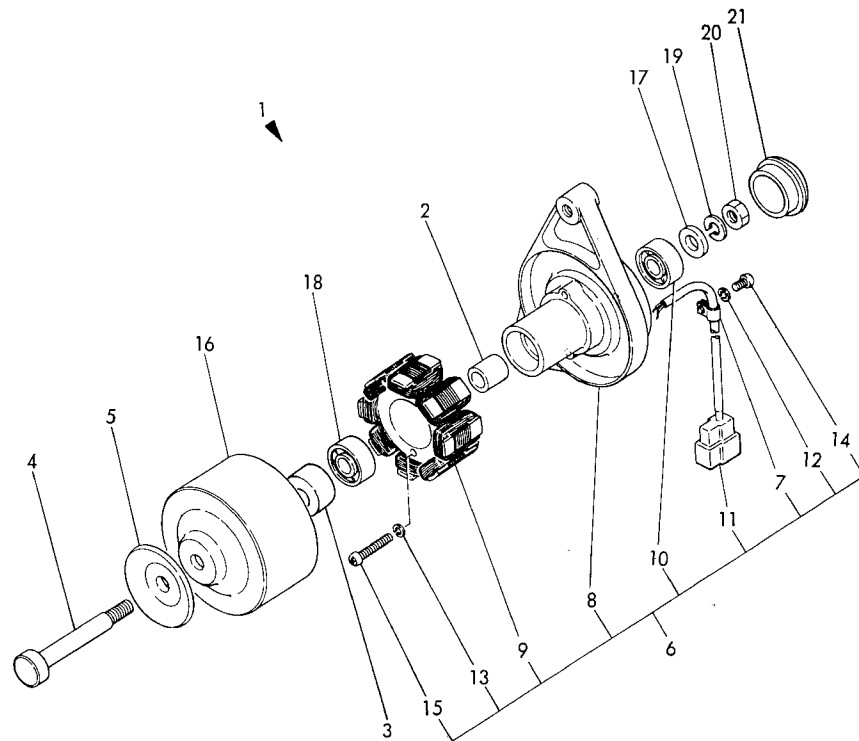
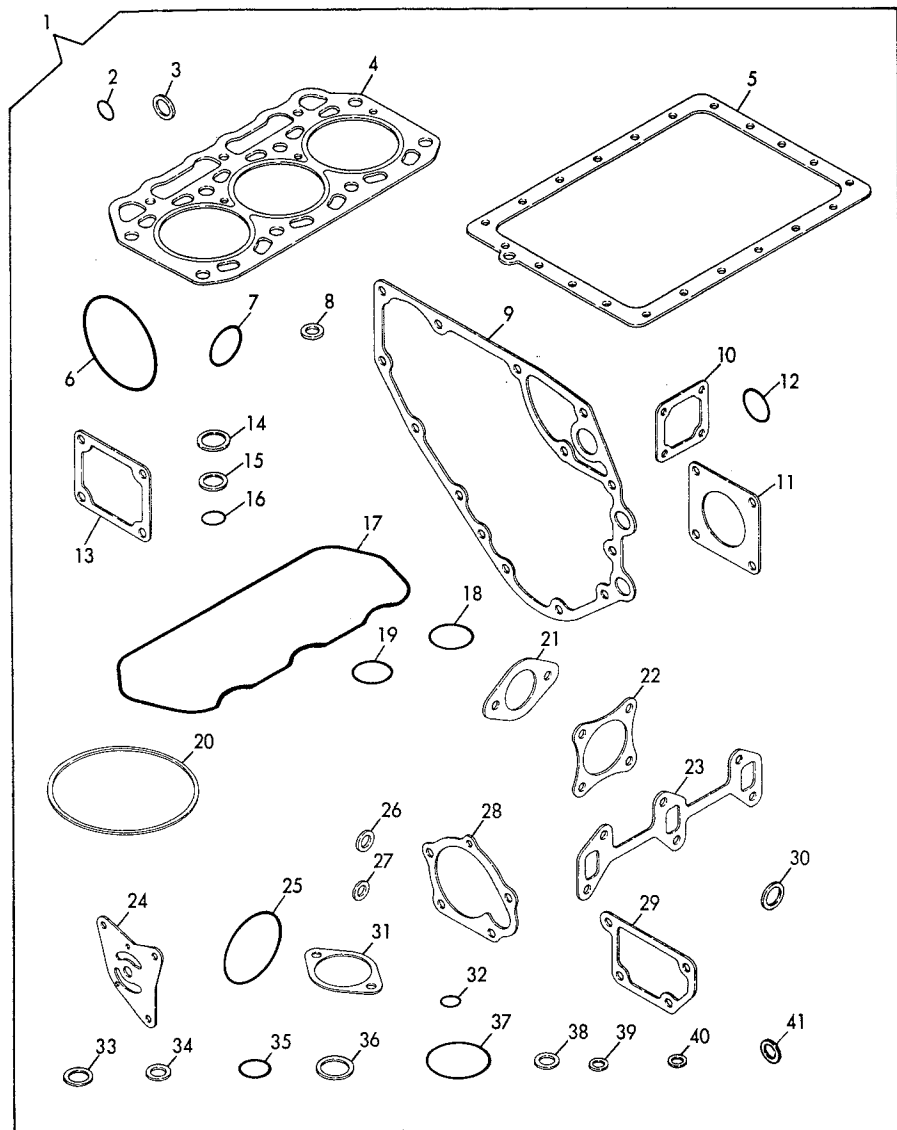


Fig. 36 GENERATOR COMPONENT PARTS  
 (A)=3T72HA (D)=  
 (B)= (E)=  
 (C)= (F)=

85.07.27

REF. NO.	LEV. 0	PART NO.	DESCRIPTION	-----Q'TY-----						I	P/U	A	R
				(A)	(B)	(C)	(D)	(E)	(F)				
1	.	121450-77200	GENERATOR	1									
2	..	XM329830000	COLLAR	1									
3	..	XM428020000	COLLAR	1									
4	..	XM429270000	SHAFT	1									
5	..	XM429290000	PLATE, PULLEY	1									
6	..	XM514160000	PLATE ASSY	1									
7	...	XM069000000	CLAMP	1									
8	...	XM514170000	PLATE	1									
9	...	XM514180000	STATOR	1									
10	...	XM861240000	B.BEARING #6201ZZC3	1									
11	...	XM967170000	COUPLER	1									
12	...	22217-040000	SPRING WASHER 4	1									
13	...	22217-040000	SPRING WASHER 4	2									
14	...	26557-040082	SCREW M 4X 8	1									
15	...	26557-040252	SCREW M 4X 25	2									
16	..	XM622270000	FLYWHEEL	1									
17	..	XM860250000	WASHER 10	1									
18	..	XM861240000	B.BEARING #6201ZZC3	1									
19	..	22217-100000	SPRING WASHER 10	1									
20	..	26706-100002	NUT M10	1									
21	.	XM610140000	CAP	1									

Fig. 37 GASKET SET



+-----+  
I 1D07 I  
I(1B01)I  
+-----+  
Y00T2030

Fig. 37 GASKET SET

85.07.27

(A)=3T72HA (D)=  
(B)= (E)=  
(C)= (F)=

REF. NO.	LEV. 0	PART NO.	DESCRIPTION	-----Q'ITY-----						I	P	U	A	R
				(A)	(B)	(C)	(D)	(E)	(F)					
1	.	721454-92601	GASKET SET	1										
2	..	24311-000100	O-RING 1A P-10.0	2										
3	..	121450-01980	GASKET	1										
4	..	121000-01330	GASKET, CYL. HEAD	1										
5	..	121000-01750	GASKET, OIL PAN	1										
6	..	105225-02020	O-RING	1										
7	..	121450-34840	GASKET	1										
8	..	22217-080000	SPRING WASHER 8	4										
9	..	121450-01511	GASKET, GEAR CASE	1										
10	..	121450-01531	GASKET, COVER	1										
11	..	124240-01882	GASKET	2										
12	..	24341-000260	O-RING 1A S-26.0	1										
13	..	121450-11680	GASKET, COVER	1										
14	..	124950-11450	GASKET, CHAMBER	6										
15	..	101147-11490	INSULATOR	3										
16	..	24311-000120	O-RING 1A P-12.0	3										
17	..	121476-11310	GASKET, BONNET	1										
18	..	24311-000320	O-RING 1A P-32.0	1										
19	..	24341-000400	O-RING 1A S-40.0	1										
20	..	124064-12430	GASKET	2										
21	..	124067-12050	GASKET	1										
22	..	121450-13200	GASKET	1										
23	..	121450-13250	GASKET	1										
24	..	121450-32021	GASKET	1										
25	..	124450-35110	O-RING	1										
26	..	23414-100000	PACKING -10	2										
27	..	23414-080000	PACKING -8	6										
28	..	121023-42051	GASKET	1										
29	..	121450-44410	GASKET, BRACKET	1										
30	..	124465-44950	PACKING 16	1										
31	..	129350-49540	PACKING	1										
32	..	24311-000120	O-RING 1A P-12.0	1										
33	..	124950-51270	PACKING	3										
34	..	124550-51350	GASKET	3										
35	..	124550-51370	O-RING	3										
36	..	172100-53200	GASKET	3										
37	..	102103-55520	O-RING	1										
38	..	104200-59170	GASKET	2										
39	..	43400-500390	SEAL WASHER 6	1										
40	..	23414-080012	PACKING -8	6										
41	..	43400-500450	PACKING	2										



Fig. 38 REPAIR SET

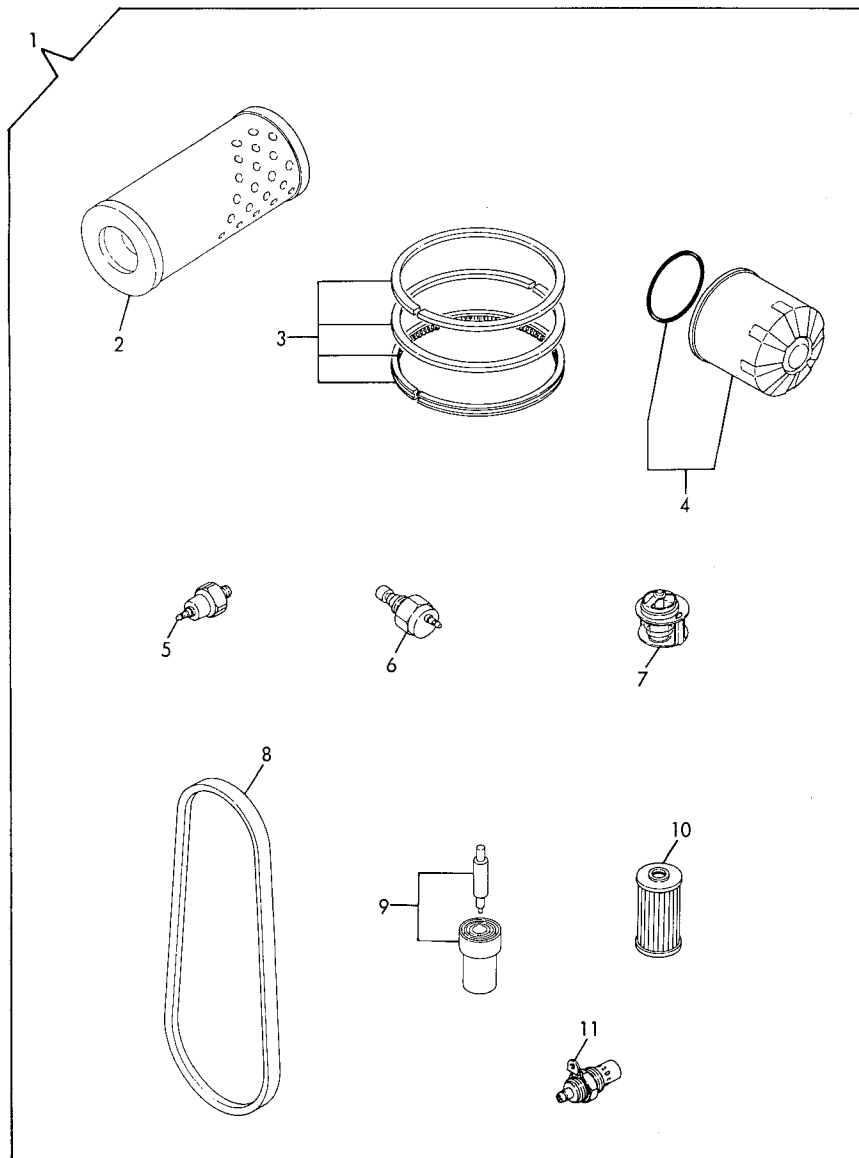


Fig. 38 REPAIR SET

85.07.27

+-----+  
I 1D08 I  
I (1B01) I  
+-----+  
Y00T2030

(A)=3T72HA (D)=  
(B)= (E)=  
(C)= (F)=

REF. NO.	LEV. 0	PART NO.	DESCRIPTION	-----Q'TY-----						I P/U A R
				(A)	(B)	(C)	(D)	(E)	(F)	
1	.	721454-92500	REPAIR SET	1						
2	..	124064-12510	ELEMENT, AIR CLEANER	1						
3	..	721450-22500	RING SET, PISTON	3						
4	..	124550-35110	ELEMENT, LUB OIL	1						
5	..	124160-39450	SENDER, OIL PRESSURE	1						
6	..	121250-44901	SENDER, C.W. TEMP	1						
7	..	129350-49800	THERMOSTAT	1						
8	..	121023-42290	V-BELT (A-33)	1						
9	..	124770-53000	VALVE W/CASE, F.I.	3						
10	..	124550-55700	STRAINER, FUEL	1						
11	..	121023-77910	PLUG, THERMOSTART	1						

## CHASSIS PARTS

Type **YM180D**

Fig. 39 THROTTLE

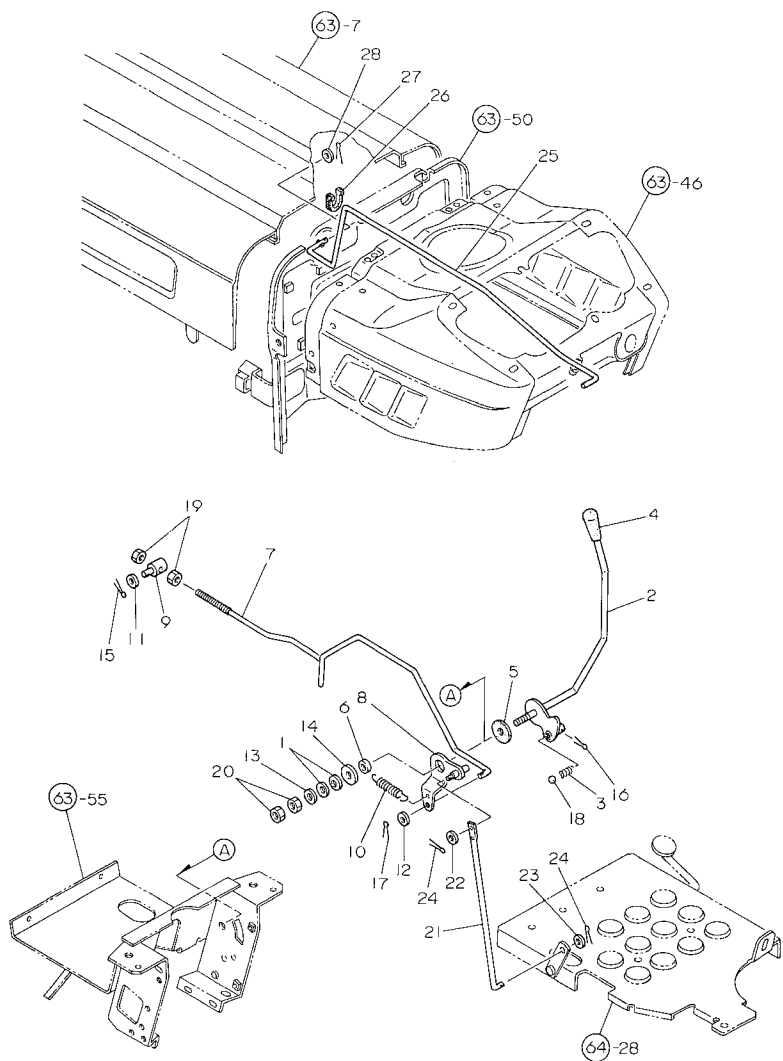


Fig. 39 THROTTLE

85.07.27

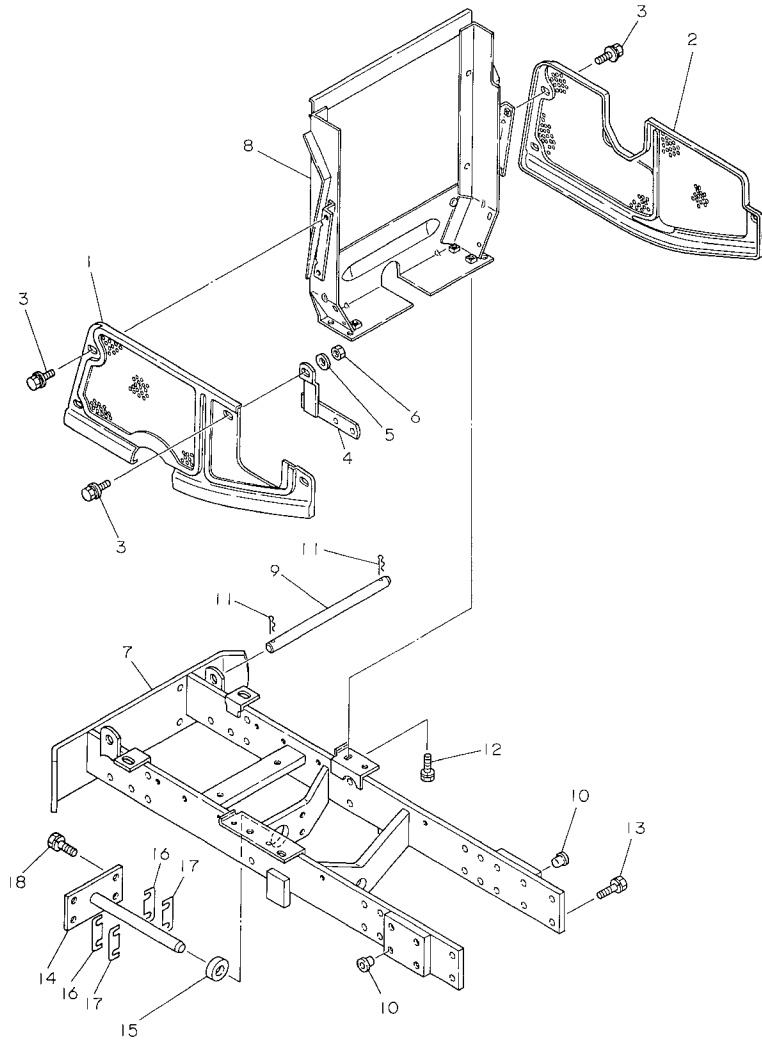
+-----+  
I 1E02 I  
I(1E01)I  
+-----+  
Y00T2030

(A)=YM180D-IQ (D)=  
(B)= (E)=  
(C)= (F)=

REF. NO.	LEV. 0	PART NO.	DESCRIPTION	-----Q'TY-----						I	P/U	A	R
				(A)	(B)	(C)	(D)	(E)	(F)				
1	.	194740-00160	WASHER 10								2		
2	.	194432-01110	LEVER, THROTTLE								1		
3	.	194197-01160	SPRING								1		
4	.	194464-01190	KNOB, THROTTLE LEVER								1		
5	.	194145-01260	PLATE, FRICTION								1		
6	.	194150-01270	SPACER 20								1		
7	.	194195-01320	ROD, THROTTLE LINK								1		
8	.	194420-01351	LEVER, THROTTLE LINK								1		
9	.	194150-01370	ADJUSTER								1		
10	.	194750-04400	SPRING, RETURN								1		
11	.	22137-080000	WASHER 8								1		
12	.	22137-080000	WASHER 8								1		
13	.	22137-100000	WASHER 10								1		
14	.	22157-100000	WASHER 10								1		
15	.	22417-160180	COTTER PIN 1.6X18								1		
16	.	22417-160180	COTTER PIN 1.6X18								1		
17	.	22417-160180	COTTER PIN 1.6X18								1		
18	.	24190-110001	BALL 11/32								1		
19	.	26716-080002	NUT M 8								2		
20	.	26716-100002	NUT M10								2		
21	.	194195-01440-U	ROD, THROTTLE LINK								1		
22	.	22137-060000	WASHER 6								1		
23	.	22137-080000	WASHER 8								1		
24	.	22417-160180	COTTER PIN 1.6X18								2		
25	.	194195-01510	ROD, DECOMPRESSION								1		
26	.	194440-01550	GROMMET								1		
27	.	22417-160180	COTTER PIN 1.6X18								1		
28	.	23418-060000	PACKING 6,NYLON								1		



Fig. 41 BELT COVER & FRONT AXLE BRACKET



+-----+  
I 1E04 I  
I (1E01) I  
+-----+  
Y00T2030

Fig. 41 BELT COVER & FRONT AXLE BRACKET

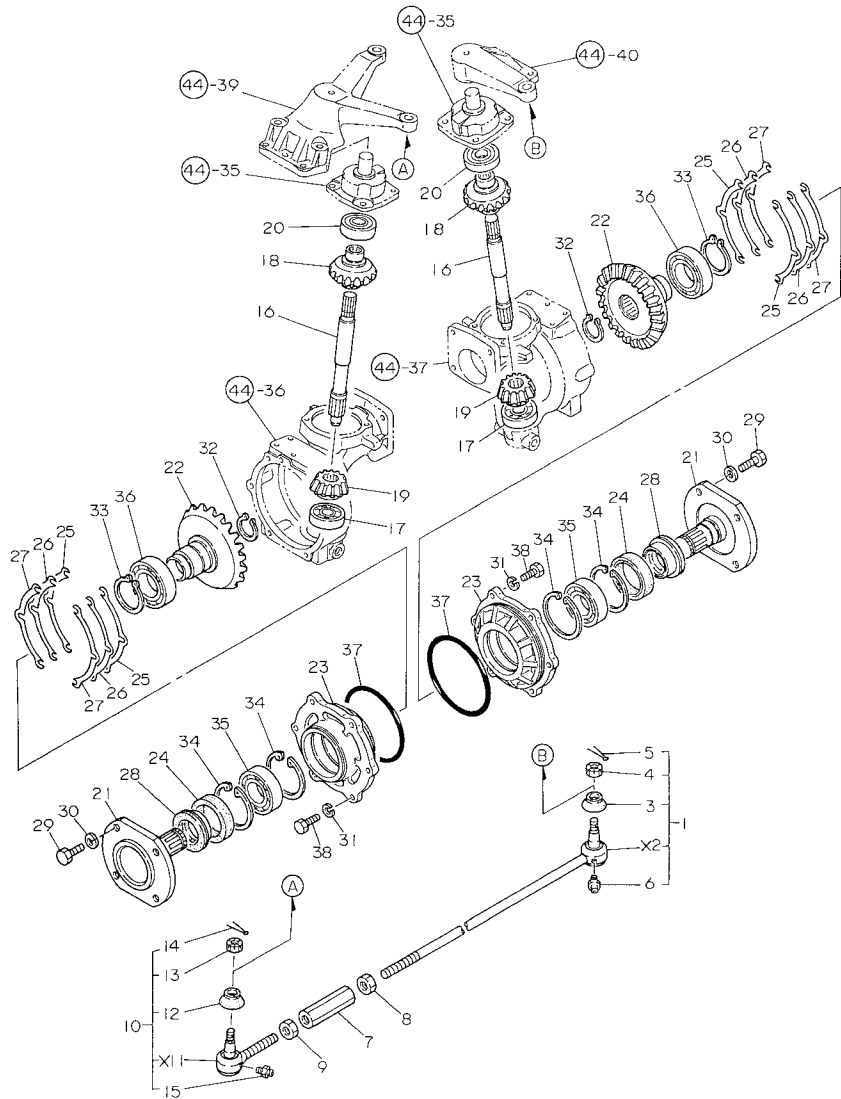
85.07.27

(A)=YM180D-IQ (D)=  
(B)= (E)=  
(C)= (F)=

REF. NO.	LEV. 0	PART NO.	DESCRIPTION	Q'TY						I P/U A R
				(A)	(B)	(C)	(D)	(E)	(F)	
1	.	194446-05110-R	COVER, BELT	1						
2	.	194446-05121-R	COVER, BELT	1						
3	.	194420-05210	BOLT M 6X16	7						
4	.	194446-05220	STAY	1						
5	.	22157-060000	WASHER 6	1						
6	.	26716-060002	NUT M 6	1						
7	.	194446-11111-X	BRACKET, FRONT AXLE	1						
8	.	194195-11130-X	BRACKET, RADIATOR	1						
9	.	194432-11140	PIN, LOCK	1						
10	.	194150-21910	PLUG 11	8						
11	.	22360-160000	SNAP PIN 16	2						
12	.	26013-080162	BOLT M 8X 16	4						
13	.	26013-120302	BOLT M12X 30	12						
14	.	194191-13211-X	PIN, CENTER	1						
15	.	194191-13220	SPACER 22X42X14	1						
16	.	194191-13232	SHIM (T=0.5)	4						(A)
17	.	194191-13240	SHIM T=0.25	4						(A)
18	.	26013-120252	BOLT M12X 25	4						

REMARKS  
(A) チキキ センタリシテ シヨウネカハイマス (A) USE THE PROPER PART BY CAREFULLY CHOOSING.

Fig. 42 2ND SHAFT & FRONT SPINDLE



+-----+  
| 1E05 |  
| (1E01) |  
+-----+  
Y00T2030

Fig. 42 2ND SHAFT & FRONT SPINDLE

85.07.27

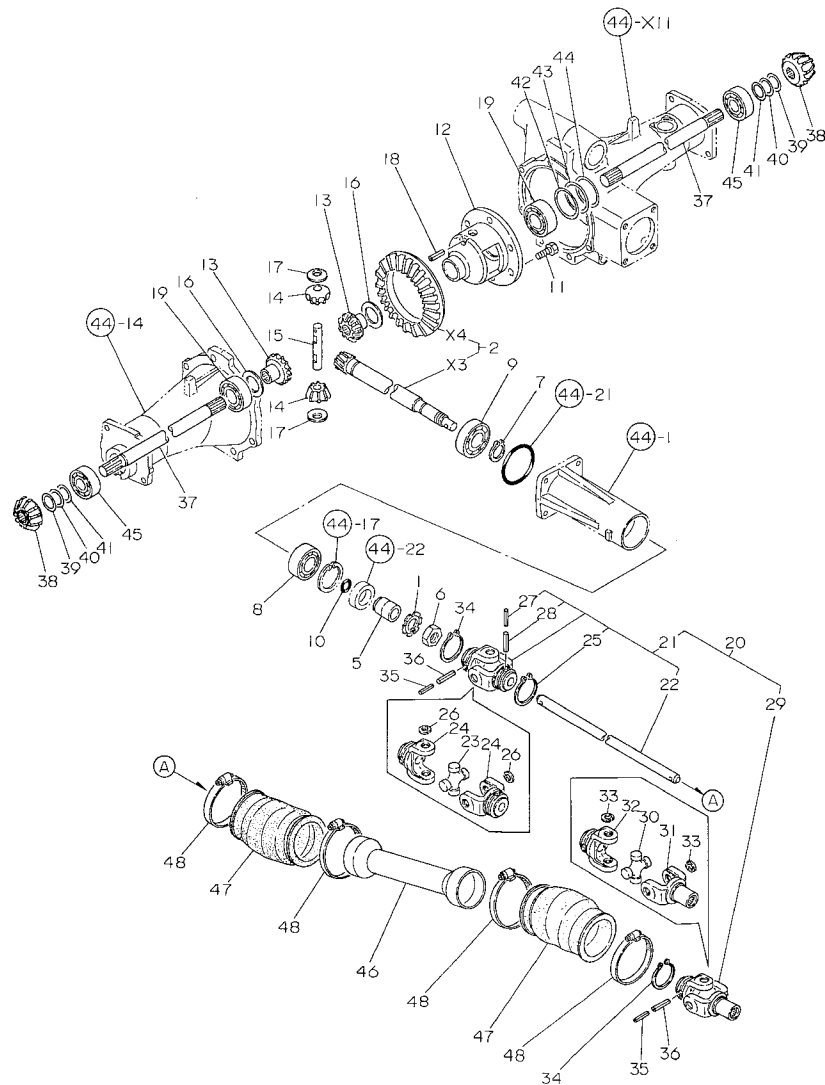
(A)=YM180D-IQ (D)=  
(B)= (E)=  
(C)= (F)=

REF. NO.	LEV. 0	PART NO.	DESCRIPTION	-----Q'TY-----						I	P	U	A	R
				(A)	(B)	(C)	(D)	(E)	(F)					
1	.	794150-12301-X	TIE-ROD ASSY	1										
2	..	X 194150-12310	TIE-ROD	1										
3	..	194730-57220	COVER, DUST	1										
4	..	194730-57241	NUT M12	1										
5	..	22417-300250	COTTER PIN 3.0X25	1										
6	..	24761-060000	NIPPLE MT6X1, GREASE	1										
7	.	194150-12410	TURNBUCKLE M17X95	1										
8	.	194990-22830	NUT M17	1										
9	.	194990-22840	NUT M17	1										
10	.	794730-57112-X	END(RR) ASSY, TIE-ROD	1										
11	..	X 194730-57151	END, TIE-ROD	1										
12	..	194730-57220	COVER, DUST	1										
13	..	194730-57241	NUT M12	1										
14	..	22417-300250	COTTER PIN 3.0X25	1										
15	..	24761-060000	NIPPLE MT6X1, GREASE	1										
16	.	194447-13850	SHAFT (2ND), FRONT	2										
17	.	194447-13860	BALL BEARING	2										
18	.	194447-13940	GEAR, FRONT DRIVE	2										
19	.	194447-13950	PINION, FINAL	2										
20	.	24104-062064	BALL BEARING	2										
21	.	194447-14110-X	SPINDLE, FRONT	2										
22	.	194447-14120	GEAR, FINAL	2										
23	.	194198-14130	CASE, FRONT BEARING	2										(A)
24	.	194447-14140	SEAL IC6Y 57 75 12	2										(A)
25	.	194447-14150	SHIM T=0.1	8										(A)
26	.	194447-14160	SHIM T=0.3	4										(A)
27	.	194447-14170	SHIM T=0.5	4										(A)
28	.	194447-14180	SLEEVE SL525718	2										
29	.	194465-14210	BOLT M14X 28	8										
30	.	194465-14220	WASHER 14	8										
31	.	22217-100000	SPRING WASHER 10	12										
32	.	22242-000340	CIRCLIP 34-S	2										
33	.	22242-000500	CIRCLIP 50	2										
34	.	22252-000750	CIRCLIP 75	4										
35	.	24101-060094	BALL BEARING	2										
36	.	24101-060104	BALL BEARING	2										
37	.	24321-001350	O-RING 1A G-135.0	2										
38	.	26116-100302	BOLT M10X 30 PLATED	12										

----- REMARKS -----  
 (A) チキキ センタワシテ シヨウネカ イマス | (A) USE THE PROPER PART BY CAREFULLY  
 | CHOOSING.

X-MARK PARTS : NOT SOLD SEPARATELY

Fig. 43 RING GEAR & PROPELLER SHAFT



+-----+  
| 1E06 |  
| (1E01) |  
+-----+  
Y00T2030

Fig. 43 RING GEAR & PROPELLER SHAFT

85.07.27

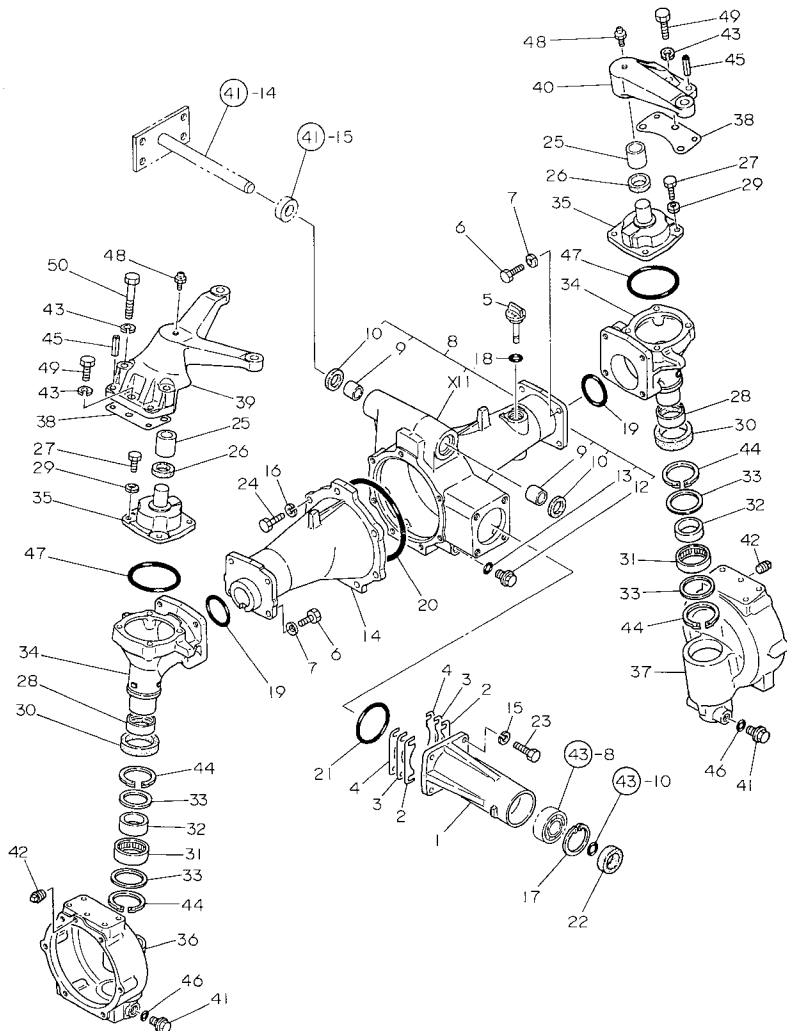
(A)=YM180D-IQ (D)=  
(B)= (E)=  
(C)= (F)=

REF. NO.	LEV. 0	PART NO.	DESCRIPTION	-----Q'TY----- I P/U A R					
				(A)	(B)	(C)	(D)	(E)	(F)
1	.	194301-11660	WASHER 20	1					
2	.	194447-13100	GEAR ASSY, RING	1					
3	.. X	194447-13110	PINION, DRIVE	1					
4	.. X	194447-13120	GEAR, FRT.DIFF.DRIVE	1					
5	.	194441-13130	COLLAR 20X30X32	1					
6	.	194300-32260	NUT 20	1					
7	.	22242-000250	CIRCLIP 25-S	1					
8	.	24101-063044	BALL BEARING	1					
9	.	24101-063054	BALL BEARING	1					
10	.	24341-000180	O-RING 1A S-18.0	1					
11	.	194301-11800	BOLT M 8X 14	6					
12	.	194447-13211	CASE, DIFFERENTIAL	1					
13	.	194300-31550	GEAR, DIFFERENTIAL	2					
14	.	194300-31560	GEAR, DIFFERENTIAL	2					
15	.	194300-31570	SHAFT, DIFFERENTIAL	1					
16	.	194300-31610	WASHER, DIFFERENTIAL	2					
17	.	194300-31620	WASHER, DIFFERENTIAL	2					
18	.	22351-040030	SPRING PIN 4X30	1					
19	.	24101-060084	BALL BEARING	2					
20	.	194196-13300-X	SHAFT ASSY, PROPELLER	1					
21	..	194196-13320	JOINT(F) ASSY, FRONT	1					
22	...	194196-13310-X	SHAFT, PROPELLER	1					
23	...	194441-13330	JOURNAL SET	1					
24	...	194441-13391	YOKE	2					
25	...	22242-000360	CIRCLIP 36	1					
26	...	22252-000200	CIRCLIP 20	4					
27	...	22351-035032	SPRING PIN 3.5X32	1					
28	...	22351-060032	SPRING PIN 6X32	1					
29	..	194198-13341	JOINT ASSY, CROSS	1					
30	...	194441-13330	JOURNAL SET	1					
31	...	194441-13370	YOKE	1					
32	...	194441-13391	YOKE	1					
33	...	22252-000200	CIRCLIP 20	4					
34	.	22242-000360	CIRCLIP 36	2					
35	.	22351-035032	SPRING PIN 3.5X32	2					
36	.	22351-060032	SPRING PIN 6X32	2					
37	.	194447-13510	SHAFT, FRONT DRIVE	2					(A)
38	.	194447-13520	PINION, DRIVE SHAFT	2					(A)
39	.	194447-13530	SHIM T=0.1	4					(A)
40	.	194447-13540	SHIM T=0.3	2					(A)
41	.	194447-13550	SHIM T=0.5	2					(A)
42	.	194447-13570	SHIM T=0.1	2					(B)
43	.	194447-13580	SHIM T=0.3	1					(B)
44	.	194447-13590	SHIM T=0.5	1					(B)
45	.	24101-063044	BALL BEARING	2					
46	.	194196-14610-X	COVER, FRONT SHAFT	1					
47	.	194198-14650	BOOT (RUBBER)	2					
48	.	194441-14670	CLAMP	4					

----- REMARKS -----  
 (A) テキキ" エンタクシテ シヨウネカ"イマス | (A) USE THE PROPER PART BY CAREFULLY  
 | CHOOSING.  
 (B) テキキ" エンタクシテ シヨウネカ"イマス | (B) USE THE PROPER PART BY CAREFULLY  
 | CHOOSING.

\*MARK PARTS : NOT SOLD SEPARATELY

Fig. 44 FRONT AXLE HOUSING



+-----+  
I 1E07 I  
I (1E01) I  
+-----+  
Y00T2030

Fig. 44 FRONT AXLE HOUSING

85.07.27

(A)=YM180D-IQ (D)=  
(B)= (E)=  
(C)= (F)=

REF. NO.	LEV. 0	PART NO.	DESCRIPTION	Q'ITY						I	P/U	A	R
				(A)	(B)	(C)	(D)	(E)	(F)				
1	.	194447-13450-X	RETAINER, BEARING	1									
2	.	194447-13460	SHIM T=0.1	4								(A)	
3	.	194447-13470	SHIM T=0.3	2								(A)	
4	.	194447-13480	SHIM T=0.5	2								(A)	
5	.	194447-13490	CAP W/DIPSTICK	1									
6	.	194274-13550	BOLT M10X30	8									
7	.	194274-13570	SPRING WASHER 10	8									
8	.	194447-13600-X	HOUSING(R)ASSY, AXLE	1									
9	..	194190-11520	BUSH 25X25	2									
10	..	194191-13420	SEAL SC22 32 7, OIL	2									
11	..	X 194447-13610	HOUSING, FRONT R.H.	1									
12	..	194151-24770	PLUG 14, OIL	1									
13	..	24311-000160	O-RING 1A P-16.0	1									
14	.	194447-13620-X	HOUSING, FRONT AXLE	1									
15	.	22217-080000	SPRING WASHER 8	4									
16	.	22217-100000	SPRING WASHER 10	7									
17	.	22252-000520	CIRCLIP 52	1									
18	.	24311-000180	O-RING 1A P-18.0	1									
19	.	24321-000500	O-RING 1A G-50.0	2									
20	.	24321-001400	O-RING 1A G-140.0	1									
21	.	24341-000560	O-RING 1A S-56.0	1									
22	.	24421-305208	SEAL TC30 52 08, OIL	1									
23	.	26116-080252	BOLT M 8X 25 PLATED	4									
24	.	26116-100302	BOLT M10X 30 PLATED	7									
25	.	194321-11921	BUSH 35X39X20	2									
26	.	194321-11940	SEAL VB35 41 5, OIL	2									
27	.	194421-13640	BOLT M 8X22	8									
28	.	194447-13640	SLEEVE S1404415	2									
29	.	194421-13650	SPRING WASHER 8	8									
30	.	194447-13650	SEAL TC6Y445711.5	2									
31	.	194447-13660	NEEDLE BEARING	2									
32	.	194447-13670	RACE 404517, INNER	2									
33	.	194447-13680	WASHER 42X52X1.6	4									
34	.	194447-13710-X	CASE, FRONT GEAR	2									
35	.	194447-13722-X	COVER, GEAR CASE	2									
36	.	194447-13740-X	BOX (L), FRONT GEAR	1									
37	.	194447-13750-X	BOX (R), FRONT GEAR	1									
38	.	194447-13760	SHIM T=0.5	4									
39	.	194447-13812-X	BRACKET(L), KING PIN	1									
40	.	194447-13821-X	BRACKET(R), KING PIN	1									
41	.	194151-24770	PLUG 14, OIL	2									
42	.	194151-36670	PLUG PT02	2									
43	.	22217-100000	SPRING WASHER 10	6									
44	.	22262-000520	CIRCLIP R-52	4									
45	.	22351-080020	SPRING PIN 8X20	4									
46	.	24311-000160	O-RING 1A P-16.0	2									
47	.	24321-000750	O-RING 1A G-75.0	2									
48	.	24761-010000	NIPPLE M6F, GREASE	2									
49	.	26116-100302	BOLT M10X 30 PLATED	4									
50	.	26116-100552	BOLT M10X 55 PLATED	2									

REMARKS  
(A) 予付キ 部品ヲシテ 注意シテ 取付セヨ  
(A) USE THE PROPER PART BY CAREFULLY CHOOSING.



Fig. 45 STEERING

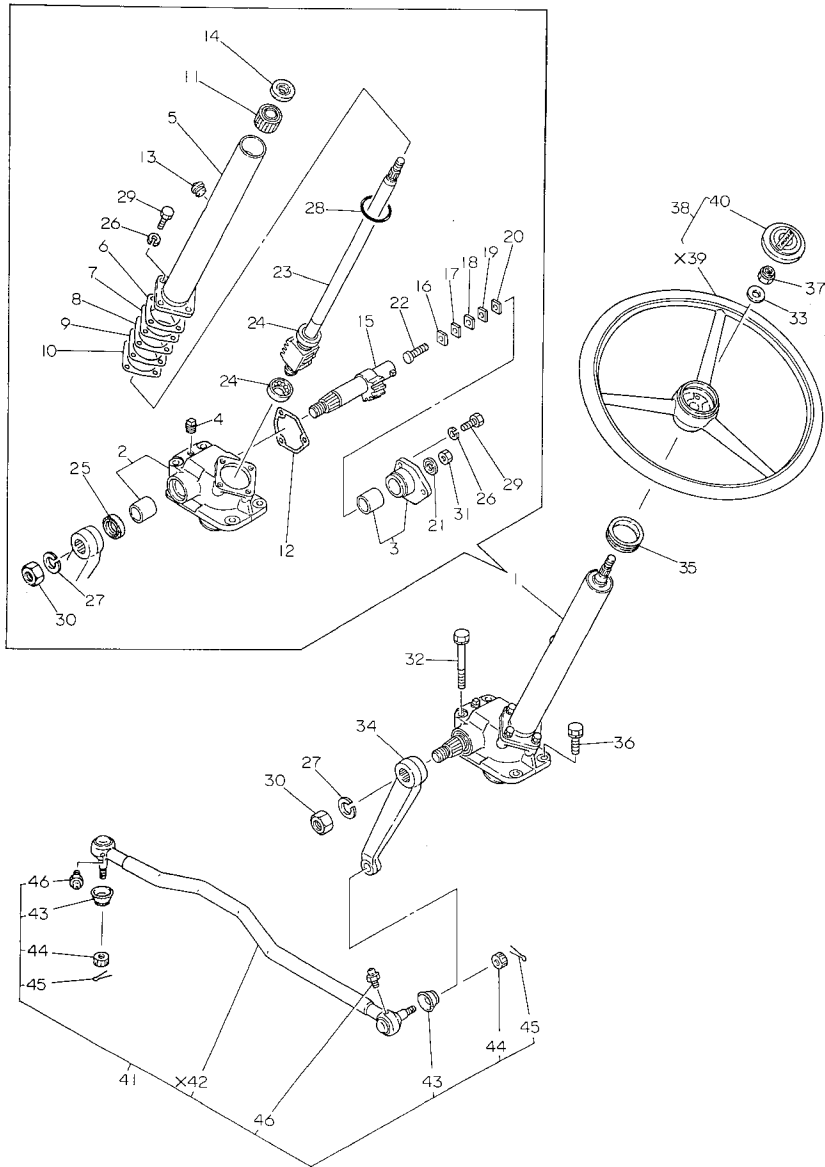


Fig. 45 STEERING

85.07.27

+-----+  
I 1E08 I  
I(1E01)I  
+-----+  
Y00T2030

(A)=YM180D-IQ (D)=  
(B)= (E)=  
(C)= (F)=

REF. NO.	LEV. 0	PART NO.	DESCRIPTION	-----Q'TY----- I P/U A R					
				(A)	(B)	(C)	(D)	(E)	(F)
1	.	194241-15100	GEAR ASSY, STEERING	1					
2	..	194241-15110	BOX, GEAR	1					
3	..	194310-15150-X	COVER W/BUSH, SIDE	1					
4	..	194310-15170	PLUG	1					
5	..	194241-15200	COLUMN	1					
6	..	194750-15250	SHIM T=0.05	1					(A)
7	..	194750-15260	SHIM T=0.07	1					(A)
8	..	194750-15270	SHIM T=0.08	1					(A)
9	..	194750-15280	SHIM T=0.1	1					(A)
10	..	194750-15290	SHIM T=0.2	1					(A)
11	..	194241-15310	BUSH, COLUMN	1					
12	..	194310-15320	GASKET, SIDE COVER	1					
13	..	194440-15340	PLUG, BREATHER	1					
14	..	194241-15350	SEAL, OIL	1					
15	..	194310-15411	SHAFT, SECTOR	1					
16	..	194080-15420	SHIM (A) (T=1.5)	1					(B)
17	..	194080-15430	SHIM (B) (T=1.5)	1					(B)
18	..	194080-15440	SHIM (C) (T=1.5)	1					(B)
19	..	194080-15450	SHIM (D) (T=1.5)	1					(B)
20	..	194080-15460	SHIM (E) (T=1.5)	1					(B)
21	..	194464-15450	SEAL WASHER	1					
22	..	194130-15470	SCREW	1					
23	..	194241-15500	NUT ASSY, BALL	1					
24	..	194750-15520	ROLLER BEARING	2					
25	..	194740-55620	SEAL, OIL	1					
26	..	22217-080000	SPRING WASHER 8	7					
27	..	22217-200000	SPRING WASHER 20	1					
28	..	24321-000500	O-RING 1A G-50.0	1					
29	..	26116-080202	BOLT M 8X 20 PLATED	7					
30	..	26736-200002	NUT M20	1					
31	..	26776-100002	LOCK NUT M10 PLATED	1					
32	.	194310-15181	BOLT	2					
33	.	194080-15550	WASHER 12	1					
34	.	194195-15610-X	ARM, PIAMAN	1					
35	.	194145-15651	GROMMET 42	1					
36	.	26013-100302	BOLT M10X 30	2					
37	.	26356-120002	U-NUT M12	1					
38	.	194420-15700	WHEEL ASSY, STEERING	1					
39	.. X	194420-15710	WHEEL, STEERING	1					
40	..	194440-15870	CAP, STEERING WHEEL	1					
41	.	194195-16100-X	ROD ASSY, DRAG	1					
42	.. X	194195-16110	ROD, DRAG	1					
43	..	194730-57220	COVER, DUST	2					
44	..	194730-57241	NUT M12	2					
45	..	22417-300250	COTTER PIN 3.0X25	2					
46	..	24761-060000	NIPPLE MT6X1, GREASE	2					

----- REMARKS -----  
 (A) チキキ" センタクシテ シヨウネカ"イマス | (A) USE THE PROPER PART BY CAREFULLY  
 | CHOOSING.  
 (B) チキキ" センタクシテ シヨウネカ"イマス | (B) USE THE PROPER PART BY CAREFULLY  
 | CHOOSING.

X-MARK PARTS : NOT SOLD SEPARATELY

Fig. 46 CLUTCH

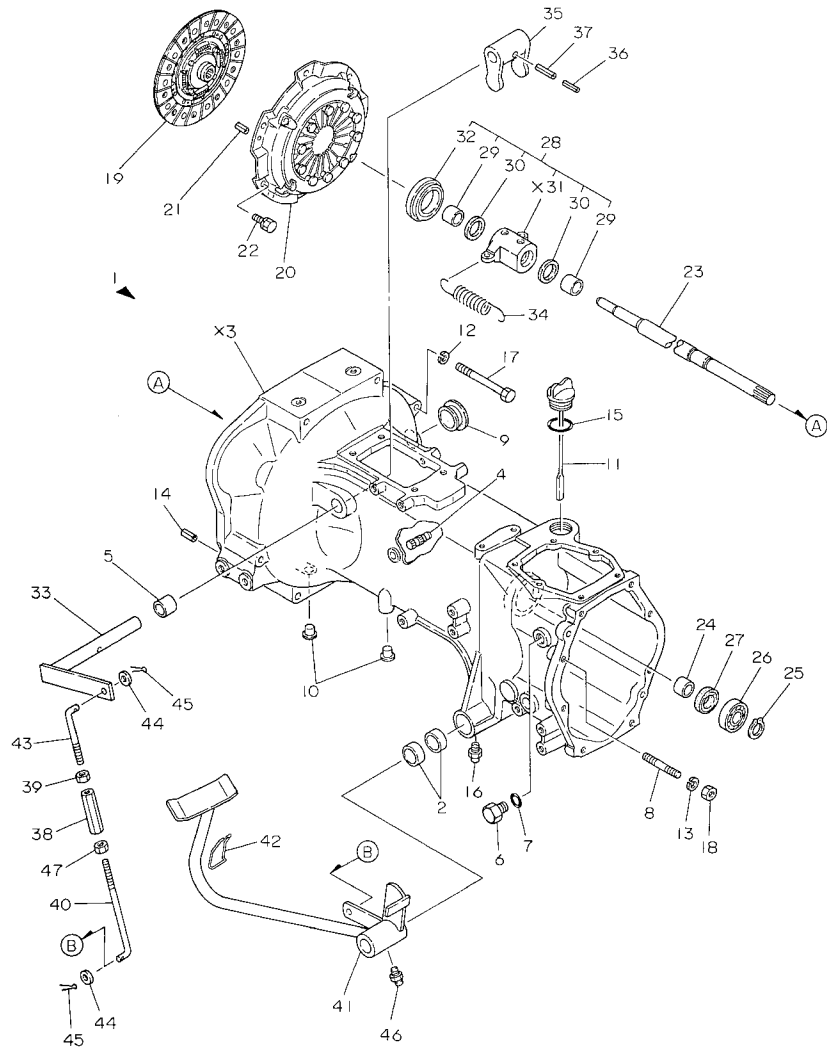


Fig. 46 CLUTCH

85.07.27

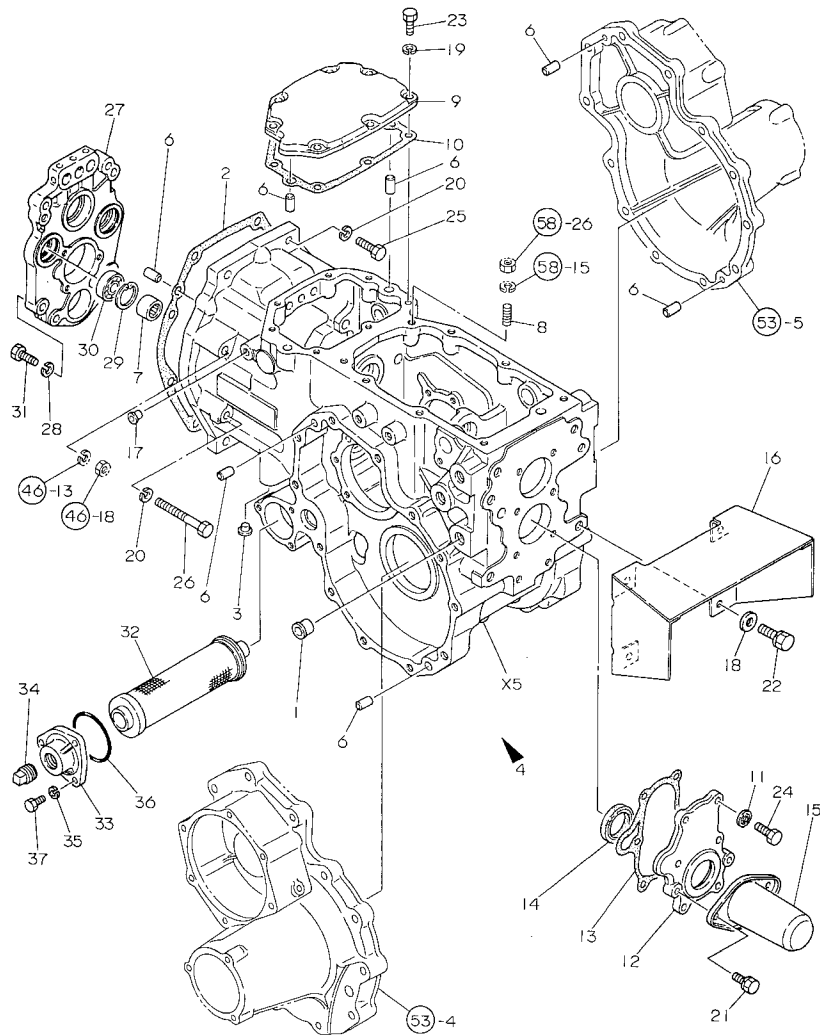
+-----+  
I 1E09 I  
I(1E01)I  
+-----+  
Y00T2030

(A)=YM180D-IQ (D)=  
(B)= (E)=  
(C)= (F)=

REF. NO.	LEV. 0	PART NO.	DESCRIPTION	-----Q'TY-----						I	P	U	A	R
				(A)	(B)	(C)	(D)	(E)	(F)					
1	.	194197-21103-X	HOUSING ASSY, CLUTCH	1										
2	..	194740-06080	BUSH 25X30X18	4										
3	.. X	194197-21113	HOUSING, CLUTCH	1										
4	..	194150-22250	PIN	2										
5	..	194130-22280	BUSH 20X25X25	2										
6	..	194464-45920	PLUG 3/4-16UNF	2										
7	..	194464-45930	O-RING 8-1	2										
8	..	26216-100802	STUD M10X 80 PLATED	2										
9	.	194450-21151	RUBBER CAP	1										
10	.	194150-21910	PLUG 11	6										
11	.	194190-24290	DIPSTICK 33X157	1										
12	.	22217-100000	SPRING WASHER 10	7										
13	.	22217-100000	SPRING WASHER 10	2										
14	.	22351-080018	SPRING PIN 8X18	2										
15	.	24341-000315	O-RING 1A S-31.5	1										
16	.	24761-010000	NIPPLE M6F,GREASE	2										
17	.	26116-101002	BOLT M10X100 PLATED	7										
18	.	26716-100002	NUT M10	2										
19	.	194500-21400	DISC, CLUTCH	1										
20	.	194340-21700	PLATE ASSY, PRESSURE	1										
21	.	22351-080018	SPRING PIN 8X18	2										
22	.	26013-080162	BOLT M 8X 16	6										
23	.	194195-22110	SHAFT, MAIN DRIVE	1										
24	.	194310-24470	SLEEVE 20X25X13	1										
25	.	22242-000190	CIRCLIP 19	1										
26	.	24101-062044	BALL BEARING	1										
27	.	24421-253807	SEAL IC25 38 07, OIL	1										
28	.	794150-22150	SLEEVE ASSY, BEARING	1										
29	..	194150-22160	BUSH 22X28X22	2										
30	..	194130-22170	FELT	2										
31	.. X	194150-22220	SLEEVE, BEARING	1										
32	..	194990-42710	BEARING, CLUTCH	1										
33	..	194197-22240-X	SHAFT, RELEASE	1										
34	.	194420-22240	SPRING, RETURN	2										
35	.	194197-22310	YOKE, CLUTCH SHIFT	1										
36	.	22351-035032	SPRING PIN 3.5X32	1										
37	.	22351-060032	SPRING PIN 6X32	1										
38	.	194740-00322	TURNBUCKLE	1										
39	.	194990-20170	NUT W/WASHER 8	1										
40	.	194197-22320	ROD, CLUTCH	1										
41	.	194195-22410-X	PEDAL ASSY, CLUTCH	1										
42	.	194440-22441	LEVER, CLUTCH LOCK	1										
43	.	194440-22460	ROD, CLUTCH	1										
44	.	22137-080000	WASHER 8	2										
45	.	22417-200300	COTTER PIN 2.0X30	2										
46	.	24761-010000	NIPPLE M6F,GREASE	1										
47	.	26716-080002	NUT M 8	1										

X-MARK PARTS : NOT SOLD SEPARATELY

Fig. 47 TRANSMISSION HOUSING



+-----+  
I 1E10 I  
I (1E01) I  
+-----+  
YOOT2030

Fig. 47 TRANSMISSION HOUSING

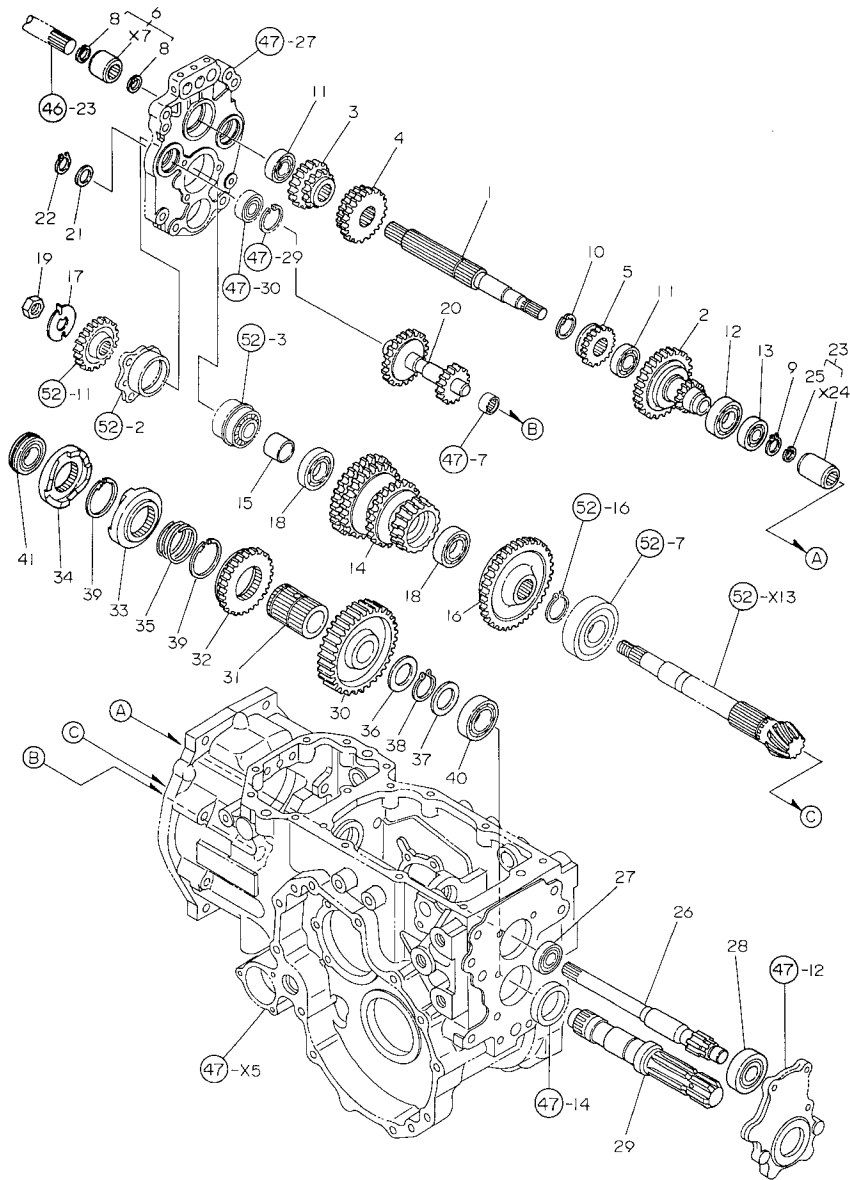
85.07.27

(A)=YM180D-IQ (D)=  
(B)= (E)=  
(C)= (F)=

REF. NO.	LEV. 0	PART NO.	DESCRIPTION	-----Q'TY-----						I	P	U	A	R
				(A)	(B)	(C)	(D)	(E)	(F)					
1	.	194450-11190	PLUG 15		6									
2	.	194197-21130	GASKET		1									
3	.	194150-21910	PLUG 11		4									
4	.	194195-24100-X	HOUSING, TRANSMISSION		1									
5	..	X 194197-24112	CASE, TRANSMISSION		1									
6	..	22312-100200	PARALLEL PIN 10X20		8									
7	..	24162-172312	NEEDLE BEARING		1									
8	..	26216-100252	STUD M10X 25 PLATED		3									
9	.	194193-24210	COVER, MISSION CASE		1									
10	.	194197-24220	GASKET		1									
11	.	194310-24240	WASHER		6									
12	.	194197-24350-X	COVER, TRANSMISSION		1									
13	.	194197-24360	GASKET		1									
14	.	194197-24370	SEAL TC30 50 8, OIL		1									
15	.	194190-26860	COVER, P.T.O. SHAFT		1									
16	.	194197-26911-X	GUARD, P.T.O. SHAFT		1									
17	.	194275-27750	PLUG		1									
18	.	22137-120000	WASHER 12		4									
19	.	22217-080000	SPRING WASHER 8		7									
20	.	22217-100000	SPRING WASHER 10		6									
21	.	26013-080122	BOLT M 8X 12		2									
22	.	26013-120302	BOLT M12X 30		4									
23	.	26116-080202	BOLT M 8X 20 PLATED		7									
24	.	26116-080252	BOLT M 8X 25 PLATED		6									
25	.	26116-100302	BOLT M10X 30 PLATED		4									
26	.	26116-100752	BOLT M10X 75 PLATED		2									
27	.	194197-24160	PLATE, CENTER		1									
28	.	22217-100000	SPRING WASHER 10		4									
29	.	22252-000350	CIRCLIP 35		1									
30	.	24101-060034	BALL BEARING		1									
31	.	26116-100352	BOLT M10X 35 PLATED		4									
32	.	194430-24930	STRAINER, OIL		1									
33	.	194197-24970-X	CAP, STRAINER		1									
34	.	194322-24980	PLUG 1/2-NPT		1									
35	.	22217-060000	SPRING WASHER 6		3									
36	.	24341-000550	O-RING 1A S-55.0		1									
37	.	26116-060202	BOLT M 6X 20 PLATED		3									

X-MARK PARTS : NOT SOLD SEPARATELY

Fig. 48 TRANSMISSION GEARS



X-MARK PARTS : NOT SOLD SEPARATELY

Fig. 48 TRANSMISSION GEARS

85.07.27

+-----+  
I 1E11 I  
I(1E01)I  
+-----+  
Y00T2030

(A)=YM180D-IQ (D)=  
(B)= (E)=  
(C)= (F)=

REF. NO.	LEV. 0	PART NO.	DESCRIPTION	-----Q'TY-----						I P U A R
				(A)	(B)	(C)	(D)	(E)	(F)	
1	.	194197-25120	SHAFT, MAIN	1						
2	.	194197-25170	GEAR, REDUCTION	1						
3	.	194197-25310	GEAR, SLIDING	1						
4	.	194197-25320	GEAR, SLIDING 2-3	1						
5	.	194197-25330	SLIDER	1						
6	.	794190-26180	COUPLING ASSY	1						
7	.. X	194190-26180	JOINT	1						
8	..	22252-000170	CIRCLIP 17	2						
9	.	22242-000170	CIRCLIP 17	1						
10	.	22292-000260	CIRCLIP S-26	1						
11	.	24101-060044	BALL BEARING	2						
12	.	24101-060054	BALL BEARING	1						
13	.	24101-062034	BALL BEARING	1						
14	.	194197-25620	GEAR, COUNTER	1						
15	.	194197-25660	COLLAR 25X30X28	1						
16	.	194197-25820	GEAR, SLIDING	1						
17	.	194197-25870	WASHER 16	1						
18	.	24101-060054	BALL BEARING	2						
19	.	26736-160002	NUT M16	1						
20	.	194197-25910	GEAR, REVERSE IDLE	1						
21	.	194197-25930	WASHER 17X24X1,6	1						
22	.	22242-000170	CIRCLIP 17	1						
23	.	794300-25100	COUPLING ASSY	1						
24	.. X	194300-25100	COUPLING	1						
25	..	22252-000150	CIRCLIP 15	1						
26	.	194197-26110	SHAFT, PTO PINION	1						
27	.	24101-062034	BALL BEARING	1						
28	.	24101-063044	BALL BEARING	1						
29	.	194197-26500	SHAFT, P.T.O.	1						
30	.	194197-26560	GEAR, P.T.O.	1						
31	.	194197-26670	COLLAR, SLIDER	1						
32	.	194197-26680	SLIDER	1						
33	.	194197-26690	CAM (A), PTO CLUTCH	1						
34	.	194197-26700	CAM (B), PTO CLUTCH	1						
35	.	194197-26710	SPRING	1						
36	.	194191-28350	WASHER 30X45X2,5	1						
37	.	194310-37560	WASHER	1						
38	.	22242-000290	CIRCLIP 29-S	1						
39	.	22292-000450	CIRCLIP S-45	2						
40	.	24101-060064	BALL BEARING	1						
41	.	24121-060054	BALL BEARING	1						

Fig. 49 MAIN SHIFT LEVER

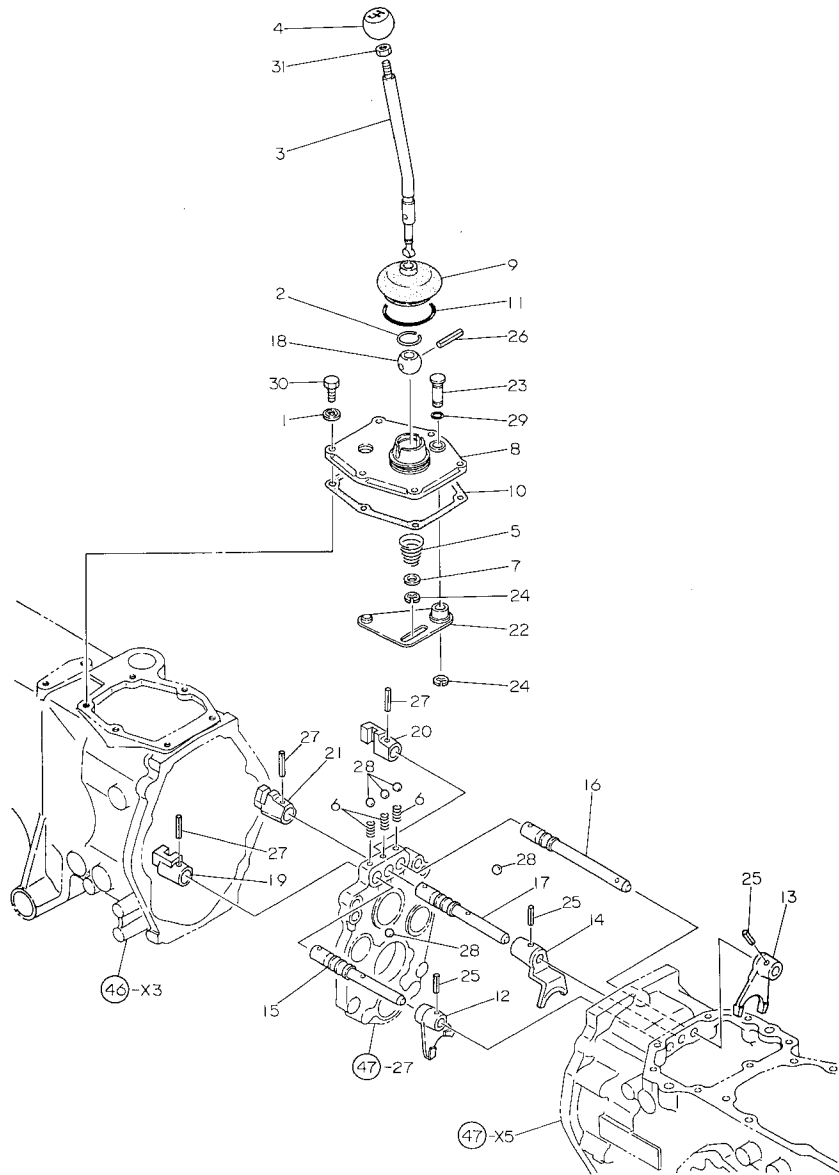


Fig. 49 MAIN SHIFT LEVER

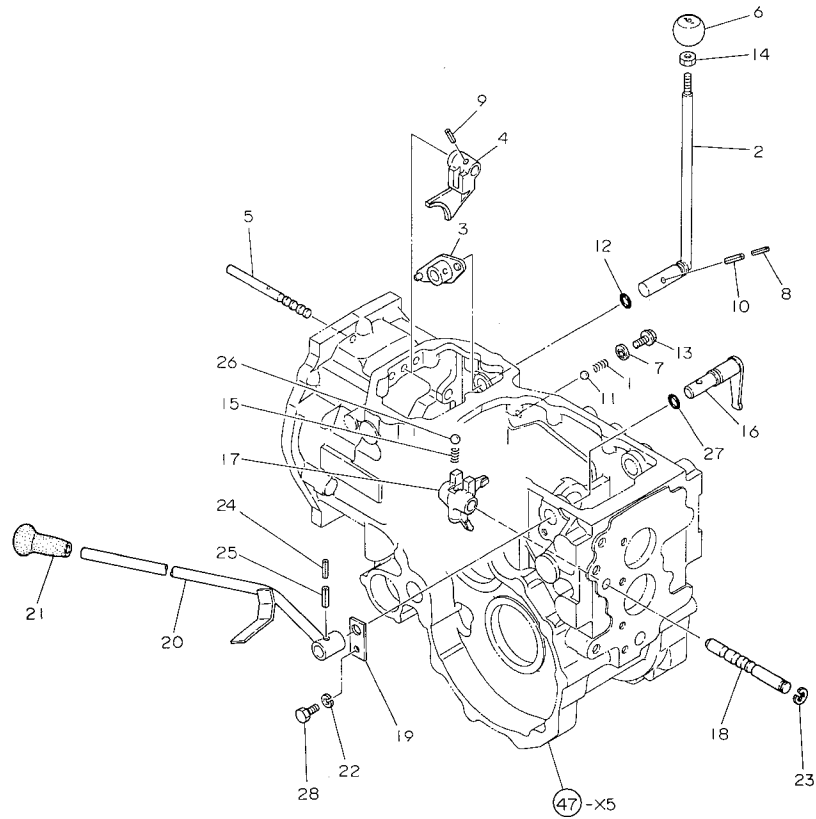
85.07.27

+-----+  
| 1E12 |  
| (1E01) |  
+-----+  
YOOT2030

(A)=YM180D-IQ (D)=  
(B)= (E)=  
(C)= (F)=

REF. NO.	LEV. 0	PART NO.	DESCRIPTION	-----Q'TY-----						I P/U A R
				(A)	(B)	(C)	(D)	(E)	(F)	
1	.	194310-24240	WASHER	6						
2	.	1A1040-26320	CIRCLIP 30-H	1						
3	.	194197-27110-X	LEVER, MAIN SHIFT	1						
4	.	194197-27121	KNOB	1						
5	.	194080-27172	SPRING	1						
6	.	194310-27180	SPRING	3						
7	.	194080-27190	WASHER 13X19X2	1						
8	.	194197-27211-X	RETAINER	1						
9	.	194080-27252	BOOT (RUBBER)	1						
10	.	194197-27271	GASKET	1						
11	.	194190-27280	O-RING	1						
12	.	194197-27280	FORK (1ST-R), SHIFT	1						
13	.	194197-27290	FORK, SHIFT	1						
14	.	194197-27300	FORK, SHIFT	1						
15	.	194197-27310	SHAFT, FORK	1						
16	.	194197-27320	SHAFT, FORK	1						
17	.	194197-27330	SHAFT (2-3RD), SHIFT	1						
18	.	1E4030-27340	BALL, CHANGE SHIFTER	1						
19	.	194197-27341	SHIFTER	1						
20	.	194197-27351	SHIFTER	1						
21	.	194197-27361	SHIFTER	1						
22	.	194197-27371-X	GUIDE	1						
23	.	194197-27380	PIN	1						
24	.	22272-000100	E-CIRCLIP 10	2						
25	.	22351-050025	SPRING PIN 5X25	3						
26	.	22351-050040	SPRING PIN 5X40	1						
27	.	22351-060032	SPRING PIN 6X32	3						
28	.	24190-100001	STEEL BALL 5/16	5						
29	.	24311-000090	O-RING 1A P-9.0	1						
30	.	26116-080252	BOLT M 8X 25 PLATED	6						
31	.	26756-100002	LOCK NUT M10 PLATED	1						

Fig. 50 RANGE SHIFT & P.T.O. SHIFT



+-----+  
I 1E13 I  
I (1E01) I  
+-----+  
Y00T2030

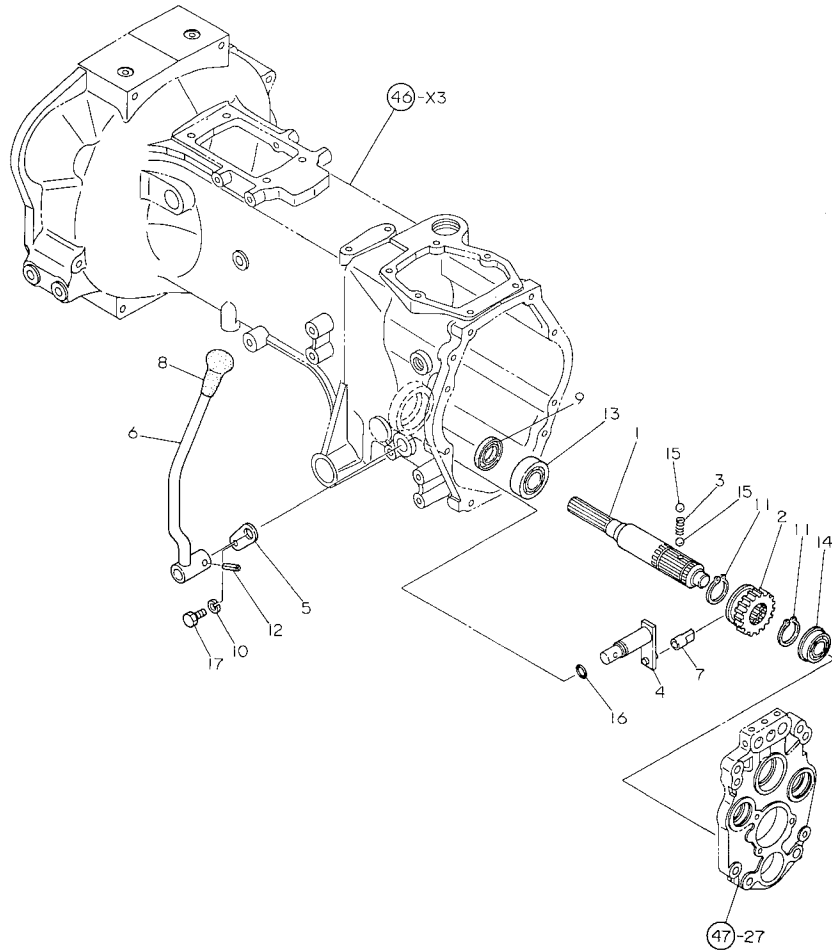
Fig. 50 RANGE SHIFT & P.T.O. SHIFT

85.07.27

(A)=YM180D-IQ (D)=  
(B)= (E)=  
(C)= (F)=

REF. NO.	LEV. 0	PART NO.	DESCRIPTION	-----Q'TY-----						I P/U A R
				(A)	(B)	(C)	(D)	(E)	(F)	
1	.	194310-27180	SPRING							1
2	.	194197-27410-X	LEVER, RANGE SHIFT							1
3	.	194197-27421	ARM, SHIFT							1
4	.	194197-27431	FORK, SHIFT							1
5	.	194197-27441	SHAFT, FORK							1
6	.	194197-27521	KNOB							1
7	.	1E6141-53160	WASHER, SEAL							1
8	.	22351-035032	SPRING PIN 3.5X32							1
9	.	22351-050025	SPRING PIN 5X25							1
10	.	22351-060032	SPRING PIN 6X32							1
11	.	24190-100001	STEEL BALL 5/16							1
12	.	24311-000125	O-RING 1A P-12.5							1
13	.	26106-100142	BOLT M10X 14 PLATED							1
14	.	26756-100002	LOCK NUT M10 PLATED							1
15	.	194310-27180	SPRING							1
16	.	194197-27621	ARM, P.T.O. SHIFT							1
17	.	194197-27630	FORK, SHIFT							1
18	.	194197-27640	SHAFT, FORK							1
19	.	194197-27681	PLATE, KEEP							1
20	.	194197-27812-X	LEVER, P.T.O. CLUTCH							1
21	.	194145-27960	KNOB							1
22	.	22217-080000	SPRING WASHER 8							1
23	.	22272-000100	E-CIRCLIP 10							1
24	.	22351-035025	SPRING PIN 3.5X25							1
25	.	22351-060025	SPRING PIN 6X25							1
26	.	24190-100001	STEEL BALL 5/16							1
27	.	24311-000160	O-RING 1A P-16.0							1
28	.	26116-080162	BOLT M 8X 16 PLATED							1

Fig. 51 FRONT DRIVE & SHIFT LEVER



+-----+  
| 1E14 |  
| (1E01) |  
+-----+  
Y00T2030

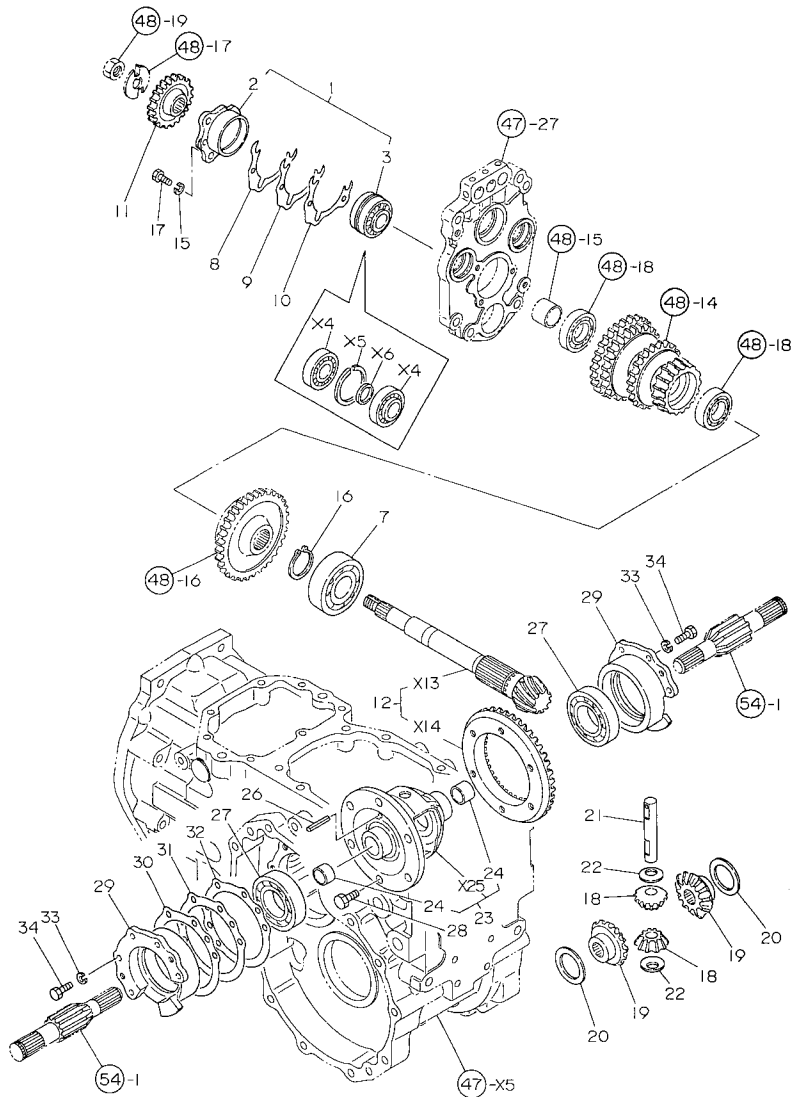
Fig. 51 FRONT DRIVE & SHIFT LEVER

85.07.27

(A)=YM180D-IQ (D)=  
(B)= (E)=  
(C)= (F)=

REF. NO.	LEV. 0	PART NO.	DESCRIPTION	-----Q'ITY-----						I P/U A R
				(A)	(B)	(C)	(D)	(E)	(F)	
1	.	194198-28210	SHAFT, FRONT DRIVE	1						
2	.	194196-28220	GEAR, FRONT DRIVE	1						
3	.	194311-28230	SPRING 21.2	1						
4	.	194198-28310	ARM, FRONT SHIFT	1						
5	.	194198-28320-X	PLATE, KEEP	1						
6	.	194198-28331-X	LEVER, FRONT SHIFT	1						
7	.	194198-28451	BLOCK, FRONT SHIFT	1						
8	.	194191-28480	KNOB	1						
9	.	1E6250-36070	SEAL TC 22388, OIL	1						
10	.	22217-080000	SPRING WASHER 8	1						
11	.	22242-000290	CIRCLIP 29-S	2						
12	.	22351-060025	SPRING PIN 6X25	1						
13	.	24101-060054	BALL BEARING	1						
14	.	24121-062034	BALL BEARING	1						
15	.	24190-080001	BALL 1/4	2						
16	.	24311-000125	O-RING 1A P-12.5	1						
17	.	26116-080162	BOLT M 8X 16 PLATED	1						

Fig. 52 DIFFERENTIAL GEARS OF REAR AXLE



+-----+ Fig. 52 DIFFERENTIAL GEARS OF REAR AXLE

85.07.27

! 1E15 !  
!(1E01) !  
+-----+  
Y00T2030

(A)=YM180D-IQ (D)=  
(B)= (E)=  
(C)= (F)=

REF. NO.	LEV. 0	PART NO.	DESCRIPTION	-----Q'TY-----						I	P	U	A	R
				(A)	(B)	(C)	(D)	(E)	(F)					
1	.	794197-25600	BEARING SET, COUNTER	1										
2	..	194197-25950	RETAINER	1										
3	..	194197-25990	BEARING ASSY	1										
4	... X	194197-25670	BEARING	2										
5	... X	194197-25680	RING, RETAINER	1										
6	... X	194197-25690	COLLAR	1										
7	.	194197-25810	BALL BEARING	1										
8	.	194197-25960	SHIM (T=0.1)	2										(A)
9	.	194197-25970	SHIM (T=0.3)	1										(A)
10	.	194197-25980	SHIM (T=0.5)	1										(A)
11	.	194196-28190	GEAR, FRONT DRIVE	1										
12	.	194197-31390	GEAR W/COUNTERSHAFT	1										
13	.. X	194197-25800	PINION, DIFF DRIVE	1										
14	.. X	194197-31400	GEAR, RING	1										
15	.	22217-080000	SPRING WASHER 8	3										
16	.	22242-000290	CIRCLIP 29-S	1										
17	.	26116-080252	BOLT M 8X 25 PLATED	3										
18	.	194740-10850	PINION	2										
19	.	194197-31510	GEAR, DIFFERENTIAL	2										
20	.	194300-31610	WASHER, DIFFERENTIAL	2										
21	.	194197-31820	SHAFT, DIFFERENTIAL	1										
22	.	194420-31850	WASHER, DIFFERENTIAL	2										
23	.	194197-32100	HOUSING ASSY, DIFF.	1										
24	..	194300-31520	BUSH 22X25X14	2										
25	.. X	194197-32110	CARRIER, DIFFERENTIAL	1										
26	.	22351-040032	SPRING PIN 4X32	1										
27	.	24101-062074	BALL BEARING	2										
28	.	26156-100182	BOLT M10X 18, PLATED	6										
29	.	194197-32300	CARRIER, DIFFERENTIAL	2										
30	.	194197-32350	SHIM	2										(B)
31	.	194197-32360	SHIM	1										(B)
32	.	194197-32370	SHIM	1										(B)
33	.	22217-080000	SPRING WASHER 8	10										
34	.	26116-080252	BOLT M 8X 25 PLATED	10										

REMARKS	
(A) テキッ ポンタクシテ シヨウネカ"イマス	(A) USE THE PROPER PART BY CAREFULLY CHOOSING.
(B) テキッ ポンタクシテ シヨウネカ"イマス	(B) USE THE PROPER PART BY CAREFULLY CHOOSING.

\*MARK PARTS : NOT SOLD SEPARATELY



Fig. 53 REAR AXLE HOUSING

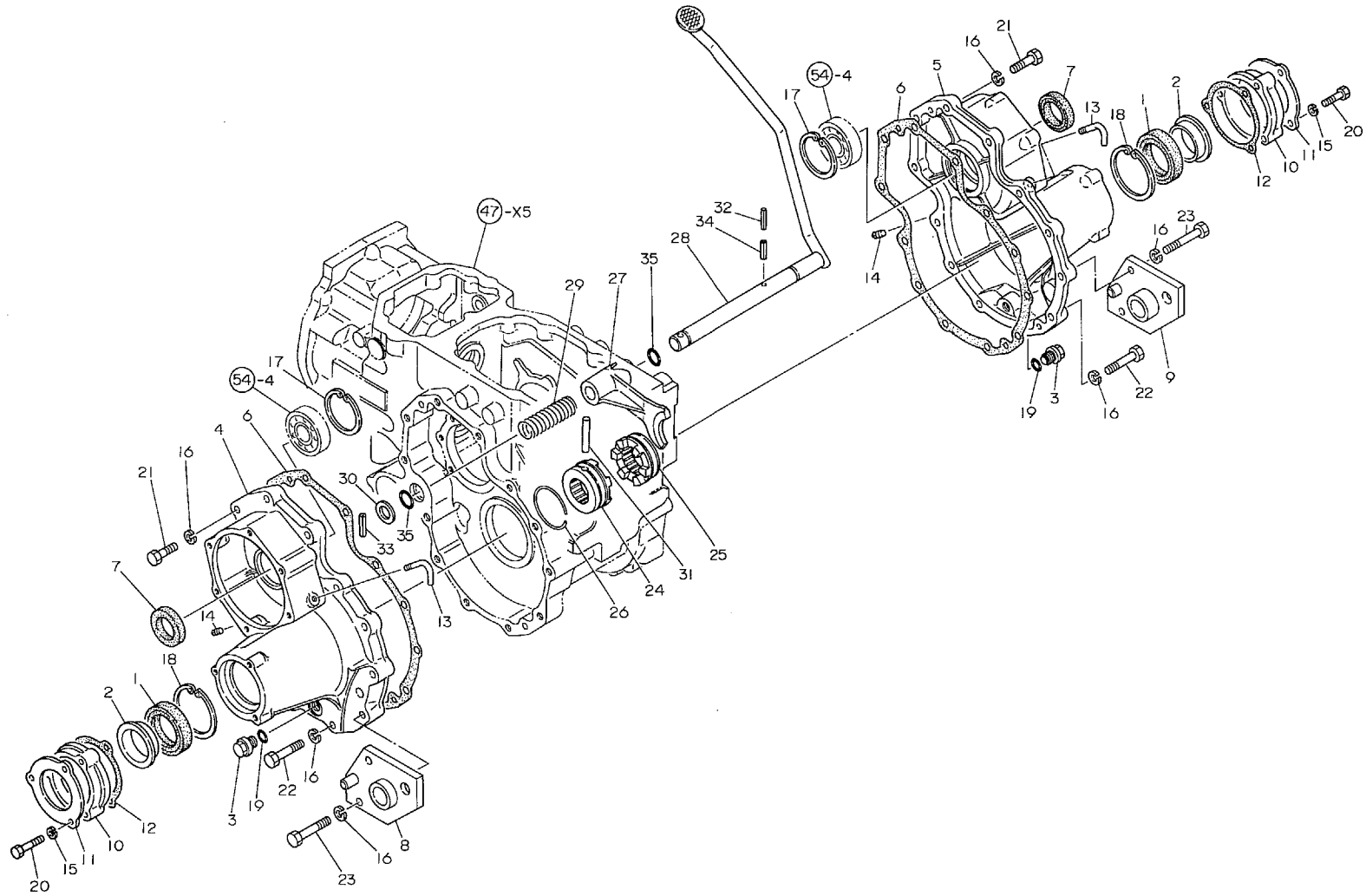




Fig. 54 REAR AXLE SHAFT

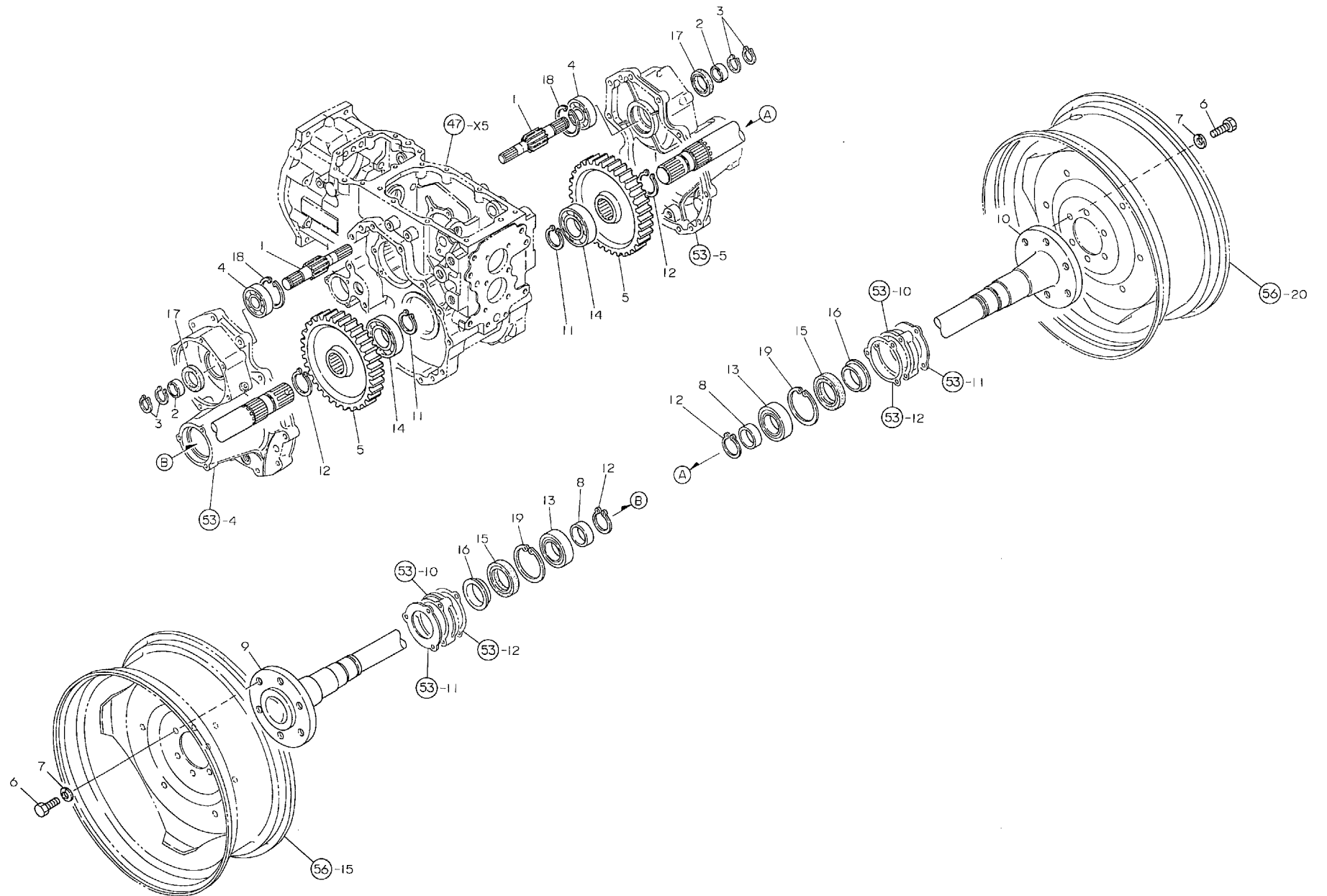
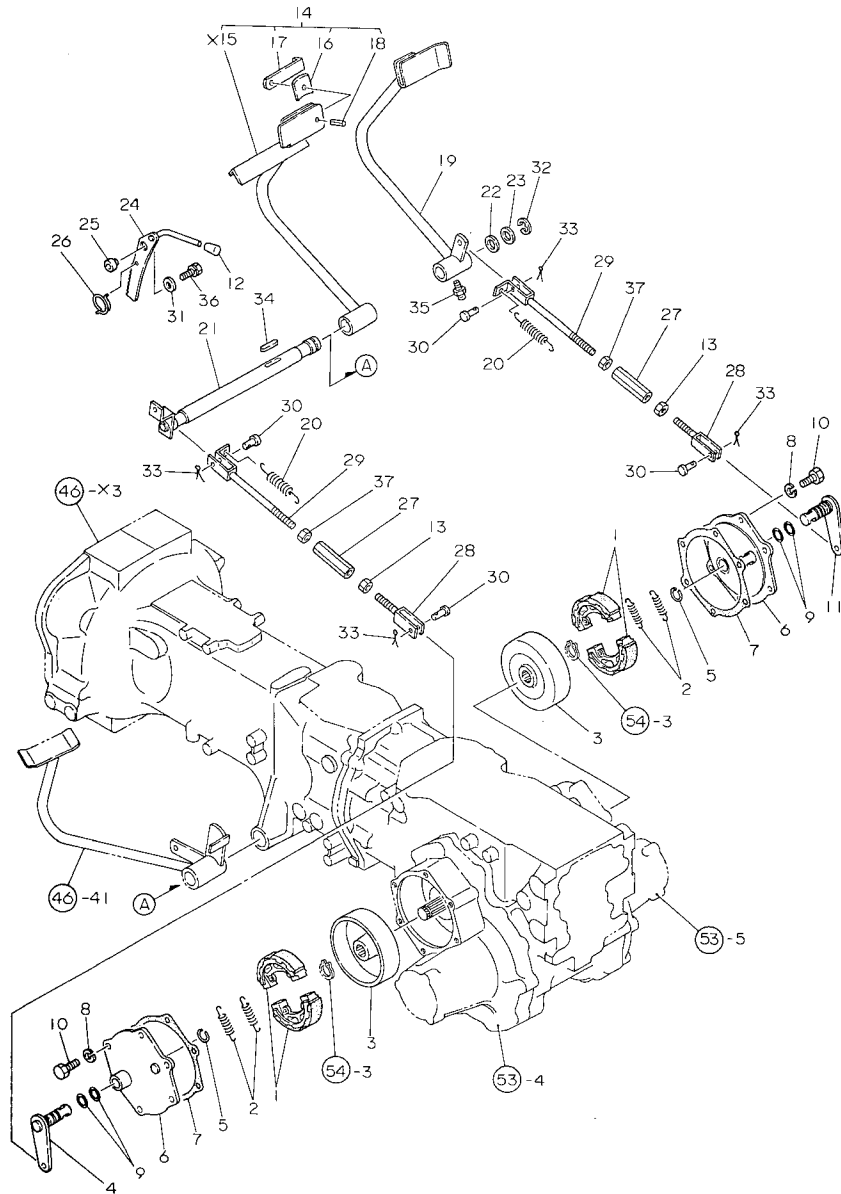




Fig. 55 BRAKES



X-MARK PARTS : NOT SOLD SEPARATELY

Fig. 55 BRAKES

85.07.27

+-----+  
I 1F02 I  
I (1E01) I  
+-----+  
Y00T2030

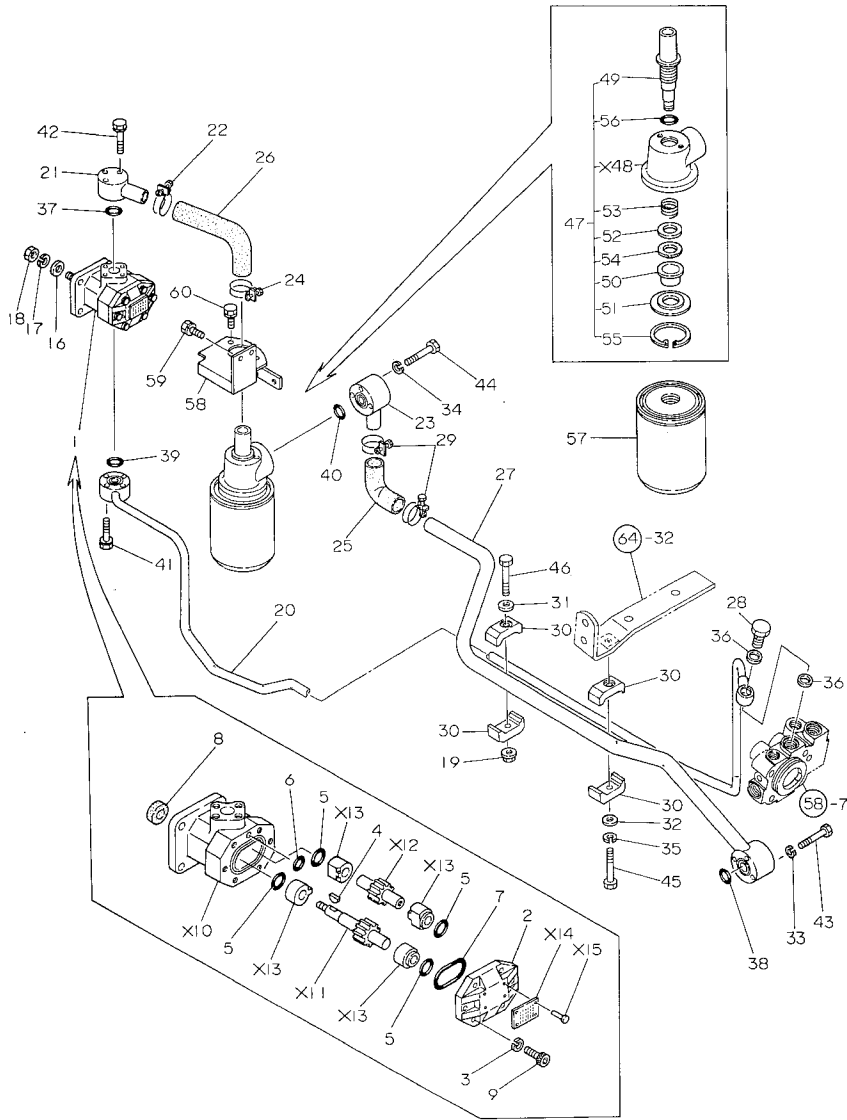
(A)=YM180D-IQ (D)=  
(B)= (E)=  
(C)= (F)=

REF. NO.	LEV. 0	PART NO.	DESCRIPTION	Q'TY						I	P	U	A	R
				(A)	(B)	(C)	(D)	(E)	(F)					
1	.	194440-36530	SHOE, BRAKE	4										
2	.	194200-36551	SPRING, RETURN	4										
3	.	194197-36570	DRUM, BRAKE	2										
4	.	194197-36700-X	CAMSHAFT, BRAKE	1										
5	.	194200-36790	RING	2										
6	.	194197-36800-X	COVER, BRAKE	2										
7	.	194197-36850	PACKING	2										
8	.	22217-080000	SPRING WASHER 8	12										
9	.	24341-000160	O-RING 1A S-16.0	4										
10	.	26116-080202	BOLT M 8X 20 PLATED	12										
11	.	194197-36750-X	CAMSHAFT, BRAKE	1										
12	.	194150-01190	KNOB, THROTTLE LEVER	1										
13	.	194150-22480	NUT M10	2										
14	.	194197-37420-X	PEDAL, BRAKE	1										
15	..	X 194197-37430	PEDAL, BRAKE, L.H.	1										
16	..	194150-37530	SPACER	1										
17	..	194145-37540-R	CONNECTOR, B. PEDAL	1										
18	..	22351-080018	SPRING PIN 8X18	1										
19	.	194197-37470-X	PEDAL, BRAKE	1										
20	.	194420-37510	SPRING, RETURN	2										
21	.	194197-37550-X	SHAFT, BRAKE PEDAL	1										
22	.	194130-37560	WASHER	1										(A)
23	.	194150-37570	WASHER	1										(A)
24	.	194197-37660-X	LEVER, BRAKE LOCK	1										
25	.	194440-37670	COLLAR 11X25X14.5	1										
26	.	194110-37691	SPRING, RETURN	1										
27	.	194151-37730	TURNBUCKLE M10X90	2										
28	.	194130-37740	JOINT (LH SCREW)	2										
29	.	194151-37771	ROD (RH), BRAKE	2										
30	.	194080-37781	PIN 8X25	4										
31	.	22157-100000	WASHER 10	1										
32	.	22272-000190	CIRCLIP E-19	1										
33	.	22417-200300	COTTER PIN 2.0X30	4										
34	.	22512-070400	KEY 7X 40	1										
35	.	24761-010000	NIPPLE M6F, GREASE	1										
36	.	26013-100302	BOLT M10X 30	1										
37	.	26716-100002	NUT M10	2										

----- REMARKS -----  
(A) チキキ センタクシテ シヨウネカニイマス (A) USE THE PROPER PART BY CAREFULLY CHOOSING.



Fig. 57 HYDRAULIC PIPES



X-MARK PARTS : NOT SOLD SEPARATELY

Fig. 57 HYDRAULIC PIPES

85.07.27

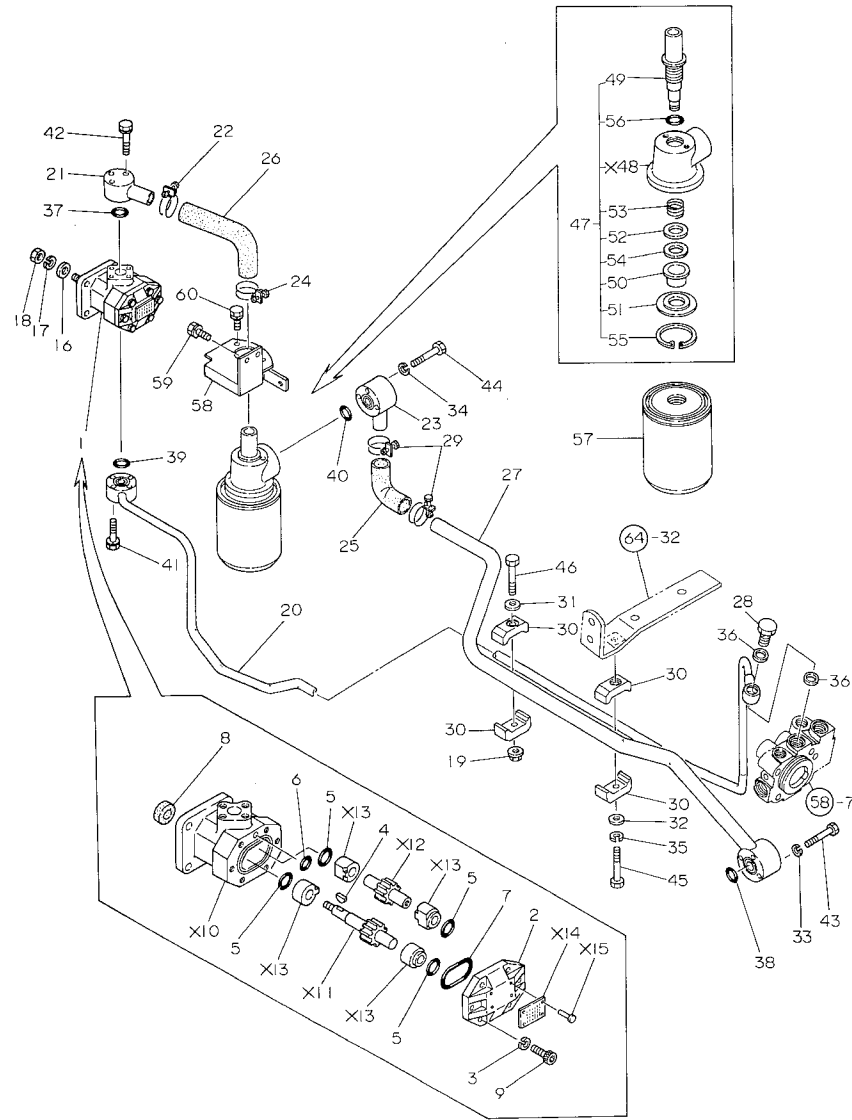
+-----+  
I 1F04 I  
I (1E01) I  
+-----+  
YOOT2030

(A)=YM180D-IQ (D)=  
(B)= (E)=  
(C)= (F)=

REF. NO.	LEV. 0	PART NO.	DESCRIPTION	-----Q'TY-----						I P/U A R
				(A)	(B)	(C)	(D)	(E)	(F)	
1	.	194130-41120-X	PUMP ASSY, HYDRAULIC	1						
2	..	194320-41150-X	COVER, HYD. PUMP	1						
3	..	22217-080000	SPRING WASHER 8	6						
4	..	22522-030130	WOODRUFF KEY 3X13	1						
5	..	24315-000200	O-RING 1B P-20.0	4						
6	..	24341-000100	O-RING 1A S-10.0	1						
7	..	24341-000480	O-RING 1A S-48.0	1						
8	..	24421-142507	SEAL TC14 25 07, OIL	1						
9	..	26450-080252	BOLT M 8X 25	6						
10	.. X	P1070-01010	HOUSING, HYD. PUMP	1						
11	.. X	P1080-01050	GEAR, 1ST	1						
12	.. X	P1080-01070	GEAR, 2ND	1						
13	.. X	P1120-01400	COLLAR	4						
14	.. X	REF.NO. TO 1	LABEL	1						
15	.. X	REF.NO. TO 1	RIVET 2X 4	4						
16	.	194100-41670	WASHER 8.5X18X2	1						
17	.	22217-080000	SPRING WASHER 8	1						
18	.	26716-080002	NUT M 8	1						
19	.	194990-22140	NUT W/WASHER 8	1						
20	.	194195-48111-X	PIPE, HIGH PRESSURE	1						
21	.	194440-48210-X	PIPE, LOW PRESSURE	1						
22	.	194464-48210	CLAMP 32	1						
23	.	194195-48220-X	PIPE, LOW PRESSURE	1						
24	.	194464-48220	CLAMP 37	1						
25	.	194440-48230	HOSE, LOW PRESURE	1						
26	.	194446-48230-X	RUBBER PIPE	1						
27	.	194195-48241-X	PIPE, LOW PRESSURE	1						
28	.	194130-48650	BOLT 18, JOINT	1						
29	.	194151-48710	CLAMP	2						
30	.	194275-48810	CLAMP A	4						
31	.	22137-080000	WASHER 8	1						
32	.	22137-080000	WASHER 8	1						
33	.	22217-060000	SPRING WASHER 6	3						
34	.	22217-060000	SPRING WASHER 6	3						
35	.. 32	22217-080000	SPRING WASHER 8	1						
36	.	23414-180023	PACKING -18	2						
37	.	24311-000200	O-RING 1A P-20.0	1						
38	.	24311-000200	O-RING 1A P-20.0	1						
39	.	24311-000200	O-RING 1A P-20.0	1						
40	.	24311-000220	O-RING 1A P-22.0	1						
41	.	26013-060352	BOLT M 6X 35	4						
42	.	26013-060402	BOLT M 6X 40	3						
43	.	26116-060502	BOLT M 6X 50 PLATED	3						
44	.	26116-060502	BOLT M 6X 50 PLATED	3						
45	.	26116-080602	BOLT M 8X 60 PLATED	1						
46	.	26116-080602	BOLT M 8X 60 PLATED	1						
47	.	194464-48300	COVER ASSY, FILTER	1						
48	.. X	194464-48322	COVER, FILTER	1						
49	..	194464-48331	BOLT, FILTER	1						
50	..	194464-48341	COLLAR, SEAL	1						
51	..	194464-48351	SPACER	1						
52	..	194464-48361	WASHER 21.5X35X1.6	1						
53	..	194464-48370	SPRING, FILTER	1						
54	..	194464-48390	PACKING	1						

\*\* CONTINUE \*\*

Fig. 57 HYDRAULIC PIPES



+-----+  
I 1F05 I  
I(1E01)I  
+-----+  
Y00T2030

Fig. 57 HYDRAULIC PIPES

85.07.27

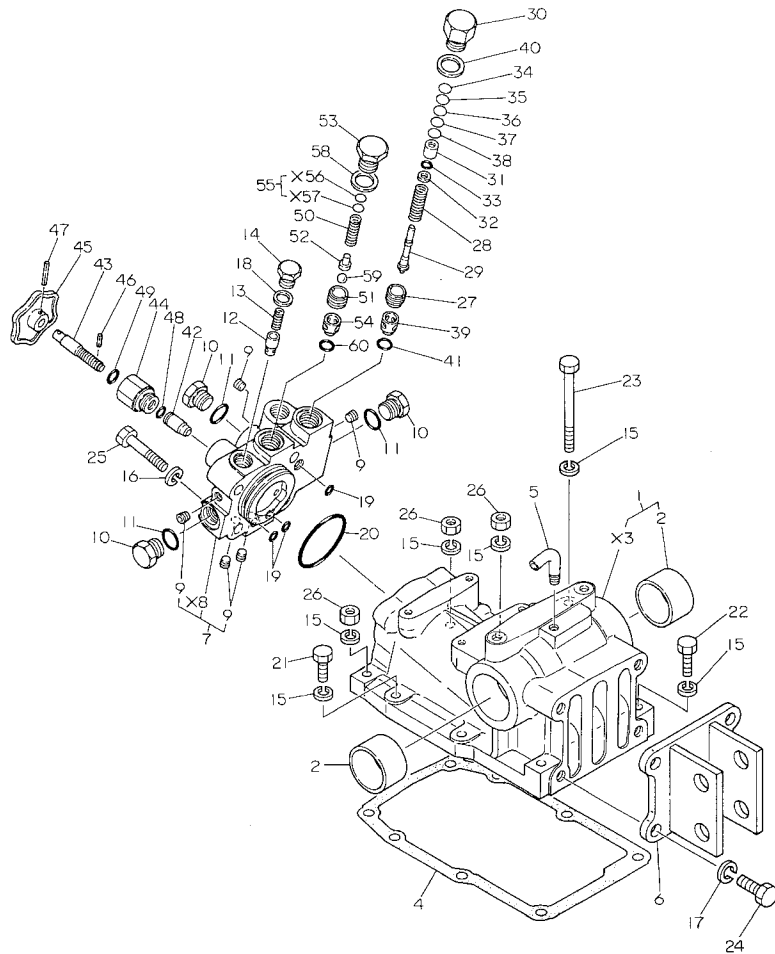
(A)=YM180D-IQ (D)=  
(B)= (E)=  
(C)= (F)=

REF. NO.	LEV. 0	PART NO.	DESCRIPTION	-----Q'TY-----						I P/U A R
				(A)	(B)	(C)	(D)	(E)	(F)	
55	..	22252-000600	CIRCLIP 60	1						
56	..	24311-000280	O-RING 1A P-28.0	1						
57	.	194464-48310	FILTER, HYDRAULIC	1						
58	.	194195-48380-X	BRACKET, STRAINER	1						
59	.	26013-080162	BOLT M 8X 16	2						
60	.	26013-080202	BOLT M 8X 20	2						

X-MARK PARTS : NOT SOLD SEPARATELY



Fig. 58 HYDRAULIC CYLINDER



+-----+  
! 1F06 !  
!(1E01) !  
+-----+  
Y00T2030

Fig. 58 HYDRAULIC CYLINDER

85.07.27

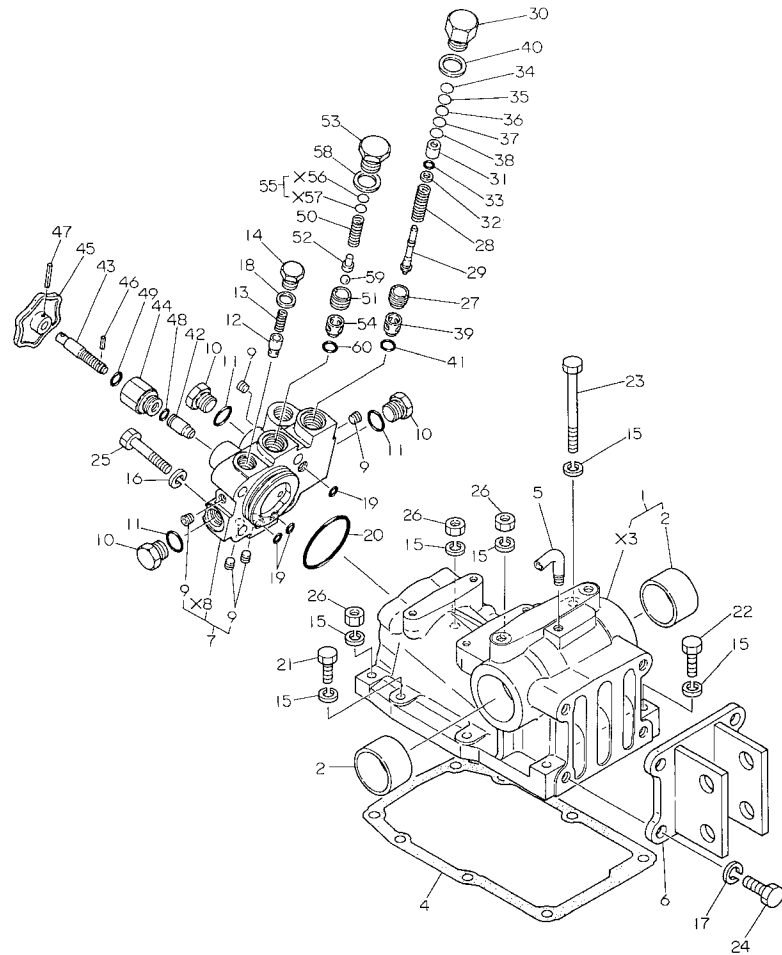
(A)=YM180D-IQ (D)=  
(B)= (E)=  
(C)= (F)=

REF. NO.	LEV. 0	PART NO.	DESCRIPTION	-----Q'ITY-----						I P U A R
				(A)	(B)	(C)	(D)	(E)	(F)	
1	.	194195-42100-X	HOUSING, HYDRAULIC	1						
2	..	194300-24130	BUSH 45X50X30	2						
3	.. X	194195-42111	HOUSING, HYDRAULIC	1						
4	.	194197-42150	PACKING, HOUSING	1						
5	.	194205-42280	PIPE, AIR BREATHER	1						
6	.	194195-42810-X	HINGE, TOP LINK	1						
7	.	194195-43200-X	HEAD ASSY, CYLINDER	1						
8	.. X	194195-43210	HEAD, CYLINDER	1						
9	..	23871-010000	PLUG PT 1/8	5						
10	.	194464-45920	PLUG 3/4-16UNF	3						
11	.	194464-45930	O-RING 8-1	3						
12	.	194310-46350	POPPET, CHECK	1						
13	.	194310-46380	SPRING	1						
14	.	194310-46730	PLUG 14	1						
15	.	22217-100000	SPRING WASHER 10	8						
16	.	22217-120000	SPRING WASHER 12	4						
17	.	22217-120000	SPRING WASHER 12	4						
18	.	23414-140018	PACKING -14	1						
19	.	24315-000110	O-RING 1B P-11.0	3						
20	.	24325-000600	O-RING 1B G-60.0	1						
21	.	26116-100302	BOLT M10X 30 PLATED	2						
22	.	26116-100452	BOLT M10X 45 PLATED	2						
23	.	26116-101202	BOLT M10X120 PLATED	1						
24	.	26116-120302	BOLT M12X 30 PLATED	4						
25	.	26116-120502	BOLT M12X 50 PLATED	4						
26	.	26716-100002	NUT M10	3						
27	.	194275-45340	SCREW, VALVE SEAT	1						
28	.	194170-45610	SPRING	1						
29	.	194195-45620	POPPET	1						
30	.	194195-45630	PLUG	1						
31	.	194195-45640	SEAT, SPRING	1						
32	.	194195-45650	WASHER	1						
33	.	194195-45660	O-RING 6X1.8	1						
34	.	194170-45700	SHIM (T=0.1)	1						(A)
35	.	194170-45710	SHIM (T=0.2)	1						(A)
36	.	194170-45720	SHIM (T=0.3)	1						(A)
37	.	194170-45730	SHIM (T=0.5)	1						(A)
38	.	194170-45740	SHIM (T=1.0)	1						(A)
39	.	194195-46260	SEAT, RELIEF VALVE	1						
40	.	23414-200026	PACKING -20	1						
41	.	24311-000120	O-RING 1A P-12.0	1						
42	.	194550-46300	VALVE, STOP	1						
43	.	194363-46620	BOLT, STOP	1						
44	.	194312-46630-X	HOLDER, VALVE	1						
45	.	194151-46640-X	KNOB	1						
46	.	22351-040012	SPRING PIN 4X12	1						
47	.	22351-040022	SPRING PIN 4X22	1						
48	.	24311-000090	O-RING 1A P-9.0	1						
49	.	24311-000120	O-RING 1A P-12.0	1						
50	.	194150-45320	SPRING	1						
51	.	194150-45340	SCREW	1						
52	.	194150-45361	HOLDER	1						
53	.	194151-45370	PLUG	1						
54	.	194151-46261	SEAT, RELIEF VALVE	1						

\*\* CONTINUE \*\*

X-MARK PARTS : NOT SOLD SEPARATELY

Fig. 58 HYDRAULIC CYLINDER



+-----+  
I 1F07 I  
I(1E01)I  
+-----+  
Y00T2030

Fig. 58 HYDRAULIC CYLINDER

85.07.27

(A)=YM180D-IQ (D)=  
(B)= (E)=  
(C)= (F)=

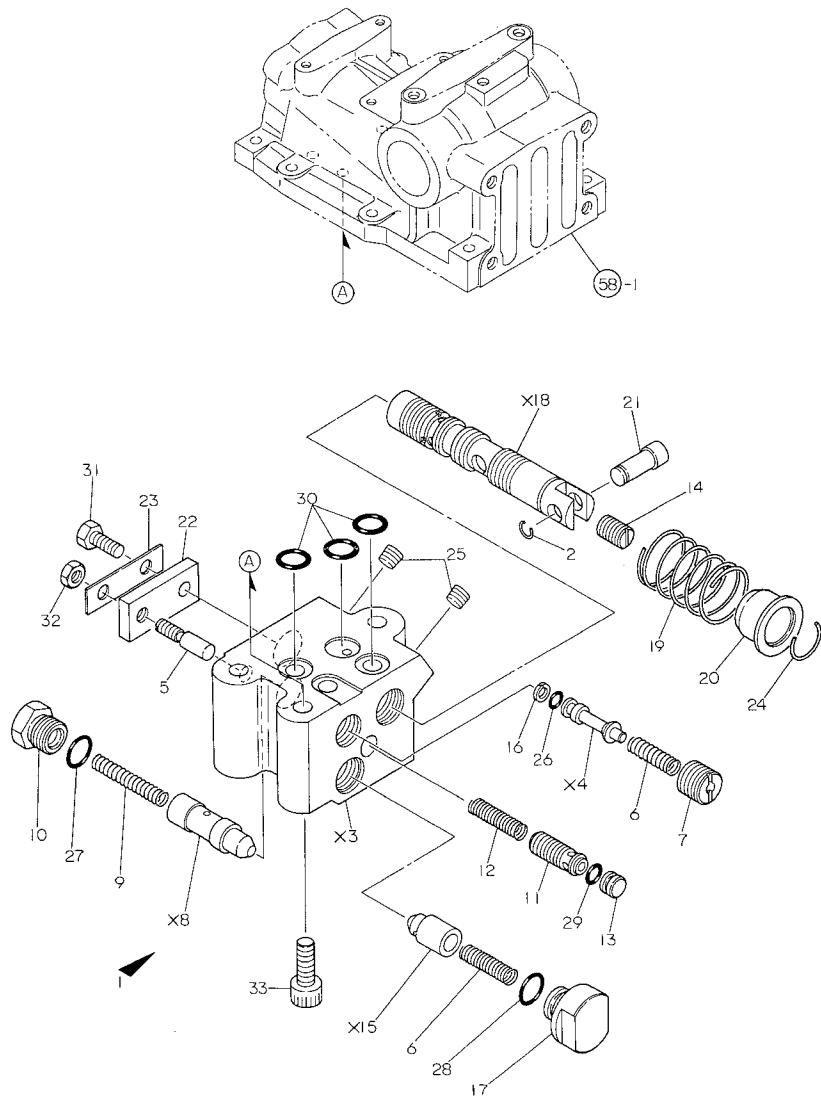
REF. NO.	LEV. 0	PART NO.	DESCRIPTION	-----Q'TY-----						I P/U A R
				(A)	(B)	(C)	(D)	(E)	(F)	
55	.	110250-53150	SHIM SET	1						
56	.. X	110250-53410	SHIM 0.2	1						
57	... X	110250-53430	SHIM 0.5	1						
58	.	23414-200026	PACKING -20	1						
59	.	24190-080003	BALL 1/4	1						
60	.	24311-000120	O-RING 1A P-12.0	1						

----- REMARKS -----  
 (A) チキキ センタクシテ シヨウネカ イマス (A) USE THE PROPER PART BY CAREFULLY CHOOSING.

X-MARK PARTS : NOT SOLD SEPARATELY



Fig. 60 HYDRAULIC CONTROL VALVE



+-----+  
I 1F09 I  
I(1E01)I  
+-----+  
Y00T2030

Fig. 60 HYDRAULIC CONTROL VALVE

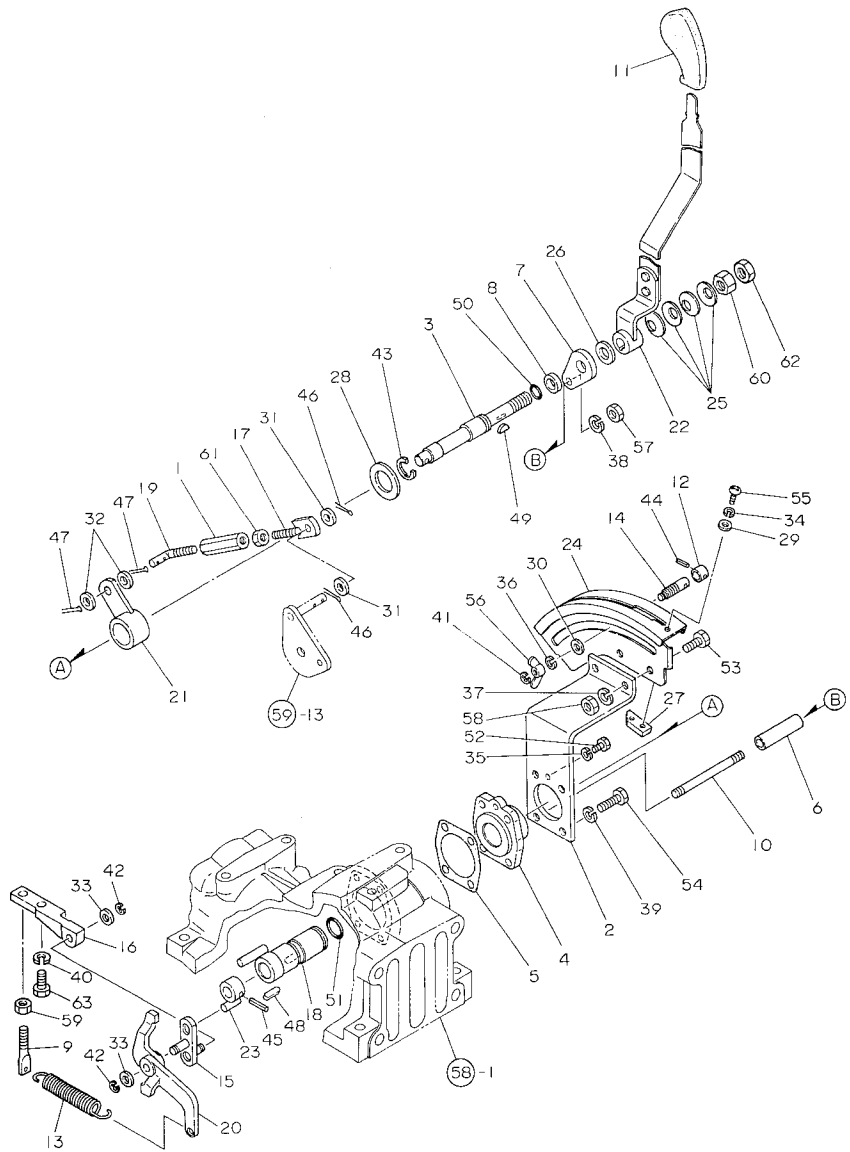
85.07.27

(A)=YM180D-IQ (D)=  
(B)= (E)=  
(C)= (F)=

REF. NO.	LEV. 0	PART NO.	DESCRIPTION	-----Q'TY-----						I P/U A R
				(A)	(B)	(C)	(D)	(E)	(F)	
1	.	194193-45100	VALVE ASSY, CONTROL	1						
2	..	177088-06160	CIRCLIP	1						
3	.. X	194170-45111	BODY, VALVE	1						
4	.. X	194170-45211	POPPET	1						
5	..	194170-45220	BAR, PUSH	1						
6	..	194170-45230	SPRING	2						
7	..	194170-45250	HOLDER	1						
8	.. X	194170-45310	POPPET	1						
9	..	194170-45321	SPRING	1						
10	..	194170-45330	PLUG	1						
11	..	194170-45350	SPOOL	1						
12	..	194170-45360	SPRING	1						
13	..	194170-45370	PLUG	1						
14	..	194170-45410	PLUG	1						
15	.. X	194170-45420	POPPET	1						
16	..	194170-45430	RING, BACK UP	1						
17	..	194170-45440	PLUG	1						
18	.. X	194193-45510	SPOOL	1						
19	..	194170-45520	SPRING	1						
20	..	194170-45530	STOPPER	1						
21	..	194170-45541	PIN	1						
22	..	194170-45550	BAR	1						
23	..	194170-45560	WASHER 12X40X0.6	1						
24	..	194170-45570	CIRCLIP	1						
25	..	23871-010000	PLUG PT 1/8	2						
26	..	24311-000050	O-RING 1A P-5.0	1						
27	..	24311-000120	O-RING 1A P-12.0	1						
28	..	24311-000120	O-RING 1A P-12.0	1						
29	..	24315-000070	O-RING 1B P-7.0	1						
30	..	24315-000110	O-RING 1B P-11.0	3						
31	..	26116-060142	BOLT M 6X 14 PLATED	1						
32	..	26756-060002	LOCK NUT M 6 PLATED	1						
33	.	26450-080202	BOLT M 8X 20	3						

X-MARK PARTS : NOT SOLD SEPARATELY

Fig. 61 OIL PRESSURE CONTROL



+-----+  
I 1F10 I  
I (1E01) I  
+-----+  
YOOT2030

Fig. 61 OIL PRESSURE CONTROL

85.07.27

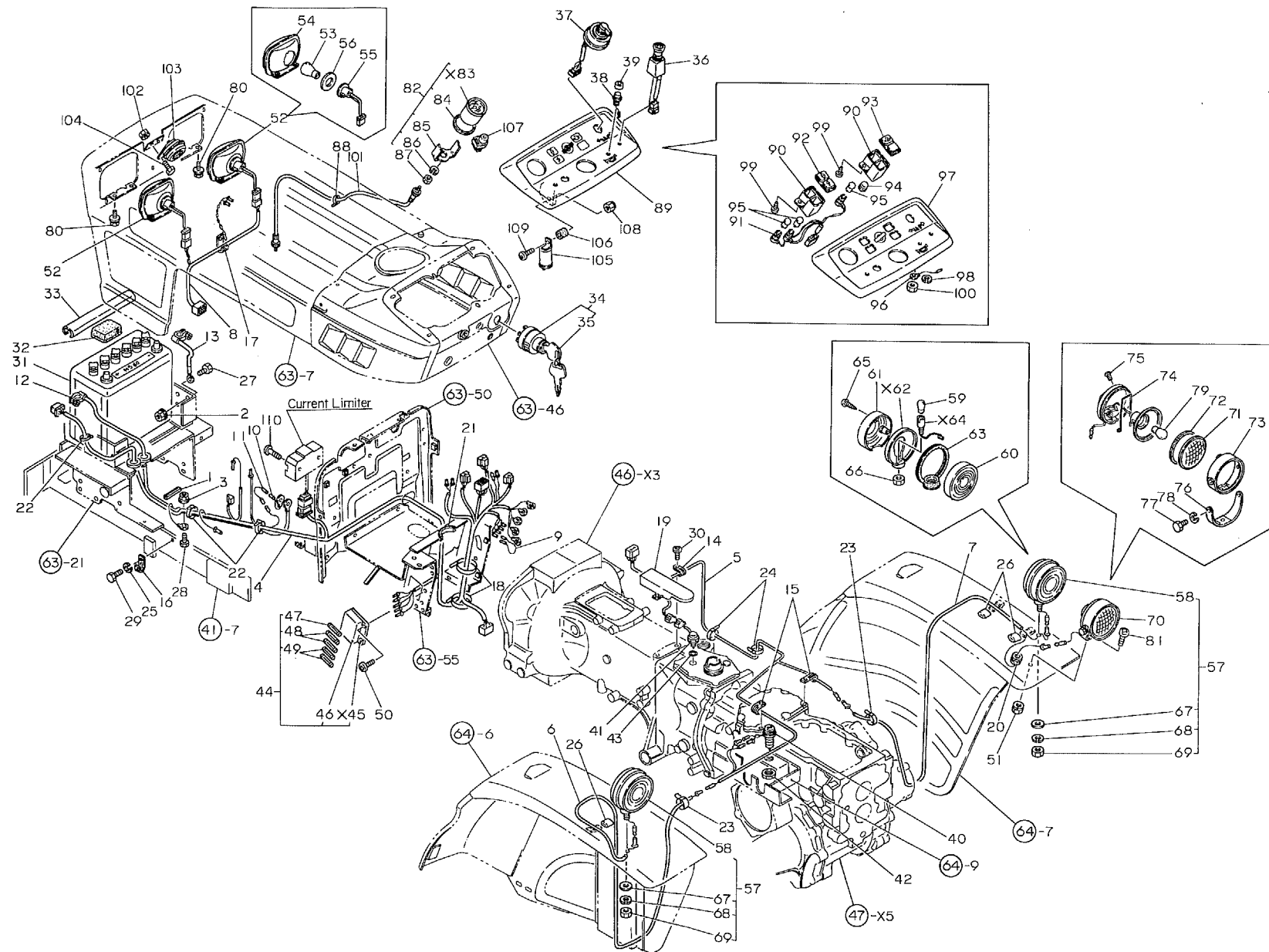
(A)=YM180D-IQ (D)=  
(B)= (E)=  
(C)= (F)=

REF. NO.	LEV. 0	PART NO.	DESCRIPTION	-----Q'ITY-----						I	P	U	A	R
				(A)	(B)	(C)	(D)	(E)	(F)					
1	.	194740-00322	TURNBUCKLE	1										
2	.	194193-47110-X	BRACKET, CONTROL	1										
3	.	194193-47120	SHAFT, CONTROL LEVER	1										
4	.	194193-47130-X	GUIDE, SHAFT	1										
5	.	194193-47140	PACKING, GUIDE	1										
6	.	194193-47300-X	SPACER	1										
7	.	194193-47310-X	PLATE	1										
8	.	194195-47310	COLLAR 11.5X20X5.5	1										
9	.	194193-47320	HOOK, SPRING	1										
10	.	194193-47330	STUD M 8X 96	1										
11	.	194420-47370	KNOB	1										
12	.	194432-47390	STOPPER	1										
13	.	194195-47440	SPRING, RETURN	1										
14	.	194464-47440	BOLT, STOPPER	1										
15	.	194195-47450	ARM, HINGE	1										
16	.	194195-47490	BRACKET, HINGE	1										
17	.	194195-47510	ROD, FEED BACK	1										
18	.	194193-47530	SHAFT, FEED BACK	1										
19	.	194195-47540-X	ROD, FEED BACK	1										
20	.	194195-47550	ARM, CONTROL	1										
21	.	194195-47560-X	LEVER, FEED BACK	1										
22	.	194195-47610-X	LEVER, CONTROL	1										
23	.	194195-47650	ARM, CONTROL	1										
24	.	194305-47710	GUIDE, LEVER	1										
25	.	194151-47760	WASHER 12	4										
26	.	194310-47790	PLATE, FRICTION	1										
27	.	194310-47870	STOPPER	1										
28	.	22117-240000	WASHER 24	1										
29	.	22137-050000	WASHER 5	2										
30	.	22137-080000	WASHER 8	1										
31	.	22137-080000	WASHER 8	2										
32	.	22137-080000	WASHER 8	2										
33	.	22137-080000	WASHER 8	2										
34	.	22217-050000	SPRING WASHER 5	2										
35	.	22217-060000	SPRING WASHER 6	1										
36	.	22217-080000	SPRING WASHER 8	1										
37	.	22217-080000	SPRING WASHER 8	2										
38	.	22217-080000	SPRING WASHER 8	1										
39	.	22217-080000	SPRING WASHER 8	3										
40	.	22217-080000	SPRING WASHER 8	1										
41	.	22272-000040	CIRCLIP E- 4	1										
42	.	22272-000060	CIRCLIP E- 6	2										
43	.	22272-000190	CIRCLIP E-19	1										
44	.	22351-040014	SPRING PIN 4X14	1										
45	.	22351-050022	SPRING PIN 5X22	1										
46	.	22417-200150	COTTER PIN 2.0X15	2										
47	.	22417-200150	COTTER PIN 2.0X15	2										
48	.	22512-040180	KEY 4X 18	1										
49	.	22522-030130	WOODRUFF KEY 3X13	1										
50	.	24311-000120	O-RING 1A P-12.0	1										
51	.	24311-000200	O-RING 1A P-20.0	1										
52	.	26116-060122	BOLT M 6X 12 PLATED	1										
53	.	26116-080202	BOLT M 8X 20 PLATED	2										
54	.	26116-080252	BOLT M 8X 25 PLATED	3										

\*\* CONTINUE \*\*



Fig. 62 ELECTRIC PARTS



X-MARK PARTS : NOT SOLD SEPARATELY

+-----+  
 I 1F12 I  
 I(1E01) I  
 +-----+  
 YDOT2030

Fig. 62 ELECTRIC PARTS

85.07.27

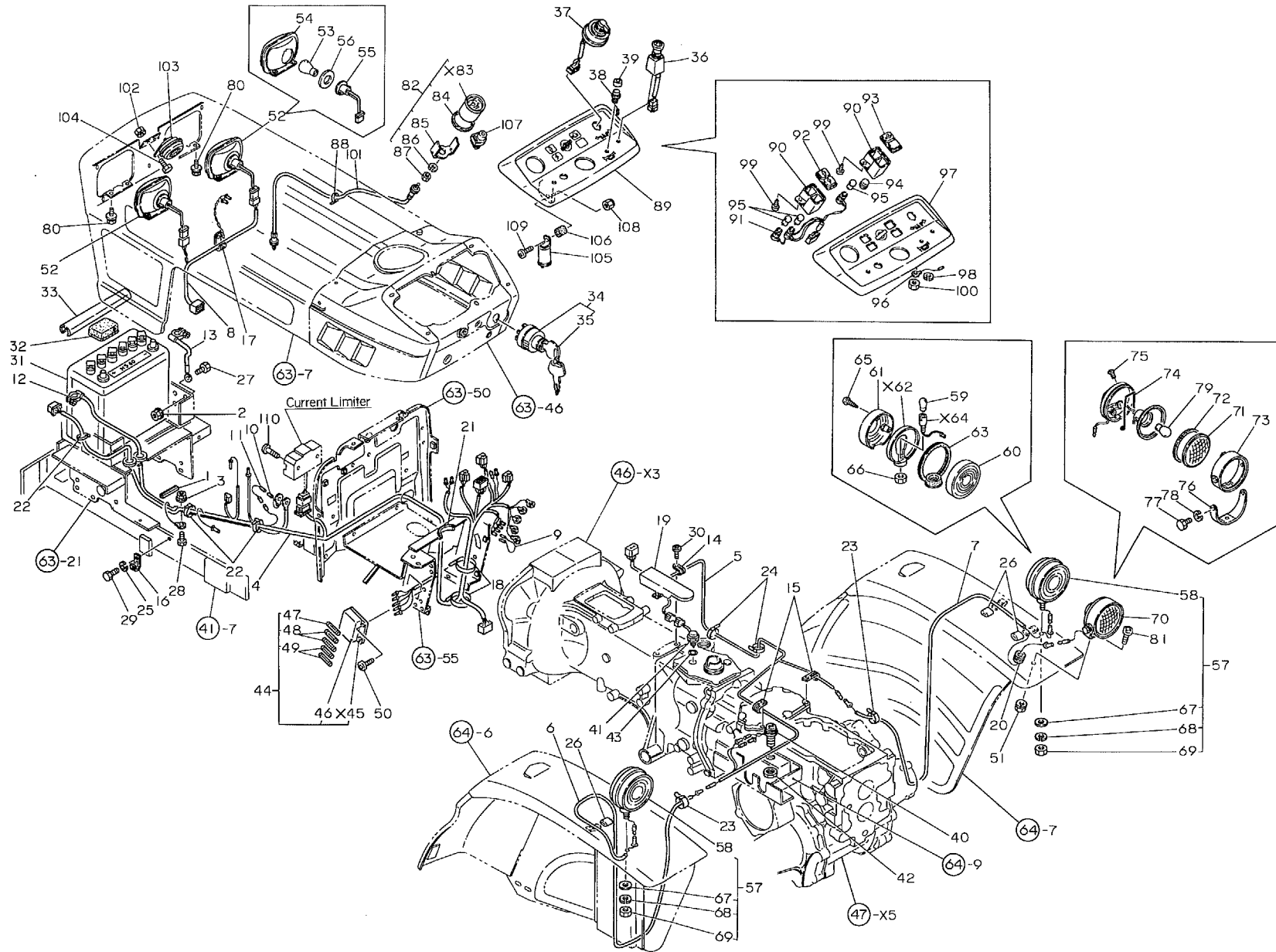
(A)=YM180D-IQ (D)=  
 (B)= (E)=  
 (C)= (F)=

REF. NO.	LEV. 0	PART NO.	DESCRIPTION	-----Q'TY-----						I P/U A R
				(A)	(B)	(C)	(D)	(E)	(F)	
1	.	194464-05250	EDGING 55	1						
2	.	194990-22130	NUT W/WASHER 6	1						
3	.	194990-22130	NUT W/WASHER 6	1						
4	.	194363-51111	HARNESS (A), WIRE	1						
5	.	194195-51120	HARNESS (B), WIRE	1						
6	.	194322-51130	HARNESS (C), WIRE	1						
7	.	194322-51140	HARNESS (D), WIRE	1						
8	.	194440-51150	HARNESS (E), WIRE	1						
9	.	194446-51160	WIRE, LEAD	1						
10	.	194312-51210	WIRE, MEAN LEAD	1						
11	.	194550-51220	LINK, FUSIBLE	1						
12	.	194446-51410	CABLE, BATTERY	1						
13	.	194440-51420	CABLE, BATTERY EARTH	1						
14	.	194440-51620	CLAMP, WIRE HARNESS	1						
15	.	194440-51620	CLAMP, WIRE HARNESS	2						
16	.	194440-51620	CLAMP, WIRE HARNESS	1						
17	.	194440-51630	CLAMP, WIRE HARNESS	1						
18	.	194250-51660	CRAMP 250	2						
19	.	194197-52370-X	COVER, SAFETY SWITCH	1						
20	.	194080-58810	GROMMET 8	1						
21	.	194420-58820	GROMMET 83	1						
22	.	121750-59890	RETAINER	3						
23	.	121750-59890	RETAINER	2						
24	.	121750-59890	RETAINER	2						
25	.	22217-080000	SPRING WASHER 8	1						
26	.	23061-070035	PIPE 7X 35	3						
27	.	26116-060122	BOLT M 6X 12 PLATED	1						
28	.	26116-060122	BOLT M 6X 12 PLATED	1						
29	.	26116-080162	BOLT M 8X 16 PLATED	1						
30	.	26587-080122	SCREW M 8X 12	2						
31	.	194446-51310	BATTERY (DRNS60), DRY	1						
32	.	194080-51430	INSULATOR	1						
33	.	194440-51550	COVER, BATTERY	1						
34	.	194322-52110	SWITCH, STARTING	1						
35	..	194155-52190	KEY	1						
36	.	194440-52120	SWITCH, LIGHTING	1						
37	.	194170-52130	SWITCH, TURN SIGNAL	1						
38	.	194150-52160	SWITCH, HORN	1						
39	.	194150-52170	CAP, HORN SWITCH	1						
40	.	194440-52190	SWITCH, SAFETY START	1						
41	.	194464-52190	SWITCH, SAFETY START	1						
42	.	194240-52210	NUT M22	1						
43	.	24311-000180	O-RING 1A P-18.0	1						
44	.	194440-52400	BOX ASSY, FUSE	1						
45	.. X	194440-52410	BOX, FUSE	1						
46	..	194440-52420	COVER, FUSE BOX	1						
47	..	194145-52820	FUSE 5A	1						
48	..	194145-52830	FUSE 10A	2						
49	..	194145-52840	FUSE 15A	2						
50	.	26587-060202	SCREW M 6X 20	2						
51	.	194990-22050	NUT W/WASHER 8	1						
52	.	194201-53051	LIGHT ASSY, HEAD	2						
53	..	194262-53080	BULB 12V-25W	2						
54	..	194262-53090	BEAM UNIT	2						

\*\* CONTINUE \*\*



Fig. 62 ELECTRIC PARTS



X-MARK PARTS : NOT SOLD SEPARATELY



Fig. 63 HOOD

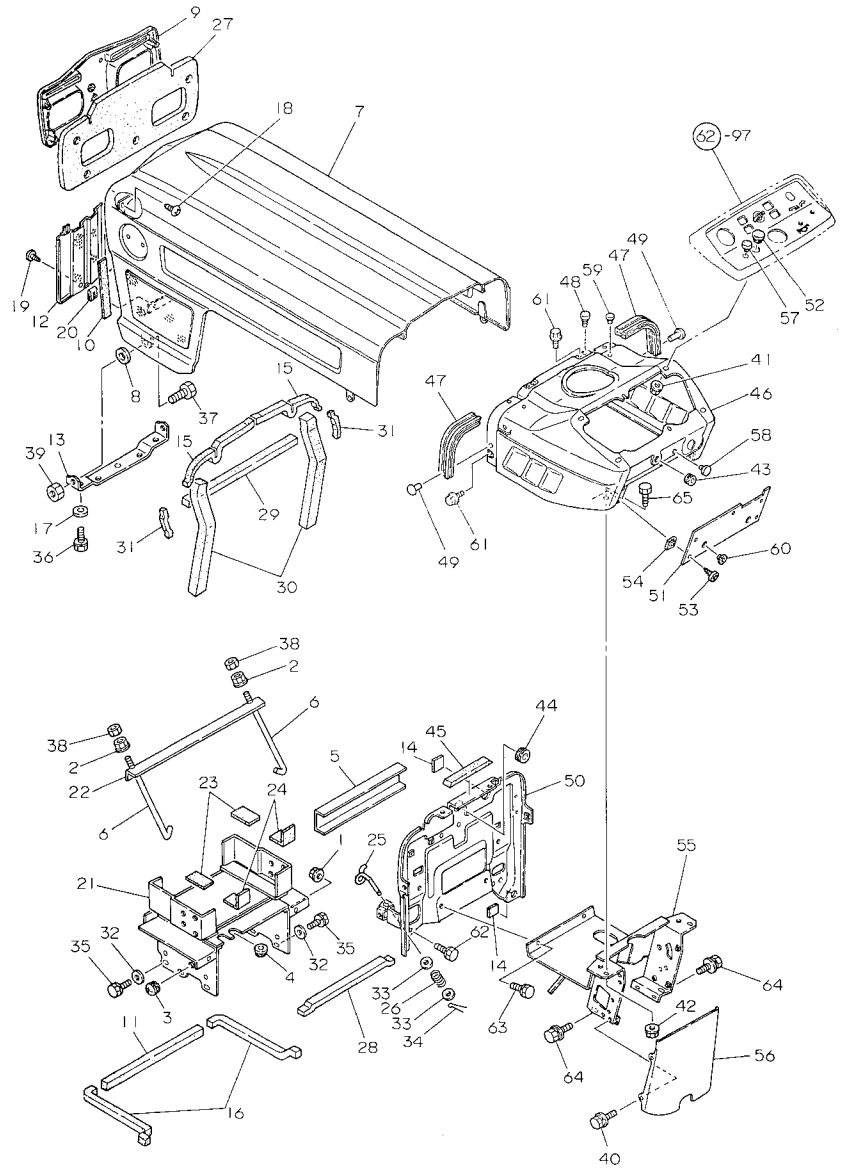


Fig. 63 HOOD

85.07.27

+-----+  
I 1F15 I  
I (1E01) I  
+-----+  
YOOT2030

(A)=YM180D-IQ (D)=  
(B)= (E)=  
(C)= (F)=

REF. NO.	LEV. 0	PART NO.	DESCRIPTION	-----Q'TY----- I P/U A R					
				(A)	(B)	(C)	(D)	(E)	(F)
1	.	194990-22130	NUT W/WASHER 6	2					
2	.	194990-22140	NUT W/WASHER 8	2					
3	.	192060-46110	CAP, RUBBER	1					
4	.	194170-51210	GROMMET 25	1					
5	.	194195-51560	SPACER, BATTERY	1					
6	.	194145-51570	ROD, BATTERY CLAMP	2					
7	.	194432-61100-R	HOOD	1					
8	.	194190-61250	GASKET	2					
9	.	194420-61250-Q	GRILLE(UPPER), FRONT	1					
10	.	194312-61290	PAD (RUBBER)	3					
11	.	194322-61290	PAD, (RUBBER)	1					
12	.	194446-61310-Q	GRILLE(LOWER), FRONT	1					
13	.	194440-61320-X	HINGE, HOOD	1					
14	.	194322-61430	PAD, (RUBBER)	2					
15	.	194275-61480	PAD, (RUBBER)	2					
16	.	194432-61480	PAD, (RUBBER)	2					
17	.	194145-61570	WASHER 10	2					
18	.	194420-61640	SCREW M 5X 16	5					
19	.	194420-61640	SCREW M 5X 16	2					
20	.	194145-61650	NUT M5	2					
21	.	194432-61700-X	COVER, DUST CUT	1					
22	.	194190-61750	CLAMP, BATTERY	1					
23	.	194190-61761	RUBBER, CUSHION	2					
24	.	194190-61780	RUBBER, CUSHION	2					
25	.	194440-61820	LEVER, LOCK	2					
26	.	194440-61831	SPRING, HOOD LOCK	2					
27	.	194446-61910	PAD, (RUBBER)	1					
28	.	194446-61930	PAD, (RUBBER)	1					
29	.	194432-61940	PAD, (RUBBER)	1					
30	.	194432-61950	PAD, (RUBBER)	2					
31	.	194446-61950	PAD, (RUBBER)	2					
32	.	22137-080000	WASHER 8	6					
33	.	22157-060000	WASHER 6	4					
34	.	22417-200200	COTTER PIN 2.0X20	2					
35	.	26013-080162	BOLT M 8X 16	6					
36	.	26013-100202	BOLT M10X 20	2					
37	.	26116-120252	BOLT M12X 25 PLATED	2					
38	.	26716-080002	NUT M 8	2					
39	.	26716-120002	NUT M12	2					
40	.	194155-05210	BOLT M 6X16	4					
41	.	194990-22120	NUT W/WASHER 5	6					
42	.	194990-22140	NUT W/WASHER 8	2					
43	.	194080-58810	GROMMET 8	1					
44	.	194162-58830	GROMMET 20	1					
45	.	194440-61220	PAD, (RUBBER)	1					
46	.	194430-61500-R	BOX ASSY, PANEL	1					
47	.	194440-61550	GASKET, HOOD	2					
48	.	194145-61560	RUBBER, CUSHION	2					
49	.	194190-61560	RIVET 5X6	4					
50	.	194432-61570-X	PLATE, AIR CUT	1					
51	.	194446-61621-R	COVER, PANEL BOX	1					
52	.	194448-61620	GROMMET 20.5	1					
53	.	194420-61640	SCREW M 5X 16	5					
54	.	194145-61650	NUT M5	5					

\*\* CONTINUE \*\*

Fig. 63 HOOD

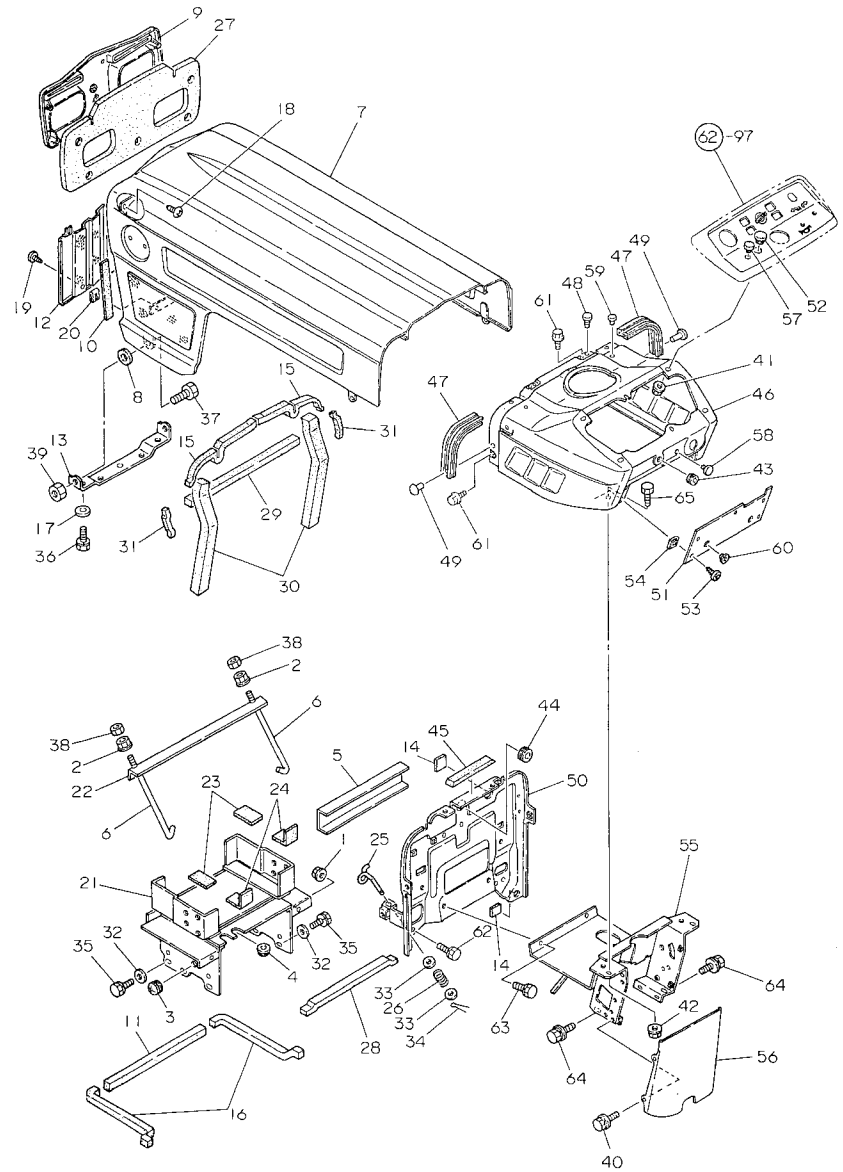


Fig. 63 HOOD

85.07.27

+-----+  
I 1F16 I  
I(1E01)I  
+-----+  
Y00T2030

(A)=YM180D-IQ (D)=  
(B)= (E)=  
(C)= (F)=

REF. NO.	LEV. 0	PART NO.	DESCRIPTION	-----Q'TY-----						I P/U A R
				(A)	(B)	(C)	(D)	(E)	(F)	
55	.	194432-61660-X	STAY, PANEL							1
56	.	194195-61670-X	COVER, GEAR BOX							1
57	.	194275-62310	CAP 10, RUBBER							1
58	.	194275-62310	CAP 10, RUBBER							1
59	.	194324-62310	CAP 4.5, RUBBER							4
60	.	194145-64430	GROMMET 12							2
61	.	26011-060122	BOLT M 6X 12							4
62	.	26013-080162	BOLT M 8X 16							2
63	.	26013-080162	BOLT M 8X 16							2
64	.	26014-080162	BOLT M 8X 16							4
65	.	26116-080162	BOLT M 8X 16 PLATED							2



Fig. 65 SEAT

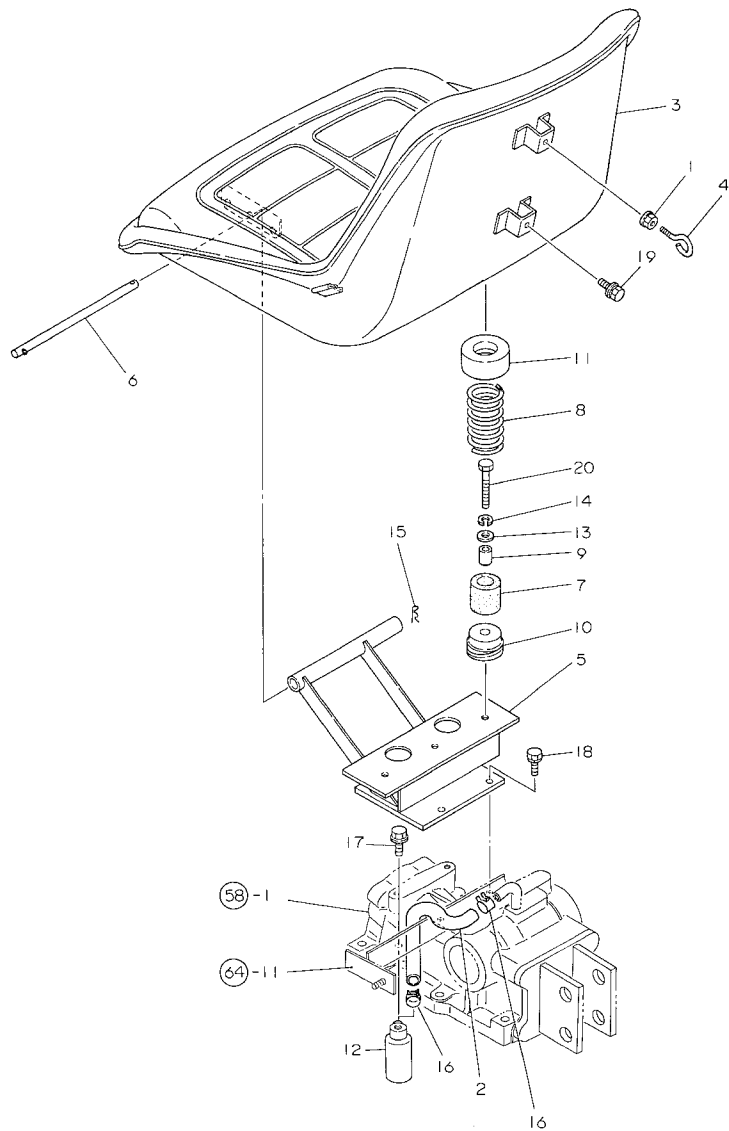


Fig. 65 SEAT

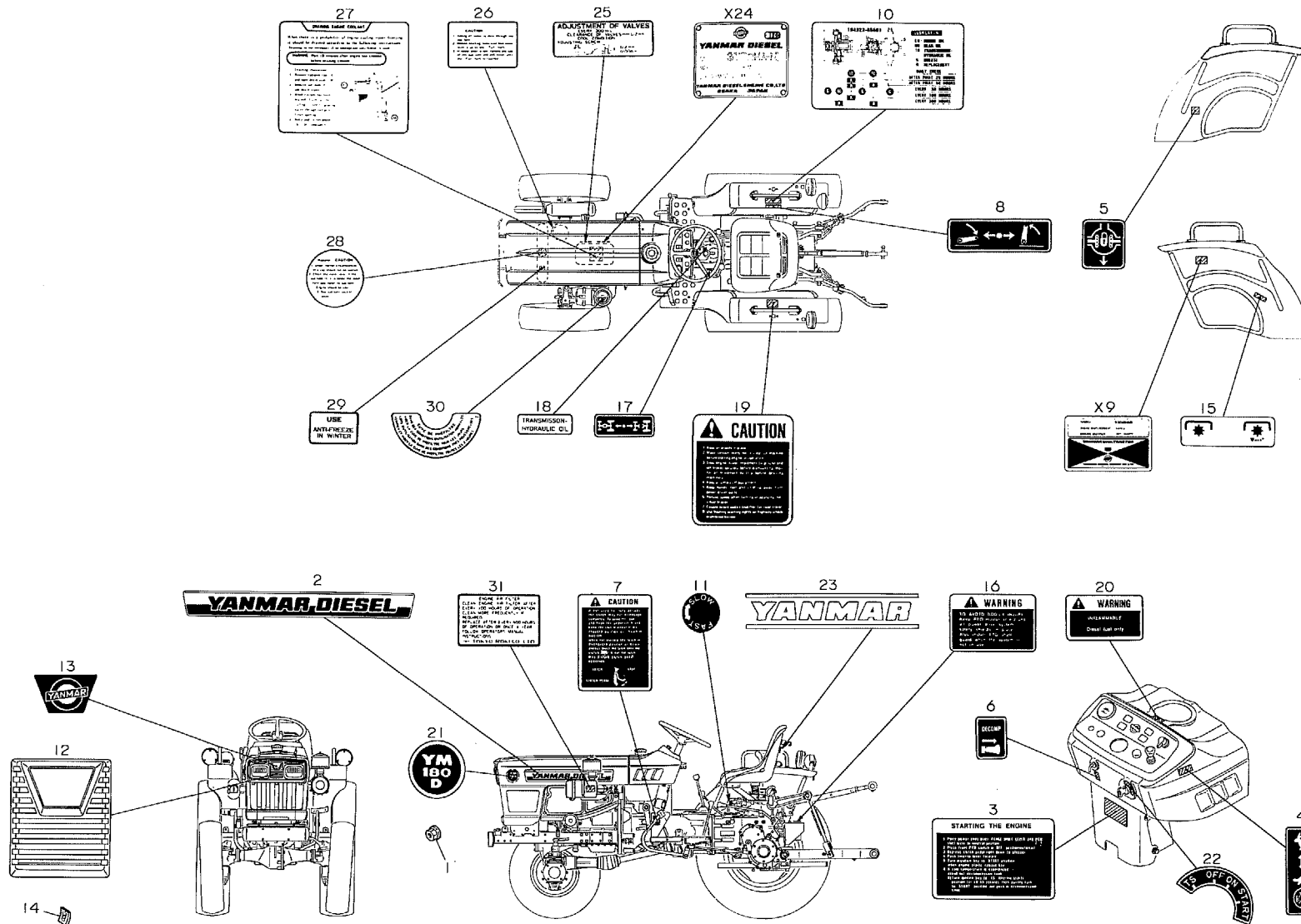
85.07.27

+-----+  
I 1G02 I  
I (1E01) I  
+-----+  
YOOT2030

(A)=YM180D-IQ (D)=  
(B)= (E)=  
(C)= (F)=

REF. NO.	LEV. 0	PART NO.	DESCRIPTION	-----Q'TY-----						I P/U A R
				(A)	(B)	(C)	(D)	(E)	(F)	
1	.	194990-22130	NUT W/WASHER 6	1						
2	.	194515-62450	PIPE, AIR BREATHER	1						
3	.	194275-63111-X	SEAT, OPERATOR	1						
4	.	194275-63120	BOLT	1						
5	.	194195-63210-X	BRACKET, SEAT	1						
6	.	194140-63221	PIN, HINGE	1						
7	.	194151-63240	RUBBER, CUSHION	2						
8	.	194281-63240	SPRING	2						
9	.	194151-63250	COLLAR	2						
10	.	194322-63250	HOLDER	2						
11	.	194322-63280	RETAINER (A)	2						
12	.	194205-63550	BREATHER, AIR	1						
13	.	22137-080000	WASHER 8	2						
14	.	22217-080000	SPRING WASHER 8	2						
15	.	22360-080000	SNAP PIN 8	1						
16	.	23080-013000	CLAMP 13, HOSE	2						
17	.	26011-080162	BOLT M 8X16	1						
18	.	26013-080162	BOLT M 8X 16	4						
19	.	26014-060202	BOLT M 6X 20	1						
20	.	26116-080602	BOLT M 8X 60 PLATED	2						

Fig. 66 LABELS



X-MARK PARTS : NOT SOLD SEPARATELY

+-----+  
 I 1G03 I  
 I(1E01)I  
 +-----+  
 Y00T2030

Fig. 66 LABELS

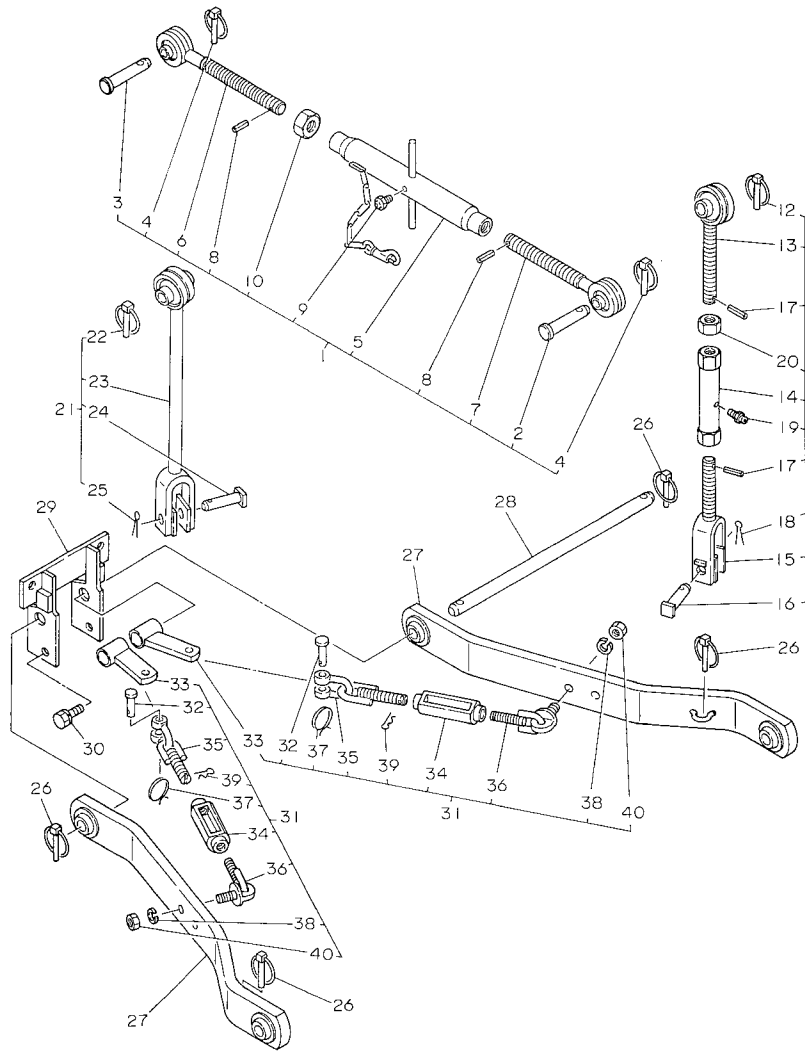
85.07.27

(A)=YM180D-IQ (D)=  
 (B)= (E)=  
 (C)= (F)=

REF. NO.	LEV. 0	PART NO.	DESCRIPTION	-----Q'TY-----						I P/U A R
				(A)	(B)	(C)	(D)	(E)	(F)	
1	.	194990-22120	NUT W/WASHER 5	4						
2	.	194446-64752	LABEL, MODEL	2						
3	.	194446-65352	LABEL, ENG. STARTING	1						
4	.	194240-65432	LABEL, THROTTLE LEVER	1						
5	.	194240-65441	LABEL, DIFF. LOCK	1						
6	.	194370-65451	LABEL, DECOMPRESSION	1						
7	.	194446-65461	LABEL, CLUTCH CAUTION	1						
8	.	194240-65511	LABEL, HYDRAULIC LIFT	1						
9	X	194196-65540	LABEL, TRACTOR	1						
10	.	194323-65561	LABEL, LUBRICATION	1						
11	.	194170-65570	LABEL, SLOW RETURN	1						
12	.	194420-65590	EMBLEM, FLAME	1						
13	.	194448-65600	EMBLEM, FRONT	1						
14	.	194200-65610	NUT 5	4						
15	.	194275-65610	LABEL, P.T.O. CLUTCH	1						
16	.	194170-65620	LABEL, WARNING	1						
17	.	194447-65621	LABEL, 4-DRIVE WHEEL	1						
18	.	194446-65630	LABEL, GEAR OIL	1						
19	.	194275-65660	LABEL, CAUTION	1						
20	.	194240-65671	LABEL, FUEL INDICAT.	1						
21	.	194196-65720	LABEL, SIDE MARK	2						
22	.	194310-65720	LABEL, KEY SWITCH	1						
23	.	194170-65891	LABEL, SEAT	1						
24	X	121454-07050	LABEL, ENGINE	1						
25	.	124064-07160	LABEL, VALVE ADJUST.	1						
26	.	124764-44810	LABEL, RESERVE TANK	1						
27	.	121454-07150	LABEL, C.W. DRAIN	1						
28	.	124764-44800	LABEL, RADIATOR	1						
29	.	124764-44920	LABEL, ANTI-FREEZING	1						
30	.	121454-12480	LABEL, PRE-CLEANER	1						
31	.	121454-12520	LABEL, AIR-CLEANER	1						



Fig. 67 THREE-POINT HITCH



+-----+  
I 1G04 I  
I (1E01) I  
+-----+  
YOOT2030

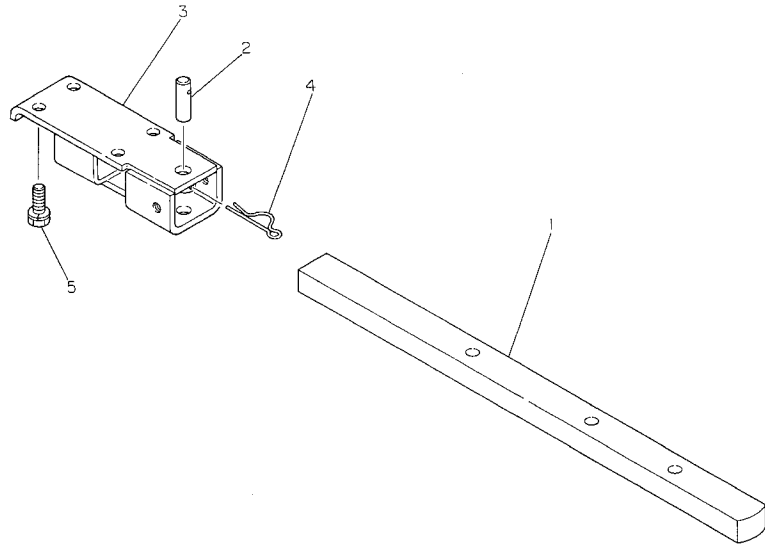
Fig. 67 THREE-POINT HITCH

85.07.27

(A)=YM180D-IQ (D)=  
(B)= (E)=  
(C)= (F)=

REF. NO.	LEV. 0	PART NO.	DESCRIPTION	-----Q'TY-----						I P/U A R
				(A)	(B)	(C)	(D)	(E)	(F)	
1	.	794286-71100-X	LINK ASSY, TOP	1						
2	..	195080-15060	PIN, HITCH	1						
3	..	194150-71230	PIN, TOP LINK	1						
4	..	794130-71410	PIN ASSY,BALL SOCKET	2						
5	..	194286-71500-X	TURNBUCKLE, TOP LINK	1						
6	..	194322-71600-X	LINK (R), TOP	1						
7	..	194322-71700-X	EYE-BOLT (L)	1						
8	..	22351-040024	SPRING PIN 4X24	2						
9	..	24761-060000	NIPPLE MT6X1,GREASE	1						
10	..	26756-240002	LOCK NUT M24 PLATED	1						
11	..	794195-72100-X	LINK ASSY (R), LIFT	1						
12	..	794130-71410	PIN ASSY,BALL SOCKET	1						
13	..	194195-72200-X	BOLT W/BALL, EYE	1						
14	..	194170-72230-X	TURNBUCKLE,LIFT LINK	1						
15	..	194197-72401-X	YOKE (R), LIFT LINK	1						
16	..	194197-72551	PIN, LIFT YOKE	1						
17	..	22351-040022	SPRING PIN 4X22	2						
18	..	22417-300250	COTTER PIN 3.0X25	1						
19	..	24761-010000	NIPPLE M6F,GREASE	1						
20	..	26756-200002	LOCK NUT M20 PLATED	1						
21	..	794195-72200-X	LINK ASSY (L), LIFT	1						
22	..	794130-71410	PIN ASSY,BALL SOCKET	1						
23	..	194195-72300-X	LINK ASSY (L), LIFT	1						
24	..	194197-72551	PIN, LIFT YOKE	1						
25	..	22417-300250	COTTER PIN 3.0X25	1						
26	..	794130-71410	PIN ASSY,BALL SOCKET	4						
27	..	194500-73100-X	LINK ASSY, LOWER	2						
28	..	194197-73150	PIN, LOWER LINK	1						
29	..	194197-73211-X	FLANGE, LOWER LINK	1						
30	..	26013-120252	BOLT M12X 25	2						
31	..	794195-74600-X	CHAIN SET, CHECK	2						
32	..	194080-74631	PIN (SA10), SHACKLE	2						
33	..	194195-74650-X	BRACKET, CHECK CHAIN	2						
34	..	194150-74670-X	TURNBUCKLE, CHAIN	2						
35	..	194195-74710-U	CHAIN ASSY, CHECK	2						
36	..	194420-74800-U	CHAIN ASSY, CHECK	2						
37	..	194145-75250	RING	2						
38	..	22217-140000	SPRING WASHER 14	2						
39	..	22360-200000	SNAP PIN 20	2						
40	..	26716-140002	NUT M14	2						

Fig. 68 DRAWBAR



+-----+  
I 1G05 I  
I(1E01)I  
+-----+  
Y00T2030

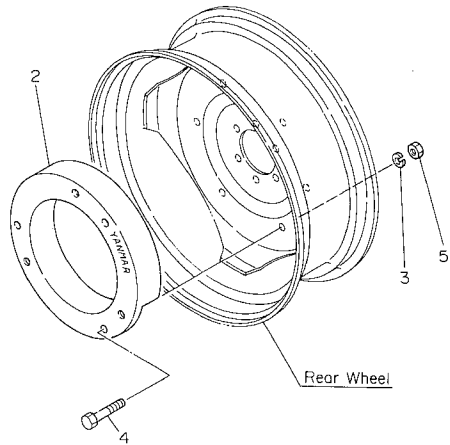
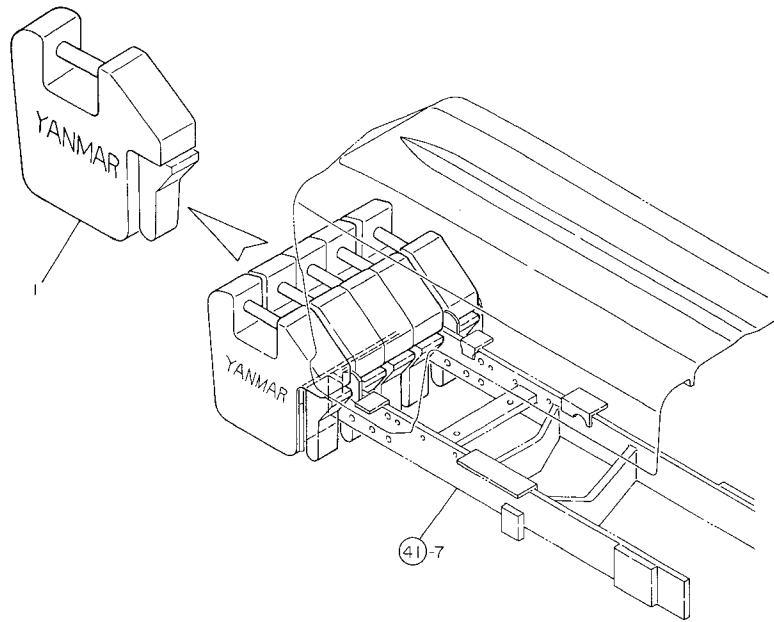
Fig. 68 DRAWBAR

85.07.27

(A)=YM180D-IQ (D)=  
(B)= (E)=  
(C)= (F)=

REF. NO.	LEV. 0	PART NO.	DESCRIPTION	-----Q'TY----- I P/U A R					
				(A)	(B)	(C)	(D)	(E)	(F)
1	.	194197-75210-X	DRAWBAR, REAR	1					
2	.	194464-75430	PIN 19X 54, HITCH	1					
3	.	194197-75722-X	BRACKET, DRAWBAR	1					
4	.	194080-75790	PIN 28, SNAP	1					
5	.	26013-140352	BOLT M14X 35	4					

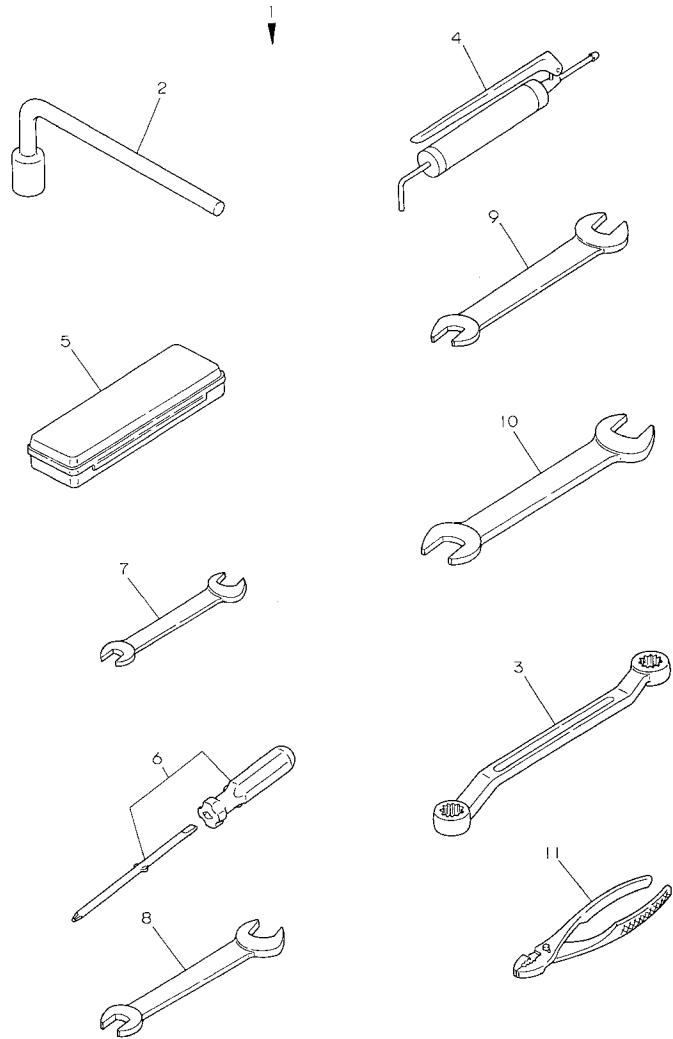
Fig. 69 WEIGHT (FRONT & REAR WHEEL)



+++++ Fig. 69 WEIGHT (FRONT & REAR WHEEL) 85.07.27  
 I 1G06 I (A)=YM180D-IQ (D)=  
 I(1E01)I (B)= (E)=  
 +++++ Y00T2030 (C)= (F)=

REF. NO.	LEV. 0	PART NO.	DESCRIPTION	-----Q'TY----- I P/U A R					
				(A)	(B)	(C)	(D)	(E)	(F)
1	.	194080-81111-R	WEIGHT 20KGS. FRONT	5					
2	.	194080-81230-R	WEIGHT 20KGS. REAR	2					
3	.	22217-160000	SPRING WASHER 16	6					
4	.	26116-161102	BOLT M16X110 PLATED	6					
5	.	26716-160002	NUT M16	6					

Fig. 70 TOOLS



+-----+  
 | 1G07 |  
 | (1E01) |  
 +-----+  
 Y00T2030

Fig. 70 TOOLS

85.07.27

(A)=YM180D-IQ (D)=  
 (B)= (E)=  
 (C)= (F)=

REF. NO.	LEV. 0	PART NO.	DESCRIPTION	-----Q'TY-----						I P/U A R
				(A)	(B)	(C)	(D)	(E)	(F)	
1	.	194196-82100	TOOL SET	1						
2	..	194740-81010	WRENCH, RIM 26	1						
3	..	194080-82110	WRENCH 17X19	1						
4	..	794200-82200	GUN, GREASE	1						
5	..	194193-83000	BOX, TOOL	1						
6	..	104200-92350	SCREWDRIVER	1						
7	..	28110-080100	WRENCH	1						
8	..	28110-120140	WRENCH	1						
9	..	28110-170190	WRENCH	1						
10	..	28110-220240	WRENCH	1						
11	..	28170-001500	PLIERS	1						



## PARTS No. INDEX

All parts of this Parts Catalog is arranged by Part No. order  
(depending on the spot where the model is used).

If you want to know by Part No. where your object part is used,  
please use this Parts Catalog.



PART NO.	DESCRIPTION	CATALOG NO.	GRP. NO.	REF. NO.	LOC NO.	I	PART NO.	DESCRIPTION	CATALOG NO.	GRP. NO.	REF. NO.	LOC. NO.
XM06900000	CLAMP	YOOT2030	36	7	1D06	I	103854-53100	HOLDER ASSY, NOZZLE	YOOT2030	25	4	1C11
XM329830000	COLLAR	YOOT2030	36	2	1D06	I	103854-53120	SPRING, NOZZLE	YOOT2030	25	6	1C11
XM428020000	COLLAR	YOOT2030	36	3	1D06	I	103854-53180	RETAINER, SPRING	YOOT2030	25	9	1C11
XM429270000	SHAFT	YOOT2030	36	4	1D06	I	103854-59191	BOLT W/PLUG & SEAL	YOOT2030	28	9	1C14
XM429290000	PLATE, PULLEY	YOOT2030	36	5	1D06	I	103854-59201	BOLT, JOINT	YOOT2030	28	10	1C14
XM514160000	PLATE ASSY	YOOT2030	36	6	1D06	I	104104-67300	SPRING, RETURN	YOOT2030	6	12	1B07
XM514170000	PLATE	YOOT2030	36	8	1D06	I	104200-11180	RETAINER, SPRING	YOOT2030	8	8	1B09
XM514180000	STATOR	YOOT2030	36	9	1D06	I	104200-14200	TAPPET	YOOT2030	12	5	1B14
XM610140000	CAP	YOOT2030	36	21	1D06	I	104200-55080	PLUG	YOOT2030	1	30	1B02
XM622270000	FLYWHEEL	YOOT2030	36	16	1D06	I	104200-55321	VALVE, TAPER	YOOT2030	26	2	1C12
XM860250000	WASHER 10	YOOT2030	36	17	1D06	I	104200-55330	SPRING	YOOT2030	26	3	1C12
XM861240000	B.BEARING #6201ZZC3	YOOT2030	36	10	1D06	I	104200-55341	HANDLE, COCK	YOOT2030	26	4	1C12
				18	1D06	I	104200-55750	SCREW	YOOT2030	26	13	1C12
XM967170000	COUPLER	YOOT2030	36	11	1D06	I	104200-59170	GASKET	YOOT2030	28	8	1C14
X211416007	CASE ASSY, GEAR	YOOT2030	35	14	1D05	I				37	38	1D07
X21142835	SCREW SET	YOOT2030	35	22	1D05	I	104200-61200	WEIGHT, GOVERNOR	YOOT2030	29	10	1C15
X211432001	COIL ASSY, FIELD	YOOT2030	35	5	1D05	I	104200-92350	SCREWDRIVER	YOOT2030	70	6	1G07
X21143454	PLATE, CENTER	YOOT2030	35	17	1D05	I	104211-03770	PLATE	YOOT2030	31	2	1D01
X21143963	COVER SET, DUST	YOOT2030	35	16	1D05	I	104211-11370	RETAINER	YOOT2030	8	12	1B09
X211443101	HOLDER ASSY, BRUSH	YOOT2030	35	10	1D05	I	105225-02020	O-RING, HOUSING	YOOT2030	3	5	1B04
X211453002	COVER ASSY, REAR	YOOT2030	35	8	1D05	I	105225-02020	O-RING	YOOT2030	37	6	1D07
X21145312	BRUSH (+)	YOOT2030	35	7	1D05	I	105225-02300	BOLT	YOOT2030	3	18	1B04
X21145352	METAL, REAR COVER	YOOT2030	35	9	1D05	I	105225-11100	VALVE, SUCTION	YOOT2030	8	3	1B09
X211455003	PINION ASSY	YOOT2030	35	13	1D05	I	105225-11110	VALVE, EXHAUST	YOOT2030	8	4	1B09
X21145661	METAL, GEAR CASE	YOOT2030	35	15	1D05	I	105225-11350	STUD	YOOT2030	8	11	1B09
X211467005	SWITCH ASSY, MAGNET	YOOT2030	35	19	1D05	I	105225-21501	BOLT, FLYWHEEL	YOOT2030	13	15	1B15
X21146815	BOLT	YOOT2030	35	20	1D05	I	105225-22300	PIN, PISTON	YOOT2030	14	8	1B16
X21147155	STOPPER SET, PINION	YOOT2030	35	4	1D05	I	105225-22400	CIRCLIP	YOOT2030	14	9	1B16
X21147215	SCREW, POLE CORE	YOOT2030	35	6	1D05	I	105225-23100	BUSH, PISTON PIN	YOOT2030	15	3	1C01
X21148110	WASHER SET, THRUST	YOOT2030	35	3	1D05	I	105225-23200	BOLT, ROD	YOOT2030	15	4	1C01
X21148313	BRUSH (-)	YOOT2030	35	11	1D05	I	105311-23380	BEARING, CRANKPIN(.25	YOOT2030	15	7	1C01
X21148652	LEVER SET, SHIFT	YOOT2030	35	18	1D05	I	110250-53150	SHIM SET	YOOT2030	25	8	1C11
X211491001	ARMATURE ASSY	YOOT2030	35	2	1D05	I				58	55	1F07
X21149314	SPRING, BRUSH	YOOT2030	35	12	1D05	I	110250-55610	RETAINER, BOWL	YOOT2030	26	7	1C12
X7120632	BOLT	YOOT2030	35	21	1D05	I	113200-53110	SPINDLE	YOOT2030	25	5	1C11
1A1040-26320	CIRCLIP 30-H	YOOT2030	49	2	1E12	I	113200-53120	SHOE, SPRING	YOOT2030	25	7	1C11
1E4030-27340	BALL, CHANGE SHIFTER	YOOT2030	49	18	1E12	I	121000-01330	GASKET, CYL. HEAD	YOOT2030	1	22	1B02
1E6141-53160	WASHER, SEAL	YOOT2030	50	7	1E13	I				37	4	1D07
1E6250-36070	SEAL TC 22388, OIL	YOOT2030	51	9	1E14	I	121000-01750	GASKET, OIL PAN	YOOT2030	1	33	1B02
101147-11490	INSULATOR	YOOT2030	8	48	1B09	I				37	5	1D07
			37	15	1D07	I	121023-42051	GASKET	YOOT2030	21	1	1C07
101147-11900	FLANGE	YOOT2030	8	49	1B09	I				37	28	1D07
101147-53080	HOLDER, VALVE W/CASE	YOOT2030	25	3	1C11	I	121023-42100	PUMP ASSY, C. WATER	YOOT2030	21	2	1C07
101147-59810	BOLT, PIPE JOINT	YOOT2030	28	21	1C14	I	121023-42290	V-BELT (A-33)	YOOT2030	21	9	1C07
101158-11190	COTTER	YOOT2030	8	9	1B09	I				38	8	1D08
101158-11230	SCREW, VALVE	YOOT2030	8	36	1B09	I	121023-77910	PLUG, THERMOSTART	YOOT2030	33	7	1D03
				42	1B09	I				38	11	1D08
101304-59020	JOINT, PIPE	YOOT2030	28	3	1C14	I	121120-77920	WIRE	YOOT2030	33	8	1D03
101720-55750	PLUG	YOOT2030	26	12	1C12	I	121150-35100	FITTINGS	YOOT2030	19	3	1C05
102103-55520	O-RING	YOOT2030	26	6	1C12	I	121150-51460	PIN	YOOT2030	24	21	1C10
			37	37	1D07	I	121250-44901	SENDER, C.W. TEMP	YOOT2030	22	13	1C08
102210-07990	RIVET	YOOT2030	7	4	1B08	I				38	6	1D08
103854-51251	PIN	YOOT2030	24	13	1C10	I	121250-55620	SPRING	YOOT2030	26	8	1C12
103854-51660	SCREW	YOOT2030	24	28	1C10	I	121250-59860	RETAINER (B)	YOOT2030	27	7	1C13



PART NO.	DESCRIPTION	CATALOG NO.	GRP. NO.	REF. NO.	LOC NO.	I	PART NO.	DESCRIPTION	CATALOG NO.	GRP. NO.	REF. NO.	LOC. NO.
121254-55510	CUP, STRAINER	YOOT2030	26	5	1C12	I	121450-14010	CAMSHAFT	YOOT2030	12	1	1B14
121400-91140	SHAFT, FLEXIBLE	YOOT2030	62	101	1F13	I	121450-14090	CAM, FUEL	YOOT2030	12	2	1B14
121450-01100	LINER W/ORING CYL	YOOT2030	1	4	1B02	I	121450-14120	NUT	YOOT2030	12	4	1B14
121450-01203	STUD, CYL. HEAD	YOOT2030	1	5	1B02	I	121450-14400	ROD, PUSH	YOOT2030	12	6	1B14
121450-01210	STUD, CYL. HEAD	YOOT2030	1	6	1B02	I	121450-21541	NUT, CRANK SHAFT GEAR	YOOT2030	13	8	1B15
121450-01220	NUT, CYL HEAD	YOOT2030	1	7	1B02	I	121450-22091	PISTON W/RINGS	YOOT2030	14	1	1B16
121450-01511	GASKET, GEAR CASE	YOOT2030	2	14	1B03	I	121450-32021	GASKET	YOOT2030	17	1	1C03
			37	9	1D07	I				37	24	1D07
121450-01531	GASKET, COVER	YOOT2030	2	15	1B03	I	121450-32050	PIN	YOOT2030	17	4	1C03
			37	10	1D07	I	121450-32060	PIN 4X8	YOOT2030	17	5	1C03
121450-01550	COVER, CYL BLOCK	YOOT2030	2	16	1B03	I	121450-34831	GUIDE, DIPSTICK	YOOT2030	18	2	1C04
121450-01560	STUD M 8X22	YOOT2030	2	4	1B03	I	121450-34840	GASKET	YOOT2030	18	3	1C04
121450-01570	STUD	YOOT2030	2	5	1B03	I				37	7	1D07
121450-01650	BOLT	YOOT2030	1	24	1B02	I	121450-35090	PIPE, OIL INLET	YOOT2030	19	2	1C05
121450-01710	BOLT	YOOT2030	1	32	1B02	I	121450-39201	PIPE, LUB OIL	YOOT2030	20	2	1C06
121450-01801	SEAL TC25 40 8, OIL	YOOT2030	2	17	1B03	I	121450-42240	SHAFT, IMPELLER	YOOT2030	21	5	1C07
121450-01951	SHIM SET	YOOT2030	1	37	1B02	I	121450-42260	FLANGE, V-PULLEY	YOOT2030	21	6	1C07
121450-01960	PLUG	YOOT2030	1	11	1B02	I	121450-42310	SEAL, MECHANICAL	YOOT2030	21	7	1C07
121450-01980	GASKET	YOOT2030	1	12	1B02	I	121450-42350	V-PULLEY, C.W. PUMP	YOOT2030	21	10	1C07
			37	3	1D07	I	121450-44410	GASKET, BRACKET	YOOT2030	21	11	1C07
121450-01990	PLUG 30	YOOT2030	1	13	1B02	I				37	29	1D07
121450-02050	KNOCK-PIPE	YOOT2030	3	11	1B04	I	121450-44510	SUB RESERVOIR ASSY	YOOT2030	22	3	1C08
				16	1B04	I	121450-44530	CAP, SUB TANK	YOOT2030	22	5	1C08
121450-02072	BOLT	YOOT2030	3	12	1B04	I	121450-44540	BRACKET, RESERVOIR	YOOT2030	22	8	1C08
				17	1B04	I	121450-44740	FAN, COOLING	YOOT2030	22	12	1C08
121450-02100	MAIN BEARING	YOOT2030	3	7	1B04	I	121450-49020	PIPE (B), C. WATER	YOOT2030	23	2	1C09
121450-02110	MAIN BEARING	YOOT2030	3	3	1B04	I	121450-49030	PIPE (C), C. WATER	YOOT2030	23	3	1C09
121450-02160	MAIN BEARING	YOOT2030	3	10	1B04	I	121450-51500	RACK, CONTROL	YOOT2030	24	22	1C10
121450-02170	MAIN BEARING	YOOT2030	3	15	1B04	I	121450-59500	PIPE, FUEL RETURN	YOOT2030	28	13	1C14
121450-02310	MAIN BEARING, 0.25US	YOOT2030	3	19	1B04	I	121450-59550	PIPE, FUEL RETURN	YOOT2030	28	18	1C14
121450-02320	MAIN BEARING, 0.25US	YOOT2030	3	20	1B04	I	121450-59560	PIPE, FUEL RETURN	YOOT2030	28	19	1C14
121450-02370	MAIN BEARING, 0.25US	YOOT2030	3	21	1B04	I	121450-59810	PIPE (1), F. INJECT.	YOOT2030	27	3	1C13
121450-02380	MAIN BEARING, 0.25US	YOOT2030	3	22	1B04	I	121450-59820	PIPE (2), F. INJECT.	YOOT2030	27	4	1C13
121450-03012	BODE, BREATHER	YOOT2030	5	2	1B06	I	121450-59830	PIPE (3), F. INJECT.	YOOT2030	27	5	1C13
121450-03020	BODE, BREATHER	YOOT2030	5	3	1B06	I	121450-59850	BRACKET (A)	YOOT2030	27	6	1C13
121450-03030	STEEL WOOLPD24W28T18	YOOT2030	5	4	1B06	I	121450-61101	WEIGHT ASSY, GOVERNOR	YOOT2030	29	8	1C15
121450-03610	SHAFT, DECOMPRESSION	YOOT2030	6	1	1B07	I	121450-61631	SPRING	YOOT2030	29	14	1C15
121450-03760	CONNECTOR	YOOT2030	6	3	1B07	I	121450-66010	SPRING, REGULATOR	YOOT2030	30	7	1C16
121450-03770	COLLAR	YOOT2030	6	4	1B07	I	121450-66170	BUSH, GOV. SHAFT	YOOT2030	30	10	1C16
121450-11240	SHAFT, ROCKER ARM	YOOT2030	8	24	1B09	I	121450-66180	LEVER, ASSY LIMIT	YOOT2030	30	8	1C16
121450-11260	SUPPORT, ROCKER ARM	YOOT2030	8	27	1B09	I	121450-77010	STARTER (S114-235)	YOOT2030	32	1	1D02
121450-11270	SUPPORT, ROCKER ARM	YOOT2030	8	28	1B09	I	121450-77200	GENERATOR	YOOT2030	32	3	1D02
121450-11402	CHAMBER, FRONT	YOOT2030	8	45	1B09	I				36	1	1D06
121450-11550	STUD	YOOT2030	8	13	1B09	I	121450-77330	ADJUSTER, BELT	YOOT2030	32	4	1D02
121450-11620	ROCKER ARM CMP., SUC.	YOOT2030	8	33	1B09	I	121450-77690	PIPE, FUEL-OIL	YOOT2030	33	2	1D03
121450-11640	ROCKER ARM CMP., EXH.	YOOT2030	8	39	1B09	I	121450-77700	PIPE, FUEL	YOOT2030	33	3	1D03
121450-11670	COVER	YOOT2030	8	14	1B09	I	121450-77712	LIMITER, CURRENT	YOOT2030	32	5	1D02
121450-11680	GASKET, COVER	YOOT2030	8	15	1B09	I	121450-77810	BRACKET (A)	YOOT2030	33	5	1D03
			37	13	1D07	I	121450-91400	GEAR UNIT	YOOT2030	34	1	1D04
121450-12710	GASKET	YOOT2030	9	33	1B11	I	121454-07150	LABEL	YOOT2030	7	2	1B08
121450-13200	GASKET	YOOT2030	11	1	1B13	I				66	27	1D03
			37	22	1D07	I	121454-12100	MANIFOLD, AIR INTAKE	YOOT2030	9	2	1B11
121450-13250	GASKET	YOOT2030	11	2	1B13	I	121454-12110	BRACKET, AIR CLEANER	YOOT2030	9	3	1B11
			37	23	1D07	I	121454-12300	CLEANER, AIR	YOOT2030	9	6	1B11

PART NO.	DESCRIPTION	CATALOG NO.	GRP. NO.	REF. NO.	LOC. NO.	I	PART NO.	DESCRIPTION	CATALOG NO.	GRP. NO.	REF. NO.	LOC. NO.
121454-12480	LABEL, PRE-CLEANER	YOOT2030	7	6	1B08	I	123325-59100	RETAINER	YOOT2030	27	1	1C13
			9	4	1B11	I	123325-59110	COVER	YOOT2030	27	2	1C13
			66	30	1G03	I	124060-01050	PLUG PT1/8	YOOT2030	1	3	1B02
121454-12500	CLEANER, AIR	YOOT2030	9	5	1B11	I				2	3	1B03
121454-12520	LABEL, AIR-CLEANER	YOOT2030	7	5	1B08	I	124060-11120	SPRING, VALVE	YOOT2030	8	5	1B09
			9	24	1B11	I	124060-11160	GUIDE, VALVE	YOOT2030	8	6	1B09
			66	31	1G03	I	124060-11170	GUIDE, VALVE	YOOT2030	8	7	1B09
121454-12550	BRACE	YOOT2030	9	25	1B11	I	124060-21600	GEAR, RING	YOOT2030	13	14	1B15
121454-12660	PAN, DUST	YOOT2030	9	9	1B11	I	124060-51300	VALVE W/SEAT, DELIV.	YOOT2030	24	15	1C10
121454-13491	SILENCER	YOOT2030	10	1	1B12	I	124060-59380	PLUG	YOOT2030	28	11	1C14
121454-13500	SILENCER	YOOT2030	10	2	1B12	I	124060-77680	CLAMP	YOOT2030	28	20	1C14
121454-13651	PIPE, EXHAUST	YOOT2030	10	4	1B12	I					22	1C14
121454-21591	FLYWHEEL W/RING GEAR	YOOT2030	13	11	1B15	I				33	1	1D03
121454-21652	V-PULLEY	YOOT2030	13	7	1B15	I				40	16	1E03
121454-42120	BRACKET, C.W. PUMP	YOOT2030	21	8	1C07	I	124064-07160	LABEL, VALVE ADJUST.	YOOT2030	7	3	1B08
121454-44500	RADIATER	YOOT2030	22	1	1C08	I				66	25	1G03
121454-44590	PAD	YOOT2030	22	11	1C08	I	124064-12400	PRE-CLEANER	YOOT2030	9	13	1B11
121454-49160	PIPE, WATER DRAIN	YOOT2030	23	8	1C09	I	124064-12420	PIPE	YOOT2030	9	15	1B11
121454-51100	PLUNGER W/BARREL	YOOT2030	24	3	1C10	I	124064-12430	GASKET	YOOT2030	9	17	1B11
121454-55600	STRAINER ASSY, FUEL	YOOT2030	26	1	1C12	I					21	1B11
121454-59011	PIPE ASSY, FUEL OIL	YOOT2030	28	2	1C14	I				37	20	1D07
121454-59060	SPRING, PIPE PROTECT	YOOT2030	28	7	1C14	I	124064-12440	COVER	YOOT2030	9	16	1B11
121454-59090	PIPE	YOOT2030	28	5	1C14	I	124064-12450	CLAMP W/BOLT	YOOT2030	9	18	1B11
121454-66002	LEVER ASSY, REGULAT	YOOT2030	30	2	1C16	I	124064-12460	BOLT	YOOT2030	9	19	1B11
121454-66420	ADJUSTER	YOOT2030	30	13	1C16	I	124064-12470	CASE W/GASKET	YOOT2030	9	20	1B11
121462-03740	LEVER, DECOMPRESSION	YOOT2030	6	2	1B07	I	124064-12510	ELEMENT, AIR CLEANER	YOOT2030	9	7	1B11
121462-44580	SCREEN, RADIATOR	YOOT2030	22	10	1C08	I				38	2	1D08
121465-11950	NUT	YOOT2030	8	16	1B09	I	124064-12560	BRACE (B)	YOOT2030	9	26	1B11
121465-13582	BOLT 8X58	YOOT2030	11	4	1B13	I	124064-12570	SEAT (A)	YOOT2030	9	27	1B11
121465-59950	BOLT M 6X 16, PLATED	YOOT2030	27	8	1C13	I	124064-12580	PAD (B)	YOOT2030	9	28	1B11
121467-34800	DIPSTICK, LUB. OIL	YOOT2030	18	1	1C04	I	124064-12670	BAFFLE	YOOT2030	9	10	1B11
121470-01601	FLANGE, MOUNTING	YOOT2030	1	23	1B02	I	124064-12680	WING BOLT	YOOT2030	9	11	1B11
121470-13510	MANIFOLD, EXHAUST	YOOT2030	11	3	1B13	I	124064-12690	WASHER	YOOT2030	9	12	1B11
121470-13580	CLAMP	YOOT2030	10	3	1B12	I	124066-59100	CLAMP, PIPE	YOOT2030	28	17	1C14
121476-11310	GASKET, BONNET	YOOT2030	8	52	1B09	I	124067-12050	GASKET	YOOT2030	9	1	1B11
			37	17	1D07	I				37	21	1D07
121520-01850	GASKET	YOOT2030	1	34	1B02	I	124070-77010	STARTER (S114-230)	YOOT2030	35	1	1D05
121520-01860	COVER	YOOT2030	1	35	1B02	I	124085-01900	GUIDE, O-RING	YOOT2030	1	9	1B02
121520-66550	CONTROLLER ASSY	YOOT2030	30	14	1C16	I	124085-02220	SEAL, OIL	YOOT2030	3	4	1B04
121520-66580	SPRING, CONTROLLER	YOOT2030	30	17	1C16	I	124085-35300	VALVE ASSY, CONTROL	YOOT2030	19	6	1C05
121550-11280	SPRING	YOOT2030	8	29	1B09	I	124085-35350	LOCK NUT M20	YOOT2030	19	12	1C05
121550-11290	WASHER	YOOT2030	8	30	1B09	I	124160-01650	CLAMP	YOOT2030	5	1	1B06
121550-49111	JOINT PT1/4	YOOT2030	23	4	1C09	I				28	1	1C14
121551-66520	LEVER, ENG. STOP	YOOT2030	31	3	1D01	I	124160-01751	COVER	YOOT2030	8	53	1B09
121551-66580	SPRING, RETURN	YOOT2030	31	4	1D01	I	124160-11360	NUT, CAP	YOOT2030	8	66	1B10
121567-61000	LEVER ASSY, GOVERNOR	YOOT2030	29	1	1C15	I	124160-39140	BOLT, PIPE JOINT	YOOT2030	20	1	1C06
121567-61620	SUPPORT	YOOT2030	29	13	1C15	I	124160-39450	SENDER, OIL PRESSURE	YOOT2030	20	4	1C06
121567-61640	BUSH	YOOT2030	29	15	1C15	I				38	5	1D08
121750-59090	JOINT	YOOT2030	28	15	1C14	I	124160-77020	COVER, TERMINAL	YOOT2030	32	2	1D02
121750-59890	RETAINER	YOOT2030	62	22	1F12	I	124220-51890	RIVET	YOOT2030	7	11	1B08
				23	1F12	I				24	30	1C10
				24	1F12	I	124240-01882	GASKET	YOOT2030	16	1	1C02
				88	1F13	I				37	11	1D07
121750-77800	TANK, HEADER	YOOT2030	33	4	1D03	I	124250-03640	SCREW, STOP	YOOT2030	31	1	1D01

PART NO.	DESCRIPTION	CATALOG NO.	GRP. NO.	REF. NO.	LOC. NO.	I	PART NO.	DESCRIPTION	CATALOG NO.	GRP. NO.	REF. NO.	LOC. NO.
124450-12560	WING NUT	YOOT2030	9	22	1B11	I	129350-14100	GEAR, CAMSHAFT	YOOT2030	12	3	1B14
124450-12571	WASHER	YOOT2030	9	23	1B11	I	129350-21200	GEAR, CRANKSHAFT	YOOT2030	13	6	1B15
124450-35070	NUT PF1/4	YOOT2030	19	1	1C05	I	129350-26000	GEAR UNIT	YOOT2030	16	3	1C02
124450-35110	O-RING	YOOT2030	19	5	1C05	I	129350-26050	BRACKET	YOOT2030	16	4	1C02
			37	25	1D07	I	129350-26100	SHAFT ASSY, DRIVING	YOOT2030	16	5	1C02
124450-39240	RETAINER, PIPE	YOOT2030	20	3	1C06	I	129350-26160	CONNECTOR	YOOT2030	16	12	1C02
124450-44550	CLAMP, RESERVOIR	YOOT2030	22	9	1C08	I	129350-26200	GEAR	YOOT2030	16	6	1C02
124450-44560	CLAMP	YOOT2030	22	6	1C08	I	129350-26400	SHAFT	YOOT2030	16	7	1C02
124450-44590	CAP	YOOT2030	22	2	1C08	I	129350-26490	BALL BEARING	YOOT2030	16	9	1C02
124460-77820	BRACKET(B), TANK	YOOT2030	33	6	1D03	I	129350-32090	PUMP ASSY, LUB OIL	YOOT2030	17	2	1C03
124465-44950	PACKING 16	YOOT2030	22	14	1C08	I	129350-32200	GEAR, LUB OIL PUMP	YOOT2030	17	11	1C03
			37	30	1D07	I	129350-42200	IMPELLER	YOOT2030	21	4	1C07
124550-35110	ELEMENT, LUB OIL	YOOT2030	19	4	1C05	I	129350-49010	PIPE, COOLING WATER	YOOT2030	23	1	1C09
			38	4	1D08	I	129350-49120	PLUG, WATER DRAIN	YOOT2030	23	5	1C09
124550-51320	SPRING, DELIV. VALVE	YOOT2030	24	16	1C10	I	129350-49130	BODY, DRAIN COCK	YOOT2030	23	6	1C09
124550-51341	RETAINER	YOOT2030	24	17	1C10	I	129350-49530	COVER, THERMOSTAT	YOOT2030	23	9	1C09
124550-51350	GASKET	YOOT2030	24	18	1C10	I	129350-49540	PACKING	YOOT2030	23	10	1C09
			37	34	1D07	I				37	31	1D07
124550-51370	O-RING	YOOT2030	24	19	1C10	I	129350-49800	THERMOSTAT	YOOT2030	23	11	1C09
			37	35	1D07	I				38	7	1D08
124550-51590	LOCKER	YOOT2030	24	24	1C10	I	129350-61600	SLEEVE, GOVERNOR	YOOT2030	29	12	1C15
124550-55700	STRAINER, FUEL	YOOT2030	26	10	1C12	I	135210-61090	LEAD	YOOT2030	30	1	1C16
			38	10	1D08	I	171051-01921	PLUG	YOOT2030	1	10	1B02
124550-59030	JOINT, PIPE	YOOT2030	28	14	1C14	I	172100-53200	GASKET	YOOT2030	25	10	1C11
124550-59090	JOINT, PIPE	YOOT2030	28	16	1C14	I				37	36	1D07
124550-59820	BOLT	YOOT2030	20	5	1C06	I	172200-61220	PIN, GOVERNOR WEIGHT	YOOT2030	29	11	1C15
124550-66370	LOCK NUT	YOOT2030	30	12	1C16	I	174100-54120	PIN, ROLLER	YOOT2030	24	12	1C10
124738-49150	PIPE, WATER DRAIN	YOOT2030	23	7	1C09	I	174307-51170	RETAINER A	YOOT2030	24	4	1C10
124764-44800	LABEL, RADIATOR	YOOT2030	7	7	1B08	I	174307-51181	RETAINER B	YOOT2030	24	5	1C10
			66	28	1G03	I	174307-51700	SHIM SET	YOOT2030	24	29	1C10
124764-44810	LABEL, RESERVE TANK	YOOT2030	7	9	1B08	I	177088-06160	CIRCLIP	YOOT2030	60	2	1F09
			66	26	1G03	I	192060-46110	CAP, RUBBER	YOOT2030	63	3	1F15
124764-44920	LABEL, ANTI-FREEZING	YOOT2030	7	8	1B08	I	194080-15420	SHIM (A) (T=1.5)	YOOT2030	45	16	1E08
			66	29	1G03	I	194080-15430	SHIM (B) (T=1.5)	YOOT2030	45	17	1E08
124766-59050	CLAMP	YOOT2030	23	12	1C09	I	194080-15440	SHIM (C) (T=1.5)	YOOT2030	45	18	1E08
			28	4	1C14	I	194080-15450	SHIM (D) (T=1.5)	YOOT2030	45	19	1E08
				6	1C14	I	194080-15460	SHIM (E) (T=1.5)	YOOT2030	45	20	1E08
			40	15	1E03	I	194080-15550	WASHER 12	YOOT2030	45	33	1E08
124770-53000	VALVE W/CASE, F.I.	YOOT2030	25	2	1C11	I	194080-27172	SPRING	YOOT2030	49	5	1F12
			38	9	1D08	I	194080-27190	WASHER 13X19X2	YOOT2030	49	7	1E12
124950-11340	SEAT, VALVE	YOOT2030	8	10	1B09	I	194080-27252	BOOT (RUBBER)	YOOT2030	49	9	1E12
124950-11410	CHAMBER, REAR	YOOT2030	8	46	1B09	I	194080-37781	PIN 8X25	YOOT2030	55	30	1E02
124950-11450	GASKET, CHAMBER	YOOT2030	8	47	1B09	I	194080-51430	INSULATOR	YOOT2030	62	32	1F12
			37	14	1D07	I	194080-57202	RELAY	YOOT2030	62	105	1F13
124950-21230	BUSH	YOOT2030	13	13	1B15	I	194080-58810	GROMMET 8	YOOT2030	62	20	1F12
124950-26420	SPACER	YOOT2030	16	8	1C02	I				63	43	1F15
124950-51190	SPRING, PLUNGER	YOOT2030	24	6	1C10	I	194080-74631	PIN (SA10), SHACKLE	YOOT2030	67	32	1G04
124950-51270	PACKING	YOOT2030	24	14	1C10	I	194080-75790	PIN 28, SNAP	YOOT2030	68	4	1G05
			37	33	1D07	I	194080-81111-R	WEIGHT 20KGS. FRONT	YOOT2030	69	1	1G06
124950-51450	PIECE, GUIDE	YOOT2030	24	20	1C10	I	194080-81230-R	WEIGHT 20KGS. REAR	YOOT2030	69	2	1G06
124950-51510	PINION	YOOT2030	24	26	1C10	I	194080-82110	WRENCH 17X19	YOOT2030	70	3	1G07
124950-51640	SHIM SET, CONTROL	YOOT2030	24	27	1C10	I	194081-54110	LENS	YOOT2030	62	71	1F13
124950-66590	SHIM	YOOT2030	30	18	1C16	I	194081-54120	GASKET	YOOT2030	62	72	1F13
129350-01230	STUD, CYL. HEAD	YOOT2030	1	8	1B02	I	194081-54131	RIM	YOOT2030	62	73	1F13

PART NO.	DESCRIPTION	CATALOG NO.	GRP. NO.	REF. NO.	LOC. NO.	I	PART NO.	DESCRIPTION	CATALOG NO.	GRP. NO.	REF. NO.	LOC. NO.	
194081-54151	SPRING	YO0T2030	62	74	1F13	I	194150-45340	SCREW	YO0T2030	58	51	1F06	
194081-54210	SCREW	YO0T2030	62	75	1F13	I	194150-45361	HOLDER	YO0T2030	58	52	1F06	
194081-54221	STAY	YO0T2030	62	76	1F13	I	194150-52160	SWITCH, HORN	YO0T2030	62	38	1F12	
194081-54230	BOLT 6X 12	YO0T2030	62	77	1F13	I	194150-52170	CAP, HORN SWITCH	YO0T2030	62	39	1F12	
194081-54240	SPRING WASHER 6	YO0T2030	62	78	1F13	I	194150-71230	PIN, TOP LINK	YO0T2030	67	3	1G04	
194081-55820	BULB 12V-20W	YO0T2030	62	79	1F13	I	194150-74670-X	TURNBUCKLE, CHAIN	YO0T2030	67	34	1G04	
194100-41670	WASHER 8.5X18X2	YO0T2030	57	16	1F04	I	194151-04260	PACKING (RUBBER)	YO0T2030	40	10	1E03	
194110-37691	SPRING, RETURN	YO0T2030	55	26	1F02	I	194151-24770	PLUG 14, OIL	YO0T2030	44	12	1E07	
194130-15470	SCREW	YO0T2030	45	22	1E08	I				41		1E07	
194130-22170	FELT	YO0T2030	46	30	1E09	I				53	3	1E16	
194130-22280	BUSH 20X25X25	YO0T2030	46	5	1E09	I	194151-36670	PLUG PT02	YO0T2030	44	42	1E07	
194130-37560	WASHER	YO0T2030	55	22	1F02	I				53	14	1E16	
194130-37740	JOINT (LH SCREW)	YO0T2030	55	28	1F02	I	194151-37730	TURNBUCKLE M10X90	YO0T2030	55	27	1F02	
194130-41120-X	PUMP ASSY, HYDRAULIC	YO0T2030	57	1	1F04	I	194151-37771	ROD (RH), BRAKE	YO0T2030	55	29	1F02	
194130-44480	PIN, LIFT ARM	YO0T2030	59	12	1E08	I	194151-45370	PLUG	YO0T2030	58	53	1F06	
194130-48650	BOLT 18, JOINT	YO0T2030	57	28	1F04	I	194151-46261	SEAT, RELIEF VALVE	YO0T2030	58	54	1F06	
194136-04720	PIPE, FUEL OIL	YO0T2030	40	14	1E03	I	194151-46640-X	KNOB	YO0T2030	58	45	1F06	
194140-63221	PIN, HINGE	YO0T2030	65	6	1G02	I	194151-47760	WASHER 12	YO0T2030	61	25	1F10	
194145-01260	PLATE, FRICTION	YO0T2030	39	5	1E02	I	194151-48710	CLAMP	YO0T2030	57	29	1F04	
194145-04302	CAP W/GAUGE, F. TANK	YO0T2030	40	2	1E03	I	194151-57100	HORN	YO0T2030	62	103	1F13	
194145-04311	CAP (A), FUEL TANK	YO0T2030	40	3	1E03	I	194151-57210	SPACER	YO0T2030	62	106	1F13	
194145-04322	CAP (B), FUEL TANK	YO0T2030	40	4	1E03	I	194151-63240	RUBBER, CUSHION	YO0T2030	65	7	1G02	
194145-04351	LENS	YO0T2030	40	5	1E03	I	194151-63250	COLLAR	YO0T2030	65	9	1G02	
194145-04460	SCREW 4X12	YO0T2030	40	6	1E03	I	194155-05210	BOLT M. 6X16	YO0T2030	63	40	1F15	
194145-04521	PACKING	YO0T2030	40	7	1E03	I				64	25	1G01	
194145-15651	GROMMET 42	YO0T2030	45	35	1E08	I	194155-52190	KEY	YO0T2030	62	35	1F12	
194145-27960	KNOB	YO0T2030	50	21	1E13	I	194155-55820	BULB 12V-1.7W	YO0T2030	62	95	1F13	
194145-36651	BREATHER, AIR	YO0T2030	53	13	1E16	I	194162-58830	GROMMET 20	YO0T2030	63	44	1F15	
194145-37540-R	CONNECTOR, B. PEDAL	YO0T2030	55	17	1F02	I	194170-45220	BAR, PUSH	YO0T2030	60	5	1F09	
194145-51570	ROD, BATTERY CLAMP	YO0T2030	63	6	1F15	I	194170-45230	SPRING	YO0T2030	60	6	1F09	
194145-52820	FUSE 5A	YO0T2030	62	47	1F12	I	194170-45250	HOLDER	YO0T2030	60	7	1F09	
194145-52830	FUSE 10A	YO0T2030	62	48	1F12	I	194170-45321	SPRING	YO0T2030	60	9	1F09	
194145-52840	FUSE 15A	YO0T2030	62	49	1F12	I	194170-45330	PLUG	YO0T2030	60	10	1F09	
194145-61560	RUBBER, CUSHION	YO0T2030	63	48	1F15	I	194170-45350	SPOOL	YO0T2030	60	11	1F09	
194145-61570	WASHER 10	YO0T2030	63	17	1F15	I	194170-45360	SPRING	YO0T2030	60	12	1F09	
194145-61650	NUT M5	YO0T2030	63	20	1F15	I	194170-45370	PLUG	YO0T2030	60	13	1F09	
				54	1F15	I	194170-45410	PLUG	YO0T2030	60	14	1F09	
194145-64430	GROMMET 12	YO0T2030	63	60	1F16	I	194170-45430	RING, BACK UP	YO0T2030	60	16	1F09	
				64	12	1G01	I	194170-45440	PLUG	YO0T2030	60	17	1F09
194145-75250	RING	YO0T2030	67	37	1G04	I	194170-45520	SPRING	YO0T2030	60	19	1F09	
194150-01190	KNOB, THROTTLE LEVER	YO0T2030	55	12	1F02	I	194170-45530	STOPPER	YO0T2030	60	20	1F09	
194150-01270	SPACER 20	YO0T2030	39	6	1E02	I	194170-45541	PIN	YO0T2030	60	21	1F09	
194150-01370	ADJUSTER	YO0T2030	39	9	1E02	I	194170-45550	BAR	YO0T2030	60	22	1F09	
194150-12410	TURNBUCKLE M17X95	YO0T2030	42	7	1E05	I	194170-45560	WASHER 12X40X0.6	YO0T2030	60	23	1F09	
194150-21910	PLUG 11	YO0T2030	41	10	1E04	I	194170-45570	CIRCLIP	YO0T2030	60	24	1F09	
				46	10	1E09	I	194170-45610	SPRING	YO0T2030	58	28	1F06
				47	3	1E10	I	194170-45700	SHIM (T=0.1)	YO0T2030	58	34	1F06
194150-22160	BUSH 22X28X22	YO0T2030	46	29	1E09	I	194170-45710	SHIM (T=0.2)	YO0T2030	58	35	1F06	
194150-22250	PIN	YO0T2030	46	4	1E09	I	194170-45720	SHIM (T=0.3)	YO0T2030	58	36	1F06	
194150-22480	NUT M10	YO0T2030	55	13	1F02	I	194170-45730	SHIM (T=0.5)	YO0T2030	58	37	1F06	
194150-37530	SPACER	YO0T2030	55	16	1F02	I	194170-45740	SHIM (T=1.0)	YO0T2030	58	38	1F06	
194150-37570	WASHER	YO0T2030	55	23	1F02	I	194170-51210	GROMMET 25	YO0T2030	63	4	1F15	
194150-43350	RING P55, BACK UP	YO0T2030	59	2	1F08	I	194170-52130	SWITCH, TURN SIGNAL	YO0T2030	62	37	1F12	
194150-45320	SPRING	YO0T2030	58	50	1F06	I	194170-55120	BOX, PILOT	YO0T2030	62	90	1F13	

PART NO.	DESCRIPTION	CATALOG NO.	GRP. NO.	REF. NO.	LOC NO.	I	PART NO.	DESCRIPTION	CATALOG NO.	GRP. NO.	REF. NO.	LOC. NO.
194170-55130	CODE	YOOT2030	62	91	1F13	I	194195-44250	SLEEVE, LIFT SHAFT	YOOT2030	59	8	1F08
194170-55150	LENS (A)	YOOT2030	62	92	1F13	I	194195-44260	SLEEVE, LIFT SHAFT	YOOT2030	59	9	1F08
194170-55160	LENS (B)	YOOT2030	62	93	1F13	I	194195-44410-X	ARM, LIFT	YOOT2030	59	10	1F08
194170-55170	COVER	YOOT2030	62	94	1F13	I	194195-44420-X	ARM, LIFT	YOOT2030	59	11	1F08
194170-65570	LABEL, SLOW RETURN	YOOT2030	66	11	1G03	I	194195-45620	POPPET	YOOT2030	58	29	1F06
194170-65620	LABEL, WARNING	YOOT2030	66	16	1G03	I	194195-45630	PLUG	YOOT2030	58	30	1F06
194170-65891	LABEL, SEAT	YOOT2030	66	23	1G03	I	194195-45640	SEAT, SPRING	YOOT2030	58	31	1F06
194170-72230-X	TURNBUCKLE,LIFT LINK	YOOT2030	67	14	1G04	I	194195-45650	WASHER	YOOT2030	58	32	1F06
194190-11520	BUSH 25X25	YOOT2030	44	9	1E07	I	194195-45660	O-RING 6X1.8	YOOT2030	58	33	1F06
194190-24290	DIPSTICK 33X157	YOOT2030	46	11	1E09	I	194195-46260	SEAT, RELIEF VALVE	YOOT2030	58	39	1F06
194190-26860	COVER, P.T.O. SHAFT	YOOT2030	47	15	1E10	I	194195-47310	COLLAR 11.5X20X5.5	YOOT2030	61	8	1F10
194190-27280	O-RING	YOOT2030	49	11	1E12	I	194195-47440	SPRING, RETURN	YOOT2030	61	13	1F10
194190-61250	GASKET	YOOT2030	63	8	1F15	I	194195-47450	ARM, HINGE	YOOT2030	61	15	1F10
194190-61560	RIVET 5X6	YOOT2030	63	49	1F15	I	194195-47490	BRACKET, HINGE	YOOT2030	61	16	1F10
194190-61750	CLAMP, BATTERY	YOOT2030	63	22	1F15	I	194195-47510	ROD, FEED BACK	YOOT2030	61	17	1F10
194190-61761	RUBBER, CUSHION	YOOT2030	63	23	1F15	I	194195-47540-X	ROD, FEED BACK	YOOT2030	61	19	1F10
194190-61780	RUBBER, CUSHION	YOOT2030	63	24	1F15	I	194195-47550	ARM, CONTROL	YOOT2030	61	20	1F10
194191-13211-X	PIN, CENTER	YOOT2030	41	14	1E04	I	194195-47560-X	LEVER, FEED BACK	YOOT2030	61	21	1F10
194191-13220	SPACER 22X42X14	YOOT2030	41	15	1E04	I	194195-47610-X	LEVER, CONTROL	YOOT2030	61	22	1F10
194191-13232	SHIM (T=0.5)	YOOT2030	41	16	1E04	I	194195-47650	ARM, CONTROL	YOOT2030	61	23	1F10
194191-13240	SHIM T=0.25	YOOT2030	41	17	1E04	I	194195-48111-X	PIPE, HIGH PRESSURE	YOOT2030	57	20	1F04
194191-13420	SEAL SC22 32 7, OIL	YOOT2030	44	10	1E07	I	194195-48220-X	PIPE, LOW PRESSURE	YOOT2030	57	23	1F04
194191-28350	WASHER 30X45X2.5	YOOT2030	48	36	1E11	I	194195-48241-X	PIPE, LOW PRESSURE	YOOT2030	57	27	1F04
194191-28480	KNOB	YOOT2030	51	8	1E14	I	194195-48380-X	BRACKET, STRAINER	YOOT2030	57	58	1F05
194193-24210	COVER, MISSION CASE	YOOT2030	47	9	1E10	I	194195-51120	HARNES (B), WIRE	YOOT2030	62	5	1F12
194193-43310	PISTON, HYDRAULIC	YOOT2030	59	1	1F08	I	194195-51560	SPACER, BATTERY	YOOT2030	63	5	1F15
194193-44510-X	ARM, FEED BACK	YOOT2030	59	13	1F08	I	194195-61670-X	COVER, GEAR BOX	YOOT2030	63	56	1F16
194193-45100	VALVE ASSY, CONTROL	YOOT2030	60	1	1F09	I	194195-62110-R	FENDER (L)	YOOT2030	64	6	1G01
194193-47110-X	BRACKET, CONTROL	YOOT2030	61	2	1F10	I	194195-62120-R	FENDER (R)	YOOT2030	64	7	1G01
194193-47120	SHAFT, CONTROL LEVER	YOOT2030	61	3	1F10	I	194195-62241	STAY (L), FENDER	YOOT2030	64	9	1G01
194193-47130-X	GUIDE, SHAFT	YOOT2030	61	4	1F10	I	194195-62250-X	STAY (R), FENDER	YOOT2030	64	10	1G01
194193-47140	PACKING, GUIDE	YOOT2030	61	5	1F10	I	194195-62330-X	STAY, REAR	YOOT2030	64	11	1G01
194193-47300-X	SPACER	YOOT2030	61	6	1F10	I	194195-62520-X	STEP (R)	YOOT2030	64	28	1G01
194193-47310-X	PLATE	YOOT2030	61	7	1F10	I	194195-62530-X	STEP (L)	YOOT2030	64	29	1G01
194193-47320	HOOK, SPRING	YOOT2030	61	9	1F10	I	194195-62580-X	STAY, STEP	YOOT2030	64	31	1G01
194193-47330	STUD M 8X 96	YOOT2030	61	10	1F10	I	194195-62610-X	STAY, STEP	YOOT2030	64	32	1G01
194193-47530	SHAFT, FEED BACK	YOOT2030	61	18	1F10	I	194195-62640-X	STAY, STEP	YOOT2030	64	33	1G01
194193-83000	BOX, TOOL	YOOT2030	70	5	1G07	I	194195-62690-X	STAY, STEP	YOOT2030	64	34	1G01
194195-01320	ROD, THROTTLE LINK	YOOT2030	39	7	1E02	I	194195-62701-X	STAY, STEP	YOOT2030	64	35	1G01
194195-01440-U	ROD, THROTTLE LINK	YOOT2030	39	21	1E02	I	194195-62810	GUARD, FOOT	YOOT2030	64	36	1G01
194195-01510	ROD, DECOMPRESSION	YOOT2030	39	25	1E02	I	194195-63210-X	BRACKET, SEAT	YOOT2030	65	5	1G02
194195-11130-X	BRACKET, RADIATOR	YOOT2030	41	8	1E04	I	194195-72200-X	BOLT W/BALL, EYE	YOOT2030	67	13	1G04
194195-15610-X	ARM, PIAMAN	YOOT2030	45	34	1E08	I	194195-72300-X	LINK ASSY (L), LIFT	YOOT2030	67	23	1G04
194195-16100-X	ROD ASSY, DRAG	YOOT2030	45	41	1E08	I	194195-74650-X	BRACKET, CHECK CHAIN	YOOT2030	67	33	1G04
194195-22110	SHAFT, MAIN DRIVE	YOOT2030	46	23	1E09	I	194195-74710-U	CHAIN ASSY, CHECK	YOOT2030	67	35	1G04
194195-22410-X	PEDAL ASSY, CLUTCH	YOOT2030	46	41	1E09	I	194196-13300-X	SHAFT ASSY, PROPELLER	YOOT2030	43	20	1E06
194195-24100-X	HOUSING, TRANSMISSION	YOOT2030	47	4	1E10	I	194196-13310-X	SHAFT, PROPELLER	YOOT2030	43	22	1E06
194195-34630	TUBE	YOOT2030	56	13	1F03	I	194196-13320	JOINT(E) ASSY, FRONT	YOOT2030	43	21	1E06
				18	1F03	I	194196-14610-X	COVER, FRONT SHAFT	YOOT2030	43	46	1E06
194195-42100-X	HOUSING, HYDRAULIC	YOOT2030	58	1	1F06	I	194196-28190	GEAR, FRONT DRIVE	YOOT2030	52	11	1E15
194195-42810-X	HINGE, TOP LINK	YOOT2030	58	6	1F06	I	194196-28220	GEAR, FRONT DRIVE	YOOT2030	51	2	1E14
194195-43200-X	HEAD ASSY, CYLINDER	YOOT2030	58	7	1F06	I	194196-34700-Q	TIRE ASSY 9.5-20	YOOT2030	56	11	1F03
194195-44210	SHAFT, LIFT	YOOT2030	59	6	1F08	I	194196-34710	TIRE W/TUBE 9.5-20	YOOT2030	56	12	1F03
194195-44230-X	WASHER 35X73X3	YOOT2030	59	7	1F08	I				17	1F03	

PART NO.	DESCRIPTION	CATALOG NO.	GRP. NO.	REF. NO.	LOC NO.	I	PART NO.	DESCRIPTION	CATALOG NO.	GRP. NO.	REF. NO.	LOC. NO.
194196-34720	TIRE 9.5-20	YOOT2030	56	14	1F03	I	194197-27351	SHIFTER	YOOT2030	49	20	1E12
				19	1F03	I	194197-27361	SHIFTER	YOOT2030	49	21	1E12
194196-34800-Q	TIRE ASSY 9.5-20	YOOT2030	56	16	1F03	I	194197-27371-X	GUIDE	YOOT2030	49	22	1E12
194196-65720	LABEL, SIDE MARK	YOOT2030	66	21	1G03	I	194197-27380	PIN	YOOT2030	49	23	1E12
194196-82100	TOOL SET	YOOT2030	70	1	1G07	I	194197-27410-X	LEVER, RANGE SHIFT	YOOT2030	50	2	1E13
194197-01160	SPRING	YOOT2030	39	3	1E02	I	194197-27421	ARM, SHIFT	YOOT2030	50	3	1E13
194197-21103-X	HOUSING ASSY, CLUTCH	YOOT2030	46	1	1E09	I	194197-27431	FORK, SHIFT	YOOT2030	50	4	1E13
194197-21130	GASKET	YOOT2030	47	2	1E10	I	194197-27441	SHAFT, FORK	YOOT2030	50	5	1E13
194197-22240-X	SHAFT, RELEASE	YOOT2030	46	33	1E09	I	194197-27521	KNOB	YOOT2030	50	6	1E13
194197-22310	YOKE, CLUTCH SHIFT	YOOT2030	46	35	1E09	I	194197-27621	ARM, P.T.O. SHIFT	YOOT2030	50	16	1E13
194197-22320	ROD, CLUTCH	YOOT2030	46	40	1E09	I	194197-27630	FORK, SHIFT	YOOT2030	50	17	1E13
194197-24160	PLATE,CENTER	YOOT2030	47	27	1E10	I	194197-27640	SHAFT, FORK	YOOT2030	50	18	1E13
194197-24220	GASKET	YOOT2030	47	10	1E10	I	194197-27681	PLATE, KEEP	YOOT2030	50	19	1E13
194197-24350-X	COVER, TRANSMISSION	YOOT2030	47	12	1E10	I	194197-27812-X	LEVER, P.T.O. CLUTCH	YOOT2030	50	20	1E13
194197-24360	GASKET	YOOT2030	47	13	1E10	I	194197-31390	GEAR W/COUNTERSHAFT	YOOT2030	52	12	1E15
194197-24370	SEAL TC30 50 8, OIL	YOOT2030	47	14	1E10	I	194197-31510	GEAR, DIFFERENTIAL	YOOT2030	52	19	1E15
194197-24970-X	CAP, STRAINER	YOOT2030	47	33	1E10	I	194197-31820	SHAFT, DIFFERENTIAL	YOOT2030	52	21	1E15
194197-25120	SHAFT, MAIN	YOOT2030	48	1	1E11	I	194197-32100	HOUSING ASSY, DIFF.	YOOT2030	52	23	1E15
194197-25170	GEAR, REDUCTION	YOOT2030	48	2	1E11	I	194197-32300	CARRIER, DIFFERENTIAL	YOOT2030	52	29	1E15
194197-25310	GEAR, SLIDING	YOOT2030	48	3	1E11	I	194197-32350	SHIM	YOOT2030	52	30	1E15
194197-25320	GEAR, SLIDING 2-3	YOOT2030	48	4	1E11	I	194197-32360	SHIM	YOOT2030	52	31	1E15
194197-25330	SLIDER	YOOT2030	48	5	1E11	I	194197-32370	SHIM	YOOT2030	52	32	1E15
194197-25620	GEAR, COUNTER	YOOT2030	48	14	1E11	I	194197-32520	GEAR, FINAL	YOOT2030	54	5	1F01
194197-25660	COLLAR 25X30X28	YOOT2030	48	15	1E11	I	194197-32601-X	HOUSING, REAR AXLE	YOOT2030	53	4	1E16
194197-25810	BALL BEARING	YOOT2030	52	7	1E15	I	194197-32611-X	HOUSING, REAR AXLE	YOOT2030	53	5	1E16
194197-25820	GEAR, SLIDING	YOOT2030	48	16	1E11	I	194197-32620	PACKING, REAR AXLE	YOOT2030	53	6	1E16
194197-25870	WASHER 16	YOOT2030	48	17	1E11	I	194197-32811-X	BRACKET, LINK	YOOT2030	53	8	1E16
194197-25910	GEAR, REVERSE IDLE	YOOT2030	48	20	1E11	I	194197-32821-X	BRACKET, LINK	YOOT2030	53	9	1E16
194197-25930	WASHER 17X24X1.6	YOOT2030	48	21	1E11	I	194197-33100	SLIDER, DIFFERENTIAL	YOOT2030	53	24	1E16
194197-25950	RETAINER	YOOT2030	52	2	1E15	I	194197-33110	SLIDER, DIFFERENTIAL	YOOT2030	53	25	1E16
194197-25960	SHIM (T=0.1)	YOOT2030	52	8	1E15	I	194197-33120	RING 58	YOOT2030	53	26	1E16
194197-25970	SHIM (T=0.3)	YOOT2030	52	9	1E15	I	194197-33141	FORK, SHIFT	YOOT2030	53	27	1E16
194197-25980	SHIM (T=0.5)	YOOT2030	52	10	1E15	I	194197-33161-X	PEDAL, DIFF. LOCK	YOOT2030	53	28	1E16
194197-25990	BEARING ASSY	YOOT2030	52	3	1E15	I	194197-33400	PINION, FINAL	YOOT2030	54	1	1F01
194197-26110	SHAFT, PTO PINION	YOOT2030	48	26	1E11	I	194197-34310-X	CASE, OIL SEAL	YOOT2030	53	10	1E16
194197-26500	SHAFT, P.T.O.	YOOT2030	48	29	1E11	I	194197-34320-X	COVER, OIL SEAL CASE	YOOT2030	53	11	1E16
194197-26560	GEAR, P.T.O.	YOOT2030	48	30	1E11	I	194197-34340	GASKET	YOOT2030	53	12	1E16
194197-26670	COLLAR, SLIDER	YOOT2030	48	31	1E11	I	194197-36570	DRUM, BRAKE	YOOT2030	55	3	1F02
194197-26680	SLIDER	YOOT2030	48	32	1E11	I	194197-36700-X	CAMSHAFT, BRAKE	YOOT2030	55	4	1F02
194197-26690	CAM (A), PTO CLUTCH	YOOT2030	48	33	1E11	I	194197-36750-X	CAMSHAFT, BRAKE	YOOT2030	55	11	1F02
194197-26700	CAM (B), PTO CLUTCH	YOOT2030	48	34	1E11	I	194197-36800-X	COVER, BRAKE	YOOT2030	55	6	1F02
194197-26710	SPRING	YOOT2030	48	35	1E11	I	194197-36850	PACKING	YOOT2030	55	7	1F02
194197-26911-X	GUARD, P.T.O. SHAFT	YOOT2030	47	16	1E10	I	194197-37420-X	PEDAL, BRAKE	YOOT2030	55	14	1F02
194197-27110-X	LEVER, MAIN SHIFT	YOOT2030	49	3	1E12	I	194197-37470-X	PEDAL, BRAKE	YOOT2030	55	19	1F02
194197-27121	KNOB	YOOT2030	49	4	1E12	I	194197-37550-X	SHAFT, BRAKE PEDAL	YOOT2030	55	21	1F02
194197-27211-X	RETAINER	YOOT2030	49	8	1E12	I	194197-37660-X	LEVER, BRAKE LOCK	YOOT2030	55	24	1F02
194197-27271	GASKET	YOOT2030	49	10	1E12	I	194197-42150	PACKING, HOUSING	YOOT2030	58	4	1F06
194197-27280	FORK (1ST-R), SHIFT	YOOT2030	49	12	1E12	I	194197-43410	ROD, PISTON	YOOT2030	59	4	1F08
194197-27290	FORK, SHIFT	YOOT2030	49	13	1E12	I	194197-44610-X	WASHER 10X50X6	YOOT2030	59	14	1F08
194197-27300	FORK, SHIFT	YOOT2030	49	14	1E12	I	194197-52370-X	COVER, SAFETY SWITCH	YOOT2030	62	19	1F12
194197-27310	SHAFT, FORK	YOOT2030	49	15	1E12	I	194197-72401-X	YOKE (R), LIFT LINK	YOOT2030	67	15	1G04
194197-27320	SHAFT, FORK	YOOT2030	49	16	1E12	I	194197-72551	PIN, LIFT YOKE	YOOT2030	67	16	1G04
194197-27330	SHAFT (2-3RD), SHIFT	YOOT2030	49	17	1E12	I					24	1G04
194197-27341	SHIFTER	YOOT2030	49	19	1E12	I	194197-73150	PIN, LOWER LINK	YOOT2030	67	28	1G04

PART NO.	DESCRIPTION	CATALOG NO.	GRP. NO.	REF. NO.	LOC. NO.	I	PART NO.	DESCRIPTION	CATALOG NO.	GRP. NO.	REF. NO.	LOC. NO.
194197-73211-X	FLANGE, LOWER LINK	YOOT2030	67	29	1G04	I	194292-34110-X	SHAFT (R), REAR AXLE	YOOT2030	54	10	1F01
194197-75210-X	DRAWBER, REAR	YOOT2030	68	1	1G05	I	194292-34870-Q	WHEEL W7X20	YOOT2030	56	15	1F03
194197-75722-X	BRACKET, DRAWBER	YOOT2030	68	3	1G05	I					20	1F03
194198-13341	JOINT ASSY, CROSS	YOOT2030	43	29	1E06	I	194300-24130	BUSH 45X50X30	YOOT2030	58	2	1F06
194198-14130	CASE, FRONT BEARING	YOOT2030	42	23	1E05	I	194300-31520	BUSH 22X25X14	YOOT2030	52	24	1E15
194198-14650	BOOT (RUBBER)	YOOT2030	43	47	1E06	I	194300-31550	GEAR, DIFFERENTIAL	YOOT2030	43	13	1E06
194198-28210	SHAFT, FRONT DRIVE	YOOT2030	51	1	1E14	I	194300-31560	GEAR, DIFFERENTIAL	YOOT2030	43	14	1E06
194198-28310	ARM, FRONT SHIFT	YOOT2030	51	4	1E14	I	194300-31570	SHAFT, DIFFERENTIAL	YOOT2030	43	15	1E06
194198-28320-X	PLATE, KEEP	YOOT2030	51	5	1E14	I	194300-31610	WASHER, DIFFERENTIAL	YOOT2030	43	16	1E06
194198-28331-X	LEVER, FRONT SHIFT	YOOT2030	51	6	1E14	I				52	20	1E15
194198-28451	BLOCK, FRONT SHIFT	YOOT2030	51	7	1E14	I	194300-31620	WASHER, DIFFERENTIAL	YOOT2030	43	17	1E06
194200-36551	SPRING, RETURN	YOOT2030	55	2	1F02	I	194300-32260	NUT 20	YOOT2030	43	6	1E06
194200-36790	RING	YOOT2030	55	5	1F02	I	194300-33190	SPRING	YOOT2030	53	29	1E16
194200-65610	NUT 5	YOOT2030	66	14	1G03	I	194300-33200	SPACER 20X32X3.2	YOOT2030	53	30	1E16
194201-53051	LIGHT ASSY, HEAD	YOOT2030	62	52	1F12	I	194301-11660	WASHER 20	YOOT2030	43	1	1E06
194201-53100	SOCKET	YOOT2030	62	55	1F13	I	194301-11800	BOLT M 8X 14	YOOT2030	43	11	1E06
194201-53110	GASKET	YOOT2030	62	56	1F13	I	194305-32650	SEAL TC25 52 95, OIL	YOOT2030	53	7	1E16
194205-42280	PIPE, AIR BREATHER	YOOT2030	58	5	1F06	I				54	17	1F01
194205-63550	BREATHER, AIR	YOOT2030	65	12	1G02	I	194305-33430	SLEEVE 25X35X15	YOOT2030	54	2	1F01
194240-52210	NUT M22	YOOT2030	62	42	1F12	I	194305-47710	GUIDE, LEVER	YOOT2030	61	24	1F10
194240-65432	LABEL, THROTTLE LEVER	YOOT2030	66	4	1G03	I	194310-04250	BAND, FUEL OIL TANK	YOOT2030	40	9	1E03
194240-65441	LABEL, DIFF. LOCK	YOOT2030	66	5	1G03	I	194310-15150-X	COVER W/BUSH, SIDE	YOOT2030	45	3	1E08
194240-65511	LABEL, HYDRAULIC LIFT	YOOT2030	66	8	1G03	I	194310-15170	PLUG	YOOT2030	45	4	1E08
194240-65671	LABEL, FUEL INDICAT.	YOOT2030	66	20	1G03	I	194310-15181	BOLT	YOOT2030	45	32	1E08
194241-15100	GEAR ASSY, STEERING	YOOT2030	45	1	1E08	I	194310-15320	GASKET, SIDE COVER	YOOT2030	45	12	1E08
194241-15110	BOX, GEAR	YOOT2030	45	2	1E08	I	194310-15411	SHAFT, SECTOR	YOOT2030	45	15	1E08
194241-15200	COLUMN	YOOT2030	45	5	1E08	I	194310-24240	WASHER	YOOT2030	47	11	1E10
194241-15310	BUSH, COLUMN	YOOT2030	45	11	1E08	I				49	1	1E12
194241-15350	SEAL, OIL	YOOT2030	45	14	1E08	I	194310-24470	SLEEVE 20X25X13	YOOT2030	46	24	1E09
194241-15500	NUT ASSY, BALL	YOOT2030	45	23	1E08	I	194310-27180	SPRING	YOOT2030	49	6	1E12
194250-51660	CRAMP 250	YOOT2030	62	18	1F12	I				50	1	1E13
194262-53080	BULB 12V-25W	YOOT2030	62	53	1F12	I					15	1E13
194262-53090	BEAM UNIT	YOOT2030	62	54	1F12	I	194310-37560	WASHER	YOOT2030	48	37	1E11
194274-13550	BOLT M10X30	YOOT2030	44	6	1E07	I	194310-46350	POPPET, CHECK	YOOT2030	58	12	1F06
194274-13570	SPRING WASHER 10	YOOT2030	44	7	1E07	I	194310-46380	SPRING	YOOT2030	58	13	1F06
194275-27750	PLUG	YOOT2030	47	17	1E10	I	194310-46730	PLUG 14	YOOT2030	58	14	1E06
194275-45340	SCREW, VALVE SEAT	YOOT2030	58	27	1F06	I	194310-47790	PLATE, FRICTION	YOOT2030	61	26	1F10
194275-48810	CLAMP A	YOOT2030	57	30	1F04	I	194310-47870	STOPPER	YOOT2030	61	27	1F10
194275-53401	LAMP ASSY, WORKING	YOOT2030	62	58	1F13	I	194310-65720	LABEL, KEY SWITCH	YOOT2030	66	22	1G03
194275-53410	BULB	YOOT2030	62	59	1F13	I	194311-28230	SPRING 21.2	YOOT2030	51	3	1E14
194275-53421	LENS	YOOT2030	62	60	1F13	I	194312-46630-X	HOLDER, VALVE	YOOT2030	58	44	1F06
194275-53431	LENS	YOOT2030	62	61	1F13	I	194312-51210	WIRE, MEAN LEAD	YOOT2030	62	10	1F12
194275-53451	GASKET	YOOT2030	62	63	1F13	I	194312-61290	PAD (RUBBER)	YOOT2030	63	10	1F15
194275-53481	SCREW	YOOT2030	62	65	1F13	I	194320-41150-X	COVER, HYD. PUMP	YOOT2030	57	2	1F04
194275-61480	PAD, (RUBBER)	YOOT2030	63	15	1F15	I	194321-11921	BUSH 35X39X20	YOOT2030	44	25	1E07
194275-62310	CAP 10, RUBBER	YOOT2030	63	57	1F16	I	194321-11940	SEAL VB35 41 5, OIL	YOOT2030	44	26	1E07
				58	1F16	I	194322-24980	PLUG 1/2-NPT	YOOT2030	47	34	1E10
194275-63111-X	SEAT, OPERATOR	YOOT2030	65	3	1G02	I	194322-51130	HARNES (C), WIRE	YOOT2030	62	6	1F12
194275-63120	BOLT	YOOT2030	65	4	1G02	I	194322-51140	HARNES (D), WIRE	YOOT2030	62	7	1F12
194275-65610	LABEL, P.T.O. CLUTCH	YOOT2030	66	15	1G03	I	194322-52110	SWITCH, STARTING	YOOT2030	62	34	1F12
194275-65660	LABEL, CAUTION	YOOT2030	66	19	1G03	I	194322-61290	PAD, (RUBBER)	YOOT2030	63	11	1F15
194281-63240	SPRING	YOOT2030	65	8	1G02	I	194322-61430	PAD, (RUBBER)	YOOT2030	63	14	1F15
194286-71500-X	TURNBUCKLE, TOP LINK	YOOT2030	67	5	1G04	I	194322-63250	HOLDER	YOOT2030	65	10	1G02
194292-34100-X	SHAFT (L), REAR AXLE	YOOT2030	54	9	1F01	I	194322-63280	RETAINER (A)	YOOT2030	65	11	1G02

PART NO.	DESCRIPTION	CATALOG NO.	GRP. NO.	REF. NO.	LOC NO.	PART NO.	DESCRIPTION	CATALOG NO.	GRP. NO.	REF. NO.	LOC NO.
194322-71600-X	LINK (R), TOP	Y00T2030	67	6	1G04	194440-48210-X	PIPE, LOW PRESSURE	Y00T2030	57	21	1F04
194322-71700-X	EYE-BOLT (L)	Y00T2030	67	7	1G04	194440-48230	HOSE, LOW PRESURE	Y00T2030	57	25	1F04
194323-65561	LABEL, LUBRICATION	Y00T2030	66	10	1G03	194440-51150	HARNES (E), WIRE	Y00T2030	62	8	1F12
194324-62310	CAP 4.5, RUBBER	Y00T2030	63	59	1F16	194440-51420	CABLE, BATTERY EARTH	Y00T2030	62	13	1F12
194330-62530	STOPPER, PEDAL	Y00T2030	64	30	1G01	194440-51550	COVER, BATTERY	Y00T2030	62	33	1F12
194340-21700	PLATE ASSY, PRESSURE	Y00T2030	46	20	1E09	194440-51620	CLAMP, WIRE HARNES	Y00T2030	62	14	1F12
194363-46620	BOLT, STOP	Y00T2030	58	43	1F06					15	1F12
194363-51111	HARNES (A), WIRE	Y00T2030	62	4	1F12					16	1F12
194370-65451	LABEL, DECOMPRESSION	Y00T2030	66	6	1G03	194440-51630	CLAMP, WIRE HARNES	Y00T2030	62	17	1F12
194420-01351	LEVER, THROTTLE LINK	Y00T2030	39	8	1E02	194440-52120	SWITCH, LIGHTING	Y00T2030	62	36	1F12
194420-05210	BOLT M 6X16	Y00T2030	41	3	1E04	194440-52190	SWITCH, SAFETY START	Y00T2030	62	40	1F12
194420-15700	WHEEL ASSY, STEERING	Y00T2030	45	38	1E08	194440-52400	BOX ASSY, FUSE	Y00T2030	62	44	1F12
194420-22240	SPRING, RETURN	Y00T2030	46	34	1E09	194440-52420	COVER, FUSE BOX	Y00T2030	62	46	1F12
194420-31850	WASHER, DIFFERENTIAL	Y00T2030	52	22	1E15	194440-61220	PAD, (RUBBER)	Y00T2030	63	45	1F15
194420-37510	SPRING, RETURN	Y00T2030	55	20	1E02	194440-61320-X	HINGE, HOOD	Y00T2030	63	13	1F15
194420-47370	KNOB	Y00T2030	61	11	1F10	194440-61550	GASKET, HOOD	Y00T2030	63	47	1F15
194420-58820	GROMMET 83	Y00T2030	62	21	1F12	194440-61820	LEVER, LOCK	Y00T2030	63	25	1F15
194420-61250-Q	GRILLE(UPPER), FRONT	Y00T2030	63	9	1F15	194440-61831	SPRING, HOOD LOCK	Y00T2030	63	26	1F15
194420-61640	SCREW M 5X 16	Y00T2030	63	18	1F15	194441-13130	COLLAR 20X30X32	Y00T2030	43	5	1E06
				19	1F15	194441-13330	JOURNAL SET	Y00T2030	43	23	1E06
				53	1F15					30	1E06
194420-65590	EMBLEM, FLAME	Y00T2030	66	12	1G03	194441-13370	YOKE	Y00T2030	43	31	1E06
194420-74800-U	CHAIN ASSY, CHECK	Y00T2030	67	36	1G04	194441-13391	YOKE	Y00T2030	43	24	1E06
194421-13640	BOLT M 8X22	Y00T2030	44	27	1E07					32	1E06
194421-13650	SPRING WASHER 8	Y00T2030	44	29	1E07	194441-14670	CLAMP	Y00T2030	43	48	1E06
194430-24930	STRAINER, OIL	Y00T2030	47	32	1E10	194446-05110-R	COVER, BELT	Y00T2030	41	1	1E04
194430-61500-R	BOX ASSY, PANEL	Y00T2030	63	46	1F15	194446-05121-R	COVER, BELT	Y00T2030	41	2	1E04
194432-01110	LEVER, THROTTLE	Y00T2030	39	2	1E02	194446-05220	STAY	Y00T2030	41	4	1E04
194432-04112	TANK (19L), FUEL	Y00T2030	40	1	1E03	194446-11111-X	BRACKET, FRONT AXLE	Y00T2030	41	7	1E04
194432-11140	PIN, LOCK	Y00T2030	41	9	1E04	194446-48230-X	RUBBER PIPE	Y00T2030	57	26	1F04
194432-47390	STOPPER	Y00T2030	61	12	1F10	194446-51160	WIRE, LEAD	Y00T2030	62	9	1F12
194432-56100	HOUR-METER ASSY	Y00T2030	62	82	1F13	194446-51310	BATTERY (DRNS60), DRY	Y00T2030	62	31	1F12
194432-56130	CORD	Y00T2030	62	96	1F13	194446-51410	CABLE, BATTERY	Y00T2030	62	12	1F12
194432-56150	RUBBER	Y00T2030	62	84	1F13	194446-61310-Q	GRILLE(LOWER), FRONT	Y00T2030	63	12	1F15
194432-56170	FITTING	Y00T2030	62	85	1F13	194446-61621-R	COVER, PANEL BOX	Y00T2030	63	51	1F15
194432-61100-R	HOOD	Y00T2030	63	7	1F15	194446-61910	PAD, (RUBBER)	Y00T2030	63	27	1F15
194432-61480	PAD, (RUBBER)	Y00T2030	63	16	1F15	194446-61930	PAD, (RUBBER)	Y00T2030	63	28	1F15
194432-61570-X	PLATE, AIR CUT	Y00T2030	63	50	1F15	194446-61950	PAD, (RUBBER)	Y00T2030	63	31	1F15
194432-61600	DUSH BORD ASSY	Y00T2030	62	89	1F13	194446-64752	LABEL, MODEL	Y00T2030	66	2	1G03
194432-61610	PANEL. DUSH BORD	Y00T2030	62	97	1F13	194446-65352	LABEL, ENG. STARTING	Y00T2030	66	3	1G03
194432-61660-X	STAY, PANEL	Y00T2030	63	55	1F16	194446-65461	LABEL, CLUTCH CAUTION	Y00T2030	66	7	1G03
194432-61700-X	COVER, DUST CUT	Y00T2030	63	21	1F15	194446-65630	LABEL, GEAR OIL	Y00T2030	66	18	1G03
194432-61940	PAD, (RUBBER)	Y00T2030	63	29	1F15	194447-13100	GEAR ASSY, RING	Y00T2030	43	2	1E06
194432-61950	PAD, (RUBBER)	Y00T2030	63	30	1F15	194447-13211	CASE, DIFFERENTIAL	Y00T2030	43	12	1E06
194432-62150	CAP 6, RUBBER	Y00T2030	64	8	1G01	194447-13450-X	RETAINER, BEARING	Y00T2030	44	1	1E07
194440-01550	GROMMET	Y00T2030	39	26	1E02	194447-13460	SHIM T=0.1	Y00T2030	44	2	1E07
194440-15340	PLUG, BREATHER	Y00T2030	45	13	1E08	194447-13470	SHIM T=0.3	Y00T2030	44	3	1E07
194440-15870	CAP, STEERING WHEEL	Y00T2030	45	40	1E08	194447-13480	SHIM T=0.5	Y00T2030	44	4	1E07
194440-22441	LEVER, CLUTCH LOCK	Y00T2030	46	42	1E09	194447-13490	CAP W/DIPSTICK	Y00T2030	44	5	1E07
194440-22460	ROD, CLUTCH	Y00T2030	46	43	1E09	194447-13510	SHAFT, FRONT DRIVE	Y00T2030	43	37	1E06
194440-32580	COLLAR 45X55X20	Y00T2030	54	8	1F01	194447-13520	PINION, DRIVE SHAFT	Y00T2030	43	38	1E06
194440-36530	SHOE, BRAKE	Y00T2030	55	1	1F02	194447-13530	SHIM T=0.1	Y00T2030	43	39	1E06
194440-37670	COLLAR 11X25X14.5	Y00T2030	55	25	1F02	194447-13540	SHIM T=0.3	Y00T2030	43	40	1E06
194440-44111	CRANK, LIFT	Y00T2030	59	5	1E08	194447-13550	SHIM T=0.5	Y00T2030	43	41	1E06



PART NO.	DESCRIPTION	CATALOG NO.	GRP. NO.	REF. NO.	LOC. NO.	I	PART NO.	DESCRIPTION	CATALOG NO.	GRP. NO.	REF. NO.	LOC. NO.
194447-13570	SHIM T=0.1	YOOT2030	43	42	1E06	I	194464-48210	CLAMP 32	YOOT2030	57	22	1F04
194447-13580	SHIM T=0.3	YOOT2030	43	43	1E06	I	194464-48220	CLAMP 37	YOOT2030	57	24	1F04
194447-13590	SHIM T=0.5	YOOT2030	43	44	1E06	I	194464-48300	COVER ASSY, FILTER	YOOT2030	57	47	1F04
194447-13600-X	HOUSING(R)ASSY, AXLE	YOOT2030	44	8	1E07	I	194464-48310	FILTER, HYDRAULIC	YOOT2030	57	57	1F05
194447-13620-X	HOUSING, FRONT AXLE	YOOT2030	44	14	1E07	I	194464-48331	BOLT, FILTER	YOOT2030	57	49	1F04
194447-13640	SLEEVE SI404415	YOOT2030	44	28	1E07	I	194464-48341	COLLAR, SEAL	YOOT2030	57	50	1F04
194447-13650	SEAL TC6Y445711.5	YOOT2030	44	30	1E07	I	194464-48351	SPACER	YOOT2030	57	51	1F04
194447-13660	NEEDLE BEARING	YOOT2030	44	31	1E07	I	194464-48361	WASHER 21.5X35X1.6	YOOT2030	57	52	1F04
194447-13670	RACE 404517, INNER	YOOT2030	44	32	1E07	I	194464-48370	SPRING, FILTER	YOOT2030	57	53	1F04
194447-13680	WASHER 42X52X1.6	YOOT2030	44	33	1E07	I	194464-48390	PACKING	YOOT2030	57	54	1F04
194447-13710-X	CASE, FRONT GEAR	YOOT2030	44	34	1E07	I	194464-52190	SWITCH, SAFETY START	YOOT2030	62	41	1F12
194447-13722-X	COVER, GEAR CASE	YOOT2030	44	35	1E07	I	194464-57250	RELAY	YOOT2030	62	107	1F13
194447-13740-X	BOX (L), FRONT GEAR	YOOT2030	44	36	1E07	I	194464-75430	PIN 19X 54, HITCH	YOOT2030	68	2	1G05
194447-13750-X	BOX (R), FRONT GEAR	YOOT2030	44	37	1E07	I	194465-14210	BOLT M14X 28	YOOT2030	42	29	1E05
194447-13760	SHIM T=0.5	YOOT2030	44	38	1E07	I				54	6	1E01
194447-13812-X	BRACKET(L),KING PIN	YOOT2030	44	39	1E07	I	194465-14220	WASHER 14	YOOT2030	42	30	1E05
194447-13821-X	BRACKET(R),KING PIN	YOOT2030	44	40	1E07	I				54	7	1F01
194447-13850	SHAFT (2ND), FRONT	YOOT2030	42	16	1E05	I	194500-21400	DISC, CLUTCH	YOOT2030	46	19	1E09
194447-13860	BALL BEARING	YOOT2030	42	17	1E05	I	194500-73100-X	LINK ASSY, LOWER	YOOT2030	67	27	1G04
194447-13940	GEAR, FRONT DRIVE	YOOT2030	42	18	1E05	I	194515-62450	PIPE, AIR BREATHER	YOOT2030	65	2	1G02
194447-13950	PINION, FINAL	YOOT2030	42	19	1E05	I	194550-46300	VALVE, STOP	YOOT2030	58	42	1E06
194447-14110-X	SPINDLE, FRONT	YOOT2030	42	21	1E05	I	194550-51220	LINK, FUSIBLE	YOOT2030	62	11	1F12
194447-14120	GEAR, FINAL	YOOT2030	42	22	1E05	I	194730-57220	COVER, DUST	YOOT2030	42	3	1E05
194447-14140	SEAL TC6Y 57 75 12	YOOT2030	42	24	1E05	I					12	1E05
			53	1	1E16	I				45	43	1E08
			54	15	1F01	I	194730-57241	NUT M12	YOOT2030	42	4	1E05
194447-14150	SHIM T=0.1	YOOT2030	42	25	1E05	I					13	1E05
194447-14160	SHIM T=0.3	YOOT2030	42	26	1E05	I				45	44	1E08
194447-14170	SHIM T=0.5	YOOT2030	42	27	1E05	I	194740-00160	WASHER 10	YOOT2030	39	1	1E02
194447-14180	SLEEVE SI525718	YOOT2030	42	28	1E05	I	194740-00322	TURNBUCKLE	YOOT2030	46	38	1E09
			53	2	1E16	I				61	1	1F10
			54	16	1F01	I	194740-06080	BUSH 25X30X18	YOOT2030	46	2	1E09
194447-14710-Q	WHEEL 5JAX12	YOOT2030	56	2	1F03	I	194740-10850	PINION	YOOT2030	52	18	1E15
				7	1F03	I	194740-55620	SEAL, OIL	YOOT2030	45	25	1E08
194447-14800	TIRE W/TUBE	YOOT2030	56	3	1F03	I	194740-70270-R	BAR, ASSIST	YOOT2030	64	13	1G01
				8	1F03	I	194740-76200	REFLECTOR	YOOT2030	64	14	1G01
194447-14810	TIRE 6-12	YOOT2030	56	4	1F03	I	194740-81010	WRENCH, RIM 26	YOOT2030	70	2	1G07
				9	1F03	I	194750-04400	SPRING, RETURN	YOOT2030	39	10	1E02
194447-14820	TUBE	YOOT2030	56	5	1F03	I	194750-15250	SHIM T=0.05	YOOT2030	45	6	1E08
				10	1F03	I	194750-15260	SHIM T=0.07	YOOT2030	45	7	1E08
194447-65621	LABEL, 4-DRIVE WHEEL	YOOT2030	66	17	1G03	I	194750-15270	SHIM T=0.08	YOOT2030	45	8	1E08
194448-61620	GROMMET 20.5	YOOT2030	63	52	1F15	I	194750-15280	SHIM T=0.1	YOOT2030	45	9	1E08
			64	5	1G01	I	194750-15290	SHIM T=0.2	YOOT2030	45	10	1E08
194448-65600	EMBLEM, FRONT	YOOT2030	66	13	1G03	I	194750-15520	ROLLER BEARING	YOOT2030	45	24	1E08
194450-11190	PLUG 15	YOOT2030	47	1	1E10	I	194990-20170	NUT W/WASHER 8	YOOT2030	46	39	1E09
194450-21151	RUBBER CAP	YOOT2030	46	9	1E09	I	194990-22030	NUT W/WASHER 5	YOOT2030	64	15	1G01
194464-01190	KNOB, THROTTLE LEVER	YOOT2030	39	4	1E02	I	194990-22040	NUT W/WASHER 6	YOOT2030	62	102	1F13
194464-05250	EDGING 55	YOOT2030	62	1	1F12	I	194990-22050	NUT W/WASHER 8	YOOT2030	9	29	1B11
194464-15450	SEAL WASHER	YOOT2030	45	21	1E08	I				16	2	1C02
194464-45920	PLUG 3/4-16UNF	YOOT2030	46	6	1E09	I				62	51	1F12
			58	10	1F06	I	194990-22120	NUT W/WASHER 5	YOOT2030	63	41	1F15
194464-45930	O-RING 8-1	YOOT2030	46	7	1E09	I				66	1	1G03
			58	11	1F06	I	194990-22130	NUT W/WASHER 6	YOOT2030	62	2	1F12
194464-47440	BOLT, STOPPER	YOOT2030	61	14	1F10	I					3	1F12

PART NO.	DESCRIPTION	CATALOG NO.	GRP. NO.	REF. NO.	LOC. NO.	PART NO.	DESCRIPTION	CATALOG NO.	GRP. NO.	REF. NO.	LOC. NO.	
194990-22130	NUT W/WASHER 6	Y00T2030	63	1	1F15	22217-080000	SPRING WASHER 8	Y00T2030	45	26	1E08	
			64	1	1G01				47	19	1E10	
			65	1	1G02				50	22	1E13	
194990-22140	NUT W/WASHER 8	Y00T2030	57	19	1F04				51	10	1E14	
			63	2	1F15				52	15	1E15	
				42	1F15					33	1E15	
			64	2	1G01				53	15	1E16	
				3	1G01				55	8	1F02	
				4	1G01				57	3	1F04	
				26	1G01					17	1F04	
				27	1G01					35	1F04	
194990-22830	NUT M17	Y00T2030	42	8	1E05				61	36	1F10	
194990-22840	NUT M17	Y00T2030	42	9	1E05					37	1F10	
194990-42710	BEARING, CLUTCH	Y00T2030	46	32	1E09					38	1F10	
195080-15060	PIN, HITCH	Y00T2030	67	2	1G04					39	1F10	
22117-050000	WASHER 5	Y00T2030	6	5	1B07					40	1F10	
			24	32	1C10				62	25	1F12	
22117-240000	WASHER 24	Y00T2030	61	28	1F10					98	1E13	
22137-050000	WASHER 5	Y00T2030	61	29	1F10				65	14	1G02	
22137-060000	WASHER 6	Y00T2030	39	22	1E02	22217-100000	SPRING WASHER 10	Y00T2030	1	25	1B02	
22137-080000	WASHER 8	Y00T2030	30	20	1C16				10	5	1B12	
			39	11	1E02					36	19	1D06
				12	1E02					42	31	1E05
				23	1E02					44	16	1E07
			46	44	1E09					43	1E07	
			57	31	1F04				46	12	1E09	
				32	1F04					13	1E09	
			61	30	1F10				47	20	1E10	
				31	1F10					28	1E10	
				32	1F10				53	16	1E16	
				33	1F10				58	15	1F06	
			63	32	1F15				59	15	1F08	
			65	13	1G02				62	68	1E13	
22137-100000	WASHER 10	Y00T2030	8	17	1B09	22217-120000	SPRING WASHER 12	Y00T2030	58	16	1F06	
			39	13	1E02					17	1F06	
			62	67	1F13	22217-140000	SPRING WASHER 14	Y00T2030	67	38	1G04	
22137-120000	WASHER 12	Y00T2030	47	18	1E10	22217-160000	SPRING WASHER 16	Y00T2030	59	16	1F08	
22157-060000	WASHER 6	Y00T2030	41	5	1E04				69	3	1G06	
			63	33	1F15	22217-200000	SPRING WASHER 20	Y00T2030	45	27	1E08	
22157-100000	WASHER 10	Y00T2030	39	14	1E02	22242-000140	CIRCLIP 14	Y00T2030	8	31	1B09	
			55	31	1F02	22242-000170	CIRCLIP 17	Y00T2030	48	9	1E11	
22217-040000	SPRING WASHER 4	Y00T2030	36	12	1D06					22	1E11	
				13	1D06	22242-000190	CIRCLIP 19	Y00T2030	46	25	1E09	
			62	86	1F13	22242-000240	CIRCLIP 24-S	Y00T2030	54	3	1F01	
22217-050000	SPRING WASHER 5	Y00T2030	24	33	1C10	22242-000250	CIRCLIP 25-S	Y00T2030	16	10	1C02	
			61	34	1F10				43	7	1E06	
22217-060000	SPRING WASHER 6	Y00T2030	47	35	1E10	22242-000290	CIRCLIP 29-S	Y00T2030	48	38	1E11	
			57	33	1F04				51	11	1E14	
				34	1F04				52	16	1E15	
			61	35	1F10	22242-000340	CIRCLIP 34-S	Y00T2030	42	32	1E05	
22217-080000	SPRING WASHER 8	Y00T2030	1	14	1B02	22242-000360	CIRCLIP 36	Y00T2030	43	25	1E06	
				6	1B03					34	1E06	
			37	8	1D07	22242-000400	CIRCLIP 40	Y00T2030	54	11	1F01	
			44	15	1E07	22242-000450	CIRCLIP 45-S	Y00T2030	54	12	1E01	

PART NO.	DESCRIPTION	CATALOG NO.	GRP. NO.	REF. NO.	LOC. NO.	I	PART NO.	DESCRIPTION	CATALOG NO.	GRP. NO.	REF. NO.	LOC. NO.
22242-000500	CIRCLIP 50	Y00T2030	42	33	1E05	I	22351-050040	SPRING PIN 5X40	Y00T2030	53	32	1E16
22252-000150	CIRCLIP 15	Y00T2030	48	25	1E11	I				59	17	1F08
22252-000170	CIRCLIP 17	Y00T2030	48	8	1E11	I	22351-060012	SPRING PIN 6X12	Y00T2030	1	16	1B02
22252-000200	CIRCLIP 20	Y00T2030	43	26	1E06	I	22351-060016	SPRING PIN 6X16	Y00T2030	59	18	1F08
				33	1E06	I	22351-060025	SPRING PIN 6X25	Y00T2030	50	25	1E13
22252-000350	CIRCLIP 35	Y00T2030	47	29	1E10	I				51	12	1E14
22252-000470	CIRCLIP 47	Y00T2030	16	11	1C02	I	22351-060032	SPRING PIN 6X32	Y00T2030	43	28	1E06
22252-000520	CIRCLIP 52	Y00T2030	44	17	1E07	I					36	1E06
22252-000600	CIRCLIP 60	Y00T2030	57	55	1F05	I				46	37	1E09
22252-000620	CIRCLIP 62	Y00T2030	53	17	1E16	I				49	27	1E12
			54	18	1F01	I				50	10	1E13
22252-000750	CIRCLIP 75	Y00T2030	42	34	1E05	I	22351-080018	SPRING PIN 8X18	Y00T2030	46	14	1E09
			53	18	1E16	I					21	1E09
			54	19	1F01	I				55	18	1F02
22262-000520	CIRCLIP R-52	Y00T2030	44	44	1E07	I	22351-080020	SPRING PIN 8X20	Y00T2030	44	45	1E07
22272-000040	CIRCLIP E- 4	Y00T2030	61	41	1F10	I	22351-080032	SPRING PIN 8X32	Y00T2030	53	33	1E16
22272-000060	CIRCLIP E- 6	Y00T2030	30	21	1C16	I	22351-080040	SPRING PIN 8X40	Y00T2030	53	34	1E16
			61	42	1F10	I	22360-080000	SNAP PIN 8	Y00T2030	65	15	1G02
22272-000100	E-CIRCLIP 10	Y00T2030	49	24	1E12	I	22360-160000	SNAP PIN 16	Y00T2030	41	11	1E04
			50	23	1E13	I	22360-200000	SNAP PIN 20	Y00T2030	67	39	1G04
22272-000190	CIRCLIP E-19	Y00T2030	55	32	1F02	I	22417-160180	COTTER PIN 1.6X18	Y00T2030	39	15	1E02
			61	43	1F10	I					16	1E02
22292-000260	CIRCLIP S-26	Y00T2030	48	10	1E11	I					17	1E02
22292-000450	CIRCLIP S-45	Y00T2030	48	39	1E11	I				24	1E02	
22312-030080	PARALLEL PIN 3X 8	Y00T2030	30	11	1C16	I					27	1E02
22312-030160	PARALLEL PIN 3X16	Y00T2030	6	6	1B07	I	22417-200150	COTTER PIN 2.0X15	Y00T2030	61	46	1F10
22312-040080	PARALLEL PIN 4X 8	Y00T2030	29	16	1C15	I					47	1F10
22312-080160	PARALLEL PIN 8X16	Y00T2030	1	15	1B02	I	22417-200200	COTTER PIN 2.0X20	Y00T2030	63	34	1F15
			13	3	1B15	I	22417-200300	COTTER PIN 2.0X30	Y00T2030	46	45	1E09
22312-080560	PARALLEL PIN 8X56	Y00T2030	53	31	1E16	I				55	33	1F02
22312-100200	PARALLEL PIN 10X20	Y00T2030	47	6	1E10	I	22417-300250	COTTER PIN 3.0X25	Y00T2030	42	5	1E05
22322-030160	TAPER PIN 3X16	Y00T2030	31	5	1D01	I					14	1E05
22322-030180	TAPER PIN 3X18	Y00T2030	29	6	1C15	I				45	45	1E08
				7	1C15	I				67	18	1G04
22322-030200	TAPER PIN 3X20	Y00T2030	30	5	1C16	I					25	1G04
22351-030010	SPRING PIN 3X10	Y00T2030	29	17	1C15	I	22451-060000	WIRE 0.6	Y00T2030	30	22	1C16
22351-035025	SPRING PIN 3.5X25	Y00T2030	50	24	1E13	I	22512-040180	KEY 4X 18	Y00T2030	61	48	1F10
22351-035032	SPRING PIN 3.5X32	Y00T2030	43	27	1E06	I	22512-070180	KEY 7X 18	Y00T2030	13	4	1B15
				35	1E06	I	22512-070300	KEY 7X 30	Y00T2030	12	7	1B14
			46	36	1E09	I	22512-070400	KEY 7X 40	Y00T2030	55	34	1F02
			50	8	1E13	I	22522-030130	WOODRUFF KEY 3X13	Y00T2030	57	4	1F04
22351-040008	SPRING PIN 4X 8	Y00T2030	13	10	1B15	I				61	49	1E10
22351-040010	SPRING PIN 4X10	Y00T2030	2	7	1B03	I	22857-400120	SCREW 4X12,TAPPING	Y00T2030	62	99	1F13
22351-040012	SPRING PIN 4X12	Y00T2030	58	46	1F06	I	23010-038000	CLAMP 38	Y00T2030	23	13	1C09
22351-040014	SPRING PIN 4X14	Y00T2030	61	44	1F10	I	23061-070035	PIPE 7X 35	Y00T2030	62	26	1F12
22351-040022	SPRING PIN 4X22	Y00T2030	58	47	1F06	I	23065-070180	PIPE 7X 180	Y00T2030	22	7	1C08
			67	17	1G04	I	23065-120500	PIPE 12X 500	Y00T2030	5	5	1B06
22351-040024	SPRING PIN 4X24	Y00T2030	67	8	1G04	I	23080-013000	CLAMP 13,HOSE	Y00T2030	65	16	1G02
22351-040030	SPRING PIN 4X30	Y00T2030	43	18	1E06	I	23414-080000	PACKING -8	Y00T2030	20	6	1C06
22351-040032	SPRING PIN 4X32	Y00T2030	52	26	1E15	I				37	27	1D07
22351-050022	SPRING PIN 5X22	Y00T2030	61	45	1F10	I	23414-080012	PACKING -8	Y00T2030	28	23	1C14
22351-050025	SPRING PIN 5X25	Y00T2030	49	25	1E12	I				37	40	1D07
			50	9	1E13	I	23414-100000	PACKING -10	Y00T2030	20	7	1C06
22351-050040	SPRING PIN 5X40	Y00T2030	49	26	1E12	I				37	26	1D07

PART NO.	DESCRIPTION	CATALOG NO.	GRP. NO.	REF. NO.	LOC NO.	I	PART NO.	DESCRIPTION	CATALOG NO.	GRP. NO.	REF. NO.	LOC. NO.
23414-140018	PACKING -14	Y00T2030	58	18	1F06	I	24311-000120	O-RING 1A P-12.0	Y00T2030	58	41	1F06
23414-180023	PACKING -18	Y00T2030	57	36	1F04	I					49	1F06
23414-200026	PACKING -20	Y00T2030	58	40	1F06	I					60	1F07
				58	1F07	I				60	27	1F09
23418-060000	PACKING 6,NYLON	Y00T2030	26	14	1C12	I					28	1F09
				39	1E02	I				61	50	1F10
23418-080000	PACKING 8	Y00T2030	6	7	1B07	I	24311-000125	O-RING 1A P-12.5	Y00T2030	50	12	1E13
23871-010000	PLUG PT 1/8	Y00T2030	58	9	1F06	I				51	16	1E14
				60	1F09	I	24311-000160	O-RING 1A P-16.0	Y00T2030	44	13	1E07
23871-030000	PLUG PT 3/8	Y00T2030	8	18	1B09	I					46	1E07
24101-060034	BALL BEARING	Y00T2030	47	30	1E10	I				50	27	1E13
24101-060044	BALL BEARING	Y00T2030	48	11	1E11	I				53	19	1E16
24101-060054	BALL BEARING	Y00T2030	48	12	1E11	I					35	1E16
				18	1E11	I	24311-000180	O-RING 1A P-18.0	Y00T2030	44	18	1E07
				51	1E14	I				62	43	1F12
24101-060064	BALL BEARING	Y00T2030	48	40	1E11	I	24311-000200	O-RING 1A P-20.0	Y00T2030	57	37	1F04
24101-060084	BALL BEARING	Y00T2030	43	19	1E06	I					38	1F04
24101-060094	BALL BEARING	Y00T2030	42	35	1E05	I					39	1F04
				54	1F01	I				61	51	1F10
24101-060104	BALL BEARING	Y00T2030	42	36	1E05	I	24311-000220	O-RING 1A P-22.0	Y00T2030	57	40	1F04
24101-062034	BALL BEARING	Y00T2030	48	13	1E11	I	24311-000280	O-RING 1A P-28.0	Y00T2030	57	56	1F05
				27	1E11	I	24311-000320	O-RING 1A P-32.0	Y00T2030	8	54	1B09
24101-062044	BALL BEARING	Y00T2030	46	26	1E09	I				37	18	1D07
24101-062054	BALL BEARING	Y00T2030	4	1	1B05	I	24311-000550	O-RING 1A P-55.0	Y00T2030	59	3	1F08
24101-062074	BALL BEARING	Y00T2030	52	27	1E15	I	24311-240100	O-RING 1A P-10A	Y00T2030	26	15	1C12
24101-062084	BALL BEARING	Y00T2030	54	14	1F01	I	24315-000070	O-RING 1B P-7.0	Y00T2030	60	29	1F09
24101-063044	BALL BEARING	Y00T2030	43	8	1E06	I	24315-000110	O-RING 1B P-11.0	Y00T2030	58	19	1F06
				45	1E06	I				60	30	1F09
				48	1E11	I	24315-000200	O-RING 1B P-20.0	Y00T2030	57	5	1F04
24101-063050	BALL BEARING	Y00T2030	2	18	1B03	I	24321-000450	O-RING 1A G-45.0	Y00T2030	59	19	1F08
24101-063054	BALL BEARING	Y00T2030	43	9	1E06	I	24321-000500	O-RING 1A G-50.0	Y00T2030	44	19	1E07
				54	1F01	I				45	28	1E08
24104-062064	BALL BEARING	Y00T2030	42	20	1E05	I	24321-000750	O-RING 1A G-75.0	Y00T2030	44	47	1E07
24121-060054	BALL BEARING	Y00T2030	48	41	1E11	I	24321-001350	O-RING 1A G-135.0	Y00T2030	42	37	1E05
24121-062034	BALL BEARING	Y00T2030	51	14	1E14	I	24321-001400	O-RING 1A G-140.0	Y00T2030	44	20	1E07
24162-172312	NEEDLE BEARING	Y00T2030	47	7	1E10	I	24325-000600	O-RING 1B G-60.0	Y00T2030	58	20	1F06
24190-080001	BALL 1/4	Y00T2030	51	15	1E14	I	24341-000100	O-RING 1A S-10.0	Y00T2030	57	6	1F04
24190-080003	BALL 1/4	Y00T2030	58	59	1F07	I	24341-000160	O-RING 1A S-16.0	Y00T2030	55	9	1F02
24190-100001	STEEL BALL 5/16	Y00T2030	49	28	1E12	I	24341-000180	O-RING 1A S-18.0	Y00T2030	43	10	1E06
				50	1E13	I	24341-000260	O-RING 1A S-26.0	Y00T2030	34	2	1D04
				26	1E13	I				37	12	1D07
24190-110001	BALL 11/32	Y00T2030	39	18	1E02	I	24341-000315	O-RING 1A S-31.5	Y00T2030	46	15	1E09
24311-000050	O-RING 1A P-5.0	Y00T2030	60	26	1F09	I	24341-000360	O-RING 1A S-36.0	Y00T2030	59	20	1F08
24311-000070	O-RING 1A P7	Y00T2030	6	8	1B07	I	24341-000400	O-RING 1A S-40.0	Y00T2030	5	6	1B06
				30	1C16	I				37	19	1D07
24311-000090	O-RING 1A P-9.0	Y00T2030	31	6	1D01	I	24341-000480	O-RING 1A S-48.0	Y00T2030	57	7	1F04
				49	1E12	I	24341-000550	O-RING 1A S-55.0	Y00T2030	47	36	1E10
				58	1F06	I	24341-000560	O-RING 1A S-56.0	Y00T2030	44	21	1E07
24311-000100	O-RING 1A P-10.0	Y00T2030	1	17	1B02	I	24421-142507	SEAL TC14 25 07, OIL	Y00T2030	57	8	1F04
				37	1D07	I	24421-253807	SEAL TC25 38 07, OIL	Y00T2030	46	27	1E09
24311-000120	O-RING 1A P-12.0	Y00T2030	8	67	1B10	I	24421-305208	SEAL TC30 52 08, OIL	Y00T2030	44	22	1E07
				23	1C09	I	24761-010000	NIPPLE M6F,GREASE	Y00T2030	44	48	1E07
				37	1D07	I				46	16	1E09
				32	1D07	I				46	1E09	

PART NO.	DESCRIPTION	CATALOG NO.	GRP. NO.	REF. NO.	LOC. NO.	I	PART NO.	DESCRIPTION	CATALOG NO.	GRP. NO.	REF. NO.	LOC. NO.
24761-010000	NIPPLE M6F,GREASE	YOOT2030	55	35	1F02	I	26106-080122	BOLT M 8X 12 PLATED	YOOT2030	33	9	1003
			67	19	1G04	I	26106-080142	BOLT M 8X 14 PLATED	YOOT2030	8	20	1B09
24761-060000	NIPPLE MT6X1,GREASE	YOOT2030	42	6	1E05	I	26106-080162	BOLT M 8X 16 PLATED	YOOT2030	5	8	1B06
				15	1E05	I				9	32	1B11
			45	46	1E08	I	26106-080222	BOLT M 8X 22 PLATED	YOOT2030	18	4	1C04
			67	9	1G04	I	26106-080452	BOLT M 8X 45 PLATED	YOOT2030	2	20	1B03
26011-060122	BOLT M 6X 12	YOOT2030	63	61	1F16	I	26106-080652	BOLT M 8X 65 PLATED	YOOT2030	26	16	1C12
26011-080162	BOLT M 8X16	YOOT2030	64	17	1G01	I	26106-080752	BOLT M 8X 75 PLATED	YOOT2030	2	21	1B03
				18	1G01	I	26106-080822	BOLT M 8X 82 PLATED	YOOT2030	21	13	1C07
			65	17	1G02	I	26106-080852	BOLT M 8X 85 PLATED	YOOT2030	2	22	1B03
26013-060222	BOLT M 6X 22	YOOT2030	17	12	1C03	I	26106-080872	BOLT M 8X 87 PLATED	YOOT2030	21	14	1C07
26013-060352	BOLT M 6X 35	YOOT2030	57	41	1F04	I	26106-081152	BOLT M 8X115 PLATED	YOOT2030	2	23	1B03
26013-060402	BOLT M 6X 40	YOOT2030	57	42	1F04	I	26106-100142	BOLT M10X 14 PLATED	YOOT2030	50	13	1E13
26013-080122	BOLT M 8X 12	YOOT2030	47	21	1E10	I	26106-100652	BOLT M10X 65 PLATED	YOOT2030	10	6	1B12
26013-080162	BOLT M 8X 16	YOOT2030	40	11	1E03	I	26116-060102	BOLT M 6X 10 PLATED	YOOT2030	27	9	1E13
			41	12	1E04	I	26116-060122	BOLT M 6X 12 PLATED	YOOT2030	61	52	1F10
			46	22	1E09	I				62	27	1F12
			57	59	1F05	I					28	1F12
			63	35	1F15	I					104	1F13
				62	1F16	I	26116-060142	BOLT M 6X 14 PLATED	YOOT2030	60	31	1F09
				63	1F16	I	26116-060202	BOLT M 6X 20 PLATED	YOOT2030	47	37	1E10
			64	37	1G01	I	26116-060502	BOLT M 6X 50 PLATED	YOOT2030	57	43	1F04
			65	18	1G02	I					44	1F04
26013-080202	BOLT M 8X 20	YOOT2030	3	6	1B04	I	26116-080162	BOLT M 8X 16 PLATED	YOOT2030	50	28	1E13
			57	60	1F05	I				51	17	1E14
26013-080252	BOLT M 8X 25	YOOT2030	9	30	1B11	I				62	29	1F12
				31	1B11	I				63	65	1E16
26013-080302	BOLT M 8X 30	YOOT2030	64	19	1G01	I	26116-080202	BOLT M 8X 20 PLATED	YOOT2030	45	29	1E08
26013-100202	BOLT M10X 20	YOOT2030	63	36	1F15	I				47	23	1E10
			64	20	1G01	I				55	10	1E02
26013-100252	BOLT M10X 25	YOOT2030	64	38	1G01	I				61	53	1F10
				39	1G01	I					63	1F11
26013-100302	BOLT M10X 30	YOOT2030	45	36	1E08	I	26116-080252	BOLT M 8X 25 PLATED	YOOT2030	44	23	1E07
			55	36	1F02	I				47	24	1E10
26013-120252	BOLT M12X 25	YOOT2030	41	18	1E04	I				49	30	1E12
			67	30	1G04	I				52	17	1E15
26013-120302	BOLT M12X 30	YOOT2030	41	13	1E04	I					34	1E15
			47	22	1E10	I				61	54	1F10
26013-140352	BOLT M14X 35	YOOT2030	68	5	1G05	I	26116-080402	BOLT M 8X 40 PLATED	YOOT2030	53	20	1E16
26014-060122	BOLT M 6X 12	YOOT2030	62	80	1F13	I	26116-080502	BOLT M 8X 50 PLATED	YOOT2030	40	12	1E03
26014-060182	BOLT M 6X 18	YOOT2030	22	15	1C08	I	26116-080602	BOLT M 8X 60 PLATED	YOOT2030	57	45	1F04
26014-060202	BOLT M 6X 20	YOOT2030	65	19	1G02	I					46	1E04
26014-080162	BOLT M 8X 16	YOOT2030	23	15	1C09	I				65	20	1G02
			63	64	1F16	I	26116-080754	BOLT M 8X 75 PLATED	YOOT2030	64	22	1G01
			64	21	1G01	I	26116-100202	BOLT M10X 20 PLATED	YOOT2030	59	21	1F08
26014-080282	BOLT M 8X 28	YOOT2030	32	6	1D02	I	26116-100302	BOLT M10X 30 PLATED	YOOT2030	42	38	1E05
26106-060122	BOLT M 6X 12 PLATED	YOOT2030	2	19	1B03	I				44	24	1E07
26106-060142	BOLT M 6X 14 PLATED	YOOT2030	1	36	1B02	I					49	1E07
26106-060222	BOLT M 6X 22 PLATED	YOOT2030	29	18	1C15	I				47	25	1E10
26106-060322	BOLT M 6X 32 PLATED	YOOT2030	21	12	1C07	I				58	21	1F06
26106-080102	BOLT M 8X 10 PLATED	YOOT2030	5	7	1B06	I	26116-100352	BOLT M10X 35 PLATED	YOOT2030	47	31	1E10
26106-080122	BOLT M 8X 12 PLATED	YOOT2030	8	19	1B09	I				53	21	1E16
			22	16	1C08	I	26116-100452	BOLT M10X 45 PLATED	YOOT2030	58	22	1F06
				17	1C08	I	26116-100502	BOLT M10X 50 PLATED	YOOT2030	53	22	1E16

PART NO.	DESCRIPTION	CATALOG NO.	GRP. NO.	REF. NO.	LOC. NO.	PART NO.	DESCRIPTION	CATALOG NO.	GRP. NO.	REF. NO.	LOC. NO.
26116-100552	BOLT M10X 55 PLATED	YOOT2030	44	50	1E07	26716-080002	NUT M 8	YOOT2030	2	13	1B03
26116-100602	BOLT M10X 60 PLATED	YOOT2030	53	23	1E16				39	19	1E02
26116-100752	BOLT M10X 75 PLATED	YOOT2030	47	26	1E10				40	13	1E03
26116-101002	BOLT M10X100 PLATED	YOOT2030	46	17	1E09				46	47	1E09
26116-101202	BOLT M10X120 PLATED	YOOT2030	58	23	1F06				57	18	1F04
26116-120252	BOLT M12X 25 PLATED	YOOT2030	63	37	1F15				61	57	1F11
26116-120302	BOLT M12X 30 PLATED	YOOT2030	58	24	1F06					58	1F11
26116-120502	BOLT M12X 50 PLATED	YOOT2030	58	25	1F06					59	1F11
26116-161102	BOLT M16X110 PLATED	YOOT2030	69	4	1G06				62	100	1F13
26156-100182	BOLT M10X 18 PLATED	YOOT2030	52	28	1E15				63	38	1F15
26206-100202	BOLT M10X 20 PLATED	YOOT2030	1	26	1B02				64	24	1G01
26216-060142	STUD M 6X 14 PLATED	YOOT2030	2	8	1B03	26716-100002	NUT M10	YOOT2030	39	20	1E02
26216-060352	STUD M 6X 35 PLATED	YOOT2030	2	9	1B03				46	18	1E09
26216-080222	STUD M 8X 22 PLATED	YOOT2030	11	5	1B13				55	37	1F02
26216-080302	STUD M 8X 30 PLATED	YOOT2030	1	18	1B02				58	26	1F06
26216-080652	STUD M 8X 65 PLATED	YOOT2030	8	21	1B09				62	69	1F13
26216-100252	STUD M10X 25 PLATED	YOOT2030	47	8	1E10	26716-120002	NUT M12	YOOT2030	61	60	1F11
26216-100802	STUD M10X 80 PLATED	YOOT2030	46	8	1E09				63	39	1F15
26346-050002	U-NUT M 4 PLATED	YOOT2030	62	108	1F13	26716-140002	NUT M14	YOOT2030	67	40	1G04
26356-120002	U-NUT M12	YOOT2030	45	37	1E08	26716-160002	NUT M16	YOOT2030	69	5	1G06
26366-060002	U-NUT M 6	YOOT2030	2	10	1B03	26736-120002	NUT M12	YOOT2030	30	24	1C16
			6	9	1B07	26736-160002	NUT M16	YOOT2030	48	19	1E11
26366-080002	U-NUT M 8	YOOT2030	8	22	1B09				59	22	1F08
			11	6	1B13	26736-200002	NUT M20	YOOT2030	45	30	1E08
26450-080202	BOLT M 8X 20	YOOT2030	60	33	1F09	26756-050002	LOCK NUT M 5 PLATED	YOOT2030	6	11	1B07
26450-080252	BOLT M 8X 25	YOOT2030	57	9	1F04				30	19	1C16
26557-030062	SCREW M 3X 6	YOOT2030	40	8	1E03	26756-060002	LOCK NUT M 6 PLATED	YOOT2030	60	32	1F09
26557-040082	SCREW M 4X 8	YOOT2030	36	14	1D06	26756-080002	LOCK NUT M 8 PLATED	YOOT2030	8	37	1B09
26557-040252	SCREW M 4X 25	YOOT2030	36	15	1D06					43	1B09
26557-050122	SCREW M 5X 12	YOOT2030	6	10	1B07				61	61	1F11
26557-050162	SCREW M 5X 16	YOOT2030	62	109	1F14	26756-100002	LOCK NUT M10 PLATED	YOOT2030	49	31	1E12
26557-060082	SCREW M 6X 8	YOOT2030	33	10	1D03				50	14	1E13
26557-060302	SCREW M 6X 30	YOOT2030	62	110	1F14				62	66	1F13
26587-050102	SCREW M 5X 10	YOOT2030	24	34	1C10	26756-120002	LOCK NUT M12 PLATED	YOOT2030	61	62	1F11
			61	55	1F11	26756-200002	LOCK NUT M20 PLATED	YOOT2030	67	20	1G04
26587-060162	SCREW M 6X 16	YOOT2030	64	23	1G01	26756-240002	LOCK NUT M24 PLATED	YOOT2030	67	10	1G04
26587-060202	SCREW M 6X 20	YOOT2030	62	50	1F12	26776-100002	LOCK NUT M10 PLATED	YOOT2030	45	31	1E08
26587-080102	SCREW M 8X 10	YOOT2030	2	11	1B03	26776-180002	LOCK NUT M18 PLATED	YOOT2030	13	9	1B15
			4	2	1B05	26921-080102	SCREW M 8X10	YOOT2030	8	44	1B09
26587-080122	SCREW M 8X 12	YOOT2030	62	30	1F12	27241-300002	PLUG 30	YOOT2030	1	20	1B02
26587-080162	SCREW M 8X 16	YOOT2030	62	81	1F13	28110-080100	WRENCH	YOOT2030	70	7	1G07
26587-080202	SCREW M 8X 20	YOOT2030	64	40	1G01	28110-120140	WRENCH	YOOT2030	70	8	1G07
				41	1G01	28110-170190	WRENCH	YOOT2030	70	9	1G07
26635-080002	WING NUT M 8	YOOT2030	61	56	1F11	28110-220240	WRENCH	YOOT2030	70	10	1G07
26687-120002	CAP NUT M12	YOOT2030	30	23	1C16	28170-001500	PLIERS	YOOT2030	70	11	1G07
26696-100002	NUT M10	YOOT2030	8	23	1B09	43400-500390	SEAL WASHER 6	YOOT2030	28	12	1C14
			23	16	1C09				37	39	1D07
26706-100002	NUT M10	YOOT2030	1	27	1B02	43400-500450	PACKING	YOOT2030	1	31	1B02
			2	12	1B03				30	25	1C16
			10	7	1B12				37	41	1D07
			36	20	1D06	705311-23100	ROD ASSY, CONNECTING	YOOT2030	15	1	1C01
26716-040002	NUT M 4	YOOT2030	62	87	1F13	705311-23600	BEARING, CRANKPIN	YOOT2030	15	5	1C01
26716-060002	NUT M 6	YOOT2030	41	6	1E04	711100-51540	ROLLER ASSY	YOOT2030	24	9	1C10
26716-080002	NUT M 8	YOOT2030	1	19	1B02	721000-21701	CRANKSHAFT ASSY	YOOT2030	13	1	1B15

PART NO.	DESCRIPTION	CATALOG NO.	GRP. NO.	REF. NO.	LOC. NO.	PART NO.	DESCRIPTION	CATALOG NO.	GRP. NO.	REF. NO.	LOC. NO.
721450-01540	SUMP ASSY, LUB OIL	Y00T2030	1	28	1B02						
721450-02500	HOUSING ASSY, BEARING	Y00T2030	3	1	1B04						
721450-02612	HOUSING ASSY	Y00T2030	3	8	1B04						
721450-02622	HOUSING ASSY	Y00T2030	3	13	1B04						
721450-11650	ARM ASSY, ROCKER	Y00T2030	8	32	1B09						
721450-11660	ARM ASSY, ROCKER	Y00T2030	8	38	1B09						
721450-11700-W	HEAD ASSY, CYLINDER	Y00T2030	8	1	1B09						
721450-22500	RING SET, PISTON	Y00T2030	14	3	1B16						
			38	3	1D08						
721454-01562	BLOCK ASSY, CYLINDER	Y00T2030	1	1	1B02						
721454-01612	HOUSING ASSY, GEARS	Y00T2030	2	1	1B03						
721454-11521	BONNET ASSY	Y00T2030	8	50	1B09						
721454-51700	PUMP ASSY, F. INJECT	Y00T2030	24	1	1C10						
721454-92500	REPAIR SET	Y00T2030	38	1	1D08						
721454-92601	GASKET SET	Y00T2030	37	1	1D07						
724550-51520	ROLLER ASSY	Y00T2030	24	7	1C10						
724950-53100	FUEL INJECTION VALVE	Y00T2030	25	1	1C11						
794081-54101	LAMP ASSY, WORKING	Y00T2030	62	70	1F13						
794130-71410	PIN ASSY, BALL SOCKET	Y00T2030	67	4	1G04						
				12	1G04						
				22	1G04						
				26	1G04						
794150-12301-X	TIE-ROD ASSY	Y00T2030	42	1	1E05						
794150-22150	SLEEVE ASSY, BEARING	Y00T2030	46	28	1E09						
794190-26180	COUPLING ASSY	Y00T2030	48	6	1E11						
794195-72100-X	LINK ASSY (R), LIFT	Y00T2030	67	11	1G04						
794195-72200-X	LINK ASSY (L), LIFT	Y00T2030	67	21	1G04						
794195-74600-X	CHAIN SET, CHECK	Y00T2030	67	31	1G04						
794197-25600	BEARING SET, COUNTER	Y00T2030	52	1	1E15						
794200-82200	GUN, GREASE	Y00T2030	70	4	1G07						
794275-53401	LAMP ASSY, WORKING	Y00T2030	62	57	1F13						
794286-71100-X	LINK ASSY, TOP	Y00T2030	67	1	1G04						
794300-25100	COUPLING ASSY	Y00T2030	48	23	1E11						
794447-14700-Q	TIRE ASSY (L) 6-12	Y00T2030	56	1	1F03						
794447-14800-Q	TIRE ASSY (R) 6-12	Y00T2030	56	6	1F03						
794730-57112-X	END.(RR) ASSY, TIE-ROD	Y00T2030	42	10	1E05						