

OCT10-M16601EN

PREFACE

This parts catalog carries all parts incorporated in YANMAR Model YM140-HK/YM167-HK/YM167D-HK tractors manufactured since OCT. 1985.

Each illustration corresponds to the parts list on the following page.

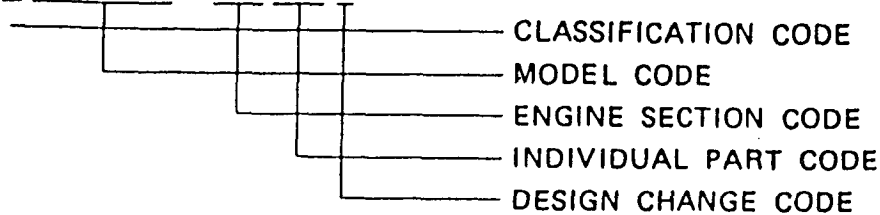
When ordering parts, clearly write down the tractor model, as well as the name and number of each part in your order sheet. This will help insure reliable delivery of the parts you have ordered.

PART NUMBER

A part serial number comprises 11 digits and means the following.

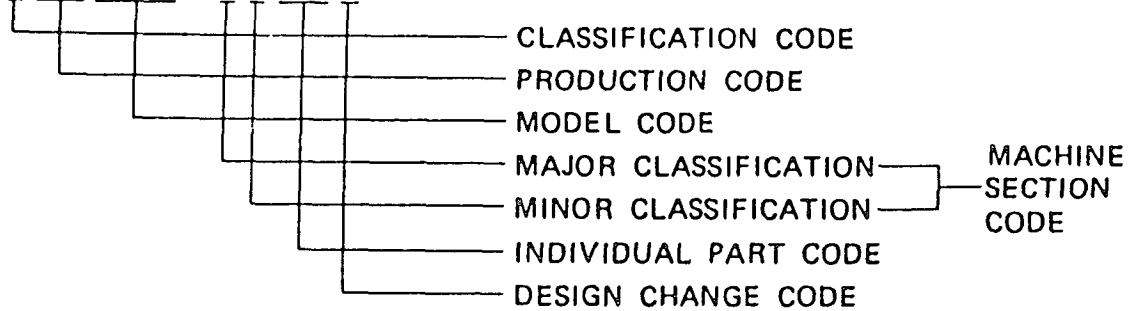
A) Engine Part Code

000000 - 000000



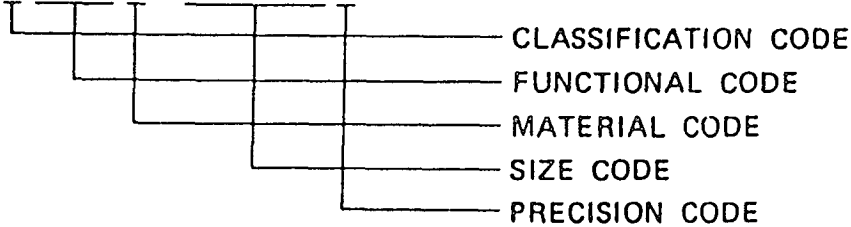
B) Tractor Part Code

000000 - 000000



C) YIS Part Code

20000 - 000000



YIS is an abbreviation of YANMAR INDUSTRIAL STANDARD PARTS, and applies to parts such as nuts, bolts, joints, pins, washers, gauges, o-rings, bearing, etc.

For instance, dimensions according to YIS are shown as follows :

BOLT [SCREW]

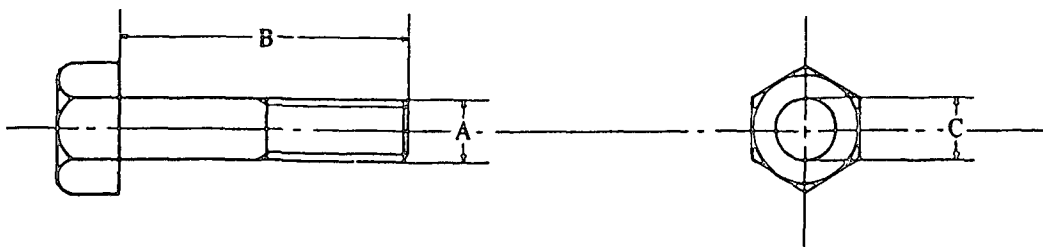
(A x B)

26116--060202 → M6 x 20

NUT

(C)

26756--060002 → M6



COLOURING

Some parts are painted in colors according to the models, specifications, and their destinations. In this parts catalog, colouring is classified into ten variations and shown in abbreviated codes as below.

| Colour code | Color |
|-------------|---------------------|
| K | Metallic calm green |
| M | Silver |
| P | Green |
| Q | Cream |
| R | Red |
| W | Frosted black |
| X | Black |
| Y | Yellow |
| Z | Celva black |
| U | Plating |

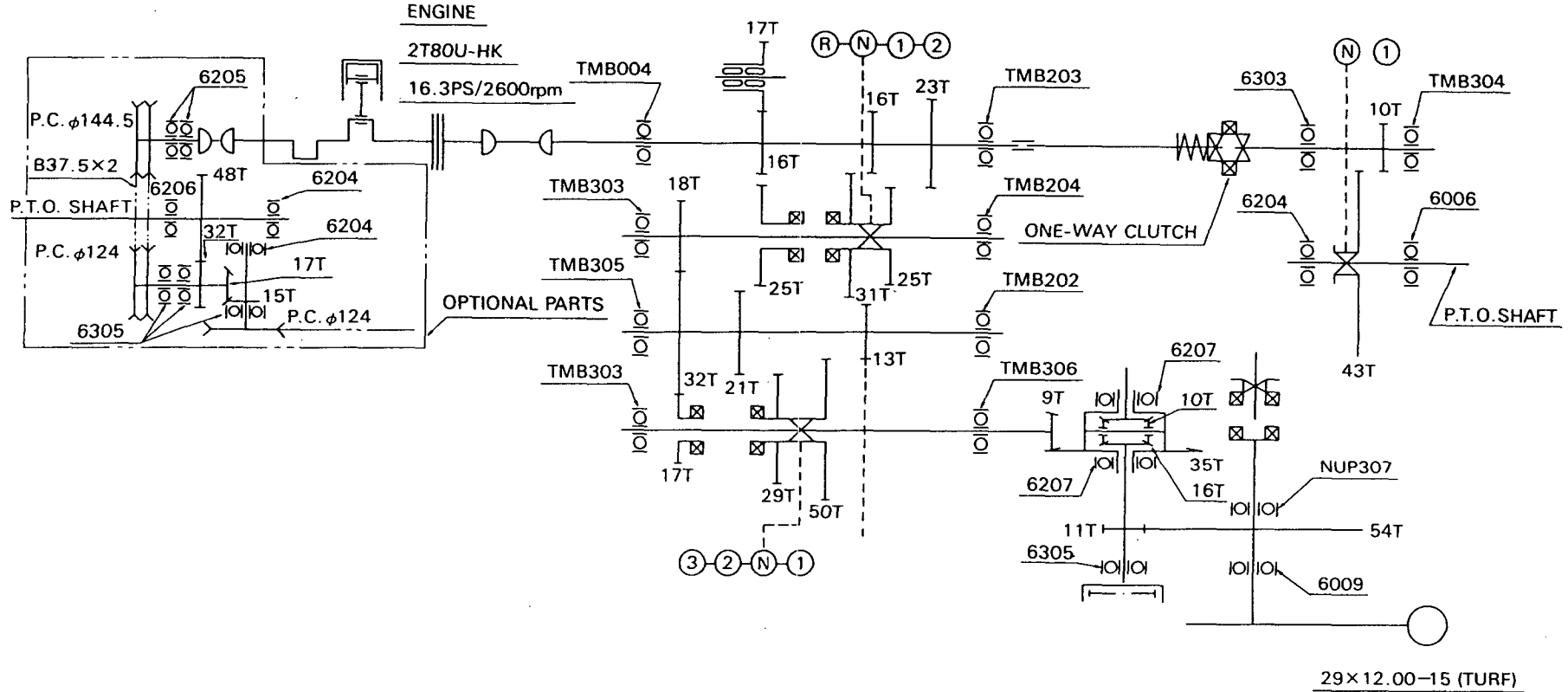
The colour of a part is denoted by the colour code suffixed to an ordinary part number :

Example : Fender (L)

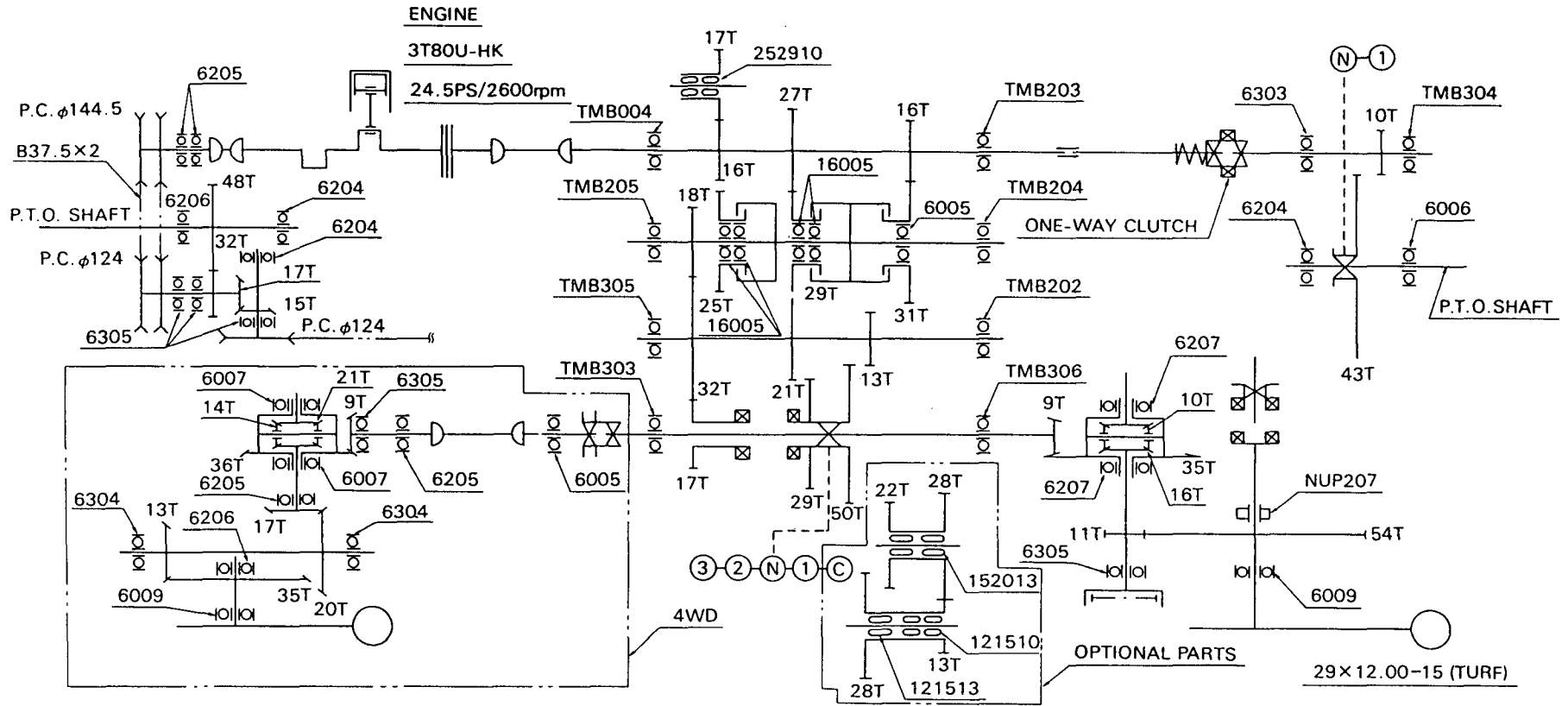
194195-62110-R

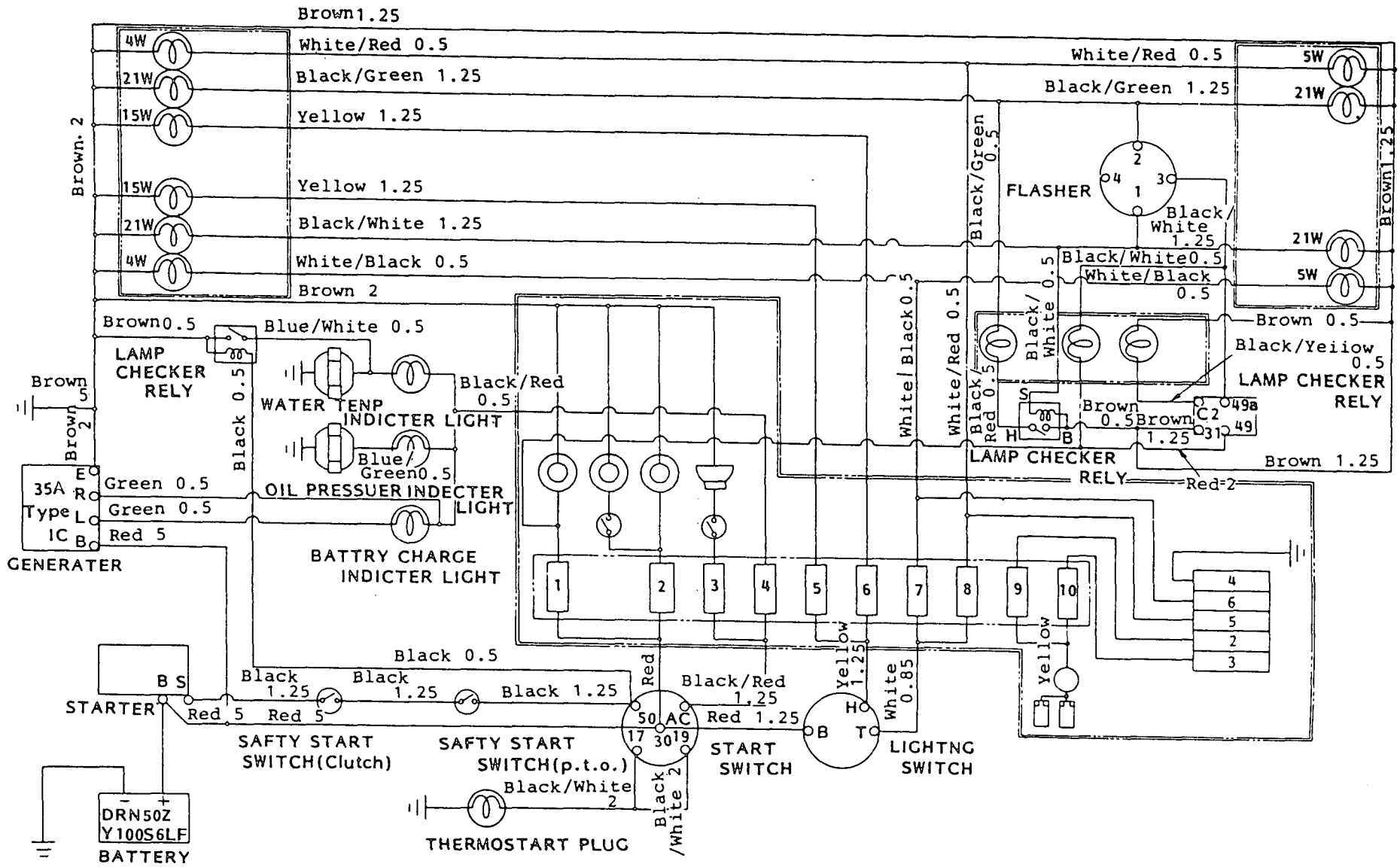
↓
Red

When ordering painted parts, please designate part colours in your order sheet by suffixing one of these color codes to the part number you want to order.



1
=





WIRING DIAGRAM

Contents

| Fig. No. | Fig. Name |
|----------------------|--------------------------------|
| ENG: 2T75UA-HK,HA-HK | |
| 1. | CYLINDER BLOCK |
| 2. | GEAR HOUSING |
| 3. | LABELS(FOR ENGINE) |
| 4. | CYLINDER HEAD & BONNET |
| 5. | AIR CLEANER |
| 6. | SILENCER |
| 7. | CAMSHAFT |
| 8. | CRANKSHAFT & FLYWHEEL |
| 9. | PISTON & CONNECTING ROD |
| 10. | LUBRICATING OIL SYSTEM |
| 11. | COOLING WATER SYSTEM |
| 12. | FUEL INJECTION PUMP |
| 13. | FUEL INJECTION VALVE |
| 14. | FUEL OIL SYSTEM |
| 15. | GOVERNOR MECHANISM |
| 16. | ENGINE STOPPING DEVICE |
| 17. | ELECTRIC STARTING & THERMOSTAT |
| 18. | STARTER(12V-1.3KW),S114-235 |
| 19. | GENERATOR(GP9150,12V180W),PRE. |
| 20. | GENERATOR(LR135-91,12V-35A)NEW |
| 21. | REPAIR SET |
| 22. | GASKET SET |

| Fig. No. | Fig. Name |
|-----------------------|--------------------------------|
| CHASSIS: YM140/167-HK | |
| 23. | THROTTLE |
| 24. | FUEL TANK |
| 25. | BELT COVER & FRONT AXLE BRACKE |
| 26. | FRONT AXLE (YM140-HK,YM167-HK) |
| 27. | FRONT AXLE (FOR YM167D-HK) |
| 28. | RING GEAR OF FRONT AXLE(YM167D |
| 29. | PROPELLER SHAFT (FOR YM167D-HK |
| 30. | SPINDLE OF FRONT AXLE (YM167D |
| 31. | STEERING |
| 32. | CLUTCH |
| 33. | TRANSMISSION HOUSING(YM140-HK) |
| 34. | TRANSMISSION HOUSING |
| 35. | POWER SHIFT PUMP |
| 36. | REGULATOR(YM167-HK,YM167D-HK) |
| 37. | TRANSMISSION GEARS (YM140-HK) |
| 38. | TRANSMISSION GEARS (YM167,167D |
| 39. | CREEP GEARS |
| 40. | PTO SHAFT |
| 41. | MAIN SHIFT (YM140-HK) |
| 42. | MAIN SHIFT(YM167, YM167D) |
| 43. | RANGE SHIFT & P.T.O. SHIFT |
| 44. | FRONT DRIVE & SHIFT (YM167D-HK |
| 45. | DIFFERENTIAL GEARS |
| 46. | REAR AXLE HOUSING |

Contents

Fig. No. Fig. Name

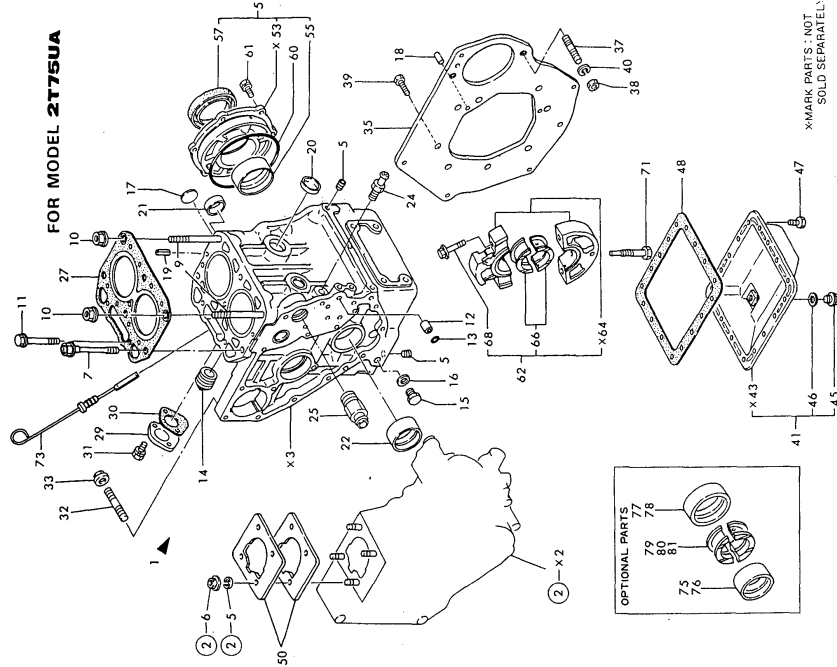
- 47. REAR AXLE SHAFT
- 48. TURF TIRES(FRONT & REAR)
- 49. BRAKES
- 50. PARKING BRAKE
- 51. HYDRAULIC PIPES
- 52. HYDRAULIC CYLINDER
- 53. HYDRAULIC LIFT
- 54. HYDRAULIC CONTROL VALVE
- 55. HYDRAULIC CONTROL
- 56. ELECTRIC PARTS
- 57. HOOD
- 58. LOWER LINK
- 59. HITCH
- 60. FRONT P.T.O. (OLD TYPE)
- 61. FRONT P.T.O. (NEW TYPE)

Fig. No. Fig. Name

Fig.1. CYLINDER BLOCK

(A)=2T75UA-HK
(B)=2T75HA-HK
(C)=

(D)=
(E)=
(F)=



FOR MODEL 2T75UA

X-MARK PARTS - NOT SOLD SEPARATELY

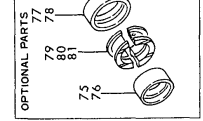
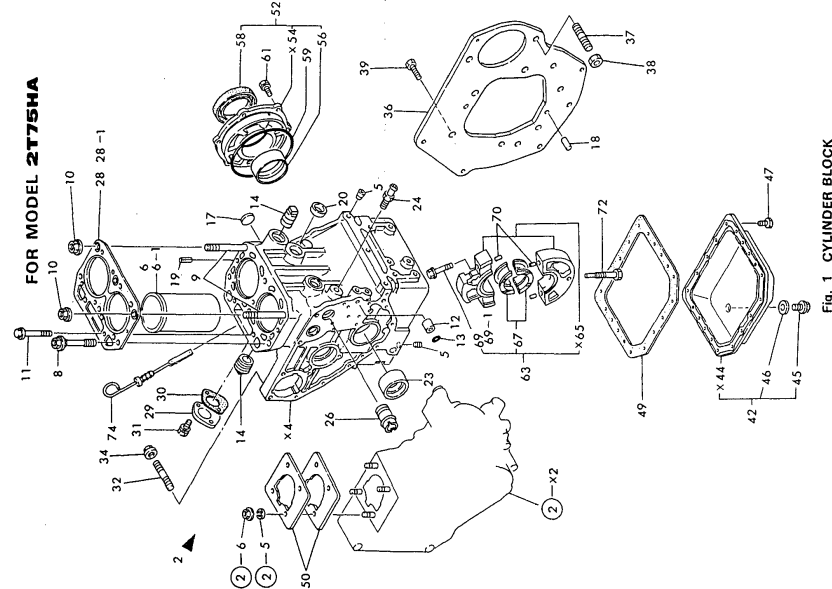


Fig. 1 CYLINDER BLOCK



FOR MODEL 2T75HA

Fig. 1 CYLINDER BLOCK

| No. | Lev. | Parts No. | Description | Qty | | | | | | I | R |
|------------|------|--------------|----------------------|-----|-----|-----|-----|-----|-----|---|---|
| | | | | (A) | (B) | (C) | (D) | (E) | (F) | | |
| 1 | 1 | 724974-01560 | BLOCK ASSY, CYLINDER | 1 | | | | | | | |
| 2 | 1 | 724574-01560 | BLOCK ASSY, CYLINDER | | 1 | | | | | | |
| 5 | 2 | 124060-01050 | PLUG, PT1/8 | 6 | 7 | | | | | | |
| 6 | 2 | 121500-01100 | LINER, CYLINDER | | 2 | | | | | | |
| 6--1 | 2 | 121551-01100 | LINER, CYLINDER | | 2 | | | | | | N |
| (B=*) | | | | | | | | | | | |
| 7 | 2 | 121450-01203 | BOLT, HEAD | 4 | | | | | | | |
| 8 | 2 | 121550-01200 | BOLT, HEAD | | 4 | | | | | | |
| 9 | 2 | 121450-01210 | BOLT, HEAD | 2 | 2 | | | | | | |
| 10 | 2 | 121450-01220 | NUT, CYLINDER HEAD | 2 | 2 | | | | | | |
| 11 | 2 | 129350-01230 | BOLT, HEAD | 2 | 2 | | | | | | |
| 12 | 2 | 124085-01900 | GUIDE | 2 | 2 | | | | | | |
| 13 | 2 | 24311-000100 | O-RING, 1AP10.0 | 2 | 2 | | | | | | |
| 14 | 2 | 171051-01921 | PLUG, NPTF1 | 1 | 2 | | | | | | |
| 15 | 2 | 121450-01960 | PLUG, PF1/4 | 1 | | | | | | | |
| 16 | 2 | 121450-01980 | GASKET | 1 | | | | | | | |
| 17 | 2 | 121450-01990 | PLUG, 30 | 1 | 1 | | | | | | |
| 18 | 2 | 22312-080140 | PIN, PARALLEL M8X14 | 2 | 2 | | | | | | |
| 19 | 2 | 22351-060012 | PIN, SPRING 6.0X12 | 2 | 2 | | | | | | |
| 20 | 2 | 27241-300000 | PLUG 30 | 4 | 4 | | | | | | |
| 21 | 2 | 124085-02411 | BUSH, CAMSHAFT | 1 | | | | | | | |
| 22 | 2 | 121450-02100 | BEARING, MAIN | 1 | | | | | | | |
| 23 | 2 | 121520-02100 | BEARING, MAIN | | 1 | | | | | | |
| 24 | 2 | 121550-49111 | JOINT, PT1/4 | 1 | 1 | | | | | | |
| 25 | 2 | 171001-49502 | JOINT, PIPE | 1 | | | | | | | |
| 26 | 2 | 124160-49480 | JOINT, PIPE | | 1 | | | | | | |
| 27 | 1 | 124970-01330 | GASKET, HEAD | 1 | | | | | | | |
| 28 | 1 | 124500-01330 | GASKET, HEAD | | 1 | | | | | | |
| 28--1 | 1 | 124500-01331 | GASKET, HEAD | | 1 | | | | | | N |
| (B=E88222) | | | | | | | | | | | |
| 29 | 1 | 121520-01860 | COVER | 1 | 1 | | | | | | |
| 30 | 1 | 121520-01850 | GASKET | 1 | 1 | | | | | | |
| 31 | 1 | 26106-060142 | BOLT, M6X 14 PLATED | 2 | 2 | | | | | | |
| 32 | 1 | 26216-080302 | STUD, M8X 30 | 4 | 4 | | | | | | |
| 33 | 1 | 26716-080002 | NUT, M8 | 4 | | | | | | | |
| 34 | 1 | 26366-080002 | NUT, M8 | | 4 | | | | | | |
| 35 | 1 | 124970-01601 | FLANGE, MOUNTING | 1 | | | | | | | |
| 36 | 1 | 124574-01600 | FLANGE, MOUNTING | | 1 | | | | | | |
| 37 | 1 | 121462-01650 | BOLT | 2 | 2 | | | | | | |
| 38 | 1 | 26706-100002 | NUT, M10 | 2 | 2 | | | | | | |
| 39 | 1 | 26206-100182 | BOLT, M10X 18 PLATED | 8 | 8 | | | | | | |
| 40 | 1 | 22217-100000 | WASHER, SPRING 10 | 2 | | | | | | | |
| 41 | 1 | 724970-01540 | SUMP ASSY, OIL | 1 | | | | | | | |
| 42 | 1 | 724574-01540 | SUMP ASSY, OIL | | 1 | | | | | | |
| 45 | 2 | 104200-55080 | PLUG, DRAIN | 1 | 1 | | | | | | |
| 46 | 2 | 43400-500450 | PACKING | 1 | 1 | | | | | | |
| 47 | 1 | 121450-01710 | BOLT, SUMP | 17 | 17 | | | | | | |
| 48 | 1 | 124000-01750 | GASKET, OIL SUMP | 1 | | | | | | | |
| 49 | 1 | 124500-01750 | GASKET, OIL SUMP | | 1 | | | | | | |
| 50 | 1 | 124950-01951 | SHIM SET, ADJUSTING | 1 | 1 | | | | | | |
| 51 | 1 | 721450-02500 | HOUSING ASSY, METAL | 1 | | | | | | | |

Fig.1. CYLINDER BLOCK

(A)=2T75UA-HK
(B)=2T75HA-HK
(C)=

(D)=
(E)=
(F)=

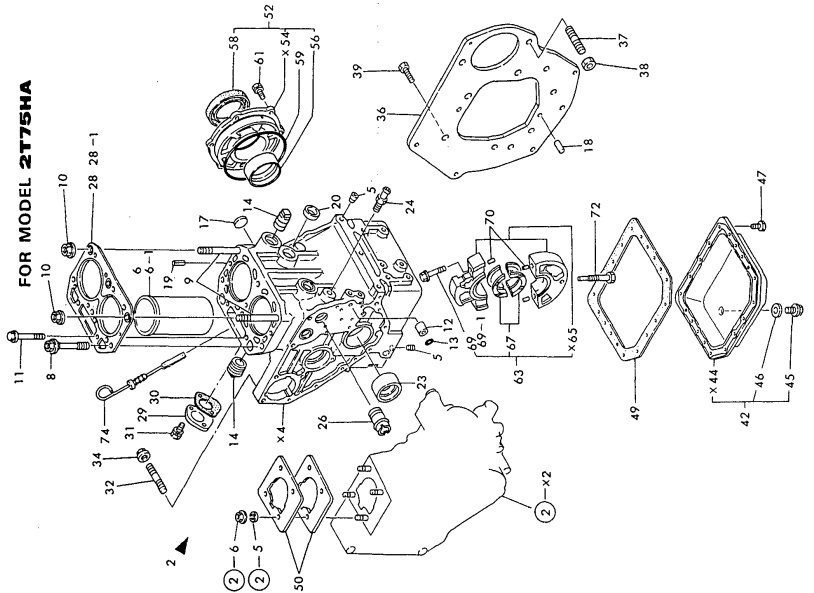
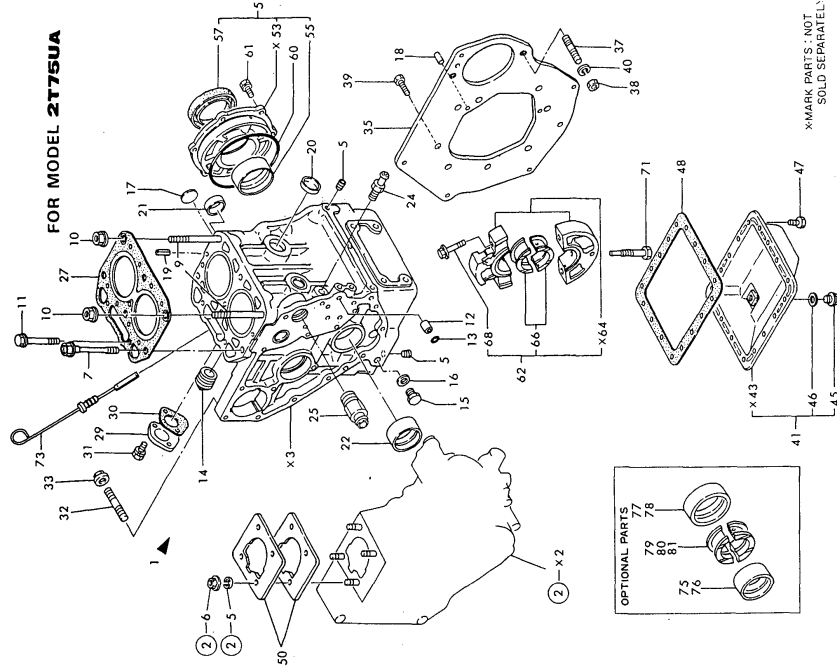


Fig. 1 CYLINDER BLOCK

| No. | Lev. | Parts No. | Description | Qty | | | | | | I | R |
|-------|------|--------------|---------------------|-----|-----|-----|-----|-----|-----|---|---|
| | | | | (A) | (B) | (C) | (D) | (E) | (F) | | |
| 52 | 1 | 721550-02500 | HOUSING ASSY, METAL | | 1 | | | | | | |
| 55 | 2 | 121450-02110 | BEARING, MAIN | 1 | | | | | | | |
| 56 | 2 | 121550-02110 | BEARING, MAIN | | 1 | | | | | | |
| 57 | 2 | 124085-02220 | SEAL, OIL | 1 | | | | | | | |
| 58 | 2 | 121551-02220 | SEAL, OIL | | 1 | | | | | | |
| 59 | 1 | 24341-001350 | O-RING, 1AS135.0 | | 1 | | | | | | |
| 60 | 1 | 105225-02020 | O-RING | | 1 | | | | | | |
| 61 | 1 | 26013-080202 | BOLT, M8X 20 | 6 | 6 | | | | | | |
| 62 | 1 | 721450-02611 | HOUSING ASSY | 1 | | | | | | | |
| 63 | 1 | 721550-02610 | HOUSING ASSY, METAL | | 1 | | | | | | |
| 66 | 2 | 121450-02160 | BEARING, MAIN | 1 | | | | | | | |
| 67 | 2 | 721550-02800 | BEARING, MAIN | | 1 | | | | | | |
| 68 | 2 | 121450-02071 | BOLT | 2 | | | | | | | |
| 69 | 2 | 129350-02070 | BOLT | | 2 | | | | | | |
| 69--1 | 1 | 121250-02070 | BOLT | | 2 | | | | | | S |
| 70 | 2 | 129350-02050 | PIPE | | 4 | | | | | | Z |
| 71 | 1 | 105225-02300 | BOLT | | 1 | | | | | | |
| 72 | 1 | 121550-02300 | BOLT | | 1 | | | | | | |
| 73 | 1 | 124974-34800 | DIPSTICK, OIL | 1 | | | | | | | |
| 74 | 1 | 124574-34800 | DIPSTICK, OIL | | 1 | | | | | | |
| 75 | 1 | 121450-02310 | BEARING, 0.25 US | 1 | | | | | | | A |
| 76 | 1 | 121520-02310 | BEARING, 0.25 US | | 1 | | | | | | A |
| 77 | 1 | 121450-02320 | METAL ASSY, 0.25 | 1 | | | | | | | A |
| 78 | 1 | 121550-02320 | BEARING, 0.25 US | | 1 | | | | | | A |
| 79 | 1 | 121450-02370 | BEARING, 0.25 US | 1 | | | | | | | A |
| 80 | 1 | 721550-02830 | BEARING, 0.25 US | | 1 | | | | | | A |
| 81 | 1 | 121550-02330 | BEARING, 0.25 US | | 1 | | | | | | A |

Fig. 1 CYLINDER BLOCK

Fig.2. GEAR HOUSING

Fig. 2 GEAR HOUSING

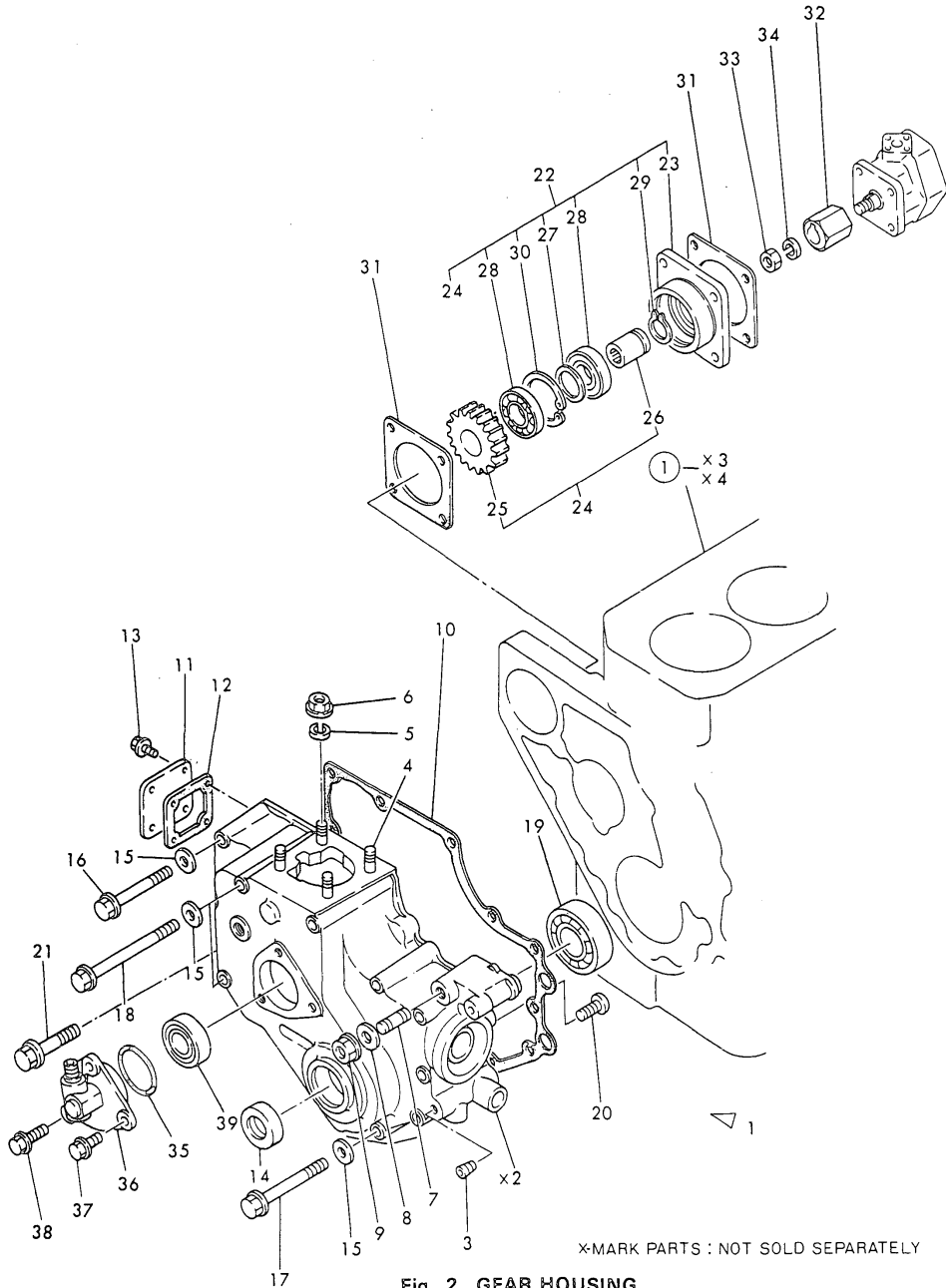


Fig. 2 GEAR HOUSING

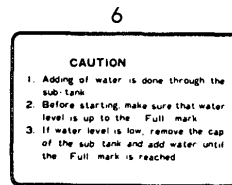
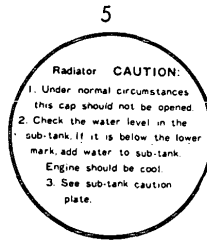
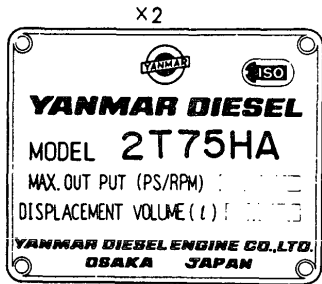
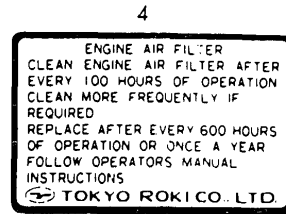
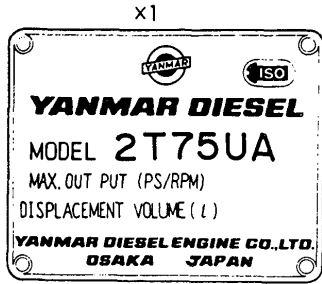
(A)=2T75UA-HK
(B)=2T75HA-HK
(C)=

(D)=
(E)=
(F)=

| No. | Lev. | Parts No. | Description | Q'ty | | | | | | I | R |
|-----|------|--------------|----------------------|------|-----|-----|-----|-----|-----|---|---|
| | | | | (A) | (B) | (C) | (D) | (E) | (F) | | |
| 1 | 1 | 724574-01610 | CASE ASSY, GEAR | 1 | 1 | | | | | | |
| 3 | 2 | 124060-01050 | PLUG, PT1/8 | 1 | 1 | | | | | | |
| 4 | 2 | 121450-01560 | STUD, M8X22 | 4 | 4 | | | | | | |
| 5 | 2 | 22217-080000 | WASHER, SPRING 8 | 4 | 4 | | | | | | |
| 6 | 2 | 26366-080002 | NUT, M8 | 4 | 4 | | | | | | |
| 7 | 2 | 121450-01570 | STUD | 1 | 1 | | | | | | |
| 8 | 2 | 22117-100000 | WASHER, 10 | 1 | 1 | | | | | | |
| 9 | 2 | 26706-100002 | NUT, M10 | 1 | 1 | | | | | | |
| 10 | 1 | 121575-01510 | GASKET, GEAR CASE | 1 | 1 | | | | | | |
| 11 | 1 | 121450-01550 | COVER, BLOCK | 1 | 1 | | | | | | |
| 12 | 1 | 121450-01531 | GASKET | 1 | 1 | | | | | | |
| 13 | 1 | 26106-060102 | BOLT, M6X 10 PLATED | 4 | 4 | | | | | | |
| 14 | 1 | 121450-01801 | SEAL, TC25408 | 1 | 1 | | | | | | |
| 15 | 1 | 22117-080000 | WASHER, 8 | 13 | 13 | | | | | | |
| 16 | 1 | 26106-080752 | BOLT, M8X 75 PLATED | 2 | 2 | | | | | | |
| 17 | 1 | 26106-080852 | BOLT, M8X 85 PLATED | 7 | 7 | | | | | | |
| 18 | 1 | 26106-081152 | BOLT, M8X115 PLATED | 3 | 3 | | | | | | |
| 19 | 1 | 24101-063050 | BEARING, BALL 6305C3 | 1 | 1 | | | | | | |
| 20 | 1 | 26587-080102 | SCREW, M8X10 | 1 | 1 | | | | | | |
| 21 | 1 | 26106-080452 | BOLT, M8X 45 PLATED | 1 | 1 | | | | | | |
| 22 | 1 | 129350-26000 | DRIVE ASSY, PUMP | 1 | 1 | | | | | | |
| 23 | 2 | 129350-26050 | BRACKET, PUMP | 1 | 1 | | | | | | |
| 24 | 2 | 129350-26100 | SHAFT ASSY, DRIVE | 1 | 1 | | | | | | |
| 25 | 3 | 129350-26200 | GEAR | 1 | 1 | | | | | | |
| 26 | 3 | 129350-26400 | SHAFT, PUMP DRIVING | 1 | 1 | | | | | | |
| 27 | 2 | 124950-26420 | SPACER | 1 | 1 | | | | | | |
| 28 | 2 | 129350-26490 | BEARING, BALL 16005 | 2 | 2 | | | | | | |
| 29 | 2 | 22242-000250 | RING, 25 | 1 | 1 | | | | | | |
| 30 | 2 | 22252-000470 | RING, 47 | 1 | 1 | | | | | | |
| 31 | 1 | 124240-01882 | GASKET | 2 | 2 | | | | | | |
| 32 | 1 | 129350-26160 | JOINT | 1 | 1 | | | | | | |
| 33 | 1 | 26716-080002 | NUT, M8 | 1 | 1 | | | | | | |
| 34 | 1 | 22217-080000 | WASHER, SPRING 8 | 1 | 1 | | | | | | |
| 35 | 1 | 24341-000460 | O-RING, 1AS46.0 | 1 | 1 | | | | | | |
| 36 | 1 | 121456-91400 | GEAR | 1 | 1 | | | | | | |
| 37 | 1 | 121456-91981 | BOLT, M8X16 | 2 | 2 | | | | | | |
| 38 | 1 | 121456-91991 | BOLT, M8X35 | 1 | 1 | | | | | | |
| 39 | 1 | 24101-062024 | BEARING, BALL 6202 | 1 | 1 | | | | | | |

Fig.3. LABELS(FOR ENGINE)

Fig. 3 LABELS (FOR ENGINE)



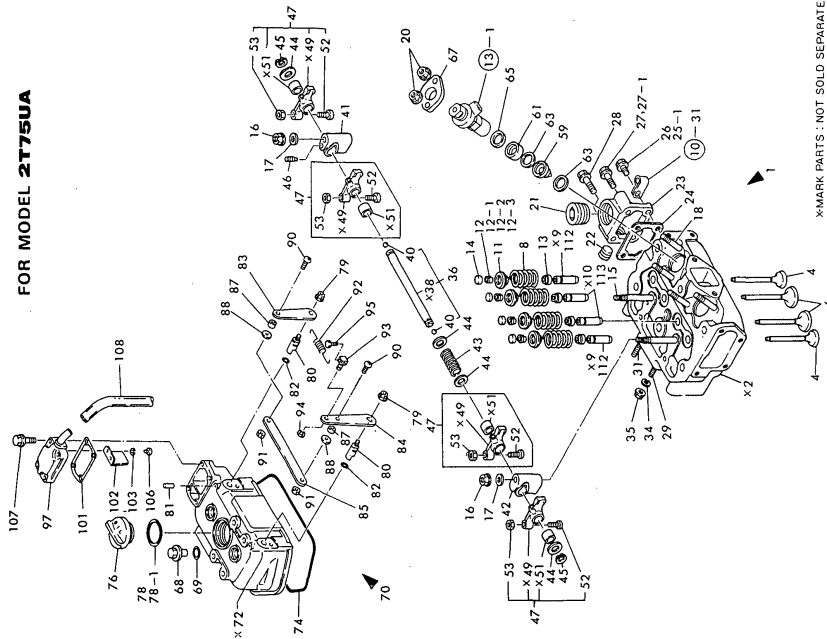
(A)=2T75UA-HK
(B)=2T75HA-HK
(C)=

(D)=
(E)=
(F)=

| No. | Lev. | Parts No. | Description | Q'ty | | | | | | I | R |
|-----|------|--------------|----------------------|------|-----|-----|-----|-----|-----|---|---|
| | | | | (A) | (B) | (C) | (D) | (E) | (F) | | |
| 3 | 1 | 102210-07990 | RIVET | 4 | 4 | | | | | | |
| 4 | 1 | 121454-12520 | LABEL, AIR-CLEANER | 1 | 1 | | | | | | |
| 5 | 1 | 124764-44800 | LABEL, RADIATOR | 1 | 1 | | | | | | |
| 6 | 1 | 124764-44810 | LABEL, RESERVE TANK | 1 | 1 | | | | | | |
| 7 | 1 | 124764-44920 | LABEL, ANTI-FREEZING | 1 | 1 | | | | | | |

Fig.4. CYLINDER HEAD & BONNET

FOR MODEL 2T75UA



X-MARK PARTS : NOT SOLD SEPARATELY

FOR MODEL 2T75HA

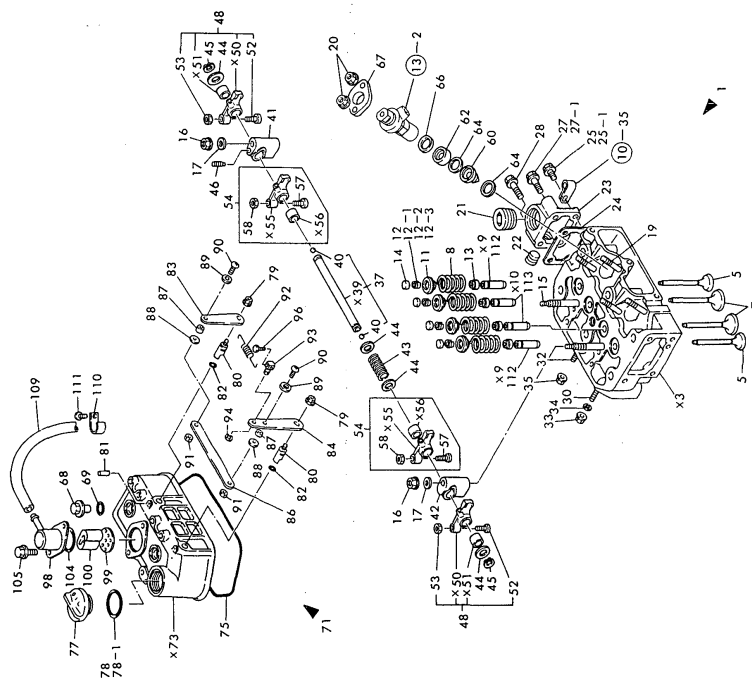


Fig. 4 CYLINDER HEAD & BONNET

(A)=2T75UA-HK
(B)=2T75HA-HK
(C)=

(D)=
(E)=
(F)=

| No. | Lev. | Parts No. | Description | Qty | | | | | | I | R |
|-------|------|---------------------------|---------------------|-----|-----|-----|-----|-----|-----|---|---|
| | | | | (A) | (B) | (C) | (D) | (E) | (F) | | |
| 1 | 1 | 724974-11700 | HEAD ASSY, CYLINDER | 1 | 1 | | | | | | |
| 4 | 2 | 105225-11100 | VALVE, INTAKE | 2 | | | | | | | |
| 5 | 2 | 104211-11100 | VALVE, INTAKE | | 2 | | | | | | |
| 6 | 2 | 105225-11110 | VALVE, EXHAUST | 2 | | | | | | | |
| 7 | 2 | 104211-11110 | VALVE, EXHAUST | | 2 | | | | | | |
| 8 | 2 | 124060-11120 | SPRING, VALVE | 4 | 4 | | | | | | |
| 11 | 2 | 104200-11180 | RETAINER, SPRING | 4 | 4 | | | | | | |
| 12 | 2 | 101158-11190 | COTTER | 4 | 4 | | | | | | |
| 12-1 | 2 | 27310-070000 | COTTER 7 | 4 | 4 | | | | | | R |
| | | (A=*) | | | | | | | | | |
| 12--1 | 2 | 27310-070000 | COTTER 7 | 4 | 4 | | | | | | R |
| | | (A=*) | | | | | | | | | |
| 12-2 | 2 | 27310-070001 | COTTER, 7 | 4 | 4 | | | | | | R |
| | | (A=*) | | | | | | | | | |
| 12--2 | 2 | 27310-070001 | COTTER, 7 | 4 | 4 | | | | | | R |
| | | (A=*) | | | | | | | | | |
| 12-3 | 2 | 101158-11190 | COTTER | 4 | 4 | | | | | | R |
| | | (A=*) | | | | | | | | | |
| 12--3 | 2 | 101158-11190 | COTTER | 4 | 4 | | | | | | R |
| | | (A=*) | | | | | | | | | |
| 13 | 2 | 124950-11340 | SEAL, VALVE STEM | 4 | 4 | | | | | | |
| 14 | 2 | 104211-11370 | CAP, VALVE | 4 | 4 | | | | | | |
| 15 | 2 | 105225-11350 | STUD | 2 | 2 | | | | | | |
| 16 | 2 | 26696-100002 | NUT, LOCK M10 | 2 | 2 | | | | | | |
| 17 | 2 | 22137-100000 | WASHER, 10 | 2 | 2 | | | | | | |
| 18 | 2 | 26216-080652 | STUD, M8X 65 | 4 | | | | | | | |
| 19 | 2 | 26216-080702 | STUD, M8X 70 | | 4 | | | | | | |
| 20 | 2 | 26366-080002 | NUT, M8 | 4 | 4 | | | | | | |
| 21 | 2 | 171051-01921 | PLUG, NPTF1 | 1 | 1 | | | | | | |
| 22 | 2 | 23873-030000 | PLUG, R03 | 1 | 1 | | | | | | |
| 23 | 2 | 124969-11670 | COVER, HEAD | 1 | 1 | | | | | | |
| 24 | 2 | 121450-11680 | GASKET | 1 | 1 | | | | | | |
| 25 | 2 | 26106-080202 | BOLT, M8X 20 PLATED | 1 | 1 | | | | | | |
| 25-1 | 2 | 121250-01710 | BOLT, SUMP M8X14 | 1 | 1 | | | | | | W |
| | | (A=*) | | | | | | | | | |
| 25--1 | 2 | 121250-01710 | BOLT, SUMP M8X14 | 1 | 1 | | | | | | W |
| | | (A=*) | | | | | | | | | |
| 25-2 | 2 | 26106-080142 | BOLT, M8X 14 PLATED | 1 | 1 | | | | | | R |
| | | (A=*1987.10) (B=*1987.10) | | | | | | | | | |
| 26 | 2 | 26106-080222 | BOLT, M8X 22 PLATED | 1 | | | | | | | |
| 27 | 2 | 26106-080402 | BOLT, M8X 40 PLATED | 3 | 3 | | | | | | |
| 27-1 | 2 | 26106-080352 | BOLT, M8X 35 PLATED | 1 | 1 | | | | | | K |
| | | (A=*) | | | | | | | | | |
| 27--1 | 2 | 26106-080352 | BOLT, M8X 35 PLATED | 1 | 1 | | | | | | K |
| | | (A=*) | | | | | | | | | |
| 28 | 2 | 26106-080452 | BOLT, M8X 45 PLATED | 1 | 2 | | | | | | W |
| | | (A=*) | | | | | | | | | |
| 29 | 2 | 26216-080222 | STUD, M8X 22 | 1 | | | | | | | |
| 30 | 2 | 121450-11550 | STUD, MANIFOLD | | 2 | | | | | | |
| 31 | 2 | 26216-080502 | STUD, M8X 50 | 1 | | | | | | | |
| 32 | 2 | 26216-080452 | STUD, M8X 45 | | 2 | | | | | | |

Fig.4. CYLINDER HEAD & BONNET

FOR MODEL 2T75UA

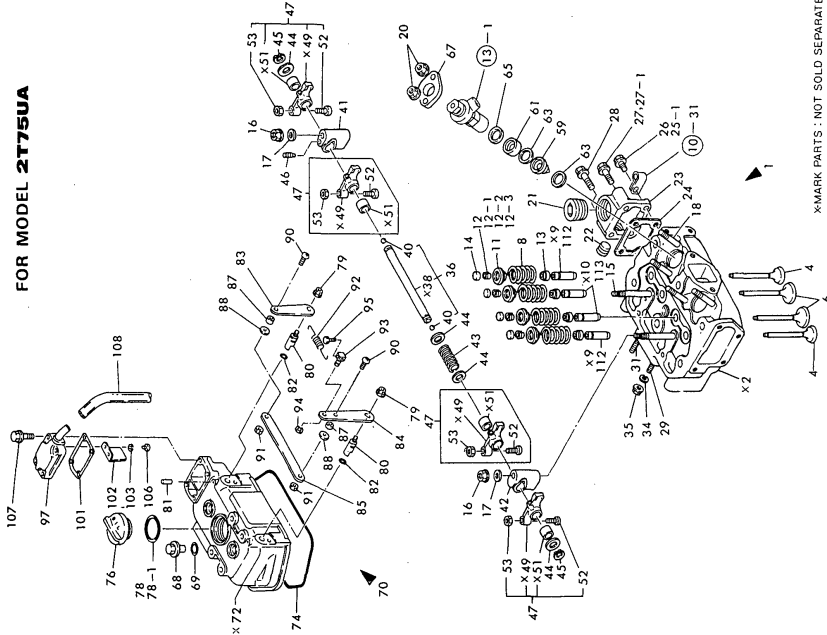
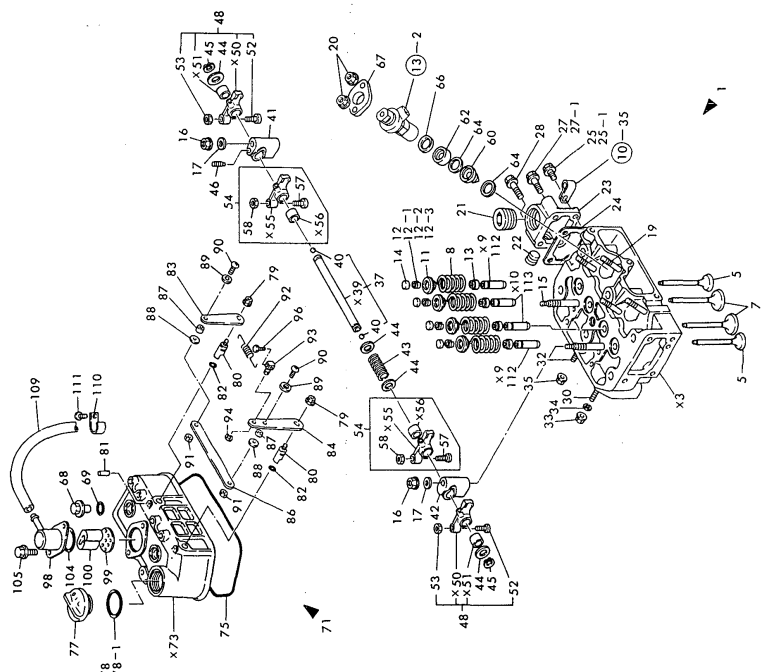


Fig. 4 CYLINDER HEAD & BONNET

FOR MODEL 2T75HA



(A)=2T75UA-HK
(B)=2T75HA-HK
(C)=

(D)=
(E)=
(F)=

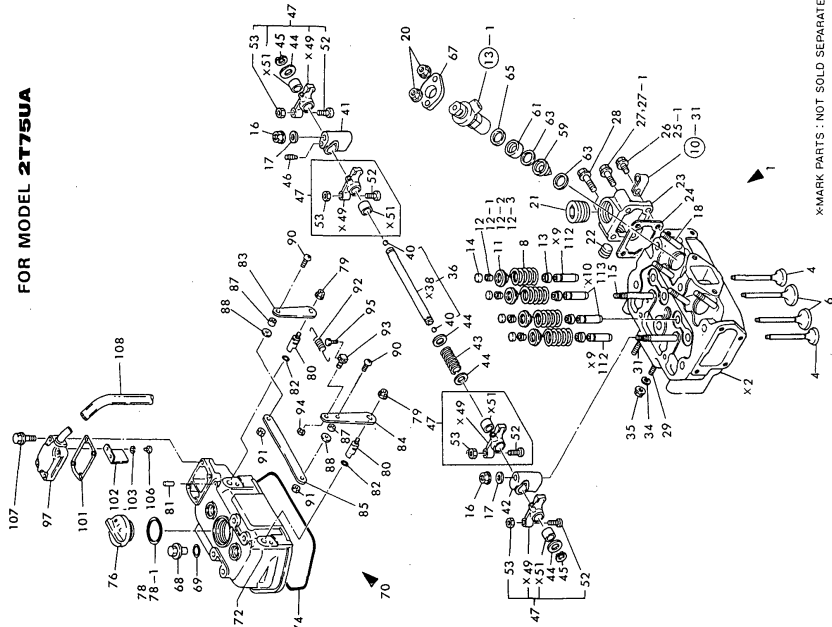
| No. | Lev. | Parts No. | Description | Qty | | | | | | I | R |
|-------|------|--------------|----------------------|-----|-----|-----|-----|-----|-----|---|---|
| | | | | (A) | (B) | (C) | (D) | (E) | (F) | | |
| 33 | 2 | 26366-080002 | NUT, M8 | | 2 | | | | | | |
| 34 | 2 | 22217-080000 | WASHER, SPRING 8 | | 2 | | | | | | |
| 35 | 2 | 26716-080002 | NUT, M8 | | 2 | | | | | | |
| 36 | 1 | 124000-11240 | SHAFT, ROCKER ARM | | 1 | | | | | | |
| 37 | 1 | 124500-11240 | SHAFT ASSY, ROCKER | | 1 | | | | | | |
| 40 | 2 | 24190-110001 | BALL, STEEL 11/32 | | 2 | | | | | | |
| 41 | 1 | 121450-11260 | SUPPORT, ROCKER ARM | | 1 | | | | | | |
| 42 | 1 | 121450-11270 | SUPPORT, ROCKER ARM | | 1 | | | | | | |
| 43 | 1 | 121550-11280 | SPRING | | 1 | | | | | | |
| 44 | 1 | 121550-11290 | WASHER | | 4 | | | | | | |
| 45 | 1 | 22242-000140 | RING, 14 | | 2 | | | | | | |
| 46 | 1 | 26921-080102 | SCREW, M8X10 | | 1 | | | | | | |
| 47 | 1 | 724085-11650 | ARM ASSY, ROCKER | | 4 | | | | | | |
| 48 | 1 | 721450-11650 | ARM ASSY, ROCKER | | | 2 | | | | | |
| 52 | 2 | 101158-11230 | SCREW, VALVE ADJUST | | 4 | | | | | | |
| 53 | 2 | 26756-080002 | NUT, LOCK M8 | | 4 | | | | | | |
| 54 | 1 | 721450-11660 | ARM ASSY, ROCKER | | | 2 | | | | | |
| 57 | 2 | 101158-11230 | SCREW, VALVE ADJUST | | | 2 | | | | | |
| 58 | 2 | 26756-080002 | NUT, LOCK M8 | | | 2 | | | | | |
| 59 | 1 | 121470-11401 | CHAMBER | | 2 | | | | | | |
| 60 | 1 | 121550-11400 | CHAMBER | | | 2 | | | | | |
| 61 | 1 | 124950-11410 | CHAMBER | | 2 | | | | | | |
| 62 | 1 | 121550-11411 | CHAMBER | | | 2 | | | | | |
| 63 | 1 | 124950-11450 | GASKET, CHAMBER | | 4 | | | | | | |
| 64 | 1 | 121550-11451 | GASKET, CHAMBER | | | 4 | | | | | |
| 65 | 1 | 101147-11490 | INSULATOR | | 2 | | | | | | |
| 66 | 1 | 103854-11490 | INSULATOR | | | 2 | | | | | |
| 67 | 1 | 101147-11900 | RETAINER | | 2 | | | | | | |
| 68 | 1 | 124160-11360 | KNOB | | 2 | | | | | | |
| 69 | 1 | 24311-000120 | O-RING, 1AP12.0 | | 2 | | | | | | |
| 70 | 1 | 724976-11520 | BONNET ASSY, HEAD | | 1 | | | | | | |
| 71 | 1 | 724574-11520 | BONNET ASSY, HEAD | | | 1 | | | | | |
| 74 | 2 | 128270-11310 | GASKET, BONNET | | 1 | | | | | | |
| 75 | 2 | 124520-11310 | GASKET, BONNET | | | 1 | | | | | |
| 76 | 2 | 124160-01751 | COVER, FILLER | | 1 | | | | | | |
| 77 | 2 | 124160-01750 | COVER | | | 1 | | | | | |
| 78 | 2 | 121420-01760 | O-RING | | 1 | | 1 | | | | |
| 78--1 | 2 | 24311-000320 | O-RING, 1AP32.0 | | 1 | | 1 | | | | R |
| | | (A=*) | | | | | | | | | |
| 79 | 2 | 26366-060002 | NUT, M6 | | 2 | | 2 | | | | |
| 80 | 2 | 121450-03610 | SHAFT, DECOMPRESSION | | 2 | | 2 | | | | |
| 81 | 2 | 22312-030220 | PIN, PARALLEL M3X22 | | 2 | | 2 | | | | |
| 82 | 2 | 24311-000070 | O-RING, 1AP7.0 | | 2 | | 2 | | | | |
| 83 | 2 | 121462-03740 | LEVER, DECOMPRESSION | | 1 | | 1 | | | | |
| 84 | 2 | 124970-03740 | LEVER, DECOMPRESSION | | 1 | | 1 | | | | |
| 85 | 1 | 124976-03760 | CONNECTOR | | 1 | | | | | | |
| 86 | 1 | 124523-03760 | CONNECTOR | | | 1 | | | | | |
| 87 | 2 | 121450-03770 | COLLAR | | 2 | | 2 | | | | |
| 88 | 2 | 23418-080000 | GASKET, 8X1.0 | | 2 | | 2 | | | | |
| 89 | 2 | 22117-050000 | WASHER, 5 | | | 2 | | | | | |
| 90 | 2 | 26557-050122 | SCREW, M5X12 | | 2 | | 2 | | | | |

Fig.4. CYLINDER HEAD & BONNET

(A)=2T75UA-HK
 (B)=2T75HA-HK
 (C)=

(D)=
 (E)=
 (F)=

FOR MODEL 2T75UA



X-MARK PARTS : NOT SOLD SEPARATELY

FOR MODEL 2T75HA

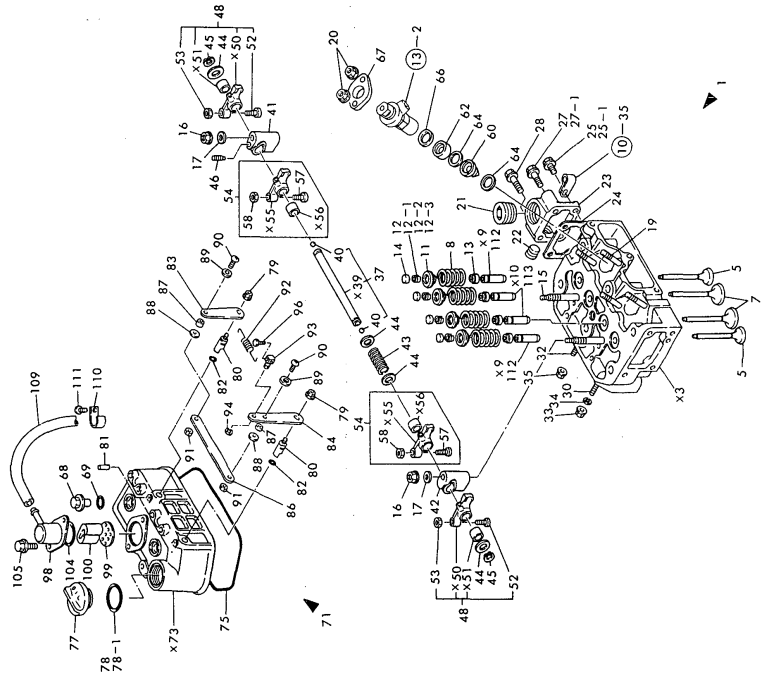
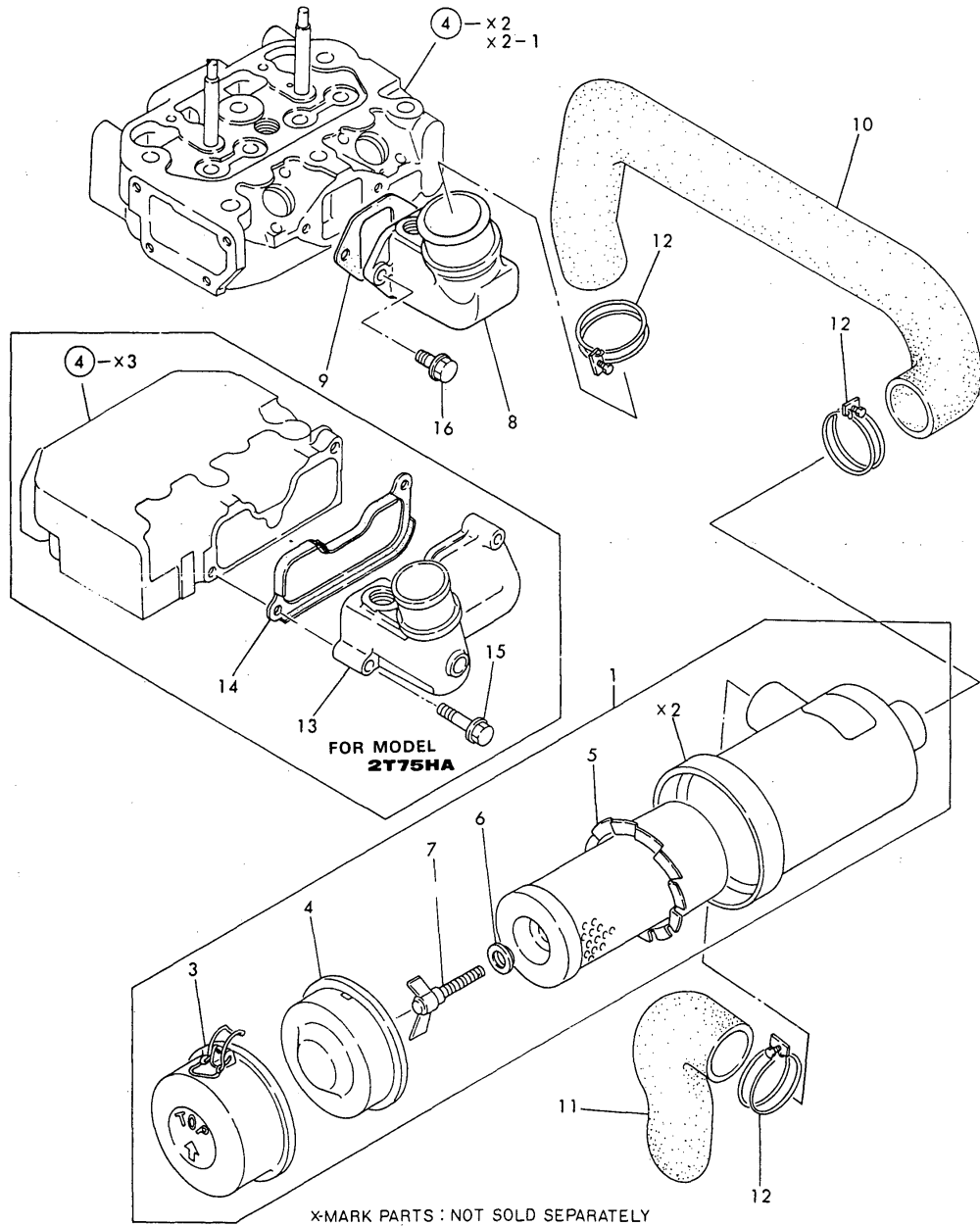


Fig. 4 CYLINDER HEAD & BONNET

| No. | Lev. | Parts No. | Description | Q'ty | | | | | | I | R |
|-----|------|--------------|----------------------|------|-----|-----|-----|-----|-----|---|---|
| | | | | (A) | (B) | (C) | (D) | (E) | (F) | | |
| 91 | 2 | 26756-050002 | NUT, LOCK M5 | 2 | 2 | | | | | | |
| 92 | 2 | 104104-67300 | SPRING, RETURN | 1 | 1 | | | | | | |
| 93 | 2 | 121250-03783 | RETAINER, INNER WIRE | 1 | 1 | | | | | | |
| 94 | 2 | 22272-000060 | RING, E- 6 | 1 | 1 | | | | | | |
| 95 | 2 | 26116-050142 | BOLT, M5X 14 PLATED | 1 | | | | | | | |
| 96 | 2 | 26116-050088 | BOLT M 5X 8 PLATED | | 1 | | | | | | |
| 97 | 1 | 121000-03020 | COVER, BREATHER | 1 | | | | | | | |
| 98 | 1 | 121450-03012 | BODY, BREATHER | | 1 | | | | | | |
| 99 | 1 | 121450-03020 | BODY, BREATHER | | 1 | | | | | | |
| 100 | 1 | 121450-03030 | WOOL, STEEL | | 1 | | | | | | |
| 101 | 1 | 121000-03070 | GASKET | 1 | | | | | | | |
| 102 | 1 | 121000-03080 | PLATE, SHELTER | 1 | | | | | | | |
| 103 | 1 | 22217-050000 | WASHER, SPRING 5 | 2 | | | | | | | |
| 104 | 1 | 24341-000400 | O-RING, 1AS40.0 | | 1 | | | | | | |
| 105 | 1 | 26106-080162 | BOLT, M8X 16 PLATED | | 2 | | | | | | |
| 106 | 1 | 26557-050102 | SCREW, M5X10 | 2 | | | | | | | |
| 107 | 1 | 26106-060222 | BOLT, M6X 22 PLATED | 4 | | | | | | | |
| 108 | 1 | 23065-090500 | PIPE, 9X 500 | 1 | | | | | | | |
| 109 | 1 | 23065-120500 | PIPE, 12X 500 | | 1 | | | | | | |
| 110 | 1 | 124160-01650 | CLAMP, PIPE | | 1 | | | | | | |
| 111 | 1 | 26557-080102 | SCREW, M8X10 | | 1 | | | | | | |
| 112 | 1 | 124060-11800 | GUIDE, VALVE | 2 | 2 | | | | | | C |
| 113 | 1 | 124060-11810 | GUIDE, VALVE | 2 | 2 | | | | | | D |

Fig.5. AIR CLEANER

Fig. 5 AIR CLEANER



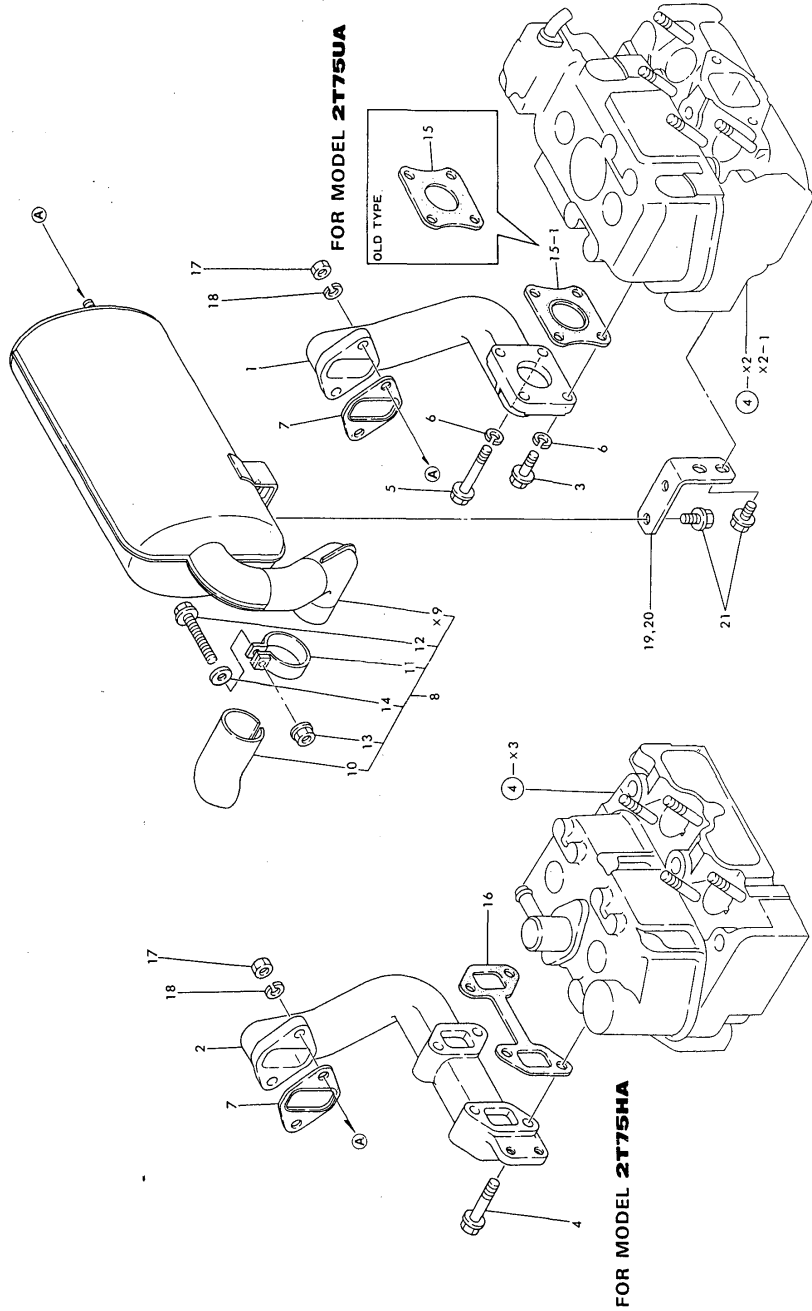
(A)=2T75UA-HK
(B)=2T75HA-HK
(C)=

(D)=
(E)=
(F)=

| No. | Lev. | Parts No. | Description | Qty | | | | | | I | R |
|-----|------|--------------|----------------------|-----|-----|-----|-----|-----|-----|---|---|
| | | | | (A) | (B) | (C) | (D) | (E) | (F) | | |
| 1 | 1 | 124574-12500 | CLEANER ASSY, AIR | 1 | 1 | | | | | | |
| 3 | 2 | 124574-12530 | PAN, DUST | 1 | 1 | | | | | | |
| 4 | 2 | 124574-12670 | BAFFLE | 1 | 1 | | | | | | |
| 5 | 2 | 171022-12530 | ELEMENT | 1 | 1 | | | | | | |
| 6 | 2 | 124064-12690 | WASHER | 1 | 1 | | | | | | |
| 7 | 2 | 124064-12680 | BOLT | 1 | 1 | | | | | | |
| 8 | 1 | 124976-12020 | PIPE, AIR INTAKE | 1 | | | | | | | |
| 9 | 1 | 124000-12030 | GASKET | 1 | | | | | | | |
| 10 | 1 | 124574-12040 | PIPE, AIR INTAKE | 1 | 1 | | | | | | |
| 11 | 1 | 124574-12550 | PIPE | 1 | 1 | | | | | | |
| 12 | 1 | 23010-058000 | CLAMP, 58 | 3 | 3 | | | | | | |
| 13 | 1 | 124520-12700 | MANIFOLD, AIR INTAKE | | | | 1 | | | | |
| 14 | 1 | 124500-12710 | GASKET, MANIFOLD | | | | 1 | | | | |
| 15 | 1 | 26106-080402 | BOLT, M8X 40 PLATED | | | | 2 | | | | |
| 16 | 1 | 26106-080202 | BOLT, M8X 20 PLATED | | | | 2 | | | | |

Fig.6. SILENCER

(A)=2T75UA-HK
 (B)=2T75HA-HK
 (C)=
 (D)=
 (E)=
 (F)=

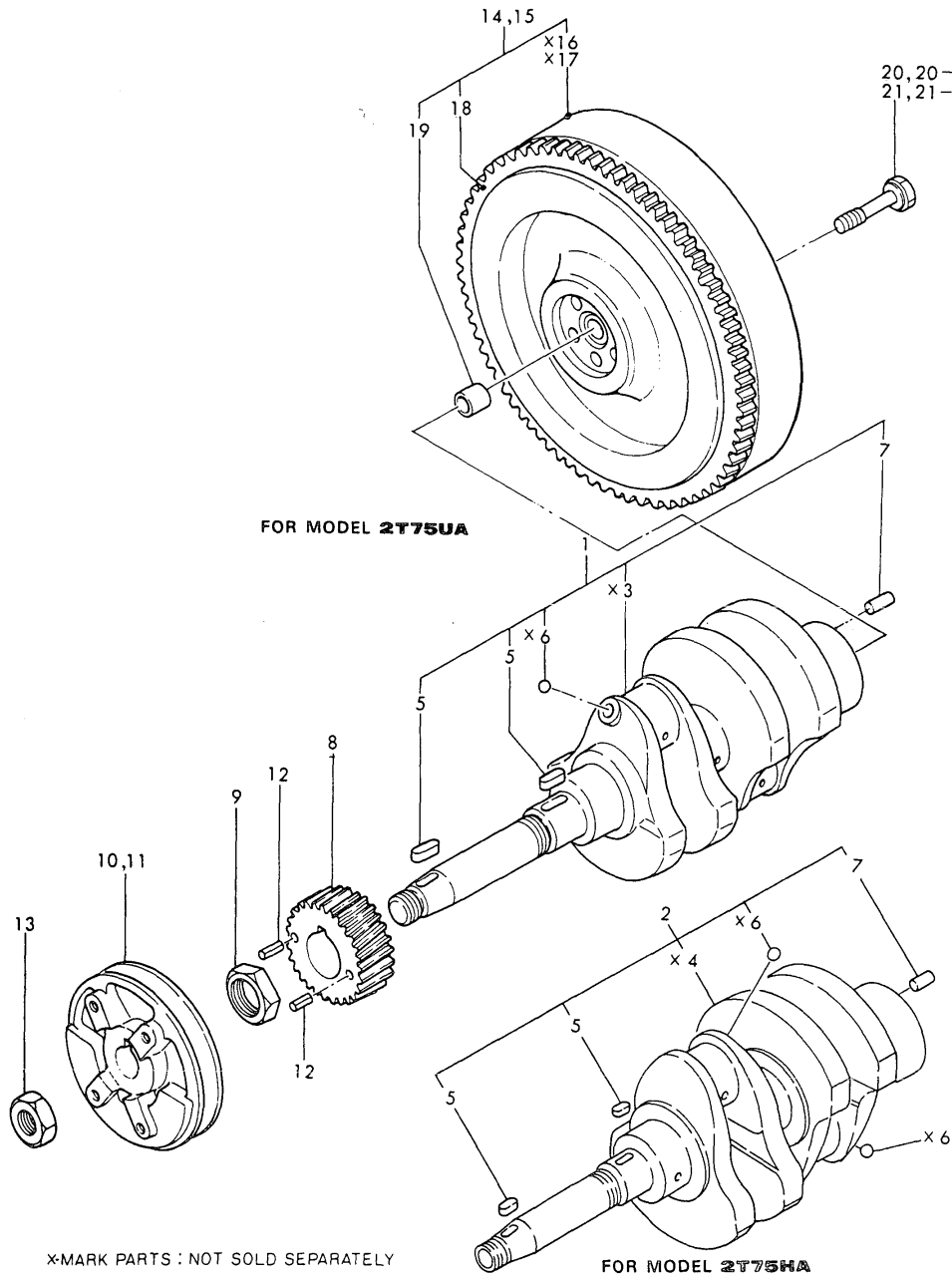


| No. | Lev. | Parts No. | Description | Qty | | | | | | I | R |
|------|------|--------------|---------------------|-----|-----|-----|-----|-----|-----|---|---|
| | | | | (A) | (B) | (C) | (D) | (E) | (F) | | |
| 1 | 1 | 124974-13510 | MANIFOLD, EXHAUST | 1 | | | | | | | |
| 2 | 1 | 124574-13510 | MANIFOLD, EXHAUST | | 1 | | | | | | |
| 3 | 1 | 26013-080222 | BOLT, M8X 22 | 1 | | | | | | | |
| 4 | 1 | 26013-080452 | BOLT, M8X 45 | | 2 | | | | | | |
| 5 | 1 | 26013-080502 | BOLT, M8X 50 | 1 | | | | | | | |
| 6 | 1 | 22217-080000 | WASHER, SPRING 8 | 2 | | | | | | | |
| 7 | 1 | 124574-13540 | GASKET | 1 | 1 | | | | | | |
| 8 | 1 | 724574-13700 | SILENCER ASSY | 1 | 1 | | | | | | |
| 10 | 2 | 105546-13570 | PIPE, EXHAUST | 1 | 1 | | | | | | |
| 11 | 2 | 124664-13580 | CLAMP | 1 | 1 | | | | | | |
| 12 | 2 | 26106-080602 | BOLT, M8X 60 PLATED | 1 | 1 | | | | | | |
| 13 | 2 | 26366-080002 | NUT, M8 | 1 | 1 | | | | | | |
| 14 | 2 | 22117-080000 | WASHER, 8 | 1 | 1 | | | | | | |
| 15 | 1 | 124000-13520 | | 1 | | | | | | | Z |
| | | (A=*) | | | | | | | | | |
| 15-1 | 1 | 124000-13200 | GASKET, SILENCER | 1 | | | | | | | S |
| | | (A=*) | | | | | | | | | |
| 16 | 1 | 124500-13520 | GASKET | | 1 | | | | | | |
| 17 | 1 | 26716-080002 | NUT, M8 | 2 | 2 | | | | | | |
| 18 | 1 | 22217-080000 | WASHER, SPRING 8 | 2 | 2 | | | | | | |
| 19 | 1 | 124974-13650 | SUPPORT, SILENCER | 1 | | | | | | | |
| 20 | 1 | 124574-13650 | SUPPORT, SILENCER | | 1 | | | | | | |
| 21 | 1 | 26106-080142 | BOLT, M8X 14 PLATED | 4 | 4 | | | | | | |

Fig. 6 SILENCER

Fig.8. CRANKSHAFT & FLYWHEEL

Fig. 8 CRANKSHAFT & FLYWHEEL



(A)=2T75UA-HK
(B)=2T75HA-HK
(C)=

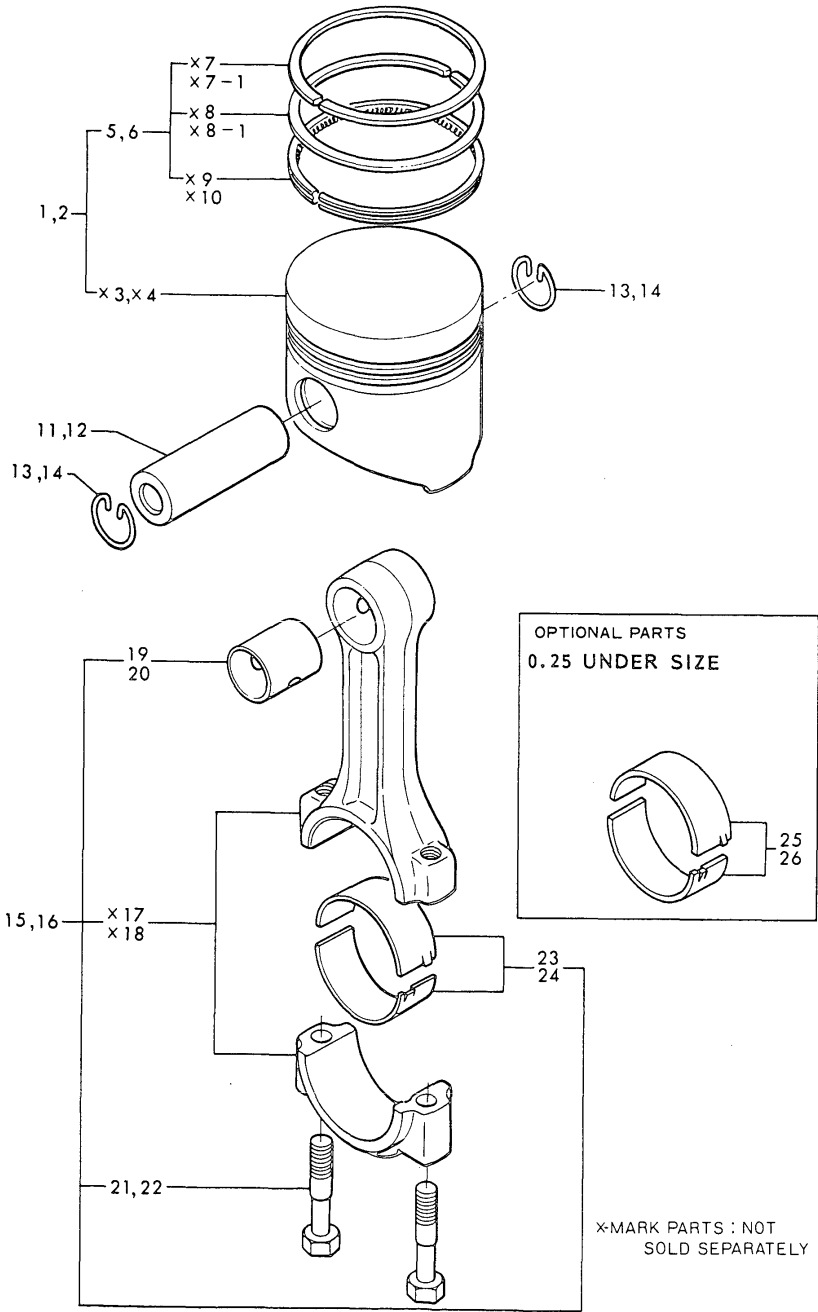
(D)=
(E)=
(F)=

| No. | Lev. | Parts No. | Description | Qty | | | | | | I | R |
|-------|------|--------------|----------------------|-----|-----|-----|-----|-----|-----|---|---|
| | | | | (A) | (B) | (C) | (D) | (E) | (F) | | |
| 1 | 1 | 724000-21701 | CRANKSHAFT ASSY | 1 | | | | | | | |
| 2 | 1 | 724500-21700 | CRANKSHAFT ASSY | | 1 | | | | | | |
| 5 | 2 | 22512-070180 | KEY, 7X 18 | 2 | 2 | | | | | | |
| 7 | 2 | 22312-080160 | PIN, PARALLEL M8X16 | 1 | 1 | | | | | | |
| 8 | 1 | 129350-21200 | GEAR, CRANKSHAFT | 1 | 1 | | | | | | |
| 9 | 1 | 121450-21541 | NUT, CRANKSHAFT GEAR | 1 | 1 | | | | | | |
| 10 | 1 | 124970-21651 | V-PULLEY | 1 | | | | | | | |
| 11 | 1 | 124574-21650 | V-PULLEY | | 1 | | | | | | |
| 12 | 1 | 22351-040008 | PIN, SPRING 4.0X 8 | 2 | 2 | | | | | | |
| 13 | 1 | 26776-180002 | NUT, LOCK M18 | 1 | 1 | | | | | | |
| 14 | 1 | 124974-21590 | FLYWHEEL ASSY | 1 | | | | | | | |
| 15 | 1 | 124574-21590 | FLYWHEEL ASSY | | 1 | | | | | | |
| 18 | 2 | 124060-21600 | GEAR, RING | 1 | 1 | | | | | | |
| 19 | 2 | 124450-21230 | BUSH | 1 | 1 | | | | | | |
| 20 | 1 | 124160-21500 | BOLT | 5 | | | | | | | |
| 20--1 | 1 | 124160-21501 | BOLT, FLYWHEEL | 5 | | | | | | | R |
| | | (A=*) | | | | | | | | | |
| 21 | 1 | 105225-21500 | BOLT, FLYWHEEL | | 5 | | | | | | |
| 21--1 | 1 | 105225-21501 | BOLT, FLYWHEEL | | 5 | | | | | | R |
| | | (B=*) | | | | | | | | | |

X-MARK PARTS : NOT SOLD SEPARATELY

Fig.9. PISTON & CONNECTING ROD

Fig. 9 PISTON & CONNECTING ROD



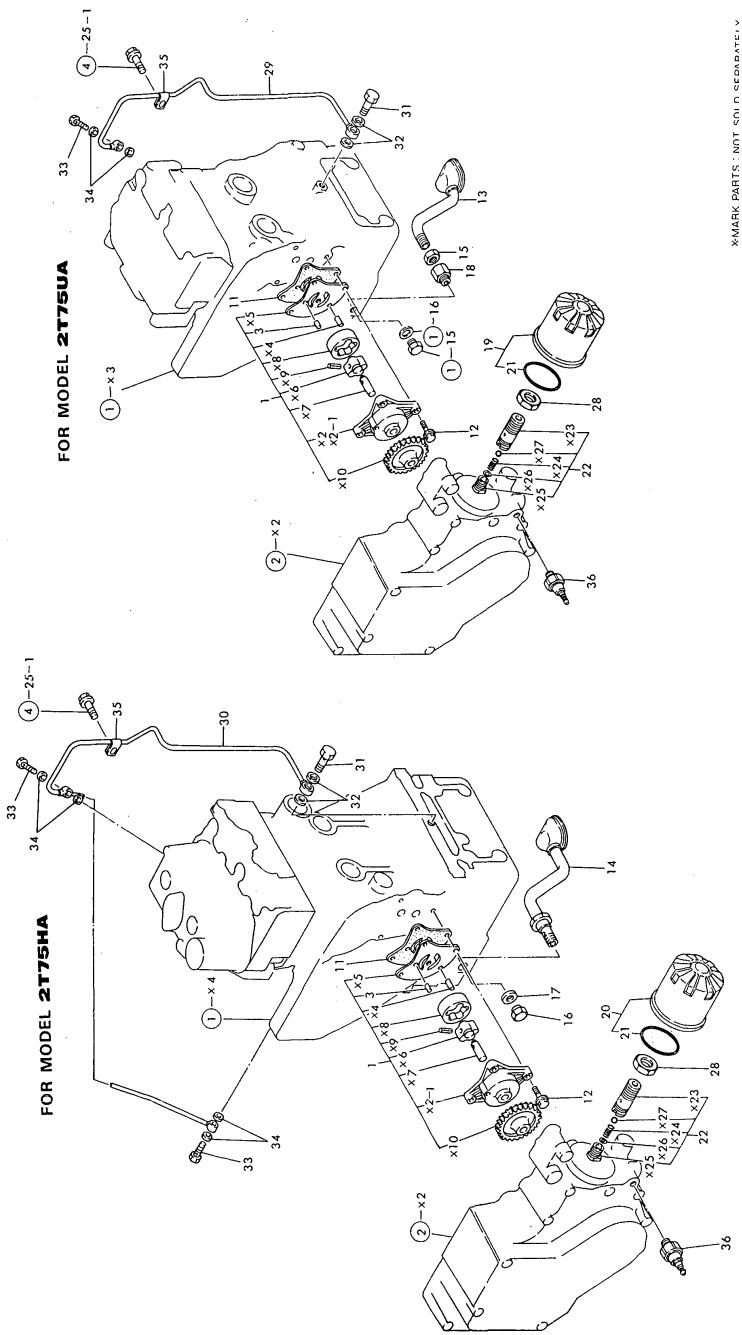
(A)=2T75UA-HK
(B)=2T75HA-HK
(C)=

(D)=
(E)=
(F)=

| No. | Lev. | Parts No. | Description | Q'ty | | | | | | I | R |
|-----|------|--------------|----------------------|------|-----|-----|-----|-----|-----|---|---|
| | | | | (A) | (B) | (C) | (D) | (E) | (F) | | |
| 1 | 1 | 121467-22090 | PISTON ASSY | 2 | | | | | | | |
| 2 | 1 | 121550-22090 | PISTON ASSY | | 2 | | | | | | |
| 5 | 2 | 721575-22500 | RING SET, PISTON | 2 | | | | | | | |
| 6 | 2 | 705311-22500 | RING SET, PISTON | | 2 | | | | | | |
| 11 | 1 | 105225-22300 | PIN, PISTON | 2 | | | | | | | |
| 12 | 1 | 104200-22300 | PIN, PISTON | | 2 | | | | | | |
| 13 | 1 | 105225-22400 | CIRCLIP | 4 | | | | | | | |
| 14 | 1 | 172100-22400 | CIRCLIP | | 4 | | | | | | |
| 15 | 1 | 705311-23100 | ROD ASSY, CONNECTING | 2 | | | | | | | |
| 16 | 1 | 721550-23100 | ROD ASSY, CONNECTING | | 2 | | | | | | |
| 19 | 2 | 105225-23100 | BEARING, PISTON PIN | 2 | | | | | | | |
| 20 | 2 | 124060-23100 | BEARING, PISTON PIN | | 2 | | | | | | |
| 21 | 2 | 105225-23200 | BOLT, CONNECTING ROD | 4 | | | | | | | |
| 22 | 2 | 121550-23200 | BOLT, CONNECTING ROD | | 4 | | | | | | |
| 23 | 2 | 705311-23600 | BEARING, CRANK PIN | 2 | | | | | | | |
| 24 | 2 | 721550-23600 | BEARING, CRANK PIN | | 2 | | | | | | |
| 25 | 1 | 105311-23380 | METAL ASSY, 0.25 | 2 | | | | | | | A |
| 26 | 1 | 121550-23380 | BEARING, 0.25 US | | 2 | | | | | | A |

Fig.10. LUBRICATING OIL SYSTEM

(A)=2T75UA-HK
 (B)=2T75HA-HK
 (C)=
 (D)=
 (E)=
 (F)=



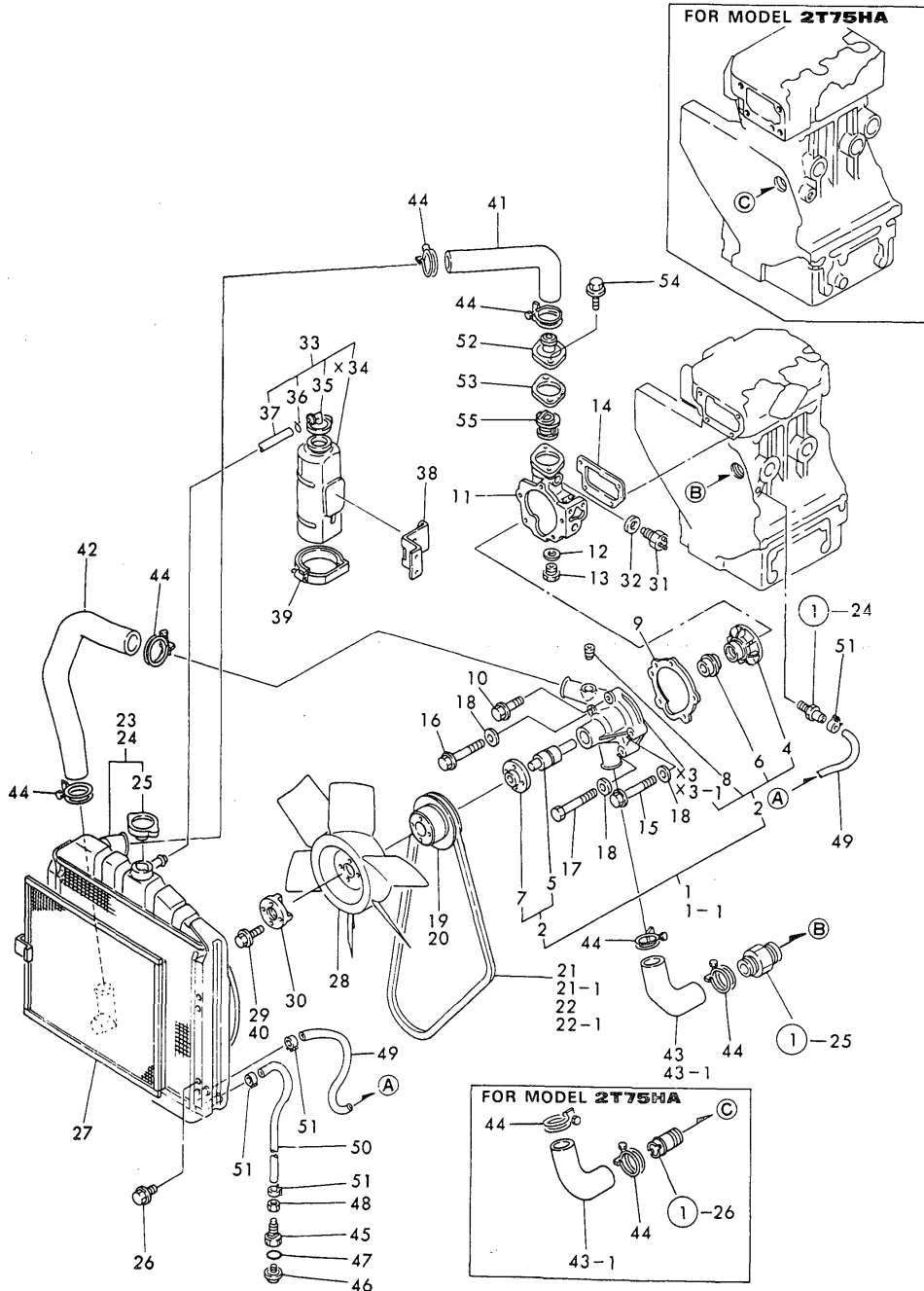
*MARK PARTS: NOT SHOWN SEPARATELY

| No. | Lev. | Parts No. | Description | Q'ty | | | | | | I | R |
|-----|------|-----------------------|----------------------|------|-----|-----|-----|-----|-----|---|---|
| | | | | (A) | (B) | (C) | (D) | (E) | (F) | | |
| 1 | 1 | 129350-32090 (A=*) | PUMP ASSY, OIL | 1 | 1 | | | | | | |
| 3 | 2 | 121450-32050 | PIN | 1 | 1 | | | | | | |
| 11 | 1 | 121450-32021 | GASKET, PUMP | 1 | 1 | | | | | | |
| 12 | 1 | 26013-060222 | BOLT, M6X 22 | 3 | 3 | | | | | | |
| 13 | 1 | 128270-35090 | PIPE ASSY, OIL INLET | 1 | | | | | | | |
| 14 | 1 | 124574-35090 | PIPE, OIL INLET | | 1 | | | | | | |
| 15 | 1 | 124450-35070 | NUT, PF1/4 | 1 | | | | | | | |
| 16 | 1 | 121550-35100 | NUT, CAP PF1/4 | | 1 | | | | | | |
| 17 | 1 | 121550-35110 | GASKET, 18 | | 1 | | | | | | |
| 18 | 1 | 121150-35100 | BRACKET | 1 | | | | | | | |
| 19 | 1 | 124450-35100 | FILTER, OIL | 1 | | | | | | | |
| 20 | 1 | 124550-35110 | ELEMENT | | 1 | | | | | | |
| 21 | 2 | 124450-35110 | O-RING | 1 | 1 | | | | | | |
| 22 | 1 | 124085-35300 | VALVE ASSY, CONTROL | 1 | 1 | | | | | | |
| 28 | 1 | 124085-35350 | NUT, M20 | 1 | 1 | | | | | | |
| 29 | 1 | 124969-39200 | PIPE ASSY | 1 | | | | | | | |
| 30 | 1 | 124500-39200 | PIPE ASSY, OIL | | 1 | | | | | | |
| 31 | 1 | 124160-39140 | BOLT, PIPE JOINT M10 | 1 | 1 | | | | | | |
| 32 | 1 | 23414-100000 | GASKET, 10X1.0 | 2 | 2 | | | | | | |
| 33 | 1 | 124550-59820 | BOLT, PIPE JOINT M8 | 1 | 2 | | | | | | |
| 34 | 1 | 23414-080000 | GASKET, 8X1.0 | 2 | 4 | | | | | | |
| 35 | 1 | 124450-39240 | RETAINER, PIPE | 1 | 1 | | | | | | |
| 36 | 1 | 124160-39450 | SWITCH, 0.5KG | 1 | 1 | | | | | | |

Fig. 10. LUBRICATING OIL SYSTEM

Fig.11. COOLING WATER SYSTEM

Fig. 11 COOLING WATER SYSTEM



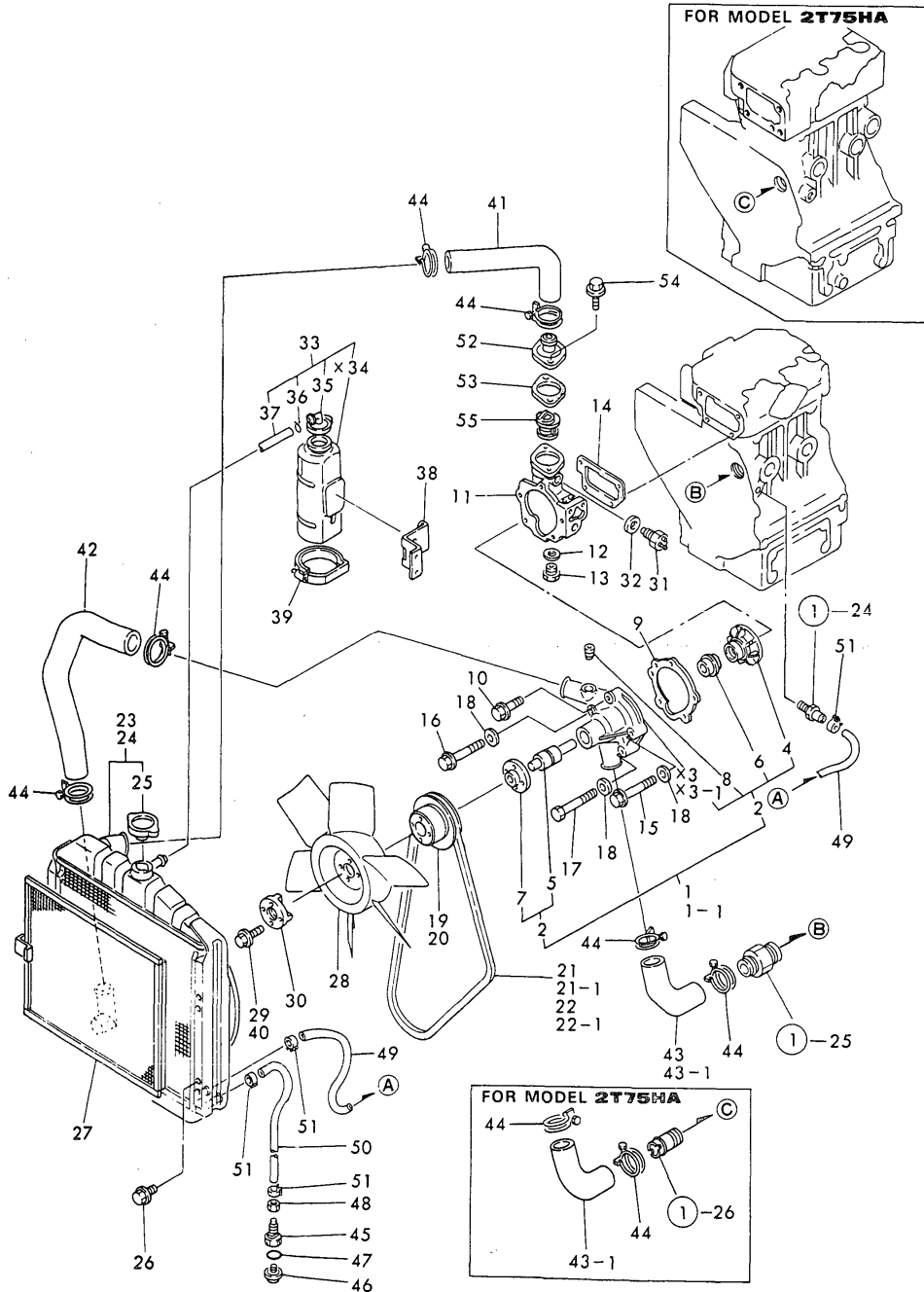
(A)=2T75UA-HK
(B)=2T75HA-HK
(C)=

(D)=
(E)=
(F)=

| No. | Lev. | Parts No. | Description | Q'ty | | | | | | I | R |
|-------|------|-----------------------------|---------------------|------|-----|-----|-----|-----|-----|---|---|
| | | | | (A) | (B) | (C) | (D) | (E) | (F) | | |
| 1 | 1 | 121554-42100 | PUMP ASSY, WATER | 1 | 1 | | | | | | |
| 1--1 | 1 | 121000-42010 (A=*) | PUMP ASSY, WATER | 1 | 1 | | | | | | S |
| 2 | 2 | 121000-42100 | PUMP ASSY, WATER | 1 | 1 | | | | | | |
| 4 | 3 | 129350-42200 | IMPELLER | 1 | 1 | | | | | | |
| 5 | 3 | 121450-42240 | BEARING, SHAFT | 1 | 1 | | | | | | |
| 6 | 3 | 121450-42310 | SEAL, MECHANICAL | 1 | 1 | | | | | | |
| 7 | 3 | 121450-42260 | FLANGE, V-PULLEY | 1 | 1 | | | | | | |
| 8 | 3 | 23873-030000 | PLUG, R03 | 1 | 1 | | | | | | |
| 9 | 2 | 121000-42051 | GASKET, WATER PUMP | 1 | 1 | | | | | | |
| 10 | 2 | 26106-060322 | BOLT, M6X 32 PLATED | 1 | 1 | | | | | | |
| 11 | 2 | 121000-42120 | BRACKET, PUMP | 1 | 1 | | | | | | |
| 12 | 1 | 124465-44950 | GASKET, 16 | 1 | 1 | | | | | | |
| 13 | 1 | 121450-42450 | PLUG, M16 | 1 | 1 | | | | | | |
| 14 | 1 | 121450-44410 | GASKET | 1 | 1 | | | | | | |
| 15 | 1 | 26106-080852 | BOLT, M8X 85 PLATED | 2 | 2 | | | | | | |
| 16 | 1 | 26106-080902 | BOLT, M8X 90 PLATED | 1 | 1 | | | | | | |
| 17 | 1 | 26116-081052 | BOLT, M8X105 PLATED | 1 | 1 | | | | | | |
| 18 | 1 | 22117-080000 | WASHER, 8 | 3 | 3 | | | | | | |
| 19 | 1 | 121450-42350 | V-PULLEY | 1 | | | | | | | |
| 20 | 1 | 124574-42350 | V-PULLEY | | 1 | | | | | | |
| 21 | 1 | 121522-42290 | V-BELT, A34.5 | 1 | | | | | | | |
| 21--1 | 1 | 171022-44960 (A=*830821) | V-BELT, A35 | 1 | | | | | | | S |
| 22 | 1 | 171001-42290 | V-BELT, A35.5 | | 1 | | | | | | |
| 22--1 | 1 | 124732-42290 (A=*) (B=*) | V-BELT, AX37 | | 1 | | | | | | S |
| 23 | 1 | 124974-44500 | RADIATOR | 1 | | | | | | | |
| 24 | 1 | 124574-44500 | RADIATOR | | 1 | | | | | | |
| 25 | 2 | 124450-44590 | CAP, RADIATOR | 1 | 1 | | | | | | |
| 26 | 1 | 26106-080122 | BOLT, M8X 12 PLATED | 4 | 4 | | | | | | |
| 27 | 1 | 124574-44580 | SCREEN, RADIATOR | 1 | 1 | | | | | | |
| 28 | 1 | 124750-44740 | FAN, D270XL44 | 1 | 1 | | | | | | |
| 29 | 1 | 26014-060162 | BOLT, M6X 16 | | 4 | | | | | | |
| 30 | 1 | 121267-44760 | SPACER | | 1 | | | | | | |
| 31 | 1 | 121250-44901 | SWITCH, 110 | 1 | 1 | | | | | | |
| 32 | 1 | 124465-44950 | GASKET, 16 | 1 | 1 | | | | | | |
| 33 | 1 | 121520-44510 | TANK ASSY, SUB | 1 | 1 | | | | | | |
| 35 | 2 | 121450-44530 | CAP | 1 | 1 | | | | | | |
| 36 | 2 | 124450-44560 | RETAINER | 1 | 1 | | | | | | |
| 37 | 2 | 23065-070145 | PIPE, 7X 145 | 1 | 1 | | | | | | |
| 38 | 1 | 124970-44540 | BRACKET | 1 | 1 | | | | | | |
| 39 | 1 | 121750-44550 | BAND, TANK | 1 | 1 | | | | | | |
| 40 | 1 | 26014-060352 | BOLT, M6X 35 | | 4 | | | | | | |
| 41 | 1 | 124574-49010 | PIPE ASSY | 1 | 1 | | | | | | |
| 42 | 1 | 124574-49020 | PIPE, WATER | 1 | 1 | | | | | | |
| 43 | 1 | 121000-49030 | PIPE, WATER | 1 | | | | | | | |
| 43--1 | 1 | 171003-49030 | PIPE, WATER | 1 | 1 | | | | | | N |
| | | (A=*) | | | | | | | | | |
| 44 | 1 | 23010-038000 | CLAMP, 38 | 6 | 6 | | | | | | |
| 45 | 1 | 129350-49130 | BODY | 1 | 1 | | | | | | |

Fig.11. COOLING WATER SYSTEM

Fig. 11 COOLING WATER SYSTEM



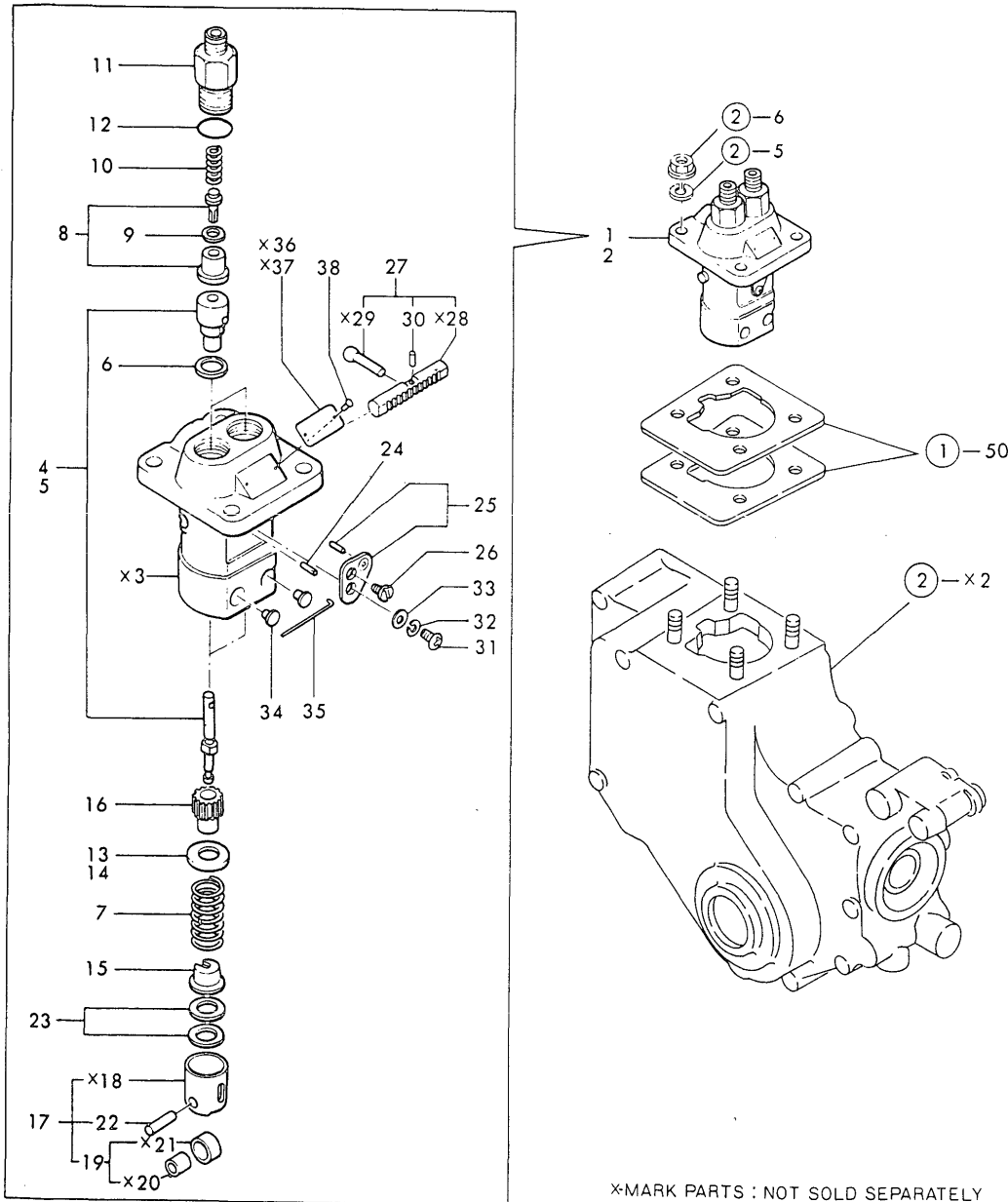
(A)=2T75UA-HK
(B)=2T75HA-HK
(C)=

(D)=
(E)=
(F)=

| No. | Lev. | Parts No. | Description | Qty | | | | | | I | R |
|-----|------|--------------|---------------------|-----|-----|-----|-----|-----|-----|---|---|
| | | | | (A) | (B) | (C) | (D) | (E) | (F) | | |
| 46 | 1 | 129350-49120 | PLUG, DRAIN | 1 | 1 | | | | | | |
| 47 | 1 | 24311-000120 | O-RING, 1AP12.0 | 1 | 1 | | | | | | |
| 48 | 1 | 26696-100002 | NUT, LOCK M10 | 1 | 1 | | | | | | |
| 49 | 1 | 121250-49160 | PIPE, WATER DRAIN | 1 | 1 | | | | | | |
| 50 | 1 | 121454-49160 | PIPE, WATER DRAIN | 1 | 1 | | | | | | |
| 51 | 1 | 124766-59050 | CLIP, HOSE 12 | 4 | 4 | | | | | | |
| 52 | 1 | 129350-49530 | COVER, THERMOSTAT | 1 | 1 | | | | | | |
| 53 | 1 | 129350-49540 | GASKET | 1 | 1 | | | | | | |
| 54 | 1 | 26106-080182 | BOLT, M8X 18 PLATED | 2 | 2 | | | | | | |
| 55 | 1 | 129350-49800 | THERMOSTAT, 71 | 1 | 1 | | | | | | |

Fig.12. FUEL INJECTION PUMP

Fig. 12 FUEL INJECTION PUMP



×MARK PARTS : NOT SOLD SEPARATELY

(A)=2T75UA-HK
(B)=2T75HA-HK
(C)=

(D)=
(E)=
(F)=

| No. | Lev. | Parts No. | Description | Qty | | | | | | I | R |
|-----|------|--------------|----------------------|-----|-----|-----|-----|-----|-----|---|---|
| | | | | (A) | (B) | (C) | (D) | (E) | (F) | | |
| 1 | 1 | 724085-51700 | PUMP ASSY, INJECTION | 1 | | | | | | | |
| 2 | 1 | 724520-51700 | PUMP ASSY, INJECTION | | 1 | | | | | | |
| 4 | 2 | 124950-51100 | PLUNGER ASSY | 2 | | | | | | | |
| 5 | 2 | 121550-51100 | PLUNGER ASSY | | 2 | | | | | | |
| 6 | 2 | 124950-51270 | GASKET | 2 | 2 | | | | | | |
| 7 | 2 | 124950-51190 | SPRING, PLUNGER | 2 | 2 | | | | | | |
| 8 | 2 | 124060-51300 | VALVE ASSY, DELIVERY | 2 | 2 | | | | | | |
| 9 | 2 | 124550-51350 | GASKET, DELIVERY | 2 | 2 | | | | | | |
| 10 | 2 | 124550-51320 | SPRING, DELIVERY | 2 | 2 | | | | | | |
| 11 | 2 | 124550-51341 | HOLDER, DELIVERY L43 | 2 | 2 | | | | | | |
| 12 | 2 | 124550-51370 | O-RING | 2 | 2 | | | | | | |
| 13 | 2 | 124950-51170 | RETAINER, SPRING A | 2 | | | | | | | |
| 14 | 2 | 174307-51170 | RETAINER, SPRING A | | 2 | | | | | | |
| 15 | 2 | 174307-51181 | RETAINER, SPRING B | | 2 | | | | | | |
| 16 | 2 | 124950-51510 | PINION | 2 | 2 | | | | | | |
| 17 | 2 | 724550-51520 | GUIDE, PLUNGER | 2 | 2 | | | | | | |
| 19 | 3 | 711100-51540 | ROLLER ASSY | 2 | 2 | | | | | | |
| 22 | 3 | 174100-54120 | PIN | 2 | 2 | | | | | | |
| 23 | 2 | 174307-51700 | SHIM SET | 2 | 2 | | | | | | |
| 24 | 2 | 103854-51251 | PIN, PLUNGER | 1 | 1 | | | | | | |
| 25 | 2 | 124950-51640 | PLATE ASSY, ADJUST | 1 | 1 | | | | | | |
| 26 | 2 | 103854-51660 | SCREW | 1 | 1 | | | | | | |
| 27 | 2 | 124085-51500 | RACK, CONTROL | 1 | 1 | | | | | | |
| 30 | 3 | 124550-51590 | RETAINER | 1 | 1 | | | | | | |
| 31 | 2 | 26587-050102 | SCREW, M5X10 | 1 | 1 | | | | | | |
| 32 | 2 | 22217-050000 | WASHER, SPRING 5 | 1 | 1 | | | | | | |
| 33 | 2 | 22117-050000 | WASHER, 5 | 1 | 1 | | | | | | |
| 34 | 2 | 124950-51450 | PIECE, GUIDE | 2 | 2 | | | | | | |
| 35 | 2 | 174307-51460 | PIN, LOCK | 1 | 1 | | | | | | |
| 38 | 2 | 124220-51890 | RIVET | 2 | 2 | | | | | | |

Fig.13. FUEL INJECTION VALVE

Fig. 13 FUEL INJECTION VALVE

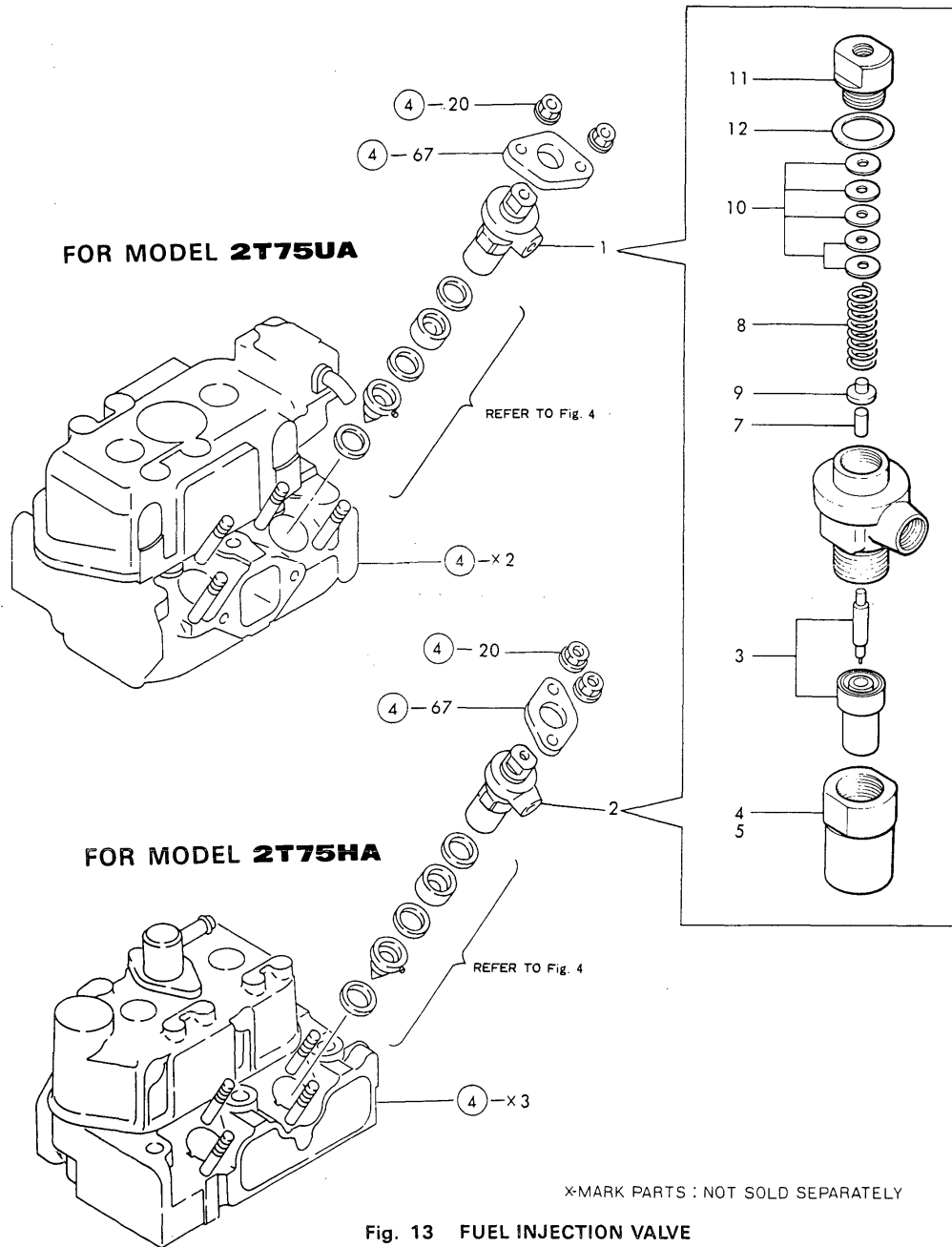


Fig. 13 FUEL INJECTION VALVE

(A)=2T75UA-HK
(B)=2T75HA-HK
(C)=

(D)=
(E)=
(F)=

| No. | Lev. | Parts No. | Description | Qty | | | | | | I | R |
|-----|------|--------------|----------------------|-----|-----|-----|-----|-----|-----|---|---|
| | | | | (A) | (B) | (C) | (D) | (E) | (F) | | |
| 1 | 1 | 724950-53100 | VALVE ASSY,INJECTION | 2 | | | | | | | |
| 2 | 1 | 724060-53101 | VALVE ASSY,INJECTION | | 2 | | | | | | |
| 3 | 2 | 124770-53000 | VALVE ASSY,INJECTION | 2 | 2 | | | | | | |
| 4 | 2 | 101147-53080 | NUT, NOZZLE | 2 | | | | | | | |
| 5 | 2 | 104200-53080 | NUT, NOZZLE | | 2 | | | | | | |
| 7 | 2 | 113200-53110 | SPINDLE, INTER | 2 | 2 | | | | | | |
| 8 | 2 | 103854-53120 | SPRING, NOZZLE | 2 | 2 | | | | | | |
| 9 | 2 | 113200-53120 | RETAINER, SPRING | 2 | 2 | | | | | | |
| 10 | 2 | 110250-53150 | PLATE ASSY, ADJUST | 2 | 2 | | | | | | |
| 11 | 2 | 103854-53180 | RETAINER, SPRING | 2 | 2 | | | | | | |
| 12 | 2 | 172100-53200 | GASKET | 2 | 2 | | | | | | |

Fig.14. FUEL OIL SYSTEM

(A)=2T75UA-HK
(B)=2T75HA-HK
(C)=

(D)=
(E)=
(F)=

Fig. 14 FUEL OIL SYSTEM

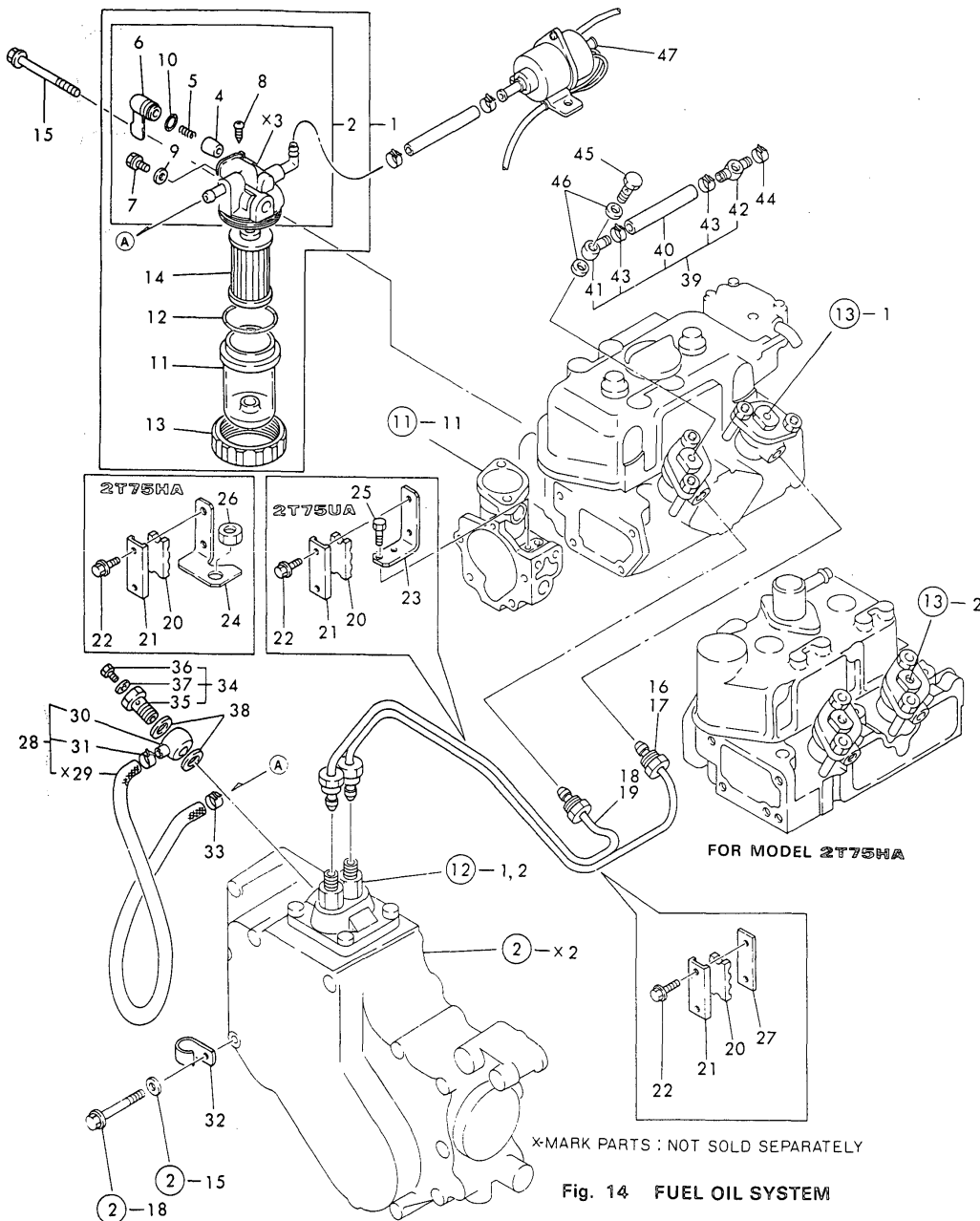
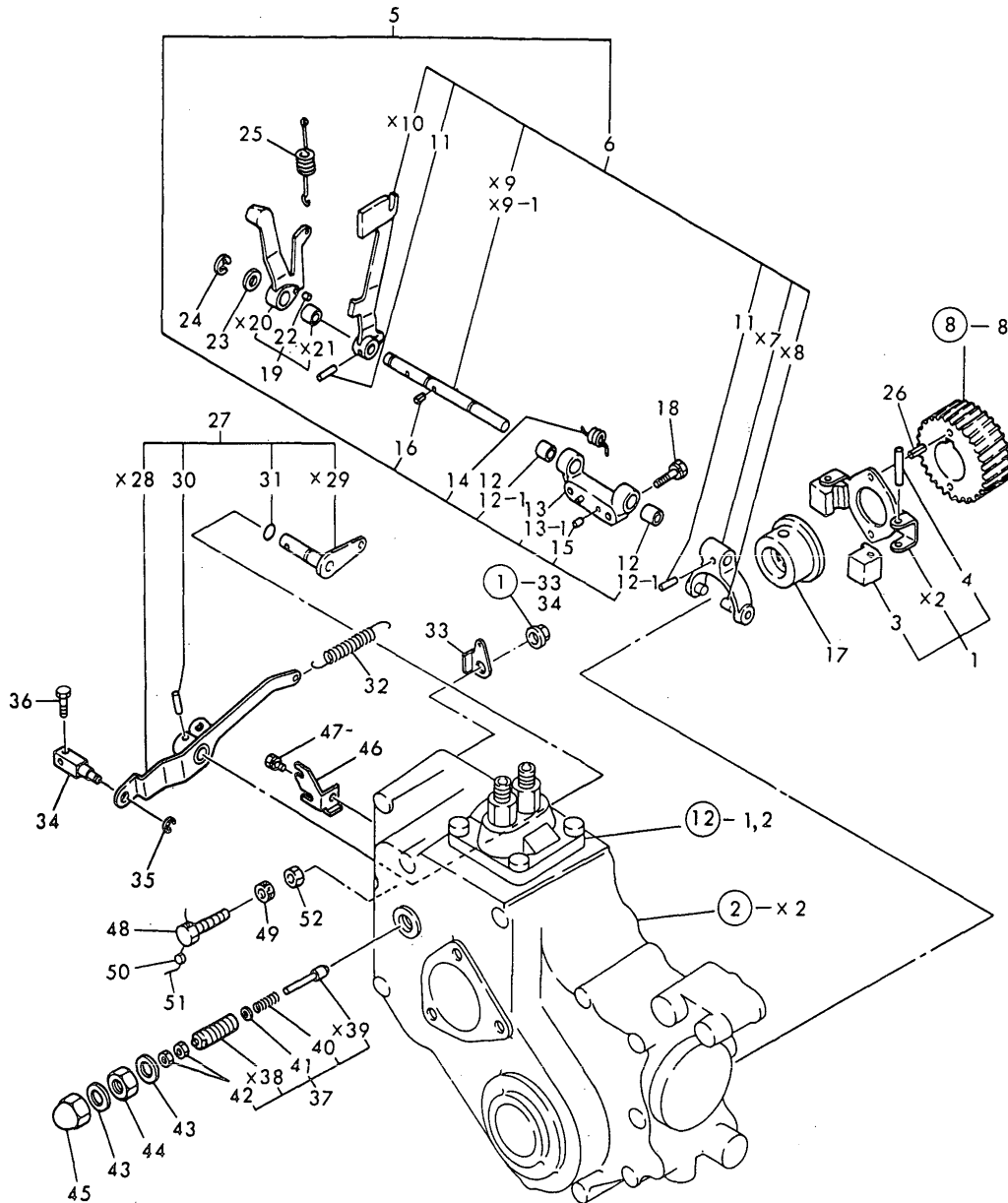


Fig. 14 FUEL OIL SYSTEM

| No. | Lev. | Parts No. | Description | Qty | | | | | | I | R |
|-----|------|--------------|----------------------|-----|-----|-----|-----|-----|-----|---|---|
| | | | | (A) | (B) | (C) | (D) | (E) | (F) | | |
| 1 | 1 | 124064-55600 | FILTER ASSY, FUEL | 1 | 1 | | | | | | |
| 2 | 2 | 724160-55200 | BODY ASSY, FILTER | 1 | 1 | | | | | | |
| 4 | 3 | 104200-55321 | VALVE, TAPER | 1 | 1 | | | | | | |
| 5 | 3 | 104200-55330 | SPRING, VALVE | 1 | 1 | | | | | | |
| 6 | 3 | 104200-55341 | HANDLE | 1 | 1 | | | | | | |
| 7 | 3 | 101720-55750 | PLUG, 6 | 2 | 2 | | | | | | |
| 8 | 3 | 104200-55750 | SCREW, M4 | 1 | 1 | | | | | | |
| 9 | 3 | 23418-060000 | GASKET, 6X1.0 | 2 | 2 | | | | | | |
| 10 | 3 | 24311-240100 | O-RING, 1AP10A | 1 | 1 | | | | | | |
| 11 | 2 | 124064-55510 | COVER | 1 | 1 | | | | | | |
| 12 | 2 | 102103-55520 | O-RING | 1 | 1 | | | | | | |
| 13 | 2 | 110250-55610 | RING, RETAINING | 1 | 1 | | | | | | |
| 14 | 2 | 104500-55710 | ELEMENT | 1 | 1 | | | | | | |
| 15 | 1 | 26106-080652 | BOLT, M8X 65 PLATED | 1 | 1 | | | | | | |
| 16 | 1 | 124085-59810 | PIPE ASSY, INJECTION | 1 | | | | | | | |
| 17 | 1 | 171055-59810 | PIPE ASSY, INJECTION | | 1 | | | | | | |
| 18 | 1 | 124085-59820 | PIPE ASSY, INJECTION | 1 | | | | | | | |
| 19 | 1 | 171055-59820 | PIPE ASSY, INJECTION | | 1 | | | | | | |
| 20 | 1 | 123325-59100 | RETAINER, PIPE | 2 | 2 | | | | | | |
| 21 | 1 | 123325-59110 | COVER | 2 | 2 | | | | | | |
| 22 | 1 | 26106-060162 | BOLT, M6X 16 PLATED | 4 | 4 | | | | | | |
| 23 | 1 | 121450-59850 | BRACKET | 1 | | | | | | | |
| 24 | 1 | 124085-59850 | BRACKET | | 1 | | | | | | |
| 25 | 1 | 26116-060102 | BOLT, M6X 10 PLATED | 2 | 2 | | | | | | |
| 26 | 1 | 26776-120002 | NUT, LOCK M12 | | 1 | | | | | | |
| 27 | 1 | 121250-59860 | BRACKET | 1 | 1 | | | | | | |
| 28 | 1 | 124574-59010 | PIPE ASSY, FUEL | 1 | 1 | | | | | | |
| 30 | 2 | 101304-59020 | JOINT, PIPE 12 | 1 | 1 | | | | | | |
| 31 | 2 | 124766-59050 | CLIP, HOSE 12 | 1 | 1 | | | | | | |
| 32 | 1 | 124160-01650 | CLAMP, PIPE | 1 | 1 | | | | | | |
| 33 | 1 | 124766-59050 | CLIP, HOSE 12 | 1 | 1 | | | | | | |
| 34 | 1 | 103854-59191 | BOLT ASSY, JOINT M12 | 1 | 1 | | | | | | W |
| | | (A=*) | | | | | | | | | |
| 35 | 2 | 103854-59201 | BOLT, PIPE JOINT M12 | 1 | 1 | | | | | | |
| 36 | 2 | 124060-59380 | PLUG, 6 | 1 | 1 | | | | | | |
| 37 | 2 | 43400-500390 | SEAL WASHER 6 | 1 | 1 | | | | | | |
| 38 | 1 | 104200-59170 | GASKET, 12 | 2 | 2 | | | | | | |
| 39 | 1 | 124976-59500 | PIPE ASSY, RETURN | 1 | 1 | | | | | | |
| 40 | 2 | 121450-59550 | PIPE, FUEL D8X80 | 1 | 1 | | | | | | |
| 41 | 2 | 124550-59030 | JOINT, PIPE 8 | 1 | 1 | | | | | | |
| 42 | 2 | 121750-59090 | JOINT, PIPE 8 | 1 | 1 | | | | | | |
| 43 | 2 | 124066-59100 | CLIP, HOSE 8 | 2 | 2 | | | | | | |
| 44 | 1 | 124060-77680 | CLIP, HOSE 10 | 1 | 1 | | | | | | |
| 45 | 1 | 101147-59810 | BOLT, PIPE JOINT M8 | 2 | 2 | | | | | | |
| 46 | 1 | 23414-080012 | GASKET, 8X1.0 | 4 | 4 | | | | | | |
| 47 | 1 | 105052-77400 | FEED PUMP,F.O. | 1 | 1 | | | | | | Z |
| | | (A=*) | | | | | | | | | |

Fig.15. GOVERNOR MECHANISM

Fig. 15 GOVERNOR MECHANISM



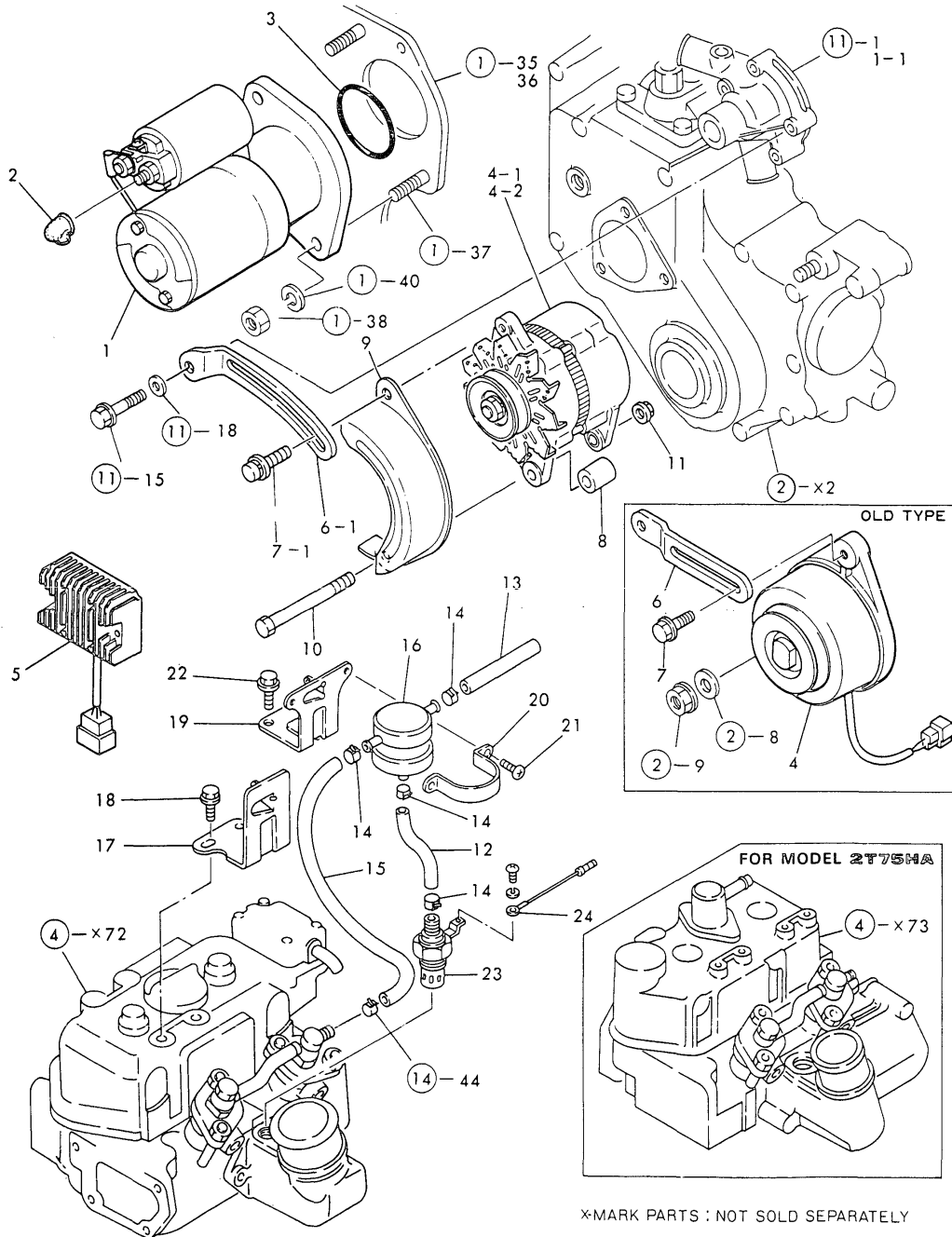
(A)=2T75UA-HK
(B)=2T75HA-HK
(C)=

(D)=
(E)=
(F)=

| No. | Lev. | Parts No. | Description | Qty | | | | | | I | R |
|-------|------|--------------|----------------------|-----|-----|-----|-----|-----|-----|---|---|
| | | | | (A) | (B) | (C) | (D) | (E) | (F) | | |
| 1 | 1 | 121450-61101 | WEIGHT ASSY,GOVERNOR | 1 | 1 | | | | | | |
| 3 | 2 | 104200-61200 | WEIGHT, GOVERNOR | 2 | 2 | | | | | | |
| 4 | 2 | 172200-61220 | PIN, GOVERNOR WEIGHT | 2 | 2 | | | | | | |
| 5 | 1 | 724574-61500 | LEVER ASSY, GOVERNOR | 1 | 1 | | | | | | |
| 6 | 2 | 124574-61000 | LEVER ASSY, GOVERNOR | 1 | 1 | | | | | | |
| 11 | 3 | 22322-030180 | PIN, TAPER 3X18 | 2 | 2 | | | | | | |
| 12 | 2 | 121520-61520 | BEARING, NEEDLE | 2 | 2 | | | | | | |
| 12-1 | 2 | 121567-61640 | BUSH | 2 | 2 | | | | | | R |
| | | (A=*) | | | | | | | | | |
| 13 | 2 | 121520-61620 | SUPPORT | 1 | 1 | | | | | | |
| 13--1 | 2 | 121567-61620 | SUPPORT | 1 | 1 | | | | | | R |
| | | (A=*) | | | | | | | | | |
| 14 | 2 | 121450-61631 | SPRING | 1 | 1 | | | | | | |
| 15 | 2 | 22312-040080 | PIN, PARALLEL M4X 8 | 2 | 2 | | | | | | |
| 16 | 2 | 22351-030010 | PIN, SPRING 3.0X10 | 1 | 1 | | | | | | |
| 17 | 1 | 129350-61600 | SLEEVE, GOVERNOR | 1 | 1 | | | | | | |
| 18 | 1 | 26116-060222 | BOLT, M6X 22 PLATED | 2 | 2 | | | | | | |
| 19 | 1 | 121450-66180 | LEVER ASSY | 1 | 1 | | | | | | |
| 22 | 2 | 22312-030080 | PIN, PARALLEL M3X 8 | 1 | 1 | | | | | | |
| 23 | 1 | 22137-080000 | WASHER, 8 | 1 | 1 | | | | | | |
| 24 | 1 | 22272-000060 | RING, E- 6 | 1 | 1 | | | | | | |
| 25 | 1 | 121520-66010 | SPRING, REGULATOR | 1 | 1 | | | | | | |
| 26 | 1 | 22351-040008 | PIN, SPRING 4.0X 8 | 2 | 2 | | | | | | |
| 27 | 1 | 124969-66000 | LEVER ASSY,REGULATOR | 1 | 1 | | | | | | |
| 30 | 2 | 22322-030200 | PIN, TAPER 3X20 | 1 | 1 | | | | | | |
| 31 | 2 | 24311-000070 | O-RING, 1AP7.0 | 1 | 1 | | | | | | |
| 32 | 1 | 104104-67300 | SPRING, RETURN | 1 | 1 | | | | | | |
| 33 | 1 | 124756-67310 | HOOK | 1 | 1 | | | | | | |
| 34 | 1 | 121250-03783 | RETAINER, INNER WIRE | 1 | 1 | | | | | | |
| 35 | 1 | 22272-000060 | RING, E- 6 | 1 | 1 | | | | | | |
| 36 | 1 | 26116-050142 | BOLT, M5X 14 PLATED | 1 | 1 | | | | | | |
| 37 | 1 | 121520-66550 | LIMITER ASSY, FUEL | 1 | 1 | | | | | | |
| 40 | 2 | 121520-66580 | SPRING, CONTROLLER | 1 | 1 | | | | | | |
| 41 | 2 | 124950-66590 | SHIM SET | 1 | 1 | | | | | | |
| 42 | 2 | 26756-050002 | NUT, LOCK M5 | 2 | 2 | | | | | | |
| 43 | 1 | 43400-500450 | SEAL WASHER 12 | 2 | 2 | | | | | | |
| 44 | 1 | 26736-120002 | NUT, M12 | 1 | 1 | | | | | | |
| 45 | 1 | 26687-120002 | NUT, CAP M12 | 1 | 1 | | | | | | |
| 46 | 1 | 124969-66700 | SUPPORT, WIRE | 1 | 1 | | | | | | |
| 47 | 1 | 26106-060122 | BOLT, M6X 12 PLATED | 1 | 1 | | | | | | |
| 48 | 1 | 121454-66420 | ADJUSTER | 1 | 1 | | | | | | |
| 49 | 1 | 124550-66370 | NUT, M6 | 1 | 1 | | | | | | |
| 50 | 1 | 135210-61090 | LEAD | 1 | 1 | | | | | | |
| 51 | 1 | 22451-060000 | WIRE, 0.6 | 1 | 1 | | | | | | |
| 52 | 1 | 26756-060002 | NUT, LOCK M6 | 1 | 1 | | | | | | |

Fig.17. ELECTRIC STARTING & THERMOSTAT

Fig. 17 ELECTRIC STARTING & THERMOSTART



*MARK PARTS : NOT SOLD SEPARATELY

(A)=2T75UA-HK
(B)=2T75HA-HK
(C)=

(D)=
(E)=
(F)=

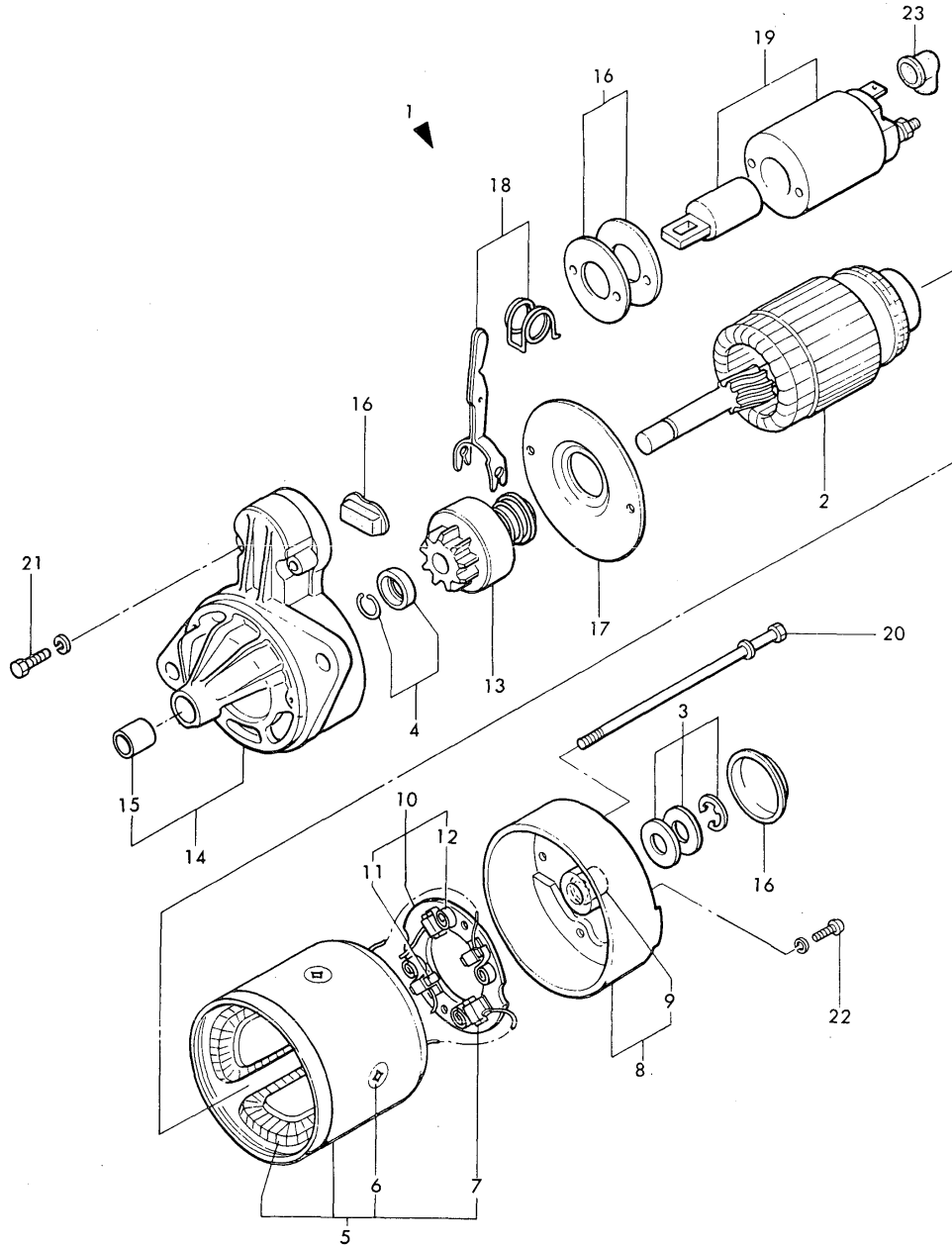
| No. | Lev. | Parts No. | Description | Qty | | | | | | I | R |
|-----|------|--------------|---------------------|-----|-----|-----|-----|-----|-----|---|---|
| | | | | (A) | (B) | (C) | (D) | (E) | (F) | | |
| 1 | 1 | 121450-77010 | STARTER, S114-235B | 1 | 1 | | | | | | |
| 2 | 1 | 124550-77030 | COVER, TERMINAL | 1 | 1 | | | | | | |
| 3 | 1 | 121470-77050 | O-RING | 1 | 1 | | | | | | |
| 4 | 1 | 121450-77200 | DYNAMO, 12V-180W | 1 | 1 | | | | | | |
| 4-1 | 1 | 124080-77200 | GENERATOR | 1 | 1 | | | | | | R |
| | | (A=*) | | | | | | | | | |
| 4-2 | 1 | 124080-77201 | GENERATOR, LR135-91 | 1 | 1 | | | | | | R |
| | | (A=*) | | | | | | | | | |
| 5 | 1 | 121450-77711 | LIMITER, RS5101 | | 1 | | | | | | |
| 6 | 1 | 121521-77330 | ADJUSTER | 1 | 1 | | | | | | |
| 6-1 | 1 | 129354-77330 | ADJUSTER | 1 | 1 | | | | | | N |
| | | (A=*) | | | | | | | | | |
| 7 | 1 | 26106-080222 | BOLT, M8X 22 PLATED | 1 | 1 | | | | | | |
| 7-1 | 1 | 26014-080352 | BOLT, M8X 35 | 1 | 1 | | | | | | S |
| | | (A=*) | | | | | | | | | |
| 8 | 1 | 124950-55900 | PIECE, DISTANCE | 1 | 1 | | | | | | W |
| | | (A=*) | | | | | | | | | |
| 9 | 1 | 124610-77210 | COVER, GENERATOR | 1 | 1 | | | | | | W |
| | | (A=*) | | | | | | | | | |
| 10 | 1 | 26116-081202 | BOLT, M8X120 PLATED | 1 | 1 | | | | | | W |
| | | (A=*) | | | | | | | | | |
| 11 | 1 | 26366-080002 | NUT, M8 | 1 | 1 | | | | | | W |
| | | (A=*) | | | | | | | | | |
| 12 | 1 | 121150-77701 | PIPE, FUEL | 1 | 1 | | | | | | |
| 13 | 1 | 121700-59560 | PIPE, FUEL D11X330 | 1 | 1 | | | | | | |
| 14 | 1 | 124060-77680 | CLIP, HOSE 10 | 4 | 4 | | | | | | |
| 15 | 1 | 121236-77700 | PIPE, FUEL | 1 | 1 | | | | | | |
| 16 | 1 | 121750-77800 | TANK ASSY, HEADER | 1 | 1 | | | | | | Z |
| 17 | 1 | 121567-77810 | RETAINER | 1 | 1 | | | | | | Z |
| | | (A=*) | | | | | | | | | |
| 18 | 1 | 26106-080122 | BOLT, M8X 12 PLATED | 2 | 2 | | | | | | Z |
| | | (A=*) | | | | | | | | | |
| 19 | 1 | 121550-77810 | BRACKET | 1 | 1 | | | | | | |
| 20 | 1 | 124460-77820 | RETAINER | 1 | 1 | | | | | | |
| 21 | 1 | 26557-060082 | SCREW, M6X 8 | 2 | 2 | | | | | | |
| 22 | 1 | 26106-080122 | BOLT, M8X 12 PLATED | 2 | 2 | | | | | | |
| 23 | 1 | 121520-77910 | PLUG, THERMOSTAT | 1 | 1 | | | | | | |
| 24 | 1 | 121120-77920 | WIRE | 1 | 1 | | | | | | |

Fig.18. STARTER(12V-1.3KW),S114-235

(A)=2T75-UA-HK
(B)=2T75-HA-HK
(C)=

(D)=
(E)=
(F)=

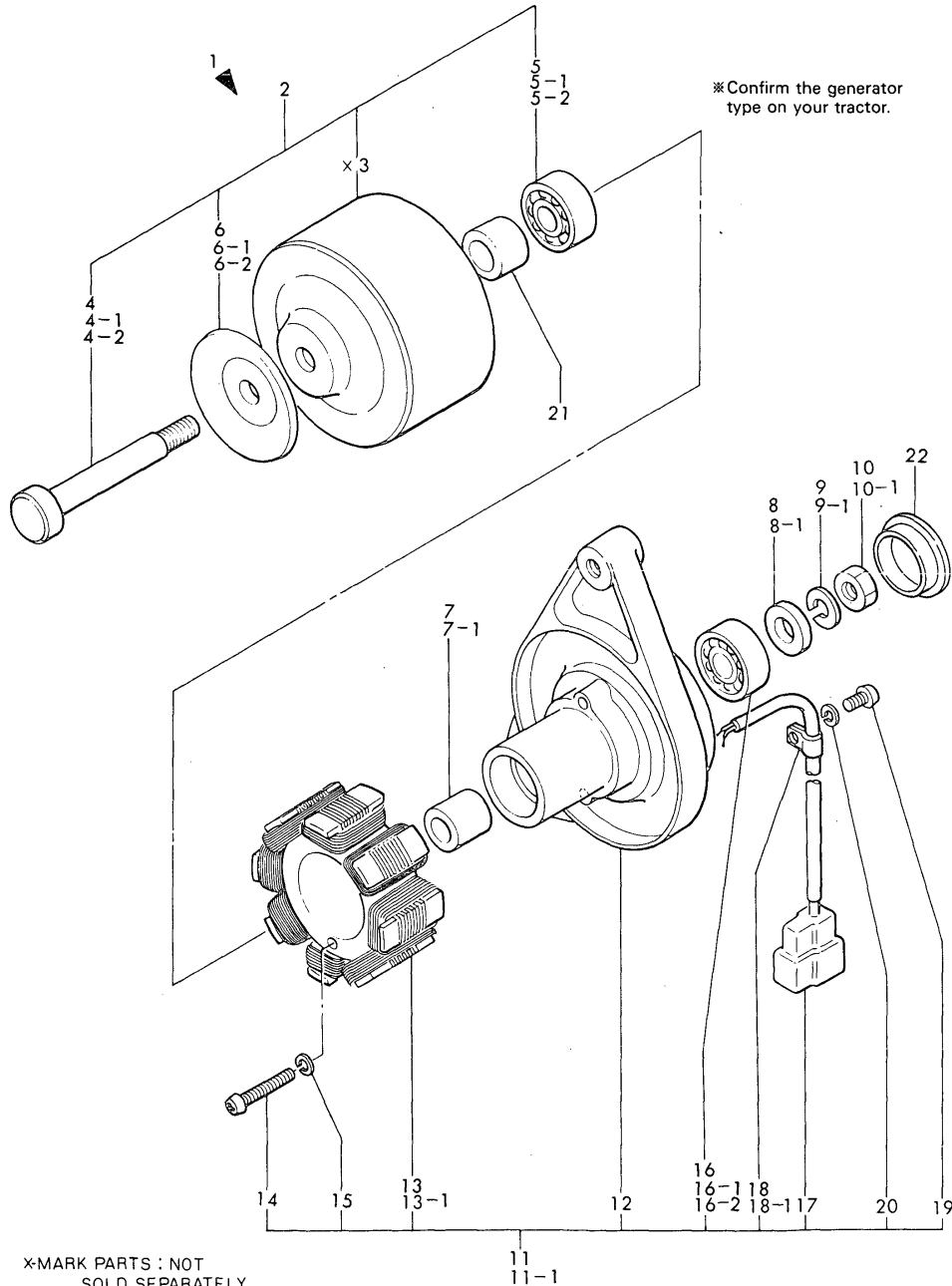
Fig. 18 STARTER (12V-1.3KW), S114-235



| No. | Lev. | Parts No. | Description | Q'ty | | | | | | I | R |
|-----|------|--------------|---------------------|------|-----|-----|-----|-----|-----|---|---|
| | | | | (A) | (B) | (C) | (D) | (E) | (F) | | |
| 1 | 1 | 121450-77010 | STARTER, S114-235B | 1 | 1 | | | | | | |
| 2 | 2 | X211491001 | ARMATURE ASSY | 1 | 1 | | | | | | |
| 3 | 2 | X21148110 | WASHER SET, THRUST | 1 | 1 | | | | | | |
| 4 | 2 | X21147155 | STOPPER SET, PINION | 1 | 1 | | | | | | |
| 5 | 2 | X211432001 | COIL ASSY, FIELD | 1 | 1 | | | | | | |
| 6 | 3 | X21147215 | SCREW, POLE CORE | 4 | 4 | | | | | | |
| 7 | 3 | X21145312 | BRUSH, + | 2 | 2 | | | | | | |
| 8 | 2 | X211453002 | COVER ASSY, REAR | 1 | 1 | | | | | | |
| 9 | 3 | X21145352 | METAL, REAR COVER | 1 | 1 | | | | | | |
| 10 | 2 | X21141360 | HOLDER ASSY, BRUSH | 1 | 1 | | | | | | |
| 11 | 3 | X21148313 | BRUSH (-) | 2 | 2 | | | | | | |
| 12 | 3 | X21149314 | SPRING, BRUSH | 4 | 4 | | | | | | |
| 13 | 2 | X211455003 | PINION ASSY | 1 | 1 | | | | | | |
| 14 | 2 | X211456009 | CASE ASSY, GEAR | 1 | 1 | | | | | | |
| 15 | 3 | X21145661 | METAL, GEAR CASE | 1 | 1 | | | | | | |
| 16 | 2 | X21143963 | COVER SET, DUST | 1 | 1 | | | | | | |
| 17 | 2 | X21143454 | PLATE, CENTER | 1 | 1 | | | | | | |
| 18 | 2 | X21148652 | LEVER SET, SHIFT | 1 | 1 | | | | | | |
| 19 | 2 | X211497004 | SWITCH, MAGNETIC | 1 | 1 | | | | | | |
| 20 | 2 | X21146815 | BOLT | 2 | 2 | | | | | | |
| 21 | 2 | X7120632 | BOLT | 2 | 2 | | | | | | |
| 22 | 2 | X21142835 | SCREW SET | 2 | 2 | | | | | | |
| 23 | 1 | X21142742 | COVER (A), RUBBER | 1 | 1 | | | | | | |

Fig.19. GENERATOR(GP9150,12V180W),PRE.

Fig. 19 GENERATOR (PREVIOUS TYPE)
(GP9150, 12V 180W)



X-MARK PARTS : NOT
SOLD SEPARATELY

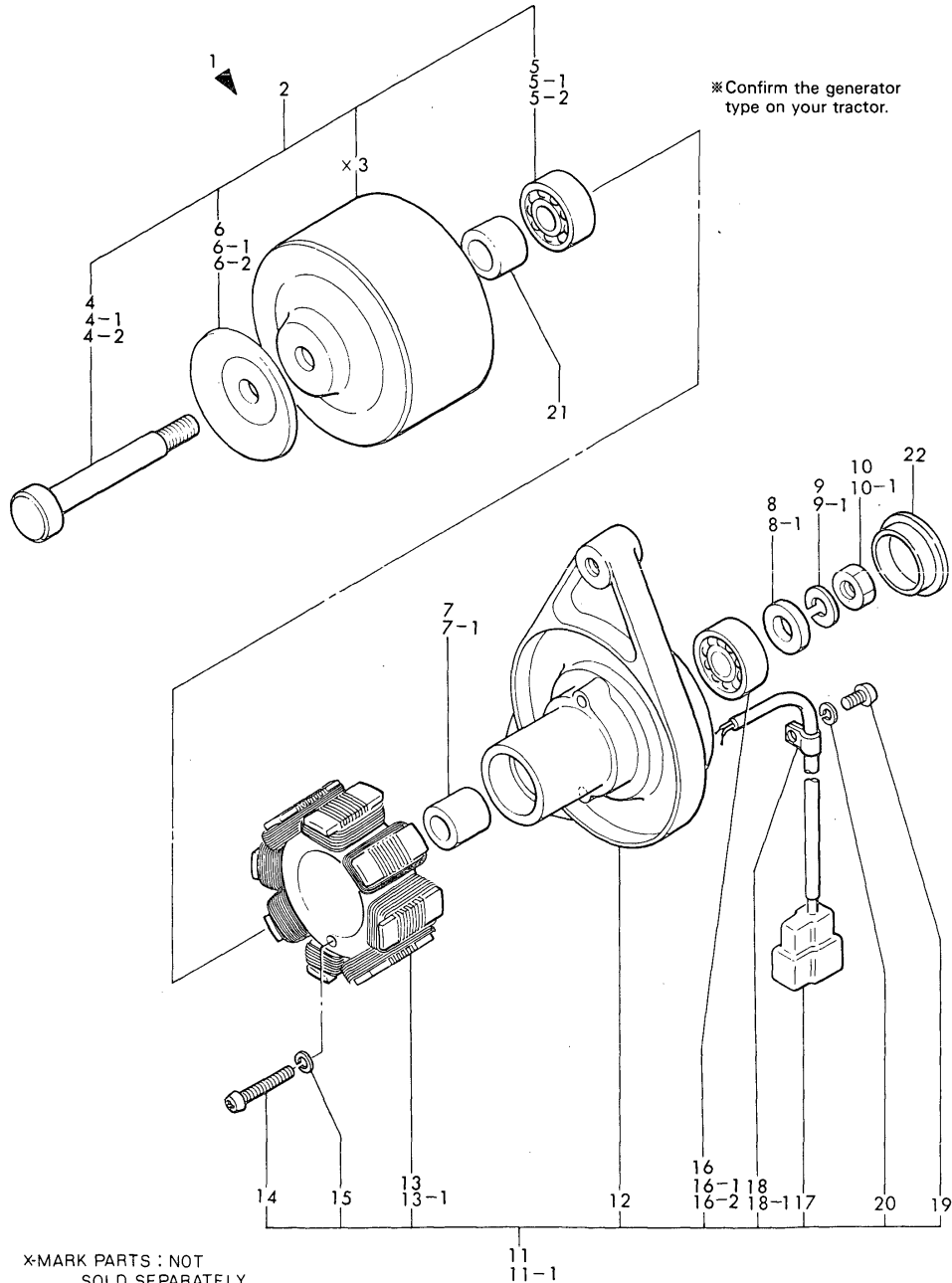
(A)=2T75UA-HK
(B)=2T75HA-HK
(C)=

(D)=
(E)=
(F)=

| No. | Lev. | Parts No. | Description | Q'ty | | | | | | I | R |
|-------|------|-----------------------|---------------------|------|-----|-----|-----|-----|-----|---|---|
| | | | | (A) | (B) | (C) | (D) | (E) | (F) | | |
| 1 | 1 | 121450-77200 | DYNAMO, 12V-180W | 1 | 1 | | | | | | |
| 2 | 2 | 94210M-42875 | FLYWHEEL ASSY | 1 | 1 | | | | | | |
| 4 | 3 | 94210M-13751 | SHAFT | 1 | 1 | | | | | | |
| 4-1 | 3 | 94210M-42927 (A=*) | SHAFT | 1 | 1 | | | | | | N |
| 4--1 | 3 | 94210M-42927 (A=*) | SHAFT | 1 | 1 | | | | | | N |
| 4-2 | 3 | XM429270000 (A=*) | SHAFT | 1 | 1 | | | | | | R |
| 4--2 | 3 | XM429270000 (A=*) | SHAFT | 1 | 1 | | | | | | R |
| 5 | 3 | 94210M-86124 | BEARING | 1 | 1 | | | | | | |
| 5-1 | 3 | 24107-062010 (A=*) | BEARING, 6201ZZC3 | 1 | 1 | | | | | | N |
| 5--1 | 3 | 24107-062010 (A=*) | BEARING, 6201ZZC3 | 1 | 1 | | | | | | N |
| 5-2 | 3 | XM861240000 (A=*) | B.BEARING #6201ZZC3 | 1 | 1 | | | | | | N |
| 5--2 | 3 | XM861240000 (A=*) | B.BEARING #6201ZZC3 | 1 | 1 | | | | | | N |
| 6 | 3 | 94210M-42801 | PULLEY | 1 | 1 | | | | | | |
| 6-1 | 3 | 94210M-42929 (A=*) | PULLEY | 1 | 1 | | | | | | N |
| 6--1 | 3 | 94210M-42929 (A=*) | PULLEY | 1 | 1 | | | | | | N |
| 6-2 | 3 | XM429290000 (A=*) | PLATE, PULLEY | 1 | 1 | | | | | | R |
| 6--2 | 3 | XM429290000 (A=*) | PLATE, PULLEY | 1 | 1 | | | | | | R |
| 7 | 2 | 94210M-32983 | COLLAR | 1 | 1 | | | | | | |
| 7-1 | 2 | XM329830000 (A=*) | COLLAR | 1 | 1 | | | | | | R |
| 7--1 | 2 | XM329830000 (A=*) | COLLAR | 1 | 1 | | | | | | R |
| 8 | 2 | 94210M-86025 | WASHER | 1 | 1 | | | | | | |
| 8-1 | 2 | XM860250000 (A=*) | WASHER 10 | 1 | 1 | | | | | | R |
| 8--1 | 2 | XM860250000 (A=*) | WASHER 10 | 1 | 1 | | | | | | R |
| 9 | 2 | 94210M-21239 | WASHER, SPRING 10 | 1 | 1 | | | | | | |
| 9-1 | 2 | 22217-100000 (A=*) | WASHER, SPRING 10 | 1 | 1 | | | | | | N |
| 9--1 | 2 | 22217-100000 (A=*) | WASHER, SPRING 10 | 1 | 1 | | | | | | N |
| 10 | 2 | 94210M-86372 | NUT | 1 | 1 | | | | | | |
| 10-1 | 2 | 26716-100002 (A=*) | NUT, M10 | 1 | 1 | | | | | | R |
| 10--1 | 2 | 26716-100002 (A=*) | NUT, M10 | 1 | 1 | | | | | | R |
| 11 | 2 | 94210M-51416 | PLATE ASSY | 1 | 1 | | | | | | |
| 11-1 | 2 | XM514160000 | PLATE ASSY | 1 | 1 | | | | | | R |

Fig.19. GENERATOR(GP9150,12V180W),PRE.

Fig. 19 GENERATOR (PREVIOUS TYPE)
(GP9150, 12V 180W)



X-MARK PARTS : NOT
SOLD SEPARATELY

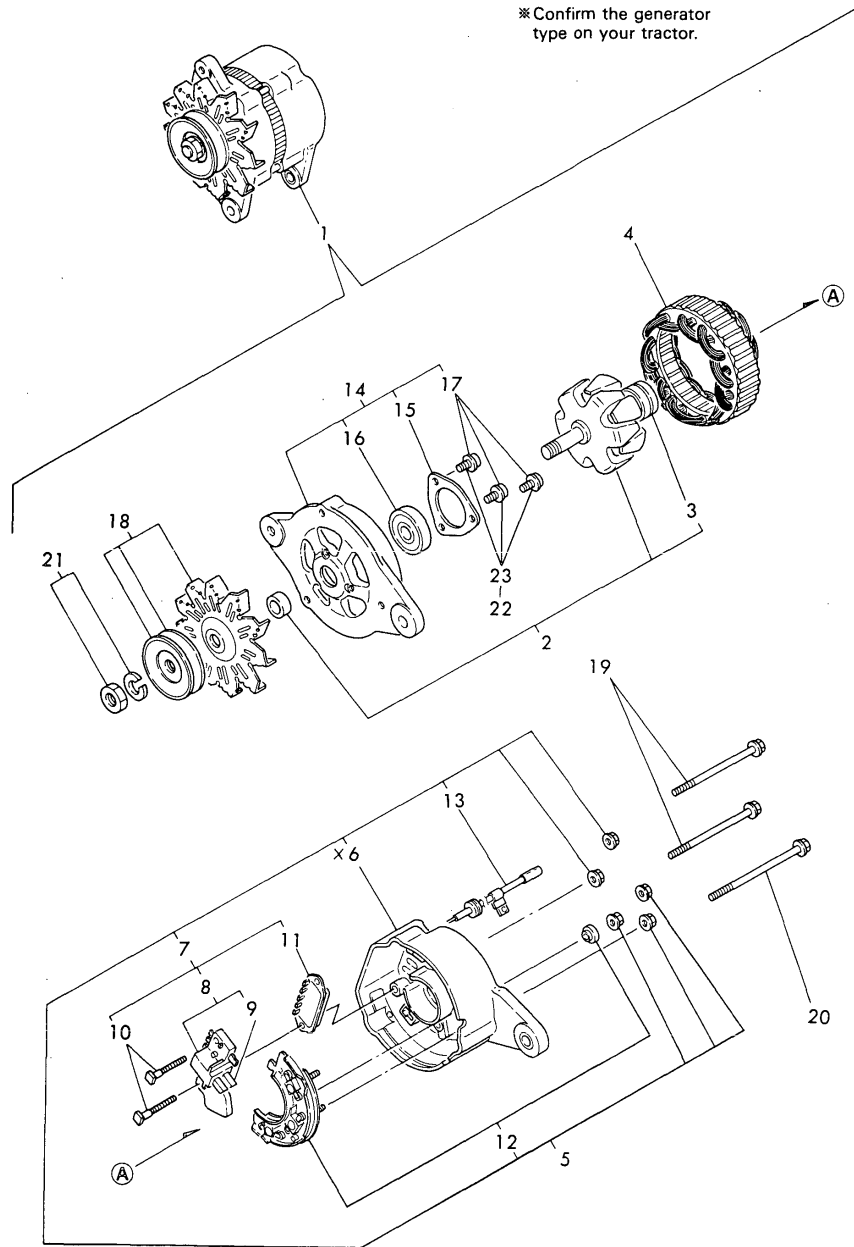
(A)=2T75UA-HK
(B)=2T75HA-HK
(C)=

(D)=
(E)=
(F)=

| No. | Lev. | Parts No. | Description | Qty | | | | | | I | R |
|-------|------------|--------------|---------------------|-----|-----|-----|-----|-----|-----|---|---|
| | | | | (A) | (B) | (C) | (D) | (E) | (F) | | |
| 11--1 | (A=*) 2 | XM514160000 | PLATE ASSY | 1 | 1 | | | | | | R |
| 12 | 3 | 94210M-51417 | PLATE | 1 | 1 | | | | | | |
| 13 | 3 | 94210M-51418 | CORE ASSY | 1 | 1 | | | | | | |
| 13-1 | 3 | XM514180000 | STATOR | 1 | 1 | | | | | | R |
| 13--1 | (A=*) 3 | XM514180000 | STATOR | 1 | 1 | | | | | | R |
| 14 | 3 | 26557-040252 | SCREW, M4X25 | 2 | 2 | | | | | | |
| 15 | 3 | 22217-040000 | WASHER, SPRING 4 | 2 | 2 | | | | | | |
| 16 | 3 | 94210M-86124 | BEARING | 1 | 1 | | | | | | |
| 16-1 | 3 | 24107-062010 | BEARING, 6201ZZC3 | 1 | 1 | | | | | | N |
| 16--1 | (A=*) 3 | 24107-062010 | BEARING, 6201ZZC3 | 1 | 1 | | | | | | N |
| 16-2 | (A=*) 3 | XM861240000 | B.BEARING #6201ZZC3 | 1 | 1 | | | | | | N |
| 16--2 | (A=*) 3 | XM861240000 | B.BEARING #6201ZZC3 | 1 | 1 | | | | | | N |
| 17 | 3 | 94210M-96717 | CUPLER | 1 | 1 | | | | | | |
| 18 | 3 | 94210M-06900 | CLAMP | 1 | 1 | | | | | | |
| 18-1 | 3 | XM069000000 | CLAMP | 1 | 1 | | | | | | R |
| 18--1 | (A=*) 3 | XM069000000 | CLAMP | 1 | 1 | | | | | | R |
| 19 | 3 | 26557-040082 | SCREW, M4X 8 | 1 | 1 | | | | | | |
| 20 | 3 | 22217-040000 | WASHER, SPRING 4 | 1 | 1 | | | | | | |
| 21 | 2 | 94210M-42802 | COLLAR | 1 | 1 | | | | | | |
| 22 | 2 | XM610140000 | CAP | 1 | 1 | | | | | | W |
| | (A=*) | | | | | | | | | | |

Fig.20. GENERATOR(LR135-91,12V-35A)NEW

**Fig. 20 GENERATOR (CURRENT TYPE)
(LR 135-91, 12V 35A)**



(A)=2T75UA-HK
(B)=2T75HA-HK
(C)=

(D)=
(E)=
(F)=

| No. | Lev. | Parts No. | Description | Q'ty | | | | | | I | R |
|-----|------|--------------|----------------------|------|-----|-----|-----|-----|-----|---|---|
| | | | | (A) | (B) | (C) | (D) | (E) | (F) | | |
| 1 | 1 | 124080-77201 | GENERATOR, LR135-91 | 1 | 1 | | | | | | |
| 2 | 2 | XL13511001 | ROTAR ASSY | 1 | 1 | | | | | | |
| 3 | 3 | X6201SD | BALL BEARING #6201SD | 1 | 1 | | | | | | |
| 4 | 2 | XL1356200 | STATOR ASSY | 1 | 1 | | | | | | |
| 5 | 2 | XL12053002 | COVER ASSY, REAR | 1 | 1 | | | | | | |
| 7 | 3 | XL13513152 | REGULATOR | 1 | 1 | | | | | | |
| 8 | 4 | XL1354326 | BRUSH, CARBON | 1 | 1 | | | | | | |
| 9 | 4 | XL12013262 | BRUSH | 2 | 2 | | | | | | |
| 10 | 4 | XL13513134 | BOLT M5 | 2 | 2 | | | | | | |
| 11 | 4 | XTR1Z63 | REGULATOR | 1 | 1 | | | | | | |
| 12 | 3 | XL13513203 | DIODE ASSY | 1 | 1 | | | | | | |
| 13 | 3 | XL1356360 | WIRE ASSY | 1 | 1 | | | | | | |
| 14 | 2 | XL1202401 | COVER ASSY, FRONT | 1 | 1 | | | | | | |
| 15 | 3 | XL13514041 | RETAINER | 1 | 1 | | | | | | |
| 16 | 3 | X6202BM | BALL BEARING 6202B | 1 | 1 | | | | | | |
| 17 | 3 | 26557-040122 | SCREW, M4X12 | 3 | 3 | | | | | | |
| 18 | 2 | XL1201510 | PULLEY ASSY | 1 | 1 | | | | | | |
| 19 | 2 | XL1254801 | BOLT, THROUGH | 2 | 2 | | | | | | |
| 20 | 2 | XL1255801 | BOLT, THROUGH | 1 | 1 | | | | | | |
| 21 | 2 | XB495469B | NUT ASSY, PULLEY | 1 | 1 | | | | | | |
| 22 | 2 | XL1201000 | SCREW KIT | 1 | 1 | | | | | | |
| 23 | 3 | 26557-040122 | SCREW, M4X12 | 3 | 3 | | | | | | |

Fig.21. REPAIR SET

Fig. 21 REPAIR SET

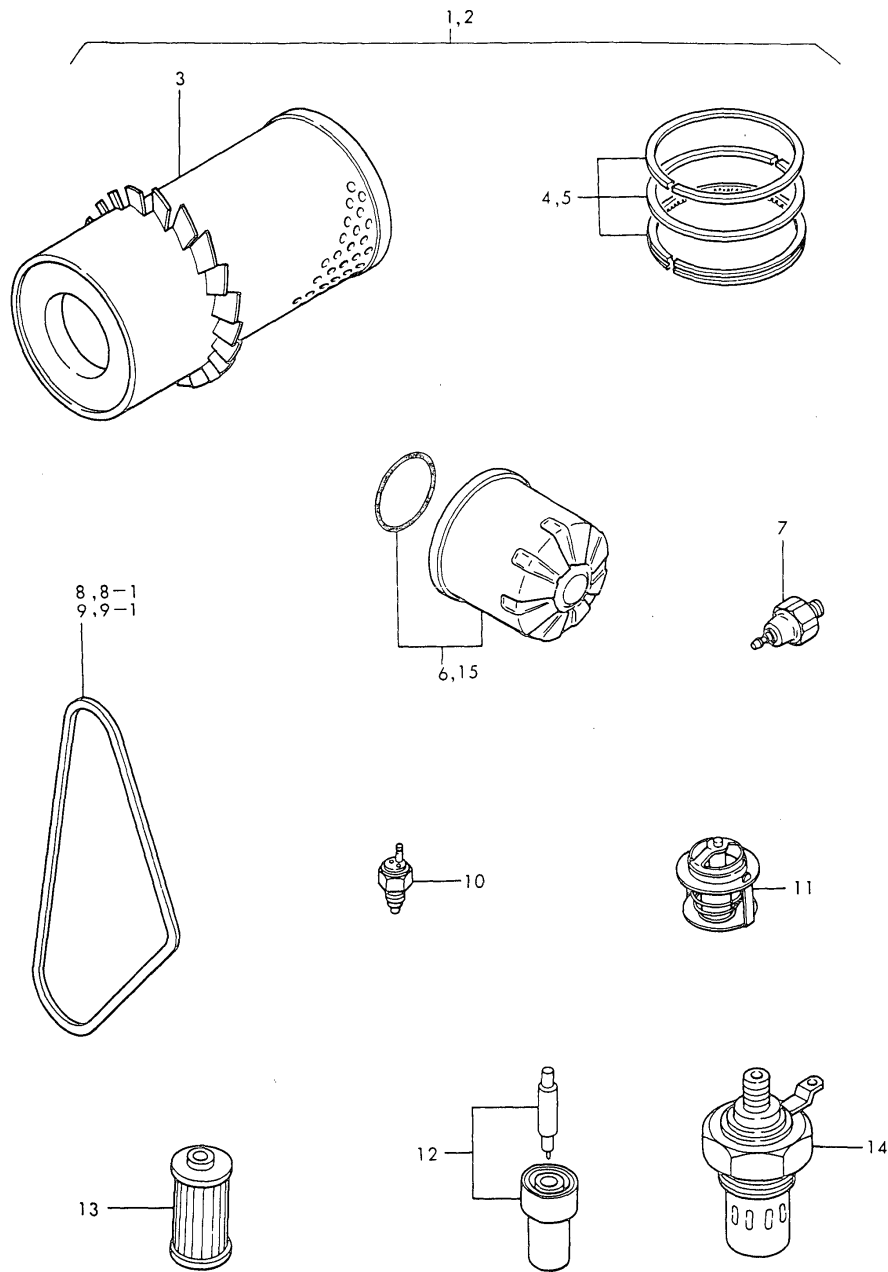


Fig. 21 REPAIR SET

(A)=2T75UA-HK
(B)=2T75HA-HK
(C)=

(D)=
(E)=
(F)=

| No. | Lev. | Parts No. | Description | Q'ty | | | | | | I | R |
|-------------|------|--------------|----------------------|------|-----|-----|-----|-----|-----|---|---|
| | | | | (A) | (B) | (C) | (D) | (E) | (F) | | |
| 1 | 1 | 724974-92500 | REPAIR KIT | 1 | | | | | | | |
| 2 | 1 | 724574-92500 | REPAIR KIT | | 1 | | | | | | |
| 3 | 2 | 171022-12530 | ELEMENT | 1 | 1 | | | | | | |
| 4 | 2 | 705311-22500 | RING SET, PISTON | | 2 | | | | | | |
| 5 | 2 | 721575-22500 | RING SET, PISTON | 2 | | | | | | | |
| 6 | 2 | 124450-35100 | FILTER, OIL | 1 | 1 | | | | | | |
| 7 | 2 | 124160-39450 | SWITCH, 0.5KG | 1 | 1 | | | | | | |
| 8 | 2 | 121522-42290 | V-BELT, A34.5 | 1 | | | | | | | |
| 8--1 | 2 | 171022-44960 | V-BELT, A35 | 1 | | | | | | | S |
| (A=*830821) | | | | | | | | | | | |
| 9 | 2 | 171001-42290 | V-BELT, A35.5 | | 1 | | | | | | |
| 9--1 | 2 | 124732-42290 | V-BELT, AX37 | | 1 | | | | | | S |
| (A=*) | | | | | | | | | | | |
| 10 | 2 | 121250-44901 | SWITCH, 110 | 1 | 1 | | | | | | |
| 11 | 2 | 129350-49800 | THERMOSTAT, 71 | 1 | 1 | | | | | | |
| 12 | 2 | 124770-53000 | VALVE ASSY,INJECTION | 2 | 2 | | | | | | |
| 13 | 2 | 104500-55710 | ELEMENT | 1 | 1 | | | | | | |
| 14 | 2 | 121520-77910 | PLUG, THERMOSTAT | 1 | 1 | | | | | | |
| 15 | 2 | 124550-35110 | ELEMENT | | 1 | | | | | | |

Fig.22. GASKET SET

(A)=2T75UA-HK
(B)=2T75HA-HK
(C)=

(D)=
(E)=
(F)=

Fig. 22 GASKET SET

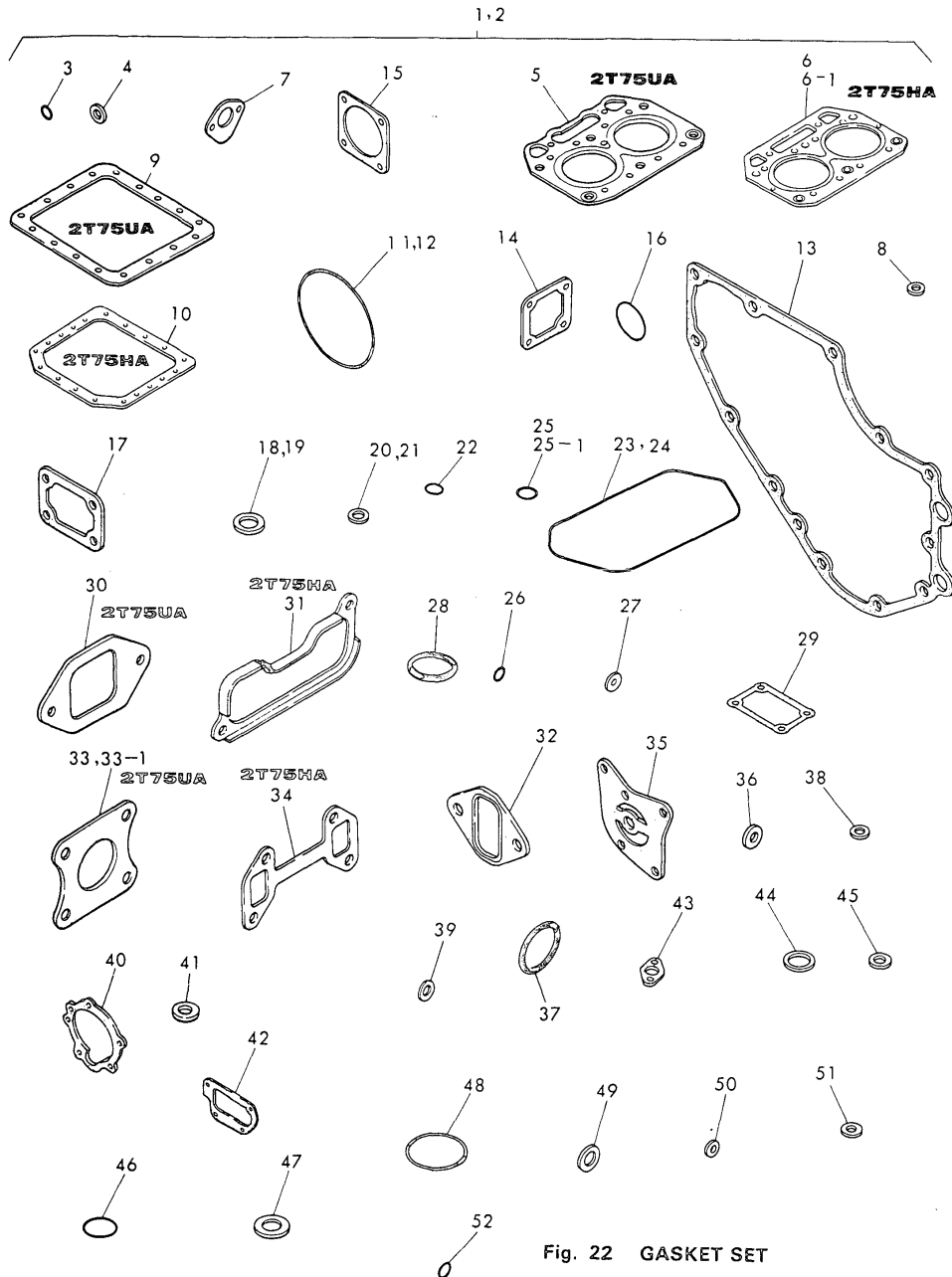


Fig. 22 GASKET SET

| No. | Lev. | Parts No. | Description | Q'ty | | | | | | I | R |
|-------|------|--------------|--------------------|------|-----|-----|-----|-----|-----|---|---|
| | | | | (A) | (B) | (C) | (D) | (E) | (F) | | |
| 1 | 1 | 724974-92600 | GASKET SET | 1 | | | | | | | |
| 2 | 1 | 724574-92600 | GASKET SET | | 1 | | | | | | |
| 3 | 2 | 24311-000100 | O-RING, 1AP10.0 | 2 | 2 | | | | | | |
| 4 | 2 | 121450-01980 | GASKET | 1 | | | | | | | |
| 5 | 2 | 124970-01330 | GASKET, HEAD | 1 | | | | | | | |
| 6 | 2 | 124500-01330 | GASKET, HEAD | | 1 | | | | | | |
| 6--1 | 2 | 124500-01331 | GASKET, HEAD | | 1 | | | | | | N |
| | | (B=E88222) | | | | | | | | | |
| 7 | 2 | 121520-01850 | GASKET | 1 | 1 | | | | | | |
| 8 | 2 | 43400-500450 | PACKING | 3 | 3 | | | | | | |
| 9 | 2 | 124000-01750 | GASKET, OIL SUMP | 1 | | | | | | | |
| 10 | 2 | 124500-01750 | GASKET, OIL SUMP | | | 1 | | | | | |
| 11 | 2 | 105225-02020 | O-RING | 1 | | | | | | | |
| 12 | 2 | 24341-001350 | O-RING, 1AS135.0 | | 1 | | | | | | |
| 13 | 2 | 121575-01510 | GASKET, GEAR CASE | 1 | 1 | | | | | | |
| 14 | 2 | 121450-01531 | GASKET | 1 | 1 | | | | | | |
| 15 | 2 | 124240-01882 | GASKET | 2 | 2 | | | | | | |
| 16 | 2 | 24341-000460 | O-RING, 1AS46.0 | 2 | 2 | | | | | | |
| 17 | 2 | 121450-11680 | GASKET | 1 | 1 | | | | | | |
| 18 | 2 | 124950-11450 | GASKET, CHAMBER | 4 | | | | | | | |
| 19 | 2 | 121550-11451 | GASKET, CHAMBER | | 4 | | | | | | |
| 20 | 2 | 101147-11490 | INSULATOR | 2 | | | | | | | |
| 21 | 2 | 103854-11490 | INSULATOR | | 2 | | | | | | |
| 22 | 2 | 24311-000120 | O-RING, 1AP12.0 | 2 | 2 | | | | | | |
| 23 | 2 | 128270-11310 | GASKET, BONNET | 1 | | | | | | | |
| 24 | 2 | 124520-11310 | GASKET, BONNET | | 1 | | | | | | |
| 25 | 2 | 121420-01760 | O-RING | 1 | 1 | | | | | | |
| 25--1 | 2 | 24311-000320 | O-RING, 1AP32.0 | 1 | 1 | | | | | | R |
| | | (A=*) | | | | | | | | | |
| 26 | 2 | 24311-000070 | O-RING, 1AP7.0 | 3 | 3 | | | | | | |
| 27 | 2 | 23418-080000 | GASKET, 8X1.0 | 2 | 2 | | | | | | |
| 28 | 2 | 24341-000400 | O-RING, 1AS40.0 | | 1 | | | | | | |
| 29 | 2 | 121000-03070 | GASKET | 1 | | | | | | | |
| 30 | 2 | 124000-12030 | GASKET | 1 | | | | | | | |
| 31 | 2 | 124500-12710 | GASKET, MANIFOLD | | 1 | | | | | | |
| 32 | 2 | 124574-13540 | GASKET | 1 | 1 | | | | | | |
| 33 | 2 | 124000-13520 | GASKET | 1 | | | | | | | |
| 33--1 | 2 | 124000-13200 | GASKET, SILENCER | 1 | | | | | | | S |
| | | (A=*) | | | | | | | | | |
| 34 | 2 | 124500-13520 | GASKET | | 1 | | | | | | |
| 35 | 2 | 121450-32021 | GASKET, PUMP | 1 | 1 | | | | | | |
| 36 | 2 | 121550-35110 | GASKET, 18 | | 1 | | | | | | |
| 37 | 2 | 124450-35110 | O-RING | 1 | 1 | | | | | | |
| 38 | 2 | 23414-100000 | GASKET, 10X1.0 | 2 | 2 | | | | | | |
| 39 | 2 | 23414-080000 | GASKET, 8X1.0 | 4 | 2 | | | | | | |
| 40 | 2 | 121000-42051 | GASKET, WATER PUMP | 1 | 1 | | | | | | |
| 41 | 2 | 124465-44950 | GASKET, 16 | 2 | 2 | | | | | | |
| 42 | 2 | 121450-44410 | GASKET | 1 | 1 | | | | | | |
| 43 | 2 | 129350-49540 | GASKET | 1 | 1 | | | | | | |
| 44 | 2 | 124950-51270 | GASKET | 2 | 2 | | | | | | |
| 45 | 2 | 124550-51350 | GASKET, DELIVERY | 2 | 2 | | | | | | |

Fig.22. GASKET SET

Fig. 22 GASKET SET

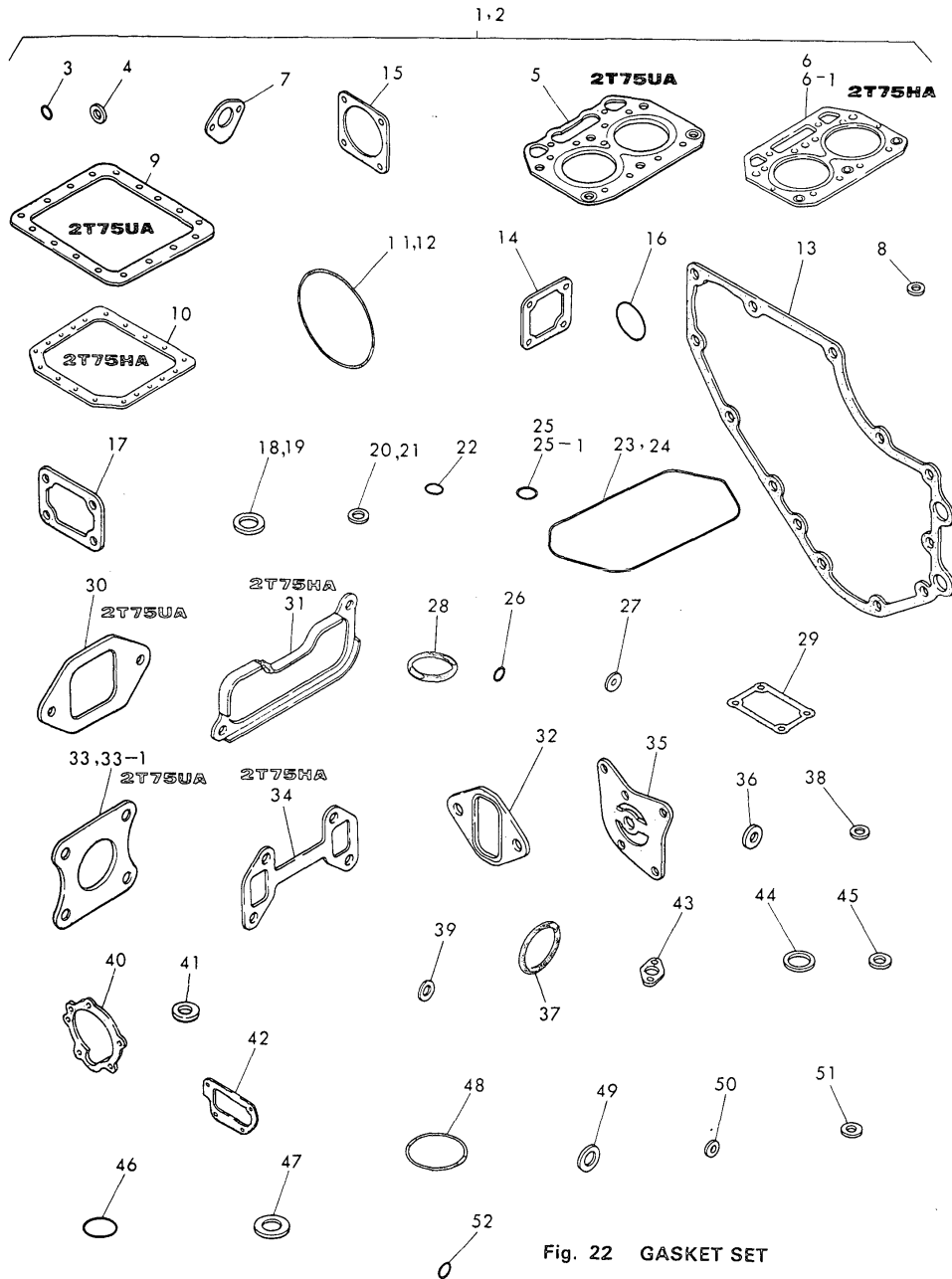


Fig. 22 GASKET SET

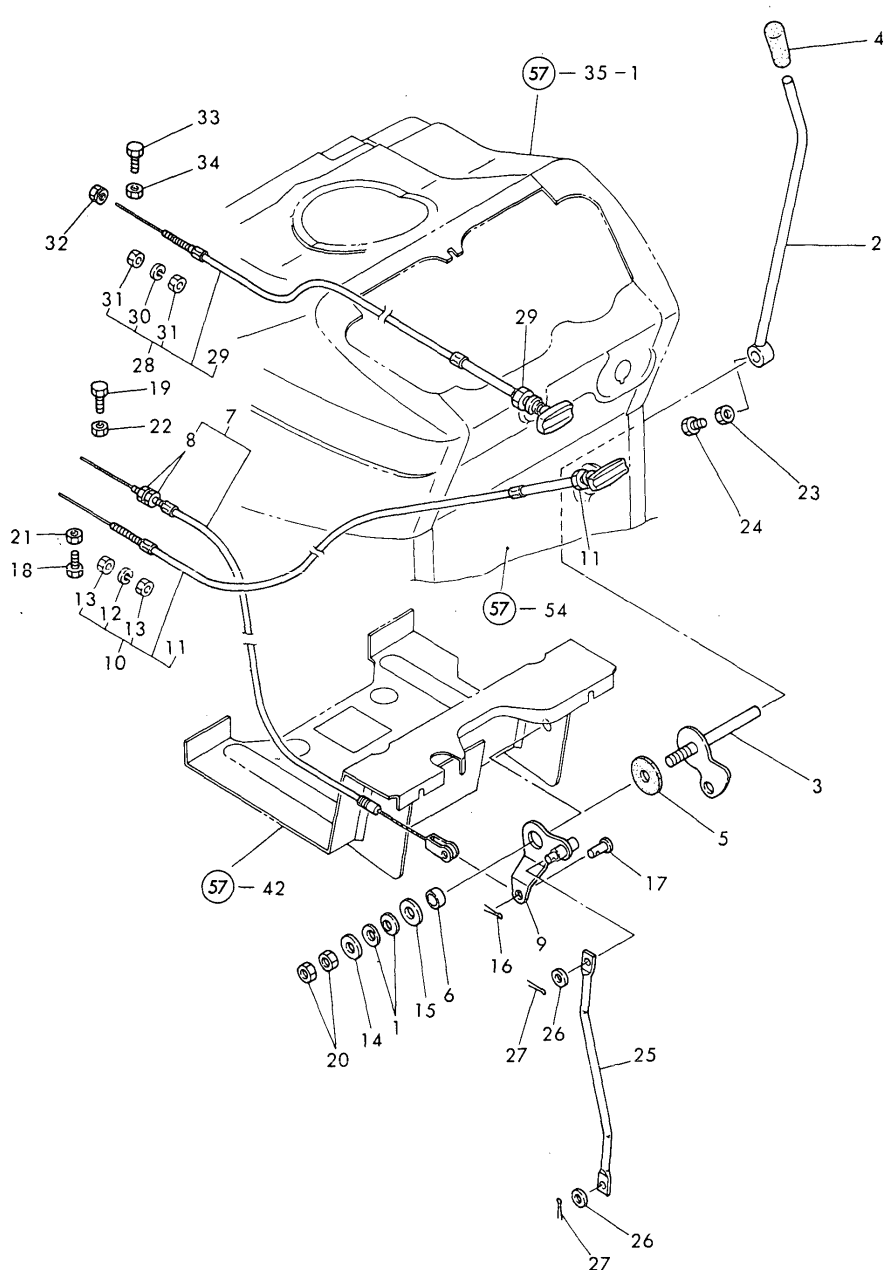
(A)=2T75UA-HK
(B)=2T75HA-HK
(C)=

(D)=
(E)=
(F)=

| No. | Lev. | Parts No. | Description | Qty | | | | | | I | R |
|-----|------|--------------|----------------|-----|-----|-----|-----|-----|-----|---|---|
| | | | | (A) | (B) | (C) | (D) | (E) | (F) | | |
| 46 | 2 | 124550-51370 | O-RING | 2 | 2 | | | | | | |
| 47 | 2 | 172100-53200 | GASKET | 2 | 2 | | | | | | |
| 48 | 2 | 102103-55520 | O-RING | 1 | 1 | | | | | | |
| 49 | 2 | 104200-59170 | GASKET, 12 | 2 | 2 | | | | | | |
| 50 | 2 | 43400-500390 | SEAL WASHER 6 | 1 | 1 | | | | | | |
| 51 | 2 | 23414-080012 | GASKET, 8X1.0 | 4 | 4 | | | | | | |
| 52 | 2 | 24311-000090 | O-RING, 1AP9.0 | 1 | 1 | | | | | | |

Fig.23. THROTTLE

Fig. 23 THROTTLE



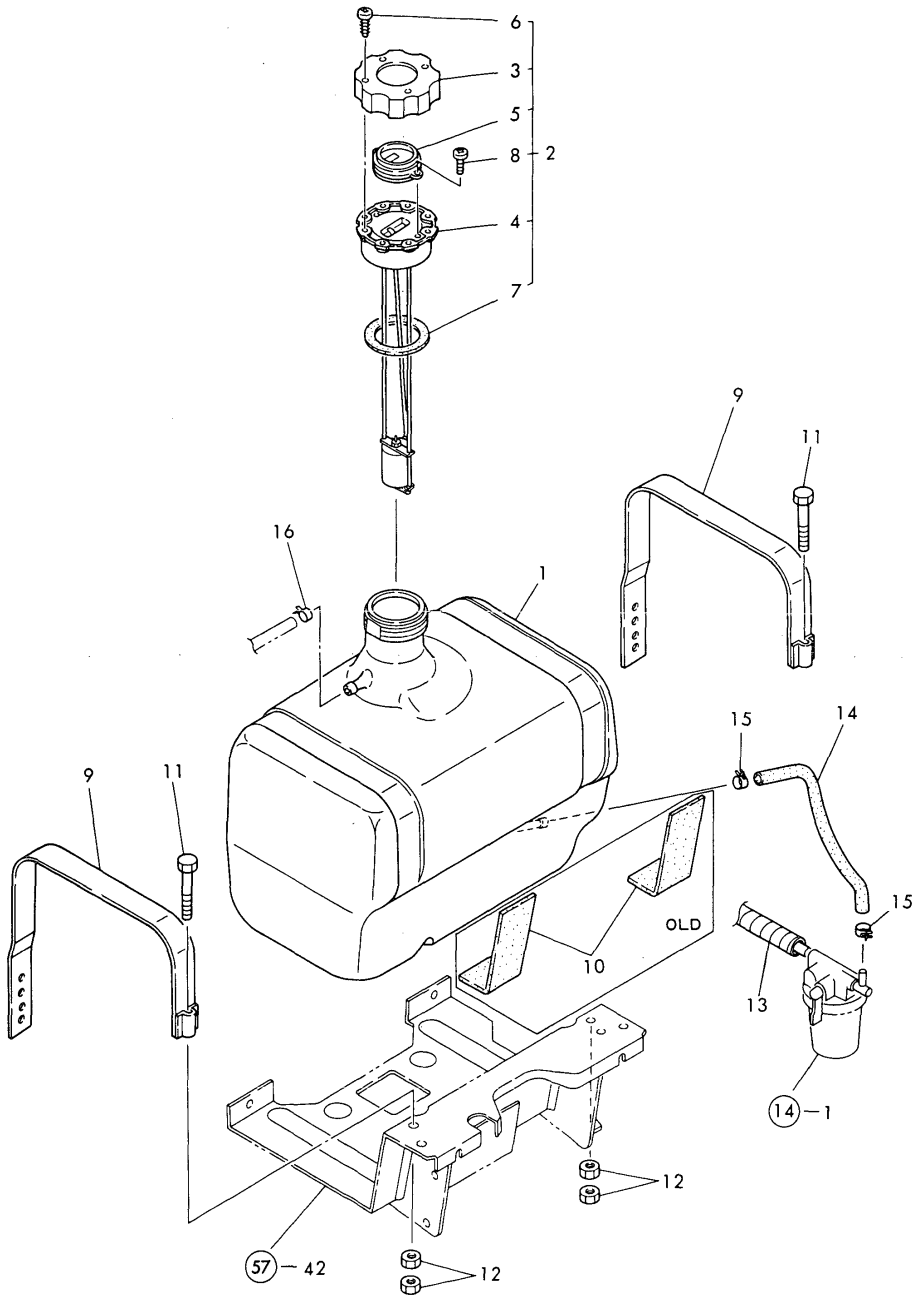
(A)=YM140-HK
(B)=YM167-HK
(C)=YM167D-HK

(D)=
(E)=
(F)=

| No. | Lev. | Parts No. | Description | Qty | | | | | | I | R |
|------|------|----------------------------------|---------------------|-----|-----|-----|-----|-----|-----|---|---|
| | | | | (A) | (B) | (C) | (D) | (E) | (F) | | |
| 1 | 1 | 194740-00160 | SPRING, 10 | 2 | 2 | 2 | | | | | |
| 2 | 1 | 194305-01100-U | LEVER ASSY | 1 | 1 | 1 | | | | | |
| 3 | 1 | 194305-01150 | ARM ASSY | 1 | 1 | 1 | | | | | |
| 4 | 1 | 194464-01190 | KNOB, LEVER | 1 | 1 | 1 | | | | | |
| 5 | 1 | 194145-01260 | PLATE, FRICTION | 1 | 1 | 1 | | | | | |
| 6 | 1 | 194150-01270 | SPACER, 20 | 1 | 1 | 1 | | | | | |
| 7 | 1 | 194305-01300 | WIRE ASSY, THROTTLE | 1 | 1 | 1 | | | | | |
| 8 | 2 | 26756-060002 | NUT, LOCK M6 | 2 | 2 | 2 | | | | | W |
| | | (A=FXXXXX) (B=FXXXXX) (C=FXXXXX) | | | | | | | | | |
| 9 | 1 | 194420-01351 | LEVER, LINK | 1 | 1 | 1 | | | | | |
| 10 | 1 | 194802-01500 | CABLE ASSY, STOP. | 1 | 1 | 1 | | | | | |
| 11 | 1 | 194180-01530 | NUT, M11 | 2 | 2 | 2 | | | | | W |
| | | (A=*) (B=*) (C=*) | | | | | | | | | |
| 11-1 | 2 | 26736-100002 | NUT, M10 | 1 | 1 | 1 | | | | | S |
| | | (A=*1983.) (B=*1983.) (C=*1983.) | | | | | | | | | |
| 12 | 2 | 22217-060000 | WASHER, SPRING 6 | 1 | 1 | 1 | | | | | W |
| | | (A=*1983.) (B=*1983.) (C=*1983.) | | | | | | | | | |
| 13 | 2 | 26716-060002 | NUT, M6 | 2 | 2 | 2 | | | | | W |
| | | (A=FXXXXX) (B=FXXXXX) (C=FXXXXX) | | | | | | | | | |
| 14 | 1 | 22137-100000 | WASHER, 10 | 1 | 1 | 1 | | | | | |
| 15 | 1 | 22157-100000 | WASHER, 10 | 1 | 1 | 1 | | | | | |
| 16 | 1 | 22417-160180 | PIN, COTTER 1.6X18 | 1 | 1 | 1 | | | | | |
| 17 | 1 | 22487-060120 | PIN, H 6X 12 | 1 | 1 | 1 | | | | | |
| 18 | 1 | 26116-050142 | BOLT, M5X 14 PLATED | 1 | 1 | 1 | | | | | |
| 19 | 1 | 26116-050142 | BOLT, M5X 14 PLATED | 1 | 1 | 1 | | | | | |
| 20 | 1 | 26716-100002 | NUT, M10 | 2 | 2 | 2 | | | | | |
| 21 | 1 | 26756-050002 | NUT, LOCK M5 | 1 | 1 | 1 | | | | | |
| 22 | 1 | 26756-050002 | NUT, LOCK M5 | 1 | 1 | 1 | | | | | |
| 23 | 1 | 26756-080002 | NUT, LOCK M8 | 1 | 1 | 1 | | | | | |
| 24 | 1 | 26956-080162 | BOLT M 8X16 | 1 | 1 | 1 | | | | | |
| 25 | 1 | 194305-01250 | ROD, THROTTLE LINK | 1 | 1 | 1 | | | | | |
| 26 | 1 | 22137-060000 | WASHER, 6 | 2 | 2 | 2 | | | | | |
| 27 | 1 | 22417-160180 | PIN, COTTER 1.6X18 | 2 | 2 | 2 | | | | | |
| 28 | 1 | 194305-01500 | CABLE ASSY, DECOMP. | 1 | 1 | 1 | | | | | |
| 29 | 2 | 194180-01530 | NUT, M11 | 1 | 1 | 1 | | | | | W |
| | | (A=FXXXXX) (B=FXXXXX) (C=FXXXXX) | | | | | | | | | |
| 29-1 | 2 | 194145-01540 | NUT M11 | 1 | 1 | 1 | | | | | S |
| | | (A=*1983.) (B=*1983.) (C=*1983.) | | | | | | | | | |
| 30 | 2 | 22217-060000 | WASHER, SPRING 6 | 1 | 1 | 1 | | | | | W |
| | | (A=*) (B=*) (C=*) | | | | | | | | | |
| 30-1 | 2 | 22217-060000 | WASHER, SPRING 6 | 1 | 1 | 1 | | | | | Z |
| | | (A=*1983.) (B=*1983.) (C=*1983.) | | | | | | | | | |
| 31 | 2 | 26716-060002 | NUT, M6 | 1 | 1 | 1 | | | | | W |
| | | (A=*1983.) (B=*1983.) (C=*1983.) | | | | | | | | | |
| 32 | 1 | 194990-22040 | NUT, M6 | 1 | 1 | 1 | | | | | |
| 33 | 1 | 26116-050142 | BOLT, M5X 14 PLATED | 1 | 1 | 1 | | | | | |
| 34 | 1 | 26756-050002 | NUT, LOCK M5 | 1 | 1 | 1 | | | | | |

Fig.24. FUEL TANK

Fig. 24 FUEL TANK



(A)=YM140-HK
(B)=YM167-HK
(C)=YM167D-HK

(D)=
(E)=
(F)=

| No. | Lev. | Parts No. | Description | Qty | | | | | | I | R |
|-----|------|----------------------------------|----------------------|-----|-----|-----|-----|-----|-----|---|---|
| | | | | (A) | (B) | (C) | (D) | (E) | (F) | | |
| 1 | 1 | 194446-04112 | TANK (17L), FUEL | 1 | 1 | 1 | | | | | |
| 2 | 1 | 194145-04302 | CAP ASSY, TANK | 1 | 1 | 1 | | | | | |
| 3 | 2 | 194145-04311 | CAP, FUEL TANK | 1 | 1 | 1 | | | | | |
| 4 | 2 | 194145-04322 | CAP, FUEL TANK | 1 | 1 | 1 | | | | | |
| 5 | 2 | 194145-04351 | LENS | 1 | 1 | 1 | | | | | |
| 6 | 2 | 194145-04460 | SCREW, TAPPING M4X12 | 4 | 4 | 4 | | | | | |
| 7 | 2 | 194145-04521 | GASKET | 1 | 1 | 1 | | | | | |
| 8 | 2 | 26557-030062 | SCREW, M3X 6 | 2 | 2 | 2 | | | | | |
| 9 | 1 | 194310-04250 | BAND, FUEL OIL TANK | 2 | 2 | 2 | | | | | |
| 10 | 1 | 194151-04260 | GASKET, FUEL TANK | 2 | 2 | 2 | | | | | Z |
| | | (A=FXXXXX) (B=FXXXXX) (C=FXXXXX) | | | | | | | | | |
| 11 | 1 | 26116-080502 | BOLT, M8X 50 PLATED | 2 | 2 | 2 | | | | | |
| 12 | 1 | 26716-080002 | NUT, M8 | 4 | 4 | 4 | | | | | |
| 13 | 1 | 194305-04610 | PLAMOR | 1 | 1 | 1 | | | | | |
| 14 | 1 | 194377-04720 | PIPE, TANK | 1 | 1 | 1 | | | | | |
| 15 | 1 | 124766-59050 | CLIP, HOSE 12 | 2 | 2 | 2 | | | | | |
| 16 | 1 | 124060-77680 | CLIP, HOSE 10 | 1 | 1 | 1 | | | | | |

Fig.25. BELT COVER & FRONT AXLE BRACKE

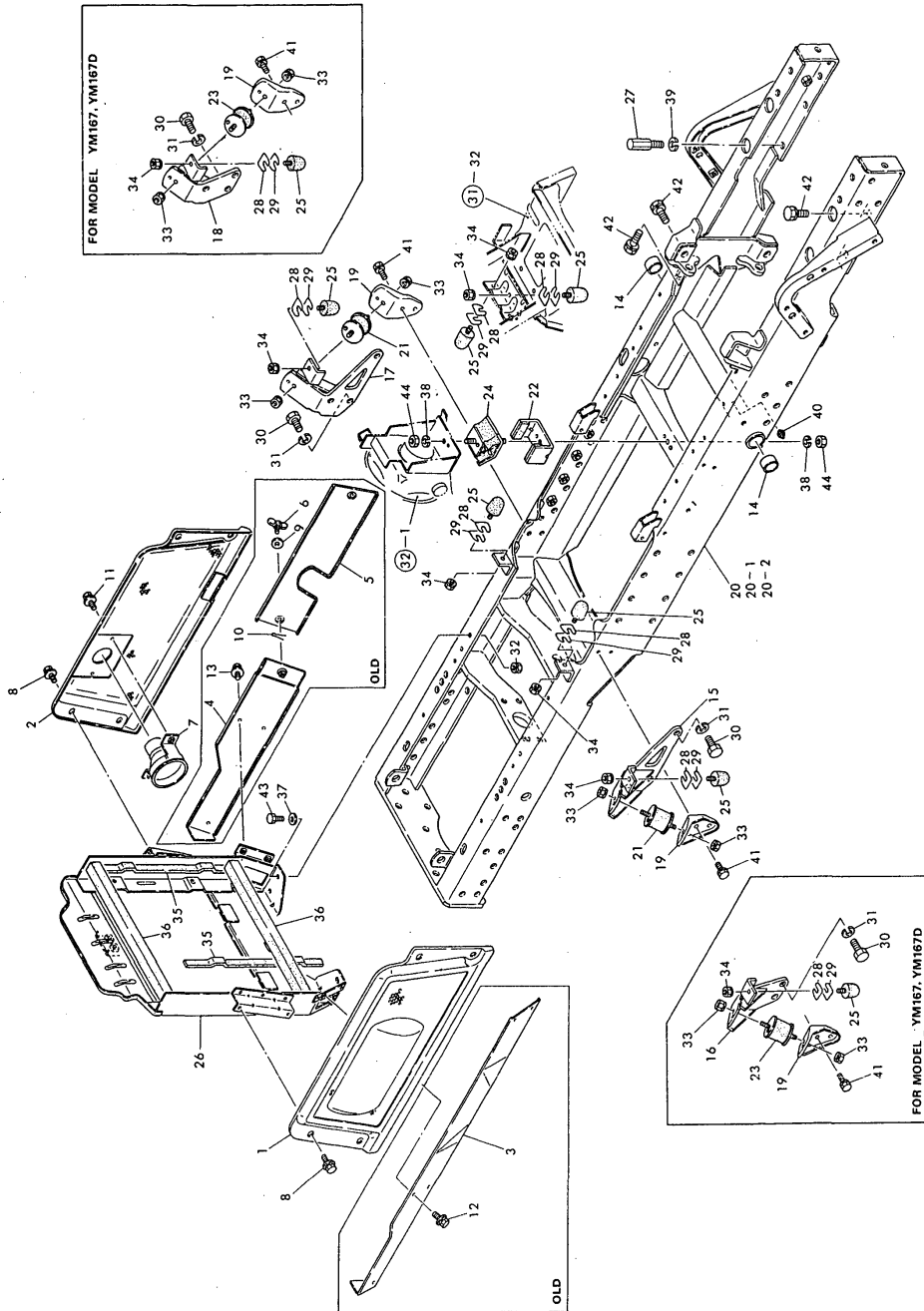


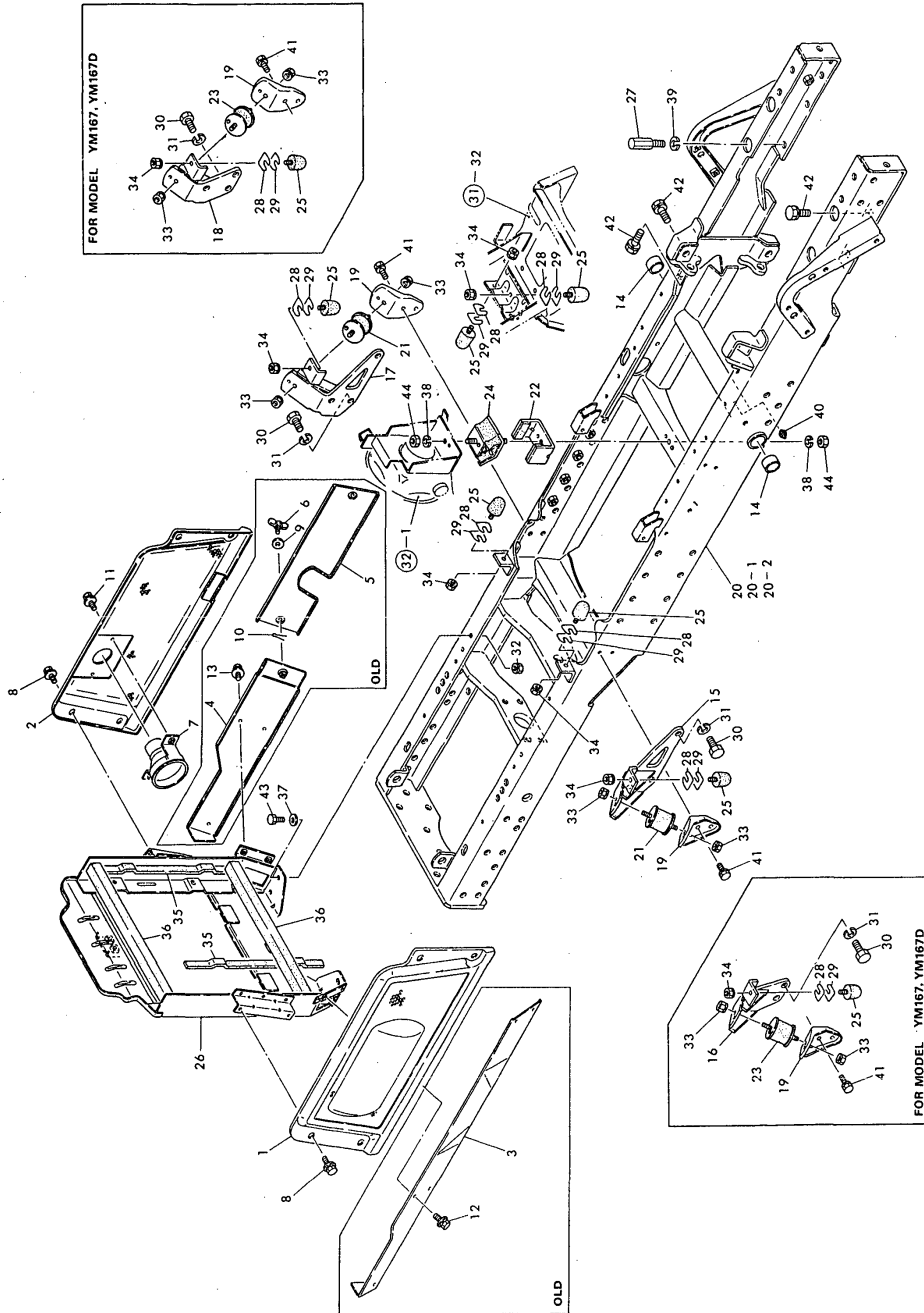
Fig. 25 BELT COVER & FRONT AXLE BRACKE

(A)=YM140-HK
(B)=YM167-HK
(C)=YM167D-HK

(D)=
(E)=
(F)=

| No. | Lev. | Parts No. | Description | Qty | | | | | | I | R |
|------|------|----------------|----------------------|-----|-----|-----|-----|-----|-----|---|---|
| | | | | (A) | (B) | (C) | (D) | (E) | (F) | | |
| 1 | 1 | 194405-05110-S | COVER, BELT | 1 | 1 | 1 | | | | | |
| 2 | 1 | 194305-05120-S | COVER, BELT | 1 | 1 | 1 | | | | | |
| 3 | 1 | 194305-05160-X | COVER | 1 | 1 | 1 | | | | | Z |
| 4 | 1 | 194305-05170-X | COVER, FRONT | 1 | 1 | 1 | | | | | Z |
| 5 | 1 | 194305-05180-X | COVER, REAR | 1 | 1 | 1 | | | | | Z |
| 6 | 1 | 194305-05190 | BOLT M 6X 12 | 2 | 2 | 2 | | | | | Z |
| 7 | 1 | 194305-05200 | GUIDE ASSY, EXHAUST | 1 | 1 | 1 | | | | | |
| 8 | 1 | 194420-05210 | BOLT, M6X16 | 8 | 8 | 8 | | | | | |
| 9 | 1 | 22137-060000 | WASHER, 6 | 2 | 2 | 2 | | | | | Z |
| 10 | 1 | 22417-160180 | PIN, COTTER 1.6X18 | 2 | 2 | 2 | | | | | Z |
| 11 | 1 | 26014-060122 | BOLT, M6X 12 | 2 | 2 | 2 | | | | | |
| 12 | 1 | 26014-060122 | BOLT, M6X 12 | 5 | 5 | 5 | | | | | Z |
| 13 | 1 | 26014-060122 | BOLT, M6X 12 | 3 | 3 | 3 | | | | | Z |
| 14 | 1 | 194740-06080 | BUSH, 25X30X18 | 2 | 2 | 2 | | | | | |
| 15 | 1 | 194305-11010-X | BRACKET, ENGINE | 1 | | | | | | | |
| 16 | 1 | 194427-11010-X | BRACKET, ENGINE | | 1 | 1 | | | | | |
| 17 | 1 | 194305-11020-X | BRACKET, ENGINE | 1 | | | | | | | |
| 18 | 1 | 194427-11020-X | BRACKET ASSY, ENGINE | | 1 | 1 | | | | | |
| 19 | 1 | 194305-11080-X | PLATE, ENGINE MOUNT | 2 | 2 | 2 | | | | | |
| 20 | 1 | 194305-11101-X | FRAME ASSY | 1 | 1 | 1 | | | | | |
| 20-1 | 1 | 194305-11102 | FRAME ASSY | 1 | 1 | 1 | | | | | N |
| 20-2 | 1 | 194305-11103 | FRAME ASSY | 1 | 1 | 1 | | | | | S |
| 21 | 1 | 194802-11180 | RUBBER, ABSORBER | 2 | | | | | | | |
| 22 | 1 | 194305-11270 | STOPPER | 1 | 1 | 1 | | | | | |
| 22-1 | 1 | 194305-11271 | STOPPER | 1 | 1 | 1 | | | | | N |
| 23 | 1 | 194427-11270 | RUBBER, MOUNT | | 2 | 2 | | | | | |
| 24 | 1 | 194305-11280 | MOUNTING, FLEXBLE | 1 | 1 | 1 | | | | | |
| 25 | 1 | 194305-11290 | RUBBER, STOPPER | 7 | 7 | 7 | | | | | |
| 26 | 1 | 194305-11310-X | BRACKET, RADIATOR | 1 | 1 | 1 | | | | | |
| 27 | 1 | 194305-11410 | BOLT M12X 30 | 1 | 1 | 1 | | | | | |
| 28 | 1 | 194305-11430 | SHIM (T=0.6) | 7 | 7 | 7 | | | | | |
| 29 | 1 | 194305-11440 | SHIM (T=1.2) | 7 | 7 | 7 | | | | | |
| 30 | 1 | 195206-12340 | BOLT M12X 25 | 6 | 6 | 6 | | | | | |
| 31 | 1 | 194274-13580 | WASHER, SPRING 12 | 6 | 6 | 6 | | | | | |
| 32 | 1 | 194990-22050 | NUT, M8 | 4 | 4 | 4 | | | | | |
| 33 | 1 | 194990-22050 | NUT, M8 | 4 | 4 | 4 | | | | | |
| 34 | 1 | 194990-22050 | NUT, M8 | 7 | 7 | 7 | | | | | |
| 35 | 1 | 194197-61930 | SEAL, BONNET E | 2 | 2 | 2 | | | | | |
| 36 | 1 | 194370-61990 | SUPPORT, URETHANE | 2 | 2 | 2 | | | | | |
| 37 | 1 | 22137-080000 | WASHER, 8 | 4 | 4 | 4 | | | | | |

Fig.25. BELT COVER & FRONT AXLE BRACKE



(A)=YM140-HK
 (B)=YM167-HK
 (C)=YM167D-HK

(D)=
 (E)=
 (F)=

| No. | Lev. | Parts No. | Description | Qty | | | | | | I | R |
|-----|------|--------------|---------------------------|-----|-----|-----|-----|-----|-----|---|---|
| | | | | (A) | (B) | (C) | (D) | (E) | (F) | | |
| 38 | 1 | 22217-100000 | WASHER, SPRING 10 | 2 | 2 | 2 | | | | | |
| 39 | 1 | 22217-120000 | WASHER, SPRING 12 | 1 | 1 | 1 | | | | | |
| 40 | 1 | 24761-010000 | NIPPLE, GREASE M6F | 1 | 1 | 1 | | | | | |
| 41 | 1 | 26013-080122 | BOLT, M8X 12 | 4 | 4 | 4 | | | | | |
| 42 | 1 | 26013-120302 | BOLT, M12X 30 | 11 | 11 | 11 | | | | | |
| 43 | 1 | 26116-080202 | BOLT, M8X 20 PLATED | 4 | 4 | 4 | | | | | |
| 44 | 1 | 26716-100002 | NUT, M10 | 2 | 2 | 2 | | | | | |
| 45 | 1 | 194191-13211 | PIN, CENTER (C=*) | | | 1 | | | | | W |
| 46 | 1 | 194191-13220 | SPACER, 22X42X14 (C=*) | | | 1 | | | | | W |
| 47 | 1 | 194191-13232 | SHIM (T=0.5) (C=*) | | | 4 | | | | | W |
| 48 | 1 | 194191-13240 | SHIM, T=0.25 (C=*) | | | 4 | | | | | W |
| 49 | 1 | 26013-120252 | BOLT, M12X 25 (C=*) | | | 4 | | | | | W |

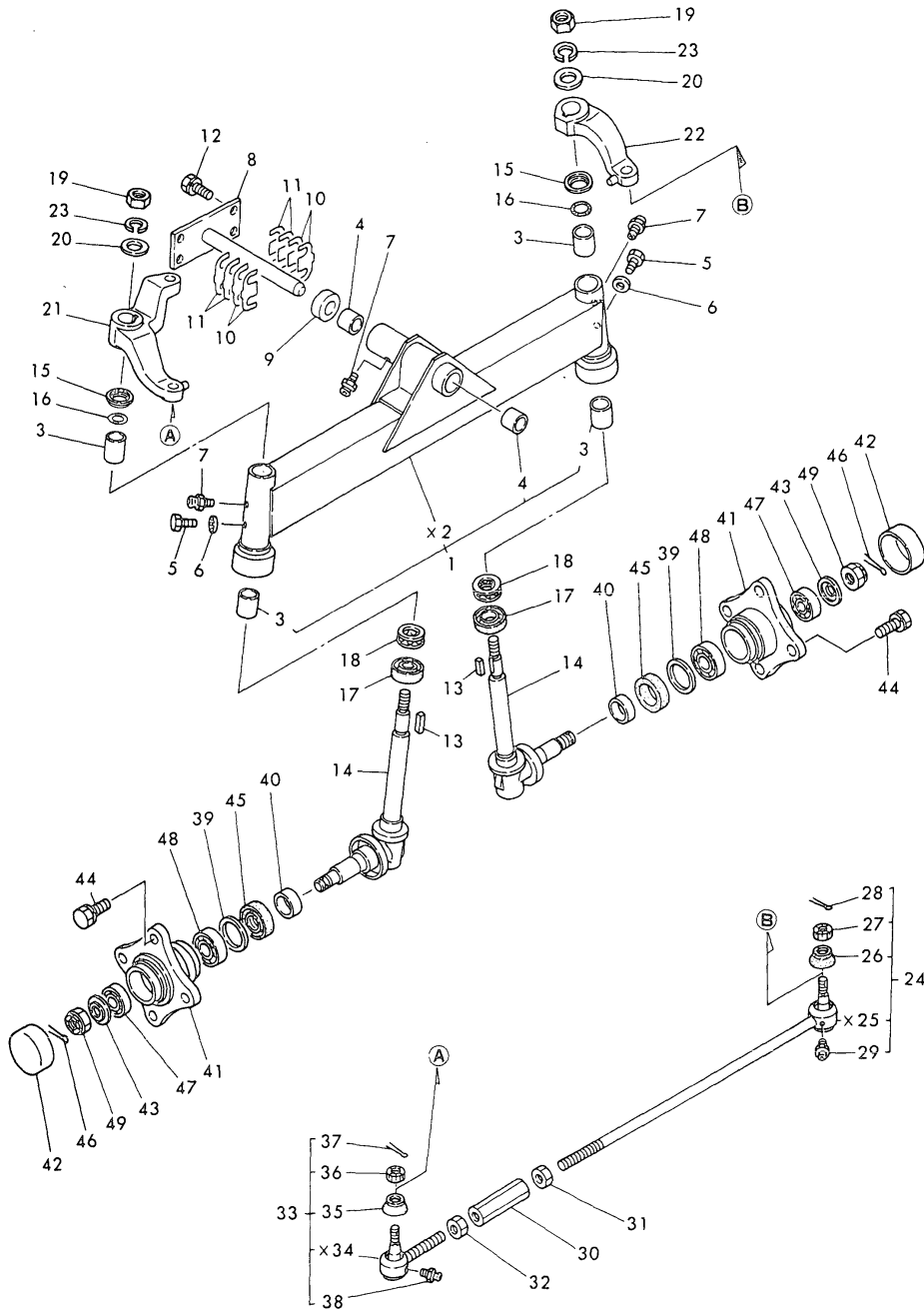
Fig. 25 BELT COVER & FRONT AXLE BRACKE

Fig.26. FRONT AXLE (YM140-HK,YM167-HK)

(A)=YM140-HK
(B)=YM167-HK
(C)=YM167D-HK

(D)=
(E)=
(F)=

Fig. 26 FRONT AXLE (YM140-HK, YM167-HK)



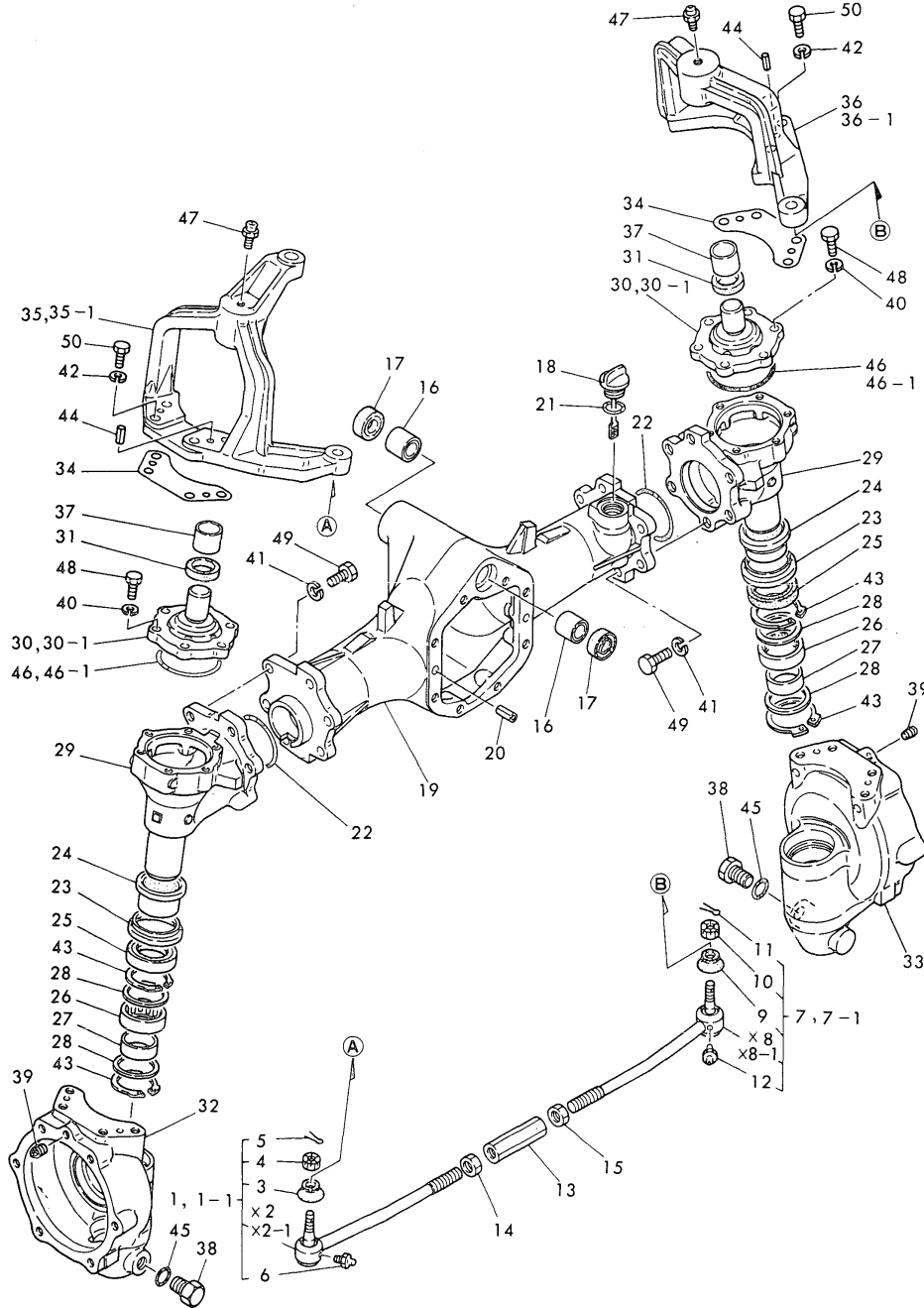
| No. | Lev. | Parts No. | Description | Q'ty | | | | | | I | R |
|------|------|-----------------------|----------------------|------|-----|-----|-----|-----|-----|---|---|
| | | | | (A) | (B) | (C) | (D) | (E) | (F) | | |
| 1 | 1 | 194305-11200-X | AXLE ASSY, FRONT | 1 | 1 | | | | | | |
| 3 | 2 | 194440-11360 | BUSH, 25X29X30 | 4 | 4 | | | | | | |
| 4 | 2 | 194420-11520 | BUSH, 22X25X25 | 2 | 2 | | | | | | |
| 5 | 1 | 194145-11350 | BOLT, M6X5 | 2 | 2 | | | | | | |
| 6 | 1 | 22117-060000 | WASHER, 6 | 2 | 2 | | | | | | |
| 7 | 1 | 24761-060000 | NIPPLE, GREASE MT6X1 | 3 | 3 | | | | | | |
| 8 | 1 | 194191-13211-X | PIN, CENTER | 1 | 1 | | | | | | |
| 9 | 1 | 194191-13220 | SPACER, 22X42X14 | 1 | 1 | | | | | | |
| 10 | 1 | 194191-13232 | SHIM (T=0.5) | 4 | 4 | | | | | | A |
| 11 | 1 | 194191-13240 | SHIM, T=0.25 | 4 | 4 | | | | | | A |
| 12 | 1 | 26013-120252 | BOLT, M12X 25 | 4 | 4 | | | | | | |
| 13 | 1 | 194151-11660 | KEY 7X26 | 2 | 2 | | | | | | |
| 14 | 1 | 194446-11800-X | PIN ASSY, KING | 2 | 2 | | | | | | |
| 15 | 1 | 194151-11840 | COVER, KING PIN | 2 | 2 | | | | | | |
| 16 | 1 | 194151-11860 | O-RING, 1A-2025 | 2 | 2 | | | | | | |
| 17 | 1 | 194440-11870 | SEAL, OIL TCX6354810 | 2 | 2 | | | | | | |
| 18 | 1 | 24520-511050 | BEARING,THRUST 51105 | 2 | 2 | | | | | | |
| 19 | 1 | 194151-11640 | NUT 18 | 2 | 2 | | | | | | |
| 20 | 1 | 194151-11650 | WASHER, 18X36X2.3 | 2 | 2 | | | | | | |
| 21 | 1 | 194305-12110-X | ARM (L), KNUCKLE | 1 | 1 | | | | | | |
| 22 | 1 | 194440-12211 | ARM (R), KNUCKLE | 1 | 1 | | | | | | |
| 23 | 1 | 22217-180000 | WASHER, SPRING 18 | 2 | 2 | | | | | | |
| 24 | 1 | 794150-12301 | TIE-ROD | 1 | 1 | | | | | | |
| 24-1 | 1 | 194306-12312 | TIE-ROD ASSY, L | 1 | 1 | | | | | | N |
| | | (A=*1985.) (B=*1985.) | | | | | | | | | |
| 26 | 2 | 194730-57220 | COVER, DUCT | 1 | 1 | | | | | | |
| 27 | 2 | 194730-57241 | NUT M12 | 1 | 1 | | | | | | |
| 28 | 2 | 22417-300250 | PIN, COTTER 3.0X25 | 1 | 1 | | | | | | |
| 29 | 2 | 24761-060000 | NIPPLE, GREASE MT6X1 | 1 | 1 | | | | | | |
| 30 | 1 | 194150-12410 | TURNBUCKLE M17X95 | 1 | 1 | | | | | | |
| 31 | 1 | 194990-22830 | NUT M17 | 1 | 1 | | | | | | |
| 32 | 1 | 194990-22840 | NUT M17 | 1 | 1 | | | | | | |
| 33 | 1 | 794730-57112 | END ASSY, TIE-ROD | 1 | 1 | | | | | | |
| 33-1 | 1 | 194306-12352 | TIE-ROD ASSY, R | 1 | 1 | | | | | | N |
| | | (A=*1985.) (B=*1985.) | | | | | | | | | |
| 35 | 2 | 194730-57220 | COVER, DUCT | 1 | 1 | | | | | | |
| 36 | 2 | 194730-57241 | NUT M12 | 1 | 1 | | | | | | |
| 37 | 2 | 22417-300250 | PIN, COTTER 3.0X25 | 1 | 1 | | | | | | |
| 38 | 2 | 24761-060000 | NIPPLE, GREASE MT6X1 | 1 | 1 | | | | | | |
| 39 | 1 | 194151-11670 | WASHER, 42X51.8X1 | 2 | 2 | | | | | | |
| 40 | 1 | 194420-11880 | SLEEVE, SI 35X39X15 | 2 | 2 | | | | | | |
| 41 | 1 | 194151-12610 | HUB, FRONT WHEEL | 2 | 2 | | | | | | |
| 42 | 1 | 194151-12620 | COVER, HUB | 2 | 2 | | | | | | |
| 43 | 1 | 194420-12640 | WASHER, 20X44X3.2 | 2 | 2 | | | | | | |
| 44 | 1 | 194180-12650 | BOLT M14X 25 | 8 | 8 | | | | | | |
| 44-1 | 1 | 194278-12650 | BOLT, M14X25 | 8 | 8 | | | | | | N |
| | | (A=*1986.) (B=*1986.) | | | | | | | | | |
| 45 | 1 | 194420-12720 | SEAL, TC6Y395211.5 | 2 | 2 | | | | | | |
| 46 | 1 | 22417-400400 | PIN, COTTER 4.0X40 | 2 | 2 | | | | | | |
| 47 | 1 | 24101-062044 | BEARING, BALL 6204 | 2 | 2 | | | | | | |
| 48 | 1 | 24101-062054 | BEARING, BALL 6205 | 2 | 2 | | | | | | |

Fig.27. FRONT AXLE (FOR YM167D-HK)

(A)=YM140-HK
(B)=YM167-HK
(C)=YM167D-HK

(D)=
(E)=
(F)=

Fig. 27 FRONT AXLE (FOR YM167D-HK)



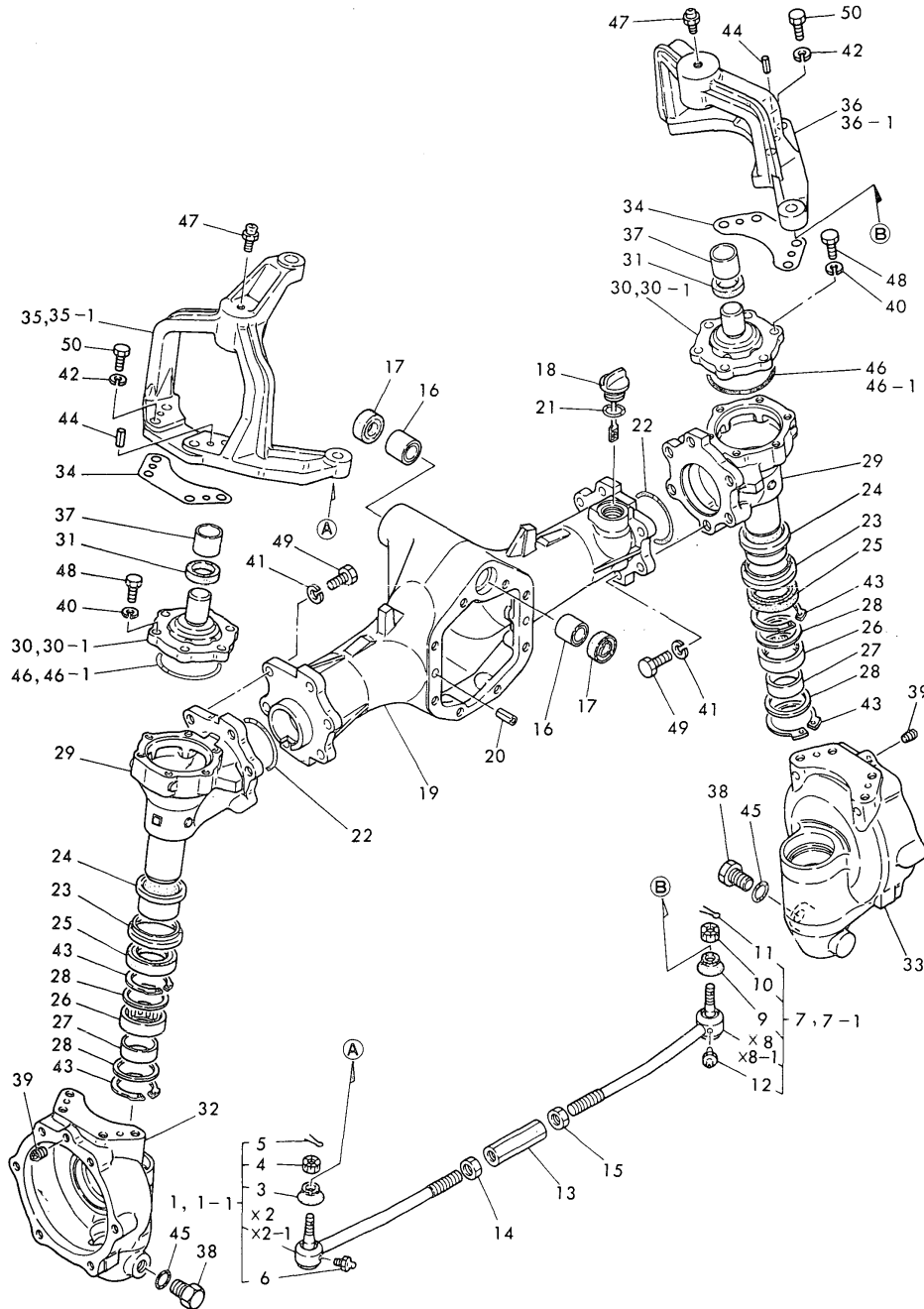
| No. | Lev. | Parts No. | Description | Qty | | | | | | I | R |
|------|------|----------------|-----------------------------------|-----|-----|-----|-----|-----|-----|---|---|
| | | | | (A) | (B) | (C) | (D) | (E) | (F) | | |
| 1 | 1 | 194306-12310-X | TIE-ROD | | | 1 | | | | | |
| 1-1 | 1 | 194306-12311 | TIE-ROD (C=F50328) | | | 1 | | | | | S |
| 1-2 | 1 | 194306-12312 | TIE-ROD ASSY, L (C=*1985.) | | | 1 | | | | | N |
| 3 | 2 | 194730-57220 | COVER, DUCT | | | 1 | | | | | |
| 4 | 2 | 194730-57241 | NUT M12 | | | 1 | | | | | |
| 5 | 2 | 22417-300250 | PIN, COTTER 3.0X25 | | | 1 | | | | | |
| 6 | 2 | 24761-060000 | NIPPLE, GREASE MT6X1 | | | 1 | | | | | |
| 7 | 1 | 194306-12350-X | TIE-ROD (R) ASSY | | | 1 | | | | | |
| 7-1 | 1 | 194306-12351 | TIE-ROD (C=F50328) | | | 1 | | | | | S |
| 7-2 | 1 | 194306-12352 | TIE-ROD ASSY, R (C=*1985.) | | | 1 | | | | | N |
| 9 | 2 | 194730-57220 | COVER, DUCT | | | 1 | | | | | |
| 10 | 2 | 194730-57241 | NUT M12 | | | 1 | | | | | |
| 11 | 2 | 22417-300250 | PIN, COTTER 3.0X25 | | | 1 | | | | | |
| 12 | 2 | 24761-060000 | NIPPLE, GREASE MT6X1 | | | 1 | | | | | |
| 13 | 1 | 194150-12410 | TURNBUCKLE M17X95 | | | 1 | | | | | |
| 14 | 1 | 194990-22830 | NUT M17 | | | 1 | | | | | |
| 15 | 1 | 194990-22840 | NUT M17 | | | 1 | | | | | |
| 16 | 1 | 194190-11520 | BUSH, 22X25X25 | | | 2 | | | | | |
| 17 | 1 | 194191-13420 | SEAL, OIL KC22327 | | | 2 | | | | | |
| 18 | 1 | 194447-13490 | GAUGE, OIL LEVEL | | | 1 | | | | | |
| 19 | 1 | 194306-13600 | HOUSING, FRONT AXLE | | | 1 | | | | | |
| 20 | 1 | 22351-080016 | PIN, SPRING 8.0X16 | | | 2 | | | | | |
| 21 | 1 | 24311-000180 | O-RING, 1AP18.0 | | | 1 | | | | | |
| 22 | 1 | 24321-000500 | O-RING, 1AG50.0 | | | 2 | | | | | |
| 23 | 1 | 194306-13630 | COLLAR, 48X57X10 | | | 2 | | | | | |
| 24 | 1 | 194306-13640 | SLEEVE, SI 40X44X26 | | | 2 | | | | | |
| 25 | 1 | 194447-13650 | SEAL, TC6Y445711.5 | | | 2 | | | | | |
| 26 | 1 | 194447-13660 | BEARING, T455216 | | | 2 | | | | | |
| 27 | 1 | 194447-13670 | RING, INNER 40X45X17 | | | 2 | | | | | |
| 28 | 1 | 194447-13680 | WASHER, 42X52X1.6 | | | 4 | | | | | |
| 29 | 1 | 194306-13710-X | CASE, FRONT GEAR | | | 2 | | | | | |
| 30 | 1 | 194306-13720 | COVER, GEAR CASE | | | 2 | | | | | |
| 30-1 | 1 | 194306-13721 | COVER, GEAR CASE (C=*1984.) | | | 2 | | | | | F |
| 31 | 1 | 194447-13730 | SEAL, OIL VB25355 | | | 2 | | | | | |
| 32 | 1 | 194306-13740 | BOX, FRONT GEAR | | | 1 | | | | | |
| 33 | 1 | 194306-13750 | BOX, FRONT GEAR | | | 1 | | | | | |
| 34 | 1 | 194306-13760 | SHIM, T=0.3 | | | 2 | | | | | |
| 35 | 1 | 194306-13810-X | BRACKET(L), KING PIN | | | 1 | | | | | |
| 35-1 | 1 | 194306-13811 | SUPPORT, KING PIN L (C=F50328) | | | 1 | | | | | S |
| 36 | 1 | 194306-13820-X | BRACKET(R), KING PIN | | | 1 | | | | | |
| 36-1 | 1 | 194306-13821 | SUPPORT, KING PIN R (C=F50328) | | | 1 | | | | | S |
| 37 | 1 | 194306-13830 | BUSH, 25X28X25 | | | 2 | | | | | |
| 38 | 1 | 194151-24770 | PLUG 14, OIL | | | 2 | | | | | |
| 39 | 1 | 194151-36670 | PLUG, PF02 | | | 2 | | | | | |

Fig.27. FRONT AXLE (FOR YM167D-HK)

(A)=YM140-HK
 (B)=YM167-HK
 (C)=YM167D-HK

(D)=
 (E)=
 (F)=

Fig. 27 FRONT AXLE (FOR YM167D-HK)



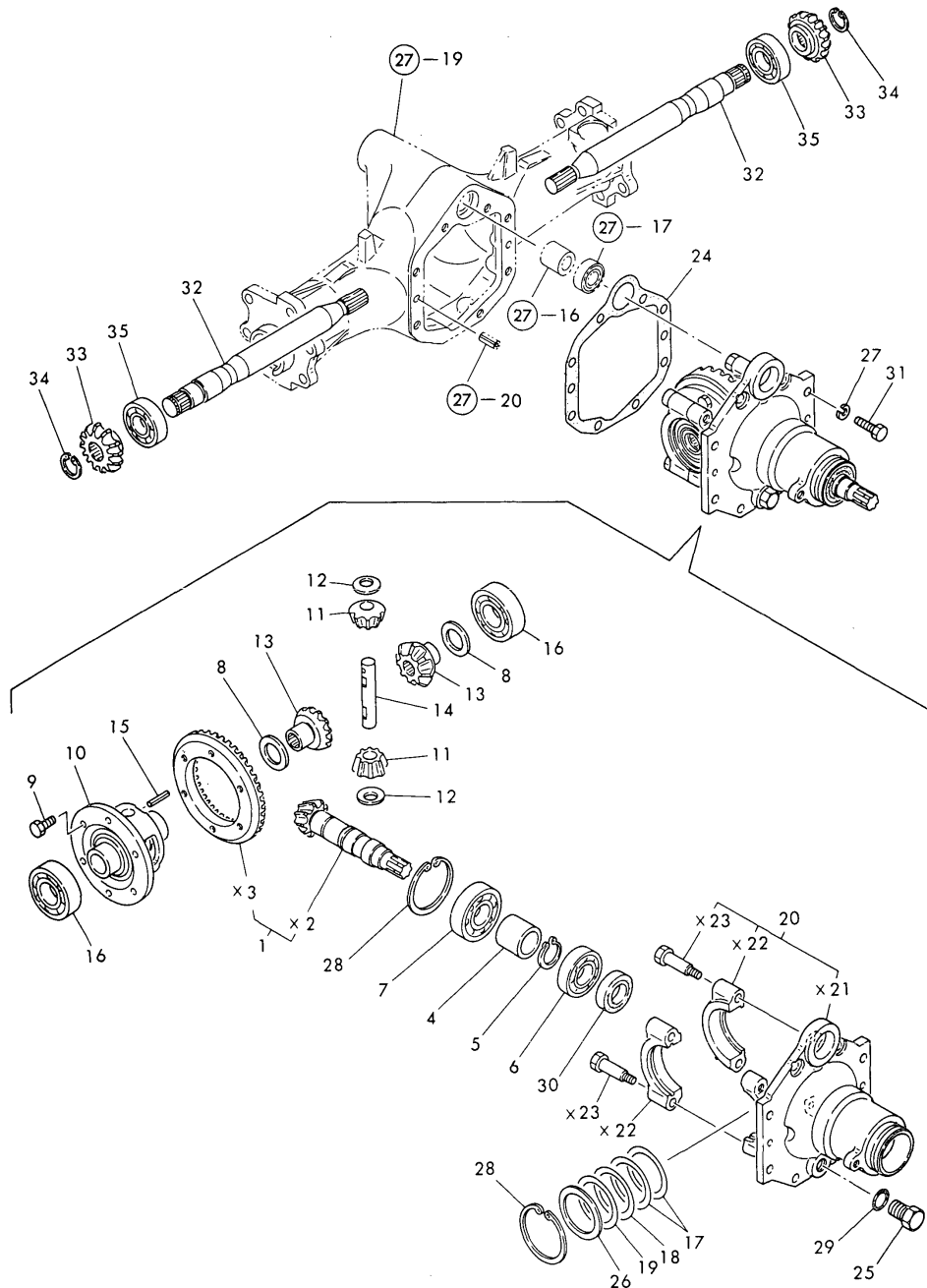
| No. | Lev. | Parts No. | Description | Qty | | | | | | I | R |
|------|------|--------------|------------------------------------|-----|-----|-----|-----|-----|-----|---|---|
| | | | | (A) | (B) | (C) | (D) | (E) | (F) | | |
| 40 | 1 | 22217-080000 | WASHER, SPRING 8 | | | 12 | | | | | |
| 41 | 1 | 22217-100000 | WASHER, SPRING 10 | | | 12 | | | | | |
| 42 | 1 | 22217-100000 | WASHER, SPRING 10 | | | 8 | | | | | |
| 43 | 1 | 22262-000520 | RING, R-52 | | | 4 | | | | | |
| 44 | 1 | 22351-080020 | PIN, SPRING 8.0X20 | | | 4 | | | | | |
| 45 | 1 | 24311-000160 | O-RING, 1AP16.0 | | | 2 | | | | | |
| 46 | 1 | 24341-000700 | O-RING, 1AS70.0 | | | 2 | | | | | |
| 46-1 | 1 | 24321-000650 | O-RING, 1AG65.0 (C=FXXXXX) | | | 2 | | | | | F |
| 47 | 1 | 24761-010000 | NIPPLE, GREASE M6F | | | 2 | | | | | |
| 47-1 | 1 | 194850-13690 | NIPPLE, GRESAE M6F45 (C=*1986.) | | | 2 | | | | | N |
| 48 | 1 | 26116-080252 | BOLT, M8X 25 PLATED | | | 12 | | | | | |
| 49 | 1 | 26116-100302 | BOLT, M10X 30 PLATED | | | 12 | | | | | |
| 50 | 1 | 26116-100302 | BOLT, M10X 30 PLATED | | | 8 | | | | | |

Fig.28. RING GEAR OF FRONT AXLE(YM167D)

(A)=YM140-HK
(B)=YM167-HK
(C)=YM167D-HK

(D)=
(E)=
(F)=

Fig. 28 RING GEAR OF FRONT AXLE (FOR YM167D-HK)

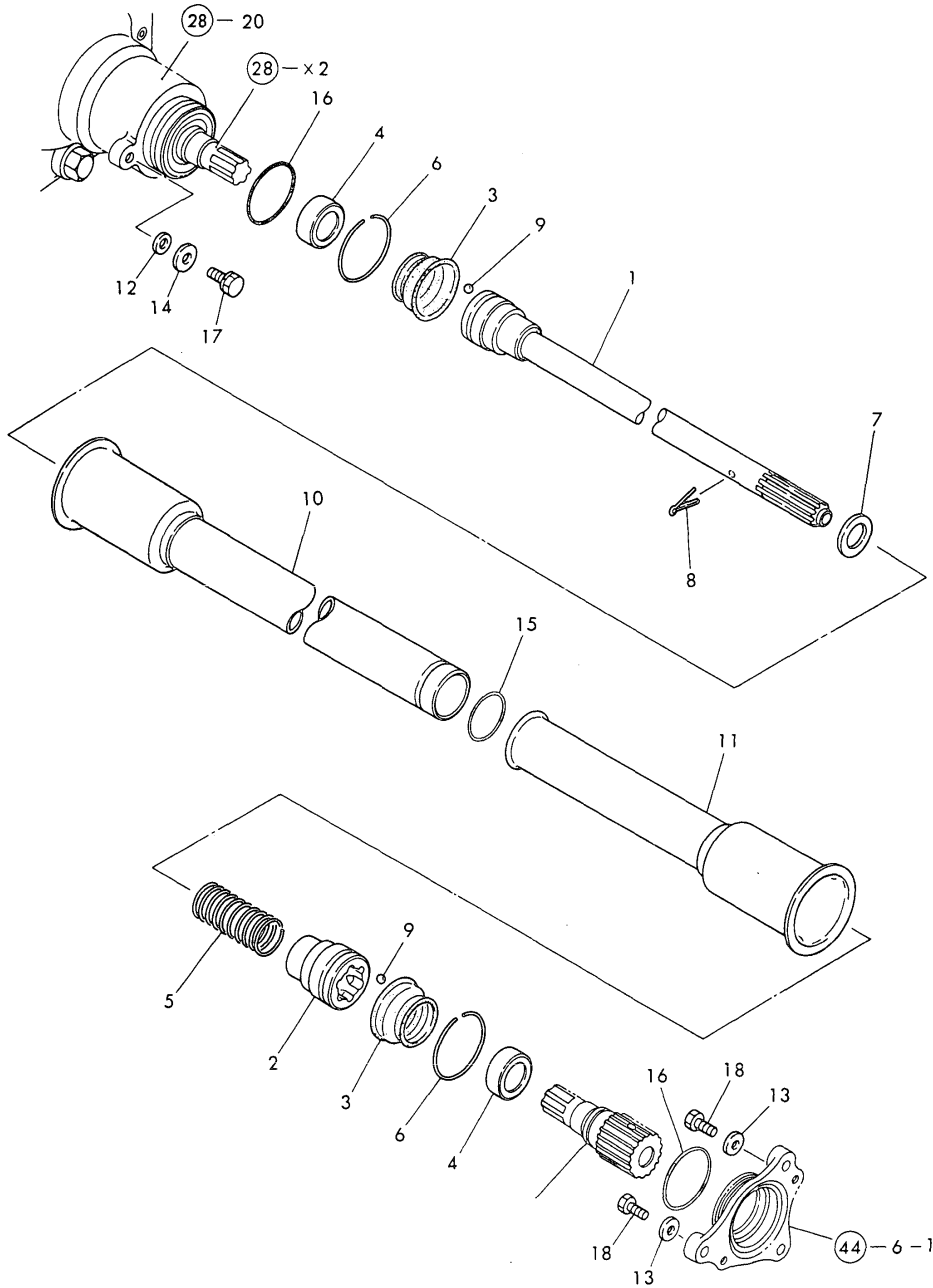


| No. | Lev. | Parts No. | Description | Qty | | | | | | I | R |
|-----|------|--------------|----------------------|-----|-----|-----|-----|-----|-----|---|---|
| | | | | (A) | (B) | (C) | (D) | (E) | (F) | | |
| 1 | 1 | 194306-13100 | GEAR ASSY, RING | | | 1 | | | | | |
| 4 | 1 | 194306-13130 | COLLAR, 25X34X32 | | | 1 | | | | | |
| 5 | 1 | 194306-13140 | CIRCLIP, C24-S | | | 1 | | | | | |
| 6 | 1 | 24101-062054 | BEARING, BALL 6205 | | | 1 | | | | | |
| 7 | 1 | 24101-063054 | BEARING, BALL 6305 | | | 1 | | | | | |
| 8 | 1 | 194301-11720 | WASHER, DIFFERENTIAL | | | 2 | | | | | |
| 9 | 1 | 194301-11800 | BOLT, M8X14 | | | 6 | | | | | |
| 10 | 1 | 194441-13210 | CASE, DIFFERENTIAL | | | 1 | | | | | |
| 11 | 1 | 194441-13220 | PINION, DIFFERENTIAL | | | 2 | | | | | |
| 12 | 1 | 194441-13230 | LINER, DIFFERENTIAL | | | 2 | | | | | |
| 13 | 1 | 194441-13250 | GEAR, DIFFERENTIAL | | | 2 | | | | | |
| 14 | 1 | 194441-13260 | SHAFT, DIFFERENTIAL | | | 1 | | | | | |
| 15 | 1 | 22351-040030 | PIN, SPRING 4.0X30 | | | 1 | | | | | |
| 16 | 1 | 24101-060074 | BEARING, BALL 6007 | | | 2 | | | | | |
| 17 | 1 | 194301-11890 | SHIM, T=0.1 | | | - | | | | | A |
| 18 | 1 | 194301-11900 | SHIM, T=0.3 | | | 1 | | | | | A |
| 19 | 1 | 194301-11910 | SHIM, T=0.5 | | | - | | | | | A |
| 20 | 1 | 194306-13400 | CARRIER, DIFF. | | | 1 | | | | | |
| 24 | 1 | 194306-13450 | PACKING,DIFF.CARRIER | | | 1 | | | | | |
| 25 | 1 | 194151-24770 | PLUG 14, OIL | | | 1 | | | | | |
| 26 | 1 | 194300-32210 | COLLAR, 45X62X2 | | | 1 | | | | | |
| 27 | 1 | 22217-080000 | WASHER, SPRING 8 | | | 8 | | | | | |
| 28 | 1 | 22252-000620 | RING, 62 | | | 2 | | | | | |
| 29 | 1 | 24311-000160 | O-RING, 1AP16.0 | | | 1 | | | | | |
| 30 | 1 | 24421-254208 | SEAL, OIL TC254208 | | | 1 | | | | | |
| 31 | 1 | 26116-080252 | BOLT, M8X 25 PLATED | | | 8 | | | | | |
| 32 | 1 | 194306-13511 | SHAFT, FRONT 1ST | | | 2 | | | | | |
| 33 | 1 | 194406-13520 | PINION, SHAFT | | | 2 | | | | | |
| 34 | 1 | 22292-000220 | RING, S-22 | | | 2 | | | | | |
| 35 | 1 | 24101-062054 | BEARING, BALL 6205 | | | 2 | | | | | |

Fig.29. PROPELLER SHAFT (FOR YM167D-HK)

(A)=YM140-HK
 (B)=YM167-HK
 (C)=YM167D-HK
 (D)=
 (E)=
 (F)=

Fig. 29 PROPELLER SHAFT (YM167D-HK)



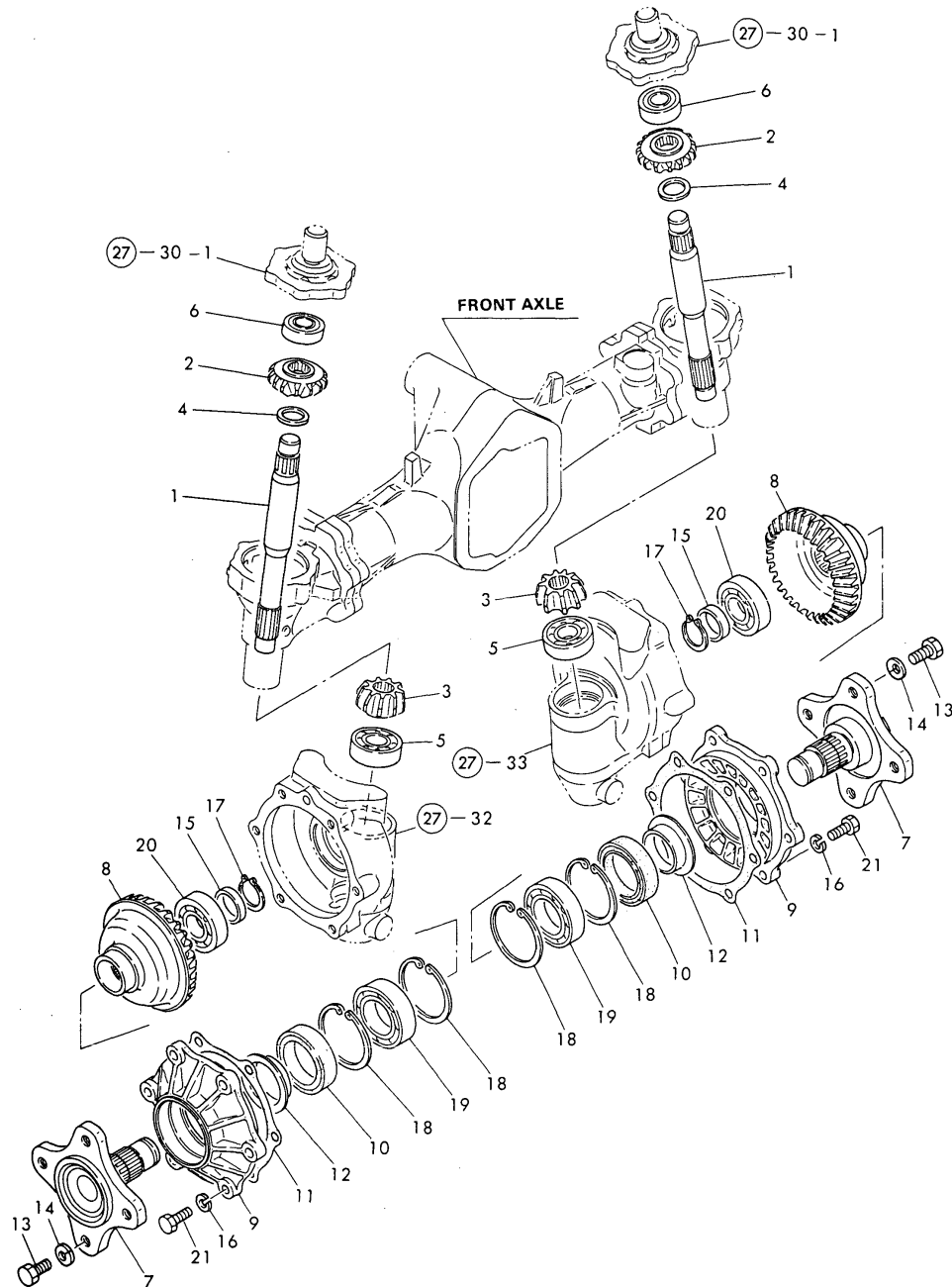
| No. | Lev. | Parts No. | Description | Qty | | | | | | I | R |
|-----|------|----------------|----------------------|-----|-----|-----|-----|-----|-----|---|---|
| | | | | (A) | (B) | (C) | (D) | (E) | (F) | | |
| 1 | 1 | 194306-13301-X | SHAFT ASSY,PROPELLAR | | | 1 | | | | | |
| 2 | 1 | 194306-13330-X | COUPLING, B | | | 1 | | | | | |
| 3 | 1 | 194306-13340 | BOOT, RUBBER | | | 2 | | | | | |
| 4 | 1 | 194306-13350 | COLLAR, 20X30X14 | | | 2 | | | | | |
| 5 | 1 | 194306-13360 | SPRING, TENSION | | | 1 | | | | | |
| 6 | 1 | 194150-51620 | CLAMP, HARNESS | | | 2 | | | | | |
| 7 | 1 | 22127-160000 | WASHER, 16 | | | 1 | | | | | |
| 8 | 1 | 22417-400400 | PIN, COTTER 4.0X40 | | | 1 | | | | | |
| 9 | 1 | 24190-100001 | BALL, STEEL 5/16 | | | 12 | | | | | |
| 10 | 1 | 194306-14611-X | COVER, FRONT SHAFT | | | 1 | | | | | |
| 11 | 1 | 194306-14641-X | COVER ASSY, SHAFT | | | 1 | | | | | |
| 12 | 1 | 22117-080000 | WASHER, 8 | | | 1 | | | | | |
| 13 | 1 | 22157-060000 | WASHER, 6 | | | 2 | | | | | |
| 14 | 1 | 22157-080000 | WASHER, 8 | | | 1 | | | | | |
| 15 | 1 | 24311-000300 | O-RING, 1AP30.0 | | | 1 | | | | | |
| 16 | 1 | 24341-000480 | O-RING, 1AS48.0 | | | 2 | | | | | |
| 17 | 1 | 26013-080202 | BOLT, M8X 20 | | | 1 | | | | | |
| 18 | 1 | 26116-060122 | BOLT, M6X 12 PLATED | | | 2 | | | | | |

Fig.30. SPINDLE OF FRONT AXLE (YM167D)

(A)=YM140-HK
 (B)=YM167-HK
 (C)=YM167D-HK

(D)=
 (E)=
 (F)=

Fig. 30 SPINDLE OF FRONT AXLE (YM167D-HK)



| No. | Lev. | Parts No. | Description | Qty | | | | | | I | R |
|------|------|--------------|----------------------|-----|-----|-----|-----|-----|-----|---|---|
| | | | | (A) | (B) | (C) | (D) | (E) | (F) | | |
| 1 | 1 | 194306-13850 | SHAFT, FRONT 2ND | | | 2 | | | | | |
| 2 | 1 | 194406-13940 | GEAR, FRONT AXLE | | | 2 | | | | | |
| 3 | 1 | 194306-13950 | PINION, FINAL | | | 2 | | | | | |
| 4 | 1 | 194320-25340 | COLLAR, 25X35X3 | | | 2 | | | | | |
| 5 | 1 | 24101-063044 | BEARING, BALL 6304 | | | 2 | | | | | |
| 6 | 1 | 24104-063044 | BEARING, BALL 6304UU | | | 2 | | | | | |
| 7 | 1 | 194306-14110 | SPINDLE, FRONT | | | 2 | | | | | |
| 8 | 1 | 194306-14120 | GEAR, FRONT SHAFT | | | 2 | | | | | |
| 9 | 1 | 194306-14130 | CASE, FRONT BEARING | | | 2 | | | | | |
| 10 | 1 | 194447-14140 | SEAL, OIL TC6Y577512 | | | 2 | | | | | |
| 11 | 1 | 194306-14150 | PACKING | | | 2 | | | | | |
| 12 | 1 | 194447-14180 | SLEEVE, SL 52X57X18 | | | 2 | | | | | |
| 13 | 1 | 194465-14210 | BOLT M14X 28 | | | 8 | | | | | |
| 13-1 | 1 | 194279-14210 | BOLT 14X28 | | | 8 | | | | | N |
| | | | (C=*1986.) | | | | | | | | |
| 14 | 1 | 194465-14220 | WASHER 14 | | | 8 | | | | | |
| 14-1 | 1 | 194279-14220 | WASHER, 14 | | | 8 | | | | | N |
| | | | (C=*1986.) | | | | | | | | |
| 15 | 1 | 194305-25830 | WASHER, 30X42X4.5 | | | 2 | | | | | |
| 16 | 1 | 22217-100000 | WASHER, SPRING 10 | | | 12 | | | | | |
| 17 | 1 | 22242-000290 | RING, 29 | | | 2 | | | | | |
| 18 | 1 | 22252-000750 | RING, 75 | | | 4 | | | | | |
| 19 | 1 | 24101-060094 | BEARING, BALL 6009 | | | 2 | | | | | |
| 20 | 1 | 24101-062064 | BEARING, BALL 6206 | | | 2 | | | | | |
| 21 | 1 | 26116-100302 | BOLT, M10X 30 PLATED | | | 12 | | | | | |

Fig.31. STEERING

(A)=YM140-HK
 (B)=YM167-HK
 (C)=YM167D-HK

(D)=
 (E)=
 (F)=

| No. | Lev. | Parts No. | Description | Qty | | | | | | I | R |
|------|------|-----------------------|----------------------|-----|-----|-----|-----|-----|-----|---|-----|
| | | | | (A) | (B) | (C) | (D) | (E) | (F) | | |
| 1 | 1 | 194440-15100 | GEAR ASSY, STEERING | 1 | 1 | 1 | | | | | |
| 1-1 | 1 | 194115-15100 | GEAR ASSY, STEERING | | 1 | 1 | | | | | S |
| 2 | 2 | 194440-15110-X | BOX W/BUSH, GEAR | 1 | 1 | 1 | | | | | |
| 2-1 | 2 | 194115-15110 | BOX, GEAR | | 1 | 1 | | | | | S |
| 3 | 2 | 194262-15140 | SHAFT, SECTOR | 1 | 1 | 1 | | | | | M |
| 3-1 | 2 | 194262-15410 | SHAFT, SECTOR | 1 | 1 | 1 | | | | | N |
| 3-2 | 2 | 194115-15140 | SHAFT, SECTOR | | 1 | 1 | | | | | S |
| | | (B=F40050) (C=F50328) | | | | | | | | | |
| 4 | 2 | 194262-15150 | COVER ASSY, SIDE | 1 | 1 | 1 | | | | | |
| 4-1 | 2 | 194310-15150-X | COVER W/BUSH, SIDE | | 1 | 1 | | | | | S |
| | | (B=F40050) (C=F50328) | | | | | | | | | |
| 5 | 2 | 194262-15170 | PLUG PT1/8 | 1 | 1 | 1 | | | | | |
| 6 | 2 | 194440-15200 | COLUMN | 1 | 1 | 1 | | | | | |
| 6-1 | 2 | 194115-15250 | COLUMN, STEERING | | 1 | 1 | | | | | S |
| | | (B=F40050) (C=F50328) | | | | | | | | | |
| 7 | 2 | 194262-15210 | SEAL, OIL SC163007 | 1 | 1 | 1 | | | | | |
| 7-1 | 2 | 194241-15350 | SEAL, OIL TC1939.510 | | 1 | 1 | | | | | S |
| | | (B=F40050) (C=F50328) | | | | | | | | | |
| 8 | 2 | 194262-15220 | SEAL, OIL | 1 | 1 | 1 | | | | | |
| 8-1 | 2 | 194740-55620 | SEAL, OIL TC263807 | | 1 | 1 | | | | | S |
| | | (B=F40050) (C=F50328) | | | | | | | | | |
| 9 | 2 | 194440-15230 | NUT, LOCK M55X1.5 | 1 | 1 | 1 | | | | | |
| 9-1 | 2 | 194440-15230 | NUT, LOCK M55X1.5 | | 1 | 1 | | | | | Z |
| | | (B=F40050) (C=F50328) | | | | | | | | | |
| 10 | 2 | 194440-15240 | O-RING | 1 | 1 | 1 | | | | | |
| 10-1 | 2 | 24321-000500 | O-RING, 1AG50.0 | | 1 | 1 | | | | | S |
| | | (B=F40050) (C=F50328) | | | | | | | | | |
| 11 | 2 | 194262-15310 | BUSH, COLUMN | 1 | 1 | 1 | | | | | |
| 11-1 | 2 | 194241-15310 | BUSH, COLUMN | | 1 | 1 | | | | | S |
| | | (B=F40050) (C=F50328) | | | | | | | | | |
| 12 | 2 | 194262-15330 | GASKET, SIDE COVER | 1 | 1 | 1 | | | | | |
| 12-1 | 2 | 194310-15320 | GASKET, SIDE COVER | | 1 | 1 | | | | | S |
| | | (B=F40050) (C=F50328) | | | | | | | | | |
| 13 | 2 | 194440-15340 | PLUG, BREATHER | 1 | 1 | 1 | | | | | |
| 13-1 | 2 | 194440-15340 | PLUG, BREATHER | | 1 | 1 | | | | | Z |
| | | (B=F40050) (C=F50328) | | | | | | | | | |
| 14 | 2 | 194262-15420 | SHIM, T=1.525 A | 1 | 1 | 1 | | | | | A |
| 14-1 | 2 | 194080-15420 | SHIM, T=1.525 A | | - | - | | | | | S B |
| | | (B=F40050) (C=F50328) | | | | | | | | | |
| 15 | 2 | 194262-15430 | SHIM, T=1.555 B | 1 | 1 | 1 | | | | | A |
| 15-1 | 2 | 194080-15430 | SHIM, T=1.555 B | | - | - | | | | | S B |
| | | (B=F40050) (C=F50328) | | | | | | | | | |
| 16 | 2 | 194262-15440 | SHIM, T=1.585 C | 1 | 1 | 1 | | | | | A |
| 16-1 | 2 | 194080-15440 | SHIM, T=1.585 C | | - | - | | | | | S B |
| | | (B=F40050) (C=F50328) | | | | | | | | | |
| 17 | 2 | 194262-15450 | SHIM, T=1.615 D | 1 | 1 | 1 | | | | | A |
| 17-1 | 2 | 194080-15450 | SHIM, T=1.615 D | | - | - | | | | | S B |
| | | (B=F40050) (C=F50328) | | | | | | | | | |
| 18 | 2 | 194262-15460 | SHIM, T=1.645 E | 1 | 1 | 1 | | | | | A |
| 18-1 | 2 | 194080-15460 | SHIM, T=1.645 E | | - | - | | | | | S B |
| | | (B=F40050) (C=F50328) | | | | | | | | | |

N:Old $\begin{matrix} \text{Yes} \\ \text{No} \end{matrix}$ New, Q:Old $\begin{matrix} \text{No} \\ \text{Yes} \end{matrix}$ New, R:Old $\begin{matrix} \text{Yes} \\ \text{Yes} \end{matrix}$ New, S:Old $\begin{matrix} \text{No} \\ \text{No} \end{matrix}$ New, W:Add, Z:Discontinued, F:Interchangeable by set, K:Q'ty Change
 ++ CONTINUE ++
 Copyright (C) YANMAR CO., LTD. All Rights Reserved.

Fig. 31 STEERING

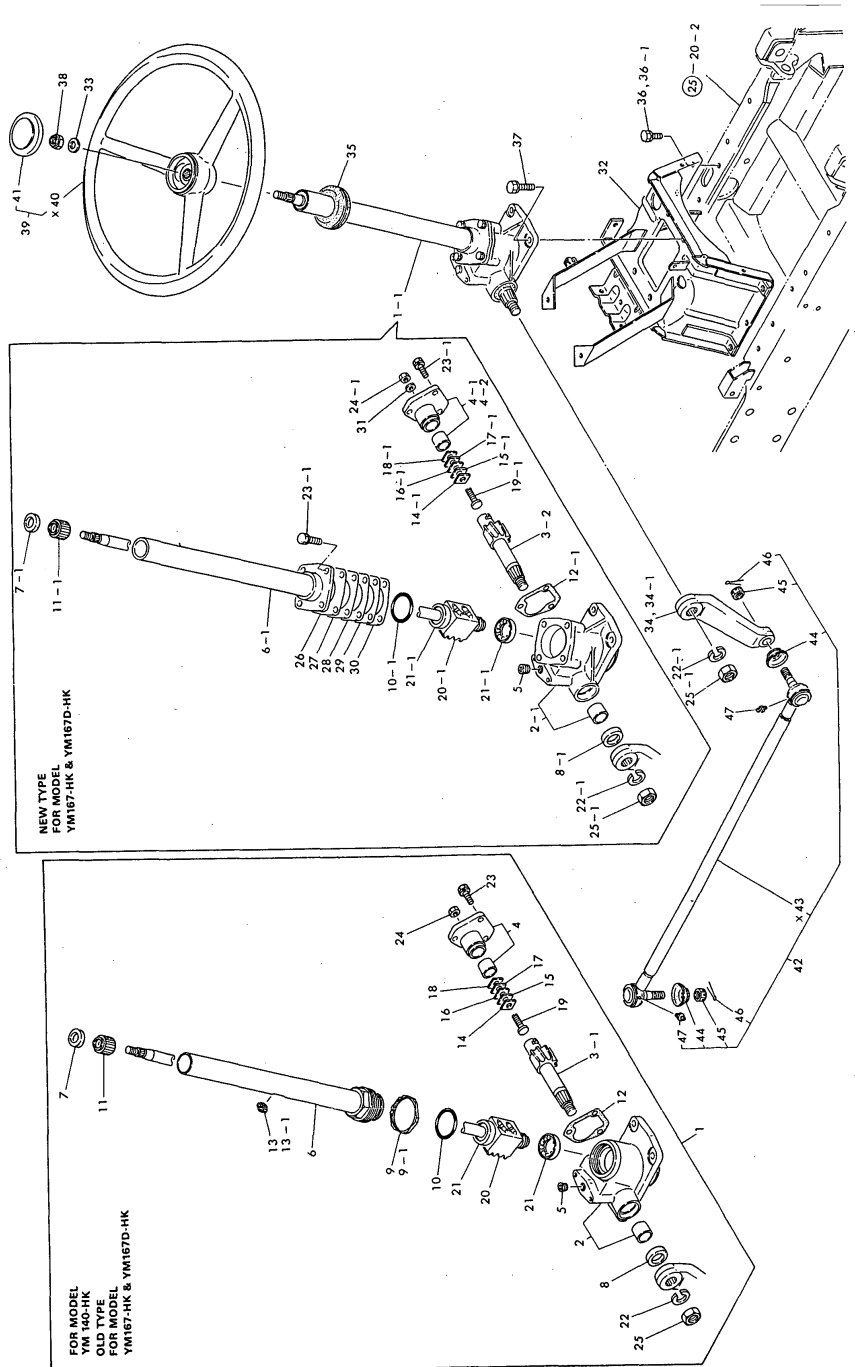


Fig.31. STEERING

(A)=YM140-HK
 (B)=YM167-HK
 (C)=YM167D-HK

(D)=
 (E)=
 (F)=

| No. | Lev. | Parts No. | Description | Qty | | | | | | I | R |
|------|------|--|----------------------|-----|-----|-----|-----|-----|-----|---|-----|
| | | | | (A) | (B) | (C) | (D) | (E) | (F) | | |
| 19 | 2 | 194262-15470 | SCREW | 1 | 1 | 1 | | | | | |
| 19-1 | 2 | 194130-15470 (B=F40050) (C=F50328) | SCREW, ADJUSTING | | 1 | 1 | | | | | S |
| 20 | 2 | 194440-15500 | NUT ASSY, BALL | 1 | 1 | 1 | | | | | |
| 20-1 | 2 | 194115-15500 (B=F40050) (C=F50328) | NUT, BALL | | 1 | 1 | | | | | S |
| 21 | 2 | 194262-15520 | BEARING | 2 | 2 | 2 | | | | | |
| 21-1 | 2 | 194750-15520 (B=F40050) (C=F50328) | BEARING, VBT17Z-2A | | 2 | 2 | | | | | S |
| 22 | 2 | 22217-160000 | WASHER, SPRING 16 | 1 | 1 | 1 | | | | | |
| 22-1 | 2 | 22217-200000 (B=F40050) (C=F50328) | WASHER, SPRING 20 | | 1 | 1 | | | | | S |
| 23 | 2 | 26013-080202 | BOLT, M8X 20 | 3 | 3 | 3 | | | | | |
| 23-1 | 2 | 26013-080222 (B=F40050) (C=F50328) | BOLT, M8X 22 | | 7 | 7 | | | | | S |
| 24 | 2 | 26716-080002 | NUT, M8 | 1 | 1 | 1 | | | | | |
| 24-1 | 2 | 26776-100002 (B=F40050) (C=F50328) | NUT, LOCK M10 | | 1 | 1 | | | | | S |
| 25 | 2 | 26786-160002 | NUT, LOCK M16 | 1 | 1 | 1 | | | | | |
| 25-1 | 2 | 26736-200002 (B=F40050) (C=F50328) | NUT, M20 | | 1 | 1 | | | | | S |
| 26 | 2 | 194750-15250 | SHIM, T=0.5 | | 1 | 1 | | | | | W C |
| 27 | 2 | 194750-15260 (B=F40050) (C=F50328) | SHIM, T=0.7 | | - | - | | | | | W C |
| 28 | 2 | 194750-15270 | SHIM, T=0.08 | | 1 | 1 | | | | | W C |
| 29 | 2 | 194750-15280 (B=F40050) (C=F50328) | SHIM, T=0.1 | | - | - | | | | | W C |
| 30 | 2 | 194750-15290 | SHIM, T=0.2 | | 1 | 1 | | | | | W C |
| 31 | 2 | 194464-15450 | WASHER, SEAL 10 | | 1 | 1 | | | | | |
| 31A | 2 | 194740-55620 | SEAL, OIL TC263807 | | 1 | 1 | | | | | W |
| 31B | 2 | 24321-000500 | O-RING, 1AG50.0 | | 1 | 1 | | | | | W |
| 32 | 1 | 194305-15200-X | BRACKET, STEERING | 1 | 1 | 1 | | | | | |
| 33 | 1 | 194080-15550 | WASHER, 12 | 1 | 1 | 1 | | | | | |
| 34 | 1 | 194305-15610-X | ARM, PITMAN | 1 | 1 | 1 | | | | | |
| 34-1 | 1 | 194115-15610 (B=F40050) (C=F50328) | ARM, PITMAN | | 1 | 1 | | | | | S |
| 35 | 1 | 194440-15650 | GROMMET, 32 | 1 | 1 | 1 | | | | | |
| 35-1 | 1 | 194145-15651 | GROMMET, 42 | | 1 | 1 | | | | | S |
| 36 | 1 | 26013-080162 | BOLT, M8X 16 | 6 | 6 | 6 | | | | | |
| 36-1 | 1 | 26013-080202 (A=FXXXXX) (B=FXXXXX) (C=FXXXXX) | BOLT, M8X 20 | 6 | 6 | 6 | | | | | N |
| 37 | 1 | 26013-100302 | BOLT, M10X 30 | 4 | 4 | 4 | | | | | |
| 38 | 1 | 26356-120002 | NUT, M12 | 1 | 1 | 1 | | | | | |
| 39 | 1 | 194440-15800 | STEERING ASSY | 1 | 1 | 1 | | | | | |
| 41 | 2 | 194440-15870 | CAP, WHEEL | 1 | 1 | 1 | | | | | |
| 42 | 1 | 194305-16100-X | ROD ASSY, DRAG | 1 | 1 | 1 | | | | | |
| 44 | 2 | 194730-57220 | COVER, DUCT | 2 | 2 | 2 | | | | | |
| 45 | 2 | 194730-57241 | NUT M12 | 2 | 2 | 2 | | | | | |
| 46 | 2 | 22417-300250 | PIN, COTTER 3.0X25 | 2 | 2 | 2 | | | | | |
| 47 | 2 | 24761-060000 | NIPPLE, GREASE MT6X1 | 2 | 2 | 2 | | | | | |

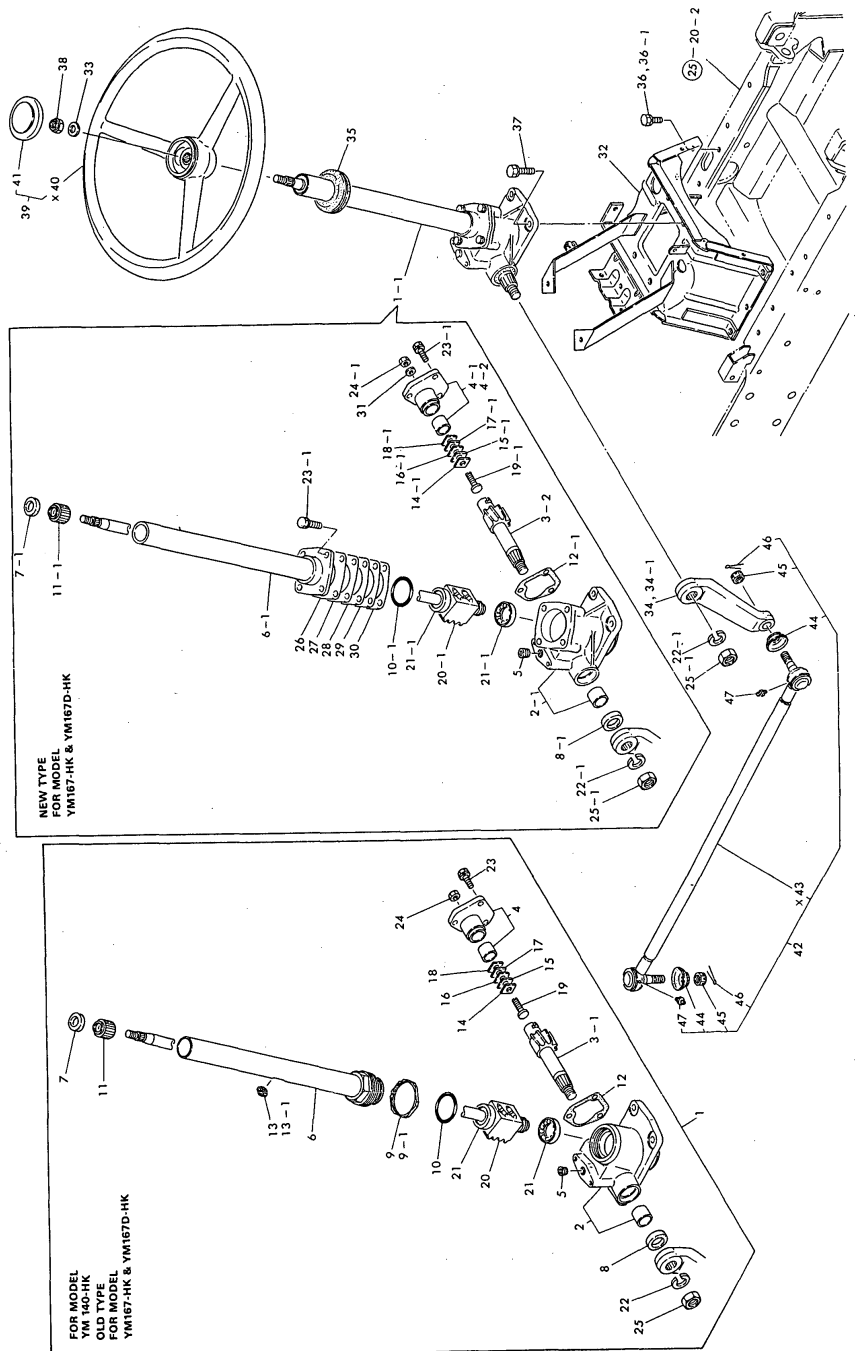


Fig. 31 STEERING

N:Old $\begin{matrix} \leftarrow \text{Yes} \\ \text{No} \end{matrix}$ New, Q:Old $\begin{matrix} \leftarrow \text{No} \\ \text{Yes} \end{matrix}$ New, R:Old $\begin{matrix} \leftarrow \text{Yes} \\ \text{Yes} \end{matrix}$ New, S:Old $\begin{matrix} \leftarrow \text{No} \\ \text{No} \end{matrix}$ New, W:Add, Z:Discontinued, F:Interchangeable by set, K:Q'ty Change
 Copyright (C) YANMAR CO., LTD. All Rights Reserved.

Fig.32. CLUTCH

(A)=YM140-HK
(B)=YM167-HK
(C)=YM167D-HK

(D)=
(E)=
(F)=

| No. | Lev. | Parts No. | Description | Qty | | | | | | I | R |
|------|------|----------------------------------|----------------------|-----|-----|-----|-----|-----|-----|---|---|
| | | | | (A) | (B) | (C) | (D) | (E) | (F) | | |
| 1 | 1 | 194305-21100-X | HOUSING ASSY, CLUTCH | 1 | 1 | 1 | | | | | |
| 2 | 1 | 194130-61570 | GROMMET, 27 | 1 | 1 | 1 | | | | | |
| 3 | 1 | 22217-080000 | WASHER, SPRING 8 | 4 | 4 | 4 | | | | | |
| 4 | 1 | 22217-100000 | WASHER, SPRING 10 | 2 | 2 | 2 | | | | | |
| 5 | 1 | 22252-000470 | RING, 47 | 1 | 1 | 1 | | | | | |
| 6 | 1 | 26116-080122 | BOLT, M8X 12 PLATED | 4 | 4 | 4 | | | | | |
| 7 | 1 | 26716-100002 | NUT, M10 | 2 | 2 | 2 | | | | | |
| 8 | 1 | 194500-21400 | DISC, CLUTCH | 1 | 1 | 1 | | | | | |
| 9 | 1 | 194340-21700 | PLATE ASSY, PRESSURE | 1 | 1 | 1 | | | | | |
| 10 | 1 | 22351-080018 | PIN, SPRING 8.0X18 | 2 | 2 | 2 | | | | | |
| 11 | 1 | 26013-080162 | BOLT, M8X 16 | 6 | 6 | 6 | | | | | |
| 12 | 1 | 194441-13360 | BOLT M8 | 2 | 2 | 2 | | | | | |
| 13 | 1 | 194305-22110 | SHAFT, MAIN DRIVE | 1 | 1 | 1 | | | | | |
| 14 | 1 | 194305-22200 | JOINT ASSY, CROSS | | 1 | 1 | | | | | A |
| 15 | 2 | 194305-22210 | JOINT, CROSS F | | 1 | 1 | | | | | A |
| 16 | 3 | 194305-22220 | SHAFT, YOKE | | 1 | 1 | | | | | A |
| 17 | 3 | 194305-22230 | YOKE | | 1 | 1 | | | | | A |
| 18 | 3 | 194802-22260 | JOURNAL KIT | | 1 | 1 | | | | | A |
| 19 | 3 | 194802-22270 | RING, SNAP | | 4 | 4 | | | | | A |
| 20 | 3 | 22351-030010 | PIN, SPRING 3.0X10 | | 1 | 1 | | | | | A |
| 21 | 2 | 194305-22260 | JOINT ASSY, CROSS R | | 1 | 1 | | | | | A |
| 22 | 3 | 194305-22230 | YOKE | | 1 | 1 | | | | | A |
| 23 | 3 | 194802-22260 | JOURNAL KIT | | 1 | 1 | | | | | A |
| 24 | 3 | 194305-22270 | YOKE, SLEEVE | | 1 | 1 | | | | | A |
| 25 | 3 | 194802-22270 | RING, SNAP | | 4 | 4 | | | | | A |
| 26 | 1 | 194405-22200 | JOINT ASSY, CROSS | 1 | | | | | | | B |
| 27 | 2 | 194405-22210 | JOINT (F) ASSY, CROS | 1 | | | | | | | B |
| 28 | 3 | 194405-22220 | SHAFT, YOKE | 1 | | | | | | | B |
| 29 | 3 | 194305-22230 | YOKE | 1 | | | | | | | B |
| 30 | 3 | 194802-22260 | JOURNAL KIT | 1 | | | | | | | B |
| 31 | 3 | 194802-22270 | RING, SNAP | 4 | | | | | | | B |
| 32 | 3 | 22351-030010 | PIN, SPRING 3.0X10 | 1 | | | | | | | B |
| 33 | 2 | 194305-22260 | JOINT ASSY, CROSS R | 1 | | | | | | | B |
| 34 | 3 | 194305-22230 | YOKE | 1 | | | | | | | B |
| 35 | 3 | 194802-22260 | JOURNAL KIT | 1 | | | | | | | B |
| 36 | 3 | 194305-22270 | YOKE, SLEEVE | 1 | | | | | | | B |
| 37 | 3 | 194802-22270 | RING, SNAP | 4 | | | | | | | B |
| 38 | 1 | 22217-080000 | WASHER, SPRING 8 | 2 | 2 | 2 | | | | | |
| 39 | 1 | 22242-000170 | RING, 17 | 1 | 1 | 1 | | | | | |
| 40 | 1 | 24104-063034 | BEARING, BALL 6303UU | 1 | 1 | 1 | | | | | |
| 41 | 1 | 194800-22311 | ARM, CLUTCH RELEASE | 1 | 1 | 1 | | | | | |
| 42 | 1 | 194800-22320 | BEARING, CLUTCH | 1 | 1 | 1 | | | | | |
| 43 | 1 | 194305-22350-X | SHAFT,CLUTCH RELEASE | 1 | 1 | 1 | | | | | |
| 44 | 1 | 22242-000120 | RING, 12 | 1 | 1 | 1 | | | | | |
| 45 | 1 | 22512-040340 | KEY, 4X 34 | 1 | 1 | 1 | | | | | |
| 46 | 1 | 194405-21150 | STAY, WIRE | 1 | 1 | 1 | | | | | |
| 47 | 1 | 194305-22400-X | PEDAL ASSY, CLUTCH | 1 | 1 | 1 | | | | | |
| 47-1 | 1 | 194305-22401-X | PEDAL ASSY, CLUTCH | 1 | 1 | 1 | | | | | S |
| | | (A=850821) (B=850821) (C=850821) | | | | | | | | | |
| 48 | 1 | 194440-22441 | LEVER, CLUTCH LOCK | 1 | 1 | 1 | | | | | |
| 49 | 1 | 194800-22480 | SPRING, 58 | 1 | 1 | 1 | | | | | |

N:Old $\frac{Yes}{No}$ New, Q:Old $\frac{No}{Yes}$ New, R:Old $\frac{Yes}{No}$ New, S:Old $\frac{No}{Yes}$ New, W:Add, Z:Discontinued, F:Interchangeable by set, K:Q'ty Change
 ++ CONTINUE ++
 Copyright (C) YANMAR CO., LTD. All Rights Reserved.

Fig. 32 CLUTCH

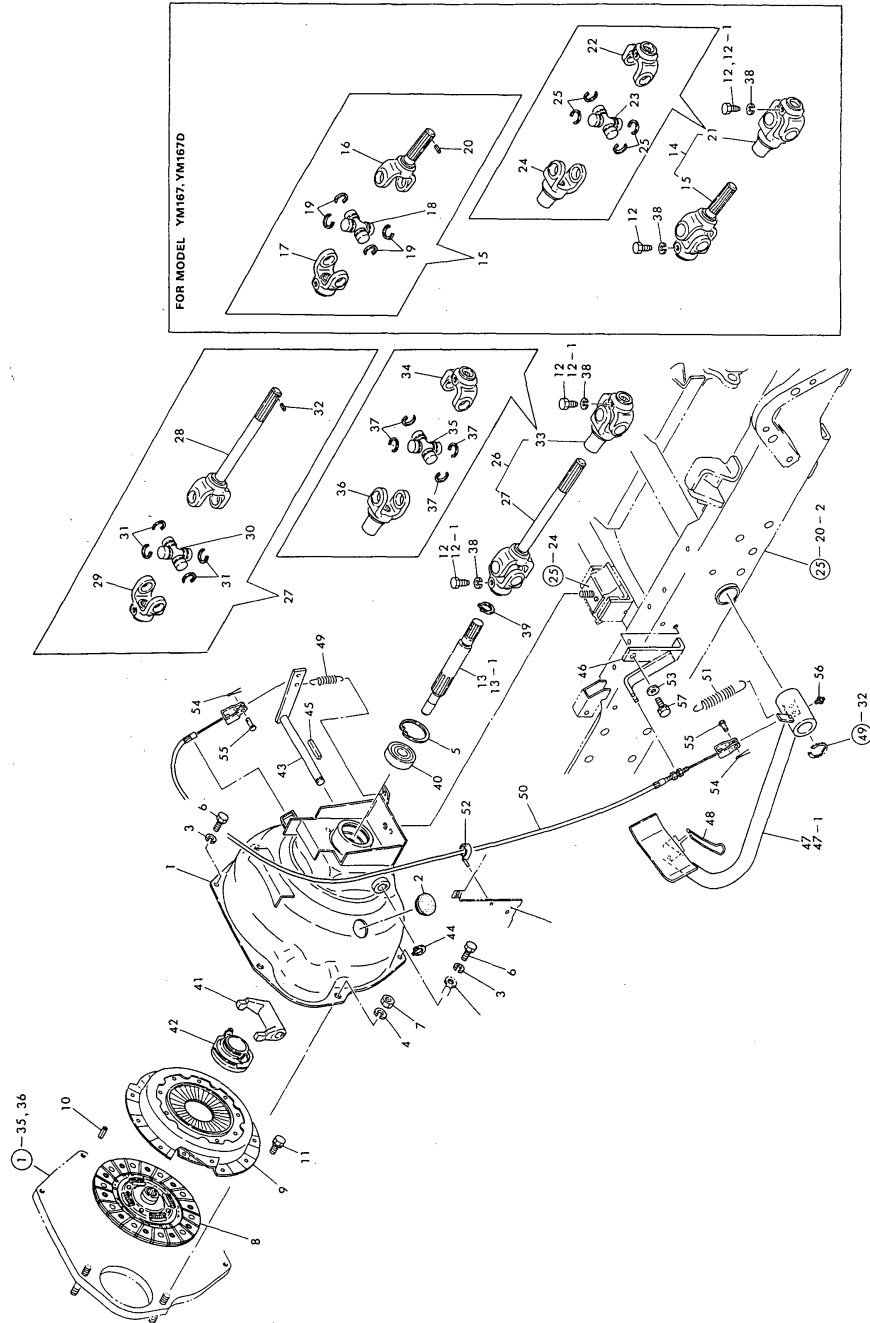


Fig.32. CLUTCH

(A)=YM140-HK
 (B)=YM167-HK
 (C)=YM167D-HK
 (D)=
 (E)=
 (F)=

| No. | Lev. | Parts No. | Description | Q'ty | | | | | | I | R |
|-----|------|--------------|--------------------|------|-----|-----|-----|-----|-----|---|---|
| | | | | (A) | (B) | (C) | (D) | (E) | (F) | | |
| 50 | 1 | 194305-22500 | CABLE, CLUTCH WIRE | 1 | 1 | 1 | | | | | |
| 51 | 1 | 194305-37520 | SPRING, RETURN | 1 | 1 | 1 | | | | | |
| 52 | 1 | 194250-51660 | BAND 250 | 1 | 1 | 1 | | | | | |
| 53 | 1 | 22137-080000 | WASHER, 8 | 1 | 1 | 1 | | | | | |
| 54 | 1 | 22417-160180 | PIN, COTTER 1.6X18 | 2 | 2 | 2 | | | | | |
| 55 | 1 | 22487-060120 | PIN, H 6X 12 | 2 | 2 | 2 | | | | | |
| 56 | 1 | 24761-010000 | NIPPLE, GREASE M6F | 1 | 1 | 1 | | | | | |
| 57 | 1 | 26013-080162 | BOLT, M8X 16 | 1 | 1 | 1 | | | | | |

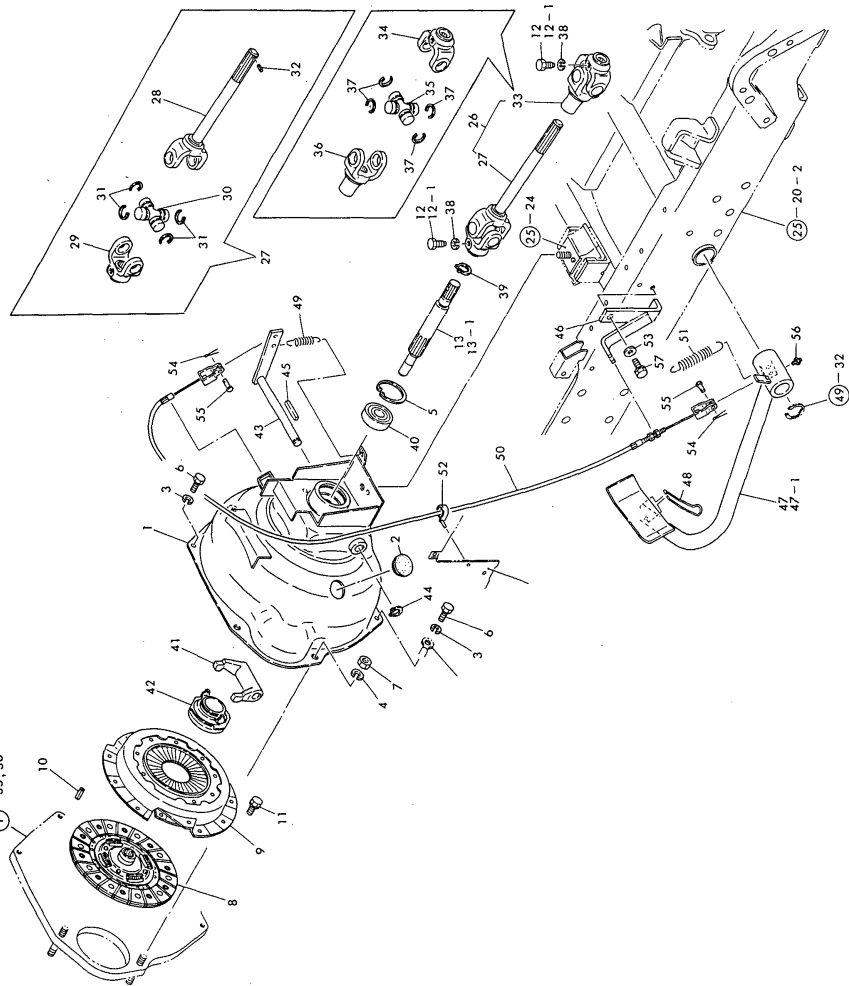
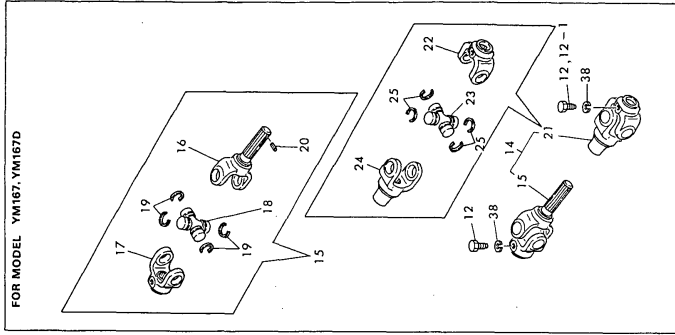


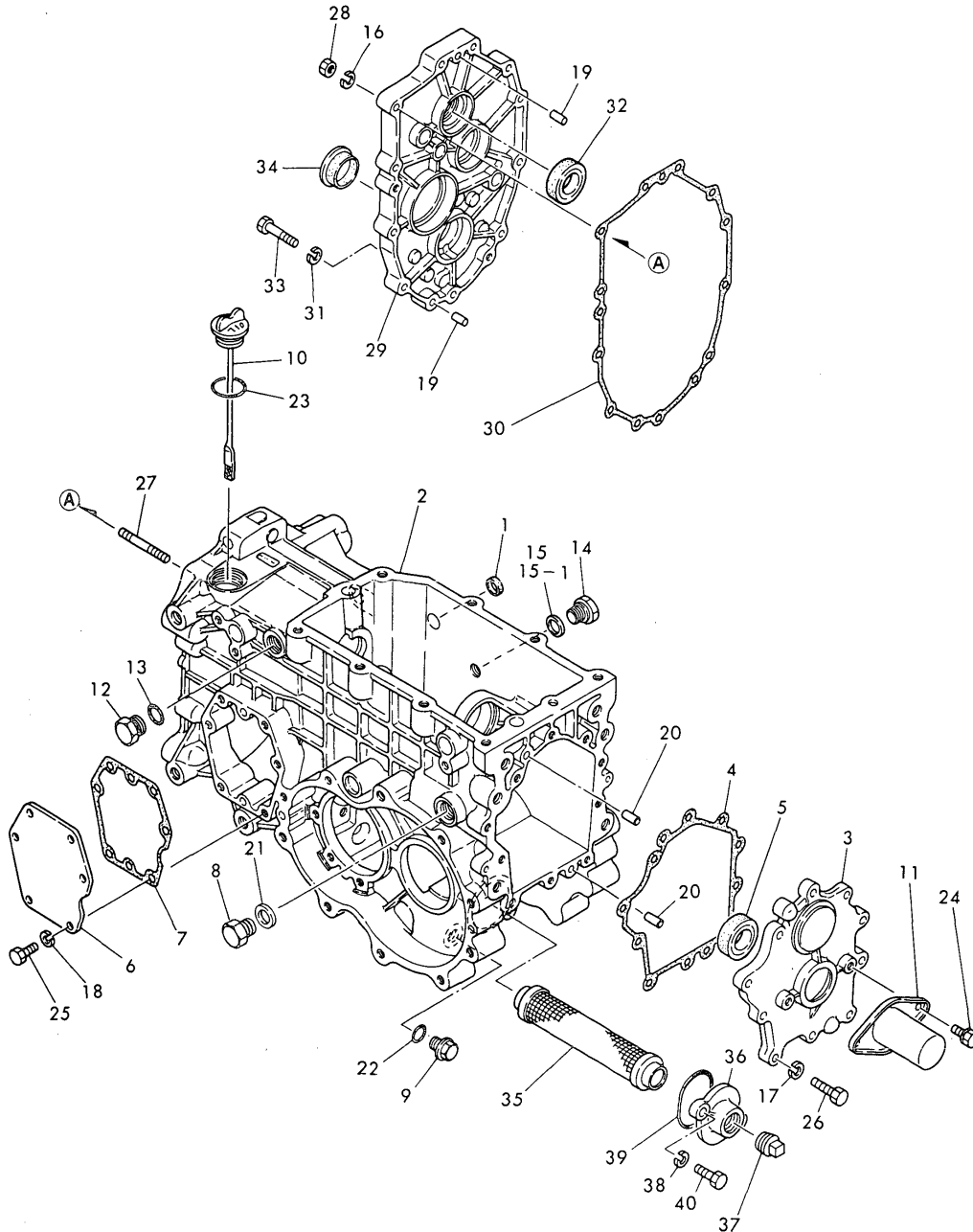
Fig. 32 CLUTCH

Fig.33. TRANSMISSION HOUSING(YM140-HK)

(A)=YM140-HK
(B)=YM167-HK
(C)=YM167D-HK

(D)=
(E)=
(F)=

Fig. 33 TRANSMISSION HOUSING (FORYM140-HK)

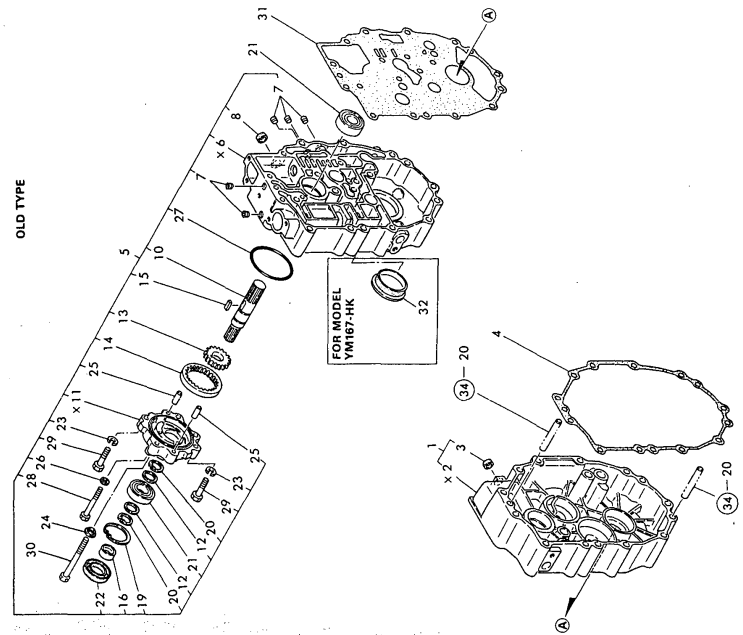
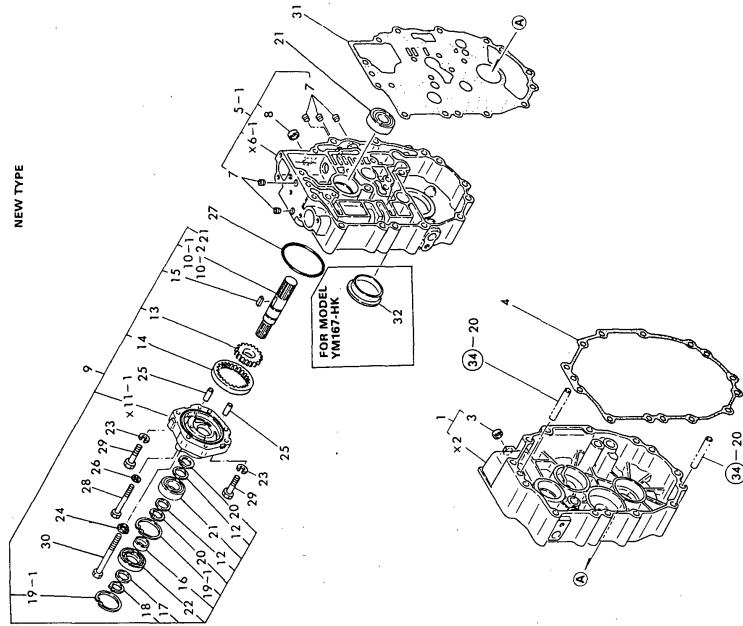


| No. | Lev. | Parts No. | Description | Qty | | | | | | I | R |
|------------|------|----------------|---------------------|-----|-----|-----|-----|-----|-----|---|---|
| | | | | (A) | (B) | (C) | (D) | (E) | (F) | | |
| 1 | 1 | 194197-21170 | CAP. SEAL 17X4 | 1 | | | | | | | |
| 2 | 1 | 194305-24110-X | HOUSING, MISSION | 1 | | | | | | | |
| 3 | 1 | 194305-24350 | COVER, MISSION REAR | 1 | | | | | | | |
| 4 | 1 | 194305-24360 | GASKET | 1 | | | | | | | |
| 5 | 1 | 194197-24370 | SEAL, OIL TC38508 | 1 | | | | | | | |
| 6 | 1 | 194305-24410 | COVER, SIDE | 1 | | | | | | | |
| 7 | 1 | 194305-24420 | GASKET | 1 | | | | | | | |
| 8 | 1 | 194310-24660 | PLUG, 18 | 1 | | | | | | | W |
| (A=FXXXXX) | | | | | | | | | | | |
| 9 | 1 | 194151-24770 | PLUG 14, OIL | 1 | | | | | | | |
| 10 | 1 | 194305-24950 | DIPSTICK 33X185 | 1 | | | | | | | |
| 11 | 1 | 194190-26860 | COVER, P.T.O. SHAFT | 1 | | | | | | | |
| 12 | 1 | 194464-45920 | PLUG, 3/4-16UNF | 1 | | | | | | | |
| 13 | 1 | 194464-45930 | O-RING, 8-1 | 1 | | | | | | | |
| 14 | 1 | 194312-46750 | PLUG, PF3/8 | 1 | | | | | | | |
| 15 | 1 | 23414-170022 | GASKET, 17X1.0 | 1 | | | | | | | N |
| 15-1 | 1 | 194555-77910 | GASKET, 17 | 1 | | | | | | | |
| (A=FXXXXX) | | | | | | | | | | | |
| 16 | 1 | 22217-080000 | WASHER, SPRING 8 | 4 | | | | | | | |
| 17 | 1 | 22217-080000 | WASHER, SPRING 8 | 10 | | | | | | | |
| 18 | 1 | 22217-080000 | WASHER, SPRING 8 | 6 | | | | | | | |
| 19 | 1 | 22312-080160 | PIN, PARALLEL M8X16 | 2 | | | | | | | |
| 20 | 1 | 22312-080160 | PIN, PARALLEL M8X16 | 2 | | | | | | | |
| 21 | 1 | 23414-180000 | GASKET, 18X1.0 | 1 | | | | | | | W |
| (A=FXXXXX) | | | | | | | | | | | |
| 22 | 1 | 24311-000160 | O-RING, 1AP16.0 | 1 | | | | | | | |
| 23 | 1 | 24341-000315 | O-RING, 1AS31.5 | 1 | | | | | | | |
| 24 | 1 | 26013-080122 | BOLT, M8X 12 | 2 | | | | | | | |
| 25 | 1 | 26116-080202 | BOLT, M8X 20 PLATED | 6 | | | | | | | |
| 26 | 1 | 26116-080302 | BOLT, M8X 30 PLATED | 10 | | | | | | | |
| 27 | 1 | 26226-080352 | STUD, M8X 35 | 4 | | | | | | | |
| 28 | 1 | 26716-080002 | NUT, M8 | 4 | | | | | | | |
| 29 | 1 | 194405-24160-X | PLATE ASSY, CENTER | 1 | | | | | | | |
| 30 | 1 | 194305-24180 | GASKET | 1 | | | | | | | |
| 31 | 1 | 22217-080000 | WASHER, SPRING 8 | 7 | | | | | | | |
| 32 | 1 | 24421-203508 | SEAL, OIL TC203508 | 1 | | | | | | | |
| 33 | 1 | 26116-080402 | BOLT, M8X 40 PLATED | 7 | | | | | | | |
| 34 | 1 | 27260-350001 | PLUG, 35 | 1 | | | | | | | |
| 35 | 1 | 194305-24930 | STRAINER, OIL | 1 | | | | | | | |
| 36 | 1 | 194305-24970-X | COVER, STRAINER | 1 | | | | | | | |
| 37 | 1 | 194322-24980 | PLUG, 1-2NPT | 1 | | | | | | | |
| 38 | 1 | 22217-080000 | WASHER, SPRING 8 | 2 | | | | | | | |
| 39 | 1 | 24341-000500 | O-RING, 1AS50.0 | 1 | | | | | | | |
| 40 | 1 | 26116-080202 | BOLT, M8X 20 PLATED | 2 | | | | | | | |

Fig.35. POWER SHIFT PUMP

(A)=YM140-HK
(B)=YM167-HK
(C)=YM167D-HK

(D)=
(E)=
(F)=

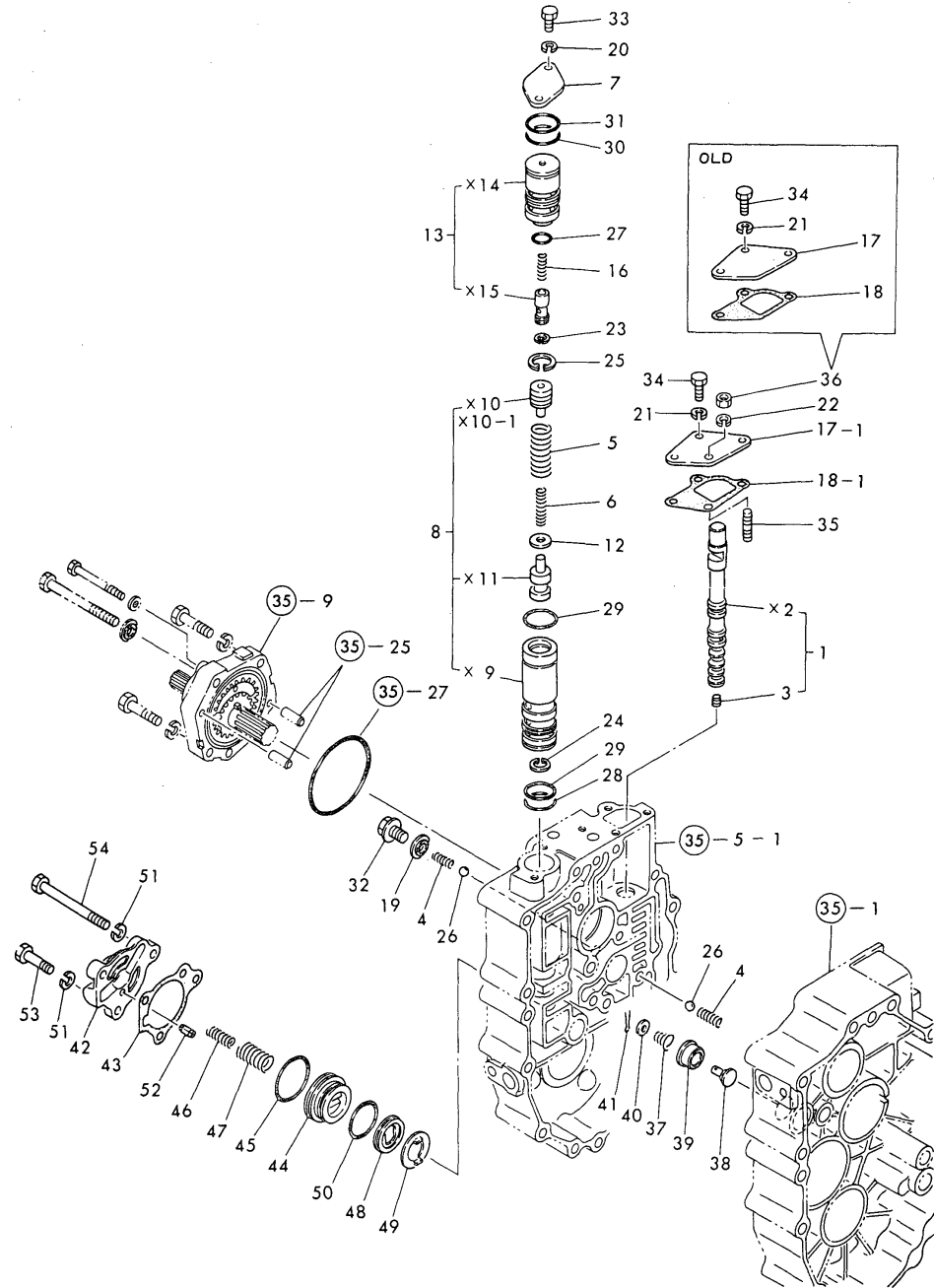


| No. | Lev. | Parts No. | Description | Q'ty | | | | | | I | R |
|------|------|---|---------------------|------|-----|-----|-----|-----|-----|---|---|
| | | | | (A) | (B) | (C) | (D) | (E) | (F) | | |
| 1 | 1 | 194305-24150-X | PLATE ASSY, CENTER | | 1 | 1 | | | | | |
| 3 | 2 | 27260-150000 | PLUG, 15 | | 1 | 1 | | | | | |
| 4 | 1 | 194305-24180 | GASKET | | 1 | 1 | | | | | |
| 5 | 1 | 194305-24191-X | PLATE, OIL LINE | | 1 | 1 | | | | | |
| 5-1 | 1 | 194305-24192 (B=841221) (C=841221) | PLATE, OIL LINE | | 1 | 1 | | | | | S |
| 7 | 2 | 23871-010000 | PLUG, R01 | | 5 | 5 | | | | | |
| 8 | 2 | 27260-150000 | PLUG, 15 | | 1 | 1 | | | | | |
| 9 | 1 | 194305-24400 | PUMP ASSY | | 1 | 1 | | | | | W |
| 10 | 2 | 194305-24290 | SHAFT, P.S. PUMP | | 1 | 1 | | | | | |
| 10-1 | 2 | 194305-24291 | SHAFT, PUMP | | 1 | 1 | | | | | S |
| 10-2 | 2 | 194305-24292 (B=*1985.09) (C=*1985.09) | SHAFT, PUMP | | 1 | 1 | | | | | N |
| 12 | 2 | 194305-24310 | COLLAR, 20X25X2 | | 2 | 2 | | | | | |
| 13 | 2 | 194305-24340 | GEAR, DRIVE P | | 1 | 1 | | | | | |
| 14 | 2 | 194300-24350 | GEAR, INTERNAL | | 1 | 1 | | | | | |
| 15 | 2 | 194310-24460 | KEY, 4X4X17 | | 1 | 1 | | | | | |
| 16 | 2 | 194310-24470 | SLEEVE 20X25X13 | | 1 | 1 | | | | | |
| 17 | 2 | 194197-25930 (B=F40055) (C=F40240) | WASHER, 17X24X1.6 | | 1 | 1 | | | | | W |
| 18 | 2 | 22242-000170 (B=F40055) (C=F40240) | RING, 17 | | 1 | 1 | | | | | W |
| 19 | 2 | 22252-000420 | RING, 42 | | 1 | 1 | | | | | |
| 19-1 | 2 | 22252-000420 (B=*1984.01) (C=F40255) | RING, 42 | | 2 | 2 | | | | | K |
| 20 | 2 | 22292-000200 | RING, S-20 | | 2 | 2 | | | | | |
| 21 | 2 | 24101-060044 | BEARING, BALL 6004 | | 2 | 2 | | | | | |
| 22 | 2 | 24423-254208 | SEAL, OIL TC254208 | | 1 | 1 | | | | | |
| 23 | 1 | 22217-080000 | WASHER, SPRING 8 | | 2 | 2 | | | | | |
| 24 | 1 | 22190-080000 | WASHER, SEAL 8 | | 3 | 3 | | | | | |
| 25 | 1 | 22312-080220 | PIN, PARALLEL M8X22 | | 2 | 2 | | | | | |
| 26 | 1 | 23414-060000 | GASKET, 6X1.0 | | 1 | 1 | | | | | |
| 27 | 1 | 24341-000710 | O-RING, 1AS71.0 | | 1 | 1 | | | | | |
| 28 | 1 | 26116-060552 | BOLT, M6X 55 PLATED | | 1 | 1 | | | | | |
| 29 | 1 | 26116-080352 | BOLT, M8X 35 PLATED | | 2 | 2 | | | | | |
| 30 | 1 | 26116-080802 | BOLT, M8X 80 PLATED | | 3 | 3 | | | | | |
| 31 | 1 | 194305-24210 | PACKING, OIL PLATE | | 1 | 1 | | | | | |
| 32 | 1 | 27260-470001 | PLUG, 47 | | 1 | | | | | | |

Fig. 35 POWER SHIFT PUMP(FOR YM167-HK, YM167D-HK)

Fig.36. REGULATOR(YM167-HK,YM167D-HK)

Fig. 36 REGULATOR (YM167-HK, YM167D-HK)



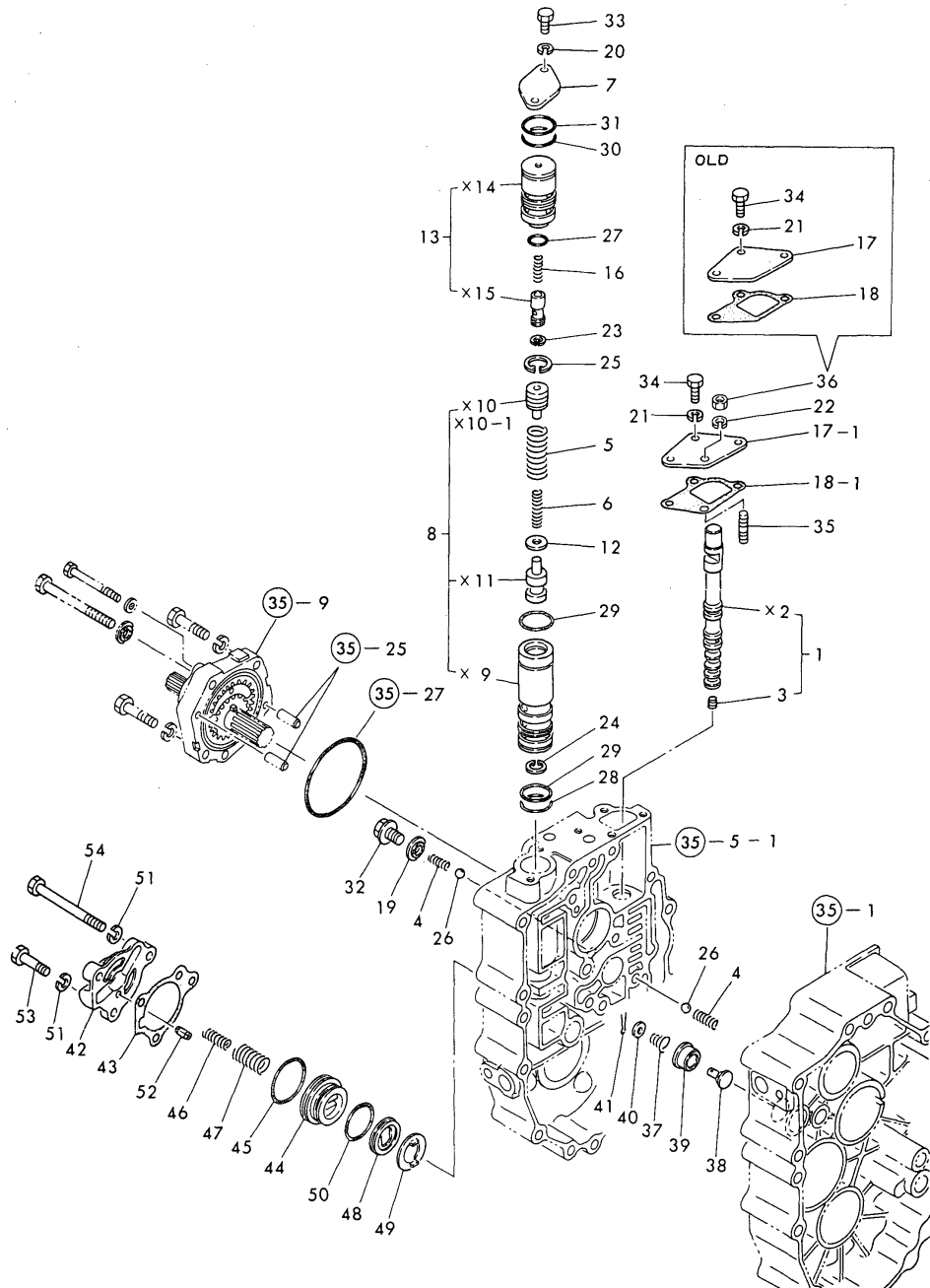
(A)=YM140-HK
(B)=YM167-HK
(C)=YM167D-HK

(D)=
(E)=
(F)=

| No. | Lev. | Parts No. | Description | Q'ty | | | | | | I | R |
|---------------------------|------|--------------|----------------------|------|-----|-----|-----|-----|-----|---|---|
| | | | | (A) | (B) | (C) | (D) | (E) | (F) | | |
| 1 | 1 | 194305-24500 | SPOOL ASSY, VALVE | 1 | 1 | | | | | | |
| 3 | 2 | 26979-060062 | SCREW, M6X 6 | 1 | 1 | | | | | | |
| 4 | 1 | 194305-24530 | SPRING, 15.3 | 2 | 2 | | | | | | |
| 5 | 1 | 194305-24540 | SPRING, RELIEF OUTER | 1 | 1 | | | | | | |
| 6 | 1 | 194305-24550 | SPRING, RELEASE | 1 | 1 | | | | | | |
| 7 | 1 | 194300-24571 | PLATE, END | 1 | 1 | | | | | | |
| 8 | 1 | 194305-24580 | VALVE ASSY, DRV | 1 | 1 | | | | | | |
| 12 | 1 | 194800-24620 | SHIM, T=0.5 | 2 | 2 | | | | | | |
| 13 | 1 | 194305-24640 | VALVE ASSY, OPEN | 1 | 1 | | | | | | |
| 16 | 1 | 194800-24671 | SPRING, RETURN | 1 | 1 | | | | | | |
| 17 | 1 | 194305-24700 | COVER, SPOOL | 1 | 1 | | | | | | |
| 17-1 | 1 | 194305-24701 | COVER, SPOOL | 1 | 1 | | | | | | N |
| (B=841221) (C=841221) | | | | | | | | | | | |
| 18 | 1 | 194305-24710 | PACKING, VALVE SPOOL | 1 | 1 | | | | | | |
| 18-1 | 1 | 194305-24711 | GASKET | 1 | 1 | | | | | | N |
| (B=841221) (C=841221) | | | | | | | | | | | |
| 19 | 1 | 22190-100000 | WASHER, SEAL 10 | 1 | 1 | | | | | | |
| 20 | 1 | 22217-060000 | WASHER, SPRING 6 | 2 | 2 | | | | | | |
| 21 | 1 | 22217-060000 | WASHER, SPRING 6 | 3 | 3 | | | | | | |
| 22 | 1 | 22217-060000 | WASHER, SPRING 6 | 1 | 1 | | | | | | W |
| (B=841221) (C=841221) | | | | | | | | | | | |
| 23 | 1 | 22252-000120 | RING, 12 | 1 | 1 | | | | | | |
| 24 | 1 | 22252-000180 | RING, 18 | 1 | 1 | | | | | | |
| 25 | 1 | 22252-000200 | RING, 20 | 1 | 1 | | | | | | |
| 26 | 1 | 24190-100001 | BALL, STEEL 5/16 | 2 | 2 | | | | | | |
| 27 | 1 | 24341-000180 | O-RING, 1AS18.0 | 1 | 1 | | | | | | |
| 28 | 1 | 24341-000220 | O-RING, 1AS22.0 | 1 | 1 | | | | | | |
| 29 | 1 | 24341-000224 | O-RING, 1AS22.4 | 2 | 2 | | | | | | |
| 30 | 1 | 24341-000240 | O-RING, 1AS24.0 | 1 | 1 | | | | | | |
| 31 | 1 | 24341-000250 | O-RING, 1AS25.0 | 1 | 1 | | | | | | |
| 32 | 1 | 26106-100122 | BOLT, M10X 12 PLATED | 1 | 1 | | | | | | |
| 33 | 1 | 26116-060162 | BOLT, M6X 16 PLATED | 2 | 2 | | | | | | |
| 34 | 1 | 26116-060162 | BOLT, M6X 16 PLATED | 3 | 3 | | | | | | |
| 35 | 1 | 26226-060122 | STUD, M6X 12 | 1 | 1 | | | | | | W |
| (B=*1984.12) (C=*1984.12) | | | | | | | | | | | |
| 36 | 1 | 26716-060002 | NUT, M6 | 1 | 1 | | | | | | W |
| (B=841221) (C=841221) | | | | | | | | | | | |
| 37 | 1 | 194310-24770 | SPRING | 1 | 1 | | | | | | |
| 38 | 1 | 1E6190-55660 | VALVE | 1 | 1 | | | | | | |
| 39 | 1 | 1E6190-55710 | SEAT,2ND RELIEF VLV. | 1 | 1 | | | | | | |
| 40 | 1 | 22117-060000 | WASHER, 6 | 1 | 1 | | | | | | |
| 41 | 1 | 22417-200100 | COTTER PIN 2.0X10 | 1 | 1 | | | | | | |
| 42 | 1 | 194305-24810 | COVER, BRAKE | 1 | 1 | | | | | | |
| 43 | 1 | 194305-24820 | GASKET | 1 | 1 | | | | | | |
| 44 | 1 | 194305-24830 | PISTON, BRAKE | 1 | 1 | | | | | | |
| 45 | 1 | 194305-24850 | O-RING, 2037 | 1 | 1 | | | | | | |
| 46 | 1 | 194305-24860 | SPRING, BRAKE INNER | 1 | 1 | | | | | | |
| 47 | 1 | 194305-24870 | SPRING | 1 | 1 | | | | | | |
| 48 | 1 | 194305-24880 | BRAKE, NEUTRAL | 1 | 1 | | | | | | |
| 49 | 1 | 194305-24890 | PLATE, STEEL 33X20 | 1 | 1 | | | | | | |
| 50 | 1 | 194990-57740 | O-RING, 30X2.4 | 1 | 1 | | | | | | |

Fig.36. REGULATOR(YM167-HK,YM167D-HK)

Fig. 36 REGULATOR (YM167-HK, YM167D-HK)



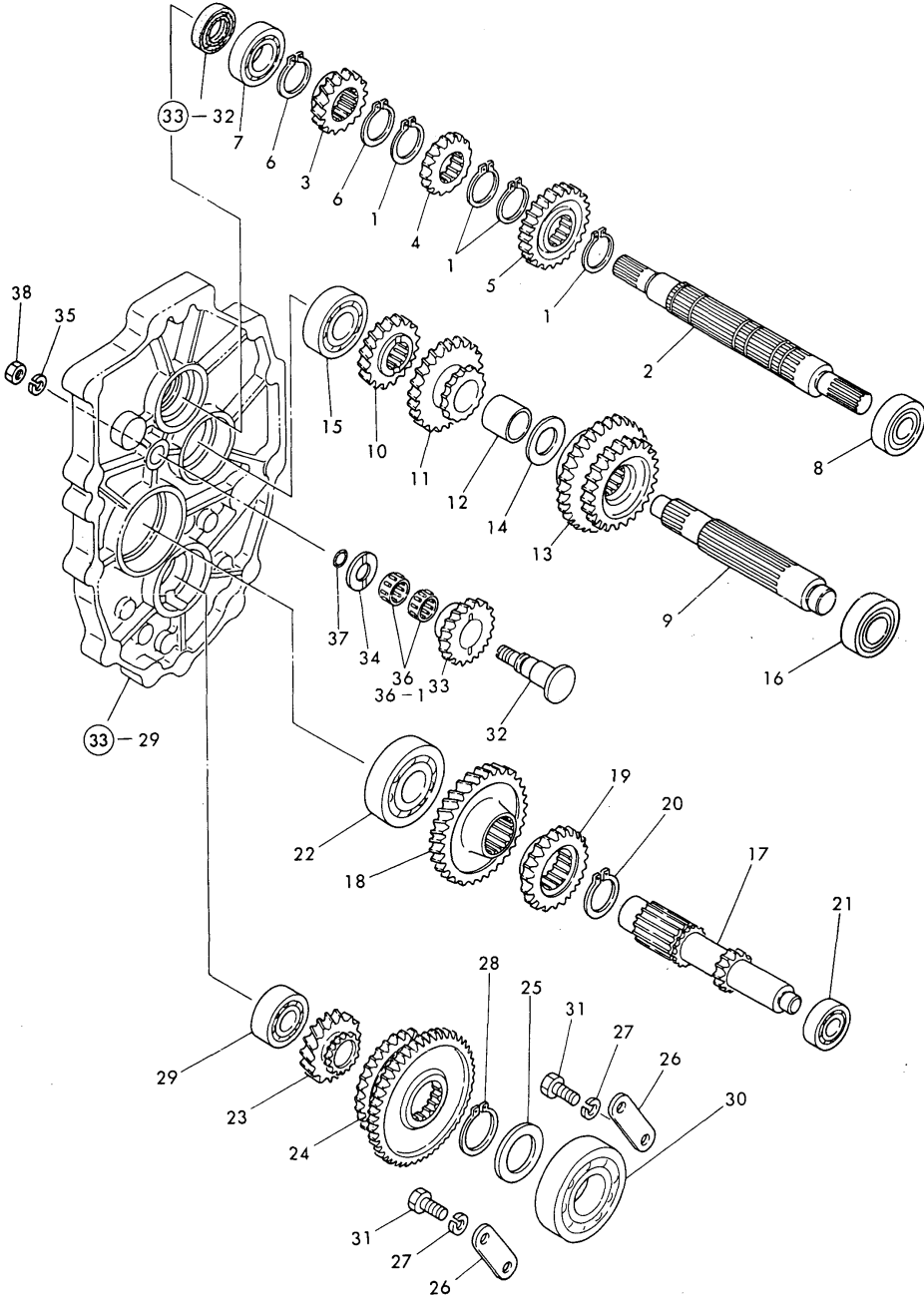
(A)=YM140-HK
(B)=YM167-HK
(C)=YM167D-HK

(D)=
(E)=
(F)=

| No. | Lev. | Parts No. | Description | Q'ty | | | | | | I | R |
|-----|------|--------------|---------------------|------|-----|-----|-----|-----|-----|---|---|
| | | | | (A) | (B) | (C) | (D) | (E) | (F) | | |
| 51 | 1 | 22217-080000 | WASHER, SPRING 8 | | 3 | 3 | | | | | |
| 52 | 1 | 22351-060012 | PIN, SPRING 6.0X12 | | 1 | 1 | | | | | |
| 53 | 1 | 26116-080302 | BOLT, M8X 30 PLATED | | 2 | 2 | | | | | |
| 54 | 1 | 26116-080802 | BOLT, M8X 80 PLATED | | 1 | 1 | | | | | |

Fig.37. TRANSMISSION GEARS (YM140-HK)

Fig. 37 TRANSMISSION GEARS (FORYM140-HK)



(A)=YM140-HK
(B)=YM167-HK
(C)=YM167D-HK

(D)=
(E)=
(F)=

| No. | Lev. | Parts No. | Description | Qty | | | | | | I | R |
|--------------|------|--------------|----------------------|-----|-----|-----|-----|-----|-----|---|---|
| | | | | (A) | (B) | (C) | (D) | (E) | (F) | | |
| 1 | 1 | 194306-13140 | CIRCLIP, C24-S | 4 | | | | | | | |
| 2 | 1 | 194405-25120 | SHAFT, MAIN | 1 | | | | | | | |
| 2-1 | 1 | 194405-25121 | SHAFT, MAIN | 1 | | | | | | | N |
| (A=*1985.09) | | | | | | | | | | | |
| 3 | 1 | 194305-25130 | GEAR, HELICAL 16 | 1 | | | | | | | |
| 4 | 1 | 194405-25140 | GEAR, MAIN 16T | 1 | | | | | | | |
| 5 | 1 | 194405-25150 | GEAR, MAIN 23T | 1 | | | | | | | |
| 6 | 1 | 22242-000240 | RING, 24 | 2 | | | | | | | |
| 7 | 1 | 24101-060044 | BEARING, BALL 6004 | 1 | | | | | | | |
| 8 | 1 | 24104-062034 | BEARING, BALL 6203UU | 1 | | | | | | | |
| 9 | 1 | 194405-25310 | SHAFT, DRIVEN | 1 | | | | | | | |
| 10 | 1 | 194405-25320 | GEAR, DRIVE 18 | 1 | | | | | | | |
| 11 | 1 | 194215-25330 | GEAR, DRIVE 25 | 1 | | | | | | | |
| 12 | 1 | 194405-25340 | COLLAR, 20X25X33 | 1 | | | | | | | |
| 13 | 1 | 194405-25360 | GEAR, SLIDE | 1 | | | | | | | |
| 14 | 1 | 194241-28170 | WASHER, 20X34X2.5 | 1 | | | | | | | |
| 15 | 1 | 24101-063034 | BEARING, BALL 6303 | 1 | | | | | | | |
| 16 | 1 | 24104-062044 | BEARING, BALL 6204UU | 1 | | | | | | | |
| 17 | 1 | 194405-25500 | SHAFT, REDUCTION | 1 | | | | | | | |
| 18 | 1 | 194305-25510 | GEAR, REDUCTION 32T | 1 | | | | | | | |
| 19 | 1 | 194305-25520 | GEAR, REDUCTION 21T | 1 | | | | | | | |
| 20 | 1 | 22242-000290 | RING, 29 | 1 | | | | | | | |
| 21 | 1 | 24101-062024 | BEARING, BALL 6202 | 1 | | | | | | | |
| 22 | 1 | 24101-063054 | BEARING, BALL 6305 | 1 | | | | | | | |
| 23 | 1 | 194405-25810 | GEAR, COUNTER 17 | 1 | | | | | | | |
| 24 | 1 | 194305-25820 | GEAR, SLIDE | 1 | | | | | | | |
| 25 | 1 | 194305-25830 | WASHER, 30X42X4.5 | 1 | | | | | | | |
| 26 | 1 | 194305-25840 | HOLDER, BEARING | 2 | | | | | | | |
| 27 | 1 | 22217-080000 | WASHER, SPRING 8 | 4 | | | | | | | |
| 28 | 1 | 22242-000290 | RING, 29 | 1 | | | | | | | |
| 29 | 1 | 24101-063034 | BEARING, BALL 6303 | 1 | | | | | | | |
| 30 | 1 | 24101-063064 | BEARING, BALL 6306 | 1 | | | | | | | |
| 31 | 1 | 26116-080202 | BOLT, M8X 20 PLATED | 4 | | | | | | | |
| 32 | 1 | 194215-25910 | SHAFT, REVERSE IDLE | 1 | | | | | | | |
| 33 | 1 | 194305-25920 | GEAR, REVERSE IDLE | 1 | | | | | | | |
| 34 | 1 | 194305-25930 | WASHER, 14X38X3.2 | 1 | | | | | | | |
| 35 | 1 | 22217-080000 | WASHER, SPRING 8 | 1 | | | | | | | |
| 36 | 1 | 24161-172110 | BEARING, 172110 | 2 | | | | | | | |
| 36-1 | 1 | 194305-25940 | BEARING, 172110 | 2 | | | | | | | N |
| (A=850621) | | | | | | | | | | | |
| 37 | 1 | 24311-240100 | O-RING, 1AP10A | 1 | | | | | | | |
| 38 | 1 | 26716-080002 | NUT, M8 | 1 | | | | | | | |

Fig.38. TRANSMISSION GEARS (YM167,167D)

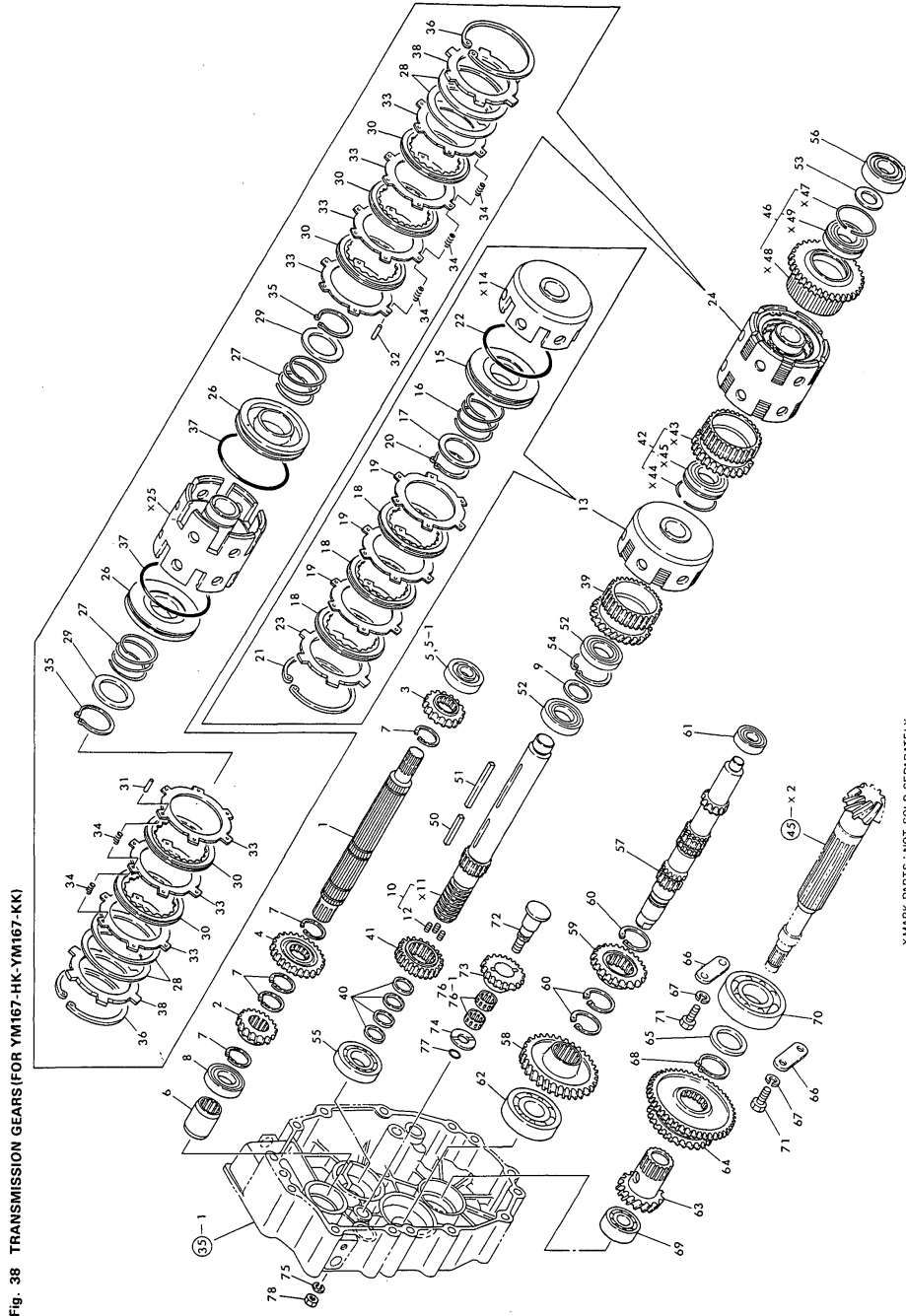


Fig. 38 TRANSMISSION GEARS (FOR YM167-HK-YM167-KK)

X-MARK PARTS : NOT SOLD SEPARATELY

(A)=YM140-HK
(B)=YM167-HK
(C)=YM167D-HK

(D)=
(E)=
(F)=

| No. | Lev. | Parts No. | Description | Qty | | | | | | I | R |
|-----|------|--------------|----------------------|-----|-----|-----|-----|-----|-----|---|---|
| | | | | (A) | (B) | (C) | (D) | (E) | (F) | | |
| 1 | 1 | 194305-25120 | SHAFT, MAIN | | 1 | 1 | | | | | |
| 2 | 1 | 194305-25130 | GEAR, HELICAL 16 | | 1 | 1 | | | | | |
| 3 | 1 | 194305-25140 | GEAR, MAIN 16T | | 1 | 1 | | | | | |
| 4 | 1 | 194305-25150 | GEAR, MAIN | | 1 | 1 | | | | | |
| 5 | 1 | 24104-062034 | BEARING, BALL 6203UU | | 1 | 1 | | | | | |
| 5-1 | 1 | 194305-25160 | BEARING, BALL TMB203 | | 1 | 1 | | | | | N |
| | | (B=M/#12) | (C=F50323) | | | | | | | | |
| 6 | 1 | 194190-26180 | JOINT | | 1 | 1 | | | | | |
| 7 | 1 | 22292-000240 | RING, S-24 | | 5 | 5 | | | | | |
| 8 | 1 | 24101-060044 | BEARING, BALL 6004 | | 1 | 1 | | | | | |
| 9 | 1 | 1C6140-14050 | SPACER, 25.2X34X2 | | 1 | 1 | | | | | |
| 10 | 1 | 194305-25300 | SHAFT ASSY, CLUTCH | | 1 | 1 | | | | | |
| 12 | 2 | 1E6191-54330 | SCREW 7X8 | | 3 | 3 | | | | | |
| 13 | 1 | 794305-25320 | CYLINDER ASSY,CLUTCH | | 1 | 1 | | | | | |
| 15 | 2 | 194305-25410 | PISTON, 80X12 | | 1 | 1 | | | | | |
| 16 | 2 | 194305-25420 | SPRING, RETURN | | 1 | 1 | | | | | |
| 17 | 2 | 194800-25440 | SEAT, SPRING B | | 1 | 1 | | | | | |
| 18 | 2 | 194115-25450 | PLATE, FRICTION 80 | | 3 | 3 | | | | | |
| 19 | 2 | 194305-25490 | PLATE, STEEL 1.6 | | 3 | 3 | | | | | |
| 20 | 2 | 22242-000350 | RING, 35 | | 1 | 1 | | | | | |
| 21 | 2 | 22252-000800 | RING, 80 | | 1 | 1 | | | | | |
| 22 | 2 | 24321-000750 | O-RING, 1AG75.0 | | 1 | 1 | | | | | |
| 23 | 2 | 981122-20490 | PLATE, STEEL 80X3.2 | | 1 | 1 | | | | | |
| 24 | 1 | 794305-25330 | CYLINDER ASSY,CLUTCH | | 1 | 1 | | | | | |
| 26 | 2 | 194305-25410 | PISTON, 80X12 | | 2 | 2 | | | | | |
| 27 | 2 | 194305-25420 | SPRING, RETURN | | 2 | 2 | | | | | |
| 28 | 2 | 194305-25440 | SPRING 66X 80 | | 4 | 4 | | | | | |
| 29 | 2 | 194800-25440 | SEAT, SPRING B | | 2 | 2 | | | | | |
| 30 | 2 | 194115-25450 | PLATE, FRICTION 80 | | 5 | 5 | | | | | |
| 31 | 2 | 194305-25460 | PIN, 2X15.3 | | 3 | 3 | | | | | |
| 32 | 2 | 194305-25470 | PIN, 2X20.5 | | 3 | 3 | | | | | |
| 33 | 2 | 194305-25490 | PLATE, STEEL 1.6 | | 7 | 7 | | | | | |
| 34 | 2 | 194310-25630 | SPRING, CLUTCH | | 15 | 15 | | | | | |
| 35 | 2 | 22242-000350 | RING, 35 | | 2 | 2 | | | | | |
| 36 | 2 | 22252-000800 | RING, 80 | | 2 | 2 | | | | | |
| 37 | 2 | 24321-000750 | O-RING, 1AG75.0 | | 2 | 2 | | | | | |
| 38 | 2 | 981122-20490 | PLATE, STEEL 80X3.2 | | 2 | 2 | | | | | |
| 39 | 1 | 194305-25340 | GEAR, CLUTCH 25R | | 1 | 1 | | | | | |
| 40 | 1 | 194305-25350 | RING, SEAL 21X25X3 | | 4 | 4 | | | | | |
| 41 | 1 | 194305-25360 | GEAR, CLUTCH 18 | | 1 | 1 | | | | | |
| 42 | 1 | 194305-25370 | GEAR ASSY, CLUTCH | | 1 | 1 | | | | | |
| 46 | 1 | 194305-25390 | GEAR ASSY, 31 | | 1 | 1 | | | | | |
| 50 | 1 | 194305-25480 | KEY, 5X5X37 | | 1 | 1 | | | | | |
| 51 | 1 | 194300-25820 | KEY, 5X5X61.5 | | 1 | 1 | | | | | |
| 52 | 1 | 194431-28170 | BEARING, BALL 16005 | | 2 | 2 | | | | | |
| 53 | 1 | 1E6440-54430 | THRUST WASHER B | | 1 | 1 | | | | | |
| 54 | 1 | 22252-000470 | RING, 47 | | 1 | 1 | | | | | |
| 55 | 1 | 24101-062054 | BEARING, BALL 6205 | | 1 | 1 | | | | | |
| 56 | 1 | 24104-062044 | BEARING, BALL 6204UU | | 1 | 1 | | | | | |
| 57 | 1 | 194305-25500 | SHAFT, REDUCTION | | 1 | 1 | | | | | |
| 58 | 1 | 194305-25510 | GEAR, REDUCTION 32T | | 1 | 1 | | | | | |

Fig.38. TRANSMISSION GEARS (YM167,167D)

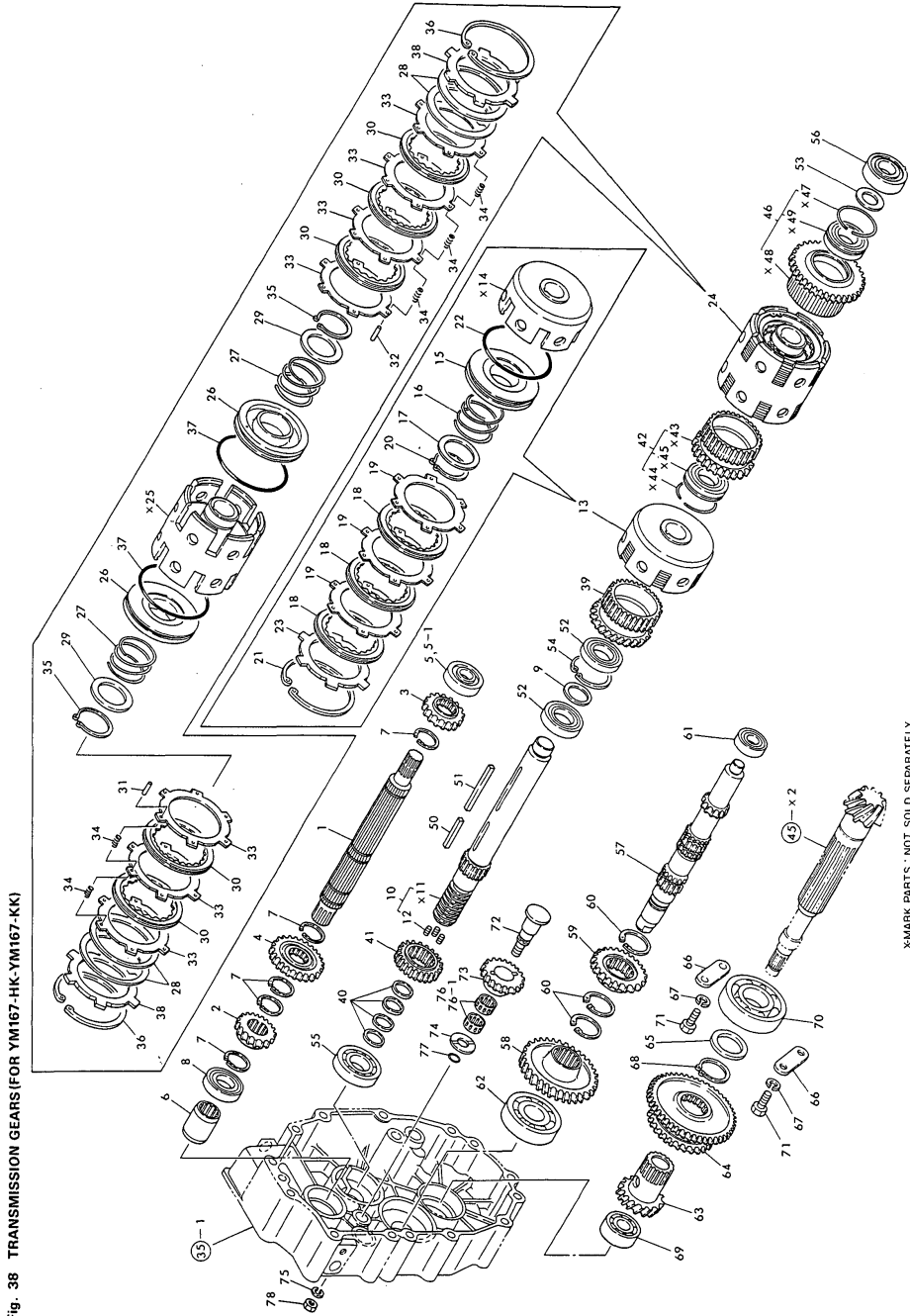


Fig. 38 TRANSMISSION GEARS (FOR YM167-HK-YM167-KK)

(A)=YM140-HK
 (B)=YM167-HK
 (C)=YM167D-HK

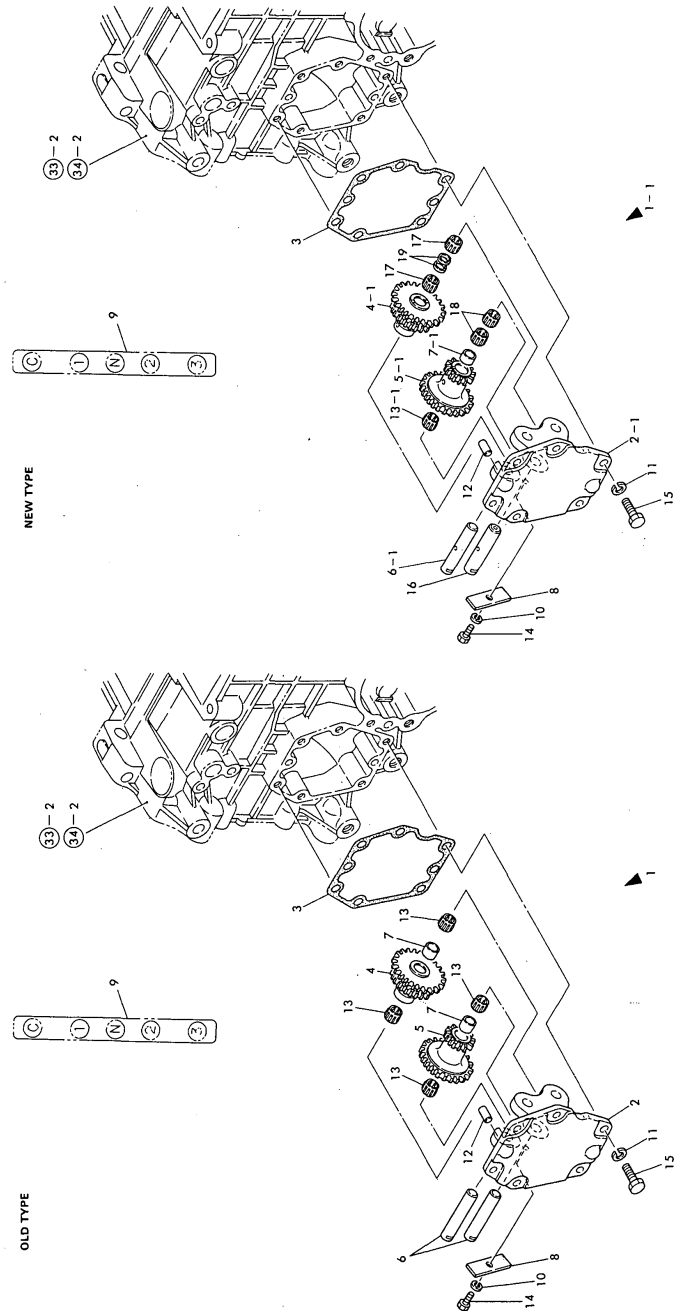
(D)=
 (E)=
 (F)=

| No. | Lev. | Parts No. | Description | Qty | | | | | | I | R |
|------|------|--------------|---------------------|-----|-----|-----|-----|-----|-----|---|---|
| | | | | (A) | (B) | (C) | (D) | (E) | (F) | | |
| 59 | 1 | 194305-25520 | GEAR, REDUCTION 21T | | 1 | 1 | | | | | |
| 60 | 1 | 22292-000290 | CIRCLIP S-29 | | 3 | 3 | | | | | |
| 61 | 1 | 24101-062024 | BEARING, BALL 6202 | | 1 | 1 | | | | | |
| 62 | 1 | 24101-063054 | BEARING, BALL 6305 | | 1 | 1 | | | | | |
| 63 | 1 | 194305-25810 | GEAR, COUNTER 17 | | 1 | 1 | | | | | |
| 64 | 1 | 194305-25820 | GEAR, SLIDE | | 1 | 1 | | | | | |
| 65 | 1 | 194305-25830 | WASHER, 30X42X4.5 | | 1 | 1 | | | | | |
| 66 | 1 | 194305-25840 | HOLDER, BEARING | | 2 | 2 | | | | | |
| 67 | 1 | 22217-080000 | WASHER, SPRING 8 | | 4 | 4 | | | | | |
| 68 | 1 | 22242-000290 | RING, 29 | | 1 | 1 | | | | | |
| 69 | 1 | 24101-063034 | BEARING, BALL 6303 | | 1 | 1 | | | | | |
| 70 | 1 | 24101-063064 | BEARING, BALL 6306 | | 1 | 1 | | | | | |
| 71 | 1 | 26116-080202 | BOLT, M8X 20 PLATED | | 4 | 4 | | | | | |
| 72 | 1 | 194215-25910 | SHAFT, REVERSE IDLE | | 1 | 1 | | | | | |
| 73 | 1 | 194305-25920 | GEAR, REVERSE IDLE | | 1 | 1 | | | | | |
| 74 | 1 | 194305-25930 | WASHER, 14X38X3.2 | | 1 | 1 | | | | | |
| 75 | 1 | 22217-080000 | WASHER, SPRING 8 | | 1 | 1 | | | | | |
| 76 | 1 | 24161-172110 | BEARING, 172110 | | 2 | 2 | | | | | |
| 76-1 | 1 | 194305-25940 | BEARING, 172110 | | 2 | 2 | | | | | N |
| | | (B=850621) | (C=850621) | | | | | | | | |
| 77 | 1 | 24311-240100 | O-RING, 1AP10A | | 1 | 1 | | | | | |
| 78 | 1 | 26716-080002 | NUT, M8 | | 1 | 1 | | | | | |

Fig.39. CREEP GEARS

(A)=YM140-HK
(B)=YM167-HK
(C)=YM167D-HK

(D)=
(E)=
(F)=

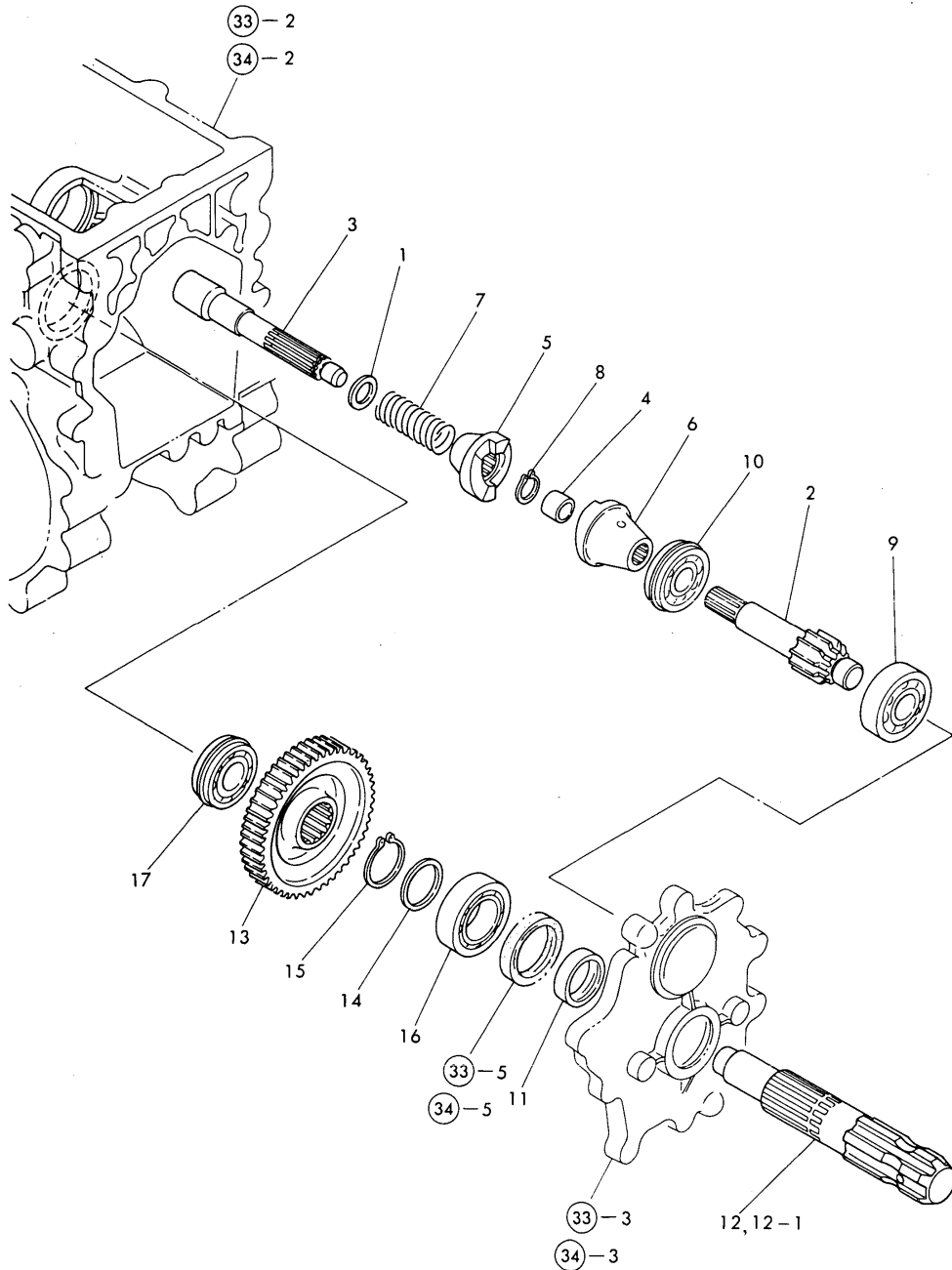


| No. | Lev. | Parts No. | Description | Qty | | | | | | I | R |
|------|------|--|---------------------|-----|-----|-----|-----|-----|-----|---|---|
| | | | | (A) | (B) | (C) | (D) | (E) | (F) | | |
| 1 | 1 | 194305-99100 | GEAR SET | 1 | 1 | 1 | | | | | |
| 1-1 | 1 | 194305-99101 | GEAR KIT, CREEP | 1 | 1 | 1 | | | | | N |
| | | (A=850321) (B=850321) (C=850321) | | | | | | | | | |
| 2 | 2 | 194305-25200 | CASE, CREEP | 1 | 1 | 1 | | | | | |
| 2-1 | 2 | 194305-25201 | CASE, CREEP H | 1 | 1 | 1 | | | | | S |
| | | (A=850321) (B=850321) (C=850321) | | | | | | | | | |
| 3 | 2 | 194305-24420 | GASKET | 1 | 1 | 1 | | | | | |
| 4 | 2 | 194305-25220 | GEAR, COUNTER | 1 | 1 | 1 | | | | | |
| 4-1 | 2 | 194305-25221 | GEAR, COUNTER C | 1 | 1 | 1 | | | | | S |
| | | (A=*1985.03) (B=*1985.03) (C=*1985.03) | | | | | | | | | |
| 5 | 2 | 194305-25230 | GEAR, REDUCTION | 1 | 1 | 1 | | | | | |
| 5-1 | 2 | 194305-25231 | GEAR, REDUCTION C.H | 1 | 1 | 1 | | | | | S |
| | | (A=*1985.03) (B=*1985.03) (C=*1985.03) | | | | | | | | | |
| 6 | 2 | 194305-25240 | SHAFT, CREEP | 2 | 2 | 2 | | | | | |
| 6-1 | 2 | 194305-25241 | SHAFT, CREEP A | 2 | 2 | 2 | | | | | S |
| | | (A=*1985.03) (B=*1985.03) (C=*1985.03) | | | | | | | | | |
| 7 | 2 | 194305-25250 | COLLAR 12X14X12 | 2 | 2 | 2 | | | | | |
| 7-1 | 2 | 194305-25251 | COLLAR, 12X14X7 | 2 | 2 | 2 | | | | | S |
| | | (A=*1985.03) (B=*1985.03) (C=*1985.03) | | | | | | | | | |
| 8 | 2 | 194305-25270 | PLATE, KEEP | 1 | 1 | 1 | | | | | |
| 9 | 2 | 194305-65590 | LABEL, RANGE SHIFT | 1 | 1 | 1 | | | | | |
| 10 | 2 | 22217-060000 | WASHER, SPRING 6 | 1 | 1 | 1 | | | | | |
| 11 | 2 | 22217-080000 | WASHER, SPRING 8 | 6 | 6 | 6 | | | | | |
| 12 | 2 | 22312-080160 | PIN, PARALLEL M8X16 | 2 | 2 | 2 | | | | | |
| 13 | 2 | 24161-121513 | BEARING, 121513 | 4 | 4 | 4 | | | | | |
| 13-1 | 2 | 24161-121513 | BEARING, 121513 | 1 | 1 | 1 | | | | | K |
| | | (A=850321) (B=850321) (C=850321) | | | | | | | | | |
| 14 | 2 | 26116-060122 | BOLT, M6X 12 PLATED | 1 | 1 | 1 | | | | | |
| 15 | 2 | 26116-080252 | BOLT, M8X 25 PLATED | 6 | 6 | 6 | | | | | |
| 16 | 2 | 194305-25260 | SHAFT, CREEP B | 1 | 1 | 1 | | | | | W |
| | | (A=*1985.03) (B=*1985.03) (C=*1985.03) | | | | | | | | | |
| 17 | 2 | 24161-121510 | BEARING, 121510 | 2 | 2 | 2 | | | | | W |
| | | (A=850321) (B=850321) (C=850321) | | | | | | | | | |
| 18 | 2 | 24161-152013 | BEARING, 152013 | 2 | 2 | 2 | | | | | W |
| | | (A=*1985.03) (B=*1985.03) (C=*1985.03) | | | | | | | | | |
| 19 | 2 | 24164-000170 | CIRCLIP, 17 | 2 | 2 | 2 | | | | | W |
| | | (A=850321) (B=850321) (C=850321) | | | | | | | | | |

Fig. 39 CREEP GEARS

Fig.40. PTO SHAFT

Fig. 40 P.T.O. SHAFT



(A)=YM140-HK
(B)=YM167-HK
(C)=YH167D-HK

(D)=
(E)=
(F)=

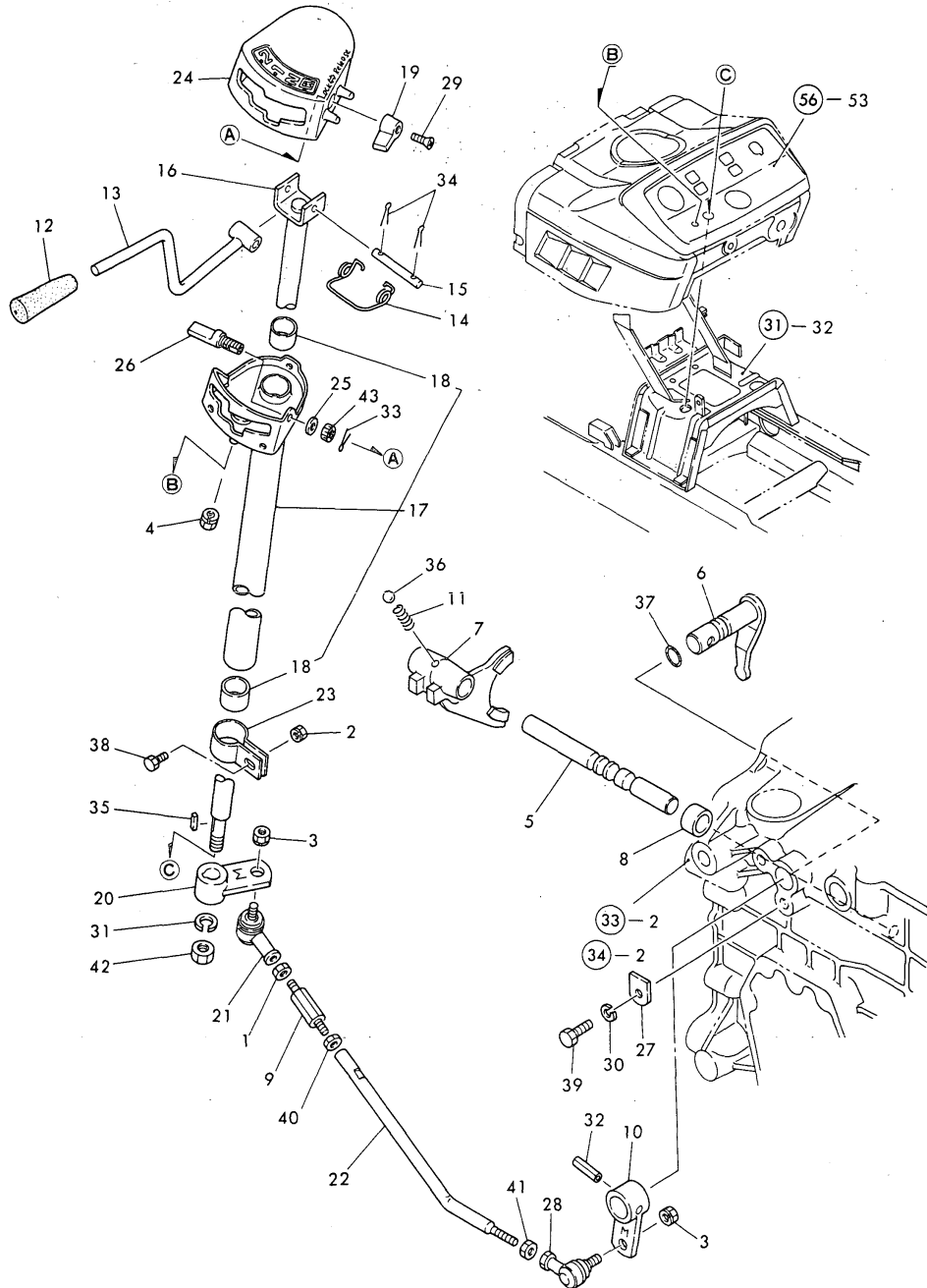
| No. | Lev. | Parts No. | Description | Qty | | | | | | I | R |
|------|------|--------------|----------------------|--------------|-----|-----|-----|-----|-----|---|---|
| | | | | (A) | (B) | (C) | (D) | (E) | (F) | | |
| 1 | 1 | 194197-25930 | WASHER, 17X24X1.6 | 1 | 1 | 1 | | | | | |
| 2 | 1 | 194305-26110 | SHAFT, PTO PINION | 1 | 1 | 1 | | | | | |
| 3 | 1 | 194305-26120 | SHAFT ASSY | 1 | 1 | 1 | | | | | |
| 4 | 1 | 194446-26280 | BUSH, 14X18X15 | 1 | 1 | 1 | | | | | |
| 5 | 1 | 194446-26410 | CLUTCH (A), 1-WAY | 1 | 1 | 1 | | | | | |
| 6 | 1 | 194446-26420 | CLUTCH (B), 1-WAY | 1 | 1 | 1 | | | | | |
| 7 | 1 | 194446-26450 | SPRING, 1-WAY CLUTCH | 1 | 1 | 1 | | | | | |
| 8 | 1 | 22242-000160 | RING, 16 | 1 | 1 | 1 | | | | | |
| 9 | 1 | 24101-063044 | BEARING, BALL 6304 | 1 | 1 | 1 | | | | | |
| 10 | 1 | 24121-063034 | BEARING, BALL 6303NR | 1 | 1 | 1 | | | | | |
| 11 | 1 | 195040-13320 | COLLAR, 30X38X14 | 1 | 1 | 1 | | | | | |
| 12 | 1 | 194305-26500 | SHAFT, P.T.O. | 1 | 1 | 1 | | | | | |
| 12-1 | 1 | 194305-26501 | SHAFT, PTO | 1 | 1 | 1 | | | | | N |
| | | (A=*1985.05) | (B=*1985.05) | (C=*1985.05) | | | | | | | |
| 13 | 1 | 194305-26610 | GEAR, SLIDE | 1 | 1 | 1 | | | | | |
| 14 | 1 | 194310-37560 | WASHER | 1 | 1 | 1 | | | | | |
| 15 | 1 | 22242-000290 | RING, 29 | 1 | 1 | 1 | | | | | |
| 16 | 1 | 24101-060064 | BEARING, BALL 6006 | 1 | 1 | 1 | | | | | |
| 17 | 1 | 24121-062044 | BEARING, BALL 6204NR | 1 | 1 | 1 | | | | | |

Fig.41. MAIN SHIFT (YM140-HK)

(A)=YM140-HK
(B)=YM167-HK
(C)=YM167D-HK

(D)=
(E)=
(F)=

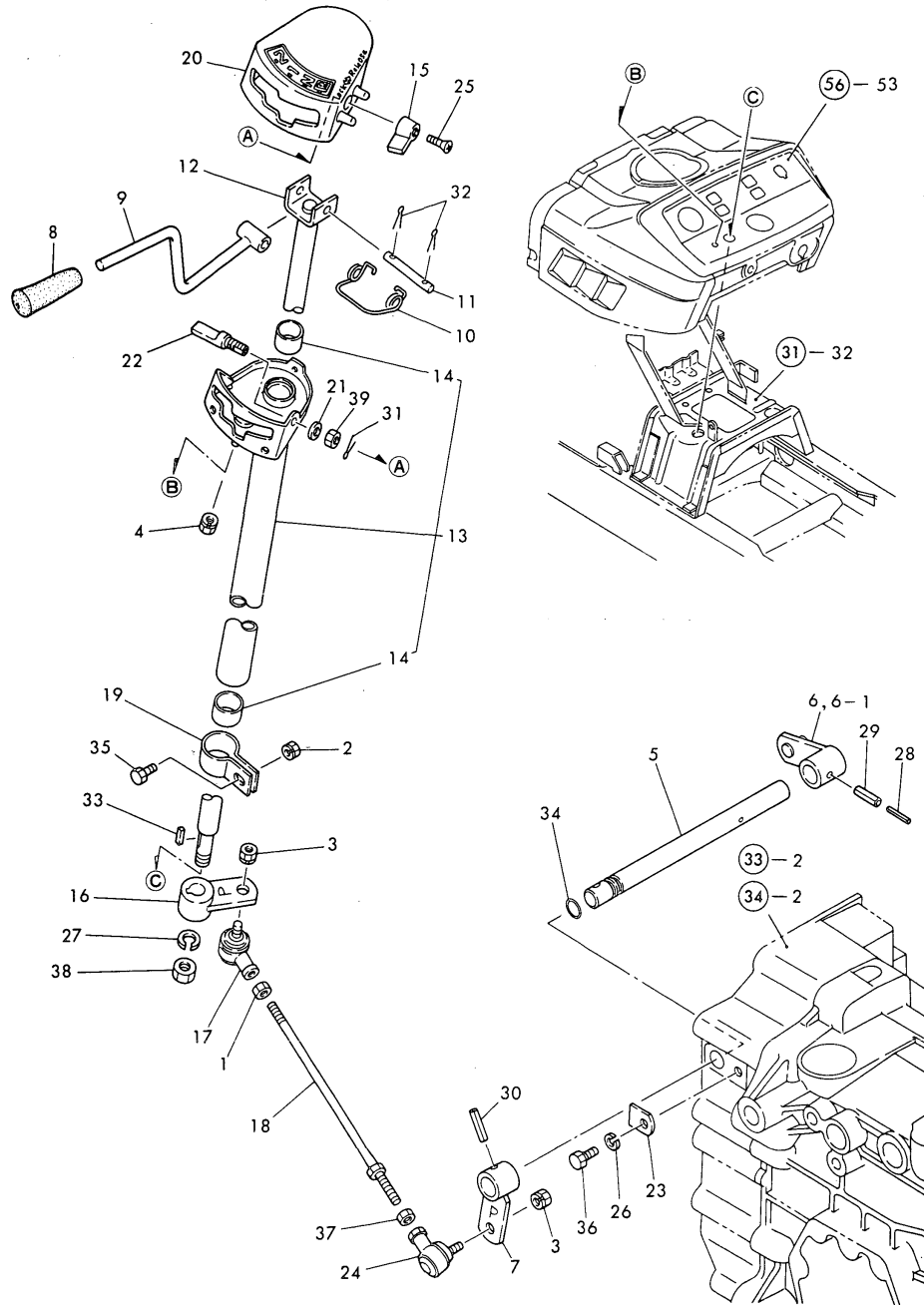
Fig. 41 MAIN SHIFT (FORYM140-HK)



| No. | Lev. | Parts No. | Description | Q'ty | | | | | | I | R |
|--------------|------|----------------|----------------------|------|-----|-----|-----|-----|-----|---|---|
| | | | | (A) | (B) | (C) | (D) | (E) | (F) | | |
| 1 | 1 | 194990-20170 | NUT, M8 | 1 | | | | | | | |
| 2 | 1 | 194990-22040 | NUT, M6 | 1 | | | | | | | |
| 3 | 1 | 194990-22050 | NUT, M8 | 2 | | | | | | | |
| 4 | 1 | 194990-22050 | NUT, M8 | 1 | | | | | | | |
| 5 | 1 | 194405-27100-X | SHAFT, CHANGE FORK | 1 | | | | | | | |
| 6 | 1 | 194405-27120 | ARM, SHIFT | 1 | | | | | | | |
| 7 | 1 | 194405-27130 | FORK, SHIFT | 1 | | | | | | | |
| 8 | 1 | 194405-27140 | COLLAR, 15X21.7X10 | 1 | | | | | | | |
| 9 | 1 | 194490-27150 | BOLT, ADJUST | 1 | | | | | | | |
| 10 | 1 | 194405-27170-X | ARM, MAIN SHIFT | 1 | | | | | | | |
| 11 | 1 | 194310-27180 | SPRING, 22.2 | 1 | | | | | | | |
| 12 | 1 | 194305-27200 | KNOB, MAIN SHIFT | 1 | | | | | | | |
| 13 | 1 | 194405-27210-X | LEVER ASSY, M-CHANGE | 1 | | | | | | | |
| 14 | 1 | 194305-27240 | SPRING | 1 | | | | | | | |
| 15 | 1 | 194305-27250 | PIN 5X44 | 1 | | | | | | | |
| 16 | 1 | 194305-27260 | SHAFT ASSY | 1 | | | | | | | |
| 17 | 1 | 194405-27300-X | GUIDE ASSY, LEVER | 1 | | | | | | | |
| 18 | 2 | 194145-47160 | BUSH 13X15X15 | 2 | | | | | | | |
| 19 | 1 | 194305-27351-U | LEVER, SAFETY LOCK | 1 | | | | | | | |
| 20 | 1 | 194405-27360 | ARM, MAIN SHIFT | 1 | | | | | | | |
| 21 | 1 | 194820-27370 | END, ROD L | 1 | | | | | | | |
| 22 | 1 | 194405-27390 | ROD, SHIFT | 1 | | | | | | | |
| 23 | 1 | 194305-27410 | CLAMP, GUIDE | 1 | | | | | | | |
| 24 | 1 | 194405-27420 | COVER, LEVER GUIDE | 1 | | | | | | | |
| 24-1 | 1 | 194405-27421 | COVER, LEVER GUIDE | 1 | | | | | | | N |
| (A=*1985.11) | | | | | | | | | | | |
| 25 | 1 | 194305-27440 | SPRING 6 | 1 | | | | | | | |
| 26 | 1 | 194305-27470 | SHAFT, LOCK | 1 | | | | | | | |
| 26-1 | 1 | 194305-27471 | SHAFT, LOCK | 1 | | | | | | | N |
| (A=*1985.11) | | | | | | | | | | | |
| 27 | 1 | 194197-27681 | PLATE, KEEP | 1 | | | | | | | |
| 28 | 1 | 172112-41980 | BEARING, ROD-END | 1 | | | | | | | |
| 29 | 1 | 194450-51700 | SCREW, M3X10 | 1 | | | | | | | |
| 30 | 1 | 22217-080000 | WASHER, SPRING 8 | 1 | | | | | | | |
| 31 | 1 | 22217-100000 | WASHER, SPRING 10 | 1 | | | | | | | |
| 32 | 1 | 22351-060028 | PIN, SPRING 6.0X28 | 1 | | | | | | | |
| 33 | 1 | 22417-160180 | PIN, COTTER 1.6X18 | 1 | | | | | | | |
| 34 | 1 | 22417-160180 | PIN, COTTER 1.6X18 | 2 | | | | | | | |
| 35 | 1 | 22512-040120 | KEY, 4X 12 | 1 | | | | | | | |
| 36 | 1 | 24190-100001 | BALL, STEEL 5/16 | 1 | | | | | | | |
| 37 | 1 | 24311-000125 | O-RING, 1AP12.5 | 1 | | | | | | | |
| 38 | 1 | 26116-060162 | BOLT, M6X 16 PLATED | 1 | | | | | | | |
| 39 | 1 | 26116-080202 | BOLT, M8X 20 PLATED | 1 | | | | | | | |
| 40 | 1 | 26716-080002 | NUT, M8 | 1 | | | | | | | |
| 41 | 1 | 26716-080002 | NUT, M8 | 1 | | | | | | | |
| 42 | 1 | 26716-100002 | NUT, M10 | 1 | | | | | | | |
| 43 | 1 | 26817-080002 | NUT, CASTLE M8 | 1 | | | | | | | |

Fig.42. MAIN SHIFT(YM167, YM167D)

Fig. 42 MAIN SHIFT (FOR YM167-HK, YM167D-HK)



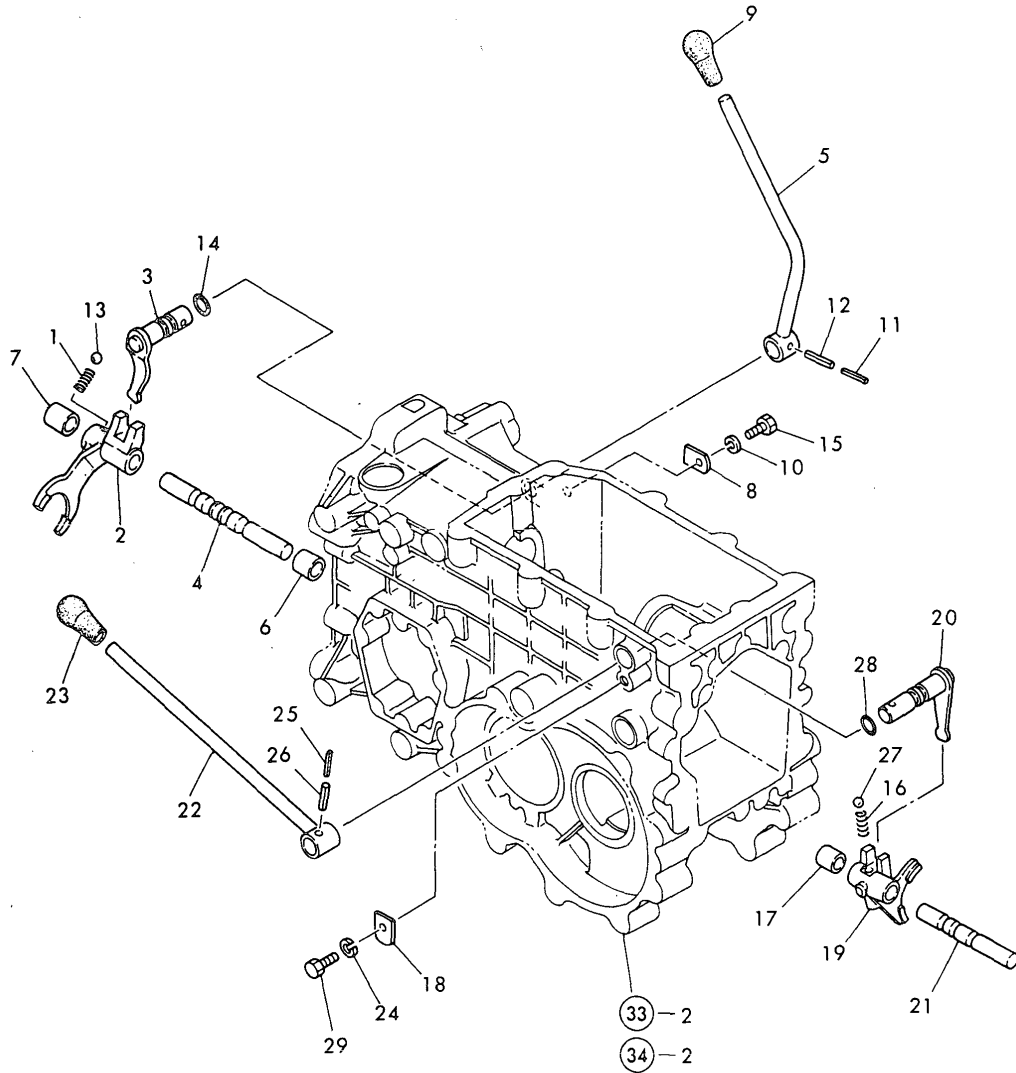
(A)=YM140-HK
(B)=YM167-HK
(C)=YM167D-HK

(D)=
(E)=
(F)=

| No. | Lev. | Parts No. | Description | Qty | | | | | | I | R |
|------|------|---------------------------|----------------------|-----|-----|-----|-----|-----|-----|---|---|
| | | | | (A) | (B) | (C) | (D) | (E) | (F) | | |
| 1 | 1 | 194990-20170 | NUT, M8 | | 1 | 1 | | | | | |
| 2 | 1 | 194990-22040 | NUT, M6 | | 1 | 1 | | | | | |
| 3 | 1 | 194990-22050 | NUT, M8 | | 2 | 2 | | | | | |
| 4 | 1 | 194990-22050 | NUT, M8 | | 1 | 1 | | | | | |
| 5 | 1 | 194305-27110-X | SHAFT, MAIN CHANGE | | 1 | 1 | | | | | |
| 6 | 1 | 194305-27120 | ARM, SHIFT | | 1 | 1 | | | | | |
| 6-1 | 1 | 194305-27121 | ARM, SHIFT | | 1 | 1 | | | | | N |
| | | (B=F50053) (C=F40236) | | | | | | | | | |
| 7 | 1 | 194305-27170-X | ARM, MAIN SHIFT | | 1 | 1 | | | | | |
| 8 | 1 | 194305-27200 | KNOB, MAIN SHIFT | | 1 | 1 | | | | | |
| 9 | 1 | 194405-27210-X | LEVER ASSY, M-CHANGE | | 1 | 1 | | | | | |
| 10 | 1 | 194305-27240 | SPRING | | 1 | 1 | | | | | |
| 11 | 1 | 194305-27250 | PIN 5X44 | | 1 | 1 | | | | | |
| 12 | 1 | 194305-27260 | SHAFT ASSY | | 1 | 1 | | | | | |
| 13 | 1 | 194305-27300-X | GUIDE ASSY, LEVER | | 1 | 1 | | | | | |
| 14 | 2 | 194145-47160 | BUSH 13X15X15 | | 2 | 2 | | | | | |
| 15 | 1 | 194305-27351-U | LEVER, SAFETY LOCK | | 1 | 1 | | | | | |
| 16 | 1 | 194305-27360 | ARM, MAIN SHIFT | | 1 | 1 | | | | | |
| 17 | 1 | 194820-27370 | END, ROD L | | 1 | 1 | | | | | |
| 18 | 1 | 194305-27400 | BOLT ASSY, ADJUST | | 1 | 1 | | | | | |
| 19 | 1 | 194305-27410 | CLAMP, GUIDE | | 1 | 1 | | | | | |
| 20 | 1 | 194305-27420 | COVER, LEVER GUIDE | | 1 | 1 | | | | | |
| 20-1 | 1 | 194305-27421 | COVER, LEVER GUIDE | | 1 | 1 | | | | | N |
| | | (B=*1985.11) (C=*1985.11) | | | | | | | | | |
| 21 | 1 | 194305-27440 | SPRING 6 | | 1 | 1 | | | | | |
| 22 | 1 | 194305-27470 | SHAFT, LOCK | | 1 | 1 | | | | | |
| 23 | 1 | 194197-27681 | PLATE, KEEP | | 1 | 1 | | | | | |
| 24 | 1 | 172112-41980 | BEARING, ROD-END | | 1 | 1 | | | | | |
| 25 | 1 | 194450-51700 | SCREW, M3X10 | | 1 | 1 | | | | | |
| 26 | 1 | 22217-080000 | WASHER, SPRING 8 | | 1 | 1 | | | | | |
| 27 | 1 | 22217-100000 | WASHER, SPRING 10 | | 1 | 1 | | | | | |
| 28 | 1 | 22351-035025 | PIN, SPRING 3.5X25 | | 1 | 1 | | | | | |
| 29 | 1 | 22351-060025 | PIN, SPRING 6.0X25 | | 1 | 1 | | | | | |
| 30 | 1 | 22351-060028 | PIN, SPRING 6.0X28 | | 1 | 1 | | | | | |
| 31 | 1 | 22417-160180 | PIN, COTTER 1.6X18 | | 1 | 1 | | | | | |
| 32 | 1 | 22417-160180 | PIN, COTTER 1.6X18 | | 2 | 2 | | | | | |
| 33 | 1 | 22512-040120 | KEY, 4X 12 | | 1 | 1 | | | | | |
| 34 | 1 | 24311-000110 | O-RING, 1AP11.0 | | 1 | 1 | | | | | |
| 35 | 1 | 26116-060162 | BOLT, M6X 16 PLATED | | 1 | 1 | | | | | |
| 36 | 1 | 26116-080202 | BOLT, M8X 20 PLATED | | 1 | 1 | | | | | |
| 37 | 1 | 26716-080002 | NUT, M8 | | 1 | 1 | | | | | |
| 38 | 1 | 26716-100002 | NUT, M10 | | 1 | 1 | | | | | |
| 39 | 1 | 26817-080002 | NUT, CASTLE M8 | | 1 | 1 | | | | | |

Fig.43. RANGE SHIFT & P.T.O. SHIFT

Fig: 43 RANGE SHIFT & P.T.O. SHIFT



(A)=YM140-HK
(B)=YM167-HK
(C)=YM167D-HK

(D)=
(E)=
(F)=

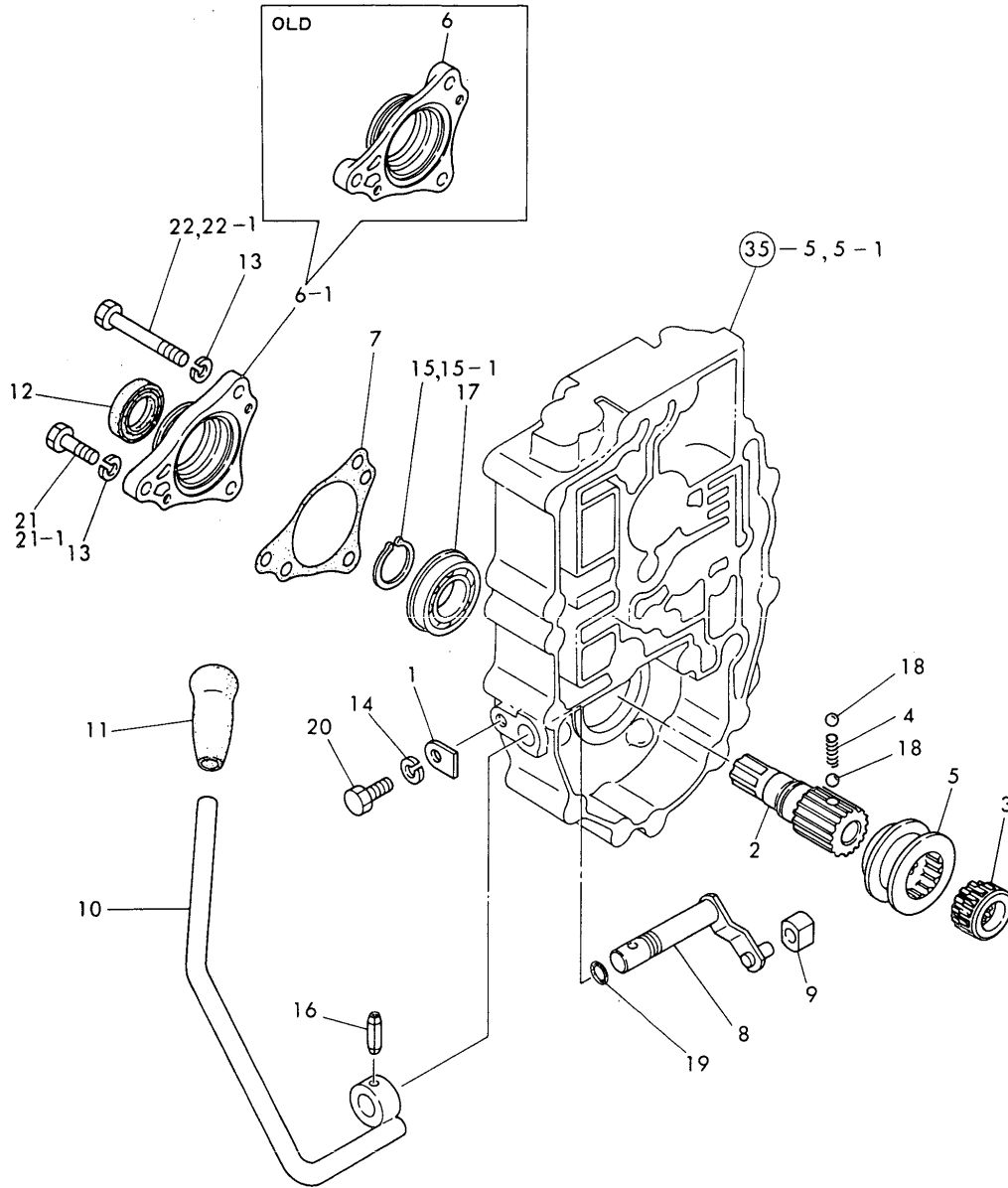
| No. | Lev. | Parts No. | Description | Q'ty | | | | | | I | R |
|-----|------|----------------|---------------------|------|-----|-----|-----|-----|-----|---|---|
| | | | | (A) | (B) | (C) | (D) | (E) | (F) | | |
| 1 | 1 | 194310-27180 | SPRING, 22.2 | 1 | 1 | 1 | | | | | |
| 2 | 1 | 194215-27500 | FORK, SHIFT | 1 | 1 | 1 | | | | | |
| 3 | 1 | 194305-27510 | ARM, SHIFT | 1 | 1 | 1 | | | | | |
| 4 | 1 | 194305-27520 | SHAFT, FORK | 1 | 1 | 1 | | | | | |
| 5 | 1 | 194305-27530 | LEVER, SHIFT | 1 | 1 | 1 | | | | | |
| 6 | 1 | 194305-27540 | COLLAR, 15X21.7X19 | 1 | 1 | 1 | | | | | |
| 7 | 1 | 194305-27550 | COLLAR, 15X21.7X27 | 1 | 1 | 1 | | | | | |
| 8 | 1 | 194197-27681 | PLATE, KEEP | 1 | 1 | 1 | | | | | |
| 9 | 1 | 194990-85561 | KNOB, HIGH/LOW | 1 | 1 | 1 | | | | | |
| 10 | 1 | 22217-080000 | WASHER, SPRING 8 | 1 | 1 | 1 | | | | | |
| 11 | 1 | 22351-035025 | PIN, SPRING 3.5X25 | 1 | 1 | 1 | | | | | |
| 12 | 1 | 22351-060025 | PIN, SPRING 6.0X25 | 1 | 1 | 1 | | | | | |
| 13 | 1 | 24190-100001 | BALL, STEEL 5/16 | 1 | 1 | 1 | | | | | |
| 14 | 1 | 24311-000125 | O-RING, 1AP12.5 | 1 | 1 | 1 | | | | | |
| 15 | 1 | 26116-080202 | BOLT, M8X 20 PLATED | 1 | 1 | 1 | | | | | |
| 16 | 1 | 194310-27180 | SPRING, 22.2 | 1 | 1 | 1 | | | | | |
| 17 | 1 | 194305-27540 | COLLAR, 15X21.7X19 | 1 | 1 | 1 | | | | | |
| 18 | 1 | 194197-27681 | PLATE, KEEP | 1 | 1 | 1 | | | | | |
| 19 | 1 | 194305-27701-X | FORK, P.T.O. SHIFT | 1 | 1 | 1 | | | | | |
| 20 | 1 | 194305-27710-X | ARM, SHIFT | 1 | 1 | 1 | | | | | |
| 21 | 1 | 194305-27720 | SHAFT, FORK | 1 | 1 | 1 | | | | | |
| 22 | 1 | 194305-27730 | LEVER, SHIFT | 1 | 1 | 1 | | | | | |
| 23 | 1 | 194155-27810 | KNOB | 1 | 1 | 1 | | | | | |
| 24 | 1 | 22217-080000 | WASHER, SPRING 8 | 1 | 1 | 1 | | | | | |
| 25 | 1 | 22351-035025 | PIN, SPRING 3.5X25 | 1 | 1 | 1 | | | | | |
| 26 | 1 | 22351-060025 | PIN, SPRING 6.0X25 | 1 | 1 | 1 | | | | | |
| 27 | 1 | 24190-100001 | BALL, STEEL 5/16 | 1 | 1 | 1 | | | | | |
| 28 | 1 | 24311-000125 | O-RING, 1AP12.5 | 1 | 1 | 1 | | | | | |
| 29 | 1 | 26116-080202 | BOLT, M8X 20 PLATED | 1 | 1 | 1 | | | | | |

Fig.44. FRONT DRIVE & SHIFT (YM167D-HK)

(A)=YM140-HK
 (B)=YM167-HK
 (C)=YM167D-HK

(D)=
 (E)=
 (F)=

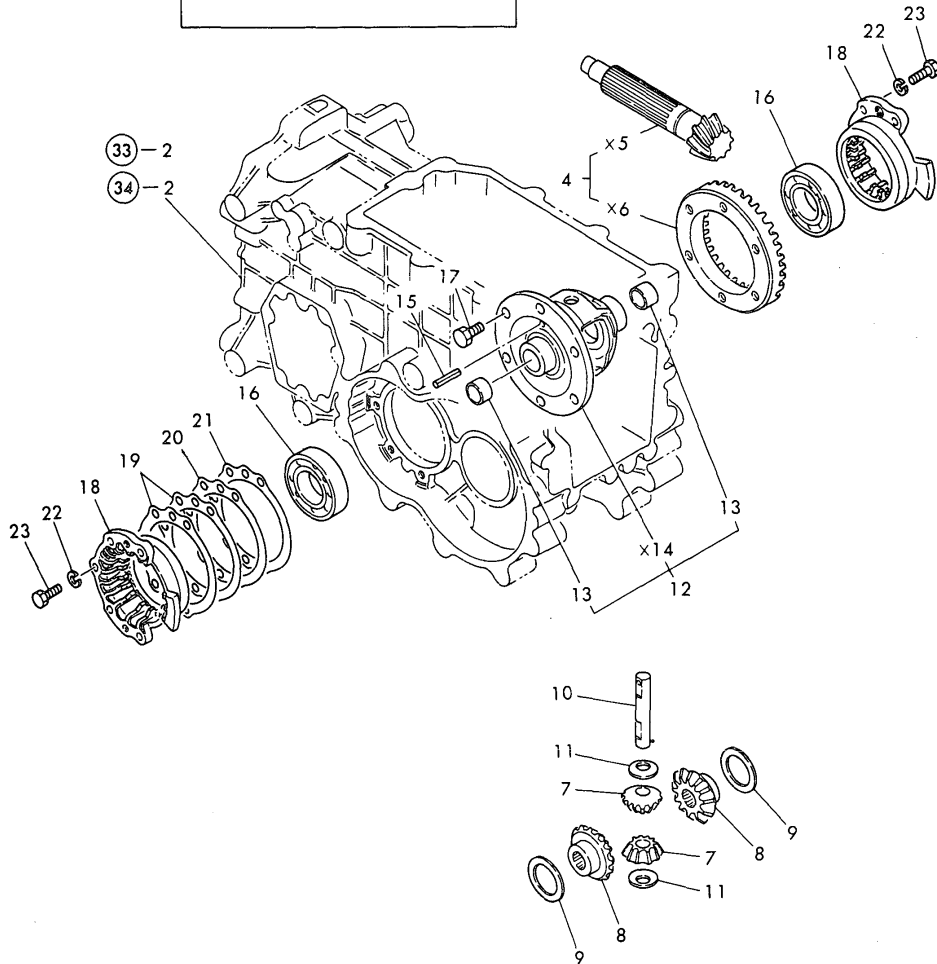
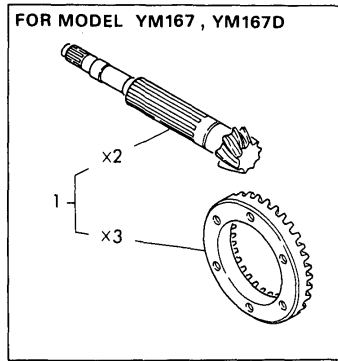
Fig. 44 FRONT DRIVE & SHIFT (YM167D-HK)



| No. | Lev. | Parts No. | Description | Qty | | | | | | I | R |
|------|------|----------------|-----------------------------------|-----|-----|-----|-----|-----|-----|---|---|
| | | | | (A) | (B) | (C) | (D) | (E) | (F) | | |
| 1 | 1 | 194197-27681 | PLATE, KEEP | | | 1 | | | | | |
| 2 | 1 | 194306-28210 | SHAFT, FRONT DRIVE | | | 1 | | | | | |
| 3 | 1 | 194306-28220 | COLLAR, SPLINE | | | 1 | | | | | |
| 4 | 1 | 194311-28230 | SPRING, 21.2 | | | 1 | | | | | |
| 5 | 1 | 194306-28240 | COLLAR, SHIFT | | | 1 | | | | | |
| 6 | 1 | 194306-28250-X | CASE, OIL SEAL | | | 1 | | | | | |
| 6-1 | 1 | 194306-28251 | CASE, OIL SEAL (C=*1984.12) | | | 1 | | | | | S |
| 7 | 1 | 194306-28260 | PACKING, SEAL CASE | | | 1 | | | | | |
| 8 | 1 | 194306-28310 | ARM, SHIFT | | | 1 | | | | | |
| 9 | 1 | 194306-28320 | BLOCK, SHIFT | | | 1 | | | | | |
| 10 | 1 | 194306-28330 | LEVER, FRONT SHIFT | | | 1 | | | | | |
| 11 | 1 | 194191-28480 | KNOB, SHIFT | | | 1 | | | | | |
| 12 | 1 | 1E6250-36070 | SEAL, OIL TC22X38X8 | | | 1 | | | | | |
| 13 | 1 | 22217-080000 | WASHER, SPRING 8 | | | 3 | | | | | |
| 14 | 1 | 22217-080000 | WASHER, SPRING 8 | | | 1 | | | | | |
| 15 | 1 | 22242-000240 | RING, 24 | | | 1 | | | | | |
| 15-1 | 1 | 22242-000250 | RING, 25 (C=*1985.04) | | | 1 | | | | | N |
| 16 | 1 | 22351-060028 | PIN, SPRING 6.0X28 | | | 1 | | | | | |
| 17 | 1 | 24121-060054 | BEARING, BALL 6005NR | | | 1 | | | | | |
| 18 | 1 | 24190-080001 | BALL, STEEL 1/4 | | | 2 | | | | | |
| 19 | 1 | 24311-000110 | O-RING, 1AP11.0 | | | 1 | | | | | |
| 20 | 1 | 26116-080202 | BOLT, M8X 20 PLATED | | | 1 | | | | | |
| 21 | 1 | 26116-080252 | BOLT, M8X 25 PLATED | | | 2 | | | | | |
| 21-1 | 1 | 26116-080302 | BOLT, M8X 30 PLATED (C=841221) | | | 2 | | | | | N |
| 22 | 1 | 26116-080802 | BOLT, M8X 80 PLATED | | | 1 | | | | | |
| 22-1 | 1 | 26116-080852 | BOLT, M8X 85 PLATED (C=841221) | | | 1 | | | | | N |

Fig.45. DIFFERENTIAL GEARS

Fig. 45 DIFFERENTIAL GEARS



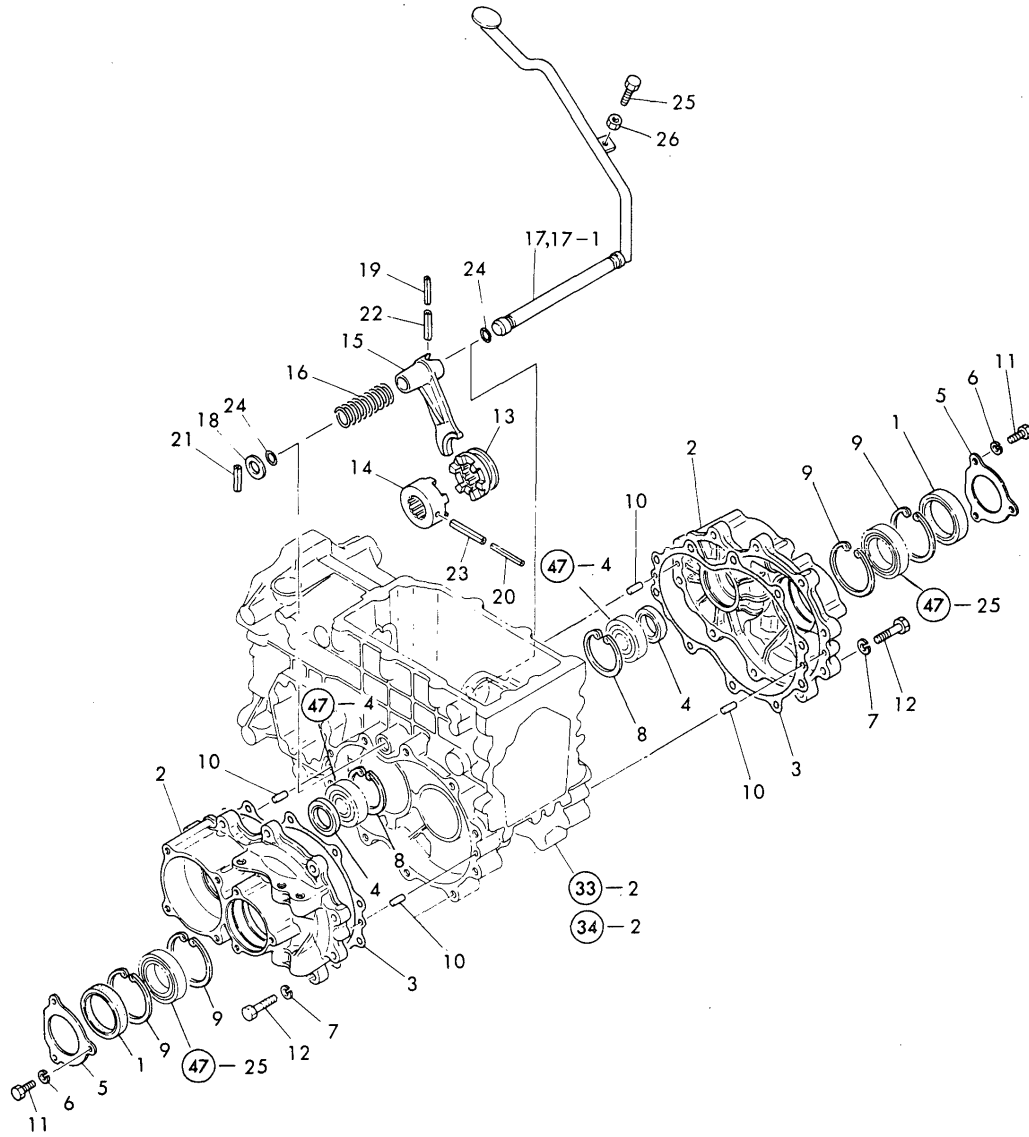
(A)=YM140-HK
(B)=YM167-HK
(C)=YM167D-HK

(D)=
(E)=
(F)=

| No. | Lev. | Parts No. | Description | Qty | | | | | | I | R |
|------|------|--------------|----------------------|-----|-----|-----|-----|-----|-----|---|---|
| | | | | (A) | (B) | (C) | (D) | (E) | (F) | | |
| 1 | 1 | 194305-31390 | GEAR ASSY, RING | | 1 | 1 | | | | | A |
| 4 | 1 | 194405-31390 | GEAR ASSY, RING E | 1 | | | | | | | B |
| 7 | 1 | 194740-10850 | PINION, DIFFERENTIAL | 2 | 2 | 2 | | | | | |
| 8 | 1 | 194197-31510 | GEAR, DIFFERENTIAL | 2 | 2 | 2 | | | | | |
| 9 | 1 | 194300-31610 | WASHER, DIFFERENTIAL | 2 | 2 | 2 | | | | | |
| 10 | 1 | 194197-31820 | SHAFT, DIFFERENTIAL | 1 | 1 | 1 | | | | | |
| 10-1 | 1 | 194556-13230 | SHAFT, DIFFERENTIAL | 1 | 1 | 1 | | | | | |
| 11 | 1 | 194420-31850 | WASHER, DIFFERENTIAL | 2 | 2 | 2 | | | | | |
| 12 | 1 | 194197-32100 | HOUSING ASSY | 1 | 1 | 1 | | | | | |
| 13 | 2 | 194300-31520 | BUSH, 22X25X14 | 2 | 2 | 2 | | | | | |
| 15 | 1 | 22351-040032 | PIN, SPRING 4.0X32 | 1 | 1 | 1 | | | | | |
| 16 | 1 | 24101-062074 | BEARING, BALL 6207 | 2 | 2 | 2 | | | | | |
| 17 | 1 | 26156-100182 | BOLT, M10X 18 PLATED | 6 | 6 | 6 | | | | | |
| 18 | 1 | 194305-32300 | CARRIER,DIFFERENTIAL | 2 | 2 | 2 | | | | | |
| 19 | 1 | 194197-32350 | SHIM, T=0.1 | 2 | 2 | 2 | | | | | C |
| 20 | 1 | 194197-32360 | SHIM, T=0.3 | 1 | 1 | 1 | | | | | C |
| 21 | 1 | 194197-32370 | SHIM, T=0.5 | 1 | 1 | 1 | | | | | C |
| 22 | 1 | 22217-080000 | WASHER, SPRING 8 | 10 | 10 | 10 | | | | | |
| 23 | 1 | 26116-080252 | BOLT, M8X 25 PLATED | 10 | 10 | 10 | | | | | |

Fig.46. REAR AXLE HOUSING

Fig. 46 REAR AXLE HOUSING



(A)=YM140-HK
(B)=YM167-HK
(C)=YM167D-HK

(D)=
(E)=
(F)=

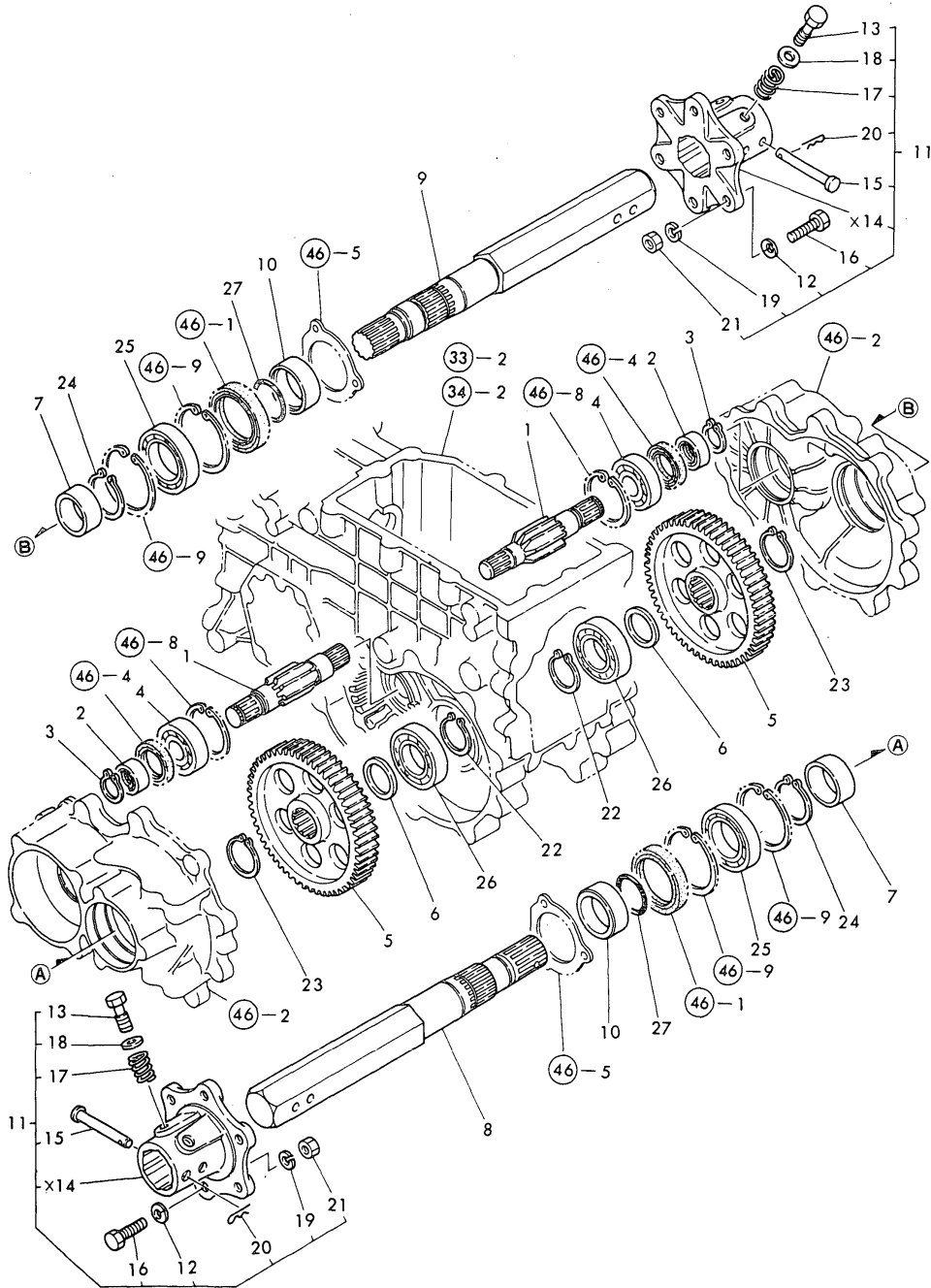
| No. | Lev. | Parts No. | Description | Qty | | | | | | I | R |
|--|------|----------------|----------------------|-----|-----|-----|-----|-----|-----|---|---|
| | | | | (A) | (B) | (C) | (D) | (E) | (F) | | |
| 1 | 1 | 194447-14140 | SEAL, OIL TC6Y577512 | 2 | 2 | 2 | | | | | |
| 2 | 1 | 194305-32600-X | HOUSING, REAR AXLE | 2 | 2 | 2 | | | | | |
| 3 | 1 | 194305-32620 | PACKING, REAR AXLE | 2 | 2 | 2 | | | | | |
| 4 | 1 | 194305-32650 | SEAL, OIL TC35529 | 2 | 2 | 2 | | | | | |
| 5 | 1 | 194305-34320 | CASE, OIL SEAL | 2 | 2 | 2 | | | | | |
| 6 | 1 | 22217-080000 | WASHER, SPRING 8 | 6 | 6 | 6 | | | | | |
| 7 | 1 | 22217-100000 | WASHER, SPRING 10 | 20 | 20 | 20 | | | | | |
| 8 | 1 | 22252-000620 | RING, 62 | 2 | 2 | 2 | | | | | |
| 9 | 1 | 22252-000750 | RING, 75 | 4 | 4 | 4 | | | | | |
| 10 | 1 | 22312-080160 | PIN, PARALLEL M8X16 | 4 | 4 | 4 | | | | | |
| 11 | 1 | 26116-080202 | BOLT, M8X 20 PLATED | 6 | 6 | 6 | | | | | |
| 12 | 1 | 26116-100402 | BOLT, M10X 40 PLATED | 20 | 20 | 20 | | | | | |
| 13 | 1 | 194300-33110 | SLIDER, DIFFERENTIAL | 1 | 1 | 1 | | | | | |
| 14 | 1 | 194300-33130 | SLIDER, DIFFERENTIAL | 1 | 1 | 1 | | | | | |
| 15 | 1 | 194305-33140 | FORK, SHIFT | 1 | 1 | 1 | | | | | |
| 16 | 1 | 194305-33150 | SPRING | 1 | 1 | 1 | | | | | |
| 17 | 1 | 194405-33160-X | PEDAL, DIFF. LOCK | 1 | 1 | 1 | | | | | |
| 17-1 | 1 | 194405-33161 | PEDAL, DIFF. LOCK | 1 | 1 | 1 | | | | | |
| (A=*1985.07) (B=*1985.07) (C=*1985.07) | | | | | | | | | | | |
| 18 | 1 | 194300-33200 | SPACER, 20X32X3.2 | 1 | 1 | 1 | | | | | |
| 19 | 1 | 22351-050040 | PIN, SPRING 5.0X40 | 1 | 1 | 1 | | | | | |
| 20 | 1 | 22351-050056 | PIN, SPRING 5.0X56 | 1 | 1 | 1 | | | | | |
| 21 | 1 | 22351-080032 | PIN, SPRING 8.0X32 | 1 | 1 | 1 | | | | | |
| 22 | 1 | 22351-080040 | PIN, SPRING 8.0X40 | 1 | 1 | 1 | | | | | |
| 23 | 1 | 22351-080056 | PIN, SPRING 8.0X56 | 1 | 1 | 1 | | | | | |
| 24 | 1 | 24311-000160 | O-RING, 1AP16.0 | 2 | 2 | 2 | | | | | |
| 25 | 1 | 26116-080352 | BOLT, M8X 35 PLATED | 1 | 1 | 1 | | | | | |
| 26 | 1 | 26716-080002 | NUT, M8 | 1 | 1 | 1 | | | | | |

Fig.47. REAR AXLE SHAFT

(A)=YM140-HK
(B)=YM167-HK
(C)=YM167D-HK

(D)=
(E)=
(F)=

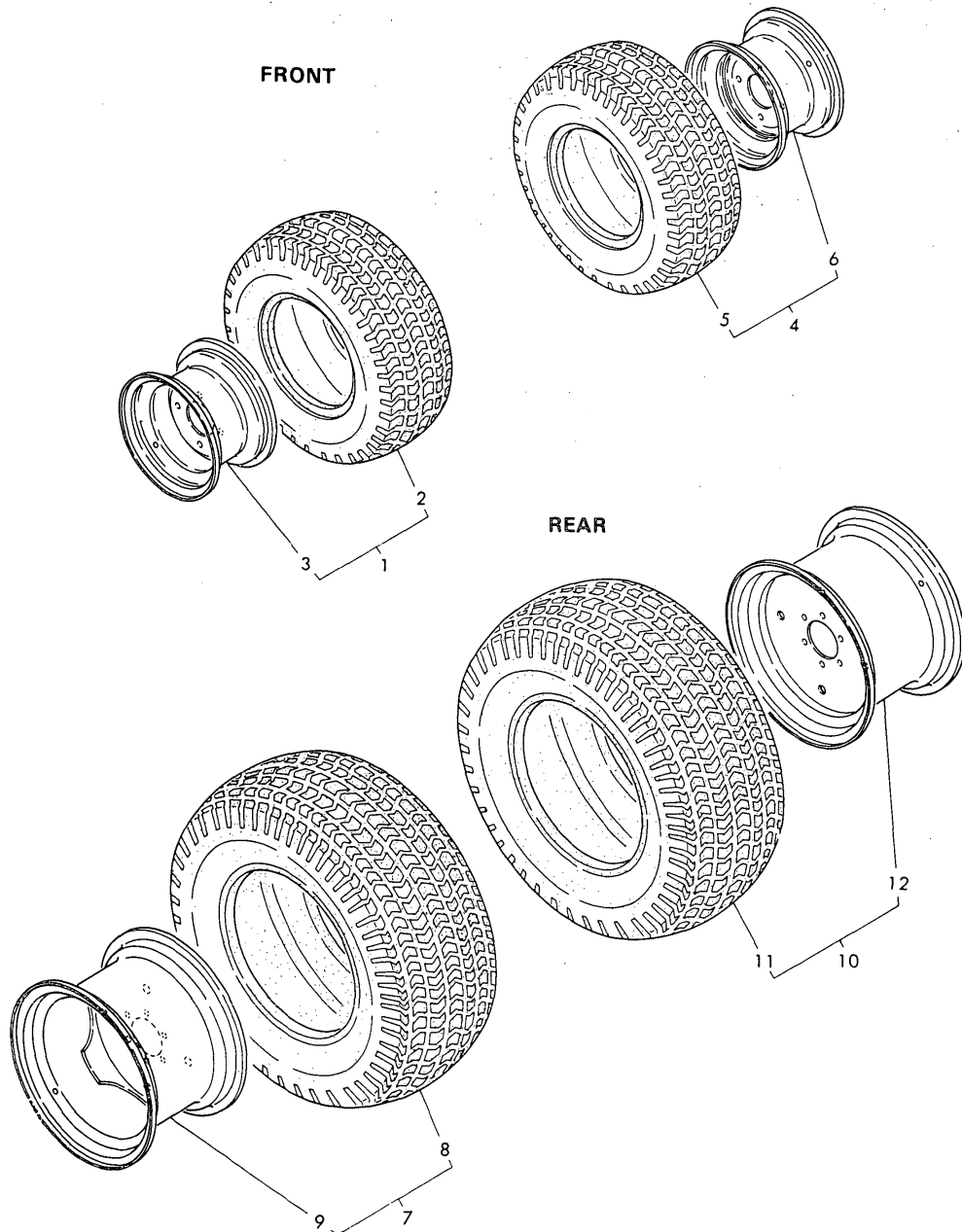
Fig. 47 REAR AXLE SHAFT



| No. | Lev. | Parts No. | Description | Qty | | | | | | I | R |
|-----|------|----------------|----------------------|-----|-----|-----|-----|-----|-----|---|---|
| | | | | (A) | (B) | (C) | (D) | (E) | (F) | | |
| 1 | 1 | 194405-33400 | PINION, FINAL | 2 | 2 | 2 | | | | | |
| 2 | 1 | 194305-33430 | SLEEVE, SI 25X35X15 | 2 | 2 | 2 | | | | | |
| 3 | 1 | 22242-000240 | RING, 24 | 4 | 4 | 4 | | | | | |
| 4 | 1 | 24101-063050 | BEARING, BALL 6305C3 | 2 | 2 | 2 | | | | | |
| 5 | 1 | 194405-33510 | GEAR, FINAL | 2 | 2 | 2 | | | | | |
| 6 | 1 | 194300-32570 | COLLAR, 35X48.6X6 | 2 | 2 | 2 | | | | | |
| 7 | 1 | 194440-32580 | COLLAR, 45X55X20 | 2 | 2 | 2 | | | | | |
| 8 | 1 | 194305-34100-X | SHAFT, REAR AXLE L | 1 | 1 | 1 | | | | | |
| 9 | 1 | 194305-34110-X | SHAFT, REAR AXLE R | 1 | 1 | 1 | | | | | |
| 10 | 1 | 194305-34170 | COLLAR, 45X57X20 | 2 | 2 | 2 | | | | | |
| 11 | 1 | 194305-34710-Q | HUB ASSY, WHEEL | 2 | 2 | 2 | | | | | |
| 12 | 2 | 194274-13580 | WASHER, SPRING 12 | 12 | 12 | 12 | | | | | |
| 13 | 2 | 1C6140-25210 | BOLT, FLANGE | 4 | 4 | 4 | | | | | |
| 15 | 2 | 194200-34750 | PIN, 10X78 | 2 | 2 | 2 | | | | | |
| 16 | 2 | 194446-34760 | BOLT M12X40 | 12 | 12 | 12 | | | | | |
| 17 | 2 | 1A1040-36040 | SPRING, FLANGE BOLT | 4 | 4 | 4 | | | | | |
| 18 | 2 | 22117-160000 | WASHER, 16 | 4 | 4 | 4 | | | | | |
| 19 | 2 | 22217-120000 | WASHER, SPRING 12 | 12 | 12 | 12 | | | | | |
| 20 | 2 | 22360-100000 | PIN, SNAP 10 | 2 | 2 | 2 | | | | | |
| 21 | 2 | 26736-120002 | NUT, M12 | 12 | 12 | 12 | | | | | |
| 22 | 1 | 22242-000350 | RING, 35 | 2 | 2 | 2 | | | | | |
| 23 | 1 | 22242-000400 | RING, 40 | 2 | 2 | 2 | | | | | |
| 24 | 1 | 22242-000450 | RING, 45 | 2 | 2 | 2 | | | | | |
| 25 | 1 | 24101-060090 | BEARING, BALL 6009C3 | 2 | 2 | 2 | | | | | |
| 26 | 1 | 24101-062074 | BEARING, BALL 6207 | 2 | 2 | 2 | | | | | |
| 27 | 1 | 24321-000450 | O-RING, 1AG45.0 | 2 | 2 | 2 | | | | | |

Fig.48. TURF TIRES(FRONT & REAR)

Fig. 48 TIRES (FRONT & REAR)



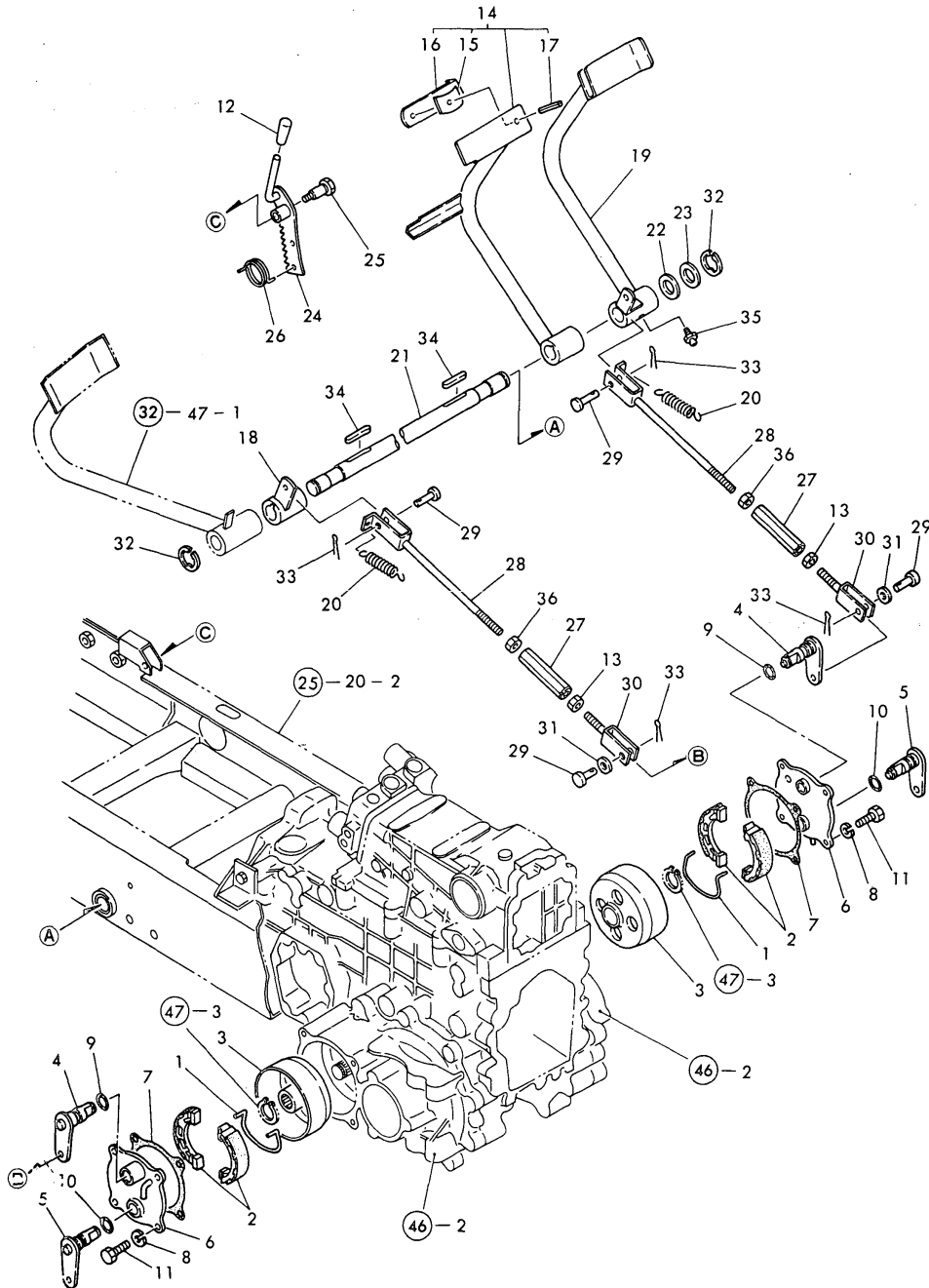
(A)=YM140-HK
(B)=YM167-HK
(C)=YM167D-HK

(D)=
(E)=
(F)=

| No. | Lev. | Parts No. | Description | Qty | | | | | | I | R |
|-----|------|----------------|----------------------|-----|-----|-----|-----|-----|-----|---|---|
| | | | | (A) | (B) | (C) | (D) | (E) | (F) | | |
| 1 | 1 | 194305-14700-S | TIRE (L) ASSY, FRONT | 1 | 1 | 1 | | | | | |
| 2 | 2 | 194305-12810 | TIRE, 20.5X8-10 | 1 | 1 | 1 | | | | | |
| 3 | 2 | 194240-12981-S | WHEEL 6.00IX10DC | 1 | 1 | 1 | | | | | |
| 4 | 1 | 194305-14800-S | TIRE (R) ASSY, FRONT | 1 | 1 | 1 | | | | | |
| 5 | 2 | 194305-12810 | TIRE, 20.5X8-10 | 1 | 1 | 1 | | | | | |
| 6 | 2 | 194240-12981-S | WHEEL 6.00IX10DC | 1 | 1 | 1 | | | | | |
| 7 | 1 | 194305-34600-S | TIRE (L) ASSY, REAR | 1 | 1 | 1 | | | | | |
| 8 | 2 | 194305-34810 | TIRE, 29X12.00-15 | 1 | 1 | 1 | | | | | |
| 9 | 2 | 194305-34870-S | WHEEL 10LBX15 | 1 | 1 | 1 | | | | | |
| 10 | 1 | 194305-34700-S | TIRE (R) ASSY, REAR | 1 | 1 | 1 | | | | | |
| 11 | 2 | 194305-34810 | TIRE, 29X12.00-15 | 1 | 1 | 1 | | | | | |
| 12 | 2 | 194305-34870-S | WHEEL 10LBX15 | 1 | 1 | 1 | | | | | |

Fig.49. BRAKES

Fig. 49 BRAKES



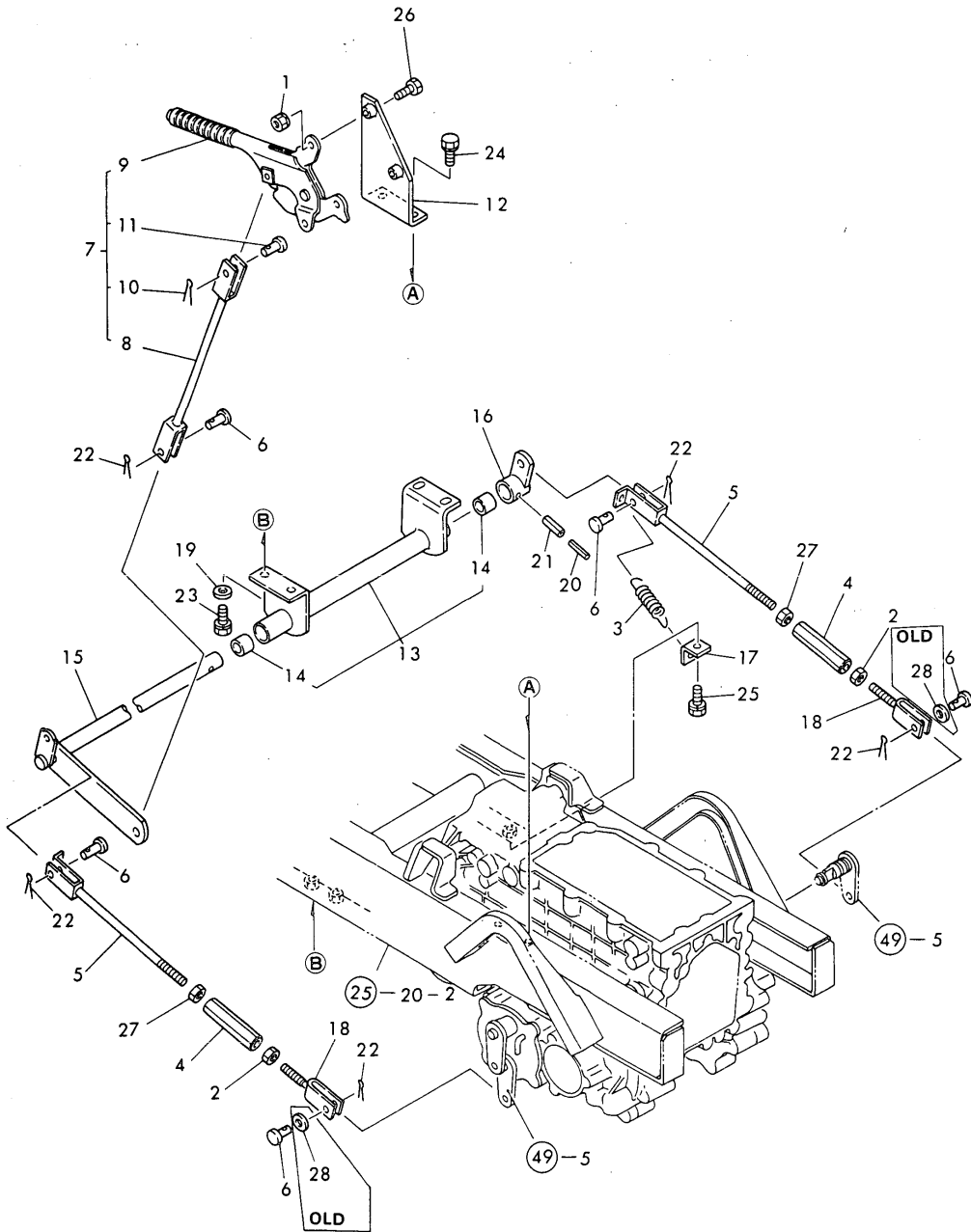
(A)=YM140-HK
(B)=YM167-HK
(C)=YM167D-HK

(D)=
(E)=
(F)=

| No. | Lev. | Parts No. | Description | Qty | | | | | | I | R |
|-----|------|----------------|----------------------|-----|-----|-----|-----|-----|-----|---|---|
| | | | | (A) | (B) | (C) | (D) | (E) | (F) | | |
| 1 | 1 | 194800-36550 | SPRING, SHOE | 2 | 2 | 2 | | | | | |
| 2 | 1 | 194305-36600 | SHOE, BRAKE | 4 | 4 | 4 | | | | | |
| 3 | 1 | 194305-36650 | DRUM, BRAKE | 2 | 2 | 2 | | | | | |
| 4 | 1 | 194305-36700 | CAMSHAFT, BRAKE | 2 | 2 | 2 | | | | | |
| 5 | 1 | 194405-36700 | CAMSHAFT, BRAKE | 2 | 2 | 2 | | | | | |
| 6 | 1 | 194405-36800 | COVER, BRAKE CASE | 2 | 2 | 2 | | | | | |
| 7 | 1 | 194305-36850 | PACKING | 2 | 2 | 2 | | | | | |
| 8 | 1 | 22217-100000 | WASHER, SPRING 10 | 8 | 8 | 8 | | | | | |
| 9 | 1 | 24341-000180 | O-RING, 1AS18.0 | 2 | 2 | 2 | | | | | |
| 10 | 1 | 24341-000180 | O-RING, 1AS18.0 | 2 | 2 | 2 | | | | | |
| 11 | 1 | 26116-100252 | BOLT, M10X 25 PLATED | 8 | 8 | 8 | | | | | |
| 12 | 1 | 194150-01190 | KNOB, LEVER | 1 | 1 | 1 | | | | | |
| 13 | 1 | 194150-22480 | NUT, M10 L | 2 | 2 | 2 | | | | | |
| 14 | 1 | 194305-37400-X | PEDAL ASSY, BRAKE L | 1 | 1 | 1 | | | | | |
| 15 | 2 | 194150-37530 | SPACER | 1 | 1 | 1 | | | | | |
| 16 | 2 | 194432-37540-S | CONNECTOR, PEDAL | 1 | 1 | 1 | | | | | |
| 17 | 2 | 22351-080018 | PIN, SPRING 8.0X18 | 1 | 1 | 1 | | | | | |
| 18 | 1 | 194305-37460-X | ARM (L) ASSY, BRAKE | 1 | 1 | 1 | | | | | |
| 19 | 1 | 194305-37500-X | PEDAL ASSY, BRAKE R | 1 | 1 | 1 | | | | | |
| 20 | 1 | 194305-37520 | SPRING, RETURN | 2 | 2 | 2 | | | | | |
| 21 | 1 | 194305-37550 | SHAFT, BRAKE PEDAL | 1 | 1 | 1 | | | | | |
| 22 | 1 | 194130-37560 | WASHER | 1 | 1 | 1 | | | | | |
| 23 | 1 | 194150-37570 | WASHER, 25X38X1.2 | 1 | 1 | 1 | | | | | |
| 24 | 1 | 194305-37661-U | LEVER, BRAKE_LOCK | 1 | 1 | 1 | | | | | |
| 25 | 1 | 194420-37670 | PIN, ROCK LEVER | 1 | 1 | 1 | | | | | |
| 26 | 1 | 194110-37691 | SPRING | 1 | 1 | 1 | | | | | |
| 27 | 1 | 194151-37730 | TURNBUCKLE M10X90 | 2 | 2 | 2 | | | | | |
| 28 | 1 | 194151-37771 | ROD, BRAKE R | 2 | 2 | 2 | | | | | |
| 29 | 1 | 194080-37781 | PIN, 8X25 | 4 | 4 | 4 | | | | | |
| 30 | 1 | 194405-38670 | ROD, BRAKE | 2 | 2 | 2 | | | | | |
| 31 | 1 | 22137-080000 | WASHER, 8 | 2 | 2 | 2 | | | | | |
| 32 | 1 | 22272-000190 | RING, E-19 | 2 | 2 | 2 | | | | | |
| 33 | 1 | 22417-200300 | PIN, COTTER 2.0X30 | 4 | 4 | 4 | | | | | |
| 34 | 1 | 22512-070400 | KEY, 7X 40 | 2 | 2 | 2 | | | | | |
| 35 | 1 | 24761-010000 | NIPPLE, GREASE M6F | 1 | 1 | 1 | | | | | |
| 36 | 1 | 26716-100002 | NUT, M10 | 2 | 2 | 2 | | | | | |

Fig.50. PARKING BRAKE

Fig. 50 PARKING BRAKE



(A)=YM140-HK
 (B)=YM167-HK
 (C)=YM167D-HK

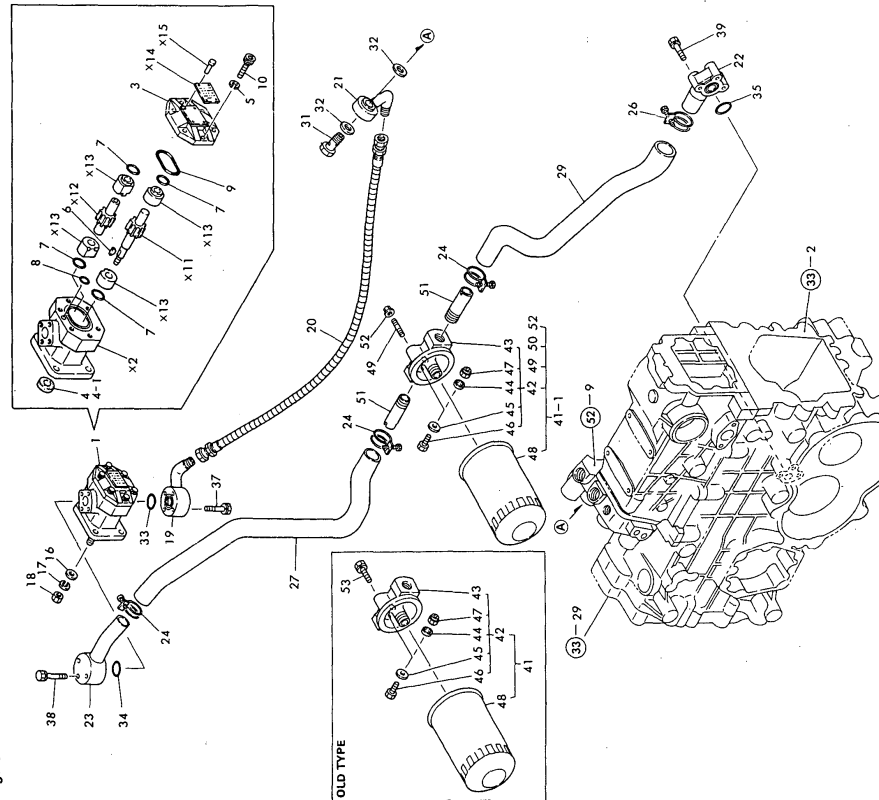
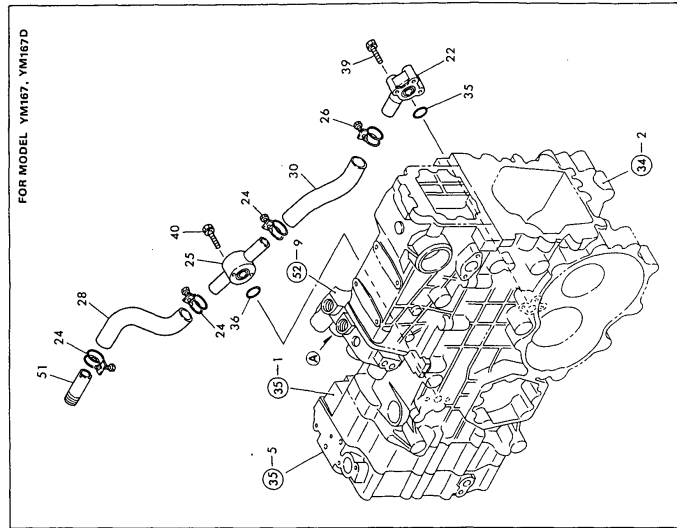
(D)=
 (E)=
 (F)=

| No. | Lev. | Parts No. | Description | Q'ty | | | | | | I | R |
|-----|------|----------------|---------------------|-------|-----|-----|-----|-----|-----|---|---|
| | | | | (A) | (B) | (C) | (D) | (E) | (F) | | |
| 1 | 1 | 194990-22050 | NUT, M8 | 2 | 2 | 2 | | | | | |
| 2 | 1 | 194150-22480 | NUT, M10 L | 2 | 2 | 2 | | | | | |
| 3 | 1 | 194305-37520 | SPRING, RETURN | 1 | 1 | 1 | | | | | |
| 4 | 1 | 194151-37730 | TURNBUCKLE M10X90 | 2 | 2 | 2 | | | | | |
| 5 | 1 | 194151-37771 | ROD, BRAKE R | 2 | 2 | 2 | | | | | |
| 6 | 1 | 194080-37781 | PIN, 8X25 | 5 | 5 | 5 | | | | | |
| 7 | 1 | 194405-38400-X | BRAKE ASSY, PARKING | 1 | 1 | 1 | | | | | |
| 8 | 2 | 194405-38410 | ROD, BRAKE | 1 | 1 | 1 | | | | | |
| 9 | 2 | 194250-38814 | BRAKE, PARKING | 1 | 1 | 1 | | | | | |
| 10 | 2 | 22417-200300 | PIN, COTTER 2.0X30 | 1 | 1 | 1 | | | | | |
| 11 | 2 | 22487-080260 | PIN, H 8X 26 | 1 | 1 | 1 | | | | | |
| 12 | 1 | 194405-38450 | BRACKET, BRAKE | 1 | 1 | 1 | | | | | |
| 13 | 1 | 194405-38500 | BRACKET ASSY, LINK | 1 | 1 | 1 | | | | | |
| 14 | 2 | 24550-020250 | BUSH, 20X25 | 2 | 2 | 2 | | | | | |
| 15 | 1 | 194405-38550 | SHAFT, BRAKE P | 1 | 1 | 1 | | | | | |
| 16 | 1 | 194405-38610 | ARM, BRAKE | 1 | 1 | 1 | | | | | |
| 17 | 1 | 194405-38650 | HOOK, SPRING | 1 | 1 | 1 | | | | | |
| 18 | 1 | 194405-38670 | ROD, BRAKE | 2 | 2 | 2 | | | | | |
| 19 | 1 | 22137-100000 | WASHER, 10 | 2 | 2 | 2 | | | | | |
| 20 | 1 | 22351-035032 | PIN, SPRING 3.5X32 | 1 | 1 | 1 | | | | | |
| 21 | 1 | 22351-060032 | PIN, SPRING 6.0X32 | 1 | 1 | 1 | | | | | |
| 22 | 1 | 22417-200300 | PIN, COTTER 2.0X30 | 5 | 5 | 5 | | | | | |
| 23 | 1 | 26013-100252 | BOLT, M10X 25 | 4 | 4 | 4 | | | | | |
| 24 | 1 | 26013-100252 | BOLT, M10X 25 | 2 | 2 | 2 | | | | | |
| 25 | 1 | 26013-100252 | BOLT, M10X 25 | 1 | 1 | 1 | | | | | |
| 26 | 1 | 26116-080352 | BOLT, M8X 35 PLATED | 2 | 2 | 2 | | | | | |
| 27 | 1 | 26716-100002 | NUT, M10 | 2 | 2 | 2 | | | | | |
| 28 | 1 | 22137-080000 | WASHER, 8 | 2 | 2 | 2 | | | | | Z |
| | | (A=*) | (B=*) | (C=*) | | | | | | | |

Fig.51. HYDRAULIC PIPES

(A)=YM140-HK
(B)=YM167-HK
(C)=YM167D-HK

(D)=
(E)=
(F)=

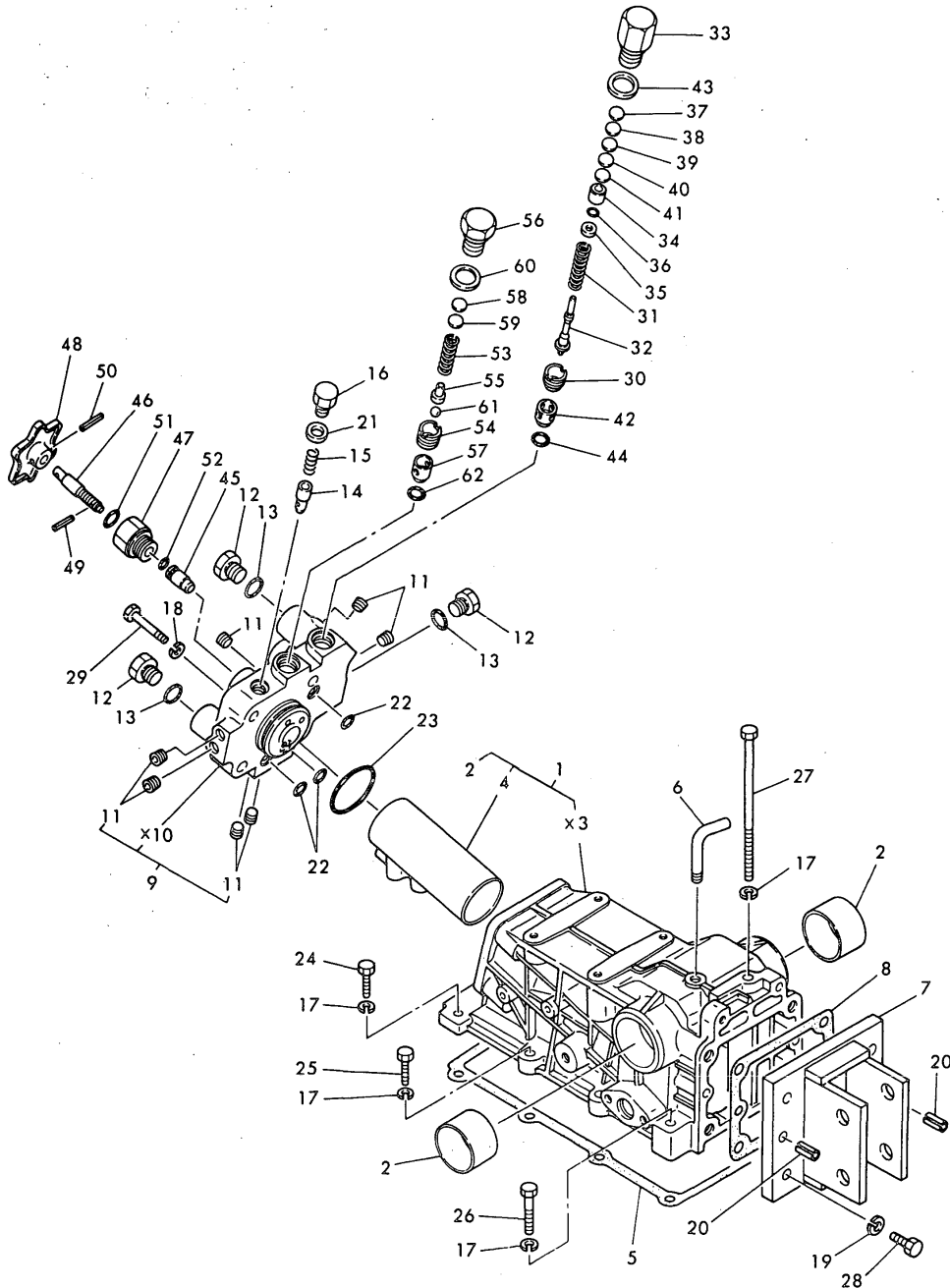


| No. | Lev. | Parts No. | Description | Qty | | | | | | I | R |
|------|------|--|----------------------|-----|-----|-----|-----|-----|-----|---|---|
| | | | | (A) | (B) | (C) | (D) | (E) | (F) | | |
| 1 | 1 | 194420-41110 | PUMP ASSY, HYDRAULIC | 1 | 1 | 1 | | | | | |
| 3 | 2 | 194320-41150 | COVER | 1 | 1 | 1 | | | | | |
| 4 | 2 | 194320-41160 | SEAL TC14 25 7, OIL | 1 | 1 | 1 | | | | | |
| 4-1 | 2 | 24421-142507 (A=FXXXXX) (B=FXXXXX) (C=FXXXXX) | SEAL, OIL TC142507 | 1 | 1 | 1 | | | | | N |
| 5 | 2 | 22217-080000 | WASHER, SPRING 8 | 6 | 6 | 6 | | | | | |
| 6 | 2 | 22522-030130 | KEY, WOODRUFF 3X13 | 1 | 1 | 1 | | | | | |
| 7 | 2 | 24315-000200 | O-RING, 1BP20.0 | 4 | 4 | 4 | | | | | |
| 8 | 2 | 24341-000100 | O-RING, 1AS10.0 | 1 | 1 | 1 | | | | | |
| 9 | 2 | 24341-000480 | O-RING, 1AS48.0 | 1 | 1 | 1 | | | | | |
| 10 | 2 | 26450-080252 | BOLT, M8X 25 | 6 | 6 | 6 | | | | | |
| 16 | 1 | 194100-41670 | WASHER 8.5X18X2 | 1 | 1 | 1 | | | | | |
| 17 | 1 | 22217-080000 | WASHER, SPRING 8 | 1 | 1 | 1 | | | | | |
| 18 | 1 | 26716-080002 | NUT, M8 | 1 | 1 | 1 | | | | | |
| 19 | 1 | 194305-48101-X | PIPE, HIGH-PRESSURE | 1 | 1 | 1 | | | | | |
| 20 | 1 | 194305-48141-X | PIPE, HIGH PRESSURE | 1 | 1 | 1 | | | | | |
| 21 | 1 | 194305-48151-X | PIPE, HIGH PRESSURE | 1 | 1 | 1 | | | | | |
| 22 | 1 | 194550-48190 | BEND | 1 | 1 | 1 | | | | | |
| 23 | 1 | 194305-48200-X | PIPE, LOW PRESSURE | 1 | 1 | 1 | | | | | |
| 24 | 1 | 194464-48210 | CLAMP 32 | 3 | 5 | 5 | | | | | |
| 25 | 1 | 194305-48221-X | PIPE ASSY, PRESSURE | | 1 | 1 | | | | | |
| 26 | 1 | 194464-48220 | PIPE, LOW PRESSURE | 1 | 1 | 1 | | | | | |
| 27 | 1 | 194305-48250 | HOSE, PRESSURE A | 1 | 1 | 1 | | | | | |
| 28 | 1 | 194305-48260 | RUBBER PIPE | | 1 | 1 | | | | | |
| 29 | 1 | 194405-48260 | HOSE, PRESSURE C | 1 | | | | | | | |
| 30 | 1 | 194305-48270 | HOSE, PRESSURE C | | 1 | 1 | | | | | |
| 31 | 1 | 194446-48650 | BOLT, JOINT M12 | 1 | 1 | 1 | | | | | |
| 32 | 1 | 23414-180023 | GASKET, 18X1.0 | 2 | 2 | 2 | | | | | |
| 33 | 1 | 24311-000200 | O-RING, 1AP20.0 | 1 | 1 | 1 | | | | | |
| 34 | 1 | 24311-000200 | O-RING, 1AP20.0 | 1 | 1 | 1 | | | | | |
| 35 | 1 | 24311-000200 | O-RING, 1AP20.0 | 1 | 1 | 1 | | | | | |
| 36 | 1 | 24311-000200 | O-RING, 1AP20.0 | | 1 | 1 | | | | | |
| 37 | 1 | 26013-060352 | BOLT, M6X 35 | 4 | 4 | 4 | | | | | |
| 38 | 1 | 26013-060402 | BOLT, M6X 40 | 3 | 3 | 3 | | | | | |
| 39 | 1 | 26013-060402 | BOLT, M6X 40 | 3 | 3 | 3 | | | | | |
| 40 | 1 | 26013-060402 | BOLT, M6X 40 | | 2 | 2 | | | | | |
| 41 | 1 | 794305-48300-X | COVER W/FILTER | 1 | 1 | 1 | | | | | |
| 41-1 | 1 | 794305-48301 (A=FXXXXX) (B=FXXXXX) (C=FXXXXX) | COVER W/FILTER | 1 | 1 | 1 | | | | | N |
| 42 | 2 | 194305-48300-X | COVER ASSY, FILTER | 1 | 1 | 1 | | | | | |
| 43 | 3 | 194305-48310 | COVER, FILTER | 1 | 1 | 1 | | | | | |
| 44 | 3 | 194305-48320 | VALVE | 1 | 1 | 1 | | | | | |
| 45 | 3 | 194305-48330 | BASE, VALVE | 1 | 1 | 1 | | | | | |
| 46 | 3 | 26116-040122 | BOLT, M4X 12 PLATED | 1 | 1 | 1 | | | | | |
| 47 | 3 | 26347-040002 | NUT, M4 | 1 | 1 | 1 | | | | | |
| 48 | 2 | 194464-48310 | FILTER, HYDRAULIC | 1 | 1 | 1 | | | | | |
| 49 | 2 | 26216-080222 (A=FXXXXX) (B=FXXXXX) (C=FXXXXX) | STUD, M8X 22 | 2 | 2 | 2 | | | | | W |
| 50 | 2 | 194305-48350 (A=*1985.07) (B=*1985.07) (C=*1985.07) | WASHER, 8.4X2 | 1 | 1 | 1 | | | | | W |
| 51 | 1 | 194305-48370 | JOINT, FILTER COVER | 2 | 2 | 2 | | | | | |

Fig. 51 HYDRAULIC PIPES

Fig.52. HYDRAULIC CYLINDER

Fig. 52 HYDRAULIC CYLINDER



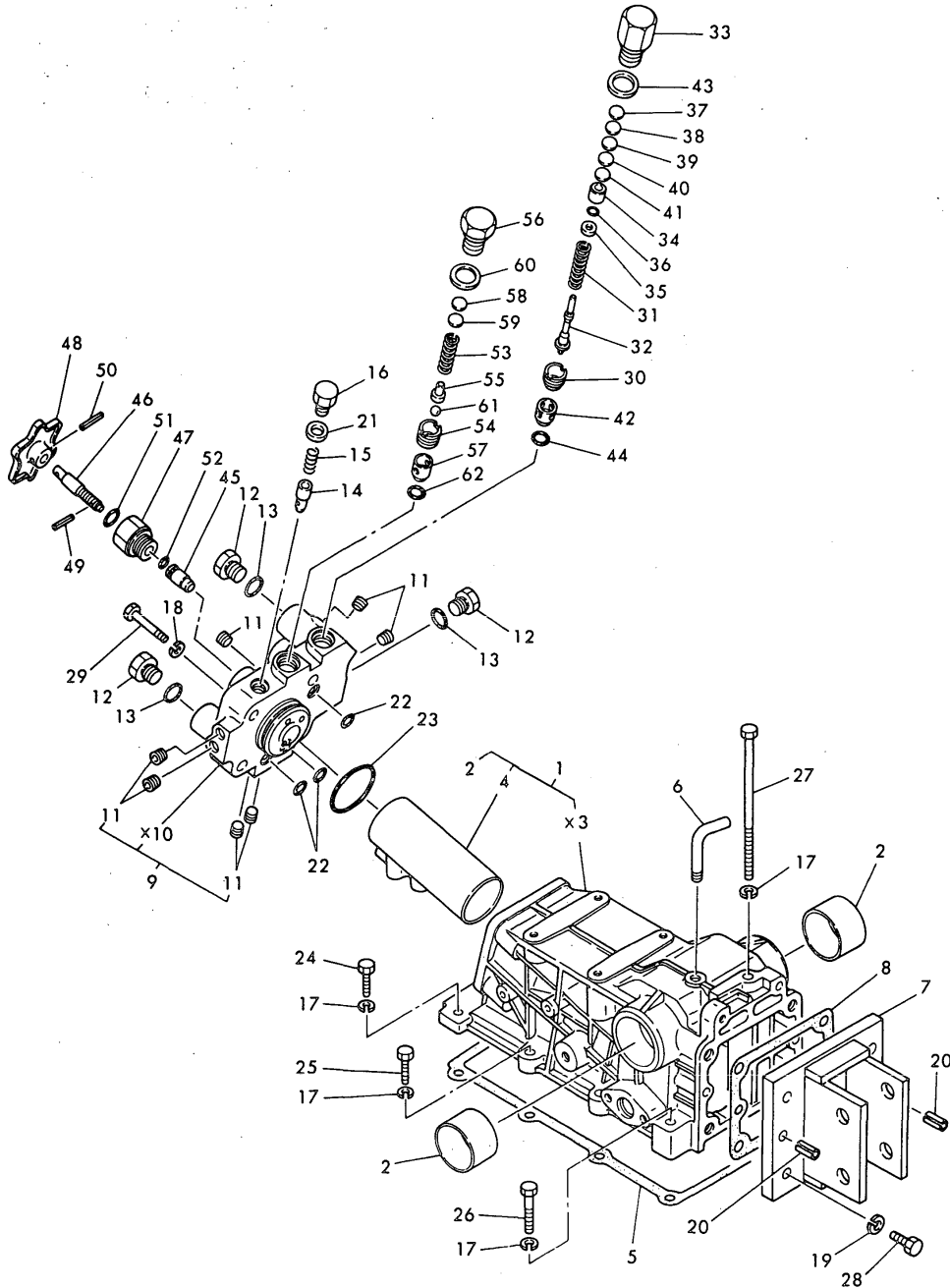
(A)=YM140-HK
(B)=YM167-HK
(C)=YM167D-HK

(D)=
(E)=
(F)=

| No. | Lev. | Parts No. | Description | Qty | | | | | | I | R |
|-----|------|----------------|----------------------|-----|-----|-----|-----|-----|-----|---|---|
| | | | | (A) | (B) | (C) | (D) | (E) | (F) | | |
| 1 | 1 | 194305-42100 | HOUSING, HYDRAULIC | 1 | 1 | 1 | | | | | |
| 2 | 2 | 194300-24130 | BUSH 45X50X30 | 2 | 2 | 2 | | | | | |
| 4 | 2 | 194305-42120 | MATERIAL, SLEEVE | 1 | 1 | 1 | | | | | |
| 5 | 1 | 194305-42150 | PACKING, HOUSING | 1 | 1 | 1 | | | | | |
| 6 | 1 | 194205-42280 | PIPE, AIR BREATHER | 1 | 1 | 1 | | | | | |
| 7 | 1 | 194151-42810 | HINGE, TOP LINK | 1 | 1 | 1 | | | | | |
| 8 | 1 | 194305-42830 | PACKING | 1 | 1 | 1 | | | | | |
| 9 | 1 | 194305-43200-X | HEAD ASSY, CYLINDER | 1 | 1 | 1 | | | | | |
| 11 | 2 | 23871-010000 | PLUG, R01 | 7 | 7 | 7 | | | | | |
| 12 | 1 | 194464-45920 | PLUG, 3/4-16UNF | 3 | 3 | 3 | | | | | |
| 13 | 1 | 194464-45930 | O-RING, 8-1 | 3 | 3 | 3 | | | | | |
| 14 | 1 | 194310-46350 | POPPET, CHECK | 1 | 1 | 1 | | | | | |
| 15 | 1 | 194310-46380 | SPRING | 1 | 1 | 1 | | | | | |
| 16 | 1 | 194310-46730 | PLUG, 14 | 1 | 1 | 1 | | | | | |
| 17 | 1 | 22217-100000 | WASHER, SPRING 10 | 9 | 9 | 9 | | | | | |
| 18 | 1 | 22217-120000 | WASHER, SPRING 12 | 4 | 4 | 4 | | | | | |
| 19 | 1 | 22217-120000 | WASHER, SPRING 12 | 4 | 4 | 4 | | | | | |
| 20 | 1 | 22351-100022 | PIN, SPRING 10.0X22 | 2 | 2 | 2 | | | | | |
| 21 | 1 | 23414-140018 | GASKET, 14X1.0 | 1 | 1 | 1 | | | | | |
| 22 | 1 | 24315-000110 | O-RING, 1BP11.0 | 3 | 3 | 3 | | | | | |
| 23 | 1 | 24325-000500 | O-RING, 1BG50.0 | 1 | 1 | 1 | | | | | |
| 24 | 1 | 26116-100302 | BOLT, M10X 30 PLATED | 2 | 2 | 2 | | | | | |
| 25 | 1 | 26116-100352 | BOLT, M10X 35 PLATED | 4 | 4 | 4 | | | | | |
| 26 | 1 | 26116-100502 | BOLT, M10X 50 PLATED | 2 | 2 | 2 | | | | | |
| 27 | 1 | 26116-101602 | BOLT, M10X160 PLATED | 1 | 1 | 1 | | | | | |
| 28 | 1 | 26116-120352 | BOLT, M12X 35 PLATED | 4 | 4 | 4 | | | | | |
| 29 | 1 | 26116-120602 | BOLT, M12X 60 PLATED | 4 | 4 | 4 | | | | | |
| 30 | 1 | 194275-45340 | SCREW, VALVE SEAT | 1 | 1 | 1 | | | | | |
| 31 | 1 | 194170-45610 | SPRING, RELIEF VALVE | 1 | 1 | 1 | | | | | |
| 32 | 1 | 194195-45620 | POPPET | 1 | 1 | 1 | | | | | |
| 33 | 1 | 194195-45630 | PLUG, RELIEF VALVE | 1 | 1 | 1 | | | | | |
| 34 | 1 | 194195-45640 | SEAT, 6.6X13X12.5 | 1 | 1 | 1 | | | | | |
| 35 | 1 | 194195-45650 | WASHER, 6.6X13X3,2 | 1 | 1 | 1 | | | | | |
| 36 | 1 | 194195-45660 | O-RING 6X1.8 | 1 | 1 | 1 | | | | | |
| 37 | 1 | 194170-45700 | SHIM, T=0.1 | 1 | 1 | 1 | | | | | A |
| 38 | 1 | 194170-45710 | SHIM, T=0.2 | 1 | 1 | 1 | | | | | A |
| 39 | 1 | 194170-45720 | SHIM, T=0.3 | 1 | 1 | 1 | | | | | A |
| 40 | 1 | 194170-45730 | SHIM, T=0.5 | 1 | 1 | 1 | | | | | A |
| 41 | 1 | 194170-45740 | SHIM, T=1.0 | 1 | 1 | 1 | | | | | A |
| 42 | 1 | 194195-46260 | SEAT, RELIEF VALVE | 1 | 1 | 1 | | | | | |
| 43 | 1 | 23414-200026 | GASKET, 20X1.0 | 1 | 1 | 1 | | | | | |
| 44 | 1 | 24311-000120 | O-RING, 1AP12.0 | 1 | 1 | 1 | | | | | |
| 45 | 1 | 194550-46300 | VALVE, STOP | 1 | 1 | 1 | | | | | |
| 46 | 1 | 194363-46620 | BOLT, STOP | 1 | 1 | 1 | | | | | |
| 47 | 1 | 194312-46630 | HOLDER, VALVE | 1 | 1 | 1 | | | | | |
| 48 | 1 | 194151-46640 | KNOB | 1 | 1 | 1 | | | | | |
| 49 | 1 | 22351-040012 | PIN, SPRING 4.0X12 | 1 | 1 | 1 | | | | | |
| 50 | 1 | 22351-040022 | PIN, SPRING 4.0X22 | 1 | 1 | 1 | | | | | |
| 51 | 1 | 24311-000120 | O-RING, 1AP12.0 | 1 | 1 | 1 | | | | | |
| 52 | 1 | 24315-000090 | O-RING, 1BP9.0 | 1 | 1 | 1 | | | | | |
| 53 | 1 | 194150-45320 | SPRING, RELIEF VALVE | 1 | 1 | 1 | | | | | |

Fig.52. HYDRAULIC CYLINDER

Fig. 52 HYDRAULIC CYLINDER



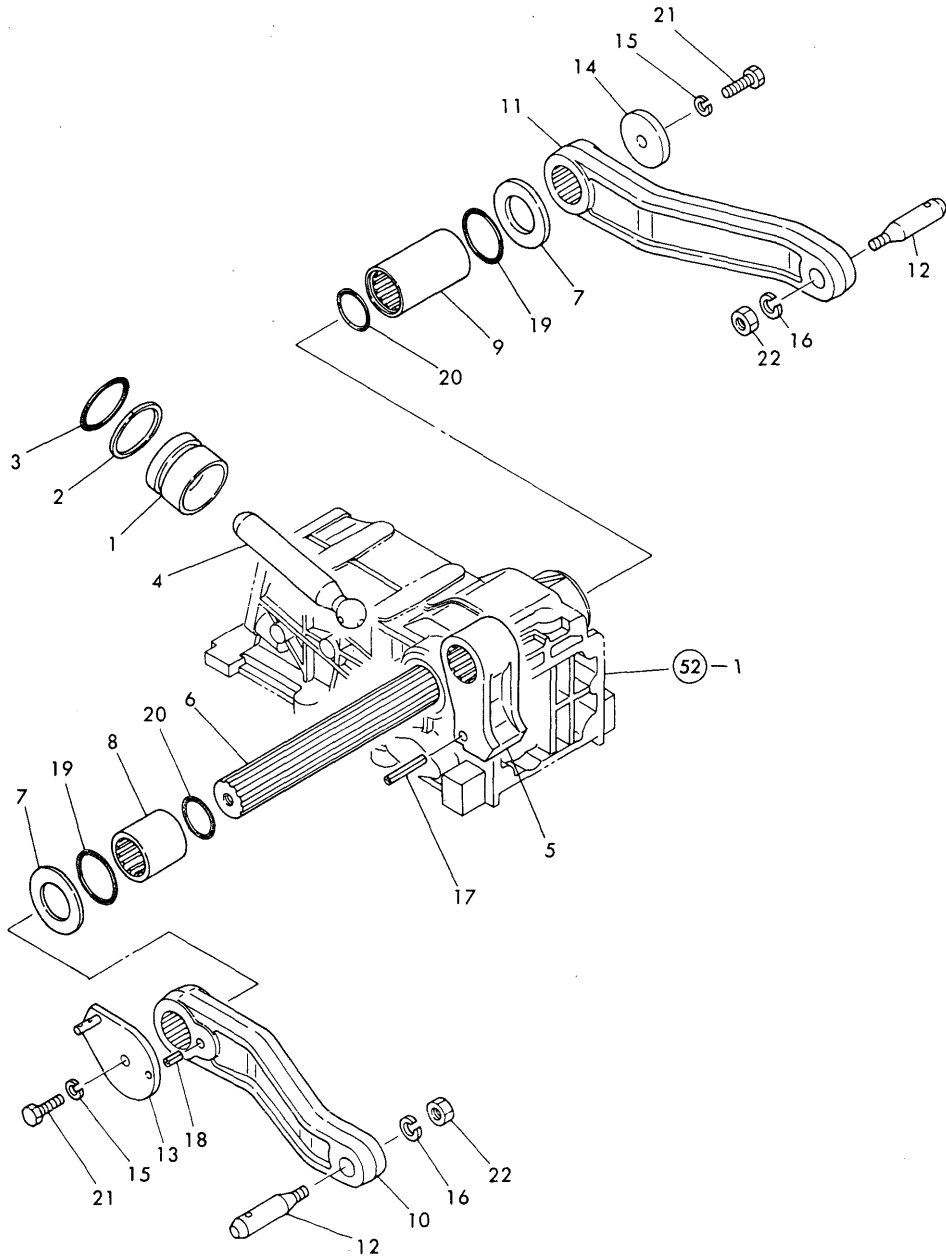
(A)=YM140-HK
(B)=YM167-HK
(C)=YM167D-HK

(D)=
(E)=
(F)=

| No. | Lev. | Parts No. | Description | Q'ty | | | | | | I | R |
|-----|------|--------------|--------------------|------|-----|-----|-----|-----|-----|---|---|
| | | | | (A) | (B) | (C) | (D) | (E) | (F) | | |
| 54 | 1 | 194150-45340 | SCREW, VALVE | 1 | 1 | 1 | | | | | |
| 55 | 1 | 194150-45361 | HOLDER, VALVE | 1 | 1 | 1 | | | | | |
| 56 | 1 | 194151-45370 | PLUG, RELIEF VALVE | 1 | 1 | 1 | | | | | |
| 57 | 1 | 194151-46261 | SEAT, RELIEF VALVE | 1 | 1 | 1 | | | | | |
| 58 | 1 | 110250-53410 | SHIM, T=0.2 | 1 | 1 | 1 | | | | | B |
| 59 | 1 | 110250-53430 | SHIM, T=0.5 | 1 | 1 | 1 | | | | | B |
| 60 | 1 | 23414-200026 | GASKET, 20X1.0 | 1 | 1 | 1 | | | | | |
| 61 | 1 | 24190-080003 | BALL, STEEL 1/4 | 1 | 1 | 1 | | | | | |
| 62 | 1 | 24311-000120 | O-RING, 1AP12.0 | 1 | 1 | 1 | | | | | |

Fig.53. HYDRAULIC LIFT

Fig. 53 HYDRAULIC LIFT



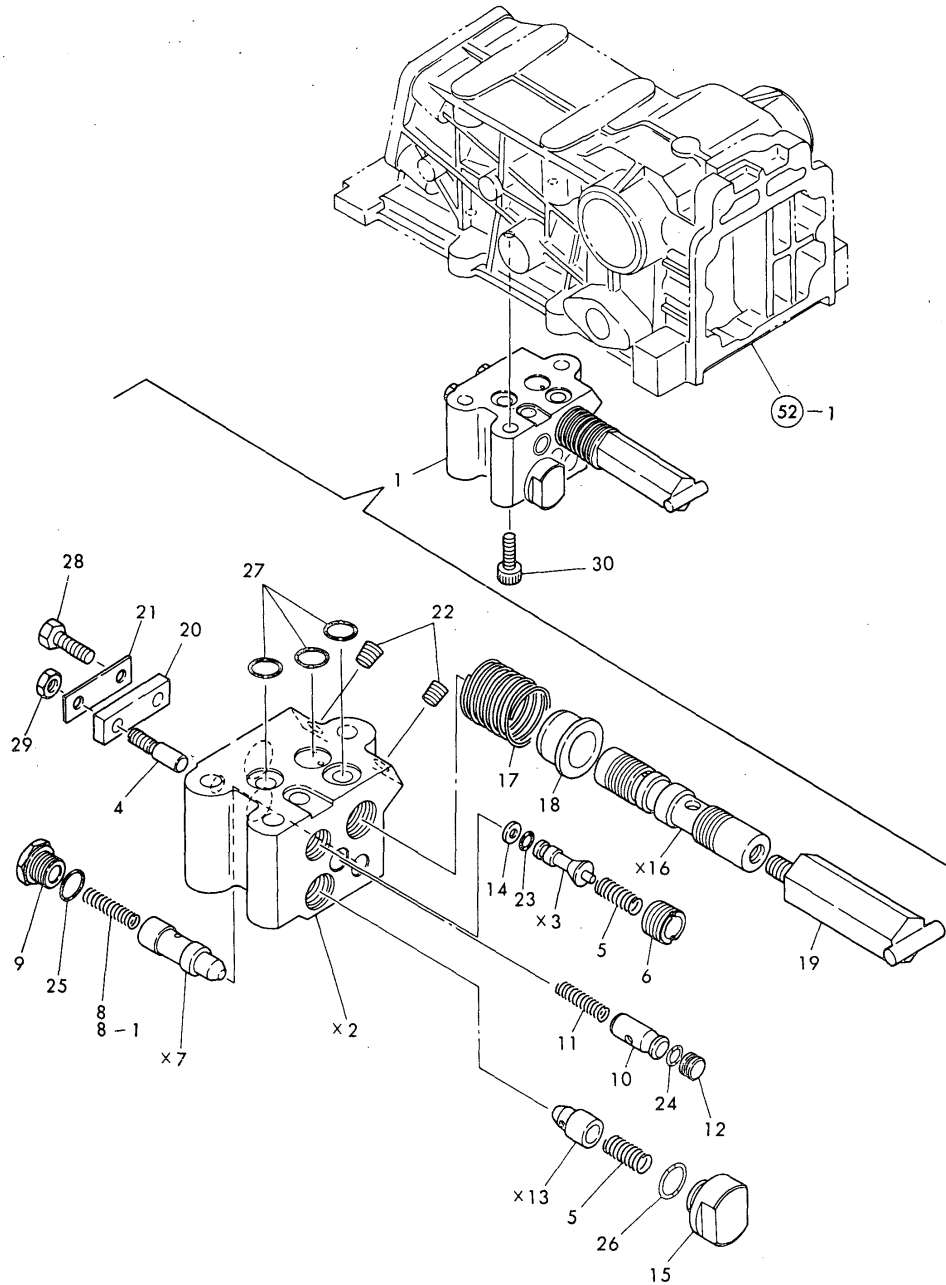
(A)=YM140-HK
(B)=YM167-HK
(C)=YM167D-HK

(D)=
(E)=
(F)=

| No. | Lev. | Parts No. | Description | Qty | | | | | | I | R |
|-----|------|----------------|----------------------|-----|-----|-----|-----|-----|-----|---|---|
| | | | | (A) | (B) | (C) | (D) | (E) | (F) | | |
| 1 | 1 | 194305-43310 | PISTON, HYDRAULIC | 1 | 1 | 1 | | | | | |
| 2 | 1 | 194300-43330 | RING, BACK UP P49 | 1 | 1 | 1 | | | | | |
| 3 | 1 | 24315-000490 | O-RING 1B P-49.0 | 1 | 1 | 1 | | | | | |
| 4 | 1 | 194305-43410 | ROD, PISTON | 1 | 1 | 1 | | | | | |
| 5 | 1 | 194305-44110 | CRANK, LIFT | 1 | 1 | 1 | | | | | |
| 6 | 1 | 194300-44210 | SHAFT, LIFT | 1 | 1 | 1 | | | | | |
| 7 | 1 | 194300-44230 | LINER, 35X60X3 | 2 | 2 | 2 | | | | | |
| 8 | 1 | 194197-44250 | SLEEVE, LIFT SHAFT L | 1 | 1 | 1 | | | | | |
| 9 | 1 | 194197-44260 | SLEEVE, LIFT SHAFT | 1 | 1 | 1 | | | | | |
| 10 | 1 | 194305-44410-X | ARM, LIFT L | 1 | 1 | 1 | | | | | |
| 11 | 1 | 194305-44420-X | ARM, LIFT | 1 | 1 | 1 | | | | | |
| 12 | 1 | 194130-44480 | PIN, LIFT ARM | 2 | 2 | 2 | | | | | |
| 13 | 1 | 194405-44510 | ARM, FEED BACK | 1 | 1 | 1 | | | | | |
| 14 | 1 | 194197-44610 | WASHER, 10X50X6 | 1 | 1 | 1 | | | | | |
| 15 | 1 | 22217-100000 | WASHER, SPRING 10 | 2 | 2 | 2 | | | | | |
| 16 | 1 | 22217-160000 | WASHER, SPRING 16 | 2 | 2 | 2 | | | | | |
| 17 | 1 | 22351-050040 | PIN, SPRING 5.0X40 | 1 | 1 | 1 | | | | | |
| 18 | 1 | 22351-060016 | PIN, SPRING 6.0X16 | 1 | 1 | 1 | | | | | |
| 19 | 1 | 24321-000450 | O-RING, 1AG45.0 | 2 | 2 | 2 | | | | | |
| 20 | 1 | 24341-000360 | O-RING, 1AS36.0 | 2 | 2 | 2 | | | | | |
| 21 | 1 | 26116-100202 | BOLT, M10X 20 PLATED | 2 | 2 | 2 | | | | | |
| 22 | 1 | 26736-160002 | NUT, M16 | 2 | 2 | 2 | | | | | |

Fig.54. HYDRAULIC CONTROL VALVE

Fig. 54 HYDRAULIC CONTROL VALVE



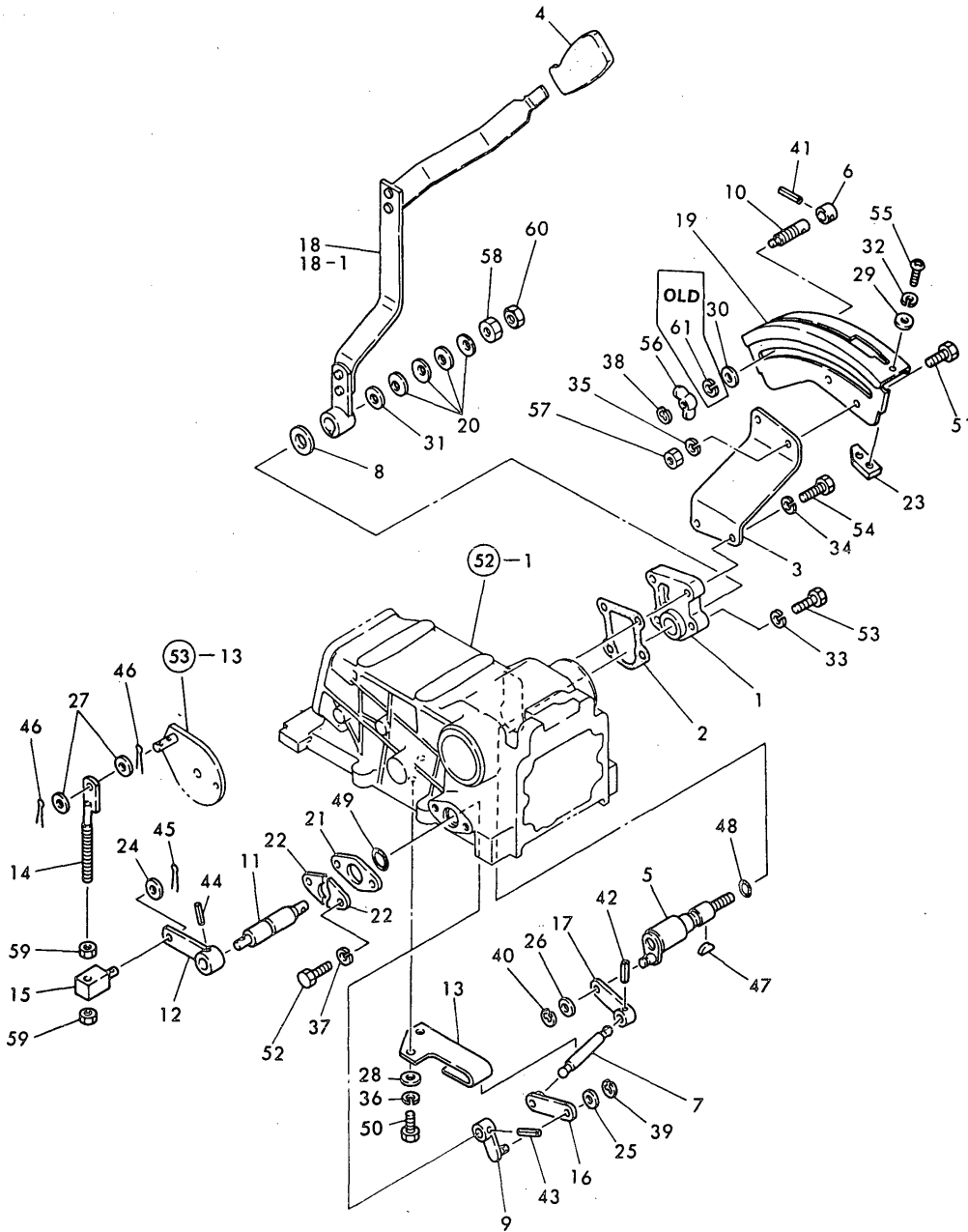
(A)=YM140-HK
(B)=YM167-HK
(C)=YM167D-HK

(D)=
(E)=
(F)=

| No. | Lev. | Parts No. | Description | Qty | | | | | | I | R |
|-----|------|--------------|---------------------|--------------|-----|-----|-----|-----|-----|---|---|
| | | | | (A) | (B) | (C) | (D) | (E) | (F) | | |
| 1 | 1 | 194305-45100 | VALVE ASSY, CONTROL | 1 | 1 | 1 | | | | | |
| 4 | 2 | 194170-45220 | BAR, PUSH | 1 | 1 | 1 | | | | | |
| 5 | 2 | 194170-45230 | SPRING | 2 | 2 | 2 | | | | | |
| 6 | 2 | 194170-45250 | HOLDER | 1 | 1 | 1 | | | | | |
| 8 | 2 | 194170-45320 | SPRING | 1 | 1 | 1 | | | | | |
| 8-1 | 2 | 194170-45321 | SPRING | 1 | 1 | 1 | | | | | N |
| | | (A=*1983.12) | (B=*1983.12) | (C=*1983.12) | | | | | | | |
| 9 | 2 | 194170-45330 | PLUG | 1 | 1 | 1 | | | | | |
| 10 | 2 | 194170-45350 | SPOOL | 1 | 1 | 1 | | | | | |
| 11 | 2 | 194170-45360 | SPRING | 1 | 1 | 1 | | | | | |
| 12 | 2 | 194170-45370 | PLUG | 1 | 1 | 1 | | | | | |
| 14 | 2 | 194170-45430 | RING, BACK UP | 1 | 1 | 1 | | | | | |
| 15 | 2 | 194170-45440 | PLUG | 1 | 1 | 1 | | | | | |
| 17 | 2 | 194170-45520 | SPRING, SPOOL | 1 | 1 | 1 | | | | | |
| 18 | 2 | 194170-45530 | STOPPER, SPOOL | 1 | 1 | 1 | | | | | |
| 19 | 2 | 194305-45540 | PIN | 1 | 1 | 1 | | | | | |
| 20 | 2 | 194170-45550 | BAR, SPOOL | 1 | 1 | 1 | | | | | |
| 21 | 2 | 194170-45560 | WASHER, 12X40X0.6 | 1 | 1 | 1 | | | | | |
| 22 | 2 | 23871-010000 | PLUG, R01 | 2 | 2 | 2 | | | | | |
| 23 | 2 | 24311-000050 | O-RING, 1AP5.0 | 1 | 1 | 1 | | | | | |
| 24 | 2 | 24311-000070 | O-RING, 1AP7.0 | 1 | 1 | 1 | | | | | |
| 25 | 2 | 24311-000120 | O-RING, 1AP12.0 | 1 | 1 | 1 | | | | | |
| 26 | 2 | 24311-000120 | O-RING, 1AP12.0 | 1 | 1 | 1 | | | | | |
| 27 | 2 | 24315-000110 | O-RING, 1BP11.0 | 3 | 3 | 3 | | | | | |
| 28 | 2 | 26116-060142 | BOLT, M6X 14 PLATED | 1 | 1 | 1 | | | | | |
| 29 | 2 | 26756-060002 | NUT, LOCK M6 | 1 | 1 | 1 | | | | | |
| 30 | 1 | 26450-080202 | BOLT, M8X 20 | 3 | 3 | 3 | | | | | |

Fig.55. HYDRAULIC CONTROL

Fig. 55 HYDRAULIC CONTROL



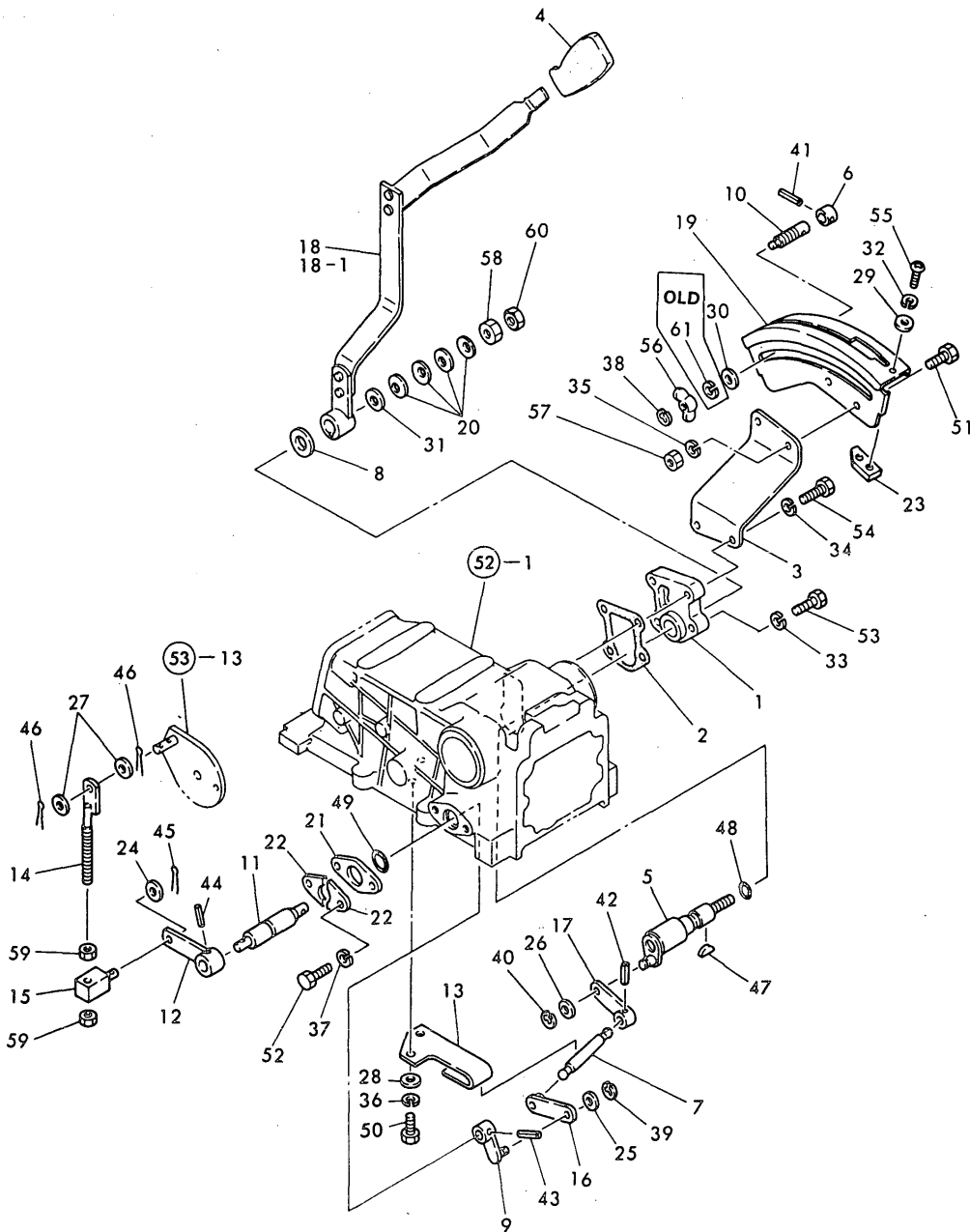
(A)=YM140-HK
(B)=YM167-HK
(C)=YM167D-HK

(D)=
(E)=
(F)=

| No. | Lev. | Parts No. | Description | Q'ty | | | | | | I | R |
|------|------|----------------------------------|--------------------|------|-----|-----|-----|-----|-----|---|---|
| | | | | (A) | (B) | (C) | (D) | (E) | (F) | | |
| 1 | 1 | 194305-42210 | COVER, SIDE | 1 | 1 | 1 | | | | | |
| 2 | 1 | 194305-42220 | PACKING | 1 | 1 | 1 | | | | | |
| 3 | 1 | 194305-47110-X | BRACKET, CONTROL | 1 | 1 | 1 | | | | | |
| 4 | 1 | 194420-47370 | KNOB, LEVER | 1 | 1 | 1 | | | | | |
| 5 | 1 | 194305-47380 | SHAFT, CONTROL | 1 | 1 | 1 | | | | | |
| 6 | 1 | 194432-47390 | STOPPER | 1 | 1 | 1 | | | | | |
| 7 | 1 | 194208-47420 | BAR, CONTROL | 1 | 1 | 1 | | | | | |
| 8 | 1 | 194170-47440 | PLATE, FRICTION | 1 | 1 | 1 | | | | | |
| 9 | 1 | 194208-47440 | LEVER, FEEDBACK | 1 | 1 | 1 | | | | | |
| 10 | 1 | 194464-47440 | BOLT, STOPPER | 1 | 1 | 1 | | | | | |
| 11 | 1 | 194305-47450 | SHAFT, FEEDBACK | 1 | 1 | 1 | | | | | |
| 12 | 1 | 194405-47470 | LEVER, FEEDBACK | 1 | 1 | 1 | | | | | |
| 13 | 1 | 194305-47490 | GUIDE, BAR | 1 | 1 | 1 | | | | | |
| 14 | 1 | 194208-47510 | ROD, FEEDBACK | 1 | 1 | 1 | | | | | |
| 15 | 1 | 194208-47530 | ADJUSTER | 1 | 1 | 1 | | | | | |
| 16 | 1 | 194208-47550 | BAR, CONNECT | 1 | 1 | 1 | | | | | |
| 17 | 1 | 194208-47570 | BAR, CONNECT | 1 | 1 | 1 | | | | | |
| 18 | 1 | 194405-47610 | LEVER, CONTROL | 1 | 1 | 1 | | | | | |
| 18-1 | 1 | 194405-47611 | LEVER, CONTROL | 1 | 1 | 1 | | | | | N |
| | | (A=F30129) (B=F30027) (C=F40196) | | | | | | | | | |
| 19 | 1 | 194305-47710 | GUIDE, LEVER | 1 | 1 | 1 | | | | | |
| 20 | 1 | 194151-47760 | WASHER, 12 | 4 | 4 | 4 | | | | | |
| 21 | 1 | 194208-47850 | RETAINER, SEAL | 1 | 1 | 1 | | | | | |
| 22 | 1 | 194208-47860 | HOLDER, SHAFT | 2 | 2 | 2 | | | | | |
| 23 | 1 | 194310-47870 | STOPPER, B | 1 | 1 | 1 | | | | | |
| 24 | 1 | 22117-080000 | WASHER, 8 | 1 | 1 | 1 | | | | | |
| 25 | 1 | 22117-080000 | WASHER, 8 | 1 | 1 | 1 | | | | | |
| 26 | 1 | 22117-080000 | WASHER, 8 | 1 | 1 | 1 | | | | | |
| 27 | 1 | 22117-080000 | WASHER, 8 | 2 | 2 | 2 | | | | | |
| 28 | 1 | 22117-080000 | WASHER, 8 | 2 | 2 | 2 | | | | | |
| 29 | 1 | 22137-050000 | WASHER, 5 | 2 | 2 | 2 | | | | | |
| 30 | 1 | 22137-080000 | WASHER, 8 | 1 | 1 | 1 | | | | | |
| 31 | 1 | 22137-120000 | WASHER, 12 | 1 | 1 | 1 | | | | | |
| 32 | 1 | 22217-050000 | WASHER, SPRING 5 | 2 | 2 | 2 | | | | | |
| 33 | 1 | 22217-080000 | WASHER, SPRING 8 | 2 | 2 | 2 | | | | | |
| 34 | 1 | 22217-080000 | WASHER, SPRING 8 | 2 | 2 | 2 | | | | | |
| 35 | 1 | 22217-080000 | WASHER, SPRING 8 | 2 | 2 | 2 | | | | | |
| 36 | 1 | 22217-080000 | WASHER, SPRING 8 | 2 | 2 | 2 | | | | | |
| 37 | 1 | 22217-080000 | WASHER, SPRING 8 | 2 | 2 | 2 | | | | | |
| 38 | 1 | 22272-000040 | RING, E- 4 | 1 | 1 | 1 | | | | | |
| 39 | 1 | 22272-000060 | RING, E- 6 | 1 | 1 | 1 | | | | | |
| 40 | 1 | 22272-000060 | RING, E- 6 | 1 | 1 | 1 | | | | | |
| 41 | 1 | 22351-040014 | PIN, SPRING 4.0X14 | 1 | 1 | 1 | | | | | |
| 42 | 1 | 22351-040016 | PIN, SPRING 4.0X16 | 1 | 1 | 1 | | | | | |
| 43 | 1 | 22351-050020 | PIN, SPRING 5.0X20 | 1 | 1 | 1 | | | | | |
| 44 | 1 | 22351-050025 | PIN, SPRING 5.0X25 | 1 | 1 | 1 | | | | | |
| 45 | 1 | 22417-200160 | PIN, COTTER 2.0X16 | 1 | 1 | 1 | | | | | |
| 46 | 1 | 22417-200160 | PIN, COTTER 2.0X16 | 2 | 2 | 2 | | | | | |
| 47 | 1 | 22522-030130 | KEY, WOODRUFF 3X13 | 1 | 1 | 1 | | | | | |
| 48 | 1 | 24311-000150 | O-RING, 1AP15.0 | 1 | 1 | 1 | | | | | |
| 49 | 1 | 24311-000200 | O-RING, 1AP20.0 | 1 | 1 | 1 | | | | | |

Fig.55. HYDRAULIC CONTROL

Fig. 55 HYDRAULIC CONTROL



(A)=YM140-HK
 (B)=YM167-HK
 (C)=YM167D-HK

(D)=
 (E)=
 (F)=

| No. | Lev. | Parts No. | Description | Q'ty | | | | | | I | R |
|-----|------|--------------|---------------------|-------|-----|-----|-----|-----|-----|---|---|
| | | | | (A) | (B) | (C) | (D) | (E) | (F) | | |
| 50 | 1 | 26116-080162 | BOLT, M8X 16 PLATED | 2 | 2 | 2 | | | | | |
| 51 | 1 | 26116-080202 | BOLT, M8X 20 PLATED | 2 | 2 | 2 | | | | | |
| 52 | 1 | 26116-080202 | BOLT, M8X 20 PLATED | 2 | 2 | 2 | | | | | |
| 53 | 1 | 26116-080252 | BOLT, M8X 25 PLATED | 2 | 2 | 2 | | | | | |
| 54 | 1 | 26116-080352 | BOLT, M8X 35 PLATED | 2 | 2 | 2 | | | | | |
| 55 | 1 | 26587-050102 | SCREW, M5X10 | 2 | 2 | 2 | | | | | |
| 56 | 1 | 26636-080002 | NUT, WING M8 | 1 | 1 | 1 | | | | | |
| 57 | 1 | 26716-080002 | NUT, M8 | 2 | 2 | 2 | | | | | |
| 58 | 1 | 26716-120002 | NUT, M12 | 1 | 1 | 1 | | | | | |
| 59 | 1 | 26756-080002 | NUT, LOCK M8 | 2 | 2 | 2 | | | | | |
| 60 | 1 | 26756-120002 | NUT, LOCK M12 | 1 | 1 | 1 | | | | | |
| 61 | 1 | 22217-080000 | WASHER, SPRING 8 | 1 | 1 | 1 | | | | | Z |
| | | (A=*) | (B=*) | (C=*) | | | | | | | |

Fig.56. ELECTRIC PARTS

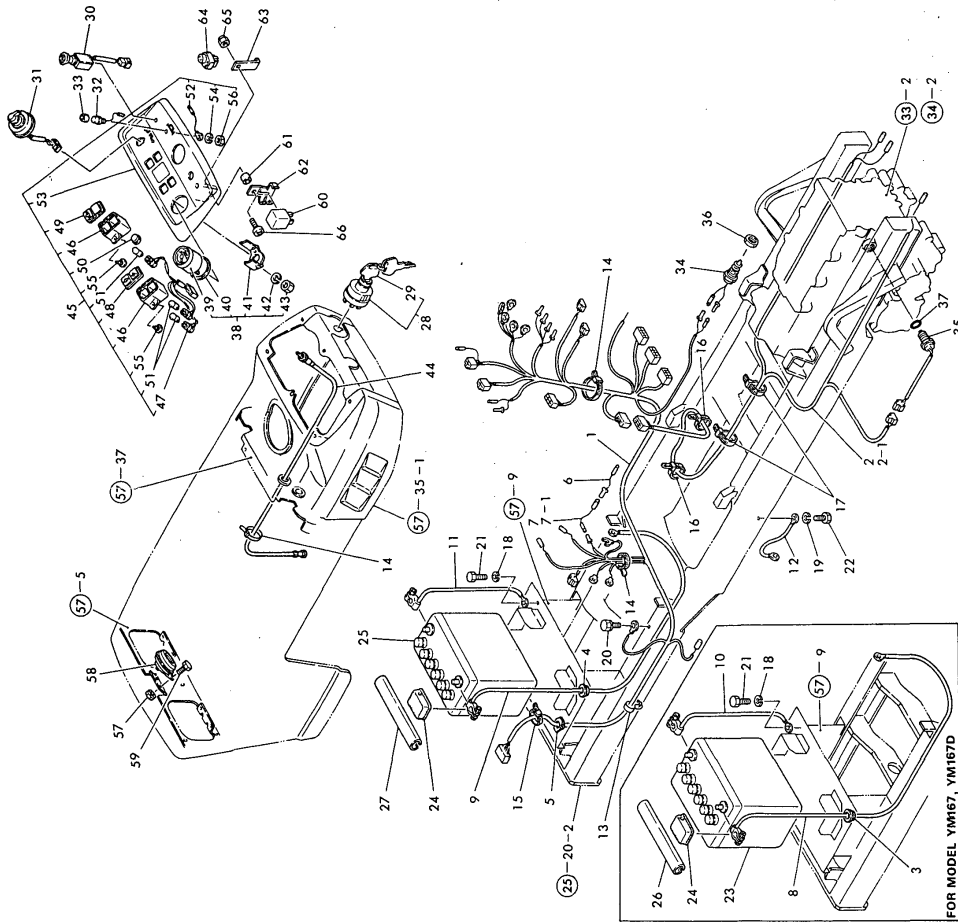


Fig. 56 ELECTRIC PARTS

(A)=YM140-HK
(B)=YM167-HK
(C)=YM167D-HK

(D)=
(E)=
(F)=

| No. | Lev. | Parts No. | Description | Qty | | | | | | I | R |
|------|------|---|-----------------------|-----|-----|-----|-----|-----|-----|---|---|
| | | | | (A) | (B) | (C) | (D) | (E) | (F) | | |
| 1 | 1 | 194405-51112 | HARNESS (A), WIRE | 1 | 1 | 1 | | | | | |
| 2 | 1 | 194405-51120 | HARNESS (B), WIRE | 1 | 1 | 1 | | | | | |
| 2-1 | 1 | 194405-51121 | HARNESS (B), WIRE | 1 | 1 | 1 | | | | | N |
| 3 | 1 | (A=F50129) 194170-51210 (B=F50050) (C=F40241) | GROMMET 25 | | 1 | 1 | | | | | |
| 4 | 1 | 194275-51210 | GROMMET 25 | 1 | | | | | | | |
| 5 | 1 | 194305-51210 | GROMMET, 25 | 1 | 1 | 1 | | | | | |
| 6 | 1 | 194312-51210 | WIRE, MAIN LEAD | 1 | 1 | 1 | | | | | |
| 7 | 1 | 194312-51220 | LINK, FUSIBLE | 1 | 1 | 1 | | | | | |
| 7-1 | 1 | 194550-51220 | LINK, FUSIBLE 0.85 | 1 | 1 | 1 | | | | | N |
| 8 | 1 | (A=FXXXXX) 194080-51411 (B=FXXXXX) (C=FXXXXX) | CABLE, BATTERY | | 1 | 1 | | | | | |
| 9 | 1 | 194446-51410 | CABLE, BATTERY | 1 | | | | | | | |
| 10 | 1 | 194420-51420 | CABLE, BATTERY EARTH | | 1 | 1 | | | | | |
| 11 | 1 | 194440-51420 | CABLE, BATTERY EARTH | 1 | | | | | | | |
| 12 | 1 | 194800-51430 | CABLE, BATTERY EARTH | 1 | 1 | 1 | | | | | |
| 13 | 1 | 194250-51650 | CLAMP, SPEED 63 | 1 | 1 | 1 | | | | | |
| 14 | 1 | 194250-51660 | BAND 250 | 3 | 3 | 3 | | | | | |
| 15 | 1 | 121750-59890 | BAND, 140 | 2 | 2 | 2 | | | | | |
| 16 | 1 | 121750-59890 | BAND, 140 | 2 | 2 | 2 | | | | | |
| 17 | 1 | 121750-59890 | BAND, 140 | 2 | 2 | 2 | | | | | |
| 18 | 1 | 22217-060000 | WASHER, SPRING 6 | 1 | 1 | 1 | | | | | |
| 19 | 1 | 22217-100000 | WASHER, SPRING 10 | 1 | 1 | 1 | | | | | |
| 20 | 1 | 26013-080122 | BOLT, M8X 12 | 1 | 1 | 1 | | | | | |
| 21 | 1 | 26116-060122 | BOLT, M6X 12 PLATED | 1 | 1 | 1 | | | | | |
| 22 | 1 | 26116-100162 | BOLT, M10X 16 PLATED | 1 | 1 | 1 | | | | | |
| 23 | 1 | 194432-51310 | BATTERY (DRN50Z), DRY | 1 | 1 | 1 | | | | | |
| 23A | 2 | 194432-51540 | CAP, BATTERY | 6 | 6 | 6 | | | | | W |
| 24 | 1 | (B=*1986.10) 194080-51430 (C=*1986.10) | INSULATOR | 1 | 1 | 1 | | | | | Z |
| 25 | 1 | (A=*) 194800-51510 (B=*) (C=*) | BATTERY, 55B24R | 1 | | | | | | | |
| 25A | 2 | 194802-51540 | CAP, BATTERY | 6 | | | | | | | W |
| 26 | 1 | (A=*1986.10) 194432-51550 | COVER, BATTERY | | 1 | 1 | | | | | |
| 27 | 1 | 194440-51550 | COVER, BATTERY | 1 | | | | | | | |
| 28 | 1 | 194322-52110 | SWITCH, STARTING | 1 | 1 | 1 | | | | | |
| 29 | 2 | 194155-52190 | KEY | 2 | 2 | 2 | | | | | |
| 30 | 1 | 194420-52120 | SWITCH, LIGHTING | 1 | 1 | 1 | | | | | |
| 31 | 1 | 194170-52130 | SWITCH, TURN SIGNAL | 1 | 1 | 1 | | | | | |
| 32 | 1 | 194150-52160 | SWITCH, HORN | 1 | 1 | 1 | | | | | |
| 33 | 1 | 194150-52170 | CAP, SWITCH | 1 | 1 | 1 | | | | | |
| 34 | 1 | 194440-52190 | SWITCH, SAFETY START | 1 | 1 | 1 | | | | | |
| 34-1 | 1 | 194440-52191 | SWITCH, SAFETY START | 1 | 1 | 1 | | | | | N |
| 35 | 1 | (A=*1986.04) 194464-52190 (B=*1986.04) (C=*1986.04) | SWITCH, SAFETY START | 1 | 1 | 1 | | | | | |
| 36 | 1 | 194240-52210 | NUT, M22 | 1 | 1 | 1 | | | | | |
| 37 | 1 | 24311-000180 | O-RING, 1AP18.0 | 1 | 1 | 1 | | | | | |
| 38 | 1 | 194432-56100 | METER ASSY, HOUR | 1 | 1 | 1 | | | | | |
| 40 | 2 | 194432-56150 | RUBBER, BASE | 1 | 1 | 1 | | | | | |
| 41 | 2 | 194432-56170 | WASHER | 1 | 1 | 1 | | | | | |

Fig.56. ELECTRIC PARTS

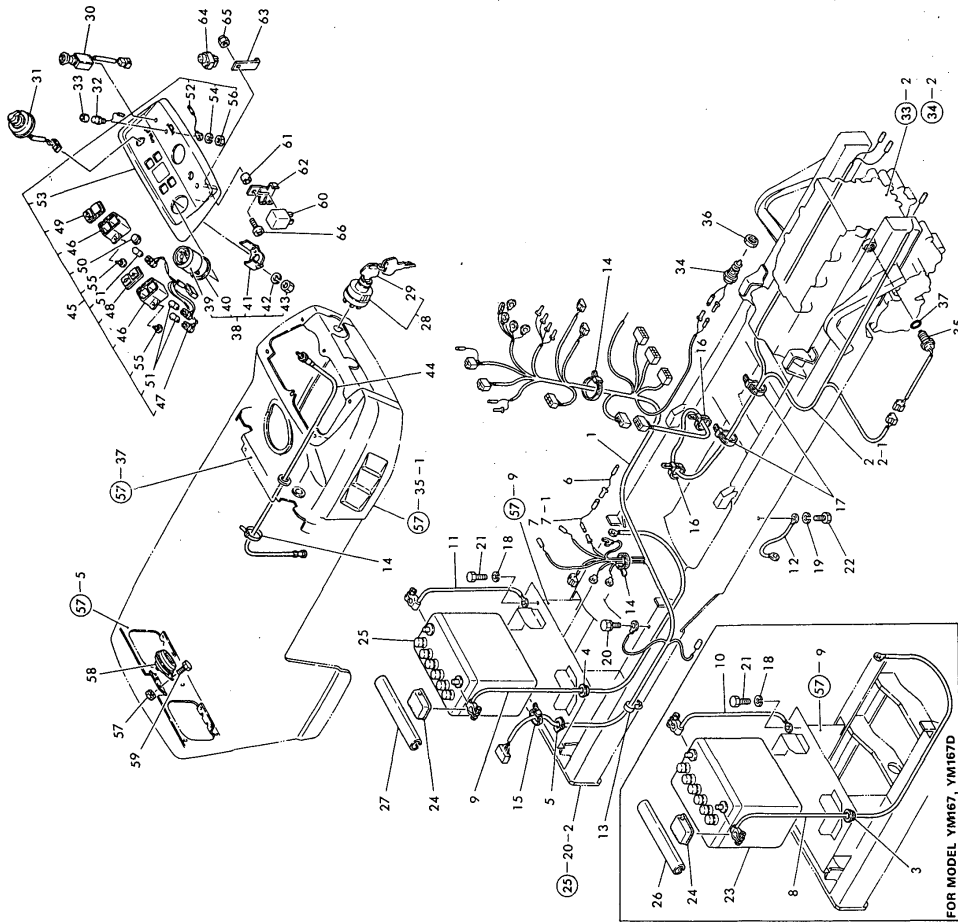


Fig. 56 ELECTRIC PARTS

(A)=YM140-HK
 (B)=YM167-HK
 (C)=YM167D-HK

(D)=
 (E)=
 (F)=

| No. | Lev. | Parts No. | Description | Q'ty | | | | | | I | R |
|-----|------|--------------|---------------------|------|-----|-----|-----|-----|-----|---|---|
| | | | | (A) | (B) | (C) | (D) | (E) | (F) | | |
| 42 | 2 | 22217-040000 | WASHER, SPRING 4 | 2 | 2 | 2 | | | | | |
| 43 | 2 | 26716-040002 | NUT, M4 | 2 | 2 | 2 | | | | | |
| 44 | 1 | 194440-56900 | CABLE, HOUR-METER | 1 | 1 | 1 | | | | | |
| 45 | 1 | 194405-61601 | DUSH BORD ASSY | 1 | 1 | 1 | | | | | |
| 46 | 2 | 194170-55120 | BOX, PILOT | 2 | 2 | 2 | | | | | |
| 47 | 2 | 194170-55130 | CODE | 1 | 1 | 1 | | | | | |
| 48 | 2 | 194170-55150 | LENS, PILOT | 1 | 1 | 1 | | | | | |
| 49 | 2 | 194170-55160 | LENS (B) | 1 | 1 | 1 | | | | | |
| 50 | 2 | 194170-55170 | COVER | 1 | 1 | 1 | | | | | |
| 51 | 2 | 194155-55820 | BULB, 12V1.7W | 3 | 3 | 3 | | | | | |
| 52 | 2 | 194432-56130 | CORD | 1 | 1 | 1 | | | | | |
| 53 | 2 | 194405-61611 | PANEL, DASHBOARD | 1 | 1 | 1 | | | | | |
| 54 | 2 | 22217-080000 | WASHER, SPRING 8 | 2 | 2 | 2 | | | | | |
| 55 | 2 | 22857-400120 | SCREW, 4X12 | 4 | 4 | 4 | | | | | |
| 56 | 2 | 26716-080002 | NUT, M8 | 1 | 1 | 1 | | | | | |
| 57 | 1 | 194990-22040 | NUT, M6 | 2 | 2 | 2 | | | | | |
| 58 | 1 | 194340-57100 | HORN ASSY | 1 | 1 | 1 | | | | | |
| 59 | 1 | 26116-060122 | BOLT, M6X 12 PLATED | 2 | 2 | 2 | | | | | |
| 60 | 1 | 194405-57200 | RELAY, FLASHER | 1 | 1 | 1 | | | | | |
| 61 | 1 | 194151-57210 | SPACER | 1 | 1 | 1 | | | | | |
| 62 | 1 | 194405-57210 | PLATE, LOCK | 1 | 1 | 1 | | | | | |
| 63 | 1 | 194405-57220 | STAY, RELAY | 1 | 1 | 1 | | | | | |
| 64 | 1 | 194464-57250 | RELAY, CHECK | 2 | 2 | 2 | | | | | |
| 65 | 1 | 26346-050002 | NUT, M5 | 1 | 1 | 1 | | | | | |
| 66 | 1 | 26557-050162 | SCREW, M5X16 | 1 | 1 | 1 | | | | | |

Fig.57. HOOD

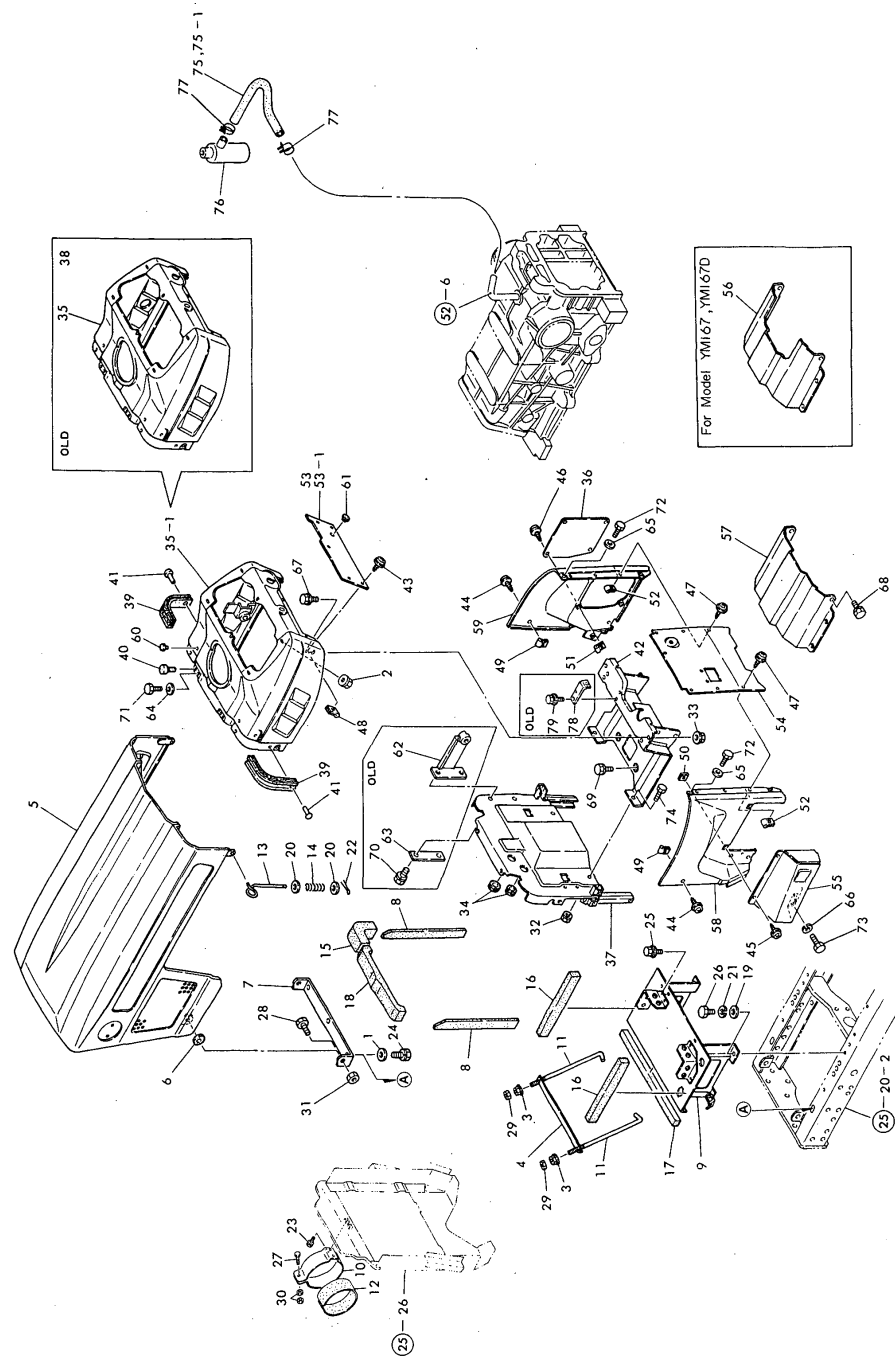


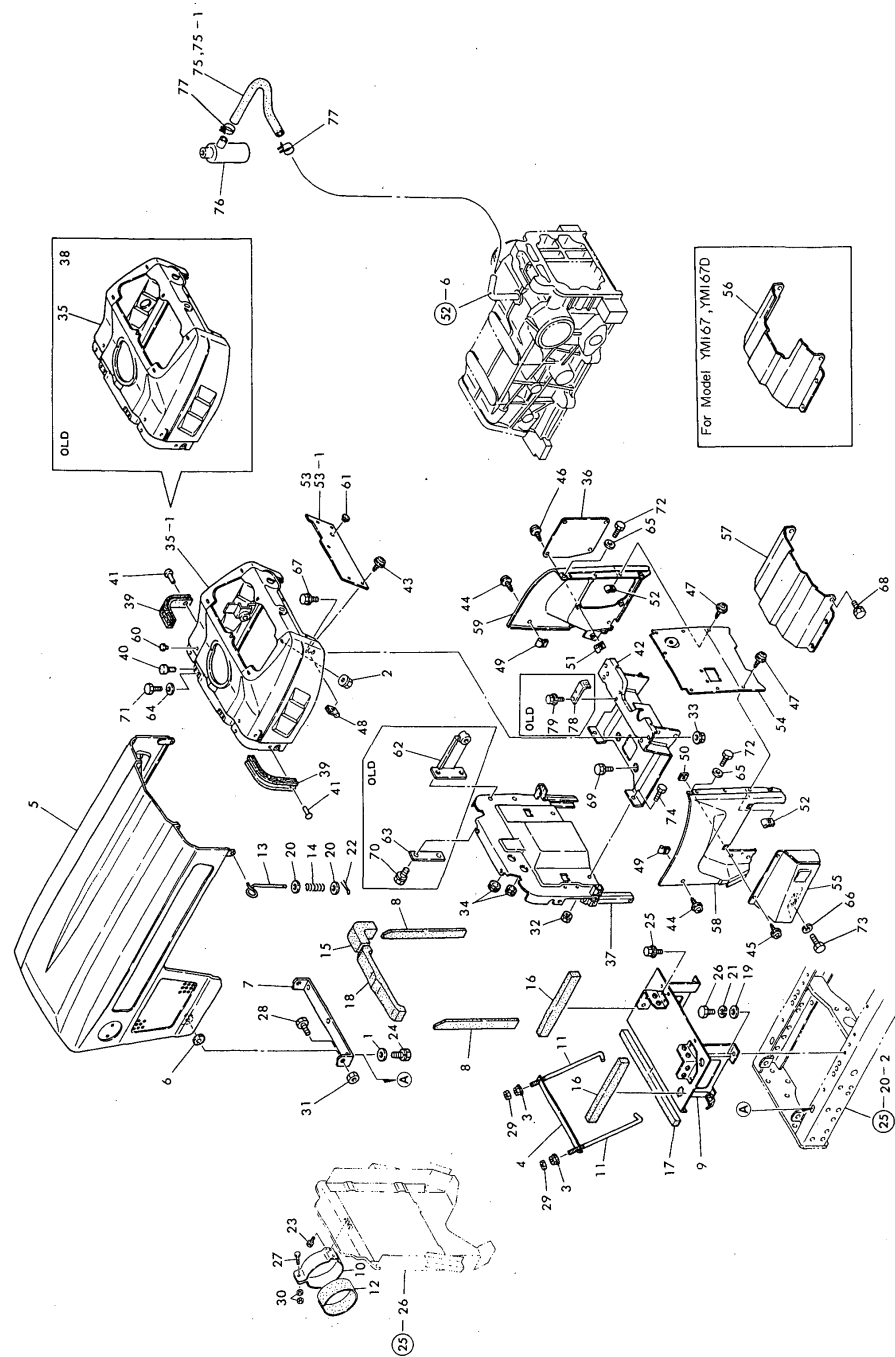
Fig. 57 HOOD

(A)=YM140-HK
(B)=YM167-HK
(C)=YM167D-HK

(D)=
(E)=
(F)=

| No. | Lev. | Parts No. | Description | Qty | | | | | | I | R |
|------|------|----------------------------------|----------------------|-----|-----|-----|-----|-----|-----|---|---|
| | | | | (A) | (B) | (C) | (D) | (E) | (F) | | |
| 1 | 1 | 194145-04810 | WASHER 10 | 2 | 2 | 2 | | | | | |
| 2 | 1 | 194990-22120 | NUT, M5 | 6 | 6 | 6 | | | | | |
| 3 | 1 | 194990-22130 | NUT, M6 | 2 | 2 | 2 | | | | | |
| 4 | 1 | 194305-58110-U | CLAMP, BATTERY | 1 | 1 | 1 | | | | | |
| 5 | 1 | 194305-61100-S | HOOD | 1 | 1 | 1 | | | | | |
| 6 | 1 | 194190-61250 | GASKET | 2 | 2 | 2 | | | | | |
| 7 | 1 | 194305-61321-X | HINGE, BONNET | 1 | 1 | 1 | | | | | |
| 8 | 1 | 194275-61450 | PAD, RUBBER | 2 | 2 | 2 | | | | | |
| 9 | 1 | 194305-61700-X | COVER, DUST CUT | 1 | 1 | 1 | | | | | |
| 10 | 1 | 194197-61730 | CLAMP, AIR CLEANER | 1 | 1 | 1 | | | | | |
| 11 | 1 | 194440-61740 | ROD, BATTERY CLAMP | 2 | 2 | 2 | | | | | |
| 12 | 1 | 194440-61750 | FELT, AIR CLEANER | 1 | 1 | 1 | | | | | |
| 13 | 1 | 194440-61820 | LEVER, BONNET LOCK | 2 | 2 | 2 | | | | | |
| 14 | 1 | 194440-61831 | SPRING, HOOD LOCK | 2 | 2 | 2 | | | | | |
| 15 | 1 | 194305-61920 | PAD, CS40X35X155 | 1 | 1 | 1 | | | | | |
| 16 | 1 | 194305-61930 | PAD, CS20X30X240 | 2 | 2 | 2 | | | | | |
| 17 | 1 | 194432-61940 | PAD, RUBBER | 1 | 1 | 1 | | | | | |
| 18 | 1 | 194446-61940 | PAD, RUBBER | 1 | 1 | 1 | | | | | |
| 19 | 1 | 22137-080000 | WASHER, 8 | 4 | 4 | 4 | | | | | |
| 20 | 1 | 22157-060000 | WASHER, 6 | 4 | 4 | 4 | | | | | |
| 21 | 1 | 22217-080000 | WASHER, SPRING 8 | 4 | 4 | 4 | | | | | |
| 22 | 1 | 22417-200200 | PIN, COTTER 2.0X20 | 2 | 2 | 2 | | | | | |
| 23 | 1 | 26013-080122 | BOLT, M8X 12 | 2 | 2 | 2 | | | | | |
| 24 | 1 | 26013-100202 | BOLT, M10X 20 | 2 | 2 | 2 | | | | | |
| 25 | 1 | 26014-060122 | BOLT, M6X 12 | 2 | 2 | 2 | | | | | |
| 26 | 1 | 26116-080162 | BOLT, M8X 16 PLATED | 4 | 4 | 4 | | | | | |
| 27 | 1 | 26116-080402 | BOLT, M8X 40 PLATED | 1 | 1 | 1 | | | | | |
| 28 | 1 | 26116-120252 | BOLT, M12X 25 PLATED | 2 | 2 | 2 | | | | | |
| 29 | 1 | 26716-060002 | NUT, M6 | 2 | 2 | 2 | | | | | |
| 30 | 1 | 26716-080002 | NUT, M8 | 2 | 2 | 2 | | | | | |
| 31 | 1 | 26716-120002 | NUT, M12 | 2 | 2 | 2 | | | | | |
| 32 | 1 | 194990-22050 | NUT, M8 | 2 | 2 | 2 | | | | | |
| 33 | 1 | 194990-22140 | NUT, M8 | 2 | 2 | 2 | | | | | |
| 34 | 1 | 194162-58830 | GROMMET, 20 | 2 | 2 | 2 | | | | | |
| 35 | 1 | 194405-61500-S | DASH BORD ASSY | 1 | 1 | 1 | | | | | |
| 35-1 | 1 | 194405-61501-S | DASHBOARD ASSY | 1 | 1 | 1 | | | | | N |
| | | (A=FXXXXX) (B=FXXXXX) (C=FXXXXX) | | | | | | | | | |
| 36 | 1 | 194800-61530 | COVER | 1 | 1 | 1 | | | | | |
| 37 | 1 | 194305-61550 | PLATE, AIR CUT | 1 | 1 | 1 | | | | | |
| 38 | 1 | 194405-61550 | GROMMET 36X1.5 | 1 | 1 | 1 | | | | | |
| 39 | 1 | 194440-61550 | GASKET, BONNET | 2 | 2 | 2 | | | | | |
| 40 | 1 | 194145-61560 | RUBBER, ABSORBER | 2 | 2 | 2 | | | | | |
| 41 | 1 | 194190-61560 | RIVET, 5X6 | 4 | 4 | 4 | | | | | |
| 42 | 1 | 194305-61611-X | STAY ASSY, DASHBOARD | 1 | 1 | 1 | | | | | |
| 43 | 1 | 194420-61640 | SCREW, TAPPING M5X16 | 5 | 5 | 5 | | | | | |
| 44 | 1 | 194420-61640 | SCREW, TAPPING M5X16 | 4 | 4 | 4 | | | | | |
| 45 | 1 | 194420-61640 | SCREW, TAPPING M5X16 | 2 | 2 | 2 | | | | | |
| 46 | 1 | 194420-61640 | SCREW, TAPPING M5X16 | 4 | 4 | 4 | | | | | |
| 47 | 1 | 194420-61640 | SCREW, TAPPING M5X16 | 6 | 6 | 6 | | | | | |
| 48 | 1 | 194145-61650 | NUT, SPEED M5 | 5 | 5 | 5 | | | | | |
| 49 | 1 | 194145-61650 | NUT, SPEED M5 | 4 | 4 | 4 | | | | | |

Fig.57. HOOD



(A)=YM140-HK
(B)=YM167-HK
(C)=YM167D-HK

(D)=
(E)=
(F)=

| No. | Lev. | Parts No. | Description | Q'ty | | | | | | I | R |
|------|------|----------------------------------|---------------------|------|-----|-----|-----|-----|-----|---|---|
| | | | | (A) | (B) | (C) | (D) | (E) | (F) | | |
| 50 | 1 | 194145-61650 | NUT, SPEED M5 | 2 | 2 | 2 | | | | | |
| 51 | 1 | 194145-61650 | NUT, SPEED M5 | 4 | 4 | 4 | | | | | |
| 52 | 1 | 194145-61650 | NUT, SPEED M5 | 6 | 6 | 6 | | | | | |
| 53 | 1 | 194305-61680-X | COVER, PANEL | 1 | 1 | 1 | | | | | |
| 53-1 | 1 | 194305-61681 | COVER, DUSH BORD | 1 | 1 | 1 | | | | | N |
| | | (A=F30129) (B=F40050) (C=F50328) | | | | | | | | | |
| 54 | 1 | 194305-61740-X | COVER, GEAR BOX | 1 | 1 | 1 | | | | | |
| 55 | 1 | 194305-61770-X | GUARD ASSY, HOOD | 1 | 1 | 1 | | | | | |
| 56 | 1 | 194305-61810-X | COVER ASSY, MISSION | | 1 | 1 | | | | | |
| 57 | 1 | 194405-61810-X | COVER ASSY, MISSION | | 1 | | | | | | |
| 58 | 1 | 194305-61860-X | COVER ASSY, SIDE | 1 | 1 | 1 | | | | | |
| 59 | 1 | 194305-61870-X | COVER ASSY, SIDE | 1 | 1 | 1 | | | | | |
| 60 | 1 | 194324-62310 | CAP, RUBBER 4.5 | 4 | 4 | 4 | | | | | |
| 61 | 1 | 194145-64430 | GROMMET, 12 | 1 | 1 | 1 | | | | | |
| 62 | 1 | 194405-83610 | STAY | 1 | 1 | 1 | | | | | Z |
| | | (A=FXXXXX) (B=FXXXXX) (C=FXXXXX) | | | | | | | | | |
| 63 | 1 | 194405-83650 | WASHER 2-8X 85 | 1 | 1 | 1 | | | | | Z |
| | | (A=*) (B=*) (C=*) | | | | | | | | | |
| 64 | 1 | 22137-060000 | WASHER, 6 | 4 | 4 | 4 | | | | | |
| 65 | 1 | 22137-060000 | WASHER, 6 | 4 | 4 | 4 | | | | | |
| 66 | 1 | 22217-080000 | WASHER, SPRING 8 | 2 | 2 | 2 | | | | | |
| 67 | 1 | 26011-080162 | BOLT M 8X16 | 2 | 2 | 2 | | | | | |
| 68 | 1 | 26013-080122 | BOLT, M8X 12 | 6 | 6 | 6 | | | | | |
| 69 | 1 | 26013-080162 | BOLT, M8X 16 | 4 | 4 | 4 | | | | | |
| 70 | 1 | 26013-080202 | BOLT, M8X 20 | 2 | 2 | 2 | | | | | Z |
| | | (A=FXXXXX) (B=FXXXXX) (C=FXXXXX) | | | | | | | | | |
| 71 | 1 | 26116-060122 | BOLT, M6X 12 PLATED | 4 | 4 | 4 | | | | | |
| 72 | 1 | 26116-060122 | BOLT, M6X 12 PLATED | 4 | 4 | 4 | | | | | |
| 73 | 1 | 26116-080122 | BOLT, M8X 12 PLATED | 2 | 2 | 2 | | | | | |
| 74 | 1 | 26116-080162 | BOLT, M8X 16 PLATED | 2 | 2 | 2 | | | | | |
| 75 | 1 | 194305-63560 | PIPE, BREATHER | 1 | 1 | 1 | | | | | |
| 75-1 | 1 | 194515-62450 | PIPE, AIR BREATHER | 1 | 1 | 1 | | | | | N |
| | | (A=FXXXXX) (B=FXXXXX) (C=FXXXXX) | | | | | | | | | |
| 76 | 1 | 194205-63550 | BREATHER, AIR | 1 | 1 | 1 | | | | | |
| 77 | 1 | 23080-013000 | CLAMP, 13 | 2 | 2 | 2 | | | | | |
| 78 | 1 | 194305-61671-U | STAY, GEAR BOX | 1 | 1 | 1 | | | | | Z |
| | | (A=*) (B=*) (C=*) | | | | | | | | | |
| 79 | 1 | 26014-060122 | BOLT, M6X 12 | 1 | 1 | 1 | | | | | Z |
| | | (A=FXXXXX) (B=FXXXXX) (C=FXXXXX) | | | | | | | | | |

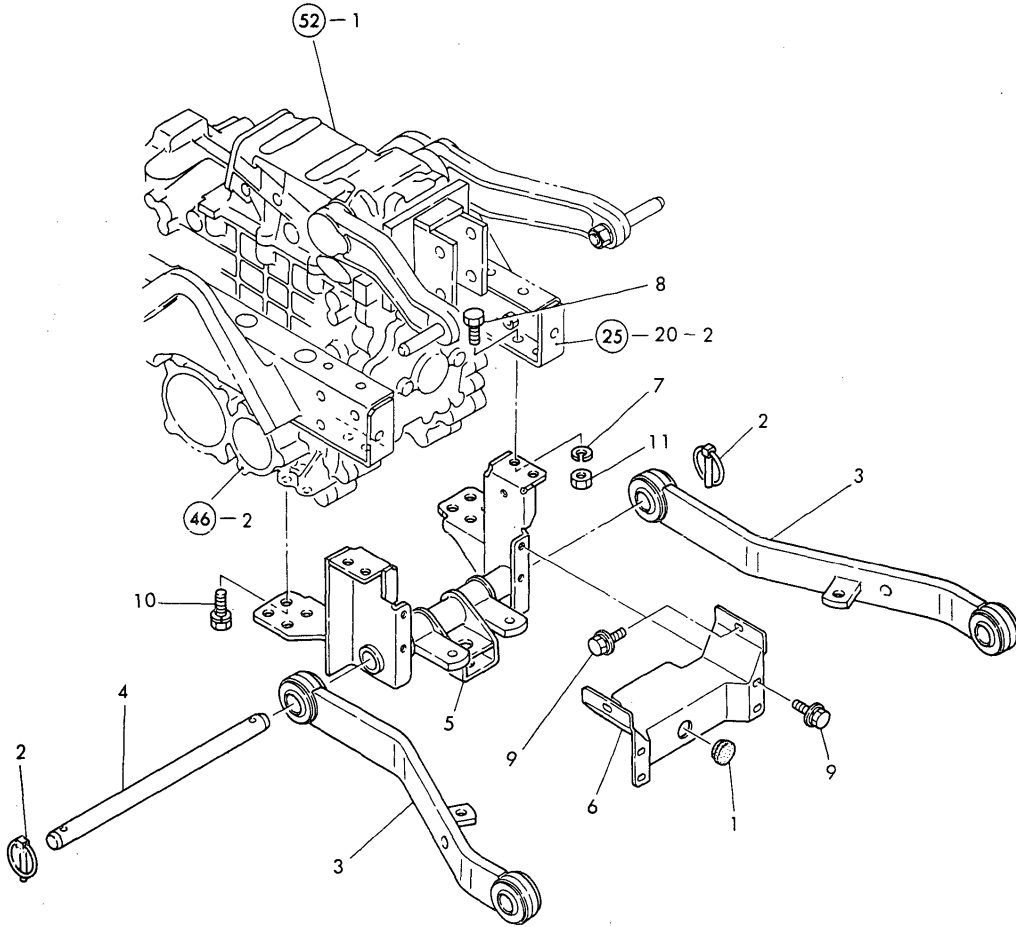
Fig. 57 HOOD

Fig.58. LOWER LINK

(A)=YM140-HK
 (B)=YM167-HK
 (C)=YM167D-HK

(D)=
 (E)=
 (F)=

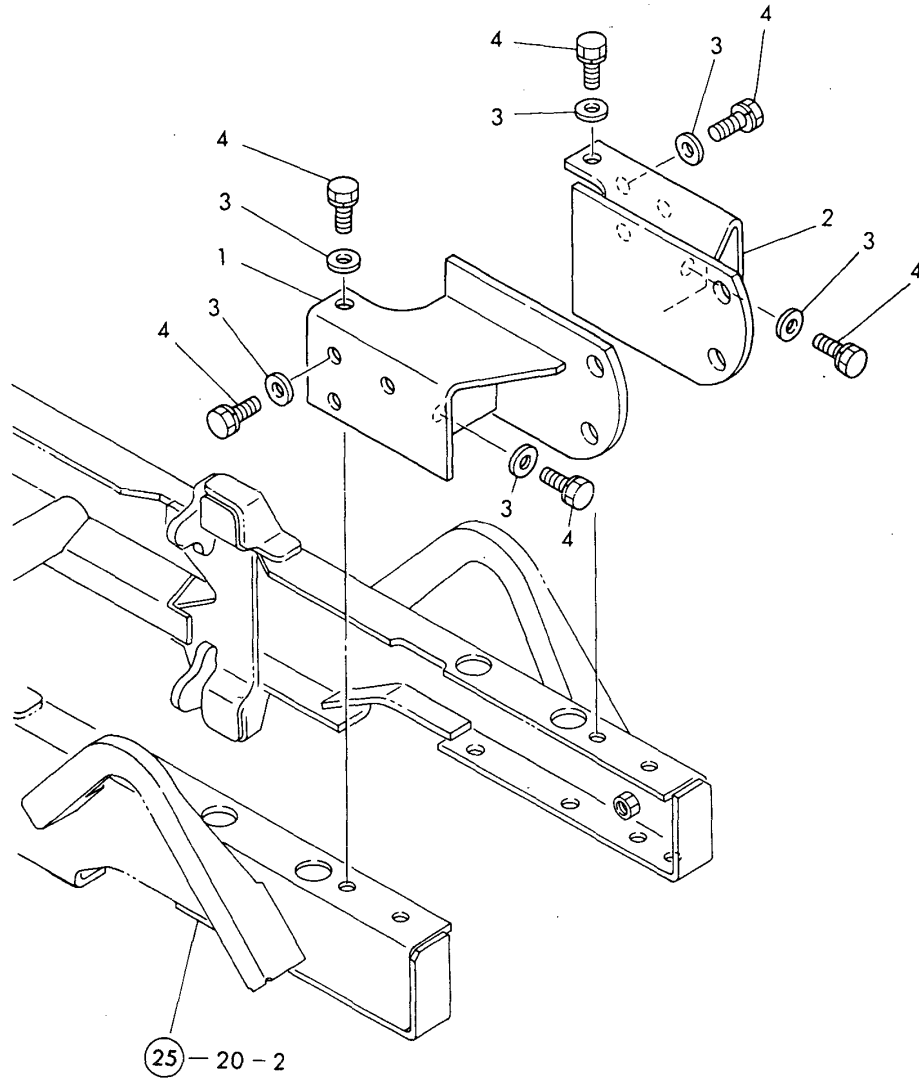
Fig. 58 LOWER LINK



| No. | Lev. | Parts No. | Description | Qty | | | | | | I | R |
|-----|------|----------------|----------------------|-----|-----|-----|-----|-----|-----|---|---|
| | | | | (A) | (B) | (C) | (D) | (E) | (F) | | |
| 1 | 1 | 194170-51210 | GROMMET 25 | 1 | 1 | 1 | | | | | |
| 2 | 1 | 794130-71410 | PIN ASSY, BALL | 2 | 2 | 2 | | | | | |
| 3 | 1 | 194305-73100-X | LINK, LOWER | 2 | 2 | 2 | | | | | |
| 4 | 1 | 194305-73150-U | PIN, HINGE | 1 | 1 | 1 | | | | | |
| 5 | 1 | 194305-73200-X | BRACKET, LOWER LINK | 1 | 1 | 1 | | | | | |
| 6 | 1 | 194305-73290-X | COVER ASSY, HITCH | 1 | 1 | 1 | | | | | |
| 7 | 1 | 22217-120000 | WASHER, SPRING 12 | 4 | 4 | 4 | | | | | |
| 8 | 1 | 26013-120252 | BOLT, M12X 25 | 4 | 4 | 4 | | | | | |
| 9 | 1 | 26014-060122 | BOLT, M6X 12 | 6 | 6 | 6 | | | | | |
| 10 | 1 | 26116-120252 | BOLT, M12X 25 PLATED | 4 | 4 | 4 | | | | | |
| 11 | 1 | 26716-120002 | NUT, M12 | 4 | 4 | 4 | | | | | |

Fig.59. HITCH

Fig. 59 HITCH



(A)=YM140-HK
 (B)=YM167-HK
 (C)=YM167D-HK

(D)=
 (E)=
 (F)=

| No. | Lev. | Parts No. | Description | Q'ty | | | | | | I | R |
|-----|------|--|--------------------|------|-----|-----|-----|-----|-----|---|---|
| | | | | (A) | (B) | (C) | (D) | (E) | (F) | | |
| 1 | 1 | 194405-75810 (A=FXXXXX) (B=F30021) (C=F40196) | BRACKET (L), HITCH | 1 | 1 | 1 | | | | | Z |
| 2 | 1 | 194405-75820 (A=*) (B=F30021) (C=F40196) | BRACKET (R), HITCH | 1 | 1 | 1 | | | | | Z |
| 3 | 1 | 22137-120000 (A=FXXXXX) (B=F30021) (C=F40196) | WASHER, 12 | 10 | 10 | 10 | | | | | Z |
| 4 | 1 | 26013-120302 (A=*) (B=F30021) (C=F40196) | BOLT, M12X 30 | 10 | 10 | 10 | | | | | Z |

Fig.60. FRONT P.T.O. (OLD TYPE)

(A)=YM140-HK
 (B)=YM167-HK
 (C)=YM167D-HK

(D)=
 (E)=
 (F)=

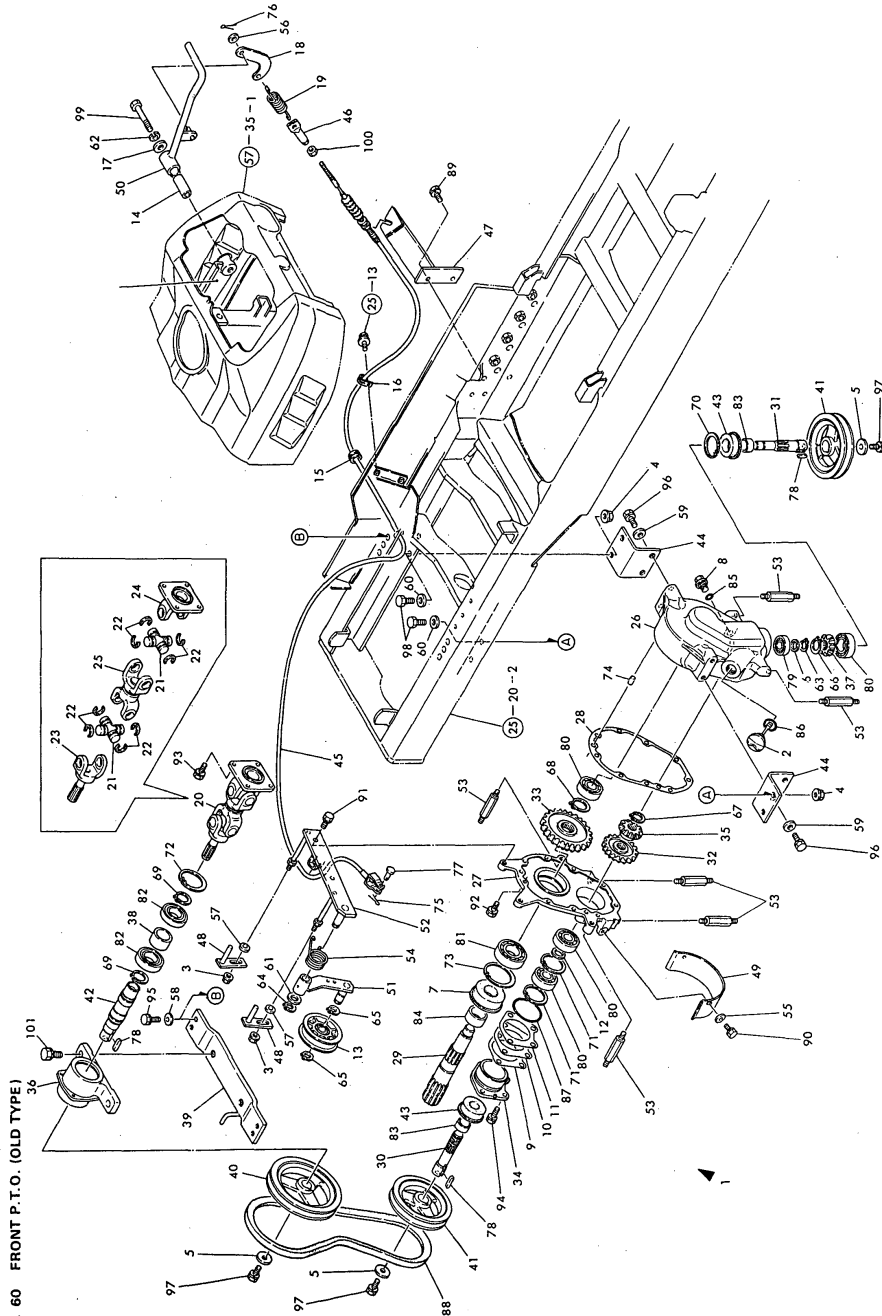


Fig. 60 FRONT P.T.O. (OLD TYPE)

| No. | Lev. | Parts No. | Description | Qty | | | | | | I | R |
|-----|------|----------------|----------------------|-----|-----|-----|-----|-----|-----|---|---|
| | | | | (A) | (B) | (C) | (D) | (E) | (F) | | |
| 1 | 1 | 194405-83010 | P.T.O. ASSY, FRONT | 1 | 1 | 1 | | | | | |
| 2 | 2 | 194311-13631 | PLUG 20 | 1 | 1 | 1 | | | | | |
| 3 | 2 | 194990-22140 | NUT, M8 | 2 | 2 | 2 | | | | | |
| 4 | 2 | 194990-22150 | NUT, M10 | 4 | 4 | 4 | | | | | |
| 5 | 2 | 194130-22370 | WASHER, 10 | 3 | 3 | 3 | | | | | |
| 6 | 2 | 194312-24090 | COLLER | 1 | 1 | 1 | | | | | |
| 7 | 2 | 1C6321-24370 | SEAL TCFY 35.62 12.3 | 1 | 1 | 1 | | | | | |
| 7-1 | 2 | 1C6320-24370 | SEAL TCFY 356212.3 | 1 | 1 | 1 | | | | | |
| 8 | 2 | 194151-24770 | PLUG 14, OIL | 1 | 1 | 1 | | | | | |
| 9 | 2 | 194190-25270 | SHIM, T=0.2 | - | - | - | | | | | A |
| 10 | 2 | 194190-25280 | SHIM, T=0.3 | 2 | 2 | 2 | | | | | A |
| 11 | 2 | 194190-25290 | SHIM, T=0.5 | - | - | - | | | | | A |
| 12 | 2 | 194286-25540 | SPACER 20X26X3 | 1 | 1 | 1 | | | | | |
| 13 | 2 | 1E6251-35400 | PULLEY, TENSION 70A | 1 | 1 | 1 | | | | | |
| 14 | 2 | 1E6140-35570 | COLLAR | 1 | 1 | 1 | | | | | |
| 15 | 2 | 194405-51210 | GROMMET 18 | 1 | 1 | 1 | | | | | |
| 16 | 2 | 194440-51630 | CLAMP, HARNESS | 1 | 1 | 1 | | | | | |
| 17 | 2 | 194145-61570 | WASHER, 10 | 1 | 1 | 1 | | | | | |
| 18 | 2 | 1E6150-63190 | LINK, CLUTCH | 1 | 1 | 1 | | | | | |
| 19 | 2 | 1E6460-63850 | SPRING 22.5X10.5 | 1 | 1 | 1 | | | | | |
| 20 | 2 | 194305-83100 | JOINT ASSY, CROSS | 1 | 1 | 1 | | | | | |
| 21 | 3 | 194802-22260 | JOURNAL KIT | 2 | 2 | 2 | | | | | |
| 22 | 3 | 194802-22270 | RING, SNAP | 8 | 8 | 8 | | | | | |
| 23 | 3 | 194305-83110-X | YOKE, SHAFT | 1 | 1 | 1 | | | | | |
| 24 | 3 | 194802-83120-X | YOKE, FLANGE | 1 | 1 | 1 | | | | | |
| 25 | 3 | 194305-83130 | YOKE, DOUBLE | 1 | 1 | 1 | | | | | |
| 26 | 2 | 194405-83111 | CASE, FRONT P.T.O. | 1 | 1 | 1 | | | | | |
| 27 | 2 | 194405-83120 | COVER, P.T.O. CASE | 1 | 1 | 1 | | | | | |
| 28 | 2 | 194405-83130 | PACKING | 1 | 1 | 1 | | | | | |
| 29 | 2 | 194405-83140 | SHAFT, FRONT P.T.O | 1 | 1 | 1 | | | | | |
| 30 | 2 | 194405-83150 | SHAFT, FRONT DRIVE | 1 | 1 | 1 | | | | | |
| 31 | 2 | 194405-83160 | SHAFT, DRIVE | 1 | 1 | 1 | | | | | |
| 32 | 2 | 194405-83170 | PINION, DRIVE | 1 | 1 | 1 | | | | | |
| 33 | 2 | 194405-83180 | GEAR, PTO DRIVE | 1 | 1 | 1 | | | | | |
| 34 | 2 | 194405-83190 | RETAINER,DRIVE SHAFT | 1 | 1 | 1 | | | | | |
| 35 | 2 | 194405-83210 | GEAR, DRIVE | 1 | 1 | 1 | | | | | |
| 36 | 2 | 194446-83210-X | CASE, BEARING | 1 | 1 | 1 | | | | | |
| 37 | 2 | 194405-83220 | GEAR, DRIVE | 1 | 1 | 1 | | | | | |
| 38 | 2 | 194446-83240 | SPACER | 1 | 1 | 1 | | | | | |
| 39 | 2 | 194305-83250 | STAY, FRONT P.T.O. | 1 | 1 | 1 | | | | | |
| 40 | 2 | 194405-83250 | PULLEY D=150.5 | 1 | 1 | 1 | | | | | |
| 41 | 2 | 194405-83260 | PULLEY D=130 | 2 | 2 | 2 | | | | | |
| 42 | 2 | 194405-83270 | SHAFT, DRIVE | 1 | 1 | 1 | | | | | |
| 43 | 2 | 194405-83280 | SEAL TCFY25 47 13 | 2 | 2 | 2 | | | | | |
| 44 | 2 | 194405-83330 | STAY | 2 | 2 | 2 | | | | | |
| 45 | 2 | 194405-83360 | WIRE | 1 | 1 | 1 | | | | | |
| 46 | 2 | 194405-83370 | ADJUSTER | 1 | 1 | 1 | | | | | |
| 47 | 2 | 194405-83390 | STAY | 1 | 1 | 1 | | | | | |
| 48 | 2 | 194405-83430 | GUIDE, V-BELT | 2 | 2 | 2 | | | | | |
| 49 | 2 | 194405-83460 | GUIDE, BELT | 1 | 1 | 1 | | | | | |
| 50 | 2 | 194405-83470 | LEVER, FRONT P.T.O. | 1 | 1 | 1 | | | | | |

Fig.60. FRONT P.T.O. (OLD TYPE)

(A)=YM140-HK
 (B)=YM167-HK
 (C)=YM167D-HK

(D)=
 (E)=
 (F)=

| No. | Lev. | Parts No. | Description | Q'ty | | | | | | I | R |
|-----|------|--------------|----------------------|------|-----|-----|-----|-----|-----|---|---|
| | | | | (A) | (B) | (C) | (D) | (E) | (F) | | |
| 51 | 2 | 194405-83520 | ARM, TENSION | 1 | 1 | 1 | | | | | |
| 52 | 2 | 194405-83560 | HOLDER | 1 | 1 | 1 | | | | | |
| 53 | 2 | 194405-83660 | BOLT, M8X14 | 6 | 6 | 6 | | | | | |
| 54 | 2 | 194405-83680 | SPRING | 1 | 1 | 1 | | | | | |
| 55 | 2 | 22137-080000 | WASHER, 8 | 2 | 2 | 2 | | | | | |
| 56 | 2 | 22137-080000 | WASHER, 8 | 1 | 1 | 1 | | | | | |
| 57 | 2 | 22137-080000 | WASHER, 8 | 2 | 2 | 2 | | | | | |
| 58 | 2 | 22137-100000 | WASHER, 10 | 4 | 4 | 4 | | | | | |
| 59 | 2 | 22137-100000 | WASHER, 10 | 4 | 4 | 4 | | | | | |
| 60 | 2 | 22137-100000 | WASHER, 10 | 4 | 4 | 4 | | | | | |
| 61 | 2 | 22137-100000 | WASHER, 10 | 1 | 1 | 1 | | | | | |
| 62 | 2 | 22217-100000 | WASHER, SPRING 10 | 1 | 1 | 1 | | | | | |
| 63 | 2 | 22242-000140 | RING, 14 | 1 | 1 | 1 | | | | | |
| 64 | 2 | 22242-000150 | RING, 15 | 2 | 2 | 2 | | | | | |
| 65 | 2 | 22242-000150 | RING, 15 | 2 | 2 | 2 | | | | | |
| 66 | 2 | 22242-000190 | RING, 19 | 1 | 1 | 1 | | | | | |
| 67 | 2 | 22242-000190 | RING, 19 | 1 | 1 | 1 | | | | | |
| 68 | 2 | 22242-000290 | RING, 29 | 1 | 1 | 1 | | | | | |
| 69 | 2 | 22242-000300 | RING, 30 | 2 | 2 | 2 | | | | | |
| 70 | 2 | 22252-000470 | RING, 47 | 1 | 1 | 1 | | | | | |
| 71 | 2 | 22252-000470 | RING, 47 | 2 | 2 | 2 | | | | | |
| 72 | 2 | 22252-000550 | RING, 55 | 1 | 1 | 1 | | | | | |
| 73 | 2 | 22252-000620 | RING, 62 | 1 | 1 | 1 | | | | | |
| 74 | 2 | 22312-080140 | PIN, PARALLEL M8X14 | 2 | 2 | 2 | | | | | |
| 75 | 2 | 22417-160180 | PIN, COTTER 1.6X18 | 1 | 1 | 1 | | | | | |
| 76 | 2 | 22417-160180 | PIN, COTTER 1.6X18 | 1 | 1 | 1 | | | | | |
| 77 | 2 | 22487-060120 | PIN, H 6X 12 | 1 | 1 | 1 | | | | | |
| 78 | 2 | 22512-050200 | KEY, 5X 20 | 1 | 1 | 1 | | | | | |
| 79 | 2 | 24101-062024 | BEARING, BALL 6202 | 1 | 1 | 1 | | | | | |
| 80 | 2 | 24101-062044 | BEARING, BALL 6204 | 4 | 4 | 4 | | | | | |
| 81 | 2 | 24101-062064 | BEARING, BALL 6206 | 1 | 1 | 1 | | | | | |
| 82 | 2 | 24104-060064 | BEARING, BALL 6006UU | 2 | 2 | 2 | | | | | |
| 83 | 2 | 24163-205170 | RING, INNER 202517 | 2 | 2 | 2 | | | | | |
| 84 | 2 | 24163-305170 | RING, INNER 303517 | 1 | 1 | 1 | | | | | |
| 85 | 2 | 24311-000160 | O-RING, 1AP16.0 | 1 | 1 | 1 | | | | | |
| 86 | 2 | 24311-000220 | O-RING, 1AP22.0 | 1 | 1 | 1 | | | | | |
| 87 | 2 | 24321-000550 | O-RING, 1AG55.0 | 1 | 1 | 1 | | | | | |
| 88 | 2 | 194405-83320 | V-BELT LB-37.5 | 1 | 1 | 1 | | | | | |
| 89 | 2 | 26013-080162 | BOLT, M8X 16 | 2 | 2 | 2 | | | | | |
| 90 | 2 | 26013-080162 | BOLT, M8X 16 | 2 | 2 | 2 | | | | | |
| 91 | 2 | 26013-080162 | BOLT, M8X 16 | 2 | 2 | 2 | | | | | |
| 92 | 2 | 26013-080202 | BOLT, M8X 20 | 8 | 8 | 8 | | | | | |
| 93 | 2 | 26013-080202 | BOLT, M8X 20 | 4 | 4 | 4 | | | | | |
| 94 | 2 | 26013-080202 | BOLT, M8X 20 | 3 | 3 | 3 | | | | | |
| 95 | 2 | 26013-100202 | BOLT, M10X 20 | 4 | 4 | 4 | | | | | |
| 96 | 2 | 26013-100202 | BOLT, M10X 20 | 4 | 4 | 4 | | | | | |
| 97 | 2 | 26013-100202 | BOLT, M10X 20 | 3 | 3 | 3 | | | | | |
| 98 | 2 | 26013-100302 | BOLT, M10X 30 | 4 | 4 | 4 | | | | | |
| 99 | 2 | 26116-100602 | BOLT, M10X 60 PLATED | 1 | 1 | 1 | | | | | |
| 100 | 2 | 26716-060002 | NUT, M6 | 1 | 1 | 1 | | | | | |
| 101 | 2 | 26013-140252 | BOLT, M14X 25 | 2 | 2 | 2 | | | | | |

N:Old $\begin{matrix} \text{Yes} \\ \text{No} \end{matrix}$ New, Q:Old $\begin{matrix} \text{No} \\ \text{Yes} \end{matrix}$ New, R:Old $\begin{matrix} \text{Yes} \\ \text{No} \end{matrix}$ New, S:Old $\begin{matrix} \text{No} \\ \text{Yes} \end{matrix}$ New, W:Add, Z:Discontinued, F:Interchangeable by set, K:Q'ty Change
 ++ CONTINUE ++
 Copyright (C) YANMAR CO., LTD. All Rights Reserved.

Fig. 60 FRONT P.T.O. (OLD TYPE)

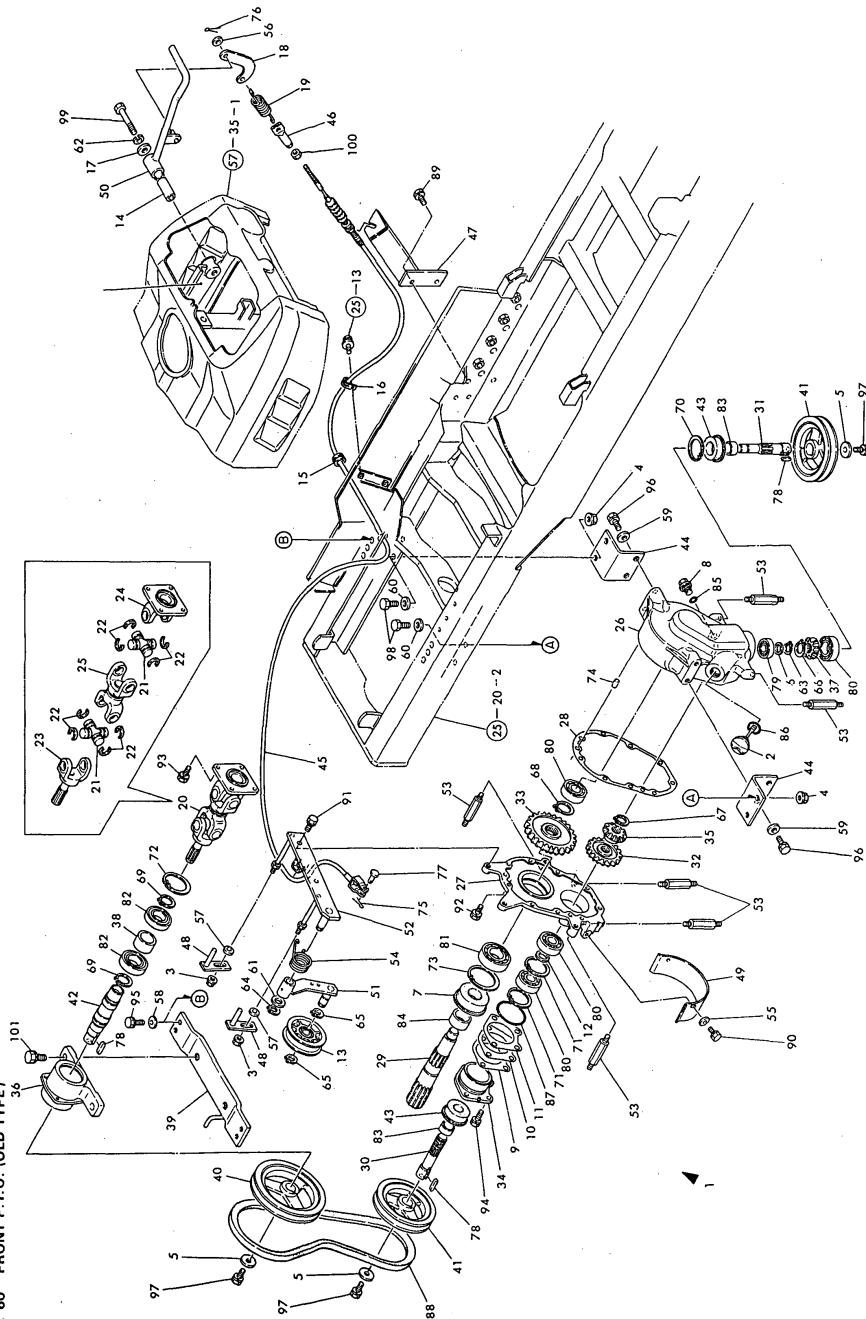


Fig.61. FRONT P.T.O. (NEW TYPE)

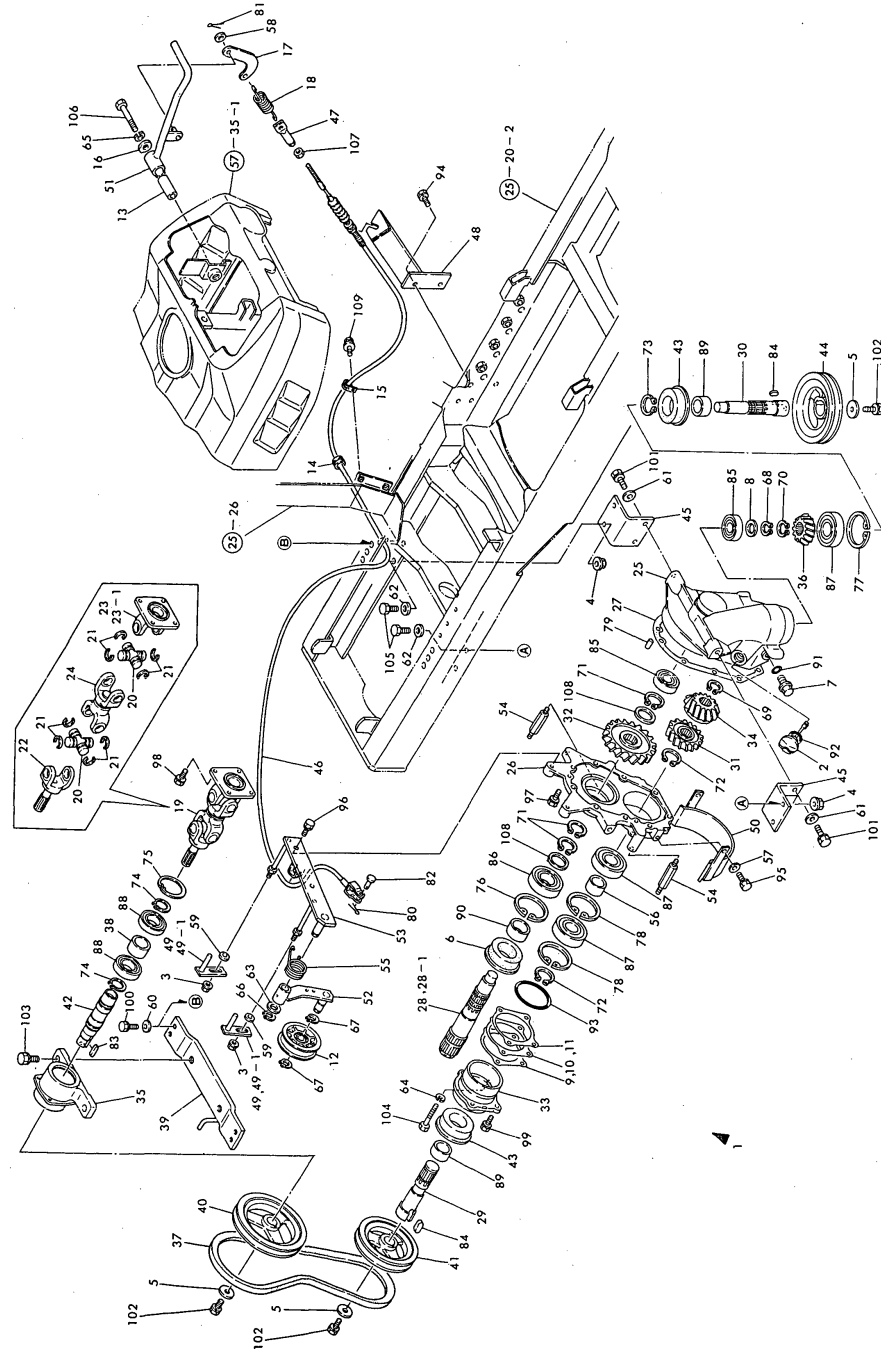


Fig. 61 FRONT P.T.O. (NEW TYPE)

(A)=YM140-HK
(B)=YM167-HK
(C)=YM167D-HK

(D)=
(E)=
(F)=

| No. | Lev. | Parts No. | Description | Qty | | | | | | I | R |
|------|------|----------------|----------------------|------------|-----|-----|-----|-----|-----|---|---|
| | | | | (A) | (B) | (C) | (D) | (E) | (F) | | |
| 1 | 1 | 194405-83010 | P.T.O. ASSY, FRONT | 1 | 1 | 1 | | | | | |
| 2 | 2 | 194311-13631 | PLUG 20 | 1 | 1 | 1 | | | | | |
| 3 | 2 | 194990-22140 | NUT, M8 | 2 | 2 | 2 | | | | | |
| 4 | 2 | 194990-22150 | NUT, M10 | 4 | 4 | 4 | | | | | |
| 5 | 2 | 194130-22370 | WASHER, 10 | 3 | 3 | 3 | | | | | |
| 6 | 2 | 106320-24370 | SEAL TCFY 35 62 12.3 | 1 | 1 | 1 | | | | | |
| 7 | 2 | 194151-24770 | PLUG 14, OIL | 1 | 1 | 1 | | | | | |
| 8 | 2 | 194312-25270 | SPACER, 20X30X1.6 | 1 | 1 | 1 | | | | | |
| 9 | 2 | 194190-25270 | SHIM, T=0.2 | 2 | 2 | 2 | | | | | A |
| 10 | 2 | 194190-25280 | SHIM, T=0.3 | 2 | 2 | 2 | | | | | A |
| 11 | 2 | 194190-25290 | SHIM, T=0.5 | 2 | 2 | 2 | | | | | A |
| 12 | 2 | 1E6251-35400 | PULLEY, TENSION 70A | 1 | 1 | 1 | | | | | |
| 13 | 2 | 1E6140-35570 | COLLAR | 1 | 1 | 1 | | | | | |
| 14 | 2 | 194405-51210 | GROMMET 18 | 1 | 1 | 1 | | | | | |
| 15 | 2 | 194440-51630 | CLAMP, HARNESS | 1 | 1 | 1 | | | | | |
| 16 | 2 | 194145-61570 | WASHER, 10 | 1 | 1 | 1 | | | | | |
| 17 | 2 | 1E6150-63190 | LINK, CLUTCH | 1 | 1 | 1 | | | | | |
| 18 | 2 | 1E6460-65850 | SPRING, 22.5X105 | 1 | 1 | 1 | | | | | |
| 19 | 2 | 194305-83101 | JOINT ASSY | 1 | 1 | 1 | | | | | |
| 20 | 3 | 194802-22260 | JOURNAL KIT | 2 | 2 | 2 | | | | | |
| 21 | 3 | 194802-22270 | RING, SNAP | 8 | 8 | 8 | | | | | |
| 22 | 3 | 194305-83111 | YOKE, SHAFT | 1 | 1 | 1 | | | | | |
| 23 | 3 | 194802-83120-X | YOKE, FLANGE | 1 | 1 | 1 | | | | | |
| 23-1 | 3 | 194115-83120 | YOKE, FLANGE | 1 | 1 | 1 | | | | | N |
| | | (A=850921) | (B=850921) | (C=850921) | | | | | | | |
| 24 | 3 | 194305-83130 | YOKE, DOUBLE | 1 | 1 | 1 | | | | | |
| 25 | 2 | 194405-83112 | CASE, FRONT GEAR | 1 | 1 | 1 | | | | | |
| 26 | 2 | 194405-83121 | COVER, HOUSING | 1 | 1 | 1 | | | | | |
| 27 | 2 | 194405-83131 | PACKING, HOUSING | 1 | 1 | 1 | | | | | |
| 28 | 2 | 194405-83141 | SHAFT, FRONT P.T.O | 1 | 1 | 1 | | | | | |
| 28-1 | 2 | 194405-83142 | SHAFT, FRONT PTO | 1 | 1 | 1 | | | | | N |
| | | (A=850721) | (B=850721) | (C=850721) | | | | | | | |
| 29 | 2 | 194405-83151 | SHAFT, FRONT DRIVE | 1 | 1 | 1 | | | | | |
| 30 | 2 | 194405-83161 | SHAFT, DRIVE | 1 | 1 | 1 | | | | | |
| 31 | 2 | 194405-83171 | PINION, DRIVE | 1 | 1 | 1 | | | | | |
| 32 | 2 | 194405-83180 | GEAR, PTO DRIVE | 1 | 1 | 1 | | | | | |
| 33 | 2 | 194405-83191 | RETAINER, SHAFT | 1 | 1 | 1 | | | | | |
| 34 | 2 | 194405-83212 | GEAR, BEVEL | 1 | 1 | 1 | | | | | |
| 35 | 2 | 194446-83210-X | CASE, BEARING | 1 | 1 | 1 | | | | | |
| 36 | 2 | 194405-83223 | GEAR, BEVEL | 1 | 1 | 1 | | | | | |
| 37 | 2 | 194405-83231 | V-BELT, B37.5 | 1 | 1 | 1 | | | | | |
| 38 | 2 | 194446-83240 | SPACER | 1 | 1 | 1 | | | | | |
| 39 | 2 | 194305-83250 | STAY, FRONT P.T.O. | 1 | 1 | 1 | | | | | |
| 40 | 2 | 194405-83250 | PULLEY D=150.5 | 1 | 1 | 1 | | | | | |
| 41 | 2 | 194405-83261 | PULLEY D=130 | 1 | 1 | 1 | | | | | |
| 42 | 2 | 194405-83271 | SHAFT, MAIN DRIVE | 1 | 1 | 1 | | | | | |
| 43 | 2 | 194405-83281 | SEAL, OIL TCFY306214 | 2 | 2 | 2 | | | | | |
| 44 | 2 | 194405-83290 | PULLEY, D130 | 1 | 1 | 1 | | | | | |
| 45 | 2 | 194405-83330 | STAY | 2 | 2 | 2 | | | | | |
| 46 | 2 | 194405-83360 | WIRE | 1 | 1 | 1 | | | | | |
| 47 | 2 | 194405-83370 | ADJUSTER | 1 | 1 | 1 | | | | | |

Fig.61. FRONT P.T.O. (NEW TYPE)

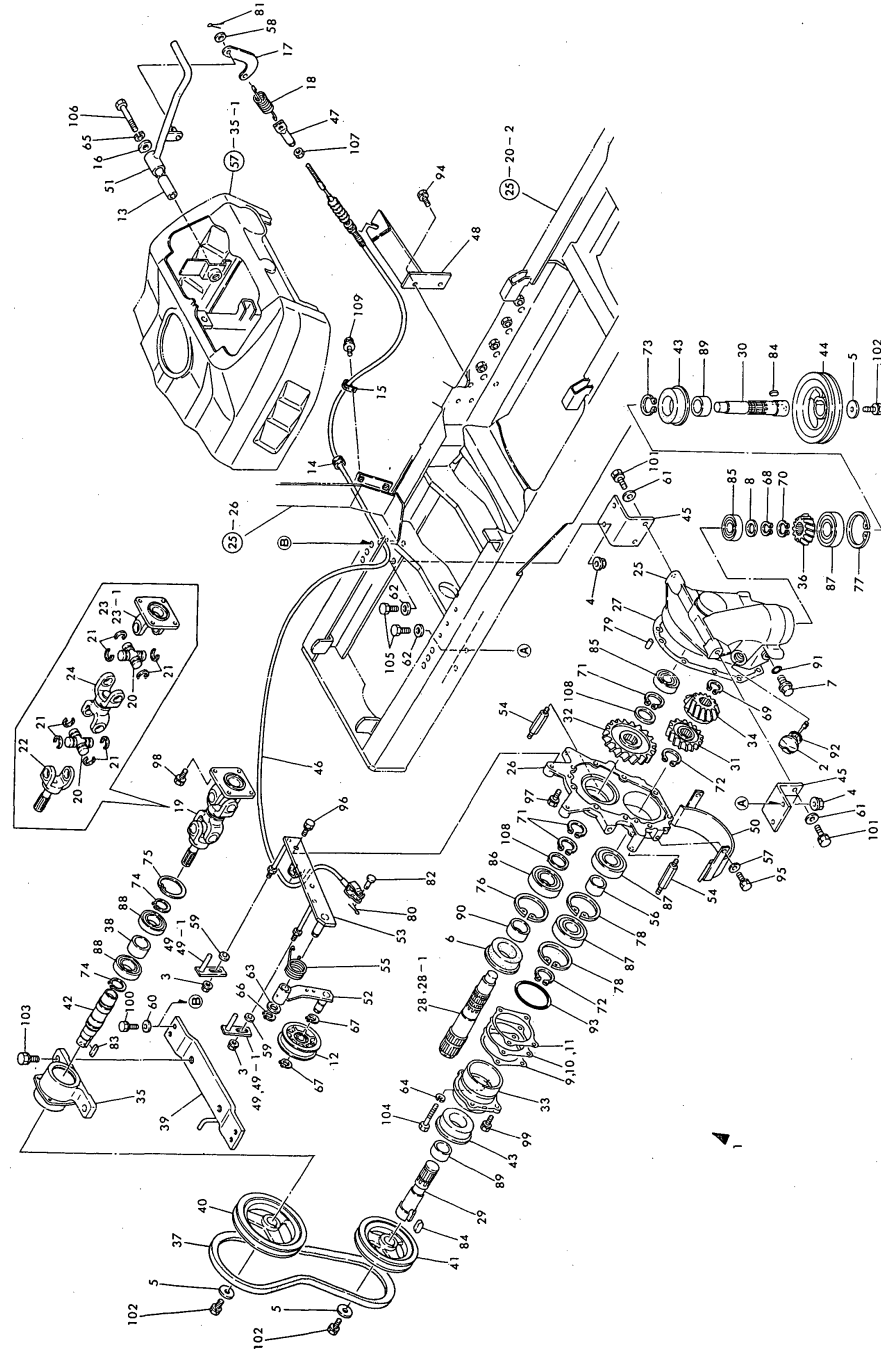


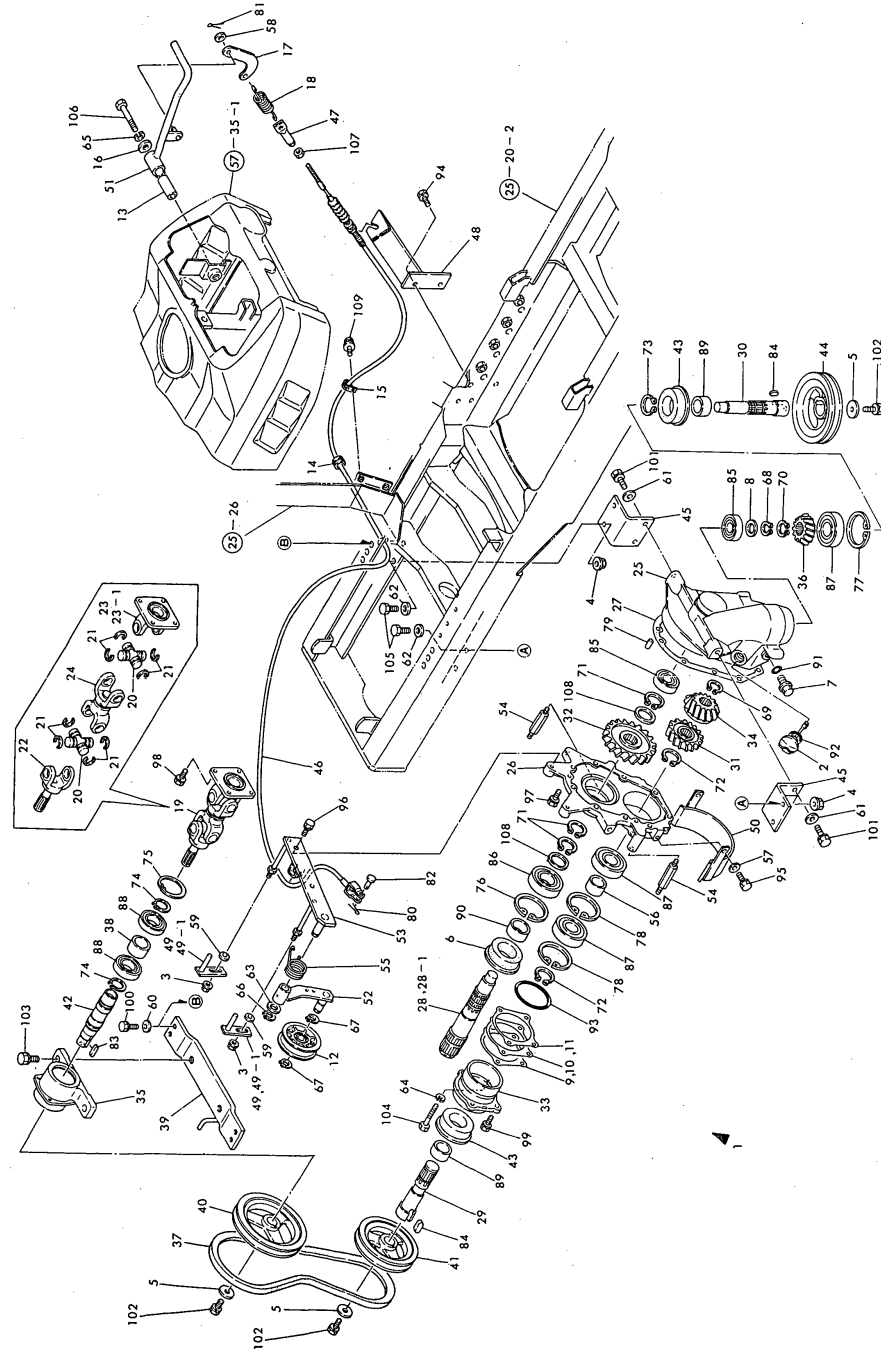
Fig. 61 FRONT P.T.O. (NEW TYPE)

(A)=YM140-HK
(B)=YM167-HK
(C)=YM167D-HK

(D)=
(E)=
(F)=

| No. | Lev. | Parts No. | Description | Q'ty | | | | | | I | R |
|------|------|--------------|----------------------|------------|-----|-----|-----|-----|-----|---|---|
| | | | | (A) | (B) | (C) | (D) | (E) | (F) | | |
| 48 | 2 | 194405-83390 | STAY | 1 | 1 | 1 | | | | | |
| 49 | 2 | 194405-83430 | GUIDE, V-BELT | 2 | 2 | 2 | | | | | |
| 49-1 | 2 | 194405-83431 | GUIDE, BELT | 2 | 2 | 2 | | | | | N |
| | | (A=F40210) | (B=F50080) | (C=F50330) | | | | | | | |
| 50 | 2 | 194405-83461 | GUIDE, BELT LOWER | 1 | 1 | 1 | | | | | |
| 51 | 2 | 194405-83471 | LEVER, FRONT P.T.O. | 1 | 1 | 1 | | | | | |
| 52 | 2 | 194405-83520 | ARM, TENSION | 1 | 1 | 1 | | | | | |
| 53 | 2 | 194405-83560 | HOLDER | 1 | 1 | 1 | | | | | |
| 54 | 2 | 194405-83660 | BOLT, M8X14 | 2 | 2 | 2 | | | | | |
| 55 | 2 | 194405-83680 | SPRING | 1 | 1 | 1 | | | | | |
| 56 | 2 | 194405-83710 | COLLAR, 27.6X34X15 | 1 | 1 | 1 | | | | | |
| 57 | 2 | 22137-080000 | WASHER, 8 | 2 | 2 | 2 | | | | | |
| 58 | 2 | 22137-080000 | WASHER, 8 | 1 | 1 | 1 | | | | | |
| 59 | 2 | 22137-080000 | WASHER, 8 | 2 | 2 | 2 | | | | | |
| 60 | 2 | 22137-100000 | WASHER, 10 | 4 | 4 | 4 | | | | | |
| 61 | 2 | 22137-100000 | WASHER, 10 | 4 | 4 | 4 | | | | | |
| 62 | 2 | 22137-100000 | WASHER, 10 | 4 | 4 | 4 | | | | | |
| 63 | 2 | 22137-100000 | WASHER, 10 | 1 | 1 | 1 | | | | | |
| 64 | 2 | 22217-080000 | WASHER, SPRING 8 | 1 | 1 | 1 | | | | | |
| 65 | 2 | 22217-100000 | WASHER, SPRING 10 | 1 | 1 | 1 | | | | | |
| 66 | 2 | 22242-000150 | RING, 15 | 1 | 1 | 1 | | | | | |
| 67 | 2 | 22242-000150 | RING, 15 | 2 | 2 | 2 | | | | | |
| 68 | 2 | 22242-000200 | RING, 20 | 1 | 1 | 1 | | | | | |
| 69 | 2 | 22242-000240 | RING, 24 | 1 | 1 | 1 | | | | | |
| 70 | 2 | 22242-000240 | RING, 24 | 1 | 1 | 1 | | | | | |
| 71 | 2 | 22242-000290 | RING, 29 | 1 | 1 | 1 | | | | | |
| 72 | 2 | 22242-000290 | RING, 29 | 2 | 2 | 2 | | | | | |
| 73 | 2 | 22242-000290 | RING, 29 | 1 | 1 | 1 | | | | | |
| 74 | 2 | 22242-000300 | RING, 30 | 2 | 2 | 2 | | | | | |
| 75 | 2 | 22252-000550 | RING, 55 | 1 | 1 | 1 | | | | | |
| 76 | 2 | 22252-000620 | RING, 62 | 1 | 1 | 1 | | | | | |
| 77 | 2 | 22252-000620 | RING, 62 | 1 | 1 | 1 | | | | | |
| 78 | 2 | 22252-000620 | RING, 62 | 2 | 2 | 2 | | | | | |
| 79 | 2 | 22312-080180 | PIN, PARALLEL M8X18 | 2 | 2 | 2 | | | | | |
| 80 | 2 | 22417-160180 | PIN, COTTER 1.6X18 | 1 | 1 | 1 | | | | | |
| 81 | 2 | 22417-160180 | PIN, COTTER 1.6X18 | 1 | 1 | 1 | | | | | |
| 82 | 2 | 22487-060120 | PIN, H 6X 12 | 1 | 1 | 1 | | | | | |
| 83 | 2 | 22512-050200 | KEY, 5X 20 | 1 | 1 | 1 | | | | | |
| 84 | 2 | 22512-070200 | KEY, 7X 20 | 2 | 2 | 2 | | | | | |
| 85 | 2 | 24101-062044 | BEARING, BALL 6204 | 2 | 2 | 2 | | | | | |
| 86 | 2 | 24101-062064 | BEARING, BALL 6206 | 1 | 1 | 1 | | | | | |
| 87 | 2 | 24101-063054 | BEARING, BALL 6305 | 3 | 3 | 3 | | | | | |
| 88 | 2 | 24104-060064 | BEARING, BALL 6006UU | 2 | 2 | 2 | | | | | |
| 89 | 2 | 24163-250160 | RING, INNER 253016 | 2 | 2 | 2 | | | | | |
| 90 | 2 | 24163-305170 | RING, INNER 303517 | 1 | 1 | 1 | | | | | |
| 91 | 2 | 24311-000160 | O-RING, 1AP16.0 | 1 | 1 | 1 | | | | | |
| 92 | 2 | 24311-000220 | O-RING, 1AP22.0 | 1 | 1 | 1 | | | | | |
| 93 | 2 | 24321-000700 | O-RING, 1AG70.0 | 1 | 1 | 1 | | | | | |
| 94 | 2 | 26013-080162 | BOLT, M8X 16 | 2 | 2 | 2 | | | | | |
| 95 | 2 | 26013-080162 | BOLT, M8X 16 | 2 | 2 | 2 | | | | | |
| 96 | 2 | 26013-080162 | BOLT, M8X 16 | 2 | 2 | 2 | | | | | |

Fig.61. FRONT P.T.O. (NEW TYPE)



(A)=YM140-HK
(B)=YM167-HK
(C)=YM167D-HK

(D)=
(E)=
(F)=

| No. | Lev. | Parts No. | Description | Qty | | | | | | I | R |
|-----|------|--------------|----------------------|-----|-----|-----|-----|-----|-----|---|---|
| | | | | (A) | (B) | (C) | (D) | (E) | (F) | | |
| 97 | 2 | 26013-080202 | BOLT, M8X 20 | 8 | 8 | 8 | | | | | |
| 98 | 2 | 26013-080202 | BOLT, M8X 20 | 4 | 4 | 4 | | | | | |
| 99 | 2 | 26013-080202 | BOLT, M8X 20 | 3 | 3 | 3 | | | | | |
| 100 | 2 | 26013-100202 | BOLT, M10X 20 | 4 | 4 | 4 | | | | | |
| 101 | 2 | 26013-100202 | BOLT, M10X 20 | 4 | 4 | 4 | | | | | |
| 102 | 2 | 26013-100202 | BOLT, M10X 20 | 3 | 3 | 3 | | | | | |
| 103 | 2 | 26013-140252 | BOLT, M14X 25 | 2 | 2 | 2 | | | | | |
| 104 | 2 | 26116-080552 | BOLT, M8X 55 PLATED | 1 | 1 | 1 | | | | | |
| 105 | 2 | 26116-100302 | BOLT, M10X 30 PLATED | 4 | 4 | 4 | | | | | |
| 106 | 2 | 26116-100602 | BOLT, M10X 60 PLATED | 1 | 1 | 1 | | | | | |
| 107 | 2 | 26716-060002 | NUT, M6 | 2 | 2 | 2 | | | | | |
| 108 | 2 | 194312-25470 | SPACER, 30X40X2 | 2 | 2 | 2 | | | | | |
| 109 | 2 | 26014-060122 | BOLT, M6X 12 | 1 | 1 | 1 | | | | | |

Fig. 61 FRONT P.T.O. (NEW TYPE)

Parts No. Index

| Parts No. | Fig. No. | Ref. No. |
|--------------|----------|----------|
| 101147-11490 | 4 | 65 |
| | 22 | 20 |
| 101147-11900 | 4 | 67 |
| 101147-53080 | 13 | 4 |
| 101147-59810 | 14 | 45 |
| 101158-11190 | 4 | 12 |
| | | 12 -3 |
| | | 12 --3 |
| 101158-11230 | 4 | 52 |
| | | 57 |
| 101304-59020 | 14 | 30 |
| 101720-55750 | 14 | 7 |
| 102103-55520 | 14 | 12 |
| | 22 | 48 |
| 102210-07990 | 3 | 3 |
| 103854-11490 | 4 | 66 |
| | 22 | 21 |
| 103854-51251 | 12 | 24 |
| 103854-51660 | 12 | 26 |
| 103854-53120 | 13 | 8 |
| 103854-53180 | 13 | 11 |
| 103854-59191 | 14 | 34 |
| 103854-59201 | 14 | 35 |
| 104104-67300 | 4 | 92 |
| | 15 | 32 |
| 104200-11180 | 4 | 11 |
| 104200-14200 | 7 | 9 |
| 104200-22300 | 9 | 12 |
| 104200-53080 | 13 | 5 |
| 104200-55080 | 1 | 45 |
| 104200-55321 | 14 | 4 |
| 104200-55330 | 14 | 5 |
| 104200-55341 | 14 | 6 |
| 104200-55750 | 14 | 8 |
| 104200-59170 | 14 | 38 |
| | 22 | 49 |
| 104200-61200 | 15 | 3 |
| 104211-03770 | 16 | 2 |
| 104211-11100 | 4 | 5 |
| 104211-11110 | 4 | 7 |
| 104211-11370 | 4 | 14 |
| 104500-55710 | 14 | 14 |
| | 21 | 13 |
| 105052-77400 | 14 | 47 |
| 105225-02020 | 1 | 60 |
| | 22 | 11 |
| 105225-02300 | 1 | 71 |
| 105225-11100 | 4 | 4 |
| 105225-11110 | 4 | 6 |
| 105225-11350 | 4 | 15 |

| Parts No. | Fig. No. | Ref. No. |
|--------------|----------|----------|
| 105225-21500 | 8 | 21 |
| 105225-21501 | 8 | 21 --1 |
| 105225-22300 | 9 | 11 |
| 105225-22400 | 9 | 13 |
| 105225-23100 | 9 | 19 |
| 105225-23200 | 9 | 21 |
| 105311-23380 | 9 | 25 |
| 105546-13570 | 6 | 10 |
| 106320-24370 | 61 | 6 |
| 110250-53150 | 13 | 10 |
| 110250-53410 | 52 | 58 |
| 110250-53430 | 52 | 59 |
| 110250-55610 | 14 | 13 |
| 113200-53110 | 13 | 7 |
| 113200-53120 | 13 | 9 |
| 121000-03020 | 4 | 97 |
| 121000-03070 | 4 | 101 |
| | 22 | 29 |
| 121000-03080 | 4 | 102 |
| 121000-42010 | 11 | 1 --1 |
| 121000-42051 | 11 | 9 |
| | 22 | 40 |
| 121000-42100 | 11 | 2 |
| 121000-42120 | 11 | 11 |
| 121000-49030 | 11 | 43 |
| 121120-77920 | 17 | 24 |
| 121150-35100 | 10 | 18 |
| 121150-77701 | 17 | 12 |
| 121236-77700 | 17 | 15 |
| 121250-01710 | 4 | 25 -1 |
| | | 25 --1 |
| 121250-02070 | 1 | 69 --1 |
| 121250-03783 | 4 | 93 |
| | 15 | 34 |
| 121250-44901 | 11 | 31 |
| | 21 | 10 |
| 121250-49160 | 11 | 49 |
| 121250-59860 | 14 | 27 |
| 121267-44760 | 11 | 30 |
| 121420-01760 | 4 | 78 |
| | 22 | 25 |
| 121450-01203 | 1 | 7 |
| 121450-01210 | 1 | 9 |
| 121450-01220 | 1 | 10 |
| 121450-01531 | 2 | 12 |
| | 22 | 14 |
| 121450-01550 | 2 | 11 |
| 121450-01560 | 2 | 4 |
| 121450-01570 | 2 | 7 |
| 121450-01710 | 1 | 47 |

| Parts No. | Fig. No. | Ref. No. |
|--------------|----------|----------|
| 121450-01801 | 2 | 14 |
| 121450-01960 | 1 | 15 |
| 121450-01980 | 1 | 16 |
| | 22 | 4 |
| 121450-01990 | 1 | 17 |
| 121450-02071 | 1 | 68 |
| 121450-02100 | 1 | 22 |
| 121450-02110 | 1 | 55 |
| 121450-02160 | 1 | 66 |
| 121450-02310 | 1 | 75 |
| 121450-02320 | 1 | 77 |
| 121450-02370 | 1 | 79 |
| 121450-03012 | 4 | 98 |
| 121450-03020 | 4 | 99 |
| 121450-03030 | 4 | 100 |
| 121450-03610 | 4 | 80 |
| 121450-03770 | 4 | 87 |
| 121450-11260 | 4 | 41 |
| 121450-11270 | 4 | 42 |
| 121450-11550 | 4 | 30 |
| 121450-11680 | 4 | 24 |
| | 22 | 17 |
| 121450-14120 | 7 | 8 |
| 121450-14400 | 7 | 10 |
| 121450-21541 | 8 | 9 |
| 121450-32021 | 10 | 11 |
| | 22 | 35 |
| 121450-32050 | 10 | 3 |
| 121450-42240 | 11 | 5 |
| 121450-42260 | 11 | 7 |
| 121450-42310 | 11 | 6 |
| 121450-42350 | 11 | 19 |
| 121450-42450 | 11 | 13 |
| 121450-44410 | 11 | 14 |
| | 22 | 42 |
| 121450-44530 | 11 | 35 |
| 121450-59550 | 14 | 40 |
| 121450-59850 | 14 | 23 |
| 121450-61101 | 15 | 1 |
| 121450-61631 | 15 | 14 |
| 121450-66180 | 15 | 19 |
| 121450-77010 | 17 | 1 |
| | 18 | 1 |
| 121450-77200 | 17 | 4 |
| | 19 | 1 |
| 121450-77711 | 17 | 5 |
| 121454-12520 | 3 | 4 |
| 121454-49160 | 11 | 50 |
| 121454-66420 | 15 | 48 |
| 121456-91400 | 2 | 36 |

| Parts No. | Fig. No. | Ref. No. |
|--------------|----------|----------|
| 121456-91981 | 2 | 37 |
| 121456-91991 | 2 | 38 |
| 121462-01650 | 1 | 37 |
| 121462-03740 | 4 | 83 |
| 121467-22090 | 9 | 1 |
| 121470-11401 | 4 | 59 |
| 121470-77050 | 17 | 3 |
| 121500-01100 | 1 | 6 |
| 121520-01850 | 1 | 30 |
| | 22 | 7 |
| 121520-01860 | 1 | 29 |
| 121520-02100 | 1 | 23 |
| 121520-02310 | 1 | 76 |
| 121520-44510 | 11 | 33 |
| 121520-61520 | 15 | 12 |
| 121520-61620 | 15 | 13 |
| 121520-66010 | 15 | 25 |
| 121520-66550 | 15 | 37 |
| 121520-66580 | 15 | 40 |
| 121520-77910 | 17 | 23 |
| | 21 | 14 |
| 121521-77330 | 17 | 6 |
| 121522-42290 | 11 | 21 |
| | 21 | 8 |
| 121550-01200 | 1 | 8 |
| 121550-02110 | 1 | 56 |
| 121550-02300 | 1 | 72 |
| 121550-02320 | 1 | 78 |
| 121550-02330 | 1 | 81 |
| 121550-11280 | 4 | 43 |
| 121550-11290 | 4 | 44 |
| 121550-11400 | 4 | 60 |
| 121550-11411 | 4 | 62 |
| 121550-11451 | 4 | 64 |
| | 22 | 19 |
| 121550-14400 | 7 | 11 |
| 121550-22090 | 9 | 2 |
| 121550-23200 | 9 | 22 |
| 121550-23380 | 9 | 26 |
| 121550-35100 | 10 | 16 |
| 121550-35110 | 10 | 17 |
| | 22 | 36 |
| 121550-49111 | 1 | 24 |
| 121550-51100 | 12 | 5 |
| 121550-77810 | 17 | 19 |
| 121551-01100 | 1 | 6 --1 |
| 121551-02220 | 1 | 58 |
| 121551-66520 | 16 | 1 |
| 121551-66580 | 16 | 5 |
| 121554-42100 | 11 | 1 |

Parts No. Index

| Parts No. | Fig. No. | Ref. No. |
|--------------|----------|----------|
| 121567-61620 | 15 | 13 --1 |
| 121567-61640 | 15 | 12 -1 |
| 121567-77810 | 17 | 17 |
| 121575-01510 | 2 | 10 |
| | 22 | 13 |
| 121700-59560 | 17 | 13 |
| 121750-44550 | 11 | 39 |
| 121750-59090 | 14 | 42 |
| 121750-59890 | 56 | 15 |
| | | 16 |
| | | 17 |
| 121750-77800 | 17 | 16 |
| 123325-59100 | 14 | 20 |
| 123325-59110 | 14 | 21 |
| 124000-01750 | 1 | 48 |
| | 22 | 9 |
| 124000-11240 | 4 | 36 |
| 124000-12030 | 5 | 9 |
| | 22 | 30 |
| 124000-13200 | 6 | 15 -1 |
| | 22 | 33 --1 |
| 124000-13520 | 6 | 15 |
| | 22 | 33 |
| 124060-01050 | 1 | 5 |
| | 2 | 3 |
| 124060-11120 | 4 | 8 |
| 124060-11800 | 4 | 112 |
| 124060-11810 | 4 | 113 |
| 124060-21600 | 8 | 18 |
| 124060-23100 | 9 | 20 |
| 124060-51300 | 12 | 8 |
| 124060-59380 | 14 | 36 |
| 124060-77680 | 14 | 44 |
| | 17 | 14 |
| | 24 | 16 |
| 124064-12680 | 5 | 7 |
| 124064-12690 | 5 | 6 |
| 124064-55510 | 14 | 11 |
| 124064-55600 | 14 | 1 |
| 124066-59100 | 14 | 43 |
| 124080-77200 | 17 | 4 -1 |
| 124080-77201 | 17 | 4 -2 |
| | 20 | 1 |
| 124085-01900 | 1 | 12 |
| 124085-02220 | 1 | 57 |
| 124085-02411 | 1 | 21 |
| 124085-14090 | 7 | 6 |
| 124085-35300 | 10 | 22 |
| 124085-35350 | 10 | 28 |
| 124085-51500 | 12 | 27 |

| Parts No. | Fig. No. | Ref. No. |
|--------------|----------|----------|
| 124085-59810 | 14 | 16 |
| 124085-59820 | 14 | 18 |
| 124085-59850 | 14 | 24 |
| 124160-01650 | 4 | 110 |
| | 14 | 32 |
| 124160-01750 | 4 | 77 |
| 124160-01751 | 4 | 76 |
| 124160-11360 | 4 | 68 |
| 124160-21500 | 8 | 20 |
| 124160-21501 | 8 | 20 --1 |
| 124160-39140 | 10 | 31 |
| 124160-39450 | 10 | 36 |
| | 21 | 7 |
| 124160-49480 | 1 | 26 |
| 124220-51890 | 12 | 38 |
| 124240-01882 | 2 | 31 |
| | 22 | 15 |
| 124250-03640 | 16 | 3 |
| 124450-21230 | 8 | 19 |
| 124450-35070 | 10 | 15 |
| 124450-35100 | 10 | 19 |
| | 21 | 6 |
| 124450-35110 | 10 | 21 |
| | 22 | 37 |
| 124450-39240 | 10 | 35 |
| 124450-44560 | 11 | 36 |
| 124450-44590 | 11 | 25 |
| 124460-77820 | 17 | 20 |
| 124465-44950 | 11 | 12 |
| | | 32 |
| | | 41 |
| 124500-01330 | 1 | 28 |
| | 22 | 6 |
| 124500-01331 | 1 | 28 --1 |
| | 22 | 6 --1 |
| 124500-01750 | 1 | 49 |
| | 22 | 10 |
| 124500-11240 | 4 | 37 |
| 124500-12710 | 5 | 14 |
| | 22 | 31 |
| 124500-13520 | 6 | 16 |
| | 22 | 34 |
| 124500-39200 | 10 | 30 |
| 124520-11310 | 4 | 75 |
| | 22 | 24 |
| 124520-12700 | 5 | 13 |
| 124523-03760 | 4 | 86 |
| 124550-35110 | 10 | 20 |
| | 21 | 15 |
| 124550-51320 | 12 | 10 |

| Parts No. | Fig. No. | Ref. No. |
|--------------|----------|----------|
| 124550-51341 | 12 | 11 |
| 124550-51350 | 12 | 9 |
| | 22 | 45 |
| 124550-51370 | 12 | 12 |
| | 22 | 46 |
| 124550-51590 | 12 | 30 |
| 124550-59030 | 14 | 41 |
| 124550-59820 | 10 | 33 |
| 124550-66370 | 15 | 49 |
| 124550-77030 | 17 | 2 |
| 124574-01600 | 1 | 36 |
| 124574-12040 | 5 | 10 |
| 124574-12500 | 5 | 1 |
| 124574-12530 | 5 | 3 |
| 124574-12550 | 5 | 11 |
| 124574-12670 | 5 | 4 |
| 124574-13510 | 6 | 2 |
| 124574-13540 | 6 | 7 |
| | 22 | 32 |
| 124574-13650 | 6 | 20 |
| 124574-21590 | 8 | 15 |
| 124574-21650 | 8 | 11 |
| 124574-34800 | 1 | 74 |
| 124574-35090 | 10 | 14 |
| 124574-42350 | 11 | 20 |
| 124574-44500 | 11 | 24 |
| 124574-44580 | 11 | 27 |
| 124574-49010 | 11 | 41 |
| 124574-49020 | 11 | 42 |
| 124574-59010 | 14 | 28 |
| 124574-61000 | 15 | 6 |
| 124610-77210 | 17 | 9 |
| 124664-13580 | 6 | 11 |
| 124732-42290 | 11 | 22 --1 |
| | 21 | 9 --1 |
| 124750-44740 | 11 | 28 |
| 124756-67310 | 15 | 33 |
| 124764-44800 | 3 | 5 |
| 124764-44810 | 3 | 6 |
| 124764-44920 | 3 | 7 |
| 124766-59050 | 11 | 51 |
| | 14 | 31 |
| | | 33 |
| | 24 | 15 |
| 124770-53000 | 13 | 3 |
| | 21 | 12 |
| 124950-01951 | 1 | 50 |
| 124950-11340 | 4 | 13 |
| 124950-11410 | 4 | 61 |
| 124950-11450 | 4 | 63 |

| Parts No. | Fig. No. | Ref. No. |
|--------------|----------|----------|
| 124950-11450 | 22 | 18 |
| 124950-26420 | 2 | 27 |
| 124950-51100 | 12 | 4 |
| 124950-51170 | 12 | 13 |
| 124950-51190 | 12 | 7 |
| 124950-51270 | 12 | 6 |
| | 22 | 44 |
| 124950-51450 | 12 | 34 |
| 124950-51510 | 12 | 16 |
| 124950-51640 | 12 | 25 |
| 124950-55900 | 17 | 8 |
| 124950-66590 | 15 | 41 |
| 124969-11670 | 4 | 23 |
| 124969-39200 | 10 | 29 |
| 124969-66000 | 15 | 27 |
| 124969-66700 | 15 | 46 |
| 124970-01330 | 1 | 27 |
| | 22 | 5 |
| 124970-01601 | 1 | 35 |
| 124970-03740 | 4 | 84 |
| 124970-21651 | 8 | 10 |
| 124970-44540 | 11 | 38 |
| 124974-13510 | 6 | 1 |
| 124974-13650 | 6 | 19 |
| 124974-21590 | 8 | 14 |
| 124974-34800 | 1 | 73 |
| 124974-44500 | 11 | 23 |
| 124976-03760 | 4 | 85 |
| 124976-12020 | 5 | 8 |
| 124976-59500 | 14 | 39 |
| 128270-11310 | 4 | 74 |
| | 22 | 23 |
| 128270-35090 | 10 | 13 |
| 129350-01230 | 1 | 11 |
| 129350-02050 | 1 | 70 |
| 129350-02070 | 1 | 69 |
| 129350-14100 | 7 | 7 |
| 129350-21200 | 8 | 8 |
| 129350-26000 | 2 | 22 |
| 129350-26050 | 2 | 23 |
| 129350-26100 | 2 | 24 |
| 129350-26160 | 2 | 32 |
| 129350-26200 | 2 | 25 |
| 129350-26400 | 2 | 26 |
| 129350-26490 | 2 | 28 |
| 129350-32090 | 10 | 1 |
| 129350-42200 | 11 | 4 |
| 129350-49120 | 11 | 46 |
| 129350-49130 | 11 | 45 |
| 129350-49530 | 11 | 52 |

Parts No. Index

| Parts No. | Fig. No. | Ref. No. |
|--------------|----------|----------|
| 129350-49540 | 11 | 53 |
| | 22 | 43 |
| 129350-49800 | 11 | 55 |
| | 21 | 11 |
| 129350-61600 | 15 | 17 |
| 129354-77330 | 17 | 6 -1 |
| 135210-61090 | 15 | 50 |
| 171001-42290 | 11 | 22 |
| | 21 | 9 |
| 171001-49502 | 1 | 25 |
| 171003-49030 | 11 | 43 --1 |
| 171022-12530 | 5 | 5 |
| | 21 | 3 |
| 171022-44960 | 11 | 21 --1 |
| | 21 | 8 --1 |
| 171051-01921 | 1 | 14 |
| | 4 | 21 |
| 171055-59810 | 14 | 17 |
| 171055-59820 | 14 | 19 |
| 172100-22400 | 9 | 14 |
| 172100-53200 | 13 | 12 |
| | 22 | 47 |
| 172112-41980 | 41 | 28 |
| | 42 | 24 |
| 172200-61220 | 15 | 4 |
| 174100-54120 | 12 | 22 |
| 174307-51170 | 12 | 14 |
| 174307-51181 | 12 | 15 |
| 174307-51460 | 12 | 35 |
| 174307-51700 | 12 | 23 |
| 194080-15420 | 31 | 14 -1 |
| 194080-15430 | 31 | 15 -1 |
| 194080-15440 | 31 | 16 -1 |
| 194080-15450 | 31 | 17 -1 |
| 194080-15460 | 31 | 18 -1 |
| 194080-15550 | 31 | 33 |
| 194080-37781 | 49 | 29 |
| | 50 | 6 |
| 194080-51411 | 56 | 8 |
| 194080-51430 | 56 | 24 |
| 194100-41670 | 51 | 16 |
| 194110-37691 | 49 | 26 |
| 194115-15100 | 31 | 1 -1 |
| 194115-15110 | 31 | 2 -1 |
| 194115-15140 | 31 | 3 -2 |
| 194115-15250 | 31 | 6 -1 |
| 194115-15500 | 31 | 20 -1 |
| 194115-15610 | 31 | 34 -1 |
| 194115-25450 | 38 | 18 |
| | | 30 |

| Parts No. | Fig. No. | Ref. No. |
|--------------|----------|----------|
| 194115-83120 | 61 | 23 -1 |
| 194130-15470 | 31 | 19 -1 |
| 194130-22370 | 60 | 5 |
| | 61 | 5 |
| 194130-37560 | 49 | 22 |
| 194130-44480 | 53 | 12 |
| 194130-61570 | 32 | 2 |
| 194145-01260 | 23 | 5 |
| 194145-01540 | 23 | 29 -1 |
| 194145-04302 | 24 | 2 |
| 194145-04311 | 24 | 3 |
| 194145-04322 | 24 | 4 |
| 194145-04351 | 24 | 5 |
| 194145-04460 | 24 | 6 |
| 194145-04521 | 24 | 7 |
| 194145-04810 | 57 | 1 |
| 194145-11350 | 26 | 5 |
| 194145-15651 | 31 | 35 -1 |
| 194145-47160 | 41 | 18 |
| | 42 | 14 |
| 194145-61560 | 57 | 40 |
| 194145-61570 | 60 | 17 |
| | 61 | 16 |
| 194145-61650 | 57 | 48 |
| | | 49 |
| | | 50 |
| | | 51 |
| | | 52 |
| 194145-64430 | 57 | 61 |
| 194150-01190 | 49 | 12 |
| 194150-01270 | 23 | 6 |
| 194150-12410 | 26 | 30 |
| | 27 | 13 |
| 194150-22480 | 49 | 13 |
| | 50 | 2 |
| 194150-37530 | 49 | 15 |
| 194150-37570 | 49 | 23 |
| 194150-45320 | 52 | 53 |
| 194150-45340 | 52 | 54 |
| 194150-45361 | 52 | 55 |
| 194150-51620 | 29 | 6 |
| 194150-52160 | 56 | 32 |
| 194150-52170 | 56 | 33 |
| 194151-04260 | 24 | 10 |
| 194151-11640 | 26 | 19 |
| 194151-11650 | 26 | 20 |
| 194151-11660 | 26 | 13 |
| 194151-11670 | 26 | 39 |
| 194151-11840 | 26 | 15 |
| 194151-11860 | 26 | 16 |

| Parts No. | Fig. No. | Ref. No. |
|--------------|----------|----------|
| 194151-12610 | 26 | 41 |
| 194151-12620 | 26 | 42 |
| 194151-24770 | 27 | 38 |
| | 28 | 25 |
| | 33 | 9 |
| | 34 | 9 |
| | 60 | 8 |
| | 61 | 7 |
| 194151-36670 | 27 | 39 |
| 194151-37730 | 49 | 27 |
| | 50 | 4 |
| 194151-37771 | 49 | 28 |
| | 50 | 5 |
| 194151-42810 | 52 | 7 |
| 194151-45370 | 52 | 56 |
| 194151-46261 | 52 | 57 |
| 194151-46640 | 52 | 48 |
| 194151-47760 | 55 | 20 |
| 194151-57210 | 56 | 61 |
| 194155-27810 | 43 | 23 |
| 194155-52190 | 56 | 29 |
| 194155-55820 | 56 | 51 |
| 194162-58830 | 57 | 34 |
| 194170-45220 | 54 | 4 |
| 194170-45230 | 54 | 5 |
| 194170-45250 | 54 | 6 |
| 194170-45320 | 54 | 8 |
| 194170-45321 | 54 | 8 -1 |
| 194170-45330 | 54 | 9 |
| 194170-45350 | 54 | 10 |
| 194170-45360 | 54 | 11 |
| 194170-45370 | 54 | 12 |
| 194170-45430 | 54 | 14 |
| 194170-45440 | 54 | 15 |
| 194170-45520 | 54 | 17 |
| 194170-45530 | 54 | 18 |
| 194170-45550 | 54 | 20 |
| 194170-45560 | 54 | 21 |
| 194170-45610 | 52 | 31 |
| 194170-45700 | 52 | 37 |
| 194170-45710 | 52 | 38 |
| 194170-45720 | 52 | 39 |
| 194170-45730 | 52 | 40 |
| 194170-45740 | 52 | 41 |
| 194170-47440 | 55 | 8 |
| 194170-51210 | 56 | 3 |
| | 58 | 1 |
| 194170-52130 | 56 | 31 |
| 194170-55120 | 56 | 46 |
| 194170-55130 | 56 | 47 |

| Parts No. | Fig. No. | Ref. No. |
|----------------|----------|----------|
| 194170-55150 | 56 | 48 |
| 194170-55160 | 56 | 49 |
| 194170-55170 | 56 | 50 |
| 194180-01530 | 23 | 11 |
| | | 29 |
| 194180-12650 | 26 | 44 |
| 194190-11520 | 27 | 16 |
| 194190-25270 | 60 | 9 |
| | 61 | 9 |
| 194190-25280 | 60 | 10 |
| | 61 | 10 |
| 194190-25290 | 60 | 11 |
| | 61 | 11 |
| 194190-26180 | 38 | 6 |
| 194190-26860 | 33 | 11 |
| | 34 | 11 |
| 194190-61250 | 57 | 6 |
| 194190-61560 | 57 | 41 |
| 194191-13211 | 25 | 45 |
| 194191-13211-X | 26 | 8 |
| 194191-13220 | 25 | 46 |
| | 26 | 9 |
| 194191-13232 | 25 | 47 |
| | 26 | 10 |
| 194191-13240 | 25 | 48 |
| | 26 | 11 |
| 194191-13420 | 27 | 17 |
| 194191-28480 | 44 | 11 |
| 194195-45620 | 52 | 32 |
| 194195-45630 | 52 | 33 |
| 194195-45640 | 52 | 34 |
| 194195-45650 | 52 | 35 |
| 194195-45660 | 52 | 36 |
| 194195-46260 | 52 | 42 |
| 194197-21170 | 33 | 1 |
| | 34 | 1 |
| 194197-24370 | 33 | 5 |
| | 34 | 5 |
| 194197-25930 | 35 | 17 |
| | 40 | 1 |
| 194197-27681 | 41 | 27 |
| | 42 | 23 |
| | 43 | 8 |
| | | 18 |
| | 44 | 1 |
| 194197-31510 | 45 | 8 |
| 194197-31820 | 45 | 10 |
| 194197-32100 | 45 | 12 |
| 194197-32350 | 45 | 19 |
| 194197-32360 | 45 | 20 |

Parts No. Index

| Parts No. | Fig. No. | Ref. No. |
|----------------|----------|----------|
| 194197-32370 | 45 | 21 |
| 194197-44250 | 53 | 8 |
| 194197-44260 | 53 | 9 |
| 194197-44610 | 53 | 14 |
| 194197-61730 | 57 | 10 |
| 194197-61930 | 25 | 35 |
| 194200-34750 | 47 | 15 |
| 194205-42280 | 52 | 6 |
| 194205-63550 | 57 | 76 |
| 194208-47420 | 55 | 7 |
| 194208-47440 | 55 | 9 |
| 194208-47510 | 55 | 14 |
| 194208-47530 | 55 | 15 |
| 194208-47550 | 55 | 16 |
| 194208-47570 | 55 | 17 |
| 194208-47850 | 55 | 21 |
| 194208-47860 | 55 | 22 |
| 194215-25330 | 37 | 11 |
| 194215-25910 | 37 | 32 |
| | 38 | 72 |
| 194215-27500 | 43 | 2 |
| 194240-12981-S | 48 | 3 |
| | | 6 |
| 194240-52210 | 56 | 36 |
| 194241-15310 | 31 | 11 -1 |
| 194241-15350 | 31 | 7 -1 |
| 194241-28170 | 37 | 14 |
| 194250-38814 | 50 | 9 |
| 194250-51650 | 56 | 13 |
| 194250-51660 | 32 | 52 |
| | 56 | 14 |
| 194262-15140 | 31 | 3 |
| 194262-15150 | 31 | 4 |
| 194262-15170 | 31 | 5 |
| 194262-15210 | 31 | 7 |
| 194262-15220 | 31 | 8 |
| 194262-15310 | 31 | 11 |
| 194262-15330 | 31 | 12 |
| 194262-15410 | 31 | 3 -1 |
| 194262-15420 | 31 | 14 |
| 194262-15430 | 31 | 15 |
| 194262-15440 | 31 | 16 |
| 194262-15450 | 31 | 17 |
| 194262-15460 | 31 | 18 |
| 194262-15470 | 31 | 19 |
| 194262-15520 | 31 | 21 |
| 194274-13580 | 25 | 31 |
| | 47 | 12 |
| 194275-45340 | 52 | 30 |
| 194275-51210 | 56 | 4 |

| Parts No. | Fig. No. | Ref. No. |
|----------------|----------|----------|
| 194275-61450 | 57 | 8 |
| 194278-12650 | 26 | 44 -1 |
| 194279-14210 | 30 | 13 -1 |
| 194279-14220 | 30 | 14 -1 |
| 194286-25540 | 60 | 12 |
| 194300-24130 | 52 | 2 |
| 194300-24350 | 35 | 14 |
| 194300-24571 | 36 | 7 |
| 194300-25820 | 38 | 51 |
| 194300-31520 | 45 | 13 |
| 194300-31610 | 45 | 9 |
| 194300-32210 | 28 | 26 |
| 194300-32570 | 47 | 6 |
| 194300-33110 | 46 | 13 |
| 194300-33130 | 46 | 14 |
| 194300-33200 | 46 | 18 |
| 194300-43330 | 53 | 2 |
| 194300-44210 | 53 | 6 |
| 194300-44230 | 53 | 7 |
| 194301-11720 | 28 | 8 |
| 194301-11800 | 28 | 9 |
| 194301-11890 | 28 | 17 |
| 194301-11900 | 28 | 18 |
| 194301-11910 | 28 | 19 |
| 194305-01100-U | 23 | 2 |
| 194305-01150 | 23 | 3 |
| 194305-01250 | 23 | 25 |
| 194305-01300 | 23 | 7 |
| 194305-01500 | 23 | 28 |
| 194305-04610 | 24 | 13 |
| 194305-05120-S | 25 | 2 |
| 194305-05160-X | 25 | 3 |
| 194305-05170-X | 25 | 4 |
| 194305-05180-X | 25 | 5 |
| 194305-05190 | 25 | 6 |
| 194305-05200 | 25 | 7 |
| 194305-11010-X | 25 | 15 |
| 194305-11020-X | 25 | 17 |
| 194305-11080-X | 25 | 19 |
| 194305-11101-X | 25 | 20 |
| 194305-11102 | 25 | 20 -1 |
| 194305-11103 | 25 | 20 -2 |
| 194305-11200-X | 26 | 1 |
| 194305-11270 | 25 | 22 |
| 194305-11271 | 25 | 22 -1 |
| 194305-11280 | 25 | 24 |
| 194305-11290 | 25 | 25 |
| 194305-11310-X | 25 | 26 |
| 194305-11410 | 25 | 27 |
| 194305-11430 | 25 | 28 |

| Parts No. | Fig. No. | Ref. No. |
|----------------|----------|----------|
| 194305-11440 | 25 | 29 |
| 194305-12110-X | 26 | 21 |
| 194305-12810 | 48 | 2 |
| | | 5 |
| 194305-14700-S | 48 | 1 |
| 194305-14800-S | 48 | 4 |
| 194305-15200-X | 31 | 32 |
| 194305-15610-X | 31 | 34 |
| 194305-16100-X | 31 | 42 |
| 194305-21100-X | 32 | 1 |
| 194305-22110 | 32 | 13 |
| 194305-22200 | 32 | 14 |
| 194305-22210 | 32 | 15 |
| 194305-22220 | 32 | 16 |
| 194305-22230 | 32 | 17 |
| | | 22 |
| | | 29 |
| | | 34 |
| 194305-22260 | 32 | 21 |
| | | 33 |
| 194305-22270 | 32 | 24 |
| | | 36 |
| 194305-22350-X | 32 | 43 |
| 194305-22400-X | 32 | 47 |
| 194305-22401-X | 32 | 47 -1 |
| 194305-22500 | 32 | 50 |
| 194305-24110-X | 33 | 2 |
| | 34 | 2 |
| 194305-24150-X | 35 | 1 |
| 194305-24180 | 33 | 30 |
| | 35 | 4 |
| 194305-24191-X | 35 | 5 |
| 194305-24192 | 35 | 5 -1 |
| 194305-24210 | 35 | 31 |
| 194305-24290 | 35 | 10 |
| 194305-24291 | 35 | 10 -1 |
| 194305-24292 | 35 | 10 -2 |
| 194305-24310 | 35 | 12 |
| 194305-24340 | 35 | 13 |
| 194305-24350 | 33 | 3 |
| | 34 | 3 |
| 194305-24360 | 33 | 4 |
| | 34 | 4 |
| 194305-24400 | 35 | 9 |
| 194305-24410 | 33 | 6 |
| | 34 | 6 |
| 194305-24420 | 33 | 7 |
| | 34 | 7 |
| | 39 | 3 |
| 194305-24500 | 36 | 1 |

| Parts No. | Fig. No. | Ref. No. |
|----------------|----------|----------|
| 194305-24530 | 36 | 4 |
| 194305-24540 | 36 | 5 |
| 194305-24550 | 36 | 6 |
| 194305-24580 | 36 | 8 |
| 194305-24640 | 36 | 13 |
| 194305-24700 | 36 | 17 |
| 194305-24701 | 36 | 17 -1 |
| 194305-24710 | 36 | 18 |
| 194305-24711 | 36 | 18 -1 |
| 194305-24810 | 36 | 42 |
| 194305-24820 | 36 | 43 |
| 194305-24830 | 36 | 44 |
| 194305-24850 | 36 | 45 |
| 194305-24860 | 36 | 46 |
| 194305-24870 | 36 | 47 |
| 194305-24880 | 36 | 48 |
| 194305-24890 | 36 | 49 |
| 194305-24930 | 33 | 35 |
| | 34 | 29 |
| 194305-24950 | 33 | 10 |
| | 34 | 10 |
| 194305-24970-X | 33 | 36 |
| | 34 | 30 |
| 194305-25120 | 38 | 1 |
| 194305-25130 | 37 | 3 |
| | 38 | 2 |
| 194305-25140 | 38 | 3 |
| 194305-25150 | 38 | 4 |
| 194305-25160 | 38 | 5 -1 |
| 194305-25200 | 39 | 2 |
| 194305-25201 | 39 | 2 -1 |
| 194305-25220 | 39 | 4 |
| 194305-25221 | 39 | 4 -1 |
| 194305-25230 | 39 | 5 |
| 194305-25231 | 39 | 5 -1 |
| 194305-25240 | 39 | 6 |
| 194305-25241 | 39 | 6 -1 |
| 194305-25250 | 39 | 7 |
| 194305-25251 | 39 | 7 -1 |
| 194305-25260 | 39 | 16 |
| 194305-25270 | 39 | 8 |
| 194305-25300 | 38 | 10 |
| 194305-25340 | 38 | 39 |
| 194305-25350 | 38 | 40 |
| 194305-25360 | 38 | 41 |
| 194305-25370 | 38 | 42 |
| 194305-25390 | 38 | 46 |
| 194305-25410 | 38 | 15 |
| | | 26 |
| 194305-25420 | 38 | 16 |

Parts No. Index

| Parts No. | Fig. No. | Ref. No. |
|----------------|----------|----------|
| 194305-25420 | 38 | 27 |
| 194305-25440 | 38 | 28 |
| 194305-25460 | 38 | 31 |
| 194305-25470 | 38 | 32 |
| 194305-25480 | 38 | 50 |
| 194305-25490 | 38 | 19 |
| | | 33 |
| 194305-25500 | 38 | 57 |
| 194305-25510 | 37 | 18 |
| | 38 | 58 |
| 194305-25520 | 37 | 19 |
| | 38 | 59 |
| 194305-25810 | 38 | 63 |
| 194305-25820 | 37 | 24 |
| | 38 | 64 |
| 194305-25830 | 30 | 15 |
| | 37 | 25 |
| | 38 | 65 |
| 194305-25840 | 37 | 26 |
| | 38 | 66 |
| 194305-25920 | 37 | 33 |
| | 38 | 73 |
| 194305-25930 | 37 | 34 |
| | 38 | 74 |
| 194305-25940 | 37 | 36 -1 |
| | 38 | 76 -1 |
| 194305-26110 | 40 | 2 |
| 194305-26120 | 40 | 3 |
| 194305-26500 | 40 | 12 |
| 194305-26501 | 40 | 12 -1 |
| 194305-26610 | 40 | 13 |
| 194305-27110-X | 42 | 5 |
| 194305-27120 | 42 | 6 |
| 194305-27121 | 42 | 6 -1 |
| 194305-27170-X | 42 | 7 |
| 194305-27200 | 41 | 12 |
| | 42 | 8 |
| 194305-27240 | 41 | 14 |
| | 42 | 10 |
| 194305-27250 | 41 | 15 |
| | 42 | 11 |
| 194305-27260 | 41 | 16 |
| | 42 | 12 |
| 194305-27300-X | 42 | 13 |
| 194305-27351-U | 41 | 19 |
| | 42 | 15 |
| 194305-27360 | 42 | 16 |
| 194305-27400 | 42 | 18 |
| 194305-27410 | 41 | 23 |
| | 42 | 19 |

| Parts No. | Fig. No. | Ref. No. |
|----------------|----------|----------|
| 194305-27420 | 42 | 20 |
| 194305-27421 | 42 | 20 -1 |
| 194305-27440 | 41 | 25 |
| | 42 | 21 |
| 194305-27470 | 41 | 26 |
| | 42 | 22 |
| 194305-27471 | 41 | 26 -1 |
| 194305-27510 | 43 | 3 |
| 194305-27520 | 43 | 4 |
| 194305-27530 | 43 | 5 |
| 194305-27540 | 43 | 6 |
| | | 17 |
| 194305-27550 | 43 | 7 |
| 194305-27701-X | 43 | 19 |
| 194305-27710-X | 43 | 20 |
| 194305-27720 | 43 | 21 |
| 194305-27730 | 43 | 22 |
| 194305-31390 | 45 | 1 |
| 194305-32300 | 45 | 18 |
| 194305-32600-X | 46 | 2 |
| 194305-32620 | 46 | 3 |
| 194305-32650 | 46 | 4 |
| 194305-33140 | 46 | 15 |
| 194305-33150 | 46 | 16 |
| 194305-33430 | 47 | 2 |
| 194305-34100-X | 47 | 8 |
| 194305-34110-X | 47 | 9 |
| 194305-34170 | 47 | 10 |
| 194305-34320 | 46 | 5 |
| 194305-34600-S | 48 | 7 |
| 194305-34700-S | 48 | 10 |
| 194305-34710-Q | 47 | 11 |
| 194305-34810 | 48 | 8 |
| | | 11 |
| 194305-34870-S | 48 | 9 |
| | | 12 |
| 194305-36600 | 49 | 2 |
| 194305-36650 | 49 | 3 |
| 194305-36700 | 49 | 4 |
| 194305-36850 | 49 | 7 |
| 194305-37400-X | 49 | 14 |
| 194305-37460-X | 49 | 18 |
| 194305-37500-X | 49 | 19 |
| 194305-37520 | 32 | 51 |
| | 49 | 20 |
| | 50 | 3 |
| 194305-37550 | 49 | 21 |
| 194305-37661-U | 49 | 24 |
| 194305-42100 | 52 | 1 |
| 194305-42120 | 52 | 4 |

| Parts No. | Fig. No. | Ref. No. |
|----------------|----------|----------|
| 194305-42150 | 52 | 5 |
| 194305-42210 | 55 | 1 |
| 194305-42220 | 55 | 2 |
| 194305-42830 | 52 | 8 |
| 194305-43200-X | 52 | 9 |
| 194305-43310 | 53 | 1 |
| 194305-43410 | 53 | 4 |
| 194305-44110 | 53 | 5 |
| 194305-44410-X | 53 | 10 |
| 194305-44420-X | 53 | 11 |
| 194305-45100 | 54 | 1 |
| 194305-45540 | 54 | 19 |
| 194305-47110-X | 55 | 3 |
| 194305-47380 | 55 | 5 |
| 194305-47450 | 55 | 11 |
| 194305-47490 | 55 | 13 |
| 194305-47710 | 55 | 19 |
| 194305-48101-X | 51 | 19 |
| 194305-48141-X | 51 | 20 |
| 194305-48151-X | 51 | 21 |
| 194305-48200-X | 51 | 23 |
| 194305-48221-X | 51 | 25 |
| 194305-48250 | 51 | 27 |
| 194305-48260 | 51 | 28 |
| 194305-48270 | 51 | 30 |
| 194305-48300-X | 51 | 42 |
| 194305-48310 | 51 | 43 |
| 194305-48320 | 51 | 44 |
| 194305-48330 | 51 | 45 |
| 194305-48350 | 51 | 50 |
| 194305-48370 | 51 | 51 |
| 194305-51210 | 56 | 5 |
| 194305-58110-U | 57 | 4 |
| 194305-61100-S | 57 | 5 |
| 194305-61321-X | 57 | 7 |
| 194305-61550 | 57 | 37 |
| 194305-61611-X | 57 | 42 |
| 194305-61671-U | 57 | 78 |
| 194305-61680-X | 57 | 53 |
| 194305-61681 | 57 | 53 -1 |
| 194305-61700-X | 57 | 9 |
| 194305-61740-X | 57 | 54 |
| 194305-61770-X | 57 | 55 |
| 194305-61810-X | 57 | 56 |
| 194305-61860-X | 57 | 58 |
| 194305-61870-X | 57 | 59 |
| 194305-61920 | 57 | 15 |
| 194305-61930 | 57 | 16 |
| 194305-63560 | 57 | 75 |
| 194305-65590 | 39 | 9 |

| Parts No. | Fig. No. | Ref. No. |
|----------------|----------|----------|
| 194305-73100-X | 58 | 3 |
| 194305-73150-U | 58 | 4 |
| 194305-73200-X | 58 | 5 |
| 194305-73290-X | 58 | 6 |
| 194305-83100 | 60 | 20 |
| 194305-83101 | 61 | 19 |
| 194305-83110-X | 60 | 23 |
| 194305-83111 | 61 | 22 |
| 194305-83130 | 60 | 25 |
| | 61 | 24 |
| 194305-83250 | 60 | 39 |
| | 61 | 39 |
| 194305-99100 | 39 | 1 |
| 194305-99101 | 39 | 1 -1 |
| 194306-12310-X | 27 | 1 |
| 194306-12311 | 27 | 1 -1 |
| 194306-12312 | 26 | 24 -1 |
| | 27 | 1 -2 |
| 194306-12350-X | 27 | 7 |
| 194306-12351 | 27 | 7 -1 |
| 194306-12352 | 26 | 33 -1 |
| | 27 | 7 -2 |
| 194306-13100 | 28 | 1 |
| 194306-13130 | 28 | 4 |
| 194306-13140 | 28 | 5 |
| | 37 | 1 |
| 194306-13301-X | 29 | 1 |
| 194306-13330-X | 29 | 2 |
| 194306-13340 | 29 | 3 |
| 194306-13350 | 29 | 4 |
| 194306-13360 | 29 | 5 |
| 194306-13400 | 28 | 20 |
| 194306-13450 | 28 | 24 |
| 194306-13511 | 28 | 32 |
| 194306-13600 | 27 | 19 |
| 194306-13630 | 27 | 23 |
| 194306-13640 | 27 | 24 |
| 194306-13710-X | 27 | 29 |
| 194306-13720 | 27 | 30 |
| 194306-13721 | 27 | 30 -1 |
| 194306-13740 | 27 | 32 |
| 194306-13750 | 27 | 33 |
| 194306-13760 | 27 | 34 |
| 194306-13810-X | 27 | 35 |
| 194306-13811 | 27 | 35 -1 |
| 194306-13820-X | 27 | 36 |
| 194306-13821 | 27 | 36 -1 |
| 194306-13830 | 27 | 37 |
| 194306-13850 | 30 | 1 |
| 194306-13950 | 30 | 3 |

Parts No. Index

| Parts No. | Fig. No. | Ref. No. |
|----------------|----------|----------|
| 194306-14110 | 30 | 7 |
| 194306-14120 | 30 | 8 |
| 194306-14130 | 30 | 9 |
| 194306-14150 | 30 | 11 |
| 194306-14611-X | 29 | 10 |
| 194306-14641-X | 29 | 11 |
| 194306-28210 | 44 | 2 |
| 194306-28220 | 44 | 3 |
| 194306-28240 | 44 | 5 |
| 194306-28250-X | 44 | 6 |
| 194306-28251 | 44 | 6 -1 |
| 194306-28260 | 44 | 7 |
| 194306-28310 | 44 | 8 |
| 194306-28320 | 44 | 9 |
| 194306-28330 | 44 | 10 |
| 194310-04250 | 24 | 9 |
| 194310-15150-X | 31 | 4 -1 |
| 194310-15320 | 31 | 12 -1 |
| 194310-24460 | 35 | 15 |
| 194310-24470 | 35 | 16 |
| 194310-24660 | 33 | 8 |
| | 34 | 8 |
| 194310-24770 | 36 | 37 |
| 194310-25630 | 38 | 34 |
| 194310-27180 | 41 | 11 |
| | 43 | 1 |
| | | 16 |
| 194310-37560 | 40 | 14 |
| 194310-46350 | 52 | 14 |
| 194310-46380 | 52 | 15 |
| 194310-46730 | 52 | 16 |
| 194310-47870 | 55 | 23 |
| 194311-13631 | 60 | 2 |
| | 61 | 2 |
| 194311-28230 | 44 | 4 |
| 194312-24090 | 60 | 6 |
| 194312-25270 | 61 | 8 |
| 194312-25470 | 61 | 108 |
| 194312-46630 | 52 | 47 |
| 194312-46750 | 33 | 14 |
| | 34 | 14 |
| 194312-51210 | 56 | 6 |
| 194312-51220 | 56 | 7 |
| 194320-25340 | 30 | 4 |
| 194320-41150 | 51 | 3 |
| 194320-41160 | 51 | 4 |
| 194322-24980 | 33 | 37 |
| | 34 | 31 |
| 194322-52110 | 56 | 28 |
| 194324-62310 | 57 | 60 |

| Parts No. | Fig. No. | Ref. No. |
|----------------|----------|----------|
| 194340-21700 | 32 | 9 |
| 194340-57100 | 56 | 58 |
| 194363-46620 | 52 | 46 |
| 194370-61990 | 25 | 36 |
| 194377-04720 | 24 | 14 |
| 194405-05110-S | 25 | 1 |
| 194405-21150 | 32 | 46 |
| 194405-22200 | 32 | 26 |
| 194405-22210 | 32 | 27 |
| 194405-22220 | 32 | 28 |
| 194405-24160-X | 33 | 29 |
| 194405-25120 | 37 | 2 |
| 194405-25121 | 37 | 2 -1 |
| 194405-25140 | 37 | 4 |
| 194405-25150 | 37 | 5 |
| 194405-25310 | 37 | 9 |
| 194405-25320 | 37 | 10 |
| 194405-25340 | 37 | 12 |
| 194405-25360 | 37 | 13 |
| 194405-25500 | 37 | 17 |
| 194405-25810 | 37 | 23 |
| 194405-27100-X | 41 | 5 |
| 194405-27120 | 41 | 6 |
| 194405-27130 | 41 | 7 |
| 194405-27140 | 41 | 8 |
| 194405-27170-X | 41 | 10 |
| 194405-27210-X | 41 | 13 |
| | 42 | 9 |
| 194405-27300-X | 41 | 17 |
| 194405-27360 | 41 | 20 |
| 194405-27390 | 41 | 22 |
| 194405-27420 | 41 | 24 |
| 194405-27421 | 41 | 24 -1 |
| 194405-31390 | 45 | 4 |
| 194405-33160-X | 46 | 17 |
| 194405-33161 | 46 | 17 -1 |
| 194405-33400 | 47 | 1 |
| 194405-33510 | 47 | 5 |
| 194405-36700 | 49 | 5 |
| 194405-36800 | 49 | 6 |
| 194405-38400-X | 50 | 7 |
| 194405-38410 | 50 | 8 |
| 194405-38450 | 50 | 12 |
| 194405-38500 | 50 | 13 |
| 194405-38550 | 50 | 15 |
| 194405-38610 | 50 | 16 |
| 194405-38650 | 50 | 17 |
| 194405-38670 | 49 | 30 |
| | 50 | 18 |
| 194405-44510 | 53 | 13 |

| Parts No. | Fig. No. | Ref. No. |
|----------------|----------|----------|
| 194405-47470 | 55 | 12 |
| 194405-47610 | 55 | 18 |
| 194405-47611 | 55 | 18 -1 |
| 194405-48260 | 51 | 29 |
| 194405-51112 | 56 | 1 |
| 194405-51120 | 56 | 2 |
| 194405-51121 | 56 | 2 -1 |
| 194405-51210 | 60 | 15 |
| | 61 | 14 |
| 194405-57200 | 56 | 60 |
| 194405-57210 | 56 | 62 |
| 194405-57220 | 56 | 63 |
| 194405-61500-S | 57 | 35 |
| 194405-61501-S | 57 | 35 -1 |
| 194405-61550 | 57 | 38 |
| 194405-61601 | 56 | 45 |
| 194405-61611 | 56 | 53 |
| 194405-61810-X | 57 | 57 |
| 194405-75810 | 59 | 1 |
| 194405-75820 | 59 | 2 |
| 194405-83010 | 60 | 1 |
| | 61 | 1 |
| 194405-83111 | 60 | 26 |
| 194405-83112 | 61 | 25 |
| 194405-83120 | 60 | 27 |
| 194405-83121 | 61 | 26 |
| 194405-83130 | 60 | 28 |
| 194405-83131 | 61 | 27 |
| 194405-83140 | 60 | 29 |
| 194405-83141 | 61 | 28 |
| 194405-83142 | 61 | 28 -1 |
| 194405-83150 | 60 | 30 |
| 194405-83151 | 61 | 29 |
| 194405-83160 | 60 | 31 |
| 194405-83161 | 61 | 30 |
| 194405-83170 | 60 | 32 |
| 194405-83171 | 61 | 31 |
| 194405-83180 | 60 | 33 |
| | 61 | 32 |
| 194405-83190 | 60 | 34 |
| 194405-83191 | 61 | 33 |
| 194405-83210 | 60 | 35 |
| 194405-83212 | 61 | 34 |
| 194405-83220 | 60 | 37 |
| 194405-83223 | 61 | 36 |
| 194405-83231 | 61 | 37 |
| 194405-83250 | 60 | 40 |
| | 61 | 40 |
| 194405-83260 | 60 | 41 |
| 194405-83261 | 61 | 41 |

| Parts No. | Fig. No. | Ref. No. |
|--------------|----------|----------|
| 194405-83270 | 60 | 42 |
| 194405-83271 | 61 | 42 |
| 194405-83280 | 60 | 43 |
| 194405-83281 | 61 | 43 |
| 194405-83290 | 61 | 44 |
| 194405-83320 | 60 | 88 |
| 194405-83330 | 60 | 44 |
| | 61 | 45 |
| 194405-83360 | 60 | 45 |
| | 61 | 46 |
| 194405-83370 | 60 | 46 |
| | 61 | 47 |
| 194405-83390 | 60 | 47 |
| | 61 | 48 |
| 194405-83430 | 60 | 48 |
| | 61 | 49 |
| 194405-83431 | 61 | 49 -1 |
| 194405-83460 | 60 | 49 |
| 194405-83461 | 61 | 50 |
| 194405-83470 | 60 | 50 |
| 194405-83471 | 61 | 51 |
| 194405-83520 | 60 | 51 |
| | 61 | 52 |
| 194405-83560 | 60 | 52 |
| | 61 | 53 |
| 194405-83610 | 57 | 62 |
| 194405-83650 | 57 | 63 |
| 194405-83660 | 60 | 53 |
| | 61 | 54 |
| 194405-83680 | 60 | 54 |
| | 61 | 55 |
| 194405-83710 | 61 | 56 |
| 194406-13520 | 28 | 33 |
| 194406-13940 | 30 | 2 |
| 194420-01351 | 23 | 9 |
| 194420-05210 | 25 | 8 |
| 194420-11520 | 26 | 4 |
| 194420-11880 | 26 | 40 |
| 194420-12640 | 26 | 43 |
| 194420-12720 | 26 | 45 |
| 194420-31850 | 45 | 11 |
| 194420-37670 | 49 | 25 |
| 194420-41110 | 51 | 1 |
| 194420-47370 | 55 | 4 |
| 194420-51420 | 56 | 10 |
| 194420-52120 | 56 | 30 |
| 194420-61640 | 57 | 43 |
| | | 44 |
| | | 45 |
| | | 46 |

Parts No. Index

| Parts No. | Fig. No. | Ref. No. |
|----------------|----------|----------|
| 194420-61640 | 57 | 47 |
| 194427-11010-X | 25 | 16 |
| 194427-11020-X | 25 | 18 |
| 194427-11270 | 25 | 23 |
| 194431-28170 | 38 | 52 |
| 194432-37540-S | 49 | 16 |
| 194432-47390 | 55 | 6 |
| 194432-51310 | 56 | 23 |
| 194432-51540 | 56 | 23 A |
| 194432-51550 | 56 | 26 |
| 194432-56100 | 56 | 38 |
| 194432-56130 | 56 | 52 |
| 194432-56150 | 56 | 40 |
| 194432-56170 | 56 | 41 |
| 194432-61940 | 57 | 17 |
| 194440-11360 | 26 | 3 |
| 194440-11870 | 26 | 17 |
| 194440-12211 | 26 | 22 |
| 194440-15100 | 31 | 1 |
| 194440-15110-X | 31 | 2 |
| 194440-15200 | 31 | 6 |
| 194440-15230 | 31 | 9 |
| | | 9 -1 |
| 194440-15240 | 31 | 10 |
| 194440-15340 | 31 | 13 |
| | | 13 -1 |
| 194440-15500 | 31 | 20 |
| 194440-15650 | 31 | 35 |
| 194440-15800 | 31 | 39 |
| 194440-15870 | 31 | 41 |
| 194440-22441 | 32 | 48 |
| 194440-32580 | 47 | 7 |
| 194440-51420 | 56 | 11 |
| 194440-51550 | 56 | 27 |
| 194440-51630 | 60 | 16 |
| | 61 | 15 |
| 194440-52190 | 56 | 34 |
| 194440-52191 | 56 | 34 -1 |
| 194440-56900 | 56 | 44 |
| 194440-61550 | 57 | 39 |
| 194440-61740 | 57 | 11 |
| 194440-61750 | 57 | 12 |
| 194440-61820 | 57 | 13 |
| 194440-61831 | 57 | 14 |
| 194441-13210 | 28 | 10 |
| 194441-13220 | 28 | 11 |
| 194441-13230 | 28 | 12 |
| 194441-13250 | 28 | 13 |
| 194441-13260 | 28 | 14 |
| 194441-13360 | 32 | 12 |

| Parts No. | Fig. No. | Ref. No. |
|----------------|----------|----------|
| 194446-04112 | 24 | 1 |
| 194446-11800-X | 26 | 14 |
| 194446-26280 | 40 | 4 |
| 194446-26410 | 40 | 5 |
| 194446-26420 | 40 | 6 |
| 194446-26450 | 40 | 7 |
| 194446-34760 | 47 | 16 |
| 194446-48650 | 51 | 31 |
| 194446-51410 | 56 | 9 |
| 194446-61940 | 57 | 18 |
| 194446-83210-X | 60 | 36 |
| | 61 | 35 |
| 194446-83240 | 60 | 38 |
| | 61 | 38 |
| 194447-13490 | 27 | 18 |
| 194447-13650 | 27 | 25 |
| 194447-13660 | 27 | 26 |
| 194447-13670 | 27 | 27 |
| 194447-13680 | 27 | 28 |
| 194447-13730 | 27 | 31 |
| 194447-14140 | 30 | 10 |
| | 46 | 1 |
| 194447-14180 | 30 | 12 |
| 194450-51700 | 41 | 29 |
| | 42 | 25 |
| 194464-01190 | 23 | 4 |
| 194464-15450 | 31 | 31 |
| 194464-45920 | 33 | 12 |
| | 34 | 12 |
| | 52 | 12 |
| 194464-45930 | 33 | 13 |
| | 34 | 13 |
| | 52 | 13 |
| 194464-47440 | 55 | 10 |
| 194464-48210 | 51 | 24 |
| 194464-48220 | 51 | 26 |
| 194464-48310 | 51 | 48 |
| 194464-52190 | 56 | 35 |
| 194464-57250 | 56 | 64 |
| 194465-14210 | 30 | 13 |
| 194465-14220 | 30 | 14 |
| 194490-27150 | 41 | 9 |
| 194500-21400 | 32 | 8 |
| 194515-62450 | 57 | 75 -1 |
| 194550-46300 | 52 | 45 |
| 194550-48190 | 51 | 22 |
| 194550-51220 | 56 | 7 -1 |
| 194555-77910 | 33 | 15 -1 |
| | 34 | 15 -1 |
| 194556-13230 | 45 | 10 -1 |

| Parts No. | Fig. No. | Ref. No. |
|----------------|----------|----------|
| 194730-57220 | 26 | 26 |
| | | 35 |
| | 27 | 3 |
| | | 9 |
| | 31 | 44 |
| 194730-57241 | 26 | 27 |
| | | 36 |
| | 27 | 4 |
| | | 10 |
| | 31 | 45 |
| 194740-00160 | 23 | 1 |
| 194740-06080 | 25 | 14 |
| 194740-10850 | 45 | 7 |
| 194740-55620 | 31 | 8 -1 |
| | | 31 A |
| 194750-15250 | 31 | 26 |
| 194750-15260 | 31 | 27 |
| 194750-15270 | 31 | 28 |
| 194750-15280 | 31 | 29 |
| 194750-15290 | 31 | 30 |
| 194750-15520 | 31 | 21 -1 |
| 194800-22311 | 32 | 41 |
| 194800-22320 | 32 | 42 |
| 194800-22480 | 32 | 49 |
| 194800-24620 | 36 | 12 |
| 194800-24671 | 36 | 16 |
| 194800-25440 | 38 | 17 |
| | | 29 |
| 194800-36550 | 49 | 1 |
| 194800-51430 | 56 | 12 |
| 194800-51510 | 56 | 25 |
| 194800-61530 | 57 | 36 |
| 194802-01500 | 23 | 10 |
| 194802-11180 | 25 | 21 |
| 194802-22260 | 32 | 18 |
| | | 23 |
| | | 30 |
| | | 35 |
| | 60 | 21 |
| | 61 | 20 |
| 194802-22270 | 32 | 19 |
| | | 25 |
| | | 31 |
| | | 37 |
| | 60 | 22 |
| | 61 | 21 |
| 194802-51540 | 56 | 25 A |
| 194802-83120-X | 60 | 24 |
| | 61 | 23 |
| 194820-27370 | 41 | 21 |

| Parts No. | Fig. No. | Ref. No. |
|--------------|----------|----------|
| 194820-27370 | 42 | 17 |
| 194850-13690 | 27 | 47 -1 |
| 194990-20170 | 41 | 1 |
| | 42 | 1 |
| 194990-22040 | 23 | 32 |
| | 41 | 2 |
| | 42 | 2 |
| | 56 | 57 |
| 194990-22050 | 25 | 32 |
| | | 33 |
| | | 34 |
| | 41 | 3 |
| | | 4 |
| | 42 | 3 |
| | | 4 |
| | 50 | 1 |
| | 51 | 52 |
| | 57 | 32 |
| 194990-22120 | 57 | 2 |
| 194990-22130 | 57 | 3 |
| 194990-22140 | 57 | 33 |
| | 60 | 3 |
| | 61 | 3 |
| 194990-22150 | 60 | 4 |
| | 61 | 4 |
| 194990-22830 | 26 | 31 |
| | 27 | 14 |
| 194990-22840 | 26 | 32 |
| | 27 | 15 |
| 194990-57740 | 36 | 50 |
| 194990-85561 | 43 | 9 |
| 195040-13320 | 40 | 11 |
| 195206-12340 | 25 | 30 |
| 1A1040-36040 | 47 | 17 |
| 1C6140-14050 | 38 | 9 |
| 1C6140-25210 | 47 | 13 |
| 1C6320-24370 | 60 | 7 -1 |
| 1C6321-24370 | 60 | 7 |
| 1E6140-35570 | 60 | 14 |
| | 61 | 13 |
| 1E6150-63190 | 60 | 18 |
| | 61 | 17 |
| 1E6190-55660 | 36 | 38 |
| 1E6190-55710 | 36 | 39 |
| 1E6191-54330 | 38 | 12 |
| 1E6250-36070 | 44 | 12 |
| 1E6251-35400 | 60 | 13 |
| | 61 | 12 |
| 1E6440-54430 | 38 | 53 |
| 1E6460-63850 | 60 | 19 |

Parts No. Index

| Parts No. | Fig. No. | Ref. No. |
|--------------|----------|----------|
| 1E6460-65850 | 61 | 18 |
| 22117-050000 | 4 | 89 |
| | 12 | 33 |
| 22117-060000 | 26 | 6 |
| | 36 | 40 |
| 22117-080000 | 2 | 15 |
| | 6 | 14 |
| | 11 | 18 |
| | 29 | 12 |
| | 55 | 24 |
| | | 25 |
| | | 26 |
| | | 27 |
| | | 28 |
| 22117-100000 | 2 | 8 |
| 22117-160000 | 47 | 18 |
| 22127-160000 | 29 | 7 |
| 22137-050000 | 55 | 29 |
| 22137-060000 | 23 | 26 |
| | 25 | 9 |
| | 57 | 64 |
| | | 65 |
| 22137-080000 | 15 | 23 |
| | 25 | 37 |
| | 32 | 53 |
| | 49 | 31 |
| | 50 | 28 |
| | 55 | 30 |
| | 57 | 19 |
| | 60 | 55 |
| | | 56 |
| | | 57 |
| | 61 | 57 |
| | | 58 |
| | | 59 |
| 22137-100000 | 4 | 17 |
| | 23 | 14 |
| | 50 | 19 |
| | 60 | 58 |
| | | 59 |
| | | 60 |
| | | 61 |
| | 61 | 60 |
| | | 61 |
| | | 62 |
| | | 63 |
| 22137-120000 | 55 | 31 |
| | 59 | 3 |
| 22157-060000 | 29 | 13 |
| | 57 | 20 |

| Parts No. | Fig. No. | Ref. No. |
|--------------|----------|----------|
| 22157-080000 | 29 | 14 |
| 22157-100000 | 23 | 15 |
| 22190-080000 | 35 | 24 |
| 22190-100000 | 36 | 19 |
| 22217-040000 | 19 | 15 |
| | | 20 |
| | 56 | 42 |
| 22217-050000 | 4 | 103 |
| | 12 | 32 |
| | 55 | 32 |
| 22217-060000 | 23 | 12 |
| | | 30 |
| | | 30 -1 |
| | 36 | 20 |
| | | 21 |
| | | 22 |
| | 39 | 10 |
| | 56 | 18 |
| 22217-080000 | 2 | 5 |
| | | 34 |
| | 4 | 34 |
| | 6 | 6 |
| | | 18 |
| | 27 | 40 |
| | 28 | 27 |
| | 32 | 3 |
| | | 38 |
| | 33 | 16 |
| | | 17 |
| | | 18 |
| | | 31 |
| | | 38 |
| | 34 | 16 |
| | | 17 |
| | | 18 |
| | | 32 |
| | 35 | 23 |
| | 36 | 51 |
| | 37 | 27 |
| | | 35 |
| | 38 | 67 |
| | | 75 |
| | 39 | 11 |
| | 41 | 30 |
| | 42 | 26 |
| | 43 | 10 |
| | | 24 |
| | 44 | 13 |
| | | 14 |
| | 45 | 22 |

| Parts No. | Fig. No. | Ref. No. |
|--------------|----------|----------|
| 22217-080000 | 46 | 6 |
| | 51 | 5 |
| | | 17 |
| | 55 | 33 |
| | | 34 |
| | | 35 |
| | | 36 |
| | | 37 |
| | | 61 |
| | 56 | 54 |
| | 57 | 21 |
| | | 66 |
| | 61 | 64 |
| 22217-100000 | 1 | 40 |
| | 19 | 9 -1 |
| | | 9 --1 |
| | 25 | 38 |
| | 27 | 41 |
| | | 42 |
| | 30 | 16 |
| | 32 | 4 |
| | 41 | 31 |
| | 42 | 27 |
| | 46 | 7 |
| | 49 | 8 |
| | 52 | 17 |
| | 53 | 15 |
| | 56 | 19 |
| | 60 | 62 |
| | 61 | 65 |
| 22217-120000 | 25 | 39 |
| | 47 | 19 |
| | 52 | 18 |
| | | 19 |
| | 58 | 7 |
| 22217-160000 | 31 | 22 |
| | 53 | 16 |
| 22217-180000 | 26 | 23 |
| 22217-200000 | 31 | 22 -1 |
| 22242-000120 | 32 | 44 |
| 22242-000140 | 4 | 45 |
| | 60 | 63 |
| 22242-000150 | 60 | 64 |
| | | 65 |
| | | 66 |
| | 61 | 66 |
| | | 67 |
| 22242-000160 | 40 | 8 |
| 22242-000170 | 32 | 39 |
| | 35 | 18 |
| 22242-000190 | 60 | 66 |

| Parts No. | Fig. No. | Ref. No. |
|--------------|----------|----------|
| 22242-000190 | 60 | 67 |
| 22242-000200 | 61 | 68 |
| 22242-000240 | 37 | 6 |
| | 44 | 15 |
| | 47 | 3 |
| | 61 | 69 |
| | | 70 |
| 22242-000250 | 2 | 29 |
| | 44 | 15 -1 |
| 22242-000290 | 30 | 17 |
| | 37 | 20 |
| | | 28 |
| | 38 | 68 |
| | 40 | 15 |
| | 60 | 68 |
| | 61 | 71 |
| | | 72 |
| | | 73 |
| 22242-000300 | 60 | 69 |
| | 61 | 74 |
| 22242-000350 | 38 | 20 |
| | | 35 |
| | 47 | 22 |
| 22242-000400 | 47 | 23 |
| 22242-000450 | 47 | 24 |
| 22252-000120 | 36 | 23 |
| 22252-000180 | 36 | 24 |
| 22252-000200 | 36 | 25 |
| 22252-000420 | 35 | 19 |
| | | 19 -1 |
| 22252-000470 | 2 | 30 |
| | 32 | 5 |
| | 38 | 54 |
| | 60 | 70 |
| | | 71 |
| 22252-000550 | 60 | 72 |
| | 61 | 75 |
| 22252-000620 | 28 | 28 |
| | 46 | 8 |
| | 60 | 73 |
| | 61 | 76 |
| | | 77 |
| | | 78 |
| 22252-000750 | 30 | 18 |
| | 46 | 9 |
| 22252-000800 | 38 | 21 |
| | | 36 |
| 22262-000520 | 27 | 43 |
| 22272-000040 | 55 | 38 |
| 22272-000060 | 4 | 94 |

Parts No. Index

| Parts No. | Fig. No. | Ref. No. |
|--------------|----------|----------|
| 22272-000060 | 15 | 24 |
| | | 35 |
| | 55 | 39 |
| | | 40 |
| 22272-000190 | 49 | 32 |
| 22292-000200 | 35 | 20 |
| 22292-000220 | 28 | 34 |
| 22292-000240 | 38 | 7 |
| 22292-000290 | 38 | 60 |
| 22312-030080 | 15 | 22 |
| 22312-030220 | 4 | 81 |
| 22312-040080 | 15 | 15 |
| 22312-080140 | 1 | 18 |
| | 60 | 74 |
| 22312-080160 | 8 | 7 |
| | 33 | 19 |
| | | 20 |
| | 34 | 19 |
| | 39 | 12 |
| | 46 | 10 |
| 22312-080180 | 61 | 79 |
| 22312-080220 | 35 | 25 |
| 22312-080800 | 34 | 20 |
| 22322-030160 | 16 | 6 |
| 22322-030180 | 15 | 11 |
| 22322-030200 | 15 | 30 |
| 22351-030010 | 15 | 16 |
| | 32 | 20 |
| | | 32 |
| 22351-035025 | 42 | 28 |
| | 43 | 11 |
| | | 25 |
| 22351-035032 | 50 | 20 |
| 22351-040008 | 8 | 12 |
| | 15 | 26 |
| 22351-040012 | 52 | 49 |
| 22351-040014 | 55 | 41 |
| 22351-040016 | 55 | 42 |
| 22351-040022 | 52 | 50 |
| 22351-040030 | 28 | 15 |
| 22351-040032 | 45 | 15 |
| 22351-050020 | 55 | 43 |
| 22351-050025 | 55 | 44 |
| 22351-050040 | 46 | 19 |
| | 53 | 17 |
| 22351-050056 | 46 | 20 |
| 22351-060012 | 1 | 19 |
| | 36 | 52 |
| 22351-060016 | 53 | 18 |
| 22351-060025 | 42 | 29 |

| Parts No. | Fig. No. | Ref. No. | |
|--------------|----------|----------|----|
| 22351-060025 | 43 | 12 | |
| | | 26 | |
| 22351-060028 | 41 | 32 | |
| | | 42 | 30 |
| | | 44 | 16 |
| | | 50 | 21 |
| 22351-060032 | 50 | 21 | |
| 22351-080016 | 27 | 20 | |
| 22351-080018 | 32 | 10 | |
| | | 49 | 17 |
| 22351-080020 | 27 | 44 | |
| 22351-080032 | 46 | 21 | |
| 22351-080040 | 46 | 22 | |
| 22351-080056 | 46 | 23 | |
| 22351-100022 | 52 | 20 | |
| 22360-100000 | 47 | 20 | |
| 22417-160180 | 23 | 16 | |
| | | 27 | |
| | | 25 | |
| | | 32 | |
| | | 41 | |
| | | 34 | |
| | | 42 | |
| | | 31 | |
| | | 32 | |
| | | 60 | |
| | | 75 | |
| | | 76 | |
| | | 61 | |
| | | 80 | |
| | | 81 | |
| 22417-200100 | 36 | 41 | |
| 22417-200160 | 55 | 45 | |
| | | 46 | |
| 22417-200200 | 57 | 22 | |
| 22417-200300 | 49 | 33 | |
| | | 50 | |
| | | 10 | |
| | | 22 | |
| 22417-300250 | 26 | 28 | |
| | | 37 | |
| | | 27 | |
| | | 5 | |
| | | 11 | |
| | | 46 | |
| 22417-400400 | 26 | 46 | |
| | | 29 | |
| | | 8 | |
| 22451-060000 | 15 | 51 | |
| 22487-060120 | 23 | 17 | |
| | | 32 | |
| | | 55 | |
| | | 60 | |
| | | 77 | |
| | | 61 | |
| | | 82 | |
| 22487-080260 | 50 | 11 | |
| 22512-040120 | 41 | 35 | |
| | | 42 | |
| | | 33 | |
| 22512-040340 | 32 | 45 | |

| Parts No. | Fig. No. | Ref. No. |
|--------------|----------|----------|
| 22512-050200 | 60 | 78 |
| | | 61 |
| 22512-070180 | 8 | 5 |
| 22512-070200 | 61 | 84 |
| 22512-070300 | 7 | 5 |
| 22512-070400 | 49 | 34 |
| 22522-030130 | 51 | 6 |
| | 55 | 47 |
| 22857-400120 | 56 | 55 |
| 23010-038000 | 11 | 44 |
| 23010-058000 | 5 | 12 |
| 23065-070145 | 11 | 37 |
| 23065-090500 | 4 | 108 |
| 23065-120500 | 4 | 109 |
| 23080-013000 | 57 | 77 |
| 23414-060000 | 35 | 26 |
| 23414-080000 | 10 | 34 |
| | 22 | 39 |
| 23414-080012 | 14 | 46 |
| | 22 | 51 |
| 23414-100000 | 10 | 32 |
| | 22 | 38 |
| 23414-140018 | 52 | 21 |
| 23414-170022 | 33 | 15 |
| | 34 | 15 |
| 23414-180000 | 33 | 21 |
| | 34 | 21 |
| 23414-180023 | 51 | 32 |
| 23414-200026 | 52 | 43 |
| | | 60 |
| 23418-060000 | 14 | 9 |
| 23418-080000 | 4 | 88 |
| | 22 | 27 |
| 23871-010000 | 35 | 7 |
| | 52 | 11 |
| | 54 | 22 |
| 23873-030000 | 4 | 22 |
| | 11 | 8 |
| 24101-060044 | 35 | 21 |
| | 37 | 7 |
| | 38 | 8 |
| 24101-060064 | 40 | 16 |
| 24101-060074 | 28 | 16 |
| 24101-060090 | 47 | 25 |
| 24101-060094 | 30 | 19 |
| 24101-062024 | 2 | 39 |
| | 37 | 21 |
| | 38 | 61 |
| | 60 | 79 |
| 24101-062044 | 26 | 47 |

| Parts No. | Fig. No. | Ref. No. | |
|--------------|----------|----------|----|
| 24101-062044 | 60 | 80 | |
| | | 61 | 85 |
| 24101-062054 | 7 | 12 | |
| | | 26 | 48 |
| | | 28 | 6 |
| | | 35 | |
| | 38 | 55 | |
| 24101-062064 | 30 | 20 | |
| | | 60 | 81 |
| | 61 | 86 | |
| 24101-062074 | 45 | 16 | |
| | 47 | 26 | |
| 24101-063034 | 37 | 15 | |
| | | 29 | |
| | 38 | 69 | |
| 24101-063044 | 30 | 5 | |
| | 40 | 9 | |
| 24101-063050 | 2 | 19 | |
| | 47 | 4 | |
| 24101-063054 | 28 | 7 | |
| | | 37 | 22 |
| | 38 | 62 | |
| | 61 | 87 | |
| 24101-063064 | 37 | 30 | |
| | 38 | 70 | |
| 24104-060064 | 60 | 82 | |
| | 61 | 88 | |
| 24104-062034 | 37 | 8 | |
| | 38 | 5 | |
| 24104-062044 | 37 | 16 | |
| | 38 | 56 | |
| 24104-063034 | 32 | 40 | |
| 24104-063044 | 30 | 6 | |
| 24107-062010 | 19 | 5 -1 | |
| | | 5 --1 | |
| | | 16 -1 | |
| | | 16 --1 | |
| 24121-060054 | 44 | 17 | |
| 24121-062044 | 40 | 17 | |
| 24121-063034 | 40 | 10 | |
| 24161-121510 | 39 | 17 | |
| 24161-121513 | 39 | 13 | |
| | | 13 -1 | |
| 24161-152013 | 39 | 18 | |
| 24161-172110 | 37 | 36 | |
| | 38 | 76 | |
| 24163-205170 | 60 | 83 | |
| 24163-250160 | 61 | 89 | |
| 24163-305170 | 60 | 84 | |
| | 61 | 90 | |

Parts No. Index

| Parts No. | Fig. No. | Ref. No. |
|--------------|----------|----------|
| 24164-000170 | 39 | 19 |
| 24190-080001 | 44 | 18 |
| 24190-080003 | 52 | 61 |
| 24190-100001 | 29 | 9 |
| | 36 | 26 |
| | 41 | 36 |
| | 43 | 13 |
| | | 27 |
| 24190-110001 | 4 | 40 |
| 24311-000050 | 54 | 23 |
| 24311-000070 | 4 | 82 |
| | 15 | 31 |
| | 22 | 26 |
| | 54 | 24 |
| 24311-000090 | 16 | 4 |
| | 22 | 52 |
| 24311-000100 | 1 | 13 |
| | 22 | 3 |
| 24311-000110 | 42 | 34 |
| | 44 | 19 |
| 24311-000120 | 4 | 69 |
| | 11 | 47 |
| | 22 | 22 |
| | 52 | 44 |
| | | 51 |
| | | 62 |
| | 54 | 25 |
| | | 26 |
| 24311-000125 | 41 | 37 |
| | 43 | 14 |
| | | 28 |
| 24311-000150 | 55 | 48 |
| 24311-000160 | 27 | 45 |
| | 28 | 29 |
| | 33 | 22 |
| | 34 | 22 |
| | 46 | 24 |
| | 60 | 85 |
| | 61 | 91 |
| 24311-000180 | 27 | 21 |
| | 56 | 37 |
| 24311-000200 | 51 | 33 |
| | | 34 |
| | | 35 |
| | | 36 |
| | 55 | 49 |
| 24311-000220 | 60 | 86 |
| | 61 | 92 |
| 24311-000300 | 29 | 15 |
| 24311-000320 | 4 | 78 --1 |

| Parts No. | Fig. No. | Ref. No. |
|--------------|----------|----------|
| 24311-000320 | 22 | 25 --1 |
| 24311-240100 | 14 | 10 |
| | 37 | 37 |
| | 38 | 77 |
| 24315-000090 | 52 | 52 |
| 24315-000110 | 52 | 22 |
| | 54 | 27 |
| 24315-000200 | 51 | 7 |
| 24315-000490 | 53 | 3 |
| 24321-000450 | 47 | 27 |
| | 53 | 19 |
| 24321-000500 | 27 | 22 |
| | 31 | 10 -1 |
| | | 31 B |
| 24321-000550 | 60 | 87 |
| 24321-000650 | 27 | 46 -1 |
| 24321-000700 | 61 | 93 |
| 24321-000750 | 38 | 22 |
| | | 37 |
| 24325-000500 | 52 | 23 |
| 24341-000100 | 51 | 8 |
| 24341-000180 | 36 | 27 |
| | 49 | 9 |
| | | 10 |
| 24341-000220 | 36 | 28 |
| 24341-000224 | 36 | 29 |
| 24341-000240 | 36 | 30 |
| 24341-000250 | 36 | 31 |
| 24341-000315 | 33 | 23 |
| | 34 | 23 |
| 24341-000360 | 53 | 20 |
| 24341-000400 | 4 | 104 |
| | 22 | 28 |
| 24341-000460 | 2 | 35 |
| | 22 | 16 |
| 24341-000480 | 29 | 16 |
| | 51 | 9 |
| 24341-000500 | 33 | 39 |
| | 34 | 33 |
| 24341-000700 | 27 | 46 |
| 24341-000710 | 35 | 27 |
| 24341-001350 | 1 | 59 |
| | 22 | 12 |
| 24421-142507 | 51 | 4 -1 |
| 24421-203508 | 33 | 32 |
| 24421-254208 | 28 | 30 |
| 24423-254208 | 35 | 22 |
| 24520-511050 | 26 | 18 |
| 24550-020250 | 50 | 14 |
| 24761-010000 | 25 | 40 |

| Parts No. | Fig. No. | Ref. No. |
|--------------|----------|----------|
| 24761-010000 | 27 | 47 |
| | 32 | 56 |
| | 49 | 35 |
| 24761-060000 | 26 | 7 |
| | | 29 |
| | | 38 |
| | 27 | 6 |
| | | 12 |
| | 31 | 47 |
| 26011-080162 | 57 | 67 |
| 26013-060222 | 10 | 12 |
| 26013-060352 | 51 | 37 |
| 26013-060402 | 51 | 38 |
| | | 39 |
| | | 40 |
| 26013-080122 | 25 | 41 |
| | 33 | 24 |
| | 34 | 24 |
| | 56 | 20 |
| | 57 | 23 |
| | | 68 |
| 26013-080162 | 31 | 36 |
| | 32 | 11 |
| | | 57 |
| | 57 | 69 |
| | 60 | 89 |
| | | 90 |
| | | 91 |
| | 61 | 94 |
| | | 95 |
| | | 96 |
| 26013-080202 | 1 | 61 |
| | 29 | 17 |
| | 31 | 23 |
| | | 36 -1 |
| | 51 | 53 |
| | 57 | 70 |
| | 60 | 92 |
| | | 93 |
| | | 94 |
| | | 102 |
| | 61 | 97 |
| | | 98 |
| | | 99 |
| 26013-080222 | 6 | 3 |
| | 31 | 23 -1 |
| 26013-080452 | 6 | 4 |
| 26013-080502 | 6 | 5 |
| 26013-100202 | 57 | 24 |
| | 60 | 95 |

| Parts No. | Fig. No. | Ref. No. |
|--------------|----------|----------|
| 26013-100202 | 60 | 96 |
| | | 97 |
| | 61 | 100 |
| | | 101 |
| | | 102 |
| 26013-100252 | 50 | 23 |
| | | 24 |
| | | 25 |
| 26013-100302 | 31 | 37 |
| | 60 | 98 |
| 26013-120252 | 25 | 49 |
| | | 26 |
| | | 12 |
| | | 58 |
| | | 8 |
| 26013-120302 | 25 | 42 |
| | | 59 |
| | | 4 |
| 26013-140252 | 60 | 101 |
| | 61 | 103 |
| 26014-060122 | 25 | 11 |
| | | 12 |
| | | 13 |
| | | 25 |
| | 57 | 79 |
| | | 9 |
| | 58 | 9 |
| | 61 | 109 |
| 26014-060162 | 11 | 29 |
| 26014-060352 | 11 | 40 |
| 26014-080352 | 17 | 7 -1 |
| 26106-060102 | 2 | 13 |
| 26106-060122 | 15 | 47 |
| 26106-060142 | 1 | 31 |
| 26106-060162 | 14 | 22 |
| 26106-060222 | 4 | 107 |
| 26106-060322 | 11 | 10 |
| 26106-080122 | 11 | 26 |
| | 17 | 18 |
| | | 22 |
| 26106-080142 | 4 | 25 -2 |
| | 6 | 21 |
| 26106-080162 | 4 | 105 |
| 26106-080182 | 11 | 54 |
| 26106-080202 | 4 | 25 |
| | 5 | 16 |
| 26106-080222 | 4 | 26 |
| | 17 | 7 |
| 26106-080352 | 4 | 27 -1 |
| | | 27 --1 |
| 26106-080402 | 4 | 27 |
| | 5 | 15 |
| 26106-080452 | 2 | 21 |
| | 4 | 28 |

Parts No. Index

| Parts No. | Fig. No. | Ref. No. |
|--------------|----------|----------|
| 26106-080602 | 6 | 12 |
| 26106-080652 | 14 | 15 |
| 26106-080752 | 2 | 16 |
| 26106-080852 | 2 | 17 |
| | 11 | 15 |
| 26106-080902 | 11 | 16 |
| 26106-081152 | 2 | 18 |
| 26106-100122 | 36 | 32 |
| 26116-040122 | 51 | 46 |
| 26116-050088 | 4 | 96 |
| 26116-050142 | 4 | 95 |
| | 15 | 36 |
| | 23 | 18 |
| | | 19 |
| | | 33 |
| 26116-060102 | 14 | 25 |
| 26116-060122 | 29 | 18 |
| | 39 | 14 |
| | 56 | 21 |
| | | 59 |
| | 57 | 71 |
| | | 72 |
| 26116-060142 | 54 | 28 |
| 26116-060162 | 36 | 33 |
| | | 34 |
| | 41 | 38 |
| | 42 | 35 |
| 26116-060222 | 15 | 18 |
| 26116-060552 | 35 | 28 |
| 26116-080122 | 32 | 6 |
| | 57 | 73 |
| 26116-080162 | 55 | 50 |
| | 57 | 26 |
| | | 74 |
| 26116-080202 | 25 | 43 |
| | 33 | 25 |
| | | 40 |
| | 34 | 25 |
| | | 34 |
| | 37 | 31 |
| | 38 | 71 |
| | 41 | 39 |
| | 42 | 36 |
| | 43 | 15 |
| | | 29 |
| | 44 | 20 |
| | 46 | 11 |
| | 55 | 51 |
| | | 52 |
| 26116-080252 | 27 | 48 |

| Parts No. | Fig. No. | Ref. No. |
|--------------|----------|----------|
| 26116-080252 | 28 | 31 |
| | 39 | 15 |
| | 44 | 21 |
| | 45 | 23 |
| | 55 | 53 |
| 26116-080302 | 33 | 26 |
| | 34 | 26 |
| | 36 | 53 |
| | 44 | 21 -1 |
| 26116-080352 | 35 | 29 |
| | 46 | 25 |
| | 50 | 26 |
| | 55 | 54 |
| 26116-080402 | 33 | 33 |
| | 57 | 27 |
| 26116-080502 | 24 | 11 |
| 26116-080552 | 61 | 104 |
| 26116-080802 | 35 | 30 |
| | 36 | 54 |
| | 44 | 22 |
| 26116-080852 | 44 | 22 -1 |
| 26116-081052 | 11 | 17 |
| 26116-081202 | 17 | 10 |
| 26116-100162 | 56 | 22 |
| 26116-100202 | 53 | 21 |
| 26116-100252 | 49 | 11 |
| 26116-100302 | 27 | 49 |
| | | 50 |
| | 30 | 21 |
| | 52 | 24 |
| | 61 | 105 |
| 26116-100352 | 52 | 25 |
| 26116-100402 | 46 | 12 |
| 26116-100502 | 52 | 26 |
| 26116-100602 | 60 | 99 |
| | 61 | 106 |
| 26116-101602 | 52 | 27 |
| 26116-120252 | 57 | 28 |
| | 58 | 10 |
| 26116-120352 | 52 | 28 |
| 26116-120602 | 52 | 29 |
| 26156-100182 | 45 | 17 |
| 26206-100182 | 1 | 39 |
| 26216-080222 | 4 | 29 |
| | 51 | 49 |
| 26216-080302 | 1 | 32 |
| 26216-080452 | 4 | 32 |
| 26216-080502 | 4 | 31 |
| 26216-080652 | 4 | 18 |
| 26216-080702 | 4 | 19 |

| Parts No. | Fig. No. | Ref. No. |
|--------------|----------|----------|
| 26226-060122 | 36 | 35 |
| 26226-080352 | 33 | 27 |
| 26226-081202 | 34 | 27 |
| 26346-050002 | 56 | 65 |
| 26347-040002 | 51 | 47 |
| 26356-120002 | 31 | 38 |
| 26366-060002 | 4 | 79 |
| 26366-080002 | 1 | 34 |
| | 2 | 6 |
| | 4 | 20 |
| | | 33 |
| | 6 | 13 |
| | 17 | 11 |
| 26450-080202 | 54 | 30 |
| 26450-080252 | 51 | 10 |
| 26557-030062 | 24 | 8 |
| 26557-040082 | 19 | 19 |
| 26557-040122 | 20 | 17 |
| | | 23 |
| 26557-040252 | 19 | 14 |
| 26557-050102 | 4 | 106 |
| 26557-050122 | 4 | 90 |
| 26557-050162 | 56 | 66 |
| 26557-060082 | 17 | 21 |
| 26557-080102 | 4 | 111 |
| 26587-050102 | 12 | 31 |
| | 55 | 55 |
| 26587-080102 | 2 | 20 |
| | 7 | 13 |
| 26636-080002 | 55 | 56 |
| 26687-120002 | 15 | 45 |
| 26696-100002 | 4 | 16 |
| | 11 | 48 |
| 26706-100002 | 1 | 38 |
| | 2 | 9 |
| 26716-040002 | 56 | 43 |
| 26716-060002 | 23 | 13 |
| | | 31 |
| | 36 | 36 |
| | 57 | 29 |
| | 60 | 100 |
| | 61 | 107 |
| 26716-080002 | 1 | 33 |
| | 2 | 33 |
| | 4 | 35 |
| | 6 | 17 |
| | 24 | 12 |
| | 31 | 24 |
| | 33 | 28 |
| | 34 | 28 |

| Parts No. | Fig. No. | Ref. No. |
|--------------|----------|----------|
| 26716-080002 | 37 | 38 |
| | 38 | 78 |
| | 41 | 40 |
| | | 41 |
| | 42 | 37 |
| | 46 | 26 |
| | 51 | 18 |
| | 55 | 57 |
| | 56 | 56 |
| | 57 | 30 |
| 26716-100002 | 19 | 10 -1 |
| | | 10 --1 |
| | 23 | 20 |
| | 25 | 44 |
| | 32 | 7 |
| | 41 | 42 |
| | 42 | 38 |
| | 49 | 36 |
| | 50 | 27 |
| 26716-120002 | 55 | 58 |
| | 57 | 31 |
| | 58 | 11 |
| 26736-100002 | 23 | 11 -1 |
| 26736-120002 | 15 | 44 |
| | 47 | 21 |
| 26736-160002 | 53 | 22 |
| 26736-200002 | 31 | 25 -1 |
| 26756-050002 | 4 | 91 |
| | 15 | 42 |
| | 23 | 21 |
| | | 22 |
| | | 34 |
| 26756-060002 | 15 | 52 |
| | 23 | 8 |
| | 54 | 29 |
| 26756-080002 | 4 | 53 |
| | | 58 |
| | 23 | 23 |
| | 55 | 59 |
| 26756-120002 | 55 | 60 |
| 26776-100002 | 31 | 24 -1 |
| 26776-120002 | 14 | 26 |
| 26776-180002 | 8 | 13 |
| 26786-160002 | 31 | 25 |
| 26817-080002 | 41 | 43 |
| | 42 | 39 |
| 26877-200002 | 26 | 49 |
| 26921-080102 | 4 | 46 |
| 26956-080162 | 23 | 24 |
| 26979-060062 | 36 | 3 |

Parts No. Index

| Parts No. | Fig. No. | Ref. No. |
|--------------|----------|----------|
| 27241-300000 | 1 | 20 |
| 27260-150000 | 35 | 3 |
| | | 8 |
| 27260-350001 | 33 | 34 |
| 27260-470001 | 35 | 32 |
| 27310-070000 | 4 | 12 -1 |
| | | 12 --1 |
| 27310-070001 | 4 | 12 -2 |
| | | 12 --2 |
| 43400-500390 | 14 | 37 |
| | 22 | 50 |
| 43400-500450 | 1 | 46 |
| | 15 | 43 |
| | 22 | 8 |
| 705311-22500 | 9 | 6 |
| | 21 | 4 |
| 705311-23100 | 9 | 15 |
| 705311-23600 | 9 | 23 |
| 711100-51540 | 12 | 19 |
| 721450-02500 | 1 | 51 |
| 721450-02611 | 1 | 62 |
| 721450-11650 | 4 | 48 |
| 721450-11660 | 4 | 54 |
| 721550-02500 | 1 | 52 |
| 721550-02610 | 1 | 63 |
| 721550-02800 | 1 | 67 |
| 721550-02830 | 1 | 80 |
| 721550-23100 | 9 | 16 |
| 721550-23600 | 9 | 24 |
| 721575-22500 | 9 | 5 |
| | 21 | 5 |
| 724000-21701 | 8 | 1 |
| 724060-53101 | 13 | 2 |
| 724085-11650 | 4 | 47 |
| 724085-14580 | 7 | 1 |
| 724085-51700 | 12 | 1 |
| 724160-55200 | 14 | 2 |
| 724500-21700 | 8 | 2 |
| 724520-14580 | 7 | 2 |
| 724520-51700 | 12 | 2 |
| 724550-51520 | 12 | 17 |
| 724574-01540 | 1 | 42 |
| 724574-01560 | 1 | 2 |
| 724574-01610 | 2 | 1 |
| 724574-11520 | 4 | 71 |
| 724574-13700 | 6 | 8 |
| 724574-61500 | 15 | 5 |
| 724574-92500 | 21 | 2 |
| 724574-92600 | 22 | 2 |
| 724950-53100 | 13 | 1 |

| Parts No. | Fig. No. | Ref. No. |
|----------------|----------|----------|
| 724970-01540 | 1 | 41 |
| 724974-01560 | 1 | 1 |
| 724974-11700 | 4 | 1 |
| 724974-92500 | 21 | 1 |
| 724974-92600 | 22 | 1 |
| 724976-11520 | 4 | 70 |
| 794130-71410 | 58 | 2 |
| 794150-12301 | 26 | 24 |
| 794305-25320 | 38 | 13 |
| 794305-25330 | 38 | 24 |
| 794305-48300-X | 51 | 41 |
| 794305-48301 | 51 | 41 -1 |
| 794730-57112 | 26 | 33 |
| 94210M-06900 | 19 | 18 |
| 94210M-13751 | 19 | 4 |
| 94210M-21239 | 19 | 9 |
| 94210M-32983 | 19 | 7 |
| 94210M-42801 | 19 | 6 |
| 94210M-42802 | 19 | 21 |
| 94210M-42875 | 19 | 2 |
| 94210M-42927 | 19 | 4 -1 |
| | | 4 --1 |
| 94210M-42929 | 19 | 6 -1 |
| | | 6 --1 |
| 94210M-51416 | 19 | 11 |
| 94210M-51417 | 19 | 12 |
| 94210M-51418 | 19 | 13 |
| 94210M-86025 | 19 | 8 |
| 94210M-86124 | 19 | 5 |
| | | 16 |
| 94210M-86372 | 19 | 10 |
| 94210M-96717 | 19 | 17 |
| 981122-20490 | 38 | 23 |
| | | 38 |
| X21141360 | 18 | 10 |
| X21142742 | 18 | 23 |
| X21142835 | 18 | 22 |
| X211432001 | 18 | 5 |
| X21143454 | 18 | 17 |
| X21143963 | 18 | 16 |
| X211453002 | 18 | 8 |
| X21145312 | 18 | 7 |
| X21145352 | 18 | 9 |
| X211455003 | 18 | 13 |
| X211456009 | 18 | 14 |
| X21145661 | 18 | 15 |
| X21146815 | 18 | 20 |
| X21147155 | 18 | 4 |
| X21147215 | 18 | 6 |
| X21148110 | 18 | 3 |

| Parts No. | Fig. No. | Ref. No. |
|-------------|----------|----------|
| X21148313 | 18 | 11 |
| X21148652 | 18 | 18 |
| X211491001 | 18 | 2 |
| X21149314 | 18 | 12 |
| X211497004 | 18 | 19 |
| X6201SD | 20 | 3 |
| X6202BM | 20 | 16 |
| X7120632 | 18 | 21 |
| XB495469B | 20 | 21 |
| XL1201000 | 20 | 22 |
| XL12013262 | 20 | 9 |
| XL1201510 | 20 | 18 |
| XL1202401 | 20 | 14 |
| XL12053002 | 20 | 5 |
| XL1254801 | 20 | 19 |
| XL1255801 | 20 | 20 |
| XL13511001 | 20 | 2 |
| XL13513134 | 20 | 10 |
| XL13513152 | 20 | 7 |
| XL13513203 | 20 | 12 |
| XL13514041 | 20 | 15 |
| XL1354326 | 20 | 8 |
| XL1356200 | 20 | 4 |
| XL1356360 | 20 | 13 |
| XM069000000 | 19 | 18 -1 |
| | | 18 --1 |
| XM329830000 | 19 | 7 -1 |
| | | 7 --1 |
| XM429270000 | 19 | 4 -2 |
| | | 4 --2 |
| XM429290000 | 19 | 6 -2 |
| | | 6 --2 |
| XM514160000 | 19 | 11 -1 |
| | | 11 --1 |
| XM514180000 | 19 | 13 -1 |
| | | 13 --1 |
| XM610140000 | 19 | 22 |
| XM860250000 | 19 | 8 -1 |
| | | 8 --1 |
| XM861240000 | 19 | 5 -2 |
| | | 5 --2 |
| | | 16 -2 |
| | | 16 --2 |
| XTR1Z63 | 20 | 11 |

| Parts No. | Fig. No. | Ref. No. |
|-----------|----------|----------|
|-----------|----------|----------|