

OCT10-M16508EN

PREFACE

This parts catalog carries all parts incorporated in YANMAR Model YM330T/YM330DT/YM3000/YM3000DT tractors manufactured since April, 1977

Each illustration corresponds to the parts list on the following page.

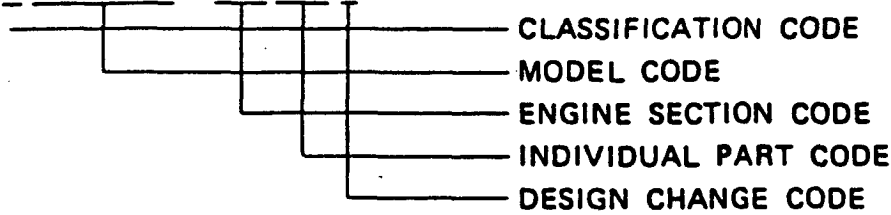
When ordering parts, clearly write down the tractor model, as well as the name and number of each part in your order sheet. This will help insure reliable delivery of the parts you have ordered.

PART NUMBER

A part serial number comprises 11 digits and means the following.

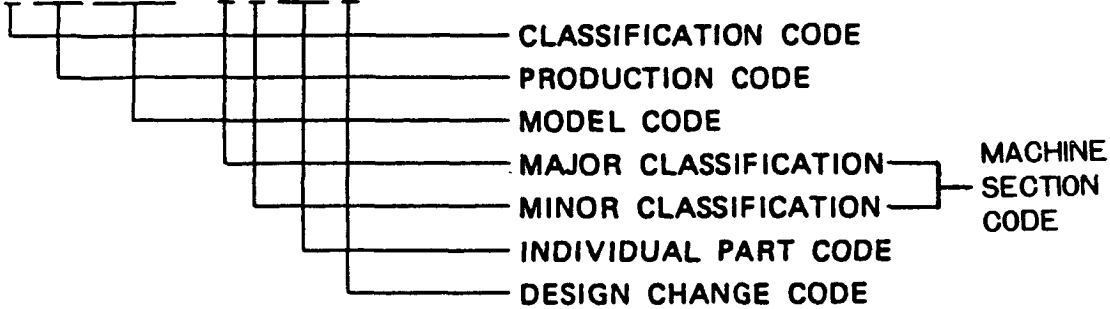
A) Engine Part Code

0 0 0 0 0 0 - 0 0 0 0 0



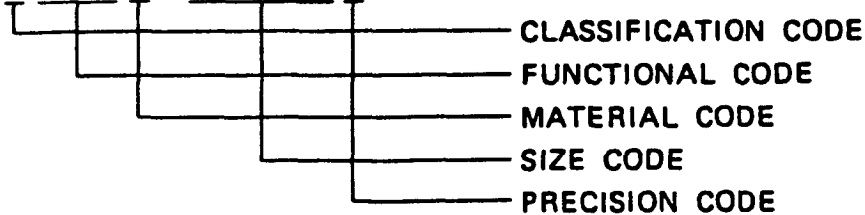
B) Tractor Part Code

0 0 0 0 0 0 - 0 0 0 0 0



C) YIS Part Code

2 0 0 0 0 - 0 0 0 0 0 0



YIS is an abbreviation of YANMAR INDUSTRIAL STANDARD PARTS; and applies to parts such as nuts, bolts, joints, pins, washers, gauges, o-rings, bearing, etc.

For instance, dimensions according to YIS are shown as follows :

BOLT [SCREW]

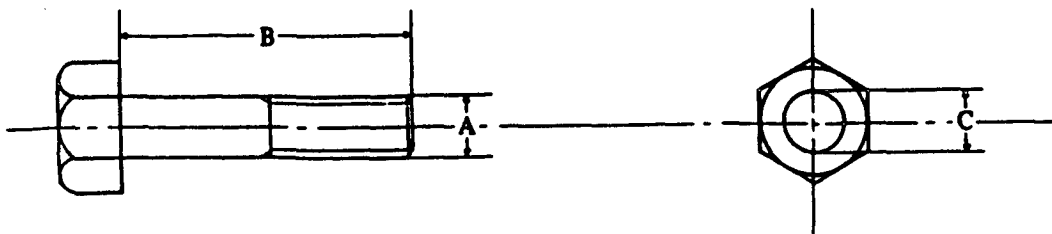
(A x B)

26116-060202 → M6 x 20

NUT

(C)

26756-060002 → M6



COLOURING

Some parts are painted in colors according to the models, specifications, and their destinations. In this parts catalog, colouring is classified into ten variations and shown in abbreviated codes as below.

Colour code	Color
K	Metallic calm green
M	Silver
P	Green
Q	Cream
R	Red
W	Frosted black
X	Black
Y	Yellow
Z	Celva black
U	Plating

The colour of a part is denoted by the colour code suffixed to an ordinary part number :

Example : Fender (L)

194195-62110-R

↓
Red

When ordering painted parts, please designate part colours in your order sheet by suffixing one of these color codes to the part number you want to order.

Mfg. Year	Tractor Serial Number					Engine Serial Number			Trans- mission Serial Number	Front Drive Serial Number
	YM330T (1)	YM330T (2)	YM3000	YM330DT	YM3000DT	3T84T	3T84Y			
1977	00101					84332			4166	
2	00102					84333			4165	
	00103					84331			4139	
	00104					85211			4920	
	00105					85210			4922	
	00106					85216			4918	
	00107					85215			4919	
	00108					85219			4914	
	00109					85218			4916	
	00110					85214			4982	
	00111					85213			4913	
	00112					85217			4915	
	00113					85212			4900	
	00114					85223			4877	
	00115					85222			4873	
	00116					85226			4874	
	00117					85225			4867	
	00118					85220			4880	
	00119					85221			4878	
	00120					85228			4875	
	00121					85229			4881	
	00122					85233			4941	
	00123					85227			4975	
	00124					85235			4933	
	00125					85234			4949	
	00126					85237			4929	
	00127					85236			4928	
	00128					85239			4924	
	00129					85231			4926	
	00130					85238			4942	
	00131					85232			4944	
	00132					85242			4945	
	00133					85241			4943	

Mfg. Year	Tractor Serial Number					Engine Serial Number			Transmission Serial Number	Front Drive Serial Number
	YM330T (1)	YM330T (2)	YM3000	YM330DT	YM3000DT	3T84T	3T84Y			
1977	00134					85244			4925	
2	00135					85230			4927	
	00136					85243			4940	
	00137					85240			4938	
	00138					85249			4879	
	00139					85248			4872	
	00140					85245			4912	
	00141					85246			4930	
	00142					85224			4923	
	00143					85247			4921	
	00144					85593			5215	
	00145					85594			5216	
	00146					85590			5219	
	00147					85587			5218	
	00148					85588			5220	
	00149					85589			5214	
	00150					85592			5217	
	00151					85591			5240	
	00152					85622			5255	
	00153					85621			5254	
	00154					85623			5351	
	00155					85802			5378	
	00156					85803			5377	
	00157					85801			5366	
	00158					85805			5344	
	00159					85804			5356	
	00160					85809			5380	
	00161					85806			5381	
	00162					85808			5372	
	00163					85807			5426	
	00164					85821			5419	
	00165					85823			5413	

Mfg. Year	Tractor Serial Number					Engine Serial Number			Transmission Serial Number	Front Drive Serial Number
	YM330T (1)	YM330T (2)	YM3000	YM330DT	YM3000DT	3T84T	3T84Y			
1977	00166					85902			5422	
2	00167					85824			5415	
	00168					85822			5424	
	00169					85903			5405	
	00170					85907			5399	
	00171					85908			5404	
	00172					85901			5400	
	00173					85906			5433	
	00174					85909			5441	
	00175					85912			5440	
	00176					85913			5425	
	00177					85910			5430	
	00178					85915			5438	
	00179					85971			5449	
	00180					85911			5448	
	00181					85972			5447	
	00182					85917			5445	
	00183					85905			5459	
	00184					85904			5463	
	00185					85825			5482	
1978		01001				85975			T10	
2		01002				85914			T 5	
		01003				85916			T 3	
		01004				86827			T11	
		01005				86828			T 1	
		01006				86825			T 7	
		01007				85974			T 8	
		01008				86829			T 4	
		01009				86826			T 9	
		01010				85973			T 6	
		01011					280029		T 2	
		01012					280050		118	
		01013					280051		TT13	

Mfg. Year	Tractor Serial Number					Engine Serial Number			Trans- mission Serial Number	Front Drive Serial Number
	YM330T (1)	YM330T (2)	YM3000	YM330DT	YM3000DT	3T84T	3T84Y			
1978		01014					280047		TT17	
2		01015					280045		TT16	
		01016					280046		TT18	
		01017					280049		TT15	
		01018					280048		TT14	
		01019					280054		TT23	
		01020					280055		TT20	
		01021					280056		TT19	
		01022					280053		TT24	
		01023					280057		TT22	
		01024					280058		TT21	
		01025					280059		TT27	
		01026					280061		TT25	
		01027					280060		TT26	
		01028					280062		TT28	
		01029					280052		TT29	
			06547				280080		5920	
1979		01030					280072		TT31	
2			06558				280117		TT32	
		01031					280123		TT36	
		01032					280124		TT34	
		01033					280126		TT35	
		01034					280125		TT33	
		01035					280121		37	
		01036					280120		38	
		01037					280152		TT43	
		01038					280153		40	
		01039					280150		42	
		01040					280151		41	
		01041					280134		47	
		01042					280129		48	
		01043					280127		39	
		01044					280128		46	

Mfg. Year	Tractor Serial Number					Engine Serial Number			Trans- mission Serial Number	Front Drive Serial Number	
	YM330T (1)	YM330T (2)	YM3000	YM330DT	YM3000DT	3T84T	3T84Y				
1979 2		01045					280130		50		
		01046					280135		49		
		01047					280063		51		
		01048					280136		45		
		01049					280137		44		
		01050					280139		56		
		01051					280142		55		
				06559				280154		52	
				06560				280155		60	
				06561				280147		57	
				06562				280157		85	
				06563				280158		53	
		01052						280161		66	
		01053						280159		67	
		01054						280160		54	
		01055						280162		59	
		01056						280164		63	
		01057						280163		62	
		01058						280165		61	
		01059						280166		64	
		01060						280169		65	
		01061						280168		69	
		01062						280167		68	
		01063						280170		71	
		01064						280171		70	
		01065						280199		74	
		01066						280198		76	
	01067						280200		73		
					40101		400004		8	A3510	
					40102		400002		4	A3509	
					40103		400006		7	A3506	
					40104		400003		3	A3508	
					40105		400001		2	A3507	

Mfg. Year	Tractor Serial Number					Engine Serial Number			Trans- mission Serial Number	Front Drive Serial Number
	YM330T (1)	YM330T (2)	YM3000	YM330DT	YM3000DT	3T84T	3T84Y			
1979					40106		400005		6	A3814
2					40107		400009		5	A3802
					40108		400007		1	A3801
					40109		400010		10	A3804
					40110		400012		11	A3796
					40111		400014		9	A3895
					40112		400015		12	A3896
					40113		400017		13	A3899
					40114		400016		14	A3897
					40115		400019		16	A3898
				00101			400020		15	A3845
				00102			400018		17	A3846
				00103			400022		18	A3847
				00104			400024		21	A3848
				00105			400027		20	A3913
				00106			400028		19	A3849
				00107			400026		23	A3910
				00108			400029		24	A3971
				00109			400030		25	A3912
				00110			400011		26	A3914
				00111			400031		22	A3925
				00112			400032		28	A3926
				00113			400025		29	A3927
				00114			400021		30	A3928
				00115			400023		27	A3929
				00116			400013		31	A4025
				00117			400008		32	A4026
1980		01068					280141		1172	
2		01069					280203		75	
				00118			400033		33	A4883
				00119			400037		34	A5007
					40116		400048		36	A5349
					40117		400039		39	A5348

Mfg. Year	Tractor Serial Number					Engine Serial Number			Transmission Serial Number	Front Drive Serial Number	
	YM330T (1)	YM330T (2)	YM3000	YM330DT	YM3000DT	3T84T	3T84Y				
1980 2		01070			40118		400049		37	A5347	
						40119		400044		35	A5345
						40120		400046		41	A5346
						40121		400047		42	A5344
						40122		400045		40	A5341
						40123		400043		43	A5343
						40124		400041		38	A5342
								280204		78	
					06564			280206			
					06565			280205			
						00120		400050		47	A5710
					06566			280207		79	
							40125	400052		49	A5711
							40126	400053		45	A5712
							40127	400051		46	A5713
							40128	400054		53	A5714
							40129	400038		54	A5809
							40130	400040		56	A5808
							40131	400055		44	A5807
							40132	400057		58	A5806
							40133	400058		57	A5805
							40134	400059		60	A5784
							40135	400056		55	A5783
							40136	400063		59	A5782
							40137	400060		50	A5781
							40138	400062		18	A5780
							40139	400061		52	A5798
					06567			280208		81	
					06568			280209		83	
							40140	400064		61	A5940
							40141	400065		68	A5953
							40142	400042		51	A5952
				00121		400066		70	A5988		

Mfg. Year	Tractor Serial Number					Engine Serial Number			Trans- mission Serial Number	Front Drive Serial Number
	YM330T (1)	YM330T (2)	YM3000	YM330DT	YM3000DT	3T84T	3T84Y			
1980 ?				00122			400067		69	A5976
				00123			400068		66	A5884
				00124			400069		67	A5752
				00125			400070		64	A6028
				00126			400071		62	A6051
				00127			400073		72	A6061
				00128			400074		71	A6105
				00129			400075		74	A6090
				00130			400076		65	A6155
				00131			400072		73	A6099
				00132			400078		76	A6204
				00133			400077		75	A6132
				00134			400079		63	A6141
				00135			400080		78	A6228
				00136			400082		77	A6344
				00137			400081		84	A6353
			01071				280210		85	
			01072				280211		86	
				00138			400084		86	A6403
				00139			400083		82	A6412
				00140			400085		85	A6395
				00141			400086		81	A6425
				00142			400087		89	A6461
			01073				280212		84	
				00143			400089		94	A6452
				00144			400090		80	A6455
				00145			400093		95	A6474
				00146			400094		98	A6478
				00147			400095		87	A6481
				00148			400096		83	A6435
				00149			400098		97	A6430
			00150			400099		101	A6490	
			00151			400092		105	A6487	

Mfg. Year	Tractor Serial Number					Engine Serial Number			Trans- mission Serial Number	Front Drive Serial Number
	YM330T (1)	YM330T (2)	YM3000	YM330DT	YM3000DT	3T84T	3T84Y			
1980				00152			400097		104	A6503
2				00153			400100		102	A6590
				00154			400088		106	A6522
				00155			400101		107	A6528
				00156			400103		99	A6556
				00157			400102		113	A6439
				00158			400104		96	A6440
				00159			400091		79	A6544
				00160			400112		103	A6562
				00161			400111		93	A6563
				00162			400110		100	A6564
				00163			400109		112	A6565
				00164			400114		117	A6579
				00165			400106		114	A6580
				00166			400107		108	A6578
				00167			400113		120	A6577
				00168			400105		109	A6576
				00169			400108		110	A6600
				00170			400116		122	A6597
				00171			400118		123	A6598
				00172			400117		116	A6596
				00173			400115		127	A6599
				00174			400119		130	A6564
				00175			400121		125	A6593
				00176			400122		124	A6591
				00177			400123		121	A6590
				00178			400125		88	A6589
				00179			400120		126	
					40143		400126		1	A6587
				00180			400124		90	A6570
				00181			400129		131	A6566
				00182			400127		92	A6568
				00183			400128		91	A6569

Mfg. Year	Tractor Serial Number					Engine Serial Number			Trans- mission Serial Number	Front Drive Serial Number
	YM330T (1)	YM330T (2)	YM3000	YM330DT	YM3000DT	3T84T	3T84Y			
1980				00184			400130		118	A6567
2				00185			400131		138	A6585
				00186			400132		133	A6584
				00187			400133		128	A6583
				00188			400134		111	A6582
				00189			400140		140	A6581
				00190			400131		141	A6380
				00191			400141		143	A6381
				00192			400142		135	A6379
				00193			400144		115	A6378
				00194			400145		119	A6377
				00195			400146		123	A6307
				00196			400147		129	A6308
				00197			400148		136	A6309
				00198			400149		137	A6310
				00199			400143		142	A 658
					40144		400150		11	A6311
					40145		400152		9	A6375
					40146		400153		10	A6376
					40147		400151		7	A6323
					40148		400155		12	A6322
					40149		400160		13	A6324
					40150		400162		15	A6325
			06569				280238		6	
					40151		400163		16	A6326
					40152		400161		17	A6374
					40153		400165		14	A6373
					40154		400167		18	A6372
			06570				280239		5	
			06571				280240		4	
					40155		400166		19	A6189
					40156		400168		8	A6185
					40157		400159		4	A6184

Mfg. Year	Tractor Serial Number					Engine Serial Number			Trans- mission Serial Number	Front Drive Serial Number
	YM330T (1)	YM330T (2)	YM3000	YM330DT	YM3000DT	3T84T	3T84Y			
1980					40158		400164		5	A6183
2			06572				280241		3	
					40159		400156		6	A6182
			06573				280242		2	
			06574				280237		1	
					40160		400158		2	A6332
					40161		400157		3	A6333
					40162		400135		28	A6632
					40163		400137		26	-
					40164		400136		24	A6634
					40165		400169		25	A6633
					40166		400138		27	A6635
					40167		400154		22	A6602
					40168		400171		21	A6601
					40169		400172		33	A6643
					40170		400173		34	A6738
					40171		400170		31	A6734
					40172		400175		20	A6820
					40173		400176		30	A6804
					40174		400174		23	A6798
					40175		400177		29	A6799
					40176		400178		37	A6825
					40177		400179		39	A6833
					40178		400180		36	A6847
					40179		400181		40	A6844
					40180		400198		48	A6826
					40181		400196		49	A6827
					40182		400185		51	A6828
					40183		400183		50	A6829
					40184		400200		52	A6830
					40185		400201		46	A6812
					40186		400202		43	A6811
					40187		400197		41	A6814

Mfg. Year	Tractor Serial Number					Engine Serial Number			Trans- mission Serial Number	Front Drive Serial Number
	YM330T (1)	YM330T (2)	YM3000	YM330DT	YM3000DT	3T84T	3T84Y			
1980 2					40188		400199		47	A6813
					40189		400193		45	A6815
					40190		400203		35	A6806
					40191		400195		38	A6807
					40192		400194		42	A6808
					40193		400186		44	A6809
					40194		400192		53	A6810
					40195		400204		56	A6675
					40196		400207		57	A6674
					40197		400182		58	A6673
					40198		400205		55	A6672
					40199		400209		60	A6671
					40200		400211		61	A6859
					40201		400210		32	A6860
					40202		400208		59	A6857
					40203		400206		54	A6858
					40204		400184		62	A6856
					40205		400190		64	A6923
					40206		400187		63	A6924
					40207		400188		65	A6753
				40208		400189		66	A6922	
				40209		400191		67	A6921	
				40210		400212		79	A6973	
				40211		400213		80	A6974	
				40212		400214		78	A6970	
1981 2		01074					280213		86	
			06575				280214		85	
				00200			400249		84	A7004
				40213		400215		77	A6972	

SPECIFICATIONS (OLD TYPE)

Model	YM330DT YM3000DT	YM330T(1)	YM330T(2) YM3000
Dimensions			
Overall length			
with 3-point hitch	3110 mm	3100 mm	3110 mm
without 3-point hitch	2860 mm	2860 mm	2860 mm
Overall width	1470 mm	1480 mm	1470 mm
Overall height			
to muffler end	1960 mm	1960 mm	1960 mm
to steering wheel	1510 mm	1510 mm	1510 mm
Wheel base	1750 mm	1750 mm	1750 mm
Tread front	1140 mm	1140–1440 mm	1140–1440 mm
Tread rear	1150–1500 mm	1150–1500 mm	1150–1500 mm
Ground clearance			
Front axle	300 mm	370 mm	370 mm
Drawbar	345 mm	345 mm	345 mm
Weights			
Total weight	1310 kg	1160 kg	1160 kg
Front	583 kg	485 kg	485 kg
Rear	727 kg	675 kg	675 kg
Engine			
Model	3T84Y	3T84T	<u>3T84Y</u>
Type	Vertical, in-line water cooled, 4-cycle diesel		
No. of cylinders	3	3	3
Piston displacement	1496 cc	1496 cc	1496 cc
Bore x stroke	84 x 90 mm	84 x 90 mm	84 x 90 mm
Compression ratio	21.0 : 1	21.0 : 1	21.0 : 1
Capacity			
Fuel tank	32 ltr.	32 ltr.	32 ltr.
Cooling system	6.2 ltr. (radiator), 0.75 ltr. (subtank)		
Crankcase	6.4 ltr.	6.4 ltr.	6.4 ltr.
Air cleaner	0.25 ltr.	0.25 ltr.	0.25 ltr.
Transmission-hydraulic system	20 ltr.	20 ltr.	20 ltr.
Front axle system (only for YM330DT, YM3000DT)	7 ltr.		
Electrical system			
Battery	12 V – 100 AH	12 V – 100 AH	12 V – 100 AH
AC generator	12 V – 180 W	12 V – 180 W	12 V – 180 W
Starter motor	12 V – 1.8 kW	12 V – 1.8 kW	12 V – 1.8 kW

Model	YM330DT YM3000DT	YM330T(1)	YM330T(2) YM3000
Clutch	Dry, single disc, mechanical type		
Transmission	Constant-mesh/selective-mesh gears combination 8-speed for forward, 2-speed for reverse		
Final drive	Spiral gears reduction drive		
Differential lock	Foot operated mechanical lock		
Travel speed			
Forward	1st	1.548 kph	1.548 kph
	2nd	1.988 kph	1.988 kph
	3rd	2.618 kph	2.618 kph
	4th	4.955 kph	3.604 kph
	5th	5.729 kph	5.729 kph
	6th	7.356 kph	7.356 kph
	7th	9.691 kph	9.691 kph
	8th	18.340 kph	13.340 kph
Reverse	1st	2.618 kph	2.618 kph
	2nd	9.691 kph	9.691 kph
Brakes	Dry, internal expansion mechanical type		
Tires			
Front	7-16 4 ply rating	5.50-16 4 ply rating	5.50-16 4 ply rating
Rear	12.4/11-28 4 ply rating	12.4/11-28 4 ply rating	12.4/11-28 4 ply rating
P.T.O.			
Spline	SAE 1-3/8 in.	SAE 1-3/8 in.	SAE 1-3/8 in.
Direction of rotation	Clockwise viewed from driving end		
Speed	540 and 1000 r.p.m.	542, 685, 1005 and 1268 r.p.m.	540 and 1000 r.p.m.
(OPTIONAL)	542, 685, 1005 and 1268 r.p.m.		542, 685, 1005 and 1268 r.p.m.
Power lift			
Type	Hydraulic, 3-point hitch Category 1 with position control		
Max. lift capacity	1300 kg (at lower link hitch point)		

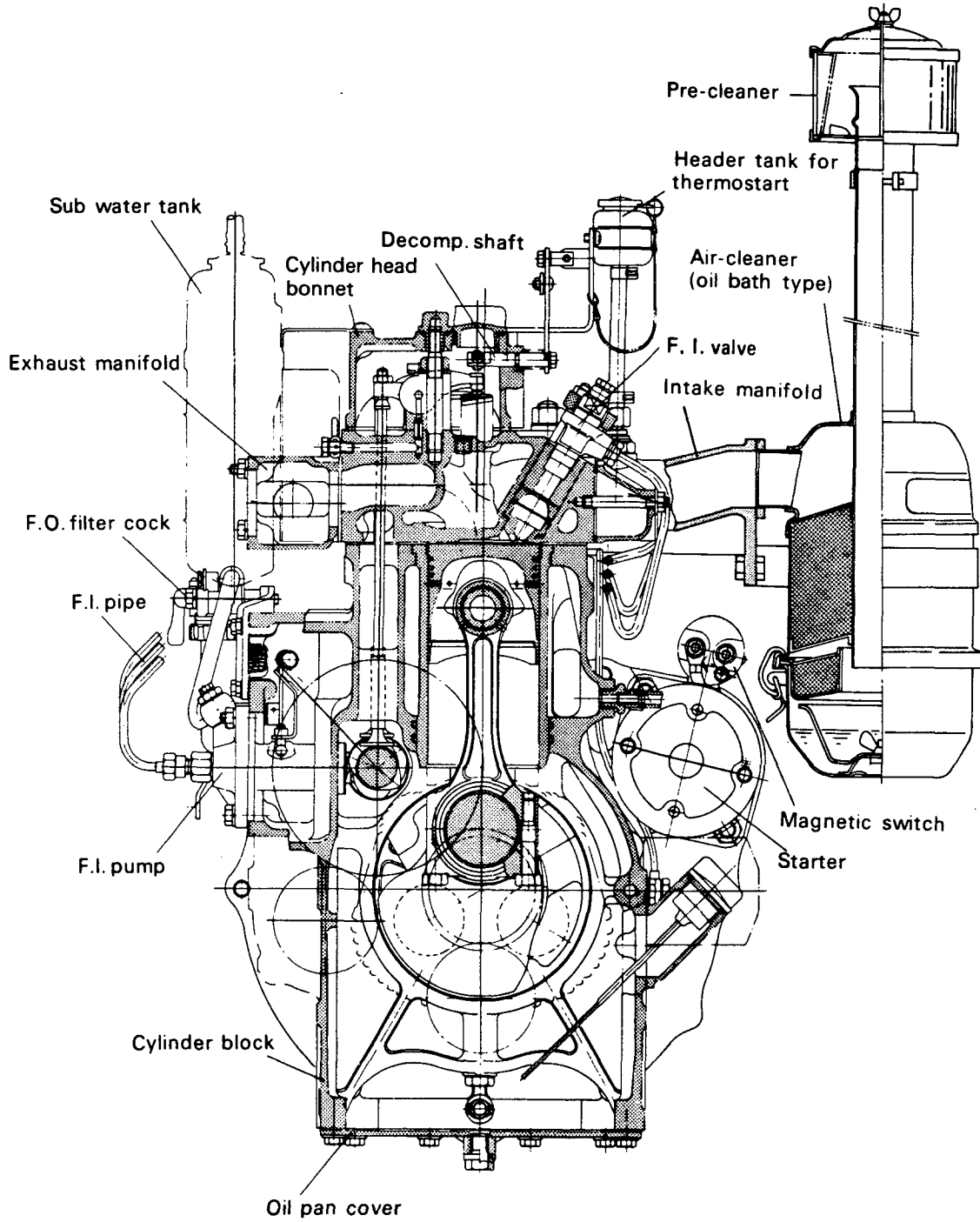
SPECIFICATIONS (NEW TYPE)

Model	YM330DT YM3000DT	YM330T(2) YM3000
Dimensions		
Overall length		
with 3-point hitch	3110 mm	3110 mm
without 3-point hitch	2860 mm	2860 mm
Overall width	1470 mm	1470 mm
Overall height		
to muffler end	1960 mm	1960 mm
to steering wheel	1510 mm	1510 mm
Wheel base	1750 mm	1750 mm
Tread front	1140 mm	1140–1440 mm
Tread rear	1150–1500 mm	1150–1500 mm
Ground clearance		
Front axle	300 mm	370 mm
Drawbar	345 mm	345 mm
Weights		
Total weight	1310 kg	1160 kg
Front	583 kg	485 kg
Rear	727 kg	675 kg
Engine		
Model	3T84Y	3T84Y
Type	Vertical, in-line water cooled, 4-cycle diesel	
No. of cylinders	3	3
Piston displacement	1496 cc	1496 cc
Bore x stroke	84 x 90 mm	84 x 90 mm
Compression ratio	21.0 : 1	21.0 : 1
Capacity		
Fuel tank	32 ltr.	32 ltr.
Cooling system	6.2 ltr. (radiator), 0.75 ltr. (subtank)	
Crankcase	6.4 ltr.	6.4 ltr.
Air cleaner	0.25 ltr.	0.25 ltr.
Transmission-hydraulic system	20 ltr.	20 ltr.
Front axle system (only for YM330DT, YM3000DT)	7 ltr.	
Electrical system		
Battery	12 V – 100 AH	12 V – 100 AH
AC generator	12 V – 180 W	12 V – 180 W
Starter motor	12 V – 1.8 kW	12 V – 1.8 kW

Model	YM330DT YM3000DT	YM330T(2) YM3000
Clutch	Dry, single disc, mechanical type	
Transmission	Constant-mesh/selective-mesh gears combination 8-speed for forward, 2-speed for reverse	
Final drive	Spiral gears reduction drive	
Differential lock	Foot operated mechanical lock	
Travel speed		
Forward	1st 1.548 kph	1.548 kph
	2nd 2.618 kph	2.618 kph
	3rd 3.606 kph	3.606 kph
	4th 3.604 kph	4.955 kph
	5th 5.729 kph	5.729 kph
	6th 9.691 kph	9.691 kph
	7th 13.343 kph	13.343 kph
	8th 18.340 kph	18.340 kph
Reverse	1st 2.618 kph	2.618 kph
	2nd 9.691 kph	9.691 kph
Brakes	Dry, internal expansion mechanical type	
Tires		
Front	7-16	5.50-16
	4 ply rating	4 ply rating
Rear	12.4/11-28	12.4/11-28
	4 ply rating	4 ply rating
P.T.O.		
Spline	SAE 1-3/8 in.	SAE 1-3/8 in.
Direction of rotation	Clockwise viewed from driving end	
Speed	540 and 1000 r.p.m.	540 and 1000 r.p.m.
(OPTIONAL)	542, 685, 1005 and 1268 r.p.m.	542, 685, 1005 and 1268 r.p.m.
Power lift		
Type	Hydraulic, 3-point hitch Category 1 with position control	
Max. lift capacity	1300 kg (at lower link hitch point)	

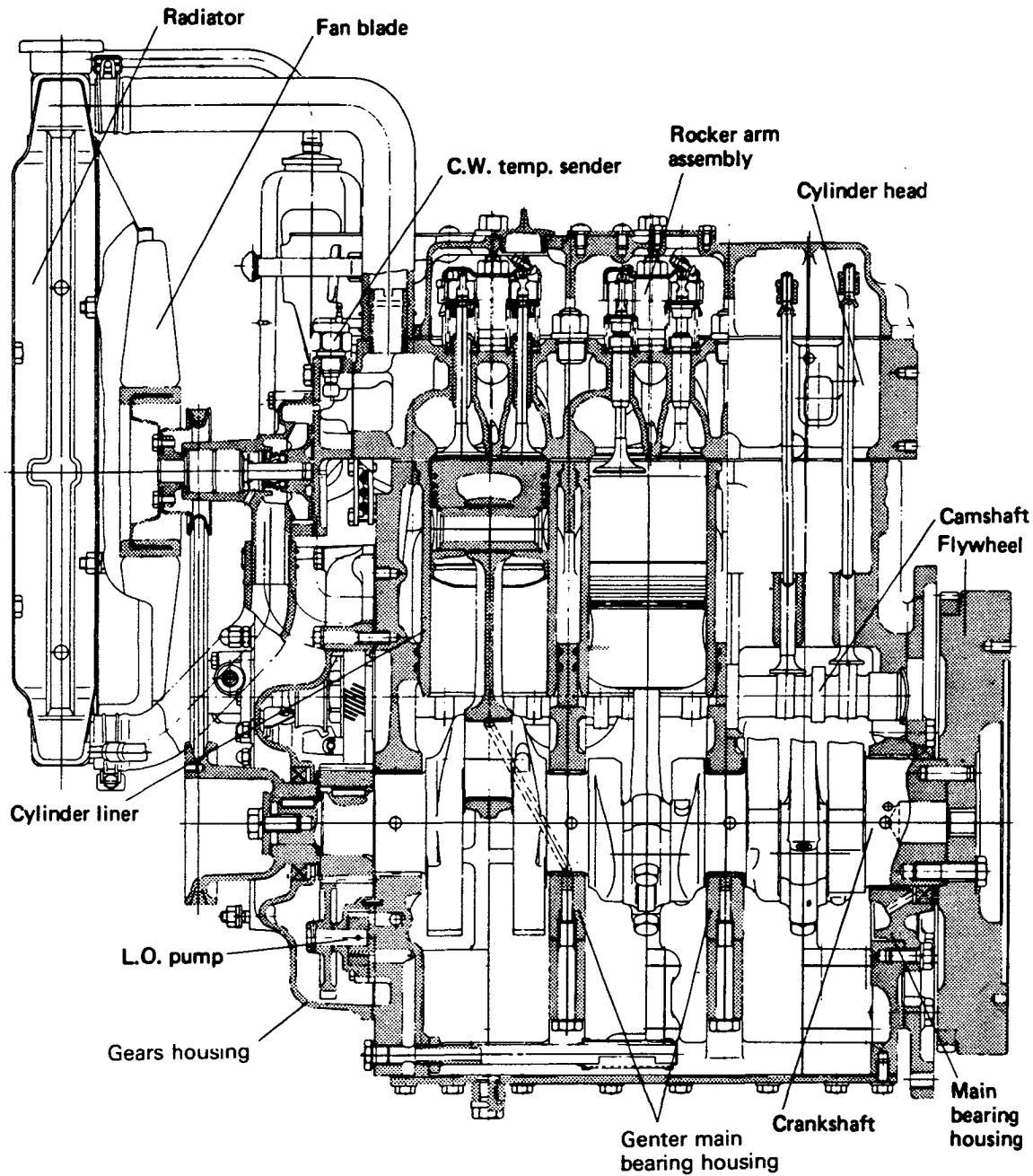
ENGINE SECTIONAL VIEW (1)

Horizontal Section

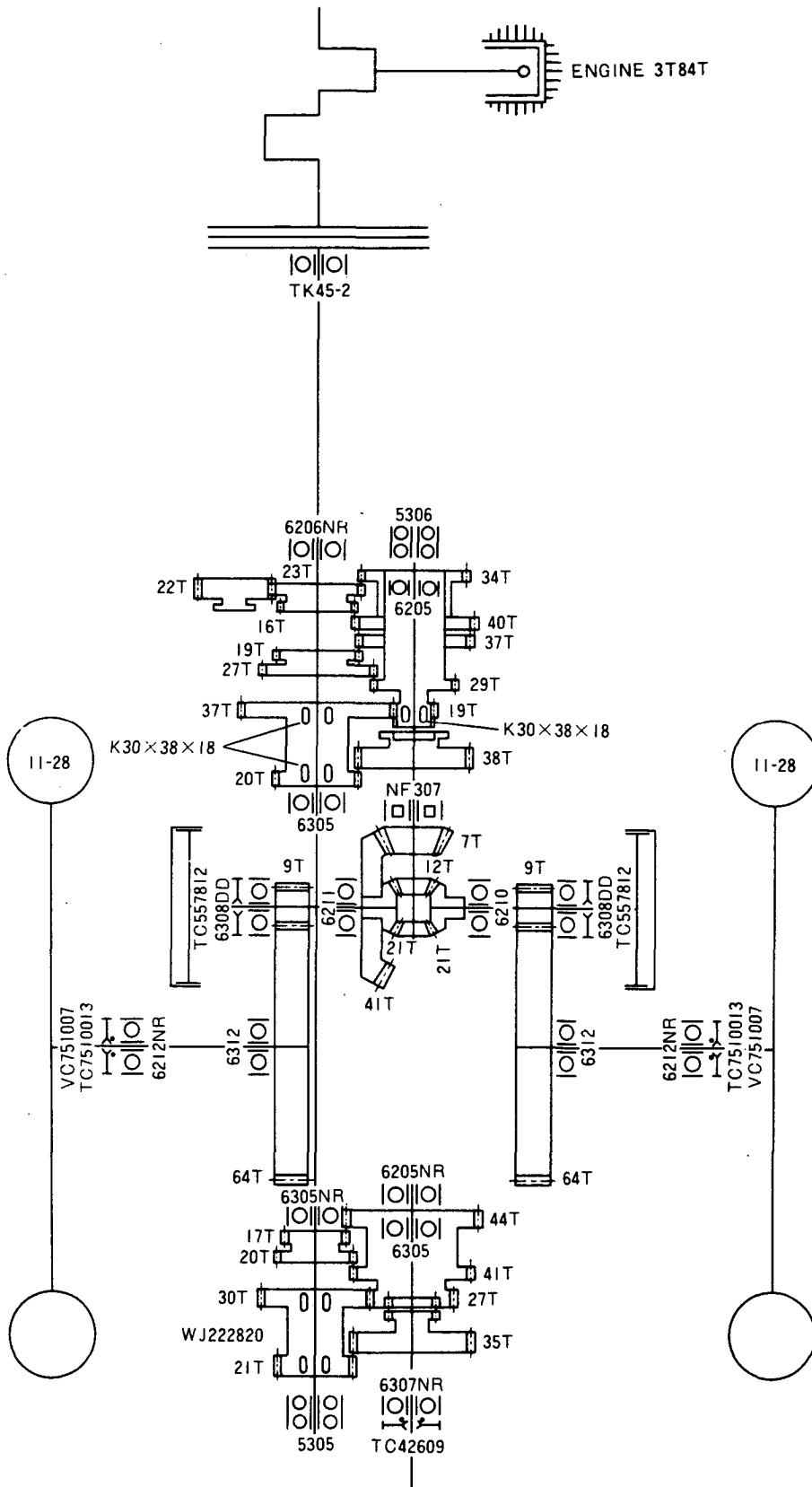


ENGINE SECTIONAL VIEW (2)

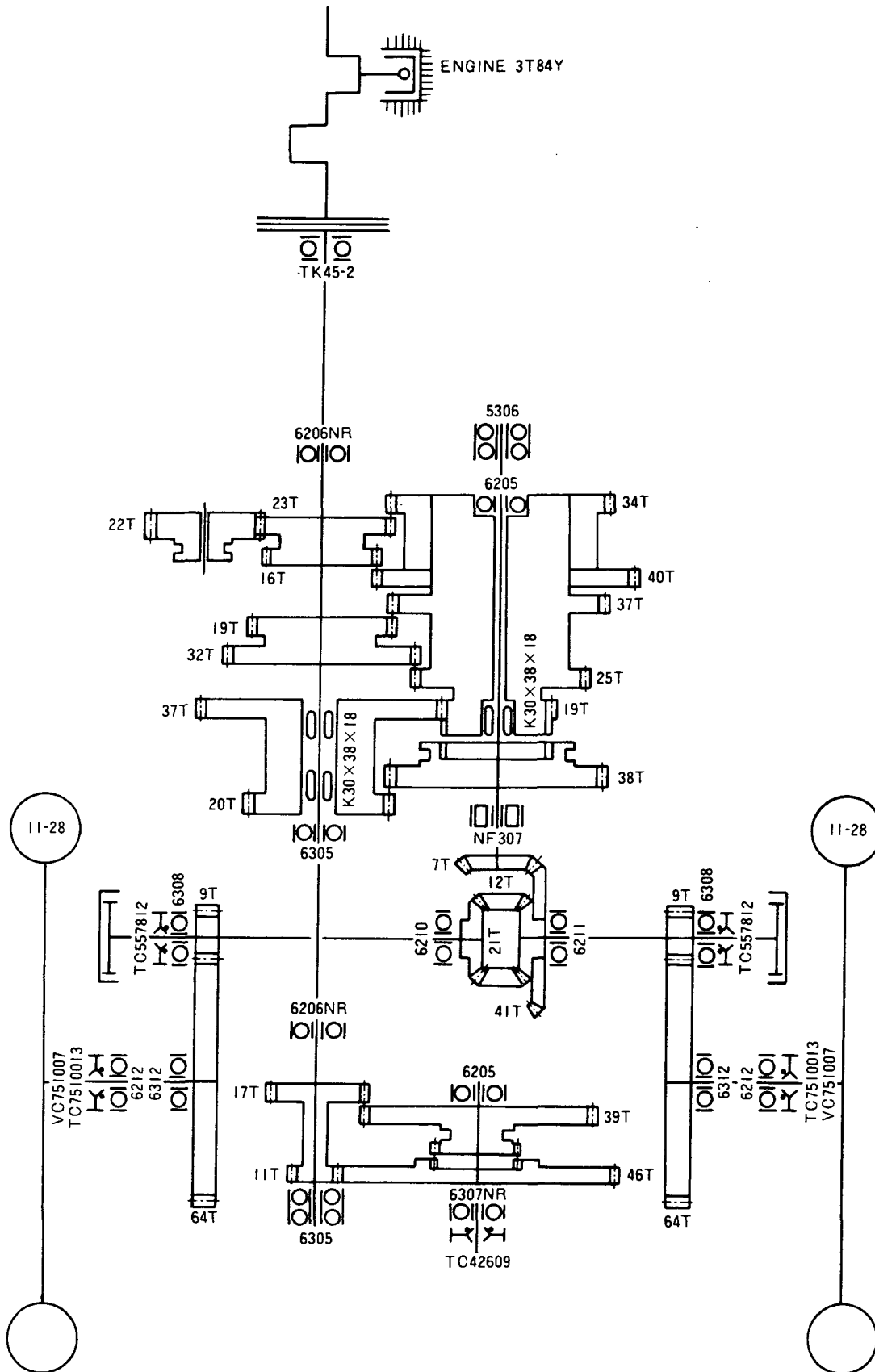
Vertical Section



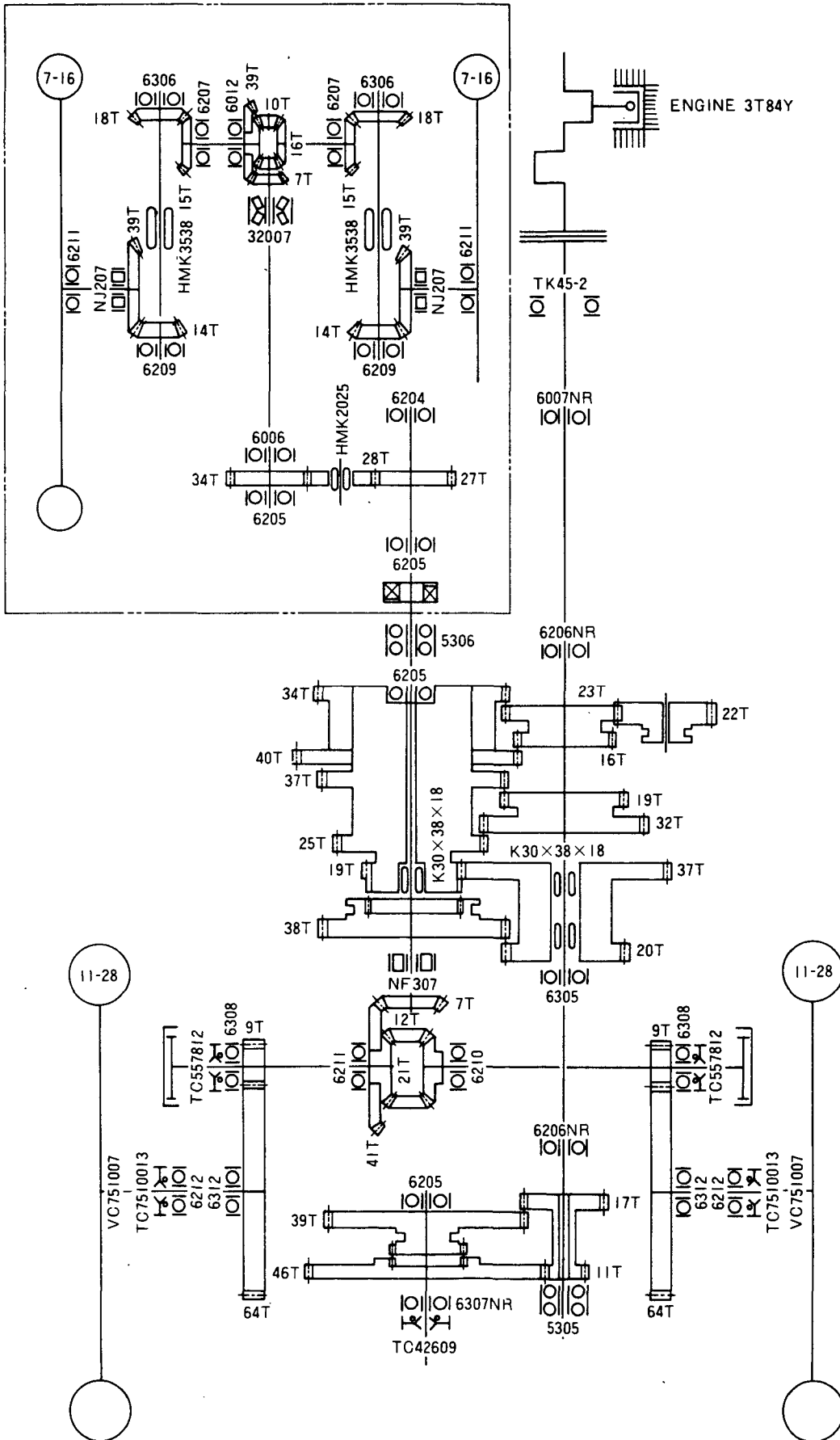
POWER TRANSMISSION STRUCTURAL DRAWING (1) FOR MODEL YM330T (1)



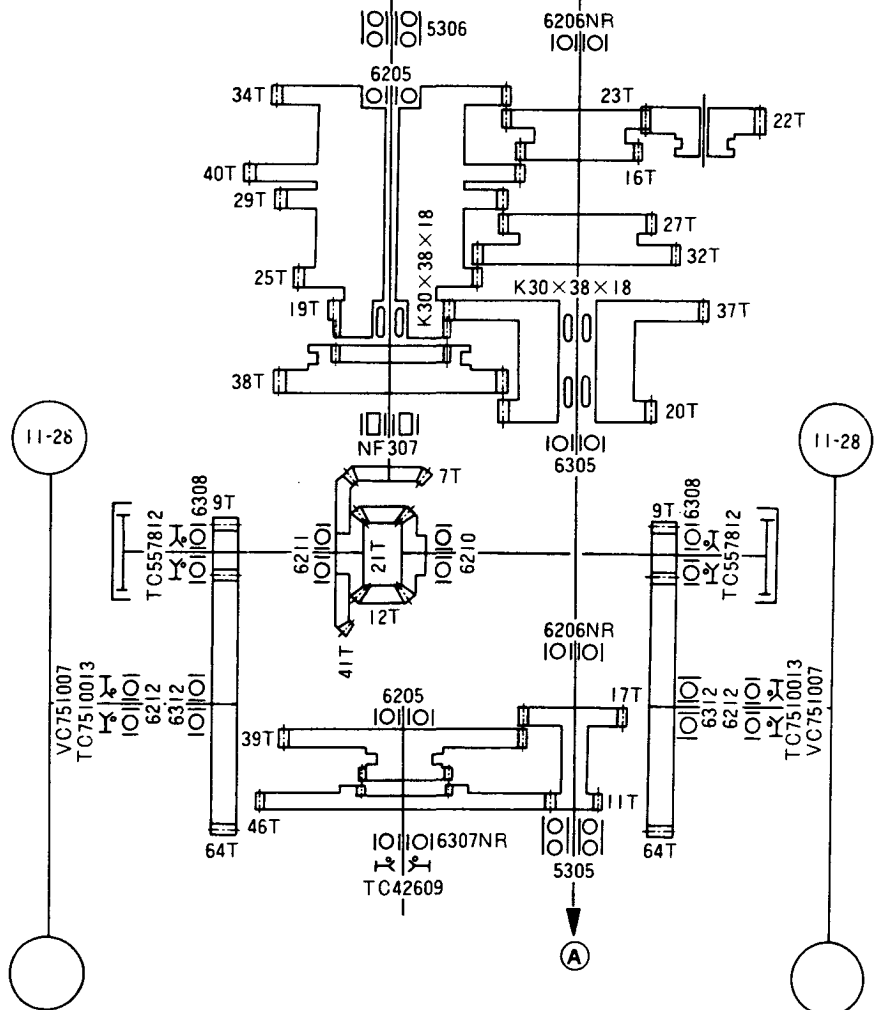
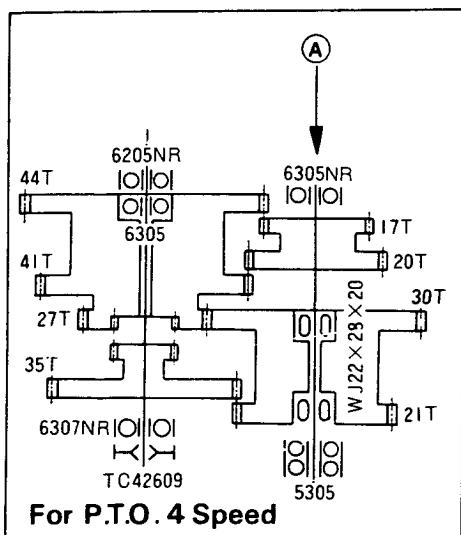
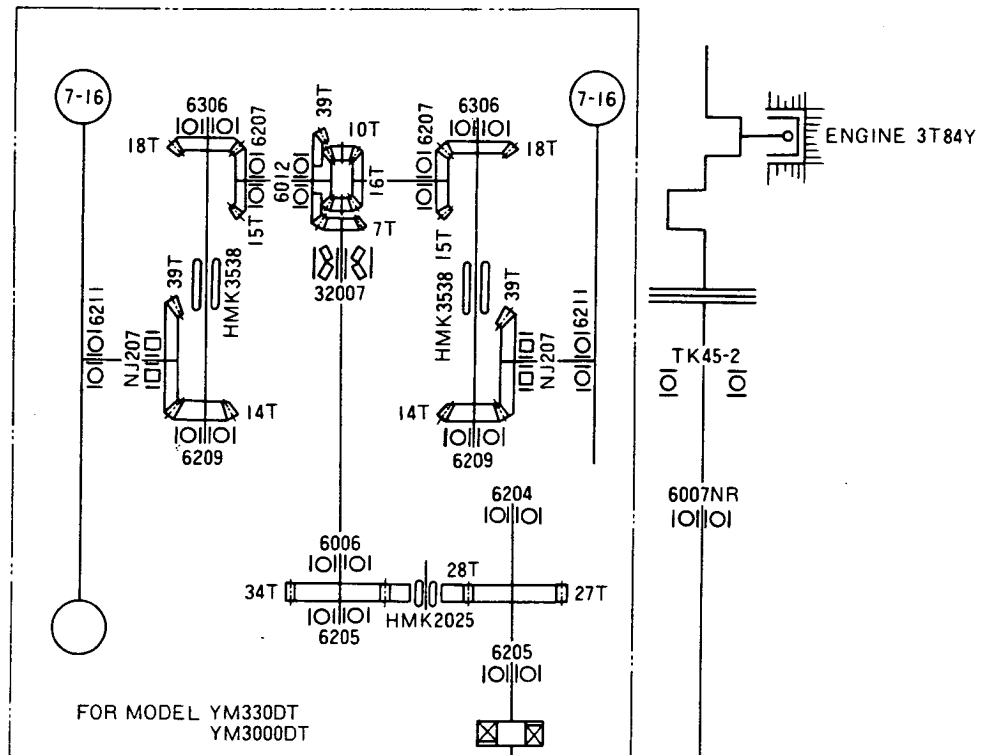
POWER TRANSMISSION STRUCTURAL DRAWING (2) FOR MODEL YM330T (2), YM3000 [OLD TYPE]



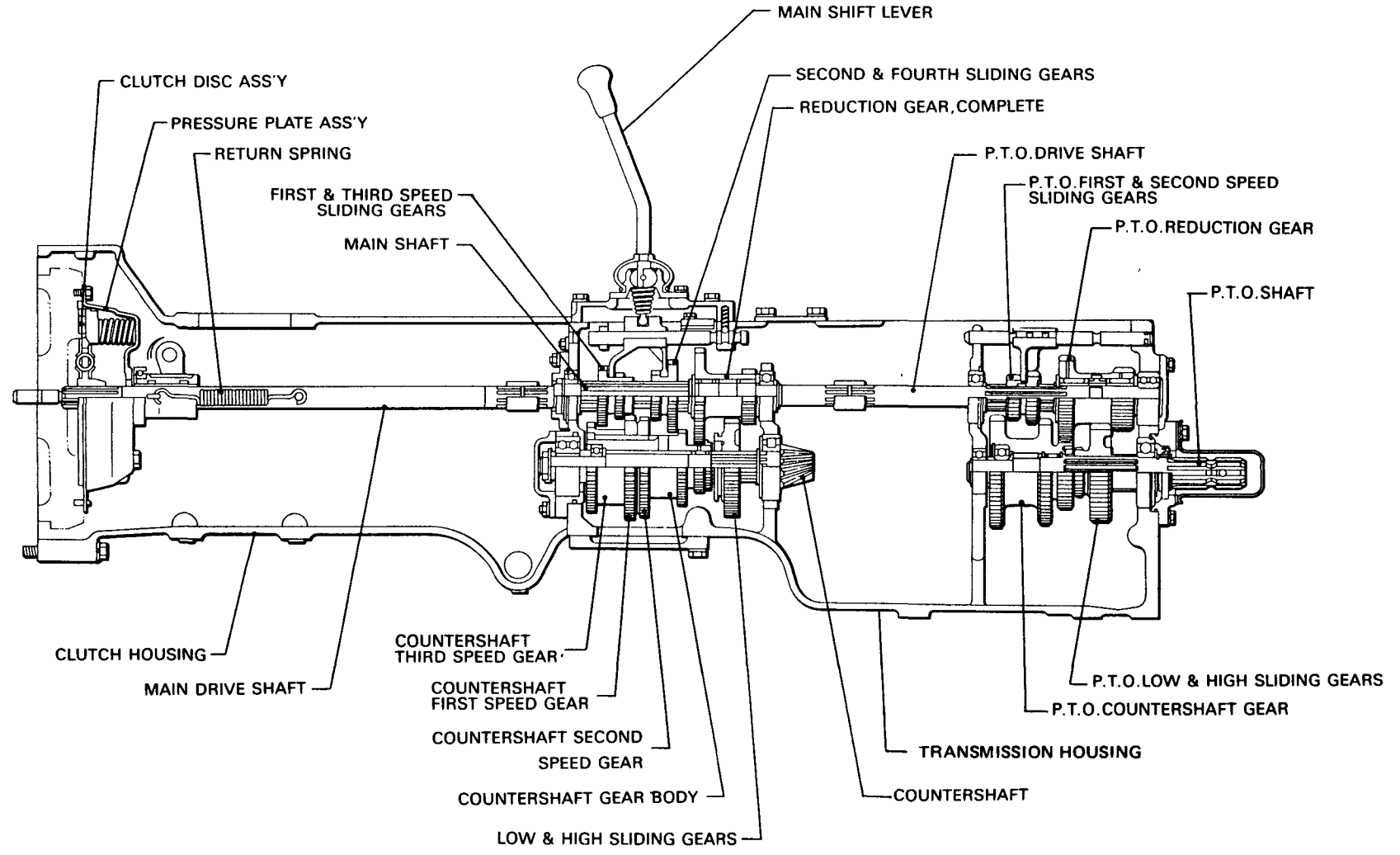
POWER TRANSMISSION STRUCTURAL DRAWING (3) FOR MODEL YM330DT, YM3000DT (OLD TYPE)

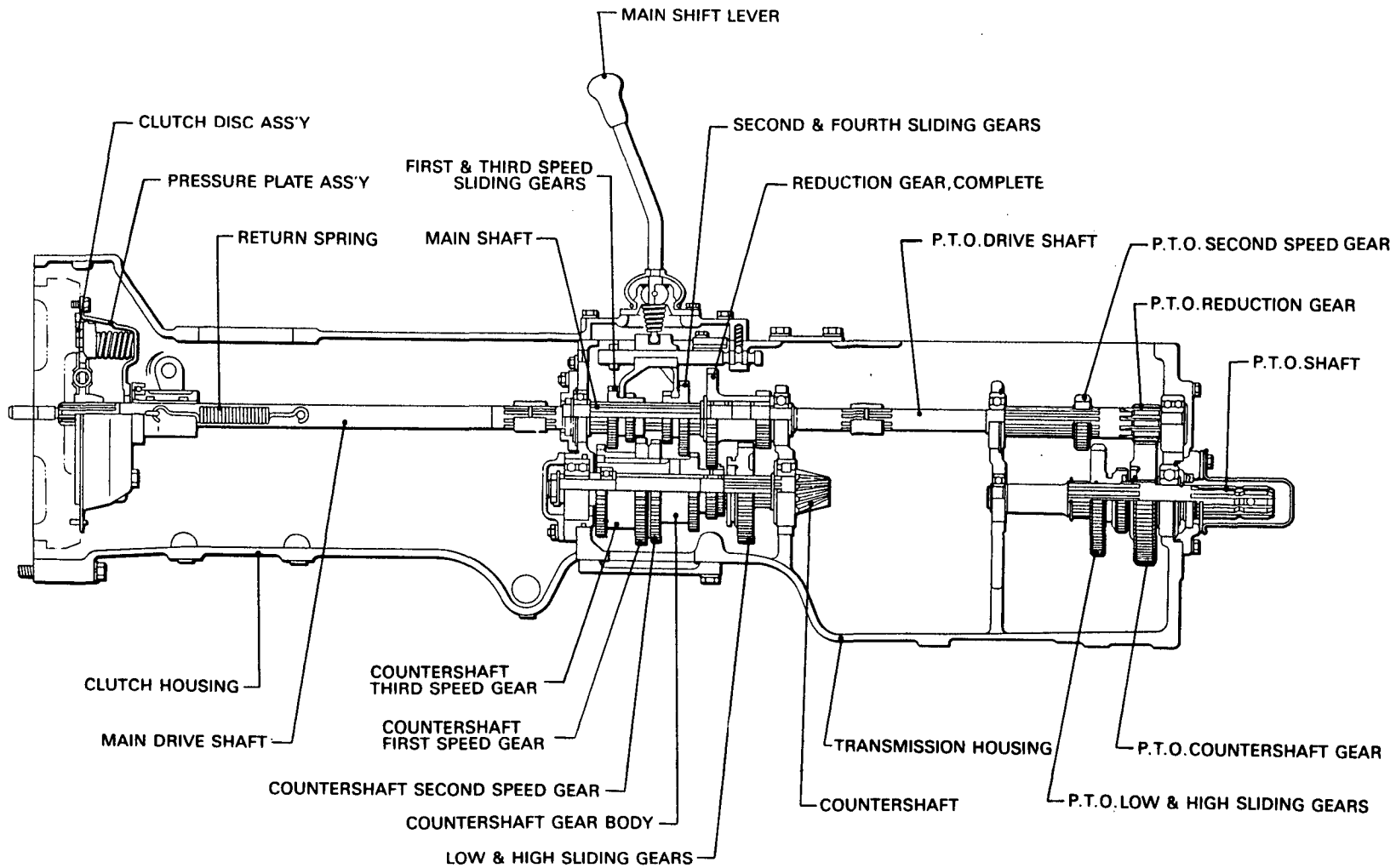


POWER TRANSMISSION STRUCTURAL DRAWING (4) FOR MODEL YM330T (2), YM330DT YM3000, YM3000DT (NEW TYPE)



TRAVELLING TRANSMISSION SECTIONAL VIEW (1)
 FOR MODEL YM330T (1)

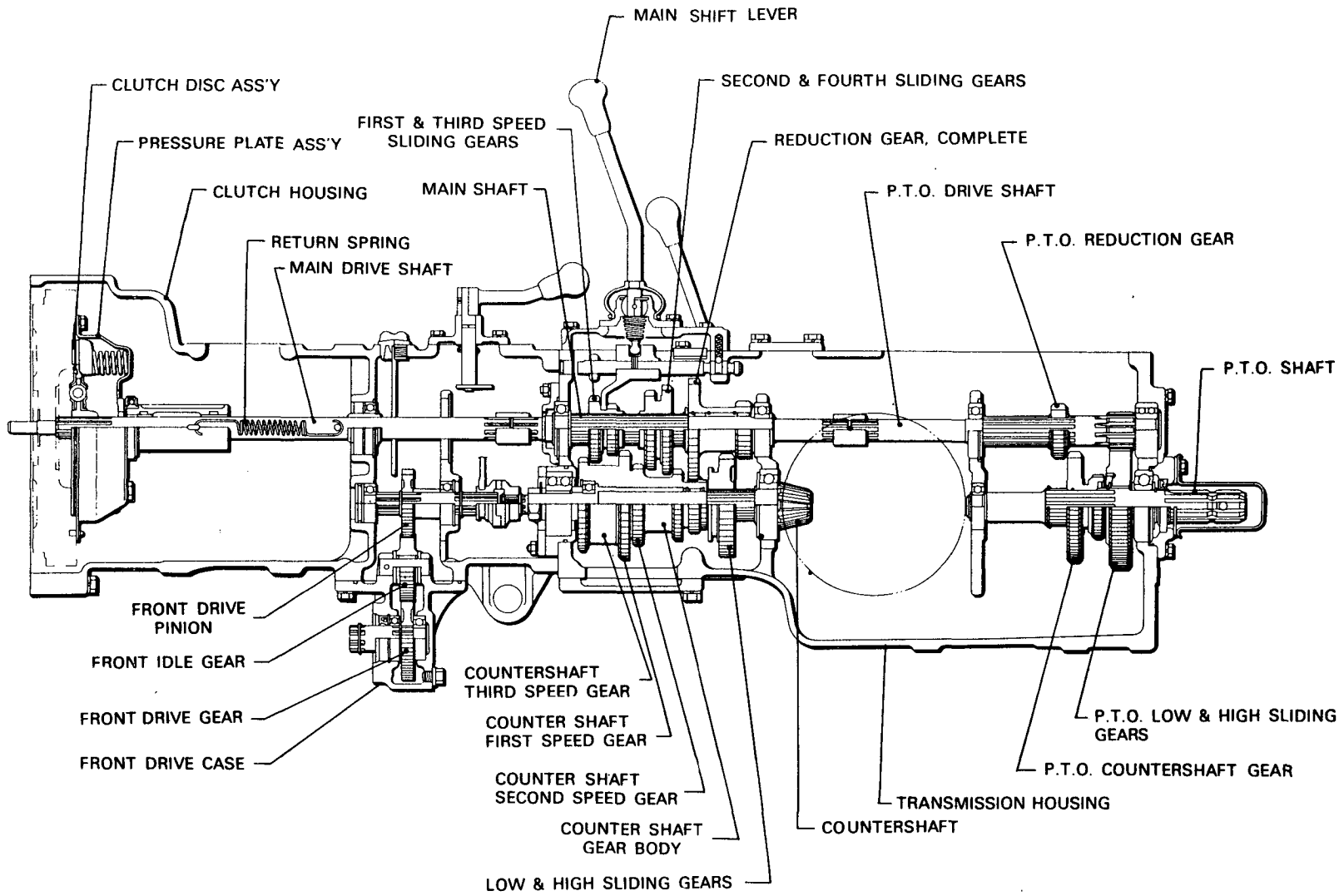


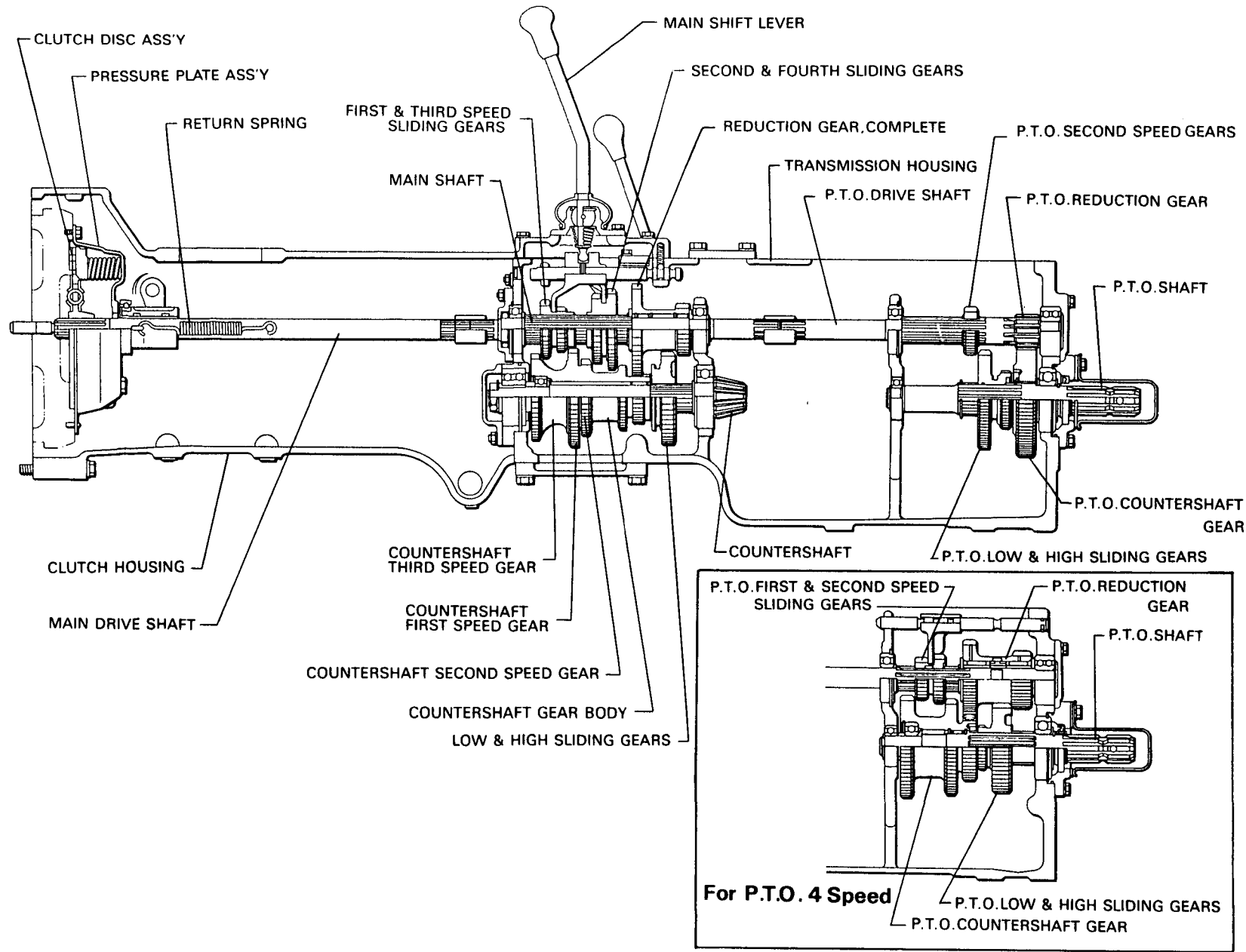


TRAVELLING TRANSMISSION SECTIONAL VIEW (2)
 FOR MODEL YM330T (2), YM3000 (OLD TYPE)

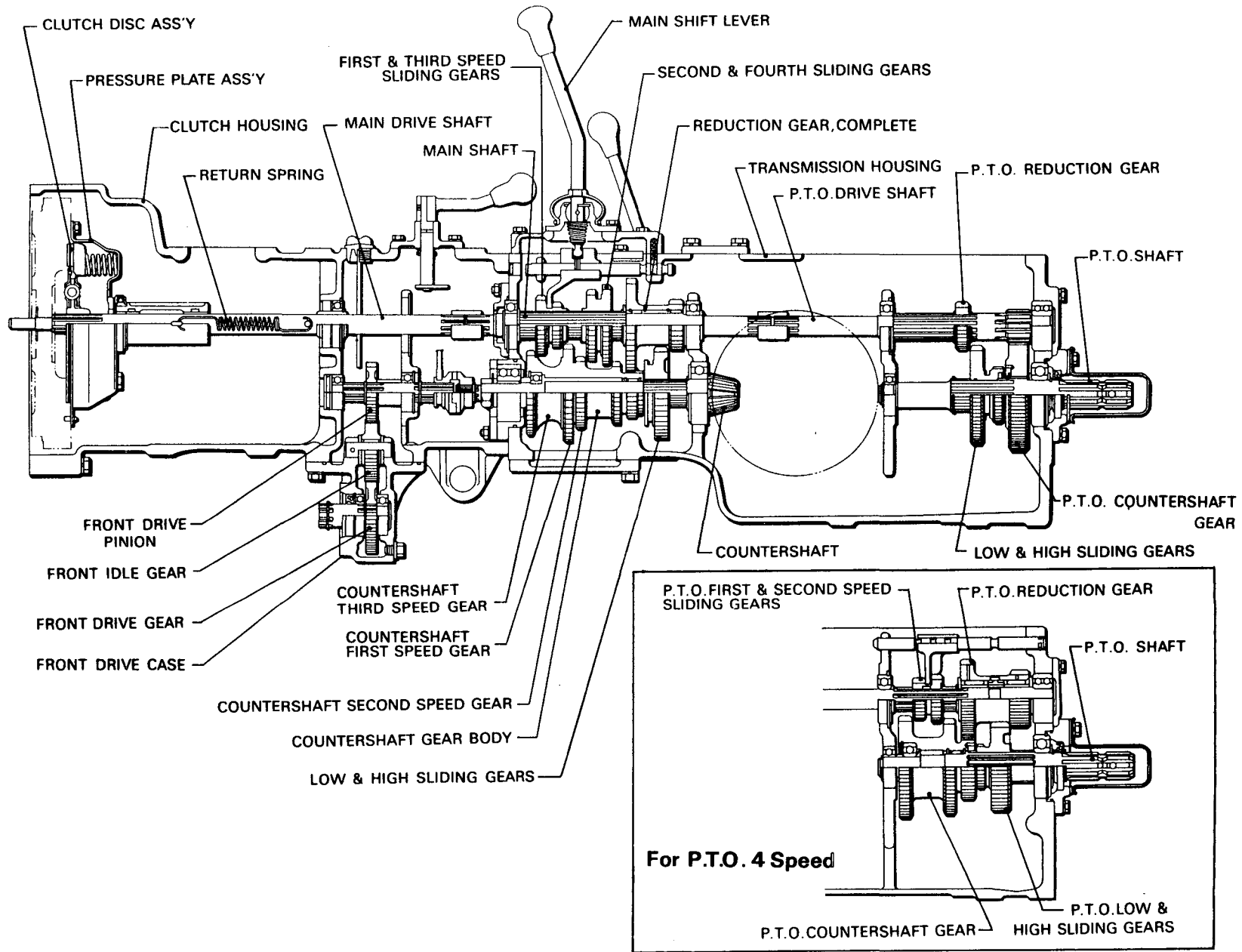
- X -

TRAVELLING TRANSMISSION SECTIONAL VIEW (3)
 FOR MODEL YM330DT, YM3000DT (OLD TYPE)



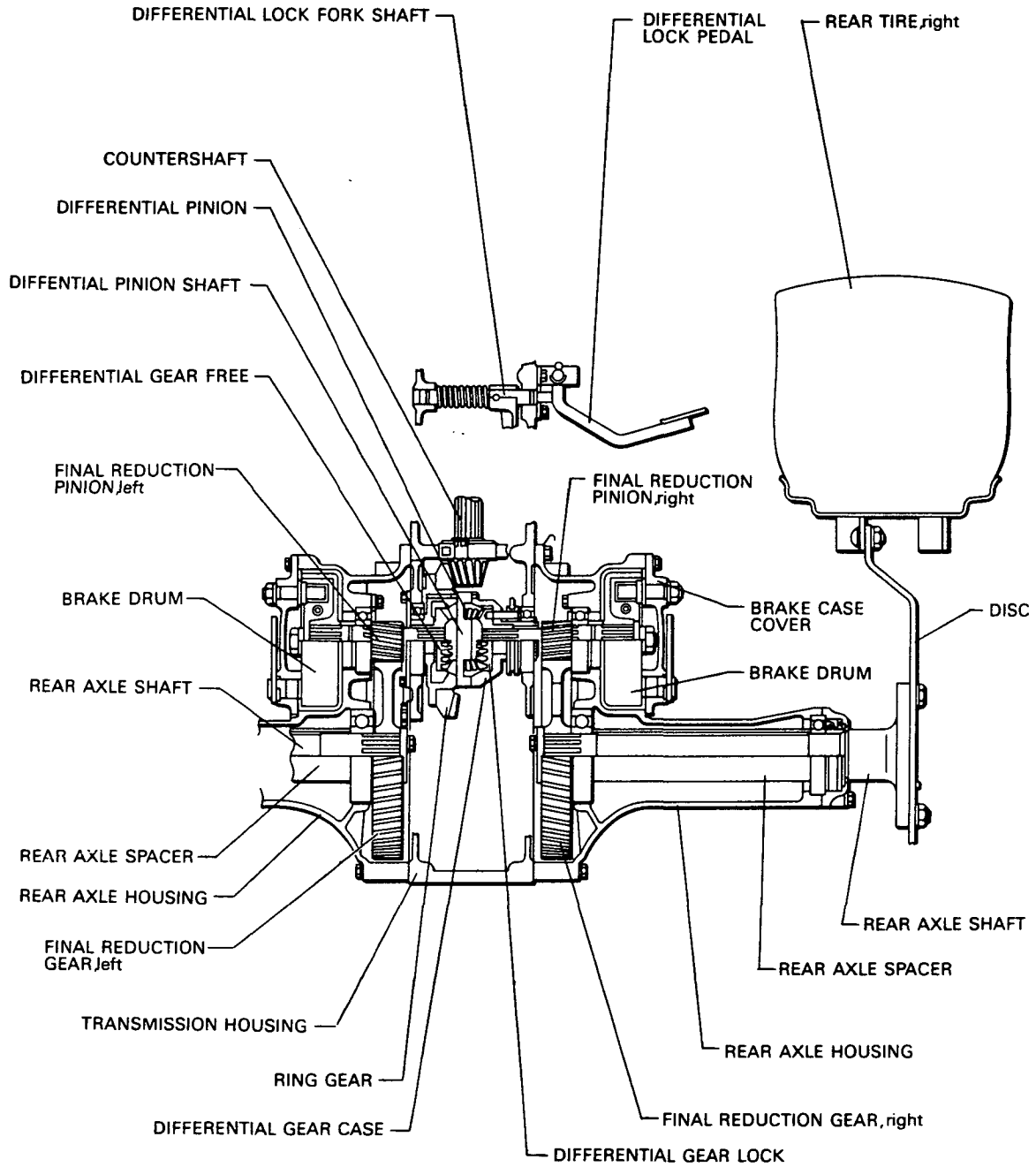


TRAVELLING TRANSMISSION SECTIONAL VIEW (4)
 FOR MODEL YM330T (2), YM3000 (NEW TYPE)

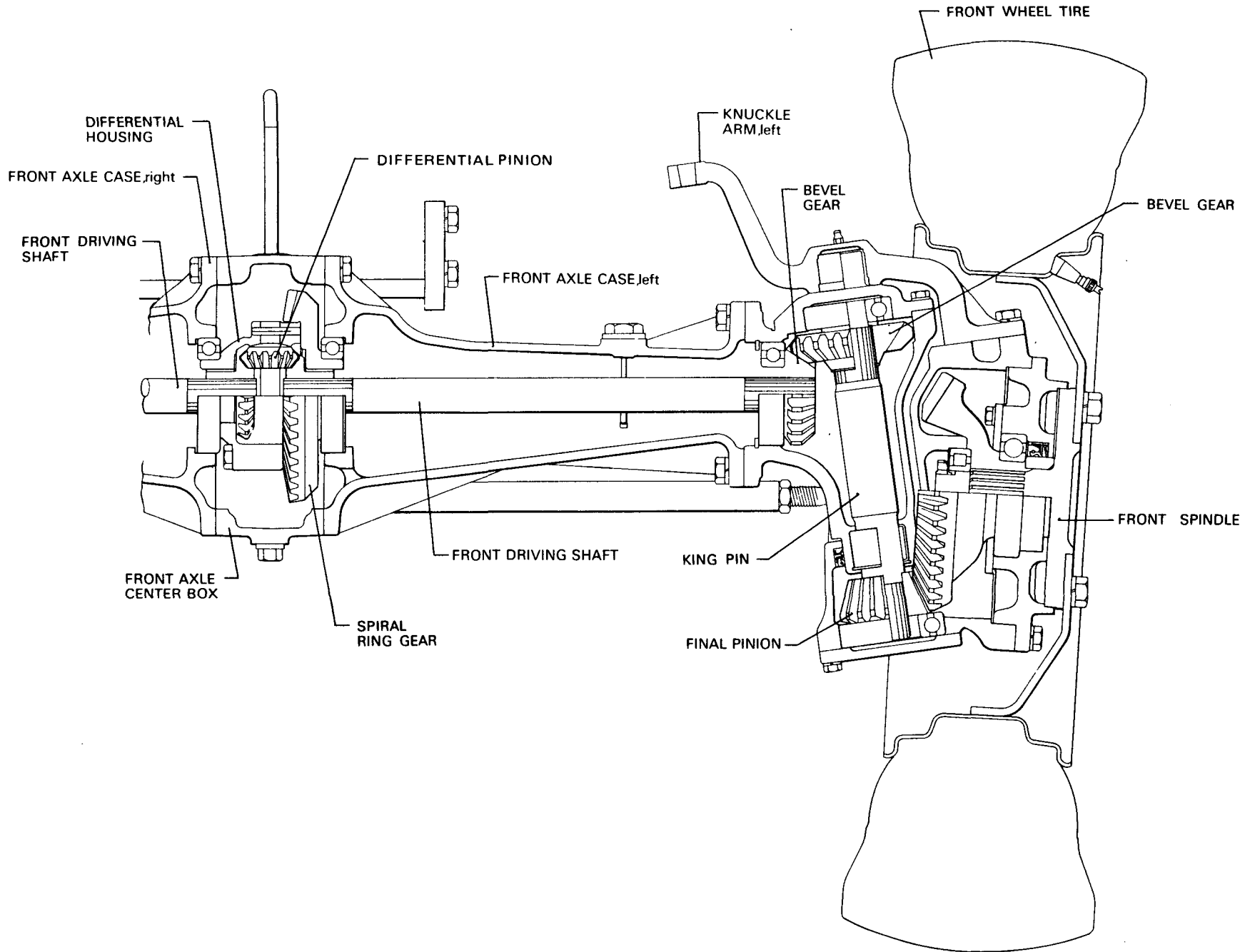


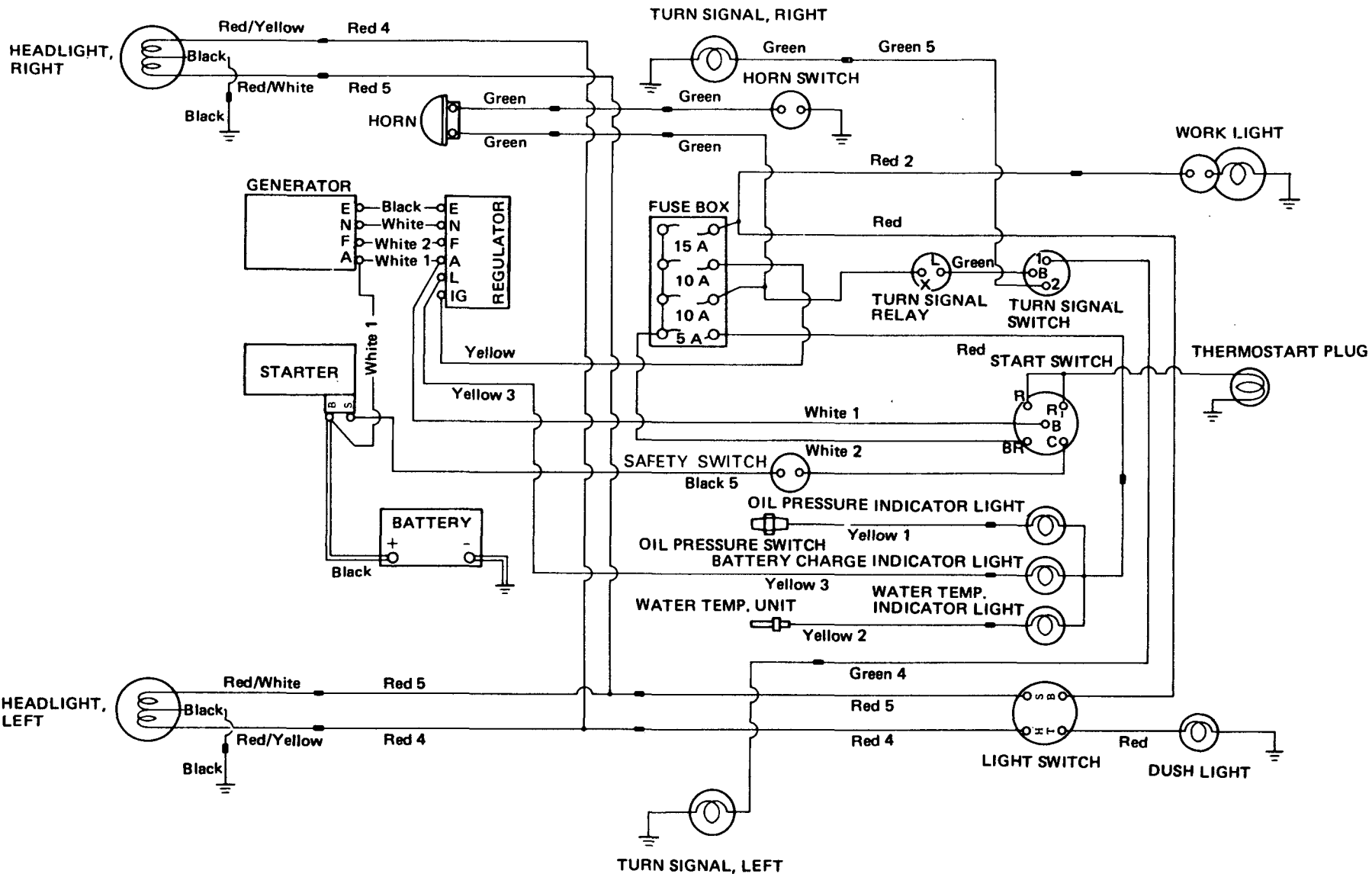
TRAVELLING TRANSMISSION SECTIONAL VIEW (5)
 FOR MODEL YM330DT, YM3000DT (NEW TYPE)

TRAVELLING TRANSMISSION SECTIONAL VIEW (6)
 FOR MODEL YM330T (1), YM330T (2), YM330DT
 YM3000, YM3000DT



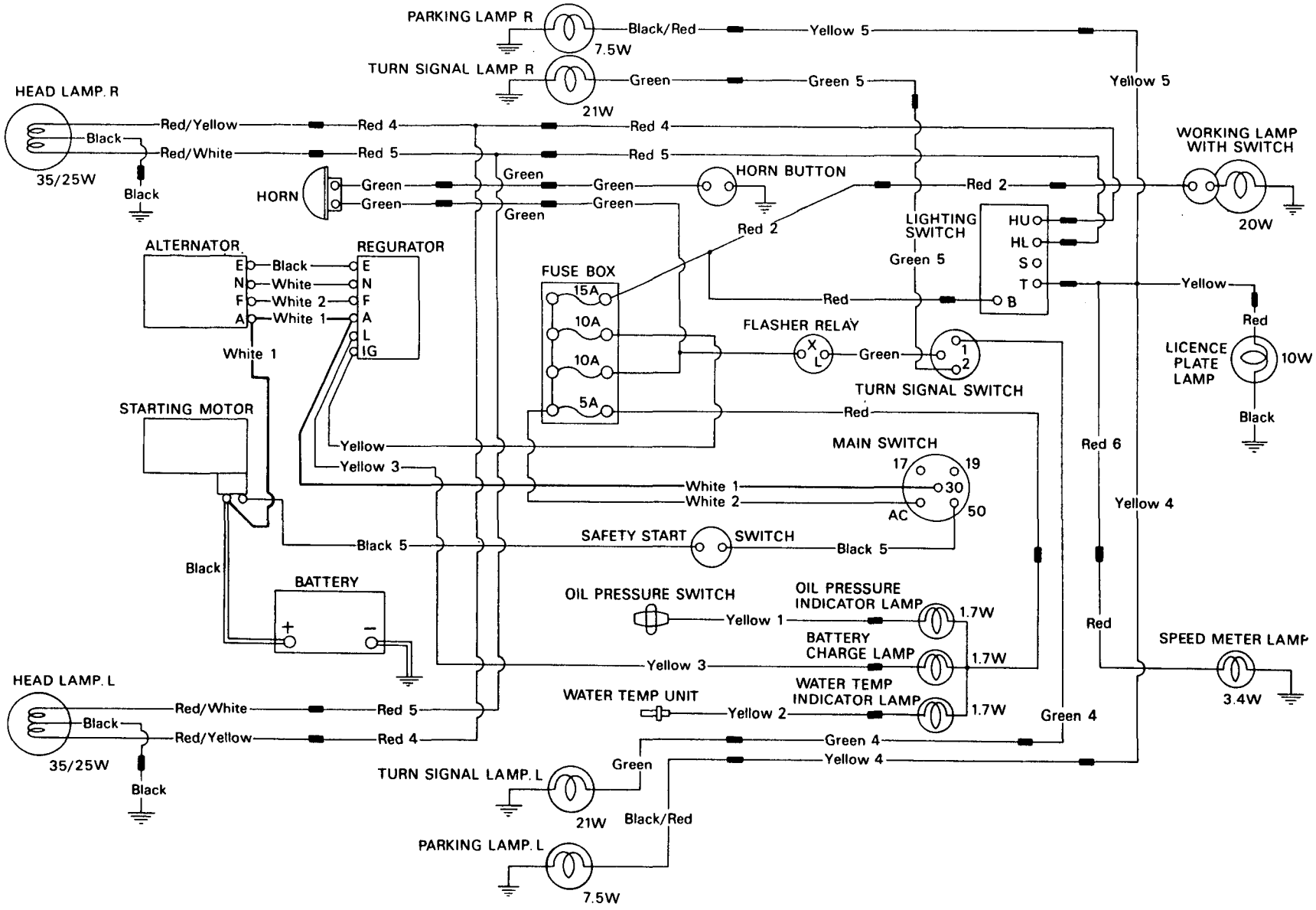
TRAVELLING FRONT DRIVING SECTIONAL VIEW (7)
FOR MODEL YM330DT, YM3000DT





WIRING DIAGRAM (1)

— III —



WIRING DIAGRAM (2)

Contents

OCT10-M16508

Fig. No.	Fig. Name	Fig. No.	Fig. Name
ENGINE 3T84T/Y		23.	FRONT BRACKET (YM330DT/3000DT)
1.	CYLINDER BLOCK	24.	RING GEAR (FOR YM330DT/3000DT)
2.	GEAR HOUSING	25.	FRONT GEAR CASE(YM330DT/3000DT)
3.	CYLINDER HEAD	26.	FRONT WHEEL(FOR YM330DT/3000DT)
4.	AIR CLEANER	27.	STEERING (FOR YM330T/3000)
5.	SILENCER & EXHAUST MANIFOLD	28.	STEERING (FOR YM330DT/3000DT)
6.	CAMSHAFT	29.	CLUTCH (FOR YM330T/3000)
7.	MAIN BEARING & CRANKSHAFT	30.	CLUTCH (FOR YM330DT/3000DT)
8.	PISTON & CONNECTING ROD	31.	MISSION HOUSING (FOR YM330T-1)
9.	LUBRICATING OIL SYSTEM	32.	MISSION HOUSING (EXCEPT THAI)
10.	COOLING WATER SYSTEM	33.	MISSION HOUSING (FOR THAI)
11.	FUEL INJECTION PUMP	34.	REAR AXLE HOUSING
12.	FUEL INJECTION VALVE	35.	MISSION GEARS (FOR YM330T-1)
13.	FUEL SYSTEM	36.	MISSION GEARS (EXCEPT THAI)
14.	GOVERNOR	37.	MISSION GEARS (FOR THAI)
15.	ELECTRIC EQUIPMENT	38.	MISSION SHIFTER (FOR YM330T-1)
16.	STARTER COMPONENT PARTS	39.	MISSION SHIFTER (EXCEPT THAI)
17.	GENERATOR COMPONENT PARTS	40.	MISSION SHIFTER (FOR THAI)
18.	LABEL(ENGINE)	41.	REAR AXLE
CHASSIS YM330T/DT		42.	REAR TIRES (EXCEPT THAI)
19.	THROTTLE LEVER	43.	REAR TIRES (FOR YM330T/DT)
20.	FUEL OIL TANK	44.	REAR TIRES (HI-LUG:THAI)
21.	FRONT AXLE (FOR YM330T/3000)	45.	BRAKES
22.	FRONT WHEEL (FOR YM330T/3000)	46.	BRAKE PEDAL (FOR YM330T/DT)
		47.	BRAKE PEDAL

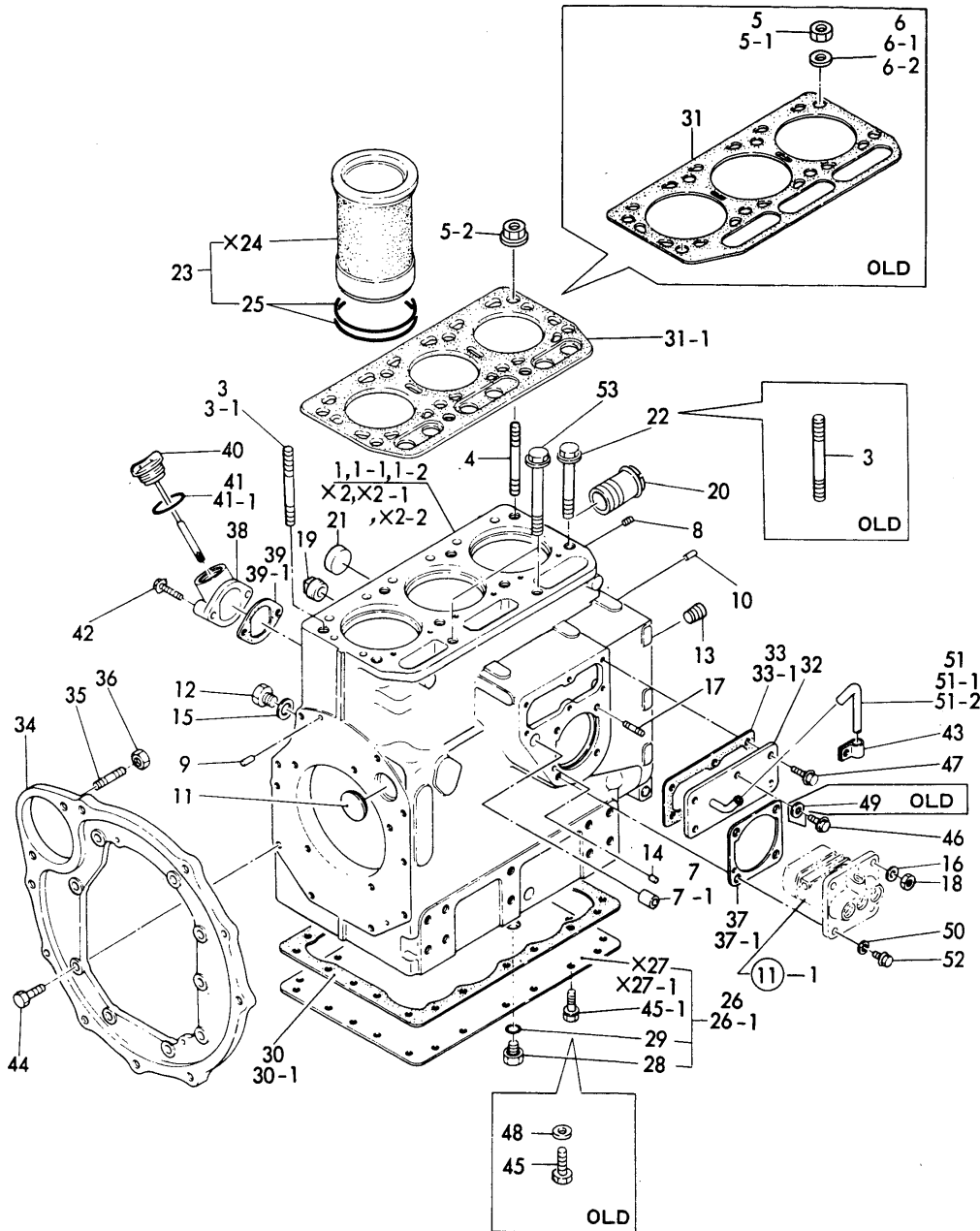
Contents

OCT10-M16508

Fig. No.	Fig. Name	Fig. No.	Fig. Name
48.	HYDRAULIC LIFT (FOR YM330T-1)		
49.	HYDRAULIC LIFT		
50.	HYD. CONTROL VALVES (YM330T-1)		
51.	HYDRAULIC CONTROL VALVES		
52.	HYDRAULIC PIPES (FOR YM330T-1)		
53.	HYDRAULIC PIPES (EXCEPT A)		
54.	HYDRAULIC PIPES (FOR S.AFRICA)		
55.	ELECTRIC PARTS (EXCEPT B)		
56.	ELECTRIC PARTS (FOR B)		
57.	HOOD		
58.	FENDER & SEAT (EXCEPT B)		
59.	FENDER & SEAT (FOR B)		
60.	3-POINT HITCH (FOR YM330T-1)		
61.	3-POINT HITCH (EXCEPT YM330T-1)		
62.	LABELS (ENGLISH)		
63.	LABELS (THAI)		
64.	LABELS (JAPANESE)		
65.	REAR HITCH		
66.	TOOLS		
67.	WEIGHT (FRONT & REAR WHEEL)		
68.	TURF-TIRES(FRONT & REAR)		

Fig.1. CYLINDER BLOCK

Fig. 1 CYLINDER BLOCK



(A)=3T84T
(B)=3T84Y
(C)=

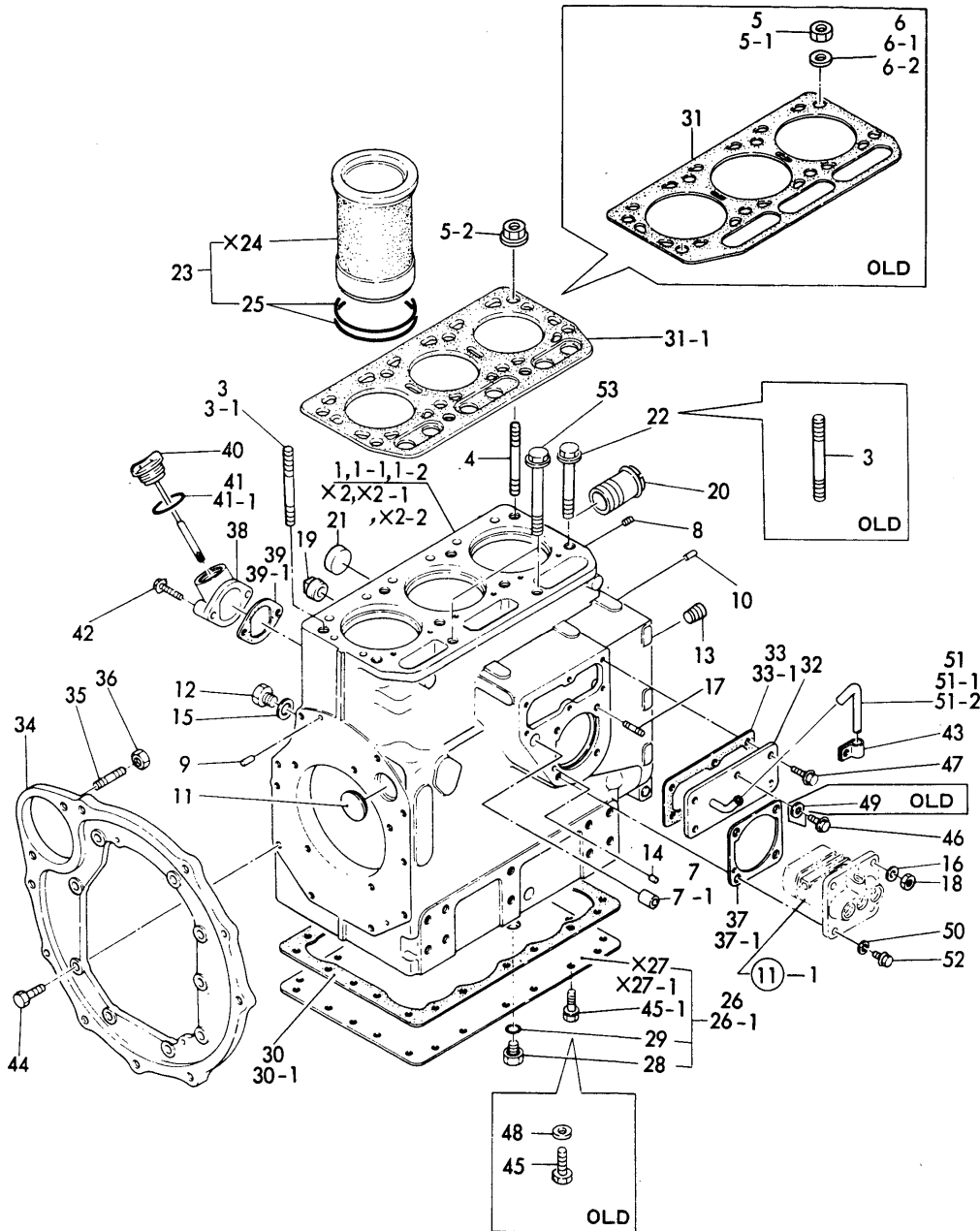
(D)=
(E)=
(F)=

No.	Lev.	Parts No.	Description	Qty						I	R
				(A)	(B)	(C)	(D)	(E)	(F)		
1	1	721250-01561	BLOCK ASSY, CYLINDER	1	1						
1-1	1	721420-01560 (B=E/#280167)	BLOCK ASSY, CYLINDER	1	1						N
1-2	1	721420-01561 (B=*)	BLOCK ASSY, CYLINDER		1						R
3	2	124450-01210	BOLT, HEAD	7	7						
3-1	2	124450-01210 (B=*)	BOLT, HEAD	1	1						K
4	2	124450-01230	BOLT, HEAD	1	1						
5	2	124450-01250	NUT, CYLINDER HEAD	8	8						
5-1	2	124450-01250 (B=*)	NUT, CYLINDER HEAD	2	2						K
5-2	2	124450-01251 (B=*)	NUT, CYLINDER HEAD	2	2						N
6	2	124450-01240	WASHER	8	8						
6-1	2	124450-01240 (B=*)	WASHER	2	2						K
6-2	2	124450-01240 (B=*)	WASHER	2	2						Z
7	2	124550-01900	BUSH	1	1						
7-1	2	124550-01901 (B=*)	BUSH		1						S
8	2	124060-01050	PLUG, PT1/8	2	2						
9	2	22312-080200	PIN, PARALLEL M8X20	2	2						
10	2	22312-080160	PIN, PARALLEL M8X16	2	2						
11	2	27233-400000	PLUG, 40	1	1						
12	2	23887-100002	PLUG, 10	3	3						
13	2	124160-01910	PLUG, PT1/4	1	1						
14	2	22312-040100	PARALLEL PIN 4X10	1	1						
15	2	121250-01990	GASKET	3	3						
16	2	43400-500410	SEAL WASHER 8	2	2						
17	2	26216-080222	STUD, M8X 22	2	2						
18	2	26716-080002	NUT, M8	2	2						
19	2	121750-01920	PLUG, NPTF1	1	1						
20	2	124160-49480	JOINT, PIPE	1	1						
21	2	27243-300000	PLUG, 30	2	2						
22	2	124450-01211 (B=E/#280203)	BOLT, HEAD	6	6						W
23	1	721250-01900	LINER ASSY, CYLINDER	3	3						
25	2	124550-01300	GASKET, LINER	6	6						
26	1	721250-01541	SUMP ASSY, OIL	1							
26-1	1	721250-01542 (B=*)	SUMP ASSY, OIL	1	1						N
28	2	124060-01640	PLUG, M12	1	1						
29	2	24311-000140	O-RING, 1AP14.0	1	1						
30	1	121250-01750	GASKET, OIL SUMP	1							
30-1	1	121250-01751 (B=*)	GASKET, OIL SUMP	1	1						N
31	1	121250-01330	GASKET, HEAD	1	1						
31-1	1	121252-01330 (B=E/#280203)	GASKET, HEAD	1	1						S

N:Old $\begin{matrix} \text{Yes} \\ \text{No} \end{matrix}$ New, Q:Old $\begin{matrix} \text{No} \\ \text{Yes} \end{matrix}$ New, R:Old $\begin{matrix} \text{Yes} \\ \text{No} \end{matrix}$ New, S:Old $\begin{matrix} \text{No} \\ \text{Yes} \end{matrix}$ New, W:Add, Z:Discontinued, F:Interchangeable by set, K:Qty Change
 ++ CONTINUE ++
 Copyright (C) YANMAR CO., LTD. All Rights Reserved.

Fig.1. CYLINDER BLOCK

Fig. 1 CYLINDER BLOCK



(A)=3T84T
(B)=3T84Y
(C)=

(D)=
(E)=
(F)=

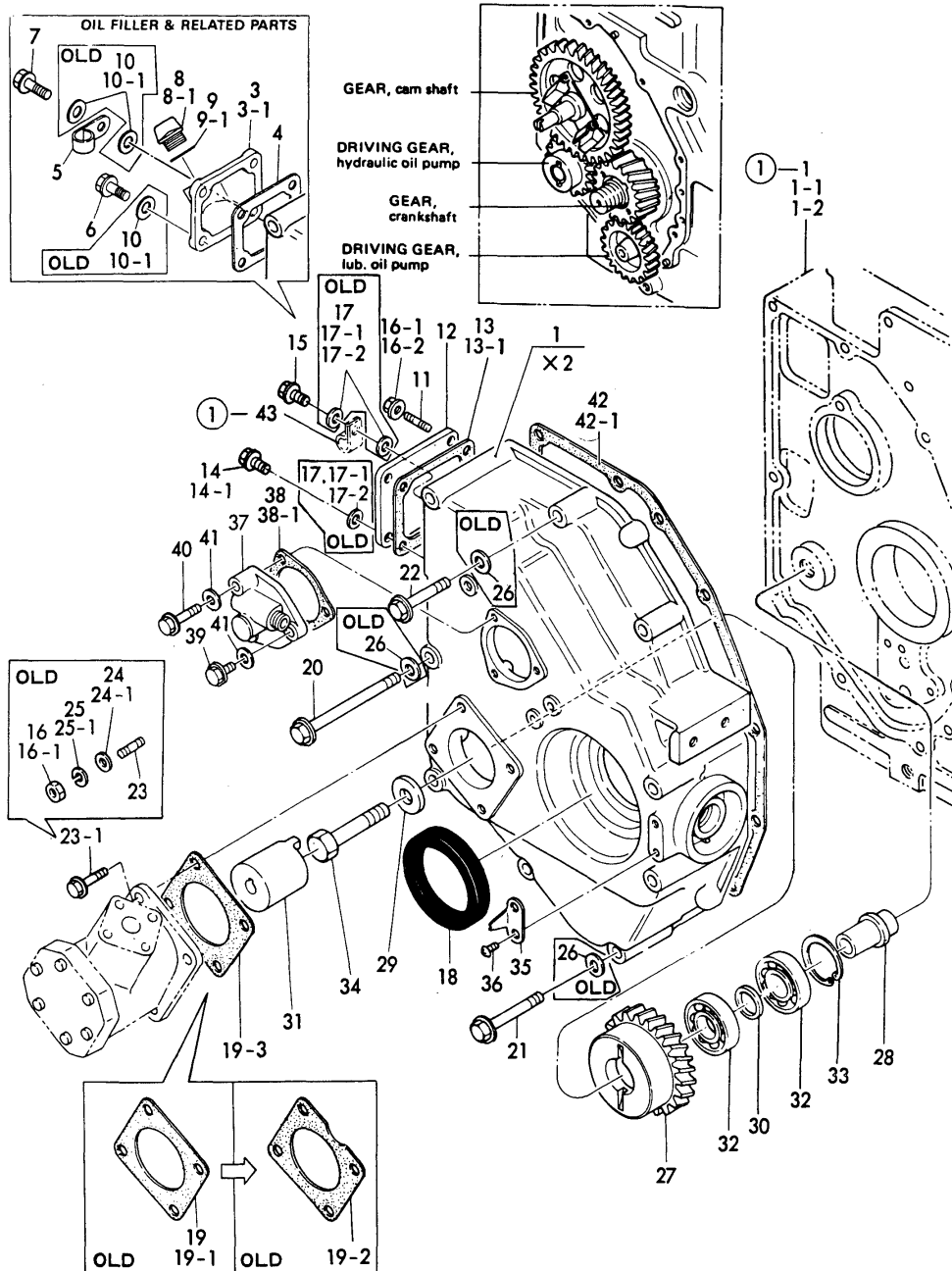
No.	Lev.	Parts No.	Description	Qty						I	R
				(A)	(B)	(C)	(D)	(E)	(F)		
32	1	121250-01850	COVER	1	1						
33	1	124160-01862	GASKET	1							
33-1	1	124160-01863	GASKET	1	1						N
				(A=*)							
34	1	121250-01600	FLANGE, MOUNTING	1	1						
35	1	124450-01610	STUD	2	2						
36	1	26716-120002	NUT, M12	2	2						
37	1	121250-01950	SHIM	1							
37-1	1	121250-01951	SHIM SET, ADJUSTING	1	1						N
				(A=*)							
38	1	121250-01522	FLANGE	1	1						
39	1	124160-34843	GASKET	1							
39-1	1	124160-34844	GASKET	1	1						N
				(A=*)							
40	1	121250-01791	COVER ASSY	1	1						
41	1	24321-000350	O-RING, 1AG35.0	1	1						
41-1	1	24311-000320	O-RING, 1AP32.0		1						S
				(B=*)							
42	1	26106-080352	BOLT, M8X 35 PLATED	2	2						
43	1	124160-01650	CLAMP, PIPE	1	1						
44	1	26206-100282	BOLT, M10X 28 PLATED	9	9						
45	1	26116-080162	BOLT, M8X 16 PLATED	20	20						
45-2	1	26106-080142	BOLT, M8X 14 PLATED	20	20						R
				(A=*1987.09) (B=*1987.09)							
46	1	26106-060142	BOLT, M6X 14 PLATED	4	4						
47	1	26106-060162	BOLT, M6X 16 PLATED	2	2						
48	1	22137-080000	WASHER, 8	20	20						Z
				(B=E/#280045)							
49	1	22137-060000	WASHER, 6	4	4						Z
				(B=*)							
50	1	22217-080000	WASHER, SPRING 8	2	2						
51	1	23065-090500	PIPE, 9X 500	1							
51-1	1	23065-090560	PIPE, 9X 560	1	1						N
				(B=*)							
51-2	1	23065-090500	PIPE, 9X 500		1						Q
				(B=*)							
52	1	26106-080222	BOLT, M8X 22 PLATED	2	2						
53	1	121252-01230	BOLT, HEAD	2	2						W
				(B=E/#280203)							

Fig.2. GEAR HOUSING

(A)=3T84T
(B)=3T84Y
(C)=

(D)=
(E)=
(F)=

Fig. 2 GEARS HOUSING



No.	Lev.	Parts No.	Description	Q'ty						I	R
				(A)	(B)	(C)	(D)	(E)	(F)		
1	1	724160-01612	CASE ASSY, GEAR	1	1						
3	2	124160-01520	BRACKET	1							A
3-1	2	124160-01521	FLANGE	1	1						N A
		(A=*)									
4	2	124160-01532	GASKET	1	1						A
5	2	124160-01650	CLAMP, PIPE	1	1						A
6	2	26106-080182	BOLT, M8X 18 PLATED	3	3						A
7	2	26106-080222	BOLT, M8X 22 PLATED	1	1						A
8	2	101104-01750	COVER, FILLER	1							A
8-1	2	124160-01750	COVER	1	1						N A
		(A=*)									
9	2	101104-01760	GASKET, CAP	1							A
9-1	2	24321-000350	O-RING, 1AG35.0	1	1						N A
		(A=*)									
10	2	23414-080000	GASKET, 8X1.0	4	4						A
10-1	2	23414-080000	GASKET, 8X1.0	4	4						Z A
		(A=*)									
11	2	26216-080142	STUD, M8X 14	2	2						W
		(A=*)									
12	1	121250-01550	COVER	1	1						
13	1	124160-01531	GASKET	1							
13-1	1	124160-01532	GASKET	1	1						N
		(A=*)									
14	1	26106-080102	BOLT, M8X 10 PLATED	3							
14-1	1	26106-080102	BOLT, M8X 10 PLATED	1	1						K
		(A=*)									
15	1	26106-080142	BOLT, M8X 14 PLATED	1	1						
16	1	26716-080002	NUT, M8	4							
16-1	1	26716-080002	NUT, M8	6	6						K
		(A=*)									
16-2	1	26366-080002	NUT, M8	2	2						K
		(A=*)									
17	1	23414-080000	GASKET, 8X1.0	7	7						
17-1	1	22137-080000	WASHER, 8	7	7						N
		(A=*)									
17-2	1	22137-080000	WASHER, 8	7	7						Z
		(A=*)									
18	1	124450-01800	SEAL, HTC588012	1	1						
19	1	124240-01881	GASKET	1							
19-1	1	124240-01882	GASKET	1	1						R
		(A=*)									
19-2	1	124950-26021	GASKET	1	1						R
		(A=*)									
19-3	1	124240-01882	GASKET	1	1						R
		(A=*)									
20	1	26106-081002	BOLT, M8X100 PLATED	5	5						
21	1	26106-080602	BOLT, M8X 60 PLATED	2	2						
22	1	26106-080502	BOLT, M8X 50 PLATED	2	2						
23	1	26216-080222	STUD, M8X 22	4	4						
23-1	1	26014-080252	BOLT, M8X 25	4							S
		(B=*)									

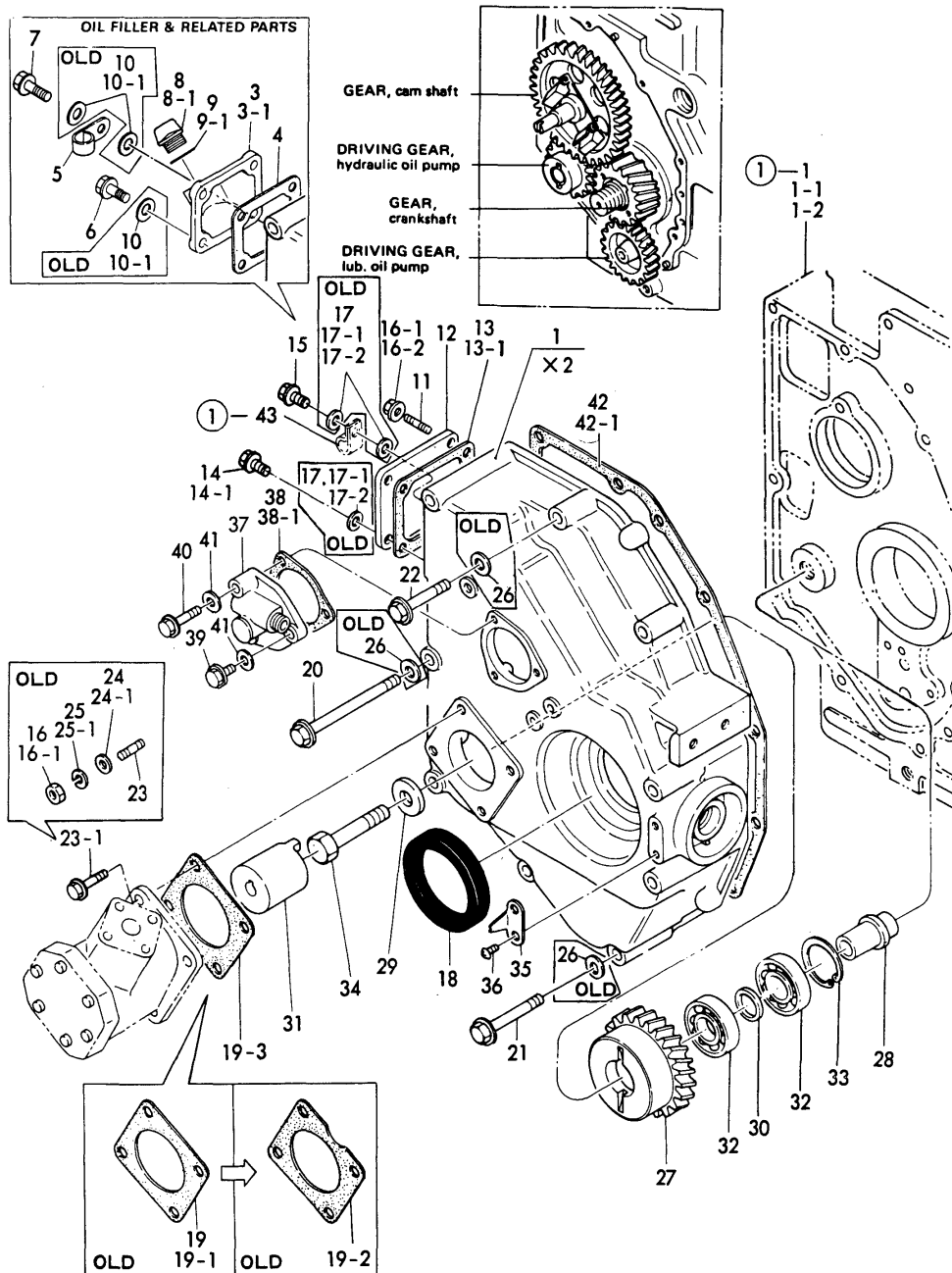
N:Old $\begin{matrix} \leftarrow \text{Yes} \\ \text{No} \end{matrix}$ New, Q:Old $\begin{matrix} \leftarrow \text{No} \\ \text{Yes} \end{matrix}$ New, R:Old $\begin{matrix} \leftarrow \text{Yes} \\ \text{Yes} \end{matrix}$ New, S:Old $\begin{matrix} \leftarrow \text{No} \\ \text{No} \end{matrix}$ New, W:Add, Z:Discontinued, F:Interchangeable by set, K:Q'ty Change
++ CONTINUE ++
Copyright (C) YANMAR CO., LTD. All Rights Reserved.

Fig.2. GEAR HOUSING

(A)=3T84T
(B)=3T84Y
(C)=

(D)=
(E)=
(F)=

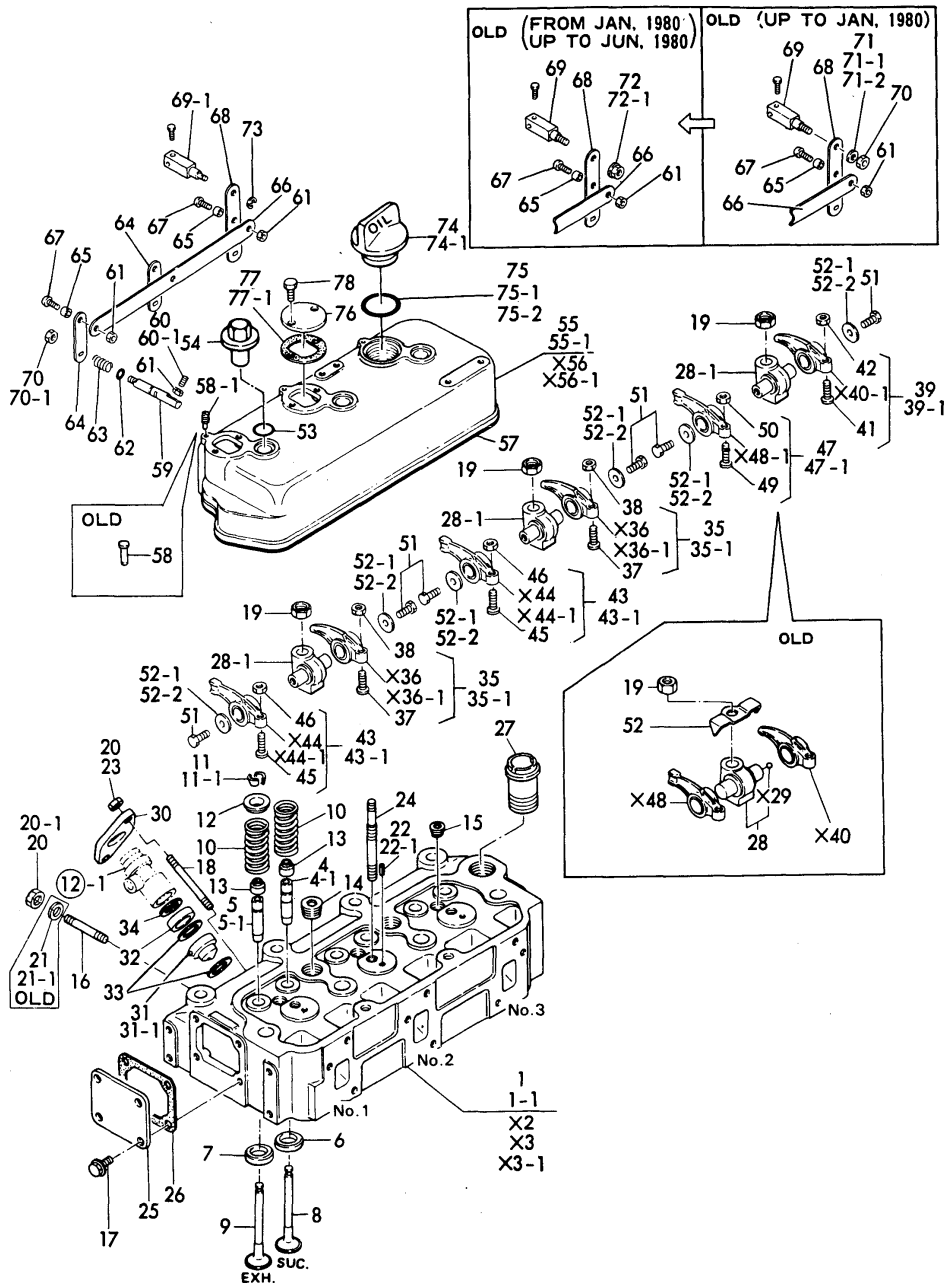
Fig. 2 GEARS HOUSING



No.	Lev.	Parts No.	Description	(A)	(B)	Q'ty	(D)	(E)	(F)	I	R
24	1	22137-080000	WASHER, 8	4	4						
24-1	1	22137-080000	WASHER, 8		4						Z
		(A=*)									
25	1	22217-080000	WASHER, SPRING 8	4	4						
25-1	1	22217-080000	WASHER, SPRING 8		4						Z
		(B=*)									
26	1	22217-080000	WASHER, SPRING 8	9	9						Z
		(A=*)									
27	1	121250-26201	GEAR, PUMP	1	1						
28	1	121250-26400	SHAFT	1	1						
29	1	124450-26410	WASHER	1	1						
30	1	121250-26210	SPACER	1	1						
31	1	121250-26160	JOINT	1	1						
32	1	24101-060044	BEARING, BALL 6004	2	2						
33	1	22252-000420	RING, 42	1	1						
34	1	26116-120652	BOLT, M12X 65 PLATED	1	1						
35	1	124450-07300	POINTER	1	1						
36	1	26557-060102	SCREW, M6X10	2	2						
37	1	124250-91400	GEAR	1	1						
38	1	124250-91411	GASKET	1	1						
38-1	1	124250-91412	GASKET	1	1						N
		(A=*)									
39	1	26106-060162	BOLT, M6X 16 PLATED	2	2						
40	1	26106-060302	BOLT, M6X 30 PLATED	1	1						
41	1	23414-060000	GASKET, 6X1.0	3	3						
42	1	124450-01511	GASKET, GEAR CASE	1	1						
42-1	1	124450-01512	GASKET, GEAR CASE	1	1						N
		(A=*)									

Fig.3. CYLINDER HEAD

Fig. 3 CYLINDER HEAD



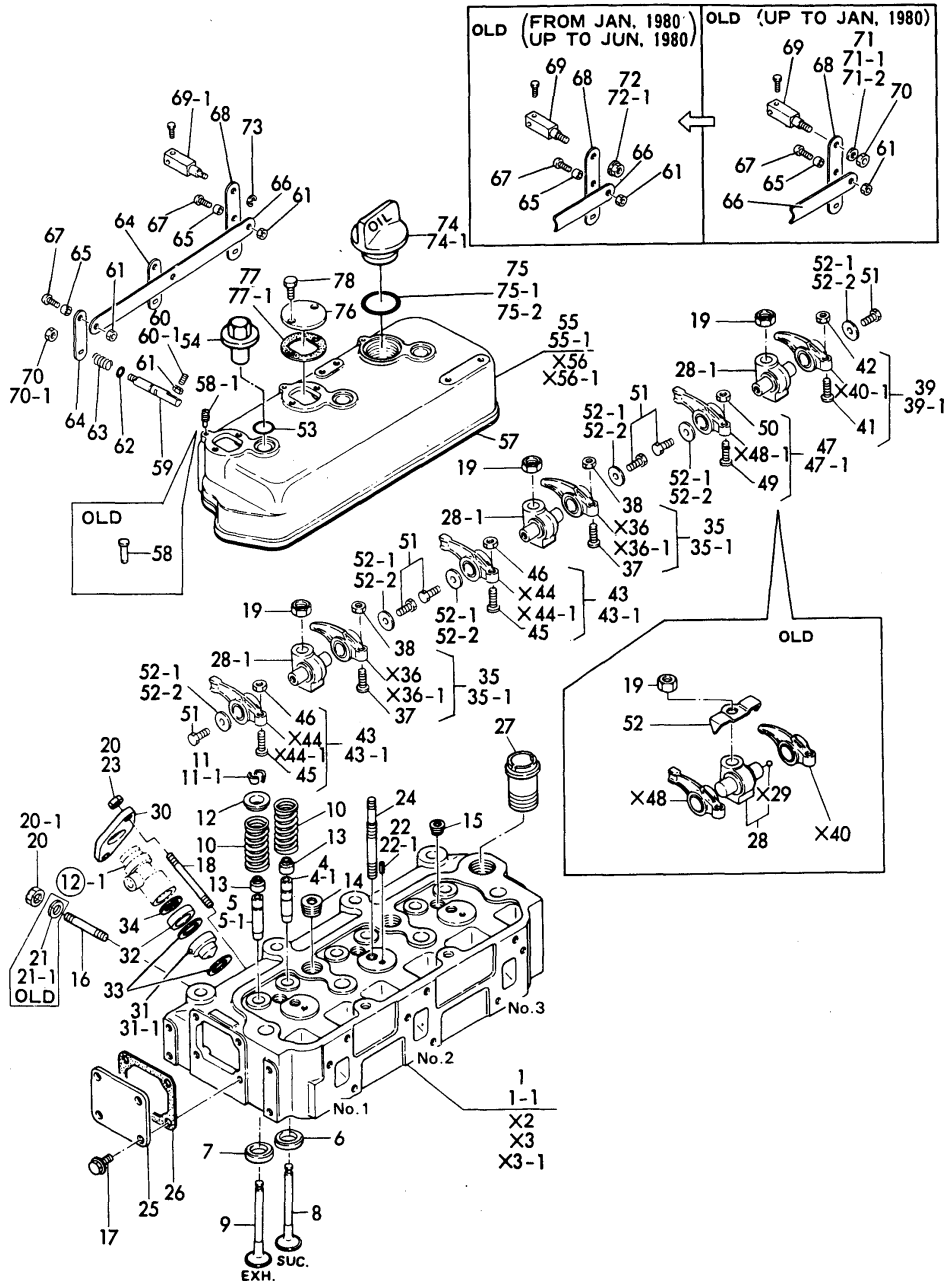
(A)=3T84T
(B)=3T84Y
(C)=

(D)=
(E)=
(F)=

No.	Lev.	Parts No.	Description	Qty						I	R
				(A)	(B)	(C)	(D)	(E)	(F)		
1	1	721250-11700	HEAD ASSY, CYLINDER	1	1						
1-1	1	721252-11700	HEAD ASSY, CYLINDER	1	1						F A
(B=E/#280203)											
4	3	124450-11160	GUIDE, VALVE		3						
4-1	3	124450-11161	GUIDE, VALVE		3	3					N
(A=*)											
5	3	124450-11170	GUIDE, VALVE		3						
5-1	3	124450-11171	GUIDE, VALVE		3	3					N
(A=*)											
6	3	121370-11080	SEAT, INTAKE VALVE		3	3					W B
(A=*)											
7	3	121750-11090	SEAT, EXHAUST VALVE		3	3					W B
(A=*)											
8	2	104600-11100	VALVE, INTAKE		3	3					
9	2	104600-11110	VALVE, EXHAUST		3	3					
10	2	104511-11120	SPRING, VALVE		6	6					
11	2	103338-11190	COTTER		6						
11-1	2	27310-080001	COTTER, 8		6	6					S
(A=*)											
12	2	103338-11180	RETAINER, SPRING		6	6					
13	2	124460-11340	SEAL, VALVE STEM		6	6					
14	2	23871-040000	PLUG, R04		2	2					
15	2	23871-020000	PLUG, R02		3	3					
16	2	121250-11550	BOLT		2	2					
17	2	26106-080122	BOLT, M8X 12 PLATED		4	4					
18	2	26216-080502	STUD, M8X 50		6	6					
19	2	124460-11270	NUT, M12		3	3					
20	2	26716-080002	NUT, M8		8	8					
20-1	2	26366-080002	NUT, M8		2	2					K
(A=*)											
21	2	22137-080000	WASHER, 8		2	2					
21-1	2	22137-080000	WASHER, 8		2	2					Z
(A=*)											
22	2	22351-060014	PIN, SPRING 6.0X14		3	3					
22-1	2	22351-060012	PIN, SPRING 6.0X12			3					S
(B=*)											
23	2	121465-11950	NUT		6	6					W
(A=*)											
24	2	104700-11350	STUD		3	3					
25	2	124450-11671	COVER, CYLINDER HEAD		1	1					
26	2	124450-11681	GASKET		1	1					
27	2	124160-49480	JOINT, PIPE		1	1					
28	1	124450-11250	SUPPORT, ROCKER ARM		3	3					
28-1	1	121252-11260	SUPPORT, ROCKER ARM		3	3					S
(B=E/#280203)											
30	1	173400-11900	FLANGE		3	3					
31	1	124450-11420	CHAMBER		3	3					
31-1	1	124450-11401	CHAMBER		3	3					R
(B=*)											
32	1	124450-11410	CHAMBER		3	3					
33	1	104900-11450	GASKET, CHAMBER		6	6					

Fig.3. CYLINDER HEAD

Fig. 3 CYLINDER HEAD



(A)=3T84T
(B)=3T84Y
(C)=

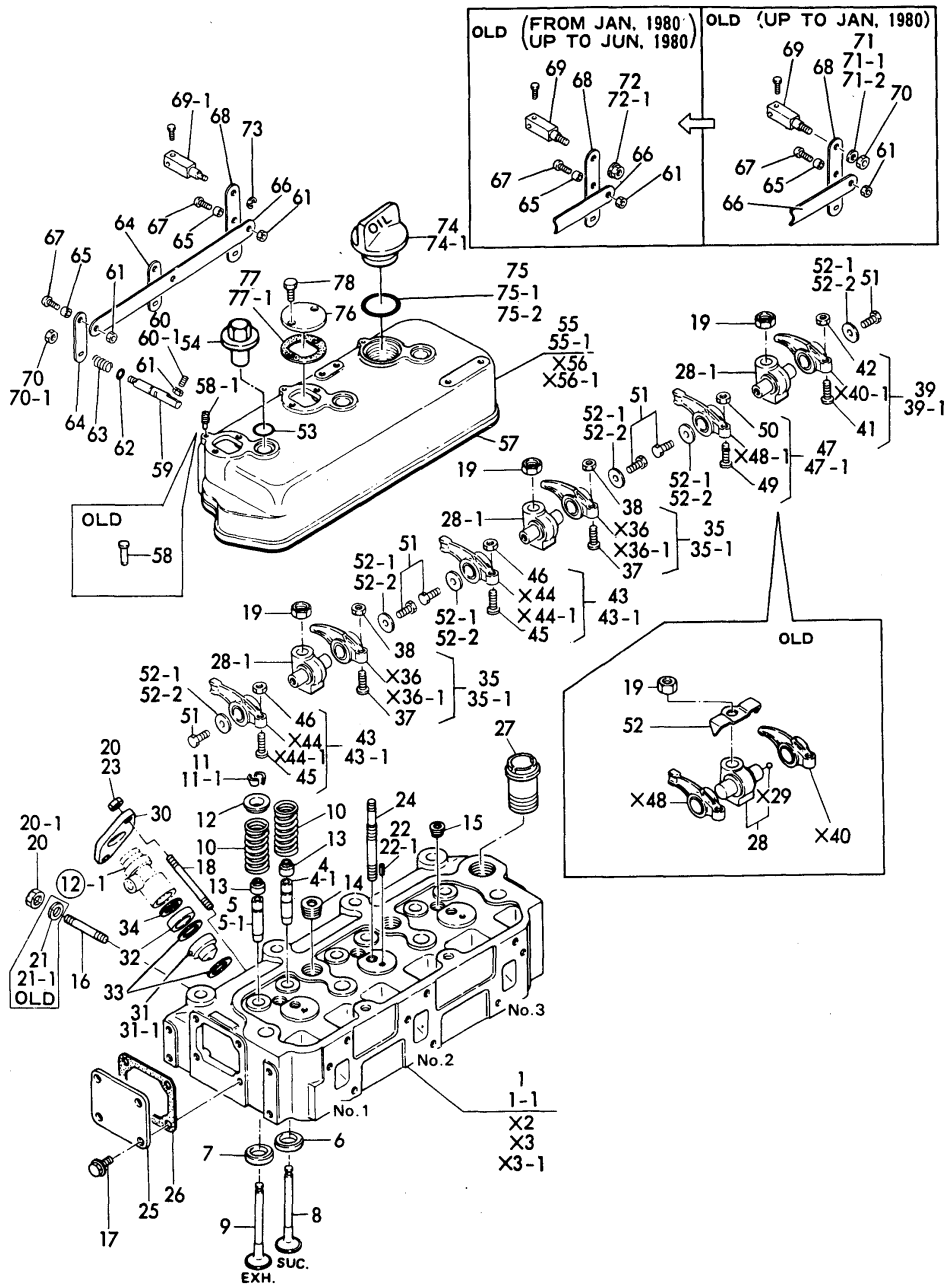
(D)=
(E)=
(F)=

No.	Lev.	Parts No.	Description	(A)	(B)	Qty						I	R
						(C)	(D)	(E)	(F)				
34	1	103854-11490	INSULATOR	3	3								
35	1	721250-11650	ARM ASSY, ROCKER	2	2								
35-1	1	721252-11650	ARM ASSY, ROCKER	2	2							S	
		(B=E/#280203)											
37	2	101158-11230	SCREW, VALVE ADJUST	2	2								
38	2	26756-080002	NUT, LOCK M8	2	2								
39	1	721250-11680	ARM ASSY, ROCKER	1	1								
39-1	1	721252-11680	ARM ASSY, ROCKER	1	1							S	
		(B=E/#280203)											
41	2	101158-11230	SCREW, VALVE ADJUST	1	1								
42	2	26756-080002	NUT, LOCK M8	1	1								
43	1	721250-11660	ARM ASSY, ROCKER	2	2								
43-1	1	721252-11660	ARM ASSY, ROCKER	2	2							S	
		(B=E/#280203)											
45	2	101158-11230	SCREW, VALVE ADJUST	2	2								
46	2	26756-080002	NUT, LOCK M8	2	2								
47	1	721250-11670	ARM ASSY, ROCKER	1	1								
47-1	1	721252-11670	ARM ASSY, ROCKER	1	1							S	
		(B=E/#280203)											
49	2	101158-11230	SCREW, VALVE ADJUST	1	1								
50	2	26756-080002	NUT, LOCK M8	1	1								
51	1	26116-060082	BOLT, M6X 8 PLATED	6	6							W	
		(B=E/#280203)											
52	1	124450-11290	RETAINER	3	3								
52-1	1	124160-11290	WASHER	6	6							S	
		(B=E/#280203)											
52-2	1	124060-11290	WASHER		6							R	
		(B=*)											
53	1	24311-000140	O-RING, 1AP14.0	3	3								
54	1	124460-11360	CAP	3	3								
55	1	721250-11521	BONNET ASSY, HEAD	1									
55-1	1	721250-11522	BONNET ASSY, HEAD	1	1							N	
		(B=E/#280029)											
57	2	121370-11310	GASKET, BONNET	1	1							C	
58	2	22312-030250	PIN, PARALLEL M3X25	3									
58-1	2	124250-03640	SCREW	3	3							S	
		(B=E/#280029)											
59	2	121250-03610	SHAFT, DECOMPRESSION	3	3								
60	2	124250-03630	SCREW	3									
60-1	2	120220-03660	SCREW	3	3							N	
		(A=*)											
61	2	26756-050002	NUT, LOCK M5	6	6								
62	2	24311-000070	O-RING, 1AP7.0	3	3								
63	2	104200-03641	SPRING, DECOMPRESSION	3	3								
64	2	121250-03751	LEVER, DECOMPRESSION	2	2								
65	2	121250-03770	COLLAR	3	3								
66	2	121250-03761	CONNECTOR	1	1								
67	2	26557-050122	SCREW, M5X12	3	3								
68	2	121250-03740	LEVER, DECOMPRESSION	1	1								
69	1	121250-03782	RETAINER, WIRE	1	1								
69-1	1	121250-03783	RETAINER, INNER WIRE	1	1							F D	

N:Old $\frac{Yes}{No}$ New, Q:Old $\frac{No}{Yes}$ New, R:Old $\frac{Yes}{Yes}$ New, S:Old $\frac{No}{No}$ New, W:Add, Z:Discontinued, F:Interchangeable by set, K:Q'ty Change
 ++ CONTINUE ++
 Copyright (C) YANMAR CO., LTD. All Rights Reserved.

Fig.3. CYLINDER HEAD

Fig. 3 CYLINDER HEAD



(A)=3T84T
(B)=3T84Y
(C)=

(D)=
(E)=
(F)=

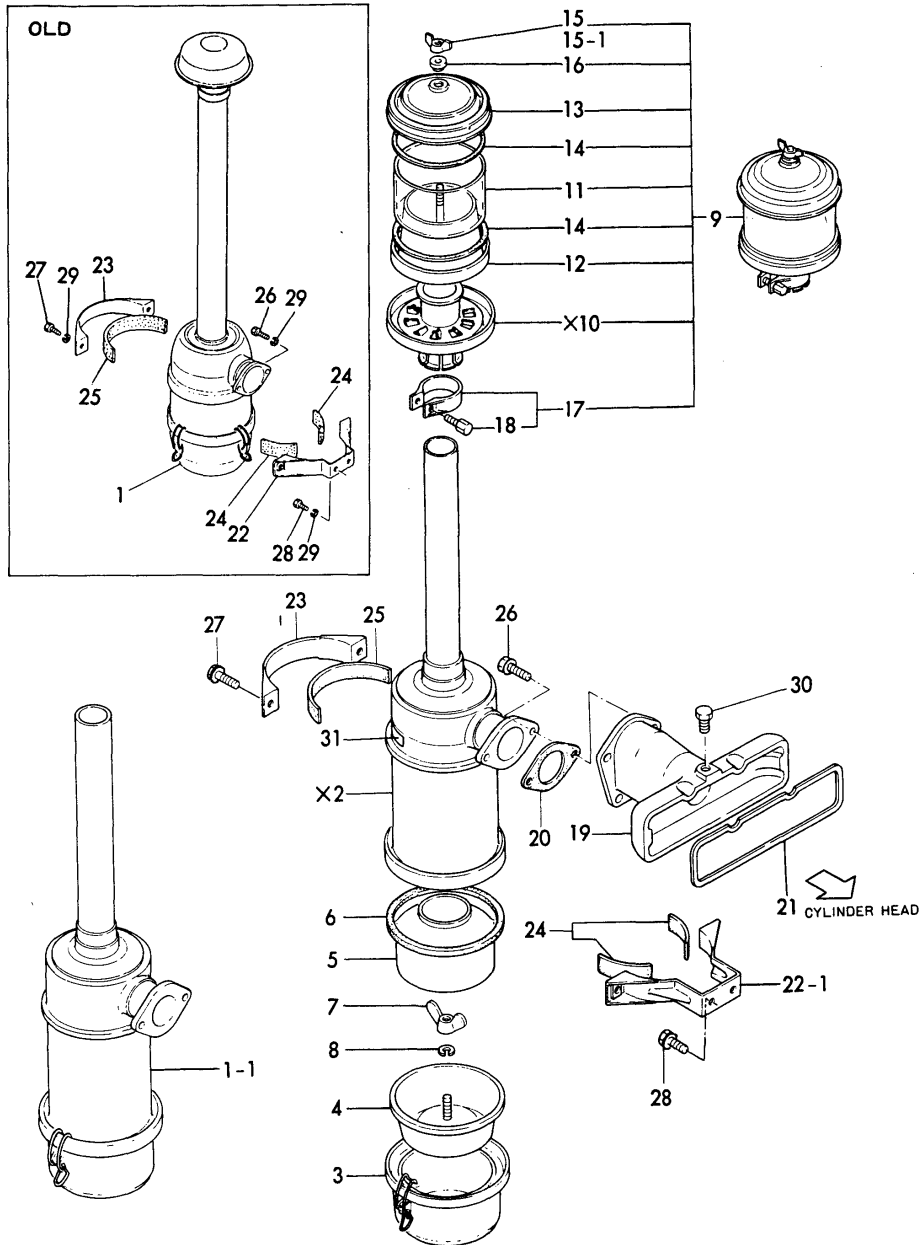
No.	Lev.	Parts No.	Description	Qty						I	R
				(A)	(B)	(C)	(D)	(E)	(F)		
		(A=*)									
70	1	26716-060002	NUT, M6	4	4						
70-1	1	26366-060002	NUT, M6	3	3						K
		(A=*)									
71	1	22117-060000	WASHER, 6	4	4						
71-1	1	22117-060000	WASHER, 6	3	3						K
		(A=*)									
71-2	1	22117-060000	WASHER, 6	3	3						Z
		(A=*)									
72	1	160260-01800	NUT, M6	1	1						W
		(A=*)									
72-1	1	160260-01800	NUT, M6	1	1						Z
		(A=*)									
73	1	22272-000060	RING, E-6	1	1						W
		(A=*)									
74	1	124160-01750	COVER	1	1						
74-1	1	124160-01751	COVER, FILLER	1	1						N
		(A=*)									
75	1	24321-000350	O-RING, 1AG35.0	1	1						
75-1	1	121420-01760	O-RING	1	1						N
		(A=*)									
75-2	1	24311-000320	O-RING, 1AP32.0		1						S
		(B=*)									
76	1	124460-03650	COVER	2	2						
77	1	124460-03662	GASKET	2							
77-1	1	124460-03663	GASKET	2	2						N
		(A=*)									
78	1	26106-060102	BOLT, M6X 10 PLATED	4	4						

Fig.4. AIR CLEANER

(A)=3T84T
(B)=3T84Y
(C)=

(D)=
(E)=
(F)=

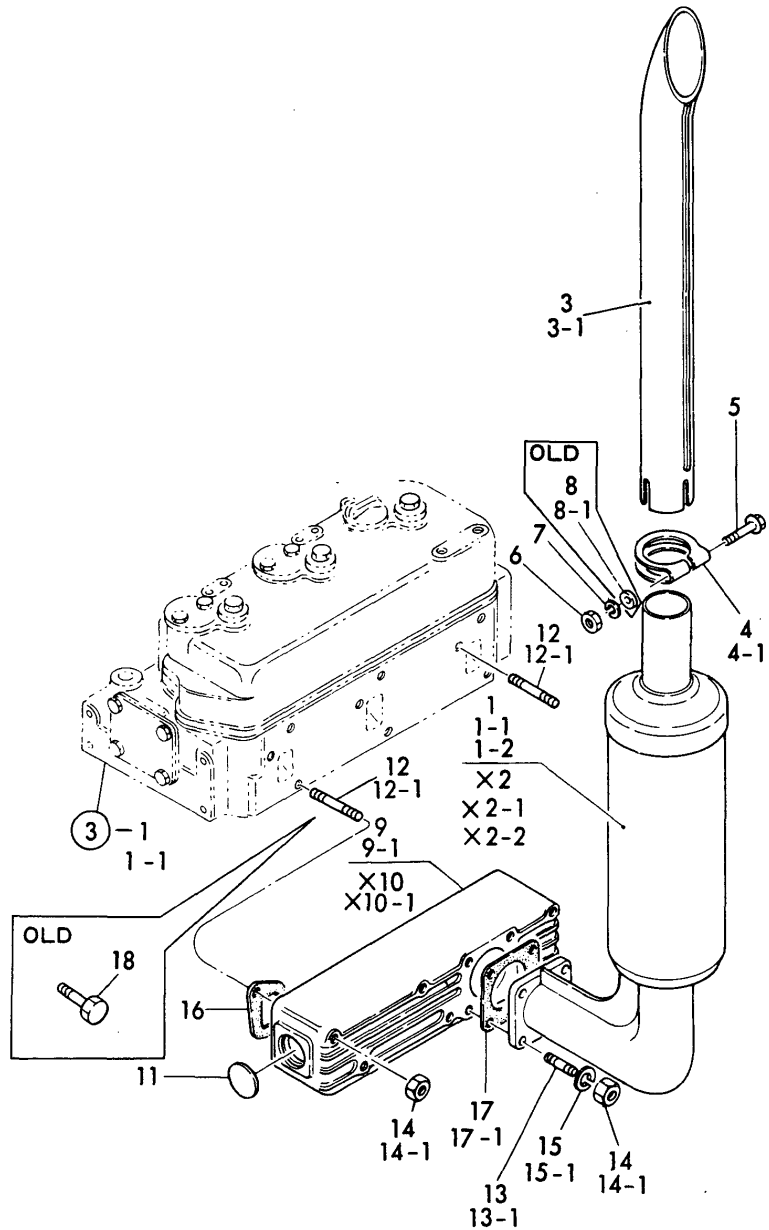
Fig. 4 AIR CLEANER



No.	Lev.	Parts No.	Description	Q'ty						I	R
				(A)	(B)	(C)	(D)	(E)	(F)		
1	1	124767-12500	CLEANER ASSY, AIR	1							
1-1	1	124767-12501 (A=*)	CLEANER ASSY, AIR	1	1						F A
3	2	124767-12630	SUMP ASSY, DUST	1	1						
4	2	124767-12640	BAFFLE	1	1						
5	2	124767-12610	ELEMENT	1	1						
6	2	124767-12620	GASKET	1	1						
7	2	124767-12650	NUT	1	1						
8	2	22217-080000	WASHER, SPRING 8	1	1						
9	1	124064-12400 (A=*)	CLEANER ASSY, PRE	1	1						W
11	2	124064-12420	TUBE	1	1						
12	2	124064-12470	CASE	1	1						
13	2	124064-12440	COVER	1	1						
14	2	124064-12430	GASKET	2	2						
15	2	101147-12550	NUT	1	1						
15-1	2	124450-12560 (A=*)	NUT		1						R
16	2	124450-12571	WASHER	1	1						
17	2	124064-12450	CLAMP	1	1						
18	3	124064-12460	BOLT	1	1						
19	1	121257-12100	BRACKET, AIR CLEANER	1	1						
20	1	124767-12050	GASKET	1	1						
21	1	121250-12710	GASKET, MANIFOLD	1	1						
22	1	124767-12550	BRACKET	1							
22-1	1	124767-12551 (A=*)	BRACKET	1	1						S
23	1	124767-12560	BRACKET	1	1						
24	1	124767-12570	FELT	2	2						
25	1	124767-12580	FELT	1	1						
26	1	26106-080182	BOLT, M8X 18 PLATED	2	2						
27	1	26106-080302	BOLT, M8X 30 PLATED	2	2						
28	1	26106-080142	BOLT, M8X 14 PLATED	2	2						
29	1	22217-080000 (A=*)	WASHER, SPRING 8	6	6						Z
30	1	124450-11320	PLUG	1	1						
31	1	124767-12660	LABEL, AIR CLEANER	1	1						

Fig.5. SILENCER & EXHAUST MANIFOLD

Fig. 5 SILENCER & EXHAUST MANIFOLD



(A)=3T84T
(B)=3T84Y
(C)=

(D)=
(E)=
(F)=

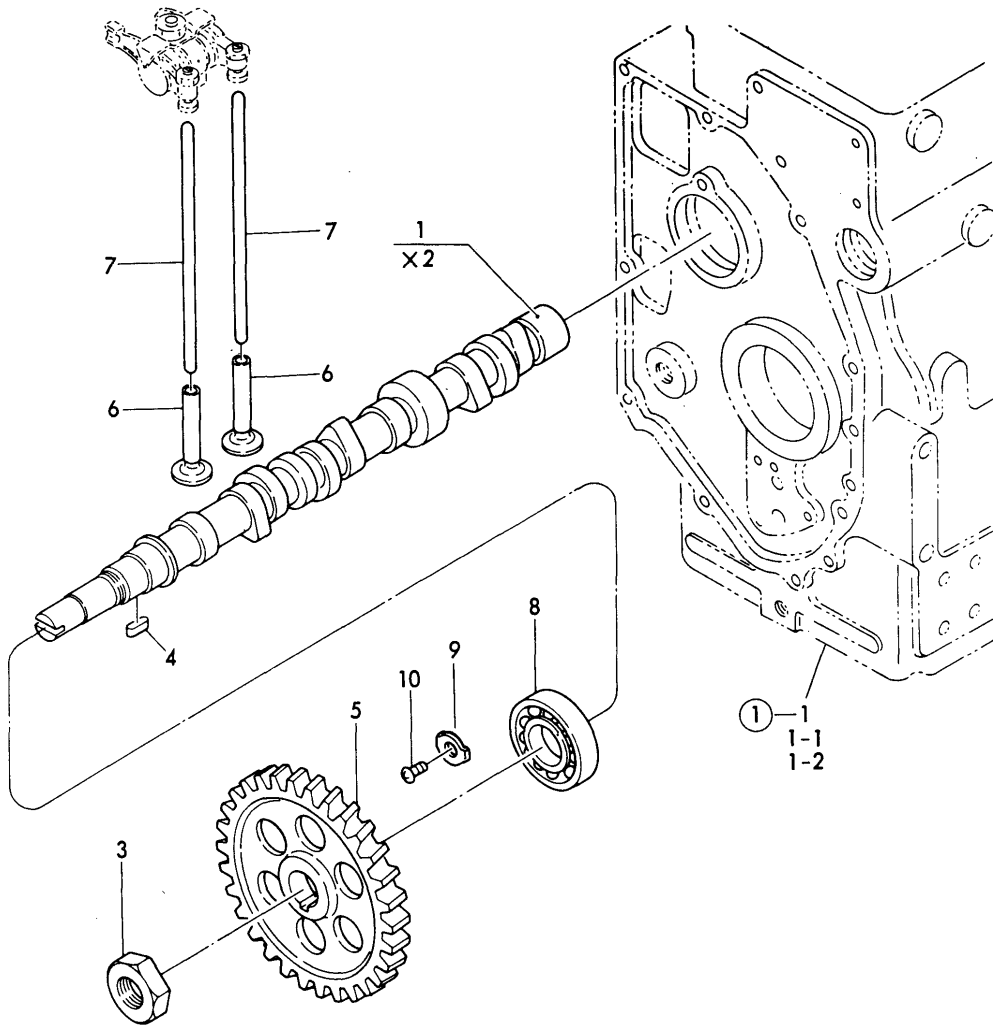
No.	Lev.	Parts No.	Description	Q'ty						I	R
				(A)	(B)	(C)	(D)	(E)	(F)		
1	1	721250-13700	SILENCER ASSY	1							
1-1	1	721120-13700 (A=*)	SILENCER ASSY	1	1						N
1-2	1	721254-13700 (A=*)	SILENCER ASSY	1	1						N
3	2	121250-13571	PIPE	1							
3-1	2	121120-13570 (A=*)	PIPE	1	1						S
4	2	121250-12580	BAND, AIR CLEANER	1							
4-1	2	121120-13580 (A=*)	CLAMP	1	1						S
5	2	26106-100652	BOLT, M10X 65 PLATED	1	1						
6	2	26706-100002	NUT, M10	1	1						
7	2	22217-100000	WASHER, SPRING 10	1	1						
8	2	22117-100000	WASHER, 10	1	1						W
8-1	2	22117-100000 (A=**1980.05) (B=*)	WASHER, 10		1						Z
9	1	721250-13500	MANIFOLD ASSY	1							
9-1	1	721420-13501 (A=*)	MANIFOLD ASSY	1	1						N
11	2	27233-350000	PLUG, 35	1	1						
12	2	121250-13530	BOLT	3							
12-1	2	121250-13530	BOLT	6	6						K
13	2	26216-080182 (A=*)	STUD, M8X 18	4							
13-1	2	26216-080222	STUD, M8X 22	4	4						S
14	2	26716-080002 (A=*)	NUT, M8	7							
14-1	2	26716-080002	NUT, M8	10	10						K
15	2	22217-080000 (A=*)	WASHER, SPRING 8	10	10						
15-1	2	22217-080000	WASHER, SPRING 8	4	4						K
16	1	121250-13520 (A=*)	GASKET	3	3						
17	1	124450-11900	GASKET	1	1						
17-1	1	124701-11910 (A=*)	GASKET, SILENCER	1	1						N
18	1	26116-080822 (A=*)	BOLT M 8X 82 PLATED	3							Z

Fig.6. CAMSHAFT

(A)=3T84T
(B)=3T84Y
(C)=

(D)=
(E)=
(F)=

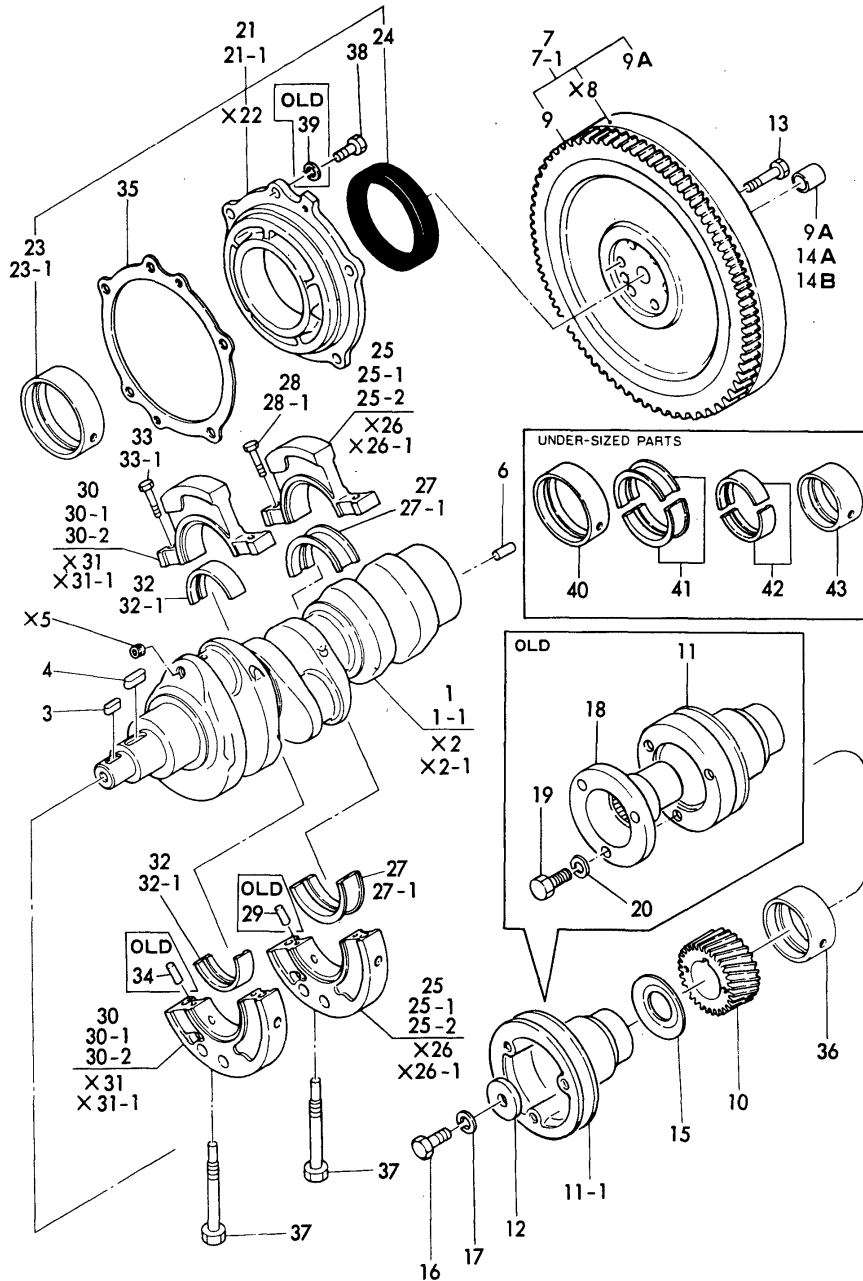
Fig. 6 CAMSHAFT



No.	Lev.	Parts No.	Description	Q'ty						I	R
				(A)	(B)	(C)	(D)	(E)	(F)		
1	1	721250-14580	CAMSHAFT ASSY	1	1						
3	2	124450-14120	NUT	1	1						
4	2	22512-070180	KEY, 7X 18	1	1						
5	1	121250-14100	GEAR, CAMSHAFT	1	1						
6	1	103338-14200	TAPPET	6	6						
7	1	124450-14400	ROD, PUSH	6	6						
8	1	24101-062064	BEARING, BALL 6206	1	1						
9	1	121250-02450	RETAINER, BEARING	1	1						
10	1	26587-080122	SCREW, M8X12	1	1						

Fig.7. MAIN BEARING & CRANKSHAFT

Fig. 7 MAIN BEARING & CRANKSHAFT



(A)=3T84T
(B)=3T84Y
(C)=

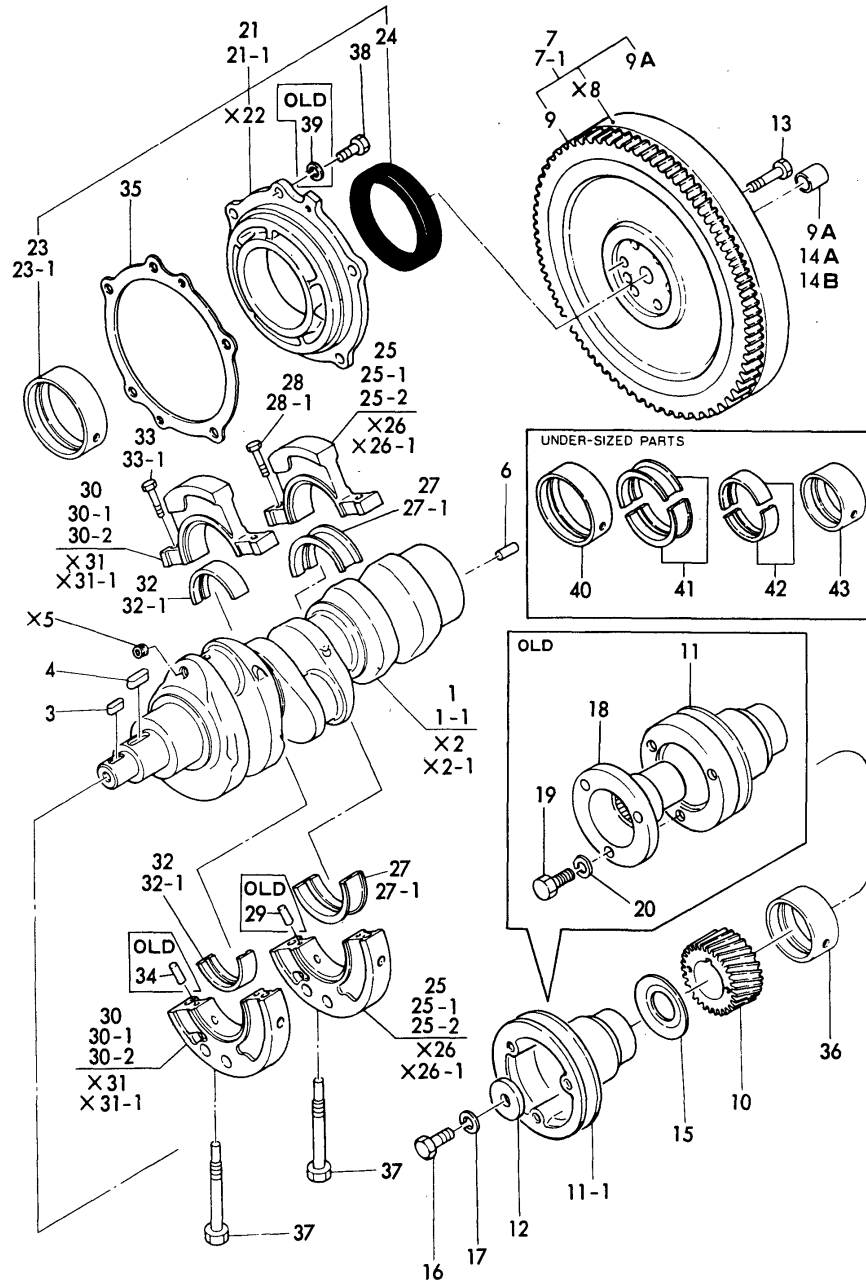
(D)=
(E)=
(F)=

No.	Lev.	Parts No.	Description	Qty						I	R
				(A)	(B)	(C)	(D)	(E)	(F)		
1	1	721250-21700	CRANKSHAFT ASSY	1	1						
1-1	1	721423-21700	CRANKSHAFT ASSY		1						R
		(B=E/#93714)									
3	2	22512-070242	KEY, 7X 24	1	1						
4	2	22512-070282	KEY, 7X 28	1	1						
6	2	124227-21920	PIN, PARALLEL	1	1						
7	1	121250-21590	FLYWHEEL ASSY	1	1						
7-1	1	721250-21560	FLYWHEEL ASSY		1						R
		(B=*)									
9	2	124550-21600	GEAR, RING	1	1						
9A	2	124450-21230	BUSH		1						W
		(B=*)									
10	1	121250-21200	GEAR, CRANKSHAFT	1	1						
11	1	121254-21650	V-PULLEY	1	1						
		(B=E/#280028)									
11-1	1	121250-21650	V-PULLEY	1	1						S
		(B=E/#280029)									
12	1	124060-21660	WASHER	1	1						
13	1	124220-21130	BOLT	6	6						
14A	1	124450-21230	BUSH	1							
14B	1	124450-21230	BUSH		1						Z
		(B=*)									
15	1	124160-21700	DISC, OIL SHIELD	1	1						
16	1	26156-120302	BOLT, M12X 30 PLATED	1	1						
17	1	22217-120000	WASHER, SPRING 12	1	1						
18	1	124764-21690	ADAPTER	1	1						Z
		(B=E/#280028)									
19	1	26116-080182	BOLT, M8X 18 PLATED	3	3						Z
		(B=E/#280028)									
20	1	22217-080000	WASHER, SPRING 8	3	3						Z
		(B=E/#280028)									
21	1	721250-02500	HOUSING ASSY, METAL	1	1						
21-1	1	721250-02501	HOUSING ASSY		1						N
		(B=*)									
23	2	121250-02110	BEARING, MAIN	1	1						
23-1	2	121250-02111	BEARING, MAIN		1						N
		(B=*)									
24	2	121250-02220	SEAL, OIL	1	1						
25	1	721250-02610	HOUSING ASSY	1	1						
25-1	1	721250-02611	HOUSING ASSY, METAL	1	1						N
		(A=*)									
25-2	1	721250-02612	HOUSING ASSY		1						N
		(B=*)									
27	2	121250-02120	BEARING, MAIN	2	2						
27-1	2	121250-02121	BEARING, MAIN		2						N
		(B=*)									
28	2	26112-100501	BOLT M10X 50	2	2						
28-1	2	121250-02070	BOLT		2						S
		(B=E/#280082)									
29	2	22312-060140	PIN, PARALLEL M6X14	2							Z
		(A=*)									

N:Old $\begin{matrix} \text{Yes} \\ \text{No} \end{matrix}$ New, Q:Old $\begin{matrix} \text{No} \\ \text{Yes} \end{matrix}$ New, R:Old $\begin{matrix} \text{Yes} \\ \text{No} \end{matrix}$ New, S:Old $\begin{matrix} \text{No} \\ \text{Yes} \end{matrix}$ New, W:Add, Z:Discontinued, F:Interchangeable by set, K:Q'ty Change
++ CONTINUE ++
Copyright (C) YANMAR CO., LTD. All Rights Reserved.

Fig.7. MAIN BEARING & CRANKSHAFT

Fig. 7 MAIN BEARING & CRANKSHAFT



(A)=3T84T
(B)=3T84Y
(C)=

(D)=
(E)=
(F)=

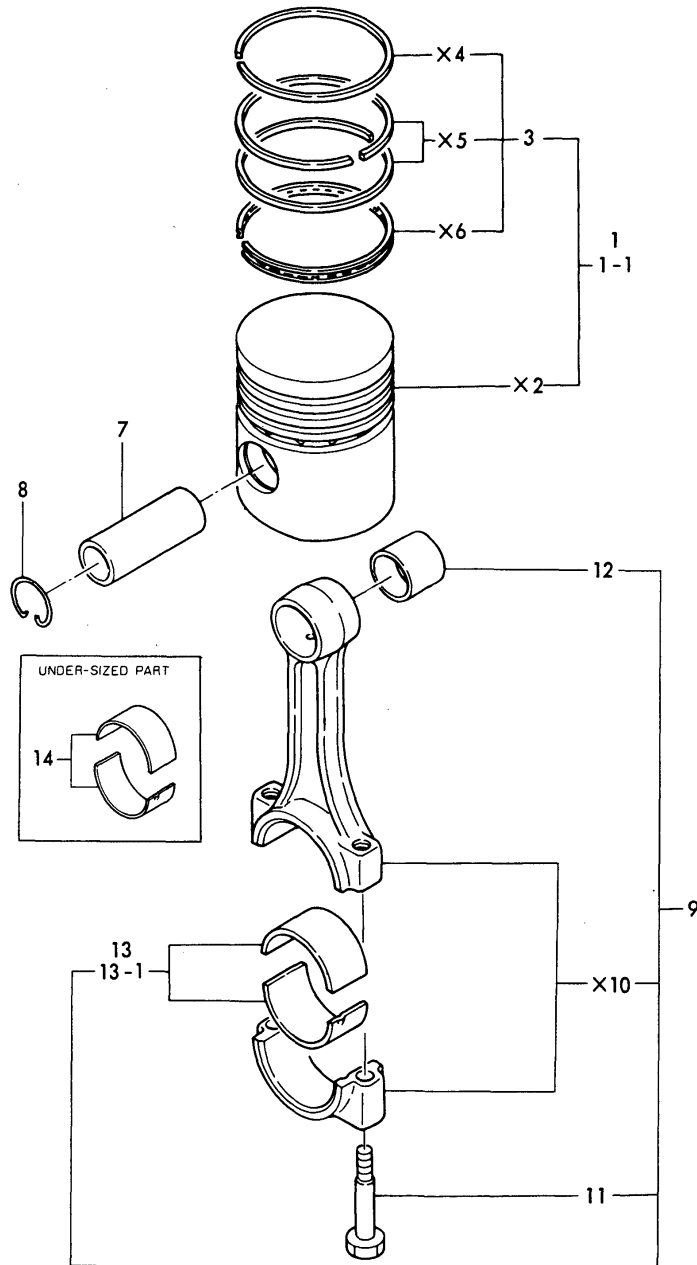
No.	Lev.	Parts No.	Description	Q'ty						I	R
				(A)	(B)	(C)	(D)	(E)	(F)		
30	1	721250-02620	HOUSING ASSY	1	1						
30-1	1	721250-02621 (A=*)	HOUSING ASSY, METAL	1	1						N
30-2	1	721250-02622 (B=*)	HOUSING ASSY		1						N
32	2	121250-02130	BEARING, MAIN	2	2						
32-1	2	121250-02131 (B=*)	BEARING, 2.00 US		2						N
33	2	26112-100501	BOLT M10X 50	2	2						
33-1	2	121250-02070 (B=E/#280082)	BOLT		2						S
34	2	22312-060140 (A=*)	PIN, PARALLEL M6X14		2						Z
35	1	124460-02150	GASKET	1	1						
36	1	121250-02100	BEARING, MAIN	1	1						
37	1	121150-02300	BOLT	2	2						
38	1	26013-100252	BOLT, M10X 25	5	5						
39	1	22217-100000 (A=*)	WASHER, SPRING 10	5	5						Z
40	1	121254-02140	BEARING, 0.25 US	1	1						A
41	1	121254-02160	BEARING, 0.25 US	1	1						A
42	1	121254-02180	BEARING, 0.25 US	1	1						A
43	1	124764-02130	BEARING, 0.25 US	1	1						A

Fig.8. PISTON & CONNECTING ROD

(A)=3T84T
(B)=3T84Y
(C)=

(D)=
(E)=
(F)=

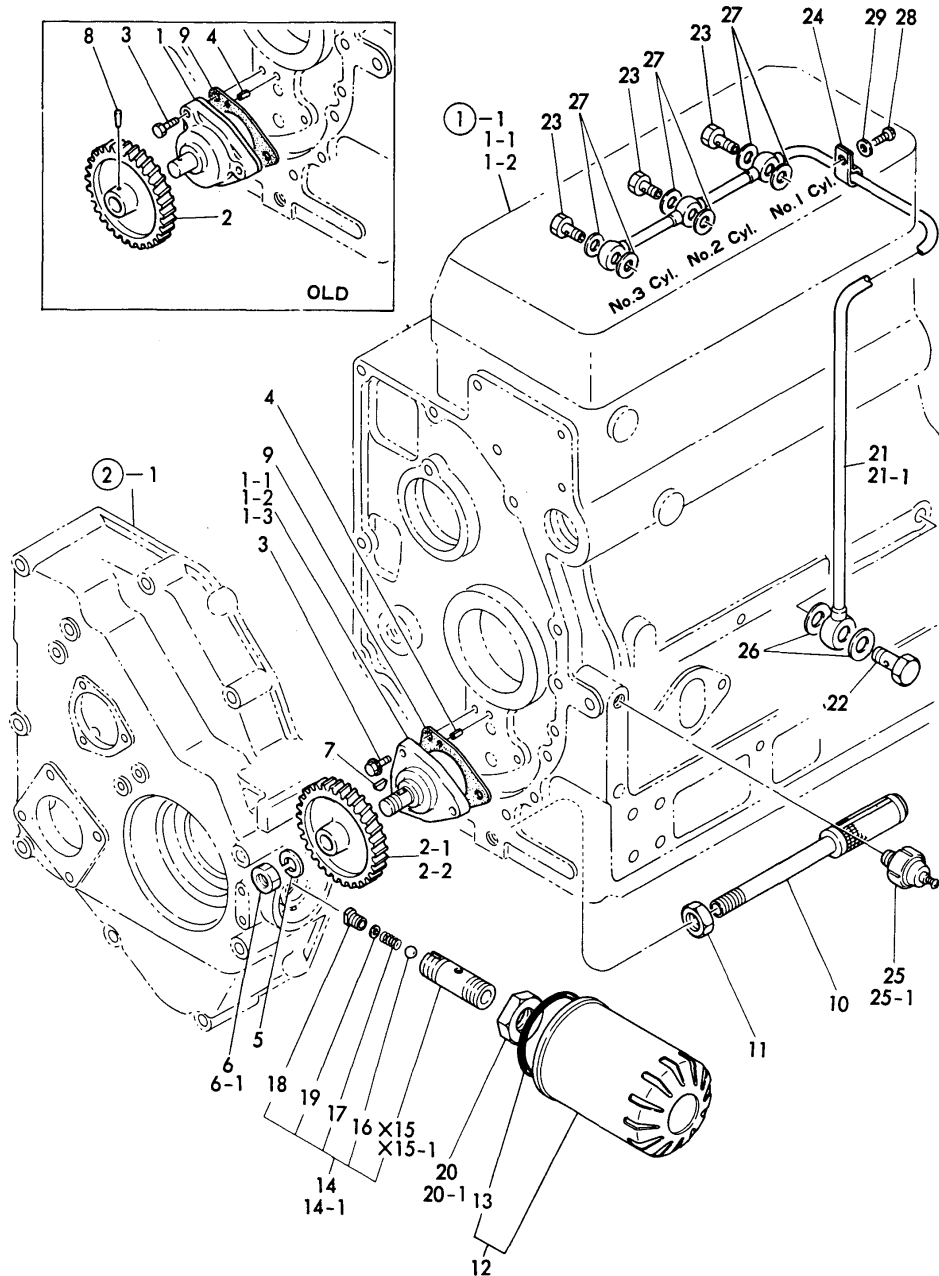
Fig. 8 PISTON & CONNECTING ROD



No.	Lev.	Parts No.	Description	Q'ty						I	R
				(A)	(B)	(C)	(D)	(E)	(F)		
1	1	721250-22720	PISTON ASSY	3	3						
1-1	1	121252-22090 (A=*)	PISTON ASSY	3	3						N
3	2	721250-22500	RING SET, PISTON	3	3						
7	1	101704-22300	PIN, PISTON	3	3						
8	1	104600-22400	CIRCLIP	6	6						
9	1	724450-23100	ROD ASSY, CONNECTING	3	3						
11	2	124450-23200	BOLT, CONNECTING ROD	6	6						
12	2	124450-23100	BEARING, PISTON PIN	3	3						
13	2	124450-23300	BEARING, CRANK PIN	3	3						
13-1	2	124450-23301 (A=*)	BEARING, CRANK PIN		3						N
14	1	124450-23350	BEARING, 0.25 US	3	3						A

Fig.9. LUBRICATING OIL SYSTEM

Fig. 9 LUBRICATING OIL SYSTEM



(A)=3T84T
(B)=3T84Y
(C)=

(D)=
(E)=
(F)=

No.	Lev.	Parts No.	Description	Q'ty						I	R
				(A)	(B)	(C)	(D)	(E)	(F)		
1	1	721250-32700	PUMP ASSY, OIL	1							
1-1	1	721390-32100 (A=*)	PUMP ASSY, OIL	1	1						N
1-2	1	121390-32001 (B=E/#280001)	PUMP ASSY, OIL	1	1						N
1-3	1	721252-32100 (A=*)	PUMP ASSY, OIL	1	1						N
2	2	121250-32201	GEAR, OIL PUMP	1							
2-1	2	121390-32200 (A=*)	GEAR, OIL PUMP	1	1						S
2-2	2	121252-32200 (A=*)	GEAR, OIL PUMP	1	1						S
3	2	26106-060322	BOLT, M6X 32 PLATED	3	3						
4	2	22351-040012	PIN, SPRING 4.0X12	1	1						
5	2	22217-080000 (A=*)	WASHER, SPRING 8	1	1						W
6	2	26716-080002 (A=*)	NUT, M8	1	1						W
6-1	2	26756-080002 (A=*)	NUT, LOCK M8	1	1						S
7	2	22522-030100 (A=*)	KEY, WOODRUFF 3X10	1	1						W
8	2	22322-030220 (A=*)	PIN, TAPER 3X22	1							Z
9	1	124450-32020	GASKET	1	1						
10	1	121250-35090	PIPE, OIL INLET	1	1						
11	1	124450-35070	NUT, PF1/4	1	1						
12	1	124550-35110	ELEMENT	1	1						
13	2	124450-35110	O-RING	1	1						
14	1	121250-35300	VALVE ASSY, CONTROL	1	1						
14-1	1	124085-35300 (A=*)	VALVE ASSY, CONTROL	1	1						N
16	2	24190-100001	BALL, STEEL 5/16	1	1						
17	2	121250-35320	SPRING, VALVE	1	1						
18	2	121250-35330	RETAINER, SPRING	1	1						
19	2	121250-35340	SHIM	1	1						
20	1	124450-35350	NUT, LOCK	1	1						
20-1	1	124085-35350 (B=*)	NUT, M20	1	1						R
21	1	121250-39200	PIPE, OIL	1	1						
21-1	1	121252-39200 (A=*)	PIPE ASSY, OIL	1	1						N
22	1	124160-39140	BOLT, PIPE JOINT M10	1	1						
23	1	101147-59810	BOLT, PIPE JOINT M8	3	3						
24	1	124450-39240	RETAINER, PIPE	1	1						
25	1	121250-39450	SWITCH, 1.0KG	1	1						
25-1	1	121252-39450 (A=*)	SWITCH, 0.5KG	1	1						N
26	1	23414-100000	GASKET, 10X1.0	2	2						
27	1	23414-080000	GASKET, 8X1.0	6	6						
28	1	26557-080102	SCREW, M8X10	1	1						

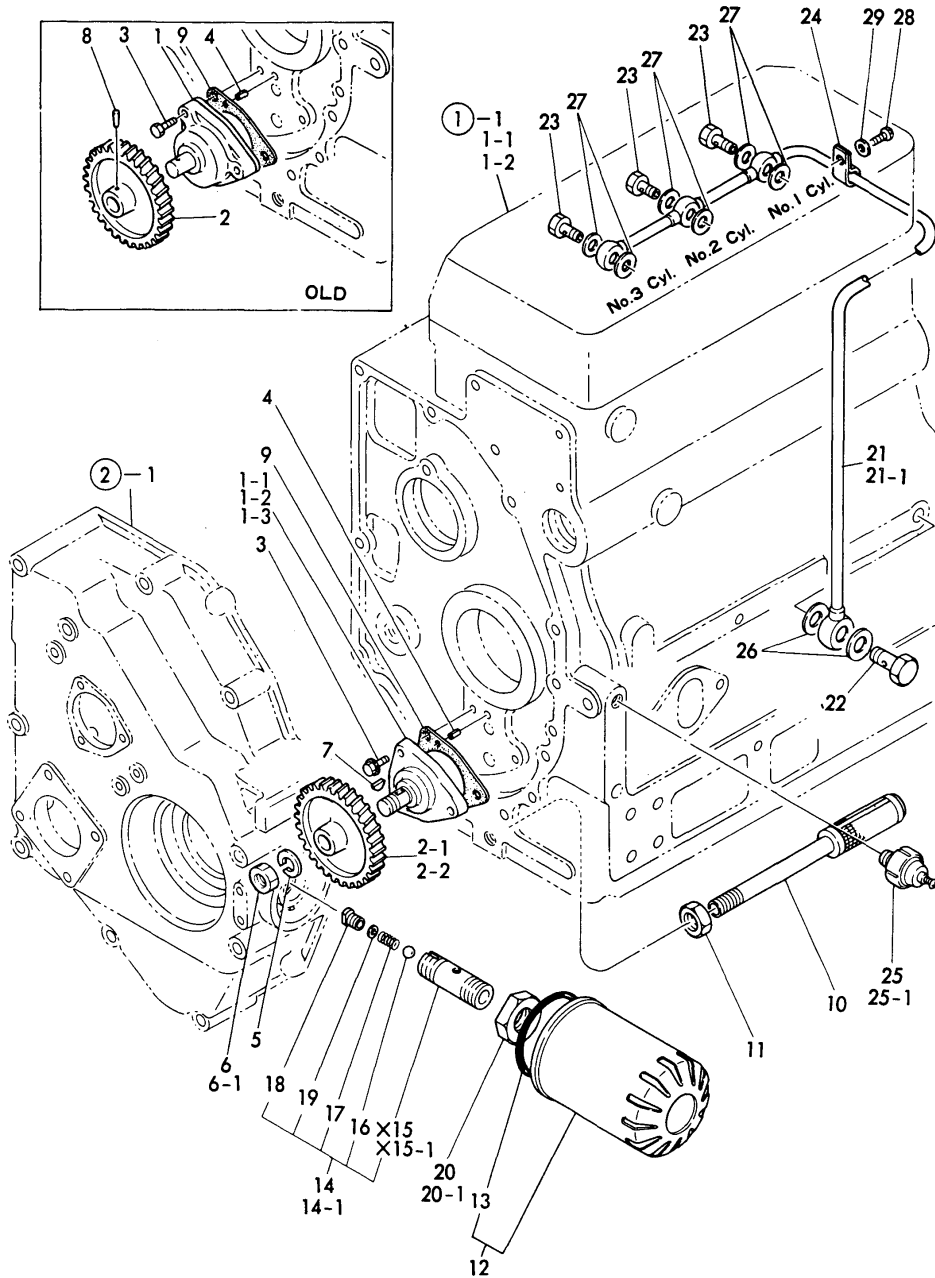
N:Old $\xrightarrow{\text{Yes}}$ New, Q:Old $\xrightarrow{\text{No}}$ New, R:Old $\xrightarrow{\text{Yes}}$ New, S:Old $\xrightarrow{\text{No}}$ New, W:Add, Z:Discontinued, F:Interchangeable by set, K:Q'ty Change
 ++ CONTINUE ++
 Copyright (C) YANMAR CO., LTD. All Rights Reserved.

Fig.9. LUBRICATING OIL SYSTEM

(A)=3T84T
(B)=3T84Y
(C)=

(D)=
(E)=
(F)=

Fig. 9 LUBRICATING OIL SYSTEM



No.	Lev.	Parts No.	Description	Qty						I	R
				(A)	(B)	(C)	(D)	(E)	(F)		
29	1	22137-080000	WASHER, 8	1	1						

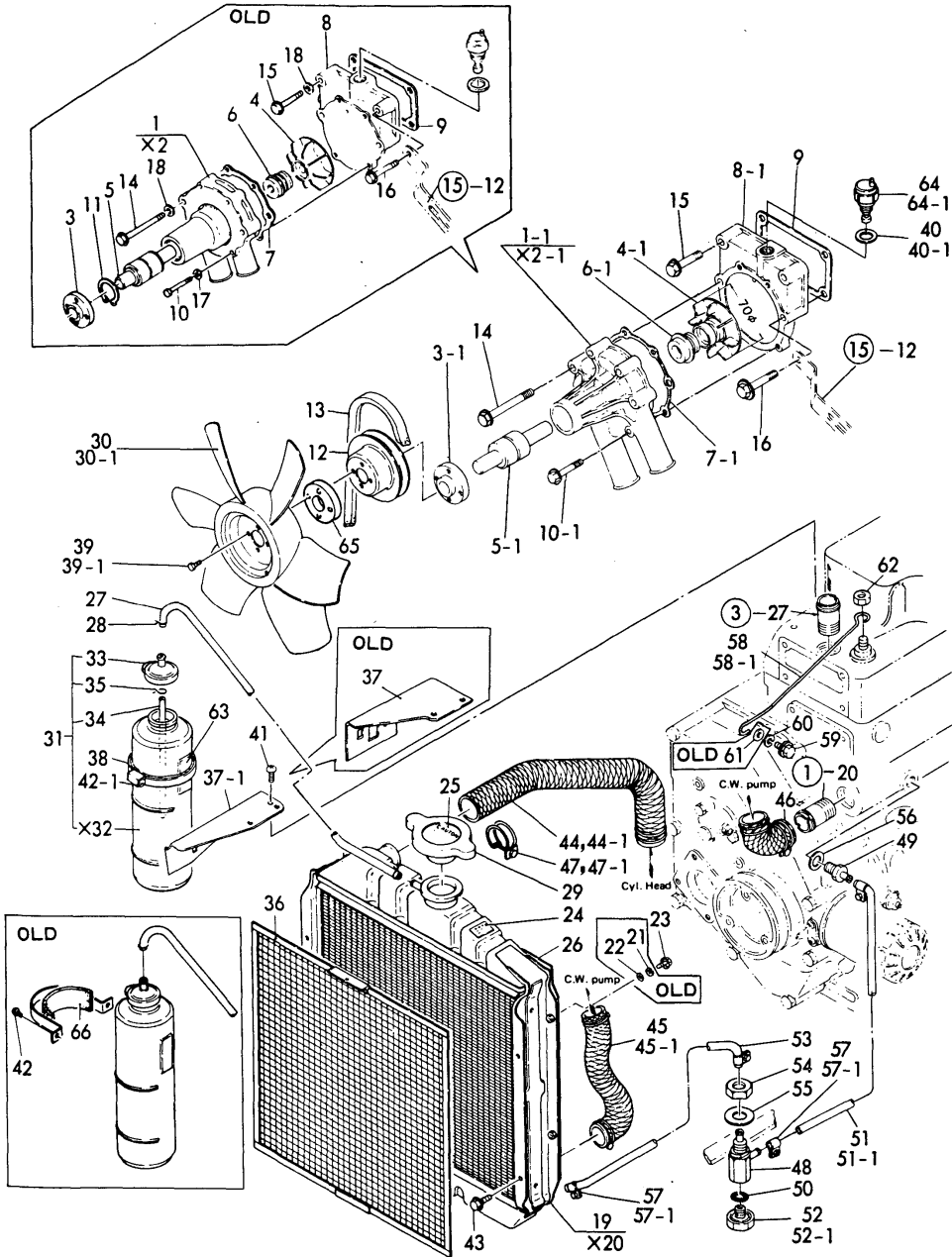
N:Old $\xrightarrow{\text{Yes}}$ New, Q:Old $\xrightarrow{\text{No}}$ New, R:Old $\xrightarrow{\text{Yes}}$ New, S:Old $\xrightarrow{\text{No}}$ New, W:Add, Z:Discontinued, F:Interchangeable by set, K:Qty Change
Copyright (C) YANMAR CO., LTD. All Rights Reserved.

Fig.10. COOLING WATER SYSTEM

(A)=3T84T
(B)=3T84Y
(C)=

(D)=
(E)=
(F)=

Fig. 10 COOLING WATER SYSTEM



No.	Lev.	Parts No.	Description	Q'ty						I	R
				(A)	(B)	(C)	(D)	(E)	(F)		
1	1	721250-42700	PUMP ASSY, WATER	1	1						
1-1	1	121250-42011 (B=E/#280080)	PUMP ASSY, WATER		1						N
3	2	124550-42260	FLANGE, V-PULLEY	1	1						
3-1	2	121252-42260 (B=E/#280080)	FLANGE		1						
4	2	121250-42200	IMPELLER	1	1						
4-1	2	121252-42200 (B=E/#280080)	IMPELLER		1						S
5	2	124250-42240	SHAFT	1	1						
5-1	2	121252-42240 (B=E/#280080)	BEARING, SHAFT		1						S
6	2	124250-42350	SEAL, MECHANICAL	1	1						
6-1	2	121450-42310 (B=E/#280080)	SEAL, MECHANICAL		1						S
7	2	124750-42050	GASKET, WATER PUMP	1	1						
7-1	2	124750-42051 (B=E/#280080)	GASKET		1						S
8	2	121250-42120	BRACKET, PUMP	1	1						
8-1	2	121250-42121 (B=E/#280080)	BRACKET, PUMP		1						S
9	2	124450-44410	GASKET	1	1						
10	2	26116-060382	BOLT, M6X 38 PLATED	4	4						
10-1	2	26106-060402 (B=E/#280080)	BOLT, M6X 40 PLATED		4						S
11	2	124250-42170 (A=*)	CIRCLIP	1	1						Z
12	1	124750-42350	V-PULLEY	1	1						
13	1	124240-42291	V-BELT, A37	1	1						
14	1	26106-080702	BOLT, M8X 70 PLATED	2	2						
15	1	26106-080382	BOLT, M8X 38 PLATED	1	1						
16	1	26106-080452	BOLT, M8X 45 PLATED	1	1						
17	1	22117-060000	WASHER, 6	4	4						Z
18	1	22117-080000 (A=*)	WASHER, 8	3	3						Z
19	1	121254-44500	RADIATOR	1	1						
21	2	22217-080000 (A=*)	WASHER, SPRING 8	4	4						Z
22	2	22137-080000 (A=*)	WASHER, 8	4	4						Z
23	2	26106-080122	BOLT, M8X 12 PLATED	4	4						
24	2	124764-44920	LABEL, ANTI-FREEZING	1	1						
25	2	124764-44800	LABEL, RADIATOR	1	1						
26	2	121254-44610	SHROUD	1	1						
27	2	121250-44570	PIPE, 7X300	1	1						
28	2	121250-44590	CLAMP	2	2						
29	2	124450-44590	CAP, RADIATOR	1	1						
30	1	121250-44740	FAN, COOLING	1	1						
30-1	1	121422-44740 (B=*)	FAN, COOLING		1						S

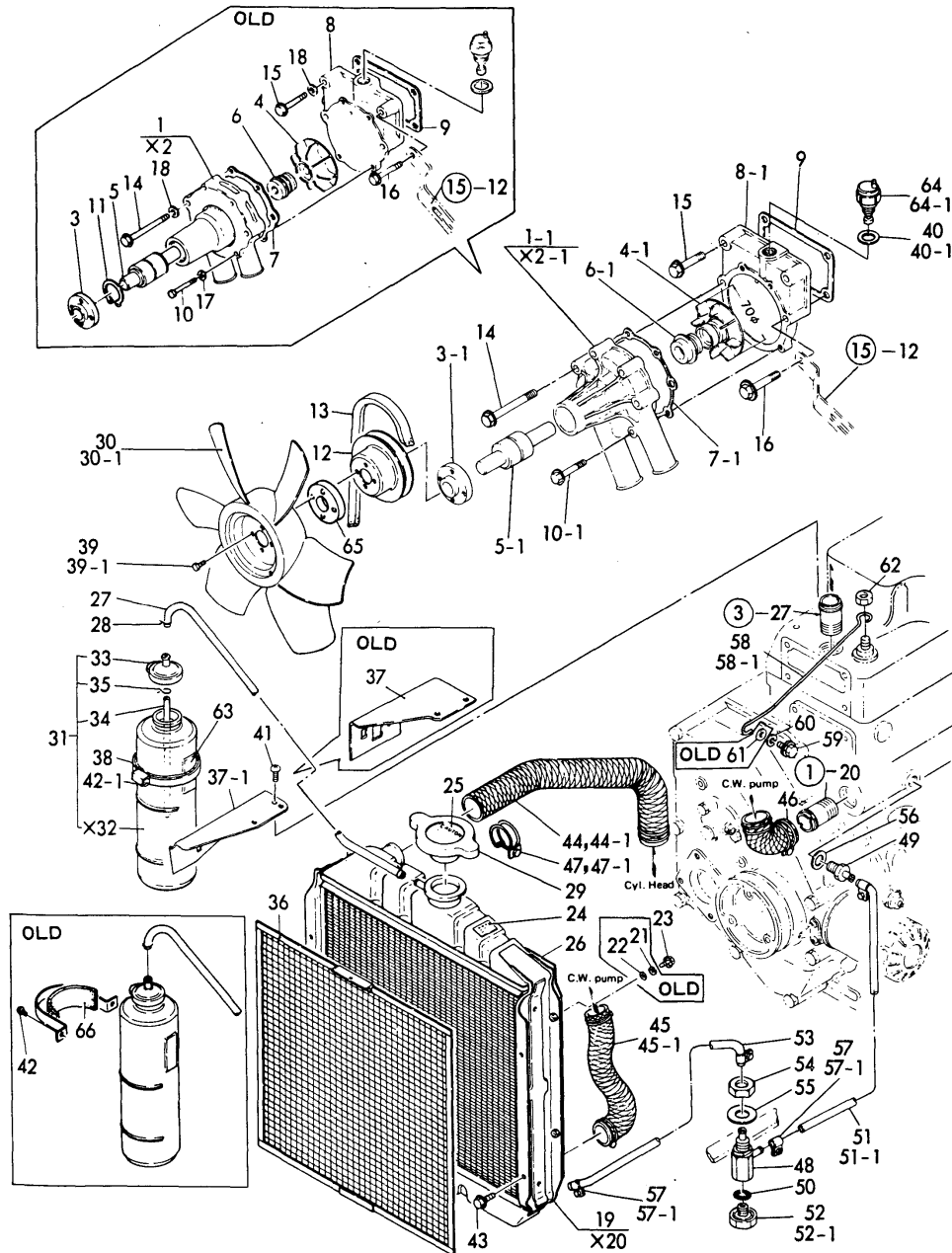
N:Old $\frac{Yes}{No}$ New, Q:Old $\frac{No}{Yes}$ New, R:Old $\frac{Yes}{Yes}$ New, S:Old $\frac{No}{No}$ New, W:Add, Z:Discontinued, F:Interchangeable by set, K:Q'ty Change
 ++ CONTINUE ++
 Copyright (C) YANMAR CO., LTD. All Rights Reserved.

Fig.10. COOLING WATER SYSTEM

(A)=3T84T
(B)=3T84Y
(C)=

(D)=
(E)=
(F)=

Fig. 10 COOLING WATER SYSTEM



No.	Lev.	Parts No.	Description	(A)	(B)	(C)	(D)	(E)	(F)	Q'ty	I	R
31	1	124450-44510	TANK ASSY, SUB	1	1							
33	2	124450-44530	CAP	1	1							
34	2	23061-070230	PIPE, 7X 230	1	1							
35	2	124450-44560	RETAINER	1	1							
36	1	121250-44581	SCREEN, RADIATOR	1	1							
37	1	121250-44540	BRACKET	1	1							
37-1	1	121120-44540	BRACKET, TANK		1							R
38	1	124450-44550	(B=*) BAND	1	1							
39	1	26116-060122	BOLT, M6X 12 PLATED	4	4							
39-1	1	26116-060252	BOLT, M6X 25 PLATED		4							S
40	1	23414-160000	(B=*) GASKET, 16X1.0	1	1							
40-1	1	124465-44950	(B=*) GASKET, 16	1	1							N
41	1	26557-080102	(A=*) SCREW, M8X10	2	2							
42	1	26557-060122	SCREW, M6X12	2								
42-1	1	26557-060122	SCREW, M6X12	1	1							K
43	1	26106-080122	(A=*) BOLT, M8X 12 PLATED	4	4							
44	1	121254-49010	PIPE, WATER	1	1							
44-1	1	121257-49010	PIPE, WATER		1							S
45	1	121254-49020	(B=*) HOSE, RUBBER	1	1							
45-1	1	121257-49022	(B=*) PIPE, WATER		1							S
46	1	121250-49030	(B=*) HOSE, WATER	1	1							
47	1	23010-038000	CLAMP, 38	6	6							
47-1	1	121267-49500	(B=*) BAND, 38		6							R
48	1	121250-49101	(B=*) BODY, 3-WAY COCK	1	1							
49	1	121250-49110	JOINT, PIPE	1	1							
50	1	24311-000160	O-RING, 1AP16.0	1	1							
51	1	121250-49160	PIPE, WATER DRAIN	2	2							
51-1	1	121250-49160	(B=*) PIPE, WATER DRAIN		1							K
52	1	121250-49121	PLUG, DRAIN	1	1							
52-1	1	23491-140002	(B=*) PLUG, 14		1							R
53	1	121250-49150	(B=*) PIPE, WATER DRAIN		1							W
54	1	26776-160002	(B=*) NUT, LOCK M16	1	1							
55	1	22117-160000	WASHER, 16	1	1							
56	1	124450-01980	GASKET	1	1							
57	1	124460-59050	BAND	4								
57-1	1	124766-59050	CLIP, HOSE 12	4	4							N
58	1	121254-44600	(A=*) BRACKET, RADIATOR	1	1							
58-1	1	121257-44600	(B=*) RETAINER		1							S
59	1	26106-080202	(B=*) BOLT, M8X 20 PLATED	1	1							

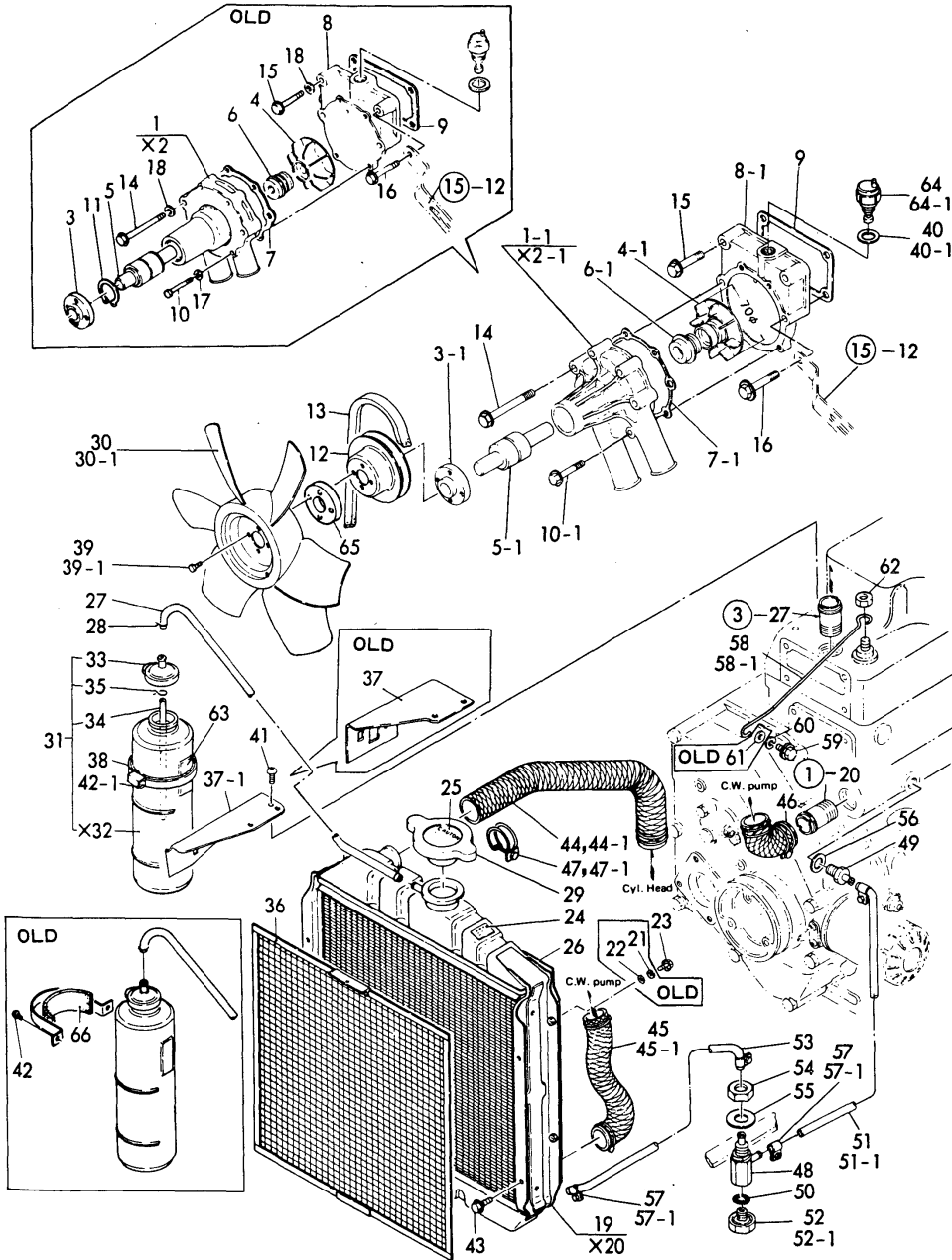
N:Old \xrightarrow{Yes} New, Q:Old \xrightarrow{No} New, R:Old \xrightarrow{Yes} New, S:Old \xrightarrow{No} New, W:Add, Z:Discontinued, F:Interchangeable by set, K:Q'ty Change
 ++ CONTINUE ++
 Copyright (C) YANMAR CO., LTD. All Rights Reserved.

Fig.10. COOLING WATER SYSTEM

(A)=3T84T
(B)=3T84Y
(C)=

(D)=
(E)=
(F)=

Fig. 10 COOLING WATER SYSTEM



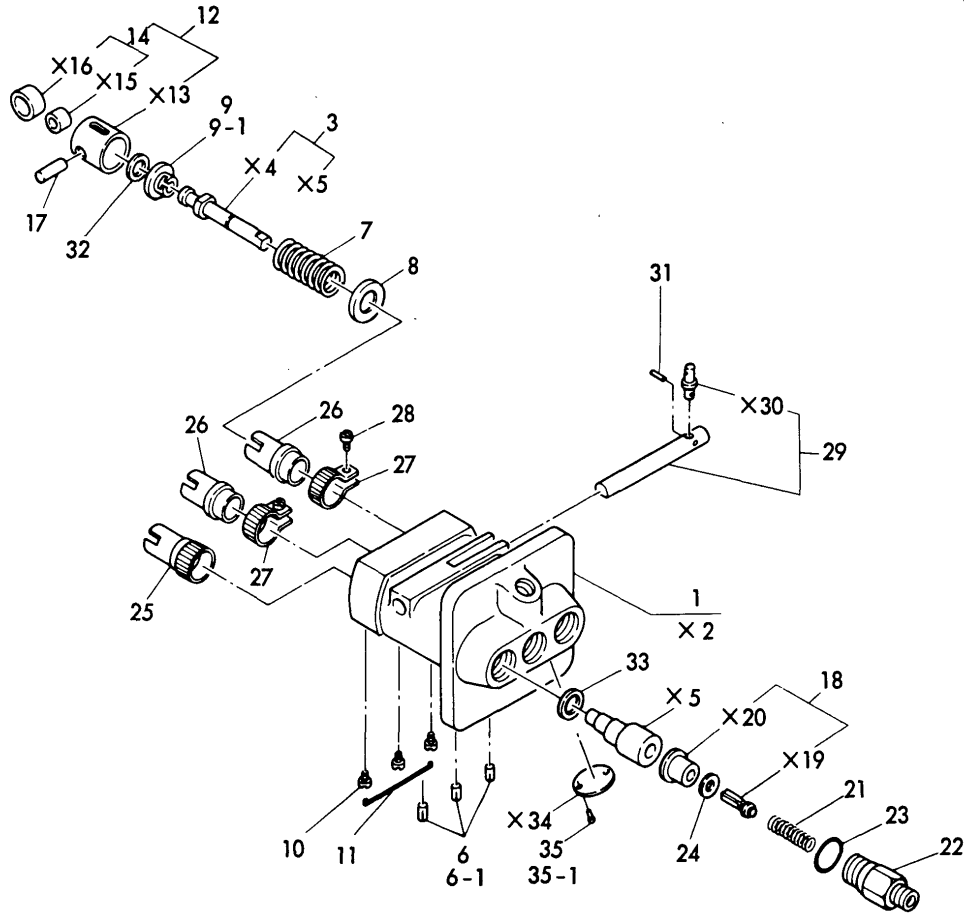
No.	Lev.	Parts No.	Description	Q'ty						I	R
				(A)	(B)	(C)	(D)	(E)	(F)		
60	1	22217-080000	WASHER, SPRING 8	1	1						
61	1	22137-080000	WASHER, 8	1	1						Z
		(A=*)									
62	1	124450-44610	NUT, LOCK	1	1						
63	1	124764-44810	LABEL, RESERVE TANK	1	1						
64	1	121250-44900	SWITCH	1	1						
64-1	1	121250-44901	SWITCH, 110			1					N
		(B=*)									
65	1	121257-44760	SPACER			1					W
		(B=*)									
66	1	194151-61170	FELT		1						Z
		(A=*)									

Fig.11. FUEL INJECTION PUMP

(A)=3T84T
(B)=3T84Y
(C)=

(D)=
(E)=
(F)=

Fig. 11 FUEL INJECTION PUMP



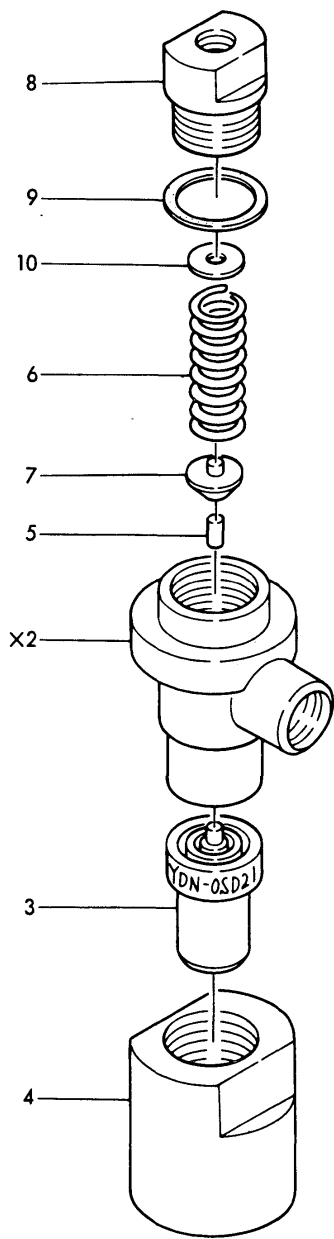
No.	Lev.	Parts No.	Description	Q'ty						I	R
				(A)	(B)	(C)	(D)	(E)	(F)		
1	1	721250-51700	PUMP ASSY, INJECTION	1	1						
3	2	124240-51100	PLUNGER ASSY	3	3						
6	2	103854-51251	PIN, PLUNGER	3							
6-1	2	124950-51670	PIN	3	3						N
		(A=*)									
7	2	174307-51190	SPRING, PLUNGER	3	3						
8	2	174307-51170	RETAINER, SPRING A	3	3						
9	2	174307-51180	RETAINER, SPRING	3							
9-1	2	174307-51181	RETAINER, SPRING B	3	3						N
		(A=*)									
10	2	174307-51450	PIECE	3	3						
11	2	121150-51460	PIN, GUIDE	1	1						
12	2	724550-51520	GUIDE, PLUNGER	3	3						
14	3	711100-51540	ROLLER ASSY	3	3						
17	3	174100-54120	PIN	3	3						
18	2	124550-51301	VALVE ASSY, DELIVERY	3	3						
21	2	124550-51320	SPRING, DELIVERY	3	3						
22	2	124550-51341	HOLDER, DELIVERY L43	3	3						
23	2	124550-51370	O-RING	3	3						
24	2	124550-51350	GASKET, DELIVERY	3	3						
25	2	174307-51510	SLEEVE	1	1						
26	2	174307-51550	SLEEVE, PINION	2	2						
27	2	174307-51560	PINION	2	2						
28	2	122117-51560	SCREW	2	2						
29	2	721150-51530	RACK ASSY, CONTROL	1	1						
31	2	124550-51590	RETAINER	1	1						
32	2	174307-51700	SHIM SET	3	3						
33	2	174307-51270	GASKET	3	3						
35	2	22624-230030	RIVET 2.3X 3	2							
35-1	2	124220-51890	RIVET	2	2						N
		(A=*)									

Fig.12. FUEL INJECTION VALVE

(A)=3T84T
(B)=3T84Y
(C)=

(D)=
(E)=
(F)=

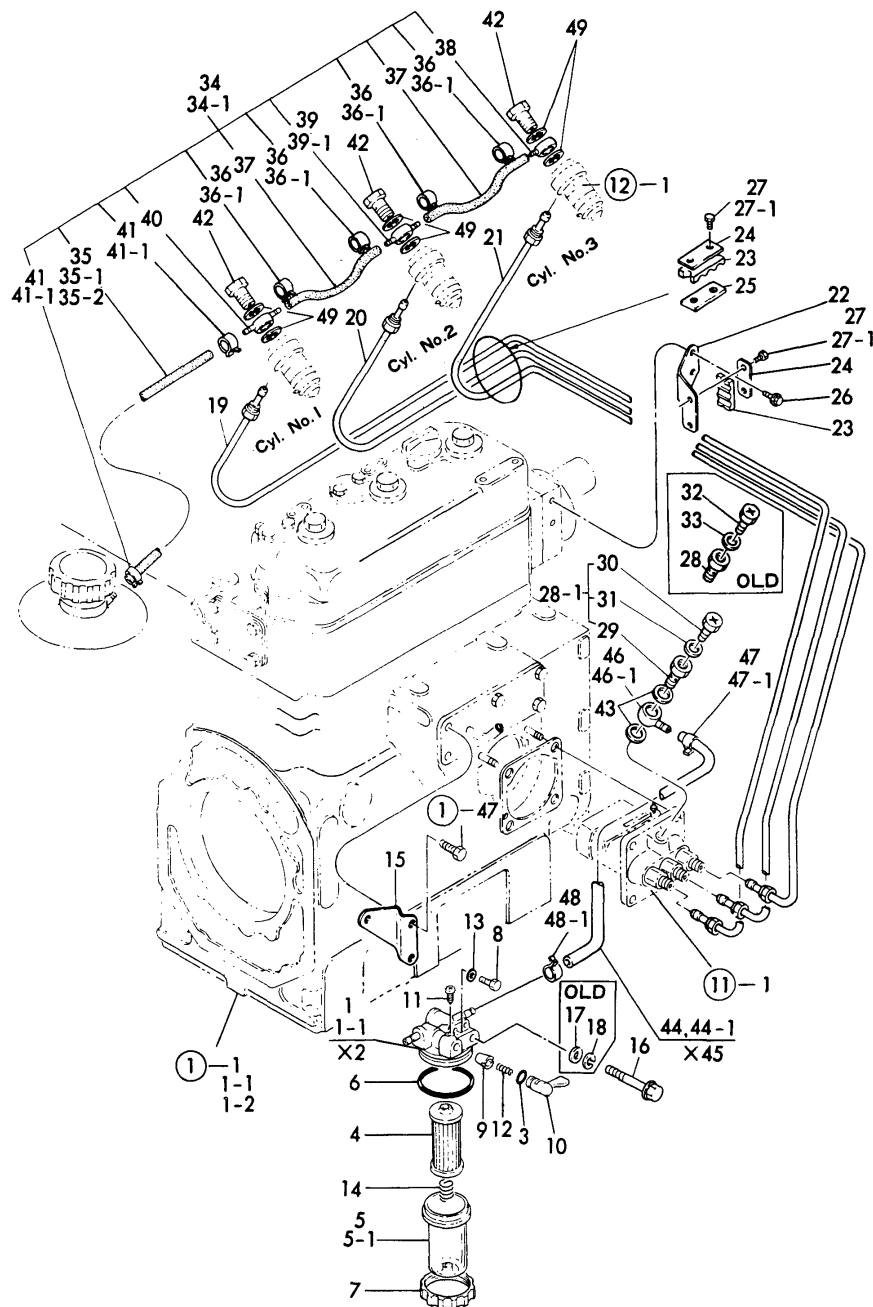
Fig. 12 FUEL INJECTION VALVE



No.	Lev.	Parts No.	Description	Q'ty						I	R
				(A)	(B)	(C)	(D)	(E)	(F)		
1	1	724770-53100	VALVE ASSY,INJECTION	3	3						
3	2	124770-53000	VALVE ASSY,INJECTION	3	3						
4	2	104900-53080	NUT, NOZZLE	3	3						
5	2	113200-53110	SPINDLE, INTER	3	3						
6	2	103854-53120	SPRING, NOZZLE	3	3						
7	2	113200-53120	RETAINER, SPRING	3	3						
8	2	103854-53180	RETAINER, SPRING	2	2						
9	2	172100-53200	GASKET	3	3						
10	2	110250-53150	PLATE ASSY, ADJUST	3	3						

Fig.13. FUEL SYSTEM

Fig. 13 FUEL OIL SYSTEM

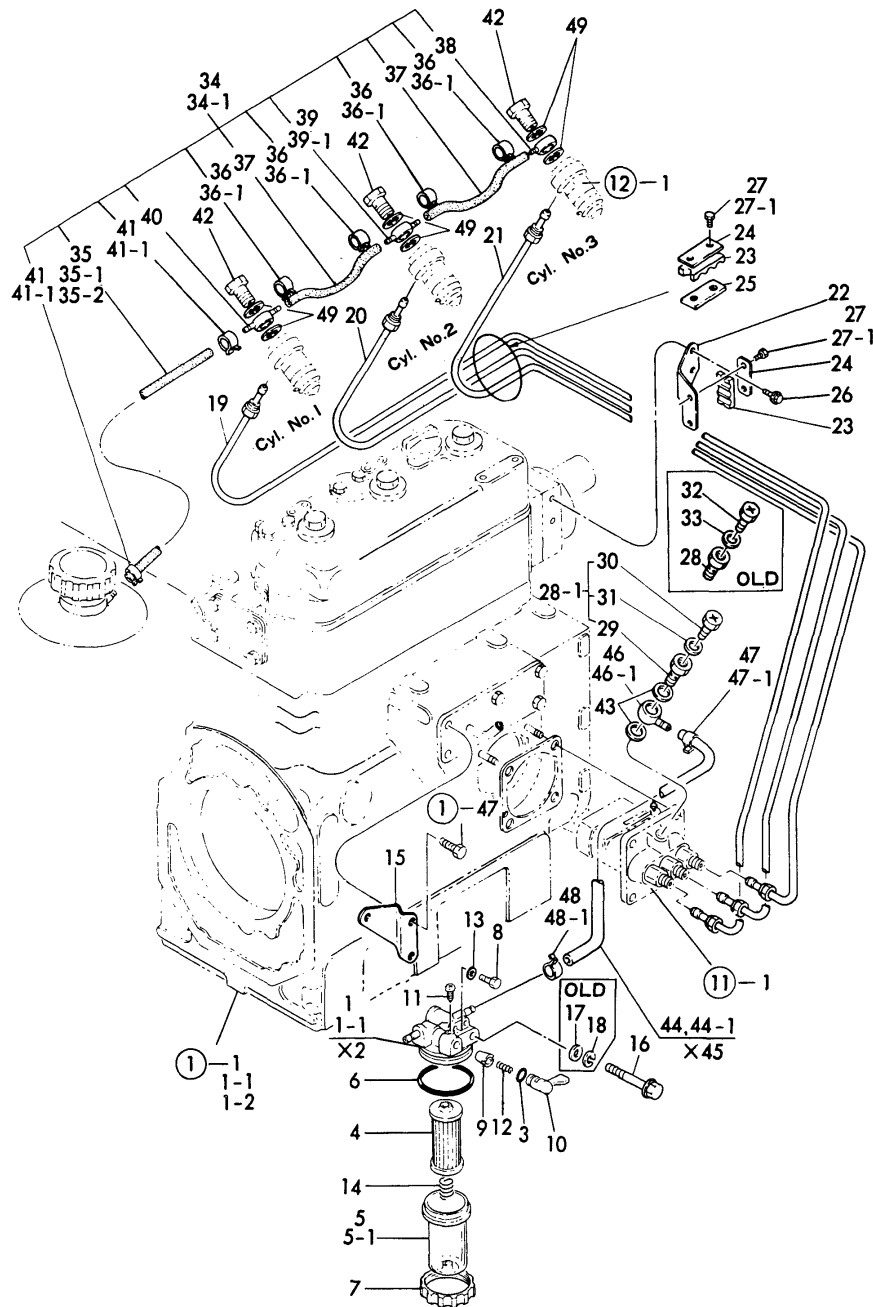


No.	Lev.	Parts No.	Description	Q'ty						I	R
				(A)	(B)	(C)	(D)	(E)	(F)		
1	1	121250-55600	STRAINER ASSY, FUEL	1							
1-1	1	121254-55600 (A=*)	STRAINER ASSY, FUEL	1	1						N
3	2	24311-240100	O-RING, 1AP10A	1	1						
4	2	124550-55700	FILTER, FUEL L=90	1	1						
5	2	124550-55510	COVER	1	1						
5-1	2	121254-55510 (A=*)	COVER	1	1						N
6	2	102103-55520	O-RING	1	1						
7	2	110250-55610	RING, RETAINING	1	1						
8	2	101720-55750	PLUG, 6	2	2						
9	2	104200-55321	VALVE, TAPER	1	1						
10	2	104200-55341	HANDLE	1	1						
11	2	104200-55750	SCREW, M4	1	1						
12	2	104200-55330	SPRING, VALVE	1	1						
13	2	23418-060000	GASKET, 6X1.0	2	2						
14	2	121250-55620	SPRING	1	1						
15	1	121250-55610	BRACKET, STRAINER	1	1						
16	1	26106-080652	BOLT, M8X 65 PLATED	1	1						
17	1	22117-080000 (A=*)	WASHER, 8	1	1						Z
18	1	22117-080000 (A=*)	WASHER, 8	1	1						Z
19	1	121250-59810	PIPE ASSY, INJECTION	1	1						
20	1	121250-59820	PIPE ASSY, INJECTION	1	1						
21	1	121250-59830	PIPE ASSY, INJECTION	1	1						
22	1	121250-59850	RETAINER	1	1						
23	1	123325-59100	RETAINER, PIPE	2	2						
24	1	123325-59110	COVER	2	2						
25	1	121250-59860	BRACKET	1	1						
26	1	26106-060102	BOLT, M6X 10 PLATED	2	2						
27	1	26116-060162	BOLT, M6X 16 PLATED	4	4						
27-1	1	121465-59950	BOLT, M6X16	4							R
28	1	124060-59391 (B=*)	BOLT, PIPE JOINT M12	1	1						
28-1	1	103854-59191	BOLT ASSY, JOINT M12	1	1						S
29	2	103854-59201 (B=*)	BOLT, PIPE JOINT M12	1	1						W
30	2	101720-55750 (B=*)	PLUG, 6	1	1						W
31	2	43400-500390 (B=*)	SEAL WASHER 6	1	1						W
32	1	124060-59380 (A=*)	PLUG, 6	1	1						Z
33	1	43400-500390 (A=*)	SEAL WASHER 6	1	1						Z
34	1	121250-59500	PIPE, FUEL RETURN	1							
34-1	1	121250-59501 (A=*)	PIPE ASSY, RETURN	1	1						N
35	2	121250-59560	PIPE, FUEL RETURN	1							

N:Old $\frac{Yes}{No}$ New, Q:Old $\frac{No}{Yes}$ New, R:Old $\frac{Yes}{Yes}$ New, S:Old $\frac{No}{No}$ New, W:Add, Z:Discontinued, F:Interchangeable by set, K:Q'ty Change
 ++ CONTINUE ++
 Copyright (C) YANMAR CO., LTD. All Rights Reserved.

Fig.13. FUEL SYSTEM

Fig. 13 FUEL OIL SYSTEM



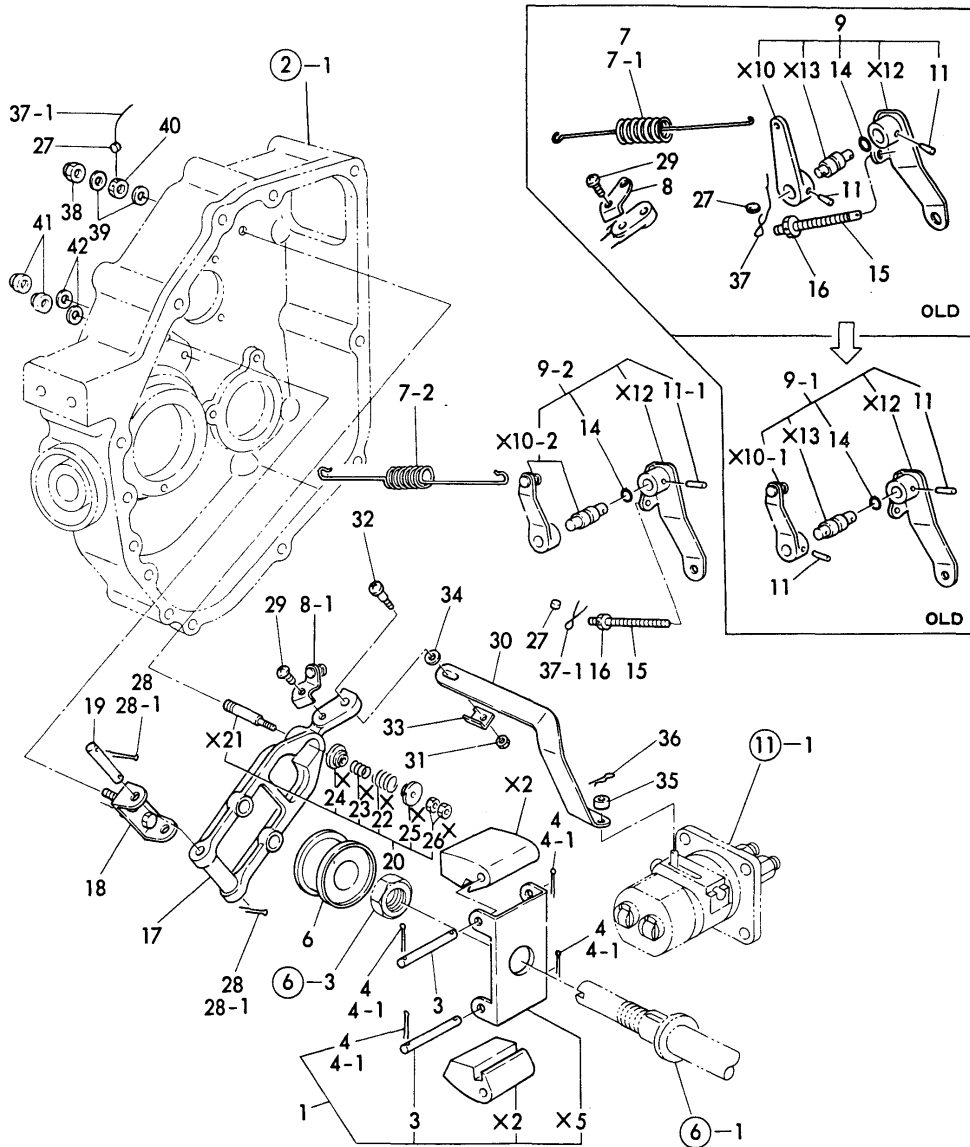
(A)=3T84T
(B)=3T84Y
(C)=

(D)=
(E)=
(F)=

No.	Lev.	Parts No.	Description	Q'ty						I	R
				(A)	(B)	(C)	(D)	(E)	(F)		
35-1	2	121250-59561 (A=*)	PIPE, FUEL D11X460	1	1						S
35-2	2	121450-77690	PIPE, FUEL 7/11X500		1						S
36	2	124066-59100 (B=*)	CLIP, HOSE 8		5						
36-1	2	124066-59100 (A=*)	CLIP, HOSE 8	4	4						K
37	2	121250-59550	PIPE, FUEL D8X120	2	2						
38	2	124550-59030	JOINT, PIPE 8	1	1						
39	2	124550-59090	JOINT, PIPE 8	2							
39-1	2	124550-59090 (A=*)	JOINT, PIPE 8	1	1						K
40	2	121750-59090 (B=E/#280029)	JOINT, PIPE 8	1	1						W
41	2	124060-77680 (B=E/#280029)	CLIP, HOSE 10	2	2						W
41-1	2	106100-44680 (B=*)	CLIP, HOSE		2						R
42	1	101147-59810	BOLT, PIPE JOINT M8	3	3						
43	1	104200-59170	GASKET, 12	2	2						
44	1	121250-59010	PIPE ASSY, FUEL	1	1						
44-1	1	121250-59011 (B=*)	PIPE ASSY, FUEL		1						N
46	2	124250-59260	JOINT, PIPE 12	1	1						
46-1	2	101304-59020 (B=*)	JOINT, PIPE 12		1						S
47	2	124460-59050	BAND		1						
47-1	2	124766-59050 (A=*)	CLIP, HOSE 12	1	1						N
48	1	124460-59060	BAND		1						
48-1	1	124766-59050 (A=*)	CLIP, HOSE 12	1	1						N
49	1	23414-080012	GASKET, 8X1.0	6	6						

Fig.14. GOVERNOR

Fig. 14 GOVERNOR EQUIPMENT



(A)=3T84T
(B)=3T84Y
(C)=

(D)=
(E)=
(F)=

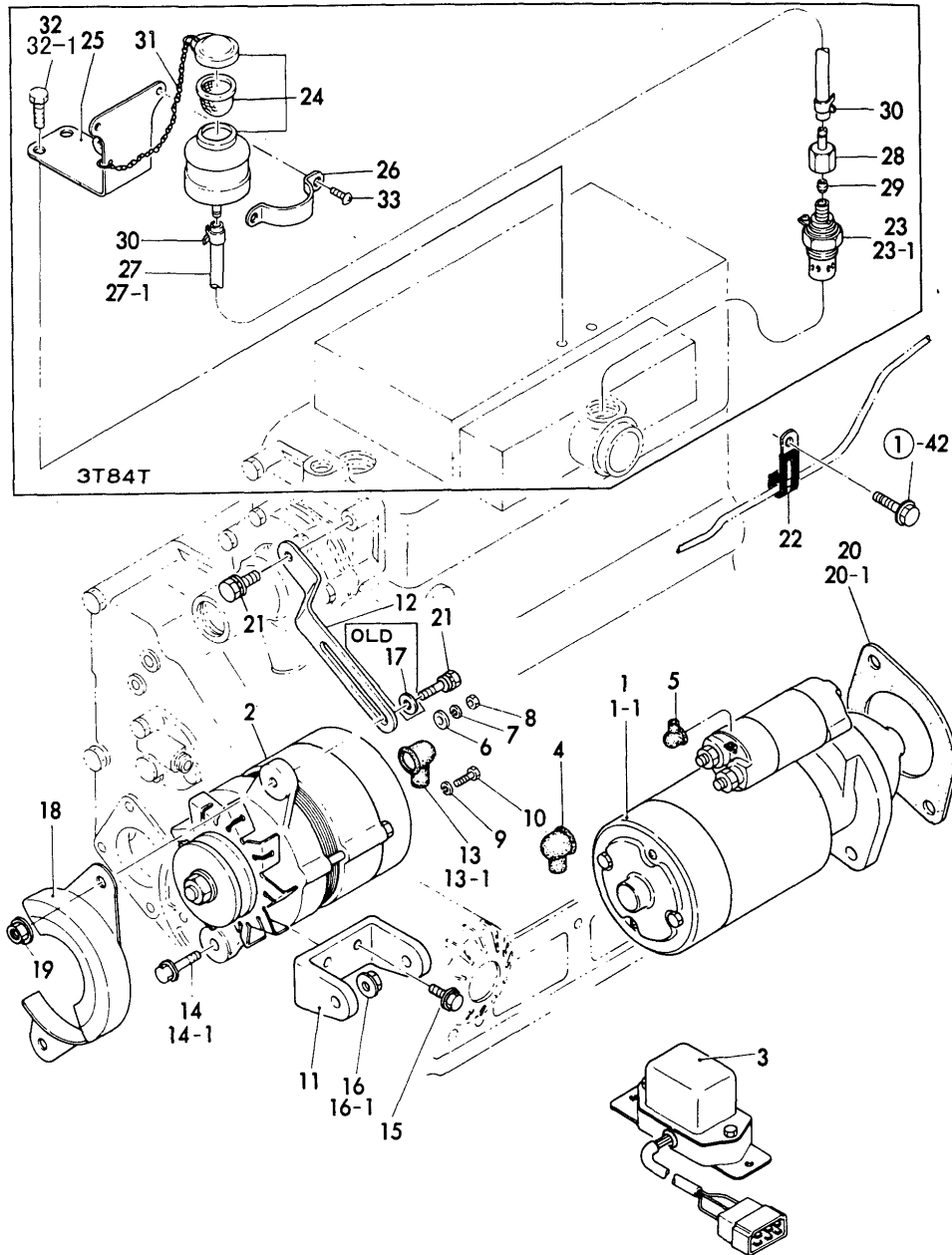
No.	Lev.	Parts No.	Description	Qty						I	R
				(A)	(B)	(C)	(D)	(E)	(F)		
1	1	724450-61520	SUPPORT ASSY, WEIGHT	1	1						
3	2	124450-61220	PIN, GOVERNOR WEIGHT	2	2						
4	2	22417-200200	PIN, COTTER 2.0X20	4	4						
4-1	2	22417-200120	COTTER PIN 2.0X12		4						S
		(B=*)									
6	1	121250-61600	SLEEVE	1	1						
7	1	121250-66010	SPRING, REGULATOR	1							
7-1	1	121258-66010	SPRING, REGULATOR	1	1						N
		(A=*)									
7-2	1	121258-66011	SPRING, REGULATOR	1	1						S
		(A=*)									
8	1	124450-66460	BRACKET	1	1						
8-1	1	121120-66100	HOOK ASSY	1	1						S
		(A=*)									
9	1	724450-66530	LEVER ASSY,REGULATOR	1	1						
9-1	1	121158-66000	HANDLE ASSY	1	1						F A
		(A=*)									
9-2	1	121258-66000	HANDLE ASSY		1						F B
		(B=*)									
11	2	22322-030180	PIN, TAPER 3X18	2	2						
11-1	2	22322-030180	PIN, TAPER 3X18		1						K
		(B=*)									
14	2	24311-000070	O-RING, 1AP7.0	1	1						
15	1	103854-66420	SCREW	1	1						
16	1	124550-66370	NUT, M6	1	1						
17	1	124460-66611	LEVER ASSY, GOVERNOR	1	1						
18	1	124450-66510	SUPPORT	1	1						
19	1	124450-66550	PIN	1	1						
20	1	121250-66801	LIMITER ASSY, FUEL	1	1						
27	1	135210-61090	LEAD	2	2						
28	1	22417-200200	PIN, COTTER 2.0X20	2	2						
28-1	1	22417-200120	COTTER PIN 2.0X12		2						S
		(A=*)									
		(B=*)									
29	1	26557-060082	SCREW, M6X 8	1	1						
30	1	121250-66400	LINK, GOVERNOR	1	1						
31	1	26756-050002	NUT, LOCK M5	1	1						
32	1	124450-66411	SCREW	1	1						
33	1	124460-66440	WASHER	1	1						
34	1	124450-66430	SPACER	1	1						
35	1	124450-66420	RETAINER	1	1						
36	1	22360-060000	PIN, SNAP 6	1	1						
37	1	22451-100000	WIRE, 1.0	2	2						
37-1	1	22451-060000	WIRE, 0.6		2						S
		(A=*)									
		(B=*)									
38	1	26667-080002	NUT, CAP M8	1	1						
39	1	43400-500410	SEAL WASHER 8	2	2						
40	1	124772-66890	NUT	1	1						
41	1	26657-060002	NUT, CAP M6	2	2						
42	1	43400-500400	SEAL WASHER 6	2	2						

Fig.15. ELECTRIC EQUIPMENT

(A)=3T84T
(B)=3T84Y
(C)=

(D)=
(E)=
(F)=

Fig. 15 ELECTRIC EQUIPMENT



No.	Lev.	Parts No.	Description	Q'ty						I	R
				(A)	(B)	(C)	(D)	(E)	(F)		
1	1	124250-77011	STARTER, S12-52	1	1						
1-1	1	124250-77012	STARTER, S12-77A	1	1						N
(B=E/#280029)											
2	1	124756-77210	GENERATOR, LT115P-52	1	1						A
3	1	124550-77710	REGULATOR, TL1Z86E	1	1						
4	1	124550-77030	COVER, TERMINAL	1	1						
5	1	124550-77020	COVER, TERMINAL	1	1						
6	1	22117-050000	WASHER, 5	1	1						W
(A=*)											
7	1	22217-050000	WASHER, SPRING 5	1	1						W
(A=*)											
8	1	26756-050002	NUT, LOCK M5	1	1						W
(A=*)											
9	1	22217-050000	WASHER, SPRING 5	1	1						W
(A=*)											
10	1	26116-050142	BOLT, M5X 14 PLATED	1	1						W
(A=*)											
11	1	124550-77250	BRACKET, GENERATOR	1	1						
12	1	121250-77330	ADJUSTER	1	1						
13	1	124550-77040	BRACKET	1	1						
13-1	1	124756-77040	COVER, TERMINAL	1	1						R
(A=*)											
14	1	26116-080302	BOLT, M8X 30 PLATED	3	3						
14-1	1	26106-080302	BOLT, M8X 30 PLATED		2						K
(B=*)											
15	1	26106-080182	BOLT, M8X 18 PLATED	2	2						
16	1	26716-080002	NUT, M8	2	2						
16-1	1	26366-080002	NUT, M8		2						R
(B=*)											
17	1	22137-080000	WASHER, 8	1	1						Z
(A=*)											
18	1	121250-77210	COVER, GENERATOR	1	1						
19	1	26366-080002	NUT, M8	1	1						
20	1	129350-77050	GASKET	1	1						W
(A=*)											
20-1	1	129350-77051	GASKET		1						R
(B=*)											
21	1	26014-080352	BOLT, M8X 35		2						W
(B=*)											
22	1	194440-51620	CLAMP		1						W
(B=*)											
23	1	124450-77910	PLUG, THERMOSTAT	1							
23-1	1	121023-77910	PLUG, THERMOSTAT	1							F B
(A=*)											
24	1	124460-77802	TANK ASSY, HEADER	1							
25	1	121250-77812	RETAINER	1							
26	1	124460-77820	RETAINER	1							
27	1	121250-77700	PIPE, FUEL	1							
27-1	1	121250-77701	PIPE, FUEL	1							N
(A=*)											
28	1	124460-77660	JOINT, PIPE	1							Z

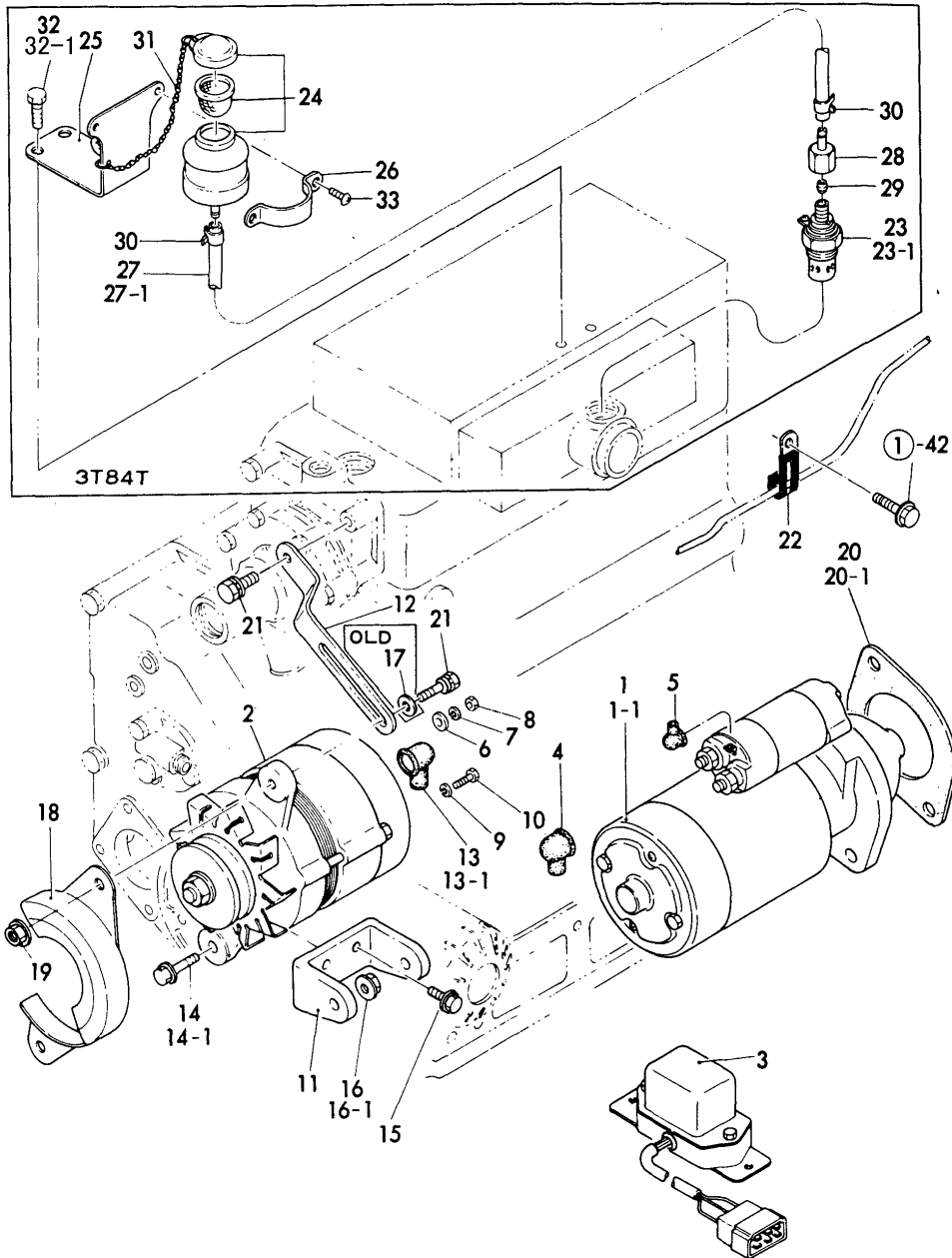
N:Old $\begin{matrix} \leftarrow \text{Yes} \\ \text{No} \end{matrix}$ New, Q:Old $\begin{matrix} \leftarrow \text{No} \\ \text{Yes} \end{matrix}$ New, R:Old $\begin{matrix} \leftarrow \text{Yes} \\ \text{Yes} \end{matrix}$ New, S:Old $\begin{matrix} \leftarrow \text{No} \\ \text{No} \end{matrix}$ New, W:Add, Z:Discontinued, F:Interchangeable by set, K:Q'ty Change
 ++ CONTINUE ++
 Copyright (C) YANMAR CO., LTD. All Rights Reserved.

Fig.15. ELECTRIC EQUIPMENT

(A)=3T84T
(B)=3T84Y
(C)=

(D)=
(E)=
(F)=

Fig. 15 ELECTRIC EQUIPMENT

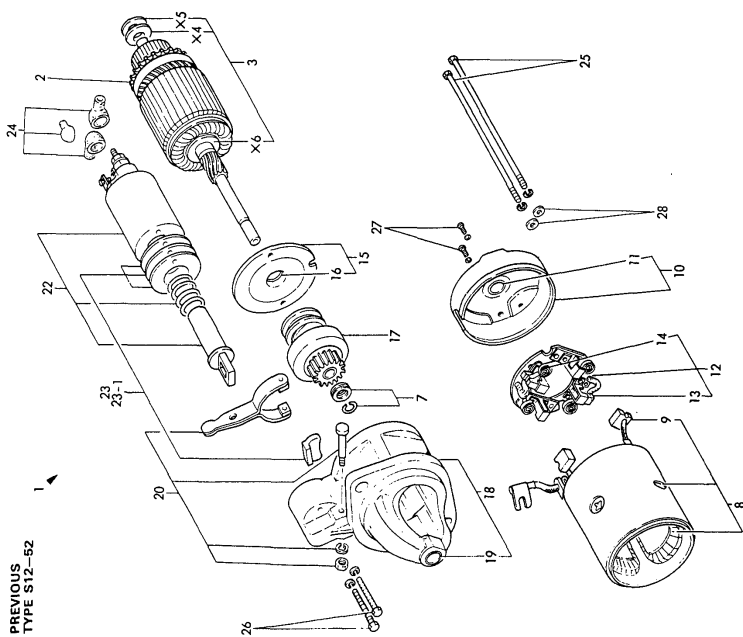
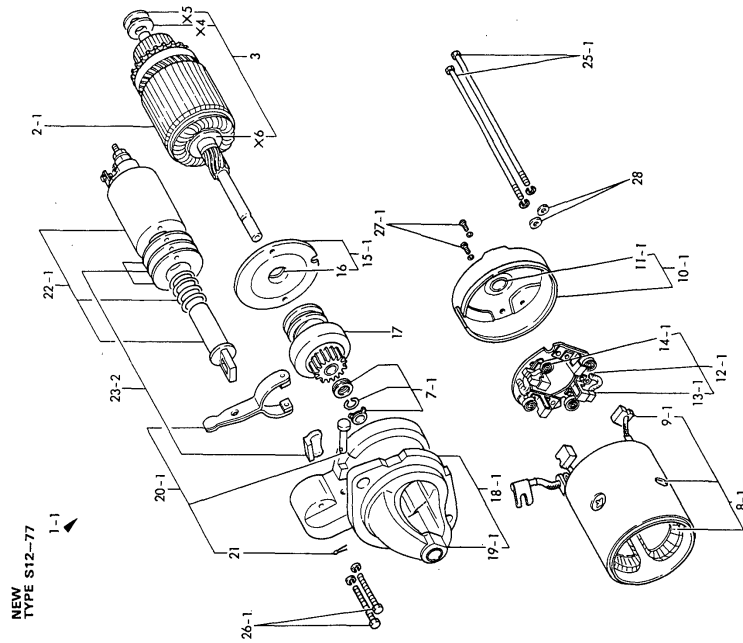


No.	Lev.	Parts No.	Description	Q'ty						I	R
				(A)	(B)	(C)	(D)	(E)	(F)		
29	1	124450-77980	RETAINER	1							Z
30	1	124060-77680	CLIP, HOSE 10	2							
31	1	101100-55060	CHAIN	1							
32	1	26557-080102	SCREW, M8X10	2							
32-1	1	26116-080122	BOLT, M8X 12 PLATED	2							N
33	1	26557-060082	SCREW, M6X 8	2							

Fig.16. STARTER COMPONENT PARTS

(A)=3T84T
(B)=3T84Y
(C)=

(D)=
(E)=
(F)=



No.	Lev.	Parts No.	Description	Q'ty						I	R
				(A)	(B)	(C)	(D)	(E)	(F)		
1	1	124250-77011	STARTER, S12-52	1	1						A
1-1	1	124250-77012 (A=*)	STARTER, S12-77A	1	1						N A
2	2	X21204150	ARMATURE ASSY	1	1						S
2-1	2	X21207100 (A=*)	ARMATURE ASSY	1	1						S
3	2	X21201115	WASHER SET, THRUST	1	1						
7	2	X22506105	STOPPER SET, PINION	1	1						
7-1	2	X21143155 (A=*)	STOPPER SET, PINION	1	1						S
8	2	X21204220	COIL ASSY, FIELD	1	1						
8-1	2	X21204259 (A=*)	COIL ASSY	1	1						S
9	3	X21208311 (A=*)	BRUSH (+)	2	2						
9-1	3	X21209311 (A=*)	BRUSH (+)	2	2						S
10	2	X21307300	COVER ASSY, REAR	1	1						
10-1	2	X212063001 (A=*)	REAR COVER ASSY	1	1						S
11	3	X21301310	METAL, COVER BEARING	1	1						
11-1	3	X21204302 (A=*)	METAL, COVER BEARING	1	1						S
12	2	X21205305	HOLDER ASSY, BRUSH	1	1						
12-1	2	X21205310 (A=*)	HOLDER ASSY, BRUSH	1	1						S
13	3	X21206312	BRUSH (-)	2	2						
13-1	3	X21207312 (A=*)	BRUSH	2	2						S
14	3	X21304313	SPRING, BRUSH	4	4						
14-1	3	X21201313 (A=*)	SPRING, BRUSH	4	4						S
15	2	X21303400	BEARING ASSY	1	1						
15-1	2	X21205400 (A=*)	BEARING ASSY	1	1						S
16	3	X21204401	METAL, CENTER BERG.	1	1						
17	2	X213065002	PINION ASSY	1	1						
18	2	X212086002	CASE ASSY, GEAR	1	1						
18-1	2	X212026004 (A=*)	CASE ASSY, GEAR	1	1						S
19	3	X21301310	METAL, COVER BEARING	1	1						
19-1	3	X21202601 (A=*)	METAL, GEAR CASE	1	1						S
20	2	X21307605	LEVER SET	1	1						
20-1	2	X21201605 (A=*)	LEVER SET	1	1						S
21	3	22417-200200 (A=*)	PIN, COTTER 2.0X20	1	1						W
22	2	X21306700	SWITCH ASSY, MAGNET.	1	1						
22-1	2	X212037002 (A=*)	SWITCH ASSY, MAGNET.	1	1						S

Fig. 16 STARTER COMPONENT PARTS

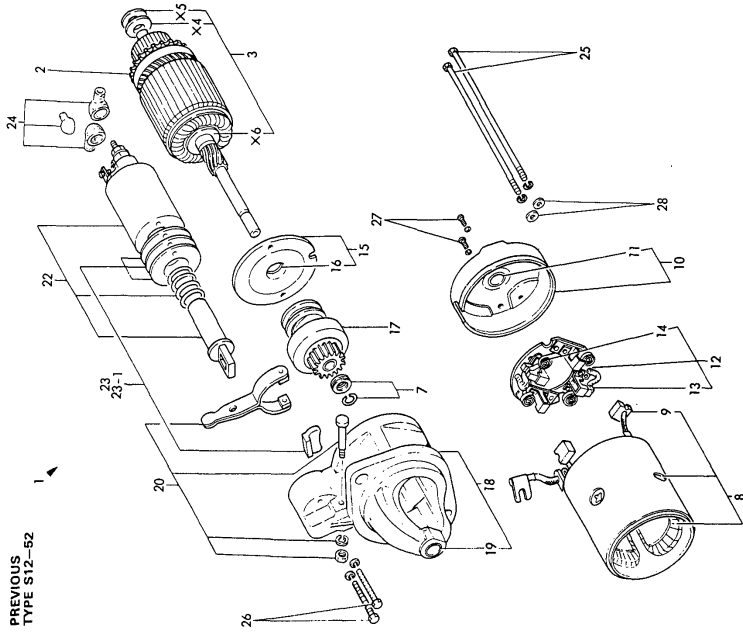
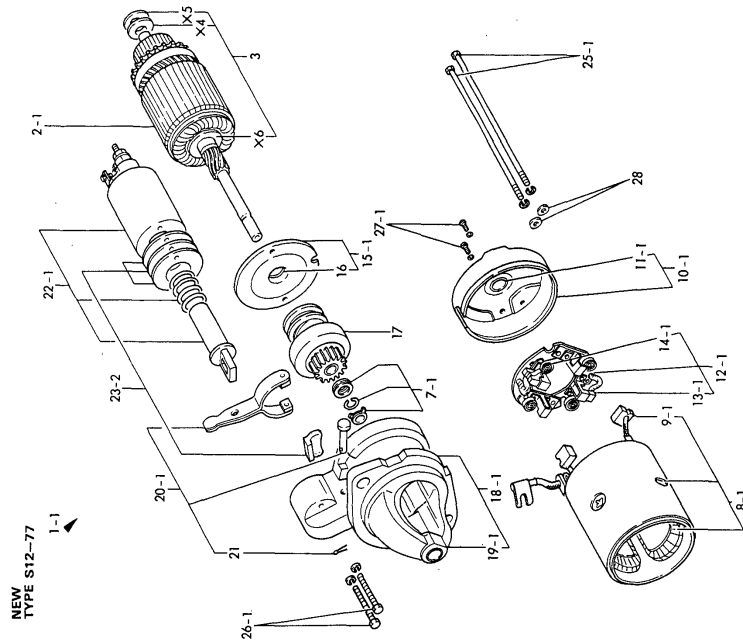
PREVIOUS
TYPE S12-52

NEW
TYPE S12-77

Fig.16. STARTER COMPONENT PARTS

(A)=3T84T
(B)=3T84Y
(C)=

(D)=
(E)=
(F)=



No.	Lev.	Parts No.	Description	Q'ty						I	R
				(A)	(B)	(C)	(D)	(E)	(F)		
23	2	X21302610	COVER SET, DUST	1	1						
23-1	2	X21306610 (A=*)	COVER, DUST	1	1						R
23-2	2	X21202602 (A=*)	COVER SET	1	1						S
24	2	X21202803 (A=*)	COVER SET	1	1						Z
25	2	X21206810	BOLT, THROUGH	2	2						
25-1	2	X21204810 (A=*)	BOLT, THROUGH	2	2						S
26	2	X21202815 (A=*)	BOLT	2	2						
26-1	2	X21145866 (A=*)	BOLT	2	2						S
27	2	26557-040082	SCREW, M4X 8	2	2						
27-1	2	26557-040122 (A=*)	SCREW, M4X12	2	2						S
28	2	X21301827 (A=*)	WASHER	2	2						

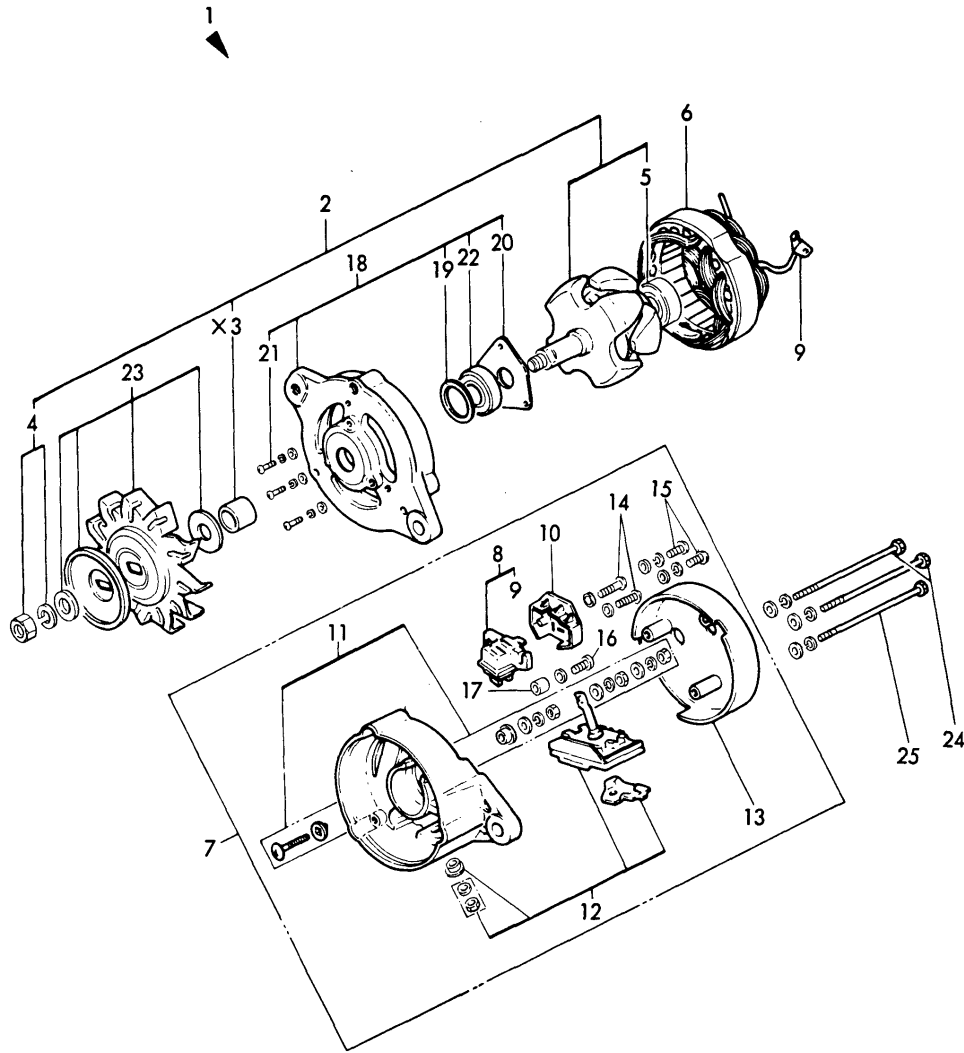
Fig. 16 STARTER COMPONENT PARTS

Fig.17. GENERATOR COMPONENT PARTS

(A)=3T84T
(B)=3T84Y
(C)=

(D)=
(E)=
(F)=

Fig. 17 GENERATOR COMPONENT PARTS



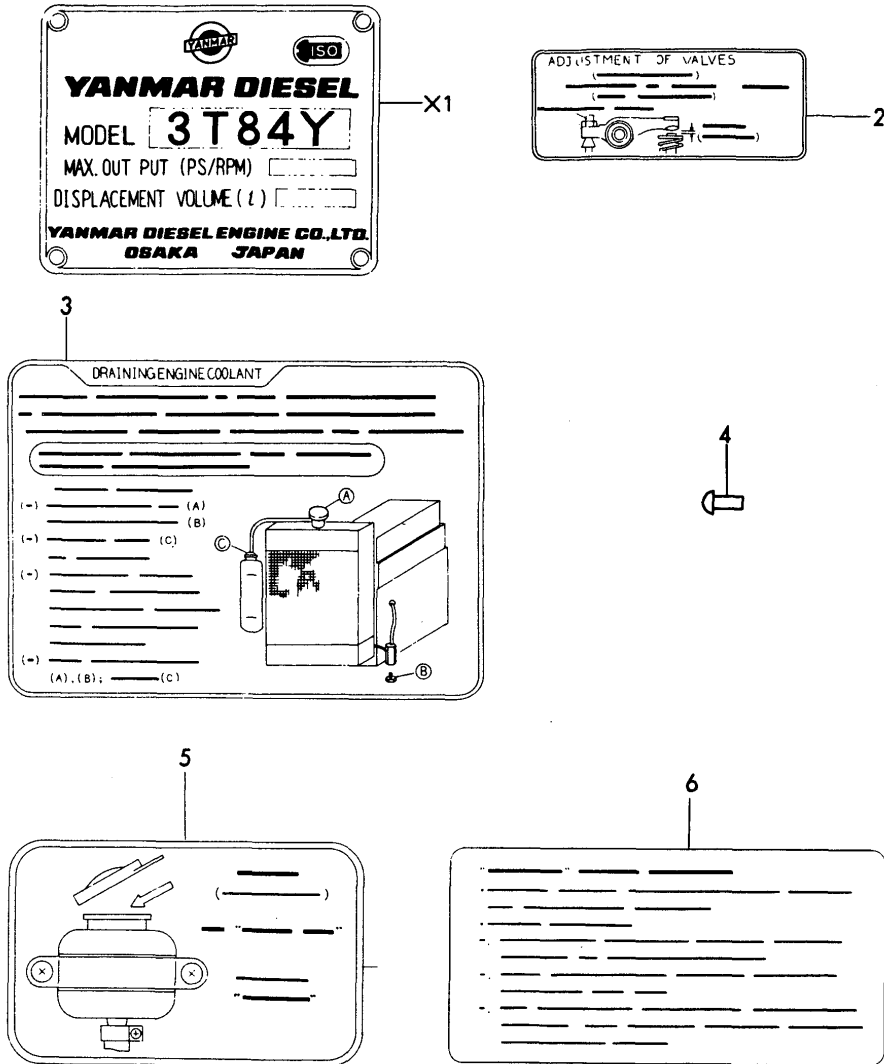
No.	Lev.	Parts No.	Description	Q'ty						I	R
				(A)	(B)	(C)	(D)	(E)	(F)		
1	1	124756-77210	GENERATOR, LT115P-52	1	1						
2	2	XLT1157110	ROTOR ASSY	1	1						
4	3	XB444001A	NUT SET, PULLEY	1	1						
5	3	X6201SD	BALL BEARING	1	1						
6	2	XL135N220	STATOR ASSY	1	1						
7	2	XL1156300	COVER ASSY, REAR	1	1						
8	3	XL135N1301	BRUSH ASSY	1	1						
9	4	XL125N1302	M-TERMINAL	1	1						
10	3	XL135N1303	COVER	1	1						
11	3	XL1255310A	BOLT ASSY, TERMINAL	1	1						
12	3	XL1256320	DIODE	1	1						
13	3	XL1152803	COVER, REAR	1	1						
14	3	26557-040202	SCREW, M4X20	2	2						
15	3	26557-040082	SCREW, M4X 8	3	3						
16	3	26117-050169	BOLT, M5X 16 PLATED	1	1						
17	3	XL1151341	SPACER	1	1						
18	2	XL1156400	COVER ASSY, FRONT	1	1						
19	3	XL1201403	RETAINER, PACKING	1	1						
20	3	XL1201404	RETAINER, PACKING	1	1						
21	3	26557-040202	SCREW, M4X20	3	3						
22	3	X6202B	BALL BEARING	1	1						
23	2	XL1151552	PULLEY ASSY	1	1						
24	2	XL1251801	BOLT, THROUGH	2	2						
25	2	XL1251802	BOLT, THROUGH	1	1						

Fig.18. LABEL(ENGINE)

(A)=3T84T
(B)=3T84Y
(C)=

(D)=
(E)=
(F)=

Fig. 18 LABELS (ENGINE)



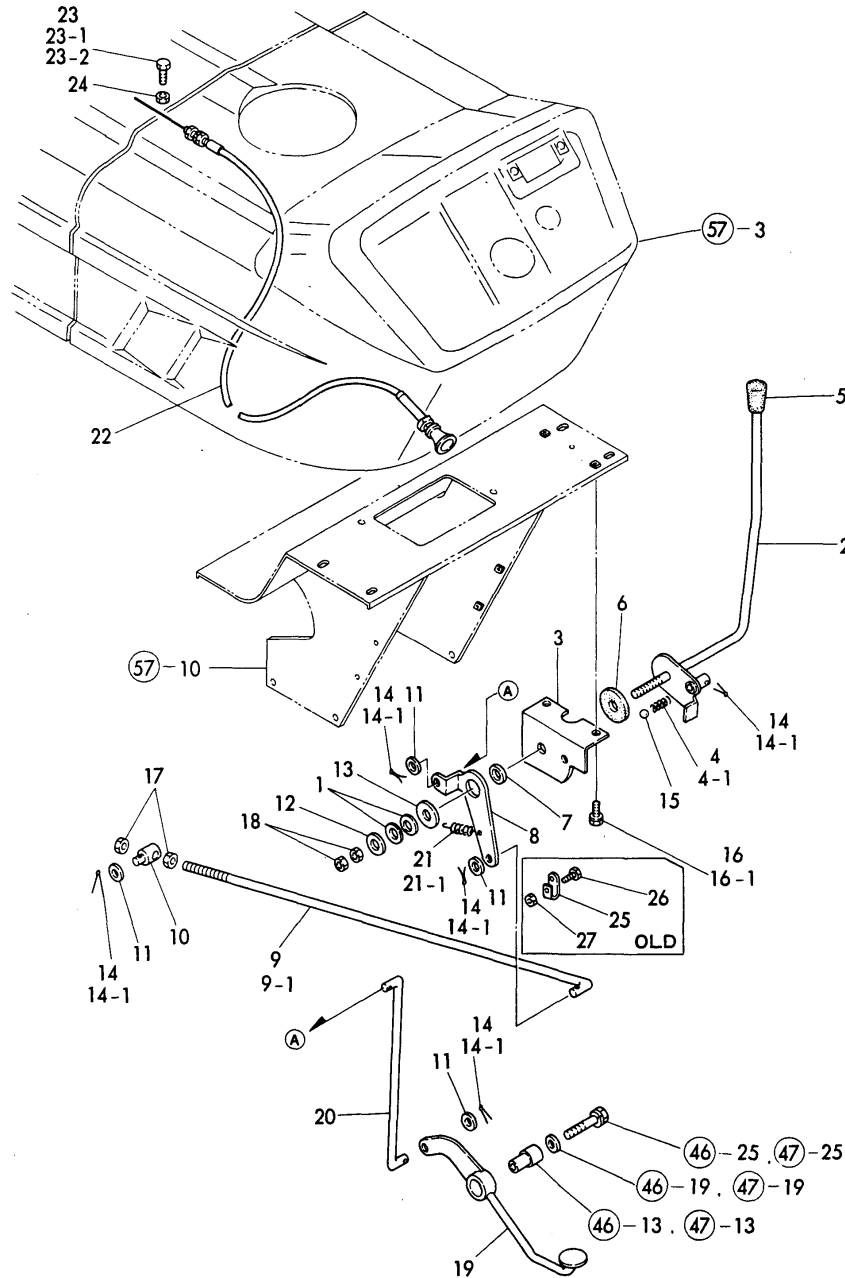
No.	Lev.	Parts No.	Description	Q'ty						I	R
				(A)	(B)	(C)	(D)	(E)	(F)		
2	1	124764-07160	LABEL, VALVE ADJUST	1	1						
3	1	121254-07150	LABEL, WATER DRAIN	1	1						
4	1	102210-07990	RIVET		4						
5	1	124764-77980	LABEL, FUEL	1							
6	1	124764-07970	LABEL, OPERATION	1							

Fig.19. THROTTLE LEVER

(A)=YM330T(1)
(B)=YM330T(2)
(C)=YM3000

(D)=YM330DT
(E)=YM3000DT
(F)=

Fig. 19 THROTTLE LEVER



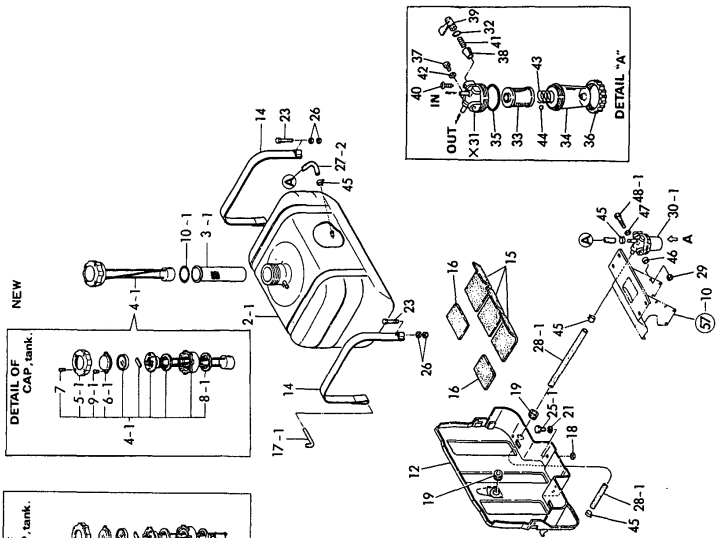
No.	Lev.	Parts No.	Description	Q'ty						I	R
				(A)	(B)	(C)	(D)	(E)	(F)		
1	1	194740-00160	SPRING, 10	2	2	2	2	2			
2	1	194145-01110	LEVER, THROTTLE	1	1	1	1	1			
3	1	194145-01140	BRACKET, THRTL LEVER	1	1	1	1	1			
4	1	194080-27480	SPRING	1	1	1	1	1			
4-1	1	194197-01160	SPRING	1	1	1	1	1		S	
		(A=*8101) (B=*8101) (C=*8101) (D=*8101) (E=*8101)									
5	1	194150-01190	KNOB, LEVER	1	1	1	1	1			
6	1	194145-01260	PLATE, FRICTION	1	1	1	1	1			
7	1	194150-01270	SPACER, 20	1	1	1	1	1			
8	1	194145-01350	LEVER, LINK	1	1	1	1	1			
9	1	194145-01360	ROD, THROTTLE LINK	1	1						
9-1	1	194134-01360	ROD, THROTTLE LINK	1	1	1	1	1		N	
		(A=FXXXXX) (B=FXXXXX)									
10	1	194150-01370	ADJUSTER	1	1	1	1	1			
11	1	22137-080000	WASHER, 8	4	4	4	4	4			
12	1	22137-100000	WASHER, 10	1	1	1	1	1			
13	1	22157-100000	WASHER, 10	1	1	1	1	1			
14	1	22411-160200	COTTER PIN 1.6X20	5							
14-1	1	22417-160180	PIN, COTTER 1.6X18	5	5	5	5	5		N	
		(A=FXXXXX)									
15	1	24190-110001	BALL, STEEL 11/32	1	1	1	1	1			
16	1	26116-080162	BOLT, M8X 16 PLATED	2							
16-1	1	26013-080162	BOLT, M8X 16	2	2	2	2	2		N	
		(A=FXXXXX)									
17	1	26716-080002	NUT, M8	2	2	2	2	2			
18	1	26716-100002	NUT, M10	2	2	2	2	2			
19	1	194145-01411-K	PEDAL, THROTTLE	1	1	1	1	1			
20	1	194145-01440	ROD, THROTTLE LINK	1	1	1	1	1			
21	1	193994-10203	SPRING, RETURN	1	1						
21-1	1	194420-01450	SPRING, RETURN	1	1	1	1	1		N	
		(A=FXXXXX) (B=FXXXXX)									
22	1	194145-01501	CABLE ASSY	1	1	1	1	1			
23	1	26116-050158	SEE 26116-050148	1							
23-1	1	26116-050148	BOLT M 5X 14 PLATED	1	1					N	
		(A=FXXXXX)									
23-2	1	26116-050142	BOLT, M5X 14 PLATED	1	1	1	1	1		N	
		(A=FXXXXX) (B=FXXXXX)									
24	1	26756-050002	NUT, LOCK M5	1	1	1	1	1			
25	1	194750-04410	HOOK, SPRING	1	1	1	1	1		Z	
		(A=FXXXXX) (B=FXXXXX) (C=FXXXXX) (D=FXXXXX) (E=FXXXXX)									
26	1	26587-060162	SCREW, M6X16	1	1	1	1	1		Z	
		(A=FXXXXX) (B=FXXXXX) (C=FXXXXX) (D=FXXXXX) (E=FXXXXX)									
27	1	194990-22040	NUT, M6	1	1	1	1	1		Z	
		(A=FXXXXX) (B=FXXXXX) (C=FXXXXX) (D=FXXXXX) (E=FXXXXX)									

Fig.20. FUEL OIL TANK

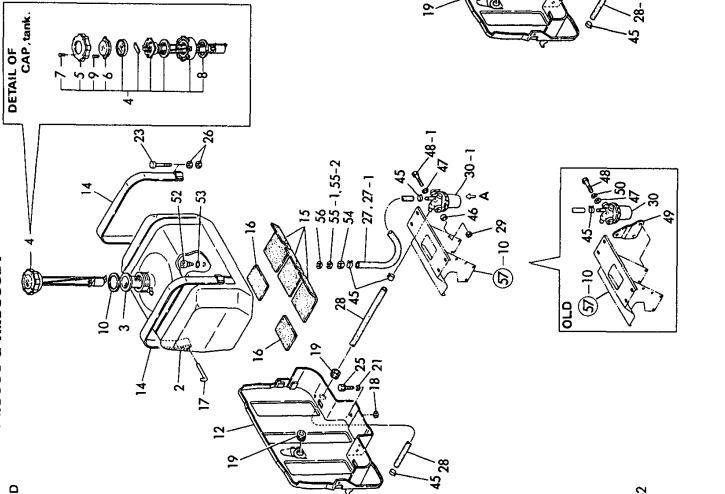
(A)=YM330T(1)
(B)=YM330T(2)
(C)=YM3000

(D)=YM330DT
(E)=YM3000DT
(F)=

FOR MODEL YM330T(2), YM330DT, YM3000 & YM3000DT



FOR MODEL YM330T(1), YM330DT, YM3000 & YM3000DT



FOR MODEL YM330T(1)

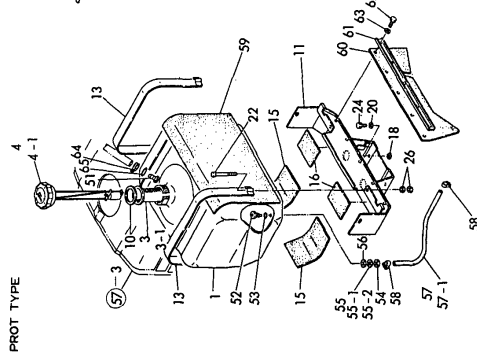


Fig. 20 FUEL OIL TANK

No.	Lev.	Parts No.	Description	Qty						I	R
				(A)	(B)	(C)	(D)	(E)	(F)		
1	1	194145-04110	TANK, FUEL	1							
2	1	194145-04111	TANK, FUEL		1	1					
2-1	1	194145-04112	TANK, FUEL 32L		1	1	1	1			S
3	1	194370-04140	STRAINER, FUEL OIL	1	1	1					
3-1	1	194286-04140	STRAINER, FUEL OIL	1	1	1	1	1			N
4	1	194145-04301	CAP W/GAUGE, F. TANK	1	1	1	1	1			
4-1	1	194145-04302	CAP ASSY, TANK	1	1	1	1	1			N
5	2	194145-04310	CAP (A), FUEL TANK	1	1	1	1	1			
5-1	2	194145-04311	CAP, FUEL TANK	1	1	1	1	1			N
6	2	194145-04350	LENS	1	1	1	1	1			
6-1	2	194145-04351	LENS	1	1	1	1	1			N
7	2	194145-04460	SCREW, TAPPING M4X12	4	4	4	4	4			
8	2	194145-04520	PACKING	1	1	1	1	1			
8-1	2	194145-04521	GASKET	1	1	1	1	1			N
9	2	194145-04530	SCREW M3X 6	2	2	2	2	2			
9-1	2	26557-030062	SCREW, M3X 6	2	2	2	2	2			S
10	1	194370-04150	PACKING, STRAINER	1	1	1					
10-1	1	24311-000450	O-RING, 1AP45.0		1	1	1	1			N
11	1	194145-04210	BRACKET, FUEL TANK	1							
12	1	194320-04210	BRACKET, FUEL TANK		1	1	1	1			
13	1	194145-04250	CLAMP	2							
14	1	194275-04251	BAND, FUEL OIL TANK		2	2	2	2			
15	1	194151-04260	GASKET, FUEL TANK	2	3	3	3	3			
16	1	194130-04271	GASKET, FUEL TANK	2	2	2	2	2			
17	1	194275-04280	PIN		2	2					
17-1	1	194275-04281	PIN		2	2	2	2			N
18	1	194145-04810	WASHER 10	2	2	2	2	2			
19	1	194162-58830	GROMMET, 20		2	2	2	2			
20	1	22217-100000	WASHER, SPRING 10	2							
21	1	22217-100000	WASHER, SPRING 10		2	2	2	2			
22	1	194151-04290	BOLT M8X 50, PLATED	4							
23	1	26116-080502	BOLT, M8X 50 PLATED		2	2	2	2			
24	1	26116-100202	BOLT, M10X 20 PLATED	2							
25	1	26013-100202	BOLT, M10X 20		2	2	2	2			
25-1	1	26116-100202	BOLT, M10X 20 PLATED		2	2	2	2			N
26	1	26716-080002	NUT, M8	8	4	4	4	4			
27	1	106383-59580	PIPE, FUEL		1						
27-1	1	121256-59090	PIPE, FUEL		1	1					S
27-2	1	194151-04720	PIPE, FUEL OIL		1	1	1	1			S

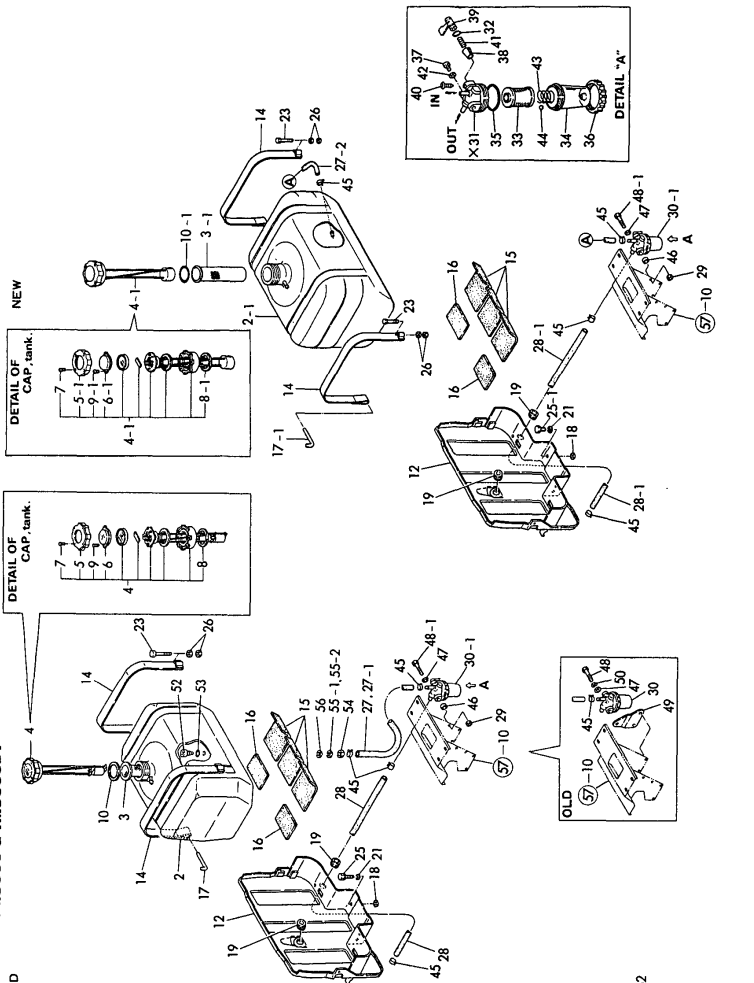
N:Old $\frac{Yes}{No}$ New, Q:Old $\frac{No}{Yes}$ New, R:Old $\frac{Yes}{Yes}$ New, S:Old $\frac{No}{No}$ New, W:Add, Z:Discontinued, F:Interchangeable by set, K:Qty Change
++ CONTINUE ++
Copyright (C) YANMAR CO., LTD. All Rights Reserved.

Fig.20. FUEL OIL TANK

(A)=YM330T(1)
(B)=YM330T(2)
(C)=YM3000

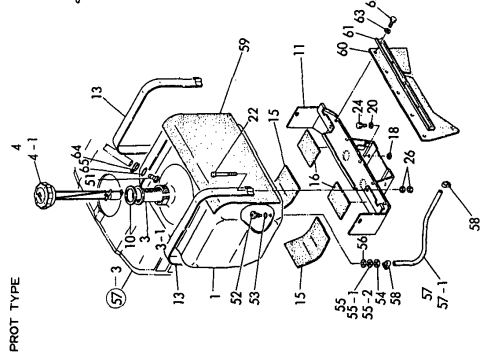
(D)=YM330DT
(E)=YM3000DT
(F)=

FOR MODEL YM330T(2), YM330DT, YM3000 & YM3000DT



FOR MODEL YM330T(2), YM330DT, YM3000 & YM3000DT

FOR MODEL YM330T(1)



No.	Lev.	Parts No.	Description	Qty						I	R	
				(A)	(B)	(C)	(D)	(E)	(F)			
28	1	194136-04720	PIPE, FUEL OIL		1	1						
28-1	1	194370-04720	PIPE, FUEL OIL		1	1	1	1			S	
		(B=F01070) (C=F06564)										
29	1	194990-22050	NUT, M8		1	1	1	1			W	
		(B=F01070) (C=F06564) (D=FXXXXX) (E=FXXXXX)										
30	1	124767-55700	SEPARATOR, WATER		1	1						
30-1	1	121257-55700	SEPARATOR, WATER		1	1	1	1			S	
		(B=F01002) (C=F06564)										
32	2	24311-240100	O-RING, 1AP10A		1	1	1	1				
33	2	121257-55710	SCREEN		1	1	1	1				
34	2	124064-55510	COVER		1	1	1	1				
35	2	102103-55520	O-RING		1	1	1	1				
36	2	110250-55610	RING, RETAINING		1	1	1	1				
37	2	101720-55750	PLUG, 6		2	2	2	2				
38	2	104200-55321	VALVE, TAPER		1	1	1	1				
39	2	104200-55341	HANDLE		1	1	1	1				
40	2	104200-55750	SCREW, M4		1	1	1	1				
41	2	104200-55330	SPRING, VALVE		1	1	1	1				
42	2	23418-060000	GASKET, 6X1.0		2	2	2	2				
43	2	121257-55720	SPRING		1	1	1	1				
44	2	121257-55730	FLOAT		1	1	1	1				
45	1	124766-59050	CLIP, HOSE 12		4	4	4	4				
46	1	194321-61690	SPACER		1	1	1	1			W	
		(B=F01070) (C=F06564) (D=FXXXXX) (E=FXXXXX)										
47	1	22117-080000	WASHER, 8		1	1	1	1				
48	1	26116-080702	BOLT, M8X 70 PLATED		1	1						
48-1	1	26116-080752	BOLT, M8X 75 PLATED		1	1	1	1			S	
		(B=F01070) (C=F06564)										
49	1	194370-04290	BRACKET, FILTER		1	1					Z	
		(B=F01070) (C=F06564)										
50	1	22217-080000	WASHER, SPRING 8		1	1					Z	
		(B=F01070) (C=F06564)										
51	1	194240-04760	JOINT		1							
52	1	194150-04750	JOINT		1	1	1	1	1		Z	
		(A=FXXXXX) (B=FXXXXX) (C=FXXXXX) (D=FXXXXX) (E=FXXXXX)										
53	1	24311-000120	O-RING, 1AP12.0		1	1	1	1	1		Z	
		(A=FXXXXX) (B=FXXXXX) (C=FXXXXX) (D=FXXXXX) (E=FXXXXX)										
54	1	26716-100002	NUT, M10		1	1	1	1	1		Z	
		(A=FXXXXX) (B=FXXXXX) (C=FXXXXX) (D=FXXXXX) (E=FXXXXX)										
55	1	22212-100000	SPRING WASHER 10		1							
55-1	1	22217-100000	WASHER, SPRING 10		1	1	1	1	1		N	
		(A=FXXXXX)										
55-2	1	22217-100000	WASHER, SPRING 10		1	1	1	1	1		Z	
		(A=FXXXXX) (B=FXXXXX) (C=FXXXXX) (D=FXXXXX) (E=FXXXXX)										
56	1	22137-100000	WASHER, 10		1	1	1	1	1		Z	
		(A=FXXXXX) (B=FXXXXX) (C=FXXXXX) (D=FXXXXX) (E=FXXXXX)										
57	1	194145-04720	PIPE, FUEL OIL		1							
57-1	1	194136-04720	PIPE, FUEL OIL		1						N	
		(A=FXXXXX)										
58	1	124460-59050	BAND		2							
59	1	194145-04280	PROTECTOR		1							

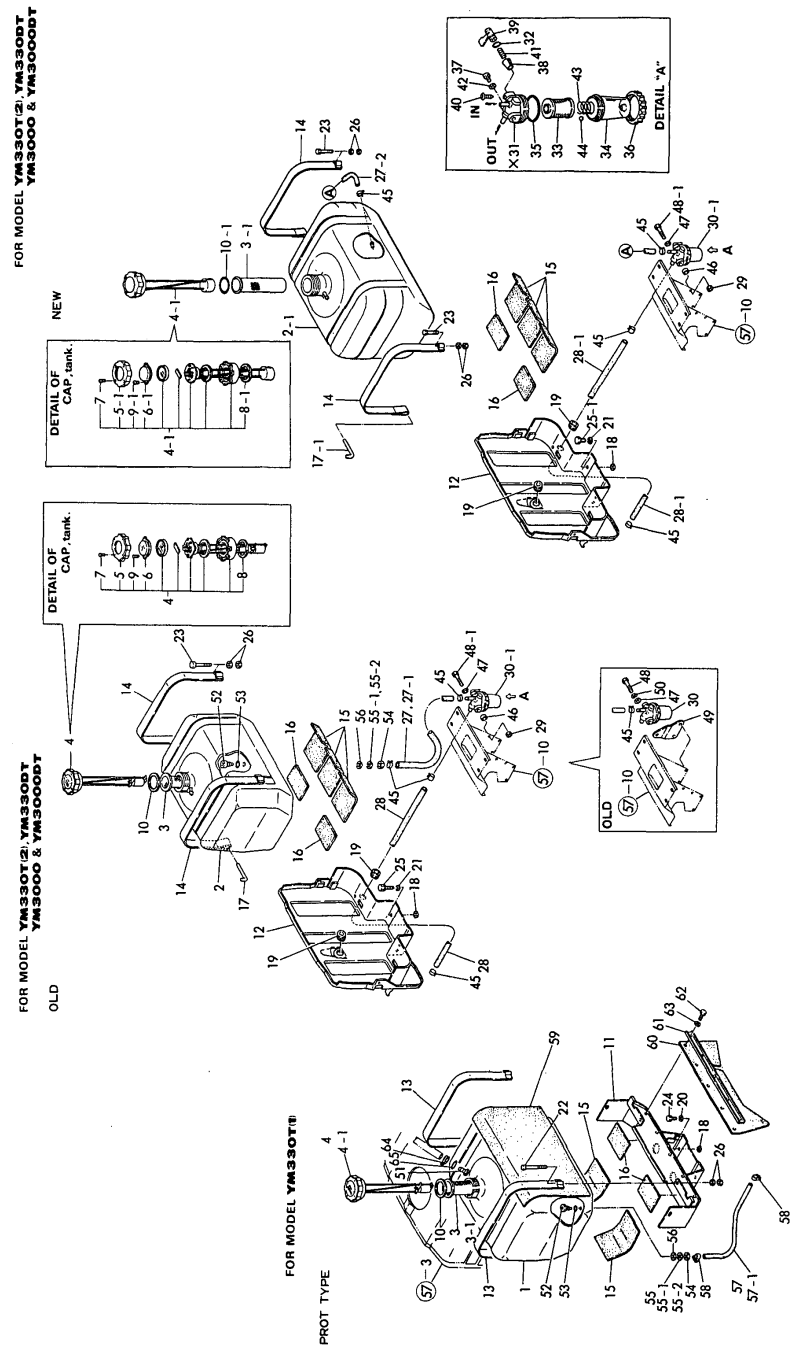
N:Old $\frac{Yes}{No}$ New, Q:Old $\frac{No}{Yes}$ New, R:Old $\frac{Yes}{No}$ New, S:Old $\frac{No}{Yes}$ New, W:Add, Z:Discontinued, F:Interchangeable by set, K:Q'ty Change
++ CONTINUE ++
Copyright (C) YANMAR CO., LTD. All Rights Reserved.

Fig.20. FUEL OIL TANK

(A)=YM330T(1)
 (B)=YM330T(2)
 (C)=YM3000

(D)=YM330DT
 (E)=YM3000DT
 (F)=

Fig.20 FUEL OIL TANK



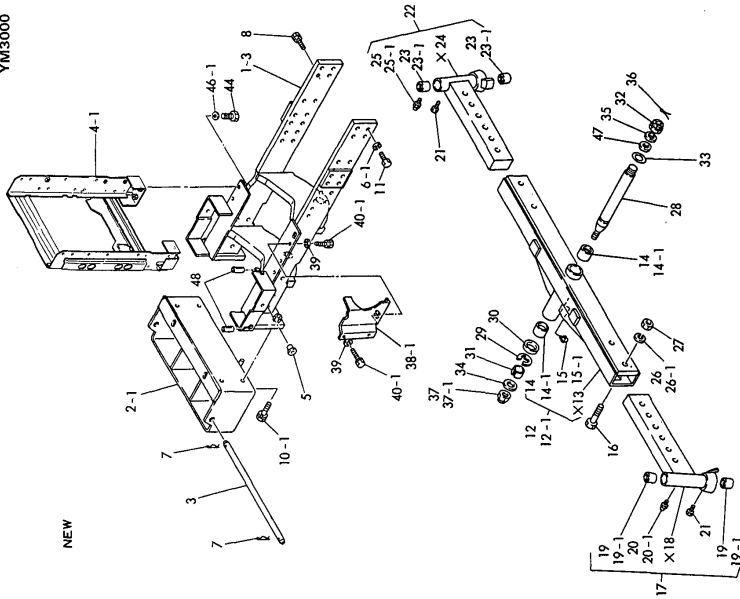
No.	Lev.	Parts No.	Description	Qty						I	R
				(A)	(B)	(C)	(D)	(E)	(F)		
60	1	194145-04230	SHELTER	1							
61	1	194145-04240	PLATE	1							
62	1	26116-060182	BOLT, M6X 18 PLATED	5							
63	1	22137-060000	WASHER, 6	5							
64	1	124066-59100	CLIP, HOSE 8	1							
65	1	24341-000040	O-RING, 1AS4.0	1							

Fig.21. FRONT AXLE (FOR YM330T/3000)

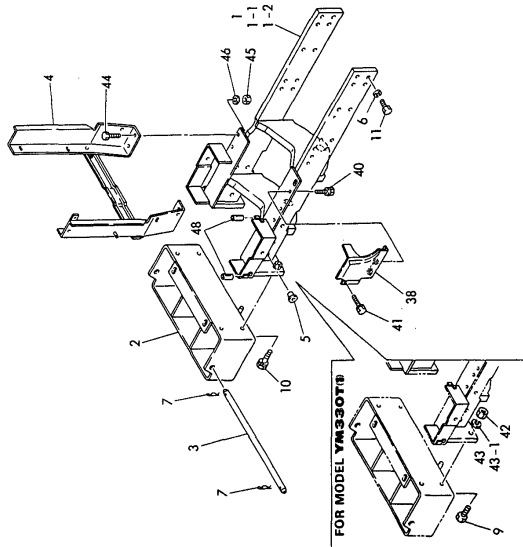
(A)=YM330T(1)
(B)=YM330T(2)
(C)=YM3000

(D)=YM330DT
(E)=YM3000DT
(F)=

FOR MODEL YM330T(1),(2)
YM3000



NEW



OLD

No.	Lev.	Parts No.	Description	Q'ty						I	R
				(A)	(B)	(C)	(D)	(E)	(F)		
1	1	194145-11110	BRACKET, FRONT AXLE	1	1	1					
1-1	1	194145-11111-X	BRACKET, FRONT AXLE	1	1	1					N
		(A=*8012) (B=*8012) (C=*8012)									
1-2	1	194145-11112-X	BRACKET,FRONT AXLE		1	1					S
		(B=*8309) (C=*8309)									
1-3	1	194370-11110	BRACKET, FRONT AXLE		1	1					S
		(B=*8404) (C=*8404)									
2	1	194145-11120-X	HITCH, FRONT	1	1	1					
2-1	1	194322-11120-X	HITCH, FRONT		1	1					N
		(B=*8305) (C=*8305)									
3	1	194145-11140	PIN, WEIGHT LOCK	1	1	1					
4	1	194370-11130	BRACKET, RADIATOR	1	1	1					
4-1	1	194370-11150	BRACKET, RADIATOR		1	1					S
		(B=*8404) (C=*8404)									
5	1	194150-24270	CAP, SCREW 13.0	4	4	4					
6	1	22212-120000	WASHER 12	16							
6-1	1	22217-120000	WASHER, SPRING 12	16	16	16					N
		(A=FXXXXX)									
7	1	22360-160000	PIN, SNAP 16	2	2	2					
8	1	26013-120302	BOLT, M12X 30	2	2	2					W
		(A=*8404) (B=*8404) (C=*8404)									
9	1	26116-140452	BOLT, M14X 45 PLATED	4							
10	1	26013-140452	BOLT, M14X 45		4	4					
10-1	1	26013-140352	BOLT, M14X 35		4	4					S
		(B=*8404) (C=*8404)									
11	1	26116-120322	BOLT, M12X 32 PLATED	16	16	16					
12	1	194145-11200-X	AXLE ASSY, FRONT	1	1	1					
12-1	1	194275-11200-X	AXLE ASSY, FRONT		1	1					N
		(B=FXXXXX) (C=FXXXXX)									
14	2	194145-11580	BUSH, 35X39X40	2	2	2					
14-1	2	194464-11220	BUSH, 35X39X40	2	2	2					N
		(A=FXXXXX) (B=FXXXXX) (C=FXXXXX)									
15	2	194151-11480	GREASE NIPPLE A	1	1	1					
15-1	2	24761-060000	NIPPLE, GREASE MT6X1		1	1					N
		(B=*8205) (C=*8205)									
16	1	194145-11240	BOLT, M16X70	4	4	4					
17	1	194145-11300-K	EXTENSION	1	1	1					
19	2	194145-11840	BUSH 30X34X32	2	2	2					
19-1	2	194464-11340	BUSH, 30X34X32	2	2	2					N
		(A=*8501) (B=*8501) (C=*8501)									
20	2	194151-11480	GREASE NIPPLE A	1	1	1					
20-1	2	24761-060000	NIPPLE, GREASE MT6X1	1	1	1					N
		(A=*8205) (B=*8205) (C=*8205)									
21	1	194145-11350	BOLT, M6X5	2	2	2					
22	1	194145-11400-K	EXTENSION	1	1	1					
23	2	194145-11840	BUSH 30X34X32	2	2	2					
23-1	2	194464-11340	BUSH, 30X34X32	2	2	2					N
		(A=*8501) (B=*8501) (C=*8501)									
25	2	194151-11480	GREASE NIPPLE A	1	1	1					
25-1	2	24761-060000	NIPPLE, GREASE MT6X1	1	1	1					N
		(A=*8205) (B=*8205) (C=*8205)									

N:Old $\begin{matrix} \text{Yes} \\ \text{No} \end{matrix}$ New, Q:Old $\begin{matrix} \text{No} \\ \text{Yes} \end{matrix}$ New, R:Old $\begin{matrix} \text{Yes} \\ \text{No} \end{matrix}$ New, S:Old $\begin{matrix} \text{No} \\ \text{Yes} \end{matrix}$ New, W:Add, Z:Discontinued, F:Interchangeable by set, K:Q'ty Change
++ CONTINUE ++
Copyright (C) YANMAR CO., LTD. All Rights Reserved.

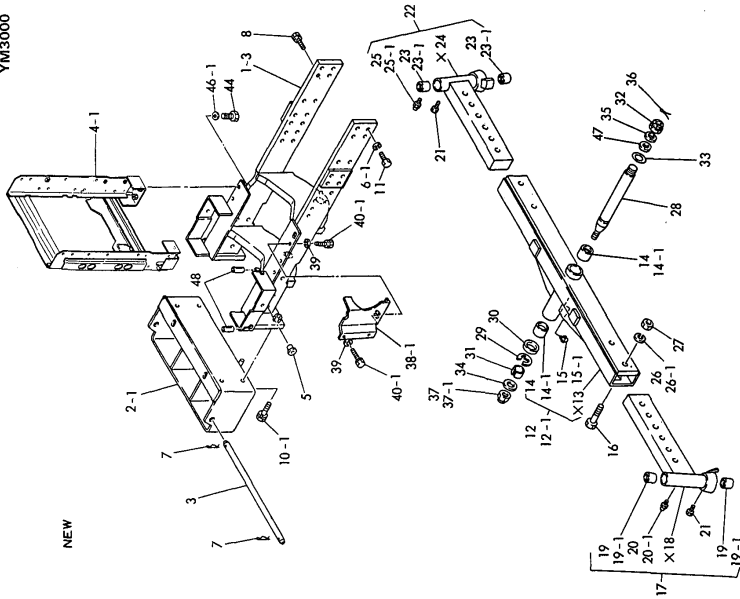
Fig. 21 FRONT AXLE

Fig.21. FRONT AXLE (FOR YM330T/3000)

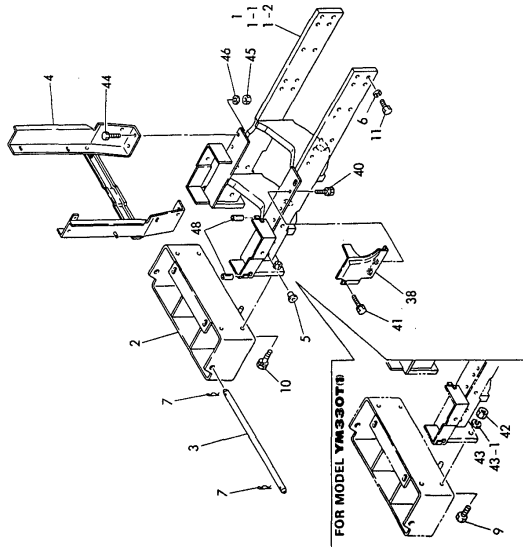
(A)=YM330T(1)
(B)=YM330T(2)
(C)=YM3000

(D)=YM330DT
(E)=YM3000DT
(F)=

FOR MODEL YM330T(1),(2)
YM3000



NEW



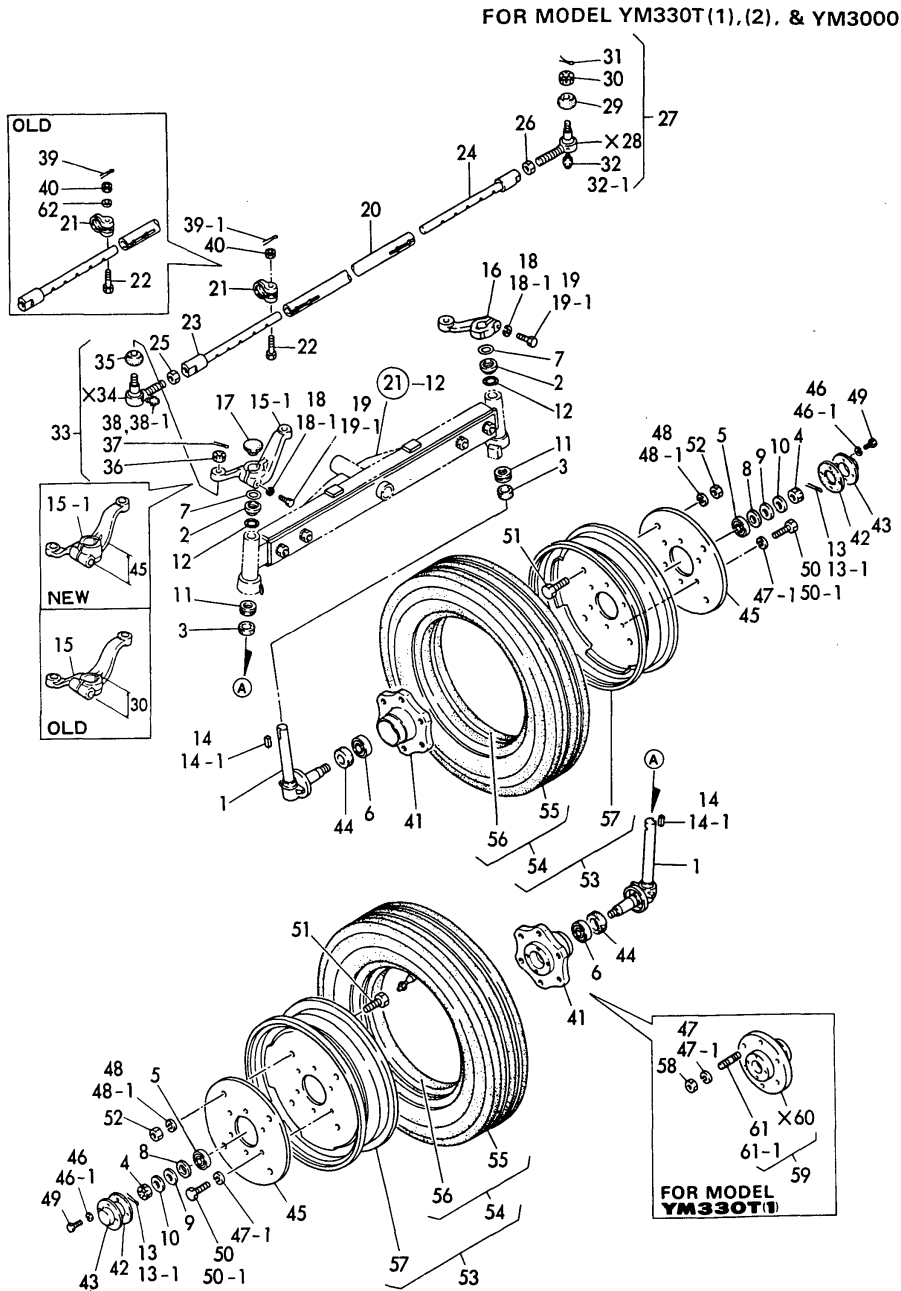
OLD

No.	Lev.	Parts No.	Description	Qty						I	R
				(A)	(B)	(C)	(D)	(E)	(F)		
26	1	22212-160000	SPRING WASHER 16	4							
26-1	1	22217-160000	WASHER, SPRING 16	4	4	4					N
(A=FXXXXX)											
27	1	26716-160002	NUT, M16	4	4	4					
28	1	194145-11511	PIN, CENTER	1	1	1					
29	1	194145-11521	CLIP, E29	1	1	1					
30	1	194145-11550	WASHER, THRUST	1	1	1					
31	1	194145-11570	SLEEVE, CENTER PIN	1	1	1					
32	1	194130-11580	NUT, CASTLE M24	1	1	1					
33	1	194145-11630	SHIM	1	1	1					
34	1	22137-200000	WASHER, 20	1	1	1					
35	1	22137-240000	WASHER, 24	1	1	1					
36	1	22417-450400	PIN, COTTER 4.5X40	1	1	1					
37	1	26347-200002	NUT, M20	1	1	1					
37-1	1	26346-200002	NUT, M20	1	1	1					N
(A=FXXXXX) (B=FXXXXX) (C=FXXXXX)											
38	1	194145-05111-X	COVER, BELT L			1	1				
38-1	1	194370-05110	COVER, BELT			1	1				S
(B=FXXXXX) (C=FXXXXX)											
39	1	22217-060000	WASHER, SPRING 6			3	3				W
(B=FXXXXX) (C=FXXXXX)											
40	1	26013-060162	BOLT, M6X 16			2	2				
40-1	1	26116-060122	BOLT, M6X 12 PLATED			3	3				N
(B=FXXXXX) (C=FXXXXX)											
41	1	194155-05210	BOLT, M6X16			1	1				Z
(B=FXXXXX) (C=FXXXXX)											
42	1	26716-140002	NUT, M14			4					
43	1	22212-140000	WASHER 14			4					
43-1	1	22217-140000	WASHER, SPRING 14			4					N
(A=FXXXXX)											
44	1	26116-100252	BOLT, M10X 25 PLATED	4	4	4					
45	1	26716-100002	NUT, M10	4	4	4					Z
(A=FXXXXX) (B=FXXXXX) (C=FXXXXX)											
46	1	22212-100000	SPRING WASHER 10	4							
46-1	1	22217-100000	WASHER, SPRING 10	4	4	4					N
(A=FXXXXX)											
47	1	194145-11650	WASHER	1	1	1					
48	1	23061-070035	PIPE, 7X 35	2	2	2					W
(A=FXXXXX) (B=FXXXXX) (C=FXXXXX)											

Fig. 21 FRONT AXLE

Fig.22. FRONT WHEEL (FOR YM330T/3000)

Fig. 22 FRONT WHEEL



(A)=YM330T(1)
(B)=YM330T(2)
(C)=YM3000

(D)=YM330DT
(E)=YM3000DT
(F)=

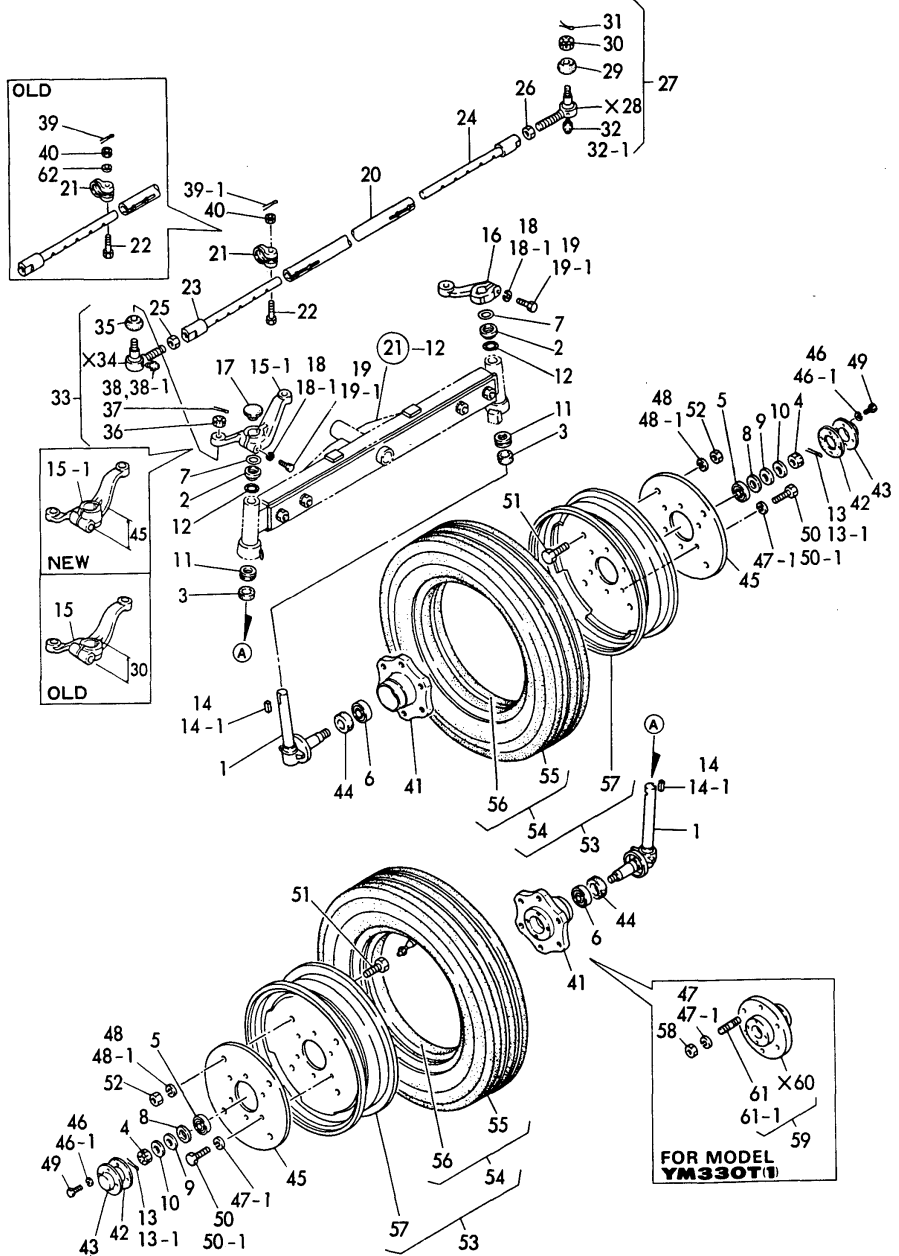
No.	Lev.	Parts No.	Description	Qty						I	R
				(A)	(B)	(C)	(D)	(E)	(F)		
1	1	194145-11801-K	PIN ASSY, KING	2	2	2					
2	1	194145-11820	COVER, KING PIN	2	2	2					
3	1	194145-11860	SEAL, OIL TC38529	2	2	2					
4	1	194145-11870	CASTLE NUT	2	2	2					
5	1	194145-11910	ROLLER BEARING	2	2	2					
6	1	194145-11920	ROLLER BEARING	2	2	2					
7	1	194145-11930	SHIM	2	2	2					
8	1	194145-11970	WASHER	2	2	2					1
9	1	194145-11980	WASHER	2	2	2					1
10	1	194145-11990	WASHER, FRONT SPINDLE	2	2	2					1
11	1	1A1030-12200	BALL BEARING	2	2	2					
12	1	194990-57740	O-RING, 30X2.4	2	2	2					
13	1	22411-400450	COTTER PIN 4.0X 45	2							
13-1	1	22417-400450	PIN, COTTER 4.0X45	2	2	2					N
(A=FXXXXX)											
14-1	1	22512-100340	KEY, 10X 34	2	2	2					
15	1	194145-12110	ARM(L), KNUCKLE	1	1	1					
15-1	1	194145-12111-K	ARM, KNUCKLE	1	1	1					F
(A=*8004) (B=*8004) (C=*8004)											
16	1	194145-12120-K	ARM, KNUCKLE	1	1	1					W
17	1	194464-12190	CAP, RUBBER	1	1	1					
(A=*8004) (B=*8004) (C=*8004)											
18	1	22212-120000	WASHER 12	2							
18-1	1	22217-120000	WASHER, SPRING 12	2	2	2					N
(A=FXXXXX)											
19-1	1	26116-120602	BOLT, M12X 60 PLATED	4	4	4					
20	1	194145-12310	TIE-ROD	1	1	1					
21	1	194145-12322	CLAMP, TIE-ROD	4	4	4					
22	1	194145-12331	BOLT, M10X50	4	4	4					
23	1	194145-12340	EXTENSION, TIE-ROD L	1	1	1					
24	1	194145-12350	EXTENTION	1	1	1					
25	1	194990-22830	NUT M17	1	1	1					
26	1	194990-22840	NUT M17	1	1	1					
27	1	794730-57122-K	END(RL) ASSY,TIE-ROD	1	1	1					
29	2	194730-57220	COVER, DUCT	1	1	1					W
(A=FXXXXX) (B=FXXXXX) (C=FXXXXX)											
30	2	194730-57241	NUT M12	1	1	1					
31	2	22417-300250	PIN, COTTER 3.0X25	1	1	1					
32	2	194730-57411	NIPPLE, GREASE	2	2	2					
32-1	2	24761-060000	NIPPLE, GREASE MT6X1		2	2					S
(B=*8205) (C=*8205)											
33	1	794730-57132-K	END(LR) ASSY,TIE-ROD	1	1	1					
35	2	194730-57220	COVER, DUCT	1	1	1					W
(A=FXXXXX) (B=FXXXXX) (C=FXXXXX)											
36	2	194730-57241	NUT M12	1	1	1					
37	2	22417-300250	PIN, COTTER 3.0X25	1	1	1					
38	2	194730-57411	NIPPLE, GREASE	1	1	1					
38-1	2	24761-060000	NIPPLE, GREASE MT6X1	1	1	1					S
(A=*8205) (B=*8205) (C=*8205)											
39	1	22411-250250	COTTER PIN 2.5X25	4							
39-1	1	22417-250250	PIN, COTTER 2.5X25	4	4	4					N

N:Old $\xrightarrow{\text{Yes}}$ New, Q:Old $\xrightarrow{\text{No}}$ New, R:Old $\xrightarrow{\text{Yes}}$ New, S:Old $\xrightarrow{\text{No}}$ New, W:Add, Z:Discontinued, F:Interchangeable by set, K:Q'ty Change
 ++ CONTINUE ++
 Copyright (C) YANMAR CO., LTD. All Rights Reserved.

Fig.22. FRONT WHEEL (FOR YM330T/3000)

Fig. **22** FRONT WHEEL

FOR MODEL YM330T(1),(2), & YM3000



(A)=YM330T(1)
(B)=YM330T(2)
(C)=YM3000

(D)=YM330DT
(E)=YM3000DT
(F)=

No.	Lev.	Parts No.	Description	Q'ty						I	R
				(A)	(B)	(C)	(D)	(E)	(F)		
(A=FXXXXX)											
40	1	26837-100002	NUT, CASTLE M10	4	4	4					
41	1	194145-12611	HUB, FRONT WHEEL		2	2					
42	1	194145-12630	GASKET	2	2	2					
43	1	194145-12640	CAP, WHEEL HUB	2	2	2					
44	1	194130-12720	SEAL, OIL TC6406219	2	2	2					
45	1	194370-12920-Q	DISC, FRONT WHEEL	2	2	2					
46	1	22212-060000	WASHER 6	8							
46-1	1	22217-060000	WASHER, SPRING 6	8	8	8				N	
(A=FXXXXX)											
47	1	22212-140000	WASHER 14	12							
47-1	1	22217-140000	WASHER, SPRING 14	12	12	12				N	
(A=FXXXXX)											
48	1	22212-160000	SPRING WASHER 16	8							
48-1	1	22217-160000	WASHER, SPRING 16	8	8	8				N	
(A=FXXXXX)											
49	1	26116-060122	BOLT, M6X 12 PLATED	8	8	8					
50	1	26116-140322	BOLT M14X 32 PLATED	8	12	12					
50-1	1	26116-140352	BOLT, M14X 35 PLATED		12	12				N	
(B=*8405) (C=*8405)											
51	1	26116-160302	BOLT, M16X 30 PLATED	8	8	8					
52	1	26716-160002	NUT, M16	8	8	8					
53	1	794145-12900-Q	TIRE ASSY 5.5X16	2	2	2					
54	2	194145-12800	TIRE W/TUBE 5.00-16	2	2	2					
55	3	194145-12810	TIRE 5.5X 16	2	2	2					
56	3	194145-12820	TUBE, 5.50-16	2	2	2					
57	2	194145-12900-Q	WHEEL, 4.00EX16	2	2	2					
58	1	26716-140002	NUT, M14	4	4	4				Z	
(A=*8405) (B=*8405) (C=*8405)											
59	1	194370-12600-K	HUB, FRONT WHEEL	2							
61	2	26287-140282	STUD M14X 28	4							
61-1	2	26286-140282	STUD M14X 28 PLATED	4						N	
(A=FXXXXX)											
62	1	22137-100000	WASHER, 10	4						Z	
(A=FXXXXX)											

Fig.23. FRONT BRACKET (YM330DT/3000DT)

(A)=YM330T(1)
(B)=YM330T(2)
(C)=YM3000

(D)=YM330DT
(E)=YM3000DT
(F)=

FOR MODEL YM330DT, YM3000DT

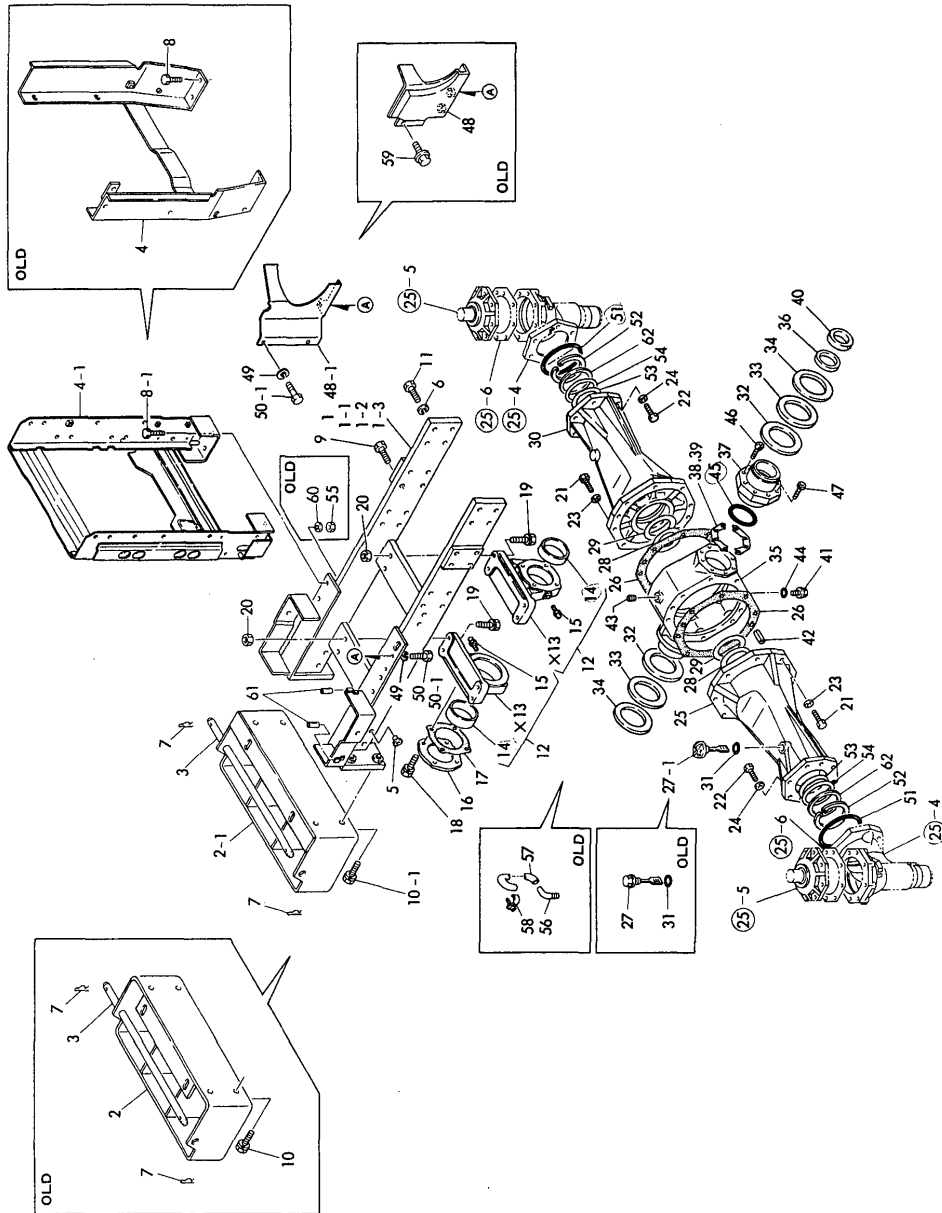
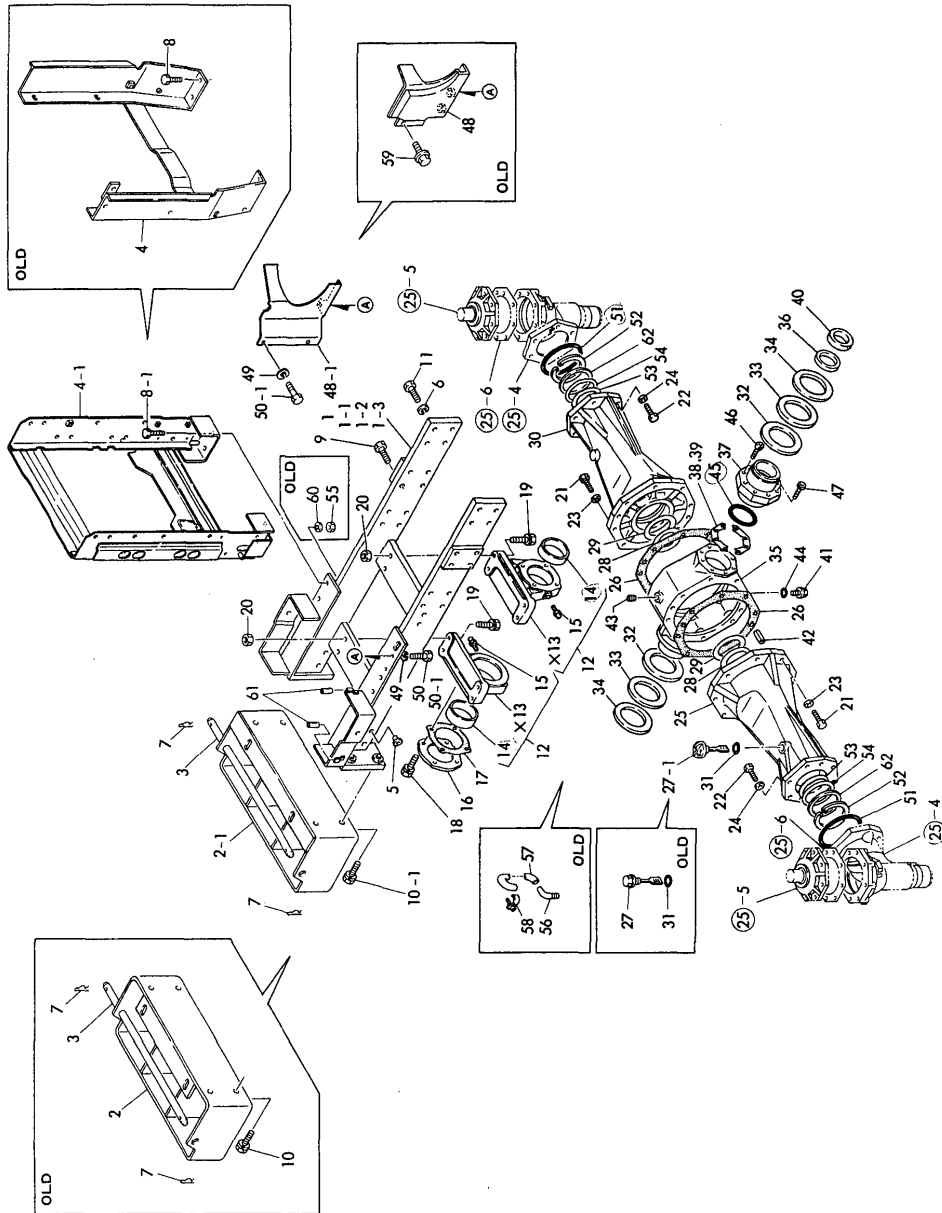


Fig. 23 FRONT BRACKET

No.	Lev.	Parts No.	Description	Qty						I	R
				(A)	(B)	(C)	(D)	(E)	(F)		
1	1	194321-11110	BRACKET, FRONT AXLE				1	1			
1-1	1	194321-11111	BRACKET, FRONT AXLE				1	1			N
			(D=*8012)					(E=*8012)			
1-2	1	194321-11112	BRACKET, FRONT AXLE				1	1			S
			(D=*8309)					(E=*8309)			
1-3	1	194376-11110-X	BRACKET, FRONT AXLE				1	1			N
			(D=*8404)					(E=*8404)			
2	1	194145-11120-K	HITCH, FRONT				1	1			
2-1	1	194322-11120-X	HITCH, FRONT				1	1			S
			(D=*8404)					(E=*8404)			
3	1	194145-11140	PIN, WEIGHT LOCK				1	1			
4	1	194370-11130	BRACKET, RADIATOR				1	1			
4-1	1	194370-11150	BRACKET, RADIATOR				1	1			S
			(D=*8404)					(E=*8404)			
5	1	194150-24270	CAP, SCREW 13.0				4	4			
6	1	22217-120000	WASHER, SPRING 12				4	4			
7	1	22360-160000	PIN, SNAP 16				2	2			
8	1	26116-100252	BOLT, M10X 25 PLATED				4	4			
8-1	1	26013-100252	BOLT, M10X 25				4	4			N
			(D=*8311)					(E=*8311)			
9	1	26013-120302	BOLT, M12X 30				2	2			W
			(D=*8311)					(E=*8311)			
10	1	26013-140452	BOLT, M14X 45				4	4			
10-1	1	26013-140352	BOLT, M14X 35				4	4			N
			(D=*8404)					(E=*8404)			
11	1	26116-120322	BOLT, M12X 32 PLATED				16	16			
12	1	194321-11600	SUPPORT				2	2			
14	2	194321-11620	BUSH 75X80X30				2	2			
15	2	24761-010000	NIPPLE, GREASE M6F				2	2			
16	1	194321-11630	COVER				1	1			
17	1	194321-11640	GASKET				1	1			
18	1	26013-080162	BOLT, M8X 16				4	4			
19	1	26013-140452	BOLT, M14X 45				8	8			
20	1	26756-140002	NUT, LOCK M14				8	8			
21	1	194274-13550	BOLT, M10X30				16	16			
22	1	194274-13560	BOLT, M12X20				12	12			
23	1	194274-13570	WASHER, SPRING 10				16	16			
24	1	194274-13580	WASHER, SPRING 12				12	12			
25	1	194321-13610	HOUSING, FRONT AXLE				1	1			
26	1	194321-13620	GASKET				2	2			
27	1	194321-13630	PLUG				1	1			
27-1	1	194313-13630	PLUG, 20				1	1			N
			(D=*8010)					(E=*8010)			
28	1	194321-13660	SHIM, A				4	4			1
29	1	194321-13670	SHIM, B				4	4			1
30	1	194321-13940	HOUSING, FRONT AXLE				1	1			
31	1	24311-000220	O-RING, 1AP22.0				1	1			
32	1	194321-13400	WASHER T=2.3				2	2			1
33	1	194321-13420	WASHER, T=2.0				2	2			1
34	1	194321-13460	WASHER T=2.6				2	2			1
35	1	194321-13410	BOX, CENTER				1	1			

Fig.23. FRONT BRACKET (YM330DT/3000DT)

FOR MODEL YM330DT, YM3000DT



(A)=YM330T(1)
(B)=YM330T(2)
(C)=YM3000

(D)=YM330DT
(E)=YM3000DT
(F)=

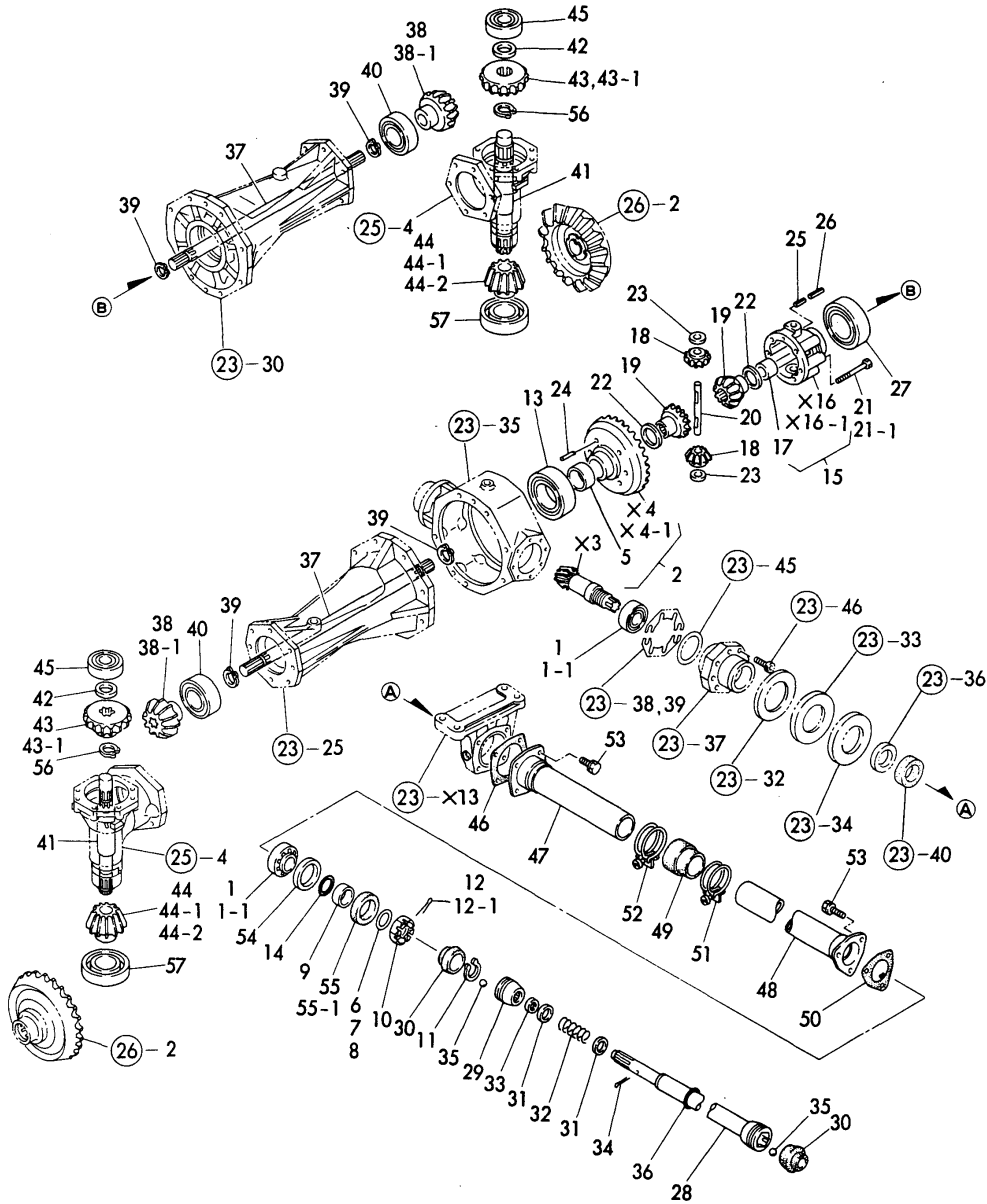
No.	Lev.	Parts No.	Description	Qty						I	R
				(A)	(B)	(C)	(D)	(E)	(F)		
36	1	194321-13440	SPACER, 62				1	1			
37	1	194321-13450	RETAINER, BEARING				1	1			
38	1	194321-13471	SHIM, A				4	4			1
39	1	194321-13481	SHIM, B				4	4			1
40	1	194321-13490	SEAL TC45 62 9, OIL				1	1			
41	1	194151-24770	PLUG 14, OIL				1	1			
42	1	22351-080018	PIN, SPRING 8.0X18				4	4			
43	1	23871-010000	PLUG, R01				1	1			W
			(D=*8005)				(E=*8005)				
44	1	24311-000160	O-RING, 1AP16.0				1	1			
45	1	24341-000700	O-RING, 1AS70.0				1	1			
46	1	26450-080182	BOLT, M8X 18				2	2			
47	1	26450-080222	BOLT, M8X 22				6	6			
48	1	194145-05111-X	COVER, BELT L				1	1			
48-1	1	194370-05110	COVER, BELT				1	1			S
49	1	22217-060000	WASHER, SPRING 6				3	3			W
			(D=FXXXXX)				(E=FXXXXX)				
			(D=*8311)				(E=*8311)				
50	1	26013-060162	BOLT, M6X 16				1	1			
50-1	1	26116-060122	BOLT, M6X 12 PLATED				3	3			N
			(D=*8311)				(E=*8311)				
51	1	24321-001000	O-RING, 1AG100.0				2	2			
52	1	22252-000850	RING, 85				2	2			
53	1	194321-13640	SHIM				4	4			1
54	1	194321-13650	SHIM B				4	4			1
55	1	26716-100002	NUT, M10				4	4			Z
			(D=FXXXXX)				(E=FXXXXX)				
56	1	194441-13460	BREATHER				1	1			Z
			(D=*8005)				(E=*8005)				
57	1	23064-100450	PIPE, 10X 450				1	1			Z
			(D=*8005)				(E=*8005)				
58	1	194150-51610	CLAMP, HARNESS				1	1			Z
			(D=*8005)				(E=*8005)				
59	1	194155-05210	BOLT, M6X16				2	2			Z
			(D=*8311)				(E=*8311)				
60	1	22217-100000	WASHER, SPRING 10				4	4			
61	1	23061-070035	PIPE, 7X 35				2	2			W
			(D=FXXXXX)				(E=FXXXXX)				
62	1	194321-13680	SPACER, 85X1				2	2			

Fig.23 FRONT BRACKET

Fig.24. RING GEAR (FOR YM330DT/3000DT)

Fig. **24** RING GEAR

FOR MODEL YM330DT, YM3000DT



(A)=YM330T(1)
(B)=YM330T(2)
(C)=YM3000

(D)=YM330DT
(E)=YM3000DT
(F)=

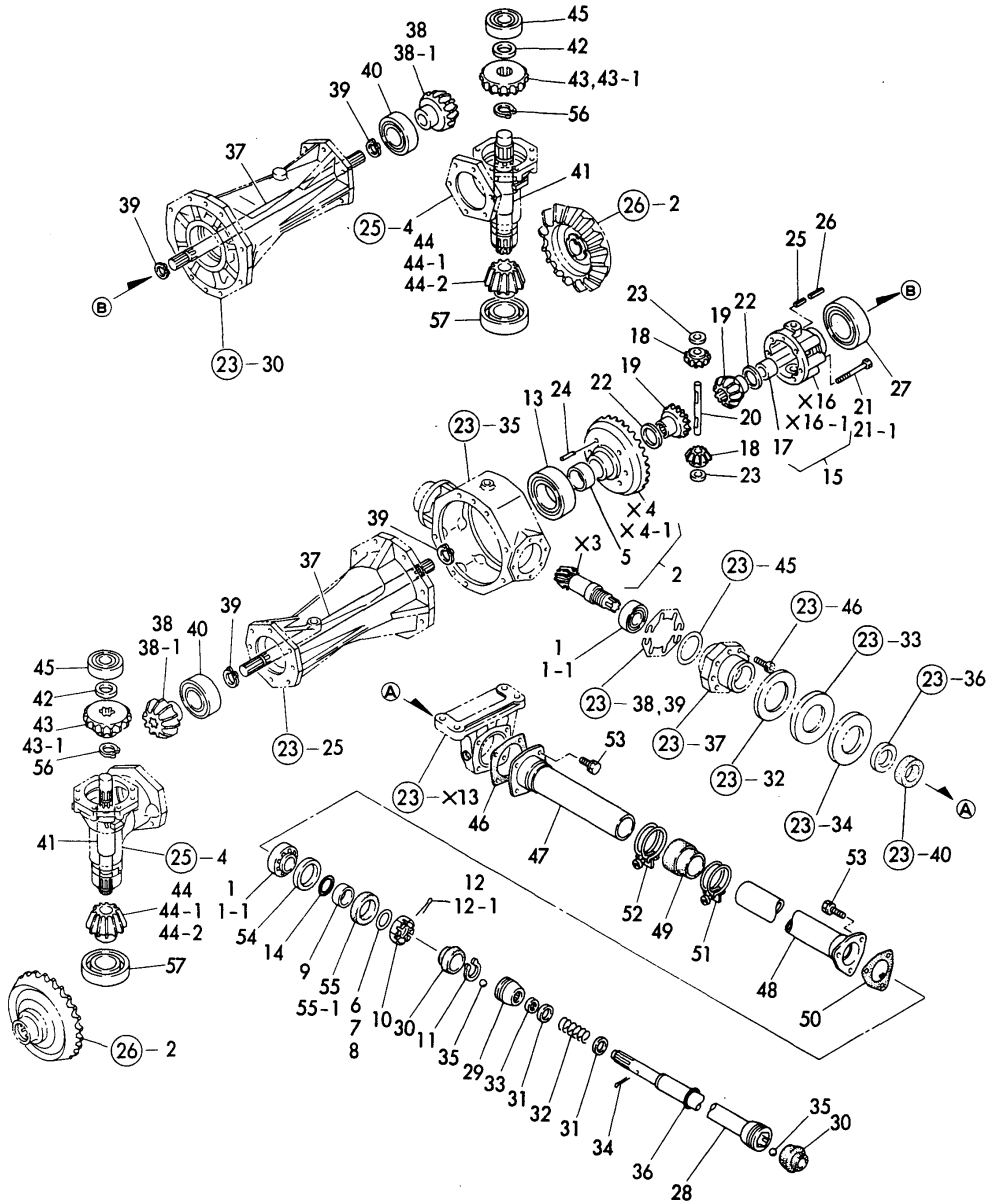
No.	Lev.	Parts No.	Description	Qty						I	R
				(A)	(B)	(C)	(D)	(E)	(F)		
1	1	194321-13160	ROLLER BEARING				2	2			
1-1	1	194145-11920	ROLLER BEARING				2	2			N
			(D=*8007)				(E=*8007)				
2	1	194321-13100	GEAR ASSY, RING				1	1			
5	2	194281-31490	BUSH 40X2X22.5				1	1			
6	1	194321-13130	SHIM (A)				1	1			1
7	1	194321-13140	SHIM, C				1	1			1
8	1	194321-13150	SHIM, D				1	1			1
9	1	194321-13170	COLLAR, SEAL				1	1			
10	1	194321-13180	NUT, CASTLE				1	1			
11	1	22242-000300	RING, 30				1	1			
12	1	22417-400500	PIN, COTTER 4.0X50				1	1			
12-1	1	22417-400400	PIN, COTTER 4.0X40				1	1			N
			(D=FXXXXX)				(E=FXXXXX)				
13	1	24101-060124	BEARING, BALL 6012				1	1			
14	1	24341-000300	O-RING, 1AS30.0				1	1			
15	1	194321-13200	CASE, DIFF. GEAR				1	1			
17	2	194281-31490	BUSH 40X2X22.5				1	1			
18	1	194321-13230	PINION, DIFFERENTIAL				2	2			
19	1	194321-13250	GEAR, DIFFERENTIAL				2	2			
20	1	194321-13270	SHAFT, DIFFERENTIAL				1	1			
21	1	194321-13290	BOLT M10X 72				6	6			
21-1	1	194323-13290	BOLT, M10X70				6	6			N
			(D=*8211)				(E=*8211)				
22	1	194281-31570	WASHER, DIFFERENTIAL				2	2			
23	1	194281-31580	WASHER, DIFFERENTIAL				2	2			
24	1	22312-080200	PIN, PARALLEL M8X20				2	2			W
			(D=*8211)				(E=*8211)				
25	1	22351-035032	PIN, SPRING 3.5X32				1	1			
26	1	22351-060032	PIN, SPRING 6.0X32				1	1			
27	1	24101-060124	BEARING, BALL 6012				1	1			
28	1	194274-13300	SHAFT ASSY, PROPELLER				1	1			
29	1	194321-13340	COUPLING				1	1			
30	1	194321-13350	BOOT, RUBBER				2	2			
31	1	194321-13360	WASHER, 25				2	2			
32	1	194321-13370	SPRING				1	1			
33	1	194321-13380	SEAL, SPLINE SHAFT				1	1			
34	1	22417-400500	PIN, COTTER 4.0X50				1	1			
35	1	24190-110001	BALL, STEEL 11/32				12	12			
36	1	24311-000220	O-RING, 1AP22.0				1	1			
37	1	194321-13510	SHAFT, FRONT DRIVE				2	2			
38	1	194321-13520	PINION, SHAFT				2	2			
38-1	1	194321-13521	PINION, SHAFT				2	2			S
			(D=*8112)				(E=*8112)				
39	1	22242-000280	RING, 28				4	4			
40	1	24101-062094	BEARING, BALL 6209				2	2			
41	1	194321-13850	SHAFT, FRONT 2ND				2	2			
42	1	194321-13870	COLLAR 30.5X50				2	2			
43	1	194321-13880	GEAR, FRONT SHAFT				2	2			
43-1	1	194321-13881	GEAR, FRONT DRIVE				2	2			S
			(D=*8112)				(E=*8112)				

N:Old $\begin{matrix} \text{Yes} \\ \text{No} \end{matrix}$ New, Q:Old $\begin{matrix} \text{No} \\ \text{Yes} \end{matrix}$ New, R:Old $\begin{matrix} \text{Yes} \\ \text{No} \end{matrix}$ New, S:Old $\begin{matrix} \text{No} \\ \text{Yes} \end{matrix}$ New, W:Add, Z:Discontinued, F:Interchangeable by set, K:Q'ty Change
++ CONTINUE ++
Copyright (C) YANMAR CO., LTD. All Rights Reserved.

Fig.24. RING GEAR (FOR YM330DT/3000DT)

Fig. **24** RING GEAR

FOR MODEL YM330DT, YM3000DT



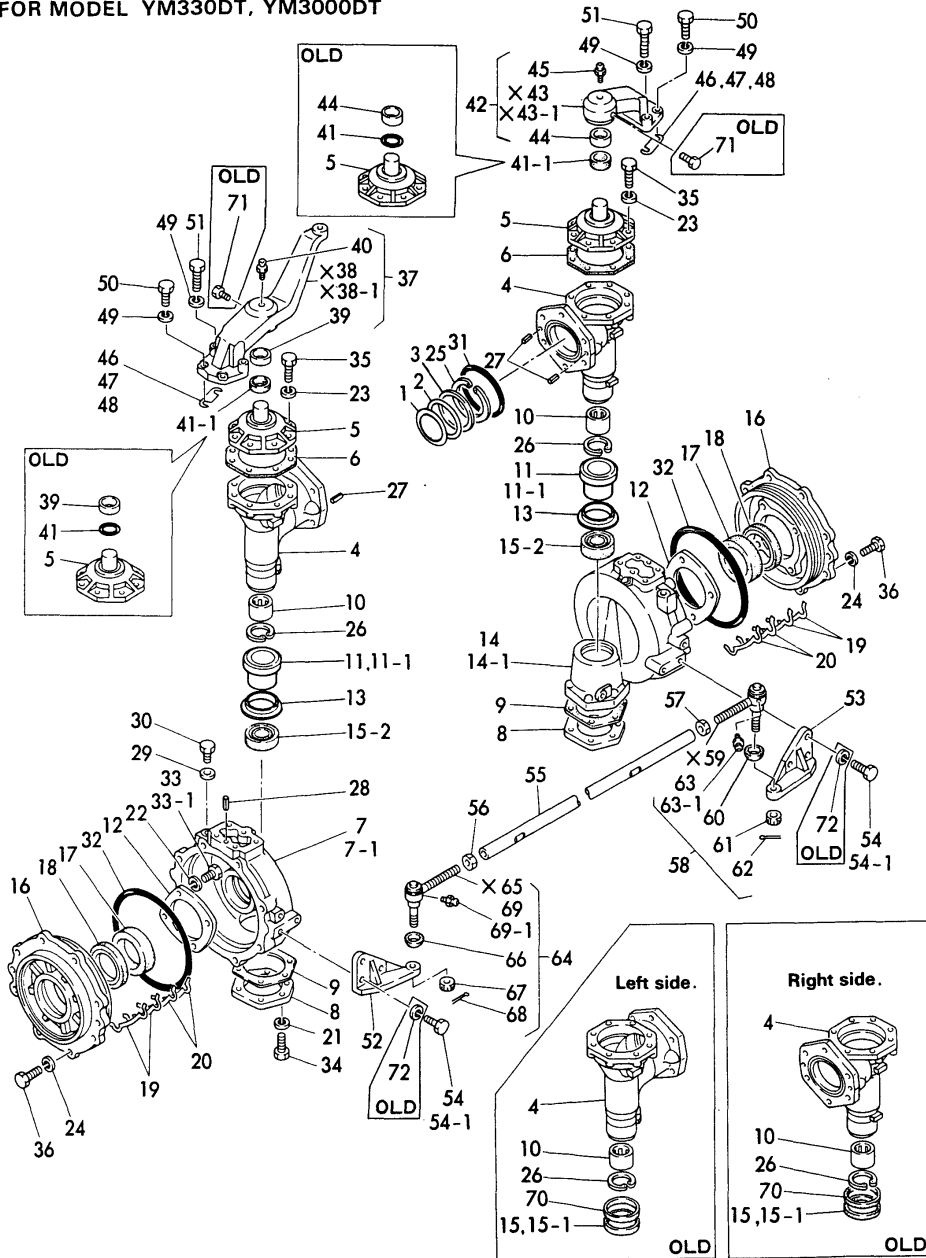
(A)=YM330T(1)
(B)=YM330T(2)
(C)=YM3000

(D)=YM330DT
(E)=YM3000DT
(F)=

No.	Lev.	Parts No.	Description	Q'ty						I	R
				(A)	(B)	(C)	(D)	(E)	(F)		
44	1	194321-13890	PINION, FRONT FINAL				2	2			
44-1	1	194321-13891	PINION, FRONT FINAL				2	2			N
			(D=*8112)			(E=*8112)					
44-2	1	194321-13890	PINION, FRONT FINAL				2	2			N
			(D=*8211)			(E=*8211)					
45	1	24104-063064	BEARING, BALL 6306UU				2	2			
46	1	194321-11640	GASKET				1	1			
47	1	194321-14610	COVER, SHAFT FRONT				1	1			
48	1	194274-14620	COVER, SHAFT				1	1			
49	1	194321-14650	BOOT, SHAFT COVER				1	1			
50	1	194321-14660	PACKING				1	1			
51	1	23010-068000	CLAMP 68				1	1			
52	1	23010-075000	CLAMP, 75				1	1			
53	1	26013-080162	BOLT, M8X 16				7	7			
54	1	194321-13440	SPACER, 62				1	1			
55-1	1	194321-13490	SEAL TC45 62 9, OIL				1	1			
56	1	22242-000340	RING, 34				2	2			
57	1	24101-062094	BEARING, BALL 6209				2	2			

Fig.25. FRONT GEAR CASE(YM330DT/3000DT)

Fig. **25** FRONT GEAR CASE
FOR MODEL YM330DT, YM3000DT



(A)=YM330T(1)
(B)=YM330T(2)
(C)=YM3000

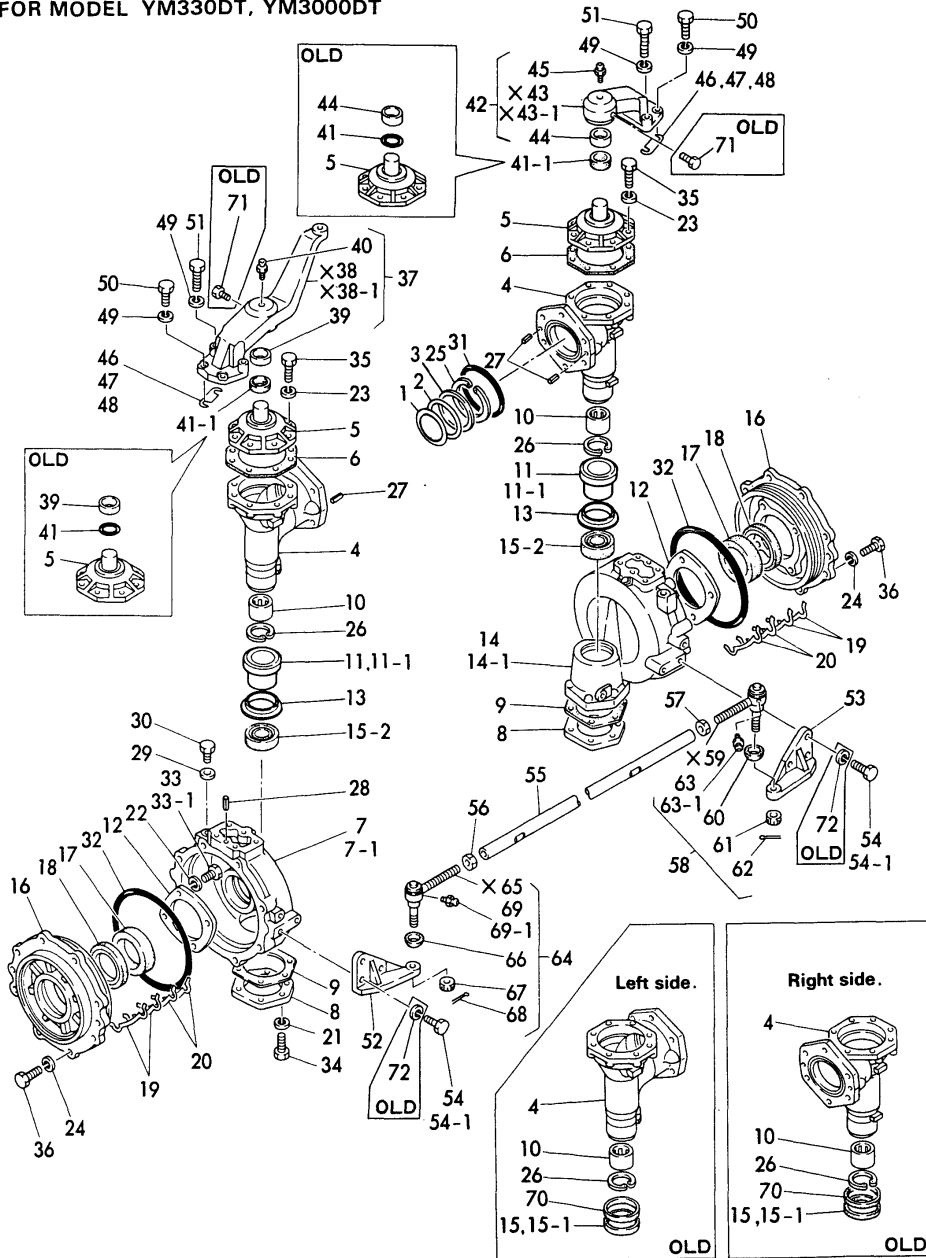
(D)=YM330DT
(E)=YM3000DT
(F)=

No.	Lev.	Parts No.	Description	Q'ty						I	R
				(A)	(B)	(C)	(D)	(E)	(F)		
1	1	194321-13640	SHIM				4	4			1
2	1	194321-13650	SHIM B				4	4			1
3	1	194321-13680	SPACER, 85X1				2	2			
4	1	194321-13700-K	CASE ASSY,FRONT GEAR				2	2			
5	1	194321-13720-K	COVER, GEAR CASE				2	2			
6	1	194321-13730	GASKET, COVER				2	2			
7	1	194321-13740	BOX(L), FRONT GEAR				1	1			
7-1	1	194321-13741	BOX, FRONT GEAR				1	1			S
			(D=*8206)					(E=*8206)			
8	1	194321-13750	COVER, GEAR BOX				2	2			
9	1	194321-13760	GASKET, COVER				2	2			
10	1	194321-13860	BEARING, T354530				2	2			
11	1	194274-13900	SLEEVE 60X64X28				2	2			W
11-1	1	194279-13900	SLEEVE, SLY 60X64X28				2	2			N
			(D=*8409)					(E=*8409)			
12	1	194321-13900	PLATE, BEARING				2	2			
13	1	194274-13910	COLLAR, 687911.5				2	2			W
			(D=*8206)					(E=*8206)			
14	1	194321-13910-K	HOUSING, FRONT GEAR				1	1			
14-1	1	194321-13911	BOX, FRONT GEAR				1	1			S
			(D=*8206)					(E=*8206)			
15	1	194321-13920	SEAL TC60 75 9, OIL				2	2			
15-1	1	194465-13920	SEAL, OIL TC6Y607513				2	2			N
			(D=*8112)					(E=*8112)			
15-2	1	194274-13920	SEAL, OIL TC6Y648013				2	2			S
			(D=*8206)					(E=*8206)			
16	1	194321-13950-K	CASE, FRONT BEARING				2	2			
17	1	194321-13960	SEAL TC 658812, OIL				2	2			
18	1	194321-13970	SEAL VC 658805, OIL				2	2			
19	1	194321-13980	SHIM, A				16	16			1
20	1	194321-13990	SHIM, B				16	16			1
21	1	22217-080000	WASHER, SPRING 8				12	12			
22	1	22217-080000	WASHER, SPRING 8				8	8			
23	1	22217-080000	WASHER, SPRING 8				16	16			
24	1	22217-100000	WASHER, SPRING 10				16	16			
25	1	22252-000850	RING, 85				2	2			
26	1	22262-000450	RING, R-45				2	2			
27	1	22351-100018	PIN, SPRING 10.0X18				4	4			
28	1	22351-100018	PIN, SPRING 10.0X18				4	4			
29	1	23414-140000	GASKET, 14X1.0				4	4			
30	1	23887-140002	PLUG 14				4	4			
31	1	24321-001000	O-RING, 1AG100.0				2	2			
32	1	24321-002000	O-RING, 1AG200.0				2	2			
33	1	26116-080222	BOLT, M8X 22 PLATED				8	8			
33-1	1	26116-080202	BOLT, M8X 20 PLATED				8	8			N
			(D=*8206)					(E=*8206)			
34	1	26116-080222	BOLT, M8X 22 PLATED				12	12			
35	1	26116-080222	BOLT, M8X 22 PLATED				16	16			
36	1	26116-100302	BOLT, M10X 30 PLATED				16	16			
37	1	194321-11901-K	ARM ASSY, STEERING				1	1			

N:Old $\frac{Yes}{No}$ New, Q:Old $\frac{No}{Yes}$ New, R:Old $\frac{Yes}{Yes}$ New, S:Old $\frac{No}{No}$ New, W:Add, Z:Discontinued, F:Interchangeable by set, K:Q'ty Change
++ CONTINUE ++
Copyright (C) YANMAR CO., LTD. All Rights Reserved.

Fig.25. FRONT GEAR CASE(YM330DT/3000DT)

Fig. **25** FRONT GEAR CASE
FOR MODEL YM330DT, YM3000DT



(A)=YM330T(1)
(B)=YM330T(2)
(C)=YM3000

(D)=YM330DT
(E)=YM3000DT
(F)=

No.	Lev.	Parts No.	Description	Q'ty						I	R
				(A)	(B)	(C)	(D)	(E)	(F)		
39	2	194321-11921	BUSH, 35X39X20				1	1			
40	2	24761-010000	NIPPLE, GREASE M6F				1	1			
41	1	24311-000350	O-RING, 1AP35.0				2	2			
41-1	1	194321-11940	SEAL, OIL VB354105	(D=*8106)	(E=*8106)		2	2			S
42	1	194321-11950-K	ARM ASSY, STEERING				1	1			
44	2	194321-11921	BUSH, 35X39X20				1	1			
45	2	24761-010000	NIPPLE, GREASE M6F				1	1			
46	1	194321-11970	SHIM, A				2	2			1
47	1	194321-11980	SHIM				2	2			1
48	1	194321-11990	SHIM, C				2	2			1
49	1	22217-100000	WASHER, SPRING 10				8	8			
50	1	26116-100282	BOLT M10X 28 PLATED				4	4			
51	1	26116-100402	BOLT, M10X 40 PLATED				4	4			
52	1	194321-12110-K	ARM, KNUCKLE				1	1			
53	1	194321-12210-K	ARM, KNUCKLE				1	1			
54	1	26116-100282	BOLT M10X 28 PLATED				6	6			
54-1	1	26013-100302	BOLT, M10X 30				6	6			N
55	1	194321-12310-K	TIE-ROD	(D=*8212)	(E=*8212)		1	1			
56	1	194990-22830	NUT M17				1	1			
57	1	194990-22840	NUT M17				1	1			
58	1	794730-57122-K	END(RL) ASSY,TIE-ROD				1	1			
60	2	194730-57220	COVER, DUCT	(D=FXXXXX)	(E=FXXXXX)		1	1			W
61	2	194730-57241	NUT M12				1	1			
62	2	22417-300250	PIN, COTTER 3.0X25				1	1			
63	2	194730-57411	NIPPLE, GREASE				1	1			
63-1	2	24761-060000	NIPPLE, GREASE MT6X1	(D=*8205)	(E=*8205)		1	1			N
64	1	794730-57132-K	END(LR) ASSY,TIE-ROD				1	1			
66	2	194730-57220	COVER, DUCT	(D=FXXXXX)	(E=FXXXXX)		1	1			W
67	2	194730-57241	NUT M12				1	1			
68	2	22417-300250	PIN, COTTER 3.0X25				1	1			
69	2	194730-57411	NIPPLE, GREASE				1	1			
69-1	2	24761-060000	NIPPLE, GREASE MT6X1	(D=*8205)	(E=*8205)		1	1			N
70	1	194321-13930	SEAL, OIL VC60756				2	2			Z
71	1	26116-060082	BOLT, M6X 8 PLATED	(D=*8112)	(E=*8112)		2	2			Z
72	1	22217-100000	WASHER, SPRING 10	(D=*8212)	(E=*8212)		6	6			Z
				(D=FXXXXX)	(E=FXXXXX)						

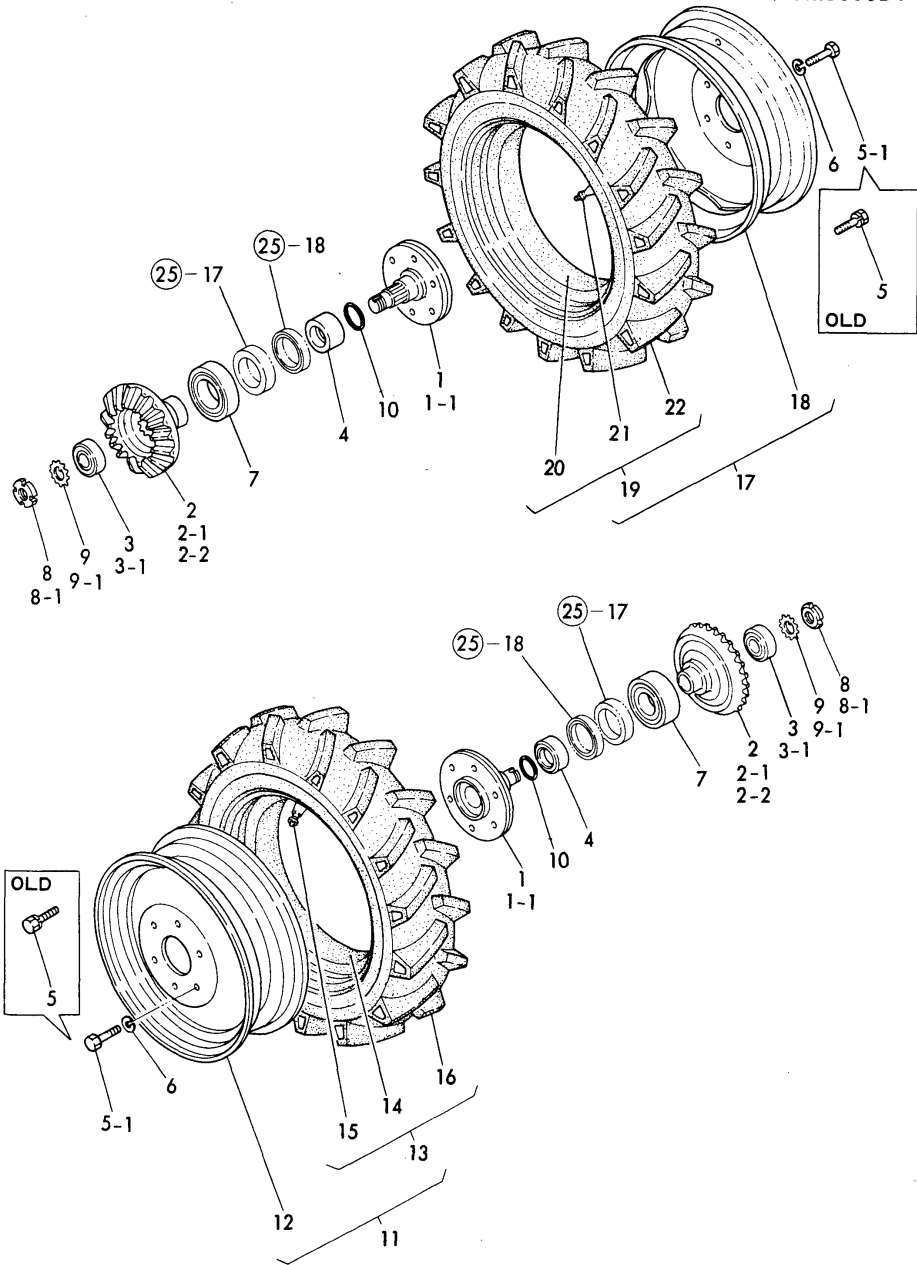
Fig.26. FRONT WHEEL(FOR YM330DT/3000DT)

(A)=YM330T(1)
(B)=YM330T(2)
(C)=YM3000

(D)=YM330DT
(E)=YM3000DT
(F)=

Fig. **26** FRONT WHEEL

FOR MODEL YM330DT, YM3000DT



No.	Lev.	Parts No.	Description	Q'ty						I	R	
				(A)	(B)	(C)	(D)	(E)	(F)			
1	1	194321-14110-K	SPINDLE, FRONT				2	2				
1-1	1	194465-14112	SPINDLE, FRONT				2	2			S	
			(D=*8206)					(E=*8206)				
2	1	194321-14120	GEAR, FRONT FINAL				2	2				
2-1	1	194321-14121	GEAR, FRONT SHAFT				2	2			N	
			(D=*8206)					(E=*8206)				
2-2	1	194465-14130	GEAR, FINAL				2	2			N	
			(D=*8212)					(E=*8212)				
3	1	194321-14140	ROLLER BEARING				2	2				
3-1	1	194465-14140	BEARING, NJ306E				2	2			S	
			(D=*8206)					(E=*8206)				
4	1	194321-14170	COLLAR, SEAL				2	2				
5	1	26013-140252	BOLT, M14X 25				12	12				
5-1	1	194465-14210	BOLT M14X 28				12	12			N	
			(D=*8206)					(E=*8206)				
6	1	194465-14220	WASHER 14				12	12			W	
			(D=*8206)					(E=*8206)				
7	1	24101-062114	BEARING, BALL 6211				2	2				
8	1	24211-035002	NUT, BEARING 35				2	2				
8-1	1	24211-030002	NUT, BEARING 30				2	2			S	
			(D=*8206)					(E=*8206)				
9	1	24231-035000	WASHER, 35				2	2				
9-1	1	24231-030000	WASHER, 30				2	2			S	
			(D=*8212)					(E=*8212)				
10	1	24321-000450	O-RING, 1AG45.0				2	2				
11	1	794321-14700-Q	TIRE ASSY 7 X16				1	1				
12	2	194321-14700-Q	WHEEL 5JAX16WDC				1	1				
13	2	194321-14850	TIRE W/TUBE 7-16(F).				1	1				
14	3	194321-14820	TUBE				1	1				
15	3	194321-14830	VALVE, AIR INLET				1	1				
16	3	194321-14860	TIRE, 7-16 4 FSLM				1	1				
17	1	794321-14800-Q	TIRE ASSY 7 X16				1	1				
18	2	194321-14700-Q	WHEEL 5JAX16WDC				1	1				
19	2	194321-14850	TIRE W/TUBE 7-16(F).				1	1				
20	3	194321-14820	TUBE				1	1				
21	3	194321-14830	VALVE, AIR INLET				1	1				
22	3	194321-14860	TIRE, 7-16 4 FSLM				1	1				

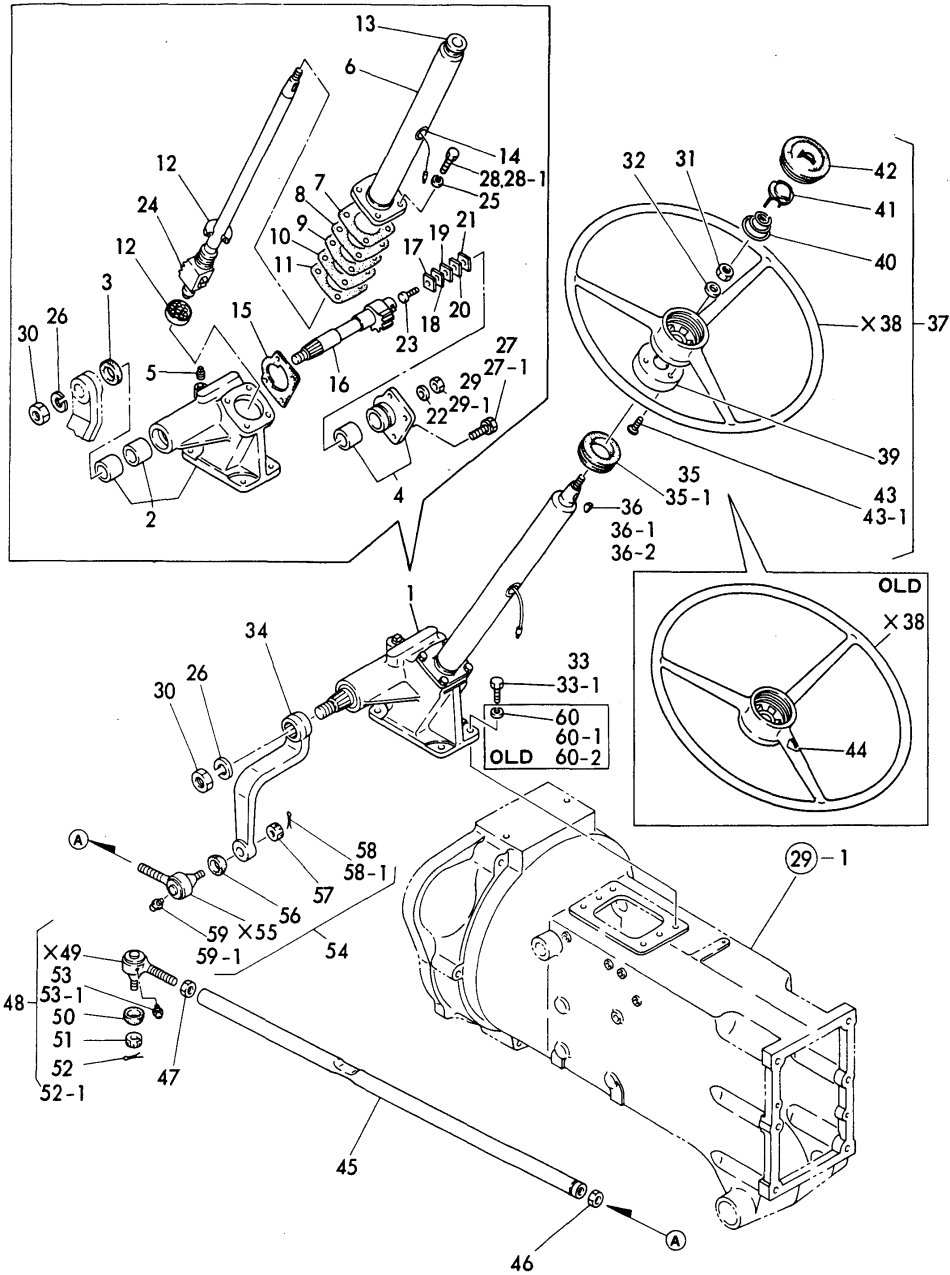
Fig.27. STEERING (FOR YM330T/3000)

(A)=YM330T(1)
(B)=YM330T(2)
(C)=YM3000

(D)=YM330DT
(E)=YM3000DT
(F)=

Fig. 27 STEERING

FOR MODEL YM330T (1),(2), & YM3000



No.	Lev.	Parts No.	Description	Q'ty						I	R
				(A)	(B)	(C)	(D)	(E)	(F)		
1	1	194145-15100-X	GEAR ASSY, STEERING	1	1	1					
2	2	194145-15110-X	BOX W/BUSH, GEAR	1	1	1					
3	2	194080-15140	SEAL, OIL TC28.64008	1	1	1					
4	2	194145-15150-X	COVER W/BUSH, SIDE	1	1	1					
5	2	194130-15170	PLUG, PT1/4	1	1	1					
6	2	194145-15200-X	COLUMN, STEERING	1	1	1					
7	2	194080-15250	SHIM T=0.05	1	1	1					1
8	2	194080-15260	SHIM, T=0.7	1	1	1					1
9	2	194080-15270	SHIM T=0.08	1	1	1					1
10	2	194080-15280	SHIM, T=0.1	1	1	1					1
11	2	194080-15290	SHIM, T=0.2	1	1	1					1
12	2	194145-15310	BEARING, VTAA19Z-4	2	2	2					
13	2	194750-15310	BUSH, COLUMN	1	1	1					
14	2	194080-15320	GROMMET	1	1	1					
15	2	194145-15320	GASKET, SIDE COVER	1	1	1					
16	2	194145-15410	SHAFT, SECTOR	1	1	1					
17	2	194080-15420	SHIM, T=1.525 A	1	1	1					1
18	2	194080-15430	SHIM, T=1.555 B	1	1	1					1
19	2	194080-15440	SHIM, T=1.585 C	1	1	1					1
20	2	194080-15450	SHIM, T=1.615 D	1	1	1					1
21	2	194080-15460	SHIM, T=1.645 E	1	1	1					1
22	2	194464-15450	WASHER, SEAL 10	1	1	1					
23	2	194080-15470	SCREW, ADJUSTING	1	1	1					
24	2	194145-15500	NUT, BALL	1	1	1					
25	2	22217-080000	WASHER, SPRING 8	4	4	4					
26	2	22217-220000	WASHER, SPRING 22	1	1	1					
27	2	194145-15330	BOLT	4	4	4					
27-1	2	26013-080202	BOLT, M8X 20	4	4	4					N
		(A="8210) (B="8210) (C="8210)									
28	2	26116-080222	BOLT, M8X 22 PLATED	4	4	4					
28-1	2	26116-080202	BOLT, M8X 20 PLATED	4	4	4					N
		(A=FXXXXX) (B=FXXXXX) (C=FXXXXX)									
29-1	2	26736-100002	NUT, M10	1	1	1					
30	2	26736-220002	NUT, M22	1	1	1					
31	1	194130-15530	NUT, LOCK M12	1	1	1					
32	1	194080-15550	WASHER, 12	1	1	1					
33-1	1	194145-15560	BOLT M12X 33	4	4	4					
34	1	194145-15610-K	ARM, PITMAN	1	1	1					
35	1	194145-15650	GROMMET 42	1	1	1					
35-1	1	194145-15651	GROMMET, 42	1	1	1					N
		(A=FXXXXX) (B=FXXXXX) (C=FXXXXX)									
36-1	1	22522-050190	KEY, WOODRUFF 5X19	1	1	1					
36-2	1	144626-51090	KEY, 5X19	1	1	1					N
		(A="8308) (B="8308) (C="8308)									
37	1	794130-15700	WHEEL ASSY, STEERING	1	1	1					
39	2	194130-15720	COVER (400), COLUMN	1	1	1					
40	2	194130-15740	SPRING	1	1	1					
41	2	194130-15750	SWITCH, HORN	1	1	1					
42	2	194130-15770	BUTTON, HORN	1	1	1					
43	2	26557-040102	SCREW, M4X10	3	3						
43-1	2	26577-040102	SCREW, M4X10	3	3	3					N

N:Old $\frac{Yes}{No}$ New, Q:Old $\frac{No}{Yes}$ New, R:Old $\frac{Yes}{Yes}$ New, S:Old $\frac{No}{No}$ New, W:Add, Z:Discontinued, F:Interchangeable by set, K:Q'ty Change
 ++ CONTINUE ++
 Copyright (C) YANMAR CO., LTD. All Rights Reserved.

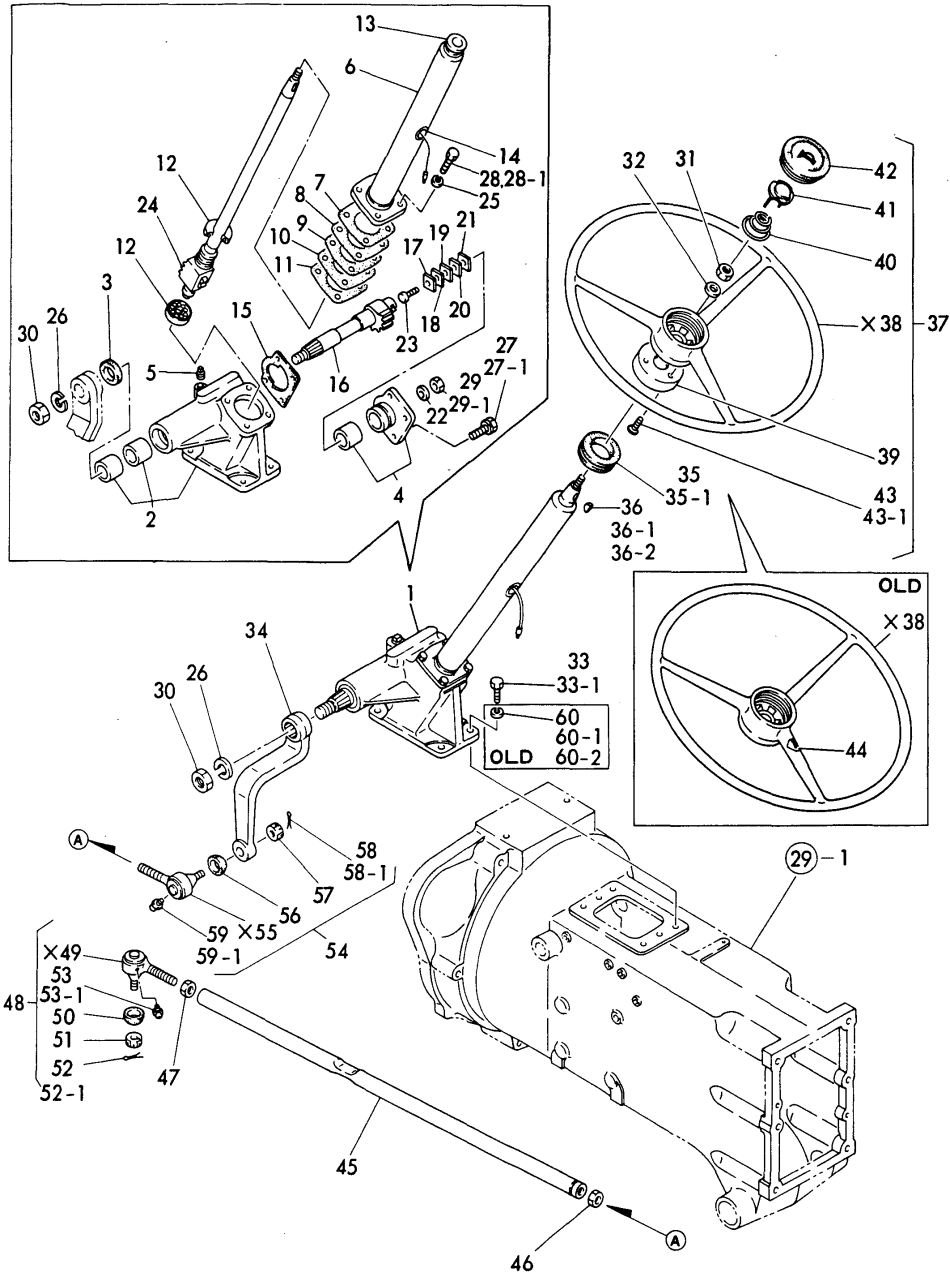
Fig.27. STEERING (FOR YM330T/3000)

(A)=YM330T(1)
(B)=YM330T(2)
(C)=YM3000

(D)=YM330DT
(E)=YM3000DT
(F)=

Fig.27 STEERING

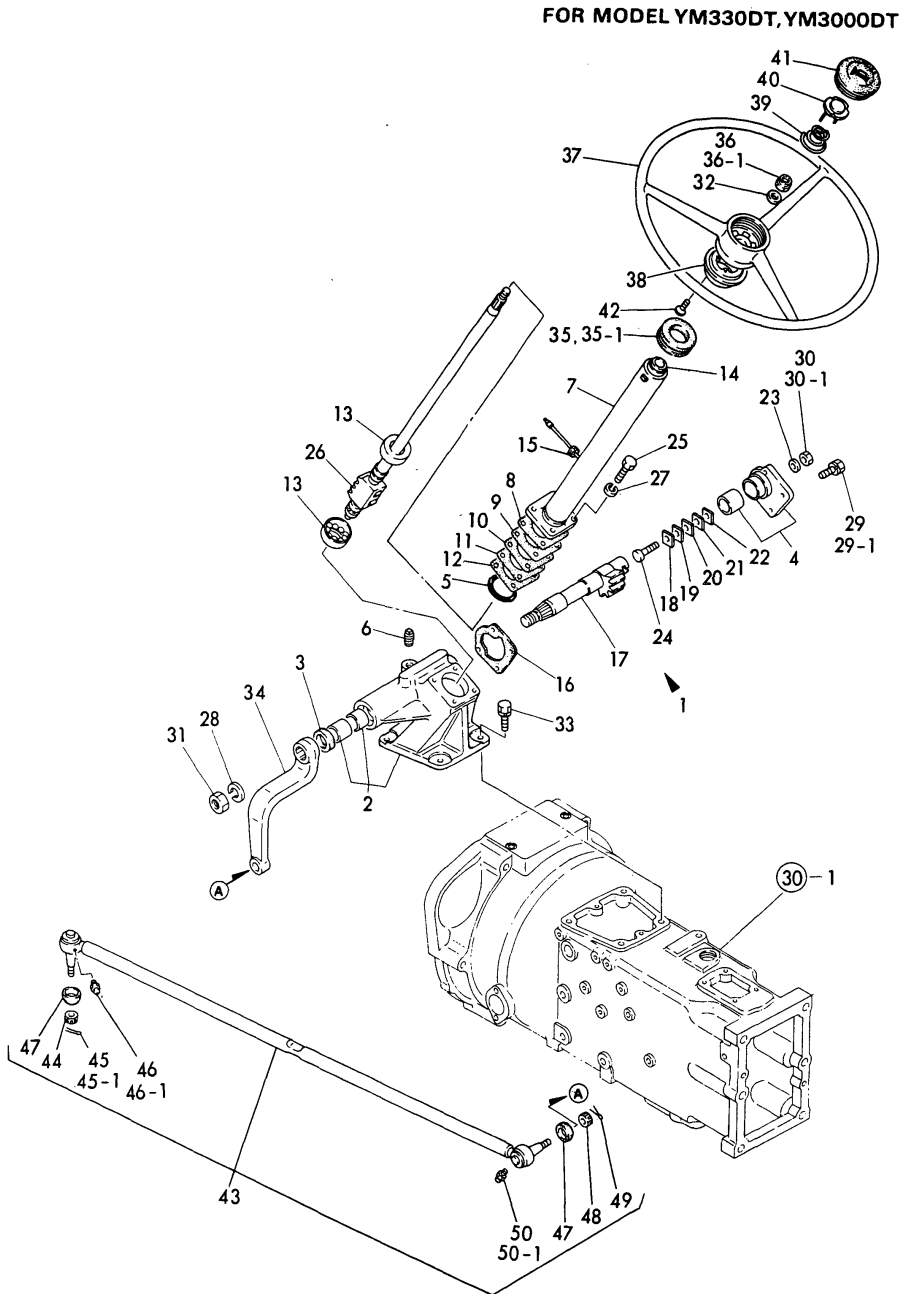
FOR MODEL YM330T (1),(2), & YM3000



No.	Lev.	Parts No.	Description	Qty						I	R
				(A)	(B)	(C)	(D)	(E)	(F)		
		(A=FXXXXX) (B=FXXXXX)									
44	2	194130-65380	LABEL, HORN SWITCH	1	1						Z
		(A=FXXXXX) (B=FXXXXX)									
45	1	194145-16310-K	ROD, DRAG	1	1	1					
46	1	194990-22830	NUT M17	1	1	1					
47	1	194990-22840	NUT M17	1	1	1					
48	1	794730-57122-K	END(RL) ASSY,TIE-ROD	1	1	1					
50	2	194730-57220	COVER, DUCT	1	1	1					W
		(A=FXXXXX) (B=FXXXXX) (C=FXXXXX)									
51	2	194730-57241	NUT M12	1	1	1					
52	2	22411-300250	COTTER PIN 3.0X 25	1	1	1					
52-1	2	22417-300250	PIN, COTTER 3.0X25	1	1	1					N
		(A=FXXXXX) (B=FXXXXX) (C=FXXXXX)									
53	2	194730-57411	NIPPLE, GREASE	1	1	1					
53-1	2	24761-060000	NIPPLE, GREASE MT6X1	1	1	1					N
		(A=*8205) (B=*8205) (C=*8205)									
54	1	794730-57132-K	END(LR) ASSY,TIE-ROD	1	1	1					
56	2	194730-57220	COVER, DUCT	1	1	1					W
		(A=FXXXXX) (B=FXXXXX) (C=FXXXXX)									
57	2	194730-57241	NUT M12	1	1	1					
58	2	22411-300250	COTTER PIN 3.0X 25	1	1	1					
58-1	2	22417-300250	PIN, COTTER 3.0X25	1	1	1					N
		(A=FXXXXX) (B=FXXXXX) (C=FXXXXX)									
59	2	194730-57411	NIPPLE, GREASE	1	1	1					
59-1	2	24761-060000	NIPPLE, GREASE MT6X1	1	1	1					N
		(A=*8205) (B=*8205) (C=*8205)									
60	1	22212-120000	WASHER 12	4							
60-1	1	22217-120000	WASHER, SPRING 12	4							N
		(A=FXXXXX)									
60-2	1	22217-120000	WASHER, SPRING 12	4	4	4					Z
		(A=FXXXXX)									

Fig.28. STEERING (FOR YM330DT/3000DT)

Fig. **28** STEERING



(A)=YM330T(1)
(B)=YM330T(2)
(C)=YM3000

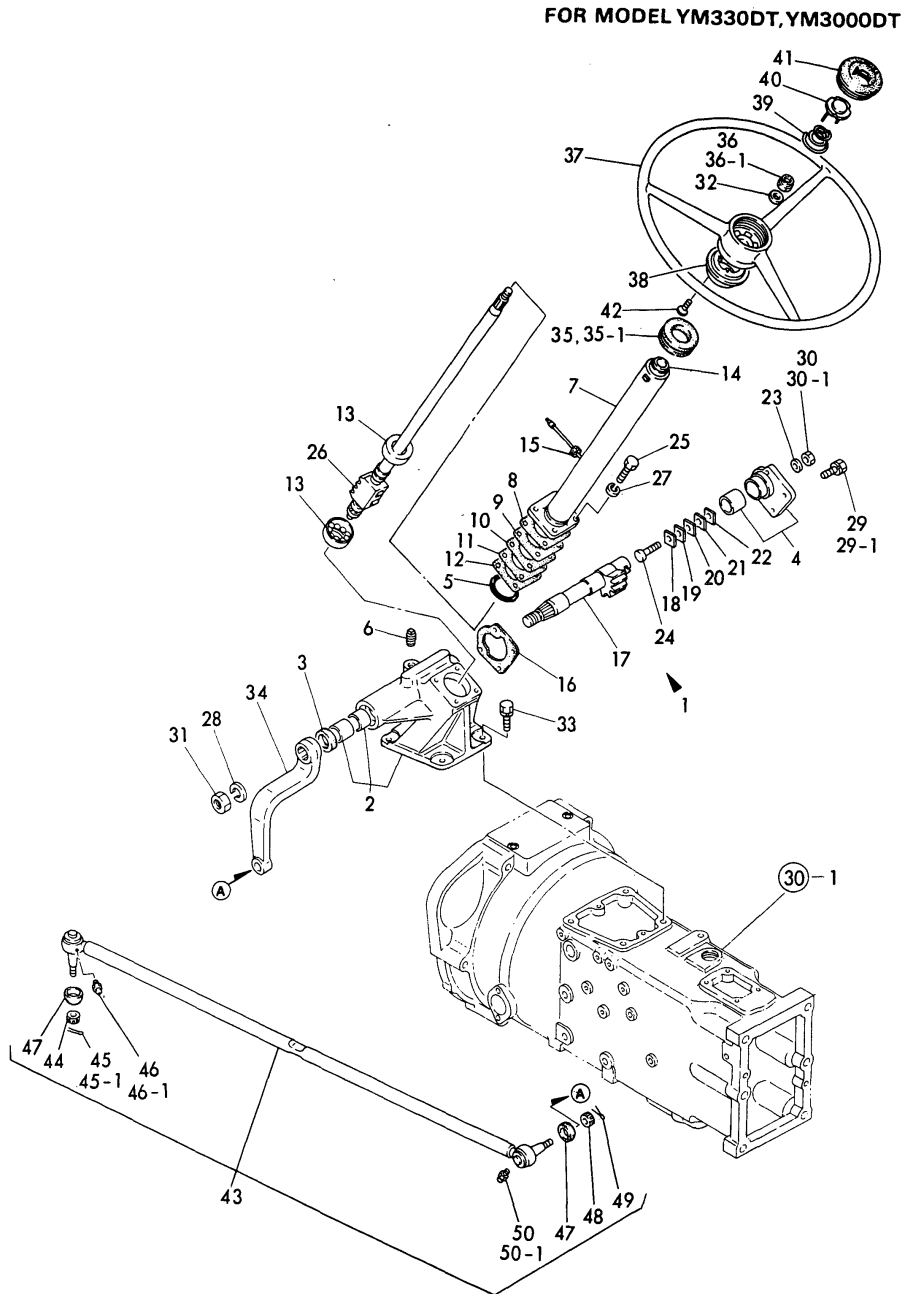
(D)=YM330DT
(E)=YM3000DT
(F)=

No.	Lev.	Parts No.	Description	Q'ty						I	R
				(A)	(B)	(C)	(D)	(E)	(F)		
1	1	194274-15100-X	GEAR ASSY, STEERING				1	1			
2	2	194274-15110-X	BOX W/BUSH, GEAR				1	1			
3	2	194080-15140	SEAL, OIL TC28.64008				1	1			
4	2	194320-15150-X	COVER W/BUSH, SIDE				1	1			
5	2	194320-15160	O-RING				1	1			
6	2	194130-15170	PLUG, PT1/4				1	1			
7	2	194320-15200-X	COLUMN, STEERIEG				1	1			
8	2	194320-15250	SHIM T=0.05				1	1			1
9	2	194320-15260	SHIM T=0.07				1	1			1
10	2	194320-15270	SHIM T=0.08				1	1			1
11	2	194320-15280	SHIM, T=0.1				1	1			1
12	2	194320-15290	SHIM, T=0.2				1	1			1
13	2	194145-15310	BEARING, VTAA19Z-4				2	2			
14	2	194750-15310	BUSH, COLUMN				1	1			
15	2	194080-15320	GROMMET				1	1			
16	2	194145-15320	GASKET, SIDE COVER				1	1			
17	2	194145-15410	SHAFT, SECTOR				1	1			
18	2	194080-15420	SHIM, T=1.525 A				1	1			1
19	2	194080-15430	SHIM, T=1.555 B				1	1			1
20	2	194080-15440	SHIM, T=1.585 C				1	1			1
21	2	194080-15450	SHIM, T=1.615 D				1	1			1
22	2	194080-15460	SHIM, T=1.645 E				1	1			1
23	2	194464-15450	WASHER, SEAL 10				1	1			W
24	2	194080-15470	SCREW, ADJUSTING			(D=FXXXXX)	1	1			
25	2	194320-15470	BOLT M10X28			(E=FXXXXX)	4	4			
26	2	194320-15500	NUT, BALL				1	1			
27	2	22217-100000	WASHER, SPRING 10				4	4			
28	2	22217-220000	WASHER, SPRING 22				1	1			
29	2	194145-15330	BOLT				4	4			
29-1	2	26013-080202	BOLT, M8X 20				4	4			S
30-1	2	26736-100002	NUT, M10			(D=*8210)	1	1			
31	2	26736-220002	NUT, M22			(E=*8210)	1	1			
32	1	194080-15550	WASHER, 12				1	1			
33	1	194145-15560	BOLT M12X 33				4	4			
34	1	194320-15610	ARM, PITMAN				1	1			
35	1	194145-15650	GROMMET 42				1	1			
35-1	1	194145-15651	GROMMET, 42				1	1			N
36-1	1	26356-120002	NUT, M12			(D=FXXXXX)	1	1			
37	1	194130-15710	WHEEL, STEERING			(E=FXXXXX)	1	1			
38	1	194130-15720	COVER (400), COLUMN				1	1			
39	1	194130-15740	SPRING				1	1			
40	1	194130-15750	SWITCH, HORN				1	1			
41	1	194130-15770	BUTTON, HORN				1	1			
42	1	26577-040102	SCREW, M4X10				3	3			
43	1	194274-16100	ROD, DRAG				1	1			
44	2	194450-16170	CASTLE NUT M16				1	1			
45	2	22417-300300	PIN, COTTER 3.0X30				1	1			
45-1	2	22417-300250	PIN, COTTER 3.0X25				1	1			N

N:Old $\frac{Yes}{No}$ New, Q:Old $\frac{No}{Yes}$ New, R:Old $\frac{Yes}{Yes}$ New, S:Old $\frac{No}{No}$ New, W:Add, Z:Discontinued, F:Interchangeable by set, K:Q'ty Change
 ++ CONTINUE ++
 Copyright (C) YANMAR CO., LTD. All Rights Reserved.

Fig.28. STEERING (FOR YM330DT/3000DT)

Fig. **28** STEERING



(A)=YM330T(1)
(B)=YM330T(2)
(C)=YM3000

(D)=YM330DT
(E)=YM3000DT
(F)=

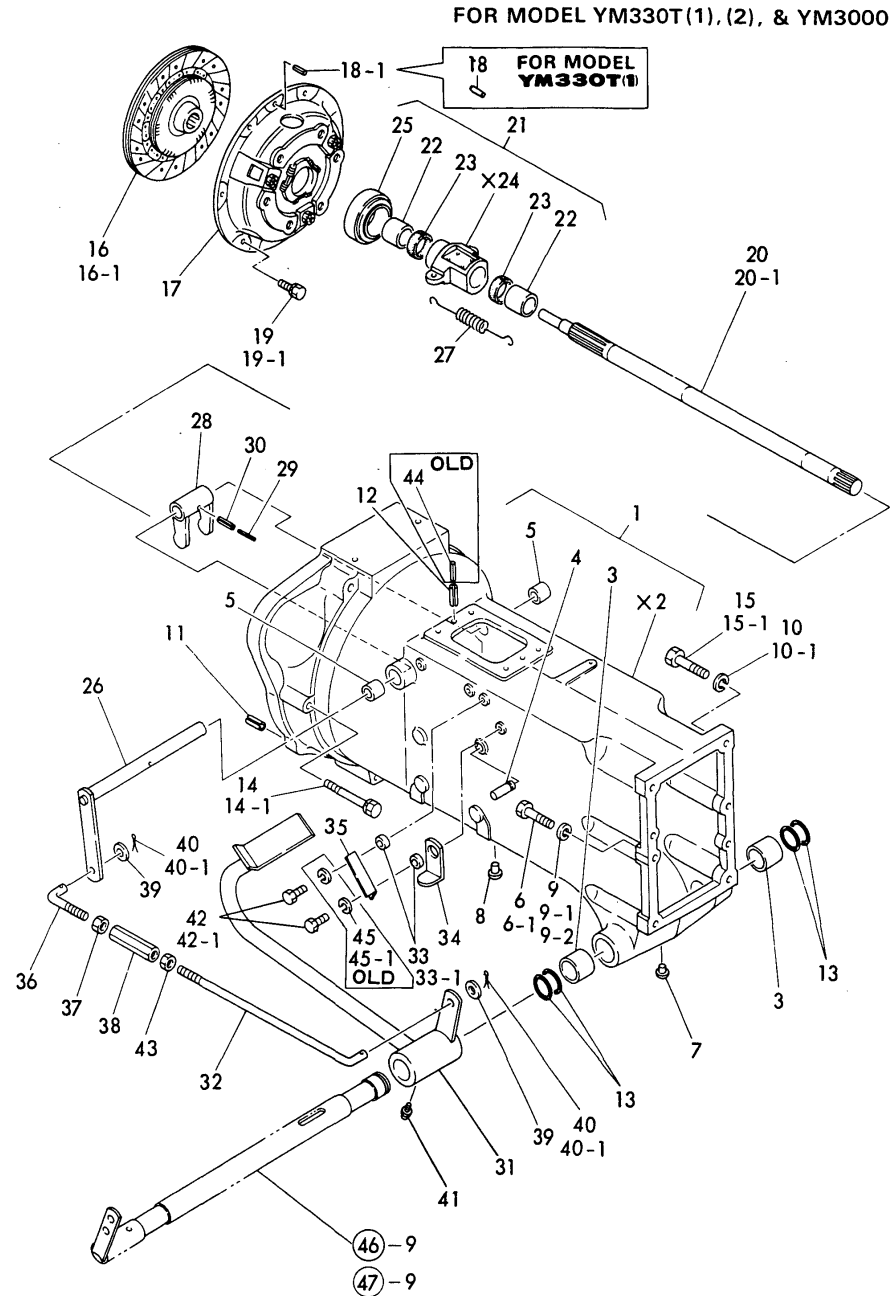
No.	Lev.	Parts No.	Description	Q'ty						I	R
				(A)	(B)	(C)	(D)	(E)	(F)		
46	2	194151-11480	GREASE NIPPLE A	(D=FXXXXX)	(E=FXXXXX)		1	1			
46-1	2	24761-060000	NIPPLE, GREASE MT6X1				1	1		N	
47	2	194730-57220	COVER, DUCT	(D=*8205)	(E=*8205)		2	2		W	
48	2	194730-57241	NUT M12	(D=FXXXXX)	(E=FXXXXX)		1	1			
49	2	22417-300250	PIN, COTTER 3.0X25				1	1			
50	2	194151-11480	GREASE NIPPLE A				1	1			
50-1	2	24761-060000	NIPPLE, GREASE MT6X1	(D=*8205)	(E=*8205)		1	1		N	

Fig.29. CLUTCH (FOR YM330T/3000)

(A)=YM330T(1)
(B)=YM330T(2)
(C)=YM3000

(D)=YM330DT
(E)=YM3000DT
(F)=

Fig. 29 CLUTCH



No.	Lev.	Parts No.	Description	Qty						I	R
				(A)	(B)	(C)	(D)	(E)	(F)		
1	1	194145-21100	HOUSING ASSY, CLUTCH	1	1	1					
3	2	194145-21120	BUSH, 32X38X30	2	2	2					
4	2	194150-22250	PIN, HOOK	2	2	2					
5	2	194130-22280	BUSH, 20X25X25	2	2	2					
6	1	194145-21150	BOLT M12X 50	1	1	1					
6-1	1	194464-21150	BOLT M12X 50		1	1					N
		(B=*8210) (C=*8210)									
7	1	194150-21910	PLUG, 11.2	3	3	3					
8	1	194150-24270	CAP. SCREW 13.0	4	4	4					
9	1	22212-120000	WASHER 12	8							
9-1	1	22217-120000	WASHER, SPRING 12	8							N
		(A=FXXXXX)									
9-2	1	22217-120000	WASHER, SPRING 12	1	1	1					K
		(A=FXXXXX)									
10	1	22212-140000	WASHER 14	5							
10-1	1	22217-140000	WASHER, SPRING 14	5	5	5					N
		(A=FXXXXX)									
11	1	22351-080018	PIN, SPRING 8.0X18	2	2	2					
12	1	22351-100018	PIN, SPRING 10.0X18	2	2	2					
13	1	24311-000300	O-RING, 1AP30.0	4	4	4					
14	1	26116-120902	BOLT, M12X 90 PLATED	7							
14-1	1	26013-120902	BOLT, M12X 90	7	7	7					N
		(A=FXXXXX)									
15	1	194145-21140	BOLT M14X 50	5	5	5					
15-1	1	26116-140502	BOLT, M14X 50 PLATED		5	5					N
		(B=*8210) (C=*8210)									
16	1	794081-21400	DISC, CLUTCH	1	1	1					
16-1	1	194275-21400	DISC, CLUTCH	1	1	1					N
		(A=FXXXXX) (B=F01070) (C=F06564)									
17	1	794081-21700	PLATE ASSY, PRESSURE	1	1	1					
18	1	194080-21880	PIN 6X18	2	2	2					
18-1	1	22351-060016	PIN, SPRING 6.0X16		2	2					N
		(B=*8309) (C=*8309)									
19-1	1	26013-080162	BOLT, M8X 16	6	6	6					
20	1	194145-22110	SHAFT, MAIN DRIVE	1	1	1					
20-1	1	194145-22111	SHAFT, MAIN DRIVE	1	1	1					N
		(A=*8212) (B=*8212) (C=*8212)									
21	1	794130-22150	SLEEVE ASSY, BEARING	1	1	1					
22	2	194130-22160	BUSH, 25X30X31	2	2	2					
23	2	194130-22170	FELT	2	2	2					
25	2	194990-42720	BEARING, CLUTCH	1	1	1					
26	1	194145-22240	SHAFT, RELEASE	1	1	1					
27	1	194145-22261	SPRING, RETURN	2	2	2					
28	1	194130-22311	YOKE, CLUTCH SHIFT	1	1	1					
29	1	22351-035032	PIN, SPRING 3.5X32	1	1	1					
30	1	22351-060032	PIN, SPRING 6.0X32	1	1	1					
31	1	194145-22310	PEDAL, CLUTCH	1	1	1					
32	1	194145-22320	ROD, CLUTCH	1	1	1					
33	1	194145-22430	SPACER, 18	1	1	1					
33-1	1	194145-22430	SPACER, 18	2	2	2					K
		(A=FXXXXX) (B=FXXXXX) (C=FXXXXX)									

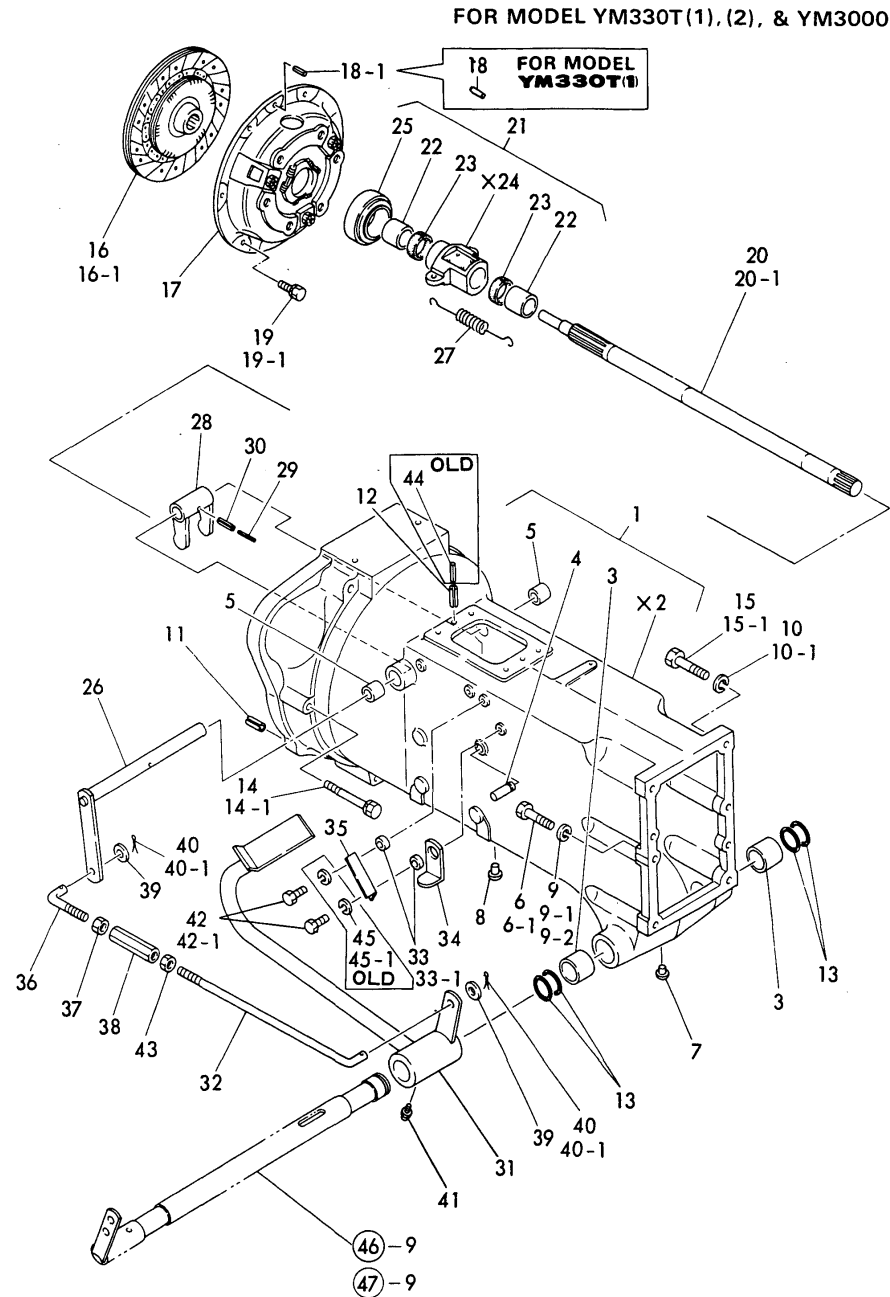
N:Old $\begin{matrix} \leftarrow \text{Yes} \\ \text{No} \end{matrix}$ New, Q:Old $\begin{matrix} \leftarrow \text{No} \\ \text{Yes} \end{matrix}$ New, R:Old $\begin{matrix} \leftarrow \text{Yes} \\ \text{No} \end{matrix}$ New, S:Old $\begin{matrix} \leftarrow \text{No} \\ \text{Yes} \end{matrix}$ New, W:Add, Z:Discontinued, F:Interchangeable by set, K:Qty Change
++ CONTINUE ++
Copyright (C) YANMAR CO., LTD. All Rights Reserved.

Fig.29. CLUTCH (FOR YM330T/3000)

(A)=YM330T(1)
(B)=YM330T(2)
(C)=YM3000

(D)=YM330DT
(E)=YM3000DT
(F)=

Fig. **29** CLUTCH



No.	Lev.	Parts No.	Description	Qty						I	R
				(A)	(B)	(C)	(D)	(E)	(F)		
34	1	194145-22440	LEVER, CLUTCH LOCK	1	1	1					
35	1	194275-22450-U	STOPPER, PEDAL	1	1	1					W
		(A=FXXXXX) (B=F01070) (C=F06564)									
36	1	194150-22460	ROD, CLUTCH	1	1	1					
37	1	194150-22480	NUT, M10 L	1	1	1					
38	1	194130-37730	TURNBUCKLE M10X70	1	1	1					
39	1	22137-100000	WASHER, 10	2	2	2					
40-1	1	22417-200300	PIN, COTTER 2.0X30 (C=FXXXXX)	2	2	2					
41	1	24761-010000	NIPPLE, GREASE M6F	1	1	1					
42	1	26116-080202	BOLT, M8X 20 PLATED (B=F01070) (C=F06564)		2	2					W
42-1	1	26013-080202	BOLT, M8X 20 (B=FXXXXX) (C=FXXXXX)		2	2					N
43	1	26716-100002	NUT, M10	1	1	1					
44	1	22351-060018	PIN, SPRING 6.0X18 (A=FXXXXX) (B=FXXXXX) (C=FXXXXX)	2	2	2					Z
45	1	22217-080000	WASHER, SPRING 8 (B=F01070) (C=F06564)		2	2					W
45-1	1	22217-080000	WASHER, SPRING 8 (B=FXXXXX) (C=FXXXXX)		2	2					Z

Fig.30. CLUTCH (FOR YM330DT/3000DT)

(A)=YM330T(1)
(B)=YM330T(2)
(C)=YM3000

(D)=YM330DT
(E)=YM3000DT
(F)=

No.	Lev.	Parts No.	Description	Q'ty						I	R
				(A)	(B)	(C)	(D)	(E)	(F)		
1	1	194274-21100-X	HOUSING ASSY, CLUTCH				1	1			
3	2	194146-21120	BUSH, 32X36X25				4	4			
4	2	194150-22250	PIN, HOOK				2	2			
5	2	194130-22280	BUSH, 20X25X25				2	2			
6	1	194146-21130	GASKET				1	1			
6-1	1	194146-21131	GASKET				1	1		N	
7	1	194146-21150	COVER, SIDE	(D=*8110)	(E=*8110)		1	1			
8	1	194464-21150	BOLT M12X 50				1	1			
9	1	194146-21160	PACKING				1	1			
9-1	1	194146-21161	GASKET, SIDE COVER	(D=*8408)	(E=*8408)		1	1		S	
10	1	194150-21910	PLUG, 11.2				2	2			
11	1	194150-24270	CAP, SCREW 13.0				10	10			
12	1	194150-24290	DIPSTICK 33X184				1	1			
13	1	194275-27750	PLUG, 7.8				2	2			
14	1	22217-120000	WASHER, SPRING 12				1	1			
15	1	22217-140000	WASHER, SPRING 14				5	5			
16	1	22351-080018	PIN, SPRING 8.0X18				2	2			
17	1	22351-100018	PIN, SPRING 10.0X18				2	2			
18	1	23871-010000	PLUG, R01				1	1			
19	1	24341-000320	O-RING, 1AS32.0				1	1			
19-1	1	24341-000315	O-RING, 1AS31.5	(D=*8303)	(E=*8303)		1	1		N	
20	1	24761-010000	NIPPLE, GREASE M6F				2	2			
21	1	26013-080202	BOLT, M8X 20				2	2			
22	1	26013-120902	BOLT, M12X 90				7	7			
23	1	194145-21140	BOLT M14X 50				5	5			
23-1	1	26116-140502	BOLT, M14X 50 PLATED	(D=*8212)	(E=*8212)		5	5		N	
24	1	194276-21400	DISC, CLUTCH				1	1			
24-1	1	194276-21401	DISC, CLUTCH	(D=*8301)	(E=*8301)		1	1		N	
25	1	794081-21700	PLATE ASSY, PRESSURE				1	1			
26	1	194080-21880	PIN 6X18				2	2			
26-1	1	22351-060016	PIN, SPRING 6.0X16	(D=*8309)	(E=*8309)		2	2		N	
27	1	26013-080162	BOLT, M8X 16				6	6			
28	1	194274-22260	SPACER 50X61.5X1				1	1			
29	1	194274-22330	SHAFT, MAIN DRIVE				1	1			
29-1	1	194274-22331	SHAFT, MAIN DRIVE	(D=*8212)	(E=*8212)		1	1		N	
30	1	1E6140-58680	SEAL TC35 62 12, OIL				1	1			
31	1	22242-000350	RING, 35				1	1			
32	1	24121-060074	BEARING, BALL 6007NR				1	1			
33	1	194274-22241	SHAFT, RELEASE				1	1			
33-1	1	194274-22242	SHAFT, RELEASE	(D=F00200)	(E=F40162)		1	1		S	
34	1	194145-22261	SPRING, RETURN				2	2			
35	1	194274-22311	YOKE, CLUTCH SHIFT				1	1			
35-1	1	194274-22312	YOKE, CLUTCH SHIFT				1	1		S	

N:Old $\xrightarrow{\text{Yes}}$ New, Q:Old $\xrightarrow{\text{No}}$ New, R:Old $\xrightarrow{\text{Yes}}$ New, S:Old $\xrightarrow{\text{No}}$ New, W:Add, Z:Discontinued, F:Interchangeable by set, K:Q'ty Change
 ++ CONTINUE ++
 Copyright (C) YANMAR CO., LTD. All Rights Reserved.

Fig.30 CLUTCH

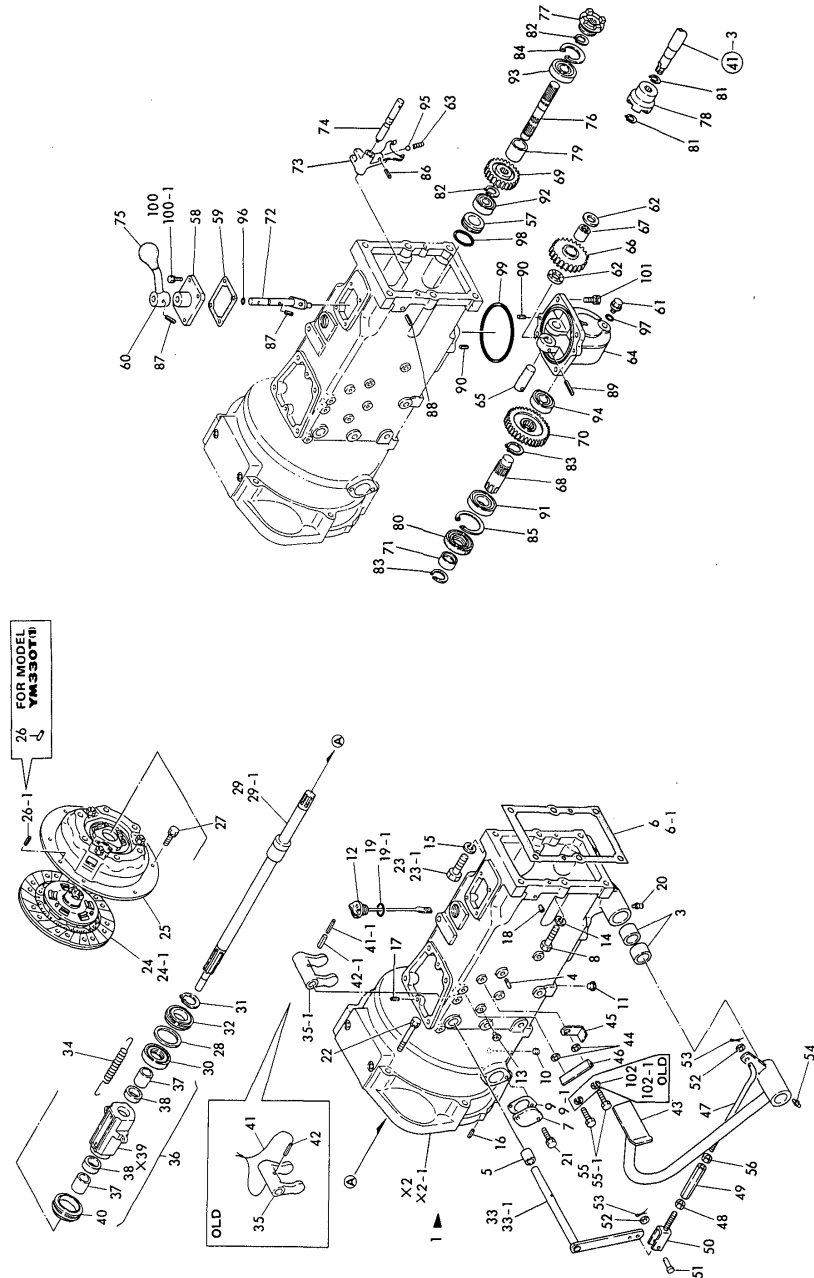


Fig.30. CLUTCH (FOR YM330DT/3000DT)

(A)=YM330T(1)
(B)=YM330T(2)
(C)=YM3000

(D)=YM330DT
(E)=YM3000DT
(F)=

No.	Lev.	Parts No.	Description	Q'ty						I	R
				(A)	(B)	(C)	(D)	(E)	(F)		
				(D=F00200)	(E=F40162)						
36	1	194274-22370	SLEEVE ASSY, BEARING				1	1			
37	2	194130-22160	BUSH, 25X30X31				2	2			
38	2	194130-22170	FELT				2	2			
40	2	194990-42720	BEARING, CLUTCH				1	1			
41	1	22451-160000	WIRE, 1.6				1	1			
41-1	1	22351-050040	PIN, SPRING 5.0X40				1	1			S
				(D=F00200)	(E=F40162)						
42	1	22351-080032	PIN, SPRING 8.0X32				1	1			
42-1	1	22351-080040	PIN, SPRING 8.0X40				1	1			S
				(D=F00200)	(E=F40162)						
43	1	194145-22310	PEDAL, CLUTCH				1	1			
44	1	194145-22430	SPACER, 18				2	2			
45	1	194145-22440	LEVER, CLUTCH LOCK				1	1			
46	1	194275-22450-U	STOPPER, PEDAL				1	1			W
				(D=FXXXXX)	(E=FXXXXX)						
47	1	194190-22471	ROD, CLUTCH				1	1			
48	1	194150-22480	NUT, M10 L				1	1			
49	1	194151-37730	TURNBUCKLE M10X90				1	1			
50	1	194130-37740	ROD, BRAKE L				1	1			
51	1	194080-37781	PIN, 8X25				1	1			
52	1	22137-100000	WASHER, 10				2	2			
53	1	22417-200300	PIN, COTTER 2.0X30				2	2			
54	1	24761-010000	NIPPLE, GREASE M6F				1	1			
55	1	26116-080202	BOLT, M8X 20 PLATED				2	2			W
				(D=FXXXXX)	(E=FXXXXX)						
55-1	1	26013-080202	BOLT, M8X 20				2	2			N
				(D=FXXXXX)	(E=FXXXXX)						
56	1	26716-100002	NUT, M10				1	1			
57	1	194274-21170	PLUG				1	1			
58	1	194274-21210-X	COVER				1	1			
59	1	194274-21220	GASKET				1	1			
60	1	194146-22610-K	LEVER, CHANGE				1	1			
61	1	194151-22770	PLUG, 14				1	1			
62	1	194150-25231	WASHER 20X38X4				2	2			
63	1	194145-27450	SPRING				1	1			
64	1	194274-28110-X	HOUSING, FRONT DRIVE				1	1			
65	1	194241-28151	SHAFT, FRONT IDLE				1	1			
66	1	194274-28160	GEAR, FRONT IDLE				1	1			
67	1	194241-28180	NEEDLE BEARING				1	1			
68	1	194274-28210	SHAFT, FRONT DRIVE				1	1			
69	1	194241-28220	GEAR, FRONT DRIVE				1	1			
70	1	194274-28220	GEAR, FRONT DRIVE				1	1			
71	1	194274-28240	COLLAR, 30X35X17				1	1			
72	1	194274-28310	ARM, SHIFT				1	1			
73	1	194274-28320	FORK, FRONT SHIFT				1	1			
74	1	194274-28340	SHAFT, FRONT FORK				1	1			
75	1	194191-28480	KNOB, SHIFT				1	1			
76	1	194274-28510	SHAFT, FRONT CLUTCH				1	1			
77	1	194241-28520	CLUTCH (A)				1	1			
78	1	194241-28530	CLUTCH (B)				1	1			

Fig.30 CLUTCH

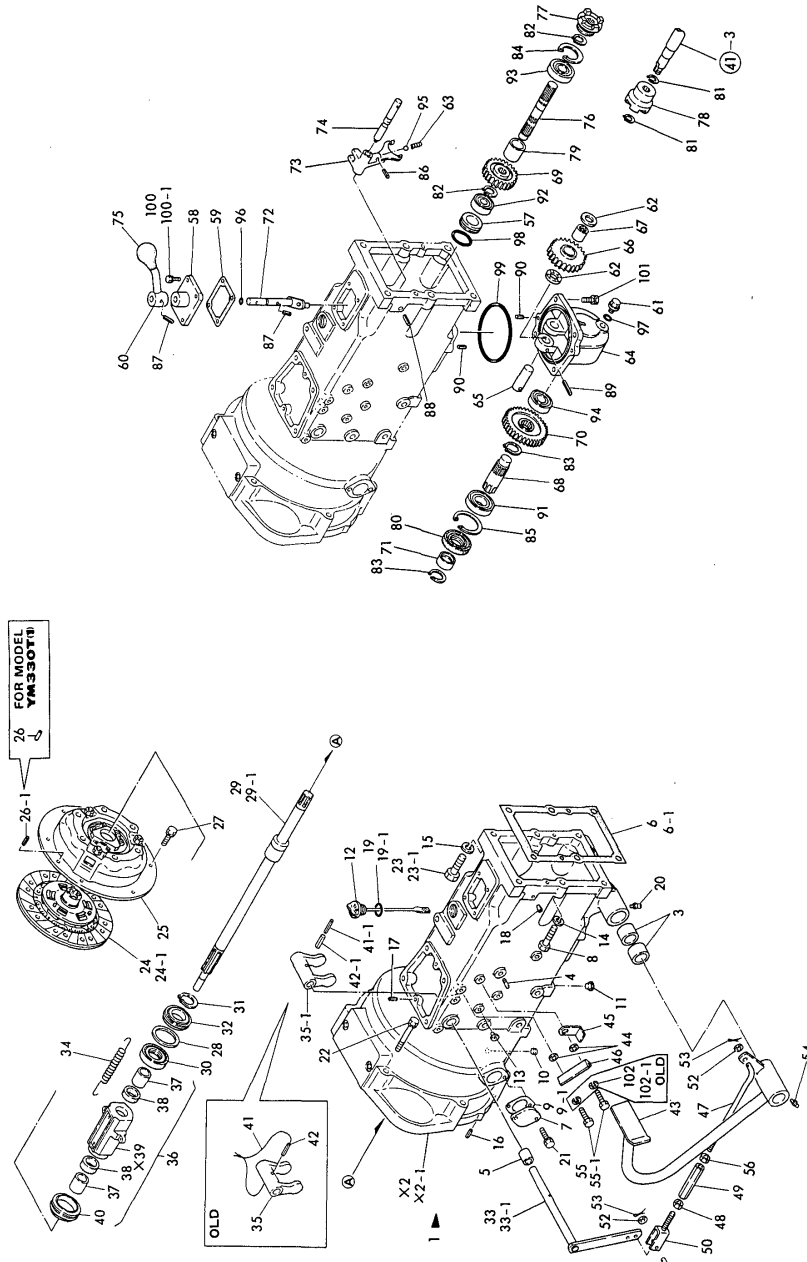


Fig.30. CLUTCH (FOR YM330DT/3000DT)

(A)=YM330T(1)
(B)=YM330T(2)
(C)=YM3000

(D)=YM330DT
(E)=YM3000DT
(F)=

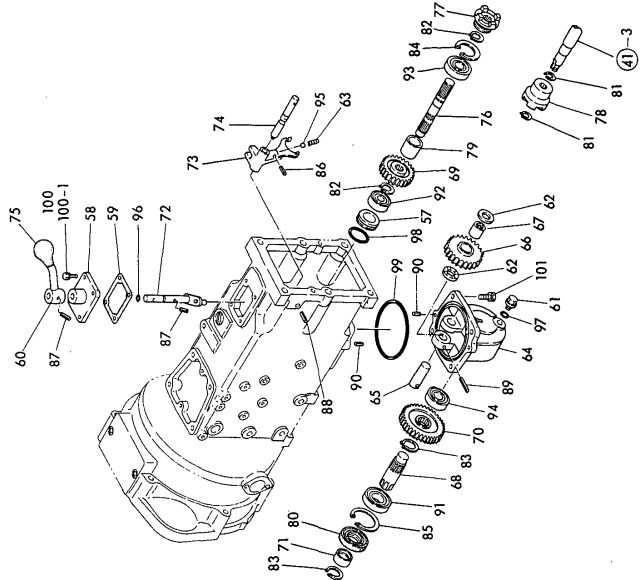
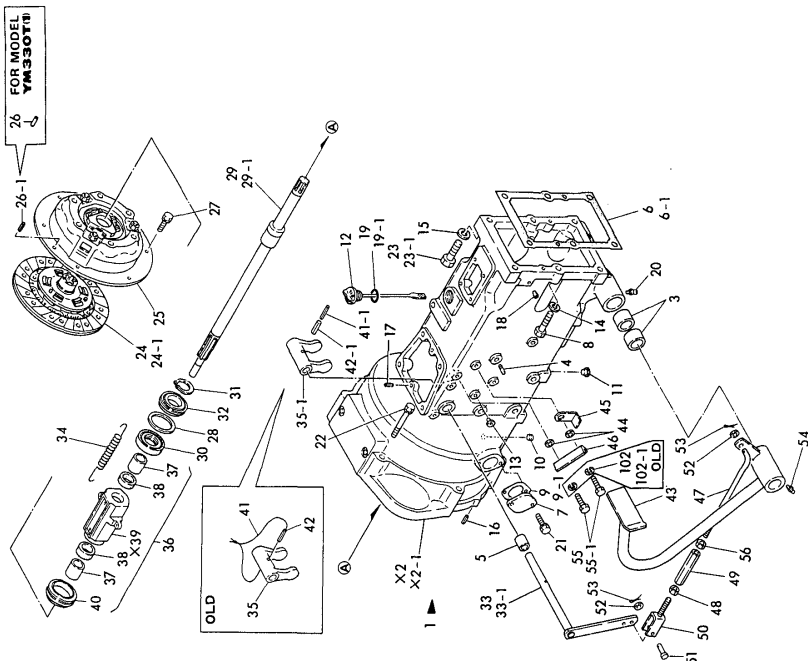


Fig.30 CLUTCH



No.	Lev.	Parts No.	Description	Q'ty						I	R
				(A)	(B)	(C)	(D)	(E)	(F)		
79	1	194274-28540	COLLAR 26X34X33				1	1			
80	1	1A3990-99030	SEAL TC35 55 11, OIL				1	1			
81	1	22242-000190	RING, 19				2	2			
82	1	22242-000240	RING, 24				2	2			
83	1	22242-000290	RING, 29				2	2			
84	1	22252-000520	RING, 52				1	1			
85	1	22252-000550	RING, 55				1	1			
86	1	22351-030020	PIN, SPRING 3.0X20				1	1			
87	1	22351-060025	PIN, SPRING 6.0X25				2	2			
88	1	22351-060025	PIN, SPRING 6.0X25				1	1			
89	1	22351-060036	PIN, SPRING 6.0X36				1	1			
90	1	22351-100018	PIN, SPRING 10.0X18				2	2			
91	1	24101-060064	BEARING, BALL 6006				1	1			
92	1	24101-062044	BEARING, BALL 6204				1	1			
93	1	24101-062054	BEARING, BALL 6205				1	1			
94	1	24101-062054	BEARING, BALL 6205				1	1			
95	1	24190-100001	BALL, STEEL 5/16				1	1			
96	1	24311-000120	O-RING, 1AP12.0				1	1			
97	1	24311-000160	O-RING, 1AP16.0				1	1			
98	1	24311-000410	O-RING, 1AP41.0				1	1			
99	1	24321-001250	O-RING, 1AG125.0				1	1			
100	1	26013-080222	BOLT, M8X 22				4	4			
100-1	1	26013-080202	BOLT, M8X 20				4	4		N	
			(D=*8301)				(E=*8301)				
101	1	26013-100302	BOLT, M10X 30				4	4			
102	1	22217-080000	WASHER, SPRING 8				2	2		W	
			(D=FXXXXX)				(E=FXXXXX)				
102-1	1	22217-080000	WASHER, SPRING 8				2	2		Z	
			(D=FXXXXX)				(E=FXXXXX)				

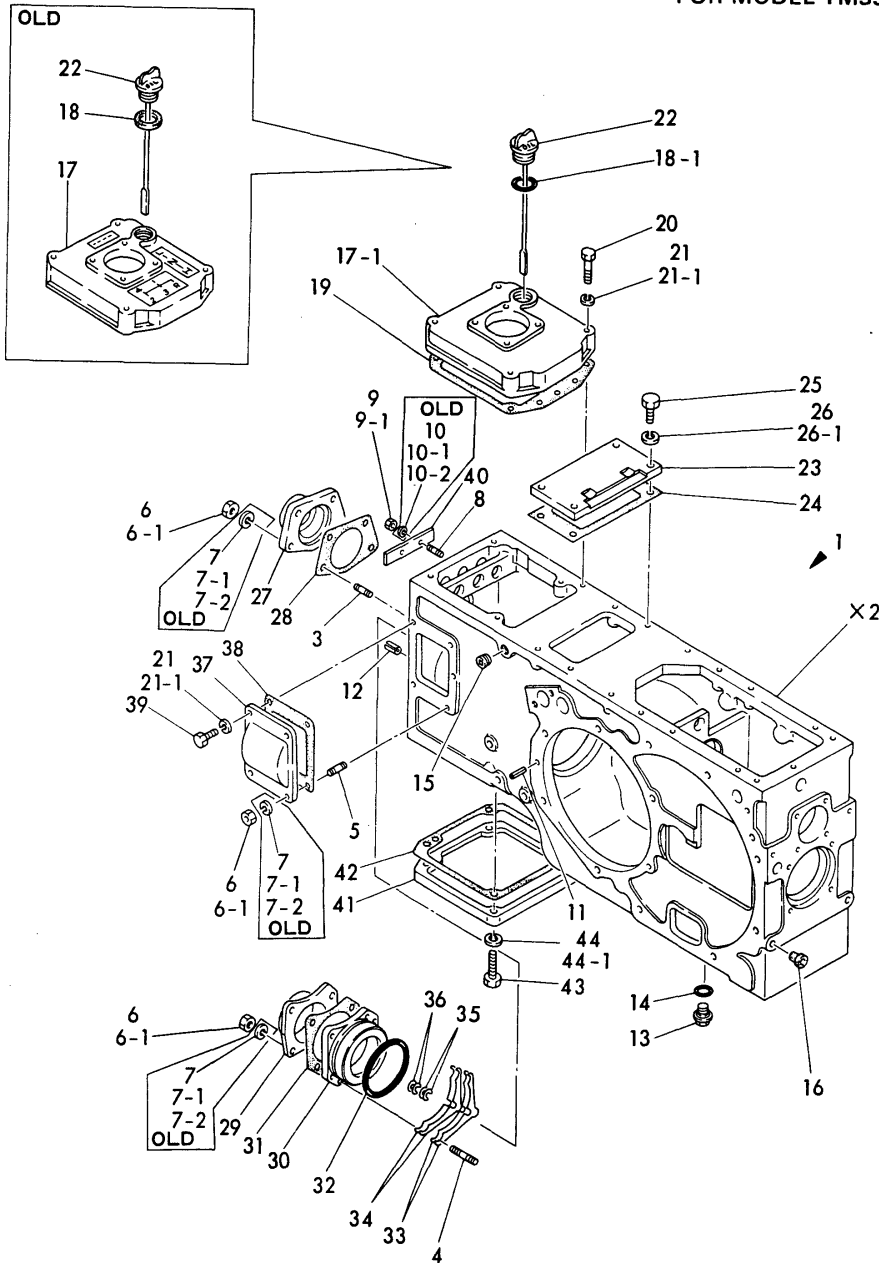
Fig.31. MISSION HOUSING (FOR YM330T-1)

(A)=YM330T(1)
(B)=YM330T(2)
(C)=YM3000

(D)=YM330DT
(E)=YM3000DT
(F)=

Fig. 31 MISSION HOUSING

FOR MODEL YM330T(1)



No.	Lev.	Parts No.	Description	(A)	(B)	(C)	(D)	(E)	(F)	Q'ty	I	R
1	1	194145-24101-K	HOUSING, TRANSMISSION	1								
3	2	26216-080222	STUD, M8X 22	4								
4	2	26216-080352	STUD, M8X 35	4								
5	2	26216-080182	STUD, M8X 18	1								
6	2	26716-080002	NUT, M8	9								
6-1	2	194990-22050	NUT, M8	9								N
(A=FXXXXX)												
7	2	22212-080000	WASHER 8	9								
7-1	2	22217-080000	WASHER, SPRING 8	9								N
(A=FXXXXX)												
7-2	2	22217-080000	WASHER, SPRING 8	9								Z
(A=FXXXXX)												
8	2	26216-060122	STUD, M6X 12	2								
9	2	26716-060002	NUT, M6	2								
9-1	2	194990-22040	NUT, M6	2								N
(A=FXXXXX)												
10	2	22212-060000	WASHER 6	2								
10-1	2	22217-060000	WASHER, SPRING 6	2								N
(A=FXXXXX)												
10-2	2	22217-060000	WASHER, SPRING 6	2								Z
(A=FXXXXX)												
11	2	22351-100025	PIN, SPRING 10.0X25	4								
12	2	22351-100020	PIN, SPRING 10.0X20	2								
13	1	194151-24770	PLUG 14, OIL	1								
14	1	24311-000160	O-RING, 1AP16.0	1								
15	1	23873-020000	PLUG, R02	1								
16	1	194150-21910	PLUG, 11.2	4								
17	1	194130-24213	COVER, TRANSMISSION	1								
17-1	1	194130-24214	COVER, TRANSMISSION	1								F
(A=F00144)												
18	1	101104-01760	GASKET, CAP	1								
18-1	1	24341-000320	O-RING, 1AS32.0	1								S
(A=F00144)												
19	1	194130-24221	PACKING, MISSION	1								
20	1	26116-080402	BOLT, M8X 40 PLATED	4								
21	1	22212-080000	WASHER 8	7								
21-1	1	22217-080000	WASHER, SPRING 8	7								N
(A=FXXXXX)												
22	1	194130-24290	DIPSTICK 33X205	1								
23	1	194130-24171	COVER, UPPER	1								
24	1	194130-24180	GASKET, UPPER COVER	1								
25	1	26116-100252	BOLT, M10X 25 PLATED	4								
26	1	22212-100000	SPRING WASHER 10	4								
26-1	1	22217-100000	WASHER, SPRING 10	4								N
(A=FXXXXX)												
27	1	194130-24310	CASE, OIL SEAL	1								
28	1	194130-24321	GASKET	1								
29	1	194145-24350	CAP, COUNTER SHAFT	1								
30	1	194145-24340	RETAINER, BEARING	1								
31	1	194145-24360	GASKET, RETAINER	1								
32	1	24321-000800	O-RING, 1AG80.0	1								

N:Old $\begin{matrix} \leftarrow \text{Yes} \\ \text{No} \end{matrix}$ New, Q:Old $\begin{matrix} \leftarrow \text{No} \\ \text{Yes} \end{matrix}$ New, R:Old $\begin{matrix} \leftarrow \text{Yes} \\ \text{No} \end{matrix}$ New, S:Old $\begin{matrix} \leftarrow \text{No} \\ \text{Yes} \end{matrix}$ New, W:Add, Z:Discontinued, F:Interchangeable by set, K:Q'ty Change
++ CONTINUE ++
Copyright (C) YANMAR CO., LTD. All Rights Reserved.

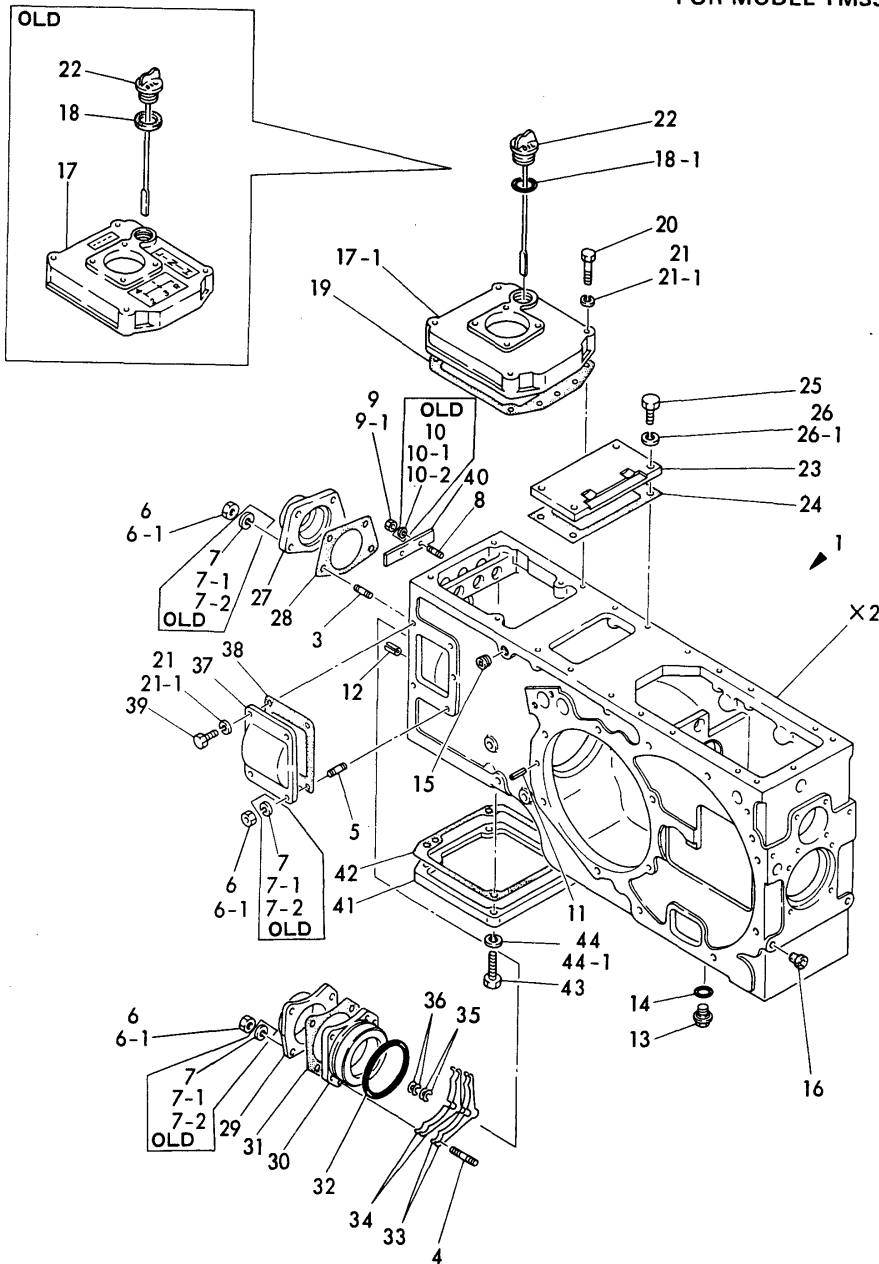
Fig.31. MISSION HOUSING (FOR YM330T-1)

(A)=YM330T(1)
 (B)=YM330T(2)
 (C)=YM3000

(D)=YM330DT
 (E)=YM3000DT
 (F)=

Fig. 31 MISSION HOUSING

FOR MODEL YM330T(1)



No.	Lev.	Parts No.	Description	Q'ty						I	R
				(A)	(B)	(C)	(D)	(E)	(F)		
33	1	194145-24510	SHIM, SHAFT A	-							1
34	1	194145-24520	SHIM, SHAFT B	-							1
35	1	194145-24560	SHIM, SHAFT C	-							1
36	1	194145-24570	SHIM, SHAFT D	-							1
37	1	194130-24411	COVER	1							
38	1	194130-24422	GASKET, SIDE COVER	1							
39	1	26116-080222	BOLT, M8X 22 PLATED	3							
40	1	194145-27170	STOPPER	1							
41	1	194130-24430	COVER	1							
42	1	194130-24441	GASKET, COVER	1							
43	1	26116-120352	BOLT, M12X 35 PLATED	4							
44	1	22212-120000	WASHER 12	4							
44-1	1	22217-120000	WASHER, SPRING 12	4							N

(A=FXXXXX)

Fig.32. MISSION HOUSING (EXCEPT THAI)

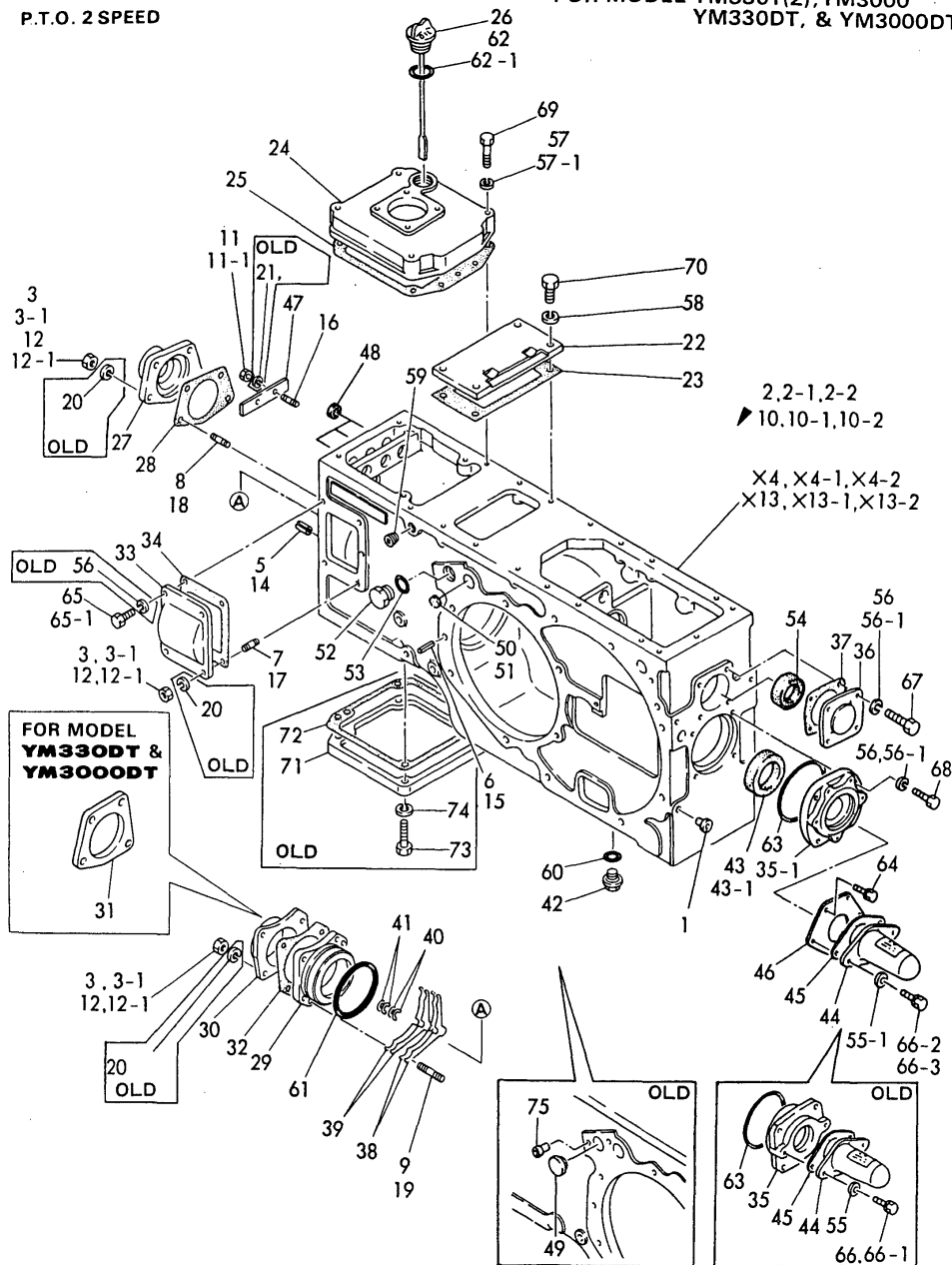
(A)=YM330T(1)
(B)=YM330T(2)
(C)=YM3000

(D)=YM330DT
(E)=YM3000DT
(F)=

Fig. **32** MISSION HOUSING (EXCEPT THAI)

P.T.O. 2 SPEED

FOR MODEL YM330T(2), YM3000
YM330DT, & YM3000DT



No.	Lev.	Parts No.	Description	Qty						I	R
				(A)	(B)	(C)	(D)	(E)	(F)		
1	1	194150-21910	PLUG, 11.2		4	4	4	4			
2	1	194274-24100	HOUSING, TRANSMISSION				1	1			
2-1	1	194274-24101	HOUSING, TRANSMISSION				1	1		S	
			(D=F00118) (E=F40116)								
2-2	1	194274-21120	HOUSING ASSY				1	1		S	
			(D=*8307) (E=*8307)								
3	2	26716-080002	NUT, M8				9	9			
3-1	2	194990-22050	NUT, M8				9	9		N	
			(D=FXXXXX) (E=FXXXXX)								
5	2	22351-100020	PIN, SPRING 10.0X20				2	2			
6	2	22351-100025	PIN, SPRING 10.0X25				4	4			
7	2	26216-080182	STUD, M8X 18				1	1			
8	2	26216-080222	STUD, M8X 22				4	4			
9	2	26216-080352	STUD, M8X 35				4	4			
10	1	194275-24100-X	HOUSING, TRANSMISSION		1	1					
10-1	1	194275-24101-X	HOUSING, TRANSMISSION		1	1				S	
			(B=F01070) (C=F06569)								
10-2	1	194370-24120-X	HOUSING, TRANSMISSION		1	1				S	
			(B=*8307) (C=*8307)								
11	2	26716-060002	NUT, M6		2	2					
11-1	2	194990-22040	NUT, M6		2	2				N	
			(B=FXXXXX) (C=FXXXXX)								
12	2	26716-080002	NUT, M8		9	9					
12-1	2	194990-22050	NUT, M8		9	9				N	
			(B=FXXXXX) (C=FXXXXX)								
14	2	22351-100020	PIN, SPRING 10.0X20		2	2					
15	2	22351-100025	PIN, SPRING 10.0X25		4	4					
16	2	26216-060122	STUD, M6X 12		2	2					
17	2	26216-080182	STUD, M8X 18		1	1					
18	2	26216-080222	STUD, M8X 22		4	4					
19	2	26216-080352	STUD, M8X 35		4	4					
20	2	22217-080000	WASHER, SPRING 8		9	9				Z	
			(B=FXXXXX) (C=FXXXXX)								
21	2	22217-060000	WASHER, SPRING 6		2	2				Z	
			(B=FXXXXX) (C=FXXXXX)								
22	1	194130-24171	COVER, UPPER		1	1	1	1			
23	1	194130-24180	GASKET, UPPER COVER		1	1	1	1			
24	1	194130-24214	COVER, TRANSMISSION		1	1	1	1			
25	1	194130-24221	PACKING, MISSION		1	1	1	1			
26	1	194130-24290	DIPSTICK 33X205		1	1	1	1			
27	1	194130-24310	CASE, OIL SEAL		1	1	1	1			
28	1	194130-24321	GASKET		1	1	1	1			
29	1	194145-24340	RETAINER, BEARING		1	1	1	1			
30	1	194145-24350	CAP, COUNTER SHAFT		1	1					
31	1	194274-27350	CAP, SHAFT				1	1			
32	1	194145-24360	GASKET, RETAINER		1	1	1	1			
33	1	194130-24411	COVER		1	1	1	1			
34	1	194130-24422	GASKET, SIDE COVER		1	1	1	1			
35	1	194130-24452	CASE, OIL SEAL		1	1	1	1			
35-1	1	194370-24450-X	BRACKET, OIL SEAL		1	1	1	1		S	
			(B=*8311) (C=*8311) (D=*8311) (E=*8311)								

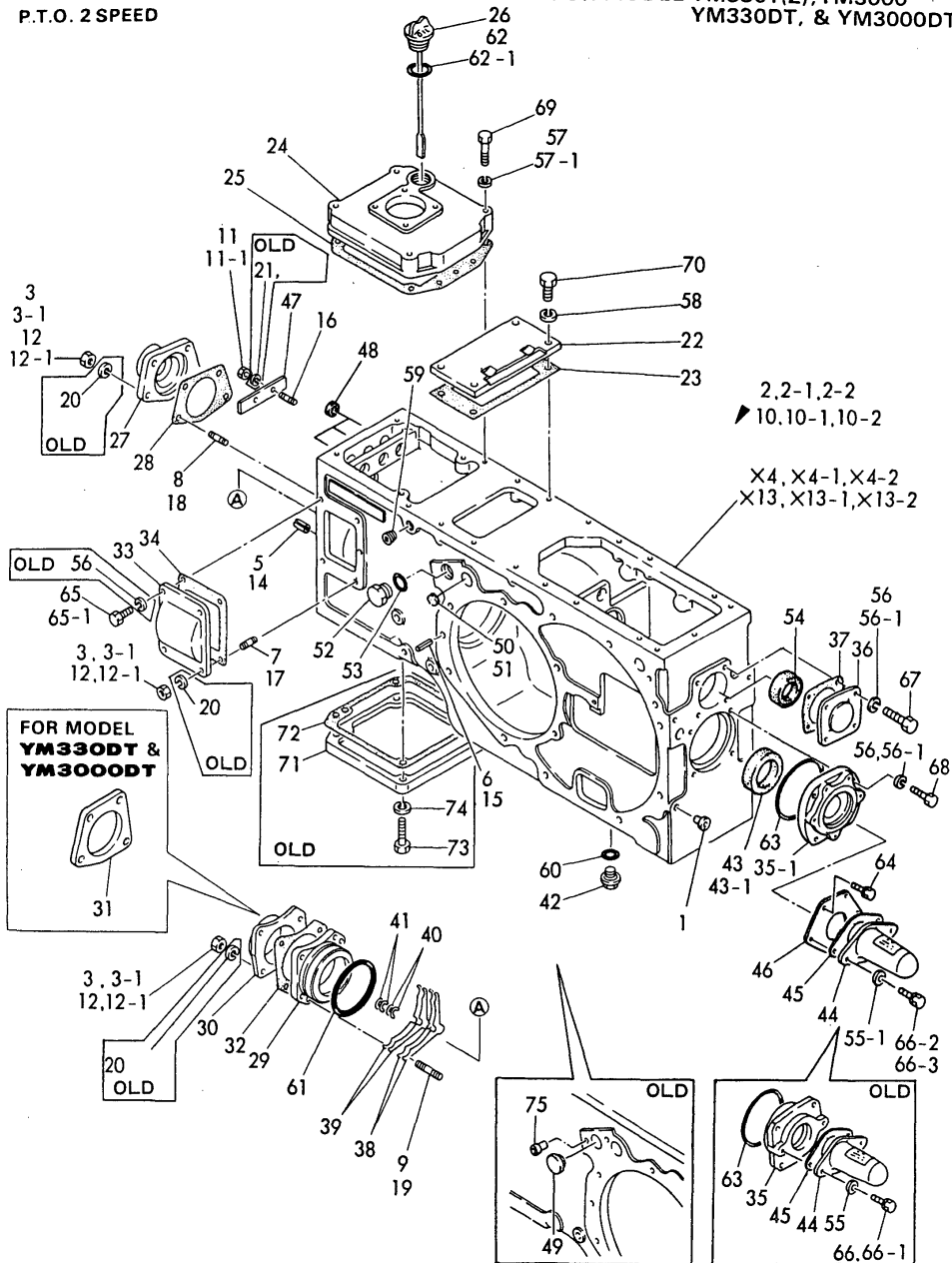
N:Old $\frac{Yes}{No}$ New, Q:Old $\frac{No}{Yes}$ New, R:Old $\frac{Yes}{Yes}$ New, S:Old $\frac{No}{No}$ New, W:Add, Z:Discontinued, F:Interchangeable by set, K:Qty Change
++ CONTINUE ++
Copyright (C) YANMAR CO., LTD. All Rights Reserved.

Fig.32. MISSION HOUSING (EXCEPT THAI)

Fig. **32** MISSION HOUSING (EXCEPT THAI)

P.T.O. 2 SPEED

FOR MODEL YM330T(2), YM3000
YM330DT, & YM3000DT



(A)=YM330T(1)
(B)=YM330T(2)
(C)=YM3000

(D)=YM330DT
(E)=YM3000DT
(F)=

No.	Lev.	Parts No.	Description	Q'ty						I	R
				(A)	(B)	(C)	(D)	(E)	(F)		
36	1	194130-24471	COVER	1	1	1	1				
37	1	194130-24481	GASKET	1	1	1	1				
38	1	194145-24510	SHIM, SHAFT A	2	2	2	2				1
39	1	194145-24520	SHIM, SHAFT B	2	2	2	2				1
40	1	194145-24560	SHIM, SHAFT C	2	2	2	2				1
41	1	194145-24570	SHIM, SHAFT D	2	2	2	2				1
42	1	194151-24770	PLUG 14, OIL	1	1	1	1				
43	1	194130-26350	SEAL, OIL TC4 2609	1	1	1	1				
43-1	1	194370-26350	SEAL, OIL QLF356019	1	1	1	1				S
		(B=*8311) (C=*8311)	(D=*8311) (E=*8311)								
44	1	194190-26860	COVER, P.T.O. SHAFT	1	1	1	1				
45	1	194370-26870	GASKET	1	1	1	1				
46	1	194370-26880	PLATE, OIL SEAL	1	1	1	1				W
		(B=*8311) (C=*8311)	(D=*8311) (E=*8311)								
47	1	194145-27170	STOPPER	1	1						
48	1	194130-27390	CAP 15X5, SEAL	3	3	3	3				
49	1	194130-33190	CAP, SEAL 20X8	1	1	1	1				Z
		(B=F01070) (C=F06569)	(D=F00118) (E=F40116)								
50	1	194130-33190	CAP, SEAL 20X8			2	2				W
		(B=FXXXXX) (C=FXXXXX)									
51	1	194130-33190	CAP, SEAL 20X8					1	1		W
		(B=F01070) (C=F06569)	(D=F00118) (E=FXXXXX)								
52	1	194464-45920	PLUG, 3/4-16UNF	1	1	1	1				W
		(B=F01070) (C=F06569)	(D=F00118) (E=F40116)								
53	1	194464-45930	O-RING, 8-1	1	1	1	1				W
		(B=F01070) (C=F06569)	(D=F00118) (E=F40116)								
54	1	194990-50550	SEAL SC30 45 8, OIL	1	1						
55	1	22137-080000	WASHER, 8	2	2	2	2				
55-1	1	22137-060000	WASHER, 6	2	2	2	2				S
		(B=*8311) (C=*8311)	(D=*8311) (E=*8311)								
56-1	1	22217-080000	WASHER, SPRING 8	8	8	8	8				
57	1	22217-080000	WASHER, SPRING 8	7	7	7	7				
57-1	1	22217-080000	WASHER, SPRING 8	4	4	4	4				K
		(B=*8301) (C=*8301)	(D=*8301) (E=*8301)								
58	1	22217-100000	WASHER, SPRING 10	4	4	4	4				
59	1	23873-020000	PLUG, R02	1	1	1	1				
60	1	24311-000160	O-RING, 1AP16.0	1	1	1	1				
61	1	24321-000800	O-RING, 1AG80.0	1	1	1	1				
62	1	24341-000320	O-RING, 1AS32.0	1	1	1	1				
62-1	1	24341-000315	O-RING, 1AS31.5	1	1	1	1				N
		(B=*1983.03) (C=*1983.03)	(D=*1983.03) (E=*1983.03)								
63	1	24341-000850	O-RING, 1AS85.0	1	1	1	1				
64	1	26013-060122	BOLT, M6X 12	3	3	3	3				
65-1	1	26013-080202	BOLT, M8X 20	3	3	3	3				
		(B=FXXXXX) (C=FXXXXX)	(D=FXXXXX) (E=FXXXXX)								
66-1	1	26013-080122	BOLT, M8X 12	2	2						
66-2	1	26013-080162	BOLT, M8X 16	2	2	2	2				S
		(B=FXXXXX) (C=FXXXXX)									
66-3	1	26116-060122	BOLT, M6X 12 PLATED	2	2	2	2				S
		(B=*1983.11) (C=*1983.11)	(D=*1983.11) (E=*1983.11)								
67	1	26116-080202	BOLT, M8X 20 PLATED	4	4	4	4				

N:Old $\frac{Yes}{No}$ New, Q:Old $\frac{No}{Yes}$ New, R:Old $\frac{Yes}{Yes}$ New, S:Old $\frac{No}{No}$ New, W:Add, Z:Discontinued, F:Interchangeable by set, K:Q'ty Change
++ CONTINUE ++
Copyright (C) YANMAR CO., LTD. All Rights Reserved.

Fig.32. MISSION HOUSING (EXCEPT THAI)

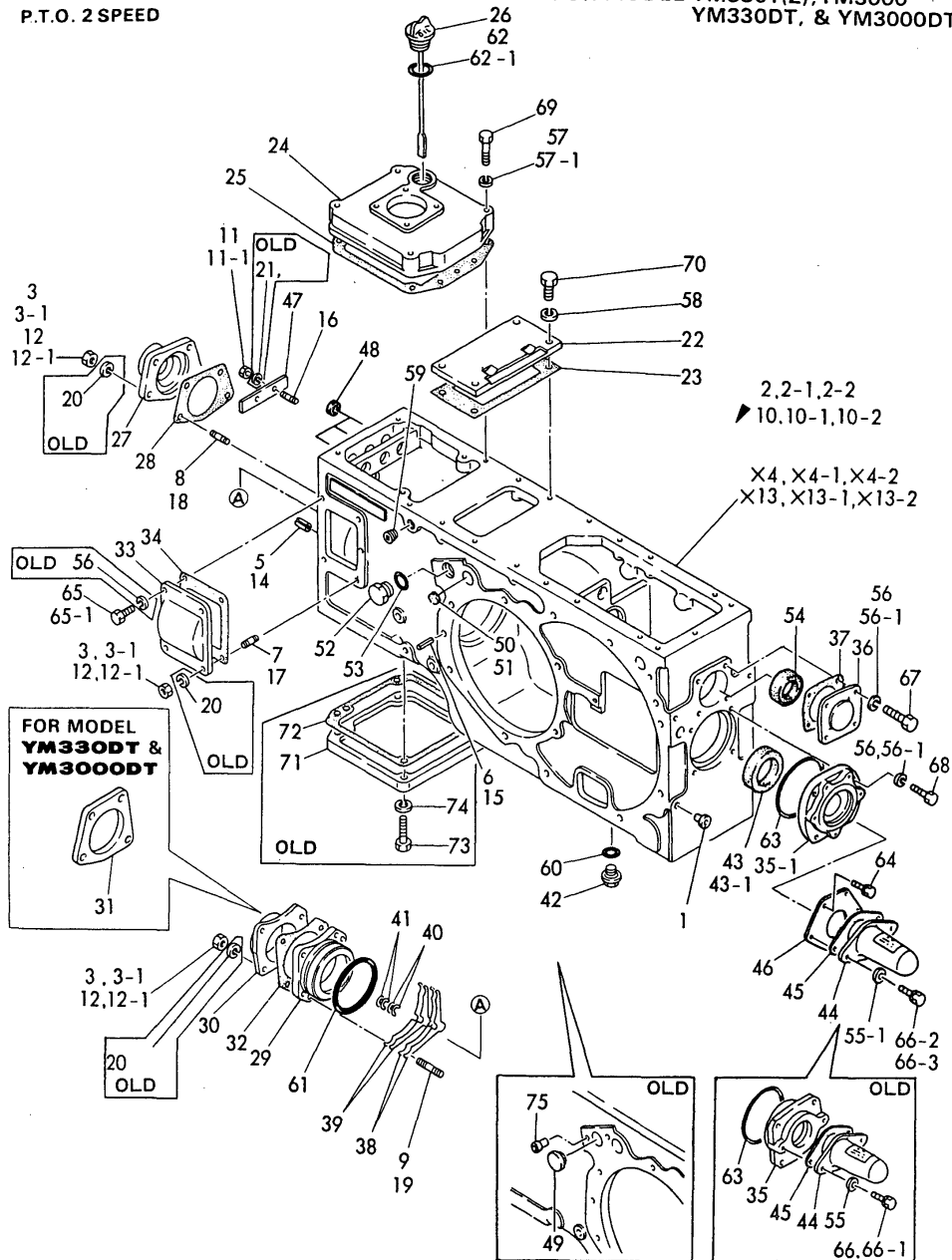
(A)=YM330T(1)
(B)=YM330T(2)
(C)=YM3000

(D)=YM330DT
(E)=YM3000DT
(F)=

Fig. **32** MISSION HOUSING (EXCEPT THAI)

P.T.O. 2 SPEED

FOR MODEL YM330T(2), YM3000
YM330DT, & YM3000DT



No.	Lev.	Parts No.	Description	Qty						I	R
				(A)	(B)	(C)	(D)	(E)	(F)		
68	1	26116-080252	BOLT, M8X 25 PLATED	4	4	4	4				
69	1	26116-080402	BOLT, M8X 40 PLATED	4	4	4	4				
70	1	26116-100252	BOLT, M10X 25 PLATED	4	4	4	4				
71	1	194130-24430	COVER	1	1	1	1			Z	
		(B=*1983.07)	(C=*1983.07)	(D=*1983.07)	(E=*1983.07)						
72	1	194130-24441	GASKET, COVER	1	1	1	1			Z	
		(B=*1983.07)	(C=*1983.07)	(D=*1983.07)	(E=*1983.07)						
73	1	26116-120352	BOLT, M12X 35 PLATED	4	4	4	4			Z	
		(B=*1983.07)	(C=*1983.07)	(D=*1983.07)	(E=*1983.07)						
74	1	22217-120000	WASHER, SPRING 12	4	4	4	4			Z	
		(B=*1983.07)	(C=*1983.07)	(D=*1983.07)	(E=*1983.07)						
75	1	194275-27750	PLUG, 7.8	2	2	2	2			Z	
		(B=F01070)	(C=F06569)	(D=F00118)	(E=F40116)						

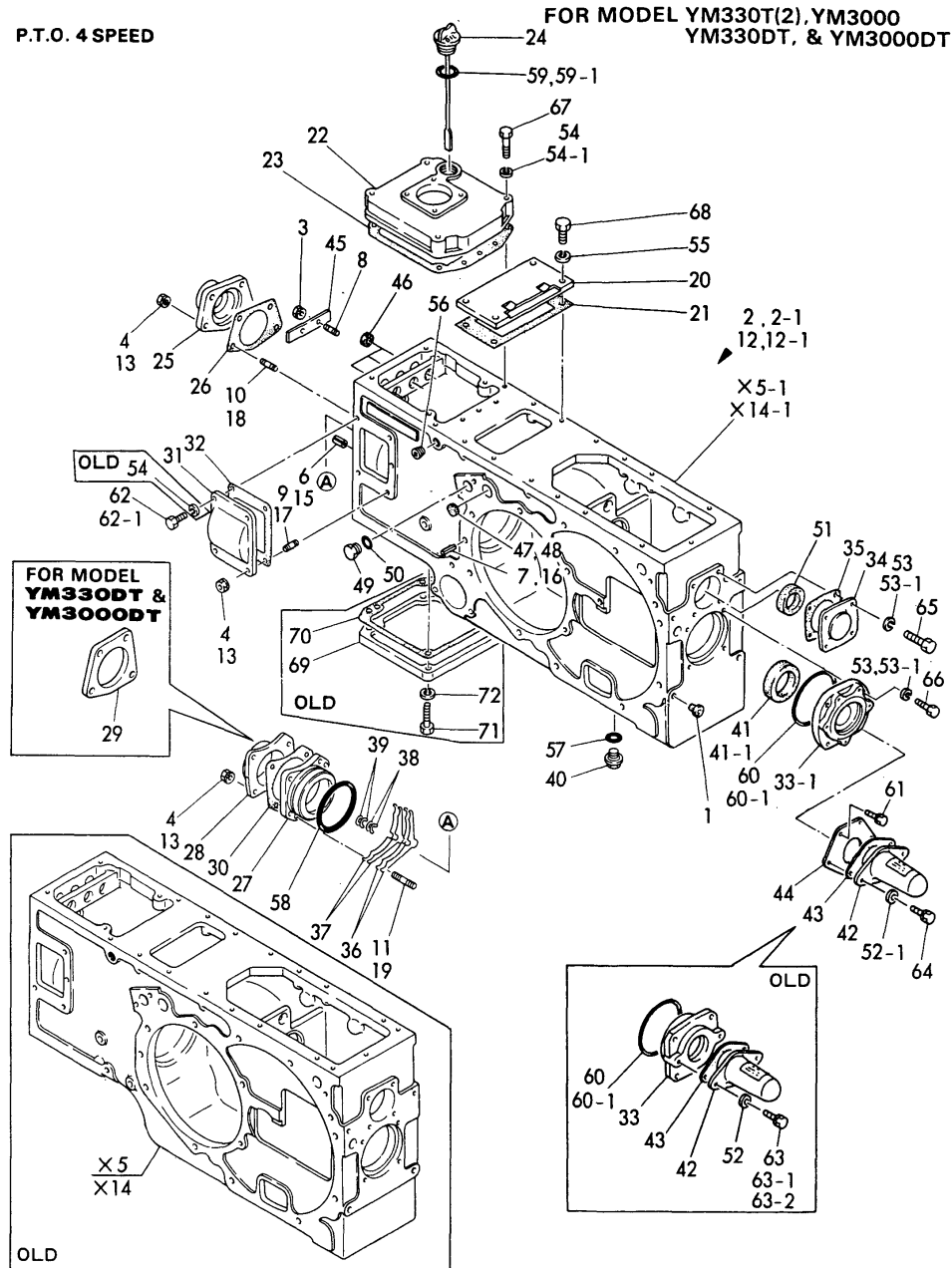
Fig.33. MISSION HOUSING (FOR THAI)

(A)=YM330T(1)
(B)=YM330T(2)
(C)=YM3000

(D)=YM330DT
(E)=YM3000DT
(F)=

Fig. **33** MISSION HOUSING (FOR THAI)

P.T.O. 4 SPEED



No.	Lev.	Parts No.	Description	Qty						I	R
				(A)	(B)	(C)	(D)	(E)	(F)		
1	1	194150-21910	PLUG, 11.2	4	4	4	4				
2	1	194370-24100-X	HOUSING, TRANSMISSION	1	1						
2-1	1	194370-24101-X	HOUSING, TRANSMISSION	1	1						S
		(B=*1983.07)	(C=*1983.07)								
3	2	194990-22040	NUT, M6	2	2						
4	2	194990-22050	NUT, M8	9	9						
6	2	22351-100020	PIN, SPRING 10.0X20	2	2						
7	2	22351-100025	PIN, SPRING 10.0X25	4	4						
8	2	26216-060122	STUD, M6X 12	2	2						
9	2	26216-080182	STUD, M8X 18	1	1						
10	2	26216-080222	STUD, M8X 22	4	4						
11	2	26216-080352	STUD, M8X 35	4	4						
12	1	194376-24100-K	HOUSING, TRANSMISSION				1	1			
12-1	1	194376-24101	HOUSING, TRANSMISSION				1	1			S
		(D=*1983.07)	(E=*1983.07)								
13	2	194990-22050	NUT, M8				9	9			
15	2	22351-100020	PIN, SPRING 10.0X20				2	2			
16	2	22351-100025	PIN, SPRING 10.0X25				4	4			
17	2	26216-080182	STUD, M8X 18				1	1			
18	2	26216-080222	STUD, M8X 22				4	4			
19	2	26216-080352	STUD, M8X 35				4	4			
20	1	194130-24171	COVER, UPPER	1	1	1	1	1			
21	1	194130-24180	GASKET, UPPER COVER	1	1	1	1	1			
22	1	194130-24214	COVER, TRANSMISSION	1	1	1	1	1			
23	1	194130-24221	PACKING, MISSION	1	1	1	1	1			
24	1	194130-24290	DIPSTICK 33X205	1	1	1	1	1			
25	1	194130-24310	CASE, OIL SEAL	1	1	1	1	1			
26	1	194130-24321	GASKET	1	1	1	1	1			
27	1	194145-24340	RETAINER, BEARING	1	1	1	1	1			
28	1	194145-24350	CAP, COUNTER SHAFT	1	1						
29	1	194274-24350	CAP, COUNTER SHAFT				1	1			
30	1	194145-24360	GASKET, RETAINER	1	1	1	1	1			
31	1	194130-24411	COVER	1	1	1	1	1			
32	1	194130-24422	GASKET, SIDE COVER	1	1	1	1	1			
33	1	194130-24452-K	CASE, OIL SEAL	1	1	1	1	1			
33-1	1	194370-24450-X	BRACKET, OIL SEAL	1	1	1	1	1			S
		(B=*1983.11)	(C=*1983.11)	(D=*1983.11)	(E=*1983.11)						
34	1	194130-24471	COVER	1	1	1	1	1			
35	1	194130-24481	GASKET	1	1	1	1	1			
36	1	194145-24510	SHIM, SHAFT A	1	1	1	1	1			
37	1	194145-24520	SHIM, SHAFT B	1	1	1	1	1			
38	1	194145-24560	SHIM, SHAFT C	1	1	1	1	1			
39	1	194145-24570	SHIM, SHAFT D	1	1	1	1	1			
40	1	194151-24770	PLUG 14, OIL	1	1	1	1	1			
41	1	194130-26350	SEAL, OIL TC4 2609	1	1	1	1	1			
41-1	1	194370-26350	SEAL, OIL QLF356019	1	1	1	1	1			S
		(B=*1983.11)	(C=*1983.11)	(D=*1983.11)	(E=*1983.11)						
42	1	194190-26860	COVER, P.T.O. SHAFT	1	1	1	1	1			
43	1	194370-26870	GASKET	1	1	1	1	1			
44	1	194370-26880	PLATE, OIL SEAL	1	1	1	1	1			W
		(B=*1983.11)	(C=*1983.11)	(D=*1983.11)	(E=*1983.11)						

N:Old $\frac{Yes}{No}$ New, Q:Old $\frac{No}{Yes}$ New, R:Old $\frac{Yes}{No}$ New, S:Old $\frac{No}{Yes}$ New, W:Add, Z:Discontinued, F:Interchangeable by set, K:Qty Change
++ CONTINUE ++
Copyright (C) YANMAR CO., LTD. All Rights Reserved.

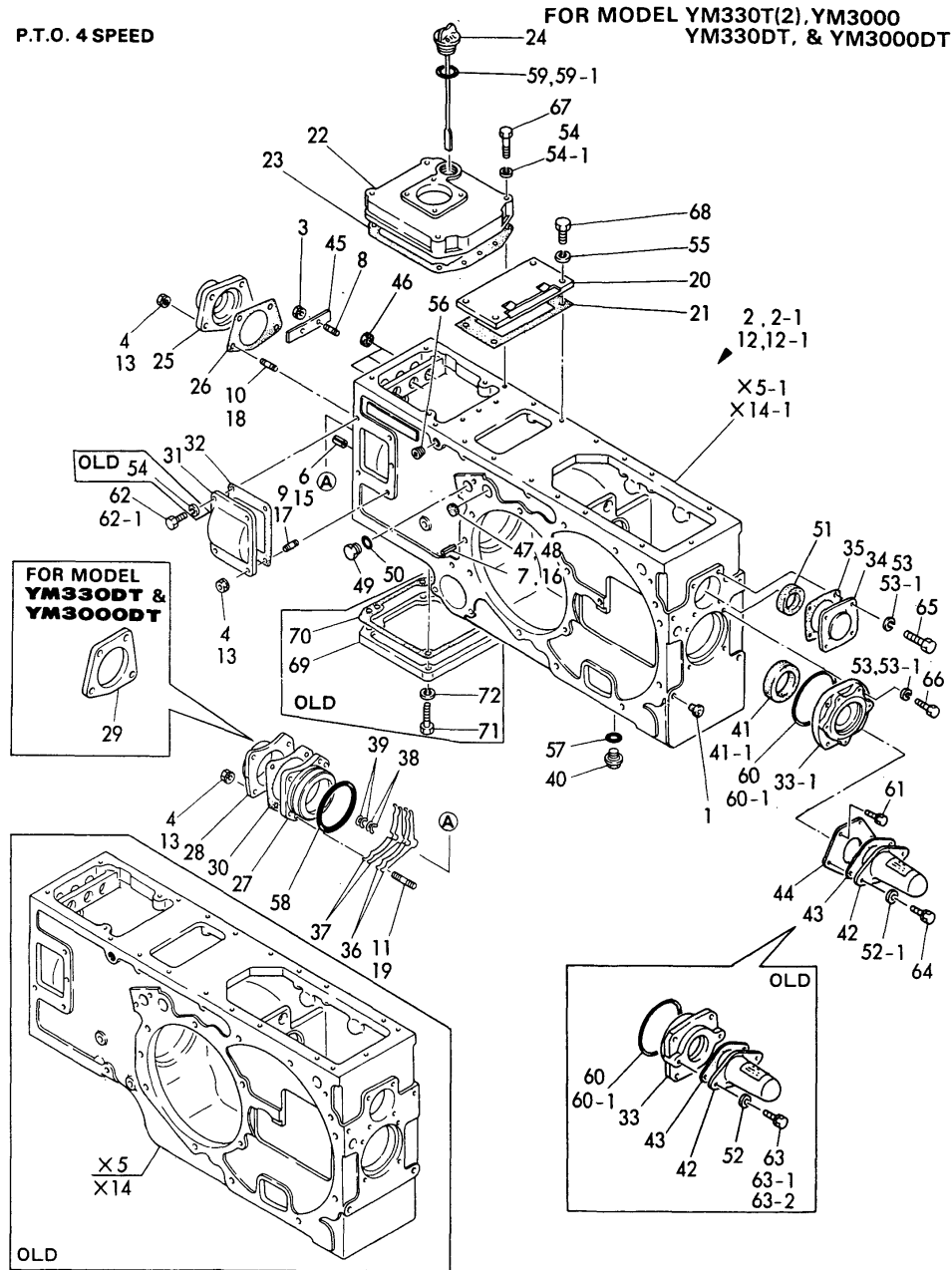
Fig.33. MISSION HOUSING (FOR THAI)

(A)=YM330T(1)
(B)=YM330T(2)
(C)=YM3000

(D)=YM330DT
(E)=YM3000DT
(F)=

Fig. **33** MISSION HOUSING (FOR THAI)

P.T.O. 4 SPEED

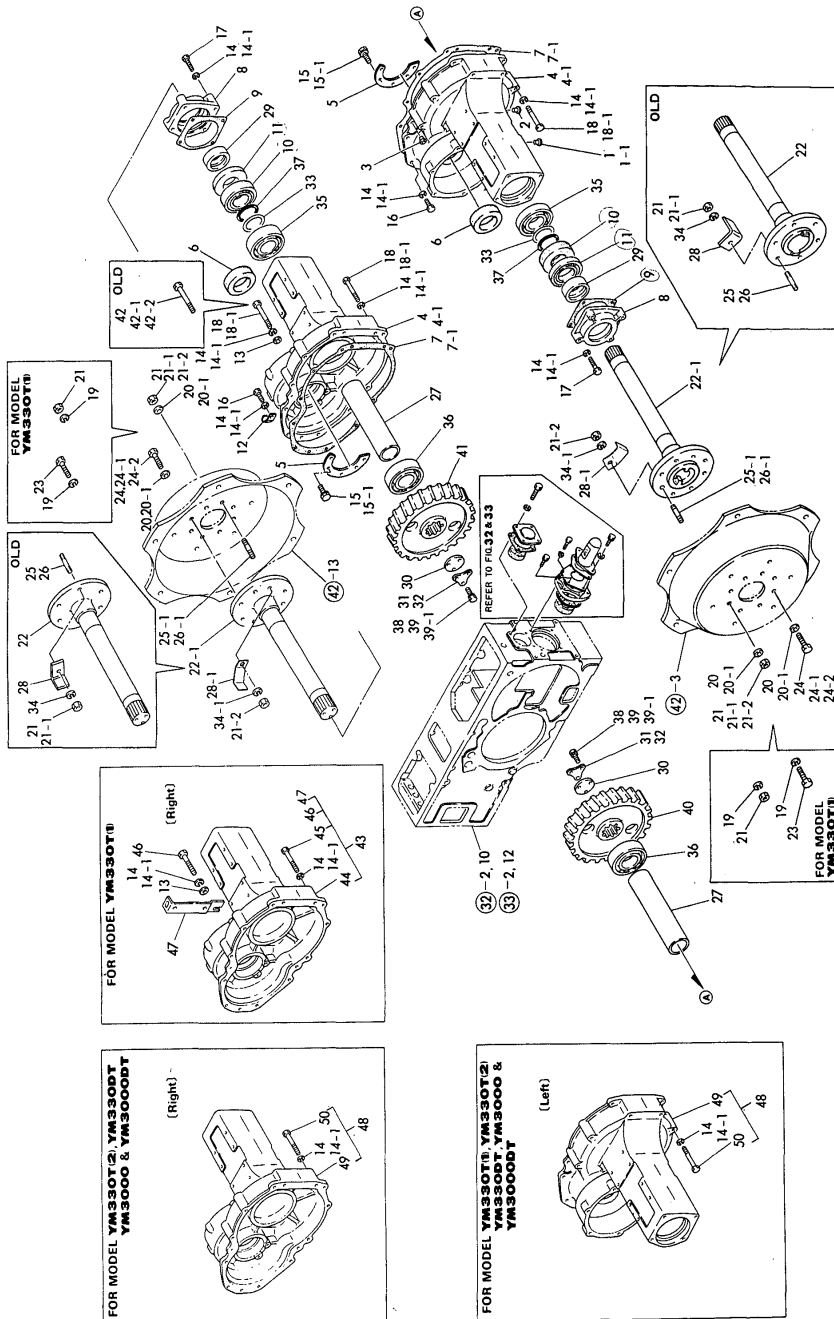


No.	Lev.	Parts No.	Description	Q'ty						I	R
				(A)	(B)	(C)	(D)	(E)	(F)		
45	1	194145-27170	STOPPER	1	1	1	1				
46	1	194130-27390	CAP 15X5, SEAL	3	3	3	3				
47	1	194130-33190	CAP, SEAL 20X8	2	2						W
			(B=*1983.07) (C=*1983.07)								
48	1	194130-33190	CAP, SEAL 20X8				1	1			W
			(D=*1983.07) (E=*1983.07)								
49	1	194464-45920	PLUG, 3/4-16UNF	1	1	1	1				W
			(B=*1983.11) (C=*1983.11)								
50	1	194464-45930	O-RING, 8-1	1	1	1	1				W
			(B=FXXXXX) (C=FXXXXX) (D=FXXXXX) (E=FXXXXX)								
51	1	194990-50550	SEAL SC30 45 8, OIL	1	1						
52	1	22137-080000	WASHER, 8	2	2	2	2				
52-1	1	22137-060000	WASHER, 6	2	2	2	2				S
			(B=*1983.11) (C=*1983.11)								
53-1	1	22217-080000	WASHER, SPRING 8	8	8	8	8				
54	1	22217-080000	WASHER, SPRING 8	7	7	7	7				
54-1	1	22217-080000	WASHER, SPRING 8	4	4	4	4				K
			(B=*1983.01) (C=*1983.01)								
55	1	22217-100000	WASHER, SPRING 10	4	4	4	4				
56	1	23871-020000	PLUG, R02	1	1	1	1				
57	1	24311-000160	O-RING, 1AP16.0	1	1	1	1				
58	1	24321-000800	O-RING, 1AG80.0	1	1	1	1				
59	1	24341-000320	O-RING, 1AS32.0	1	1	1	1				
59-1	1	24341-000315	O-RING, 1AS31.5	1	1	1	1				N
			(B=*1983.03) (C=*1983.03)								
60-1	1	24341-000850	O-RING, 1AS85.0	1	1	1	1				
61	1	26013-060122	BOLT, M6X 12	3	3	3	3				
62	1	26116-080222	BOLT, M8X 22 PLATED	3	3	3	3				
62-1	1	26013-080202	BOLT, M8X 20	3	3	3	3				N
			(B=FXXXXX) (C=FXXXXX) (D=FXXXXX) (E=FXXXXX)								
63-1	1	26116-080122	BOLT, M8X 12 PLATED	2	2	2	2				
63-2	1	26013-080162	BOLT, M8X 16	2	2	2	2				N
			(B=FXXXXX) (C=FXXXXX) (D=FXXXXX) (E=FXXXXX)								
64	1	26116-060122	BOLT, M6X 12 PLATED	2	2	2	2				W
			(B=*1983.11) (C=*1983.11)								
65	1	26116-080202	BOLT, M8X 20 PLATED	4	4	4	4				
66	1	26116-080252	BOLT, M8X 25 PLATED	4	4	4	4				
67	1	26116-080402	BOLT, M8X 40 PLATED	4	4	4	4				
68	1	26116-100252	BOLT, M10X 25 PLATED	4	4	4	4				
69	1	194130-24430	COVER	1	1	1	1				Z
			(B=*1983.09) (C=*1983.09)								
70	1	194130-24441	GASKET, COVER	1	1	1	1				Z
			(B=*1983.09) (C=*1983.09)								
71	1	26116-120352	BOLT, M12X 35 PLATED	4	4	4	4				Z
			(B=*1983.09) (C=*1983.09)								
72	1	22217-120000	WASHER, SPRING 12	4	4	4	4				Z
			(B=*1983.09) (C=*1983.09)								

Fig.34. REAR AXLE HOUSING

(A)=YM330T(1)
(B)=YM330T(2)
(C)=YM3000

(D)=YM330DT
(E)=YM3000DT
(F)=



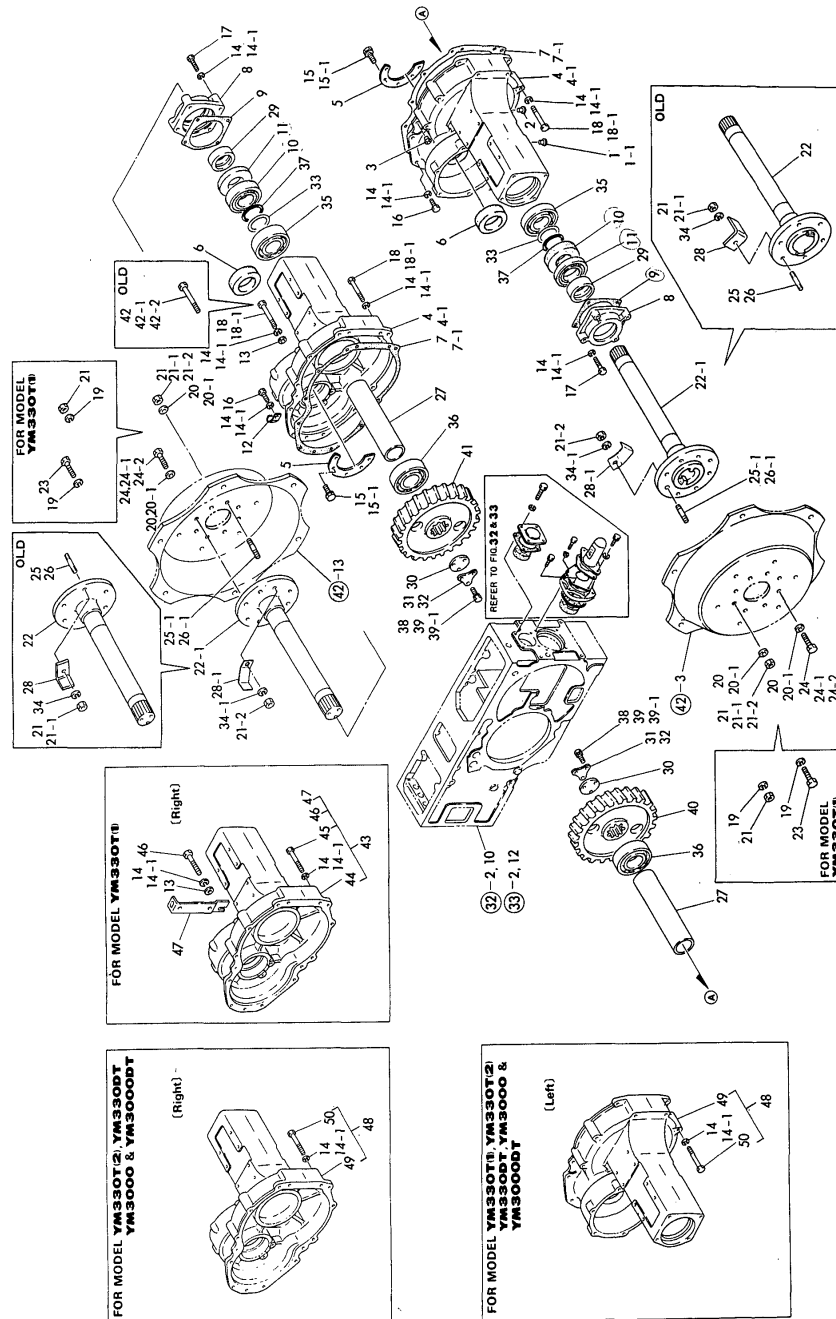
No.	Lev.	Parts No.	Description	Q'ty						I	R
				(A)	(B)	(C)	(D)	(E)	(F)		
1	1	194150-21910	PLUG, 11.2	4	4						
1-1	1	194150-21910	PLUG, 11.2	6	6	6	6	6			K
		(A=*1981.10) (B=*1981.10)									
2	1	194150-24270	CAP, SCREW 13.0	2	2	2	2	2			
3	1	194145-31750	PLUG, 9.5	4	4	4	4	4			
4	1	194145-32620	HOUSING, REAR AXLE	2	2	2	2	2			
4-1	1	194145-32621	HOUSING, REAR AXLE	2	2	2	2	2			F
		(A=*1981.04) (B=*1981.04) (C=*1981.04) (D=*1981.04) (E=*1981.04)									
5	1	194145-32650	RETAINER, BEARING	2	2	2	2	2			
6	1	194145-32660	SEAL, OIL TC557812	2	2	2	2	2			
7	1	194130-32681	GASKET	2	2	2	2	2			
7-1	1	194130-32682	GASKET	2	2	2	2	2			N
		(A=*1981.10) (B=*1981.10) (C=*1981.10) (D=*1981.10) (E=*1981.10)									
8	1	194145-32710	CASE, OIL SEAL	2	2	2	2	2			
9	1	194145-32720	GASKET	2	2	2	2	2			
10	1	194145-32730	SEAL TC 750013, OIL	2	2	2	2	2			
11	1	194145-32740	SEAL VC 750007, OIL	2	2	2	2	2			
12	1	194145-51620	CLAMP, HARNESS	1	1	1	1	1			
13	1	22137-100000	WASHER, 10	1	1	1	1	1			
14	1	22212-100000	SPRING WASHER 10	28							
14-1	1	22217-100000	WASHER, SPRING 10	28	28	28	28	28			N
		(A=FXXXXX)									
15	1	26116-080202	BOLT, M8X 20 PLATED	10	10	10					W
		(A=FXXXXX) (B=FXXXXX) (C=FXXXXX)									
15-1	1	26013-080202	BOLT, M8X 20	10	10	10	10	10			N
		(A=FXXXXX) (B=FXXXXX) (C=FXXXXX)									
16	1	26116-100302	BOLT, M10X 30 PLATED	8	8	8	8	8			
17	1	26116-100552	BOLT, M10X 55 PLATED		8	8	8	8			
18	1	26116-100802	BOLT, M10X 80 PLATED	11	11	11	11	11			
18-1	1	26116-100852	BOLT, M10X 85 PLATED		12	12	12	12			S
		(B=FXXXXX) (C=FXXXXX) (D=FXXXXX) (E=FXXXXX)									
19	1	22217-160000	WASHER, SPRING 16	12							
20	1	194280-34170	WASHER 16		12	12	12	12			
20-1	1	194465-14220	WASHER 14		16	16	16	16			S
		(B=*1983.09) (C=*1983.09) (D=*1983.09) (E=*1983.09)									
21	1	194130-34840	NUT M16	4	8	8					
21-1	1	194286-34830	NUT M16		8	8	8	8			N
		(B=*1980.09) (C=*1980.09)									
21-2	1	194450-21980	NUT, M14		8	8	8	8			S
		(B=*1983.09) (C=*1983.09) (D=*1983.09) (E=*1983.09)									
22	1	194145-34120	SHAFT, REAR AXLE	2	2	2	2	2			
22-1	1	194275-34120	SHAFT, REAR AXLE		2	2	2	2			S
		(B=*1983.09) (C=*1983.09) (D=*1983.09) (E=*1983.09)									
23	1	194130-34180	BOLT M16X 30		8						
24	1	194370-34180	BOLT M16X 35		8	8					
24-1	1	194282-34180	BOLT M16X 35		8	8	8	8			N
		(B=*1982.07) (C=*1982.07)									
24-2	1	194327-34130	BOLT M14X 35		12	12	12	12			S
		(B=*1983.09) (C=*1983.09) (D=*1983.09) (E=*1983.09)									
25	1	26286-160282	STUD M16X 28 PLATED	4							
25-1	1	26216-160282	STUD, M16X 28	4							N

N:Old $\frac{Yes}{No}$ New, Q:Old $\frac{No}{Yes}$ New, R:Old $\frac{Yes}{Yes}$ New, S:Old $\frac{No}{No}$ New, W:Add, Z:Discontinued, F:Interchangeable by set, K:Q'ty Change
++ CONTINUE ++
Copyright (C) YANMAR CO., LTD. All Rights Reserved.

Fig.34 REAR AXLE HOUSING

(A)=YM330T(1)
 (B)=YM330T(2)
 (C)=YM3000

(D)=YM330DT
 (E)=YM3000DT
 (F)=



No.	Lev.	Parts No.	Description	Qty						I	R
				(A)	(B)	(C)	(D)	(E)	(F)		
(A=FXXXXX)											
26	1	194370-34160	BOLT M16X 77		4	4	4	4			
26-1	1	194256-34160	STUD, M14X50		4	4	4	4		S	
				(B=*1983.09)	(C=*1983.09)	(D=*1983.09)	(E=*1983.09)				
27	1	194145-34170	SPACER		2	2	2	2			
28	1	194370-34190	SCRAPER		4	4	4	4			
28-1	1	194457-34190	SCRAPER		4	4	4	4		S	
				(B=*1983.09)	(C=*1983.09)	(D=*1983.09)	(E=*1983.09)				
29	1	194145-34360	COLLAR, 60X75X26		2	2	2	2			
30	1	194145-34370	WASHER		2	2	2	2			
31	1	194145-34380	WASHER		2						
32	1	194370-34380	WASHER D66/11XT1		2	2	2	2			
33	1	194145-34390	SPACER, O-RING		2	2	2	2			
34	1	22217-160000	WASHER, SPRING 16		4	4	4	4			
34-1	1	22217-140000	WASHER, SPRING 14		4	4	4	4		S	
				(B=*1983.09)	(C=*1983.09)	(D=*1983.09)	(E=*1983.09)				
35	1	24101-062124	BEARING, BALL 6212		2	2	2	2			
36	1	24101-063124	BEARING, BALL 6312		2	2	2	2			
37	1	24321-000600	O-RING, 1AG60.0		2	2	2	2			
38	1	26116-100302	BOLT, M10X 30 PLATED		6						
39	1	26116-100322	BOLT, M10X 32 PLATED		6	6					
39-1	1	26013-100322	BOLT, M10X 32		6	6	6	6		N	
				(B=FXXXXX)	(C=FXXXXX)						
40	1	194145-33510	GEAR, FINAL		1	1	1	1			
41	1	194145-33520	GEAR, FINAL		1	1	1	1			
42	1	26116-100852	BOLT, M10X 85 PLATED		1	1	1	1			
42-1	1	26116-100902	BOLT, M10X 90 PLATED		1					N	
(A=FXXXXX)											
42-2	1	26116-100852	BOLT, M10X 85 PLATED		1	1	1	1		Z	
				(B=FXXXXX)	(C=FXXXXX)	(D=FXXXXX)	(E=FXXXXX)				
43	1	794145-32620	HOUSING KIT, AXLE B		1						
44	2	194145-32621	HOUSING, REAR AXLE		1						
45	2	26116-100852	BOLT, M10X 85 PLATED		5						
46	2	26116-100902	BOLT, M10X 90 PLATED		1						
47	2	194275-47180	STAY, BRACKET		1						
48	1	794145-32610	HOUSING KIT, AXLE A		1	2	2	2	2		
49	2	194145-32621	HOUSING, REAR AXLE		1	2	2	2	2		
50	2	26116-100852	BOLT, M10X 85 PLATED		6	12	12	12	12		

Fig.34 REAR AXLE HOUSING

Fig.35. MISSION GEARS (FOR YM330T-1)

(A)=YM330T(1)
(B)=YM330T(2)
(C)=YM3000

(D)=YM330DT
(E)=YM3000DT
(F)=

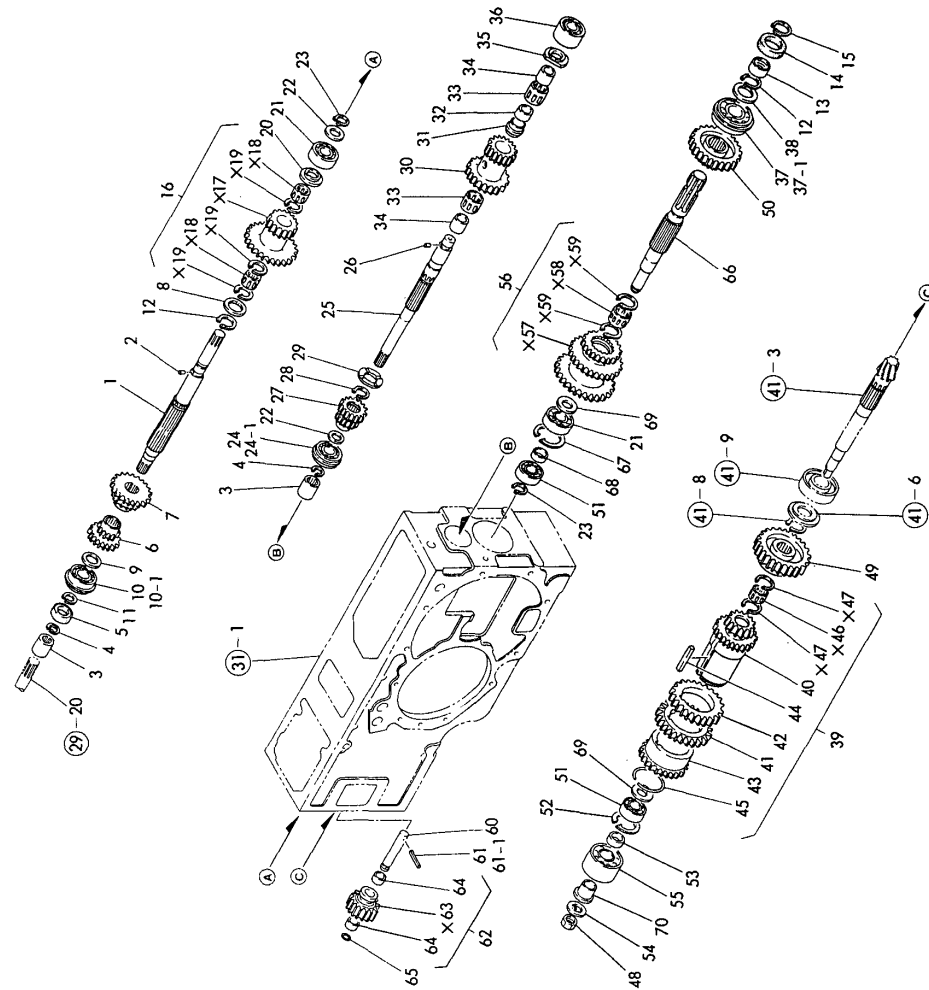


Fig. 35 MISSION GEARS

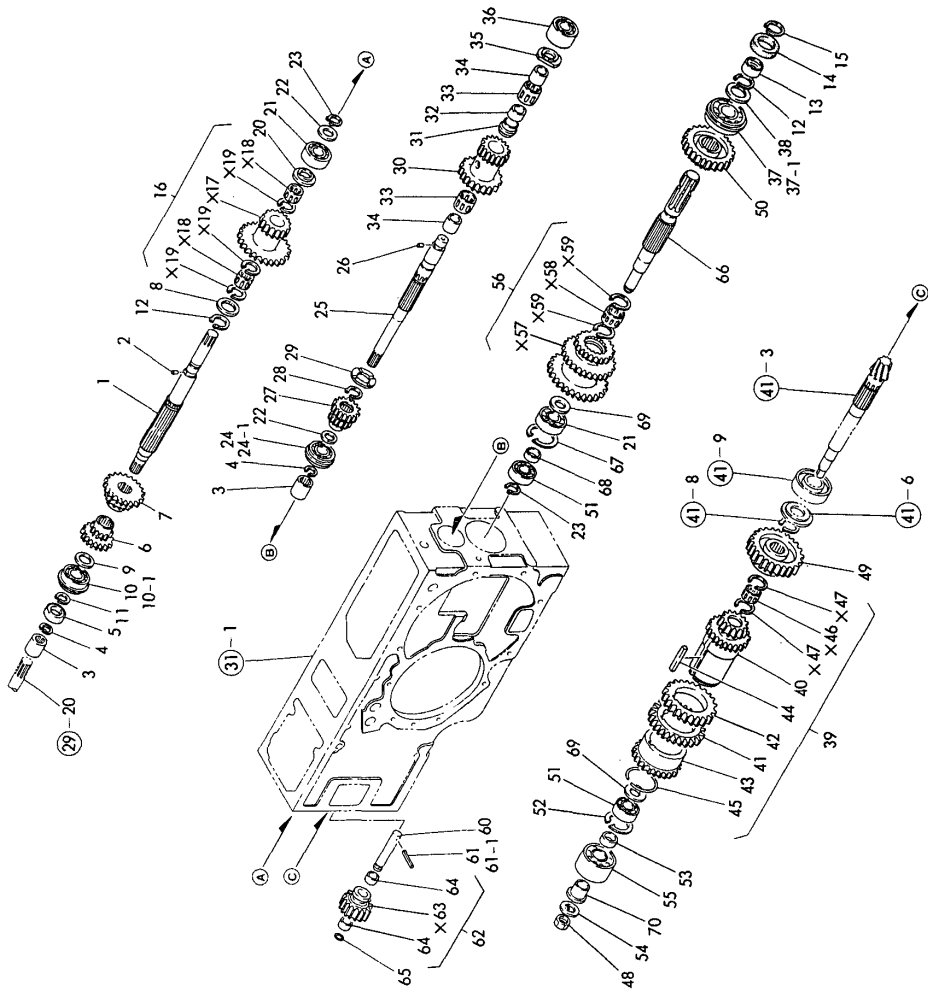
No.	Lev.	Parts No.	Description	(A)	(B)	(C)	(D)	(E)	(F)	I	R
1	1	194130-25210	SHAFT, MAIN	1							
2	1	194130-25270	PIN, PARALLEL 3.5X6	1							
3	1	194110-25220	JOINT, SHAFT	2							
4	1	22252-000220	RING, 22	2							
5	1	194990-50550	SEAL SC30 45 8, OIL	1							
6	1	194130-25311	GEAR, SLIDE	1							
7	1	194145-25260	GEAR (2ND & 4TH)	1							
8	1	194130-25231	WASHER 35	1							
9	1	194130-25250	SPACER, 30X42X3	1							
10	1	194990-40480	BEARING	1							
10-1	1	24121-062064	BEARING, BALL 6206NR	1							N
(A=FXXXXX)											
11	1	22242-000300	RING, 30	1							
12	1	22242-000350	RING, 35	2							
13	1	194130-33452	COLLAR, 35X42X13	1							
14	1	194130-26350	SEAL, OIL TC4 2609	1							
15	1	194130-26340	CLIP, R35	1							
16	1	194145-25300	GEAR ASSY, REDUCTION	1							
20	1	194130-25240	WASHER, 25X52X4	1							
21	1	24101-063054	BEARING, BALL 6305	2							
22	1	194130-25260	SPACER 25X38X3	2							
23	1	22242-000250	RING, 25	2							
24	1	194080-08120	BEARING, BALL 6305NR	1							
24-1	1	24121-063054	BEARING, BALL 6305NR	1							N
(A=*1983.06)											
25	1	194145-26112	SHAFT, DRIVE	1							
26	1	194130-25270	PIN, PARALLEL 3.5X6	1							
27	1	194145-26252	GEAR, SLIDE	1							
28	1	22242-000290	RING, 29	1							
29	1	194145-26170	WASHER 30	1							
30	1	194145-26210	PINION, PTO DRIVE	1							
31	1	194145-26240	COLLAR	1							
32	1	194145-26160	SPACER, 28.5X34X20	1							
33	1	194145-26230	NEEDLE BEARING	2							
34	1	194145-26150	COLLAR 28.5X35X32	2							
35	1	194145-26180	WASHER 25	1							
36	1	194080-08140	BALL BEARING	1							
37	1	194080-08260	BALL BEARING	1							
37-1	1	24121-063074	BEARING, BALL 6307NR	1							N
(A=FXXXXX)											
38	1	194130-26370	SPACER, 35X55X2.5	1							
39	1	194145-25400	GEAR ASSY, COUNTER	1							
40	2	194130-25820	BODY, COUNTER GEAR	1							
41	2	194130-25830	GEAR, COUNTER	1							
42	2	194145-25450	GEAR (2ND), COUNTER	1							
43	2	194130-25850	GEAR, COUNTER	1							
44	2	194130-25880	KEY 10X65, FEATHER	1							
45	2	194130-25890	CLIP 66X3.2	1							
48	1	194080-25590	NUT, M20	1							
49	1	194145-25470	GEAR, SLIDE	1							
50	1	194145-26650	GEAR, SLIDE	1							

N:Old $\begin{matrix} \leftarrow \text{Yes} \\ \text{No} \end{matrix}$ New, Q:Old $\begin{matrix} \leftarrow \text{No} \\ \text{Yes} \end{matrix}$ New, R:Old $\begin{matrix} \leftarrow \text{Yes} \\ \text{Yes} \end{matrix}$ New, S:Old $\begin{matrix} \leftarrow \text{No} \\ \text{No} \end{matrix}$ New, W:Add, Z:Discontinued, F:Interchangeable by set, K:Q'ty Change
++ CONTINUE ++

Fig.35. MISSION GEARS (FOR YM330T-1)

(A)=YM330T(1)
 (B)=YM330T(2)
 (C)=YM3000

(D)=YM330DT
 (E)=YM3000DT
 (F)=



No.	Lev.	Parts No.	Description	Q'ty						I	R
				(A)	(B)	(C)	(D)	(E)	(F)		
51	1	24101-062054	BEARING, BALL 6205	2							
52	1	22252-000520	RING, 52	1							
53	1	194145-25520	SPACER	1							
54	1	194080-25581	WASHER 20	1							
55	1	194145-24380	BALL BEARING	1							
56	1	194145-26602	GEAR, COUNTER	1							
60	1	194130-25951	SHAFT, REVERSE GEAR	1							
61	1	22352-060036	SPRING PIN 6X36	1							
61-1	1	22351-060036	PIN, SPRING 6.0X36	1							N
(A=FXXXXX)											
62	1	794130-25901	GEAR ASSY, REVERSE	1							
65	1	24311-000160	O-RING, 1AP16.0	1							
66	1	194145-26511	SHAFT, P.T.O.	1							
67	1	22252-000620	RING, 62	1							
68	1	194130-26230	SPACER 25X34X9	1							
69	1	194130-25530	SPACER, 26X44X3	2							
70	1	194145-25550	SLEEVE, BEARING	1							

Fig. 35 MISSION GEARS

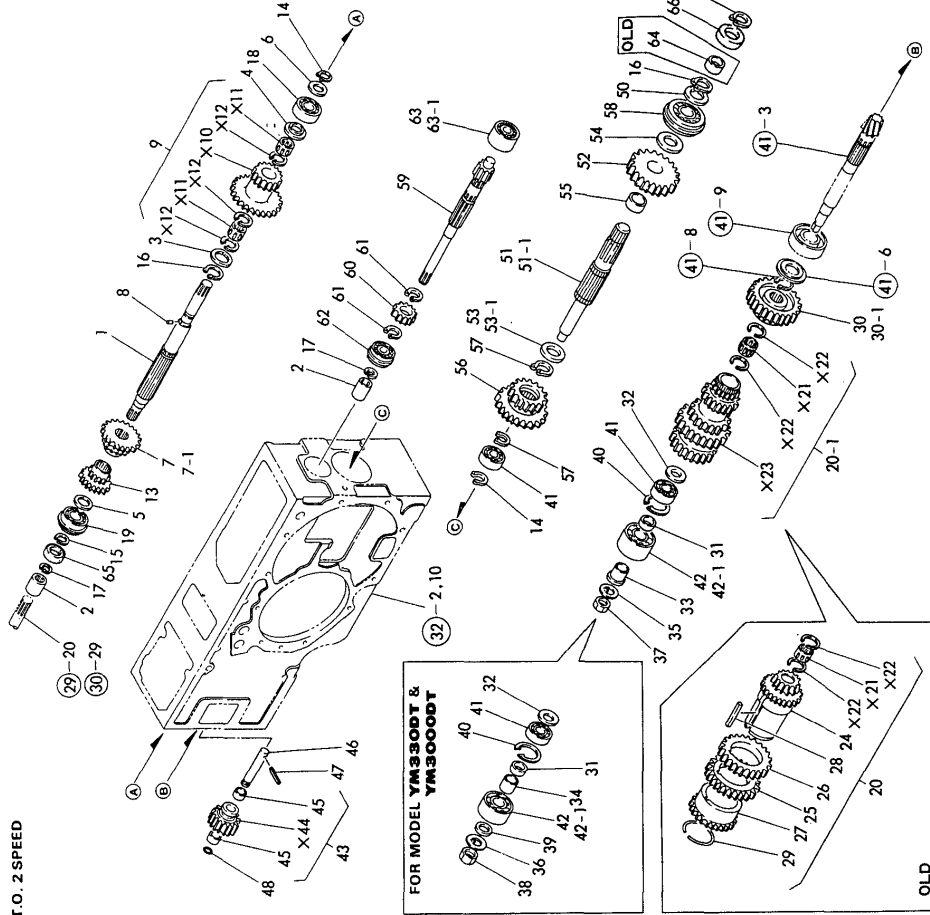
Fig.36. MISSION GEARS (EXCEPT THAI)

(A)=YM330T(1)
(B)=YM330T(2)
(C)=YM3000

(D)=YM330DT
(E)=YM3000DT
(F)=

FOR MODEL YM330T(2), YM3000
YM330DT, & YM3000DT

Fig. 36 MISSION GEARS (EXCEPT THAI)



P.T.O. 2 SPEED

No.	Lev.	Parts No.	Description	Qty						I	R
				(A)	(B)	(C)	(D)	(E)	(F)		
1	1	194130-25210	SHAFT, MAIN		1	1	1	1			
2	1	194110-25200	JOINT, SHAFT		2	2	2	2			
3	1	194130-25231	WASHER 35		1	1	1	1			
4	1	194130-25240	WASHER, 25X52X4		1	1	1	1			
5	1	194130-25250	SPACER, 30X42X3		1	1	1	1			
6	1	194130-25260	SPACER 25X38X3		1	1	1	1			
7	1	194370-25260	GEAR, SLIDING		1	1	1	1			
7-1	1	194370-25261	GEAR, SLIDING		1	1	1	1		S	
		(B=F01074)	(C=F06575)	(D=F00200)	(E=F40143)						
8	1	194130-25270	PIN, PARALLEL 3.5X6		1	1	1	1			
9	1	194145-25300	GEAR ASSY, REDUCTION		1	1	1	1			
13	1	194130-25311	GEAR, SLIDE		1	1	1	1			
14	1	22242-000250	RING, 25		2	2	2	2			
15	1	22242-000300	RING, 30		1	1	1	1			
16	1	22242-000350	RING, 35		2	2	2	2			
17	1	22252-000220	RING, 22		2	2	2	2			
18	1	24101-063054	BEARING, BALL 6305		1	1	1	1			
19	1	24121-062064	BEARING, BALL 6206NR		1	1	1	1			
20	1	194370-25400	SHAFT ASSY, CLUTCH		1	1	1	1			
20-1	1	194370-25401	GEAR ASSY, COUNTER		1	1	1	1		S	
		(B=F01074)	(C=F06575)	(D=F00200)	(E=F40143)						
24	2	194370-25820	BODY, COUNTER GEAR		1	1	1	1		Z	
		(B=F01074)	(C=F06575)	(D=F00200)	(E=F40143)						
25	2	194130-25830	GEAR, COUNTER		1	1	1	1		Z	
		(B=F01074)	(C=F06575)	(D=F00200)	(E=F40143)						
26	2	194145-25450	GEAR (2ND), COUNTER		1	1	1	1		Z	
		(B=F01074)	(C=F06575)	(D=F00200)	(E=F40143)						
27	2	194130-25850	GEAR, COUNTER		1	1	1	1		Z	
		(B=F01074)	(C=F06575)	(D=F00200)	(E=F40143)						
28	2	194130-25880	KEY 10X65, FEATHER		1	1	1	1		Z	
		(B=F01074)	(C=F06575)	(D=F00200)	(E=F40143)						
29	2	194130-25890	CLIP 66X3.2		1	1	1	1		Z	
		(B=F01074)	(C=F06575)	(D=F00200)	(E=F40143)						
30	1	194145-25470	GEAR, SLIDE		1	1					
30-1	1	194370-25470	GEAR, SLIDE		1	1	1	1		S	
		(B=F01070)	(C=F06569)								
31	1	194145-25520	SPACER		1	1	1	1			
32	1	194130-25530	SPACER, 26X44X3		1	1	1	1			
33	1	194145-25550	SLEEVE, BEARING		1	1					
34	1	194274-25760	SLEEVE 24X30X29				1	1			
35	1	194080-25581	WASHER 20		1	1					
36	1	194274-25580	WASHER, 21				1	1			
37	1	194080-25590	NUT, M20		1	1					
38	1	26756-240002	NUT, LOCK M24				1	1			
39	1	194274-26340	SPACER 24X38X4.5				1	1			
40	1	22252-000520	RING, 52		1	1	1	1			
41	1	24101-062054	BEARING, BALL 6205		2	2	2	2			
42	1	194145-24380	BALL BEARING		1	1	1	1			
42-1	1	24512-053064	BEARING, BALL 5306		1	1	1	1		N	
		(B=*1983.06)	(C=*1983.06)	(D=*1983.06)	(E=*1983.06)						
43	1	794130-25901	GEAR ASSY, REVERSE		1	1	1	1			

N:Old $\xrightarrow{\text{Yes}}$ New, Q:Old $\xrightarrow{\text{No}}$ New, R:Old $\xrightarrow{\text{Yes}}$ New, S:Old $\xrightarrow{\text{No}}$ New, W:Add, Z:Discontinued, F:Interchangeable by set, K:Q'ty Change
++ CONTINUE ++
Copyright (C) YANMAR CO., LTD. All Rights Reserved.

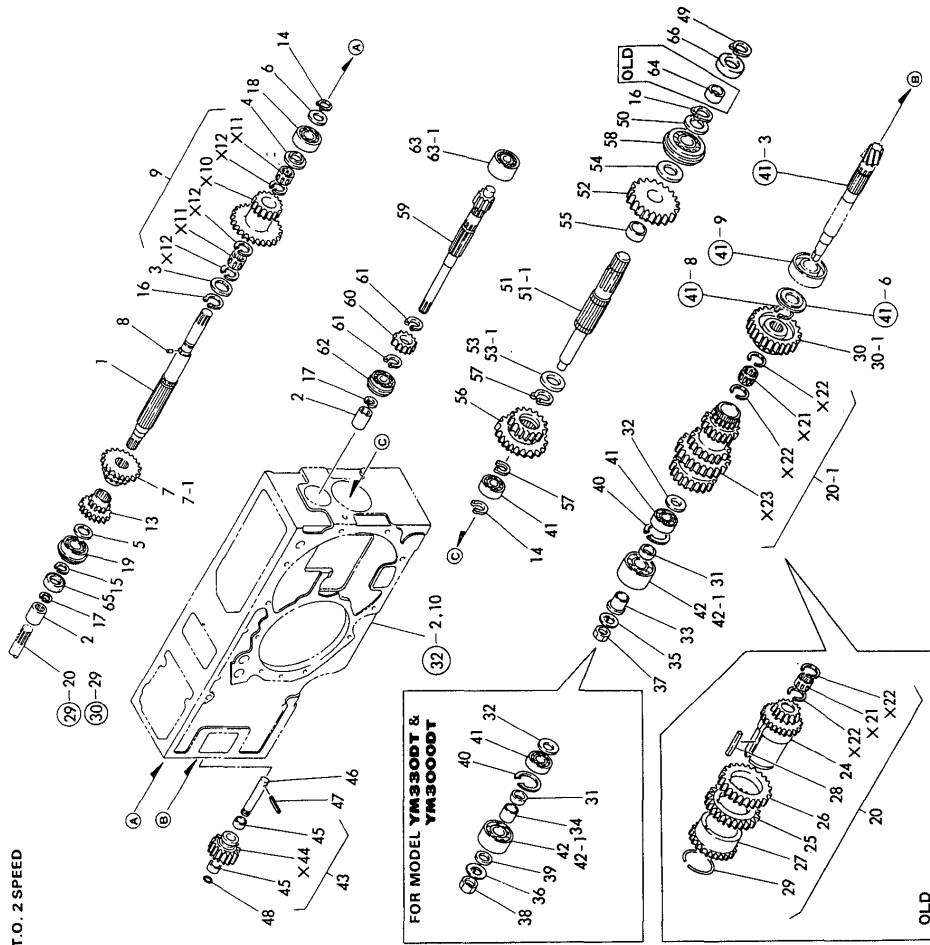
Fig.36. MISSION GEARS (EXCEPT THAI)

(A)=YM330T(1)
(B)=YM330T(2)
(C)=YM3000

(D)=YM330DT
(E)=YM3000DT
(F)=

Fig. 36 MISSION GEARS (EXCEPT THAI)

FOR MODEL YM330T(2), YM3000
YM330DT, & YM3000DT



No.	Lev.	Parts No.	Description	Qty						I	R
				(A)	(B)	(C)	(D)	(E)	(F)		
45	2	194130-25922	BUSH 20X1.5X15		2	2	2	2			
46	1	194130-25951	SHAFT, REVERSE GEAR		1	1	1	1			
47	1	22351-060036	PIN, SPRING 6.0X36		1	1	1	1			
48	1	24311-000160	O-RING, 1AP16.0		1	1	1	1			
49	1	194130-26340	CLIP, R35		1	1	1	1			
50	1	194130-26370	SPACER, 35X55X2.5		1	1	1	1			
51	1	194275-26510	SHAFT, P.T.O.		1	1	1	1			
51-1	1	194275-26511	SHAFT, PTO		1	1	1	1		N	
		(B=*1983.11)	(C=*1983.11)	(D=*1983.11)	(E=*1983.11)						
52	1	194275-26520	GEAR, PTO		1	1	1	1			
53	1	194275-26540	WASHER		1	1	1	1			
53-1	1	194275-26541	WASHER		1	1	1	1		N	
		(B=*1983.01)	(C=*1983.01)	(D=*1983.01)	(E=*1983.01)						
54	1	194275-26550	WASHER, THRUST		1	1	1	1			
55	1	194275-26560	COLLAR 40X45X20.5		1	1	1	1			
56	1	194273-26650	GEAR, SLIDE		1	1	1	1			
57	1	22242-000400	RING, 40		2	2	2	2			
58	1	24121-063074	BEARING, BALL 6307NR		1	1	1	1			
59	1	194370-26110	SHAFT, DRIVE		1	1	1	1			
60	1	194273-26130	GEAR, PTO 2ND		1	1	1	1			
61	1	22242-000320	RING, 32		2	2	2	2			
62	1	24121-063054	BEARING, BALL 6305NR		1	1	1	1			
63	1	194080-08140	BALL BEARING		1	1	1	1			
63-1	1	24512-053054	BEARING, BALL 5305		1	1	1	1		N	
		(B=*1983.06)	(C=*1983.06)	(D=*1983.06)	(E=*1983.06)						
64	1	194130-33452	COLLAR, 35X42X13		1	1	1	1		Z	
		(B=*1983.11)	(C=*1983.11)	(D=*1983.11)	(E=*1983.11)						
65	1	194990-50550	SEAL SC30 45 8, OIL		1	1	1	1			
66	1	194130-26350	SEAL, OIL TC4 2609		1	1	1	1			

Fig.37. MISSION GEARS (FOR THAI)

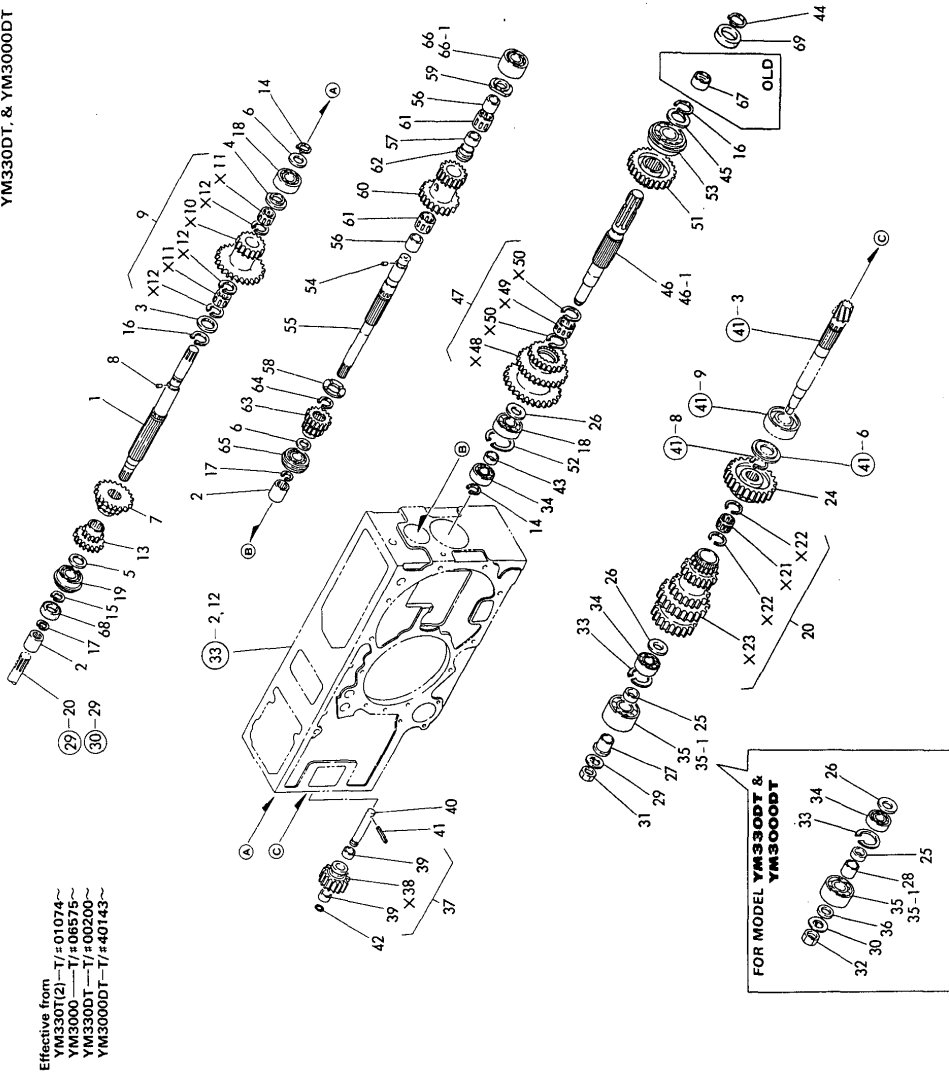
(A)=YM330T(1)
(B)=YM330T(2)
(C)=YM3000

(D)=YM330DT
(E)=YM3000DT
(F)=

Fig.37 MISSION GEARS (FOR THAI)

P.T.O. 4 SPEED

FOR MODEL YM330T(2), YM3000, YM330DT, & YM3000DT



Effective from
YM330T(2)-T/#01074~
YM3000-T/#06575~
YM330DT-T/#00200~
YM3000DT-T/#40143~

No.	Lev.	Parts No.	Description	Q'ty						I	R	
				(A)	(B)	(C)	(D)	(E)	(F)			
1	1	194130-25210	SHAFT, MAIN	1	1	1	1					
2	1	194110-25220	JOINT, SHAFT	2	2	2	2					
3	1	194130-25231	WASHER 35	1	1	1	1					
4	1	194130-25240	WASHER, 25X52X4	1	1	1	1					
5	1	194130-25250	SPACER, 30X42X3	1	1	1	1					
6	1	194130-25260	SPACER 25X38X3	2	2	2	2					
7	1	194370-25261	GEAR, SLIDING	1	1	1	1					
8	1	194130-25270	PIN, PARALLEL 3.5X6	1	1	1	1					
9	1	194145-25300	GEAR ASSY, REDUCTION	1	1	1	1					
13	1	194130-25311	GEAR, SLIDE	1	1	1	1					
14	1	22242-000250	RING, 25	2	2	2	2					
15	1	22242-000300	RING, 30	1	1	1	1					
16	1	22242-000350	RING, 35	2	2	2	2					
17	1	22252-000220	RING, 22	2	2	2	2					
18	1	24101-063054	BEARING, BALL 6305	2	2	2	2					
19	1	24121-062064	BEARING, BALL 6206NR	1	1	1	1					
20	1	194370-25401	GEAR ASSY, COUNTER	1	1	1	1					
24	1	194370-25470	GEAR, SLIDE	1	1	1	1					
25	1	194145-25520	SPACER	1	1	1	1					
26	1	194130-25530	SPACER, 26X44X3	2	2	2	2					
27	1	194145-25550	SLEEVE, BEARING	1	1							
28	1	194274-25760	SLEEVE 24X30X29				1	1				
29	1	194080-25581	WASHER 20	1	1							
30	1	194274-25580	WASHER, 21				1	1				
31	1	194080-25590	NUT, M20	1	1							
32	1	26776-240002	NUT, LOCK M24					1	1			
33	1	22252-000520	RING, 52	1	1	1	1					
34	1	24101-062054	BEARING, BALL 6205	2	2	2	2					
35	1	194145-24380	BALL BEARING	1	1	1	1					
35-1	1	24512-053064	BEARING, BALL 5306	1	1	1	1				N	
				(B=*1983.06)	(C=*1983.06)	(D=*1983.06)	(E=*1983.06)					
36	1	194274-26340	SPACER 24X38X4.5				1	1				
37	1	794130-25901	GEAR ASSY, REVERSE	1	1	1	1					
39	2	194130-25922	BUSH 20X1.5X15	2	2	2	2					
40	1	194130-25951	SHAFT, REVERSE GEAR	1	1	1	1					
41	1	22351-060036	PIN, SPRING 6.0X36	1	1	1	1					
42	1	24311-000160	O-RING, 1AP16.0	1	1	1	1					
43	1	194130-26230	SPACER 25X34X9	1	1	1	1					
44	1	194130-26340	CLIP, R35	1	1	1	1					
45	1	194130-26370	SPACER, 35X55X2.5	1	1	1	1					
46	1	194145-26511	SHAFT, P.T.O.	1	1	1	1					
46-1	1	194145-26512	SHAFT, P.T.O.	1	1	1	1				N	
				(B=*1983.11)	(C=*1983.11)	(D=*1983.11)	(E=*1983.11)					
47	1	194145-26602	GEAR, COUNTER	1	1	1	1					
51	1	194145-26650	GEAR, SLIDE	1	1	1	1					
52	1	22252-000620	RING, 62	1	1	1	1					
53	1	24121-063074	BEARING, BALL 6307NR	1	1	1	1					
54	1	194130-25270	PIN, PARALLEL 3.5X6	1	1	1	1					
55	1	194145-26112	SHAFT, DRIVE	1	1	1	1					
56	1	194145-26150	COLLAR 28.5X35X32	2	2	2	2					
57	1	194145-26160	SPACER, 28.5X34X20	1	1	1	1					

Fig.37. MISSION GEARS (FOR THAI)

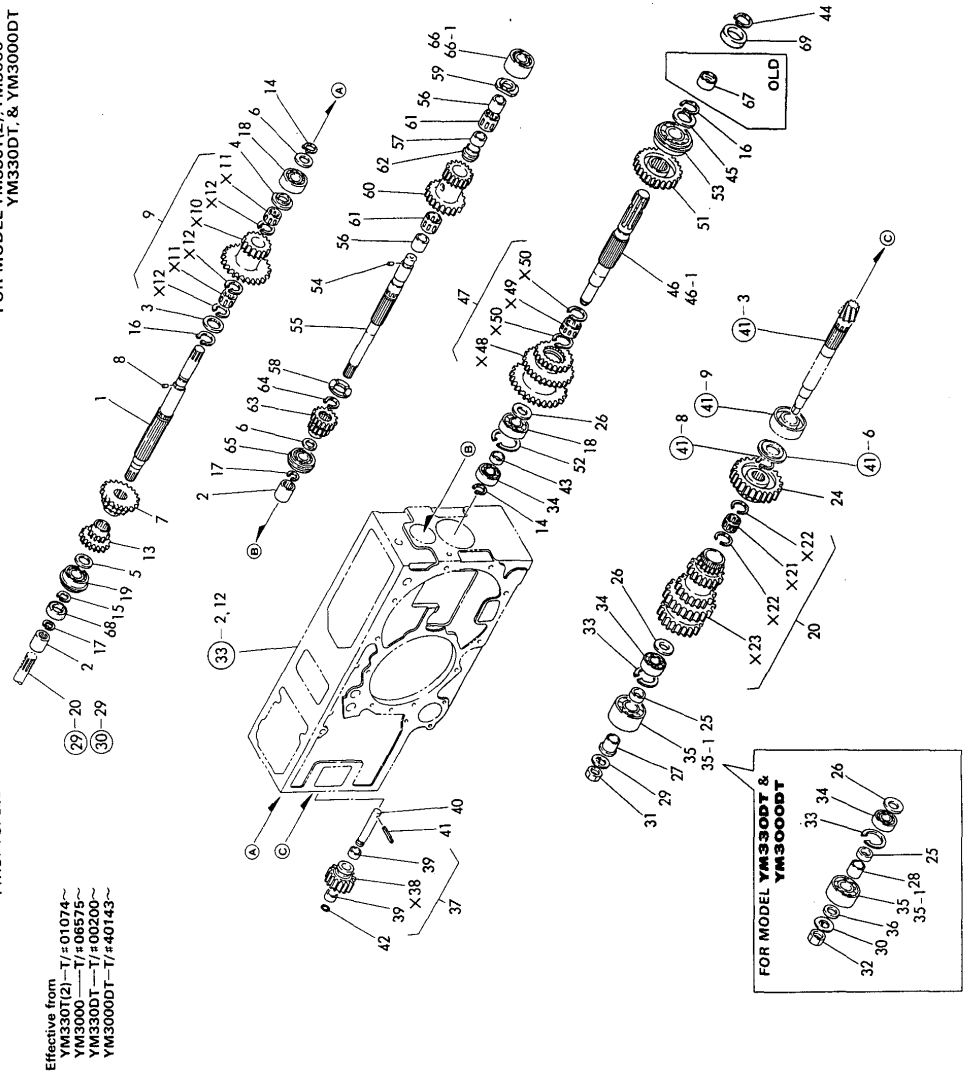
(A)=YM330T(1)
(B)=YM330T(2)
(C)=YM3000

(D)=YM330DT
(E)=YM3000DT
(F)=

Fig. 37 MISSION GEARS (FOR THAI)

P.T.O. 4 SPEED

FOR MODEL YM330T(2), YM3000, YM330DT, & YM3000DT



No.	Lev.	Parts No.	Description	Q'ty						I	R
				(A)	(B)	(C)	(D)	(E)	(F)		
58	1	194145-26170	WASHER 30	1	1	1	1				
59	1	194145-26180	WASHER 25	1	1	1	1				
60	1	194145-26210	PINION, PTO DRIVE	1	1	1	1				
61	1	194145-26230	NEEDLE BEARING	2	2	2	2				
62	1	194145-26240	COLLAR	1	1	1	1				
63	1	194145-26252	GEAR, SLIDE	1	1	1	1				
64	1	22242-000290	RING, 29	1	1	1	1				
65	1	24121-063054	BEARING, BALL 6305NR	1	1	1	1				
66	1	194080-08140	BALL BEARING	1	1	1	1				
66-1	1	24512-053054	BEARING, BALL 5305	1	1	1	1				N
		(B=*1983.06)	(C=*1983.06)	(D=*1983.06)	(E=*1983.06)						
67	1	194130-33452	COLLAR, 35X42X13	1	1	1	1				Z
		(B=*1983.11)	(C=*1983.11)	(D=*1983.11)	(E=*1983.11)						
68	1	194990-50550	SEAL SC30 45 8, OIL	1	1	1	1				
69	1	194130-26350	SEAL, OIL TC4 2609	1	1	1	1				

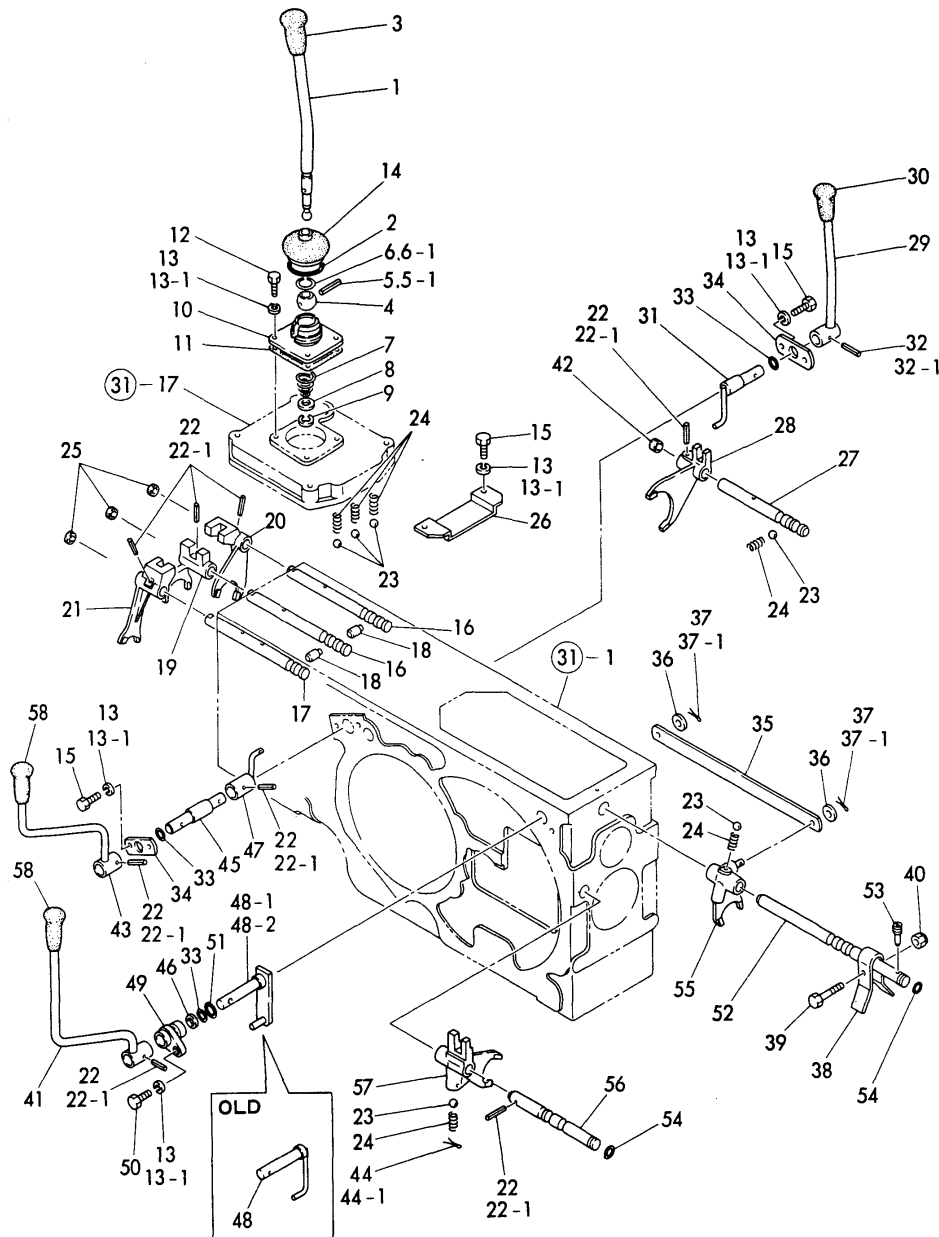
Fig.38. MISSION SHIFTER (FOR YM330T-1)

(A)=YM330T(1)
(B)=YM330T(2)
(C)=YM3000

(D)=YM330DT
(E)=YM3000DT
(F)=

Fig. 38 MISSION SHIFTER

FOR MODEL YM330T(1)



No.	Lev.	Parts No.	Description	(A)	(B)	(C)	(D)	(E)	(F)	Q'ty	I	R
1	1	194145-27100-X	LEVER, GEAR SHIFT	1								
2	1	194190-27280	O-RING	1								
3	1	1A1020-58150	KNOB, LEVER	1								
4	1	1E4030-27340	BALL, SHIFTER	1								
5	1	22352-050040	SPRING PIN 5X40	1								
5-1	1	22351-050040	PIN, SPRING 5.0X40	1								N
(A=FXXXXX)												
6	1	192010-27360	CIRCLIP	1								
6-1	1	1A1040-26320	CIRCLIP, 30-H	1								N
(A=FXXXXX)												
7	1	194080-27172	SPRING	1								
8	1	194080-27190	WASHER, 13X19X2	1								
9	1	22272-000100	RING, E-10	1								
10	1	194145-27150	COVER, CHANGE LEVER	1								
11	1	194145-27160	GASKET, RETAINER	1								
12	1	26116-080222	BOLT, M8X 22 PLATED	4								
13	1	22212-080000	WASHER 8	11								
13-1	1	22217-080000	WASHER, SPRING 8	11								N
(A=FXXXXX)												
14	1	194080-27252	BOOT, RUBBER	1								
15	1	26116-080162	BOLT, M8X 16 PLATED	6								
16	1	194145-27210	SHAFT, MAIN FORK	2								
17	1	194145-27230	SHAFT, REVERSER FORK	1								
18	1	194130-27490	SPINDLE	2								
19	1	194130-27310	FORK, SHIFT 1-3	1								
20	1	194130-27320	FORK, SHIFT	1								
21	1	194130-27332	FORK, REVERSE SHIFT	1								
22	1	22352-060025	SPRING PIN 6X25	9								
22-1	1	22351-060025	PIN, SPRING 6.0X25	9								N
(A=FXXXXX)												
23	1	24190-100001	BALL, STEEL 5/16	6								
24	1	194145-27450	SPRING	6								
25	1	194130-27390	CAP 15X5, SEAL	3								
26	1	194130-27430	STOPPER, FORK	1								
27	1	194145-27510	SHAFT, RANGE SHIFT	1								
28	1	194130-27610	FORK, SHIFT	1								
29	1	194145-27410	LEVER, RANGE SHIFT	1								
30	1	194990-85561	KNOB, HIGH/LOW	1								
31	1	194130-27530	ARM, SHIFT	1								
32	1	22352-060025	SPRING PIN 6X25	1								
32-1	1	22351-060025	PIN, SPRING 6.0X25	1								N
(A=FXXXXX)												
33	1	24311-000160	O-RING, 1AP16.0	3								
34	1	194130-27540	PLATE, KEEP	2								
35	1	194145-27650	LINK, SHIFT	1								
36	1	22137-100000	WASHER, 10	2								
37	1	22411-200200	COTTER PIN 2.0X20	2								
37-1	1	22417-200200	PIN, COTTER 2.0X20	2								N
(A=FXXXXX)												
38	1	194130-27910	SPRING	1								
39	1	26116-080302	BOLT, M8X 30 PLATED	1								

N:Old $\begin{matrix} \text{Yes} \\ \text{No} \end{matrix}$ New, Q:Old $\begin{matrix} \text{No} \\ \text{Yes} \end{matrix}$ New, R:Old $\begin{matrix} \text{Yes} \\ \text{No} \end{matrix}$ New, S:Old $\begin{matrix} \text{No} \\ \text{Yes} \end{matrix}$ New, W:Add, Z:Discontinued, F:Interchangeable by set, K:Q'ty Change
++ CONTINUE ++
Copyright (C) YANMAR CO., LTD. All Rights Reserved.

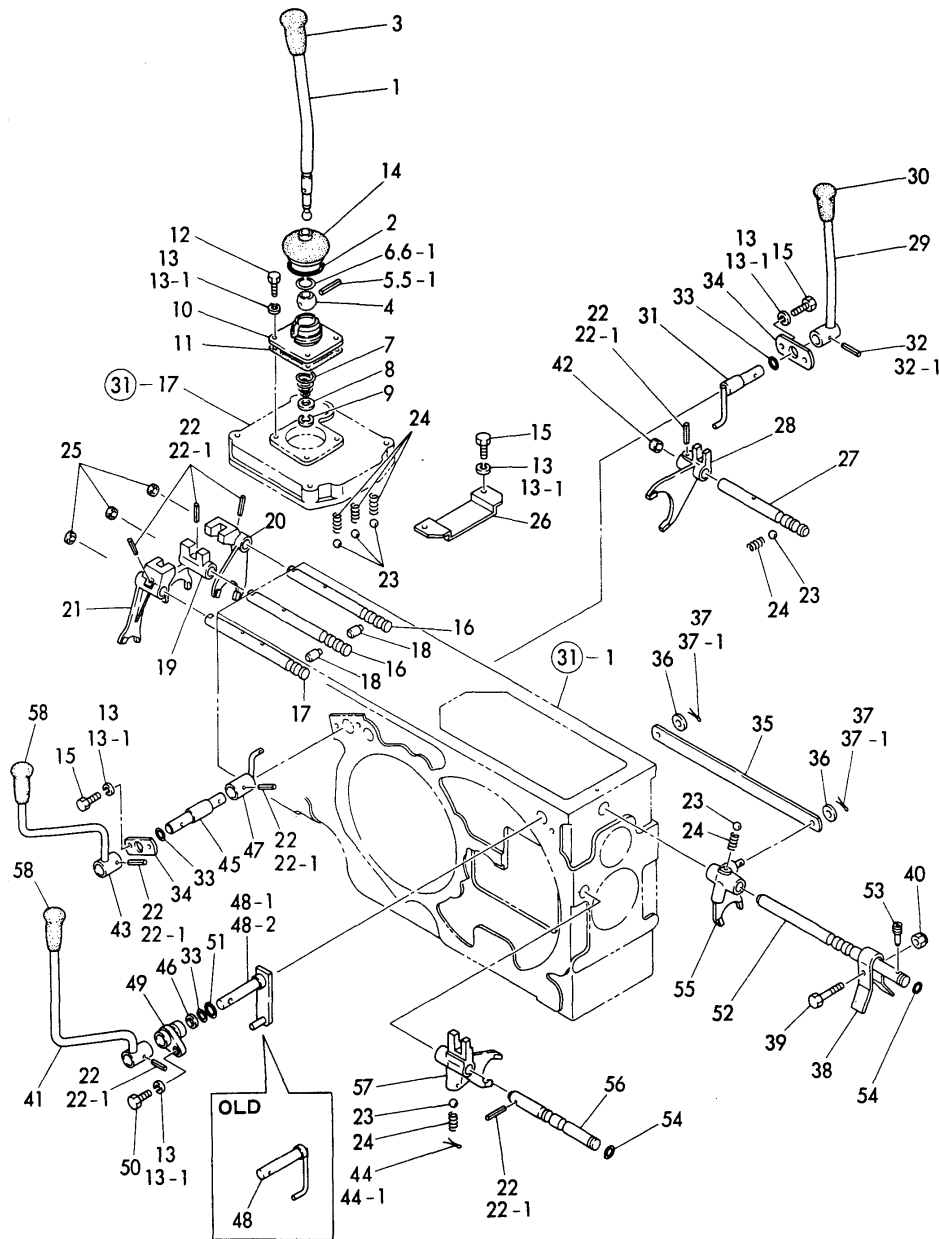
Fig.38. MISSION SHIFTER (FOR YM330T-1)

(A)=YM330T(1)
(B)=YM330T(2)
(C)=YM3000

(D)=YM330DT
(E)=YM3000DT
(F)=

Fig. **38** MISSION SHIFTER

FOR MODEL YM330T(1)



No.	Lev.	Parts No.	Description	(A)	(B)	(C)	(D)	(E)	(F)	I	R
40	1	194130-27920	U-NUT M 8	1							
41	1	194145-27810-K	LEVER, SHIFT	1							
42	1	194130-33190	CAP, SEAL 20X8	1							
43	1	194145-27610	LEVER, SHIFT	1							
44	1	22411-300400	COTTER PIN 3.0X 40	1							
44-1	1	22417-300400	PIN, COTTER 3.0X40	1							N
(A=FXXXXX)											
45	1	194130-27730	ARM, P.T.O. SHIFT	1							
46	1	194145-27860	SPACER, SHIFT ARM	1							
47	1	194130-27720	LEVER, SHIFT	1							
48	1	194145-27830	ARM, SHIFT	1							
48-2	1	194370-27830	ARM, SHIFT	1							N
(A=*1980.11)											
49	1	194145-27850-K	BUSH, SHIFT ARM	1							
50	1	26116-080252	BOLT, M8X 25 PLATED	1							
51	1	24311-000220	O-RING, 1AP22.0	1							
52	1	194145-27711	SHAFT, FORK	1							
53	1	194145-27790	PIN	1							
54	1	24311-000110	O-RING, 1AP11.0	2							
55	1	194130-27760	FORK, SHIFT	1							
56	1	194145-27910	SHAFT, FORK	1							
57	1	194145-27950	FORK, SHIFT	1							
58	1	194145-27960	KNOB	2							

Fig.39. MISSION SHIFTER (EXCEPT THAI)

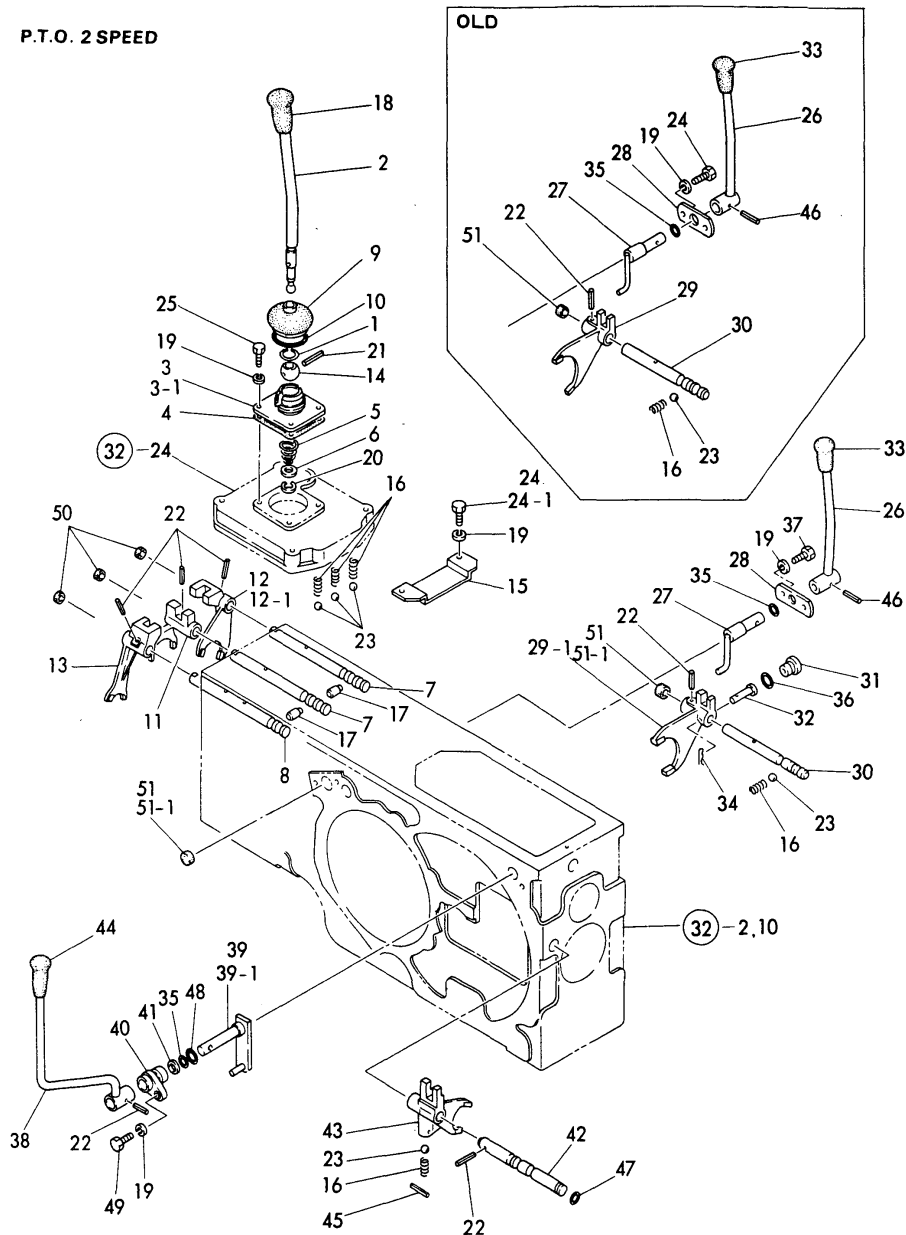
(A)=YM330T(1)
(B)=YM330T(2)
(C)=YM3000

(D)=YM330DT
(E)=YM3000DT
(F)=

Fig. 39 MISSION SHIFTER (EXCEPT THAI)

FOR MODEL YM330T(2), YM3000
YM330DT, & YM3000DT

P.T.O. 2 SPEED



No.	Lev.	Parts No.	Description	Qty						I	R
				(A)	(B)	(C)	(D)	(E)	(F)		
1	1	1A1040-26320	CIRCLIP, 30-H	1	1	1	1				
2	1	194145-27110-K	LEVER, MAIN CHANGE	1	1	1	1				
3	1	194145-27150	COVER, CHANGE LEVER	1	1	1	1				
3-1	1	194145-27151 (B=*1981.11)	RETAINER (C=*1981.11)	1	1	1	1				N
4	1	194145-27160	GASKET, RETAINER	1	1	1	1				
5	1	194080-27172	SPRING	1	1	1	1				
6	1	194080-27190	WASHER, 13X19X2	1	1	1	1				
7	1	194145-27210	SHAFT, MAIN FORK	2	2	2	2				
8	1	194145-27230	SHAFT, REVERSER FORK	1	1	1	1				
9	1	194080-27252	BOOT, RUBBER	1	1	1	1				
10	1	194190-27280	O-RING	1	1	1	1				
11	1	194130-27310	FORK, SHIFT 1-3	1	1	1	1				
12	1	194130-27320	FORK, SHIFT	1	1	1	1				
12-1	1	194275-27321	FORK, SHIFT	1	1	1	1				S
13	1	194130-27332	FORK, REVERSE SHIFT	1	1	1	1				
14	1	1E4030-27340	BALL, SHIFTER	1	1	1	1				
15	1	194130-27430	STOPPER, FORK	1	1	1	1				
16	1	194145-27450	SPRING	5	5	5	5				
17	1	194130-27490	SPINDLE	2	2	2	2				
18	1	1A1030-58150	KNOB, SHIFT LEVER	1	1	1	1				
19	1	22217-080000	WASHER, SPRING 8	9	9	9	9				
20	1	22272-000100	RING, E-10	1	1	1	1				
21	1	22352-050040	SPRING PIN 5X40	1	1	1	1				
22	1	22351-060025	PIN, SPRING 6.0X25	7	7	7	7				
23	1	24190-100001	BALL, STEEL 5/16	5	5	5	5				
24	1	26116-080162	BOLT, M8X 16 PLATED	4	4						
24-1	1	26116-080162	BOLT, M8X 16 PLATED (B=F01070) (C=F06569)	2	2	2	2				K
25	1	26116-080222	BOLT, M8X 22 PLATED	4	4	4	4				
26	1	194145-27410	LEVER, RANGE SHIFT	1	1	1	1				
27	1	194130-27530	ARM, SHIFT	1	1	1	1				
28	1	194130-27540	PLATE, KEEP	1	1	1	1				
29	1	194130-27610	FORK, SHIFT	1	1						
29-1	1	194464-27610	FORK, SHIFT (B=F01070) (C=F06569)	1	1	1	1				S
30	1	194145-27510	SHAFT, RANGE SHIFT	1	1						
30-1	1	194464-27620	SHAFT, FORK (B=F01070) (C=F06569)	1	1	1	1				S
31	1	194464-27651	ADAPTER, SWITCH (B=F01070) (C=F06569) (D=FXXXXX) (E=FXXXXX)	1	1	1	1				W
32	1	194464-27660	PIN (B=F01070) (C=F06569) (D=FXXXXX) (E=FXXXXX)	1	1	1	1				W
33	1	194990-85561	KNOB, HIGH/LOW	1	1	1	1				
34	1	22360-060000	PIN, SNAP 6 (B=F01070) (C=F06569) (D=FXXXXX) (E=FXXXXX)	1	1	1	1				W
35	1	24311-000160	O-RING, 1AP16.0	2	2	2	2				
36	1	24341-000290	O-RING, 1AS29.0 (B=F01070) (C=F06569) (D=FXXXXX) (E=FXXXXX)	1	1	1	1				W
37	1	26116-080202	BOLT, M8X 20 PLATED	2	2	2	2				W

N:Old $\frac{Yes}{No}$ New, Q:Old $\frac{No}{Yes}$ New, R:Old $\frac{Yes}{Yes}$ New, S:Old $\frac{No}{No}$ New, W:Add, Z:Discontinued, F:Interchangeable by set, K:Q'ty Change
++ CONTINUE ++
Copyright (C) YANMAR CO., LTD. All Rights Reserved.

Fig.39. MISSION SHIFTER (EXCEPT THAI)

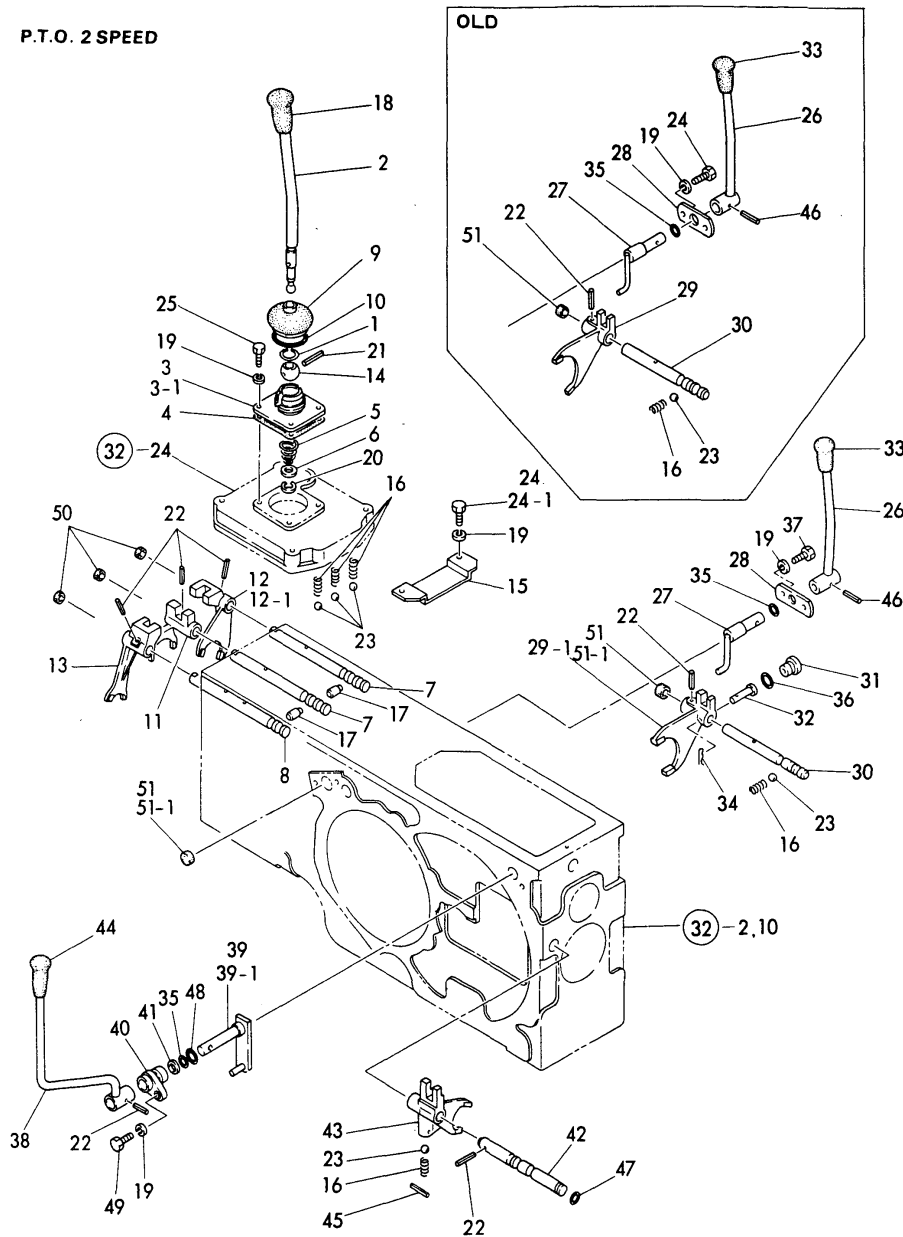
(A)=YM330T(1)
(B)=YM330T(2)
(C)=YM3000

(D)=YM330DT
(E)=YM3000DT
(F)=

Fig. **39** MISSION SHIFTER (EXCEPT THAI)

FOR MODEL YM330T(2), YM3000
YM330DT, & YM3000DT

P.T.O. 2 SPEED



No.	Lev.	Parts No.	Description	Q'ty						I	R	
				(A)	(B)	(C)	(D)	(E)	(F)			
		(B=F01070)	(C=F06569)	(D=FXXXXX)	(E=FXXXXX)							
38	1	194275-27810-X	LEVER, CLUTCH	1	1	1	1	1				
39-1	1	194370-27830	ARM, SHIFT	1	1	1	1	1				
40	1	194145-27850-K	BUSH, SHIFT ARM	1	1	1	1	1				
41	1	194145-27860	SPACER, SHIFT ARM	1	1	1	1	1				
42	1	194273-27910	SHAFT, FORK	1	1	1	1	1				
43	1	194273-27950	FORK, P.T.O. SHIFT	1	1	1	1	1				
44	1	194145-27960	KNOB	1	1	1	1	1				
45	1	22351-030018	PIN, SPRING 3.0X18	1	1	1	1	1				
46	1	22351-060025	PIN, SPRING 6.0X25	1	1	1	1	1				
47	1	24311-000110	O-RING, 1AP11.0	1	1	1	1	1				
48	1	24311-000220	O-RING, 1AP22.0	1	1	1	1	1				
49	1	26116-080252	BOLT, M8X 25 PLATED	1	1	1	1	1				
50	1	194130-27390	CAP 15X5, SEAL	3	3	3	3	3				
51	1	194130-33190	CAP, SEAL 20X8	2	2							
51-1	1	194130-33190	CAP, SEAL 20X8	1	1						K	

Fig.40. MISSION SHIFTER (FOR THAI)

(A)=YM330T(1)
(B)=YM330T(2)
(C)=YM3000

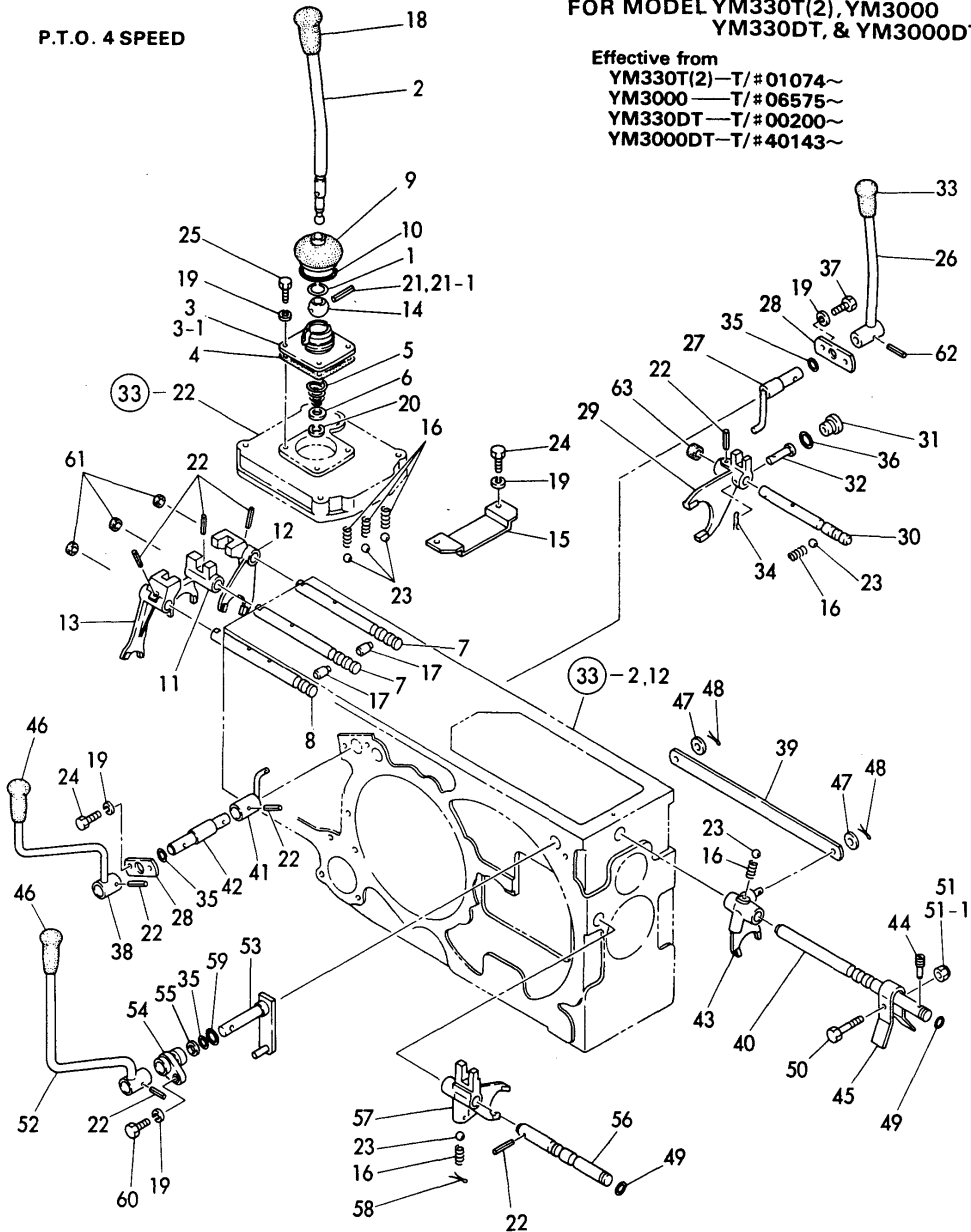
(D)=YM330DT
(E)=YM3000DT
(F)=

Fig.40 MISSION SHIFTER (FOR THAI)

P.T.O. 4 SPEED

FOR MODEL YM330T(2), YM3000
YM330DT, & YM3000DT

Effective from
YM330T(2)-T/#01074~
YM3000-T/#06575~
YM330DT-T/#00200~
YM3000DT-T/#40143~



No.	Lev.	Parts No.	Description	Q'ty						I	R
				(A)	(B)	(C)	(D)	(E)	(F)		
1	1	1A1040-26320	CIRCLIP, 30-H	1	1	1	1				
2	1	194145-27110-K	LEVER, MAIN CHANGE	1	1	1	1				
3	1	194145-27150	COVER, CHANGE LEVER	1	1	1	1				
3-1	1	194145-27151	RETAINER	1	1	1	1				N
		(B=*1981.11)	(C=*1981.11)	(D=*1981.11)	(E=*1981.11)						
4	1	194145-27160	GASKET, RETAINER	1	1	1	1				
5	1	194080-27172	SPRING	1	1	1	1				
6	1	194080-27190	WASHER, 13X19X2	1	1	1	1				
7	1	194145-27210	SHAFT, MAIN FORK	2	2	2	2				
8	1	194145-27230	SHAFT, REVERSER FORK	1	1	1	1				
9	1	194080-27252	BOOT, RUBBER	1	1	1	1				
10	1	194190-27280	O-RING	1	1	1	1				
11	1	194130-27310	FORK, SHIFT 1-3	1	1	1	1				
12	1	194275-27321	FORK, SHIFT	1	1	1	1				
13	1	194130-27332	FORK, REVERSE SHIFT	1	1	1	1				
14	1	1E4030-27340	BALL, SHIFTER	1	1	1	1				
15	1	194130-27430	STOPPER, FORK	1	1	1	1				
16	1	194145-27450	SPRING	6	6	6	6				
17	1	194130-27490	SPINDLE	2	2	2	2				
18	1	1A1020-58150	KNOB, LEVER	1	1	1	1				
19	1	22217-080000	WASHER, SPRING 8	11	11	11	11				
20	1	22272-000100	RING, E-10	1	1	1	1				
21	1	22352-050040	SPRING PIN 5X40	1	1	1	1				
21-1	1	22351-050040	PIN, SPRING 5.0X40	1	1	1	1				N
		(B=FXXXXX)	(C=FXXXXX)	(D=FXXXXX)	(E=FXXXXX)						
22	1	22351-060025	PIN, SPRING 6.0X25	9	9	9	9				
23	1	24190-100001	BALL, STEEL 5/16	6	6	6	6				
24	1	26116-080162	BOLT, M8X 16 PLATED	4	4	4	4				
25	1	26116-080202	BOLT, M8X 20 PLATED	4	4	4	4				
26	1	194145-27410	LEVER, RANGE SHIFT	1	1	1	1				
27	1	194130-27530	ARM, SHIFT	1	1	1	1				
28	1	194130-27540	PLATE, KEEP	2	2	2	2				
29	1	194464-27610	FORK, SHIFT	1	1	1	1				
30	1	194464-27620	SHAFT, FORK	1	1	1	1				
31	1	194464-27651	ADAPTER, SWITCH	1	1	1	1				
32	1	194464-27660	PIN	1	1	1	1				
33	1	194990-85561	KNOB, HIGH/LOW	1	1	1	1				
34	1	22360-060000	PIN, SNAP 6	1	1	1	1				
35	1	24311-000160	O-RING, 1AP16.0	3	3	3	3				
36	1	24341-000290	O-RING, 1AS29.0	1	1	1	1				
37	1	26116-080202	BOLT, M8X 20 PLATED	2	2	2	2				
38	1	194145-27610	LEVER, SHIFT	1	1	1	1				
39	1	194145-27650	LINK, SHIFT	1	1	1	1				
40	1	194145-27711	SHAFT, FORK	1	1	1	1				
41	1	194130-27720	LEVER, SHIFT	1	1	1	1				
42	1	194130-27730	ARM, P.T.O. SHIFT	1	1	1	1				
43	1	194130-27760	FORK, SHIFT	1	1	1	1				
44	1	194145-27790	PIN	1	1	1	1				
45	1	194130-27910	SPRING	1	1	1	1				
46	1	194145-27960	KNOB	2	2	2	2				
47	1	22137-100000	WASHER, 10	2	2	2	2				

N:Old $\begin{matrix} \text{Yes} \\ \text{No} \end{matrix}$ New, Q:Old $\begin{matrix} \text{No} \\ \text{Yes} \end{matrix}$ New, R:Old $\begin{matrix} \text{Yes} \\ \text{No} \end{matrix}$ New, S:Old $\begin{matrix} \text{No} \\ \text{Yes} \end{matrix}$ New, W:Add, Z:Discontinued, F:Interchangeable by set, K:Q'ty Change
++ CONTINUE ++
Copyright (C) YANMAR CO., LTD. All Rights Reserved.

Fig.40. MISSION SHIFTER (FOR THAI)

(A)=YM330T(1)
(B)=YM330T(2)
(C)=YM3000

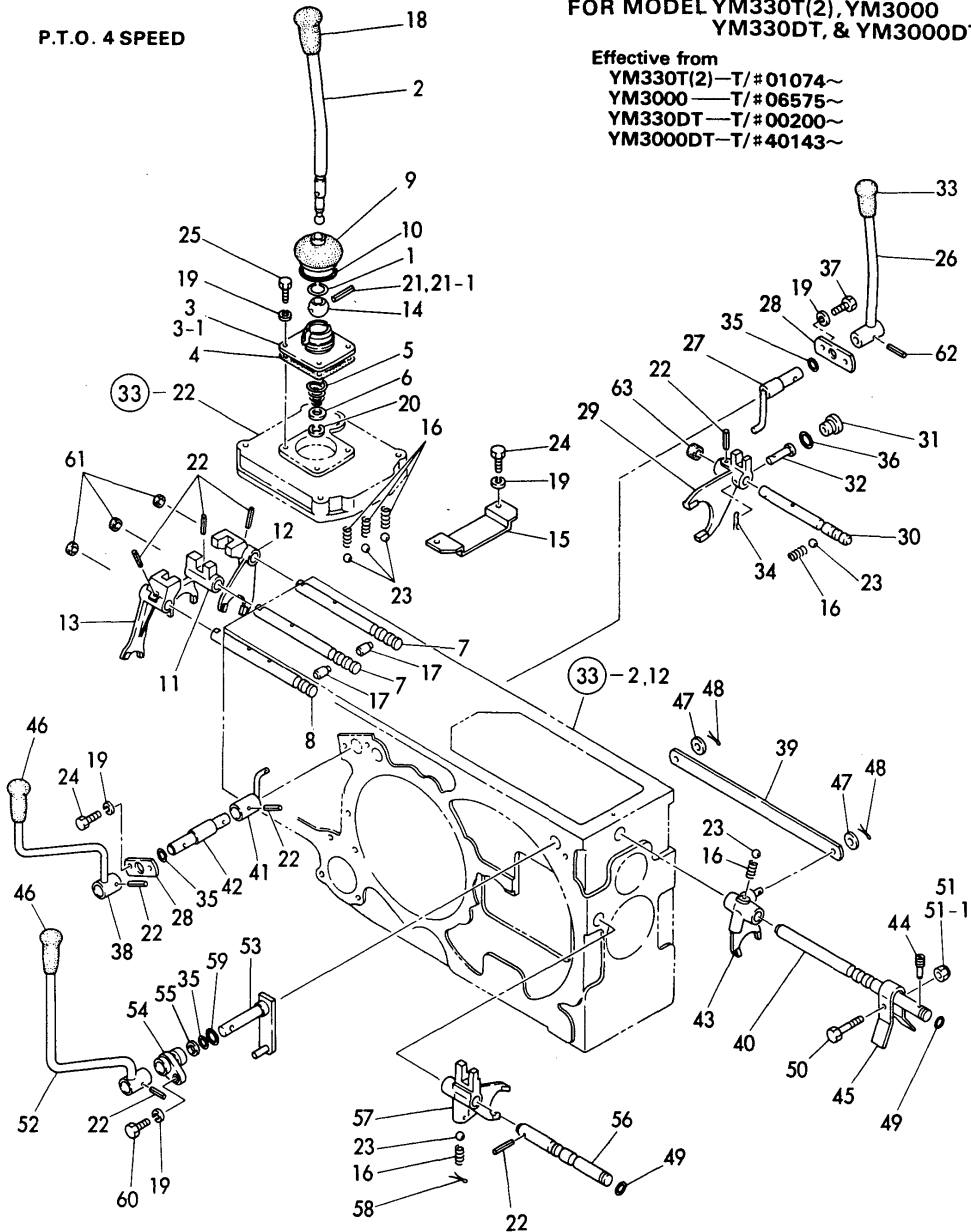
(D)=YM330DT
(E)=YM3000DT
(F)=

Fig.40 MISSION SHIFTER (FOR THAI)

P.T.O. 4 SPEED

FOR MODEL YM330T(2), YM3000
YM330DT, & YM3000DT

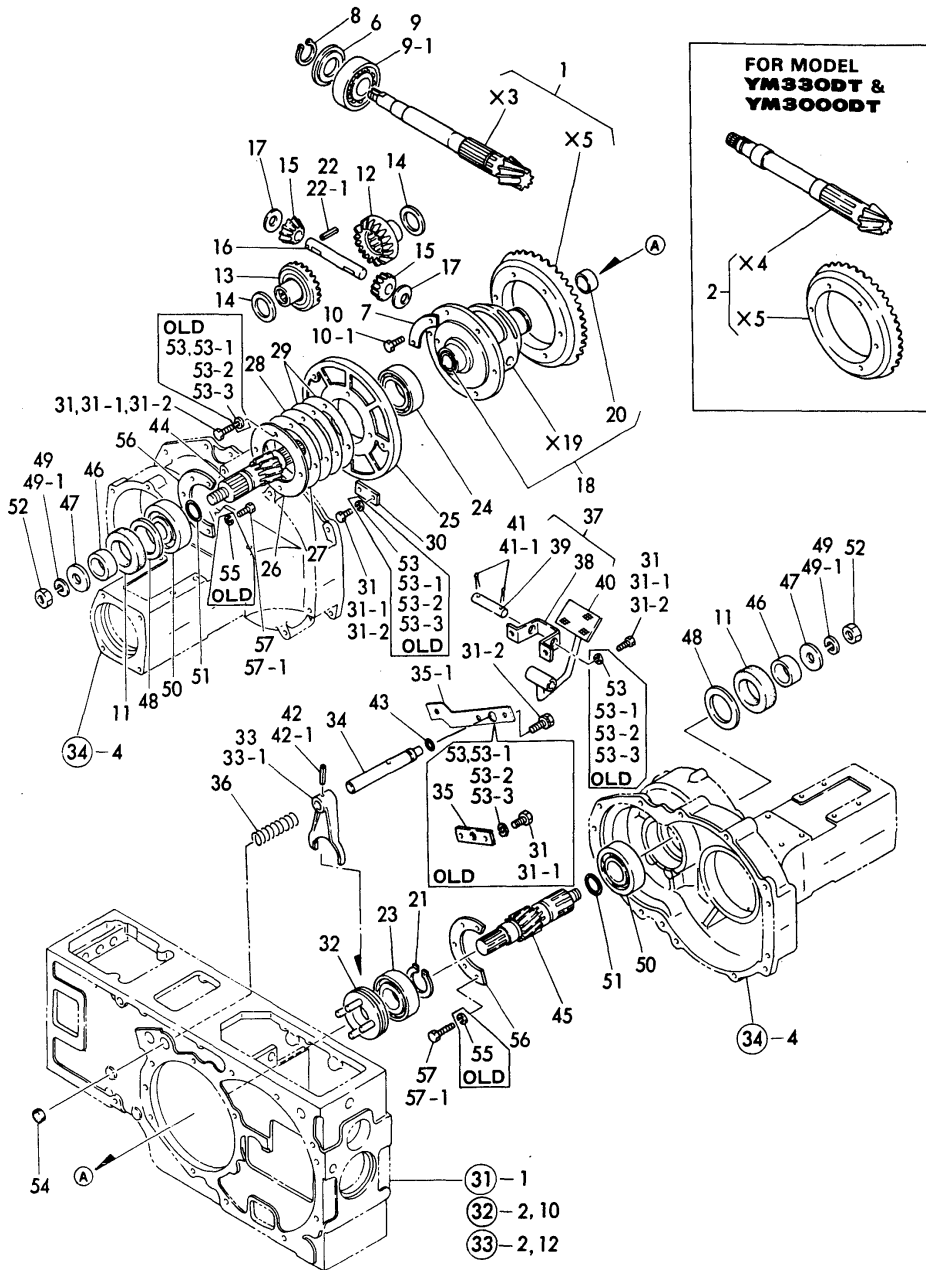
Effective from
YM330T(2)-T/#01074~
YM3000-T/#06575~
YM330DT-T/#00200~
YM3000DT-T/#40143~



No.	Lev.	Parts No.	Description	Q'ty						I	R
				(A)	(B)	(C)	(D)	(E)	(F)		
48	1	22417-200150	PIN, COTTER 2.0X15		2	2	2	2			
49	1	24311-000110	O-RING, 1AP11.0		2	2	2	2			
50	1	26116-080302	BOLT, M8X 30 PLATED		1	1	1	1			
51	1	194130-27920	U-NUT M 8		1	1	1	1			
51-1	1	26346-080002	NUT, M8		1	1	1	1		N	
			(B=FXXXXX) (C=FXXXXX) (D=FXXXXX) (E=FXXXXX)								
52	1	194145-27810-K	LEVER, SHIFT		1	1	1	1			
53	1	194370-27830	ARM, SHIFT		1	1	1	1			
54	1	194145-27850-K	BUSH, SHIFT ARM		1	1	1	1			
55	1	194145-27860	SPACER, SHIFT ARM		1	1	1	1			
56	1	194145-27910	SHAFT, FORK		1	1	1	1			
57	1	194145-27950	FORK, SHIFT		1	1	1	1			
58	1	22417-300350	PIN, COTTER 3.0X35		1	1	1	1			
59	1	24311-000220	O-RING, 1AP22.0		1	1	1	1			
60	1	26116-080252	BOLT, M8X 25 PLATED		1	1	1	1			
61	1	194130-27390	CAP 15X5, SEAL		3	3	3	3			
62	1	22351-060025	PIN, SPRING 6.0X25		1	1	1	1			
63	1	194130-33190	CAP, SEAL 20X8		1	1					

Fig.41. REAR AXLE

Fig.41 REAR AXLE



(A)=YM330T(1)
(B)=YM330T(2)
(C)=YM3000

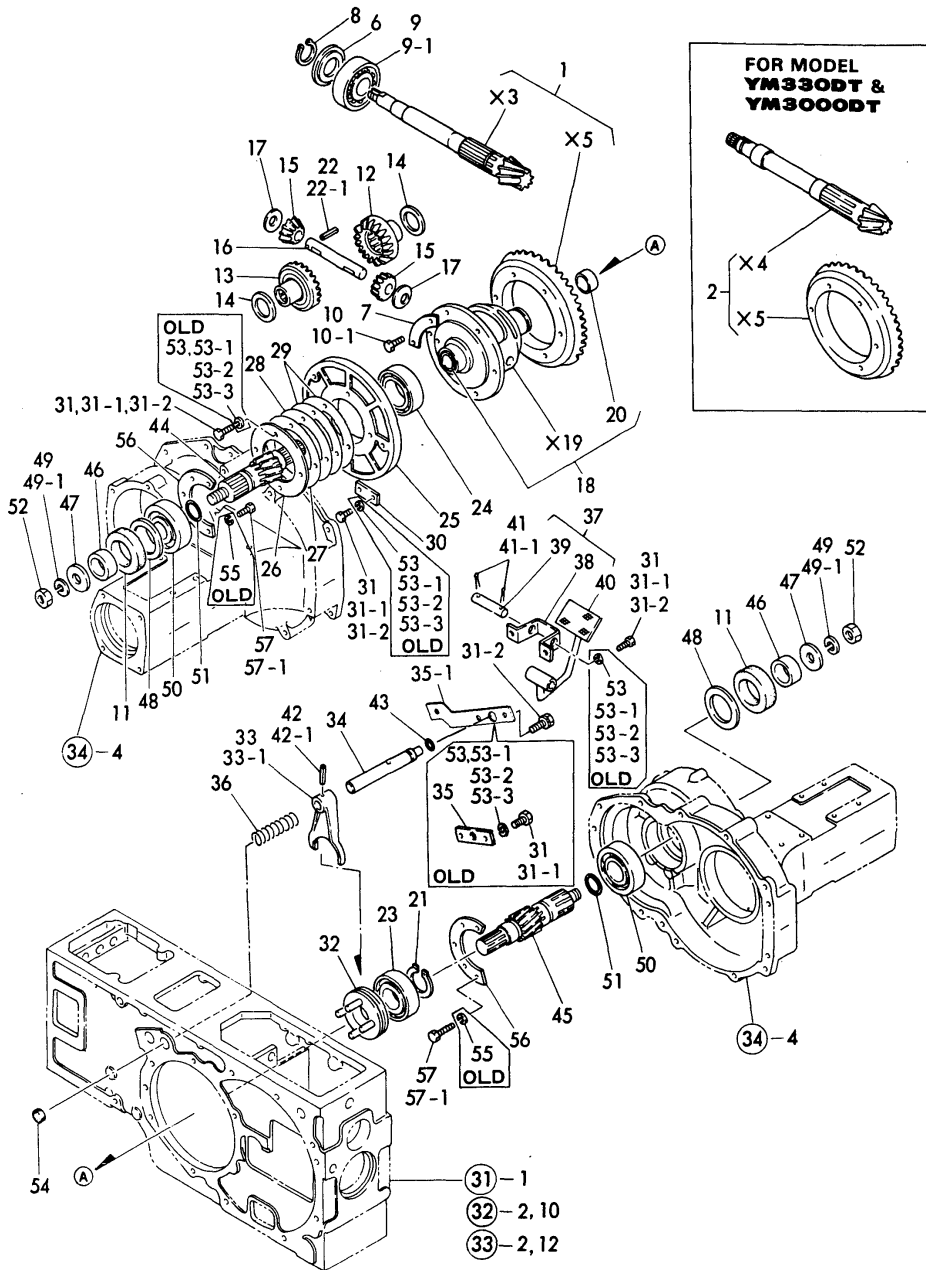
(D)=YM330DT
(E)=YM3000DT
(F)=

No.	Lev.	Parts No.	Description	Qty						I	R
				(A)	(B)	(C)	(D)	(E)	(F)		
1	1	194145-31400	GEAR W/COUNTERSHAFT	1	1	1					
2	1	194274-31400	GEAR W/COUNTERSHAFT				1	1			
6	1	194130-31431	WASHER 35.3X70X3.5	1	1	1	1	1	1		
7	1	194130-32210	WASHER, LOCK	3	3	3	3	3			
8	1	22242-000350	RING, 35	1	1	1	1	1			
9	1	194080-08420	BEARING, ROLLER	1	1	1	1	1	1		
9-1	1	24145-003074	BEARING, NF307	1	1	1	1	1	1		N
		(A=*1983.05) (B=*1983.05) (C=*1983.05) (D=*1983.05) (E=*1983.05)									
10	1	26152-100222	BOLT M10X 22	6							
10-1	1	26156-100222	BOLT, M10X 22 PLATED	6	6	6	6	6			N
		(A=*)									
11	1	194145-32660	SEAL, OIL TC557812	2	2	2	2	2			
12	1	194145-31510	GEAR, DIFFERENTIAL	1	1	1	1	1	1		
13	1	194145-31520	GEAR, DIFFERENTIAL	1	1	1	1	1	1		
14	1	194130-31530	WASHER, DIFFERENTIAL	2	2	2	2	2	2		
15	1	194130-31810	PINION, DIFFERENTIAL	2	2	2	2	2	2		
16	1	194145-31820	SHAFT, DIFFERENTIAL	1	1	1	1	1	1		
17	1	194130-31830	WASHER, DIFFERENTIAL	2	2	2	2	2	2		
18	1	194145-32100	HOUSING ASSY	1	1	1	1	1	1		
20	2	194145-32121	BUSH, 33X37X21	1	1	1	1	1	1		
21	1	22242-000500	RING, 50	1	1	1	1	1	1		
22	1	22352-060036	SPRING PIN 6X36	1							
22-1	1	22351-060036	PIN, SPRING 6.0X36	1	1	1	1	1	1		N
		(A=*)									
23	1	24101-062104	BEARING, BALL 6210	1	1	1	1	1	1		
24	1	24101-062114	BEARING, BALL 6211	1	1	1	1	1	1		
25	1	194130-32310	CARRIER,DIFFERENTIAL	1	1	1	1	1	1		
26	1	194130-32320	RETAINER, BEARING	1	1	1	1	1	1		
27	1	194130-32330	SHIM A	-	-	-	-	-	-		1
28	1	194130-32340	SHIM B	-	-	-	-	-	-		1
29	1	194130-32350	SHIM C	-	-	-	-	-	-		1
30	1	194130-32360	PLATE, LOCK	2	2	2	2	2	2		
31	1	26116-080182	BOLT, M8X 18 PLATED	22	22	22					
31-1	1	26116-080182	BOLT, M8X 18 PLATED	12	12	12	12	12	12		K
		(A=*) (B=*) (C=*)									
31-2	1	26013-080202	BOLT, M8X 20		12	12	12	12	12		N
		(B=*1983.01) (C=*1983.01) (D=*1983.01) (E=*1983.01)									
32	1	194130-33100	SLIDER, DIFFERENTIAL	1	1	1	1	1	1		
33	1	194130-33110	FORK, SHIFT	1	1	1					
33-1	1	194130-33111	FORK, SHIFT	1	1	1	1	1	1		N
		(A=*) (B=*) (C=*)									
34	1	194130-33120	SHAFT, FORK	1	1	1	1	1	1		
35	1	194130-33170	PLATE, KEEP	1	1	1	1	1	1		
35-1	1	194322-33170	PLATE, KEEP	1	1	1	1	1	1		S
		(A=*1983.04) (B=*1983.04) (C=*1983.04) (D=*1983.04) (E=*1983.04)									
36	1	194130-33180	SPRING, RETURN	1	1	1	1	1	1		
37	1	194145-33200	PEDAL, DIFF. LOCK	1	1	1	1	1	1		
38	2	194130-33150	HINGE, PEDAL	1	1	1	1	1	1		
39	2	194130-33161	PIN	1	1	1	1	1	1		
40	2	194145-33211	PEDAL, DIFF. LOCK	1	1	1	1	1	1		
41	2	22411-400300	COTTER PIN 4.0X 30	2							

N:Old $\frac{Yes}{No}$ New, Q:Old $\frac{No}{Yes}$ New, R:Old $\frac{Yes}{No}$ New, S:Old $\frac{No}{Yes}$ New, W:Add, Z:Discontinued, F:Interchangeable by set, K:Qty Change
 ++ CONTINUE ++
 Copyright (C) YANMAR CO., LTD. All Rights Reserved.

Fig.41. REAR AXLE

Fig.41 REAR AXLE



(A)=YM330T(1)
(B)=YM330T(2)
(C)=YM3000

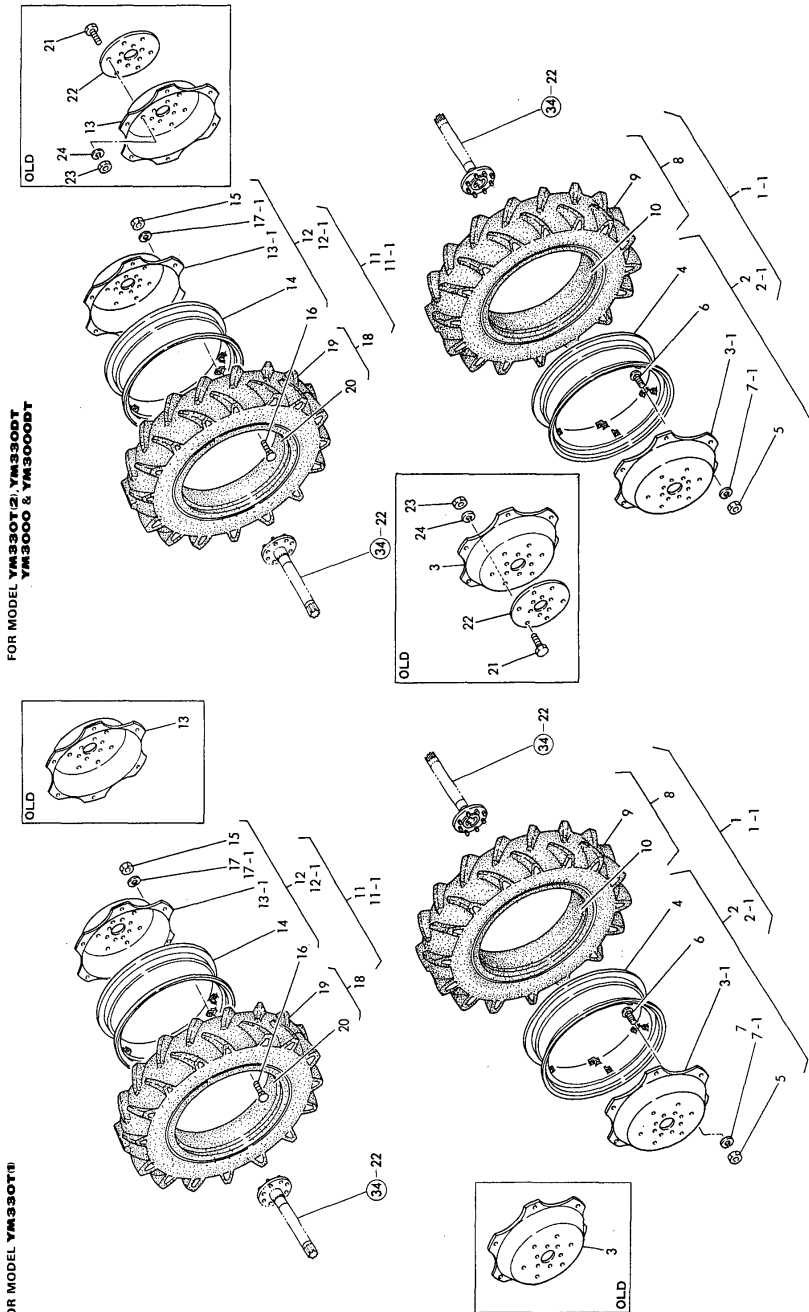
(D)=YM330DT
(E)=YM3000DT
(F)=

No.	Lev.	Parts No.	Description	Q'ty						I	R
				(A)	(B)	(C)	(D)	(E)	(F)		
41-1	2	22417-400300 (A=*)	PIN, COTTER 4.0X30	2	2	2	2	2			N
42	1	22352-080036	SPRING PIN 8X36	1							
42-1	1	22351-080036 (A=*)	PIN, SPRING 8.0X36	1	1	1	1	1			N
43	1	24311-000160	O-RING, 1AP16.0	1	1	1	1	1			
44	1	194145-33410	PINION, FINAL	1	1	1	1	1			
45	1	194145-33420	PINION, FINAL	1	1	1	1	1			
46	1	194145-33430	COLLAR, 40X55X18	2	2	2	2	2			
47	1	194145-33480	WASHER 22	2	2	2	2	2			
48	1	194145-33490	SPACER 65X78X2.3	2	2	2	2	2			
49	1	22212-220000	WASHER 22	2							
49-1	1	22217-220000 (A=*)	WASHER, SPRING 22	2	2	2	2	2			N
50	1	24104-063084	BEARING, BALL 6308UU	2	2	2	2	2			
51	1	24321-000350	O-RING, 1AG35.0	2	2	2	2	2			
52	1	26776-220002	NUT, LOCK M22	2	2	2	2	2			
53	1	22212-080000	WASHER 8	22	22						
53-1	1	22217-080000 (A=*)	WASHER, SPRING 8	22	22	22					N
53-2	1	22217-080000 (A=*)	WASHER, SPRING 8	12	12	12	12	12			K
53-3	1	22217-080000 (A=*)	WASHER, SPRING 8	12	12	12	12	12			Z
54	1	194130-33190	CAP, SEAL 20X8	1	1	1	1	1			
55	1	22217-080000 (A=*)	WASHER, SPRING 8	10	10	10					Z
56	1	194145-32650	RETAINER, BEARING	2	2	2	2	2			
57	1	26116-080202 (A=*)	BOLT, M8X 20 PLATED	10	10	10					W
57-1	1	26013-080202 (A=*)	BOLT, M8X 20	10	10	10	10	10			N

Fig.42. REAR TIRES (EXCEPT THAI)

(A)=YM330T(1)
(B)=YM330T(2)
(C)=YM3000

(D)=YM330DT
(E)=YM3000DT
(F)=



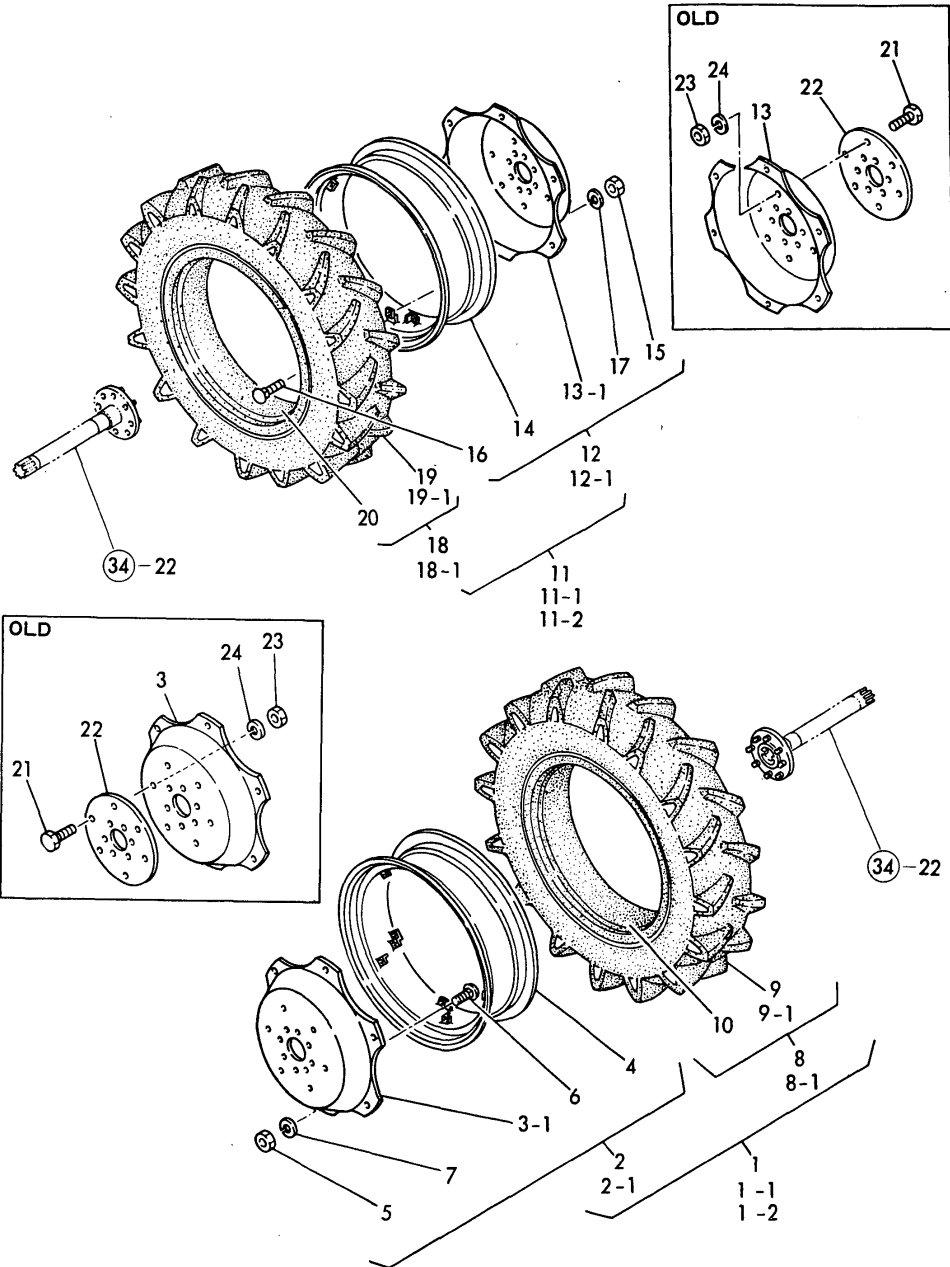
FOR MODEL YM330T(2), YM3000T, YM3000DT

FOR MODEL YM330T

No.	Lev.	Parts No.	Description	Qty						I	R
				(A)	(B)	(C)	(D)	(E)	(F)		
1	1	794142-34601-Q	TIRE ASSY 11 X28	1	1		1				
1-1	1	194335-34760	TIRE 11-28 (L) ASSY	1	1	1	1	1			S
		(A=*) (B=*) (D=*)									
2	2	794142-34801-Q	WHEEL W11X 28W	1	1	1	1	1			
2-1	2	194327-34750	WHEEL W11X28 ASSY	1	1	1	1	1			S
		(A=*1983.08) (B=*1983.08) (C=*1983.08) (D=*1983.08) (E=*1983.08)									
3	3	194142-34810-Q	DISC	1	1	1	1	1			
3-1	3	194327-34770	DISC	1	1	1	1	1			S
		(A=*) (B=*) (C=*) (D=*) (E=*)									
4	3	194142-34821-Q	RIM	1	1	1	1	1			
5	3	194130-34840	NUT M16	6	6	6	6	6			
6	3	194130-34850	BOLT M16X 35	6	6	6	6	6			
7	3	22212-160000	SPRING WASHER 16	6							
7-1	3	22217-160000	WASHER, SPRING 16	6	6	6	6				N
		(A=*)									
8	2	794082-34900	TIRE W/TUBE11 X28	1	1	1	1	1			
9	3	194082-34910	TIRE, 12.4-28 4 FSL	1	1	1	1	1			
10	4	194082-34920	TUBE, 12.4-28	1	1	1	1	1			
11	1	794142-34621-Q	TIRE ASSY 11 X28	1	1						
11-1	1	194335-34860	TIRE 11-28 (R) ASSY	1	1	1	1	1			S
		(A=*) (B=*) (D=*)									
12	2	794142-34801-Q	WHEEL W11X 28W	1	1	1	1	1			
12-1	2	194327-34750	WHEEL W11X28 ASSY	1	1	1	1	1			S
		(A=*1983.08) (B=*1983.08) (C=*1983.08) (D=*1983.08) (E=*1983.08)									
13	3	194142-34810-Q	DISC	1	1	1	1	1			
13-1	3	194327-34770	DISC	1	1	1	1	1			S
		(A=*) (B=*) (C=*) (D=*) (E=*)									
14	3	194142-34821-Q	RIM	1	1	1	1	1			
15	3	194130-34840	NUT M16	6	6	6	6	6			
16	3	194130-34850	BOLT M16X 35	6	6	6	6	6			
17	3	22212-160000	SPRING WASHER 16	6							
17-1	3	22217-160000	WASHER, SPRING 16	6	6	6	6	6			N
		(A=*)									
18	2	794082-34900	TIRE W/TUBE11 X28	1	1	1	1	1			
19	3	194082-34910	TIRE, 12.4-28 4 FSL	1	1	1	1	1			
20	3	194082-34920	TUBE, 12.4-28	1	1	1	1	1			
21	1	194370-34180	BOLT M16X 35		12	12	12	12			Z
		(B=*) (C=*) (D=*) (E=*)									
22	1	194370-34880-Q	DISC		2	2	2	2			Z
		(B=*) (C=*) (D=*) (E=*)									
23	1	194130-34840	NUT M16		12	12	12	12			Z
		(B=*) (C=*) (D=*) (E=*)									
24	1	22217-160000	WASHER, SPRING 16		12	12	12	12			Z
		(B=*) (C=*) (D=*) (E=*)									

Fig.43. REAR TIRES (FOR YM330T/DT)

Fig.43 REAR TIRES



(A)=YM330T(1)
(B)=YM330T(2)
(C)=YM3000

(D)=YM330DT
(E)=YM3000DT
(F)=

No.	Lev.	Parts No.	Description	Qty						I	R
				(A)	(B)	(C)	(D)	(E)	(F)		
1	1	794142-34601-Q	TIRE ASSY 11 X28	1	1						
1-1	1	794371-34700	TIRE ASSY, 12.4X28 L		1	1					S
		(B=*)	(D=*)								
1-2	1	794371-34701-Q	TIRE ASSY 12.4X28		1	1					S
		(B=*1983.10)	(D=*1983.10)								
2	2	794142-34801-Q	WHEEL W11X 28W	1	1						
2-1	2	194327-34750	WHEEL W11X28 ASSY	1	1						S
		(B=*1983.10)	(D=*1983.10)								
3	3	194142-34810-Q	DISC	1	1						
3-1	3	194327-34770	DISC	1	1						S
		(B=*)	(D=*)								
4	3	194142-34821-Q	RIM	1	1						
5	3	194130-34840	NUT M16	6	6						
6	3	194130-34850	BOLT M16X 35	6	6						
7	3	22217-160000	WASHER, SPRING 16	6	6						
8	2	794082-34900	TIRE W/TUBE11 X28	1	1						
8-1	2	194371-34750	TIRE W/TUBE12.4X28	1	1						S
		(B=*)	(D=*)								
9	3	194082-34910	TIRE, 12.4-28 4 FSL	1	1						
9-1	3	194371-34720	TIRE 12.4X 28	1	1						S
		(B=*)	(D=*)								
10	3	194082-34920	TUBE, 12.4-28	1	1						
11	1	794142-34621-Q	TIRE ASSY 11 X28	1	1						
11-1	1	794371-34800	TIRE ASSY, 12.4X28 R	1	1						S
		(B=*)	(D=*)								
11-2	1	794371-34801-Q	TIRE ASSY 12.4X28	1	1						S
		(B=*1983.10)	(D=*1983.10)								
12	2	794142-34801-Q	WHEEL W11X 28W	1	1						
12-1	2	194327-34750	WHEEL W11X28 ASSY	1	1						S
		(B=*1983.10)	(D=*1983.10)								
13	3	194142-34810-Q	DISC	1	1						
13-1	3	194327-34770	DISC	1	1						S
		(B=*)	(D=*)								
14	3	194142-34821-Q	RIM	1	1						
15	3	194130-34840	NUT M16	6	6						
16	3	194130-34850	BOLT M16X 35	6	6						
17	3	22217-160000	WASHER, SPRING 16	6	6						
18	2	794082-34900	TIRE W/TUBE11 X28	1	1						
18-1	2	194371-34750	TIRE W/TUBE12.4X28	1	1						S
		(B=*)	(D=*)								
19	3	194082-34910	TIRE, 12.4-28 4 FSL	1	1						
19-1	3	194371-34720	TIRE 12.4X 28	1	1						S
		(B=*)	(D=*)								
20	3	194082-34920	TUBE, 12.4-28	1	1						
21	1	194370-34180	BOLT M16X 35	12	12						Z
		(B=*)	(D=*)								
22	1	194370-34880-Q	DISC	2	2						Z
		(B=*)	(D=*)								
23	1	194130-34840	NUT M16	12	12						Z
		(B=*)	(D=*)								
24	1	22217-160000	WASHER, SPRING 16	12	12						Z

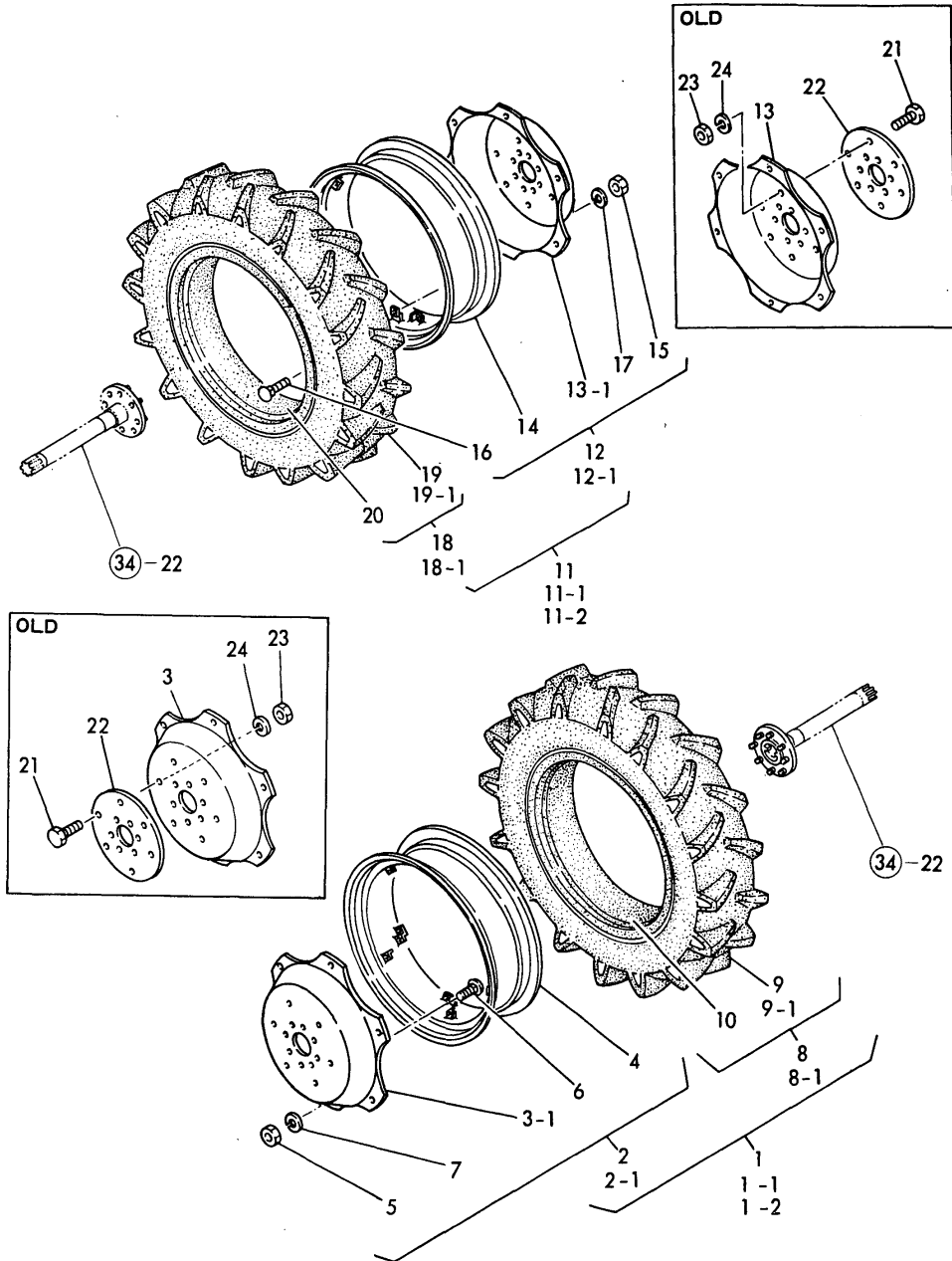
N:Old $\frac{Yes}{No}$ New, Q:Old $\frac{No}{Yes}$ New, R:Old $\frac{Yes}{Yes}$ New, S:Old $\frac{No}{No}$ New, W:Add, Z:Discontinued, F:Interchangeable by set, K:Q'ty Change
 ++ CONTINUE ++
 Copyright (C) YANMAR CO., LTD. All Rights Reserved.

Fig.43. REAR TIRES (FOR YM330T/DT)

(A)=YM330T(1)
 (B)=YM330T(2)
 (C)=YM3000

(D)=YM330DT
 (E)=YM3000DT
 (F)=

Fig.43 REAR TIRES



No.	Lev.	Parts No.	Description	(A)	(B)	(C)	(D)	(E)	(F)	Q'ty	I	R
		(B=*)	(D=*)									

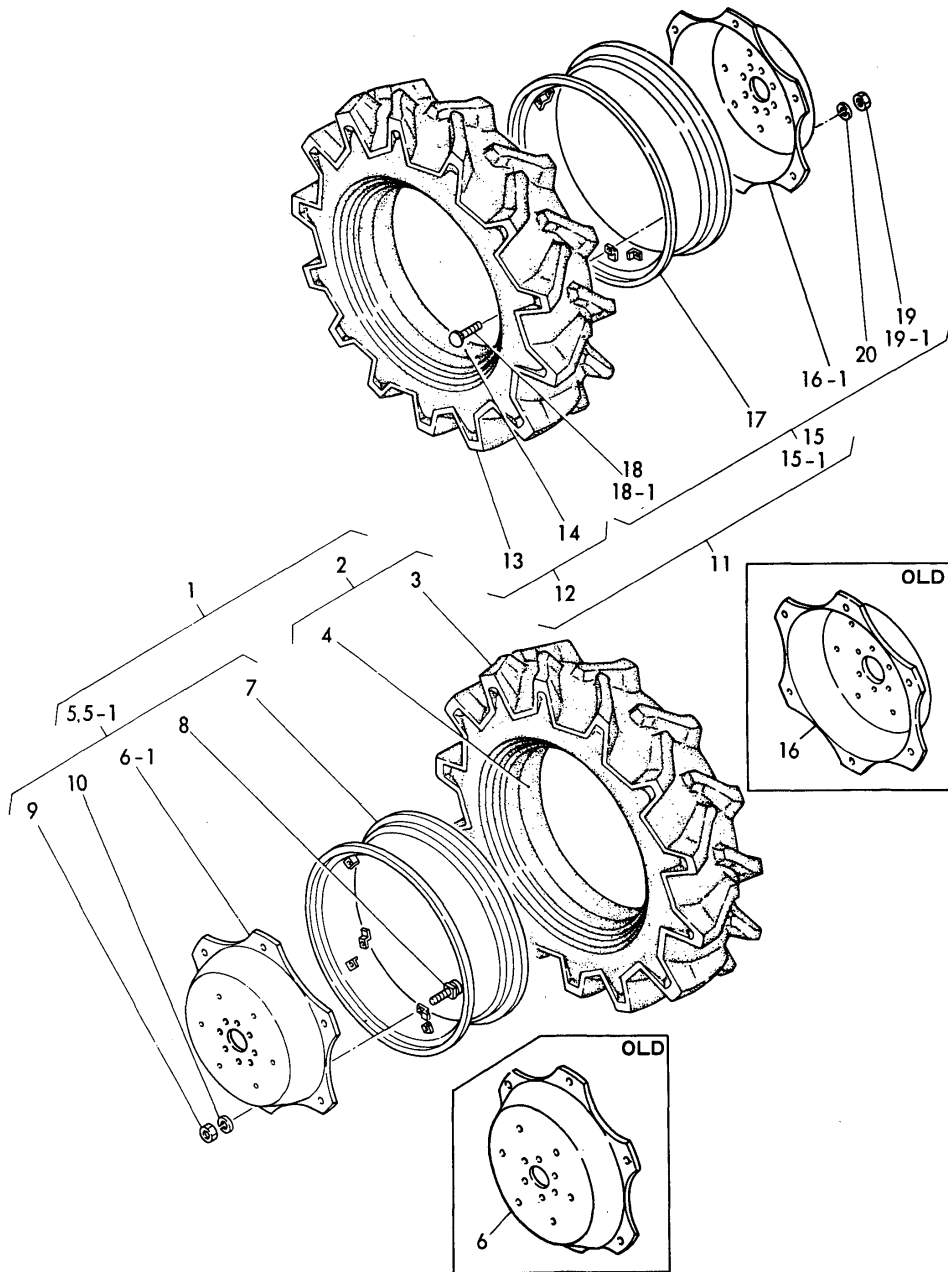
N:Old $\xrightarrow{\text{Yes}}$ New, Q:Old $\xrightarrow{\text{No}}$ New, R:Old $\xrightarrow{\text{Yes}}$ New, S:Old $\xrightarrow{\text{No}}$ New, W:Add, Z:Discontinued, F:Interchangeable by set, K:Q'ty Change
 Copyright (C) YANMAR CO., LTD. All Rights Reserved.

Fig.44. REAR TIRES (HI-LUG:THAI)

(A)=YM330T(1)
(B)=YM330T(2)
(C)=YM3000

(D)=YM330DT
(E)=YM3000DT
(F)=

Fig.44 REAR TIRES (HI-LUG: THAI)

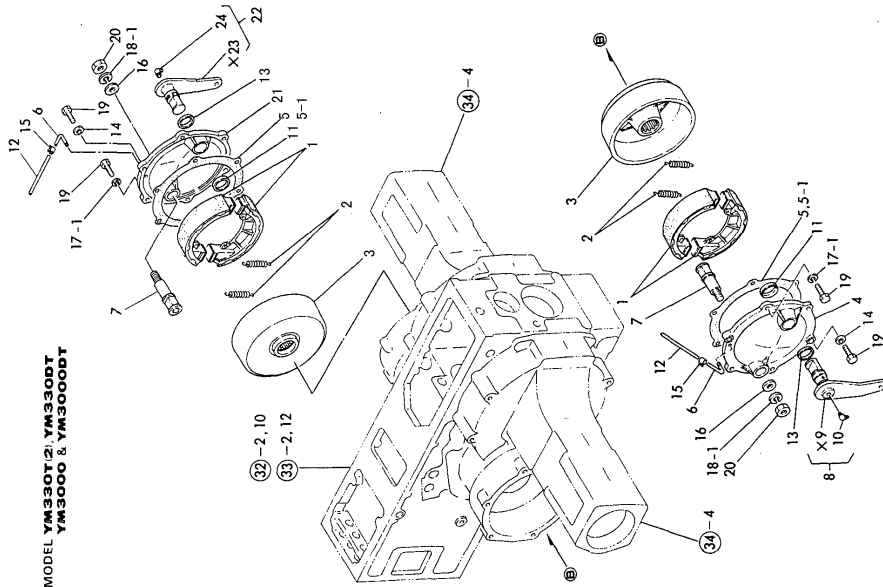


No.	Lev.	Parts No.	Description	Q'ty						I	R
				(A)	(B)	(C)	(D)	(E)	(F)		
1	1	794145-34500	TIRE ASSY 12.4X26	1	1	1	1				
2	2	194145-34500	TIRE 12.4-26H ASSY	1	1	1	1				
3	3	194145-34510	TIRE, 12.4-26 4	1	1	1	1				
4	3	194145-34520	TUBE	1	1	1	1				
5	2	194145-34530-Q	WHEEL W11X 26W	1	1	1	1				
5-1	2	194335-34750	WHEEL W11-26W	1	1	1	1				S
		(B=*1983.10)	(C=*1983.10)	(D=*1983.10)	(E=*1983.10)						
6	3	194145-34550-Q	DISC	1	1	1	1				
6-1	3	194335-34770	DISK, WHEEL	1	1	1	1				S
		(B=*1983.10)	(C=*1983.10)	(D=*1983.10)	(E=*1983.10)						
7	3	194145-34540-Q	RIM	1	1	1	1				
8	3	194130-34850	BOLT M16X 35	6	6	6	6				
9	3	194130-34840	NUT M16	6	6	6	6				
10	3	22217-160000	WASHER, SPRING 16	6	6	6	6				
11	1	794145-34600	TIRE ASSY 12.4X26	1	1	1	1				
12	2	194145-34500	TIRE 12.4-26H ASSY	1	1	1	1				
13	3	194145-34510	TIRE, 12.4-26 4	1	1	1	1				
14	3	194145-34520	TUBE	1	1	1	1				
15	2	194145-34530-Q	WHEEL W11X 26W	1	1	1	1				
15-1	2	194335-34750	WHEEL W11-26W	1	1	1	1				S
		(B=*1983.10)	(C=*1983.10)	(D=*1983.10)	(E=*1983.10)						
16	3	194145-34550-Q	DISC	1	1	1	1				
16-1	3	194335-34770	DISK, WHEEL	1	1	1	1				S
		(B=*1983.10)	(C=*1983.10)	(D=*1983.10)	(E=*1983.10)						
17	3	194145-34540-Q	RIM	1	1	1	1				
18	3	194145-34850	BOLT, M16X35	6	6	6	6				
18-1	3	194130-34850	BOLT M16X 35	6	6	6	6				S
		(B=*1985.05)	(C=*1985.05)	(D=*1985.05)	(E=*1985.05)						
19	3	194145-34840	NUT, M16	6	6	6	6				
19-1	3	194130-34840	NUT M16	6	6	6	6				S
		(B=*1984.01)	(C=*1984.01)	(D=*1984.01)	(E=*1984.01)						
20	3	22217-160000	WASHER, SPRING 16	6	6	6	6				

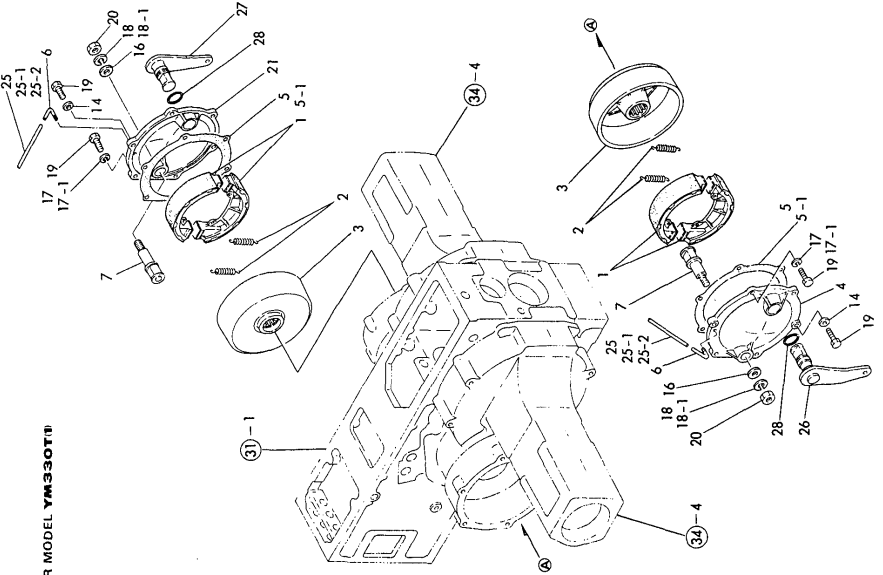
Fig.45. BRAKES

(A)=YM330T(1)
(B)=YM330T(2)
(C)=YM3000

(D)=YM330DT
(E)=YM3000DT
(F)=



FOR MODEL YM330T(2), YM330DT, YM3000 & YM3000DT



FOR MODEL YM330T(1)

No.	Lev.	Parts No.	Description	Qty						I	R
				(A)	(B)	(C)	(D)	(E)	(F)		
1	1	194145-36510	SHOE, BRAKE	4	4	4	4	4			
2	1	194145-36551	SPRING, SHOE	4	4	4	4	4			
3	1	194145-36570	DRUM, BRAKE	2	2	2	2	2			
4	1	194145-36610	COVER, BRAKE CASE	1	1	1	1	1			
5-1	1	194145-36630	PACKING	2	2	2	2	2			
6	1	194145-36651	BREATHER, AIR	2	2	2	2	2			
7	1	194145-36730	PIN, ANCHOR	2	2	2	2	2			
8	1	194370-36750-K	CAMSHAFT, BRAKE	1	1	1	1	1			
10	2	24761-050000	NIPPLE, GREASE C	1	1	1	1	1			
11	1	194370-36770	SEAL	2	2	2	2	2			
12	1	194370-36780	PIPE, AIR BREATHER	2	2	2	2	2			
13	1	194370-36790	SEAL VC 283404, OIL	2	2	2	2	2			
14	1	194145-36810	WASHER, 10X17X1.6	4	4	4	4	4			
15	1	124066-59100	CLIP, HOSE 8	2	2	2	2	2			
16	1	22137-160000	WASHER, 16	2	2	2	2	2			
17	1	22212-100000	SPRING WASHER 10	8							
17-1	1	22217-100000	WASHER, SPRING 10	8	8	8	8	8		N	
		(A=*)									
18	1	22212-160000	SPRING WASHER 16	2							
18-1	1	22217-160000	WASHER, SPRING 16	2	2	2	2	2		N	
		(A=*)									
19	1	26116-100252	BOLT, M10X 25 PLATED	12	12	12	12	12			
20	1	26716-160002	NUT, M16	2	2	2	2	2			
21	1	194145-36620	COVER, BRAKE CASE	1	1	1	1	1			
22	1	194370-36760-K	CAMSHAFT, BRAKE		1	1	1	1			
24	2	24761-050000	NIPPLE, GREASE C		1	1	1	1			
25	1	23064-060600	PIPE, 6X 600	2							
25-1	1	23064-060500	PIPE, 6X 500	2						N	
		(A=*)									
25-2	1	23064-060450	PIPE, 6X 450	2						N	
		(A=*)									
26	1	194145-36711	SHAFT, BRAKE CAM	1							
27	1	194145-36721-K	CAMSHAFT, BRAKE	1							
28	1	24311-000280	O-RING, 1AP28.0	2							

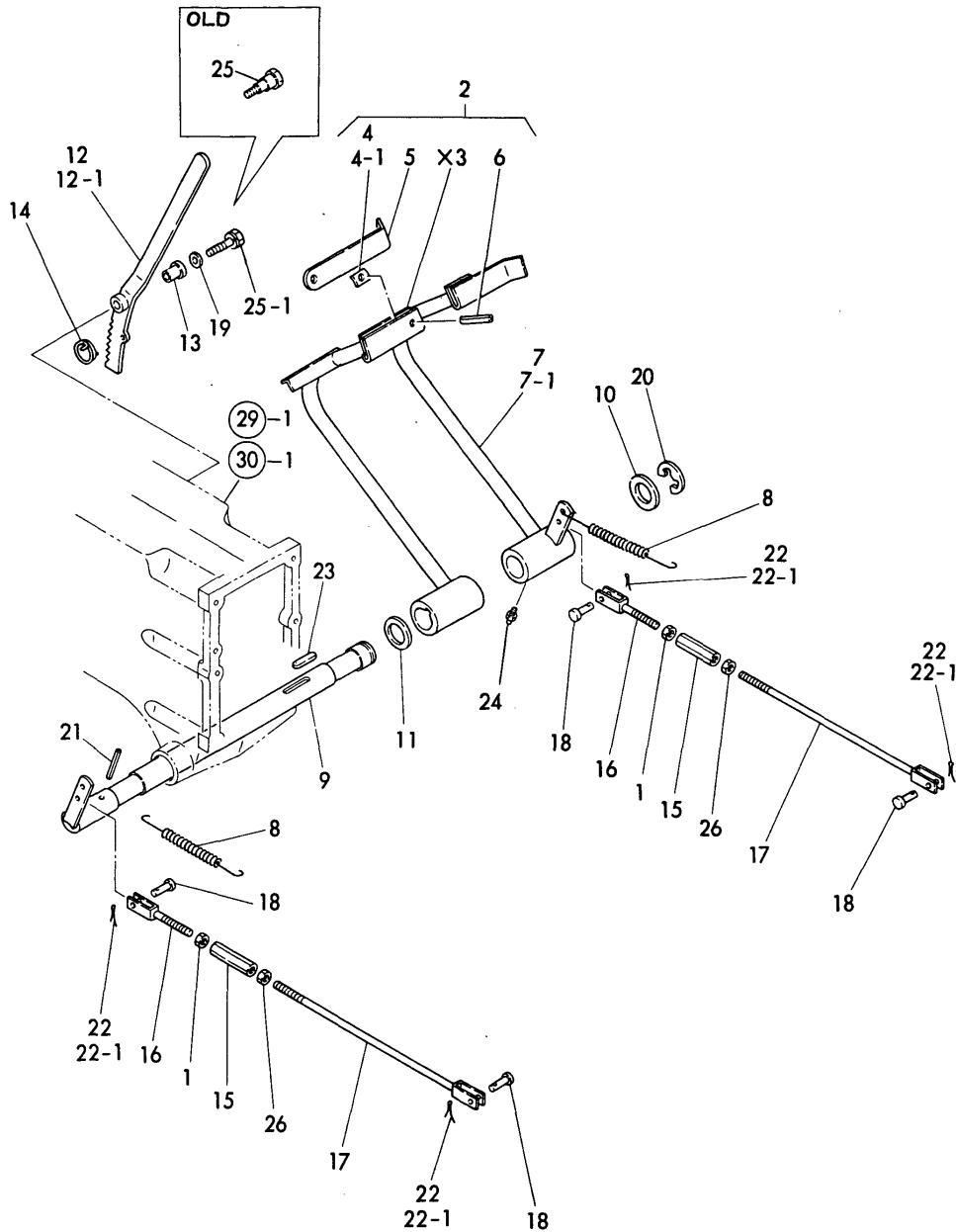
Fig.45 BRAKES

Fig.46. BRAKE PEDAL (FOR YM330T/DT)

(A)=YM330T(1)
(B)=YM330T(2)
(C)=YM3000

(D)=YM330DT
(E)=YM3000DT
(F)=

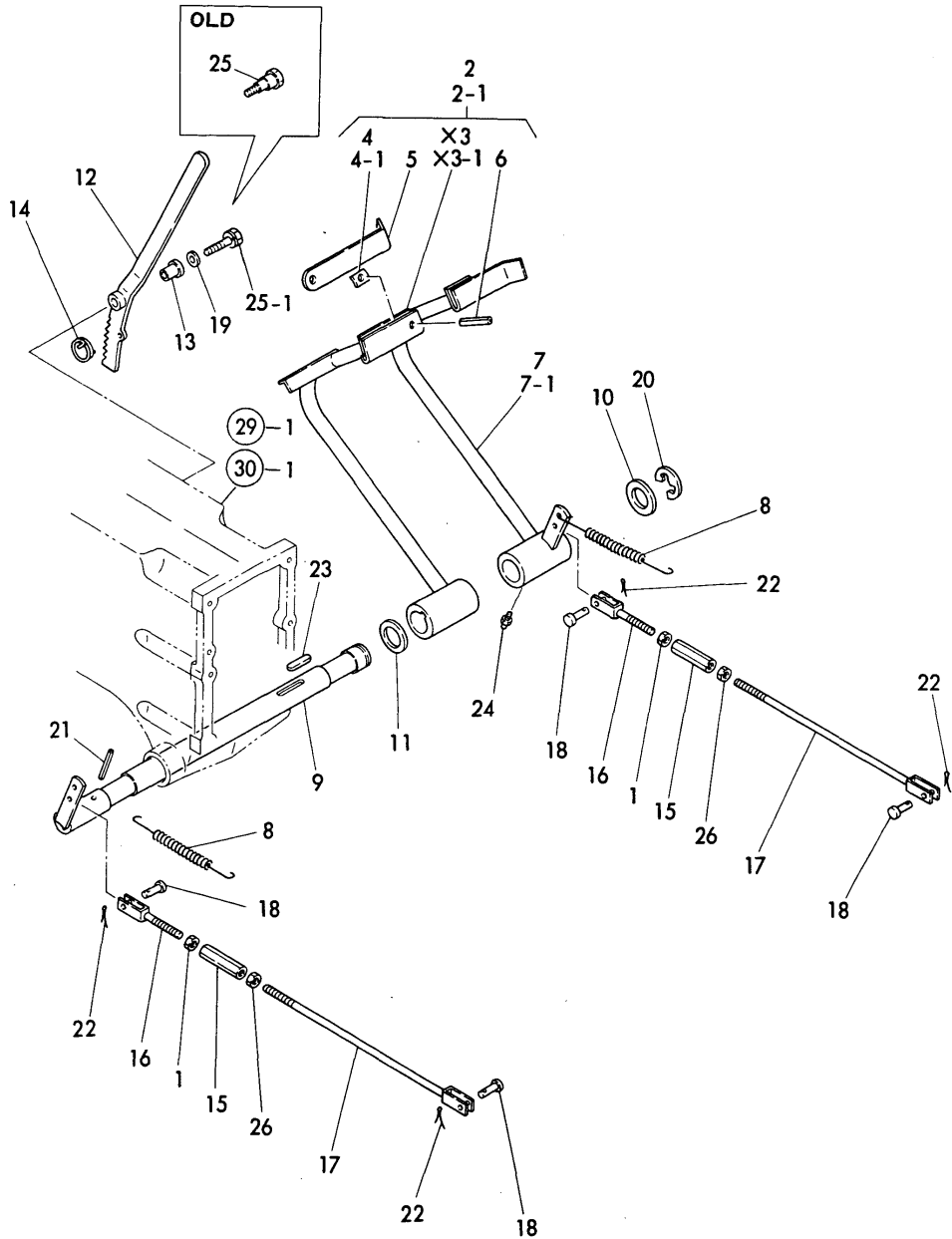
Fig.46 BRAKE PEDAL



No.	Lev.	Parts No.	Description	Q'ty						I	R
				(A)	(B)	(C)	(D)	(E)	(F)		
1	1	194150-22480	NUT, M10 L	2	2		2				W
		(A=*1978.05) (B=*1978.05)	(D=*1978.05)								
2	1	194145-37421	PEDAL, BRAKE	1	1		1				
4-1	2	194150-37530	SPACER	1	1		1				
5	2	194145-37540-R	CONNECTOR	1	1		1				
6	2	22351-080018	PIN, SPRING 8.0X18	1	1		1				
7	1	194145-37470	PEDAL(R) ASSY, BRAKE	1	1		1				
7-1	1	194145-37471	PEDEL, BRAKE R.H.COMP	1	1		1				N
		(A=*1984.02) (B=*1984.02)	(D=*1984.02)								
8	1	194145-37512	SPRING, RETURN	2	2		2				
9	1	194145-37550	SHAFT, BRAKE PEDAL	1	1		1				
10	1	194145-37560	WASHER	1	1		1				
11	1	194145-37570	WASHER	1	1		1				
12	1	194145-37660	LEVER, BRAKE LOCK	1							
12-1	1	194145-37661	LEVER, BRAKE LOCK	1	1		1				N
		(A=*)									
13	1	194275-37670	COLLAR, LEVER	1	1		1				F
		(A=*) (B=F01070)	(D=F00120)								
14	1	194110-37691	SPRING	1	1		1				
15	1	194151-37730	TURNBUCKLE M10X90	2	2		2				
16	1	194130-37740	ROD, BRAKE L	2	2		2				
17	1	194145-37771	ROD, BRAKE R	2	2		2				
18	1	194080-37781	PIN, 8X25	4	4		4				
19	1	22157-100000	WASHER, 10	1	1		1				F
		(A=*) (B=F01070)	(D=F00120)								
20	1	22272-000240	RING, E-24	1	1		1				
21	1	22351-080050	PIN, SPRING 8.0X50	1	1		1				
22	1	22411-200300	COTTER PIN 2.0X30	4							
22-1	1	22417-200300	PIN, COTTER 2.0X30	4	4		4				N
		(A=*) (B=*)	(D=*)								
23	1	22512-070400	KEY, 7X 40	1	1		1				
24	1	24761-010000	NIPPLE, GREASE M6F	1	1		1				
25	1	194145-37670	BOLT, LEVER	1	1		1				
25-1	1	26013-100602	BOLT, M10X 60	1	1		1				F
		(A=*) (B=F01070)	(D=F00120)								
26	1	26716-100002	NUT, M10	2	2		2				

Fig.47. BRAKE PEDAL

Fig.47 BRAKE PEDAL



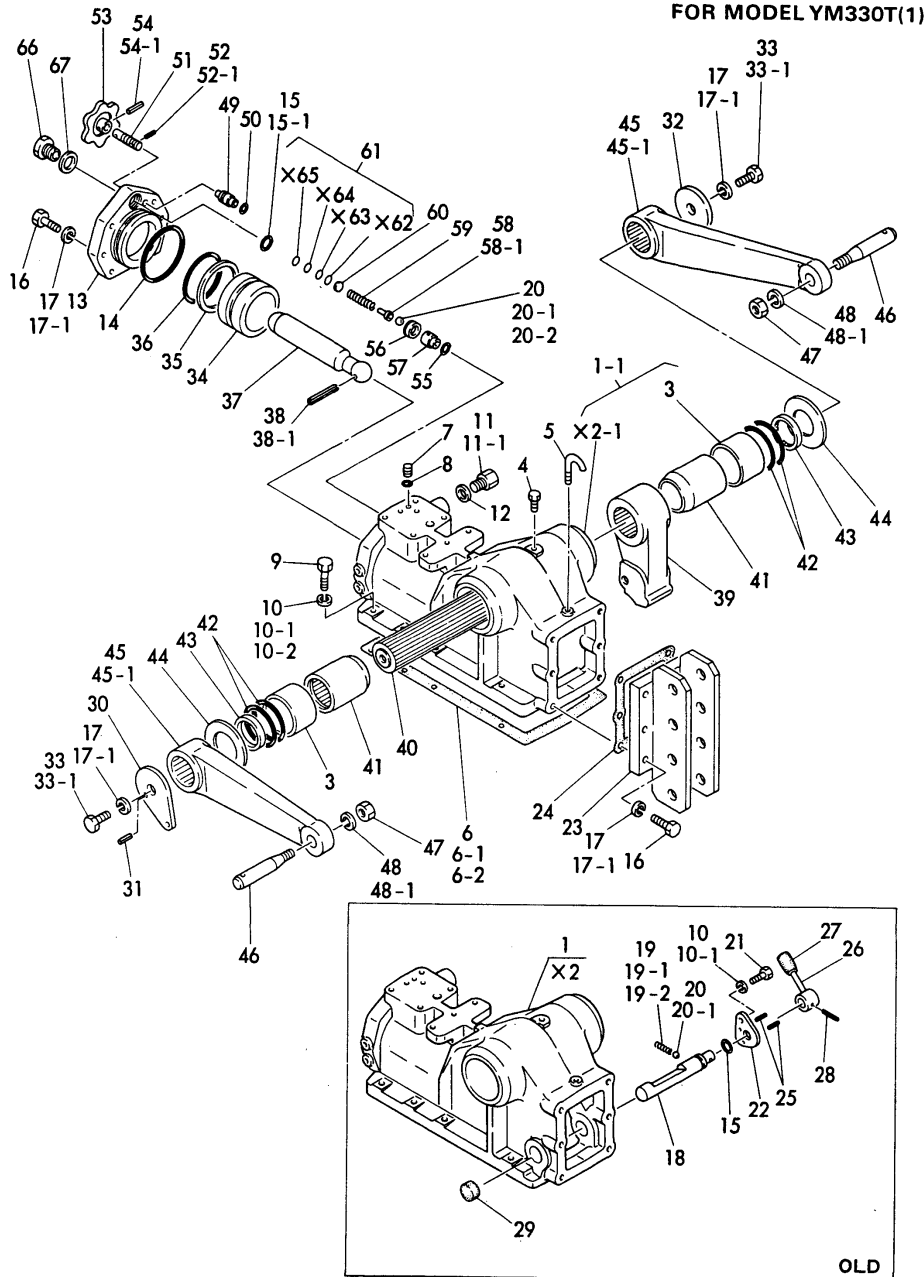
(A)=YM330T(1)
(B)=YM330T(2)
(C)=YM3000

(D)=YM330DT
(E)=YM3000DT
(F)=

No.	Lev.	Parts No.	Description	Qty						I	R
				(A)	(B)	(C)	(D)	(E)	(F)		
1	1	194150-22480	NUT, M10 L (B=*1978.05) (C=*1978.05) (D=*1978.05) (E=*1978.05)	2	2	2	2				W
2	1	194145-37421	PEDAL, BRAKE	1	1	1	1				
2-1	1	194270-37420	PEDAL (B=*) (C=*) (D=*) (E=*)	1	1	1	1				N
4-1	2	194150-37530	SPACER	1	1	1	1				
5	2	194145-37540-R	CONNECTOR	1	1	1	1				
6	2	22351-080018	PIN, SPRING 8.0X18	1	1	1	1				
7	1	194145-37470	PEDAL(R) ASSY, BRAKE	1	1	1	1				
7-1	1	194145-37471	PEDEL, BRAKE R.H. COMP (B=*1984.01) (C=*1984.01) (D=*1984.01) (E=*1984.01)	1	1	1	1				N
8	1	194145-37512	SPRING, RETURN	2	2	2	2				
9	1	194145-37550	SHAFT, BRAKE PEDAL	1	1	1	1				
10	1	194145-37560	WASHER	1	1	1	1				
11	1	194145-37570	WASHER	1	1	1	1				
12	1	194145-37661-K	LEVER, BRAKE LOCK	1	1	1	1				
13	1	194275-37670	COLLAR, LEVER (B=F01070) (C=F06564) (D=F00120) (E=F40135)	1	1	1	1				F
14	1	194110-37691	SPRING	1	1	1	1				
15	1	194151-37730	TURNBUCKLE M10X90	2	2	2	2				
16	1	194130-37740	ROD, BRAKE L	2	2	2	2				
17	1	194145-37771	ROD, BRAKE R	2	2	2	2				
18	1	194080-37781	PIN, 8X25	4	4	4	4				
19	1	22157-100000	WASHER, 10 (B=F01070) (C=F06564) (D=F00120) (E=F40135)	1	1	1	1				F
20	1	22272-000240	RING, E-24	1	1	1	1				
21	1	22351-080050	PIN, SPRING 8.0X50	1	1	1	1				
22	1	22417-200300	PIN, COTTER 2.0X30	4	4	4	4				
23	1	22512-070400	KEY, 7X 40	1	1	1	1				
24	1	24761-010000	NIPPLE, GREASE M6F	1	1	1	1				
25	1	194145-37670	BOLT, LEVER	1	1						
25-1	1	26013-100602	BOLT, M10X 60 (B=F01070) (C=F06564) (D=F00120) (E=F40135)	1	1	1	1				F
26	1	26716-100002	NUT, M10	2	2	2	2				

Fig.48. HYDRAULIC LIFT (FOR YM330T-1)

Fig.48 HYDRAULIC LIFT



(A)=YM330T(1)
(B)=YM330T(2)
(C)=YM3000

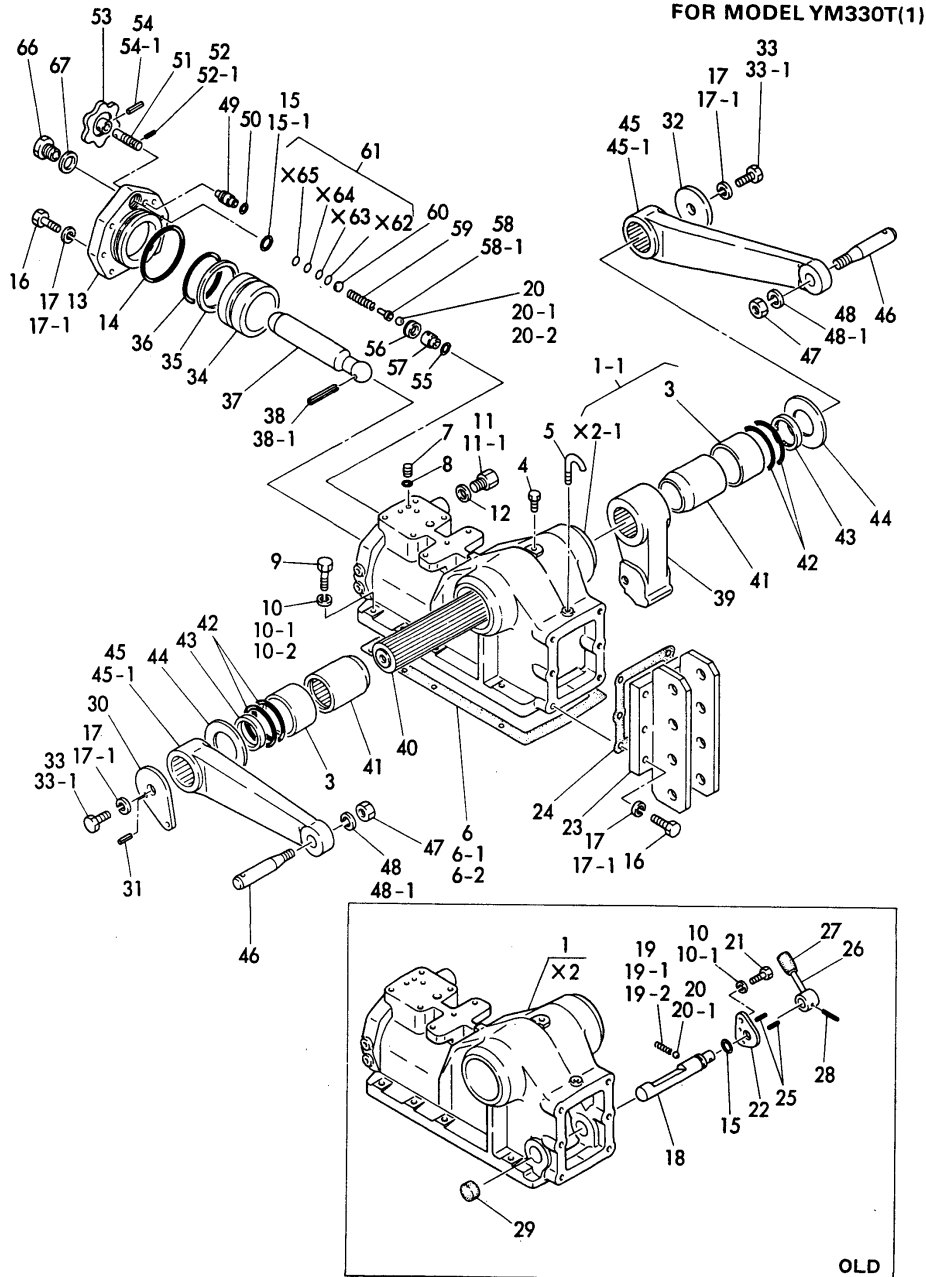
(D)=YM330DT
(E)=YM3000DT
(F)=

No.	Lev.	Parts No.	Description	Q'ty						I	R
				(A)	(B)	(C)	(D)	(E)	(F)		
1	1	194145-42100	HOUSING, HYDRAULIC	1							
1-1	1	194145-42101	HOUSING, HYDRAULIC	1							N
(A=F00186)											
3	2	194130-42130	BUSH, 60X65X40	2							
4	1	194145-42290	HOOK	1							
5	1	194150-42280	BREATHER, AIR	1							
6	1	194145-42150	PACKING, HOUSING	1							
6-1	1	194145-42151	PACKING, HOUSING	1							N
(A=*)											
6-2	1	194145-42152	PACKING, HOUSING	1							N
(A=*1981.11)											
7	1	194130-46460	PLUG 20	1							
8	1	24311-000050	O-RING, 1AP5.0	1							
9	1	26116-100352	BOLT, M10X 35 PLATED	8							
10	1	22212-100000	SPRING WASHER 10	9							
10-1	1	22217-100000	WASHER, SPRING 10	9							N
(A=F00186)											
10-2	1	22217-100000	WASHER, SPRING 10	8							K
(A=F00186)											
11	1	194130-46750	PLUG M18	1							
11-1	1	194450-46750	PLUG M18	1							N
(A=1980.08)											
12	1	23414-180023	GASKET, 18X1.0	1							
13	1	194145-43210	HEAD, CYLINDER	1							
14	1	24321-000750	O-RING, 1AG75.0	1							
15	1	24311-000220	O-RING, 1AP22.0	2							
15-1	1	24311-000220	O-RING, 1AP22.0	1							K
(A=F00186)											
16	1	194130-43290	BOLT 12X40 PLATED	12							
17	1	22212-120000	WASHER 12	14							
17-1	1	22217-120000	WASHER, SPRING 12	14							N
(A=*)											
18	1	194145-44150	LEVER, HYD. LOCK	1							Z
(A=F00186)											
19	1	194080-27452	SPRING	1							
19-1	1	194145-27450	SPRING	1							N
(A=*)											
19-2	1	194145-27450	SPRING	1							Z
(A=F00186)											
20	1	24190-100001	BALL, STEEL 5/16	2							
20-1	1	24190-100003	BALL, STEEL 5/16	2							N
(A=*)											
20-2	1	24190-100003	BALL, STEEL 5/16	1							K
(A=F00186)											
21	1	26116-100222	BOLT, M10X 22 PLATED	1							Z
(A=F00186)											
22	1	194145-44170	RETAINER, LOCK	1							Z
(A=F00186)											
23	1	194145-42810	HINGE, TOP LINK	1							
24	1	194145-42830	PACKING	1							
25	1	22351-040025	PIN, SPRING 4.0X25	2							Z

N:Old $\frac{Yes}{No}$ New, Q:Old $\frac{No}{Yes}$ New, R:Old $\frac{Yes}{Yes}$ New, S:Old $\frac{No}{No}$ New, W:Add, Z:Discontinued, F:Interchangeable by set, K:Q'ty Change
++ CONTINUE ++
Copyright (C) YANMAR CO., LTD. All Rights Reserved.

Fig.48. HYDRAULIC LIFT (FOR YM330T-1)

Fig.48 HYDRAULIC LIFT



(A)=YM330T(1)
(B)=YM330T(2)
(C)=YM3000

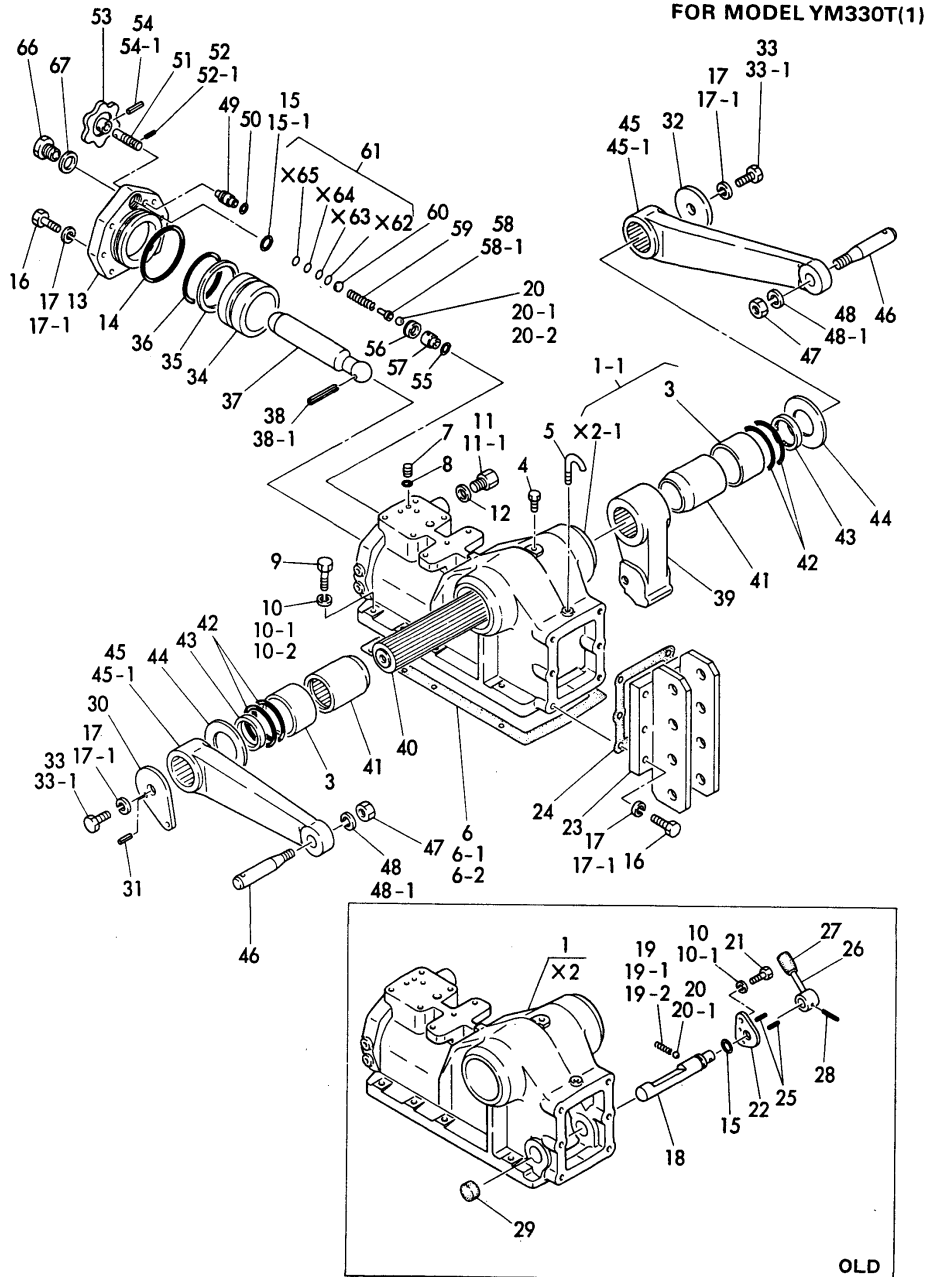
(D)=YM330DT
(E)=YM3000DT
(F)=

No.	Lev.	Parts No.	Description	Q'ty						I	R
				(A)	(B)	(C)	(D)	(E)	(F)		
26	1	194145-44160	LEVER, HYD. LOCK	1							Z
27	1	194080-01121	KNOB	1							Z
28	1	22351-040032	PIN, SPRING 4.0X32	1							Z
29	1	194145-44180	PLUG 26X 9	1							Z
30	1	194145-44510	ARM, FEED BACK	1							
31	1	22351-040014	PIN, SPRING 4.0X14	1							
32	1	194130-44520	RETAINER, SHAFT	1							
33-1	1	26116-120252	BOLT, M12X 25 PLATED	2							
34	1	194145-43310	PISTON, HYDRAULIC	1							
35	1	194130-43351	RING, BACK UP 70	1							
36	1	24311-000700	O-RING, 1AP70.0	1							
37	1	194130-43410	ROD, PISTON	1							
38	1	22351-050055	SPRING PIN 5X55	1							
38-1	1	22351-050056	PIN, SPRING 5.0X56	1							N
39	1	194145-44111	CRANK, LIFT	1							
40	1	194145-44210	SHAFT, LIFTING	1							
41	1	194130-44220	SLEEVE, LIFT SHAFT	2							
42	1	24321-000600	O-RING, 1AG60.0	4							
43	1	194130-44241	SEAL, SPLINE SHAFT	2							
44	1	194130-44230	WASHER, 50X80X3.2	2							
45	1	194130-44421	ARM, LIFT	2							
45-1	1	194130-44422	ARM, LIFT	2							N
46	1	194130-44480	PIN, LIFT ARM	2							
47	1	26736-160002	NUT, M16	2							
48	1	22212-160000	SPRING WASHER 16	2							
48-1	1	22217-160000	WASHER, SPRING 16	2							N
49	1	194130-46411	VALVE, STOP	1							
50	1	24311-000090	O-RING, 1AP9.0	1							
51	1	194145-46420	BOLT, STOP	1							
52	1	22352-040012	SPRING PIN 4X10	1							
52-1	1	22351-040012	PIN, SPRING 4.0X12	1							N
53	1	194151-46640	KNOB	1							
54	1	22352-040022	SPRING PIN 4X22	1							
54-1	1	22351-040022	PIN, SPRING 4.0X22	1							N
55	1	24311-000120	O-RING, 1AP12.0	1							
56	1	194150-45340	SCREW, VALVE	1							
57	1	194145-46260	SEAT, RELIEF VALVE	1							
58-1	1	194150-45361	HOLDER, VALVE	1							
59	1	194145-45320	SPRING, RELIEF VALVE	1							
60	1	194130-45560	SPACER, B	1							
61	1	110250-53150	PLATE ASSY, ADJUST	1							

N:Old $\begin{matrix} \text{Yes} \\ \text{No} \end{matrix}$ New, Q:Old $\begin{matrix} \text{No} \\ \text{Yes} \end{matrix}$ New, R:Old $\begin{matrix} \text{Yes} \\ \text{No} \end{matrix}$ New, S:Old $\begin{matrix} \text{No} \\ \text{Yes} \end{matrix}$ New, W:Add, Z:Discontinued, F:Interchangeable by set, K:Q'ty Change
++ CONTINUE ++
Copyright (C) YANMAR CO., LTD. All Rights Reserved.

Fig.48. HYDRAULIC LIFT (FOR YM330T-1)

Fig.48 HYDRAULIC LIFT



(A)=YM330T(1)
 (B)=YM330T(2)
 (C)=YM3000

(D)=YM330DT
 (E)=YM3000DT
 (F)=

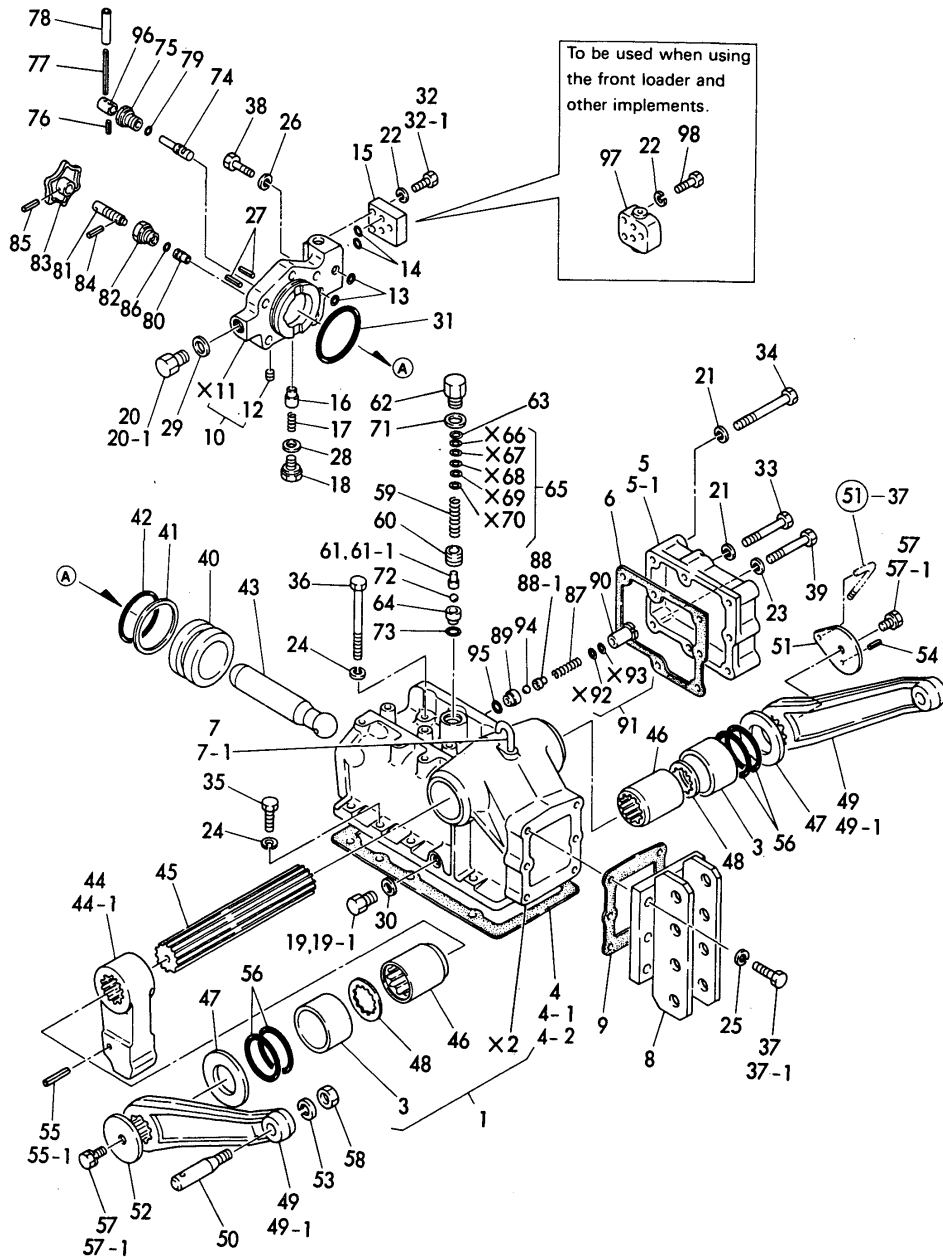
No.	Lev.	Parts No.	Description	Q'ty						I	R
				(A)	(B)	(C)	(D)	(E)	(F)		
66	1	194145-45370	PLUG, RELIEF VALVE	1							
67	1	23414-200026	GASKET, 20X1.0	1							

Fig.49. HYDRAULIC LIFT

(A)=YM330T(1)
(B)=YM330T(2)
(C)=YM3000

(D)=YM330DT
(E)=YM3000DT
(F)=

Fig.49 HYDRAULIC LIFT



No.	Lev.	Parts No.	Description	Q'ty						I	R
				(A)	(B)	(C)	(D)	(E)	(F)		
1	1	194370-42100	HOUSING ASSY	1	1	1	1				
3	2	194130-42130	BUSH, 60X65X40	2	2	2	2				
4	1	194145-42150	PACKING, HOUSING	1	1						
4-1	1	194145-42151 (B=*)	PACKING, HOUSING (C=*)	1	1	1	1				N
4-2	1	194145-42152 (B=*1981.11)	PACKING, HOUSING (C=*1981.11)	1	1	1	1				N
5-1	1	194310-42210	COVER, SIDE (D=*1981.11)	1	1	1	1				
6	1	194310-42220	PACKING (E=*1981.11)	1	1	1	1				
7	1	194150-42280	BREATHER, AIR	1	1	1	1				
7-1	1	194205-42280 (B=*1983.)	PIPE, AIR BREATHER (C=*1983.)	1	1	1	1				S
8	1	194145-42810	HINGE, TOP LINK (D=*1983.)	1	1	1	1				
9	1	194145-42830	PACKING (E=*1983.)	1	1	1	1				
10	1	194370-43200-X	HEAD ASSY, CYLINDER	1	1	1	1				
12	2	23871-010000	PLUG, R01	2	2	2	2				
13	1	194310-43240	O-RING 14-S	2	2	2	2				
14	1	194310-43240	O-RING 14-S	2	2	2	2				
15	1	194310-43250-K	COVER	1	1	1	1				
16	1	194310-46350	POPPET, CHECK	1	1	1	1				
17	1	194310-46380	SPRING	1	1	1	1				
18	1	194310-46730	PLUG, 14	1	1	1	1				
19	1	194130-46750	PLUG M18	1	1						
19-1	1	194450-46750 (B=*1980.08)	PLUG M18 (C=*1980.08)	1	1	1	1				N
20	1	194130-46750	PLUG M18	1	1						
20-1	1	194450-46750 (B=*1980.08)	PLUG M18 (C=*1980.08)	1	1	1	1				N
21	1	22217-080000	WASHER, SPRING 8	5	5	5	5				
22	1	22217-080000	WASHER, SPRING 8	3	3	3	3				
23	1	22217-090000	WASHER, SPRING 3/8	2	2	2	2				
24	1	22217-100000	WASHER, SPRING 10	7	7	7	7				
25	1	22217-120000	WASHER, SPRING 12	6	6	6	6				
26	1	22217-140000	WASHER, SPRING 14	5	5	5	5				
27	1	22351-040020	PIN, SPRING 4.0X20	2	2	2	2				
28	1	23414-140018	GASKET, 14X1.0	1	1	1	1				
29	1	23414-180023	GASKET, 18X1.0	1	1	1	1				
30	1	23414-180023	GASKET, 18X1.0	1	1	1	1				
31	1	24321-000750	O-RING, 1AG75.0	1	1	1	1				
32	1	26116-080322	BOLT, M8X 32 PLATED	3	3	3	3				
32-1	1	26116-080302 (B=*)	BOLT, M8X 30 PLATED (C=*)	3	3	3	3				N
33	1	26116-080602	BOLT, M8X 60 PLATED	4	4	4	4				
34	1	26116-080752	BOLT, M8X 75 PLATED	1	1	1	1				
35	1	26116-100352	BOLT, M10X 35 PLATED	5	5	5	5				
36	1	26116-101252	BOLT, M10X125 PLATED	2	2	2	2				
37	1	194130-43290	BOLT 12X40 PLATED	6	6	6	6				
37-1	1	26116-120402 (B=*1982.)	BOLT, M12X 40 PLATED (C=*1982.)	6	6	6	6				N
38	1	26116-140452	BOLT, M14X 45 PLATED (D=*1982.)	5	5	5	5				
39	1	26182-080601	REAMER BOLT M 8X60 (E=*1982.)	2	2	2	2				

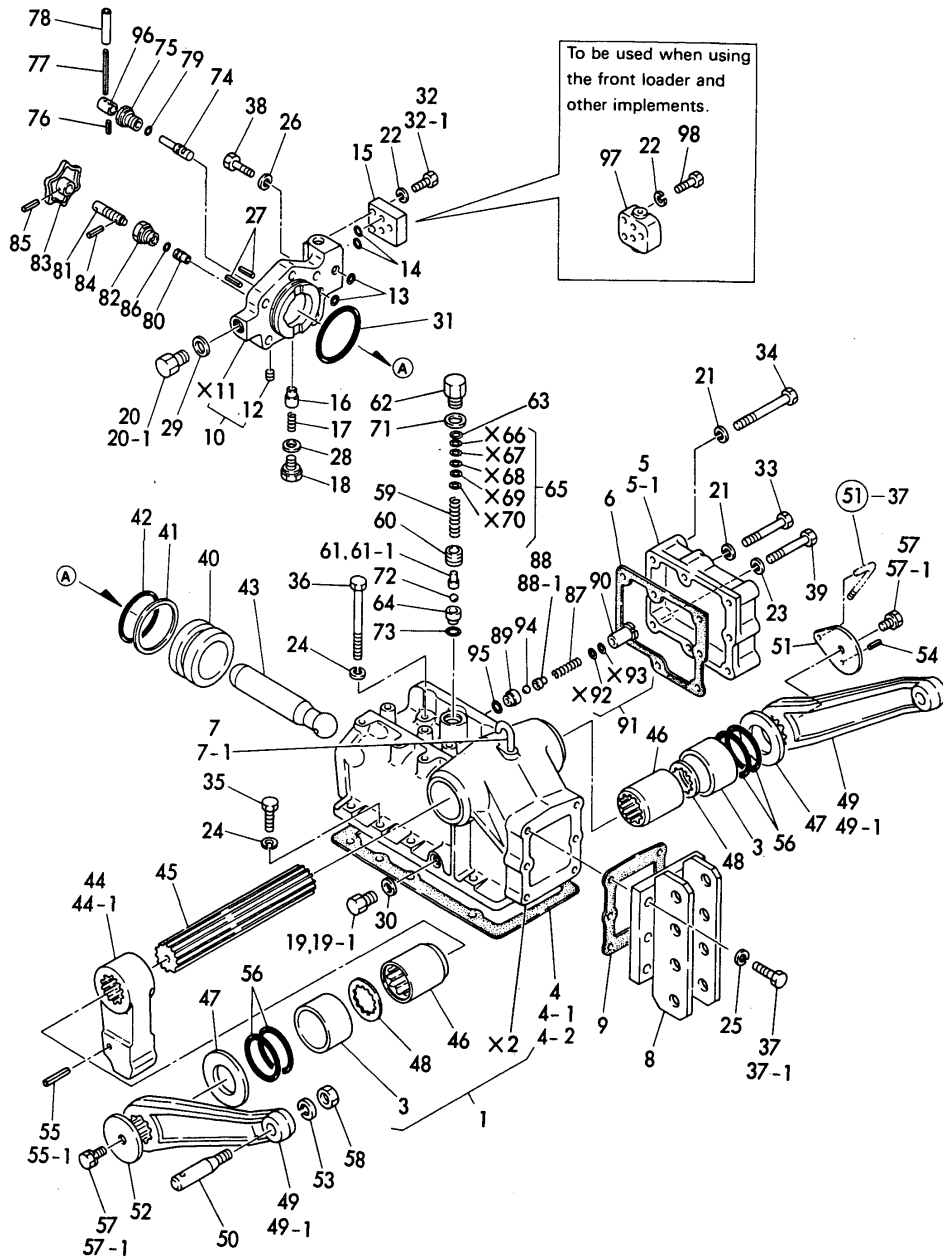
N:Old $\frac{Yes}{No}$ New, Q:Old $\frac{No}{Yes}$ New, R:Old $\frac{Yes}{Yes}$ New, S:Old $\frac{No}{No}$ New, W:Add, Z:Discontinued, F:Interchangeable by set, K:Q'ty Change
++ CONTINUE ++
Copyright (C) YANMAR CO., LTD. All Rights Reserved.

Fig.49. HYDRAULIC LIFT

(A)=YM330T(1)
(B)=YM330T(2)
(C)=YM3000

(D)=YM330DT
(E)=YM3000DT
(F)=

Fig.49 HYDRAULIC LIFT



No.	Lev.	Parts No.	Description	Q'ty						I	R
				(A)	(B)	(C)	(D)	(E)	(F)		
40	1	194145-43310	PISTON, HYDRAULIC	1	1	1	1				
41	1	194130-43351	RING, BACK UP 70	1	1	1	1				
42	1	24311-000700	O-RING, 1AP70.0	1	1	1	1				
43	1	194130-43410	ROD, PISTON	1	1	1	1				
44	1	194145-44111	CRANK, LIFT	1	1						
44-1	1	194145-44112	CRANK, LIFT	1	1	1	1				N
		(B=*)	(C=*)	(D=*)	(E=*)						
45	1	194145-44210	SHAFT, LIFTING	1	1	1	1				
46	1	194370-44220	SLEEVE, LIFT SHAFT	2	2	2	2				
47	1	194130-44230	WASHER, 50X80X3.2	2	2	2	2				
48	1	194130-44241	SEAL, SPLINE SHAFT	2	2	2	2				
49	1	194130-44421	ARM, LIFT	2	2	2	2				
49-1	1	194130-44422	ARM, LIFT	2	2	2	2				N
		(B=F01073)	(C=F06575)	(D=F00237)	(E=F40253)						
50	1	194130-44480	PIN, LIFT ARM	2	2	2	2				
51	1	194370-44511-X	ARM, FEED BACK	1	1	1	1				
52	1	194370-44520	RETAINER, LIFT SHAFT	1	1	1	1				
53	1	22217-160000	WASHER, SPRING 16	2	2	2	2				
54	1	22351-040018	PIN, SPRING 4.0X18	1	1	1	1				
55	1	22351-050055	SPRING PIN 5X55	1	1						
55-1	1	22351-050056	PIN, SPRING 5.0X56	1	1	1	1				N
		(B=*)	(C=*)								
56	1	24321-000600	O-RING, 1AG60.0	4	4	4	4				
57	1	26013-120282	BOLT, M12X 28	2	2	2	2				
57-1	1	26013-120302	BOLT, M12X 30	2	2	2	2				N
		(B=*1982.)	(C=*1982.)	(D=*1982.)	(E=*1982.)						
58	1	26736-160002	NUT, M16	2	2	2	2				
59	1	194145-45320	SPRING, RELIEF VALVE	1	1	1	1				
60	1	194150-45340	SCREW, VALVE	1	1	1	1				
61-1	1	194150-45361	HOLDER, VALVE	1	1	1	1				
62	1	194145-45370	PLUG, RELIEF VALVE	1	1	1	1				
63	1	194130-45560	SPACER, B	1	1	1	1				
64	1	194145-46260	SEAT, RELIEF VALVE	1	1	1	1				
65	1	110250-53150	PLATE ASSY, ADJUST	1	1	1	1				
71	1	23414-200026	GASKET, 20X1.0	1	1	1	1				
72	1	24190-100003	BALL, STEEL 5/16	1	1	1	1				
73	1	24311-000120	O-RING, 1AP12.0	1	1	1	1				
74	1	194310-45710	VALVE, SLOW RETURN	1	1	1	1				
75	1	194310-45720	HOLDER, VALVE	1	1	1	1				
76	1	22351-040022	PIN, SPRING 4.0X22	1	1	1	1				
77	1	22351-040070	SPRING PIN 4X70	1	1	1	1				
78	1	23062-040058	PIPE 4X 58	1	1	1	1				
79	1	24311-000100	O-RING, 1AP10.0	1	1	1	1				
80	1	194151-46610	VALVE, STOP	1	1	1	1				
81	1	194310-46620	BOLT, STOP	1	1	1	1				
82	1	194310-46630	HOLDER	1	1	1	1				
83	1	194151-46640	KNOB	1	1	1	1				
84	1	22351-040012	PIN, SPRING 4.0X12	1	1	1	1				
85	1	22351-040022	PIN, SPRING 4.0X22	1	1	1	1				
86	1	24311-000090	O-RING, 1AP9.0	1	1	1	1				
87	1	194150-45320	SPRING, RELIEF VALVE	1	1	1	1				

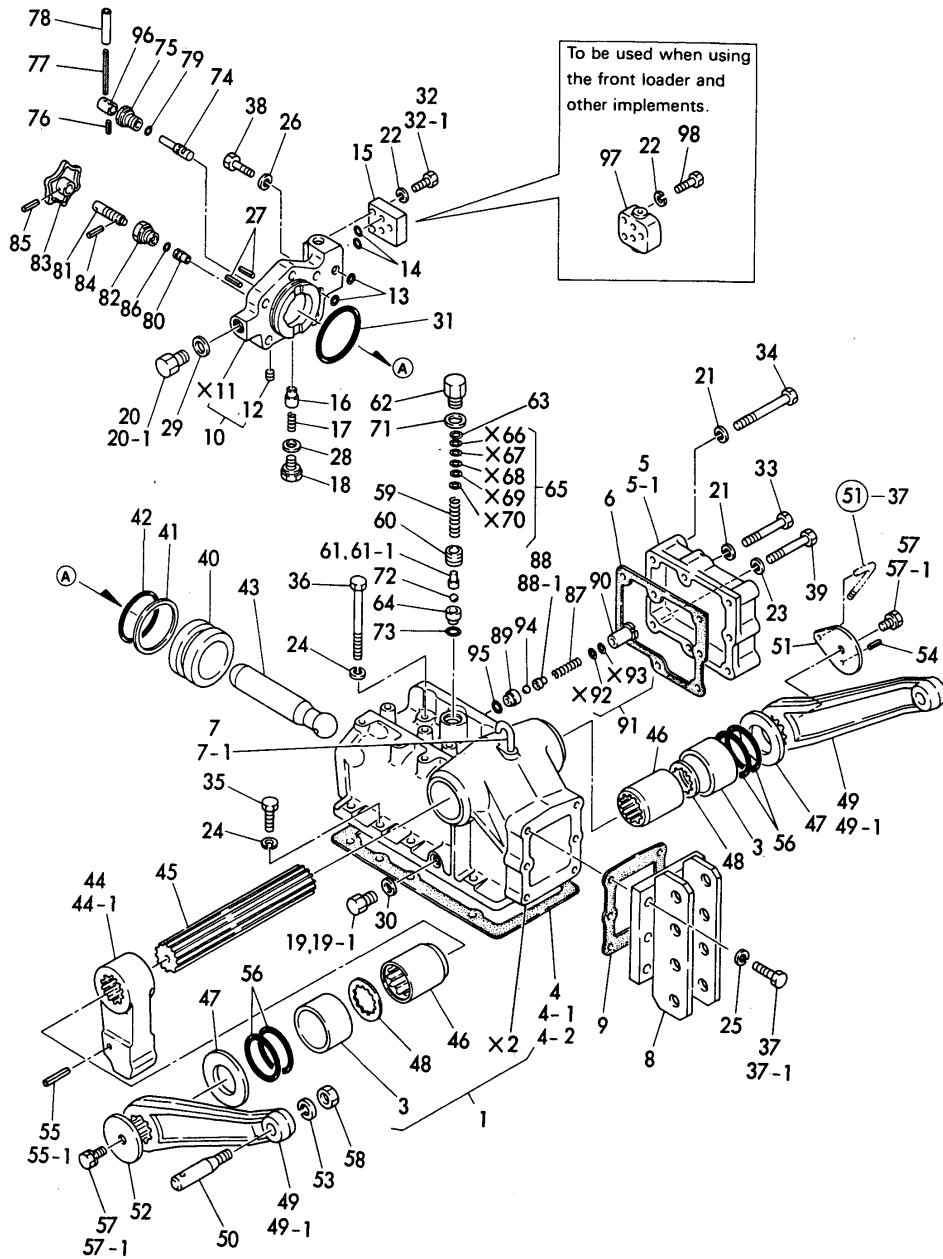
N:Old $\begin{matrix} \leftarrow \text{Yes} \\ \text{No} \end{matrix}$ New, Q:Old $\begin{matrix} \leftarrow \text{No} \\ \text{Yes} \end{matrix}$ New, R:Old $\begin{matrix} \leftarrow \text{Yes} \\ \text{No} \end{matrix}$ New, S:Old $\begin{matrix} \leftarrow \text{No} \\ \text{Yes} \end{matrix}$ New, W:Add, Z:Discontinued, F:Interchangeable by set, K:Q'ty Change
++ CONTINUE ++
Copyright (C) YANMAR CO., LTD. All Rights Reserved.

Fig.49. HYDRAULIC LIFT

(A)=YM330T(1)
 (B)=YM330T(2)
 (C)=YM3000

(D)=YM330DT
 (E)=YM3000DT
 (F)=

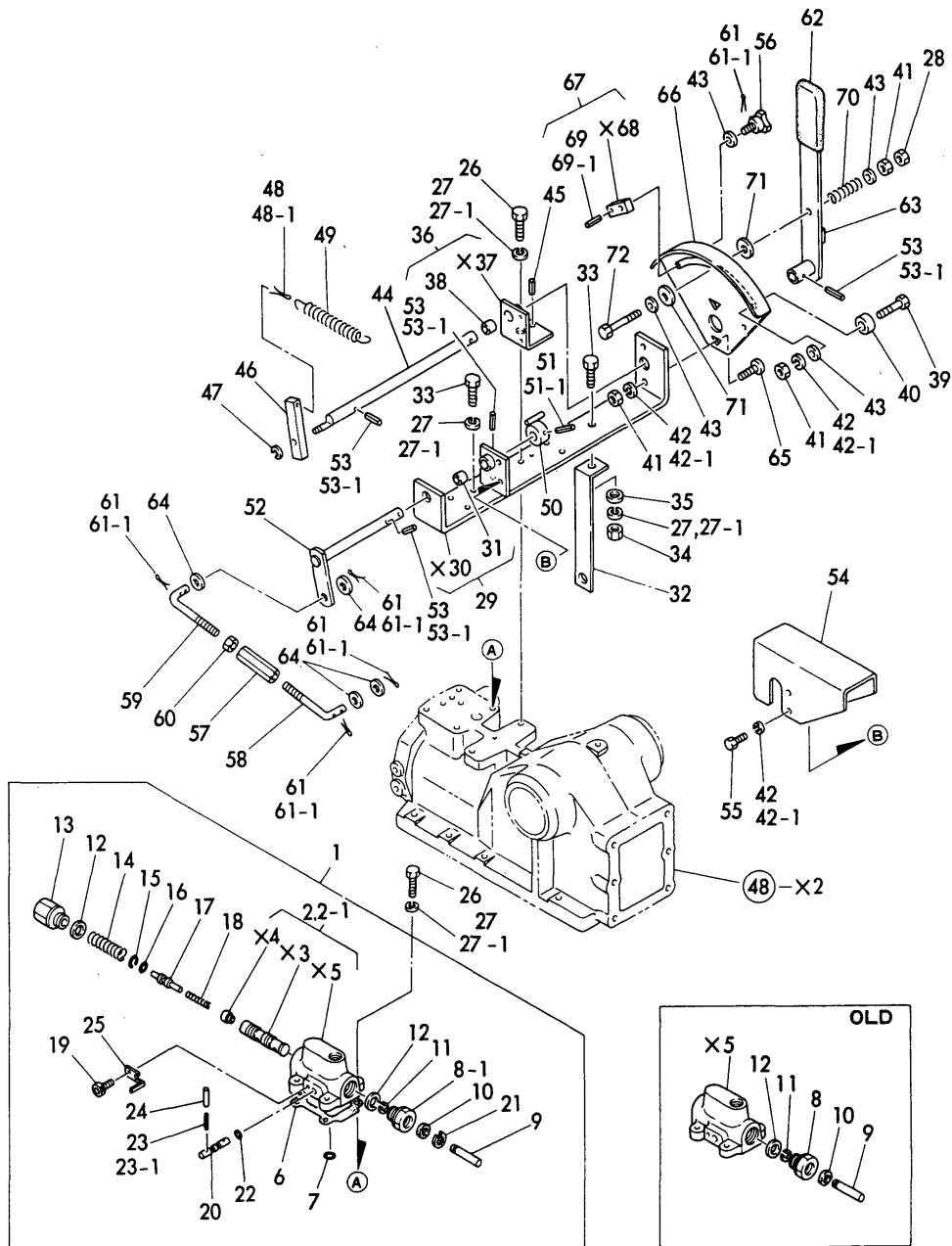
Fig.49 HYDRAULIC LIFT



No.	Lev.	Parts No.	Description	Q'ty						I	R
				(A)	(B)	(C)	(D)	(E)	(F)		
88-1	1	194150-45361	HOLDER, VALVE	1	1	1	1				
89	1	194151-46261	SEAT, RELIEF VALVE	1	1	1	1				
90	1	194310-46460	HOLDER, SPRING	1	1	1	1				
91	1	110250-53150	PLATE ASSY, ADJUST	1	1	1	1				
94	1	24190-080003	BALL, STEEL 1/4	1	1	1	1				
95	1	24311-000120	O-RING, 1AP12.0	1	1	1	1				
96	1	194310-45740	SPACER	1	1						Z
97	1	194370-43250	COVER (B=*) (C=*)	1	1	1	1				
98	1	26116-080452	BOLT, M8X 45 PLATED	3	3	3	3				

Fig.50. HYD. CONTROL VALVES (YM330T-1)

Fig.50 HYD. CONTROL VALVES



(A)=YM330T(1)
(B)=YM330T(2)
(C)=YM3000

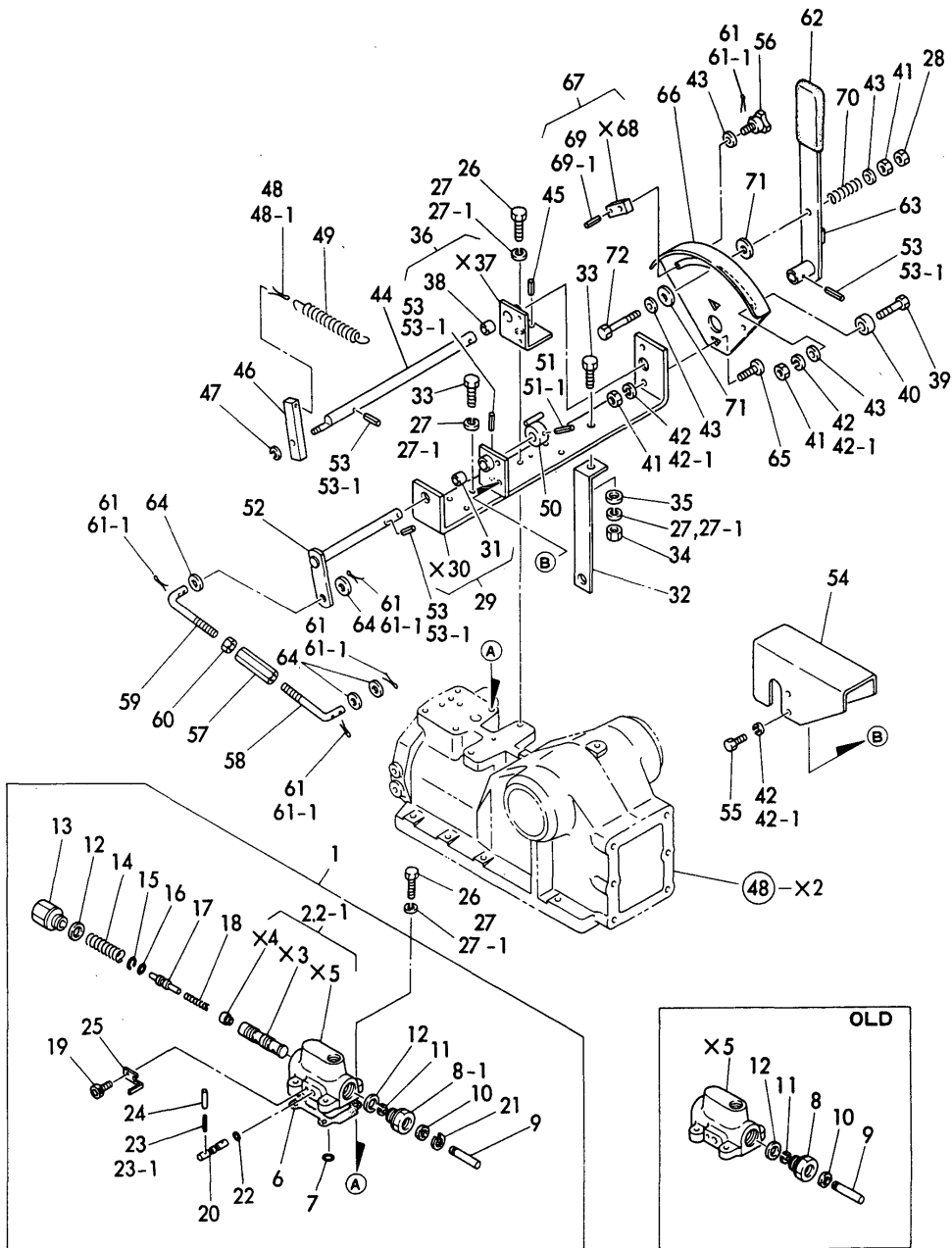
(D)=YM330DT
(E)=YM3000DT
(F)=

No.	Lev.	Parts No.	Description	(A)	(B)	(C)	(D)	(E)	(F)	Q'ty	I	R
1	1	794151-45102-K	VALVE ASSY, CONTROL	1								
2-1	2	794151-45113-K	BODY, CONTROL VALVE	1								
6	2	194151-45841	GASKET, VALVE	1								
7	2	24315-000140	O-RING, 1BP14.0	1								
8	2	194151-45150	HOLDER	1								
8-1	2	194151-45151	HOLDER	1								F
		(A=*)										
9	2	194151-45552	ROD, PUSH	1								
10	2	194151-45810	SEAL, OIL TC4 102007	1								
11	2	22272-000070	RING, E- 7	1								
12	2	23414-240031	GASKET, 24X1.0	2								
13	2	194151-45161	HOLDER	1								
14	2	194151-45881	SPRING, B	1								
15	2	194151-45821	CIRCLIP	2								
16	2	24315-000090	O-RING, 1BP9.0	1								
17	2	194151-45434	HOLDER, SPRING B	1								
18	2	194151-45872	SPRING, A	1								
19	2	26450-080142	BOLT, M8X 14	1								
20	2	194151-45713	VALVE, SLOW RETURN	1								
21	2	22252-000200	RING, 20	1								W
		(A=*)										
22	2	24315-000070	O-RING, 1BP7.0	1								
23	2	22352-040040	SPRING PIN 4X40	1								
23-1	2	22351-040040	PIN, SPRING 4.0X40	1								N
		(A=*)										
24	2	23062-040030	PIPE, 4X 30	1								
25	2	194151-45721	RETAINER	1								
26	1	26116-080252	BOLT, M8X 25 PLATED	5								
27	1	22212-080000	WASHER 8	7								
27-1	1	22217-080000	WASHER, SPRING 8	7								N
		(A=*)										
28	1	26756-060002	NUT, LOCK M6	1								
29	1	794145-47110-K	BRACKET ASSY, CONT.	1								W
		(A=*)										
31	2	194145-47160	BUSH 13X15X15	1								
32	1	194130-47180	STAY, BRACKET	1								
33	1	26116-080222	BOLT, M8X 22 PLATED	2								
34	1	26716-080002	NUT, M8	1								
35	1	22137-080000	WASHER, 8	1								
36	1	794145-47140-X	HINGE, CONTROL SHAFT	1								
38	2	194145-47160	BUSH 13X15X15	1								
39	1	26116-060182	BOLT, M6X 18 PLATED	1								
40	1	194130-47731	SPACER, 6.5X10.5X7	1								
41	1	26716-060002	NUT, M6	4								
42	1	22212-060000	WASHER 6	7								
42-1	1	22217-060000	WASHER, SPRING 6	7								N
		(A=*)										
43	1	22137-060000	WASHER, 6	4								
44	1	194145-47121	SHAFT, CONTROL LEVER	1								
45	1	22352-040014	SPRING PIN 4X10	2								
46	1	194151-47540-U	LEVER, FEEDBACK A	1								

N:Old $\frac{Yes}{No}$ New, Q:Old $\frac{No}{Yes}$ New, R:Old $\frac{Yes}{No}$ New, S:Old $\frac{No}{Yes}$ New, W:Add, Z:Discontinued, F:Interchangeable by set, K:Q'ty Change
++ CONTINUE ++
Copyright (C) YANMAR CO., LTD. All Rights Reserved.

Fig.50. HYD. CONTROL VALVES (YM330T-1)

Fig.50 HYD. CONTROL VALVES



(A)=YM330T(1)
(B)=YM330T(2)
(C)=YM3000

(D)=YM330DT
(E)=YM3000DT
(F)=

No.	Lev.	Parts No.	Description	Q'ty						I	R
				(A)	(B)	(C)	(D)	(E)	(F)		
47	1	22272-000060	RING, E- 6	1							
48	1	22411-400300	COTTER PIN 4.0X 30	1							
48-1	1	22417-400300	PIN, COTTER 4.0X30	1							N
				(A=*)							
49	1	194145-47441	SPRING, RETURN	1							
50	1	194145-47550	LEVER, FEED BACK	1							
51	1	22352-040025	SPRING PIN 4X25	1							
51-1	1	22351-040028	PIN, SPRING 4.0X28	1							N
				(A=*)							
52	1	194145-47531	SHAFT, FEED BACK	1							
53	1	22352-040018	SPRING PIN 4X18	3							
53-1	1	22351-040018	PIN, SPRING 4.0X18	3							N
				(A=*)							
54	1	194145-47191	COVER	1							
55	1	26116-060102	BOLT, M6X 10 PLATED	4							
56	1	194130-47851	BOLT, M6X15	1							
57	1	194740-00322	ADJUSTER	1							
58	1	194130-47510	ROD, FEEDBACK A	1							
59	1	194130-47520	ROD, FEED BACK	1							
60	1	26756-080002	NUT, LOCK M8	1							
61	1	22411-200150	COTTER PIN 2.0X15	5							
61-1	1	22417-200150	PIN, COTTER 2.0X15	5							N
				(A=*)							
62	1	194150-47621	KNOB, LEVER	1							
63	1	194145-47610	CONTROL LEVER	1							
64	1	22137-080000	WASHER, 8	4							
65	1	194151-47750	BOLT	2							
66	1	194145-47710	GUIDE, LEVER	1							
67	1	794130-47760	NUT ASSY, M6	1							
69	2	22352-040010	SPRING PIN 4X10	1							
69-1	2	22351-040010	PIN, SPRING 4.0X10	1							N
				(A=*)							
70	1	194130-47780	SPRING, FRICTION	1							
71	1	194130-47791	PLATE, FRICTION	2							
72	1	26116-060502	BOLT, M6X 50 PLATED	1							

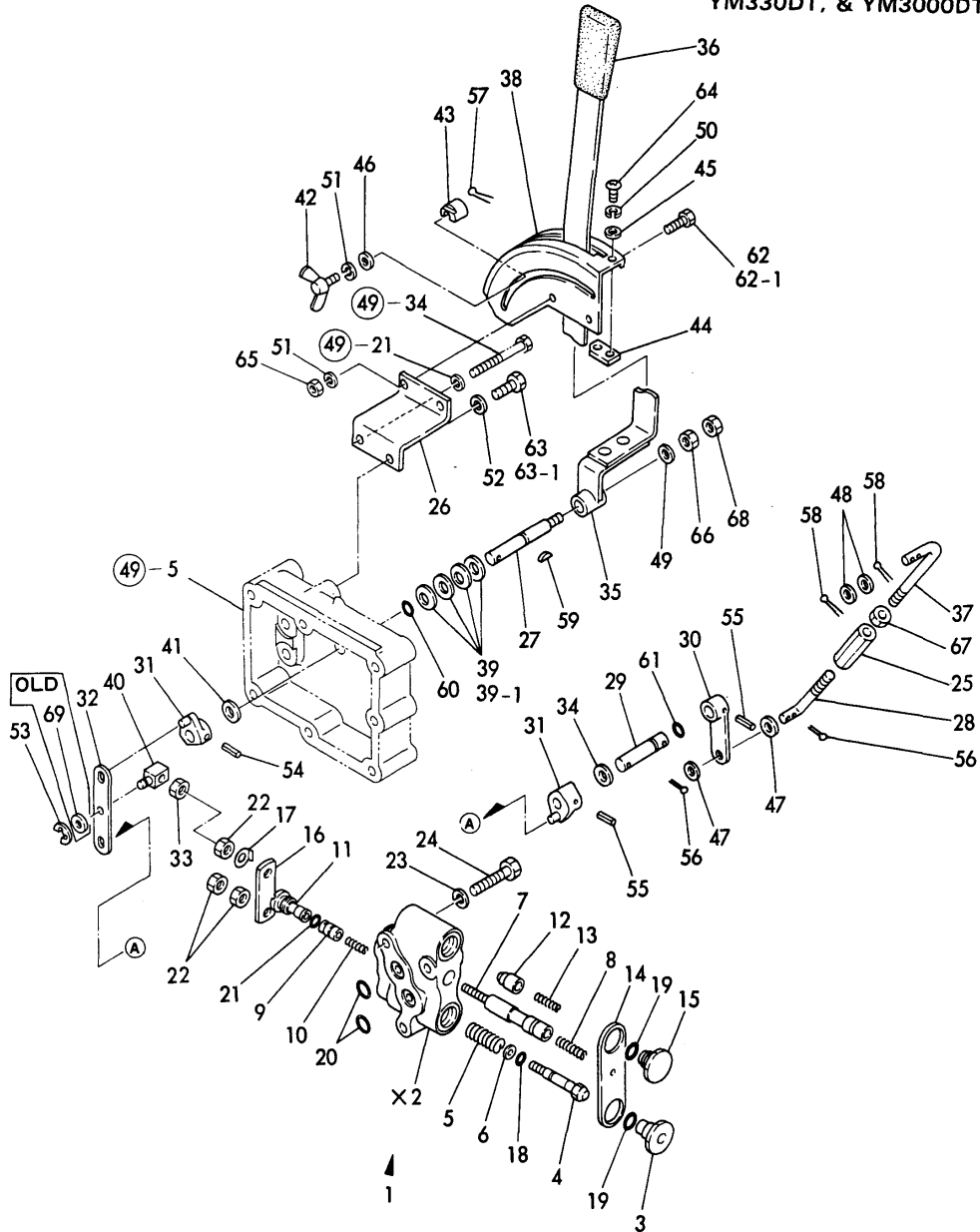
Fig.51. HYDRAULIC CONTROL VALVES

(A)=YM330T(1)
(B)=YM330T(2)
(C)=YM3000

(D)=YM330DT
(E)=YM3000DT
(F)=

Fig.51 HYDRAULIC CONTROL VALVES

FOR MODEL YM330T(2), YM3000
YM330DT, & YM3000DT



No.	Lev.	Parts No.	Description	Q'ty						I	R
				(A)	(B)	(C)	(D)	(E)	(F)		
1	1	194370-45100-K	VALVE ASSY, CONTROL	1	1	1	1				
3	2	194310-45160	PLUG	1	1	1	1				W
		(B=*)	(C=*) (D=*) (E=*)								
4	2	194310-45420	POPPET	1	1	1	1				W
		(B=*)	(C=*) (D=*) (E=*)								
5	2	194310-45450	SPRING	1	1	1	1				W
		(B=*)	(C=*) (D=*) (E=*)								
6	2	194310-45460	RING, BACK UP	1	1	1	1				W
		(B=*)	(C=*) (D=*) (E=*)								
8	2	194310-45520	SPRING	1	1	1	1				W
		(B=*)	(C=*) (D=*) (E=*)								
9	2	194370-45860	VALVE, CHECK	1	1	1	1				W
		(B=*)	(C=*) (D=*) (E=*)								
10	2	194370-45870	SPRING	1	1	1	1				W
		(B=*)	(C=*) (D=*) (E=*)								
11	2	194370-45890	SEAT	1	1	1	1				W
		(B=*)	(C=*) (D=*) (E=*)								
12	2	194310-45910	VALVE, UNLOAD	1	1	1	1				W
		(B=*)	(C=*) (D=*) (E=*)								
13	2	194310-45920	SPRING	1	1	1	1				W
		(B=*)	(C=*) (D=*) (E=*)								
14	2	194310-45930	PLATE (A)	1	1	1	1				W
		(B=*)	(C=*) (D=*) (E=*)								
15	2	194310-45940	PLUG	1	1	1	1				W
		(B=*)	(C=*) (D=*) (E=*)								
16	2	194310-45950	PLATE(B)	1	1	1	1				W
		(B=*)	(C=*) (D=*) (E=*)								
17	2	194310-45960	WASHER	1	1	1	1				W
		(B=*)	(C=*) (D=*) (E=*)								
18	2	24311-000070	O-RING, 1AP7.0	1	1	1	1				W
		(B=*)	(C=*) (D=*) (E=*)								
19	2	24311-000150	O-RING, 1AP15.0	2	2	2	2				W
		(B=*)	(C=*) (D=*) (E=*)								
20	2	24315-000120	O-RING, 1BP12.0	2	2	2	2				W
		(B=*)	(C=*) (D=*) (E=*)								
21	2	24315-000160	O-RING, 1BP16.0	1	1	1	1				W
		(B=*)	(C=*) (D=*) (E=*)								
22	2	26756-080002	NUT, LOCK M8	3	3	3	3				W
		(B=*)	(C=*) (D=*) (E=*)								
23	1	22217-080000	WASHER, SPRING 8	3	3	3	3				
24	1	26116-080482	BOLT, M8X 48 PLATED	3	3	3	3				
25	1	194740-00322	ADJUSTER	1	1	1	1				
26	1	194370-47111	BRACKET, CONTROL	1	1	1	1				
27	1	194310-47120	SHAFT, CONTROL LEVER	1	1	1	1				
28	1	194310-47510	ROD, FEED BACK	1	1	1	1				
29	1	194310-47530	SHAFT, FEED BACK	1	1	1	1				
30	1	194310-47540-K	LEVER, FEED BACK	1	1	1	1				
31	1	194310-47550	ARM	2	2	2	2				
32	1	194310-47570	BAR	1	1	1	1				
33	1	194310-47580	NUT M 8	1	1	1	1				
34	1	194310-47590	SPACER	1	1	1	1				

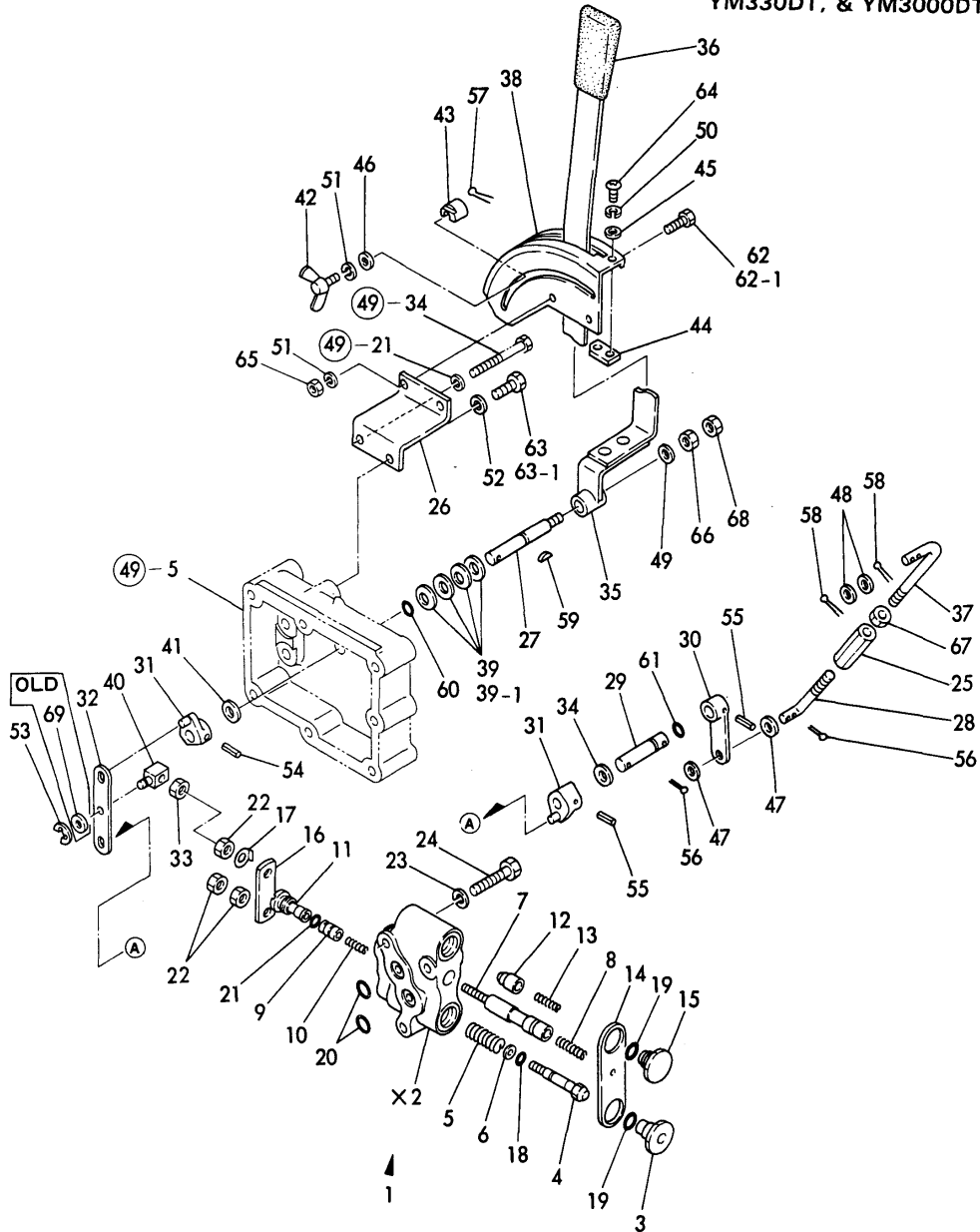
Fig.51. HYDRAULIC CONTROL VALVES

(A)=YM330T(1)
(B)=YM330T(2)
(C)=YM3000

(D)=YM330DT
(E)=YM3000DT
(F)=

Fig.51 HYDRAULIC CONTROL VALVES

FOR MODEL YM330T(2), YM3000
YM330DT, & YM3000DT



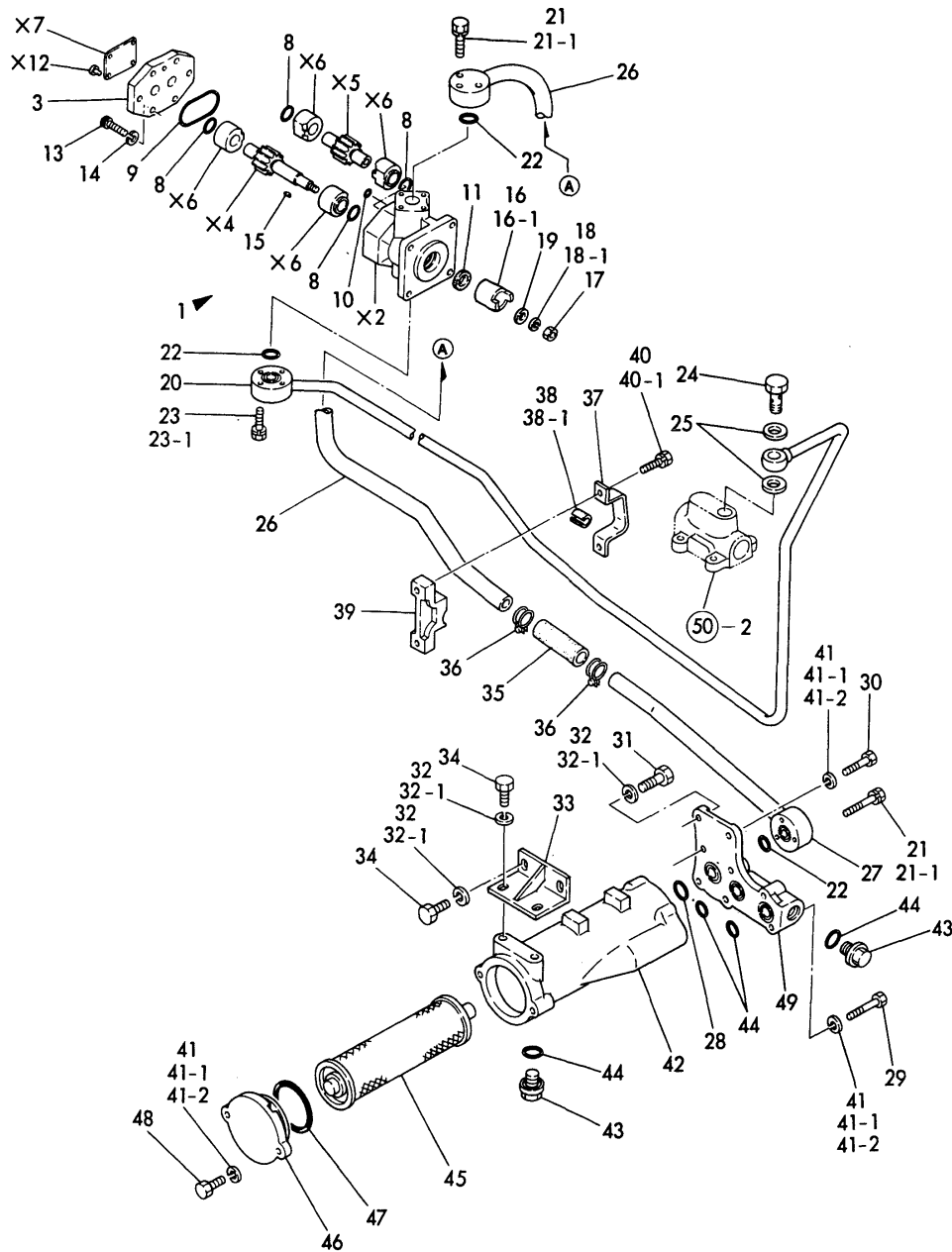
No.	Lev.	Parts No.	Description	Q'ty						I	R
				(A)	(B)	(C)	(D)	(E)	(F)		
35	1	194370-47611-K	LEVER, CONTROL		1	1	1	1			
36	1	194150-47621	KNOB, LEVER		1	1	1	1			
37	1	194370-47680	ROD, FEED BACK		1	1	1	1			
38	1	194310-47710	GUIDE, LEVER		1	1	1	1			
39	1	194310-47760	WASHER 12		4	4	4	4			
39-1	1	194151-47760	WASHER, 12		4	4	4	4			N
			(B=F01073) (C=F06569) (D=F00198) (E=F40144)								
40	1	194310-47770	ADJUSTER		1	1	1	1			
41	1	194310-47790	PLATE, FRICTION		1	1	1	1			
42	1	194310-47850	WING BOLT		1	1	1	1			
43	1	194310-47860	STOPPER, A		1	1	1	1			
44	1	194310-47870	STOPPER, B		1	1	1	1			
45	1	22137-050000	WASHER, 5		2	2	2	2			
46	1	22137-060000	WASHER, 6		1	1	1	1			
47	1	22137-080000	WASHER, 8		2	2	2	2			
48	1	22137-080000	WASHER, 8		2	2	2	2			
49	1	22137-100000	WASHER, 10		1	1	1	1			
50	1	22217-050000	WASHER, SPRING 5		2	2	2	2			
51	1	22217-060000	WASHER, SPRING 6		3	3	3	3			
52	1	22217-080000	WASHER, SPRING 8		1	1	1	1			
53	1	22272-000060	RING, E- 6		1	1	1	1			
54	1	22351-050022	PIN, SPRING 5.0X22		1	1	1	1			
55	1	22351-050022	PIN, SPRING 5.0X22		2	2	2	2			
56	1	22417-200150	PIN, COTTER 2.0X15		2	2	2	2			
57	1	22417-200150	PIN, COTTER 2.0X15		1	1	1	1			
58	1	22417-200150	PIN, COTTER 2.0X15		2	2	2	2			
59	1	22522-030130	KEY, WOODRUFF 3X13		1	1	1	1			
60	1	24315-000090	O-RING, 1BP9.0		1	1	1	1			
61	1	24315-000090	O-RING, 1BP9.0		1	1	1	1			
62	1	26116-060182	BOLT, M6X 18 PLATED		2	2	2	2			
62-1	1	26116-060162	BOLT, M6X 16 PLATED		2	2	2	2			N
			(B=*) (C=*) (D=*) (E=*)								
63	1	26116-080182	BOLT, M8X 18 PLATED		1	1	1	1			
63-1	1	26116-080202	BOLT, M8X 20 PLATED		1	1	1	1			N
			(B=*) (C=*) (D=*) (E=*)								
64	1	26587-050102	SCREW, M5X10		2	2	2	2			
65	1	26716-060002	NUT, M6		2	2	2	2			
66	1	26716-100002	NUT, M10		1	1	1	1			
67	1	26756-080002	NUT, LOCK M8		1	1	1	1			
68	1	26756-100002	NUT, LOCK M10		1	1	1	1			
69	1	22137-080000	WASHER, 8		1	1	1	1			Z
			(B=*) (C=*) (D=*) (E=*)								

Fig.52. HYDRAULIC PIPES (FOR YM330T-1)

(A)=YM330T(1)
(B)=YM330T(2)
(C)=YM3000

(D)=YM330DT
(E)=YM3000DT
(F)=

Fig.52 HYDRAULIC PIPES



No.	Lev.	Parts No.	Description	(A)	(B)	(C)	(D)	(E)	(F)	Q'ty	I	R
1	1	194145-41120-K	PUMP ASSY, HYDRAULIC	1								
3	2	194320-41150	COVER	1								
8	2	24315-000200	O-RING, 1BP20.0	4								
9	2	24341-000480	O-RING, 1AS48.0	1								
10	2	24341-000100	O-RING, 1AS10.0	1								
11	2	194320-41160	SEAL TC14 25 7, OIL	1								
13	2	26450-080252	BOLT, M8X 25	6								
14	2	22217-080000	WASHER, SPRING 8	6								
15	2	22522-030130	KEY, WOODRUFF 3X13	1								
16	1	194100-41651	POMP DRIVE SLEEVE	1								
16-1	1	121250-26160	JOINT	1								N
		(A=*)										
17	1	194990-20180	NUT	1								
18	1	22212-080000	WASHER 8	1								
18-1	1	22217-080000	WASHER, SPRING 8	1								N
		(A=*)										
19	1	194100-41670	WASHER 8.5X18X2	1								
20	1	194145-48110	H.P PIPE	1								
21-1	1	26013-060402	BOLT, M6X 40	6								
22	1	24311-000200	O-RING, 1AP20.0	3								
23-1	1	26013-060352	BOLT, M6X 35	4								
24	1	194130-48650	BOLT, JOINT M12	1								
25	1	23414-180023	GASKET, 18X1.0	2								
26	1	194145-48150	PIPE, LOW PRESSURE	1								
27	1	194145-48161	PIPE, LOW PRESSURE	1								
28	1	24311-000240	O-RING, 1AP24.0	1								
29	1	26116-080502	BOLT, M8X 50 PLATED	2								
30	1	26116-080302	BOLT, M8X 30 PLATED	4								
31	1	26116-100302	BOLT, M10X 30 PLATED	2								
32	1	22212-100000	SPRING WASHER 10	6								
32-1	1	22217-100000	WASHER, SPRING 10	6								N
		(A=*)										
33	1	194145-48510	BRACKET	1								
34	1	26116-100162	BOLT, M10X 16 PLATED	4								
35	1	194150-48230	RUBBER PIPE	1								
36	1	194151-48710	CLAMP	2								
37	1	194151-48180	CLAMP	1								
38	1	194130-48850	PIPE	1								
38-1	1	194464-48850	RUBBER, ABSORBER	1								N
		(A=*)										
39	1	194145-48830	RETAINER	1								
40-1	1	26013-080352	BOLT, M8X 35	2								
41	1	22212-080000	WASHER 8	10								
41-1	1	22217-080000	WASHER, SPRING 8	10								N
		(A=*)										
41-2	1	22217-080000	WASHER, SPRING 8	8								K
		(A=*)										
42	1	194145-48311	COVER, STRAINER	1								
43	1	194145-48370	PLUG 20	2								
44	1	24311-000220	O-RING, 1AP22.0	4								
45	1	194145-48401	FILTER	1								

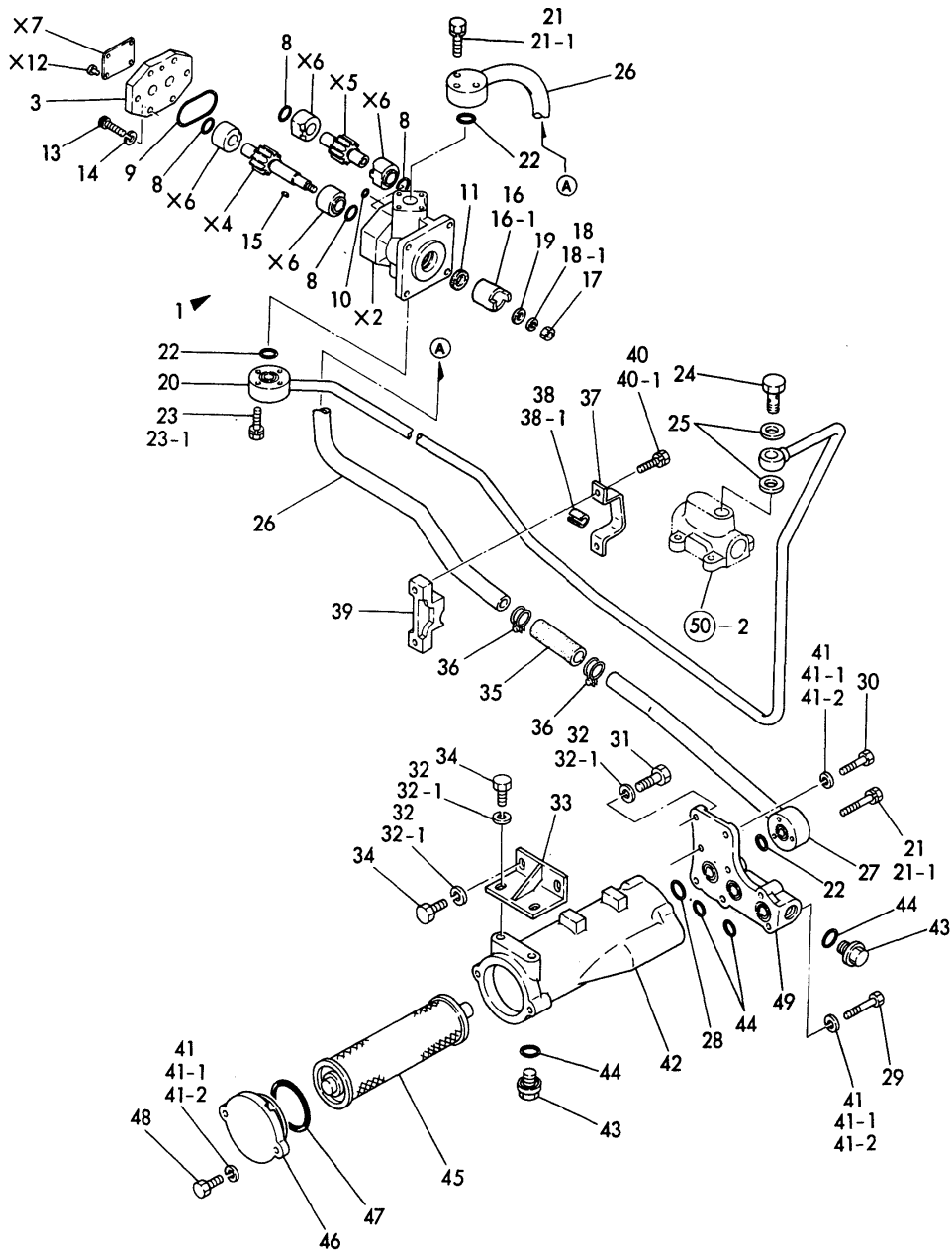
N:Old $\xrightarrow{\text{Yes}}$ New, Q:Old $\xrightarrow{\text{No}}$ New, R:Old $\xrightarrow{\text{Yes}}$ New, S:Old $\xrightarrow{\text{No}}$ New, W:Add, Z:Discontinued, F:Interchangeable by set, K:Q'ty Change
 ++ CONTINUE ++
 Copyright (C) YANMAR CO., LTD. All Rights Reserved.

Fig.52. HYDRAULIC PIPES (FOR YM330T-1)

(A)=YM330T(1)
 (B)=YM330T(2)
 (C)=YM3000

(D)=YM330DT
 (E)=YM3000DT
 (F)=

Fig.52 HYDRAULIC PIPES



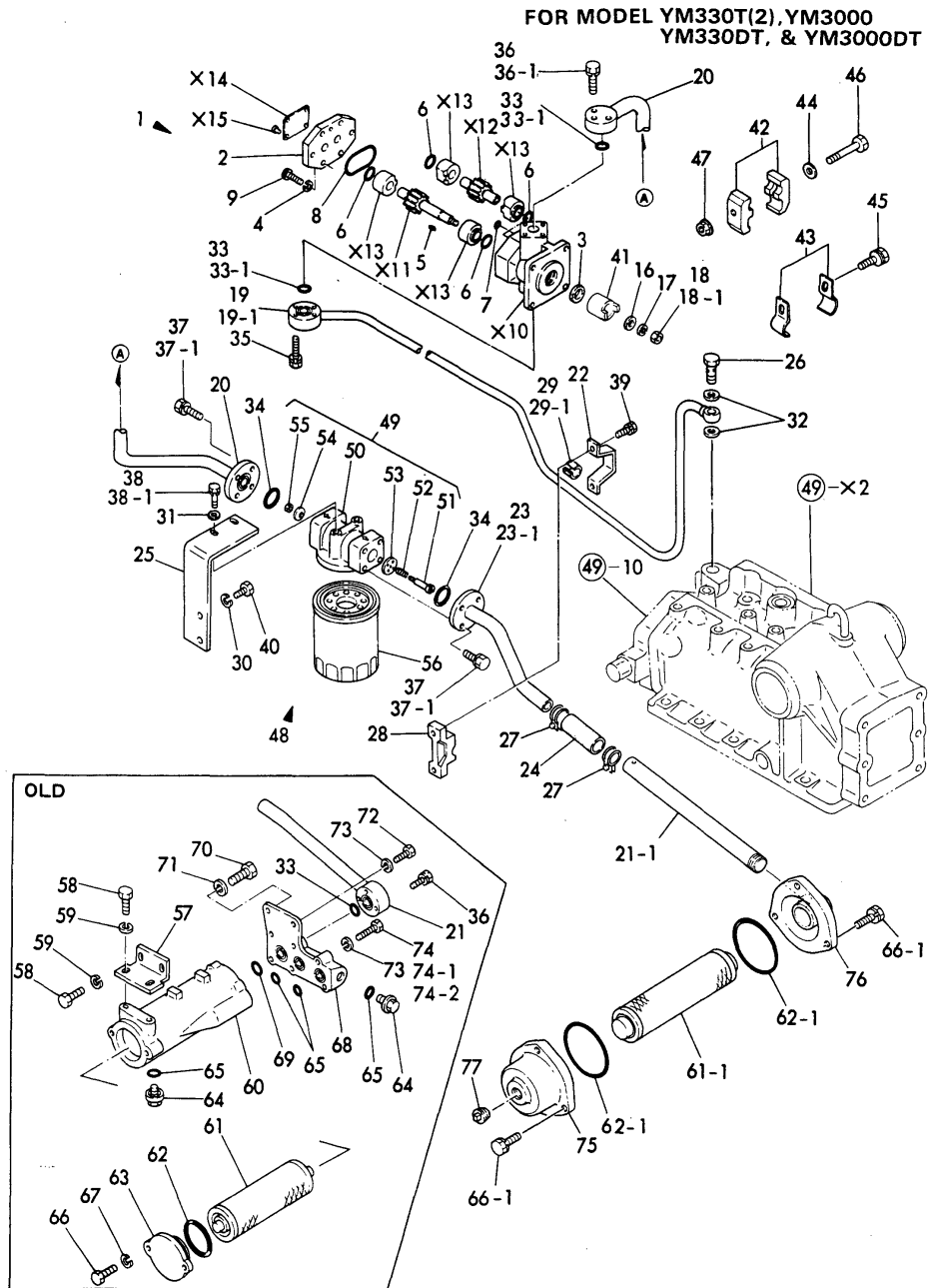
No.	Lev.	Parts No.	Description	Q'ty						I	R
				(A)	(B)	(C)	(D)	(E)	(F)		
46	1	194145-24220	COVER, FILTER CASE	1							
47	1	24321-000600	O-RING, 1AG60.0	1							
48	1	26116-080202	BOLT, M8X 20 PLATED	2							
49	1	194145-48360	COVER, SIDE	1							

Fig.53. HYDRAULIC PIPES (EXCEPT A)

(A)=YM330T(1)
(B)=YM330T(2)
(C)=YM3000

(D)=YM330DT
(E)=YM3000DT
(F)=

Fig.53 HYDRAULIC PIPES



No.	Lev.	Parts No.	Description	Q'ty						I	R
				(A)	(B)	(C)	(D)	(E)	(F)		
1	1	194145-41120-K	PUMP ASSY, HYDRAULIC	1	1	1	1				
2	2	194320-41150	COVER	1	1	1	1				
3	2	194320-41160	SEAL TC14 25 7, OIL	1	1	1	1				
4	2	22217-080000	WASHER, SPRING 8	6	6	6	6				
5	2	22522-030130	KEY, WOODRUFF 3X13	1	1	1	1				
6	2	24315-000200	O-RING, 1BP20.0	4	4	4	4				
7	2	24341-000100	O-RING, 1AS10.0	1	1	1	1				
8	2	24341-000480	O-RING, 1AS48.0	1	1	1	1				
9	2	26450-080252	BOLT, M8X 25	6	6	6	6				
16	1	194100-41670	WASHER 8.5X18X2	1	1	1	1				
17	1	22217-080000	WASHER, SPRING 8	1	1	1	1				
18	1	194990-20180	NUT	1	1	1	1				
18-1	1	26716-080002	NUT, M8	1	1	1	1				N
		(B=*1983.03)	(C=*1983.03)	(D=*1983.03)	(E=*1983.03)						
19	1	194370-48111-K	PIPE, HIGH-PRESSURE	1	1	1	1				
19-1	1	194370-48112	PIPE, PRESSURE	1	1	1	1				S
		(B=*1983.04)	(C=*1983.04)	(D=*1983.04)	(E=*1983.04)						
20	1	194370-48151-K	PIPE, HIGH-PRESSURE	1	1	1	1				
21	1	194145-48161	PIPE, LOW PRESSURE	1	1	1	1				
21-1	1	194275-48160	PIPE, STRAINER	1	1	1	1				S
		(B=*1983.08)	(C=*1983.08)	(D=*1983.08)	(E=*1983.08)						
22	1	194145-48180	CLAMP	1	1	1	1				
23	1	194370-48190-X	PIPE, LOW PRESSURE	1	1						
23-1	1	194376-48190-X	PIPE, LOW PRESSURE	1	1	1	1				N
		(B=*)	(C=*)								
24	1	194150-48230	RUBBER PIPE	1	1	1	1				
25	1	194370-48290-X	BRACKET, FILTER	1	1	1	1				
26	1	194130-48650	BOLT, JOINT M12	1	1	1	1				
27	1	194151-48710	CLAMP	2	2	2	2				
28	1	194145-48830	RETAINER	1	1	1	1				
29	1	194130-48850	PIPE	1	1	1	1				
29-1	1	194464-48850	RUBBER, ABSORBER	1	1	1	1				N
		(B=*)	(C=*)	(D=*)	(E=*)						
30	1	22217-120000	WASHER, SPRING 12	2	2	2	2				
31	1	22137-080000	WASHER, 8	2	2	2	2				W
		(B=*)	(C=*)	(D=*)	(E=*)						
32	1	23414-180023	GASKET, 18X1.0	2	2	2	2				
33	1	24311-000200	O-RING, 1AP20.0	2	2	2	2				
34	1	24321-000300	O-RING, 1AG30.0	2	2	2	2				
35	1	26013-060352	BOLT, M6X 35	4	4	4	4				
36	1	26013-060402	BOLT, M6X 40	6	6	6	6				
37	1	26013-080222	BOLT, M8X 22	8	8						
37-1	1	26013-080202	BOLT, M8X 20	8	8	8	8				N
		(B=*)	(C=*)								
38	1	26014-080222	BOLT, M8X 22	2	2	2	2				
38-1	1	26013-080202	BOLT, M8X 20	2	2	2	2				N
		(B=*1982.)	(C=*1982.)	(D=*1982.)	(E=*1982.)						
39	1	26013-080352	BOLT, M8X 35	2	2	2	2				
40	1	26116-120382	BOLT, M12X 38 PLATED	2	2	2	2				
41	1	121250-26160	JOINT	1	1	1	1				
42	1	194275-48810	CLAMP, PIPE	2	2	2	2				W

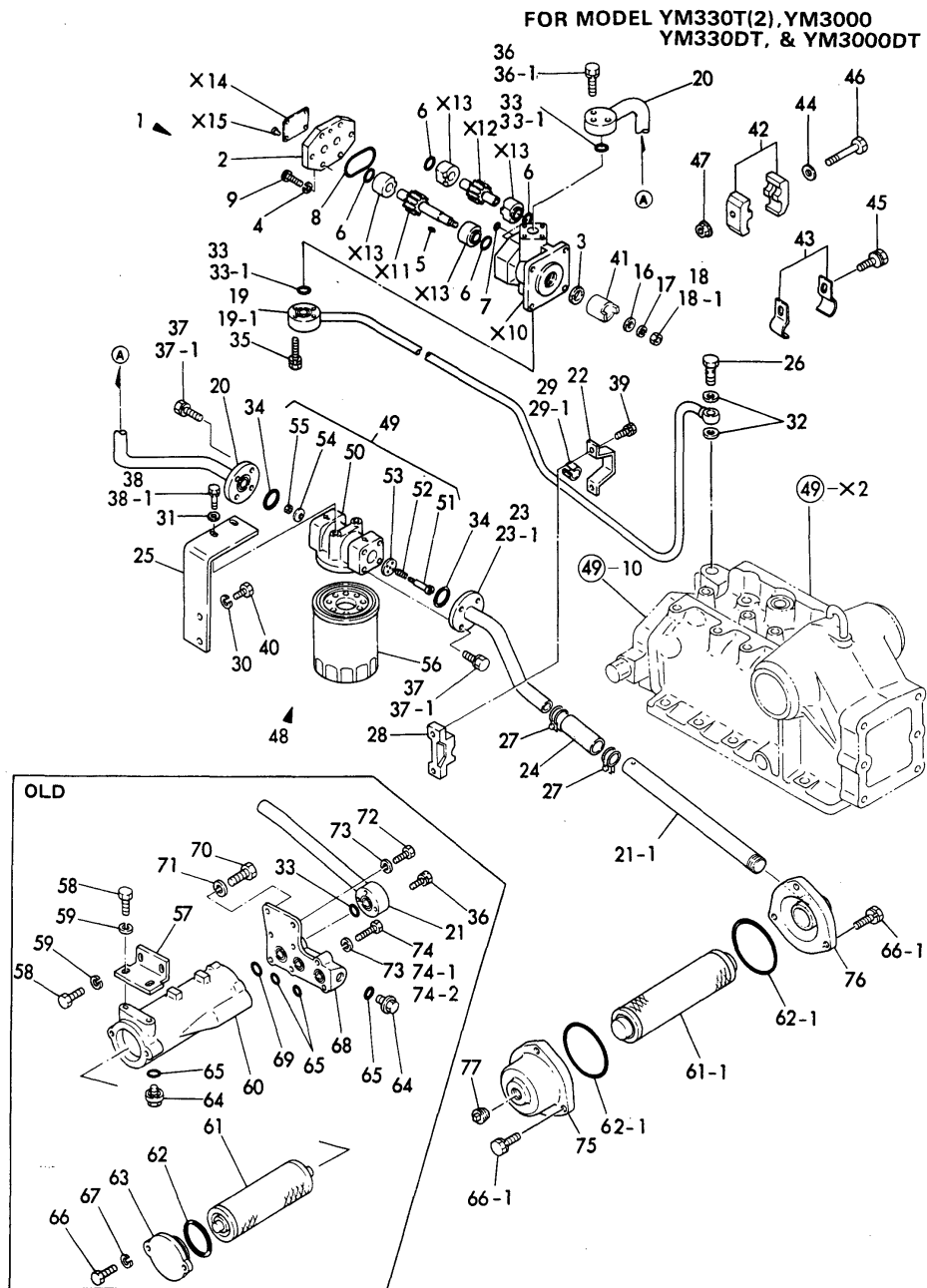
N:Old $\frac{Yes}{No}$ New, Q:Old $\frac{No}{Yes}$ New, R:Old $\frac{Yes}{Yes}$ New, S:Old $\frac{No}{No}$ New, W:Add, Z:Discontinued, F:Interchangeable by set, K:Q'ty Change
 ++ CONTINUE ++
 Copyright (C) YANMAR CO., LTD. All Rights Reserved.

Fig.53. HYDRAULIC PIPES (EXCEPT A)

(A)=YM330T(1)
(B)=YM330T(2)
(C)=YM3000

(D)=YM330DT
(E)=YM3000DT
(F)=

Fig.53 HYDRAULIC PIPES



No.	Lev.	Parts No.	Description	Q'ty						I	R
				(A)	(B)	(C)	(D)	(E)	(F)		
43	1	194275-48820	(B=*) (C=*) (D=*) CLAMP, PIPE	(E=*) 2	2	2	2			W	
44	1	22137-080000	(B=*) (C=*) (D=*) WASHER, 8	(E=*) 1	1	1	1			W	
45	1	26014-080202	(B=*) (C=*) (D=*) BOLT, M8X 20	(E=*) 1	1	1	1			W	
46	1	26116-080602	(B=*) (C=*) (D=*) BOLT, M8X 60 PLATED	(E=*) 1	1	1	1			W	
47	1	194990-22140	(B=*) (C=*) (D=*) NUT, M8	(E=*) 1	1	1	1			W	
48	1	794370-48300	(B=*) (C=*) (D=*) COVER ASSY, STRAINER	(E=*) 1	1	1	1				
49	2	194370-48300-K	(B=*) (C=*) (D=*) COVER ASSY, FILTER	(E=*) 1	1	1	1				
50	3	194370-48310-X	(B=*) (C=*) (D=*) COVER, STRAINER	(E=*) 1	1	1	1				
51	3	194370-48320	(B=*) (C=*) (D=*) BOLT	(E=*) 1	1	1	1				
52	3	194370-48330	(B=*) (C=*) (D=*) SPRING VALVE	(E=*) 1	1	1	1				
53	3	194370-48340	(B=*) (C=*) (D=*) BASE, VALVE	(E=*) 1	1	1	1				
54	3	194370-48350	(B=*) (C=*) (D=*) VALVE	(E=*) 1	1	1	1				
55	3	26346-040002	(B=*) (C=*) (D=*) NUT, M4	(E=*) 1	1	1	1				
56	2	194370-48390	(B=*) (C=*) (D=*) FILTER	(E=*) 1	1	1	1				
57	1	194145-48510	(B=*) (C=*) (D=*) BRACKET	(E=*) 1	1	1	1				
58	1	26116-100162	(B=*) (C=*) (D=*) BOLT, M10X 16 PLATED	(E=*) 4	4	4	4			Z	
59	1	22217-100000	(B=*) (C=*) (D=*) WASHER, SPRING 10	(E=*) 4	4	4	4			Z	
60	1	194145-48311	(B=*) (C=*) (D=*) COVER, STRAINER	(E=*) 1	1	1	1			Z	
61	1	194145-48401	(B=*1983.08) (C=*1983.08) (D=*1983.08) (E=*1983.08) FILTER	(E=*) 1	1	1	1				
61-1	1	194275-48400	(B=*1983.08) (C=*1983.08) (D=*1983.08) (E=*1983.08) STRAINER, OIL	(E=*) 1	1	1	1			S	
62	1	24321-000600	(B=*1983.) (C=*1983.) (D=*1983.) (E=*1983.) O-RING, 1AG60.0	(E=*) 1	1	1	1				
62-1	1	24321-000850	(B=*1983.) (C=*1983.) (D=*1983.) (E=*1983.) O-RING, 1AG85.0	(E=*) 2	2	2	2			S	
63	1	194145-24220	(B=*) (C=*) (D=*) COVER, FILTER CASE	(E=*) 1	1	1	1				
64	1	194145-48370	(B=*) (C=*) (D=*) PLUG 20	(E=*) 2	2	2	2			Z	
65	1	24311-000220	(B=*) (C=*) (D=*) O-RING, 1AP22.0	(E=*) 4	4	4	4			Z	
66	1	26116-080202	(B=*) (C=*) (D=*) BOLT, M8X 20 PLATED	(E=*) 2	2	2	2				
66-1	1	26013-080252	(B=*) (C=*1983.) (D=*1983.) (E=*1983.) BOLT, M8X 25	(E=*) 6	6	6	6			S	
67	1	22217-080000	(B=*) (C=*) (D=*) WASHER, SPRING 8	(E=*) 2	2	2	2			Z	
68	1	194145-48360	(B=*) (C=*) (D=*) COVER, SIDE	(E=*) 1	1	1	1				
69	1	24311-000240	(B=*) (C=*) (D=*) O-RING, 1AP24.0	(E=*) 1	1	1	1			Z	
70	1	26116-100302	(B=*) (C=*) (D=*) BOLT, M10X 30 PLATED	(E=*) 2	2	2	2			Z	
71	1	22217-100000	(B=*) (C=*) (D=*) WASHER, SPRING 10	(E=*) 2	2	2	2			Z	
72	1	26116-080302	(B=*) (C=*) (D=*) BOLT, M8X 30 PLATED	(E=*) 4	4	4	4			Z	

N:Old $\frac{Yes}{No}$ New, Q:Old $\frac{No}{Yes}$ New, R:Old $\frac{Yes}{Yes}$ New, S:Old $\frac{No}{No}$ New, W:Add, Z:Discontinued, F:Interchangeable by set, K:Q'ty Change
 ++ CONTINUE ++
 Copyright (C) YANMAR CO., LTD. All Rights Reserved.

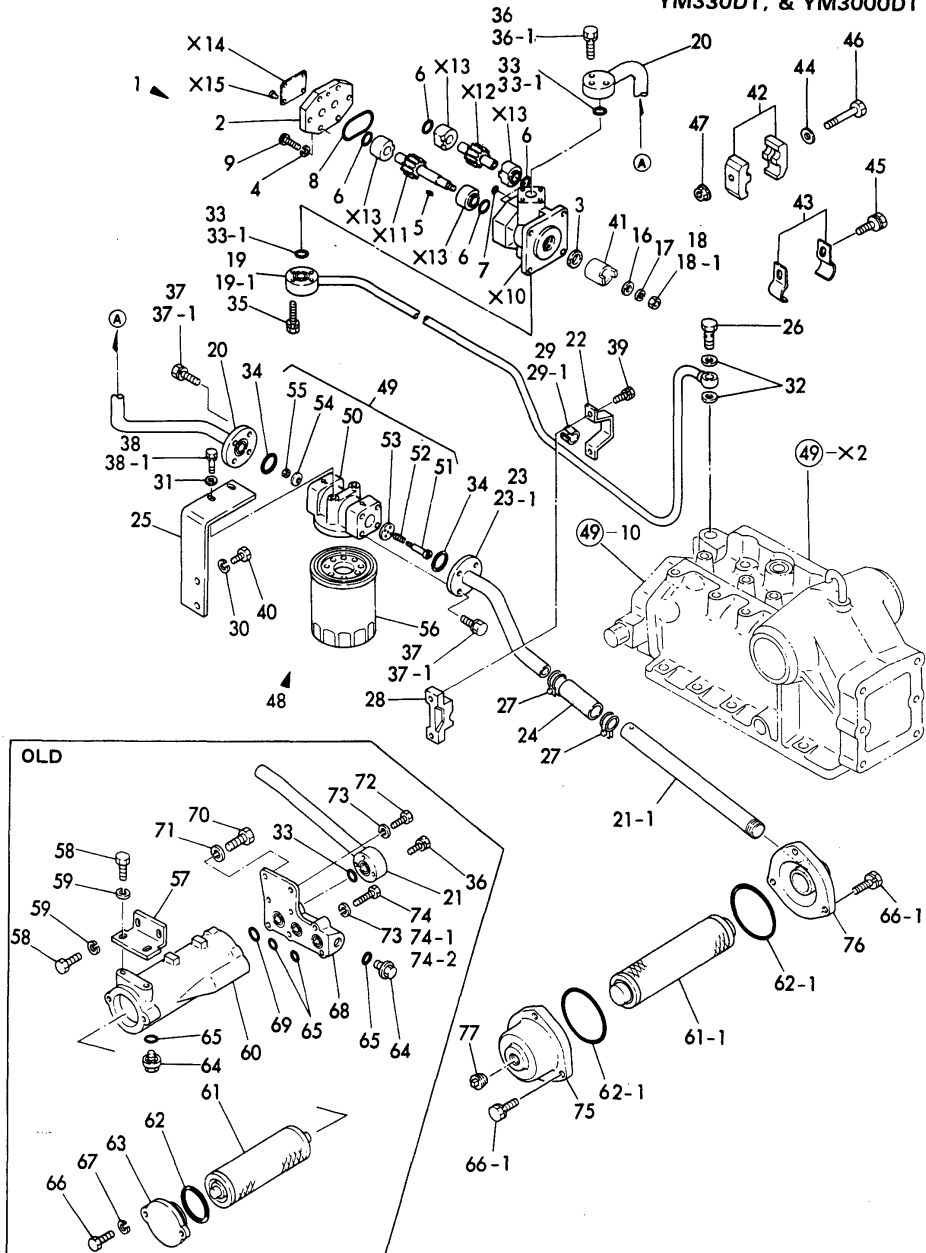
Fig.53. HYDRAULIC PIPES (EXCEPT A)

(A)=YM330T(1)
(B)=YM330T(2)
(C)=YM3000

(D)=YM330DT
(E)=YM3000DT
(F)=

Fig.53 HYDRAULIC PIPES

FOR MODEL YM330T(2), YM3000
YM330DT, & YM3000DT



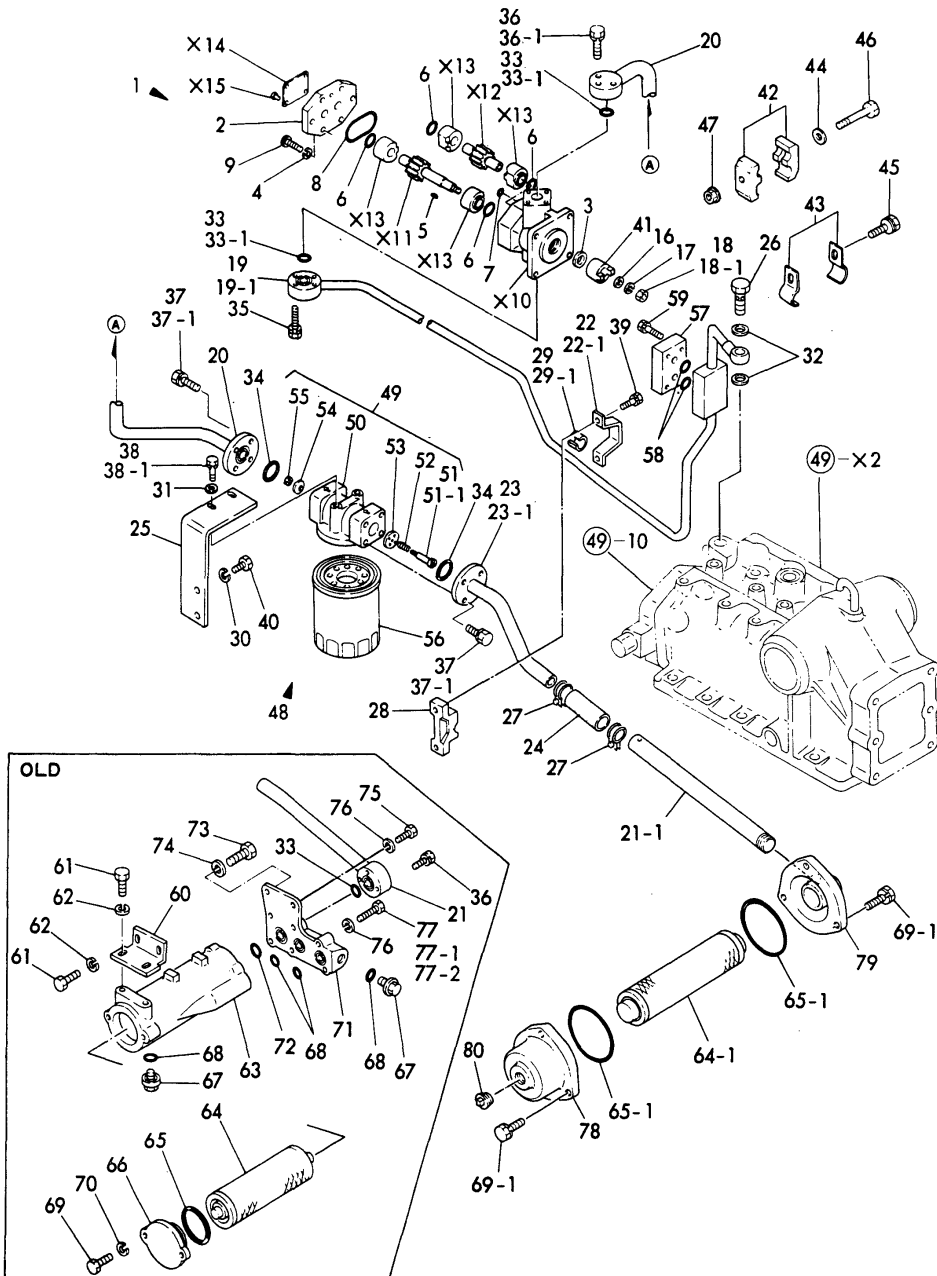
No.	Lev.	Parts No.	Description	Qty						I	R
				(A)	(B)	(C)	(D)	(E)	(F)		
73	1	22217-080000	(B=*) (C=*) (D=*) WASHER, SPRING 8	(E=*) 6	6	6	6			Z	
74	1	26112-080502	(B=*) (C=*) (D=*) BOLT M 8X 50	2	2	2	2			N	
74-1	1	26116-080502	(B=*) (C=*) (D=*) BOLT, M8X 50 PLATED	2	2	2	2			N	
75	1	194275-24210	(B=*1983.08) (C=*1983.08) (D=*1983.08) COVER,L.H	1	1	1	1			W	
76	1	194275-24220	(B=*1983.08) (C=*1983.08) (D=*1983.08) COVER,R.H.	1	1	1	1			W	
77	1	194322-24980	(B=*1983.08) (C=*1983.08) (D=*1983.08) PLUG, 1-2NPT	1	1	1	1			W	

Fig.54. HYDRAULIC PIPES (FOR S.AFRICA)

(A)=YM330T(1)
(B)=YM330T(2)
(C)=YM3000

(D)=YM330DT
(E)=YM3000DT
(F)=

Fig.54 HYDRAULIC PIPES (FOR S. AFRICA)



No.	Lev.	Parts No.	Description	Q'ty						I	R
				(A)	(B)	(C)	(D)	(E)	(F)		
1	1	194145-41120-K	PUMP ASSY, HYDRAULIC	1			1				
2	2	194320-41150	COVER	1			1				
3	2	194320-41160	SEAL TC14 25 7, OIL	1			1				
4	2	22217-080000	WASHER, SPRING 8		6		6				
5	2	22522-030130	KEY, WOODRUFF 3X13	1			1				
6	2	24315-000200	O-RING, 1BP20.0		4		4				
7	2	24341-000100	O-RING, 1AS10.0	1			1				
8	2	24341-000480	O-RING, 1AS48.0	1			1				
9	2	26450-080252	BOLT, M8X 25		6		6				
16	1	194100-41670	WASHER 8.5X18X2	1			1				
17	1	22217-080000	WASHER, SPRING 8	1			1				
18	1	194990-20180	NUT	1			1				
18-1	1	26716-080002	NUT, M8	1			1				N
		(B=*1983.03)	(D=*1983.03)								
19	1	194376-48110	PIPE ASSY, PRESSURE	1			1				
19-1	1	194376-48101	PIPE ASSY, PRESSURE	1			1				S
		(B=*1983.04)	(D=*1983.04)								
20	1	194370-48151-K	PIPE, HIGH-PRESSURE	1			1				
21	1	194145-48160	PIPE, PRESSURE 320	1			1				
21-1	1	194145-48161	PIPE, LOW PRESSURE	1			1				S
		(B=*1983.07)	(D=*1983.08)								
22-1	1	194145-48180	CLAMP	1			1				
23	1	194370-48190-X	PIPE, LOW PRESSURE	1			1				
23-1	1	194376-48190-X	PIPE, LOW PRESSURE	1			1				N
		(B=*)	(D=*)								
24	1	194150-48230	RUBBER PIPE	1			1				
25	1	194370-48290-X	BRACKET, FILTER	1			1				
26	1	194130-48650	BOLT, JOINT M12	1			1				
27	1	194151-48710	CLAMP	2			2				
28	1	194145-48830	RETAINER	1			1				
29	1	194130-48850	PIPE	1			1				
29-1	1	194464-48850	RUBBER, ABSORBER	1			1				N
		(B=*1981.06)	(D=*1981.06)								
30	1	22217-120000	WASHER, SPRING 12	2			2				
31	1	22137-080000	WASHER, 8	2			2				W
		(B=*)	(D=*)								
32	1	23414-180023	GASKET, 18X1.0	2			2				
33	1	24311-000200	O-RING, 1AP20.0	2			2				
34	1	24321-000300	O-RING, 1AG30.0	2			2				
35	1	26013-060352	BOLT, M6X 35	4			4				
36	1	26013-060402	BOLT, M6X 40	6			6				
37	1	26013-080222	BOLT, M8X 22	8			8				
37-1	1	26013-080202	BOLT, M8X 20	8			8				N
		(B=*)	(D=*)								
38	1	26014-080222	BOLT, M8X 22	2			2				
38-1	1	26013-080202	BOLT, M8X 20	2			2				N
		(B=*1982.)	(D=*1982.)								
39	1	26013-080352	BOLT, M8X 35	2			2				
40	1	26116-120382	BOLT, M12X 38 PLATED	2			2				
41	1	121250-26160	JOINT	1			1				W
		(B=*)	(D=*)								

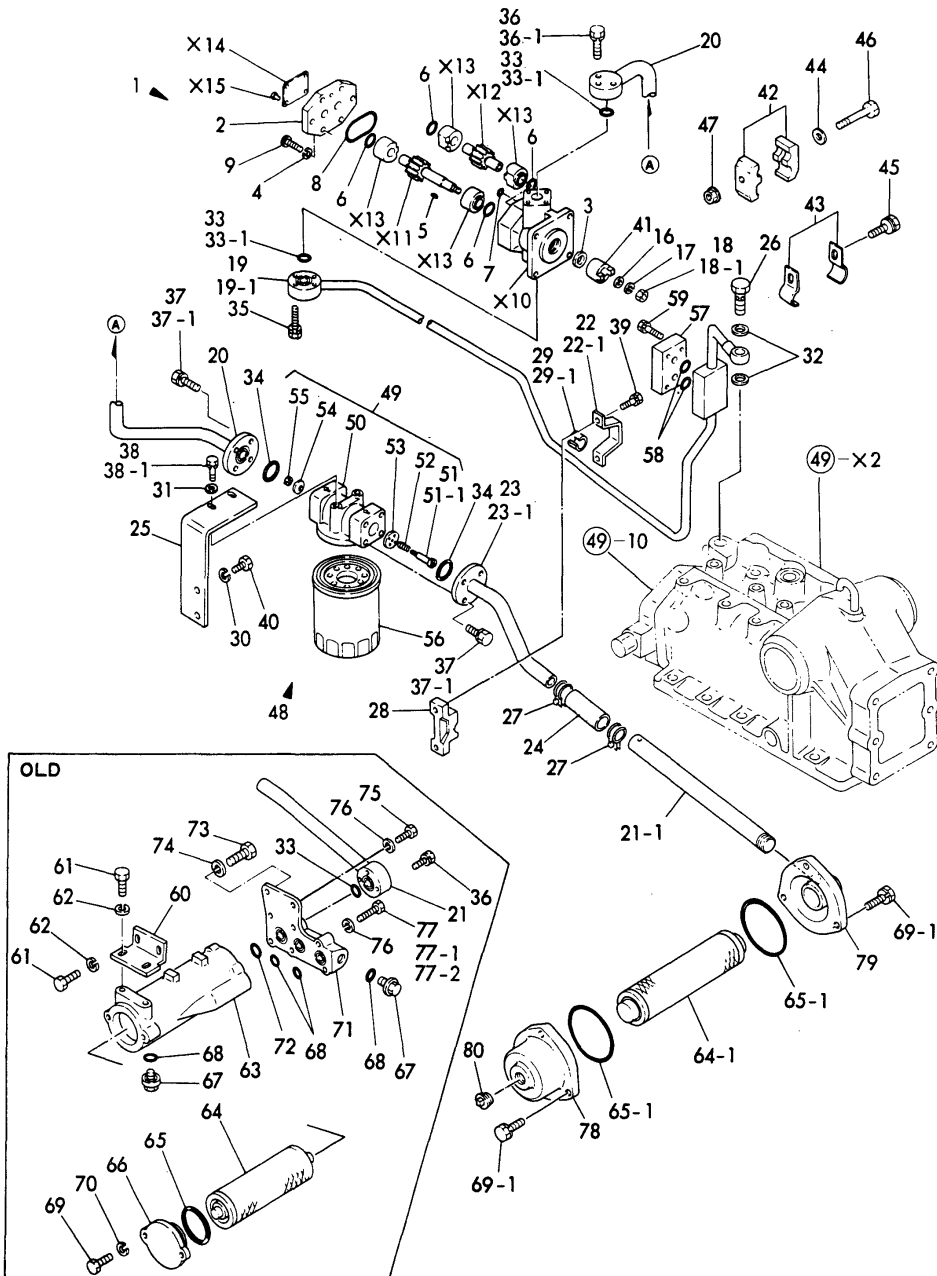
N:Old $\frac{Yes}{No}$ New, Q:Old $\frac{No}{Yes}$ New, R:Old $\frac{Yes}{Yes}$ New, S:Old $\frac{No}{No}$ New, W:Add, Z:Discontinued, F:Interchangeable by set, K:Q'ty Change
++ CONTINUE ++
Copyright (C) YANMAR CO., LTD. All Rights Reserved.

Fig.54. HYDRAULIC PIPES (FOR S.AFRICA)

(A)=YM330T(1)
(B)=YM330T(2)
(C)=YM3000

(D)=YM330DT
(E)=YM3000DT
(F)=

Fig.54 HYDRAULIC PIPES (FOR S. AFRICA)



No.	Lev.	Parts No.	Description	Q'ty						I	R
				(A)	(B)	(C)	(D)	(E)	(F)		
42	1	194275-48810	CLAMP, PIPE (B=*)		2		2				W
43	1	194275-48820	CLAMP, PIPE (B=*)		2		2				W
44	1	22137-080000	WASHER, 8 (B=*)		1		1				W
45	1	26014-080202	BOLT, M8X 20 (B=*)		1		1				W
46	1	26116-080602	BOLT, M8X 60 PLATED (B=*)		1		1				W
47	1	194990-22140	NUT, M8 (B=*)		1		1				W
48	1	794370-48300	COVER ASSY, STRAINER		1		1				
49	2	194370-48300-K	COVER ASSY, FILTER		1		1				
50	3	194370-48310-X	COVER, STRAINER		1		1				
51-1	3	194370-48320	BOLT		1		1				
52	3	194370-48330	SPRING, VALVE		1		1				
53	3	194370-48340	BASE, VALVE		1		1				
54	3	194370-48350	VALVE		1		1				
55	3	26346-040002	NUT, M4		1		1				
56	2	194370-48390	FILTER		1		1				
57	1	194240-48140-U	COVER, HYD. ADAPTER		1		1				
58	1	24315-000200	O-RING, 1BP20.0		2		2				
59	1	26013-080352	BOLT, M8X 35		4		4				
60	1	194145-48510	BRACKET (B=*)		1		1				Z
61	1	26116-100162	BOLT, M10X 16 PLATED (B=*)		4		4				Z
62	1	22217-100000	WASHER, SPRING 10 (B=*)		4		4				
63	1	194145-48311	COVER, STRAINER		1		1				
64	1	194145-48401	FILTER		1		1				
64-1	1	194275-48400	STRAINER, OIL (B=*1983.08)		1		1				S
65	1	24321-000600	O-RING, 1AG60.0		1		1				
65-1	1	24321-000850	O-RING, 1AG85.0 (B=*1983.)		2		2				S
66	1	194145-24220	COVER, FILTER CASE		1		1				
67	1	194145-48370	PLUG 20 (B=*)		2		2				Z
68	1	24311-000220	O-RING, 1AP22.0 (B=*)		4		4				Z
69	1	26116-080202	BOLT, M8X 20 PLATED		2		2				
69-1	1	26013-080252	BOLT, M8X 25 (B=*1983.)		6		6				N
70	1	22217-080000	WASHER, SPRING 8 (B=*)		2		2				Z
71	1	194145-48360	COVER, SIDE (B=*)		1		1				
72	1	24311-000240	O-RING, 1AP24.0 (B=*)		1		1				Z
73	1	26116-100302	BOLT, M10X 30 PLATED (B=*)		2		2				Z

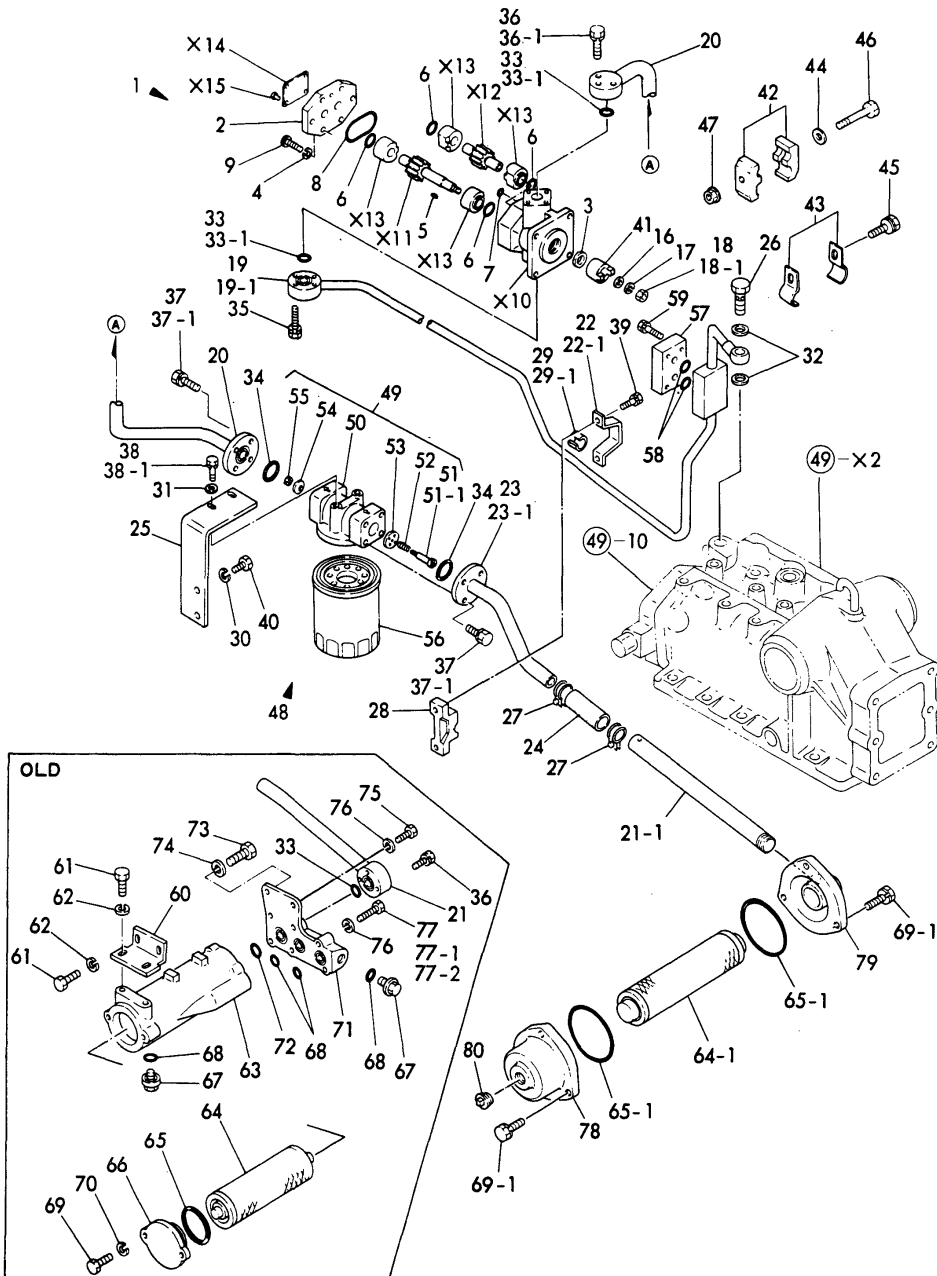
N:Old $\begin{matrix} \text{Yes} \\ \text{No} \end{matrix}$ New, Q:Old $\begin{matrix} \text{No} \\ \text{Yes} \end{matrix}$ New, R:Old $\begin{matrix} \text{Yes} \\ \text{No} \end{matrix}$ New, S:Old $\begin{matrix} \text{No} \\ \text{Yes} \end{matrix}$ New, W:Add, Z:Discontinued, F:Interchangeable by set, K:Q'ty Change
++ CONTINUE ++
Copyright (C) YANMAR CO., LTD. All Rights Reserved.

Fig.54. HYDRAULIC PIPES (FOR S.AFRICA)

(A)=YM330T(1)
(B)=YM330T(2)
(C)=YM3000

(D)=YM330DT
(E)=YM3000DT
(F)=

Fig.54 HYDRAULIC PIPES (FOR S. AFRICA)



No.	Lev.	Parts No.	Description	Q'ty						
				(A)	(B)	(C)	(D)	(E)	(F)	
74	1	22217-100000	WASHER, SPRING 10 (B=*)		2		2			Z
75	1	26116-080302	BOLT, M8X 30 PLATED (B=*)		4		4			Z
76	1	22217-080000	WASHER, SPRING 8 (B=*)		6		6			Z
77	1	26112-080502	BOLT M 8X 50 (B=*)		2		2			N
77-1	1	26116-080502	BOLT, M8X 50 PLATED (B=*)		2		2			N
78	1	194275-24210	COVER,L.H (B=*1983.08)		1		1			W
79	1	194275-24220	COVER,R.H. (B=*1983.08)		1		1			W
80	1	194322-24980	PLUG, 1-2NPT (B=*1983.08)		1		1			W

Fig.55. ELECTRIC PARTS (EXCEPT B)

(A)=YM330T(1)
(B)=YM330T(2)
(C)=YM3000

(D)=YM330DT
(E)=YM3000DT
(F)=

No.	Lev.	Parts No.	Description	Qty						I	R
				(A)	(B)	(C)	(D)	(E)	(F)		
1	1	194145-51110	HARNESS (A), WIRE	1							
2	1	194371-51110	HARNESS (A), WIRE		1	1					
2-1	1	194371-51111	HARNESS (A), WIRE		1	1	1	1			S
2-2	1	194370-51112	HARNESS (A), WIRE (B=F01070) (C=F06564) (C=*1982.)			1		1			S
3	1	194145-51120	HARNESS (B), WIRE	1	1	1	1	1			
3-1	1	194273-51120	HARNESS (B), WIRE (B=F01070) (C=F06564)		1	1	1	1			S
3-2	1	194270-51120	HARNESS (B), WIRE (C=*1982.)			1		1			S
4	1	194145-51130	HARNESS (C), WIRE	1	1	1	1	1			
4-1	1	194242-51130	HARNESS (C), WIRE (C=*1983.)			1		1			S
5	1	194145-51140	HARNESS (D), WIRE	1	1	1	1	1			
5-1	1	194270-51141	HARNESS(D),WIRE (C=*1984.)			1		1			S
6	1	194145-51150	HARNESS (E), WIRE	1	1	1	1	1			
7	1	194145-51180	PLATE, EARTH	2	2	2	2	2			
8	1	194145-52120	WIRE, LEAD	1	1	1	1	1			
8-1	1	194145-52120	WIRE, READ	1	1	1	1	1			N
9	1	194150-51250	WIRE, LEAD (A=*1983.) (B=*) (C=*) (D=*) (E=*)	1	1	1	1	1			
10	1	194080-51411	CABLE, BATTERY	1	1	1	1	1			
11	1	194190-51420	CABLE, BATTERY EARTH	1	1	1	1	1			
12	1	194145-51650	CLAMP (C)	1							
12-1	1	194440-51630	CLAMP, HARNESS	1	1	1	1	1			S
13	1	194250-51660	BAND 250 (A=*1984.) (B=*1984.) (C=*1984.) (D=*1984.) (E=*1984.)	1	1	1	1	1			W
14	1	194191-13381	WIRE	3	3	3					
14-1	1	194150-51620	CLAMP, HARNESS (A=*1980.) (B=*1980.) (C=*1980.)	3	3	3	3	3			N
14-2	1	194250-51660	BAND 250 (A=*) (B=*) (C=*) (D=*) (E=*)	1	1	1	1	1			N
15	1	194080-58810	GROMMET, 8	3	3	3	3	3			
16	1	194080-58820	GROMMET, 15	2	2	2	2	2			
17	1	121750-59890	BAND, 140 (A=*) (B=*) (C=*) (D=*) (E=*)	2	2	2	2	2			W
17-1	1	121750-59890	BAND, 140 (A=*) (B=*) (C=*) (D=*) (E=*)	4	4	4	4	4			K
18	1	22137-060000	WASHER, 6 (B=*1983.) (D=*1983.)		1		1				W
19	1	22212-060000	WASHER 6	1							
19-1	1	22217-060000	WASHER, SPRING 6	1	1	1	1	1			N
20	1	23061-070035	PIPE, 7X 35 (B=*1982.) (C=*1982.) (D=*1983.) (E=*1982.)		2	2	2	2			W
21	1	23061-070035	PIPE, 7X 35 (B=*1982.) (C=*1982.) (D=*1982.) (E=*1982.)		3	3	3	3			W
22	1	23061-070035	PIPE, 7X 35		4		4				W

N:Old $\frac{Yes}{No}$ New, Q:Old $\frac{No}{Yes}$ New, R:Old $\frac{Yes}{Yes}$ New, S:Old $\frac{No}{No}$ New, W:Add, Z:Discontinued, F:Interchangeable by set, K:Q'ty Change
++ CONTINUE ++
Copyright (C) YANMAR CO., LTD. All Rights Reserved.

Fig.55 ELECTRIC PARTS

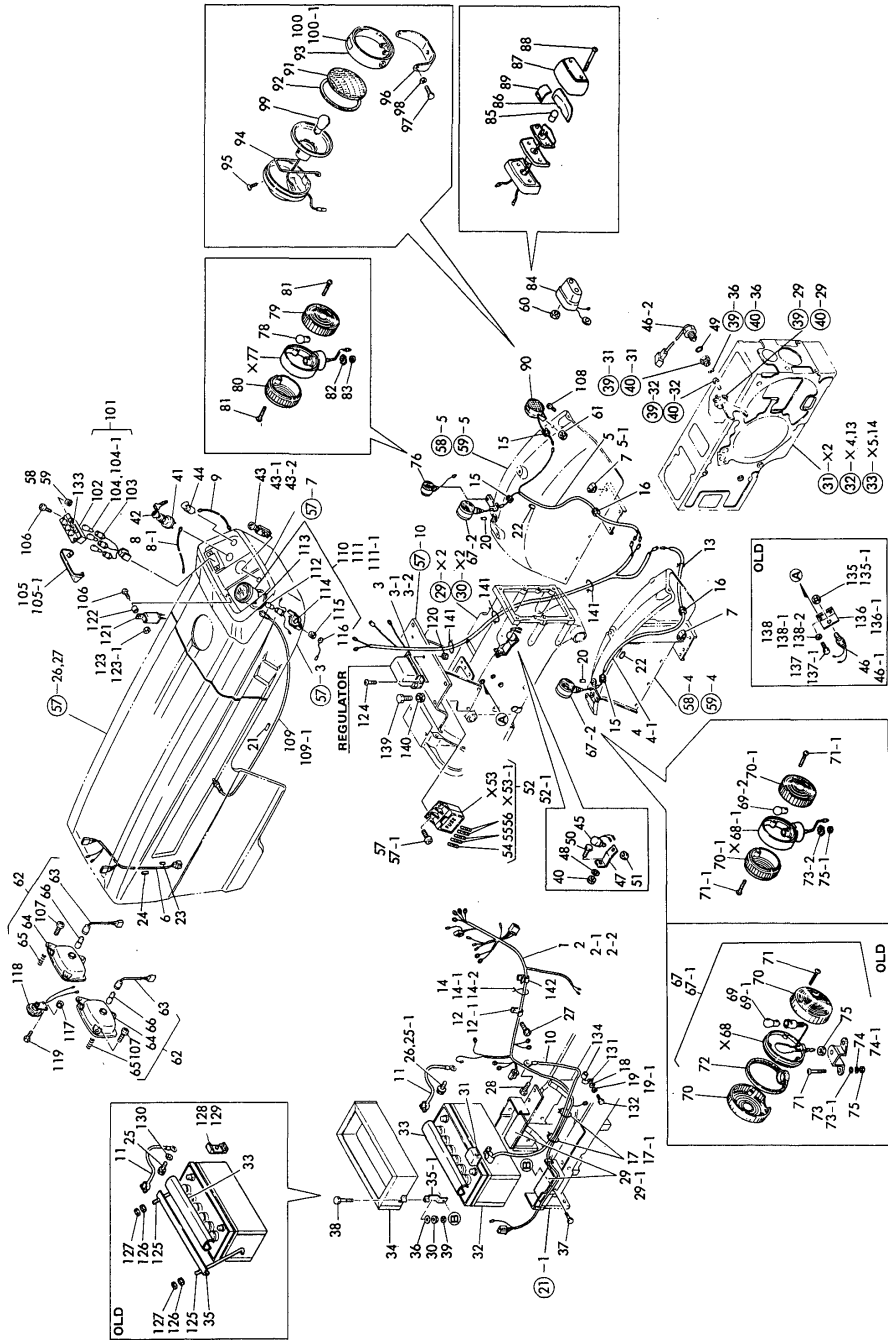


Fig.55. ELECTRIC PARTS (EXCEPT B)

(A)=YM330T(1)
(B)=YM330T(2)
(C)=YM3000

(D)=YM330DT
(E)=YM3000DT
(F)=

No.	Lev.	Parts No.	Description	Qty						I	R
				(A)	(B)	(C)	(D)	(E)	(F)		
23	1	23061-070035	PIPE, 7X 35 (B=*1982.) (D=*1982.) (B=*1983.) (D=*1983.)		1		1				W
24	1	23061-070035	PIPE, 7X 35 (C=*1983.)			2		2			W
25	1	26116-080162	BOLT, M8X 16 PLATED (E=*1983.)	1	1	1	1	1			
25-1	1	26013-080162	BOLT, M8X 16 (B=F01067) (C=F06564) (D=F00101) (E=F40101)	1	1	1	1	1			N
26	1	26013-080162	BOLT, M8X 16 (C=*) (E=*)			1		1			W
27	1	26022-060142	SCREW M 6X 14 (C=*) (E=*)	1	1	1	1	1			
28	1	26116-060082	BOLT, M6X 8 PLATED (D=*1983.)		1		1				W
29	1	194145-51591	PACKING (B=*1983.) (D=*1983.)	2	2	2					
29-1	1	194151-04260	GASKET, FUEL TANK	2	2	2	2	2			N
30	1	194990-22050	NUT, M8 (A=*1980.) (B=*1980.) (C=*1980.) (B=*1983.) (C=*1983.) (D=*1983.) (E=*1983.)	2	2	2	2	2			W
31	1	194080-51430	INSULATOR	1	1	1	1	1			
32	1	194080-51510	BATTERY (N100)	1	1	1	1	1			
33	1	194145-51550	COVER, BATTERY	1	1	1	1	1			
34	1	194370-51550	COVER, BATTERY (B=*1983.) (C=*1983.) (D=*1983.) (E=*1983.)	1	1	1	1	1			N
35	1	194145-51560	CLAMP, BATTERY	1	1	1	1	1			
35-1	1	194370-51570-X	CLAMP, BATTERY (A=*1983.) (B=*1983.) (C=*1983.) (D=*1983.) (E=*1983.)	2	2	2	2	2			N
36	1	22137-080000	WASHER, 8		2	2	2	2			W
37	1	26013-100162	BOLT, M10X 16 (B=*1983.) (C=*1983.) (D=*1983.) (E=*1983.)		2	2	2	2			W
38	1	26116-080752	BOLT, M8X 75 PLATED (B=*1983.) (C=*1983.) (D=*1983.) (E=*1983.)	2	2	2	2	2			W
39	1	26716-080002	NUT, M8 (B=*1983.) (C=*1983.) (D=*1983.) (E=*1983.)	2	2	2	2	2			W
40	1	194990-22050	NUT, M8 (B=*1983.) (C=*1983.) (D=*1983.) (E=*1983.)	1	1	1	1	1			W
41	1	194145-52110	SWITCH, STARTING	1	1	1	1	1			
42	1	194145-52190	KEY, MAIN SWITCH	1	1	1	1	1			
43	1	194130-52121	SWITCH, LIGHTING	1	1	1	1	1			
43-1	1	194440-52120	SWITCH, LIGHTING (C=*) (E=*)			1		1			S
43-2	1	194240-52120	SWITCH, LIGHTING (C=*1984.12) (E=*1984.12)			1		1			S
44	1	194080-52132	SWITCH, TURN SIGNAL	1	1	1	1	1			
45	1	194450-52150	SWITCH, STOP LAMP		1	1	1	1			W
46	1	194240-52190	SWITCH, SAFETY START (B=*) (C=*) (D=*) (E=*)	1							
46-1	1	194440-52190	SWITCH, SAFETY START (A=*)	1	1	1	1	1			N
46-2	1	194464-52190	SWITCH, SAFETY START (B=*) (C=*) (D=*) (E=*)		1	1	1	1			S

N:Old $\begin{matrix} \leftarrow \text{Yes} \\ \text{No} \end{matrix}$ New, Q:Old $\begin{matrix} \leftarrow \text{No} \\ \text{Yes} \end{matrix}$ New, R:Old $\begin{matrix} \leftarrow \text{Yes} \\ \text{Yes} \end{matrix}$ New, S:Old $\begin{matrix} \leftarrow \text{No} \\ \text{No} \end{matrix}$ New, W:Add, Z:Discontinued, F:Interchangeable by set, K:Qty Change
++ CONTINUE ++
Copyright (C) YANMAR CO., LTD. All Rights Reserved.

Fig.55 ELECTRIC PARTS

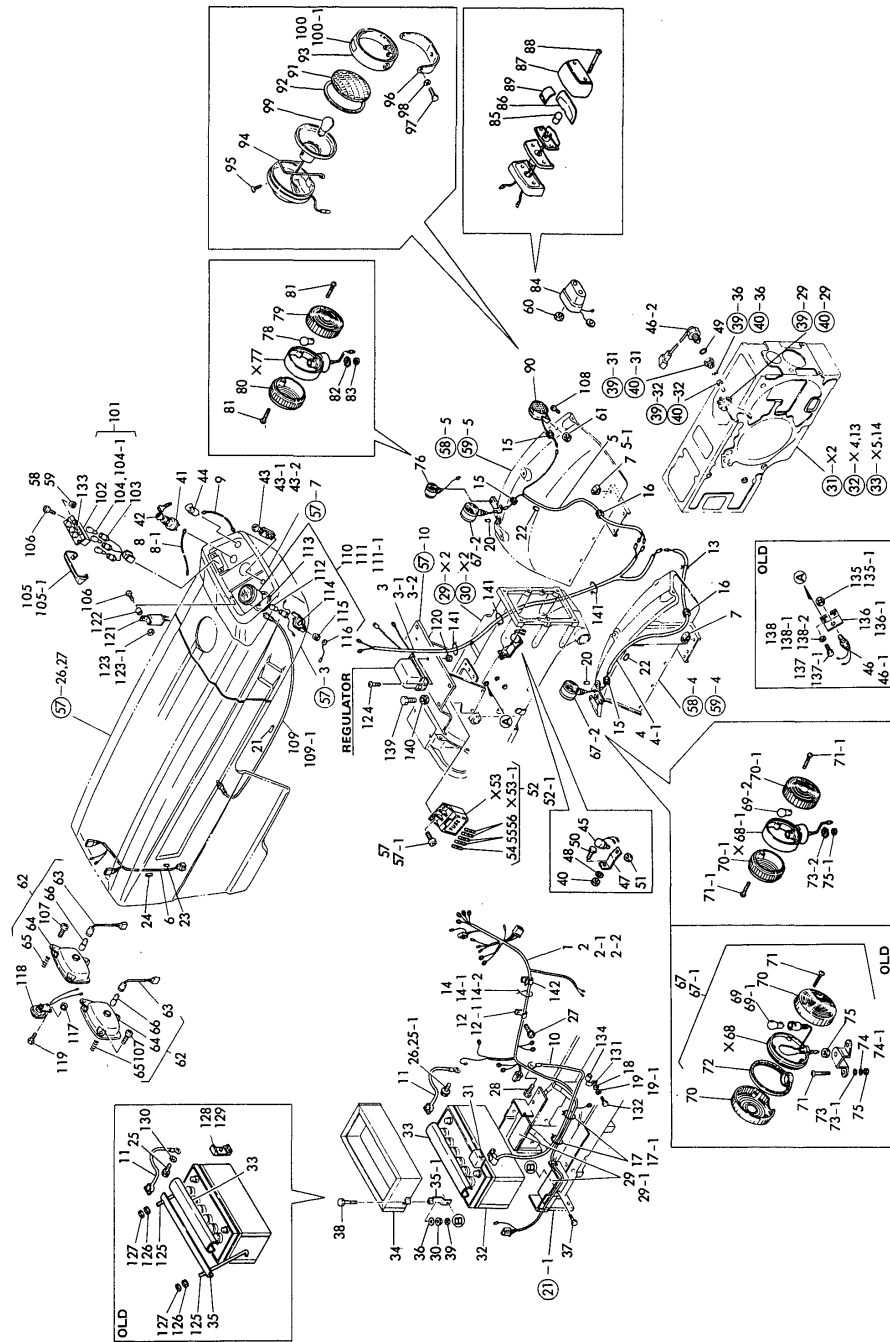


Fig.55. ELECTRIC PARTS (EXCEPT B)

(A)=YM330T(1)
(B)=YM330T(2)
(C)=YM3000

(D)=YM330DT
(E)=YM3000DT
(F)=

No.	Lev.	Parts No.	Description	Qty						I	R
				(A)	(B)	(C)	(D)	(E)	(F)		
47	1	194278-62530	STAY (B=*) (C=*) (D=*)	1	1	1	1	1		W	
48	1	22137-080000	WASHER, 8 (B=*) (C=*) (D=*)	1	1	1	1	1		W	
49	1	24341-000240	O-RING, 1AS24.0 (B=*) (C=*) (D=*)	1	1	1	1	1		W	
50	1	26116-080202	BOLT, M8X 20 PLATED (B=*) (C=*) (D=*)	1	1	1	1	1		W	
51	1	26776-120002	NUT, LOCK M12 (B=*) (C=*) (D=*)	1	1	1	1	1		W	
52	1	194145-52400	BOX ASSY, FUSE	1	1	1	1	1			
52-1	1	194440-52400	BOX ASSY, FUSE (A=*) (B=*) (C=*) (D=*)	1	1	1	1	1		N	
54	2	194145-52820	FUSE 5A	1	1	1	1	1			
55	2	194145-52830	FUSE 10A	2	2	2	2	2			
56	2	194145-52840	FUSE 15A	2	2	2	2	2			
57	1	26023-060142	SCREW, M6X14	2							
57-1	1	26587-060202	SCREW, M6X20	2	2	2	2	2		N	
58	1	194990-22030	NUT, M5 (A=*)	2	2		2				
59	1	194990-22030	NUT, M5 (B=*1981.) (C=*1981.) (D=*1981.) (E=*1981.)	2	2	2	2	2		W	
60	1	194990-22030	NUT, M5 (B=*1981.) (C=*1981.) (D=*1981.) (E=*1981.)	2	2	2	2	2		W	
61	1	194990-22050	NUT, M8	1	1	1	1	1			
62	1	194145-53200	LIGHT ASSY, HEAD	2	2	2	2	2			
63	2	194155-53120	SOCKET	2	2	2	2	2			
64	2	194155-53210	LIGHT UNIT	2	2	2	2	2			
65	2	194155-53310	SPRING	6	6	6	6	6			
66	2	194155-55810	BULB, 12V35W/25W	2	2	2	2	2			
67	1	194145-53400	LAMP ASSY, WORKING	2	2						
67-1	1	194320-53400	LIGHT ASSY, WORKING (A=*) (B=*)	2	2		2			N	
67-2	1	194242-53400	LIGHT ASSY, WORKING (C=*1981.) (E=*1981.)				2		2	W	
69	2	194145-53490	BULB 12V-21W	2	2		2				
69-1	2	194320-53420	BULB 12V-23W (A=*) (B=*) (D=*)	2	2		2			S	
69-2	2	194081-55820	BULB, 12V20W (C=*)				2		2	W	
70	2	194320-53430	LENS (C=*)	4	4		4				
70-1	2	194242-55420	LENS (E=*)				4		4	W	
71	2	194320-53440	SCREW (C=*)	12	12		12				
71-1	2	194242-55430	SCREW (E=*)			8			8	W	
72	2	194320-53450	GASKET, LENS (C=*)	2	2		2				
73	2	22137-120000	WASHER, 12	2	2		2				
73-1	2	194320-53460	WASHER 4 (A=*) (B=*) (D=*)	2	2		2			N	
73-2	2	194242-55440	WASHER, 12			2		2		W	

N:Old $\frac{Yes}{No}$ New, Q:Old $\frac{No}{Yes}$ New, R:Old $\frac{Yes}{Yes}$ New, S:Old $\frac{No}{No}$ New, W:Add, Z:Discontinued, F:Interchangeable by set, K:Q'ty Change
++ CONTINUE ++
Copyright (C) YANMAR CO., LTD. All Rights Reserved.

Fig.55 ELECTRIC PARTS

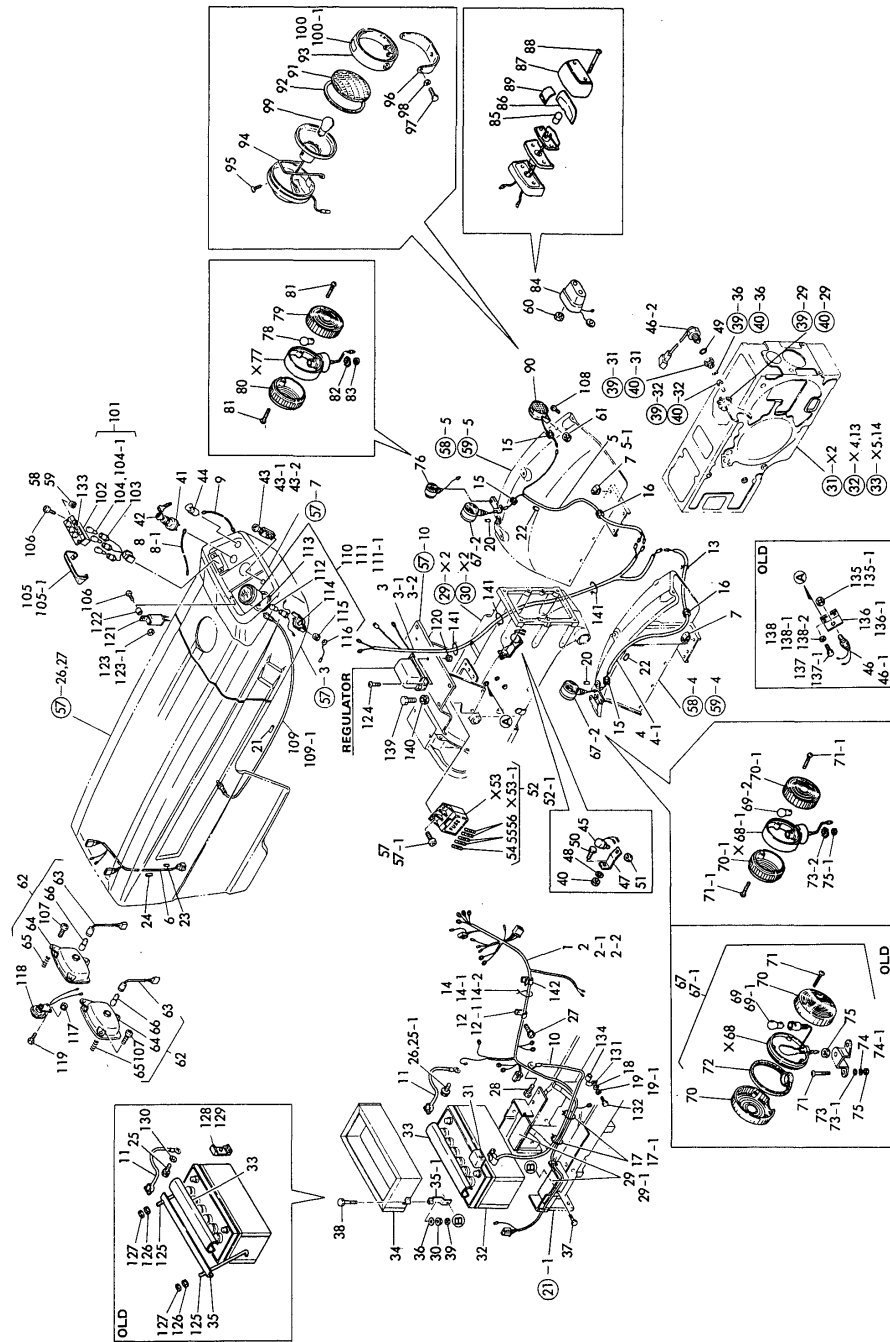


Fig.55. ELECTRIC PARTS (EXCEPT B)

(A)=YM330T(1)
(B)=YM330T(2)
(C)=YM3000

(D)=YM330DT
(E)=YM3000DT
(F)=

No.	Lev.	Parts No.	Description	Qty						I	R
				(A)	(B)	(C)	(D)	(E)	(F)		
			(C=*)		(E=*)						
74	2	22217-120000	WASHER, SPRING 12	2	2		2				
74-1	2	194320-53470	SPRING WASHER 12	2	2		2				N
			(D=*)								
75	2	194320-53480	NUT M12	4	4		4				
75-1	2	26776-120002	NUT, LOCK M12				2		2		W
			(C=*)		(E=*)						
76	1	194242-53600	LAMP ASSY, STOP		2	2	2	2			W
			(B=*) (C=*)	(D=*)	(E=*)						
78	2	194242-53620	BULB, 12V21W/5W		2	2	2	2			W
			(B=*) (C=*)	(D=*)	(E=*)						
79	2	194242-53630	LENS, RED		2	2	2	2			W
			(B=*) (C=*)	(D=*)	(E=*)						
80	2	194242-53640	LENS, CLEAR		2	2	2	2			W
			(B=*) (C=*)	(D=*)	(E=*)						
81	2	194242-55430	SCREW		8	8	8	8			W
			(B=*) (C=*)	(D=*)	(E=*)						
82	2	194242-55440	WASHER, 12		2	2	2	2			W
			(B=*) (C=*)	(D=*)	(E=*)						
83	2	26776-120002	NUT, LOCK M12		2	2	2	2			W
			(B=*) (C=*)	(D=*)	(E=*)						
84	1	194450-53800	LAMP ASSY, LICENSE		1	1	1	1			W
			(B=*) (C=*)	(D=*)	(E=*)						
85	2	194450-53810	BULB, 12V/10WG18		1	1	1	1			W
			(B=*) (C=*)	(D=*)	(E=*)						
86	2	194450-53820	LENS		1	1	1	1			W
			(B=*) (C=*)	(D=*)	(E=*)						
87	2	194450-53830	COVER, LAMP		1	1	1	1			W
			(B=*) (C=*)	(D=*)	(E=*)						
88	2	194450-53870	SCREW 5X 70		2	2	2	2			W
			(B=*) (C=*)	(D=*)	(E=*)						
89	2	194450-53880	SHADE		1	1	1	1			W
			(B=*) (C=*)	(D=*)	(E=*)						
90	1	794081-54101	LAMP ASSY,WORKING	1	1	1	1	1			
91	2	194081-54110	LENS	1	1	1	1	1			
92	2	194081-54120	GASKET	1	1	1	1	1			
93	2	194081-54131	RIM	1	1	1	1	1			
94	2	194081-54151	SPRING	1	1	1	1	1			
95	2	194081-54210	SCREW	1	1	1	1	1			
96	2	194081-54221	STAY	1	1	1	1	1			
97	2	194081-54230	BOLT 6X 12	2	2	2	2	2			
98	2	194081-54240	SPRING WASHER 6	2	2	2	2	2			
99	2	194081-55820	BULB, 12V20W	1	1	1	1	1			
100-1	2	194240-65370	LABEL, WORK LAMP	1	1	1	1	1			
101	1	194151-55100	LAMP ASSY, PILOT	1	1	1	1	1			
102	2	194151-55110	BODY	1	1	1	1	1			
103	2	194151-55120	SOCKET	1	1	1	1	1			
104	2	194151-55820	BULB, 12V3.4W	3							
104-1	2	194155-55820	BULB, 12V1.7W	3	3	3	3	3			N
			(A=*1980.)								
105	1	194145-55290	HOOD, PILOT LAMP	1	1	1	1	1			

N:Old $\xrightarrow{\text{Yes}}$ New, Q:Old $\xrightarrow{\text{No}}$ New, R:Old $\xrightarrow{\text{Yes}}$ New, S:Old $\xrightarrow{\text{No}}$ New, W:Add, Z:Discontinued, F:Interchangeable by set, K:Qty Change
 ++ CONTINUE ++
 Copyright (C) YANMAR CO., LTD. All Rights Reserved.

Fig.55 ELECTRIC PARTS

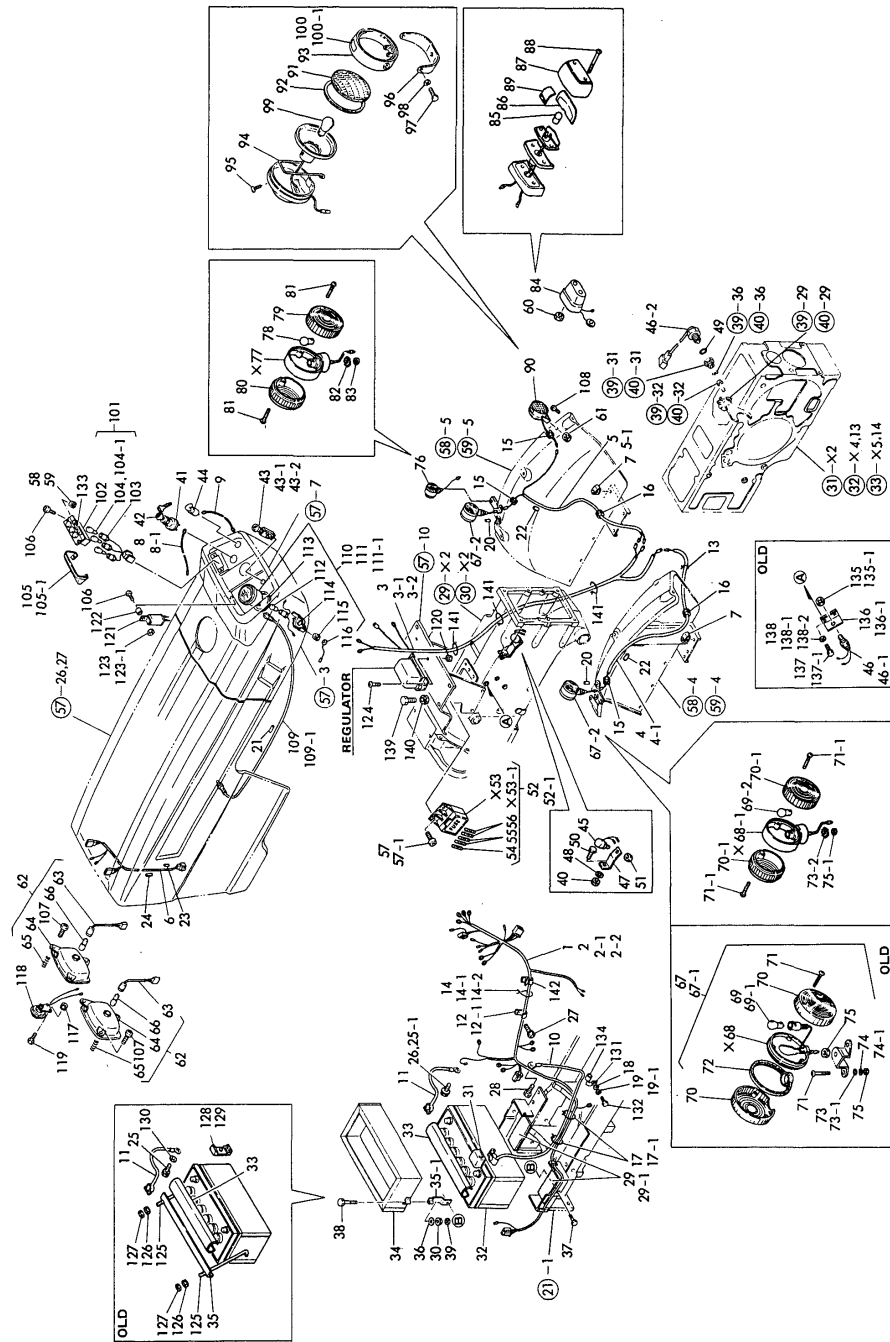


Fig.55. ELECTRIC PARTS (EXCEPT B)

(A)=YM330T(1)
(B)=YM330T(2)
(C)=YM3000

(D)=YM330DT
(E)=YM3000DT
(F)=

No.	Lev.	Parts No.	Description	Qty						I	R
				(A)	(B)	(C)	(D)	(E)	(F)		
105-1	1	194145-55291	BONNET, LAMP	1	1	1	1	1		N	
		(A=*1981.) (B=*1981.) (C=*1981.) (D=*1981.)		(E=*1981.)							
106	1	26557-050162	SCREW, M5X16	3	3	3	3	3			
107	1	26557-050252	SCREW, M5X25	6	6	6	6	6			
108	1	26587-080162	SCREW, M8X16	1	1	1	1	1			
109	1	194145-56901	CABLE, HOUR-METER	1	1	1	1	1			
109-1	1	194275-56900	CABLE ASSY, METER	1	1		1			S	
		(A=*1983.) (B=*1983.) (D=*1983.)									
110	1	194145-56101	HOUR-METER	1							
111	1	194370-56100	HOUR-METER ASSY		1	1	1	1			
111-1	1	194370-56270	HOUR-METER ASSY		1	1	1	1		N	
		(B=*1983.) (C=*1983.) (D=*1983.)		(E=*1983.)							
112	2	194080-55840	BULB 12V-3W	1	1	1	1	1			
113	2	194080-56150	RUBBER	1	1	1	1	1			
114	2	194080-56170	FITTING	1	1	1	1	1			
115	2	194990-22030	NUT, M5	2	2	2	2	2			
116	1	194274-56120	WIRE	1	1	1	1	1		W	
		(B=*1981.) (C=*1981.) (D=*1981.)		(E=*1981.)							
117	1	194990-22040	NUT, M6	2	2	2	2	2			
118	1	194151-57100	HORN	1	1	1	1	1			
119	1	26116-060122	BOLT, M6X 12 PLATED	2	2	2	2	2			
120	1	194990-22130	NUT, M6	2	2	2	2	2		W	
		(B=*) (C=*) (D=*)		(E=*)							
121	1	194080-57202	RELAY	1	1	1	1	1			
122	1	194151-57210	SPACER	1	1	1	1	1			
123	1	26347-050002	NUT, M5	1	1	1					
123-1	1	26346-050002	NUT, M5	1	1	1	1	1		N	
		(A=*) (B=*) (C=*)		(D=*) (E=*)							
124	1	26557-060122	SCREW, M6X12	2	2	2	2	2		W	
		(B=*) (C=*) (D=*)		(E=*)							
125	1	194145-51570	ROD, BATTERY CLAMP	2	2	2	2	2		Z	
		(A=*) (B=*) (C=*) (D=*)		(E=*)							
126	1	194990-22140	NUT, M8	2	2	2	2	2		Z	
		(A=*) (B=*) (C=*) (D=*)		(E=*)							
127	1	26716-080002	NUT, M8	2	2	2	2	2		Z	
		(A=*) (B=*) (C=*) (D=*)		(E=*)							
128	1	194190-61761	RUBBER, CUSHION	2							
129	1	194320-51580	RUBBER, CUSHION B		2	2	2	2		Z	
		(B=*) (C=*) (D=*)		(E=*)							
130	1	22137-080000	WASHER, 8	1	1	1	1	1		Z	
		(A=*) (B=F01067) (C=F06564) (D=F00101)		(E=F40101)							
131	1	194145-51610	CLAMP, HARNESS	1	1	1	1	1			
132	1	26116-060142	BOLT, M6X 14 PLATED	1	1	1	1	1			
133	1	194151-65310	LABEL, PILOT LAMP	1	1	1	1	1			
134	1	23061-120040	PIPE 12X 40	1	1	1	1	1			
135	1	194240-52210	NUT, M22	1	1	1	1	1			
135-1	1	194240-52210	NUT, M22		1	1	1	1		Z	
		(B=*) (C=*) (D=*)		(E=*)							
136	1	194145-52220	STAY, SAFETY START	1	1	1	1	1			
136-1	1	194145-52220	STAY, SAFETY START		1	1	1	1		Z	
		(B=*) (C=*) (D=*)		(E=*)							

N:Old $\frac{Yes}{No}$ New, Q:Old $\frac{Yes}{No}$ New, R:Old $\frac{Yes}{No}$ New, S:Old $\frac{Yes}{No}$ New, W:Add, Z:Discontinued, F:Interchangeable by set, K:Qty Change
 ++ CONTINUE ++
 Copyright (C) YANMAR CO., LTD. All Rights Reserved.

Fig.55 ELECTRIC PARTS

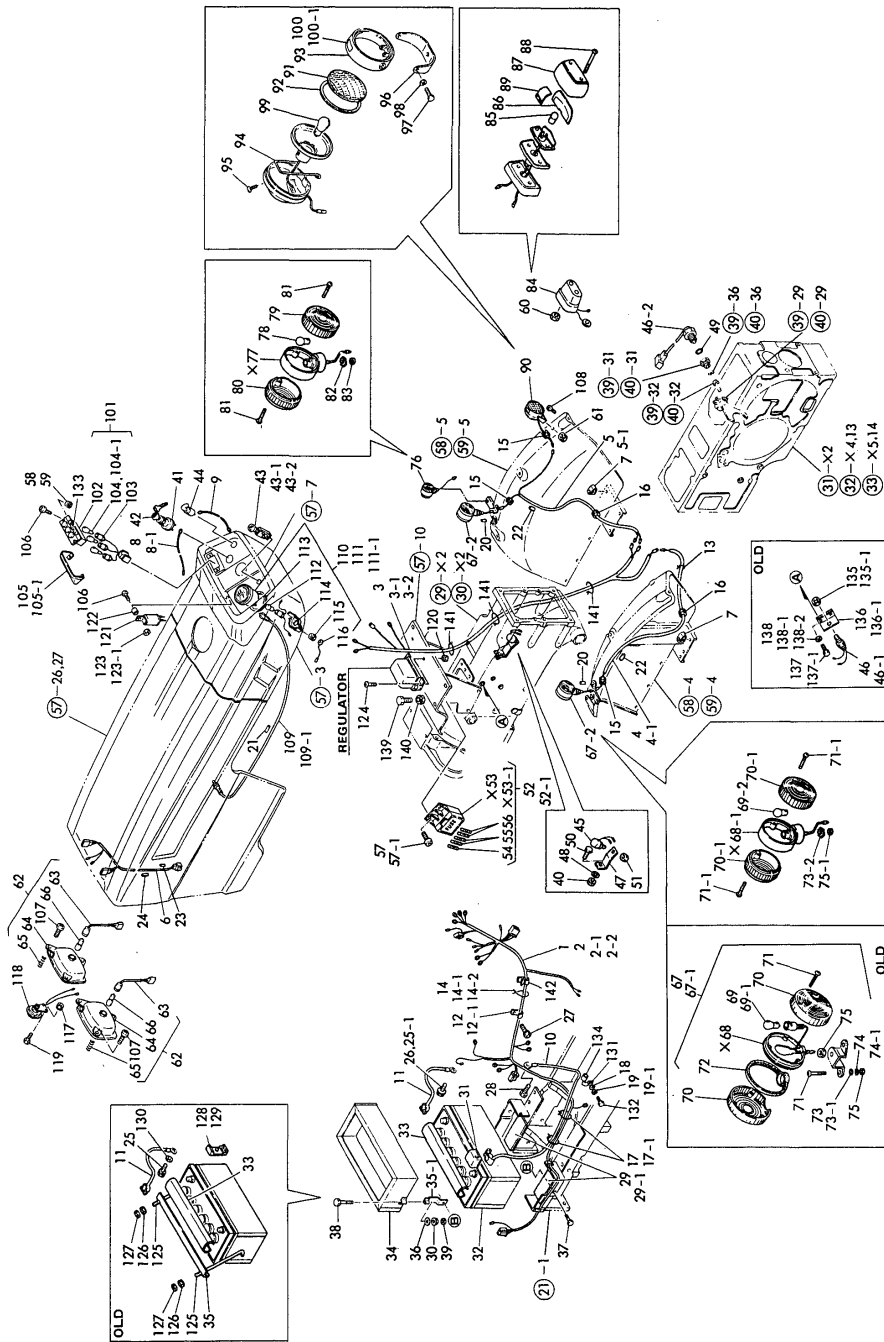


Fig.55. ELECTRIC PARTS (EXCEPT B)

(A)=YM330T(1)
(B)=YM330T(2)
(C)=YM3000

(D)=YM330DT
(E)=YM3000DT
(F)=

No.	Lev.	Parts No.	Description	Qty						I	R
				(A)	(B)	(C)	(D)	(E)	(F)		
137	1	26116-080222	BOLT, M8X 22 PLATED	2	2	2	2	2			
137-1	1	26116-080222	BOLT, M8X 22 PLATED		2	2	2	2		Z	
		(B=*)	(C=*)	(D=*)	(E=*)						
138	1	22212-080000	WASHER 8	2							
138-1	1	22217-080000	WASHER, SPRING 8	2	2	2	2	2		N	
		(A=*)									
138-2	1	22217-080000	WASHER, SPRING 8		2	2	2	2		Z	
		(B=*)	(C=*)	(D=*)	(E=*)						
139	1	26116-060142	BOLT, M6X 14 PLATED	2	2	2	2	2			
140	1	194990-22040	NUT, M6	2	2	2	2	2			
141	1	121750-59890	BAND, 140	3	3	3	3	3		W	
		(A=*)	(B=*)	(C=*)	(D=*)	(E=*)					
142	1	194242-51660	CLAMP, WIRE HARNESS			4		4		W	
		(C=*)		(E=*)							

Fig.55 ELECTRIC PARTS

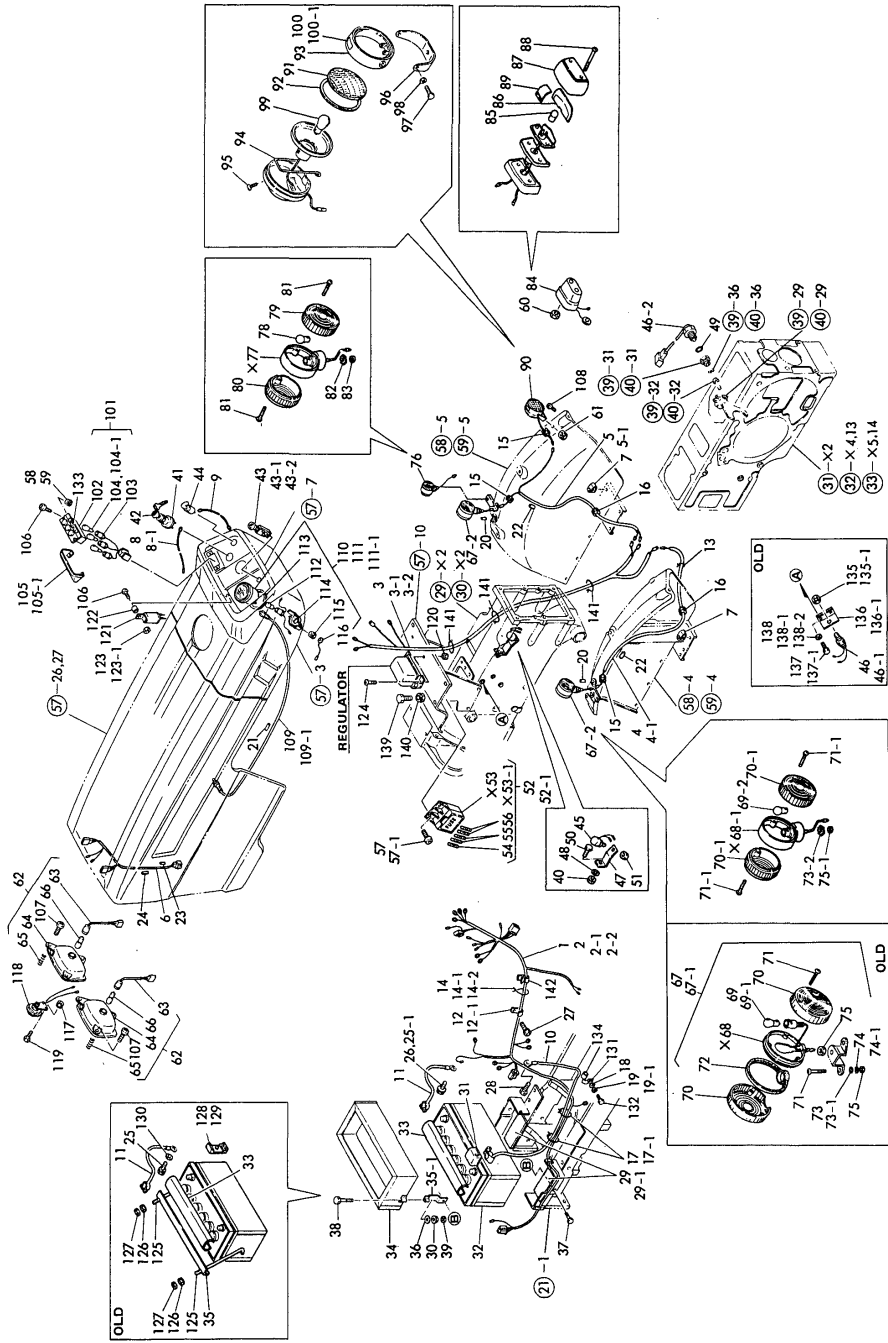
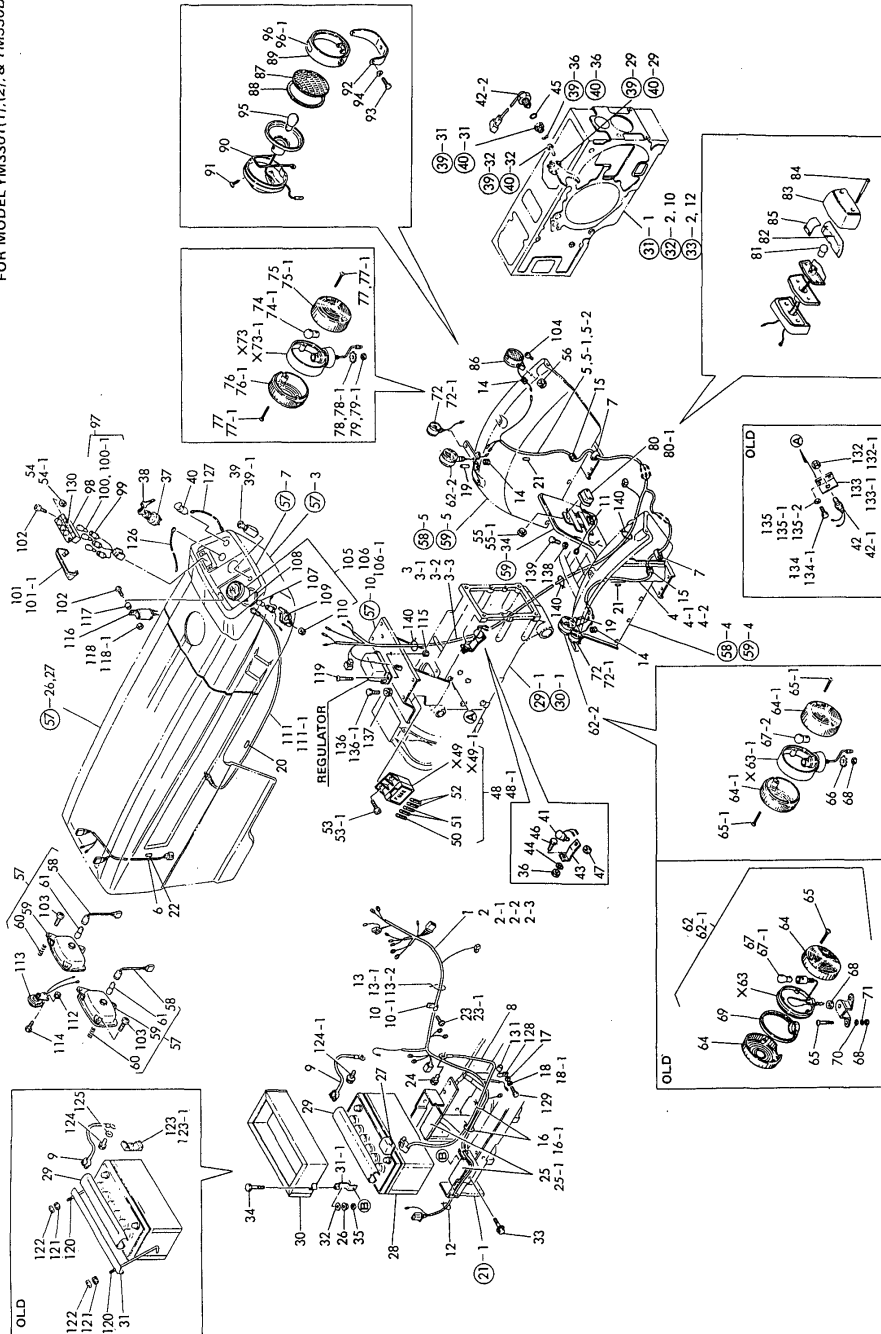


Fig.56. ELECTRIC PARTS (FOR B)

(A)=YM330T(1)
(B)=YM330T(2)
(C)=YM3000

(D)=YM330DT
(E)=YM3000DT
(F)=

FOR MODEL YM330T(1),(2), & YM330DT



No.	Lev.	Parts No.	Description	Qty						I	R
				(A)	(B)	(C)	(D)	(E)	(F)		
1	1	194145-51110	HARNESS (A), WIRE	1							
2	1	194371-51110	HARNESS (A), WIRE		1		1				
2-1	1	194370-51110	HARNESS, WIRE		1		1				S
		(B=F01013)									
		(D=F00101)									
2-2	1	194370-51111	HARNESS (A), WIRE		1		1				S
		(B=F01067)									
		(D=F00115)									
2-3	1	194370-51112	HARNESS (A), WIRE		1		1				S
		(B=*1982.)									
		(D=*1982.)									
3	1	194145-51120	HARNESS (B), WIRE	1	1		1				
3-1	1	194370-51120	HARNESS, WIRE		1		1				S
		(B=*)									
		(D=*)									
3-2	1	194370-51121	HARNESS (B), WIRE		1		1				S
		(B=*)									
		(D=*)									
3-3	1	194270-51120	HARNESS (B), WIRE		1		1				S
		(B=*1982.)									
		(D=*1982.)									
4	1	194145-51130	HARNESS (C), WIRE	1	1		1				
4-1	1	194370-51130	HARNESS (C), WIRE		1		1				S
		(B=*)									
		(D=*)									
4-2	1	194242-51130	HARNESS (C), WIRE		1		1				S
		(B=*1983.)									
		(D=*1983.)									
5	1	194145-51140	HARNESS (D), WIRE	1	1		1				
5-1	1	194370-51140	HARNESS (D), WIRE		1		1				S
		(B=*)									
		(D=*)									
5-2	1	194270-51141	HARNESS(D),WIRE		1		1				N
		(B=*1984.)									
		(D=*1984.)									
6	1	194145-51150	HARNESS (E), WIRE	1	1		1				
7	1	194145-51180	PLATE, EARTH	2	2		2				
8	1	194080-51141	HARNESS (D), WIRE	1	1		1				
9	1	194190-51420	CABLE, BATTERY EARTH	1	1		1				
10	1	194145-51650	CLAMP (C)	1							
10-1	1	194440-51630	CLAMP, HARNESS	1	1		1				N
		(A=*1983.)									
11	1	194242-51660	CLAMP, WIRE HARNESS	4			4				W
		(B=*1982.)									
		(D=*1982.)									
12	1	194250-51660	BAND 250		1	1	1	1			W
		(B=*)									
		(C=*)									
		(D=*)									
		(E=*)									
13	1	194191-13381	WIRE	3	3						
13-1	1	194150-51620	CLAMP, HARNESS	3	3		3				N
		(A=*1980.)									
		(B=*1980.)									
13-2	1	194250-51660	BAND 250	1	1		1				N
		(A=*)									
		(B=*)									
		(D=*)									
14	1	194080-58810	GROMMET, 8	3	3		3				
15	1	194080-58820	GROMMET, 15	2	2		2				
16	1	121750-59890	BAND, 140	2	2		2				W
		(A=*)									
		(B=*)									
		(D=*)									
16-1	1	121750-59890	BAND, 140		6		6				K
		(B=*)									
		(D=*)									
17	1	22137-060000	WASHER, 6		1		1				W
		(B=*1983.)									
		(D=*1983.)									
18	1	22212-060000	WASHER 6	1							
18-1	1	22217-060000	WASHER, SPRING 6	1	1		1				N

N:Old $\begin{matrix} \text{Yes} \\ \text{No} \end{matrix}$ New, Q:Old $\begin{matrix} \text{No} \\ \text{Yes} \end{matrix}$ New, R:Old $\begin{matrix} \text{Yes} \\ \text{Yes} \end{matrix}$ New, S:Old $\begin{matrix} \text{No} \\ \text{No} \end{matrix}$ New, W:Add, Z:Discontinued, F:Interchangeable by set, K:Qty Change
 ++ CONTINUE ++
 Copyright (C) YANMAR CO., LTD. All Rights Reserved.

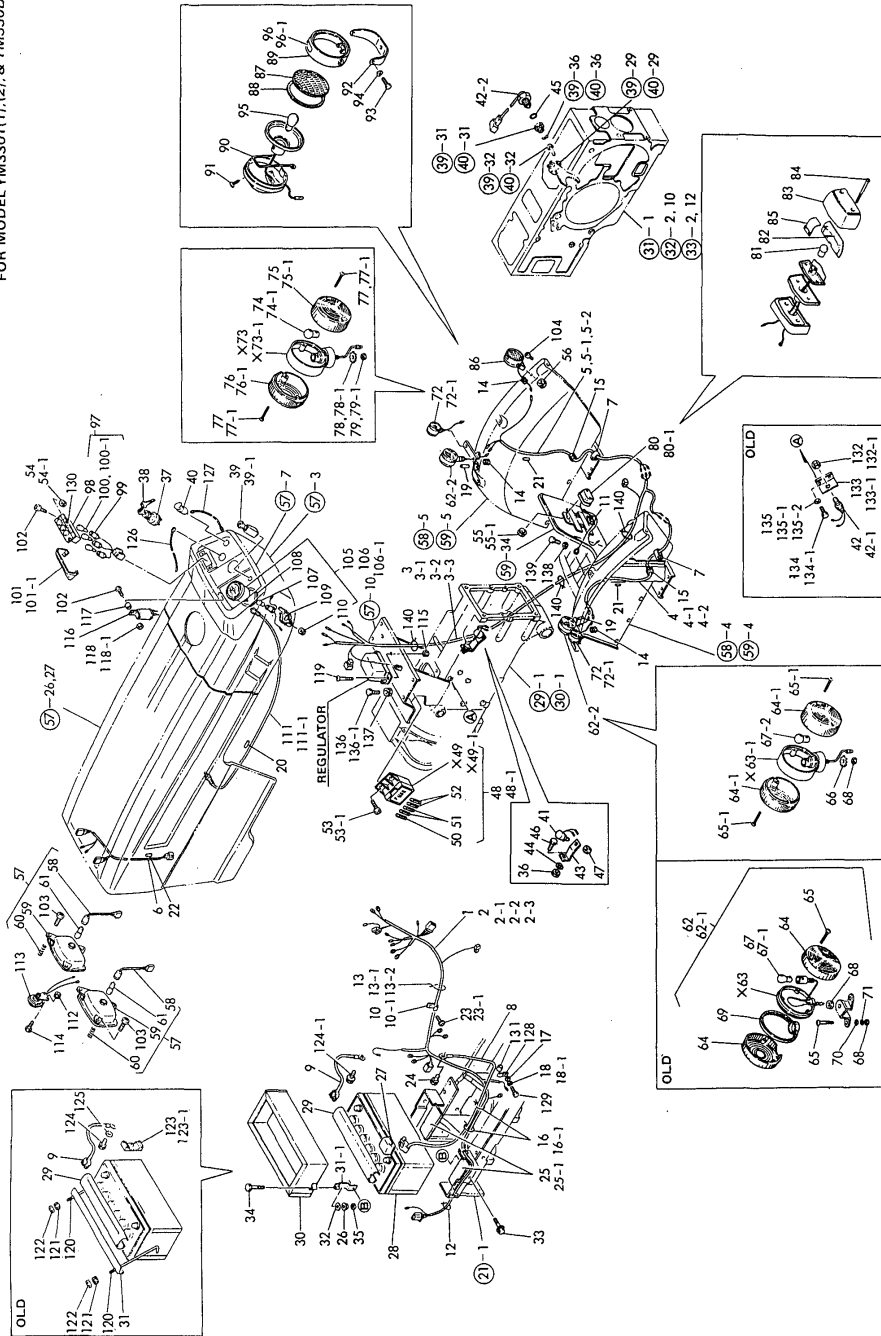
Fig.56 ELECTRIC PARTS

Fig.56. ELECTRIC PARTS (FOR B)

(A)=YM330T(1)
(B)=YM330T(2)
(C)=YM3000

(D)=YM330DT
(E)=YM3000DT
(F)=

FOR MODEL YM330T(1),(2), & YM330DT



No.	Lev.	Parts No.	Description	Qty						I	R
				(A)	(B)	(C)	(D)	(E)	(F)		
19	1	23061-070035 (B=*1982.)	PIPE, 7X 35 (C=*)		2	2	2	2			W
20	1	23061-070035 (B=*1983.)	PIPE, 7X 35 (D=*1982.)		3		3				W
21	1	23061-070035 (B=*1983.)	PIPE, 7X 35 (D=*1983.)		4		4				W
22	1	23061-070035 (B=*1983.)	PIPE, 7X 35 (D=*1983.)		3		3				W
23	1	26022-060142	SCREW M 6X 14	1	1		1				
24	1	26116-060082 (B=*1983.)	BOLT, M6X 8 PLATED (D=*1983.)		1		1				W
25	1	194145-51591	PACKING	2	2						
25-1	1	194151-04260 (A=*1980.)	GASKET, FUEL TANK (B=*1980.)	2	2		2				N
26	1	194990-22050 (B=*)	NUT, M8 (C=*)		2	2	2	2			W
27	1	194080-51430	INSULATOR (D=*)	1	1		1				
28	1	194080-51510	BATTERY (N100)	1	1		1				
29	1	194145-51550	COVER, BATTERY	1	1		1				
30	1	194370-51550 (B=*1983.)	COVER, BATTERY (D=*1983.)	1	1	1	1	1			N
31	1	194145-51560	CLAMP, BATTERY	1	1		1				
31-1	1	194370-51570 (B=*1983.)	CLAMP, BATTERY (D=*1983.)		2		2				N
32	1	22137-080000 (B=*1983.)	WASHER, 8 (C=*1983.)		2	2	2	2			W
33	1	26013-100162 (B=*1983.)	BOLT, M10X 16 (C=*1983.)		2	2	2	2			W
34	1	26116-080752 (B=*1983.)	BOLT, M8X 75 PLATED (C=*1983.)		2	2	2	2			W
35	1	26716-080002 (B=*1983.)	NUT, M8 (C=*1983.)		2	2	2	2			W
36	1	194990-22050	NUT, M8		1		1	1			
37	1	194145-52110	SWITCH, STARTING	1	1		1	1			
38	2	194155-52190	KEY	1	1						
39	1	194130-52121	SWITCH, LIGHTING	1	1						
39-1	1	194240-52120 (B=F01013)	SWITCH, LIGHTING		1		1				S
40	1	194080-52132	SWITCH, TURN SIGNAL	1	1		1				
41	1	194450-52150 (B=*)	SWITCH, STOP LAMP (C=*)		1	1	1	1			W
42	1	194240-52190	SWITCH, SAFETY START	1							
42-1	1	194440-52190 (A=*)	SWITCH, SAFETY START	1	1		1				N
42-2	1	194464-52190 (B=*)	SWITCH, SAFETY START (D=*)		1		1				S
43	1	194278-62530 (B=*)	STAY (C=*)		1	1	1	1			W
44	1	22137-080000 (B=*)	WASHER, 8 (C=*)		1	1	1	1			W

N:Old $\begin{matrix} \leftarrow \text{Yes} \\ \text{No} \end{matrix}$ New, Q:Old $\begin{matrix} \leftarrow \text{No} \\ \text{Yes} \end{matrix}$ New, R:Old $\begin{matrix} \leftarrow \text{Yes} \\ \text{Yes} \end{matrix}$ New, S:Old $\begin{matrix} \leftarrow \text{No} \\ \text{No} \end{matrix}$ New, W:Add, Z:Discontinued, F:Interchangeable by set, K:Q'ty Change
++ CONTINUE ++
Copyright (C) YANMAR CO., LTD. All Rights Reserved.

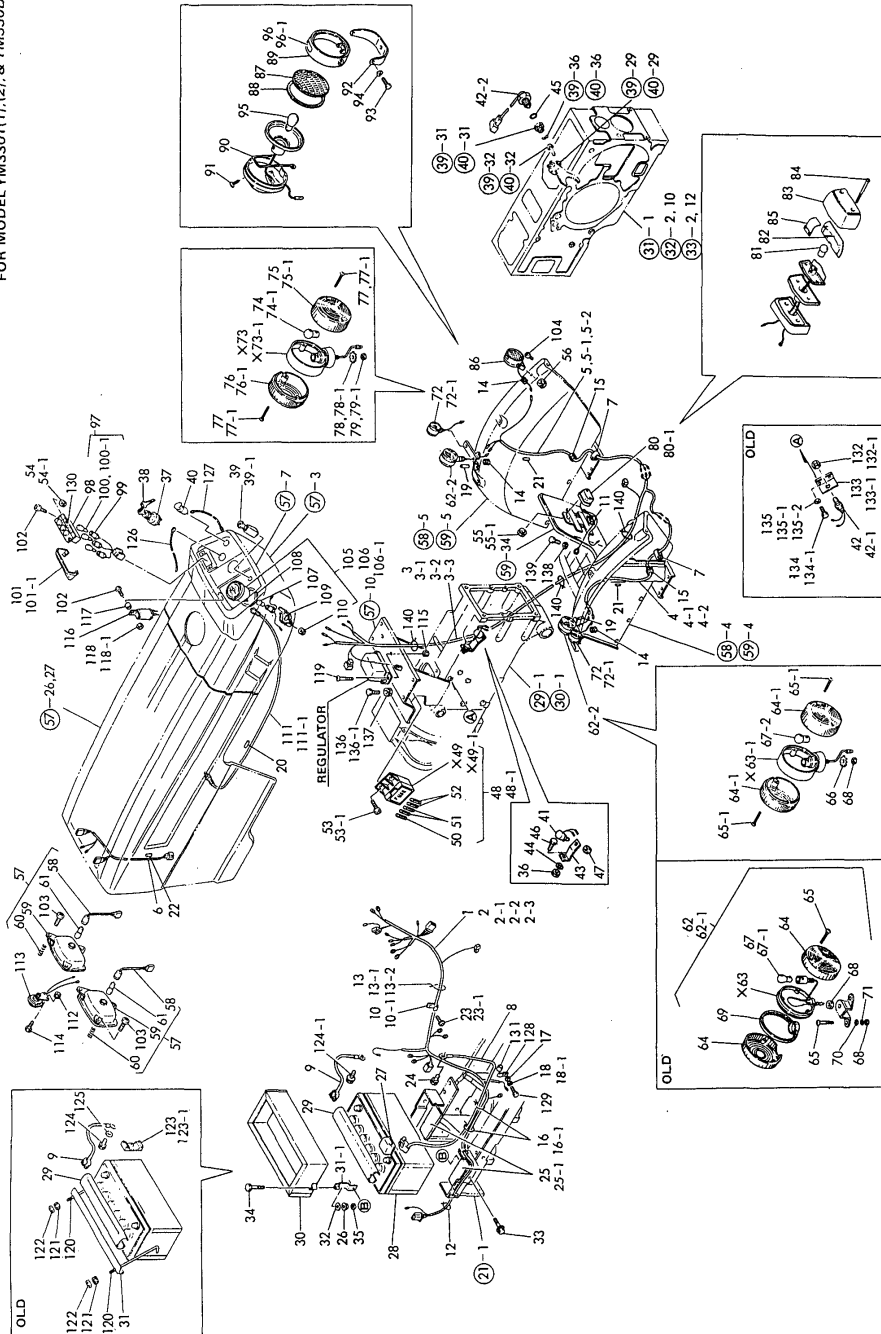
Fig.56 ELECTRIC PARTS

Fig.56. ELECTRIC PARTS (FOR B)

(A)=YM330T(1)
(B)=YM330T(2)
(C)=YM3000

(D)=YM330DT
(E)=YM3000DT
(F)=

FOR MODEL YM330T(1),(2), & YM330DT



No.	Lev.	Parts No.	Description	Qty						I	R
				(A)	(B)	(C)	(D)	(E)	(F)		
45	1	24341-000240	O-RING, 1AS24.0 (B=*)		1		1				W
46	1	26116-080202	BOLT, M8X 20 PLATED (B=*)		1	1	1	1			W
47	1	26776-120002	NUT, LOCK M12 (B=*)			1		1			W
48	1	194145-52400	BOX ASSY, FUSE	1	1		1				N
48-1	1	194440-52400	BOX ASSY, FUSE (A=*)	1	1		1				N
50	2	194145-52820	FUSE 5A	1	1		1				
51	2	194145-52830	FUSE 10A	2	2		2				
52	2	194145-52840	FUSE 15A	2	2		2				
53	1	26023-060142	SCREW, M6X14	2							
53-1	1	26587-060202	SCREW, M6X20 (A=*)	2	2		2				N
54	1	194990-22030	NUT, M5	5		2	2				
54-1	1	194990-22030	NUT, M5 (B=*1981.)		2	2	2	2			W
55	1	194990-22030	NUT, M5 (C=*1981.)	5		2	2				
55-1	1	194990-22030	NUT, M5 (B=*1981.)		2	2	2	2			W
56	1	194990-22050	NUT, M8	1	1		1				
57	1	194145-53200	LIGHT ASSY, HEAD	2	2		2				
58	2	194155-53120	SOCKET	2	2		2				
59	2	194155-53210	LIGHT UNIT	2	2		2				
60	2	194155-53310	SPRING	6	6		6				
61	2	194155-55810	BULB, 12V35W/25W	2	2		2				
62	1	194145-53400	LAMP ASSY, WORKING	2	2						N
62-1	1	194320-53400	LIGHT ASSY, WORKING (B=*)		2		2				N
62-2	1	194242-53400	LIGHT ASSY, WORKING (B=*1982.)		2		2				N
64	2	194320-53430	LENS	4			4				
64-1	2	194242-55420	LENS (B=*)		4		4				N
65	2	194320-53440	SCREW		12		12				
65-1	2	194242-55430	SCREW (B=*)		8		8				N
66	2	194242-55440	WASHER, 12 (B=*)		2	2	2	2			W
67	2	194145-53490	BULB 12V-21W (C=*)	2	2						S
67-1	2	194320-53420	BULB 12V-23W (B=*)		2		2				N
67-2	2	194081-55820	BULB, 12V20W (B=*)		2		2				N
68	2	194320-53480	NUT M12		4		4				
69	2	194320-53450	GASKET, LENS		2		2				
70	2	22137-120000	WASHER, 12		2		2				
71	2	22217-120000	WASHER, SPRING 12		2		2				
72	1	194370-53500	LAMP, PARKING		2		2				W

N:Old $\xrightarrow{\text{Yes}}$ New, Q:Old $\xrightarrow{\text{No}}$ New, R:Old $\xrightarrow{\text{Yes}}$ New, S:Old $\xrightarrow{\text{No}}$ New, W:Add, Z:Discontinued, F:Interchangeable by set, K:Qty Change
 ++ CONTINUE ++
 Copyright (C) YANMAR CO., LTD. All Rights Reserved.

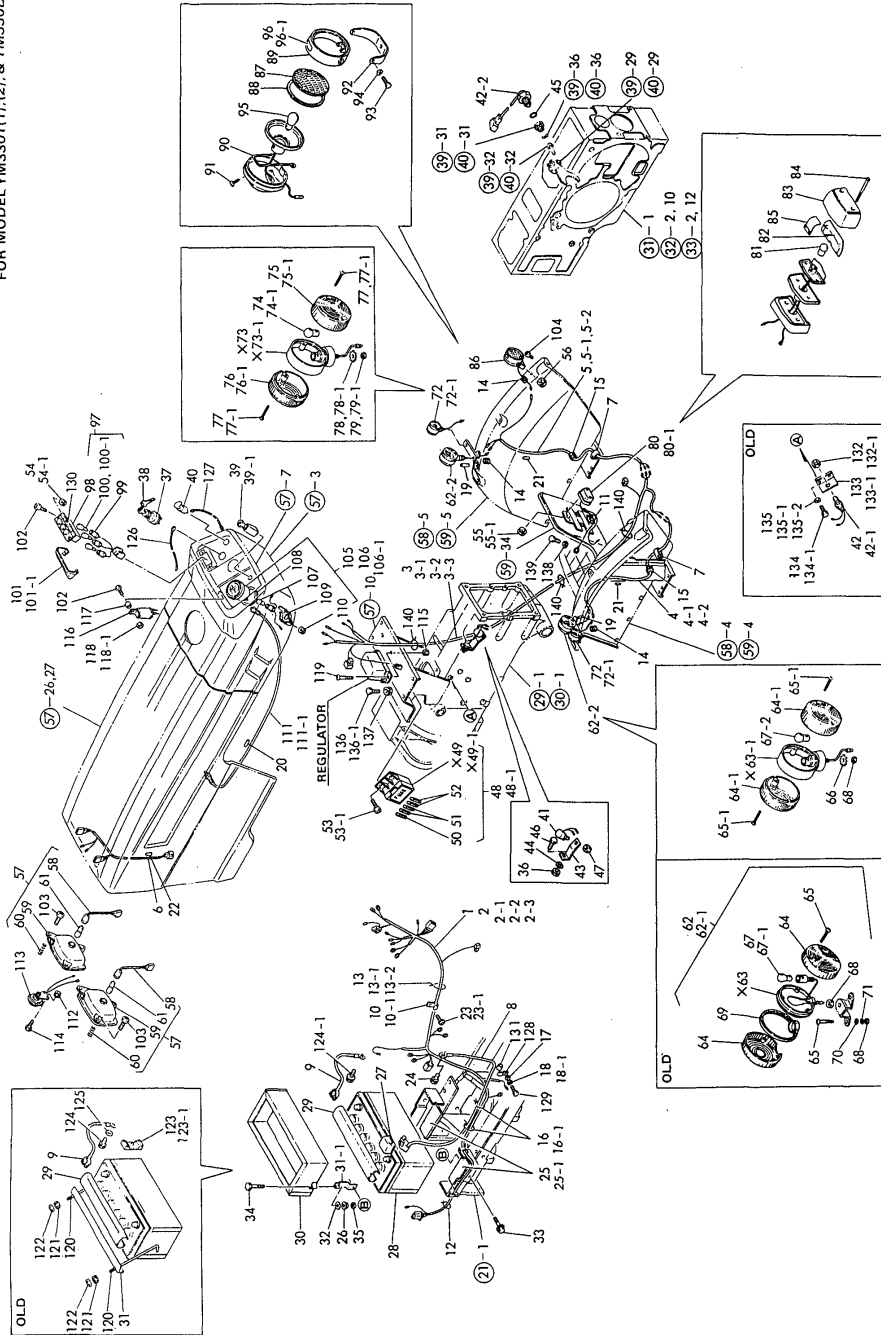
Fig.56 ELECTRIC PARTS

Fig.56. ELECTRIC PARTS (FOR B)

(A)=YM330T(1)
(B)=YM330T(2)
(C)=YM3000

(D)=YM330DT
(E)=YM3000DT
(F)=

FOR MODEL YM330T(1),(2), & YM330DT



No.	Lev.	Parts No.	Description	Qty						I	R
				(A)	(B)	(C)	(D)	(E)	(F)		
72-1	1	194242-53600	LAMP ASSY, STOP		2		2				N
74	2	194370-53520	BULB 12V-7.5W		2		2				W
74-1	2	194242-53620	BULB, 12V21W/5W		2		2				N
75	2	194370-53550	LENS		2		2				N
75-1	2	194242-53630	LENS, RED		2		2				N
76	2	194370-53560	LENS		2		2				N
76-1	2	194242-53640	LENS, CLEAR		2		2				N
77	2	194370-53570	SCREW		8		8				N
77-1	2	194242-55430	SCREW		8		8				N
78	2	194370-53530	WASHER		2		2				N
78-1	2	194242-55440	WASHER, 12		2		2				N
79	2	194370-53540	NUT, M10		2		2				S
79-1	2	26776-120002	NUT, LOCK M12		2		2				S
80	1	194370-53800	LAMP ASSY, LICENSE		1		1				W
80-1	1	194450-53800	LAMP ASSY, LICENSE		1		1				N
81	2	194450-53810	BULB, 12V/10WG18		1		1				W
82	2	194450-53820	LENS		1		1				N
83	2	194450-53830	COVER, LAMP		1		1				N
84	2	194450-53870	SCREW 5X 70		2		2				N
85	2	194450-53880	SHADE		1		1				N
86	1	794081-54101	LAMP ASSY,WORKING	1	1		1				N
87	2	194081-54110	LENS	1	1		1				N
88	2	194081-54120	GASKET	1	1		1				N
89	2	194081-54131	RIM	1	1		1				N
90	2	194081-54151	SPRING	3	1		3				N
91	2	194081-54210	SCREW	1	1		1				N
92	2	194081-54221	STAY	1	1		1				N
93	2	194081-54230	BOLT 6X 12	2	1		2				N
94	2	194081-54240	SPRING WASHER 6	2	1		2				N
95	2	194081-55820	BULB, 12V20W	1	1		1				N
96-1	2	194240-65370	LABEL, WORK LAMP	1	1		1				N
97	1	194151-55100	LAMP ASSY, PILOT	1	1		1				N
98	2	194151-55110	BODY	1	1		1				N
99	2	194151-55120	SOCKET	1	1		1				N
100	2	194151-55820	BULB, 12V3.4W	3							N
100-1	2	194155-55820	BULB, 12V1.7W	3	3		3				N
101	1	194145-55290	HOOD, PILOT LAMP	1	1		1				N
101-1	1	194145-55291	BONNET, LAMP	1	1		1				N

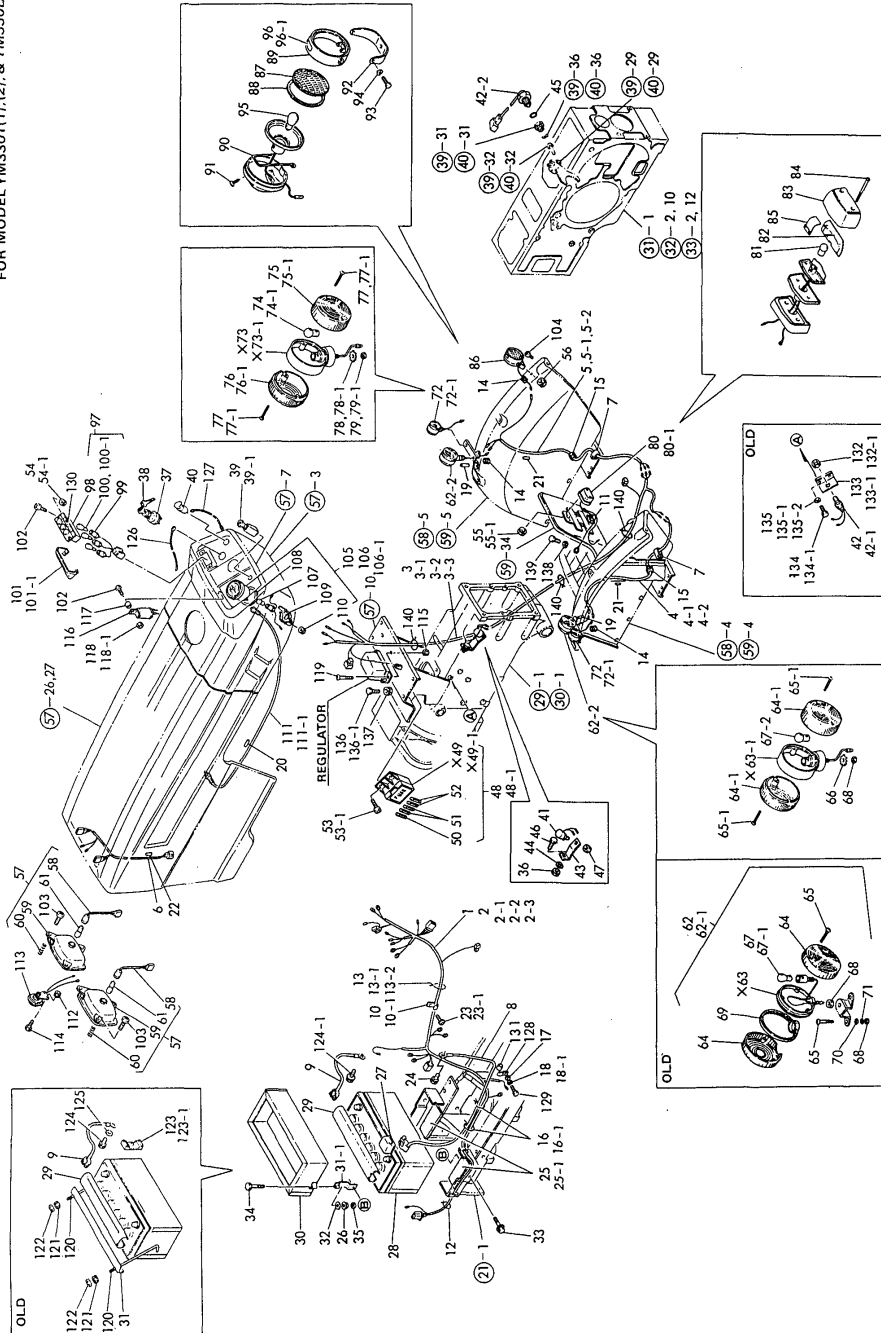
N:Old $\frac{Yes}{No}$ New, Q:Old $\frac{No}{Yes}$ New, R:Old $\frac{Yes}{Yes}$ New, S:Old $\frac{No}{No}$ New, W:Add, Z:Discontinued, F:Interchangeable by set, K:Q'ty Change
 ++ CONTINUE ++
 Copyright (C) YANMAR CO., LTD. All Rights Reserved.

Fig.56. ELECTRIC PARTS (FOR B)

(A)=YM330T(1)
(B)=YM330T(2)
(C)=YM3000

(D)=YM330DT
(E)=YM3000DT
(F)=

FOR MODEL YM330T(1), (2), & YM330DT



No.	Lev.	Parts No.	Description	Qty						I	R
				(A)	(B)	(C)	(D)	(E)	(F)		
		(A=*1981.) (B=*1981.) (D=*1981.)									
102	1	26557-050162	SCREW, M5X16	3	3		3				
103	1	26557-050252	SCREW, M5X25	6	6		6				
104	1	26587-080162	SCREW, M8X16	1	1		1				
105	1	194145-56101	HOUR-METER	1							
106	1	194370-56100	HOUR-METER ASSY		1		1				
106-1	1	194370-56270	HOUR-METER ASSY		1		1				S
		(B=F01013) (D=F00101)									
107	2	194080-55840	BULB 12V-3W	1	1		1				
108	2	194080-56150	RUBBER	1	1		1				
109	2	194080-56170	FITTING	1	1		1				
110	2	194990-22030	NUT, M5	2	2		2				
111	1	194145-56901	CABLE, HOUR-METER	1	1		1				
111-1	1	194275-56900	CABLE ASSY, METER		1		1				N
		(B=*1981.) (D=*1981.)									
112	1	194990-22040	NUT, M6	2	2		2				
113	1	194151-57100	HORN	1	1		1				
114	1	26116-060122	BOLT, M6X 12 PLATED	2	2		2				
115	1	194990-22130	NUT, M6		2	2	2	2	2		W
		(B=*) (C=*) (D=*) (E=*)									
116	1	194080-57202	RELAY	1	1		1				
117	1	194151-57210	SPACER	1	1		1				
118	1	26347-050002	NUT, M5	1	1		1				
118-1	1	26346-050002	NUT, M5	1	1		1				N
		(A=*) (B=*) (D=*)									
119	1	26557-060122	SCREW, M6X12		2	2	2	2	2		W
		(B=*) (C=*) (D=*) (E=*)									
120	1	194145-51570	ROD, BATTERY CLAMP	2	2		2				Z
		(A=*) (B=*) (C=*)									
121	1	194990-22140	NUT, M8	2	2		2				Z
		(A=*) (B=*) (C=*)									
122	1	26716-080002	NUT, M8	2	2		2				Z
		(A=*) (B=*) (C=*)									
123	1	194190-61761	RUBBER, CUSHION	2	2						
123-1	1	194320-51580	RUBBER, CUSHION B		2	2					N
		(B=*1982.)									
124	1	26116-080162	BOLT, M8X 16 PLATED	1	1						
124-1	1	26013-080162	BOLT, M8X 16	1	1		1				N
		(A=*) (B=*)									
125	1	22137-080000	WASHER, 8	1	1						Z
		(A=*) (B=*)									
126	1	194145-51210	WIRE, READ	1	1		1				
127	1	194150-51250	WIRE, LEAD	1	1		1				
128	1	194145-51610	CLAMP, HARNESS	1	1		1				
129	1	26116-060142	BOLT, M6X 14 PLATED	1	1		1				
130	1	194151-65310	LABEL, PILOT LAMP	1	1						
131	1	23061-120040	PIPE 12X 40	1	1		1				
132	1	194240-52210	NUT, M22	1	1		1				
132-1	1	194240-52210	NUT, M22		1		1		1		Z
		(B=*) (D=*)									
133	1	194145-52220	STAY, SAFETY START	1	1		1				

N:Old $\frac{Yes}{No}$ New, Q:Old $\frac{No}{Yes}$ New, R:Old $\frac{Yes}{Yes}$ New, S:Old $\frac{No}{No}$ New, W:Add, Z:Discontinued, F:Interchangeable by set, K:Q'ty Change
++ CONTINUE ++
Copyright (C) YANMAR CO., LTD. All Rights Reserved.

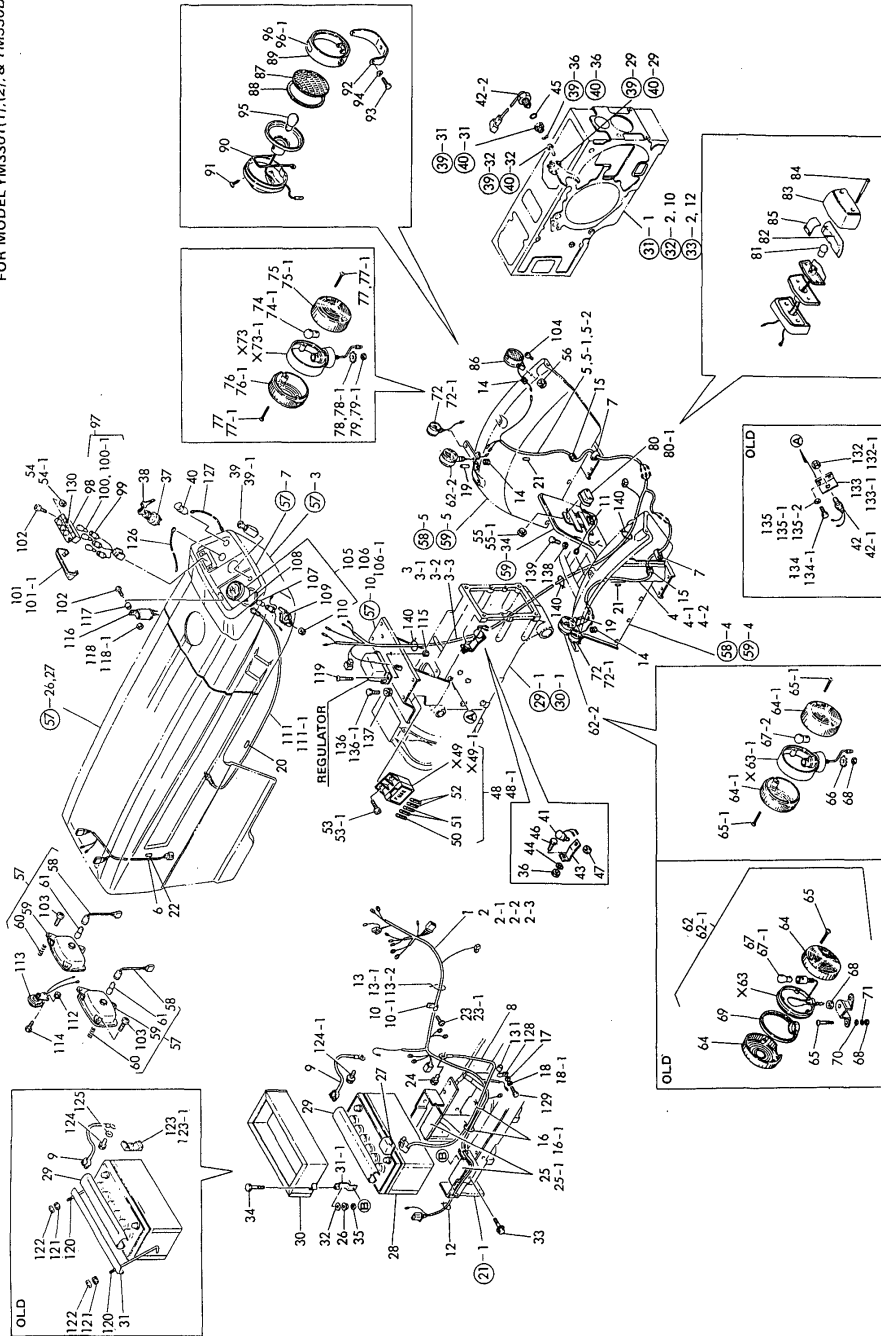
Fig.56 ELECTRIC PARTS

Fig.56. ELECTRIC PARTS (FOR B)

(A)=YM330T(1)
(B)=YM330T(2)
(C)=YM3000

(D)=YM330DT
(E)=YM3000DT
(F)=

FOR MODEL YM330T(1),(2), & YM330DT



No.	Lev.	Parts No.	Description	Qty						I	R
				(A)	(B)	(C)	(D)	(E)	(F)		
133-1	1	194145-52220	STAY, SAFETY START (B=*)		1		1				Z
			(D=*)								
134	1	26116-080222	BOLT, M8X 22 PLATED	2	2		2				
134-1	1	26116-080222	BOLT, M8X 22 PLATED (B=*)		2		2				Z
			(D=*)								
135	1	22212-080000	WASHER 8		2						
135-1	1	22217-080000	WASHER, SPRING 8 (A=*)	2	2		2				N
135-2	1	22217-080000	WASHER, SPRING 8 (B=*)		2		2				Z
			(D=*)								
136	1	26116-060142	BOLT, M6X 14 PLATED	2	2						
136-1	1	26557-060122	SCREW, M6X12 (B=*)		2		2				N
			(D=*)								
137	1	194990-22040	NUT, M6	2	2		2				
138	1	22117-060000	WASHER, 6 (B=*)		1		1				W
			(D=*)								
139	1	26116-060122	BOLT, M6X 12 PLATED (B=*)		1		1				W
			(D=*)								
140	1	121750-59890	BAND, 140 (B=*)		3		3				W
			(D=*)								

Fig.57. HOOD

(A)=YM330T(1)
(B)=YM330T(2)
(C)=YM3000

(D)=YM330DT
(E)=YM3000DT
(F)=

No.	Lev.	Parts No.	Description	Qty						I	R
				(A)	(B)	(C)	(D)	(E)	(F)		
1	1	26116-060142	BOLT, M6X 14 PLATED	6	4	4	4	4			
1-1	1	194155-05210	BOLT, M6X16	4	4	4	4	4		N	
		(A=*1982.) (B=*1982.) (C=*1982.) (D=*1982.) (E=*1982.)									
2	1	194990-22140	NUT, M8	6	6	6	6	6			
2-1	1	194990-22140	NUT, M8	4	4	4	4	4		K	
		(A=*) (B=*) (C=*) (D=*) (E=*)									
3	1	194145-61501	DUSH BORD ASSY	1	1	1	1	1			
4	1	194145-61550	GASKET, BONNET	2	2	2					
4-1	1	194145-61551	GASKET, BONNET	2	2	2	2	2		F	
		(A=*) (B=*) (C=*)									
5	1	194145-61560	RUBBER, ABSORBER	2	2	2	2	2			
6	1	194130-61560	RIVET, 5X8	8	8	8					
6-1	1	194190-61560	RIVET, 5X6	8	8	8	8	8		F	
		(A=*) (B=*) (C=*)									
7	1	194145-61610	PANEL, DASHBOARD	1	1	1	1	1			
8	1	194145-61620-R	COVER, DUSH BORD	1	1	1	1	1			
9	1	194145-61640	SCREW, TAPPING M5X16	5	5	5	5	5			
9-1	1	194420-61640	SCREW, TAPPING M5X16	5	5	5	5	5		N	
		(A=*) (B=F01068) (C=F06564) (D=F00118) (E=F40116)									
10	1	194145-61660	STAY, PANEL	1	1	1	1	1			
11	1	194145-61671	COVER, GEAR BOX	1	1	1	1	1			
12	1	26116-080142	BOLT M 8X 14 PLATED	8	6	6	6	6			
12-1	1	26011-080162	BOLT M 8X16		4	4	4	4		K	
		(B=*) (C=*) (D=*) (E=*)									
13	1	26116-080202	BOLT, M8X 20 PLATED		2	2	2	2			
13-1	1	26116-080142	BOLT M 8X 14 PLATED		2	2	2	2		S	
		(B=F01068) (C=F06564) (D=F00118) (E=F40116)									
13-2	1	26116-080162	BOLT, M8X 16 PLATED		4	4	4	4		K	
		(B=*) (C=*) (D=*) (E=*)									
14	1	26023-040102	SCREW, M4X10	6	6	6	6	6			
15	1	26587-080122	SCREW, M8X12	2	2	2	2	2			
16	1	194145-64100	MIRROW, REAR VIEW	1	1	1	1	1			
17	1	194145-64120	STAY, MIRROR	1	1	1	1	1			
18	1	26557-060122	SCREW, M6X12	2	2	2					
18-1	1	26116-060122	BOLT, M6X 12 PLATED	2	2	2				N	
		(A=*) (B=*) (C=*)									
19	1	194150-01190	KNOB, LEVER	2	2	2	2	2			
20	1	194145-04810	WASHER 10	2	2	2	2	2			
21	1	194990-22040	NUT, M6	8	8	8	8	8			
21-1	1	194990-22040	NUT, M6	6	6	6	6	6		K	
		(A=*) (B=*) (C=*) (D=*) (E=*)									
22	1	194990-22130	NUT, M6	2	2	2	2	2			
23	1	194990-22130	NUT, M6	2	2	2	2	2			
24	1	194275-53350	BONNET, LAMP	2	2	2	2	2			
25-2	1	794370-61110	BONNET ASSY	1	1		1			Z	
		(A=*) (B=*) (D=*)									
26	1	194145-61102	HOOD	1							
27	1	194320-61100-R	HOOD		1	1	1	1			
33	1	194370-61160-R	PLATE	1	1	1	1	1			
33-1	1	194370-61170	PLATE, AIR CUT	1	1	1	1	1		N	
		(A=*) (B=*) (C=*) (D=*) (E=*)									

N:Old $\begin{matrix} \text{Yes} \\ \text{No} \end{matrix}$ New, Q:Old $\begin{matrix} \text{Yes} \\ \text{No} \end{matrix}$ New, R:Old $\begin{matrix} \text{Yes} \\ \text{No} \end{matrix}$ New, S:Old $\begin{matrix} \text{Yes} \\ \text{No} \end{matrix}$ New, W:Add, Z:Discontinued, F:Interchangeable by set, K:Q'ty Change
++ CONTINUE ++
Copyright (C) YANMAR CO., LTD. All Rights Reserved.

Fig.57 HOOD

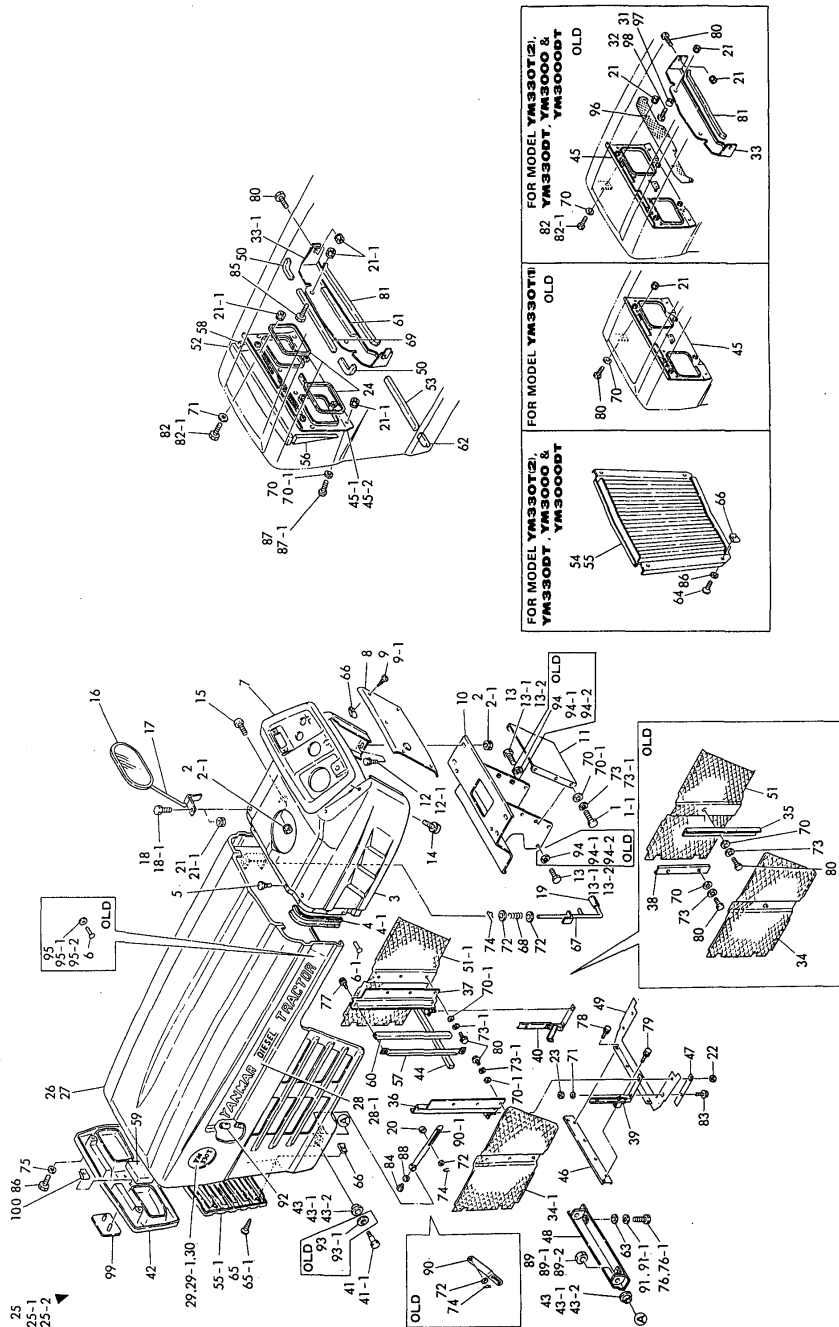


Fig.57. HOOD

(A)=YM330T(1)
(B)=YM330T(2)
(C)=YM3000

(D)=YM330DT
(E)=YM3000DT
(F)=

No.	Lev.	Parts No.	Description	Qty						I	R
				(A)	(B)	(C)	(D)	(E)	(F)		
34	1	194145-61192-X	SCREEN (L)	1	1	1	1	1			
34-1	1	194322-61190-R	SCREEN (L)	1	1	1	1	1		N	
		(A=*1981.) (B=*1981.) (C=*1981.) (D=*1981.) (E=*1981.)									
35	1	194145-61212	HOLDER, SCREEN	2	2	2	2	2			
36	1	194370-61190	SUPPORT (L)	1	1	1	1	1			
37	1	194370-61200	SUPPORT (R)	1	1	1	1	1			
38	1	194145-61242	HOLDER, SCREEN	2	2	2	2	2			
39	1	194370-61230	SUPPORT (L)	1	1	1	1	1			
40	1	194370-61240	SUPPORT (R)	1	1	1	1	1			
41	1	194155-61240	HINGE BOLT, HOOD	2	2	2	2	2			
41-1	1	194155-61241	BOLT, HINGE	2	2	2	2	2		N	
		(A=*) (B=*) (C=*) (D=*) (E=*)									
42	1	194145-61252-Q	GRILLE, FRONT UPPER	1	1	1	1	1			
43	1	194155-61250	BUSH, HINGE	4	4	4		4			
43-1	1	194155-61250	BUSH, HINGE	2	2	2		2		K	
		(A=*) (B=*) (C=*) (E=*)									
43-2	1	194155-61251	BUSH, HINGE	2	2	2		2		S	
		(A=*1980.) (B=*1980.) (C=*1980.) (E=*1980.)									
44	1	194322-61260	PAD, (RUBBER)	1	1	1	1	1		W	
		(B=F01068) (C=F06564) (D=F00118) (E=F40116)									
45	1	194145-61282-R	BRACKET, LAMP	1	1	1	1	1			
45-1	1	194370-61280-R	BRACKET, LAMP	1	1	1	1	1		N	
		(A=*1982.11) (B=F01068) (C=F06564) (D=F00118) (E=F40116)									
45-2	1	194324-61280-R	BRACKET	1	1	1	1	1		N	
		(A=*1983.04) (B=*1983.04) (C=*1983.04) (D=*1983.04) (E=*1983.04)									
46	1	194370-61290	SUPPORT, FRONT	1	1	1	1	1			
47	1	194370-61310	RETAINER	4	4	4	4	4			
48	1	194145-61322	HINGE, HOOD	1	1	1	1	1			
49	1	194370-61320	PAD, (RUBBER)	1	1	1	1	1			
50	1	194322-61340	PAD, RUBBER	2	2	2	2	2			
51	1	194145-61352-X	SCREEN (R)	1	1	1	1	1			
51-1	1	194322-61350-R	SCREEN (R)	1	1	1	1	1		N	
		(A=*1981.) (B=*1981.) (C=*1981.) (D=*1981.) (E=*1981.)									
52	1	194322-61360	PAD, (RUBBER)	1	1	1	1	1			
53	1	194322-61360	PAD, (RUBBER)	1	1	1	1	1			
54	1	194145-61370-Q	GRILLE(LOWER), FRONT	1							
55	1	194370-61370-Q	GRILLE, FRONT LOWER	1	1	1	1	1			
55-1	1	194370-61371-Q	GRILLE, FRONT LOWER	1	1	1	1	1		N	
		(B=F01068) (C=F06564) (D=F00118) (E=F40116)									
56	1	194322-61380	PAD, (RUBBER)	1	1	1	1	1			
57	1	194370-61380	RETAINER	2	2	2	2	2			
58	1	194322-61390	PAD, (RUBBER)	1	1	1	1	1			
59	1	194322-61430	PAD, RUBBER	1	1	1	1	1			
60	1	194370-61450	PAD, (RUBBER)	2	2	2	2	2			
61	1	194170-61480	PAD, (RUBBER)	1	1	1	1	1			
62	1	194250-61480	PAD, RUBBER	2	2	2	2	2			
63	1	194145-61570	WASHER, 10	2	2	2	2	2			
64	1	194145-61680	SCREW	4							
65	1	194145-61640	SCREW, TAPPING M5X16	2	2	2	2	2			
65-1	1	194420-61640	SCREW, TAPPING M5X16	2	2	2	2	2		N	
		(B=*1981.) (C=*1981.) (D=*1981.) (E=*1981.)									

N:Old $\begin{matrix} \leftarrow \text{Yes} \\ \text{No} \end{matrix}$ New, Q:Old $\begin{matrix} \leftarrow \text{No} \\ \text{Yes} \end{matrix}$ New, R:Old $\begin{matrix} \leftarrow \text{Yes} \\ \text{No} \end{matrix}$ New, S:Old $\begin{matrix} \leftarrow \text{No} \\ \text{Yes} \end{matrix}$ New, W:Add, Z:Discontinued, F:Interchangeable by set, K:Q'ty Change
++ CONTINUE ++
Copyright (C) YANMAR CO., LTD. All Rights Reserved.

Fig.57 HOOD

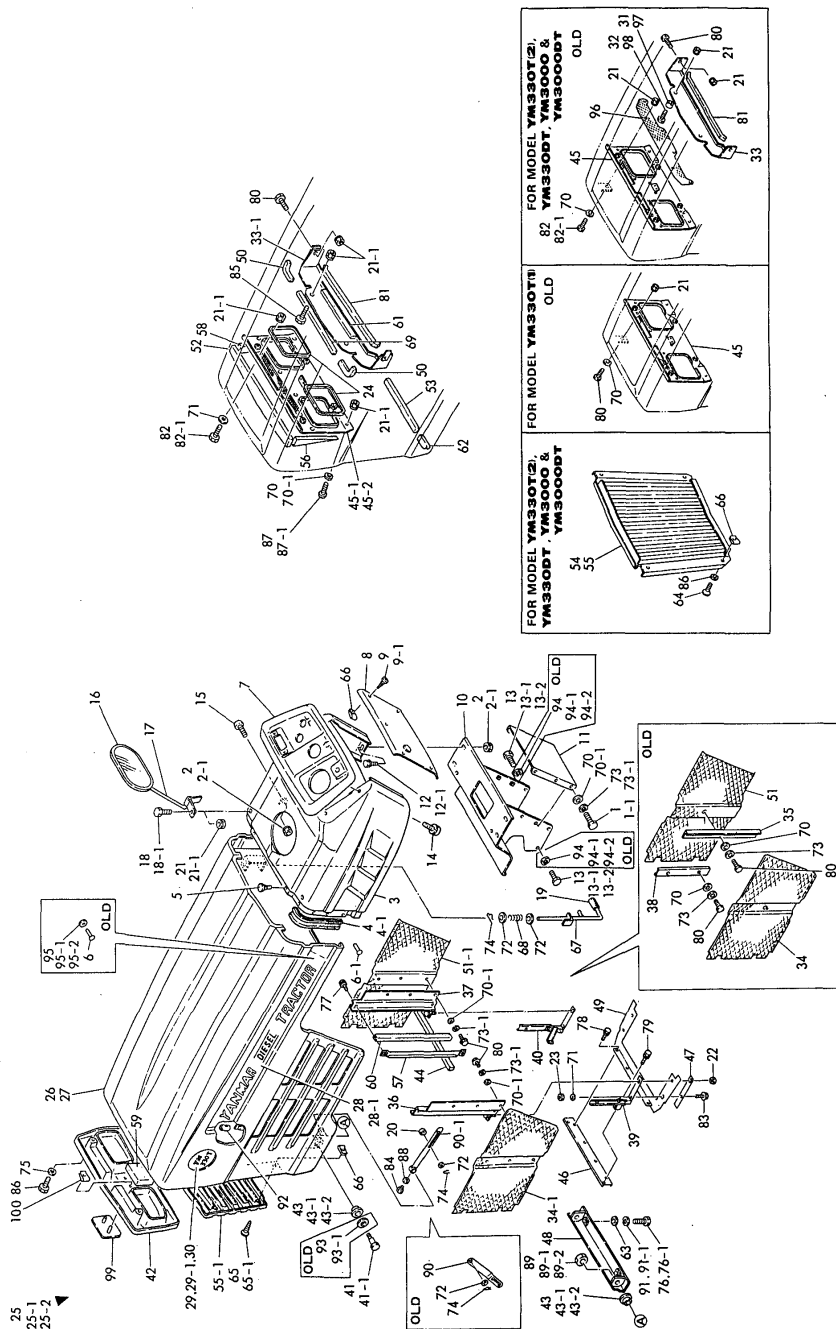


Fig.57. HOOD

(A)=YM330T(1)
(B)=YM330T(2)
(C)=YM3000

(D)=YM330DT
(E)=YM3000DT
(F)=

No.	Lev.	Parts No.	Description	Qty						I	R
				(A)	(B)	(C)	(D)	(E)	(F)		
66	1	194145-61650	NUT, SPEED M5	7	7	7	7	7			
67	1	194145-61821	LEVER, LOCK	2	2	2	2	2			
68	1	194151-61831	SPRING, LOCK	2	2	2	2	2			
69	1	194446-61940	PAD, RUBBER	1	1	1	1	1			
70	1	22137-060000	WASHER, 6	14	14	14	14	14			
70-1	1	22137-060000	WASHER, 6	12	12	12	12	12		K	
71	(A=*)	(B=*)	(C=*)	(D=*)	(E=*)						
71	1	22137-060000	WASHER, 6	4	4	4	4	4			
72	1	22137-100000	WASHER, 10	5	5	5	5	5			
73	1	22212-060000	WASHER 6	14	14	14	14	14			
73-1	1	22217-060000	WASHER, SPRING 6	12	12	12	12	12		N	
74	(A=*)	(B=*)	(C=*)	(D=*)	(E=*)						
74	1	22360-100000	PIN, SNAP 10	3	3	3	3	3			
75	1	23418-050000	GASKET, 5X1.0	4	4	4	4	4			
76	1	26116-100252	BOLT, M10X 25 PLATED	2	2	2	2	2			
76-1	1	26013-100202	BOLT, M10X 20	2	2	2	2	2		S	
77	(A=*)	(B=*)	(C=*)	(D=*)	(E=*)						
77	1	26014-060162	BOLT, M6X 16	4	4	4	4	4			
78	1	26014-060162	BOLT, M6X 16	4	4	4	4	4			
79	1	26014-060162	BOLT, M6X 16	2	2	2	2	2			
80	1	26116-060122	BOLT, M6X 12 PLATED	14	10	10	10	10			
81	1	194370-61990	SUPPORT, URETHANE	1	1	1	1	1			
82	1	26116-060142	BOLT, M6X 14 PLATED	4	4	4	4	4			
82-1	1	26116-060162	BOLT, M6X 16 PLATED	2	2	2	2	2		N	
83	(B=F01068)	(C=F06564)	(D=F00118)	(E=F40116)							
83	1	26116-060162	BOLT, M6X 16 PLATED	2	2	2	2	2			
84	1	26116-060162	BOLT, M6X 16 PLATED	1	1	1	1	1			
85	1	26116-060252	BOLT, M6X 25 PLATED	2	2	2	2	2			
86	1	26557-050202	SCREW, M5X20	4	4	4	4	4			
87	1	26557-060162	SCREW M6X 16	2	2	2	2	2		W	
87-1	(B=F01068)	(C=F06564)	(D=F00118)	(E=F40116)							
87-1	1	26587-060162	SCREW, M6X16	2	2	2	2	2		N	
88	(B=*)	(C=*)	(D=*)	(E=*)							
88	1	26716-060002	NUT, M6	1	1	1	1	1			
89	1	26347-120002	NUT, M12	2	2	2	2	2			
89-1	1	26346-120002	NUT, M12	2	2	2	2	2		N	
89-2	(A=*)	(B=*)	(C=*)								
89-2	1	26716-120002	NUT, M12	2	2	2	2	2		N	
90	(A=*)	(B=F01068)	(C=F06564)	(D=F00118)	(E=F40116)						
90	1	194145-61330	STOPPER, HOOD	1	1	1	1	1			
90-1	1	194370-61330	STOPPER, HOOD	1	1	1	1	1		N	
91	(A=*)	(B=*)	(C=*)	(D=*)	(E=*)						
91	1	22212-100000	SPRING WASHER 10	2	2	2	2	2			
91-1	1	22217-100000	WASHER, SPRING 10	2	2	2	2	2		N	
92	(A=*)	(B=*)	(C=*)	(D=*)	(E=*)						
92	1	23061-070035	PIPE, 7X 35	3	3	3	3	3			
93-1	1	22137-140000	WASHER, 14	2	2	2	2	2		Z	
94	(A=*)	(B=*)	(C=*)	(D=*)	(E=*)						
94	1	22212-080000	WASHER 8	4	4	4	4	4			
94-1	1	22217-080000	WASHER, SPRING 8	4	4	4	4	4		N	

N:Old $\begin{matrix} \text{Yes} \\ \text{No} \end{matrix}$ New, Q:Old $\begin{matrix} \text{Yes} \\ \text{No} \end{matrix}$ New, R:Old $\begin{matrix} \text{Yes} \\ \text{No} \end{matrix}$ New, S:Old $\begin{matrix} \text{Yes} \\ \text{No} \end{matrix}$ New, W:Add, Z:Discontinued, F:Interchangeable by set, K:Qty Change
++ CONTINUE ++
Copyright (C) YANMAR CO., LTD. All Rights Reserved.

Fig.57 HOOD

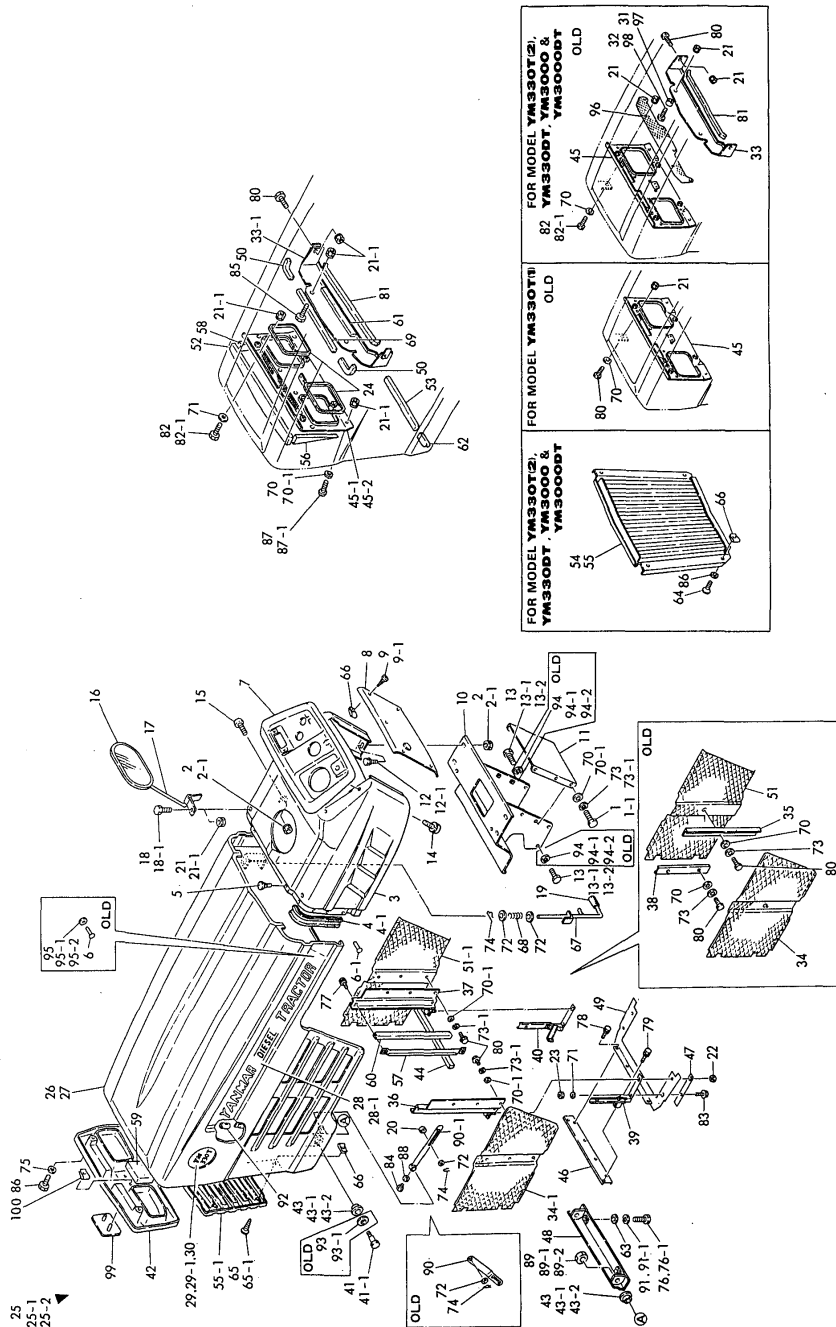


Fig.57. HOOD

(A)=YM330T(1)
(B)=YM330T(2)
(C)=YM3000

(D)=YM330DT
(E)=YM3000DT
(F)=

No.	Lev.	Parts No.	Description	Q'ty						I	R
				(A)	(B)	(C)	(D)	(E)	(F)		
94-2	1	22217-080000	WASHER, SPRING 8 (B=*) (C=*) (D=*)		4 (E=*)	4	4	4		Z	
95	1	22137-050000	WASHER, 5	8	10						
95-1	1	22137-050000	WASHER, 5 (B=*) (C=*)		2	2	2	2		K	
95-2	1	22137-050000	WASHER, 5 (B=*) (C=*) (D=*)		2	2	2	2		Z	
96	1	194370-61970	SCREEN (B=F01068) (C=F06564) (D=F00118)		1	1	1	1		Z	
97	1	194273-61180	COLLAR 6.9X10.5X30 (B=F01068) (C=F06564) (D=F00118)		2	2	2	2		Z	
98	1	26116-060452	BOLT, M6X 45 PLATED (B=F01068) (C=F06564) (D=F00118)		2	2	2	2		Z	
99	1	194200-65601	EMBLEM (E=F40116)		1	1	1	1			
100	1	194200-65610	NUT, FLAT (E=F40116)		2	2	2	2			

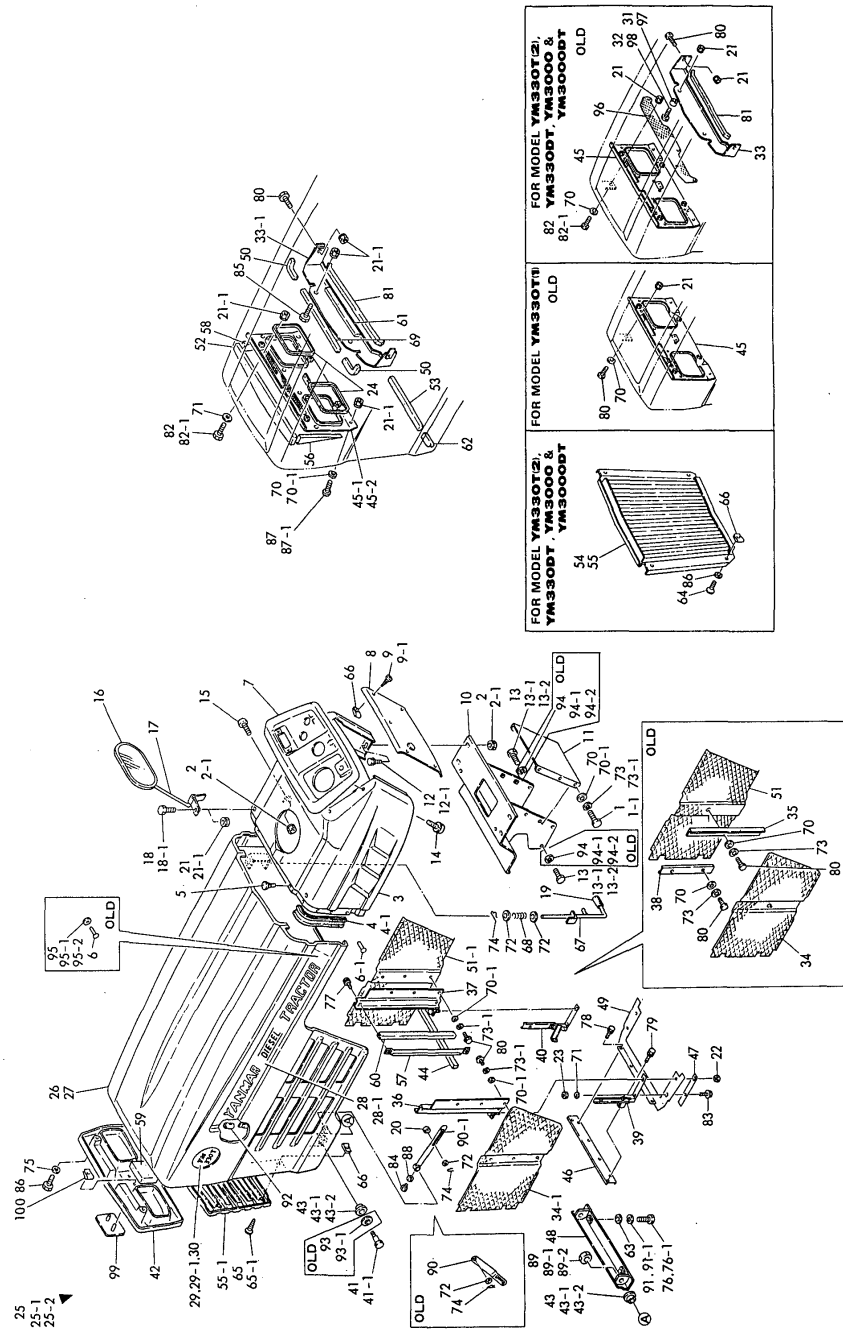


Fig.57 HOOD

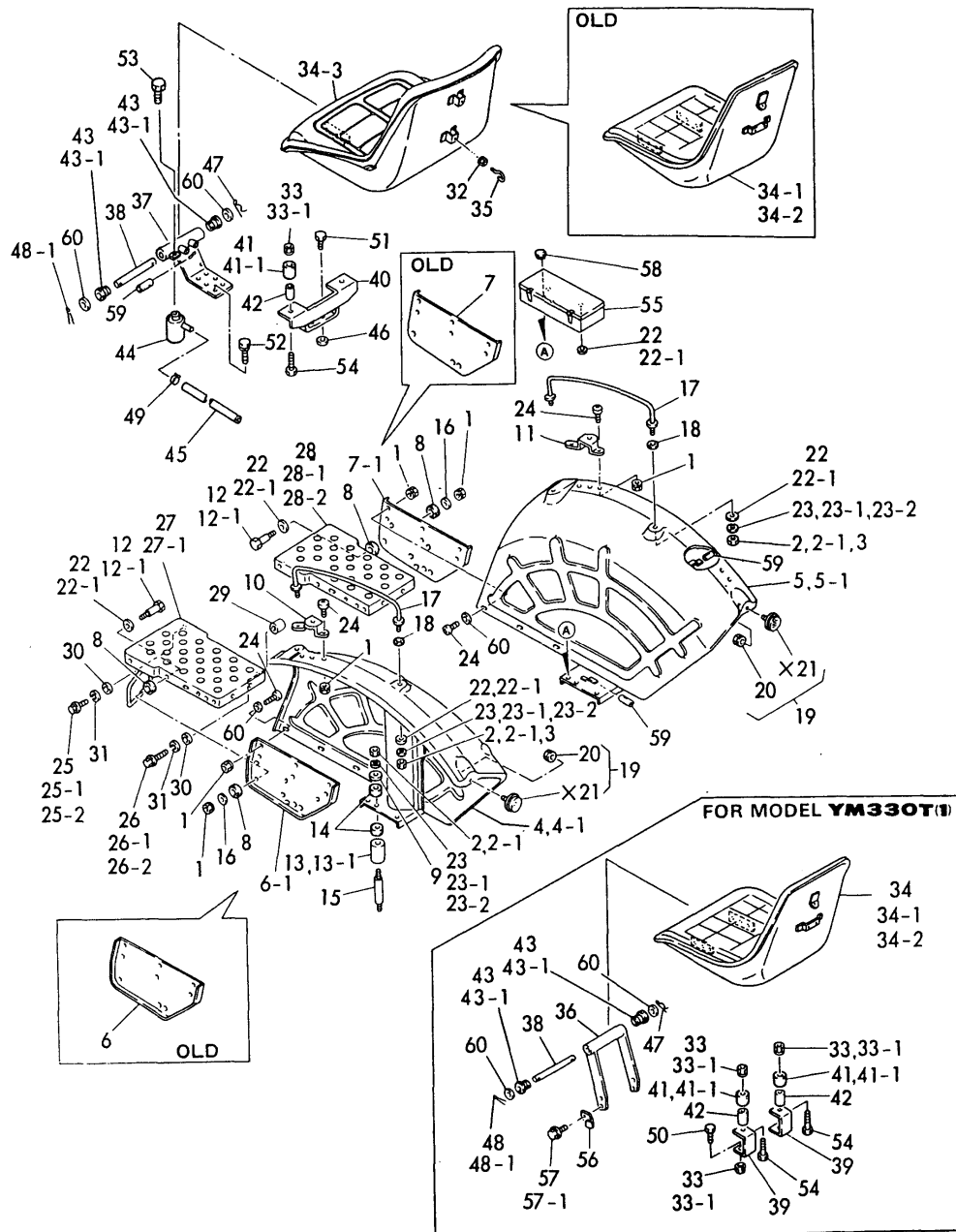
N:Old, Yes/No; Q:Old, Yes/No; R:Old, Yes/No; S:Old, Yes/No; W:Add; Z:Discontinued; F:Interchangeable by set; K:Q'ty Change
Copyright (C) YANMAR CO., LTD. All Rights Reserved.

Fig.58. FENDER & SEAT (EXCEPT B)

(A)=YM330T(1)
(B)=YM330T(2)
(C)=YM3000

(D)=YM330DT
(E)=YM3000DT
(F)=

Fig.58 FENDER & SEAT



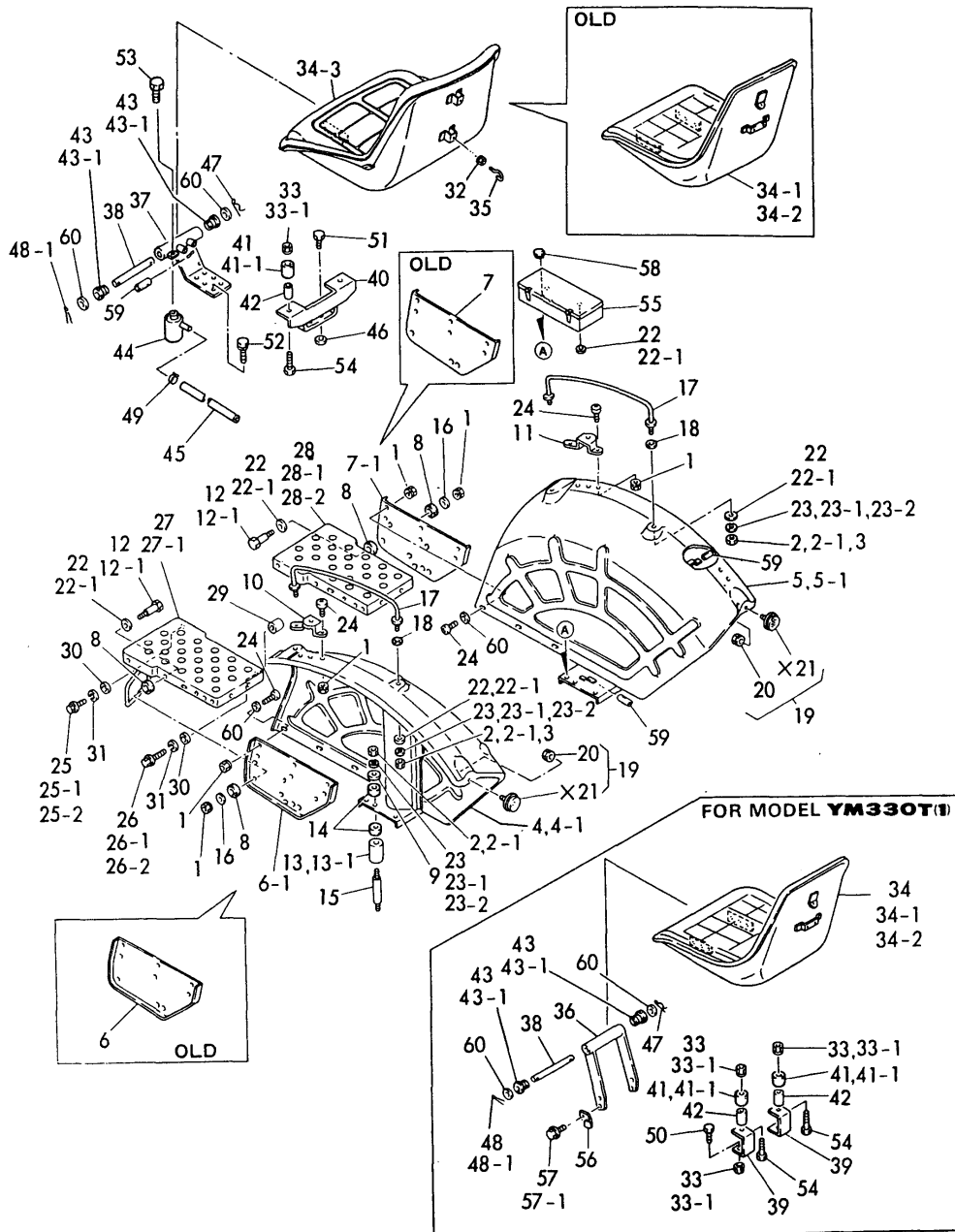
No.	Lev.	Parts No.	Description	Q'ty						I	R
				(A)	(B)	(C)	(D)	(E)	(F)		
1	1	194990-22140	NUT, M8	14	14	14	14	14			
2	1	26716-120002	NUT, M12	12	12	12	12	12			
2-1	1	26716-120002	NUT, M12	8	8	8	8	8		K	
3	1	194990-22160	NUT, M12	4	4	4	4	4		W	
4	1	194145-62111-R	FENDER (L)	1	1	1	1	1			
4-1	1	194324-62110-R	FENDER (L)	1	1	1	1	1		S	
5	1	194145-62121-R	FENDER (R)	1	1	1	1	1			
5-1	1	194324-62120-R	FENDER (R)	1	1	1	1	1		N	
6	1	194145-62130-R	SUB-FENDER (L)	1	1	1	1	1			
6-1	1	194145-62131-R	SUB-FENDER (L)	1	1	1	1	1		S	
7	1	194145-62140-R	SUB-FENDER (R)	1	1	1	1	1			
7-1	1	194145-62141-R	SUB-FENDER (R)	1	1	1	1	1		S	
8	1	194130-62160	RUBBER, ABSORBER	8	8	8	8	8			
9	1	194130-62180	WASHER	8	8	8	8	8			
10	1	194145-62220-R	STAY	1	1	1	1	1			
11	1	194145-62230-R	STAY	1	1	1	1	1			
12	1	194145-62240	BOLT	4	4	4	4	4			
12-1	1	194145-62241	BOLT, STEPPED	4	4	4	4	4		N	
13	1	194145-62250	COLLAR	8	8	8	8	8			
13-1	1	194145-62251	COLLAR	8	8	8	8	8		N	
14	1	194145-62260	RUBBER, ABSORBER	16	16	16	16	8			
15	1	194145-62270	BOLT, STEPPED	8	8	8	8	8			
16	1	194145-62280	WASHER	4	4	4	4	4			
17	1	194145-62410-R	BAR, ASSIST	2	2	2	2	2			
18	1	194145-62420	RUBBER, CUSHION	4	4	4	4	4			
19	1	194740-76200	REFLECTOR	2	2	2	2	2			
20	2	194990-22030	NUT, M5	2	2	2	2	2		W	
22	1	22137-120000	WASHER, 12	10	10	10	10	10			
22-1	1	22137-120000	WASHER, 12	2	2	2	2	2		K	
23	1	22212-120000	WASHER 12	12	12	12	12	12			
23-1	1	22217-120000	WASHER, SPRING 12	12	12	12	12	12		N	
23-2	1	22217-120000	WASHER, SPRING 12	8	8	8	8	8		K	
24	1	26587-080122	SCREW, M8X12	10	10	10	10	10			
25	1	26116-100252	BOLT, M10X 25 PLATED	2							
25-1	1	26013-100202	BOLT, M10X 20	2	2	2	2	2		N	
25-2	1	194465-11930	BOLT, M10X28		2	2	2	2		S	
26	1	26116-100402	BOLT, M10X 40 PLATED	2							

N:Old $\frac{Yes}{No}$ New, Q:Old $\frac{No}{Yes}$ New, R:Old $\frac{Yes}{Yes}$ New, S:Old $\frac{No}{No}$ New, W:Add, Z:Discontinued, F:Interchangeable by set, K:Q'ty Change
++ CONTINUE ++
Copyright (C) YANMAR CO., LTD. All Rights Reserved.

Fig.58. FENDER & SEAT (EXCEPT B)

(A)=YM330T(1)
 (B)=YM330T(2)
 (C)=YM3000
 (D)=YM330DT
 (E)=YM3000DT
 (F)=

Fig.58 FENDER & SEAT



No.	Lev.	Parts No.	Description	Qty						I	R
				(A)	(B)	(C)	(D)	(E)	(F)		
26-1	1	26013-100382 (A=*)	BOLT, M10X 38	2	2	2	2	2		N	
26-2	1	194465-11940	BOLT, M10X40		2	2	2	2		S	
27	1	194145-62510-X (B=F01068) (C=F06564) (D=F00118) (E=F40116)	STEP (L)	1	1	1	1	1			
27-1	1	194145-62511-X	STEP (L)	1	1	1	1	1		N	
28	1	194145-62520-X (A=*) (B=*) (C=*) (D=*) (E=*)	STEP (R)	1	1	1	1	1			
28-1	1	194145-62521-X	STEP (R)	1	1	1	1	1		N	
28-2	1	194145-62522 (A=*1983.07) (B=*1983.07) (C=*1983.07) (D=*1983.07) (E=*1983.07)	STEP (R)	1	1	1	1	1		S	
29	1	194145-62530	SPACER	2	2	2	2	2			
30	1	22137-100000	WASHER, 10	4	4	4	4	4			
31	1	22217-100000	WASHER, SPRING 10		4	4	4	4		W	
32	1	194990-22130 (B=F01068) (C=F06564) (D=F00118) (E=F40116) (B=*1983.09) (D=*1983.09) (E=*1983.09)	NUT, M6		1		1	1		W	
33	1	194990-22050	NUT, M8	4	2	2	2	2			
33-1	1	194990-22140 (A=*) (B=*) (C=*) (D=*) (E=*)	NUT, M8	2	2	2	2	2		N	
34	1	194145-63110	SEAT, OPERATOR	1							
34-1	1	194145-63111 (A=*)	SEAT, OPERATOR	1	1	1	1	1		N	
34-2	1	194240-63102-X (A=*) (B=*) (C=*) (D=*) (E=*)	SEAT, OPERATOR	1	1	1	1	1		N	
34-3	1	194275-63111-X (A=*1983.09) (B=*1983.09) (C=*1983.09) (D=*1983.09) (E=*1983.09)	SEAT, OPERATOR	1	1	1	1	1		S	
35	1	194275-63120 (B=*1983.09) (D=*1983.09) (E=*1983.09)	BOLT, STOP		1		1	1		W	
36	1	194145-63210	BRACKET, SEAT	1							
37	1	194370-63211	BRACKET, SEAT		1	1	1	1			
38	1	194140-63221	PIN, HINGE	1	1	1	1	1			
39	1	194145-63230	PLATE, CUSHION	2							
40	1	194370-63231	BRACKET		1	1	1	1			
41	1	194151-63240	RUBBER, CUSHION	2	2	2	2	2			
41-1	1	194312-63240 (A=*) (B=*) (C=*) (D=*) (E=*)	RUBBER, CUSHION	2	2	2	2	2		N	
42	1	194151-63250	COLLAR, CUSHION	2	2	2	2	2			
43	1	194140-63270	DUMPER (RUBBER)	2	2	2	2	2			
43-1	1	194197-63270 (A=*1986.) (B=*1986.) (C=*1986.) (D=*1986.) (E=*1986.)	DAMPER	2	2	2	2	2		N	
44	1	194205-63550 (B=*1983.) (D=*1983.) (E=*1983.)	BREATHER, AIR		1		1	1		W	
45	1	194550-63560 (B=*1983.) (D=*1983.) (E=*1983.)	PIPE, AIR BREATHER		1		1	1		W	
46	1	22157-080000	WASHER, 8	2	2	2	2	2			
47	1	22360-080000	SNAP PIN 8	1	1	1	1	1			
48	1	22411-160200	COTTER PIN 1.6X20	1							
48-1	1	22417-200200 (A=*)	PIN, COTTER 2.0X20	1	1	1	1	1		N	

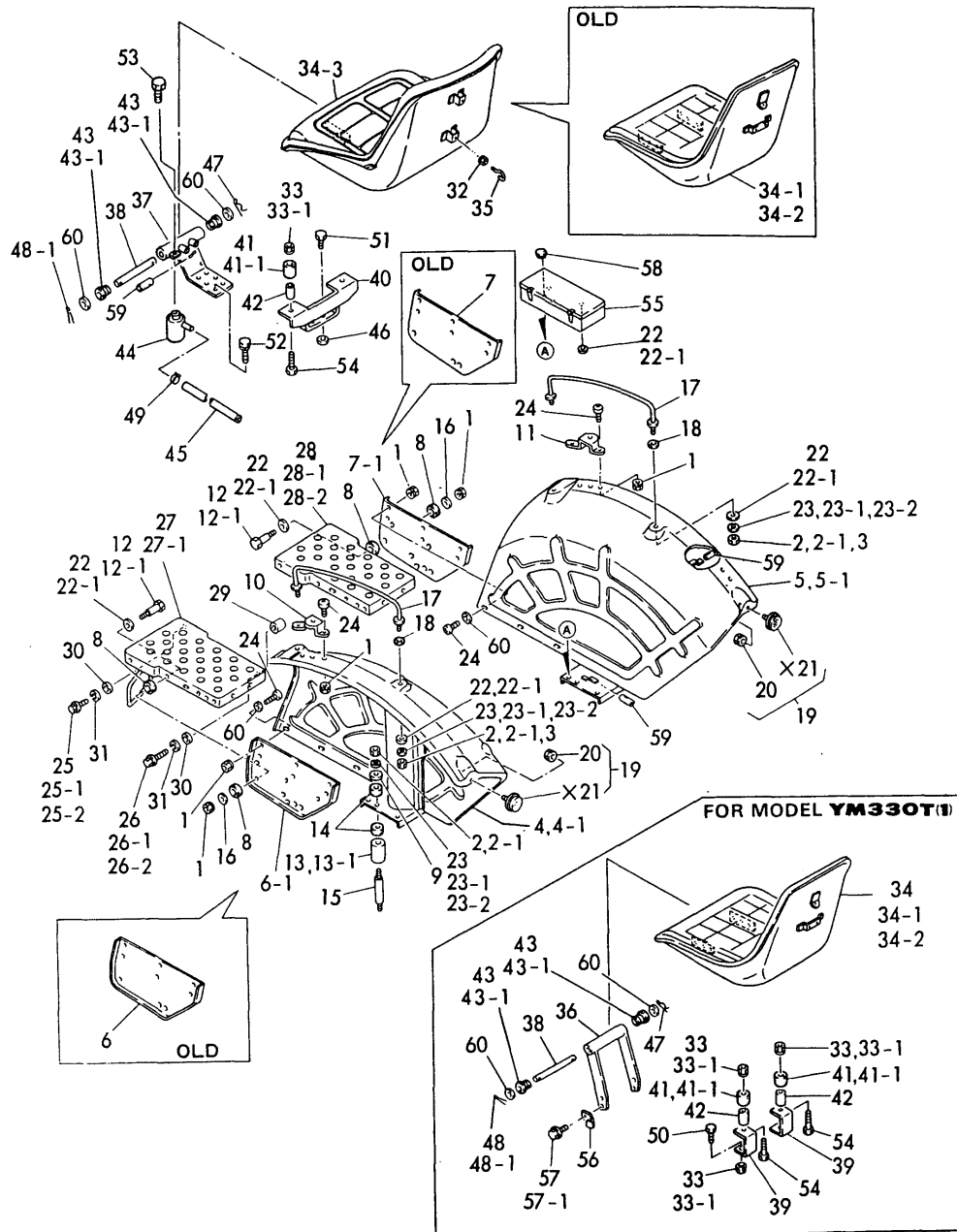
N:Old $\begin{matrix} \text{Yes} \\ \text{No} \end{matrix}$ New, Q:Old $\begin{matrix} \text{No} \\ \text{Yes} \end{matrix}$ New, R:Old $\begin{matrix} \text{Yes} \\ \text{No} \end{matrix}$ New, S:Old $\begin{matrix} \text{No} \\ \text{Yes} \end{matrix}$ New, W:Add, Z:Discontinued, F:Interchangeable by set, K:Qty Change
 ++ CONTINUE ++
 Copyright (C) YANMAR CO., LTD. All Rights Reserved.

Fig.58. FENDER & SEAT (EXCEPT B)

(A)=YM330T(1)
(B)=YM330T(2)
(C)=YM3000

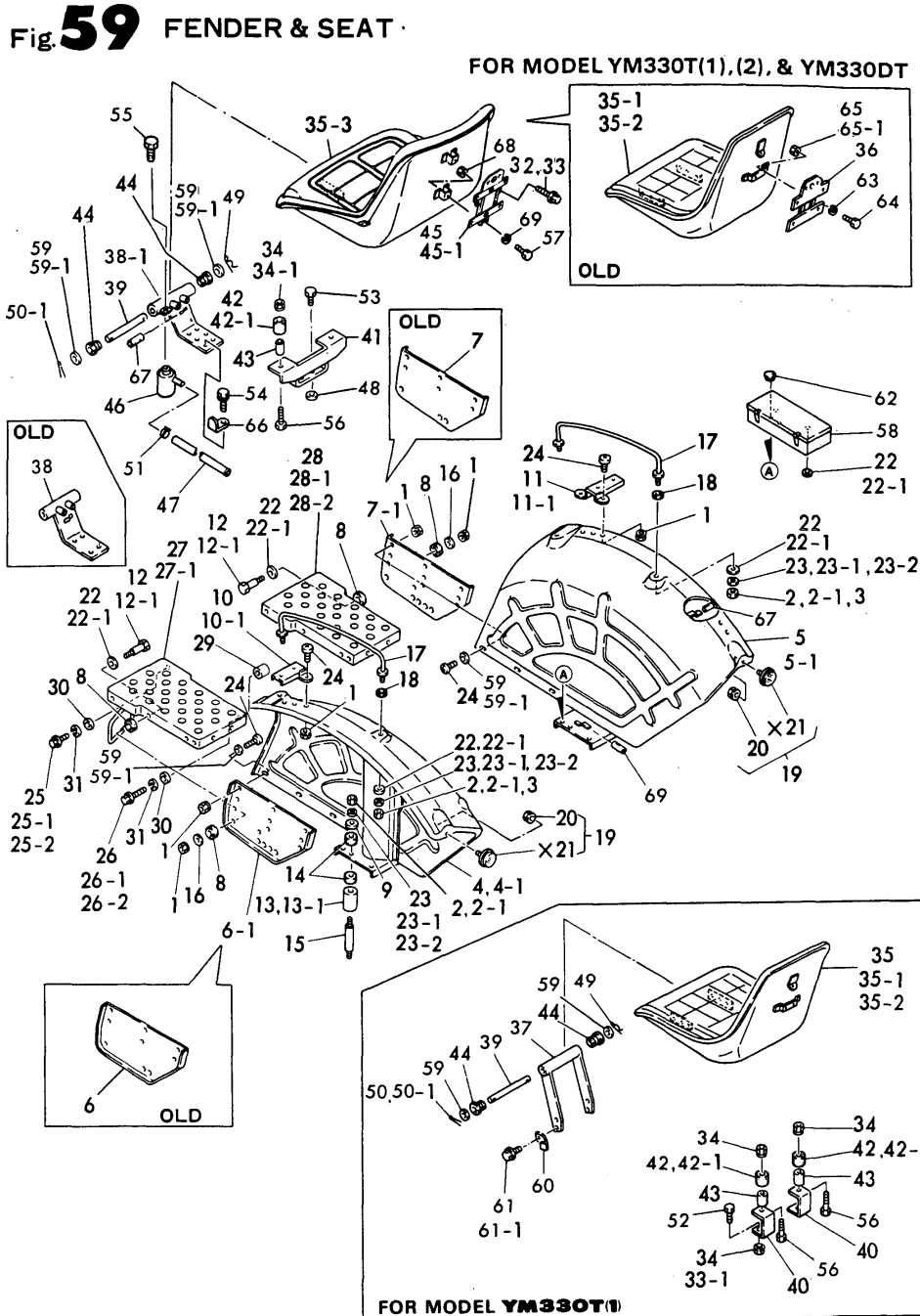
(D)=YM330DT
(E)=YM3000DT
(F)=

Fig.58 FENDER & SEAT



No.	Lev.	Parts No.	Description	Q'ty						I	R
				(A)	(B)	(C)	(D)	(E)	(F)		
49	1	23080-013000	CLAMP, 13 (B=*1983.)		1		1	1			W
50	1	26116-080252	BOLT, M8X 25 PLATED (D=*1983.)		4						
51	1	26013-080202	BOLT, M8X 20		2	2	2	2			
52	1	26013-080202	BOLT, M8X 20		4	4	4	4			
53	1	26116-080122	BOLT, M8X 12 PLATED (B=*1983.)		1		1	1			W
54	1	26116-080352	BOLT, M8X 35 PLATED (D=*1983.)		2	2	2	2			
55	1	194145-64410-R	BOX, TOOL (E=*1983.)		1	1	1	1			
56	1	194145-51620	CLAMP, HARNESS	2							
57-1	1	26013-100202	BOLT, M10X 20	4							
58	1	194145-64430	GROMMET, 12	1							
59	1	23061-070035	PIPE, 7X 35 (A=*) (B=*) (C=*) (D=*) (E=*)	3	3	3	3	3			W
60	1	22137-080000	WASHER, 8	8	8	8	8	8			

Fig.59. FENDER & SEAT (FOR B)



(A)=YM330T(1)
(B)=YM330T(2)
(C)=YM3000

(D)=YM330DT
(E)=YM3000DT
(F)=

No.	Lev.	Parts No.	Description	Qty						I	R
				(A)	(B)	(C)	(D)	(E)	(F)		
1	1	194990-22140	NUT, M8	14	14		14				
2	1	26716-120002	NUT, M12	12	12		12				
2-1	1	26716-120002	NUT, M12	8	8		8				K
3	1	194990-22160	NUT, M12	4	4		4				W
4	1	194145-62111-R	FENDER (L)	1	1		1				
4-1	1	194324-62110-R	FENDER (L)	1	1		1				S
5	1	194145-62121-R	FENDER (R)	1	1		1				
5-1	1	194324-62120-R	FENDER (R)	1	1		1				N
6	1	194145-62130-R	SUB-FENDER (L)	1	1		1				
6-1	1	194145-62131-R	SUB-FENDER (L)	1	1		1				S
7	1	194145-62140-R	SUB-FENDER (R)	1	1		1				
7-1	1	194145-62141-R	SUB-FENDER (R)	1	1		1				S
8	1	194130-62160	RUBBER, ABSORBER	8	8		8				
9	1	194130-62180	WASHER	8	8		8				
10	1	194145-62220-R	STAY	1	1		1				
10-1	1	194370-62220	STAY (L), FENDER		1		1				S
11	1	194145-62230-R	STAY	1	1		1				
11-1	1	194370-62230	STAY		1		1				S
12	1	194145-62240	BOLT	4	4		4				
12-1	1	194145-62241	BOLT, STEPPED	4	4		4				N
13	1	194145-62250-K	SPACER	8	8		8				
13-1	1	194145-62251	COLLAR	8	8		8				N
14	1	194145-62260	RUBBER, ABSORBER	16	16		8				
15	1	194145-62270	BOLT, STEPPED	8	8		8				
16	1	194145-62280	WASHER	4	4		4				
17	1	194145-62410-R	BAR, ASSIST	2	2		2				
18	1	194145-62420	RUBBER, CUSHION	4	4		4				
19	1	194740-76200	REFLECTOR	2	2		2				
20	2	194990-22030	NUT, M5	2	2		2				W
22	1	22137-120000	WASHER, 12	10	10		10				
22-1	1	22137-120000	WASHER, 12	2	2						K
23	1	22212-120000	WASHER 12	12	12		12				
23-1	1	22217-120000	WASHER, SPRING 12	12	12						N
23-2	1	22217-120000	WASHER, SPRING 12	8	8						K
24	1	26587-080122	SCREW, M8X12	10	10		10				
25	1	26116-100252	BOLT, M10X 25 PLATED	2							
25-1	1	26013-100202	BOLT, M10X 20	2	2		2				N

N:Old $\frac{Yes}{No}$ New, Q:Old $\frac{No}{Yes}$ New, R:Old $\frac{Yes}{Yes}$ New, S:Old $\frac{No}{No}$ New, W:Add, Z:Discontinued, F:Interchangeable by set, K:Qty Change
 ++ CONTINUE ++
 Copyright (C) YANMAR CO., LTD. All Rights Reserved.

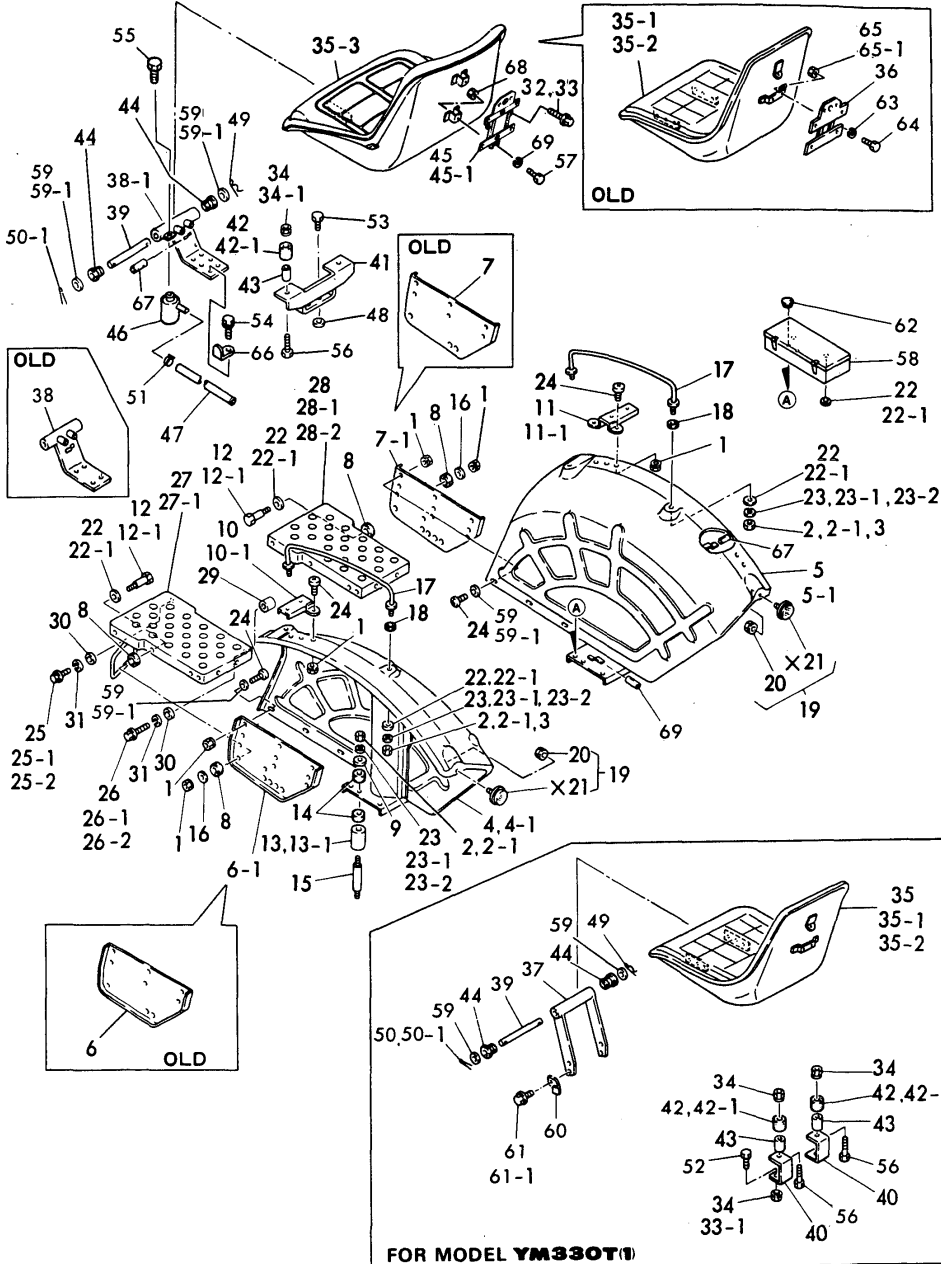
Fig.59. FENDER & SEAT (FOR B)

(A)=YM330T(1)
(B)=YM330T(2)
(C)=YM3000

(D)=YM330DT
(E)=YM3000DT
(F)=

Fig.59 FENDER & SEAT

FOR MODEL YM330T(1),(2), & YM330DT



No.	Lev.	Parts No.	Description	Q'ty						I	R
				(A)	(B)	(C)	(D)	(E)	(F)		
25-2	1	194465-11930 (B=F01068)	BOLT, M10X28 (D=F00118)		2		2				N
26	1	26116-100402	BOLT, M10X 40 PLATED		2						N
26-1	1	26013-100382 (A=*)	BOLT, M10X 38		2	2		2			N
26-2	1	194465-11940 (B=F01068)	BOLT, M10X40 (D=F00118)		2		2				N
27	1	194145-62510-X	STEP (L)	1	1						N
27-1	1	194145-62511-X (A=*)	STEP (L) (B=*)	1	1						N
28	1	194145-62520-X	STEP (R)	1	1						N
28-1	1	194145-62521-X (A=*)	STEP (R) (B=*)	1	1		1				N
28-2	1	194270-62520-X	STEP (R)	1	1		1				S
29	1	194145-62530 (A=*)	SPACER (B=*)		2	2		2			N
30	1	22137-100000	WASHER, 10	4	4		4				N
31	1	22217-100000 (B=F01068)	WASHER, SPRING 10 (D=F00118)		4		4				W
32	1	194155-05210 (B=*)	BOLT, M6X16 (D=*)		2		2				W
33	1	194155-05210 (B=*)	BOLT, M6X16 (D=*)		2		2				W
34	1	194990-22050	NUT, M8	4	2		2				N
34-1	1	194990-22140 (A=*)	NUT, M8 (B=*)	2	2		2				N
35	1	194145-63110	SEAT, OPERATOR	1							N
35-1	1	194145-63111 (A=*)	SEAT, OPERATOR (B=*)	1	1						N
35-2	1	194240-63102-X (A=*)	SEAT, OPERATOR (B=*)	1	1		1				N
35-3	1	194275-63111-X (B=*1983.)	SEAT, OPERATOR (D=*1983.)	1			1				S
36	1	194242-63120-X (B=*)	STAY,NUMBER PLATE (D=*)		1		1				W
37	1	194145-63210-K	BRACKET, SEAT	1							N
38	1	194370-63211	BRACKET, SEAT		1		1				N
38-1	1	194370-63280 (B=F01013)	BRACKET, SEAT (D=F00115)		1		1				S
39	1	194140-63221	PIN, HINGE	1	1		1				N
40	1	194145-63230	PLATE, CUSHION	2							N
41	1	194370-63231	BRACKET		1		1				N
42	1	194151-63240	RUBBER, CUSHION	2	2		2				N
42-1	1	194312-63240 (A=*)	RUBBER, CUSHION (B=*)	2	2		2				N
43	1	194151-63250	COLLAR, CUSHION (D=*)	2	2		2				N
44	1	194197-63270	DAMPER	2	2		2				N
45	1	194370-63290 (B=*)	BRACKET, LICENSE (D=*)		1						W
45-1	1	194370-63291	BRACKET, LICENSE	1			1				N

N:Old $\frac{Yes}{No}$ New, Q:Old $\frac{No}{Yes}$ New, R:Old $\frac{Yes}{No}$ New, S:Old $\frac{No}{Yes}$ New, W:Add, Z:Discontinued, F:Interchangeable by set, K:Q'ty Change
++ CONTINUE ++
Copyright (C) YANMAR CO., LTD. All Rights Reserved.

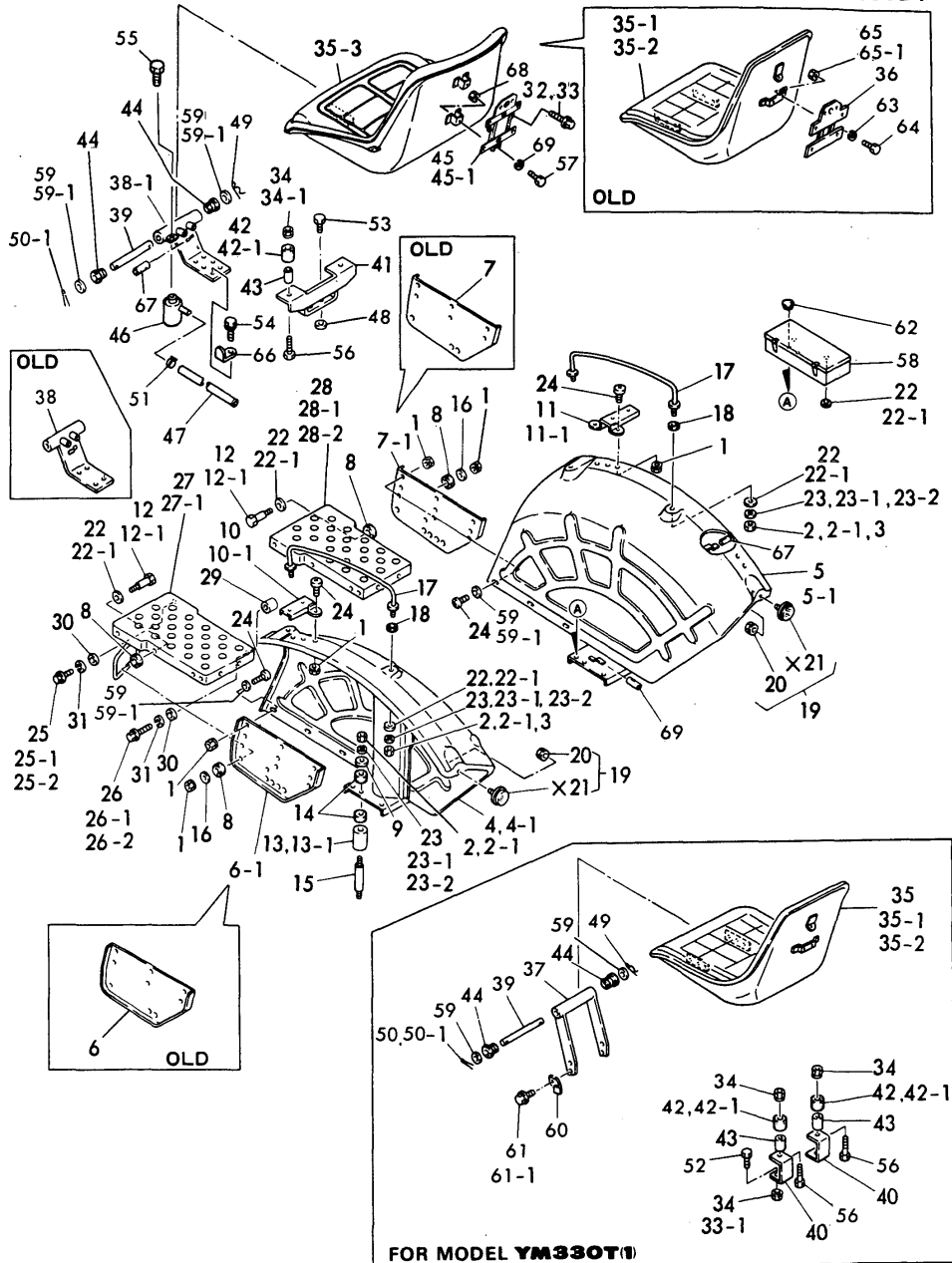
Fig.59. FENDER & SEAT (FOR B)

(A)=YM330T(1)
(B)=YM330T(2)
(C)=YM3000

(D)=YM330DT
(E)=YM3000DT
(F)=

Fig.59 FENDER & SEAT

FOR MODEL YM330T(1),(2), & YM330DT



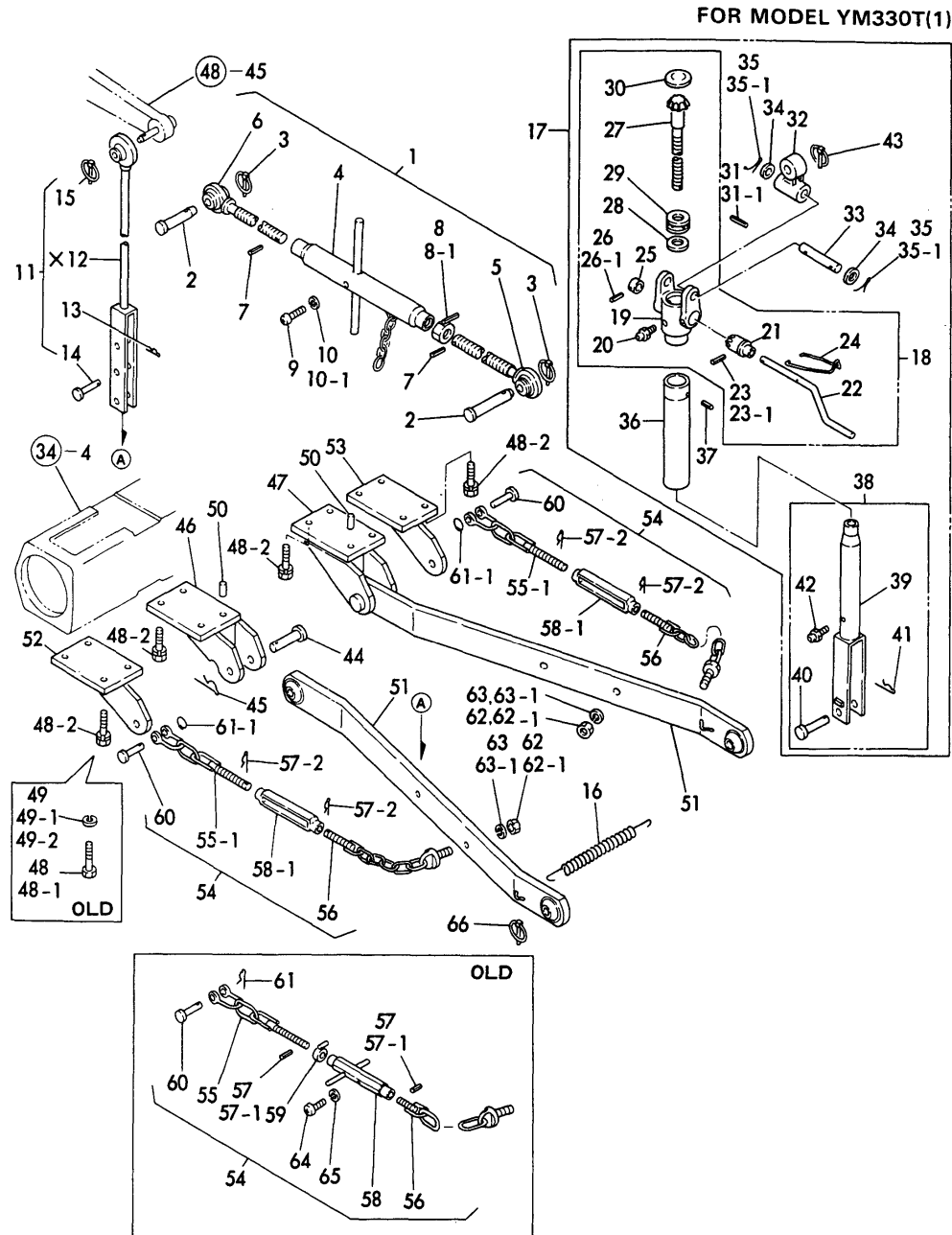
No.	Lev.	Parts No.	Description	Qty						I	R	
				(A)	(B)	(C)	(D)	(E)	(F)			
			(B=*1983.)									
46	1	194205-63550	BREATHER, AIR		1		1					W
			(B=*) (D=*)									
47	1	194550-63560	PIPE, AIR BREATHER		1		1					W
			(B=*) (D=*)									
48	1	22157-080000	WASHER, 8						1			
49	1	22360-080000	SNAP PIN 8	1	1		1					
50	1	22411-160200	COTTER PIN 1.6X20	1								
50-1	1	22417-200200	PIN, COTTER 2.0X20	1	1		1					N
			(A=*)									
51	1	23080-013000	CLAMP, 13		2		2					W
			(B=*) (D=*)									
52	1	26116-080252	BOLT, M8X 25 PLATED		4							
53	1	26013-080202	BOLT, M8X 20			2	2					
54	1	26013-080202	BOLT, M8X 20		4	4	4					
55	1	26116-080122	BOLT, M8X 12 PLATED			1	1					W
			(B=*) (D=*)									
56	1	26116-080352	BOLT, M8X 35 PLATED		2	2	2					
57	1	26116-100252	BOLT, M10X 25 PLATED			1	1					
58	1	194145-64410-R	BOX, TOOL	1	1		1					
59	1	22137-080000	WASHER, 8	8	8							
59-1	1	22137-080000	WASHER, 8		6		6					K
			(B=*)									
60	1	194145-51620	CLAMP, HARNESS		2							
61-1	1	26013-100202	BOLT, M10X 20		4							
62	1	194145-64430	GROMMET, 12		1							
63	1	22217-060000	WASHER, SPRING 6		2							W
			(B=*)									
64	1	26116-060122	BOLT, M6X 12 PLATED		2							W
			(B=*)									
65-1	1	26716-060002	NUT, M6		2							W
			(B=*)									
66	1	1A1040-26170	HOOK, WIRE		1							W
			(B=*)									
67	1	23061-070035	PIPE, 7X 35		2	2	2					
68	1	194990-22150	NUT, M10		1		1					W
			(B=*) (D=*)									
69	1	22137-100000	WASHER, 10		1		1					W
			(B=*) (D=*)									

Fig.60. 3-POINT HITCH (FOR YM330T-1)

(A)=YM330T(1)
(B)=YM330T(2)
(C)=YM3000

(D)=YM330DT
(E)=YM3000DT
(F)=

Fig.60 3-POINT HITCH

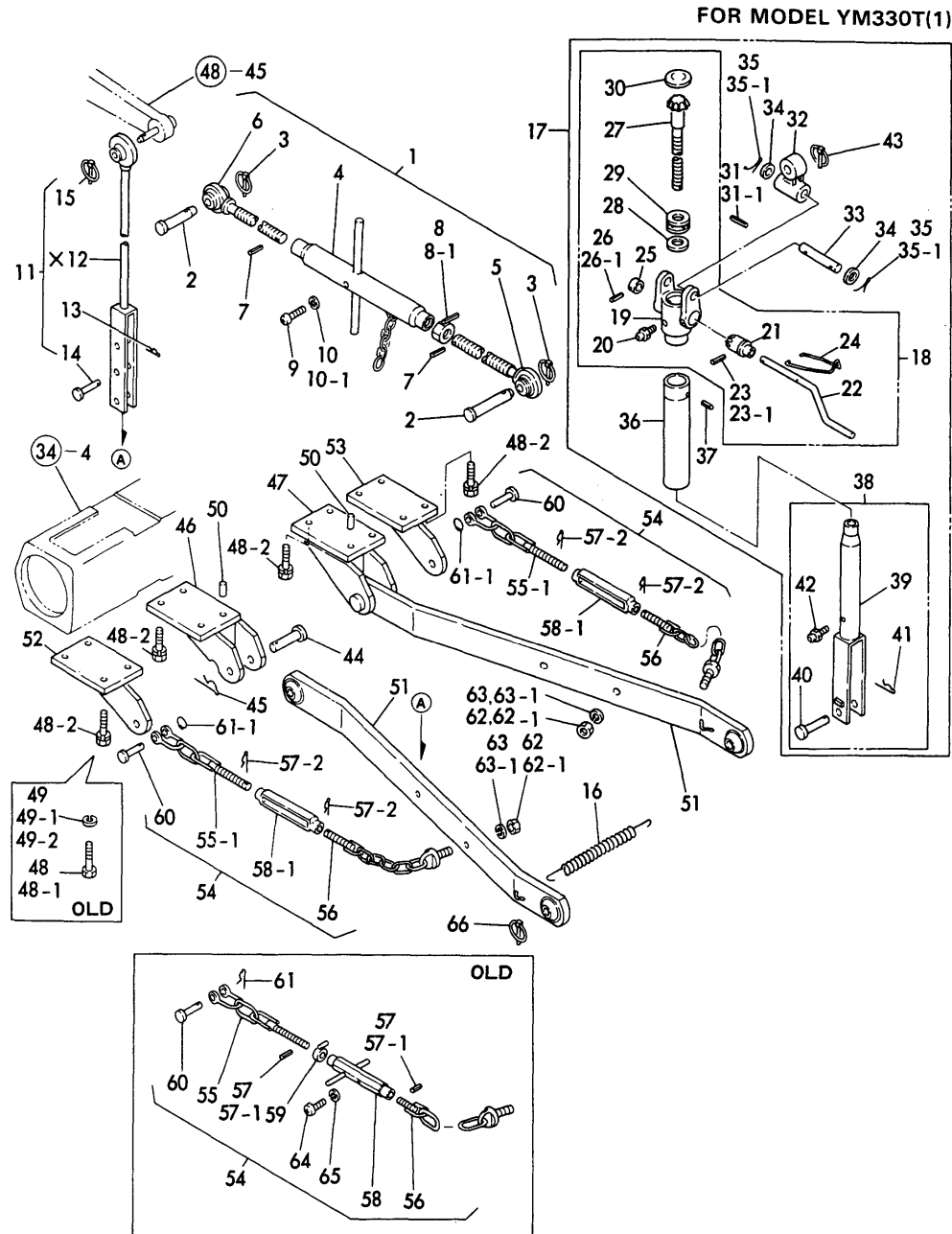


No.	Lev.	Parts No.	Description	Q'ty						I	R
				(A)	(B)	(C)	(D)	(E)	(F)		
1	1	794145-71500-K	LINK ASSY, TOP	1							
2	2	194150-71230	PIN, LINK	2							
3	2	794130-71410	PIN ASSY, BALL	2							
4	2	194145-71500-K	TURNBUCKLE	1							
5	2	194145-71600	LINK ASSY, TOP R	1							
6	2	194145-71700	LINK ASSY, TOP L	1							
7	2	22351-040024	PIN, SPRING 4.0X24	2							
8	2	194145-71750	LOCK NUT M24	1							
8-1	2	26756-240002	NUT, LOCK M24	1							N
(A=*)											
9	2	26557-060102	SCREW, M6X10	1							
10	2	22212-060000	WASHER 6	1							
10-1	2	22217-060000	WASHER, SPRING 6	1							N
(A=*)											
11	1	794145-72500-X	LINK ASSY, LIFT	1							
13	2	22360-160000	PIN, SNAP 16	1							
14	2	194145-72550	PIN, LIFT YOKE	1							
15	2	794130-71410	PIN ASSY, BALL	1							
16	1	194145-73150	SPRING, LOCK	1							
17	1	794145-72600-K	LINK ASSY, LIFT	1							
18	2	194145-72600	GEAR ASSY, ADJUST	1							
19	3	194145-72610-K	HOUSING, ADJUST	1							
20	3	194151-11480	GREASE NIPPLE A	2							
21	3	194145-72620	PINION, ADJUST	1							
22	3	194145-72630-K	HANDLE	1							
23-1	3	22351-060025	PIN, SPRING 6.0X25	1							
24	3	194145-72710	STOPPER	1							
25	3	194145-72640	COLLAR	1							
26-1	3	22351-060020	PIN, SPRING 6.0X20	1							
27	3	194145-72671	GEAR, ADJUSTING	1							
28	3	194145-72680	SHIM (T=0.2)	-							1
29	3	194145-72690	BALL BEARING	1							
30	3	27233-450000	PLUG, 45	1							
31	2	194145-72830	STOPPER, SCREW	1							
31-1	2	22351-040020	PIN, SPRING 4.0X20	1							N
(A=*)											
32	2	194145-72750	JOINT, CROSS	1							
33	2	194145-72760	PIN	1							
34	2	22137-160000	WASHER, 16	1							
35	2	22411-400300	COTTER PIN 4.0X 30	2							
35-1	2	22417-400250	PIN, COTTER 4.0X25	2							N
(A=*)											
36	2	194145-72841-K	COVER, DUST	1							
37	2	22351-050010	PIN, SPRING 5.0X10	1							
38	2	794145-72800-X	YOKE, LIFT LINK	1							
39	3	194145-72801	YOKE (L), LIFT LINK	1							
40	3	194145-72550	PIN, LIFT YOKE	1							
41	3	22360-160000	PIN, SNAP 16	1							
42	3	194151-11480	GREASE NIPPLE A	1							
43	2	794130-71410	PIN ASSY, BALL	1							
44	1	194130-73180	PIN, LOWER LINK	2							

N:Old $\frac{Yes}{No}$ New, Q:Old $\frac{No}{Yes}$ New, R:Old $\frac{Yes}{No}$ New, S:Old $\frac{No}{Yes}$ New, W:Add, Z:Discontinued, F:Interchangeable by set, K:Q'ty Change
 ++ CONTINUE ++
 Copyright (C) YANMAR CO., LTD. All Rights Reserved.

Fig.60. 3-POINT HITCH (FOR YM330T-1)

Fig.60 3-POINT HITCH



(A)=YM330T(1)
(B)=YM330T(2)
(C)=YM3000

(D)=YM330DT
(E)=YM3000DT
(F)=

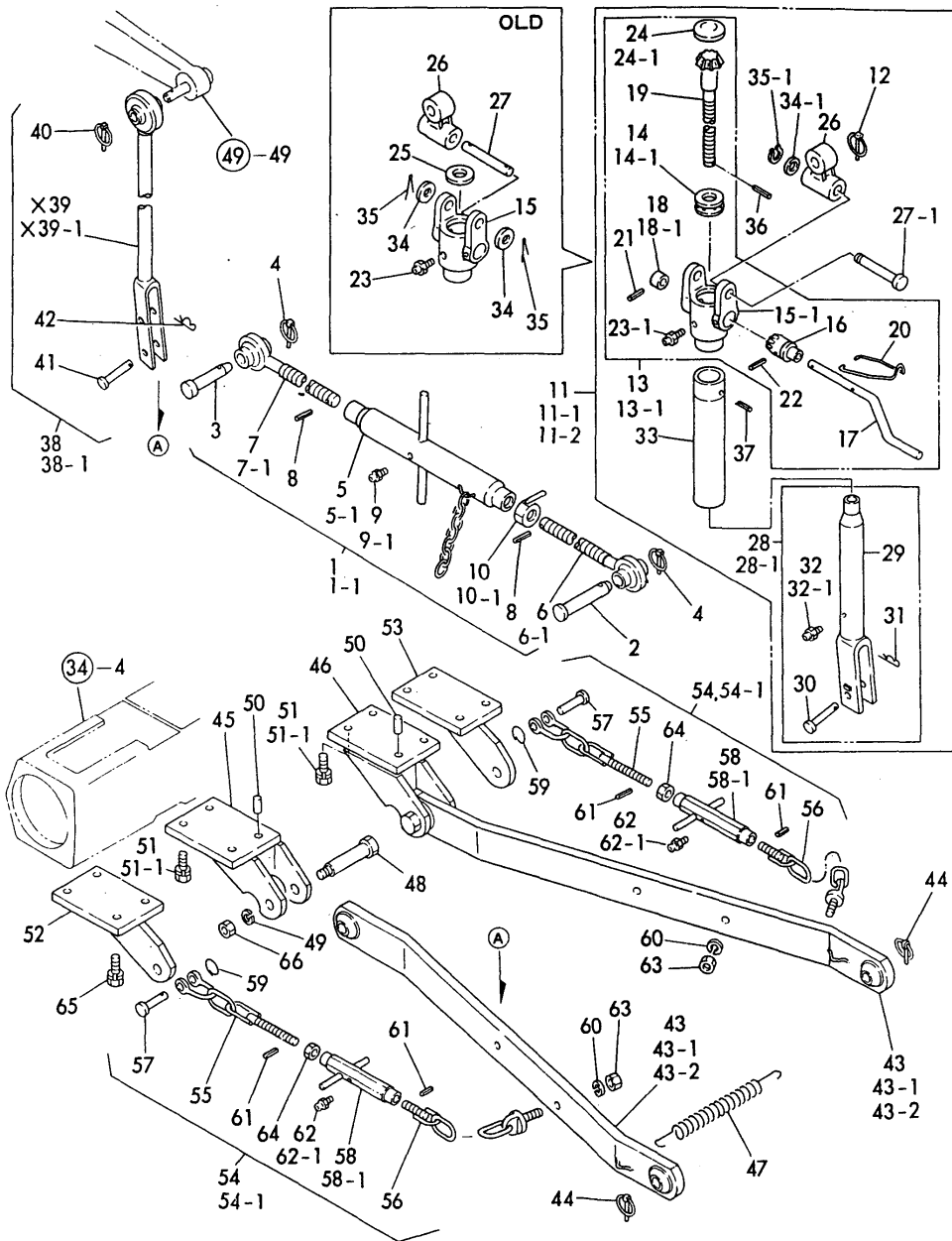
No.	Lev.	Parts No.	Description	(A)	(B)	(C)	(D)	(E)	(F)	I	R
45	1	22360-200000	PIN, SNAP 20	2							
46	1	194145-73110	BRACKET, LOWER LINK	1							
47	1	194145-73120	BRACKET, LOWER LINK	1							
48	1	26116-120322	BOLT, M12X 32 PLATED	14							
48-1	1	26013-120322 (A=*)	BOLT, M12X 32	14							N
48-2	1	26013-120302 (A=*)	BOLT, M12X 30	14							N
49	1	22212-120000	WASHER 12	14							
49-1	1	22217-120000 (A=*)	WASHER, SPRING 12	14							N
49-2	1	22217-120000 (A=*)	WASHER, SPRING 12	14							Z
50	1	22312-120250	PIN, PARALLEL M12X25	2							
51	1	194145-73500	LINK, LOWER	2							
52	1	194145-74150	BRACKET, CHAIN	1							
53	1	194145-74240	BRACKET, CHAIN	1							
55	2	194145-74500	CHAIN (F), CHECK	2							
55-1	2	194464-74510-U (A=*)	CHAIN, CHECK	2							N
56	2	194145-74600	CHAIN(R) ASSY, CHECK	4							
57	2	194145-74720	STOPPER, SCREW	4							
57-1	2	22351-040014 (A=*)	PIN, SPRING 4.0X14	4							N
57-2	2	22360-200000 (A=*)	PIN, SNAP 20	2							S
58	2	194145-74710-U	TURNBUCKLE, CHAIN	2							
58-1	2	194464-74710-U (A=*)	TURNBUCKLE, CHAIN	2							N
59	2	26756-140002 (A=*)	NUT, LOCK M14	2							Z
60	2	194080-74631	PIN, SHACKLE SA10	2							
61	2	22360-120000	PIN, SNAP 12	2							
61-1	2	194145-75250 (A=*)	RING, STOPPER	2							N
62	2	26737-160002	NUT, M16	2							
62-1	2	26736-160002 (A=*)	NUT, M16	2							N
63	2	22212-160000	SPRING WASHER 16	2							
63-1	2	22217-160000 (A=*)	WASHER, SPRING 16	2							N
64	2	26557-060102 (A=*)	SCREW, M6X10	2							Z
65	2	22217-060000 (A=*)	WASHER, SPRING 6	2							Z
66	1	794130-71410	PIN ASSY, BALL	2							

Fig.61. 3-POINT HITCH (EXCEPT YM330T-1)

(A)=YM330T(1)
(B)=YM330T(2)
(C)=YM3000

(D)=YM330DT
(E)=YM3000DT
(F)=

Fig.61 3-POINT HITCH



No.	Lev.	Parts No.	Description	Qty						I	R
				(A)	(B)	(C)	(D)	(E)	(F)		
1	1	794370-71500-K	LINK ASSY, TOP	1	1	1	1				
1-1	1	794370-71501	LINK ASSY, TOP	1	1	1	1				N
		(B=*)	(C=*)	(D=*)	(E=*)						
2	1	195080-15060	PIN, HITCH	1	1	1	1				W
		(B=*1982.)	(C=*1982.)	(D=*1982.)	(E=*1982.)						
3	2	194150-71230	PIN, LINK	1	1	1	1				
4	2	794130-71410	PIN ASSY, BALL	2	2	2	2				
5	2	194145-71500	TURNBUCKLE	1	1	1	1				
5-1	2	194286-71500-X	TURNBUCKLE	1	1	1	1				S
		(B=*1981.)	(C=*1981.)	(D=*1981.)	(E=*1981.)						
6	2	194275-71600-X	EYE-BOLT (R)	1	1	1	1				
6-1	2	194322-71600-X	EYE-BOLT (R)	1	1	1	1				N
		(B=*1983.10)	(C=*1983.10)	(D=*1983.10)	(E=*1983.10)						
7	2	194275-71700-X	EYE-BOLT (L)	1	1	1	1				
7-1	2	194322-71700-X	EYE-BOLT (L)	1	1	1	1				N
		(B=*1983.10)	(C=*1983.10)	(D=*1983.10)	(E=*1983.10)						
8	2	22351-040024	PIN, SPRING 4.0X24	2	2	2	2				
9	2	194151-11480	GREASE NIPPLE A	1	1	1	1				
9-1	2	24761-060000	NIPPLE, GREASE MT6X1	1	1	1	1				N
		(B=*1982.)	(C=*1982.)	(D=*1982.)	(E=*1982.)						
10	2	194145-71750	LOCK NUT M24	1	1	1	1				
10-1	2	26756-240002	NUT, LOCK M24	1	1	1	1				N
		(B=*1981.)	(C=*1981.)	(D=*1981.)	(E=*1981.)						
11	1	794275-72100-X	LINK ASSY (R), LIFT	1	1						
11-1	1	794275-72101-X	LINK ASSY, LIFT	1	1	1	1				N
		(B=*)	(C=*)	(D=*)	(E=*)						
11-2	1	794275-72102	LINK ASSY, R	1	1	1	1				S
		(B=*)	(C=*)	(D=*)	(E=*)						
12	2	794130-71410	PIN ASSY, BALL	1	1	1	1				
13	2	194145-72600	GEAR ASSY, ADJUST	1	1						
13-1	2	194145-72601-X	GEAR ASSY, ADJUSTING	1	1	1	1				S
		(B=*)	(C=*)	(D=*)	(E=*)						
14	3	194145-72690	BALL BEARING	1	1	1	1				
14-1	3	194080-08240	BALL BEARING	1	1	1	1				S
		(B=*)	(C=*)	(D=*)	(E=*)						
15	3	194145-72610-K	HOUSING, ADJUST	1	1	1	1				
15-1	3	194145-72611-K	HOUSING, ADJUST	1	1	1	1				S
		(B=F01070)	(C=F06564)	(D=F00120)	(E=F00125)						
16	3	194145-72620	PINION, ADJUST	1	1	1	1				
17	3	194145-72630-K	HANDLE	1	1	1	1				
18	3	194145-72640	COLLAR	1	1	1	1				
18-1	3	194145-72641	COLLAR, HANDLE	1	1	1	1				S
		(B=F01070)	(C=F06564)	(D=F00120)	(E=F00125)						
19	3	194145-72671	GEAR, ADJUSTING	1	1	1	1				
20	3	194145-72710	STOPPER	1	1	1	1				
21	3	22351-060020	PIN, SPRING 6.0X20	1	1	1	1				
22	3	22351-060025	PIN, SPRING 6.0X25	1	1	1	1				
23	3	194151-11480	GREASE NIPPLE A	2	2	2	2				
23-1	3	24761-060000	NIPPLE, GREASE MT6X1	1	1	1	1				N
		(B=*1982.)	(C=*1982.)	(D=*1982.)	(E=*1982.)						
24	3	27233-450000	PLUG, 45	1	1						

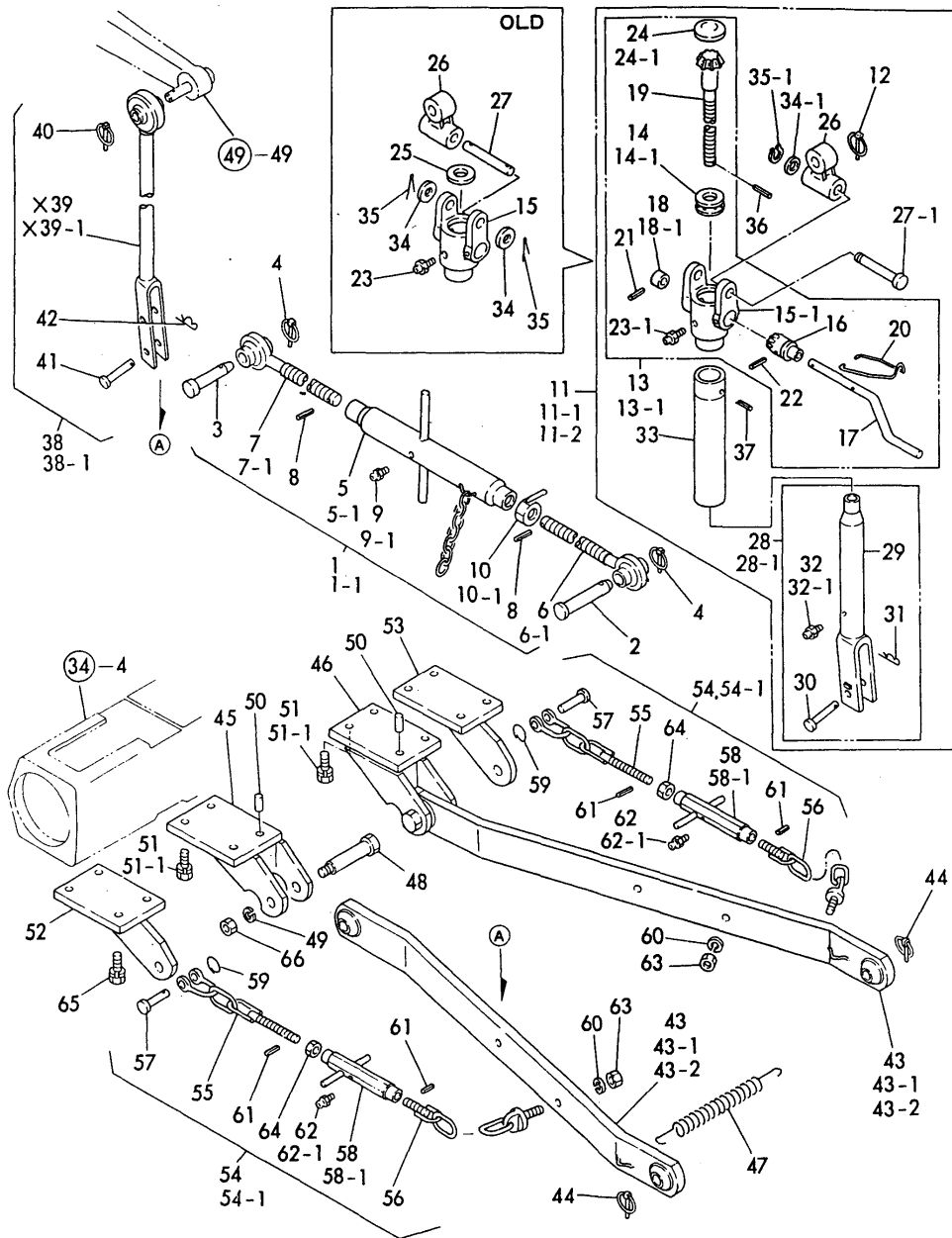
N:Old \xrightarrow{Yes} New, Q:Old \xrightarrow{No} New, R:Old \xrightarrow{Yes} New, S:Old \xrightarrow{No} New, W:Add, Z:Discontinued, F:Interchangeable by set, K:Qty Change
 ++ CONTINUE ++
 Copyright (C) YANMAR CO., LTD. All Rights Reserved.

Fig.61. 3-POINT HITCH (EXCEPT YM330T-1)

(A)=YM330T(1)
(B)=YM330T(2)
(C)=YM3000

(D)=YM330DT
(E)=YM3000DT
(F)=

Fig.61 3-POINT HITCH

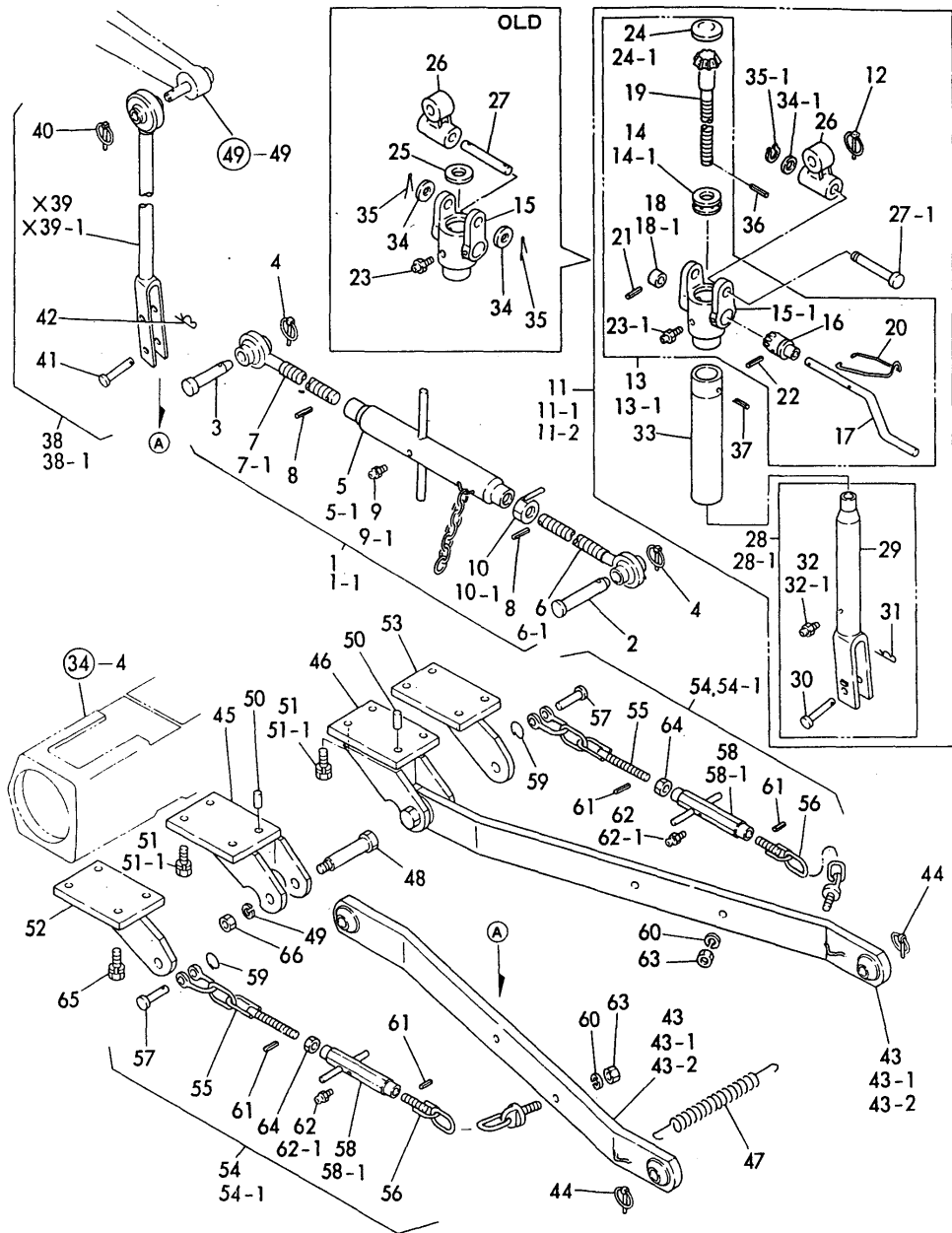


No.	Lev.	Parts No.	Description	Qty						I	R
				(A)	(B)	(C)	(D)	(E)	(F)		
24-1	3	27231-450000	PLUG 45		1	1	1	1			N
		(B=*)									
25	3	194145-72680	SHIM (T=0.2)		-	-	-	-			Z
		(B=F01070)		(C=F06564)	(D=F00120)	(E=F00125)					
26	2	194145-72750-K	JOINT, CROSS		1	1	1	1			
27	2	194145-72760	PIN		1	1	1	1			
27-1	2	194145-72761	PIN, JOINT		1	1	1	1			S
		(B=F01070)		(C=F06564)	(D=F00120)	(E=F00125)					
28-1	2	794275-72800	LINK,LEFT,R.H.,COMP.		1	1	1	1			
29	3	194275-72800-X	YOKE, LIFT LINK		1	1	1	1			
30	3	194145-72550	PIN, LIFT YOKE		1	1	1	1			
31	3	22360-160000	PIN, SNAP 16		1	1	1	1			
32	3	194151-11480	GREASE NIPPLE A		1	1	1	1			
32-1	3	24761-060000	NIPPLE, GREASE MT6X1		1	1	1	1			N
		(B=*1982.)		(C=*1982.)	(D=*1982.)	(E=*1982.)					
33	2	194145-72841-K	COVER, DUST		1	1	1	1			
34	2	22137-160000	WASHER, 16		2	2	2	2			
34-1	2	22137-160000	WASHER, 16		1	1	1	1			K
		(B=*)		(C=*)	(D=*)	(E=*)					
35	2	22417-400300	PIN, COTTER 4.0X30		2	2	2	2			
35-1	2	22242-000150	RING, 15		1	1	1	1			S
		(B=F01070)		(C=F06564)	(D=F00120)	(E=F00125)					
36	2	22351-040020	PIN, SPRING 4.0X20		1	1	1	1			
37	2	22351-050010	PIN, SPRING 5.0X10		1	1	1	1			
38	1	794275-72530-K	LINK ASSY, LIFT		1	1	1	1			
38-1	1	794275-72531	LINK ASSY, L		1	1	1	1			N
		(B=*)		(C=*)	(D=*)	(E=*)					
40	2	794130-71410	PIN ASSY, BALL		1	1	1	1			
41	2	194145-72550	PIN, LIFT YOKE		1	1	1	1			
42	2	22360-160000	PIN, SNAP 16		1	1	1	1			
43	1	194275-73410-X	LINK ASSY, LOWER		2	2	2	2			
43-1	1	194275-73411-X	LINK ASSY, LOWER		2	2	2	2			N
		(B=*1982.11)		(C=*1982.11)	(D=*1982.11)	(E=*1982.11)					
43-2	1	194275-73412-X	LINK ASSY, LOWER		2	2	2	2			N
		(B=*1984.11)		(C=*1984.11)	(D=*1984.11)	(E=*1984.11)					
44	1	794130-71410	PIN ASSY, BALL		2	2	2	2			
45	1	194275-73110	BRACKET (L), LINK		1	1	1	1			
46	1	194275-73120	BRACKET (R), LINK		1	1	1	1			
47	1	194145-73150	SPRING, LOCK		1	1	1	1			
48	1	194275-73180	BOLT		2	2	2	2			
49	1	22217-160000	WASHER, SPRING 16		2	2	2	2			
50	1	22312-120220	PIN, PARALLEL M12X22		2	2	2	2			
51	1	26013-120302	BOLT, M12X 30		14	14	14	14			
51-1	1	26013-120302	BOLT, M12X 30		8	8	8	8			K
		(B=*)		(C=*)	(D=*)	(E=*)					
52	1	194370-74150	BRACKET, CHAIN		1	1	1	1			
53	1	194370-74240	BRACKET, CHAIN		1	1	1	1			
54	1	794370-74500-K	CHAIN ASSY, CHECK		2	2	2	2			
54-1	1	794370-74501	CHAIN ASSY, CHECK		2	2	2	2			N
		(B=*)		(C=*)	(D=*)	(E=*)					
55	2	194370-74500-U	CHAIN, CHECK		2	2	2	2			

N:Old $\xrightarrow{\text{Yes}}$ New, Q:Old $\xrightarrow{\text{No}}$ New, R:Old $\xrightarrow{\text{Yes}}$ New, S:Old $\xrightarrow{\text{No}}$ New, W:Add, Z:Discontinued, F:Interchangeable by set, K:Qty Change
 ++ CONTINUE ++
 Copyright (C) YANMAR CO., LTD. All Rights Reserved.

Fig.61. 3-POINT HITCH (EXCEPT YM330T-1)

Fig.61 3-POINT HITCH



(A)=YM330T(1)
 (B)=YM330T(2)
 (C)=YM3000

(D)=YM330DT
 (E)=YM3000DT
 (F)=

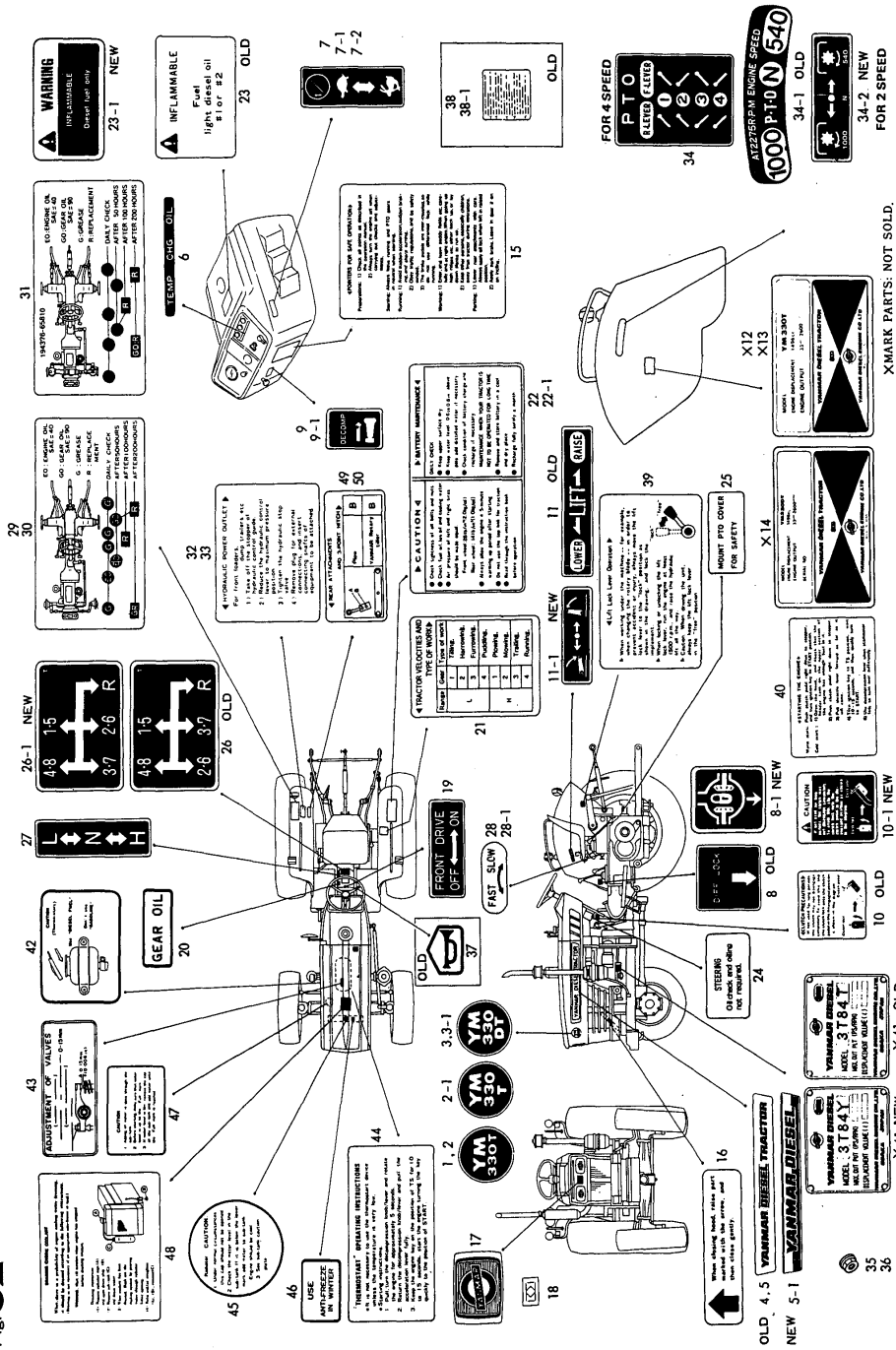
No.	Lev.	Parts No.	Description	Q'ty						I	R
				(A)	(B)	(C)	(D)	(E)	(F)		
56	2	194370-74600-U	CHAIN, CHECK	2	2	2	2				
57	2	194450-74630	PIN, SHACKLE SA10	2	2	2	2				
58-1	2	194450-74670	TURNBUCKLE	2	2	2	2				
59	2	194145-75250	RING, STOPPER	2	2	2	2				
60	2	22217-160000	WASHER, SPRING 16	2	2	2	2				
61	2	22351-040016	PIN, SPRING 4.0X16	4	4	4	4				
62	2	194151-11480	GREASE NIPPLE A	2	2	2	2				
62-1	2	24761-060000 (B=*1982.)	NIPPLE, GREASE MT6X1 (C=*1982.)	2	2	2	2				N
			(D=*1982.)					(E=*1982.)			
63	2	26736-160002	NUT, M16	2	2	2	2				
64	2	26756-160002	NUT, LOCK M16	2	2	2	2				
65	1	26013-120302 (B=*)	BOLT, M12X 30 (C=*)	8	8	8	8				W
			(D=*)					(E=*)			
66	1	26716-160002	NUT, M16	2	2	2	2				

Fig.62. LABELS (ENGLISH)

(A)=YM330T(1)
(B)=YM330T(2)
(C)=YM3000

(D)=YM330DT
(E)=YM3000DT
(F)=

Fig.62 LABELS (ENGLISH)



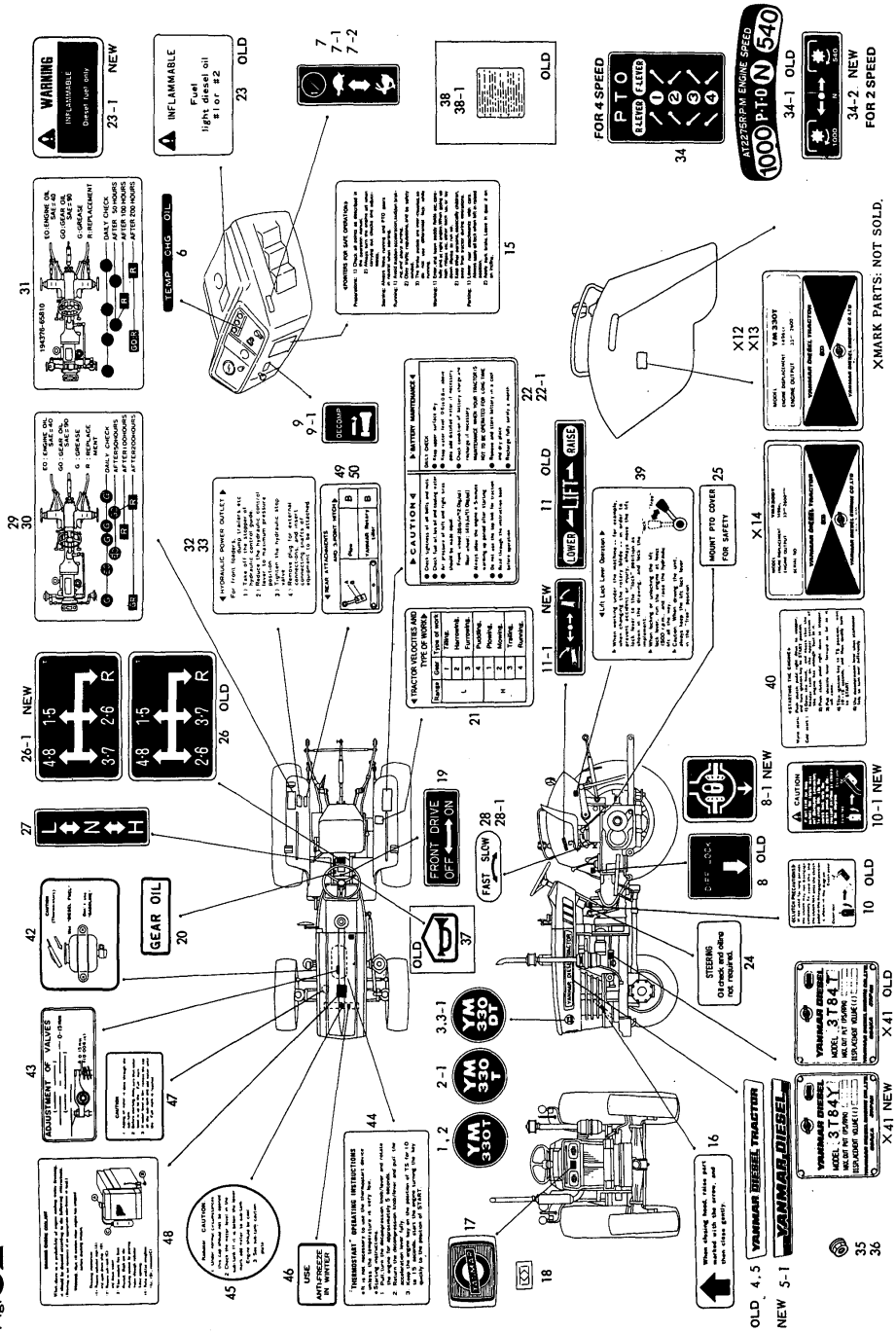
No.	Lev.	Parts No.	Description	Qty						I	R
				(A)	(B)	(C)	(D)	(E)	(F)		
1	1	194370-64720	LABEL, SIDE	2							
2	1	194371-64720	LABEL, SIDE		2						
2-1	1	194371-64722	LABEL, SIDE		2						S
3	1	194376-64720	LABEL, SIDE					2			
3-1	1	194376-64721	LABEL, SIDE					2			N
4	1	194370-64750	LABEL, MODEL		2						
5	1	194371-64750	LABEL, MODEL			2		2			
5-1	1	194371-64751	LABEL, MODEL			2		2			N
6	1	194151-65310	LABEL, PILOT LAMP	1	1			1			
7	1	194280-65430	LABEL, THROTTLE LEVER	1							
7-1	1	194281-65430	LABEL, THROTTLE LEVER	1	1			1			N
7-2	1	194281-65431	LABEL, THROTTLE LEVER			1		1			N
8	1	194240-65440	LABEL, DIFF. LOCK	1	1			1			
8-1	1	194240-65441	LABEL, DIFF. LOCK			1		1			S
9	1	194370-65450	LABEL, DECOMPRESSION	1	1			1			
9-1	1	194370-65451	LABEL, DECOMPRESSION			1		1			N
10	1	194370-65460	LABEL, CLUTCH CAUTION	1	1			1			
10-1	1	194370-65461	LABEL, CLUTCH CAUTION			1		1			N
11	1	194240-65510	LABEL, HYDRAULIC LIFT	1	1			1			
11-1	1	194240-65511	LABEL, HYDRAULIC LIFT			1		1			N
15	1	194370-65570	LABEL, CAUTION	1	1			1			
16	1	194370-65580	LABEL, HOOD	1	1			1			
17	1	194200-65601	EMBLEM	1	1			1			
18	1	194200-65610	NUT, FLAT	2	2			2			
19	1	194274-65620	LABEL, 4-DRIVE WHEEL								1
20	1	194240-65630	LABEL, GEAR OIL	1	1			1			
21	1	194370-65640	LABEL, WORKING	1	1			1			
22	1	194370-65660	LABEL, CAUTION	1	1			1			
22-1	1	194240-65660	LABEL, CAUTION	1	1			1			N
23	1	194240-65670	LABEL, FUEL INDICAT.	1	1			1			
23-1	1	194240-65671	LABEL, FUEL INDICAT.			1		1			N
24	1	194370-65680	LABEL, STEERING	1	1			1			
25	1	194240-65710	LABEL, P.T.O. COVER	1	1			1			
26	1	194370-65710	LABEL, GEAR SHIFT	1	1			1			
26-1	1	194275-65710	LABEL, MAIN SHIFT	1	1			1			S
27	1	194370-65730	LABEL, RANGE SHIFT	1	1			1			
28	1	194161-99210	LABEL	1							
28-1	1	194370-65750	LABEL, SLOW RETURN	1	1			1			N

N:Old $\begin{matrix} \leftarrow \text{Yes} \\ \text{No} \end{matrix}$ New, Q:Old $\begin{matrix} \leftarrow \text{No} \\ \text{Yes} \end{matrix}$ New, R:Old $\begin{matrix} \leftarrow \text{Yes} \\ \text{No} \end{matrix}$ New, S:Old $\begin{matrix} \leftarrow \text{No} \\ \text{Yes} \end{matrix}$ New, W:Add, Z:Discontinued, F:Interchangeable by set, K:Qty Change
++ CONTINUE ++
Copyright (C) YANMAR CO., LTD. All Rights Reserved.

(A)=YM330T(1)
 (B)=YM330T(2)
 (C)=YM3000

(D)=YM330DT
 (E)=YM3000DT
 (F)=

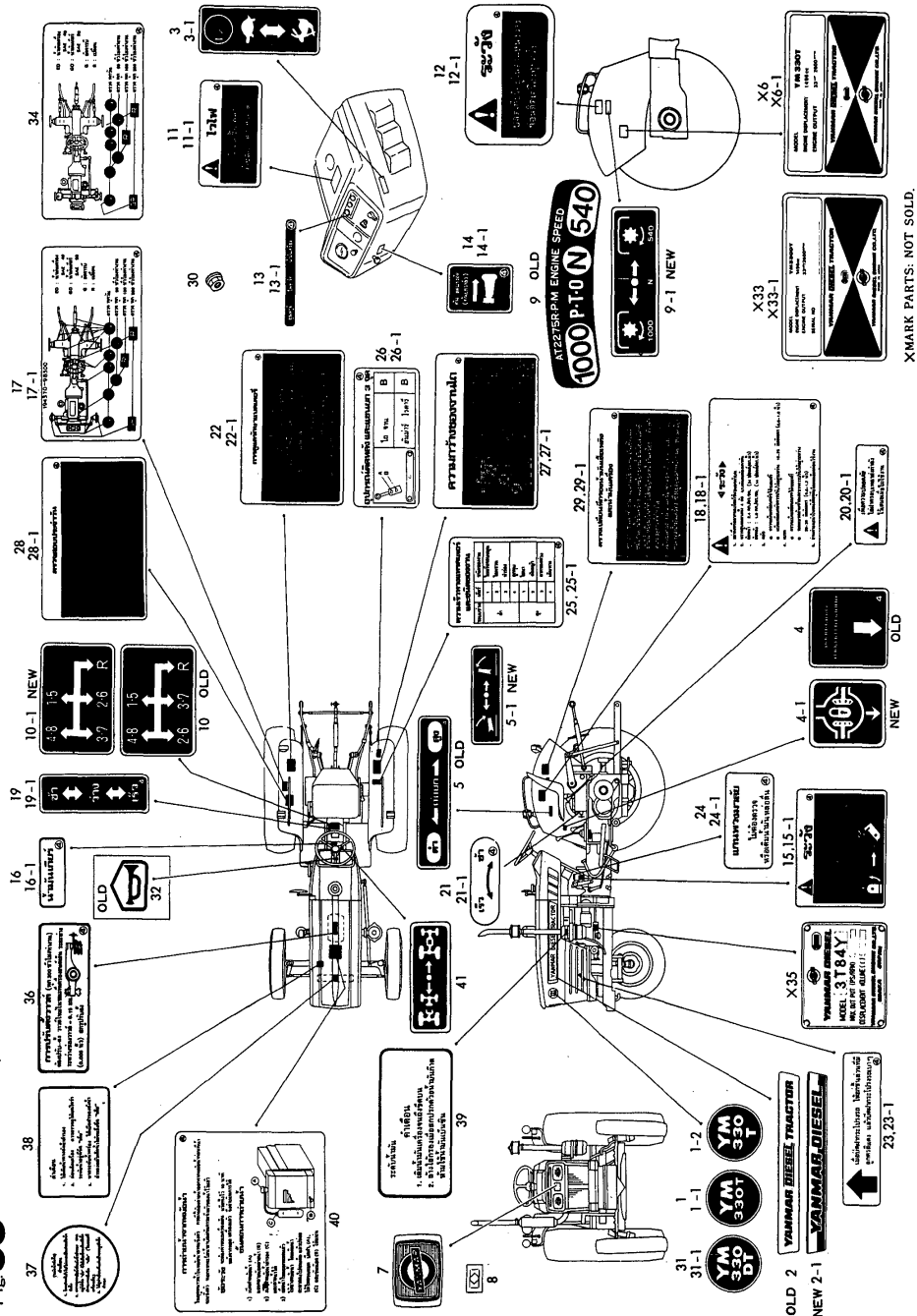
Fig.62 LABELS (ENGLISH)



X-MARK PARTS: NOT SOLD.

No.	Lev.	Parts No.	Description	Qty						I	R
				(A)	(B)	(C)	(D)	(E)	(F)		
29	1	194370-65560	LABEL, LUBRICATION	1							
30	1	194370-65810	LABEL, LUBRICATION		1						
31	1	194376-65810	LABEL, LUBRICATION				1				
32	1	194370-65690	LABEL, POWER OUTLET	1							
33	1	194370-65850	LABEL, POWER OUTLET		1		1				
34	1	194130-99080	LABEL, P.T.O CHANGE	1	1		1				1
34-1	1	194273-65610	LABEL, P.T.O. SHIFT	1	1		1				2
34-2	1	194273-65611 (B=*1984.)	LABEL, P.T.O. SHIFT (D=*1984.)		1		1				N
35	1	194990-22120	NUT, M5					4			W
36	1	194990-22120 (B=*)	NUT, M5			4					W
37	1	194130-65380 (A=*) (B=F01070)	LABEL, HORN SWITCH (D=F00120)	1	1		1				Z
38-1	1	194370-65700 (A=*) (B=*)	LABEL, BATTERY (D=*)	1	1		1				Z
39	1	194370-65620	LABEL, LOCK	1							
40	1	194370-65350	LABEL, ENG. STARTING	1							
42	1	124764-77980	LABEL, FUEL	1	1		1				
43	1	124764-07160	LABEL, VALVE ADJUST	1	1		1				
44	1	124764-77970	LABEL, THERMOSTART	1	1		1				
45	1	124764-44800	LABEL, RADIATOR	1	1		1				
46	1	124764-44920	LABEL, ANTI-FREEZING	1	1		1				
47	1	124764-44810	LABEL, RESERVE TANK	1	1		1				
48	1	121254-07150	LABEL, WATER DRAIN	1	1		1				
49	1	194370-65610	LABEL, 3-POINT HITCH	1							
50	1	194370-65830	LABEL, 3-POINT HITCH		1		1				

Fig.63. LABELS (THAI)



X MARK PARTS: NOT SOLD.

(A)=YM330T(1)
(B)=YM330T(2)
(C)=YM3000

(D)=YM330DT
(E)=YM3000DT
(F)=

No.	Lev.	Parts No.	Description	Qty						I	R	
				(A)	(B)	(C)	(D)	(E)	(F)			
1	1	194371-64720	LABEL, SIDE		2							
1-1	1	194371-64721	LABEL, SIDE		2							N
		(B=*)										
1-2	1	194371-64722	LABEL, SIDE		2							S
		(B=*1981.)										
2	1	194371-64750	LABEL, MODEL		2		2					
2-1	1	194371-64751	LABEL, MODEL		2							N
		(B=*1984.)										
3	1	194281-65430	LABEL, THROTTLE LEVER		1		1					
3-1	1	194281-65431	LABEL, THROTTLE LEVER		1		1					N
		(B=*1984.)							(D=*1984.)			
4	1	194370-98360	LABEL, DIFF-LOCK		1		1					
4-1	1	194240-65441	LABEL, DIFF. LOCK		1		1					N
		(B=*)							(D=*)			
5	1	194370-98380	LABEL, HYDRAULIC LIFT		1		1					
5-1	1	194240-65511	LABEL, HYDRAULIC LIFT		1		1					N
		(B=*)							(D=*)			
7	1	194200-65601	EMBLEM		1		1					
8	1	194200-65610	NUT, FLAT		2		2					
9	1	194370-98340	LABEL, P.T.O. SHIFTING		1		1					
9-1	1	194273-65611	LABEL, P.T.O. SHIFT		1		1					N
		(B=*)							(D=*)			
10	1	194370-65710	LABEL, GEAR SHIFT		1		1					
10-1	1	194275-65710	LABEL, MAIN SHIFT		1		1					S
		(B=F01074)							(D=F00200)			
11	1	194370-98220	LABEL, FUEL OIL		1		1					
11-1	1	194370-98221	LABEL, FUEL OIL		1		1					N
		(B=*1984.)							(D=*1984.)			
12	1	194370-98230	LABEL, CAUTION		1		1					
12-1	1	194370-98231	LABEL, CAUTION		1		1					N
		(B=*)							(D=*)			
13	1	194370-98240	LABEL, PILOT		1		1					
13-1	1	194370-98241	LABEL, PILOT		1		1					N
		(B=*)							(D=*)			
14	1	194370-98270	LABEL, DECOMPRESSION		1		1					
14-1	1	194370-98271	LABEL, DECOMPRESSION		1		1					N
		(B=*)							(D=*)			
15	1	194370-98280	LABEL, CLUTCH		1		1					
15-1	1	194370-98281	LABEL, CAUTION		1		1					N
		(B=*)							(D=*)			
16	1	194370-98290	LABEL, GEAR OIL		1		1					
16-1	1	194370-98291	LABEL, GEAR OIL		1		1					N
		(B=*)							(D=*)			
17	1	194370-98300	LABEL, LUBRICATION		1		1					
17-1	1	194370-98301	LABEL, LUBRICATION		1		1					N
		(B=*)							(D=*)			
18	1	194370-98320	LABEL, OPERATION		1		1					
18-1	1	194370-98321	LABEL, OPERATION		1		1					N
		(B=*)							(D=*)			
19	1	194370-98370	LABEL, RANGE SHIFT		1		1					
19-1	1	194370-98371	LABEL, RANGE SHIFT		1		1					N

N:Old $\begin{matrix} \text{Yes} \\ \text{No} \end{matrix}$ New, Q:Old $\begin{matrix} \text{No} \\ \text{Yes} \end{matrix}$ New, R:Old $\begin{matrix} \text{Yes} \\ \text{No} \end{matrix}$ New, S:Old $\begin{matrix} \text{No} \\ \text{Yes} \end{matrix}$ New, W:Add, Z:Discontinued, F:Interchangeable by set, K:Qty Change
++ CONTINUE ++
Copyright (C) YANMAR CO., LTD. All Rights Reserved.

Fig.63. LABELS (THAI)

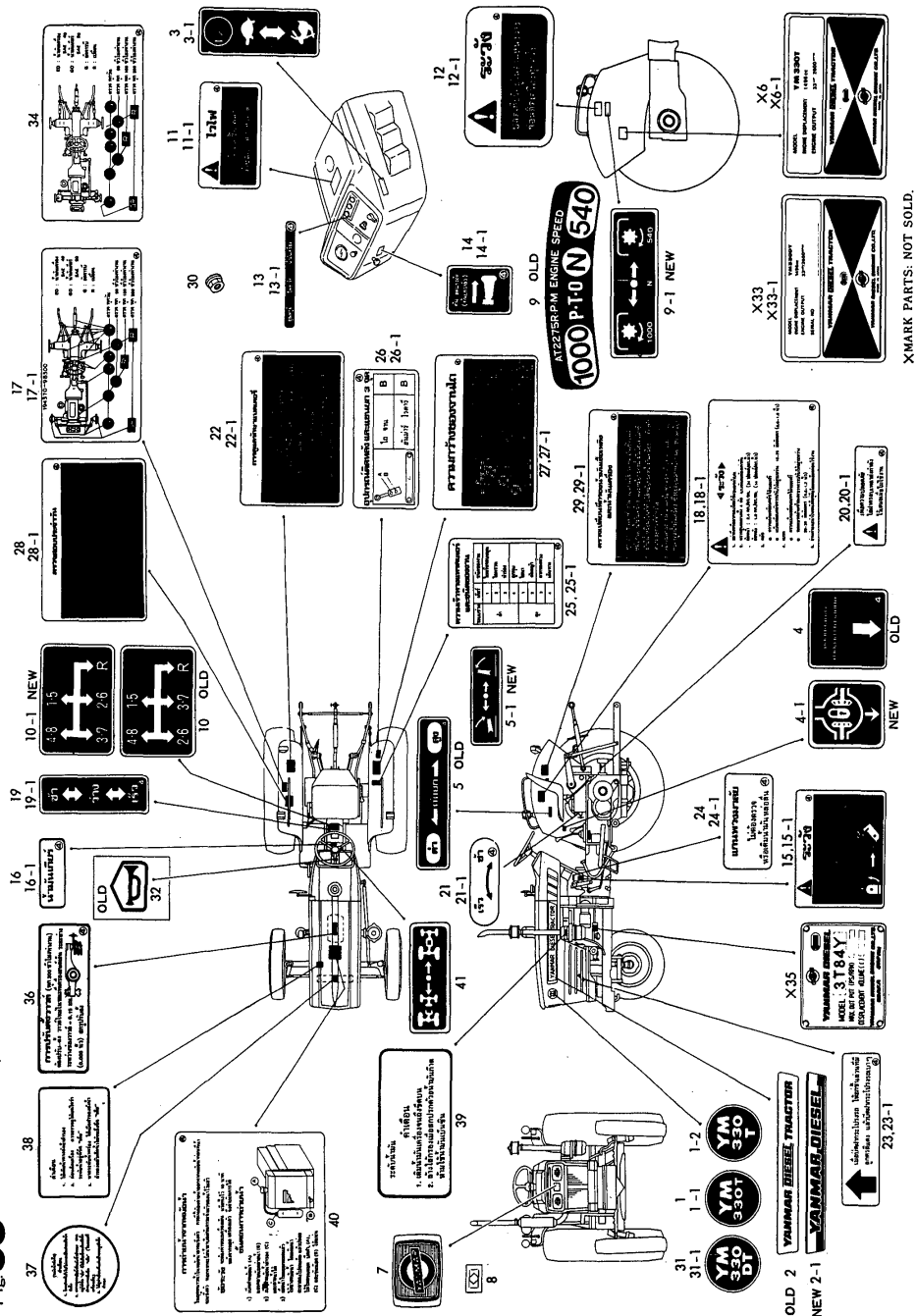


Fig.63 LABELS (THAI)

(A)=YM330T(1)
(B)=YM330T(2)
(C)=YM3000

(D)=YM330DT
(E)=YM3000DT
(F)=

No.	Lev.	Parts No.	Description	Q'ty						I	R
				(A)	(B)	(C)	(D)	(E)	(F)		
20	1	194370-98410	LABEL, P.T.O. COVER		1		1				
20-1	1	194370-98411	LABEL, P.T.O. COVER		1		1				N
21	1	194370-98420	LABEL, SLOW RETURN		1		1				
21-1	1	194370-98421	LABEL, SLOW RETURN		1		1				N
22	1	194370-98450	LABEL, BATTERY		1		1				
22-1	1	194370-98451	LABEL, BATTERY		1		1				N
23	1	194370-98460	LABEL, HOOD		1		1				
23-1	1	194370-98461	LABEL, HOOD		1		1				N
24	1	194370-98470	LABEL, STEERING		1		1				
24-1	1	194370-98471	LABEL, STEERING		1		1				N
25	1	194370-98500	LABEL, WORKING		1		1				
25-1	1	194370-98501	LABEL, WORKING		1		1				N
26	1	194370-98510	LABEL, 3-POINT HITCH		1		1				
26-1	1	194370-98511	LABEL, 3-POINT HITCH		1		1				N
27	1	194370-98520	LABEL, IMPLEMENT		1		1				
27-1	1	194370-98521	LABEL, IMPLEMENT		1		1				N
28	1	194370-98610	LABEL, CAUTION		1		1				
28-1	1	194370-98611	LABEL, CAUTION		1		1				N
29	1	194370-98620	LABEL, INSTRUCTION		1		1				
29-1	1	194370-98621	LABEL, INSTRUCTION		1		1				N
30	1	194990-22120	NUT, M5		4						
31	1	194376-64720	LABEL, SIDE						2		
31-1	1	194376-64721	LABEL, SIDE						2		N
32	1	194130-65380	LABEL, HORN SWITCH		1		1				Z
34	1	194376-98300	LABEL, LUBRICATION						1		W
36	1	124767-07160	LABEL, VALVE		1		1				
37	1	124767-44800	LABEL, CAUTION		1		1				
38	1	124767-44810	LABEL, CAUTION		1		1				
39	1	124767-12600	LABEL, CLEANER		1		1				
40	1	121257-07150	LABEL, COOLANT		1		1				
41	1	194447-65621	LABEL, 4-DRIVE WHEEL						1		

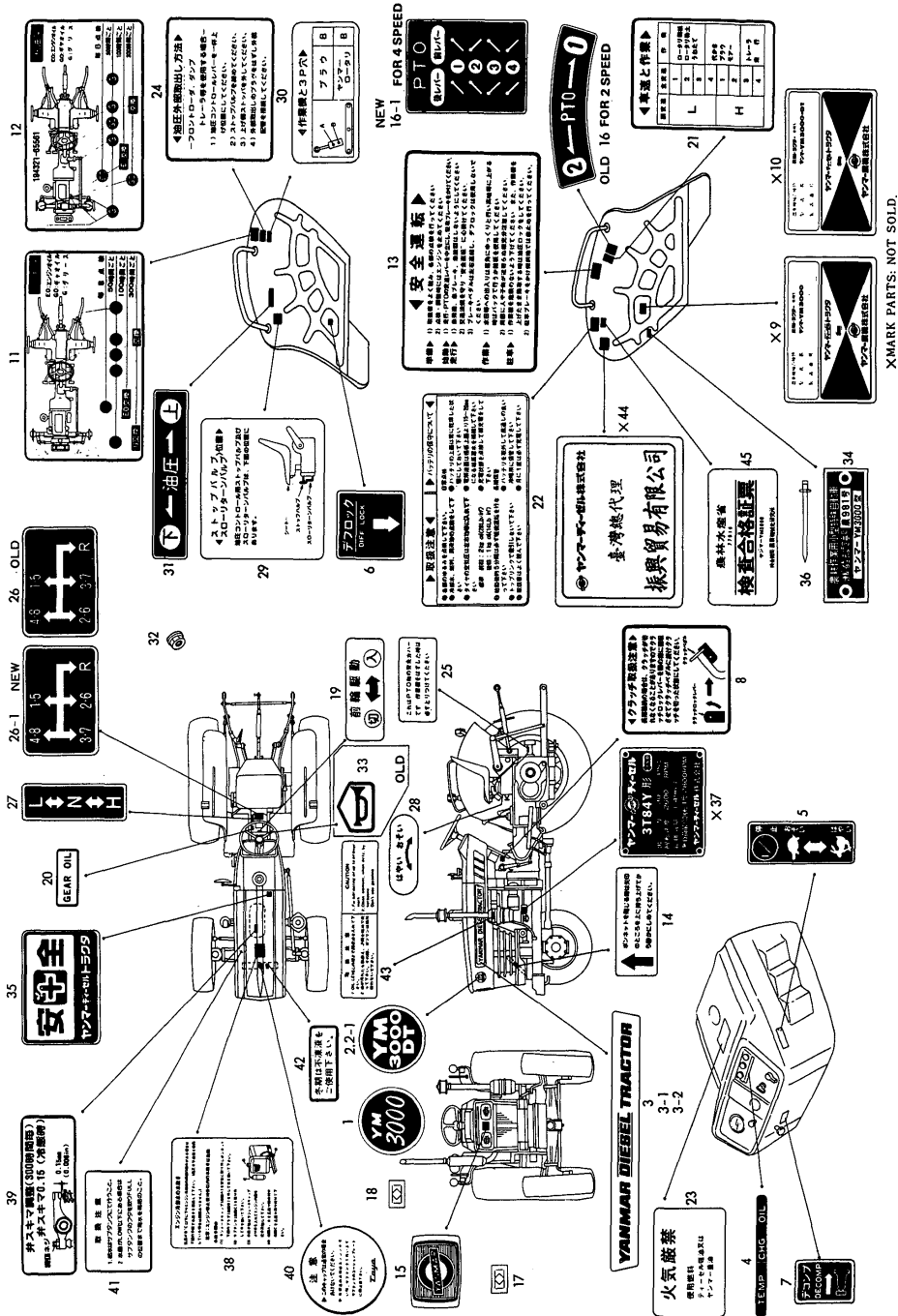
N:Old, No:New, Q:Old, No:New, R:Old, No:New, S:Old, No:New, W:Add, Z:Discontinued, F:Interchangeable by set, K:Q'ty Change
Copyright (C) YANMAR CO., LTD. All Rights Reserved.

(A)=YM330T(1)
 (B)=YM330T(2)
 (C)=YM3000

(D)=YM330DT
 (E)=YM3000DT
 (F)=

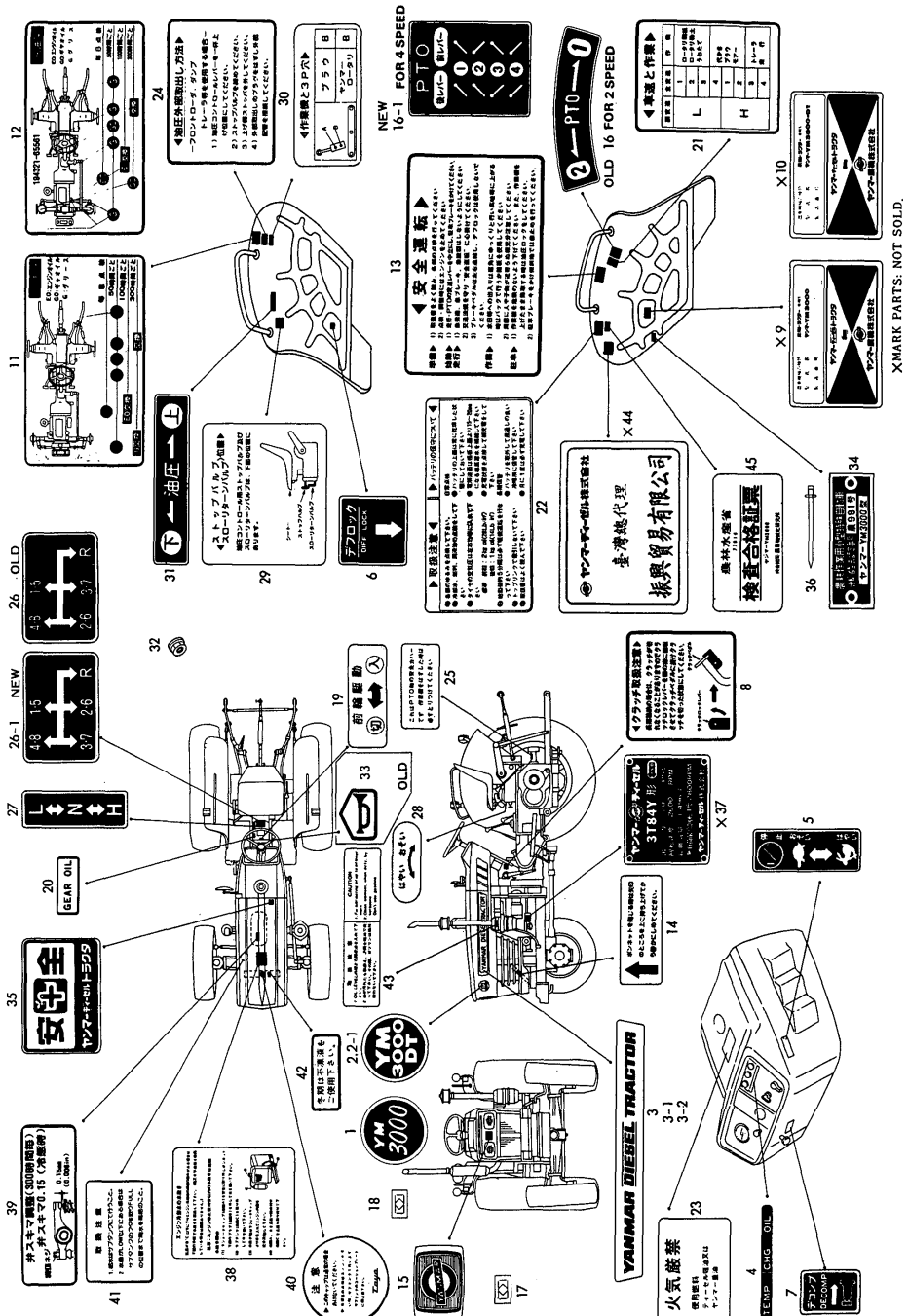
No.	Lev.	Parts No.	Description	Q'ty						I	R
				(A)	(B)	(C)	(D)	(E)	(F)		
1	1	194145-64720	LABEL, SIDE			2					
2	1	194374-64720	LABEL(MODEL)						2		
2-1	1	194374-64721	LABEL, SIDE						2		
3	1	194145-64752	NAME PLATE				(E=*1981.)	2		2	
3-1	1	194371-64750	LABEL, MODEL				(E=*1980.)	2		2	S
3-2	1	194371-64751	LABEL, MODEL				(C=*1980.) (C=*1981.)	2		2	N
4	1	194151-65310	LABEL, PILOT LAMP			1				1	
5	1	194145-65430	LABEL, THROTTLE LEVER			1				1	
6	1	194130-65440	LABEL, DIFF. LOCK			1				1	
7	1	194145-65450	LABEL, DECOMPRESSION			1				1	
8	1	194145-65461	LABEL, CLUTCH CAUTION			1				1	
11	1	194145-65561	LABEL, LUBRICATION			1					
12	1	194321-65561	LABEL, LUBRICATION							1	
13	1	194145-65571	LABEL, CUATION			1				1	
14	1	194312-65580	LABEL, HOOD			1				1	
15	1	194200-65601	EMBLEM			1				1	
16	1	194110-65520	LABEL, SHIFTING			1				1	1
16-1	1	194130-65611	LABEL, P.T.O. SHIFT			1				1	2
17	1	194200-65610	NUT, FLAT			2				2	
18	1	194200-65610	NUT, FLAT			4					
19	1	194374-65620	LABEL, 4-DRIVE WHEEL							1	
20	1	194240-65630	LABEL, GEAR OIL			1				1	
21	1	194145-65641	LABEL, WORKING			1				1	
22	1	194150-65660	LABEL, CAUTION			1				1	
23	1	194145-65670	LABEL, FUEL LNDICAT.			1				1	
24	1	194310-65690	LABEL, POWER OUTLET			1				1	
25	1	194190-65710	LABEL, P.T.O. COVER			1				1	
26	1	194145-65710	LABEL, MAIN SHIFT			1				1	
26-1	1	194275-65710	LABEL, MAIN SHIFT			1				1	S
							(C=F06575)				
							(E=F40143)				
27	1	194370-65730	LABEL, RANGE SHIFT			1				1	
28	1	194310-65750	LABEL, SLOW RETURN			1				1	
29	1	194310-65770	LABEL, VALE POSITION			1				1	
30	1	194372-65830	LABEL, 3-POINT HITCH			1				1	
31	1	194740-73450	LABEL, HYDRAULIC			1				1	
32	1	194990-22120	NUT, M5							4	W
							(E=*)				
							(E=F40116)				
33	1	194130-65380	LABEL, HORN SWITCH			1				1	Z
							(C=F06564)				
34	1	194145-65530	LABEL,			1				1	
35	1	194190-65851	LABEL, SAFETY			1				1	
36	1	194080-64780	RIVET			2				2	
38	1	121250-07150	LABEL, WATER DRAIN			1				1	
39	1	124767-07170	LABEL, VALVE ADJUST.			1				1	
40	1	124450-44800	LABEL, RADIATOR			1				1	
41	1	121470-44540	LABEL, SUB-TANK			1				1	
42	1	124060-44900	LABEL, ANTI-FREEZE			1				1	
43	1	124767-12660	LABEL, AIR CLEANER			1				1	

Fig.64 LABELS (JAPANESE)



N:Old $\begin{matrix} \text{Yes} \\ \text{No} \end{matrix}$ New, Q:Old $\begin{matrix} \text{No} \\ \text{Yes} \end{matrix}$ New, R:Old $\begin{matrix} \text{Yes} \\ \text{No} \end{matrix}$ New, S:Old $\begin{matrix} \text{No} \\ \text{Yes} \end{matrix}$ New, W:Add, Z:Discontinued, F:Interchangeable by set, K:Q'ty Change
 ++ CONTINUE ++
 Copyright (C) YANMAR CO., LTD. All Rights Reserved.

Fig.64. LABELS (JAPANESE)



X-MARK PARTS: NOT SOLD.

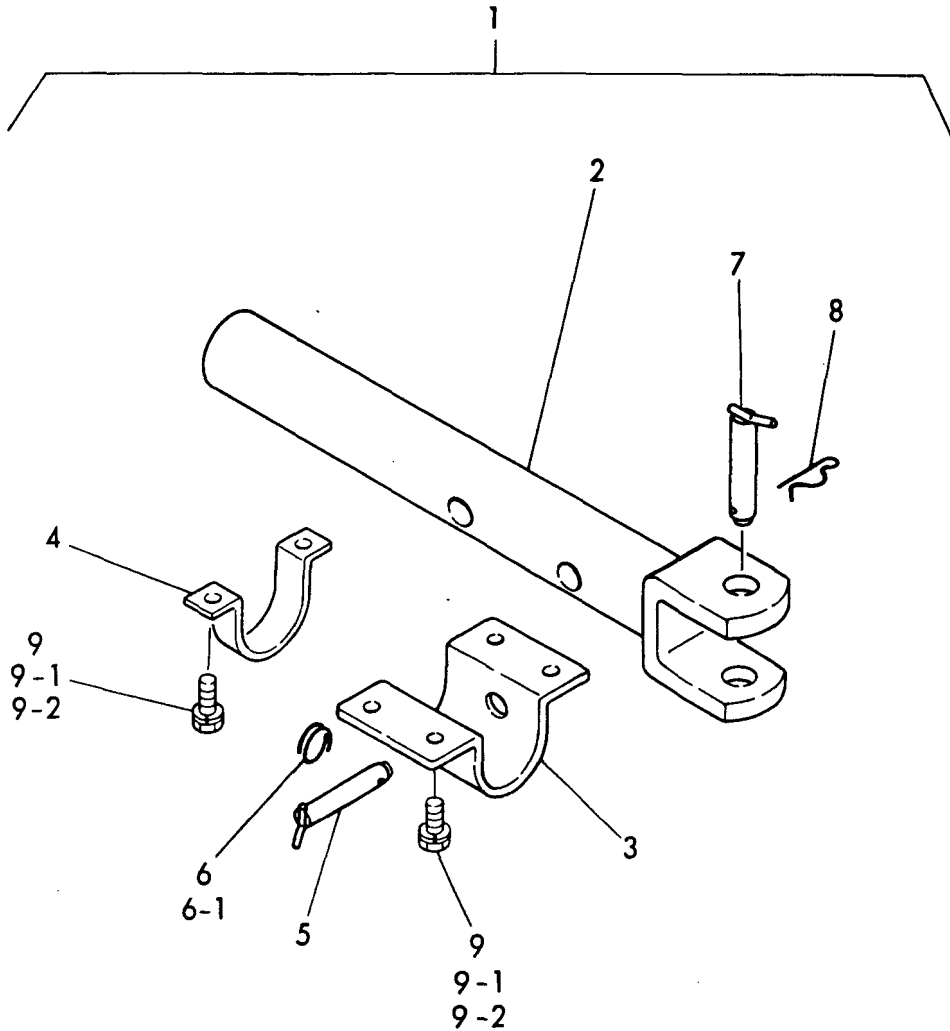
(A)=YM330T(1)
(B)=YM330T(2)
(C)=YM3000

(D)=YM330DT
(E)=YM3000DT
(F)=

No.	Lev.	Parts No.	Description	Qty						I	R	
				(A)	(B)	(C)	(D)	(E)	(F)			
45	1	194145-65810	LABEL			1		1				

Fig.65. REAR HITCH

Fig. **65** REAR HITCH



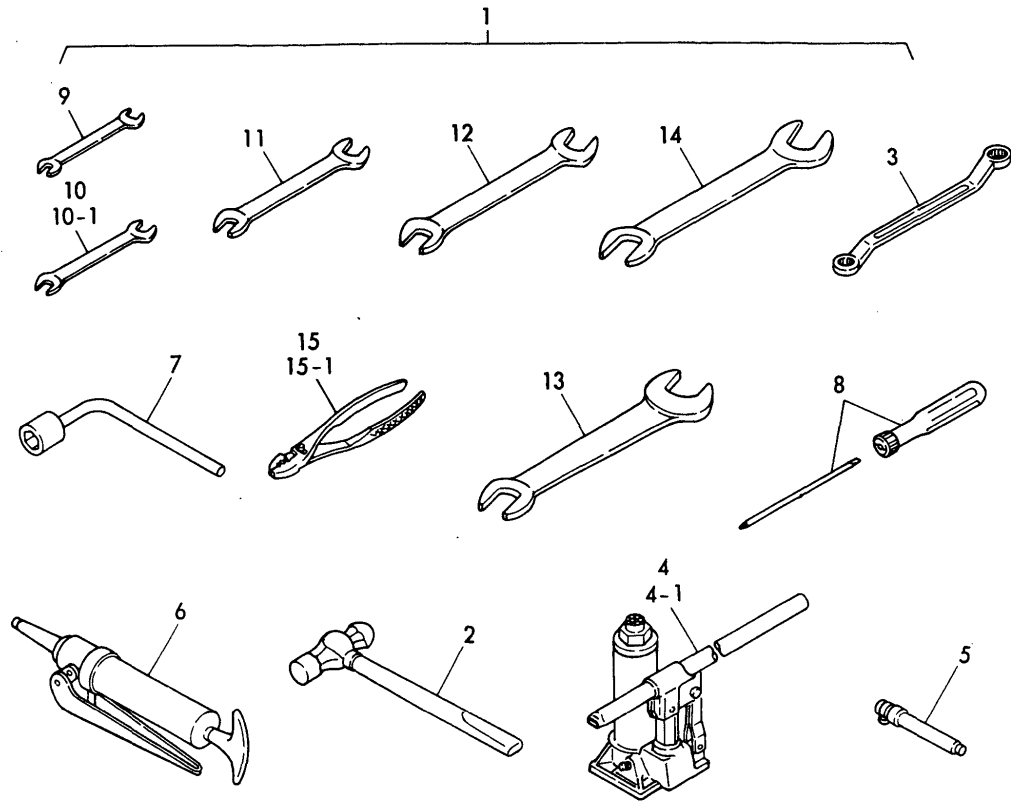
(A)=YM330T(1)
(B)=YM330T(2)
(C)=YM3000

(D)=YM330DT
(E)=YM3000DT
(F)=

No.	Lev.	Parts No.	Description	Q'ty						I	R
				(A)	(B)	(C)	(D)	(E)	(F)		
1	1	794145-75200	HITCH, REAR	1	1	1	1	1			
2	2	194145-75210	HITCH, DRAWBER	1	1	1	1	1			
3	2	194145-75220	BRACKET, HITCH	1	1	1	1	1			
4	2	194145-75230	BRACKET, HITCH	1	1	1	1	1			
5	2	194145-75240	PIN, HITCH 22	1	1	1	1	1			
6	2	22360-190000	PIN, SNAP 19	1							
6-1	2	194145-75250	RING, STOPPER	1	1	1	1	1		N	
		(A=*)									
7	2	194130-75430	PIN, HITCH 28X98	1	1	1	1	1			
8	2	194080-75790	PIN, SNAP 28	1	1	1	1	1			
9-1	2	26013-140352	BOLT, M14X 35	6	6	6					
9-2	2	26013-140302	BOLT, M14X 30		6	6	6	6		N	
		(B=*)	(C=*)								

Fig.66. TOOLS

Fig.66 TOOLS



(A)=YM330T(1)
(B)=YM330T(2)
(C)=YM3000

(D)=YM330DT
(E)=YM3000DT
(F)=

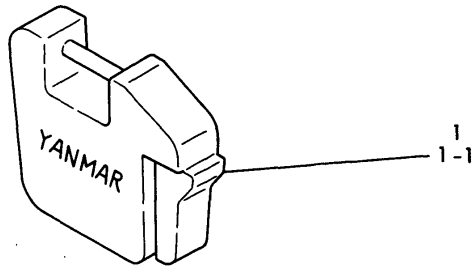
No.	Lev.	Parts No.	Description	Q'ty						I	R
				(A)	(B)	(C)	(D)	(E)	(F)		
1	1	794145-82100	TOOL ASSY	1	1	1	1	1			
2	2	194740-80121	HAMMER, 1 POUND	1	1	1	1	1			
3	2	194080-82110	WRENCH 17X19	1	1	1	1	1			
4	2	194145-82111	JACK	1	1	1	1	1			
4-1	2	194320-82110	JACK	1	1	1	1	1		N	
		(A=*) (B=*) (C=*) (D=*) (E=*)									
5	2	194080-82180	GAUGE, TIRE 3.5KG	1	1	1	1	1			
6	2	194130-82190	PUMP, GREASE	1	1	1	1	1			
7	2	194145-82240	WRENCH 26	1	1	1	1	1			
8	2	104200-92350	DRIVER, SCREW	1	1	1	1	1			
9	2	28110-080100	SPANNER, 8X10	1	1	1	1	1			
10	2	28110-100130	SPANNER, 10X13	1	1	1	1	1			
10-1	2	28110-120140	SPANNER, 12X14	1	1	1	1	1		S	
		(A=*1982.) (B=*1982.) (C=*1982.) (D=*1982.) (E=*1982.)									
11	2	28110-170190	SPANNER, 17X19	1	1	1	1	1			
12	2	28110-220240	SPANNER, 22X24	1	1	1	1	1			
13	2	28110-260320	SPANNER, 26X32	1	1	1	1	1			
14	2	28110-270300	SPANNER, 27X30	1	1	1	1	1			
15	2	194080-82140	PLIERS 200	1	1	1	1	1			
15-1	2	28170-001500	PLIER	1	1	1	1	1		N	
		(A=*1980.) (B=*1980.) (C=*1980.) (D=*1980.) (E=*1980.)									

Fig.67. WEIGHT (FRONT & REAR WHEEL)

(A)=YM330T(1)
(B)=YM330T(2)
(C)=YM3000

(D)=YM330DT
(E)=YM3000DT
(F)=

Fig.67 WEIGHT (FRONT & REAR WHEEL)



No.	Lev.	Parts No.	Description	Q'ty						I	R
				(A)	(B)	(C)	(D)	(E)	(F)		
1	1	AZ0502-10010	WEIGHT 20, FRONT	5	5						
1-1	1	194080-81111-R (A=*) (B=*)	WEIGHT 20KGS. FRONT	5	5	5	5	5			N
2	1	AZ0552-10010	WEIGHT 20,REAR WHEEL	2	2						
2-1	1	194080-81230-R (A=*) (B=*)	WEIGHT 20KGS. REAR	2	2	2	2	2			N
3	1	22217-160000	WASHER, SPRING 16	12	12	12	12	12			
4	1	26116-161102	BOLT, M16X110 PLATED	6	6	6	6	6			
5	1	26716-160002	NUT, M16	6	6	6	6	6			
6	1	194080-81212-R	WEIGHT 25KGS. REAR	4	4	4	4	4			
7	1	22217-160000	WASHER, SPRING 16	6	6	6	6	6			
8	2	26116-160602	BOLT, M16X 60 PLATED	12	12	12	12	12			

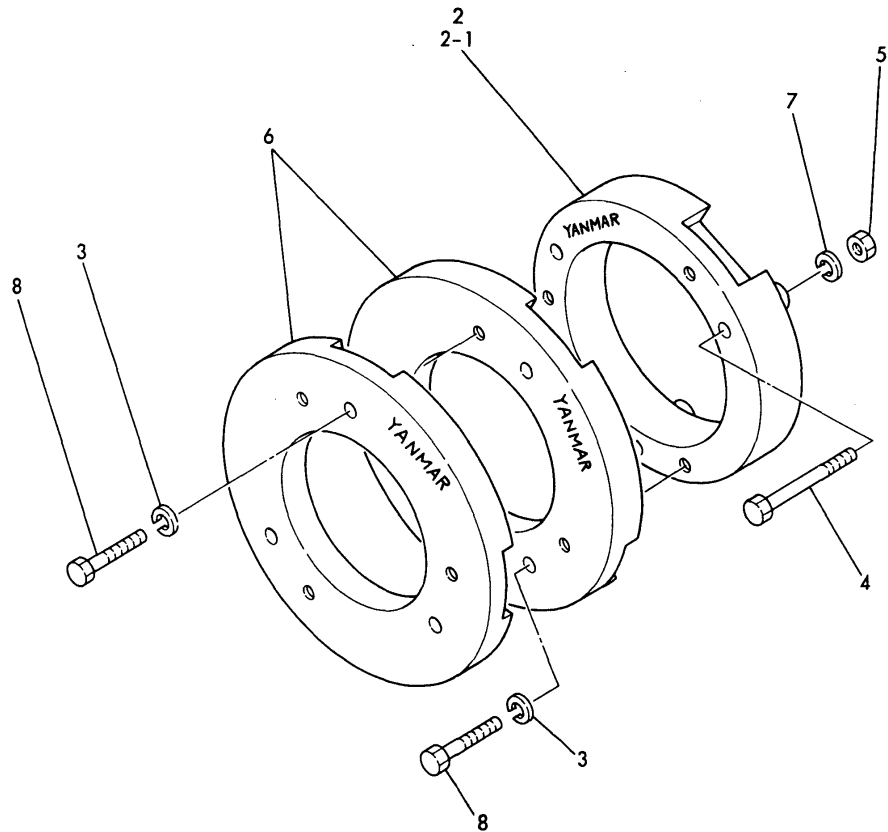
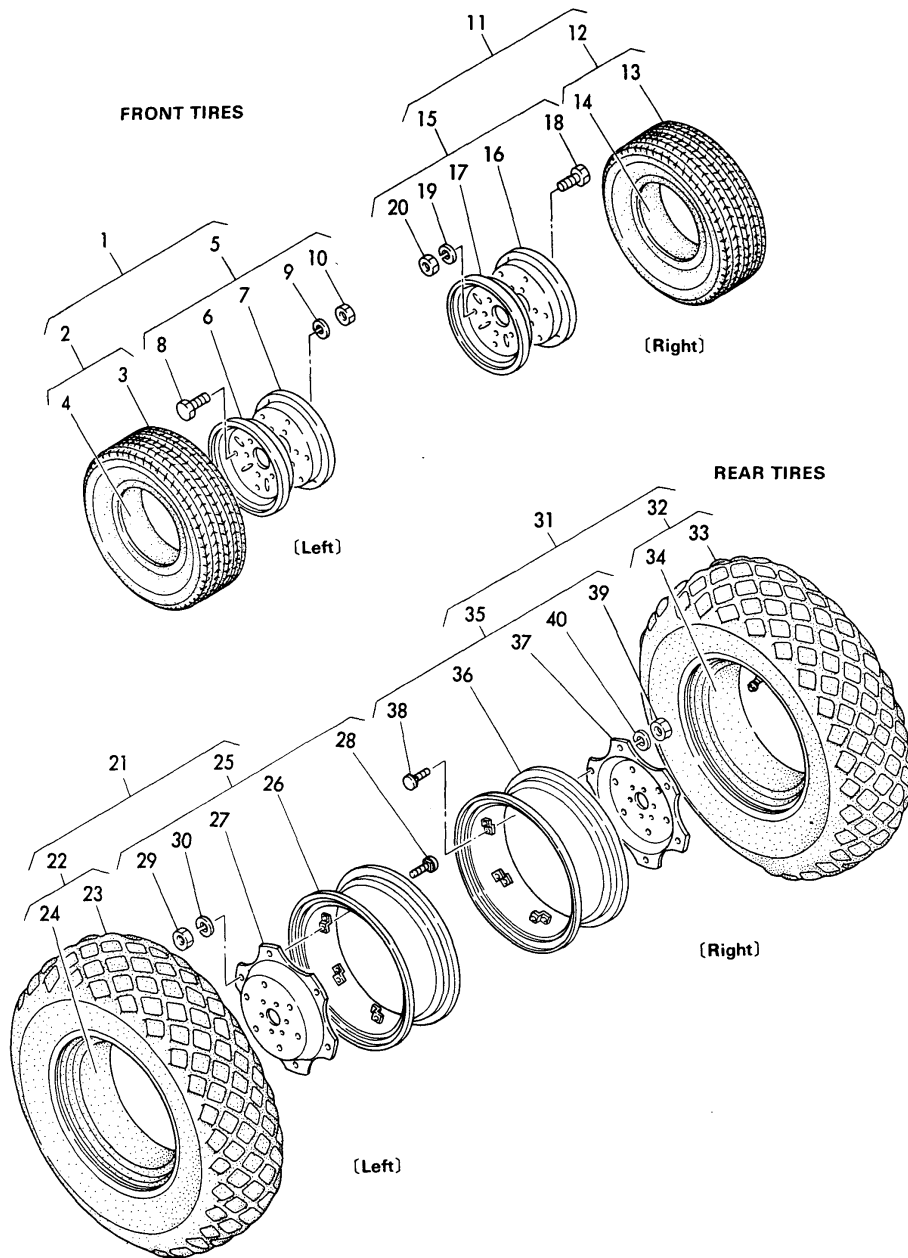


Fig.68. TURF-TIRES(FRONT & REAR)

(A)=YM330T(1)
(B)=YM330T(2)
(C)=YM3000

(D)=YM330DT
(E)=YM3000DT
(F)=

Fig.68 TURF-TIRES (FRONT & REAR)



No.	Lev.	Parts No.	Description	Qty						I	R
				(A)	(B)	(C)	(D)	(E)	(F)		
1	1	794275-14700-Q	TIRE ASSY 8.5X15		1						
2	2	194275-12850	TIRE W/TUBE,8.50-15		2						
3	3	194275-12860	TIRE 27X 8.5-15		2						
4	3	194275-12870	TUBE, 27X8.50-15		2						
5	2	194275-12810	WHEEL 7.00I-15DT		2						
6	3	194275-12820	WHEEL (A)		2						
7	3	194275-12830	WHEEL (B)		2						
8	3	26116-100202	BOLT, M10X 20 PLATED		12						
9	3	22217-100000	WASHER, SPRING 10		12						
10	3	26716-100002	NUT, M10		12						
11	1	794275-14800	TIRE KIT, 8.5X15 R		1						
12	2	194275-12850	TIRE W/TUBE,8.50-15		2						
13	3	194275-12860	TIRE 27X 8.5-15		2						
14	3	194275-12870	TUBE, 27X8.50-15		2						
15	2	194275-12810	WHEEL 7.00I-15DT		2						
16	3	194275-12820	WHEEL (A)		2						
17	3	194275-12830	WHEEL (B)		2						
18	3	26116-100202	BOLT, M10X 20 PLATED		12						
19	3	22217-100000	WASHER, SPRING 10		12						
20	3	26716-100002	NUT, M10		12						
21	1	794275-34500-Q	TIRE ASSY 13.6X28		1						
22	2	194275-34710	TIRE, 13.6/12-28		2						
23	3	194275-34720	TIRE, TURF 13.6X28		2						
24	3	194275-34730	TUBE, 13.6-28		2						
25	2	194275-34760-Q	WHEEL W12X 28W		2						
26	3	194275-34750-Q	WHEEL W12X 28W		2						
27	3	194142-34810	DISC		2						
28	3	194130-34850	BOLT M16X 35		12						
29	3	194130-34840	NUT M16		12						
30	3	22217-160000	WASHER, SPRING 16		12						
31	1	794275-34600-Q	TIRE ASSY 13.6X28		1						
32	2	194275-34710	TIRE, 13.6/12-28		2						
33	3	194275-34720	TIRE, TURF 13.6X28		2						
34	3	194275-34730	TUBE, 13.6-28		2						
35	2	194275-34760-Q	WHEEL W12X 28W		2						
36	3	194275-34750-Q	WHEEL W12X 28W		2						
37	3	194142-34810	DISC		2						
38	3	194130-34850	BOLT M16X 35		12						
39	3	194130-34840	NUT M16		12						
40	3	22217-160000	WASHER, SPRING 16		12						

Parts No. Index

Parts No.	Fig. No.	Ref. No.
101100-55060	15	31
101104-01750	2	8
101104-01760	2	9
	31	18
101147-12550	4	15
101147-59810	9	23
	13	42
101158-11230	3	37
		41
		45
		49
101304-59020	13	46 -1
101704-22300	8	7
101720-55750	13	8
		30
	20	37
102103-55520	13	6
	20	35
102210-07990	18	4
103338-11180	3	12
103338-11190	3	11
103338-14200	6	6
103854-11490	3	34
103854-51251	11	6
103854-53120	12	6
103854-53180	12	8
103854-59191	13	28 -1
103854-59201	13	29
103854-66420	14	15
104200-03641	3	63
104200-55321	13	9
	20	38
104200-55330	13	12
	20	41
104200-55341	13	10
	20	39
104200-55750	13	11
	20	40
104200-59170	13	43
104200-92350	66	8
104511-11120	3	10
104600-11100	3	8
104600-11110	3	9
104600-22400	8	8
104700-11350	3	24
104900-11450	3	33
104900-53080	12	4
106100-44680	13	41 -1
106383-59580	20	27
110250-53150	12	10

Parts No.	Fig. No.	Ref. No.
110250-53150	48	61
	49	65
		91
110250-55610	13	7
	20	36
113200-53110	12	5
113200-53120	12	7
120220-03660	3	60 -1
121023-77910	15	23 -1
121120-13570	5	3 -1
121120-13580	5	4 -1
121120-44540	10	37 -1
121120-66100	14	8 -1
121150-02300	7	37
121150-51460	11	11
121158-66000	14	9 -1
121250-01330	1	31
121250-01522	1	38
121250-01550	2	12
121250-01600	1	34
121250-01750	1	30
121250-01751	1	30 -1
121250-01791	1	40
121250-01850	1	32
121250-01950	1	37
121250-01951	1	37 -1
121250-01990	1	15
121250-02070	7	28 -1
		33 -1
121250-02100	7	36
121250-02110	7	23
121250-02111	7	23 -1
121250-02120	7	27
121250-02121	7	27 -1
121250-02130	7	32
121250-02131	7	32 -1
121250-02220	7	24
121250-02450	6	9
121250-03610	3	59
121250-03740	3	68
121250-03751	3	64
121250-03761	3	66
121250-03770	3	65
121250-03782	3	69
121250-03783	3	69 -1
121250-07150	64	38
121250-11550	3	16
121250-12580	5	4
121250-12710	4	21
121250-13520	5	16

Parts No.	Fig. No.	Ref. No.
121250-13530	5	12
		12 -1
121250-13571	5	3
121250-14100	6	5
121250-21200	7	10
121250-21590	7	7
121250-21650	7	11 -1
121250-26160	2	31
	52	16 -1
	53	41
	54	41
121250-26201	2	27
121250-26210	2	30
121250-26400	2	28
121250-32201	9	2
121250-35090	9	10
121250-35300	9	14
121250-35320	9	17
121250-35330	9	18
121250-35340	9	19
121250-39200	9	21
121250-39450	9	25
121250-42011	10	1 -1
121250-42120	10	8
121250-42121	10	8 -1
121250-42200	10	4
121250-44540	10	37
121250-44570	10	27
121250-44581	10	36
121250-44590	10	28
121250-44740	10	30
121250-44900	10	64
121250-44901	10	64 -1
121250-49030	10	46
121250-49101	10	48
121250-49110	10	49
121250-49121	10	52
121250-49150	10	53
121250-49160	10	51
		51 -1
121250-55600	13	1
121250-55610	13	15
121250-55620	13	14
121250-59010	13	44
121250-59011	13	44 -1
121250-59500	13	34
121250-59501	13	34 -1
121250-59550	13	37
121250-59560	13	35
121250-59561	13	35 -1

Parts No.	Fig. No.	Ref. No.
121250-59810	13	19
121250-59820	13	20
121250-59830	13	21
121250-59850	13	22
121250-59860	13	25
121250-61600	14	6
121250-66010	14	7
121250-66400	14	30
121250-66801	14	20
121250-77210	15	18
121250-77330	15	12
121250-77700	15	27
121250-77701	15	27 -1
121250-77812	15	25
121252-01230	1	53
121252-01330	1	31 -1
121252-11260	3	28 -1
121252-22090	8	1 -1
121252-32200	9	2 -2
121252-39200	9	21 -1
121252-39450	9	25 -1
121252-42200	10	4 -1
121252-42240	10	5 -1
121252-42260	10	3 -1
121254-02140	7	40
121254-02160	7	41
121254-02180	7	42
121254-07150	18	3
	62	48
121254-21650	7	11
121254-44500	10	19
121254-44600	10	58
121254-44610	10	26
121254-49010	10	44
121254-49020	10	45
121254-55510	13	5 -1
121254-55600	13	1 -1
121256-59090	20	27 -1
121257-07150	63	40
121257-12100	4	19
121257-44600	10	58 -1
121257-44760	10	65
121257-49010	10	44 -1
121257-49022	10	45 -1
121257-55700	20	30 -1
121257-55710	20	33
121257-55720	20	43
121257-55730	20	44
121258-66000	14	9 -2
121258-66010	14	7 -1

Parts No. Index

Parts No.	Fig. No.	Ref. No.
121258-66011	14	7 -2
121267-49500	10	47 -1
121370-11080	3	6
121370-11310	3	57
121390-32001	9	1 -2
121390-32200	9	2 -1
121420-01760	3	75 -1
121422-44740	10	30 -1
121450-42310	10	6 -1
121450-77690	13	35 -2
121465-11950	3	23
121465-59950	13	27 -1
121470-44540	64	41
121750-01920	1	19
121750-11090	3	7
121750-59090	13	40
121750-59890	55	17
		17 -1
		141
	56	16
		16 -1
		140
122117-51560	11	28
123325-59100	13	23
123325-59110	13	24
124060-01050	1	8
124060-01640	1	28
124060-11290	3	52 -2
124060-21660	7	12
124060-44900	64	42
124060-59380	13	32
124060-59391	13	28
124060-77680	13	41
	15	30
124064-12400	4	9
124064-12420	4	11
124064-12430	4	14
124064-12440	4	13
124064-12450	4	17
124064-12460	4	18
124064-12470	4	12
124064-55510	20	34
124066-59100	13	36
		36 -1
	20	64
	45	15
124085-35300	9	14 -1
124085-35350	9	20 -1
124160-01520	2	3
124160-01521	2	3 -1

Parts No.	Fig. No.	Ref. No.
124160-01531	2	13
124160-01532	2	4
		13 -1
124160-01650	1	43
	2	5
124160-01750	2	8 -1
	3	74
124160-01751	3	74 -1
124160-01862	1	33
124160-01863	1	33 -1
124160-01910	1	13
124160-11290	3	52 -1
124160-21700	7	15
124160-34843	1	39
124160-34844	1	39 -1
124160-39140	9	22
124160-49480	1	20
	3	27
124220-21130	7	13
124220-51890	11	35 -1
124227-21920	7	6
124240-01881	2	19
124240-01882	2	19 -1
		19 -3
124240-42291	10	13
124240-51100	11	3
124250-03630	3	60
124250-03640	3	58 -1
124250-42170	10	11
124250-42240	10	5
124250-42350	10	6
124250-59260	13	46
124250-77011	15	1
	16	1
124250-77012	15	1 -1
	16	1 -1
124250-91400	2	37
124250-91411	2	38
124250-91412	2	38 -1
124450-01210	1	3
		3 -1
124450-01211	1	22
124450-01230	1	4
124450-01240	1	6
		6 -1
		6 -2
124450-01250	1	5
		5 -1
124450-01251	1	5 -2
124450-01511	2	42

Parts No.	Fig. No.	Ref. No.
124450-01512	2	42 -1
124450-01610	1	35
124450-01800	2	18
124450-01980	10	56
124450-07300	2	35
124450-11160	3	4
124450-11161	3	4 -1
124450-11170	3	5
124450-11171	3	5 -1
124450-11250	3	28
124450-11290	3	52
124450-11320	4	30
124450-11401	3	31 -1
124450-11410	3	32
124450-11420	3	31
124450-11671	3	25
124450-11681	3	26
124450-11900	5	17
124450-12560	4	15 -1
124450-12571	4	16
124450-14120	6	3
124450-14400	6	7
124450-21230	7	9 A
		14 A
		14 B
124450-23100	8	12
124450-23200	8	11
124450-23300	8	13
124450-23301	8	13 -1
124450-23350	8	14
124450-26410	2	29
124450-32020	9	9
124450-35070	9	11
124450-35110	9	13
124450-35350	9	20
124450-39240	9	24
124450-44410	10	9
124450-44510	10	31
124450-44530	10	33
124450-44550	10	38
124450-44560	10	35
124450-44590	10	29
124450-44610	10	62
124450-44800	64	40
124450-61220	14	3
124450-66411	14	32
124450-66420	14	35
124450-66430	14	34
124450-66460	14	8
124450-66510	14	18

Parts No.	Fig. No.	Ref. No.
124450-66550	14	19
124450-77910	15	23
124450-77980	15	29
124460-02150	7	35
124460-03650	3	76
124460-03662	3	77
124460-03663	3	77 -1
124460-11270	3	19
124460-11340	3	13
124460-11360	3	54
124460-59050	10	57
	13	47
	20	58
124460-59060	13	48
124460-66440	14	33
124460-66611	14	17
124460-77660	15	28
124460-77802	15	24
124460-77820	15	26
124465-44950	10	40 -1
124550-01300	1	25
124550-01900	1	7
124550-01901	1	7 -1
124550-21600	7	9
124550-35110	9	12
124550-42260	10	3
124550-51301	11	18
124550-51320	11	21
124550-51341	11	22
124550-51350	11	24
124550-51370	11	23
124550-51590	11	31
124550-55510	13	5
124550-55700	13	4
124550-59030	13	38
124550-59090	13	39
		39 -1
124550-66370	14	16
124550-77020	15	5
124550-77030	15	4
124550-77040	15	13
124550-77250	15	11
124550-77710	15	3
124701-11910	5	17 -1
124750-42050	10	7
124750-42051	10	7 -1
124750-42350	10	12
124756-77040	15	13 -1
124756-77210	15	2
	17	1

Parts No. Index

Parts No.	Fig. No.	Ref. No.
124764-02130	7	43
124764-07160	18	2
	62	43
124764-07970	18	6
124764-21690	7	18
124764-44800	10	25
	62	45
124764-44810	10	63
	62	47
124764-44920	10	24
	62	46
124764-77970	62	44
124764-77980	18	5
	62	42
124766-59050	10	57 -1
	13	47 -1
		48 -1
	20	45
124767-07160	63	36
124767-07170	64	39
124767-12050	4	20
124767-12500	4	1
124767-12501	4	1 -1
124767-12550	4	22
124767-12551	4	22 -1
124767-12560	4	23
124767-12570	4	24
124767-12580	4	25
124767-12600	63	39
124767-12610	4	5
124767-12620	4	6
124767-12630	4	3
124767-12640	4	4
124767-12650	4	7
124767-12660	4	31
	64	43
124767-44800	63	37
124767-44810	63	38
124767-55700	20	30
124770-53000	12	3
124772-66890	14	40
124950-26021	2	19 -2
124950-51670	11	6 -1
129350-77050	15	20
129350-77051	15	20 -1
135210-61090	14	27
144626-51090	27	36 -2
160260-01800	3	72
		72 -1
172100-53200	12	9

Parts No.	Fig. No.	Ref. No.
173400-11900	3	30
174100-54120	11	17
174307-51170	11	8
174307-51180	11	9
174307-51181	11	9 -1
174307-51190	11	7
174307-51270	11	33
174307-51450	11	10
174307-51510	11	25
174307-51550	11	26
174307-51560	11	27
174307-51700	11	32
192010-27360	38	6
193994-10203	19	21
194080-01121	48	27
194080-08120	35	24
194080-08140	35	36
	36	63
	37	66
194080-08240	61	14 -1
194080-08260	35	37
194080-08420	41	9
194080-15140	27	3
	28	3
194080-15250	27	7
194080-15260	27	8
194080-15270	27	9
194080-15280	27	10
194080-15290	27	11
194080-15320	27	14
	28	15
194080-15420	27	17
	28	18
194080-15430	27	18
	28	19
194080-15440	27	19
	28	20
194080-15450	27	20
	28	21
194080-15460	27	21
	28	22
194080-15470	27	23
	28	24
194080-15550	27	32
	28	32
194080-21880	29	18
	30	26
194080-25581	35	54
	36	35
	37	29

Parts No.	Fig. No.	Ref. No.
194080-25590	35	48
	36	37
	37	31
194080-27172	38	7
	39	5
	40	5
194080-27190	38	8
	39	6
	40	6
194080-27252	38	14
	39	9
	40	9
194080-27452	48	19
194080-27480	19	4
194080-37781	30	51
	46	18
	47	18
194080-51141	56	8
194080-51411	55	10
194080-51430	55	31
	56	27
194080-51510	55	32
	56	28
194080-52132	55	44
	56	40
194080-55840	55	112
	56	107
194080-56150	55	113
	56	108
194080-56170	55	114
	56	109
194080-57202	55	121
	56	116
194080-58810	55	15
	56	14
194080-58820	55	16
	56	15
194080-64780	64	36
194080-74631	60	60
194080-75790	65	8
194080-81111-R	67	1 -1
194080-81212-R	67	6
194080-81230-R	67	2 -1
194080-82110	66	3
194080-82140	66	15
194080-82180	66	5
194081-54110	55	91
	56	87
194081-54120	55	92
	56	88

Parts No.	Fig. No.	Ref. No.
194081-54131	55	93
	56	89
194081-54151	55	94
	56	90
194081-54210	55	95
	56	91
194081-54221	55	96
	56	92
194081-54230	55	97
	56	93
194081-54240	55	98
	56	94
194081-55820	55	69 -2
		99
	56	67 -2
		95
194082-34910	42	9
		19
	43	9
		19
194082-34920	42	10
		20
	43	10
		20
194100-41651	52	16
194100-41670	52	19
	53	16
	54	16
194110-25200	36	2
194110-25220	35	3
	37	2
194110-37691	46	14
	47	14
194110-65520	64	16
194130-04271	20	16
194130-11580	21	32
194130-12720	22	44
194130-15170	27	5
	28	6
194130-15530	27	31
194130-15710	28	37
194130-15720	27	39
	28	38
194130-15740	27	40
	28	39
194130-15750	27	41
	28	40
194130-15770	27	42
	28	41
194130-22160	29	22

Parts No. Index

Parts No.	Fig. No.	Ref. No.
194130-22160	30	37
194130-22170	29	23
	30	38
194130-22280	29	5
	30	5
194130-22311	29	28
194130-24171	31	23
	32	22
	33	20
194130-24180	31	24
	32	23
	33	21
194130-24213	31	17
194130-24214	31	17 -1
	32	24
	33	22
194130-24221	31	19
	32	25
	33	23
194130-24290	31	22
	32	26
	33	24
194130-24310	31	27
	32	27
	33	25
194130-24321	31	28
	32	28
	33	26
194130-24411	31	37
	32	33
	33	31
194130-24422	31	38
	32	34
	33	32
194130-24430	31	41
	32	71
	33	69
194130-24441	31	42
	32	72
	33	70
194130-24452	32	35
194130-24452-K	33	33
194130-24471	32	36
	33	34
194130-24481	32	37
	33	35
194130-25210	35	1
	36	1
	37	1
194130-25231	35	8

Parts No.	Fig. No.	Ref. No.
194130-25231	36	3
	37	3
194130-25240	35	20
	36	4
	37	4
194130-25250	35	9
	36	5
	37	5
194130-25260	35	22
	36	6
	37	6
194130-25270	35	2
		26
	36	8
	37	8
		54
194130-25311	35	6
	36	13
	37	13
194130-25530	35	69
	36	32
	37	26
194130-25820	35	40
194130-25830	35	41
	36	25
194130-25850	35	43
	36	27
194130-25880	35	44
	36	28
194130-25890	35	45
	36	29
194130-25922	36	45
	37	39
194130-25951	35	60
	36	46
	37	40
194130-26230	35	68
	37	43
194130-26340	35	15
	36	49
	37	44
194130-26350	32	43
	33	41
	35	14
	36	66
	37	69
194130-26370	35	38
	36	50
	37	45
194130-27310	38	19

Parts No.	Fig. No.	Ref. No.
194130-27310	39	11
	40	11
194130-27320	38	20
	39	12
194130-27332	38	21
	39	13
	40	13
194130-27390	32	48
	33	46
	38	25
	39	50
	40	61
194130-27430	38	26
	39	15
	40	15
194130-27490	38	18
	39	17
	40	17
194130-27530	38	31
	39	27
	40	27
194130-27540	38	34
	39	28
	40	28
194130-27610	38	28
	39	29
194130-27720	38	47
	40	41
194130-27730	38	45
	40	42
194130-27760	38	55
	40	43
194130-27910	38	38
	40	45
194130-27920	38	40
	40	51
194130-31431	41	6
194130-31530	41	14
194130-31810	41	15
194130-31830	41	17
194130-32210	41	7
194130-32310	41	25
194130-32320	41	26
194130-32330	41	27
194130-32340	41	28
194130-32350	41	29
194130-32360	41	30
194130-32681	34	7
194130-32682	34	7 -1
194130-33100	41	32

Parts No.	Fig. No.	Ref. No.
194130-33110	41	33
194130-33111	41	33 -1
194130-33120	41	34
194130-33150	41	38
194130-33161	41	39
194130-33170	41	35
194130-33180	41	36
194130-33190	32	49
		50
		51
	33	47
		48
	38	42
	39	51
		51 -1
	40	63
	41	54
194130-33452	35	13
	36	64
	37	67
194130-34180	34	23
194130-34840	34	21
	42	5
		15
		23
	43	5
		15
		23
	44	9
		19 -1
	68	29
		39
194130-34850	42	6
		16
	43	6
		16
	44	8
		18 -1
	68	28
		38
194130-37730	29	38
194130-37740	30	50
	46	16
	47	16
194130-42130	48	3
	49	3
194130-43290	48	16
	49	37
194130-43351	48	35
	49	41

Parts No. Index

Parts No.	Fig. No.	Ref. No.
194130-43410	48	37
	49	43
194130-44220	48	41
194130-44230	48	44
	49	47
194130-44241	48	43
	49	48
194130-44421	48	45
	49	49
194130-44422	48	45 -1
	49	49 -1
194130-44480	48	46
	49	50
194130-44520	48	32
194130-45560	48	60
	49	63
194130-46411	48	49
194130-46460	48	7
194130-46750	48	11
	49	19
		20
194130-47180	50	32
194130-47510	50	58
194130-47520	50	59
194130-47731	50	40
194130-47780	50	70
194130-47791	50	71
194130-47851	50	56
194130-48650	52	24
	53	26
	54	26
194130-48850	52	38
	53	29
	54	29
194130-52121	55	43
	56	39
194130-61560	57	6
194130-62160	58	8
	59	8
194130-62180	58	9
	59	9
194130-65380	27	44
	62	37
	63	32
	64	33
194130-65440	64	6
194130-65611	64	16 -1
194130-73180	60	44
194130-75430	65	7
194130-82190	66	6

Parts No.	Fig. No.	Ref. No.
194130-99080	62	34
194134-01360	19	9 -1
194136-04720	20	28
		57 -1
194140-63221	58	38
	59	39
194140-63270	58	43
194142-34810	68	27
		37
194142-34810-Q	42	3
		13
	43	3
		13
194142-34821-Q	42	4
		14
	43	4
		14
194145-01110	19	2
194145-01140	19	3
194145-01260	19	6
194145-01350	19	8
194145-01360	19	9
194145-01411-K	19	19
194145-01440	19	20
194145-01501	19	22
194145-04110	20	1
194145-04111	20	2
194145-04112	20	2 -1
194145-04210	20	11
194145-04230	20	60
194145-04240	20	61
194145-04250	20	13
194145-04280	20	59
194145-04301	20	4
194145-04302	20	4 -1
194145-04310	20	5
194145-04311	20	5 -1
194145-04350	20	6
194145-04351	20	6 -1
194145-04460	20	7
194145-04520	20	8
194145-04521	20	8 -1
194145-04530	20	9
194145-04720	20	57
194145-04810	20	18
	57	20
194145-05111-X	21	38
	23	48
194145-11110	21	1
194145-11111-X	21	1 -1

Parts No.	Fig. No.	Ref. No.
194145-11112-X	21	1 -2
194145-11120-K	23	2
194145-11120-X	21	2
194145-11140	21	3
	23	3
194145-11200-X	21	12
194145-11240	21	16
194145-11300-K	21	17
194145-11350	21	21
194145-11400-K	21	22
194145-11511	21	28
194145-11521	21	29
194145-11550	21	30
194145-11570	21	31
194145-11580	21	14
194145-11630	21	33
194145-11650	21	47
194145-11801-K	22	1
194145-11820	22	2
194145-11840	21	19
		23
194145-11860	22	3
194145-11870	22	4
194145-11910	22	5
194145-11920	22	6
	24	1 -1
194145-11930	22	7
194145-11970	22	8
194145-11980	22	9
194145-11990	22	10
194145-12110	22	15
194145-12111-K	22	15 -1
194145-12120-K	22	16
194145-12310	22	20
194145-12322	22	21
194145-12331	22	22
194145-12340	22	23
194145-12350	22	24
194145-12611	22	41
194145-12630	22	42
194145-12640	22	43
194145-12800	22	54
194145-12810	22	55
194145-12820	22	56
194145-12900-Q	22	57
194145-15100-X	27	1
194145-15110-X	27	2
194145-15150-X	27	4
194145-15200-X	27	6
194145-15310	27	12

Parts No.	Fig. No.	Ref. No.
194145-15310	28	13
194145-15320	27	15
	28	16
194145-15330	27	27
	28	29
194145-15410	27	16
	28	17
194145-15500	27	24
194145-15560	27	33 -1
	28	33
194145-15610-K	27	34
194145-15650	27	35
	28	35
194145-15651	27	35 -1
	28	35 -1
194145-16310-K	27	45
194145-21100	29	1
194145-21120	29	3
194145-21140	29	15
	30	23
194145-21150	29	6
194145-22110	29	20
194145-22111	29	20 -1
194145-22240	29	26
194145-22261	29	27
	30	34
194145-22310	29	31
	30	43
194145-22320	29	32
194145-22430	29	33
		33 -1
	30	44
194145-22440	29	34
	30	45
194145-24101-K	31	1
194145-24220	52	46
	53	63
	54	66
194145-24340	31	30
	32	29
	33	27
194145-24350	31	29
	32	30
	33	28
194145-24360	31	31
	32	32
	33	30
194145-24380	35	55
	36	42
	37	35

Parts No. Index

Parts No.	Fig. No.	Ref. No.
194145-24510	31	33
	32	38
	33	36
194145-24520	31	34
	32	39
	33	37
194145-24560	31	35
	32	40
	33	38
194145-24570	31	36
	32	41
	33	39
194145-25260	35	7
194145-25300	35	16
	36	9
	37	9
194145-25400	35	39
194145-25450	35	42
	36	26
194145-25470	35	49
	36	30
194145-25520	35	53
	36	31
	37	25
194145-25550	35	70
	36	33
	37	27
194145-26112	35	25
	37	55
194145-26150	35	34
	37	56
194145-26160	35	32
	37	57
194145-26170	35	29
	37	58
194145-26180	35	35
	37	59
194145-26210	35	30
	37	60
194145-26230	35	33
	37	61
194145-26240	35	31
	37	62
194145-26252	35	27
	37	63
194145-26511	35	66
	37	46
194145-26512	37	46 -1
194145-26602	35	56
	37	47

Parts No.	Fig. No.	Ref. No.
194145-26650	35	50
	37	51
194145-27100-X	38	1
194145-27110-K	39	2
	40	2
194145-27150	38	10
	39	3
	40	3
194145-27151	39	3 -1
	40	3 -1
194145-27160	38	11
	39	4
	40	4
194145-27170	31	40
	32	47
	33	45
194145-27210	38	16
	39	7
	40	7
194145-27230	38	17
	39	8
	40	8
194145-27410	38	29
	39	26
	40	26
194145-27450	30	63
	38	24
	39	16
	40	16
	48	19 -1
		19 -2
194145-27510	38	27
	39	30
194145-27610	38	43
	40	38
194145-27650	38	35
	40	39
194145-27711	38	52
	40	40
194145-27790	38	53
	40	44
194145-27810-K	38	41
	40	52
	40	52
194145-27830	38	48
194145-27850-K	38	49
	39	40
	40	54
194145-27860	38	46
	39	41
	40	55

Parts No.	Fig. No.	Ref. No.
194145-27910	38	56
	40	56
194145-27950	38	57
	40	57
194145-27960	38	58
	39	44
	40	46
194145-31400	41	1
194145-31510	41	12
194145-31520	41	13
194145-31750	34	3
194145-31820	41	16
194145-32100	41	18
194145-32121	41	20
194145-32620	34	4
194145-32621	34	4 -1
		44
		49
194145-32650	34	5
	41	56
194145-32660	34	6
	41	11
194145-32710	34	8
194145-32720	34	9
194145-32730	34	10
194145-32740	34	11
194145-33200	41	37
194145-33211	41	40
194145-33410	41	44
194145-33420	41	45
194145-33430	41	46
194145-33480	41	47
194145-33490	41	48
194145-33510	34	40
194145-33520	34	41
194145-34120	34	22
194145-34170	34	27
194145-34360	34	29
194145-34370	34	30
194145-34380	34	31
194145-34390	34	33
194145-34500	44	2
		12
194145-34510	44	3
		13
194145-34520	44	4
		14
194145-34530-Q	44	5
		15
194145-34540-Q	44	7

Parts No.	Fig. No.	Ref. No.
194145-34540-Q	44	17
194145-34550-Q	44	6
		16
194145-34840	44	19
194145-34850	44	18
194145-36510	45	1
194145-36551	45	2
194145-36570	45	3
194145-36610	45	4
194145-36620	45	21
194145-36630	45	5 -1
194145-36651	45	6
194145-36711	45	26
194145-36721-K	45	27
194145-36730	45	7
194145-36810	45	14
194145-37421	46	2
	47	2
194145-37470	46	7
	47	7
194145-37471	46	7 -1
	47	7 -1
194145-37512	46	8
	47	8
194145-37540-R	46	5
	47	5
194145-37550	46	9
	47	9
194145-37560	46	10
	47	10
194145-37570	46	11
	47	11
194145-37660	46	12
194145-37661	46	12 -1
194145-37661-K	47	12
194145-37670	46	25
	47	25
194145-37771	46	17
	47	17
194145-41120-K	52	1
	53	1
	54	1
194145-42100	48	1
194145-42101	48	1 -1
194145-42150	48	6
	49	4
194145-42151	48	6 -1
	49	4 -1
194145-42152	48	6 -2
	49	4 -2

Parts No. Index

Parts No.	Fig. No.	Ref. No.
194145-42290	48	4
194145-42810	48	23
	49	8
194145-42830	48	24
	49	9
194145-43210	48	13
194145-43310	48	34
	49	40
194145-44111	48	39
	49	44
194145-44112	49	44 -1
194145-44150	48	18
194145-44160	48	26
194145-44170	48	22
194145-44180	48	29
194145-44210	48	40
	49	45
194145-44510	48	30
194145-45320	48	59
	49	59
194145-45370	48	66
	49	62
194145-46260	48	57
	49	64
194145-46420	48	51
194145-47121	50	44
194145-47160	50	31
		38
194145-47191	50	54
194145-47441	50	49
194145-47531	50	52
194145-47550	50	50
194145-47610	50	63
194145-47710	50	66
194145-48110	52	20
194145-48150	52	26
194145-48160	54	21
194145-48161	52	27
	53	21
	54	21 -1
194145-48180	53	22
	54	22 -1
194145-48311	52	42
	53	60
	54	63
194145-48360	52	49
	53	68
	54	71
194145-48370	52	43
	53	64

Parts No.	Fig. No.	Ref. No.
194145-48370	54	67
194145-48401	52	45
	53	61
	54	64
194145-48510	52	33
	53	57
	54	60
194145-48830	52	39
	53	28
	54	28
194145-51110	55	1
	56	1
194145-51120	55	3
	56	3
194145-51130	55	4
	56	4
194145-51140	55	5
	56	5
194145-51150	55	6
	56	6
194145-51180	55	7
	56	7
194145-51210	55	8 -1
	56	126
194145-51550	55	33
	56	29
194145-51560	55	35
	56	31
194145-51570	55	125
	56	120
194145-51591	55	29
	56	25
194145-51610	55	131
	56	128
194145-51620	34	12
	58	56
	59	60
194145-51650	55	12
	56	10
194145-52110	55	41
	56	37
194145-52120	55	8
194145-52190	55	42
194145-52220	55	136
		136 -1
	56	133
		133 -1
194145-52400	55	52
	56	48
194145-52820	55	54

Parts No.	Fig. No.	Ref. No.
194145-52820	56	50
194145-52830	55	55
	56	51
194145-52840	55	56
	56	52
194145-53200	55	62
	56	57
194145-53400	55	67
	56	62
194145-53490	55	69
	56	67
194145-55290	55	105
	56	101
194145-55291	55	105 -1
	56	101 -1
194145-56101	55	110
	56	105
194145-56901	55	109
	56	111
194145-61102	57	26
194145-61192-X	57	34
194145-61212	57	35
194145-61242	57	38
194145-61252-Q	57	42
194145-61282-R	57	45
194145-61322	57	48
194145-61330	57	90
194145-61352-X	57	51
194145-61370-Q	57	54
194145-61501	57	3
194145-61550	57	4
194145-61551	57	4 -1
194145-61560	57	5
194145-61570	57	63
194145-61610	57	7
194145-61620-R	57	8
194145-61640	57	9
		65
194145-61650	57	66
194145-61660	57	10
194145-61671	57	11
194145-61680	57	64
194145-61821	57	67
194145-62111-R	58	4
	59	4
194145-62121-R	58	5
	59	5
194145-62130-R	58	6
	59	6
194145-62131-R	58	6 -1

Parts No.	Fig. No.	Ref. No.
194145-62131-R	59	6 -1
194145-62140-R	58	7
	59	7
194145-62141-R	58	7 -1
	59	7 -1
194145-62220-R	58	10
	59	10
194145-62230-R	58	11
	59	11
194145-62240	58	12
	59	12
194145-62241	58	12 -1
	59	12 -1
194145-62250	58	13
194145-62250-K	59	13
194145-62251	58	13 -1
	59	13 -1
194145-62260	58	14
	59	14
194145-62270	58	15
	59	15
194145-62280	58	16
	59	16
194145-62410-R	58	17
	59	17
194145-62420	58	18
	59	18
194145-62510-X	58	27
	59	27
194145-62511-X	58	27 -1
	59	27 -1
194145-62520-X	58	28
	59	28
194145-62521-X	58	28 -1
	59	28 -1
194145-62522	58	28 -2
194145-62530	58	29
	59	29
194145-63110	58	34
	59	35
194145-63111	58	34 -1
	59	35 -1
194145-63210	58	36
194145-63210-K	59	37
194145-63230	58	39
	59	40
194145-64100	57	16
194145-64120	57	17
194145-64410-R	58	55
	59	58

Parts No. Index

Parts No.	Fig. No.	Ref. No.
194145-64430	58	58
	59	62
194145-64720	64	1
194145-64752	64	3
194145-65430	64	5
194145-65450	64	7
194145-65461	64	8
194145-65530	64	34
194145-65561	64	11
194145-65571	64	13
194145-65641	64	21
194145-65670	64	23
194145-65710	64	26
194145-65810	64	45
194145-71500	61	5
194145-71500-K	60	4
194145-71600	60	5
194145-71700	60	6
194145-71750	60	8
	61	10
194145-72550	60	14
		40
	61	30
		41
194145-72600	60	18
	61	13
194145-72601-X	61	13 -1
194145-72610-K	60	19
	61	15
194145-72611-K	61	15 -1
194145-72620	60	21
	61	16
194145-72630-K	60	22
	61	17
194145-72640	60	25
	61	18
194145-72641	61	18 -1
194145-72671	60	27
	61	19
194145-72680	60	28
	61	25
194145-72690	60	29
	61	14
194145-72710	60	24
	61	20
194145-72750	60	32
194145-72750-K	61	26
194145-72760	60	33
	61	27
194145-72761	61	27 -1

Parts No.	Fig. No.	Ref. No.
194145-72801	60	39
194145-72830	60	31
194145-72841-K	60	36
	61	33
194145-73110	60	46
194145-73120	60	47
194145-73150	60	16
	61	47
194145-73500	60	51
194145-74150	60	52
194145-74240	60	53
194145-74500	60	55
194145-74600	60	56
194145-74710-U	60	58
194145-74720	60	57
194145-75210	65	2
194145-75220	65	3
194145-75230	65	4
194145-75240	65	5
194145-75250	60	61 -1
	61	59
	65	6 -1
194145-82111	66	4
194145-82240	66	7
194146-21120	30	3
194146-21130	30	6
194146-21131	30	6 -1
194146-21150	30	7
194146-21160	30	9
194146-21161	30	9 -1
194146-22610-K	30	60
194150-01190	19	5
	57	19
194150-01270	19	7
194150-01370	19	10
194150-04750	20	52
194150-21910	29	7
	30	10
	31	16
	32	1
	33	1
	34	1
		1 -1
194150-22250	29	4
	30	4
194150-22460	29	36
194150-22480	29	37
	30	48
	46	1
	47	1

Parts No.	Fig. No.	Ref. No.
194150-24270	21	5
	23	5
	29	8
	30	11
	34	2
194150-24290	30	12
194150-25231	30	62
194150-37530	46	4 -1
	47	4 -1
194150-42280	48	5
	49	7
194150-45320	49	87
194150-45340	48	56
	49	60
194150-45361	48	58 -1
	49	61 -1
		88 -1
194150-47621	50	62
	51	36
194150-48230	52	35
	53	24
	54	24
194150-51250	55	9
	56	127
194150-51610	23	58
194150-51620	55	14 -1
	56	13 -1
194150-65660	64	22
194150-71230	60	2
	61	3
194151-04260	20	15
	55	29 -1
	56	25 -1
194151-04290	20	22
194151-04720	20	27 -2
194151-11480	21	15
	20	
	25	
	28	46
		50
	60	20
		42
	61	9
		23
		32
		62
194151-22770	30	61
194151-24770	23	41
	31	13
	32	42

Parts No.	Fig. No.	Ref. No.
194151-24770	33	40
194151-37730	30	49
	46	15
	47	15
194151-45150	50	8
194151-45151	50	8 -1
194151-45161	50	13
194151-45434	50	17
194151-45552	50	9
194151-45713	50	20
194151-45721	50	25
194151-45810	50	10
194151-45821	50	15
194151-45841	50	6
194151-45872	50	18
194151-45881	50	14
194151-46261	49	89
194151-46610	49	80
194151-46640	48	53
	49	83
194151-47540-U	50	46
194151-47750	50	65
194151-47760	51	39 -1
194151-48180	52	37
194151-48710	52	36
	53	27
	54	27
194151-55100	55	101
	56	97
194151-55110	55	102
	56	98
194151-55120	55	103
	56	99
194151-55820	55	104
	56	100
194151-57100	55	118
	56	113
194151-57210	55	122
	56	117
194151-61170	10	66
194151-61831	57	68
194151-63240	58	41
	59	42
194151-63250	58	42
	59	43
194151-65310	55	133
	56	130
	62	6
	64	4
194155-05210	21	41

Parts No. Index

Parts No.	Fig. No.	Ref. No.
194155-05210	23	59
	57	1 -1
	59	32
		33
194155-52190	56	38
194155-53120	55	63
	56	58
194155-53210	55	64
	56	59
194155-53310	55	65
	56	60
194155-55810	55	66
	56	61
194155-55820	55	104 -1
	56	100 -1
194155-61240	57	41
194155-61241	57	41 -1
194155-61250	57	43
		43 -1
194155-61251	57	43 -2
194161-99210	62	28
194162-58830	20	19
194170-61480	57	61
194190-22471	30	47
194190-26860	32	44
	33	42
194190-27280	38	2
	39	10
	40	10
194190-51420	55	11
	56	9
194190-61560	57	6 -1
194190-61761	55	128
	56	123
194190-65710	64	25
194190-65851	64	35
194191-13381	55	14
	56	13
194191-28480	30	75
194197-01160	19	4 -1
194197-63270	58	43 -1
	59	44
194200-65601	57	99
	62	17
	63	7
	64	15
194200-65610	57	100
	62	18
	63	8
	64	17

Parts No.	Fig. No.	Ref. No.
194200-65610	64	18
194205-42280	49	7 -1
194205-63550	58	44
	59	46
	20	51
	54	57
194240-04760	20	51
194240-48140-U	54	57
194240-52120	55	43 -2
	56	39 -1
194240-52190	55	46
	56	42
194240-52210	55	135
		135 -1
	56	132
		132 -1
194240-63102-X	58	34 -2
	59	35 -2
194240-65370	55	100 -1
	56	96 -1
194240-65440	62	8
194240-65441	62	8 -1
	63	4 -1
194240-65510	62	11
194240-65511	62	11 -1
	63	5 -1
194240-65630	62	20
	64	20
194240-65660	62	22 -1
	62	23
194240-65670	62	23 -1
194240-65710	62	25
194241-28151	30	65
194241-28180	30	67
194241-28220	30	69
194241-28520	30	77
194241-28530	30	78
194242-51130	55	4 -1
	56	4 -2
194242-51660	55	142
	56	11
194242-53400	55	67 -2
	56	62 -2
194242-53600	55	76
	56	72 -1
194242-53620	55	78
	56	74 -1
194242-53630	55	79
	56	75 -1
194242-53640	55	80
	56	76 -1
194242-55420	55	70 -1

Parts No.	Fig. No.	Ref. No.
194242-55420	56	64 -1
194242-55430	55	71 -1
		81
	56	65 -1
		77 -1
194242-55440	55	73 -2
		82
	56	66
		78 -1
194242-63120-X	59	36
194250-51660	55	13
		14 -2
	56	12
		13 -2
194250-61480	57	62
194256-34160	34	26 -1
194270-37420	47	2 -1
194270-51120	55	3 -2
	56	3 -3
194270-51141	55	5 -1
	56	5 -2
194270-62520-X	59	28 -2
194273-26130	36	60
194273-26650	36	56
194273-27910	39	42
194273-27950	39	43
194273-51120	55	3 -1
194273-61180	57	97
194273-65610	62	34 -1
194273-65611	62	34 -2
	63	9 -1
194274-13300	24	28
194274-13550	23	21
194274-13560	23	22
194274-13570	23	23
194274-13580	23	24
194274-13900	25	11
194274-13910	25	13
194274-13920	25	15 -2
194274-14620	24	48
194274-15100-X	28	1
194274-15110-X	28	2
194274-16100	28	43
194274-21100-X	30	1
194274-21120	32	2 -2
194274-21170	30	57
194274-21210-X	30	58
194274-21220	30	59
194274-22241	30	33
194274-22242	30	33 -1

Parts No.	Fig. No.	Ref. No.
194274-22260	30	28
194274-22311	30	35
194274-22312	30	35 -1
194274-22330	30	29
194274-22331	30	29 -1
194274-22370	30	36
194274-24100	32	2
194274-24101	32	2 -1
194274-24350	33	29
194274-25580	36	36
	37	30
194274-25760	36	34
	37	28
194274-26340	36	39
	37	36
194274-27350	32	31
194274-28110-X	30	64
194274-28160	30	66
194274-28210	30	68
194274-28220	30	70
194274-28240	30	71
194274-28310	30	72
194274-28320	30	73
194274-28340	30	74
194274-28510	30	76
194274-28540	30	79
194274-31400	41	2
194274-56120	55	116
194274-65620	62	19
194275-04251	20	14
194275-04280	20	17
194275-04281	20	17 -1
194275-11200-X	21	12 -1
194275-12810	68	5
		15
194275-12820	68	6
		16
194275-12830	68	7
		17
194275-12850	68	2
		12
194275-12860	68	3
		13
194275-12870	68	4
		14
194275-21400	29	16 -1
194275-22450-U	29	35
	30	46
194275-24100-X	32	10
194275-24101-X	32	10 -1

Parts No. Index

Parts No.	Fig. No.	Ref. No.
194275-24210	53	75
	54	78
194275-24220	53	76
	54	79
194275-26510	36	51
194275-26511	36	51 -1
194275-26520	36	52
194275-26540	36	53
194275-26541	36	53 -1
194275-26550	36	54
194275-26560	36	55
194275-27321	39	12 -1
	40	12
194275-27750	30	13
	32	75
194275-27810-X	39	38
194275-34120	34	22 -1
194275-34710	68	22
	32	
194275-34720	68	23
	33	
194275-34730	68	24
	34	
194275-34750-Q	68	26
	36	
194275-34760-Q	68	25
	35	
194275-37670	46	13
	47	13
194275-47180	34	47
194275-48160	53	21 -1
194275-48400	53	61 -1
	54	64 -1
194275-48810	53	42
	54	42
194275-48820	53	43
	54	43
194275-53350	57	24
194275-56900	55	109 -1
	56	111 -1
194275-63111-X	58	34 -3
	59	35 -3
194275-63120	58	35
194275-65710	62	26 -1
	63	10 -1
	64	26 -1
194275-71600-X	61	6
194275-71700-X	61	7
194275-72800-X	61	29
194275-73110	61	45

Parts No.	Fig. No.	Ref. No.
194275-73120	61	46
194275-73180	61	48
194275-73410-X	61	43
194275-73411-X	61	43 -1
194275-73412-X	61	43 -2
194276-21400	30	24
194276-21401	30	24 -1
194278-62530	55	47
	56	43
194279-13900	25	11 -1
194280-34170	34	20
194280-65430	62	7
194281-31490	24	5
	17	
194281-31570	24	22
194281-31580	24	23
194281-65430	62	7 -1
	63	3
194281-65431	62	7 -2
	63	3 -1
194282-34180	34	24 -1
194286-04140	20	3 -1
194286-34830	34	21 -1
194286-71500-X	61	5 -1
194310-42210	49	5 -1
194310-42220	49	6
194310-43240	49	13
	14	
194310-43250-K	49	15
194310-45160	51	3
194310-45420	51	4
194310-45450	51	5
194310-45460	51	6
194310-45520	51	8
194310-45710	49	74
194310-45720	49	75
194310-45740	49	96
194310-45910	51	12
194310-45920	51	13
194310-45930	51	14
194310-45940	51	15
194310-45950	51	16
194310-45960	51	17
194310-46350	49	16
194310-46380	49	17
194310-46460	49	90
194310-46620	49	81
194310-46630	49	82
194310-46730	49	18
194310-47120	51	27

Parts No.	Fig. No.	Ref. No.
194310-47510	51	28
194310-47530	51	29
194310-47540-K	51	30
194310-47550	51	31
194310-47570	51	32
194310-47580	51	33
194310-47590	51	34
194310-47710	51	38
194310-47760	51	39
194310-47770	51	40
194310-47790	51	41
194310-47850	51	42
194310-47860	51	43
194310-47870	51	44
194310-65690	64	24
194310-65750	64	28
194310-65770	64	29
194312-63240	58	41 -1
	59	42 -1
194312-65580	64	14
194313-13630	23	27 -1
194320-04210	20	12
194320-15150-X	28	4
194320-15160	28	5
194320-15200-X	28	7
194320-15250	28	8
194320-15260	28	9
194320-15270	28	10
194320-15280	28	11
194320-15290	28	12
194320-15470	28	25
194320-15500	28	26
194320-15610	28	34
194320-41150	52	3
	53	2
	54	2
194320-41160	52	11
	53	3
	54	3
194320-51580	55	129
	56	123 -1
194320-53400	55	67 -1
	56	62 -1
194320-53420	55	69 -1
	56	67 -1
194320-53430	55	70
	56	64
194320-53440	55	71
	56	65
194320-53450	55	72

Parts No.	Fig. No.	Ref. No.
194320-53450	56	69
194320-53460	55	73 -1
194320-53470	55	74 -1
194320-53480	55	75
	56	68
194320-61100-R	57	27
194320-82110	66	4 -1
194321-11110	23	1
194321-11111	23	1 -1
194321-11112	23	1 -2
194321-11600	23	12
194321-11620	23	14
194321-11630	23	16
194321-11640	23	17
	24	46
194321-11901-K	25	37
194321-11921	25	39
		44
194321-11940	25	41 -1
194321-11950-K	25	42
194321-11970	25	46
194321-11980	25	47
194321-11990	25	48
194321-12110-K	25	52
194321-12210-K	25	53
194321-12310-K	25	55
194321-13100	24	2
194321-13130	24	6
194321-13140	24	7
194321-13150	24	8
194321-13160	24	1
194321-13170	24	9
194321-13180	24	10
194321-13200	24	15
194321-13230	24	18
194321-13250	24	19
194321-13270	24	20
194321-13290	24	21
194321-13340	24	29
194321-13350	24	30
194321-13360	24	31
194321-13370	24	32
194321-13380	24	33
194321-13400	23	32
194321-13410	23	35
194321-13420	23	33
194321-13440	23	36
	24	54
194321-13450	23	37
194321-13460	23	34

Parts No. Index

Parts No.	Fig. No.	Ref. No.
194321-13471	23	38
194321-13481	23	39
194321-13490	23	40
	24	55 -1
194321-13510	24	37
194321-13520	24	38
194321-13521	24	38 -1
194321-13610	23	25
194321-13620	23	26
194321-13630	23	27
194321-13640	23	53
	25	1
194321-13650	23	54
	25	2
194321-13660	23	28
194321-13670	23	29
194321-13680	23	62
	25	3
194321-13700-K	25	4
194321-13720-K	25	5
194321-13730	25	6
194321-13740	25	7
194321-13741	25	7 -1
194321-13750	25	8
194321-13760	25	9
194321-13850	24	41
194321-13860	25	10
194321-13870	24	42
194321-13880	24	43
194321-13881	24	43 -1
194321-13890	24	44
		44 -2
194321-13891	24	44 -1
194321-13900	25	12
194321-13910-K	25	14
194321-13911	25	14 -1
194321-13920	25	15
194321-13930	25	70
194321-13940	23	30
194321-13950-K	25	16
194321-13960	25	17
194321-13970	25	18
194321-13980	25	19
194321-13990	25	20
194321-14110-K	26	1
194321-14120	26	2
194321-14121	26	2 -1
194321-14140	26	3
194321-14170	26	4
194321-14610	24	47

Parts No.	Fig. No.	Ref. No.
194321-14650	24	49
194321-14660	24	50
194321-14700-Q	26	12
		18
194321-14820	26	14
		20
194321-14830	26	15
		21
194321-14850	26	13
		19
194321-14860	26	16
		22
194321-61690	20	46
194321-65561	64	12
194322-11120-X	21	2 -1
	23	2 -1
194322-24980	53	77
	54	80
194322-33170	41	35 -1
194322-61190-R	57	34 -1
194322-61260	57	44
194322-61340	57	50
194322-61350-R	57	51 -1
194322-61360	57	52
		53
194322-61380	57	56
194322-61390	57	58
194322-61430	57	59
194322-71600-X	61	6 -1
194322-71700-X	61	7 -1
194323-13290	24	21 -1
194324-61280-R	57	45 -2
194324-62110-R	58	4 -1
	59	4 -1
194324-62120-R	58	5 -1
	59	5 -1
194327-34130	34	24 -2
194327-34750	42	2 -1
		12 -1
	43	2 -1
		12 -1
194327-34770	42	3 -1
		13 -1
	43	3 -1
		13 -1
194335-34750	44	5 -1
		15 -1
194335-34760	42	1 -1
194335-34770	44	6 -1
		16 -1

Parts No.	Fig. No.	Ref. No.
194335-34860	42	11 -1
194370-04140	20	3
194370-04150	20	10
194370-04290	20	49
194370-04720	20	28 -1
194370-05110	21	38 -1
	23	48 -1
194370-11110	21	1 -3
194370-11130	21	4
	23	4
194370-11150	21	4 -1
	23	4 -1
194370-12600-K	22	59
194370-12920-Q	22	45
194370-24100-X	33	2
194370-24101-X	33	2 -1
194370-24120-X	32	10 -2
194370-24450-X	32	35 -1
	33	33 -1
194370-25260	36	7
194370-25261	36	7 -1
	37	7
194370-25400	36	20
194370-25401	36	20 -1
	37	20
194370-25470	36	30 -1
	37	24
194370-25820	36	24
194370-26110	36	59
194370-26350	32	43 -1
	33	41 -1
194370-26870	32	45
	33	43
194370-26880	32	46
	33	44
194370-27830	38	48 -2
	39	39 -1
	40	53
194370-34160	34	26
194370-34180	34	24
	42	21
	43	21
194370-34190	34	28
194370-34380	34	32
194370-34880-Q	42	22
	43	22
194370-36750-K	45	8
194370-36760-K	45	22
194370-36770	45	11
194370-36780	45	12

Parts No.	Fig. No.	Ref. No.
194370-36790	45	13
194370-42100	49	1
194370-43200-X	49	10
194370-43250	49	97
194370-44220	49	46
194370-44511-X	49	51
194370-44520	49	52
194370-45100-K	51	1
194370-45860	51	9
194370-45870	51	10
194370-45890	51	11
194370-47111	51	26
194370-47611-K	51	35
194370-47680	51	37
194370-48111-K	53	19
194370-48112	53	19 -1
194370-48151-K	53	20
	54	20
194370-48190-X	53	23
	54	23
194370-48290-X	53	25
	54	25
194370-48300-K	53	49
	54	49
194370-48310-X	53	50
	54	50
194370-48320	53	51
	54	51 -1
194370-48330	53	52
	54	52
194370-48340	53	53
	54	53
194370-48350	53	54
	54	54
194370-48390	53	56
	54	56
194370-51110	56	2 -1
194370-51111	56	2 -2
194370-51112	55	2 -2
	56	2 -3
194370-51120	56	3 -1
194370-51121	56	3 -2
194370-51130	56	4 -1
194370-51140	56	5 -1
194370-51550	55	34
	56	30
194370-51570	56	31 -1
194370-51570-X	55	35 -1
194370-53500	56	72
194370-53520	56	74

Parts No. Index

Parts No.	Fig. No.	Ref. No.
194370-53530	56	78
194370-53540	56	79
194370-53550	56	75
194370-53560	56	76
194370-53570	56	77
194370-53800	56	80
194370-56100	55	111
	56	106
194370-56270	55	111 -1
	56	106 -1
194370-61160-R	57	33
194370-61170	57	33 -1
194370-61190	57	36
194370-61200	57	37
194370-61230	57	39
194370-61240	57	40
194370-61280-R	57	45 -1
194370-61290	57	46
194370-61310	57	47
194370-61320	57	49
194370-61330	57	90 -1
194370-61370-Q	57	55
194370-61371-Q	57	55 -1
194370-61380	57	57
194370-61450	57	60
194370-61970	57	96
194370-61990	57	81
194370-62220	59	10 -1
194370-62230	59	11 -1
194370-63211	58	37
	59	38
194370-63231	58	40
	59	41
194370-63280	59	38 -1
194370-63290	59	45
194370-63291	59	45 -1
194370-64720	62	1
194370-64750	62	4
194370-65350	62	40
194370-65450	62	9
194370-65451	62	9 -1
194370-65460	62	10
194370-65461	62	10 -1
194370-65560	62	29
194370-65570	62	15
194370-65580	62	16
194370-65610	62	49
194370-65620	62	39
194370-65640	62	21
194370-65660	62	22

Parts No.	Fig. No.	Ref. No.
194370-65680	62	24
194370-65690	62	32
194370-65700	62	38 -1
194370-65710	62	26
	63	10
194370-65730	62	27
	64	27
194370-65750	62	28 -1
194370-65810	62	30
194370-65830	62	50
194370-65850	62	33
194370-74150	61	52
194370-74240	61	53
194370-74500-U	61	55
194370-74600-U	61	56
194370-98220	63	11
194370-98221	63	11 -1
194370-98230	63	12
194370-98231	63	12 -1
194370-98240	63	13
194370-98241	63	13 -1
194370-98270	63	14
194370-98271	63	14 -1
194370-98280	63	15
194370-98281	63	15 -1
194370-98290	63	16
194370-98291	63	16 -1
194370-98300	63	17
194370-98301	63	17 -1
194370-98320	63	18
194370-98321	63	18 -1
194370-98340	63	9
194370-98360	63	4
194370-98370	63	19
194370-98371	63	19 -1
194370-98380	63	5
194370-98410	63	20
194370-98411	63	20 -1
194370-98420	63	21
194370-98421	63	21 -1
194370-98450	63	22
194370-98451	63	22 -1
194370-98460	63	23
194370-98461	63	23 -1
194370-98470	63	24
194370-98471	63	24 -1
194370-98500	63	25
194370-98501	63	25 -1
194370-98510	63	26
194370-98511	63	26 -1

Parts No.	Fig. No.	Ref. No.
194370-98520	63	27
194370-98521	63	27 -1
194370-98610	63	28
194370-98611	63	28 -1
194370-98620	63	29
194370-98621	63	29 -1
194371-34720	43	9 -1
		19 -1
194371-34750	43	8 -1
		18 -1
194371-51110	55	2
	56	2
194371-51111	55	2 -1
194371-64720	62	2
	63	1
194371-64721	63	1 -1
194371-64722	62	2 -1
	63	1 -2
194371-64750	62	5
	63	2
	64	3 -1
194371-64751	62	5 -1
	63	2 -1
	64	3 -2
194372-65830	64	30
194374-64720	64	2
194374-64721	64	2 -1
194374-65620	64	19
194376-11110-X	23	1 -3
194376-24100-K	33	12
194376-24101	33	12 -1
194376-48101	54	19 -1
194376-48110	54	19
194376-48190-X	53	23 -1
	54	23 -1
194376-64720	62	3
	63	31
194376-64721	62	3 -1
	63	31 -1
194376-65810	62	31
194376-98300	63	34
194420-01450	19	21 -1
194420-61640	57	9 -1
		65 -1
194440-51620	15	22
194440-51630	55	12 -1
	56	10 -1
194440-52120	55	43 -1
194440-52190	55	46 -1
	56	42 -1

Parts No.	Fig. No.	Ref. No.
194440-52400	55	52 -1
	56	48 -1
194441-13460	23	56
194446-61940	57	69
194447-65621	63	41
194450-16170	28	44
194450-21980	34	21 -2
194450-46750	48	11 -1
	49	19 -1
		20 -1
194450-52150	55	45
	56	41
194450-53800	55	84
	56	80 -1
194450-53810	55	85
	56	81
194450-53820	55	86
	56	82
194450-53830	55	87
	56	83
194450-53870	55	88
	56	84
194450-53880	55	89
	56	85
194450-74630	61	57
194450-74670	61	58 -1
194457-34190	34	28 -1
194464-11220	21	14 -1
194464-11340	21	19 -1
		23 -1
194464-12190	22	17
194464-15450	27	22
	28	23
194464-21150	29	6 -1
	30	8
194464-27610	39	29 -1
	40	29
194464-27620	39	30 -1
	40	30
194464-27651	39	31
	40	31
194464-27660	39	32
	40	32
194464-45920	32	52
	33	49
194464-45930	32	53
	33	50
194464-48850	52	38 -1
	53	29 -1
	54	29 -1

Parts No. Index

Parts No.	Fig. No.	Ref. No.
194464-52190	55	46 -2
	56	42 -2
194464-74510-U	60	55 -1
194464-74710-U	60	58 -1
194465-11930	58	25 -2
	59	25 -2
194465-11940	58	26 -2
	59	26 -2
194465-13920	25	15 -1
194465-14112	26	1 -1
194465-14130	26	2 -2
194465-14140	26	3 -1
194465-14210	26	5 -1
194465-14220	26	6
194550-63560	34	20 -1
	58	45
194730-57220	59	47
	22	29
194730-57241		35
	25	60
		66
	27	50
		56
	28	47
	22	30
		36
	25	61
		67
194730-57411	27	51
		57
	28	48
	22	32
		38
194740-00160	25	63
		69
	27	53
		59
194740-00322	19	1
194740-73450	50	57
	51	25
194740-76200	64	31
194740-80121	58	19
	59	19
194750-04410	66	2
194750-15310	19	25
194990-20180	27	13
	28	14
194990-20180	52	17
	53	18
	54	18

Parts No.	Fig. No.	Ref. No.
194990-22030	55	58
		59
		60
		115
		54
	56	54 -1
		55
		55 -1
		110
		20
194990-22040	58	20
		59
	19	27
		31
	32	11 -1
	33	3
	55	117
		140
	56	112
		137
57	21	
	21 -1	
194990-22050	20	29
		31
	32	3 -1
	33	12 -1
		4
55	13	
	30	
	40	
	61	
	26	
194990-22120	56	26
		36
	58	56
		33
	59	34
		35
	62	36
		30
	63	30
		32
194990-22130	55	120
		115
	56	22
		23
	58	32
37		
194990-22140	53	47
		47
	54	126
		121
	56	2
57	2 -1	

Parts No.	Fig. No.	Ref. No.	
194990-22140	58	1	
		33 -1	
	59	1	
		34 -1	
	68		
194990-22150	59	68	
	58	3	
194990-22160	59	3	
	22	25	
194990-22830	25	56	
	27	46	
	22	26	
194990-22840	25	57	
	27	47	
	35	10	
194990-40480	29	25	
	30	40	
194990-50550	32	54	
	33	51	
	35	5	
	36	65	
	37	68	
194990-57740	22	12	
194990-85561	38	30	
195080-15060	39	33	
		40	
	40	33	
		61	2
	38	3	
		40	18
	1A1030-12200	22	11
	1A1030-58150	39	18
	1A1040-26170	59	66
	1A1040-26320	38	6 -1
39		1	
1A3990-99030	40	1	
	30	80	
1E4030-27340	38	4	
	39	14	
1E6140-58680	40	14	
	30	30	
22117-050000	15	6	
22117-060000	3	71	
		71 -1	
	71 -2		
22117-080000	10	17	
		56	
	13	17	
		18	
	20	47	
22117-100000	5	8	

Parts No.	Fig. No.	Ref. No.
22117-100000	5	8 -1
22117-160000	10	55
22137-050000	51	45
	57	95
22137-060000		95 -1
		95 -2
	1	49
	20	63
	32	55 -1
22137-080000	33	52 -1
	50	43
	51	46
	55	18
	56	17
22137-080000	57	70
		70 -1
		71
	1	48
	2	17 -1
		17 -2
		24
		24 -1
	3	21
		21 -1
9	29	
10	22	
	61	
15	17	
19	11	
32	55	
33	52	
50	35	
	64	
51	47	
	48	
	69	
53	31	
	44	
54	31	
	44	
55	36	
	48	
	130	
56	32	
	44	
	125	
	58	
58	60	
59	59	
	59 -1	
22137-100000	19	12

Parts No. Index

Parts No.	Fig. No.	Ref. No.	
22137-100000	20	56	
	22	62	
	29	39	
	30	52	
	34	13	
	38	36	
	40	47	
	51	49	
	57	72	
	58	30	
	59	30	
	22137-120000	55	73
		56	70
		58	22
	22	-1	
	59	22	
	22	-1	
22137-140000	57	93 -1	
22137-160000	45	16	
	60	34	
	61	34	
	34	-1	
22137-200000	21	34	
22137-240000	21	35	
22157-080000	58	46	
	59	48	
22157-100000	19	13	
	46	19	
	47	19	
22212-060000	22	46	
	31	10	
	50	42	
	55	19	
	56	18	
	57	73	
	60	10	
22212-080000	31	7	
		21	
	38	13	
	41	53	
	50	27	
	52	18	
		41	
	55	138	
	56	135	
	57	94	
22212-100000	20	55	
	21	46	
	31	26	

Parts No.	Fig. No.	Ref. No.	
22212-100000	34	14	
	45	17	
	48	10	
	52	32	
	57	91	
	22212-120000	21	6
		22	18
		27	60
		29	9
		31	44
48		17	
	58	23	
	59	23	
	60	49	
22212-140000	21	43	
	22	47	
	29	10	
22212-160000	21	26	
	22	48	
	42	7	
		17	
	45	18	
	48	48	
	60	63	
22212-220000	41	49	
22217-050000	15	7	
		9	
	51	50	
22217-060000	21	39	
	22	46 -1	
	23	49	
	31	10 -1	
		10 -2	
	32	21	
	50	42 -1	
	51	51	
	55	19 -1	
	56	18 -1	
	57	73 -1	
	59	63	
	60	10 -1	
		65	
22217-080000	1	50	
	2	25	
		25 -1	
		26	
	4	8	
		29	
	5	15	
		15 -1	

Parts No.	Fig. No.	Ref. No.
22217-080000	7	20
	9	5
	10	21
		60
	20	50
	25	21
		22
		23
	27	25
	29	45
		45 -1
	30	102
		102 -1
	31	7 -1
		7 -2
		21 -1
	32	20
		56 -1
		57
		57 -1
	33	53 -1
		54
		54 -1
	38	13 -1
	39	19
	40	19
	41	53 -1
		53 -2
		53 -3
		55
	49	21
		22
	50	27 -1
	51	23
		52
	52	14
		18 -1
		41 -1
		41 -2
	53	4
		17
		67
		73
	54	4
		17
		70
		76
	55	138 -1
		138 -2
	56	135 -1

Parts No.	Fig. No.	Ref. No.
22217-080000	56	135 -2
	57	94 -1
		94 -2
22217-090000	49	23
22217-100000	5	7
	7	39
	20	20
		21
		55 -1
		55 -2
	21	46 -1
	23	60
	25	24
		49
		72
		27
		31
		26 -1
		32
		58
		33
		55
		34
		14 -1
		45
		17 -1
		48
		10 -1
		10 -2
		49
		24
		52
		32 -1
		53
		59
		71
		54
		62
		74
		57
		91 -1
		58
		31
		59
		31
		68
		9
		19
22217-120000	7	17
	21	6 -1
	22	18 -1
	23	6
	27	60 -1
		60 -2
	29	9 -1
		9 -2
	30	14
	31	44 -1
	32	74
	33	72
	48	17 -1
	49	25
	53	30
	54	30

Parts No. Index

Parts No.	Fig. No.	Ref. No.	
22217-120000	55	74	
	56	71	
	58	23 -1	
		23 -2	
	59	23 -1	
		23 -2	
	60	49 -1	
		49 -2	
	22217-140000	21	43 -1
		22	47 -1
29		10 -1	
30		15	
34		34 -1	
49		26	
22217-160000		21	26 -1
		22	48 -1
		34	19
			34
	42	7 -1	
		17 -1	
		24	
	43	7	
		17	
		24	
44	10		
	20		
45	18 -1		
48	48 -1		
49	53		
60	63 -1		
61	49		
	60		
67	3		
	7		
68	30		
	40		
22217-220000	27	26	
	28	28	
	41	49 -1	
22242-000150	61	35 -1	
22242-000190	30	81	
22242-000240	30	82	
22242-000250	35	23	
	36	14	
	37	14	
22242-000280	24	39	
22242-000290	30	83	
	35	28	
	37	64	
22242-000300	24	11	

Parts No.	Fig. No.	Ref. No.	
22242-000300	35	11	
	36	15	
	37	15	
	22242-000320	36	61
	22242-000340	24	56
	22242-000350	30	31
		35	12
		36	16
		37	16
		41	8
22242-000400	36	57	
22242-000500	41	21	
22252-000200	50	21	
22252-000220	35	4	
	36	17	
	37	17	
22252-000420	2	33	
22252-000520	30	84	
	35	52	
	36	40	
	37	33	
22252-000550	30	85	
22252-000620	35	67	
	37	52	
22252-000850	23	52	
	25	25	
22262-000450	25	26	
22272-000060	3	73	
	50	47	
	51	53	
22272-000070	50	11	
22272-000100	38	9	
	39	20	
	40	20	
22272-000240	46	20	
	47	20	
22312-030250	3	58	
22312-040100	1	14	
22312-060140	7	29	
		34	
22312-080160	1	10	
22312-080200	1	9	
	24	24	
22312-120220	61	50	
22312-120250	60	50	
22322-030180	14	11	
		11 -1	
22322-030220	9	8	
22351-030018	39	45	
22351-030020	30	86	

Parts No.	Fig. No.	Ref. No.
22351-035032	24	25
	29	29
22351-040010	50	69 -1
22351-040012	9	4
	48	52 -1
	49	84
22351-040014	48	31
	60	57 -1
22351-040016	61	61
22351-040018	49	54
	50	53 -1
22351-040020	49	27
	60	31 -1
	61	36
22351-040022	48	54 -1
	49	76
		85
22351-040024	60	7
	61	8
22351-040025	48	25
22351-040028	50	51 -1
22351-040032	48	28
22351-040040	50	23 -1
22351-040070	49	77
22351-050010	60	37
	61	37
22351-050022	51	54
		55
22351-050040	30	41 -1
	38	5 -1
	40	21 -1
22351-050055	48	38
	49	55
22351-050056	48	38 -1
	49	55 -1
22351-060012	3	22 -1
22351-060014	3	22
22351-060016	29	18 -1
	30	26 -1
22351-060018	29	44
22351-060020	60	26 -1
	61	21
22351-060025	30	87
		88
	38	22 -1
		32 -1
	39	22
		46
	40	22
		62

Parts No.	Fig. No.	Ref. No.
22351-060025	60	23 -1
	61	22
22351-060032	24	26
	29	30
22351-060036	30	89
	35	61 -1
	36	47
	37	41
	41	22 -1
22351-080018	23	42
	29	11
	30	16
	46	6
	47	6
22351-080032	30	42
22351-080036	41	42 -1
22351-080040	30	42 -1
22351-080050	46	21
	47	21
22351-100018	25	27
		28
	29	12
	30	17
		90
22351-100020	31	12
	32	5
		14
	33	6
		15
22351-100025	31	11
	32	6
		15
	33	7
		16
22352-040010	50	69
22352-040012	48	52
22352-040014	50	45
22352-040018	50	53
22352-040022	48	54
22352-040025	50	51
22352-040040	50	23
22352-050040	38	5
	39	21
	40	21
22352-060025	38	22
		32
22352-060036	35	61
	41	22
22352-080036	41	42
22360-060000	14	36

Parts No. Index

Parts No.	Fig. No.	Ref. No.
22360-060000	39	34
	40	34
22360-080000	58	47
	59	49
22360-100000	57	74
22360-120000	60	61
22360-160000	21	7
	23	7
	60	13
		41
	61	31
		42
22360-190000	65	6
22360-200000	60	45
		57 -2
22411-160200	19	14
	58	48
	59	50
22411-200150	50	61
22411-200200	38	37
22411-200300	46	22
22411-250250	22	39
22411-300250	27	52
		58
22411-300400	38	44
22411-400300	41	41
	50	48
	60	35
22411-400450	22	13
22417-160180	19	14 -1
22417-200120	14	4 -1
		28 -1
22417-200150	40	48
	50	61 -1
	51	56
		57
		58
22417-200200	14	4
		28
	16	21
	38	37 -1
	58	48 -1
	59	50 -1
22417-200300	29	40 -1
	30	53
	46	22 -1
	47	22
22417-250250	22	39 -1
22417-300250	22	31
		37

Parts No.	Fig. No.	Ref. No.
22417-300250	25	62
		68
	27	52 -1
		58 -1
	28	45 -1
		49
22417-300300	28	45
22417-300350	40	58
22417-300400	38	44 -1
22417-400250	60	35 -1
22417-400300	41	41 -1
	50	48 -1
	61	35
22417-400400	24	12 -1
22417-400450	22	13 -1
22417-400500	24	12
		34
22417-450400	21	36
22451-060000	14	37 -1
22451-100000	14	37
22451-160000	30	41
22512-070180	6	4
22512-070242	7	3
22512-070282	7	4
22512-070400	46	23
	47	23
22512-100340	22	14 -1
22522-030100	9	7
22522-030130	51	59
	52	15
	53	5
	54	5
22522-050190	27	36 -1
22624-230030	11	35
23010-038000	10	47
23010-068000	24	51
23010-075000	24	52
23061-070035	21	48
	23	61
	55	20
		21
		22
		23
		24
	56	19
		20
		21
		22
	57	92
	58	59

Parts No.	Fig. No.	Ref. No.
23061-070035	59	67
23061-070230	10	34
23061-120040	55	134
	56	131
23062-040030	50	24
23062-040058	49	78
23064-060450	45	25 -2
23064-060500	45	25 -1
23064-060600	45	25
23064-100450	23	57
23065-090500	1	51
		51 -2
23065-090560	1	51 -1
23080-013000	58	49
	59	51
23414-060000	2	41
23414-080000	2	10
		10 -1
	9	17
	9	27
23414-080012	13	49
23414-100000	9	26
23414-140000	25	29
23414-140018	49	28
23414-160000	10	40
23414-180023	48	12
	49	29
		30
	52	25
	53	32
	54	32
23414-200026	48	67
	49	71
23414-240031	50	12
23418-050000	57	75
23418-060000	13	13
	20	42
23491-140002	10	52 -1
23871-010000	23	43
	30	18
	49	12
23871-020000	3	15
	33	56
23871-040000	3	14
23873-020000	31	15
	32	59
23887-100002	1	12
23887-140002	25	30
24101-060044	2	32
24101-060064	30	91

Parts No.	Fig. No.	Ref. No.
24101-060124	24	13
		27
24101-062044	30	92
24101-062054	30	93
		94
	35	51
	36	41
	37	34
24101-062064	6	8
24101-062094	24	40
		57
24101-062104	41	23
24101-062114	26	7
	41	24
24101-062124	34	35
24101-063054	35	21
	36	18
	37	18
24101-063124	34	36
24104-063064	24	45
24104-063084	41	50
24121-060074	30	32
24121-062064	35	10 -1
	36	19
	37	19
24121-063054	35	24 -1
	36	62
	37	65
24121-063074	35	37 -1
	36	58
	37	53
24145-003074	41	9 -1
24190-080003	49	94
24190-100001	9	16
	30	95
	38	23
	39	23
	40	23
	48	20
24190-100003	48	20 -1
		20 -2
	49	72
24190-110001	19	15
	24	35
24211-030002	26	8 -1
24211-035002	26	8
24231-030000	26	9 -1
24231-035000	26	9
24311-000050	48	8
24311-000070	3	62

Parts No. Index

Parts No.	Fig. No.	Ref. No.
24311-000070	14	14
	51	18
24311-000090	48	50
	49	86
24311-000100	49	79
24311-000110	38	54
	39	47
	40	49
24311-000120	20	53
	30	96
	48	55
	49	73
		95
24311-000140	1	29
	3	53
24311-000150	51	19
24311-000160	10	50
	23	44
	30	97
	31	14
	32	60
	33	57
	35	65
	36	48
	37	42
	38	33
	39	35
	40	35
	41	43
24311-000200	52	22
	53	33
	54	33
24311-000220	23	31
	24	36
	38	51
	39	48
	40	59
	48	15
		15 -1
	52	44
	53	65
	54	68
24311-000240	52	28
	53	69
	54	72
24311-000280	45	28
24311-000300	29	13
24311-000320	1	41 -1
	3	75 -2
24311-000350	25	41

Parts No.	Fig. No.	Ref. No.
24311-000410	30	98
24311-000450	20	10 -1
24311-000700	48	36
	49	42
24311-240100	13	3
	20	32
24315-000070	50	22
24315-000090	50	16
	51	60
		61
24315-000120	51	20
24315-000140	50	7
24315-000160	51	21
24315-000200	52	8
	53	6
	54	6
		58
24321-000300	53	34
	54	34
24321-000350	1	41
	2	9 -1
	3	75
	41	51
24321-000450	26	10
24321-000600	34	37
	48	42
	49	56
	52	47
	53	62
	54	65
24321-000750	48	14
	49	31
24321-000800	31	32
	32	61
	33	58
24321-000850	53	62 -1
	54	65 -1
24321-001000	23	51
	25	31
24321-001250	30	99
24321-002000	25	32
24341-000040	20	65
24341-000100	52	10
	53	7
	54	7
24341-000240	55	49
	56	45
24341-000290	39	36
	40	36
24341-000300	24	14

Parts No.	Fig. No.	Ref. No.
24341-000315	30	19 -1
	32	62 -1
	33	59 -1
24341-000320	30	19
	31	18 -1
	32	62
	33	59
24341-000480	52	9
	53	8
	54	8
24341-000700	23	45
24341-000850	32	63
	33	60 -1
24512-053054	36	63 -1
	37	66 -1
24512-053064	36	42 -1
	37	35 -1
24761-010000	23	15
	25	40
		45
	29	41
	30	20
		54
	46	24
	47	24
24761-050000	45	10
		24
24761-060000	21	15 -1
		20 -1
		25 -1
	22	32 -1
		38 -1
	25	63 -1
		69 -1
	27	53 -1
		59 -1
	28	46 -1
		50 -1
	61	9 -1
		23 -1
		32 -1
		62 -1
26011-080162	57	12 -1
26013-060122	32	64
	33	61
26013-060162	21	40
	23	50
26013-060352	52	23 -1
	53	35
	54	35

Parts No.	Fig. No.	Ref. No.
26013-060402	52	21 -1
	53	36
	54	36
26013-080122	32	66 -1
26013-080162	19	16 -1
	23	18
	24	53
	29	19 -1
	30	27
	32	66 -2
	33	63 -2
	55	25 -1
		26
	56	124 -1
26013-080202	27	27 -1
	28	29 -1
	29	42 -1
	30	21
		55 -1
		100 -1
	32	65 -1
	33	62 -1
	34	15 -1
	41	31 -2
		57 -1
	53	37 -1
		38 -1
	54	37 -1
		38 -1
	58	51
		52
	59	53
		54
26013-080222	30	100
	53	37
	54	37
26013-080252	53	66 -1
	54	69 -1
26013-080352	52	40 -1
	53	39
	54	39
		59
26013-100162	55	37
	56	33
26013-100202	20	25
	57	76 -1
	58	25 -1
		57 -1
	59	25 -1
		61 -1

Parts No. Index

Parts No.	Fig. No.	Ref. No.
26013-100252	7	38
	23	8 -1
26013-100302	25	54 -1
	30	101
26013-100322	34	39 -1
26013-100382	58	26 -1
	59	26 -1
26013-100602	46	25 -1
	47	25 -1
26013-120282	49	57
26013-120302	21	8
	23	9
	49	57 -1
	60	48 -2
	61	51
		51 -1
		65
26013-120322	60	48 -1
26013-120902	29	14 -1
	30	22
26013-140252	26	5
26013-140302	65	9 -2
26013-140352	21	10 -1
	23	10 -1
	65	9 -1
26013-140452	21	10
	23	10
		19
26014-060162	57	77
		78
		79
26014-080202	53	45
	54	45
26014-080222	53	38
	54	38
26014-080252	2	23 -1
26014-080352	15	21
26022-060142	55	27
	56	23
26023-040102	57	14
26023-060142	55	57
	56	53
26106-060102	3	78
	13	26
26106-060142	1	46
26106-060162	1	47
	2	39
26106-060302	2	40
26106-060322	9	3
26106-060402	10	10 -1

Parts No.	Fig. No.	Ref. No.
26106-080102	2	14
		14 -1
26106-080122	3	17
	10	23
		43
26106-080142	1	45 -2
	2	15
	4	28
26106-080182	2	6
	4	26
	15	15
26106-080202	10	59
26106-080222	1	52
	2	7
26106-080302	4	27
	15	14 -1
26106-080352	1	42
26106-080382	10	15
26106-080452	10	16
26106-080502	2	22
26106-080602	2	21
26106-080652	13	16
26106-080702	10	14
26106-081002	2	20
26106-100652	5	5
26112-080502	53	74
	54	77
26112-100501	7	28
		33
26116-050142	15	10
	19	23 -2
26116-050148	19	23 -1
26116-050158	19	23
26116-060082	3	51
	25	71
	55	28
	56	24
26116-060102	50	55
26116-060122	10	39
	21	40 -1
	22	49
	23	50 -1
	32	66 -3
	33	64
	55	119
	56	114
		139
	57	18 -1
		80
	59	64

Parts No.	Fig. No.	Ref. No.
26116-060142	55	132
		139
	56	129
		136
	57	1
		82
26116-060162	13	27
	51	62 -1
	57	82 -1
		83
		84
26116-060182	20	62
	50	39
	51	62
26116-060252	10	39 -1
	57	85
26116-060382	10	10
26116-060452	57	98
26116-060502	50	72
26116-080122	15	32 -1
	33	63 -1
	58	53
	59	55
26116-080142	57	12
		13 -1
26116-080162	1	45
	19	16
	38	15
	39	24
		24 -1
	40	24
	55	25
	56	124
	57	13 -2
26116-080182	7	19
	41	31
		31 -1
	51	63
26116-080202	25	33 -1
	27	28 -1
	29	42
	30	55
	32	67
	33	65
	34	15
	39	37
	40	25
		37
	41	57
	51	63 -1

Parts No.	Fig. No.	Ref. No.
26116-080202	52	48
	53	66
	54	69
	55	50
	56	46
	57	13
26116-080222	25	33
		34
		35
		27
		28
		31
		39
		33
		62
		38
		12
		39
		25
		50
		33
		55
		137
		137 -1
		56
		134
		134 -1
26116-080252	32	68
	33	66
	38	50
	39	49
	40	60
	50	26
	58	50
	59	52
26116-080302	15	14
	38	39
	40	50
	49	32 -1
	52	30
	53	72
	54	75
26116-080322	49	32
26116-080352	58	54
	59	56
26116-080402	31	20
	32	69
	33	67
26116-080452	49	98
26116-080482	51	24
26116-080502	20	23
	52	29
	53	74 -1
	54	77 -1
26116-080602	49	33
	53	46
	54	46
26116-080702	20	48

Parts No. Index

Parts No.	Fig. No.	Ref. No.	
26116-080752	20	48 -1	
	49	34	
	55	38	
	56	34	
26116-080822	5	18	
26116-100162	52	34	
	53	58	
26116-100202	54	61	
	20	24	
		25 -1	
	68	8	
		18	
26116-100222	48	21	
26116-100252	21	44	
	23	8	
	31	25	
	32	70	
	33	68	
	45	19	
	57	76	
	58	25	
	59	25	
		57	
	26116-100282	25	50
			54
	26116-100302	25	36
		34	16
		38	
	52	31	
	53	70	
	54	73	
26116-100322	34	39	
26116-100352	48	9	
	49	35	
26116-100402	25	51	
	58	26	
	59	26	
26116-100552	34	17	
26116-100802	34	18	
26116-100852	34	18 -1	
		42	
		42 -2	
		45	
		50	
26116-100902	34	42 -1	
		46	
26116-101252	49	36	
26116-120252	48	33 -1	
26116-120322	21	11	
	23	11	

Parts No.	Fig. No.	Ref. No.	
26116-120322	60	48	
26116-120352	31	43	
	32	73	
	33	71	
	26116-120382	53	40
		54	40
26116-120402	49	37 -1	
26116-120602	22	19 -1	
26116-120652	2	34	
26116-120902	29	14	
26116-140322	22	50	
26116-140352	22	50 -1	
26116-140452	21	9	
	49	38	
26116-140502	29	15 -1	
	30	23 -1	
26116-160302	22	51	
26116-160602	67	8	
26116-161102	67	4	
26117-050169	17	16	
26152-100222	41	10	
26156-100222	41	10 -1	
26156-120302	7	16	
26182-080601	49	39	
26206-100282	1	44	
26216-060122	31	8	
	32	16	
	33	8	
	26216-080142	2	11
26216-080182	5	13	
	31	5	
	32	7	
		17	
	33	9	
		17	
26216-080222	1	17	
	2	23	
	5	13 -1	
	31	3	
	32	8	
		18	
	33	10	
		18	
26216-080352	31	4	
	32	9	
		19	
	33	11	
		19	
26216-080502	3	18	
26216-160282	34	25 -1	

Parts No.	Fig. No.	Ref. No.
26286-140282	22	61 -1
26286-160282	34	25
26287-140282	22	61
26346-040002	53	55
	54	55
26346-050002	55	123 -1
	56	118 -1
26346-080002	40	51 -1
26346-120002	57	89 -1
26346-200002	21	37 -1
26347-050002	55	123
	56	118
26347-120002	57	89
26347-200002	21	37
26356-120002	28	36 -1
26366-060002	3	70 -1
26366-080002	2	16 -2
	3	20 -1
	15	16 -1
		19
26450-080142	50	19
26450-080182	23	46
26450-080222	23	47
26450-080252	52	13
	53	9
	54	9
26557-030062	20	9 -1
26557-040082	16	27
	17	15
26557-040102	27	43
26557-040122	16	27 -1
26557-040202	17	14
		21
26557-050122	3	67
26557-050162	55	106
	56	102
26557-050202	57	86
26557-050252	55	107
	56	103
26557-060082	14	29
	15	33
26557-060102	2	36
	60	9
		64
26557-060122	10	42
		42 -1
	55	124
	56	119
		136 -1
	57	18

Parts No.	Fig. No.	Ref. No.	
26557-060162	57	87	
26557-080102	9	28	
	10	41	
	15	32	
	26577-040102	27	43 -1
		28	42
26587-050102	51	64	
26587-060162	19	26	
	57	87 -1	
26587-060202	55	57 -1	
	56	53 -1	
26587-080122	6	10	
	57	15	
	58	24	
	59	24	
26587-080162	55	108	
	56	104	
26657-060002	14	41	
26667-080002	14	38	
26706-100002	5	6	
26716-060002	3	70	
		31	9
		32	11
		50	41
		51	65
		57	88
		59	65 -1
	26716-080002	1	18
		2	16
			16 -1
	3	20	
	5	14	
		14 -1	
	9	6	
	15	16	
	19	17	
	20	26	
	31	6	
	32	3	
		12	
	50	34	
	53	18 -1	
	54	18 -1	
	55	39	
		127	
	56	35	
		122	
26716-100002	19	18	
	20	54	
	21	45	

Parts No. Index

Parts No.	Fig. No.	Ref. No.
26716-100002	23	55
	29	43
	30	56
	46	26
	47	26
	51	66
	68	10
		20
26716-120002	1	36
	57	89 -2
	58	2
		2 -1
	59	2
		2 -1
26716-140002	21	42
	22	58
26716-160002	21	27
	22	52
	45	20
	61	66
	67	5
26736-100002	27	29 -1
	28	30 -1
26736-160002	48	47
	49	58
	60	62 -1
	61	63
26736-220002	27	30
	28	31
26737-160002	60	62
26756-050002	3	61
	14	31
	15	8
	19	24
26756-060002	50	28
26756-080002	3	38
		42
		46
		50
	9	6 -1
	50	60
	51	22
		67
26756-100002	51	68
26756-140002	23	20
	60	59
26756-160002	61	64
26756-240002	36	38
	60	8 -1
	61	10 -1

Parts No.	Fig. No.	Ref. No.
26776-120002	55	51
		75 -1
		83
	56	47
		79 -1
26776-160002	10	54
26776-220002	41	52
26776-240002	37	32
26837-100002	22	40
27231-450000	61	24 -1
27233-350000	5	11
27233-400000	1	11
27233-450000	60	30
	61	24
27243-300000	1	21
27310-080001	3	11 -1
28110-080100	66	9
28110-100130	66	10
28110-120140	66	10 -1
28110-170190	66	11
28110-220240	66	12
28110-260320	66	13
28110-270300	66	14
28170-001500	66	15 -1
43400-500390	13	31
		33
43400-500400	14	42
43400-500410	1	16
	14	39
	11	14
711100-51540	11	14
721120-13700	5	1 -1
721150-51530	11	29
721250-01541	1	26
721250-01542	1	26 -1
721250-01561	1	1
721250-01900	1	23
721250-02500	7	21
721250-02501	7	21 -1
721250-02610	7	25
721250-02611	7	25 -1
721250-02612	7	25 -2
721250-02620	7	30
721250-02621	7	30 -1
721250-02622	7	30 -2
721250-11521	3	55
721250-11522	3	55 -1
721250-11650	3	35
721250-11660	3	43
721250-11670	3	47
721250-11680	3	39

Parts No.	Fig. No.	Ref. No.
721250-11700	3	1
721250-13500	5	9
721250-13700	5	1
721250-14580	6	1
721250-21560	7	7 -1
721250-21700	7	1
721250-22500	8	3
721250-22720	8	1
721250-32700	9	1
721250-42700	10	1
721250-51700	11	1
721252-11650	3	35 -1
721252-11660	3	43 -1
721252-11670	3	47 -1
721252-11680	3	39 -1
721252-11700	3	1 -1
721252-32100	9	1 -3
721254-13700	5	1 -2
721390-32100	9	1 -1
721420-01560	1	1 -1
721420-01561	1	1 -2
721420-13501	5	9 -1
721423-21700	7	1 -1
724160-01612	2	1
724450-23100	8	9
724450-61520	14	1
724450-66530	14	9
724550-51520	11	12
724770-53100	12	1
794081-21400	29	16
794081-21700	29	17
	30	25
794081-54101	55	90
	56	86
794082-34900	42	8
		18
	43	8
		18
794130-15700	27	37
794130-22150	29	21
794130-25901	35	62
	36	43
	37	37
794130-47760	50	67
794130-71410	60	3
		15
		43
		66
	61	4
		12

Parts No.	Fig. No.	Ref. No.
794130-71410	61	40
		44
794142-34601-Q	42	1
	43	1
794142-34621-Q	42	11
	43	11
794142-34801-Q	42	2
		12
	43	2
		12
794145-12900-Q	22	53
794145-32610	34	48
794145-32620	34	43
794145-34500	44	1
794145-34600	44	11
794145-47110-K	50	29
794145-47140-X	50	36
794145-71500-K	60	1
794145-72500-X	60	11
794145-72600-K	60	17
794145-72800-X	60	38
794145-75200	65	1
794145-82100	66	1
794151-45102-K	50	1
794151-45113-K	50	2 -1
794275-14700-Q	68	1
794275-14800	68	11
794275-34500-Q	68	21
794275-34600-Q	68	31
794275-72100-X	61	11
794275-72101-X	61	11 -1
794275-72102	61	11 -2
794275-72530-K	61	38
794275-72531	61	38 -1
794275-72800	61	28 -1
794321-14700-Q	26	11
794321-14800-Q	26	17
794370-48300	53	48
	54	48
794370-61110	57	25 -2
794370-71500-K	61	1
794370-71501	61	1 -1
794370-74500-K	61	54
794370-74501	61	54 -1
794371-34700	43	1 -1
794371-34701-Q	43	1 -2
794371-34800	43	11 -1
794371-34801-Q	43	11 -2
794730-57122-K	22	27
	25	58

Parts No. Index

Parts No.	Fig. No.	Ref. No.
794730-57122-K	27	48
794730-57132-K	22	33
	25	64
	27	54
AZ0502-10010	67	1
AZ0552-10010	67	2
X21143155	16	7 -1
X21145866	16	26 -1
X21201115	16	3
X21201313	16	14 -1
X21201605	16	20 -1
X212026004	16	18 -1
X21202601	16	19 -1
X21202602	16	23 -2
X21202803	16	24
X21202815	16	26
X212037002	16	22 -1
X21204150	16	2
X21204220	16	8
X21204259	16	8 -1
X21204302	16	11 -1
X21204401	16	16
X21204810	16	25 -1
X21205305	16	12
X21205310	16	12 -1
X21205400	16	15 -1
X212063001	16	10 -1
X21206312	16	13
X21206810	16	25
X21207100	16	2 -1
X21207312	16	13 -1
X21208311	16	9
X212086002	16	18
X21209311	16	9 -1
X21301310	16	11
		19
X21301827	16	28
X21302610	16	23
X21303400	16	15
X21304313	16	14
X213065002	16	17
X21306610	16	23 -1
X21306700	16	22
X21307300	16	10
X21307605	16	20
X22506105	16	7
X6201SD	17	5
X6202B	17	22
XB444001A	17	4
XL1151341	17	17

Parts No.	Fig. No.	Ref. No.
XL1151552	17	23
XL1152803	17	13
XL1156300	17	7
XL1156400	17	18
XL1201403	17	19
XL1201404	17	20
XL1251801	17	24
XL1251802	17	25
XL1255310A	17	11
XL1256320	17	12
XL125N1302	17	9
XL135N1301	17	8
XL135N1303	17	10
XL135N220	17	6
XLT1157110	17	2

Parts No.	Fig. No.	Ref. No.
-----------	----------	----------

Parts No.	Fig. No.	Ref. No.
-----------	----------	----------