

OCT10-M15102EN

Directions for the Parts Catalog.

1. The parts stipulated in this Parts Catalog are not necessarily standard equipped parts.
2. Parts may change without prior notice.
3. The following is an example of the Parts Catalog format.

OCF10-G21601		29. FUEL INJECTION PUMP(W/BOOST)									
REF.	LEV.	PARTS NO.	DESCRIPTION	(A)	(B)	(C)	(D)	(E)	(F)	I	R
1	1	729595-51390	FUEL INJECTION PUMP	1	1	1	1	1			1
1-1	1	729595-51391	FUEL INJECTION PUMP	1	1	1	1	1		N	1
		(A=E00185)	(B=E00200)								
3	2	26022-060162	SCREW M 6X 16	9	9	9	9	9			
3-1	2	26022-060162	SCREW M 6X 16	4	4	4	4	4		K	
		(A=E00156)	(B=E00156)	(C=E00156)	(D=E00156)	(E=E00156)					
4	2	129470-51040	CAMSHAFT	1	1	1	1	1			
5	2	122710-51050	BEARING, ROLLER	2	2	2	2	2			
6	2	129470-51060	RETAINER	1	1	1	1	1			

Remarks
(1) BOOST COMPEMSATOR TYPE. OPTIONAL PART, TO E00155,(4JH-DT, 4JH-DTZ

① Ref. No.

The Ref. No. listed may not be in accordance with the illustration Ref. No.

(Ex.) Illustration No.

List Ref No.

1

1

(Before change)

1-1

(After change)

For interchangeable symbols N, R and K, illustrations for new parts may be abbreviated.

② Lev. (Level)

Level indication

The numbers below indicate the level of relativity towards the main part.

1 ----- Main parts (Assembly parts)

2 ----- Sub component included in " 1 ".

3 ----- Sub component included in " 2 ".

Note) Parts that are not for sale are partially illustrated but not listed.

③ Interchangeability Mark

When a part change takes place, one of the following interchangeability symbols is indicated beside the part.

Symbol	Interchangeability	Contents note
N	Old $\begin{matrix} \leftarrow \text{Yes} \\ \text{No} \rightarrow \end{matrix}$ New	New Part is interchangeable for Old Part but Old Part is not interchangeable for New Part.
Q	Old $\begin{matrix} \leftarrow \text{No} \\ \text{Yes} \rightarrow \end{matrix}$ New	New Part is not interchangeable for Old Part but Old Part is interchangeable for New Part.
R	Old $\begin{matrix} \leftarrow \text{Yes} \\ \text{Yes} \rightarrow \end{matrix}$ New	New/ Old Parts are both interchangeable.
S	Old $\begin{matrix} \leftarrow \text{No} \\ \text{No} \rightarrow \end{matrix}$ New	New/ Old Parts are both not interchangeable.
W		Part newly added.
Z		Part discontinued.
F		Not interchangeable by a single part but interchangeable together with related parts.
K		Changes only for used parts quantities.

④ Effective Machine No.

When a part changes, the effective Machine No. will be indicated in the (A)-(F) column.

Product Symbol	Product No.	Product Symbol	Product No.
C	Clutch No. Compressor No.	F	Machine No. (Agricultural Equip.)
D	Drive No.	M	Machine No.
E	Engine No.		

Note 1) A date may follow the symbol. (Ex.) 1996.01

Note 2) "XXXXX" and "ZZZZZ" are for parts that could not be predicted or for engine models that could not be identified.

Note 3) (A=E00185) is the E (Engine Serial Number) for the column (A) model (in this case 4JH-DT) after the parts design change.

⑤ Remarks Mark

Figures or alphabets (symbols) are entered in the remarks column.

The comments (remarks) on parts that are indicated at the bottom of the illustration are the same symbols as those stated above.

HOW TO USE THIS CATALOG

This parts catalog carries all parts incorporated in YANMAR Model YM187/YM187D tractors manufactured since August, 1984.

Each illustration corresponds to the parts list on the following page.

When ordering parts, clearly write down the tractor model, as well as the name and number of each part in your order sheet. This will help insure reliable delivery of the parts you have ordered.

Instructions to parts list

1. "Refer. No." column
"Refer. No." corresponds to the part sketch with the same number as in the illustration.
2. "Description" column
"Description" column describes part name, dimensions, etc.

A) Part name

Ordinary parts are sold individually, or if very small, in units of ten, or multiples thereof 20, 30,

If a part cannot be sold separately, that is, sold only as an assembly, the assembly name is listed and each component part of the assembly is listed in the following lines and affixed with a black dot mark (●). When a component part is to be divided further into individual parts, they are also listed in the following lines and affixed with double dot marks (●●).

Example: CONNECTING ROD ASS'Y

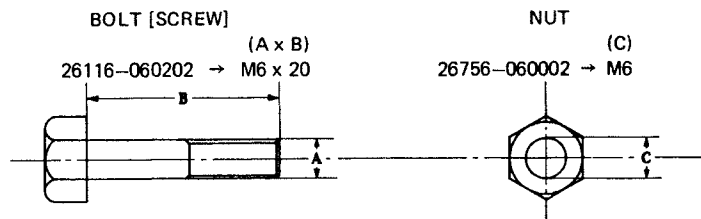
- ROD, connecting
 - BUSH, piston pin
 - BEARING, crank pin
 - BOLTS, connecting rod
- } Component of Connecting Rod Ass'y.

B) Dimensions

Abbreviations of dimensions shown in this parts catalog are as follows:

c : circumference	PF : pipe screw diameter (parallel)
d : diameter	PT : pipe screw diameter (taper)
h : height or high	sd : screw diameter
id : inner diameter	t : thickness
L : length or long	w : width or wide
Loa : length, overall	z : number of teeth
od : outer diameter	

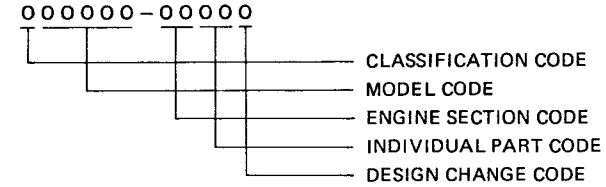
- * YIS is an abbreviation of YANMAR INDUSTRIAL STANDARD PARTS, and applies to parts such as nuts, bolts, joints, pins, washers, gauges, o-rings, bearing, etc.
For instance, dimensions according to YIS are shown as follows:



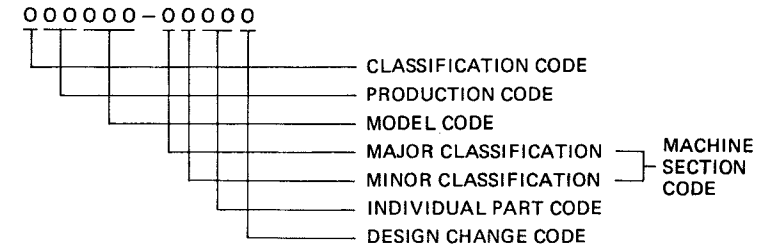
3. Column "Part Number"

A part serial number comprises 11 digits and means the following.

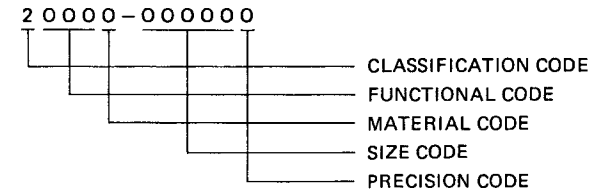
A) Engine Part Code



B) Tractor Part Code



C) YIS Part Code



4. Column "Qty/Unit"

The figure in this column shows the pieces of the part required for each section of tractor including its engine.

5. Column "Sales Unit"

"Sales Unit" column indicates the pieces which are contained in a packing case. Therefore, when the sales units is 10, please make the order for 10, or multiples thereof 20, 30, -----.

6. "Interchangeability" column

The interchangeability of parts between the current type of YANMAR YM187/YM187D and the previous type is classified as follows:

- A : Interchangeable.
- B : Not interchangeable.
- C : New part is interchangeable for old part even though parts numbers are different. Old part is no longer available.
- D : Discontinued.
- E : Additional part newly incorporated into the current type, not existing in the old type.
- F : Interchangeable, but subject to "Remarks".
 - a : No change.
 - b : Quantity changed.
 - c : Part number is changed, however the part itself is the same.
Please use this new number in your future orders.

7. "Remarks" column

This column shows the following:

- a) Applicable tractors or engine serial numbers after a part design is modified.
- b) Assembly sales parts.
- c) Dimensions, parts numbers etc., brief explanation.

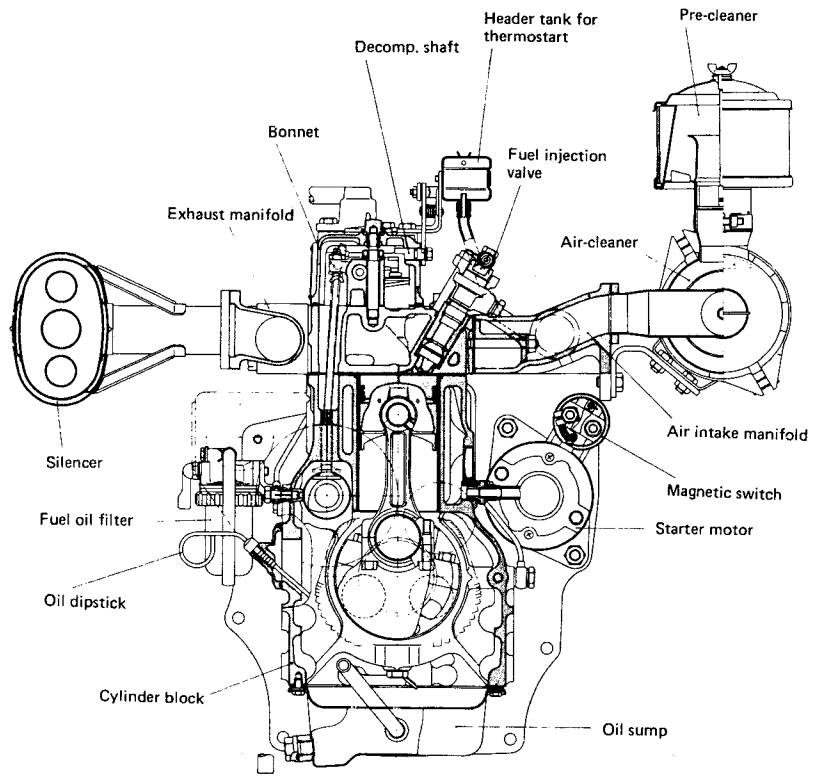
8. Note:

When a part is crossed out with single line as shown in the following example, the part is discontinued and no longer available. Please order your replacement parts by writing down the new part number.

Description	Part No.	Q'ty/Unit	Inter change- ability
SHAFT, connecting	194340-26360	1	D
SHAFT, connecting	194340-26361	1	C

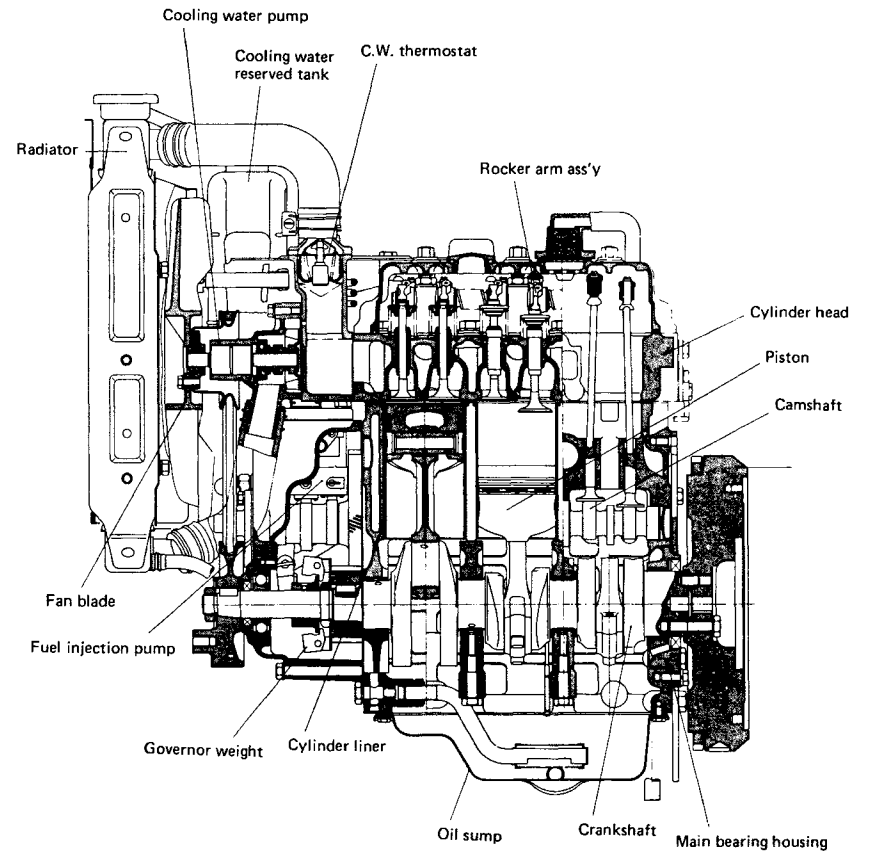
ENGINE SECTIONAL VIEW (1)

[Horizontal Section]

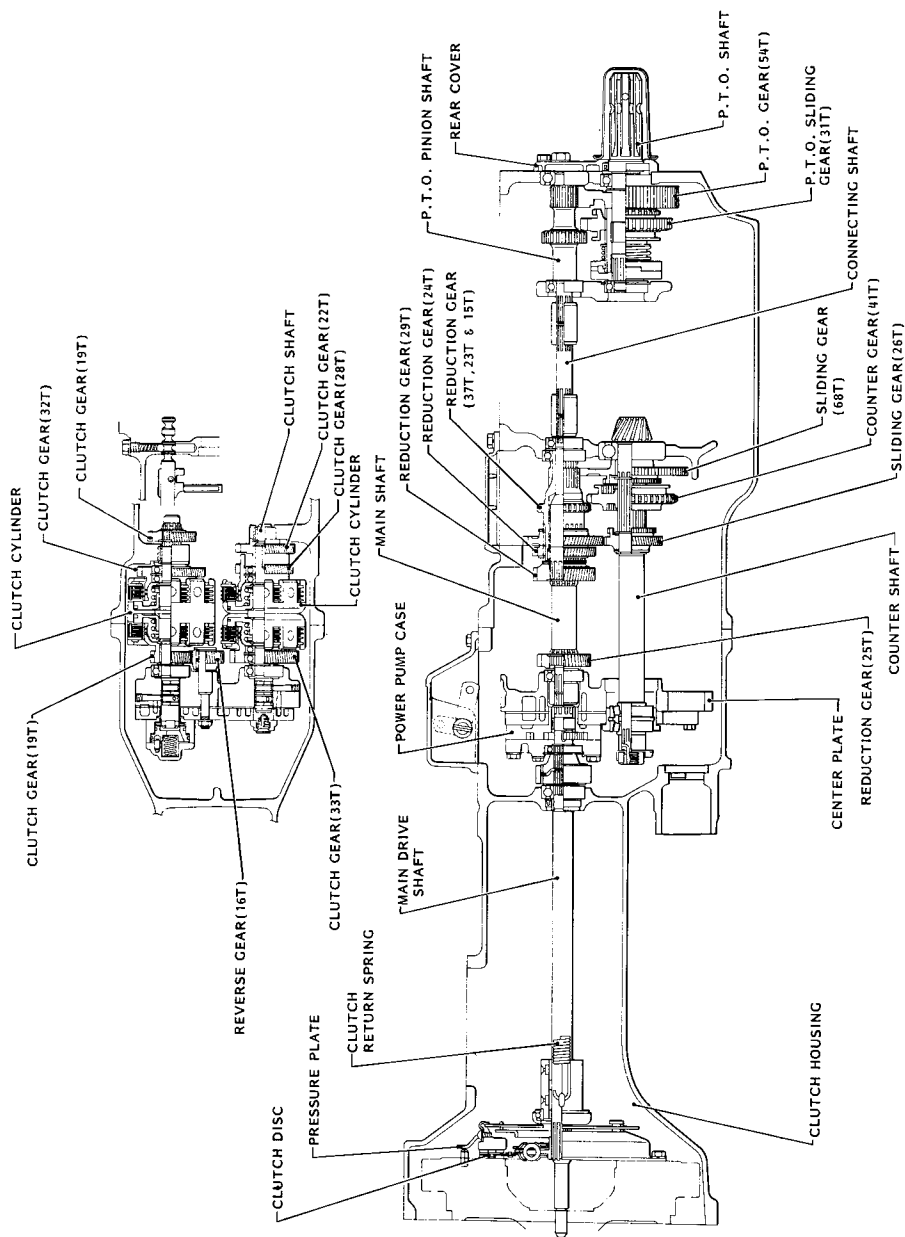


ENGINE SECTIONAL VIEW (2)

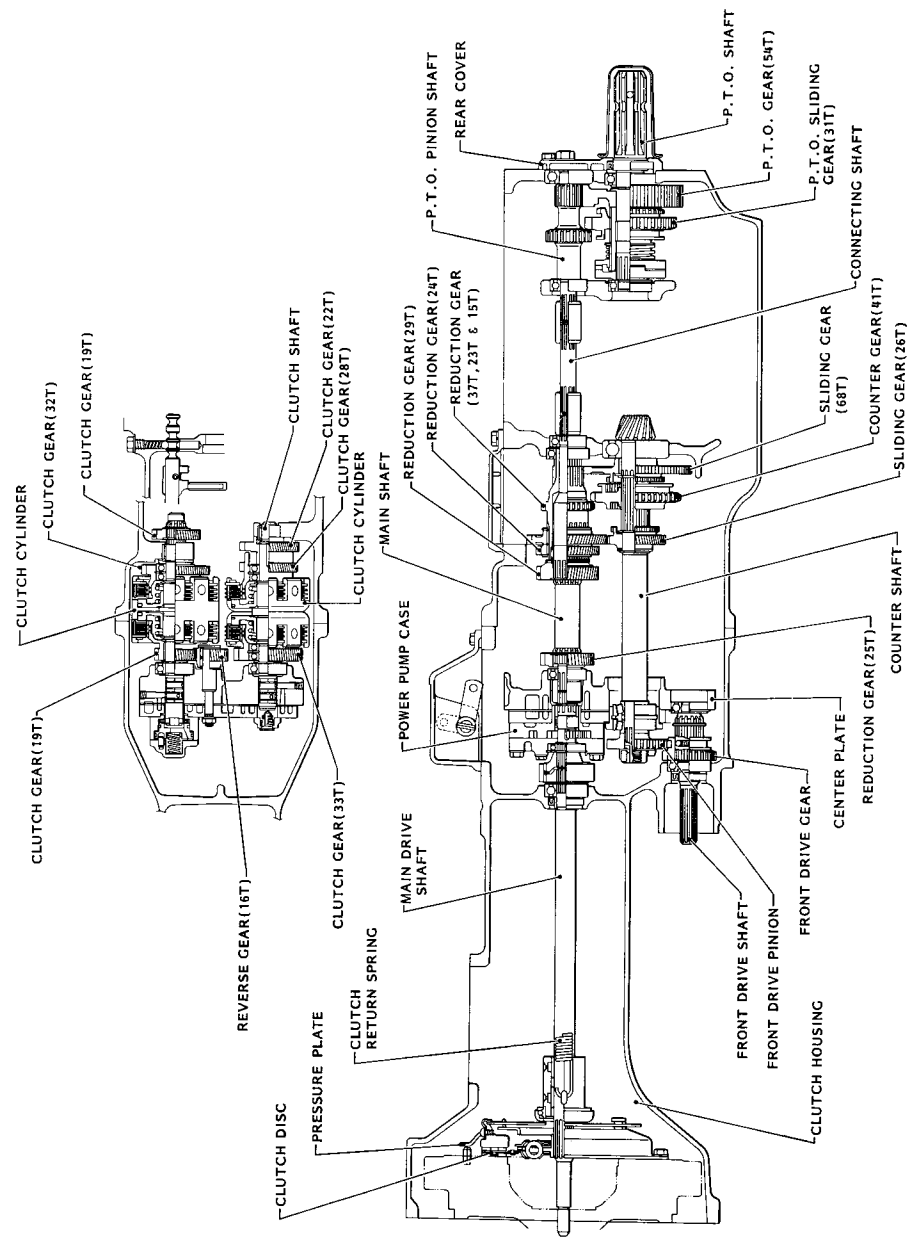
[Vertical Section]



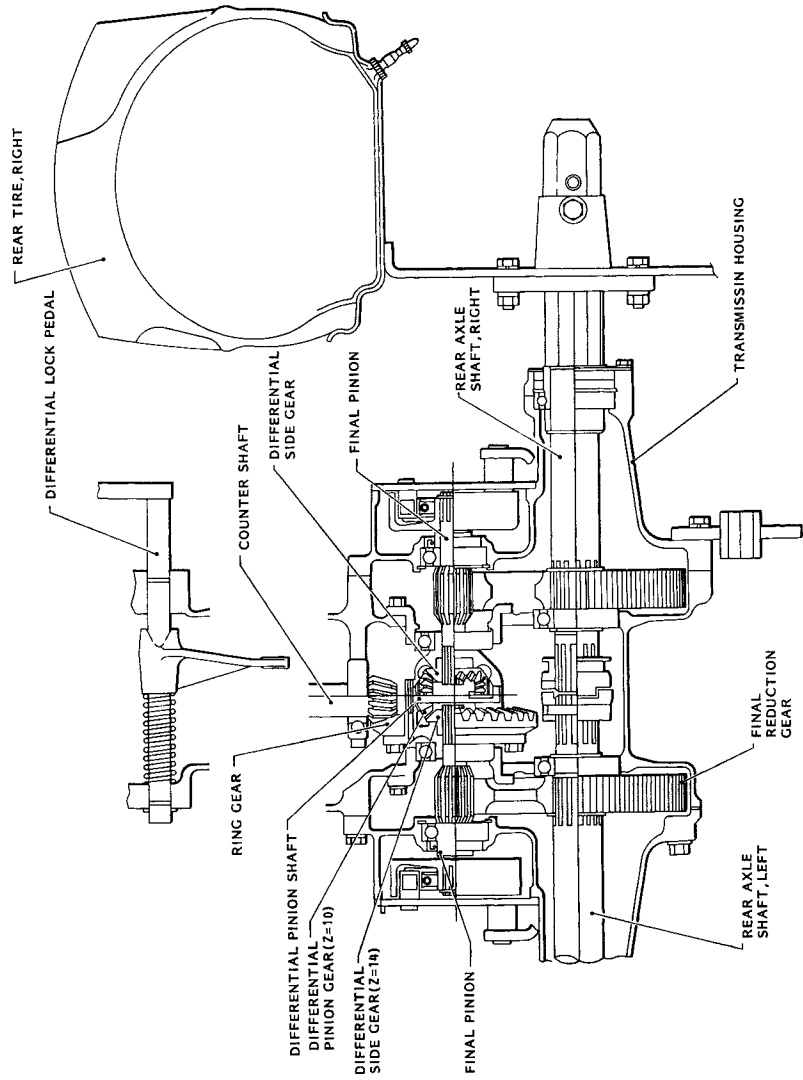
TRAVELLING TRANSMISSION SECTIONAL VIEW (1) FOR MODEL YM187



TRAVELLING TRANSMISSION SECTIONAL VIEW (2) FOR MODEL YM187D

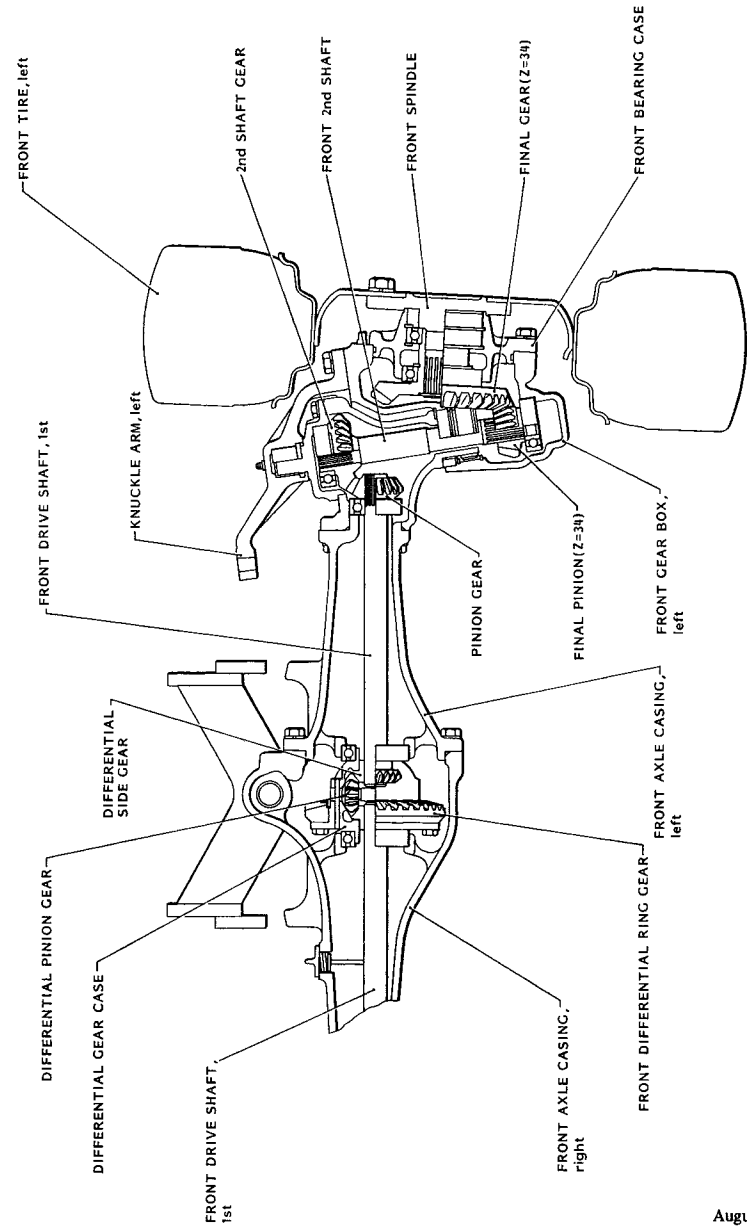


TRAVELLING TRANSMISSION SECTIONAL VIEW (3) FOR MODEL YM187/YM187D



August, 1984

TRAVELLING FRONT DRIVING SECTIONAL VIEW FOR MODEL YM187D



August, 1984

Contents

OCT10-M15102

Fig. No.	Fig. Name
YM187(D) (B3710)	
1.	CYLINDER BLOCK
2.	GEAR HOUSING
3.	CYLINDER HEAD & BONNET
4.	AIR CLEANER
5.	SILENCER
6.	CAMSHAFT
7.	CRANKSHAFT & FLYWHEEL
8.	PISTON & CONNECTING ROD
9.	LUB. OIL SYSTEM
10.	COOLING WATER SYSTEM
11.	FUEL INJECTION PUMP
12.	FUEL INJECTION VALVE
13.	FUEL OIL SYSTEM
14.	GOVERNOR MECHANISM
15.	ELECTRIC STARTING DEVICE
16.	THERMOSTART
17.	STARTER (12V - 1.3KW)
18.	GENERATOR
19.	GASKET KIT(A) FOR ENGINE
20.	REPAIR KIT(A) FOR ENGINE
21.	THROTTLE
22.	FUEL TANK
23.	BELT COVER&FRONT AXLE BRACKET
24.	FRONT AXLE

Fig. No.	Fig. Name
25.	PROPELLERSHAFT&R.GEAR, F.AXLE
26.	CASING OF FRONT AXLE
27.	2ND SHAFT&SPINDLE OF F.AXLE
28.	STEERING
29.	CLUTCH HOUSING
30.	TRANSMISSION HOUSING
31.	POWER SHIFT PUMP
32.	TRANSMISSION GEARS (1)
33.	TRANSMISSION GEARS (2)
34.	P.T.O. DRIVE SHAFT
35.	MAIN SHIFT
36.	RANGE SHIFT
37.	FRONT DRIVE
38.	REAR AXLE HOUSING
39.	DIFFERENTIAL GEAR OF REAR AXLE
40.	REAR AXLE SHAFT
41.	BRAKES
42.	HYDRAULIC PIPES
43.	HYDRAULIC CYLINDER & LIFT
44.	HYDRAULIC PISTON
45.	HYDRAULIC CONTROL VALVE
46.	HYDRAULIC CONTROL
47.	ELECTRIC PARTS
48.	HOOD
49.	FENDER

Contents

OCT10-M15102

Fig. No. Fig. Name

50. SEAL

51. LABELS (ENGLISH)

52. THREE-POINT HITCH

53. AG TIRES(F 5.00-12&R 9.5-20)

54. AG TIRES(F 6-12 & R9.5-20)

55. AG TIRES(F 6.50-10&R 12.4-16)

56. AG TIRES(F 6-12&R12.4-16)

57. AG TIRES(F 5-12&R9.5-16)

58. TURF-TIRES (FRONT - REAR)

59. CREEP

60. DRAWBAR

61. FRONT POWER TAKE OFF

62. TOOLS

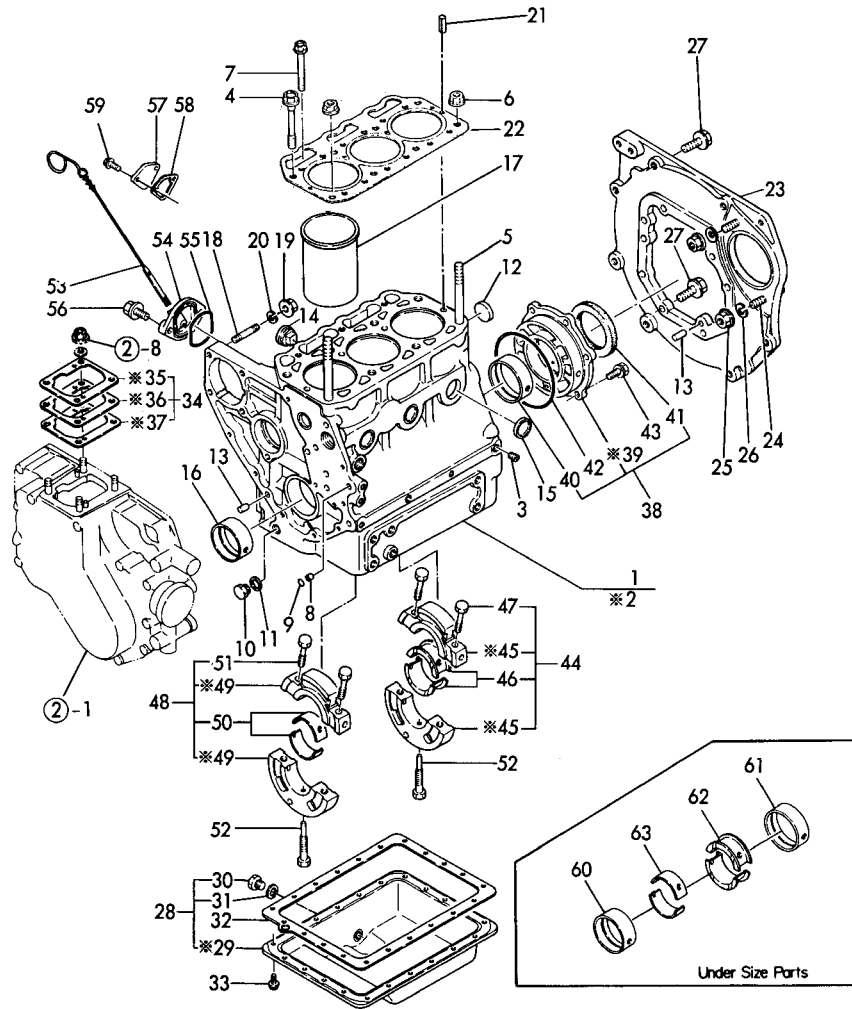
63. ROLL BAR

Fig. No. Fig. Name

Fig.1. CYLINDER BLOCK

(A)=YM187
(B)=YM187D
(C)=

(D)=
(E)=
(F)=



※:MARK PARTS:NOT SOLD SEPARATELY.

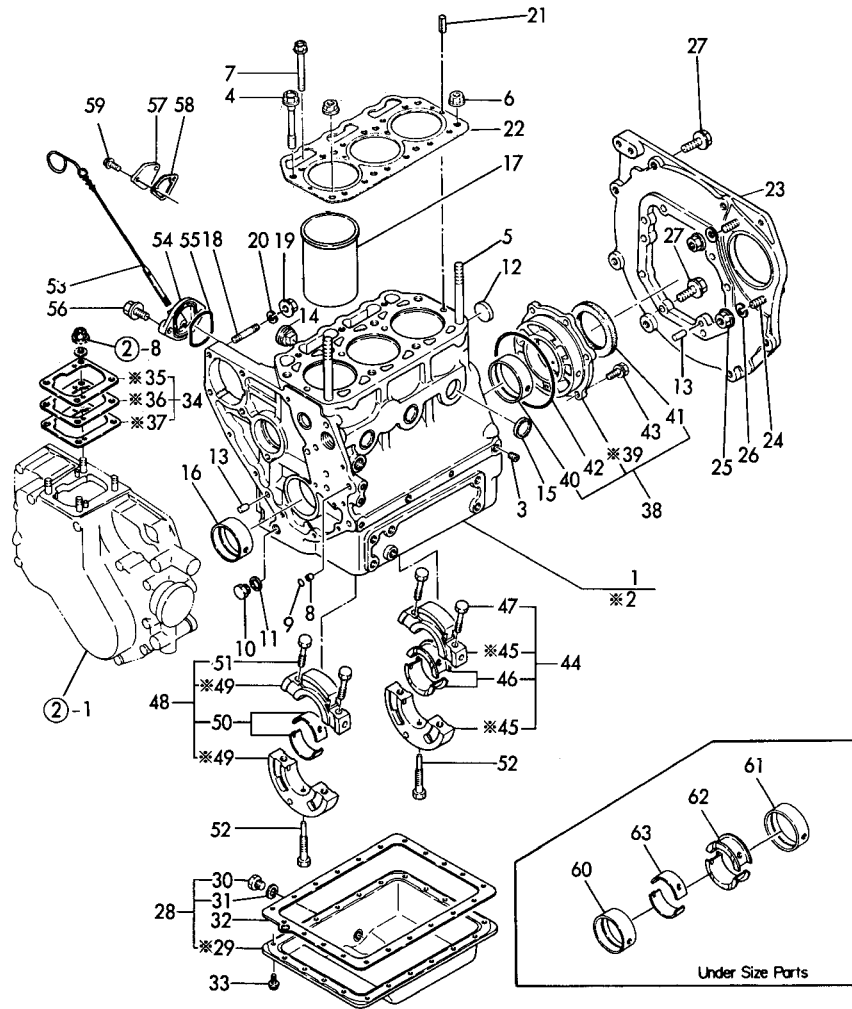
No.	Lev.	Parts No.	Description	Q'ty						I	R
				(A)	(B)	(C)	(D)	(E)	(F)		
1	1	721454-01562	BLOCK ASSY, CYLINDER	1	1						
3	2	124060-01050	PLUG, PT1/8	7	7						1
4	2	121450-01203	BOLT, HEAD	6	6						
5	2	121450-01210	BOLT, HEAD	2	2						
6	2	121450-01220	NUT, CYLINDER HEAD	2	2						1
7	2	129350-01230	BOLT, HEAD	3	3						
8	2	124085-01900	GUIDE	2	2						1
9	2	24311-000100	O-RING, 1AP10.0	2	2						1
10	2	121450-01960	PLUG, PF1/4	1	1						1
11	2	121450-01980	GASKET	1	1						1
12	2	121450-01990	PLUG, 30	1	1						1
13	2	22312-080160	PIN, PARALLEL M8X16	3	3						1
14	2	171051-01921	PLUG, NPTF1	2	2						
15	2	27241-300000	PLUG 30	5	5						1
16	2	121450-02100	BEARING, MAIN	1	1						
17	2	121450-01100	LINER ASSY, CYLINDER	3	3						
18	2	26216-080302	STUD, M8X 30	4	4						1
19	2	26716-080002	NUT, M8	4	4						1
20	2	22217-080000	WASHER, SPRING 8	4	4						1
21	2	22351-060012	PIN, SPRING 6.0X12	2	2						1
22	1	121000-01330	GASKET, HEAD	1	1						2
23	1	121459-01600	FLANGE, MOUNTING	1	1						
24	1	26216-100252	STUD, M10X 25	2	2						1
25	1	26706-100002	NUT, M10	2	2						1
26	1	22217-100000	WASHER, SPRING 10	2	2						1
27	1	26206-100282	BOLT, M10X 28 PLATED	10	10						1
28	1	721450-01540	SUMP ASSY, OIL	1	1						
30	2	104200-55080	PLUG, DRAIN	1	1						
31	2	43400-500450	SEAL WASHER 12S	1	1						1
32	1	121000-01750	GASKET, OIL SUMP	1	1						1
33	1	121450-01710	BOLT, SUMP	21	21						1
34	1	121450-01951	SHIM SET, ADJUSTING	1	1						1
38	1	721450-02500	HOUSING ASSY, METAL	1	1						
40	2	121450-02110	BEARING, MAIN	1	1						
41	2	124085-02220	SEAL, OIL	1	1						
42	1	105225-02020	O-RING	1	1						1
43	1	26013-080202	BOLT, M8X 20	6	6						1
44	1	721450-02611	HOUSING ASSY	1	1						
46	2	121450-02160	BEARING, MAIN	1	1						
47	2	121450-02072	BOLT	2	2						1
48	1	721450-02621	HOUSING ASSY	1	1						
50	2	121450-02170	BEARING, MAIN	1	1						
51	2	121450-02072	BOLT	2	2						1
52	1	105225-02300	BOLT	2	2						
53	1	121467-34800	DIPSTICK, OIL	1	1						
54	1	121450-34831	BRACKET	1	1						
55	1	121450-34840	GASKET	1	1						1
56	1	26106-080222	BOLT, M8X 22 PLATED	2	2						1
57	1	121520-01860	COVER	1	1						
58	1	121520-01850	GASKET	1	1						
59	1	26106-060142	BOLT, M6X 14 PLATED	2	2						1

Remarks
(1) SALES UNIT : 10
(2) SALES UNIT : 5

Fig.1. CYLINDER BLOCK

(A)=YM187
(B)=YM187D
(C)=

(D)=
(E)=
(F)=



※:MARK PARTS:NOT SOLD SEPARATELY.

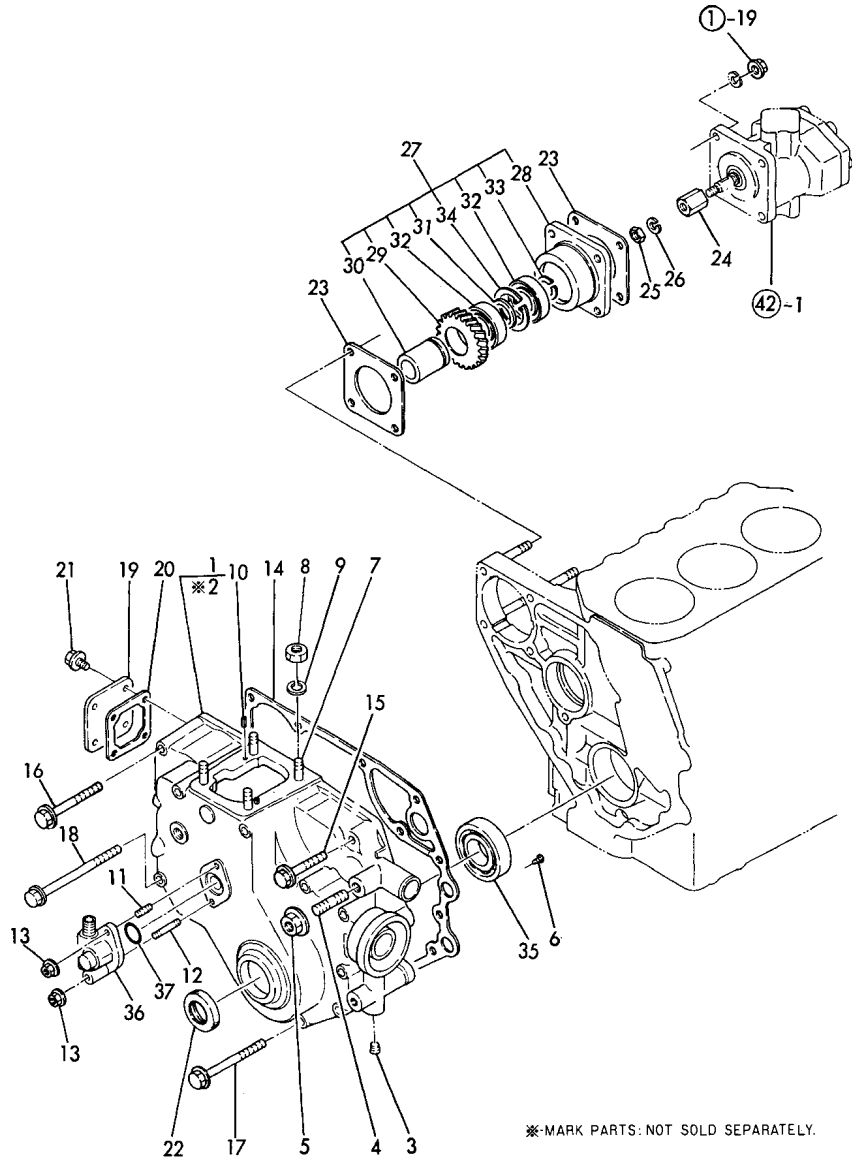
No.	Lev.	Parts No.	Description	Q'ty						I	R
				(A)	(B)	(C)	(D)	(E)	(F)		
60	1	121450-02310	BEARING, 0.25 US	1	1						
61	1	121450-02320	METAL ASSY, 0.25	1	1						
62	1	121450-02370	BEARING, 0.25 US	1	1						
63	1	121450-02380	BEARING, 0.25 US	1	1						

Remarks
(1) SALES UNIT : 10
(2) SALES UNIT : 5

Fig.2. GEAR HOUSING

(A)=YM187
(B)=YM187D
(C)=

(D)=
(E)=
(F)=



No.	Lev.	Parts No.	Description	Q'ty						I	R
				(A)	(B)	(C)	(D)	(E)	(F)		
1	1	721454-01612	CASE ASSY, GEAR	1	1						
3	2	124060-01050	PLUG, PT1/8	1	1						1
4	2	121450-01570	STUD	1	1						1
5	2	26706-100002	NUT, M10	1	1						1
6	2	26587-080102	SCREW, M8X10	1	1						1
7	2	121450-01560	STUD, M8X22	4	4						1
8	2	26716-080002	NUT, M8	4	4						1
9	2	22217-080000	WASHER, SPRING 8	4	4						1
10	2	22351-040010	PIN, SPRING 4.0X10	2	2						1
11	2	26216-060142	STUD, M6X 14	1	1						1
12	2	26216-060352	STUD, M6X 35	1	1						1
13	2	26366-060002	NUT, M6	2	2						1
14	1	121450-01511	GASKET, GEAR CASE	1	1						1
15	1	26106-080452	BOLT, M8X 45 PLATED	1	1						1
16	1	2106-080752	BOLT M 8 X 75	2	2						1
17	1	26106-080852	BOLT, M8X 85 PLATED	7	7						1
18	1	26106-081152	BOLT, M8X115 PLATED	3	3						1
19	1	121450-01550	COVER, BLOCK	1	1						1
20	1	121450-01531	GASKET	1	1						1
21	1	26106-060122	BOLT, M6X 12 PLATED	4	4						1
22	1	121450-01801	SEAL, TC25408	1	1						1
23	1	124240-01882	GASKET	2	2						1
24	1	129350-26160	JOINT	1	1						1
25	1	26716-080002	NUT, M8	1	1						1
26	1	22217-080000	WASHER, SPRING 8	1	1						1
27	1	129350-26000	DRIVE ASSY, PUMP	1	1						1
28	2	129350-26050	BRACKET, PUMP	1	1						1
29	2	129350-26200	GEAR	1	1						1
30	2	129350-26400	SHAFT, PUMP DRIVING	1	1						1
31	2	124950-26420	SPACER	1	1						1
32	2	129350-26490	BEARING, BALL 16005	2	2						1
33	2	22242-000250	RING, 25	1	1						1
34	2	22252-000470	RING, 47	1	1						1
35	1	24101-063050	BEARING, BALL 6305C3	1	1						1
36	1	121450-91400	GEAR	1	1						1
37	1	24341-000260	O-RING, 1AS26.0	1	1						1

*-MARK PARTS: NOT SOLD SEPARATELY.

Remarks

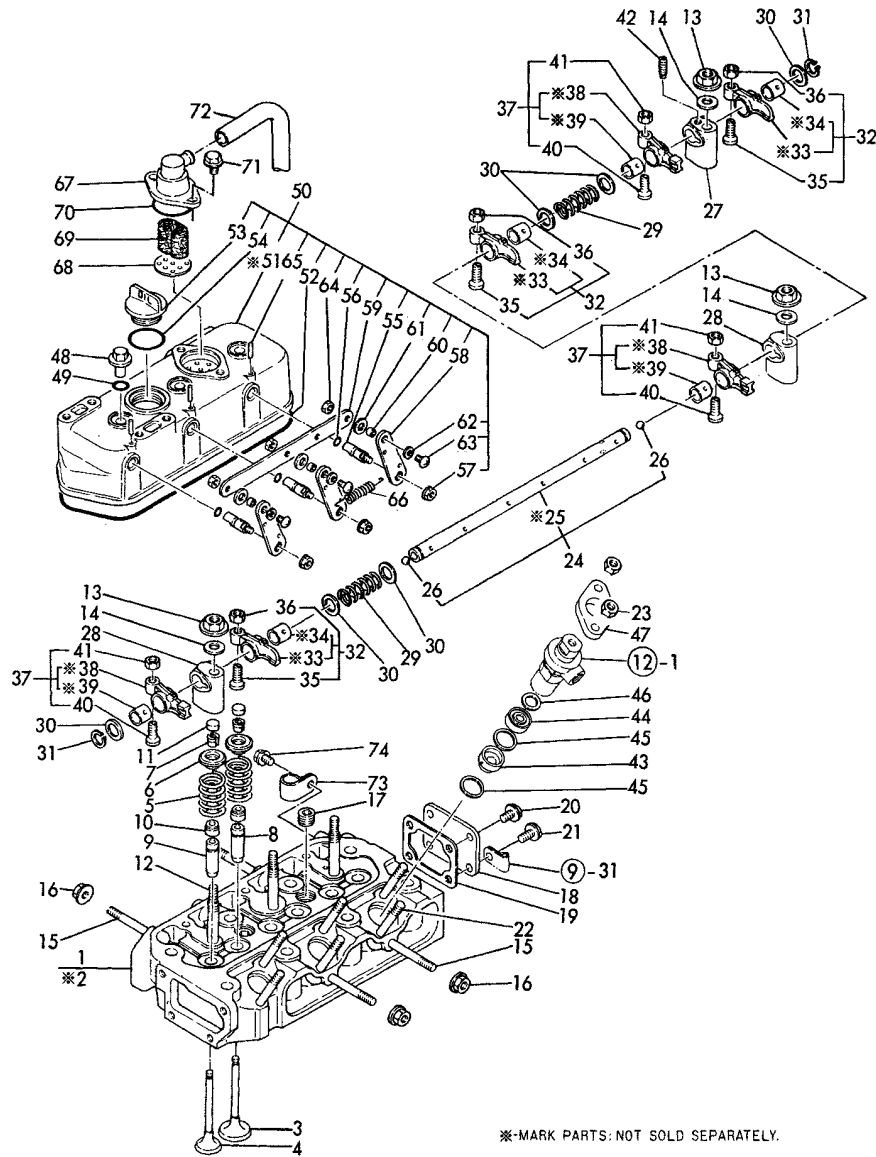
(1) SALES UNIT : 10

N:Old $\xrightarrow{\text{Yes}}$ New, Q:Old $\xrightarrow{\text{No}}$ New, R:Old $\xrightarrow{\text{Yes}}$ New, S:Old $\xrightarrow{\text{No}}$ New, W:Add, Z:Discontinued, F:Interchangeable by set, K:Q'ty Change

Fig.3. CYLINDER HEAD & BONNET

(A)=YM187
(B)=YM187D
(C)=

(D)=
(E)=
(F)=



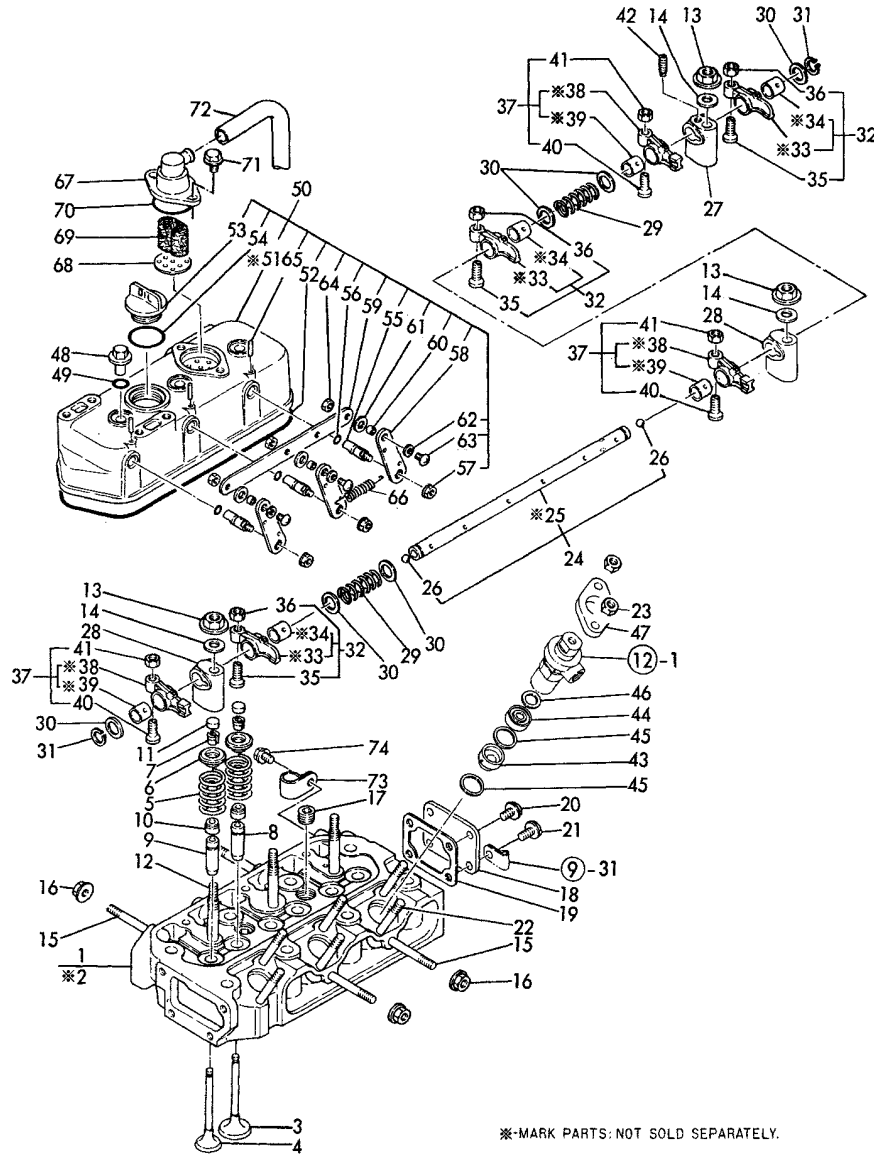
No.	Lev.	Parts No.	Description	Q'ty						I	R
				(A)	(B)	(C)	(D)	(E)	(F)		
1	1	721450-11700	HEAD ASSY, CYLINDER	1	1						
3	2	105225-11100	VALVE, INTAKE	3	3						1
4	2	105225-11110	VALVE, EXHAUST	3	3						1
5	2	124060-11120	SPRING, VALVE	6	6						1
6	2	104200-11180	RETAINER, SPRING	6	6						1
7	2	27310-070001	COTTER, 7	6	6						1
8	2	124060-11800	GUIDE, VALVE	3	3						1
9	2	124060-11810	GUIDE, VALVE	3	3						1
10	2	124950-11340	SEAL, VALVE STEM	6	6						1
11	2	104211-11370	CAP, VALVE	6	6						1
12	2	105225-11350	STUD	3	3						1
13	2	26696-100002	NUT, LOCK M10	3	3						1
14	2	22137-100000	WASHER, 10	3	3						1
15	2	121450-11550	STUD, MANIFOLD	4	4						2
16	2	26366-080002	NUT, M8	4	4						1
17	2	23873-030000	PLUG, R03	2	2						1
18	2	121450-11670	COVER, HEAD	1	1						1
19	2	121450-11680	GASKET	1	1						1
20	2	26106-080122	BOLT, M8X 12 PLATED	3	3						1
21	2	26106-080142	BOLT, M8X 14 PLATED	1	1						1
22	2	26216-080652	STUD, M8X 65	6	6						1
23	2	121465-11950	NUT	6	6						1
24	1	121450-11240	SHAFT ASSY, ROCKER	1	1						1
26	2	24190-110001	BALL, STEEL 11/32	2	2						1
27	1	121450-11260	SUPPORT, ROCKER ARM	1	1						1
28	1	121450-11270	SUPPORT, ROCKER ARM	2	2						1
29	1	121550-11280	SPRING	2	2						1
30	1	121550-11290	WASHER	6	6						1
31	1	22242-000140	RING, 14	2	2						1
32	1	721450-11650	ARM ASSY, ROCKER	3	3						1
35	2	101158-11230	SCREW, VALVE ADJUST	3	3						1
36	2	26756-080002	NUT, LOCK M8	3	3						1
37	1	721450-11660	ARM ASSY, ROCKER	3	3						1
40	2	101158-11230	SCREW, VALVE ADJUST	3	3						1
41	2	26756-080002	NUT, LOCK M8	3	3						1
42	1	26921-080102	SCREW, M8X10	1	1						1
43	1	121450-11402	CHAMBER	3	3						1
44	1	124950-11410	CHAMBER	3	3						1
45	1	124950-11450	GASKET, CHAMBER	6	6						1
46	1	101147-11490	INSULATOR	3	3						1
47	1	101147-11900	RETAINER	3	3						1
48	1	124160-11360	KNOB	3	3						1
49	1	24311-000120	O-RING, 1AP12.0	3	3						1
50	1	721454-11520	BONNET ASSY, HEAD	1	1						1
52	2	121450-11310	GASKET, BONNET	1	1						1
53	2	124160-01751	COVER, FILLER	1	1						1
54	2	121420-01760	O-RING	1	1						1
55	2	121450-03610	SHAFT, DECOMPRESSION	3	3						1
56	2	24311-000070	O-RING, 1AP7.0	3	3						1
57	2	26366-060002	NUT, M6	3	3						1
58	2	121462-03740	LEVER, DECOMPRESSION	3	3						1

Remarks
(1) SALES UNIT : 10
(2) FOR MANIFOLD
(3) FOR BREATHER

Fig.3. CYLINDER HEAD & BONNET

(A)=YM187
(B)=YM187D
(C)=

(D)=
(E)=
(F)=



No.	Lev.	Parts No.	Description	Q'ty						I	R
				(A)	(B)	(C)	(D)	(E)	(F)		
59	2	121450-03760	CONNECTOR	1	1						
60	2	121450-03770	COLLAR	3	3						
61	2	23418-080000	GASKET, 8X1.0	3	3						1
62	2	22117-050000	WASHER, 5	3	3						1
63	2	26557-050122	SCREW, M5X12	3	3						1
64	2	26756-050002	NUT, LOCK M5	3	3						1
65	2	22312-030220	PIN, PARALLEL M3X22	3	3						1
66	1	104104-67300	SPRING, RETURN	1	1						1
67	1	121450-03012	BODY, BREATHER	1	1						
68	1	121450-03020	BODY, BREATHER	1	1						
69	1	121450-03030	WOOL, STEEL	1	1						
70	1	24341-000400	O-RING, 1AS40.0	1	1						1
71	1	26106-080162	BOLT, M8X 16 PLATED	2	2						1
72	1	23065-120500	PIPE, 12X 500	1	1						3
73	1	124160-01650	CLAMP, PIPE	1	1						1
74	1	26106-080102	BOLT, M8X 10 PLATED	1	1						1

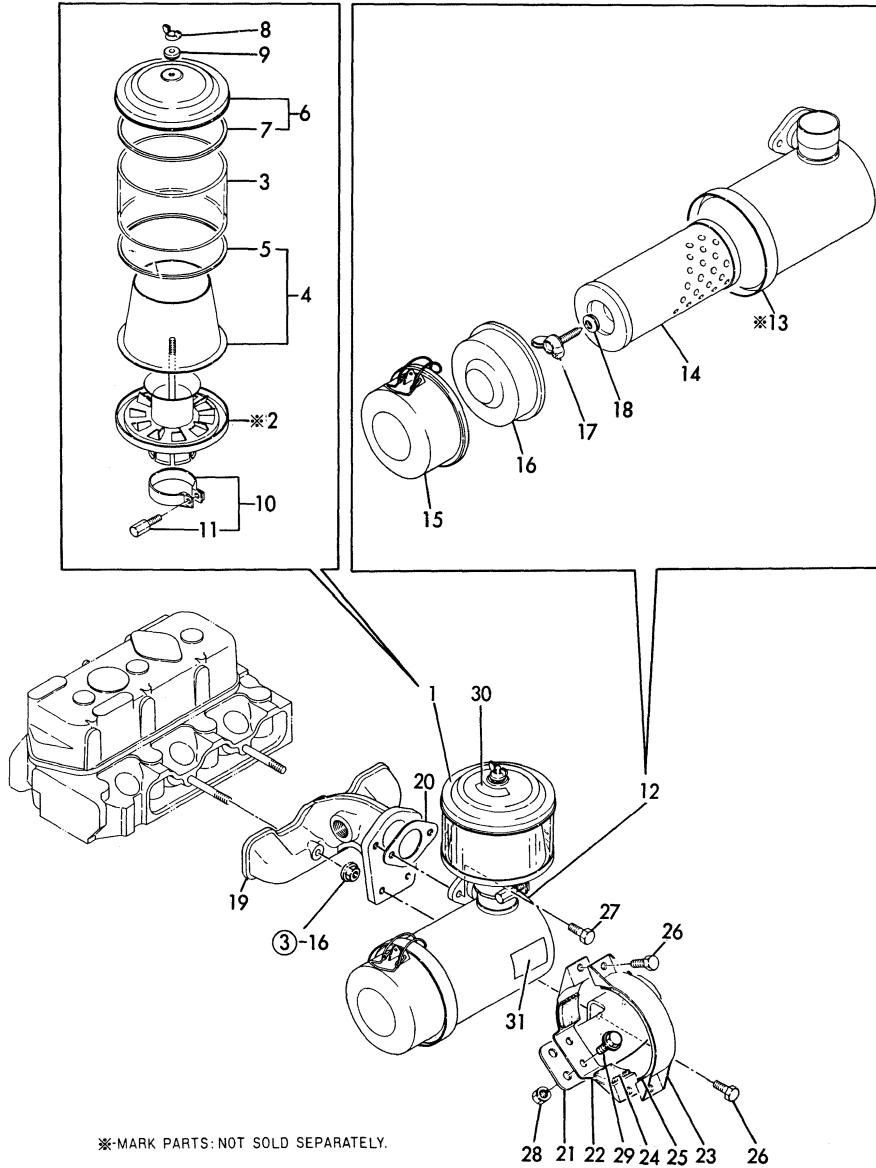
Remarks

- (1) SALES UNIT : 10
- (2) FOR MANIFOLD
- (3) FOR BREATHER

Fig.4. AIR CLEANER

(A)=YM187
(B)=YM187D
(C)=

(D)=
(E)=
(F)=



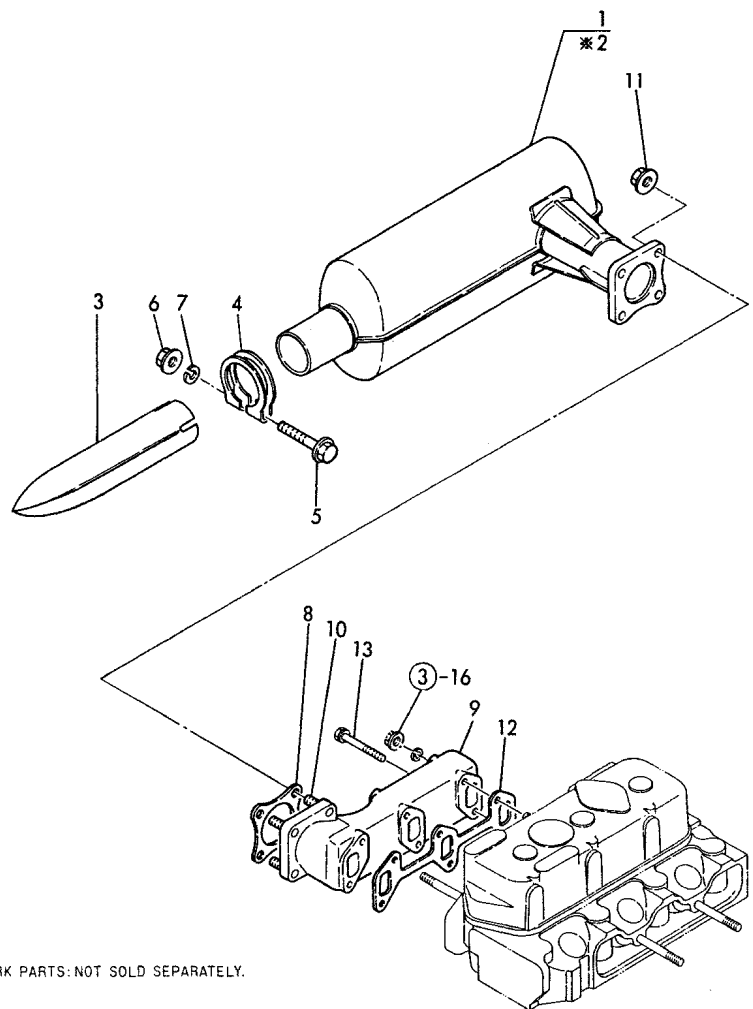
No.	Lev.	Parts No.	Description	Q'ty						I	R
				(A)	(B)	(C)	(D)	(E)	(F)		
1	1	124064-12400	CLEANER ASSY, PRE	1	1						
3	2	124064-12420	TUBE	1	1						
4	2	124064-12470	CASE	1	1						
5	3	124064-12430	GASKET	1	1						1
6	2	124064-12440	COVER	1	1						
7	3	124064-12430	GASKET	1	1						1
8	2	124450-12560	NUT	1	1						1
9	2	124450-12571	WASHER	1	1						1
10	2	124064-12450	CLAMP	1	1						
11	3	124064-12460	BOLT	1	1						1
12	1	121454-12500	CLEANER, AIR	1	1						
14	2	124064-12510	ELEMENT	1	1						
15	2	121454-12660	PAN, DUST	1	1						
16	2	124064-12670	BAFFLE ASSY	1	1						
17	2	124064-12680	BOLT	1	1						
18	2	124064-12690	WASHER	1	1						1
19	1	121454-12100	MANIFOLD, AIR INTAKE	1	1						
20	1	124067-12050	GASKET	1	1						1
21	1	121454-12110	BRACKET, AIR CLEANER	1	1						
22	1	121454-12550	BRACKET	1	1						
23	1	124064-12560	SUPPORT	1	1						
24	1	124064-12570	SEAT, RUBBER	2	2						1
25	1	124064-12580	SEAT, RUBBER	1	1						1
26	1	26116-080252	BOLT, M8X 25 PLATED	4	4						1
27	1	26116-080252	BOLT, M8X 25 PLATED	2	2						1
28	1	194990-22050	NUT, M8	2	2						1
29	1	26106-080162	BOLT, M8X 16 PLATED	2	2						1
30	1	121454-12480	LABEL, PRE-CLEANER	1	1						1
31	1	121454-12520	LABEL, AIR-CLEANER	1	1						1

Remarks
(1) SALES UNIT : 10

Fig.5. SILENCER

(A)=YM187
(B)=YM187D
(C)=

(D)=
(E)=
(F)=



※-MARK PARTS: NOT SOLD SEPARATELY.

No.	Lev.	Parts No.	Description	Q'ty						I	R
				(A)	(B)	(C)	(D)	(E)	(F)		
1	1	121454-13491	SILENCER ASSY	1	1						
3	2	121454-13651	PIPE	1	1						
4	2	121470-13580	CLAMP	1	1						
5	2	26106-100652	BOLT, M10X 65 PLATED	1	1						1
6	2	26706-100002	NUT, M10	1	1						1
7	2	22217-100000	WASHER, SPRING 10	1	1						1
8	1	121450-13200	GASKET, SILENCER	1	1						1
9	1	121470-13510	MANIFOLD, EXHAUST	1	1						1
10	1	26216-080222	STUD, M8X 22	4	4						1
11	1	26366-080002	NUT, M8	4	4						1
12	1	121450-13250	GASKET	1	1						1
13	1	121465-13582	BOLT, M8X58	4	4						1

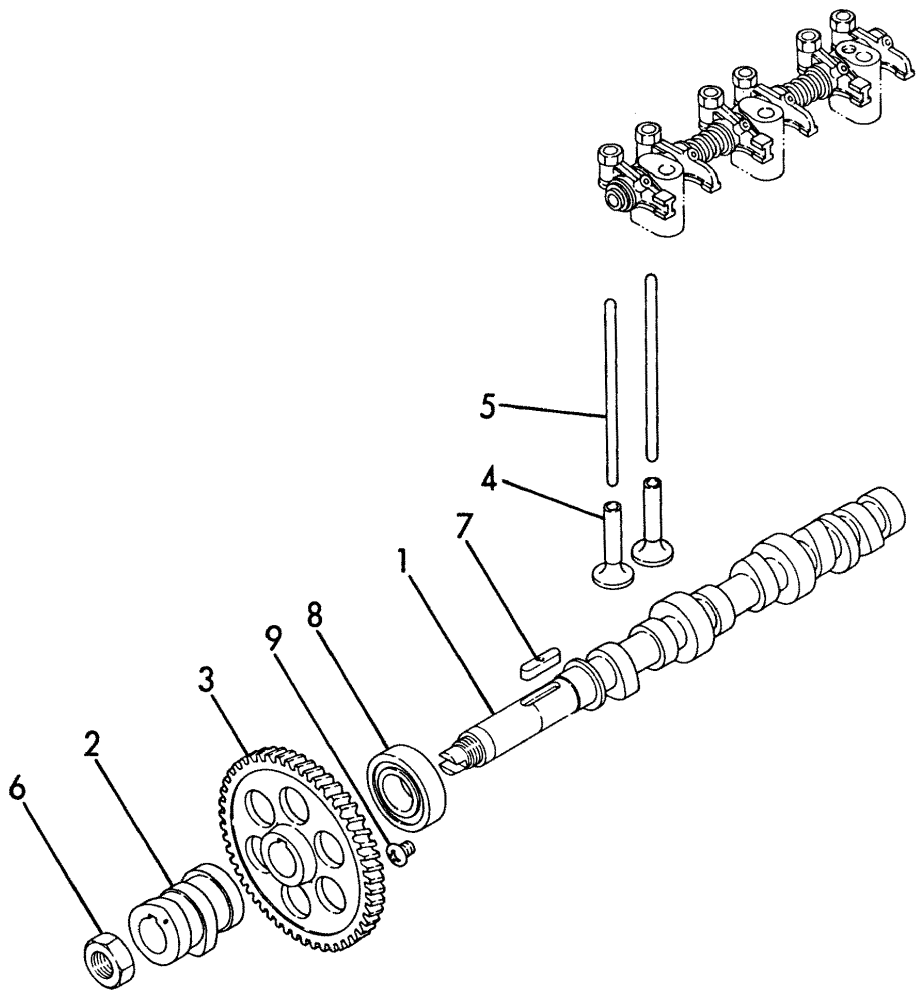
Remarks
(1) SALES UNIT : 10

Fig.6. CAMSHAFT

(A)=YM187
(B)=YM187D
(C)=

(D)=
(E)=
(F)=

No.	Lev.	Parts No.	Description	Q'ty						I	R
				(A)	(B)	(C)	(D)	(E)	(F)		
1	1	121450-14010	CAMSHAFT	1	1						
2	1	121450-14090	CAM, FUEL	1	1						
3	1	129350-14100	GEAR, CAMSHAFT	1	1						
4	1	104200-14200	TAPPET	6	6						
5	1	121450-14400	ROD, PUSH	6	6						
6	1	121450-14120	NUT	1	1						
7	1	22512-070300	KEY, 7X 30	1	1						1
8	1	24101-062054	BEARING, BALL 6205	1	1						
9	1	26587-080102	SCREW, M8X10	1	1						1

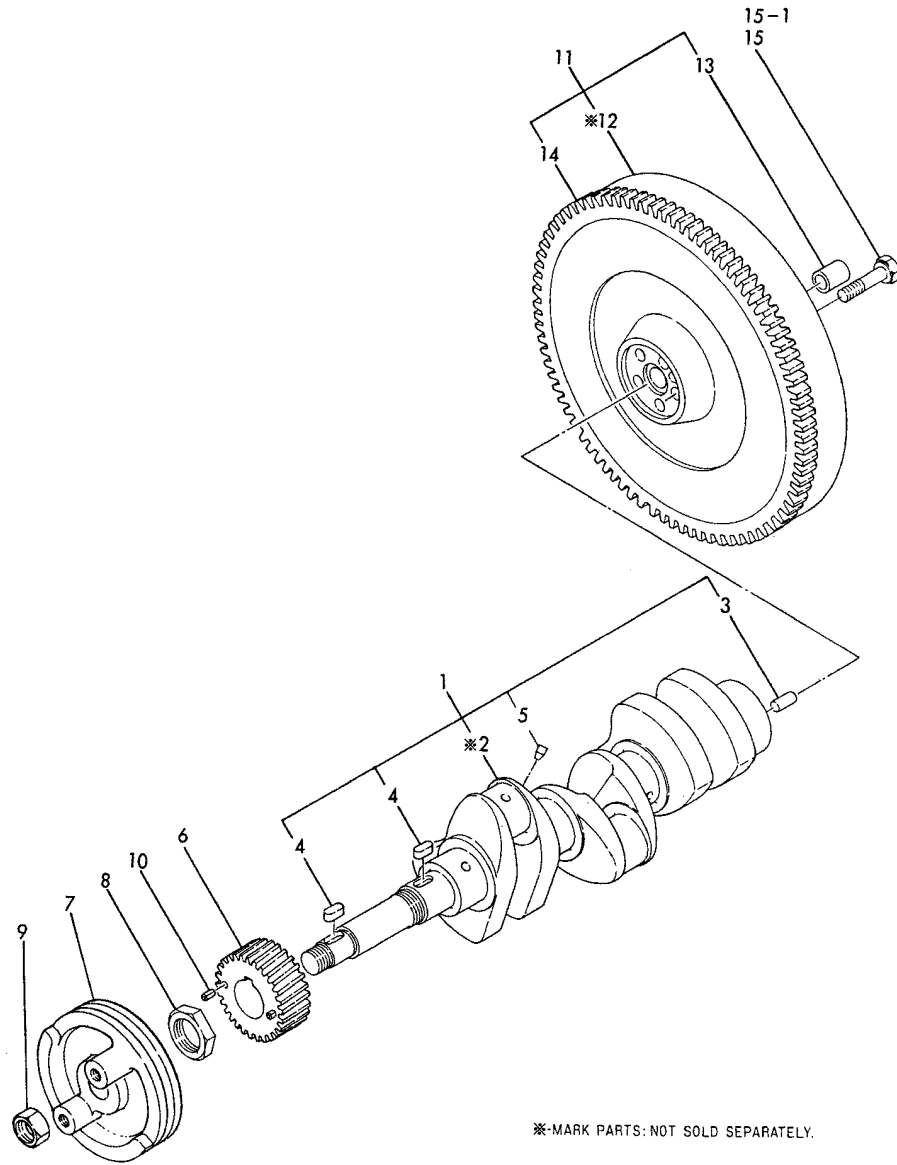


Remarks
(1) SALES UNIT : 10

Fig.7. CRANKSHAFT & FLYWHEEL

(A)=YM187
(B)=YM187D
(C)=

(D)=
(E)=
(F)=



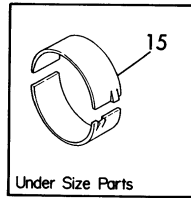
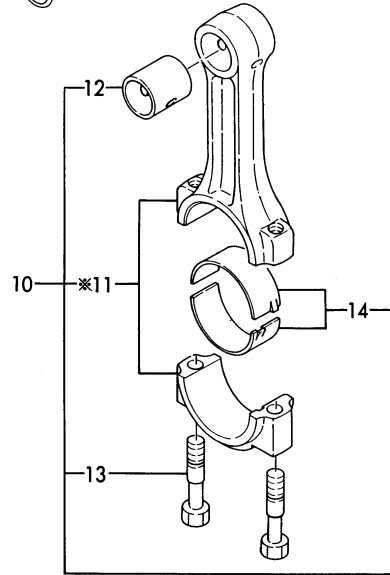
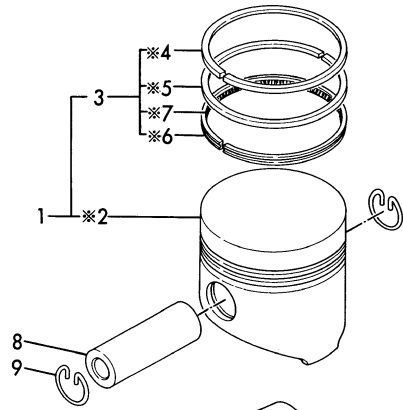
No.	Lev.	Parts No.	Description	Q'ty						I	R
				(A)	(B)	(C)	(D)	(E)	(F)		
1	1	721000-21701	CRANKSHAFT ASSY	1	1						
3	2	22312-080160	PIN, PARALLEL M8X16	1	1						1
4	2	22512-070180	KEY, 7X 18	2	2						1
6	1	129350-21200	GEAR, CRANKSHAFT	1	1						
7	1	121454-21652	V-PULLEY	1	1						
8	1	121450-21541	NUT, CRANKSHAFT GEAR	1	1						
9	1	26776-180002	NUT, LOCK M18	1	1						
10	1	22351-040008	PIN, SPRING 4.0X 8	2	2						1
11	1	121459-21590	FLYWHEEL ASSY	1	1						
13	2	124950-21230	BUSH	1	1						
14	2	124060-21600	GEAR, RING	1	1						
15	1	105225-21500	BOLT, FLYWHEEL	5	5						1
15-1	1	105225-21501	BOLT, FLYWHEEL	5	5						R 1

Remarks
(1) SALES UNIT : 10

Fig.8. PISTON & CONNECTING ROD

(A)=YM187
(B)=YM187D
(C)=

(D)=
(E)=
(F)=



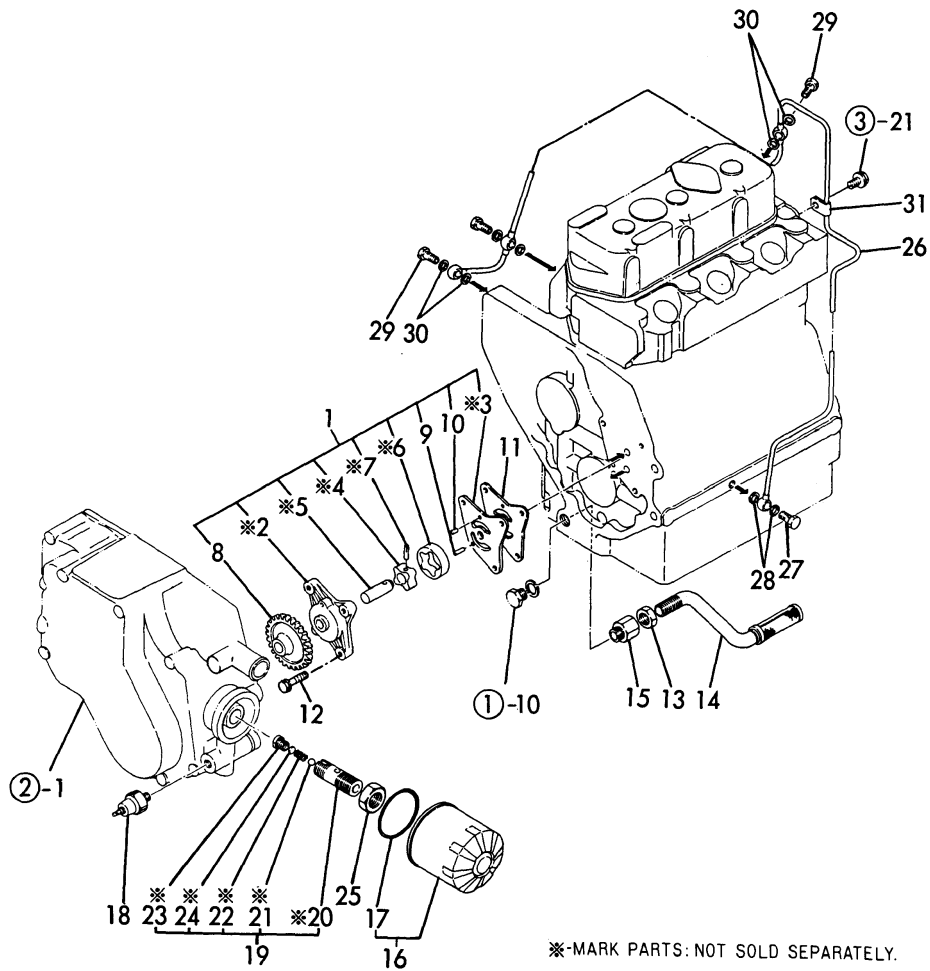
※-MARK PARTS: NOT SOLD SEPARATELY.

No.	Lev.	Parts No.	Description	Q'ty						I	R
				(A)	(B)	(C)	(D)	(E)	(F)		
1	1	121450-22091	PISTON ASSY	3	3						
3	2	721450-22500	RING SET, PISTON	3	3						1
8	1	105225-22300	PIN, PISTON	3	3						
9	1	105225-22400	CIRCLIP	6	6						2
10	1	705311-23100	ROD ASSY, CONNECTING	3	3						
12	2	105225-23100	BEARING, PISTON PIN	3	3						
13	2	105225-23200	BOLT, CONNECTING ROD	6	6						3
14	2	705311-23600	BEARING, CRANK PIN	3	3						4
15	1	105311-23380	METAL ASSY, 0.25	3	3						

Remarks

- (1) SALES UNIT : 5
- (2) SALES UNIT : 10
- (3) SALES UNIT : 2
- (4) 105311-23300: 2 PCS

Fig.9. LUB. OIL SYSTEM



※-MARK PARTS: NOT SOLD SEPARATELY.

(A)=YM187
(B)=YM187D
(C)=

(D)=
(E)=
(F)=

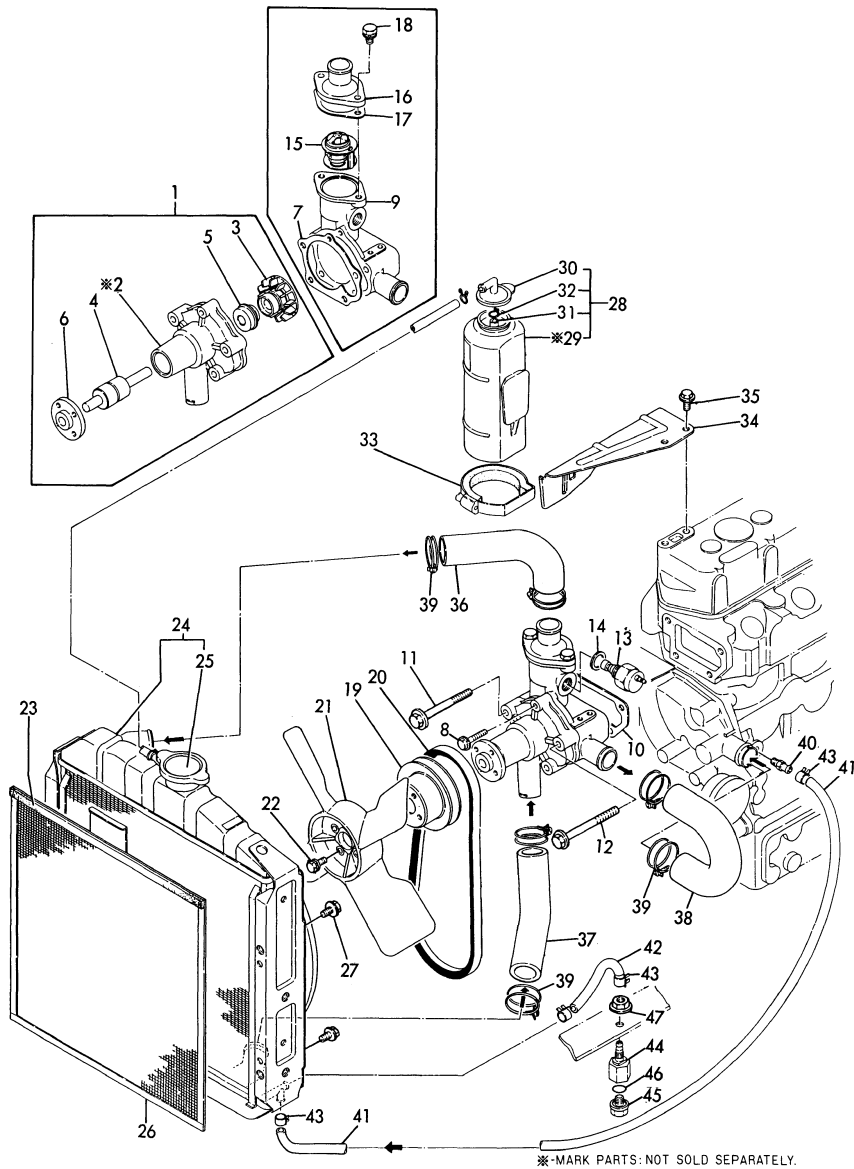
No.	Lev.	Parts No.	Description	Q'ty						I	R
				(A)	(B)	(C)	(D)	(E)	(F)		
1	1	129350-32090	PUMP ASSY, OIL	1	1						
8	2	129350-32200	GEAR, OIL PUMP	1	1						
9	2	121450-32050	PIN	1	1						1
10	2	121450-32060	PIN, 4X8	1	1						1
11	1	121450-32021	GASKET, PUMP	1	1						1
12	1	26013-060222	BOLT, M6X 22	3	3						1
13	1	124450-35070	NUT, PF1/4	1	1						
14	1	121450-35090	PIPE ASSY, OIL INLET	1	1						
15	1	121150-35100	BRACKET	1	1						
16	1	124550-35110	ELEMENT	1	1						
17	2	124450-35110	O-RING	1	1						1
18	1	124160-39450	SWITCH, 0.5KG	1	1						
19	1	124085-35300	VALVE ASSY, CONTROL	1	1						
25	1	124085-35350	NUT, M20	1	1						
26	1	121450-39201	PIPE, 85X195X440	1	1						
27	1	124160-39140	BOLT, PIPE JOINT M10	1	1						1
28	1	23414-100000	GASKET, 10X1.0	2	2						1
29	1	124550-59820	BOLT, PIPE JOINT M8	3	3						1
30	1	23414-080000	GASKET, 8X1.0	6	6						1
31	1	124450-39240	RETAINER, PIPE	1	1						

Remarks
(1) SALES UNIT : 10

Fig.10. COOLING WATER SYSTEM

(A)=YM187
(B)=YM187D
(C)=

(D)=
(E)=
(F)=



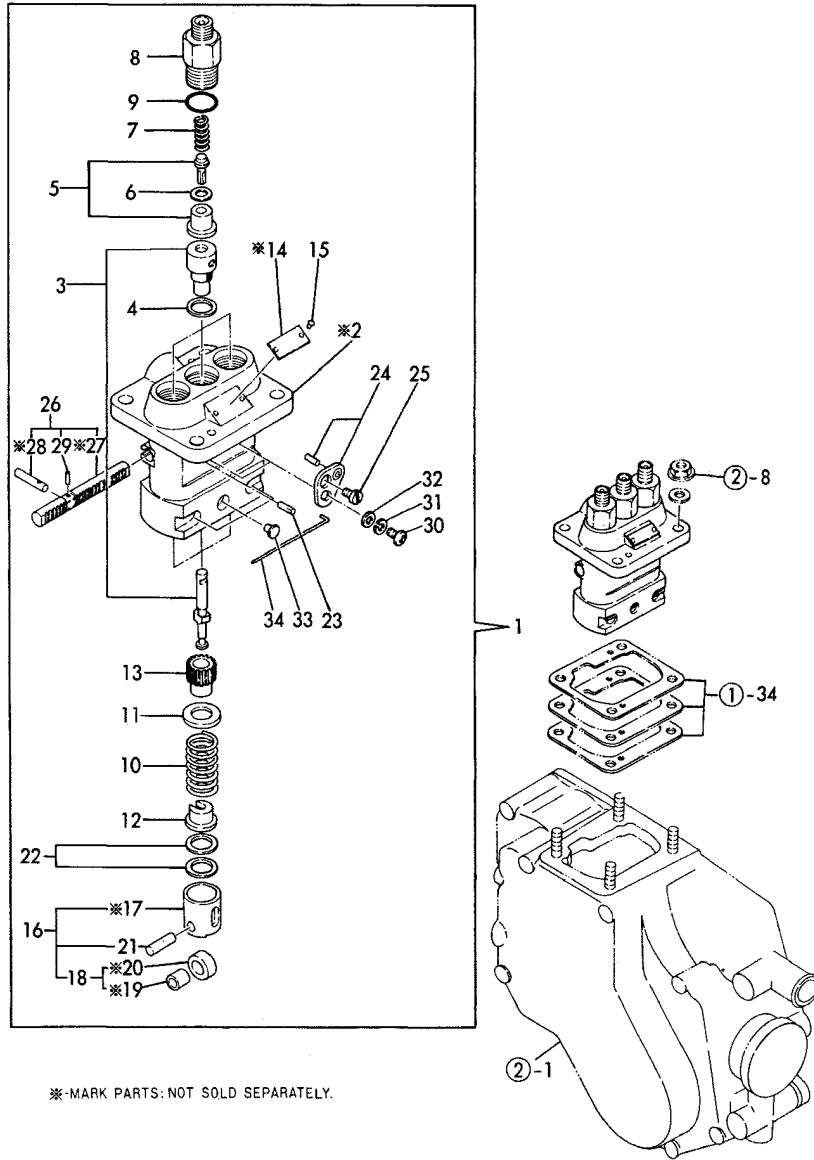
No.	Lev.	Parts No.	Description	Qty						I	R
				(A)	(B)	(C)	(D)	(E)	(F)		
1	1	121023-42100	PUMP ASSY, WATER	1	1						
3	2	129350-42200	IMPELLER	1	1						
4	2	121450-42240	BEARING, SHAFT	1	1						
5	2	121450-42310	SEAL, MECHANICAL	1	1						
6	2	121450-42260	FLANGE, V-PULLEY	1	1						
7	1	121023-42051	GASKET, WATER PUMP	1	1						
8	1	26106-060322	BOLT, M6X 32 PLATED	1	1						1
9	1	121454-42120	BRACKET, PUMP	1	1						
10	1	121450-44410	GASKET	1	1						1
11	1	26106-080822	BOLT M 8X 82 PLATED	3	3						1
12	1	26106-080872	BOLT M 8X 87 PLATED	1	1						1
13	1	121250-44901	SWITCH, 110	1	1						
14	1	124465-44950	GASKET, 16	1	1						1
15	1	129350-49800	THERMOSTAT, 71	1	1						
16	1	129350-49530	COVER, THERMOSTAT	1	1						
17	1	129350-49540	GASKET	1	1						1
18	1	26014-080162	BOLT, M8X 16	2	2						1
19	1	121450-42350	V-PULLEY	1	1						
20	1	121023-42290	V-BELT, AX33	1	1						
21	1	121450-44740	FAN, COOLING	1	1						
22	1	26014-060182	BOLT, M6X 18	4	4						1
23	1	121454-44590	PAD, URETHANE	1	1						1
24	1	121454-44500	RADIATOR	1	1						
25	2	124450-44590	CAP, RADIATOR	1	1						
26	1	121462-44580	SCREEN, RADIATOR	1	1						
27	1	26106-080122	BOLT, M8X 12 PLATED	4	4						2
28	1	121450-44510	TANK ASSY, SUB	1	1						
30	2	121450-44530	CAP	1	1						
31	2	23065-070180	PIPE, 7X 180	1	1						1
32	2	124450-44560	RETAINER	1	1						1
33	1	124450-44550	BAND	1	1						
34	1	121450-44540	BRACKET	1	1						
35	1	26106-080122	BOLT, M8X 12 PLATED	2	2						1
36	1	129350-49010	PIPE, WATER	1	1						
37	1	121450-49020	PIPE, WATER	1	1						
38	1	121450-49030	PIPE, WATER	1	1						
39	1	23010-038000	CLAMP, 38	6	6						1
40	1	121550-49111	JOINT, PT1/4	1	1						
41	1	124738-49150	PIPE, DRAIN L=300	1	1						
42	1	121454-49160	PIPE, WATER DRAIN	1	1						
43	1	124766-59050	CLIP, HOSE 12	4	4						1
44	1	129350-49130	BODY	1	1						
45	1	129350-49120	PLUG, DRAIN	1	1						
46	1	24311-000120	O-RING, 1AP12.0	1	1						1
47	1	26696-100002	NUT, LOCK M10	1	1						1

Remarks
(1) SALES UNIT : 10
(2) FOR RADIATOR, SALES UNIT : 10

Fig.11. FUEL INJECTION PUMP

(A)=YM187
(B)=YM187D
(C)=

(D)=
(E)=
(F)=



※-MARK PARTS: NOT SOLD SEPARATELY.

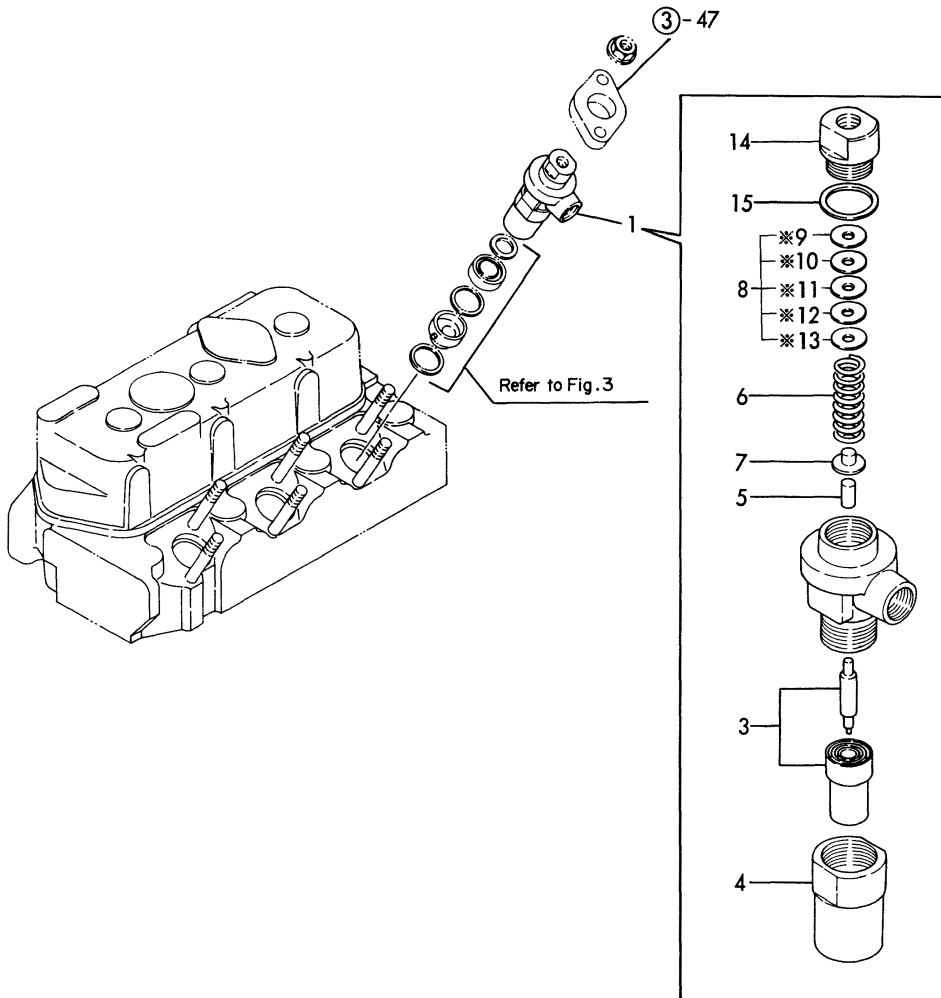
No.	Lev.	Parts No.	Description	Q'ty						I	R
				(A)	(B)	(C)	(D)	(E)	(F)		
1	1	721454-51700	PUMP ASSY, INJECTION	1	1						
3	2	121454-51100	PLUNGER ASSY	3	3						
4	2	124950-51270	PACKING,BARREL	3	3						1
5	2	124060-51300	VALVE ASSY, DELIVERY	3	3						1
6	2	124550-51350	PACKING,VALVE	3	3						1
7	2	124550-51320	SPRING, DELIVERY	3	3						1
8	2	124550-51341	HOLDER,VALVE	3	3						
9	2	124550-51370	O-RING	3	3						1
10	2	124950-51190	SPRING, PLUNGER	3	3						1
11	2	174307-51170	RETAINER, SPRING A	3	3						
12	2	174307-51181	RETAINER, SPRING B	3	3						
13	2	124950-51510	PINION	3	3						
15	2	124220-51890	RIVET	2	2						1
16	2	724550-51520	GUIDE, PLUNGER	3	3						
18	3	711100-51540	ROLLER ASSY	3	3						1
21	3	174100-54120	PIN	3	3						1
22	2	174307-51700	SHIM SET	3	3						1
23	2	103854-51251	PIN, PLUNGER	1	1						1
24	2	124950-51640	PLATE ASSY, ADJUST	2	2						1
25	2	103854-S1660	SCREW,ADJUSTING	2	2						1
26	2	121450-51500	RACK, CONTROL	1	1						
29	3	124550-51590	RETAINER	1	1						
30	2	26587-050102	SCREW, M5X10	2	2						1
31	2	22217-050000	WASHER, SPRING 5	2	2						1
32	2	22117-050000	WASHER, 5	2	2						1
33	2	124950-51450	PIECE, GUIDE	3	3						1
34	2	121150-51460	PIN, GUIDE	1	1						1

Remarks
(1) SALES UNIT : 10

Fig.12. FUEL INJECTION VALVE

(A)=YM187
(B)=YM187D
(C)=

(D)=
(E)=
(F)=



No.	Lev.	Parts No.	Description	Q'ty						I	R
				(A)	(B)	(C)	(D)	(E)	(F)		
1	1	724950-53100	VALVE ASSY,INJECTION	3	3						
3	2	124770-53000	VALVE ASSY,INJECTION	3	3						1
4	2	101147-53080	NUT, NOZZLE	3	3						
5	2	113200-53110	SPINDLE, INTER	3	3						1
6	2	103854-53120	SPRING, NOZZLE	3	3						1
7	2	113200-53120	RETAINER, SPRING	3	3						
8	2	110250-53150	PLATE ASSY, ADJUST	3	3						1
14	2	103854-53180	RETAINER, SPRING	3	3						
15	2	172100-53200	GASKET	3	3						1

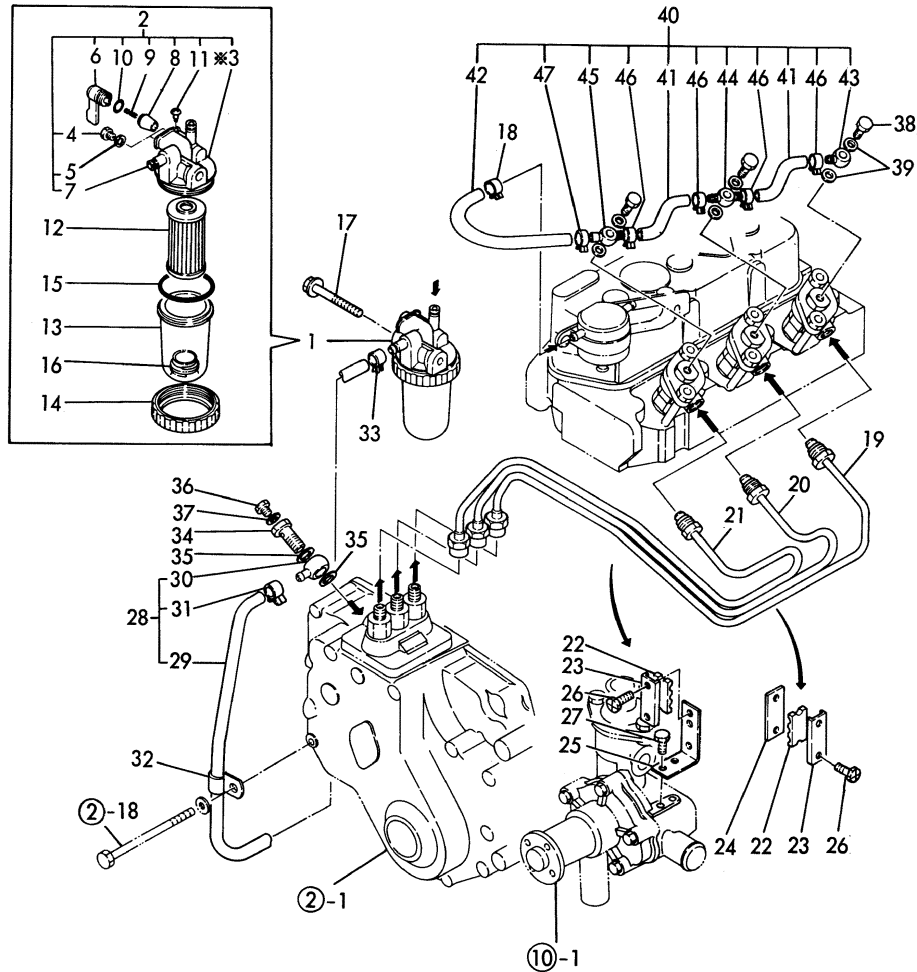
Remarks

(1) SALES UNIT : 10

Fig.13. FUEL OIL SYSTEM

(A)=YM187
(B)=YM187D
(C)=

(D)=
(E)=
(F)=



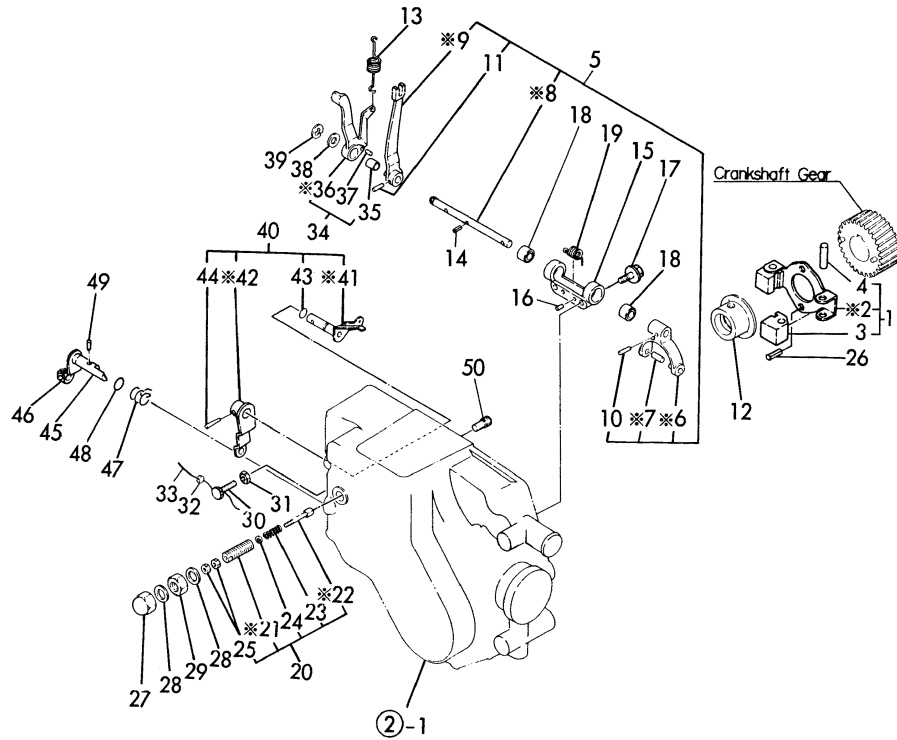
※-MARK PARTS: NOT SOLD SEPARATELY.

Remarks

- (1) SALES UNIT : 10
- (2) NYLON
- (3) TANK SIDE
- (4) SALES UNIT : 5
- (5) STRAINER SIDE

No.	Lev.	Parts No.	Description	Q'ty						I	R
				(A)	(B)	(C)	(D)	(E)	(F)		
1	1	121454-55600	STRAINER ASSY, FUEL	1	1						
2	2	721257-55540	COCK ASSY, FUEL	1	1						
4	3	101720-55750	PLUG, 6	2	2						1
5	3	23418-060000	GASKET, 6X1.0	2	2						2
6	3	104200-55341	HANDLE	1	1						
7	3	104200-55730	JOINT, PIPE	2	2						
8	3	104200-55321	VALVE, TAPER	1	1						
9	3	104200-55330	SPRING, VALVE	1	1						1
10	3	24311-240100	O-RING, 1AP10A	1	1						1
11	3	104200-55750	SCREW, M4	1	1						1
12	2	124550-55700	FILTER, FUEL L=90	1	1						1
13	2	121254-55510	COVER	1	1						
14	2	110250-55610	RING, RETAINING	1	1						
15	2	102103-55520	O-RING	1	1						1
16	2	121250-55620	SPRING	1	1						1
17	1	26106-080652	BOLT, M8X 65 PLATED	1	1						1
18	1	124060-77680	CLIP, HOSE 10	1	1						3
19	1	121450-59810	PIPE, FUEL INJECTION	1	1						4
20	1	121450-59820	PIPE ASSY, INJECTION	1	1						4
21	1	121450-59830	PIPE, FUEL INJECTION	1	1						4
22	1	123325-59100	RETAINER, PIPE	2	2						1
23	1	123325-59110	COVER	2	2						1
24	1	121250-59860	BRACKET	1	1						1
25	1	121450-59850	BRACKET	1	1						
26	1	121465-59950	BOLT, M6X16	4	4						1
27	1	26116-060102	BOLT, M6X 10 PLATED	2	2						1
28	1	121459-59010	PIPE ASSY, FUEL	1	1						1
29	2	121459-59090	PIPE, FUEL	1	1						1
30	2	101304-59020	JOINT, PIPE 12	1	1						1
31	2	124766-59050	CLIP, HOSE 12	1	1						1
32	1	124160-01650	CLAMP, PIPE	1	1						1
33	1	124766-59050	CLIP, HOSE 12	1	1						5
34	1	103854-59201	BOLT, PIPE JOINT M12	1	1						1
35	1	104200-59170	GASKET, 12	2	2						1
36	1	124060-59380	PLUG, 6	1	1						1
37	1	43400-500390	SEAL WASHER 6S	1	1						1
38	1	101147-59810	BOLT, PIPE JOINT M8	3	3						1
39	1	23414-080012	GASKET, 8X1.0	6	6						1
40	1	121450-59500	PIPE ASSY, RETURN	1	1						
41	2	121450-59550	PIPE, FUEL D8X80	2	2						1
42	2	121450-59560	PIPE, FUEL D11X250	1	1						1
43	2	124550-59030	JOINT, PIPE 8	1	1						1
44	2	124550-59090	JOINT, PIPE 8	1	1						1
45	2	121750-59090	JOINT, PIPE 8	1	1						1
46	2	124066-59100	CLIP, HOSE 8	4	4						1
47	2	124060-77680	CLIP, HOSE 10	1	1						1

Fig.14. GOVERNOR MECHANISM



※-MARK PARTS: NOT SOLD SEPARATELY.

(A)=YM187
(B)=YM187D
(C)=

(D)=
(E)=
(F)=

No.	Lev.	Parts No.	Description	Q'ty						I	R
				(A)	(B)	(C)	(D)	(E)	(F)		
1	1	121450-61101	WEIGHT ASSY,GOVERNOR	1	1						
3	2	104200-61200	WEIGHT, GOVERNOR	2	2						
4	2	172200-61220	PIN, GOVERNOR WEIGHT	2	2						1
5	1	121567-61000	LEVER ASSY, GOVERNOR	1	1						
10	2	22322-030180	PIN, TAPER 3X18	1	1						1
11	2	22322-030180	PIN, TAPER 3X18	1	1						1
12	1	129350-61600	SLEEVE, GOVERNOR	1	1						
13	1	121450-66010	SPRING, REGULATOR	1	1						1
14	1	22351-030010	PIN, SPRING 3.0X10	1	1						1
15	1	121567-61620	SUPPORT	1	1						
16	1	22312-040080	PIN, PARALLEL M4X 8	2	2						1
17	1	26106-060222	BOLT, M6X 22 PLATED	2	2						1
18	1	121567-61640	BUSH	2	2						1
19	1	121450-61631	SPRING	1	1						
20	1	121520-66550	LIMITER ASSY, FUEL	1	1						
23	2	121520-66580	SPRING, CONTROLLER	1	1						
24	2	124950-66590	SHIM SET	1	1						1
25	2	26756-050002	NUT, LOCK M5	2	2						1
26	1	22351-040008	PIN, SPRING 4.0X 8	2							1
27	1	26687-120002	NUT, CAP M12	1	1						1
28	1	43400-500450	SEAL WASHER 12S	2	2						1
29	1	26736-120002	NUT, M12	1	1						1
30	1	121454-66420	ADJUSTER	1	1						
31	1	124550-66370	NUT, M6	1	1						1
32	1	135210-61090	LEAD	1	1						1
33	1	22451-060000	WIRE, 0.6	1	1						1
34	1	121450-66180	LEVER ASSY	1	1						
35	2	121450-66170	BUSH	1	1						
37	1	22312-030080	PIN, PARALLEL M3X 8	1	1						1
38	1	22137-080000	WASHER, 8	1	1						1
39	1	22272-000060	RING, E- 6	1	1						1
40	1	121454-66001	LEVER ASSY,REGULATOR	1	1						
43	2	24311-000070	O-RING, 1AP7.0	1	1						1
44	2	22322-030200	PIN, TAPER 3X20	1	1						1
45	1	121551-66520	LEVER, STOP	1	1						
46	1	104211-03770	RETAINER	1	1						
47	1	121551-66580	SPRING, RETURN	1	1						
48	1	24311-000090	O-RING, 1AP9.0	1	1						1
49	1	22322-030160	PIN, TAPER 3X16	1	1						1
50	1	121250-03640	SCREW	1	1						1

Remarks

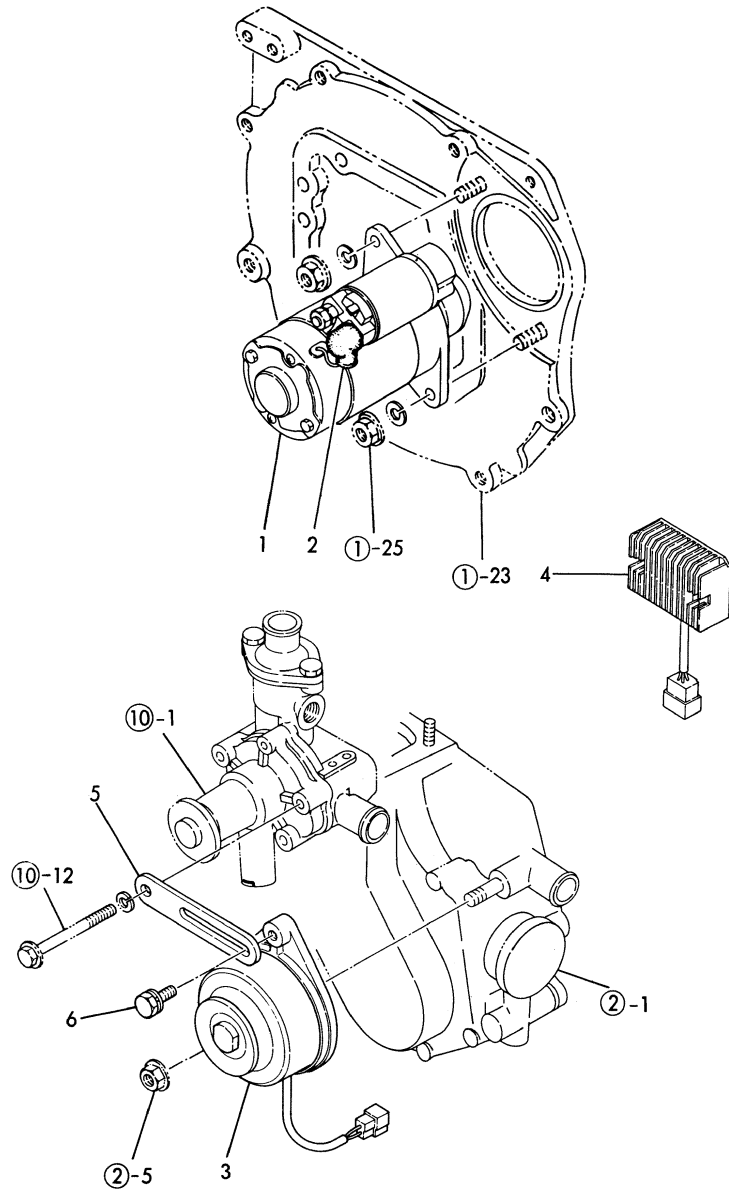
(1) SALES UNIT : 10

N:Old $\begin{matrix} \text{Yes} \\ \text{No} \end{matrix}$ New, Q:Old $\begin{matrix} \text{No} \\ \text{Yes} \end{matrix}$ New, R:Old $\begin{matrix} \text{Yes} \\ \text{No} \end{matrix}$ New, S:Old $\begin{matrix} \text{No} \\ \text{Yes} \end{matrix}$ New, W:Add, Z:Discontinued, F:Interchangeable by set, K:Q'ty Change

Fig.15. ELECTRIC STARTING DEVICE

(A)=YM187
(B)=YM187D
(C)=

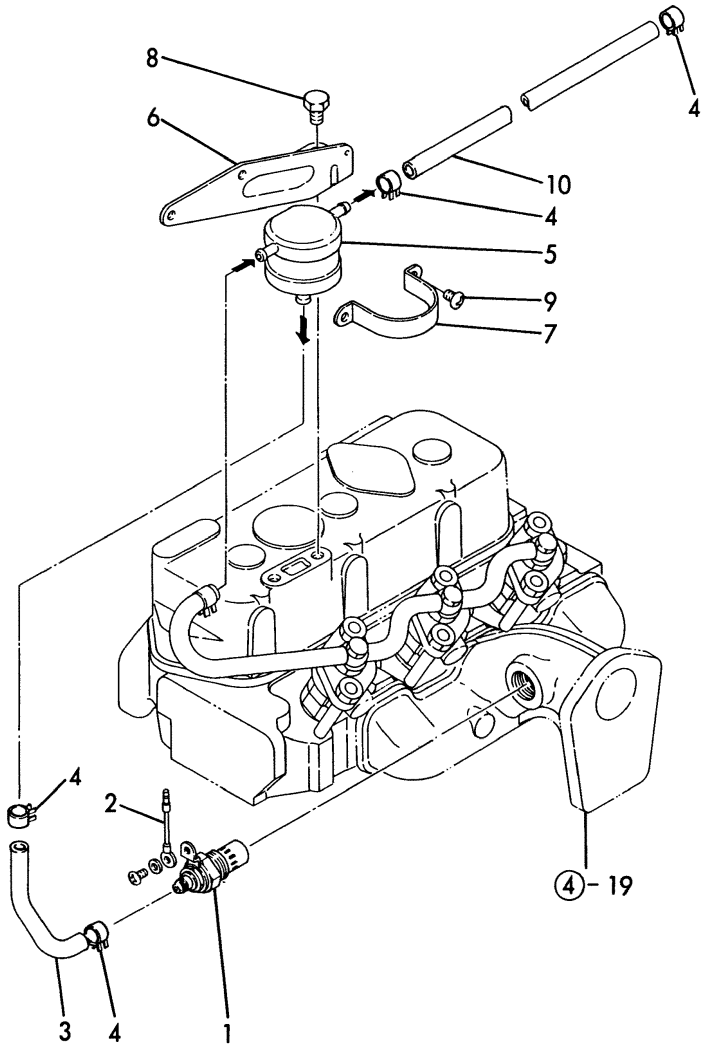
(D)=
(E)=
(F)=



No.	Lev.	Parts No.	Description	Q'ty						I	R
				(A)	(B)	(C)	(D)	(E)	(F)		
1	1	121450-77010	STARTER, S114-235B	1	1						
2	1	124160-77020	COVER, TERMINAL	1	1						
3	1	121450-77200	DYNAMO, 12V-180W	1	1						
4	1	121450-77711	LIMITER, RS5101	1	1						
5	1	121450-77330	ADJUSTER	1	1						
6	1	26014-080282	BOLT, M8X 28	1	1						1

Remarks
(1) SALES UNIT : 10

Fig.16. THERMOSTART



(A)=YM187
(B)=YM187D
(C)=

(D)=
(E)=
(F)=

No.	Lev.	Parts No.	Description	Q'ty						I	R
				(A)	(B)	(C)	(D)	(E)	(F)		
1	1	121023-77910	PLUG, THERMOSTAT	1	1						
2	1	121120-77920	WIRE	1	1						
3	1	121450-77700	PIPE, FUEL	1	1						
4	1	124060-77680	CLIP, HOSE 10	4	4						1
5	1	121750-77800	TANK ASSY, HEADER	1	1						
6	1	121450-77810	RETAINER	1	1						
7	1	124460-77820	RETAINER	1	1						
8	1	26116-080122	BOLT, M8X 12 PLATED	2	2						1
9	1	26557-060082	SCREW, M6X 8	2	2						1
10	1	121420-59571	PIPE, FUEL RETURN	1	1						

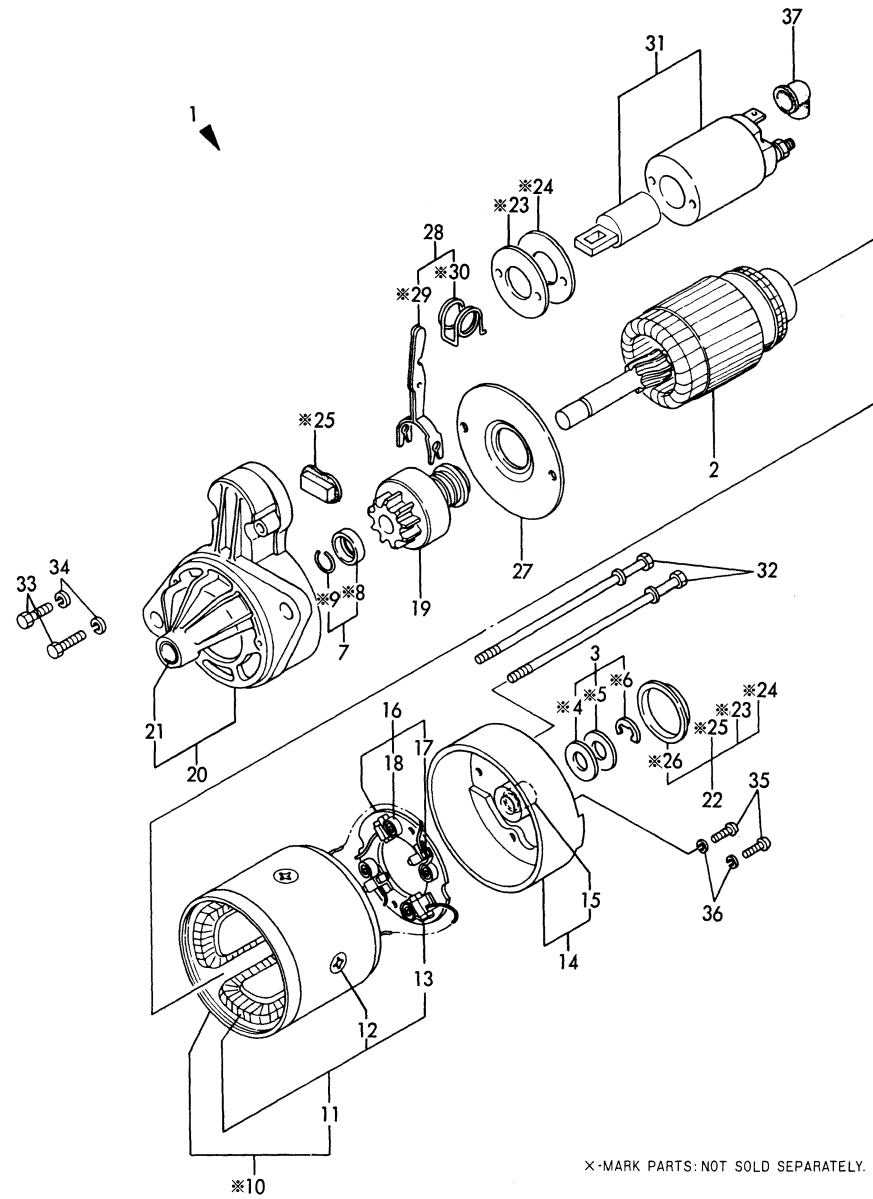
Remarks

(1) SALES UNIT : 10

Fig.17. STARTER (12V - 1.3KW)

(A)=YM187
(B)=YM187D
(C)=

(D)=
(E)=
(F)=



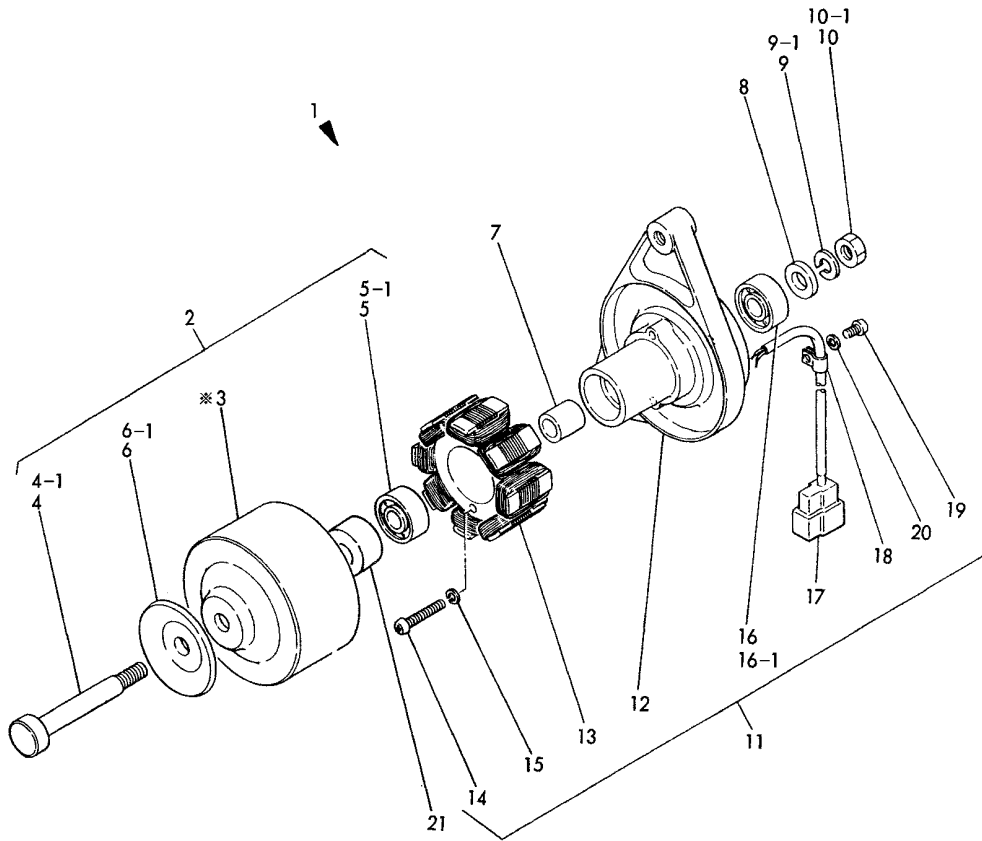
No.	Lev.	Parts No.	Description	Q'ty						I	R
				(A)	(B)	(C)	(D)	(E)	(F)		
1	1	121450-77010	STARTER, S114-235B	1	1						
2	2	X211491001	ARMATURE ASSY	1	1						
3	2	X21148110	WASHER SET, THRUST	1	1						1
7	2	X21147155	STOPPER SET, PINION	1	1						2
11	3	X211432001	COIL ASSY, FIELD	1	1						
12	4	X21147215	SCREW, POLE CORE	4	4						1
13	4	X21145312	BRUSH, +	2	2						1
14	2	X211453002	COVER ASSY, REAR	1	1						
15	3	X21145352	METAL	1	1						
16	2	X21141360	HOLDER ASSY, BRUSH	1	1						
17	3	X21145313	BRUSH (-)	2	2						1
18	3	X21144314	SPRING, BRUSH	4	4						1
19	2	X211455003	PINION ASSY	1	1						
20	2	X211456009	CASE ASSY, GEAR	1	1						
21	3	X21144661	METAL, GEAR CASE	1	1						
22	2	X21143963	COVER KIT, DUCT	1	1						
27	2	X21143454	PLATE, CENTER	1	1						
28	2	X21148652	LEVER SET, SHIFT	1	1						
31	2	X211467005	SWITCH ASSY, MAGNET	1	1						
32	2	X21146815	BOLT, THROUGH	2	2						
33	2	26116-060322	BOLT, M6X 32 PLATED	2	2						1
34	2	22217-060000	WASHER, SPRING 6	2	2						1
35	2	26557-040122	SCREW, M4X12	2	2						1
36	2	22217-040000	WASHER, SPRING 4	2	2						1
37	1	X21142742	COVER (A), RUBBER	1	1						

Remarks
(1) SALES UNIT : 10

Fig.18. GENERATOR

(A)=YM187
(B)=YM187D
(C)=

(D)=
(E)=
(F)=



※-MARK PARTS: NOT SOLD SEPARATELY.

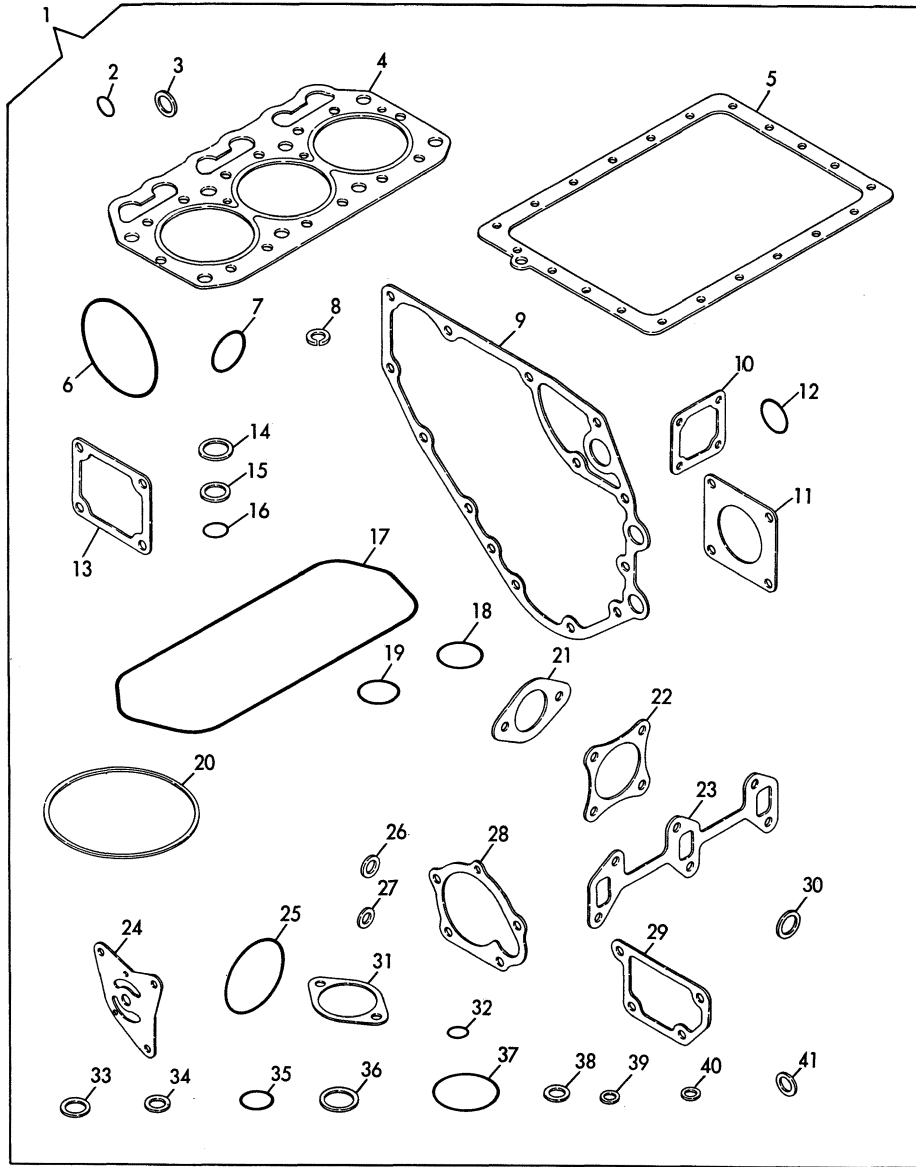
No.	Lev.	Parts No.	Description	Q'ty						I	R
				(A)	(B)	(C)	(D)	(E)	(F)		
1	1	121450-77200	DYNAMO, 12V-180W	1	1						2
2	2	94210M42875	FLYWHEEL ASY	1	1						
4	3	94210M13751	SHAFT	1	1						
4-1	3	94210M42927	SHAFT	1	1						N
5	3	94210M86124	BALL BEARING #6201Z	1	1						
5-1	3	24107-062010	BEARING, 6201ZZC3	1	1						N
6	3	94210M42801	PULLEY	1	1						
6-1	3	94210M42929	PULLEY	1	1						N
7	2	94210M32983	SPACER 18D-16.9L	1	1						
8	2	94210M86025	PLATE	1	1						
9	2	94210M21932	SPRING WASHER 10	1	1						
9-1	2	22217-100000	WASHER, SPRING 10	1	1						N 1
10	2	94210M86372	NUT M10	1	1						
10-1	2	26716-100002	NUT, M10	1	1						N 1
11	2	94210M51416	PLATE ASY	1	1						
12	3	94210M51417	PLATE, COIL	1	1						
13	3	94210M51418	STATOR	1	1						
14	3	26557-040252	SCREW, M4X25	2	2						1
15	3	22217-040000	WASHER, SPRING 4	2	2						1
16	3	94210M86124	BALL BEARING #6201Z	1	1						
16-1	3	24107-062010	BEARING, 6201ZZC3	1	1						N
17	3	94210M96717	COUPLER	1	1						
18	3	94210M06900	CLAMP	1	1						
19	3	26557-040082	SCREW, M4X 8	1	1						1
20	3	22217-040000	WASHER, SPRING 4	1	1						1
21	2	94210M42802	COLLAR 22D-12.5L	1	1						

Remarks
(1) SALES UNIT : 10
(2) M40424

Fig.19. GASKET KIT(A) FOR ENGINE

(A)=YM187
(B)=YM187D
(C)=

(D)=
(E)=
(F)=



No.	Lev.	Parts No.	Description	Q'ty						I	R
				(A)	(B)	(C)	(D)	(E)	(F)		
1	1	721454-92600	GASKET SET	1	1						1
2	2	24311-000100	O-RING, 1AP10.0	2	2						
3	2	121450-01980	GASKET	1	1						
4	2	121000-01330	GASKET, HEAD	1	1						
5	2	121000-01750	GASKET, OIL SUMP	1	1						
6	2	105225-02020	O-RING	1	1						
7	2	121450-34840	GASKET	1	1						
8	2	22217-080000	WASHER, SPRING 8	4	4						
9	2	121450-01511	GASKET, GEAR CASE	1	1						
10	2	121450-01531	GASKET	1	1						
11	2	124240-01882	GASKET	2	2						
12	2	24341-000260	O-RING, 1AS26.0	1	1						
13	2	121450-11680	GASKET	1	1						
14	2	124950-11450	GASKET, CHAMBER	6	6						
15	2	101147-11490	INSULATOR	3	3						
16	2	24311-000120	O-RING, 1AP12.0	3	3						
17	2	121450-11310	GASKET, BONNET	1	1						
18	2	121420-01760	O-RING	1	1						
19	2	24341-000400	O-RING, 1AS40.0	1	1						
20	2	124064-12430	GASKET	2	2						
21	2	124067-12050	GASKET	1	1						
22	2	121450-13200	GASKET, SILENCER	1	1						
23	2	121450-13250	GASKET	1	1						
24	2	121450-32021	GASKET, PUMP	1	1						
25	2	124450-35110	O-RING	1	1						
26	2	23414-100000	GASKET, 10X1.0	2	2						
27	2	23414-080000	GASKET, 8X1.0	6	6						
28	2	121023-42051	GASKET, WATER PUMP	1	1						
29	2	121450-44410	GASKET	1	1						
30	2	124465-44950	GASKET, 16	1	1						
31	2	129350-49540	GASKET	1	1						
32	2	24311-000120	O-RING, 1AP12.0	1	1						
33	2	124950-51270	GASKET	3	3						
34	2	124550-51350	GASKET, DELIVERY	3	3						
35	2	124550-51370	O-RING	3	3						
36	2	172100-53200	GASKET	3	3						
37	2	102103-55520	O-RING	1	1						
38	2	104200-59170	GASKET, 12	2	2						
39	2	43400-500390	SEAL WASHER 6S	1	1						
40	2	23414-080012	GASKET, 8X1.0	6	6						
41	2	43400-500450	SEAL WASHER 12S	2	2						

Remarks

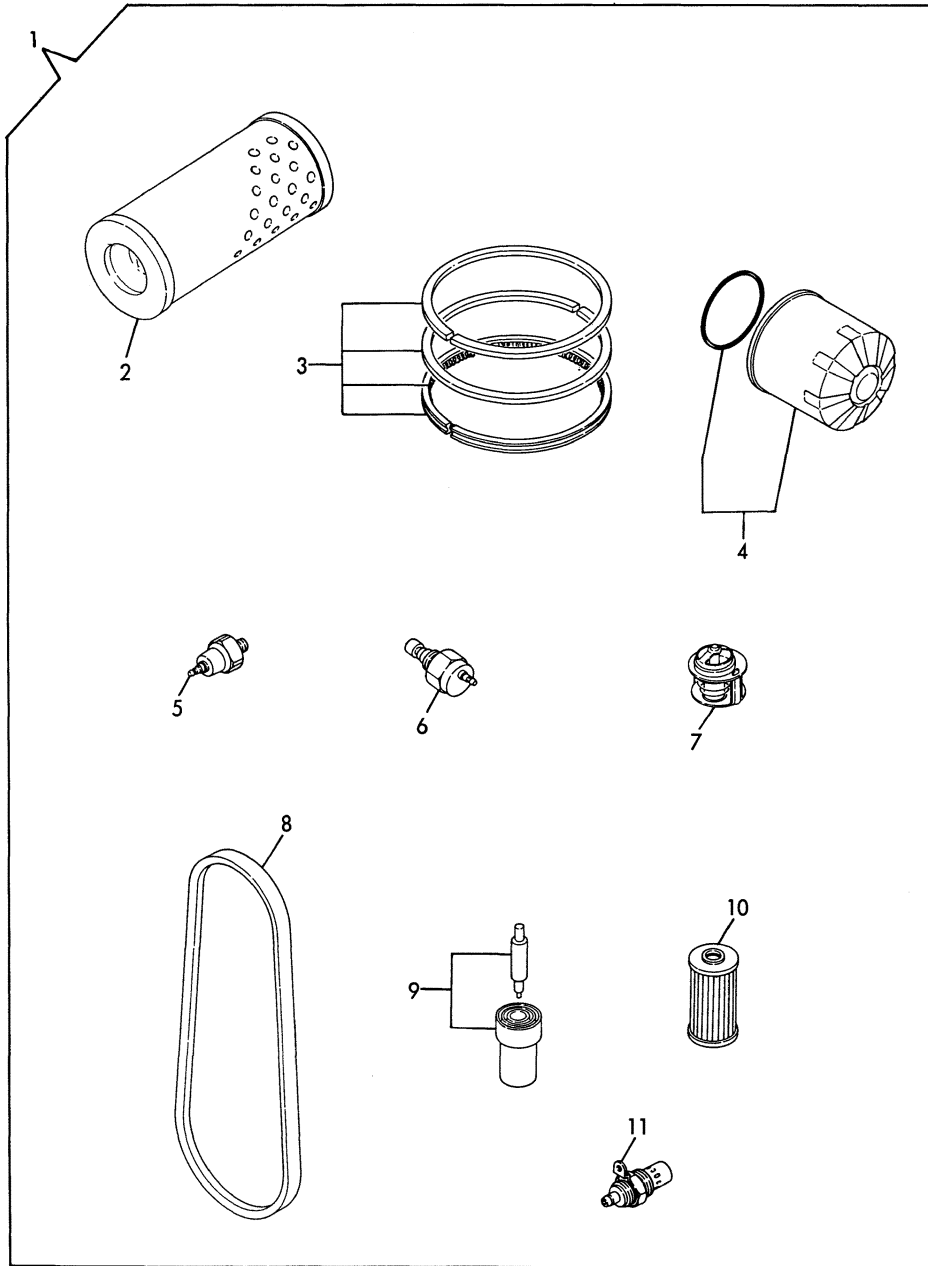
(1) SALES UNIT : 10

N:Old $\begin{matrix} \text{Yes} \\ \text{No} \end{matrix}$ New, Q:Old $\begin{matrix} \text{No} \\ \text{Yes} \end{matrix}$ New, R:Old $\begin{matrix} \text{Yes} \\ \text{Yes} \end{matrix}$ New, S:Old $\begin{matrix} \text{No} \\ \text{No} \end{matrix}$ New, W:Add, Z:Discontinued, F:Interchangeable by set, K:Q'ty Change

Fig.20. REPAIR KIT(A) FOR ENGINE

(A)=YM187
(B)=YM187D
(C)=

(D)=
(E)=
(F)=

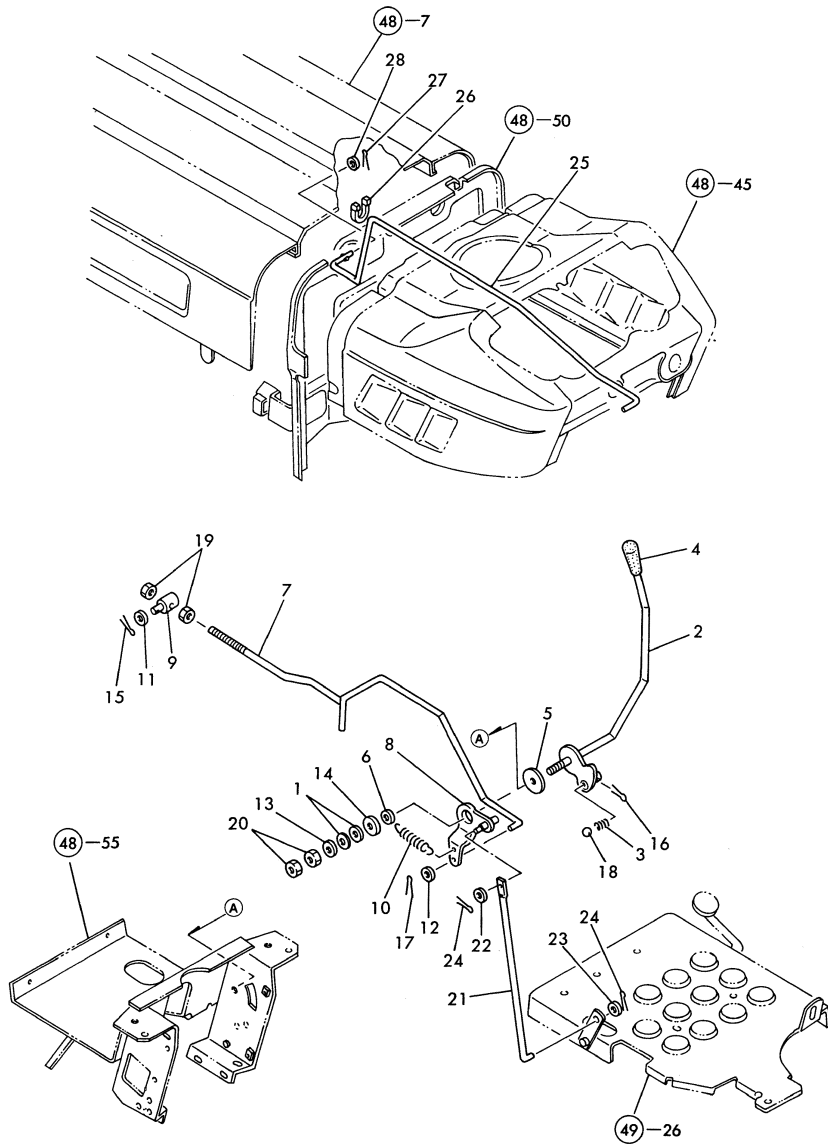


No.	Lev.	Parts No.	Description	Q'ty						I	R
				(A)	(B)	(C)	(D)	(E)	(F)		
1	1	721454-92500	REPAIR KIT	1	1						
2	2	124064-12510	ELEMENT	1	1						
3	2	721450-22500	RING SET, PISTON	3	3						
4	2	124550-35110	ELEMENT	1	1						
5	2	124160-39450	SWITCH, 0.5KG	1	1						
6	2	121250-44901	SWITCH, 110	1	1						
7	2	129350-49800	THERMOSTAT, 71	1	1						
8	2	121023-42290	V-BELT, AX33	1	1						
9	2	124770-53000	VALVE ASSY,INJECTION	3	3						
10	2	124550-55700	FILTER, FUEL L=90	1	1						
11	2	121023-77910	PLUG, THERMOSTAT	1	1						

Fig.21. THROTTLE

(A)=YM187
(B)=YM187D
(C)=

(D)=
(E)=
(F)=



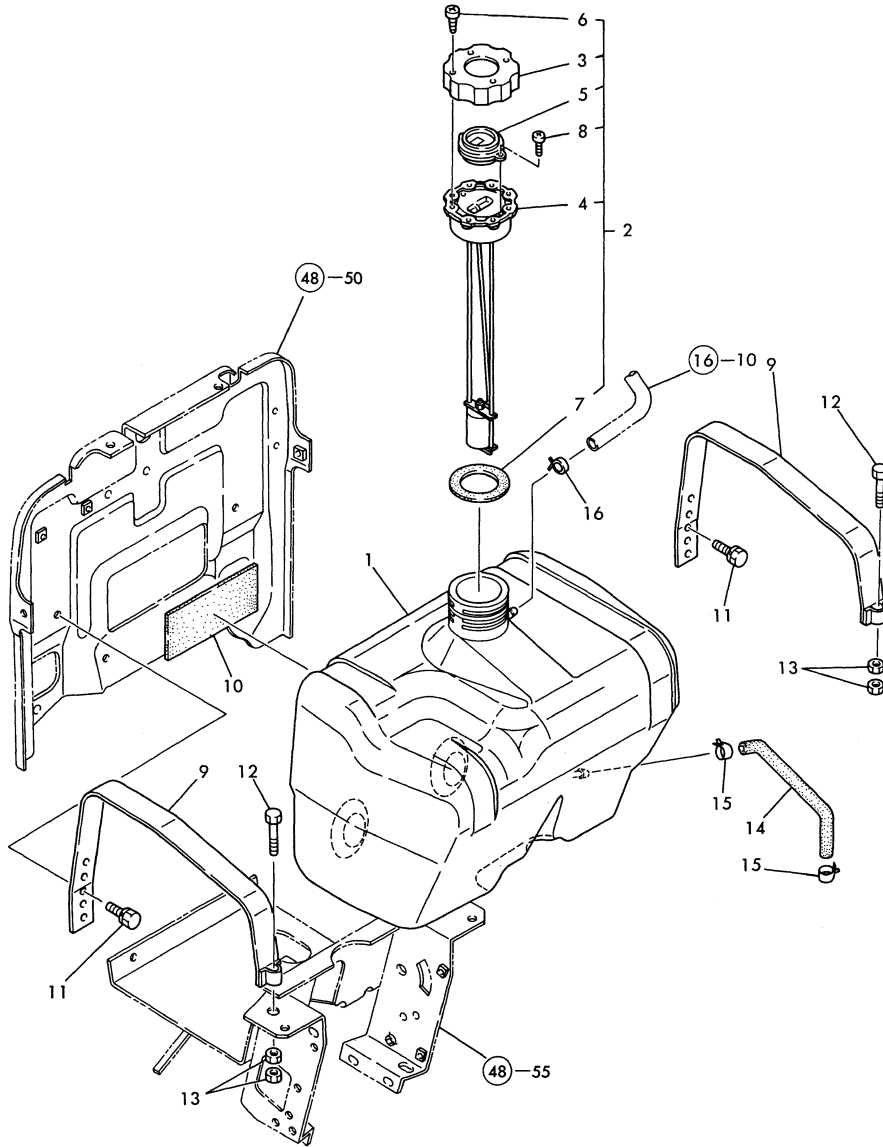
No.	Lev.	Parts No.	Description	Q'ty						I	R
				(A)	(B)	(C)	(D)	(E)	(F)		
1	1	194740-00160	SPRING, 10	2	2						
2	1	194432-01110	LEVER, THROTTLE	1	1						
3	1	194197-01160	SPRING	1	1						1
4	1	194464-01190	KNOB, LEVER	1	1						
5	1	194145-01260	PLATE, FRICTION	1	1						
6	1	194150-01270	SPACER, 20	1	1						
7	1	194195-01320	ROD, THROTTLE LINK	1	1						
8	1	194420-01351-U	LEVER, LINK	1	1						
9	1	194150-01370	ADJUSTER	1	1						
10	1	194750-04400	SPRING, RETURN	1	1						
11	1	22137-080000	WASHER, 8	1	1						1
12	1	22137-080000	WASHER, 8	1	1						1
13	1	22137-100000	WASHER, 10	1	1						1
14	1	22157-100000	WASHER, 10	1	1						1
15	1	22417-160180	PIN, COTTER 1.6X18	1	1						1
16	1	22417-160180	PIN, COTTER 1.6X18	1	1						1
17	1	22417-160180	PIN, COTTER 1.6X18	1	1						1
18	1	24190-110001	BALL, STEEL 11/32	1	1						1
19	1	26716-080002	NUT, M8	2	2						1
20	1	26716-100002	NUT, M10	2	2						1
21	1	194195-01440	ROD, ACCELERATOR	1	1						
22	1	22137-060000	WASHER, 6	1	1						1
23	1	22137-080000	WASHER, 8	1	1						1
24	1	22417-160180	PIN, COTTER 1.6X18	2	2						1
25	1	194195-01510	ROD, DECOMPRESSION	1	1						
26	1	194440-01550	GROMMET	1	1						
27	1	22417-160180	PIN, COTTER 1.6X18	1	1						1
28	1	23418-060000	GASKET, 6X1.0	1	1						1

Remarks

(1) SALES UNIT : 10

N:Old $\begin{matrix} \leftarrow \text{Yes} \\ \text{No} \end{matrix}$ New, Q:Old $\begin{matrix} \leftarrow \text{No} \\ \text{Yes} \end{matrix}$ New, R:Old $\begin{matrix} \leftarrow \text{Yes} \\ \text{Yes} \end{matrix}$ New, S:Old $\begin{matrix} \leftarrow \text{No} \\ \text{No} \end{matrix}$ New, W:Add, Z:Discontinued, F:Interchangeable by set, K:Q'ty Change

Fig.22. FUEL TANK



(A)=YM187
(B)=YM187D
(C)=

(D)=
(E)=
(F)=

No.	Lev.	Parts No.	Description	Q'ty						I	R
				(A)	(B)	(C)	(D)	(E)	(F)		
1	1	194432-04112	TANK (19L), FUEL	1	1						
2	1	194145-04302	CAP ASSY, TANK	1	1						
3	2	194145-04311	CAP, FUEL TANK	1	1						
4	2	194145-04322	CAP, FUEL TANK	1	1						
5	2	194145-04351	LENS	1	1						
6	2	194145-04460	SCREW, TAPPING M4X12	4	4						1
7	2	194145-04521	GASKET	1	1						1
8	2	26557-030062	SCREW, M3X 6	2	2						1
9	1	194310-04250-U	BAND, TANK	2	2						
10	1	194151-04260	GASKET, FUEL TANK	1	1						
11	1	26013-080162	BOLT, M8X 16	2	2						1
12	1	26116-080502	BOLT, M8X 50 PLATED	2	2						1
13	1	26716-080002	NUT, M8	4	4						1
14	1	194136-04720	PIPE, FUEL OIL	1	1						
15	1	124766-59050	CLIP, HOSE 12	2	2						1
16	1	124060-77680	CLIP, HOSE 10	1	1						1

Remarks

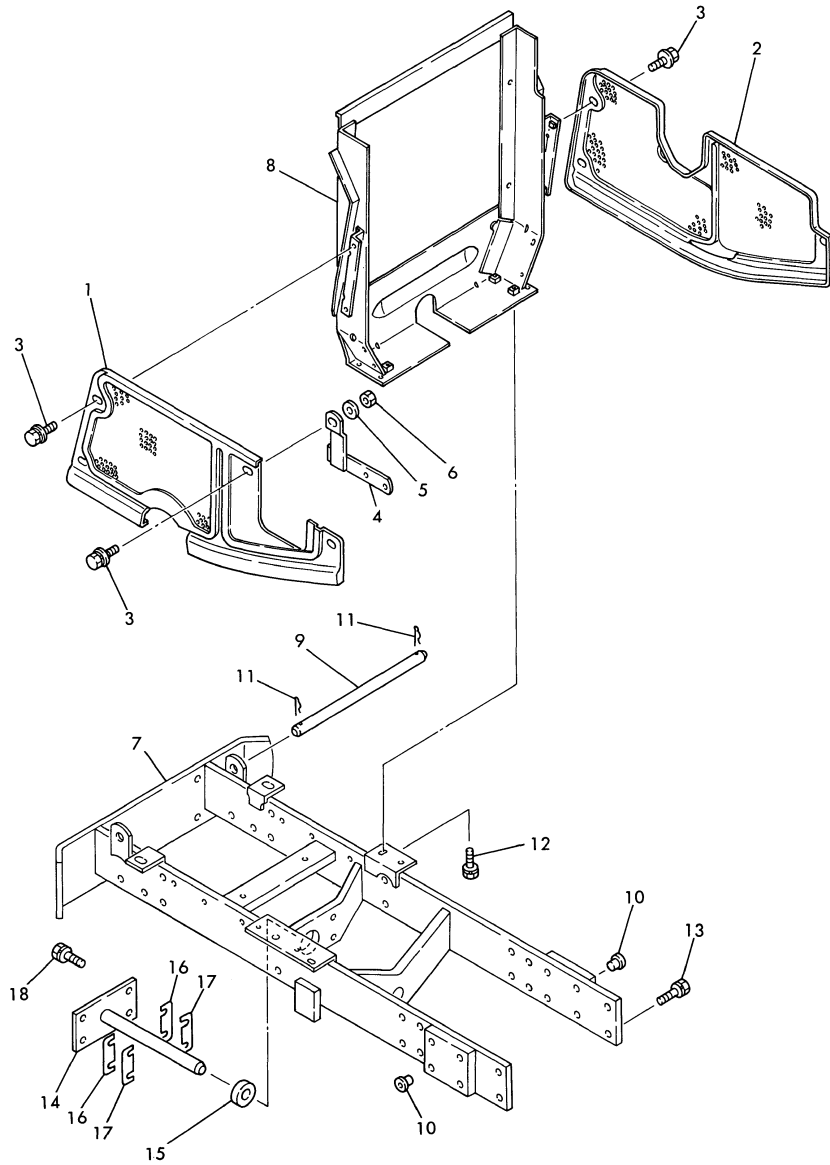
(1) SALES UNIT : 10

N:Old $\xrightarrow{\text{Yes}}$ New, Q:Old $\xrightarrow{\text{No}}$ New, R:Old $\xrightarrow{\text{Yes}}$ New, S:Old $\xrightarrow{\text{No}}$ New, W:Add, Z:Discontinued, F:Interchangeable by set, K:Q'ty Change

Fig.23. BELT COVER&FRONT AXLE BRACKET

(A)=YM187
(B)=YM187D
(C)=

(D)=
(E)=
(F)=



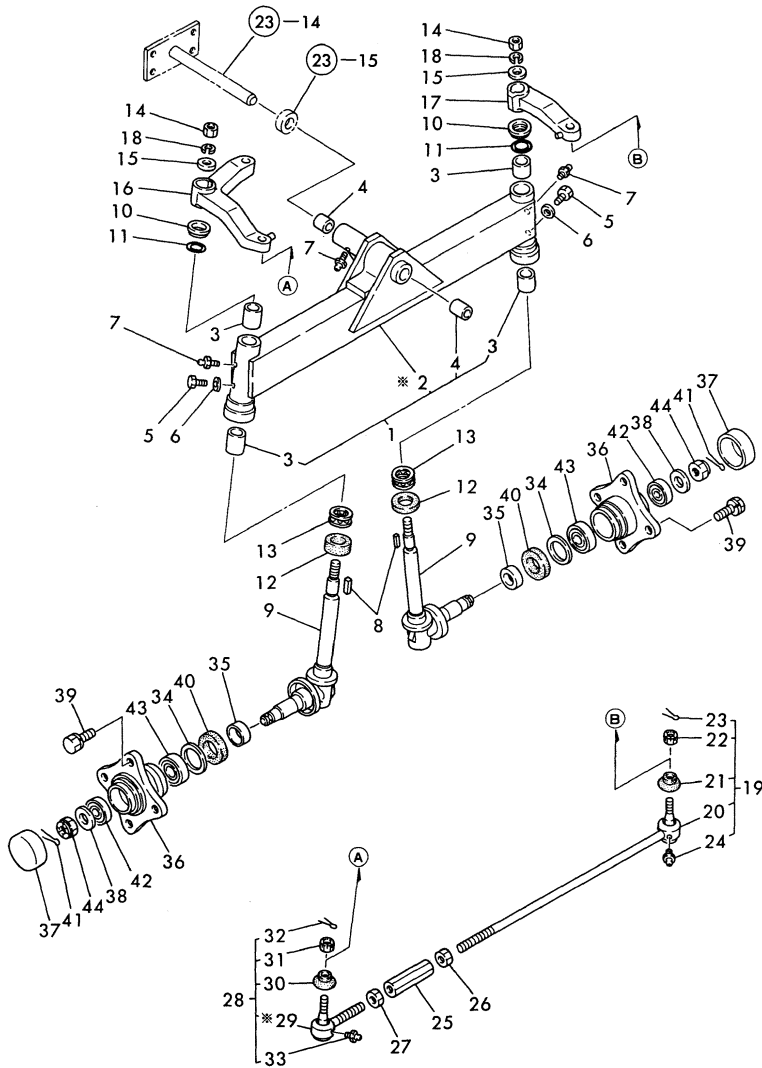
No.	Lev.	Parts No.	Description	Q'ty						I	R
				(A)	(B)	(C)	(D)	(E)	(F)		
1	1	194446-05110-R	COVER, BELT	1	1						
2	1	194446-05121-R	COVER, BELT	1	1						
3	1	194420-05210	BOLT, M6X16	7	7						1
4	1	194446-05220-X	STAY,BELT COVER (L)	1	1						
5	1	22157-060000	WASHER, 6	1	1						1
6	1	26716-060002	NUT, M6	1	1						1
7	1	194446-11111-X	BRACKET, FRONT AXLE	1	1						
8	1	194195-11130-X	BRACKET, RADIATOR	1	1						
9	1	194432-11140-U	BAR,FRONT WEIGHT	1	1						
10	1	194150-21910	PLUG, 11.2	8	8						1
11	1	22360-160000	PIN, SNAP 16	2	2						1
12	1	26013-080162	BOLT, M8X 16	4	4						1
13	1	26013-120302	BOLT, M12X 30	12	12						1
14	1	194191-13211-X	PIN, CENTER	1	1						
15	1	194191-13220	SPACER, 22X42X14	1	1						
16	1	194191-13232	SHIM (T=0.5)	1	1						1
17	1	194191-13240	SHIM, T=0.25	1	1						1
18	1	26013-120252	BOLT, M12X 25	4	4						1

Remarks

(1) SALES UNIT : 10

N:Old $\xrightarrow{\text{Yes}}$ New, Q:Old $\xrightarrow{\text{No}}$ New, R:Old $\xrightarrow{\text{Yes}}$ New, S:Old $\xrightarrow{\text{No}}$ New, W:Add, Z:Discontinued, F:Interchangeable by set, K:Q'ty Change

Fig.24. FRONT AXLE



* MARK PARTS: NOT SOLD SEPARATELY.

(A)=YM187
(B)=YM187D
(C)=

(D)=
(E)=
(F)=

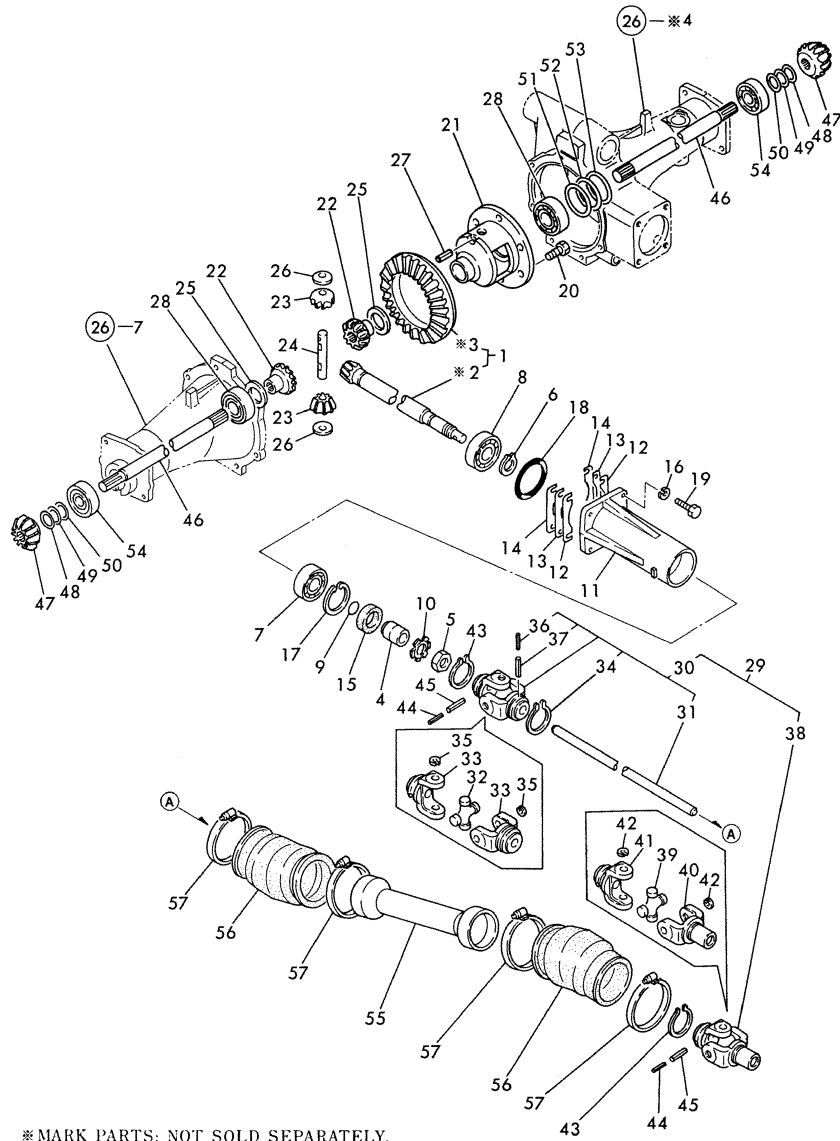
No.	Lev.	Parts No.	Description	Q'ty						I	R
				(A)	(B)	(C)	(D)	(E)	(F)		
1	1	194446-11200-X	AXLE ASSY, FRONT	1							
3	2	194440-11360	BUSH, 25X29X30	4							
4	2	194420-11520	BUSH, 22X25X25	2							
5	1	194145-11350	BOLT, M6X5	2							1
6	1	22117-060000	WASHER, 6	2							1
7	1	24761-060000	NIPPLE, GREASE MT6X1	3							1
8	1	194151-11660	KEY 7X26	2							1
9	1	194446-11800-X	KINGPIN ASSY	2							
10	1	194151-11840	COVER, KING PIN	2							
11	1	194151-11860	O-RING, 1A-2025	2							1
12	1	194440-11870	SEAL, OIL TCX6354810	2							
13	1	24520-511050	BEARING,THRUST 51105	2							
14	1	194151-11640	NUT M18	2							
15	1	194151-11650	WASHER, 18X36X2.3	2							
16	1	194440-12111-X	ARM, KNUCKLE	1							
17	1	194440-12211-X	ARM, KNUCKLE R	1							
18	1	22217-180000	WASHER, SPRING 18	2							1
19	1	794150-12301-X	TIE-ROD ASSY	1							
21	2	194730-57220	COVER, DUCT	1							1
22	2	194730-57241	NUT M12	1							1
23	2	22417-300250	PIN, COTTER 3.0X25	1							1
24	2	24761-060000	NIPPLE, GREASE MT6X1	1							1
25	1	194150-12410-U	TURNBUCKLE, M17X95	1							
26	1	194990-22830	NUT M17	1							
27	1	194990-22840	NUT M17	1							
28	1	794730-57112-X	END(RR) ASSY,TIE-ROD	1							
30	2	194730-57220	COVER, DUCT	1							1
31	2	194730-57241	NUT M12	1							1
32	2	22417-300250	PIN, COTTER 3.0X25	1							1
33	2	24761-060000	NIPPLE, GREASE MT6X1	1							1
34	1	194151-11670	WASHER, 42X51.8X1	2							
35	1	194420-11880	SLEEVE, SI 35X39X15	2							
36	1	194151-12610-X	HUB, FRONT WHEEL	2							
37	1	194151-12620-X	COVER, HUB	2							
38	1	194420-12640	WASHER, 20X44X3.2	2							
39	1	194195-12650	BOLT M14X 30	8							1
40	1	194420-12720	SEAL, TC6Y395211.5	2							
41	1	22417-400400	PIN, COTTER 4.0X40	2							1
42	1	24101-062044	BEARING, BALL 6204	2							
43	1	24101-062054	BEARING, BALL 6205	2							
44	1	26877-200002	NUT, CASTLE M20	2							1

Remarks
(1) SALES UNIT : 10

Fig.25. PROPELLERSHAFT&R.GEAR, F.AXLE

(A)=YM187
(B)=YM187D
(C)=

(D)=
(E)=
(F)=



* MARK PARTS: NOT SOLD SEPARATELY.

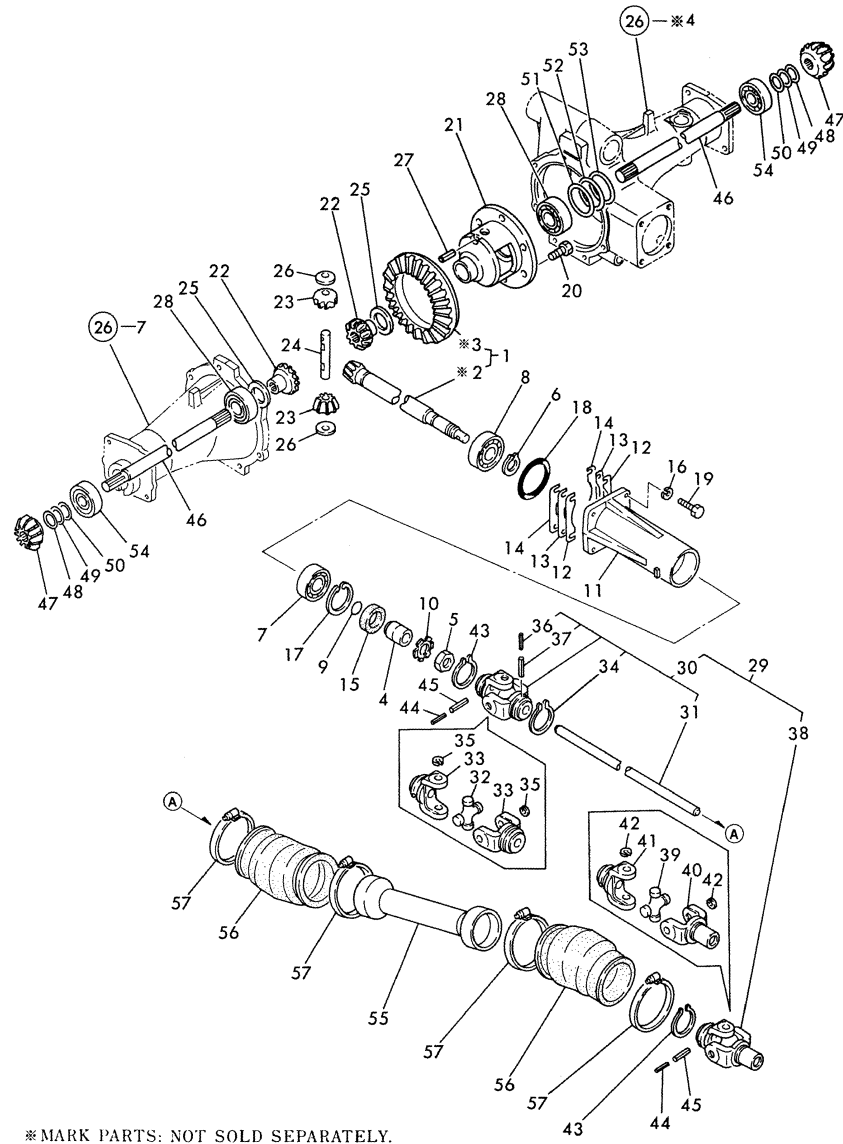
No.	Lev.	Parts No.	Description	Q'ty						I	R
				(A)	(B)	(C)	(D)	(E)	(F)		
1	1	194447-13100	GEAR ASSY, RING		1						
4	1	194441-13130	COLLAR, 20X30X32		1						
5	1	194300-32260	NUT, M20		1						
6	1	22242-000250	RING, 25		1						1
7	1	24101-063044	BEARING, BALL 6304		1						
8	1	24101-063054	BEARING, BALL 6305		1						
9	1	24341-000180	O-RING, 1AS18.0		1						1
10	1	194301-11660	WASHER, BEARING 20		1						
11	1	194447-13450-X	RETAINER		1						
12	1	194447-13460	SHIM T=0.1		1						1
13	1	194447-13470	SHIM T=0.3		1						1
14	1	194447-13480	SHIM T=0.5		1						1
15	1	1A1040-28820	SEAL TC30 52 8, OIL		1						
16	1	22217-080000	WASHER, SPRING 8		4						1
17	1	22252-000520	RING, 52		1						1
18	1	24341-000580	O-RING 58-S		1						1
19	1	26116-080252	BOLT, M8X 25 PLATED		4						1
20	1	194301-11800	BOLT, M8X14		6						1
21	1	194447-13211	CASE, DIFFERENTIAL		1						
22	1	194300-31550	GEAR, DIFFERENTIAL		2						
23	1	194300-31560	GEAR, PINION		2						
24	1	194300-31570	SHAFT, DIFFERENTIAL		1						
25	1	194300-31610	WASHER, DIFFERENTIAL		2						
26	1	194300-31620	WASHER, DIFFERENTIAL		2						
27	1	22351-040030	PIN, SPRING 4.0X30		1						1
28	1	24101-060084	BEARING, BALL 6008		2						
29	1	194196-13300	SHAFT ASSY, PROPELLER		1						
30	2	194196-13320	JOINT ASSY, CROSS F		1						
31	3	194196-13310	SHAFT, PROPELLER		1						
32	3	194441-13330	JOURNAL SET		1						
33	3	194441-13391	YOKE		2						
34	3	22242-000360	RING, 36		1						1
35	3	22252-000200	RING, 20		4						1
36	3	22351-035032	PIN, SPRING 3.5X32		1						1
37	3	22351-060032	PIN, SPRING 6.0X32		1						1
38	2	194198-13341	JOINT ASSY, CROSS		1						
39	3	194441-13330	JOURNAL SET		1						
40	3	194441-13370	YOKE, SLEEVE		1						
41	3	194441-13391	YOKE		1						
42	3	22252-000200	RING, 20		4						
43	1	22242-000360	RING, 36		2						1
44	1	22351-035032	PIN, SPRING 3.5X32		2						1
45	1	22351-060032	PIN, SPRING 6.0X32		2						1
46	1	194447-13510	SHAFT, FRONT 1ST		2						
47	1	194447-13520	PINION, SHAFT		2						
48	1	194447-13530	SHIM, T=0.1		1						1
49	1	194447-13540	SHIM, T=0.3		1						1
50	1	194447-13550	SHIM, T=0.5		1						1
51	1	194447-13570	SHIM, T=0.1		1						1
52	1	194447-13580	SHIM, T=0.3		1						1
53	1	194447-13590	SHIM, T=0.5		1						1

Remarks
(1) SALES UNIT : 10

Fig.25. PROPELLERSHAFT&R.GEAR, F.AXLE

(A)=YM187
(B)=YM187D
(C)=

(D)=
(E)=
(F)=

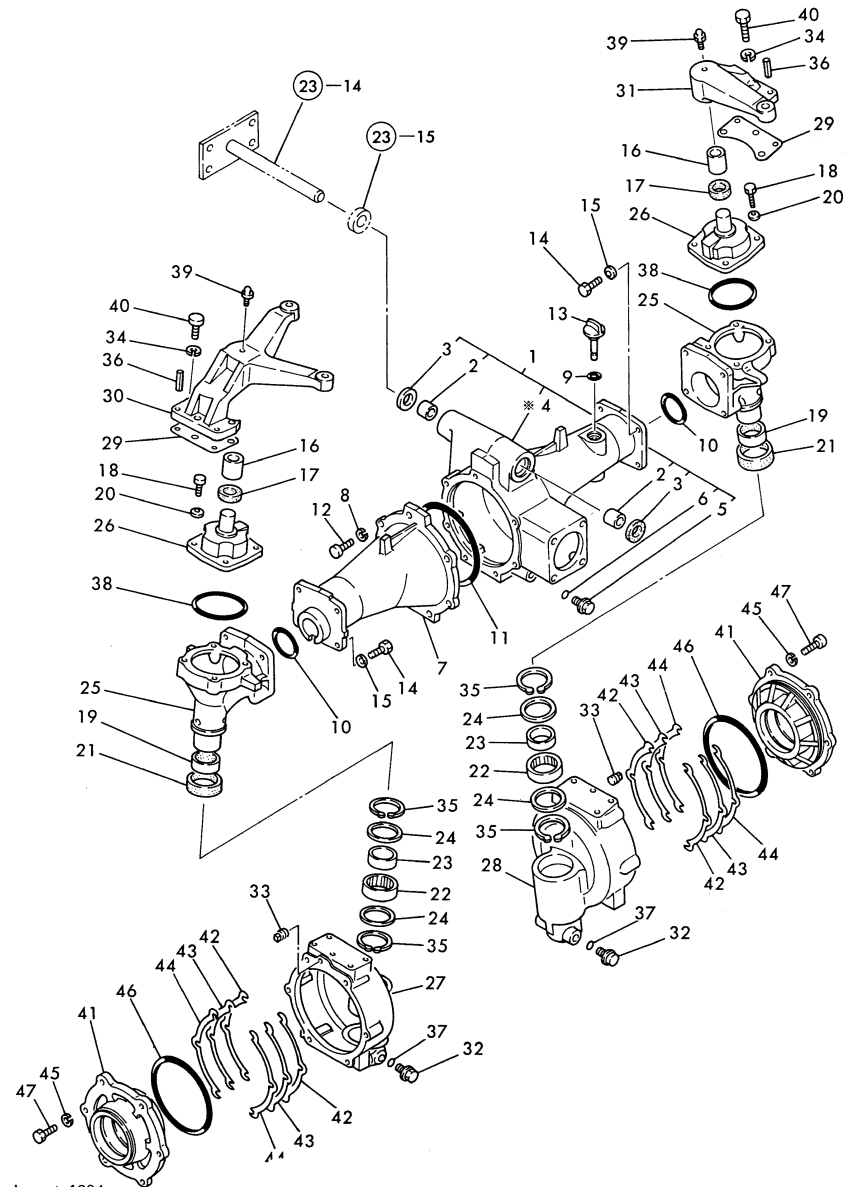


* MARK PARTS: NOT SOLD SEPARATELY.

No.	Lev.	Parts No.	Description	Q'ty						I	R
				(A)	(B)	(C)	(D)	(E)	(F)		
54	1	24101-063044	BEARING, BALL 6304		2						
55	1	194196-14610-X	COVER, SHAFT		1						
56	1	194198-14650	BOOT, RUBBER		2						
57	1	194441-14670	CLAMP 75		4						

Remarks
(1) SALES UNIT : 10

Fig.26. CASING OF FRONT AXLE



August, 1984

(A)=YM187
(B)=YM187D
(C)=

(D)=
(E)=
(F)=

No.	Lev.	Parts No.	Description	Q'ty						I	R
				(A)	(B)	(C)	(D)	(E)	(F)		
1	1	194447-13600-X	HOUSING ASSY, AXLE		1						
2	2	194190-11520	BUSH, 22X25X25		2						
3	2	194191-13420	SEAL, OIL KC22327		2						
5	2	194151-24770	PLUG 14, OIL		1						
6	2	24311-000160	O-RING, 1AP16.0		1						1
7	1	194447-13620-X	HOUSING, FRONT AXLE		1						
8	1	22217-100000	WASHER, SPRING 10		7						1
9	1	24311-000180	O-RING, 1AP18.0		1						1
10	1	24321-000500	O-RING, 1AG50.0		2						1
11	1	24321-001400	O-RING, 1AG140.0		1						1
12	1	26116-100302	BOLT, M10X 30 PLATED		7						1
13	1	194447-13490	GAUGE, OIL LEVEL		1						
14	1	194274-13550	BOLT, M10X30		8						
15	1	194274-13570	WASHER, SPRING 10		8						
16	1	194321-11921	BUSH, 35X39X20		2						
17	1	194321-11940	SEAL, OIL VB354105		2						
18	1	194421-13640	BOLT, M8X22		8						
19	1	194447-13640	SLEEVE, SI 40X44X15		2						
20	1	194421-13650	WASHER, SPRING 8		8						
21	1	194447-13650	SEAL, TC6Y445711.5		2						
22	1	194447-13660	BEARING, T455216		2						
23	1	194447-13670	RING, INNER 40X45X17		2						
24	1	194447-13680	WASHER, 42X52X1.6		4						
25	1	194447-13710-X	CASE, SIDE GEAR		2						
26	1	194447-13721-X	COVER, GEAR CASE		2						
27	1	194447-13740-X	BOX, GEAR L		1						
28	1	194447-13750-X	BOX, FRONT GEAR		1						
29	1	194447-13760	SHIM T=0.5		1						1
30	1	194447-13811-X	SUPPORT(L), KING PIN		1						
31	1	194447-13821-X	SUPPORT(R), KING PIN		1						
32	1	194151-24770	PLUG 14, OIL		2						
33	1	194151-36670	PLUG, PF02		2						
34	1	22217-100000	WASHER, SPRING 10		6						1
35	1	22262-000520	RING, R-52		4						1
36	1	22351-080020	PIN, SPRING 8.0X20		4						1
37	1	24311-000160	O-RING, 1AP16.0		2						1
38	1	24341-000800	O-RING, 1AS80.0		2						1
39	1	24761-010000	NIPPLE, GREASE M6F		2						1
40	1	26116-100302	BOLT, M10X 30 PLATED		6						1
41	1	194198-14130-X	CASE,FRONT BEARING		2						
42	1	194447-14150	SHIM, T=0.1		8						1
43	1	194447-14160	SHIM, T=0.3		4						1
44	1	194447-14170	SHIM, T=0.5		4						1
45	1	22217-100000	WASHER, SPRING 10		12						1
46	1	24321-001350	O-RING, 1AG135.0		2						1
47	1	26116-100302	BOLT, M10X 30 PLATED		12						1

Remarks

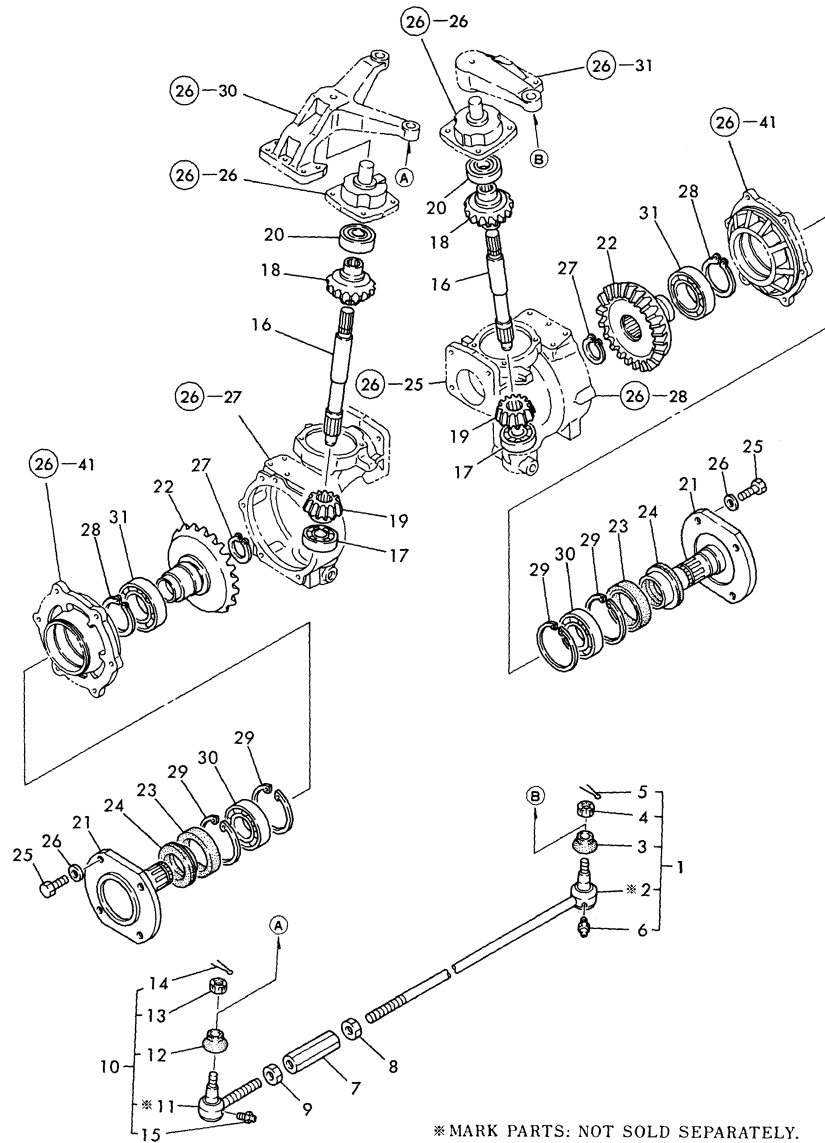
(1) SALES UNIT : 10

N:Old $\xrightarrow{\text{Yes}}$ New, Q:Old $\xrightarrow{\text{No}}$ New, R:Old $\xrightarrow{\text{Yes}}$ New, S:Old $\xrightarrow{\text{No}}$ New, W:Add, Z:Discontinued, F:Interchangeable by set, K:Q'ty Change

Fig.27. 2ND SHAFT&SPINDLE OF F.AXLE

(A)=YM187
(B)=YM187D
(C)=

(D)=
(E)=
(F)=



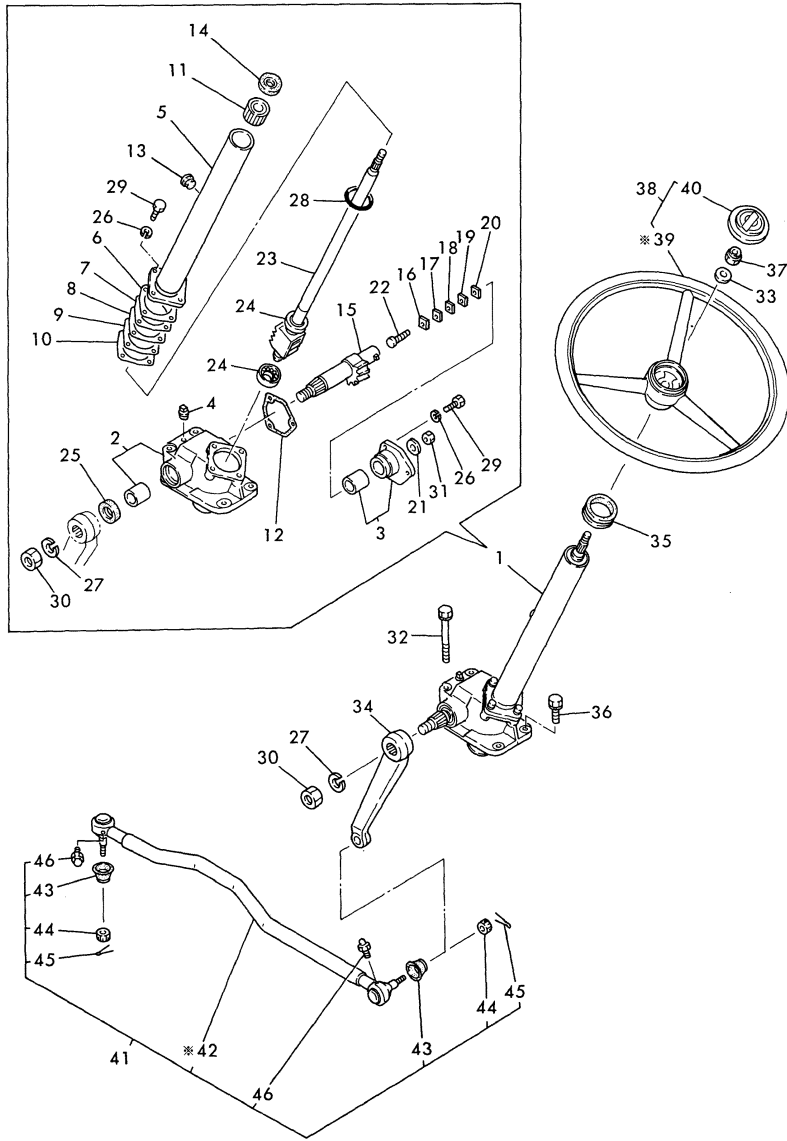
No.	Lev.	Parts No.	Description	Q'ty						I	R
				(A)	(B)	(C)	(D)	(E)	(F)		
1	1	794150-12301-X	TIE-ROD ASSY		1						
3	2	194730-57220	COVER, DUCT		1						
4	2	194730-57241	NUT M12		1						1
5	2	22417-300250	PIN, COTTER 3.0X25		1						1
6	2	24761-060000	NIPPLE, GREASE MT6X1		1						1
7	1	194151-12410	TURNBUCKLE M17X95		1						
8	1	194990-22830	NUT M17		1						
9	1	194990-22840	NUT M17		1						
10	1	794730-57112-X	END(RR) ASSY,TIE-ROD		1						
12	2	194730-57220	COVER, DUCT		1						
13	2	194730-57241	NUT M12		1						1
14	2	22417-300250	PIN, COTTER 3.0X25		1						1
15	2	24761-060000	NIPPLE, GREASE MT6X1		1						1
16	1	194447-13850	SHAFT (2ND), FRONT		2						
17	1	194447-13860	BEARING, TMB304CX1		2						
18	1	194447-13940	GEAR, FRONT DRIVE		2						
19	1	194447-13950	PINION, FINAL		2						
20	1	24104-062064	BEARING, BALL 6206UU		2						
21	1	194447-14110-X	SPINDLE, FRONT		2						
22	1	194447-14120	GEAR, FRONT SHAFT		2						
23	1	194447-14140	SEAL, OIL TC6Y577512		2						
24	1	194447-14180	SLEEVE, SL 52X57X18		2						
25	1	194465-14210	BOLT M14 X 28		8						
26	1	194465-14220	WASHER 14		8						1
27	1	22242-000340	RING, 34		2						1
28	1	22242-000500	RING, 50		2						1
29	1	22252-000750	RING, 75		4						1
30	1	24101-060094	BEARING, BALL 6009		2						
31	1	24101-060104	BEARING, BALL 6010		2						

Remarks
(1) SALES UNIT : 10

Fig.28. STEERING

(A)=YM187
(B)=YM187D
(C)=

(D)=
(E)=
(F)=



* MARK PARTS: NOT SOLD SEPARATELY.

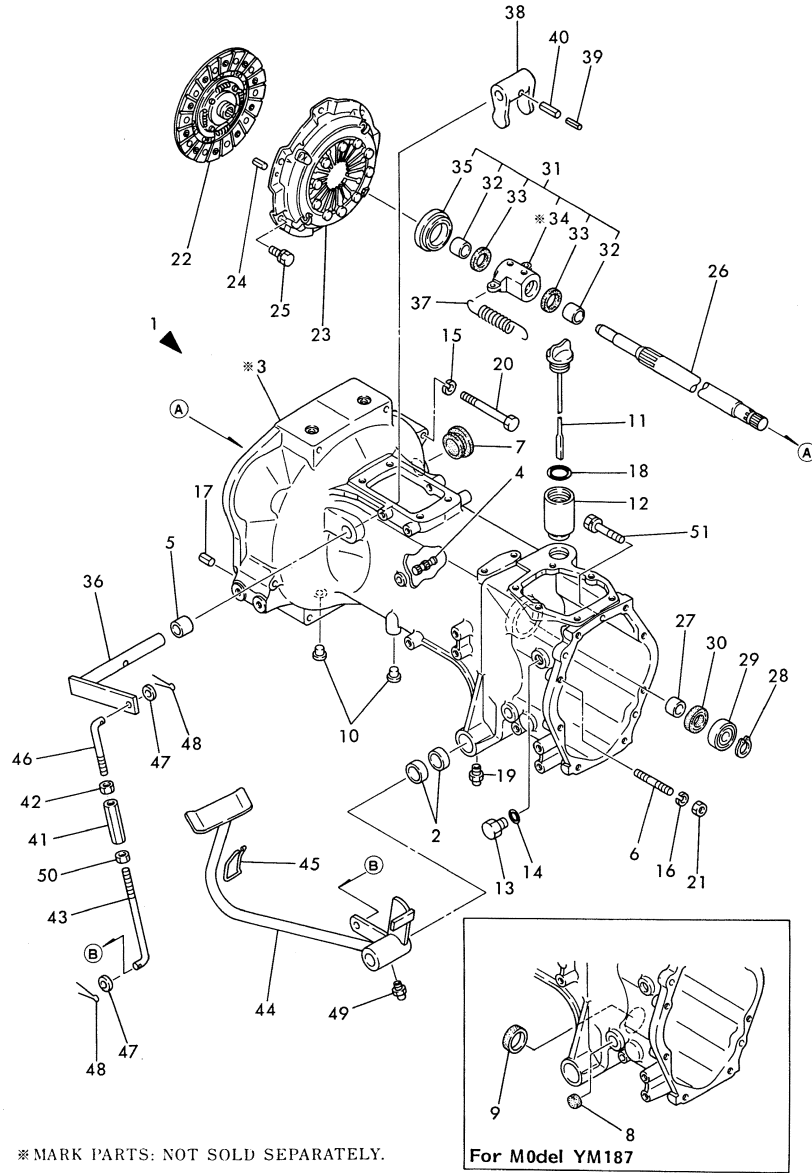
No.	Lev.	Parts No.	Description	Q'ty						I	R
				(A)	(B)	(C)	(D)	(E)	(F)		
1	1	194241-15100	GEAR ASSY, STEERING	1	1						
2	2	194241-15110-X	BOX, GEAR	1	1						
3	2	194310-15150	COVER, SIDE	1	1						
4	2	194310-15170	PLUG	1	1						
5	2	194241-15200-X	COLUMN, STEERING	1	1						
6	2	194750-15250	SHIM, T=0.5	1	1						1
7	2	194750-15260	SHIM, T=0.7	1	1						1
8	2	194750-15270	SHIM, T=0.08	1	1						1
9	2	194750-15280	SHIM, T=0.1	1	1						1
10	2	194750-15290	SHIM, T=0.2	1	1						1
11	2	194241-15310	BUSH, COLUMN	1	1						
12	2	194310-15320	GASKET, SIDE COVER	1	1						
13	2	194440-15340	PLUG, BREATHER	1	1						
14	2	194241-15350	SEAL, OIL TC1939.510	1	1						
15	2	194310-15411	SHAFT, SECTOR	1	1						
16	2	194080-15420	SHIM, T=1.525 A	1	1						1
17	2	194080-15430	SHIM, T=1.555 B	1	1						1
18	2	194080-15440	SHIM, T=1.585 C	1	1						1
19	2	194080-15450	SHIM, T=1.615 D	1	1						1
20	2	194080-15460	SHIM, T=1.645 E	1	1						1
21	2	194464-15450	WASHER, SEAL 10	1	1						
22	2	194130-15470	SCREW, ADJUSTING	1	1						
23	2	194241-15500	NUT ASSY, BALL	1	1						
24	2	194750-15520	BEARING, VBT17Z-2A	2	2						
25	2	194740-55620	SEAL, OIL TC263807	1	1						
26	2	22217-080000	WASHER, SPRING 8	7	7						1
27	2	22217-200000	WASHER, SPRING 20	1	1						1
28	2	24321-000500	O-RING, 1AG50.0	1	1						1
29	2	26116-080202	BOLT, M8X 20 PLATED	7	7						1
30	2	26736-200002	NUT, M20	1	1						1
31	2	26776-100002	NUT, LOCK M10	1	1						1
32	1	194310-15181	BOLT M10X 80	2	2						
33	1	194080-15550	WASHER, 12	1	1						
34	1	194195-15610-X	ARM, PIAMAN	1	1						
35	1	194145-15651	GROMMET, 42	1	1						
36	1	26013-100302	BOLT, M10X 30	2	2						1
37	1	26356-120002	NUT, M12	1	1						1
38	1	194420-15700	WHEEL ASSY, STEERING	1	1						
40	1	194440-15870	CAP, WHEEL	1	1						
41	1	194195-16100-X	ROD ASSY, DRAG	1	1						
43	2	194730-57220	COVER, DUCT	2	2						
44	2	194730-57241	NUT M12	2	2						1
45	2	22417-300250	PIN, COTTER 3.0X25	2	2						1
46	2	24761-060000	NIPPLE, GREASE MT6X1	2	2						1

Remarks
(1) SALES UNIT : 10

Fig.29. CLUTCH HOUSING

(A)=YM187
(B)=YM187D
(C)=

(D)=
(E)=
(F)=



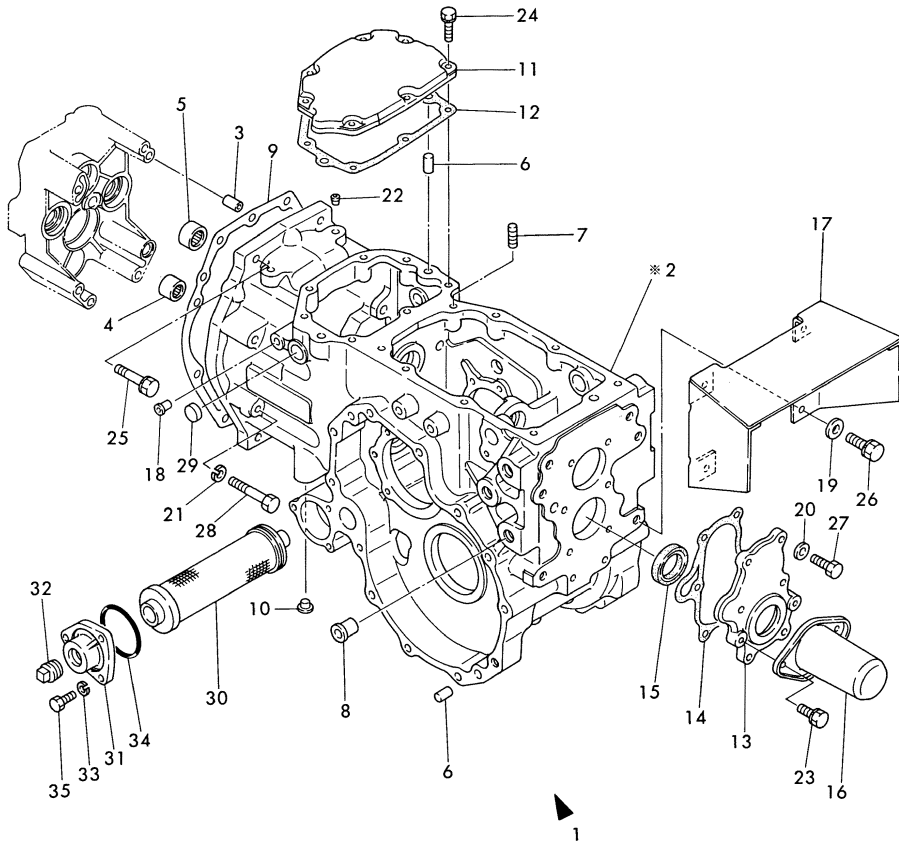
No.	Lev.	Parts No.	Description	Q'ty						I	R
				(A)	(B)	(C)	(D)	(E)	(F)		
1	1	194505-21100-X	HOUSING ASY,CLUTCH	1	1						
2	2	194740-06080	BUSH, 25X30X18	4	4						
4	2	194150-22250	PIN, HOOK	2	2						
5	2	194130-22280	BUSH, 20X25X25	2	2						
6	2	26216-100752	STUD, M10X 75	2	2						1
7	1	194450-21151	CAP, HOUSING	1	1						
8	1	194197-21170	CAP, SEAL 17X4	1							
9	1	194197-21180	CAP, SEAL 38X7	1							
10	1	194150-21910	PLUG, 11.2	6	6						1
11	1	194505-24130	DIPSTICK 33X237	1	1						
12	1	194505-24140	PIPE	1	1						
13	1	194464-45920	PLUG, 3/4-16UNF	2	2						
14	1	194464-45930	O-RING, 8-1	2	2						1
15	1	22217-100000	WASHER, SPRING 10	7	7						1
16	1	22217-100000	WASHER, SPRING 10	2	2						1
17	1	22351-080018	PIN, SPRING 8.0X18	2	2						1
18	1	24341-000315	O-RING, 1AS31.5	1	1						1
19	1	24761-010000	NIPPLE, GREASE M6F	2	2						1
20	1	26116-101002	BOLT, M10X100 PLATED	7	7						1
21	1	26716-100002	NUT, M10	2	2						1
22	1	194500-21400	DISC, CLUTCH	1	1						
23	1	194340-21700	PLATE ASSY, PRESSURE	1	1						
24	1	22351-080018	PIN, SPRING 8.0X18	2	2						1
25	1	26013-080162	BOLT, M8X 16	6	6						1
26	1	194505-22110	SHAFT, MAIN DRIVE	1	1						
27	1	194310-24470	SLEEVE 20X25X13	1	1						
28	1	22242-000190	RING, 19	1	1						1
29	1	24101-062044	BEARING, BALL 6204	1	1						
30	1	24421-253807	SEAL, OIL TC253807	1	1						
31	1	794150-22150	SLEEVE ASSY, BEARING	1	1						
32	2	194150-22160	BUSH, 22428224	2	2						
33	2	194130-22170	FELT	2	2						
35	2	194990-42710	BEARING, TK40-14	1	1						
36	1	194197-22240-X	SHAFT, RELEASE	1	1						
37	1	194420-22240	SPRING, RETURN	2	2						
38	1	194197-22310	YOKE, CLUTCH SHIFT	1	1						
39	1	22351-035032	PIN, SPRING 3.5X32	1	1						1
40	1	22351-060032	PIN, SPRING 6.0X32	1	1						1
41	1	194740-00322	ADJUSTER	1	1						
42	1	194990-20170	NUT, M8	1	1						1
43	1	194197-22320	ROD, CLUTCH	1	1						
44	1	194195-22410-X	PEDAL ASSY, CLUTCH	1	1						
45	1	194440-22441	LEVER, CLUTCH LOCK	1	1						
46	1	194440-22460	ROD, CLUTCH	1	1						
47	1	22137-080000	WASHER, 8	2	2						1
48	1	22417-200300	PIN, COTTER 2.0X30	2	2						1
49	1	24761-010000	NIPPLE, GREASE M6F	1	1						1
50	1	26716-080002	NUT, M8	1	1						1
51	1	26013-080402	BOLT, M8X 40	1	1						1

Remarks
(1) SALES UNIT : 10

Fig.30. TRANSMISSION HOUSING

(A)=YM187
(B)=YM187D
(C)=

(D)=
(E)=
(F)=



No.	Lev.	Parts No.	Description	Q'ty						I	R
				(A)	(B)	(C)	(D)	(E)	(F)		
1	1	194505-24100-X	HOUSING ASY,TRANSMI.	1	1						
3	2	194505-24120	PIN 10X20	1	1						
4	2	194505-24150	NEEDLE 16/16R	1	1						
5	2	194505-24160	BEARING, NK20/16RCT	1	1						
6	2	22312-100200	PIN, PARALLEL M10X20	7	7						1
7	2	26216-100252	STUD, M10X 25	3	3						1
8	1	194450-11190	PLUG, 15.0	6	6						1
9	1	194208-21130	GASKET, HOUSING	1	1						
10	1	194150-21910	PLUG, 11.2	4	4						1
11	1	194193-24210-X	COVER, TRANSMISSION	1	1						
12	1	194197-24220	GASKET, TRANSMISSION	1	1						
13	1	194197-24350-X	COVER, REAR	1	1						
14	1	194197-24360	GASKET	1	1						
15	1	194197-24370	SEAL, OIL TC38508	1	1						
16	1	194190-26860-U	COVER,P.T.O.SHAFT	1	1						
17	1	194197-26911-X	GUARD, P.T.O. SHAFT	1	1						
18	1	194275-27750	PLUG, 7.8	1	1						1
19	1	22137-120000	WASHER, 12	4	4						1
20	1	22190-080000	WASHER, SEAL 8	6	6						1
21	1	22217-100000	WASHER, SPRING 10	2	2						1
22	1	23871-010000	PLUG, R01	2	2						1
23	1	26013-080122	BOLT, M8X 12	2	2						1
24	1	26013-080202	BOLT, M8X 20	7	7						1
25	1	26013-100302	BOLT, M10X 30	4	4						1
26	1	26013-120302	BOLT, M12X 30	4	4						1
27	1	26116-080252	BOLT, M8X 25 PLATED	6	6						1
28	1	26116-100752	BOLT, M10X 75 PLATED	2	2						1
29	1	27260-200000	PLUG, 20	1	1						1
30	1	194430-24930	STRAINER, OIL	1	1						
31	1	194197-24970-X	CAP, STRAINER	1	1						
32	1	194322-24980	PLUG, 1-2NPT	1	1						
33	1	22217-060000	WASHER, SPRING 6	3	3						1
34	1	24341-000550	O-RING, 1AS55.0	1	1						1
35	1	26116-060202	BOLT, M6X 20 PLATED	3	3						1

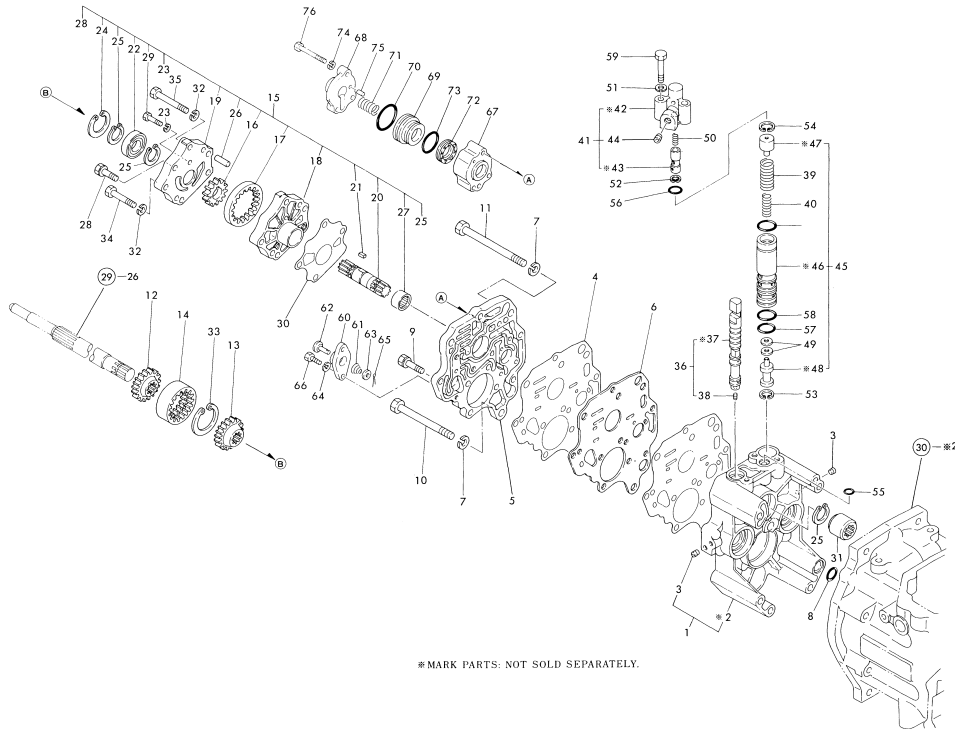
* MARK PARTS: NOT SOLD SEPARATELY.

Remarks
(1) SALES UNIT : 10

Fig.31. POWER SHIFT PUMP

(A)=YM187
(B)=YM187D
(C)=

(D)=
(E)=
(F)=



No.	Lev.	Parts No.	Description	Q'ty						I	R
				(A)	(B)	(C)	(D)	(E)	(F)		
1	1	194505-24300-X	PLATE ASY,CENTER	1	1						
3	2	26911-080082	SCREW, M8X 8	4	4						1
4	1	194505-24242	PACKING, OIL PLATE	2	2						
5	1	194505-24250	PLATE, OIL LINE	1	1						
6	1	194505-24260	PLATE, CENTER	1	1						
7	1	22217-100000	WASHER, SPRING 10	4	4						1
8	1	24311-000150	O-RING, 1AP15.0	1	1						1
9	1	26013-080302	BOLT, M8X 30	3	3						1
10	1	26116-101052	BOLT, M10X105 PLATED	1	1						1
11	1	26116-101202	BOLT, M10X120 PLATED	3	3						1
12	1	194505-24350	HUB (A), JOINT	1	1						
13	1	194505-24360	HUB (B), JOINT	1	1						
14	1	194505-24370	BOSS, JOINT	1	1						
15	1	194505-24400	PUMP ASSY, P. SHIFT	1	1						
16	2	194305-24340	GEAR, DRIVE P	1	1						
17	2	194300-24350	GEAR, INTERNAL	1	1						
18	2	194505-24410	CASE, PUMP	1	1						
19	2	194505-24430	COVER, PUMP CASE	1	1						
20	2	194505-24440	SHAFT, PUMP	1	1						
21	2	194505-24460	KEY 4X4X8	1	1						
22	2	194421-28170	BEARING, BALL 16004	1	1						
23	2	22217-060000	WASHER, SPRING 6	1	1						1
24	2	22252-000420	RING, 42	1	1						1
25	2	22292-000190	RING, S-19	3	3						1
26	2	22312-080250	PIN, PARALLEL M8X25	2	2						1
27	2	24162-202612	BEARING, 202612	1	1						
28	2	26013-080252	BOLT, M8X 25	2	2						1
29	2	26116-060302	BOLT, M6X 30 PLATED	1	1						1
30	1	194505-24420	PACKING	1	1						
31	1	194310-25050	COUPLING, PUMP	1	1						
32	1	22217-080000	WASHER, SPRING 8	4	4						1
33	1	22262-000450	RING, R-45	1	1						1
34	1	26116-080452	BOLT, M8X 45 PLATED	3	3						1
35	1	26116-080602	BOLT, M8X 60 PLATED	1	1						1
36	1	194505-24500	SPOOL ASSY, VALVE	1	1						
38	2	26979-050052	SCREW, M5X 5	1	1						1
39	1	194305-24540	SPRING, RELIEF OUTER	1	1						
40	1	194305-24550	SPRING, RELEASE	1	1						
41	1	194505-24570	VALVE ASSY, OPEN	1	1						
44	2	23871-010000	PLUG, R01	1	1						1
45	1	194305-24580	VALVE ASSY, DRV	1	1						
49	1	194800-24620	SHIM, T=0.5	1	1						1
50	1	194800-24671	SPRING, RETURN	1	1						
51	1	22217-080000	WASHER, SPRING 8	2	2						1
52	1	22252-000120	RING, 12	1	1						1
53	1	22252-000180	RING, 18	1	1						1
54	1	22252-000200	RING, 20	1	1						1
55	1	24311-000110	O-RING, 1AP11.0	1	1						1
56	1	24341-000180	O-RING, 1AS18.0	1	1						1
57	1	24341-000220	O-RING, 1AS22.0	1	1						1
58	1	24341-000224	O-RING, 1AS22.4	2	2						1

* MARK PARTS: NOT SOLD SEPARATELY.

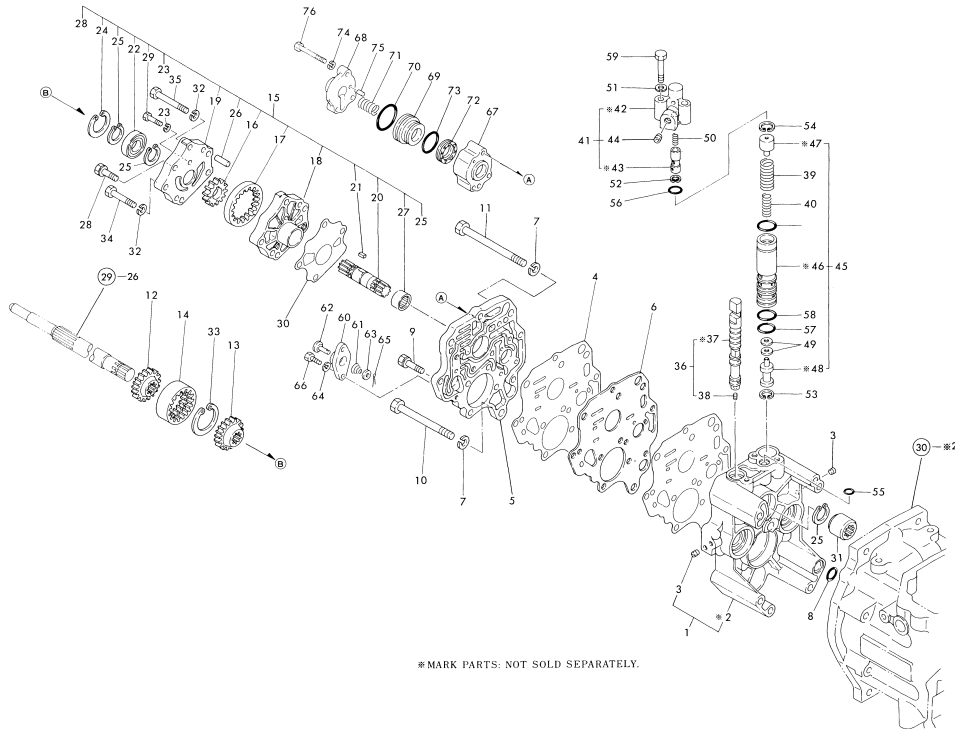
Remarks

(1) SALES UNIT : 10

Fig.31. POWER SHIFT PUMP

(A)=YM187
(B)=YM187D
(C)=

(D)=
(E)=
(F)=

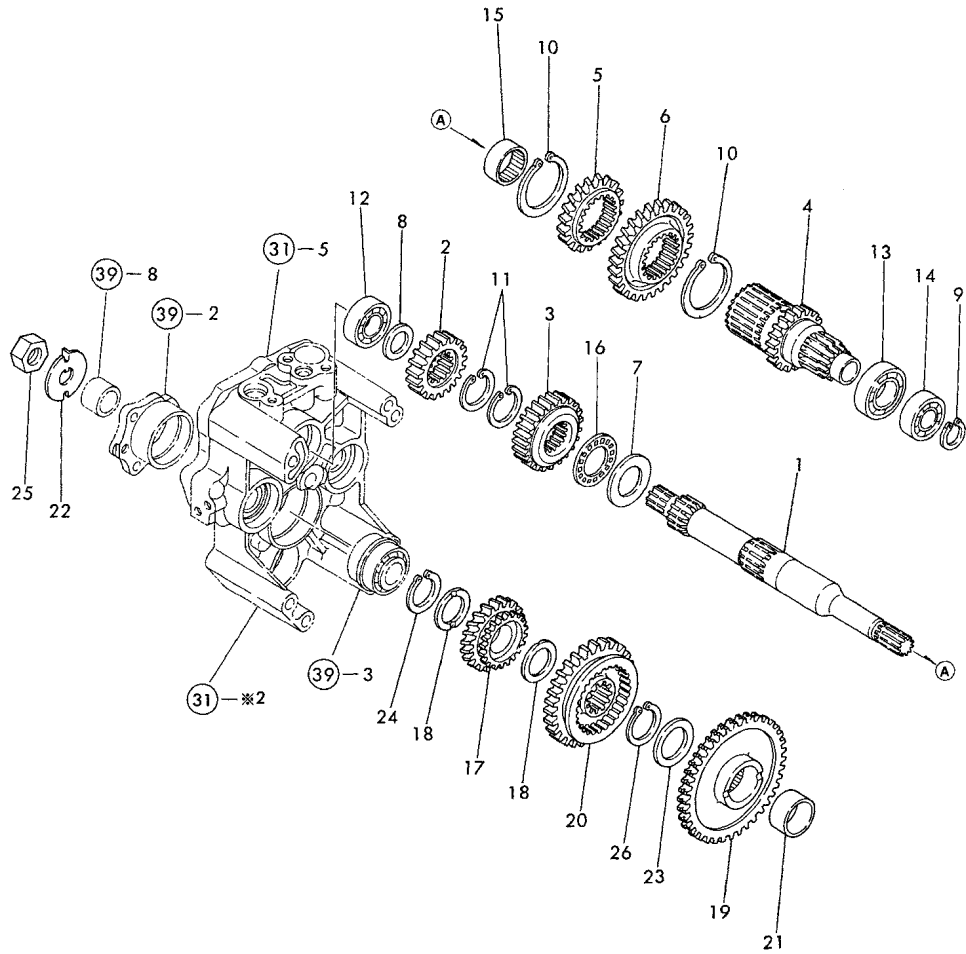


*MARK PARTS: NOT SOLD SEPARATELY.

No.	Lev.	Parts No.	Description	Q'ty						I	R
				(A)	(B)	(C)	(D)	(E)	(F)		
59	1	26116-080402	BOLT, M8X 40 PLATED	2	2						1
60	1	194505-24710	SEAT	1	1						
61	1	194310-24770	SPRING	1	1						
62	1	1E6190-55660	VALVE, 2ND RELIEF	1	1						
63	1	22117-060000	WASHER, 6	1	1						1
64	1	22217-060000	WASHER, SPRING 6	2	2						1
65	1	22417-200120	COTTER PIN 2.0X12	1	1						1
66	1	26116-060162	BOLT, M6X 16 PLATED	2	2						1
67	1	194505-24810	CYLINDER, BRAKE	1	1						
68	1	194505-24820	COVER, CYLINDER	1	1						
69	1	194305-24830	PISTON, BRAKE	1	1						
70	1	194305-24850	O-RING, 2037	1	1						
71	1	194305-24870	SPRING	1	1						
72	1	194305-24880	BRAKE, NEUTRAL	1	1						
73	1	194990-57740	O-RING, 30X2.4	1	1						
74	1	22217-060000	WASHER, SPRING 6	3	3						1
75	1	22312-060100	PIN, PARALLEL M6X10	1	1						1
76	1	26116-060502	BOLT, M6X 50 PLATED	3	3						1

Remarks
(1) SALES UNIT : 10

Fig.32. TRANSMISSION GEARS (1)



* MARK PARTS: NOT SOLD SEPARATELY.

(A)=YM187
(B)=YM187D
(C)=

(D)=
(E)=
(F)=

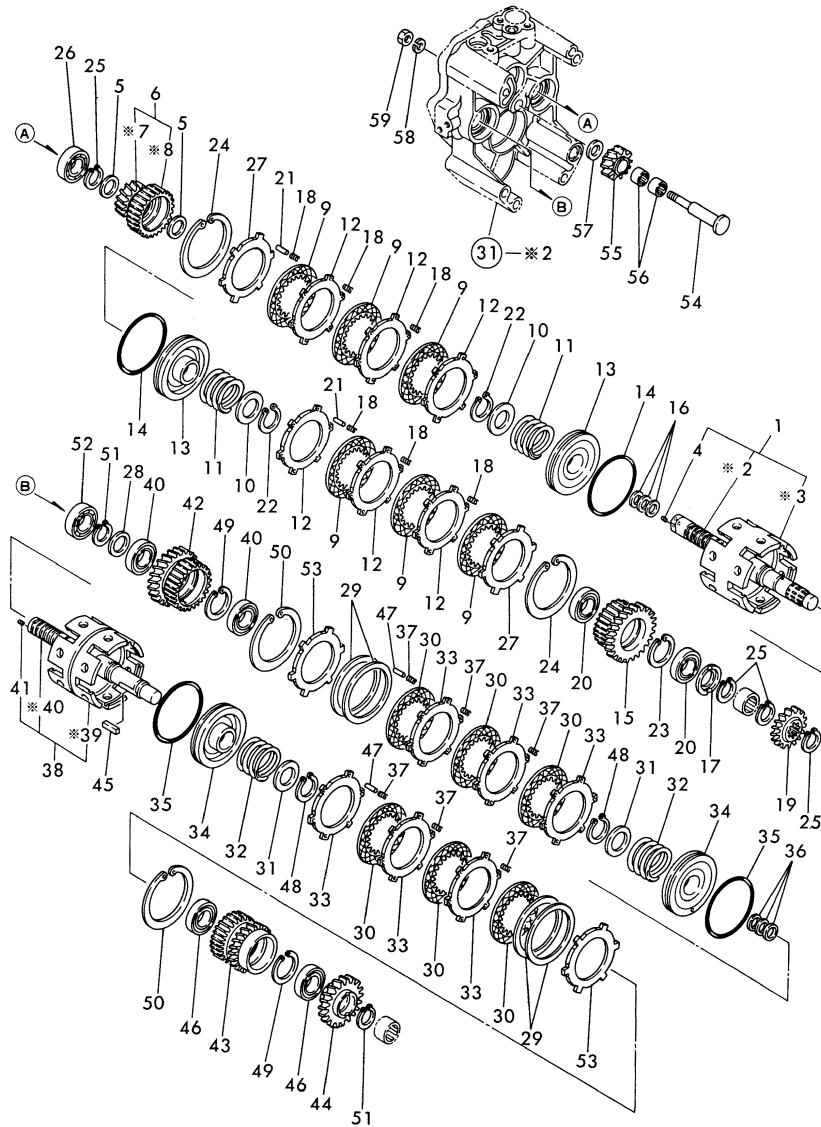
No.	Lev.	Parts No.	Description	Q'ty						I	R
				(A)	(B)	(C)	(D)	(E)	(F)		
1	1	194505-25120	SHAFT, MAIN	1	1						
2	1	194505-25130	GEAR, MAIN	1	1						
3	1	194505-25140	GEAR, MAIN	1	1						
4	1	194505-25150	SHAFT, REDUCTION	1	1						
5	1	194505-25160	GEAR, REDUCTION	1	1						
6	1	194505-25170	GEAR, REDUCTION	1	1						
7	1	194505-25180	RING, BEARING AS1106	1	1						
8	1	194505-25190	WASHER 20X32X2	1	1						
9	1	22242-000170	RING, 17	1	1						1
10	1	22242-000450	RING, 45	2	2						1
11	1	22292-000280	RING, S-28	2	2						1
12	1	24101-060044	BEARING, BALL 6004	1	1						
13	1	24101-060054	BEARING, BALL 6005	1	1						
14	1	24101-062034	BEARING, BALL 6203	1	1						
15	1	24161-303513	BEARING, 303513	1	1						
16	1	24166-304702	BEARING, 304702	1	1						
17	1	194505-25510	GEAR, DRIVEN	1	1						
18	1	194505-25520	WASHER 27X37X2.6	2	2						
19	1	194505-25530	GEAR, REDUCTION	1	1						
20	1	194505-25540	GEAR, SLIDING	1	1						
21	1	194193-25860	COLLAR 30X35X17	1	1						
22	1	194197-25870	WASHER, 16	1	1						
23	1	194191-28350	WASHER, 30X45X2.5	1	1						
24	1	22242-000260	RING, 26	1	1						1
25	1	26736-160002	NUT, M16	1	1						1
26	1	22242-000290	RING, 29	1	1						1

Remarks
(1) SALES UNIT : 10

Fig.33. TRANSMISSION GEARS (2)

(A)=YM187
(B)=YM187D
(C)=

(D)=
(E)=
(F)=



* MARK PARTS: NOT SOLD SEPARATELY.

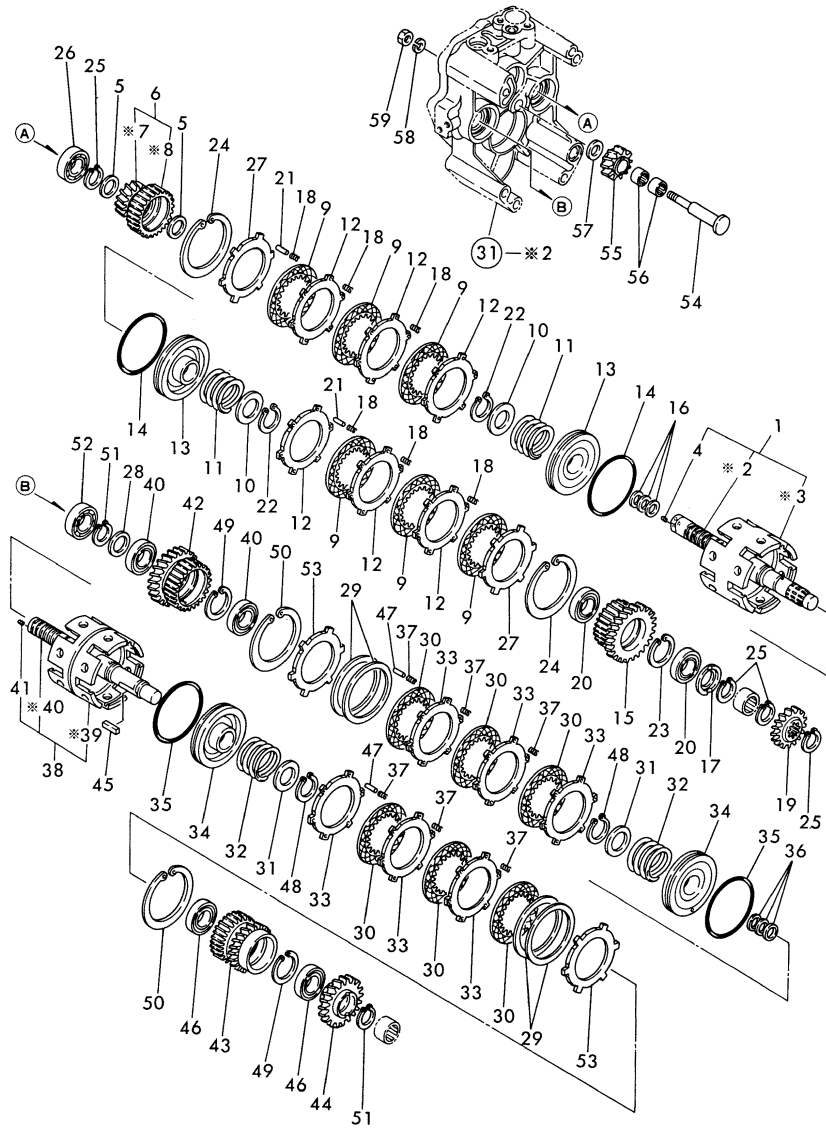
No.	Lev.	Parts No.	Description	Q'ty						I	R
				(A)	(B)	(C)	(D)	(E)	(F)		
1	1	194505-25400	SHAFT ASSY, CLUTCH	1	1						
4	2	26911-050052	SCREW, M5X 5	2	2						1
5	1	194505-25440	WASHER 20X28X1	2	2						
6	1	194505-25450	GEAR ASSY, CLUTCH	1	1						
9	1	194800-25450	DISC 80	6	6						
10	1	194505-25470	WASHER 25X41X1.6	2	2						
11	1	194505-25480	SPRING, RETURN	2	2						
12	1	194305-25490	PLATE, STEEL 1.6	6	6						
13	1	194505-25490	PISTON, CLUTCH	2	2						
14	1	194505-25600	RING, 80	2	2						
15	1	194505-25610	GEAR, CLUTCH	1	1						
16	1	194800-25610	RING, SEAL 17203	3	3						
17	1	194505-25620	COLLAR 20X38X5	1	1						
18	1	194310-25630	SPRING, CLUTCH	18	18						
19	1	194505-25630	GEAR, DRIVE	1	1						
20	1	194421-28170	BEARING, BALL 16004	2	2						
21	1	1E6140-54360	PIN 2X15	6	6						
22	1	22242-000240	RING, 24	2	2						1
23	1	22252-000420	RING, 42	1	1						1
24	1	22252-000840	CIRCLIP 84-H	2	2						1
25	1	22292-000190	RING, S-19	4	4						1
26	1	24101-060044	BEARING, BALL 6004	1	1						
27	1	981122-20490	PLATE, STEEL 80X3.2	2	2						
28	1	194505-25190	WASHER 20X32X2	1	1						
29	1	194305-25440	SPRING 66X 80	4	4						
30	1	194800-25450	DISC 80	4	4						
31	1	194505-25470	WASHER 25X41X1.6	2	2						
32	1	194505-25480	SPRING, RETURN	2	2						
33	1	194305-25490	PLATE, STEEL 1.6	6	6						
34	1	194505-25490	PISTON, CLUTCH	2	2						
35	1	194505-25600	RING, 80	2	2						
36	1	194800-25610	RING, SEAL 17203	3	3						
37	1	194310-25630	SPRING, CLUTCH	12	12						
38	1	194505-25640	SHAFT ASSY, CLUTCH	1	1						
41	2	26911-050052	SCREW, M5X 5	2	2						1
42	1	194505-25660	GEAR, CLUTCH	1	1						
43	1	194505-25670	GEAR, CLUTCH	1	1						
44	1	194505-25680	GEAR, DRIVE	1	1						
45	1	194505-25690	KEY 5X4X22	1	1						
46	1	194421-28170	BEARING, BALL 16004	4	4						
47	1	1E6140-54360	PIN 2X15	6	6						
48	1	22242-000240	RING, 24	2	2						1
49	1	22252-000420	RING, 42	2	2						1
50	1	22252-000820	RING, 82	2	2						1
51	1	22292-000190	RING, S-19	2	2						1
52	1	24101-060044	BEARING, BALL 6004	1	1						
53	1	981122-20490	PLATE, STEEL 80X3.2	2	2						
54	1	194505-25910	SHAFT, REVERSE IDLE	1	1						
55	1	194505-25920	GEAR, REVERSE IDLE	1	1						
56	1	194505-25930	NEEDLE BEARING	2	2						
57	1	194505-25940	WASHER 14.5X24X1	1	1						

Remarks
(1) SALES UNIT : 10

Fig.33. TRANSMISSION GEARS (2)

(A)=YM187
(B)=YM187D
(C)=

(D)=
(E)=
(F)=

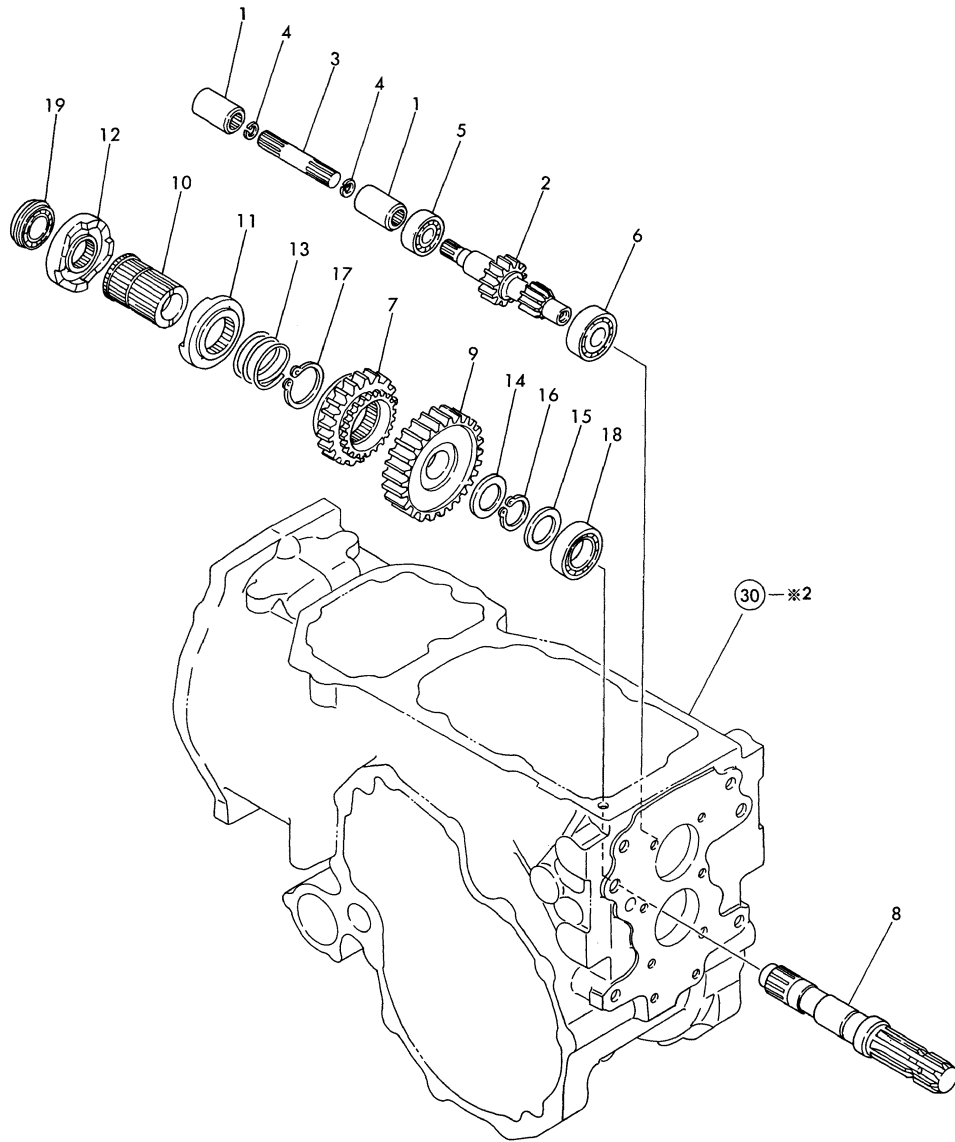


* MARK PARTS: NOT SOLD SEPARATELY.

No.	Lev.	Parts No.	Description	Q'ty						I	R
				(A)	(B)	(C)	(D)	(E)	(F)		
58	1	22217-080000	WASHER, SPRING 8	1	1						1
59	1	26716-080002	NUT, M8	1	1						1

Remarks
(1) SALES UNIT : 10

Fig.34. P.T.O. DRIVE SHAFT



* MARK PARTS: NOT SOLD SEPARATELY.

(A)=YM187
(B)=YM187D
(C)=

(D)=
(E)=
(F)=

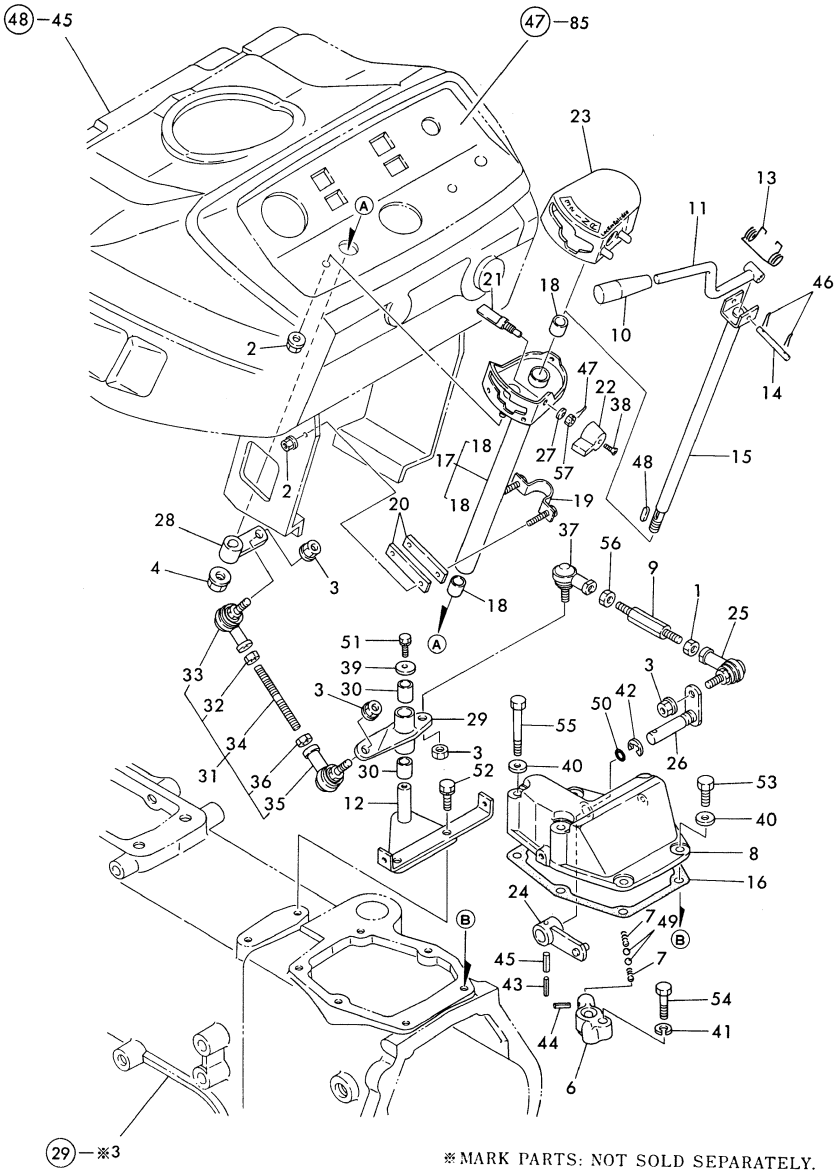
No.	Lev.	Parts No.	Description	Q'ty						I	R
				(A)	(B)	(C)	(D)	(E)	(F)		
1	1	194300-25100	COUPLING	2	2						
2	1	194505-26110	SHAFT, P.T.O. PINION	1	1						
3	1	194193-26120	SHAFT, CONNECTING	1	1						
4	1	22252-000150	RING, 15	2	2						1
5	1	24101-062034	BEARING, BALL 6203	1	1						
6	1	24101-063044	BEARING, BALL 6304	1	1						
7	1	194505-26320	GEAR, PTO SLIDE	1	1						
8	1	194197-26500	SHAFT, P.T.O.	1	1						
9	1	194505-26560	GEAR, P.T.O.	1	1						
10	1	194505-26670	COLLAR, SLIDER	1	1						
11	1	194505-26690	CAM (A), PTO CLUTCH	1	1						
12	1	194505-26700	CAM (B), PTO CLUTCH	1	1						
13	1	194197-26710	SPRING, 23	1	1						
14	1	194191-28350	WASHER, 30X45X2.5	1	1						
15	1	194310-37560	WASHER	1	1						
16	1	22242-000290	RING, 29	1	1						1
17	1	22292-000450	RING, S-45	1	1						1
18	1	24101-060064	BEARING, BALL 6006	1	1						
19	1	24121-060054	BEARING, BALL 6005NR	1	1						

Remarks

(1) SALES UNIT : 10

N:Old $\xrightarrow{\text{Yes}}$ New, Q:Old $\xrightarrow{\text{No}}$ New, R:Old $\xrightarrow{\text{Yes}}$ New, S:Old $\xrightarrow{\text{No}}$ New, W:Add, Z:Discontinued, F:Interchangeable by set, K:Q'ty Change

Fig.35. MAIN SHIFT



(A)=YM187
(B)=YM187D
(C)=

(D)=
(E)=
(F)=

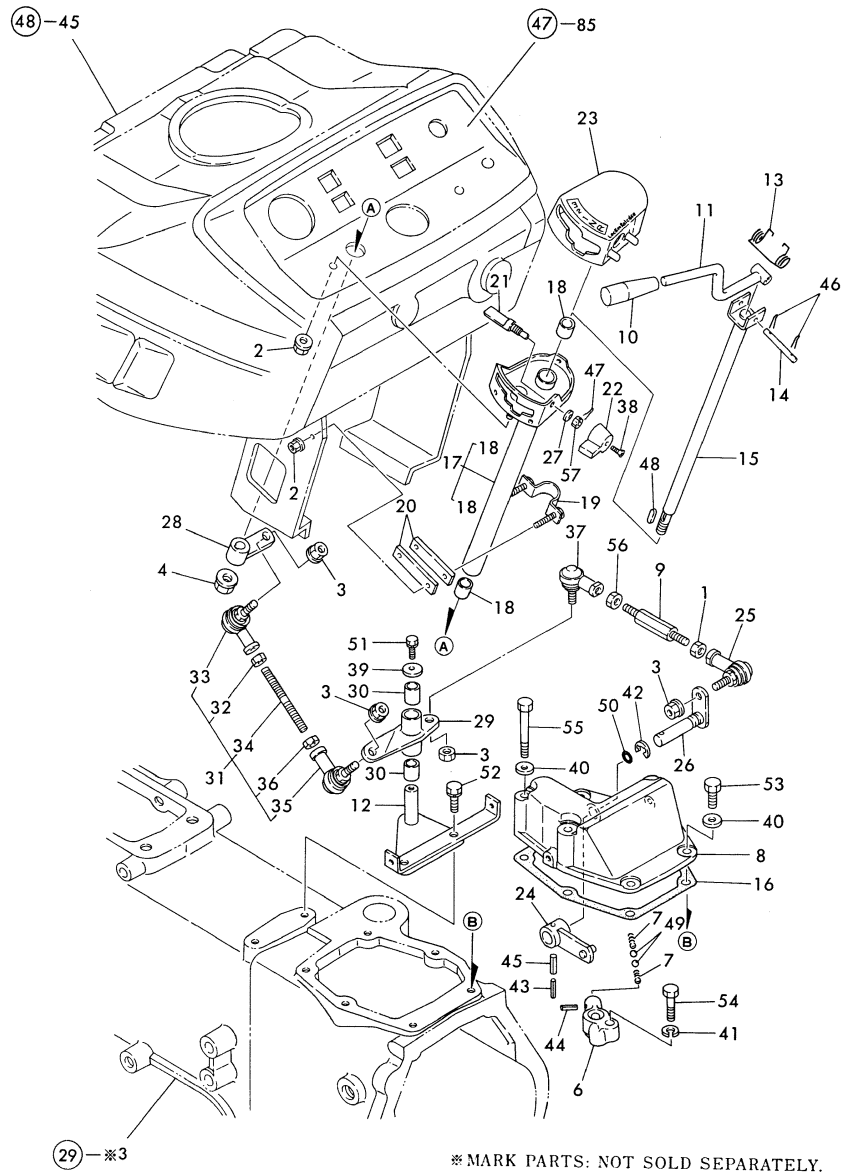
No.	Lev.	Parts No.	Description	Q'ty						I	R
				(A)	(B)	(C)	(D)	(E)	(F)		
1	1	194990-20170	NUT, M8	1	1						1
2	1	194990-22050	NUT, M8	1	1						1
3	1	194990-22050	NUT, M8	4	4						1
4	1	194990-22060	NUT W/WASHER 10	1	1						1
5	1	194990-22130	NUT, M6	2	2						1
6	1	194505-27110	CASE	1	1						
7	1	194505-27120	SPRING, 15.0	2	2						
8	1	194505-27130	COVER, SHIFT	1	1						
9	1	194490-27150	BOLT, ADJUST	1	1						
10	1	194305-27200	KNOB, MAIN SHIFT	1	1						
11	1	194305-27210-U	LEVER, MAIN SHIFT	1	1						
12	1	194505-27210	PLATE, HINGE	1	1						
13	1	194305-27240	SPRING	1	1						
14	1	194305-27250	PIN 5X 44	1	1						
15	1	194505-27260	SHAFT, MAIN SHIFT	1	1						
16	1	194197-27271	GASKET	1	1						
17	1	194505-27300-X	GUIDE ASY, LEVER	1	1						
18	2	194145-47160	BUSH 13X15X15	2	2						
19	1	194170-27310	CLAMP, LEVER GUIDE	1	1						
20	1	194170-27320	PLATE	2	2						
21	1	194305-27340	SHAFT, SAFETY LOCK	1	1						
22	1	194305-27351	LEVER, SAFETY LOCK	1	1						
23	1	194505-27350	COVER, LEVER GUIDE	1	1						
24	1	194505-27360-U	ARM (A) ,SHIFT	1	1						
25	1	194820-27370	END, ROD L	1	1						
26	1	194505-27410	ARM, SHIFT	1	1						
27	1	194305-27440	SPRING 6	1	1						
28	1	194505-27440	ARM, SHIFT	1	1						
29	1	194505-27450	HINGE, SHIFT	1	1						
30	2	194145-47160	BUSH 13X15X15	2	2						
31	1	194505-27500	ROD, LINK	1	1						
32	2	194990-20170	NUT, M8	1	1						
33	2	194820-27370	END, ROD L	1	1						
34	2	194505-27510	BOLT M 8	1	1						
35	2	172112-41980	BEARING, ROD-END	1	1						
36	2	26716-080002	NUT, M8	1	1						
37	1	172112-41980	BEARING, ROD-END	1	1						
38	1	194450-51700	SCREW, M3X10	1	1						
39	1	22157-060000	WASHER, 6	1	1						1
40	1	22190-080000	WASHER, SEAL 8	6	6						1
41	1	22217-080000	WASHER, SPRING 8	1	1						1
42	1	22272-000090	RING, E- 9	1	1						1
43	1	22351-030020	PIN, SPRING 3.0X20	1	1						1
44	1	22351-040016	PIN, SPRING 4.0X16	1	1						1
45	1	22351-050020	PIN, SPRING 5.0X20	1	1						1
46	1	22417-160180	PIN, COTTER 1.6X18	2	2						1
47	1	22417-160180	PIN, COTTER 1.6X18	1	1						1
48	1	22512-040120	KEY, 4X 12	1	1						1
49	1	24190-090001	BALL, STEEL 9/32	2	2						1
50	1	24311-000100	O-RING, 1AP10.0	1	1						1
51	1	26013-060122	BOLT, M6X 12	1	1						1

Remarks
(1) SALES UNIT : 10

Fig.35. MAIN SHIFT

(A)=YM187
(B)=YM187D
(C)=

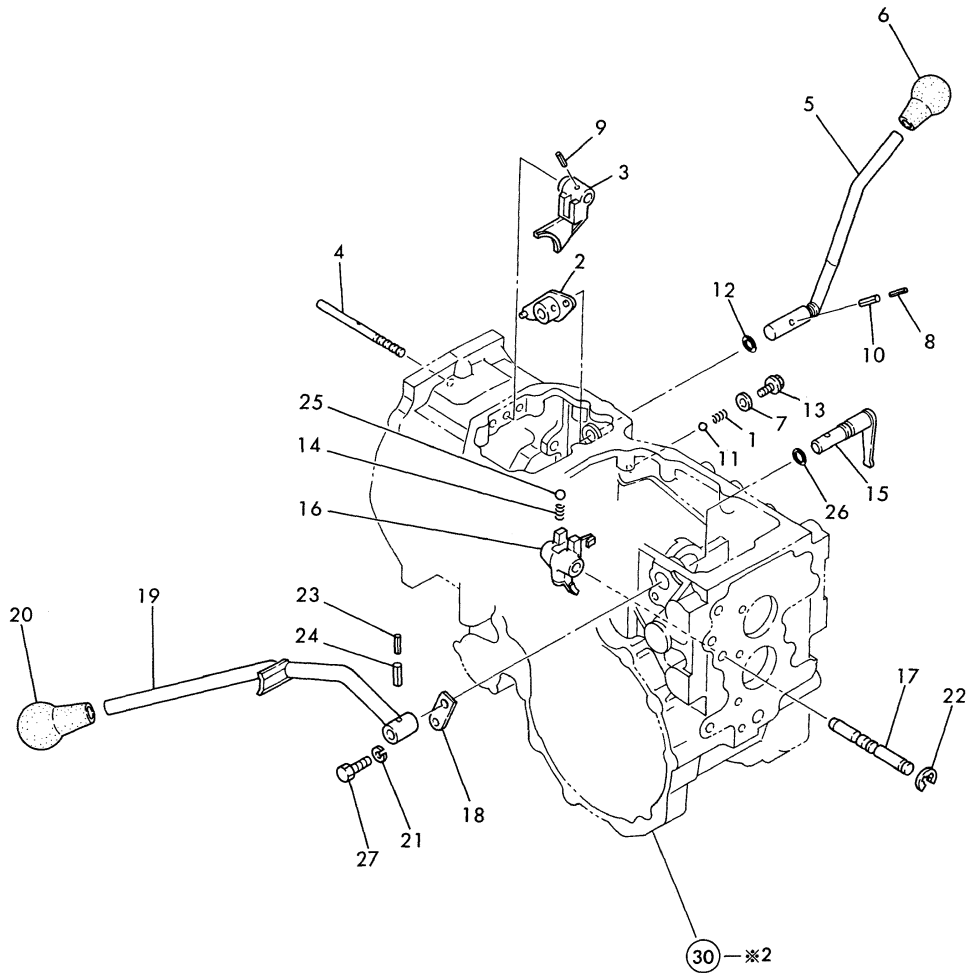
(D)=
(E)=
(F)=



No.	Lev.	Parts No.	Description	Q'ty						I	R
				(A)	(B)	(C)	(D)	(E)	(F)		
52	1	26013-080202	BOLT, M8X 20	2	2						1
53	1	26116-080202	BOLT, M8X 20 PLATED	3	3						1
54	1	26116-080302	BOLT, M8X 30 PLATED	1	1						1
55	1	26116-080602	BOLT, M8X 60 PLATED	3	3						1
56	1	26716-080002	NUT, M8	1	1						1
57	1	26817-060002	NUT, CASTLE M6	1	1						1

Remarks
(1) SALES UNIT : 10

Fig.36. RANGE SHIFT



(A)=YM187
(B)=YM187D
(C)=

(D)=
(E)=
(F)=

No.	Lev.	Parts No.	Description	Q'ty						I	R
				(A)	(B)	(C)	(D)	(E)	(F)		
1	1	194310-27180	SPRING, 22.2	1	1						
2	1	194197-27421	ARM, SHIFT	1	1						
3	1	194197-27431	FORK, SHIFT	1	1						
4	1	194197-27441	SHAFT, FORK	1	1						
5	1	194505-27480-X	LEVER,RANGE SHIFT	1	1						
6	1	194990-85561	KNOB, HIGH/LOW	1	1						
7	1	22190-100000	WASHER, SEAL 10	1	1						1
8	1	22351-035032	PIN, SPRING 3.5X32	1	1						1
9	1	22351-050025	PIN, SPRING 5.0X25	1	1						1
10	1	22351-060032	PIN, SPRING 6.0X32	1	1						1
11	1	24190-100001	BALL, STEEL 5/16	1	1						1
12	1	24311-000125	O-RING, 1AP12.5	1	1						1
13	1	26106-100142	BOLT, M10X 14 PLATED	1	1						1
14	1	194310-27180	SPRING, 22.2	1	1						
15	1	194197-27621	ARM, P.T.O. SHIFT	1	1						
16	1	194197-27630	FORK, PTO SHIFT	1	1						
17	1	194505-27640	SHAFT, FORK	1	1						
18	1	194197-27681	PLATE, KEEP	1	1						
19	1	194505-27810	LEVER, SHIFT	1	1						
20	1	194145-27960	KNOB	1	1						
21	1	22217-080000	WASHER, SPRING 8	1	1						1
22	1	22272-000100	RING, E-10	1	1						1
23	1	22351-035025	PIN, SPRING 3.5X25	1	1						1
24	1	22351-060025	PIN, SPRING 6.0X25	1	1						1
25	1	24190-100001	BALL, STEEL 5/16	1	1						1
26	1	24311-000160	O-RING, 1AP16.0	1	1						1
27	1	26116-080162	BOLT, M8X 16 PLATED	1	1						1

Remarks

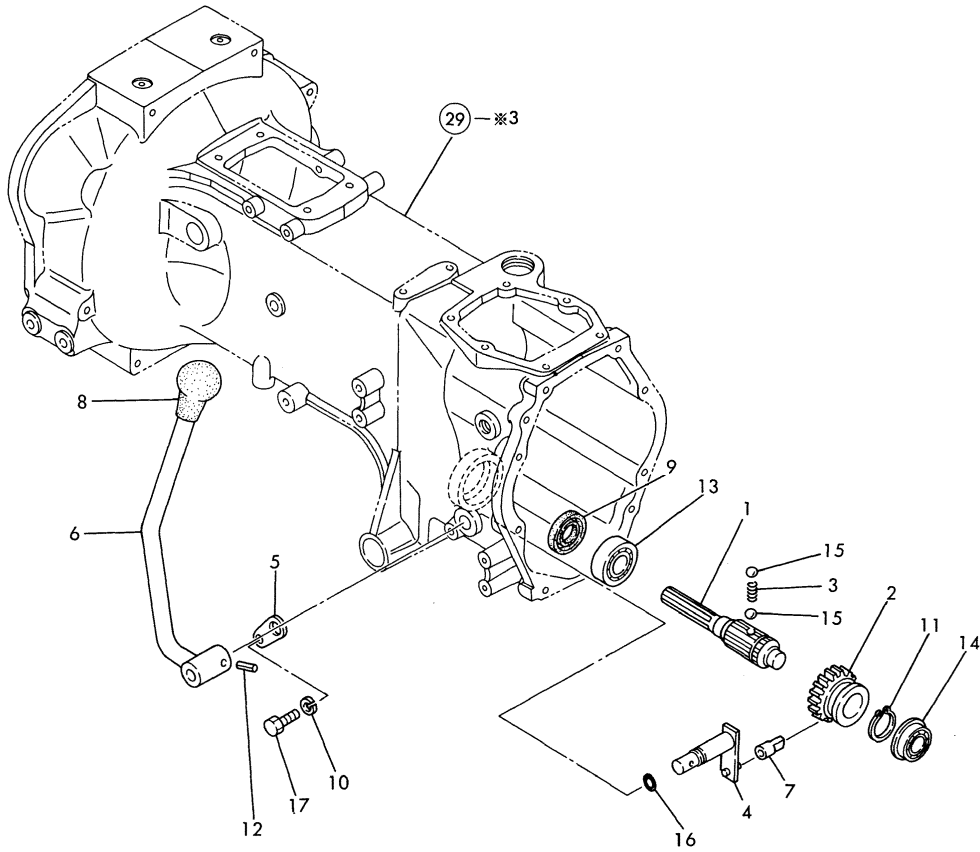
(1) SALES UNIT : 10

N:Old $\xrightarrow{\text{Yes}}$ New, Q:Old $\xrightarrow{\text{No}}$ New, R:Old $\xrightarrow{\text{Yes}}$ New, S:Old $\xrightarrow{\text{No}}$ New, W:Add, Z:Discontinued, F:Interchangeable by set, K:Q'ty Change

Fig.37. FRONT DRIVE

(A)=YM187
(B)=YM187D
(C)=

(D)=
(E)=
(F)=



No.	Lev.	Parts No.	Description	Q'ty						I	R
				(A)	(B)	(C)	(D)	(E)	(F)		
1	1	194506-28210	SHAFT, FRONT DRIVE		1						
2	1	194506-28220	PINION, FRONT DRIVE		1						
3	1	194311-28230	SPRING, 21.2		1						
4	1	194198-28310	ARM, SHIFT		1						
5	1	194506-28320-X	PLATE,KEEP		1						
6	1	194506-28330-X	LEVER,FRONT SHIFT		1						
7	1	194198-28451	BLOCK, SHIFT		1						
8	1	194191-28480	KNOB, SHIFT		1						
9	1	1E6250-36070	SEAL, OIL TC22X38X8		1						
10	1	22217-080000	WASHER, SPRING 8		1						1
11	1	22242-000290	RING, 29		1						1
12	1	22351-060025	PIN, SPRING 6.0X25		1						1
13	1	24101-060054	BEARING, BALL 6005		1						
14	1	24121-062034	BEARING, BALL 6203NR		1						
15	1	24190-080001	BALL, STEEL 1/4		2						1
16	1	24311-000125	O-RING, 1AP12.5		1						1
17	1	26116-080162	BOLT, M8X 16 PLATED		1						1

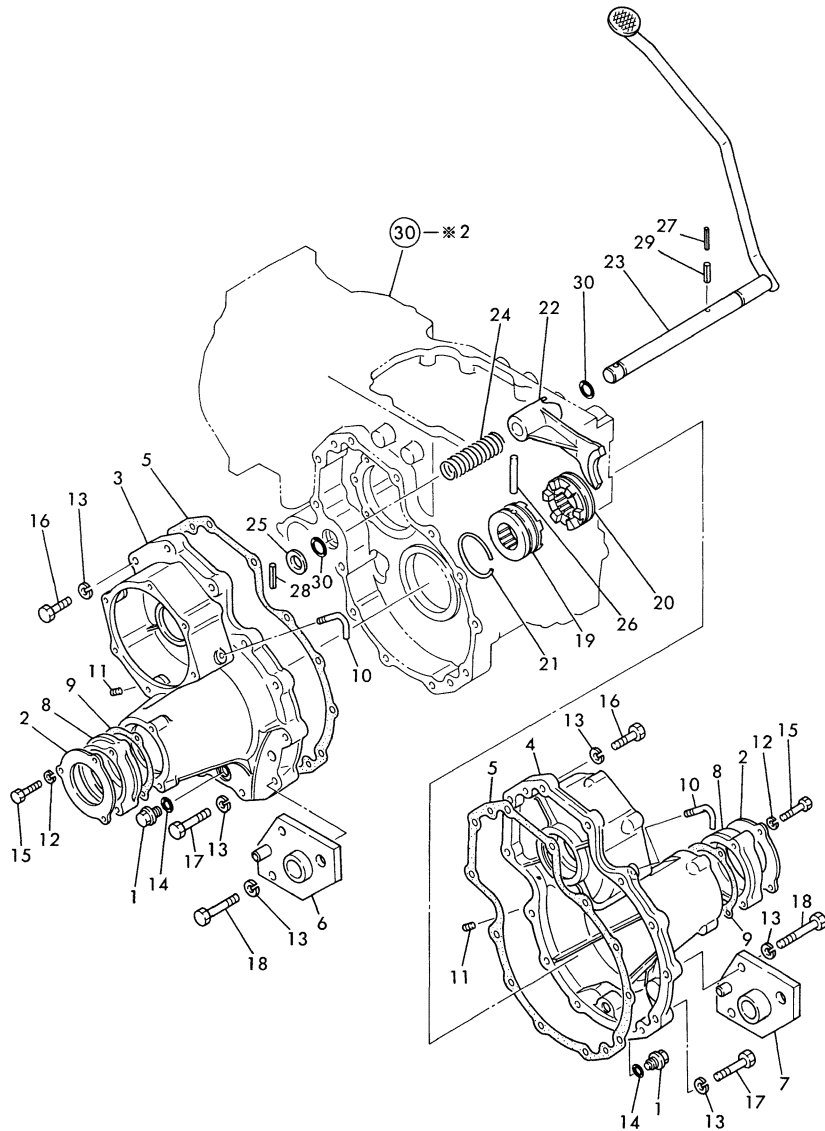
Remarks

(1) SALES UNIT : 10

Fig.38. REAR AXLE HOUSING

(A)=YM187
(B)=YM187D
(C)=

(D)=
(E)=
(F)=



* MARK PARTS: NOT SOLD SEPARATELY.

No.	Lev.	Parts No.	Description	Q'ty						I	R
				(A)	(B)	(C)	(D)	(E)	(F)		
1	1	194151-24770	PLUG 14, OIL	2	2						
2	1	194195-24930-X	COVER, SEAL CASE	2	2						
3	1	194197-32601-X	HOUSING, REAR AXLE	1	1						
4	1	194197-32611-X	HOUSING, REAR AXLE	1	1						
5	1	194197-32620	GASKET, REAR AXLE	2	2						
6	1	194197-32811-X	BRACKET, LINK	1	1						
7	1	194197-32821-X	BRACKET, LINK	1	1						
8	1	194197-34310-X	CASE, OIL SEAL	2	2						
9	1	194197-34340	GASKET	2	2						
10	1	194145-36651	BREATHER, AIR	2	2						
11	1	194151-36670	PLUG, PF02	2	2						
12	1	22217-080000	WASHER, SPRING 8	6	6						1
13	1	22217-100000	WASHER, SPRING 10	24	24						1
14	1	24311-000160	O-RING, 1AP16.0	2	2						1
15	1	26116-080402	BOLT, M8X 40 PLATED	6	6						1
16	1	26116-100352	BOLT, M10X 35 PLATED	16	16						1
17	1	26116-100502	BOLT, M10X 50 PLATED	4	4						1
18	1	26116-100602	BOLT, M10X 60 PLATED	4	4						1
19	1	194197-33100	SLIDER, DIFFERENTIAL	1	1						
20	1	194197-33110	SLIDER, DIFFERENTIAL	1	1						
21	1	194197-33120	RING, SNAP 58	1	1						
22	1	194197-33141	FORK, SHIFT	1	1						
23	1	194505-33150-X	PEDAL,DIFF. LOCK	1	1						
24	1	194300-33190	SPRING	1	1						
25	1	194300-33200	SPACER, 20X32X3.2	1	1						
26	1	22312-080560	PIN, PARALLEL M8X56	1	1						1
27	1	22351-050040	PIN, SPRING 5.0X40	1	1						1
28	1	22351-080032	PIN, SPRING 8.0X32	1	1						1
29	1	22351-080040	PIN, SPRING 8.0X40	1	1						1
30	1	24311-000160	O-RING, 1AP16.0	2	2						1

Remarks

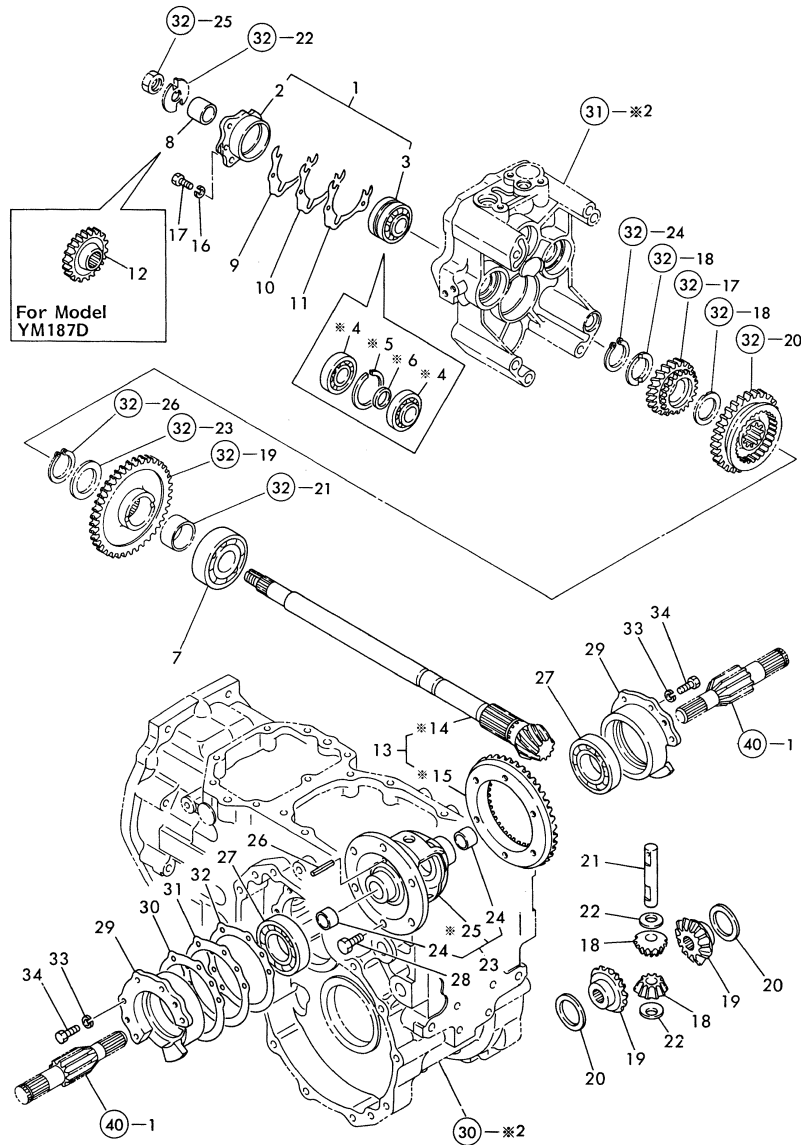
(1) SALES UNIT : 10

N:Old $\begin{matrix} \leftarrow \text{Yes} \\ \text{No} \end{matrix}$ New, Q:Old $\begin{matrix} \leftarrow \text{No} \\ \text{Yes} \end{matrix}$ New, R:Old $\begin{matrix} \leftarrow \text{Yes} \\ \text{No} \end{matrix}$ New, S:Old $\begin{matrix} \leftarrow \text{No} \\ \text{Yes} \end{matrix}$ New, W:Add, Z:Discontinued, F:Interchangeable by set, K:Q'ty Change

Fig.39. DIFFERENTIAL GEAR OF REAR AXLE

(A)=YM187
(B)=YM187D
(C)=

(D)=
(E)=
(F)=



* MARK PARTS: NOT SOLD SEPARATELY.

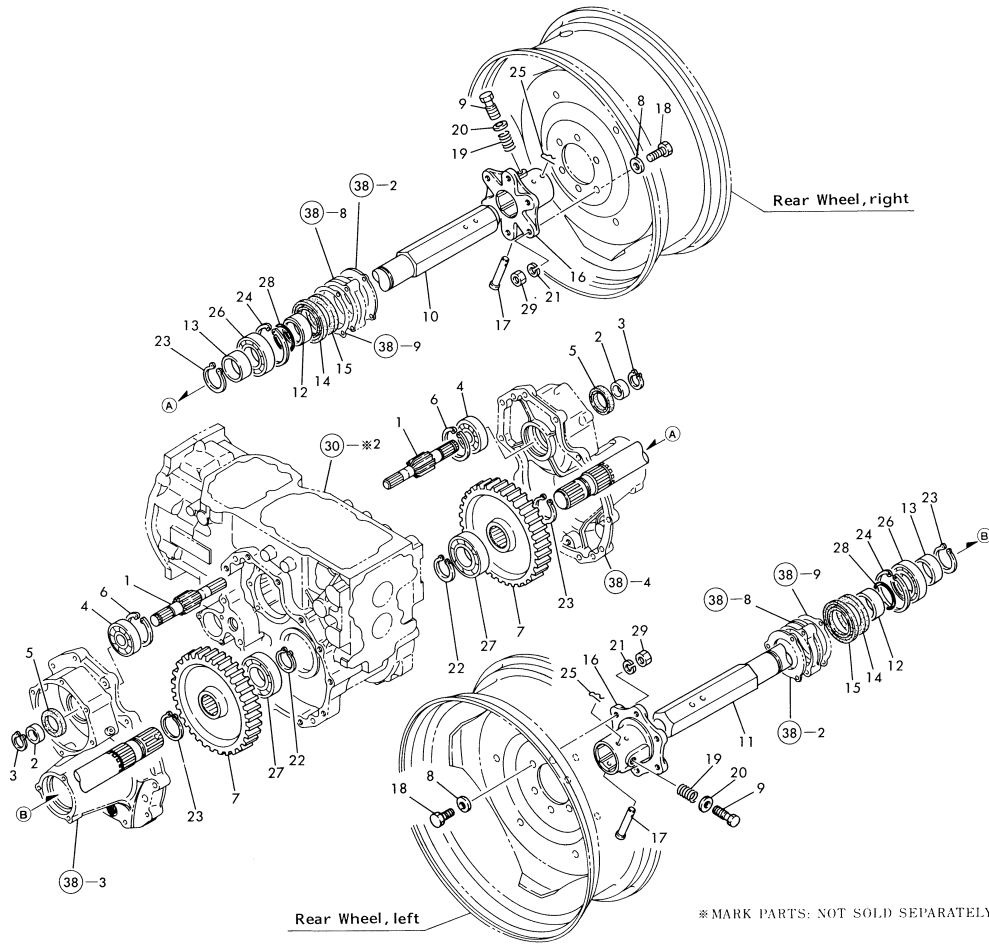
No.	Lev.	Parts No.	Description	Q'ty						I	R
				(A)	(B)	(C)	(D)	(E)	(F)		
1	1	794197-25600	BEARING SET, COUNTER	1	1						
2	2	194197-25950	RETAINER	1	1						
3	2	194197-25990	BEARING, 4T-30204DB	1	1						
7	1	194197-25810	BEARING, BALL TMB306	1	1						
8	1	194197-25850	COLLAR 20X27X18	1							
9	1	194197-25960	SHIM T=0.1	1	1						1
10	1	194197-25970	SHIM T=0.3	1	1						1
11	1	194197-25980	SHIM T=0.5	1	1						1
12	1	194506-28190	GEAR, FRONT DRIVE		1						
13	1	194505-31400	GEAR W/COUNTERSHAFT	1	1						
16	1	22217-080000	WASHER, SPRING 8	3	3						1
17	1	26116-080352	BOLT, M8X 35 PLATED	3	3						1
18	1	194740-10850	PINION, DIFFERENTIAL	2	2						
19	1	194197-31510	GEAR, DIFFERENTIAL	2	2						
20	1	194300-31610	WASHER, DIFFERENTIAL	2	2						
21	1	194197-31820	SHAFT, DIFFERENTIAL	1	1						
22	1	194420-31850	WASHER, DIFFERENTIAL	2	2						
23	1	194197-32100	HOUSING ASSY	1	1						
24	2	194300-31520	BUSH, 22X25X14	2	2						
26	1	22351-040032	PIN, SPRING 4.0X32	1	1						1
27	1	24101-062074	BEARING, BALL 6207	2	2						
28	1	26156-100182	BOLT, M10X 18 PLATED	6	6						1
29	1	194197-32300	CARRIER	2	2						
30	1	194197-32350	SHIM, T=0.1	1	1						1
31	1	194197-32360	SHIM, T=0.3	1	1						1
32	1	194197-32370	SHIM, T=0.5	1	1						1
33	1	22217-080000	WASHER, SPRING 8	10	10						1
34	1	26116-080252	BOLT, M8X 25 PLATED	10	10						1

Remarks
(1) SALES UNIT : 10

Fig.40. REAR AXLE SHAFT

(A)=YM187
(B)=YM187D
(C)=

(D)=
(E)=
(F)=



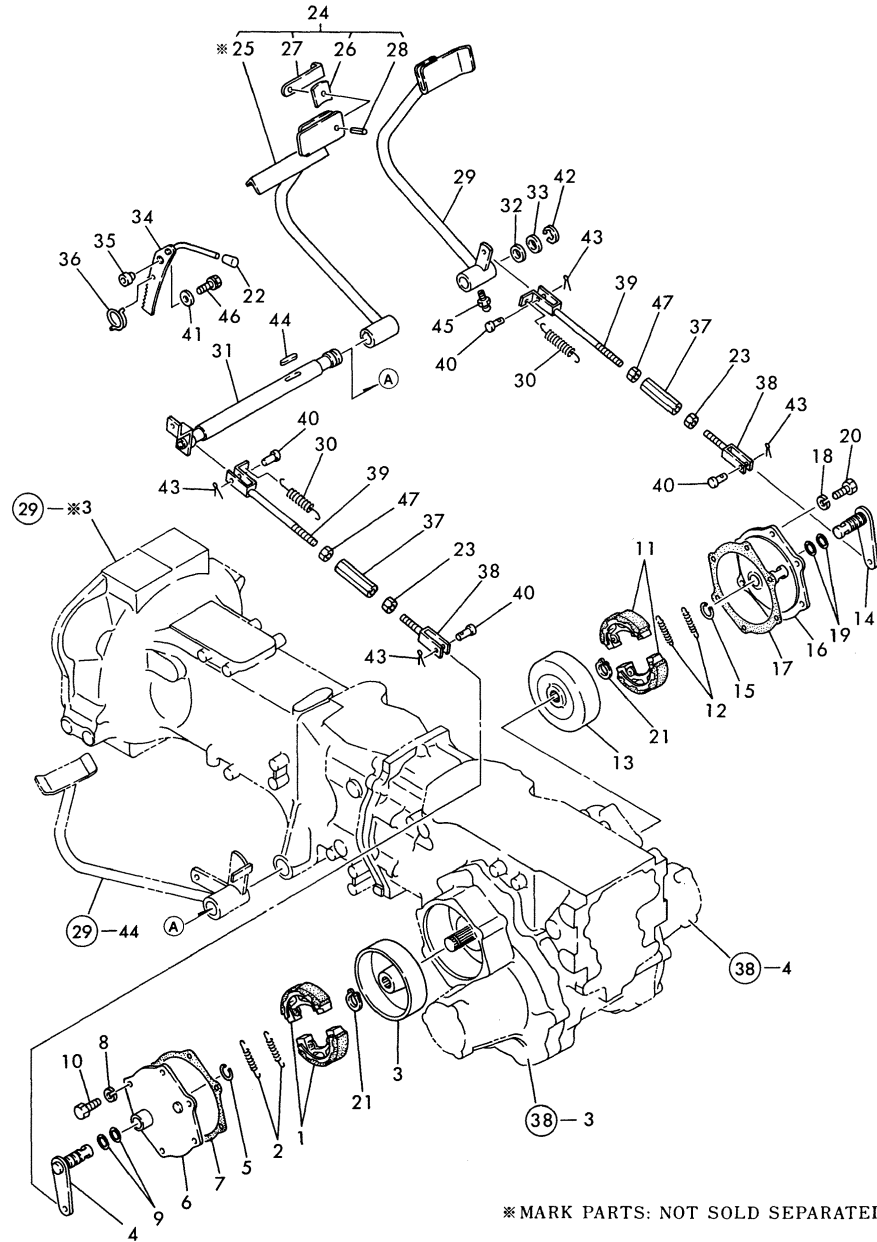
No.	Lev.	Parts No.	Description	Q'ty						I	R
				(A)	(B)	(C)	(D)	(E)	(F)		
1	1	194197-33400	PINION, FINAL	2	2						
2	1	194305-33430	SLEEVE, SI 25X35X15	2	2						
3	1	22242-000240	RING, 24	2	2						1
4	1	24101-063054	BEARING, BALL 6305	2	2						
5	1	194305-32650	SEAL, OIL TC35529	2	2						
6	1	22252-000620	RING, 62	2	2						1
7	1	194197-32520	GEAR, FINAL	2	2						
8	1	194274-13580	WASHER, SPRING 12	12	12						
9	1	1C6140-25210	BOLT, FLANGE	4	4						
10	1	194195-32510	SHAFT, REAR AXLE	1	1						
11	1	194195-32530	SHAFT, REAR AXLE	1	1						
12	1	194446-32550	COLLAR 45X58X24	2	2						
13	1	194440-32580	COLLAR, 45X55X20	2	2						
14	1	194446-32660	SEAL TC58 75 9, OIL	2	2						
15	1	194446-32670	SEAL, OIL VC58757	2	2						
16	1	194305-34720-Q	HUB, REAR WHEEL	2	2						
17	1	194200-34750	PIN, 10X78	2	2						
18	1	194446-34760	BOLT M12X 40	12	12						1
19	1	1A1040-36040	SPRING, FLANGE BOLT	4	4						
20	1	22117-160000	WASHER, 16	4	4						1
21	1	22217-120000	WASHER, SPRING 12	12	12						1
22	1	22242-000400	RING, 40	2	2						1
23	1	22242-000450	RING, 45	4	4						1
24	1	22252-000750	RING, 75	2	2						1
25	1	22360-100000	PIN, SNAP 10	2	2						1
26	1	24101-060094	BEARING, BALL 6009	2	2						
27	1	24101-062084	BEARING, BALL 6208	2	2						
28	1	24321-000450	O-RING, 1AG45.0	2	2						1
29	1	26736-120002	NUT, M12	12	12						1

Remarks
(1) SALES UNIT : 10

Fig.41. BRAKES

(A)=YM187
(B)=YM187D
(C)=

(D)=
(E)=
(F)=

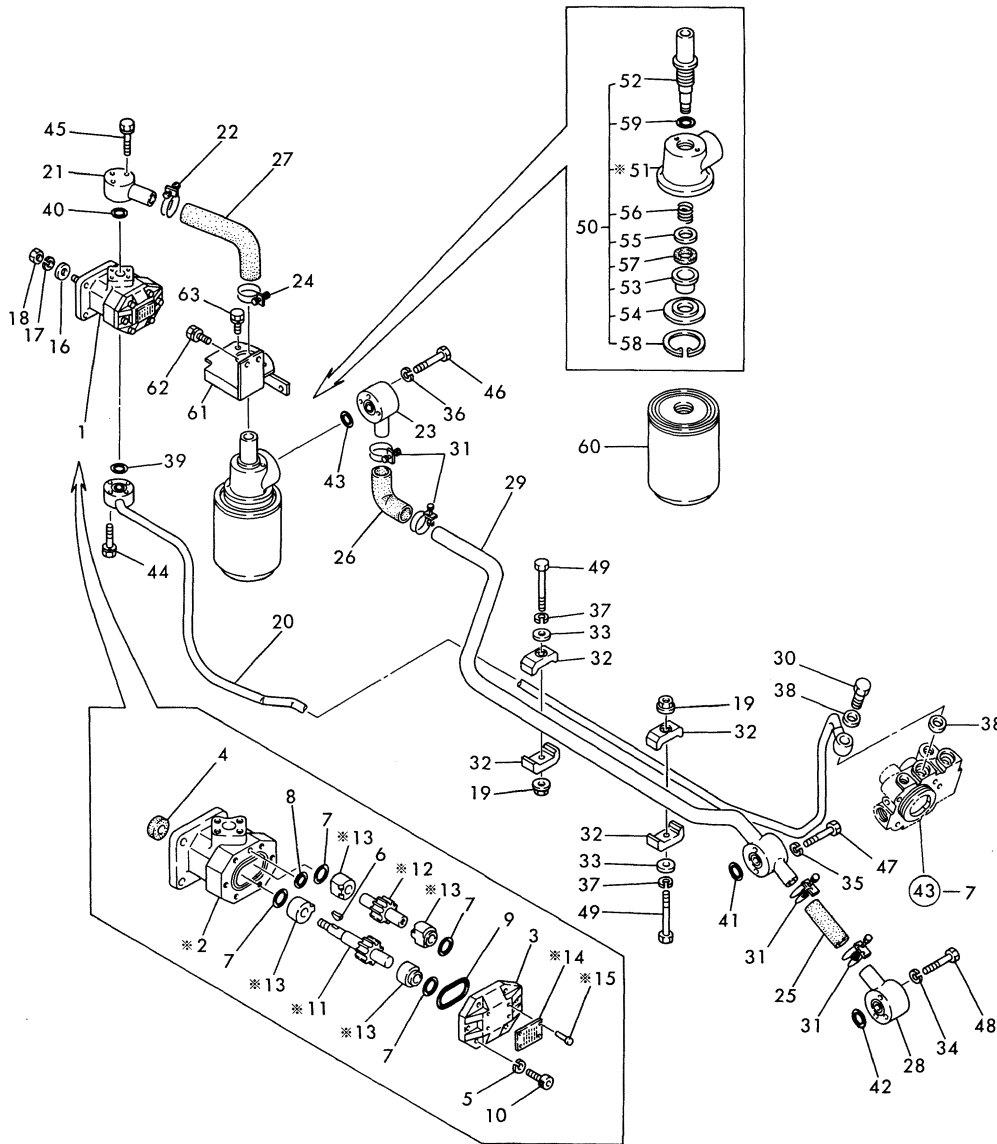


* MARK PARTS: NOT SOLD SEPARATELY.

No.	Lev.	Parts No.	Description	(A)	(B)	Qty						I	R
				(C)	(D)	(E)	(F)						
1	1	194300-36500	SHOE, BRAKE	2	2								
2	1	194200-36551	SPRING, SHOE	2	2								
3	1	194197-36570	DRUM, BRAKE	1	1								
4	1	194197-36700-X	CAMSHAFT, BRAKE	1	1								
5	1	194200-36790	RING, SHAFT	1	1								1
6	1	194197-36800-X	COVER, BRAKE CASE	1	1								
7	1	194197-36850	GASKET, BRAKE CASE	1	1								
8	1	22217-080000	WASHER, SPRING 8	6	6								1
9	1	24341-000160	O-RING, 1AS16.0	2	2								1
10	1	26116-080202	BOLT, M8X 20 PLATED	6	6								1
11	1	194300-36500	SHOE, BRAKE	2	2								
12	1	194200-36551	SPRING, SHOE	2	2								
13	1	194197-36570	DRUM, BRAKE	1	1								
14	1	194197-36750-X	CAMSHAFT, BRAKE	1	1								
15	1	194200-36790	RING, SHAFT	1	1								
16	1	194197-36800-X	COVER, BRAKE CASE	1	1								
17	1	194197-36850	GASKET, BRAKE CASE	1	1								
18	1	22217-080000	WASHER, SPRING 8	6	6								1
19	1	24341-000160	O-RING, 1AS16.0	2	2								1
20	1	26116-080202	BOLT, M8X 20 PLATED	6	6								1
21	1	22242-000240	RING, 24	2	2								1
22	1	194150-01190	KNOB, LEVER	1	1								
23	1	194150-22420	NUT M10 (LH SCREW)	2	2								
24	1	194197-37420-X	PEDAL, BRAKE	1	1								
26	2	194150-37530	SPACER	1	1								
27	2	194145-37540-R	CONNECTOR	1	1								
28	2	22351-080018	PIN, SPRING 8.0X18	1	1								1
29	1	194197-37470-X	PEDAL, BRAKE	1	1								
30	1	194420-37510	SPRING, RETURN	2	2								
31	1	194197-37550-X	SHAFT, BRAKE PEDAL	1	1								
34	1	194197-37660	LEVER, BRAKE LOCK	1	1								
35	1	194440-37670	COLLAR 11X25X14.5	1	1								
36	1	194110-37691	SPRING	1	1								
37	1	194151-37730-U	TURNBUCKLE, M10X90	2	2								
38	1	194130-37740-U	ROD (LH SCREW)	2	2								
39	1	194151-37771-U	ROD (RH SCREW)	2	2								
40	1	194080-37781	PIN, 8X25	4	4								1
41	1	22157-100000	WASHER, 10	1	1								1
42	1	22272-000190	RING, E-19	1	1								1
43	1	22417-200300	PIN, COTTER 2.0X30	4	4								1
44	1	22512-070400	KEY, 7X 40	1	1								1
45	1	24761-010000	NIPPLE, GREASE M6F	1	1								1
46	1	26013-100302	BOLT, M10X 30	1	1								1
47	1	26716-100002	NUT, M10	2	2								1

Remarks
(1) SALES UNIT : 10

Fig.42. HYDRAULIC PIPES



(A)=YM187
(B)=YM187D
(C)=

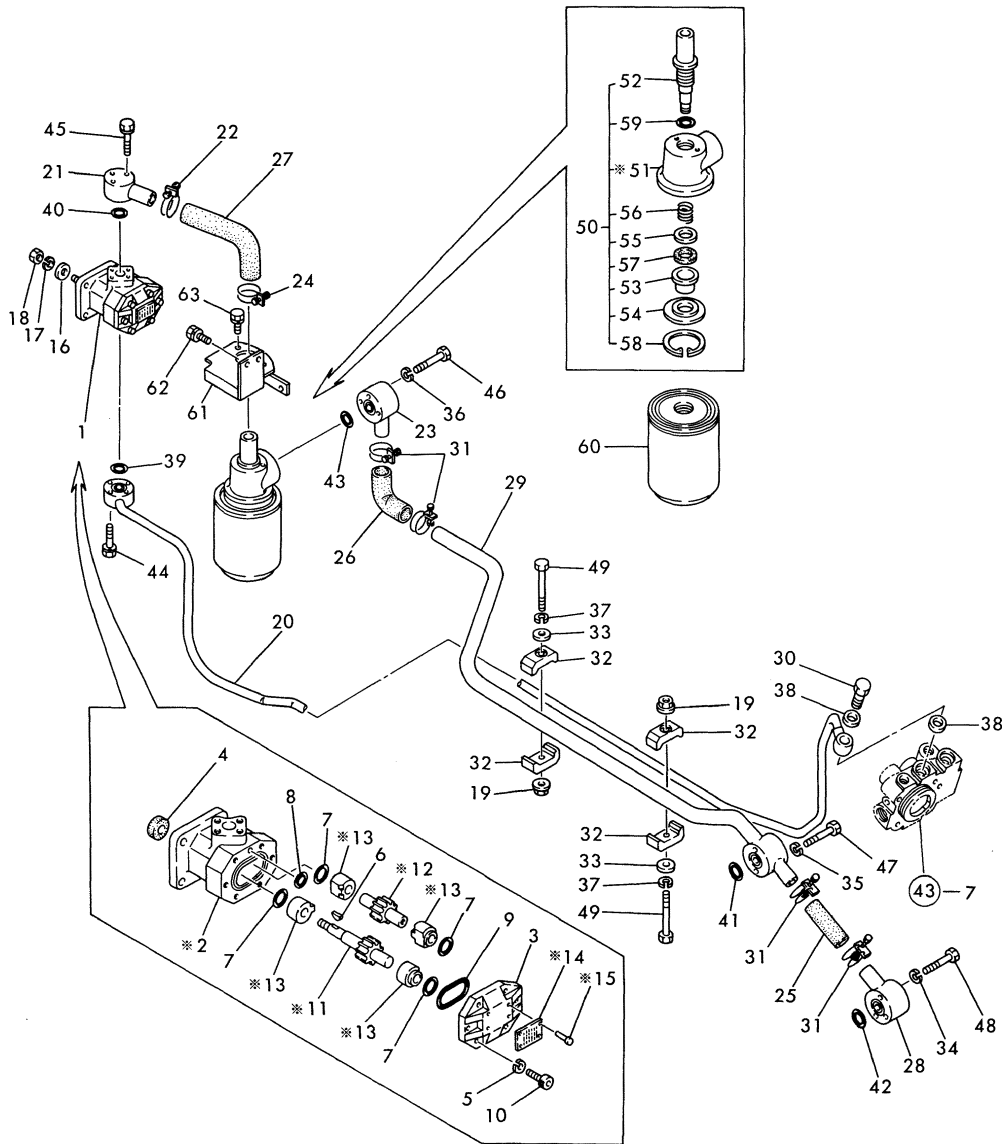
(D)=
(E)=
(F)=

No.	Lev.	Parts No.	Description	Qty						I	R
				(A)	(B)	(C)	(D)	(E)	(F)		
1	1	194130-41120-X	PUMP ASSY, HYDRAULIC	1	1						
3	2	194320-41150-X	FLANGE, PUMP	1	1						
4	2	194320-41160	SEAL TC14 25 7, OIL	1	1						
5	2	22217-080000	WASHER, SPRING 8	6	6						1
6	2	22522-030130	KEY, WOODRUFF 3X13	1	1						1
7	2	24315-000200	O-RING, 1BP20.0	4	4						1
8	2	24341-000100	O-RING, 1AS10.0	1	1						1
9	2	24341-000480	O-RING, 1AS48.0	1	1						1
10	2	26450-080252	BOLT, M8X 25	6	6						1
16	1	194100-41670	WASHER 8.5X18X2	1	1						
17	1	22217-080000	WASHER, SPRING 8	1	1						1
18	1	26716-080002	NUT, M8	1	1						1
19	1	194990-22140	NUT, M8	2	2						1
20	1	194195-48111-X	PIPE, HIGH-PRESSURE	1	1						
21	1	194440-48210-X	PIPE, LOW PRESSURE	1	1						
22	1	194464-48210	CLAMP 32	1	1						
23	1	194195-48220-X	PIPE, LOW PRESSURE	1	1						
24	1	194464-48220	CLAMP 37	1	1						
25	1	194150-48230	HOSE, RUBBER	1	1						
26	1	194440-48230	HOSE, LOW PRESURE	1	1						
27	1	194446-48230	RUBBER PIPE	1	1						
28	1	194505-48230-X	PIPE (D),LOW-PRESS.	1	1						
29	1	194505-48240-X	PIPE (C),LOW-PRESS.	1	1						
30	1	194130-48650	BOLT, JOINT M12	1	1						
31	1	194151-48710	CLAMP 30	4	4						
32	1	194275-48810	CLAMP, PIPE	4	4						
33	1	22137-080000	WASHER, 8	2	2						1
34	1	22217-060000	WASHER, SPRING 6	3	3						1
35	1	22217-060000	WASHER, SPRING 6	2	2						1
36	1	22217-060000	WASHER, SPRING 6	3	3						1
37	1	22217-080000	WASHER, SPRING 8	2	2						1
38	1	23414-180023	GASKET, 18X1.0	2	2						1
39	1	24311-000200	O-RING, 1AP20.0	1	1						1
40	1	24311-000200	O-RING, 1AP20.0	1	1						1
41	1	24311-000200	O-RING, 1AP20.0	1	1						1
42	1	24311-000200	O-RING, 1AP20.0	1	1						1
43	1	24311-000220	O-RING, 1AP22.0	1	1						1
44	1	26013-060352	BOLT, M6X 35	4	4						1
45	1	26013-060402	BOLT, M6X 40	3	3						1
46	1	26116-060502	BOLT, M6X 50 PLATED	3	3						1
47	1	26116-060502	BOLT, M6X 50 PLATED	2	2						1
48	1	26116-060502	BOLT, M6X 50 PLATED	3	3						1
49	1	26116-080602	BOLT, M8X 60 PLATED	2	2						1
50	1	194464-48300	COVER ASSY, FILTER	1	1						
52	2	194464-48331	BOLT, FILTER	1	1						
53	2	194464-48341	COLLAR, SEAL	1	1						
54	2	194464-48351	SPACER 56	1	1						
55	2	194464-48361	WASHER 21.5X35X1.6	1	1						
56	2	194464-48370	SPRING, FILTER	1	1						
57	2	194464-48390	GASKET	1	1						
58	2	22252-000600	RING, 60	1	1						1

* MARK PARTS: NOT SOLD SEPARATELY.

Remarks
(1) SALES UNIT : 10

Fig.42. HYDRAULIC PIPES



*MARK PARTS: NOT SOLD SEPARATELY.

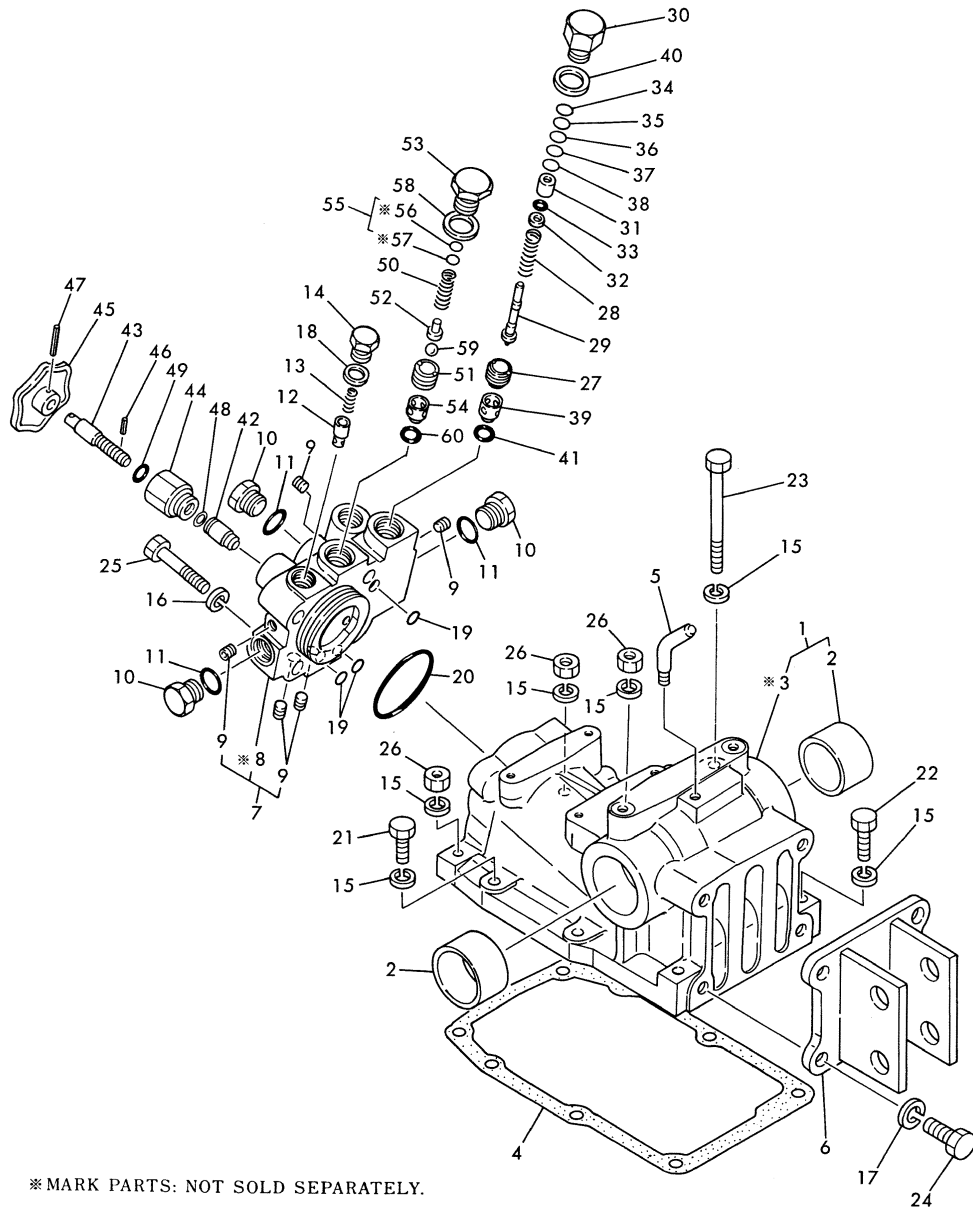
(A)=YM187
(B)=YM187D
(C)=

(D)=
(E)=
(F)=

No.	Lev.	Parts No.	Description	Q'ty						I	R
				(A)	(B)	(C)	(D)	(E)	(F)		
59	2	24311-000280	O-RING, 1AP28.0	1	1						1
60	1	194464-48310	FILTER, HYDRAULIC	1	1						
61	1	194195-48380-X	BRACKET, STRAINER	1	1						
62	1	26013-080162	BOLT, M8X 16	2	2						1
63	1	26013-060202	BOLT, M6X 20	2	2						1

Remarks
(1) SALES UNIT : 10

Fig.43. HYDRAULIC CYLINDER & LIFT



* MARK PARTS: NOT SOLD SEPARATELY.

(A)=YM187
(B)=YM187D
(C)=

(D)=
(E)=
(F)=

No.	Lev.	Parts No.	Description	Q'ty						I	R
				(A)	(B)	(C)	(D)	(E)	(F)		
1	1	194195-42100-X	HOUSING, HYDRAULIC	1	1						
2	2	194300-24130	BUSH 45X50X30	2	2						
4	1	194197-42150	GASKET, HOUSING	1	1						
5	1	194205-42280	PIPE, AIR BREATHER	1	1						
6	1	194195-42810-X	HINGE, TOP LINK	1	1						
7	1	194195-43200-X	HEAD ASSY, CYLINDER	1	1						
9	2	23871-010000	PLUG, R01	5	5						
10	1	194464-45920	PLUG, 3/4-16UNF	3	3						
11	1	194464-45930	O-RING, 8-1	3	3						
12	1	194310-46350	POPPET, CHECK	1	1						
13	1	194310-46380	SPRING	1	1						
14	1	194310-46730	PLUG, 14	1	1						
15	1	22217-100000	WASHER, SPRING 10	8	8						
16	1	22217-120000	WASHER, SPRING 12	4	4						
17	1	22217-120000	WASHER, SPRING 12	4	4						
18	1	23414-140018	GASKET, 14X1.0	1	1						
19	1	24315-000110	O-RING, 1BP11.0	3	3						
20	1	24325-000600	O-RING, 1BG60.0	1	1						
21	1	26116-100302	BOLT, M10X 30 PLATED	2	2						
22	1	26116-100452	BOLT, M10X 45 PLATED	2	2						
23	1	26116-101202	BOLT, M10X120 PLATED	1	1						
24	1	26116-120302	BOLT, M12X 30 PLATED	4	4						
25	1	26116-120502	BOLT, M12X 50 PLATED	4	4						
26	1	26716-100002	NUT, M10	3	3						
27	1	194275-45340	SCREW, VALVE SEAT	1	1						
28	1	194170-45610	SPRING, RELIEF VALVE	1	1						
29	1	194195-45620	POPPET	1	1						
30	1	194195-45630	PLUG, RELIEF VALVE	1	1						
31	1	194195-45640	SEAT, 6.6X13X12.5	1	1						
32	1	194195-45650	WASHER, 6.6X13X3,2	1	1						
33	1	194195-45660	O-RING 6X1.8	1	1						
34	1	194170-45700	SHIM, T=0.1	1	1						1
35	1	194170-45710	SHIM, T=0.2	1	1						1
36	1	194170-45720	SHIM, T=0.3	1	1						1
37	1	194170-45730	SHIM, T=0.5	1	1						1
38	1	194170-45740	SHIM, T=1.0	1	1						1
39	1	194195-46260	SEAT, RELIEF VALVE	1	1						
40	1	23414-200026	GASKET, 20X1.0	1	1						
41	1	24311-000120	O-RING, 1AP12.0	1	1						
42	1	194550-46300	VALVE, STOP	1	1						
43	1	194363-46620	BOLT, STOP	1	1						
44	1	194312-46630-X	HOLDER, VALVE	1	1						
45	1	194151-46640-X	KNOB	1	1						
46	1	22351-040012	PIN, SPRING 4.0X12	1	1						
47	1	22351-040022	PIN, SPRING 4.0X22	1	1						
48	1	24311-000090	O-RING, 1AP9.0	1	1						
49	1	24311-000120	O-RING, 1AP12.0	1	1						
50	1	194150-45320	SPRING, RELIEF VALVE	1	1						
51	1	194150-45340	SCREW, VALVE	1	1						
52	1	194150-45361	HOLDER, VALVE	1	1						
53	1	194151-45370	PLUG, RELIEF VALVE	1	1						

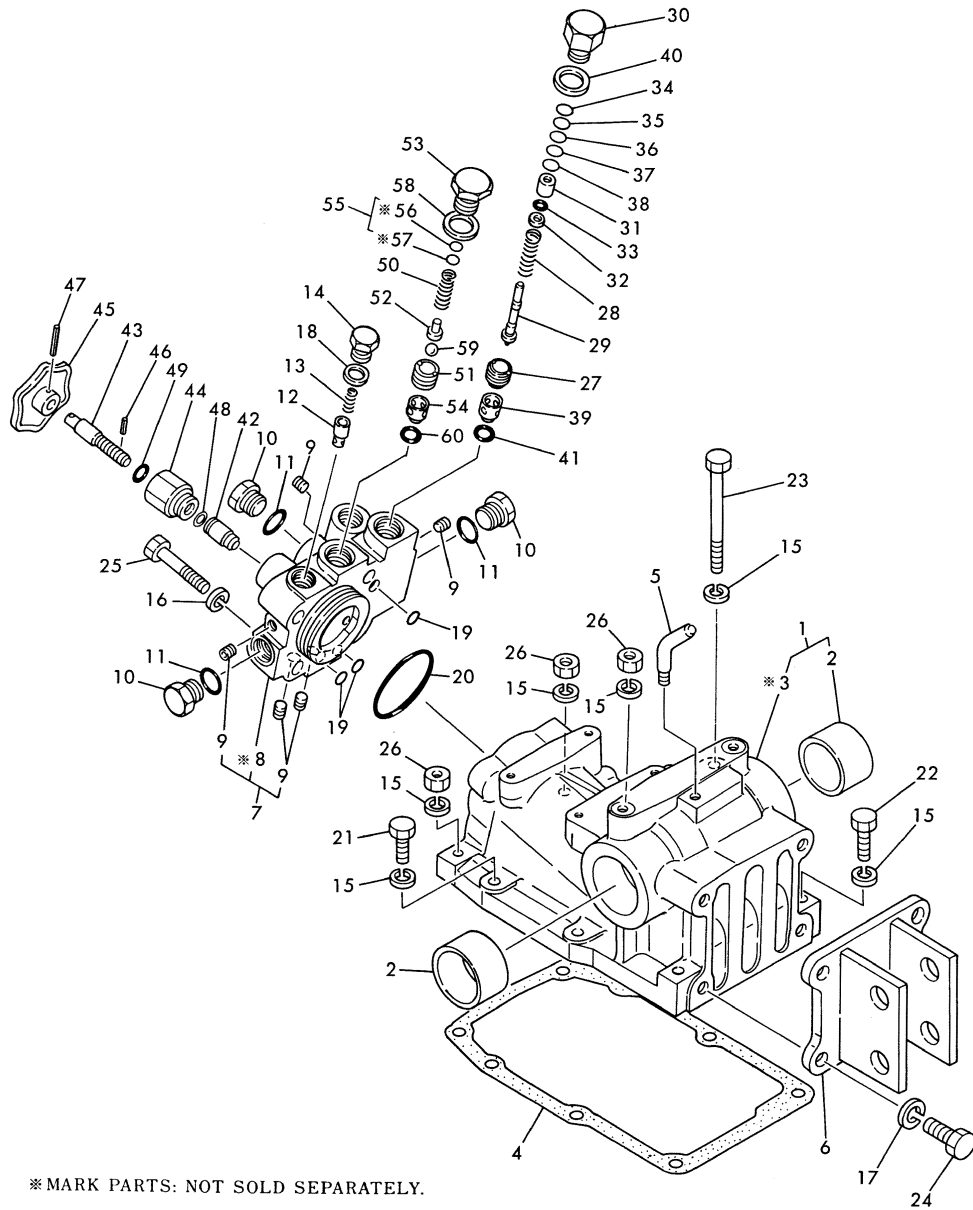
Remarks

(1) SALES UNIT : 10

Fig.43. HYDRAULIC CYLINDER & LIFT

(A)=YM187
(B)=YM187D
(C)=

(D)=
(E)=
(F)=



No.	Lev.	Parts No.	Description	Q'ty						I	R
				(A)	(B)	(C)	(D)	(E)	(F)		
54	1	194151-46261-X	SEAT, VALVE	1	1						
55	1	110250-53150	PLATE ASSY, ADJUST	1	1						1
58	1	23414-200026	GASKET, 20X1.0	1	1						1
59	1	24190-080003	BALL, STEEL 1/4	1	1						1
60	1	24311-000120	O-RING, 1AP12.0	1	1						1

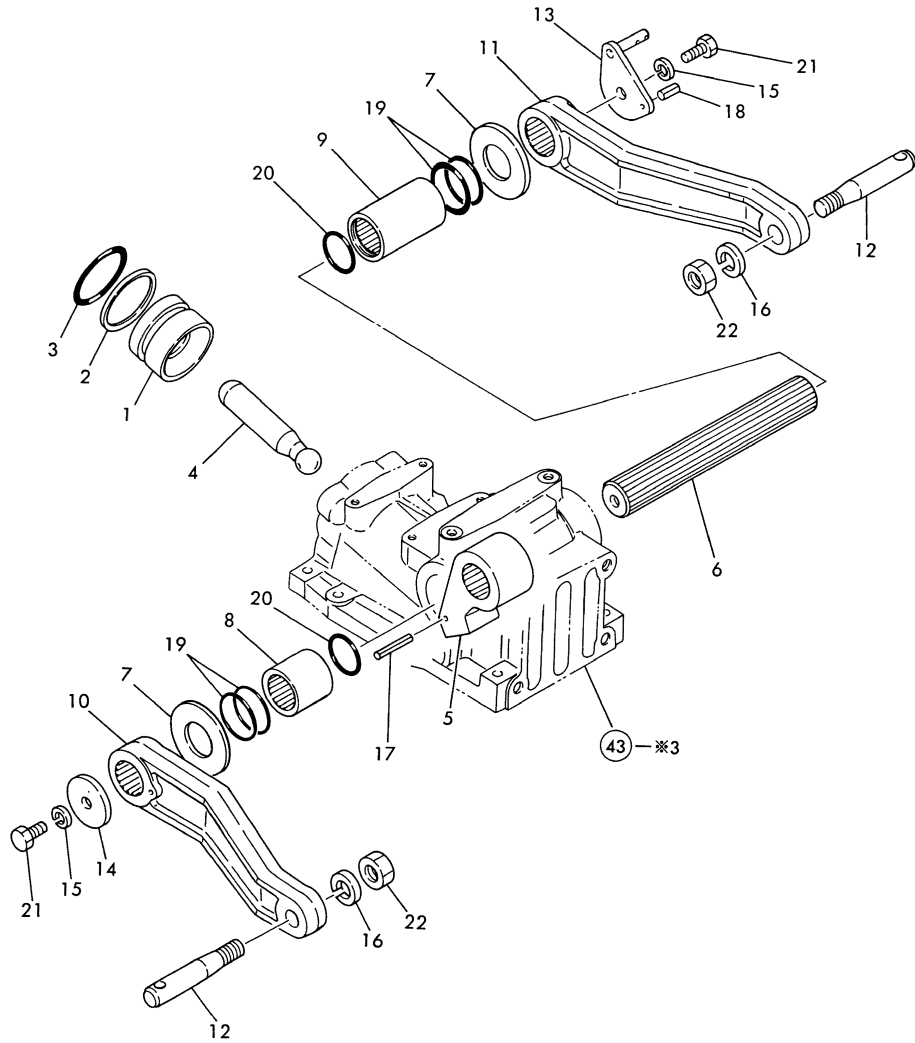
* MARK PARTS: NOT SOLD SEPARATELY.

Remarks
(1) SALES UNIT : 10

Fig.44. HYDRAULIC PISTON

(A)=YM187
(B)=YM187D
(C)=

(D)=
(E)=
(F)=



* MARK PARTS: NOT SOLD SEPARATELY.

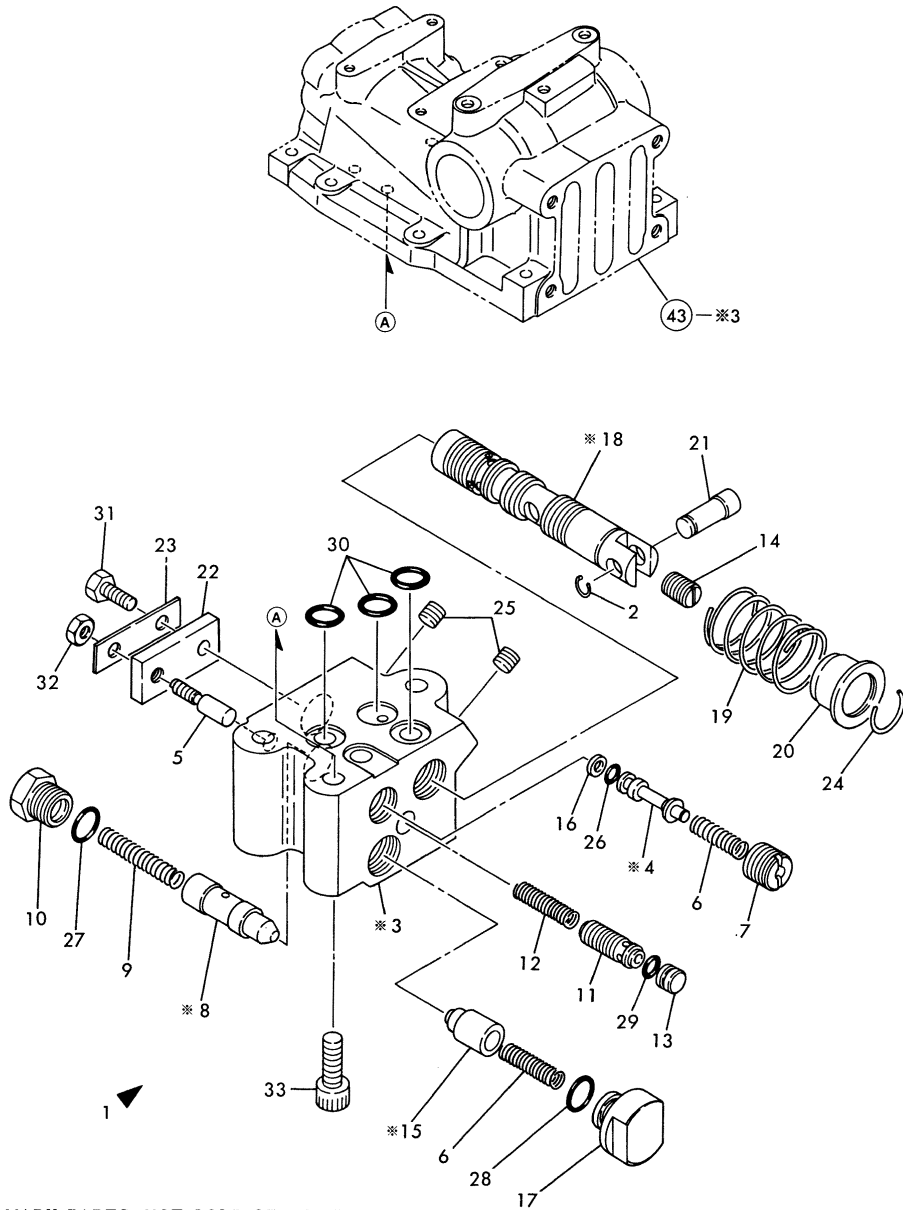
No.	Lev.	Parts No.	Description	Q'ty						I	R
				(A)	(B)	(C)	(D)	(E)	(F)		
1	1	194193-43310	PISTON, HYDRAULIC	1	1						
2	1	194150-43350	RING, BACK UP P55	1	1						
3	1	24311-000550	O-RING, 1AP55.0	1	1						1
4	1	194197-43410	ROD, PISTON	1	1						
5	1	194440-44111	CRANK, LIFT	1	1						
6	1	194195-44210	SHAFT, LIFT	1	1						
7	1	194195-44230-X	WASHER 35X73X3	2	2						
8	1	194195-44250	SLEEVE, LIFT SHAFT L	1	1						
9	1	194195-44260	SLEEVE, LIFT SHAFT R	1	1						
10	1	194195-44410-X	ARM, LIFT	1	1						
11	1	194195-44420-X	ARM, LIFT	1	1						
12	1	194130-44480	PIN, LIFT ARM	2	2						
13	1	194193-44510-X	ARM, FEED BACK	1	1						
14	1	194197-44610-X	WASHER 10X50X6	1	1						
15	1	22217-100000	WASHER, SPRING 10	2	2						1
16	1	22217-160000	WASHER, SPRING 16	2	2						1
17	1	22351-050040	PIN, SPRING 5.0X40	1	1						1
18	1	22351-060016	PIN, SPRING 6.0X16	1	1						1
19	1	24321-000450	O-RING, 1AG45.0	4	4						1
20	1	24341-000360	O-RING, 1AS36.0	2	2						1
21	1	26116-100202	BOLT, M10X 20 PLATED	2	2						1
22	1	26736-160002	NUT, M16	2	2						1

Remarks
(1) SALES UNIT : 10

Fig.45. HYDRAULIC CONTROL VALVE

(A)=YM187
(B)=YM187D
(C)=

(D)=
(E)=
(F)=



※ MARK PARTS: NOT SOLD SEPARATELY.

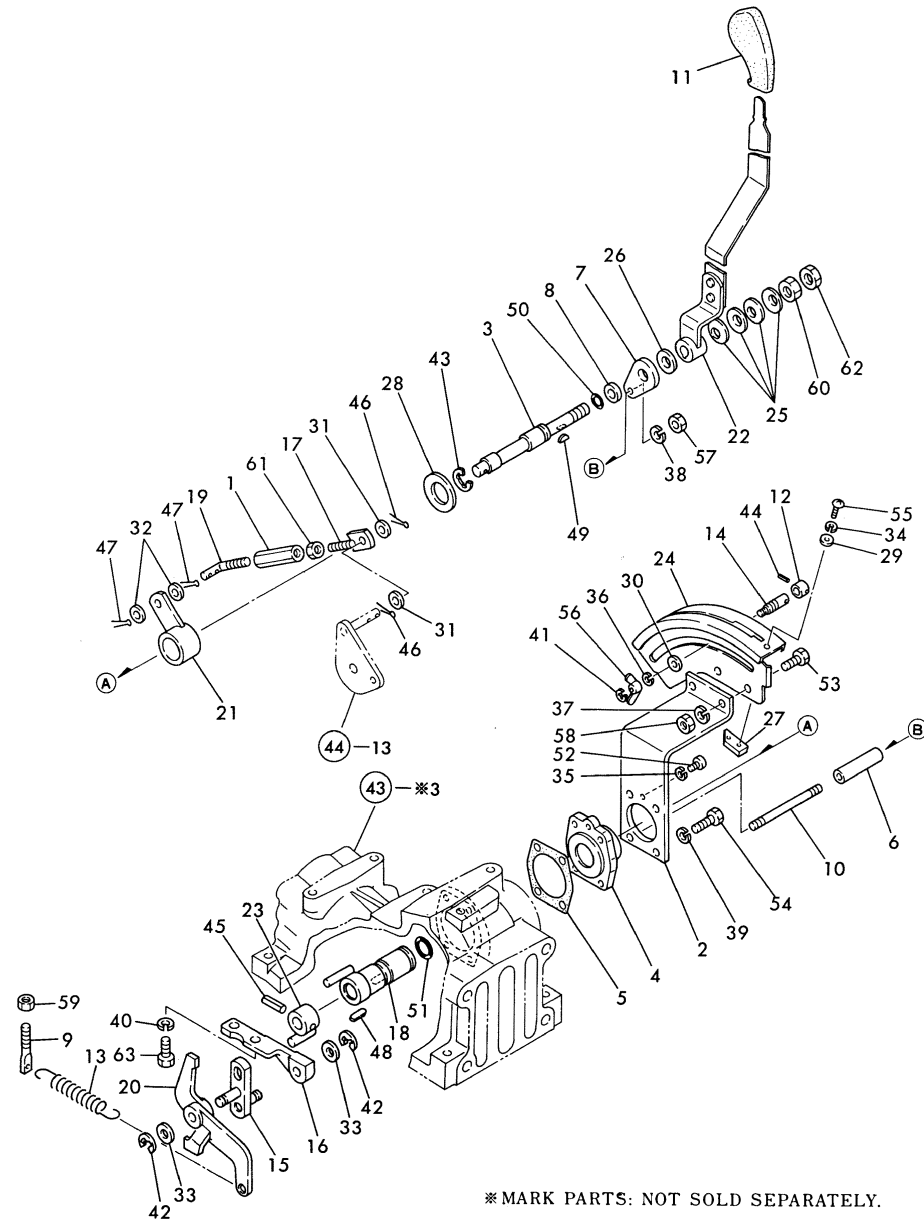
No.	Lev.	Parts No.	Description	Q'ty						I	R
				(A)	(B)	(C)	(D)	(E)	(F)		
1	1	194193-45100	VALVE ASSY, CONTROL	1	1						
2	2	177088-06160	CIRCLIP	1	1						
5	2	194170-45220	BAR, PUSH	1	1						
6	2	194170-45230	SPRING	2	2						1
7	2	194170-45250	HOLDER, M.CHECK	1	1						
9	2	194170-45321	SPRING	1	1						1
10	2	194170-45330	PLUG	1	1						
11	2	194170-45350	SPOOL	1	1						
12	2	194170-45360	SPRING	1	1						1
13	2	194170-45370	PLUG	1	1						
14	2	194170-45410	PLUG	1	1						
16	2	194170-45430	RING, BACK UP	1	1						
17	2	194170-45440	PLUG	1	1						
19	2	194170-45520	SPRING, SPOOL	1	1						
20	2	194170-45530	STOPPER, SPOOL	1	1						
21	2	194170-45541	PIN, SPOOL	1	1						
22	2	194170-45550	BAR, SPOOL	1	1						
23	2	194170-45560	WASHER, 12X40X0.6	1	1						
24	2	194170-45570	CIRCLIP	1	1						1
25	2	23871-010000	PLUG, R01	2	2						1
26	2	24311-000050	O-RING, 1AP5.0	1	1						1
27	2	24311-000120	O-RING, 1AP12.0	1	1						1
28	2	24311-000120	O-RING, 1AP12.0	1	1						1
29	2	24311-000070	O-RING, 1AP7.0	1	1						1
30	2	24315-000110	O-RING, 1BP11.0	3	3						1
31	2	26116-060142	BOLT, M6X 14 PLATED	1	1						1
32	2	26756-060002	NUT, LOCK M6	1	1						1
33	1	26450-080202	BOLT, M8X 20	3	3						1

Remarks

(1) SALES UNIT : 10

N:Old $\xrightarrow{\text{Yes}}$ New, Q:Old $\xrightarrow{\text{No}}$ New, R:Old $\xrightarrow{\text{Yes}}$ New, S:Old $\xrightarrow{\text{No}}$ New, W:Add, Z:Discontinued, F:Interchangeable by set, K:Q'ty Change

Fig.46. HYDRAULIC CONTROL



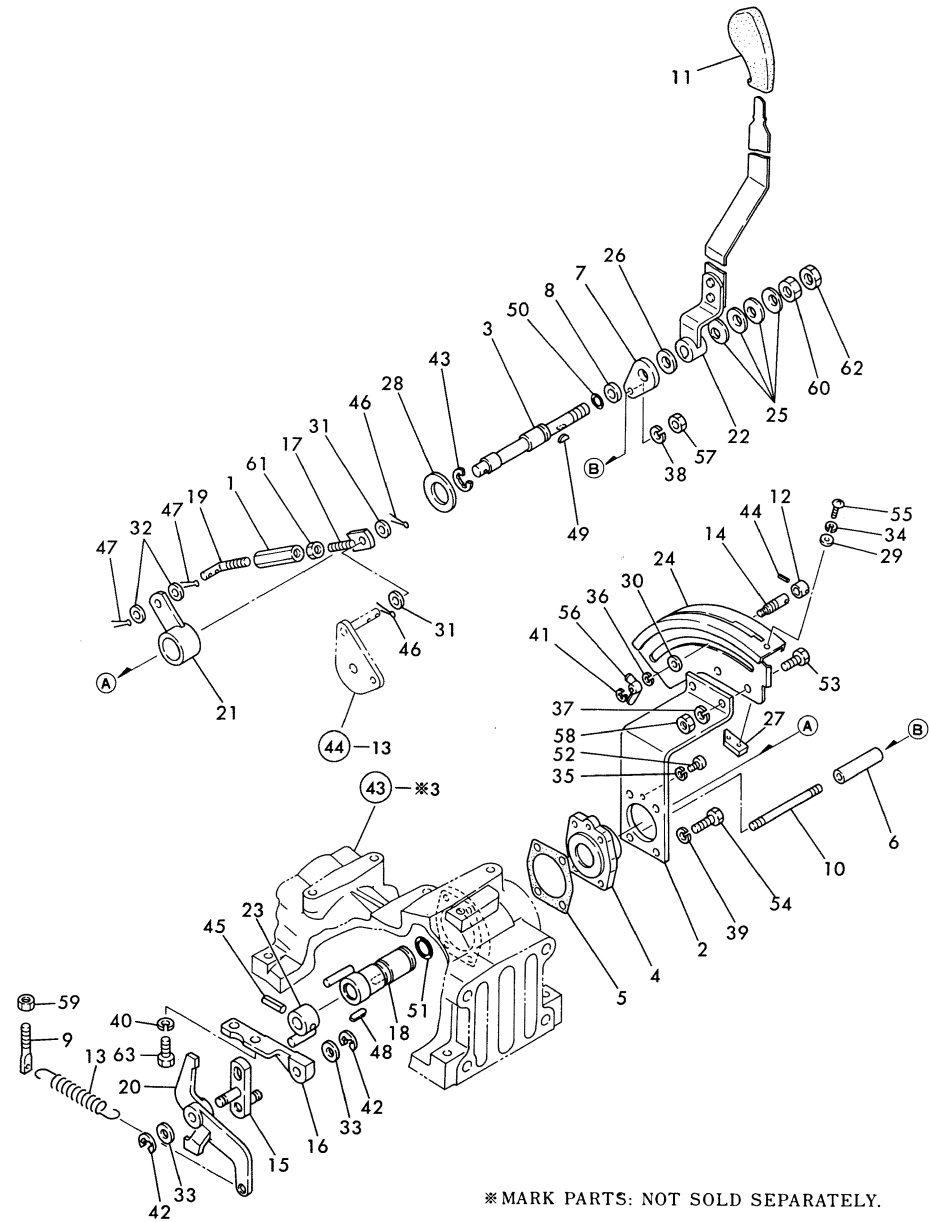
(A)=YM187
(B)=YM187D
(C)=

(D)=
(E)=
(F)=

No.	Lev.	Parts No.	Description	Q'ty						I	R
				(A)	(B)	(C)	(D)	(E)	(F)		
1	1	194740-00322	ADJUSTER	1	1						
2	1	194193-47110-X	BRACKET, CONTROL	1	1						
3	1	194193-47120	SHAFT, CONTROL LEVER	1	1						
4	1	194193-47130-X	GUIDE, SHAFT	1	1						
5	1	194193-47140	GASKET, SHAFT GUIDE	1	1						
6	1	194193-47300-X	SPACER	1	1						
7	1	194193-47310-X	PLATE	1	1						
8	1	194195-47310	COLLAR 11.5X20X5.5	1	1						
9	1	194193-47320	HOOK, SPRING	1	1						
10	1	194193-47330	STUD, M8X96	1	1						
11	1	194420-47370	KNOB, LEVER	1	1						
12	1	194432-47390	STOPPER	1	1						
13	1	194195-47440	SPRING, RETURN	1	1						
14	1	194464-47440	BOLT, STOPPER	1	1						
15	1	194195-47450	ARM, HINGE	1	1						
16	1	194195-47490	BRACKET, HINGE	1	1						
17	1	194195-47510-X	ROD (A),FEED BACK	1	1						
18	1	194193-47530	SHAFT, FEED BACK	1	1						
19	1	194195-47540-X	ROD, FEED BACK	1	1						
20	1	194195-47550	ARM, CONTROL	1	1						
21	1	194195-47560-X	LEVER, FEED BACK	1	1						
22	1	194195-47610-X	LEVER, CONTROL	1	1						
23	1	194195-47650	ARM, CONTROL	1	1						
24	1	194193-47710-X	GUIDE, CONTROL LEVER	1	1						
25	1	194151-47760	WASHER, 12	4	4						1
26	1	194310-47790	PLATE, FRICTION	1	1						
27	1	194310-47870	STOPPER, B	1	1						
28	1	22117-240000	WASHER, 24	1	1						1
29	1	22137-050000	WASHER, 5	2	2						1
30	1	22137-080000	WASHER, 8	1	1						1
31	1	22137-080000	WASHER, 8	2	2						1
32	1	22137-080000	WASHER, 8	2	2						1
33	1	22137-080000	WASHER, 8	2	2						1
34	1	22217-050000	WASHER, SPRING 5	2	2						1
35	1	22217-060000	WASHER, SPRING 6	1	1						1
36	1	22217-080000	WASHER, SPRING 8	1	1						1
37	1	22217-080000	WASHER, SPRING 8	2	2						1
38	1	22217-080000	WASHER, SPRING 8	1	1						1
39	1	22217-080000	WASHER, SPRING 8	3	3						1
40	1	22217-080000	WASHER, SPRING 8	1	1						1
41	1	22272-000040	RING, E- 4	1	1						1
42	1	22272-000060	RING, E- 6	2	2						1
43	1	22272-000190	RING, E-19	1	1						1
44	1	22351-040014	PIN, SPRING 4.0X14	1	1						1
45	1	22351-050022	PIN, SPRING 5.0X22	1	1						1
46	1	22417-200150	PIN, COTTER 2.0X15	2	2						1
47	1	22417-200150	PIN, COTTER 2.0X15	2	2						1
48	1	22512-040180	KEY 4X 18	1	1						1
49	1	22522-030130	KEY, WOODRUFF 3X13	1	1						1
50	1	24311-000120	O-RING, 1AP12.0	1	1						1
51	1	24311-000200	O-RING, 1AP20.0	1	1						1

Remarks
(1) SALES UNIT : 10

Fig.46. HYDRAULIC CONTROL



(A)=YM187
(B)=YM187D
(C)=

(D)=
(E)=
(F)=

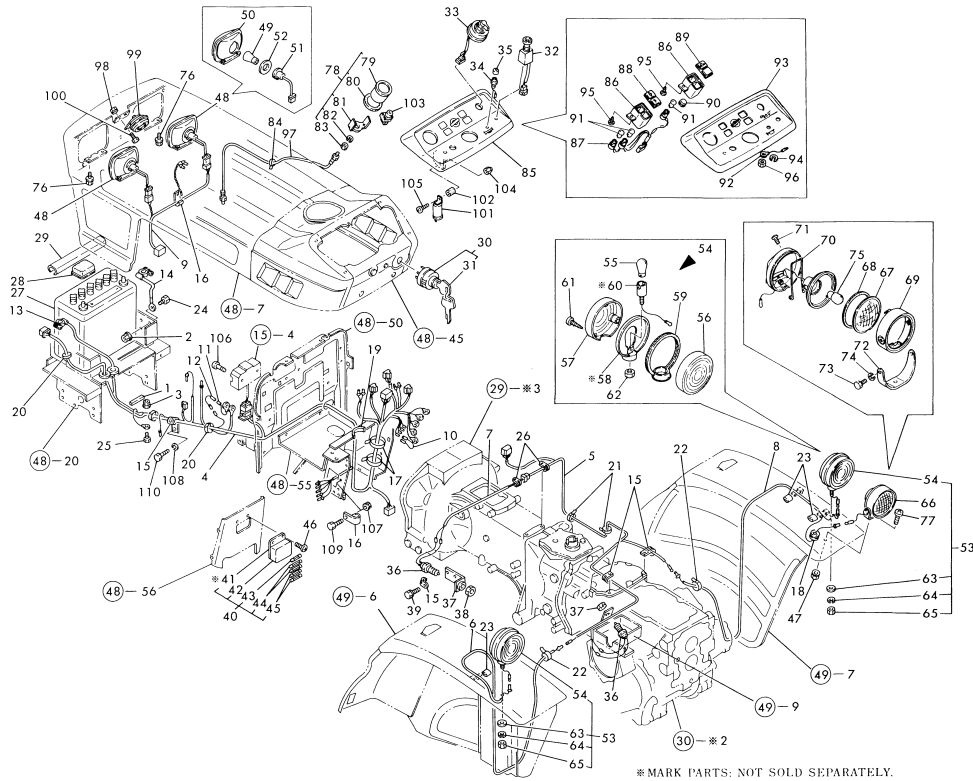
No.	Lev.	Parts No.	Description	Q'ty						I	R
				(A)	(B)	(C)	(D)	(E)	(F)		
52	1	26116-060122	BOLT, M6X 12 PLATED	1	1						1
53	1	26116-080202	BOLT, M8X 20 PLATED	2	2						1
54	1	26116-080252	BOLT, M8X 25 PLATED	3	3						1
55	1	26587-050102	SCREW, M5X10	2	2						1
56	1	26635-080002	NUT, WING M8	1	1						1
57	1	26716-080002	NUT, M8	1	1						1
58	1	26716-080002	NUT, M8	2	2						1
59	1	26716-080002	NUT, M8	1	1						1
60	1	26716-120002	NUT, M12	1	1						1
61	1	26756-080002	NUT, LOCK M8	1	1						1
62	1	26756-120002	NUT, LOCK M12	1	1						1

Remarks
(1) SALES UNIT : 10

Fig.47. ELECTRIC PARTS

(A)=YM187
(B)=YM187D
(C)=

(D)=
(E)=
(F)=



* MARK PARTS: NOT SOLD SEPARATELY.

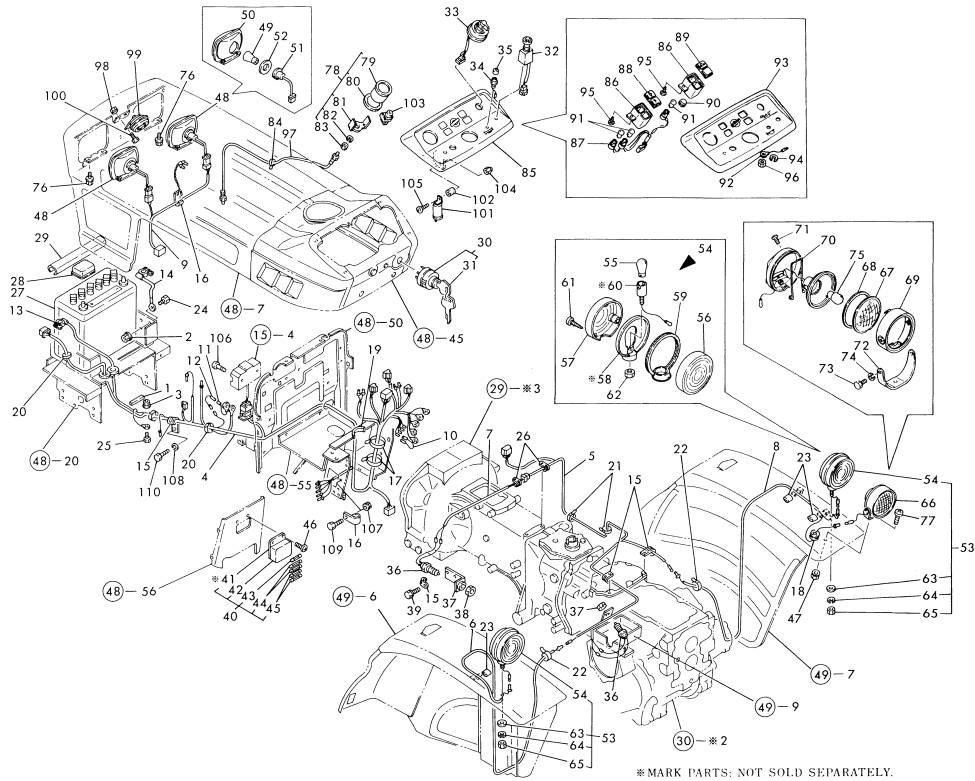
No.	Lev.	Parts No.	Description	Q'ty						I	R
				(A)	(B)	(C)	(D)	(E)	(F)		
1	1	194464-05250	EDGING, 55	1	1						
2	1	194990-22130	NUT, M6	1	1						1
3	1	194990-22130	NUT, M6	1	1						1
4	1	194363-51111	HARNESS (A), WIRE	1	1						
5	1	194195-51120	HARNESS (B), WIRE	1	1						
6	1	194322-51130	HARNESS, WIRE	1	1						
7	1	194505-51130	HARNESS (C), WIRE	1	1						
8	1	194322-51140	HARNESS (D), WIRE	1	1						
9	1	194440-51150	HARNESS, WIRE	1	1						
10	1	194446-51160	WIRE, LEAD	1	1						1
11	1	194312-51210	WIRE, MAIN LEAD	1	1						
12	1	194312-51220	LINK, FUSIBLE	1	1						
13	1	194446-51410	CABLE, BATTERY	1	1						
14	1	194440-51420	CABLE, BATTERY EARTH	1	1						
15	1	194440-51620	CLAMP	4	4						1
16	1	194440-51630	CLAMP, HARNESS	2	2						1
17	1	194250-51660	BAND 250	2	2						1
18	1	194080-58810	GROMMET, 8	1	1						1
19	1	194420-58820	GROMMET, L=83	1	1						1
20	1	121750-59890	BAND, 140	3	3						1
21	1	121750-59890	BAND, 140	2	2						1
22	1	121750-59890	BAND, 140	2	2						1
23	1	23061-070035	PIPE, 7X 35	3	3						1
24	1	26116-060122	BOLT, M6X 12 PLATED	1	1						1
25	1	26116-060122	BOLT, M6X 12 PLATED	1	1						1
26	1	194440-51620	CLAMP	2	2						1
27	1	194446-51310	BATTERY DR46B24R	1	1						
28	1	194080-51430	INSULATOR	1	1						
29	1	194440-51550	COVER, BATTERY	1	1						
30	1	194322-52110	SWITCH, STARTING	1	1						
31	2	194155-52190	KEY,SWITCH	1	1						1
32	1	194440-52120	SWITCH, LIGHTING	1	1						
33	1	194170-52130	SWITCH, TURN SIGNAL	1	1						
34	1	194150-52160	SWITCH, HORN	1	1						
35	1	194150-52170	CAP, SWITCH	1	1						
36	1	194440-52190	SWITCH, SAFETY START	2	2						
37	1	194240-52210	NUT, M22	2	2						
38	1	194446-52230-X	STAY, SAFETY SWITCH	1	1						
39	1	26013-060122	BOLT, M6X 12	2	2						1
40	1	194440-52400	BOX ASSY, FUSE	1	1						
42	2	194440-52420	COVER	1	1						
43	2	194145-52820	FUSE 5A	1	1						1
44	2	194145-52830	FUSE 10A	2	2						1
45	2	194145-52840	FUSE 15A	2	2						1
46	1	26587-060202	SCREW, M6X20	2	2						1
47	1	194990-22050	NUT, M8	1	1						1
48	1	194201-53051	LIGHT ASSY, HEAD	2	2						
49	2	194262-53080	BULB, 12V25W	2	2						1
50	2	194262-53090	BEAM UNIT	2	2						
51	2	194201-53100	SOCKET	2	2						
52	2	194201-53110	GASKET	2	2						1

Remarks
(1) SALES UNIT : 10

Fig.47. ELECTRIC PARTS

(A)=YM187
(B)=YM187D
(C)=

(D)=
(E)=
(F)=



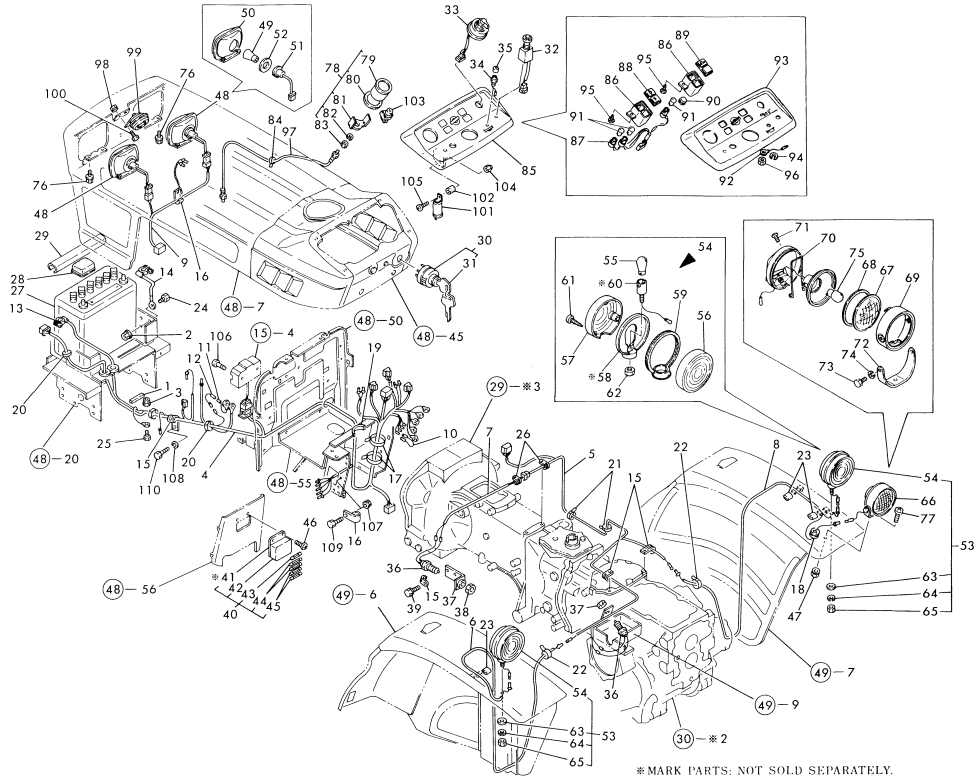
No.	Lev.	Parts No.	Description	Q'ty						I	R
				(A)	(B)	(C)	(D)	(E)	(F)		
53	1	794275-53401	LAMP ASSY, WARNING	2	2						
54	2	194275-53401	LAMP ASSY, WORKING	2	2						
55	3	194275-53410	BULB	2	2						1
56	3	194275-53421	LENS	2	2						
57	3	194275-53431	LENS	2	2						
59	3	194275-53451	GASKET, LENS	2	2						1
61	3	194275-53481	SCREW, TAPPING M4X40	6	6						1
62	3	26756-100002	NUT, LOCK M10	2	2						1
63	2	22137-100000	WASHER, 10	2	2						1
64	2	22217-100000	WASHER, SPRING 10	2	2						1
65	2	26716-100002	NUT, M10	2	2						1
66	1	794081-54101	LAMP ASSY, WORKING	1	1						
67	2	194081-54110	LENS	1	1						
68	2	194081-54120	GASKET	1	1						1
69	2	194081-54131	RIM	1	1						
70	2	194081-54151	SPRING	1	1						
71	2	194081-54210	SCREW	1	1						1
72	2	194081-54221	STAY	1	1						
73	2	194081-54230	BOLT M6X 12	2	2						1
74	2	194081-54240	SPRING WASHER 6	2	2						1
75	2	194081-55820	BULB, 12V20W	1	1						1
76	1	26014-060122	BOLT, M6X 12	4	4						1
77	1	26587-080162	SCREW, M8X16	1	1						1
78	1	194432-56100	METER ASSY, HOUR	1	1						
80	2	194432-56150	RUBBER, BASE	1	1						
81	2	194432-56170	WASHER	1	1						
82	2	22217-040000	WASHER, SPRING 4	2	2						1
83	2	26716-040002	NUT, M4	2	2						1
84	1	121750-59890	BAND, 140	1	1						1
85	1	194432-61600	DASHBOARD ASSY	1	1						
86	2	194170-55120	BOX, PILOT	2	2						
87	2	194170-55130	CORD	1	1						1
88	2	194170-55150	LENS, PILOT	1	1						
89	2	194170-55160	LENS (B)	1	1						
90	2	194170-55170	COVER, BLIND	1	1						
91	2	194155-55820	BULB, 12V1.7W	3	3						1
92	2	194432-56130	CORD	1	1						
93	2	194432-61610	PANEL, DASHBOARD	1	1						
94	2	22217-080000	WASHER, SPRING 8	2	2						1
95	2	22857-400120	SCREW, 4X12	4	4						1
96	2	26716-080002	NUT, M8	1	1						1
97	1	121400-91140	SHAFT	1	1						
98	1	194990-22040	NUT, M6	2	2						1
99	1	194151-57100	HORN	1	1						
100	1	26116-060122	BOLT, M6X 12 PLATED	2	2						1
101	1	194080-57202	RELAY	1	1						
102	1	194151-57210	SPACER	1	1						
103	1	194464-57250	RELAY, CHECK	1	1						
104	1	26346-050002	NUT, M5	1	1						1
105	1	26557-050162	SCREW, M5X16	1	1						1
106	1	26557-060302	SCREW, M6X30	2	2						1

Remarks
(1) SALES UNIT : 10

Fig.47. ELECTRIC PARTS

(A)=YM187
(B)=YM187D
(C)=

(D)=
(E)=
(F)=

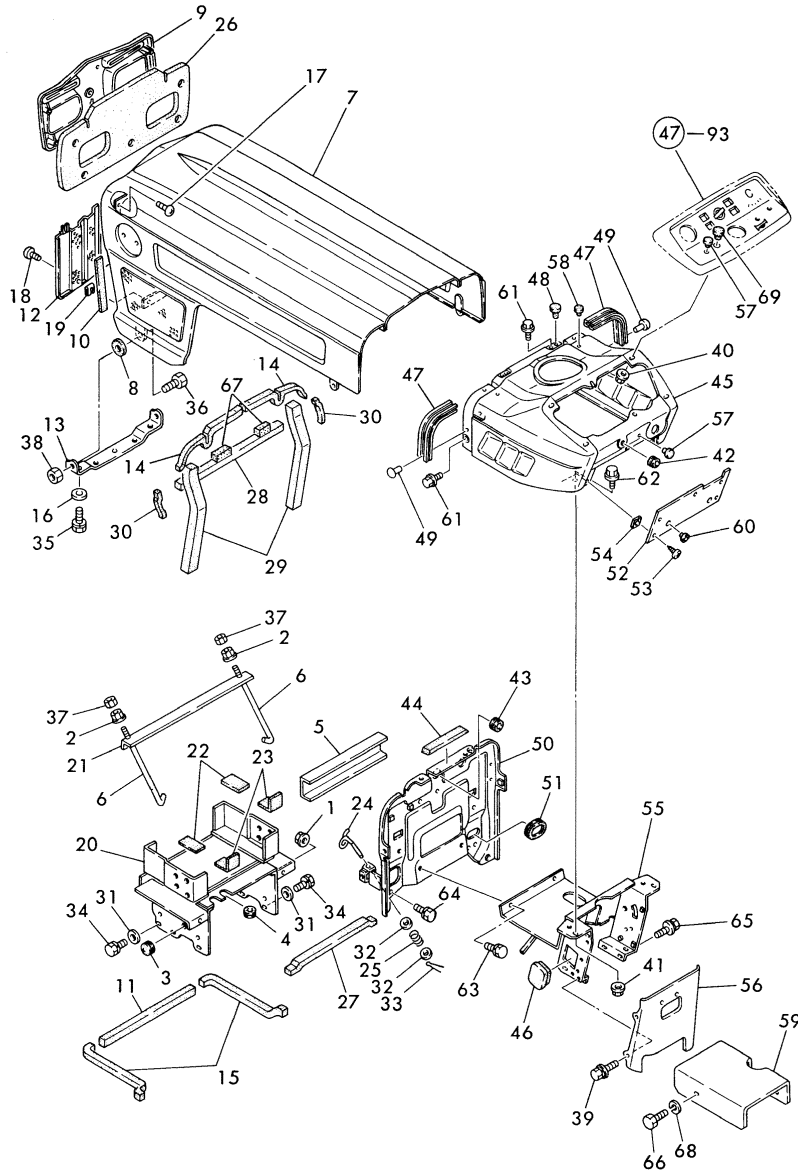


* MARK PARTS: NOT SOLD SEPARATELY.

No.	Lev.	Parts No.	Description	Q'ty						I	R
				(A)	(B)	(C)	(D)	(E)	(F)		
107	1	194990-22130	NUT, M6	1	1						1
108	1	22217-080000	WASHER, SPRING 8	1	1						1
109	1	26116-060122	BOLT, M6X 12 PLATED	1	1						1
110	1	26116-080162	BOLT, M8X 16 PLATED	1	1						1

Remarks
(1) SALES UNIT : 10

Fig.48. HOOD



(A)=YM187
(B)=YM187D
(C)=

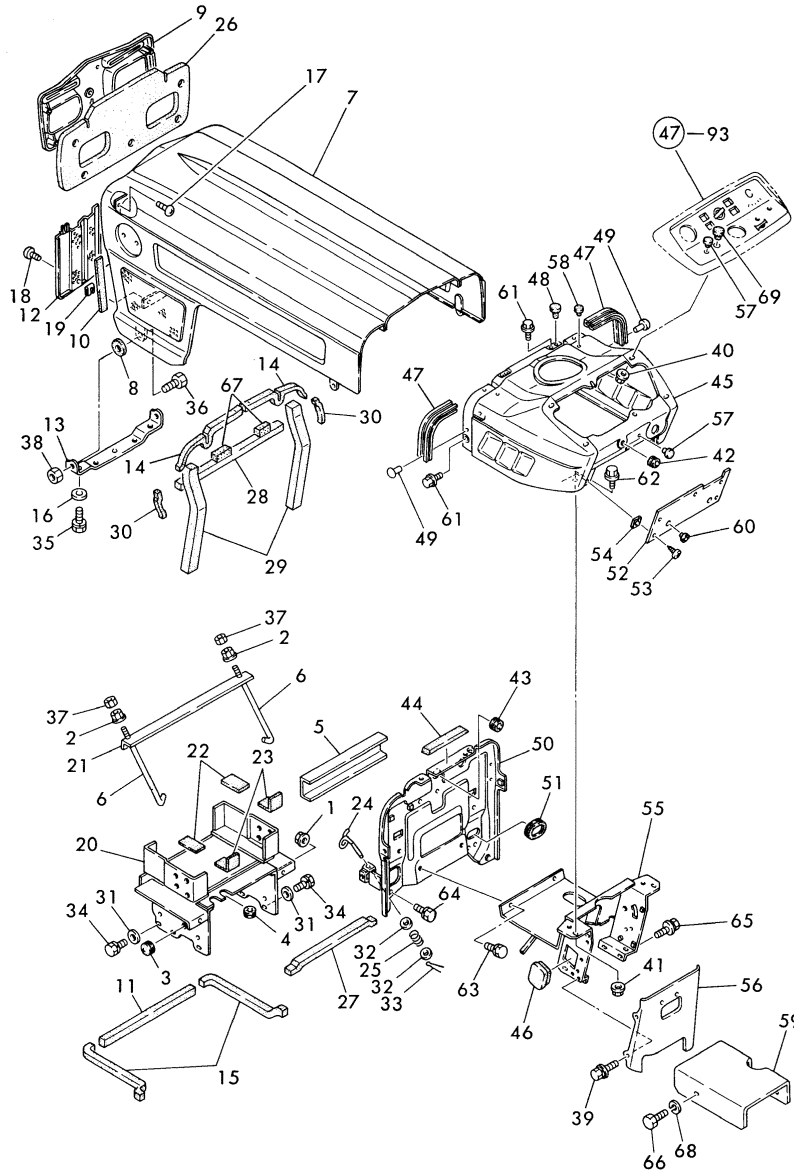
(D)=
(E)=
(F)=

No.	Lev.	Parts No.	Description	Qty						I	R
				(A)	(B)	(C)	(D)	(E)	(F)		
1	1	194990-22130	NUT, M6	2	2						1
2	1	194990-22140	NUT, M8	2	2						1
3	1	192060-46110	CAP, RUBBER	1	1						1
4	1	194170-51210	GROMMET 25	1	1						1
5	1	194195-51560	SPACER, BATTERY	1	1						
6	1	194145-51570	ROD, BATTERY CLAMP	2	2						
7	1	194432-61100-R	HOOD	1	1						
8	1	194190-61250	GASKET	2	2						
9	1	194420-61250-Q	GRILLE, FRONT	1	1						
10	1	194312-61290	PAD, RUBBER	3	3						1
11	1	194322-61290	PAD, (RUBBER)	1	1						1
12	1	194446-61310-Q	GRILLE, FRONT LOWER	1	1						
13	1	194440-61320-X	HINGE, HOOD	1	1						
14	1	194275-61480	PAD, (RUBBER)	2	2						1
15	1	194432-61480	PAD, (RUBBER)	2	2						1
16	1	194145-61570	WASHER, 10	2	2						1
17	1	194420-61640	SCREW, TAPPING M5X16	5	5						1
18	1	194420-61640	SCREW, TAPPING M5X16	2	2						1
19	1	194145-61650	NUT, SPEED M5	2	2						1
20	1	194432-61700-X	COVER ASSY, DUST	1	1						
21	1	194190-61750	CLAMP, BATTERY	1	1						
22	1	194190-61761	RUBBER, CUSHION	2	2						1
23	1	194190-61780	RUBBER, CUSHION	2	2						1
24	1	194440-61820	LEVER, BONNET LOCK	2	2						
25	1	194440-61831	SPRING,HOOD LOCK	2	2						
26	1	194446-61910	PAD, RUBBER	1	1						1
27	1	194446-16930	PAD (C)	1	1						1
28	1	194432-61940	PAD, RUBBER	1	1						1
29	1	194432-61950	PAD, (RUBBER)	2	2						1
30	1	194446-61950	PAD, RUBBER	2	2						1
31	1	22137-080000	WASHER, 8	6	6						1
32	1	22157-060000	WASHER, 6	4	4						1
33	1	22417-200200	PIN, COTTER 2.0X20	2	2						1
34	1	26013-080162	BOLT, M8X 16	6	6						1
35	1	26013-100202	BOLT, M10X 20	2	2						1
36	1	26116-120252	BOLT, M12X 25 PLATED	2	2						1
37	1	26716-080002	NUT, M8	2	2						1
38	1	26716-120002	NUT, M12	2	2						1
39	1	194155-05210	BOLT, M6X16	4	4						1
40	1	194990-22120	NUT, M5	6	6						1
41	1	194990-22140	NUT, M8	2	2						1
42	1	194080-58810	GROMMET, 8	1	1						1
43	1	194162-58830	GROMMET, 20	1	1						1
44	1	194440-61220	PAD, (RUBBER)	1	1						
45	1	194430-61500-R	DASHBOARD ASSY	1	1						
46	1	194505-61530	COVER, STAY	1	1						
47	1	194440-61550	GASKET, BONNET	2	2						
48	1	194145-61560	RUBBER, ABSORBER	2	2						1
49	1	194190-61560	RIVET, 5X6	4	4						1
50	1	194432-61570-X	PLATE, AIR CUT	1	1						
51	1	194446-61580	GROMMET, L=125	1	1						1

Remarks

(1) SALES UNIT : 10

Fig.48. HOOD



(A)=YM187
(B)=YM187D
(C)=

(D)=
(E)=
(F)=

No.	Lev.	Parts No.	Description	Q'ty						I	R
				(A)	(B)	(C)	(D)	(E)	(F)		
52	1	194446-61621	COVER, DASHBOARD	1	1						
53	1	194420-61640	SCREW, TAPPING M5X16	5	5						1
54	1	194145-61650	NUT, SPEED M5	5	5						1
55	1	194432-61660-X	STAY, DASHBOARD	1	1						
56	1	194505-61670-X	COVER, GEAR BOX	1	1						
57	1	194275-62310	CAP, RUBBER 10	2	2						1
58	1	194324-62310	CAP, RUBBER 4.5	4	4						1
59	1	194505-62690	COVER, LINK	1	1						
60	1	194145-64430	GROMMET, 12	2	2						1
61	1	26011-060122	BOLT M 6X 12	4	4						1
62	1	26011-080162	BOLT M 8X 16	2	2						1
63	1	26013-080162	BOLT, M8X 16	2	2						1
64	1	26013-080162	BOLT, M8X 16	2	2						1
65	1	26014-080162	BOLT, M8X 16	4	4						1
66	1	26116-060122	BOLT, M6X 12 PLATED	4	4						1
67	1	194322-61430	PAD, RUBBER	2	2						1
68	1	22217-060000	WASHER, SPRING 6	2	2						1
69	1	194448-61620	GROMMET, 20.5	1	1						1

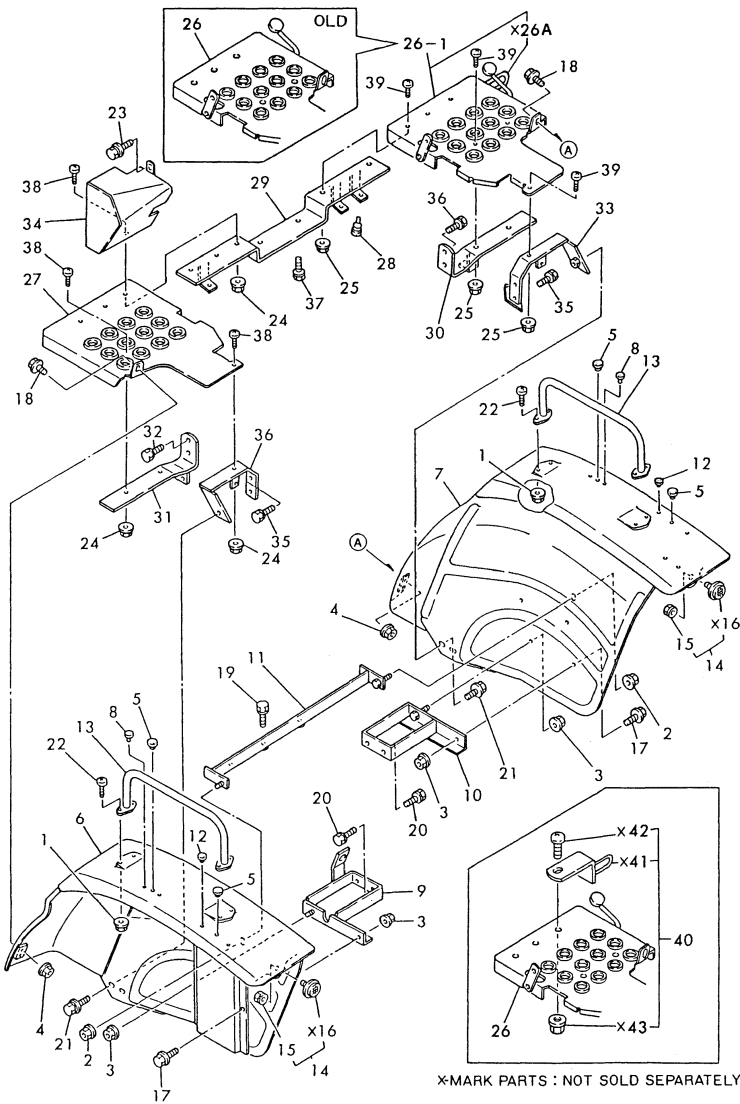
Remarks

(1) SALES UNIT : 10

N:Old $\xrightarrow{\text{Yes}}$ New, Q:Old $\xrightarrow{\text{No}}$ New, R:Old $\xrightarrow{\text{Yes}}$ New, S:Old $\xrightarrow{\text{No}}$ New, W:Add, Z:Discontinued, F:Interchangeable by set, K:Q'ty Change

Fig.49. FENDER

飛行No. 000YOOT1512-1
更新月日: 1990.01
REVISED: Jan., 1990



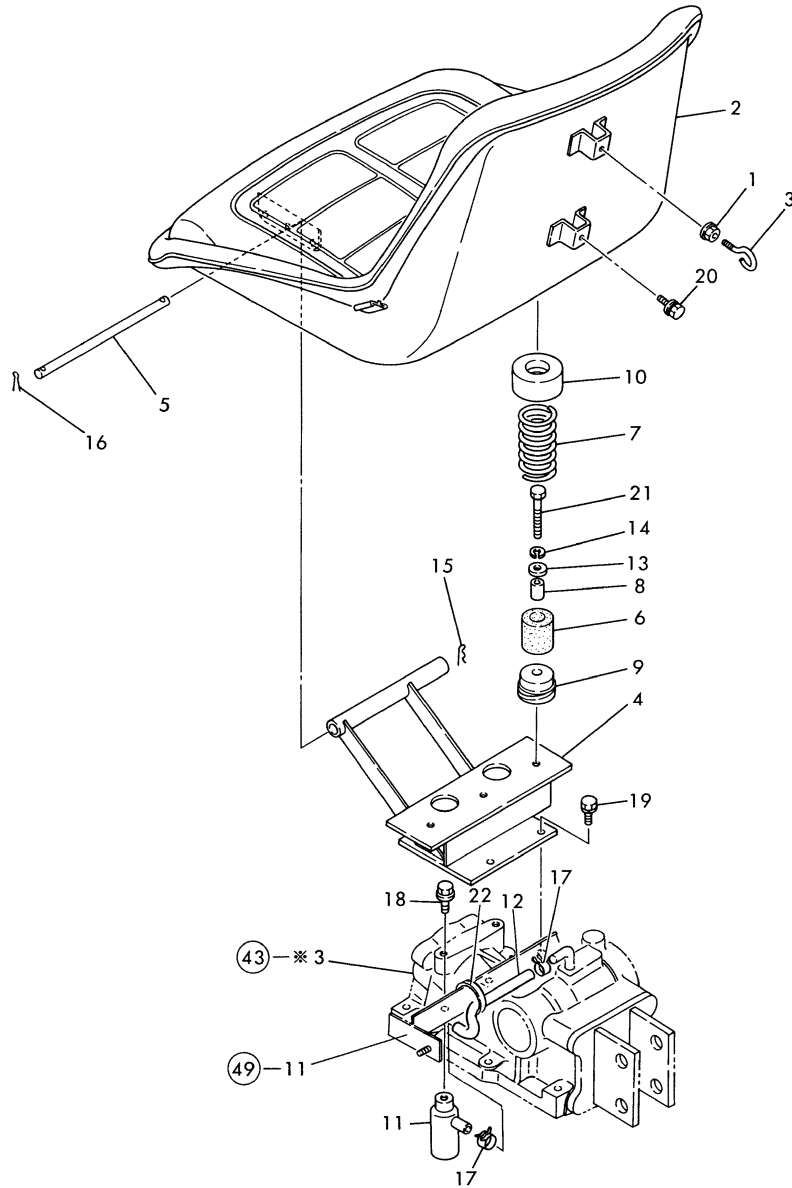
(A)=YM187
(B)=YM187D
(C)=

(D)=
(E)=
(F)=

No.	Lev.	Parts No.	Description	Q'ty						I	R
				(A)	(B)	(C)	(D)	(E)	(F)		
1	1	194990-22130	NUT, M6	8	8						
2	1	194990-22140	NUT, M8	2	2						
3	1	194990-22140	NUT, M8	4	4						
4	1	194990-22140	NUT, M8	2	2						
5	1	194448-61620	GROMMET, 20.5	4	4						
6	1	194195-62110-R	FENDER (L)	1	1						
7	1	194195-62120-R	FENDER (R)	1	1						
8	1	194432-62150	CAP, RUBBER 6	4	4						
9	1	194505-62240-X	STAY (L), FENDER	1	1						
10	1	194195-62250-X	STAY (R), FENDER	1	1						
11	1	194195-62330-X	STAY, REAR	1	1						
12	1	194145-64430	GROMMET, 12	2	2						
13	1	19470-70270-R	BAR, ASSIST	2	2						
14	1	194740-76200	REFLECTOR	2	2						
15	2	194990-22030	NUT, M5	2	2						
16	2	194740-76210	REFLECTOR	2	2						
17	1	26011-080162	BOLT M 8X 16	2	2						
18	1	26011-080162	BOLT M 8X 16	2	2						
19	1	26013-080302	BOLT, M8X 30	2	2						
20	1	26013-100202	BOLT, M10X 20	4	4						
21	1	26014-080162	BOLT, M8X 16		2						2
22	1	26587-060162	SCREW, M6X16	8	8						
23	1	194155-05210	BOLT, M6X16	1	1						
24	1	194990-22140	NUT, M8	6	6						
25	1	194990-22140	NUT, M8	5	5						
26	1	194195-62520-X	STEP (R)	1	1						
26-1	1	194195-62521-X	STEP (R)	1	1						N
27	1	194195-62530-X	STEP (L)	1	1						
28	1	194330-62530	STOPPER, PEDAL	3	3						
29	1	194195-62580-X	STAY, STEP	1	1						
30	1	194195-62610-X	STAY, STEP	1	1						
31	1	194195-62640-X	STAY, STEP	1	1						
32	1	194195-62690-X	STAY, STEP	1	1						
33	1	194195-62701-X	STAY, STEP	1	1						
34	1	194195-62810	GUARD, FOOT	1	1						
35	1	26013-080162	BOLT, M8X 16	4	4						
36	1	26013-100252	BOLT, M10X 25	4	4						
37	1	26013-100252	BOLT, M10X 25	2	2						
38	1	26587-080202	SCREW, M8X20	6	6						
39	1	26587-080202	SCREW, M8X20	5	5						
40	1	794195-01400-X	STOPPER KIT, PEDAL	1	1						W 1

Remarks
(1) W REF. NO. 40 (FOOT ACCEL PEDAL STOPPER KIT. P/# 794195-01400) IS REPAIR PART OF REF. NO.26A (FOOT ACCEL PEDAL STOPPER. P/#194170-6259*). Y043626

Fig.50. SEAL



* MARK PARTS: NOT SOLD SEPARATELY.

(A)=YM187
(B)=YM187D
(C)=

(D)=
(E)=
(F)=

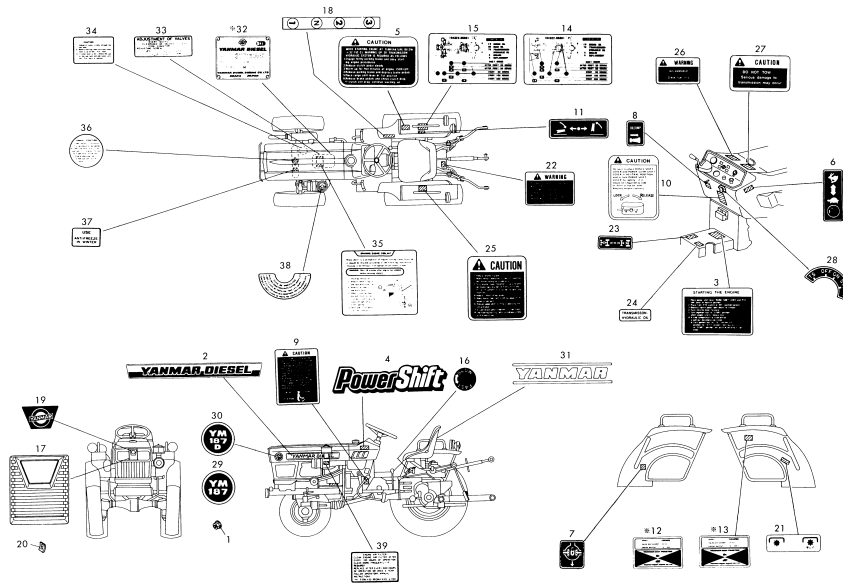
No.	Lev.	Parts No.	Description	Q'ty						I	R
				(A)	(B)	(C)	(D)	(E)	(F)		
1	1	194990-22130	NUT, M6	1	1						1
2	1	194170-63110-X	SEAT, OPERATOR	1	1						
3	1	194275-63120	BOLT, STOP	1	1						
4	1	194195-63210-X	BRACKET, SEAT	1	1						
5	1	194140-63221	PIN, HINGE	1	1						
6	1	194151-63240	RUBBER, CUSHION	2	2						1
7	1	194281-63240	SPRING	2	2						
8	1	194151-63250	COLLAR, CUSHION	2	2						
9	1	194322-63250	HOLDER	2	2						
10	1	194322-63280	COVER, SEAT SPRING	2	2						
11	1	194205-63550	BREATHER, AIR	1	1						
12	1	194515-62450	PIPE, AIR BREATHER	1	1						
13	1	22137-080000	WASHER, 8	2	2						1
14	1	22217-080000	WASHER, SPRING 8	2	2						1
15	1	22360-080000	SNAP PIN 8	1	1						1
16	1	22417-200200	PIN, COTTER 2.0X20	1	1						1
17	1	23080-013000	CLAMP, 13	2	2						1
18	1	26011-080162	BOLT M 8X 16	1	1						1
19	1	26013-080162	BOLT, M8X 16	4	4						1
20	1	26014-060202	BOLT, M6X 20	1	1						1
21	1	26116-080602	BOLT, M8X 60 PLATED	2	2						1
22	1	121750-59890	BAND, 140	1	1						1

Remarks
(1) SALES UNIT : 10

Fig.51. LABELS (ENGLISH)

(A)=YM187
(B)=YM187D
(C)=

(D)=
(E)=
(F)=



No.	Lev.	Parts No.	Description	Q'ty						I	R
				(A)	(B)	(C)	(D)	(E)	(F)		
1	1	194990-22120	NUT, M5	4	4						1
2	1	194446-64752	LABEL, SIDE	2	2						1
3	1	194446-65352	LABEL, ENG. STARTING	1	1						1
4	1	194800-65350	LABEL, MAIN SHIFT	2	2						1
5	1	194446-65361	LABEL, COLD STARTING	1	1						1
6	1	194240-65432	LABEL, THROTTLE LEVER	1	1						1
7	1	194240-65441	LABEL, DIFF. LOCK	1	1						1
8	1	194370-65451	LABEL, DECOMPRESSION	1	1						1
9	1	194446-65461	LABEL, CLUTCH CAUTION	1	1						1
10	1	194305-65470	LABEL, LEVER POSITION	1	1						1
11	1	194240-65511	LABEL, HYDRAULIC LIFT	1	1						1
14	1	194322-65561	LABEL, LUBRICATION	1							1
15	1	194323-65561	LABEL, LUBRICATION		1						1
16	1	194170-65570	LABEL, SLOW RETURN	1	1						1
17	1	194420-65590	EMBLEM, FLAME	1	1						1
18	1	194432-65590	LABEL, RANGE SHIFT	1	1						1
19	1	194448-65600	EMBLEM, FRONT	1	1						1
20	1	194200-65610	NUT, FLAT	4	4						1
21	1	194273-65611	LABEL, P.T.O. SHIFT	1	1						1
22	1	194170-65620	LABEL, WARNING	1	1						1
23	1	194447-65621	LABEL, 4-DRIVE WHEEL	1	1						1
24	1	194446-65630	LABEL, GEAR OIL	1	1						1
25	1	194275-65660	LABEL, CAUTION	1	1						1
26	1	194240-65671	LABEL, FUEL INDICAT.	1	1						1
27	1	194446-65681	LABEL, DO NOT TOW	1	1						1
28	1	194310-65720	LABEL, KEY SWITCH	1	1						1
29	1	194505-65720	LABEL, SIDE MARK	2							1
30	1	194506-65720	LABEL, SIDE MARK		2						1
31	1	194170-65891	LABEL, SEAT	1	1						1
33	1	124064-07160	LABEL, VALVE ADJUST.	1	1						1
34	1	124764-44810	LABEL, SUB-TANK	1	1						1
35	1	121254-07150	LABEL, WATER DRAIN	1	1						1
36	1	124764-44800	LABEL, RADIATOR	1	1						1
37	1	124764-44920	LABEL, ANTI-FREEZING	1	1						1
38	1	121454-12480	LABEL, PRE-CLEANER	1	1						1
39	1	121454-12520	LABEL, AIR-CLEANER	1	1						1

Remarks

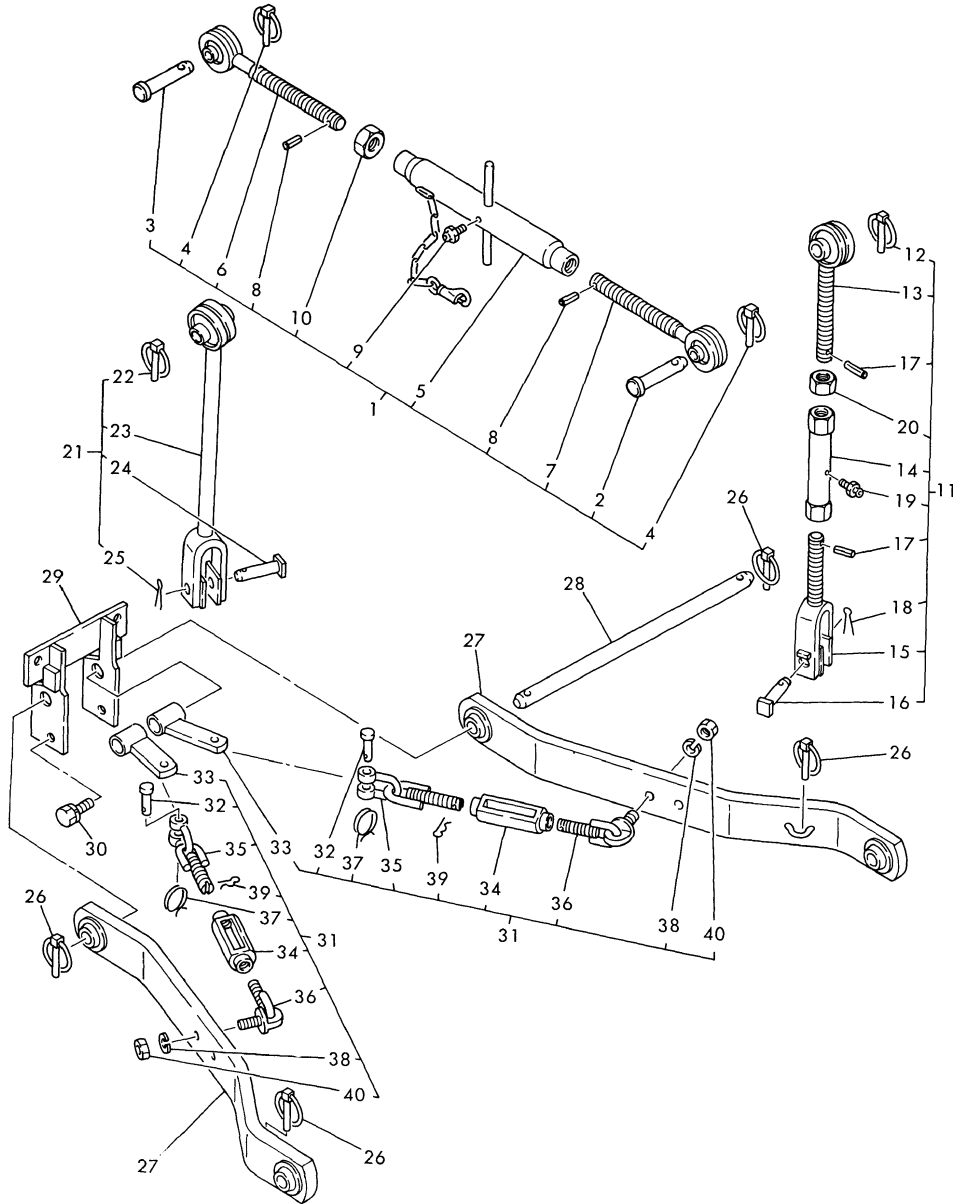
(1) SALES UNIT : 10

N:Old $\begin{matrix} \text{Yes} \\ \text{No} \end{matrix}$ New, Q:Old $\begin{matrix} \text{No} \\ \text{Yes} \end{matrix}$ New, R:Old $\begin{matrix} \text{Yes} \\ \text{No} \end{matrix}$ New, S:Old $\begin{matrix} \text{No} \\ \text{Yes} \end{matrix}$ New, W:Add, Z:Discontinued, F:Interchangeable by set, K:Q'ty Change

Fig.52. THREE-POINT HITCH

(A)=YM187
(B)=YM187D
(C)=

(D)=
(E)=
(F)=



No.	Lev.	Parts No.	Description	Q'ty						I	R
				(A)	(B)	(C)	(D)	(E)	(F)		
1	1	794286-71100-X	LINK ASSY, TOP	1	1						
2	2	195080-15060	PIN, HITCH	1	1						
3	2	194150-71230	PIN, LINK	1	1						
4	2	794130-71410	PIN ASSY, BALL	2	2						1
5	2	194286-71500-X	TURNBUCKLE	1	1						
6	2	194322-71600-X	EYE-BOLT (R)	1	1						
7	2	194322-71700-X	EYE-BOLT (L)	1	1						
8	2	22351-040024	PIN, SPRING 4.0X24	2	2						1
9	2	24761-060000	NIPPLE, GREASE MT6X1	1	1						1
10	2	26756-240002	NUT, LOCK M24	1	1						1
11	1	794195-72100-X	LINK ASSY, LIFT	1	1						
12	2	794130-71410	PIN ASSY, BALL	1	1						1
13	2	194195-72200-X	BOLT W/BALL, EYE	1	1						
14	2	194170-72230-X	TURNBUCKLE	1	1						
15	2	194197-72401-X	YOKE, LIFT LINK	1	1						
16	2	194197-72551	PIN, LIFT YOKE	1	1						
17	2	22351-040022	PIN, SPRING 4.0X22	2	2						1
18	2	22417-300250	PIN, COTTER 3.0X25	1	1						1
19	2	24761-010000	NIPPLE, GREASE M6F	1	1						1
20	2	26756-200002	NUT, LOCK M20	1	1						1
21	1	794195-72200-X	LINK ASSY, LIFT	1	1						
22	2	794130-71410	PIN ASSY, BALL	1	1						1
23	2	194195-72300-X	LINK ASSY, LIFT	1	1						
24	2	194197-72551	PIN, LIFT YOKE	1	1						
25	2	22417-300250	PIN, COTTER 3.0X25	1	1						1
26	1	794130-71410	PIN ASSY, BALL	4	4						1
27	1	194500-73100-X	LINK ASSY, LOWER	2	2						
28	1	194197-73150	PIN, LOWER LINK	1	1						
29	1	194197-73211-X	FLANGE, LOWER LINK	1	1						
30	1	26013-120252	BOLT, M12X 25	2	2						1
31	1	794195-74600-X	CHAIN SET, CHECK	2	2						
32	2	194080-74631	PIN, SHACKLE SA10	2	2						
33	2	194195-74650-X	BRACKET, CHECK CHAIN	2	2						
34	2	194150-74670-X	TURNBUCKLE, CHAIN	2	2						
35	2	194195-74710-X	CHAIN, CHECK	2	2						
36	2	194420-74800-X	CHAIN ASSY, CHECK	2	2						
37	2	194145-75250	RING, STOPPER	2	2						1
38	2	22217-140000	WASHER, SPRING 14	2	2						1
39	2	22360-200000	PIN, SNAP 20	2	2						1
40	2	26716-140002	NUT, M14	2	2						1

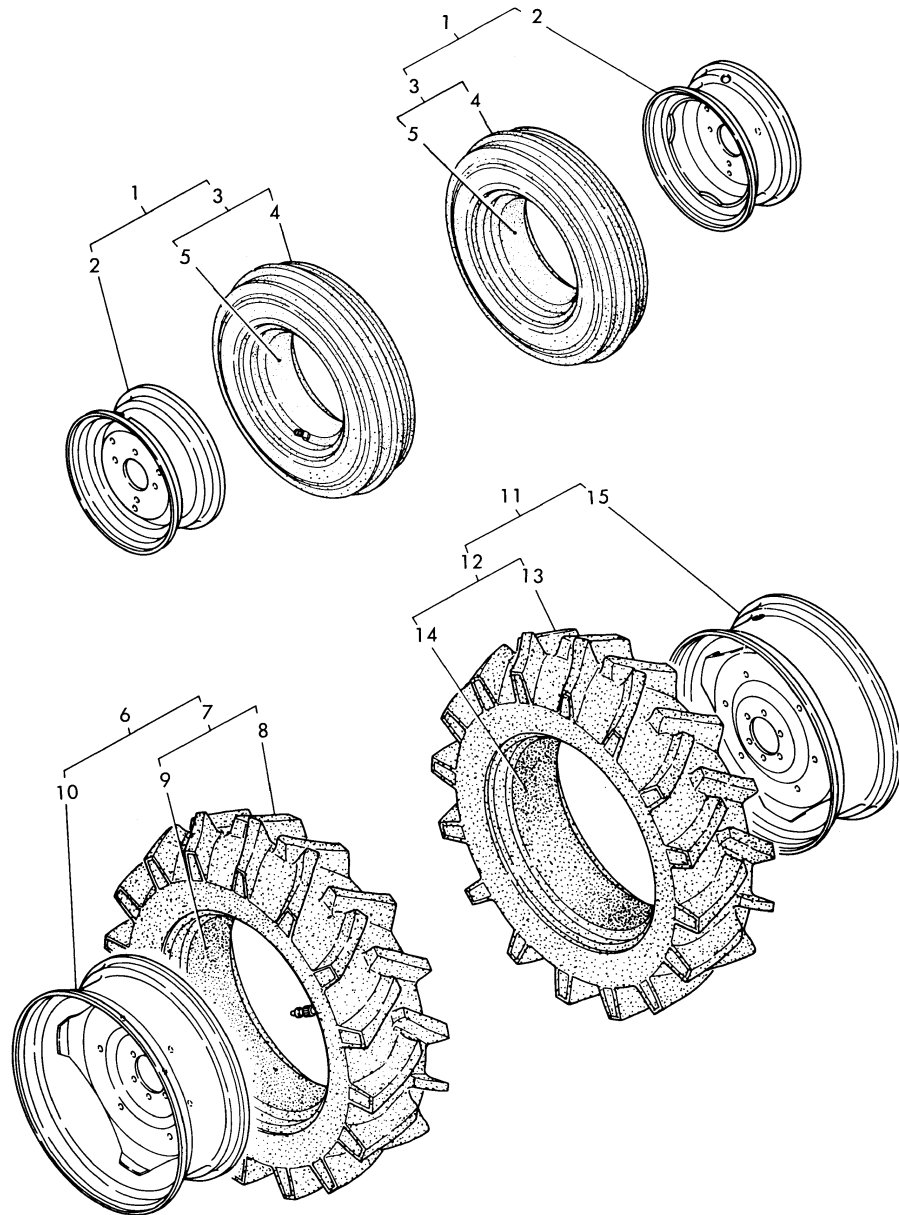
Remarks

(1) SALES UNIT : 10

Fig.53. AG TIRES(F 5.00-12&R 9.5-20)

(A)=YM187
(B)=YM187D
(C)=

(D)=
(E)=
(F)=

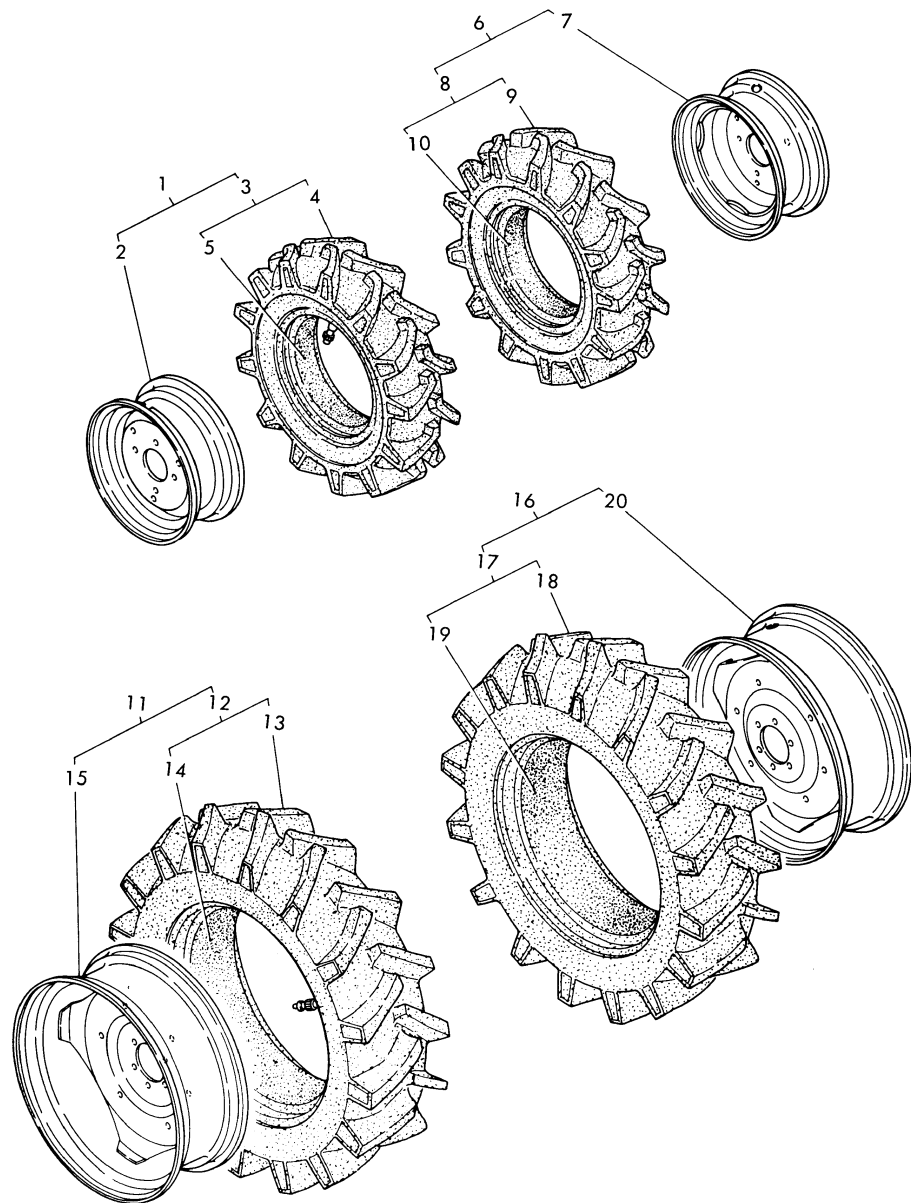


No.	Lev.	Parts No.	Description	Qty						I	R
				(A)	(B)	(C)	(D)	(E)	(F)		
1	1	794446-12900-Q	TIRE ASSY, FRONT	2							
2	2	194100-12911-Q	WHEEL DC3.00D-12	2							
3	2	194446-12950	TIRE W/TUBE 5 X12	2							
4	3	194446-12960	TIRE 5 X12	2							
5	3	194446-12970	TUBE	2							
6	1	194195-34400-Q	TIRE ASSY 9.5X20	1							
7	2	194195-34410	TIRE W/TUBE 9.5X20	1							
8	3	194195-34420	TIRE 9.5-20	1							
9	3	194195-34430	TUBE	1							
10	2	194195-34440-Q	WHEEL W 7X 20	1							
11	1	194195-34500-Q	TIRE ASSY 9.5X20	1							
12	2	194195-34410	TIRE W/TUBE 9.5X20	1							
13	3	194195-34420	TIRE 9.5-20	1							
14	3	194195-34430	TUBE	1							
15	2	194195-34440-Q	WHEEL W 7X 20	1							

Fig.54. AG TIRES(F 6-12 & R9.5-20)

(A)=YM187
(B)=YM187D
(C)=

(D)=
(E)=
(F)=

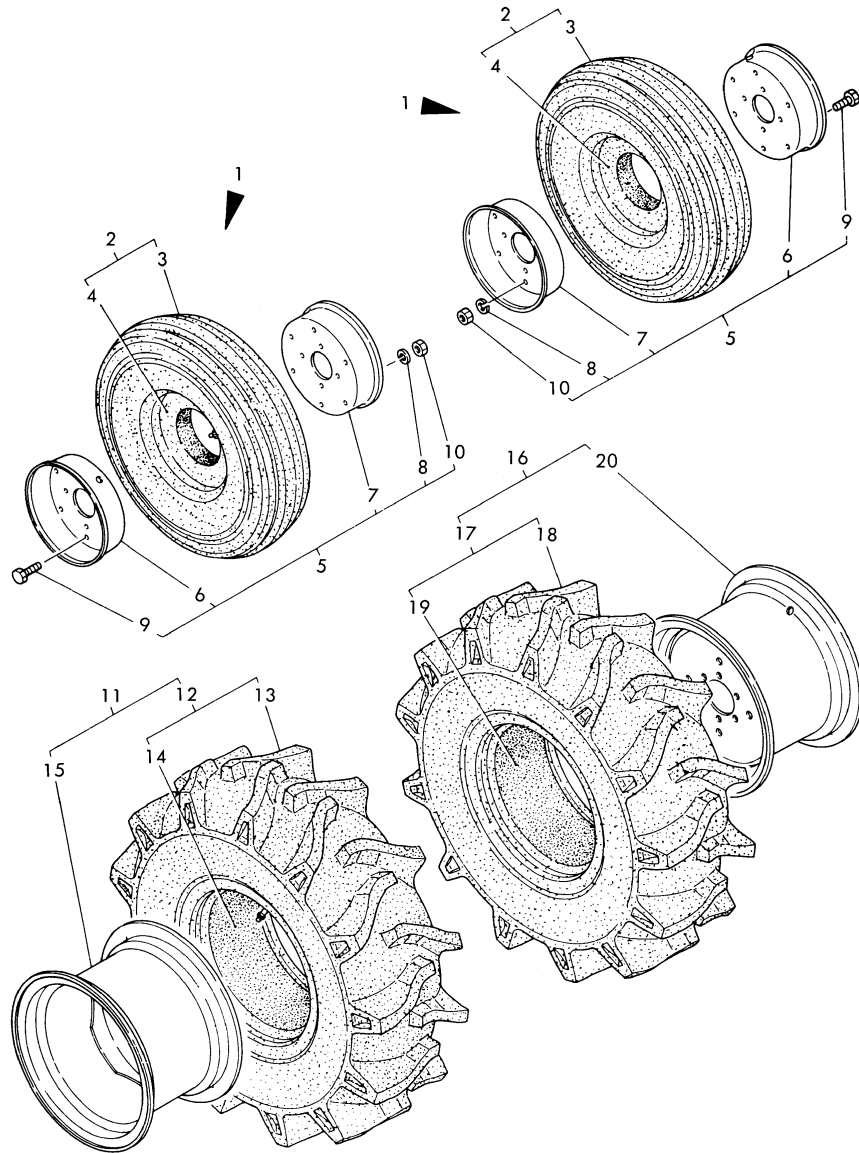


No.	Lev.	Parts No.	Description	Q'ty						I	R
				(A)	(B)	(C)	(D)	(E)	(F)		
1	1	794447-14700-Q	TIRE ASSY (L), FRONT		1						
2	2	194447-14710-Q	WHEEL 5JAX12		1						
3	2	194447-14800	TIRE, 6-12 FSLM		1						
4	3	194447-14810	TIRE, 6-12 4 FSLM		1						
5	3	194447-14820	TUBE		1						
6	1	794447-14800-Q	TIRE ASSY (R), FRONT		1						
7	2	194447-14710-Q	WHEEL 5JAX12		1						
8	2	194447-14800	TIRE, 6-12 FSLM		1						
9	3	194447-14810	TIRE, 6-12 4 FSLM		1						
10	3	194447-14820	TUBE		1						
11	1	194195-34400-Q	TIRE ASSY 9.5X20		1						
12	2	194195-34410	TIRE W/TUBE 9.5X20		1						
13	3	194195-34420	TIRE 9.5-20		1						
14	3	194195-34430	TUBE		1						
15	2	194195-34440-Q	WHEEL W 7X 20		1						
16	1	194195-34500-Q	TIRE ASSY 9.5X20		1						
17	2	194195-34410	TIRE W/TUBE 9.5X20		1						
18	3	194195-34420	TIRE 9.5-20		1						
19	3	194195-34430	TUBE		1						
20	2	194195-34440-Q	WHEEL W 7X 20		1						

Fig.55. AG TIRES(F 6.50-10&R 12.4-16)

(A)=YM187
(B)=YM187D
(C)=

(D)=
(E)=
(F)=



No.	Lev.	Parts No.	Description	Q'ty						I	R
				(A)	(B)	(C)	(D)	(E)	(F)		
1	1	194195-12900-Q	TIRE ASSY	2							
2	2	194195-12910	TIRE W/TUBE 6.5X10	2							
3	3	194195-12920	TIRE 6.5X10	2							
4	3	194195-12930	TUBE	2							
5	2	194195-12940-Q	WHEEL ASSY 5.00-10DT	2							
6	3	194195-12950-Q	WHEEL (A) W/VALVE	2							
7	3	194195-12960-Q	WHEEL (B)	2							
8	3	22217-120000	WASHER, SPRING 12	12							1
9	3	26116-120252	BOLT, M12X 25 PLATED	12							1
10	3	26716-120002	NUT, M12	12							1
11	1	194195-34600-Q	TIRE ASSY 9.5X20	1							
12	2	194195-34610	TIRE W/TUBE 12.4X16	1							
13	3	194195-34620	TIRE, 12.4-16 4 FSLM	1							
14	3	194195-34630	TUBE, 12.4-16	1							
15	2	194195-34640-Q	WHEEL W11X 16	1							
16	1	194195-34700-Q	TIRE ASSY	1							
17	2	194195-34610	TIRE W/TUBE 12.4X16	1							
18	3	194195-34620	TIRE, 12.4-16 4 FSLM	1							
19	3	194195-34630	TUBE, 12.4-16	1							
20	2	94195-34640-Q	WHEEL W11 X 16	1							

Remarks

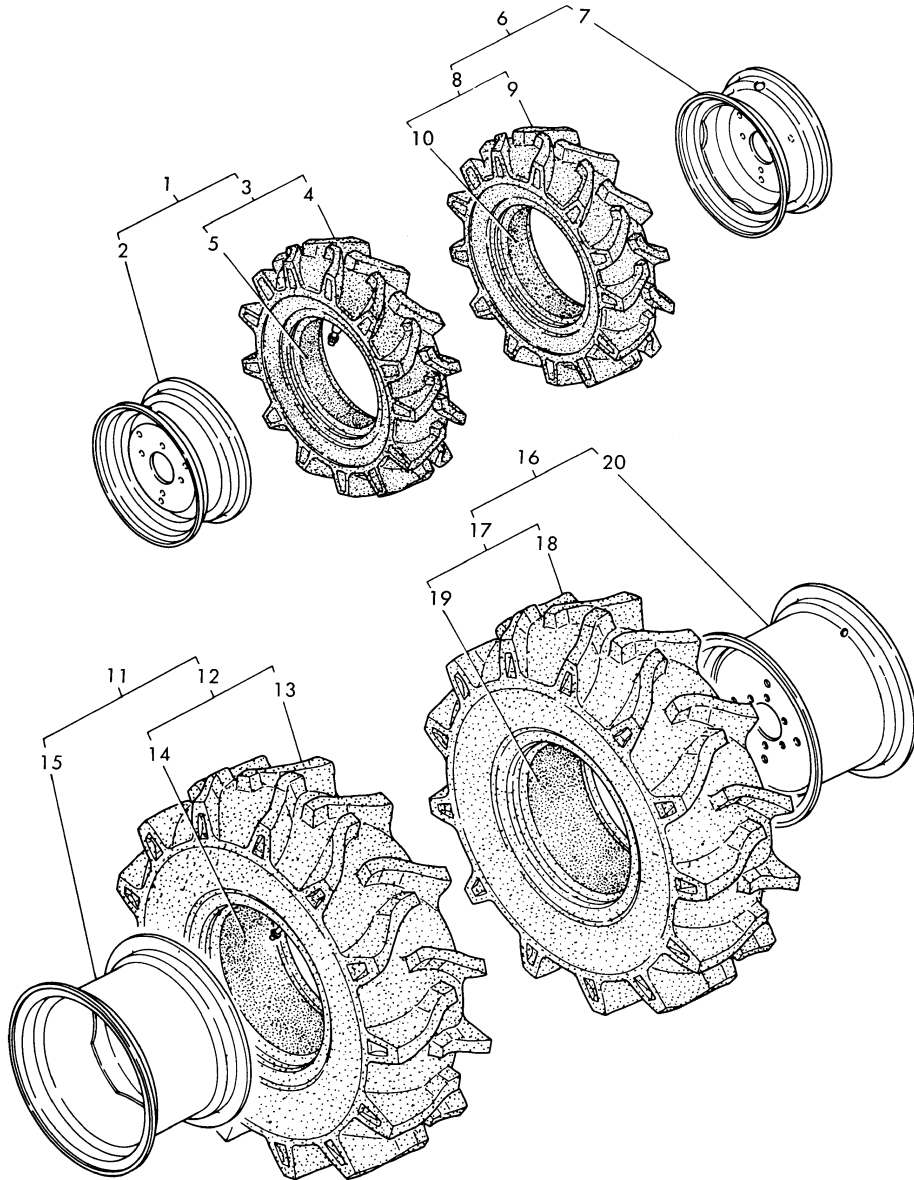
(1) SALES UNIT : 10

N:Old $\begin{matrix} \leftarrow \text{Yes} \\ \text{No} \end{matrix}$ New, Q:Old $\begin{matrix} \leftarrow \text{No} \\ \text{Yes} \end{matrix}$ New, R:Old $\begin{matrix} \leftarrow \text{Yes} \\ \text{No} \end{matrix}$ New, S:Old $\begin{matrix} \leftarrow \text{No} \\ \text{Yes} \end{matrix}$ New, W:Add, Z:Discontinued, F:Interchangeable by set, K:Q'ty Change

Fig.56. AG TIRES(F 6-12&R12.4-16)

(A)=YM187
(B)=YM187D
(C)=

(D)=
(E)=
(F)=

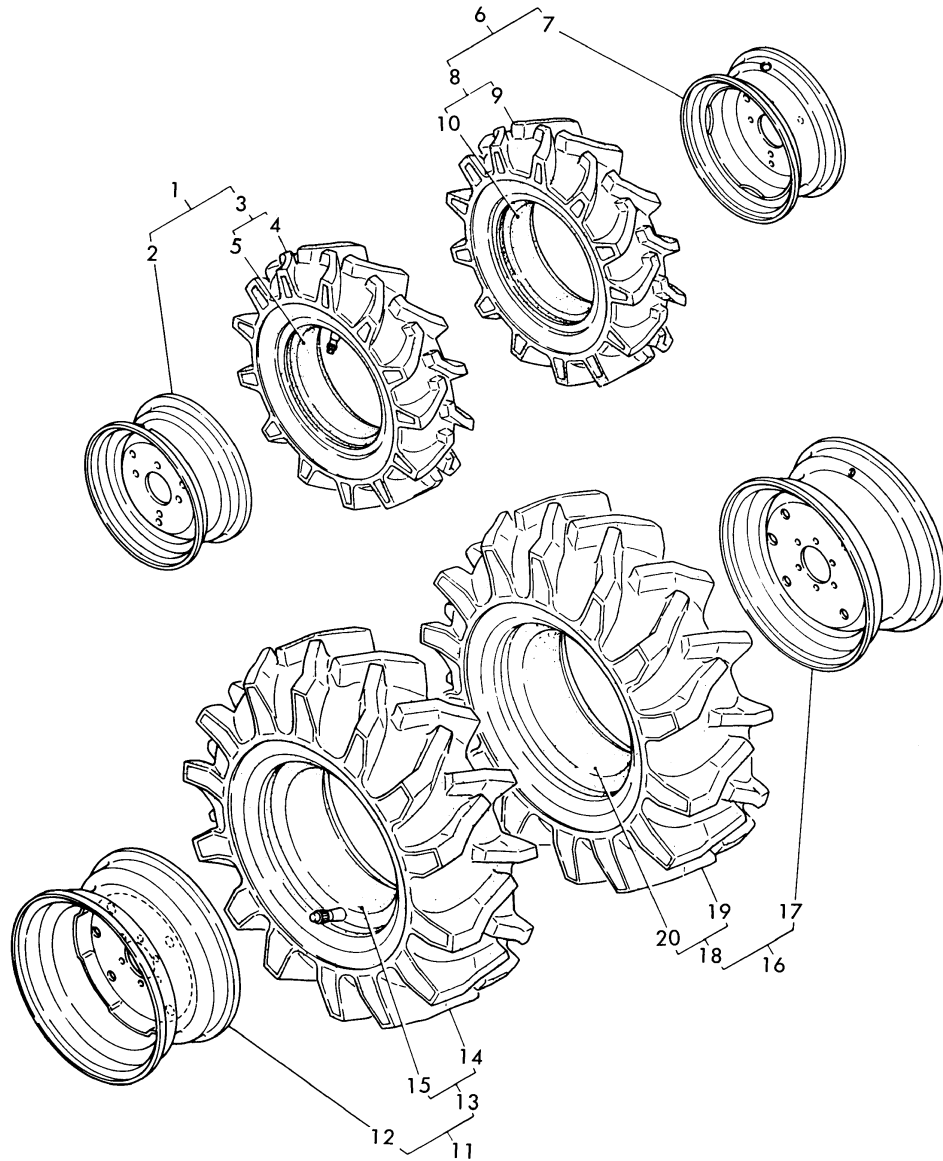


No.	Lev.	Parts No.	Description	Q'ty						I	R
				(A)	(B)	(C)	(D)	(E)	(F)		
1	1	794447-14700-Q	TIRE ASSY (L), FRONT		1						
2	2	194447-14710-Q	WHEEL 5JAX12		1						
3	2	194447-14800	TIRE, 6-12 FSLM		1						
4	3	194447-14810	TIRE, 6-12 4 FSLM		1						
5	3	194447-14820	TUBE		1						
6	1	794447-14800-Q	TIRE ASSY (R), FRONT		1						
7	2	194447-14710-Q	WHEEL 5JAX12		1						
8	2	194447-14800	TIRE, 6-12 FSLM		1						
9	3	194447-14810	TIRE, 6-12 4 FSLM		1						
10	3	194447-14820	TUBE		1						
11	1	194195-34600-Q	TIRE ASSY 9.5X20		1						
12	2	194195-34610	TIRE W/TUBE12.4X16		1						
13	3	194195-34620	TIRE, 12.4-16 4 FSLM		1						
14	3	194195-34630	TUBE, 12.4-16		1						
15	2	194195-34640-Q	WHEEL W11X 16		1						
16	1	194195-34700-Q	TIRE ASSY		1						
17	2	194195-34610	TIRE W/TUBE12.4X16		1						
18	3	194195-34620	TIRE, 12.4-16 4 FSLM		1						
19	3	194195-34630	TUBE, 12.4-16		1						
20	2	194195-34640-Q	WHEEL W11X 16		1						

Fig.57. AG TIRES(F 5-12&R9.5-16)

(A)=YM187
(B)=YM187D
(C)=

(D)=
(E)=
(F)=

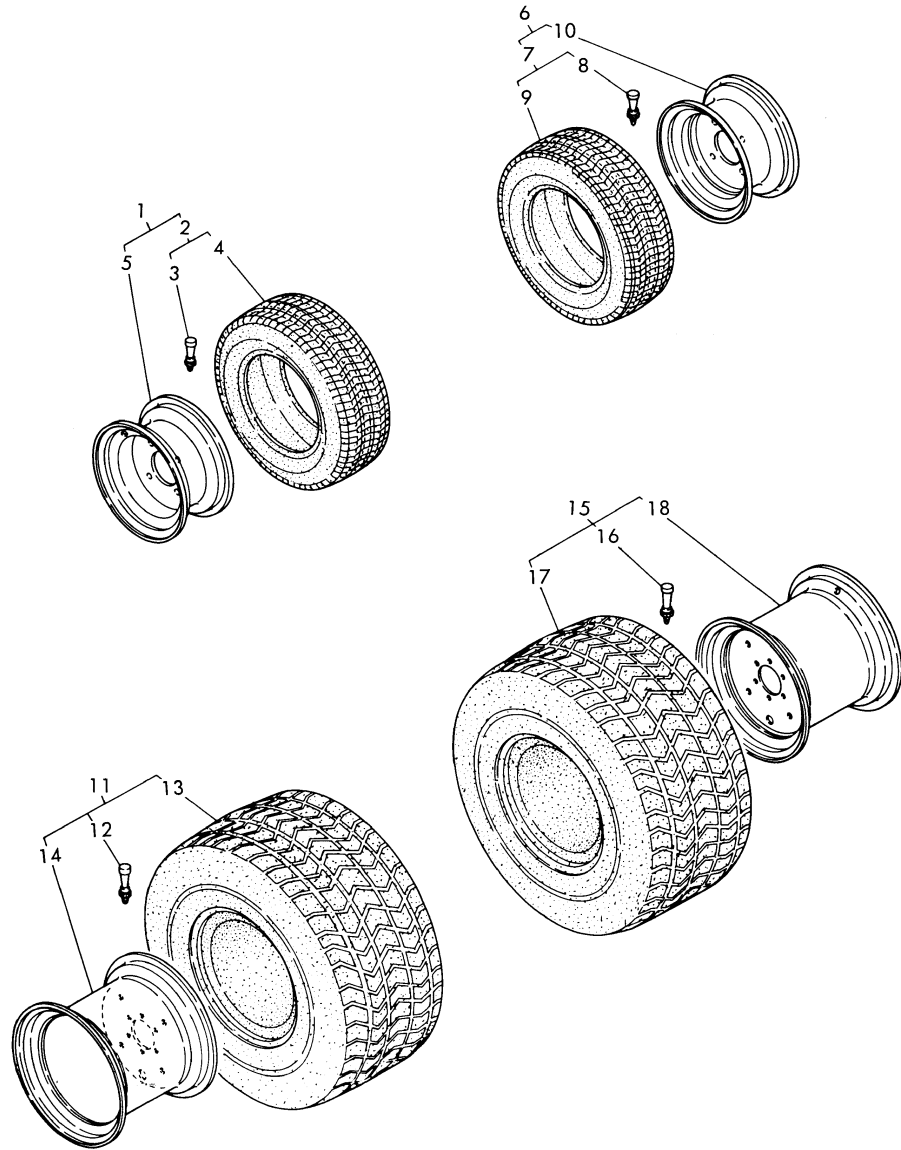


No.	Lev.	Parts No.	Description	Q'ty						I	R
				(A)	(B)	(C)	(D)	(E)	(F)		
1	1	194428-14700-Q	TIRE ASSY 5 X12		1						
2	2	194441-14700-Q	WHEEL DC4JA X 12W		1						
3	2	194428-14800	TIRE 5-12		1						
4	3	194428-14810	TIRE 5-12		1						
5	3	194428-14820	TUBE		1						
6	1	194428-14830-Q	TIRE ASSY 5 X12		1						
7	2	194441-14700-Q	WHEEL DC4JA X 12W		1						
8	2	194428-14800	TIRE 5-12		1						
9	3	194428-14810	TIRE 5-12		1						
10	3	194428-14820	TUBE		1						
11	1	794448-34700-Q	TIRE ASSY 9.5X16		1						
12	2	194446-34650-Q	WHEEL W 8X 16W		1						
13	2	194197-34900	TIRE W/TUBE 9.5X16		1						
14	3	194197-34910	TIRE 9.5X 16		1						
15	3	194197-34920	TUBE, 9.5-16		1						
16	1	794448-34800-Q	TIRE ASY (R),REAR		1						
17	2	194197-34810-Q	WHEEL W8X16W		1						
18	2	194197-34900	TIRE W/TUBE 9.5X16		1						
19	3	194197-34910	TIRE 9.5X 16		1						
20	3	194197-34920	TUBE, 9.5-16		1						

Fig.58. TURF-TIRES (FRONT - REAR)

(A)=YM187
(B)=YM187D
(C)=

(D)=
(E)=
(F)=



No.	Lev.	Parts No.	Description	Qty						I	R
				(A)	(B)	(C)	(D)	(E)	(F)		
1	1	194240-14700-Q	TURF-TIRE ASY L,FRON	1	1						
2	2	194240-12970	TIRE W/VALVE	1	1						
3	3	194136-12880	VALVE, TR413	1	1						1
4	3	194240-12950	TIRE 20X8.0-10	1	1						
5	2	194240-12981-Q	WHEEL 6.00IX10DC	1	1						
6	1	194240-14800-Q	TURF-TIRE ASY R,FRON	1	1						
7	2	194240-12970	TIRE W/VALVE	1	1						
8	3	194136-12880	VALVE, TR413	1	1						1
9	3	194240-12950	TIRE 20X8.0-10	1	1						
10	2	194240-12981-Q	WHEEL 6.00IX10DC	1	1						
11	1	194195-34800-Q	TIRE ASSY 31X15.5-15	1	1						
12	2	194136-12880	VALVE, TR413	1	1						1
13	2	194197-34720	TIRE, 31X15.5X15	1	1						
14	2	194195-34810-Q	WHEEL 13LBX15	1	1						
15	1	194195-34900-Q	TIRE ASSY 31X15.5-15	1	1						
16	2	194136-12880	VALVE, TR413	1	1						1
17	2	194197-34720	TIRE, 31X15.5X15	1	1						
18	2	194195-34810-Q	WHEEL 13LBX15	1	1						

Remarks

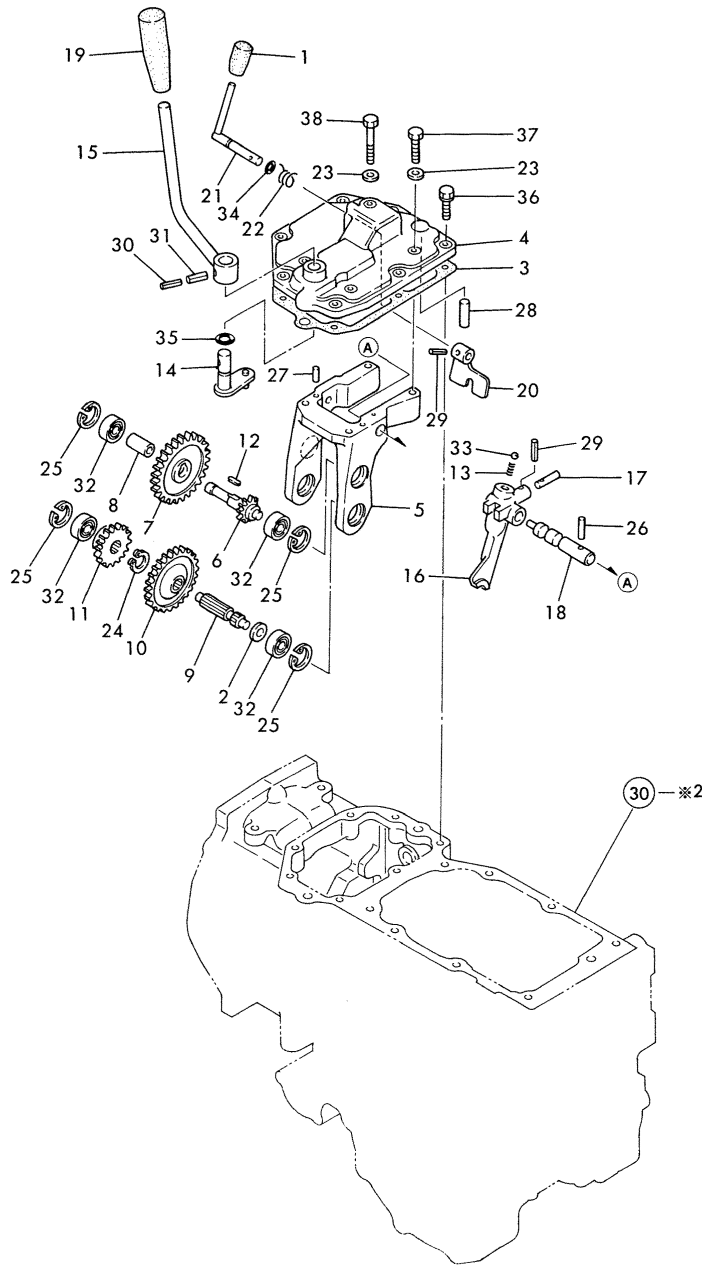
(1) SALES UNIT : 10

N:Old $\xrightarrow{\text{Yes}}$ New, Q:Old $\xrightarrow{\text{No}}$ New, R:Old $\xrightarrow{\text{Yes}}$ New, S:Old $\xrightarrow{\text{No}}$ New, W:Add, Z:Discontinued, F:Interchangeable by set, K:Qty Change

Fig.59. CREEP

(A)=YM187
(B)=YM187D
(C)=

(D)=
(E)=
(F)=



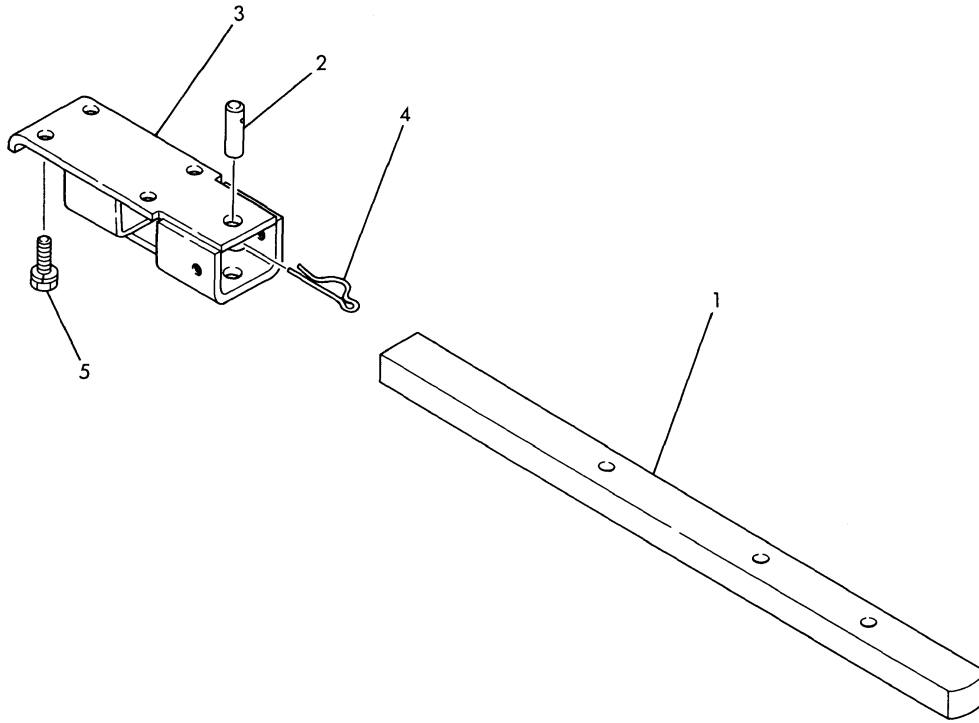
No.	Lev.	Parts No.	Description	Q'ty						I	R
				(A)	(B)	(C)	(D)	(E)	(F)		
1	1	194080-01121	KNOB 8X17X30	1	1						
2	1	1C6141-11470	SPACER 10.5X18X1	1	1						
3	1	194197-24220	GASKET, TRANSMISSION	1	1						
4	1	194193-24230	COVER, TRANSMISSION	1	1						
5	1	194193-25700-X	CASE,CREEP	1	1						
6	1	194505-25710	SHAFT, COUNTER	1	1						
7	1	194505-25720	GEAR, COUNTER	1	1						
8	1	194193-25730	COLLAR	1	1						
9	1	194505-25740	SHAFT, CREEP	1	1						
10	1	194505-25750	GEAR, CREEP		1						
11	1	194193-25760	GEAR, SLIDE	1	1						
12	1	194193-25790	KEY 4X4X12	1	1						
13	1	194310-27180	SPRING, 22.2	1	1						
14	1	194193-27520	ARM, SHIFT	1	1						
15	1	194505-27520	LEVER, SHIFT	1	1						
16	1	194193-27530	FORK, SHIFT	1	1						
17	1	194193-27540	PIN, LOCK	1	1						
18	1	194193-27550	SHAFT, FORK	1	1						
19	1	194210-27550	KNOB, LEVER	1	1						
20	1	194193-27560	ARM, LOCK	1	1						
21	1	194193-27570	LEVER, LOCK	1	1						
22	1	194193-27580	SPRING, RETURN	1	1						
23	1	22190-080000	WASHER, SEAL 8	4	4						1
24	1	22242-000150	RING, 15	1	1						1
25	1	22252-000260	RING, 26	4	4						1
26	1	22312-040180	PIN, PARALLEL M4X18	1	1						1
27	1	22312-060120	PIN, PARALLEL M6X12	2	2						1
28	1	22312-120180	PIN, PARALLEL M12X18	2	2						1
29	1	22351-030016	PIN, SPRING 3.0X16	2	2						1
30	1	22351-035025	PIN, SPRING 3.5X25	1	1						1
31	1	22351-060025	PIN, SPRING 6.0X25	1	1						1
32	1	24101-060004	BEARING, BALL 6000	4	4						1
33	1	24190-100001	BALL, STEEL 5/16	1	1						1
34	1	24311-000070	O-RING, 1AP7.0	1	1						1
35	1	24311-000110	O-RING, 1AP11.0	1	1						1
36	1	26013-080202	BOLT, M8X 20	7	7						1
37	1	26116-080252	BOLT, M8X 25 PLATED	3	3						1
38	1	26116-080452	BOLT, M8X 45 PLATED	1	1						1

Remarks

(1) SALES UNIT : 10

N:Old $\begin{matrix} \leftarrow \text{Yes} \\ \text{No} \end{matrix}$ New, Q:Old $\begin{matrix} \leftarrow \text{No} \\ \text{Yes} \end{matrix}$ New, R:Old $\begin{matrix} \leftarrow \text{Yes} \\ \text{Yes} \end{matrix}$ New, S:Old $\begin{matrix} \leftarrow \text{No} \\ \text{No} \end{matrix}$ New, W:Add, Z:Discontinued, F:Interchangeable by set, K:Q'ty Change

Fig.60. DRAWBAR



(A)=YM187
(B)=YM187D
(C)=

(D)=
(E)=
(F)=

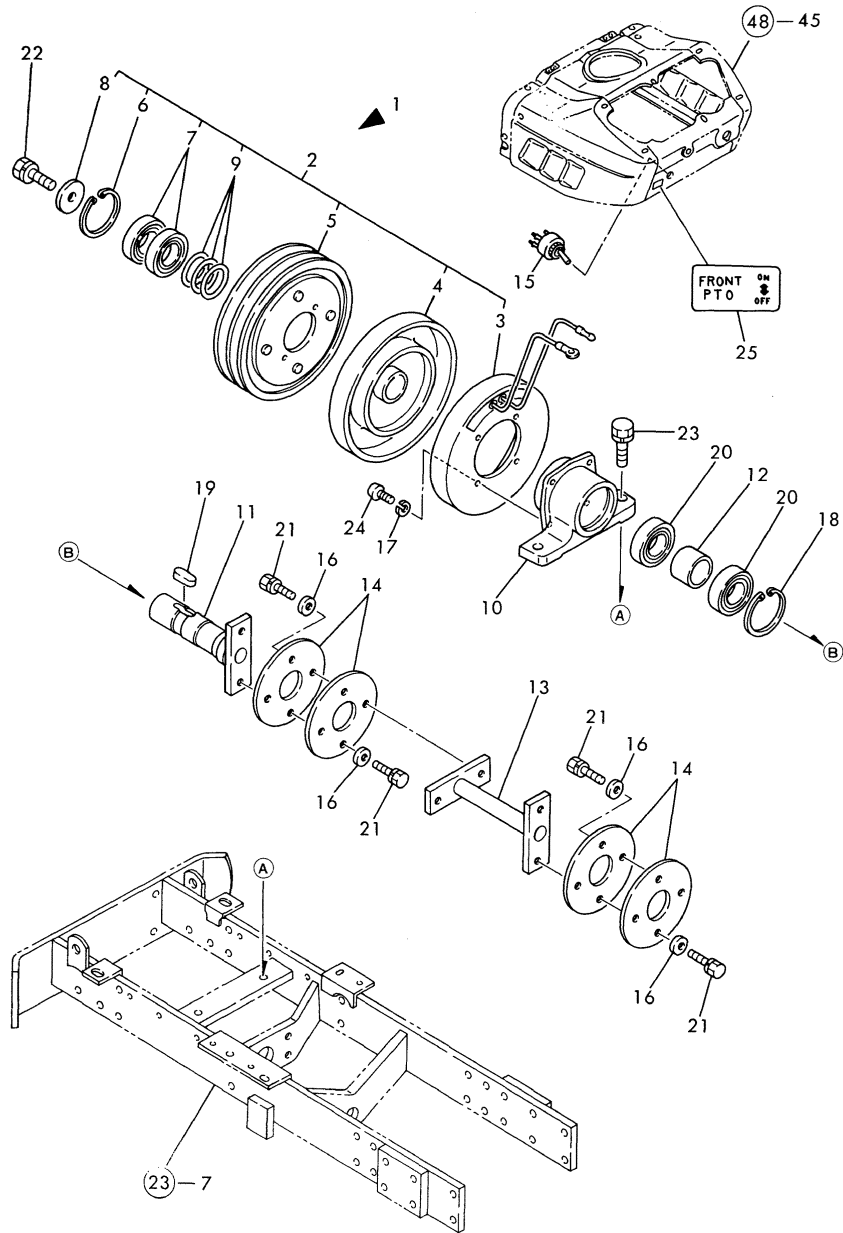
No.	Lev.	Parts No.	Description	Q'ty						I	R
				(A)	(B)	(C)	(D)	(E)	(F)		
1	1	194197-75210-X	HITCH, DRAWBAR	1	1						
2	1	194464-75430	PIN, HITCH 19X54	1	1						
3	1	194197-75722-X	BRACKET, DRAWBER	1	1						
4	1	194080-75790	PIN, SNAP 28	1	1						
5	1	26013-140352	BOLT, M14X 35	4	4						1

Remarks
(1) SALES UNIT : 10

Fig.61. FRONT POWER TAKE OFF

(A)=YM187
(B)=YM187D
(C)=

(D)=
(E)=
(F)=



No.	Lev.	Parts No.	Description	Q'ty						I	R
				(A)	(B)	(C)	(D)	(E)	(F)		
1	1	794446-83100-X	P.T.O. KIT, FRONT	1	1						
2	2	194446-83110-X	CLUTCH ASSY, MAGNET.	1	1						
3	3	194446-83120	COIL, FIELD	1	1						
4	3	194446-83130	ROTOR	1	1						
5	3	194446-83140	ARMATURE	1	1						
6	3	194446-83150	CIRCLIP	1	1						1
7	3	194446-83160	BALL BEARING	2	2						
8	3	194446-83170	WASHER	1	1						
9	3	194446-83180	SHIM	3	3						1
10	2	194446-83210-X	CASE, BEARING	1	1						
11	2	194446-83220-X	SHAFT, P.T.O	1	1						
12	2	194446-83240	SPACER	1	1						
13	2	194446-83250-X	SHAFT	1	1						
14	2	194446-83260	DISC, FRONT P.T.O.	4	4						
15	2	194446-83310	SWITCH, FRONT P.T.O.	1	1						
16	2	22117-100000	WASHER, 10	8	8						1
17	2	22217-060000	WASHER, SPRING 6	4	4						1
18	2	22262-000550	RING, R-55	1	1						1
19	2	22512-070280	KEY, 7X 28	1	1						1
20	2	24104-060064	BEARING, BALL 6006UU	2	2						
21	2	26013-100202	BOLT, M10X 20	8	8						1
22	2	26013-120302	BOLT, M12X 30	1	1						1
23	2	26013-140302	BOLT, M14X 30	2	2						1
24	2	26557-060162	SCREW M 6X 16	4	4						1
25	2	194446-65731	LABEL, FRONT P.T.O	1	1						

Remarks

(1) SALES UNIT : 10

Fig.62. TOOLS

(A)=YM187
(B)=YM187D
(C)=

(D)=
(E)=
(F)=

No.	Lev.	Parts No.	Description	Q'ty						I	R
				(A)	(B)	(C)	(D)	(E)	(F)		
1	1	794446-82111	TOOL ASSY	1	1						
2	2	194446-82110-R	BOX, TOOL (RED)	1	1						
3	2	28110-080100	SPANNER, 8X10	1	1						
4	2	28110-100130	SPANNER, 10X13	1	1						
5	2	28110-120140	SPANNER, 12X14	1	1						
6	2	28110-170190	SPANNER, 17X19	1	1						
7	2	28110-220240	SPANNER, 22X24	1	1						
8	2	194080-82110	BOX WRENCH 17 X 19	1	1						

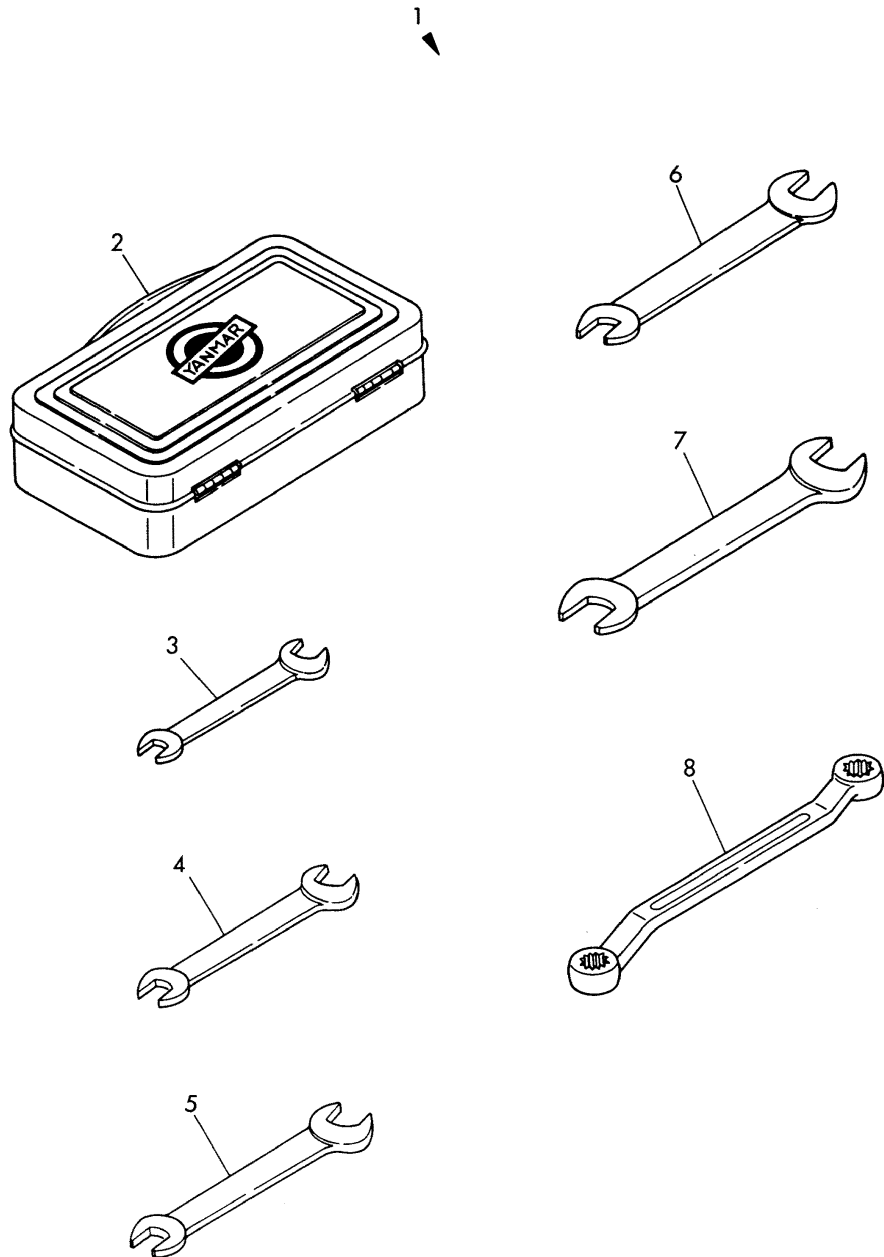
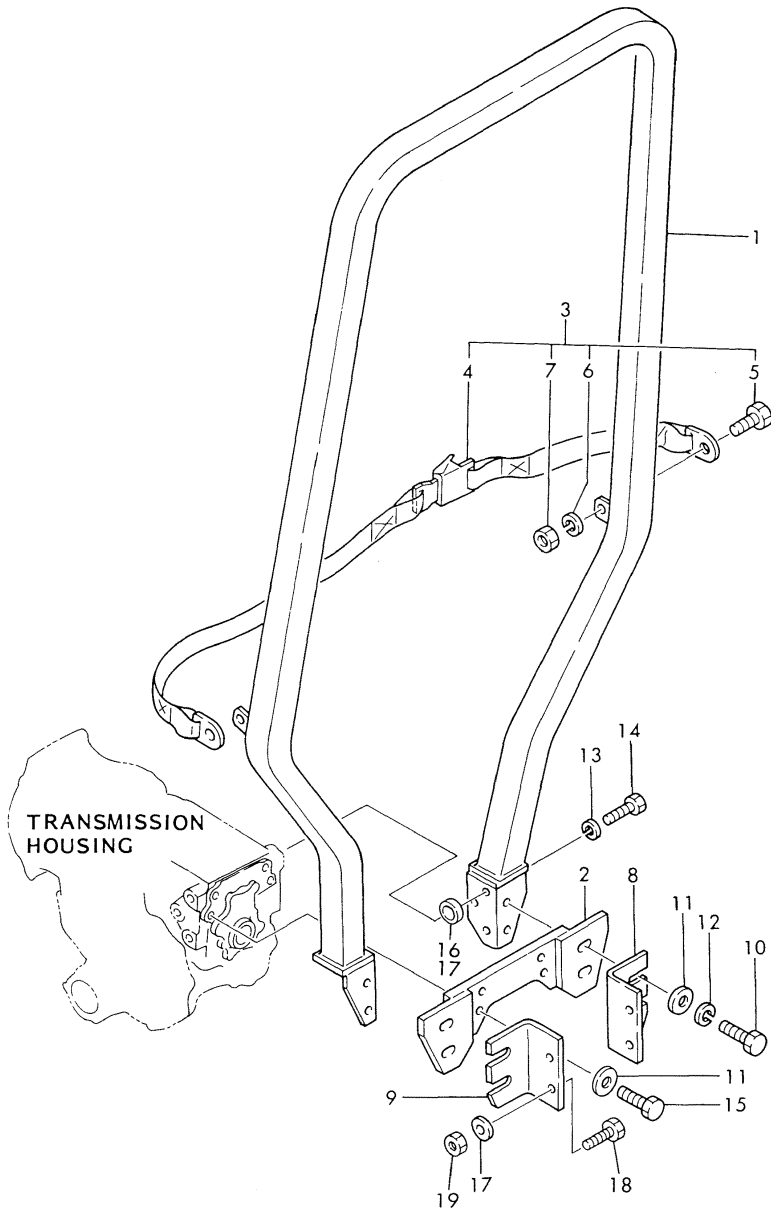


Fig.63. ROLL BAR

(A)=YM187
(B)=YM187D
(C)=

(D)=
(E)=
(F)=



No.	Lev.	Parts No.	Description	Q'ty						I	R
				(A)	(B)	(C)	(D)	(E)	(F)		
1	1	4-11052	ROLL BAR ASSY	1	1						
2	1	2-11886	MOUNT WELDMENT	1	1						
3	1	4-11790	SEAT BELT KIT	1	1						
4	2	3-10287	SEAT BELT	1	1						
5	2	3-10045	SCREW HEX CAP	2	2						
6	2	3-10152	WASHER,LOCK 0.437	2	2						
7	2	3-10066	NUT,HEX	2	2						
8	1	1-22451	BRACKET	1	1						
9	1	1-22452	BRACKET	1	1						
10	1	3-10046	SCREW,HEX CAP	4	4						
11	1	3-10087	WASHER,FLAT 0.500	8	8						
12	1	3-10079	WASHER,LOCK 0.500	4	4						
13	1	3-10080	WASHER,LOCK 0.625	6	6						
14	1	3-10504	SCREW M16X55X2.00	6	6						
15	1	3-12316	SCREW M12X45X1.75	4	4						
16	1	1-22358	TUBING,SPACER	6	6						
17	1	1-22359	TUBING,SPACER	4	4						1
18	1	3-10007	SCREW,HEX CAP	4	4						
19	1	3-10072	NUT,HEX NYLOCK	4	4						
20	1	3-10085	WASHER,FLAT 0.312	2	2						

Remarks
(1) BACKHOE ONLY

Parts No. Index

Parts No.	Fig. No.	Ref. No.
101147-11490	3	46
	19	15
101147-11900	3	47
101147-53080	12	4
101147-59810	13	38
101158-11230	3	35
		40
101304-59020	13	30
101720-55750	13	4
102103-55520	13	15
	19	37
103854-51251	11	23
103854-53120	12	6
103854-53180	12	14
103854-59201	13	34
103854-S1660	11	25
104104-67300	3	66
104200-11180	3	6
104200-14200	6	4
104200-55080	1	30
104200-55321	13	8
104200-55330	13	9
104200-55341	13	6
104200-55730	13	7
104200-55750	13	11
104200-59170	13	35
	19	38
104200-61200	14	3
104211-03770	14	46
104211-11370	3	11
105225-02020	1	42
	19	6
105225-02300	1	52
105225-11100	3	3
105225-11110	3	4
105225-11350	3	12
105225-21500	7	15
105225-21501	7	15 -1
105225-22300	8	8
105225-22400	8	9
105225-23100	8	12
105225-23200	8	13
105311-23380	8	15
110250-53150	12	8
	43	55
110250-55610	13	14
113200-53110	12	5
113200-53120	12	7
121000-01330	1	22
	19	4

Parts No.	Fig. No.	Ref. No.
121000-01750	1	32
	19	5
121023-42051	10	7
	19	28
121023-42100	10	1
121023-42290	10	20
	20	8
121023-77910	16	1
	20	11
121120-77920	16	2
121150-35100	9	15
121150-51460	11	34
121250-03640	14	50
121250-44901	10	13
	20	6
121250-55620	13	16
121250-59860	13	24
121254-07150	51	35
121254-55510	13	13
121400-91140	47	97
121420-01760	3	54
	19	18
121420-59571	16	10
121450-01100	1	17
121450-01203	1	4
121450-01210	1	5
121450-01220	1	6
121450-01511	2	14
	19	9
121450-01531	2	20
	19	10
121450-01550	2	19
121450-01560	2	7
121450-01570	2	4
121450-01710	1	33
121450-01801	2	22
121450-01951	1	34
121450-01960	1	10
121450-01980	1	11
	19	3
121450-01990	1	12
121450-02072	1	47
		51
121450-02100	1	16
121450-02110	1	40
121450-02160	1	46
121450-02170	1	50
121450-02310	1	60
121450-02320	1	61
121450-02370	1	62

Parts No.	Fig. No.	Ref. No.
121450-02380	1	63
121450-03012	3	67
121450-03020	3	68
121450-03030	3	69
121450-03610	3	55
121450-03760	3	59
121450-03770	3	60
121450-11240	3	24
121450-11260	3	27
121450-11270	3	28
121450-11310	3	52
	19	17
121450-11402	3	43
121450-11550	3	15
121450-11670	3	18
121450-11680	3	19
	19	13
121450-13200	5	8
	19	22
121450-13250	5	12
	19	23
121450-14010	6	1
121450-14090	6	2
121450-14120	6	6
121450-14400	6	5
121450-21541	7	8
121450-22091	8	1
121450-32021	9	11
	19	24
121450-32050	9	9
121450-32060	9	10
121450-34831	1	54
121450-34840	1	55
	19	7
121450-35090	9	14
121450-39201	9	26
121450-42240	10	4
121450-42260	10	6
121450-42310	10	5
121450-42350	10	19
121450-44410	10	10
	19	29
121450-44510	10	28
121450-44530	10	30
121450-44540	10	34
121450-44740	10	21
121450-49020	10	37
121450-49030	10	38
121450-51500	11	26
121450-59500	13	40

Parts No.	Fig. No.	Ref. No.
121450-59550	13	41
121450-59560	13	42
121450-59810	13	19
121450-59820	13	20
121450-59830	13	21
121450-59850	13	25
121450-61101	14	1
121450-61631	14	19
121450-66010	14	13
121450-66170	14	35
121450-66180	14	34
121450-77010	15	1
	17	1
121450-77200	15	3
	18	1
121450-77330	15	5
121450-77700	16	3
121450-77711	15	4
121450-77810	16	6
121450-91400	2	36
121454-12100	4	19
121454-12110	4	21
121454-12480	4	30
	51	38
121454-12500	4	12
121454-12520	4	31
	51	39
121454-12550	4	22
121454-12660	4	15
121454-13491	5	1
121454-13651	5	3
121454-21652	7	7
121454-42120	10	9
121454-44500	10	24
121454-44590	10	23
121454-49160	10	42
121454-51100	11	3
121454-55600	13	1
121454-66001	14	40
121454-66420	14	30
121459-01600	1	23
121459-21590	7	11
121459-59010	13	28
121459-59090	13	29
121462-03740	3	58
121462-44580	10	26
121465-11950	3	23
121465-13582	5	13
121465-59950	13	26
121467-34800	1	53

Parts No. Index

Parts No.	Fig. No.	Ref. No.
121470-13510	5	9
121470-13580	5	4
121520-01850	1	58
121520-01860	1	57
121520-66550	14	20
121520-66580	14	23
121550-11280	3	29
121550-11290	3	30
121550-49111	10	40
121551-66520	14	45
121551-66580	14	47
121567-61000	14	5
121567-61620	14	15
121567-61640	14	18
121750-59090	13	45
121750-59890	47	20
		21
		22
		84
	50	22
121750-77800	16	5
1-22358	63	16
1-22359	63	17
1-22451	63	8
1-22452	63	9
123325-59100	13	22
123325-59110	13	23
124060-01050	1	3
	2	3
124060-11120	3	5
124060-11800	3	8
124060-11810	3	9
124060-21600	7	14
124060-51300	11	5
124060-59380	13	36
124060-77680	13	18
		47
	16	4
	22	16
124064-07160	51	33
124064-12400	4	1
124064-12420	4	3
124064-12430	4	5
		7
	19	20
124064-12440	4	6
124064-12450	4	10
124064-12460	4	11
124064-12470	4	4
124064-12510	4	14

Parts No.	Fig. No.	Ref. No.
124064-12510	20	2
124064-12560	4	23
124064-12570	4	24
124064-12580	4	25
124064-12670	4	16
124064-12680	4	17
124064-12690	4	18
124066-59100	13	46
124067-12050	4	20
	19	21
124085-01900	1	8
124085-02220	1	41
124085-35300	9	19
124085-35350	9	25
124160-01650	3	73
	13	32
124160-01751	3	53
124160-11360	3	48
124160-39140	9	27
124160-39450	9	18
	20	5
124160-77020	15	2
124220-51890	11	15
124240-01882	2	23
	19	11
124450-12560	4	8
124450-12571	4	9
124450-35070	9	13
124450-35110	9	17
	19	25
124450-39240	9	31
124450-44550	10	33
124450-44560	10	32
124450-44590	10	25
124460-77820	16	7
124465-44950	10	14
	19	30
124550-35110	9	16
	20	4
124550-51320	11	7
124550-51350	19	34
124550-51370	11	9
	19	35
124550-51590	11	29
124550-55700	13	12
	20	10
124550-59030	13	43
124550-59090	13	44
124550-59820	9	29
124550-66370	14	31

Parts No.	Fig. No.	Ref. No.
1245S0-51341	11	8
1245S0-51350	11	6
124738-49150	10	41
124764-44800	51	36
124764-44810	51	34
124764-44920	51	37
124766-59050	10	43
	13	31
		33
	22	15
124770-53000	12	3
	20	9
124950-11340	3	10
124950-11410	3	44
124950-11450	3	45
	19	14
124950-21230	7	13
124950-26420	2	31
124950-51190	11	10
124950-51270	19	33
124950-51450	11	33
124950-51510	11	13
124950-51640	11	24
124950-66590	14	24
1249S0-51270	11	4
129350-01230	1	7
129350-14100	6	3
129350-21200	7	6
129350-26000	2	27
129350-26050	2	28
129350-26160	2	24
129350-26200	2	29
129350-26400	2	30
129350-26490	2	32
129350-32090	9	1
129350-32200	9	8
129350-42200	10	3
129350-49010	10	36
129350-49120	10	45
129350-49130	10	44
129350-49530	10	16
129350-49540	10	17
	19	31
129350-49800	10	15
	20	7
129350-61600	14	12
135210-61090	14	32
171051-01921	1	14
172100-53200	12	15
	19	36

Parts No.	Fig. No.	Ref. No.
172112-41980	35	35
		37
172200-61220	14	4
174100-54120	11	21
174307-51170	11	11
174307-51181	11	12
174307-51700	11	22
177088-06160	45	2
192060-46110	48	3
194080-01121	59	1
194080-15420	28	16
194080-15430	28	17
194080-15440	28	18
194080-15450	28	19
194080-15460	28	20
194080-15550	28	33
194080-37781	41	40
194080-51430	47	28
194080-57202	47	101
194080-58810	47	18
	48	42
194080-74631	52	32
194080-75790	60	4
194080-82110	62	8
194081-54110	47	67
194081-54120	47	68
194081-54131	47	69
194081-54151	47	70
194081-54210	47	71
194081-54221	47	72
194081-54230	47	73
194081-54240	47	74
194081-55820	47	75
194100-12911-Q	53	2
194100-41670	42	16
194110-37691	41	36
194130-15470	28	22
194130-22170	29	33
194130-22280	29	5
194130-37740-U	41	38
194130-41120-X	42	1
194130-44480	44	12
194130-48650	42	30
194136-04720	22	14
194136-12880	58	3
		8
		12
		16
194140-63221	50	5
194145-01260	21	5

Parts No. Index

Parts No.	Fig. No.	Ref. No.
194145-04302	22	2
194145-04311	22	3
194145-04322	22	4
194145-04351	22	5
194145-04460	22	6
194145-04521	22	7
194145-11350	24	5
194145-15651	28	35
194145-27960	36	20
194145-36651	38	10
194145-37540-R	41	27
194145-47160	35	18
		30
194145-51570	48	6
194145-52820	47	43
194145-52830	47	44
194145-52840	47	45
194145-61560	48	48
194145-61570	48	16
194145-61650	48	19
		54
194145-64430	48	60
	49	12
194145-75250	52	37
194150-01190	41	22
194150-01270	21	6
194150-01370	21	9
194150-12410-U	24	25
194150-21910	23	10
	29	10
	30	10
194150-22160	29	32
194150-22250	29	4
194150-22420	41	23
194150-37530	41	26
194150-43350	44	2
194150-45320	43	50
194150-45340	43	51
194150-45361	43	52
194150-48230	42	25
194150-52160	47	34
194150-52170	47	35
194150-71230	52	3
194150-74670-X	52	34
194151-04260	22	10
194151-11640	24	14
194151-11650	24	15
194151-11660	24	8
194151-11670	24	34
194151-11840	24	10

Parts No.	Fig. No.	Ref. No.
194151-11860	24	11
194151-12410	27	7
194151-12610-X	24	36
194151-12620-X	24	37
194151-24770	26	5
		32
	38	1
194151-36670	26	33
	38	11
194151-37730-U	41	37
194151-37771-U	41	39
194151-45370	43	53
194151-46261-X	43	54
194151-46640-X	43	45
194151-47760	46	25
194151-48710	42	31
194151-57100	47	99
194151-57210	47	102
194151-63240	50	6
194151-63250	50	8
194155-05210	48	39
	49	23
194155-52190	47	31
194155-55820	47	91
194162-58830	48	43
194170-27310	35	19
194170-27320	35	20
194170-45220	45	5
194170-45230	45	6
194170-45250	45	7
194170-45321	45	9
194170-45330	45	10
194170-45350	45	11
194170-45360	45	12
194170-45370	45	13
194170-45410	45	14
194170-45430	45	16
194170-45440	45	17
194170-45520	45	19
194170-45530	45	20
194170-45541	45	21
194170-45550	45	22
194170-45560	45	23
194170-45570	45	24
194170-45610	43	28
194170-45700	43	34
194170-45710	43	35
194170-45720	43	36
194170-45730	43	37
194170-45740	43	38

Parts No.	Fig. No.	Ref. No.
194170-51210	48	4
194170-52130	47	33
194170-55120	47	86
194170-55130	47	87
194170-55150	47	88
194170-55160	47	89
194170-55170	47	90
194170-63110-X	50	2
194170-65570	51	16
194170-65620	51	22
194170-65891	51	31
194170-72230-X	52	14
194190-11520	26	2
194190-26860-U	30	16
194190-61250	48	8
194190-61560	48	49
194190-61750	48	21
194190-61761	48	22
194190-61780	48	23
194191-13211-X	23	14
194191-13220	23	15
194191-13232	23	16
194191-13240	23	17
194191-13420	26	3
194191-28350	32	23
	34	14
194191-28480	37	8
194193-24210-X	30	11
194193-24230	59	4
194193-25700-X	59	5
194193-25730	59	8
194193-25760	59	11
194193-25790	59	12
194193-25860	32	21
194193-26120	34	3
194193-27520	59	14
194193-27530	59	16
194193-27540	59	17
194193-27550	59	18
194193-27560	59	20
194193-27570	59	21
194193-27580	59	22
194193-43310	44	1
194193-44510-X	44	13
194193-45100	45	1
194193-47110-X	46	2
194193-47120	46	3
194193-47130-X	46	4
194193-47140	46	5
194193-47300-X	46	6

Parts No.	Fig. No.	Ref. No.
194193-47310-X	46	7
194193-47320	46	9
194193-47330	46	10
194193-47530	46	18
194193-47710-X	46	24
194195-01320	21	7
194195-01440	21	21
194195-01510	21	25
194195-11130-X	23	8
194195-12650	24	39
194195-12900-Q	55	1
194195-12910	55	2
194195-12920	55	3
194195-12930	55	4
194195-12940-Q	55	5
194195-12950-Q	55	6
194195-12960-Q	55	7
194195-15610-X	28	34
194195-16100-X	28	41
194195-22410-X	29	44
194195-24930-X	38	2
194195-32510	40	10
194195-32530	40	11
194195-34400-Q	53	6
	54	11
194195-34410	53	7
		12
	54	12
		17
194195-34420	53	8
		13
	54	13
		18
194195-34430	53	9
		14
	54	14
		19
194195-34440-Q	53	10
		15
	54	15
		20
194195-34500-Q	53	11
	54	16
194195-34600-Q	55	11
	56	11
194195-34610	55	12
		17
	56	12
		17
	56	12
		17
194195-34620	55	13

Parts No. Index

Parts No.	Fig. No.	Ref. No.
194195-34620	55	18
	56	13
		18
194195-34630	55	14
		19
	56	14
		19
194195-34640-Q	55	15
	56	15
		20
194195-34700-Q	55	16
	56	16
194195-34800-Q	58	11
194195-34810-Q	58	14
		18
194195-34900-Q	58	15
194195-42100-X	43	1
194195-42810-X	43	6
194195-43200-X	43	7
194195-44210	44	6
194195-44230-X	44	7
194195-44250	44	8
194195-44260	44	9
194195-44410-X	44	10
194195-44420-X	44	11
194195-45620	43	29
194195-45630	43	30
194195-45640	43	31
194195-45650	43	32
194195-45660	43	33
194195-46260	43	39
194195-47310	46	8
194195-47440	46	13
194195-47450	46	15
194195-47490	46	16
194195-47510-X	46	17
194195-47540-X	46	19
194195-47550	46	20
194195-47560-X	46	21
194195-47610-X	46	22
194195-47650	46	23
194195-48111-X	42	20
194195-48220-X	42	23
194195-48380-X	42	61
194195-51120	47	5
194195-51560	48	5
194195-62110-R	49	6
194195-62120-R	49	7
194195-62250-X	49	10
194195-62330-X	49	11

Parts No.	Fig. No.	Ref. No.
194195-62520-X	49	26
194195-62521-X	49	26 -1
194195-62530-X	49	27
194195-62580-X	49	29
194195-62610-X	49	30
194195-62640-X	49	31
194195-62690-X	49	32
194195-62701-X	49	33
194195-62810	49	34
194195-63210-X	50	4
194195-72200-X	52	13
194195-72300-X	52	23
194195-74650-X	52	33
194195-74710-X	52	35
194196-13300	25	29
194196-13310	25	31
194196-13320	25	30
194196-14610-X	25	55
194197-01160	21	3
194197-21170	29	8
194197-21180	29	9
194197-22240-X	29	36
194197-22310	29	38
194197-22320	29	43
194197-24220	30	12
	59	3
194197-24350-X	30	13
194197-24360	30	14
194197-24370	30	15
194197-24970-X	30	31
194197-25810	39	7
194197-25850	39	8
194197-25870	32	22
194197-25950	39	2
194197-25960	39	9
194197-25970	39	10
194197-25980	39	11
194197-25990	39	3
194197-26500	34	8
194197-26710	34	13
194197-26911-X	30	17
194197-27271	35	16
194197-27421	36	2
194197-27431	36	3
194197-27441	36	4
194197-27621	36	15
194197-27630	36	16
194197-27681	36	18
194197-31510	39	19
194197-31820	39	21

Parts No.	Fig. No.	Ref. No.
194197-32100	39	23
194197-32300	39	29
194197-32350	39	30
194197-32360	39	31
194197-32370	39	32
194197-32520	40	7
194197-32601-X	38	3
194197-32611-X	38	4
194197-32620	38	5
194197-32811-X	38	6
194197-32821-X	38	7
194197-33100	38	19
194197-33110	38	20
194197-33120	38	21
194197-33141	38	22
194197-33400	40	1
194197-34310-X	38	8
194197-34340	38	9
194197-34720	58	13
		17
194197-34810-Q	57	17
194197-34900	57	13
		18
194197-34910	57	14
		19
194197-34920	57	15
		20
194197-36570	41	3
		13
194197-36700-X	41	4
194197-36750-X	41	14
194197-36800-X	41	6
		16
194197-36850	41	7
		17
194197-37420-X	41	24
194197-37470-X	41	29
194197-37550-X	41	31
194197-37660	41	34
194197-42150	43	4
194197-43410	44	4
194197-44610-X	44	14
194197-72401-X	52	15
194197-72551	52	16
		24
194197-73150	52	28
194197-73211-X	52	29
194197-75210-X	60	1
194197-75722-X	60	3
194198-13341	25	38

Parts No.	Fig. No.	Ref. No.
194198-14130-X	26	41
194198-14650	25	56
194198-28310	37	4
194198-28451	37	7
194200-34750	40	17
194200-36551	41	2
		12
194200-36790	41	5
		15
194200-65610	51	20
194201-53051	47	48
194201-53100	47	51
194201-53110	47	52
194205-42280	43	5
194205-63550	50	11
194208-21130	30	9
194210-27550	59	19
194240-12950	58	4
		9
194240-12970	58	2
		7
194240-12981-Q	58	5
		10
194240-14700-Q	58	1
194240-14800-Q	58	6
194240-52210	47	37
194240-65432	51	6
194240-65441	51	7
194240-65511	51	11
194240-65671	51	26
194241-15100	28	1
194241-15110-X	28	2
194241-15200-X	28	5
194241-15310	28	11
194241-15350	28	14
194241-15500	28	23
194250-51660	47	17
194262-53080	47	49
194262-53090	47	50
194273-65611	51	21
194274-13550	26	14
194274-13570	26	15
194274-13580	40	8
194275-27750	30	18
194275-45340	43	27
194275-48810	42	32
194275-53401	47	54
194275-53410	47	55
194275-53421	47	56
194275-53431	47	57

Parts No. Index

Parts No.	Fig. No.	Ref. No.
194275-53451	47	59
194275-53481	47	61
194275-61480	48	14
194275-62310	48	57
194275-63120	50	3
194275-65660	51	25
194281-63240	50	7
194286-71500-X	52	5
194300-24130	43	2
194300-24350	31	17
194300-25100	34	1
194300-31520	39	24
194300-31550	25	22
194300-31560	25	23
194300-31570	25	24
194300-31610	25	25
	39	20
194300-31620	25	26
194300-32260	25	5
194300-33190	38	24
194300-33200	38	25
194300-36500	41	1
		11
194301-11660	25	10
194301-11800	25	20
194305-24340	31	16
194305-24540	31	39
194305-24550	31	40
194305-24580	31	45
194305-24830	31	69
194305-24850	31	70
194305-24870	31	71
194305-24880	31	72
194305-25440	33	29
194305-25490	33	12
		33
194305-27200	35	10
194305-27210-U	35	11
194305-27240	35	13
194305-27250	35	14
194305-27340	35	21
194305-27351	35	22
194305-27440	35	27
194305-32650	40	5
194305-33430	40	2
194305-34720-Q	40	16
194305-65470	51	10
194310-04250-U	22	9
194310-15150	28	3
194310-15170	28	4

Parts No.	Fig. No.	Ref. No.
194310-15181	28	32
194310-15320	28	12
194310-15411	28	15
194310-24470	29	27
194310-24770	31	61
194310-25050	31	31
194310-25630	33	18
		37
194310-27180	36	1
		14
		59
		13
194310-37560	34	15
194310-46350	43	12
194310-46380	43	13
194310-46730	43	14
194310-47790	46	26
194310-47870	46	27
194310-65720	51	28
194311-28230	37	3
194312-46630-X	43	44
194312-51210	47	11
194312-51220	47	12
194312-61290	48	10
194320-41150-X	42	3
194320-41160	42	4
194321-11921	26	16
194321-11940	26	17
194322-24980	30	32
194322-51130	47	6
194322-51140	47	8
194322-52110	47	30
194322-61290	48	11
194322-61430	48	67
194322-63250	50	9
194322-63280	50	10
194322-65561	51	14
194322-71600-X	52	6
194322-71700-X	52	7
194323-65561	51	15
194324-62310	48	58
194330-62530	49	28
194340-21700	29	23
194363-46620	43	43
194363-51111	47	4
194370-65451	51	8
194420-01351-U	21	8
194420-05210	23	3
194420-11520	24	4
194420-11880	24	35
194420-12640	24	38

Parts No.	Fig. No.	Ref. No.
194420-12720	24	40
194420-15700	28	38
194420-22240	29	37
194420-31850	39	22
194420-37510	41	30
194420-47370	46	11
194420-58820	47	19
194420-61250-Q	48	9
194420-61640	48	17
		18
		53
194420-65590	51	17
194420-74800-X	52	36
194421-13640	26	18
194421-13650	26	20
194421-28170	31	22
	33	20
		46
194428-14700-Q	57	1
194428-14800	57	3
		8
194428-14810	57	4
		9
194428-14820	57	5
		10
194428-14830-Q	57	6
194430-24930	30	30
194430-61500-R	48	45
194432-01110	21	2
194432-04112	22	1
194432-11140-U	23	9
194432-47390	46	12
194432-56100	47	78
194432-56130	47	92
194432-56150	47	80
194432-56170	47	81
194432-61100-R	48	7
194432-61480	48	15
194432-61570-X	48	50
194432-61600	47	85
194432-61610	47	93
194432-61660-X	48	55
194432-61700-X	48	20
194432-61940	48	28
194432-61950	48	29
194432-62150	49	8
194432-65590	51	18
194440-01550	21	26
194440-11360	24	3
194440-11870	24	12

Parts No.	Fig. No.	Ref. No.
194440-12111-X	24	16
194440-12211-X	24	17
194440-15340	28	13
194440-15870	28	40
194440-22441	29	45
194440-22460	29	46
194440-32580	40	13
194440-37670	41	35
194440-44111	44	5
194440-48210-X	42	21
194440-48230	42	26
194440-51150	47	9
194440-51420	47	14
194440-51550	47	29
194440-51620	47	15
		26
194440-51630	47	16
194440-52120	47	32
194440-52190	47	36
194440-52400	47	40
194440-52420	47	42
194440-61220	48	44
194440-61320-X	48	13
194440-61550	48	47
194440-61820	48	24
194440-61831	48	25
194441-13130	25	4
194441-13330	25	32
		39
194441-13370	25	40
194441-13391	25	33
		41
194441-14670	25	57
194441-14700-Q	57	2
		7
194446-05110-R	23	1
194446-05121-R	23	2
194446-05220-X	23	4
194446-11111-X	23	7
194446-11200-X	24	1
194446-11800-X	24	9
194446-12950	53	3
194446-12960	53	4
194446-12970	53	5
194446-16930	48	27
194446-32550	40	12
194446-32660	40	14
194446-32670	40	15
194446-34650-Q	57	12
194446-34760	40	18

Parts No. Index

Parts No.	Fig. No.	Ref. No.
194446-48230	42	27
194446-51160	47	10
194446-51310	47	27
194446-51410	47	13
194446-52230-X	47	38
194446-61310-Q	48	12
194446-61580	48	51
194446-61621	48	52
194446-61910	48	26
194446-61950	48	30
194446-64752	51	2
194446-65352	51	3
194446-65361	51	5
194446-65461	51	9
194446-65630	51	24
194446-65681	51	27
194446-65731	61	25
194446-82110-R	62	2
194446-83110-X	61	2
194446-83120	61	3
194446-83130	61	4
194446-83140	61	5
194446-83150	61	6
194446-83160	61	7
194446-83170	61	8
194446-83180	61	9
194446-83210-X	61	10
194446-83220-X	61	11
194446-83240	61	12
194446-83250-X	61	13
194446-83260	61	14
194446-83310	61	15
194447-13100	25	1
194447-13211	25	21
194447-13450-X	25	11
194447-13460	25	12
194447-13470	25	13
194447-13480	25	14
194447-13490	26	13
194447-13510	25	46
194447-13520	25	47
194447-13530	25	48
194447-13540	25	49
194447-13550	25	50
194447-13570	25	51
194447-13580	25	52
194447-13590	25	53
194447-13600-X	26	1
194447-13620-X	26	7
194447-13640	26	19

Parts No.	Fig. No.	Ref. No.
194447-13650	26	21
194447-13660	26	22
194447-13670	26	23
194447-13680	26	24
194447-13710-X	26	25
194447-13721-X	26	26
194447-13740-X	26	27
194447-13750-X	26	28
194447-13760	26	29
194447-13811-X	26	30
194447-13821-X	26	31
194447-13850	27	16
194447-13860	27	17
194447-13940	27	18
194447-13950	27	19
194447-14110-X	27	21
194447-14120	27	22
194447-14140	27	23
194447-14150	26	42
194447-14160	26	43
194447-14170	26	44
194447-14180	27	24
194447-14710-Q	54	2
		7
	56	2
		7
194447-14800	54	3
		8
	56	3
		8
194447-14810	54	4
		9
	56	4
		9
194447-14820	54	5
		10
	56	5
		10
194447-65621	51	23
194448-61620	48	69
	49	5
194448-65600	51	19
194450-11190	30	8
194450-21151	29	7
194450-51700	35	38
194464-01190	21	4
194464-05250	47	1
194464-15450	28	21
194464-45920	29	13
	43	10

Parts No.	Fig. No.	Ref. No.
194464-45930	29	14
	43	11
194464-47440	46	14
194464-48210	42	22
194464-48220	42	24
194464-48300	42	50
194464-48310	42	60
194464-48331	42	52
194464-48341	42	53
194464-48351	42	54
194464-48361	42	55
194464-48370	42	56
194464-48390	42	57
194464-57250	47	103
194464-75430	60	2
194465-14210	27	25
194465-14220	27	26
194490-27150	35	9
194500-21400	29	22
194500-73100-X	52	27
194505-21100-X	29	1
194505-22110	29	26
194505-24100-X	30	1
194505-24120	30	3
194505-24130	29	11
194505-24140	29	12
194505-24150	30	4
194505-24160	30	5
194505-24242	31	4
194505-24250	31	5
194505-24260	31	6
194505-24300-X	31	1
194505-24350	31	12
194505-24360	31	13
194505-24370	31	14
194505-24400	31	15
194505-24410	31	18
194505-24420	31	30
194505-24430	31	19
194505-24440	31	20
194505-24460	31	21
194505-24500	31	36
194505-24570	31	41
194505-24710	31	60
194505-24810	31	67
194505-24820	31	68
194505-25120	32	1
194505-25130	32	2
194505-25140	32	3
194505-25150	32	4

Parts No.	Fig. No.	Ref. No.
194505-25160	32	5
194505-25170	32	6
194505-25180	32	7
194505-25190	32	8
	33	28
194505-25400	33	1
194505-25440	33	5
194505-25450	33	6
194505-25470	33	10
		31
194505-25480	33	11
		32
194505-25490	33	13
		34
194505-25510	32	17
194505-25520	32	18
194505-25530	32	19
194505-25540	32	20
194505-25600	33	14
		35
194505-25610	33	15
194505-25620	33	17
194505-25630	33	19
194505-25640	33	38
194505-25660	33	42
194505-25670	33	43
194505-25680	33	44
194505-25690	33	45
194505-25710	59	6
194505-25720	59	7
194505-25740	59	9
194505-25750	59	10
194505-25910	33	54
194505-25920	33	55
194505-25930	33	56
194505-25940	33	57
194505-26110	34	2
194505-26320	34	7
194505-26560	34	9
194505-26670	34	10
194505-26690	34	11
194505-26700	34	12
194505-27110	35	6
194505-27120	35	7
194505-27130	35	8
194505-27210	35	12
194505-27260	35	15
194505-27300-X	35	17
194505-27350	35	23
194505-27360-U	35	24

Parts No. Index

Parts No.	Fig. No.	Ref. No.
194505-27410	35	26
194505-27440	35	28
194505-27450	35	29
194505-27480-X	36	5
194505-27500	35	31
194505-27510	35	34
194505-27520	59	15
194505-27640	36	17
194505-27810	36	19
194505-31400	39	13
194505-33150-X	38	23
194505-48230-X	42	28
194505-48240-X	42	29
194505-51130	47	7
194505-61530	48	46
194505-61670-X	48	56
194505-62240-X	49	9
194505-62690	48	59
194505-65720	51	29
194506-28190	39	12
194506-28210	37	1
194506-28220	37	2
194506-28320-X	37	5
194506-28330-X	37	6
194506-65720	51	30
194515-62450	50	12
194550-46300	43	42
19470-70270-R	49	13
194730-57220	24	21
		30
	27	3
		12
	28	43
194730-57241	24	22
		31
	27	4
		13
	28	44
194740-00160	21	1
194740-00322	29	41
	46	1
194740-06080	29	2
194740-10850	39	18
194740-55620	28	25
194740-76200	49	14
194740-76210	49	16
194750-04400	21	10
194750-15250	28	6
194750-15260	28	7
194750-15270	28	8

Parts No.	Fig. No.	Ref. No.
194750-15280	28	9
194750-15290	28	10
194750-15520	28	24
194800-24620	31	49
194800-24671	31	50
194800-25450	33	9
		30
194800-25610	33	16
		36
194800-65350	51	4
194820-27370	35	25
		33
194990-20170	29	42
	35	1
		32
194990-22030	49	15
194990-22040	47	98
194990-22050	4	28
	35	2
		3
	47	47
194990-22060	35	4
194990-22120	48	40
	51	1
194990-22130	35	5
	47	2
		3
		107
	48	1
	49	1
	50	1
194990-22140	42	19
	48	2
		41
	49	2
		3
		4
		24
		25
194990-22830	24	26
	27	8
194990-22840	24	27
	27	9
194990-42710	29	35
194990-57740	31	73
194990-85561	36	6
195080-15060	52	2
1A1040-28820	25	15
1A1040-36040	40	19
1C6140-25210	40	9

Parts No.	Fig. No.	Ref. No.
1C6141-11470	59	2
1E6140-54360	33	21
		47
1E6190-55660	31	62
1E6250-36070	37	9
2106-080752	2	16
2-11886	63	2
22117-050000	3	62
	11	32
22117-060000	24	6
	31	63
22117-100000	61	16
22117-160000	40	20
22117-240000	46	28
22137-050000	46	29
22137-060000	21	22
22137-080000	14	38
	21	11
		12
		23
	29	47
	42	33
	46	30
		31
		32
		33
	48	31
	50	13
22137-100000	3	14
	21	13
	47	63
22137-120000	30	19
22157-060000	23	5
	35	39
	48	32
22157-100000	21	14
	41	41
22190-080000	30	20
	35	40
	59	23
22190-100000	36	7
22217-040000	17	36
	18	15
		20
	47	82
22217-050000	11	31
	46	34
22217-060000	17	34
	30	33
	31	23

Parts No.	Fig. No.	Ref. No.
22217-060000	31	64
		74
	42	34
		35
		36
	46	35
	48	68
	61	17
22217-080000	1	20
	2	9
		26
	19	8
	25	16
	28	26
	31	32
		51
	33	58
	35	41
	36	21
	37	10
	38	12
	39	16
		33
	41	8
		18
	42	5
		17
		37
	46	36
		37
		38
		39
		40
	47	94
		108
	50	14
22217-100000	1	26
	5	7
	18	9 -1
	26	8
		34
		45
	29	15
		16
	30	21
	31	7
	38	13
	43	15
	44	15
	47	64

Parts No. Index

Parts No.	Fig. No.	Ref. No.
22217-120000	40	21
	43	16
		17
	55	8
22217-140000	52	38
22217-160000	44	16
22217-180000	24	18
22217-200000	28	27
22242-000140	3	31
22242-000150	59	24
22242-000170	32	9
22242-000190	29	28
22242-000240	33	22
		48
	40	3
	41	21
22242-000250	2	33
	25	6
22242-000260	32	24
22242-000290	32	26
	34	16
	37	11
22242-000340	27	27
22242-000360	25	34
		43
22242-000400	40	22
22242-000450	32	10
	40	23
22242-000500	27	28
22252-000120	31	52
22252-000150	34	4
22252-000180	31	53
22252-000200	25	35
		42
	31	54
22252-000260	59	25
22252-000420	31	24
	33	23
		49
22252-000470	2	34
22252-000520	25	17
22252-000600	42	58
22252-000620	40	6
22252-000750	27	29
	40	24
22252-000820	33	50
22252-000840	33	24
22262-000450	31	33
22262-000520	26	35
22262-000550	61	18

Parts No.	Fig. No.	Ref. No.
22272-000040	46	41
22272-000060	14	39
	46	42
22272-000090	35	42
22272-000100	36	22
22272-000190	41	42
	46	43
22292-000190	31	25
	33	25
		51
22292-000280	32	11
22292-000450	34	17
22312-030080	14	37
22312-030220	3	65
22312-040080	14	16
22312-040180	59	26
22312-060100	31	75
22312-060120	59	27
22312-080160	1	13
	7	3
22312-080250	31	26
22312-080560	38	26
22312-100200	30	6
22312-120180	59	28
22322-030160	14	49
22322-030180	14	10
		11
22322-030200	14	44
22351-030010	14	14
22351-030016	59	29
22351-030020	35	43
22351-035025	36	23
	59	30
22351-035032	25	36
		44
	29	39
	36	8
22351-040008	7	10
	14	26
22351-040010	2	10
22351-040012	43	46
22351-040014	46	44
22351-040016	35	44
22351-040022	43	47
	52	17
22351-040024	52	8
22351-040030	25	27
22351-040032	39	26
22351-050020	35	45
22351-050022	46	45

Parts No.	Fig. No.	Ref. No.
22351-050025	36	9
22351-050040	38	27
	44	17
22351-060012	1	21
22351-060016	44	18
22351-060025	36	24
	37	12
	59	31
22351-060032	25	37
		45
	29	40
	36	10
22351-080018	29	17
		24
	41	28
22351-080020	26	36
22351-080032	38	28
22351-080040	38	29
22360-080000	50	15
22360-100000	40	25
22360-160000	23	11
22360-200000	52	39
22417-160180	21	15
		16
		17
		24
		27
	35	46
		47
22417-200120	31	65
22417-200150	46	46
		47
22417-200200	48	33
	50	16
22417-200300	29	48
	41	43
22417-300250	24	23
		32
	27	5
		14
	28	45
	52	18
		25
22417-400400	24	41
22451-060000	14	33
22512-040120	35	48
22512-040180	46	48
22512-070180	7	4
22512-070280	61	19
22512-070300	6	7

Parts No.	Fig. No.	Ref. No.
22512-070400	41	44
22522-030130	42	6
	46	49
22857-400120	47	95
23010-038000	10	39
23061-070035	47	23
23065-070180	10	31
23065-120500	3	72
23080-013000	50	17
23414-080000	9	30
	19	27
23414-080012	13	39
	19	40
23414-100000	9	28
	19	26
23414-140018	43	18
23414-180023	42	38
23414-200026	43	40
		58
23418-060000	13	5
	21	28
23418-080000	3	61
23871-010000	30	22
	31	44
	43	9
	45	25
23873-030000	3	17
24101-060004	59	32
24101-060044	32	12
	33	26
		52
24101-060054	32	13
	37	13
24101-060064	34	18
24101-060084	25	28
24101-060094	27	30
	40	26
24101-060104	27	31
24101-062034	32	14
	34	5
24101-062044	24	42
	29	29
24101-062054	6	8
	24	43
24101-062074	39	27
24101-062084	40	27
24101-063044	25	7
		54
	34	6
24101-063050	2	35

Parts No. Index

Parts No.	Fig. No.	Ref. No.
24101-063054	25	8
	40	4
24104-060064	61	20
24104-062064	27	20
24107-062010	18	5 -1
		16 -1
24121-060054	34	19
24121-062034	37	14
24161-303513	32	15
24162-202612	31	27
24166-304702	32	16
24190-080001	37	15
24190-080003	43	59
24190-090001	35	49
24190-100001	36	11
		25
	59	33
24190-110001	3	26
	21	18
24311-000050	45	26
24311-000070	3	56
	14	43
	45	29
	59	34
24311-000090	14	48
	43	48
24311-000100	1	9
	19	2
	35	50
24311-000110	31	55
	59	35
24311-000120	3	49
	10	46
	19	16
		32
	43	41
		49
		60
	45	27
		28
	46	50
24311-000125	36	12
	37	16
24311-000150	31	8
24311-000160	26	6
		37
	36	26
	38	14
		30
24311-000180	26	9

Parts No.	Fig. No.	Ref. No.
24311-000200	42	39
		40
		41
		42
	46	51
24311-000220	42	43
24311-000280	42	59
24311-000550	44	3
24311-240100	13	10
24315-000110	43	19
	45	30
24315-000200	42	7
24321-000450	40	28
	44	19
24321-000500	26	10
	28	28
24321-001350	26	46
24321-001400	26	11
24325-000600	43	20
24341-000100	42	8
24341-000160	41	9
		19
24341-000180	25	9
	31	56
24341-000220	31	57
24341-000224	31	58
24341-000260	2	37
	19	12
24341-000315	29	18
24341-000360	44	20
24341-000400	3	70
	19	19
24341-000480	42	9
24341-000550	30	34
24341-000580	25	18
24341-000800	26	38
24421-253807	29	30
24520-511050	24	13
24761-010000	26	39
	29	19
		49
	41	45
	52	19
24761-060000	24	7
		24
		33
	27	6
		15
	28	46
	52	9

Parts No.	Fig. No.	Ref. No.
26011-060122	48	61
26011-080162	48	62
	49	17
		18
	50	18
26013-060122	35	51
	47	39
26013-060202	42	63
26013-060222	9	12
26013-060352	42	44
26013-060402	42	45
26013-080122	30	23
26013-080162	22	11
	23	12
	29	25
	42	62
	48	34
		63
		64
	49	35
	50	19
26013-080202	1	43
	30	24
	35	52
	59	36
26013-080252	31	28
26013-080302	31	9
	49	19
26013-080402	29	51
26013-100202	48	35
	49	20
	61	21
26013-100252	49	36
		37
26013-100302	28	36
	30	25
	41	46
26013-120252	23	18
	52	30
26013-120302	23	13
	30	26
	61	22
26013-140302	61	23
26013-140352	60	5
26014-060122	47	76
26014-060182	10	22
26014-060202	50	20
26014-080162	10	18
	48	65
	49	21

Parts No.	Fig. No.	Ref. No.
26014-080282	15	6
26106-060122	2	21
26106-060142	1	59
26106-060222	14	17
26106-060322	10	8
26106-080102	3	74
26106-080122	3	20
	10	27
		35
26106-080142	3	21
26106-080162	3	71
	4	29
26106-080222	1	56
26106-080452	2	15
26106-080652	13	17
26106-080822	10	11
26106-080852	2	17
26106-080872	10	12
26106-081152	2	18
26106-100142	36	13
26106-100652	5	5
26116-060102	13	27
26116-060122	46	52
	47	24
		25
		100
		109
	48	66
26116-060142	45	31
26116-060162	31	66
26116-060202	30	35
26116-060302	31	29
26116-060322	17	33
26116-060502	31	76
	42	46
		47
		48
26116-080122	16	8
26116-080162	36	27
	37	17
	47	110
26116-080202	28	29
	35	53
	41	10
		20
	46	53
26116-080252	4	26
		27
	25	19
	30	27

Parts No. Index

Parts No.	Fig. No.	Ref. No.
26116-080252	39	34
	46	54
	59	37
26116-080302	35	54
26116-080352	39	17
26116-080402	31	59
	38	15
26116-080452	31	34
	59	38
26116-080502	22	12
26116-080602	31	35
	35	55
	42	49
	50	21
26116-100202	44	21
26116-100302	26	12
		40
		47
	43	21
26116-100352	38	16
26116-100452	43	22
26116-100502	38	17
26116-100602	38	18
26116-100752	30	28
26116-101002	29	20
26116-101052	31	10
26116-101202	31	11
	43	23
26116-120252	48	36
	55	9
26116-120302	43	24
26116-120502	43	25
26156-100182	39	28
26206-100282	1	27
26216-060142	2	11
26216-060352	2	12
26216-080222	5	10
26216-080302	1	18
26216-080652	3	22
26216-100252	1	24
	30	7
26216-100752	29	6
26346-050002	47	104
26356-120002	28	37
26366-060002	2	13
	3	57
26366-080002	3	16
	5	11
26450-080202	45	33
26450-080252	42	10

Parts No.	Fig. No.	Ref. No.
26557-030062	22	8
26557-040082	18	19
26557-040122	17	35
26557-040252	18	14
26557-050122	3	63
26557-050162	47	105
26557-060082	16	9
26557-060162	61	24
26557-060302	47	106
26587-050102	11	30
	46	55
26587-060162	49	22
26587-060202	47	46
26587-080102	2	6
	6	9
26587-080162	47	77
26587-080202	49	38
		39
26635-080002	46	56
26687-120002	14	27
26696-100002	3	13
	10	47
26706-100002	1	25
	2	5
	5	6
26716-040002	47	83
26716-060002	23	6
26716-080002	1	19
	2	8
		25
	21	19
	22	13
	29	50
	33	59
	35	36
		56
	42	18
	46	57
		58
		59
	47	96
	48	37
26716-100002	18	10 -1
	21	20
	29	21
	41	47
	43	26
	47	65
26716-120002	46	60
	48	38

Parts No.	Fig. No.	Ref. No.
26716-120002	55	10
26716-140002	52	40
26736-120002	14	29
	40	29
26736-160002	32	25
	44	22
26736-200002	28	30
26756-050002	3	64
	14	25
26756-060002	45	32
26756-080002	3	36
		41
	46	61
26756-100002	47	62
26756-120002	46	62
26756-200002	52	20
26756-240002	52	10
26776-100002	28	31
26776-180002	7	9
26817-060002	35	57
26877-200002	24	44
26911-050052	33	4
		41
26911-080082	31	3
26921-080102	3	42
26979-050052	31	38
27241-300000	1	15
27260-200000	30	29
27310-070001	3	7
28110-080100	62	3
28110-100130	62	4
28110-120140	62	5
28110-170190	62	6
28110-220240	62	7
3-10007	63	18
3-10045	63	5
3-10046	63	10
3-10066	63	7
3-10072	63	19
3-10079	63	12
3-10080	63	13
3-10085	63	20
3-10087	63	11
3-10152	63	6
3-10287	63	4
3-10504	63	14
3-12316	63	15
4-11052	63	1
4-11790	63	3
43400-500390	13	37

Parts No.	Fig. No.	Ref. No.
43400-500390	19	39
43400-500450	1	31
	14	28
	19	41
705311-23100	8	10
705311-23600	8	14
711100-51540	11	18
721000-21701	7	1
721257-55540	13	2
721450-01540	1	28
721450-02500	1	38
721450-02611	1	44
721450-02621	1	48
721450-11650	3	32
721450-11660	3	37
721450-11700	3	1
721450-22500	8	3
	20	3
721454-01562	1	1
721454-01612	2	1
721454-11520	3	50
721454-51700	11	1
721454-92500	20	1
721454-92600	19	1
724550-51520	11	16
724950-53100	12	1
794081-54101	47	66
794130-71410	52	4
		12
		22
		26
794150-12301-X	24	19
	27	1
794150-22150	29	31
794195-01400-X	49	40
794195-72100-X	52	11
794195-72200-X	52	21
794195-74600-X	52	31
794197-25600	39	1
794275-53401	47	53
794286-71100-X	52	1
794446-12900-Q	53	1
794446-82111	62	1
794446-83100-X	61	1
794447-14700-Q	54	1
	56	1
794447-14800-Q	54	6
	56	6
794448-34700-Q	57	11
794448-34800-Q	57	16

Parts No. Index

Parts No.	Fig. No.	Ref. No.
794730-57112-X	24	28
	27	10
94195-34640-Q	55	20
94210M06900	18	18
94210M13751	18	4
94210M21932	18	9
94210M32983	18	7
94210M42801	18	6
94210M42802	18	21
94210M42875	18	2
94210M42927	18	4 -1
94210M42929	18	6 -1
94210M51416	18	11
94210M51417	18	12
94210M51418	18	13
94210M86025	18	8
94210M86124	18	5
		16
94210M86372	18	10
94210M96717	18	17
981122-20490	33	27
		53
X21141360	17	16
X21142742	17	37
X211432001	17	11
X21143454	17	27
X21143963	17	22
X21144314	17	18
X21144661	17	21
X211453002	17	14
X21145312	17	13
X21145313	17	17
X21145352	17	15
X211455003	17	19
X211456009	17	20
X211467005	17	31
X21146815	17	32
X21147155	17	7
X21147215	17	12
X21148110	17	3
X21148652	17	28
X211491001	17	2

Parts No.	Fig. No.	Ref. No.
-----------	----------	----------

Parts No.	Fig. No.	Ref. No.
-----------	----------	----------

Parts No.	Fig. No.	Ref. No.
-----------	----------	----------