

0CS10-M56900EN

P R E F A C E

1. This parts catalog carries Yanmar compact track loader T175.
2. Parts catalog history

		Parts catalog NO.	Published	Remarks
1st edition	Vehicle	0CS10-G56900	Sep.,2012	
	Engine	0CW10-G26800		

3. Your understanding is asking that this parts catalog is not a technical data manual setting forth as servicing procedures, This parts catalog is using simplified illustration.

Be sure to use Yanmar Genuine Parts in your maintenance servicing of Yanmar products.

Be careful not to use the simple parts available in the market, otherwise their use in repairing causes such as an early breakage, for instance.

Directions for the Parts Catalog.

1. This Parts Catalog shows both standard and optional parts.
2. Parts may change without prior notice.
3. The following is an example of the Parts Catalog format.

REF.	LEV.	PARTS NO.	DESCRIPTION	Q'TY						I	R
				(A)	(B)	(C)	(D)	(E)	(F)		
1	1	729595-51390	FUEL INJECTION PUMP	1	1	1	1	1			1
1-1	1	729595-51391	FUEL INJECTION PUMP	1	1	1	1	1		N	1
		(A=E00185) (B=E00200)									
3	2	26022-060162	SCREW M 6X 16	9	9	9	9	9			
3-1	2	26022-060162	SCREW M 6X 16	4	4	4	4	4		K	
		(A=E00156) (B=E00156) (C=E00156) (D=E00156) (E=E00156)									
4	2	129470-51040	CAMSHAFT	1	1	1	1	1			
5	2	122710-51050	BEARING, ROLLER	2	2	2	2	2			
6	2	129470-51060	RETAINER	1	1	1	1	1			

Remarks
(1) BOOST COMPEMSATOR TYPE. OPTIONAL PART, TO E00155,(4JH-DT, 4JH-DTZ

① Ref. No.

The Ref. No. listed may not be in accordance with the illustration Ref. No.

(Ex.) Illustration No.

List Ref No.

1

1

(Before change)

1-1

(After change)

For interchangeable symbols N, R and K, illustrations for new parts may be abbreviated.

② Lev. (Level)

Level indication

The numbers below indicate the level of relativity towards the main part.

1 ----- Main parts (Assembly parts)

2 ----- Sub component included in " 1 ".

3 ----- Sub component included in " 2 ".

Note) Parts that are not for sale are partially illustrated but not listed.

③ Interchangeability Symbol

When a part change takes place, one of the following interchangeability symbols is indicated beside the part.

Symbol	Interchangeability	Contents note
N	Old $\begin{matrix} \leftarrow \text{Yes} \\ \text{No} \rightarrow \end{matrix}$ New	New Part is interchangeable for Old Part but Old Part is not interchangeable for New Part.
Q	Old $\begin{matrix} \leftarrow \text{No} \\ \text{Yes} \rightarrow \end{matrix}$ New	New Part is not interchangeable for Old Part but Old Part is interchangeable for New Part.
R	Old $\begin{matrix} \leftarrow \text{Yes} \\ \text{Yes} \rightarrow \end{matrix}$ New	New/ Old Parts are both interchangeable.
S	Old $\begin{matrix} \leftarrow \text{No} \\ \text{No} \rightarrow \end{matrix}$ New	New/ Old Parts are both not interchangeable.
W		Part newly added.
Z		Part discontinued.
F		Not interchangeable by a single part but interchangeable together with related parts.
K		Changes only for used parts quantities.

④ Effective Machine No.

When a part changes, the effective Machine No. will be indicated in the (A)-(F) column.

Product Symbol	Product No.	Product Symbol	Product No.
C	Clutch No. Compressor No.	F	Machine No. (Agricultural Equip.)
D	Drive No.	M	Machine No.
E	Engine No.		

Note 1) A date may follow the symbol. (Ex.) 1996.01

Note 2) "XXXXX" and "ZZZZZ" are for parts that could not be predicted or for engine models that could not be identified.

Note 3) (A=E00185) is the E (Engine Serial Number) for the column (A) model (in this case 4JH-DT) after the parts design change.

⑤ Remarks

Figures or alphabets (symbols) are entered in the remarks column.

The comments (remarks) on parts that are indicated at the bottom of the illustration are the same symbols as those stated above.

Contents

OCS10-M56900

Fig. No.	Fig. Name	Fig. No.	Fig. Name
T175		25.	REAR HOOD(CHASSIS)
1.	FILTERS,BELTS,ANALYSIS KITS	26.	AIR CONDITIONING CONDENS ASSY
2.	CAB(STANDARD)	27.	CHASSIS,WIRE HARNESS,COMPONENT
3.	SIDE WINDOWS(OPTION)	28.	FUSE BOXES,FUSES,RELAYS
4.	CAB DOOR,SWING OUT(OPTION)	29.	BATTERY CIRCUIT,WIRE HARNESS
5.	CAB TILT AND REAR WINDOW	30.	OPERATOR WIRE HARNESS
6.	REAR WINDOW,WIPER ASSEMBLY	31.	WORK LIGHTS CAB,WIRE HARNESS
7.	WINDOW,WASHER(OPTION)	32.	EXTERNAL COMPONENTS,RIGHT SIDE
8.	FLOOR POD,ACCELERATOR PEDAL	33.	EXTERNAL COMPONENTS,LEFT SIDE
9.	INTERIOR COVERS	34.	EXTERNAL COMPONENTS,MOUNTS
10.	HEADLINER,HEAT A.C. DUCTS	35.	EXT. COMP.,FLYWHEEL HOUSING
11.	CONSOLE CONTROLS,LEFT SIDE	36.	FUEL CIRCUIT(ENGINE)
12.	CONSOLE CONTROLS,RIGHT SIDE	37.	FUEL TANK(ENGINE)
13.	CONSOLE,RIGHT SIDE	38.	AIR INTAKE,EXHAUST(ENGINE)
14.	CONSOLE,LEFT SIDE	39.	AIR CONDITIONING COMPRESSOR
15.	SEAT,CAB	40.	RADIATOR,HYDRAULIC COOLER
16.	MIRROR(OPTION)	41.	TRACK ASSEMBLY
17.	RADIO(OPTION)	42.	DUAL FLANGE IDLER ASSEMBLY
18.	HEATER HOSE CIRCUIT	43.	DUAL FLANGE BOGIE WHEEL ASSY
19.	HEATER,AIR CONDITIONING BLOWER	44.	FRONT IDLER ASSEMBLY(TRACKS)
20.	AIR CONDITIONING CIRCUIT	45.	DRIVE MOTOR AND SPROCKET
21.	FRAME,FRONT(CHASSIS)	46.	TRACK DRIVE MOTOR COMPONENTS
22.	COUNTER WEIGHTS,CENTER FRAME	47.	BOLT ON COMPONENTS(ARM)
23.	REAR DOOR(CHASSIS)	48.	ATTACHMENT BRACKET,MANUAL
24.	REAR ACCESS DOORS(CHASSIS)	49.	ATTACHMENT BRACKET,MANUAL QUICK COUPLER

Contents

OCS10-M56900

Fig. No. Fig. Name

- 50. LOADER ARM HYDRAULICS(TILT
- 51. LOADER ARM HYDRAULICS(LIFT
- 52. AUXILIARY CIRCUIT(ARM
- 53. HIGH FLOW HYDRAULICS CIRCUIT
- 54. HYDRAULIC TANK
- 55. HYDRAULIC FILTER ASSEMBLY
- 56. HYDROSTATIC DRIVE PUMP CIRCUIT
- 57. HYDRAULIC PUMP CIRCUIT
- 58. HYDRAULIC PUMP CIRCUIT(HIGH
- 59. TRACK DRIVE CIRCUIT,RIGHT SIDE
- 60. TRACK DRIVE CIRCUIT,LEFT SIDE
- 61. SELF LEVEL VALVE CIRCUIT,LIFT
- 62. AUXILIARY HIGH FLOW HYDRAULICS
- 63. PRESSURE MANIFOLD CIRCUIT
- 64. FLOAT CIRCUIT,RIDE CONTROL
- 65. HYDROSTATIC DRIVE PUMP
- 66. HYDRAULIC PUMP,STANDARD
- 67. HYDRAULIC PUMP,HIGH FLOW
- 68. HYDRAULIC MAIN VALVE(STANDARD)
- 69. HYDRAULIC MAIN VALVE(HIGH FLOW
- 70. SELF LEVEL VALVE(STANDARD)
- 71. SELF LEVEL VALVE(SWITCHABLE)
- 72. FLOAT MANIFOLD(STANDARD)
- 73. RIDE CONTROL MANIFOLD
- 74. PILOT PRESSURE MANIFOLD

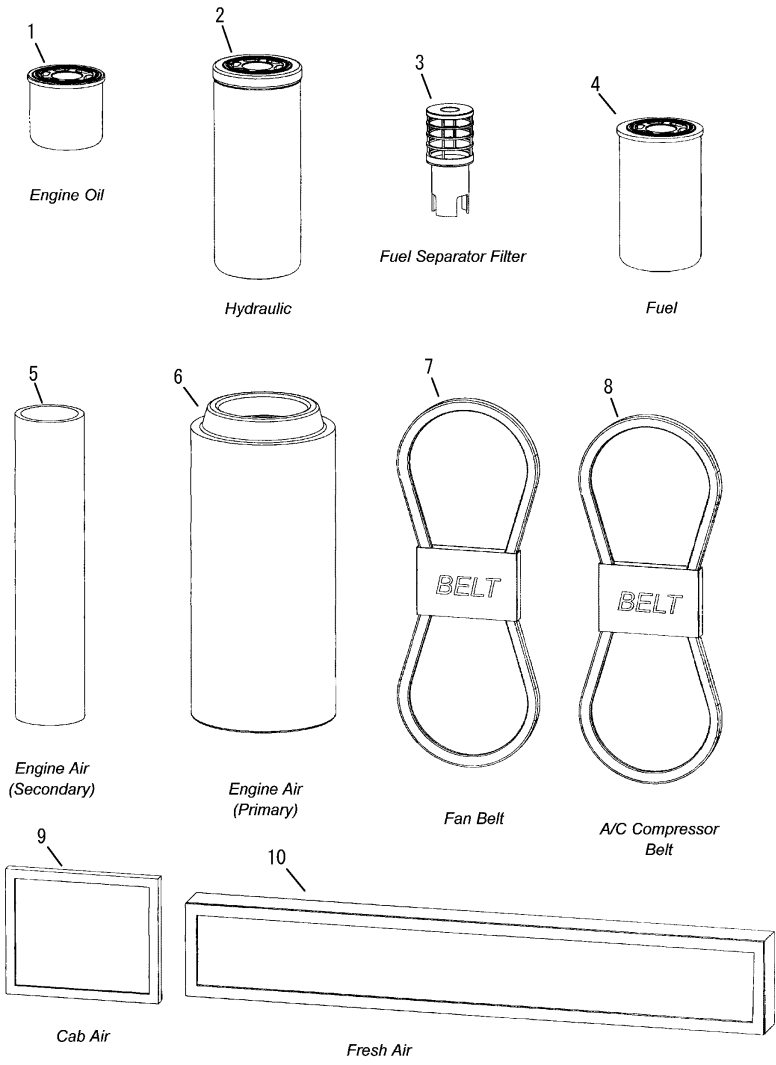
Fig. No. Fig. Name

- 75. TRACK TENSION CYLINDER
- 76. TILT CYLINDER(HYDRAULIC
- 77. LIFT CYLINDER(HYDRAULIC
- 78. FRONT,DECALS
- 79. RIGHT SIDE,DECALS
- 80. LEFT SIDE,DECALS
- 81. REAR,DECALS
- 82. ENGINE COMPARTMENT,DECALS

Fig.1. FILTERS,BELTS,ANALYSIS KITS

(A)=T175
(B)=
(C)=

(D)=
(E)=
(F)=



No.	Lev.	Parts No.	Description	Qty						I	R
				(A)	(B)	(C)	(D)	(E)	(F)		
1	1	129150-35153	FILTER, ENGINE OIL	1							
2	1	172551-00380	FILTER, HYDRAULIC	1							
3	1	129242-55730	ELEMENT	1							
4	1	129907-55801	FILTER, FUEL	1							
5	1	172551-02060	FILTER,AIR	1							
6	1	172551-02050	FILTER,AIR	1							
7	1	129940-42240	V-BELT, B44	1							
8	1	172551-03830	BELT, A/C COMPRESSOR	1							
9	1	172551-03090	FILTER,AIR	2							
10	1	172551-00010	FILTER, FRESH AIR	1							

Fig.2. CAB(STANDARD)

(A)=T175

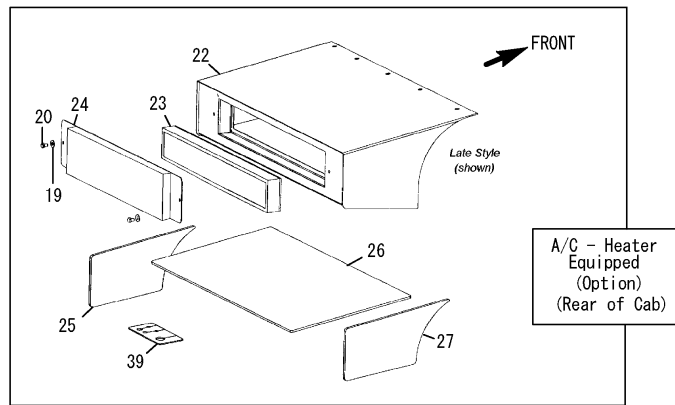
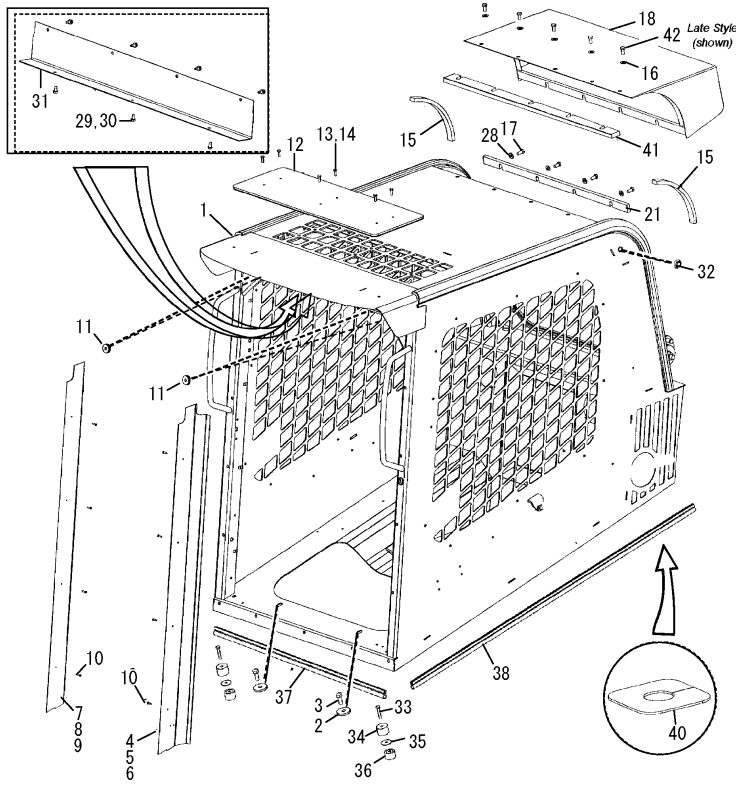
(B)=

(C)=

(D)=

(E)=

(F)=



No.	Lev.	Parts No.	Description	Qty						I	R
				(A)	(B)	(C)	(D)	(E)	(F)		
1	1	172551-06540	ROPS, WELDMENT	1							
2	1	172551-00130	WASHER	2							
3	1	172551-09570	SCREW	2							
4	1	172551-08530	COVER, POST	1							
5	1	172551-08490	COVER, POST	1							1
6	1	172551-08510	COVER, POST	1							2
7	1	172551-08540	COVER, POST	1							
8	1	172551-08500	COVER, POST	1							1
9	1	172551-08520	COVER, POST	1							2
10	1	172551-10180	SCREW	8							
11	1	172551-03040	GROMMET	2							
12	1	172551-03470	WINDOW, TOP	1							
13	1	172551-09880	SCREW	6							
14	1	172551-01430	WASHER	6							
15	1	172551-03960	SEAL	2							
16	1	172551-01210	WASHER	5							
17	1	172551-09520	SCREW	4							
18	1	172551-11210	WELDMENT	1							
19	1	172551-10370	WASHER	2							
20	1	172551-09500	SCREW	2							
21	1	172551-05880	SEAL	1							
22	1	172551-11220	WELDMENT	1							
23	1	172551-00010	FILTER, FRESH AIR	1							
24	1	172551-06390	COVER, FILTER	1							
25	1	172551-06400	PAD	1							
26	1	172551-06420	PAD	1							
27	1	172551-06410	PAD	1							
28	1	172551-10400	WASHER	4							
29	1	172551-10180	SCREW	7							
30	1	172215-02840	WASHER	7							
31	1	172551-08280	COVER, DOOR HEADER	1							
32	1	172551-02430	PLUG	2							
33	1	172551-09620	SCREW	2							
34	1	172551-09030	SPACER	2							
35	1	172551-09220	SPACER	2							
36	1	172551-05970	ISOLATOR	2							
37	1	172551-09340	SEAL	1							
38	1	172551-09330	SEAL	2							
39	1	172551-08960	GASKET	1							
40	1	172551-09020	GROMMET	1							
41	1	172551-11230	SEAL	1							
42	1	172551-09530	SCREW	5							

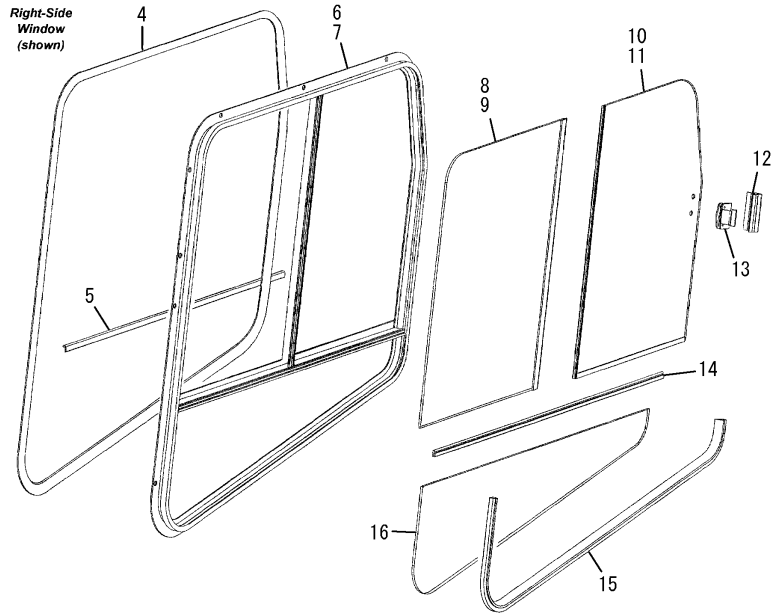
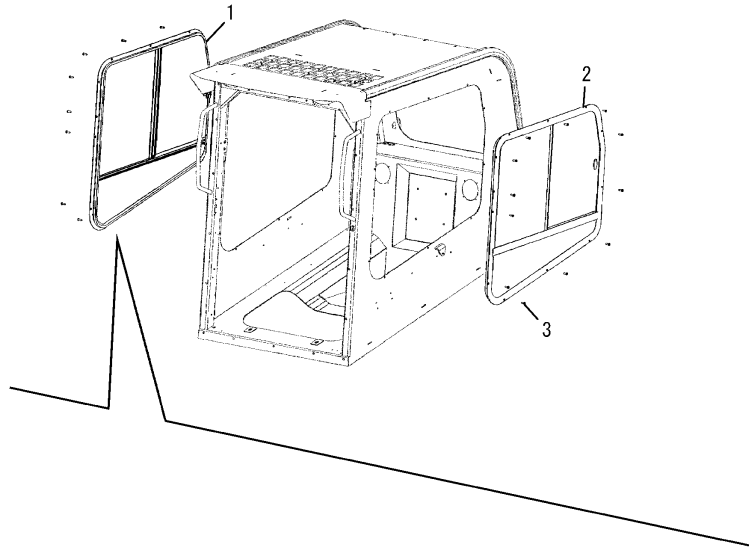
Remarks

- (1)No heater(Option).
- (2)With heater(Option).

Fig.3. SIDE WINDOWS(OPTION)

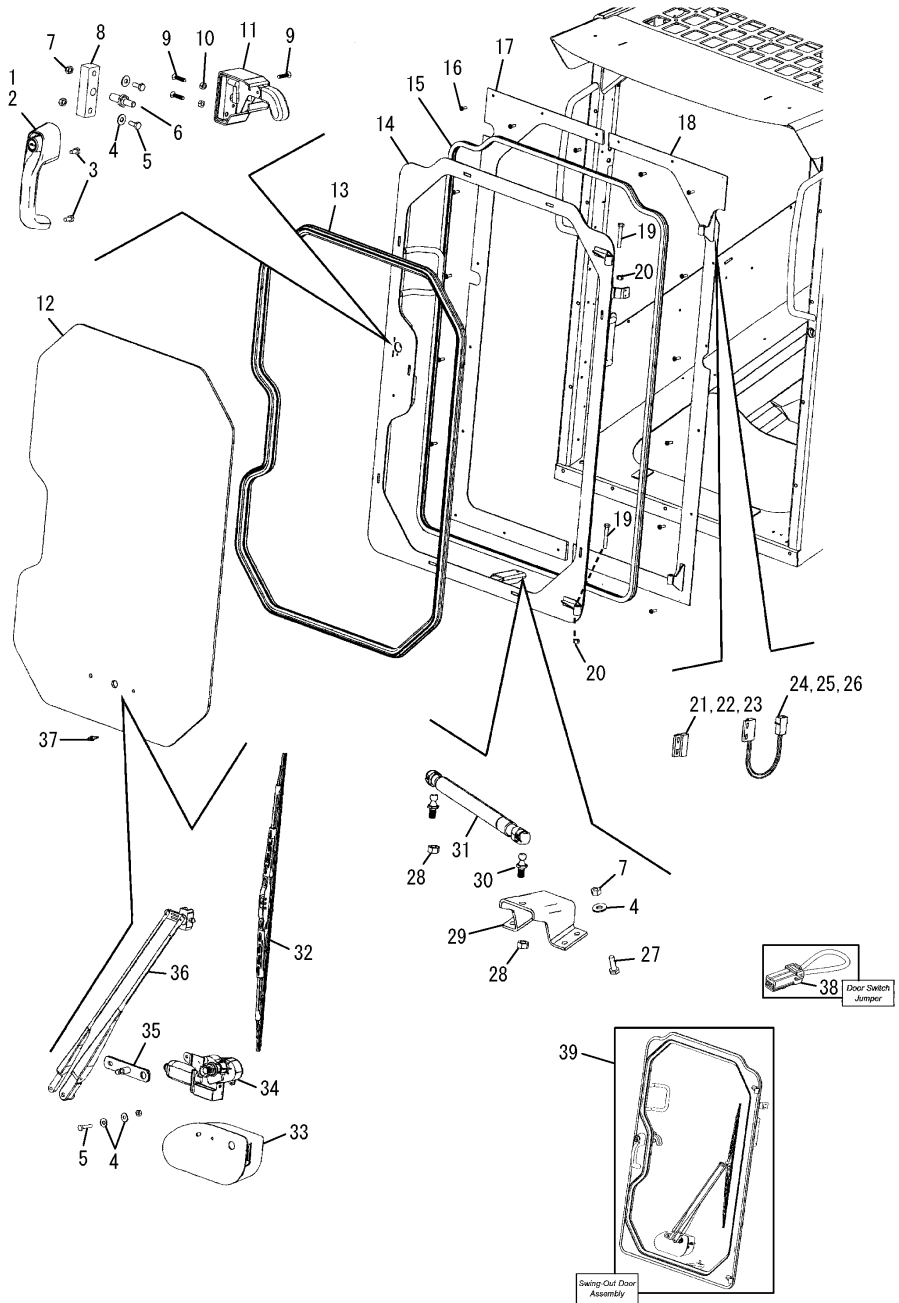
(A)=T175
(B)=
(C)=

(D)=
(E)=
(F)=



No.	Lev.	Parts No.	Description	Q'ty						I	R
				(A)	(B)	(C)	(D)	(E)	(F)		
1	1	172551-03690	WINDOW ASSY	1							
2	1	172551-03700	WINDOW ASSY	1							
3	1	172551-10010	SCREW	24							
4	1	172551-07430	SEAL	2							
5	1	172551-07610	SEAL	2							
6	1	172551-07590	FRAME, WINDOW	1							
7	1	172551-07580	FRAME, WINDOW	1							
8	1	172551-07650	WINDOW	1							
9	1	172551-07640	WINDOW	1							
10	1	172551-07630	WINDOW	1							
11	1	172551-07620	WINDOW	1							
12	1	172551-03060	STRIKER	2							
13	1	172551-03070	LATCH ASSY	2							
14	1	172551-07670	RAIL, PVC SLIDER	2							
15	1	172551-07600	SEAL	2							
16	1	172551-07660	WINDOW	2							

Fig.4. CAB DOOR, SWING OUT(OPTION)



(A)=T175
(B)=
(C)=

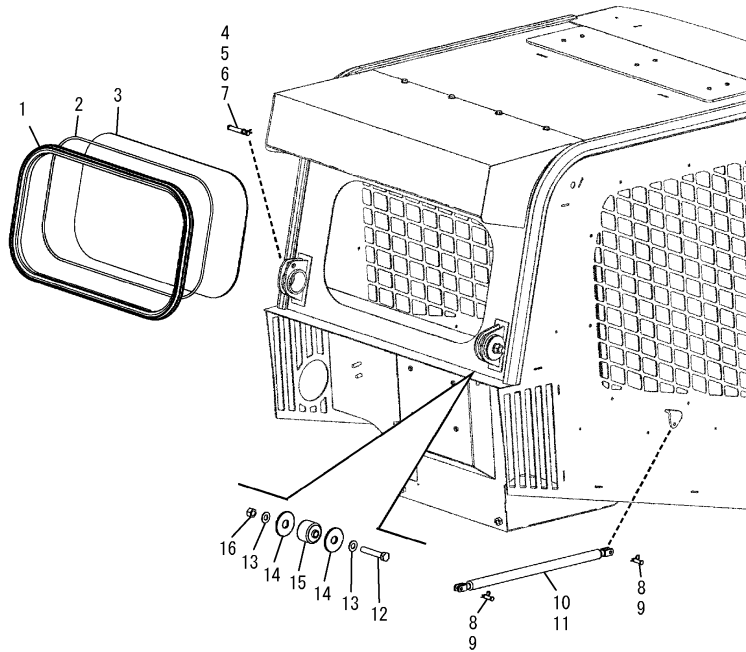
(D)=
(E)=
(F)=

No.	Lev.	Parts No.	Description	Q'ty						I	R
				(A)	(B)	(C)	(D)	(E)	(F)		
1	1	172551-04780	HANDLE	1							
2	1	172551-07990	KEY	1							
3	1	172551-10450	SCREW	2							
4	1	172551-10360	WASHER	8							
5	1	172551-09460	SCREW	2							
6	1	172551-02330	STRIKER, CAM LATCH	1							
7	1	172551-00230	NUT	7							
8	1	172551-05680	MOUNT, STRIKER	1							
9	1	172551-10200	SCREW	3							
10	1	172551-10080	NUT	2							
11	1	172551-01970	LATCH, CAM	1							
12	1	172551-08560	WINDOW, DOOR	1							
13	1	172551-04770	SEAL	1							
14	1	172551-08360	FRAME, DOOR	1							
15	1	172551-08610	SEAL	1							
16	1	172551-10010	SCREW	20							
17	1	172551-08620	DOOR FRAME ,WELDMENT	1							
18	1	172551-08630	PLATE, DOOR	1							
19	1	172551-09550	SCREW	2							
20	1	172551-00280	NUT	2							
21	1	172551-02480	MAGNET, SWITCH	1							
22	1	172551-10000	SCREW	2							
23	1	172551-10020	NUT	2							
24	1	172551-06690	SWITCH, PROXIMITY	1							
25	1	172551-10000	SCREW	2							
26	1	172551-10020	NUT	2							
27	1	172551-09480	SCREW	4							
28	1	172551-00270	NUT	2							
29	1	172551-05430	BRACKET	1							
30	1	172551-10700	STUD, BALL	2							
31	1	172551-05470	GAS CYLINDER	1							
32	1	172551-05560	WIPER BLADE	1							
33	1	172551-04840	COVER, WIPER MOTOR	1							
34	1	172551-04820	MOTOR, WIPER	1							
35	1	172551-08170	MOUNT, WIPER ARM	1							
36	1	172551-04830	ARM, WIPER	1							
37	1	172551-03500	ADAPTOR	1							
38	1	172551-08990	HARNESS	1							
39	1	172551-11240	DOOR ASSY	1							

Fig.5. CAB TILT AND REAR WINDOW

(A)=T175
(B)=
(C)=

(D)=
(E)=
(F)=



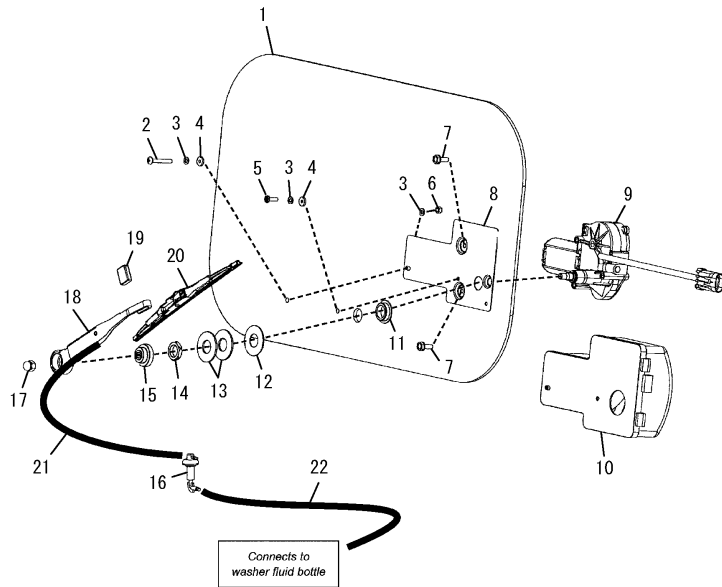
No.	Lev.	Parts No.	Description	Qty						I	R
				(A)	(B)	(C)	(D)	(E)	(F)		
1	1	172551-02870	WEATHER STRIP	1							
2	1	172551-02940	RIPCORD	1							
3	1	172551-03140	WINDOW	1							
4	1	172551-06180	PIN	1							
5	1	172551-09430	COTTER	2							
6	1	172551-05740	SASH,CHAIN	1							
7	1	172215-03000	PIN, COTTER	1							
8	1	172551-00030	CLEVIS PIN	4							
9	1	172551-00310	COTTER	4							
10	1	172551-03900	GAS CYLINDER	2							
11	1	172551-05900	GAS CYLINDER	2							2
12	1	172551-09690	SCREW	2							
13	1	172551-09960	WASHER	4							
14	1	172551-05280	WASHER	4							
15	1	172551-02900	ISOLATOR	2							
16	1	172551-00300	NUT	2							
17	1	172551-08910	PLUG	1							1

Remarks
(1)Stronger gas cylinder.
(2)Not shown in illustration.

Fig.6. REAR WINDOW,WIPER ASSEMBLY

(A)=T175
(B)=
(C)=

(D)=
(E)=
(F)=



No.	Lev.	Parts No.	Description	Q'ty						I	R
				(A)	(B)	(C)	(D)	(E)	(F)		
1	1	172551-02820	WINDOW	1							
2	1	172551-10230	SCREW	1							
3	1	172551-10220	WASHER	3							
4	1	172551-03210	WASHER	2							
5	1	172551-10660	SCREW	1							
6	1	172551-10470	NUT	1							
7	1	172551-03190	SCREW	2							
8	1	172551-03080	PLATE,WIPER MOTOR	1							
9	1	172551-02970	MOTOR, REAR WIPER	1							
10	1	172551-10610	COVER, WIPER MOTOR	1							
11	1	172551-10640	TOWER SEAL, WIPER	1							
12	1	172551-03180	WASHER	1							
13	1	172551-03170	WASHER	2							
14	1	172551-10620	NUT	1							
15	1	172551-10650	RAIN SHIELD	1							
16	1	172551-03200	FITTING,WIPER HOSE	1							
17	1	172551-10630	NUT	1							
18	1	172551-03160	ARM, WIPER	1							
19	1	172551-03100	HEAD, SPRITZER	1							
20	1	172551-03150	BLADE, WIPER	1							
21	1	172551-08900	HOSE	1							
22	1	172551-08920	HOSE	1							
23	1	172551-05340	HARNES, JUMPER	1							1
24	1	172551-10750	SWITCH, REAR WIPER	1							1
25	1	172551-00120	TIE, CABLE	1							1

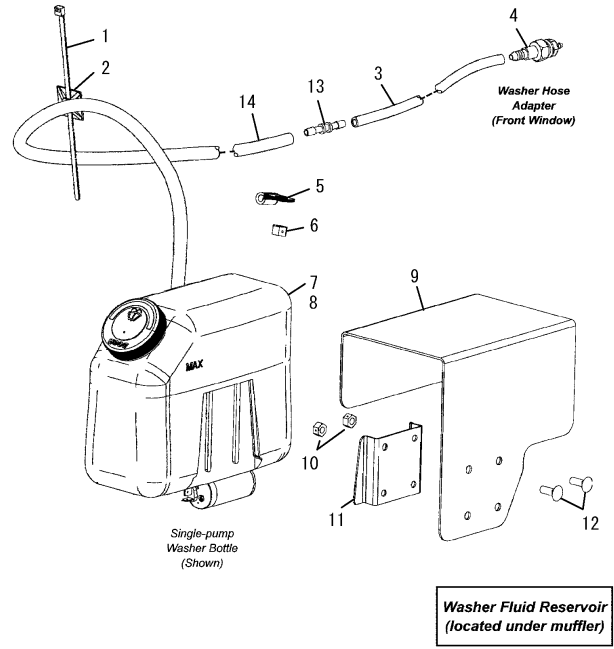
Remarks

(1)Not shown in illustration.

Fig.7. WINDOW,WASHER(OPTION)

(A)=T175
(B)=
(C)=

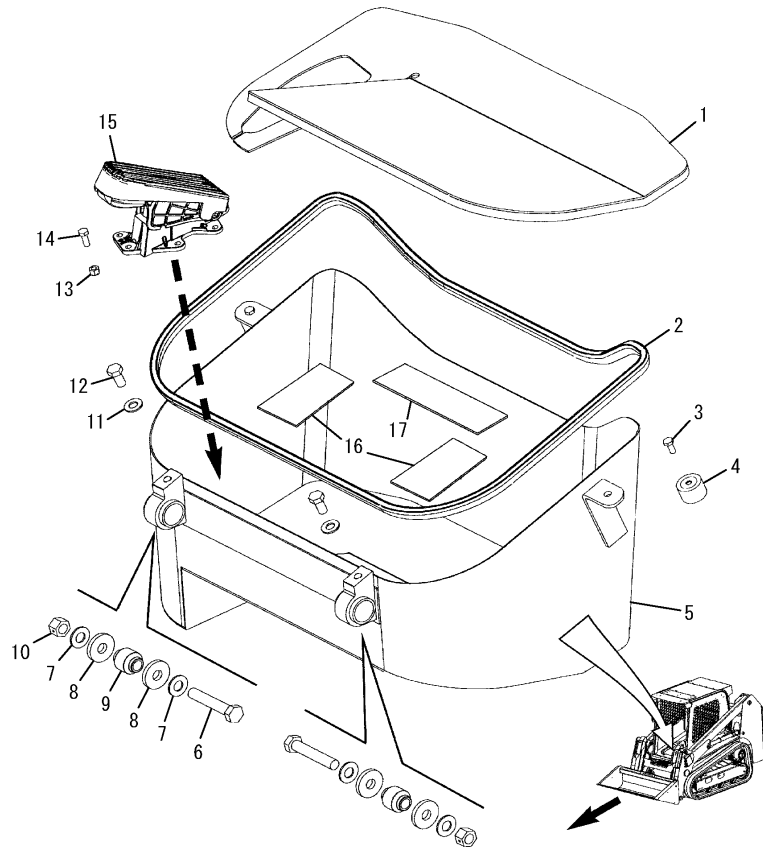
(D)=
(E)=
(F)=



No.	Lev.	Parts No.	Description	Q'ty						I	R
				(A)	(B)	(C)	(D)	(E)	(F)		
1	1	172551-00120	TIE, CABLE	2							
2	1	172551-04810	MOUNT, CABLE TIE	2							
3	1	172551-06520	HOSE	1							
4	1	172551-03500	ADAPTOR	1							
5	1	172551-00210	CLAMP	3							
6	1	172551-00270	NUT	3							
7	1	172551-08980	PUMP,SINGLE	1							1
8	1	172551-04420	PUMP,DUAL	1							2
9	1	172551-06440	HEAT SHIELD	1							
10	1	172551-00260	NUT	2							
11	1	172551-04110	BRACKET	1							
12	1	172551-09830	BOLT	2							
13	1	172551-00850	CONNECTOR,TUBING	1							
14	1	172551-08930	HOSE	1							

Remarks
(1)Door only(option).
(2)Door and rear window(option).

Fig.8. FLOOR POD,ACCELERATOR PEDAL

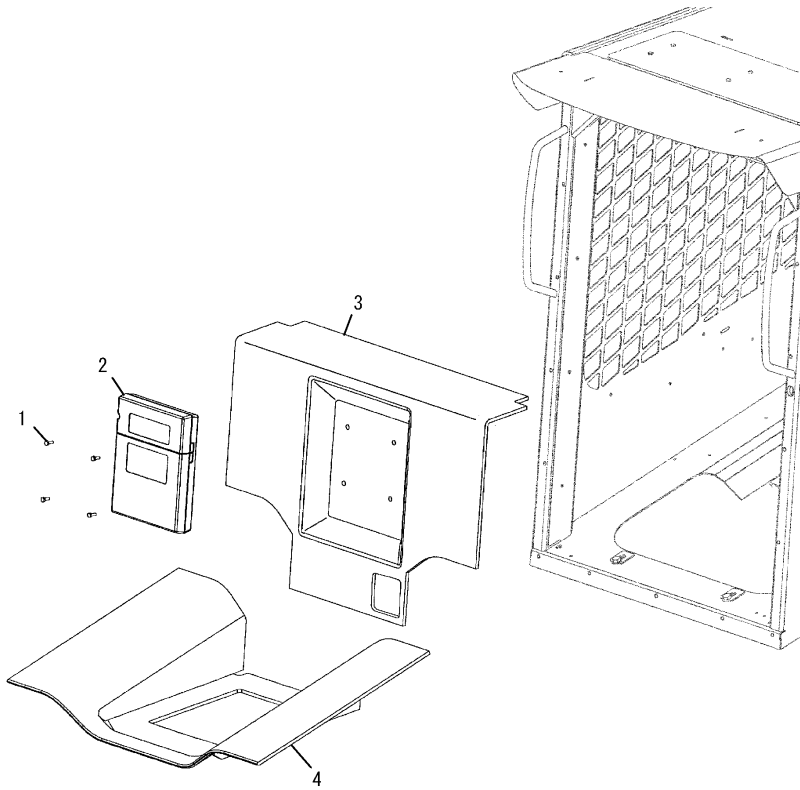


(A)=T175
(B)=
(C)=

(D)=
(E)=
(F)=

No.	Lev.	Parts No.	Description	Q'ty						I	R
				(A)	(B)	(C)	(D)	(E)	(F)		
1	1	172551-06230	FLOOR MAT	1							
2	1	172551-06200	BULBSEAL	1							
3	1	172551-09510	SCREW	2							
4	1	172551-05970	ISOLATOR	2							
5	1	172551-08260	POD, FOOT	1							
6	1	172551-09740	SCREW	2							
7	1	172551-09960	WASHER	4							
8	1	172551-03980	WASHER	4							
9	1	172551-03970	ISOLATOR	2							
10	1	172551-00300	NUT	2							
11	1	172551-09950	WASHER	2							
12	1	172551-09560	SCREW	2							
13	1	172551-00150	LOCK NUT	5							
14	1	172551-09850	SCREW	5							
15	1	172551-03760	THROTTLE, FOOT	1							
16	1	172551-08730	NON-SLIP	2							
17	1	172551-08740	NON-SLIP	1							

Fig.9. INTERIOR COVERS



(A)=T175
(B)=
(C)=

(D)=
(E)=
(F)=

No.	Lev.	Parts No.	Description	Q'ty						I	R
				(A)	(B)	(C)	(D)	(E)	(F)		
1	1	172551-09480	SCREW	4							
2	1	172551-10680	HOLDER	1							
3	1	172551-03480	FOAM, REAR WALL	1							
4	1	172551-04450	LINER, SEAT DECK	1							

Fig.10. HEADLINER,HEAT A.C. DUCTS

(A)=T175

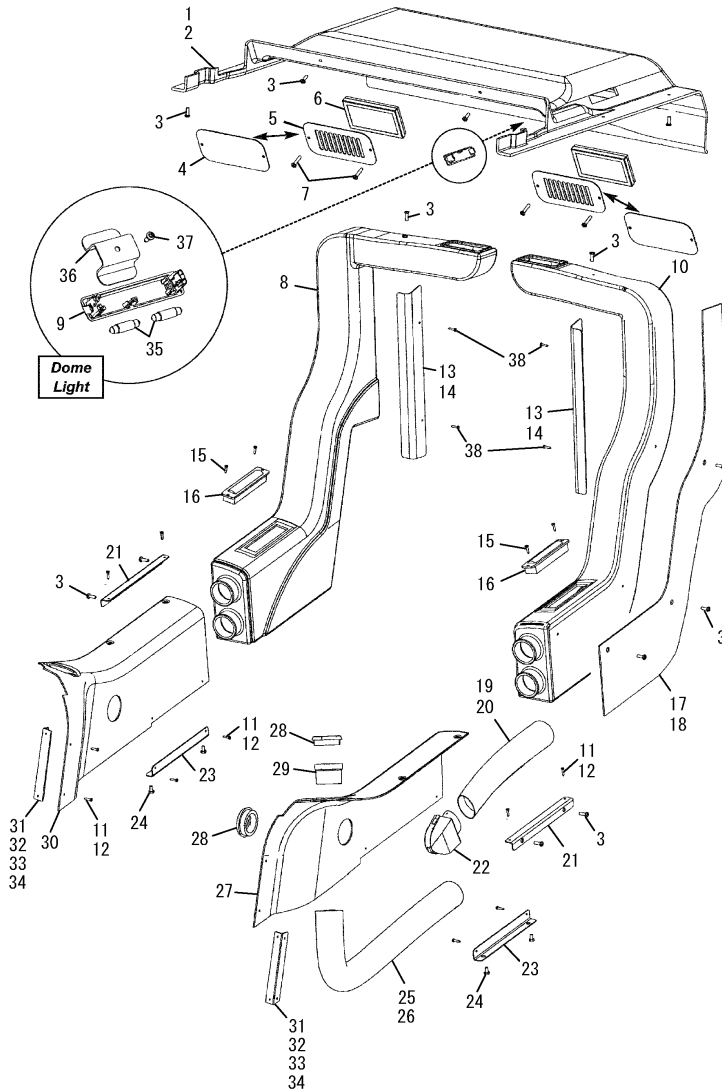
(B)=

(C)=

(D)=

(E)=

(F)=



No.	Lev.	Parts No.	Description	Q'ty						I	R
				(A)	(B)	(C)	(D)	(E)	(F)		
1	1	172551-06010	HEADLINER	1							
2	1	172551-06130	HEADLINER	1							1
3	1	172551-10010	SCREW	20							
4	1	172551-06210	PLATE, COVER	2							
5	1	172551-05920	PLATE, FILTER	2							
6	1	172551-03090	FILTER,AIR	2							
7	1	172551-10240	SCREW	4							
8	1	172551-06150	DUCT, REAR	1							
9	1	172551-04100	LIGHT,DOME	1							
10	1	172551-04270	DUCT, REAR	1							
11	1	172551-10180	SCREW	6							
12	1	172551-04440	TINNERMAN	6							
13	1	172551-03460	COVER	2							1
14	1	172551-06140	COVER	1							2
15	1	172551-10730	SCREW	4							
16	1	172551-01440	LOUVER, ROLL NOZZLE	2							
17	1	172551-06170	INSULATION, DUCT	1							
18	1	172551-03290	INSULATION, DUCT	1							
19	1	172551-04180	HOSE	2							
20	1	172551-00640	CLAMP	4							
21	1	172551-03990	BRACKET, FRONT COVER	2							
22	1	172551-03770	ADAPTER,HOSE	2							
23	1	172551-04000	BRACKET, FRONT COVER	2							
24	1	172551-09480	SCREW	4							
25	1	172551-04170	HOSE	2							
26	1	172551-00640	CLAMP	4							
27	1	172551-05790	COVER, HVAC	1							
28	1	172551-03720	LOUVER	4							
29	1	172551-03730	LOUVER, HOSE ADAPTER	2							
30	1	172551-05910	COVER, HVAC	1							
31	1	172551-05800	BRACKET, SIDE COVER	2							
32	1	172551-09480	SCREW	4							
33	1	172551-00250	NUT	4							
34	1	172551-10180	SCREW	4							
35	1	172551-06580	BULB	2							
36	1	172551-08390	BRACE, DOME LIGHT	1							
37	1	172551-10110	SCREW	1							
38	1	172215-03120	SCREW	4							

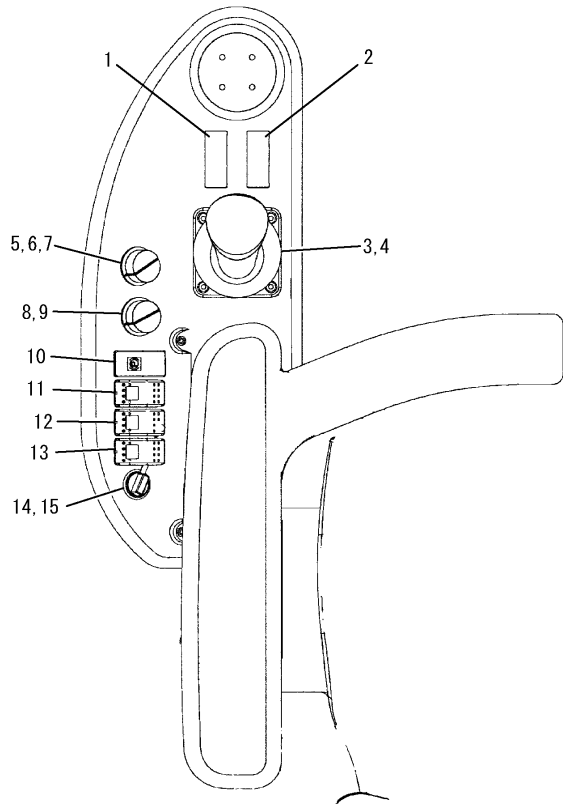
Remarks

(1)When equipped with A/C Heater.

(2)When not equipped with A/C Heater.

Fig.11. CONSOLE CONTROLS,LEFT SIDE

FRONT
↑

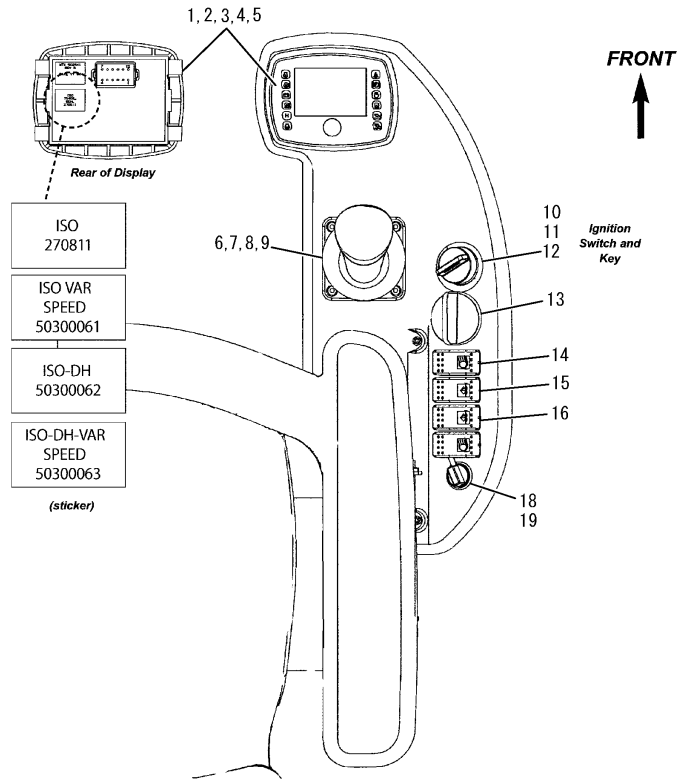


(A)=T175
(B)=
(C)=

(D)=
(E)=
(F)=

No.	Lev.	Parts No.	Description	Q'ty						I	R
				(A)	(B)	(C)	(D)	(E)	(F)		
1	1	172551-03050	PLUG	1							
2	1	172551-03050	PLUG	1							
3	1	172551-06330	CONTROLLER	1							
4	1	172551-08670	SWITCH KIT	1							
5	1	172551-01280	SWITCH, HEATER	1							
6	1	172551-05190	KNOB	1							
7	1	172551-08320	NUT	2							
8	1	172551-02380	A/C CONTROL MODULE	1							
9	1	172551-05190	KNOB	1							
10	1	172551-03880	SWITCH, PARK BRAKE	1							
11	1	172551-04060	SWITCH	1							
12	1	172551-04090	SWITCH, HIGH FLOW	1							
13	1	172551-08780	SWITCH	1							
14	1	172551-01460	POWER,AUXILIARY	1							
15	1	172551-01470	COVER	1							

Fig.12. CONSOLE CONTROLS,RIGHT SIDE



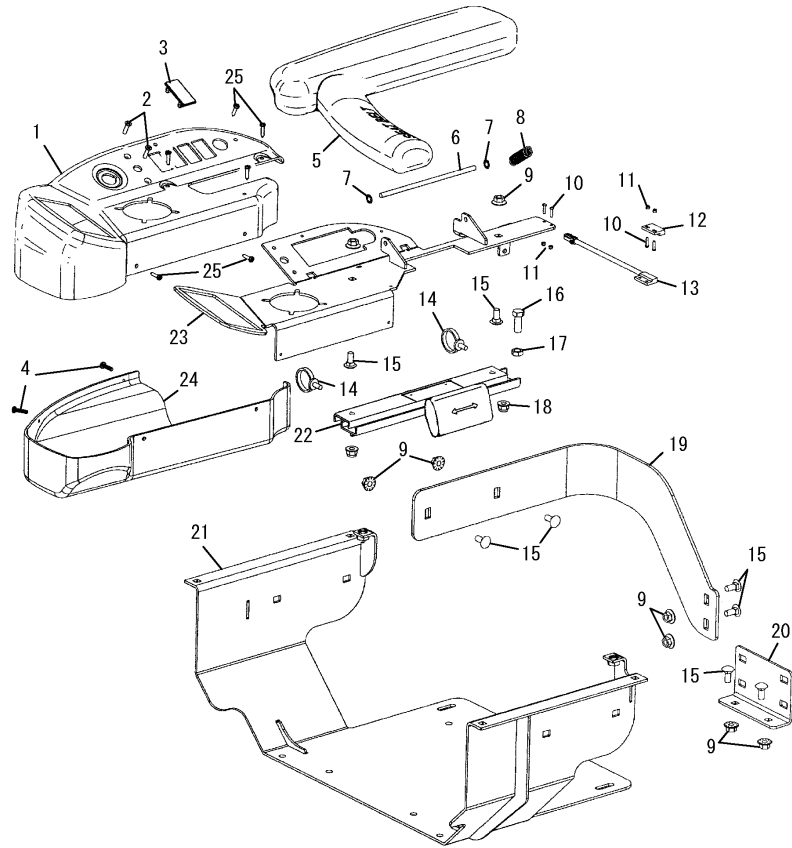
(A)=T175
(B)=
(C)=

(D)=
(E)=
(F)=

No.	Lev.	Parts No.	Description	Q'ty						I	R
				(A)	(B)	(C)	(D)	(E)	(F)		
1	1	172551-03450	DISPLAY	1							
2	1	172551-08290	DISPLAY	1							
3	1	172551-08300	DISPLAY	1							
4	1	172551-08310	DISPLAY	1							
5	1	172551-08680	RUBBER BOOT, BUTTON	1							
6	1	172551-06260	CONTROLLER	1							
7	1	172551-08670	SWITCH KIT	1							
8	1	172551-06270	JOYSTICK	1							1
9	1	172551-08670	SWITCH KIT	1							
10	1	172551-04430	SWITCH, IGNITION	1							
11	2	172551-07990	KEY	1							
12	1	172551-08000	KEY COVER	1							
13	1	172551-04370	THROTTLE CONTROL	1							
14	1	172551-03850	SWITCH	1							
15	1	172551-10740	SWITCH, WIPER/WASHER	1							
16	1	172551-10740	SWITCH, WIPER/WASHER	1							
18	1	172551-01460	POWER,AUXILIARY	1							
19	1	172551-01470	COVER	1							

Remarks
(1)Ride control float.

Fig.13. CONSOLE,RIGHT SIDE

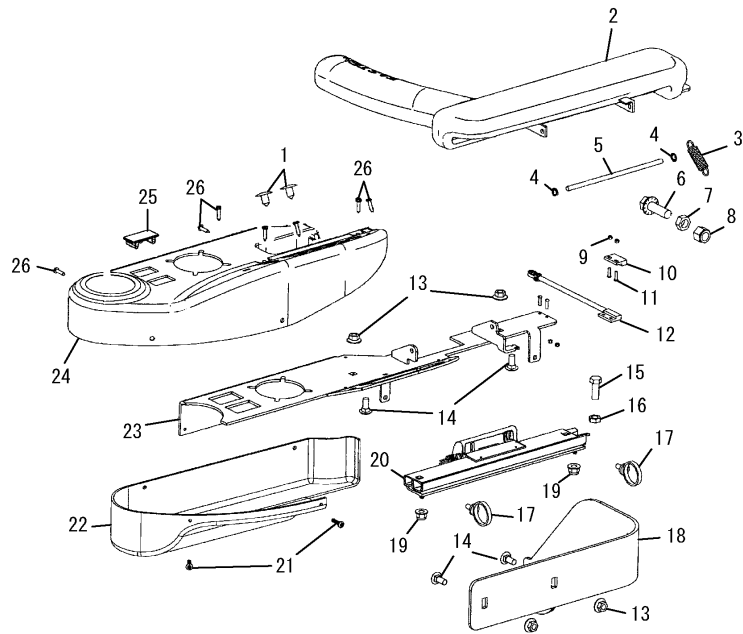


(A)=T175
(B)=
(C)=

(D)=
(E)=
(F)=

No.	Lev.	Parts No.	Description	Q'ty						I	R
				(A)	(B)	(C)	(D)	(E)	(F)		
1	1	172551-05370	COVER, JOYSTICK	1							
2	1	172551-10250	SCREW	2							
3	1	172551-03050	PANEL PLUG	4							
4	1	172551-04690	SCREW	4							
5	1	172551-04730	ARM REST	1							
6	1	172551-04390	BAR	1							
7	1	172551-04400	KEEPER	2							
8	1	172551-04720	SPRING	1							
9	1	172551-00240	NUT	8							
10	1	172551-10000	SCREW	4							
11	1	172551-10020	NUT	4							
12	1	172551-02480	MAGNET, SWITCH	1							
13	1	172551-06690	SWITCH, PROXIMITY	1							
14	1	172551-04800	TIE, CABLE	2							
15	1	172551-09720	BOLT	8							
16	1	172551-09530	SCREW	1							
17	1	172551-10330	NUT	1							
18	1	172551-00240	NUT	2							
19	1	172551-06310	BRACKET	1							
20	1	172551-06660	BRACKET	1							
21	1	172551-06290	WELDMENT, MOUNT	1							
22	1	172551-04130	SLIDE, ARM REST	1							
23	1	172551-05950	WELDMENT, MOUNT	1							
24	1	172551-08430	COVER	1							
25	1	172551-10180	SCREW	5							

Fig.14. CONSOLE,LEFT SIDE

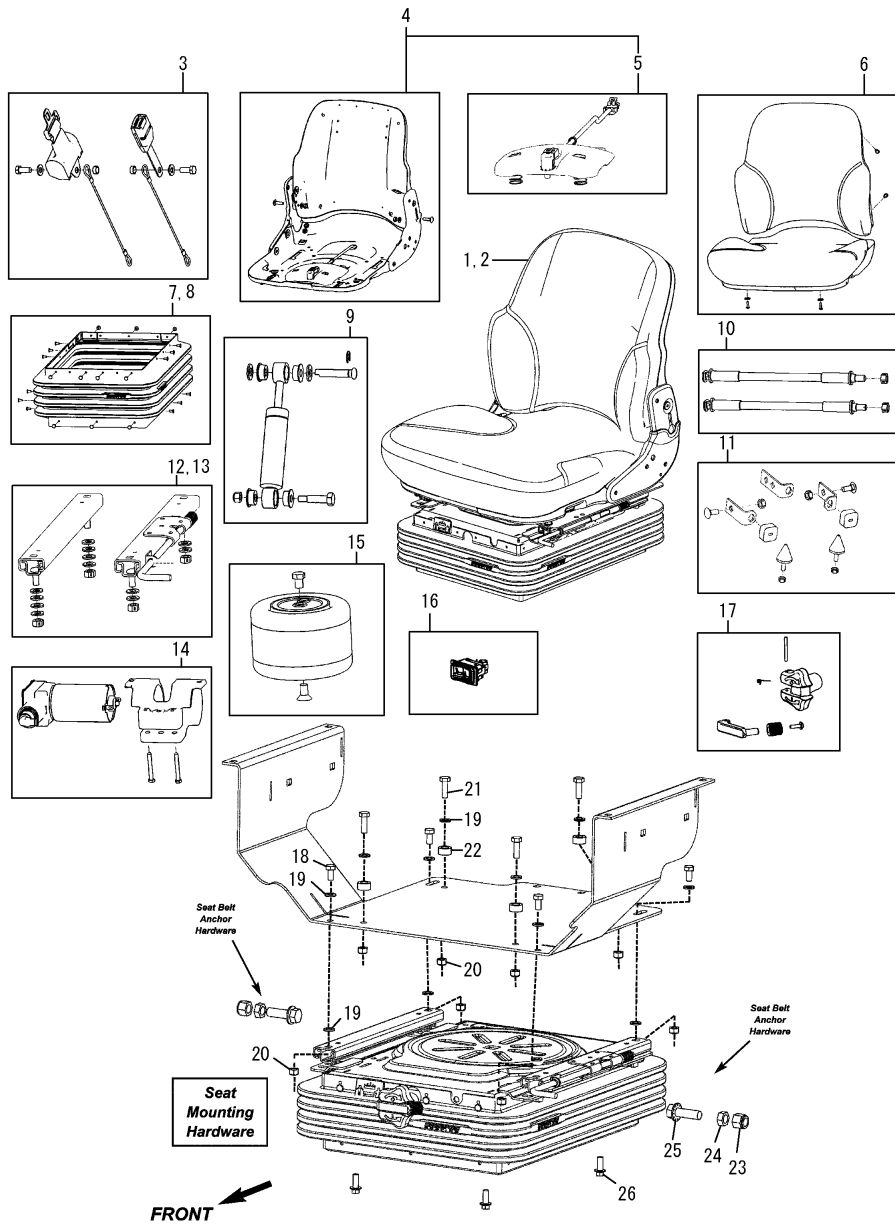


(A)=T175
(B)=
(C)=

(D)=
(E)=
(F)=

No.	Lev.	Parts No.	Description	Q'ty						I	R
				(A)	(B)	(C)	(D)	(E)	(F)		
1	1	172551-04010	PLUG	2							
2	1	172551-04890	ARM REST	1							
3	1	172551-06670	SPRING	1							
4	1	172551-04400	KEEPER	2							
5	1	172551-04390	BAR	1							
6	1	172551-00600	SCREW	2							
7	1	172551-10340	NUT	2							
8	1	172551-00200	NUT	2							
9	1	172551-10020	NUT	4							
10	1	172551-02480	MAGNET,SWITCH	1							
11	1	172551-10000	SCREW	4							
12	1	172551-06690	SWITCH, PROXIMITY	1							
13	1	172551-00240	NUT	4							
14	1	172551-09720	BOLT	4							
15	1	172551-09530	SCREW	1							
16	1	172551-10330	NUT	1							
17	1	172551-03240	CABLE TIE	2							
18	1	172551-06300	BRACKET	1							
19	1	172551-00240	NUT	2							
20	1	172551-04120	SLIDE, ARM REST	1							
21	1	172551-04690	SCREW	2							
22	1	172551-06650	COVER	1							
23	1	172551-05960	WELDMENT,MOUNT	1							
24	1	172551-04670	COVER, JOYSTICK	1							
25	1	172551-03050	PANEL PLUG	2							
26	1	172551-10180	SCREW	5							

Fig.15. SEAT,CAB



(A)=T175

(B)=

(C)=

(D)=

(E)=

(F)=

No.	Lev.	Parts No.	Description	Qty						I	R
				(A)	(B)	(C)	(D)	(E)	(F)		
1	1	172551-06280	SEAT, SUSPENSION	1							
2	1	172551-06320	SEAT, SUSPENSION	1							1
3	1	172551-08010	SEAT BELT KIT	1							
4	1	172551-08020	SEAT TOP KIT	1							
5	2	172551-08040	SEAT SWITCH KIT	1							
6	1	172551-08050	SEAT CUSHON KIT	1							
7	1	172551-08120	BOOT KIT	1							
8	1	172551-08100	BOOT KIT	1							1
9	1	172551-08090	SHOCK KIT	1							
10	1	172551-08110	BEARING SHAFT KIT	1							
11	1	172551-08060	BUMPERS KIT	1							
12	1	172551-08030	SLIDES KIT	1							
13	1	172551-08130	SLIDES KIT	1							1
14	1	172551-08070	COMPRESSOR KIT	1							
15	1	172551-08080	AIR SPRING KIT	1							
16	1	172551-08140	SWITCH	1							
17	1	172551-08150	KIT,KNOB SEAT	1							
18	1	172551-10460	SCREW	4							
19	1	172551-10500	WASHER	12							
20	1	172551-10150	NUT	8							
21	1	172551-10490	SCREW	4							
22	1	172551-08750	SPACER	4							
23	1	172551-00200	NUT	2							
24	1	172551-10340	NUT	2							
25	1	172551-00600	SCREW	2							
26	1	172551-10130	SCREW	4							

Remarks

(1)Air suspension seat(option).

Fig.16. MIRROR(OPTION)

(A)=T175
(B)=
(C)=

(D)=
(E)=
(F)=

No.	Lev.	Parts No.	Description	Q'ty						I	R
				(A)	(B)	(C)	(D)	(E)	(F)		
1	1	172551-09010	BRACKET, MIRROR	1							
2	1	172551-09000	MIRROR, CONVEX	2							
3	1	172551-10090	SCREW	4							
4	1	172551-09040	BRACKET, MIRROR	1							

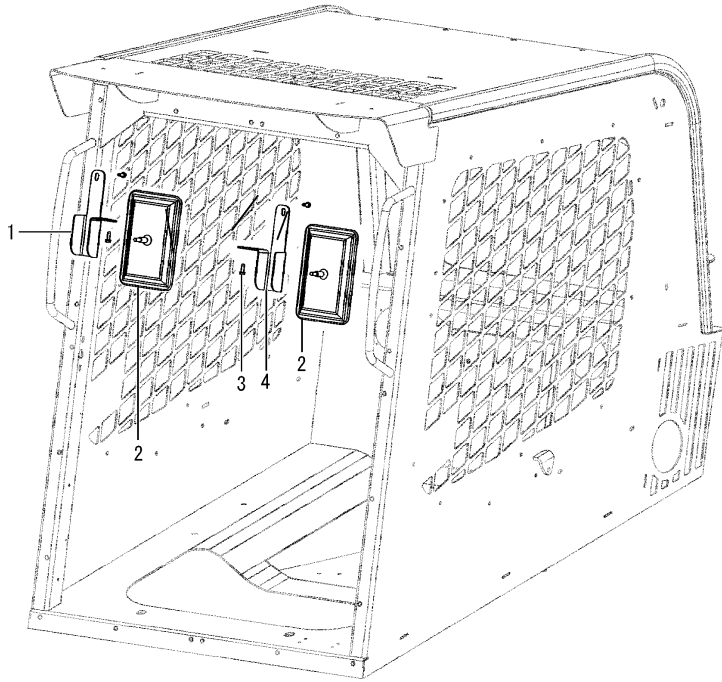
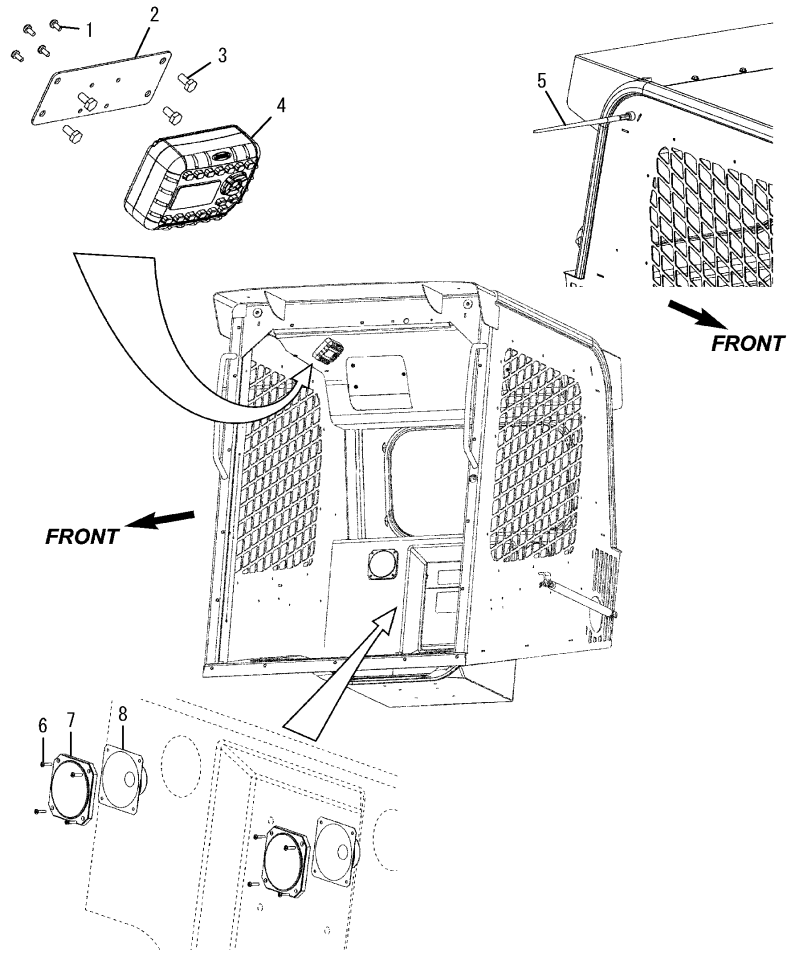


Fig.17. RADIO(OPTION)



(A)=T175
(B)=
(C)=

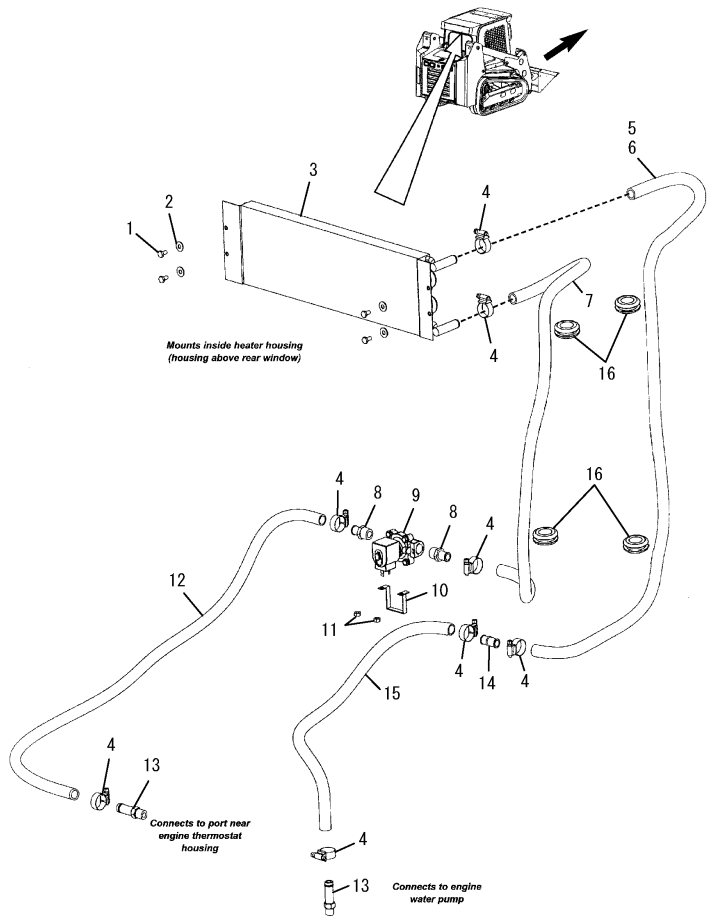
(D)=
(E)=
(F)=

No.	Lev.	Parts No.	Description	Q'ty						I	R
				(A)	(B)	(C)	(D)	(E)	(F)		
1	1	172551-10190	SCREW	4							
2	1	172551-03680	PLATE, RADIO	1							
3	1	172551-09590	SCREW	4							
4	1	172551-02440	RADIO	1							
5	1	172551-02150	ANTENNA, RADIO	1							
6	1	172551-10170	SCREW	8							
7	1	172551-04210	SPEAKER GRILLE	2							
8	1	172551-02140	SPEAKER, RADIO	2							

Fig.18. HEATER HOSE CIRCUIT

(A)=T175
(B)=
(C)=

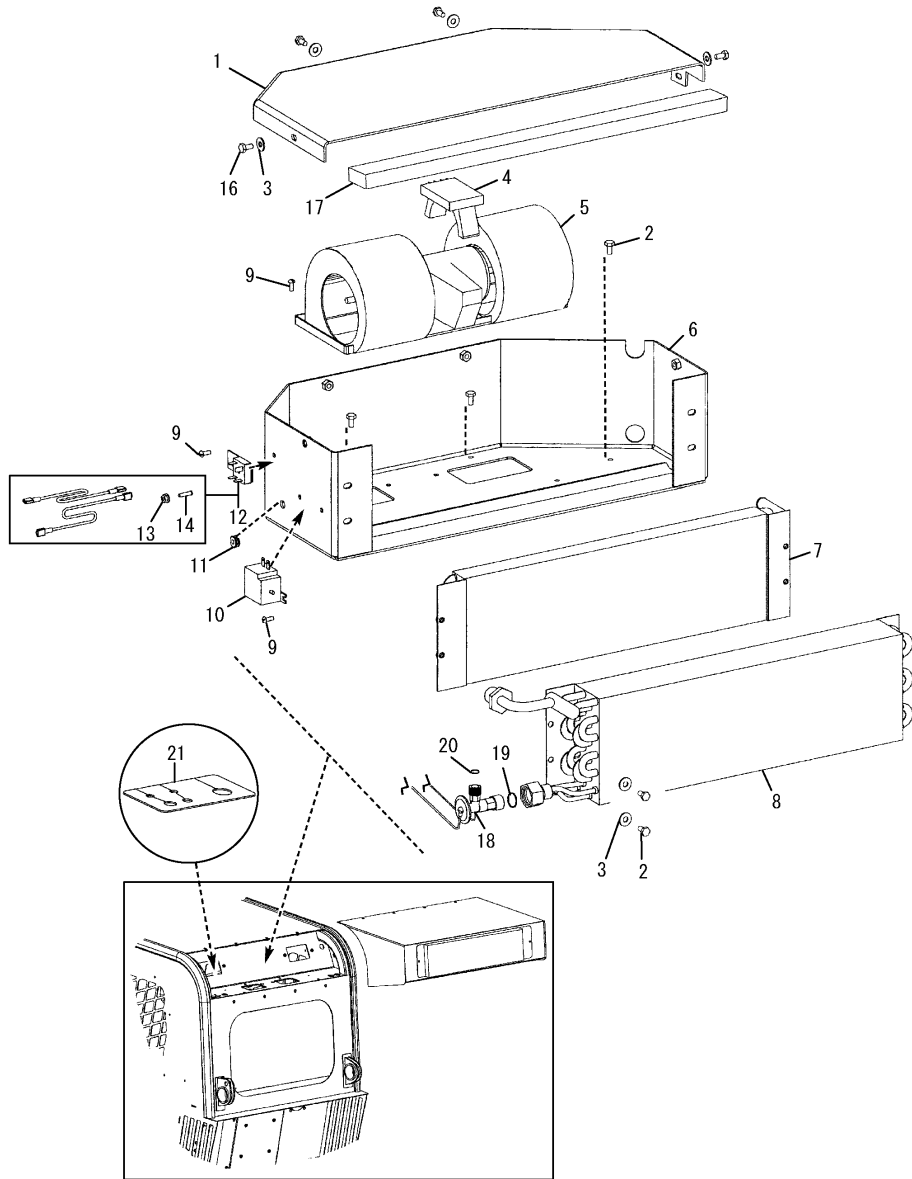
(D)=
(E)=
(F)=



No.	Lev.	Parts No.	Description	Q'ty						I	R
				(A)	(B)	(C)	(D)	(E)	(F)		
1	1	172551-09590	SCREW	4							
2	1	172551-10360	WASHER	4							
3	1	172551-04140	HEATER CORE	1							
4	1	172551-00760	CLAMP	8							
5	1	172551-03650	HOSE	1							1
6	1	172551-08810	HOSE	1							2
7	1	172551-03580	HOSE	1							
8	1	172551-02270	CONNECTOR	2							
9	1	172551-02300	VALVE,SOLENOID	1							
10	1	172551-02310	BRACKET,VALVE	1							
11	1	172551-10290	NUT	2							
12	1	172551-08820	HOSE	1							
13	1	172551-00840	CONNECTOR	2							
14	1	172551-08790	CONNECTOR	1							
15	1	172551-08800	HOSE	1							
16	1	172551-11250	GROMMET	4							
17	1	172551-04410	GUARD, WIRE SPRING	2							3

Remarks
(1)Early units.
(2)Later units.
(3)Not shown in illustration.

Fig.19. HEATER,AIR CONDITIONING BLOWER

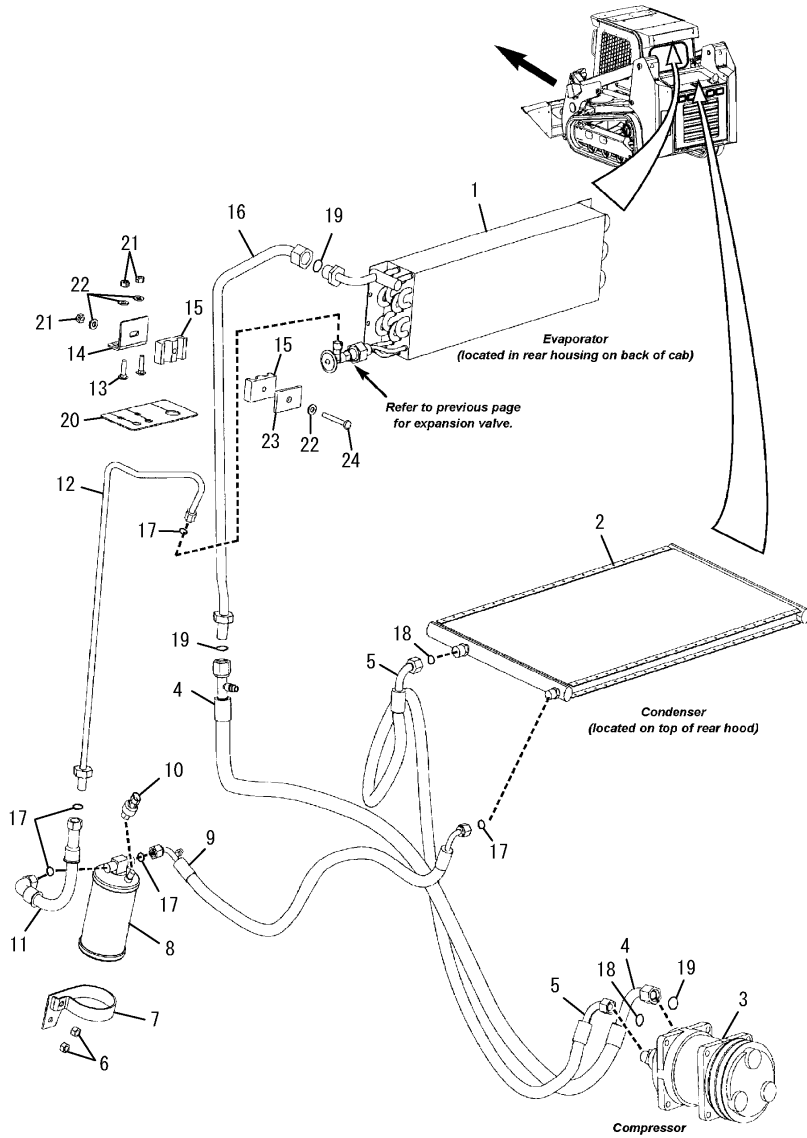


(A)=T175
(B)=
(C)=

(D)=
(E)=
(F)=

No.	Lev.	Parts No.	Description	Q'ty						I	R
				(A)	(B)	(C)	(D)	(E)	(F)		
1	1	172551-06380	COVER	1							
2	1	172551-09590	SCREW	8							
3	1	172551-10360	WASHER	8							
4	1	172551-02580	BLOWER	1							
5	1	172551-02260	BLOWER ASSY	1							
6	1	172551-05940	WELDMENT, BLOWER BOX	1							
7	1	172551-04140	HEATER CORE	1							
8	1	172551-04150	EVAPORATOR	1							
9	1	172551-09970	SCREW	5							
10	1	172551-01670	SWITCH,PRESET	1							
11	1	172551-06780	GROMMET	1							
12	1	172551-02320	RECTIFIER PACK	1							
13	2	172551-01590	FLANGE	1							
14	2	172551-01580	STUD, CLINCHING	1							
16	1	172551-09710	SCREW	4							
17	1	172551-06430	SEAL	1							
18	1	172551-10570	VALVE,EXPANSION	1							
19	1	172551-10600	O-RING	1							
20	1	172551-01730	O-RING	1							
21	1	172551-08960	GASKET	1							

Fig.20. AIR CONDITIONING CIRCUIT

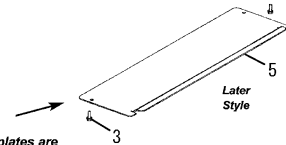
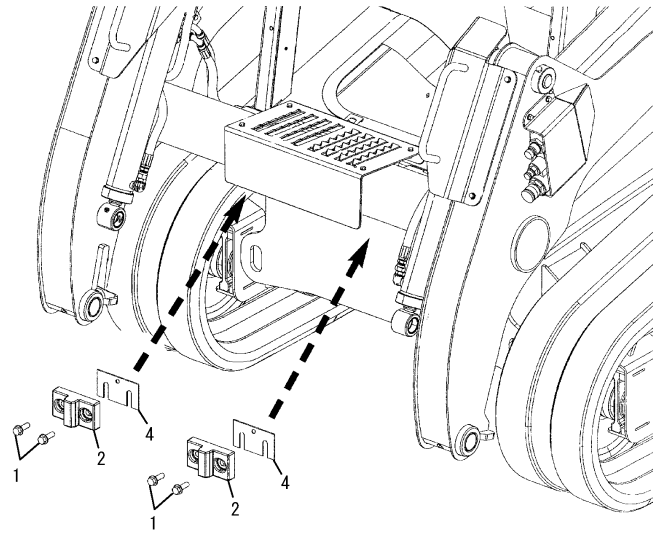


(A)=T175
(B)=
(C)=

(D)=
(E)=
(F)=

No.	Lev.	Parts No.	Description	Q'ty						I	R
				(A)	(B)	(C)	(D)	(E)	(F)		
1	1	172551-04150	EVAPORATOR	1							
2	1	172551-10590	CONDENSER	1							
3	1	172551-01850	COMPRESSOR ASSY, A/	1							
4	1	172551-03780	HOSE	1							
5	1	172551-03710	HOSE	1							
6	1	172551-00280	NUT	2							
7	1	172551-01690	CLAMP	1							
8	1	172551-01680	RECEIVER DRIER	1							
9	1	172551-08830	HOSE	1							
10	1	172551-01710	SWITCH, BINARY	1							
11	1	172551-04240	HOSE	1							
12	1	172551-06110	TUBE	1							
13	1	172551-09930	BOLT	2							
14	1	172551-06120	BRACKET, CLAMP MOUNT	1							
15	1	172551-03120	CLAMP	2							
16	1	172551-06100	TUBE	1							
17	1	172551-01730	O-RING	5							
18	1	172551-01740	O-RING	2							
19	1	172551-01750	O-RING	3							
20	1	172551-08960	GASKET	1							
21	1	172551-00260	NUT	3							
22	1	172551-09890	WASHER	4							
23	1	172551-00510	PLATE	1							
24	1	172215-02890	SCREW	1							

Fig.21. FRAME,FRONT(CHASSIS)



Access (cover) plates are located on belly pan—under the machine.

(A)=T175
(B)=
(C)=

(D)=
(E)=
(F)=

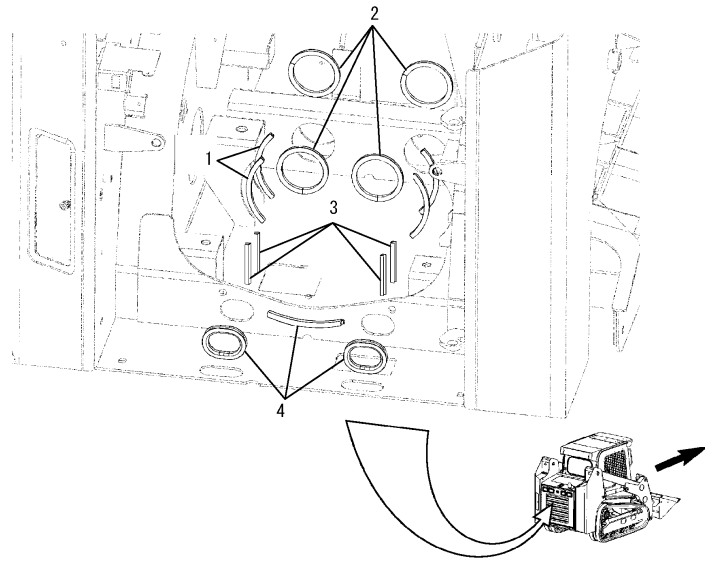
No.	Lev.	Parts No.	Description	Q'ty						I	R
				(A)	(B)	(C)	(D)	(E)	(F)		
1	1	172551-08770	CS FL LOCK	4							
2	1	172551-04910	BLOCK,CYLINDER STOP	2							
3	1	172551-00350	SCREW	4							
4	1	172551-08870	SHIM	2							1
5	1	172551-08850	PLATE, COVER	1							

Remarks
(1)Thickness may different by machine
Choose one of them accordingly.

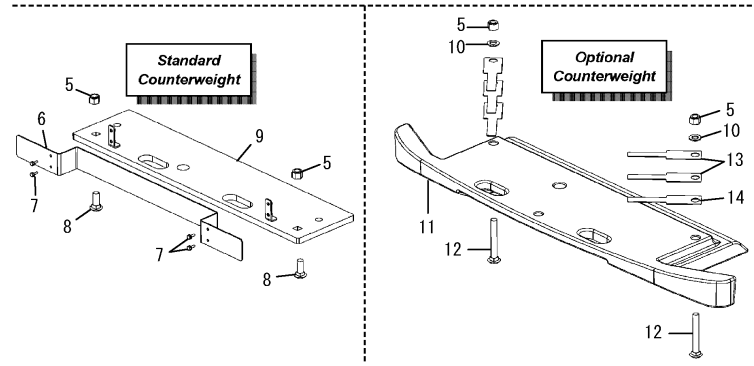
Fig.22. COUNTER WEIGHTS,CENTER FRAME

(A)=T175
(B)=
(C)=

(D)=
(E)=
(F)=



No.	Lev.	Parts No.	Description	Qty						I	R
				(A)	(B)	(C)	(D)	(E)	(F)		
1	1	172551-08600	TRIM,EDGE	2							
2	1	172551-08590	TRIM,EDGE	4							
3	1	172551-08700	TRIM	4							
4	1	172551-08420	TRIM,EDGE	3							
5	1	172551-00520	NUT	4							
6	1	172551-05670	COVER	1							
7	1	172551-00350	SCREW	4							
8	1	172551-09400	BOLT	2							
9	1	172551-05750	COUNTER WEIGHT	1							
10	1	172216-09640	WASHER	2							
11	1	172551-08950	COUNTER WEIGHT	1							
12	1	172551-10210	BOLT	2							
13	1	172551-08890	SHIM	4							1
14	1	172551-08880	SHIM	2							1



Remarks
(1)Thickness may different by machine
Choose one of them accordingly.

Fig.23. REAR DOOR(CHASSIS)

(A)=T175

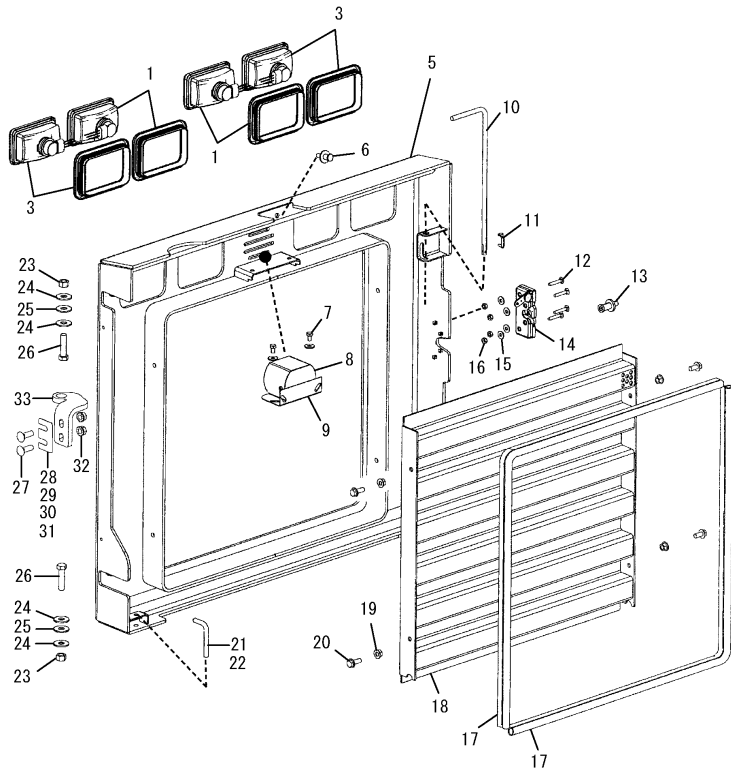
(B)=

(C)=

(D)=

(E)=

(F)=



No.	Lev.	Parts No.	Description	Q'ty						I	R
				(A)	(B)	(C)	(D)	(E)	(F)		
1	1	172551-04080	LIGHTS, WORK	2							
3	1	172551-03870	LIGHTS, TAIL	2							
5	1	172551-05140	DOOR, REAR	1							
6	1	172551-00860	STRIKER	1							
7	1	172551-09500	SCREW	2							
8	1	172551-10370	WASHER	2							
9	1	172551-01260	BACK-UP ALARM	1							
10	1	172551-04540	HANDLE, REAR DOOR	1							
11	1	172551-04650	CLIP	1							
12	1	172551-01650	BOLT	4							
13	1	172551-04590	STRIKER	1							
14	1	172551-03520	LATCH, REAR DOOR	1							
15	1	172551-10360	WASHER	4							
16	1	172551-00260	NUT	4							
17	1	172551-06190	BULBSEAL	2							
18	1	172551-04570	GRILLE, REAR DOOR	1							
19	1	172551-02750	NUT	4							
20	1	172551-00450	SCREW	4							
21	1	172551-04740	ROD, DOOR STOP	1							
22	1	172551-04750	RETAINING RING	1							
23	1	172551-00290	LOCK NUT	2							
24	1	172551-10390	WASHER	4							
25	1	172551-05780	WASHER	2							
26	1	172551-09670	SCREW	2							
27	1	172551-09870	BOLT	2							
28	1	172551-06040	SHIM	1							1
29	1	172551-06050	SHIM	1							1
30	1	172551-06060	SHIM	1							1
31	1	172551-06070	SHIM	1							1
32	1	172551-00580	NUT	2							
33	1	172551-06020	BRACKET, REAR DOOR	1							

Remarks

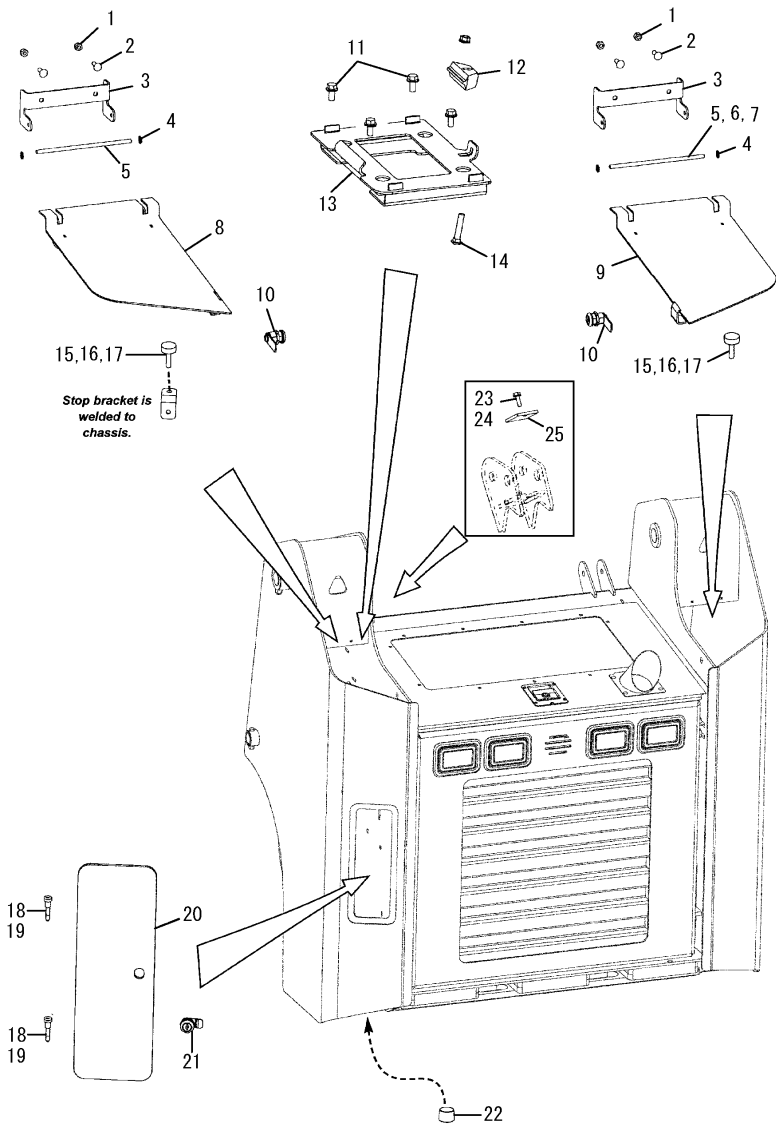
(1)Thickness may different by machine
Choose one of them accordingly.

(2)Not shown in illustration.

Fig.24. REAR ACCESS DOORS(CHASSIS)

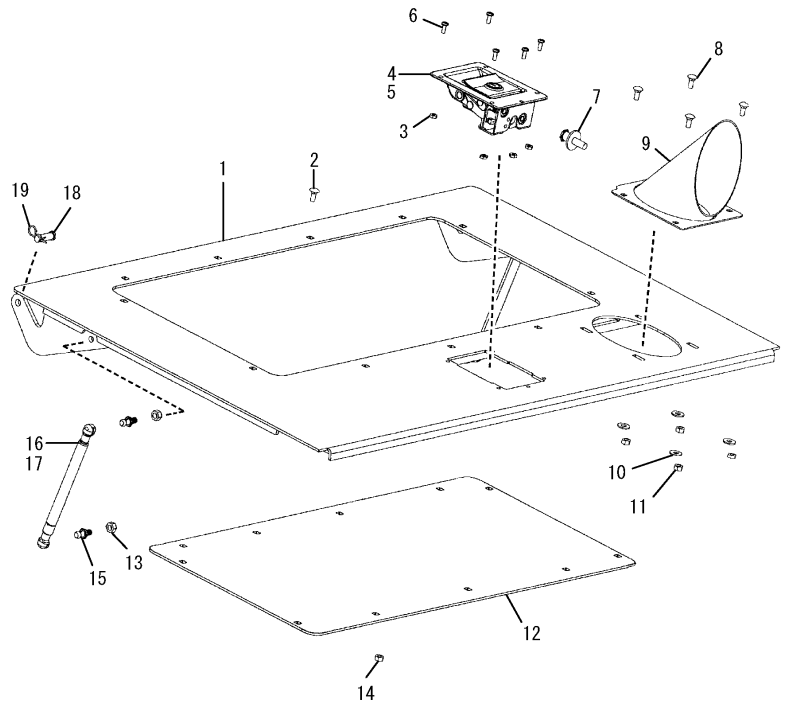
(A)=T175
(B)=
(C)=

(D)=
(E)=
(F)=



No.	Lev.	Parts No.	Description	Q'ty						I	R
				(A)	(B)	(C)	(D)	(E)	(F)		
1	1	172551-00250	NUT	4							
2	1	172551-09830	BOLT	4							
3	1	172551-05390	BRACKET	2							
4	1	172551-04400	KEEPER	4							
5	1	172551-04390	BAR	2							
6	1	172551-05930	SASH CHAIN	2							
7	1	172551-05730	PIN, CLEVIS W/RING	2							
8	1	172551-05570	WELDMENT	1							
9	1	172551-05580	WELDMENT	1							
10	1	172551-04920	CAM LOCK	2							
11	1	172551-00440	CS FL LOCK	4							
12	1	172551-02670	HOLDER, BATTERY	1							
13	1	172551-05120	WELDMENT	1							
14	1	172551-10260	BOLT	1							
15	1	172551-01070	BUMPER	2							
16	1	172551-10320	NUT	2							
17	1	172551-00150	LOCK NUT	2							
18	1	172551-08550	SHOULDER BOLT	2							
19	1	172551-00250	NUT	2							
20	1	172551-03840	WELDMENT	1							
21	1	172551-04160	CAMLOCK	1							
22	1	172551-02190	PLUG	1							
23	1	172551-09880	SCREW	1							
24	1	172551-09890	WASHER	1							
25	1	172551-08580	PLATE, DOWN STOP	4							

Fig.25. REAR HOOD(CHASSIS)



(A)=T175
(B)=
(C)=

(D)=
(E)=
(F)=

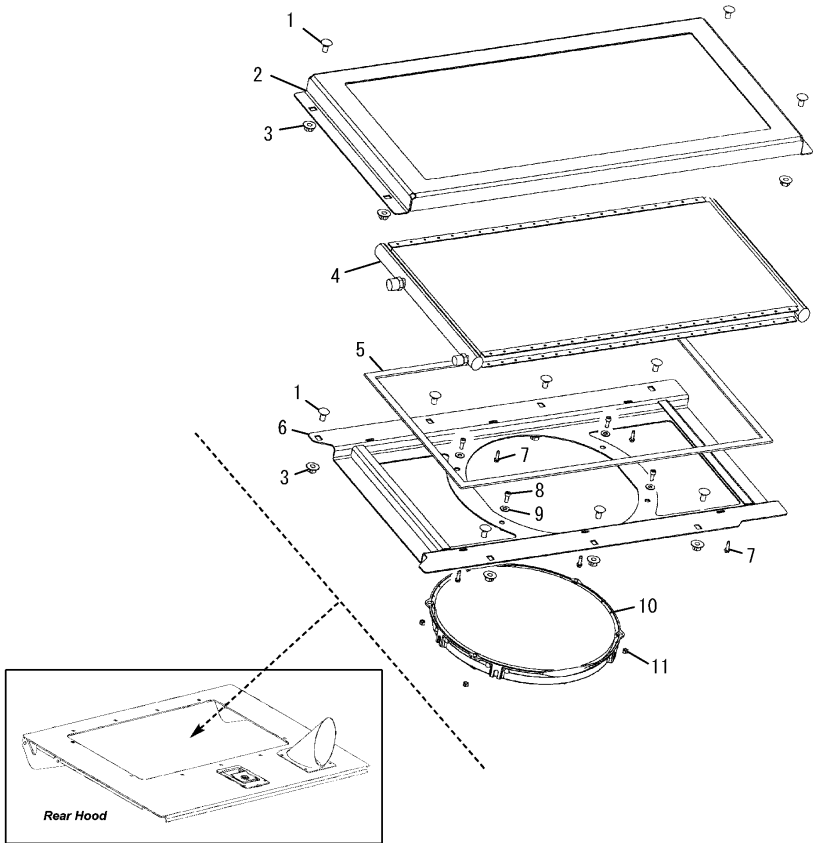
No.	Lev.	Parts No.	Description	Q'ty						I	R
				(A)	(B)	(C)	(D)	(E)	(F)		
1	1	172551-03390	HOOD, REAR	1							
2	1	172551-09920	BOLT	11							
3	1	172551-09990	NUT	5							
4	1	172551-03530	LATCH, HOOD	1							
5	1	172551-07990	KEY	1							
6	1	172551-10030	SCREW	5							
7	1	172551-00860	STRIKER	1							
8	1	172551-09820	BOLT	4							
9	1	172551-04330	WELDMENT	1							
10	1	172551-10360	WASHER	4							
11	1	172551-00260	NUT	4							
12	1	172551-04580	SCREEN	1							
13	1	172551-00270	NUT	2							
14	1	172551-02760	NUT	11							
15	1	172551-10700	STUD, BALL	4							
16	1	172551-08160	GAS CYLINDER	2							
17	1	172551-08710	GAS CYLINDER	2							1
18	1	172551-00030	CLEVIS PIN	2							
19	1	172551-00310	COTTER	2							

Remarks
(1)A/C equipped.

Fig.26. AIR CONDITIONING CONDENS ASSY

(A)=T175
(B)=
(C)=

(D)=
(E)=
(F)=

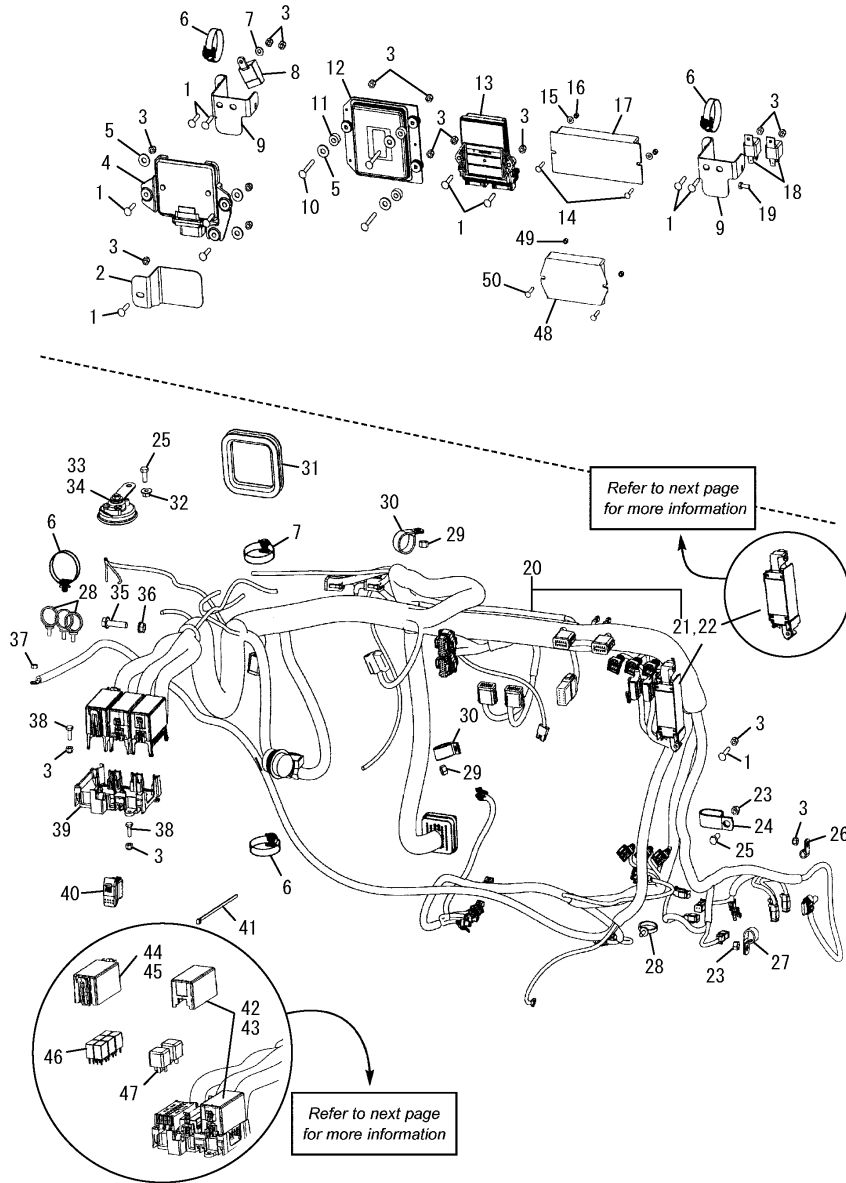


No.	Lev.	Parts No.	Description	Q'ty						I	R
				(A)	(B)	(C)	(D)	(E)	(F)		
1	1	172551-09470	BOLT	11							
2	1	172551-08650	WELDMENT	1							
3	1	172551-02760	NUT	11							
4	1	172551-10590	CONDENSER	1							
5	1	172551-04350	TAPE, FOAM SEALING	1							
6	1	172551-08640	WELDMENT	1							
7	1	172551-06740	SCREW	6							
8	1	172551-09970	SCREW	4							
9	1	172551-09640	WASHER	4							
10	1	172551-10580	FAN, CONDENSER	1							
11	1	172551-09990	NUT	4							

Fig.27. CHASSIS,WIRE HARNESS,COMPONENT

(A)=T175
(B)=
(C)=

(D)=
(E)=
(F)=



No.	Lev.	Parts No.	Description	Q'ty						I	R
				(A)	(B)	(C)	(D)	(E)	(F)		
1	1	172551-09940	BOLT	10							
2	1	172551-08570	ECU COVER	1							
3	1	172551-00250	NUT	18							
4	1	129927-75900	CONTROLLER ASSY, EUC	1							
5	1	172551-10370	WASHER	7							
6	1	172551-08760	CABLE TIE AND MOUNT	5							
7	1	172551-09890	WASHER	1							
8	1	198461-52950	RELAY, CA TYPE C	1							
9	1	172551-06250	BRACKET, HARNESS	2							
10	1	172551-10280	BOLT	3							
11	1	172551-00970	SPACER	3							
12	1	172551-03910	CONTROLLER	1							
13	1	172551-05030	CONTROLLER	1							
14	1	172551-09390	BOLT	2							
15	1	172551-09660	WASHER	2							
16	1	172551-00620	NUT	2							
17	1	172551-03270	MODULE,CONTROL	1							
18	1	172551-02990	RELAY	2							
19	1	172551-10510	SCREW	1							
20	1	172551-05990	WIRE HARNESS	1							
21	2	172551-06090	FUSE BOX	1							
22	1	172551-11270	COVER	1							
23	1	172551-00270	NUT	2							
24	1	172551-01180	CLAMP	1							
25	1	172551-09510	SCREW	2							
26	1	172551-00420	CLAMP	1							
27	1	172551-01270	CLAMP	2							
28	1	172551-04800	TIE,CABLE	4							
29	1	172551-10300	NUT	2							
30	1	172551-00750	CLAMP	2							
31	1	172551-06350	TRIM EDGE	1							
32	1	172551-02760	NUT	1							
33	1	172551-01980	HORN	1							
34	1	172551-09190	GROUND WIRE	1							
35	1	172551-00170	SCREW	1							
36	1	172551-00720	NUT	1							
37	1	172551-10430	NUT	1							
38	1	172551-09480	SCREW	2							
39	1	172551-08690	BRACKET,FUSE BOX	1							
40	1	172551-05050	SWITCH	1							
41	1	172551-00120	TIE, CABLE	1							
42	1	172551-04480	COVER	2							
43	1	172551-04500	COVER	1							
44	1	172551-04490	COVER	1							
45	1	172551-04500	COVER	1							
46	1	172551-04520	RELAY	1							
47	1	172551-04040	RELAY	1							
48	1	172551-04790	CONTROLLER,HIGH-FLOW	1							
49	1	172551-09990	NUT	2							
50	1	172551-09390	BOLT	2							

Fig.28. FUSE BOXES,FUSES,RELAYS

(A)=T175

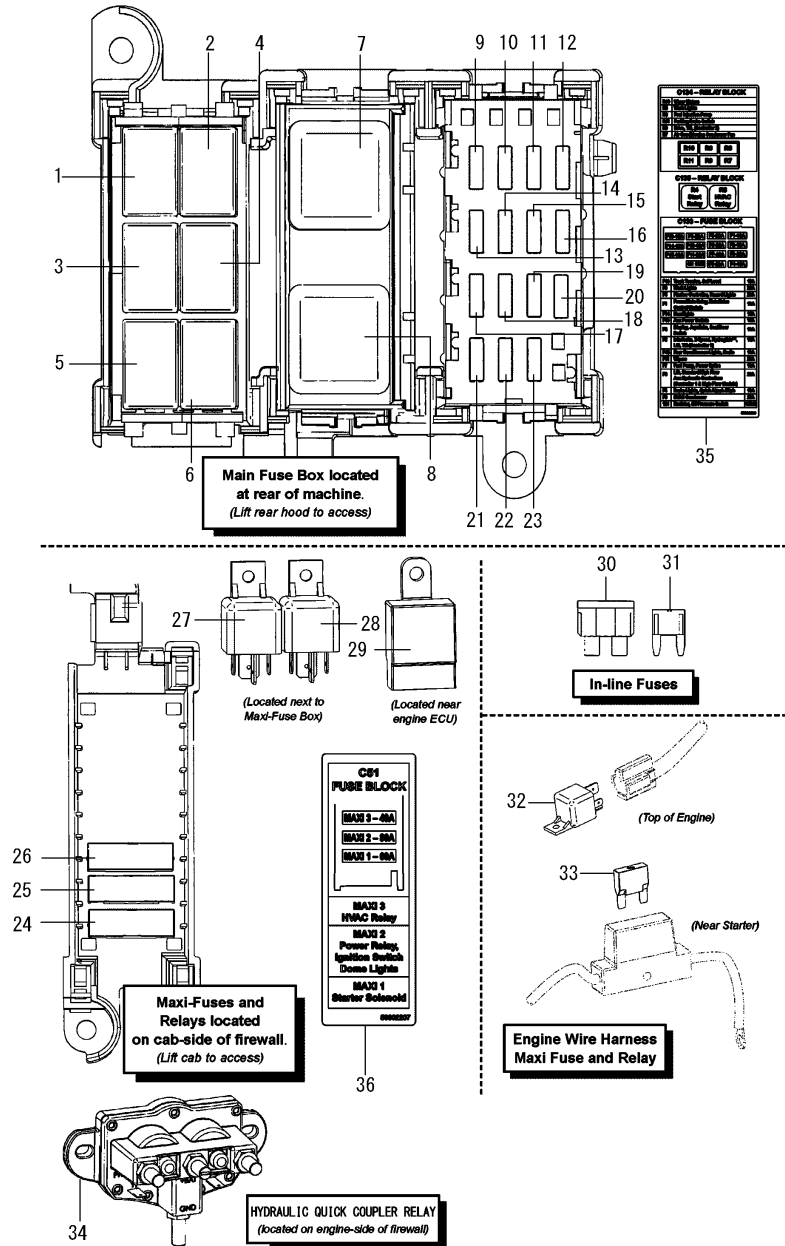
(B)=

(C)=

(D)=

(E)=

(F)=

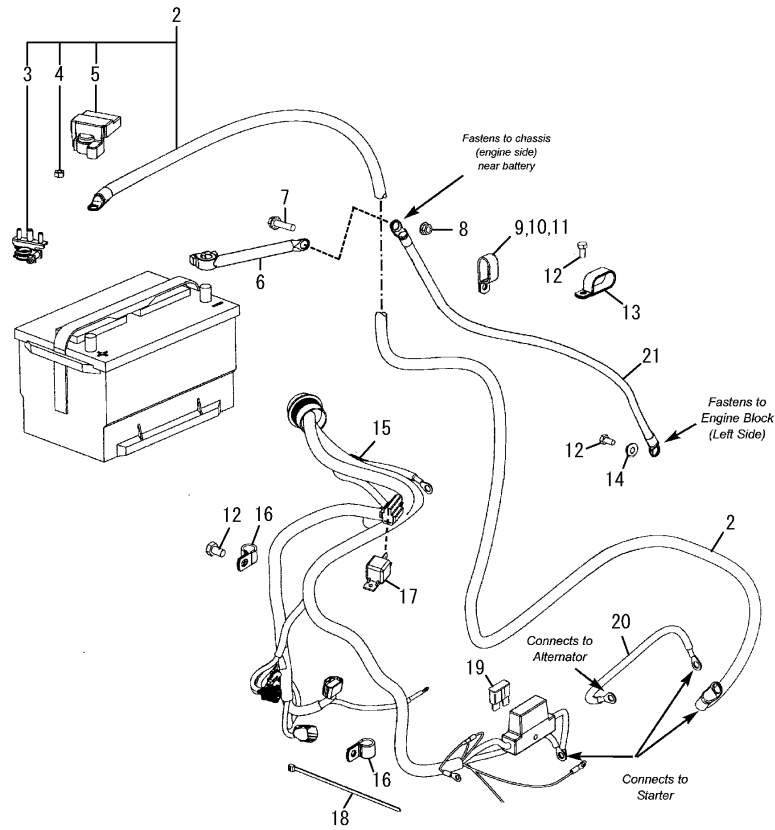


No.	Lev.	Parts No.	Description	Q'ty						I	R
				(A)	(B)	(C)	(D)	(E)	(F)		
1	1	172551-04290	RELAY	1							
2	1	172551-04290	RELAY	1							
3	1	172551-04290	RELAY	1							
4	1	172551-04290	RELAY	1							
5	1	172551-04290	RELAY	1							
6	1	172551-04290	RELAY	1							
7	1	172551-04040	RELAY	1							
8	1	172551-04040	RELAY	1							
9	1	172551-02180	MINI FUSE	1							
10	1	172551-02180	MINI FUSE	1							
11	1	172551-00830	MINI FUSE	1							
12	1	172551-02180	MINI FUSE	1							
13	1	172551-00870	MINI FUSE	1							
14	1	172551-02180	MINI FUSE	1							
15	1	172551-02180	MINI FUSE	1							
16	1	172551-00870	MINI FUSE	1							
17	1	172551-00870	MINI FUSE	1							
18	1	172551-02180	MINI FUSE	1							
19	1	172551-00870	MINI FUSE	1							
20	1	172551-06820	RESISTOR	1							
21	1	172551-00830	MINI FUSE	1							
22	1	172551-00830	MINI FUSE	1							
23	1	172551-02180	MINI FUSE	1							
24	1	172551-10560	MAXI FUSE	1							
25	1	172551-03020	MAXI FUSE	1							
26	1	172551-06570	MAXI FUSE	1							
27	1	172551-02990	RELAY	1							
28	1	172551-02990	RELAY	1							
29	1	198461-52950	RELAY, CA TYPE C	1							
30	1	172551-10720	FUSE,ATO/ATC	1							
31	1	172551-06830	MINI FUSE	1							
32	1	172551-02990	RELAY	1							
33	1	172551-10560	MAXI FUSE	1							
34	1	172551-06220	RELAY	1							
35	1	172551-11280	LABEL	1							
36	1	172551-11290	LABEL	1							

Fig.29. BATTERY CIRCUIT,WIRE HARNESS

(A)=T175
(B)=
(C)=

(D)=
(E)=
(F)=



No.	Lev.	Parts No.	Description	Q'ty						I	R
				(A)	(B)	(C)	(D)	(E)	(F)		
2	1	172551-04050	CABLE,BATTERY +	1							
3	2	172551-03130	CLAMP, MUFFLER	1							
4	2	172551-10440	NUT	1							
5	2	172551-03220	COVER, BATTERY CABLE	1							
6	1	172551-06730	CABLE,BATTERY -	1							
7	1	172551-00170	SCREW	1							
8	1	172551-00720	NUT	1							
9	1	172551-00090	CLAMP	1							
10	1	172551-00280	NUT	1							
11	1	172551-09750	BOLT	1							
12	1	172551-10460	SCREW	3							
13	1	172551-00190	CLAMP	1							
14	1	172551-10370	WASHER	1							
15	1	172551-06030	WIRE HARNESS	1							
16	1	172551-00990	CLAMP	2							
17	1	172551-02990	RELAY	1							
18	1	172551-00120	TIE, CABLE	1							
19	1	172551-10560	MAXI FUSE	1							
20	1	172551-06360	WIRE HARNESS	1							
21	1	172551-06720	CABLE,BATTERY -	1							

Fig.30. OPERATOR WIRE HARNESS

(A)=T175
(B)=
(C)=

(D)=
(E)=
(F)=

No.	Lev.	Parts No.	Description	Q'ty						I	R
				(A)	(B)	(C)	(D)	(E)	(F)		
1	1	172551-04260	WIRE HARNESS	1							
2	1	172551-04800	TIE,CABLE	4							
3	1	172551-04690	SCREW	4							

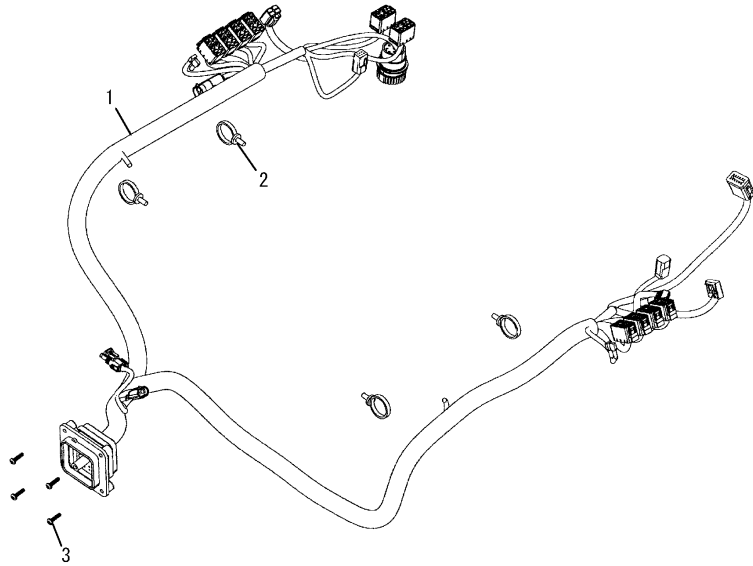
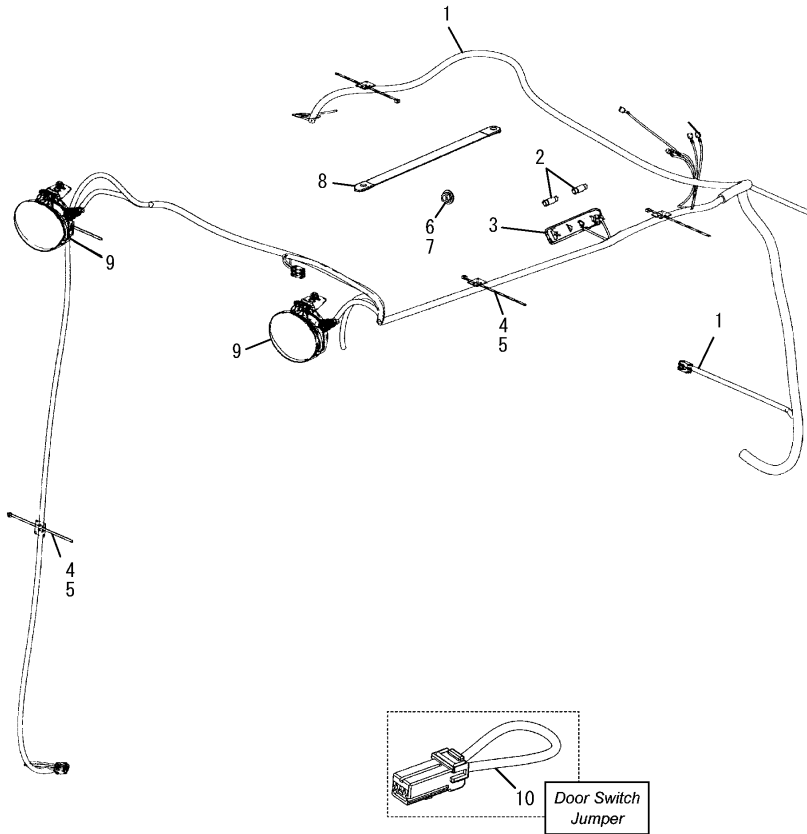


Fig.31. WORK LIGHTS CAB,WIRE HARNESS

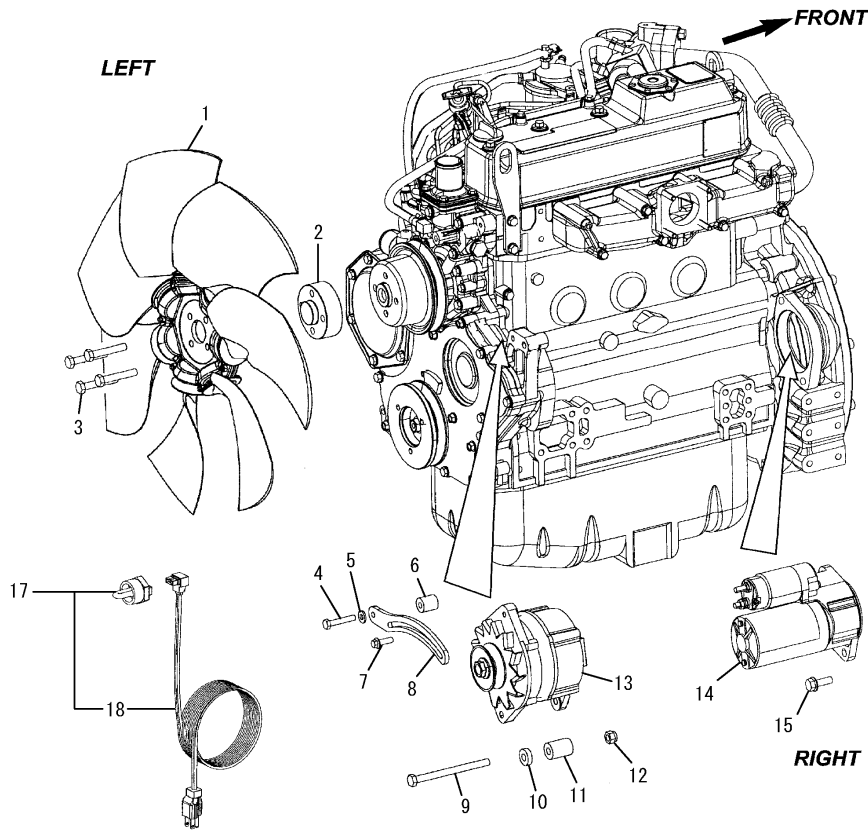


(A)=T175
(B)=
(C)=

(D)=
(E)=
(F)=

No.	Lev.	Parts No.	Description	Qty						I	R
				(A)	(B)	(C)	(D)	(E)	(F)		
1	1	172551-06080	WIRE HARNESS	1							
2	1	172551-06580	BULB	2							
3	1	172551-04100	LIGHT,DOME	1							
4	1	172551-04810	MOUNT, CABLE TIE	5							
5	1	172551-00120	TIE, CABLE	5							
6	1	172551-00270	NUT	2							
7	1	172551-10370	WASHER	2							
8	1	172551-10690	STRAP, GROUND	1							
9	1	172551-03860	LIGHT, WORK	2							
10	1	172551-08990	HARNESS	1							

Fig.32. EXTERNAL COMPONENTS,RIGHT SIDE



(A)=T175
(B)=
(C)=

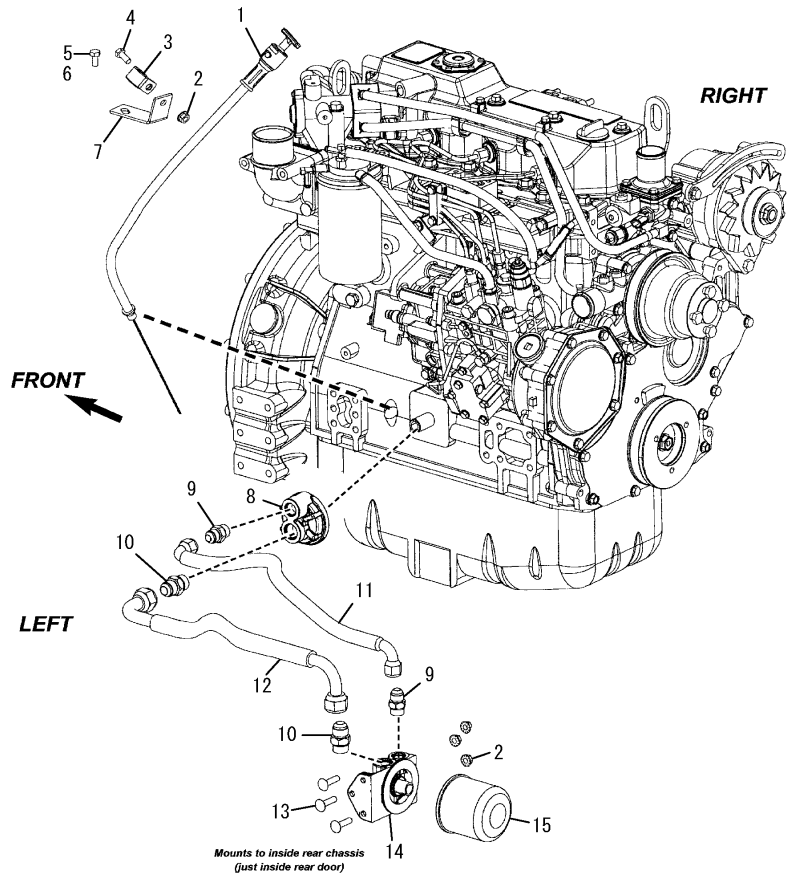
(D)=
(E)=
(F)=

No.	Lev.	Parts No.	Description	Qty						I	R
				(A)	(B)	(C)	(D)	(E)	(F)		
1	1	172551-06240	FAN, PUSHER	1							
2	1	172551-04680	SPACER, FAN	1							
3	1	172551-06840	SCREW	4							
4	1	172551-10520	SCREW	1							
5	1	172551-10500	WASHER	1							
6	1	172551-02950	SPACER	1							
7	1	172551-10140	SCREW	1							
8	1	172551-02510	BRACKET, ALTERNATOR	1							
9	1	172551-10530	SCREW	1							
10	1	172551-02980	SPACER	1							
11	1	172551-02960	SPACER	1							
12	1	172551-10070	NUT	1							
13	1	172551-02920	ALTERNATOR	1							
14	1	129940-77011	STARTER	1							
15	1	261161-20252	SCREW BOLT	2							
17	1	172551-00910	BLOCK HEATER	1							
18	2	172551-00920	CORD, HEATER	1							

Fig.33. EXTERNAL COMPONENTS,LEFT SIDE

(A)=T175
(B)=
(C)=

(D)=
(E)=
(F)=

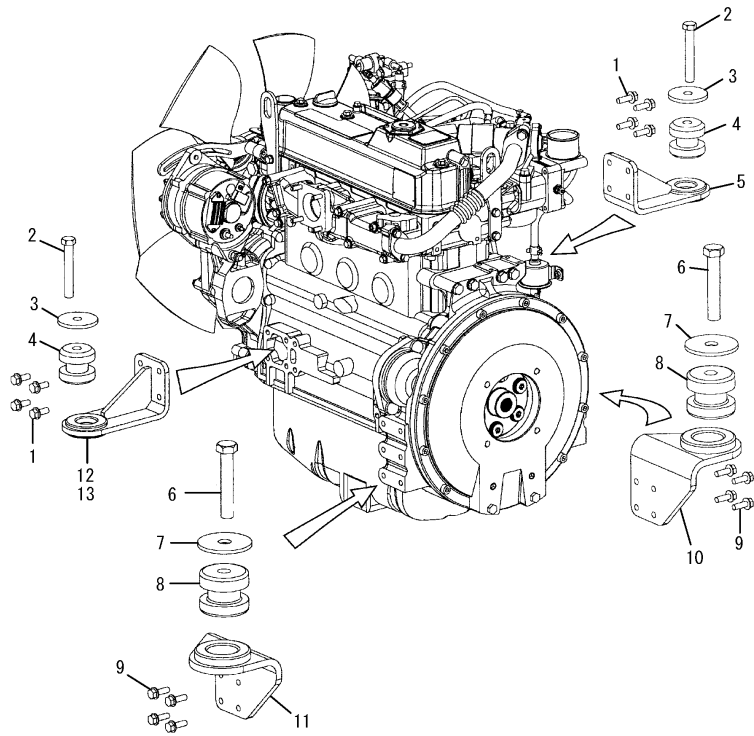


No.	Lev.	Parts No.	Description	Qty						I	R
				(A)	(B)	(C)	(D)	(E)	(F)		
1	1	172551-02600	DIPSTICK ASSY	1							
2	1	172551-01060	NUT	4							
3	1	172551-01270	CLAMP	1							
4	1	172551-09510	SCREW	1							
5	1	172551-10460	SCREW	1							
6	1	172551-10500	WASHER	1							
7	1	172551-02610	BRACKET, DIPSTICK	1							
8	1	172551-02550	ADAPTER, FILTER	1							
9	1	172551-00040	CONNECTOR	2							
10	1	172551-00320	CONNECTOR	2							
11	1	172551-03340	HOSE	1							
12	1	172551-03330	HOSE	1							
13	1	172551-09920	BOLT	3							
14	1	172551-02540	MOUNT, FILTER	1							
15	1	129150-35153	FILTER, ENGINE OIL	1							

Fig.34. EXTERNAL COMPONENTS,MOUNTS

(A)=T175
(B)=
(C)=

(D)=
(E)=
(F)=



No.	Lev.	Parts No.	Description	Q'ty						I	R
				(A)	(B)	(C)	(D)	(E)	(F)		
1	1	172551-08340	SCREW	8							
2	1	172551-03930	SCREW	2							
3	1	172551-01240	WASHER	2							
4	1	172551-01310	ISOLATOR	2							
5	1	172551-02720	MOUNT, ENGINE	1							
6	1	172551-03950	SCREW	2							
7	1	172551-04380	WASHER, SNUBBING	2							
8	1	172551-02730	ISOLATOR	2							
9	1	172551-08370	SCREW	8							
10	1	172551-02700	MOUNT, ENGINE	1							
11	1	172551-02710	MOUNT, ENGINE	1							
12	1	172551-02720	MOUNT, ENGINE	1							
13	1	172551-03920	MOUNT	1							1

Remarks

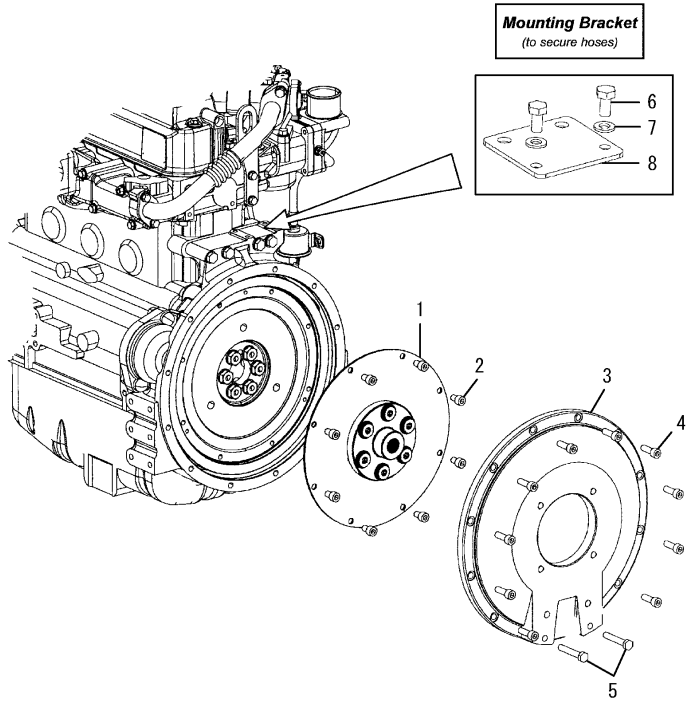
(1)Equipped with A/C(Optional).

N:Old $\xrightarrow{\text{Yes}}$ New, Q:Old $\xrightarrow{\text{No}}$ New, R:Old $\xrightarrow{\text{Yes}}$ New, S:Old $\xrightarrow{\text{No}}$ New, W:Add, Z:Discontinued, F:Interchangeable by set, K:Q'ty Change

Fig.35. EXT. COMP.,FLYWHEEL HOUSING

(A)=T175
(B)=
(C)=

(D)=
(E)=
(F)=

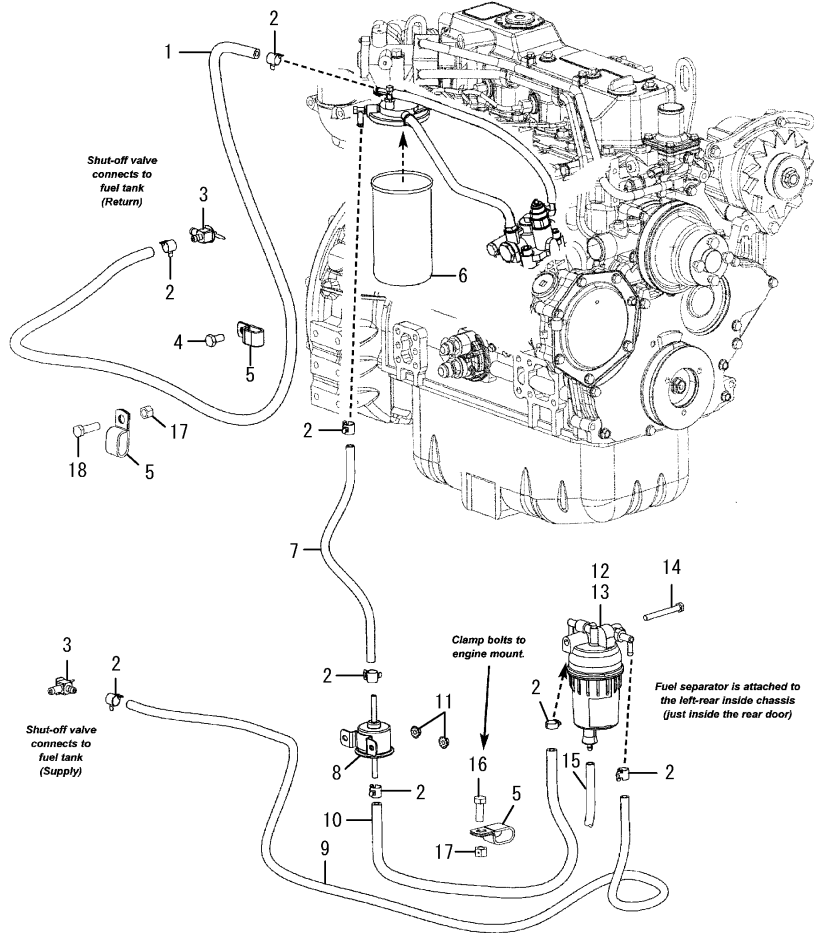


No.	Lev.	Parts No.	Description	Q'ty						I	R
				(A)	(B)	(C)	(D)	(E)	(F)		
1	1	172551-02460	COUPLER	1							
2	1	172551-06860	SCREW	8							
3	1	172551-04280	HOUSING,FLYWHEEL	1							
4	1	172551-06850	SCREW	10							
5	1	172551-06840	SCREW	2							
6	1	172551-10460	SCREW	2							
7	1	172551-10500	WASHER	2							
8	1	172551-08480	PLATE, CLAMP MOUNT	1							

Fig.36. FUEL CIRCUIT(ENGINE)

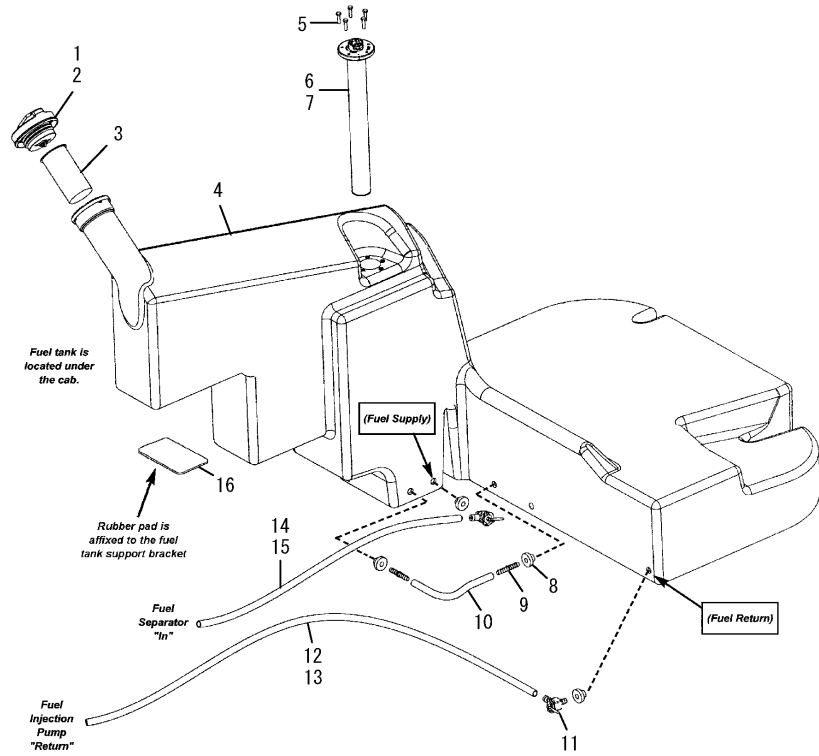
(A)=T175
(B)=
(C)=

(D)=
(E)=
(F)=



No.	Lev.	Parts No.	Description	Q'ty						I	R
				(A)	(B)	(C)	(D)	(E)	(F)		
1	1	172551-08250	HOSE	1							
2	1	172551-00140	CLAMP	9							
3	1	172551-05080	VALVE	2							
4	1	172551-10420	SCREW	1							
5	1	172551-02560	CLAMP	3							
6	1	129907-55801	FILTER, FUEL	1							
7	1	172551-03350	HOSE	1							
8	1	119225-52102	PUMP ASSY, FUEL FEED	1							
9	1	172551-08240	HOSE	1							
10	1	172551-05270	HOSE	1							
11	1	172551-00230	NUT	2							
12	1	129242-55711	SEPARATOR, FUEL	1							
13	1	129242-55730	ELEMENT	1							
14	1	172551-09840	SCREW	1							
15	1	172551-05810	HOSE	1							
16	1	172551-09530	SCREW	1							
17	1	172551-00280	NUT	2							
18	1	172551-09540	SCREW	1							

Fig.37. FUEL TANK(ENGINE)

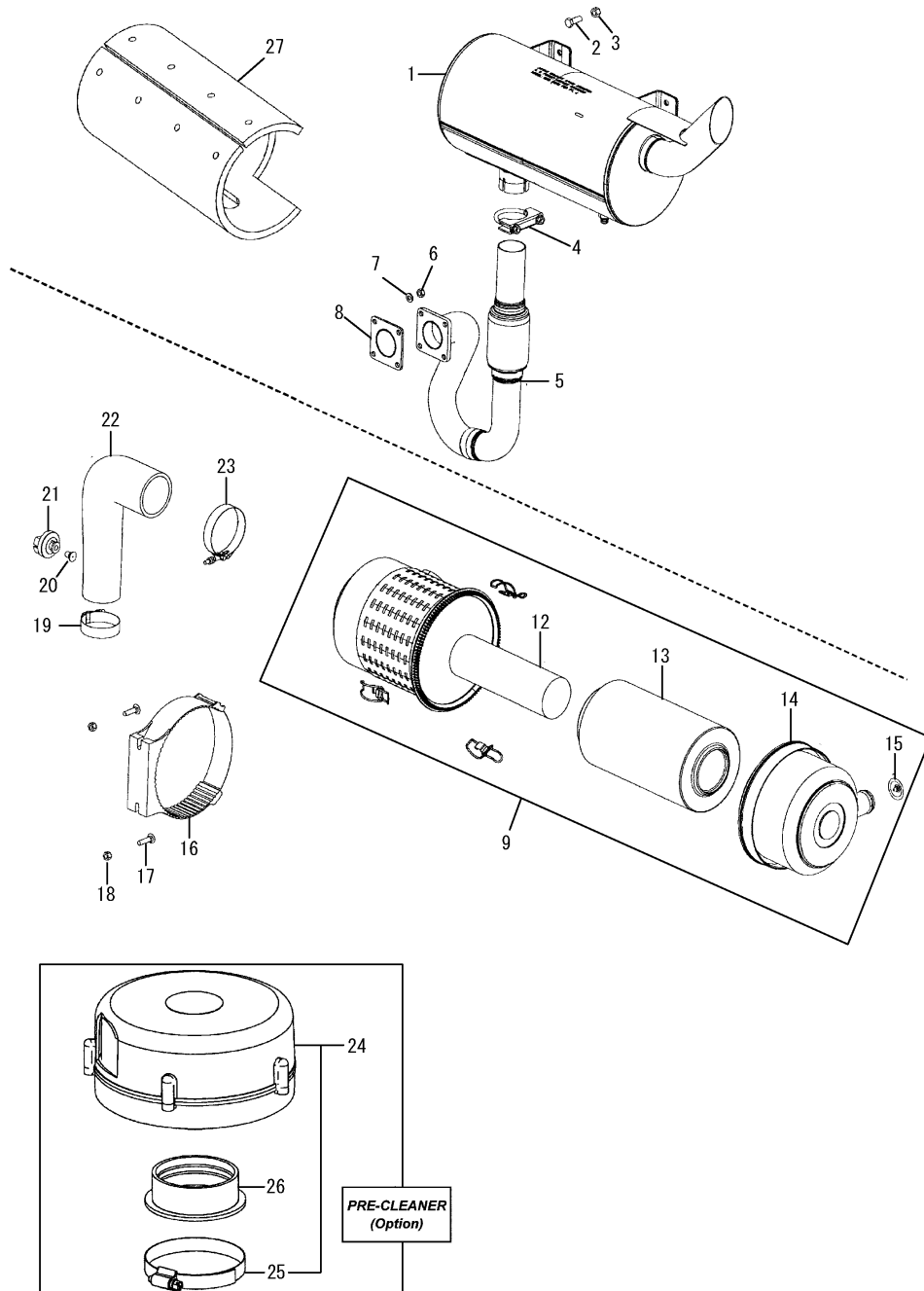


(A)=T175
(B)=
(C)=

(D)=
(E)=
(F)=

No.	Lev.	Parts No.	Description	Qty						I	R
				(A)	(B)	(C)	(D)	(E)	(F)		
1	1	172551-03800	CAP, FUEL	1							
2	1	172551-07990	KEY	1							
3	1	172551-04340	STRAINER, FUEL	1							
4	1	172551-03440	TANK, FUEL	1							
5	1	172551-09980	SCREW	5							
6	1	172551-03790	SENDER, FUEL LEVEL	1							
7	1	172551-08720	GASKET, FUEL SENDER	1							
8	1	172551-00360	BUSHING, FUEL TANK	2							
9	1	172551-06620	FITTING, HOSE	2							
10	1	172551-06630	HOSE	1							
11	1	172551-05080	VALVE	2							
12	1	172551-08250	HOSE	1							
13	1	172551-00140	CLAMP	2							
14	1	172551-08240	HOSE	1							
15	1	172551-00140	CLAMP	2							
16	1	172551-11300	PAD	1							

Fig.38. AIR INTAKE,EXHAUST(ENGINE)



(A)=T175
(B)=
(C)=

(D)=
(E)=
(F)=

No.	Lev.	Parts No.	Description	Q'ty						I	R
				(A)	(B)	(C)	(D)	(E)	(F)		
1	1	172551-04700	MUFFLER	1							
2	1	172551-09530	SCREW	4							
3	1	172551-00280	NUT	4							
4	1	172551-00470	CLAMP	1							
5	1	172551-04880	PIPE, FLEX EXHAUST	1							
6	1	172551-10440	NUT	4							
7	1	172551-10500	WASHER	4							
8	1	129930-13201	GASKET, SILENCER	1							
9	1	172551-02250	AIR CLEANER ASSY	1							
12	2	172551-02060	FILTER,AIR	1							
13	2	172551-02050	FILTER,AIR	1							
14	2	172551-02350	CAP,AIR CLEANER	1							
15	2	172551-02340	VALVE,EVACUATOR	1							
16	1	172551-02000	CLAMP, AIR CLEANER	1							
17	1	172551-09810	BOLT	2							
18	1	172551-02760	NUT	2							
19	1	172551-05000	CLAMP	1							
20	1	172551-04320	FITTING	1							
21	1	172551-04310	INDICATOR, SERVICE	1							
22	1	172551-04250	HOSE	1							
23	1	172551-02170	CLAMP	1							
24	1	172551-01220	PRE-CLEANER	1							
25	2	172551-06770	CLAMP	1							
26	1	172551-02400	ADAPTER, PRE-CLEANER	1							
27	1	172551-09380	MUFFLER,INSULATING	1							

Fig.39. AIR CONDITIONING COMPRESSOR

(A)=T175

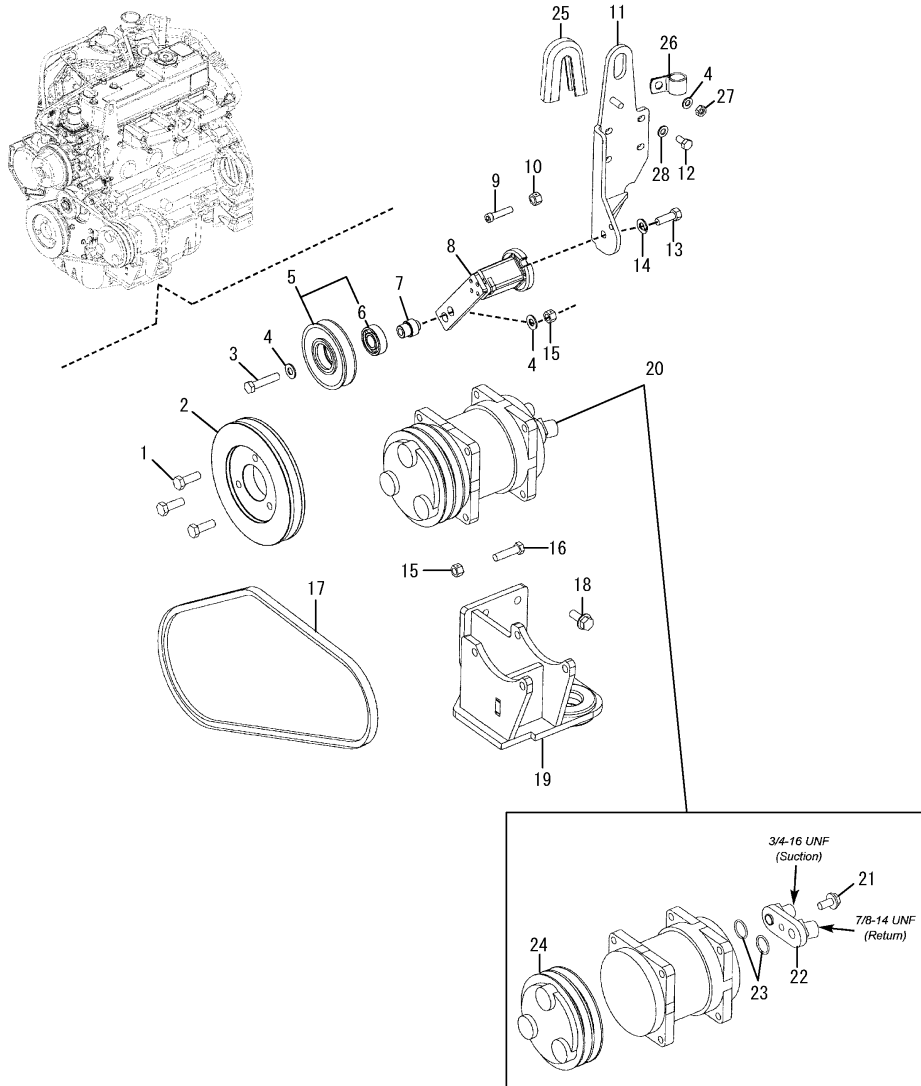
(B)=

(C)=

(D)=

(E)=

(F)=



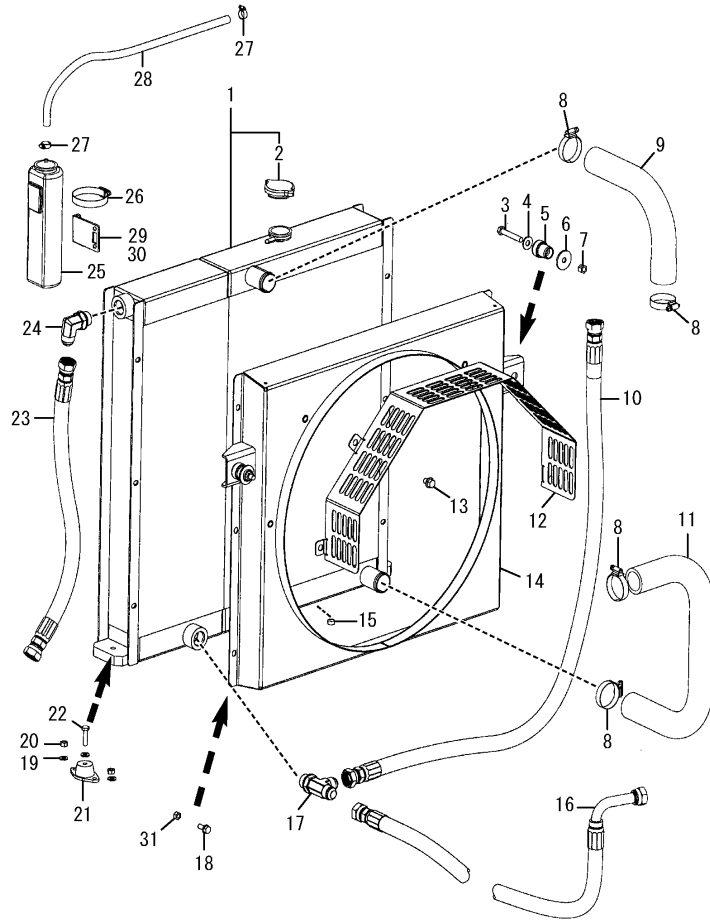
No.	Lev.	Parts No.	Description	Q'ty						I	R
				(A)	(B)	(C)	(D)	(E)	(F)		
1	1	172551-01950	SCREW BOLT	3							
2	1	172551-02880	PULLEY, CRANKSHAFT	1							
3	1	172551-09630	SCREW	1							
4	1	172551-10400	WASHER	3							
5	1	172551-01830	PULLEY W/BEARING	1							
6	2	172551-01820	BEARING	1							
7	1	172551-02910	SPACER, PULLEY	1							
8	1	172551-02890	TENSIONER	1							
9	1	172551-09900	SCREW	1							
10	1	172551-00270	NUT	1							
11	1	172551-03940	TENSIONER MOUNT	1							
12	1	172551-01960	SCREW	4							
13	1	172551-10060	SCREW	1							
14	1	172551-10480	WASHER	1							
15	1	172551-00280	NUT	5							
16	1	172551-10040	SCREW	4							
17	1	172551-03830	BELT, A/C COMPRESSOR	1							
18	1	172551-08340	SCREW	4							
19	1	172551-03920	MOUNT	1							
20	1	172551-01850	COMPRESSOR ASSY, A/	1							
21	2	172551-01760	SCREW	1							
22	2	172551-01860	MANIFOLD, COMPRESSOR	1							
23	2	172551-01870	O-RING SET	1							
24	2	172551-01800	CLUTCH, COMPRESSOR	1							
25	1	172551-08700	TRIM	1							
26	1	172551-02160	HOSE, CLAMP	1							
27	1	172551-00280	NUT	1							
28	1	172551-10500	WASHER	4							
29	1	172551-02590	CABLE TIE	1							1

Remarks

(1)Not shown in illustration.

N:Old $\xrightarrow{\text{Yes}}$ New, Q:Old $\xrightarrow{\text{No}}$ New, R:Old $\xrightarrow{\text{Yes}}$ New, S:Old $\xrightarrow{\text{No}}$ New, W:Add, Z:Discontinued, F:Interchangeable by set, K:Q'ty Change

Fig.40. RADIATOR, HYDRAULIC COOLER



(A)=T175
(B)=
(C)=

(D)=
(E)=
(F)=

No.	Lev.	Parts No.	Description	Qty						I	R
				(A)	(B)	(C)	(D)	(E)	(F)		
1	1	172551-05040	COOLER	1							
2	2	172551-07880	RADIATOR CAP	1							
3	1	172551-09580	SCREW	2							
4	1	172551-10380	WASHER	2							
5	1	172551-03360	MOUNT, RADIATOR	2							
6	1	172551-03370	WASHER, REBOUND	2							
7	1	172551-00280	NUT	2							
8	1	172551-00100	CLAMP	4							
9	1	172551-03320	HOSE	1							
10	1	172551-03260	HOSE	1							
11	1	172551-03310	HOSE	1							
12	1	172551-05240	GUARD, FAN	1							
13	1	172551-06750	SCREW	4							
14	1	172551-03300	FAN SHROUD	1							
15	1	172551-07890	PLUG, DRAIN	1							
16	1	172551-04220	HOSE	1							
17	1	172551-00490	CONNECTOR, TEE-RUN	1							
18	1	172551-00610	SCREW	6							
19	1	172551-09860	WASHER	4							
20	1	172551-00270	NUT	4							
21	1	172551-03280	MOUNT, RADIATOR	2							
22	1	172551-09600	SCREW	2							
23	1	172551-04230	HOSE	1							
24	1	172551-00080	CONNECTOR	1							
25	1	124450-44510	TANK ASSY, SUB	1							
26	1	124450-44550	BAND	1							
27	1	172551-00140	CLAMP	2							
28	1	172551-06160	HOSE	1							
29	1	121256-44600	BRACKET, SUB TANK	1							
30	1	172551-01060	NUT	2							
31	1	172551-02760	NUT	6							

Fig.41. TRACK ASSEMBLY

(A)=T175
(B)=
(C)=

(D)=
(E)=
(F)=

No.	Lev.	Parts No.	Description	Q'ty						I	R
				(A)	(B)	(C)	(D)	(E)	(F)		
1	1	172551-05980	TRACK	2							
2	1	172551-03890	PLATE, SERVICE COVER	2							
3	1	172551-00350	SCREW	8							
4	1	172551-04470	STOP,TENSION CYLINDE	1							
5	1	172551-03490	IDLER ASSY,FRONT	2							
6	1	172551-10100	SCREW	2							
7	1	172551-03740	CYLINDER, TENSION	2							
8	1	172551-04610	STOP,CYLINDER	2							
9	1	172551-08190	SCREW	2							
10	1	172551-03380	SPROCKET, DRIVE	2							
11	1	172551-04760	MOTOR, DRIVE	2							
12	1	172551-02790	PLUG	4							
13	1	172551-00180	NUT	2							
14	1	172551-04460	STOP,TENSION CYLINDE	1							
15	1	172551-03510	WHEEL ASSY,BOGIE	6							
16	1	172551-05700	SCREW	20							
17	1	172551-06370	IDLER ASSY	2							
18	1	172551-05520	HOSE	1							
19	1	172551-11310	HOSE	1							
20	1	172551-05490	HOSE	1							
21	1	172551-05490	HOSE	1							

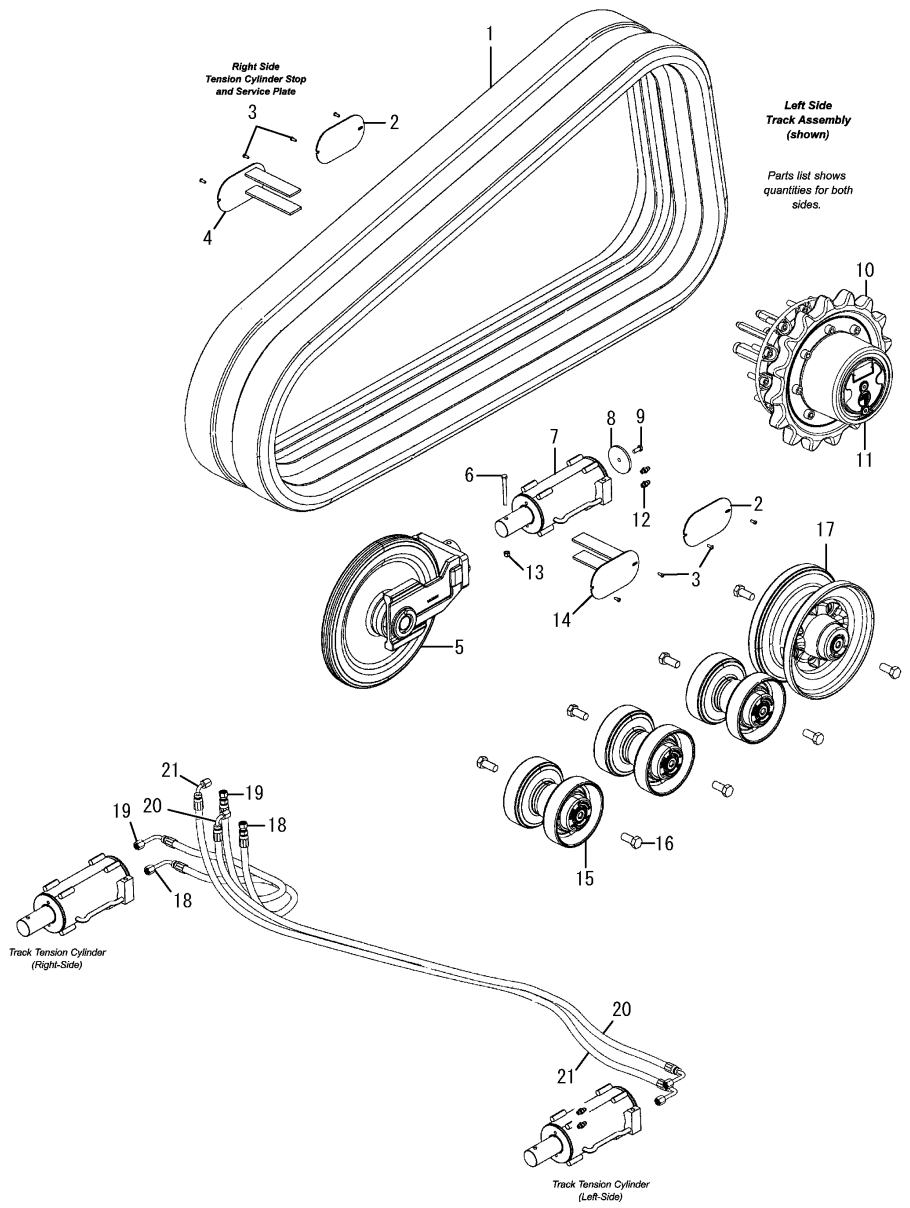


Fig.42. DUAL FLANGE IDLER ASSEMBLY

(A)=T175
(B)=
(C)=

(D)=
(E)=
(F)=

No.	Lev.	Parts No.	Description	Q'ty						I	R
				(A)	(B)	(C)	(D)	(E)	(F)		
1	1	172551-06370	IDLER ASSY	2							
2	2	172551-07780	SNAP RING	4							
3	2	172551-07790	BRACKET	2							
4	2	172551-07700	SEAL GROUP	4							
5	2	172551-07760	SHELL, IDLER	2							
6	2	172551-07810	O-RING	4							
7	2	172551-07770	SHAFT	2							
8	2	172551-07800	BRACKET W/HOLE	2							
9	2	172551-07750	PLUG	2							

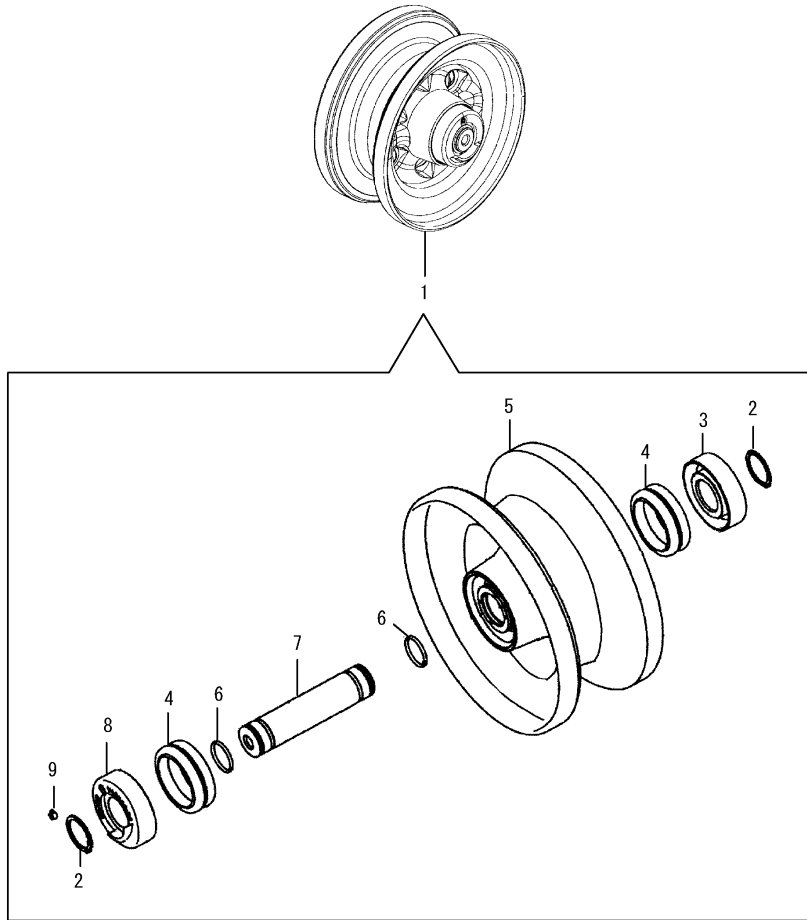


Fig.43. DUAL FLANGE BOGIE WHEEL ASSY

(A)=T175
(B)=
(C)=

(D)=
(E)=
(F)=

No.	Lev.	Parts No.	Description	Q'ty						I	R
				(A)	(B)	(C)	(D)	(E)	(F)		
1	1	172551-03510	WHEEL ASSY,BOGIE	6							
2	2	172551-07720	SNAP RING	12							
3	2	172551-07730	BRACKET	6							
4	2	172551-07700	SEAL GROUP	12							
5	2	172551-07690	SHELL, ROLLER	6							
6	2	172551-07710	SHAFT	6							
7	2	172551-07740	BRACKET	6							
8	2	172551-07750	PLUG	6							

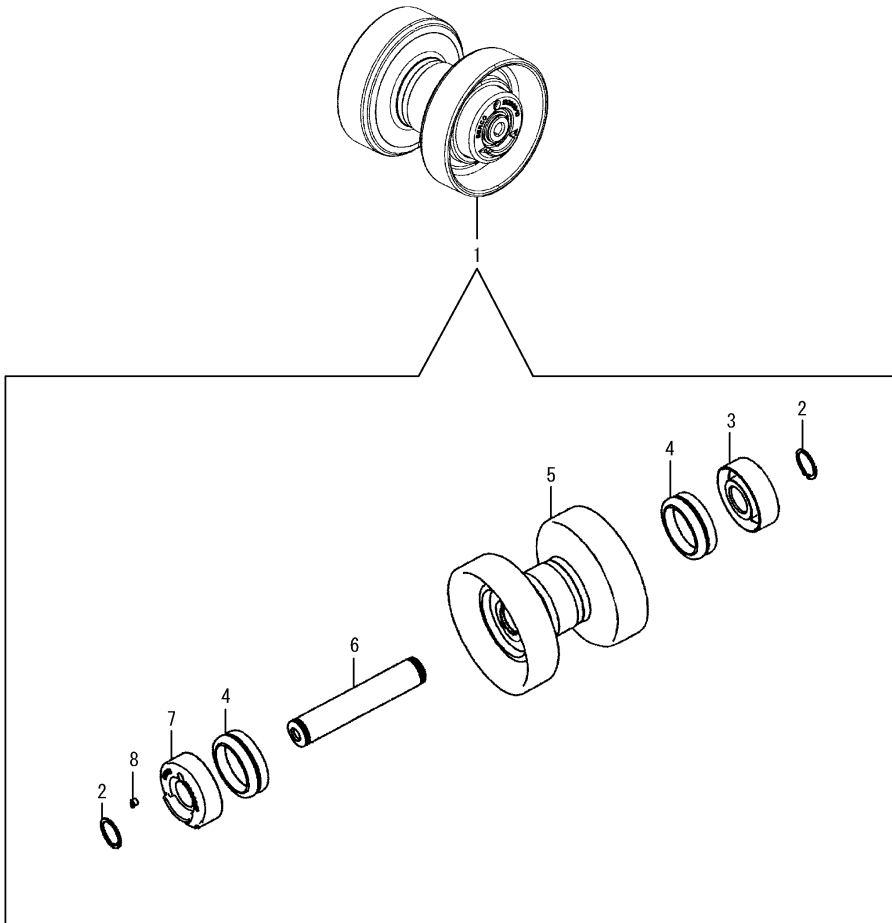
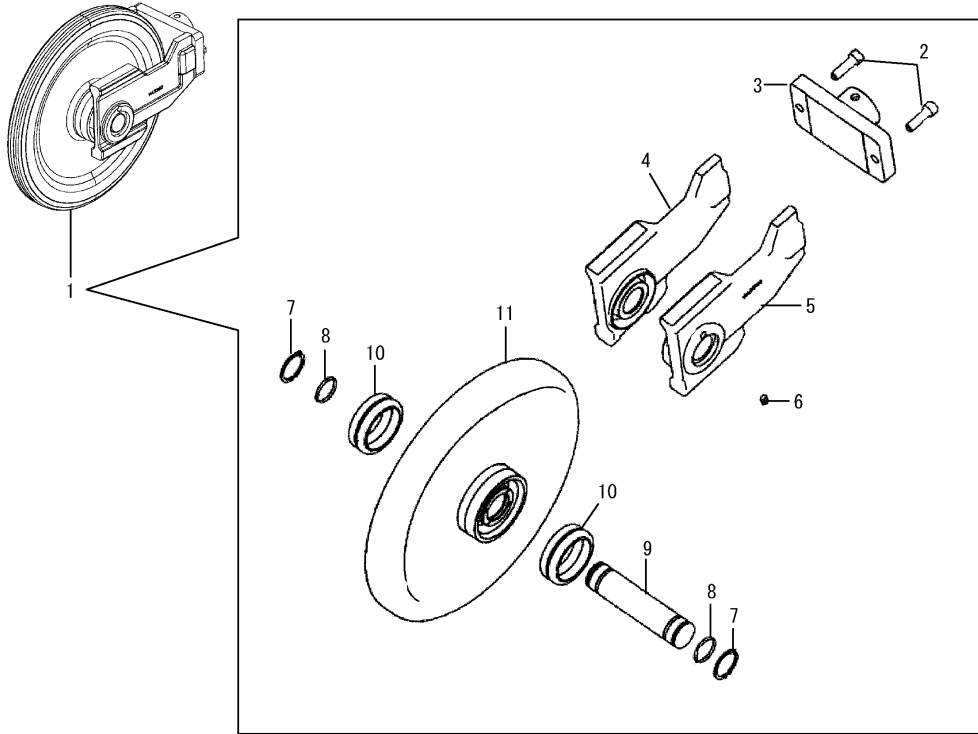


Fig.44. FRONT IDLER ASSEMBLY(TRACKS)

(A)=T175
(B)=
(C)=

(D)=
(E)=
(F)=

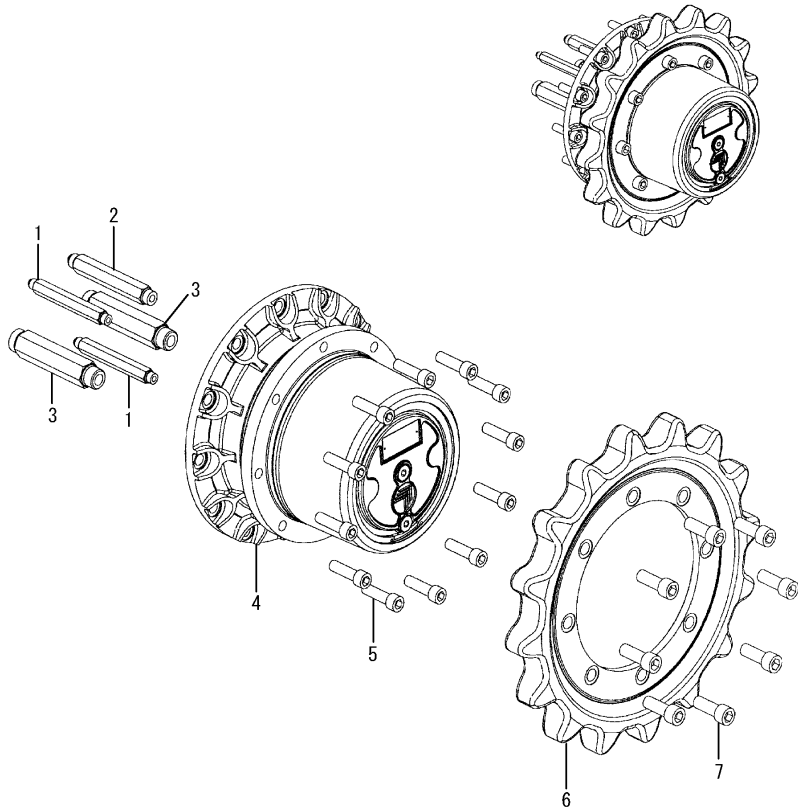


No.	Lev.	Parts No.	Description	Q'ty						I	R
				(A)	(B)	(C)	(D)	(E)	(F)		
1	1	172551-03490	IDLER ASSY,FRONT	2							
2	2	172551-07870	BOLT	4							
3	2	172551-07860	WELDMENT,TRACK IDLER	2							
4	2	172551-07840	BRACKET	2							
5	2	172551-07850	BRACKET	2							
6	2	172551-07750	PLUG	2							
7	2	172551-07780	SNAP RING	4							
8	2	172551-07810	O-RING	4							
9	2	172551-07830	SHAFT	2							
10	2	172551-07700	SEAL GROUP	4							
11	2	172551-07820	SHELL, IDLER	2							

Fig.45. DRIVE MOTOR AND SPROCKET

(A)=T175
(B)=
(C)=

(D)=
(E)=
(F)=

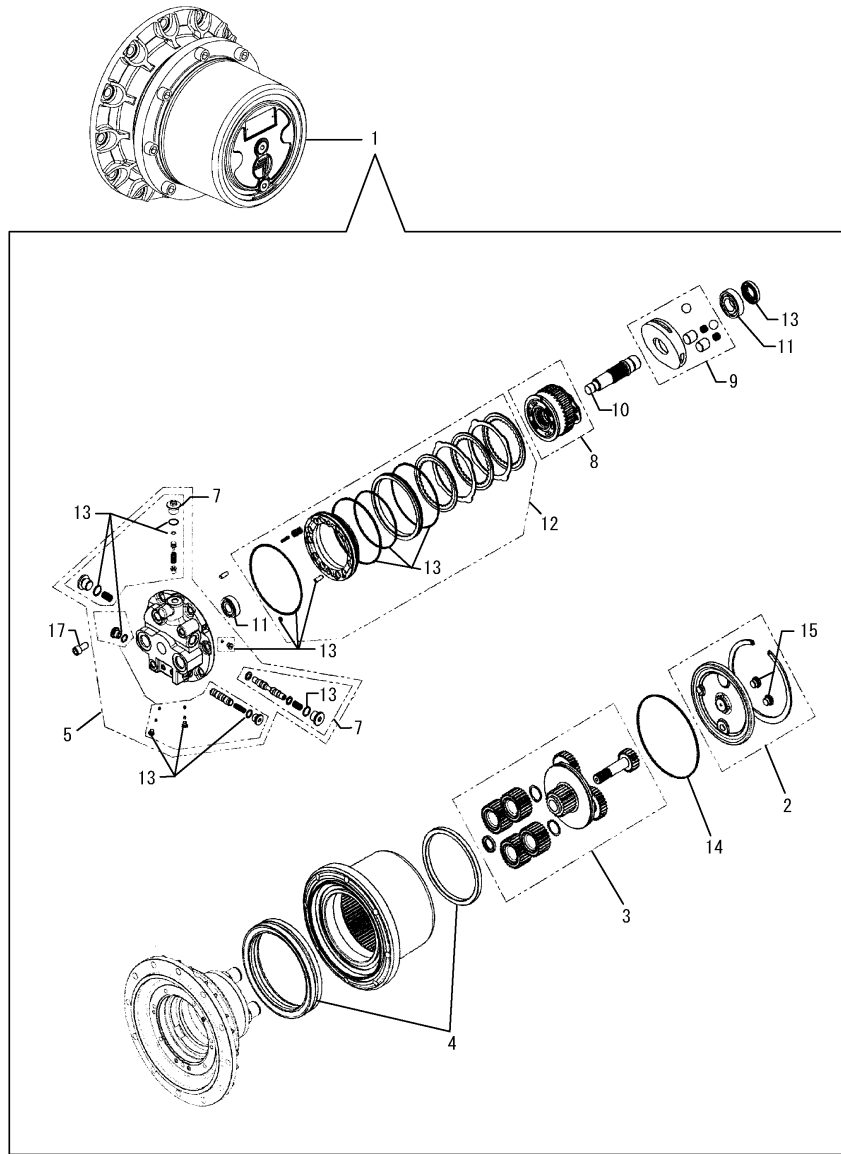


No.	Lev.	Parts No.	Description	Q'ty						I	R
				(A)	(B)	(C)	(D)	(E)	(F)		
1	1	172551-04970	NUT	4							
2	1	172551-04070	NUT	2							
3	1	172551-04020	NUT	4							
4	1	172551-04760	MOTOR, DRIVE	2							
5	1	172551-05720	SCREW	24							
6	1	172551-03380	SPROCKET, DRIVE	2							
7	1	172551-05710	SCREW	16							

Fig.46. TRACK DRIVE MOTOR COMPONENTS

(A)=T175
(B)=
(C)=

(D)=
(E)=
(F)=



No.	Lev.	Parts No.	Description	Q'ty						I	R
				(A)	(B)	(C)	(D)	(E)	(F)		
1	1	172551-04760	MOTOR, DRIVE	2							
2	2	172551-07450	COVER ASSY	2							
3	2	172551-07460	REDUCTION ASSY	2							
4	2	172551-07470	SEAL NUT KIT	2							
5	2	172551-07480	BASE PLATE ASSY	2							
6	2	172551-07490	SPOOL KIT, TWO SPEED	2							1
7	2	172551-07500	FLUSHING KIT	2							
8	2	172551-07510	BLOCK ASSY,CYLINDER	2							
9	2	172551-07520	SWASH PLATE KIT	2							
10	2	172551-07530	SHAFT ASSY,MOTOR	2							
11	2	172551-07540	BEARING KIT	2							
12	2	172551-07550	PARKING BRAKE KIT	2							
13	2	172551-07560	REPAIR KIT	2							
14	2	172551-07570	RING,GUARD	2							
15	2	172551-07680	PLUG	4							
17	2	172551-07440	SCREW	14							

Remarks

(1)Not shown in illustration.

N:Old $\xrightarrow{\text{Yes}}$ New, Q:Old $\xrightarrow{\text{No}}$ New, R:Old $\xrightarrow{\text{Yes}}$ New, S:Old $\xrightarrow{\text{No}}$ New, W:Add, Z:Discontinued, F:Interchangeable by set, K:Q'ty Change

Fig.47. BOLT ON COMPONENTS(ARM)

(A)=T175

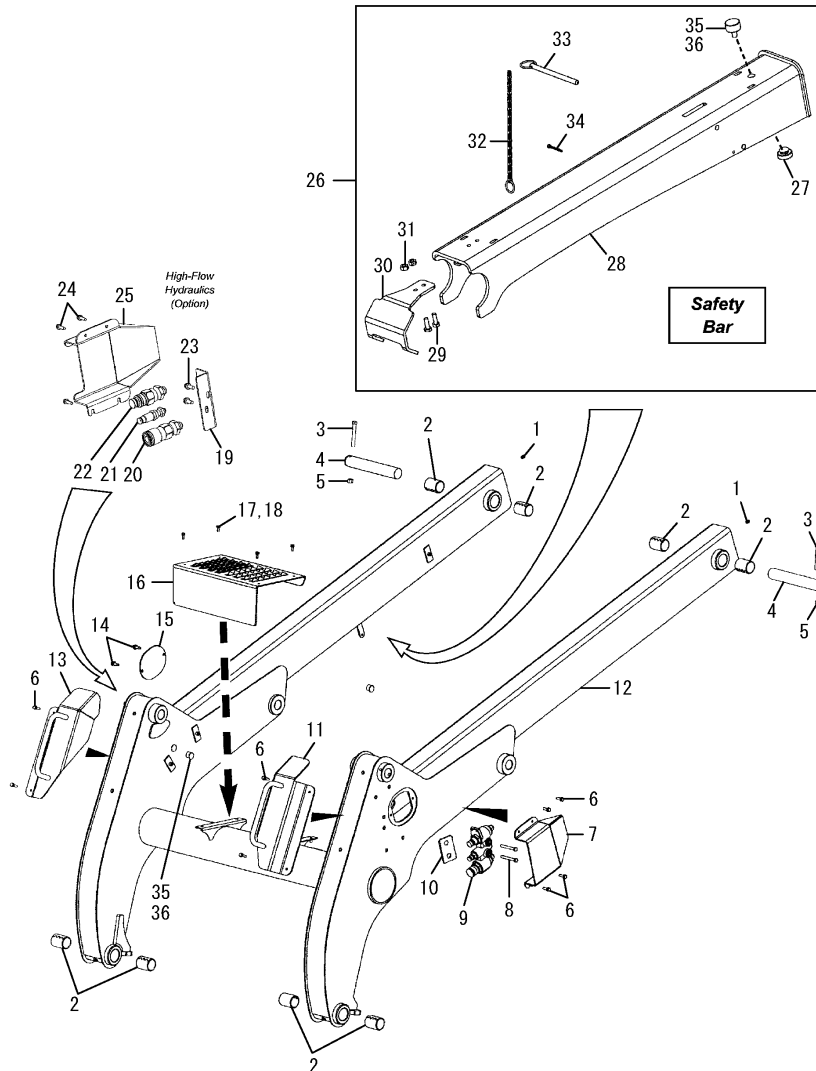
(B)=

(C)=

(D)=

(E)=

(F)=



No.	Lev.	Parts No.	Description	Q'ty						I	R
				(A)	(B)	(C)	(D)	(E)	(F)		
1	1	172551-09410	FITTING, GREASE	4							
2	1	172551-04980	BUSHING, SPRING	8							
3	1	172551-09490	SCREW	2							
4	1	172551-05070	PIN, HEAT TREATED	2							
5	1	172551-00200	NUT	2							
6	1	172551-00160	SCREW	8							
7	1	172551-04930	SHIELD	1							
8	1	172551-09650	SCREW	2							
9	1	172551-02030	BLOCK, COUPLER	1							
10	1	172551-05690	SPACER	1							
11	1	172551-04550	WELDMENT, HANDLE	1							
12	1	172551-05010	WELDMENT, LOADER ARM	1							
13	1	172551-04560	WELDMENT, HANDLE	1							
14	1	172551-09910	SCREW	1							
15	1	172551-05020	COVER, LOADER ARM	1							
16	1	172551-06700	STEP	1							
17	1	172551-09830	BOLT	4							
18	1	172551-00250	NUT	4							
19	1	172551-06640	PLATE	1							
20	1	172551-01300	COUPLER	1							
21	1	172551-01080	COUPLER	1							
22	1	172551-01290	COUPLER	1							
23	1	172551-00450	SCREW	2							
24	1	172551-00160	SCREW	4							
25	1	172551-06680	SHIELD	1							
26	1	172551-05200	BAR ASSY,SAFETY	1							
27	2	172551-04660	STOPPER, RUBBER	1							
28	2	172551-05590	WELDMENT, SAFETY BAR	1							
29	2	172551-09480	SCREW	2							
30	2	172551-04530	PLATE	1							
31	2	172551-00260	NUT	2							
32	2	172551-05740	SASH,CHAIN	1							
33	2	172551-05530	PIN	1							
34	2	172551-10410	COTTER PIN	1							
35	2	172551-08410	BUMPER, RUBBER	1							
36	2	172551-03110	GROMMET	2							

Fig.48. ATTACHMENT BRACKET,MANUAL

(A)=T175

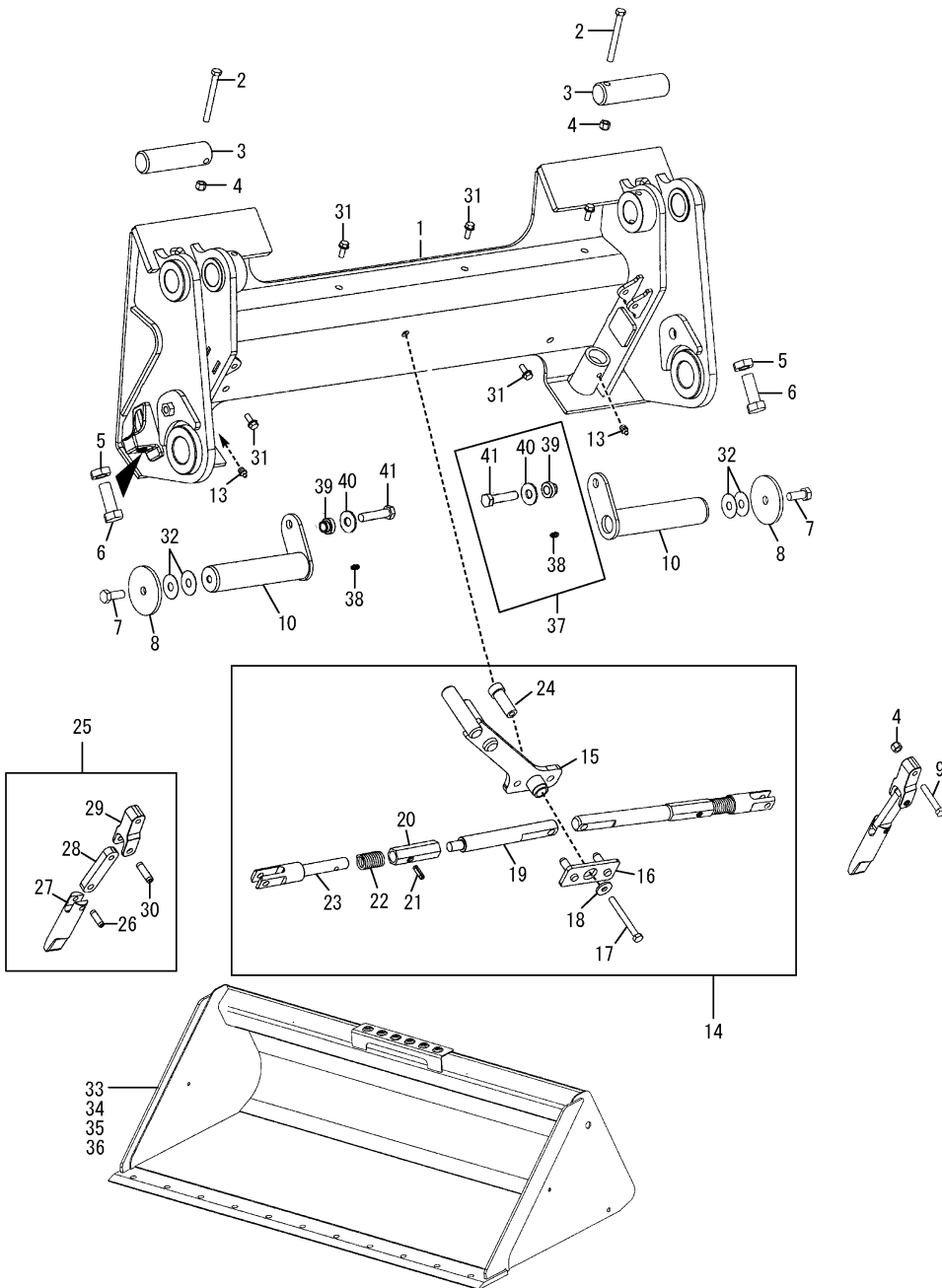
(B)=

(C)=

(D)=

(E)=

(F)=



No.	Lev.	Parts No.	Description	Qty						I	R
				(A)	(B)	(C)	(D)	(E)	(F)		
1	1	172551-05640	WLELDMENT	1							
2	1	172551-09780	SCREW	2							
3	1	172551-03670	PIN	2							
4	1	172551-00180	NUT	4							
5	1	172551-10350	NUT	2							
6	1	172551-09700	SCREW	2							
7	1	172551-06870	SCREW	2							
8	1	172551-05650	WASHER	2							
9	1	172551-09580	SCREW	2							
10	1	172551-11330	PIN	2							
13	1	172551-09410	FITTING, GREASE	2							
14	1	172551-03430	ACTUATOR ASSY	1							
15	2	172551-03420	HANDLE	1							
16	2	172551-01390	PIN LINK	1							
17	2	172551-06880	SCREW	1							
18	2	172218-00040	WASHER	1							
19	2	172551-01340	LINK, ADJUSTABLE END	2							
20	2	172551-01320	LINK, SPRING STOP	2							
21	2	172551-01400	SPRING PIN	2							
22	2	172551-10550	SPRING	2							
23	2	172551-01330	LINK, SPRING SLIDE	2							
24	2	172551-01720	HANDLE PIVOT	1							
25	1	172551-03250	PIN ASSY	2							
26	2	172551-01410	PIN	2							
27	2	172551-01370	LATCH, PIN	2							
28	2	172551-01350	LINK, PIN	2							
29	2	172551-01360	LATCH, LINK	2							
30	2	172551-01420	PIN	2							
31	1	172551-00610	SCREW	6							
32	1	172551-06590	SHIM	4							
33	1	172551-04510	BUCKET	1							
34	1	172551-02420	CUTTING EDGE, BOLT	1							
35	1	172551-10310	NUT	11							
36	1	172551-10050	BOLT,PLOW	11							
37	1	172551-11360	PIN	2							
38	2	172551-11340	GREASE	2							
39	2	172551-11350	BUSHING	2							
40	2	172551-10390	WASHER	2							
41	2	172551-06890	SCREW	2							

Fig.49. ATTACHMENT BRACKET,MANUAL QUICK COUPLER

(A)=T175

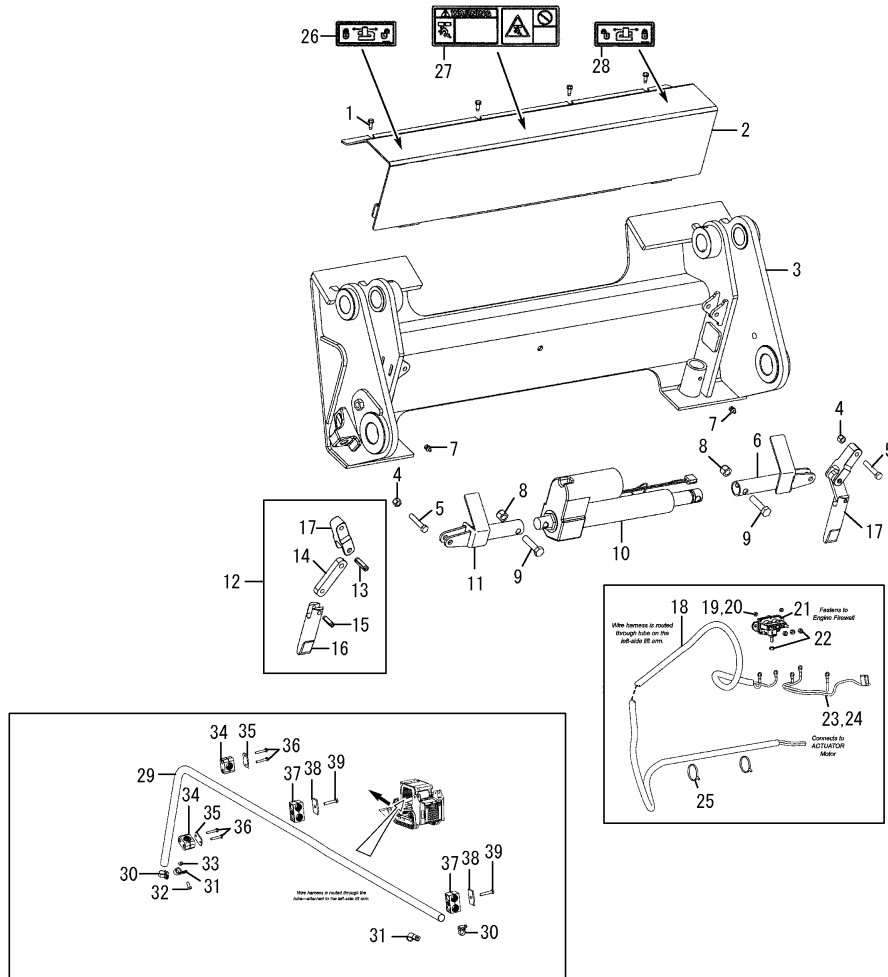
(B)=

(C)=

(D)=

(E)=

(F)=



No.	Lev.	Parts No.	Description	Qty						I	R
				(A)	(B)	(C)	(D)	(E)	(F)		
1	1	172551-00610	SCREW	6							
2	1	172551-06340	COVER	1							
3	1	172551-05640	WELDMENT	1							
4	1	172551-00180	NUT	2							
5	1	172551-09580	SCREW	2							
6	1	172551-06560	WELDMENT, EXT. LINK	1							
7	1	172551-09410	FITTING, GREASE	2							
8	1	172551-00200	NUT	2							
9	1	172551-09670	SCREW	2							
10	1	172551-08270	ACTUATOR	1							
11	1	172551-06550	WELDMENT, EXT. LINK	1							
12	1	172551-03250	PIN ASSY	2							
13	2	172551-01420	PIN	2							
14	2	172551-01350	LINK, PIN	2							
15	2	172551-01410	PIN	2							
16	2	172551-01370	LATCH, PIN	2							
17	2	172551-01360	LATCH, LINK	2							
18	1	172551-06450	WIRE HARNESS	1							
19	1	172551-00250	NUT	2							
20	1	172551-09940	BOLT	2							
21	1	172551-06220	RELAY	1							
22	1	172551-01200	NUT	4							
23	1	172551-06530	WIRE HARNESS	1							
24	1	172551-10430	NUT	1							
25	1	172551-04800	TIE,CABLE	2							
26	1	172551-01780	LABEL,LATCHING	1							
27	1	172551-01770	LABEL, QUICK COUPLER	1							
28	1	172551-01790	LABEL,LATCHING	1							
29	1	172551-06710	TUBE	1							
30	1	172551-00650	CLAMP	2							
31	1	172551-00990	CLAMP	2							
32	1	172551-09510	SCREW	1							
33	1	172551-00270	NUT	1							
34	1	172551-00790	CLAMP	2							
35	1	172551-00800	PLATE, TOP	2							
36	1	172551-09680	SCREW	4							
37	1	172551-02410	CLAMP	2							
38	1	172551-00510	PLATE	2							
39	1	172551-09730	SCREW	2							
40	1	172551-00120	TIE, CABLE	1							1
41	1	172551-00370	TIE, CABLE	1							1

Remarks

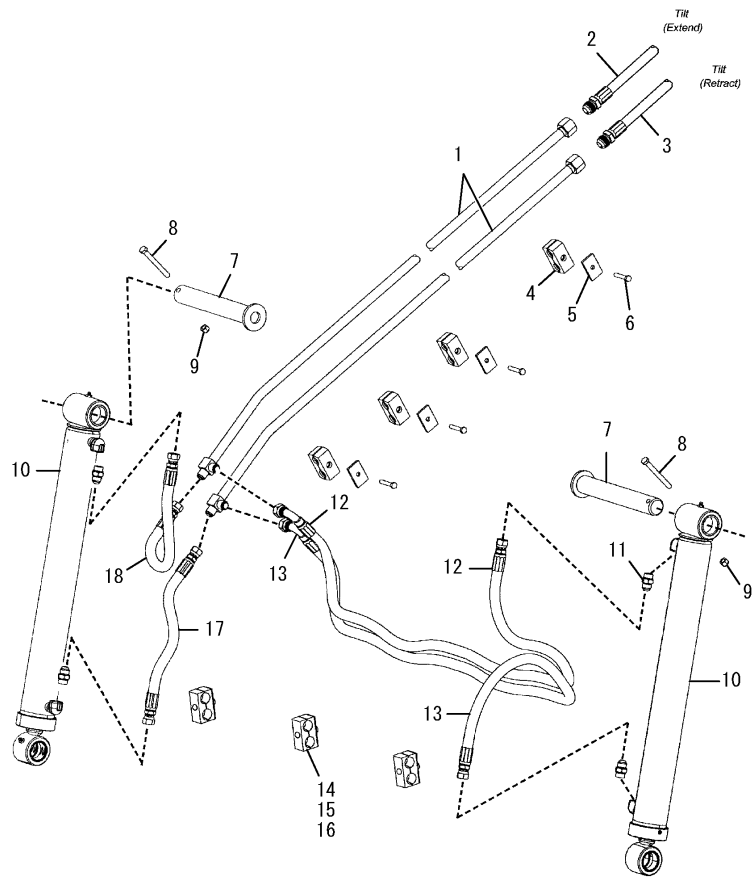
(1)Not shown in illustration.

N:Old $\begin{matrix} \text{Yes} \\ \text{No} \end{matrix}$ New, Q:Old $\begin{matrix} \text{No} \\ \text{Yes} \end{matrix}$ New, R:Old $\begin{matrix} \text{Yes} \\ \text{No} \end{matrix}$ New, S:Old $\begin{matrix} \text{No} \\ \text{Yes} \end{matrix}$ New, W:Add, Z:Discontinued, F:Interchangeable by set, K:Qty Change

Fig.50. LOADER ARM HYDRAULICS(TILT)

(A)=T175
(B)=
(C)=

(D)=
(E)=
(F)=

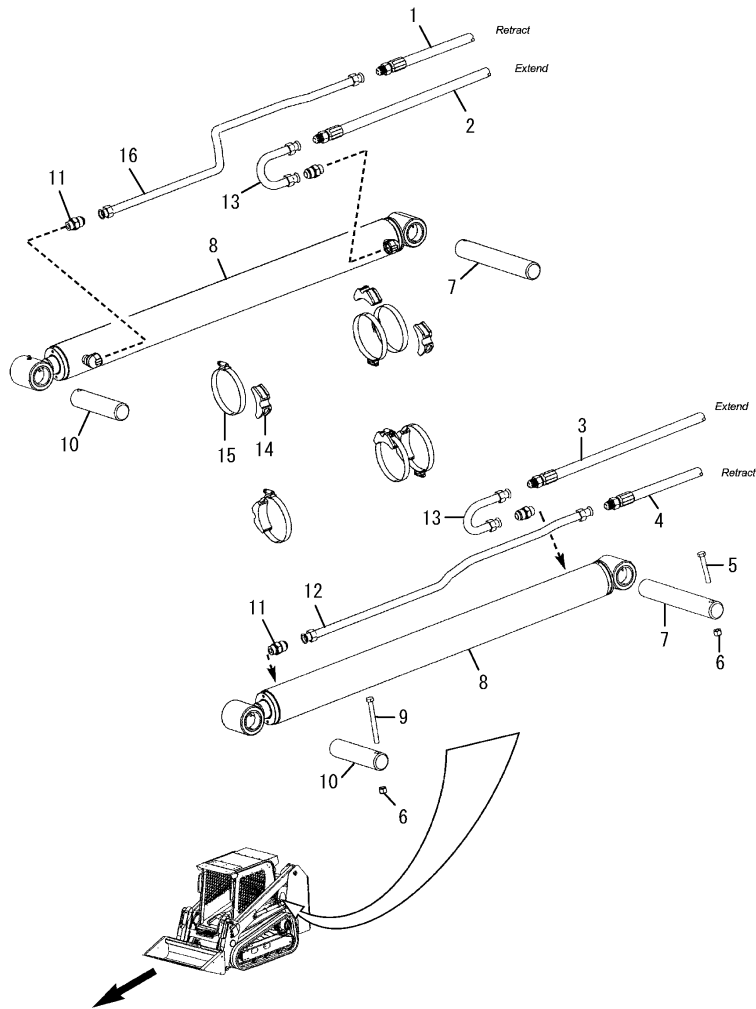


No.	Lev.	Parts No.	Description	Q'ty						I	R
				(A)	(B)	(C)	(D)	(E)	(F)		
1	1	172551-04870	TUBE, TILT - OUTER	2							
2	1	172551-05460	HOSE	1							
3	1	172551-05460	HOSE	1							
4	1	172551-00500	CLAMP	4							
5	1	172551-10710	PLATE, TOP	4							
6	1	172551-09730	SCREW	4							
7	1	172551-03570	PIN, TILT CYLINDER	2							
8	1	172551-10100	SCREW	2							
9	1	172551-00180	NUT	2							
10	1	172551-05760	CYLINDER, TILT	2							
11	1	172551-00040	CONNECTOR	4							
12	1	172551-05100	HOSE	1							
13	1	172551-05100	HOSE	1							
14	1	172551-03590	CLAMP	3							
15	1	172551-10710	PLATE, TOP	3							
16	1	172551-09730	SCREW	3							
17	1	172551-04990	HOSE	1							
18	1	172551-04990	HOSE	1							

Fig.51. LOADER ARM HYDRAULICS(LIFT)

(A)=T175
(B)=
(C)=

(D)=
(E)=
(F)=

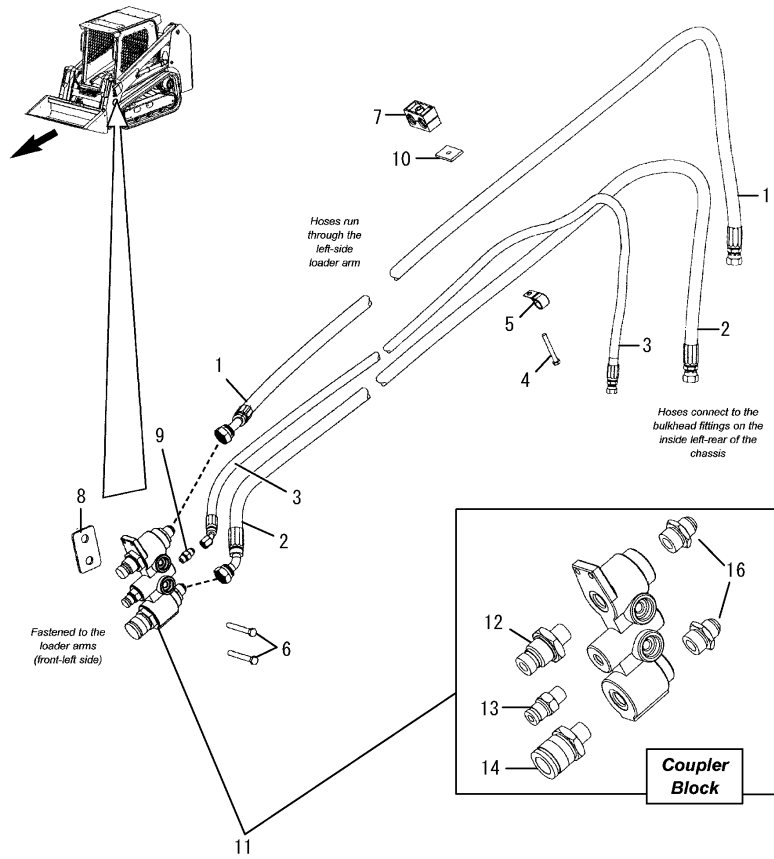


No.	Lev.	Parts No.	Description	Q'ty						I	R
				(A)	(B)	(C)	(D)	(E)	(F)		
1	1	172551-05160	HOSE	1							
2	1	172551-05150	HOSE	1							
3	1	172551-05160	HOSE	1							
4	1	172551-05150	HOSE	1							
5	1	172551-09550	SCREW	2							
6	1	172551-00180	NUT	4							
7	1	172551-03560	PIN	2							
8	1	172551-05770	CYLINDER, LIFT	2							
9	1	172551-09770	SCREW	2							
10	1	172551-03660	PIN	2							
11	1	172551-02780	CONNECTOR	4							
12	1	172551-08330	TUBE, LIFT CYLINDER	1							
13	1	172551-05060	TUBE, LIFT CYLINDER	2							
14	1	172551-04860	CLAMP, SADDLE	6							
15	1	172551-06770	CLAMP	6							
16	1	172551-08380	TUBE, LIFT CYLINDER	1							

Fig.52. AUXILIARY CIRCUIT(ARM)

(A)=T175
(B)=
(C)=

(D)=
(E)=
(F)=

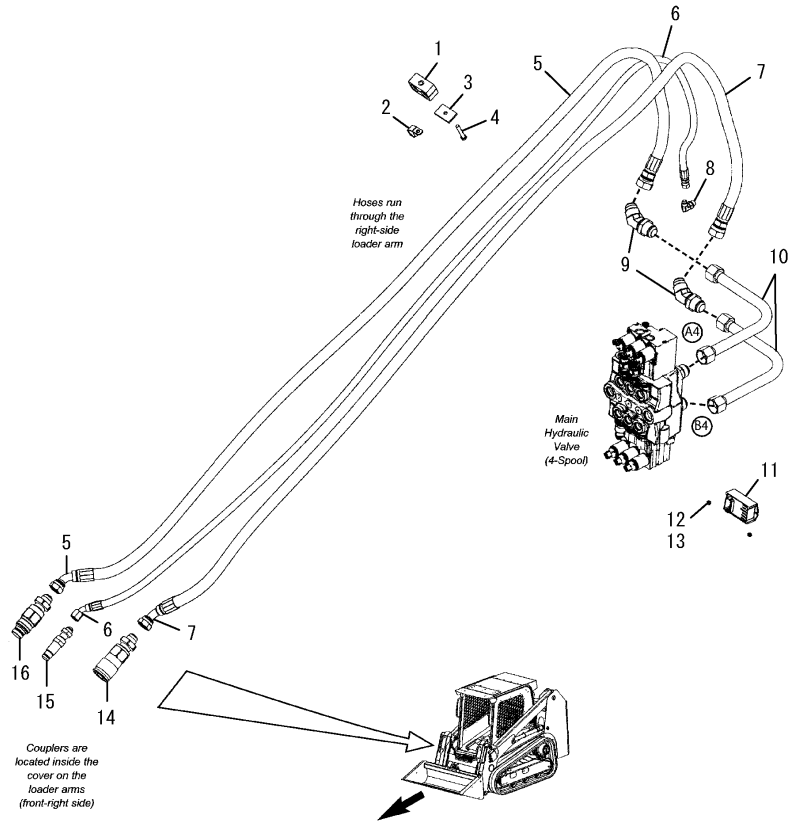


No.	Lev.	Parts No.	Description	Qty						I	R
				(A)	(B)	(C)	(D)	(E)	(F)		
1	1	172551-04940	HOSE	1							
2	1	172551-04940	HOSE	1							
3	1	172551-05090	HOSE	1							
4	1	172551-09800	SCREW	1							
5	1	172551-01270	CLAMP	1							
6	1	172551-09650	SCREW	1							
7	1	172551-02410	CLAMP	1							
8	1	172551-05690	SPACER	1							
9	1	172551-00070	ST MJ06-MORB06	1							
10	1	172551-00510	PLATE	1							
11	1	172551-02030	BLOCK, COUPLER	1							
12	2	172551-02200	COUPLER	1							
13	2	172551-02220	COUPLER	1							
14	2	172551-02210	COUPLER	1							
16	2	172551-02230	FITTINGS	2							

Fig.53. HIGH FLOW HYDRAULICS CIRCUIT

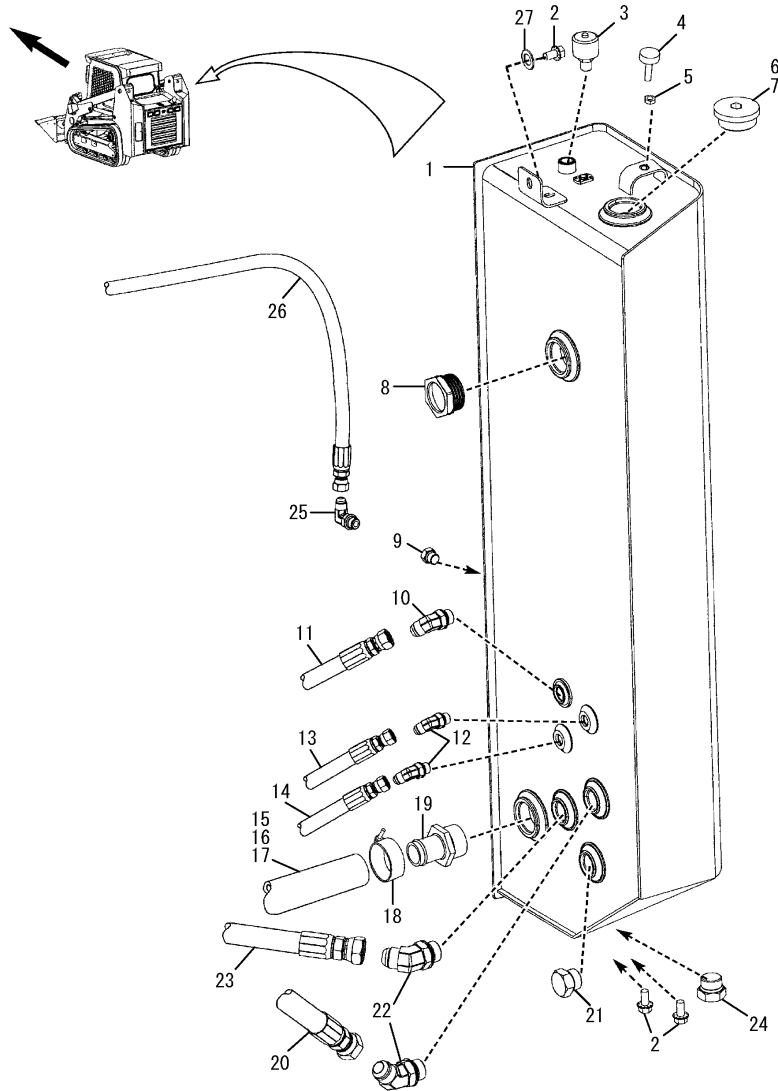
(A)=T175
(B)=
(C)=

(D)=
(E)=
(F)=



No.	Lev.	Parts No.	Description	Q'ty						I	R
				(A)	(B)	(C)	(D)	(E)	(F)		
1	1	172551-00780	CLAMP	1							
2	1	172551-01270	CLAMP	1							
3	1	172551-00510	PLATE	1							
4	1	172551-09800	SCREW	1							
5	1	172551-04950	HOSE	1							
6	1	172551-05250	HOSE	1							
7	1	172551-04950	HOSE	1							
8	1	172551-00220	CONNECTOR	1							
9	1	172551-08400	CONNECTOR	2							
10	1	172551-04960	TUBE ASSY	2							
11	1	172551-04790	CONTROLLER,HIGH-FLOW	1							
12	1	172551-09990	NUT	2							
13	1	172551-09390	BOLT	2							
14	1	172551-01300	COUPLER	1							
15	1	172551-01080	COUPLER	1							
16	1	172551-01290	COUPLER	1							

Fig.54. HYDRAULIC TANK

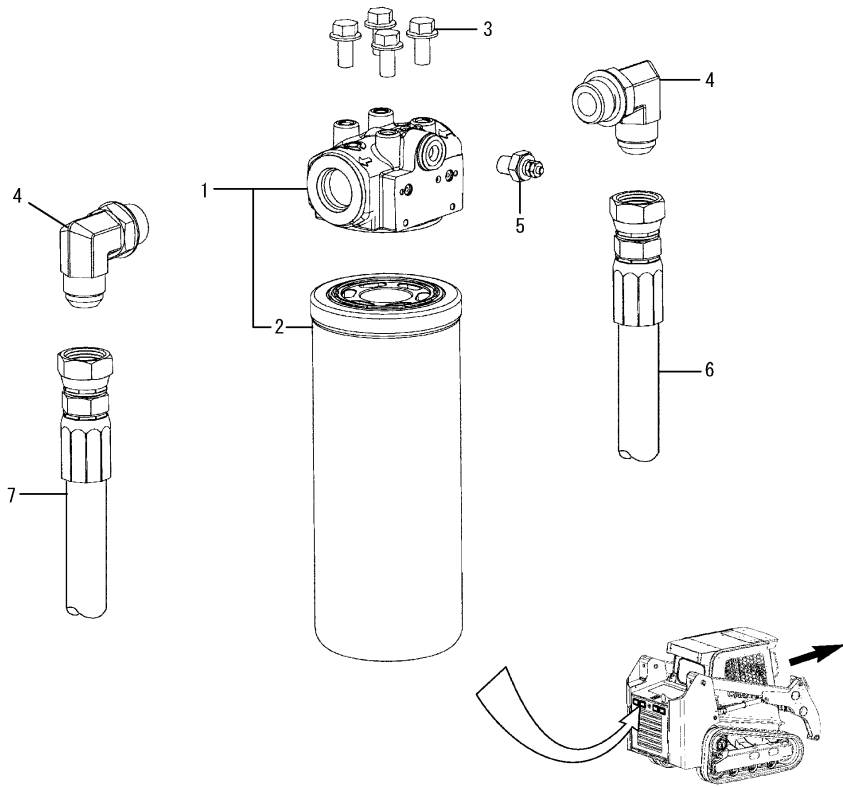


(A)=T175
(B)=
(C)=

(D)=
(E)=
(F)=

No.	Lev.	Parts No.	Description	Q'ty						I	R
				(A)	(B)	(C)	(D)	(E)	(F)		
1	1	172551-05860	WELDMENT,TANK	1							
2	1	172551-01810	SCREW	4							
3	1	172551-01000	BREATHER	1							
4	1	172551-01070	BUMPER	1							
5	1	172551-10320	NUT	1							
6	1	172551-04030	PLUG	1							
7	1	172551-05260	O-RING	1							
8	1	172551-01190	SIGHT PORT	1							
9	1	172551-00960	PLUG	1							
10	1	172551-00460	CONNECTOR	1							
11	1	172551-05180	HOSE	1							
12	1	172551-00480	CONNECTOR	2							
13	1	172551-05110	HOSE	1							
14	1	172551-05450	HOSE	1							
15	1	172551-03550	HOSE	1							
16	1	172551-05610	HOSE	1							
17	1	172551-08940	GUARD, POLY HOSE	1							
18	1	172551-02530	CLAMP	1							
19	1	172551-02800	ADAPTOR	1							
20	1	172551-04230	HOSE	1							
21	1	172551-01040	PLUG	2							
22	1	172551-00110	CONNECTOR	2							
23	1	172551-05130	HOSE	1							
24	1	172551-01050	PLUG	1							
25	1	172551-00220	CONNECTOR	1							
26	1	172551-05250	HOSE	1							
27	1	172551-10380	WASHER	1							

Fig.55. HYDRAULIC FILTER ASSEMBLY



(A)=T175
(B)=
(C)=

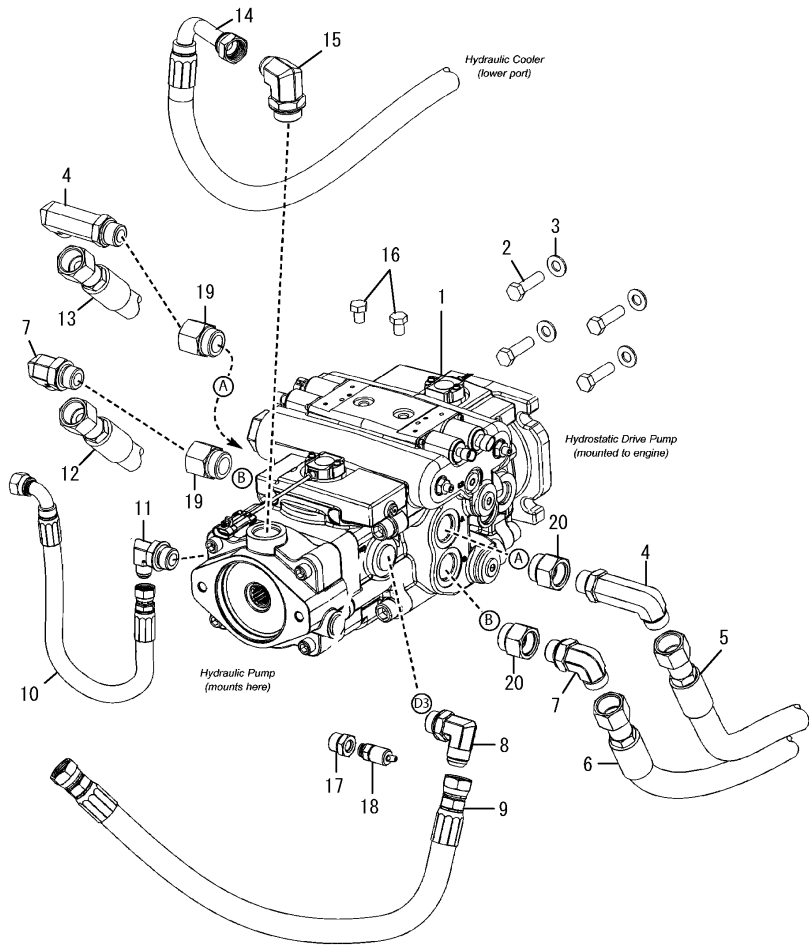
(D)=
(E)=
(F)=

No.	Lev.	Parts No.	Description	Q'ty						I	R
				(A)	(B)	(C)	(D)	(E)	(F)		
1	1	172551-04360	FILTER ASSY	1							
2	2	172551-00380	FILTER, HYDRAULIC	1							
3	1	172551-01810	SCREW	4							
4	1	172551-00080	CONNECTOR	2							
5	1	172551-01380	SWITCH	1							
6	1	172551-11370	HOSE	1							
7	1	172551-03260	HOSE	1							

Fig.56. HYDROSTATIC DRIVE PUMP CIRCUIT

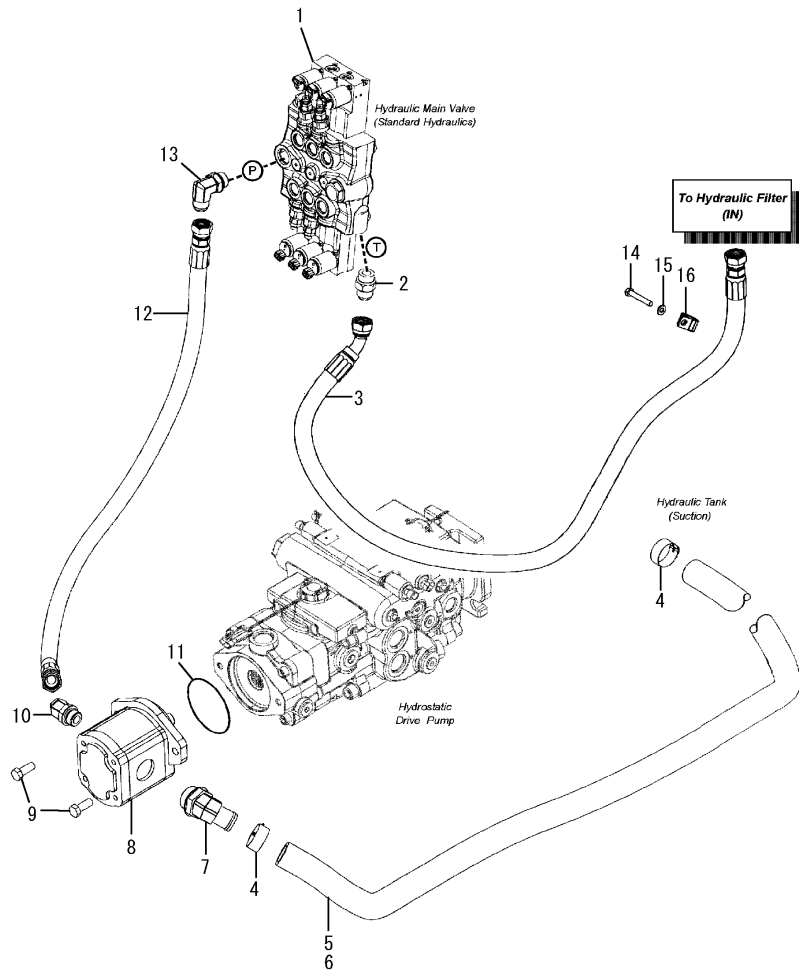
(A)=T175
(B)=
(C)=

(D)=
(E)=
(F)=



No.	Lev.	Parts No.	Description	Q'ty						I	R
				(A)	(B)	(C)	(D)	(E)	(F)		
1	1	172551-00020	PUMP	1							
2	1	172551-04850	SCREW BOLT	4							
3	1	172551-01880	WASHER	4							
4	1	172551-08450	CONNECTOR	2							
5	1	172551-05350	HOSE	1							
6	1	172551-05360	HOSE	1							
7	1	172551-04190	CONNECTOR	2							
8	1	172551-00080	CONNECTOR	1							
9	1	172551-05330	HOSE	1							
10	1	172551-05320	HOSE	1							
11	1	172551-00410	CONNECTOR	1							
12	1	172551-05350	HOSE	1							
13	1	172551-05380	HOSE	1							
14	1	172551-04220	HOSE	1							
15	1	172551-00950	CONNECTOR	1							
16	1	172551-10120	SCREW BOLT	2							
17	1	172551-10670	CONNECTOR	1							
18	1	172551-02500	TEST PORT	1							
19	1	172551-08440	CONNECTOR	2							
20	1	172551-08460	CONNECTOR	2							

Fig.57. HYDRAULIC PUMP CIRCUIT

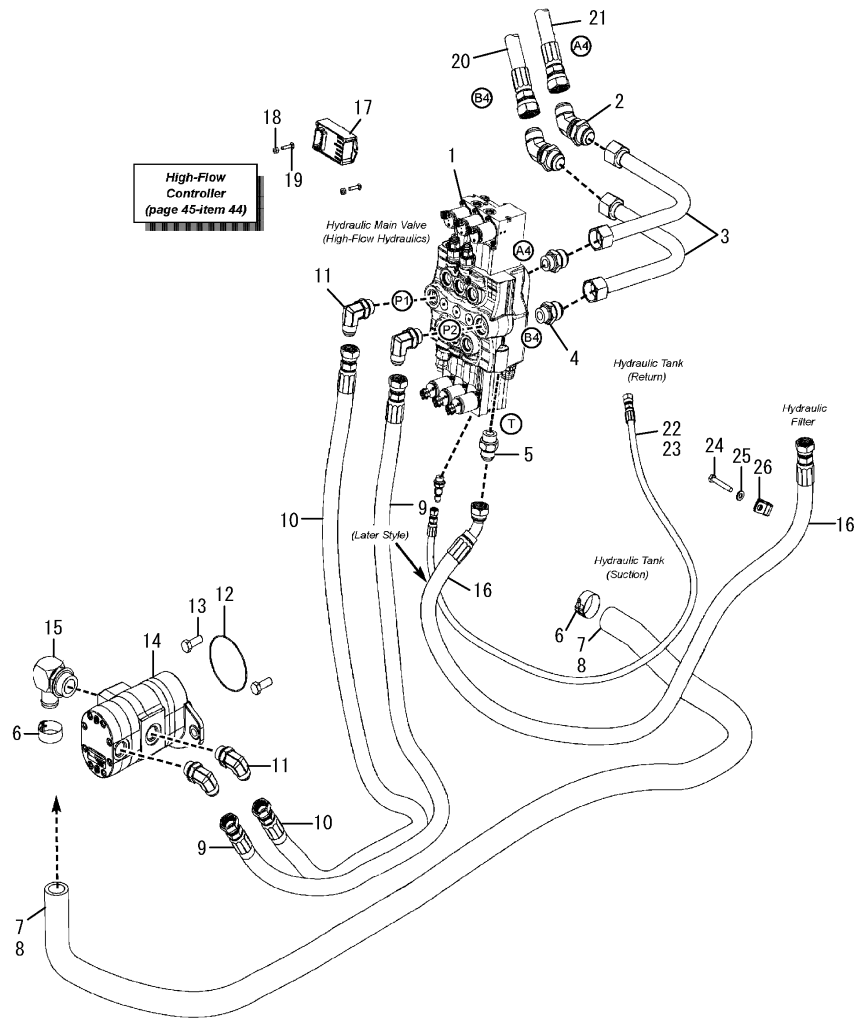


(A)=T175
(B)=
(C)=

(D)=
(E)=
(F)=

No.	Lev.	Parts No.	Description	Q'ty						I	R
				(A)	(B)	(C)	(D)	(E)	(F)		
1	1	172551-03750	VALVE,3-SPOOL	1							
2	1	172551-00330	CONNECTOR	1							
3	1	172551-11370	HOSE	1							
4	1	172551-02530	CLAMP	2							
5	1	172551-03550	HOSE	1							
6	1	172551-08940	GUARD, POLY HOSE	1							
7	1	172551-02520	CONNECTOR	1							
8	1	172551-01100	GEAR PUMP	1							
9	1	172551-06870	SCREW	2							
10	1	172551-00110	CONNECTOR	1							
11	1	172551-01120	O-RING	1							
12	1	172551-04630	HOSE	1							
13	1	172551-00080	CONNECTOR	1							
14	1	172551-09620	SCREW	1							
15	1	172551-09860	WASHER	1							
16	1	172551-11380	CLAMP	1							

Fig.58. HYDRAULIC PUMP CIRCUIT(HIGH

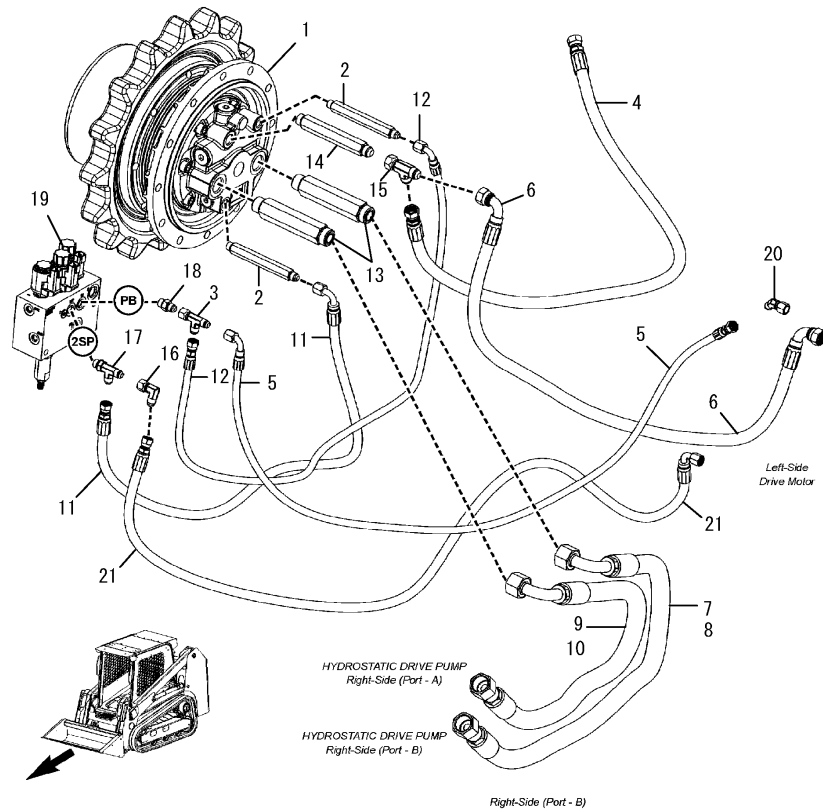


(A)=T175
(B)=
(C)=

(D)=
(E)=
(F)=

No.	Lev.	Parts No.	Description	Q'ty						I	R
				(A)	(B)	(C)	(D)	(E)	(F)		
1	1	172551-03820	VALVE	1							
2	1	172551-08400	CONNECTOR	2							
3	1	172551-04960	TUBE ASSY	2							
4	1	172551-00050	CONNECTOR	2							
5	1	172551-00330	CONNECTOR	1							
6	1	172551-02530	CLAMP	2							
7	1	172551-05610	HOSE	1							
8	1	172551-08940	GUARD, POLY HOSE	1							
9	1	172551-05600	HOSE	1							
10	1	172551-05600	HOSE	1							
11	1	172551-00080	CONNECTOR	4							
12	1	172551-01120	O-RING	1							
13	1	172551-06870	SCREW	2							
14	1	172551-05620	PUMP, GEAR	1							
15	1	172551-02370	CONNECTOR	1							
16	1	172551-11370	HOSE	1							
17	1	172551-04790	CONTROLLER,HIGH-FLOW	1							
18	1	172551-09990	NUT	2							
19	1	172551-09390	BOLT	2							
20	1	172551-04950	HOSE	1							
21	1	172551-04950	HOSE	1							
22	1	172551-03680	PLATE, RADIO	1							
23	1	172551-11390	GUARD,HOSE	1							
24	1	172551-09620	SCREW	1							
25	1	172551-09860	WASHER	1							
26	1	172551-11380	CLAMP	1							

Fig.59. TRACK DRIVE CIRCUIT,RIGHT SIDE

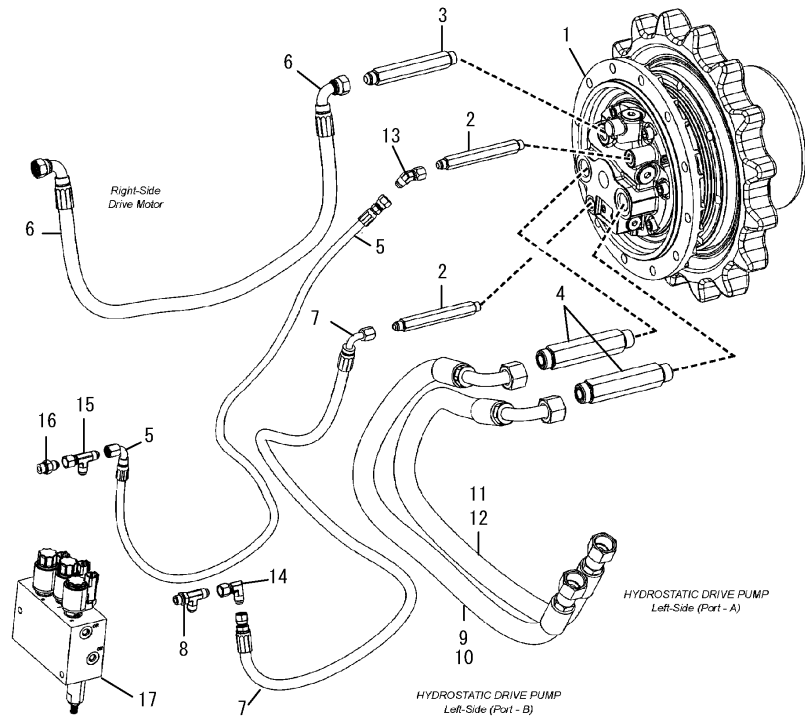


(A)=T175
(B)=
(C)=

(D)=
(E)=
(F)=

No.	Lev.	Parts No.	Description	Q'ty						I	R
				(A)	(B)	(C)	(D)	(E)	(F)		
1	1	172551-04760	MOTOR, DRIVE	1							
2	1	172551-04970	NUT	2							
3	1	172551-00340	CONNECTOR	1							
4	1	172551-05180	HOSE	1							
5	1	172551-11400	HOSE	1							
6	1	172551-05170	HOSE	1							
7	1	172551-05350	HOSE	1							
8	1	172551-08840	GUARD, HOSE POLY	1							
9	1	172551-05380	HOSE	1							
10	1	172551-08840	GUARD, HOSE POLY	1							
11	1	172552-00390	HOSE	1							
12	1	172551-11410	HOSE	1							
13	1	172551-04020	NUT	2							
14	1	172551-04070	NUT	1							
15	1	172551-00430	CONNECTOR	1							
16	1	172215-00500	FITTING	1							
17	1	172551-00060	FITTING	1							
18	1	172551-00070	FITTING	1							
19	1	172551-05630	MANIFOLD	1							
20	1	172551-11420	FITTING	1							
21	1	172551-11430	HOSE	1							

Fig.60. TRACK DRIVE CIRCUIT,LEFT SIDE



(A)=T175
(B)=
(C)=

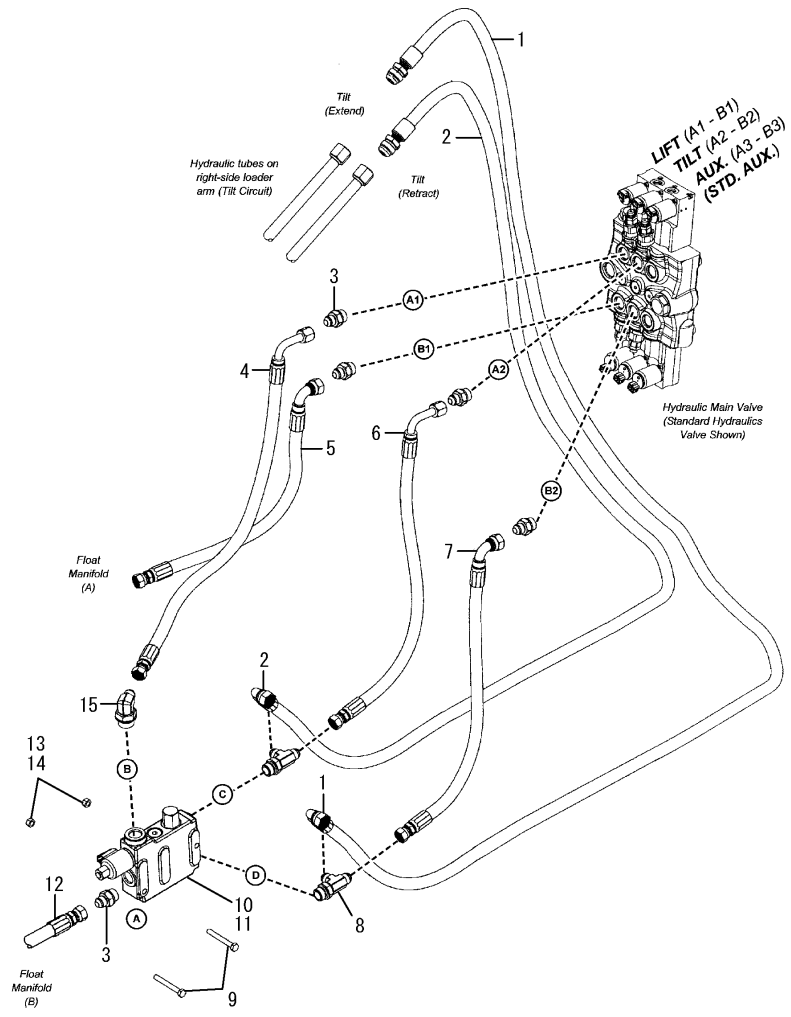
(D)=
(E)=
(F)=

No.	Lev.	Parts No.	Description	Q'ty						I	R
				(A)	(B)	(C)	(D)	(E)	(F)		
1	1	172551-04760	MOTOR, DRIVE	1							
2	1	172551-04970	NUT	2							
3	1	172551-04070	NUT	1							
4	1	172551-04020	NUT	2							
5	1	172551-11400	HOSE	1							
6	1	172551-05170	HOSE	1							
7	1	172551-11430	HOSE	1							
8	1	172551-00060	CONNECTOR	1							
9	1	172551-05360	HOSE	1							
10	1	172551-08840	GUARD, HOSE POLY	1							
11	1	172551-05350	HOSE	1							
12	1	172551-08840	GUARD, HOSE POLY	1							
13	1	172551-11420	FITTING	1							
14	1	172215-00500	FITTING	1							
15	1	172551-00340	FITTING	1							
16	1	172551-00070	FITTING	1							
17	1	172551-05630	MANIFOLD	1							

Fig.61. SELF LEVEL VALVE CIRCUIT,LIFT

(A)=T175
(B)=
(C)=

(D)=
(E)=
(F)=

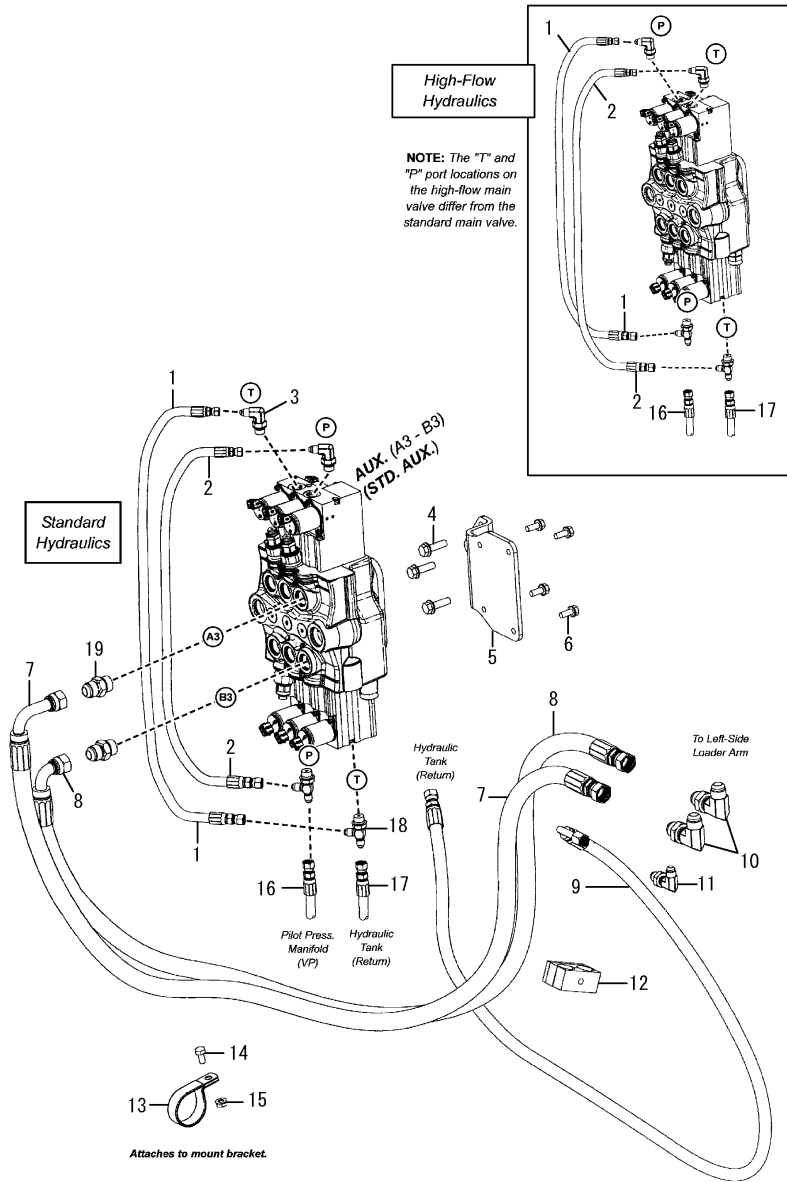


No.	Lev.	Parts No.	Description	Q'ty						I	R
				(A)	(B)	(C)	(D)	(E)	(F)		
1	1	172551-05460	HOSE	1							
2	1	172551-05460	HOSE	1							
3	1	172551-00700	CONNECTOR	4							
4	1	172551-05400	HOSE	1							
5	1	172551-05230	HOSE	1							
6	1	172551-05410	HOSE	1							
7	1	172551-05420	HOSE	1							
8	1	172551-00900	CONNECTOR	2							
9	1	172551-09800	SCREW	2							
10	1	172551-01230	VALVE, SELF-LEVEL	1							
11	1	172551-04200	VALVE, SELF-LEVEL	1							
12	1	172551-05440	HOSE	1							
13	1	172551-00270	NUT	2							
14	1	172551-10370	WASHER	2							
15	1	172551-00410	CONNECTOR	1							

Fig.62. AUXILIARY HIGH FLOW HYDRAULICS

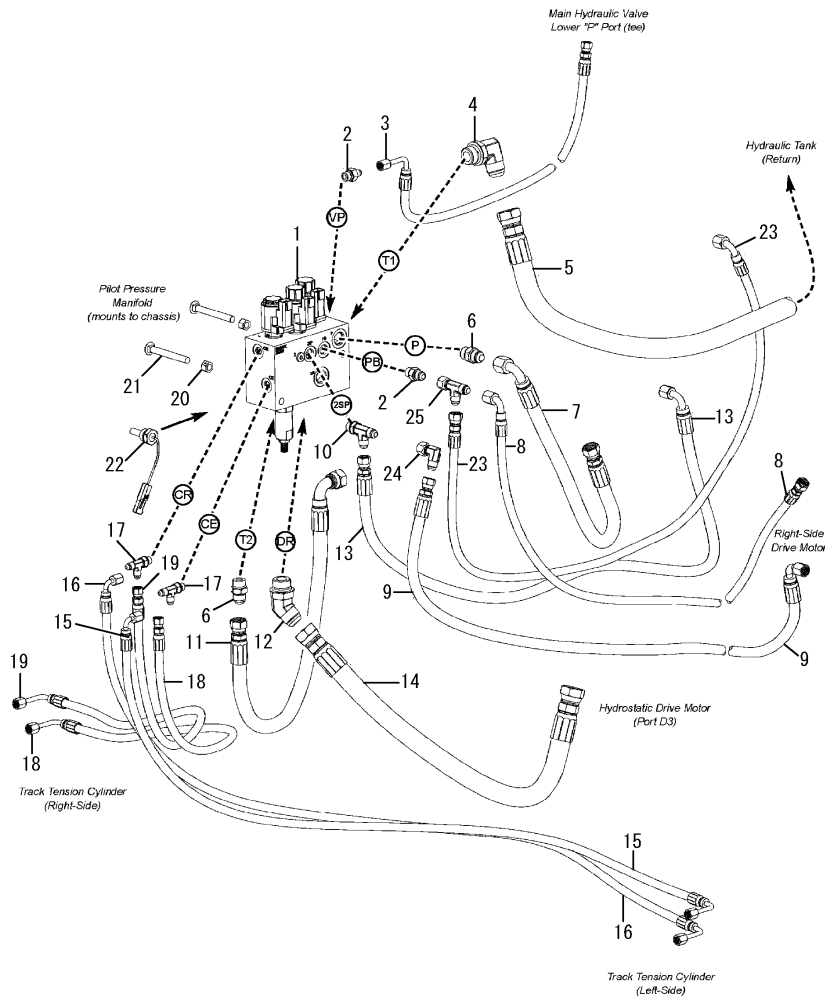
(A)=T175
(B)=
(C)=

(D)=
(E)=
(F)=



No.	Lev.	Parts No.	Description	Qty						I	R
				(A)	(B)	(C)	(D)	(E)	(F)		
1	1	172551-03810	HOSE	1							
2	1	172551-03810	HOSE	1							
3	1	172551-02810	CONNECTOR	2							
4	1	172551-00590	SCREW	3							
5	1	172551-04900	BRACKET	1							
6	1	172551-00610	SCREW	4							
7	1	172551-06610	HOSE	1							
8	1	172551-06600	HOSE	1							
9	1	172551-05110	HOSE	1							
10	1	172551-01450	CONNECTOR	2							
11	1	172551-00770	CONNECTOR	1							
12	1	172551-00780	CLAMP	1							
13	1	172551-00690	CLAMP	1							
14	1	172551-00590	SCREW	1							
15	1	172551-02750	NUT	1							
16	1	172551-11440	HOSE	1							
17	1	172551-05450	HOSE	1							
18	1	172551-04300	CONNECTOR	2							
19	1	172551-00320	CONNECTOR	2							

Fig.63. PRESSURE MANIFOLD CIRCUIT

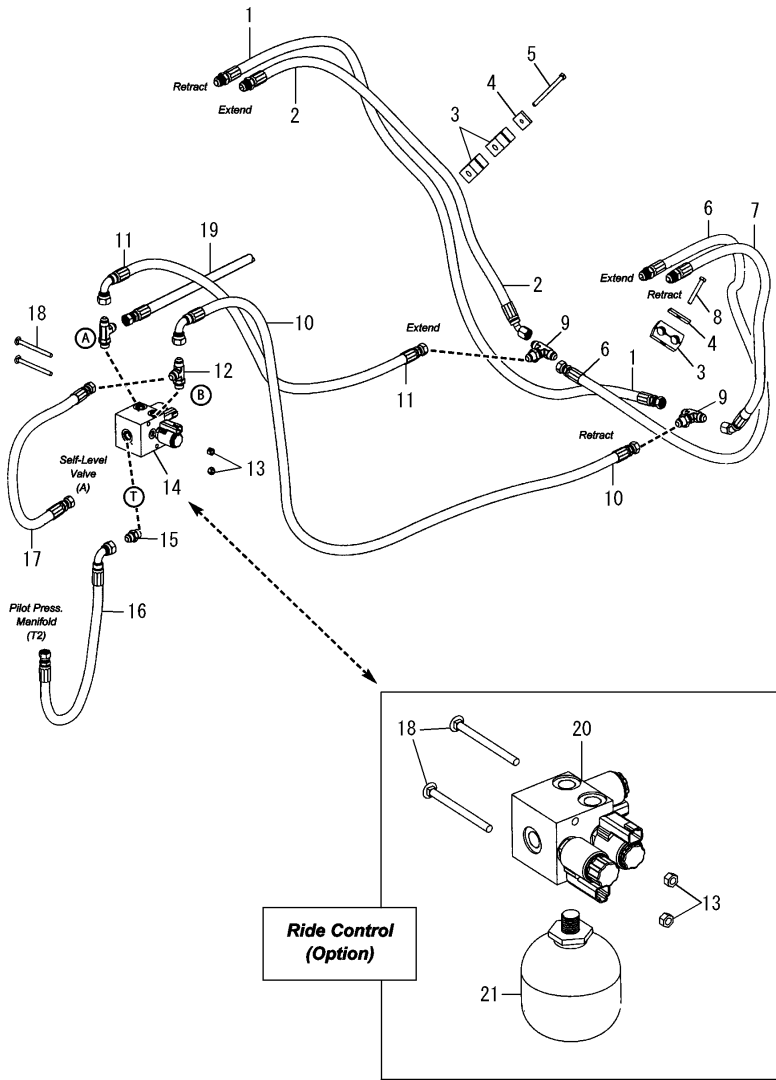


(A)=T175
(B)=
(C)=

(D)=
(E)=
(F)=

No.	Lev.	Parts No.	Description	Q'ty						I	R
				(A)	(B)	(C)	(D)	(E)	(F)		
1	1	172551-05630	MANIFOLD	1							
2	1	172551-02770	CONNECTOR	2							
3	1	172551-11440	HOSE	1							
4	1	172551-00080	CONNECTOR	1							
5	1	172551-05130	HOSE	1							
6	1	172551-00040	CONNECTOR	2							
7	1	172552-00400	HOSE	1							
8	1	172551-11400	HOSE	1							
9	1	172551-11430	HOSE	1							
10	1	172551-00060	CONNECTOR	1							
11	1	172551-05220	HOSE	1							
12	1	172551-00110	CONNECTOR	1							
13	1	172552-00390	HOSE	1							
14	1	172551-05330	HOSE	1							
15	1	172551-05490	HOSE	1							
16	1	172551-05500	HOSE	1							
17	1	172551-01940	CONNECTOR	2							
18	1	172551-05510	HOSE	1							
19	1	172551-05520	HOSE	1							
20	1	172551-00280	NUT	2							
21	1	172551-10270	BOLT	2							
22	1	172551-01090	SWITCH,TEMPERATURE	1							
23	1	172551-11410	HOSE	1							
24	1	172215-00500	FITTING	1							
25	1	172551-00340	FITTING	1							

Fig.64. FLOAT CIRCUIT, RIDE CONTROL



(A)=T175
(B)=
(C)=

(D)=
(E)=
(F)=

No.	Lev.	Parts No.	Description	Q'ty						I	R
				(A)	(B)	(C)	(D)	(E)	(F)		
1	1	172551-05160	HOSE	1							
2	1	172551-05150	HOSE	1							
3	1	172551-03590	CLAMP			3					
4	1	172551-00510	PLATE		2						
5	1	172551-09790	SCREW		1						
6	1	172551-05160	HOSE		1						
7	1	172551-05150	HOSE		1						
8	1	172551-09760	SCREW		1						
9	1	172551-01250	CONNECTOR		2						
10	1	172551-05550	HOSE		1						
11	1	172551-05540	HOSE		1						
12	1	172551-00890	CONNECTOR		2						
13	1	172551-00270	NUT		2						
14	1	172551-05210	MANIFOLD, FLOAT		1						
15	1	172551-00040	CONNECTOR		1						
16	1	172551-05220	HOSE		1						
17	1	172551-05440	HOSE		1						
18	1	172551-10160	BOLT		2						
19	1	172551-05230	HOSE		1						
20	1	172551-02090	MANIFOLD, RIDE CNTRL		1						
21	1	172551-02130	ACCUMULATOR		1						

Fig.65. HYDROSTATIC DRIVE PUMP

(A)=T175

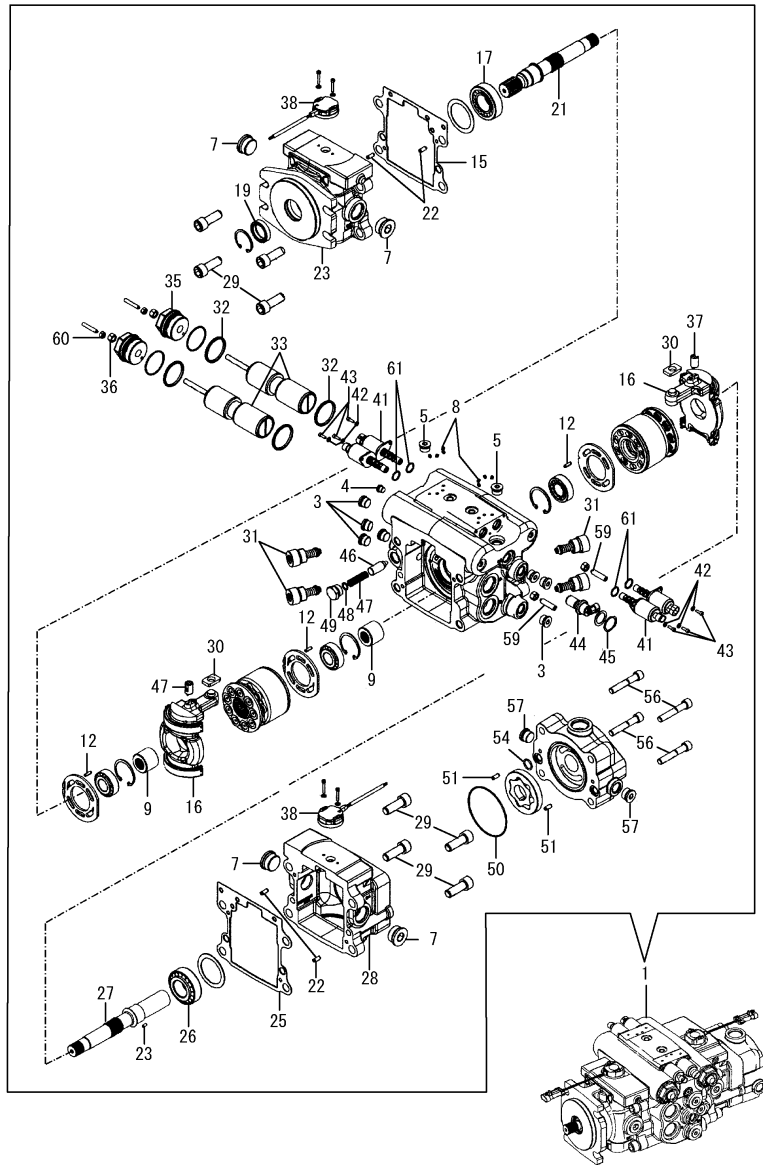
(B)=

(C)=

(D)=

(E)=

(F)=



No.	Lev.	Parts No.	Description	Q'ty						I	R
				(A)	(B)	(C)	(D)	(E)	(F)		
1	1	172551-00020	PUMP	1							
3	2	172551-00980	PLUG	7							
4	2	172551-07050	PLUG	1							
5	2	172551-03230	PLUG	4							
7	2	172551-07060	PLUG	4							
8	2	172551-07070	PLUG	8							
9	2	172551-07080	COUPLER	1							
12	2	172551-02390	PIN, ROLL	2							
15	2	172551-07090	GASKET, FLANGE	1							
16	2	172551-07100	PLATE ASSY, SWASH	2							
17	2	172551-07110	BEARING, TAPER	1							
19	2	172551-07120	SHAFT SEAL	1							
21	2	172551-07130	SHAFT, DRIVE	1							
22	2	172551-07140	PIN, ROLL	4							
23	2	172551-07150	FLANGE, FRONT	1							
25	2	172551-07090	GASKET, FLANGE	1							
26	2	172551-07110	BEARING, TAPER	1							
27	2	172551-07160	SHAFT, DRIVE	1							
28	2	172551-07170	FLANGE, REAR	1							
29	2	172551-07180	BOLT	8							
30	2	172551-07190	FOLLOWER	2							
31	2	172551-07200	VALVE, RELIEF	4							
32	2	172551-07210	PISTON RING	4							
33	2	172551-07220	PISTON ASSY, SERVO	2							
35	2	172551-07230	PLUG, SERVO CAP	1							
36	2	172551-07240	NUT	2							
37	2	172551-07250	CARRIER, MAGNET	2							
38	2	172551-07260	SENSOR, FEEDBACK	2							
41	2	172551-07280	PROPORTIONAL FLOW	4							
42	2	172551-07290	WASHER	6							
43	2	172551-07300	SCREW	6							
44	2	172551-07310	PLUG	1							
45	2	172551-07320	RING	1							
46	2	172551-07330	POPPET	1							
47	2	172551-07340	SPRING, COMPRESSION	1							
48	2	172551-07350	SHIM	1							1
49	2	172551-07360	PLUG SUB-ASSY	1							
50	2	172551-07370	O-RING	1							
51	2	172551-07140	PIN, ROLL	2							
52	2	172551-07380	PIN	1							2
54	2	172551-07390	O-RING	2							
56	2	172551-07400	SCREW	4							
57	2	172551-07410	PLUG	2							
59	2	172551-07420	SET SCREW	2							
60	2	172551-07430	SEAL	1							
61	2	172551-07270	O-RING	4							

Remarks

- (1) Thickness may differ by machine. Choose one of them accordingly.
- (2) Not shown in illustration.

Fig.66. HYDRAULIC PUMP, STANDARD

(A)=T175
(B)=
(C)=

(D)=
(E)=
(F)=

No.	Lev.	Parts No.	Description	Q'ty						I	R
				(A)	(B)	(C)	(D)	(E)	(F)		
1	1	172551-01100	GEAR PUMP	1							
2	2	172551-01120	O-RING	1							
3	2	172551-01140	FLANGE KIT	1							
4	2	172551-01150	ENDCOVER	1							
5	2	172551-01130	SEAL KIT	1							
6	2	172551-01160	SCREW	4							
7	2	172551-01170	HOUSING KIT	1							

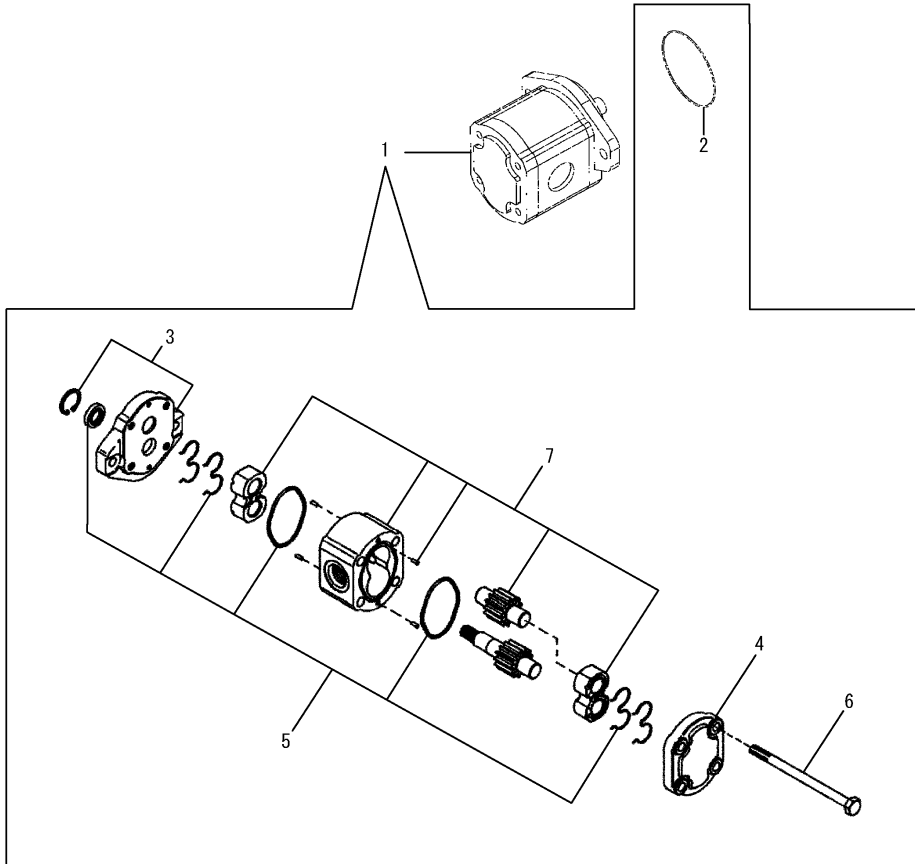


Fig.67. HYDRAULIC PUMP, HIGH FLOW

(A)=T175
(B)=
(C)=

(D)=
(E)=
(F)=

No.	Lev.	Parts No.	Description	Qty						I	R	
				(A)	(B)	(C)	(D)	(E)	(F)			
1	1	172551-05620	PUMP, GEAR	1								
2	2	172551-01120	O-RING	1								
3	2	172551-07010	SEAL, SHAFT	1								
4	2	172551-07020	SEAL KIT	1								

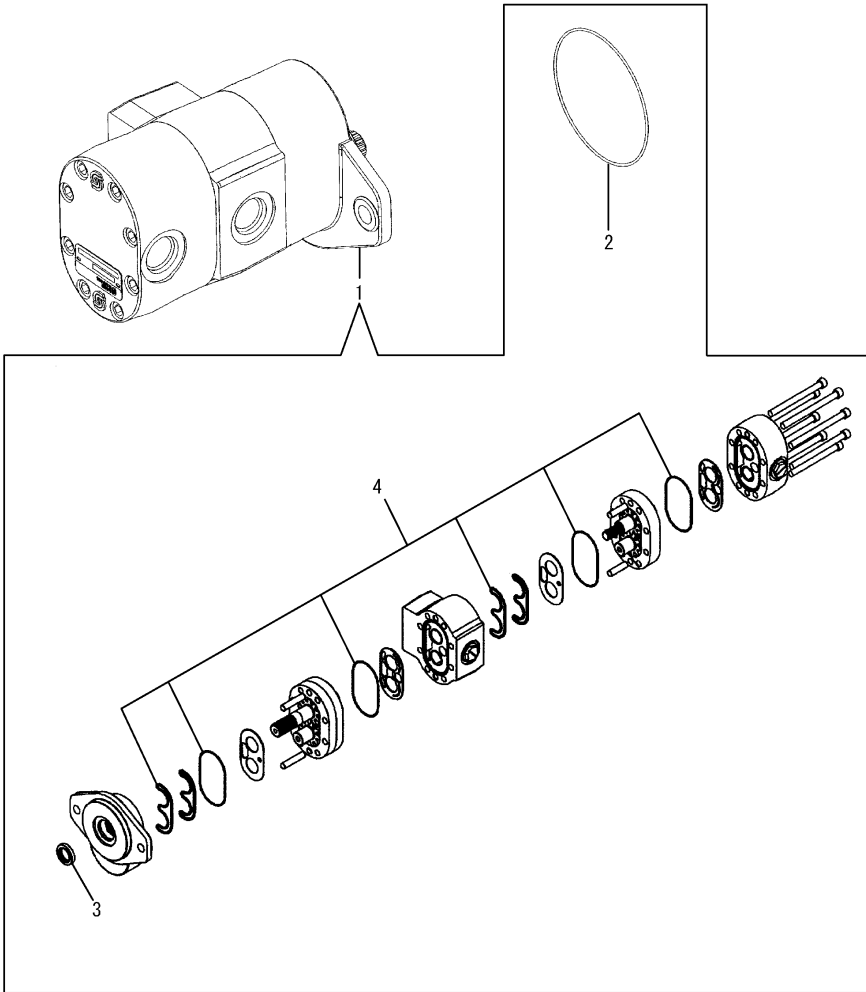
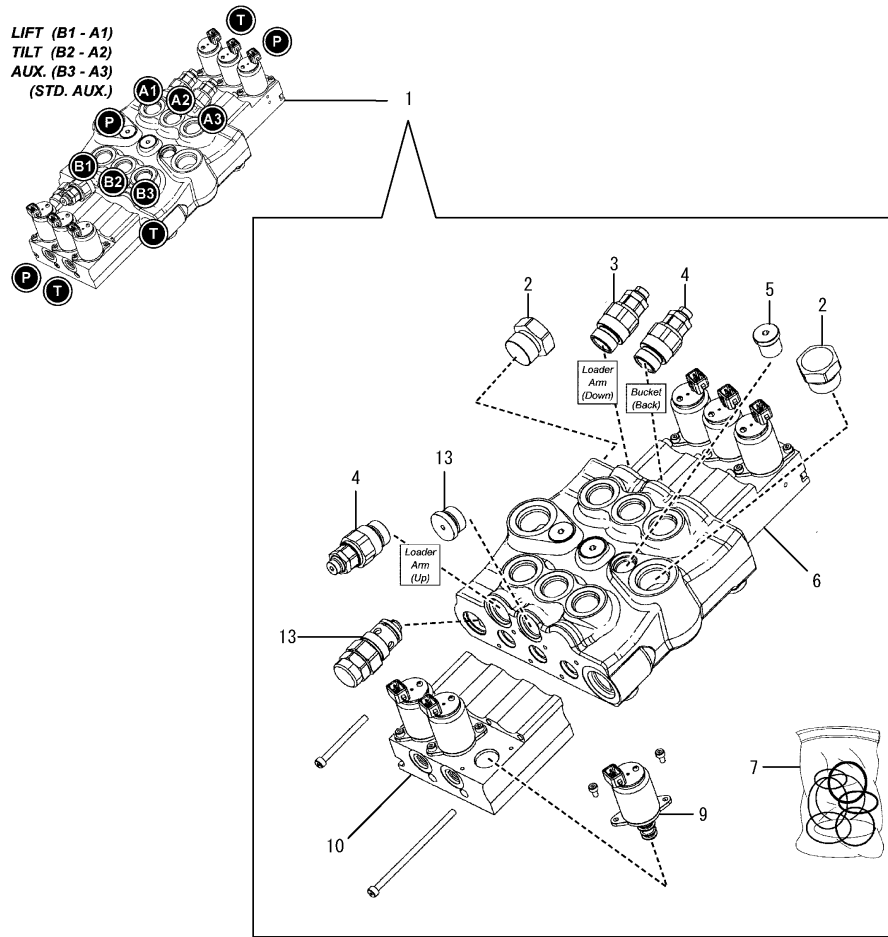


Fig.68. HYDRAULIC MAIN VALVE(STANDARD)



(A)=T175
(B)=
(C)=

(D)=
(E)=
(F)=

No.	Lev.	Parts No.	Description	Qty						I	R
				(A)	(B)	(C)	(D)	(E)	(F)		
1	1	172551-03750	VALVE,3-SPOOL	1							
2	2	172551-00820	PLUG KIT	2							
3	2	172551-02850	VALVE,COMBINED	1							
4	2	172551-02860	VALVE,COMBINED	2							
5	2	172551-02830	VALVE,CHECK	3							
6	2	172551-07960	EH CONTROL	1							
7	2	172551-07970	SEAL KIT	1							
9	2	172551-07980	VALVE,PROPORTIONAL	6							
10	2	172551-07950	EH CONTROL	1							
13	2	172551-07900	VALVE,MAIN RELIEF	1							
14	2	172551-02840	PLUG KIT	1							1

Remarks

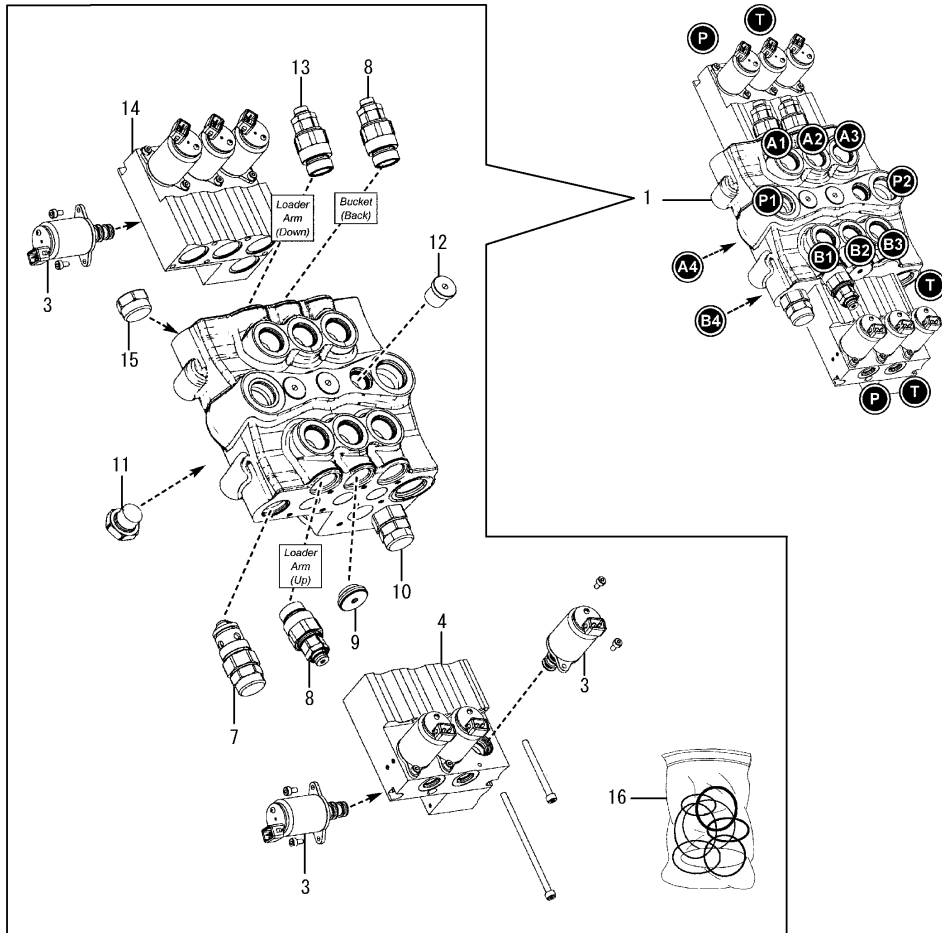
(1)Not shown in illustration.

N:Old $\xrightarrow{\text{Yes}}$ New, Q:Old $\xrightarrow{\text{No}}$ New, R:Old $\xrightarrow{\text{Yes}}$ New, S:Old $\xrightarrow{\text{No}}$ New, W:Add, Z:Discontinued, F:Interchangeable by set, K:Qty Change

Fig.69. HYDRAULIC MAIN VALVE(HIGH FLOW)

(A)=T175
(B)=
(C)=

(D)=
(E)=
(F)=

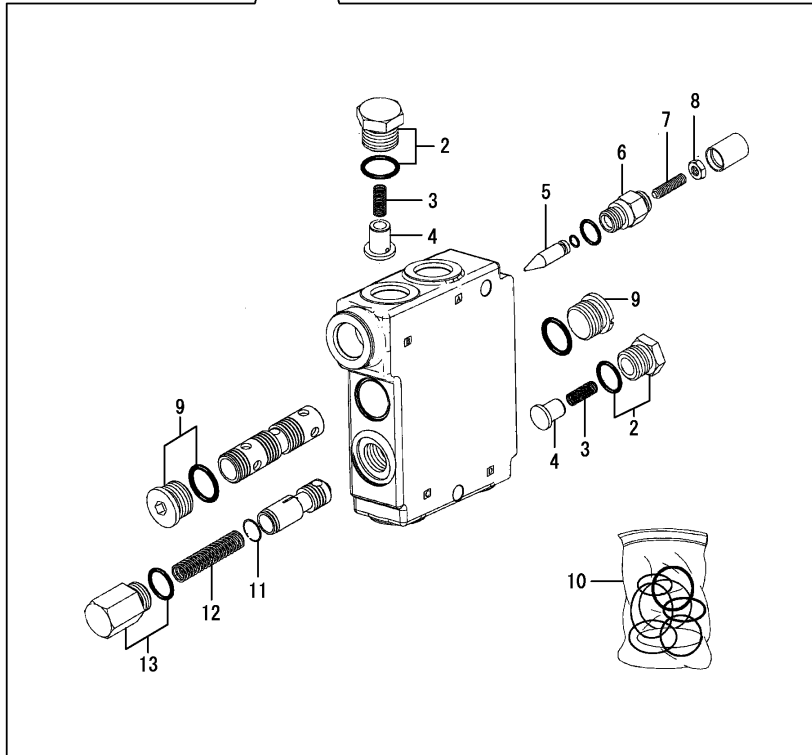
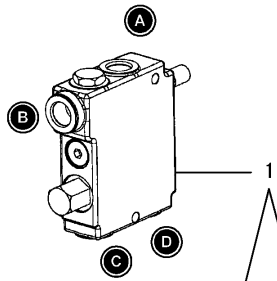


No.	Lev.	Parts No.	Description	Q'ty						I	R
				(A)	(B)	(C)	(D)	(E)	(F)		
1	1	172551-03820	VALVE	1							
3	2	172551-07980	VALVE,PROPORTIONAL	8							
4	2	172551-07910	EH CONTROL	1							
7	2	172551-07900	VALVE,MAIN RELIEF	1							
8	2	172551-02860	VALVE,COMBINED	2							
9	2	172551-02840	PLUG KIT	1							
10	2	172551-07920	VALVE,MAIN RELIEF	1							
11	2	172551-00810	VALVE,CHECK	1							
12	2	172551-02830	VALVE,CHECK	3							
13	2	172551-02850	VALVE,COMBINED	1							
14	2	172551-07930	EH CONTROL	1							
15	2	172551-00820	PLUG KIT	1							
16	2	172551-07940	SEAL KIT	1							

Fig.70. SELF LEVEL VALVE(STANDARD)

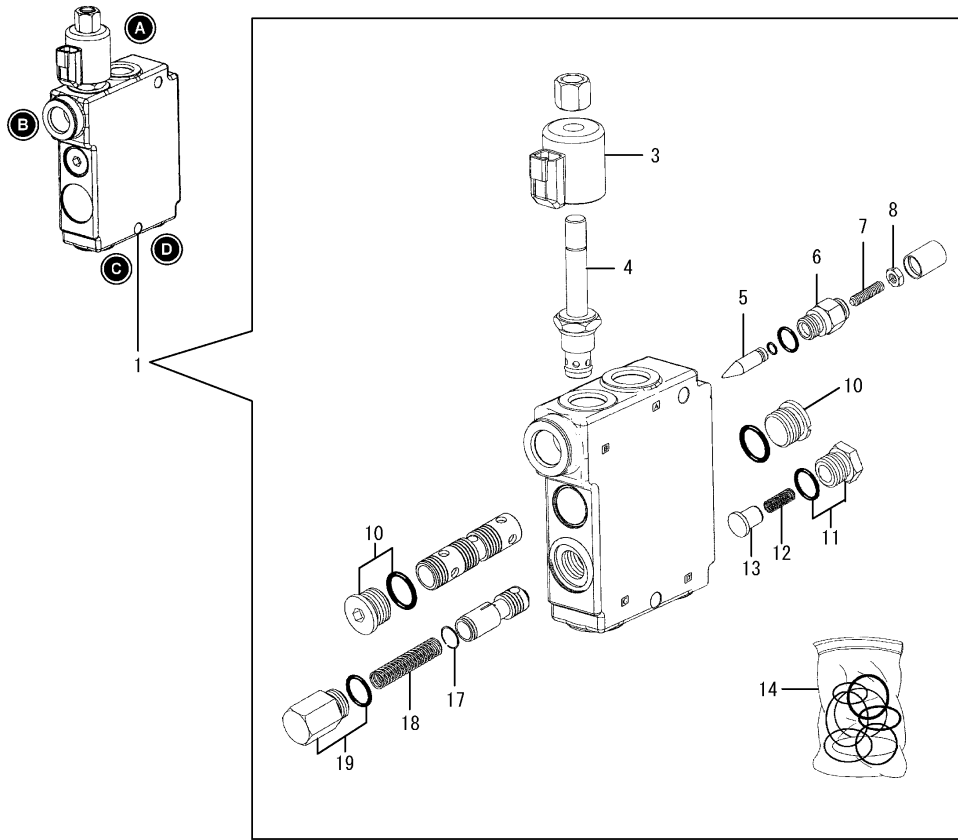
(A)=T175
(B)=
(C)=

(D)=
(E)=
(F)=



No.	Lev.	Parts No.	Description	Q'ty						I	R
				(A)	(B)	(C)	(D)	(E)	(F)		
1	1	172551-01230	VALVE, SELF-LEVEL	1							
2	2	172551-00670	PLUG ASSY	2							
3	2	172551-00660	SPRING	2							
4	2	172551-00680	LOAD CHECK	2							
5	2	172551-00530	PIN	1							
6	2	172551-00540	CAP,ADJUSTMENT	1							
7	2	172551-00560	SCREW SET	1							
8	2	172551-00550	NUT	1							
9	2	172551-00570	PLUG ASSY	2							
10	2	172551-01020	SEAL KIT	1							
11	2	172551-06760	RING,RETAINING	1							
12	2	172551-00710	SPRING	1							
13	2	172551-01010	PLUG ASSY	1							

Fig.71. SELF LEVEL VALVE(SWITCHABLE)



(A)=T175
(B)=
(C)=

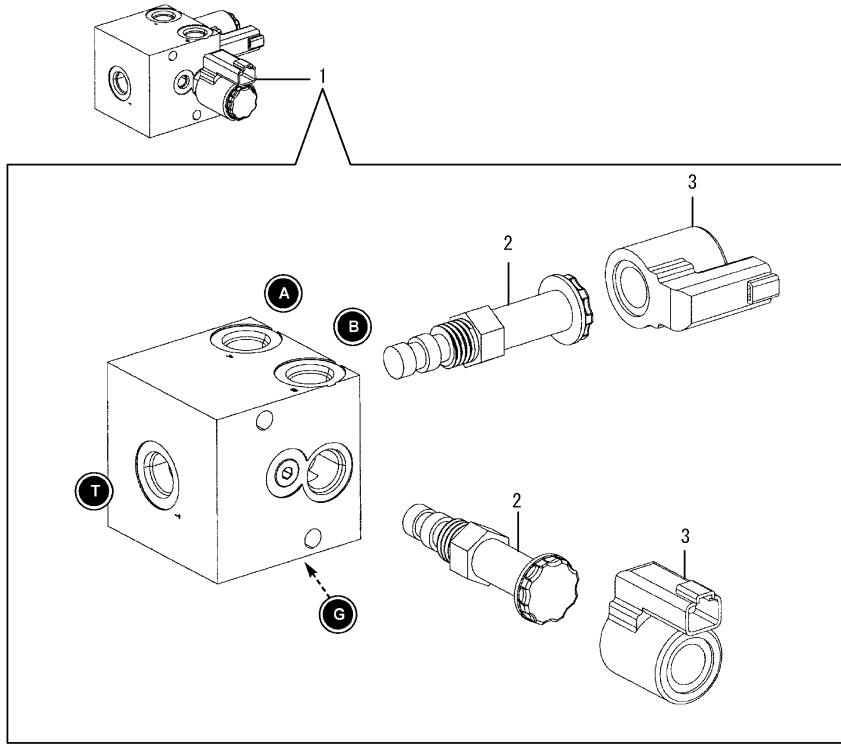
(D)=
(E)=
(F)=

No.	Lev.	Parts No.	Description	Qty						I	R
				(A)	(B)	(C)	(D)	(E)	(F)		
1	1	172551-04200	VALVE, SELF-LEVEL	1							
3	2	172551-07030	COIL	1							
4	2	172551-07040	VALVE	1							
5	2	172551-00530	PIN	1							
6	2	172551-00540	CAP,ADJUSTMENT	1							
7	2	172551-00560	SCREW SET	1							
8	2	172551-00550	NUT	1							
10	2	172551-00570	PLUG ASSY	2							
11	2	172551-00670	PLUG ASSY	1							
12	2	172551-00660	SPRING	1							
13	2	172551-00680	LOAD CHECK	1							
14	2	172551-01020	SEAL KIT	1							
17	2	172551-06760	RING,RETAINING	1							
18	2	172551-00710	SPRING	1							
19	2	172551-01010	PLUG ASSY	1							

Fig.72. FLOAT MANIFOLD(STANDARD)

(A)=T175
(B)=
(C)=

(D)=
(E)=
(F)=

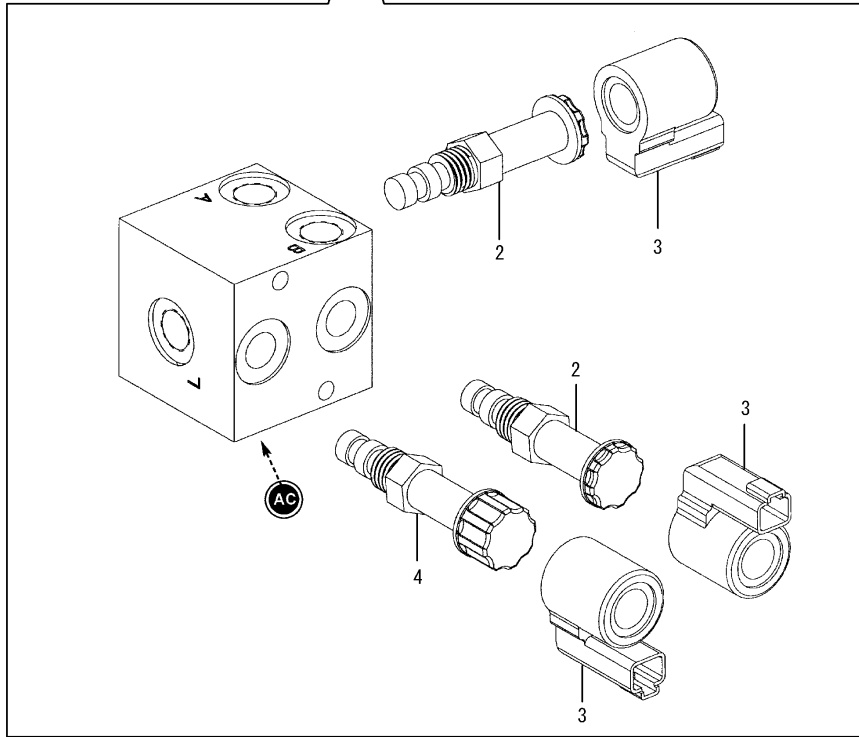
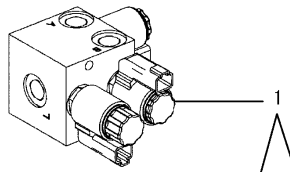


No.	Lev.	Parts No.	Description	Q'ty						I	R
				(A)	(B)	(C)	(D)	(E)	(F)		
1	1	172551-05210	MANIFOLD, FLOAT	1							
2	2	172551-02120	CARTRIDGE	2							
3	2	172551-02100	COIL	2							

Fig.73. RIDE CONTROL MANIFOLD

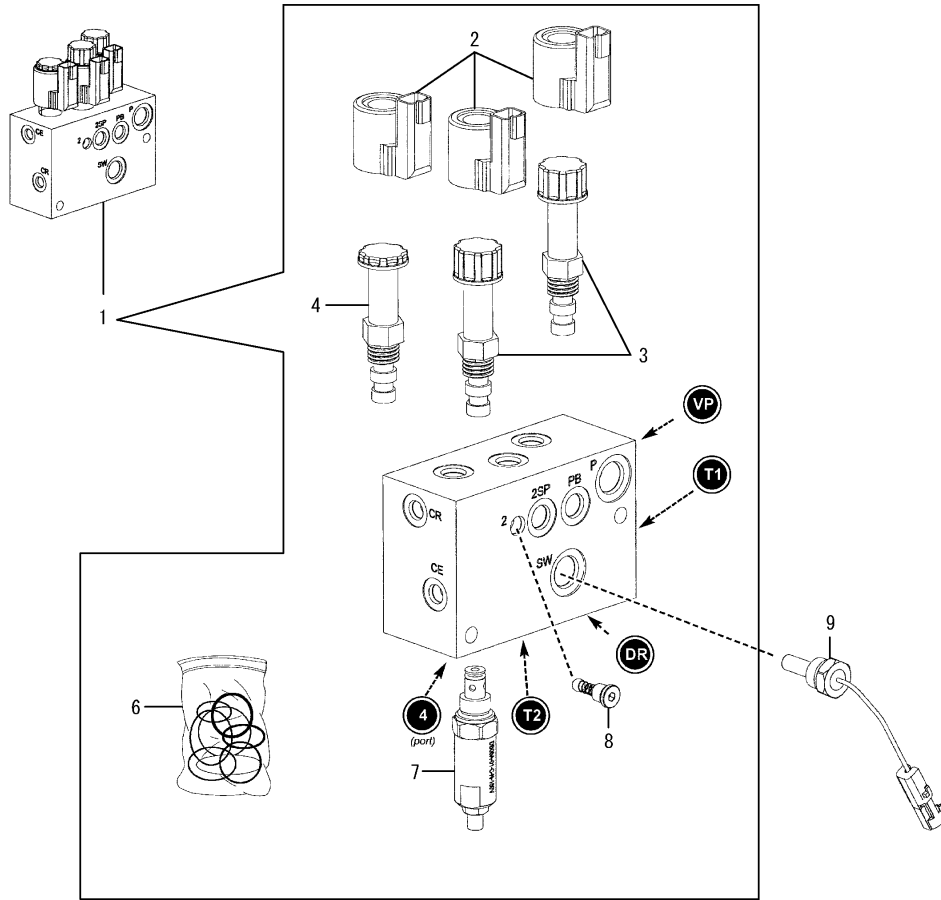
(A)=T175
(B)=
(C)=

(D)=
(E)=
(F)=



No.	Lev.	Parts No.	Description	Q'ty						I	R
				(A)	(B)	(C)	(D)	(E)	(F)		
1	1	172551-02090	MANIFOLD, RIDE CNTRL	1							
2	2	172551-02120	CARTRIDGE	2							
3	2	172551-02100	COIL	3							
4	2	172551-02110	CARTRIDGE	1							

Fig.74. PILOT PRESSURE MANIFOLD



(A)=T175
(B)=
(C)=

(D)=
(E)=
(F)=

No.	Lev.	Parts No.	Description	Q'ty						I	R
				(A)	(B)	(C)	(D)	(E)	(F)		
1	1	172551-05630	MANIFOLD	1							
2	2	172551-02100	COIL	3							
3	2	172551-02110	CARTRIDGE	2							
4	2	172551-02120	CARTRIDGE	1							
6	2	172551-06990	SEAL KIT	1							
7	2	172551-06980	VALVE,RELIEF	1							
8	2	172551-07000	VALVE,CHECK	1							
9	1	172551-01090	SWITCH,TEMPERATURE	1							

Fig.75. TRACK TENSION CYLINDER

(A)=T175
(B)=
(C)=

(D)=
(E)=
(F)=

No.	Lev.	Parts No.	Description	Q'ty						I	R
				(A)	(B)	(C)	(D)	(E)	(F)		
1	1	172551-03740	CYLINDER, TENSION	2							
2	2	172551-06960	CYLINDER ROD	2							
3	2	172551-06950	HEAD GLAND	2							
4	2	172551-06940	PISTON	2							
5	2	172551-10760	NUT	2							
6	2	172551-06970	SEAL KIT	2							
7	2	172551-06930	TUBE, WELDMENT	2							

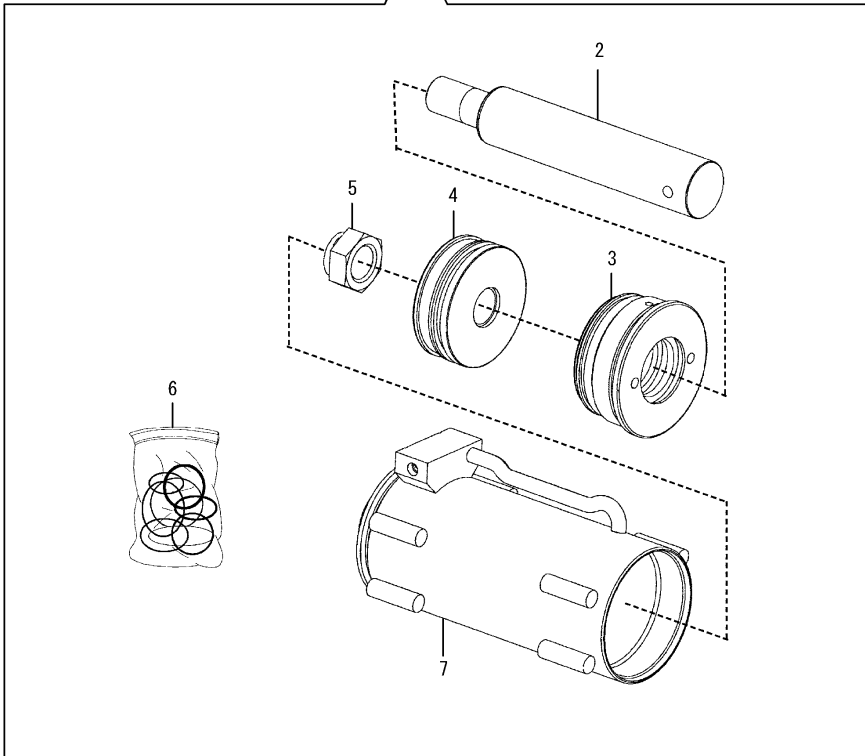
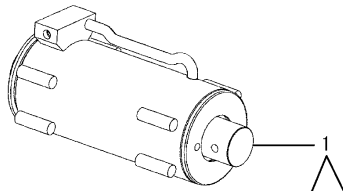
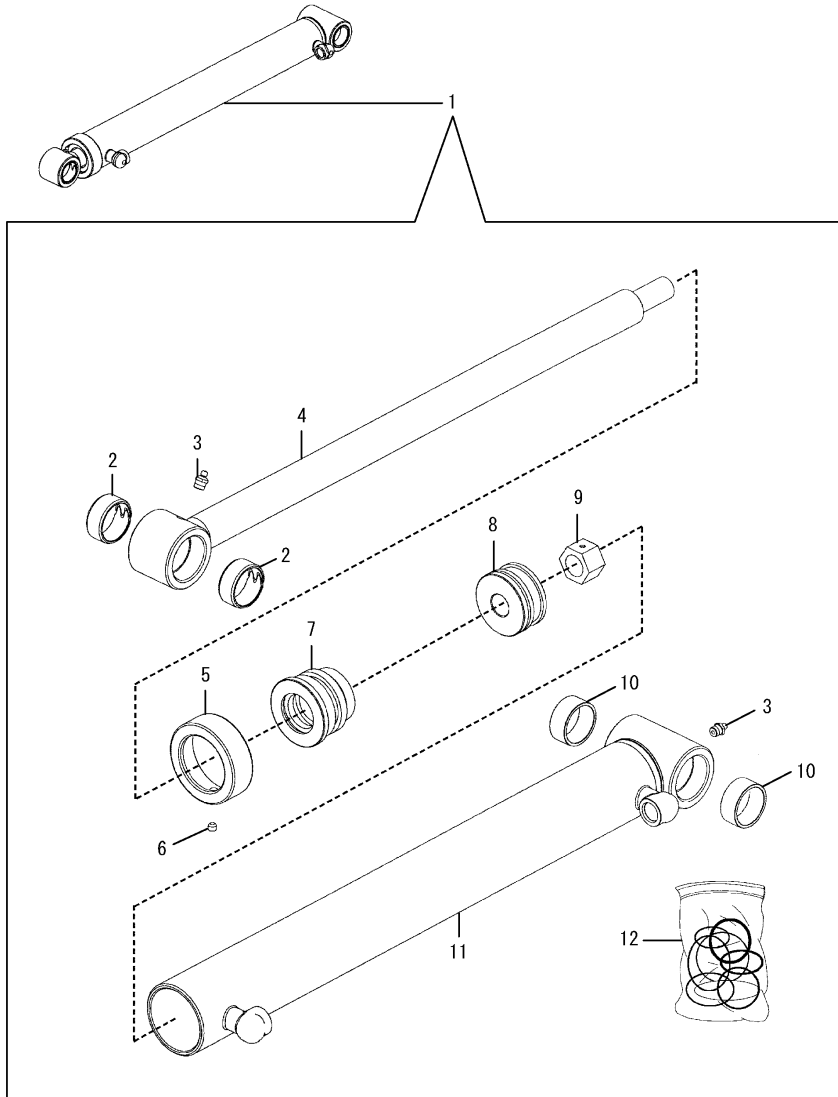


Fig.76. TILT CYLINDER(HYDRAULIC)

(A)=T175
(B)=
(C)=

(D)=
(E)=
(F)=

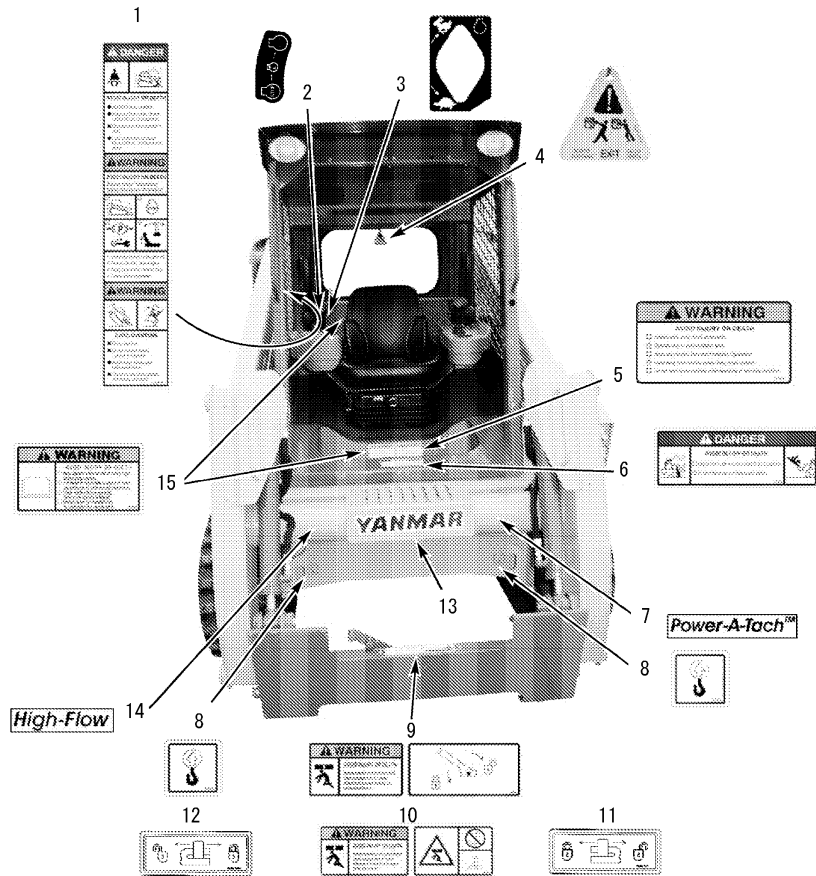


No.	Lev.	Parts No.	Description	Q'ty						I	R
				(A)	(B)	(C)	(D)	(E)	(F)		
1	1	172551-05760	CYLINDER, TILT	2							
2	2	172551-01030	BUSHING	4							
3	2	172551-09410	FITTING, GREASE	4							
4	2	172551-05820	ROD ,WELDMENT	2							
5	2	172551-00940	CAP,HEAD GLAND	2							
6	2	172551-10770	SCREW SET	2							
7	2	172551-00930	HEAD GLAND	2							
8	2	172551-03400	PISTON	2							
9	2	172551-00390	NUT	2							
10	2	172551-06900	BEARING,POLYLUBE	4							
11	2	172551-05830	TUBE, WELDMENT	2							
12	2	172551-06920	SEAL KIT	2							

Fig.78. FRONT,DECALS

(A)=T175
(B)=
(C)=

(D)=
(E)=
(F)=




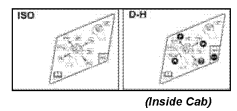
No.	Lev.	Parts No.	Description	Q'ty						I	R
				(A)	(B)	(C)	(D)	(E)	(F)		
1	1	172551-06510	LABEL,MULTI-WARNING	1							
2	1	172551-03010	LABEL,IGNITION	1							
3	1	172551-08180	LABEL,ACCELERATOR	1							
4	1	172551-01110	TAG, RIP-CORD	1							
5	1	172551-06500	LABEL,WARNING	1							
6	1	172551-01520	LABEL,NO RIDERS	1							
7	1	172551-02080	LABEL, QUICK COUPLER	1							
8	1	172551-01570	LABEL,LIFT POINT	2							
9	1	172218-00210	LABEL, ATTACH	1							
10	1	172551-01770	LABEL, QUICK COUPLER	1							
11	1	172551-01780	LABEL,LATCHING	1							
12	1	172551-01790	LABEL,LATCHING	1							
13	1	172551-11460	LABEL	1							
14	1	172551-02040	LABEL,HIGH-FLOW	1							
15	1	172551-01480	LABEL,MANUAL	2							

Fig.79. RIGHT SIDE,DECALS

(A)=T175
(B)=
(C)=

(D)=
(E)=
(F)=

No.	Lev.	Parts No.	Description	Q'ty						I	R
				(A)	(B)	(C)	(D)	(E)	(F)		
1	1	172551-11470	LABEL	1							
2	1	172551-11480	LABEL	1							
3	1	172551-06470	LABEL,JOYSTICK	1							
4	1	172551-06490	LABEL,JOYSTICK	1							1
5	1	172551-02020	LABEL,2-SPEED	1							
6	1	172551-01700	LABEL, RIDE CONTROL	1							
7	1	172551-01560	LABEL,TIEDOWN POINT	1							
8	1	172551-01510	LABEL,KEEP OUT	1							

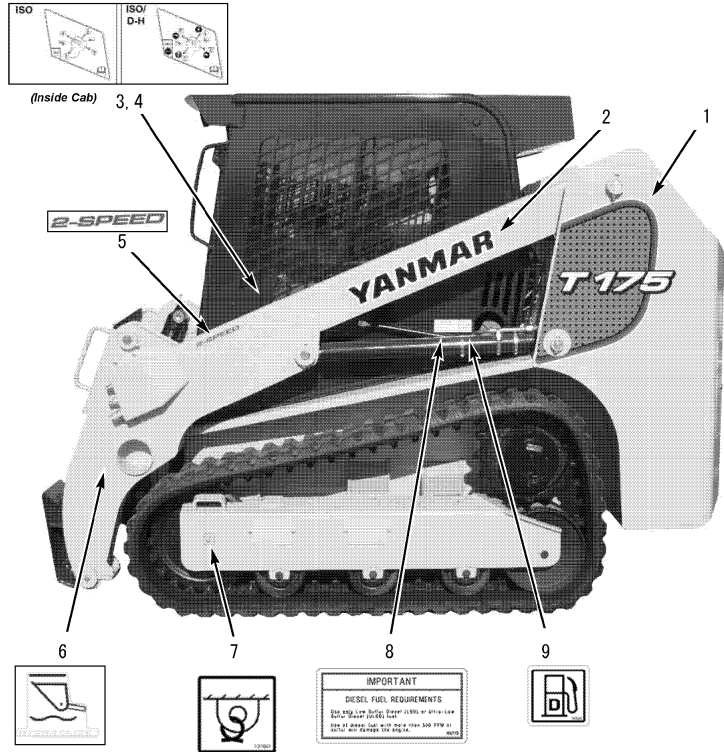


Remarks
(1)ISO-DH(option).

Fig.80. LEFT SIDE,DECALS

(A)=T175
(B)=
(C)=

(D)=
(E)=
(F)=



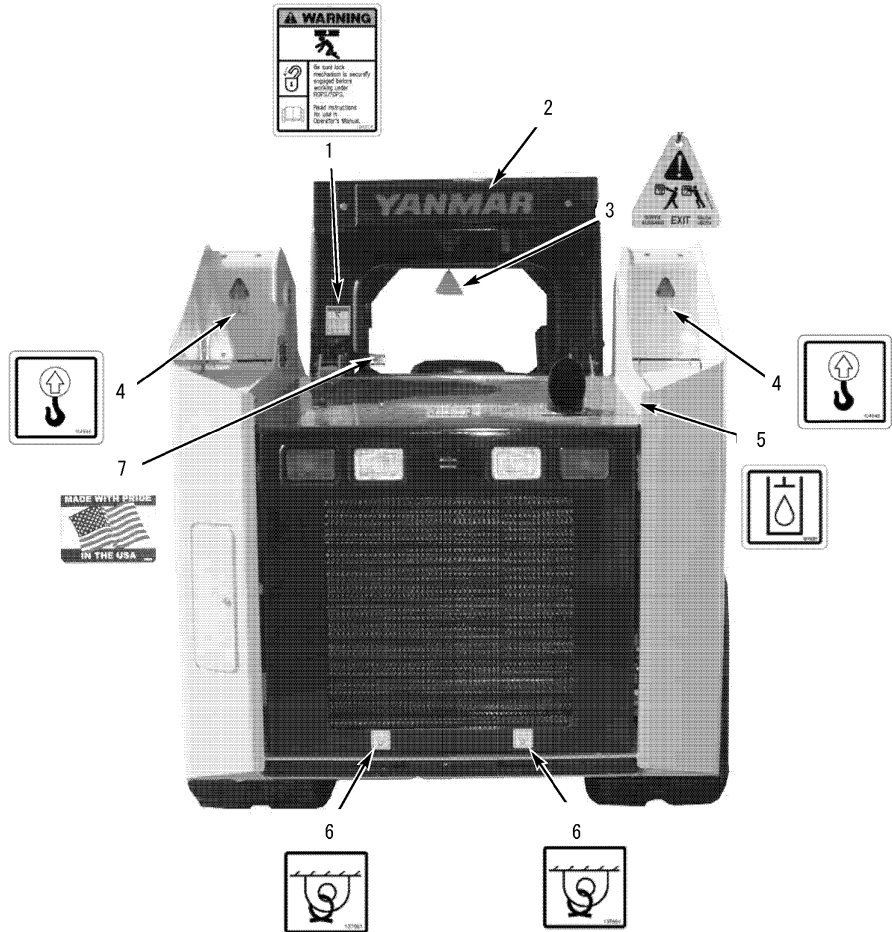
No.	Lev.	Parts No.	Description	Q'ty						I	R
				(A)	(B)	(C)	(D)	(E)	(F)		
1	1	172551-11490	LABEL	1							
2	1	172551-11480	LABEL	1							
3	1	172551-06460	LABEL,JOYSTICK	1							
4	1	172551-06480	LABEL,JOYSTICK	1							1
5	1	172551-02020	LABEL,2-SPEED	1							
6	1	172551-01700	LABEL, RIDE CONTROL	1							
7	1	172551-01560	LABEL,TIEDOWN POINT	1							
8	1	172551-02640	LABEL,LOW SULFUR	1							
9	1	172551-01500	LABEL,SDIESEL FUEL	1							

Remarks
(1)ISO-DH(option).

Fig.81. REAR,DECALS

(A)=T175
(B)=
(C)=

(D)=
(E)=
(F)=




No.	Lev.	Parts No.	Description	Q'ty						I	R
				(A)	(B)	(C)	(D)	(E)	(F)		
1	1	172551-02070	LABEL,LOCK	2							
2	1	172551-11500	LABEL	1							
3	1	172551-01110	TAG, RIP-CORD	1							
4	1	172551-01570	LABEL,LIFT POINT	2							
5	1	172551-01490	LABEL,HYDRAULIC	1							
6	1	172551-00880	LABEL,TIEDOWN POINT	2							
7	1	172551-01840	LABEL,FLAG	1							

Fig.82. ENGINE COMPARTMENT,DECALS

(A)=T175
(B)=
(C)=

(D)=
(E)=
(F)=



No.	Lev.	Parts No.	Description	Q'ty						I	R
				(A)	(B)	(C)	(D)	(E)	(F)		
1	1	172551-01550	LABEL,WARNING	1							
2	1	172551-01540	LABEL,WARNING	1							
3	1	172551-01530	LABEL,WARNING	1							
4	1	172551-08350	LABEL,LATCH	1							

Parts No. Index

Parts No.	Fig. No.	Ref. No.
119225-52102	36	8
121256-44600	40	29
124450-44510	40	25
124450-44550	40	26
129150-35153	1	1
	33	15
129242-55711	36	12
129242-55730	1	3
	36	13
129907-55801	1	4
	36	6
129927-75900	27	4
129930-13201	38	8
129940-42240	1	7
129940-77011	32	14
172215-00500	59	16
	60	14
	63	24
172215-02840	2	30
172215-02890	20	24
172215-03000	5	7
172215-03120	10	38
172216-09640	22	10
172218-00040	48	18
172218-00210	78	9
172551-00010	1	10
	2	23
172551-00020	56	1
	65	1
172551-00030	5	8
	25	18
172551-00040	33	9
	50	11
	63	6
	64	15
172551-00050	58	4
172551-00060	59	17
	60	8
	63	10
172551-00070	52	9
	59	18
	60	16
172551-00080	40	24
	55	4
	56	8
	57	13
	58	11
	63	4
172551-00090	29	9
172551-00100	40	8

Parts No.	Fig. No.	Ref. No.
172551-00110	54	22
	57	10
	63	12
172551-00120	6	25
	7	1
	27	41
	29	18
	31	5
	49	40
172551-00130	2	2
172551-00140	36	2
	37	13
		15
	40	27
172551-00150	8	13
	24	17
172551-00160	47	6
		24
172551-00170	27	35
	29	7
172551-00180	41	13
	48	4
	49	4
	50	9
	51	6
172551-00190	29	13
172551-00200	14	8
	15	23
	47	5
	49	8
172551-00210	7	5
172551-00220	53	8
	54	25
172551-00230	4	7
	36	11
172551-00240	13	9
		18
	14	13
		19
172551-00250	10	33
	24	1
		19
	27	3
	47	18
	49	19
172551-00260	7	10
	20	21
	23	16
	25	11
	47	31

Parts No.	Fig. No.	Ref. No.
172551-00270	4	28
	7	6
	25	13
	27	23
	31	6
	39	10
	40	20
	49	33
	61	13
	64	13
172551-00280	4	20
	20	6
	29	10
	36	17
	38	3
	39	15
		27
	40	7
	63	20
172551-00290	23	23
172551-00300	5	16
	8	10
172551-00310	5	9
	25	19
172551-00320	33	10
	62	19
172551-00330	57	2
	58	5
172551-00340	59	3
	60	15
	63	25
172551-00350	21	3
	22	7
	41	3
172551-00360	37	8
172551-00370	49	41
172551-00380	1	2
	55	2
172551-00390	76	9
	77	7
172551-00400	77	8
172551-00410	56	11
	61	15
172551-00420	27	26
172551-00430	59	15
172551-00440	24	11
172551-00450	23	20
	47	23
172551-00460	54	10
172551-00470	38	4

Parts No.	Fig. No.	Ref. No.
172551-00480	54	12
172551-00490	40	17
172551-00500	50	4
172551-00510	20	23
	49	38
	52	10
	53	3
	64	4
172551-00520	22	5
172551-00530	70	5
	71	5
172551-00540	70	6
	71	6
172551-00550	70	8
	71	8
172551-00560	70	7
	71	7
172551-00570	70	9
	71	10
172551-00580	23	32
172551-00590	62	4
		14
172551-00600	14	6
	15	25
172551-00610	40	18
	48	31
	49	1
	62	6
172551-00620	27	16
172551-00640	10	20
		26
172551-00650	49	30
172551-00660	70	3
	71	12
172551-00670	70	2
	71	11
172551-00680	70	4
	71	13
172551-00690	62	13
172551-00700	61	3
172551-00710	70	12
	71	18
172551-00720	27	36
	29	8
172551-00750	27	30
172551-00760	18	4
172551-00770	62	11
172551-00780	53	1
	62	12
172551-00790	49	34

Parts No. Index

Parts No.	Fig. No.	Ref. No.
172551-00800	49	35
172551-00810	69	11
172551-00820	68	2
	69	15
172551-00830	28	11
		21
		22
172551-00840	18	13
172551-00850	7	13
172551-00860	23	6
	25	7
172551-00870	28	13
		16
		17
		19
172551-00880	81	6
172551-00890	64	12
172551-00900	61	8
172551-00910	32	17
172551-00920	32	18
172551-00930	76	7
172551-00940	76	5
172551-00950	56	15
172551-00960	54	9
172551-00970	27	11
172551-00980	65	3
172551-00990	29	16
	49	31
172551-01000	54	3
172551-01010	70	13
	71	19
172551-01020	70	10
	71	14
172551-01030	76	2
172551-01040	54	21
172551-01050	54	24
172551-01060	33	2
	40	30
172551-01070	24	15
	54	4
172551-01080	47	21
	53	15
172551-01090	63	22
	74	9
172551-01100	57	8
	66	1
172551-01110	78	4
	81	3
172551-01120	57	11
	58	12

Parts No.	Fig. No.	Ref. No.
172551-01120	66	2
	67	2
172551-01130	66	5
172551-01140	66	3
172551-01150	66	4
172551-01160	66	6
172551-01170	66	7
172551-01180	27	24
172551-01190	54	8
172551-01200	49	22
172551-01210	2	16
172551-01220	38	24
172551-01230	61	10
	70	1
172551-01240	34	3
172551-01250	64	9
172551-01260	23	9
172551-01270	27	27
	33	3
	52	5
	53	2
172551-01280	11	5
172551-01290	47	22
	53	16
172551-01300	47	20
	53	14
172551-01310	34	4
172551-01320	48	20
172551-01330	48	23
172551-01340	48	19
172551-01350	48	28
	49	14
172551-01360	48	29
	49	17
172551-01370	48	27
	49	16
172551-01380	55	5
172551-01390	48	16
172551-01400	48	21
172551-01410	48	26
	49	15
172551-01420	48	30
	49	13
172551-01430	2	14
172551-01440	10	16
172551-01450	62	10
172551-01460	11	14
	12	18
172551-01470	11	15
	12	19

Parts No.	Fig. No.	Ref. No.
172551-01480	78	15
172551-01490	81	5
172551-01500	80	9
172551-01510	79	8
172551-01520	78	6
172551-01530	82	3
172551-01540	82	2
172551-01550	82	1
172551-01560	79	7
	80	7
172551-01570	78	8
	81	4
172551-01580	19	14
172551-01590	19	13
172551-01650	23	12
172551-01670	19	10
172551-01680	20	8
172551-01690	20	7
172551-01700	79	6
	80	6
172551-01710	20	10
172551-01720	48	24
172551-01730	19	20
	20	17
172551-01740	20	18
172551-01750	20	19
172551-01760	39	21
172551-01770	49	27
	78	10
172551-01780	49	26
	78	11
172551-01790	49	28
	78	12
172551-01800	39	24
172551-01810	54	2
	55	3
172551-01820	39	6
172551-01830	39	5
172551-01840	81	7
172551-01850	20	3
	39	20
172551-01860	39	22
172551-01870	39	23
172551-01880	56	3
172551-01930	77	6
172551-01940	63	17
172551-01950	39	1
172551-01960	39	12
172551-01970	4	11
172551-01980	27	33

Parts No.	Fig. No.	Ref. No.
172551-02000	38	16
172551-02020	79	5
	80	5
172551-02030	47	9
	52	11
172551-02040	78	14
172551-02050	1	6
	38	13
172551-02060	1	5
	38	12
172551-02070	81	1
172551-02080	78	7
172551-02090	64	20
	73	1
172551-02100	72	3
	73	3
	74	2
172551-02110	73	4
	74	3
172551-02120	72	2
	73	2
	74	4
172551-02130	64	21
172551-02140	17	8
172551-02150	17	5
172551-02160	39	26
172551-02170	38	23
172551-02180	28	9
		10
		12
		14
		15
		18
		23
172551-02190	24	22
172551-02200	52	12
172551-02210	52	14
172551-02220	52	13
172551-02230	52	16
172551-02250	38	9
172551-02260	19	5
172551-02270	18	8
172551-02300	18	9
172551-02310	18	10
172551-02320	19	12
172551-02330	4	6
172551-02340	38	15
172551-02350	38	14
172551-02370	58	15
172551-02380	11	8

Parts No. Index

Parts No.	Fig. No.	Ref. No.
172551-02390	65	12
172551-02400	38	26
172551-02410	49	37
	52	7
172551-02420	48	34
172551-02430	2	32
172551-02440	17	4
172551-02460	35	1
172551-02480	4	21
	13	12
	14	10
172551-02500	56	18
172551-02510	32	8
172551-02520	57	7
172551-02530	54	18
	57	4
	58	6
172551-02540	33	14
172551-02550	33	8
172551-02560	36	5
172551-02580	19	4
172551-02590	39	29
172551-02600	33	1
172551-02610	33	7
172551-02640	80	8
172551-02670	24	12
172551-02700	34	10
172551-02710	34	11
172551-02720	34	5
		12
172551-02730	34	8
172551-02750	23	19
	62	15
172551-02760	25	14
	26	3
	27	32
	38	18
	40	31
172551-02770	63	2
172551-02780	51	11
172551-02790	41	12
172551-02800	54	19
172551-02810	62	3
172551-02820	6	1
172551-02830	68	5
	69	12
172551-02840	68	14
	69	9
172551-02850	68	3
	69	13

Parts No.	Fig. No.	Ref. No.
172551-02860	68	4
	69	8
172551-02870	5	1
172551-02880	39	2
172551-02890	39	8
172551-02900	5	15
172551-02910	39	7
172551-02920	32	13
172551-02940	5	2
172551-02950	32	6
172551-02960	32	11
172551-02970	6	9
172551-02980	32	10
172551-02990	27	18
	28	27
		28
		32
	29	17
172551-03010	78	2
172551-03020	28	25
172551-03040	2	11
172551-03050	11	1
		2
	13	3
	14	25
172551-03060	3	12
172551-03070	3	13
172551-03080	6	8
172551-03090	1	9
	10	6
172551-03100	6	19
172551-03110	47	36
172551-03120	20	15
172551-03130	29	3
172551-03140	5	3
172551-03150	6	20
172551-03160	6	18
172551-03170	6	13
172551-03180	6	12
172551-03190	6	7
172551-03200	6	16
172551-03210	6	4
172551-03220	29	5
172551-03230	65	5
172551-03240	14	17
172551-03250	48	25
	49	12
172551-03260	40	10
	55	7
172551-03270	27	17

Parts No.	Fig. No.	Ref. No.
172551-03280	40	21
172551-03290	10	18
172551-03300	40	14
172551-03310	40	11
172551-03320	40	9
172551-03330	33	12
172551-03340	33	11
172551-03350	36	7
172551-03360	40	5
172551-03370	40	6
172551-03380	41	10
	45	6
172551-03390	25	1
172551-03400	76	8
172551-03410	77	5
172551-03420	48	15
172551-03430	48	14
172551-03440	37	4
172551-03450	12	1
172551-03460	10	13
172551-03470	2	12
172551-03480	9	3
172551-03490	41	5
	44	1
172551-03500	4	37
	7	4
172551-03510	41	15
	43	1
172551-03520	23	14
172551-03530	25	4
172551-03550	54	15
	57	5
172551-03560	51	7
172551-03570	50	7
172551-03580	18	7
172551-03590	50	14
	64	3
172551-03650	18	5
172551-03660	51	10
172551-03670	48	3
172551-03680	17	2
	58	22
172551-03690	3	1
172551-03700	3	2
172551-03710	20	5
172551-03720	10	28
172551-03730	10	29
172551-03740	41	7
	75	1
172551-03750	57	1

Parts No.	Fig. No.	Ref. No.
172551-03750	68	1
172551-03760	8	15
172551-03770	10	22
172551-03780	20	4
172551-03790	37	6
172551-03800	37	1
172551-03810	62	1
		2
172551-03820	58	1
	69	1
172551-03830	1	8
	39	17
172551-03840	24	20
172551-03850	12	14
172551-03860	31	9
172551-03870	23	3
172551-03880	11	10
172551-03890	41	2
172551-03900	5	10
172551-03910	27	12
172551-03920	34	13
	39	19
172551-03930	34	2
172551-03940	39	11
172551-03950	34	6
172551-03960	2	15
172551-03970	8	9
172551-03980	8	8
172551-03990	10	21
172551-04000	10	23
172551-04010	14	1
172551-04020	45	3
	59	13
	60	4
172551-04030	54	6
172551-04040	27	47
	28	7
		8
172551-04050	29	2
172551-04060	11	11
172551-04070	45	2
	59	14
	60	3
172551-04080	23	1
172551-04090	11	12
172551-04100	10	9
	31	3
172551-04110	7	11
172551-04120	14	20
172551-04130	13	22

Parts No. Index

Parts No.	Fig. No.	Ref. No.
172551-04140	18	3
	19	7
172551-04150	19	8
	20	1
172551-04160	24	21
172551-04170	10	25
172551-04180	10	19
172551-04190	56	7
172551-04200	61	11
	71	1
172551-04210	17	7
172551-04220	40	16
	56	14
172551-04230	40	23
	54	20
172551-04240	20	11
172551-04250	38	22
172551-04260	30	1
172551-04270	10	10
172551-04280	35	3
172551-04290	28	1
	2	
	3	
	4	
	5	
	6	
172551-04300	62	18
172551-04310	38	21
172551-04320	38	20
172551-04330	25	9
172551-04340	37	3
172551-04350	26	5
172551-04360	55	1
172551-04370	12	13
172551-04380	34	7
172551-04390	13	6
	14	5
	24	5
172551-04400	13	7
	14	4
	24	4
172551-04410	18	17
172551-04420	7	8
172551-04430	12	10
172551-04440	10	12
172551-04450	9	4
172551-04460	41	14
172551-04470	41	4
172551-04480	27	42
172551-04490	27	44

Parts No.	Fig. No.	Ref. No.
172551-04500	27	43
		45
172551-04510	48	33
172551-04520	27	46
172551-04530	47	30
172551-04540	23	10
172551-04550	47	11
172551-04560	47	13
172551-04570	23	18
172551-04580	25	12
172551-04590	23	13
172551-04610	41	8
172551-04630	57	12
172551-04650	23	11
172551-04660	47	27
172551-04670	14	24
172551-04680	32	2
172551-04690	13	4
	14	21
	30	3
172551-04700	38	1
172551-04720	13	8
172551-04730	13	5
172551-04740	23	21
172551-04750	23	22
172551-04760	41	11
	45	4
	46	1
	59	1
	60	1
172551-04770	4	13
172551-04780	4	1
172551-04790	27	48
	53	11
	58	17
172551-04800	13	14
	27	28
	30	2
	49	25
172551-04810	7	2
	31	4
172551-04820	4	34
172551-04830	4	36
172551-04840	4	33
172551-04850	56	2
172551-04860	51	14
172551-04870	50	1
172551-04880	38	5
172551-04890	14	2
172551-04900	62	5

Parts No.	Fig. No.	Ref. No.
172551-04910	21	2
172551-04920	24	10
172551-04930	47	7
172551-04940	52	1
		2
172551-04950	53	5
		7
	58	20
		21
172551-04960	53	10
	58	3
172551-04970	45	1
	59	2
	60	2
172551-04980	47	2
172551-04990	50	17
		18
172551-05000	38	19
172551-05010	47	12
172551-05020	47	15
172551-05030	27	13
172551-05040	40	1
172551-05050	27	40
172551-05060	51	13
172551-05070	47	4
172551-05080	36	3
	37	11
172551-05090	52	3
172551-05100	50	12
		13
172551-05110	54	13
	62	9
172551-05120	24	13
172551-05130	54	23
	63	5
172551-05140	23	5
172551-05150	51	2
		4
	64	2
		7
172551-05160	51	1
		3
	64	1
		6
172551-05170	59	6
	60	6
172551-05180	54	11
	59	4
172551-05190	11	6
		9

Parts No.	Fig. No.	Ref. No.
172551-05200	47	26
172551-05210	64	14
	72	1
172551-05220	63	11
	64	16
172551-05230	61	5
	64	19
172551-05240	40	12
172551-05250	53	6
	54	26
172551-05260	54	7
172551-05270	36	10
172551-05280	5	14
172551-05320	56	10
172551-05330	56	9
	63	14
172551-05340	6	23
172551-05350	56	5
		12
	59	7
	60	11
172551-05360	56	6
	60	9
172551-05370	13	1
172551-05380	56	13
	59	9
172551-05390	24	3
172551-05400	61	4
172551-05410	61	6
172551-05420	61	7
172551-05430	4	29
172551-05440	61	12
	64	17
172551-05450	54	14
	62	17
172551-05460	50	2
		3
	61	1
		2
172551-05470	4	31
172551-05490	41	20
		21
	63	15
172551-05500	63	16
172551-05510	63	18
172551-05520	41	18
	63	19
172551-05530	47	33
172551-05540	64	11
172551-05550	64	10

Parts No. Index

Parts No.	Fig. No.	Ref. No.
172551-05560	4	32
172551-05570	24	8
172551-05580	24	9
172551-05590	47	28
172551-05600	58	9
		10
172551-05610	54	16
	58	7
172551-05620	58	14
	67	1
172551-05630	59	19
	60	17
	63	1
	74	1
172551-05640	48	1
	49	3
172551-05650	48	8
172551-05670	22	6
172551-05680	4	8
172551-05690	47	10
	52	8
172551-05700	41	16
172551-05710	45	7
172551-05720	45	5
172551-05730	24	7
172551-05740	5	6
	47	32
172551-05750	22	9
172551-05760	50	10
	76	1
172551-05770	51	8
	77	1
172551-05780	23	25
172551-05790	10	27
172551-05800	10	31
172551-05810	36	15
172551-05820	76	4
172551-05830	76	11
172551-05840	77	4
172551-05850	77	9
172551-05860	54	1
172551-05880	2	21
172551-05900	5	11
172551-05910	10	30
172551-05920	10	5
172551-05930	24	6
172551-05940	19	6
172551-05950	13	23
172551-05960	14	23
172551-05970	2	36

Parts No.	Fig. No.	Ref. No.
172551-05970	8	4
172551-05980	41	1
172551-05990	27	20
172551-06010	10	1
172551-06020	23	33
172551-06030	29	15
172551-06040	23	28
172551-06050	23	29
172551-06060	23	30
172551-06070	23	31
172551-06080	31	1
172551-06090	27	21
172551-06100	20	16
172551-06110	20	12
172551-06120	20	14
172551-06130	10	2
172551-06140	10	14
172551-06150	10	8
172551-06160	40	28
172551-06170	10	17
172551-06180	5	4
172551-06190	23	17
172551-06200	8	2
172551-06210	10	4
172551-06220	28	34
	49	21
172551-06230	8	1
172551-06240	32	1
172551-06250	27	9
172551-06260	12	6
172551-06270	12	8
172551-06280	15	1
172551-06290	13	21
172551-06300	14	18
172551-06310	13	19
172551-06320	15	2
172551-06330	11	3
172551-06340	49	2
172551-06350	27	31
172551-06360	29	20
172551-06370	41	17
	42	1
172551-06380	19	1
172551-06390	2	24
172551-06400	2	25
172551-06410	2	27
172551-06420	2	26
172551-06430	19	17
172551-06440	7	9
172551-06450	49	18

Parts No.	Fig. No.	Ref. No.
172551-06460	80	3
172551-06470	79	3
172551-06480	80	4
172551-06490	79	4
172551-06500	78	5
172551-06510	78	1
172551-06520	7	3
172551-06530	49	23
172551-06540	2	1
172551-06550	49	11
172551-06560	49	6
172551-06570	28	26
172551-06580	10	35
	31	2
172551-06590	48	32
172551-06600	62	8
172551-06610	62	7
172551-06620	37	9
172551-06630	37	10
172551-06640	47	19
172551-06650	14	22
172551-06660	13	20
172551-06670	14	3
172551-06680	47	25
172551-06690	4	24
	13	13
	14	12
172551-06700	47	16
172551-06710	49	29
172551-06720	29	21
172551-06730	29	6
172551-06740	26	7
172551-06750	40	13
172551-06760	70	11
	71	17
172551-06770	38	25
	51	15
172551-06780	19	11
172551-06820	28	20
172551-06830	28	31
172551-06840	32	3
	35	5
172551-06850	35	4
172551-06860	35	2
172551-06870	48	7
	57	9
	58	13
172551-06880	48	17
172551-06890	48	41
172551-06900	76	10

Parts No.	Fig. No.	Ref. No.
172551-06900	77	2
172551-06910	77	10
172551-06920	76	12
172551-06930	75	7
172551-06940	75	4
172551-06950	75	3
172551-06960	75	2
172551-06970	75	6
172551-06980	74	7
172551-06990	74	6
172551-07000	74	8
172551-07010	67	3
172551-07020	67	4
172551-07030	71	3
172551-07040	71	4
172551-07050	65	4
172551-07060	65	7
172551-07070	65	8
172551-07080	65	9
172551-07090	65	15
		25
172551-07100	65	16
172551-07110	65	17
		26
172551-07120	65	19
172551-07130	65	21
172551-07140	65	22
		51
172551-07150	65	23
172551-07160	65	27
172551-07170	65	28
172551-07180	65	29
172551-07190	65	30
172551-07200	65	31
172551-07210	65	32
172551-07220	65	33
172551-07230	65	35
172551-07240	65	36
172551-07250	65	37
172551-07260	65	38
172551-07270	65	61
172551-07280	65	41
172551-07290	65	42
172551-07300	65	43
172551-07310	65	44
172551-07320	65	45
172551-07330	65	46
172551-07340	65	47
172551-07350	65	48
172551-07360	65	49

Parts No. Index

Parts No.	Fig. No.	Ref. No.
172551-07370	65	50
172551-07380	65	52
172551-07390	65	54
172551-07400	65	56
172551-07410	65	57
172551-07420	65	59
172551-07430	3	4
	65	60
172551-07440	46	17
172551-07450	46	2
172551-07460	46	3
172551-07470	46	4
172551-07480	46	5
172551-07490	46	6
172551-07500	46	7
172551-07510	46	8
172551-07520	46	9
172551-07530	46	10
172551-07540	46	11
172551-07550	46	12
172551-07560	46	13
172551-07570	46	14
172551-07580	3	7
172551-07590	3	6
172551-07600	3	15
172551-07610	3	5
172551-07620	3	11
172551-07630	3	10
172551-07640	3	9
172551-07650	3	8
172551-07660	3	16
172551-07670	3	14
172551-07680	46	15
172551-07690	43	5
172551-07700	42	4
	43	4
	44	10
172551-07710	43	6
172551-07720	43	2
172551-07730	43	3
172551-07740	43	7
172551-07750	42	9
	43	8
	44	6
172551-07760	42	5
172551-07770	42	7
172551-07780	42	2
	44	7
172551-07790	42	3
172551-07800	42	8

Parts No.	Fig. No.	Ref. No.
172551-07810	42	6
	44	8
172551-07820	44	11
172551-07830	44	9
172551-07840	44	4
172551-07850	44	5
172551-07860	44	3
172551-07870	44	2
172551-07880	40	2
172551-07890	40	15
172551-07900	68	13
	69	7
172551-07910	69	4
172551-07920	69	10
172551-07930	69	14
172551-07940	69	16
172551-07950	68	10
172551-07960	68	6
172551-07970	68	7
172551-07980	68	9
	69	3
172551-07990	4	2
	12	11
	25	5
	37	2
172551-08000	12	12
172551-08010	15	3
172551-08020	15	4
172551-08030	15	12
172551-08040	15	5
172551-08050	15	6
172551-08060	15	11
172551-08070	15	14
172551-08080	15	15
172551-08090	15	9
172551-08100	15	8
172551-08110	15	10
172551-08120	15	7
172551-08130	15	13
172551-08140	15	16
172551-08150	15	17
172551-08160	25	16
172551-08170	4	35
172551-08180	78	3
172551-08190	41	9
172551-08240	36	9
	37	14
172551-08250	36	1
	37	12
172551-08260	8	5

Parts No.	Fig. No.	Ref. No.
172551-08270	49	10
172551-08280	2	31
172551-08290	12	2
172551-08300	12	3
172551-08310	12	4
172551-08320	11	7
172551-08330	51	12
172551-08340	34	1
	39	18
172551-08350	82	4
172551-08360	4	14
172551-08370	34	9
172551-08380	51	16
172551-08390	10	36
172551-08400	53	9
	58	2
172551-08410	47	35
172551-08420	22	4
172551-08430	13	24
172551-08440	56	19
172551-08450	56	4
172551-08460	56	20
172551-08480	35	8
172551-08490	2	5
172551-08500	2	8
172551-08510	2	6
172551-08520	2	9
172551-08530	2	4
172551-08540	2	7
172551-08550	24	18
172551-08560	4	12
172551-08570	27	2
172551-08580	24	25
172551-08590	22	2
172551-08600	22	1
172551-08610	4	15
172551-08620	4	17
172551-08630	4	18
172551-08640	26	6
172551-08650	26	2
172551-08670	11	4
	12	7
		9
172551-08680	12	5
172551-08690	27	39
172551-08700	22	3
	39	25
172551-08710	25	17
172551-08720	37	7
172551-08730	8	16

Parts No.	Fig. No.	Ref. No.
172551-08740	8	17
172551-08750	15	22
172551-08760	27	6
172551-08770	21	1
172551-08780	11	13
172551-08790	18	14
172551-08800	18	15
172551-08810	18	6
172551-08820	18	12
172551-08830	20	9
172551-08840	59	8
		10
	60	10
		12
172551-08850	21	5
172551-08870	21	4
172551-08880	22	14
172551-08890	22	13
172551-08900	6	21
172551-08910	5	17
172551-08920	6	22
172551-08930	7	14
172551-08940	54	17
	57	6
	58	8
172551-08950	22	11
172551-08960	2	39
	19	21
	20	20
172551-08980	7	7
172551-08990	4	38
	31	10
172551-09000	16	2
172551-09010	16	1
172551-09020	2	40
172551-09030	2	34
172551-09040	16	4
172551-09190	27	34
172551-09220	2	35
172551-09330	2	38
172551-09340	2	37
172551-09380	38	27
172551-09390	27	14
		50
	53	13
	58	19
172551-09400	22	8
172551-09410	47	1
	48	13
	49	7

Parts No. Index

Parts No.	Fig. No.	Ref. No.
172551-09410	76	3
172551-09420	77	3
172551-09430	5	5
172551-09460	4	5
172551-09470	26	1
172551-09480	4	27
	9	1
	10	24
		32
	27	38
	47	29
172551-09490	47	3
172551-09500	2	20
	23	7
172551-09510	8	3
	27	25
	33	4
	49	32
172551-09520	2	17
172551-09530	2	42
	13	16
	14	15
	36	16
	38	2
172551-09540	36	18
172551-09550	4	19
	51	5
172551-09560	8	12
172551-09570	2	3
172551-09580	40	3
	48	9
	49	5
172551-09590	17	3
	18	1
	19	2
172551-09600	40	22
172551-09620	2	33
	57	14
	58	24
172551-09630	39	3
172551-09640	26	9
172551-09650	47	8
	52	6
172551-09660	27	15
172551-09670	23	26
	49	9
172551-09680	49	36
172551-09690	5	12
172551-09700	48	6
172551-09710	19	16

Parts No.	Fig. No.	Ref. No.
172551-09720	13	15
	14	14
172551-09730	49	39
	50	6
		16
172551-09740	8	6
172551-09750	29	11
172551-09760	64	8
172551-09770	51	9
172551-09780	48	2
172551-09790	64	5
172551-09800	52	4
	53	4
	61	9
172551-09810	38	17
172551-09820	25	8
172551-09830	7	12
	24	2
	47	17
172551-09840	36	14
172551-09850	8	14
172551-09860	40	19
	57	15
	58	25
172551-09870	23	27
172551-09880	2	13
	24	23
172551-09890	20	22
	24	24
	27	7
172551-09900	39	9
172551-09910	47	14
172551-09920	25	2
	33	13
172551-09930	20	13
172551-09940	27	1
	49	20
172551-09950	8	11
172551-09960	5	13
	8	7
172551-09970	19	9
	26	8
172551-09980	37	5
172551-09990	25	3
	26	11
	27	49
	53	12
	58	18
172551-10000	4	22
		25

Parts No.	Fig. No.	Ref. No.
172551-10000	13	10
	14	11
172551-10010	3	3
	4	16
	10	3
172551-10020	4	23
		26
	13	11
	14	9
172551-10030	25	6
172551-10040	39	16
172551-10050	48	36
172551-10060	39	13
172551-10070	32	12
172551-10080	4	10
172551-10090	16	3
172551-10100	41	6
	50	8
172551-10110	10	37
172551-10120	56	16
172551-10130	15	26
172551-10140	32	7
172551-10150	15	20
172551-10160	64	18
172551-10170	17	6
172551-10180	2	10
		29
	10	11
		34
	13	25
	14	26
172551-10190	17	1
172551-10200	4	9
172551-10210	22	12
172551-10220	6	3
172551-10230	6	2
172551-10240	10	7
172551-10250	13	2
172551-10260	24	14
172551-10270	63	21
172551-10280	27	10
172551-10290	18	11
172551-10300	27	29
172551-10310	48	35
172551-10320	24	16
	54	5
172551-10330	13	17
	14	16
172551-10340	14	7
	15	24

Parts No.	Fig. No.	Ref. No.
172551-10350	48	5
172551-10360	4	4
	18	2
	19	3
	23	15
	25	10
172551-10370	2	19
	23	8
	27	5
	29	14
	31	7
	61	14
172551-10380	40	4
	54	27
172551-10390	23	24
	48	40
172551-10400	2	28
	39	4
172551-10410	47	34
172551-10420	36	4
172551-10430	27	37
	49	24
172551-10440	29	4
	38	6
172551-10450	4	3
172551-10460	15	18
	29	12
	33	5
	35	6
172551-10470	6	6
172551-10480	39	14
172551-10490	15	21
172551-10500	15	19
	32	5
	33	6
	35	7
	38	7
	39	28
172551-10510	27	19
172551-10520	32	4
172551-10530	32	9
172551-10550	48	22
172551-10560	28	24
		33
	29	19
172551-10570	19	18
172551-10580	26	10
172551-10590	20	2
	26	4
172551-10600	19	19

Parts No. Index

Parts No.	Fig. No.	Ref. No.
172551-10610	6	10
172551-10620	6	14
172551-10630	6	17
172551-10640	6	11
172551-10650	6	15
172551-10660	6	5
172551-10670	56	17
172551-10680	9	2
172551-10690	31	8
172551-10700	4	30
	25	15
172551-10710	50	5
		15
172551-10720	28	30
172551-10730	10	15
172551-10740	12	15
		16
172551-10750	6	24
172551-10760	75	5
172551-10770	76	6
172551-11210	2	18
172551-11220	2	22
172551-11230	2	41
172551-11240	4	39
172551-11250	18	16
172551-11270	27	22
172551-11280	28	35
172551-11290	28	36
172551-11300	37	16
172551-11310	41	19
172551-11330	48	10
172551-11340	48	38
172551-11350	48	39
172551-11360	48	37
172551-11370	55	6
	57	3
	58	16
172551-11380	57	16
	58	26
172551-11390	58	23
172551-11400	59	5
	60	5
	63	8
172551-11410	59	12
	63	23
172551-11420	59	20
	60	13
172551-11430	59	21
	60	7
	63	9

Parts No.	Fig. No.	Ref. No.
172551-11440	62	16
	63	3
172551-11460	78	13
172551-11470	79	1
172551-11480	79	2
	80	2
172551-11490	80	1
172551-11500	81	2
172552-00390	59	11
	63	13
172552-00400	63	7
198461-52950	27	8
	28	29
261161-20252	32	15

Parts No.	Fig. No.	Ref. No.
-----------	----------	----------

Parts No.	Fig. No.	Ref. No.
-----------	----------	----------