


OCS10-M56800EN



P R E F A C E

1. This parts catalog carries Yanmar skid-steer loader S270V.

2. Parts catalog history

		Parts catalog NO.	Published	Remarks
1st edition	Vehicle	0CS10-G56800	Oct.,2012	
	Engine	0CW10-G26700		

3. Your understanding is asking that this parts catalog is not a technical data manual setting forth as servicing procedures, This parts catalog is using simplified illustration.

Be sure to use Yanmar Genuine Parts in your maintenance servicing of Yanmar products.

Be careful not to use the simple parts available in the market, otherwise their use in repairing causes such as an early breakage, for instance.

Contents

OCS10-M56800

Fig. No.	Fig. Name	Fig. No.	Fig. Name
MAIN LOADER COMPONENTS		25.	HYDROSTATIC SYSTEM - WHEEL DRIVES(TWO-SPEED)
1.	CHASSIS	26.	HYDRAULICS - CHASSIS
2.	CHASSIS(HVAC COMPLETING)	27.	HYDRAULICS - CHASSIS(STANDARD AUXILIARY HYDRAULICS)
3.	CHASSIS(HEATER-ONLY COMPLETING)	28.	HYDRAULICS - CHASSIS(HIGH-FLOW AUXILIARY HYDRAULICS)
4.	GRILLE AND ENGINE COVER	29.	HYDRAULICS - LIFT ARM(STANDARD HYDRAULICS)
5.	ROPS/FOPS STRUCTURE	30.	HYDRAULICS - LIFT ARM(HIGH-FLOW HYDRAULICS)
6.	ROPS/FOPS STRUCTURE(NON-HVAC ASSEMBLY)	31.	CONTROLS - LIFT/TILT AND TRACTION(DUAL JOYSTICK CONTROLS)
7.	ROPS/FOPS STRUCTURE(HVAC ASSEMBLY)	32.	CONTROLS - LIFT/TILT AND TRACTION(HAND/FOOT CONTROLS)
8.	ROPS/FOPS STRUCTURE(CAB DOOR ASSEMBLY)	33.	CONTROLS - ENGINE(DUAL JOYSTICK CONTROLS)
9.	ROPS/FOPS STRUCTURE(CAB DOOR ASSEMBLY, DOOR COMPLETING PACKAGE)	34.	ELECTRICAL - CHASSIS
10.	RESTRAINT BAR	35.	ELECTRICAL - CHASSIS (REAR LIGHT POWER DISTRIBUTION)
11.	SEATS - STANDARD AND SUSPENSION(STANDARD AND AIR SUSPENSION SEAT)	36.	ELECTRICAL - ROPS/FOPS(ROPS/FOPS LIGHTING HARNESS, STANDARD)
12.	SEATS - SEAT BELT OPTION	37.	ELECTRICAL - ROPS/FOPS
13.	SEATS - THREE-POINT RESTRAINT SEAT BELT OPTION	38.	ELECTRICAL - LIGHTS
14.	LIFT ARM	39.	ELECTRICAL - ENGINE
15.	ATTACHMENT BRACKET(MANUAL QUICK COUPLER)	40.	ELECTRICAL - ENGINE(HIGH-FLOW)
16.	ATTACHMENT BRACKET(ACTUATOR GROUP)	41.	TIRES
17.	ATTACHMENT BRACKET(HYDRAULIC QUICK COUPLER, CHASSIS COMPONENTS)	42.	FOUR-POINT LIFT ASSEMBLY
18.	ATTACHMENT BRACKET(HYDRAULIC QUICK COUPLER, LIFT ARM COMPONENTS)	43.	DECALS(1)
19.	WHEEL DRIVES	44.	DECALS(2)
20.	WHEEL DRIVES(AXLE ASSEMBLY)	45.	DECALS(3)
21.	ENGINE	46.	DECALS(4)
22.	AIR CLEANER AND EXHAUST	47.	DECALS(5)
23.	RADIATOR/COOLER	48.	DECALS(6)
24.	HYDROSTATIC SYSTEM - WHEEL DRIVES(SINGLE-SPEED)		

Contents

OCS10-M56800

Fig. No.	Fig. Name
HYDRAULIC COMPONENTS	
49.	LIFT CYLINDER
50.	TILT CYLINDER
51.	DRIVE MOTORS(SINGLE-SPEED)
52.	DRIVE MOTORS(TWO-SPEED)
53.	TANDEM PUMP(PUMP)
54.	TANDEM PUMP(PUMP / ENGINE END)
55.	TANDEM PUMP(PUMP / GEAR PUMP END)
56.	GEAR PUMP - SINGLE(STANDARD AUXILIARY - GEAR PUMP)
57.	GEAR PUMP - DOUBLE(HIGH-FLOW AUXILIARY - GEAR PUMP)
58.	SELF-LEVELING VALVE
59.	SOLENOID VALVES - BRAKE, JOYSTICK SUPPLY AND BRAKE RELEASE(SINGLE-SPEED)
60.	SOLENOID VALVES - BRAKE, JOYSTICK SUPPLY AND BRAKE RELEASE(TWO-SPEED)
61.	SOLENOID VALVES - BRAKE, JOYSTICK SUPPLY AND BRAKE RELEASE(JOYSTICK SUPPLY)
62.	SOLENOID VALVES - BRAKE, JOYSTICK SUPPLY AND BRAKE RELEASE(BRAKE RELEASE SOLENOI
63.	MAIN CONTROL VALVE(STANDARD CONTROL VALVE)
64.	MAIN CONTROL VALVE(HIGH-FLOW CONTROL VALVE)
65.	PROPORTIONAL VALVES(3 BANK VALVE, STANDARD AUXILIARY)
66.	PROPORTIONAL VALVES(5 BANK VALVE, HIGH-FLOW AUXILIARY)
67.	RIDE CONTROL MANIFOLD
68.	HEATER HOUSING AND HVAC HOUSING ASSEMBLY
69.	CONDENSOR ASSEMBLY
70.	CONDENSOR, HEATER HOUSING AND HVAC HOUSING ASSEMBLY(CONDENSOR HOUSING ASSEMBLY)
71.	LIFT ASSIST PUMP AND CYLINDER
72.	LIFT ASSIST PUMP AND CYLINDER

Fig. No.	Fig. Name
73.	PUMP - HYDRAULIC QUICK COUPLER
74.	FOOT VALVE
KITS AND ACCESSORIES	
75.	BACKUP ALARM KIT
76.	SIDE WINDOW KIT
77.	REARVIEW MIRROR KIT
78.	CAB DOOR KIT
79.	CAB DOOR KIT, DOOR COMPLETING PACKAGE
80.	AM/FM RADIO KIT
81.	HEATER/DEFROSTER KIT
82.	HEATER/DEFROSTER KIT
83.	HEATER/DEFROSTER KIT, HOUSING SERVICE PARTS
84.	PRE-CLEANER KIT
85.	14-PIN ELECTRICAL AUXILIARY CONNECTOR KIT
86.	WARNING LAMP KIT
87.	REAR WIPER KIT
88.	FLASHER KIT
89.	AUXILIARY COUPLER SERVICE KITS
90.	HYDRAULIC QUICK COUPLER KIT
91.	HYDRAULIC QUICK COUPLER KIT
92.	PARKING BRAKE RELEASE KIT
93.	FOUR-POINT LIFT KIT
94.	COUNTERWEIGHT KIT
95.	SINGLE-POINT LIFT KIT

Contents

0CS10-M56800

Fig. No. Fig. Name

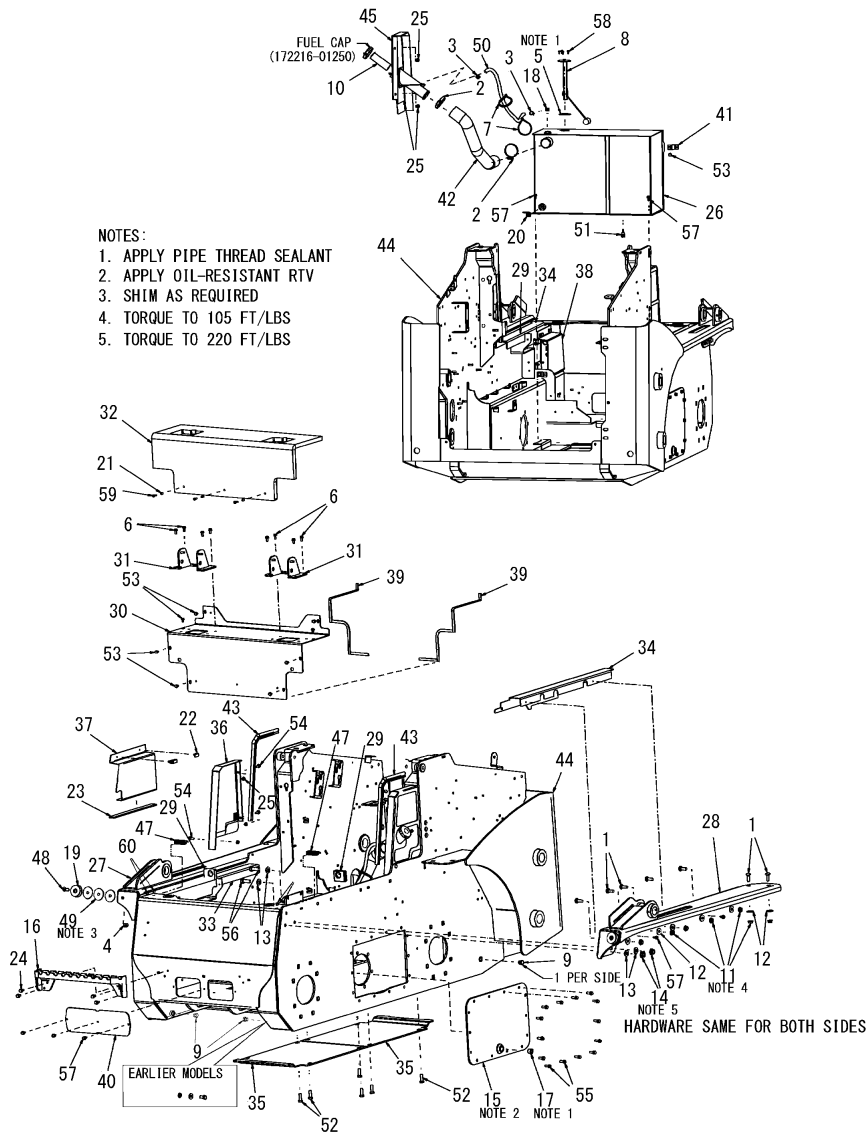
Fig. No. Fig. Name

96. IMPACT-RESISTANT DOOR KIT

Fig.1. CHASSIS

(A)=S270V
(B)=
(C)=

(D)=
(E)=
(F)=



No.	Lev.	Parts No.	Description	Q'ty						I	R
				(A)	(B)	(C)	(D)	(E)	(F)		
1	1	172218-05930	BOLT	14							
2	1	172215-00110	CLAMP	2							
3	1	172551-00140	CLAMP	2							
4	1	172551-00290	NUT	2							
5	1	172216-00210	GASKET, FUEL SENDER	1							
6	1	172551-00610	SCREW	8							
7	1	172215-00480	TIE, CABLE	2							
8	1	172218-05950	SENDER, FUEL	1							
9	1	172215-00620	PLUG	4							
10	1	172216-01240	STRAINER, FUEL FILL	1							
11	1	172215-00710	NUT	14							
12	1	172216-01770	WASHER	12							
13	1	172216-02040	WASHER	8							
14	1	172216-02110	NUT	4							
15	1	172217-00300	COVER ASSY	2							
16	1	172218-00310	STEP	1							
17	1	172551-02190	PLUG	2							
18	1	172217-00570	FITTING	1							
19	1	172215-01720	STOP, DOWN	2							
20	1	172218-00470	VALVE, FUEL SHUT OFF	1							
21	1	172216-04870	SPACER	3							
22	1	172216-05820	LATCH, SWELL	4							
23	1	172216-06260	STRIP, FOAM	2							
24	1	172216-06810	SCREW	4							
25	1	172215-06620	NUT	6							
26	1	172218-00800	TANK, FUEL	1							
27	1	172218-00860	FENDER, T-LINK R	1							
28	1	172218-00870	FENDER, T-LINK L	1							
29	1	172218-00890	PLUG, PASS THROUGH	2							
30	1	172218-00950	COVER, CROSSMEMBER	1							
31	1	172218-01050	BASE, JOYSTICK	2							
32	1	172218-01100	COVER, CROSSMEMBER	1							
33	1	172218-01140	FILLER, ROPS RIGHT	1							
34	1	172218-01150	FILLER, ROPS LEFT	1							
35	1	172218-01340	BELLY PAN	2							
36	1	172218-01430	COVER, RIGHT	1							
37	1	172218-01720	COVER, PANEL RIGHT	1							
38	1	172218-01750	COVER, PANEL LEFT	1							
39	1	172218-02240	SEAL	1							
40	1	172218-02540	COVER, CLEAN-OUT	1							
41	1	172218-02600	PLATE, RETAINER	2							
42	1	172218-02840	HOSE, FILL	1							
43	1	172218-04500	SEAL, BULB 90	2							
44	1	172218-04600	CHASSIS	1							
45	1	172218-04610	COVER, FUEL	1							
46	1	172216-01250	CAP, FUEL TANK	1							1
47	1	172218-04880	SEAL, FILLER PLATE	2							
48	1	172215-07710	SCREW	2							
49	1	172215-08690	SHIM	6							
50	1	172215-09600	HOSE, FUEL	1							
51	1	172218-05670	FITTING	1							

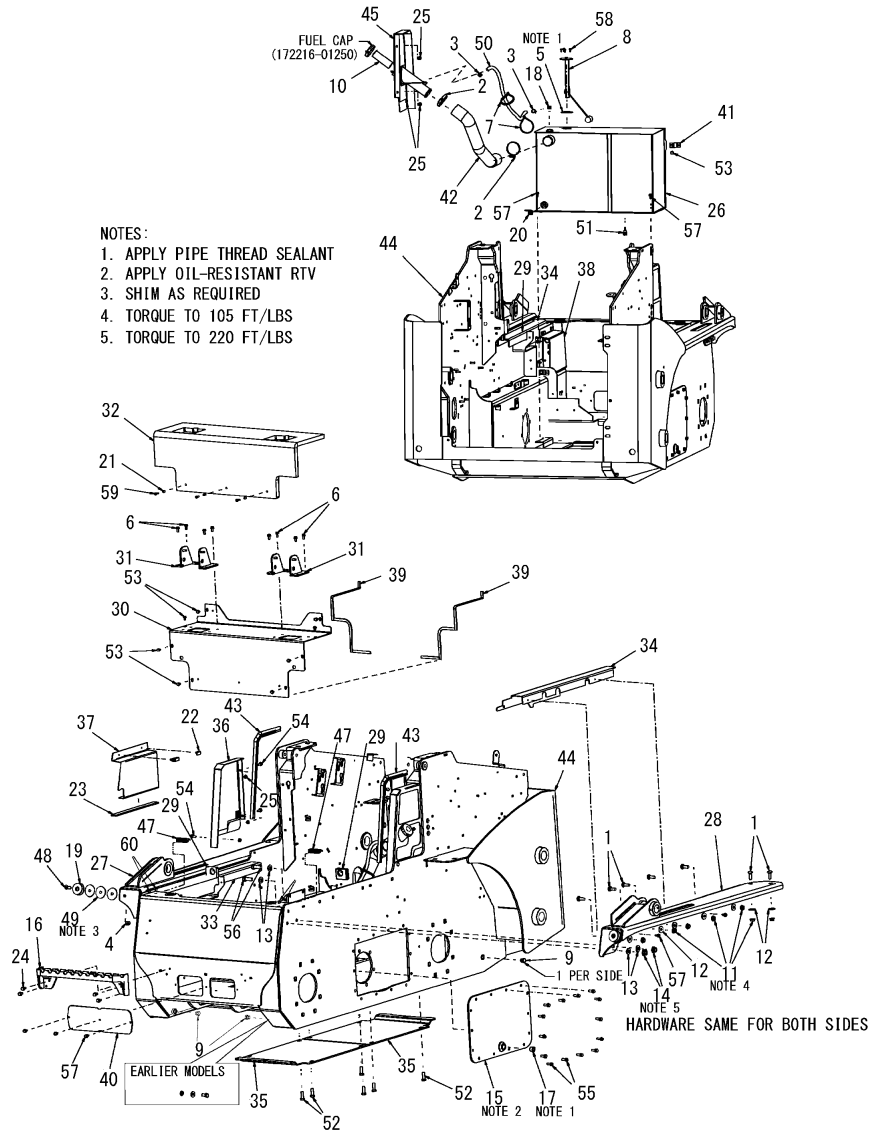
Remarks

(1) Not shown in illustration.

Fig.1. CHASSIS

(A)=S270V
(B)=
(C)=

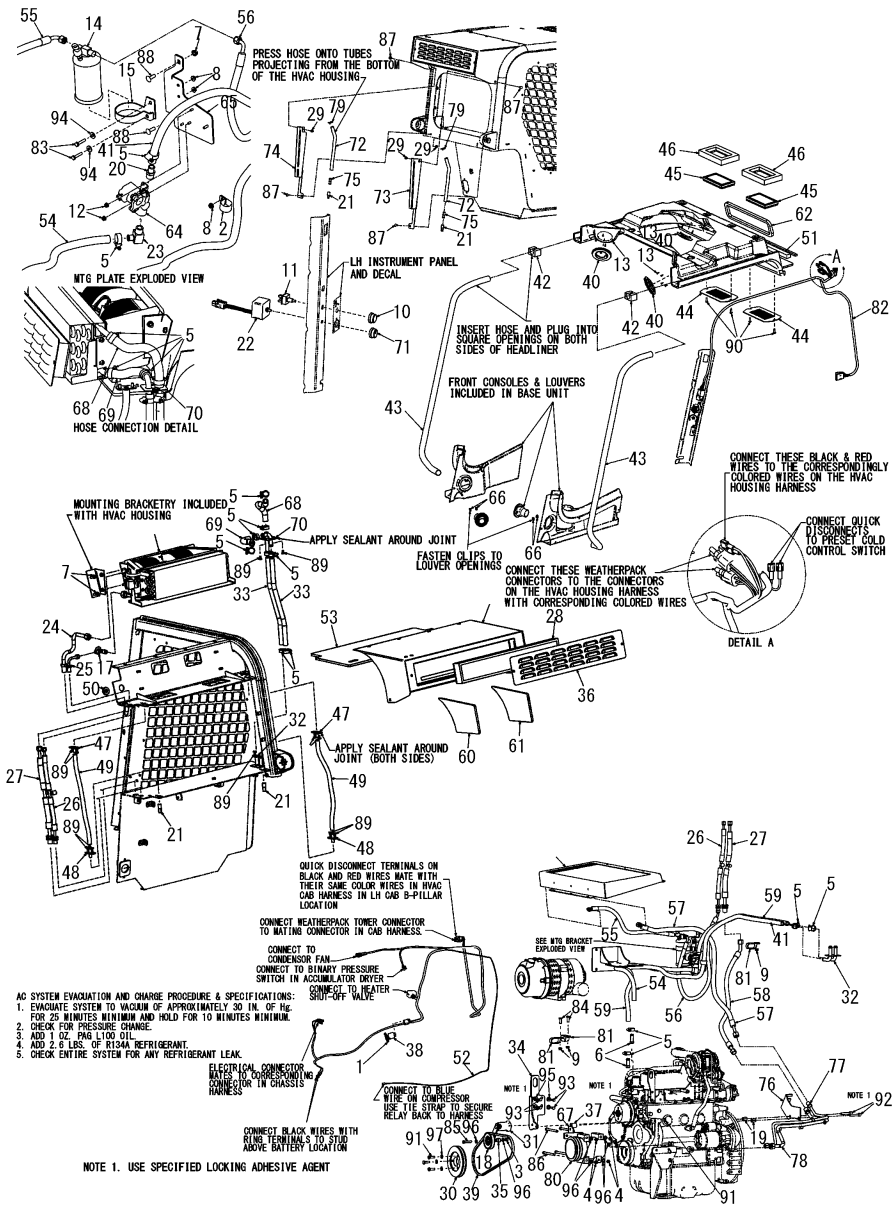
(D)=
(E)=
(F)=



No.	Lev.	Parts No.	Description	Q'ty						I	R
				(A)	(B)	(C)	(D)	(E)	(F)		
52	1	172215-00510	SCREW	6							
53	1	172215-02740	SCREW	10							
54	1	172215-02820	BOLT	6							
55	1	172216-09500	SCREW	28							
56	1	172218-05030	SCREW	4							
57	1	172215-03150	SCREW	9							
58	1	172215-03160	SCREW	5							
59	1	172216-11170	SCREW	3							
60	1	172216-05270	PLUG, HOLE	4							
61	1	172218-06520	FILTER	1							

Remarks
(1) Not shown in illustration.

Fig.2. CHASSIS(HVAC COMPLETING)



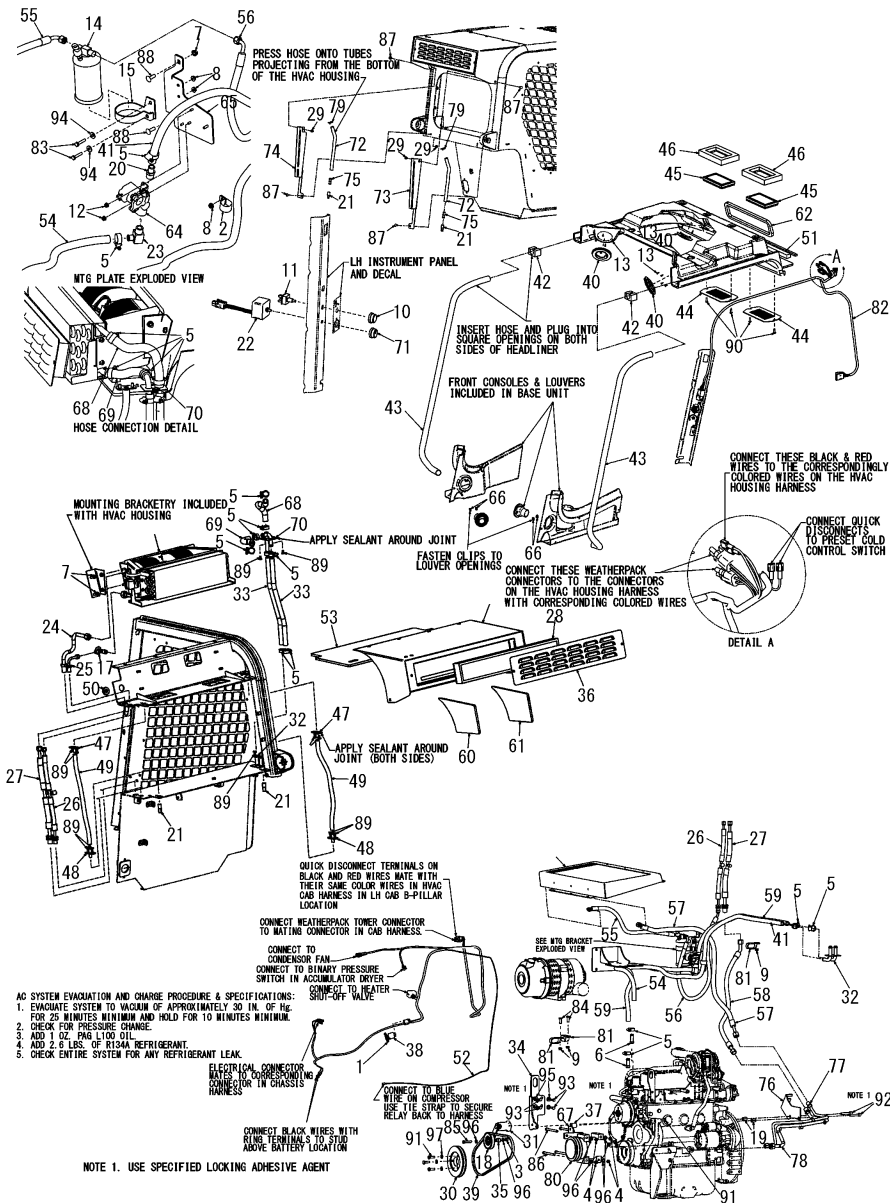
(A)=S270V
(B)=
(C)=

(D)=
(E)=
(F)=

No.	Lev.	Parts No.	Description	Q'ty						I	R
				(A)	(B)	(C)	(D)	(E)	(F)		
1	1	172551-00120	TIE, CABLE	1							
2	1	172216-00080	CLAMP	1							
3	1	172551-00280	NUT	1							
4	1	172216-00490	NUT	4							
5	1	172551-00760	CLAMP	14							
6	1	172551-00840	FITTING	2							
7	1	172551-01060	NUT	6							
8	1	172216-01590	NUT	3							
9	1	172215-00700	NUT	3							
10	1	172215-00740	KNOB	1							
11	1	172551-01280	SWITCH, HEATER	1							
12	1	172551-01590	FLANGE	2							
13	1	172216-02460	SCREW	16							
14	1	172551-01680	RECEIVER DRIER	1							
15	1	172551-01690	CLAMP	1							
16	1	172551-01710	SWITCH, BINARY	1							1
17	1	172216-02670	VALVE, EXPANSION, AC	1							
18	1	172551-01830	PULLEY W/BEARING	1							
19	1	172218-00350	SPACER	2							
20	1	172551-02270	FITTING	1							
21	1	172216-04240	CAP, DRIP	4							
22	1	172551-02380	MODULE, A/C CONTROL	1							
23	1	172217-01170	FITTING	1							
24	1	172218-00630	TUBE, AC	1							
25	1	172218-00640	TUBE, AC	1							
26	1	172218-00650	HOSE	1							
27	1	172218-00660	HOSE	1							
28	1	172551-00010	FILTER, FRESH AIR	1							
29	1	172215-06620	NUT	4							
30	1	172551-02880	PULLEY, CRANKSHAFT	1							
31	1	172551-02890	TENSIONER	1							
32	1	172218-01110	PLATE, HEATER TUBES	1							
33	1	172218-01120	HOSE, HEATER	2							
34	1	172216-07830	BRACKET, TENSIONER	1							
35	1	172551-02910	SPACER, PULLEY	1							
36	1	172218-06390	PLATE, COVER	1							
37	1	172216-07890	SPACER, ALTERNATOR	1							
38	1	172216-07930	RELAY, SEALED	1							
39	1	172216-07950	BELT, AC	1							
40	1	172218-02170	VENT	4							
41	1	172218-02280	HOSE, HEATER	2							
42	1	172218-02330	PLUG, TUBE	2							
43	1	172218-02340	TUBE, FORWARD HVAC	2							
44	1	172218-02810	COVER, RECIRC	2							
45	1	172551-03090	FILTER, AIR	2							
46	1	172218-02820	PAD, SEALING FILTER	2							
47	1	172218-02850	TUBE, DRAIN	2							
48	1	172218-02860	TUBE, DRAIN	2							
49	1	172218-02870	HOSE, DRAIN	2							
50	1	172218-02880	GROMMET	1							
51	1	172218-02890	PAD	1							

Remarks
(1) Not shown in illustration.
(2) For breakdown see Fig.No.69.

Fig.2. CHASSIS(HVAC COMPLETING)



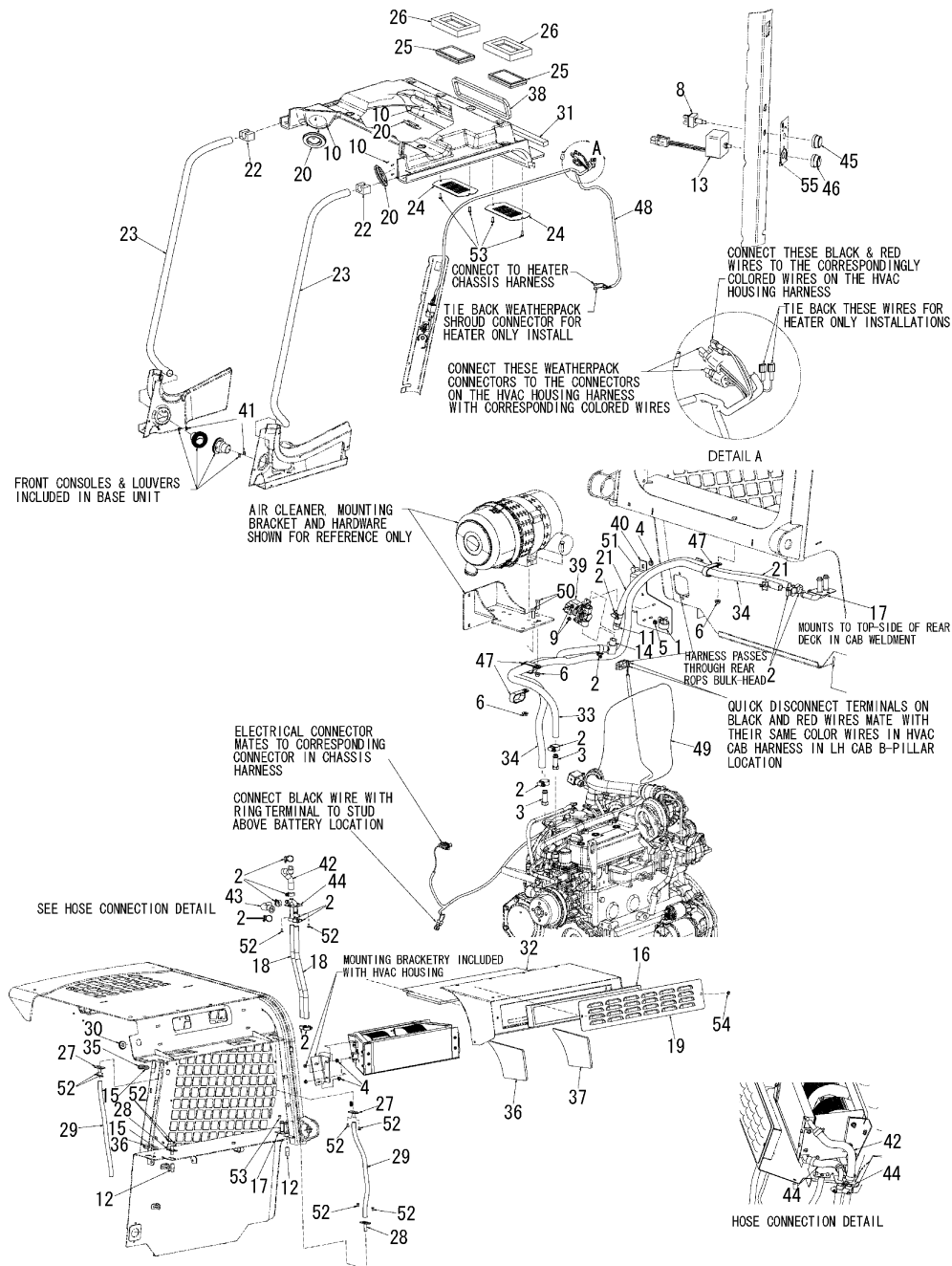
(A)=S270V
(B)=
(C)=

(D)=
(E)=
(F)=

No.	Lev.	Parts No.	Description	(A)	(B)	(C)	(D)	(E)	(F)	Q'ty	I	R
52	1	172218-02960	HARNESS							1		
53	1	172218-02970	PAD, HOUSING TOP							1		
54	1	172218-03140	HOSE, HEATER							1		
55	1	172218-03260	HOSE							1		
56	1	172218-03290	HOSE							1		
57	1	172218-03410	HOSE							1		
58	1	172218-03420	HOSE							1		
59	1	172218-03440	HOSE, HEATER							1		
60	1	172218-03450	PAD, HOUSING LEFT							1		
61	1	172218-03460	PAD, HOUSING RIGHT							1		
62	1	172218-03480	PAD, HEADLINER SEAL							1		
63	1	172218-06410	ASSY, CONDENSER							1		2
64	1	172218-03840	VALVE, SOLENOID							1		
65	1	172218-03850	BRACKET							1		
66	1	172218-03950	CLIP, HOSE RETAINING							4		
67	1	172216-08290	BRACKET, COMPRESSOR							1		
68	1	172218-04180	HOSE, MOLDED HEATER							1		
69	1	172218-04190	HOSE, MOLDED HEATER							1		
70	1	172218-04200	TUBE, HEATER							1		
71	1	172218-04490	KNOB, TEMP CONTROL							1		
72	1	172218-04670	TUBE, DRAIN HVAC							2		
73	1	172218-06380	COVER, DRAIN HVAC, R							1		
74	1	172218-06370	COVER, DRAIN HVAC, L							1		
75	1	172218-04730	HOSE							2		
76	1	172218-04830	BRACKET, TUBE							1		
77	1	172218-04840	TUBE, HIGH PRESSURE							1		
78	1	172218-04850	TUBE, LOW PRESSURE							1		
79	1	172218-04860	CLAMP							2		
80	1	172216-08920	COMPRESSOR, A/C							1		
81	1	172218-04900	CLAMP							3		
82	1	172218-05760	HARNESS, HVAC CAB							1		
83	1	172551-09460	SCREW							2		
84	1	172551-09530	SCREW							2		
85	1	172551-09630	SCREW							1		
86	1	172216-09450	SCREW							4		
87	1	172218-05000	BOLT							4		
88	1	172551-09920	BOLT							2		
89	1	172215-03110	SCREW							12		
90	1	172551-10010	SCREW							4		
91	1	172551-10060	SCREW							4		
92	1	172218-05140	SCREW							2		
93	1	172216-09780	SCREW							4		
94	1	172551-10360	WASHER							2		
95	1	172551-10370	WASHER							4		
96	1	172551-10400	WASHER							6		
97	1	172216-09850	WASHER							3		

Remarks
 (1) Not shown in illustration.
 (2) For breakdown see Fig.No.69.

Fig.3. CHASSIS(HEATER-ONLY COMPLETING)



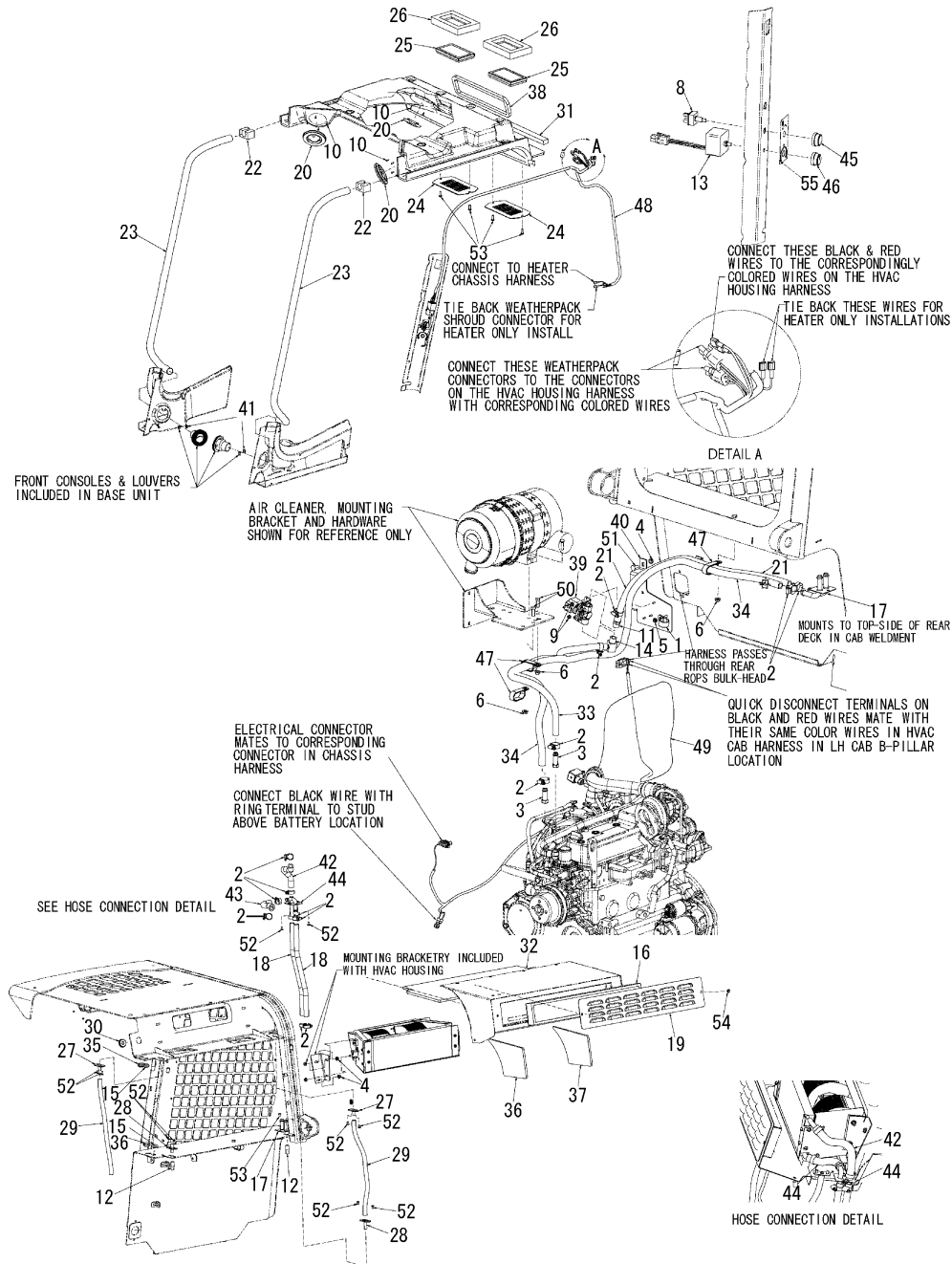
No.	Lev.	Parts No.	Description	Qty						I	R
				(A)	(B)	(C)	(D)	(E)	(F)		
1	1	172216-00080	CLAMP	1							
2	1	172551-00760	CLAMP	14							
3	1	172551-00840	FITTING	2							
4	1	172551-01060	NUT	6							
5	1	172216-01590	NUT	1							
6	1	172215-00700	NUT	3							
7	1	172215-00740	KNOB	1							
8	1	172551-01280	SWITCH, HEATER	1							
9	1	172551-01590	FLANGE	2							
10	1	172216-02460	SCREW	16							
11	1	172551-02270	FITTING	1							
12	1	172216-04240	CAP, DRIP	2							
13	1	172551-02380	MODULE, A/C CONTROL	1							
14	1	172217-01170	FITTING	1							
15	1	172551-02430	PLUG	2							
16	1	172551-00010	FILTER, FRESH AIR	1							
17	1	172218-01110	PLATE, HEATER TUBES	1							
18	1	172218-01120	HOSE, HEATER	2							
19	1	172218-06390	PLATE, COVER	1							
20	1	172218-02170	VENT	4							
21	1	172218-02280	HOSE, HEATER	1							
22	1	172218-02330	PLUG, TUBE	2							
23	1	172218-02340	TUBE, FORWARD HVAC	2							
24	1	172218-02810	COVER, RECIRC	2							
25	1	172551-03090	FILTER, AIR	2							
26	1	172218-02820	PAD, SEALING FILTER	2							
27	1	172218-02850	TUBE, DRAIN	2							
28	1	172218-02860	TUBE, DRAIN	2							
29	1	172218-02870	HOSE, DRAIN	2							
30	1	172218-02880	GROMMET	1							
31	1	172218-02890	PAD	1							
32	1	172218-02970	PAD, HOUSING TOP	1							
33	1	172218-03140	HOSE, HEATER	1							
34	1	172218-03440	HOSE, HEATER	1							
35	1	172551-03110	GROMMET	2							
36	1	172218-03450	PAD, HOUSING LEFT	1							
37	1	172218-03460	PAD, HOUSING RIGHT	1							
38	1	172218-03480	PAD, HEADLINER SEAL	1							
39	1	172218-03840	VALVE, SOLENOID	1							
40	1	172218-03850	BRACKET	1							
41	1	172218-03950	CLIP, HOSE RETAINING	4							
42	1	172218-04180	HOSE, MOLDED HEATER	1							
43	1	172218-04190	HOSE, MOLDED HEATER	1							
44	1	172218-04200	TUBE, HEATER	1							
45	1	172218-04490	KNOB, TEMP CONTROL	1							
46	1	172218-04740	CAP, TUBE	2							
47	1	172218-04900	CLAMP	3							
48	1	172218-05760	HARNESSES, HVAC CAB	1							
49	1	172218-05770	HARNESSES, HEATER	1							
50	1	172551-09530	SCREW	2							
51	1	172551-09920	BOLT	2							

N:Old $\xrightarrow{\text{Yes}}$ New, Q:Old $\xrightarrow{\text{No}}$ New, R:Old $\xrightarrow{\text{Yes}}$ New, S:Old $\xrightarrow{\text{No}}$ New, W:Add, Z:Discontinued, F:Interchangeable by set, K:Q'ty Change
 ++ CONTINUE ++
 Copyright (C) YANMAR CO., LTD. All Rights Reserved.

Fig.3. CHASSIS(HEATER-ONLY COMPLETING)

(A)=S270V
(B)=
(C)=

(D)=
(E)=
(F)=

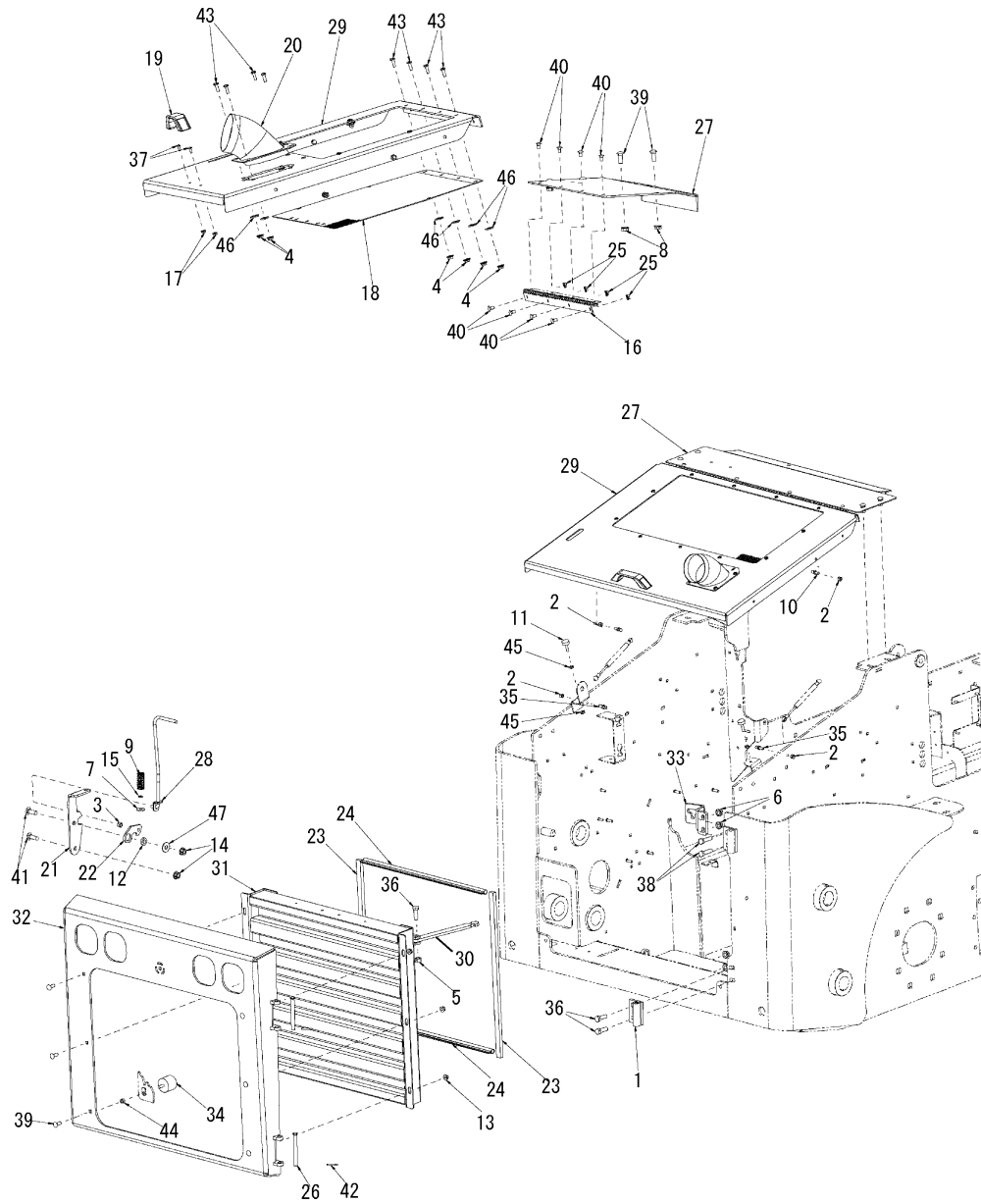


No.	Lev.	Parts No.	Description	Q'ty						I	R
				(A)	(B)	(C)	(D)	(E)	(F)		
52	1	172215-03110	SCREW	12							
53	1	172551-10010	SCREW	4							
54	1	172218-02210	KNOB, CLAMPING	2							
55	1	172218-04370	LABEL, FAN SPEED	1							

Fig.4. GRILLE AND ENGINE COVER

(A)=S270V
(B)=
(C)=

(D)=
(E)=
(F)=



No.	Lev.	Parts No.	Description	Qty						I	R
				(A)	(B)	(C)	(D)	(E)	(F)		
1	1	172215-04030	HINGE, REAR DOOR	2							
2	1	172551-00150	NUT	4							
3	1	172551-00180	NUT	1							
4	1	172551-00230	NUT	15							
5	1	172551-00290	NUT	1							
6	1	172551-00580	NUT	4							
7	1	172218-00040	WASHER	1							
8	1	172551-00720	NUT	4							
9	1	172216-00520	SPRING, COMPRESSION	1							
10	1	172215-00550	STUD, BALL	2							
11	1	172551-01070	BUMPER	2							
12	1	172216-01200	BUSHING	1							
13	1	172215-00700	NUT	6							
14	1	172215-00710	NUT	2							
15	1	172218-00090	CLIP, RETAINING	1							
16	1	172218-00180	HINGE, PIANO	1							
17	1	172551-01590	FLANGE	2							
18	1	172217-00420	SCREEN	1							
19	1	172215-01410	HANDLE, GRAB	1							
20	1	172217-01010	TUBE ASSY, SHROUD	1							
21	1	172218-00490	LATCH, MOUNT	1							
22	1	172218-00500	LATCH, REAR GRILLE	1							
23	1	172218-00510	SEAL, FOAM	2							
24	1	172217-01060	SEAL, BULB	2							
25	1	172215-06610	NUT	8							
26	1	172215-06940	PIN, CLEVIS	2							
27	1	172218-00960	COVER, R CROSSMEMBER	1							
28	1	172218-01530	ROD ASSY, LATCH	1							
29	1	172218-01590	COVER, ENGINE	1							
30	1	172218-01760	PLATE, DOOR CATCH	1							
31	1	172218-02380	SCREEN, REAR GRILLE	1							
32	1	172218-04460	GRILLE, REAR	1							
33	1	172218-04620	CATCH, DOOR	1							
34	1	172215-09280	BUMPER, RUBBER	1							
35	1	172218-05700	STUD, BALL	2							
36	1	172215-02700	SCREW	3							
37	1	172551-09610	SCREW	2							
38	1	172218-04950	SCREW	2							
39	1	172551-09750	BOLT	10							
40	1	172216-09410	BOLT	8							
41	1	172551-09870	BOLT	2							
42	1	172215-03000	PIN, COTTER	2							
43	1	172551-10010	SCREW	15							
44	1	172551-10300	NUT	1							
45	1	172551-10320	NUT	4							
46	1	172551-10370	WASHER	15							
47	1	172551-10390	WASHER	1							

Fig.5. ROPS/FOPS STRUCTURE

(A)=S270V

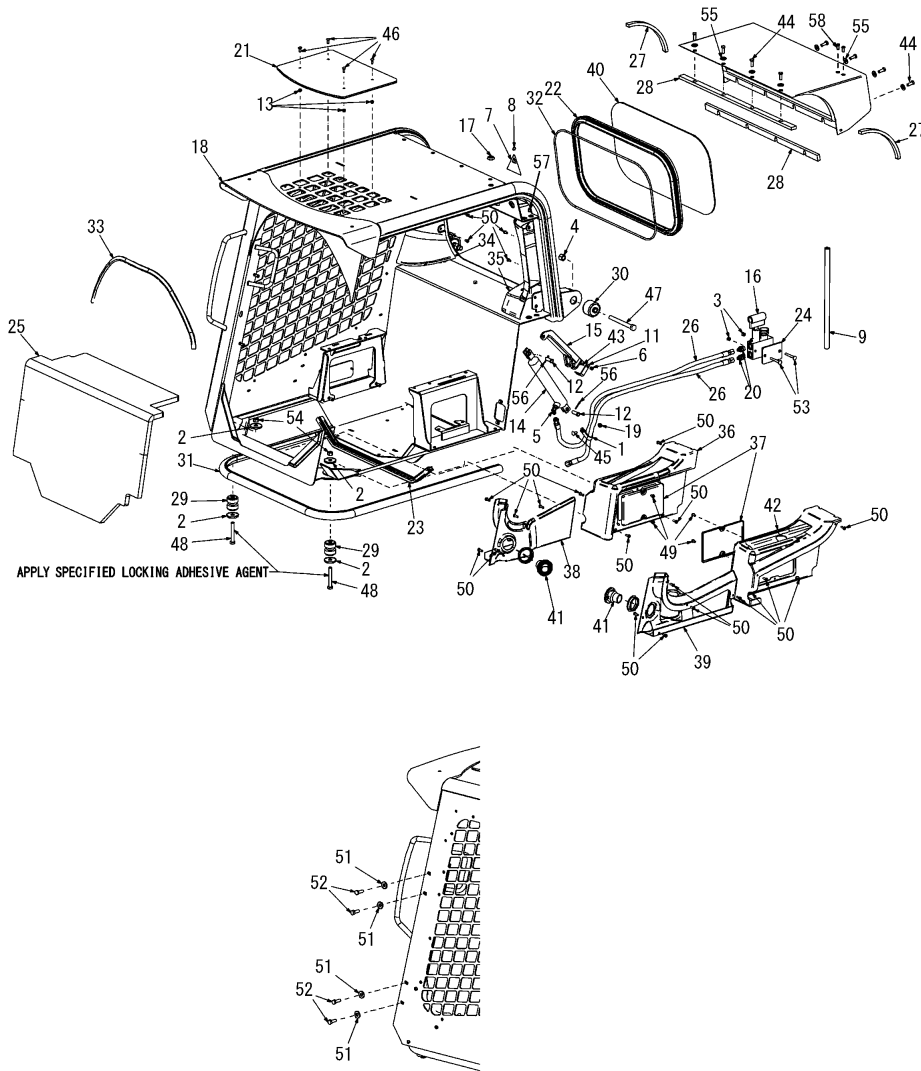
(B)=

(C)=

(D)=

(E)=

(F)=



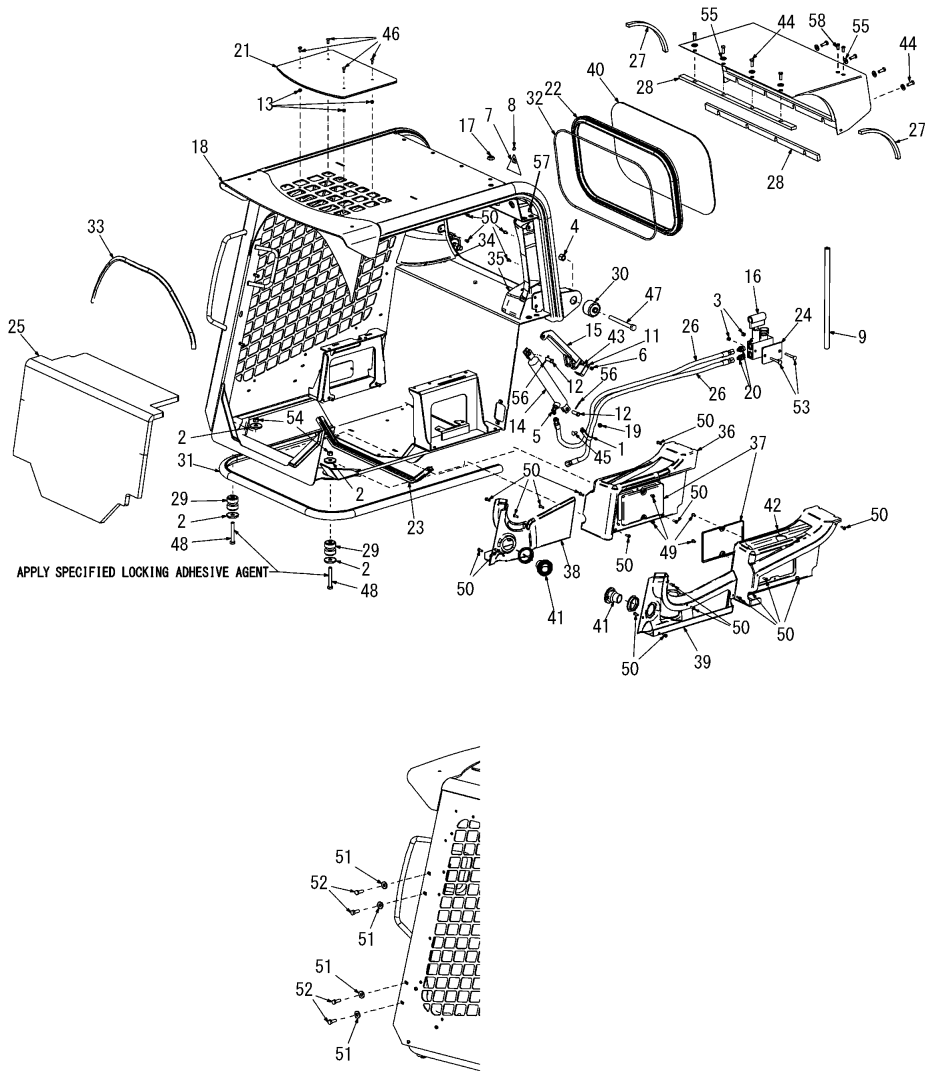
No.	Lev.	Parts No.	Description	Q'ty						I	R
				(A)	(B)	(C)	(D)	(E)	(F)		
1	1	172551-00090	CLAMP	1							
2	1	172551-00130	WASHER	4							
3	1	172551-00150	NUT	2							
4	1	172216-00150	NUT	2							
5	1	172551-00220	CONNECTOR	1							
6	1	172551-00250	NUT	1							
7	1	172551-01110	TAG, RIP-CORD	1							
8	1	172215-00650	RING	1							
9	1	172217-00240	TUBE, HANDLE	1							
11	1	172218-00190	BAR, LOCK LIFT	1							
12	1	172218-00200	PIN, CLEVIS	2							
13	1	172218-00250	NUT	4							
14	1	172218-00290	CYLINDER	1							1
15	1	172218-00300	LOCK ASSY	1							
16	1	172218-00330	PUMP ASSY	1							2
17	1	172551-02430	PLUG	1							
18	1	172218-00590	ROPS/FOPS	1							
19	1	172215-06620	NUT	1							
20	1	172216-10890	FITTING	2							
21	1	172218-00680	WINDOW	1							
22	1	172551-02870	WEATHER STRIP	1							
23	1	172218-00820	SEAL, BULB	1							
24	1	172218-00940	PLATE, SPACER	1							
25	1	172218-01080	PAD, ACOUSTIC R DECK	1							
26	1	172218-01180	HOSE	2							
27	1	172218-01200	SEAL, FOAM SIDE	2							
28	1	172218-01260	SEAL, FOAM BOTTOM	2							
29	1	172218-01280	MOUNT, ISOLATOR	2							
30	1	172551-02900	ISOLATOR	2							
31	1	172218-01310	SEAL, ROPS	1							
32	1	172551-02940	RIPCORDER	1							
33	1	172218-01480	TRIM, EDGE	1							
34	1	172218-01600	COVER, B-PILLAR ,R	1							
35	1	172218-01740	COVER, B-PILLAR LEFT	1							
36	1	172218-02020	CONSOLE, SIDE RIGHT	1							
37	1	172218-02030	PANEL, ACCESS	1							
38	1	172218-02040	CONSOLE, FRONT RIGHT	1							
39	1	172218-02050	CONSOLE, FRONT LEFT	1							
40	1	172551-03140	WINDOW	1							
41	1	172218-03960	LOUVER, SNAP-IN	2							
42	1	172218-05750	CONSOLE LEFT SIDE	1							
43	1	172551-09480	SCREW	1							
44	1	172551-09530	SCREW	8							
45	1	172551-09720	BOLT	1							
46	1	172551-09830	BOLT	4							
47	1	172218-04990	SCREW	2							
48	1	172218-05040	SCREW	2							
49	1	172215-03110	SCREW	8							
50	1	172551-10010	SCREW	18							
51	1	172218-05090	WASHER	4							
52	1	172218-05180	SCREW	4							

Remarks

(1) For breakdown see Fig.No.72.

(2) For breakdown see Fig.No.71.

Fig.5. ROPS/FOPS STRUCTURE



(A)=S270V
(B)=
(C)=

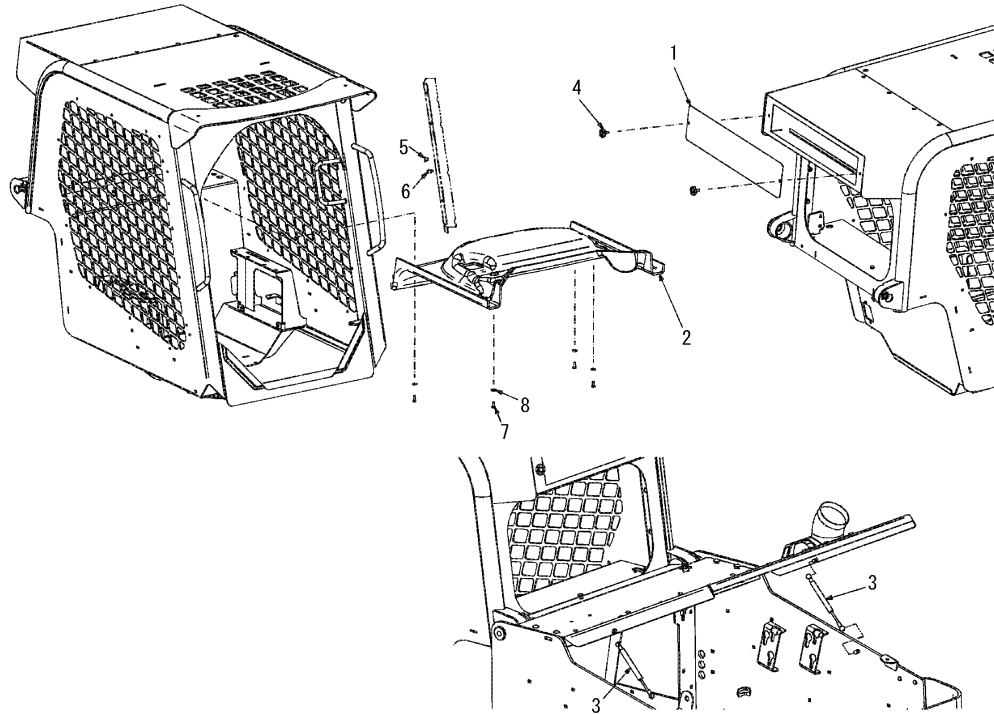
(D)=
(E)=
(F)=

No.	Lev.	Parts No.	Description	Q'ty						I	R
				(A)	(B)	(C)	(D)	(E)	(F)		
53	1	172215-03200	BOLT	2							
54	1	172215-03240	NUT	2							
55	1	172551-10380	WASHER	8							
56	1	172551-10410	PIN, COTTER	2							
58	1	172218-05070	SCREW	2							

Remarks

- (1) For breakdown see Fig.No.72.
- (2) For breakdown see Fig.No.71.

Fig.6. ROPS/FOPS STRUCTURE(NON-HVAC ASSEMBLY)

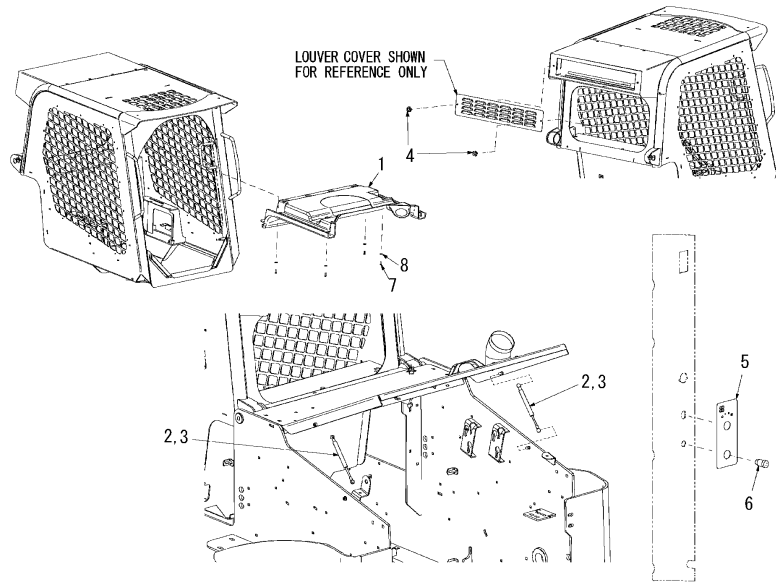


(A)=S270V
(B)=
(C)=

(D)=
(E)=
(F)=

No.	Lev.	Parts No.	Description	Q'ty						I	R
				(A)	(B)	(C)	(D)	(E)	(F)		
1	1	172218-01400	COVER, AC HOUSING	1							
2	1	172218-01830	HEADLINER, NON A/C	1							
3	1	172218-01900	SPRING, GAS	2							
4	1	172218-02210	KNOB, CLAMPING	2							
5	1	172218-02690	PLUG, SWITCH	1							
6	1	172218-04480	PLUG, RUBBER	1							
7	1	172551-10010	SCREW	4							
8	1	172218-05160	WASHER	4							

Fig.7. ROPS/FOPS STRUCTURE(HVAC ASSEMBLY)



(A)=S270V
(B)=
(C)=

(D)=
(E)=
(F)=

No.	Lev.	Parts No.	Description	Q'ty						I	R
				(A)	(B)	(C)	(D)	(E)	(F)		
1	1	172218-01500	HEADLINER, DUCT A/C	1							
2	1	172218-04820	SPRING, GAS	2							1
3	1	172218-01900	SPRING, GAS	2							2
4	1	172218-02210	KNOB, CLAMPING	2							
5	1	172218-04370	LABEL, FAN SPEED	1							
6	1	172218-04480	PLUG, RUBBER	1							
7	1	172551-10010	SCREW	4							
8	1	172218-05160	WASHER	4							

Remarks
(1) HVAC models.
(2) Heater-only models.

Fig.8. ROPS/FOPS STRUCTURE(CAB DOOR ASSEMBLY)

(A)=S270V

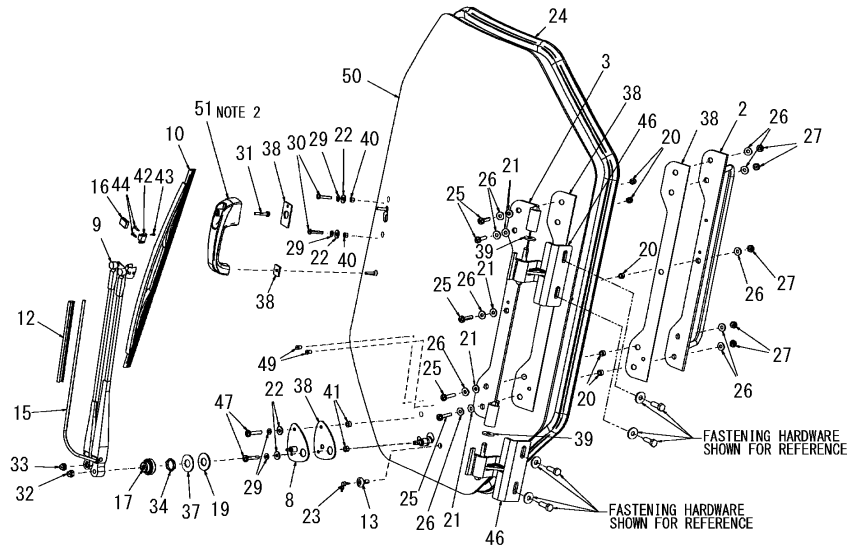
(B)=

(C)=

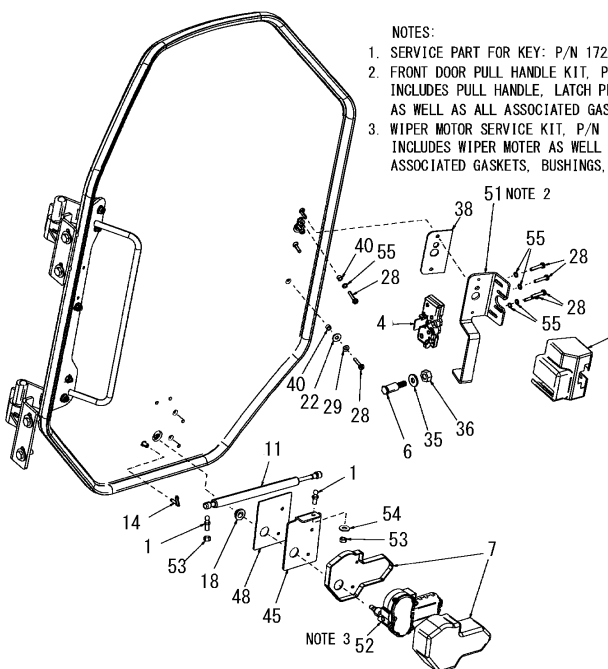
(D)=

(E)=

(F)=



- NOTES:
- SERVICE PART FOR KEY: P/N 172218-06540
 - FRONT DOOR PULL HANDLE KIT, P/N 172218-04440. INCLUDES PULL HANDLE, LATCH PLATE, AS WELL AS ALL ASSOCIATED GASKETS, BUSHINGS, AND FASTENING HARDWARE
 - WIPER MOTOR SERVICE KIT, P/N 172218-04450. INCLUDES WIPER MOTOR AS WELL AS ASSOCIATED GASKETS, BUSHINGS, AND FASTENING HARDWARE



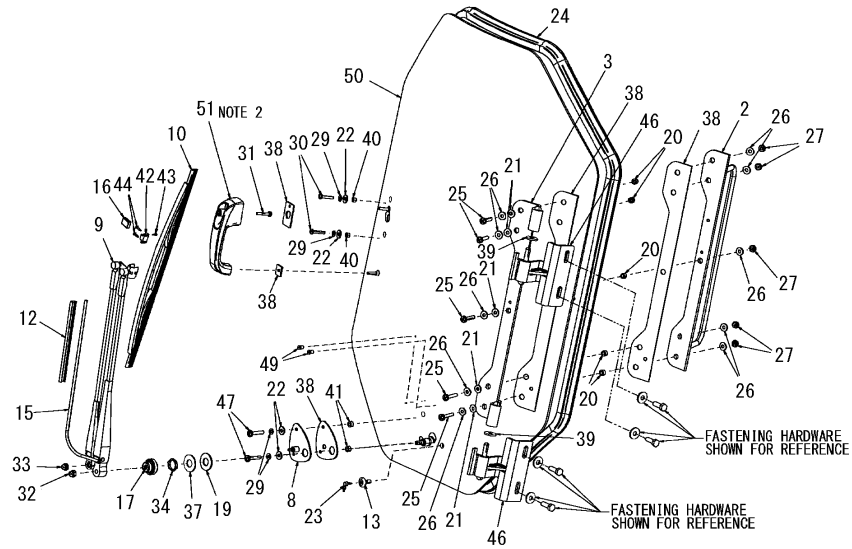
No.	Lev.	Parts No.	Description	Qty						I	R
				(A)	(B)	(C)	(D)	(E)	(F)		
1	1	172215-00550	STUD, BALL	2							
2	1	172218-06440	BACKER, HINGE	1							
3	1	172218-06430	HINGE, DOOR	1							
4	1	172218-03000	LATCH, DOOR	1							
5	1	172218-03010	COVER, LATCH	1							
6	1	172218-03020	STRIKER	1							
7	1	172218-03040	COVER, WIPER MOTOR	1							
8	1	172218-03050	PLATE, PANTOGRAPH	1							
9	1	172218-03060	ARM, WIPER	1							
10	1	172218-03070	BLADE, WIPER ASSY	1							
11	1	172218-03080	SPRING, GAS	1							
12	1	172218-03090	CLIP, WIPER HOSE	1							
13	1	172218-03100	GROMMET, WASHER HOSE	1							
14	1	172218-03110	ELBOW, WASHER HOSE	1							
15	1	172218-03120	HOSE, WASHER	1							
16	1	172551-03100	HEAD, SPRITZER	1							
17	1	172218-03130	SEAL, RAIN, WIPER	1							
18	1	172218-03150	GROMMET, DRIVE SHAFT	1							
19	1	172218-03160	WASHER	1							
20	1	172218-03170	BUSHING	5							
21	1	172218-03180	WASHER	5							
22	1	172218-03190	WASHER	5							
23	1	172218-03200	ELBOW, WASHER HOSE	1							
24	1	172218-03210	SEAL, BULB	1							
25	1	172218-03250	SCREW	5							
26	1	172218-03270	WASHER	10							
27	1	172218-03280	LOCK NUT	5							
28	1	172218-03310	SCREW	6							
29	1	172218-03320	WASHER	5							
30	1	172218-03330	SCREW	2							
31	1	172218-03340	SCREW	1							
32	1	172218-03350	NUT	1							
33	1	172218-03360	NUT	1							
34	1	172218-03370	NUT	1							
35	1	172218-03380	WASHER	1							
36	1	172218-03390	NUT	1							
37	1	172218-03400	WASHER	1							
38	1	172218-03490	GASKET SET	1							
39	1	172218-03500	BUSHING, BRONZE	2							
40	1	172218-03510	BUSHING	4							
41	1	172218-03520	BUSHING	2							
42	1	172218-04140	BARCKET, MOUNTING	1							
43	1	172218-04150	SCREW	1							
44	1	172218-04160	SCREW	2							
45	1	172218-04380	PLATE, MOUNT	1							
46	1	172218-06420	HINGE, CABSIDE	2							
47	1	172218-04400	SCREW	2							
48	1	172218-04410	GASKET, MOUNT	1							
49	1	172218-04420	PLUG	2							
50	1	172218-04430	GLASS KIT, FR DOOR	1							
51	1	172218-04440	PULL HAND KIT, DOOR	1							

N:Old \xrightarrow{Yes} New, Q:Old \xrightarrow{No} New, R:Old \xrightarrow{Yes} New, S:Old \xrightarrow{No} New, W:Add, Z:Discontinued, F:Interchangeable by set, K:Q'ty Change
 ++ CONTINUE ++
 Copyright (C) YANMAR CO., LTD. All Rights Reserved.

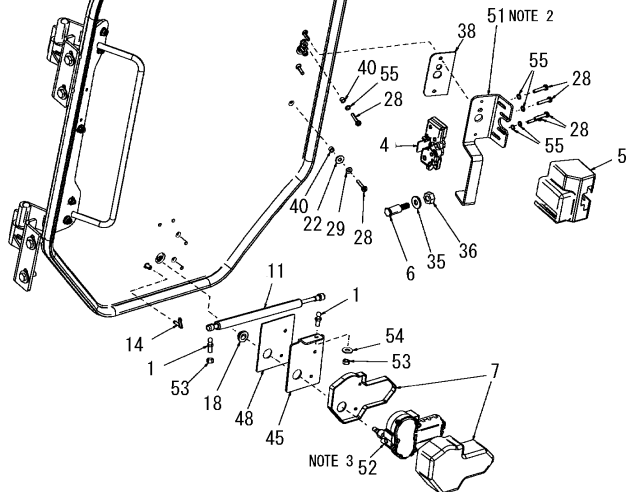
Fig.8. ROPS/FOPS STRUCTURE(CAB DOOR ASSEMBLY)

(A)=S270V
(B)=
(C)=

(D)=
(E)=
(F)=



- NOTES:
- SERVICE PART FOR KEY: P/N 172218-06540
 - FRONT DOOR PULL HANDLE KIT, P/N 172218-04440.
INCLUDES PULL HANDLE, LATCH PLATE,
AS WELL AS ALL ASSOCIATED GASKETS, BUSHINGS, AND FASTENING HARDWARE
 - WIPER MOTOR SERVICE KIT, P/N 172218-04450.
INCLUDES WIPER MOTER AS WELL AS
ASSOCIATED GASKETS, BUSHINGS, AND FASTENING HARDWARE



No.	Lev.	Parts No.	Description	Q'ty						I	R
				(A)	(B)	(C)	(D)	(E)	(F)		
52	1	172218-04450	MOTOR KIT, WIPER	1							
53	1	172215-03230	NUT	2							
54	1	172551-10370	WASHER	1							
55	1	172218-05220	WASHER	5							

Fig.9. ROPS/FOPS STRUCTURE(CAB DOOR ASSEMBLY, DOOR COMPLETING PACKAGE)

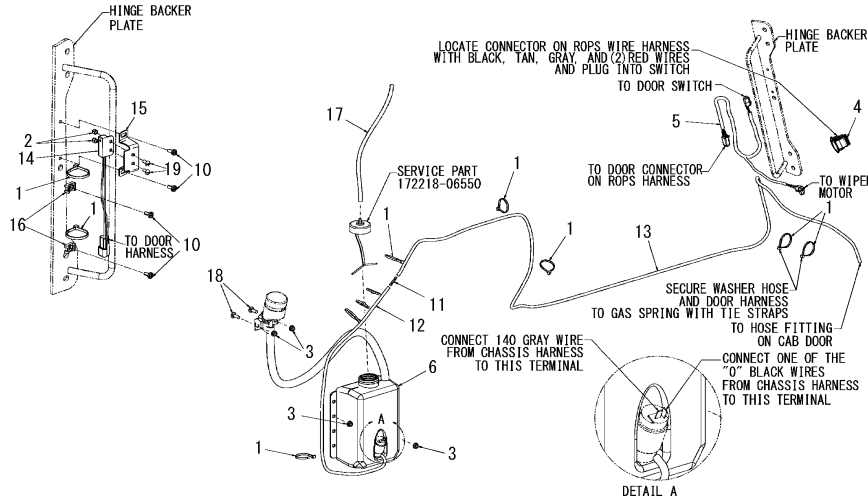
(A)=S270V
(B)=
(C)=

(D)=
(E)=
(F)=

No.	Lev.	Parts No.	Description	Q'ty						I	R
				(A)	(B)	(C)	(D)	(E)	(F)		
1	1	172551-00120	TIE, CABLE	11							
2	1	172218-00030	LOCK NUT	2							
3	1	172215-06620	NUT	4							
4	1	172218-01990	SWITCH, WIPER-WASHER	1							
5	1	172218-02900	HARNES, DOOR	1							
6	1	172218-02950	RESERVOIR, WASHER	1							
7	1	172218-03530	PUMP, WASHER	1							1
8	1	172218-03540	FILL SPOUT, REMOTE	1							1
9	1	172218-03550	CAP, VENTED	1							1
10	1	172218-03300	SCREW	4							
11	1	172218-03970	BARB, HOSE	1							
12	1	172218-03980	HOSE, WASHER	1							
13	1	172218-03990	HOSE, WASHER	1							
14	1	172218-04640	SENSOR, PROXIMITY	1							
15	1	172218-04650	BRACKET, SWITCH	1							
16	1	172218-05610	TIE, CABLE	2							
17	1	172218-06340	TUBE, BREATHER	1							
18	1	172215-02820	BOLT	2							
19	1	172218-04980	SCREW	2							

NOTES:

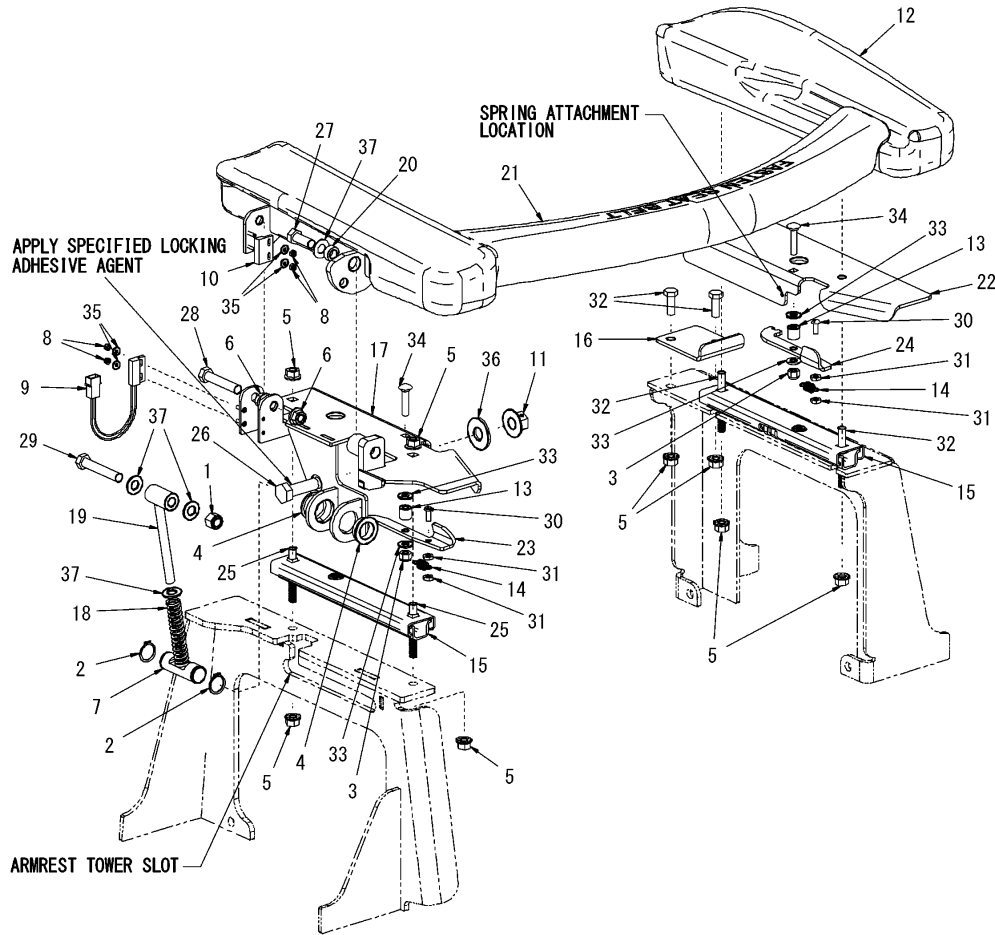
- USE TIE STRAPS TO SECURE WASHER HOSE TO CHASSIS AND ROPS WIRE HARNESSSES.
- TIE BACK REMAINING BLACK AND ORANGE WIRES ON CHASSIS HARNES WHICH ARE USED FOR REAR WIPER WASHER PUMP ON EU MACHINES ONLY.



Remarks

* Door completing package
172218-06530.
(1) Not shown in illustration.

Fig.10. RESTRAINT BAR



(A)=S270V
(B)=
(C)=

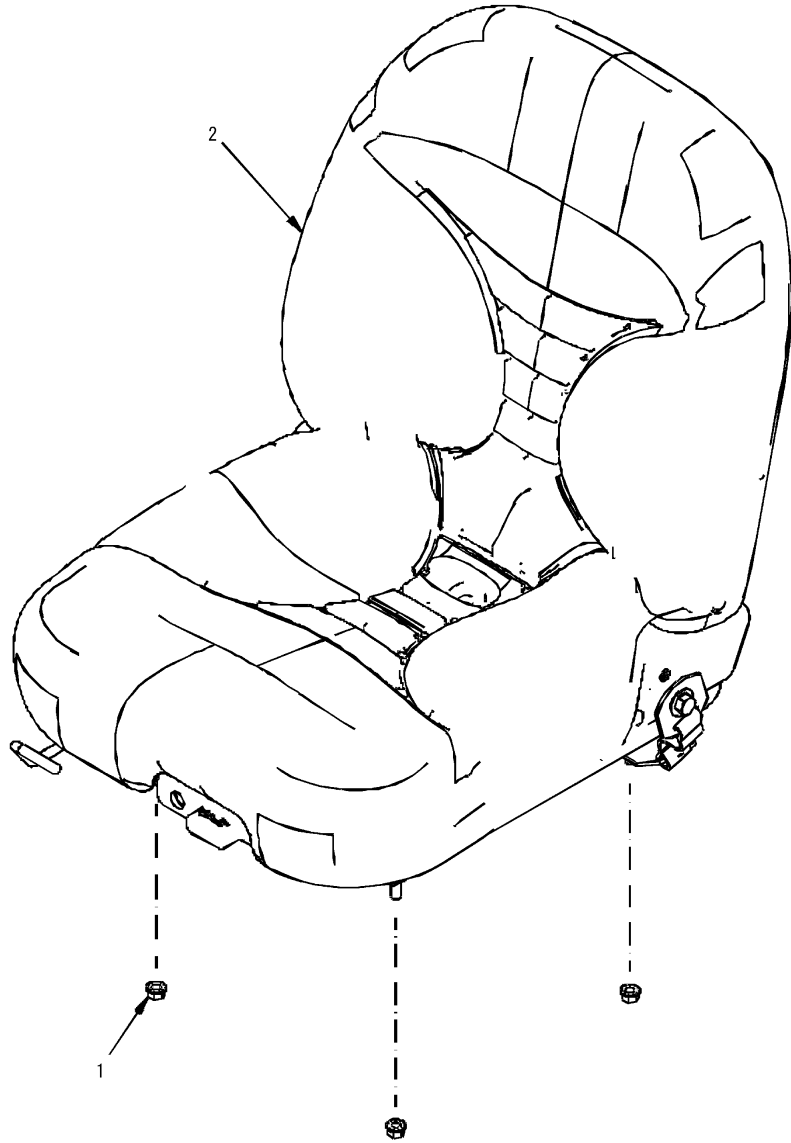
(D)=
(E)=
(F)=

No.	Lev.	Parts No.	Description	Q'ty						I	R
				(A)	(B)	(C)	(D)	(E)	(F)		
1	1	172551-00180	NUT	1							
2	1	172216-00160	RING, RETAINING	2							
3	1	172551-00250	NUT	2							
4	1	172216-00900	BUSHING, PIVOT	2							
5	1	172551-01060	NUT	8							
6	1	172215-00700	NUT	2							
7	1	172216-02270	PIN, PIVOT GROOVED	1							
8	1	172216-02290	NUT	4							
9	1	172215-02110	SWITCH, PROXIMITY	1							
10	1	172551-02480	MAGNET, SWITCH	1							
11	1	172218-05970	NUT	1							
12	1	172218-01690	ARMREST, LEFT	1							
13	1	172218-01710	TUBE	2							
14	1	172218-01790	SPRING, EXTENSION	2							
15	1	172218-01960	RAIL, ARMREST	2							
16	1	172218-03650	STOP, TRAVEL	1							
17	1	172218-03710	BAR, PIVOT	1							
18	1	172218-03720	SPRING, COMPRESSION	1							
19	1	172218-03810	ARM, PIVOT	1							
20	1	172218-03910	SPACER, PIVOT	1							
21	1	172218-03920	BAR, RESTRAINT	1							
22	1	172218-04170	PLATE, SLIDER TOP,L	1							
23	1	172218-04210	LEVER, ADJUSTER, R	1							
24	1	172218-04220	LEVER, ADJUSTER, L	1							
25	1	172551-09470	BOLT	2							
26	1	172215-02700	SCREW	1							
27	1	172551-09530	SCREW	1							
28	1	172215-02760	SCREW	1							
29	1	172551-09580	SCREW	1							
30	1	172551-09610	SCREW	2							
31	1	172215-02790	NUT	4							
32	1	172551-09850	SCREW	4							
33	1	172551-09890	WASHER	4							
34	1	172551-09940	BOLT	2							
35	1	172216-09620	WASHER	4							
36	1	172551-10390	WASHER	1							
37	1	172551-10400	WASHER	4							

Fig.11. SEATS - STANDARD AND SUSPENSION(STANDARD AND AIR SUSPENSION SEAT)

(A)=S270V
(B)=
(C)=

(D)=
(E)=
(F)=



No.	Lev.	Parts No.	Description	Q'ty						I	R
				(A)	(B)	(C)	(D)	(E)	(F)		
1	1	172215-06620	NUT	4							
2	1	172218-02290	SEAT, SUSPENSION	1							
3	1	172218-04270	SLIDE KIT	1							1
4	1	172218-04280	VINYL KIT, CUSHION	1							1
5	1	172218-04290	VINYL KIT, CUSHION	1							1
6	1	172218-04300	PANEL KIT ,BACK	1							1
7	1	172218-04310	DRAIN, WATER	1							1
8	1	172218-04350	TETHER KIT	1							1
9	1	172218-04360	SWITCH KIT, SAFETY	1							1
10	1	172218-02480	SEAT, AIR SUSPENSION	1							1
11	1	172218-04260	SPRING&SADDLE KIT	1							1
12	1	172218-04270	SLIDE KIT	1							1
13	1	172218-04280	VINYL KIT, CUSHION	1							1
14	1	172218-04290	VINYL KIT, CUSHION	1							1
15	1	172218-04300	PANEL KIT ,BACK	1							1
16	1	172218-04310	DRAIN, WATER	1							1
17	1	172218-04320	WIRE HARNESS	1							1
18	1	172218-04330	COMPRESSOR KIT	1							1
19	1	172218-04340	VALVE KIT, AIR	1							1
20	1	172218-04350	TETHER KIT	1							1
21	1	172218-04360	SWITCH KIT, SAFETY	1							1

Remarks

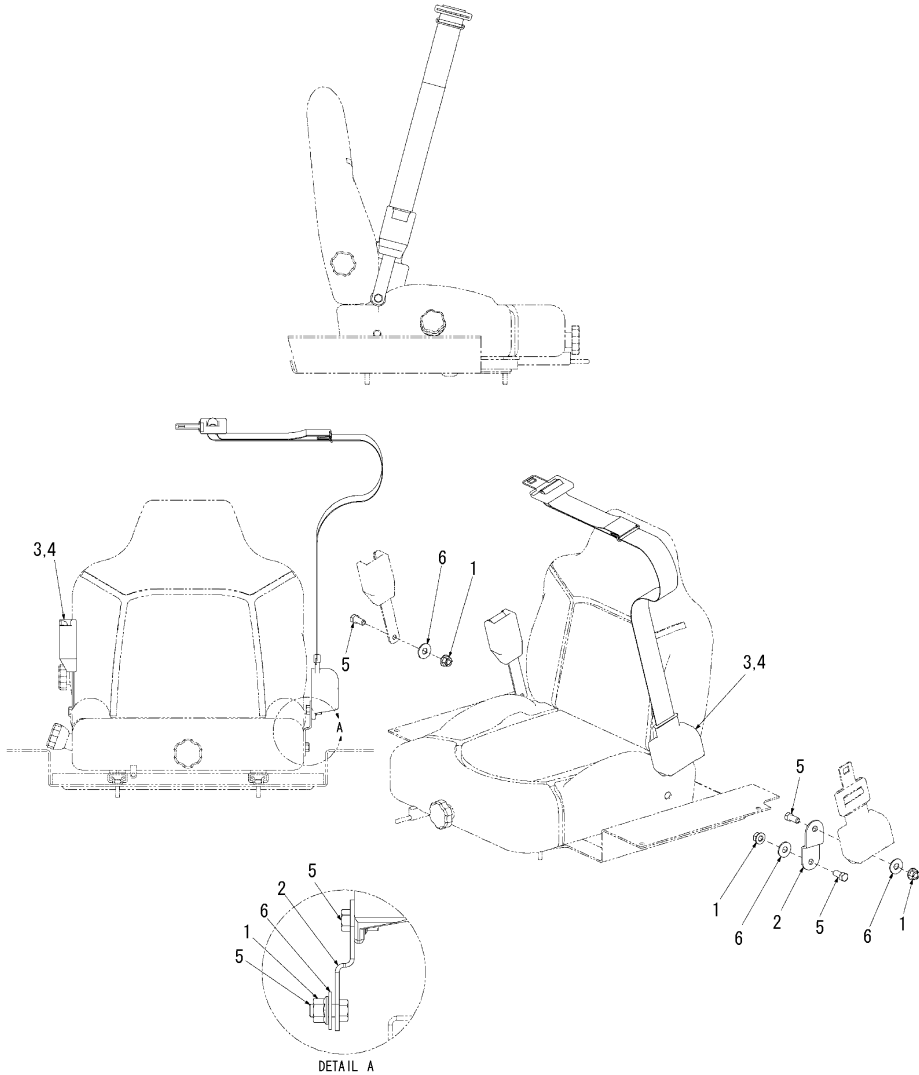
(1) Not shown in illustration.

Fig.12. SEATS - SEAT BELT OPTION

(A)=S270V
(B)=
(C)=

(D)=
(E)=
(F)=

No.	Lev.	Parts No.	Description	Q'ty						I	R
				(A)	(B)	(C)	(D)	(E)	(F)		
1	1	172215-00400	NUT	3							
2	1	172216-03350	TAB, RETRACTOR MOUNT	1							
3	1	172216-11080	BELT ASSY, SEAT	1							1
4	1	172216-11090	BELT ASSY, SEAT	1							2
5	1	172215-02850	SCREW	3							
6	1	172215-03340	WASHER	3							



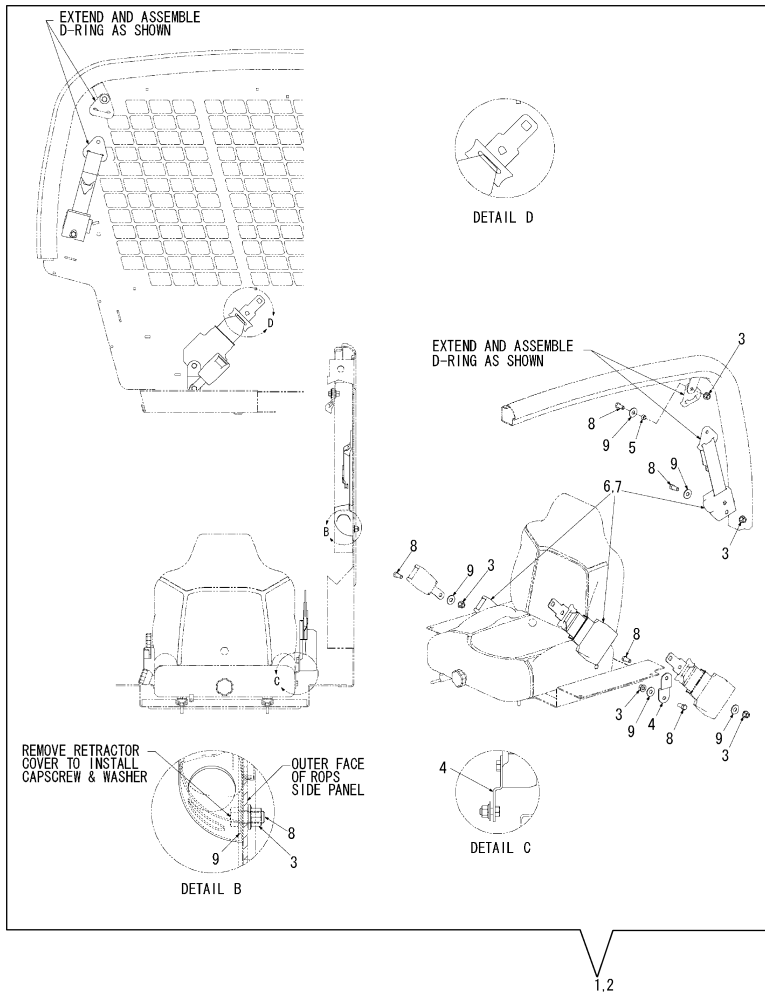
Remarks

- (1) 2" seat belt.
- (2) 3" seat belt.

Fig.13. SEATS - THREE-POINT RESTRAINT SEAT BELT OPTION

(A)=S270V
(B)=
(C)=

(D)=
(E)=
(F)=



No.	Lev.	Parts No.	Description	Q'ty						I	R
				(A)	(B)	(C)	(D)	(E)	(F)		
1	1	172218-03820	GROUP, RESTRAINT	1							1
2	1	172218-03830	GROUP, RESTRAINT	1							2
3	2	172215-00400	NUT	5							
4	2	172216-03350	TAB, RETRACTOR MOUNT	1							
5	2	172216-04110	SPACER	1							
6	2	172217-03670	RESTRAINT ASSY	1							3
7	2	172217-03690	RESTRAINT ASSY	1							4
8	2	172215-02850	SCREW	5							
9	2	172215-03340	WASHER	5							

Remarks

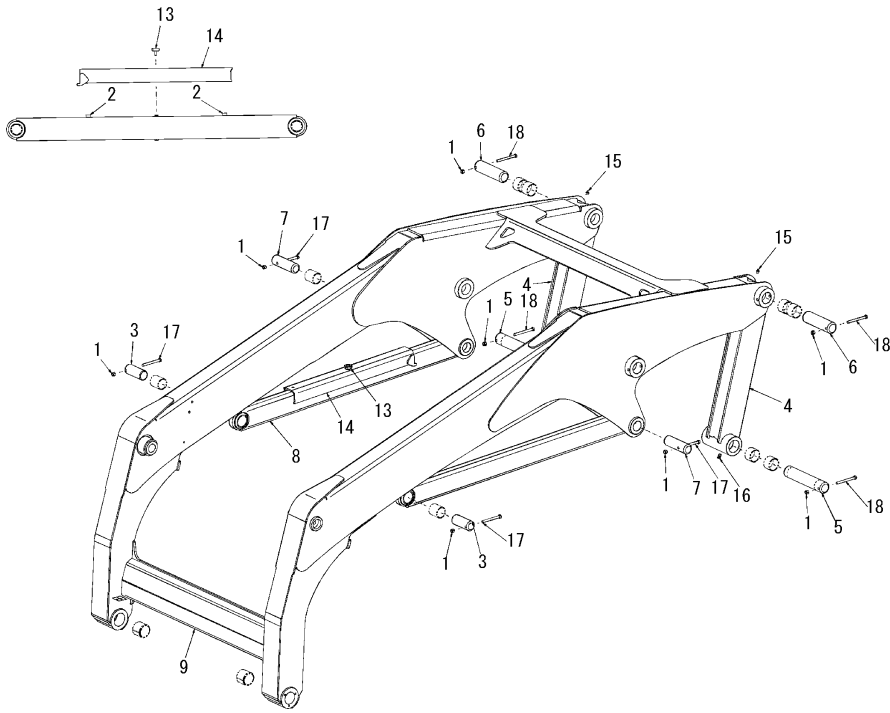
- (1) 2" seat belt.
- (2) 3" seat belt.
- (3) 2" seat belt.
- Restraint assemblies includes all associated hardware, except PN 172216-03350.
- (4) 3" seat belt.
- Restraint assemblies includes all associated hardware, except PN 172216-03350.

Fig.14. LIFT ARM

(A)=S270V
(B)=
(C)=

(D)=
(E)=
(F)=

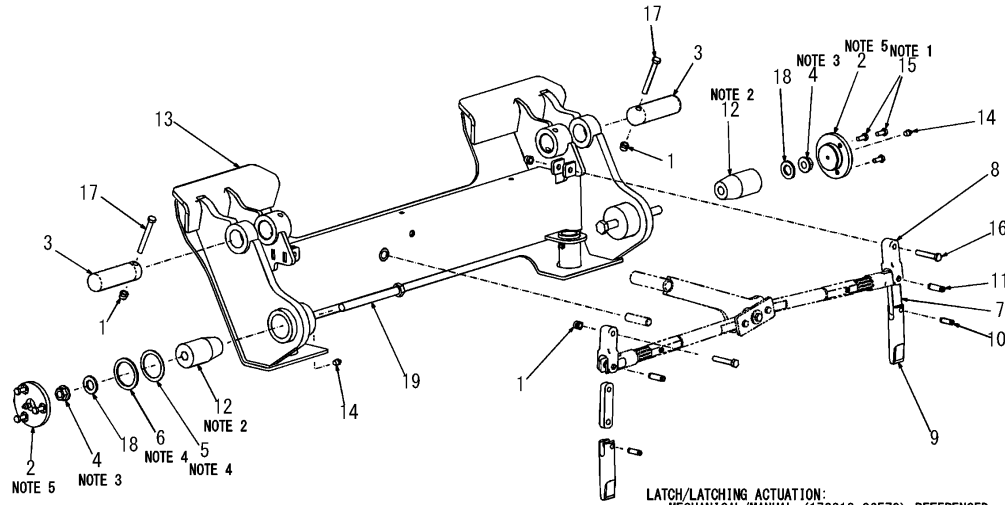
No.	Lev.	Parts No.	Description	Q'ty						I	R
				(A)	(B)	(C)	(D)	(E)	(F)		
1	1	172551-00180	NUT	8							
2	1	172216-00410	PAD, ARM BRACE	2							
3	1	172218-05740	PIN	2							
4	1	172218-00720	LINK, REAR	2							
5	1	172218-00730	PIN, PIVOT	2							
6	1	172218-00750	PIN, PIVOT	2							
7	1	172218-01030	PIN, PIVOT	2							
8	1	172218-01090	LINK, TIMING	2							
9	1	172218-01440	ARM, LIFT	1							
10	1	172218-00280	BUSHING	4							1
11	1	172218-00320	BUSHING	8							1
12	1	172216-00440	BUSHING	2							1
13	1	172218-02210	KNOB, CLAMPING	1							
14	1	172218-02940	LOCK, LIFT ARM	1							
15	1	172551-09410	FITTING	2							
16	1	172215-02650	ZERK	2							
17	1	172551-09770	SCREW	4							
18	1	172216-09400	SCREW	4							



Remarks

(1) Not shown in illustration.

Fig.15. ATTACHMENT BRACKET(MANUAL QUICK COUPLER)



- NOTES
1. APPLY SPECIFIED LOCKING ADHESIVE AGENT
 2. GREASE
 3. 220 FT-LBS
 4. ADD SHIMS AS REQUIRED TO ACHIEVE A GAP BETWEEN THE LIFT ARM AND THE MANUAL QUICK COUPLER OF NO GREATER THEN 0.060"
 5. APPLY RTV SEALANT

LATCH/LATCHING ACTUATION:
MECHANICAL/MANUAL (172218-06570) REFERENCED

(A)=S270V
(B)=
(C)=

(D)=
(E)=
(F)=

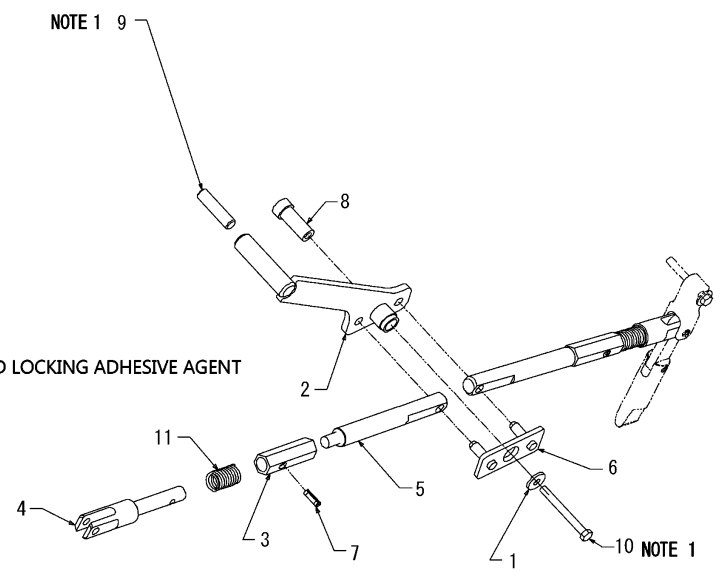
No.	Lev.	Parts No.	Description	Qty						I	R
				(A)	(B)	(C)	(D)	(E)	(F)		
1	1	172551-00180	NUT	4							
2	1	172218-00070	CAP, GREASE	2							
3	1	172216-01810	PIN	2							
4	1	172216-02110	NUT	2							
5	1	172216-02120	SHIM	1							
6	1	172216-02130	SHIM	1							
7	1	172551-01350	LINK, PIN	2							
8	1	172551-01360	LATCH, LINK	2							
9	1	172551-01370	LATCH, PIN	2							
10	1	172551-01410	PIN	2							
11	1	172551-01420	PIN	2							
12	1	172218-00360	PIN, Q COUPLER PIVOT	2							
13	1	172218-01580	WELDMENT, Q COUPLER	1							
14	1	172551-09410	FITTING	4							
15	1	172551-09510	SCREW	6							
16	1	172551-09580	SCREW	2							
17	1	172218-04960	SCREW	2							
18	1	172216-09640	WASHER	2							
19	1	172218-05110	SCREW	2							

Fig.16. ATTACHMENT BRACKET(ACTUATOR GROUP)

(A)=S270V
(B)=
(C)=

(D)=
(E)=
(F)=

No.	Lev.	Parts No.	Description	Q'ty						I	R
				(A)	(B)	(C)	(D)	(E)	(F)		
1	1	172218-00040	WASHER	1							
2	1	172218-00100	HANDLE	1							
3	1	172551-01320	LINK, SPRING STOP	2							
4	1	172551-01330	LINK, SPRING SLIDE	2							
5	1	172551-01340	LINK, ADJUSTABLE END	2							
6	1	172551-01390	PIN LINK	1							
7	1	172551-01400	SPRING PIN	2							
8	1	172551-01720	HANDLE PIVOT	1							
9	1	172218-00240	STOP, PIN	1							
10	1	172551-10100	SCREW	1							
11	1	172551-10550	SPRING	2							

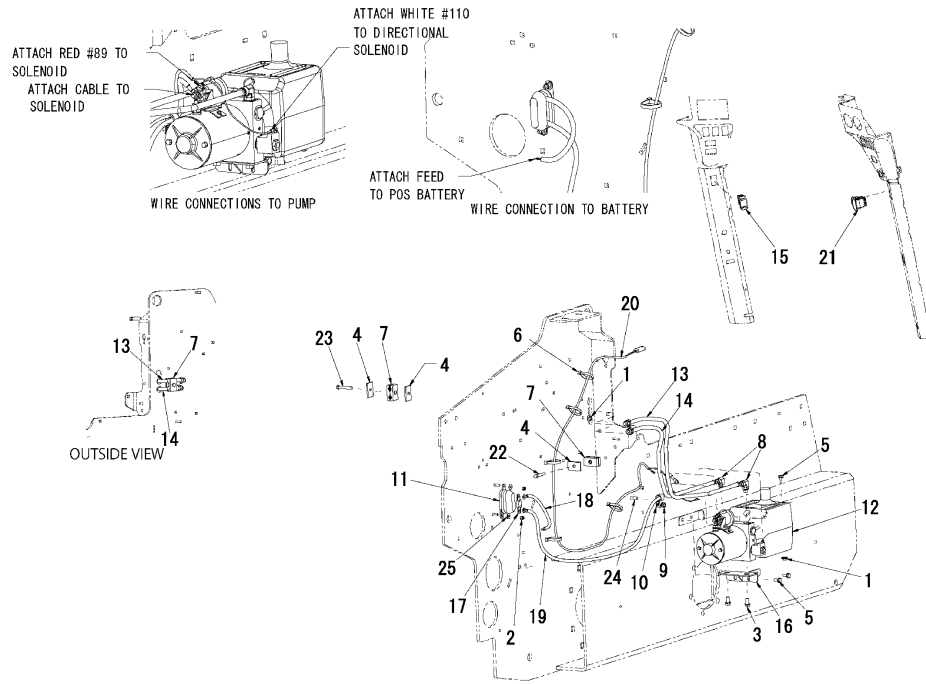


NOTES
1. APPLY SPECIFIED LOCKING ADHESIVE AGENT

Fig.17. ATTACHMENT BRACKET(HYDRAULIC QUICK COUPLER, CHASSIS COMPONENTS)

(A)=S270V
(B)=
(C)=

(D)=
(E)=
(F)=



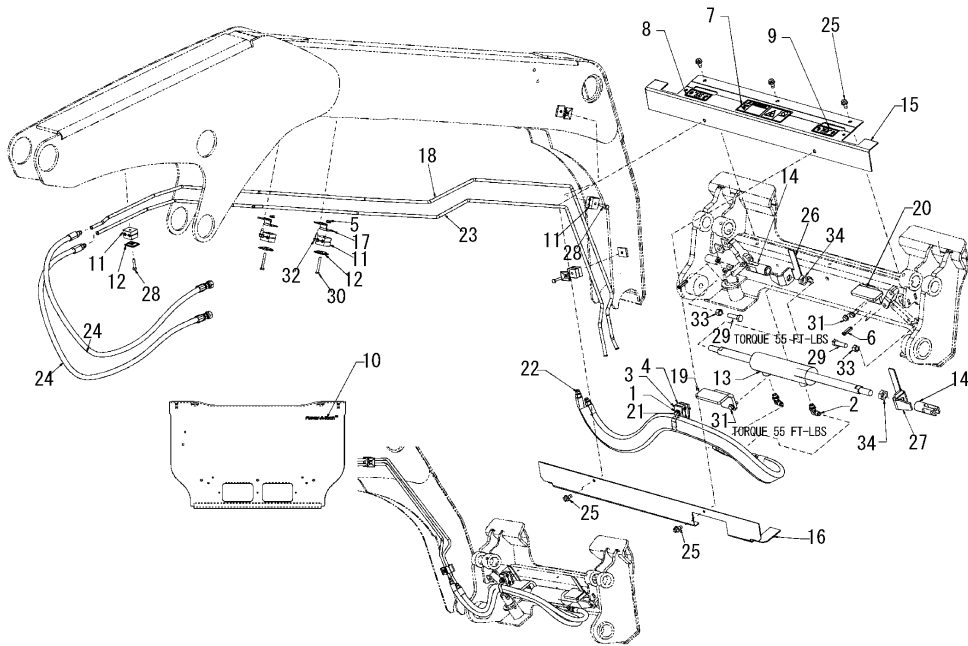
No.	Lev.	Parts No.	Description	Q'ty						I	R
				(A)	(B)	(C)	(D)	(E)	(F)		
1	1	172551-00240	NUT	3							
2	1	172551-00250	NUT	2							
3	1	172551-00440	SCREW	2							
4	1	172551-00510	PLATE	3							
5	1	172551-00610	SCREW	3							
6	1	172215-00480	TIE, CABLE	5							
7	1	172216-00460	CLAMP	2							
8	1	172215-00540	FITTING	2							
9	1	172215-00700	NUT	1							
10	1	172551-01270	CLAMP	1							
11	1	172218-00520	HOLDER, FUSE, AMG	1							
12	1	172218-02450	HYDRAULIC UNIT	1							1
13	1	172218-02620	TUBE, QCOUPLER R	1							
14	1	172218-02630	TUBE, QCOUPLER L	1							
15	1	172218-02660	SWITCH, Q COUPLER	1							
16	1	172218-03580	MOUNT, PUMP	1							
17	1	172218-03590	FUSE	1							
18	1	172218-03610	CABLE	1							
19	1	172218-03620	CABLE	1							
20	1	172218-03630	HARNESS, Q COUPLER	1							
21	1	172218-04080	SWITCH, Q COUPLER	1							
22	1	172551-09620	SCREW	1							
23	1	172551-09760	SCREW	1							
24	1	172218-05020	BOLT	1							
25	1	172551-10360	WASHER	2							

Remarks
(1) For breakdown see Fig.No.73.

Fig.18. ATTACHMENT BRACKET(HYDRAULIC QUICK COUPLER, LIFT ARM COMPONENTS)

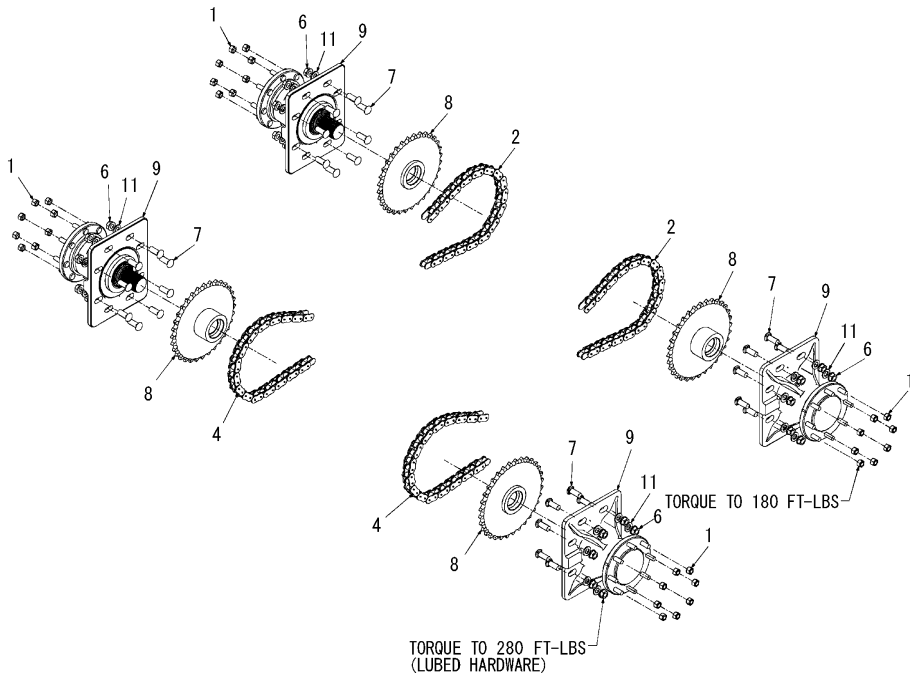
(A)=S270V
(B)=
(C)=

(D)=
(E)=
(F)=



No.	Lev.	Parts No.	Description	Q'ty						I	R
				(A)	(B)	(C)	(D)	(E)	(F)		
1	1	172551-00090	CLAMP	1							
2	1	172551-00220	CONNECTOR	2							
3	1	172551-00510	PLATE	2							
4	1	172216-00460	CLAMP	1							
5	1	172216-01590	NUT	2							
6	1	172551-01420	PIN	2							
7	1	172551-01770	LABEL, QUICK COUPLER	1							
8	1	172551-01780	LABEL, LATCHING	1							
9	1	172551-01790	LABEL, LATCHING	1							
10	1	172551-02080	LABEL, QUICK COUPLER	1							
11	1	172216-06280	CLAMP	5							
12	1	172216-06290	PLATE	5							
13	1	172218-01540	CYLINDER, HYDRAULIC	1							
14	1	172218-01550	LINK, SPRING SLIDE	2							
15	1	172218-01560	CYLINDER, HYDRAULIC	1							
16	1	172218-01570	COVER, CYLINDER	1							
17	1	172218-02670	BRACKET, MTG, TUBE	2							
18	1	172218-02680	TUBE,LIFT ARM	1							
19	1	172218-03930	BRACKET, STOP	1							
20	1	172218-03940	BRACKET, STOP	1							
21	1	172218-04530	SCREW	1							
22	1	172218-04540	HOSE, ASSY	1							
23	1	172218-04910	TUBE, QUICK COUPLER	1							
24	1	172218-04920	HOSE, QUICK COUPLER	2							
25	1	172216-10940	SCREW	5							
26	1	172218-05640	FLAG, LEFT WELDMENT	1							
27	1	172218-05650	FLAG, RIGHT WELDMENT	1							
28	1	172551-09460	SCREW	3							
29	1	172218-04950	SCREW	2							
30	1	172215-02890	SCREW	2							
31	1	172551-09910	SCREW	4							
32	1	172215-03150	SCREW	2							
33	1	172215-03240	NUT	2							
34	1	172218-05210	NUT	2							

Fig.19. WHEEL DRIVES



(A)=S270V
(B)=
(C)=

(D)=
(E)=
(F)=

No.	Lev.	Parts No.	Description	Qty						I	R
				(A)	(B)	(C)	(D)	(E)	(F)		
1	1	172216-00360	NUT	32							
2	1	172217-00130	CHAIN	2							
3	1	172217-00030	LINK, CONNECTING	1							1
4	1	172218-00060	CHAIN	2							
5	1	172217-00030	LINK, CONNECTING	1							1
6	1	172216-01120	NUT	32							
7	1	172216-02300	BOLT	32							
8	1	172217-00280	SPROCKET ASSY	4							
9	1	172217-02420	AXLE ASSY	4							
10	1	172216-02530	BOLT	32							1
11	1	172216-09640	WASHER	32							

Remarks
(1) Not shown in illustration.

Fig.20. WHEEL DRIVES(AXLE ASSEMBLY)

(A)=S270V
(B)=
(C)=

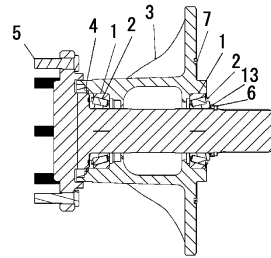
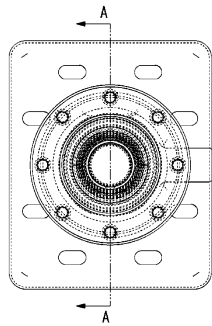
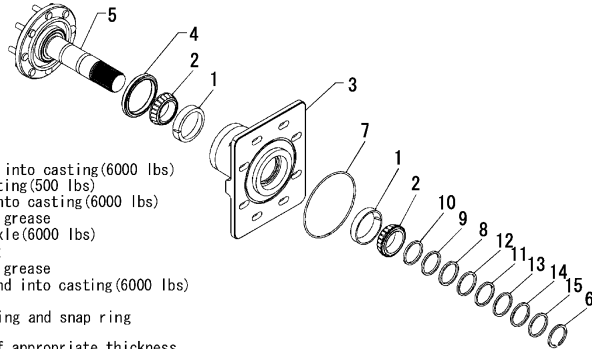
(D)=
(E)=
(F)=

No.	Lev.	Parts No.	Description	Q'ty						I	R
				(A)	(B)	(C)	(D)	(E)	(F)		
1	1	172216-10830	CUP, BEARING	2							
2	1	172216-10840	CONE, BEARING	2							
3	1	172216-02690	HOUSING, AXLE	1							
4	1	172216-03220	SEAL, AXLE	1							
5	1	172217-04470	AXLE&BOLT ASSY	1							
6	1	172216-10980	RING, RETAINING	1							
7	1	172215-08550	O-RING	1							
8	1	172216-11000	WASHER	1							
9	1	172216-11010	WASHER	1							
10	1	172216-11020	WASHER	1							
11	1	172216-11030	WASHER	1							
12	1	172216-11040	WASHER	1							
13	1	172216-11050	WASHER	1							
14	1	172216-11060	WASHER	1							
15	1	172216-11070	WASHER	1							

Assembly Notes:

- 1) Press outside bearing cup into casting (6000 lbs)
- 2) Press outer seal into casting (500 lbs)
- 3) Press inner bearing cup into casting (6000 lbs)
- 4) Pack bearing with lithium grease
- 5) Press bearing cone onto axle (6000 lbs)
- 6) Assemble axle into housing
- 7) Pack bearing with lithium grease
- 8) Press bearing onto axle and into casting (6000 lbs)
- 9) Install retaining ring
- 10) Measure gap between bearing and snap ring
- 11) Remove retaining ring
- 12) Install special washer of appropriate thickness
- 13) Install retaining ring and remove pressure

Note: All special washers are used 'as required'



Remarks

* Axle assembly 172217-02420.

Fig.21. ENGINE

(A)=S270V

(B)=

(C)=

(D)=

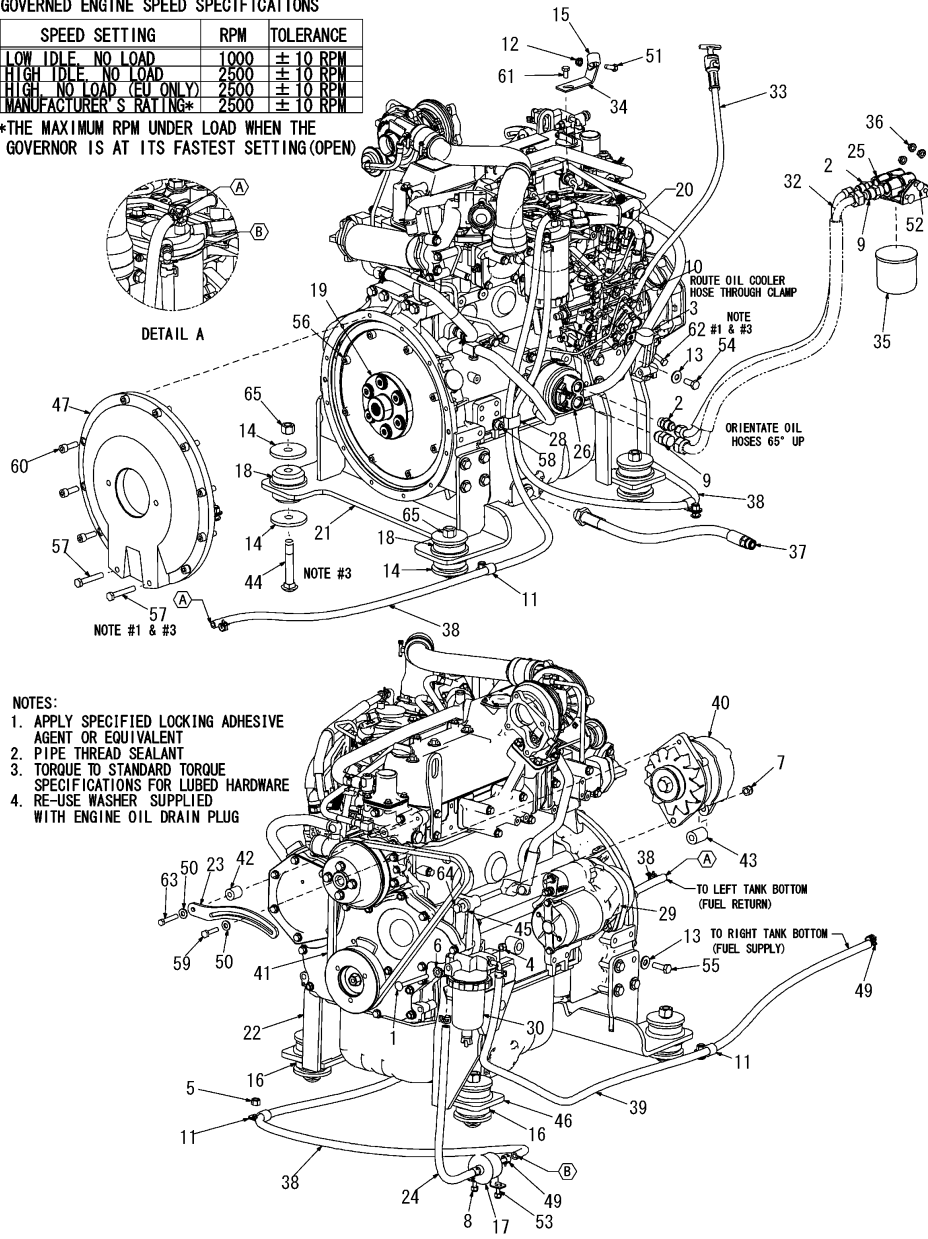
(E)=

(F)=

GOVERNED ENGINE SPEED SPECIFICATIONS

SPEED SETTING	RPM	TOLERANCE
LOW IDLE, NO LOAD	1000	± 10 RPM
HIGH IDLE, NO LOAD	2500	± 10 RPM
HIGH, NO LOAD (EU ONLY)	2500	± 10 RPM
MANUFACTURER'S RATING*	2500	± 10 RPM

*THE MAXIMUM RPM UNDER LOAD WHEN THE GOVERNOR IS AT ITS FASTEST SETTING (OPEN)



No.	Lev.	Parts No.	Description	(A)	(B)	(C)	(D)	(E)	(F)	Qty	I	R
1	1	172218-05920	BOLT							1		
2	1	172551-00040	FITTING							2		
3	1	172216-00080	CLAMP							1		
4	1	172551-00150	NUT							1		
5	1	172551-00180	NUT							3		
6	1	172551-00240	NUT							1		
7	1	172216-00180	NUT							1		
8	1	172551-00250	NUT							2		
9	1	172551-00320	CONNECTOR							2		
10	1	172215-00530	SPACER							1		
11	1	172551-00990	CLAMP							3		
12	1	172551-01060	NUT							1		
13	1	172216-01470	WASHER							16		
14	1	172551-01240	WASHER							8		
15	1	172551-01270	CLAMP							1		
16	1	172551-01310	ISOLATOR							2		
17	1	119225-52102	PUMP ASSY, FUEL FEED							1		
18	1	172216-04700	ISOLATOR							2		
19	1	172551-02460	COUPLER							1		
20	1	129907-55801	FILTER, FUEL							1		
21	1	172217-01370	MOUNT, ENGINE							1		
22	1	172217-01390	MOUNT, ENGINE							1		
23	1	172551-02510	BRACKET, ALTERNATOR							1		
24	1	172217-00840	HOSE, FUEL							1		
25	1	172551-02540	MOUNT, FILTER							1		
26	1	172551-02550	ADAPTOR, FILTER							1		
27	1	172216-11900	O-RING 230 N70							1		1
28	1	172551-02560	CLAMP							1		
29	1	129940-77011	STARTER							1		
30	1	129242-55711	SEPARATOR ASSY							1		
31	1	129242-55730	ELEMENT							1		1
32	1	172217-04910	HOSE 1/2 X 30							1		
33	1	172551-02600	DIPSTICK ASSY							1		
34	1	172551-02610	BRACKET, DIPSTICK							1		
35	1	129150-35153	FILTER							1		
36	1	172215-06620	NUT							3		
37	1	172216-07390	HOSE ASSY							1		
38	1	172218-01160	HOSE, FUEL							2		
39	1	172218-01170	HOSE, FUEL							1		
40	1	172551-02920	ALTERNATOR							1		
41	1	129940-42240	V-BELT, B44							1		
42	1	172551-02950	SPACER							1		
43	1	172551-02960	SPACER							1		
44	1	172218-01490	BOLT							4		
45	1	172551-02980	SPACER							1		
46	1	172217-03590	MOUNT, ENGINE							1		
47	1	172216-08590	HOUSING, FLYWHEEL							1		
49	1	172217-04270	CLAMP							8		
50	1	172216-09250	WASHER							2		
51	1	172551-09510	SCREW							1		
52	1	172551-09810	BOLT							3		

Remarks
(1) Not shown in illustration.

Fig.21. ENGINE

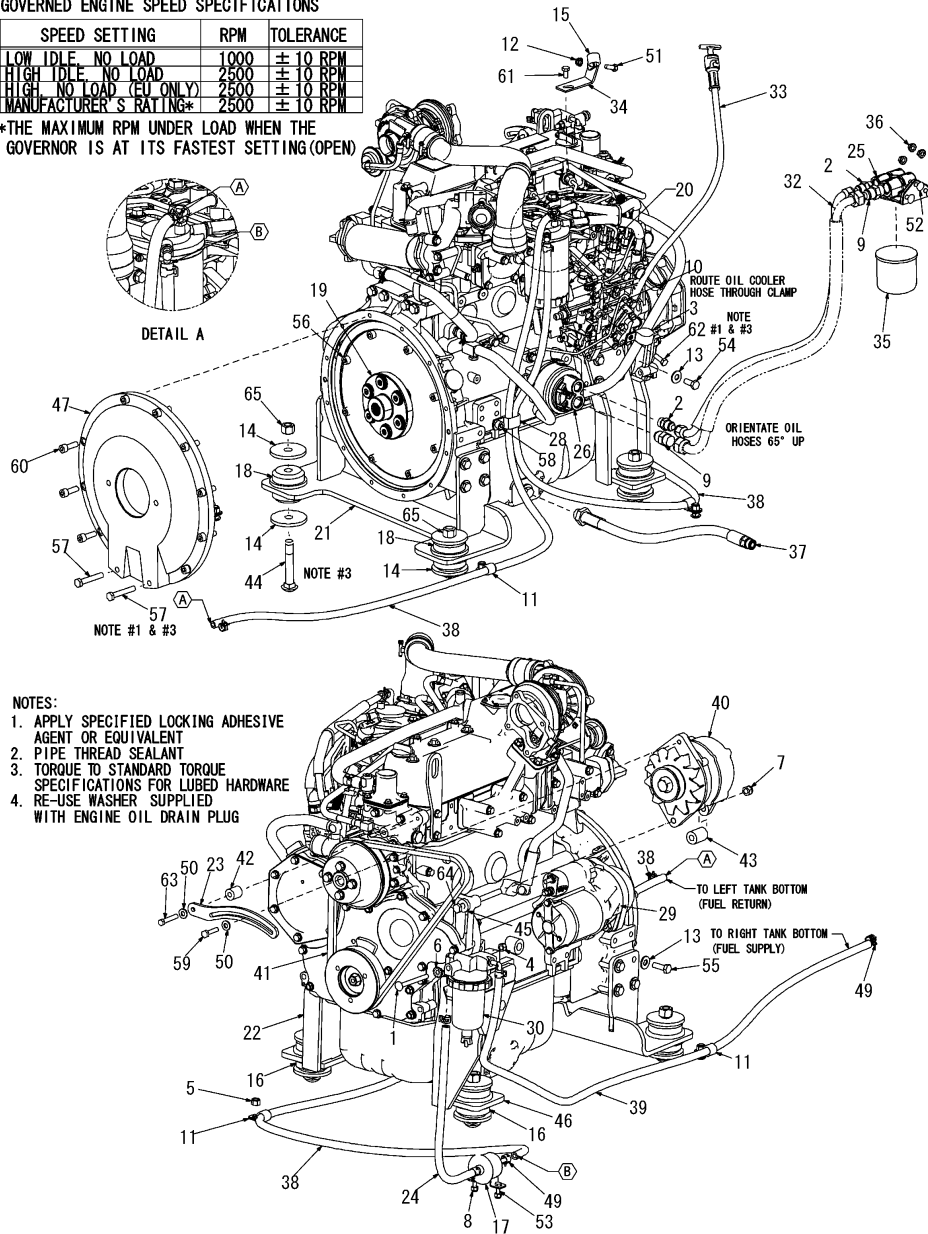
(A)=S270V
(B)=
(C)=

(D)=
(E)=
(F)=

GOVERNED ENGINE SPEED SPECIFICATIONS

SPEED SETTING	RPM	TOLERANCE
LOW IDLE, NO LOAD	1000	± 10 RPM
HIGH IDLE, NO LOAD	2500	± 10 RPM
HIGH, NO LOAD (EU ONLY)	2500	± 10 RPM
MANUFACTURER'S RATING*	2500	± 10 RPM

*THE MAXIMUM RPM UNDER LOAD WHEN THE GOVERNOR IS AT ITS FASTEST SETTING (OPEN)



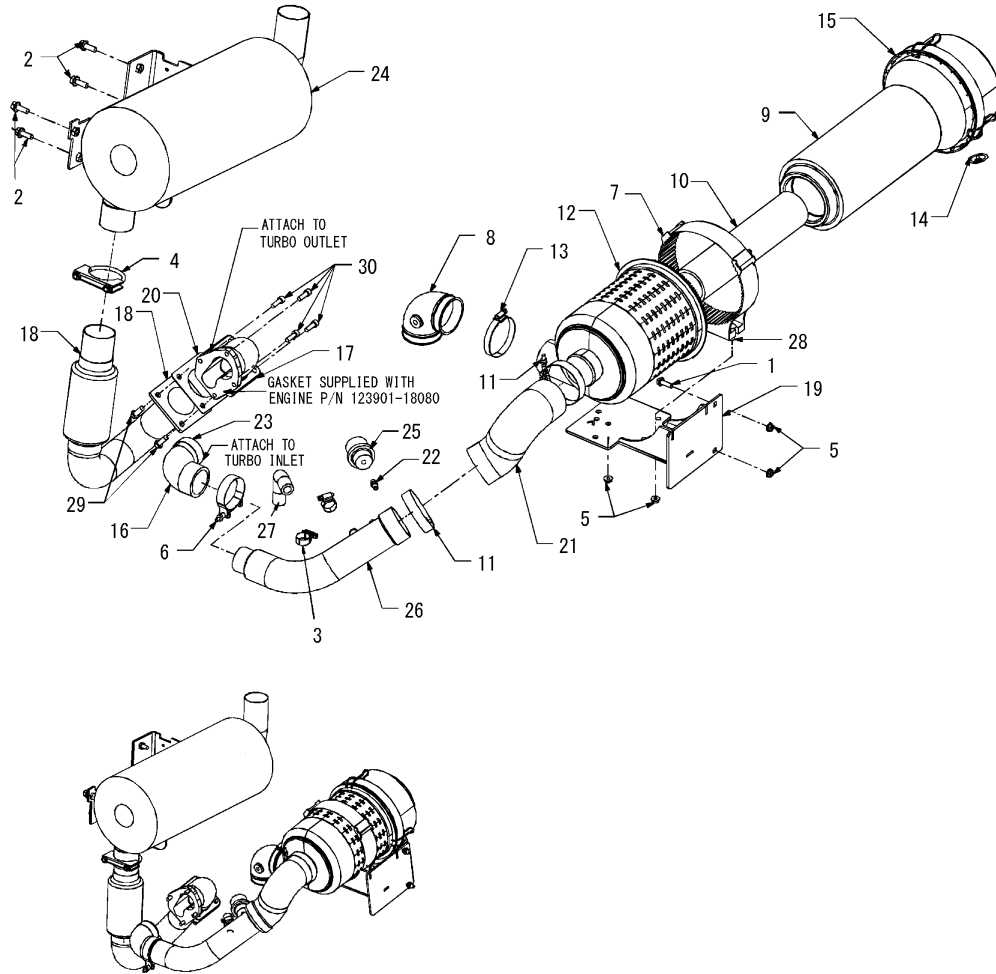
- NOTES:
1. APPLY SPECIFIED LOCKING ADHESIVE AGENT OR EQUIVALENT
 2. PIPE THREAD SEALANT
 3. TORQUE TO STANDARD TORQUE SPECIFICATIONS FOR LUBED HARDWARE
 4. RE-USE WASHER SUPPLIED WITH ENGINE OIL DRAIN PLUG

No.	Lev.	Parts No.	Description	Qty						I	R
				(A)	(B)	(C)	(D)	(E)	(F)		
53	1	172551-09880	SCREW	2							
54	1	172216-09580	SCREW	8							
55	1	172551-10060	SCREW	8							
56	1	172217-03990	SCREW	8							
57	1	172216-09770	SCREW	2							
58	1	172215-03180	SCREW	1							
59	1	172216-09820	SCREW	1							
60	1	172216-09830	SCREW	9							
61	1	172551-10460	SCREW	1							
62	1	172551-10490	SCREW	1							
63	1	172551-10520	SCREW	1							
64	1	172551-10530	SCREW	1							
65	1	172216-11150	NUT	4							

Remarks

(1) Not shown in illustration.

Fig.22. AIR CLEANER AND EXHAUST



(A)=S270V
(B)=
(C)=

(D)=
(E)=
(F)=

No.	Lev.	Parts No.	Description	Q'ty						I	R
				(A)	(B)	(C)	(D)	(E)	(F)		
1	1	172551-00160	SCREW	2							
2	1	172551-00450	SCREW	4							
3	1	172551-00760	CLAMP	2							
4	1	172552-00060	CLAMP	1							
5	1	172551-01060	NUT	4							
6	1	172552-00090	CLAMP	1							
7	1	172551-02000	CLAMP, AIR CLEANER	1							
8	1	172216-03440	ELBOW	1							
9	1	172551-02050	FILTER,AIR	1							
10	1	172551-02060	FILTER,AIR	1							
11	1	172551-02170	CLAMP	2							
12	1	172551-02250	CLEANER ASSY, AIR	1							
13	1	172215-01560	CLAMP	1							
14	1	172551-02340	VALVE, EVACUATOR	1							
15	1	172551-02350	CAP, AIR CLEANER	1							
16	1	172217-01290	ELBOW, MOLDED INTAKE	1							
17	1	172552-00130	OUTLET, EXHAUST	1							
18	1	172217-01330	COUPLER, FLEX	1							
19	1	172217-01360	MOUNT, AIR CLEANER	1							
20	1	172552-00140	GASKET	1							
21	1	172217-02540	HOSE, INTAKE, AIR	1							
22	1	172217-02650	ADAPTOR, FILTER	1							
23	1	172217-02870	CLAMP	1							
24	1	172217-03540	MUFFLER	1							
25	1	172217-04500	INDICATOR	1							
26	1	172217-04280	TUBE, INTAKE	1							
27	1	172217-04290	HOSE, BREATHER	1							
28	1	172551-09810	BOLT	2							
29	1	172215-03090	SCREW	4							
30	1	172552-00890	SCREW	4							

Fig.23. RADIATOR/COOLER

(A)=S270V

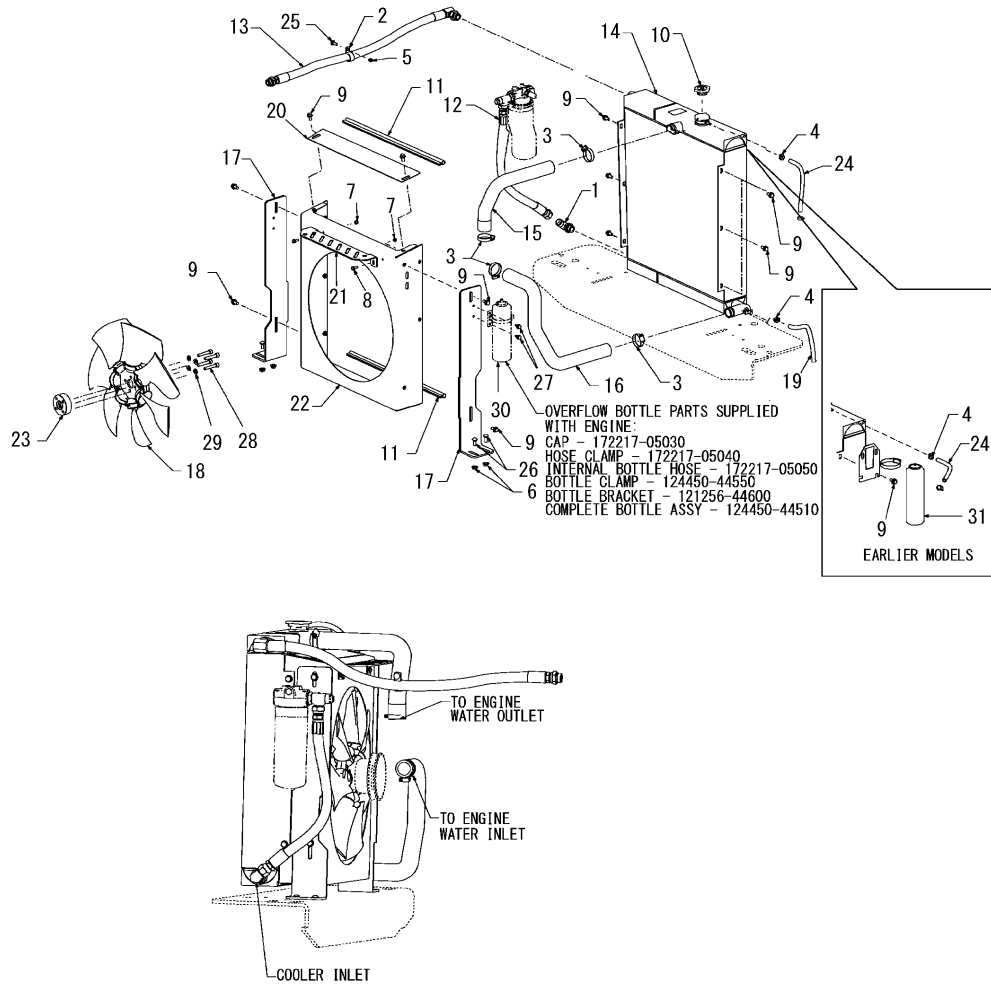
(B)=

(C)=

(D)=

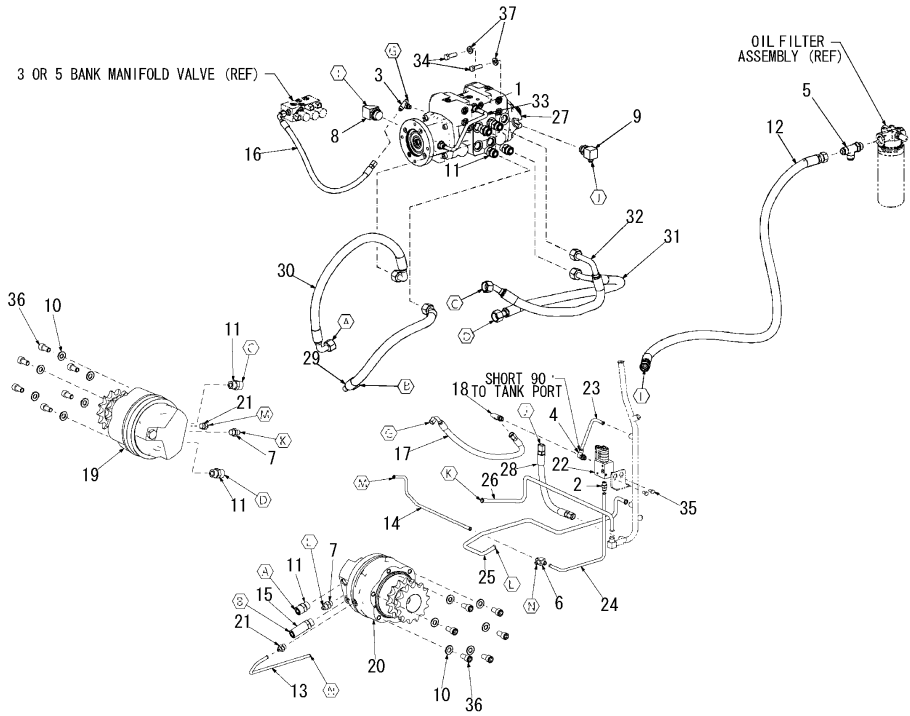
(E)=

(F)=



No.	Lev.	Parts No.	Description	Q'ty						I	R
				(A)	(B)	(C)	(D)	(E)	(F)		
1	1	172551-00080	CONNECTOR	1							
2	1	172216-00080	CLAMP	1							
3	1	172216-00130	CLAMP	4							
4	1	172551-00140	CLAMP	3							
5	1	172551-00150	NUT	1							
6	1	172215-00200	NUT	4							
7	1	172551-00250	NUT	2							
8	1	172551-00350	SCREW	2							
9	1	172551-00440	SCREW	11							
10	1	172216-03740	CAP, RADIATOR	1							
11	1	172217-01060	SEAL, BULB	2							
12	1	172217-01740	HOSE	1							
13	1	172218-00780	HOSE, OUTLET, COOLER	1							
14	1	172217-03170	EXCHANGER, HEAT	1							
15	1	172217-03270	HOSE, RAD, UPPER	1							
16	1	172217-03320	HOSE, RAD, LOWER	1							
17	1	172217-03340	PLATE, COOLER MOUNT	2							
18	1	172552-00150	FAN	1							
19	1	172218-02360	HOSE, FUEL	1							
20	1	172217-03800	PLATE, COVER	1							
21	1	172217-03810	FLANGE, COOLER COVER	1							
22	1	172218-04680	SHROUD	1							
23	1	172551-04680	SPACER, FAN	1							
24	1	172218-06290	HOSE, FUEL	1							
25	1	172215-02820	BOLT	1							
26	1	172551-09750	BOLT	4							
27	1	172215-03150	SCREW	2							
28	1	172218-05140	SCREW	4							
29	1	172216-09850	WASHER	4							
30	1	124450-44510	TANK ASSY, SUB	1							

Fig.24. HYDROSTATIC SYSTEM - WHEEL DRIVES(SINGLE-SPEED)



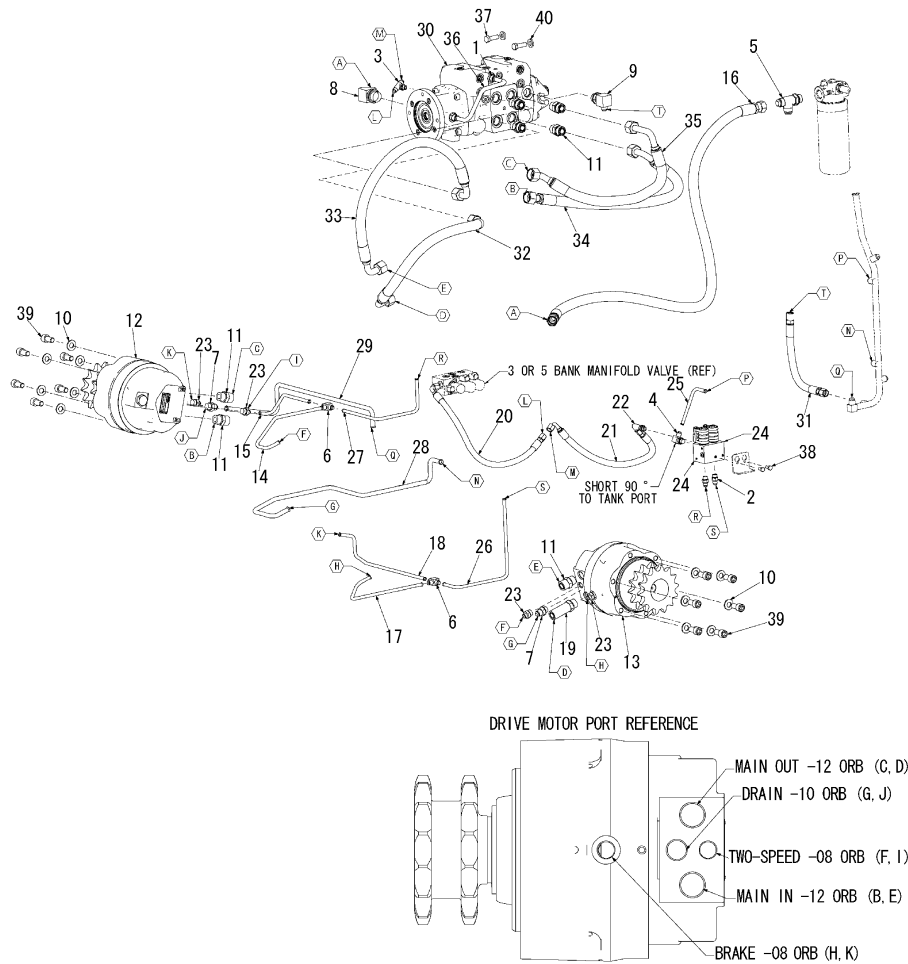
(A)=S270V
(B)=
(C)=

(D)=
(E)=
(F)=

No.	Lev.	Parts No.	Description	Q'ty						I	R
				(A)	(B)	(C)	(D)	(E)	(F)		
1	1	172551-00040	FITTING	2							
2	1	172551-00070	FITTING	1							
3	1	172215-00080	FITTING	1							
4	1	172551-00220	CONNECTOR	1							
5	1	172551-00490	CONNECTOR, TEE-RUN	1							
6	1	172216-00400	FITTING	1							
7	1	172551-00700	CONNECTOR	2							
8	1	172216-00560	FITTING	1							
9	1	172216-00570	FITTING	1							
10	1	172216-02040	WASHER	12							
11	1	172217-00210	FITTING	7							
12	1	172217-01890	HOSE	1							
13	1	172217-01920	TUBE, BRAKE LEFT	1							
14	1	172217-01930	TUBE, BRAKE RIGHT	1							
15	1	172217-01990	FITTING	1							
16	1	172216-06070	HOSE	1							
17	1	172217-02080	HOSE	1							
18	1	172217-02410	FITTING	1							
19	1	172217-02500	MOTOR, SINGLESPEED R	1							1
20	1	172217-02510	MOTOR, SINGLESPEED L	1							1
21	1	172216-10890	FITTING	2							
22	1	172218-00690	VALVE, BRAKE	1							
23	1	172218-00740	TUBE, BRAKE DRAIN	1							
24	1	172218-01210	TUBE, BRAKE LEFT	1							
25	1	172218-01250	TUBE, DRAIN L MOTOR	1							
26	1	172218-01290	TUBE, DRAIN R MOTOR	1							
27	1	172216-08800	PUMP, TANDEM	1							2
28	1	172218-02110	HOSE	1							
29	1	172217-02570	HOSE	1							
30	1	172218-02220	HOSE	1							
31	1	172218-02250	HOSE	1							
32	1	172218-02260	HOSE	1							
33	1	172218-02270	TUBE, CHARGE	1							
34	1	172215-02700	SCREW	2							
35	1	172215-02710	SCREW	2							
36	1	172216-09650	SCREW	12							
37	1	172216-11190	WASHER	2							

Remarks
(1) For breakdown see Fig.No.51.
(2) For breakdown see Fig.No.53.

Fig.25. HYDROSTATIC SYSTEM - WHEEL DRIVES(TWO-SPEED)



(A)=S270V
(B)=
(C)=

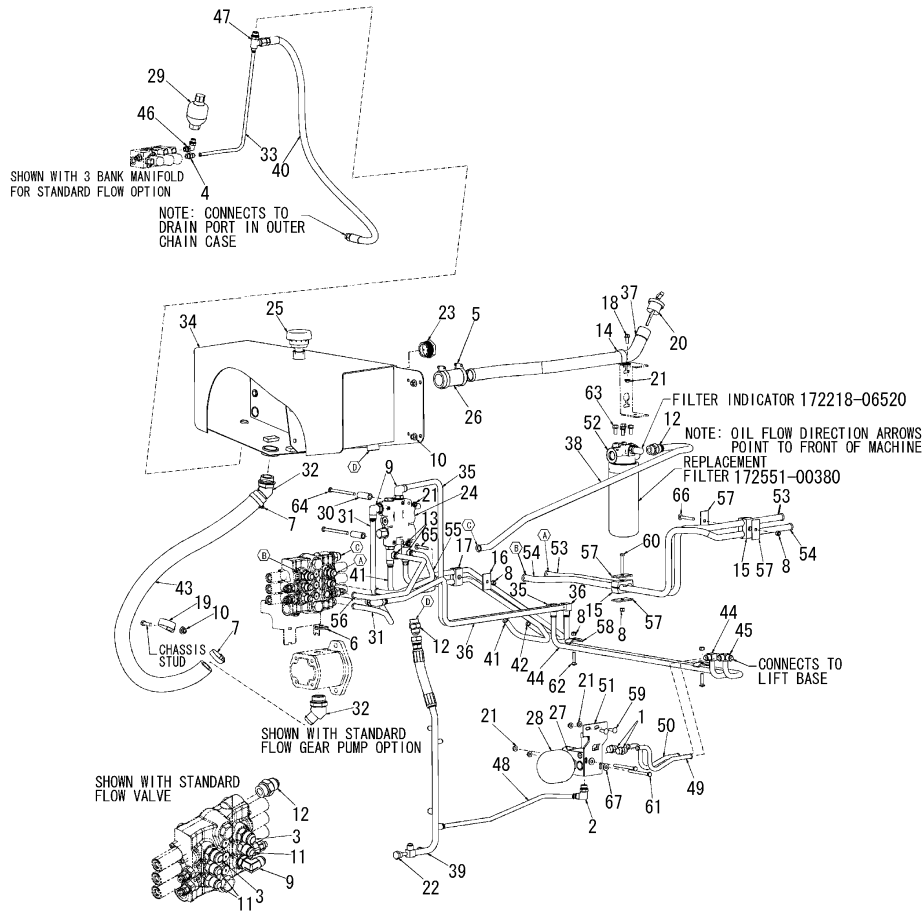
(D)=
(E)=
(F)=

No.	Lev.	Parts No.	Description	Qty						I	R
				(A)	(B)	(C)	(D)	(E)	(F)		
1	1	172551-00040	FITTING	2							
2	1	172551-00070	FITTING	2							
3	1	172215-00080	FITTING	1							
4	1	172551-00220	CONNECTOR	1							
5	1	172551-00490	CONNECTOR, TEE-RUN	1							
6	1	172216-00400	FITTING	2							
7	1	172551-00700	CONNECTOR	2							
8	1	172216-00560	FITTING	1							
9	1	172216-00570	FITTING	1							
10	1	172216-02040	WASHER	12							
11	1	172217-00210	FITTING	7							
12	1	172217-01690	MOTOR, TWO-SPEED R	1							1
13	1	172217-01700	MOTOR, TWO-SPEED L	1							1
14	1	172217-03880	TUBE, TWO-SPEED LEFT	1							
15	1	172217-03890	TUBE, TWO-SPEED,R	1							
16	1	172217-01890	HOSE	1							
17	1	172217-01920	TUBE, BRAKE LEFT	1							
18	1	172217-01930	TUBE, BRAKE RIGHT	1							
19	1	172217-01990	FITTING	1							
20	1	172216-06070	HOSE	1							
21	1	172217-02080	HOSE	1							
22	1	172217-02410	FITTING	1							
23	1	172216-10890	FITTING	4							
24	1	172218-00700	VALVE, BRAKE 2-SPEED	1							2
25	1	172218-00740	TUBE, BRAKE DRAIN	1							
26	1	172218-01210	TUBE, BRAKE LEFT	1							
27	1	172218-04870	TUBE, CASE DRAIN	1							
28	1	172218-01250	TUBE,DRAIN L MOTOR	1							
29	1	172218-01290	TUBE,DRAIN R MOTOR	1							
30	1	172216-08800	PUMP, TANDEM	1							3
31	1	172218-02110	HOSE	1							
32	1	172217-02570	HOSE	1							
33	1	172218-02220	HOSE	1							
34	1	172218-02250	HOSE	1							
35	1	172218-02260	HOSE	1							
36	1	172218-02270	TUBE, CHARGE	1							
37	1	172215-02700	SCREW	2							
38	1	172215-02710	SCREW	2							
39	1	172216-09650	SCREW	12							
40	1	172216-11190	WASHER	2							

Remarks

- (1) For breakdown see Fig.No.52.
- (2) For breakdown see Fig.No.60.
- (3) For breakdown see Fig.No.53.

Fig.26. HYDRAULICS - CHASSIS



(A)=S270V

(B)=

(C)=

(D)=

(E)=

(F)=

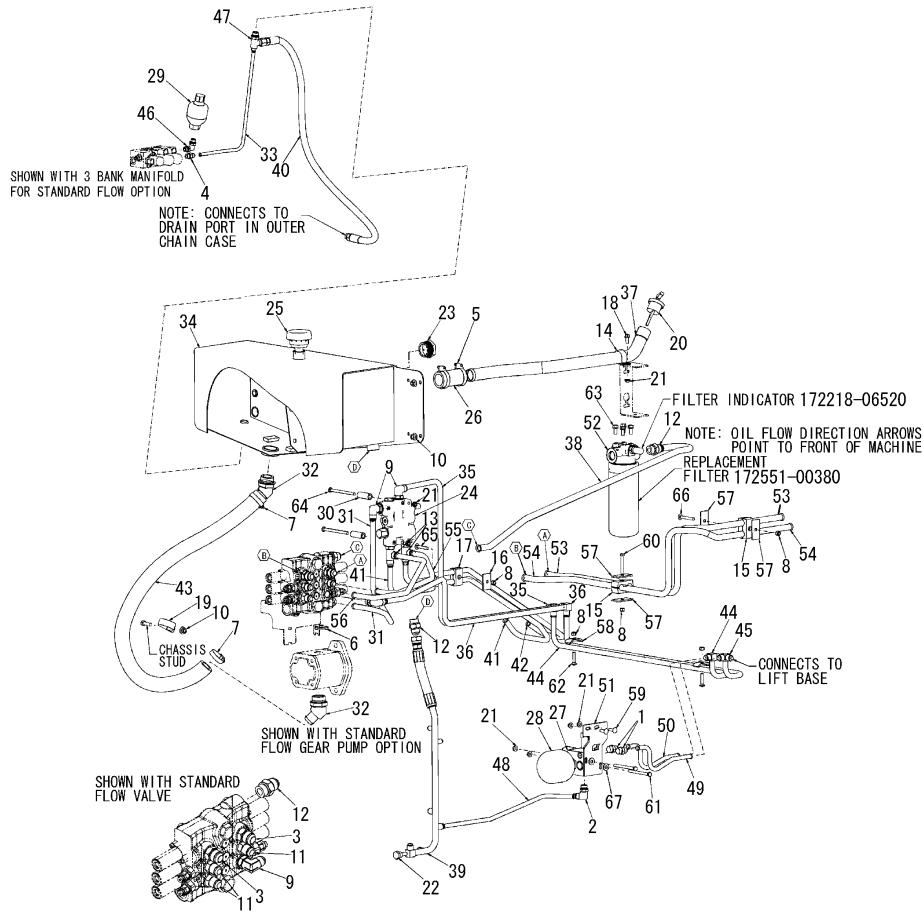
No.	Lev.	Parts No.	Description	Qty						I	R
				(A)	(B)	(C)	(D)	(E)	(F)		
1	1	172551-00040	FITTING	2							
2	1	172215-00020	FITTING	1							
3	1	172215-00030	FITTING	2							
4	1	172551-00070	FITTING	1							
5	1	172551-00100	CLAMP	2							
6	1	172551-00120	TIE, CABLE	1							
7	1	172551-02530	CLAMP	2							
8	1	172551-00150	NUT	5							
9	1	172215-00190	FITTING	3							
10	1	172215-00200	NUT	5							
11	1	172551-00320	CONNECTOR	3							
12	1	172551-00330	CONNECTOR	3							
13	1	172216-00230	FITTING	2							
14	1	172215-00320	CLAMP	1							
15	1	172551-00500	CLAMP	2							
16	1	172551-00510	PLATE	1							
17	1	172215-00390	CLAMP	1							
18	1	172551-00610	SCREW	1							
19	1	172218-05990	CLAMP	1							
20	1	172216-00810	CAP, HYD. RESERVOIR	1							
21	1	172551-01060	NUT	7							
22	1	172551-01090	SWITCH,TEMPERATURE	1							
23	1	172551-01190	SIGHT PORT	1							
24	1	172551-01230	VALVE, SELF-LEVEL	1							1
25	1	172218-00260	FILTER, VENTILATION	1							
26	1	172215-05310	HOSE	1							
27	1	172551-02090	MANIFOLD, HYDRAGLIDE	1							2
28	1	172551-02130	ACCUMULATOR	1							
29	1	172216-04540	ACCUMULATOR	1							
30	1	172217-01250	SPACER	2							
31	1	172217-01570	TUBE, LIFT	1							
32	1	172551-02520	FITTING	2							
33	1	172218-06240	TUBE, CASE DRAIN	1							
34	1	172218-00810	TANK, HYDRAULIC	1							
35	1	172218-00830	TUBE, LIFT	1							
36	1	172218-00840	TUBE, LIFT	1							
37	1	172218-01000	TUBE, FILL NECK	1							
38	1	172218-01190	TUBE, FILTER	1							
39	1	172218-01270	DRAIN, DRIVE MOTOR	1							
40	1	172218-01470	HOSE	1							
41	1	172218-01510	TUBE, TILT	1							
42	1	172218-01520	TUBE, TILT	1							
43	1	172218-01610	HOSE, SUCTION	1							
44	1	172218-01870	TUBE, LIFT	1							
45	1	172218-01890	TUBE, LIFT	1							
46	1	172218-02310	FITTING	1							
47	1	172218-02560	FITTING	1							
48	1	172218-02570	TUBE, RDRAIN	1							
49	1	172218-02580	TUBE, RIDE CONTROL,L	1							
50	1	172218-02590	TUBE, RIDE CONTROL,R	1							
51	1	172218-02610	BRACKET, VALVE	1							

Remarks

(1) For breakdown see Fig.No.58.

(2) For breakdown see Fig.No.67.

Fig.26. HYDRAULICS - CHASSIS



(A)=S270V
(B)=
(C)=

(D)=
(E)=
(F)=

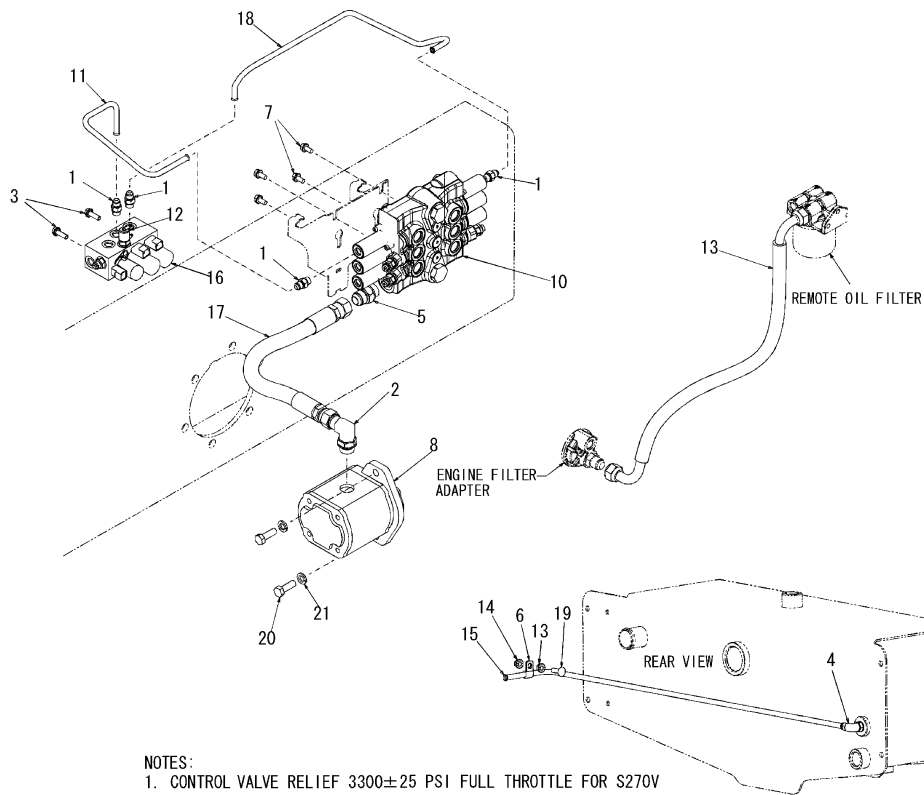
No.	Lev.	Parts No.	Description	Qty						I	R
				(A)	(B)	(C)	(D)	(E)	(F)		
52	1	172218-03640	FILTER ASSY	1							
53	1	172218-04550	TUBE, AUXILIARY FLOW	1							
54	1	172218-04560	TUBE, AUXILIARY FLOW	1							
55	1	172218-04570	TUBE, TILT	1							
56	1	172218-04580	TUBE, TILT SELFLEVEL	1							
57	1	172218-04780	PLATE, TWIN FLAT	4							
58	1	172215-08920	CLAMP	2							
59	1	172215-02820	BOLT	2							
60	1	172551-09760	SCREW	1							
61	1	172551-09790	SCREW	2							
62	1	172218-04970	BOLT	2							
63	1	172216-09490	SCREW	4							
64	1	172218-05100	BOLT	2							
65	1	172218-05190	BOLT	1							
66	1	172215-03200	BOLT	1							
67	1	172551-10370	WASHER	2							

Remarks

- (1) For breakdown see Fig.No.58.
- (2) For breakdown see Fig.No.67.

N:Old $\begin{matrix} \text{Yes} \\ \text{No} \end{matrix}$ New, Q:Old $\begin{matrix} \text{No} \\ \text{Yes} \end{matrix}$ New, R:Old $\begin{matrix} \text{Yes} \\ \text{No} \end{matrix}$ New, S:Old $\begin{matrix} \text{No} \\ \text{Yes} \end{matrix}$ New, W:Add, Z:Discontinued, F:Interchangeable by set, K:Q'ty Change

Fig.27. HYDRAULICS - CHASSIS(STANDARD AUXILIARY HYDRAULICS)



NOTES:
1. CONTROL VALVE RELIEF 3300±25 PSI FULL THROTTLE FOR S270V

(A)=S270V
(B)=
(C)=

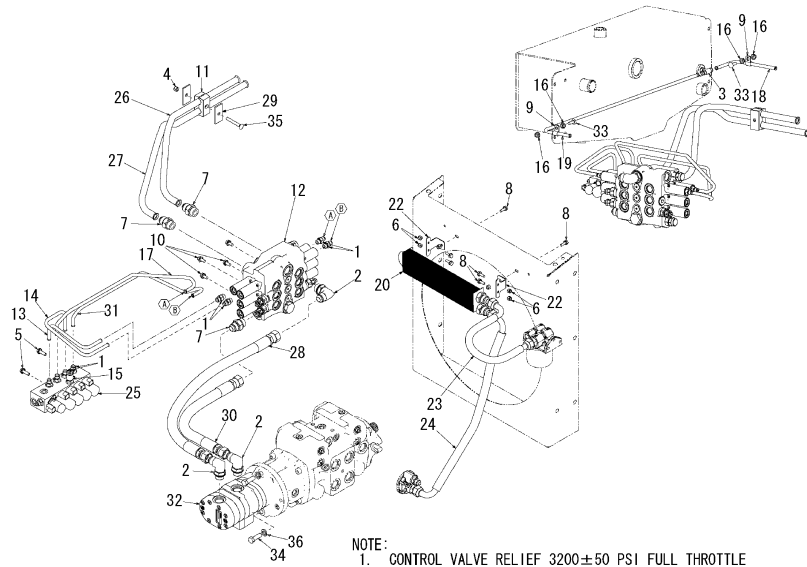
(D)=
(E)=
(F)=

No.	Lev.	Parts No.	Description	Q'ty						I	R
				(A)	(B)	(C)	(D)	(E)	(F)		
1	1	172551-00070	FITTING	4							
2	1	172551-00080	CONNECTOR	1							
3	1	172551-00160	SCREW	2							
4	1	172551-00220	CONNECTOR	1							
5	1	172551-00330	CONNECTOR	1							
6	1	172551-00420	CLAMP	1							
7	1	172216-00290	SCREW	4							
8	1	172552-00080	PUMP, GEAR	1							1
9	1	172551-01120	O-RING	1							2
10	1	172216-05450	VALVE, CONTROL	1							
11	1	172217-01590	TUBE, AUXILIARY FEED	1							
12	1	172551-02500	TEST PORT	1							
13	1	172217-04900	HOSE 5/8 X 30	1							
14	1	172215-06620	NUT	2							
15	1	172218-01360	CASE, DRAIN	1							
16	1	172217-03840	VALVE, MANIFOLD ,3BK	1							
17	1	172218-04790	HOSE	1							
18	1	172217-03910	TUBE, RETURN	1							
19	1	172551-09920	BOLT	1							
20	1	172216-10750	SCREW	2							
21	1	172215-03310	WASHER	2							

Remarks

- (1) For breakdown see Fig.No.56.
- (2) Not shown in illustration.

Fig.28. HYDRAULICS - CHASSIS(HIGH-FLOW AUXILIARY HYDRAULICS)



(A)=S270V
(B)=
(C)=

(D)=
(E)=
(F)=

No.	Lev.	Parts No.	Description	Q'ty						I	R
				(A)	(B)	(C)	(D)	(E)	(F)		
1	1	172551-00070	FITTING	8							
2	1	172551-00080	CONNECTOR	3							
3	1	172215-00080	FITTING	1							
4	1	172551-00150	NUT	1							
5	1	172551-00160	SCREW	2							
6	1	172551-00250	NUT	6							
7	1	172551-00330	CONNECTOR	3							
8	1	172551-00350	SCREW	6							
9	1	172551-00420	CLAMP	2							
10	1	172216-00290	SCREW	4							
11	1	172551-00500	CLAMP	1							
12	1	172216-05460	VALVE, CONTROL	1							
13	1	172217-01580	TUBE, HIGH-FLOW FEED	1							
14	1	172217-01590	TUBE, AUXILIARY FEED	1							
15	1	172551-02500	TEST PORT	1							
16	1	172215-06620	NUT	4							
17	1	172217-03120	TUBE, RETURN	1							
18	1	172218-01040	CASE, DRAIN	1							
19	1	172218-01360	CASE, DRAIN	1							
20	1	172217-04230	COOLER ASSY	1							1
21	1	172217-03640	COOLER, OIL	1							2
22	1	172217-03650	BRACKET, OIL COOLER	2							
23	1	172217-04930	HOSE 5/8 X 18	1							
24	1	172217-04920	HOSE 5/8 X 25	1							
25	1	172217-03850	VALVE, MANIFOLD ,5BK	1							
26	1	172218-04750	TUBE, HIGH-FLOW	1							
27	1	172218-04760	TUBE, HIGH-FLOW	1							
28	1	172218-04770	HOSE	1							
29	1	172218-04780	PLATE, TWIN FLAT	2							
30	1	172218-04790	HOSE	1							
31	1	172217-03910	TUBE, RETURN	1							
32	1	172552-00520	PUMP, GEAR	1							3
33	1	172551-09920	BOLT	2							
34	1	172216-10750	SCREW	2							
35	1	172215-03200	BOLT	1							
36	1	172215-03310	WASHER	2							

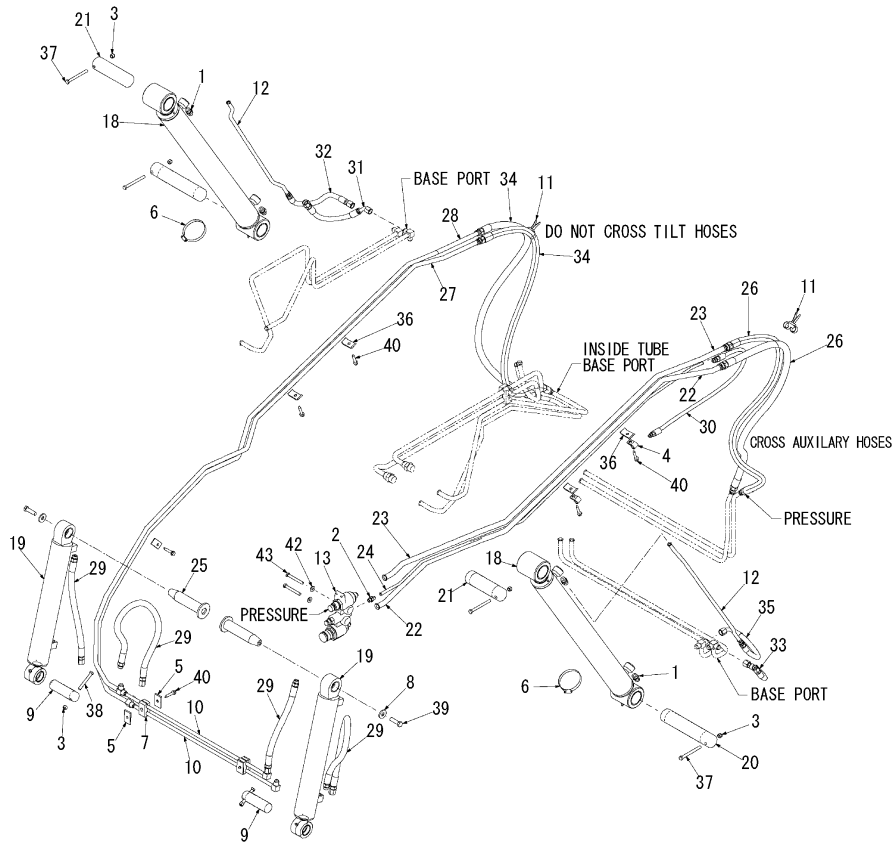
Remarks

- (1) Cooler Assembly 172217-04230 consists of the 172217-03640 COOLER/OIL (1), 172551-00250 NUT/HEX LOCK 1/4 (4), 172551-00350 SCREW/CAP LOCKING 1/4 X 3/4 (4) and the 172217-03650 BRACKET/OIL COOLER (2).
- (2) Not shown in illustration.
- (3) For breakdown see Fig.No.57.

Fig.29. HYDRAULICS - LIFT ARM(STANDARD HYDRAULICS)

(A)=S270V
(B)=
(C)=

(D)=
(E)=
(F)=

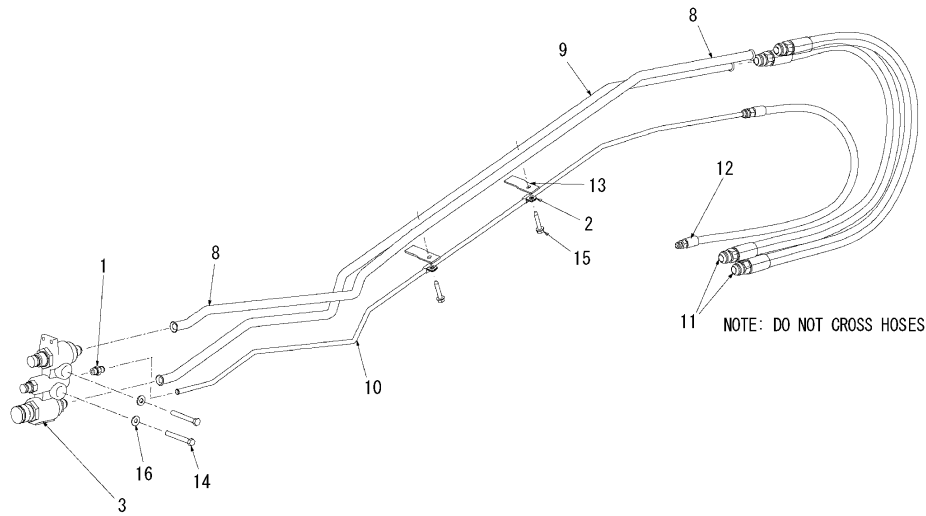


No.	Lev.	Parts No.	Description	Q'ty						I	R
				(A)	(B)	(C)	(D)	(E)	(F)		
1	1	172551-00040	FITTING	4							
2	1	172551-00070	FITTING	1							
3	1	172551-00180	NUT	6							
4	1	172215-00340	CLAMP	2							
5	1	172551-00510	PLATE	4							
6	1	172551-00630	CLAMP	2							
7	1	172216-00460	CLAMP	2							
8	1	172216-01770	WASHER	2							
9	1	172216-01810	PIN	2							
10	1	172218-00110	TUBE, CROSSMEMBER	2							
11	1	172217-00270	TIE, DUAL CLAMP	2							
12	1	172218-05960	LINE, LIFT CYLINDER	2							
13	1	172551-02030	BLOCK, COUPLER	1							
14	1	172551-02200	COUPLER	1							1
15	1	172551-02210	COUPLER	1							1
16	1	172551-02220	COUPLER	1							1
17	1	172551-02230	FITTING	1							1
18	1	172218-00540	CYLINDER, LIFT	2							2
19	1	172218-00570	CYLINDER, TILT	2							3
20	1	172218-00730	PIN, PIVOT	2							
21	1	172218-00750	PIN, PIVOT	2							
22	1	172218-00900	TUBE, AUX. LOWER	1							
23	1	172218-00910	TUBE, AUX. UPPER	1							
24	1	172218-00980	TUBE, DRAIN AUX.	1							
25	1	172218-01240	PIN, WELDMENT	2							
26	1	172218-04630	HOSE	2							
27	1	172218-01370	TUBE, TILT	1							
28	1	172218-01380	TUBE, TILT	1							
29	1	172216-07870	HOSE	4							
30	1	172218-01630	HOSE	1							
31	1	172218-01640	HOSE	1							
32	1	172218-01650	HOSE	1							
33	1	172218-02070	HOSE	1							
34	1	172218-02430	HOSE	2							
35	1	172218-03470	HOSE	1							
36	1	172215-08920	CLAMP	5							
37	1	172216-09400	SCREW	4							
38	1	172215-02950	SCREW	2							
39	1	172216-09570	SCREW	2							
40	1	172218-05820	SCREW	5							
41	1	172218-04530	SCREW	2							1
42	1	172551-10370	WASHER	2							
43	1	172218-04960	SCREW	2							

Remarks

- (1) Not shown in illustration.
- (2) For breakdown see Fig.No.49.
- (3) For breakdown see Fig.No.50.

Fig.30. HYDRAULICS - LIFT ARM(HIGH-FLOW HYDRAULICS)



(A)=S270V
(B)=
(C)=

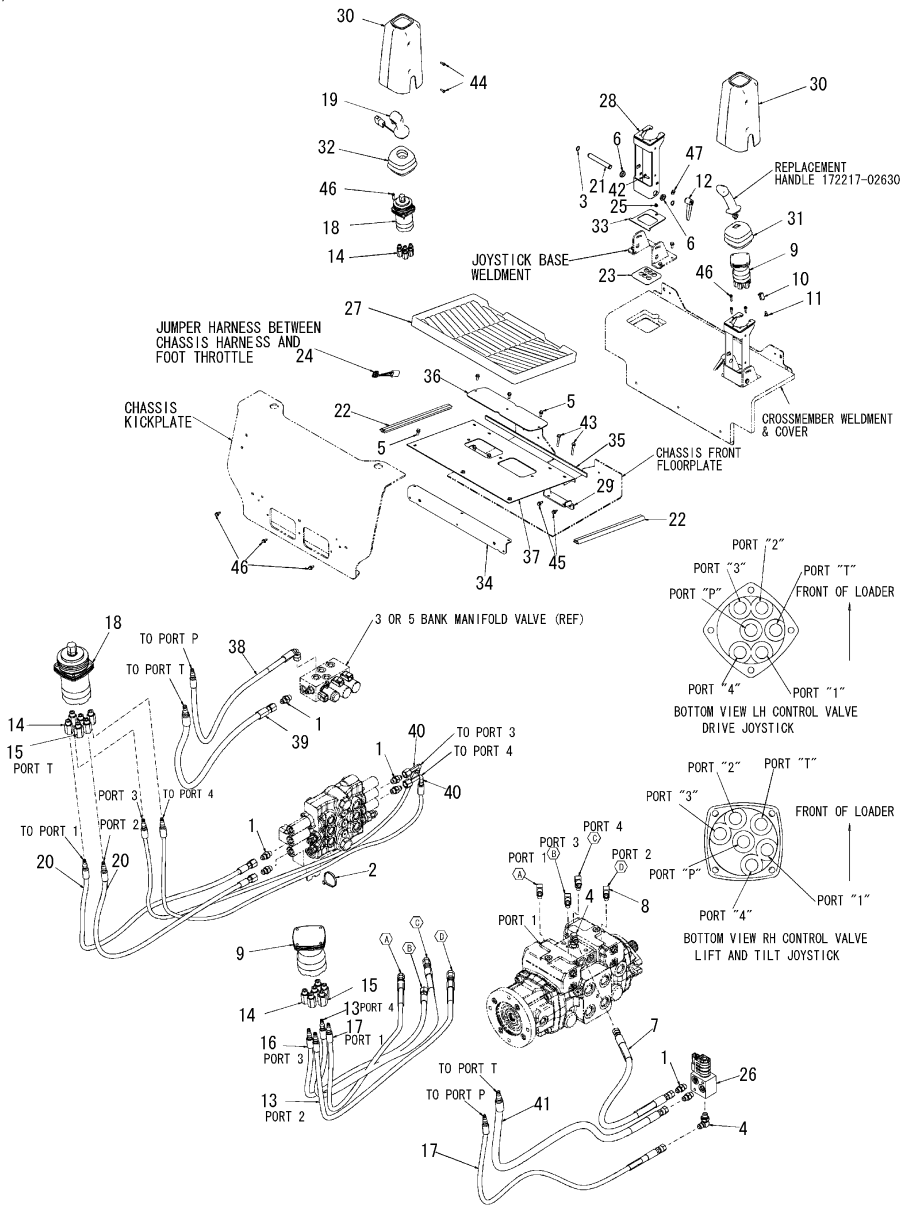
(D)=
(E)=
(F)=

No.	Lev.	Parts No.	Description	Q'ty						I	R
				(A)	(B)	(C)	(D)	(E)	(F)		
1	1	172551-00070	FITTING	1							
2	1	172551-00420	CLAMP	2							
3	1	172551-02030	BLOCK, COUPLER	1							
4	1	172551-02200	COUPLER	1							1
5	1	172551-02210	COUPLER	1							1
6	1	172551-02220	COUPLER	1							1
7	1	172551-02230	FITTING	1							1
8	1	172218-00920	TUBE, H-FLOW UPPER	1							
9	1	172218-00930	TUBE, H-FLOW LOWER	1							
10	1	172218-00990	TUBE, DRAIN H-FLOW	1							
11	1	172218-01620	HOSE	2							
12	1	172218-01630	HOSE	1							
13	1	172218-02390	PLATE, TUBE	2							
14	1	172218-04960	SCREW	2							
15	1	172218-05820	SCREW	2							
16	1	172551-10370	WASHER	2							

Remarks

(1) Not shown in illustration.

Fig.31. CONTROLS - LIFT/TILT AND TRACTION(DUAL JOYSTICK CONTROLS)



(A)=S270V

(B)=

(C)=

(D)=

(E)=

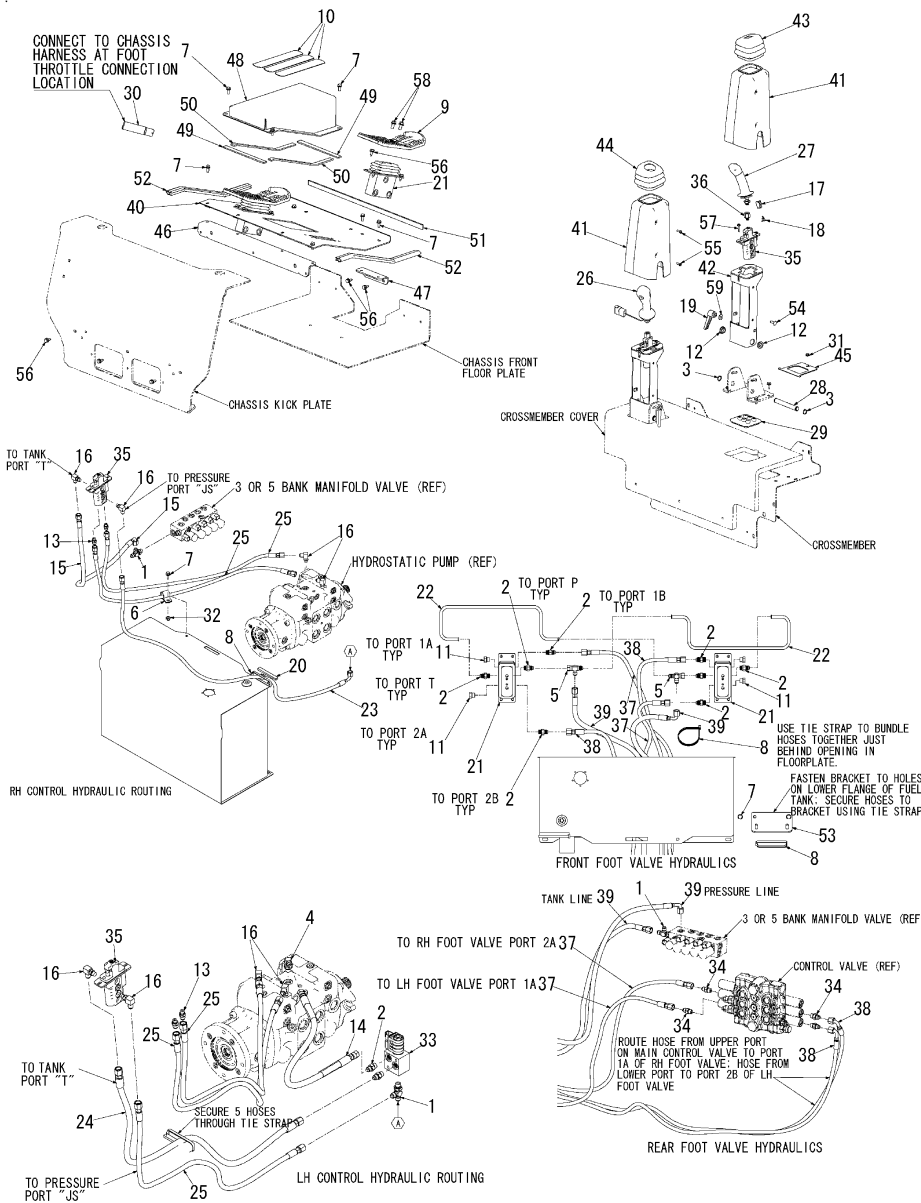
(F)=

No.	Lev.	Parts No.	Description	(A)	(B)	(C)	(D)	(E)	(F)	Q'ty	I	R
1	1	172551-00070	FITTING	7								
2	1	172551-00120	TIE, CABLE	1								
3	1	172216-00160	RING, RETAINING	4								
4	1	172217-02410	FITTING	2								
5	1	172551-00610	SCREW	6								
6	1	172216-00900	BUSHING, PIVOT	4								
7	1	172218-00160	HOSE	1								
8	1	172215-00850	FITTING	4								
9	1	172216-03290	JOYSTICK, DRIVE	1								
10	1	172216-03520	PLUG, 4-PIN	1								
11	1	172216-03530	WEDGE, 4-PIN	1								
12	1	172216-04490	HANDLE, RATCHET	2								
13	1	172218-00460	HOSE	2								1
14	1	172216-04590	ADAPTOR	10								
15	1	172216-04600	ADAPTOR	2								
16	1	172218-00450	HOSE	1								1
17	1	172218-00440	HOSE	2								1
18	1	172216-04830	JOYSTICK	1								
19	1	172216-06310	GRIP	1								
20	1	172217-02770	HOSE	2								1
21	1	172218-00600	PIN, TILT CONSOLE	2								
22	1	172218-00610	SEAL, BULB	2								
23	1	172218-00620	GROMMET, PILOT HOSES	2								
24	1	172216-07120	HARNESS, THROTTLE	1								
25	1	172215-06610	NUT	2								
26	1	172218-06360	VALVE, JOYSTICK	1								2
27	1	172218-00880	MAT, FLOOR	1								
28	1	172218-01060	TOWER, JOYSTICK	2								
29	1	172218-01350	COVR, FLOORPLATE R	2								
30	1	172218-01730	COVER, TOWER	2								
31	1	172218-02300	BOOT, CONTROL VALVE	1								
32	1	172218-02320	BOOT, CONTROL VALVE	1								
33	1	172218-02440	BRACKET, RETAINER	2								
34	1	172218-02460	BRACKET, FLOOR PLATE	1								
35	1	172218-02530	SEAL, FLOOR	1								
36	1	172218-02540	COVER, CLEAN-OUT	1								
37	1	172218-02550	PLATE, FLOOR	1								
38	1	172218-03760	HOSE	1								1
39	1	172218-03750	HOSE	1								3
40	1	172218-03740	HOSE	2								1
41	1	172218-03730	HOSE	1								3
42	1	172215-02820	BOLT	2								
43	1	172218-05050	SCREW	4								
44	1	172551-10010	SCREW	4								
45	1	172215-03040	SCREW	7								
46	1	172216-09710	SCREW	7								
47	1	172551-10370	WASHER	2								

Remarks

- (1) Include Ref.No.14.
- (2) For breakdown see Fig.No.53.
- (3) Include Ref.No.15.

Fig.32. CONTROLS - LIFT/TILT AND TRACTION(HAND/FOOT CONTROLS)



(A)=S270V
(B)=
(C)=

(D)=
(E)=
(F)=

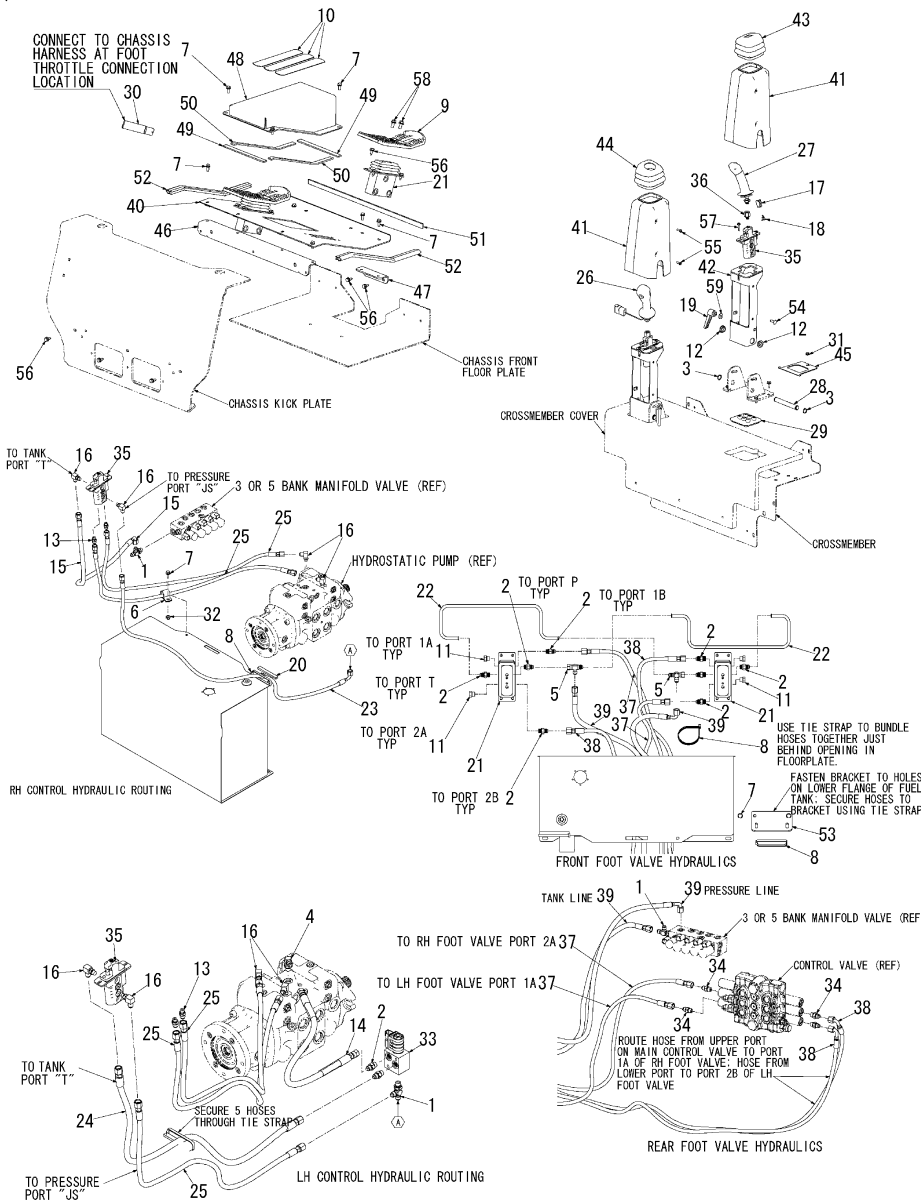
No.	Lev.	Parts No.	Description	(A)	(B)	(C)	(D)	(E)	(F)	Q'ty	I	R
1	1	172551-00060	FITTING		2							
2	1	172551-00070	FITTING		10							
3	1	172216-00160	RING, RETAINING		4							
4	1	172217-02410	FITTING		1							
5	1	172551-00340	FITTING		2							
6	1	172217-00010	CLAMP		1							
7	1	172551-00610	SCREW		13							
8	1	172215-00480	TIE, CABLE		3							
9	1	172215-04530	PEDAL, FOOT		2							
10	1	172216-00550	STRIP		3							
11	1	172551-00960	PLUG		4							
12	1	172216-00900	BUSHING, PIVOT		4							
13	1	172218-00050	FITTING		4							
14	1	172218-00160	HOSE		1							
15	1	172218-00170	HOSE		1							
16	1	172215-00850	FITTING		8							
17	1	172216-03520	PLUG, 4-PIN		1							
18	1	172216-03530	WEDGE, 4-PIN		1							
19	1	172216-04490	HANDLE, RATCHET		2							
20	1	172218-00530	PAD		1							
21	1	172217-01430	VALVE, FOOT		2							1
22	1	172217-01480	TUBE		2							
23	1	172217-01940	HOSE		1							
24	1	172217-01950	HOSE		1							
25	1	172217-01980	HOSE		5							
26	1	172216-06310	GRIP		1							
27	1	172217-02630	GRIP		1							
28	1	172218-00600	PIN, TILT CONSOLE		2							
29	1	172218-00620	GROMMET, PILOT HOSES		2							
30	1	172216-07110	PLUG, HARNESS		1							
31	1	172215-06610	NUT		2							
32	1	172215-06620	NUT		1							
33	1	172218-06360	VALVE, JOYSTICK		1							2
34	1	172217-02910	ORIFICE, CHECK VALVE		4							
35	1	172218-00790	VALVE, CONTROL		2							
36	1	172218-00850	ADAPTOR		2							
37	1	172218-01300	HOSE		2							
38	1	172218-01320	HOSE		2							
39	1	172218-01330	HOSE		2							
40	1	172218-01460	PLATE, FLOOR H-F		1							
41	1	172218-01730	COVER, TOWER		2							
42	1	172218-02230	TOWER, H-F		2							
43	1	172218-02300	BOOT, CONTROL VALVE		1							
44	1	172218-02320	BOOT, CONTROL VALVE		1							
45	1	172218-02440	BRACKET, RETAINER		2							
46	1	172218-02470	BRACKET, MOUNTING		1							
47	1	172218-02490	BRACKET, R H-F FLOOR		2							
48	1	172218-02500	COVER, DOGHOUSE		1							
49	1	172218-02510	STRIP, FOAM SEAL		2							
50	1	172218-02520	STRIP, FOAM SEAL		2							
51	1	172218-02530	SEAL, FLOOR		1							

Remarks
(1) For breakdown see Fig.No.74.
(2) For breakdown see Fig.No.61.

Fig.32. CONTROLS - LIFT/TILT AND TRACTION(HAND/FOOT CONTROLS)

(A)=S270V
(B)=
(C)=

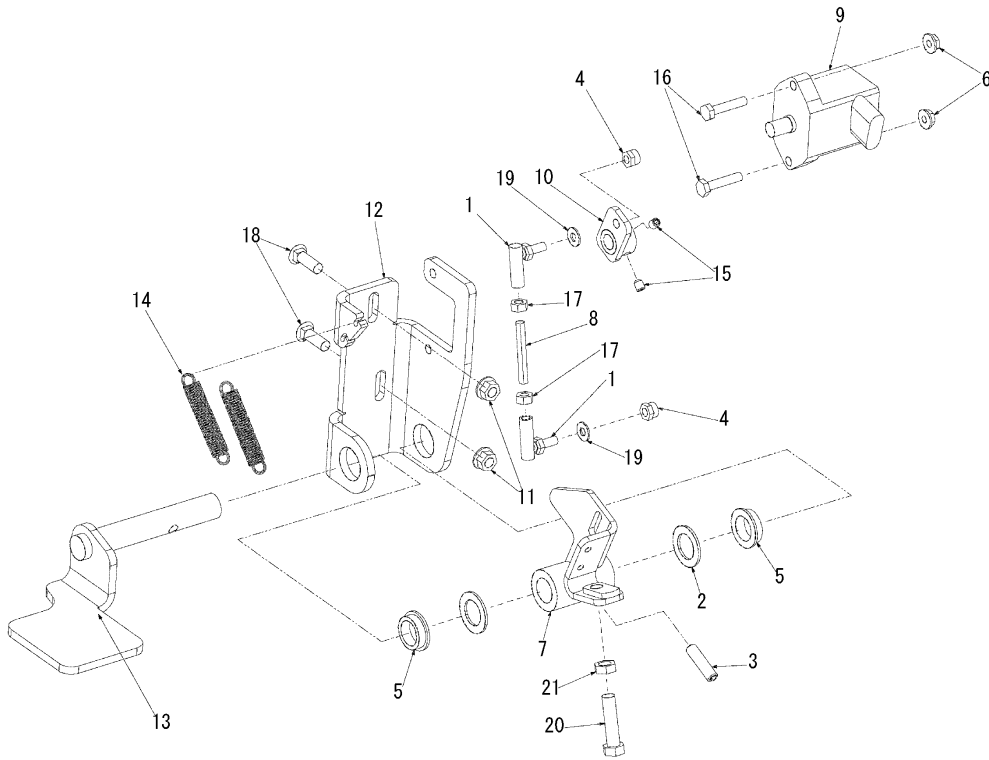
(D)=
(E)=
(F)=



No.	Lev.	Parts No.	Description	(A)	(B)	(C)	(D)	(E)	(F)	Q'ty	I	R
52	1	172218-00610	SEAL, BULB	2								
53	1	172218-02650	BRACKET, RETAINER	1								
54	1	172215-02820	BOLT	2								
55	1	172551-10010	SCREW	4								
56	1	172215-03040	SCREW	15								
57	1	172216-09710	SCREW	4								
58	1	172217-04010	SCREW	4								
59	1	172551-10370	WASHER	2								

Remarks
(1) For breakdown see Fig.No.74.
(2) For breakdown see Fig.No.61.

Fig.33. CONTROLS - ENGINE(DUAL JOYSTICK CONTROLS)



No.	Lev.	Parts No.	Description	Q'ty						I	R
				(A)	(B)	(C)	(D)	(E)	(F)		
1	1	172216-00020	JOINT, BALL	2							
2	1	172216-00070	WASHER	2							
3	1	172216-00280	PIN, ROLL	1							
4	1	172216-00540	NUT	2							
5	1	172216-00900	BUSHING, PIVOT	2							
6	1	172216-01590	NUT	2							
7	1	172216-06540	BRACKET, THROTTLE	1							
8	1	172217-02620	ROD, THREADED	1							
9	1	172216-06960	SENSOR, THROTTLE	1							
10	1	172216-06970	LINK, THROTTLE	1							
11	1	172215-06620	NUT	2							
12	1	172216-10430	BRACKET, THROTTLE	1							
13	1	172217-03390	PEDAL, THROTTLE	1							
14	1	172216-07990	SPRING	2							
15	1	172216-09270	SCREW SET	2							
16	1	172551-09460	SCREW	2							
17	1	172216-09330	NUT	2							
18	1	172551-09810	BOLT	2							
19	1	172551-09640	WASHER	2							
20	1	172551-10040	SCREW	1							
21	1	172551-10330	NUT	1							

Fig.34. ELECTRICAL - CHASSIS

(A)=S270V

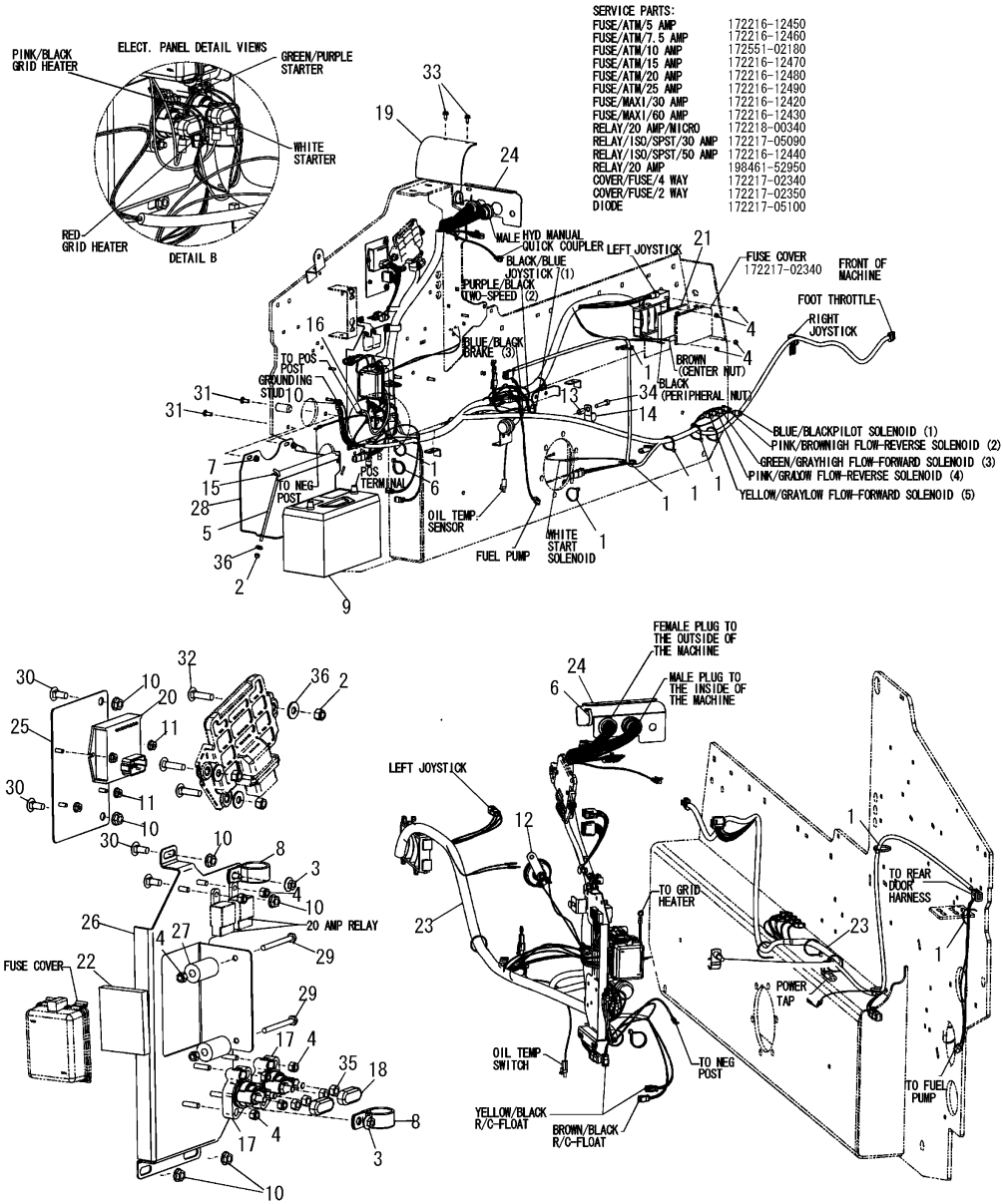
(B)=

(C)=

(D)=

(E)=

(F)=

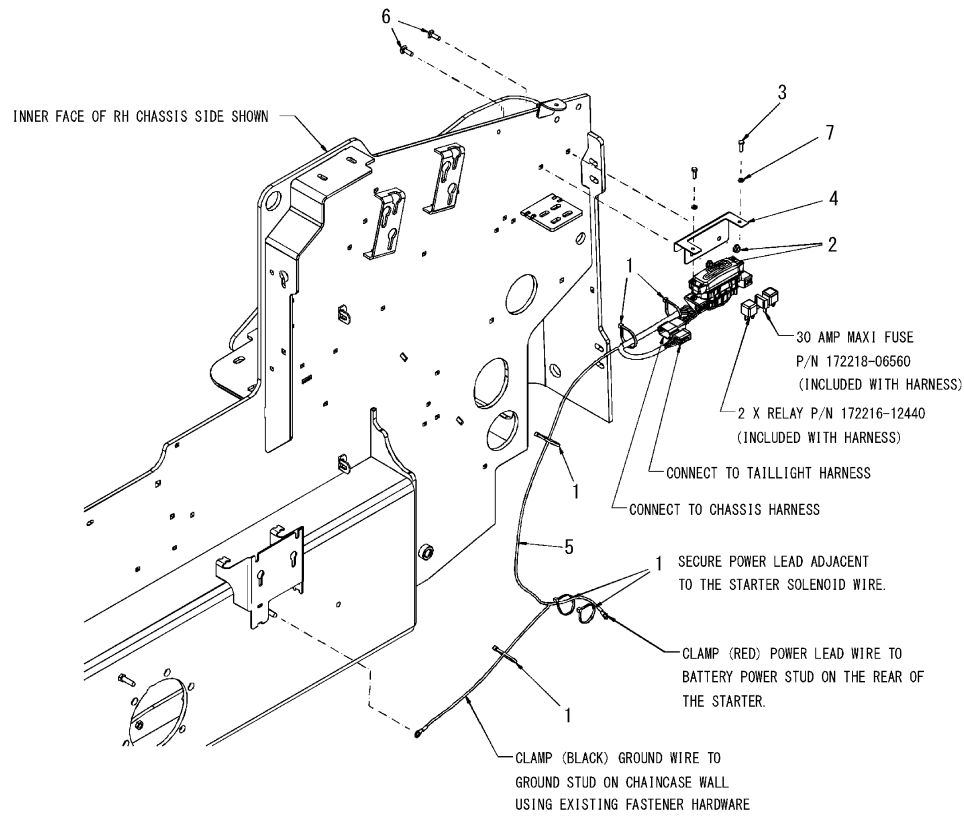


No.	Lev.	Parts No.	Description	Q'ty						I	R
				(A)	(B)	(C)	(D)	(E)	(F)		
1	1	172551-00120	TIE, CABLE	10							
2	1	172551-00150	NUT	4							
3	1	172551-00230	NUT	2							
4	1	172551-00250	NUT	12							
5	1	172218-00010	ROD, BATTERY	1							
6	1	172215-00480	TIE, CABLE	2							
7	1	172551-00720	NUT	2							
8	1	172551-00750	CLAMP	2							
10	1	172551-01060	NUT	7							
11	1	172551-01590	FLANGE	4							
12	1	172551-01980	HORN	1							
13	1	172218-00350	SPACER	1							
14	1	172551-02160	HOSE, CLAMP	1							
15	1	172218-00480	ANGLE, BATTERY	1							
16	1	172217-01820	CABLE, FEED +	1							
17	1	172216-06000	SOLENOID	2							
18	1	172216-07150	COVER, ELECTRICAL	2							
19	1	172216-07430	COVER, WIRE HARNESS	1							
20	1	172216-07710	MODULE, 2-SPEED	1							
21	1	172217-03100	FOAM, COVER, FUSE	1							
22	1	172217-03110	FOAM, COVER, ELEC	1							
23	1	172218-01420	HARNESS, CHASSIS	1							
24	1	172218-01840	BRACKET, MOUNTING	1							
25	1	172218-01950	BRACKET, MODULE	1							
26	1	172218-02140	PLATE, ELECTRIC ASSY	1							
27	1	172218-04130	SPACER	2							
28	1	172218-04510	TRAY, BATTERY	1							
29	1	172218-04940	SCREW	2							
30	1	172551-09720	BOLT	4							
31	1	172551-09750	BOLT	2							
32	1	172551-09810	BOLT	3							
33	1	172215-03150	SCREW	2							
34	1	172218-05140	SCREW	1							
35	1	172215-03230	NUT	4							
36	1	172551-10370	WASHER	4							

Fig.35. ELECTRICAL - CHASSIS (REAR LIGHT POWER DISTRIBUTION)

(A)=S270V
(B)=
(C)=

(D)=
(E)=
(F)=



No.	Lev.	Parts No.	Description	Q'ty						I	R
				(A)	(B)	(C)	(D)	(E)	(F)		
1	1	172551-00120	TIE, CABLE	6							
2	1	172215-06620	NUT	2							
3	1	172216-10950	SCREW	2							
4	1	172218-05690	BRACKET, MOUNT	1							
5	1	172218-05710	HARNESS, LIGHT POWER	1							
6	1	172215-02820	BOLT	2							
7	1	172551-10360	WASHER	2							

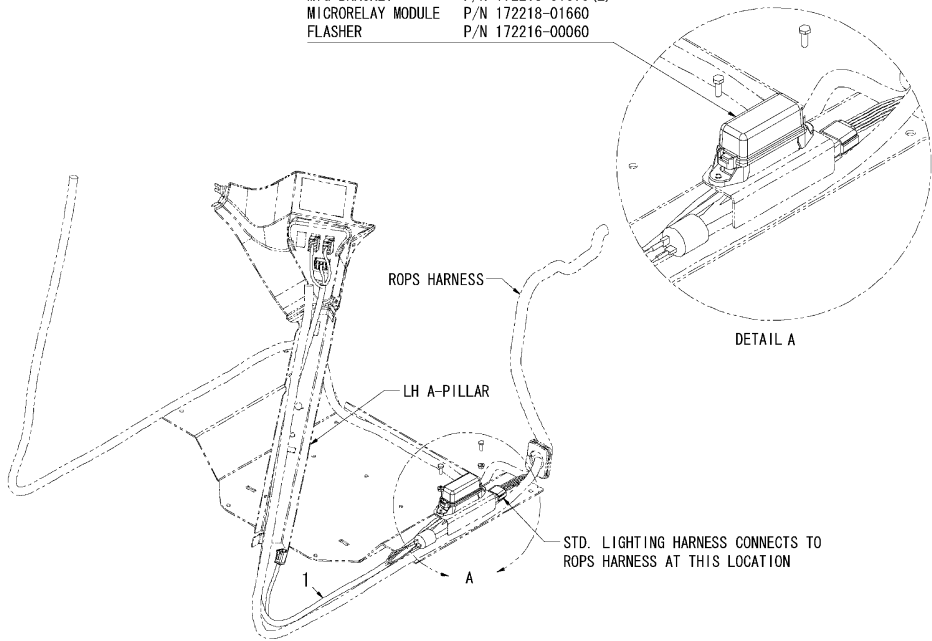
Fig.36. ELECTRICAL - ROPS/FOPS(ROPS/FOPS LIGHTING HARNESS, STANDARD)

(A)=S270V
(B)=
(C)=

(D)=
(E)=
(F)=

No.	Lev.	Parts No.	Description	Q'ty						I	R
				(A)	(B)	(C)	(D)	(E)	(F)		
1	1	172218-01130	HARNES,CAB LIGHTING	1							
2	1	172216-00060	FLASHER	1							1
3	1	172218-00340	RELAY, MICRO 20 A	3							1
4	1	172218-01680	COVER, RELAY HOLDER	1							1
5	1	172218-01670	BRACKET, MATING	2							1
6	1	172218-01660	MODULE, MICRO RELAY	1							1
7	1	172216-00060	FLASHER	1							1

SERVICE PARTS:
 MICRORELAY P/N 172218-00340 (3)
 COVER/RELAY HOLDER P/N 172218-01680
 MTG BRACKET P/N 172218-01670 (2)
 MICRORELAY MODULE P/N 172218-01660
 FLASHER P/N 172216-00060



Remarks
 (1) Not shown in illustration.

Fig.37. ELECTRICAL - ROPS/FOPS

(A)=S270V

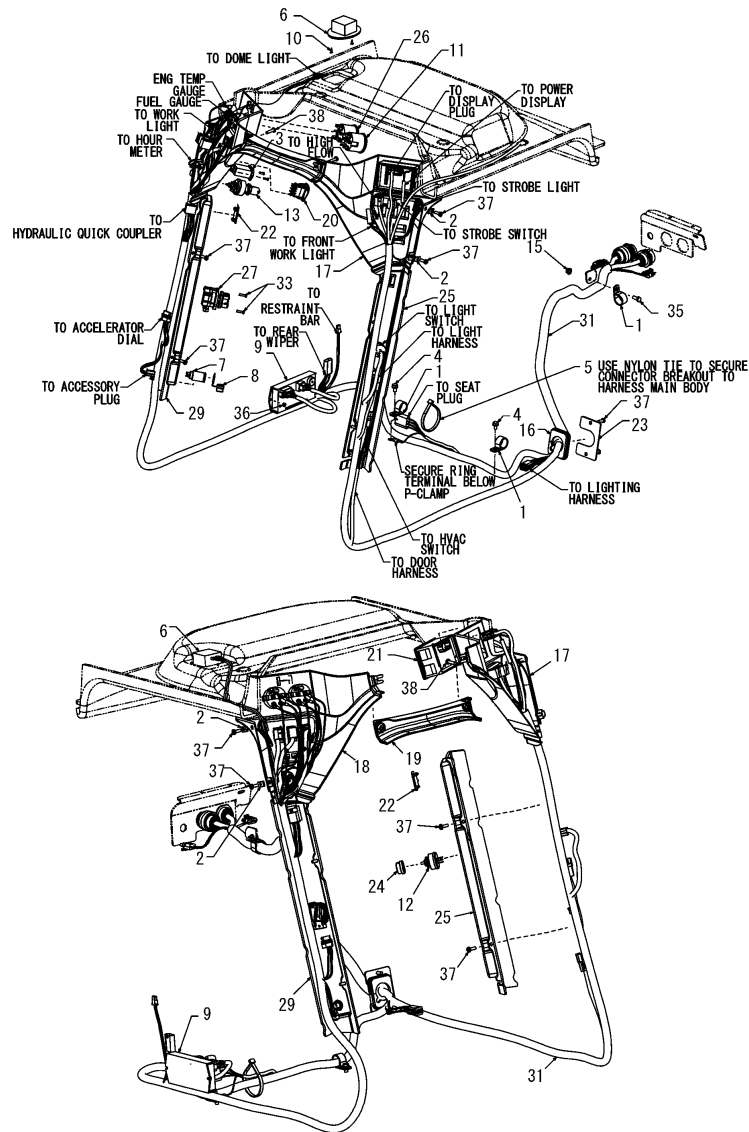
(B)=

(C)=

(D)=

(E)=

(F)=



No.	Lev.	Parts No.	Description	Qty						I	R
				(A)	(B)	(C)	(D)	(E)	(F)		
1	1	172216-00080	CLAMP	3							
2	1	172216-00140	NUT, SPEED	4							
3	1	172216-00200	GAUGE, HOURMETER	1							
4	1	172218-00020	SCREW	2							
5	1	172215-00480	TIE, CABLE	1							
6	1	172216-02350	LIGHT, DOME	1							
7	1	172551-01460	POWER,AUXILIARY	1							
8	1	172551-01470	COVER	1							
9	1	172216-02440	MODULE, INTERLOCK	1							
10	1	172216-02460	SCREW	2							
11	1	172216-03190	GAUGE, FUEL LEVEL	1							
12	1	172216-05110	SWITCH, LIGHT	1							
13	1	172215-02140	SWITCH, IGNITION	1							
14	1	172215-00300	KEY	1							1
15	1	172215-06620	NUT	1							
16	1	172218-01020	PLUG, PASS-THROUGH	1							
17	1	172218-01800	PANEL, INSTRUMENT,L	1							
18	1	172218-01810	PANEL, INSTRUMENT,R	1							
19	1	172218-01820	CROSSPIECE, PANEL	1							
20	1	172218-01980	SWITCH, PARK BRAKE	1							
21	1	172218-02420	MODULE, DISPLAY	1							
22	1	172551-03050	PLUG	9							
23	1	172218-02640	PLATE, BACKING	1							
24	1	172216-05120	KNOB, LIGHT SWITCH	1							
25	1	172218-04520	PILLAR A, LEFT	1							
26	1	172216-07400	GAUGE, TEMPERATURE	1							
27	1	172218-06250	THROTTLE, HAND	1							2
28	1	172218-02130	DIAL, ACCELERATOR	1							3
29	1	172218-06260	COVER,A-PILLAR RH TF	1							2
30	1	172218-04590	PILLAR A, RIGHT	1							3
31	1	172218-06450	HARNESS, CAB	1							2
32	1	172218-00970	HARNESS, CAB	1							3
33	1	172218-06480	SCREW	2							2
34	1	172218-05130	SCREW	2							3
35	1	172551-09510	SCREW	1							
36	1	172215-02790	NUT	2							
37	1	172551-10010	SCREW	10							
38	1	172216-09730	SCREW	2							

Remarks

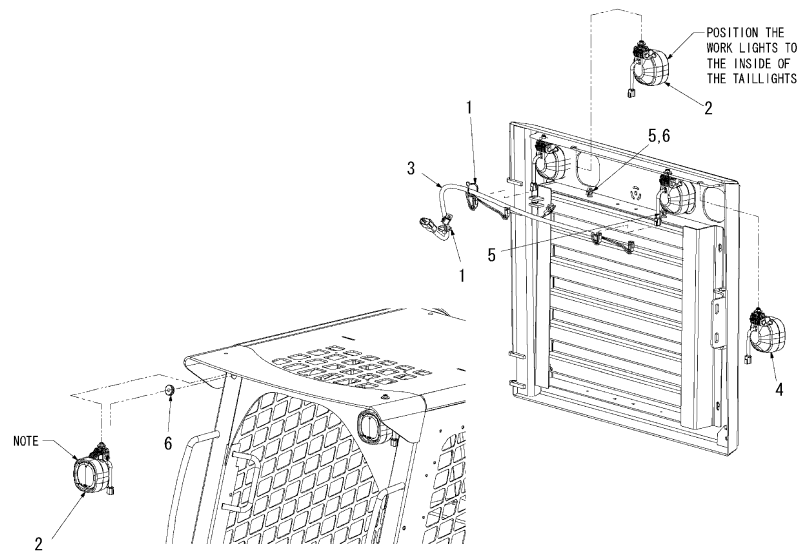
- (1) Set of 2.
- Not shown in illustration.
- (2) SN ?????? and Up.
- (3) Not shown in illustration.
- SN ?????? and Before.

Fig.38. ELECTRICAL - LIGHTS

(A)=S270V
(B)=
(C)=

(D)=
(E)=
(F)=

No.	Lev.	Parts No.	Description	Q'ty						I	R
				(A)	(B)	(C)	(D)	(E)	(F)		
1	1	172551-00370	TIE, CABLE	2							
2	1	172218-01010	LIGHT, WHITE, 55W	4							1
3	1	172218-01450	HARNESS, TAILLIGHT	1							
4	1	172218-02120	LIGHT, RED, 35W	2							2
5	1	172218-02350	CLIP, WIRE HARNESS	2							
6	1	172551-03040	GROMMET	2							



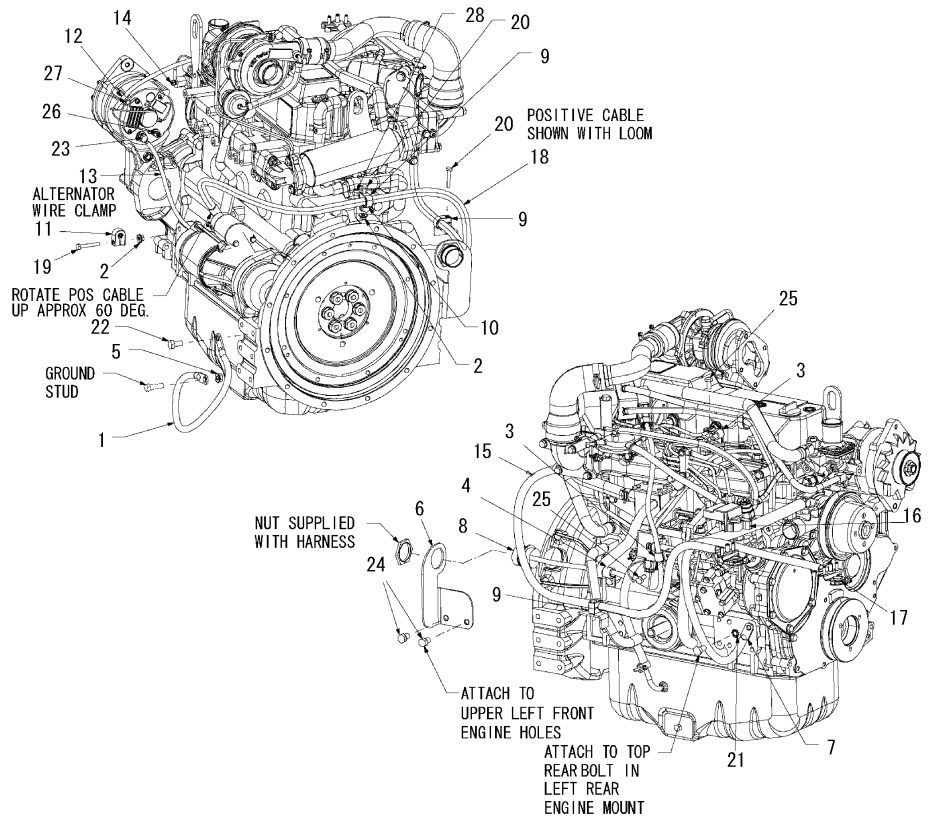
NOTE:
FORWARD WORK LIGHTS ARE TO BE INSTALLED WITH THE LIGHT HOUSING ANGLED 10 DEGREES DOWNWARD FROM THE HORIZONTAL AND 10 DEGREES OUT FROM THE CENTERLINE OF THE MACHINE.

Remarks
(1) Order replacement 55 W bulb part number 172217-05070.
(2) Order replacement 35 W bulb part number 172217-05080.

Fig.39. ELECTRICAL - ENGINE

(A)=S270V
(B)=
(C)=

(D)=
(E)=
(F)=



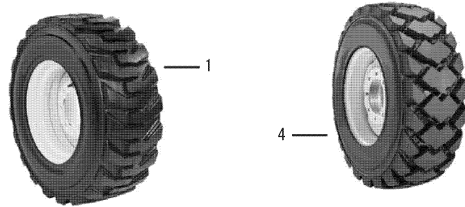
No.	Lev.	Parts No.	Description	Q'ty						I	R
				(A)	(B)	(C)	(D)	(E)	(F)		
1	1	172215-00040	CABLE	1							
2	1	172551-00250	NUT	3							
3	1	172215-00340	CLAMP	2							
4	1	172551-00990	CLAMP	1							
5	1	172215-00700	NUT	1							
6	1	172217-01620	BRACKET, HARNESS	1							
7	1	172216-05940	CABLE, BATTERY -	1							
8	1	172216-05950	HARNESS, ENGINE	1							
9	1	172216-06520	CLAMP	3							
10	1	172217-04220	BRACKET, CABLE	1							
11	1	172216-06560	CLAMP	1							
12	1	172216-06580	P-CLAMP	1							
13	1	172216-06630	WIRE, ALTERNATOR	1							
14	1	172216-06710	SENDER, TEMPERATURE	1							
15	1	172218-01390	CABLE, BATTERY +	1							
16	1	172216-08270	POST ASSY, POSITIVE	1							
17	1	172217-03700	CLAMP	1							
18	1	172218-04930	LOOM, BATTERY CABLE	1							
19	1	172551-09450	SCREW	1							
20	1	172551-09680	SCREW	3							
21	1	172215-03330	WASHER	1							
22	1	172551-10420	SCREW	1							
23	1	172551-10440	NUT	2							
24	1	172217-04060	SCREW	2							
25	1	172551-10460	SCREW	3							
26	1	172551-10470	NUT	1							
27	1	172216-09870	SCREW	1							
28	1	172217-04070	SCREW	1							

Fig.41. TIRES

(A)=S270V
(B)=
(C)=

(D)=
(E)=
(F)=

No.	Lev.	Parts No.	Description	Qty						I	R
				(A)	(B)	(C)	(D)	(E)	(F)		
1	1	172217-04990	WHEEL ASSY	1							1
2	1	172217-04860	WHEEL	1							2
3	1	172215-01960	STEM, VALVE	1							3
4	1	172217-05000	WHEEL ASSY	1							4
5	1	172217-04860	WHEEL	1							5
6	1	172215-01960	STEM, VALVE	1							3
7	1	172216-10080	WHEEL	1							6



Remarks

* Purchase equivalent-quality tires for your skid-steer loader. Contact your dealer for replacement tire information.

(1) Wheel assy 12X16.5 HD.

(2) Wheel 16.5X9.75.

Not shown in illustration.

(3) Not shown in illustration.

(4) Wheel assy 12.0X16.5 severe duty.

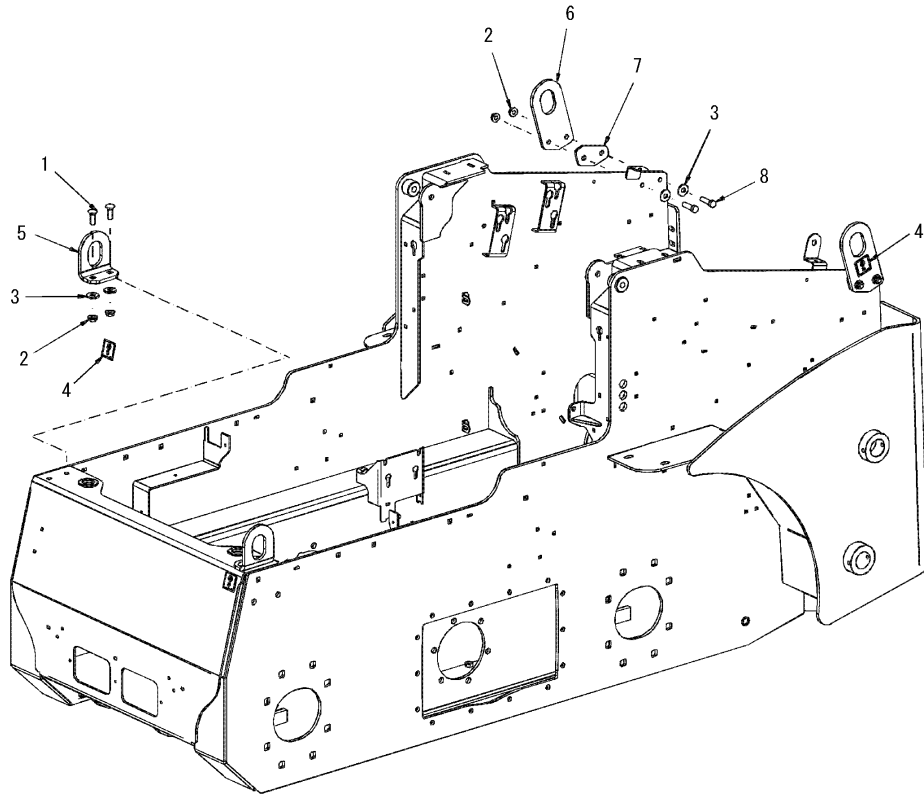
(5) Wheel 16.5X9.75.

Not shown in illustration.

(6) Wheel, solid rubber 8.00 X 16.

Not shown in illustration.

Fig.42. FOUR-POINT LIFT ASSEMBLY






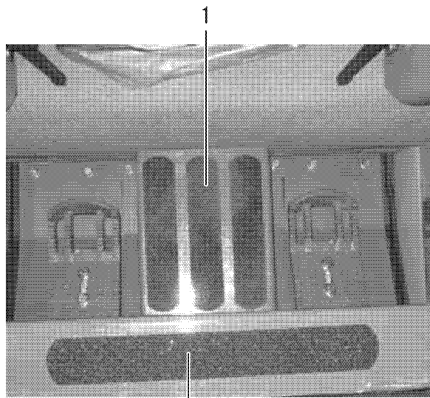


(A)=S270V
(B)=
(C)=

(D)=
(E)=
(F)=

No.	Lev.	Parts No.	Description	Qty						I	R
				(A)	(B)	(C)	(D)	(E)	(F)		
1	1	172218-05930	BOLT	4							
2	1	172215-00710	NUT	8							
3	1	172216-01770	WASHER	8							
4	1	172551-01570	LABEL,LIFT POINT	4							
5	1	172218-04050	LIFT EYE, 4 POINT	2							
6	1	172218-04060	LIFT EYE, 4 POINT	2							
7	1	172218-04070	PLATE, SPACER	2							
8	1	172216-09570	SCREW	4							

Fig.43. DECALS(1)









(A)=S270V
(B)=
(C)=

(D)=
(E)=
(F)=

No.	Lev.	Parts No.	Description	Q'ty						I	R
				(A)	(B)	(C)	(D)	(E)	(F)		
1	1	172216-00550	STRIP	3							
2	1	172216-00240	STRIP	1							
3	1	172551-01840	LABEL, FLAG	1							
4	1	172218-02400	LABEL, WARNING	1							
5	1	172551-01110	TAG, RIP-CORD	1							
6	1	172215-00650	RING	1							
7	1	172551-01520	LABEL, NO RIDERS	2							
8	1	172551-01560	LABEL, TIEDOWN POINT	4							
9	1	172215-11550	LABEL, 627 MM	2							
10	1	172218-06300	LABEL, S270V LEFT	1							
11	1	172216-11930	PLATE, SERIAL	1							
12	1	172218-06310	LABEL, S270V RIGHT	1							
13	1	172551-01510	LABEL, KEEP OUT	1							
14	1	172215-11550	LABEL, 627 MM	2							
15	1	172215-11520	PLATE, CAPACITY	1							

Fig.44. DECALS(2)








(A)=S270V
(B)=
(C)=

(D)=
(E)=
(F)=

No.	Lev.	Parts No.	Description	Q'ty						I	R
				(A)	(B)	(C)	(D)	(E)	(F)		
1	1	172218-00210	LABEL, ATTACH	1							
2	1	172216-03540	LABEL, JACK	2							
3	1	172551-01490	LABEL, HYDRAULIC	1							
4	1	172551-01550	LABEL, WARNING	1							
5	1	172216-03540	LABEL, JACK	2							
6	1	172551-01500	LABEL, DIESEL FUEL	1							
7	1	172551-02640	LABEL, LOW SULFUR	1							
8	1	172551-01540	LABEL, WARNING	1							
9	1	172551-01530	LABEL, WARNING	1							
10	1	172551-02040	LABEL, HIGH-FLOW	1							
11	1	172218-06320	LABEL	1							

Fig.45. DECALS(3)



(A)=S270V
(B)=
(C)=






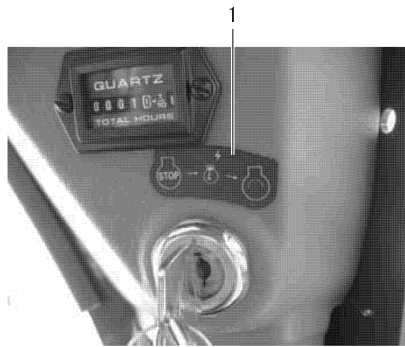
(D)=
(E)=
(F)=

No.	Lev.	Parts No.	Description	Q'ty						I	R
				(A)	(B)	(C)	(D)	(E)	(F)		
1	1	172218-06330	LABEL, RED	1							
2	1	172215-00800	REFLECTOR, RED	2							
3	1	172551-02020	LABEL,2-SPEED	1							
4	1	172218-06280	LABEL, SERVICE	1							
5	1	172217-02450	LABEL, FUSE	1							
6	1	172217-02460	LABEL, FUSE	1							
7	1	172218-01850	LABEL, LIGHT	1							

Fig.46. DECALS(4)

(A)=S270V
(B)=
(C)=

(D)=
(E)=
(F)=



No.	Lev.	Parts No.	Description	Q'ty						I	R	
				(A)	(B)	(C)	(D)	(E)	(F)			
1	1	172551-03010	LABEL,IGNITION	1								
2	1	172551-02070	LABEL., LOCK	1								
3	1	172218-01940	LABEL, WARNING	1								
4	1	172218-02150	LABEL, WARNING	1								
5	1	172218-01910	LABEL, SAFETY	1								
6	1	172218-06270	LABEL, ACCELERATOR	1								1
7	1	172218-01860	LABEL, ACCELERATOR	1								2
8	1	172216-04990	LABEL, JOYSTICK	1								3
9	1	172216-03730	LABEL, JOYSTICK LEFT	1								3


Remarks

- (1) SN ?????? and Up.
- (2) SN ?????? and Before.
- (3) DJS

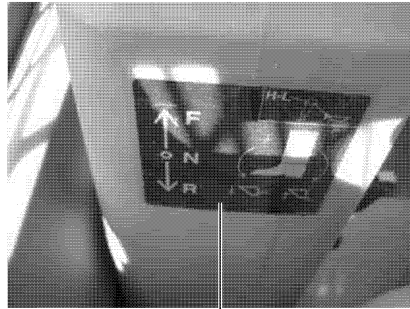
Fig.47. DECALS(5)

(A)=S270V
(B)=
(C)=


(D)=
(E)=
(F)=




1




2



4 3




3



7

6

5







8

No.	Lev.	Parts No.	Description	Q'ty						I	R
				(A)	(B)	(C)	(D)	(E)	(F)		
1	1	172217-02480	LABEL, HAND&FOOT R	1							1
2	1	172217-02470	LABEL, HAND&FOOT L	1							1
3	1	172551-01560	LABEL, TIEDOWN POINT	4							
4	1	172551-01520	LABEL, NO RIDERS	2							
5	1	172551-01780	LABEL, LATCHING	1							
6	1	172551-01770	LABEL, QUICK COUPLER	1							
7	1	172551-01790	LABEL, LATCHING	1							
8	1	172551-01570	LABEL,LIFT POINT	4							

Remarks
(1) H/F

Fig.48. DECALS(6)

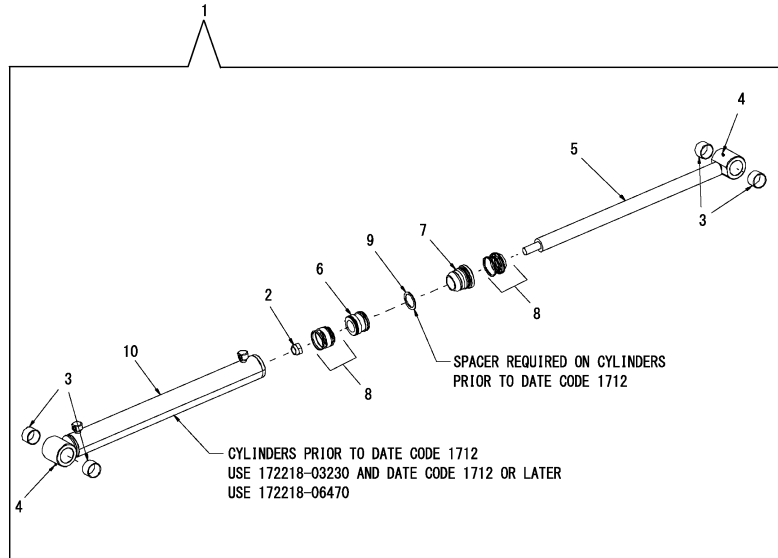


(A)=S270V
(B)=
(C)=

(D)=
(E)=
(F)=

No.	Lev.	Parts No.	Description	Q'ty						I	R
				(A)	(B)	(C)	(D)	(E)	(F)		
1	1	172551-01570	LABEL,LIFT POINT	4							
2	1	172216-02760	LABEL, A/C	2							
3	1	172551-01570	LABEL,LIFT POINT	4							

Fig.49. LIFT CYLINDER



(A)=S270V
(B)=
(C)=

(D)=
(E)=
(F)=

No.	Lev.	Parts No.	Description	Q'ty						I	R
				(A)	(B)	(C)	(D)	(E)	(F)		
1	1	172218-00540	CYLINDER, LIFT	1							
2	2	172218-06490	NUT	1							
3	2	172218-00320	BUSHING	4							
4	2	172218-06230	ZERK	2							
5	2	172218-03220	CYLINDER ROD	1							
6	2	172218-03680	PISTON	1							
7	2	172218-03690	HEAD GLAND	1							
8	2	172218-03700	SEAL KIT	1							
9	2	172218-06460	SPACER, CYLINDER	1							1
10	2	172218-06470	TUBE, CYLINDER	1							2
11	2	172218-03230	TUBE, CYLINDER	1							3

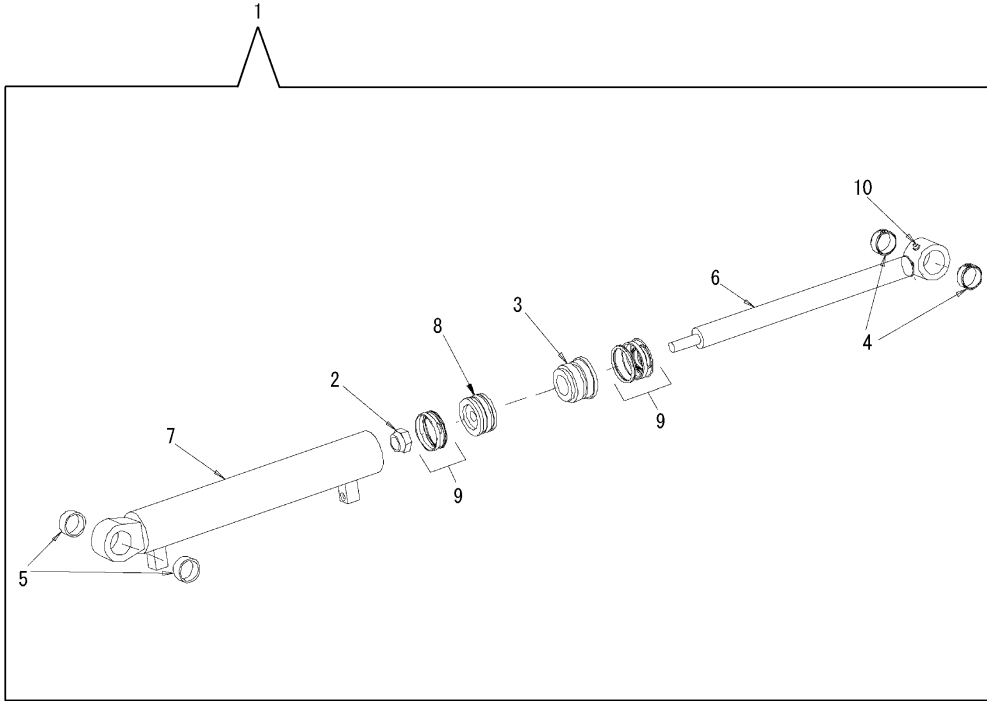
Remarks

- (1) Part numbers for cylinders with a stamped date code prior to date code 1712.
 - (2) Part number for cylinders with a stamped date code of date code 1712 and Up.
 - (3) Part numbers for cylinders with a stamped date code prior to date code 1712.
- Not shown in illustration.

Fig.50. TILT CYLINDER

(A)=S270V
(B)=
(C)=

(D)=
(E)=
(F)=



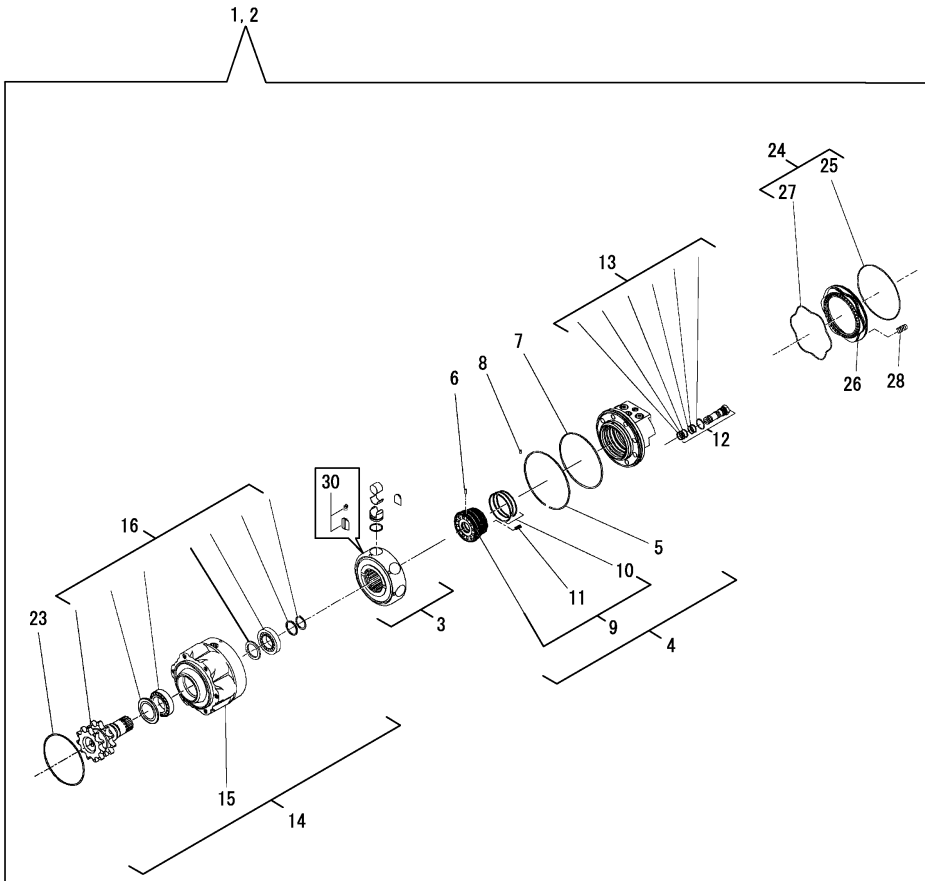
No.	Lev.	Parts No.	Description	Q'ty						I	R
				(A)	(B)	(C)	(D)	(E)	(F)		
1	1	172218-00570	CYLINDER, TILT	1							
2	2	172218-06490	NUT	1							
3	2	172552-00040	GLAND	1							
4	2	172551-01030	BUSHING	2							
5	2	172216-03100	BUSHING	2							
6	2	172218-00550	ROD, TILT CYLINDER	1							
7	2	172218-00560	TUBE, TILT CYLINDER	1							
8	2	172218-03660	PISTON	1							
9	2	172218-03670	SEAL KIT	1							
10	2	172218-06230	ZERK	1							

Fig.51. DRIVE MOTORS(SINGLE-SPEED)

(A)=S270V
(B)=
(C)=

(D)=
(E)=
(F)=

No.	Lev.	Parts No.	Description	Q'ty						I	R
				(A)	(B)	(C)	(D)	(E)	(F)		
1	1	172217-02500	MOTOR, SINGLESPEED R	1							
2	1	172217-02510	MOTOR, SINGLESPEED L	1							
3	2	172216-06110	CLYNDER ASSY, BLOCK	1							
4	2	172217-02710	VALVE ASSY	1							
5	3	172216-03880	WASHER	1							
6	3	172216-06140	PIN, DOWEL	1							
7	3	172216-03890	O-RING	1							
8	3	172216-06150	PIN, DOWEL	1							
9	3	172217-02720	VALVING	1							
10	4	172217-00520	SEAL KIT	1							
11	4	172216-01450	SPRING	6							
12	2	172216-03900	VALVING, SHUTTLE	1							
13	3	172216-03910	SEAL KIT	1							
14	2	172217-02110	SUPPORT ASSY	1							
15	3	172217-00510	SUPPORT, BEARING	1							
16	3	172216-06190	EARING KIT	1							
23	3	172217-02120	SHAFT	1							
24	2	172216-06210	BRAKE ASSY	1							
25	3	172216-06240	O-RING	1							
26	3	172216-06230	PISTON, BRAKE	1							
27	3	172216-03920	O-RING	1							
28	3	172216-06220	SPRING, BRAKE	8							
29	2	172217-02730	SEAL KIT	1							1
30	1	172216-06120	REPAIR KIT, PISTON	1							

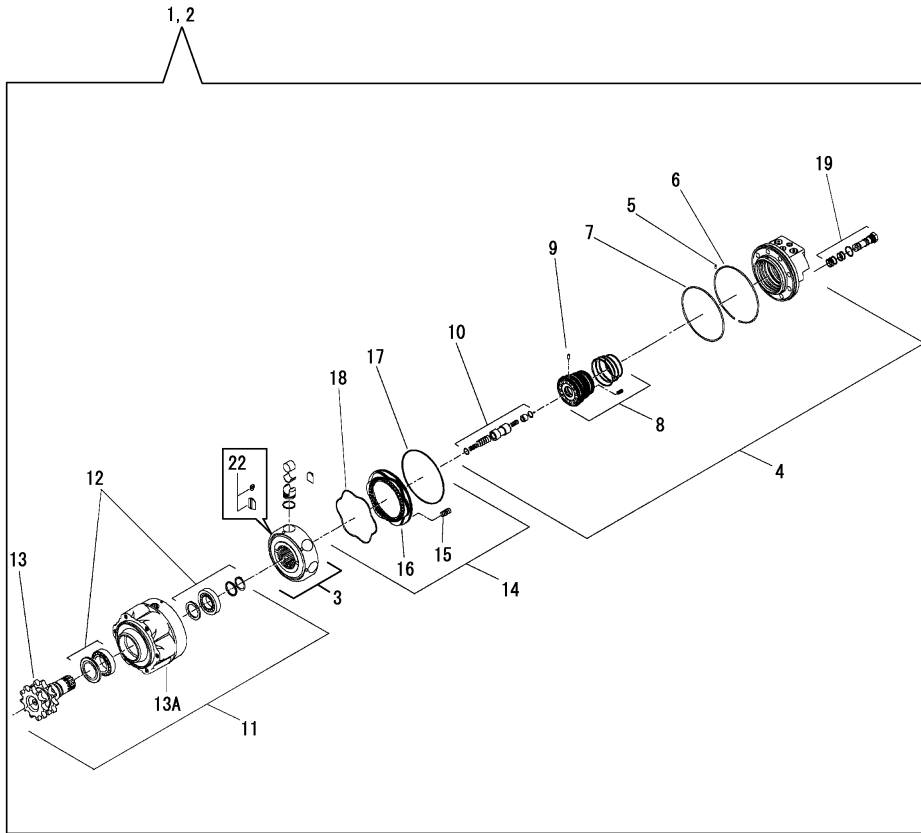


Remarks
(1) Not shown in illustration.

Fig.52. DRIVE MOTORS(TWO-SPEED)

(A)=S270V
(B)=
(C)=

(D)=
(E)=
(F)=



No.	Lev.	Parts No.	Description	Q'ty						I	R
				(A)	(B)	(C)	(D)	(E)	(F)		
1	1	172217-01690	MOTOR, TWO-SPEED R	1							
2	1	172217-01700	MOTOR, TWO-SPEED L	1							
3	2	172216-06110	CLYNDER ASSY, BLOCK	1							
4	2	172216-06130	COVER ASSY, VALVING	1							
5	3	172216-06140	PIN, DOWEL	1							
6	3	172216-06150	PIN, DOWEL	1							
7	3	172216-03880	WASHER	1							
8	3	172216-03890	O-RING	1							
9	3	172216-06160	ASSY, VALVING	1							
10	3	172216-06170	SPOOL ASSY	1							
11	2	172217-02110	SUPPORT ASSY	1							
12	3	172216-06190	EARING KIT	1							
13	3	172217-02120	SHAFT	1							
13A	3	172217-00510	SUPPORT, BEARING	1							
14	2	172216-06210	BRAKE ASSY	1							
15	3	172216-06220	SPRING, BRAKE	8							
16	3	172216-06230	PISTON, BRAKE	1							
17	3	172216-06240	O-RING	1							
18	3	172216-03920	O-RING	1							
19	2	172216-03900	VALVING, SHUTTLE	1							
20	2	172216-03910	SEAL KIT	1							1
21	2	172216-06250	SEAL KIT	1							1
22	1	172216-06120	REPAIR KIT, PISTON	1							

Remarks

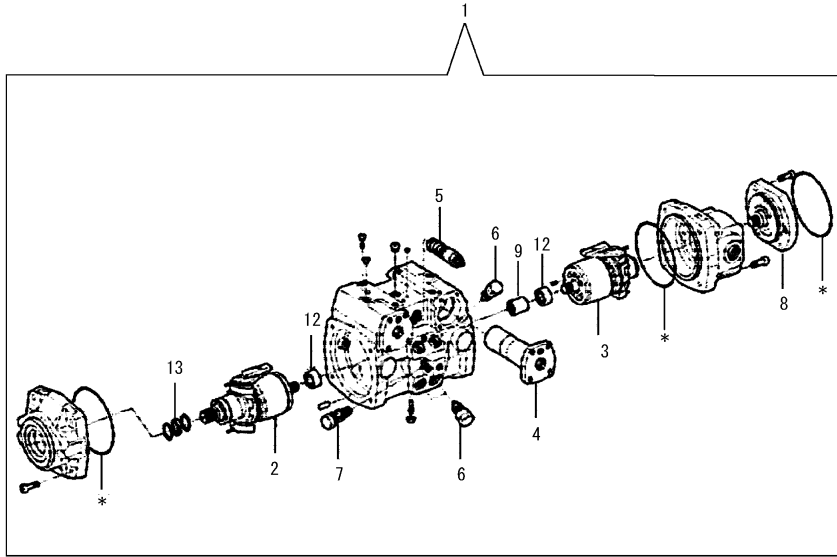
(1) Not shown in illustration.

N:Old $\xrightarrow{\text{Yes}}$ New, Q:Old $\xrightarrow{\text{No}}$ New, R:Old $\xrightarrow{\text{Yes}}$ New, S:Old $\xrightarrow{\text{No}}$ New, W:Add, Z:Discontinued, F:Interchangeable by set, K:Q'ty Change

Fig.53. TANDEM PUMP(PUMP)

(A)=S270V
(B)=
(C)=

(D)=
(E)=
(F)=



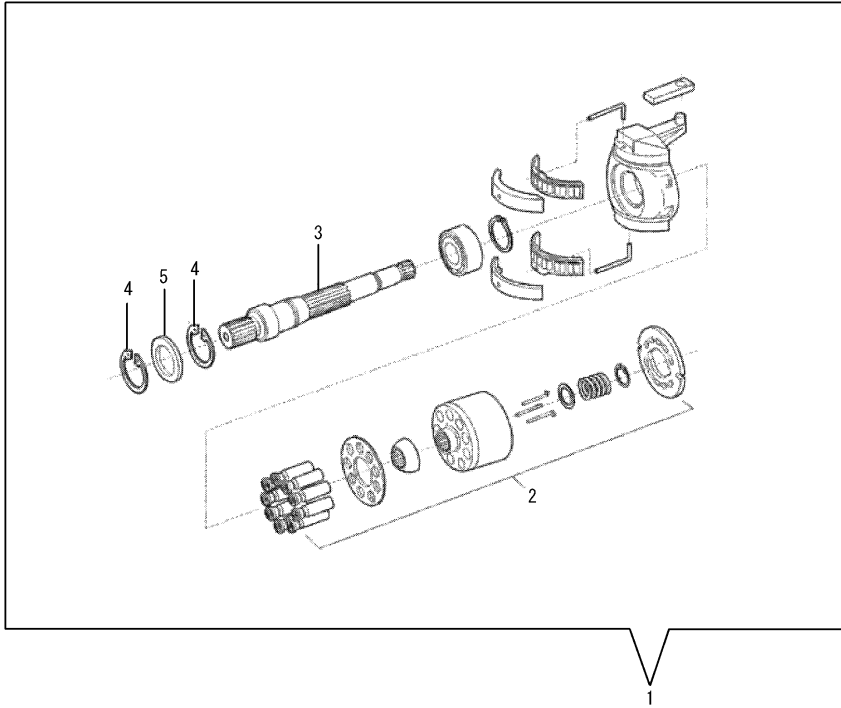
No.	Lev.	Parts No.	Description	Q'ty						I	R
				(A)	(B)	(C)	(D)	(E)	(F)		
1	1	172216-08800	PUMP, TANDEM	1							
2	2	172216-07230	ROTARY GROUP, R ROT.	1							
3	2	172216-07240	ROTARY GROUP, L ROT.	1							
4	2	172216-07250	CONTROL, HYDRAULIC	2							
5	2	172216-05130	CARTRIDGE	1							
6	2	172216-07280	VALVE, RELIEF	4							
7	2	172216-05140	VALVE, RELIEF	1							
8	2	172216-05150	PUMP, GEAR/INTERNAL	1							
9	2	172216-05160	COUPLING, DRIVE	1							
12	2	172216-05170	BEARING, ROLLER	2							
13	2	172216-05200	RING, SHAFT SEAL	1							
14	2	172216-05220	SEAL KIT	1							1

Remarks
(1) KIT includes Ref.No.13 and parts with *.
Not shown in illustration.

Fig.54. TANDEM PUMP(PUMP / ENGINE END)

(A)=S270V
(B)=
(C)=

(D)=
(E)=
(F)=



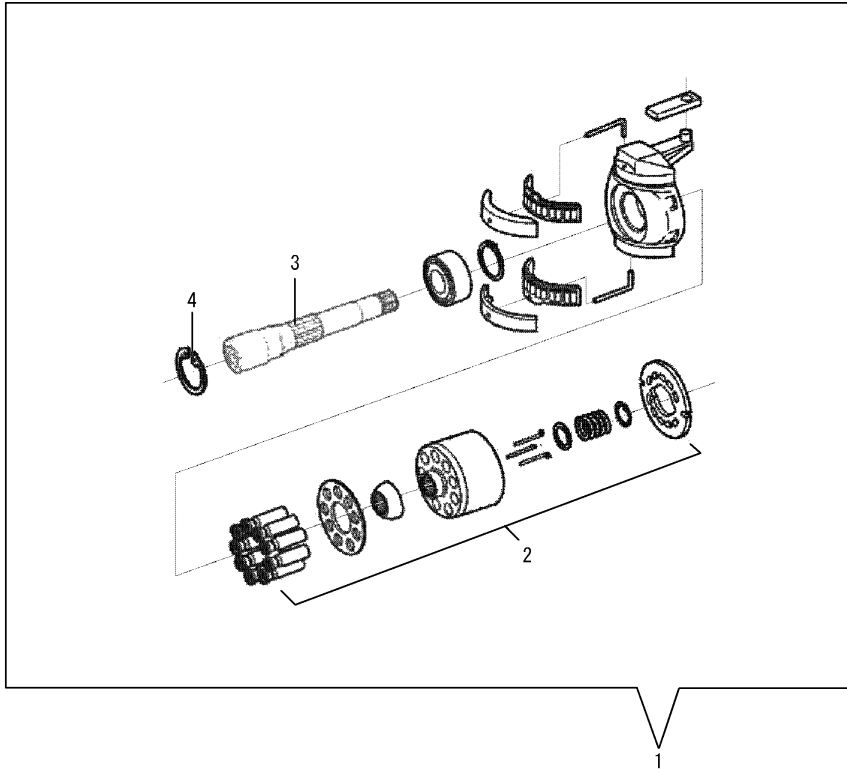
No.	Lev.	Parts No.	Description	Q'ty						I	R
				(A)	(B)	(C)	(D)	(E)	(F)		
1	1	172216-07230	ROTARY GROUP, R ROT.	1							
2	2	172216-07260	ROTARY GROUP, R ROT.	1							
3	2	172216-05180	SHAFT, DRIVE	1							
4	2	172216-05190	SEEGER-V-RING	2							
5	2	172216-05200	RING, SHAFT SEAL	1							

Remarks
* Pump 172216-08800.

Fig.55. TANDEM PUMP(PUMP / GEAR PUMP END)

(A)=S270V
(B)=
(C)=

(D)=
(E)=
(F)=



No.	Lev.	Parts No.	Description	Qty						I	R	
				(A)	(B)	(C)	(D)	(E)	(F)			
1	1	172216-07240	ROTARY GROUP, L ROT.	1								
2	2	172216-07270	ROTARY GROUP, L ROT.	1								
3	2	172216-05210	SHAFT, DRIVE	1								
4	2	172216-05190	SEEGER-V-RING	1								

Fig.56. GEAR PUMP - SINGLE(STANDARD AUXILIARY - GEAR PUMP)

(A)=S270V
(B)=
(C)=

(D)=
(E)=
(F)=

No.	Lev.	Parts No.	Description	Q'ty						I	R
				(A)	(B)	(C)	(D)	(E)	(F)		
1	1	172552-00080	PUMP, GEAR	1							
2	2	172551-01140	FLANGE KIT	1							
7	2	172551-01150	ENDCOVER	1							
8	2	172551-01130	SEAL KIT	1							

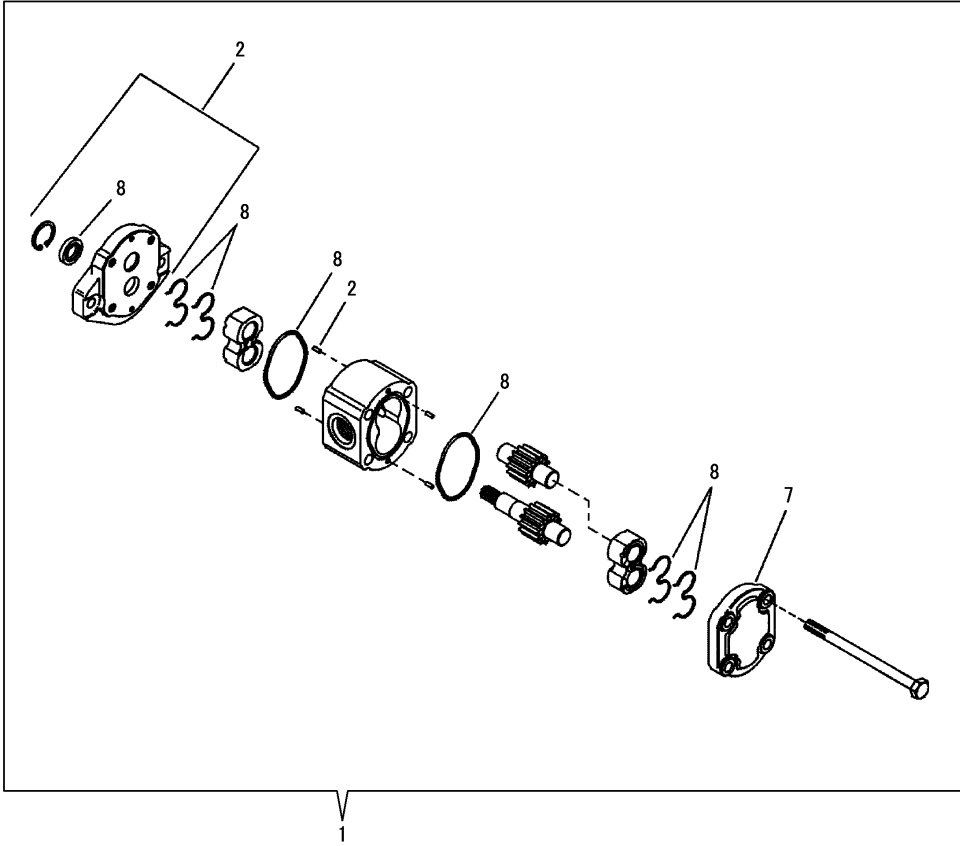


Fig.57. GEAR PUMP - DOUBLE(HIGH-FLOW AUXILIARY - GEAR PUMP)

(A)=S270V
(B)=
(C)=

(D)=
(E)=
(F)=

No.	Lev.	Parts No.	Description	Qty						I	R
				(A)	(B)	(C)	(D)	(E)	(F)		
1	1	172552-00520	PUMP, GEAR	1							
2	2	172551-07010	SEAL,SHAFT	1							
3	2	172551-07020	SEAL KIT	1							

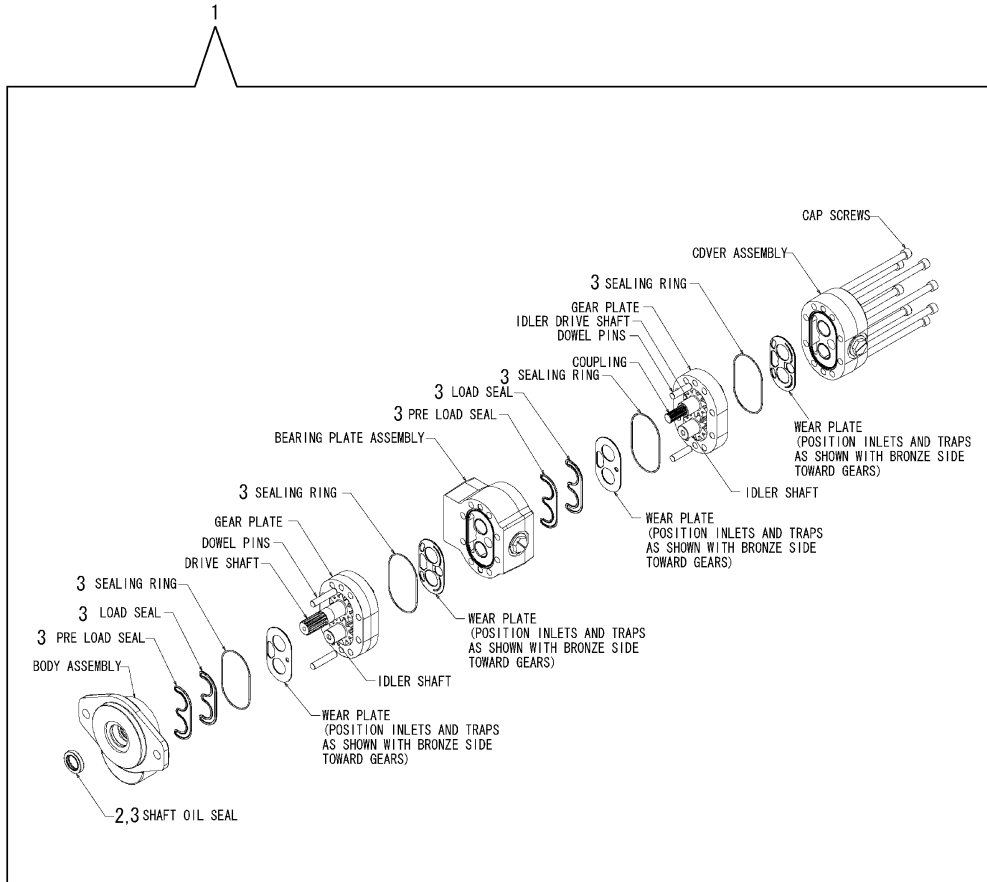
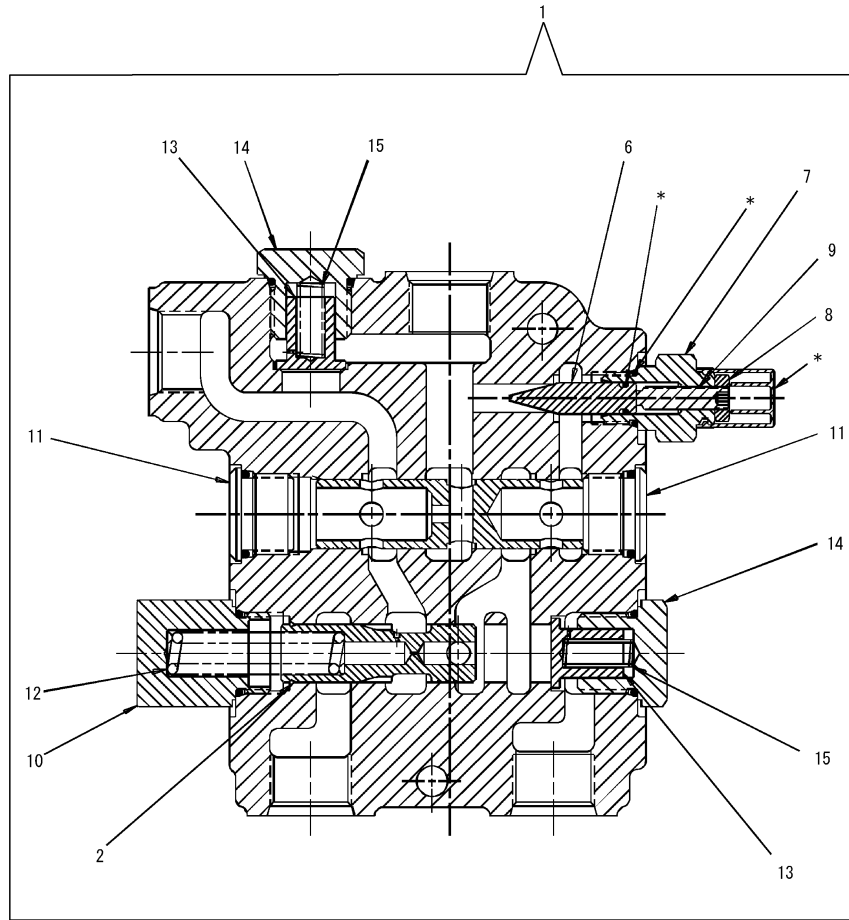


Fig.58. SELF-LEVELING VALVE



(A)=S270V
(B)=
(C)=

(D)=
(E)=
(F)=

No.	Lev.	Parts No.	Description	Q'ty						I	R
				(A)	(B)	(C)	(D)	(E)	(F)		
1	1	172551-01230	VALVE, SELF-LEVEL	1							
2	2	172551-06760	RING,RETAINING	1							
6	2	172551-00530	PIN	1							
7	2	172551-00540	CAP,ADJUSTMENT	1							
8	2	172551-00550	NUT	1							
9	2	172551-00560	SCREW SET	1							
10	2	172551-01010	PLUG ASSY	1							
11	2	172551-00570	PLUG ASSY	2							
12	2	172551-00710	SPRING	1							
13	2	172551-00680	LOAD CHECK	2							
14	2	172551-00670	PLUG ASSY	2							
15	2	172551-00660	SPRING	2							
16	2	172551-01020	SEAL KIT	1							1

Remarks

* Items part of the Seal Kit - 172551-01020.

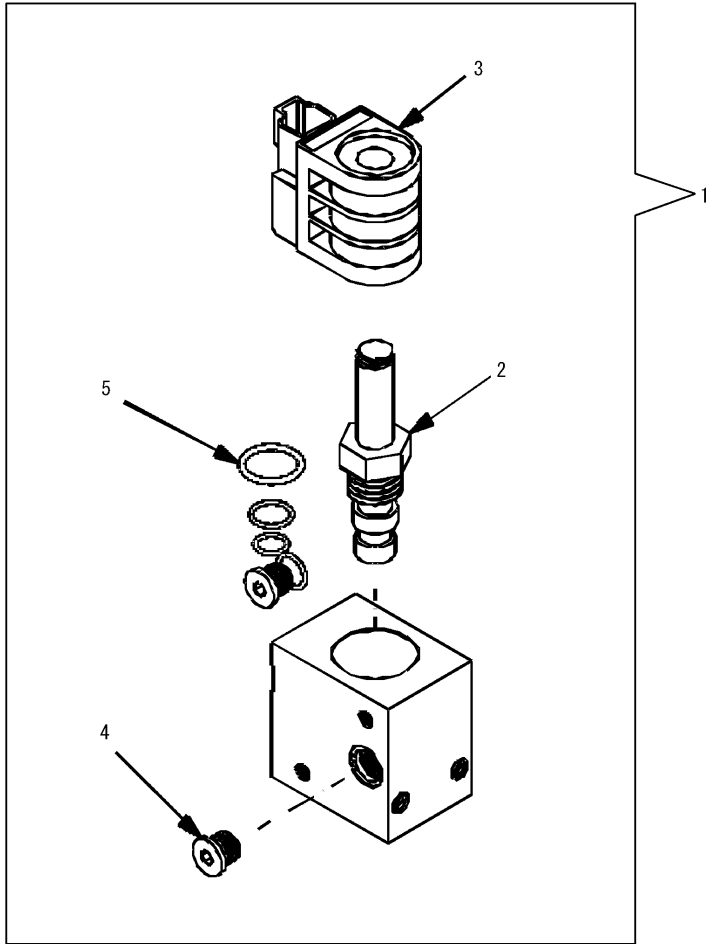
(1) Asterisk (*) Ref.Nos. are included in Ref.No.16.

Not shown in illustration.

Fig.59. SOLENOID VALVES - BRAKE, JOYSTICK SUPPLY AND BRAKE RELEASE(SINGLE-SPEED)

(A)=S270V
(B)=
(C)=

(D)=
(E)=
(F)=

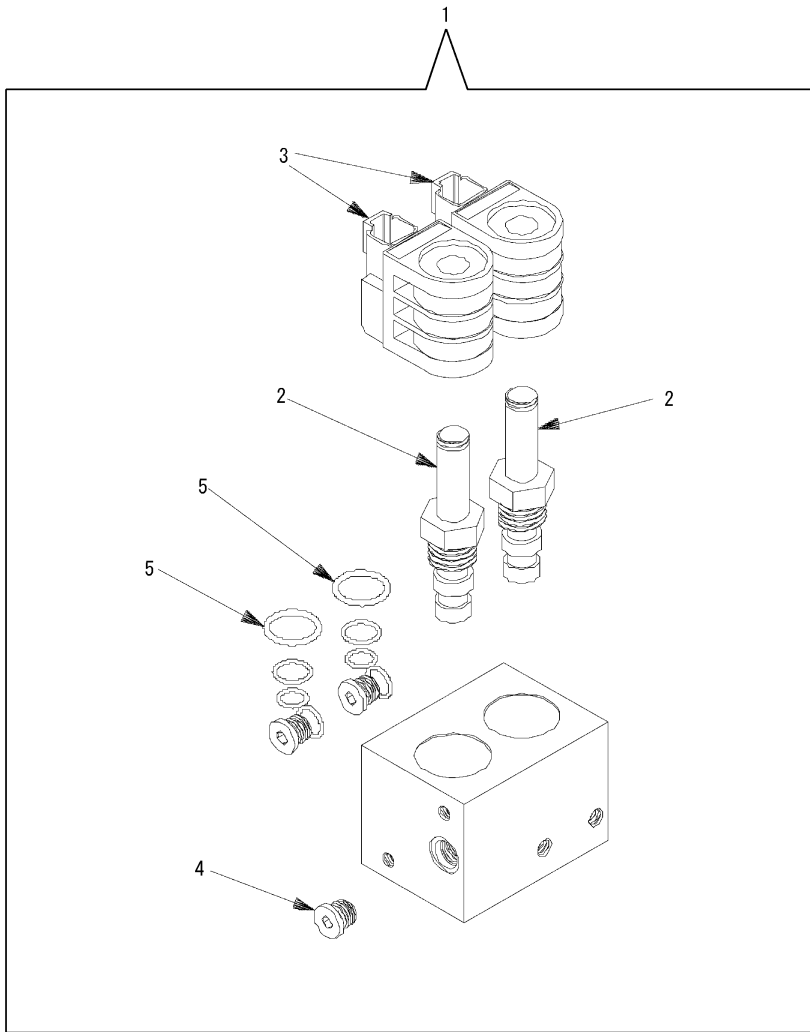


No.	Lev.	Parts No.	Description	Q'ty						I	R
				(A)	(B)	(C)	(D)	(E)	(F)		
1	1	172218-00690	VALVE, BRAKE	1							
2	2	172218-03770	CARTRIDGE	1							
3	2	172218-03780	COIL	1							
4	2	172218-03790	PLUG	1							
5	2	172218-03800	SEAL KIT	1							

Fig.60. SOLENOID VALVES - BRAKE, JOYSTICK SUPPLY AND BRAKE RELEASE(TWO-SPEED)

(A)=S270V
(B)=
(C)=

(D)=
(E)=
(F)=

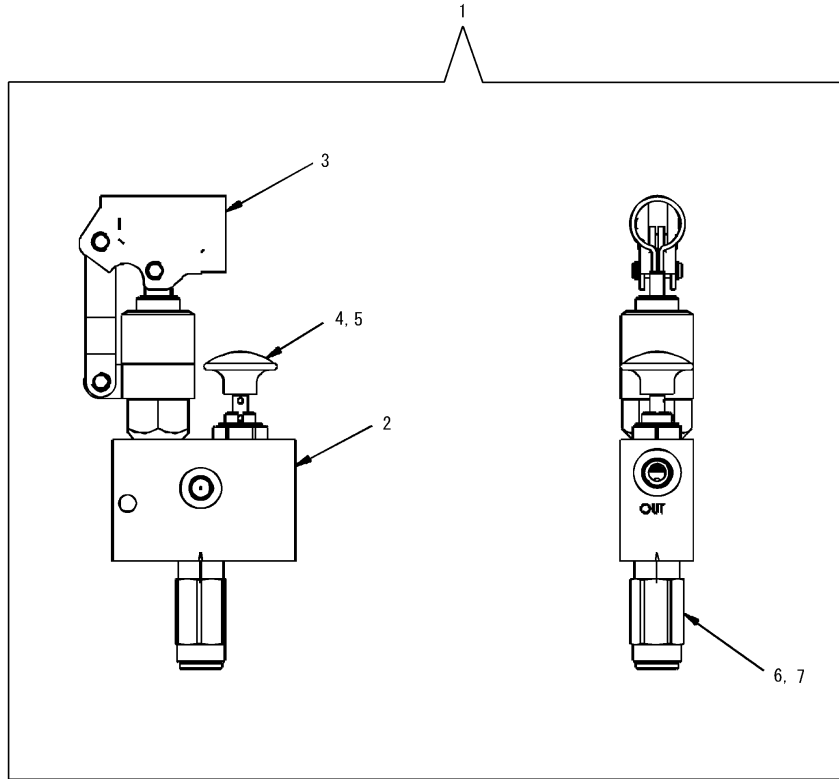


No.	Lev.	Parts No.	Description	Q'ty						I	R
				(A)	(B)	(C)	(D)	(E)	(F)		
1	1	172218-00700	VALVE, BRAKE 2-SPEED	1							
2	2	172218-03770	CARTRIDGE	2							
3	2	172218-03780	COIL	2							
4	2	172218-03790	PLUG	1							
5	2	172218-03800	SEAL KIT	1							

Fig.62. SOLENOID VALVES - BRAKE, JOYSTICK SUPPLY AND BRAKE RELEASE(BRAKE RELEASE SOLENOI

(A)=S270V
(B)=
(C)=

(D)=
(E)=
(F)=



No.	Lev.	Parts No.	Description	Q'ty						I	R
				(A)	(B)	(C)	(D)	(E)	(F)		
1	1	172217-03440	VALVE, BRAKE RELEASE	1							
2	2	172216-07290	BODY, VALVE	1							
3	2	172216-07300	PUMP, HAND	1							
4	2	172216-07310	SWITCH, MANUAL	1							
5	2	172216-07320	SEAL KIT	1							1
6	2	172216-07330	RELIEF	1							
7	2	172216-07340	SEAL KIT	1							2

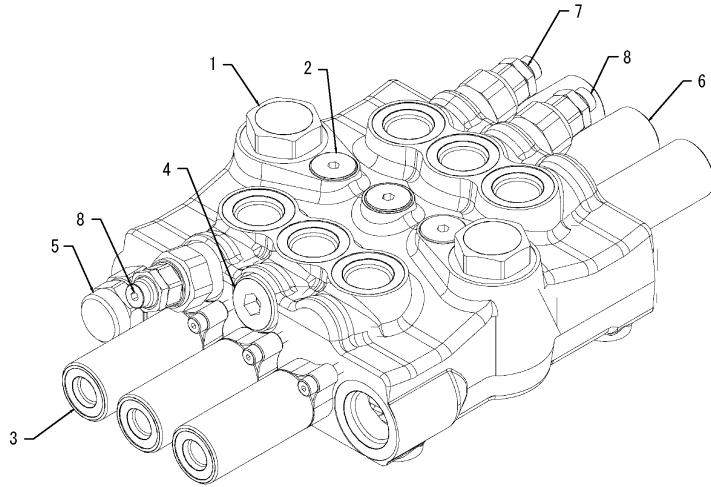
Remarks

- (1) For Ref.No.4.
- (2) For Ref.No.6.

Fig.63. MAIN CONTROL VALVE(STANDARD CONTROL VALVE)

(A)=S270V
(B)=
(C)=

(D)=
(E)=
(F)=



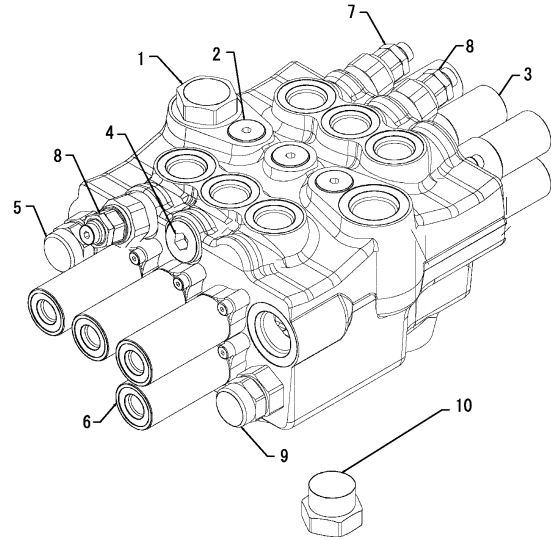
No.	Lev.	Parts No.	Description	Q'ty						I	R
				(A)	(B)	(C)	(D)	(E)	(F)		
1	1	172551-00820	PLUG KIT	2							
2	1	172551-02830	VALVE, CHECK	3							
3	1	172216-07500	HYD. CONTROL, REAR	3							
4	1	172551-02840	PLUG KIT	1							
5	1	172216-07510	VALVE, RELIEF	1							
6	1	172216-07520	HYD. CNTRL, ANTERIOR	3							
7	1	172551-02850	VALVE, COMBINED	1							1
8	1	172551-02860	VALVE, COMBINED	2							2
9	1	172216-07530	GASKET SET	1							3

Remarks
 * Standard control valve
 172216-05450.
 (1) Lift arm down.
 (2) Lift arm up.
 (3) Not shown in illustration.

Fig.64. MAIN CONTROL VALVE(HIGH-FLOW CONTROL VALVE)

(A)=S270V
(B)=
(C)=

(D)=
(E)=
(F)=



No.	Lev.	Parts No.	Description	Q'ty						I	R
				(A)	(B)	(C)	(D)	(E)	(F)		
1	1	172551-00820	PLUG KIT	1							
2	1	172551-02830	VALVE, CHECK	3							
3	1	172216-07500	HYD. CONTROL, REAR	4							
4	1	172551-02840	PLUG KIT	1							
5	1	172216-07510	VALVE, RELIEF	1							
6	1	172216-07520	HYD. CNTRL, ANTERIOR	4							
7	1	172551-02850	VALVE, COMBINED	1							1
8	1	172551-02860	VALVE, COMBINED	2							2
9	1	172216-07540	VALVE, RELIEF PORT	1							
10	1	172551-00810	VALVE, CHECK	1							
11	1	172216-07550	GASKET SET	1							3

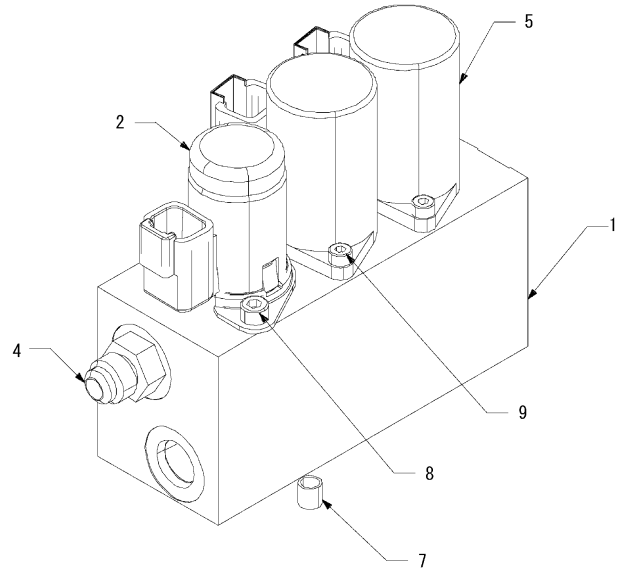
Remarks

- * High-flow control valve 172216-05460.
- (1) Lift arm down.
- (2) Lift arm up.
- (3) Not shown in illustration.

Fig.65. PROPORTIONAL VALVES(3 BANK VALVE, STANDARD AUXILIARY)

(A)=S270V
(B)=
(C)=

(D)=
(E)=
(F)=



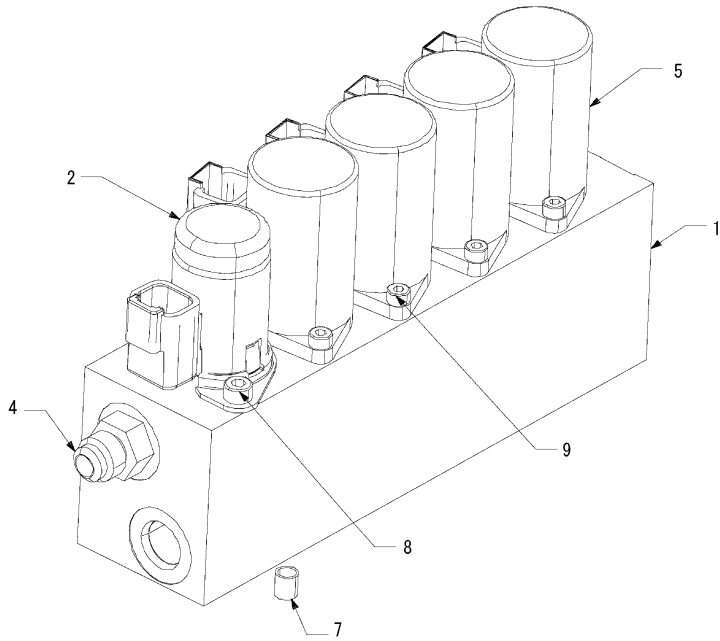
No.	Lev.	Parts No.	Description	Q'ty						I	R	
				(A)	(B)	(C)	(D)	(E)	(F)			
1	1	172217-02950	MANIFOLD, SOLENOID	1								
2	1	172217-03870	VALVE, SOLENOID	1								
3	1	172217-02960	SEAL KIT	1								1
4	1	172216-08400	FITTING	1								
5	1	172216-08410	VALVE, PROPORTIONAL	2								
6	1	172216-07450	SEAL KIT	1								1
7	1	172217-02930	PLUG, EXPANDER	1								
8	1	172217-02940	SCREW	2								
9	1	172216-07440	SCREW	4								

Remarks
* 3 bank valve 172217-03840.
(1) Not shown in illustration.

Fig.66. PROPORTIONAL VALVES(5 BANK VALVE, HIGH-FLOW AUXILIARY)

(A)=S270V
(B)=
(C)=

(D)=
(E)=
(F)=



No.	Lev.	Parts No.	Description	Q'ty						I	R
				(A)	(B)	(C)	(D)	(E)	(F)		
1	1	172217-02920	MANIFOLD, SOLENOID	1							
2	1	172217-03870	VALVE, SOLENOID	1							
3	1	172217-02960	SEAL KIT	1							1
4	1	172216-08400	FITTING	1							
5	1	172216-08410	VALVE, PROPORTIONAL	4							
6	1	172216-07450	SEAL KIT	1							1
7	1	172217-02930	PLUG, EXPANDER	1							
8	1	172217-02940	SCREW	2							
9	1	172216-07440	SCREW	8							

Remarks
* 5 bank valve 172217-03850.
(1) Not shown in illustration.

Fig.67. RIDE CONTROL MANIFOLD

(A)=S270V
(B)=
(C)=

(D)=
(E)=
(F)=

No.	Lev.	Parts No.	Description	Q'ty						I	R
				(A)	(B)	(C)	(D)	(E)	(F)		
1	1	172551-02090	MANIFOLD, HYDRAGLIDE	1							
2	2	172551-02100	COIL	3							
3	2	172551-02120	CARTRIDGE	2							
4	2	172551-02110	CARTRIDGE	1							

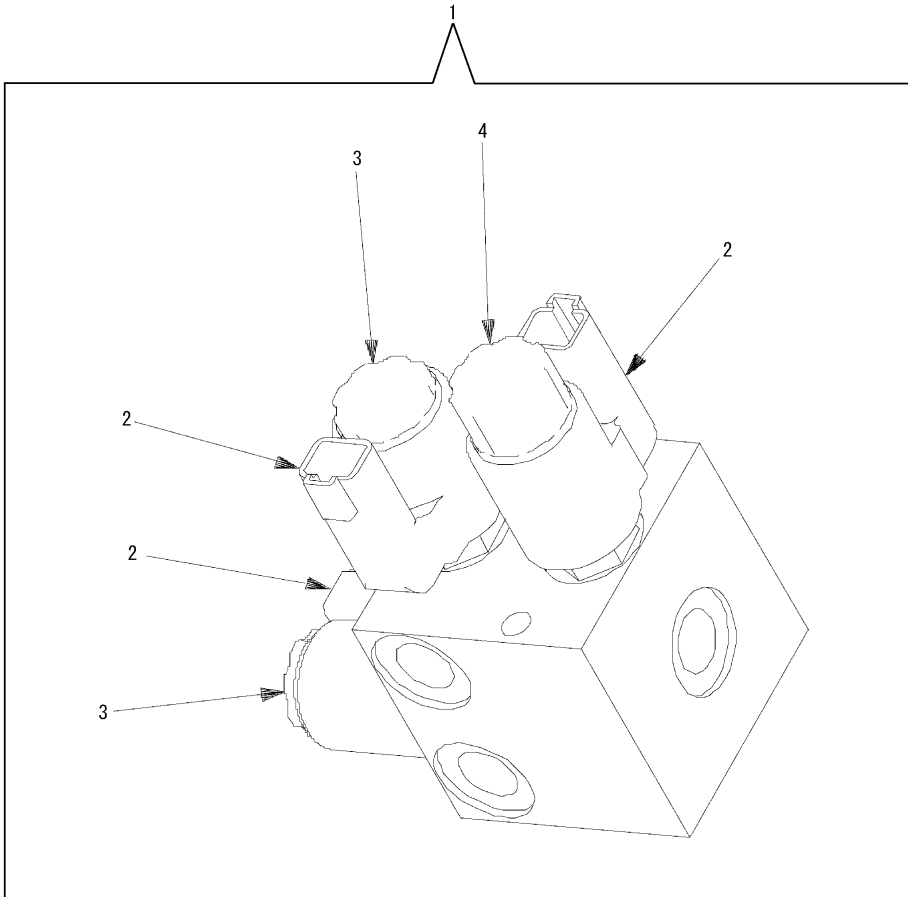
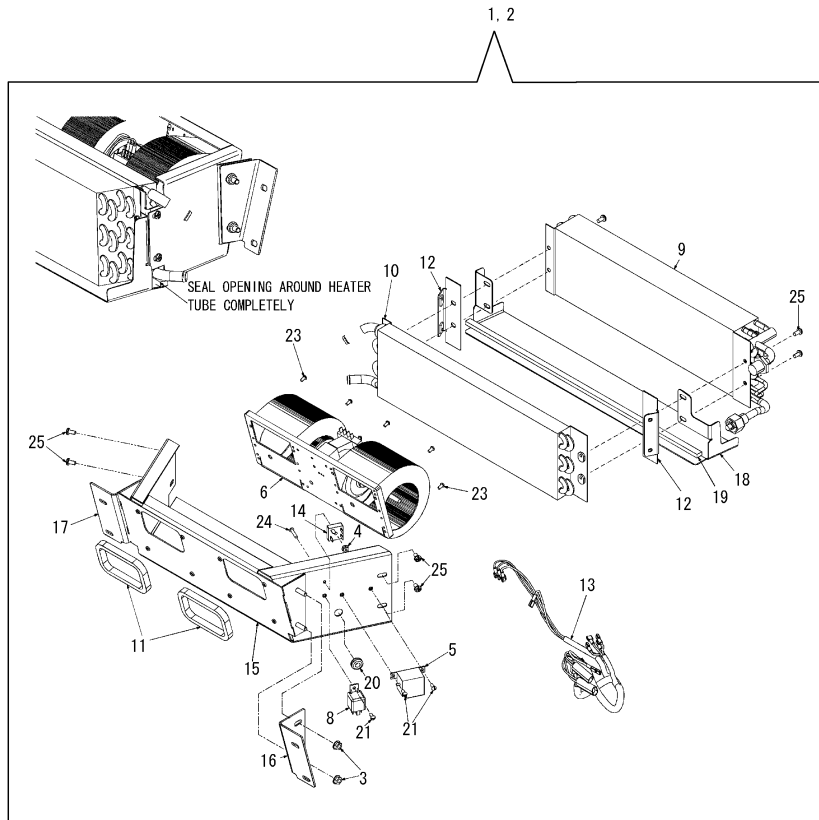


Fig.68. HEATER HOUSING AND HVAC HOUSING ASSEMBLY

(A)=S270V
(B)=
(C)=

(D)=
(E)=
(F)=



No.	Lev.	Parts No.	Description	Q'ty						I	R
				(A)	(B)	(C)	(D)	(E)	(F)		
1	1	172218-00770	HOUSING ASSY, HVAC	1							
2	1	172218-03430	HOSING ASSY, HEATER	1							
3	2	172551-01060	NUT	4							
4	2	172551-01590	FLANGE	1							
5	2	172551-01670	SWITCH, PRESET	1							1
6	2	172551-02260	BLOWER ASSY	1							
7	2	172551-02580	BLOWER	1							2
8	2	172216-07930	RELAY, SEALED	1							
9	2	172218-02180	EVAPORATOR	1							1
10	2	172218-02190	CORE, HEATER	1							
11	2	172218-02200	FOAM, SEAL	2							
12	2	172218-02830	FLANGE, CORE MOUNT	2							
13	2	172218-02920	HARNES, HVAC BOX	1							
14	2	172218-02930	RECTIFIER PACK	1							
15	2	172218-03880	MOUNT, BLOWER	1							
16	2	172218-03890	BRACKET, HOUSING	1							
17	2	172218-03900	BRACKET, HOUSING	1							
18	2	172218-04690	PLATE, DRIP HVAC	1							1
19	2	172218-04700	PAD, SEALING	1							1
20	2	172551-06780	GROMMET	1							
21	2	172551-09610	SCREW	3							1
22	2	172551-09610	SCREW	9							3
23	2	172218-05010	SCREW	8							1
24	2	172218-05060	SCREW	1							
25	2	172215-03110	SCREW	8							

Remarks

* Heater housing 172218-03430.

(1) HVAC only.

(2) Includes resistor block.

Not shown in illustration.

(3) Heater only.

Not shown in illustration.

Fig.69. CONDENSOR ASSEMBLY

(A)=S270V
(B)=
(C)=

(D)=
(E)=
(F)=

No.	Lev.	Parts No.	Description	Qty						I	R	
				(A)	(B)	(C)	(D)	(E)	(F)			
1	1	172218-06410	ASSY, CONDENSER	1								
2	2	172218-03560	FAN, CONDENSER	1								
3	2	172217-04950	COVER, CONDENSOR	1								
4	2	172218-06400	MOUNT, FAN	1								
5	2	172551-10590	CONDENSER	1								

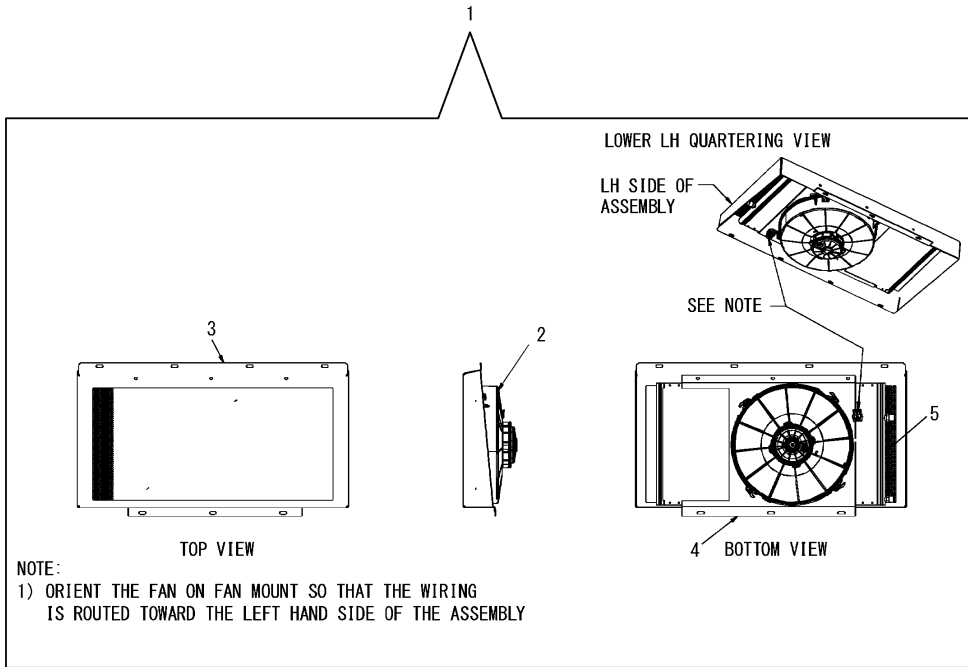


Fig.70. CONDENSOR, HEATER HOUSING AND HVAC HOUSING ASSEMBLY(CONDENSOR HOUSING ASSEMBLY)

(A)=S270V
(B)=
(C)=

(D)=
(E)=
(F)=

No.	Lev.	Parts No.	Description	Q'ty						I	R
				(A)	(B)	(C)	(D)	(E)	(F)		
1	1	172216-12350	CONDENSOR HOUSING AS	1							
2	2	172551-00230	NUT	4							
3	2	172216-04050	WEATHERSTRIP, FAN	1							
4	2	172216-04060	WEATHERSTRIP LID	1							
5	2	172216-04070	PLATE, CONDENSER FAN	1							
6	2	172216-12340	CONDENSER LID	1							
7	2	172215-03110	SCREW	3							
8	2	172551-10580	FAN, CONDENSER	1							
9	2	172551-10590	CONDENSER	1							
10	2	172216-11140	SHEET METAL SCREW	6							

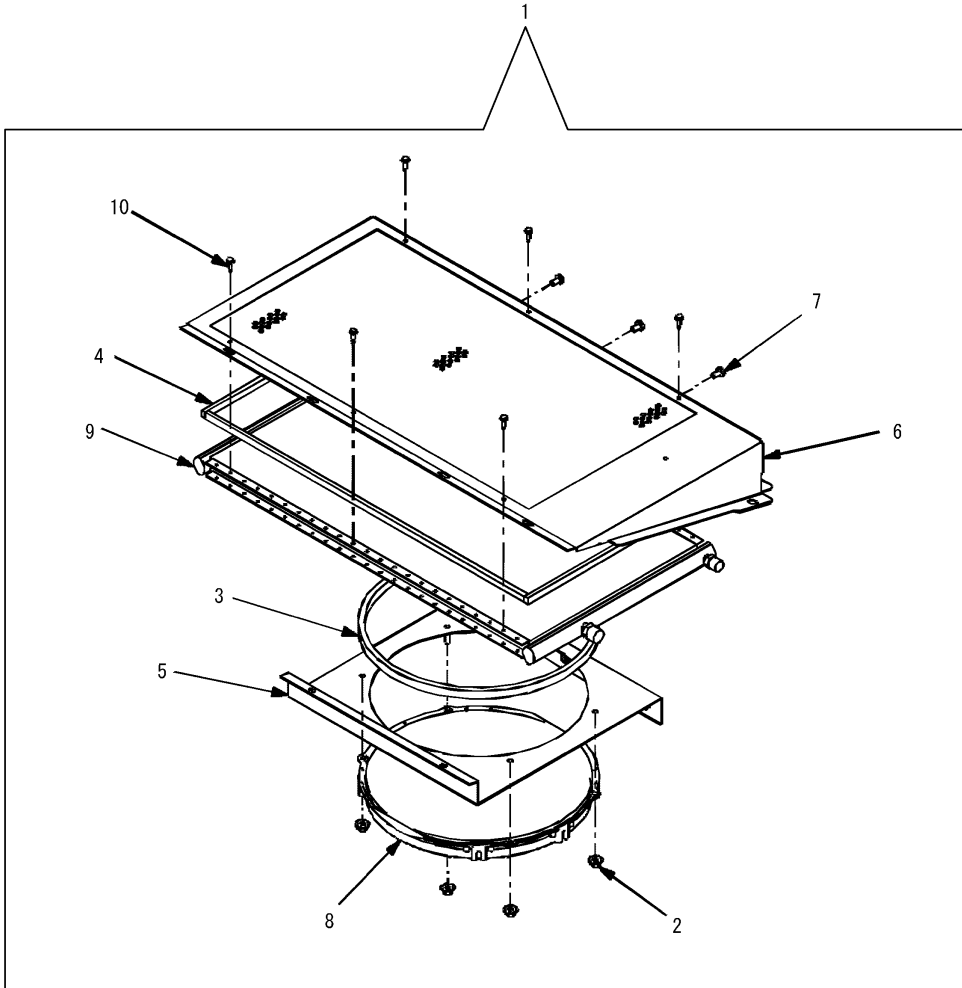
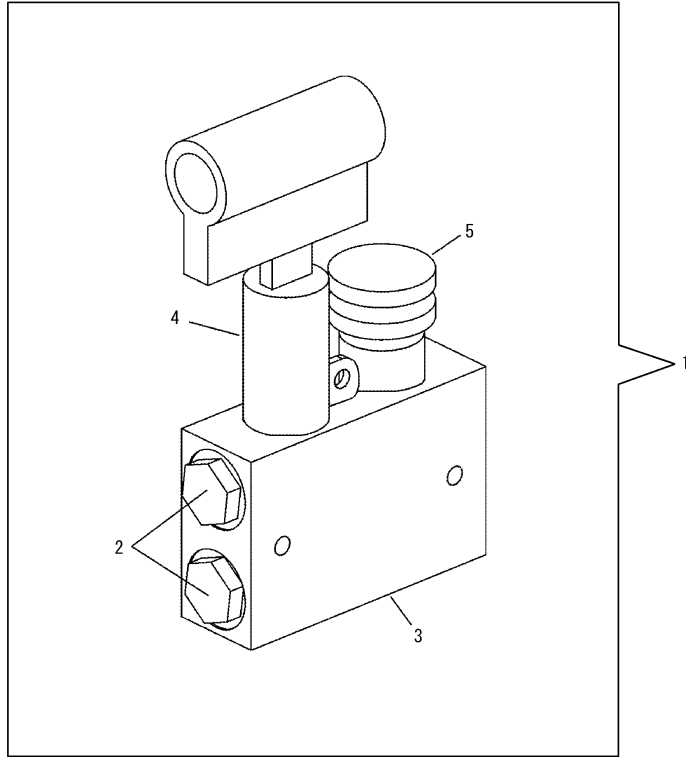


Fig.71. LIFT ASSIST PUMP AND CYLINDER

(A)=S270V
(B)=
(C)=

(D)=
(E)=
(F)=



No.	Lev.	Parts No.	Description	Qty						I	R	
				(A)	(B)	(C)	(D)	(E)	(F)			
1	1	172218-00330	PUMP ASSY	1								
2	2	172215-00620	PLUG	2								
3	2	172218-00120	BLOCK, VALVE	1								1
4	2	172218-00130	CARTRIDGE, PUMP	1								
5	2	172218-00140	VALVE, NEEDLE	1								

Remarks
(1) Includes orifice.

Fig.72. LIFT ASSIST PUMP AND CYLINDER

(A)=S270V
(B)=
(C)=

(D)=
(E)=
(F)=

No.	Lev.	Parts No.	Description	Q'ty						I	R
				(A)	(B)	(C)	(D)	(E)	(F)		
1	1	172218-00290	CYLINDER	1							
2	2	172218-00430	NUT	1							
3	2	172218-00420	HEAD	1							
4	2	172218-00410	PISTON	1							
5	2	172218-00400	RING, SNAP	1							
6	2	172218-00390	SHAFT	1							
7	2	172218-00380	BARREL	1							
8	2	172218-00370	REPAIR KIT	1							

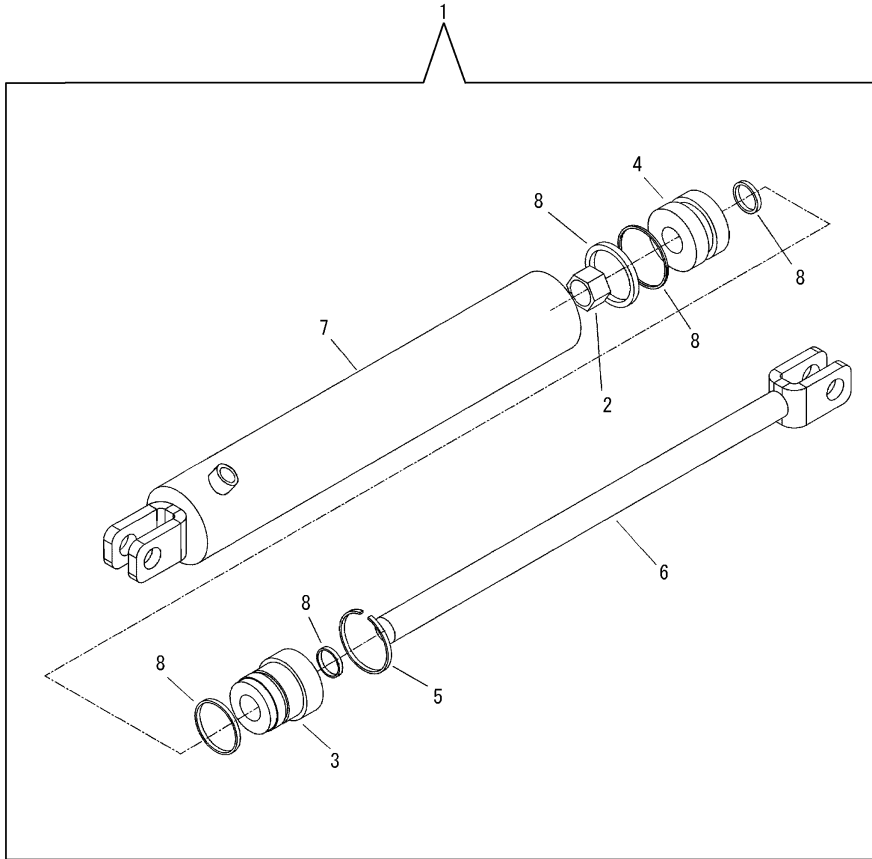
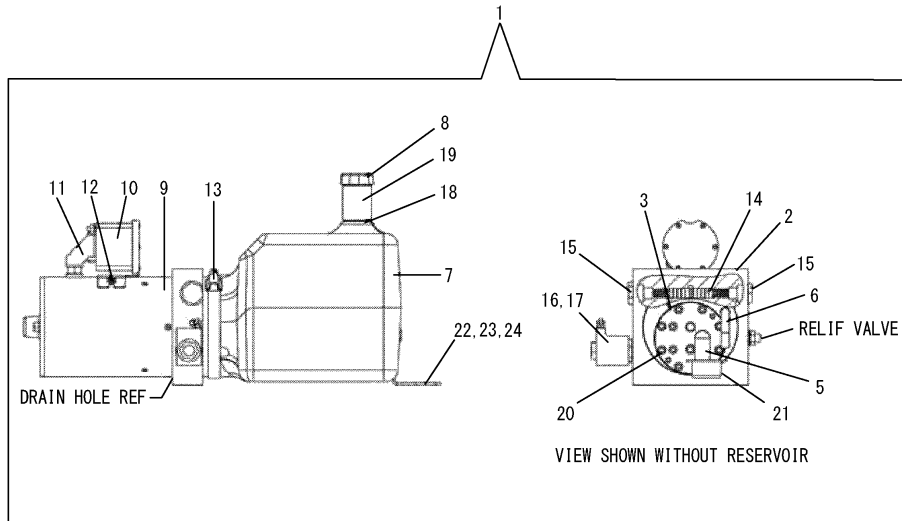


Fig.73. PUMP - HYDRAULIC QUICK COUPLER

(A)=S270V
(B)=
(C)=

(D)=
(E)=
(F)=

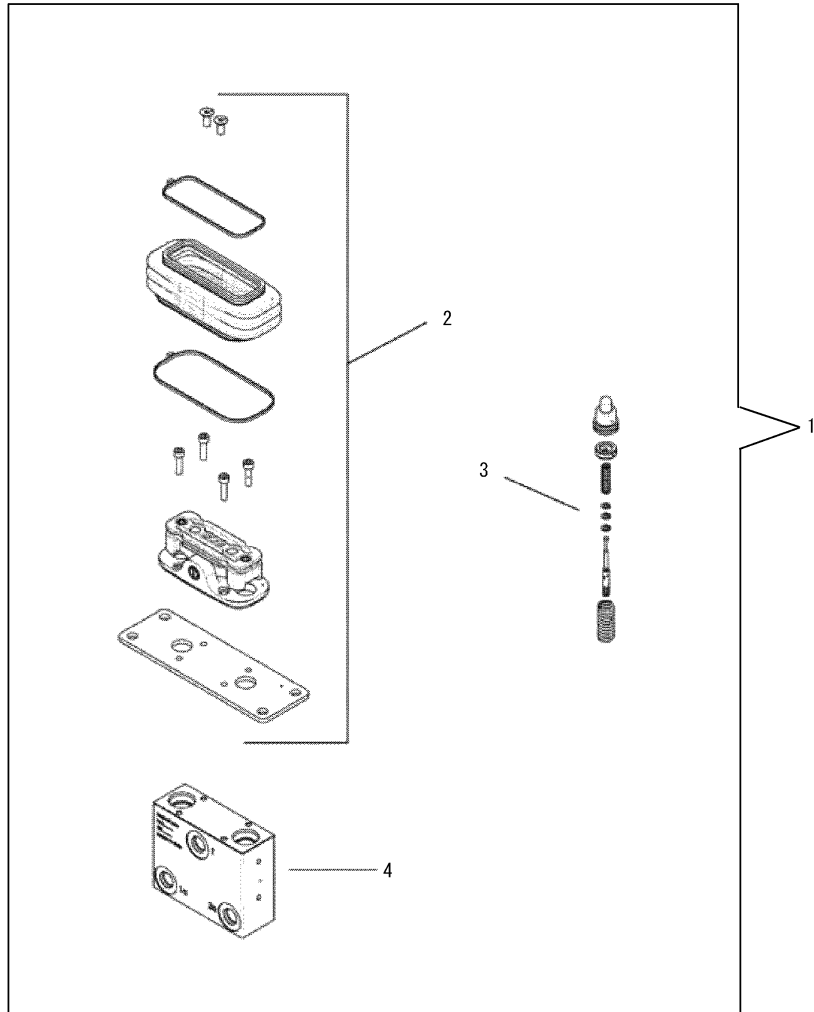


No.	Lev.	Parts No.	Description	Q'ty						I	R
				(A)	(B)	(C)	(D)	(E)	(F)		
1	1	172218-02450	HYDRAULIC UNIT	1							
2	2	172218-05410	BASE ASSY	1							
3	2	172218-05420	PUMP ASSY	1							
4	2	172218-05430	O-RING	1							1
5	2	172218-05440	TUBE, SUCTION	1							
6	2	172218-05450	TUBE, RETURN	1							
7	2	172218-05460	RESERVE, PLASTIC	1							
8	2	172218-05470	PLUG	1							
9	2	172218-05480	MOTOR	1							
10	2	172218-05490	SWITCH	1							
11	2	172218-05500	STRAP	1							
12	2	172218-05510	SCREW	2							
13	2	172218-00220	CLAMP, HOSE	1							
14	2	172218-05520	VALVE	1							
15	2	172218-05530	VALVE	2							
16	2	172218-05540	CARTRIDGE	1							
17	2	172218-05550	COIL	1							
18	2	172218-05560	NIPPLE	1							
19	2	172218-05570	COUPLING	1							
20	2	172218-05580	SCREW, SHC	4							
21	2	172218-05590	FILTER, SCREEN	1							
22	2	172218-05600	BRACKET	1							
23	2	172215-03280	WASHER	1							
24	2	172215-02710	SCREW	1							

Remarks

(1) Not shown in illustration.

Fig.74. FOOT VALVE



(A)=S270V
(B)=
(C)=

(D)=
(E)=
(F)=

No.	Lev.	Parts No.	Description	Qty						I	R
				(A)	(B)	(C)	(D)	(E)	(F)		
1	1	172217-01430	VALVE, FOOT	1							
2	2	172217-04370	KINEMAMTIC KIT	1							
3	2	172217-04380	CURVE KIT	1							
4	2	172217-04390	BODY, VALVE	1							

Fig.75. BACKUP ALARM KIT

(A)=S270V
(B)=
(C)=

(D)=
(E)=
(F)=

No.	Lev.	Parts No.	Description	Q'ty						I	R
				(A)	(B)	(C)	(D)	(E)	(F)		
1	1	172218-05290	BACKUP ALARM KIT	1							
2	2	172551-00340	FITTING	2							
3	2	172216-01590	NUT	2							
4	2	172216-02870	ALARM, BACK UP	1							
5	2	172216-04270	SWITCH, PRESSURE	2							
6	2	172551-09830	BOLT	2							

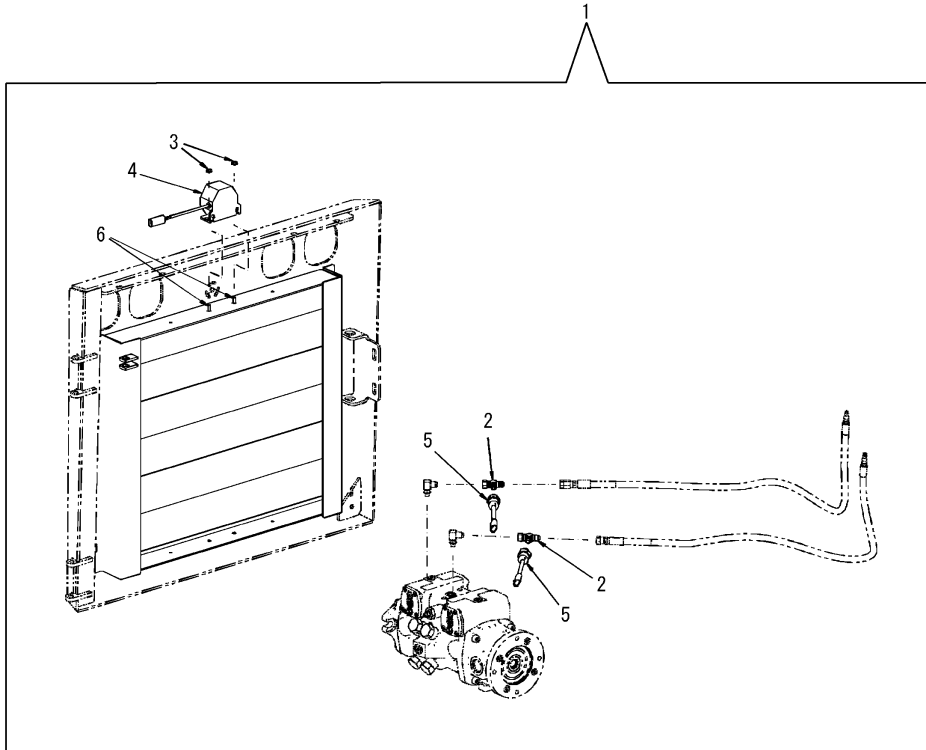
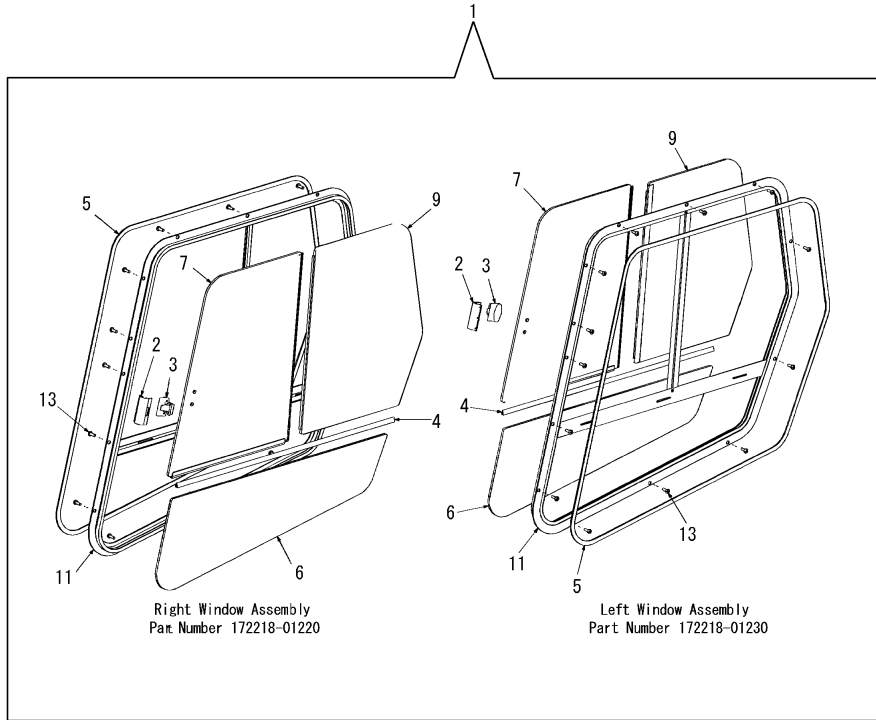


Fig.76. SIDE WINDOW KIT

(A)=S270V
(B)=
(C)=

(D)=
(E)=
(F)=



No.	Lev.	Parts No.	Description	Qty						I	R
				(A)	(B)	(C)	(D)	(E)	(F)		
1	1	172218-05300	WINDOW KIT, SIDE	1							
2	2	172551-03060	STRIKER	2							
3	2	172551-03070	LATCH ASSY	2							
4	2	172218-02700	RAIL, SLIDE	2							
5	2	172218-02710	SEAL, WINDOW	2							
6	2	172218-02720	WINDOW	2							
7	2	172218-02750	WINDOW	1							
8	2	172218-02730	WINDOW	1							1
9	2	172218-02760	WINDOW	1							
10	2	172218-02740	WINDOW	1							1
11	2	172218-02800	FRAME, WINDOW RH	1							
12	2	172218-02790	FRAME, WINDOW LH	1							
13	2	172551-10010	SCREW	26							

Remarks

(1) Not shown in illustration.

Fig.77. REARVIEW MIRROR KIT

(A)=S270V
(B)=
(C)=

(D)=
(E)=
(F)=

No.	Lev.	Parts No.	Description	Q'ty						I	R
				(A)	(B)	(C)	(D)	(E)	(F)		
1	1	172218-05310	MIRROR KIT ,REARVIEW	1							
2	2	172216-01360	MIRROR	1							
3	2	172218-02780	PLATE, MIRROR	1							
4	2	172551-09610	SCREW	2							
5	2	172218-05870	BOLT	1							

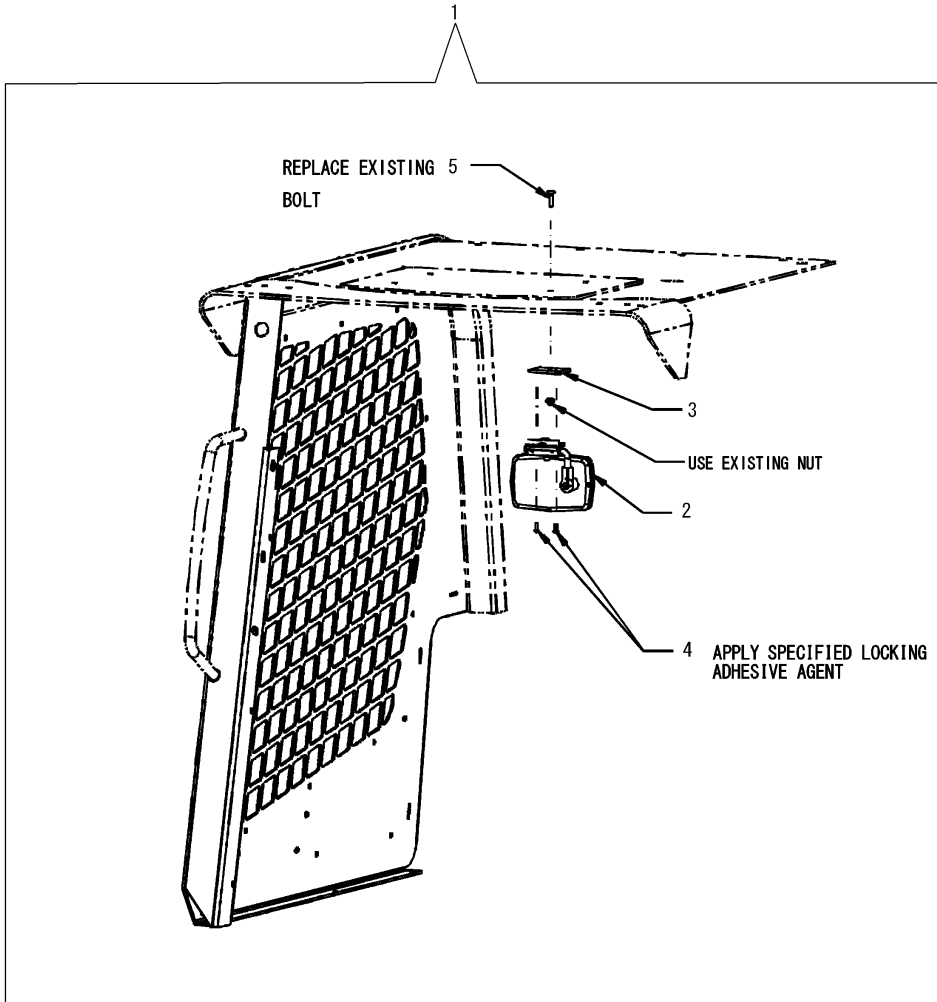


Fig.78. CAB DOOR KIT

(A)=S270V

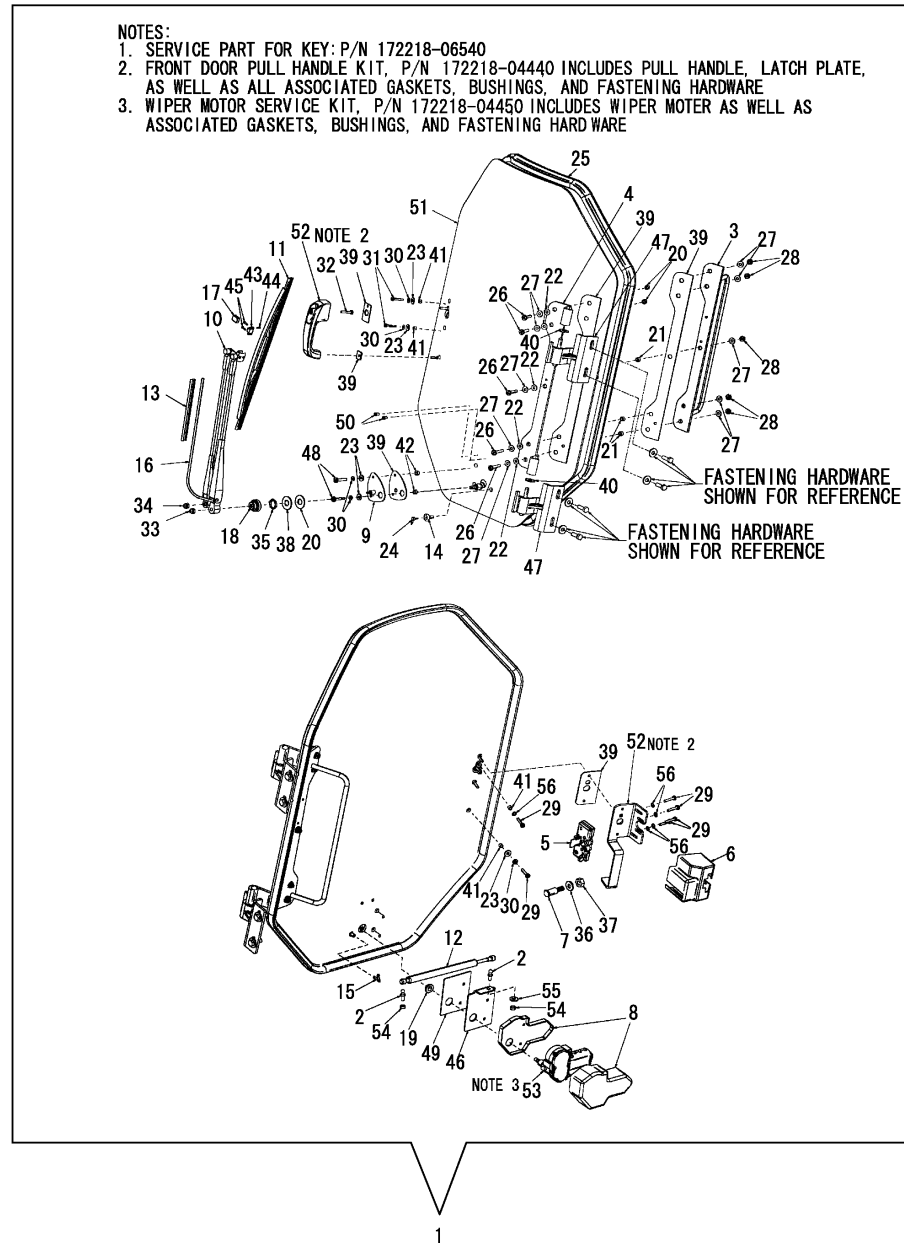
(B)=

(C)=

(D)=

(E)=

(F)=



No.	Lev.	Parts No.	Description	Q'ty						I	R
				(A)	(B)	(C)	(D)	(E)	(F)		
1	1	172218-05360	DOOR KIT, CAB	1							
2	2	172215-00550	STUD, BALL	2							
3	2	172218-02980	BACKER, HINGE	1							
4	2	172218-02990	HINGE, DOOR	1							
5	2	172218-03000	LATCH, DOOR	1							
6	2	172218-03010	COVER, LATCH	1							
7	2	172218-03020	STRIKER	1							
8	2	172218-03040	COVER, WIPER MOTOR	1							
9	2	172218-03050	PLATE, PANTOGRAPH	1							
10	2	172218-03060	ARM, WIPER	1							
11	2	172218-03070	BLADE, WIPER ASSY	1							
12	2	172218-03080	SPRING, GAS	1							
13	2	172218-03090	CLIP, WIPER HOSE	1							
14	2	172218-03100	GROMMET, WASHER HOSE	1							
15	2	172218-03110	ELBOW, WASHER HOSE	1							
16	2	172218-03120	HOSE, WASHER	1							
17	2	172551-03100	HEAD, SPRITZER	1							
18	2	172218-03130	SEAL, RAIN, WIPER	1							
19	2	172218-03150	GROMMET, DRIVE SHAFT	1							
20	2	172218-03160	WASHER	1							
21	2	172218-03170	BUSHING	5							
22	2	172218-03180	WASHER	5							
23	2	172218-03190	WASHER	5							
24	2	172218-03200	ELBOW, WASHER HOSE	1							
25	2	172218-03210	SEAL, BULB	1							
26	2	172218-03250	SCREW	5							
27	2	172218-03270	WASHER	10							
28	2	172218-03280	LOCK NUT	5							
29	2	172218-03310	SCREW	6							
30	2	172218-03320	WASHER	5							
31	2	172218-03330	SCREW	2							
32	2	172218-03340	SCREW	1							
33	2	172218-03350	NUT	1							
34	2	172218-03360	NUT	1							
35	2	172218-03370	NUT	1							
36	2	172218-03380	WASHER	1							
37	2	172218-03390	NUT	1							
38	2	172218-03400	WASHER	1							
39	2	172218-03490	GASKET SET	1							
40	2	172218-03500	BUSHING, BRONZE	2							
41	2	172218-03510	BUSHING	4							
42	2	172218-03520	BUSHING	2							
43	2	172218-04140	BARCKET, MOUNTING	1							
44	2	172218-04150	SCREW	1							
45	2	172218-04160	SCREW	2							
46	2	172218-04380	PLATE, MOUNT	1							
47	2	172218-04390	HINGE, CABSIDE	2							
48	2	172218-04400	SCREW	2							
49	2	172218-04410	GASKET, MOUNT	1							
50	2	172218-04420	PLUG	2							
51	2	172218-04430	GLASS KIT, FR DOOR	1							

N:Old $\begin{matrix} \text{Yes} \\ \text{No} \end{matrix}$ New, Q:Old $\begin{matrix} \text{No} \\ \text{Yes} \end{matrix}$ New, R:Old $\begin{matrix} \text{Yes} \\ \text{Yes} \end{matrix}$ New, S:Old $\begin{matrix} \text{No} \\ \text{No} \end{matrix}$ New, W:Add, Z:Discontinued, F:Interchangeable by set, K:Q'ty Change

++ CONTINUE ++

Copyright (C) YANMAR CO., LTD. All Rights Reserved.

Fig.78. CAB DOOR KIT

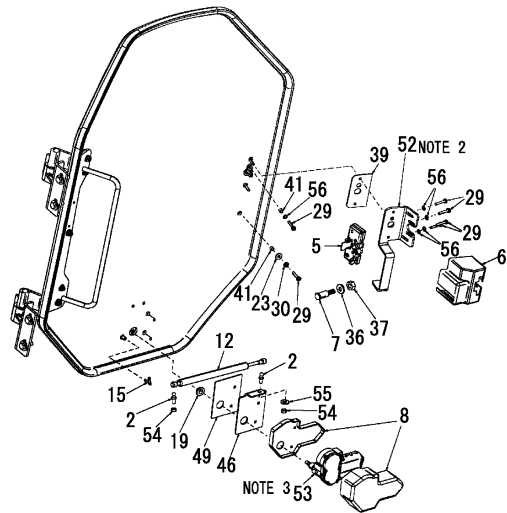
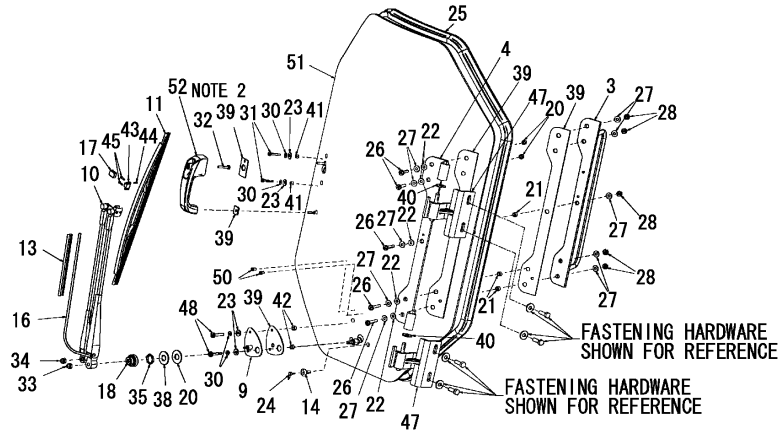
(A)=S270V
(B)=
(C)=

(D)=
(E)=
(F)=

No.	Lev.	Parts No.	Description	Q'ty						I	R
				(A)	(B)	(C)	(D)	(E)	(F)		
52	2	172218-04440	PULL HAND KIT, DOOR	1							
53	2	172218-04450	MOTOR KIT, WIPER	1							
54	2	172215-03230	NUT								
55	2	172551-10370	WASHER	1							
56	2	172218-05220	WASHER	5							

NOTES:

1. SERVICE PART FOR KEY: P/N 172218-06540
2. FRONT DOOR PULL HANDLE KIT, P/N 172218-04440 INCLUDES PULL HANDLE, LATCH PLATE, AS WELL AS ALL ASSOCIATED GASKETS, BUSHINGS, AND FASTENING HARDWARE
3. WIPER MOTOR SERVICE KIT, P/N 172218-04450 INCLUDES WIPER MOTOR AS WELL AS ASSOCIATED GASKETS, BUSHINGS, AND FASTENING HARDWARE



1

Fig.79. CAB DOOR KIT, DOOR COMPLETING PACKAGE

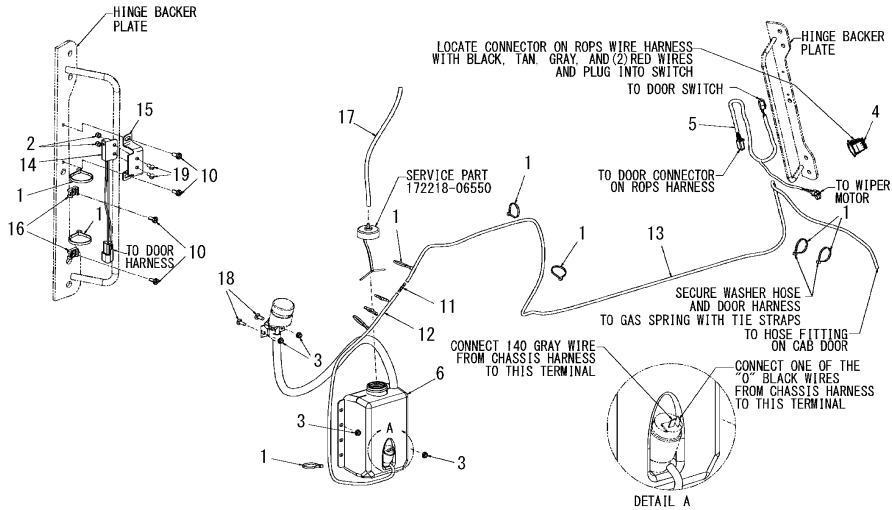
(A)=S270V
(B)=
(C)=

(D)=
(E)=
(F)=

No.	Lev.	Parts No.	Description	Q'ty						I	R
				(A)	(B)	(C)	(D)	(E)	(F)		
1	1	172551-00120	TIE, CABLE	11							
2	1	172218-00030	LOCK NUT	2							
3	1	172215-06620	NUT	4							
4	1	172218-01990	SWITCH, WIPER-WASHER	1							
5	1	172218-02900	HARNESS, DOOR	1							
6	1	172218-02950	RESERVOIR, WASHER	1							
7	1	172218-03530	PUMP, WASHER	1							1
8	1	172218-03540	FILL SPOUT, REMOTE	1							1
9	1	172218-03550	CAP, VENTED	1							1
10	1	172218-03300	SCREW	4							
11	1	172218-03970	BARB, HOSE	1							
12	1	172218-03980	HOSE, WASHER	1							
13	1	172218-03990	HOSE, WASHER	1							
14	1	172218-04640	SENSOR, PROXIMITY	1							
15	1	172218-04650	BRACKET, SWITCH	1							
16	1	172218-05610	TIE, CABLE	2							
17	1	172218-06340	TUBE, BREATHER	1							
18	1	172215-02820	BOLT	2							
19	1	172218-04980	SCREW	2							

NOTES:

1. USE TIE STRAPS TO SECURE WASHER HOSE TO CHASSIS AND ROPS WIRE HARNESSSES.
2. TIE BACK REMAINING BLACK AND ORANGE WIRES ON CHASSIS HARNESS WHICH ARE USED FOR REAR WIPER WASHER PUMP ON EU MACHINES ONLY.



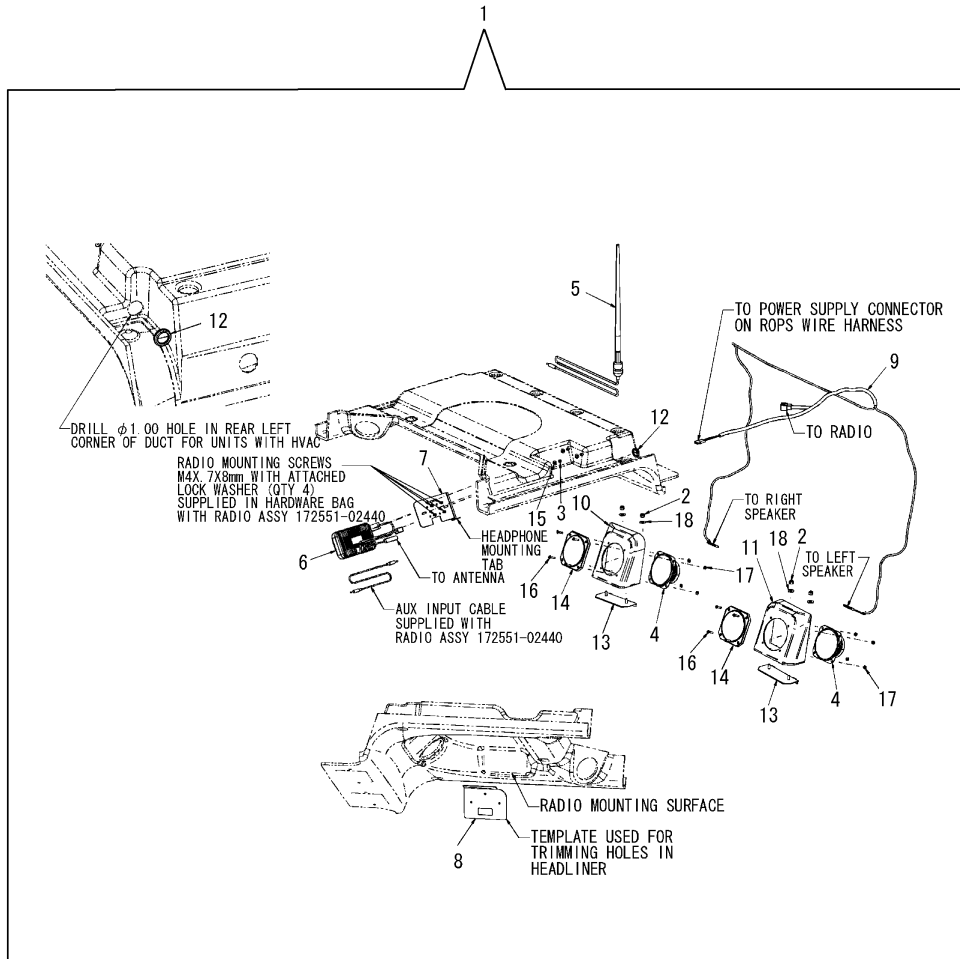
Remarks

* 172218-05360 cab door kit.
(1) Not shown in illustration.

Fig.80. AM/FM RADIO KIT

(A)=S270V
(B)=
(C)=

(D)=
(E)=
(F)=

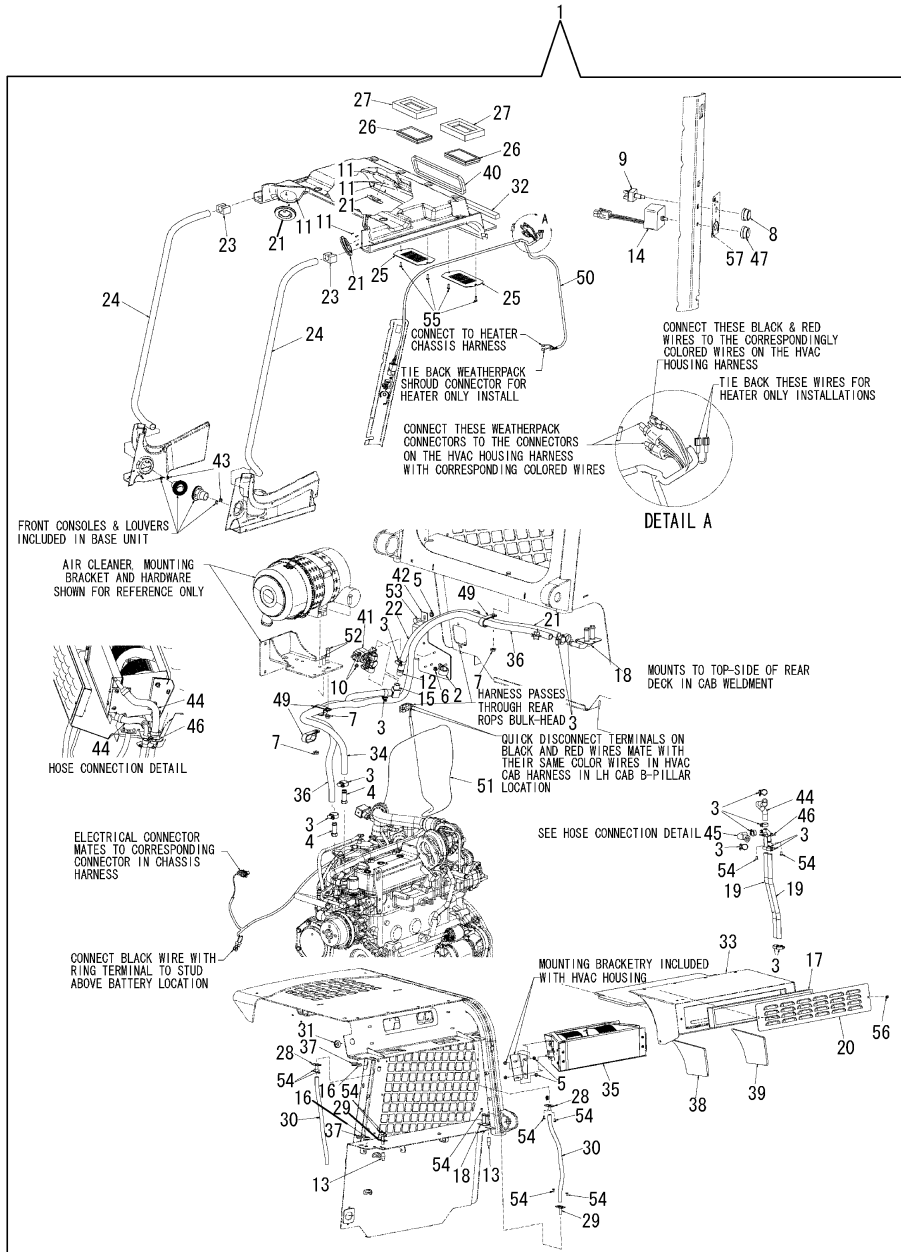


No.	Lev.	Parts No.	Description	Qty						I	R
				(A)	(B)	(C)	(D)	(E)	(F)		
1	1	172218-05320	RADIO KIT	1							
2	2	172551-00250	NUT	4							
3	2	172551-00620	NUT	3							
4	2	172551-02140	SPEAKER, RADIO	2							
5	2	172551-02150	ANTENNA, RADIO	1							
6	2	172551-02440	RADIO	1							
7	2	172218-01770	RADIO MNT ASSY	1							
8	2	172218-01780	TEMPLATE, RADIO MNT	1							
9	2	172218-01880	HARNESS, WIRE RADIO	1							
10	2	172218-02090	HOUSING, SPEAKER RH	1							
11	2	172218-02100	HOUSING, SPEAKER LH	1							
12	2	172218-02770	GROMMET, SPLIT WEB	1							
13	2	172218-03600	MOUNT, SPEAKER	2							
14	2	172551-04210	SPEAKER GRILLE	2							
15	2	172551-09660	WASHER	3							
16	2	172551-10170	SCREW	8							
17	2	172215-03220	NUT	8							
18	2	172551-10360	WASHER	4							

Fig.81. HEATER/DEFROSTER KIT

(A)=S270V
(B)=
(C)=

(D)=
(E)=
(F)=



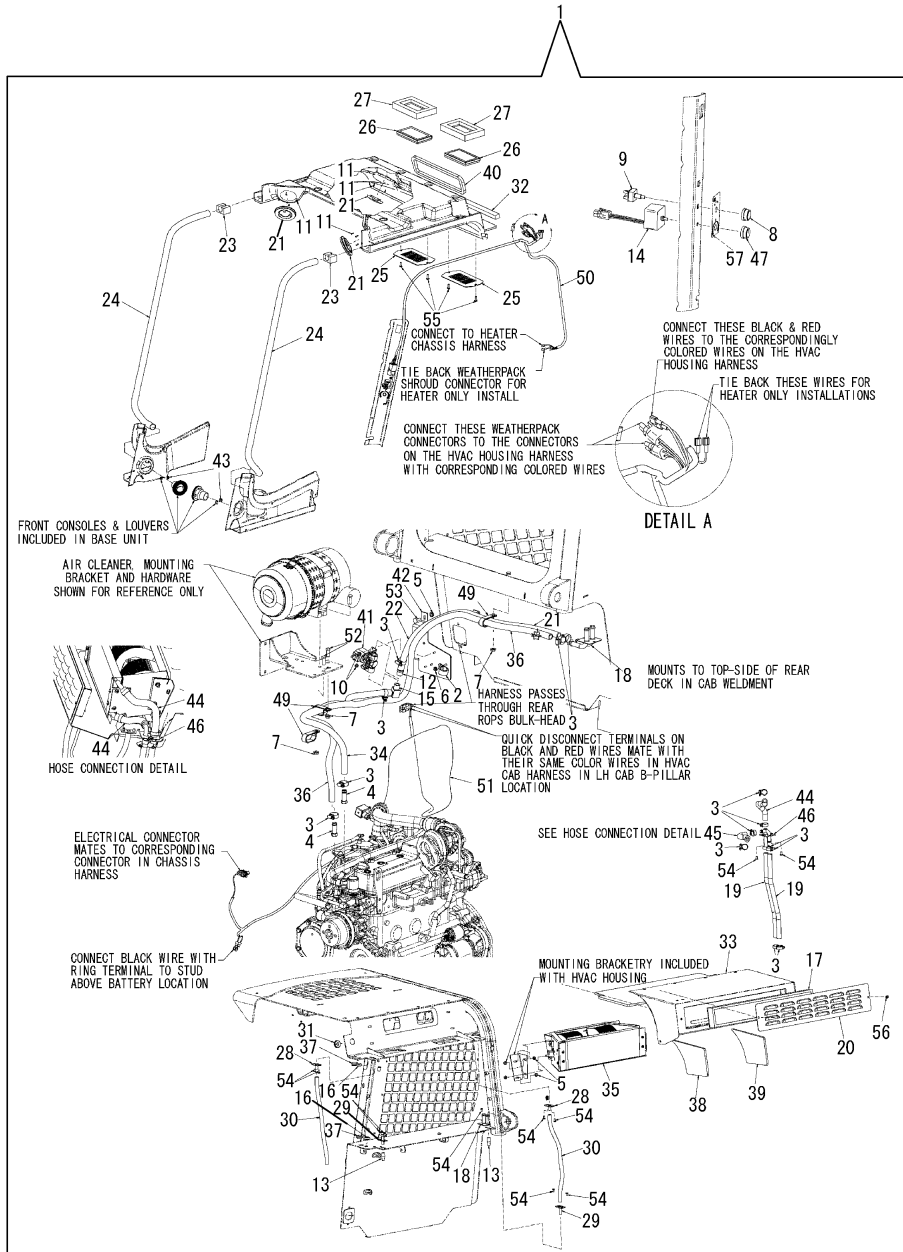
No.	Lev.	Parts No.	Description	Qty						I	R
				(A)	(B)	(C)	(D)	(E)	(F)		
1	1	172218-05350	DEFROSTER KIT	1							
2	2	172216-00080	CLAMP	1							
3	2	172551-00760	CLAMP	14							
4	2	172551-00840	FITTING	2							
5	2	172551-01060	NUT	6							
6	2	172216-01590	NUT	1							
7	2	172215-00700	NUT	3							
8	2	172215-00740	KNOB	1							
9	2	172551-01280	SWITCH, HEATER	1							
10	2	172551-01590	FLANGE	2							
11	2	172216-02460	SCREW	16							
12	2	172551-02270	FITTING	1							
13	2	172216-04240	CAP, DRIP	2							
14	2	172551-02380	MODULE, A/C CONTROL	1							
15	2	172217-01170	FITTING	1							
16	2	172551-02430	PLUG	2							
17	2	172551-00010	FILTER, FRESH AIR	1							
18	2	172218-01110	PLATE, HEATER TUBES	1							
19	2	172218-01120	HOSE, HEATER	2							
20	2	172218-01410	PLATE, COVER	1							
21	2	172218-02170	VENT	4							
22	2	172218-02280	HOSE, HEATER	1							
23	2	172218-02330	PLUG, TUBE	2							
24	2	172218-02340	TUBE, FORWARD HVAC	2							
25	2	172218-02810	COVER, RECIRC	2							
26	2	172551-03090	FILTER, AIR	2							
27	2	172218-02820	PAD, SEALING FILTER	2							
28	2	172218-02850	TUBE, DRAIN	2							
29	2	172218-02860	TUBE, DRAIN	2							
30	2	172218-02870	HOSE, DRAIN	2							
31	2	172218-02880	GROMMET	1							
32	2	172218-02890	PAD	1							
33	2	172218-02970	PAD, HOUSING TOP	1							
34	2	172218-03140	HOSE, HEATER	1							
35	2	172218-03430	HOSING ASSY, HEATER	1							
36	2	172218-03440	HOSE, HEATER	1							
37	2	172551-03110	GROMMET	2							
38	2	172218-03450	PAD, HOUSING LEFT	1							
39	2	172218-03460	PAD, HOUSING RIGHT	1							
40	2	172218-03480	PAD, HEADLINER SEAL	1							
41	2	172218-03840	VALVE, SOLENOID	1							
42	2	172218-03850	BRACKET	1							
43	2	172218-03950	CLIP, HOSE RETAINING	4							
44	2	172218-04180	HOSE, MOLDED HEATER	1							
45	2	172218-04190	HOSE, MOLDED HEATER	1							
46	2	172218-04200	TUBE, HEATER	1							
47	2	172218-04490	KNOB, TEMP CONTROL	1							
48	2	172218-04740	CAP, TUBE	2							1
49	2	172218-04900	CLAMP	3							
50	2	172218-05760	HARNESSES, HVAC CAB	1							
51	2	172218-05770	HARNESSES, HEATER	1							

Remarks
(1) Not shown in illustration.

Fig.81. HEATER/DEFROSTER KIT

(A)=S270V
(B)=
(C)=

(D)=
(E)=
(F)=



No.	Lev.	Parts No.	Description	Q'ty						I	R
				(A)	(B)	(C)	(D)	(E)	(F)		
52	2	172551-09530	SCREW	2							
53	2	172551-09920	BOLT	2							
54	2	172215-03110	SCREW	12							
55	2	172551-10010	SCREW	4							
56	2	172218-02210	KNOB, CLAMPING	2							
57	2	172218-04370	LABEL, FAN SPEED	1							

Remarks

(1) Not shown in illustration.

N:Old $\begin{matrix} \text{Yes} \\ \text{No} \end{matrix}$ New, Q:Old $\begin{matrix} \text{No} \\ \text{Yes} \end{matrix}$ New, R:Old $\begin{matrix} \text{Yes} \\ \text{No} \end{matrix}$ New, S:Old $\begin{matrix} \text{No} \\ \text{Yes} \end{matrix}$ New, W:Add, Z:Discontinued, F:Interchangeable by set, K:Q'ty Change

Fig.82. HEATER/DEFROSTER KIT

(A)=S270V
(B)=
(C)=

(D)=
(E)=
(F)=

No.	Lev.	Parts No.	Description	Q'ty						I	R
				(A)	(B)	(C)	(D)	(E)	(F)		
1	1	172218-05350	DEFROSTER KIT	1							
2	2	172218-01500	HEADLINER, DUCT A/C	1							
3	2	172218-04480	PLUG, RUBBER	1							
4	2	172218-04370	LABEL, FAN SPEED	1							
5	2	172218-02210	KNOB, CLAMPING	2							
6	2	172551-10010	SCREW	4							

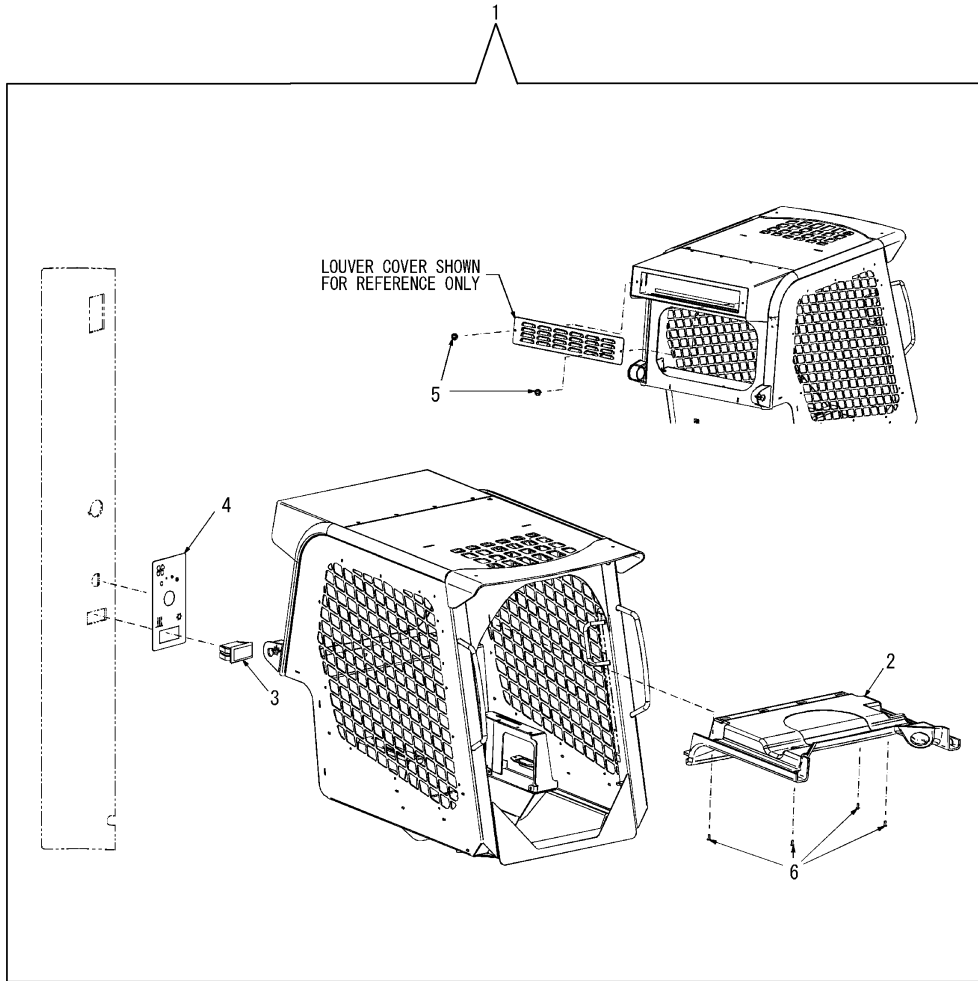
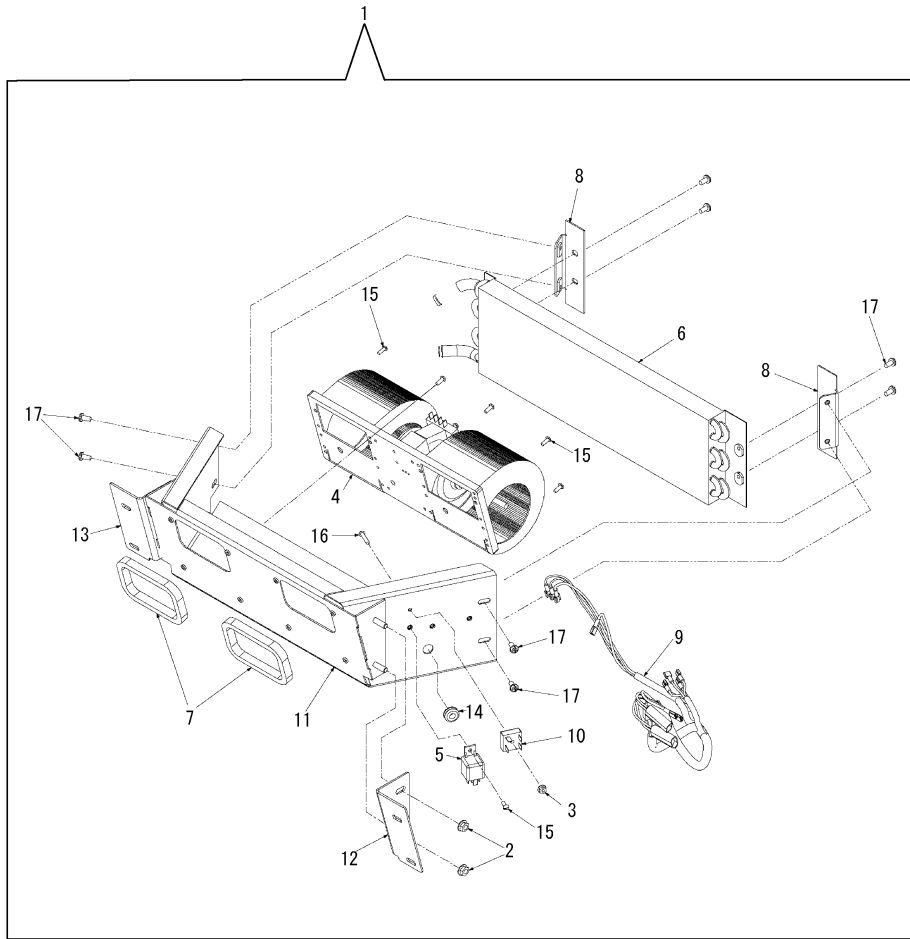


Fig.83. HEATER/DEFROSTER KIT, HOUSING SERVICE PARTS



(A)=S270V
(B)=
(C)=

(D)=
(E)=
(F)=

No.	Lev.	Parts No.	Description	Q'ty						I	R
				(A)	(B)	(C)	(D)	(E)	(F)		
1	1	172218-03430	HOSING ASSY, HEATER	1							
2	2	172551-01060	NUT	4							
3	2	172551-01590	FLANGE	1							
4	2	172551-02260	BLOWER ASSY	1							
5	2	172216-07930	RELAY, SEALED	1							
6	2	172218-02190	CORE, HEATER	1							
7	2	172218-02200	FOAM, SEAL	2							
8	2	172218-02830	FLANGE, CORE MOUNT	2							
9	2	172218-02920	HARNES, HVAC BOX	1							
10	2	172218-02930	RECTIFIER PACK	1							
11	2	172218-03880	MOUNT, BLOWER	1							
12	2	172218-03890	BRACKET, HOUSING	1							
13	2	172218-03900	BRACKET, HOUSING	1							
14	2	172551-06780	GROMMET	1							
15	2	172551-09610	SCREW	9							
16	2	172218-05060	SCREW	1							
17	2	172215-03110	SCREW	8							

Remarks
* Heater 172218-05350.

Fig.84. PRE-CLEANER KIT

(A)=S270V
(B)=
(C)=

(D)=
(E)=
(F)=

No.	Lev.	Parts No.	Description	Q'ty						I	R
				(A)	(B)	(C)	(D)	(E)	(F)		
1	1	172218-05280	PRE-CLEANER KIT	1							
2	2	172551-00230	NUT	3							
3	2	172551-00630	CLAMP	2							
4	2	172216-04130	CLAMP	1							
5	2	172552-00120	PRE-CLEANER	1							
6	2	172217-01280	ADAPTOR, PRE-CLEANER	1							
7	2	172217-02880	ELBOW	1							
8	2	172217-02890	WELDMENT,AIR INTAKE	1							
9	2	172217-02990	HOSE, AIR INTAKE	1							
10	2	172215-03110	SCREW	3							

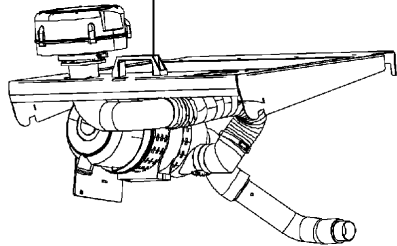
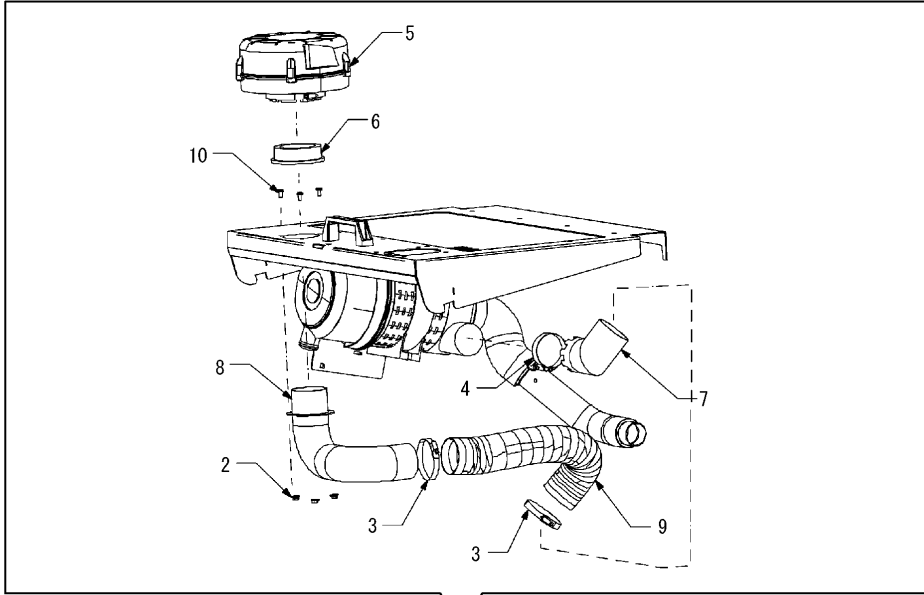
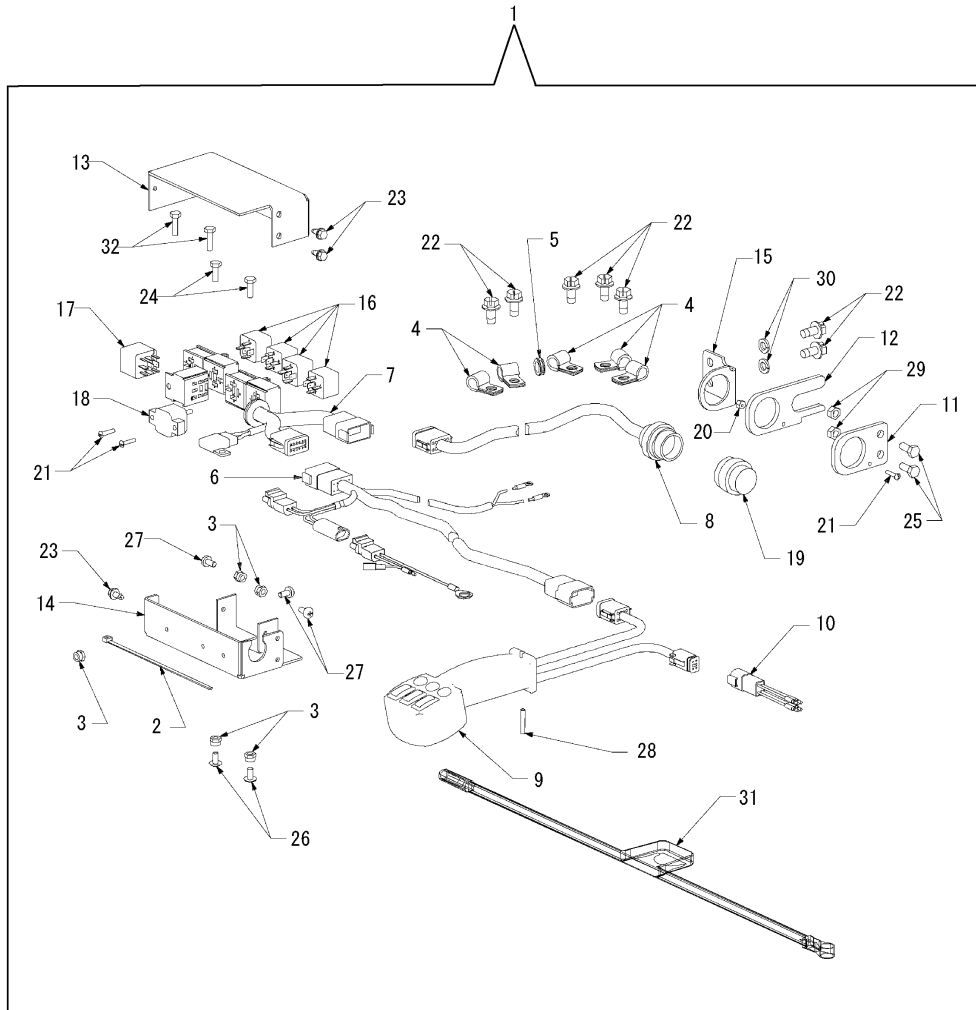


Fig.85. 14-PIN ELECTRICAL AUXILIARY CONNECTOR KIT



(A)=S270V
(B)=
(C)=

(D)=
(E)=
(F)=

No.	Lev.	Parts No.	Description	Q'ty						I	R
				(A)	(B)	(C)	(D)	(E)	(F)		
1	1	172216-10070	CONNECTOR KIT, AUX	1							
2	2	172551-00120	TIE, CABLE	20							
3	2	172551-00250	NUT	5							
4	2	172215-00340	CLAMP	5							
5	2	172216-02570	GROMMET, RUBBER	1							
6	2	172216-05890	HARNESS, 14-PIN AUX	1							
7	2	172216-05900	HARNESS, RELAY BOX	1							
8	2	172216-05910	HARNESS, CONNECTOR	1							
9	2	172216-05920	HANDLE, 14-PIN AUX	1							
10	2	172216-05960	HARNESS, HANDLE	1							
11	2	172216-05970	MOUNT, CONNECTOR	1							
12	2	172216-05980	MOUNT, CONNECTOR	1							
13	2	172216-05990	COVER, RELAY BOX	1							
14	2	172216-06010	CHASSIS, RELAY BOX	1							
15	2	172216-06080	MOUNT, CONNECTOR	1							
16	2	172216-07920	RELAY	4							
17	2	172216-06090	DIODE BLOCK	1							
18	2	172216-06100	BREAKER 15 A	1							
19	2	172216-06370	CAP, DUCT	1							
20	2	172216-10870	NUT	1							
21	2	172215-07650	SCREW	3							
22	2	172216-10940	SCREW	7							
23	2	172551-09440	SCREW	3							
24	2	172551-09480	SCREW	2							
25	2	172551-09510	SCREW	2							
26	2	172215-03020	SCREW	2							
27	2	172215-03110	SCREW	3							
28	2	172216-09610	PIN, ROLL	1							
29	2	172215-03230	NUT	2							
30	2	172215-03290	WASHER	2							
31	2	172216-09010	FUSE, 20 A INLINE	1							
32	2	172551-09880	SCREW	2							

Fig.86. WARNING LAMP KIT

(A)=S270V
(B)=
(C)=

(D)=
(E)=
(F)=

No.	Lev.	Parts No.	Description	Qty						I	R
				(A)	(B)	(C)	(D)	(E)	(F)		
1	1	172218-05330	LAMP KIT, WARNING	1							
2	2	172216-01590	NUT	2							
3	2	172216-10870	NUT	2							
4	2	172218-02060	SWITCH, WARNING LAMP	1							
5	2	172218-03860	SOCKET, 12V	1							
6	2	172218-03870	BRKT, SOCKET MTG	1							
7	2	172218-00670	BEACON WITH BULB	1							
8	2	172551-09710	SCREW	2							
9	2	172218-05080	SCREW	2							

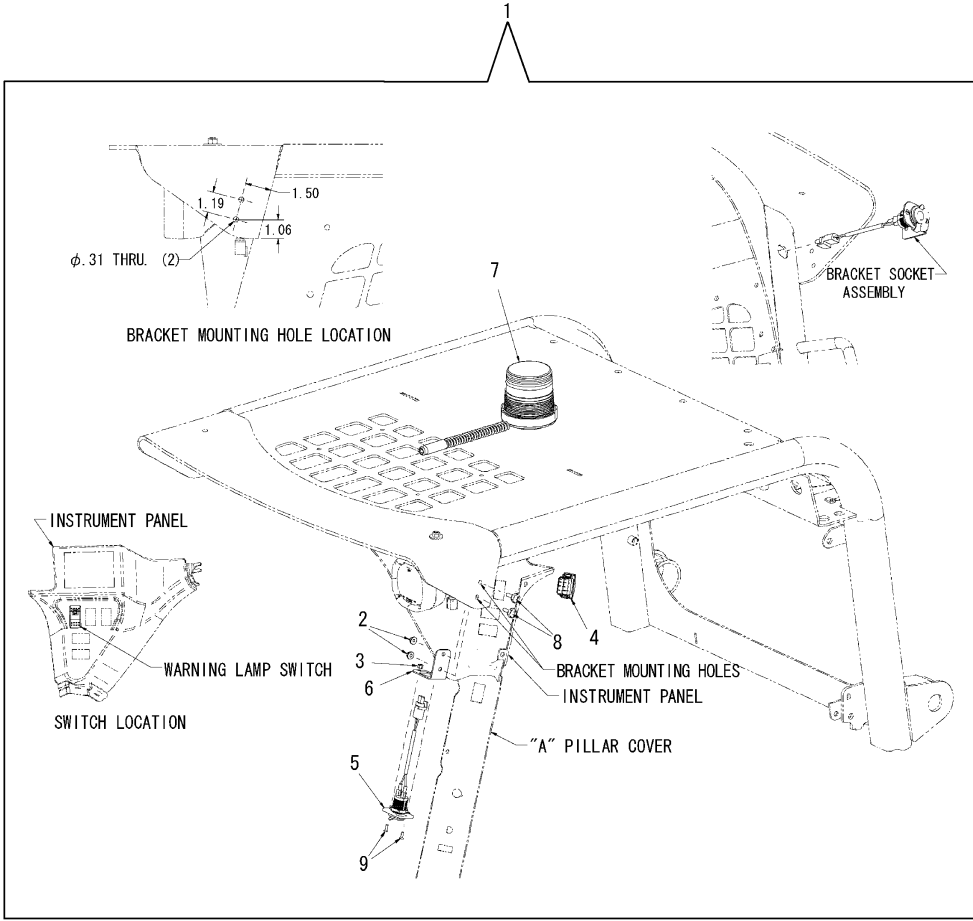


Fig.87. REAR WIPER KIT

(A)=S270V

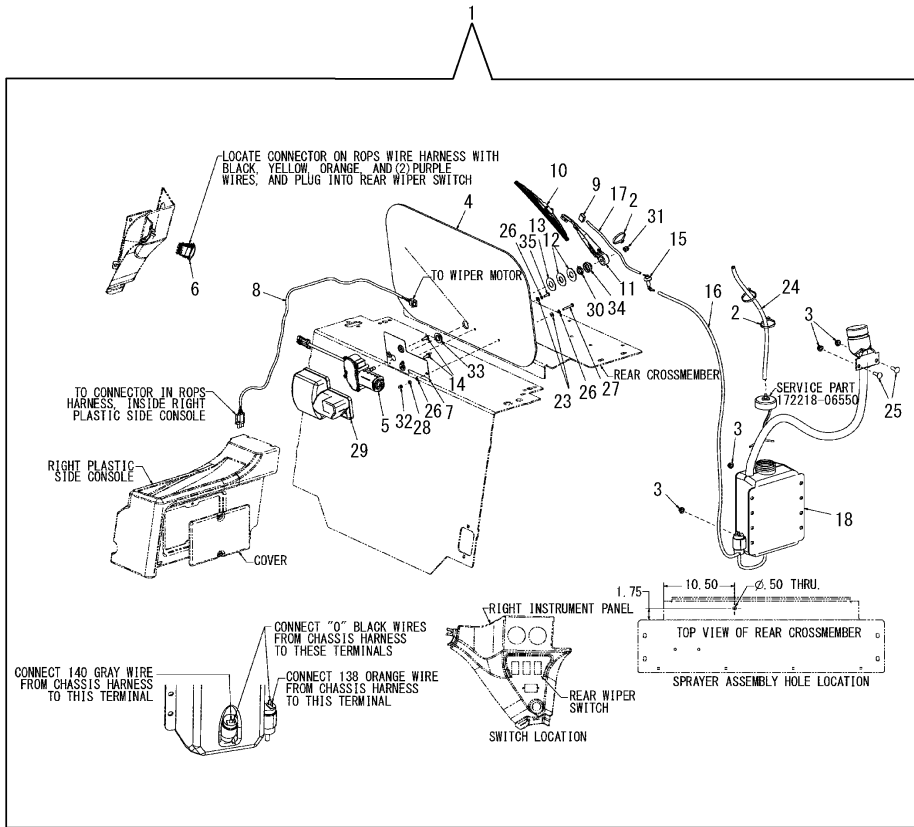
(B)=

(C)=

(D)=

(E)=

(F)=



No.	Lev.	Parts No.	Description	Q'ty						I	R
				(A)	(B)	(C)	(D)	(E)	(F)		
1	1	172218-05390	WIPER KIT , REAR	1							
2	2	172551-00120	TIE, CABLE	3							
3	2	172215-06620	NUT	4							
4	2	172551-02820	WINDOW	1							
5	2	172551-02970	MOTOR, REAR WIPER	1							
6	2	172218-02080	SWITCH, WIPER-WASHER	1							
7	2	172551-03080	PLATE,WIPER MOTOR	1							
8	2	172218-02910	WIPER HARNESS, REAR	1							
9	2	172551-03100	HEAD, SPRITZER	1							
10	2	172551-03150	BLADE, WIPER	1							
11	2	172551-03160	ARM, WIPER	1							
12	2	172551-03170	WASHER	2							
13	2	172551-03180	WASHER	1							
14	2	172551-03190	SCREW	2							
15	2	172551-03200	SPRAYER, ASSY	1							
16	2	172218-04000	HOSE, R WIPER WASHER	1							
17	2	172218-04020	HOSE, REAR WIPER ARM	1							
18	2	172218-04030	RESERVOIR, DUAL PUMP	1							
19	2	172218-03530	PUMP, WASHER	2							1
20	2	172218-03540	FILL SPOUT, REMOTE	1							1
21	2	172218-03550	CAP, VENTED	1							1
22	2	172218-04040	HOSE, TANK TO PUMP	1							1
23	2	172551-03210	WASHER	2							
24	2	172218-06340	TUBE, BREATHER	1							
25	2	172215-02820	BOLT	2							
26	2	172551-10220	WASHER	3							
27	2	172551-10230	SCREW	1							
28	2	172551-10470	NUT	1							
29	2	172551-10610	COVER, WIPER MOTOR	1							
30	2	172551-10620	NUT	1							
31	2	172551-10630	NUT	1							
32	2	172218-05980	NUT	1							
33	2	172551-10640	TOWER SEAL, TRICO WI	1							
34	2	172551-10650	SHIELD, RAIN	1							
35	2	172551-10660	SCREW	1							

Remarks

(1) Not shown in illustration.

N:Old $\begin{matrix} \leftarrow \text{Yes} \\ \text{No} \end{matrix}$ New, Q:Old $\begin{matrix} \leftarrow \text{No} \\ \text{Yes} \end{matrix}$ New, R:Old $\begin{matrix} \leftarrow \text{Yes} \\ \text{No} \end{matrix}$ New, S:Old $\begin{matrix} \leftarrow \text{No} \\ \text{Yes} \end{matrix}$ New, W:Add, Z:Discontinued, F:Interchangeable by set, K:Q'ty Change

Fig.88. FLASHER KIT

(A)=S270V

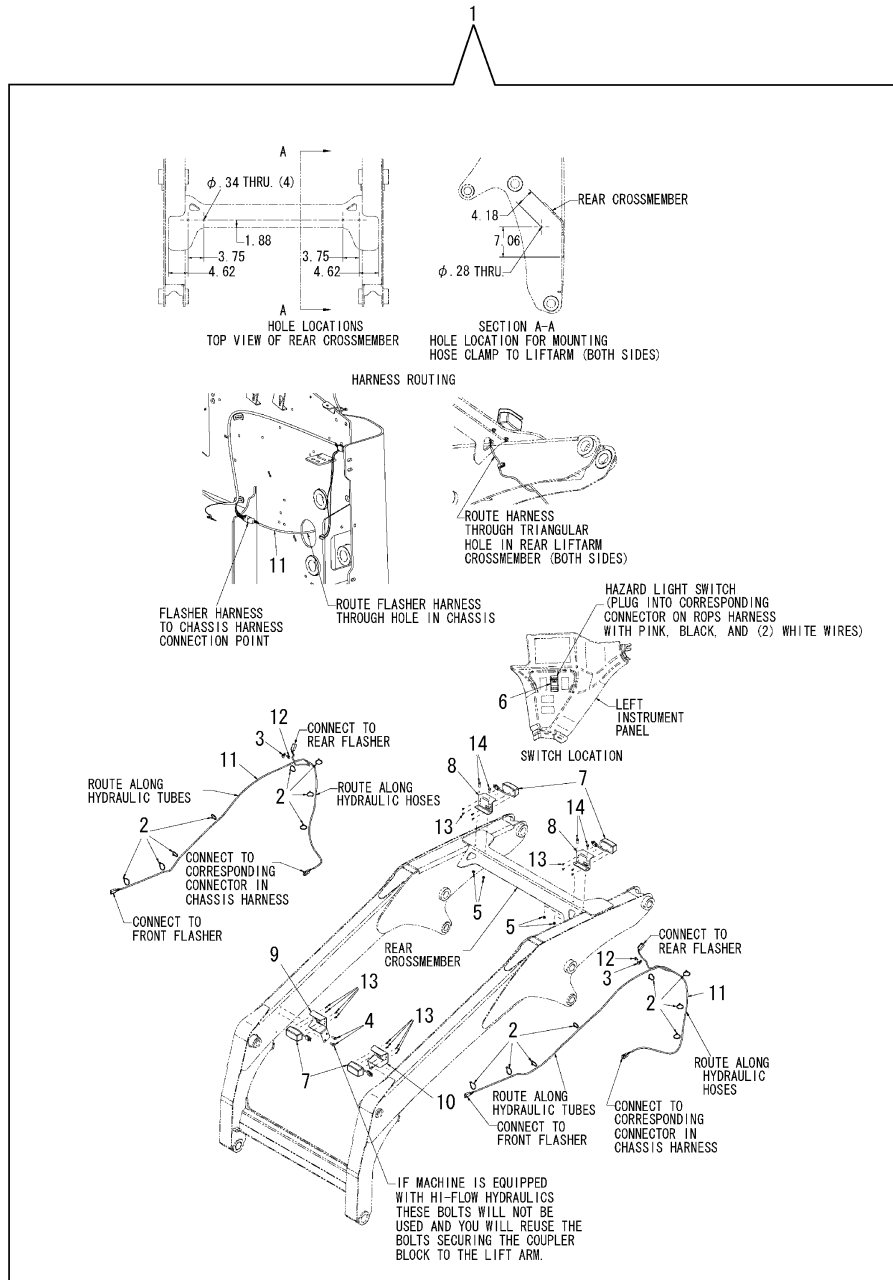
(B)=

(C)=

(D)=

(E)=

(F)=



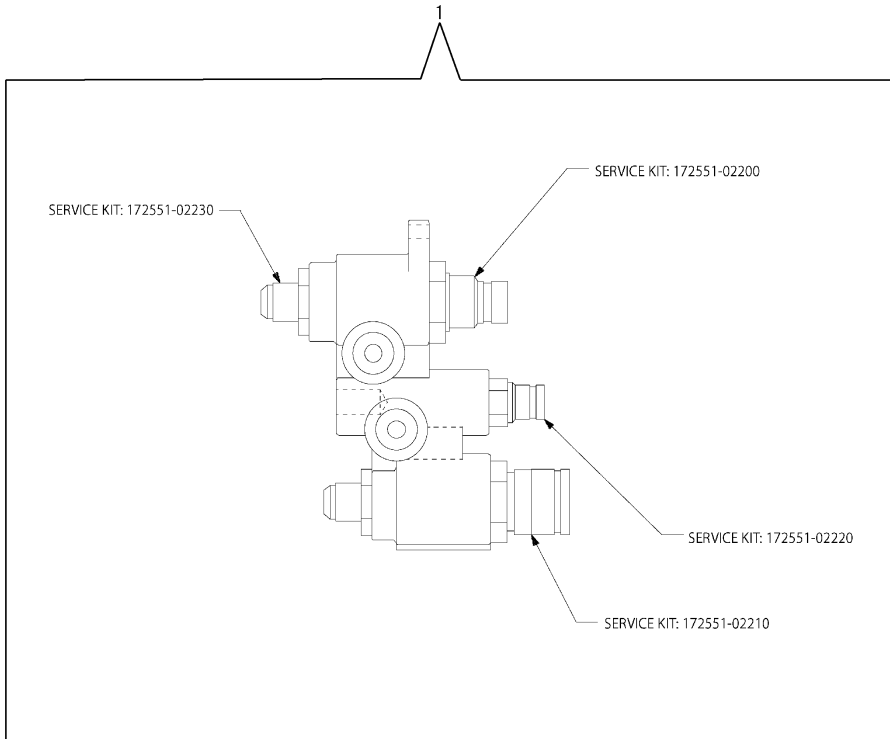
No.	Lev.	Parts No.	Description	Q'ty						I	R
				(A)	(B)	(C)	(D)	(E)	(F)		
1	1	172218-05370	FLASHER KIT	1							
2	2	172551-00120	TIE, CABLE	16							
3	2	172551-00420	CLAMP	2							
4	2	172551-00450	SCREW	2							
5	2	172215-06620	NUT	4							
6	2	172218-02010	SWITCH, HAZARD	1							
7	2	172218-03240	LIGHT, FLASHER	4							
8	2	172218-04090	BRACKET, LIGHT	2							
9	2	172218-04100	BRACKET, LIGHT R	1							
10	2	172218-04110	BRACKET, LIGHT L	1							
11	2	172218-04120	HARNES, FLASHER	2							
12	2	172215-03150	SCREW	2							
13	2	172215-03160	SCREW	16							
14	2	172218-05150	SCREW	4							

Fig.89. AUXILIARY COUPLER SERVICE KITS

(A)=S270V
(B)=
(C)=

(D)=
(E)=
(F)=

No.	Lev.	Parts No.	Description	Q'ty						I	R
				(A)	(B)	(C)	(D)	(E)	(F)		
1	1	172551-02030	BLOCK, COUPLER	1							
2	2	172551-02200	COUPLER	1							1
3	2	172551-02210	COUPLER	1							1
4	2	172551-02220	COUPLER	1							1
5	2	172551-02230	FITTING	1							1



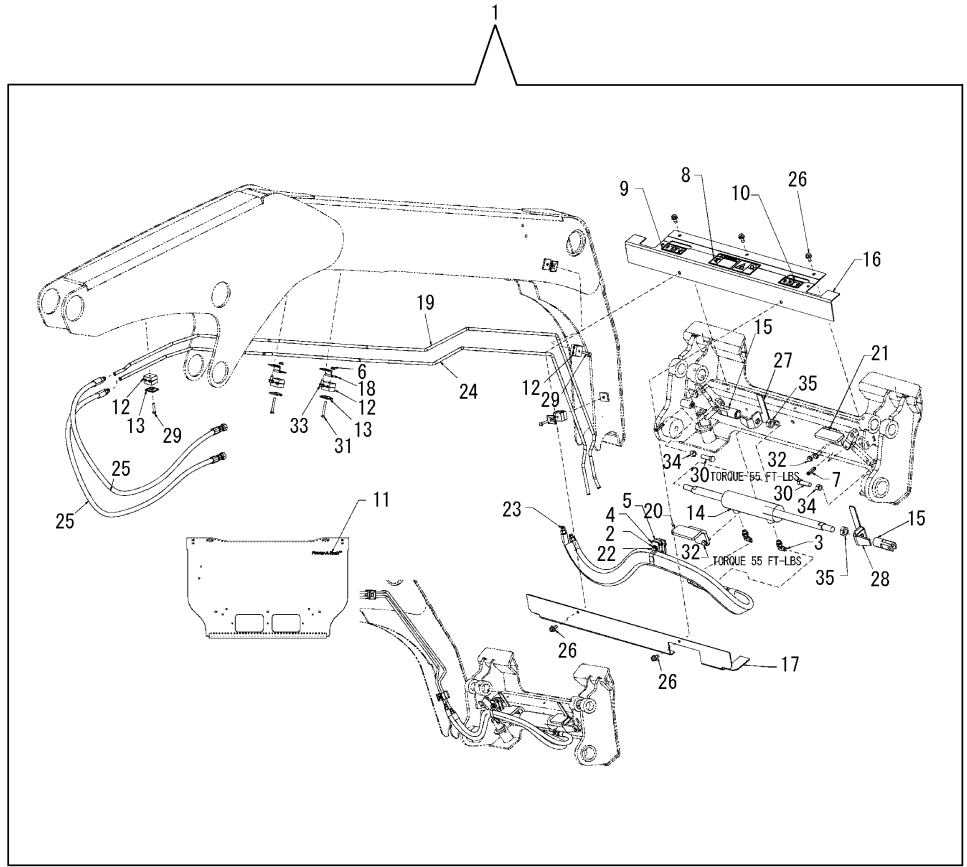
Remarks

(1) Not shown in illustration.

Fig.90. HYDRAULIC QUICK COUPLER KIT

(A)=S270V
(B)=
(C)=

(D)=
(E)=
(F)=



No.	Lev.	Parts No.	Description	Q'ty						I	R
				(A)	(B)	(C)	(D)	(E)	(F)		
1	1	172218-05380	QUICK COUPLER KIT	1							
2	2	172551-00090	CLAMP	1							
3	2	172551-00220	CONNECTOR	2							
4	2	172551-00510	PLATE	2							
5	2	172216-00460	CLAMP	1							
6	2	172216-01590	NUT	2							
7	2	172551-01420	PIN	2							
8	2	172551-01770	LABEL, QUICK COUPLER	1							
9	2	172551-01780	LABEL, LATCHING	1							
10	2	172551-01790	LABEL, LATCHING	1							
11	2	172551-02080	LABEL, QUICK COUPLER	1							
12	2	172216-06280	CLAMP	5							
13	2	172216-06290	PLATE	5							
14	2	172218-01540	CYLINDER, HYDRAULIC	1							
15	2	172218-01550	LINK, SPRING SLIDE	2							
16	2	172218-01560	CYLINDER, HYDRAULIC	1							
17	2	172218-01570	COVER, CYLINDER	1							
18	2	172218-02670	BRACKET, MTG, TUBE	2							
19	2	172218-02680	TUBE, LIFT ARM	1							
20	2	172218-03930	BRACKET, STOP	1							
21	2	172218-03940	BRACKET, STOP	1							
22	2	172218-04530	SCREW	1							
23	2	172218-04540	HOSE, ASSY	1							
24	2	172218-04910	TUBE, QUICK COUPLER	1							
25	2	172218-04920	HOSE, QUICK COUPLER	2							
26	2	172216-10940	SCREW	5							
27	2	172218-05640	FLAG, LEFT WELDMENT	1							
28	2	172218-05650	FLAG, RIGHT WELDMENT	1							
29	2	172551-09460	SCREW	3							
30	2	172218-04950	SCREW	2							
31	2	172215-02890	SCREW	2							
32	2	172551-09910	SCREW	4							
33	2	172215-03150	SCREW	2							
34	2	172215-03240	NUT	2							
35	2	172218-05210	NUT	2							

Fig.91. HYDRAULIC QUICK COUPLER KIT

(A)=S270V
(B)=
(C)=

(D)=
(E)=
(F)=

No.	Lev.	Parts No.	Description	Q'ty						I	R
				(A)	(B)	(C)	(D)	(E)	(F)		
1	1	172218-05380	QUICK COUPLER KIT	1							
2	2	172551-00240	NUT	3							
3	2	172551-00250	NUT	2							
4	2	172551-00440	SCREW	2							
5	2	172551-00510	PLATE	3							
6	2	172551-00610	SCREW	3							
7	2	172215-00480	TIE, CABLE	5							
8	2	172216-00460	CLAMP	2							
9	2	172215-00540	FITTING	2							
10	2	172215-00700	NUT	1							
11	2	172551-01270	CLAMP	2							
12	2	172218-00520	HOLDER, FUSE, AMG	1							
13	2	172218-02450	HYDRAULIC UNIT	1							
14	2	172218-02620	TUBE, QCOUPLER R	1							
15	2	172218-02630	TUBE, QCOUPLER L	1							
16	2	172218-02660	SWITCH, Q COUPLER	1							
17	2	172218-03580	MOUNT, PUMP	1							
18	2	172218-03590	FUSE	1							
19	2	172218-03610	CABLE	1							
20	2	172218-03620	CABLE	1							
21	2	172218-03630	HARNES, Q COUPLER	1							
22	2	172218-04080	SWITCH, Q COUPLER	1							
23	2	172551-09620	SCREW	1							
24	2	172551-09760	SCREW	1							
25	2	172218-05020	BOLT	1							
26	2	172551-10360	WASHER	2							

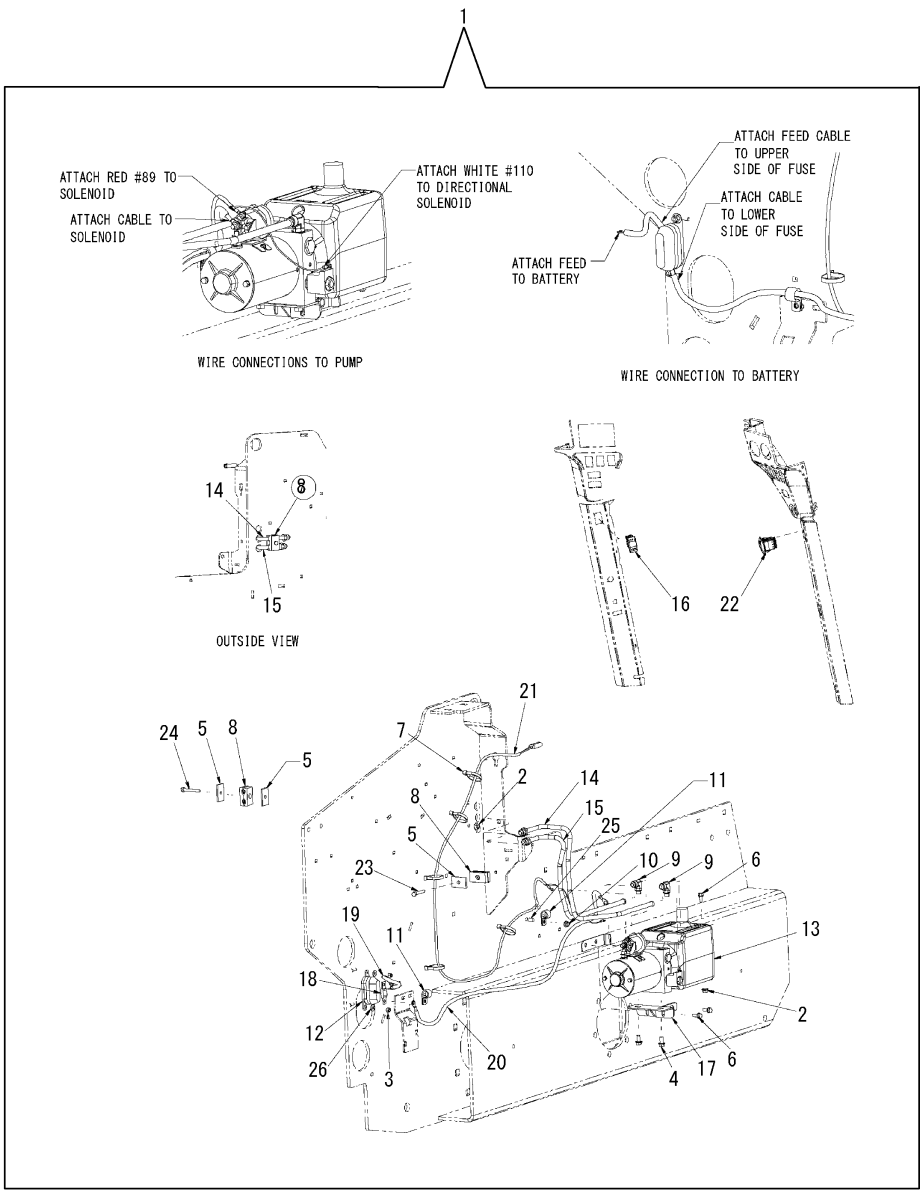
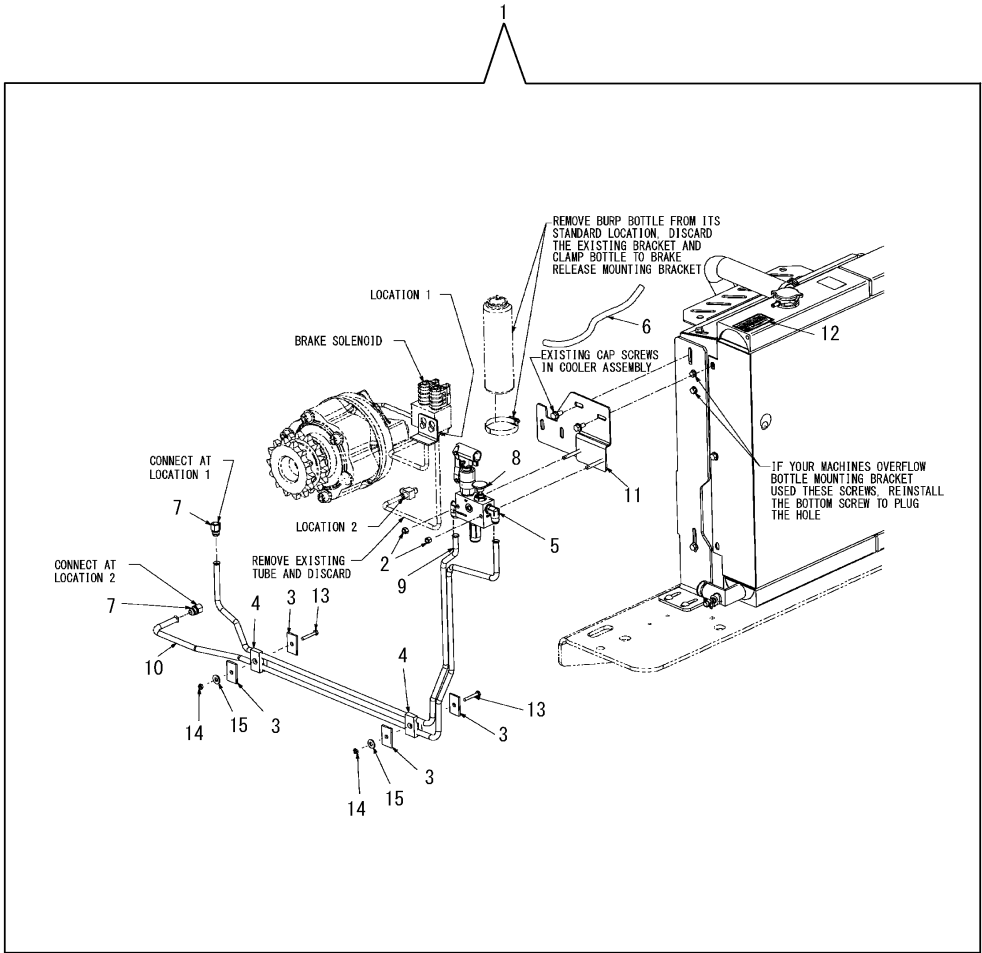


Fig.92. PARKING BRAKE RELEASE KIT

(A)=S270V
(B)=
(C)=

(D)=
(E)=
(F)=

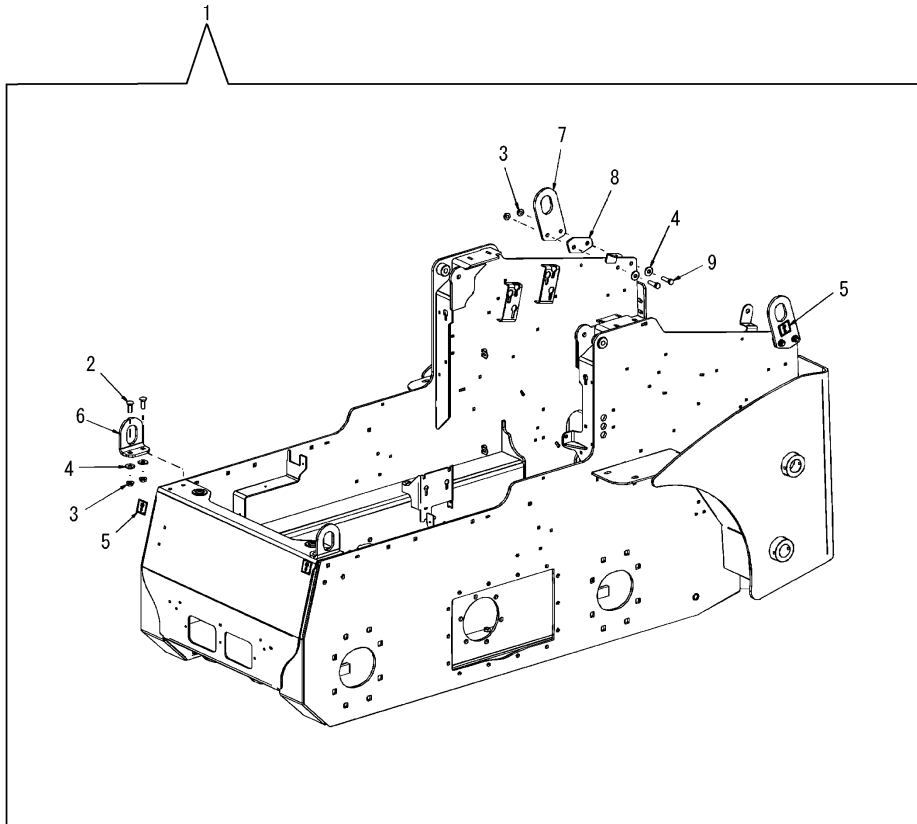


No.	Lev.	Parts No.	Description	Q'ty						I	R
				(A)	(B)	(C)	(D)	(E)	(F)		
1	1	172218-05400	BRAKE KIT, PARKING	1							
2	2	172551-00150	NUT	2							
3	2	172551-00510	PLATE	4							
4	2	172216-00460	CLAMP	2							
5	2	172215-00540	FITTING	2							
6	2	172217-00840	HOSE, FUEL	1							
7	2	172217-01270	ADAPTOR	2							
8	2	172217-03440	VALVE, BRAKE RELEASE	1							
9	2	172218-04230	TUBE, HYD. BRAKE	1							
10	2	172218-04240	TUBE, HYD. BRAKE	1							
11	2	172218-04250	BRACKET, VALVE	1							
12	2	172216-08970	LABEL, PARK BRAKE	1							
13	2	172551-09450	SCREW	2							
14	2	172217-03970	NUT	2							
15	2	172551-10370	WASHER	2							

Fig.93. FOUR-POINT LIFT KIT

(A)=S270V
(B)=
(C)=

(D)=
(E)=
(F)=

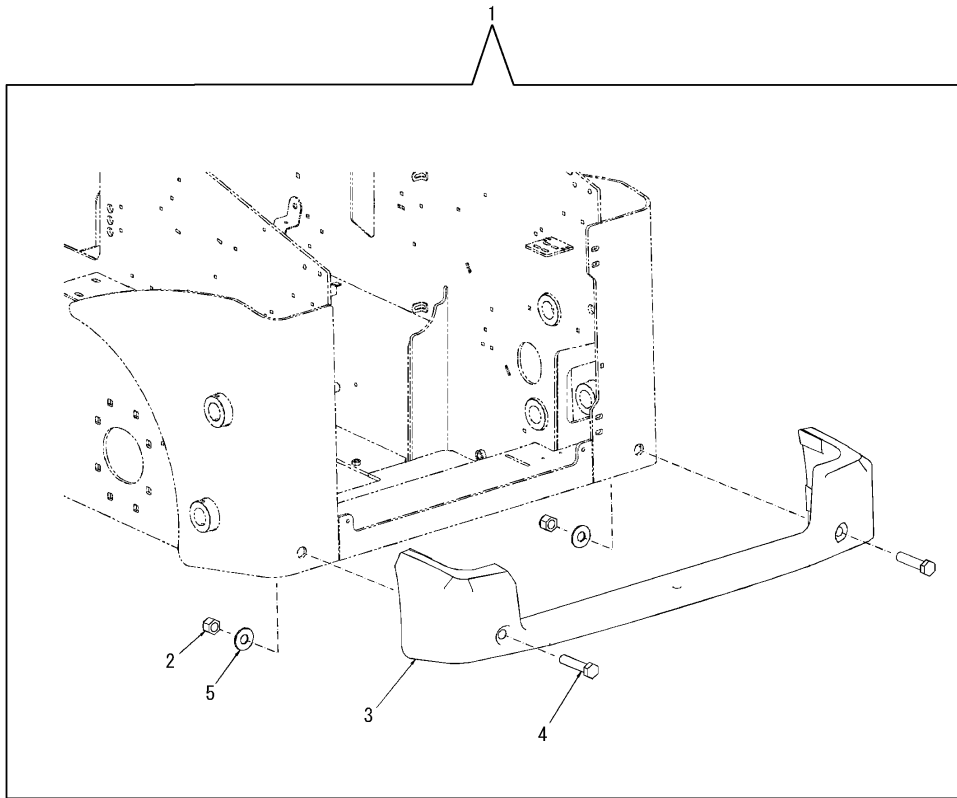


No.	Lev.	Parts No.	Description	Qty						I	R
				(A)	(B)	(C)	(D)	(E)	(F)		
1	1	172218-05340	4-POINT LIFT, KIT	1							
2	2	172218-05930	BOLT	4							
3	2	172215-00710	NUT	8							
4	2	172216-01770	WASHER	8							
5	2	172551-01570	LABEL,LIFT POINT	4							
6	2	172218-04050	LIFT EYE, 4 POINT	2							
7	2	172218-04060	LIFT EYE, 4 POINT	2							
8	2	172218-04070	PLATE, SPACER	2							
9	2	172216-09570	SCREW	4							

Fig.94. COUNTERWEIGHT KIT

(A)=S270V
(B)=
(C)=

(D)=
(E)=
(F)=

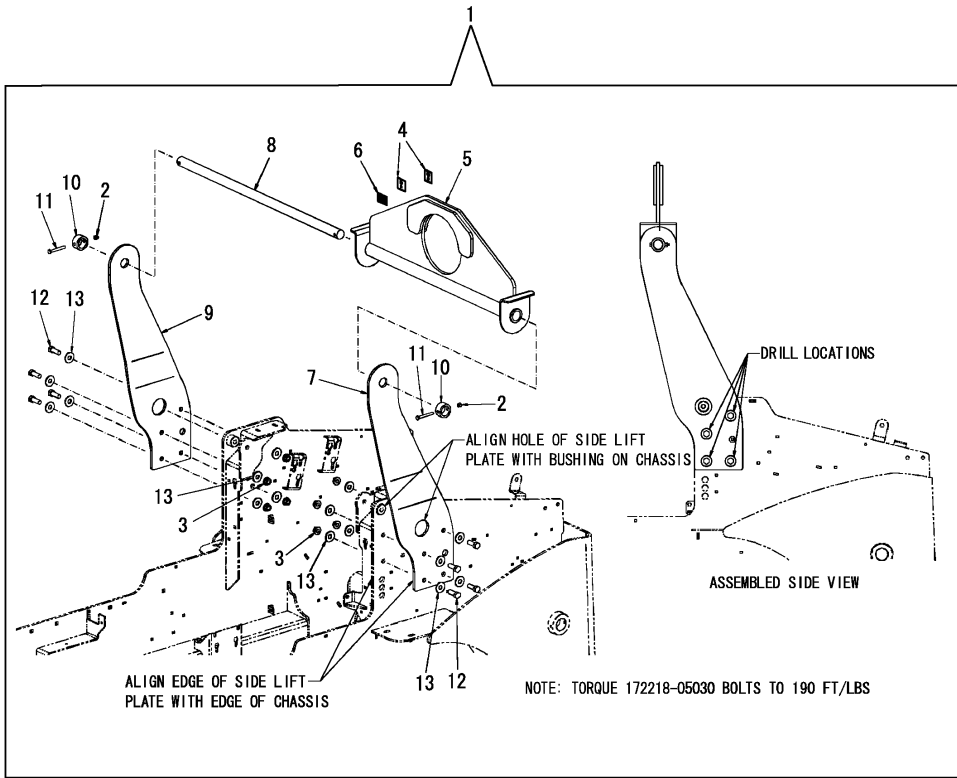


No.	Lev.	Parts No.	Description	Qty						I	R	
				(A)	(B)	(C)	(D)	(E)	(F)			
1	1	172218-05890	COUNTERWEIGHT KIT	1								
2	2	172218-00080	NUT	2								
3	2	172218-04470	COUNTERWEIGHT, CAST	1								
4	2	172218-05170	SCREW	2								
5	2	172216-09810	WASHER	2								

Fig.95. SINGLE-POINT LIFT KIT

(A)=S270V
(B)=
(C)=

(D)=
(E)=
(F)=



No.	Lev.	Parts No.	Description	Q'ty						I	R
				(A)	(B)	(C)	(D)	(E)	(F)		
1	1	172218-05900	SINGLE-POINT LIFT	1							
2	2	172551-00180	NUT	2							
3	2	172216-02110	NUT	8							
4	2	172551-01570	LABEL,LIFT POINT	2							
5	2	172218-00230	HOOK ASSY	1							
6	2	172218-00270	LABEL, NAME PLATE	1							
7	2	172218-04800	PLATE, SIDE LIFT LH	1							
8	2	172218-04810	ROD, LIFT SUPPORT	1							
9	2	172218-05620	PLATE, SIDE LIFT RH	1							
10	2	172218-05630	TUBE, LOCKING	2							
11	2	172215-02950	SCREW	2							
12	2	172218-05030	SCREW	8							
13	2	172215-03260	WASHER	16							

Fig.96. IMPACT-RESISTANT DOOR KIT

(A)=S270V

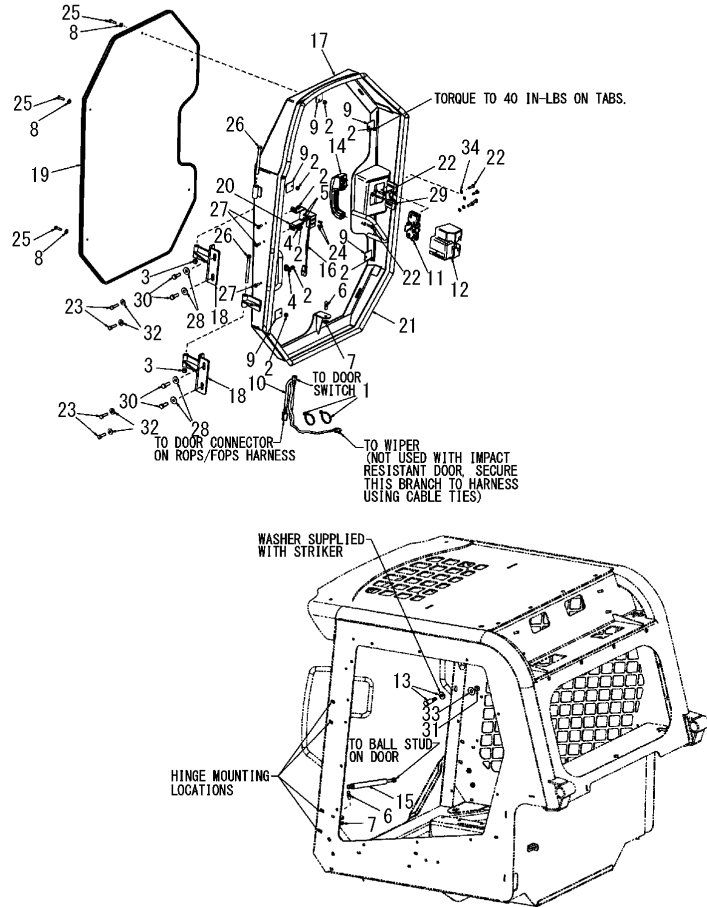
(B)=

(C)=

(D)=

(E)=

(F)=



No.	Lev.	Parts No.	Description	Q'ty						I	R
				(A)	(B)	(C)	(D)	(E)	(F)		
1	1	172551-00120	TIE, CABLE	2							
2	1	172551-00250	NUT	8							
3	1	172551-00280	NUT	2							
4	1	172551-00420	CLAMP	2							
5	1	172218-00030	LOCK NUT	2							
6	1	172215-00550	STUD, BALL	2							
7	1	172551-01060	NUT	2							
8	1	172551-01430	WASHER	5							
9	1	172216-04340	TAB, LEXAN DOOR	5							
10	1	172218-02900	HARNESS, DOOR	1							
11	1	172218-03000	LATCH, DOOR	1							
12	1	172218-03010	COVER, LATCH	1							
13	1	172218-03020	STRIKER	1							
14	1	172218-03030	HANDLE ASSY	1							
15	1	172218-03080	SPRING, GAS	1							
16	1	172218-04640	SENSOR, PROXIMITY	1							
17	1	172218-04890	FRAME, DOOR	1							
18	1	172218-05660	HINGE	2							
19	1	172218-05680	PANEL, IMPACT	1							
20	1	172218-05720	SENSOR	1							
21	1	172218-05730	SEAL, BULB	1							
22	1	172218-05880	SCREW	6							
23	1	172218-04980	SCREW	2							
24	1	172551-09880	SCREW	5							
25	1	172216-09450	SCREW	2							
26	1	172551-10010	SCREW	3							
27	1	172218-05090	WASHER	4							
28	1	172218-05120	SCREW	1							
29	1	172218-05200	NUT	1							
30	1	172215-03340	WASHER	1							
31	1	172218-05220	WASHER	4							
32	1	172218-05230	SCREW	4							
33	1	172218-05240	WASHER	1							
34	1	172218-05250	WASHER	2							

Parts No. Index

Parts No.	Fig. No.	Ref. No.
119225-52102	21	17
124450-44510	23	30
129150-35153	21	35
129242-55711	21	30
129242-55730	21	31
129907-55801	21	20
129940-42240	21	41
129940-77011	21	29
172215-00020	26	2
172215-00030	26	3
172215-00040	39	1
172215-00080	24	3
	25	3
	28	3
172215-00110	1	2
172215-00190	26	9
172215-00200	23	6
	26	10
172215-00300	37	14
172215-00320	26	14
172215-00340	29	4
	39	3
	85	4
172215-00390	26	17
172215-00400	12	1
	13	3
172215-00480	1	7
	17	6
	32	8
	34	6
	37	5
	91	7
172215-00510	1	52
172215-00530	21	10
172215-00540	17	8
	91	9
	92	5
172215-00550	4	10
	8	1
	78	2
	96	6
172215-00620	1	9
	71	2
172215-00650	5	8
	43	6
172215-00700	2	9
	3	6
	4	13
	10	6
	17	9

Parts No.	Fig. No.	Ref. No.
172215-00700	39	5
	81	7
	91	10
172215-00710	1	11
	4	14
	42	2
	93	3
172215-00740	2	10
	3	7
	81	8
172215-00800	45	2
172215-00850	31	8
	32	16
172215-01410	4	19
172215-01560	22	13
172215-01720	1	19
172215-01960	41	3
		6
172215-02110	10	9
172215-02140	37	13
172215-02650	14	16
172215-02700	4	36
	10	26
	24	34
	25	37
172215-02710	24	35
	25	38
	73	24
172215-02740	1	53
172215-02760	10	28
172215-02790	10	31
	37	36
172215-02820	1	54
	9	18
	23	25
	26	59
	31	42
	32	54
	35	6
	79	18
	87	25
172215-02850	12	5
	13	8
172215-02890	18	30
	90	31
172215-02950	29	38
	95	11
172215-03000	4	42
172215-03020	85	26
172215-03040	31	45

Parts No.	Fig. No.	Ref. No.
172215-03040	32	56
172215-03090	22	29
172215-03110	2	89
	3	52
	5	49
	68	25
	70	7
	81	54
	83	17
	84	10
	85	27
172215-03150	1	57
	18	32
	23	27
	34	33
	88	12
	90	33
172215-03160	1	58
	88	13
172215-03180	21	58
172215-03200	5	53
	26	66
	28	35
172215-03220	80	17
172215-03230	8	53
	34	35
	78	54
	85	29
172215-03240	5	54
	18	33
	90	34
172215-03260	95	13
172215-03280	73	23
172215-03290	85	30
172215-03310	27	21
	28	36
172215-03330	39	21
172215-03340	12	6
	13	9
	96	30
172215-04030	4	1
172215-04530	32	9
172215-05310	26	26
172215-06610	4	25
	31	25
	32	31
172215-06620	1	25
	2	29
	5	19
	9	3

Parts No.	Fig. No.	Ref. No.
172215-06620	11	1
	21	36
	27	14
	28	16
	32	32
	33	11
	35	2
	37	15
	79	3
	87	3
	88	5
172215-06940	4	26
172215-07650	85	21
172215-07710	1	48
172215-08550	20	7
172215-08690	1	49
172215-08920	26	58
	29	36
172215-09280	4	34
172215-09600	1	50
172215-11520	43	15
172215-11550	43	9
		14
172216-00020	33	1
172216-00060	36	2
		7
172216-00070	33	2
172216-00080	2	2
	3	1
	21	3
	23	2
	37	1
	81	2
172216-00130	23	3
172216-00140	37	2
172216-00150	5	4
172216-00160	10	2
	31	3
	32	3
172216-00180	21	7
172216-00200	37	3
172216-00210	1	5
172216-00230	26	13
172216-00240	43	2
172216-00280	33	3
172216-00290	27	7
	28	10
172216-00360	19	1
172216-00400	24	6
	25	6

Parts No. Index

Parts No.	Fig. No.	Ref. No.
172216-00410	14	2
172216-00440	14	12
172216-00460	17	7
	18	4
	29	7
	90	5
	91	8
	92	4
172216-00490	2	4
172216-00520	4	9
172216-00540	33	4
172216-00550	32	10
	43	1
172216-00560	24	8
	25	8
172216-00570	24	9
	25	9
172216-00810	26	20
172216-00900	10	4
	31	6
	32	12
	33	5
172216-01120	19	6
172216-01200	4	12
172216-01240	1	10
172216-01250	1	46
172216-01360	77	2
172216-01450	51	11
172216-01470	21	13
172216-01590	2	8
	3	5
	18	5
	33	6
	75	3
	81	6
	86	2
	90	6
172216-01770	1	12
	29	8
	42	3
	93	4
172216-01810	15	3
	29	9
172216-02040	1	13
	24	10
	25	10
172216-02110	1	14
	15	4
	95	3
172216-02120	15	5

Parts No.	Fig. No.	Ref. No.
172216-02130	15	6
172216-02270	10	7
172216-02290	10	8
172216-02300	19	7
172216-02350	37	6
172216-02440	37	9
172216-02460	2	13
	3	10
	37	10
	81	11
172216-02530	19	10
172216-02570	85	5
172216-02670	2	17
172216-02690	20	3
172216-02760	48	2
172216-02870	75	4
172216-03100	50	5
172216-03190	37	11
172216-03220	20	4
172216-03290	31	9
172216-03350	12	2
	13	4
172216-03440	22	8
172216-03520	31	10
	32	17
172216-03530	31	11
	32	18
172216-03540	44	2
	5	5
172216-03730	46	9
172216-03740	23	10
172216-03880	51	5
	52	7
172216-03890	51	7
	52	8
172216-03900	51	12
	52	19
172216-03910	51	13
	52	20
172216-03920	51	27
	52	18
172216-04050	70	3
172216-04060	70	4
172216-04070	70	5
172216-04110	13	5
172216-04130	84	4
172216-04240	2	21
	3	12
	81	13
172216-04270	75	5

Parts No.	Fig. No.	Ref. No.
172216-04340	96	9
172216-04490	31	12
	32	19
172216-04540	26	29
172216-04590	31	14
172216-04600	31	15
172216-04700	21	18
172216-04830	31	18
172216-04870	1	21
172216-04990	46	8
172216-05110	37	12
172216-05120	37	24
172216-05130	53	5
172216-05140	53	7
172216-05150	53	8
172216-05160	53	9
172216-05170	53	12
172216-05180	54	3
172216-05190	54	4
	55	4
172216-05200	53	13
	54	5
172216-05210	55	3
172216-05220	53	14
172216-05270	1	60
172216-05450	27	10
172216-05460	28	12
172216-05820	1	22
172216-05890	85	6
172216-05900	85	7
172216-05910	85	8
172216-05920	85	9
172216-05940	39	7
172216-05950	39	8
172216-05960	85	10
172216-05970	85	11
172216-05980	85	12
172216-05990	85	13
172216-06000	34	17
172216-06010	85	14
172216-06020	40	2
172216-06070	24	16
	25	20
172216-06080	85	15
172216-06090	85	17
172216-06100	85	18
172216-06110	51	3
	52	3
172216-06120	51	30
	52	22

Parts No.	Fig. No.	Ref. No.
172216-06130	52	4
172216-06140	51	6
	52	5
172216-06150	51	8
	52	6
172216-06160	52	9
172216-06170	52	10
172216-06190	51	16
	52	12
172216-06210	51	24
	52	14
172216-06220	51	28
	52	15
172216-06230	51	26
	52	16
172216-06240	51	25
	52	17
172216-06250	52	21
172216-06260	1	23
172216-06280	18	11
	90	12
172216-06290	18	12
	90	13
172216-06310	31	19
	32	26
172216-06370	85	19
172216-06520	39	9
172216-06540	33	7
172216-06560	39	11
172216-06580	39	12
172216-06630	39	13
172216-06710	39	14
172216-06810	1	24
172216-06960	33	9
172216-06970	33	10
172216-07110	32	30
172216-07120	31	24
172216-07150	34	18
172216-07230	53	2
	54	1
172216-07240	53	3
	55	1
172216-07250	53	4
172216-07260	54	2
172216-07270	55	2
172216-07280	53	6
172216-07290	62	2
172216-07300	62	3
172216-07310	62	4
172216-07320	62	5

Parts No. Index

Parts No.	Fig. No.	Ref. No.
172216-07330	62	6
172216-07340	62	7
172216-07390	21	37
172216-07400	37	26
172216-07430	34	19
172216-07440	65	9
	66	9
172216-07450	65	6
	66	6
172216-07500	63	3
	64	3
172216-07510	63	5
	64	5
172216-07520	63	6
	64	6
172216-07530	63	9
172216-07540	64	9
172216-07550	64	11
172216-07710	34	20
172216-07830	2	34
172216-07870	29	29
172216-07890	2	37
172216-07920	85	16
172216-07930	2	38
	68	8
	83	5
172216-07950	2	39
172216-07990	33	14
172216-08270	39	16
172216-08290	2	67
172216-08400	65	4
	66	4
172216-08410	65	5
	66	5
172216-08590	21	47
172216-08800	24	27
	25	30
	53	1
172216-08920	2	80
172216-08970	92	12
172216-09010	85	31
172216-09250	21	50
172216-09270	33	15
172216-09330	33	17
172216-09400	14	18
	29	37
172216-09410	4	40
172216-09450	2	86
	96	25
172216-09490	26	63

Parts No.	Fig. No.	Ref. No.
172216-09500	1	55
172216-09570	29	39
	42	8
	93	9
172216-09580	21	54
172216-09610	85	28
172216-09620	10	35
172216-09640	15	18
	19	11
172216-09650	24	36
	25	39
172216-09710	31	46
	32	57
172216-09730	37	38
172216-09770	21	57
172216-09780	2	93
172216-09810	94	5
172216-09820	21	59
172216-09830	21	60
172216-09850	2	97
	23	29
172216-09870	39	27
172216-10070	85	1
172216-10080	41	7
172216-10430	33	12
172216-10750	27	20
	28	34
172216-10830	20	1
172216-10840	20	2
172216-10870	85	20
	86	3
172216-10890	5	20
	24	21
	25	23
172216-10940	18	25
	85	22
	90	26
172216-10950	35	3
172216-10980	20	6
172216-11000	20	8
172216-11010	20	9
172216-11020	20	10
172216-11030	20	11
172216-11040	20	12
172216-11050	20	13
172216-11060	20	14
172216-11070	20	15
172216-11080	12	3
172216-11090	12	4
172216-11140	70	10

Parts No.	Fig. No.	Ref. No.
172216-11150	21	65
172216-11170	1	59
172216-11190	24	37
	25	40
172216-11900	21	27
172216-11930	43	11
172216-12340	70	6
172216-12350	70	1
172217-00010	32	6
172217-00030	19	3
		5
172217-00130	19	2
172217-00210	24	11
	25	11
172217-00240	5	9
172217-00270	29	11
172217-00280	19	8
172217-00300	1	15
172217-00420	4	18
172217-00510	51	15
	52	13 A
172217-00520	51	10
172217-00570	1	18
172217-00840	21	24
	92	6
172217-01010	4	20
172217-01060	4	24
	23	11
172217-01170	2	23
	3	14
	81	15
172217-01250	26	30
172217-01270	92	7
172217-01280	84	6
172217-01290	22	16
172217-01330	22	18
172217-01360	22	19
172217-01370	21	21
172217-01390	21	22
172217-01430	32	21
	74	1
172217-01480	32	22
172217-01570	26	31
172217-01580	28	13
172217-01590	27	11
	28	14
172217-01620	39	6
172217-01690	25	12
	52	1
172217-01700	25	13

Parts No.	Fig. No.	Ref. No.
172217-01700	52	2
172217-01740	23	12
172217-01820	34	16
172217-01890	24	12
	25	16
172217-01920	24	13
	25	17
172217-01930	24	14
	25	18
172217-01940	32	23
172217-01950	32	24
172217-01980	32	25
172217-01990	24	15
	25	19
172217-02080	24	17
	25	21
172217-02110	51	14
	52	11
172217-02120	51	23
	52	13
172217-02410	24	18
	25	22
	31	4
	32	4
172217-02420	19	9
172217-02450	45	5
172217-02460	45	6
172217-02470	47	2
172217-02480	47	1
172217-02500	24	19
	51	1
172217-02510	24	20
	51	2
172217-02540	22	21
172217-02570	24	29
	25	32
172217-02620	33	8
172217-02630	32	27
172217-02650	22	22
172217-02710	51	4
172217-02720	51	9
172217-02730	51	29
172217-02770	31	20
172217-02870	22	23
172217-02880	84	7
172217-02890	84	8
172217-02910	32	34
172217-02920	66	1
172217-02930	65	7
	66	7

Parts No. Index

Parts No.	Fig. No.	Ref. No.
172217-02940	65	8
	66	8
172217-02950	65	1
172217-02960	65	3
	66	3
172217-02990	84	9
172217-03100	34	21
172217-03110	34	22
172217-03120	28	17
172217-03170	23	14
172217-03270	23	15
172217-03320	23	16
172217-03340	23	17
172217-03390	33	13
172217-03440	62	1
	92	8
172217-03540	22	24
172217-03590	21	46
172217-03640	28	21
172217-03650	28	22
172217-03670	13	6
172217-03690	13	7
172217-03700	39	17
172217-03800	23	20
172217-03810	23	21
172217-03840	27	16
172217-03850	28	25
172217-03870	65	2
	66	2
172217-03880	25	14
172217-03890	25	15
172217-03910	27	18
	28	31
172217-03970	92	14
172217-03990	21	56
172217-04010	32	58
172217-04060	39	24
172217-04070	39	28
172217-04220	39	10
172217-04230	28	20
172217-04270	21	49
172217-04280	22	26
172217-04290	22	27
172217-04370	74	2
172217-04380	74	3
172217-04390	74	4
172217-04470	20	5
172217-04500	22	25
172217-04860	41	2
		5

Parts No.	Fig. No.	Ref. No.
172217-04900	27	13
172217-04910	21	32
172217-04920	28	24
172217-04930	28	23
172217-04950	69	3
172217-04990	41	1
172217-05000	41	4
172218-00010	34	5
172218-00020	37	4
172218-00030	9	2
	79	2
	96	5
172218-00040	4	7
	16	1
172218-00050	32	13
172218-00060	19	4
172218-00070	15	2
172218-00080	94	2
172218-00090	4	15
172218-00100	16	2
172218-00110	29	10
172218-00120	71	3
172218-00130	71	4
172218-00140	71	5
172218-00160	31	7
	32	14
172218-00170	32	15
172218-00180	4	16
172218-00190	5	11
172218-00200	5	12
172218-00210	44	1
172218-00220	73	13
172218-00230	95	5
172218-00240	16	9
172218-00250	5	13
172218-00260	26	25
172218-00270	95	6
172218-00280	14	10
172218-00290	5	14
	72	1
172218-00300	5	15
172218-00310	1	16
172218-00320	14	11
	49	3
172218-00330	5	16
	71	1
172218-00340	36	3
172218-00350	2	19
	34	13
172218-00360	15	12

Parts No.	Fig. No.	Ref. No.
172218-00370	72	8
172218-00380	72	7
172218-00390	72	6
172218-00400	72	5
172218-00410	72	4
172218-00420	72	3
172218-00430	72	2
172218-00440	31	17
172218-00450	31	16
172218-00460	31	13
172218-00470	1	20
172218-00480	34	15
172218-00490	4	21
172218-00500	4	22
172218-00510	4	23
172218-00520	17	11
	91	12
172218-00530	32	20
172218-00540	29	18
	49	1
172218-00550	50	6
172218-00560	50	7
172218-00570	29	19
	50	1
172218-00590	5	18
172218-00600	31	21
	32	28
172218-00610	31	22
	32	52
172218-00620	31	23
	32	29
172218-00630	2	24
172218-00640	2	25
172218-00650	2	26
172218-00660	2	27
172218-00670	86	7
172218-00680	5	21
172218-00690	24	22
	59	1
172218-00700	25	24
	60	1
172218-00720	14	4
172218-00730	14	5
	29	20
172218-00740	24	23
	25	25
172218-00750	14	6
	29	21
172218-00770	68	1
172218-00780	23	13

Parts No.	Fig. No.	Ref. No.
172218-00790	32	35
172218-00800	1	26
172218-00810	26	34
172218-00820	5	23
172218-00830	26	35
172218-00840	26	36
172218-00850	32	36
172218-00860	1	27
172218-00870	1	28
172218-00880	31	27
172218-00890	1	29
172218-00900	29	22
172218-00910	29	23
172218-00920	30	8
172218-00930	30	9
172218-00940	5	24
172218-00950	1	30
172218-00960	4	27
172218-00970	37	32
172218-00980	29	24
172218-00990	30	10
172218-01000	26	37
172218-01010	38	2
172218-01020	37	16
172218-01030	14	7
172218-01040	28	18
172218-01050	1	31
172218-01060	31	28
172218-01080	5	25
172218-01090	14	8
172218-01100	1	32
172218-01110	2	32
	3	17
	81	18
172218-01120	2	33
	3	18
	81	19
172218-01130	36	1
172218-01140	1	33
172218-01150	1	34
172218-01160	21	38
172218-01170	21	39
172218-01180	5	26
172218-01190	26	38
172218-01200	5	27
172218-01210	24	24
	25	26
172218-01240	29	25
172218-01250	24	25
	25	28

Parts No. Index

Parts No.	Fig. No.	Ref. No.
172218-01260	5	28
172218-01270	26	39
172218-01280	5	29
172218-01290	24	26
	25	29
172218-01300	32	37
172218-01310	5	31
172218-01320	32	38
172218-01330	32	39
172218-01340	1	35
172218-01350	31	29
172218-01360	27	15
	28	19
172218-01370	29	27
172218-01380	29	28
172218-01390	39	15
172218-01400	6	1
172218-01410	81	20
172218-01420	34	23
172218-01430	1	36
172218-01440	14	9
172218-01450	38	3
172218-01460	32	40
172218-01470	26	40
172218-01480	5	33
172218-01490	21	44
172218-01500	7	1
	82	2
172218-01510	26	41
172218-01520	26	42
172218-01530	4	28
172218-01540	18	13
	90	14
172218-01550	18	14
	90	15
172218-01560	18	15
	90	16
172218-01570	18	16
	90	17
172218-01580	15	13
172218-01590	4	29
172218-01600	5	34
172218-01610	26	43
172218-01620	30	11
172218-01630	29	30
	30	12
172218-01640	29	31
172218-01650	29	32
172218-01660	36	6
172218-01670	36	5

Parts No.	Fig. No.	Ref. No.
172218-01680	36	4
172218-01690	10	12
172218-01710	10	13
172218-01720	1	37
172218-01730	31	30
	32	41
172218-01740	5	35
172218-01750	1	38
172218-01760	4	30
172218-01770	80	7
172218-01780	80	8
172218-01790	10	14
172218-01800	37	17
172218-01810	37	18
172218-01820	37	19
172218-01830	6	2
172218-01840	34	24
172218-01850	45	7
172218-01860	46	7
172218-01870	26	44
172218-01880	80	9
172218-01890	26	45
172218-01900	6	3
	7	3
172218-01910	46	5
172218-01940	46	3
172218-01950	34	25
172218-01960	10	15
172218-01980	37	20
172218-01990	9	4
	79	4
172218-02000	40	3
172218-02010	88	6
172218-02020	5	36
172218-02030	5	37
172218-02040	5	38
172218-02050	5	39
172218-02060	86	4
172218-02070	29	33
172218-02080	87	6
172218-02090	80	10
172218-02100	80	11
172218-02110	24	28
	25	31
172218-02120	38	4
172218-02130	37	28
172218-02140	34	26
172218-02150	46	4
172218-02170	2	40
	3	20

Parts No.	Fig. No.	Ref. No.
172218-02170	81	21
172218-02180	68	9
172218-02190	68	10
	83	6
172218-02200	68	11
	83	7
172218-02210	3	54
	6	4
	7	4
	14	13
	81	56
	82	5
172218-02220	24	30
	25	33
172218-02230	32	42
172218-02240	1	39
172218-02250	24	31
	25	34
172218-02260	24	32
	25	35
172218-02270	24	33
	25	36
172218-02280	2	41
	3	21
	81	22
172218-02290	11	2
172218-02300	31	31
	32	43
172218-02310	26	46
172218-02320	31	32
	32	44
172218-02330	2	42
	3	22
	81	23
172218-02340	2	43
	3	23
	81	24
172218-02350	38	5
172218-02360	23	19
172218-02380	4	31
172218-02390	30	13
172218-02400	43	4
172218-02420	37	21
172218-02430	29	34
172218-02440	31	33
	32	45
172218-02450	17	12
	73	1
	91	13
172218-02460	31	34

Parts No.	Fig. No.	Ref. No.
172218-02470	32	46
172218-02480	11	10
172218-02490	32	47
172218-02500	32	48
172218-02510	32	49
172218-02520	32	50
172218-02530	31	35
	32	51
172218-02540	1	40
	31	36
172218-02550	31	37
172218-02560	26	47
172218-02570	26	48
172218-02580	26	49
172218-02590	26	50
172218-02600	1	41
172218-02610	26	51
172218-02620	17	13
	91	14
172218-02630	17	14
	91	15
172218-02640	37	23
172218-02650	32	53
172218-02660	17	15
	91	16
172218-02670	18	17
	90	18
172218-02680	18	18
	90	19
172218-02690	6	5
172218-02700	76	4
172218-02710	76	5
172218-02720	76	6
172218-02730	76	8
172218-02740	76	10
172218-02750	76	7
172218-02760	76	9
172218-02770	80	12
172218-02780	77	3
172218-02790	76	12
172218-02800	76	11
172218-02810	2	44
	3	24
	81	25
172218-02820	2	46
	3	26
	81	27
172218-02830	68	12
	83	8
172218-02840	1	42

Parts No. Index

Parts No.	Fig. No.	Ref. No.
172218-02850	2	47
	3	27
	81	28
172218-02860	2	48
	3	28
	81	29
172218-02870	2	49
	3	29
	81	30
172218-02880	2	50
	3	30
	81	31
172218-02890	2	51
	3	31
	81	32
172218-02900	9	5
	79	5
	96	10
172218-02910	87	8
172218-02920	68	13
	83	9
172218-02930	68	14
	83	10
172218-02940	14	14
172218-02950	9	6
	79	6
172218-02960	2	52
172218-02970	2	53
	3	32
	81	33
172218-02980	78	3
172218-02990	78	4
172218-03000	8	4
	78	5
	96	11
172218-03010	8	5
	78	6
	96	12
172218-03020	8	6
	78	7
	96	13
172218-03030	96	14
172218-03040	8	7
	78	8
172218-03050	8	8
	78	9
172218-03060	8	9
	78	10
172218-03070	8	10
	78	11

Parts No.	Fig. No.	Ref. No.
172218-03080	8	11
	78	12
	96	15
172218-03090	8	12
	78	13
172218-03100	8	13
	78	14
172218-03110	8	14
	78	15
172218-03120	8	15
	78	16
172218-03130	8	17
	78	18
172218-03140	2	54
	3	33
	81	34
172218-03150	8	18
	78	19
172218-03160	8	19
	78	20
172218-03170	8	20
	78	21
172218-03180	8	21
	78	22
172218-03190	8	22
	78	23
172218-03200	8	23
	78	24
172218-03210	8	24
	78	25
172218-03220	49	5
172218-03230	49	11
172218-03240	88	7
172218-03250	8	25
	78	26
172218-03260	2	55
172218-03270	8	26
	78	27
172218-03280	8	27
	78	28
172218-03290	2	56
172218-03300	9	10
	79	10
172218-03310	8	28
	78	29
172218-03320	8	29
	78	30
172218-03330	8	30
	78	31
172218-03340	8	31

Parts No.	Fig. No.	Ref. No.
172218-03340	78	32
172218-03350	8	32
	78	33
172218-03360	8	33
	78	34
172218-03370	8	34
	78	35
172218-03380	8	35
	78	36
172218-03390	8	36
	78	37
172218-03400	8	37
	78	38
172218-03410	2	57
172218-03420	2	58
172218-03430	68	2
	81	35
	83	1
172218-03440	2	59
	3	34
	81	36
172218-03450	2	60
	3	36
	81	38
172218-03460	2	61
	3	37
	81	39
172218-03470	29	35
172218-03480	2	62
	3	38
	81	40
172218-03490	8	38
	78	39
172218-03500	8	39
	78	40
172218-03510	8	40
	78	41
172218-03520	8	41
	78	42
172218-03530	9	7
	79	7
	87	19
172218-03540	9	8
	79	8
	87	20
172218-03550	9	9
	79	9
	87	21
172218-03560	69	2
172218-03580	17	16

Parts No.	Fig. No.	Ref. No.
172218-03580	91	17
172218-03590	17	17
	91	18
172218-03600	80	13
172218-03610	17	18
	91	19
172218-03620	17	19
	91	20
172218-03630	17	20
	91	21
	26	52
172218-03640	26	52
172218-03650	10	16
172218-03660	50	8
172218-03670	50	9
172218-03680	49	6
172218-03690	49	7
172218-03700	49	8
172218-03710	10	17
172218-03720	10	18
172218-03730	31	41
172218-03740	31	40
172218-03750	31	39
172218-03760	31	38
172218-03770	59	2
	60	2
172218-03780	59	3
	60	3
	61	3
172218-03790	59	4
	60	4
172218-03800	59	5
	60	5
	61	4
172218-03810	10	19
172218-03820	13	1
172218-03830	13	2
172218-03840	2	64
	3	39
	81	41
172218-03850	2	65
	3	40
	81	42
172218-03860	86	5
172218-03870	86	6
172218-03880	68	15
	83	11
172218-03890	68	16
	83	12
172218-03900	68	17
	83	13

Parts No. Index

Parts No.	Fig. No.	Ref. No.
172218-03910	10	20
172218-03920	10	21
172218-03930	18	19
	90	20
172218-03940	18	20
	90	21
172218-03950	2	66
	3	41
	81	43
172218-03960	5	41
172218-03970	9	11
	79	11
172218-03980	9	12
	79	12
172218-03990	9	13
	79	13
172218-04000	87	16
172218-04020	87	17
172218-04030	87	18
172218-04040	87	22
172218-04050	42	5
	93	6
172218-04060	42	6
	93	7
172218-04070	42	7
	93	8
172218-04080	17	21
	91	22
172218-04090	88	8
172218-04100	88	9
172218-04110	88	10
172218-04120	88	11
172218-04130	34	27
172218-04140	8	42
	78	43
172218-04150	8	43
	78	44
172218-04160	8	44
	78	45
172218-04170	10	22
172218-04180	2	68
	3	42
	81	44
172218-04190	2	69
	3	43
	81	45
172218-04200	2	70
	3	44
	81	46
172218-04210	10	23

Parts No.	Fig. No.	Ref. No.
172218-04220	10	24
172218-04230	92	9
172218-04240	92	10
172218-04250	92	11
172218-04260	11	11
172218-04270	11	3
		12
172218-04280	11	4
		13
172218-04290	11	5
		14
172218-04300	11	6
		15
172218-04310	11	7
		16
172218-04320	11	17
172218-04330	11	18
172218-04340	11	19
172218-04350	11	8
		20
172218-04360	11	9
		21
172218-04370	3	55
	7	5
	81	57
	82	4
172218-04380	8	45
	78	46
172218-04390	78	47
172218-04400	8	47
	78	48
172218-04410	8	48
	78	49
172218-04420	8	49
	78	50
172218-04430	8	50
	78	51
172218-04440	8	51
	78	52
172218-04450	8	52
	78	53
172218-04460	4	32
172218-04470	94	3
172218-04480	6	6
	7	6
	82	3
172218-04490	2	71
	3	45
	81	47
172218-04500	1	43

Parts No.	Fig. No.	Ref. No.
172218-04510	34	28
172218-04520	37	25
172218-04530	18	21
	29	41
	90	22
172218-04540	18	22
	90	23
172218-04550	26	53
172218-04560	26	54
172218-04570	26	55
172218-04580	26	56
172218-04590	37	30
172218-04600	1	44
172218-04610	1	45
172218-04620	4	33
172218-04630	29	26
172218-04640	9	14
	79	14
	96	16
172218-04650	9	15
	79	15
172218-04670	2	72
172218-04680	23	22
172218-04690	68	18
172218-04700	68	19
172218-04730	2	75
172218-04740	3	46
	81	48
172218-04750	28	26
172218-04760	28	27
172218-04770	28	28
172218-04780	26	57
	28	29
172218-04790	27	17
	28	30
172218-04800	95	7
172218-04810	95	8
172218-04820	7	2
172218-04830	2	76
172218-04840	2	77
172218-04850	2	78
172218-04860	2	79
172218-04870	25	27
172218-04880	1	47
172218-04890	96	17
172218-04900	2	81
	3	47
	81	49
172218-04910	18	23
	90	24

Parts No.	Fig. No.	Ref. No.
172218-04920	18	24
	90	25
172218-04930	39	18
172218-04940	34	29
172218-04950	4	38
	18	29
	90	30
172218-04960	15	17
	29	43
	30	14
172218-04970	26	62
172218-04980	9	19
	79	19
	96	23
172218-04990	5	47
172218-05000	2	87
172218-05010	68	23
172218-05020	17	24
	91	25
172218-05030	1	56
	95	12
172218-05040	5	48
172218-05050	31	43
172218-05060	68	24
	83	16
172218-05070	5	58
172218-05080	86	9
172218-05090	5	51
	96	27
172218-05100	26	64
172218-05110	15	19
172218-05120	96	28
172218-05130	37	34
172218-05140	2	92
	23	28
	34	34
172218-05150	88	14
172218-05160	6	8
	7	8
172218-05170	94	4
172218-05180	5	52
172218-05190	26	65
172218-05200	96	29
172218-05210	18	34
	90	35
172218-05220	8	55
	78	56
	96	31
172218-05230	96	32
172218-05240	96	33

Parts No. Index

Parts No.	Fig. No.	Ref. No.
172218-05250	96	34
172218-05280	84	1
172218-05290	75	1
172218-05300	76	1
172218-05310	77	1
172218-05320	80	1
172218-05330	86	1
172218-05340	93	1
172218-05350	81	1
	82	1
172218-05360	78	1
172218-05370	88	1
172218-05380	90	1
	91	1
172218-05390	87	1
172218-05400	92	1
172218-05410	73	2
172218-05420	73	3
172218-05430	73	4
172218-05440	73	5
172218-05450	73	6
172218-05460	73	7
172218-05470	73	8
172218-05480	73	9
172218-05490	73	10
172218-05500	73	11
172218-05510	73	12
172218-05520	73	14
172218-05530	73	15
172218-05540	73	16
172218-05550	73	17
172218-05560	73	18
172218-05570	73	19
172218-05580	73	20
172218-05590	73	21
172218-05600	73	22
172218-05610	9	16
	79	16
172218-05620	95	9
172218-05630	95	10
172218-05640	18	26
	90	27
172218-05650	18	27
	90	28
172218-05660	96	18
172218-05670	1	51
172218-05680	96	19
172218-05690	35	4
172218-05700	4	35
172218-05710	35	5

Parts No.	Fig. No.	Ref. No.
172218-05720	96	20
172218-05730	96	21
172218-05740	14	3
172218-05750	5	42
172218-05760	2	82
	3	48
	81	50
172218-05770	3	49
	81	51
172218-05820	29	40
	30	15
172218-05870	77	5
172218-05880	96	22
172218-05890	94	1
172218-05900	95	1
172218-05920	21	1
172218-05930	1	1
	42	1
	93	2
172218-05950	1	8
172218-05960	29	12
172218-05970	10	11
172218-05980	87	32
172218-05990	26	19
172218-06230	49	4
	50	10
172218-06240	26	33
172218-06250	37	27
172218-06260	37	29
172218-06270	46	6
172218-06280	45	4
172218-06290	23	24
172218-06300	43	10
172218-06310	43	12
172218-06320	44	11
172218-06330	45	1
172218-06340	9	17
	79	17
	87	24
172218-06350	61	2
172218-06360	31	26
	32	33
	61	1
172218-06370	2	74
172218-06380	2	73
172218-06390	2	36
	3	19
172218-06400	69	4
172218-06410	2	63
	69	1

Parts No.	Fig. No.	Ref. No.
172218-06420	8	46
172218-06430	8	3
172218-06440	8	2
172218-06450	37	31
172218-06460	49	9
172218-06470	49	10
172218-06480	37	33
172218-06490	49	2
	50	2
172218-06520	1	61
172551-00010	2	28
	3	16
	81	17
172551-00040	21	2
	24	1
	25	1
	26	1
	29	1
172551-00060	32	1
172551-00070	24	2
	25	2
	26	4
	27	1
	28	1
	29	2
	30	1
	31	1
	32	2
172551-00080	23	1
	27	2
	28	2
172551-00090	5	1
	18	1
	90	2
172551-00100	26	5
172551-00120	2	1
	9	1
	26	6
	31	2
	34	1
	35	1
	79	1
	85	2
	87	2
	88	2
	96	1
172551-00130	5	2
172551-00140	1	3
	23	4
172551-00150	4	2

Parts No.	Fig. No.	Ref. No.
172551-00150	5	3
	21	4
	23	5
	26	8
	28	4
	34	2
	92	2
172551-00160	22	1
	27	3
	28	5
172551-00180	4	3
	10	1
	14	1
	15	1
	21	5
	29	3
	95	2
172551-00220	5	5
	18	2
	24	4
	25	4
	27	4
	90	3
172551-00230	4	4
	34	3
	70	2
	84	2
172551-00240	17	1
	21	6
	91	2
172551-00250	5	6
	10	3
	17	2
	21	8
	23	7
	28	6
	34	4
	39	2
	80	2
	85	3
	91	3
	96	2
172551-00280	2	3
	96	3
172551-00290	1	4
	4	5
172551-00320	21	9
	26	11
172551-00330	26	12
	27	5

Parts No. Index

Parts No.	Fig. No.	Ref. No.
172551-00330	28	7
172551-00340	32	5
	75	2
172551-00350	23	8
	28	8
172551-00370	38	1
172551-00420	27	6
	28	9
	30	2
	88	3
	96	4
172551-00440	17	3
	23	9
	91	4
172551-00450	22	2
	88	4
172551-00490	24	5
	25	5
172551-00500	26	15
	28	11
172551-00510	17	4
	18	3
	26	16
	29	5
	90	4
	91	5
	92	3
172551-00530	58	6
172551-00540	58	7
172551-00550	58	8
172551-00560	58	9
172551-00570	58	11
172551-00580	4	6
172551-00610	1	6
	17	5
	26	18
	31	5
	32	7
	91	6
172551-00620	80	3
172551-00630	29	6
	84	3
172551-00660	58	15
172551-00670	58	14
172551-00680	58	13
172551-00700	24	7
	25	7
172551-00710	58	12
172551-00720	4	8
	34	7

Parts No.	Fig. No.	Ref. No.
172551-00750	34	8
172551-00760	2	5
	3	2
	22	3
	81	3
172551-00810	64	10
172551-00820	63	1
	64	1
172551-00840	2	6
	3	3
	81	4
172551-00960	32	11
172551-00990	21	11
	39	4
172551-01010	58	10
172551-01020	58	16
172551-01030	50	4
172551-01060	2	7
	3	4
	10	5
	21	12
	22	5
	26	21
	34	10
	68	3
	81	5
	83	2
	96	7
172551-01070	4	11
172551-01090	26	22
172551-01110	5	7
	43	5
172551-01120	27	9
172551-01130	56	8
172551-01140	56	2
172551-01150	56	7
172551-01190	26	23
172551-01230	26	24
	58	1
172551-01240	21	14
172551-01270	17	10
	21	15
	91	11
172551-01280	2	11
	3	8
	81	9
172551-01310	21	16
172551-01320	16	3
172551-01330	16	4
172551-01340	16	5

Parts No.	Fig. No.	Ref. No.
172551-01350	15	7
172551-01360	15	8
172551-01370	15	9
172551-01390	16	6
172551-01400	16	7
172551-01410	15	10
172551-01420	15	11
	18	6
	90	7
172551-01430	96	8
172551-01460	37	7
172551-01470	37	8
172551-01490	44	3
172551-01500	44	6
172551-01510	43	13
172551-01520	43	7
	47	4
172551-01530	44	9
172551-01540	44	8
172551-01550	44	4
172551-01560	43	8
	47	3
172551-01570	42	4
	47	8
	48	1
		3
	93	5
	95	4
172551-01590	2	12
	3	9
	4	17
	34	11
	40	1
	68	4
	81	10
	83	3
172551-01670	68	5
172551-01680	2	14
172551-01690	2	15
172551-01710	2	16
172551-01720	16	8
172551-01770	18	7
	47	6
	90	8
172551-01780	18	8
	47	5
	90	9
172551-01790	18	9
	47	7
	90	10

Parts No.	Fig. No.	Ref. No.
172551-01830	2	18
172551-01840	43	3
172551-01980	34	12
172551-02000	22	7
172551-02020	45	3
172551-02030	29	13
	30	3
	89	1
172551-02040	44	10
172551-02050	22	9
172551-02060	22	10
172551-02070	46	2
172551-02080	18	10
	90	11
172551-02090	26	27
	67	1
172551-02100	67	2
172551-02110	67	4
172551-02120	67	3
172551-02130	26	28
172551-02140	80	4
172551-02150	80	5
172551-02160	34	14
172551-02170	22	11
172551-02190	1	17
172551-02200	29	14
	30	4
	89	2
172551-02210	29	15
	30	5
	89	3
172551-02220	29	16
	30	6
	89	4
172551-02230	29	17
	30	7
	89	5
172551-02250	22	12
172551-02260	68	6
	83	4
172551-02270	2	20
	3	11
	81	12
172551-02340	22	14
172551-02350	22	15
172551-02380	2	22
	3	13
	81	14
172551-02430	3	15
	5	17

Parts No. Index

Parts No.	Fig. No.	Ref. No.
172551-02430	81	16
172551-02440	80	6
172551-02460	21	19
172551-02480	10	10
172551-02500	27	12
	28	15
172551-02510	21	23
172551-02520	26	32
172551-02530	26	7
172551-02540	21	25
172551-02550	21	26
172551-02560	21	28
172551-02580	68	7
172551-02600	21	33
172551-02610	21	34
172551-02640	44	7
172551-02820	87	4
172551-02830	63	2
	64	2
172551-02840	63	4
	64	4
172551-02850	63	7
	64	7
172551-02860	63	8
	64	8
172551-02870	5	22
172551-02880	2	30
172551-02890	2	31
172551-02900	5	30
172551-02910	2	35
172551-02920	21	40
172551-02940	5	32
172551-02950	21	42
172551-02960	21	43
172551-02970	87	5
172551-02980	21	45
172551-03010	46	1
172551-03040	38	6
172551-03050	37	22
172551-03060	76	2
172551-03070	76	3
172551-03080	87	7
172551-03090	2	45
	3	25
	81	26
172551-03100	8	16
	78	17
	87	9
172551-03110	3	35
	81	37

Parts No.	Fig. No.	Ref. No.
172551-03140	5	40
172551-03150	87	10
172551-03160	87	11
172551-03170	87	12
172551-03180	87	13
172551-03190	87	14
172551-03200	87	15
172551-03210	87	23
172551-04210	80	14
172551-04680	23	23
172551-06760	58	2
172551-06780	68	20
	83	14
172551-07010	57	2
172551-07020	57	3
172551-09410	14	15
	15	14
172551-09440	85	23
172551-09450	39	19
	92	13
172551-09460	2	83
	18	28
	33	16
	90	29
172551-09470	10	25
172551-09480	5	43
	85	24
172551-09510	15	15
	21	51
	37	35
	85	25
172551-09530	2	84
	3	50
	5	44
	10	27
	81	52
172551-09580	10	29
	15	16
172551-09610	4	37
	10	30
	68	21
		22
	77	4
	83	15
172551-09620	17	22
	91	23
172551-09630	2	85
172551-09640	33	19
172551-09660	80	15
172551-09680	39	20

Parts No.	Fig. No.	Ref. No.
172551-09710	86	8
172551-09720	5	45
	34	30
172551-09750	4	39
	23	26
	34	31
172551-09760	17	23
	26	60
	91	24
172551-09770	14	17
172551-09790	26	61
172551-09810	21	52
	22	28
	33	18
	34	32
172551-09830	5	46
	75	6
172551-09850	10	32
172551-09870	4	41
172551-09880	21	53
	85	32
	96	24
172551-09890	10	33
172551-09910	18	31
	90	32
172551-09920	2	88
	3	51
	27	19
	28	33
	81	53
172551-09940	10	34
172551-10010	2	90
	3	53
	4	43
	5	50
	6	7
	7	7
	31	44
	32	55
	37	37
	76	13
	81	55
	82	6
	96	26
172551-10040	33	20
172551-10060	2	91
	21	55
172551-10100	16	10
172551-10170	80	16
172551-10220	87	26

Parts No.	Fig. No.	Ref. No.
172551-10230	87	27
172551-10300	4	44
172551-10320	4	45
172551-10330	33	21
172551-10360	2	94
	17	25
	35	7
	80	18
	91	26
172551-10370	2	95
	4	46
	8	54
	26	67
	29	42
	30	16
	31	47
	32	59
	34	36
	78	55
	92	15
172551-10380	5	55
172551-10390	4	47
	10	36
172551-10400	2	96
	10	37
172551-10410	5	56
172551-10420	39	22
172551-10440	39	23
172551-10460	21	61
	39	25
172551-10470	39	26
	87	28
172551-10490	21	62
172551-10520	21	63
172551-10530	21	64
172551-10550	16	11
172551-10580	70	8
172551-10590	69	5
	70	9
172551-10610	87	29
172551-10620	87	30
172551-10630	87	31
172551-10640	87	33
172551-10650	87	34
172551-10660	87	35
172552-00040	50	3
172552-00060	22	4
172552-00080	27	8
	56	1
172552-00090	22	6

Parts No. Index

Parts No.	Fig. No.	Ref. No.
172552-00120	84	5
172552-00130	22	17
172552-00140	22	20
172552-00150	23	18
172552-00520	28	32
	57	1
172552-00890	22	30

Parts No.	Fig. No.	Ref. No.
-----------	----------	----------

Parts No.	Fig. No.	Ref. No.
-----------	----------	----------

Parts No.	Fig. No.	Ref. No.
-----------	----------	----------