

0CS10-M56700EN

P R E F A C E

1. This parts catalog carries Yanmar skid-steer loader S220R.

2. Parts catalog history

		Parts catalog NO.	Published	Remarks
1st edition	Vehicle	0CS10-G56700	Oct.,2012	
	Engine	0CW10-G26700		

3. Your understanding is asking that this parts catalog is not a technical data manual setting forth as servicing procedures, This parts catalog is using simplified illustration.

Be sure to use Yanmar Genuine Parts in your maintenance servicing of Yanmar products.

Be careful not to use the simple parts available in the market, otherwise their use in repairing causes such as an early breakage, for instance.

Contents

OCS10-M56700

Fig. No.	Fig. Name	Fig. No.	Fig. Name
MAIN LOADER COMPONENT			
1.	CHASSIS	25.	HYDROSTATIC SYSTEM WITH DRIVE MOTORS(SINGLE-SPEED, HAND/FOOT CONTROLS)
2.	CHASSIS(HVAC COMPLETING)	26.	HYDROSTATIC SYSTEM WITH DRIVE MOTORS(SINGLE-SPEED, DUAL JOYSTICK CONTROLS)
3.	CHASSIS(HVAC COMPLETING, CAB DOOR ASSEMBLY)	27.	HYDROSTATIC SYSTEM WITH DRIVE MOTORS(TWO-SPEED, HAND/FOOT CONTROLS)
4.	CHASSIS(HVAC COMPLETING, INTERIOR CONSOLE ASSEMBLY)	28.	HYDROSTATIC SYSTEM WITH DRIVE MOTORS(TWO-SPEED, DUAL JOYSTICK CONTROLS)
5.	CHASSIS(HVAC COMPLETING, SIDE WINDOWS ASSEMBLY)	29.	HYDRAULICS - CHASSIS(STANDARD AUXILIARY HYDRAULICS)
6.	CHASSIS(COVERS - HAND/FOOT CONTROLS)	30.	HYDRAULICS - CHASSIS(HIGH-FLOW AUXILIARY HYDRAULICS)
7.	CHASSIS(COVERS - DUAL JOYSTICK CONTROLS)	31.	HYDRAULICS - CHASSIS(HYDRAULIC QUICK COUPLER)
8.	GRILLE AND ENGINE COVER	32.	HYDRAULICS - CHASSIS(RIDE CONTROL HYDRAULICS)
9.	ROPS/FOPS STRUCTURE	33.	HYDRAULICS - CHASSIS(OIL SUPPLY ASSEMBLY, DUAL JOYSTICK CONTROLS)
10.	RESTRAINT BAR	34.	HYDRAULICS - CHASSIS(OIL SUPPLY ASSEMBLY, HAND/FOOT CONTROLS)
11.	SEATS - STANDARD AND SUSPENSION(STANDARD SEAT)	35.	HYDRAULICS - LIFT ARM
12.	SEATS - STANDARD AND SUSPENSION(SUSPENSION SEAT)	36.	HYDRAULICS - LIFT ARM(HIGH-FLOW OPTION)
13.	SEATS - SEAT BELT OPTION	37.	CONTROLS - WHEEL DRIVES(HAND/FOOT CONTROLS)
14.	SEATS - THREE-POINT RESTRAINT SEAT BELT OPTION	38.	CONTROLS - WHEEL DRIVES(DUAL JOYSTICK CONTROLS)
15.	LIFT ARM	39.	CONTROLS - LIFT/TILT(HAND/FOOT CONTROLS)
16.	ATTACHMENT BRACKET(MANUAL QUICK COUPLER)	40.	CONTROLS - LIFT/TILT(DUAL JOYSTICK CONTROLS)
17.	ATTACHMENT BRACKET(MANUAL QUICK COUPLER)	41.	CONTROLS - ENGINE(ELECTRIC THROTTLE SENSOR, DUAL JOYSTICK CONTROLS)
18.	ATTACHMENT BRACKET(HYDRAULIC QUICK COUPLER)	42.	ELECTRICAL - CHASSIS
19.	ATTACHMENT BRACKET(HYDRAULIC QUICK COUPLER)	43.	ELECTRICAL - CHASSIS (REAR LIGHT POWER DISTRIBUTION)
20.	WHEEL DRIVES	44.	ELECTRICAL - ROPS/FOPS
21.	WHEEL DRIVES(AXLE ASSEMBLY)	45.	ELECTRICAL - LIGHTS
22.	ENGINE	46.	ELECTRICAL - ENGINE
23.	AIR CLEANER AND EXHAUST	47.	ELECTRICAL - ENGINE(REMOTE BATTERY TERMINAL)
24.	RADIATOR/COOLER	48.	ELECTRICAL - CONTROL(HIGH FLOW CONTROL)
		49.	ELECTRICAL - CONTROL(TWO-SPEED CONTROL)

Contents

OCS10-M56700

Fig. No. Fig. Name

- 50. SOUND SUPPRESSION(STANDARD)
- 51. TIRES
- 52. DECALS(1)
- 53. DECALS(2)
- 54. DECALS(3)
- 55. DECALS(4)
- 56. DECALS(5)
- 57. DECALS(6)

HYDRAULIC COMPONENTS

- 58. LIFT CYLINDER
- 59. TILT CYLINDER
- 60. DRIVE MOTORS(SINGLE-SPEED)
- 61. DRIVE MOTORS(TWO-SPEED)
- 62. TANDEM PUMP(DUAL JOYSTICK PUMPS)
- 63. TANDEM PUMP(DUAL JOYSTICK TANDEM PUMP / ENGINE END)
- 64. TANDEM PUMP(DUAL JOYSTICK TANDEM PUMP / GEAR PUMP END)
- 65. TANDEM PUMP(TANDEM PUMP / GEAR PUMP END)
- 66. TANDEM PUMP(TANDEM PUMP / ENGINE END)
- 67. GEAR PUMP - SINGLE(STANDARD AUXILIARY)
- 68. GEAR PUMP - DOUBLE(HIGH-FLOW AUXILIARY)
- 69. SELF-LEVELING VALVE
- 70. LIFT AND TILT SOLENOID VALVE
- 71. SOLENOID VALVES - BRAKE - SINGLE, TWO-SPEED AND BRAKE RELEASE(SINGLE-SPEED)
- 72. SOLENOID VALVES - BRAKE - SINGLE, TWO-SPEED AND BRAKE RELEASE(TWO-SPEED)

Fig. No. Fig. Name

- 73. SOLENOID VALVES - BRAKE - SINGLE, TWO-SPEED AND BRAKE RELEASE(BRAKE RELEASE SOLE)
- 74. MAIN CONTROL VALVE(STANDARD CONTROL VALVE)
- 75. MAIN CONTROL VALVE(HIGH-FLOW CONTROL VALVE)
- 76. PROPORTIONAL VALVES(3 BANK VALVE, STANDARD AUXILIARY)
- 77. PROPORTIONAL VALVES(5 BANK VALVE, HIGH-FLOW AUXILIARY)
- 78. RIDE CONTROL MANIFOLD
- 79. SOLENOID VALVE - HYDRAULIC QUICK COUPLER
- 80. PUMP - COLD WEATHER HYDRAULIC QUICK COUPLER
- 81. FOOT VALVE

KITS AND ACCESSORIES AND FILTERS

- 82. HVAC KIT-BELT DRIVEN
- 83. HVAC KIT, HVAC KIT SERVICE PARTS ASSEMBLIES, HVAC HOUSING
- 84. HVAC KIT, HVAC KIT SERVICE PARTS ASSEMBLIES, YANMAR CONDENSOR ASSEMBLY
- 85. HEATER-DEFROSTER KIT
- 86. BACKUP ALARM KIT
- 87. HORN KIT
- 88. REARVIEW MIRROR KIT
- 89. FRONT DOOR KIT
- 90. SEAT BELT KITS - 2"
- 91. SEAT BELT KITS - 3"
- 92. SEAT KITS - SUSPENSION
- 93. SEAT KITS - STANDARD
- 94. SIDE WINDOW KIT
- 95. PRE-CLEANER KIT

Contents

OCS10-M56700

Fig. No. Fig. Name

96. STROBE LIGHT KIT

97. DUAL FLASHER KIT

98. IMPACT-RESISTANT FRONT DOOR KIT

99. SINGLE-POINT LIFT KIT

100. INTERIOR CONSOLE KIT

101. AM/FM RADIO KIT

102. FOUR-POINT LIFT KIT

103. 14-PIN CONNECTOR FOR AUXILIARY ATTACHMENTS KIT

104. BACKUP ALARM KIT FOR DUAL JOYSTICK

105. COUNTERWEIGHT KITS LIGHT AND HEAVY

106. HYDRAULIC QUICK COUPLER KIT

107. HYDRAULIC QUICK COUPLER KIT

108. REMOTE TERMINAL KIT

109. HYDRAULIC QUICK COUPLER KIT - COLD WEATHER OPTION

110. HYDRAULIC QUICK COUPLER KIT - COLD WEATHER

111. HYDRAULIC QUICK COUPLER KIT - COLD WEATHER

112. REAR WIPER KIT(1)

113. REAR WIPER KIT(2)

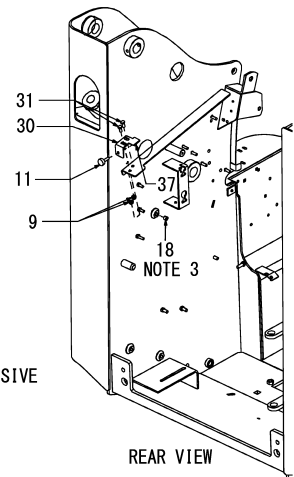
Fig. No. Fig. Name

Fig.1. CHASSIS

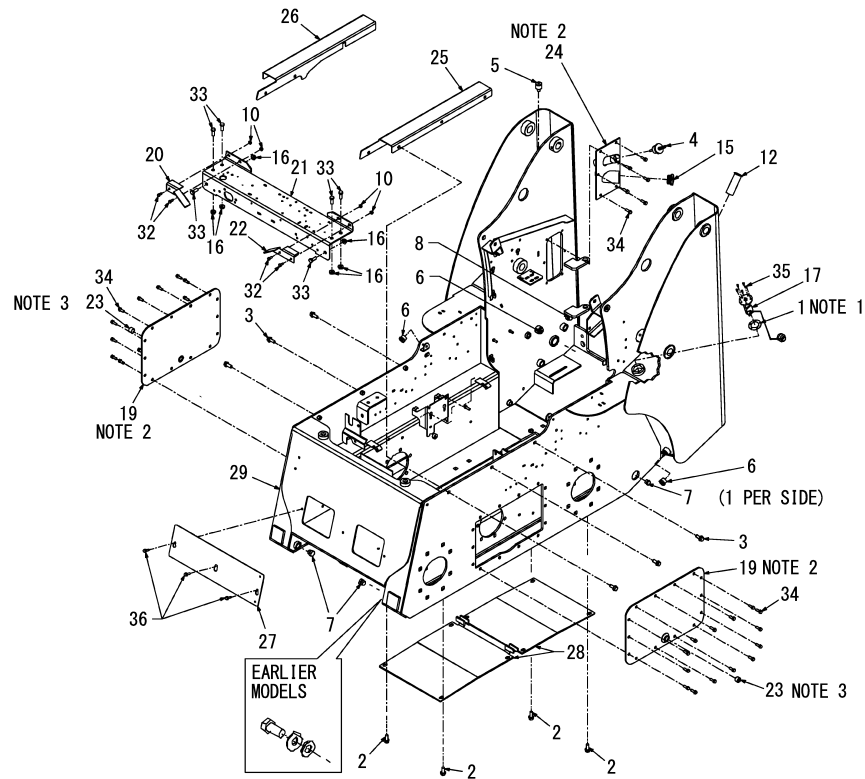
(A)=S220R
(B)=
(C)=

(D)=
(E)=
(F)=

No.	Lev.	Parts No.	Description	Q'ty						I	R
				(A)	(B)	(C)	(D)	(E)	(F)		
1	1	172216-00210	GASKET, FUEL SENDER	1							
2	1	172215-00510	SCREW	4							
3	1	172215-00510	SCREW	6							
4	1	172216-00810	CAP, HYD. RESERVOIR	1							
5	1	172551-01000	BREATHER	1							
6	1	172551-01040	PLUG	3							
7	1	172215-00620	PLUG	4							
8	1	172551-01050	PLUG	1							
9	1	172551-01060	NUT	2							
10	1	172551-01060	NUT	4							
11	1	172551-01070	BUMPER	1							
12	1	172216-01240	STRAINER, FUEL FILL	1							
13	1	172216-01250	CAP, FUEL TANK	1							1
14	1	172216-09380	SCREW	2							1
15	1	172551-01190	SIGHT PORT	1							
16	1	172215-00710	NUT	6							
17	1	172216-02080	FUEL SENSOR, VDO	1							
18	1	172217-04840	PLUG, SCREW 1/4	1							
19	1	172217-00300	COVER ASSY	2							
20	1	172217-00350	COVER, UNDER SEAT R	1							
21	1	172217-00360	PLATE, CROSSMEMBER	1							
22	1	172217-00370	COVER, UNDER SEAT L	1							
23	1	172551-02190	PLUG	2							
24	1	172217-01020	WELDMENT, COVER	1							
25	1	172217-01790	FILLER ASSY, ROPS L	1							
26	1	172217-01800	FILLER ASSY, ROPS R	1							
27	1	172217-02130	COVER, TOEPLATE	1							
28	1	172217-02610	PAN, BELLY	2							
29	1	172217-03180	WELDMENT, CHASSIS	1							
30	1	172217-03710	STOP, DOOR	1							
31	1	172551-09510	SCREW	2							
32	1	172551-09510	SCREW	4							
33	1	172551-09570	SCREW	6							
34	1	172216-09500	SCREW	34							
35	1	172215-03120	SCREW	5							
36	1	172217-04000	SCREW	3							
37	1	172551-10320	NUT	1							

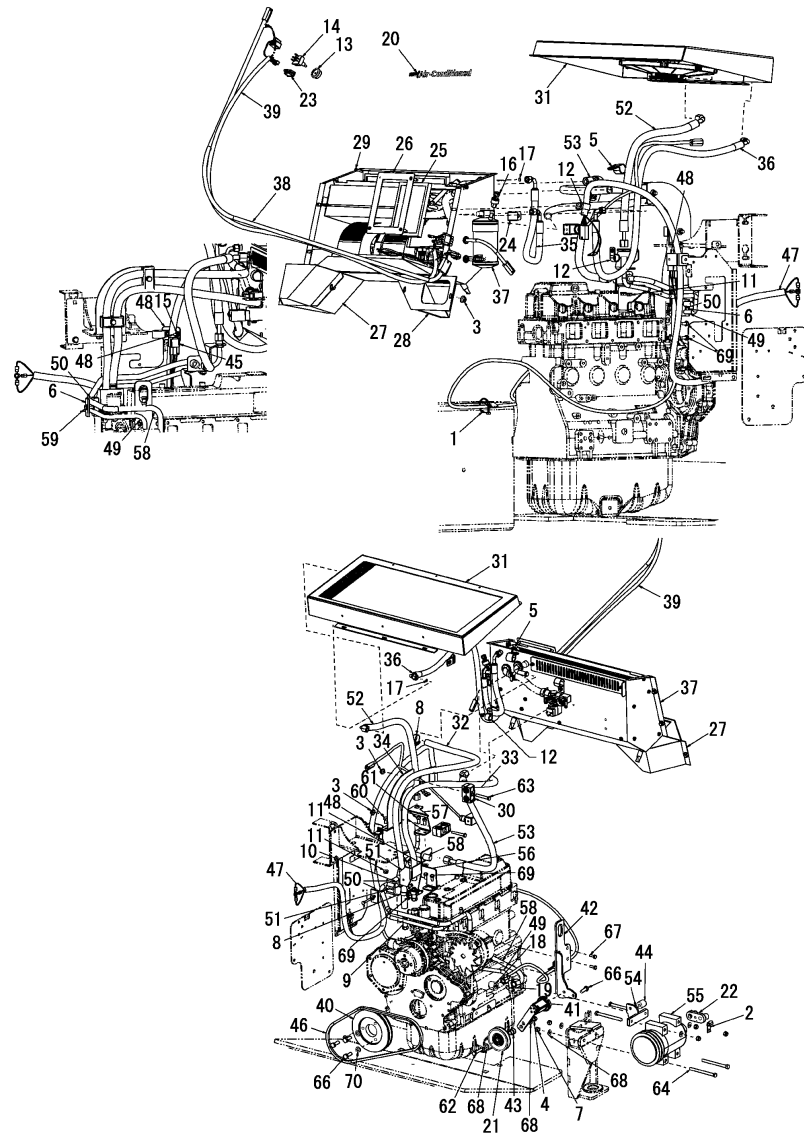


- NOTES:
1. APPLY HI-TACK GASKET ADHESIVE
2. APPLY OIL-RESISTANT RTV
3. APPLY PIPE THREAD SEALANT



Remarks
(1) Not shown in illustration.

Fig.2. CHASSIS(HVAC COMPLETING)



(A)=S220R
(B)=
(C)=

(D)=
(E)=
(F)=

No.	Lev.	Parts No.	Description	Q'ty						I	R
				(A)	(B)	(C)	(D)	(E)	(F)		
1	1	172551-00120	TIE, CABLE	1							
2	1	172215-00100	CLAMP	1							
3	1	172551-00240	NUT	10							
4	1	172551-00280	NUT	1							
5	1	172217-00010	CLAMP	1							
6	1	172551-00510	PLATE	1							
7	1	172216-00490	NUT	5							
8	1	172551-00760	CLAMP	3							
9	1	172551-00840	FITTING	2							
10	1	172216-01590	NUT	1							
11	1	172215-00700	NUT	4							
12	1	172551-01270	CLAMP	2							
13	1	172215-00740	KNOB	1							
14	1	172551-01280	SWITCH, HEATER	1							
15	1	172551-01590	FLANGE	1							
16	1	172551-01710	SWITCH, BINARY	1							
17	1	172551-01730	O-RING	4							
18	1	172551-01740	O-RING	2							
19	1	172551-01750	O-RING	1							
20	1	172216-02760	LABEL, A/C	2							
21	1	172551-01830	PULLEY W/BEARING	1							
22	1	172551-01860	MANIFOLD, COMPRESSOR	1							
23	1	172216-03180	SWITCH, ROCKER	1							
24	1	172551-02160	HOSE, CLAMP	1							
25	1	172216-03800	FILTER, AIR	1							
26	1	172216-03970	GRILLE,AIR	1							
27	1	172217-00600	DUCT, A/C RIGHT	1							
28	1	172217-00610	DUCT, A/C LEFT	1							
29	1	172216-04120	SCREW	4							
30	1	172551-02410	CLAMP	2							
31	1	172217-04960	CONDENSER ASSY	1							1
32	1	172217-02430	HOSE, HEATER	1							
33	1	172217-02440	HOSE, HEATER	1							
34	1	172217-02640	BRACKET, HOSE	1							
35	1	172217-02670	HOSE	1							
36	1	172217-02680	HOSE	1							
37	1	172217-02740	HOUSING	1							
38	1	172217-03010	WIRE HARNESS	1							
39	1	172217-03020	HARNESS,COLD CONT,AC	1							
40	1	172551-02880	PULLEY, CRANKSHAFT	1							
41	1	172551-02890	TENSIONER	1							
42	1	172216-07830	BRACKET, TENSIONER	1							
43	1	172551-02910	SPACER, PULLEY	1							
44	1	172216-07890	SPACER, ALTERNATOR	1							
45	1	172216-07930	RELAY, SEALED	1							
46	1	172216-07950	BELT, AC	1							
47	1	172217-03410	HARNESS, AC	1							
48	1	172217-03510	BRACKET ASSY, RELAY	1							
49	1	172217-03550	TUBE, AC	1							
50	1	172551-03120	CLAMP	2							
51	1	172217-03600	BRACKET, TUBE	1							

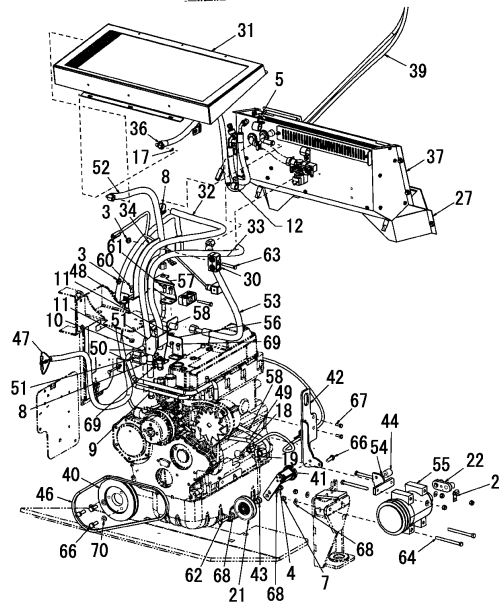
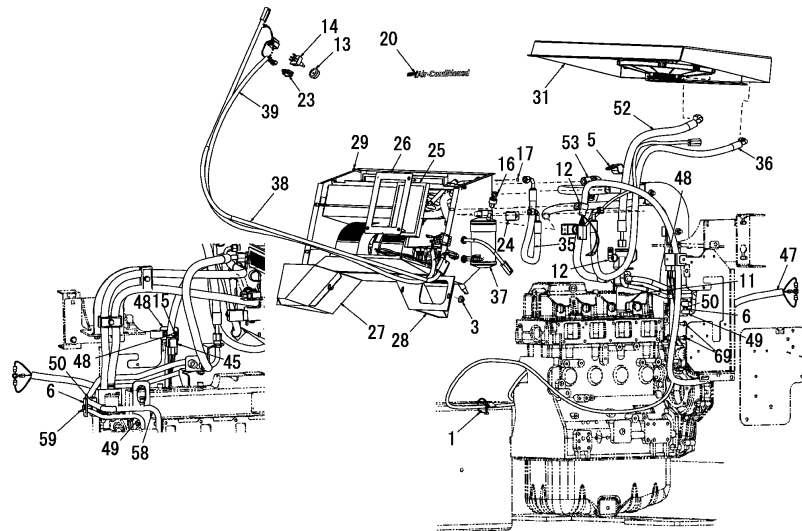
Remarks

- (1) For breakdown see Fig.No.84.
- (2) Not shown in illustration.

Fig.2. CHASSIS(HVAC COMPLETING)

(A)=S220R
(B)=
(C)=

(D)=
(E)=
(F)=

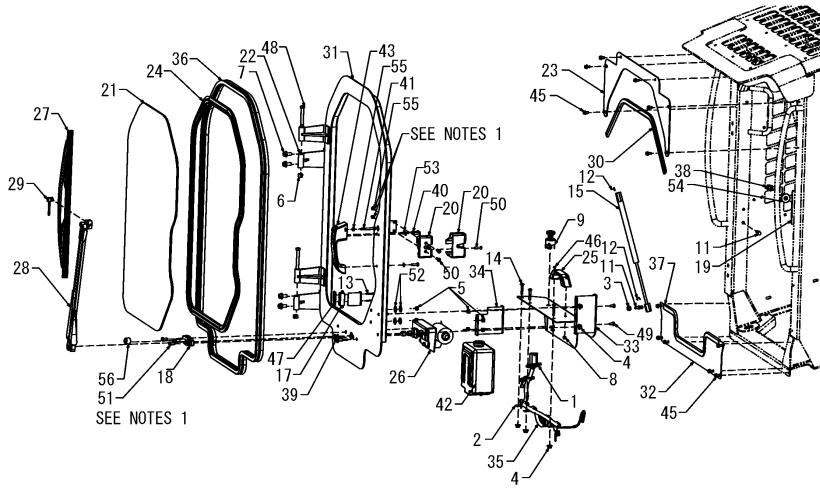


No.	Lev.	Parts No.	Description	Qty						I	R
				(A)	(B)	(C)	(D)	(E)	(F)		
52	1	172217-03610	HOSE	1							
53	1	172217-03620	HOSE	1							
54	1	172216-08290	BRACKET, COMPRESSOR	1							
55	1	172216-08920	COMPRESSOR, A/C	1							
56	1	172217-04340	TUBE BRKT, LOWER	1							
57	1	172217-04350	TUBE BRKT, UPPER	1							
58	1	172217-04360	TUBE, AC	1							
59	1	172551-09450	SCREW	1							
60	1	172217-03930	SCREW	2							
61	1	172551-09520	SCREW	2							
62	1	172551-09630	SCREW	1							
63	1	172551-09760	SCREW	2							
64	1	172216-09450	SCREW	4							
65	1	172551-09890	WASHER	1							2
66	1	172551-10060	SCREW	4							
67	1	172216-09780	SCREW	2							
68	1	172551-10400	WASHER	6							
69	1	172551-10460	SCREW	4							
70	1	172216-09850	WASHER	3							

Remarks

- (1) For breakdown see Fig.No.84.
- (2) Not shown in illustration.

Fig.3. CHASSIS(HVAC COMPLETING, CAB DOOR ASSEMBLY)



NOTES:
 1. APPLY SPECIFIED LOCKING ADHESIVE AGENT.
 2. USE 15.0" OF WASHER HOSE FROM KIT 172215-09740. DISCARD REMAINING.

(A)=S220R
 (B)=
 (C)=

(D)=
 (E)=
 (F)=

No.	Lev.	Parts No.	Description	Q'ty						I	R
				(A)	(B)	(C)	(D)	(E)	(F)		
1	1	172551-00120	TIE, CABLE	2							
2	1	172215-00100	CLAMP	3							
3	1	172551-00150	NUT	1							
4	1	172551-00230	NUT	5							
5	1	172551-00250	NUT	6							
6	1	172551-00280	NUT	2							
7	1	172551-01810	SCREW	4							
8	1	172551-00620	NUT	2							
9	1	172215-04600	SWITCH, WIPER	1							
10	1	172215-11110	KNOB	1							1
11	1	172215-00550	STUD, BALL	2							
12	1	172215-00670	CLIP, GAS SPRING	2							
13	1	172216-02520	SCREW	2							
14	1	172551-01650	BOLT	3							
15	1	172215-00890	SPRING, GAS ASSIST	1							
16	1	172215-00670	CLIP, GAS SPRING	1							2
17	1	172216-02550	SWITCH, LIMIT	1							
18	1	172216-02560	PIVOT, PANTOGRAPH	1							
19	1	172216-04400	PLATE, STRIKER MOUNT	1							
20	1	172551-01970	LATCH, CAM	1							
21	1	172216-03230	GLASS, DOOR	1							
22	1	172216-03240	HINGE, FRAME	2							
23	1	172216-03260	SHHET, FILTER TOP	1							
24	1	172216-03330	SEAL, WEATHER DOOR	1							
25	1	172215-01410	HANDLE, GRAB	1							
26	1	172216-03680	MOTOR ASSY, WIPER	1							
27	1	172215-01480	BLADE, WIPER	1							3
28	1	172216-03720	WIPER ARM, PANTO	1							3
29	1	172215-01490	ARM KIT, WET	1							3
30	1	172216-03770	TRIM, DOOR	1							
31	1	172217-00750	WELDMENT, DOOR	1							
32	1	172217-00760	PANEL, FILLER LOW	1							
33	1	172217-00790	COVER, WASHER BOTTLE	1							
34	1	172217-00800	COVER, SUPPORT	1							
35	1	172217-00810	WIRE HARNESS, DOOR	1							
36	1	172217-00820	SEAL, BULB	1							
37	1	172217-00830	TRIM, LOWER EDGE	1							
38	1	172551-02330	STRIKER, CAM LATCH	1							
39	1	172215-07190	FITTING	1							
40	1	172216-10950	SCREW	3							
41	1	172216-10960	SCREW	1							
42	1	172215-09740	WASHER	1							
43	1	172216-11100	HANDLE, CAB DOOR	1							
44	1	172215-09860	KEY	1							1
45	1	172551-09440	SCREW	12							
46	1	172551-09610	SCREW	2							
47	1	172216-04820	BACKPLATE	1							
48	1	172216-09450	SCREW	2							
49	1	172215-03110	SCREW	2							
50	1	172216-09600	SCREW	3							
51	1	172215-03140	SCREW	2							

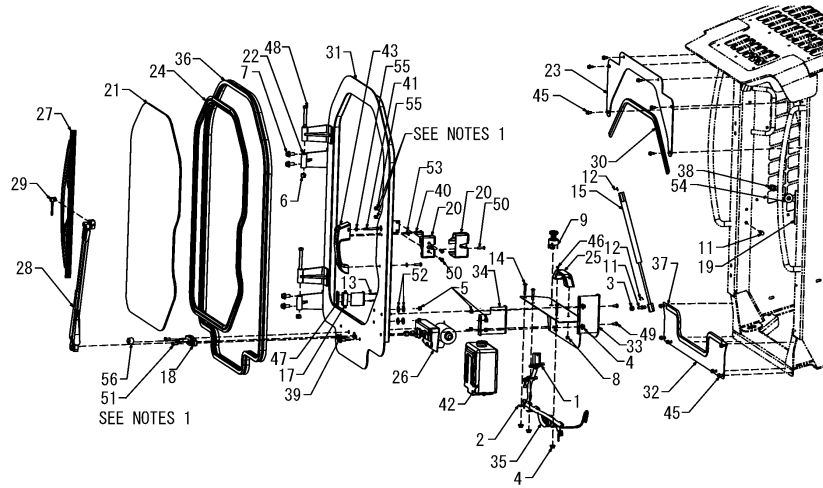
Remarks
 (1) Not shown in illustration.
 (2) Not shown in illustration.
 As required.
 (3) Items service parts of
 172216-11980 Wet Wiper Assembly.

Fig.3. CHASSIS(HVAC COMPLETING, CAB DOOR ASSEMBLY)

(A)=S220R
(B)=
(C)=

(D)=
(E)=
(F)=

No.	Lev.	Parts No.	Description	Q'ty						I	R
				(A)	(B)	(C)	(D)	(E)	(F)		
52	1	172551-10370	WASHER	4							
53	1	172215-03270	WASHER	3							
54	1	172215-03340	WASHER	4							
55	1	172551-10430	NUT	3							
56	1	172215-02120	BUSHING	1							
57	1	172216-11980	ARM, WET WIPER ASSY	1							1



- NOTES:
 1. APPLY SPECIFIED LOCKING ADHESIVE AGENT.
 2. USE 15.0" OF WASHER HOSE FROM KIT 172215-09740. DISCARD REMAINING.

Remarks

- (1) Not shown in illustration.
- (2) Not shown in illustration.
- As required.
- (3) Items service parts of 172216-11980 Wet Wiper Assembly.

Fig.4. CHASSIS(HVAC COMPLETING, INTERIOR CONSOLE ASSEMBLY)

(A)=S220R
(B)=
(C)=

(D)=
(E)=
(F)=

No.	Lev.	Parts No.	Description	Q'ty						I	R
				(A)	(B)	(C)	(D)	(E)	(F)		
1	1	172216-02360	LOUVER, ROUND 3	4							
2	1	172551-01440	LOUVER, ROLL NOZZLE	2							
3	1	172216-02460	SCREW	8							
4	1	172216-02470	SCREW	4							
5	1	172216-02880	AIR DUCT, LEFT	1							
6	1	172216-02890	AIR DUCT, RIGHT	1							
7	1	172551-10010	SCREW	8							

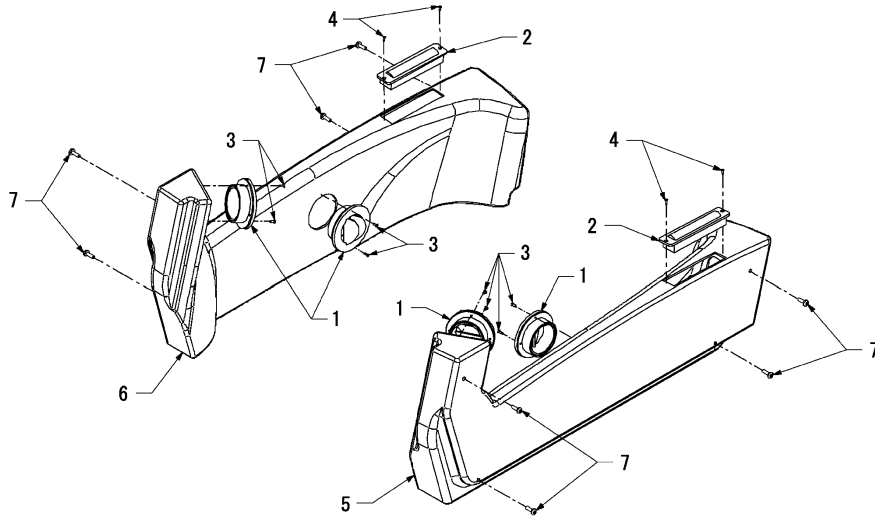
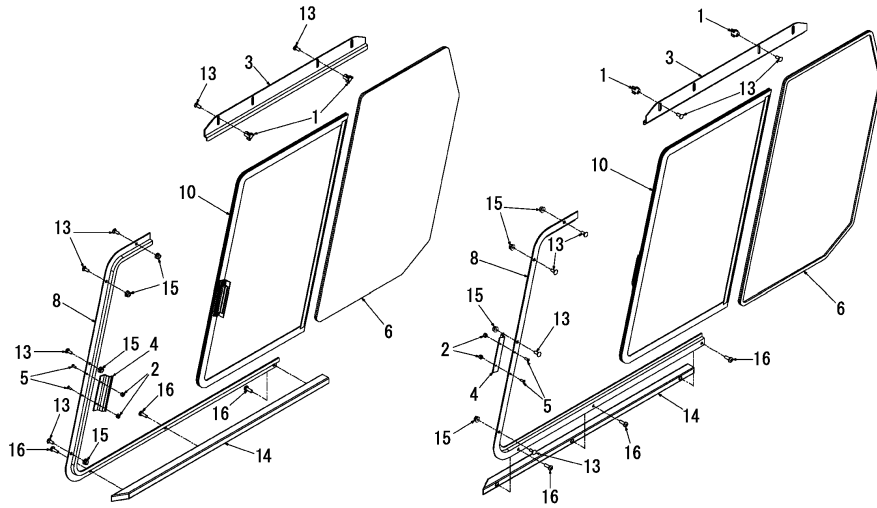


Fig.5. CHASSIS(HVAC COMPLETING, SIDE WINDOWS ASSEMBLY)

(A)=S220R
(B)=
(C)=

(D)=
(E)=
(F)=

No.	Lev.	Parts No.	Description	Q'ty						I	R
				(A)	(B)	(C)	(D)	(E)	(F)		
1	1	172216-02410	FASTENER, THUMB	4							
2	1	172216-02420	NUT	4							
3	1	172216-02980	TRACK, TOP	2							
4	1	172216-02990	PLATE, STRIKER	2							
5	1	172216-03000	SCREW	4							
6	1	172216-03020	WINDOW	1							
7	1	172216-03030	WINDOW	1							1
8	1	172216-03050	FRAME, WINDOW L	1							
9	1	172216-03060	FRAME, WINDOW R	1							1
10	1	172216-03070	WINDOW	1							
11	1	172216-03080	WINDOW	1							1
12	1	172217-04330	LATCH, WINDOW	1							2
13	1	172216-03170	BOLT	12							
14	1	172216-06740	SUPPORT ASSY, ROPS	2							
15	1	172215-06610	NUT	8							
16	1	172551-10010	SCREW	6							



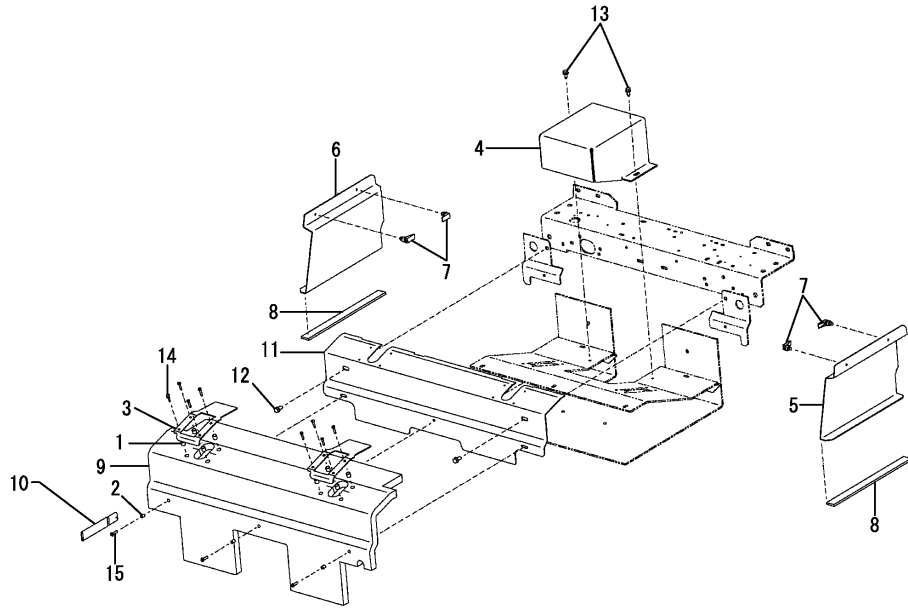
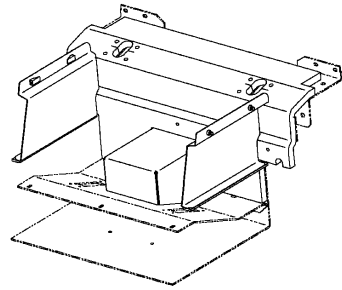
Remarks

- (1) Not shown in illustration.
 - (2) Not shown in illustration.
- As required.

Fig.6. CHASSIS(COVERS - HAND/FOOT CONTROLS)

(A)=S220R
(B)=
(C)=

(D)=
(E)=
(F)=

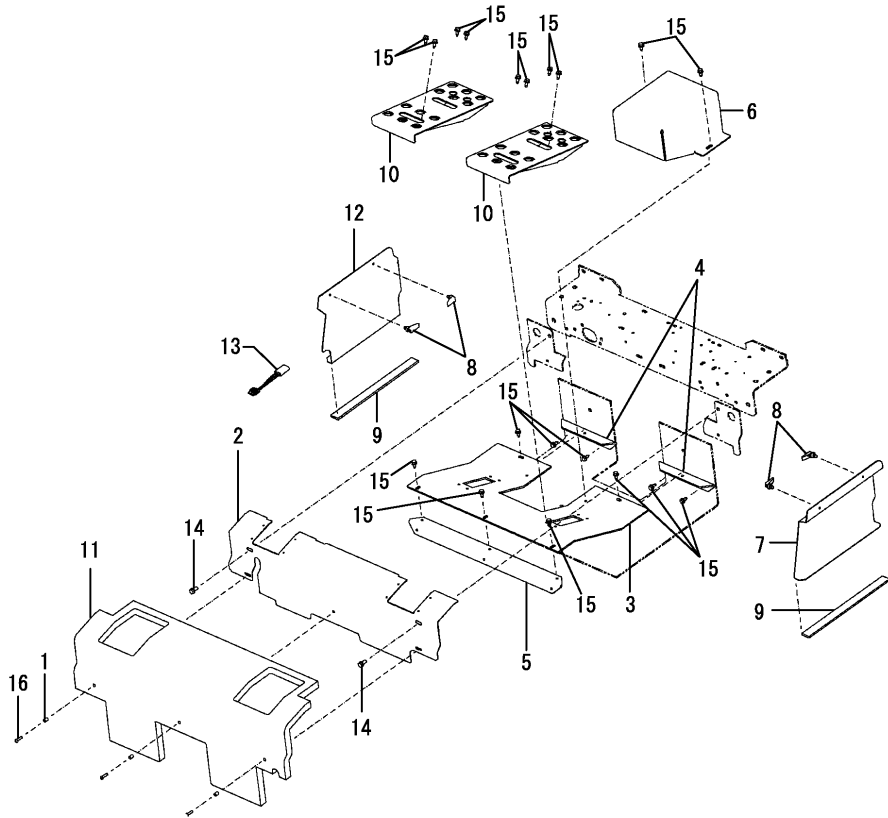
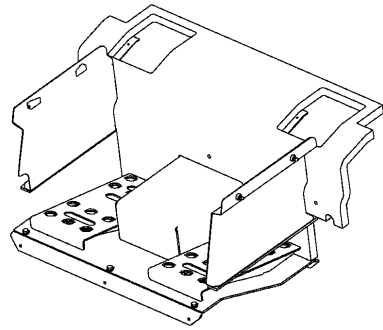


No.	Lev.	Parts No.	Description	Q'ty						I	R
				(A)	(B)	(C)	(D)	(E)	(F)		
1	1	172216-04810	SUPPORT, BOOT BEZEL	8							
2	1	172216-04870	SPACER	3							
3	1	172216-04880	COVER, BOOT	2							
4	1	172217-01470	COVER, PUMP	1							
5	1	172217-01710	COVER, PANEL LEFT	1							
6	1	172217-01730	COVER, PANEL RIGHT	1							
7	1	172216-05820	LATCH, SWELL	4							
8	1	172216-06260	STRIP, FOAM	2							
9	1	172217-02230	PAD, INTERIOR SOUND	1							
10	1	172216-07110	PLUG, HARNESS	1							
11	1	172217-02850	WELDMENT, COVER	1							
12	1	172216-09490	SCREW	2							
13	1	172215-03150	SCREW	2							
14	1	172216-09700	SCREW	8							
15	1	172216-11170	SCREW	3							

Fig.7. CHASSIS(COVERS - DUAL JOYSTICK CONTROLS)

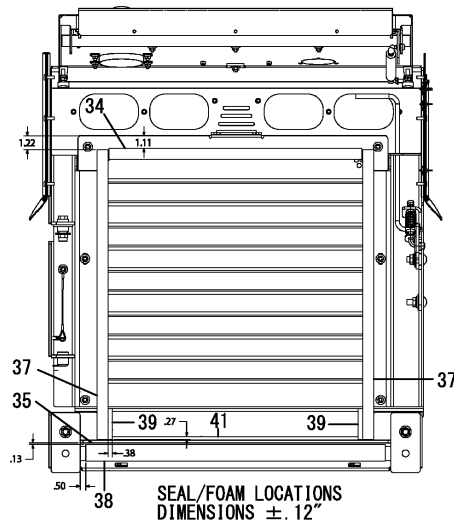
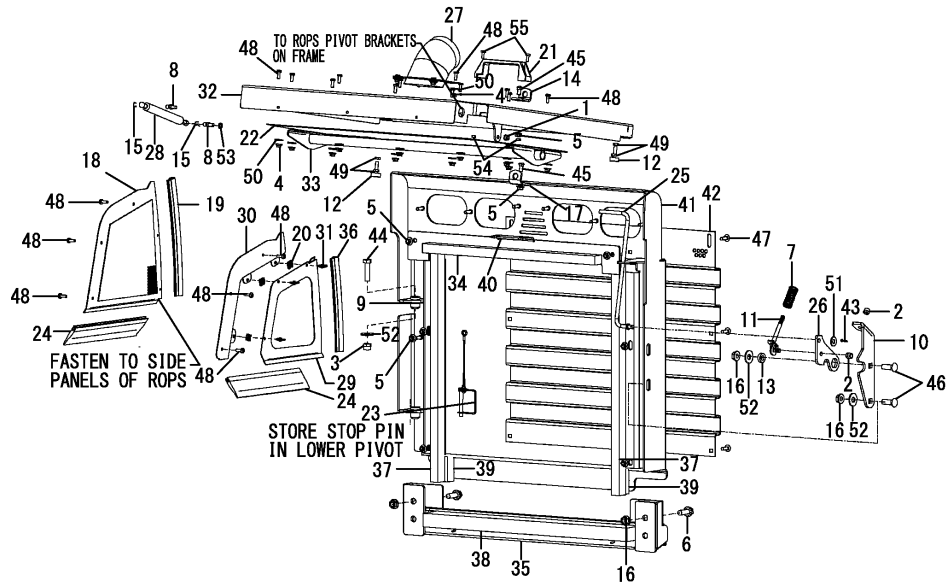
(A)=S220R
(B)=
(C)=

(D)=
(E)=
(F)=



No.	Lev.	Parts No.	Description	Q'ty						I	R
				(A)	(B)	(C)	(D)	(E)	(F)		
1	1	172216-04870	SPACER	3							
2	1	172217-01130	WELDMENT, COVER	1							
3	1	172217-01440	PLATE, PILOT	1							
4	1	172217-01450	PLATE, FLOOR SUPPORT	2							
5	1	172217-01460	SUPPORT, FRONT	1							
6	1	172217-01470	COVER, PUMP	1							
7	1	172217-01710	COVER, PANEL LEFT	1							
8	1	172216-05820	LATCH, SWELL	4							
9	1	172216-06260	STRIP, FOAM	2							
10	1	172217-02160	WELDMENT, SUPPORT	2							
11	1	172217-02240	PAD, INTERIOR SOUND	1							
12	1	172217-02520	COVER, PANEL RIGHT	1							
13	1	172216-07120	HARNES, THROTTLE	1							
14	1	172216-09490	SCREW	2							
15	1	172215-03150	SCREW	19							
16	1	172216-11170	SCREW	3							

Fig.8. GRILLE AND ENGINE COVER



(A)=S220R

(B)=

(C)=

(D)=

(E)=

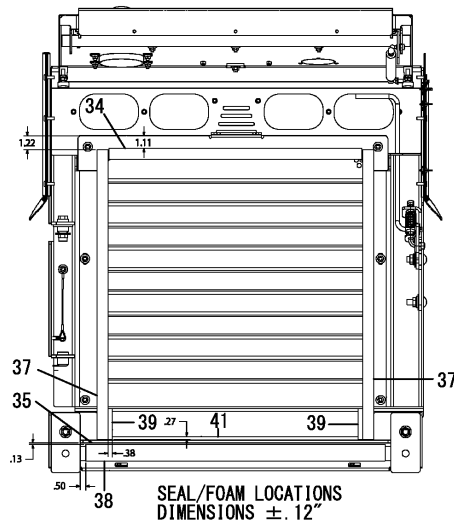
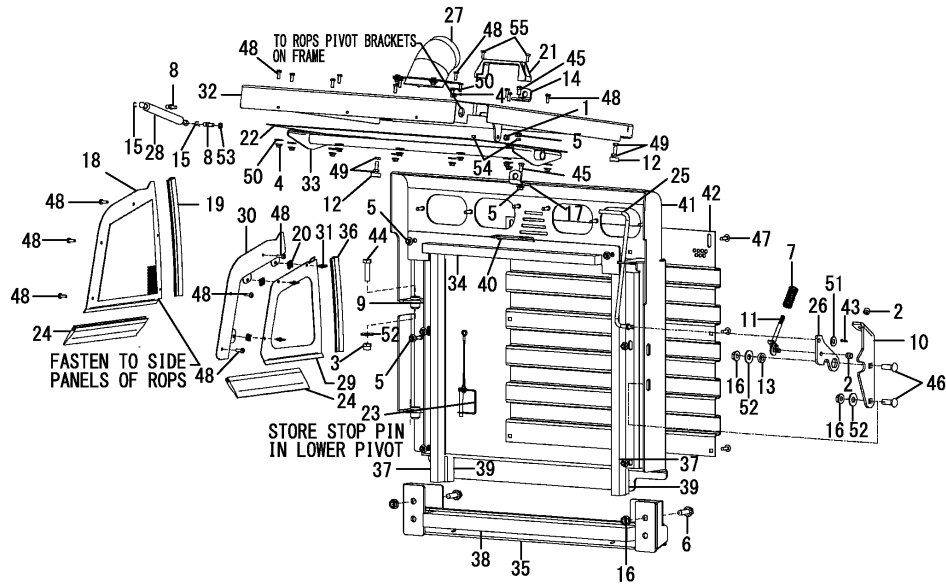
(F)=

No.	Lev.	Parts No.	Description	Q'ty						I	R
				(A)	(B)	(C)	(D)	(E)	(F)		
1	1	172551-00150	NUT	1							
2	1	172551-00180	NUT	2							
3	1	172551-00200	NUT	1							
4	1	172551-00230	NUT	15							
5	1	172551-00240	NUT	9							
6	1	172551-00600	SCREW	2							
7	1	172216-00520	SPRING, COMPRESSION	1							
8	1	172215-00550	STUD, BALL	2							
9	1	172216-00860	WASHER	1							
10	1	172216-01170	MOUNT, LATCH	1							
11	1	172216-01180	ROD ASSY, LATCH	1							
12	1	172551-01070	BUMPER	2							
13	1	172216-01200	BUSHING	1							
14	1	172217-00150	BRACKET	1							
15	1	172215-00670	CLIP, GAS SPRING	2							
16	1	172215-00710	NUT	4							
17	1	172217-00260	BRACKET	1							
18	1	172217-00340	COVER ASSY, RIGHT	1							
19	1	172216-02850	SEAL, BULB	1							
20	1	172217-00380	RECEPTACLE, CLIP ON	3							
21	1	172217-00410	HANDLE, MOLDED GRAB	1							
22	1	172217-00420	SCREEN	1							
23	1	172216-03750	PIN, LOCK	1							
24	1	172217-00480	SEAL, EDGE	2							
25	1	172217-00630	ROD, HANDLE	1							
26	1	172216-04090	LATCH	1							
27	1	172217-01010	TUBE ASSY, SHROUD	1							
28	1	172217-01260	SPRING, GAS SPRING	1							
29	1	172217-02900	WELDMENT, SCREEN	1							
30	1	172217-02980	WELDMENT, COVER SIDE	1							
31	1	172217-03030	STUD, 1/4 TURN	3							
32	1	172217-03050	COVER, ENGINE	1							
33	1	172217-03140	BAR, TORSION	1							
34	1	172217-03150	SEAL, FOAM	1							
35	1	172216-07780	BUMPER	1							
36	1	172217-03160	SEAL, BULB	1							
37	1	172217-03360	SEAL, FOAM	2							
38	1	172217-03460	FOAM, BUMPER	1							
39	1	172217-03470	FOAM, DOOR, LOWER	2							
40	1	172217-04300	PANEL, FILLER TOP	1							
41	1	172217-04310	GRILLE, REAR	1							
42	1	172217-04320	PLATE, PERFORATED	1							
43	1	172216-09350	PIN, COTTER EPCS	1							
44	1	172551-09670	SCREW	1							
45	1	172551-09720	BOLT	2							
46	1	172551-09870	BOLT	2							
47	1	172551-09920	BOLT	6							
48	1	172551-10010	SCREW	21							
49	1	172551-10320	NUT	4							
50	1	172551-10370	WASHER	15							
51	1	172551-10380	WASHER	1							

Fig.8. GRILLE AND ENGINE COVER

(A)=S220R
(B)=
(C)=

(D)=
(E)=
(F)=

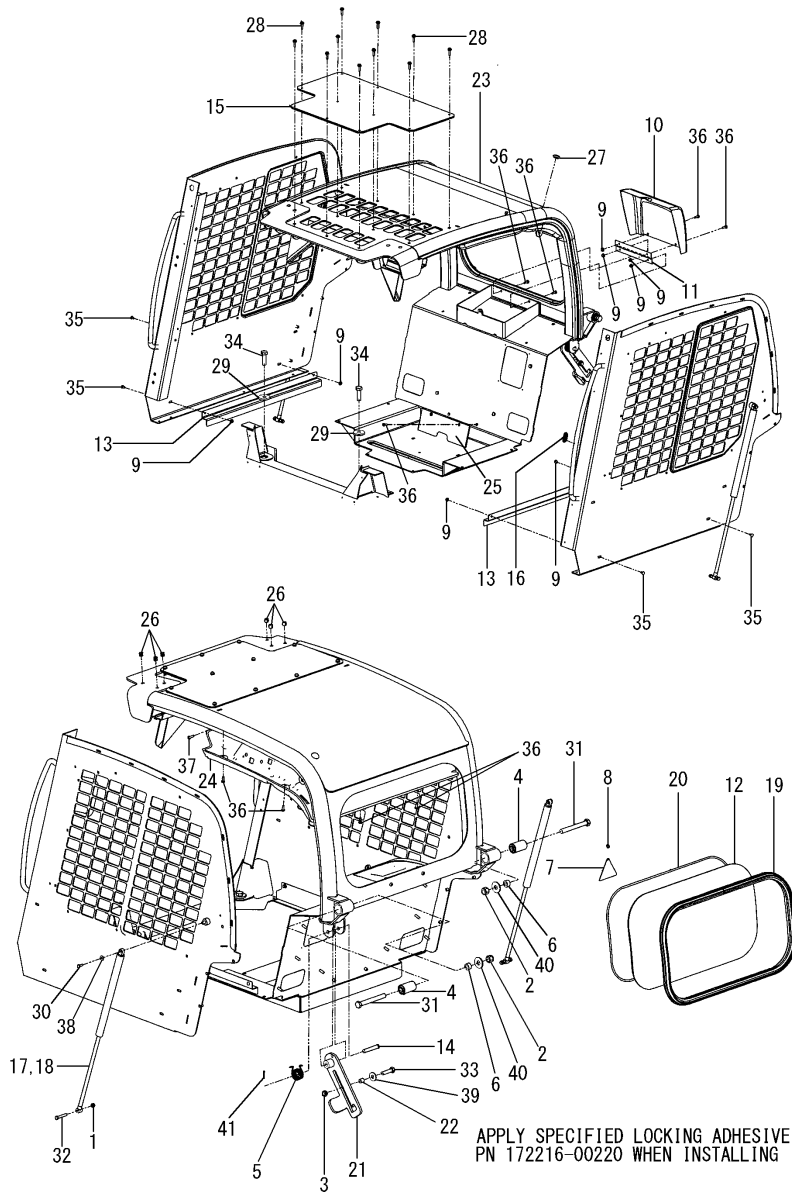


No.	Lev.	Parts No.	Description	Qty						I	R
				(A)	(B)	(C)	(D)	(E)	(F)		
52	1	172551-10390	WASHER	3							
53	1	172215-03280	WASHER	1							
54	1	172551-10430	NUT	2							
55	1	172551-10510	SCREW	2							

Fig.9. ROPS/FOPS STRUCTURE

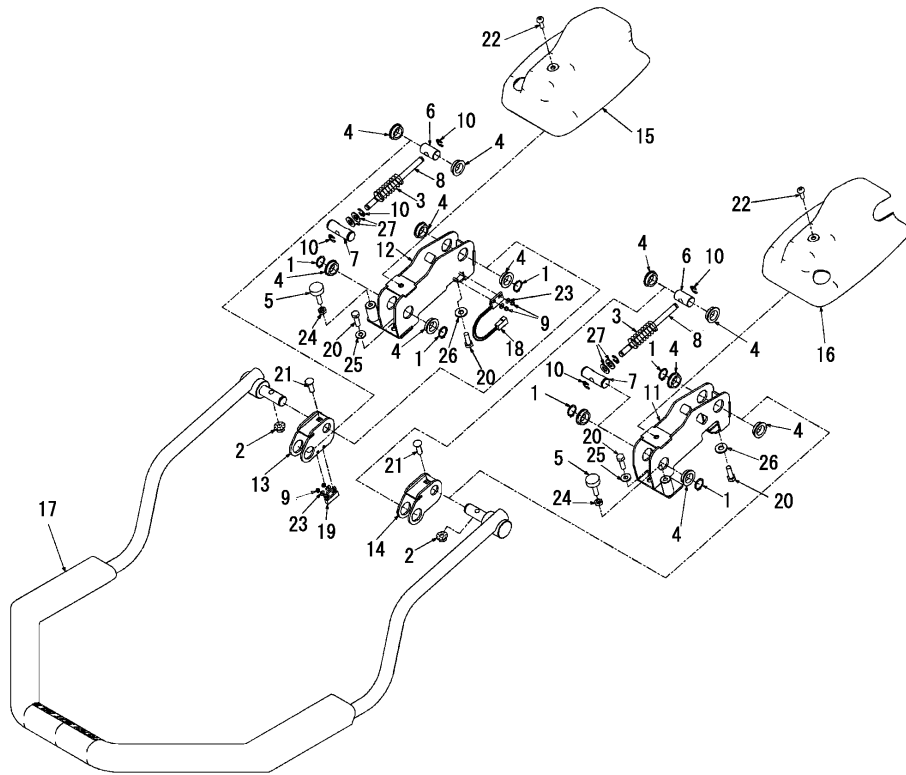
(A)=S220R
(B)=
(C)=

(D)=
(E)=
(F)=



No.	Lev.	Parts No.	Description	Q'ty						I	R
				(A)	(B)	(C)	(D)	(E)	(F)		
1	1	172551-00150	NUT	2							
2	1	172216-00150	NUT	2							
3	1	172551-00290	NUT	1							
4	1	172216-00220	ISOLATOR, ROPS	2							
5	1	172216-00310	SPRING, TORSION	1							
6	1	172216-01210	BUSHING	2							
7	1	172551-01110	TAG, RIP-CORD	1							
8	1	172215-00650	RING	1							
9	1	172216-01590	NUT	8							
10	1	172216-02340	COVER, BOX	1							
11	1	172216-02370	HINGE, PIANO	1							
12	1	172216-02770	WINDOW	1							
13	1	172216-02800	CHANNEL, HARNESS	2							
14	1	172216-02830	PIN	1							
15	1	172216-02840	WINDOW	1							
16	1	172216-02860	GROMMET	1							
17	1	172216-10850	SPRING, GAS ASSIST	2							
18	1	172216-05290	SPRING, HEAVY DUTY	2							
19	1	172216-02940	WEATHERSTRIP, WINDOW	1							
20	1	172216-02950	RIPCORDER	1							
21	1	172216-04380	SUPPORT, ROPS	1							
22	1	172216-04390	SPACER, TUBE	1							
23	1	172216-04670	WELDMENT, ROPS, FOPS	1							
24	1	172216-04910	LINER, HEAD	1							
25	1	172216-05230	COVER, WIRE	1							
26	1	172216-05270	PLUG, HOLE	4							
27	1	172551-02430	PLUG	1							
28	1	172215-02220	SCREW	11							
29	1	172215-11180	WASHER	2							
30	1	172551-09480	SCREW	2							
31	1	172216-09310	SCREW	2							
32	1	172551-09620	SCREW	2							
33	1	172551-09670	SCREW	1							
34	1	172216-09370	SCREW	2							
35	1	172216-09410	BOLT	4							
36	1	172551-10010	SCREW	10							
37	1	172216-09730	SCREW	2							
38	1	172551-10360	WASHER	2							
39	1	172551-10390	WASHER	1							
40	1	172215-03260	WASHER	2							
41	1	172551-10410	PIN, COTTER	1							

Fig.10. RESTRAINT BAR



(A)=S220R

(B)=

(C)=

(D)=

(E)=

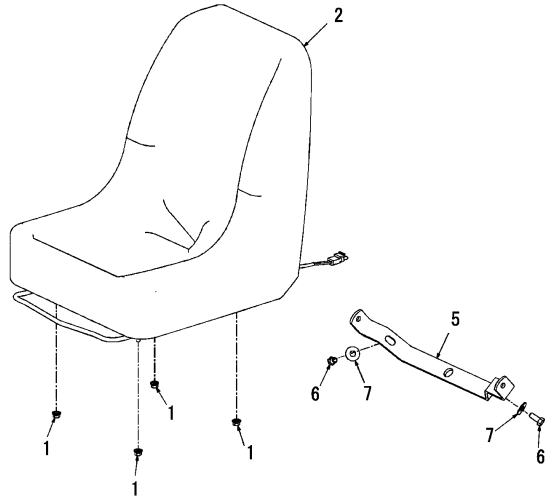
(F)=

No.	Lev.	Parts No.	Description	Q'ty						I	R
				(A)	(B)	(C)	(D)	(E)	(F)		
1	1	172216-00160	RING, RETAINING	6							
2	1	172551-00240	NUT	2							
3	1	172216-00340	SPRING, COMPRESSION	2							
4	1	172216-00900	BUSHING, PIVOT	12							
5	1	172551-01070	BUMPER	2							
6	1	172216-02260	PIN, PIVOT	2							
7	1	172216-02270	PIN, PIVOT GROOVED	2							
8	1	172216-02280	ROD, SPRING GUIDE	2							
9	1	172216-02290	NUT	4							
10	1	172216-02310	CLIP, RETAINING	6							
11	1	172216-02720	BRACKET ASSY, PIVOT	1							
12	1	172216-02730	BRACKET, PIVOT	1							
13	1	172216-02740	BRACKET ASSY	1							
14	1	172216-02750	BRACKET ASSY	1							
15	1	172216-02900	COVER, RESTR. BAR R	1							
16	1	172216-02910	COVER, RESTR. BAR L	1							
17	1	172216-05320	BAR, RESTRAINT W/PAD	1							
18	1	172215-02110	SWITCH, PROXIMITY	1							
19	1	172551-02480	MAGNET, SWITCH	1							
20	1	172215-02720	SCREW	4							
21	1	172215-02820	BOLT	2							
22	1	172551-10010	SCREW	2							
23	1	172216-09620	WASHER	4							
24	1	172551-10320	NUT	2							
25	1	172551-10360	WASHER	2							
26	1	172551-10370	WASHER	2							
27	1	172551-10400	WASHER	4							

Fig.11. SEATS - STANDARD AND SUSPENSION(STANDARD SEAT)

(A)=S220R
(B)=
(C)=

(D)=
(E)=
(F)=



No.	Lev.	Parts No.	Description	Q'ty						I	R
				(A)	(B)	(C)	(D)	(E)	(F)		
1	1	172216-02490	NUT	4							
2	1	172216-03370	SEAT	1							
3	1	172216-03400	SWITCH, SEAT STD	1							1
4	1	172216-03410	RAIL, SLIDE	1							1
5	1	172216-03860	BRACKET, SEAT BELT	1							
6	1	172215-02850	SCREW	2							
7	1	172215-03340	WASHER	2							

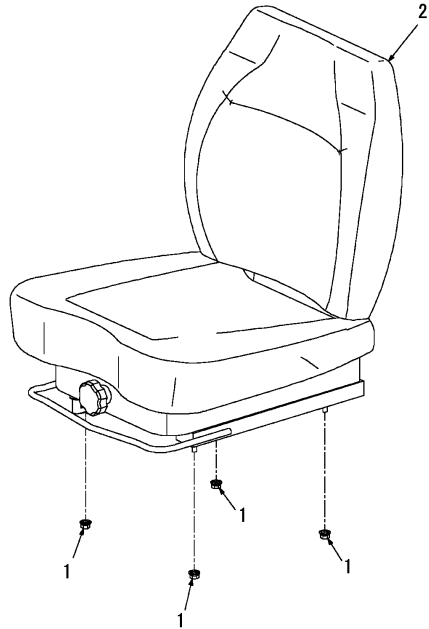
Remarks

(1) Not shown in illustration.

Fig.12. SEATS - STANDARD AND SUSPENSION(SUSPENSION SEAT)

(A)=S220R
(B)=
(C)=

(D)=
(E)=
(F)=



No.	Lev.	Parts No.	Description	Q'ty						I	R
				(A)	(B)	(C)	(D)	(E)	(F)		
1	1	172216-02490	NUT	4							
2	1	172216-03360	SEAT, SUSPENSION	1							
3	1	172216-03380	SWITCH, SEAT	1							1
4	1	172216-03410	RAIL, SLIDE	1							1

Remarks

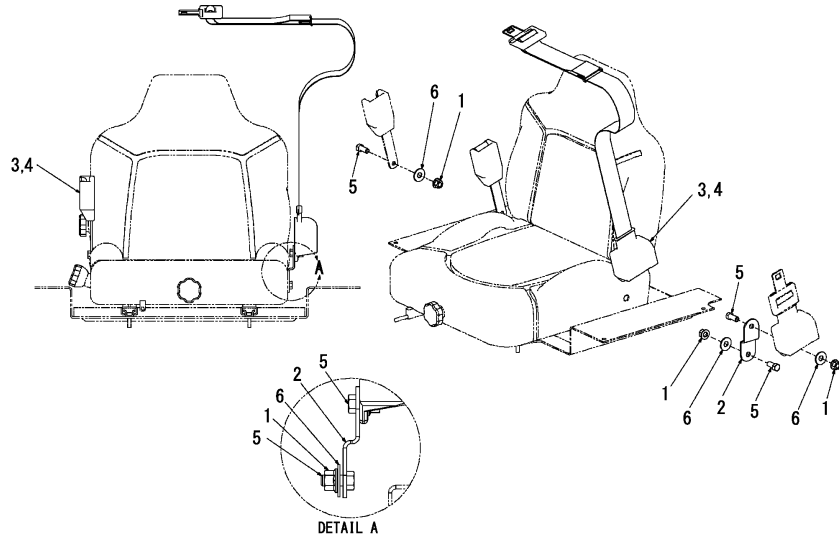
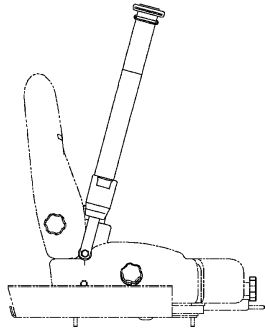
(1) Not shown in illustration.

N:Old $\xrightarrow{\text{Yes}}$ New, Q:Old $\xrightarrow{\text{No}}$ New, R:Old $\xrightarrow{\text{Yes}}$ New, S:Old $\xrightarrow{\text{No}}$ New, W:Add, Z:Discontinued, F:Interchangeable by set, K:Q'ty Change

Fig.13. SEATS - SEAT BELT OPTION

(A)=S220R
(B)=
(C)=

(D)=
(E)=
(F)=



No.	Lev.	Parts No.	Description	Q'ty						I	R
				(A)	(B)	(C)	(D)	(E)	(F)		
1	1	172215-00400	NUT	3							
2	1	172216-03350	TAB, RETRACTOR MOUNT	1							
3	1	172216-11080	BELT ASSY, SEAT	1							1
4	1	172216-11090	BELT ASSY, SEAT	1							2
5	1	172215-02850	SCREW	3							
6	1	172215-03340	WASHER	3							

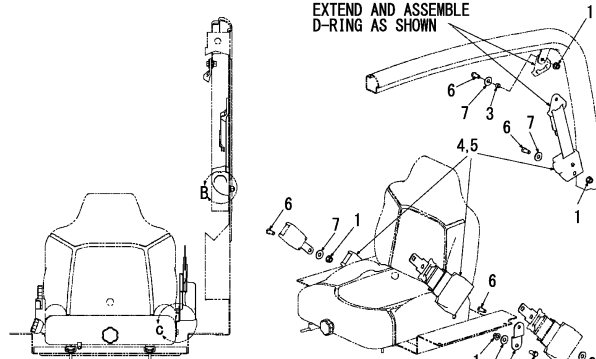
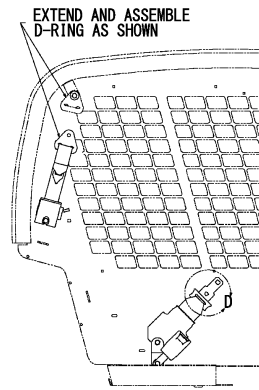
Remarks

- (1) 2" seat belt.
- (2) 3" seat belt.

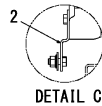
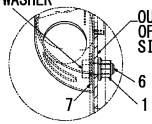
Fig.14. SEATS - THREE-POINT RESTRAINT SEAT BELT OPTION

(A)=S220R
(B)=
(C)=

(D)=
(E)=
(F)=



REMOVE RETRACTOR COVER TO INSTALL CAPSCREW & WASHER



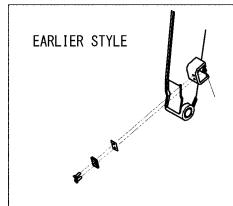
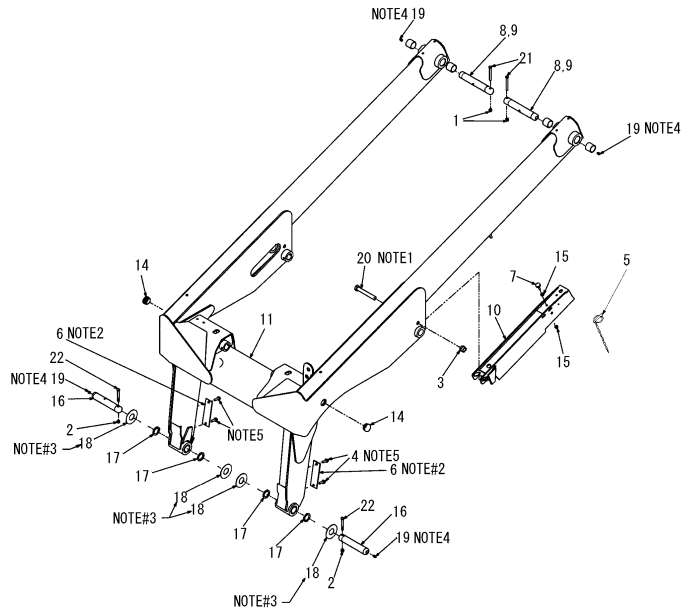
No.	Lev.	Parts No.	Description	Q'ty						I	R
				(A)	(B)	(C)	(D)	(E)	(F)		
1	1	172215-00400	NUT	5							
2	1	172216-03350	TAB, RETRACTOR MOUNT	1							
3	1	172216-04110	SPACER	1							
4	1	172217-03670	RESTRAINT ASSY	1							1
5	1	172217-03690	RESTRAINT ASSY	1							2
6	1	172215-02850	SCREW	5							
7	1	172215-03340	WASHER	5							

Remarks

Restraint assemblies includes all associated hardware, except PN 172216-03350.

Restraint assemblies includes all associated hardware, except PN 172216-03350.

Fig.15. LIFT ARM



- NOTES:
1. DO NOT OVERTIGHTEN.
 2. ADDITIONAL SHIMS MAY BE USED TO INSURE CONTACT BETWEEN SHIMS AND CHASSIS STOP BLOCKS.
 3. ADD WASHERS AS REQUIRED TO MINIMIZE SIDE TO SIDE PLAY WITH MANUAL QUICK COUPLER.
 4. APPLY LITHIUM GREASE.
 5. APPLY SPECIFIED LOCKING ADHESIVE AGENT.

(A)=S220R
(B)=
(C)=

(D)=
(E)=
(F)=

No.	Lev.	Parts No.	Description	Q'ty						I	R
				(A)	(B)	(C)	(D)	(E)	(F)		
1	1	172551-00180	NUT	2							
2	1	172551-00280	NUT	2							
3	1	172551-00520	NUT	1							
4	1	172551-00590	SCREW	4							
5	1	172216-00470	PIN, KLIK	1							
6	1	172216-05440	SHIM	1							1
7	1	172551-01070	BUMPER	1							
8	1	172217-00910	PIN, GREASE-FREE	2							2
9	1	172217-00190	PIN	2							3
10	1	172217-00900	SUPPORT, LIFT ARM	1							
11	1	172217-00920	LIFT ARM	1							
12	1	172215-04340	BUSHING	4							4
13	1	172217-00330	BUSHING	4							5
14	1	172217-00970	PLUG, HOLE	2							
15	1	172215-06620	NUT	2							
16	1	172217-04450	PIN, PIVOT	2							
17	1	172217-04480	SEAL	4							
18	1	172217-04490	WASHER	1							1
19	1	172551-09410	FITTING	4							
20	1	172216-09300	SCREW	1							
21	1	172551-09780	SCREW	2							
22	1	172215-02950	SCREW	2							

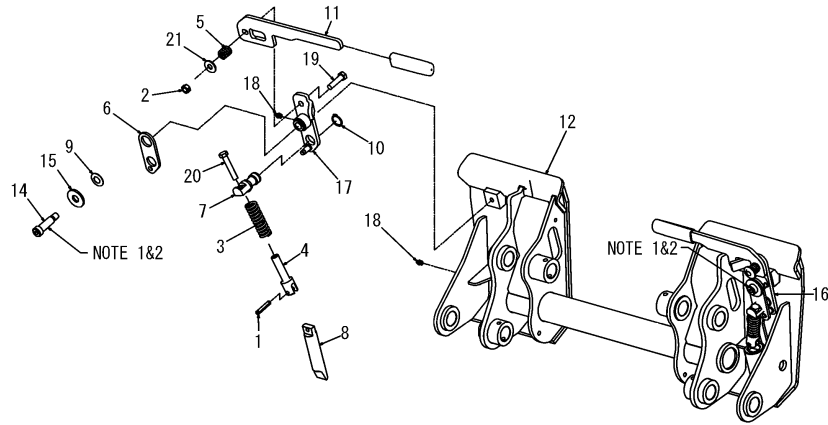
Remarks

- (1) As required.
- (2) A greaseless pin that requires no grease zerk or lubricating grease for maintenance (newer-style).
- (3) Pin that takes a grease zerk (P/N 172551-09410) and requires lubricating grease for maintenance (older-style).
- (4) Attachment pivot.
Not shown in illustration.
- (5) Upper lift arm pivot.
Not shown in illustration.

Fig.16. ATTACHMENT BRACKET(MANUAL QUICK COUPLER)

(A)=S220R
(B)=
(C)=

(D)=
(E)=
(F)=

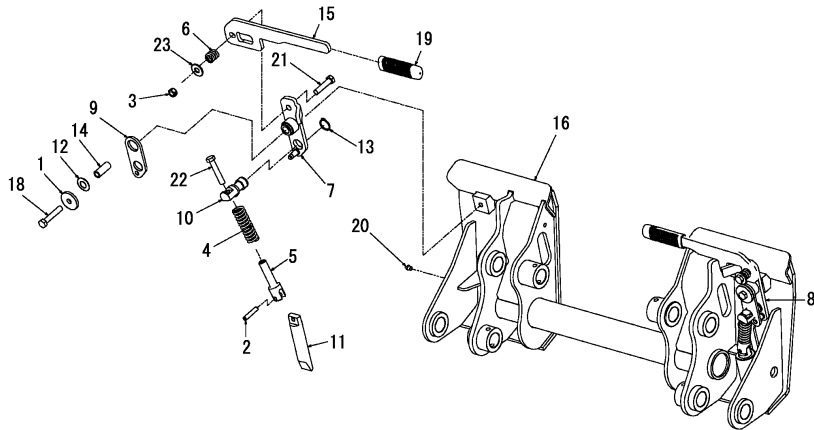


- NOTES:
1. USE SPECIFIED LOCKING ADHESIVE AGENT
2. TORQUE TO 100 FT-LB

No.	Lev.	Parts No.	Description	Q'ty						I	R
				(A)	(B)	(C)	(D)	(E)	(F)		
1	1	172215-00130	PIN, SPRING	2							
2	1	172551-00290	NUT	2							
3	1	172216-00790	SPRING, COMPRESSION	2							
4	1	172216-01600	ROD, PUSH	2							
5	1	172216-01640	SPRING, COMPRESSION	2							
6	1	172216-03140	PLATE, LATCH LINK	2							
7	1	172216-03150	ADAPTOR, PUSH ROD	2							
8	1	172216-03160	PIN, LATCH	2							
9	1	172216-03630	WASHER	2							
10	1	172216-03640	RING, RETAINING	2							
11	1	172217-01040	HANDLE, Q COUPLER	2							
12	1	172217-04980	WELDMENT	1							
13	1	172215-09310	GRIP	2							1
14	1	172216-11940	SCREW, SHOULDER 3/4X2	2							
15	1	172216-11950	WASHER	2							
16	1	172216-12360	LINK, LATCH RIGHT	1							
17	1	172216-12370	LINK, LATCH LEFT	1							
18	1	172551-09410	FITTING	4							
19	1	172551-09670	SCREW	2							
20	1	172216-09630	SCREW	2							
21	1	172551-10390	WASHER	2							

Remarks
* SN 903122 and Before.
SN 903123 and Up.
(1) Not shown in illustration.

Fig.17. ATTACHMENT BRACKET(MANUAL QUICK COUPLER)



(A)=S220R
(B)=
(C)=

(D)=
(E)=
(F)=

No.	Lev.	Parts No.	Description	Q'ty						I	R
				(A)	(B)	(C)	(D)	(E)	(F)		
1	1	172551-00130	WASHER	2							
2	1	172215-00130	PIN, SPRING	2							
3	1	172551-00290	NUT	2							
4	1	172216-00790	SPRING, COMPRESSION	2							
5	1	172216-01600	ROD, PUSH	2							
6	1	172216-01640	SPRING, COMPRESSION	2							
7	1	172216-03120	LINK, LATCH LEFT	1							
8	1	172216-03130	LINK, LATCH RIGHT	1							
9	1	172216-03140	PLATE, LATCH LINK	2							
10	1	172216-03150	ADAPTOR, PUSH ROD	2							
11	1	172216-03160	PIN, LATCH	2							
12	1	172216-03630	WASHER	2							
13	1	172216-03640	RING, RETAINING	2							
14	1	172216-04500	SPACER	2							
15	1	172217-01040	HANDLE, Q COUPLER	2							
16	1	172217-01240	QUICK COUPLER ASSY	1							
17	1	172217-01050	WELDMENT	1							1
18	1	172216-10970	SCREW	2							
19	1	172215-09310	GRIP	2							
20	1	172551-09410	FITTING	2							
21	1	172551-09670	SCREW	2							
22	1	172216-09630	SCREW	2							
23	1	172551-10390	WASHER	2							

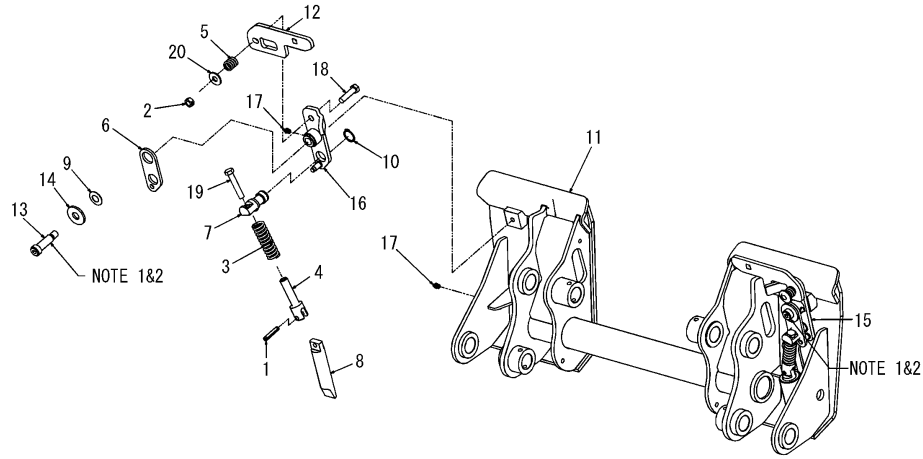
Remarks

* SN 903122 and Before.

SN 903123 and Up.

(1) Not shown in illustration.

Fig.18. ATTACHMENT BRACKET(HYDRAULIC QUICK COUPLER)



- NOTES:
 1. USE SPECIFIED LOCKING ADHESIVE AGENT
 2. TORQUE TO 100 FT-LB

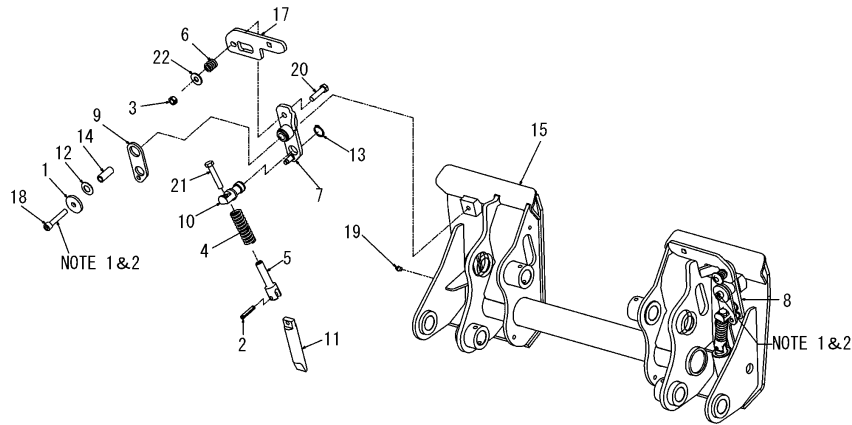
(A)=S220R
 (B)=
 (C)=

(D)=
 (E)=
 (F)=

No.	Lev.	Parts No.	Description	Q'ty						I	R
				(A)	(B)	(C)	(D)	(E)	(F)		
1	1	172215-00130	PIN, SPRING	2							
2	1	172551-00290	NUT	2							
3	1	172216-00790	SPRING, COMPRESSION	2							
4	1	172216-01600	ROD, PUSH	2							
5	1	172216-01640	SPRING, COMPRESSION	2							
6	1	172216-03140	PLATE, LATCH LINK	2							
7	1	172216-03150	ADAPTOR, PUSH ROD	2							
8	1	172216-03160	PIN, LATCH	2							
9	1	172216-03630	WASHER	2							
10	1	172216-03640	RING, RETAINING	2							
11	1	172217-04980	WELDMENT	1							
12	1	172217-02310	FLAG	2							
13	1	172216-11940	SCREW, SHOULDER 3/4X2	2							
14	1	172216-11950	WASHER	2							
15	1	172216-12360	LINK, LATCH RIGHT	1							
16	1	172216-12370	LINK, LATCH LEFT	1							
17	1	172551-09410	FITTING	4							
18	1	172551-09670	SCREW	2							
19	1	172216-09630	SCREW	2							
20	1	172551-10390	WASHER	2							

Remarks
 * SN 903122 and Before.
 SN 903123 and Up.

Fig.19. ATTACHMENT BRACKET(HYDRAULIC QUICK COUPLER)



- NOTES:
 1) USE SPECIFIED LOCKING ADHESIVE AGENT
 2) TORQUE TO 100 FT-LB

(A)=S220R
 (B)=
 (C)=

(D)=
 (E)=
 (F)=

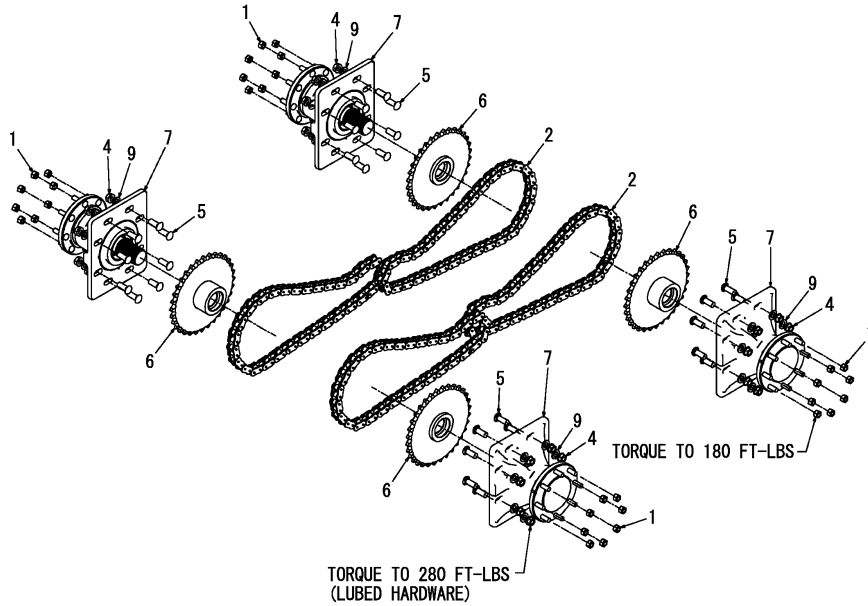
No.	Lev.	Parts No.	Description	Q'ty						I	R
				(A)	(B)	(C)	(D)	(E)	(F)		
1	1	172551-00130	WASHER	2							
2	1	172215-00130	PIN, SPRING	2							
3	1	172551-00290	NUT	2							
4	1	172216-00790	SPRING, COMPRESSION	2							
5	1	172216-01600	ROD, PUSH	2							
6	1	172216-01640	SPRING, COMPRESSION	2							
7	1	172216-03120	LINK, LATCH LEFT	1							
8	1	172216-03130	LINK, LATCH RIGHT	1							
9	1	172216-03140	PLATE, LATCH LINK	2							
10	1	172216-03150	ADAPTOR, PUSH ROD	2							
11	1	172216-03160	PIN, LATCH	2							
12	1	172216-03630	WASHER	2							
13	1	172216-03640	RING, RETAINING	2							
14	1	172216-04500	SPACER	2							
15	1	172217-02300	QUICK COUPLER ASSY	1							
16	1	172217-01050	WELDMENT	1							1
17	1	172217-02310	FLAG	2							
18	1	172216-10970	SCREW	2							
19	1	172551-09410	FITTING	2							
20	1	172551-09670	SCREW	2							
21	1	172216-09630	SCREW	2							
22	1	172551-10390	WASHER	2							

Remarks
 * SN 903122 and Before.
 SN 903123 and Up.
 (1) Not shown in illustration.

Fig.20. WHEEL DRIVES

(A)=S220R
(B)=
(C)=

(D)=
(E)=
(F)=



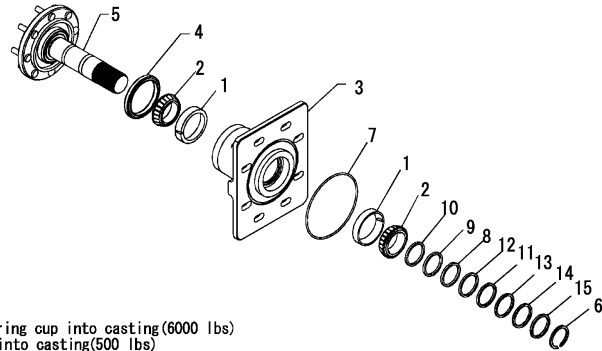
No.	Lev.	Parts No.	Description	Q'ty						I	R
				(A)	(B)	(C)	(D)	(E)	(F)		
1	1	172216-00360	NUT	32							
2	1	172217-00130	CHAIN	4							
3	1	172217-00030	LINK, CONNECTING	4							1
4	1	172216-01120	NUT	32							
5	1	172216-02300	BOLT	32							
6	1	172217-00280	SPROCKET ASSY	4							
7	1	172217-02420	AXLE ASSY	4							
8	1	172216-02530	BOLT	32							1
9	1	172216-09640	WASHER	32							

Remarks
(1) Not shown in illustration.

Fig.21. WHEEL DRIVES(AXLE ASSEMBLY)

(A)=S220R
(B)=
(C)=

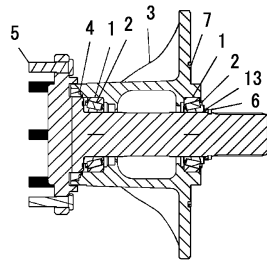
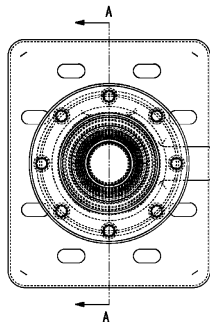
(D)=
(E)=
(F)=



Assembly Notes:

- 1) Press outside bearing cup into casting(6000 lbs)
- 2) Press outer seal into casting(500 lbs)
- 3) Press inner bearing cup into casting(6000 lbs)
- 4) Pack bearing with lithium grease
- 5) Press bearing cone onto axle(6000 lbs)
- 6) Assemble axle into housing
- 7) Pack bearing with lithium grease
- 8) Press bearing onto axle and into casting(6000 lbs)
- 9) Install retaining ring
- 10) Measure gap between bearing and snap ring
- 11) Remove retaining ring
- 12) Install special washer of appropriate thickness
- 13) Install retaining ring and remove pressure

Note:All special washers are used 'as required'



SECTION A-A

No.	Lev.	Parts No.	Description	Q'ty						I	R
				(A)	(B)	(C)	(D)	(E)	(F)		
1	1	172216-10830	CUP, BEARING	2							
2	1	172216-10840	CONE, BEARING	2							
3	1	172216-02690	HOUSING, AXLE	1							
4	1	172216-03220	SEAL, AXLE	1							
5	1	172217-04470	AXLE&BOLT ASSY	1							
6	1	172216-10980	RING, RETAINING	1							
7	1	172215-08550	O-RING	1							
8	1	172216-11000	WASHER	1							
9	1	172216-11010	WASHER	1							
10	1	172216-11020	WASHER	1							
11	1	172216-11030	WASHER	1							
12	1	172216-11040	WASHER	1							
13	1	172216-11050	WASHER	1							
14	1	172216-11060	WASHER	1							
15	1	172216-11070	WASHER	1							

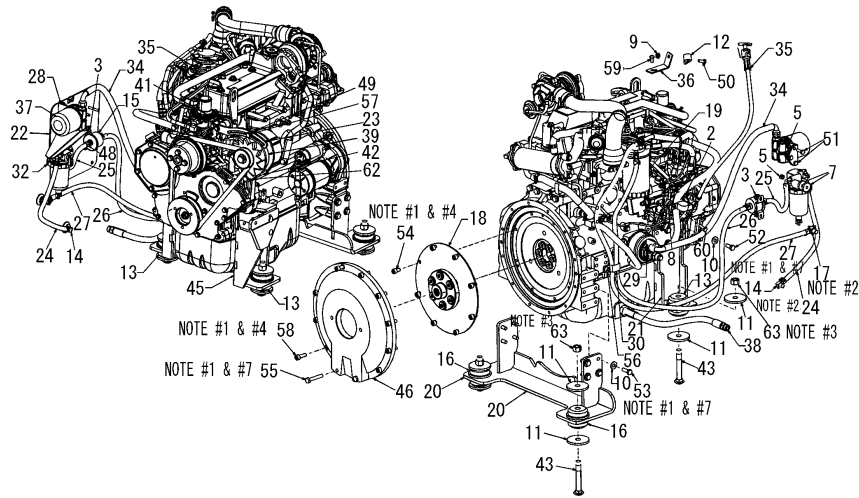
Remarks

* Axle assembly 172217-02420.

Fig.22. ENGINE

(A)=S220R
(B)=
(C)=

(D)=
(E)=
(F)=



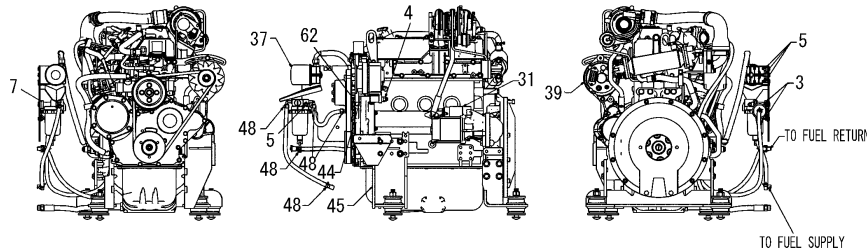
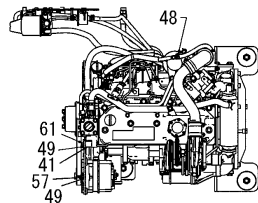
NOTES:

1. APPLY SPECIFIED LOCKING ADHESIVE AGENT OR EQUIVALENT
2. PIPE THREAD SEALANT
3. 110 FT-LBS
4. 47 FT-LBS
5. 28 FT-LBS
6. RE-USE WASHER SUPPLIED WITH ENGINE OIL DRAIN PLUG
7. 39 FT-LBS

GOVERNED ENGINE SPEED SPECIFICATIONS

SPEED SETTING	RPM	TOLERANCE
LOW IDLE, NO LOAD	1000	± 10 RPM
HIGH IDLE, NO LOAD	2500	± 10 RPM
HIGH, NO LOAD (EU ONLY)	2500	± 10 RPM
MANUFACTURER'S RATING*	2500	± 10 RPM

*THE MAXIMUM RPM UNDER LOAD WHEN THE GOVERNOR IS AT ITS FASTEST SETTING (OPEN)



No.	Lev.	Parts No.	Description	Q'ty						I	R
				(A)	(B)	(C)	(D)	(E)	(F)		
1	1	172551-00040	FITTING	2							1
2	1	172216-00080	CLAMP	1							
3	1	172551-00230	NUT	2							
4	1	172216-00180	NUT	1							
5	1	172551-00270	NUT	4							
6	1	172551-00320	CONNECTOR	1							1
7	1	172215-00370	WASHER	2							
8	1	172215-00530	SPACER	1							
9	1	172551-01060	NUT	1							
10	1	172216-01470	WASHER	16							
11	1	172551-01240	WASHER	8							
12	1	172551-01270	CLAMP	1							
13	1	172551-01310	ISOLATOR	2							
14	1	172217-00570	FITTING	1							
15	1	119225-52102	PUMP ASSY, FUEL FEED	1							
16	1	172216-04700	ISOLATOR	2							
17	1	172216-05240	VALVE, FUEL SHUT OFF	1							
18	1	172551-02460	COUPLER	1							
19	1	129907-55801	FILTER, FUEL	1							
20	1	172217-01370	MOUNT, ENGINE	1							
21	1	172217-01380	MOUNT, ENGINE	1							
22	1	172217-01410	MOUNTING, FILTER	1							
23	1	172551-02510	BRACKET, ALTERNATOR	1							
24	1	172217-00840	HOSE, FUEL	1							
25	1	172217-01650	HOSE, FUEL	1							
26	1	172217-01660	HOSE, FUEL	1							
27	1	172217-01670	HOSE, FUEL	1							
28	1	172551-02540	MOUNT, FILTER	1							
29	1	172551-02550	ADAPTOR, FILTER	1							
30	1	172551-02560	CLAMP	1							
31	1	129940-77011	STARTER	1							
32	1	129242-55711	SEPARATOR ASSY	1							
33	1	129242-55730	ELEMENT	1							1
34	1	172217-04910	HOSE 1/2 X 30	1							
35	1	172551-02600	DIPSTICK ASSY	1							
36	1	172551-02610	BRACKET, DIPSTICK	1							
37	1	129150-35153	FILTER	1							
38	1	172216-07390	HOSE ASSY	1							
39	1	172551-02920	ALTERNATOR	1							
40	1	129940-42240	V-BELT, B44	1							1
41	1	172551-02950	SPACER	1							
42	1	172551-02960	SPACER	1							
43	1	172216-07880	BOLT	4							
44	1	172551-02980	SPACER	1							
45	1	172217-03560	MOUNT, ENGINE	1							
46	1	172216-08590	HOUSING, FLYWHEEL	1							
48	1	172217-04270	CLAMP	8							
49	1	172216-09250	WASHER	2							
50	1	172551-09510	SCREW	1							
51	1	172215-02720	SCREW	3							
52	1	172216-09580	SCREW	8							

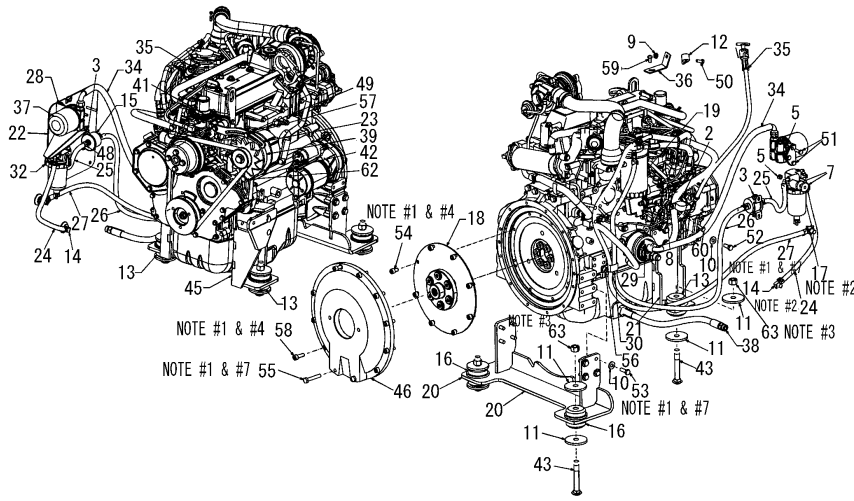
Remarks

(1) Not shown in illustration.

Fig.22. ENGINE

(A)=S220R
(B)=
(C)=

(D)=
(E)=
(F)=



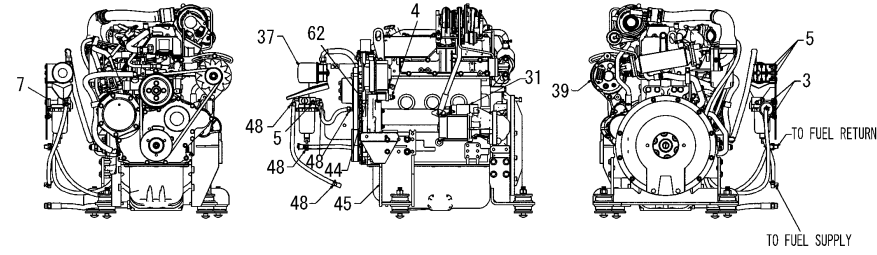
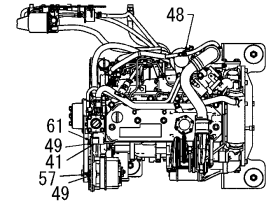
- NOTES:
 1. APPLY SPECIFIED LOCKING ADHESIVE AGENT OR EQUIVALENT
 2. PIPE THREAD SEALANT
 3. 110 FT-LBS
 4. 47 FT-LBS
 5. 28 FT-LBS
 6. RE-USE WASHER SUPPLIED WITH ENGINE OIL DRAIN PLUG
 7. 39 FT-LBS

GOVERNED ENGINE SPEED SPECIFICATIONS

SPEED SETTING	RPM	TOLERANCE
LOW IDLE, NO LOAD	1000	± 10 RPM
HIGH IDLE, NO LOAD	2500	± 10 RPM
HIGH, NO LOAD (EU ONLY)	2500	± 10 RPM
MANUFACTURER'S RATING*	2500	± 10 RPM

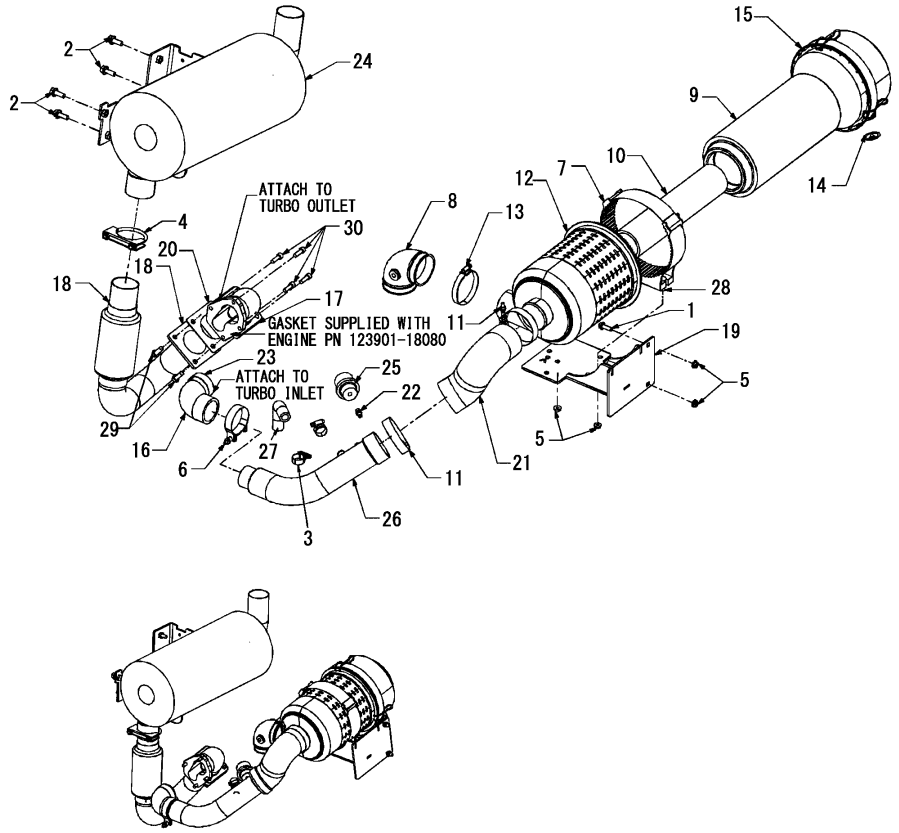
*THE MAXIMUM RPM UNDER LOAD WHEN THE GOVERNOR IS AT ITS FASTEST SETTING (OPEN)

No.	Lev.	Parts No.	Description	Q'ty						I	R
				(A)	(B)	(C)	(D)	(E)	(F)		
53	1	172551-10060	SCREW	8							
54	1	172217-03990	SCREW	8							
55	1	172216-09770	SCREW	2							
56	1	172215-03180	SCREW	1							
57	1	172216-09820	SCREW	1							
58	1	172216-09830	SCREW	9							
59	1	172551-10460	SCREW	1							
60	1	172551-10490	SCREW	1							
61	1	172551-10520	SCREW	1							
62	1	172551-10530	SCREW	1							
63	1	172216-11150	NUT	4							



Remarks
 (1) Not shown in illustration.

Fig.23. AIR CLEANER AND EXHAUST



(A)=S220R
(B)=
(C)=

(D)=
(E)=
(F)=

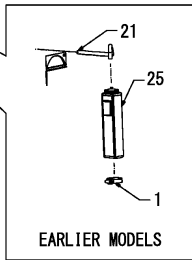
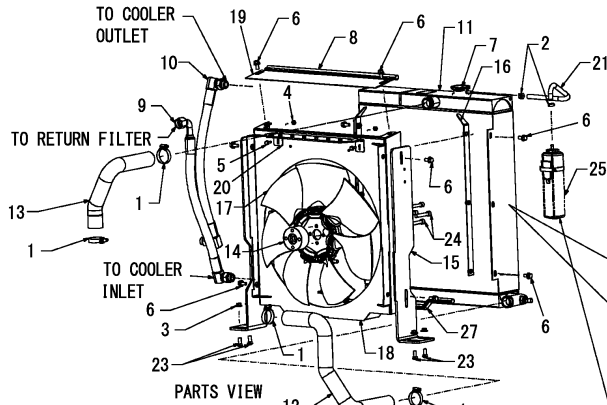
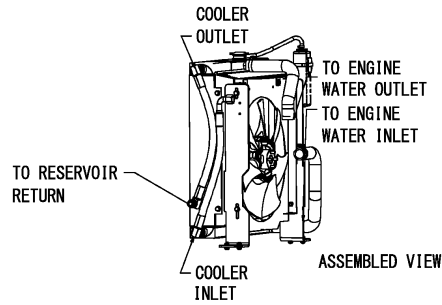
No.	Lev.	Parts No.	Description	Q'ty						I	R
				(A)	(B)	(C)	(D)	(E)	(F)		
1	1	172551-00160	SCREW	2							
2	1	172551-00450	SCREW	4							
3	1	172551-00760	CLAMP	2							
4	1	172552-00060	CLAMP	1							
5	1	172551-01060	NUT	4							
6	1	172552-00090	CLAMP	1							
7	1	172551-02000	CLAMP, AIR CLEANER	1							
8	1	172216-03440	ELBOW	1							
9	1	172551-02050	FILTER,AIR	1							
10	1	172551-02060	FILTER,AIR	1							
11	1	172551-02170	CLAMP	2							
12	1	172551-02250	CLEANER ASSY, AIR	1							
13	1	172215-01560	CLAMP	1							
14	1	172551-02340	VALVE, EVACUATOR	1							
15	1	172551-02350	CAP, AIR CLEANER	1							
16	1	172217-01290	ELBOW, MOLDED INTAKE	1							
17	1	172552-00130	OUTLET, EXHAUST	1							
18	1	172217-01330	COUPLER, FLEX	1							
19	1	172217-01360	MOUNT, AIR CLEANER	1							
20	1	172552-00140	GASKET	1							
21	1	172217-02540	HOSE, INTAKE, AIR	1							
22	1	172217-02650	ADAPTOR, FILTER	1							
23	1	172217-02870	CLAMP	1							
24	1	172217-03540	MUFFLER	1							
25	1	172217-04500	INDICATOR	1							
26	1	172217-04280	TUBE, INTAKE	1							
27	1	172217-04290	HOSE, BREATHER	1							
28	1	172551-09810	BOLT	2							
29	1	172215-03090	SCREW	4							
30	1	172552-00890	SCREW	4							

Fig.24. RADIATOR/COOLER

(A)=S220R
(B)=
(C)=

(D)=
(E)=
(F)=

No.	Lev.	Parts No.	Description	Q'ty						I	R
				(A)	(B)	(C)	(D)	(E)	(F)		
1	1	172216-00130	CLAMP	4							
2	1	172551-00140	CLAMP	2							1
3	1	172215-00200	NUT	4							
4	1	172551-00250	NUT	2							
5	1	172551-00350	SCREW	2							
6	1	172551-00440	SCREW	11							
7	1	172216-03740	CAP, RADIATOR	1							
8	1	172217-01060	SEAL, BULB	1							
9	1	172217-02050	HOSE, INLET, COOLER	1							
10	1	172217-02150	HOSE	1							
11	1	172217-03170	EXCHANGER, HEAT	1							
12	1	172217-03190	HOSE, RAD, LOWER	1							
13	1	172217-03200	HOSE, RAD, UPPER	1							
14	1	172217-03330	SPACER, FAN	1							
15	1	172217-03340	PLATE, COOLER MOUNT	2							
16	1	172217-03400	WLMT, MTG, SHROUD	2							
17	1	172552-00150	FAN	1							
18	1	172217-03420	WLMT, SHROUD	1							
19	1	172217-03800	PLATE, COVER	1							
20	1	172217-03810	FLANGE, COOLER COVER	1							
21	1	172217-04870	HOSE, OVERLFLOW	1							1
22	1	172217-00840	HOSE, FUEL	1							2
23	1	172551-09750	BOLT	4							
24	1	172217-04040	SCREW	4							
25	1	124450-44510	TANK ASSY, SUB	1							1
26	1	172217-01100	BOTTLE, OVERFLOW	1							2
27	1	172217-03350	SEAL, BULB	1							



OVERFLOW BOTTLE PARTS SUPPLIED WITH ENGINE:
 CAP - 172217-05030
 HOSE CLAMP - 172217-05040
 INTERNAL BOTTLE HOSE - 172217-05050
 BOTTLE CLAMP - 124450-44550
 COMPLETE BOTTLE ASSY - 124450-44510

Remarks

- (1) SN 903123 and Up.
 - (2) SN 903122 and Before.
- Not shown in illustration.

Fig.25. HYDROSTATIC SYSTEM WITH DRIVE MOTORS(SINGLE-SPEED, HAND/FOOT CONTROLS)

(A)=S220R

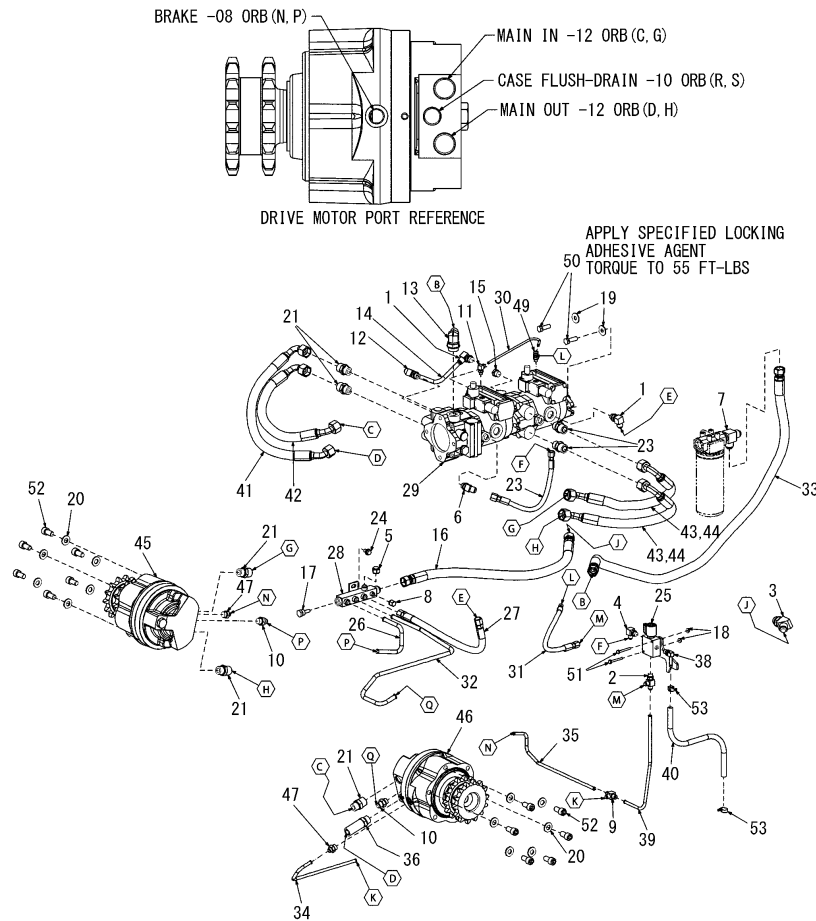
(B)=

(C)=

(D)=

(E)=

(F)=



No.	Lev.	Parts No.	Description	Qty						I	R
				(A)	(B)	(C)	(D)	(E)	(F)		
1	1	172215-00020	FITTING	2							
2	1	172551-00060	FITTING	1							
3	1	172551-00110	CONNECTOR	1							
4	1	172551-00220	CONNECTOR	1							
5	1	172216-00300	CAP	1							
6	1	172551-00460	FITTING	1							
7	1	172551-00490	CONNECTOR, TEE-RUN	1							
8	1	172216-00380	CAP	1							
9	1	172216-00400	FITTING	1							
10	1	172551-00700	CONNECTOR	2							
11	1	172215-00520	FITTING	1							
12	1	172551-00890	FITTING	1							
13	1	172551-00950	FITTING	1							
14	1	172216-00610	TUBE, CHARGE	1							
15	1	172215-00620	PLUG	1							
16	1	172217-00140	HOSE	1							
17	1	172551-01090	SWITCH,TEMPERATURE	1							
18	1	172216-01590	NUT	2							
19	1	172216-01770	WASHER	2							
20	1	172216-02040	WASHER	12							
21	1	172217-00210	FITTING	7							
22	1	172217-00230	O-RING	1							3
23	1	172217-00220	HOSE	1							
24	1	172551-01810	SCREW	1							
25	1	172216-03460	VALVE, SOLENOID	1							1
26	1	172217-00440	TUBE ASSY	1							
27	1	172216-03710	HOSE	1							
28	1	172216-03870	MANIFOLD, HYD.	1							
29	1	172217-00650	PUMP, TANDEM	1							2
30	1	172216-10730	TUBE, TANDEM PUMP	1							
31	1	172216-04300	HOSE	1							
32	1	172217-01850	TUBE ASSY, MOTOR L	1							
33	1	172217-01890	HOSE	1							
34	1	172217-01920	TUBE, BRAKE LEFT	1							
35	1	172217-01930	TUBE, BRAKE RIGHT	1							
36	1	172217-01990	FITTING	1							
37	1	172217-00230	O-RING	1							3
38	1	172217-02030	FITTING	1							
39	1	172217-02070	TUBE, BRAKE LEFT	1							
40	1	172217-02090	HOSE, DRAIN	1							
41	1	172217-01780	HOSE, HIGH PRESSURE	1							
42	1	172217-01860	HOSE	1							
43	1	172217-01870	HOSE	1							3
44	1	172217-01880	HOSE	1							3
45	1	172217-02500	MOTOR, SINGLESPEED R	1							4
46	1	172217-02510	MOTOR, SINGLESPEED L	1							4
47	1	172216-10890	FITTING	2							
48	1	172216-00040	O-RING	1							3
49	1	172216-10900	FITTING	1							
50	1	172215-02700	SCREW	2							
51	1	172215-02890	SCREW	2							

Remarks

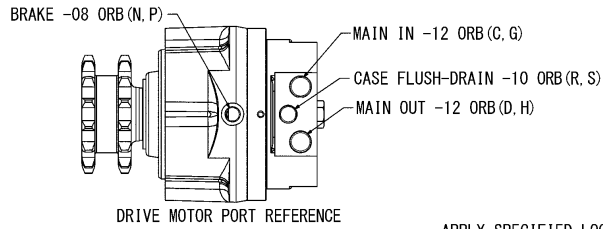
- (1) For breakdown see Fig.No.71.
- (2) For breakdown see Fig.No.65,66.
- (3) Not shown in illustration.
- (4) For breakdown see Fig.No.60.

Fig.25. HYDROSTATIC SYSTEM WITH DRIVE MOTORS(SINGLE-SPEED, HAND/FOOT CONTROLS)

(A)=S220R
(B)=
(C)=

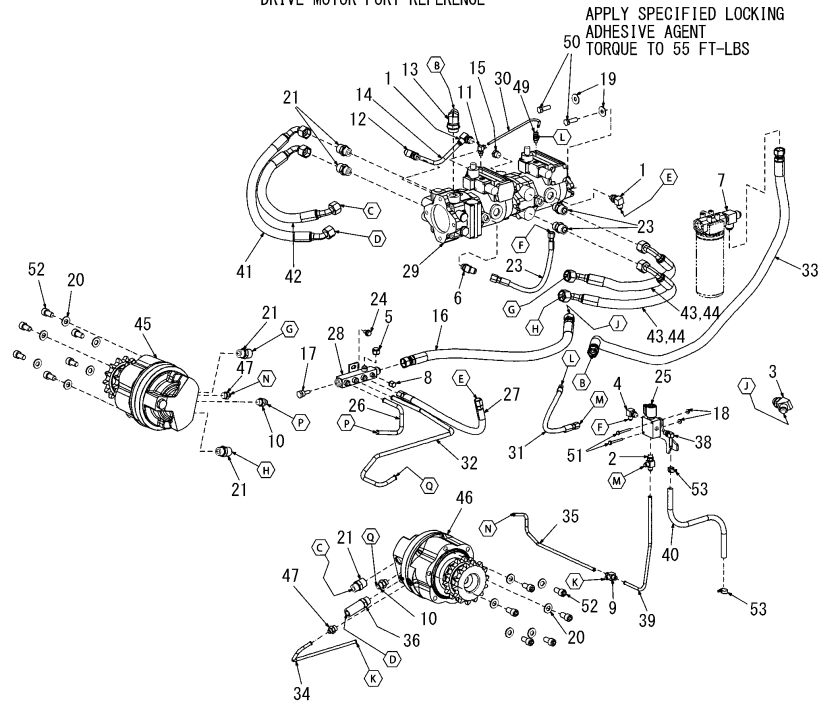
(D)=
(E)=
(F)=

No.	Lev.	Parts No.	Description	Q'ty						I	R
				(A)	(B)	(C)	(D)	(E)	(F)		
52	1	172216-09650	SCREW	12							
53	1	172217-04520	CLAMP	2							



DRIVE MOTOR PORT REFERENCE

APPLY SPECIFIED LOCKING
ADHESIVE AGENT
TORQUE TO 55 FT-LBS



Remarks

- (1) For breakdown see Fig.No.71.
- (2) For breakdown see Fig.No.65,66.
- (3) Not shown in illustration.
- (4) For breakdown see Fig.No.60.

Fig.26. HYDROSTATIC SYSTEM WITH DRIVE MOTORS(SINGLE-SPEED, DUAL JOYSTICK CONTROLS)

(A)=S220R

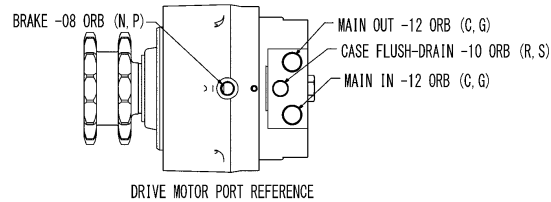
(B)=

(C)=

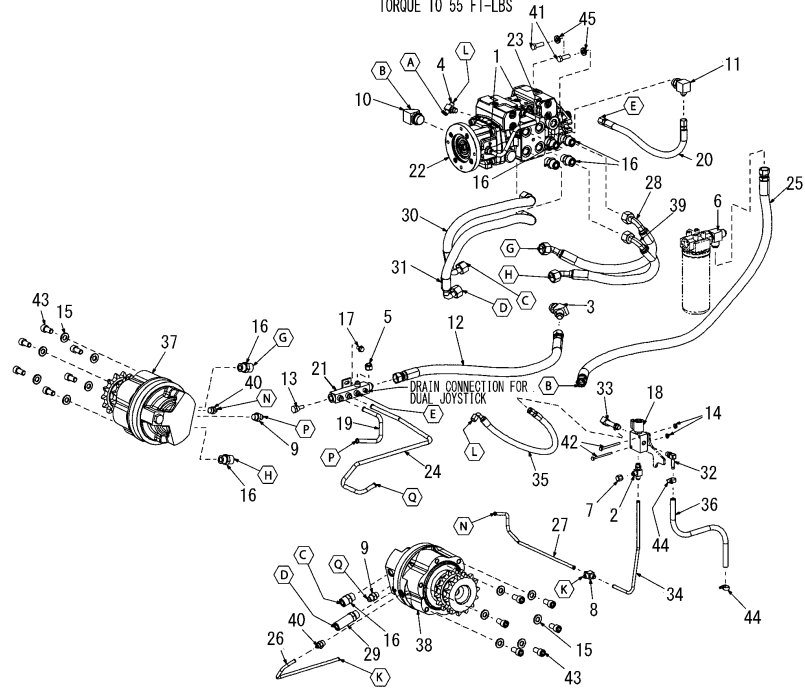
(D)=

(E)=

(F)=



APPLY SPECIFIED LOCKING ADHESIVE AGENT
TORQUE TO 55 FT-LBS



No.	Lev.	Parts No.	Description	Qty						I	R
				(A)	(B)	(C)	(D)	(E)	(F)		
1	1	172551-00040	FITTING	2							
2	1	172551-00060	FITTING	1							
3	1	172551-00110	CONNECTOR	1							
4	1	172215-00080	FITTING	1							
5	1	172216-00300	CAP	1							
6	1	172551-00490	CONNECTOR, TEE-RUN	1							
7	1	172216-00380	CAP	1							
8	1	172216-00400	FITTING	1							
9	1	172551-00700	CONNECTOR	2							
10	1	172216-00560	FITTING	1							
11	1	172216-00570	FITTING	1							
12	1	172217-00140	HOSE	1							
13	1	172551-01090	SWITCH, TEMPERATURE	1							
14	1	172216-01590	NUT	2							
15	1	172216-02040	WASHER	12							
16	1	172217-00210	FITTING	7							
17	1	172551-01810	SCREW	1							
18	1	172216-03460	VALVE, SOLENOID	1							1
19	1	172217-00440	TUBE ASSY	1							
20	1	172216-03710	HOSE	1							
21	1	172216-03870	MANIFOLD, HYD.	1							
22	1	172216-08800	PUMP, TANDEM	1							2
23	1	172216-04900	TUBE, CHARGE	1							
24	1	172217-01850	TUBE ASSY, MOTOR L	1							
25	1	172217-01890	HOSE	1							
26	1	172217-01920	TUBE, BRAKE LEFT	1							
27	1	172217-01930	TUBE, BRAKE RIGHT	1							
28	1	172217-01970	HOSE	1							
29	1	172217-01990	FITTING	1							
30	1	172217-02000	HOSE	1							
31	1	172217-02010	HOSE	1							
32	1	172217-02030	FITTING	1							
33	1	172217-02040	FITTING	1							
34	1	172217-02070	TUBE, BRAKE LEFT	1							
35	1	172217-02080	HOSE	1							
36	1	172217-02090	HOSE, DRAIN	1							
37	1	172217-02500	MOTOR, SINGLESPEED R	1							
38	1	172217-02510	MOTOR, SINGLESPEED L	1							3
39	1	172217-02600	HOSE, HIGH PRESSURE	1							3
40	1	172216-10890	FITTING	2							
41	1	172215-02700	SCREW	2							
42	1	172217-03960	SCREW	2							
43	1	172216-09650	SCREW	12							
44	1	172217-04520	CLAMP	2							
45	1	172216-11190	WASHER	2							

Remarks

- (1) For breakdown see Fig.No.25,
- (2) For breakdown see Fig.No.62.
- (3) For breakdown see Fig.No.60.

Fig.27. HYDROSTATIC SYSTEM WITH DRIVE MOTORS(TWO-SPEED, HAND/FOOT CONTROLS)

(A)=S220R

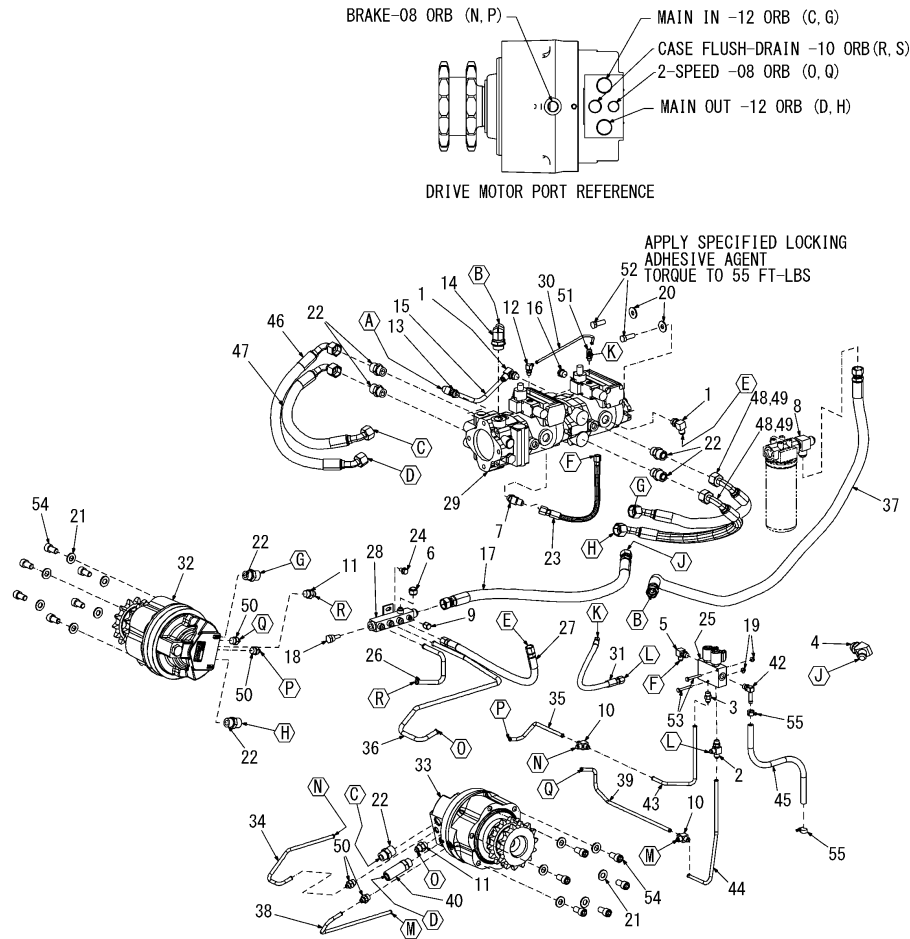
(B)=

(C)=

(D)=

(E)=

(F)=



No.	Lev.	Parts No.	Description	Q'ty						I	R
				(A)	(B)	(C)	(D)	(E)	(F)		
1	1	172215-00020	FITTING	2							
2	1	172551-00060	FITTING	1							
3	1	172551-00070	FITTING	1							
4	1	172551-00110	CONNECTOR	1							
5	1	172551-00220	CONNECTOR	1							
6	1	172216-00300	CAP	1							
7	1	172551-00460	FITTING	1							
8	1	172551-00490	CONNECTOR, TEE-RUN	1							
9	1	172216-00380	CAP	1							
10	1	172216-00400	FITTING	2							
11	1	172551-00700	CONNECTOR	2							
12	1	172215-00520	FITTING	1							
13	1	172551-00890	FITTING	1							
14	1	172551-00950	FITTING	1							
15	1	172216-00610	TUBE, CHARGE	1							
16	1	172215-00620	PLUG	1							
17	1	172217-00140	HOSE	1							
18	1	172551-01090	SWITCH, TEMPERATURE	1							
19	1	172216-01590	NUT	2							
20	1	172216-01770	WASHER	2							
21	1	172216-02040	WASHER	12							
22	1	172217-00210	FITTING	7							
23	1	172217-00220	HOSE	1							
24	1	172551-01810	SCREW	1							
25	1	172216-03340	VALVE, DUAL SOLENOID	1							
26	1	172217-00440	TUBE ASSY	1							
27	1	172216-03710	HOSE	1							
28	1	172216-03870	MANIFOLD, HYD.	1							
29	1	172217-00650	PUMP, TANDEM	1							1
30	1	172216-10730	TUBE, TANDEM PUMP	1							
31	1	172216-04300	HOSE	1							
32	1	172217-01690	MOTOR, TWO-SPEED R	1							2
33	1	172217-01700	MOTOR, TWO-SPEED L	1							2
34	1	172217-01760	TUBE, TWO-SPEED L	1							
35	1	172217-01770	TUBE, TWO-SPEED R	1							
36	1	172217-01850	TUBE ASSY, MOTOR L	1							
37	1	172217-01890	HOSE	1							
38	1	172217-01920	TUBE, BRAKE LEFT	1							
39	1	172217-01930	TUBE, BRAKE RIGHT	1							
40	1	172217-01990	FITTING	1							
41	1	172217-00230	O-RING	1							3
42	1	172217-02030	FITTING	1							
43	1	172217-02060	TUBE, CASE DRAIN	1							
44	1	172217-02070	TUBE, BRAKE LEFT	1							
45	1	172217-02090	HOSE, DRAIN	1							
46	1	172217-01860	HOSE	1							
47	1	172217-01870	HOSE	1							
48	1	172217-01880	HOSE	1							
49	1	172217-01870	HOSE	1							
50	1	172216-10890	FITTING	4							
51	1	172216-10900	FITTING	1							

Remarks

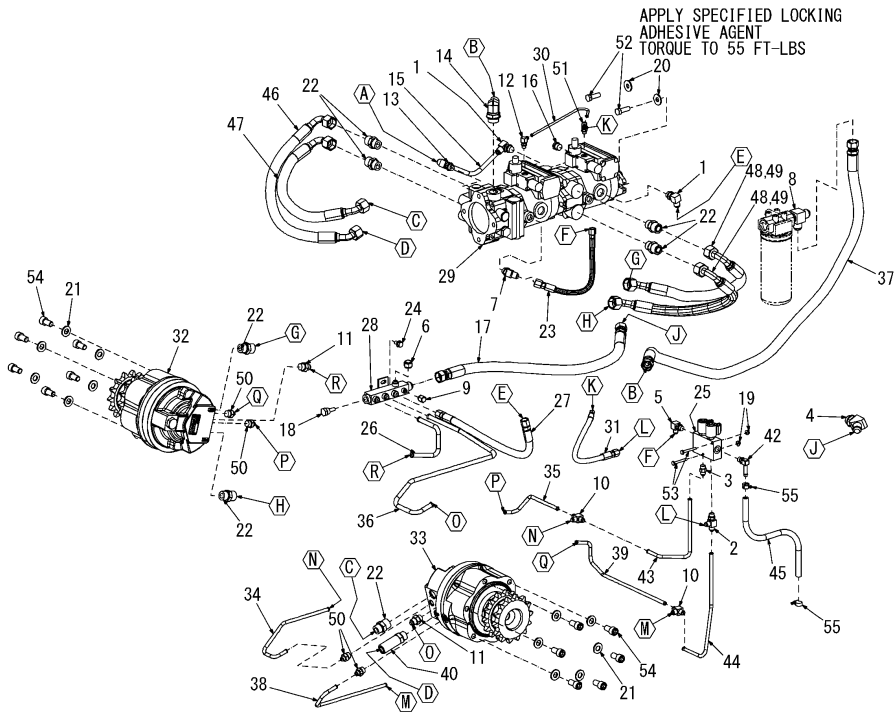
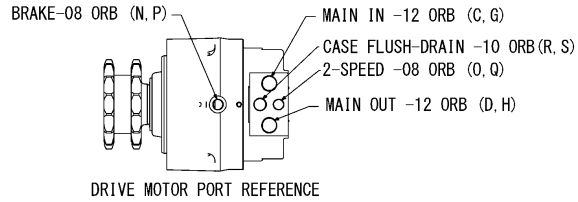
- (1) For breakdown see Fig.No.65,66.
- (2) For breakdown see Fig.No.61.
- (3) Not shown in illustration.

Fig.27. HYDROSTATIC SYSTEM WITH DRIVE MOTORS(TWO-SPEED, HAND/FOOT CONTROLS)

(A)=S220R
(B)=
(C)=

(D)=
(E)=
(F)=

No.	Lev.	Parts No.	Description	Q'ty						I	R
				(A)	(B)	(C)	(D)	(E)	(F)		
52	1	172215-02700	SCREW	2							
53	1	172215-02890	SCREW	2							
54	1	172216-09650	SCREW	12							
55	1	172217-04520	CLAMP	2							



Remarks

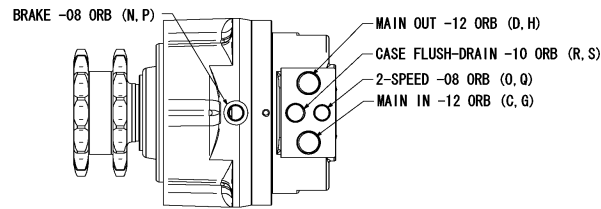
- (1) For breakdown see Fig.No.65,66.
- (2) For breakdown see Fig.No.61.
- (3) Not shown in illustration.

Fig.28. HYDROSTATIC SYSTEM WITH DRIVE MOTORS(TWO-SPEED, DUAL JOYSTICK CONTROLS)

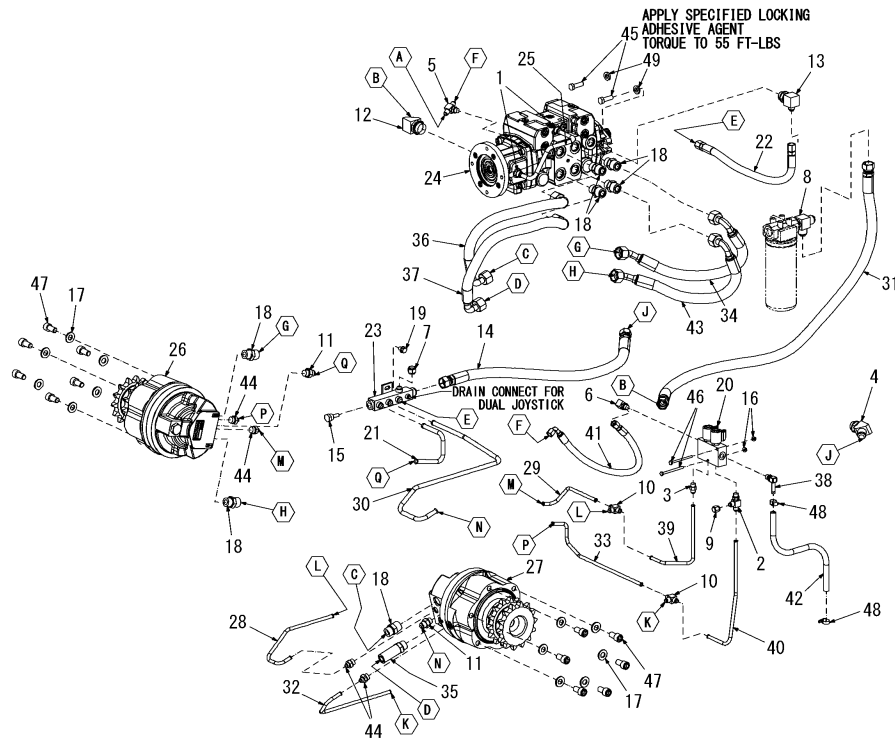
(A)=S220R
(B)=
(C)=

(D)=
(E)=
(F)=

No.	Lev.	Parts No.	Description	Qty						I	R
				(A)	(B)	(C)	(D)	(E)	(F)		
1	1	172551-00040	FITTING	2							
2	1	172551-00060	FITTING	1							
3	1	172551-00070	FITTING	1							
4	1	172551-00110	CONNECTOR	1							
5	1	172215-00080	FITTING	1							
6	1	172551-00220	CONNECTOR	1							
7	1	172216-00300	CAP	1							
8	1	172551-00490	CONNECTOR, TEE-RUN	1							
9	1	172216-00380	CAP	1							
10	1	172216-00400	FITTING	2							
11	1	172551-00700	CONNECTOR	2							
12	1	172216-00560	FITTING	1							
13	1	172216-00570	FITTING	1							
14	1	172217-00140	HOSE	1							
15	1	172551-01090	SWITCH,TEMPERATURE	1							
16	1	172216-01590	NUT	2							
17	1	172216-02040	WASHER	12							
18	1	172217-00210	FITTING	7							
19	1	172551-01810	SCREW	1							
20	1	172216-03340	VALVE, DUAL SOLENOID	1							
21	1	172217-00440	TUBE ASSY	1							
22	1	172216-03710	HOSE	1							
23	1	172216-03870	MANIFOLD, HYD.	1							
24	1	172216-08800	PUMP, TANDEM	1							1
25	1	172216-04900	TUBE, CHARGE	1							
26	1	172217-01690	MOTOR, TWO-SPEED R	1							2
27	1	172217-01700	MOTOR, TWO-SPEED L	1							2
28	1	172217-03880	TUBE, TWO-SPEED LEFT	1							
29	1	172217-03890	TUBE, TWO-SPEED,R	1							
30	1	172217-01850	TUBE ASSY, MOTOR L	1							
31	1	172217-01890	HOSE	1							
32	1	172217-01920	TUBE, BRAKE LEFT	1							
33	1	172217-01930	TUBE, BRAKE RIGHT	1							
34	1	172217-02570	HOSE	1							
35	1	172217-01990	FITTING	1							
36	1	172217-02550	HOSE	1							
37	1	172217-02560	HOSE	1							
38	1	172217-02030	FITTING	1							
39	1	172217-03900	TUBE, CASE DRAIN	1							
40	1	172217-02070	TUBE, BRAKE LEFT	1							
41	1	172217-02080	HOSE	1							
42	1	172217-02090	HOSE, DRAIN	1							
43	1	172217-02580	HOSE	1							
44	1	172216-10890	FITTING	4							
45	1	172215-02700	SCREW	2							
46	1	172217-03960	SCREW	2							
47	1	172216-09650	SCREW	12							
48	1	172217-04520	CLAMP	2							
49	1	172216-11190	WASHER	2							



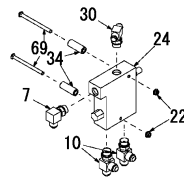
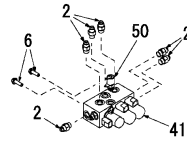
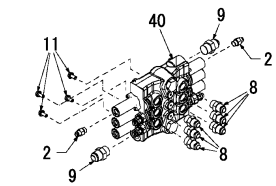
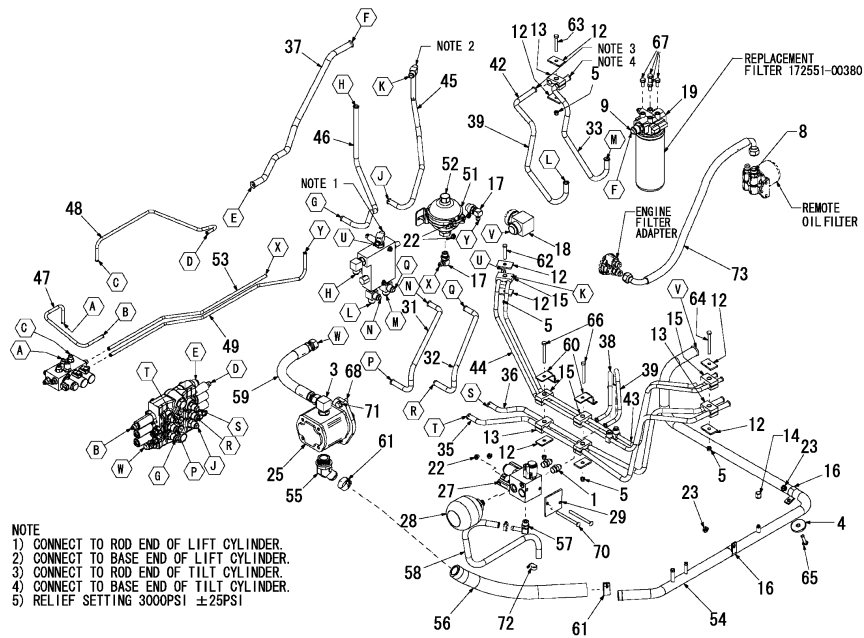
DRIVE MOTOR PORT REFERENCE



Remarks

- (1) For breakdown see Fig.No.62.
- (2) For breakdown see Fig.No.61.

Fig.29. HYDRAULICS - CHASSIS(STANDARD AUXILIARY HYDRAULICS)



(A)=S220R
(B)=
(C)=

(D)=
(E)=
(F)=

No.	Lev.	Parts No.	Description	Q'ty						I	R
				(A)	(B)	(C)	(D)	(E)	(F)		
1	1	172551-00040	FITTING	2							
2	1	172551-00070	FITTING	8							
3	1	172551-00080	CONNECTOR	1							
4	1	172551-00130	WASHER	1							
5	1	172551-00150	NUT	5							
6	1	172551-00160	SCREW	2							
7	1	172215-00190	FITTING	1							
8	1	172551-00320	CONNECTOR	7							
9	1	172551-00330	CONNECTOR	3							
10	1	172216-00230	FITTING	2							
11	1	172216-00290	SCREW	4							
12	1	172551-00510	PLATE	8							
13	1	172215-00390	CLAMP	4							
14	1	172216-00380	CAP	1							
15	1	172216-00460	CLAMP	4							
16	1	172551-00750	CLAMP	2							
17	1	172216-00500	FITTING	2							
18	1	172217-00070	FITTING	1							
19	1	172216-01190	FILTER, ASSY	1							
20	2	172551-00380	FILTER, HYDRAULIC	1							1
21	2	172216-07640	FILTER, ASSY	1							1
22	1	172551-01060	NUT	6							
23	1	172215-00700	NUT	2							
24	1	172551-01230	VALVE, SELF-LEVEL	1							2
25	1	172552-00080	PUMP, GEAR	1							3
26	2	172551-01120	O-RING	1							1
27	1	172551-02090	MANIFOLD, RIDE CNTRL	1							4
28	1	172551-02130	ACCUMULATOR	1							
29	1	172216-03850	PLATE, SPACER	1							
30	1	172216-05040	FITTING	1							
31	1	172217-01190	TUBE, TILT	1							
32	1	172217-01200	TUBE, TILT	1							
33	1	172217-01210	TUBE, TILT	1							
34	1	172217-01250	SPACER	2							
35	1	172217-01310	TUBE, AUXILIARY	1							
36	1	172217-01320	TUBE, AUXILIARY	1							
37	1	172217-03130	TUBE, FILTER	1							
38	1	172217-01340	TUBE, RIDE CONTROL	1							
39	1	172217-01350	TUBE, RIDE CONTROL	1							
40	1	172216-05450	VALVE, CONTROL	1							
41	1	172217-03840	VALVE, MANIFOLD ,3BK	1							
42	1	172217-01500	TUBE, TILT	1							
43	1	172217-01510	TUBE, LIFT CROSSOVER	1							
44	1	172217-01520	TUBE, LIFT CROSSOVER	1							
45	1	172217-01530	TUBE, LIFT	1							
46	1	172217-01570	TUBE, LIFT	1							
47	1	172217-01590	TUBE, AUXILIARY FEED	1							
48	1	172217-03910	TUBE, RETURN	1							
49	1	172217-01600	TUBE, CASE DRAIN	1							
50	1	172551-02500	TEST PORT	1							
51	1	172217-01610	CLAMP	1							

Remarks

- (1) Not shown in illustration.
- (2) For breakdown see Fig.No.69.
- (3) For breakdown see Fig.No.67.
- (4) For breakdown see Fig.No.78.

Fig.29. HYDRAULICS - CHASSIS(STANDARD AUXILIARY HYDRAULICS)

(A)=S220R

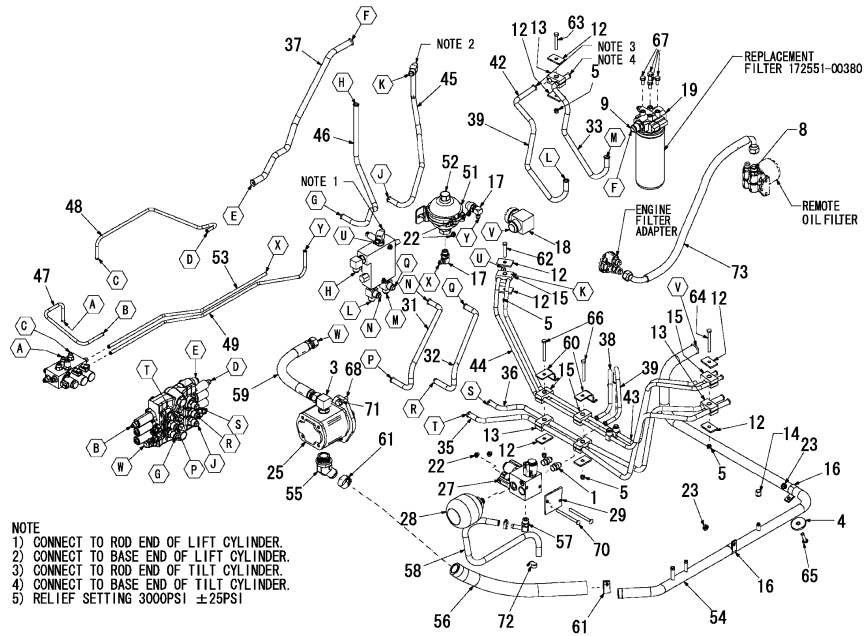
(B)=

(C)=

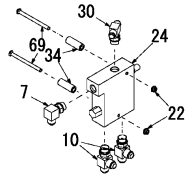
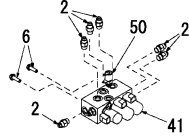
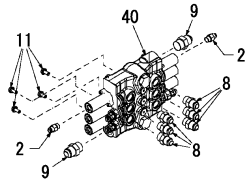
(D)=

(E)=

(F)=



NOTE
 1) CONNECT TO ROD END OF LIFT CYLINDER.
 2) CONNECT TO BASE END OF LIFT CYLINDER.
 3) CONNECT TO ROD END OF TILT CYLINDER.
 4) CONNECT TO BASE END OF TILT CYLINDER.
 5) RELIEF SETTING 3000PSI ±25PSI



No.	Lev.	Parts No.	Description	Q'ty						I	R
				(A)	(B)	(C)	(D)	(E)	(F)		
52	1	172217-01630	ACCUMULATOR	1							
53	1	172217-01640	TUBE, ACCUMULATOR	1							
54	1	172217-01680	TUBE, SUCTION	1							
55	1	172551-02520	FITTING	1							
56	1	172217-01720	HOSE	1							
57	1	172217-02020	FITTING	1							
58	1	172217-02100	HOSE, DRAIN	1							
59	1	172217-02270	HOSE	1							
60	1	172216-06390	BRACKET, HARNESS	2							
61	1	172216-06760	CLAMP	2							
62	1	172551-09620	SCREW	1							
63	1	172551-09760	SCREW	1							
64	1	172216-09390	SCREW	1							
65	1	172215-02920	BOLT	1							
66	1	172215-02960	SCREW	2							
67	1	172216-09490	SCREW	4							
68	1	172216-10750	SCREW	2							
69	1	172217-04020	BOLT	2							
70	1	172551-10160	BOLT	2							
71	1	172215-03310	WASHER	2							
72	1	172217-04520	CLAMP	2							
73	1	172217-04900	HOSE 5/8 X 30	1							

Remarks

- (1) Not shown in illustration.
- (2) For breakdown see Fig.No.69.
- (3) For breakdown see Fig.No.67.
- (4) For breakdown see Fig.No.78.

Fig.30. HYDRAULICS - CHASSIS(HIGH-FLOW AUXILIARY HYDRAULICS)

(A)=S220R

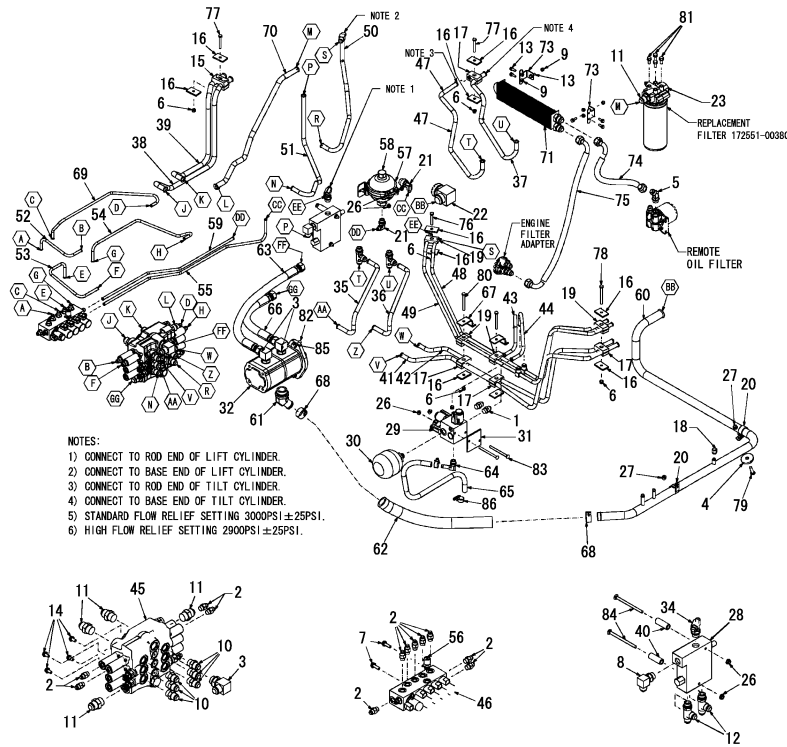
(B)=

(C)=

(D)=

(E)=

(F)=



- NOTES:
 1) CONNECT TO ROD END OF LIFT CYLINDER.
 2) CONNECT TO BASE END OF LIFT CYLINDER.
 3) CONNECT TO ROD END OF TILT CYLINDER.
 4) CONNECT TO BASE END OF TILT CYLINDER.
 5) STANDARD FLOW RELIEF SETTING 3000PSI±25PSI.
 6) HIGH FLOW RELIEF SETTING 2900PSI±25PSI.

No.	Lev.	Parts No.	Description	Qty						I	R
				(A)	(B)	(C)	(D)	(E)	(F)		
1	1	172551-00040	FITTING	2							
2	1	172551-00070	FITTING	12							
3	1	172551-00080	CONNECTOR	3							
4	1	172551-00130	WASHER	1							
5	1	172215-00120	FITTING	1							
6	1	172551-00150	NUT	6							
7	1	172551-00160	SCREW	2							
8	1	172215-00190	FITTING	1							
9	1	172551-00250	NUT	6							
10	1	172551-00320	CONNECTOR	6							
11	1	172551-00330	CONNECTOR	5							
12	1	172216-00230	FITTING	2							
13	1	172551-00350	SCREW	6							
14	1	172216-00290	SCREW	4							
15	1	172551-00500	CLAMP	1							
16	1	172551-00510	PLATE	10							
17	1	172215-00390	CLAMP	4							
18	1	172216-00380	CAP	1							
19	1	172216-00460	CLAMP	4							
20	1	172551-00750	CLAMP	2							
21	1	172216-00500	FITTING	2							
22	1	172217-00070	FITTING	1							
23	1	172216-01190	FILTER, ASSY	1							
24	2	172551-00380	FILTER, HYDRAULIC	1							1
25	2	172216-07640	FILTER, ASSY	1							1
26	1	172551-01060	NUT	6							
27	1	172215-00700	NUT	2							
28	1	172551-01230	VALVE, SELF-LEVEL	1							2
29	1	172551-02090	MANIFOLD, RIDE CNTRL	1							3
30	1	172551-02130	ACCUMULATOR	1							
31	1	172216-03850	PLATE, SPACER	1							
32	1	172217-01090	PUMP, GEAR DOUBLE	1							4
33	2	172551-01120	O-RING	1							1
34	1	172216-05040	FITTING	1							
35	1	172217-01190	TUBE, TILT	1							
36	1	172217-01200	TUBE, TILT	1							
37	1	172217-01210	TUBE, TILT	1							
38	1	172217-01220	TUBE, HIGH-FLOW	1							
39	1	172217-01230	TUBE, HIGH-FLOW	1							
40	1	172217-01250	SPACER	2							
41	1	172217-01310	TUBE, AUXILIARY	1							
42	1	172217-01320	TUBE, AUXILIARY	1							
43	1	172217-01340	TUBE, RIDE CONTROL	1							
44	1	172217-01350	TUBE, RIDE CONTROL	1							
45	1	172216-05460	VALVE, CONTROL	1							
46	1	172217-03850	VALVE, MANIFOLD ,5BK	1							
47	1	172217-01500	TUBE, TILT	1							
48	1	172217-01510	TUBE, LIFT CROSSOVER	1							
49	1	172217-01520	TUBE, LIFT CROSSOVER	1							
50	1	172217-01530	TUBE, LIFT	1							
51	1	172217-01570	TUBE, LIFT	1							

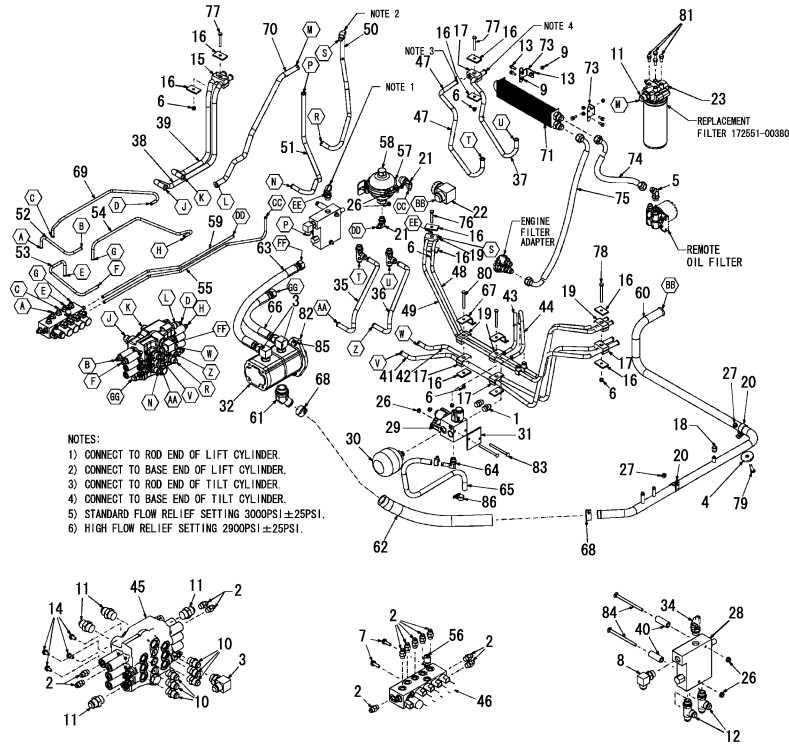
Remarks

- (1) Not shown in illustration.
- (2) For breakdown see Fig.No.69.
- (3) For breakdown see Fig.No.78.
- (4) For breakdown see Fig.No.68.
- (5) Cooler Assembly 172217-04230 consists of the 172217-03640 COOLER/OIL (1), 172551-00250 NUT/HEX LOCK 1/4 (4), 172551-00350 SCREW/CAP LOCKING 1/4 X 3/4 (4) and the 172217-03650 BRACKET/OIL COOLER (2).

Fig.30. HYDRAULICS - CHASSIS(HIGH-FLOW AUXILIARY HYDRAULICS)

(A)=S220R
(B)=
(C)=

(D)=
(E)=
(F)=

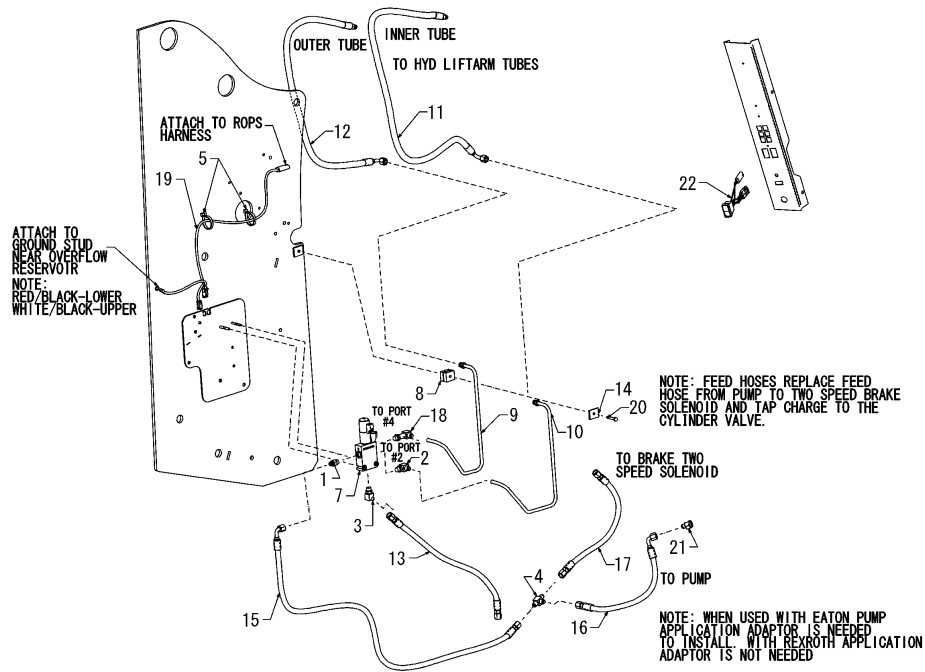


- NOTES:
 1) CONNECT TO ROD END OF LIFT CYLINDER.
 2) CONNECT TO BASE END OF LIFT CYLINDER.
 3) CONNECT TO ROD END OF TILT CYLINDER.
 4) CONNECT TO BASE END OF TILT CYLINDER.
 5) STANDARD FLOW RELIEF SETTING 3000PSI±25PSI.
 6) HIGH FLOW RELIEF SETTING 2900PSI±25PSI.

No.	Lev.	Parts No.	Description	Qty						I	R
				(A)	(B)	(C)	(D)	(E)	(F)		
52	1	172217-01580	TUBE, HIGH-FLOW FEED	1							
53	1	172217-01590	TUBE, AUXILIARY FEED	1							
54	1	172217-03910	TUBE, RETURN	1							
55	1	172217-01600	TUBE, CASE DRAIN	1							
56	1	172551-02500	TEST PORT	1							
57	1	172217-01610	CLAMP	1							
58	1	172217-01630	ACCUMULATOR	1							
59	1	172217-01640	TUBE, ACCUMULATOR	1							
60	1	172217-01680	TUBE, SUCTION	1							
61	1	172551-02520	FITTING	1							
62	1	172217-01720	HOSE	1							
63	1	172217-01740	HOSE	1							
64	1	172217-02020	FITTING	1							
65	1	172217-02100	HOSE, DRAIN	1							
66	1	172217-02270	HOSE	1							
67	1	172216-06390	BRACKET, HARNESS	2							
68	1	172216-06760	CLAMP	2							
69	1	172217-03120	TUBE, RETURN	1							
70	1	172217-03130	TUBE, FILTER	1							
71	1	172217-04230	COOLER ASSY	1							5
72	1	172217-03640	COOLER, OIL	1							1
73	1	172217-03650	BRACKET, OIL COOLER	2							
74	1	172217-04930	HOSE 5/8 X 18	1							
75	1	172217-04920	HOSE 5/8 X 25	1							
76	1	172551-09620	SCREW	1							
77	1	172551-09760	SCREW	2							
78	1	172216-09390	SCREW	1							
79	1	172215-02920	BOLT	1							
80	1	172215-02960	SCREW	2							
81	1	172216-09490	SCREW	4							
82	1	172217-03980	SCREW	2							
83	1	172551-10160	BOLT	2							
84	1	172217-04020	BOLT	2							
85	1	172215-03310	WASHER	2							
86	1	172217-04520	CLAMP	2							

Remarks
 (1) Not shown in illustration.
 (2) For breakdown see Fig.No.69.
 (3) For breakdown see Fig.No.78.
 (4) For breakdown see Fig.No.68.
 (5) Cooler Assembly 172217-04230 consists of the 172217-03640 COOLER/OIL (1), 172551-00250 NUT/HEX LOCK 1/4 (4), 172551-00350 SCREW/CAP LOCKING 1/4 X 3/4 (4) and the 172217-03650 BRACKET/OIL COOLER (2).

Fig.31. HYDRAULICS - CHASSIS(HYDRAULIC QUICK COUPLER)



(A)=S220R
(B)=
(C)=

(D)=
(E)=
(F)=

No.	Lev.	Parts No.	Description	Q'ty						I	R
				(A)	(B)	(C)	(D)	(E)	(F)		
1	1	172551-00070	FITTING	1							
2	1	172551-00220	CONNECTOR	1							
3	1	172551-00480	FITTING	1							
4	1	172216-00400	FITTING	1							
5	1	172215-00480	TIE, CABLE	2							
6	1	172216-01590	NUT	2							1
7	1	172216-04890	VALVE, SOLENOID	1							2
8	1	172216-06280	CLAMP	1							
9	1	172217-02170	TUBE, HYDRAULIC	1							
10	1	172217-02180	TUBE, HYDRAULIC	1							
11	1	172217-02210	HOSE	1							
12	1	172217-02210	HOSE	1							
13	1	172217-02220	HOSE	1							
14	1	172216-06290	PLATE	1							
15	1	172217-02360	HOSE	1							
16	1	172217-02370	HOSE	1							
17	1	172217-02400	HOSE	1							
18	1	172217-02410	FITTING	1							
19	1	172217-02490	HARNESS	1							
20	1	172551-09680	SCREW	1							
21	1	172217-04530	FITTING	1							
22	1	172216-04920	SWITCH ASSY	1							

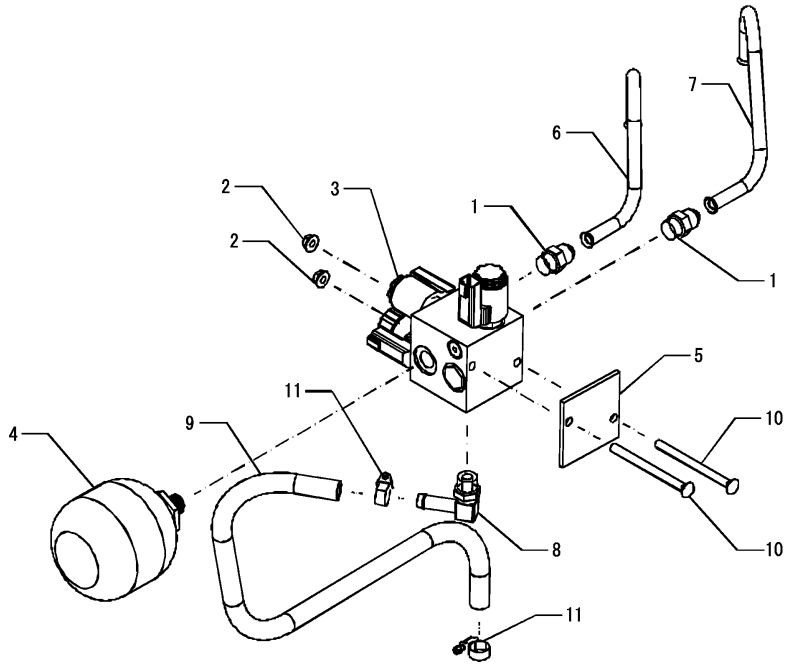
Remarks

- (1) Not shown in illustration.
- (2) For breakdown see Fig.No.79.

Fig.32. HYDRAULICS - CHASSIS(RIDE CONTROL HYDRAULICS)

(A)=S220R
(B)=
(C)=

(D)=
(E)=
(F)=



No.	Lev.	Parts No.	Description	Q'ty						I	R
				(A)	(B)	(C)	(D)	(E)	(F)		
1	1	172551-00040	FITTING	2							
2	1	172551-01060	NUT	2							
3	1	172551-02090	MANIFOLD, RIDE CNTRL	1							1
4	1	172551-02130	ACCUMULATOR	1							
5	1	172216-03850	PLATE, SPACER	1							
6	1	172217-01340	TUBE, RIDE CONTROL	1							
7	1	172217-01350	TUBE, RIDE CONTROL	1							
8	1	172217-02020	FITTING	1							
9	1	172217-02100	HOSE, DRAIN	1							
10	1	172551-10160	BOLT	2							
11	1	172217-04520	CLAMP	2							

Remarks

(1) For breakdown see Fig.No.78.

N:Old $\xrightarrow{\text{Yes}}$ New, Q:Old $\xrightarrow{\text{No}}$ New, R:Old $\xrightarrow{\text{Yes}}$ New, S:Old $\xrightarrow{\text{No}}$ New, W:Add, Z:Discontinued, F:Interchangeable by set, K:Q'ty Change

Fig.33. HYDRAULICS - CHASSIS(OIL SUPPLY ASSEMBLY, DUAL JOYSTICK CONTROLS)

(A)=S220R
(B)=
(C)=

(D)=
(E)=
(F)=

No.	Lev.	Parts No.	Description	Qty						I	R	
				(A)	(B)	(C)	(D)	(E)	(F)			
1	1	172216-06070	HOSE	1								

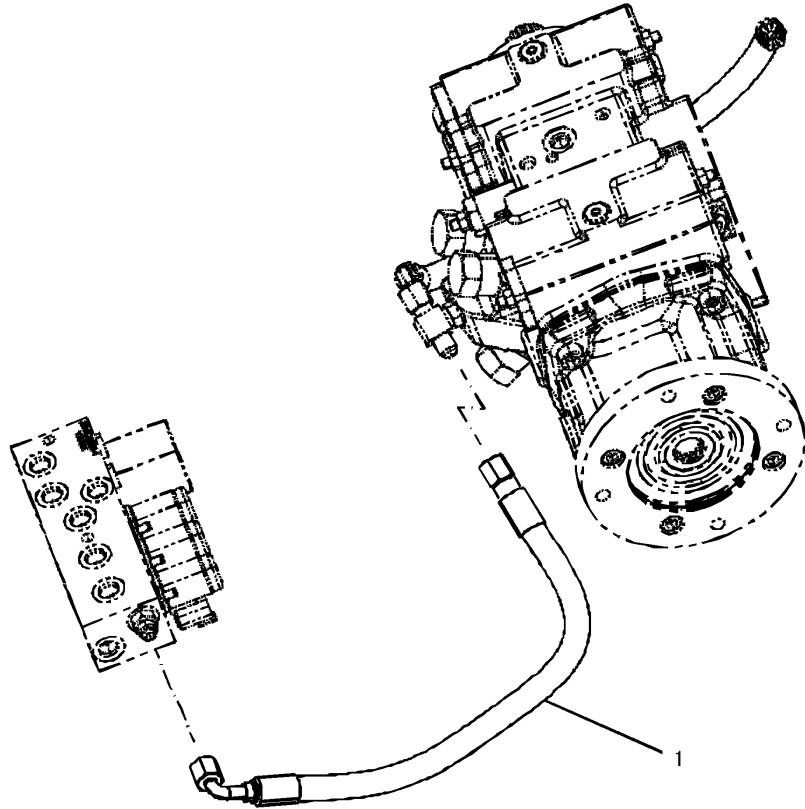
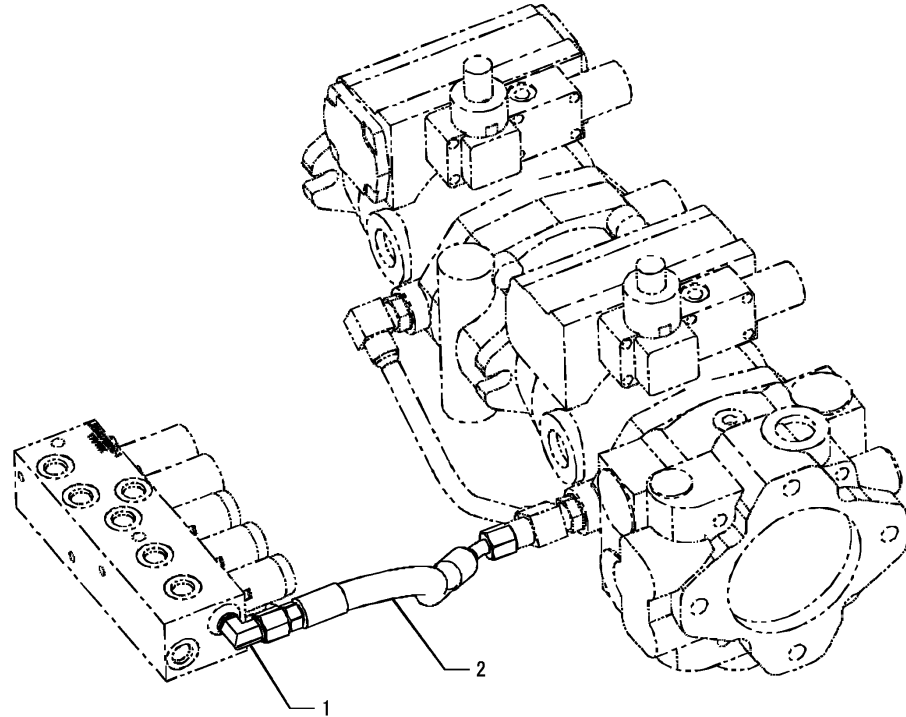


Fig.34. HYDRAULICS - CHASSIS(OIL SUPPLY ASSEMBLY, HAND/FOOT CONTROLS)

(A)=S220R
(B)=
(C)=

(D)=
(E)=
(F)=

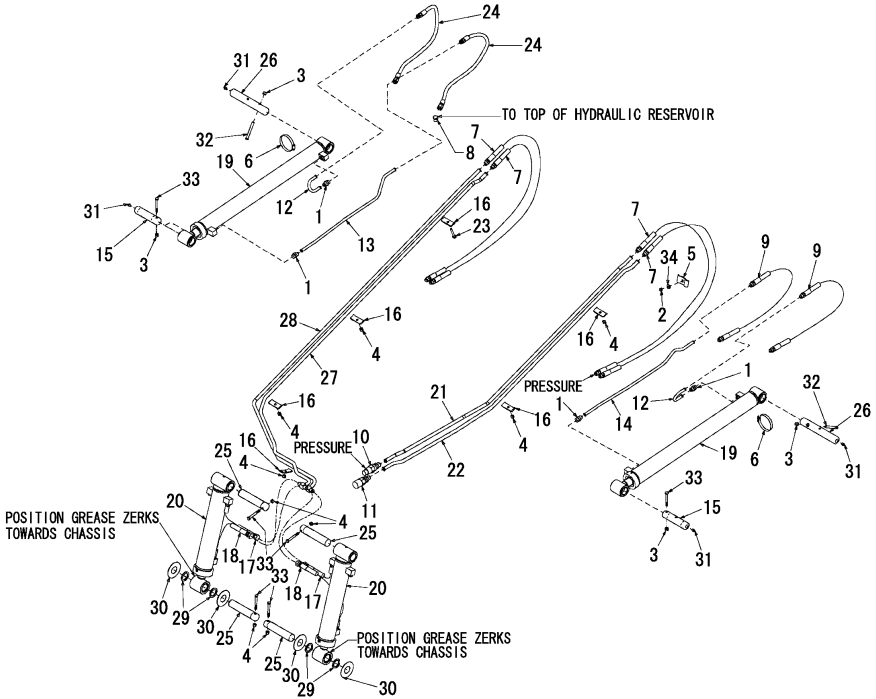


No.	Lev.	Parts No.	Description	Q'ty						I	R
				(A)	(B)	(C)	(D)	(E)	(F)		
1	1	172215-00500	FITTING	1							
2	1	172217-04200	HOSE	1							

(A)=S220R
 (B)=
 (C)=

(D)=
 (E)=
 (F)=

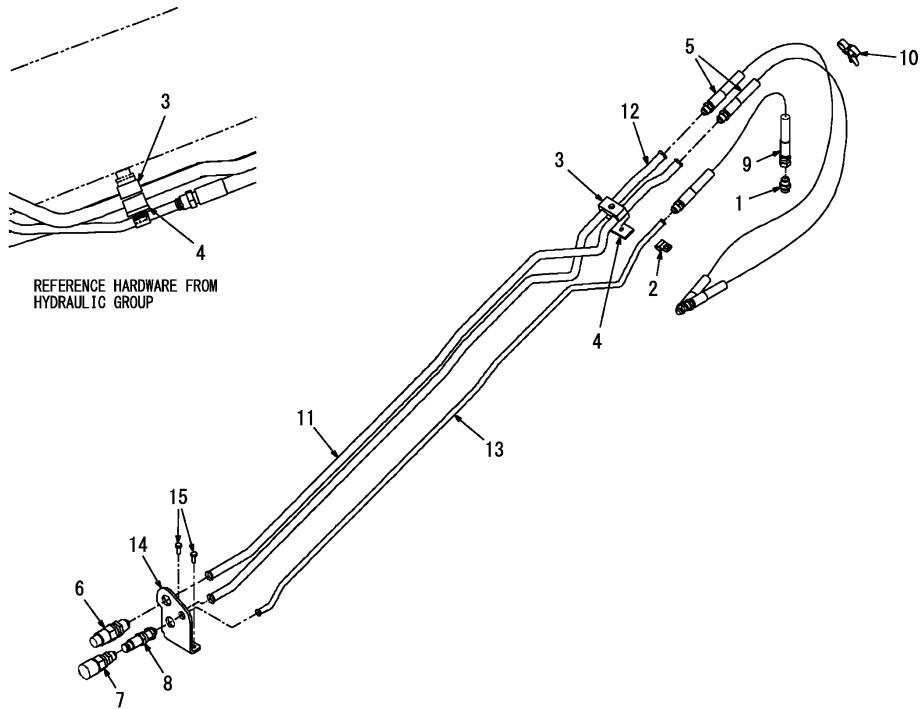
No.	Lev.	Parts No.	Description	Q'ty						I	R
				(A)	(B)	(C)	(D)	(E)	(F)		
1	1	172551-00040	FITTING	4							
2	1	172551-00150	NUT	1							
3	1	172551-00180	NUT	4							
4	1	172551-00280	NUT	9							
5	1	172216-00260	CLAMP	1							
6	1	172551-00630	CLAMP	2							
7	1	172217-00100	HOSE	4							
8	1	172215-00620	PLUG	1							
9	1	172217-00120	HOSE	2							
10	1	172216-01220	COUPLER, MALE	1							
11	1	172216-01230	COUPLER, FEMALE	1							
12	1	172216-01540	TUBE, LIFT CYLINDER	2							
13	1	172216-01550	TUBE, LIFT CYLINDER R	1							
14	1	172216-01560	TUBE, LIFT CYLINDER L	1							
15	1	172217-00200	PIN	2							
16	1	172215-05240	CLAMP	6							
17	1	172217-04400	HOSE ASSY	2							
18	1	172215-05370	HOSE	2							
19	1	172217-00560	CYLINDER, LIFT	2							1
20	1	172217-00680	CYLINDER, TILT	2							2
21	1	172217-00770	TUBE, AUX TOP	1							
22	1	172217-00780	TUBE, AUX BOTTOM	1							
23	1	172217-01300	SCREW	1							
24	1	172217-02190	HOSE	2							
25	1	172217-04460	PIN, PIVOT	4							
26	1	172217-02860	PIN	2							
27	1	172217-03280	TUBE, TILT INNER	1							
28	1	172217-03290	TUBE, TILT OUTER	1							
29	1	172217-04480	SEAL	4							
30	1	172217-04490	WASHER	4							
31	1	172551-09410	FITTING	4							
32	1	172551-09780	SCREW	2							
33	1	172215-02950	SCREW	6							
34	1	172551-10370	WASHER	1							



NOTE: APPLY LITHIUM GREASE TO PINS 172217-04460, 172217-00190 AND 172217-00200.

Remarks
 (1) For breakdown see Fig.No.58.
 (2) For breakdown see Fig.No.59.

Fig.36. HYDRAULICS - LIFT ARM(HIGH-FLOW OPTION)



(A)=S220R
(B)=
(C)=

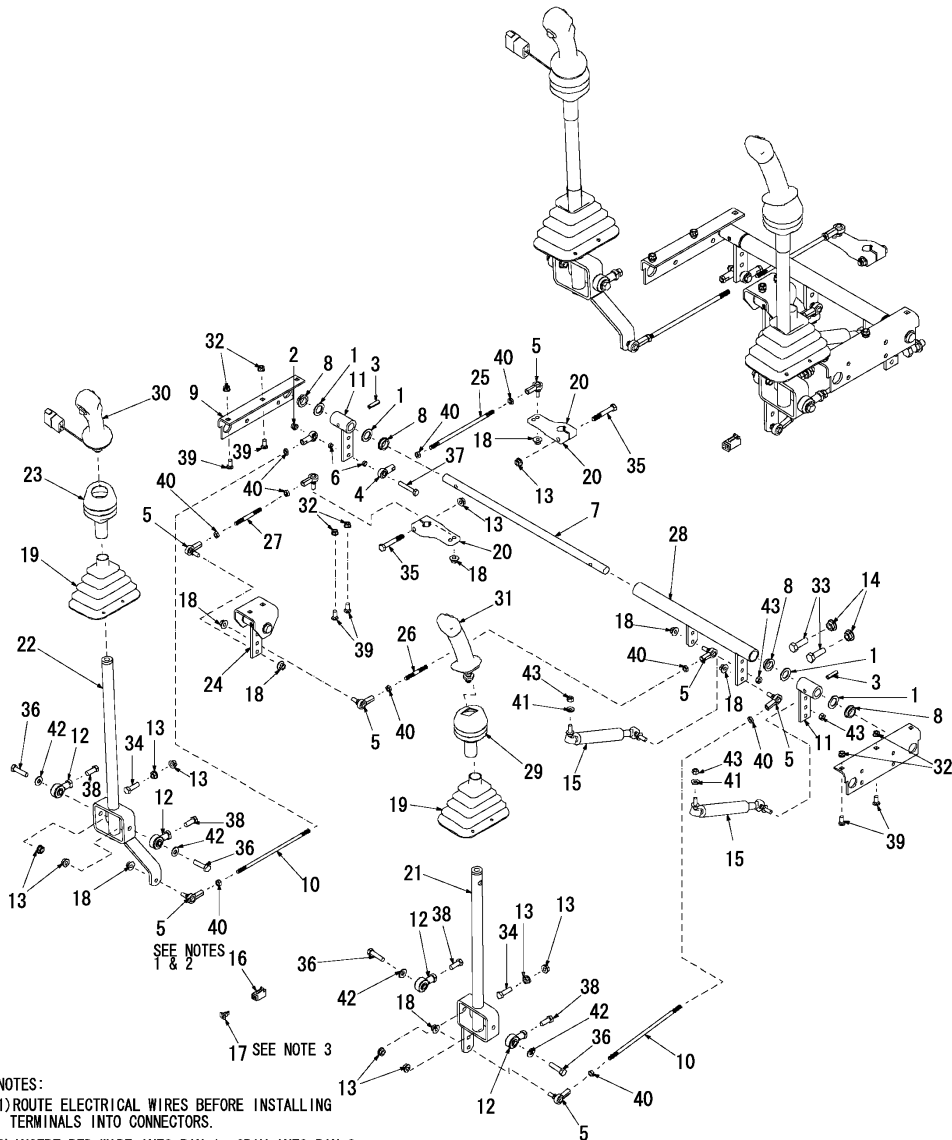
(D)=
(E)=
(F)=

No.	Lev.	Parts No.	Description	Q'ty						I	R
				(A)	(B)	(C)	(D)	(E)	(F)		
1	1	172551-00040	FITTING	1							
2	1	172215-00340	CLAMP	1							
3	1	172551-00500	CLAMP	1							
4	1	172551-00510	PLATE	1							
5	1	172216-01090	HOSE	2							
6	1	172216-01150	COUPLER, MALE	1							
7	1	172216-01160	COUPLER, FEMALE	1							
8	1	172551-01080	COUPLER	1							
9	1	172217-00980	HOSE	1							
10	1	172217-00270	TIE, DUAL CLAMP	1							
11	1	172217-00930	TUBE, UPPER	1							
12	1	172217-00940	TUBE, LOWER	1							
13	1	172217-00950	TUBE, CASE DRAIN	1							
14	1	172217-00960	PLATE, COUPLING	1							
15	1	172551-09510	SCREW	2							

Fig.37. CONTROLS - WHEEL DRIVES(HAND/FOOT CONTROLS)

(A)=S220R
(B)=
(C)=

(D)=
(E)=
(F)=



- NOTES:
 1) ROUTE ELECTRICAL WIRES BEFORE INSTALLING TERMINALS INTO CONNECTORS.
 2) INSERT RED WIRE INTO PIN 1, GRAY INTO PIN 2, BLUE INTO 3, AND BLACK INTO 4.
 3) INSERT WEDGE AFTER TERMINALS ARE INSTALLED.

No.	Lev.	Parts No.	Description	Q'ty						I	R
				(A)	(B)	(C)	(D)	(E)	(F)		
1	1	172216-00070	WASHER	4							
2	1	172551-00150	NUT	1							
3	1	172216-00280	PIN, ROLL	2							
4	1	172216-00350	ROD END, FEMALE	2							
5	1	172216-00370	ROD END, FEMALE	8							
6	1	172216-00800	SPACER	2							
7	1	172217-00080	SHAFT, PIVOT	1							
8	1	172216-00900	BUSHING, PIVOT	4							
9	1	172216-01490	BRACKET, PIVOT	2							
10	1	172216-01500	ROD	2							
11	1	172216-01610	ARM, ASSY	2							
12	1	172215-00690	ROD END, ELASTOMERIC	4							
13	1	172215-00700	NUT	10							
14	1	172215-00710	NUT	2							
15	1	172216-01840	DEVICE, CENTERING	2							
16	1	172216-03520	PLUG, 4-PIN	1							
17	1	172216-03530	WEDGE, 4-PIN	1							
18	1	172216-04220	NUT	8							
19	1	172216-04550	BOOT	2							
20	1	172216-04680	CONTROL ARM, PUMP	2							
21	1	172217-01490	PILOT H-F, L DRIVE	1							
22	1	172217-01550	PILOT H-F, R TILT	1							
23	1	172217-01560	BOOT, H-F PILOT	1							
24	1	172217-01750	PIVOT ASSY	1							
25	1	172217-01810	STUD, CONTROL ROD	1							
26	1	172217-01830	ROD, THREADED	1							
27	1	172217-01840	ROD, THREADED	1							
28	1	172217-01900	TUBE ASSY, PIVOT	1							
29	1	172217-01910	BOOT, H-F PILOT	1							
30	1	172216-06310	GRIP	1							
31	1	172217-02630	GRIP	1							
32	1	172551-02760	NUT	6							
33	1	172215-02700	SCREW	2							
34	1	172551-09540	SCREW	2							
35	1	172551-09550	SCREW	2							
36	1	172216-09320	SCREW	4							
37	1	172551-09620	SCREW	1							
38	1	172216-09360	SCREW	4							
39	1	172551-09720	BOLT	6							
40	1	172216-09790	NUT	10							
41	1	172551-10360	WASHER	2							
42	1	172551-10370	WASHER	4							
43	1	172551-10440	NUT	4							

Fig.38. CONTROLS - WHEEL DRIVES(DUAL JOYSTICK CONTROLS)

(A)=S220R

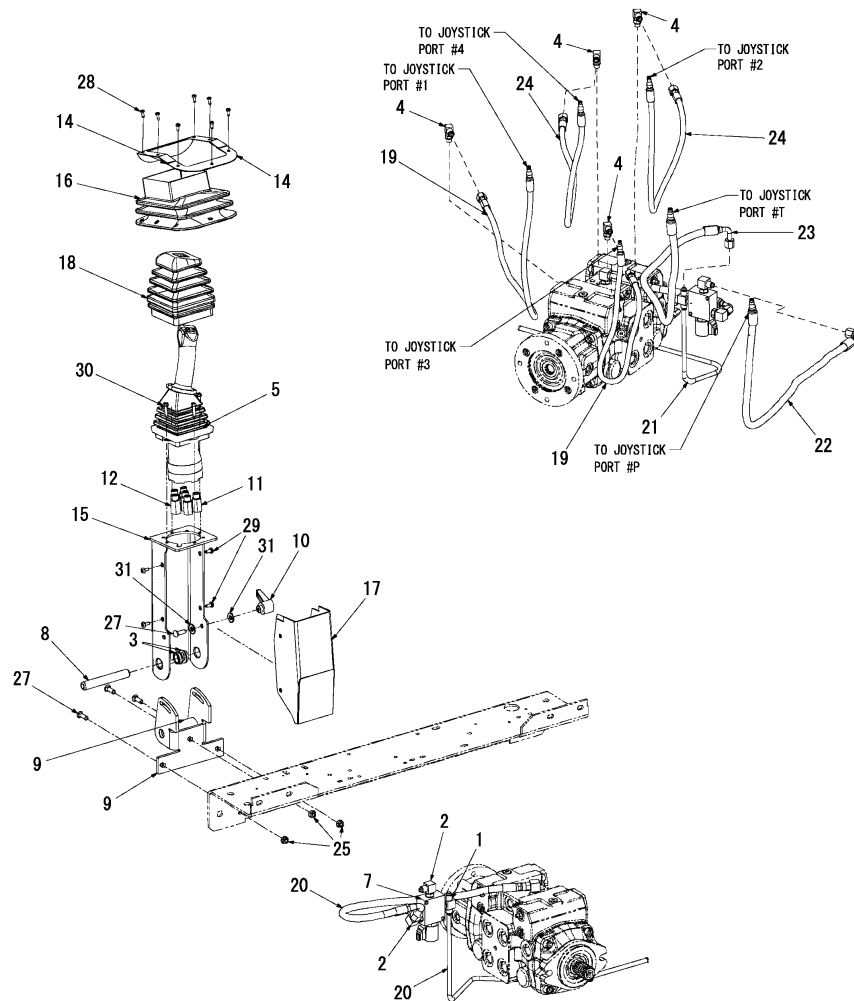
(B)=

(C)=

(D)=

(E)=

(F)=



No.	Lev.	Parts No.	Description	Q'ty						I	R
				(A)	(B)	(C)	(D)	(E)	(F)		
1	1	172215-00080	FITTING	1							
2	1	172551-00220	CONNECTOR	3							
3	1	172216-00900	BUSHING, PIVOT	2							
4	1	172215-00850	FITTING	4							
5	1	172216-03290	JOYSTICK, DRIVE	1							
6	1	172216-02920	GRIP	1							1
7	1	172216-03460	VALVE, SOLENOID	1							2
8	1	172216-04450	PIN, TILT CONSOLE	1							
9	1	172216-04480	MOUNT, TOWER	1							
10	1	172216-04490	HANDLE, RATCHET	1							
11	1	172216-04590	ADAPTOR	4							
12	1	172216-04600	ADAPTOR	2							
13	1	172216-04650	FLANGE, JOYSTICK	1							1
14	1	172216-04660	FLANGE, JOYSTICK R	1							
15	1	172216-04730	STAND, JOYSTICK	1							
16	1	172216-04970	BOOT, JOYSTICK LEFT	1							
17	1	172216-04980	COVER, CONSOLE	1							
18	1	172216-05000	BOOT, JOYSTICK	1							
19	1	172217-02750	HOSE	2							
20	1	172216-06070	HOSE	1							
21	1	172217-03080	TUBE, JOYSTICK	1							
22	1	172217-02760	HOSE	1							
23	1	172217-02760	HOSE	1							
24	1	172217-02770	HOSE	2							
25	1	172215-06620	NUT	3							
26	1	172215-02680	SCREW SET	1							1
27	1	172215-02820	BOLT	4							
28	1	172551-10110	SCREW	7							
29	1	172216-09690	SCREW	4							
30	1	172216-09710	SCREW	4							
31	1	172551-10370	WASHER	2							

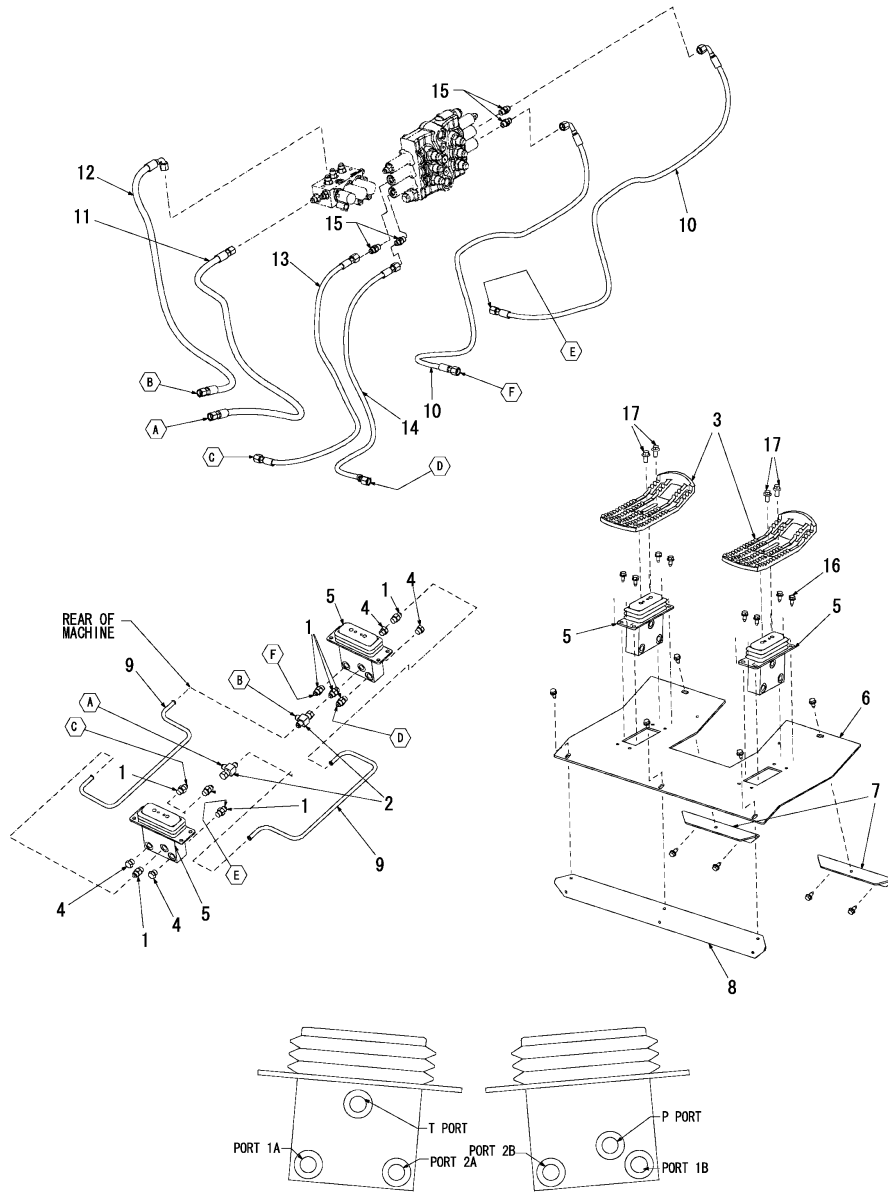
Remarks

- (1) Not shown in illustration.
- (2) For breakdown see Fig.No.71.

Fig.39. CONTROLS - LIFT/TILT(HAND/FOOT CONTROLS)

(A)=S220R
(B)=
(C)=

(D)=
(E)=
(F)=



No.	Lev.	Parts No.	Description	Q'ty						I	R
				(A)	(B)	(C)	(D)	(E)	(F)		
1	1	172551-00070	FITTING	8							
2	1	172551-00340	FITTING	2							
3	1	172215-04530	PEDAL, FOOT	2							
4	1	172551-00960	PLUG	4							
5	1	172217-01430	VALVE, FOOT	2							1
6	1	172217-01440	PLATE, PILOT	1							
7	1	172217-01450	PLATE, FLOOR SUPPORT	2							
8	1	172217-01460	SUPPORT, FRONT	1							
9	1	172217-01480	TUBE	2							
10	1	172217-01940	HOSE	2							
11	1	172217-01950	HOSE	1							
12	1	172217-01960	HOSE	1							
13	1	172217-01980	HOSE	1							
14	1	172217-02590	HOSE	1							
15	1	172217-02910	ORIFICE, CHECK VALVE	4							
16	1	172215-03150	SCREW	17							
17	1	172217-04010	SCREW	4							

Remarks
(1) For breakdown see Fig.No.81.

Fig.40. CONTROLS - LIFT/TILT(DUAL JOYSTICK CONTROLS)

(A)=S220R

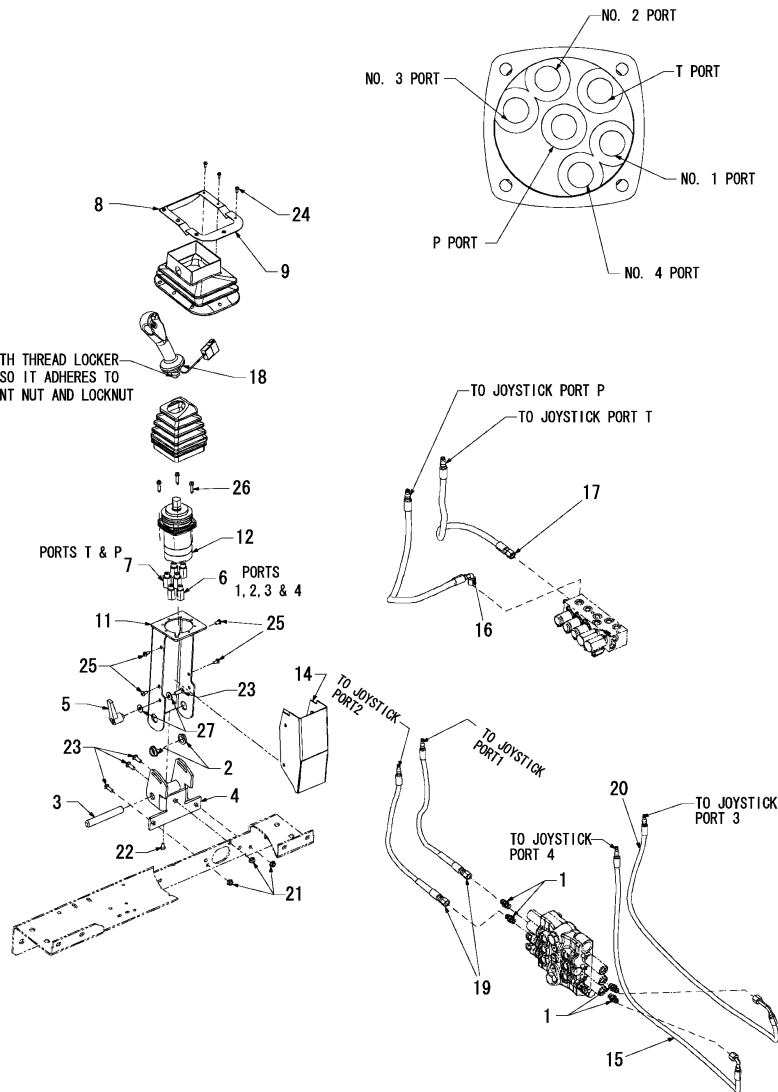
(B)=

(C)=

(D)=

(E)=

(F)=



No.	Lev.	Parts No.	Description	Q'ty						I	R
				(A)	(B)	(C)	(D)	(E)	(F)		
1	1	172551-00070	FITTING	4							
2	1	172216-00900	BUSHING, PIVOT	2							
3	1	172216-04450	PIN, TILT CONSOLE	1							
4	1	172216-04480	MOUNT, TOWER	1							
5	1	172216-04490	HANDLE, RATCHET	1							
6	1	172216-04590	ADAPTOR	4							
7	1	172216-04600	ADAPTOR	2							
8	1	172216-04650	FLANGE, JOYSTICK	1							
9	1	172216-04660	FLANGE, JOYSTICK R	1							
10	1	172216-04690	BOOT, JOYSTICK	1							1
11	1	172216-04730	STAND, JOYSTICK	1							
12	1	172216-04830	JOYSTICK	1							
13	1	172216-04950	BOOT, JOYSTICK	1							1
14	1	172216-04980	COVER, CONSOLE	1							
15	1	172216-07160	HOSE	1							
16	1	172217-02780	HOSE	1							
17	1	172217-02790	HOSE	1							
18	1	172216-06310	GRIP	1							
19	1	172217-02800	HOSE	2							
20	1	172216-07160	HOSE	1							
21	1	172215-06620	NUT	3							
22	1	172215-02680	SCREW SET	1							
23	1	172215-02820	BOLT	4							
24	1	172551-10110	SCREW	7							
25	1	172216-09690	SCREW	4							
26	1	172216-09710	SCREW	3							
27	1	172551-10370	WASHER	2							

Remarks

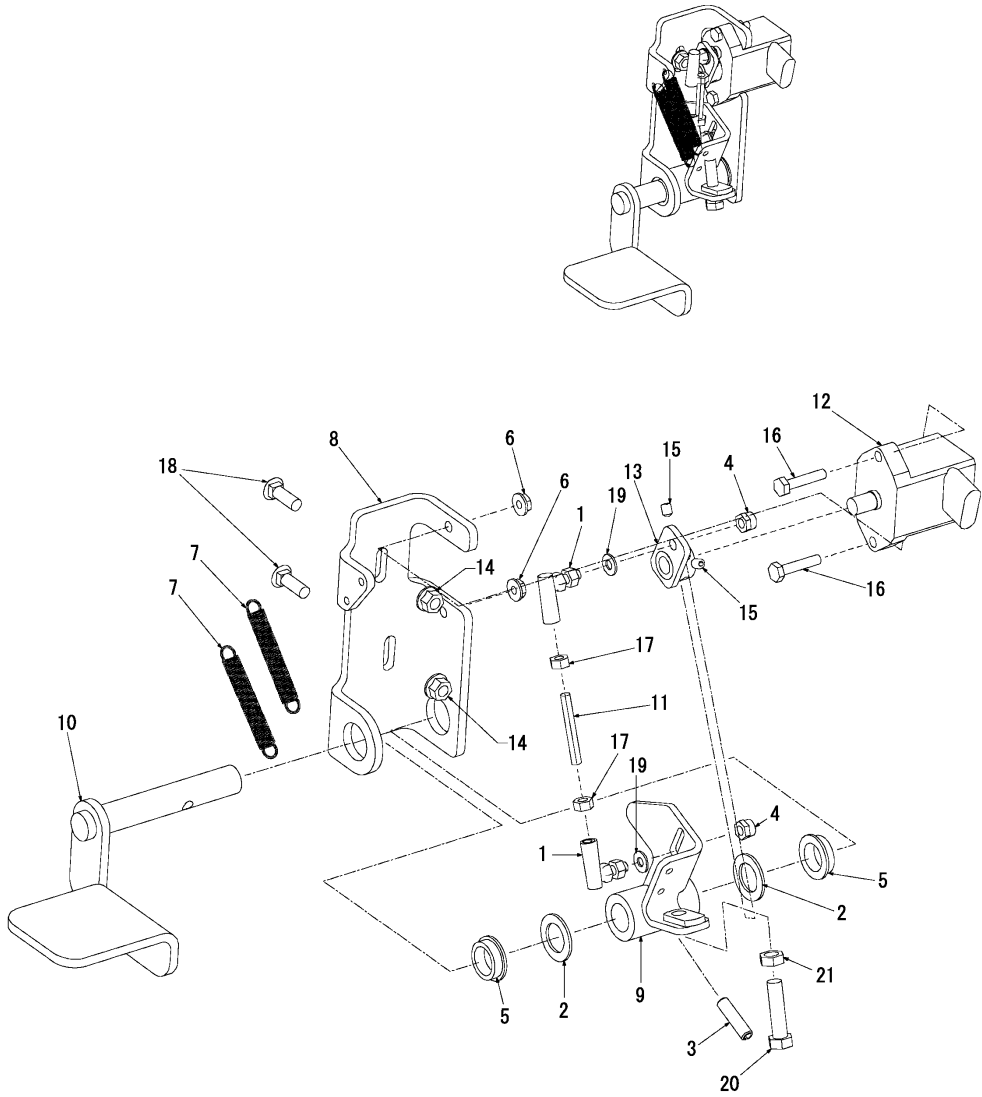
(1) Not shown in illustration.

N:Old $\begin{matrix} \leftarrow \text{Yes} \\ \text{No} \end{matrix}$ New, Q:Old $\begin{matrix} \leftarrow \text{No} \\ \text{Yes} \end{matrix}$ New, R:Old $\begin{matrix} \leftarrow \text{Yes} \\ \text{Yes} \end{matrix}$ New, S:Old $\begin{matrix} \leftarrow \text{No} \\ \text{No} \end{matrix}$ New, W:Add, Z:Discontinued, F:Interchangeable by set, K:Q'ty Change

Fig.41. CONTROLS - ENGINE(ELECTRIC THROTTLE SENSOR, DUAL JOYSTICK CONTROLS)

(A)=S220R
(B)=
(C)=

(D)=
(E)=
(F)=



No.	Lev.	Parts No.	Description	Q'ty						I	R
				(A)	(B)	(C)	(D)	(E)	(F)		
1	1	172216-00020	JOINT, BALL	2							
2	1	172216-00070	WASHER	2							
3	1	172216-00280	PIN, ROLL	1							
4	1	172216-00540	NUT	2							
5	1	172216-00900	BUSHING, PIVOT	2							
6	1	172216-01590	NUT	2							
7	1	172216-07990	SPRING	2							
8	1	172216-10430	BRACKET, THROTTLE	2							
9	1	172216-06540	BRACKET, THROTTLE	1							
10	1	172217-03390	PEDAL, THROTTLE	1							
11	1	172217-02620	ROD, THREADED	1							
12	1	172216-06960	SENSOR, THROTTLE	1							
13	1	172216-06970	LINK, THROTTLE	1							
14	1	172215-06620	NUT	2							
15	1	172216-09270	SCREW SET	2							
16	1	172551-09460	SCREW	2							
17	1	172216-09330	NUT	2							
18	1	172215-02820	BOLT	2							
19	1	172551-09640	WASHER	2							
20	1	172551-10040	SCREW	1							
21	1	172551-10330	NUT	1							

Fig.42. ELECTRICAL - CHASSIS

(A)=S220R

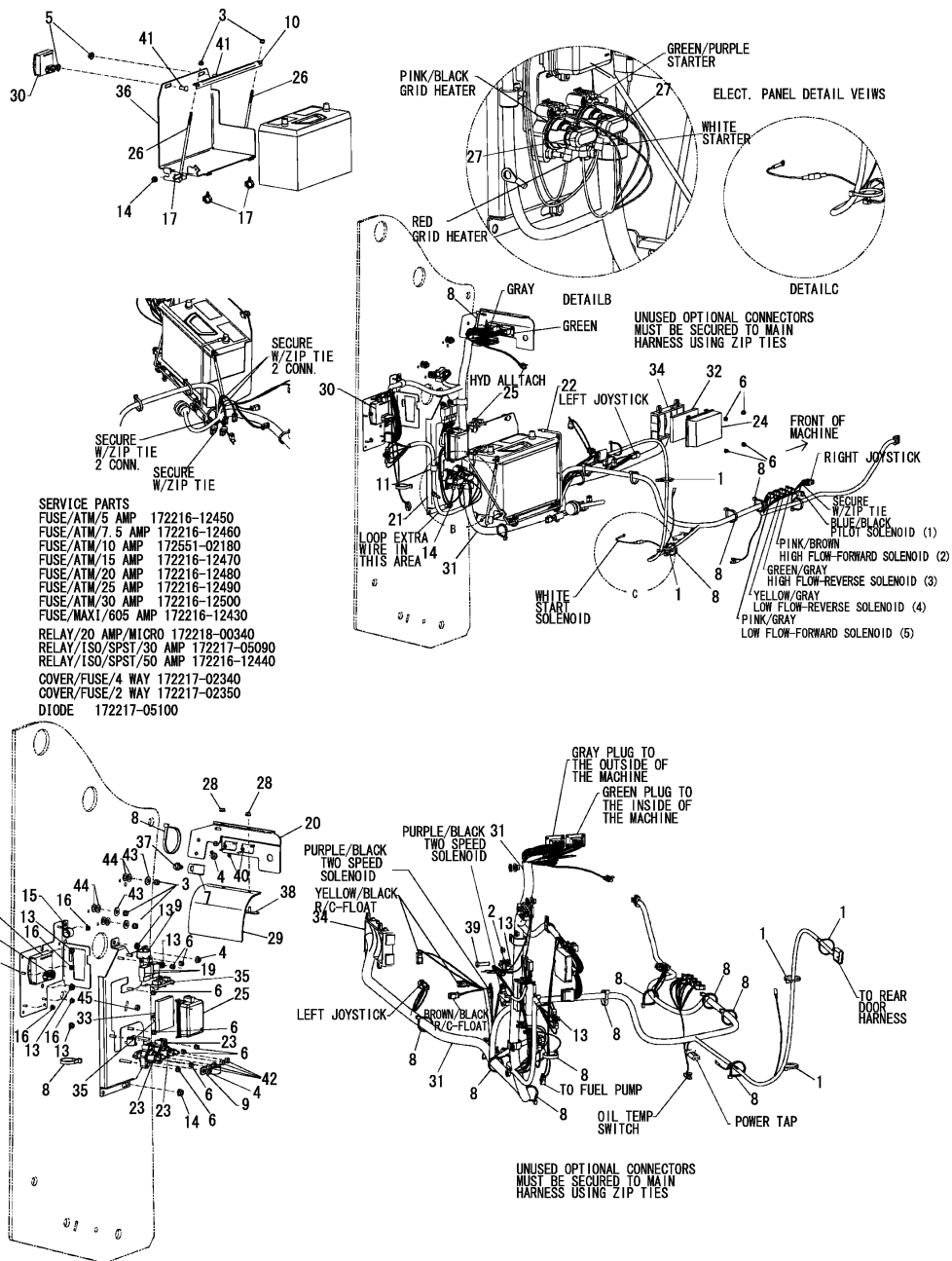
(B)=

(C)=

(D)=

(E)=

(F)=

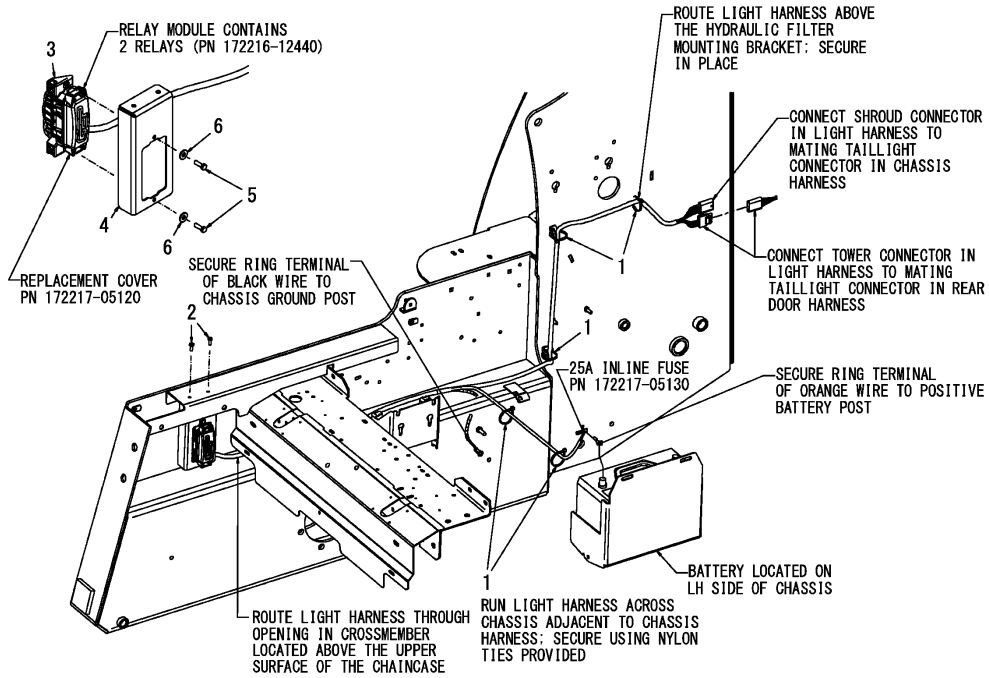


No.	Lev.	Parts No.	Description	(A)	(B)	(C)	(D)	(E)	(F)	Q'ty	I	R
1	1	172551-00120	TIE, CABLE							8		
2	1	172215-00100	CLAMP							1		
3	1	172551-00150	NUT							5		
4	1	172551-00230	NUT							5		
5	1	172215-00200	NUT							2		
6	1	172551-00250	NUT							12		
7	1	172217-00010	CLAMP							1		
8	1	172215-00480	TIE, CABLE							11		
9	1	172551-00750	CLAMP							2		
10	1	172217-00040	ANGLE, BATTERY							1		
11	1	172551-00990	CLAMP							1		
13	1	172551-01060	NUT							6		
14	1	172215-00700	NUT							2		
15	1	172551-01270	CLAMP							1		
16	1	172551-01590	FLANGE							5		
17	1	172217-01180	CLIP, CONDUIT							3		
18	1	172217-01400	BRACKET ASSY, MATING							1		
19	1	198461-52950	RELAY, CA TYPE C							2		
20	1	172217-01420	BRACKET ASSY							1		
21	1	172217-01540	PLATE ASSY							1		
22	1	172217-01820	CABLE, FEED +							1		
23	1	172216-06000	SOLENOID							2		
24	1	172217-02340	COVER, 4-WAY FUSE							1		
25	1	172217-02350	COVER, 2-WAY							1		
26	1	172216-06590	ROD, BATTERY							2		
27	1	172216-07150	COVER, ELECTRICAL							2		
28	1	172215-06610	NUT							2		
29	1	172216-07430	COVER, WIRE HARNESS							1		
30	1	172216-07710	MODULE, 2-SPEED							1		
31	1	172217-03090	HARNESS, CHASSIS							1		
32	1	172217-03100	FOAM, COVER, FUSE							1		
33	1	172217-03110	FOAM, COVER, ELEC							1		
34	1	172217-03490	FRAME, PANEL							1		
35	1	172217-03500	BRACKET, PANEL							1		
36	1	172217-03860	BRACKET, BATTERY							1		
37	1	172216-10940	SCREW							1		
38	1	172216-10690	PLATE, MOUNTING							1		
39	1	172551-09600	SCREW							1		
40	1	172215-02880	NUT							4		
41	1	172551-09750	BOLT							2		
42	1	172215-03230	NUT							4		
43	1	172551-10370	WASHER							3		
44	1	172551-10400	WASHER							6		
45	1	172551-10440	NUT							1		

Fig.43. ELECTRICAL - CHASSIS (REAR LIGHT POWER DISTRIBUTION)

(A)=S220R
(B)=
(C)=

(D)=
(E)=
(F)=

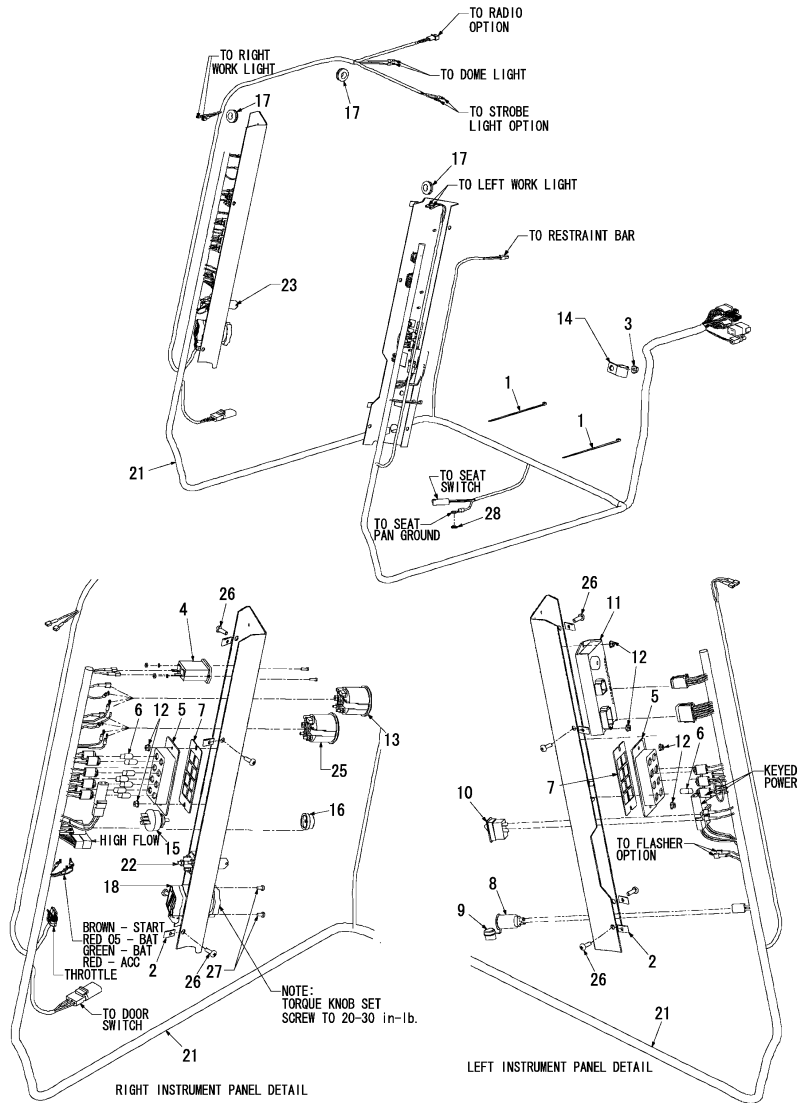


No.	Lev.	Parts No.	Description	Q'ty						I	R
				(A)	(B)	(C)	(D)	(E)	(F)		
1	1	172551-00120	TIE, CABLE	5							
2	1	172215-07570	SCREW	2							
3	1	172217-04210	HARNESS, LIGHT POWER	1							
4	1	172217-04240	BRACKET, MODULE	1							
5	1	172216-09590	SCREW	2							
6	1	172551-10360	WASHER	2							

Fig.44. ELECTRICAL - ROPS/FOPS

(A)=S220R
(B)=
(C)=

(D)=
(E)=
(F)=



No.	Lev.	Parts No.	Description	Qty						I	R
				(A)	(B)	(C)	(D)	(E)	(F)		
1	1	172551-00120	TIE, CABLE	6							
2	1	172216-00140	NUT, SPEED	8							
3	1	172551-00240	NUT	1							
4	1	172216-00200	GAUGE, HOURMETER	1							
5	1	172216-00430	HOUSING, DISPLAY	2							
6	1	172215-00580	BULB, LAMP	12							
7	1	172216-01060	GASKET, HOUSING	2							
8	1	172551-01460	POWER,AUXILIARY	1							
9	1	172551-01470	COVER	1							
10	1	172216-02430	SWITCH, PARK BRAKE	1							
11	1	172216-02440	MODULE, INTERLOCK	1							
12	1	172551-01590	FLANGE	6							
13	1	172216-03190	GAUGE, FUEL LEVEL	1							
14	1	172551-02160	HOSE, CLAMP	1							
15	1	172216-05110	SWITCH, LIGHT	1							1
16	1	172216-05120	KNOB, LIGHT SWITCH	1							1
17	1	172216-05380	GROMMET	3							
18	1	172216-05510	CONTROL, THROTTLE	1							
19	1	172216-08600	KNOB, THROTTLE	1							2
20	1	172216-05560	PANEL ASSY	1							2
21	1	172216-07720	HARNES, ROPS	1							
22	1	172216-06050	PANEL ASSY	1							
23	1	172215-02140	SWITCH, IGNITION	1							
24	1	172215-00300	KEY	1							3
25	1	172216-07400	GAUGE, TEMPERATURE	1							
26	1	172551-10010	SCREW	8							
27	1	172216-09740	SCREW	2							
28	1	172215-03330	WASHER	1							

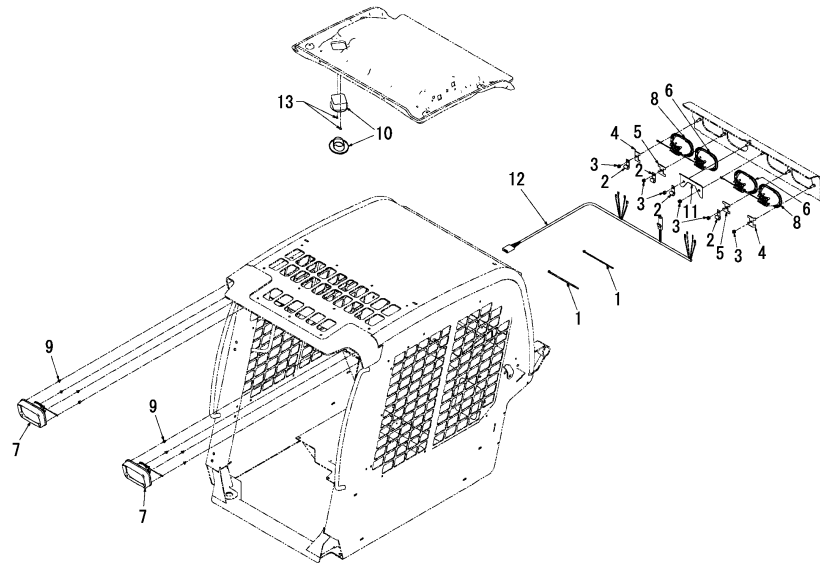
Remarks

- (1) Order P/N 172217-05060 Light Switch Assembly to receive 172216-05110 and 172216-05120 together.
 - (2) Not shown in illustration.
 - (3) Set of two.
- Not shown in illustration.

Fig.45. ELECTRICAL - LIGHTS

(A)=S220R
(B)=
(C)=

(D)=
(E)=
(F)=



No.	Lev.	Parts No.	Description	Q'ty						I	R
				(A)	(B)	(C)	(D)	(E)	(F)		
1	1	172551-00120	TIE, CABLE	2							
2	1	172215-00100	CLAMP	4							
3	1	172551-00150	NUT	6							
4	1	172216-01310	CLIP, SINGLE	2							
5	1	172216-01320	CLIP, DOUBLE	2							
6	1	172216-07910	LIGHT, WORK	2							1
7	1	172216-08110	LAMP, WORK BEZEL	2							2
8	1	172216-07900	LIGHT, RED	2							1
9	1	172216-02330	GROMMET, PANEL FAST.	8							
10	1	172216-02350	LIGHT, DOME	1							
11	1	172216-02930	CLIP, MIDDLE	1							
12	1	172216-03300	HARNES, REAR LIGHTS	1							
13	1	172216-06750	SCREW	2							

Remarks

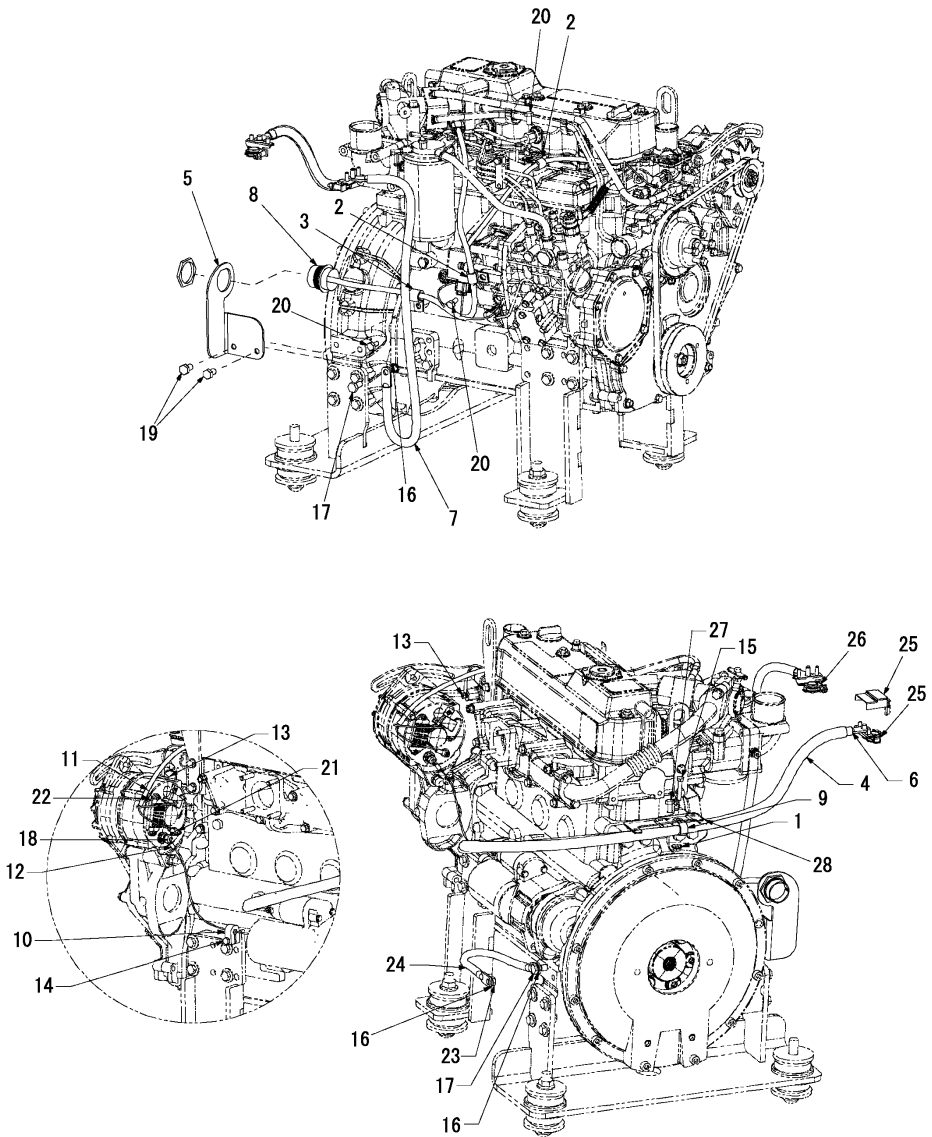
(1) Ref. No.6 and No.8 - order replacement 35 W bulb P/N 172217-05080.

(2) Ref. No.7 - order replacement 55 W bulb P/N 172217-05070.

Fig.46. ELECTRICAL - ENGINE

(A)=S220R
(B)=
(C)=

(D)=
(E)=
(F)=

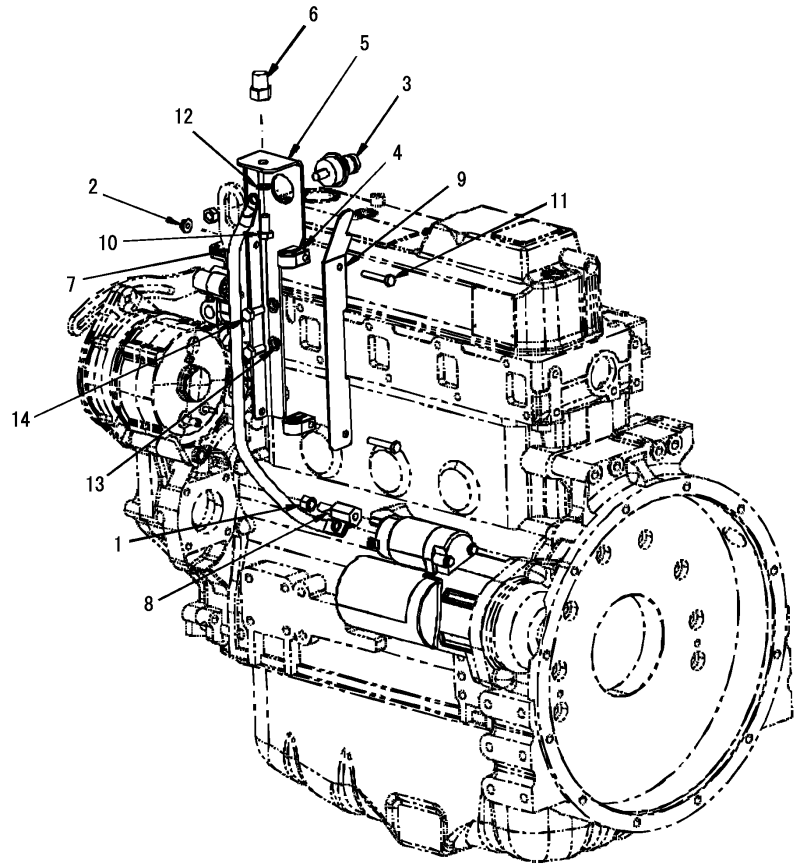


No.	Lev.	Parts No.	Description	Q'ty						I	R
				(A)	(B)	(C)	(D)	(E)	(F)		
1	1	172551-00250	NUT	3							
2	1	172215-00340	CLAMP	2							
3	1	172551-00990	CLAMP	1							
4	1	172216-12290	LOOM, BATTERY CABLE	1							
5	1	172217-01620	BRACKET, HARNESS	1							
6	1	172216-05930	CABLE, BATTERY +	1							
7	1	172216-05940	CABLE, BATTERY -	1							
8	1	172216-05950	HARNESS, ENGINE	1							
9	1	172216-06520	CLAMP	2							
10	1	172216-06560	CLAMP	1							
11	1	172216-06580	P-CLAMP	1							
12	1	172216-06630	WIRE, ALTERNATOR	1							
13	1	172216-06710	SENDER, TEMPERATURE	1							
14	1	172551-09450	SCREW	1							
15	1	172551-09680	SCREW	2							
16	1	172215-03330	WASHER	3							
17	1	172551-10420	SCREW	2							
18	1	172551-10440	NUT	2							
19	1	172217-04060	SCREW	2							
20	1	172551-10460	SCREW	3							
21	1	172551-10470	NUT	1							
22	1	172216-09870	SCREW	1							
23	1	172215-00700	NUT	1							
24	1	172215-00040	CABLE	1							
25	1	172216-08270	POST ASSY, POSITIVE	1							
26	1	172217-03700	CLAMP	1							
27	1	172217-04070	SCREW	1							
28	1	172217-04220	BRACKET, CABLE	1							

Fig.47. ELECTRICAL - ENGINE(REMOTE BATTERY TERMINAL)

(A)=S220R
(B)=
(C)=

(D)=
(E)=
(F)=



No.	Lev.	Parts No.	Description	Q'ty						I	R
				(A)	(B)	(C)	(D)	(E)	(F)		
1	1	172551-00180	NUT	1							
2	1	172551-00250	NUT	2							
3	1	172216-02320	TERMINAL, REMOTE RED	1							
4	1	172216-06520	CLAMP	2							
5	1	172216-08220	BRACKET, POST	1							
6	1	172216-08230	POST, BATTERY	1							
7	1	172216-08240	CABLE, REMOTE, +	1							
8	1	172216-08250	EXTENDER, TERMINAL	1							
9	1	172216-08260	SHIELD, CABLE	1							
10	1	172551-09520	SCREW	1							
11	1	172551-09680	SCREW	2							
12	1	172216-09510	WASHER	1							
13	1	172216-09540	WASHER	2							
14	1	172551-10460	SCREW	2							

Fig.48. ELECTRICAL - CONTROL(HIGH FLOW CONTROL)

(A)=S220R
(B)=
(C)=

(D)=
(E)=
(F)=

No.	Lev.	Parts No.	Description	Q'ty						I	R
				(A)	(B)	(C)	(D)	(E)	(F)		
1	1	172551-01590	FLANGE	2							
2	1	172216-06020	MODULE, HIGH FLOW	1							
3	1	172216-06300	SWITCH, HIGH FLOW	1							

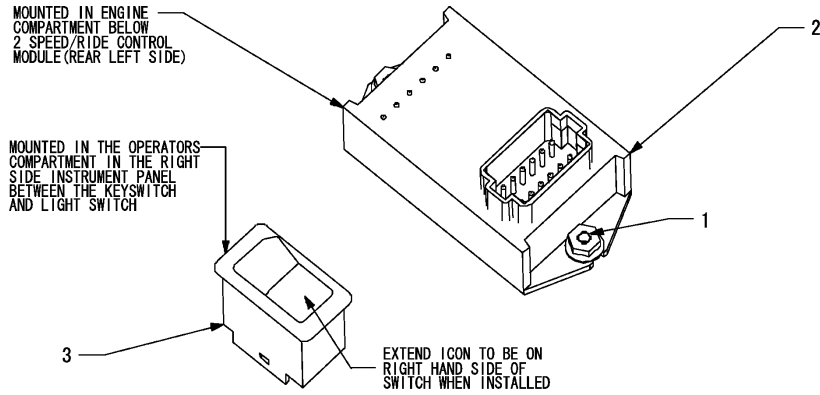
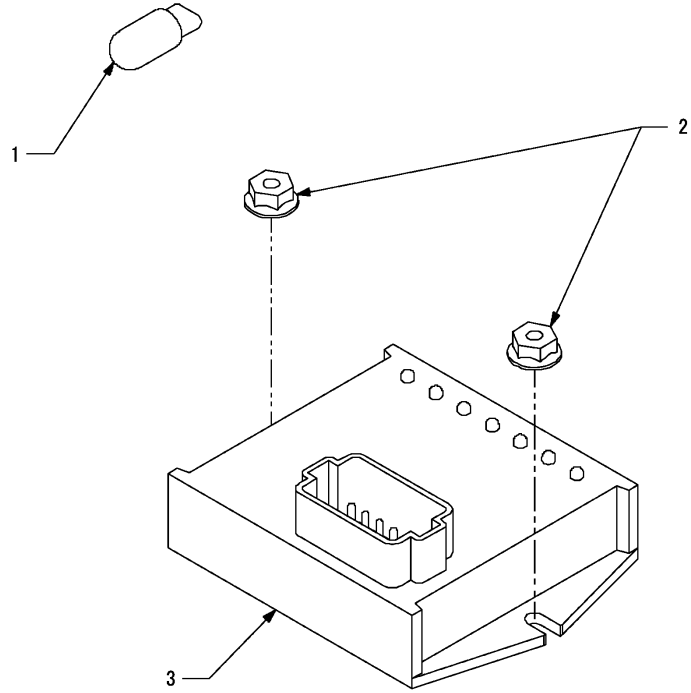


Fig.49. ELECTRICAL - CONTROL(TWO-SPEED CONTROL)



(A)=S220R
(B)=
(C)=

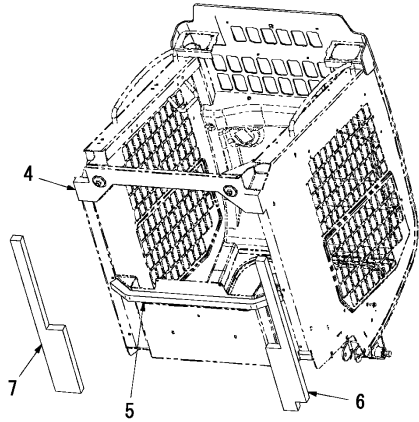
(D)=
(E)=
(F)=

No.	Lev.	Parts No.	Description	Q'ty						I	R
				(A)	(B)	(C)	(D)	(E)	(F)		
1	1	172215-00580	BULB, LAMP	1							
2	1	172551-01590	FLANGE	2							
3	1	172216-07710	MODULE, 2-SPEED	1							

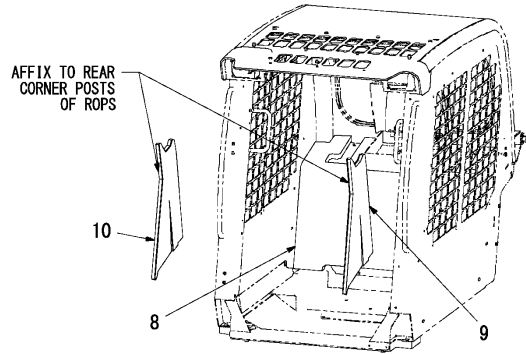
Fig.50. SOUND SUPPRESSION(STANDARD)

(A)=S220R
(B)=
(C)=

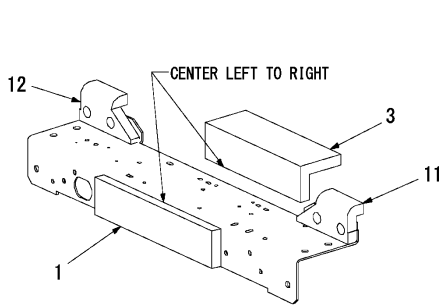
(D)=
(E)=
(F)=



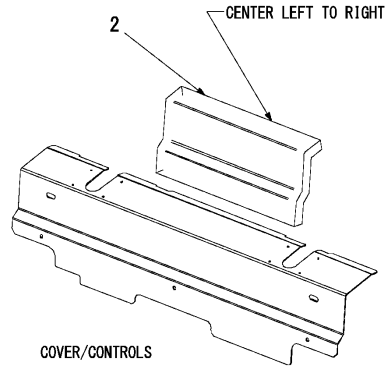
ROPS SEAL COMPONENTS



ROPS FRONT VIEW



BOLTED CROSSMEMBER




COVER/CONTROLS

No.	Lev.	Parts No.	Description	Q'ty						I	R
				(A)	(B)	(C)	(D)	(E)	(F)		
1	1	172216-04410	PAD,ACOUSTIC	1							
2	1	172216-04430	PAD,ACOUSTIC	1							
3	1	172216-04440	PAD,ACOUSTIC	1							
4	1	172216-04740	SEAL, ROPS FRONT	1							
5	1	172216-04750	SEAL, ROPS REAR	1							
6	1	172216-04760	SEAL, ROPS LEFT	1							
7	1	172216-04770	SEAL, ROPS RIGHT	1							
8	1	172216-04780	PAD, ACOUSTIC R DECK	1							
9	1	172216-04790	COVER, ROPS PILLAR L	1							
10	1	172216-04800	COVER, ROPS PILLAR R	1							
11	1	172217-01070	PAD,ACOUSTIC, SEAT	1							
12	1	172217-01080	PAD,ACOUSTIC, SEAT	1							

Fig.51. TIRES

(A)=S220R
(B)=
(C)=

(D)=
(E)=
(F)=



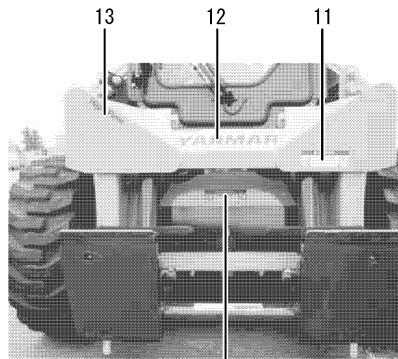





No.	Lev.	Parts No.	Description	Q'ty						I	R
				(A)	(B)	(C)	(D)	(E)	(F)		
1	1	172217-04990	WHEEL ASSY	1							1
2	1	172217-04860	WHEEL	1							2
3	1	172215-01960	STEM, VALVE	1							3
4	1	172217-05000	WHEEL ASSY	1							4
5	1	172217-04860	WHEEL	1							5
6	1	172215-01960	STEM, VALVE	1							3
7	1	172216-10080	WHEEL	1							6

Remarks
 * Purchase equivalent-quality tires for your skid-steer loader. Contact your dealer for replacement tire information.
 (1) Wheel assy 12X16.5 HD.
 (2) Wheel 16.5X9.75.
 Not shown in illustration.
 (3) Not shown in illustration.
 (4) Wheel assy 12X16.5 SD.
 (5) Wheel 16.5x9.75.
 Not shown in illustration.
 (6) Wheel, solid rubber 8.00 X 16.
 Not shown in illustration.

Fig.52. DECALS(1)

(A)=S220R
(B)=
(C)=

(D)=
(E)=
(F)=






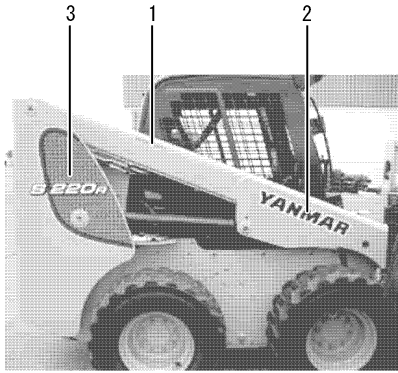


No.	Lev.	Parts No.	Description	Q'ty						I	R
				(A)	(B)	(C)	(D)	(E)	(F)		
1	1	172215-00800	REFLECTOR, RED	2							
2	1	172216-11930	PLATE, SERIAL YANMAR	1							
3	1	172215-11520	PLATE, CAPACITY	1							
4	1	172217-04850	LABEL, SERVICE	1							
5	1	172551-01540	LABEL, WARNING	1							
6	1	172551-01550	LABEL, WARNING	1							
7	1	172215-00650	RING	1							
8	1	172551-01110	TAG, RIP-CORD	1							
9	1	172551-01840	LABEL, FLAG	1							
10	1	172551-01480	LABEL, MANUAL	1							
11	1	172551-01520	LABEL, NO RIDERS	2							
12	1	172551-11460	LABEL	1							
13	1	172551-02040	LABEL, HIGH-FLOW	1							

Fig.53. DECALS(2)


(A)=S220R
(B)=
(C)=

(D)=
(E)=
(F)=



No.	Lev.	Parts No.	Description	Q'ty						I	R
				(A)	(B)	(C)	(D)	(E)	(F)		
1	1	172551-02020	LABEL,2-SPEED	1							
2	1	172215-11550	LABEL	2							
3	1	172217-04890	LABEL, S220R RIGHT	1							
4	1	172215-11550	LABEL	2							
5	1	172551-01510	LABEL, KEEP OUT	1							
6	1	172217-04880	LABEL, S220R LEFT	1							
7	1	172551-01500	LABEL, DIESEL FUEL	1							
8	1	172551-02640	LABEL, LOW SULFUR	1							
9	1	172216-02400	LABEL, ATTACHMENT	1							
10	1	172551-01490	LABEL, HYDRAULIC	1							
11	1	172215-00830	LABEL, WARNING	1							

Fig.54. DECALS(3)









No.	Lev.	Parts No.	Description	Q'ty						I	R
				(A)	(B)	(C)	(D)	(E)	(F)		
1	1	172215-00840	LABEL, SAFETY	1							
2	1	172215-00820	LABEL, WARNING	1							
3	1	172216-06330	LABEL, PANEL	1							
4	1	172216-06320	LABEL, PANEL	1							
5	1	172216-03730	LABEL, JOYSTICK LEFT	1							1
6	1	172216-04990	LABEL, JOYSTICK	1							1

Remarks
(1) DJS

Fig.55. DECALS(4)

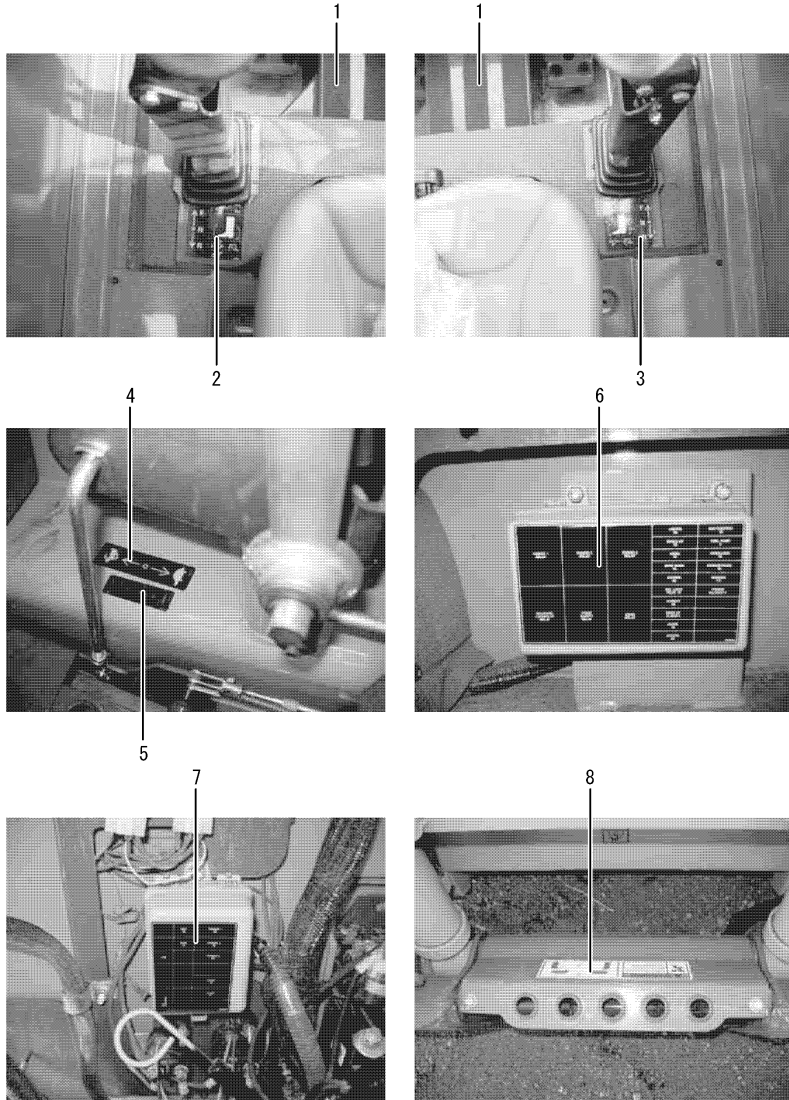
(A)=S220R
(B)=
(C)=

(D)=
(E)=
(F)=



No.	Lev.	Parts No.	Description	Q'ty						I	R
				(A)	(B)	(C)	(D)	(E)	(F)		
1	1	172551-01560	LABEL, TIEDOWN POINT	3							
2	1	172551-11500	LABEL	1							
3	1	172215-10230	TAPE, SAFETY WALK	1							
4	1	172551-02040	LABEL, HIGH-FLOW	1							
5	1	172551-02070	LABEL, LOCK	1							
6	1	172216-00240	STRIP	1							
7	1	172215-10230	TAPE, SAFETY WALK	1							
8	1	172551-01530	LABEL, WARNING	1							

Fig.56. DECALS(5)



No.	Lev.	Parts No.	Description	Q'ty						I	R
				(A)	(B)	(C)	(D)	(E)	(F)		
1	1	172216-00550	STRIP	3							
2	1	172217-02470	LABEL, HAND&FOOT L	1							1
3	1	172217-02480	LABEL, HAND&FOOT R	1							1
4	1	172216-02450	LABEL, THROTTLE	1							
5	1	172216-02480	LABEL, HIGH FLOW	1							
6	1	172217-02460	LABEL, FUSE	1							
7	1	172217-02450	LABEL, FUSE	1							
8	1	172216-03690	LABEL, QUICK COUPLER	1							


Remarks
(1) H/F

Fig.57. DECALS(6)

(A)=S220R
(B)=
(C)=

(D)=
(E)=
(F)=

No.	Lev.	Parts No.	Description	Q'ty						I	R	
				(A)	(B)	(C)	(D)	(E)	(F)			
1	1	172551-01560	LABEL, TIEDOWN POINT	3								



1

Fig.58. LIFT CYLINDER

(A)=S220R
(B)=
(C)=

(D)=
(E)=
(F)=

No.	Lev.	Parts No.	Description	Qty						I	R
				(A)	(B)	(C)	(D)	(E)	(F)		
1	1	172217-00560	CYLINDER, LIFT	2							
2	2	172552-00020	NUT	2							
3	2	172217-00590	TUBE, LIFT CYLINDER	2							
4	2	172217-00580	ROD, LIFT CYLINDER	2							
5	2	172217-00050	PISTON	2							
6	2	172552-00040	GLAND	2							
7	2	172552-00050	CAP, GLAND	2							
8	2	172217-00090	SEAL KIT	2							
9	2	172216-03100	BUSHING	8							

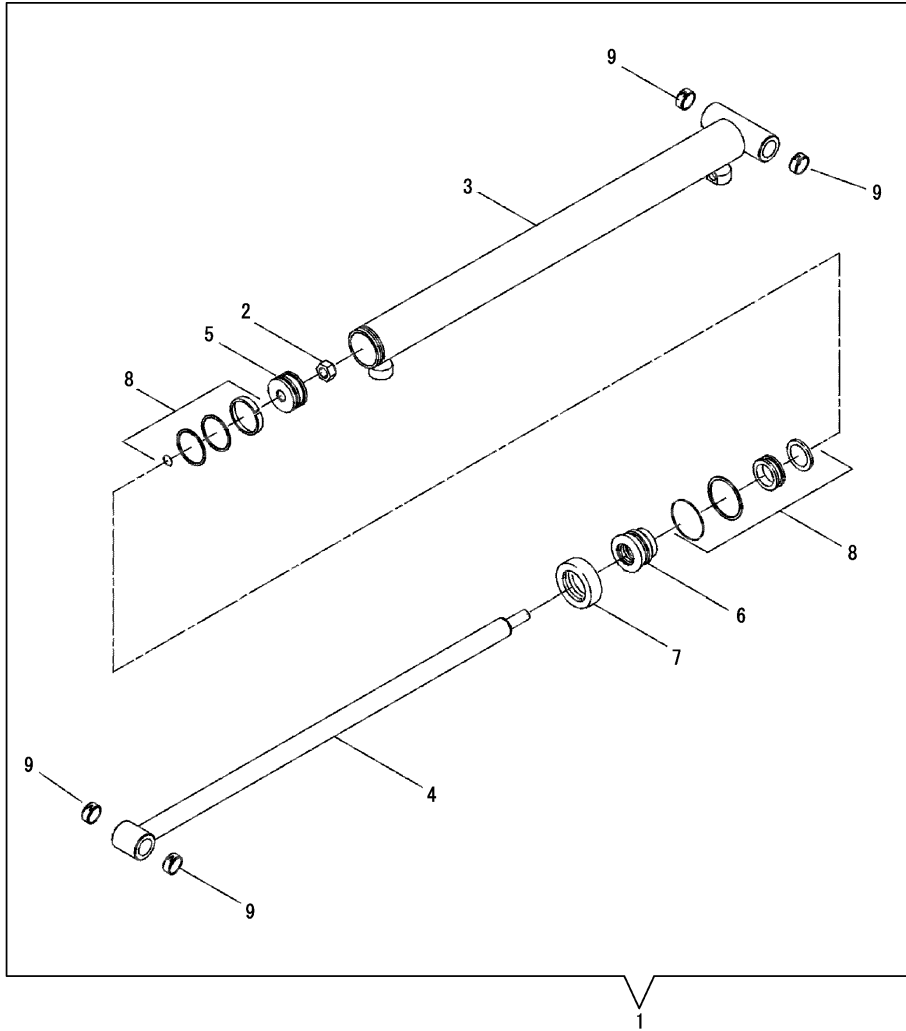
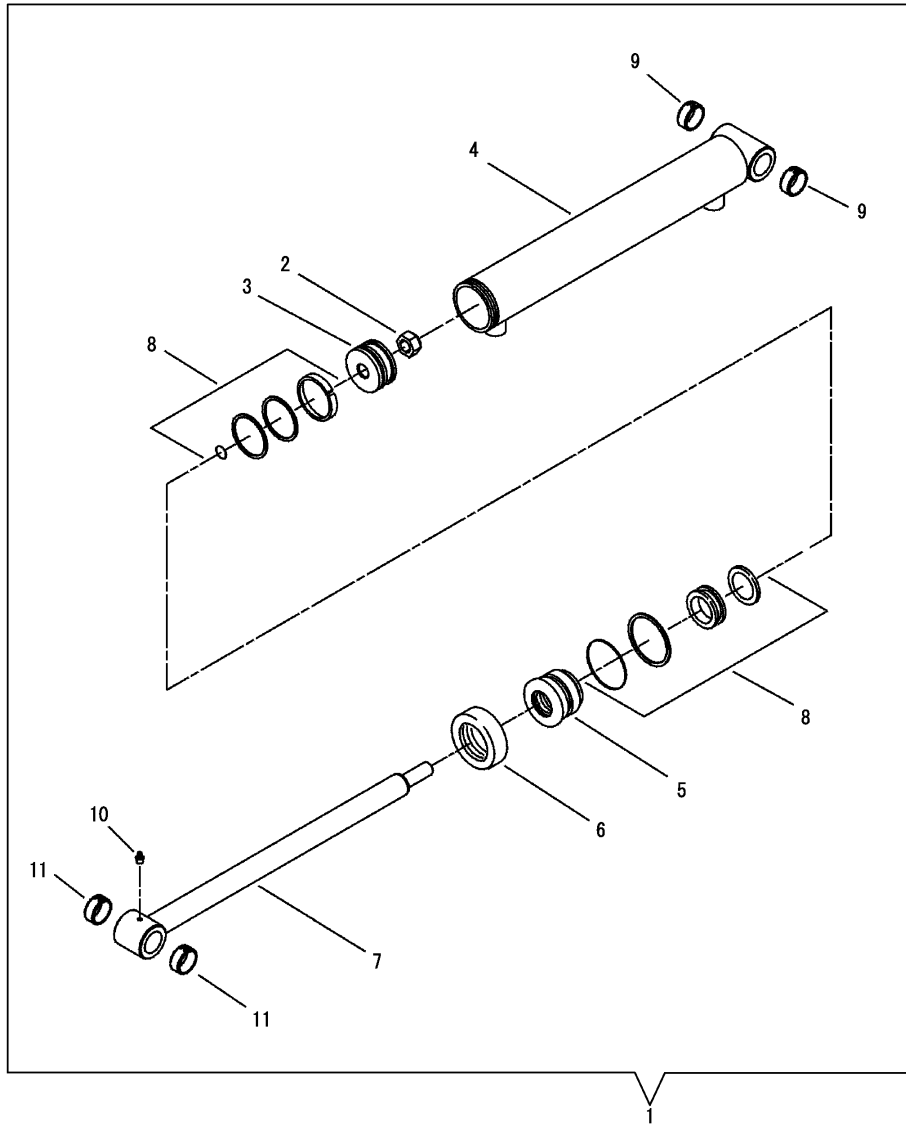


Fig.59. TILT CYLINDER

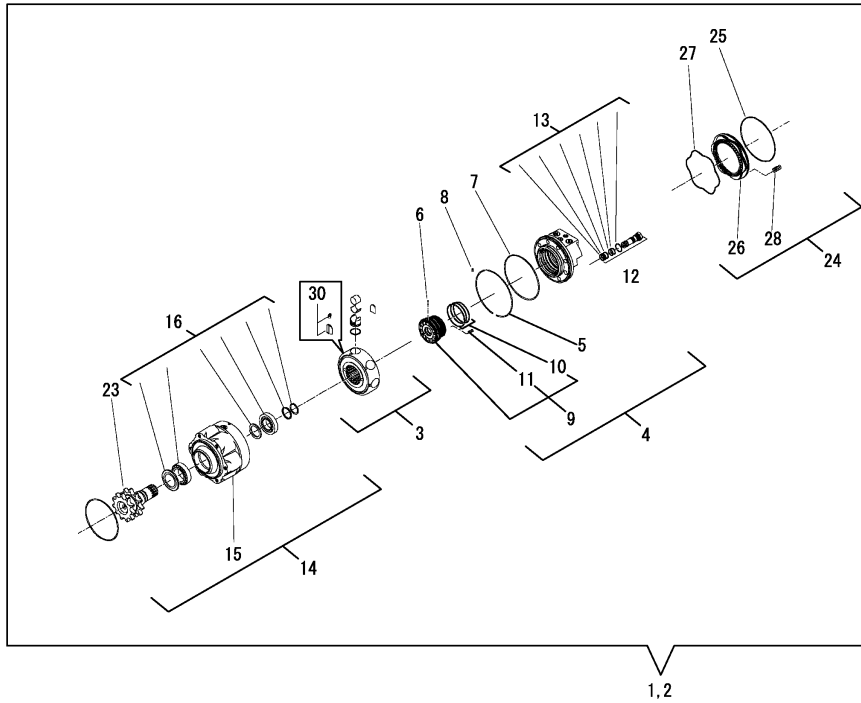


(A)=S220R
(B)=
(C)=

(D)=
(E)=
(F)=

No.	Lev.	Parts No.	Description	Q'ty						I	R
				(A)	(B)	(C)	(D)	(E)	(F)		
1	1	172217-00680	CYLINDER, TILT	2							
2	2	172217-00880	NUT, LOCK	2							
3	2	172217-00850	PISTON	2							
4	2	172217-00740	TUBE, TILT CYLINDER	2							
5	2	172217-00860	GLAND, HEAD	2							
6	2	172217-00990	CAP, GLAND	2							
7	2	172217-00730	ROD, TILT CYLINDER	2							
8	2	172217-00870	SEAL KIT	2							
9	2	172215-04340	BUSHING	4							
10	2	172551-09410	FITTING	2							
11	2	172215-04340	BUSHING	4							

Fig.60. DRIVE MOTORS(SINGLE-SPEED)



(A)=S220R
(B)=
(C)=

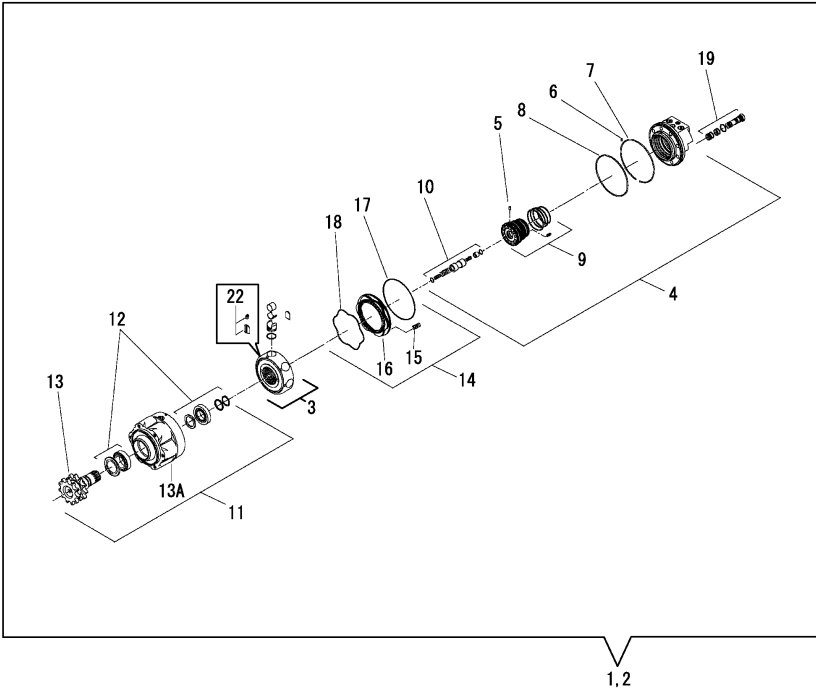
(D)=
(E)=
(F)=

No.	Lev.	Parts No.	Description	Q'ty						I	R
				(A)	(B)	(C)	(D)	(E)	(F)		
1	1	172217-02500	MOTOR, SINGLESPEED R	1							1
2	1	172217-02510	MOTOR, SINGLESPEED L	1							2
3	2	172216-06110	CLYNDER ASSY, BLOCK	1							
4	2	172217-02710	VALVE ASSY	1							
5	3	172216-03880	WASHER	1							
6	3	172216-06140	PIN, DOWEL	1							
7	3	172216-03890	O-RING	1							
8	3	172216-06150	PIN, DOWEL	1							
9	3	172217-02720	VALVING	1							
10	4	172217-00520	SEAL KIT	1							
11	4	172216-01450	SPRING	6							
12	2	172216-03900	VALVING, SHUTTLE	1							
13	3	172216-03910	SEAL KIT	1							
14	2	172217-02110	SUPPORT ASSY	1							
15	3	172217-00510	SUPPORT, BEARING	1							
16	3	172216-06190	EARING KIT	1							
23	3	172217-02120	SHAFT	1							
24	2	172216-06210	BRAKE ASSY	1							
25	3	172216-06240	O-RING	1							
26	3	172216-06230	PISTON, BRAKE	1							
27	3	172216-03920	O-RING	1							
28	3	172216-06220	SPRING, BRAKE	8							
29	2	172217-02730	SEAL KIT	1							3
30	1	172216-06120	REPAIR KIT, PISTON	1							

Remarks

- (1) Single speed right.
- (2) Single speed left.
- (3) Not shown in illustration.

Fig.61. DRIVE MOTORS(TWO-SPEED)



(A)=S220R
(B)=
(C)=

(D)=
(E)=
(F)=

No.	Lev.	Parts No.	Description	Q'ty						I	R
				(A)	(B)	(C)	(D)	(E)	(F)		
1	1	172217-01690	MOTOR, TWO-SPEED R	1							1
2	1	172217-01700	MOTOR, TWO-SPEED L	1							2
3	2	172216-06110	CLYNDER ASSY, BLOCK	1							
4	2	172216-06130	COVER ASSY, VALVING	1							
5	3	172216-06140	PIN, DOWEL	1							
6	3	172216-06150	PIN, DOWEL	1							
7	3	172216-03880	WASHER	1							
8	3	172216-03890	O-RING	1							
9	3	172216-06160	ASSY, VALVING	1							
10	3	172216-06170	SPOOL ASSY	1							
11	2	172217-02110	SUPPORT ASSY	1							
12	3	172216-06190	EARING KIT	1							
13	3	172217-02120	SHAFT	1							
13A	3	172217-00510	SUPPORT, BEARING	1							
14	2	172216-06210	BRAKE ASSY	1							
15	3	172216-06220	SPRING, BRAKE	8							
16	3	172216-06230	PISTON, BRAKE	1							
17	3	172216-06240	O-RING	1							
18	3	172216-03920	O-RING	1							
19	2	172216-03900	VALVING, SHUTTLE	1							
20	2	172216-03910	SEAL KIT	1							3
21	2	172216-06250	SEAL KIT	1							3
22	1	172216-06120	REPAIR KIT, PISTON	1							

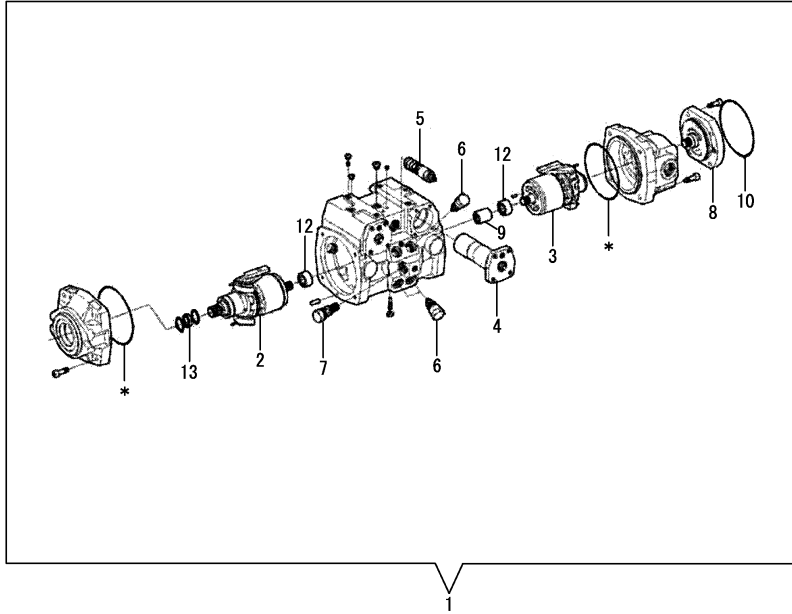
Remarks
 (1) Two-speed right.
 (2) Two-speed left.
 (3) Not shown in illustration.

Fig.62. TANDEM PUMP(DUAL JOYSTICK PUMPS)

(A)=S220R
(B)=
(C)=

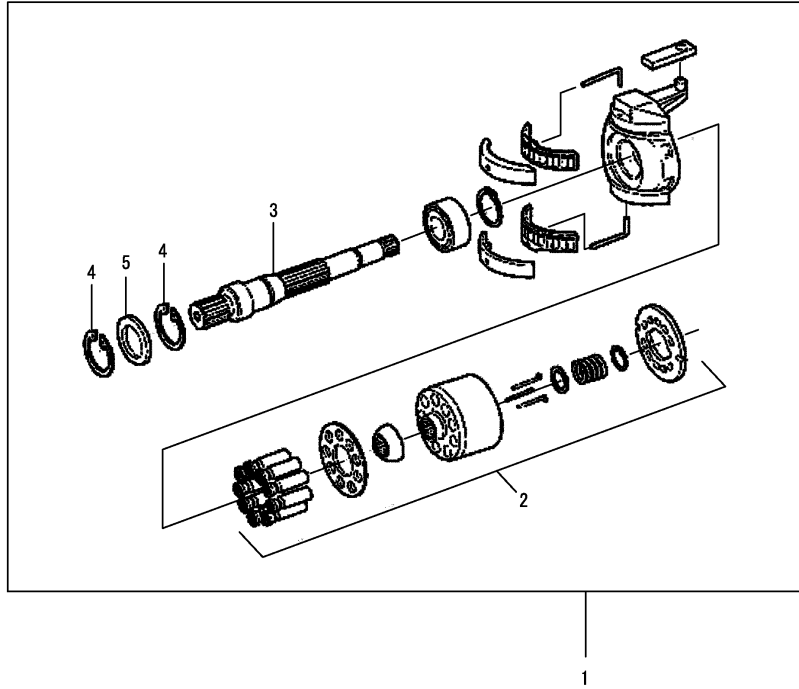
(D)=
(E)=
(F)=

No.	Lev.	Parts No.	Description	Q'ty						I	R
				(A)	(B)	(C)	(D)	(E)	(F)		
1	1	172216-08800	PUMP, TANDEM	1							
2	2	172216-07230	ROTARY GROUP, R ROT.	1							
3	2	172216-07240	ROTARY GROUP, L ROT.	1							
4	2	172216-07250	CONTROL, HYDRAULIC	2							
5	2	172216-05130	CARTRIDGE	1							
6	2	172216-07280	VALVE, RELIEF	4							
7	2	172216-05140	VALVE, RELIEF	1							
8	2	172216-05150	PUMP, GEAR/INTERNAL	1							
9	2	172216-05160	COUPLING, DRIVE	1							
10	2	172551-01120	O-RING	1							
12	2	172216-05170	BEARING, ROLLER	2							
13	2	172216-05200	RING, SHAFT SEAL	1							
14	2	172216-05220	SEAL KIT	1							1



Remarks
(1) KIT includes Ref.No.10, 13 and parts with *.

Fig.63. TANDEM PUMP(DUAL JOYSTICK TANDEM PUMP / ENGINE END)



(A)=S220R
(B)=
(C)=

(D)=
(E)=
(F)=

No.	Lev.	Parts No.	Description	Q'ty						I	R
				(A)	(B)	(C)	(D)	(E)	(F)		
1	1	172216-07230	ROTARY GROUP, R ROT.	1							
2	2	172216-07260	ROTARY GROUP, R ROT.	1							
3	2	172216-05180	SHAFT, DRIVE	1							
4	2	172216-05190	SEEGER-V-RING	2							
5	2	172216-05200	RING, SHAFT SEAL	1							

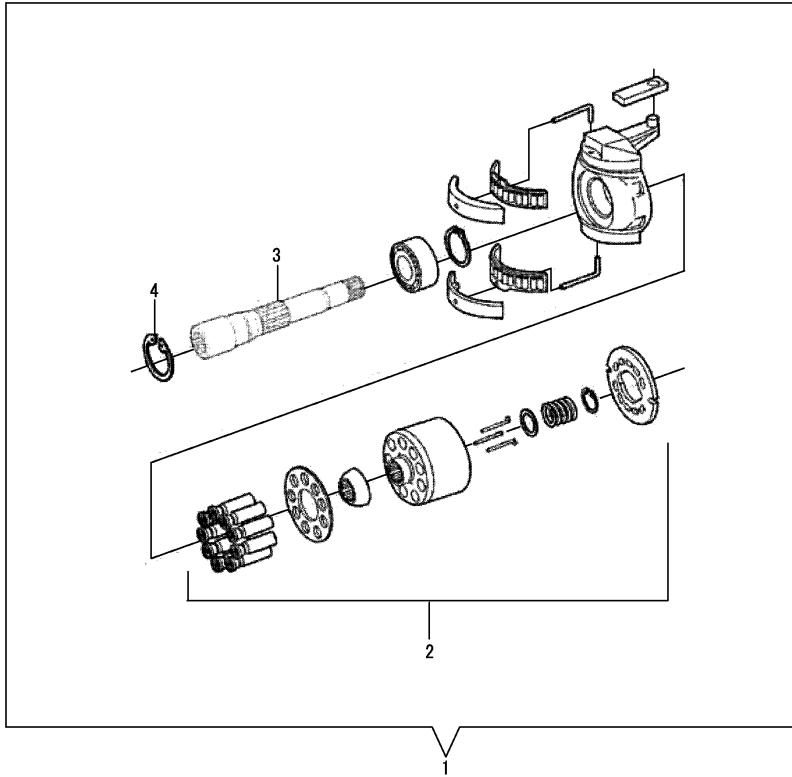
Remarks
* Dual joystick tandem pump
172216-08800.

Fig.64. TANDEM PUMP(DUAL JOYSTICK TANDEM PUMP / GEAR PUMP END)

(A)=S220R
(B)=
(C)=

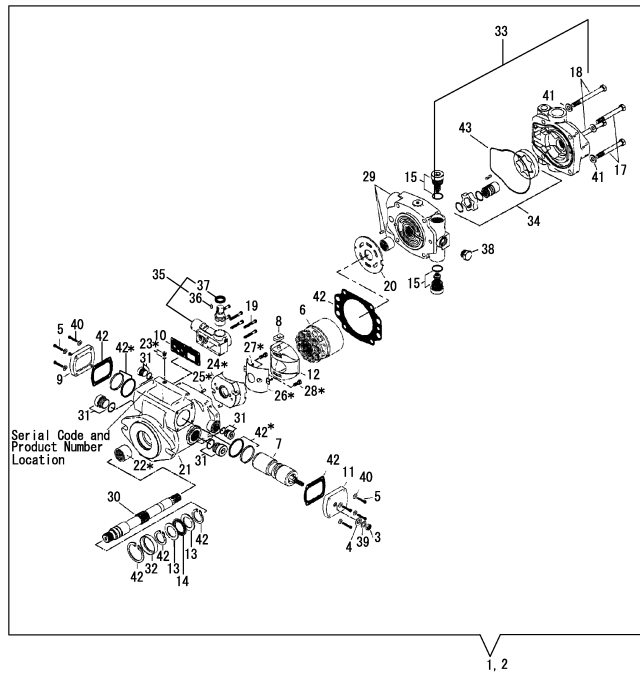
(D)=
(E)=
(F)=

No.	Lev.	Parts No.	Description	Q'ty						I	R
				(A)	(B)	(C)	(D)	(E)	(F)		
1	1	172216-07240	ROTARY GROUP, L ROT.	1							
2	2	172216-07270	ROTARY GROUP, L ROT.	1							
3	2	172216-05210	SHAFT, DRIVE	1							
4	2	172216-05190	SEEGER-V-RING	1							



Remarks
* Dual joystick tandem pump
172216-08800.

Fig.65. TANDEM PUMP(TANDEM PUMP / GEAR PUMP END)



(A)=S220R
(B)=
(C)=

(D)=
(E)=
(F)=

No.	Lev.	Parts No.	Description	Q'ty						I	R
				(A)	(B)	(C)	(D)	(E)	(F)		
1	1	172217-00650	PUMP, TANDEM	1							1
2	1	172217-00660	PUMP, TANDEM	1							2
3	2	172216-00630	NUT	1							
4	2	172216-00640	WASHER	1							
5	2	172216-00760	SCREW	8							
6	2	172217-00450	ROTATING KIT	1							
7	2	172216-02140	PISTON, SERVO	1							3
8	2	172216-00870	FOLLOWER, PISTON	1							
9	2	172216-00660	PLATE, COVER	1							3
10	2	172216-00840	GASKET	1							
11	2	172216-00670	PLATE, COVER	1							
12	2	172216-00680	PLATE, CAM	1							
13	2	172216-00090	BEARING, RACE THRUST	2							
14	2	172216-00100	BEARING, THRUST	1							
15	2	172216-01460	VALVE, RELIEF	2							
16	2	172216-00010	O-RING	1							4
17	2	172551-09780	SCREW	2							
18	2	172216-09400	SCREW	4							
19	2	172216-00770	SCREW	6							
20	2	172217-01000	PLATE, VALVE	1							
21	2	172216-04310	HOUSING ASSY	1							
22	2	172216-00030	BEARING	1							
23	2	172216-02190	PLUG	1							
24	2	172216-02150	CRADLE	1							
25	2	172216-00830	PIN, DOWEL	2							
26	2	172216-02160	BUSHING, CAM	1							
27	2	172216-02230	SCREW	2							
28	2	172216-02170	SCREW	2							
29	2	172217-00460	BACKPLATE ASSY	1							
30	2	172217-00180	SHAFT, DRIVE	1							
31	2	172215-00620	PLUG	4							
32	2	172216-00730	SPACER	1							
33	2	172217-00160	ADAPTOR ASSY, CHARGE	1							
34	3	172217-00170	GEROTOR KIT	1							5
35	2	172216-04330	CNTRROLLER ASSY	1							
36	3	172216-00850	KEY	1							
37	3	172216-02200	SEAL, WIPER	1							
38	2	172216-02240	PLUG	1							
39	2	172216-00740	WASHER	1							
40	2	172216-09460	WASHER	8							
41	2	172216-02220	WASHER	4							
42	2	172216-00880	SEAL KIT	1							
43	2	172216-00710	O-RING	1							6

Remarks

* Asterisk (*) Ref.Nos. are included in Ref.No.21 housing assembly.

* An E-shaped o-ring (not shown) in this cover plate is part of the 172216-00880 seal kit.

(1) Pump, tandem.

(2) Pump, tandem gear pump end.

(3) An E-shaped o-ring (not shown) in this cover plate is part of the 172216-00880 seal kit.

(4) Not shown in illustration.

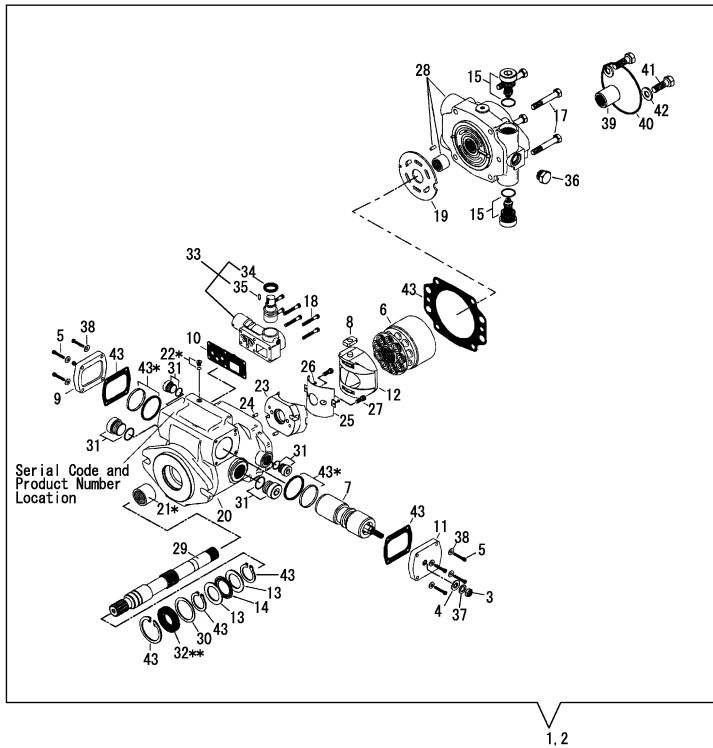
(5) Does not include the

172216-00710 o-ring - Ref.No.43.

(6) Not a part of the gerotor kit

172217-00170 - Ref.No.37.

Fig.66. TANDEM PUMP(TANDEM PUMP / ENGINE END)



(A)=S220R
(B)=
(C)=

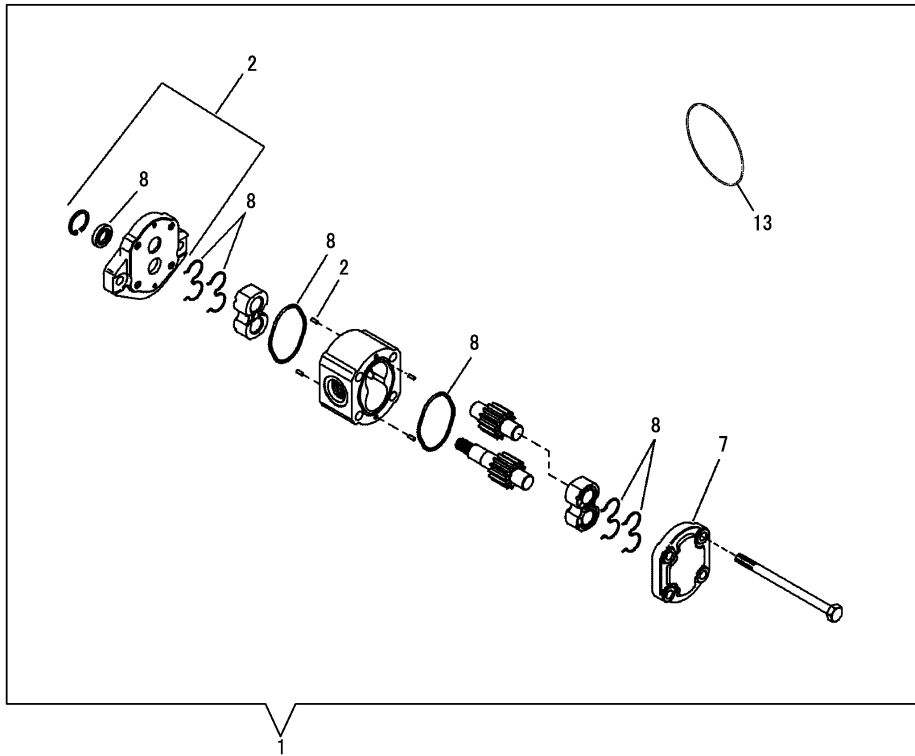
(D)=
(E)=
(F)=

No.	Lev.	Parts No.	Description	Q'ty						I	R
				(A)	(B)	(C)	(D)	(E)	(F)		
1	1	172217-00650	PUMP, TANDEM	1							1
2	1	172217-00670	PUMP, TANDEM	1							2
3	2	172216-00630	NUT	1							
4	2	172216-00640	WASHER	1							
5	2	172216-00760	SCREW	8							
6	2	172217-00450	ROTATING KIT	1							
7	2	172216-02140	PISTON, SERVO	1							
8	2	172216-00870	FOLLOWER, PISTON	1							
9	2	172216-00660	PLATE, COVER	1							
10	2	172216-00840	GASKET	1							
11	2	172216-00670	PLATE, COVER	1							
12	2	172216-00680	PLATE, CAM	1							
13	2	172216-00090	BEARING, RACE THRUST	2							
14	2	172216-00100	BEARING, THRUST	1							
15	2	172216-01460	VALVE, RELIEF	2							
16	2	172216-00010	O-RING	1							3
17	2	172551-09580	SCREW	4							
18	2	172216-00770	SCREW	6							
19	2	172217-01000	PLATE, VALVE	1							
20	2	172216-04320	HOUSING ASSY	1							
21	2	172216-00030	BEARING	1							
22	2	172216-02190	PLUG	1							
23	2	172216-02150	CRADLE	1							
24	2	172216-00830	PIN, DOWEL	2							
25	2	172216-02160	BUSHING, CAM	1							
26	2	172216-02230	SCREW	2							
27	2	172216-02170	SCREW	2							
28	2	172217-00470	BACKPLATE ASSY	1							
29	2	172216-00700	SHAFT, DRIVE	1							
30	2	172216-00110	WASHER	1							
31	3	172215-00620	PLUG	4							
32	3	172216-00720	SEAL, SHAFT	1							
33	2	172216-04330	CNTROLLER ASSY	1							
34	2	172216-00850	KEY	1							
35	2	172216-02200	SEAL, WIPER	1							
36	2	172216-02240	PLUG	1							
37	2	172216-00740	WASHER	1							
38	2	172216-09460	WASHER	8							
39	2	172216-00750	COUPLER	1							
40	2	172551-01120	O-RING	1							
41	2	172216-09290	SCREW	2							
42	2	172551-10390	WASHER	2							
43	2	172216-00880	SEAL KIT	1							

Remarks

- * Asterisk (*) Ref.Nos. are included in Ref.No.20.
- Double asterisk (**) Ref.No. is included in Ref.No.43.
- * An E-shaped o-ring (not shown) in this cover plate is part of the 172216-00880 seal kit.
- (1) Pump, tandem.
- (2) Pump, tandem engine end.
- (3) Not shown in illustration.

Fig.67. GEAR PUMP - SINGLE(STANDARD AUXILIARY)

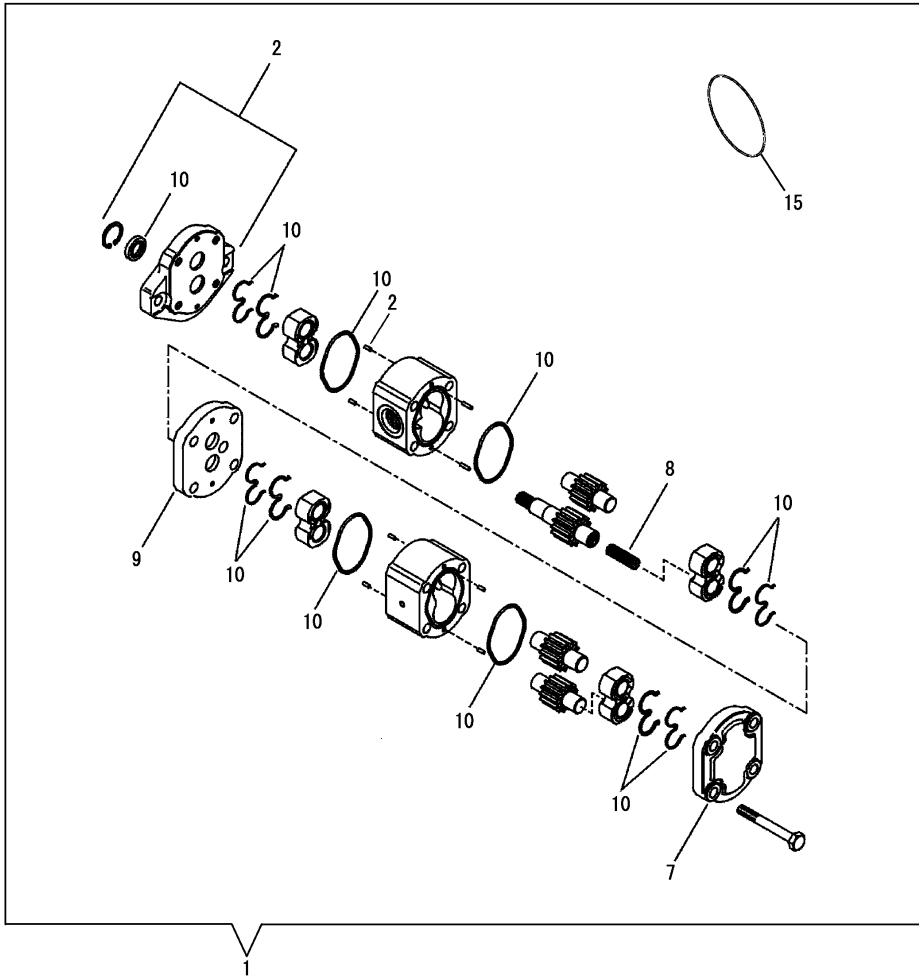


(A)=S220R
(B)=
(C)=

(D)=
(E)=
(F)=

No.	Lev.	Parts No.	Description	Q'ty						I	R
				(A)	(B)	(C)	(D)	(E)	(F)		
1	1	172552-00080	PUMP, GEAR	1							
2	2	172551-01140	FLANGE KIT	1							
7	2	172551-01150	ENDCOVER	1							
8	2	172551-01130	SEAL KIT	1							
13	2	172551-01120	O-RING	1							

Fig.68. GEAR PUMP - DOUBLE(HIGH-FLOW AUXILIARY)



(A)=S220R
(B)=
(C)=

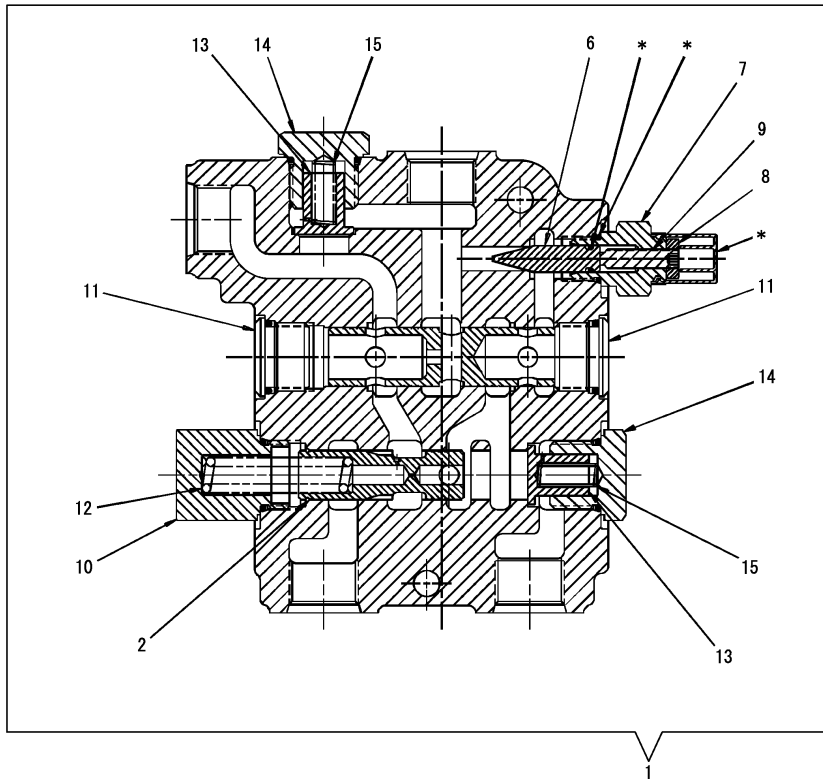
(D)=
(E)=
(F)=

No.	Lev.	Parts No.	Description	Q'ty						I	R
				(A)	(B)	(C)	(D)	(E)	(F)		
1	1	172217-01090	PUMP, GEAR DOUBLE	1							
2	2	172551-01140	FLANGE KIT	1							
7	2	172551-01150	ENDCOVER	1							
8	2	172216-01420	COUPLING	1							
9	2	172216-01430	PLATE, DISTANCE	1							
10	2	172216-01390	SEAL KIT	1							
15	2	172551-01120	O-RING	1							

Fig.69. SELF-LEVELING VALVE

(A)=S220R
(B)=
(C)=

(D)=
(E)=
(F)=



No.	Lev.	Parts No.	Description	Qty						I	R
				(A)	(B)	(C)	(D)	(E)	(F)		
1	1	172551-01230	VALVE, SELF-LEVEL	1							
2	2	172551-06760	RING,RETAINING	1							
6	2	172551-00530	PIN	1							
7	2	172551-00540	CAP,ADJUSTMENT	1							
8	2	172551-00550	NUT	1							
9	2	172551-00560	SCREW SET	1							
10	2	172551-01010	PLUG ASSY	1							
11	2	172551-00570	PLUG ASSY	2							
12	2	172551-00710	SPRING	1							
13	2	172551-00680	LOAD CHECK	2							
14	2	172551-00670	PLUG ASSY	2							
15	2	172551-00660	SPRING	2							
16	2	172551-01020	SEAL KIT	1							1

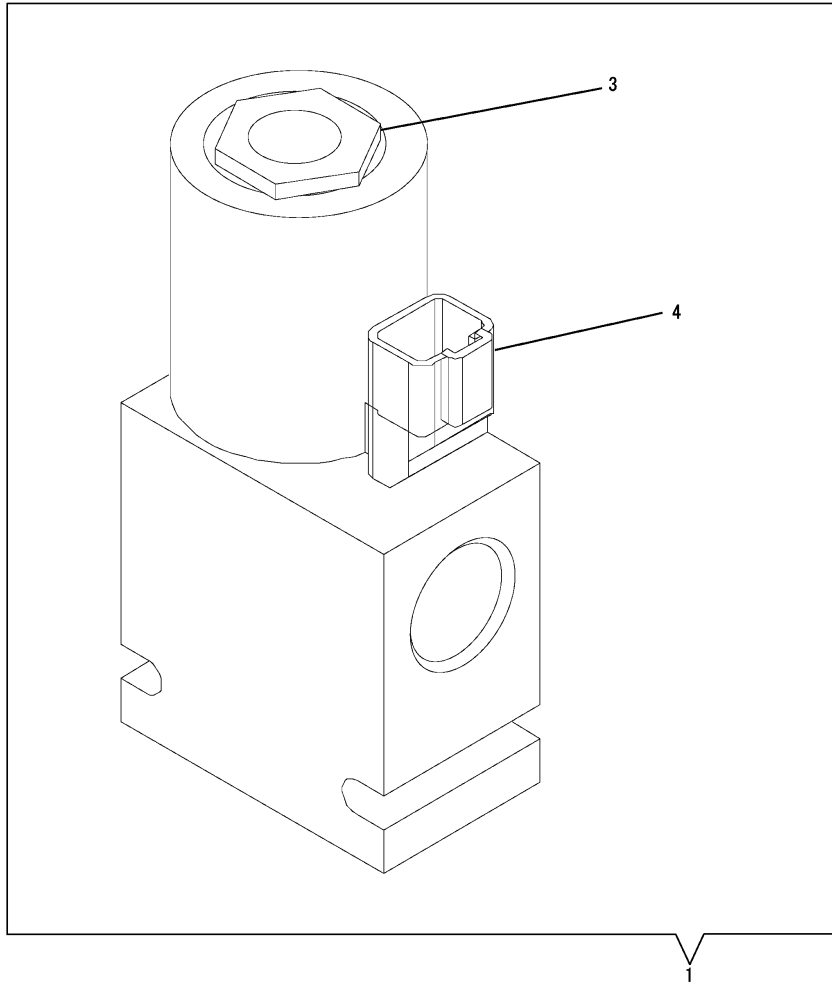
Remarks

(1) Asterisk (*) Ref.Nos. are included in Ref.No.16. Not shown in illustration.

Fig.70. LIFT AND TILT SOLENOID VALVE

(A)=S220R
(B)=
(C)=

(D)=
(E)=
(F)=



No.	Lev.	Parts No.	Description	Q'ty						I	R
				(A)	(B)	(C)	(D)	(E)	(F)		
1	1	172216-03450	VALVE, SOLENOID	1							
3	2	172216-00620	CARTRIDGE	1							
4	2	172216-03480	COIL	1							
5	2	172216-00580	SEAL KIT	1							1

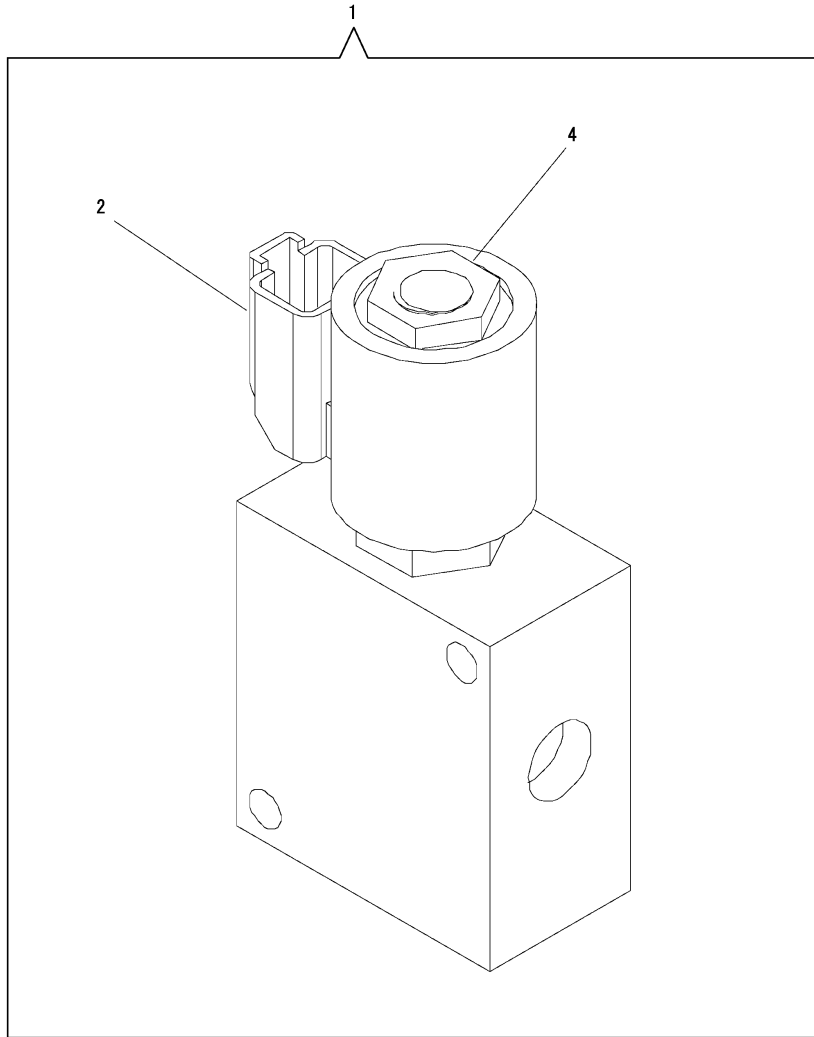
Remarks

(1) Not shown in illustration.

Fig.71. SOLENOID VALVES - BRAKE - SINGLE, TWO-SPEED AND BRAKE RELEASE(SINGLE-SPEED)

(A)=S220R
(B)=
(C)=

(D)=
(E)=
(F)=



No.	Lev.	Parts No.	Description	Q'ty						I	R	
				(A)	(B)	(C)	(D)	(E)	(F)			
1	1	172216-03460	VALVE, SOLENOID	1								
2	2	172216-03470	COIL	1								
3	2	172216-01290	SEAL KIT	1								1
4	2	172216-03490	CARTRIDGE	1								

Remarks

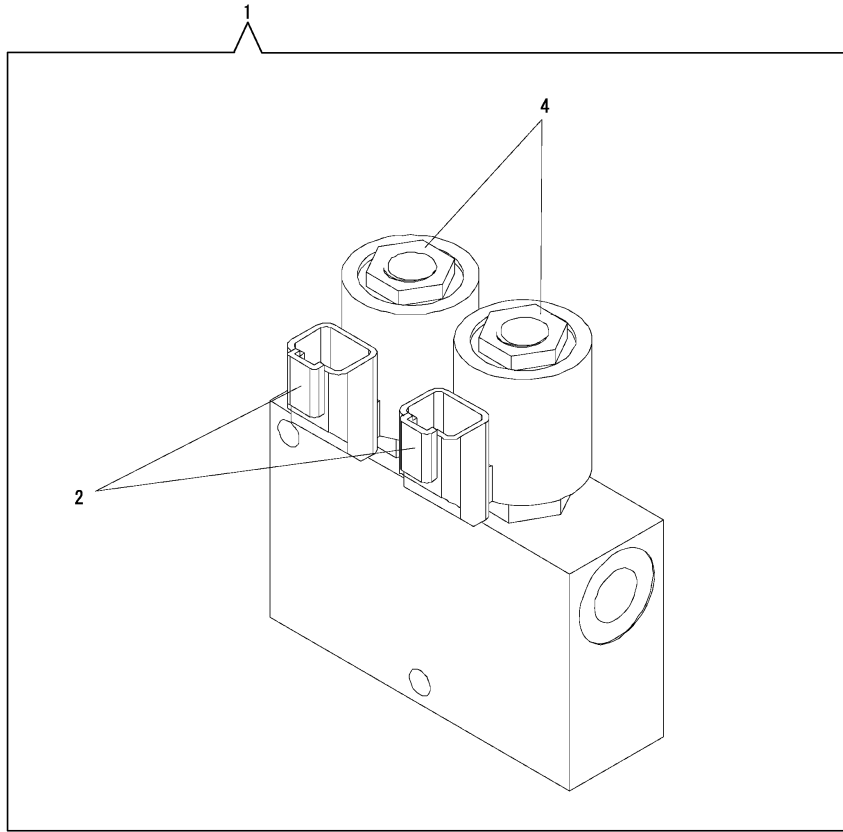
(1) Not shown in illustration.

N:Old $\xrightarrow{\text{Yes}}$ New, Q:Old $\xrightarrow{\text{No}}$ New, R:Old $\xrightarrow{\text{Yes}}$ New, S:Old $\xrightarrow{\text{No}}$ New, W:Add, Z:Discontinued, F:Interchangeable by set, K:Q'ty Change

Fig.72. SOLENOID VALVES - BRAKE - SINGLE, TWO-SPEED AND BRAKE RELEASE(TWO-SPEED)

(A)=S220R
(B)=
(C)=

(D)=
(E)=
(F)=



No.	Lev.	Parts No.	Description	Q'ty						I	R	
				(A)	(B)	(C)	(D)	(E)	(F)			
1	1	172216-03340	VALVE, DUAL SOLENOID	1								
2	2	172216-03470	COIL	2								
3	2	172216-01290	SEAL KIT	2								1
4	2	172216-03490	CARTRIDGE	2								

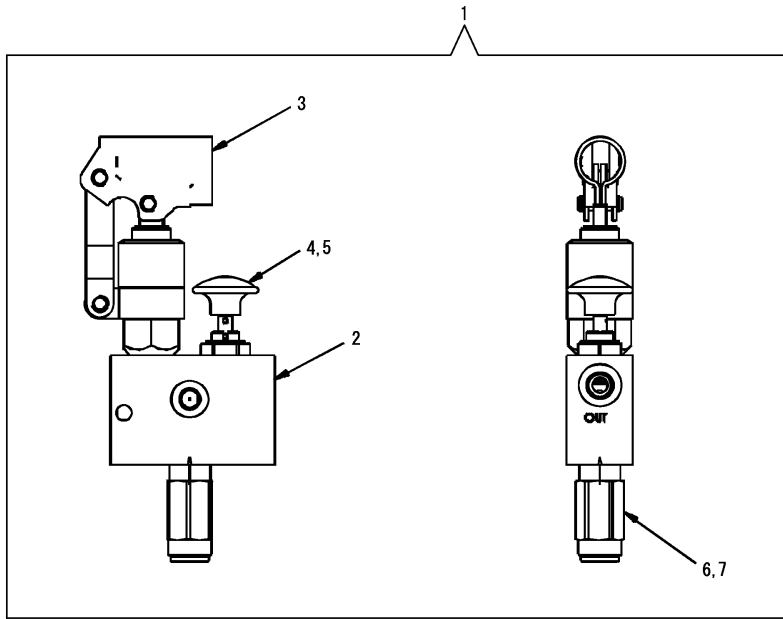
Remarks

(1) Not shown in illustration.

Fig.73. SOLENOID VALVES - BRAKE - SINGLE, TWO-SPEED AND BRAKE RELEASE(BRAKE RELEASE SOLE

(A)=S220R
(B)=
(C)=

(D)=
(E)=
(F)=

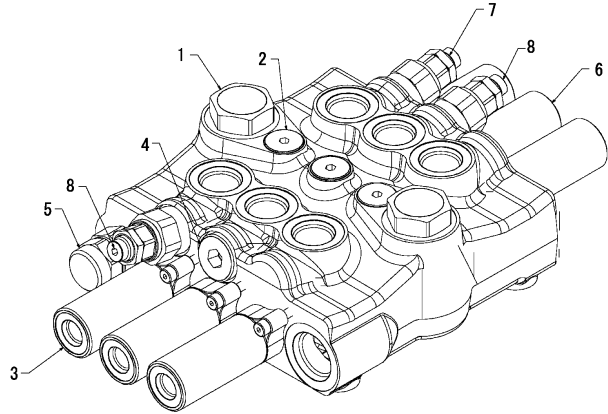


No.	Lev.	Parts No.	Description	Q'ty						I	R
				(A)	(B)	(C)	(D)	(E)	(F)		
1	1	172217-03440	VALVE, BRAKE RELEASE	1							
2	2	172216-07290	BODY, VALVE	1							
3	2	172216-07300	PUMP, HAND	1							
4	2	172216-07310	SWITCH, MANUAL	1							
5	2	172216-07320	SEAL KIT	1							1
6	2	172216-07330	RELIEF	1							
7	2	172216-07340	SEAL KIT	1							2

Remarks

- (1) For Ref.No.4.
- (2) For Ref.No.6.

Fig.74. MAIN CONTROL VALVE(STANDARD CONTROL VALVE)



(A)=S220R
(B)=
(C)=

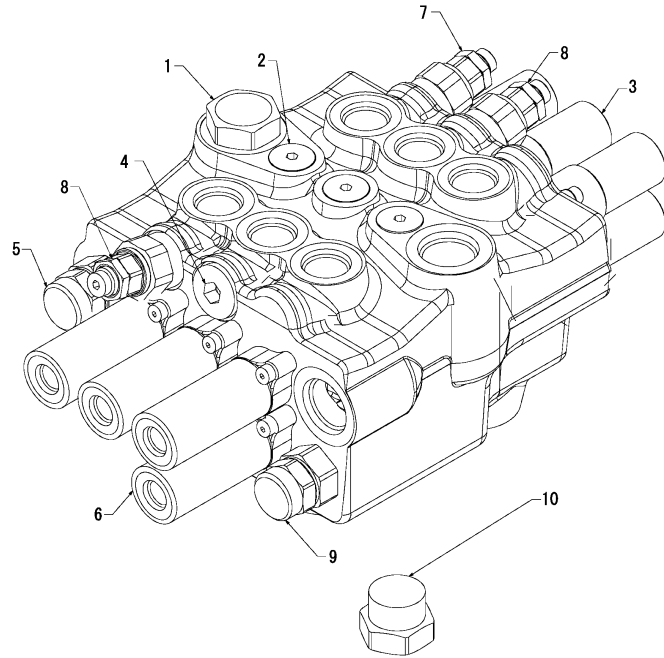
(D)=
(E)=
(F)=

No.	Lev.	Parts No.	Description	Q'ty						I	R
				(A)	(B)	(C)	(D)	(E)	(F)		
1	1	172551-00820	PLUG KIT	2							
2	1	172551-02830	VALVE, CHECK	3							
3	1	172216-07500	HYD. CONTROL, REAR	3							
4	1	172551-02840	PLUG KIT	1							
5	1	172216-07510	VALVE, RELIEF	1							
6	1	172216-07520	HYD. CNTRL, ANTERIOR	3							
7	1	172551-02850	VALVE, COMBINED	1							1
8	1	172551-02860	VALVE, COMBINED	2							2
9	1	172216-07530	GASKET SET	1							3

Remarks

- * Standard control valve 172216-05450.
- (1) Lift arm down.
- (2) Lift arm up.
- (3) Not shown in illustration.

Fig.75. MAIN CONTROL VALVE(HIGH-FLOW CONTROL VALVE)



(A)=S220R
(B)=
(C)=

(D)=
(E)=
(F)=

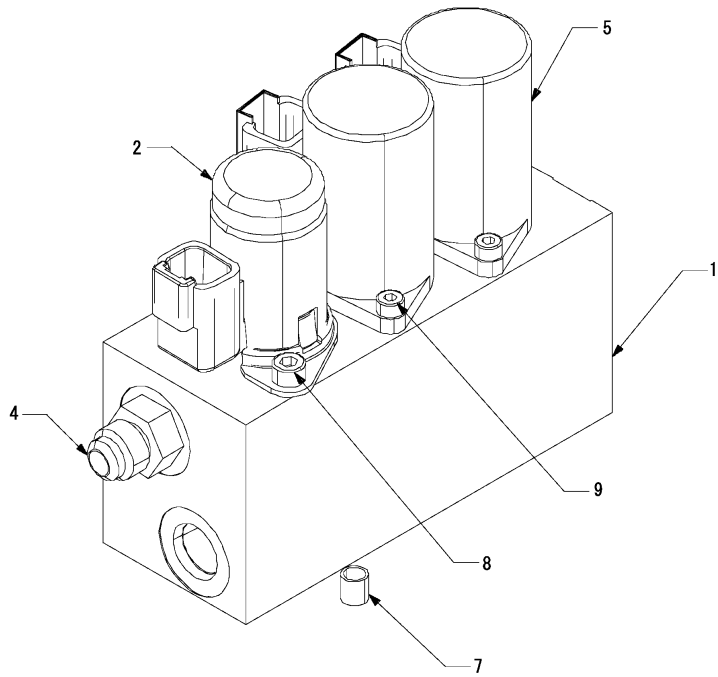
No.	Lev.	Parts No.	Description	Q'ty						I	R
				(A)	(B)	(C)	(D)	(E)	(F)		
1	1	172551-00820	PLUG KIT	1							
2	1	172551-02830	VALVE, CHECK	3							
3	1	172216-07500	HYD. CONTROL, REAR	4							
4	1	172551-02840	PLUG KIT	1							
5	1	172216-07510	VALVE, RELIEF	1							
6	1	172216-07520	HYD. CNTRL, ANTERIOR	4							
7	1	172551-02850	VALVE, COMBINED	1							1
8	1	172551-02860	VALVE, COMBINED	2							2
9	1	172216-07540	VALVE, RELIEF PORT	1							
10	1	172551-00810	VALVE, CHECK	1							
11	1	172216-07550	GASKET SET	1							3

Remarks

* High-flow control valve
172216-05460.

- (1) Lift arm down.
- (2) Lift arm up.
- (3) Not shown in illustration.

Fig.76. PROPORTIONAL VALVES(3 BANK VALVE, STANDARD AUXILIARY)



(A)=S220R
(B)=
(C)=

(D)=
(E)=
(F)=

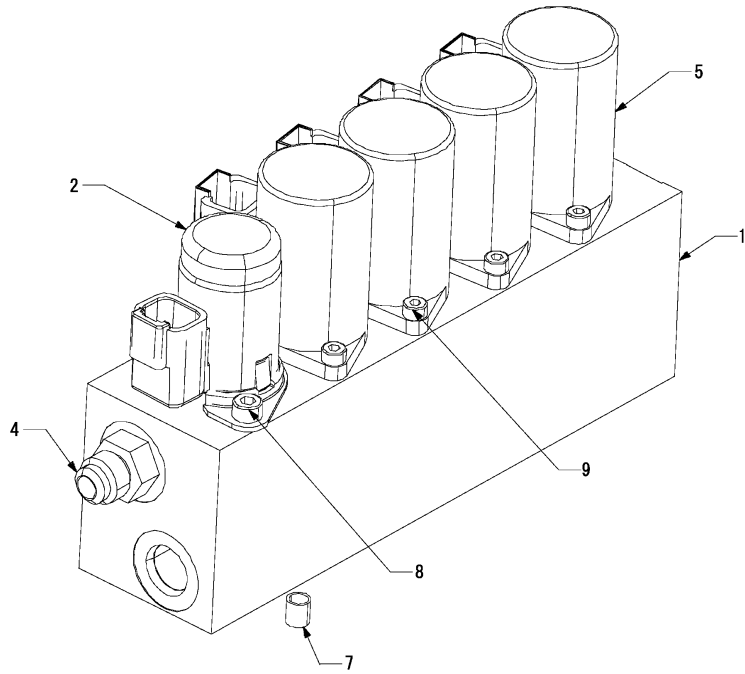
No.	Lev.	Parts No.	Description	Q'ty						I	R	
				(A)	(B)	(C)	(D)	(E)	(F)			
1	1	172217-02950	MANIFOLD, SOLENOID	1								
2	1	172217-03870	VALVE, SOLENOID	1								
3	1	172217-02960	SEAL KIT	1								1
4	1	172216-08400	FITTING	1								
5	1	172216-08410	VALVE, PROPORTIONAL	2								
6	1	172216-07450	SEAL KIT	1								1
7	1	172217-02930	PLUG, EXPANDER	1								
8	1	172217-02940	SCREW	2								
9	1	172216-07440	SCREW	4								

Remarks
* 3 bank valve 172217-03840.
(1) Not shown in illustration.

Fig.77. PROPORTIONAL VALVES(5 BANK VALVE, HIGH-FLOW AUXILIARY)

(A)=S220R
(B)=
(C)=

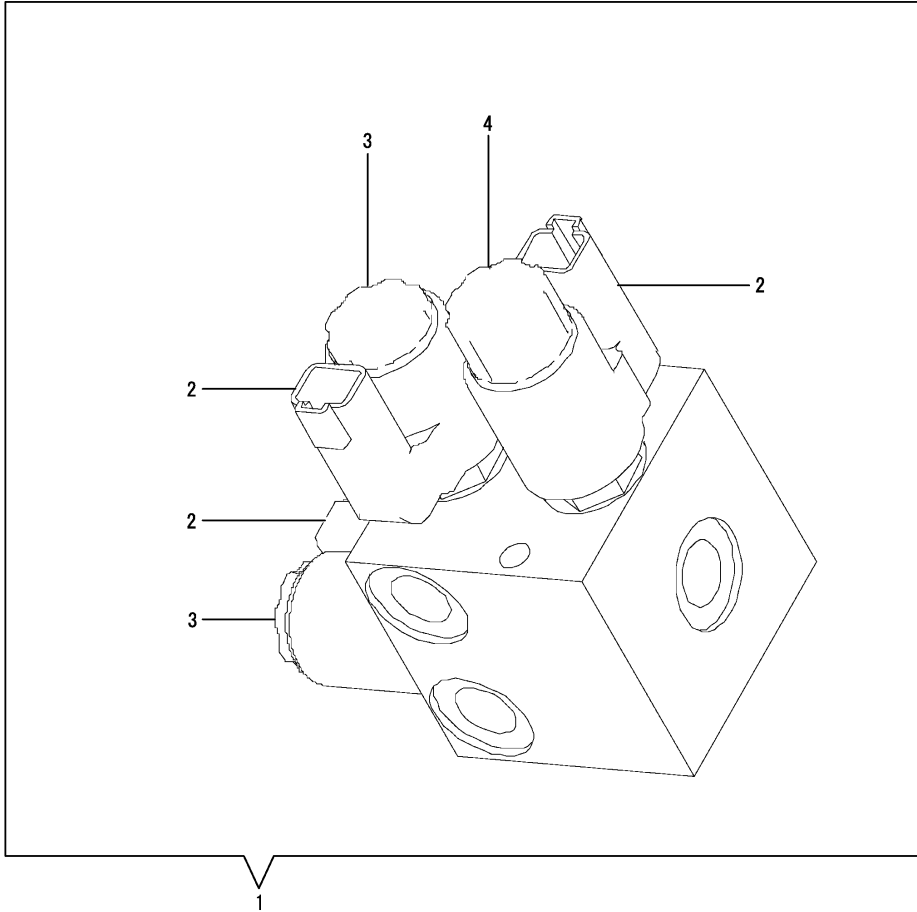
(D)=
(E)=
(F)=



No.	Lev.	Parts No.	Description	Q'ty						I	R	
				(A)	(B)	(C)	(D)	(E)	(F)			
1	1	172217-02920	MANIFOLD, SOLENOID	1								
2	1	172217-03870	VALVE, SOLENOID	1								
3	1	172217-02960	SEAL KIT	1								1
4	1	172216-08400	FITTING	1								
5	1	172216-08410	VALVE, PROPORTIONAL	4								
6	1	172216-07450	SEAL KIT	1								1
7	1	172217-02930	PLUG, EXPANDER	1								
8	1	172217-02940	SCREW	2								
9	1	172216-07440	SCREW	8								

Remarks
* 5 bank valve 172217-03850.
(1) Not shown in illustration.

Fig.78. RIDE CONTROL MANIFOLD

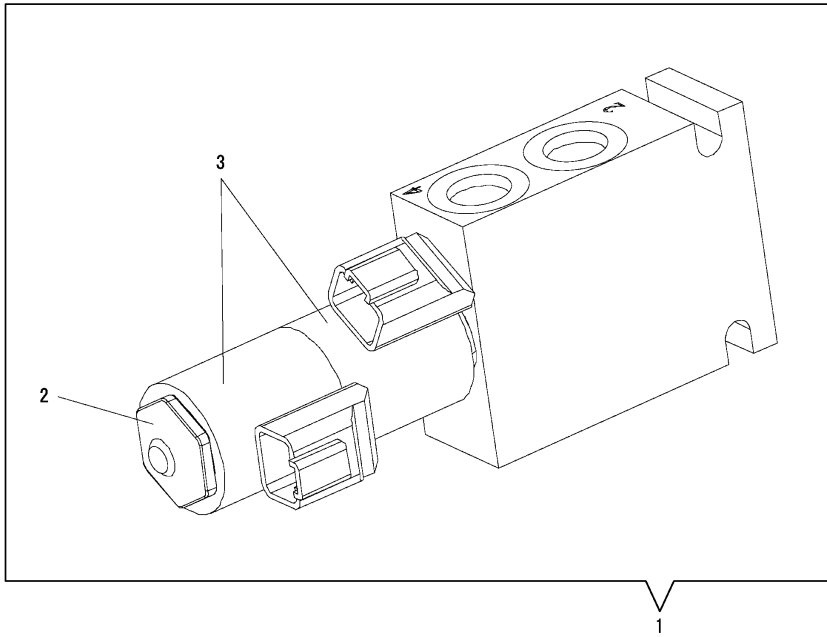


(A)=S220R
(B)=
(C)=

(D)=
(E)=
(F)=

No.	Lev.	Parts No.	Description	Q'ty						I	R
				(A)	(B)	(C)	(D)	(E)	(F)		
1	1	172551-02090	MANIFOLD, RIDE CNTRL	1							
2	2	172551-02100	COIL	3							
3	2	172551-02120	CARTRIDGE	2							
4	2	172551-02110	CARTRIDGE	1							

Fig.79. SOLENOID VALVE - HYDRAULIC QUICK COUPLER



(A)=S220R
(B)=
(C)=

(D)=
(E)=
(F)=

No.	Lev.	Parts No.	Description	Q'ty						I	R
				(A)	(B)	(C)	(D)	(E)	(F)		
1	1	172216-04890	VALVE, SOLENOID	1							
2	2	172216-05080	CARTRIDGE	1							
3	2	172216-03470	COIL	2							
5	2	172216-01290	SEAL KIT	1							1

Remarks

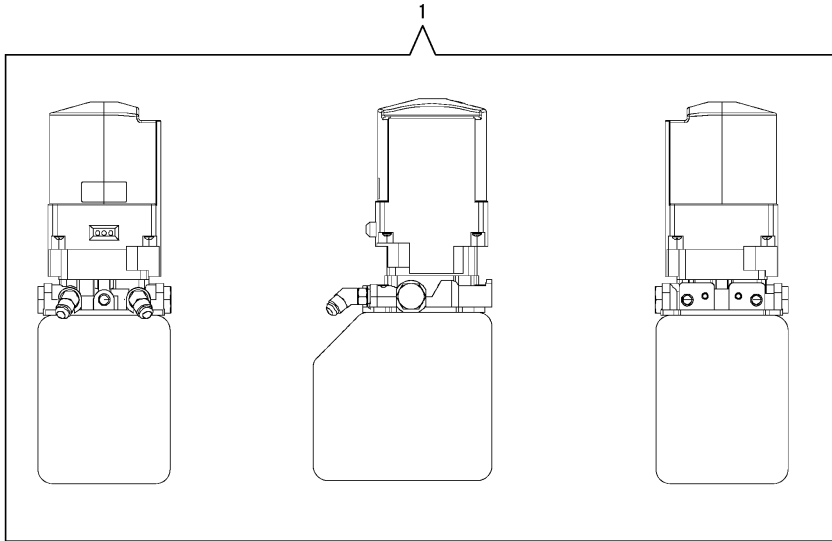
(1) Not shown in illustration.

Fig.80. PUMP - COLD WEATHER HYDRAULIC QUICK COUPLER

(A)=S220R
(B)=
(C)=

(D)=
(E)=
(F)=

No.	Lev.	Parts No.	Description	Q'ty						I	R
				(A)	(B)	(C)	(D)	(E)	(F)		
1	1	172217-03720	PUMP	1							
2	2	172217-00250	FITTING	1							1
3	2	172217-02820	RESERVOIR	1							1
4	2	172217-02830	O-RING	1							1
5	2	172216-07370	SCREW	1							1
6	2	172217-02840	CAP, RESERVOIR	1							1



Remarks

(1) Not shown in illustration.

Fig.81. FOOT VALVE

(A)=S220R
(B)=
(C)=

(D)=
(E)=
(F)=

No.	Lev.	Parts No.	Description	Q'ty						I	R
				(A)	(B)	(C)	(D)	(E)	(F)		
1	1	172217-01430	VALVE, FOOT	1							
2	2	172217-04370	KINEMAMTIC KIT	1							
3	2	172217-04380	CURVE KIT	1							
4	2	172217-04390	BODY, VALVE	1							

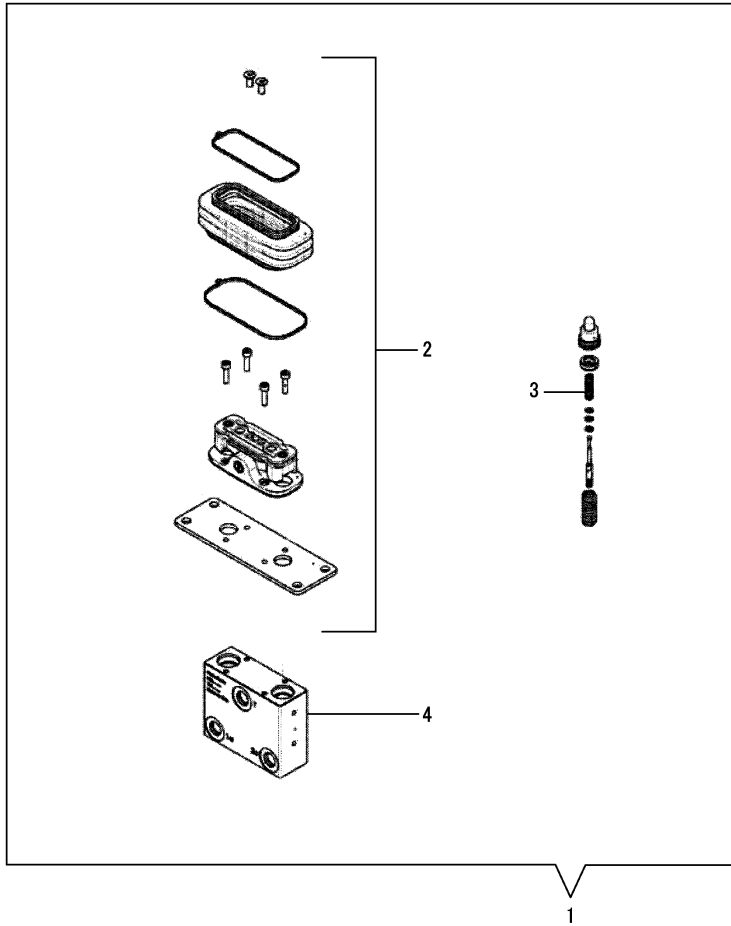


Fig.82. HVAC KIT-BELT DRIVEN

(A)=S220R

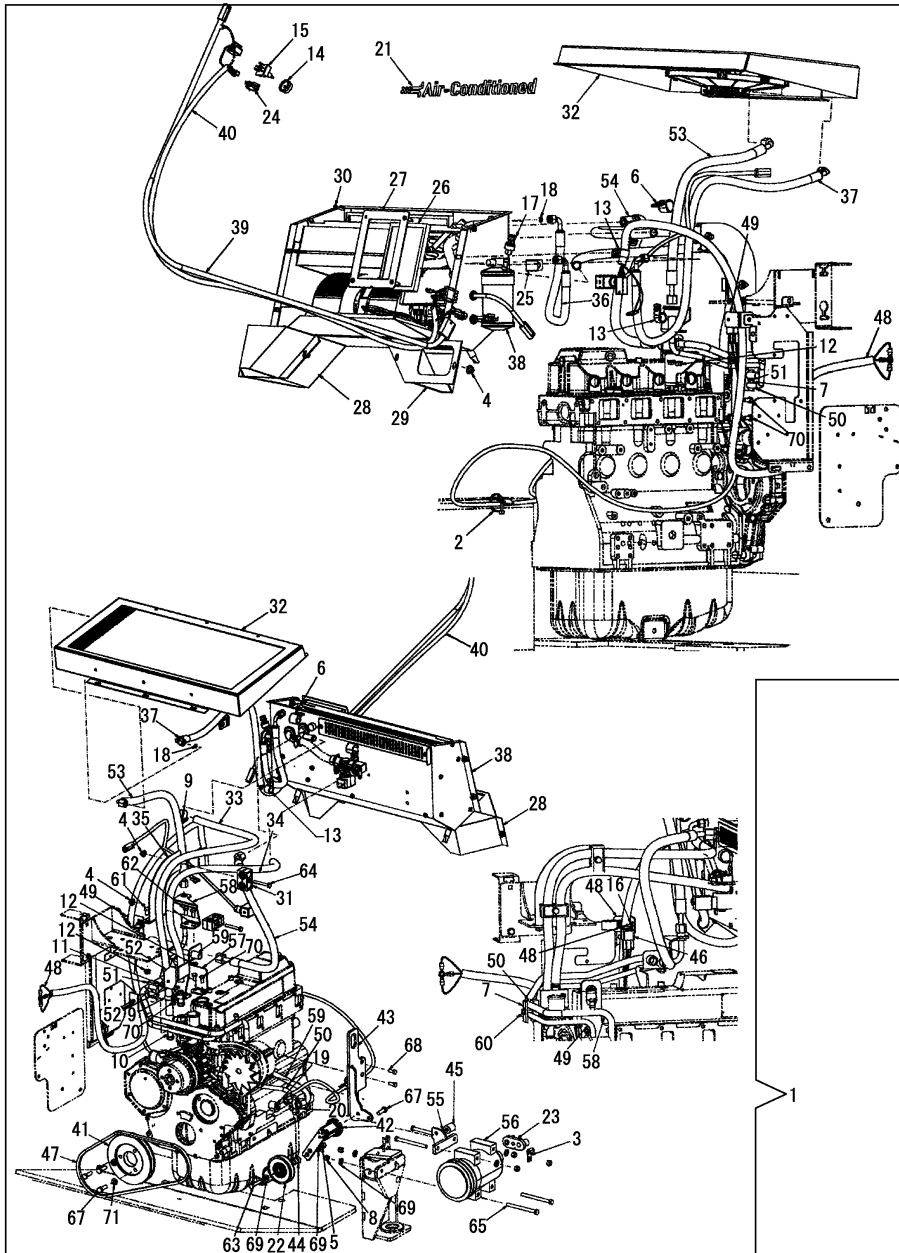
(B)=

(C)=

(D)=

(E)=

(F)=



No.	Lev.	Parts No.	Description	Qty						I	R
				(A)	(B)	(C)	(D)	(E)	(F)		
1	1	172217-04120	BELT-DRIVEN KIT	1							
2	2	172551-00120	TIE, CABLE	1							
3	2	172215-00100	CLAMP	1							
4	2	172551-00240	NUT	10							
5	2	172551-00280	NUT	1							
6	2	172217-00010	CLAMP	1							
7	2	172551-00510	PLATE	1							
8	2	172216-00490	NUT	5							
9	2	172551-00760	CLAMP	3							
10	2	172551-00840	FITTING	2							
11	2	172216-01590	NUT	1							
12	2	172215-00700	NUT	4							
13	2	172551-01270	CLAMP	2							
14	2	172215-00740	KNOB	1							
15	2	172551-01280	SWITCH, HEATER	1							
16	2	172551-01590	FLANGE	1							
17	2	172551-01710	SWITCH, BINARY	1							
18	2	172551-01730	O-RING	4							
19	2	172551-01740	O-RING	2							
20	2	172551-01750	O-RING	1							
21	2	172216-02760	LABEL, A/C	2							
22	2	172551-01830	PULLEY W/BEARING	1							
23	2	172551-01860	MANIFOLD, COMPRESSOR	1							
24	2	172216-03180	SWITCH, ROCKER	1							
25	2	172551-02160	HOSE, CLAMP	1							
26	2	172216-03800	FILTER, AIR	1							
27	2	172216-03970	GRILLE, AIR	1							
28	2	172217-00600	DUCT, A/C RIGHT	1							
29	2	172217-00610	DUCT, A/C LEFT	1							
30	2	172216-04120	SCREW	4							
31	2	172551-02410	CLAMP	2							
32	2	172217-02390	CONDENSER ASSY	1							
33	2	172217-02430	HOSE, HEATER	1							
34	2	172217-02440	HOSE, HEATER	1							
35	2	172217-02640	BRACKET, HOSE	1							
36	2	172217-02670	HOSE	1							
37	2	172217-02680	HOSE	1							
38	2	172217-02740	HOUSING	1							
39	2	172217-03010	WIRE HARNESS	1							
40	2	172217-03020	HARNESS, COLD CONT, AC	1							
41	2	172551-02880	PULLEY, CRANKSHAFT	1							
42	2	172551-02890	TENSIONER	1							
43	2	172216-07830	BRACKET, TENSIONER	1							
44	2	172551-02910	SPACER, PULLEY	1							
45	2	172216-07890	SPACER, ALTERNATOR	1							
46	2	172216-07930	RELAY, SEALED	1							
47	2	172216-07950	BELT, AC	1							
48	2	172217-03410	HARNESS, AC	1							
49	2	172217-03510	BRACKET ASSY, RELAY	1							
50	2	172217-03550	TUBE, AC	1							
51	2	172551-03120	CLAMP	2							

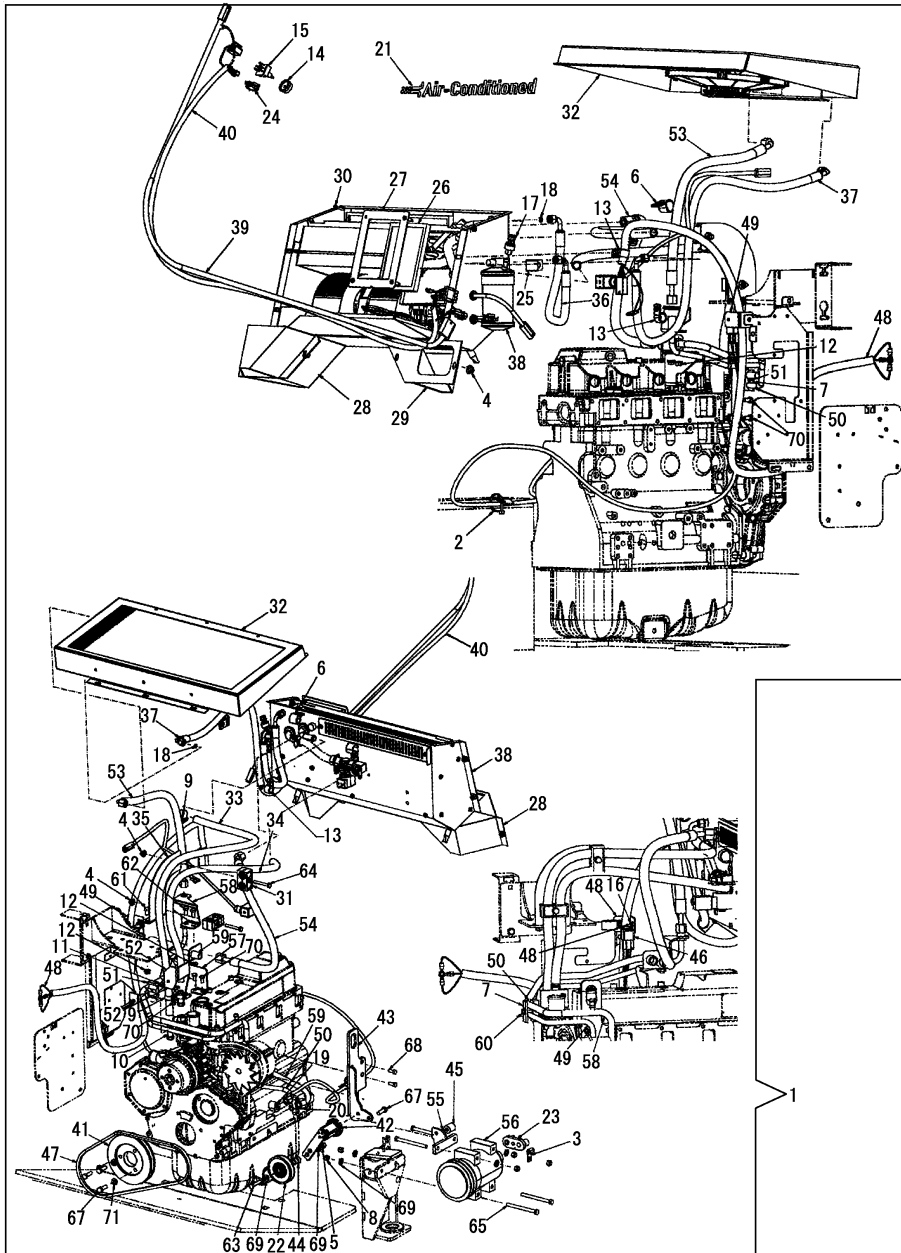
Remarks

(1) Not shown in illustration.

Fig.82. HVAC KIT-BELT DRIVEN

(A)=S220R
(B)=
(C)=

(D)=
(E)=
(F)=



No.	Lev.	Parts No.	Description	Q'ty						I	R
				(A)	(B)	(C)	(D)	(E)	(F)		
52	2	172217-03600	BRACKET, TUBE	1							
53	2	172217-03610	HOSE	1							
54	2	172217-03620	HOSE	1							
55	2	172216-08290	BRACKET, COMPRESSOR	1							
56	2	172216-08920	COMPRESSOR, A/C	1							
57	2	172217-04340	TUBE BRKT, LOWER	1							
58	2	172217-04350	TUBE BRKT, UPPER	1							
59	2	172217-04360	TUBE, AC	1							
60	2	172551-09450	SCREW	1							
61	2	172217-03930	SCREW	2							
62	2	172551-09520	SCREW	2							
63	2	172551-09630	SCREW	1							
64	2	172551-09760	SCREW	2							
65	2	172216-09450	SCREW	4							
66	2	172551-09890	WASHER	1							1
67	2	172551-10060	SCREW	4							
68	2	172216-09780	SCREW	2							
69	2	172551-10400	WASHER	6							
70	2	172551-10460	SCREW	4							
71	2	172216-09850	WASHER	3							

Remarks

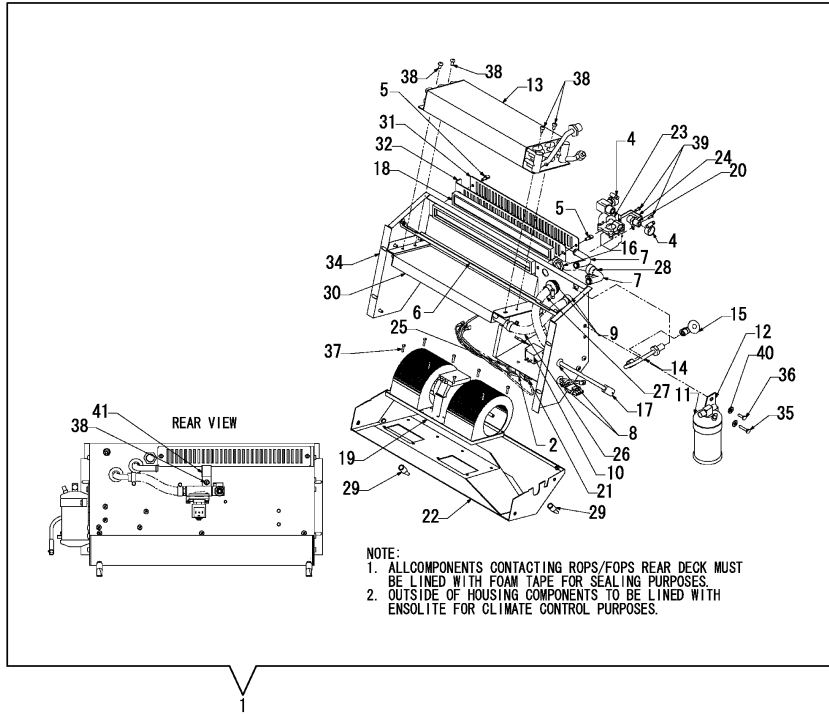
(1) Not shown in illustration.

N:Old $\begin{matrix} \text{Yes} \\ \text{No} \end{matrix}$ New, Q:Old $\begin{matrix} \text{No} \\ \text{Yes} \end{matrix}$ New, R:Old $\begin{matrix} \text{Yes} \\ \text{No} \end{matrix}$ New, S:Old $\begin{matrix} \text{No} \\ \text{Yes} \end{matrix}$ New, W:Add, Z:Discontinued, F:Interchangeable by set, K:Q'ty Change

Fig.83. HVAC KIT, HVAC KIT SERVICE PARTS ASSEMBLIES, HVAC HOUSING

(A)=S220R
(B)=
(C)=

(D)=
(E)=
(F)=



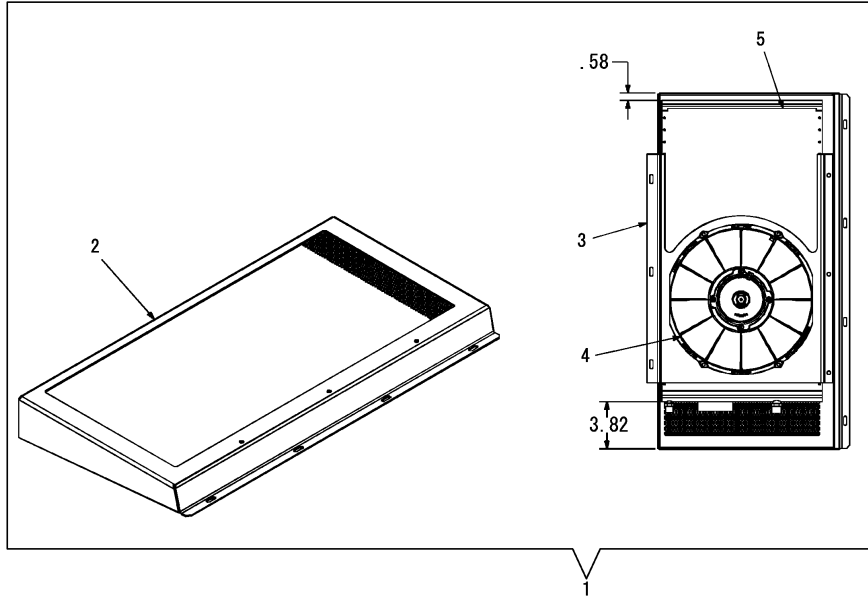
No.	Lev.	Parts No.	Description	Qty						I	R
				(A)	(B)	(C)	(D)	(E)	(F)		
1	1	172217-02740	HOUSING	1							
2	2	172217-00020	RELAY	1							
3	2	172551-00620	NUT	3							1
4	2	172551-00760	CLAMP	7							
5	2	172216-02100	SCREW	2							
6	2	172216-02610	BRACKET	1							
7	2	172216-02620	ELBOW	2							
8	2	172551-06780	GROMMET	2							
9	2	172216-02630	GROMMET	2							
10	2	172551-01670	SWITCH, PRESET	1							
11	2	172551-01680	RECEIVER DRIER	1							
12	2	172551-01690	CLAMP	1							
13	2	172216-02650	CORE, EVAPORATER, AC	1							
14	2	172216-02660	PIPE	1							
15	2	172216-02670	VALVE, EXPANSION, AC	1							
16	2	172216-02680	NUT	1							
17	2	172216-02700	HARNES, AC	1							
18	2	172216-03790	FILTER, FRESH AIR	1							
19	2	172551-02260	BLOWER ASSY	1							
20	2	172551-02270	FITTING	1							
21	2	172216-04020	HARNES	1							
22	2	172217-00620	DRIP PAN, AC	1							
23	2	172551-02300	VALVE, SOLENOID	1							
24	2	172551-02310	BRACKET, VALVE	1							
25	2	172551-02320	RECTIFIER PACK	1							
26	2	172216-04180	HOSE, HEATER	1							
27	2	172216-04190	HOSE, HEATER	1							
28	2	172216-04200	HOSE, HEATER	1							
29	2	172216-04240	CAP, DRIP	2							
30	2	172216-04560	CORE, HEATER	1							
31	2	172216-04570	GRILLE, FILTER OUTER	1							
32	2	172216-04580	GRILLE, FILTER INNER	1							
33	2	172217-01170	FITTING	1							1
34	2	172217-03000	HOUSING, AC	1							
35	2	172551-09460	SCREW	1							
36	2	172551-09480	SCREW	1							
37	2	172215-02940	SCREW	8							
38	2	172215-03110	SCREW	23							
39	2	172215-03120	SCREW	2							
40	2	172551-10360	WASHER	2							
41	2	172217-00640	CLAMP	1							

Remarks
* HVAC kit service parts assemblies
172217-04120.
(1) Not shown in illustration.

Fig.84. HVAC KIT, HVAC KIT SERVICE PARTS ASSEMBLIES, YANMAR CONDENSOR ASSEMBLY

(A)=S220R
(B)=
(C)=

(D)=
(E)=
(F)=



No.	Lev.	Parts No.	Description	Q'ty						I	R
				(A)	(B)	(C)	(D)	(E)	(F)		
1	1	172217-04940	ASSY, CONDENSOR	1							
2	2	172217-04950	COVER, CONDENSOR	1							
3	2	172217-04970	MOUNT, FAN	1							
4	2	172551-10580	FAN, CONDENSER	1							
5	2	172551-10590	CONDENSER	1							

Remarks
* HVAC kit service parts assemblies
172217-04120.

Fig.85. HEATER-DEFROSTER KIT

(A)=S220R

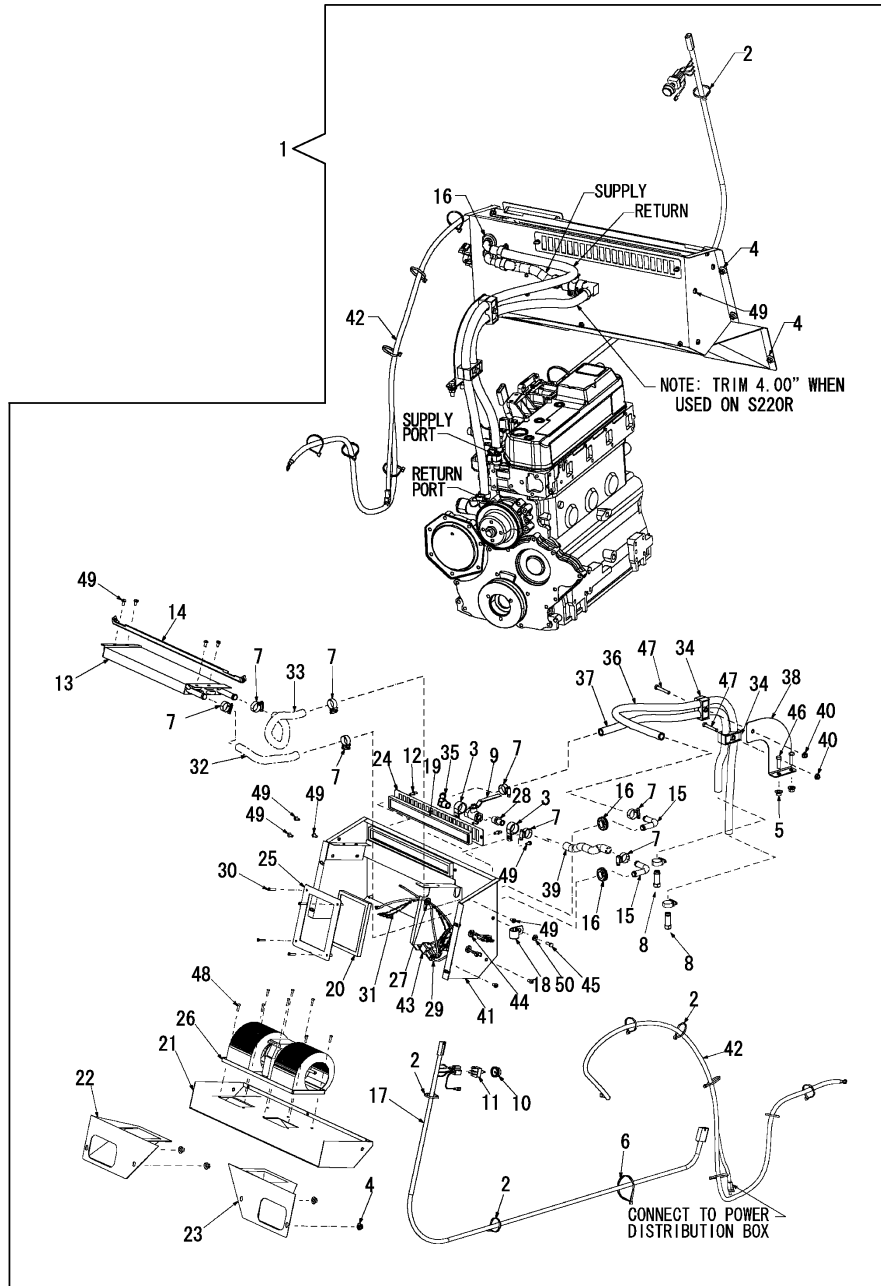
(B)=

(C)=

(D)=

(E)=

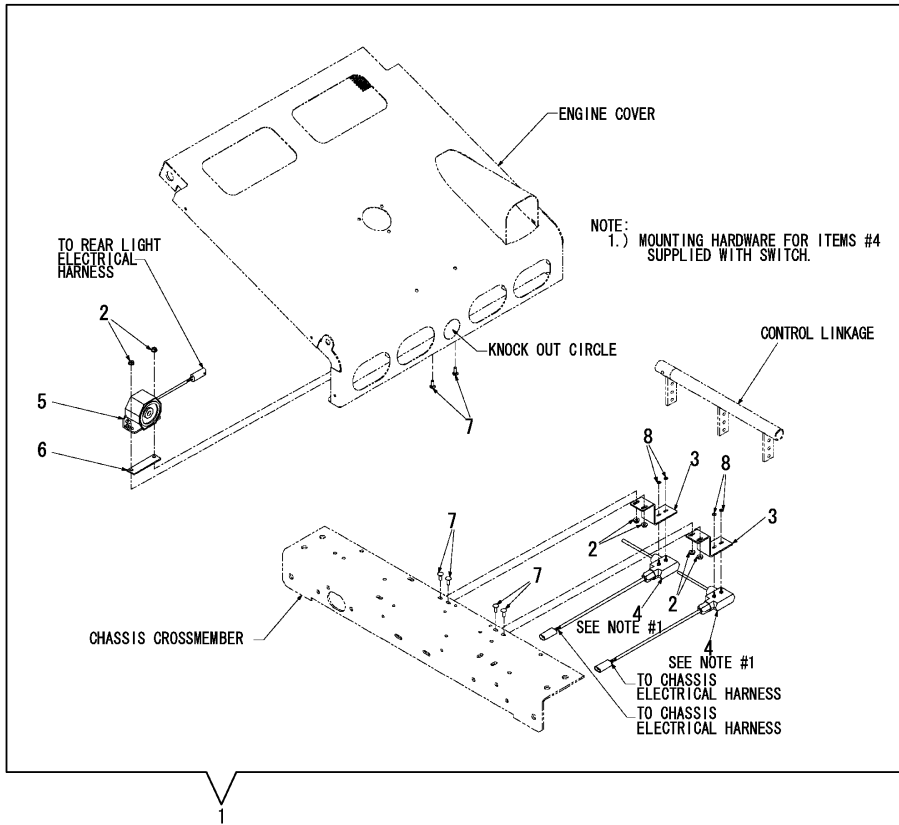
(F)=



No.	Lev.	Parts No.	Description	Qty						I	R
				(A)	(B)	(C)	(D)	(E)	(F)		
1	1	172217-04130	DEFROSTER KIT	1							
2	2	172551-00120	TIE, CABLE	8							
3	2	172216-00080	CLAMP	2							
4	2	172551-00240	NUT	8							
5	2	172215-00200	NUT	2							
6	2	172551-00370	TIE, CABLE	1							
7	2	172551-00760	CLAMP	10							
8	2	172551-00840	FITTING	2							
9	2	172216-01380	VALVE, BALL	1							
10	2	172215-00740	KNOB	1							
11	2	172551-01280	SWITCH, HEATER	1							
12	2	172216-02100	SCREW	2							
13	2	172217-00290	CORE, HEATER	1							
14	2	172216-02610	BRACKET	1							
15	2	172216-02620	ELBOW	2							
16	2	172216-02630	GROMMET	2							
17	2	172216-02640	WIRE HARNESS	1							
18	2	172551-02160	HOSE, CLAMP	1							
19	2	172216-03790	FILTER, FRESH AIR	1							
20	2	172216-03800	FILTER, AIR	1							
21	2	172217-00530	HEATER BOX, LOWER	1							
22	2	172216-03960	DUCT, HEATER	1							
23	2	172217-00540	DUCT, HEATER	1							
24	2	172217-00550	GRILLE, FRESH AIR	1							
25	2	172216-03970	GRILLE, AIR	1							
26	2	172551-02260	BLOWER ASSY	1							
27	2	172216-04000	GROMMET	1							
28	2	172551-02270	FITTING	1							
29	2	172216-04020	HARNESS	1							
30	2	172216-04120	SCREW	4							
31	2	172551-02320	RECTIFIER PACK	1							
32	2	172216-04180	HOSE, HEATER	1							
33	2	172216-04190	HOSE, HEATER	1							
34	2	172551-02410	CLAMP	2							
35	2	172217-03310	FITTING	1							
36	2	172217-02430	HOSE, HEATER	1							
37	2	172217-02440	HOSE, HEATER	1							
38	2	172217-02640	BRACKET, HOSE	1							
39	2	172217-02690	HOSE, HEATER	1							
40	2	172215-06620	NUT	2							
41	2	172217-02970	HEATER BOX	1							
42	2	172216-07460	HARNESS, HEATER, FAN	1							
43	2	172216-07930	RELAY, SEALED	1							
44	2	172551-06780	GROMMET	2							
45	2	172551-09480	SCREW	1							
46	2	172551-09540	SCREW	2							
47	2	172551-09760	SCREW	2							
48	2	172215-02940	SCREW	8							
49	2	172215-03110	SCREW	17							
50	2	172551-10360	WASHER	1							

N:Old $\begin{matrix} \leftarrow \text{Yes} \\ \text{No} \rightarrow \end{matrix}$ New, Q:Old $\begin{matrix} \leftarrow \text{No} \\ \text{Yes} \rightarrow \end{matrix}$ New, R:Old $\begin{matrix} \leftarrow \text{Yes} \\ \text{Yes} \rightarrow \end{matrix}$ New, S:Old $\begin{matrix} \leftarrow \text{No} \\ \text{No} \rightarrow \end{matrix}$ New, W:Add, Z:Discontinued, F:Interchangeable by set, K:Qty Change

Fig.86. BACKUP ALARM KIT

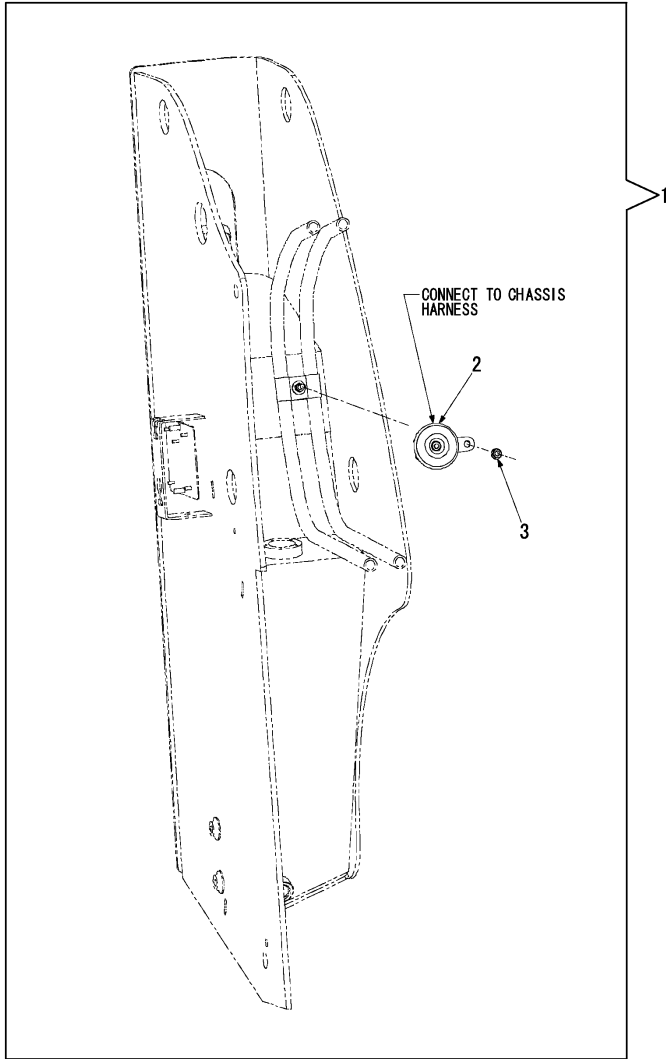


(A)=S220R
(B)=
(C)=

(D)=
(E)=
(F)=

No.	Lev.	Parts No.	Description	Q'ty						I	R
				(A)	(B)	(C)	(D)	(E)	(F)		
1	1	172216-09910	BACKUP ALARM KIT	1							
2	2	172216-01590	NUT	6							
3	2	172216-01650	MOUNT, SWITCH	2							
4	2	172216-02030	SWITCH ASSY, ALARM	2							
5	2	172216-02870	ALARM, BACK UP	1							
6	2	172216-03700	SPACER, BACKUP ALARM	1							
7	2	172551-09830	BOLT	6							
8	2	172215-02970	WASHER	4							

Fig.87. HORN KIT



(A)=S220R
(B)=
(C)=

(D)=
(E)=
(F)=

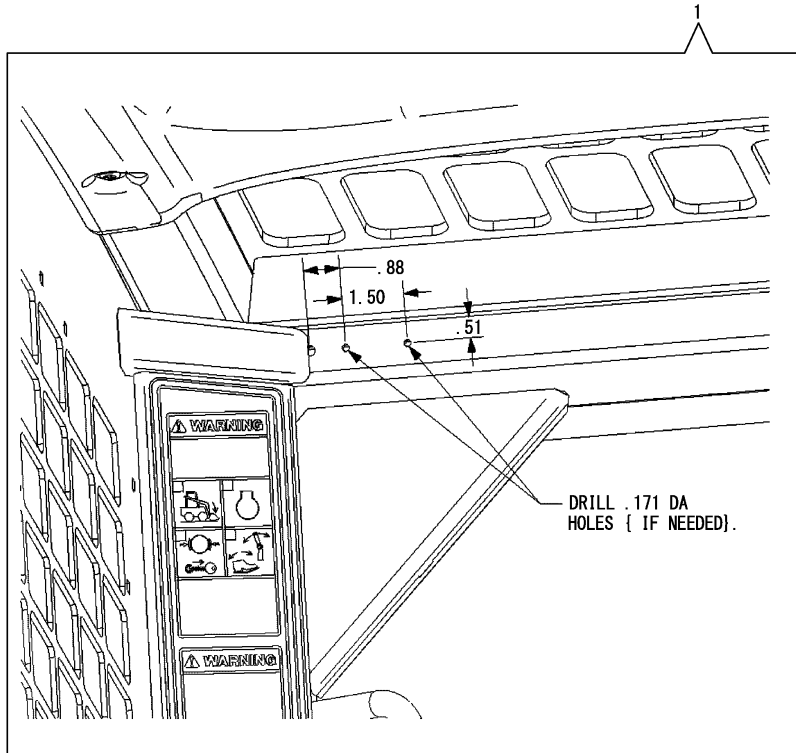
No.	Lev.	Parts No.	Description	Q'ty						I	R
				(A)	(B)	(C)	(D)	(E)	(F)		
1	1	172216-10090	HORN KIT	1							
2	2	172551-01980	HORN	1							
3	2	172215-06620	NUT	1							

Fig.88. REARVIEW MIRROR KIT

(A)=S220R
(B)=
(C)=

(D)=
(E)=
(F)=

No.	Lev.	Parts No.	Description	Qty						I	R
				(A)	(B)	(C)	(D)	(E)	(F)		
1	1	172216-09900	MIRROR KIT ,REARVIEW	1							
2	2	172216-01360	MIRROR	1							1
3	2	172216-09550	SCREW	2							1



Remarks
(1) Not shown in illustration.

Fig.89. FRONT DOOR KIT

(A)=S220R

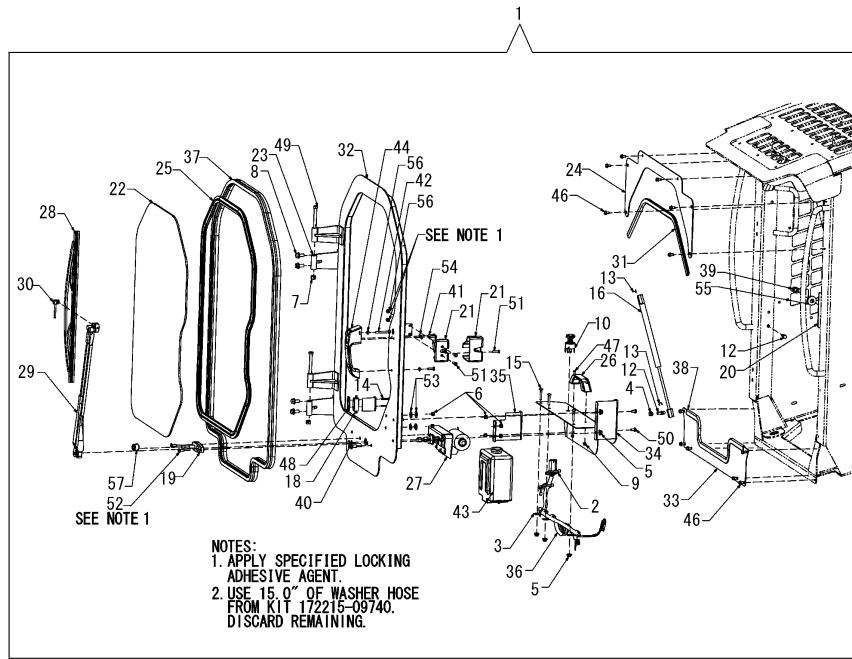
(B)=

(C)=

(D)=

(E)=

(F)=



No.	Lev.	Parts No.	Description	Q'ty						I	R
				(A)	(B)	(C)	(D)	(E)	(F)		
1	1	172217-04080	DOOR KIT ,FRONT	1							
2	2	172551-00120	TIE, CABLE	2							
3	2	172215-00100	CLAMP	3							
4	2	172551-00150	NUT	1							
5	2	172551-00230	NUT	5							
6	2	172551-00250	NUT	6							
7	2	172551-00280	NUT	2							
8	2	172551-01810	SCREW	4							
9	2	172551-00620	NUT	2							
10	2	172215-04600	SWITCH, WIPER	1							
11	2	172215-11110	KNOB	1							1
12	2	172215-00550	STUD, BALL	2							
13	2	172215-00670	CLIP, GAS SPRING	2							
14	2	172216-02520	SCREW	2							
15	2	172551-01650	BOLT	3							
16	2	172215-00890	SPRING, GAS ASSIST	1							
17	2	172215-00670	CLIP, GAS SPRING	1							2
18	2	172216-02550	SWITCH, LIMIT	1							
19	2	172216-02560	PIVOT, PANTOGRAPH	1							
20	2	172216-04400	PLATE, STRIKER MOUNT	1							
21	2	172551-01970	LATCH, CAM	1							
22	2	172216-03230	GLASS, DOOR	1							
23	2	172216-03240	HINGE, FRAME	2							
24	2	172216-03260	SHHET, FILTER TOP	1							
25	2	172216-03330	SEAL, WEATHER DOOR	1							
26	2	172215-01410	HANDLE, GRAB	1							
27	2	172216-03680	MOTOR ASSY, WIPER	1							
28	2	172215-01480	BLADE, WIPER	1							
29	2	172216-03720	WIPER ARM, PANTO	1							
30	2	172215-01490	ARM KIT, WET	1							3
31	2	172216-03770	TRIM, DOOR	1							
32	2	172217-00750	WELDMENT, DOOR	1							
33	2	172217-00760	PANEL, FILLER LOW	1							
34	2	172217-00790	COVER, WASHER BOTTLE	1							
35	2	172217-00800	COVER, SUPPORT	1							
36	2	172217-00810	WIRE HARNESS, DOOR	1							
37	2	172217-00820	SEAL, BULB	1							
38	2	172217-00830	TRIM, LOWER EDGE	1							
39	2	172551-02330	STRIKER, CAM LATCH	1							
40	2	172215-07190	FITTING	1							
41	2	172216-10950	SCREW	3							
42	2	172216-10960	SCREW	1							
43	2	172215-09740	WASHER	1							
44	2	172216-11100	HANDLE, CAB DOOR	1							
45	2	172215-09860	KEY	1							1
46	2	172551-09440	SCREW	12							
47	2	172551-09610	SCREW	2							
48	2	172216-04820	BACKPLATE	1							
49	2	172216-09450	SCREW	2							
50	2	172215-03110	SCREW	2							
51	2	172216-09600	SCREW	3							

Remarks

(1) Not shown in illustration.

(2) As required.

Not shown in illustration.

(3) Items service parts of

172216-11980 Wet Wiper Assembly.

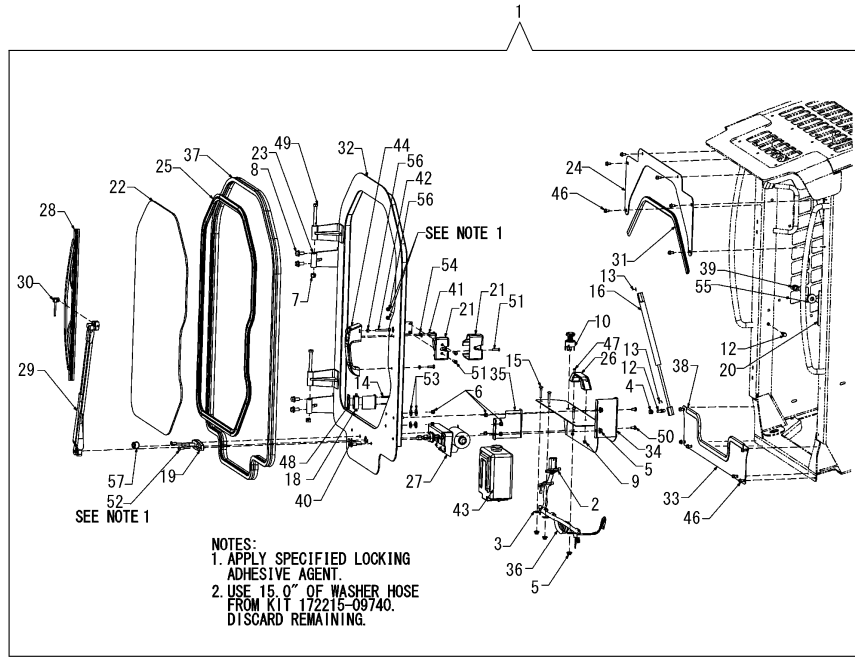
N:Old $\frac{Yes}{No}$ New, Q:Old $\frac{No}{Yes}$ New, R:Old $\frac{Yes}{No}$ New, S:Old $\frac{No}{Yes}$ New, W:Add, Z:Discontinued, F:Interchangeable by set, K:Q'ty Change

++ CONTINUE ++

Fig.89. FRONT DOOR KIT

(A)=S220R
(B)=
(C)=

(D)=
(E)=
(F)=



No.	Lev.	Parts No.	Description	Q'ty						I	R
				(A)	(B)	(C)	(D)	(E)	(F)		
52	2	172215-03140	SCREW	2							
53	2	172551-10370	WASHER	4							
54	2	172215-03270	WASHER	3							
55	2	172215-03340	WASHER	4							
56	2	172551-10430	NUT	3							
57	2	172215-02120	BUSHING	1							

Remarks

(1) Not shown in illustration.

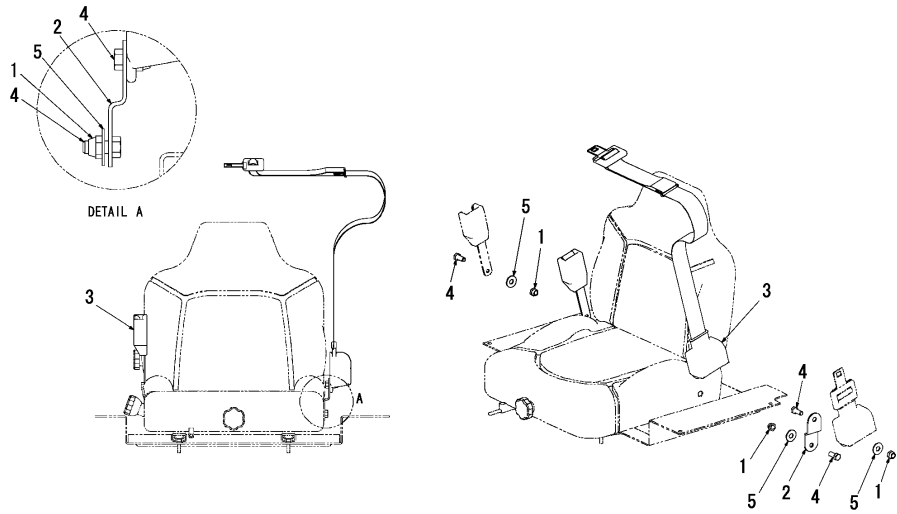
(2) As required.

Not shown in illustration.

(3) Items service parts of

172216-11980 Wet Wiper Assembly.

Fig.90. SEAT BELT KITS - 2"



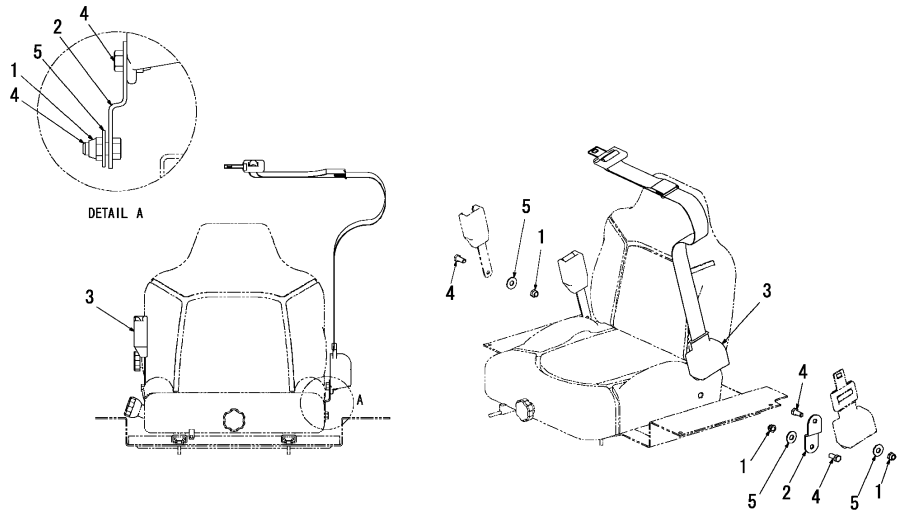
(A)=S220R
(B)=
(C)=

(D)=
(E)=
(F)=

No.	Lev.	Parts No.	Description	Q'ty						I	R
				(A)	(B)	(C)	(D)	(E)	(F)		
1	1	172215-00400	NUT	3							
2	1	172216-03350	TAB, RETRACTOR MOUNT	1							
3	1	172216-11080	BELT ASSY, SEAT	1							
4	1	172215-02850	SCREW	3							
5	1	172215-03340	WASHER	3							

Remarks
* Seat belt kits - 2" 172216-12530.

Fig.91. SEAT BELT KITS - 3"



(A)=S220R
(B)=
(C)=

(D)=
(E)=
(F)=

No.	Lev.	Parts No.	Description	Q'ty						I	R
				(A)	(B)	(C)	(D)	(E)	(F)		
1	1	172215-00400	NUT	3							
2	1	172216-03350	TAB, RETRACTOR MOUNT	1							
3	1	172216-11090	BELT ASSY, SEAT	1							
4	1	172215-02850	SCREW	3							
5	1	172215-03340	WASHER	3							

Remarks

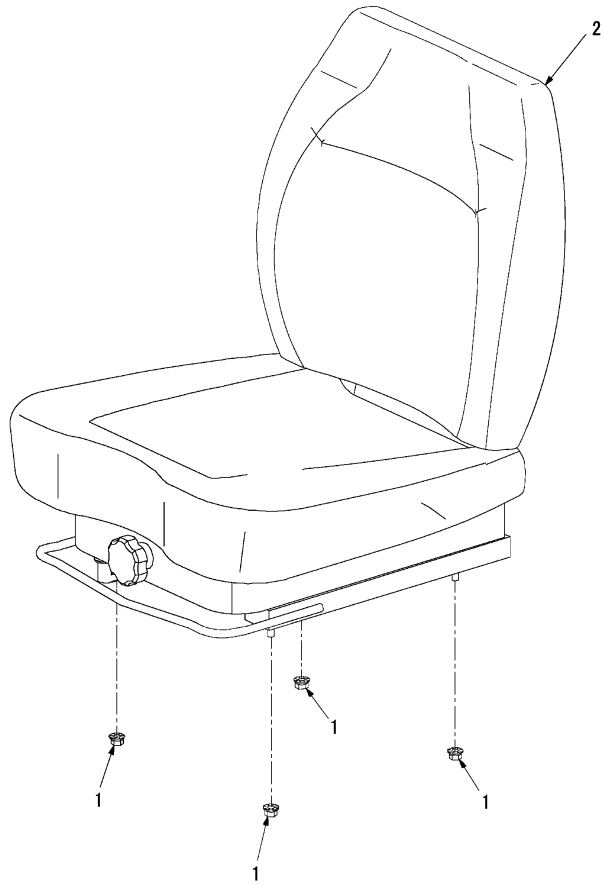
* Seat belt kits - 3" 172216-12540.

N:Old $\xrightarrow{\text{Yes}}$ New, Q:Old $\xrightarrow{\text{No}}$ New, R:Old $\xrightarrow{\text{Yes}}$ New, S:Old $\xrightarrow{\text{No}}$ New, W:Add, Z:Discontinued, F:Interchangeable by set, K:Q'ty Change

Fig.92. SEAT KITS - SUSPENSION

(A)=S220R
(B)=
(C)=

(D)=
(E)=
(F)=



No.	Lev.	Parts No.	Description	Q'ty						I	R
				(A)	(B)	(C)	(D)	(E)	(F)		
1	1	172216-02490	NUT	4							
2	1	172216-03360	SEAT, SUSPENSION	1							

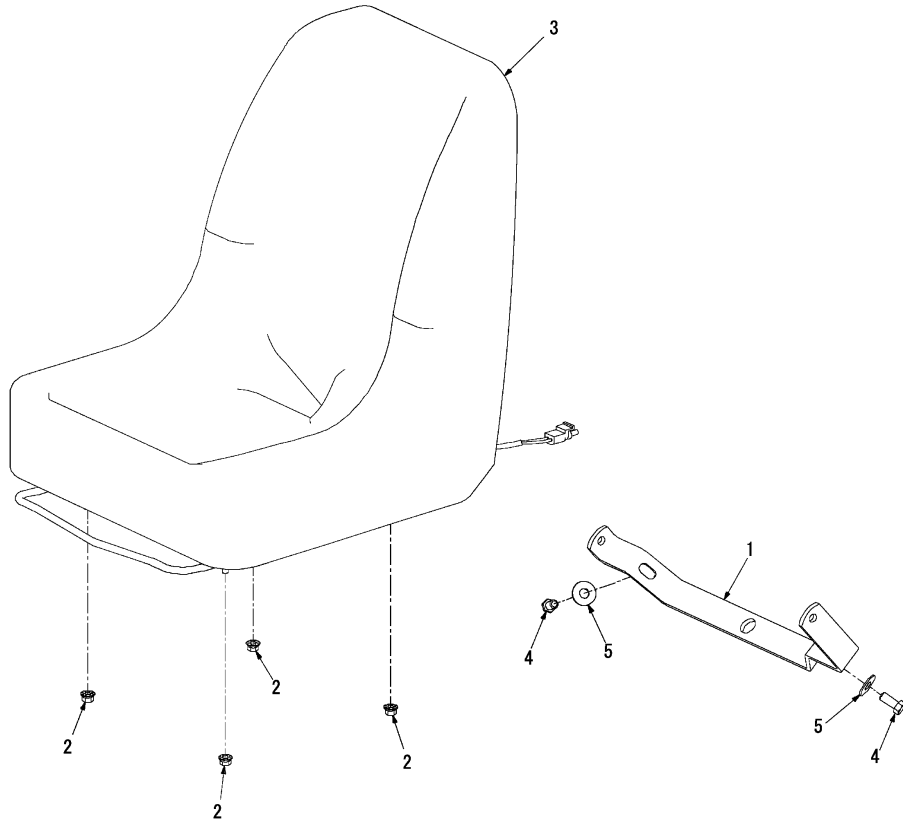
Remarks
* Seat kits - suspension
172216-12550.

Fig.93. SEAT KITS - STANDARD

(A)=S220R
(B)=
(C)=

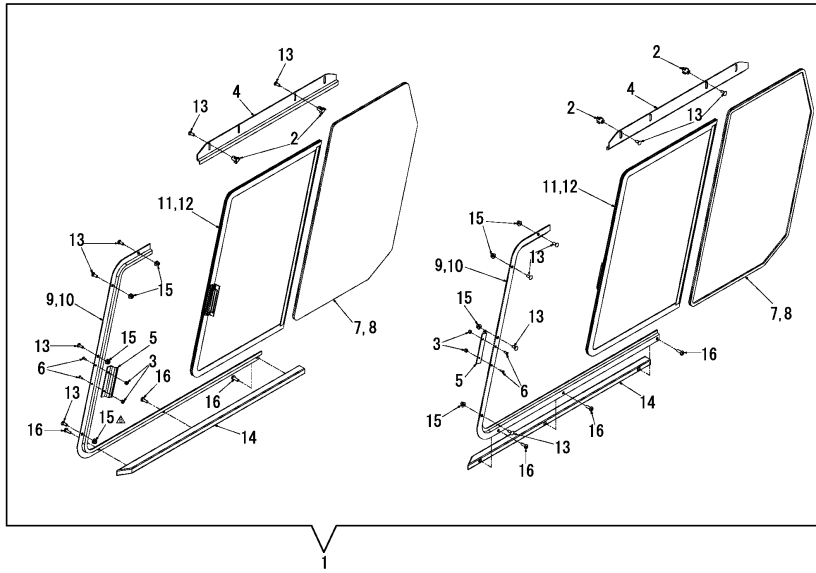
(D)=
(E)=
(F)=

No.	Lev.	Parts No.	Description	Q'ty						I	R
				(A)	(B)	(C)	(D)	(E)	(F)		
1	1	172216-03860	BRACKET, SEAT BELT	1							
2	1	172216-02490	NUT	4							
3	1	172216-03370	SEAT	1							
4	1	172215-02850	SCREW	2							
5	1	172215-03340	WASHER	2							



Remarks
* Seat kits - standard 172216-12560.

Fig.94. SIDE WINDOW KIT



(A)=S220R
(B)=
(C)=

(D)=
(E)=
(F)=

No.	Lev.	Parts No.	Description	Q'ty						I	R
				(A)	(B)	(C)	(D)	(E)	(F)		
1	1	172216-09930	WINDOW KIT, SIDE	1							
2	2	172216-02410	FASTENER, THUMB	4							
3	2	172216-02420	NUT	4							
4	2	172216-02980	TRACK, TOP	2							
5	2	172216-02990	PLATE, STRIKER	2							
6	2	172216-03000	SCREW	4							
7	2	172216-03020	WINDOW	1							1
8	2	172216-03030	WINDOW	1							2
9	2	172216-03050	FRAME, WINDOW L	1							
10	2	172216-03060	FRAME, WINDOW R	1							
11	2	172216-03070	WINDOW	1							3
12	2	172216-03080	WINDOW	1							4
13	2	172216-03170	BOLT	12							
14	2	172216-06740	SUPPORT ASSY, ROPS	2							
15	2	172215-06610	NUT	8							
16	2	172551-10010	SCREW	6							

Remarks

* Assy, right window 172217-00400.

Assy, left window 172217-00390.

Latch, window 172217-04330.

(1) Left stationary.

(2) Right stationary.

(3) Left slider Assy.

(4) Right slider Assy.

Fig.95. PRE-CLEANER KIT

(A)=S220R
(B)=
(C)=

(D)=
(E)=
(F)=

No.	Lev.	Parts No.	Description	Q'ty						I	R
				(A)	(B)	(C)	(D)	(E)	(F)		
1	1	172217-04140	PRE-CLEANER KIT	1							
2	2	172551-00230	NUT	3							
3	2	172551-00630	CLAMP	2							
4	2	172216-04130	CLAMP	1							
5	2	172552-00120	PRE-CLEANER	1							
6	2	172217-01280	ADAPTOR, PRE-CLEANER	1							
7	2	172217-02880	ELBOW	1							
8	2	172217-02890	WELDMENT,AIR INTAKE	1							
9	2	172217-02990	HOSE, AIR INTAKE	1							
10	2	172215-03110	SCREW	3							

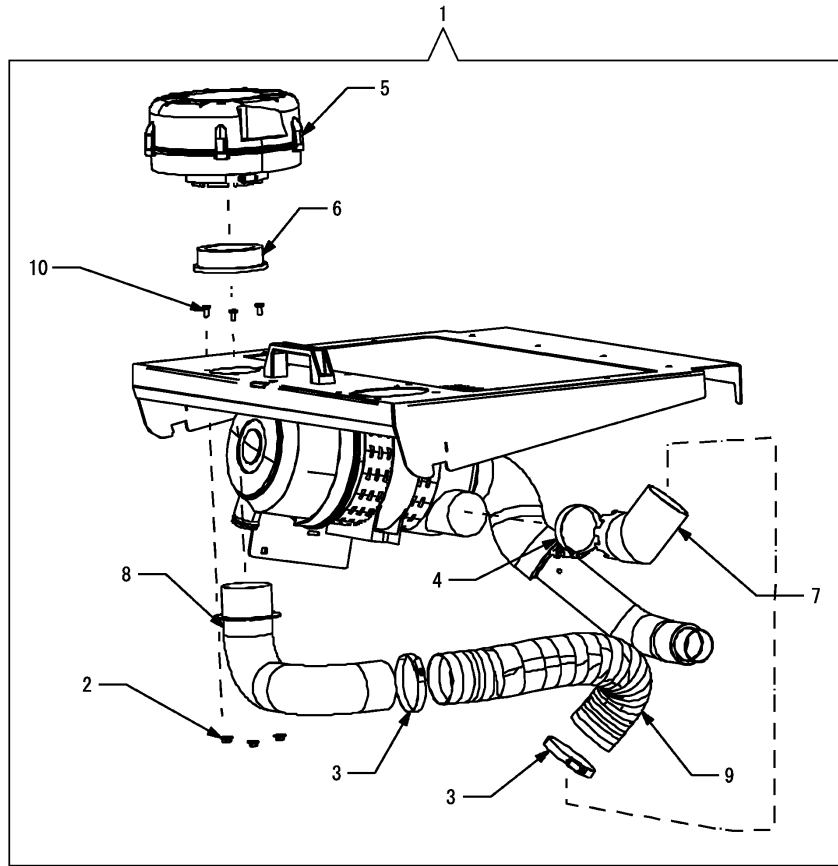


Fig.96. STROBE LIGHT KIT

(A)=S220R
(B)=
(C)=

(D)=
(E)=
(F)=

No.	Lev.	Parts No.	Description	Q'ty						I	R
				(A)	(B)	(C)	(D)	(E)	(F)		
1	1	172216-09890	STROBE KIT, LIGHT	1							
2	2	172215-00460	STROBE	1							
3	2	172216-01340	BULB, STROBE	1							
4	2	172216-00450	TERMINAL, RING	1							
5	2	172216-00250	GROMMET	1							
6	2	172216-00170	CONNECTOR, LINE	1							
7	2	172216-00320	WIRE, BEACON	1							
8	2	172215-00280	FITTING	1							
9	2	172216-00330	CONNECTOR, TAP	1							
10	2	172216-00050	CLIP, WIRE	3							
11	2	172216-00600	HARNES, STROBE	1							
12	2	172216-01300	WIRE HARNES	1							
13	2	172216-02590	TERMINAL, INS FEMALE	1							
14	2	172216-02600	TERMINAL, INS MALE	1							

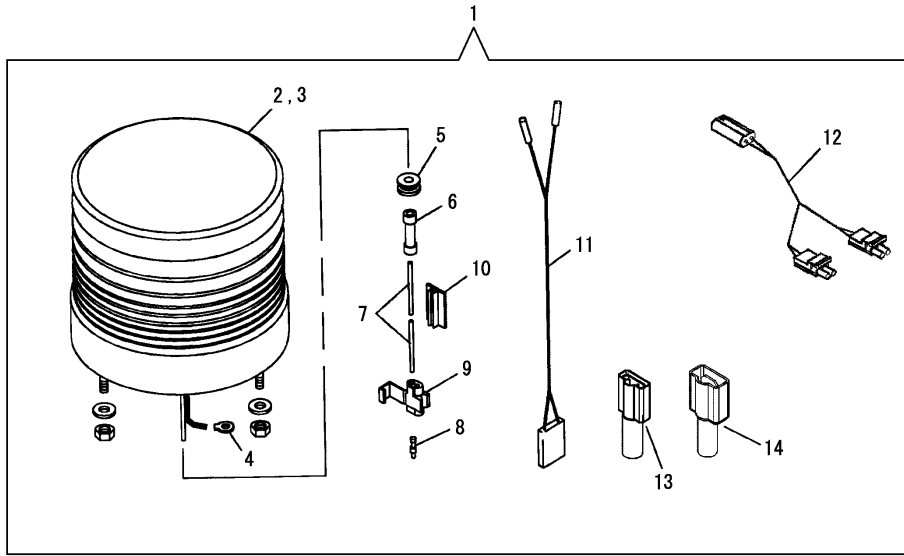
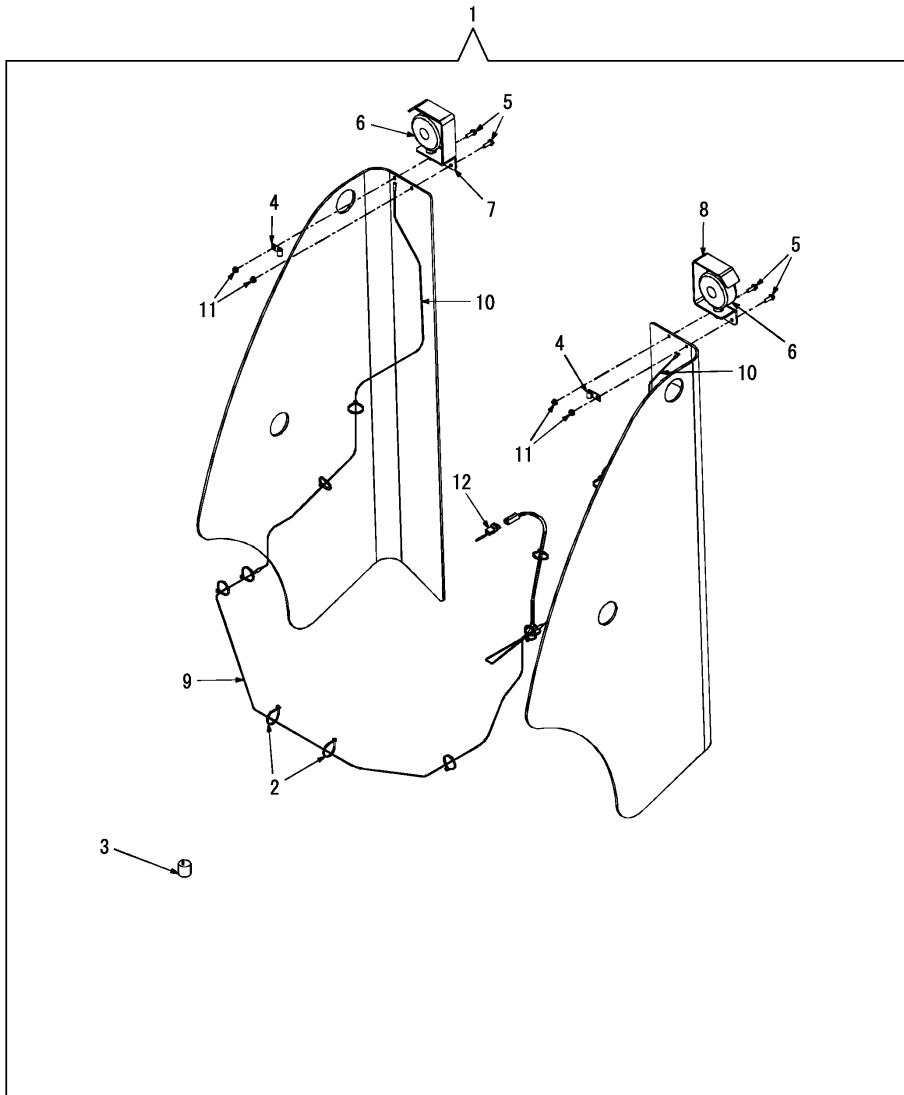


Fig.97. DUAL FLASHER KIT



(A)=S220R
(B)=
(C)=

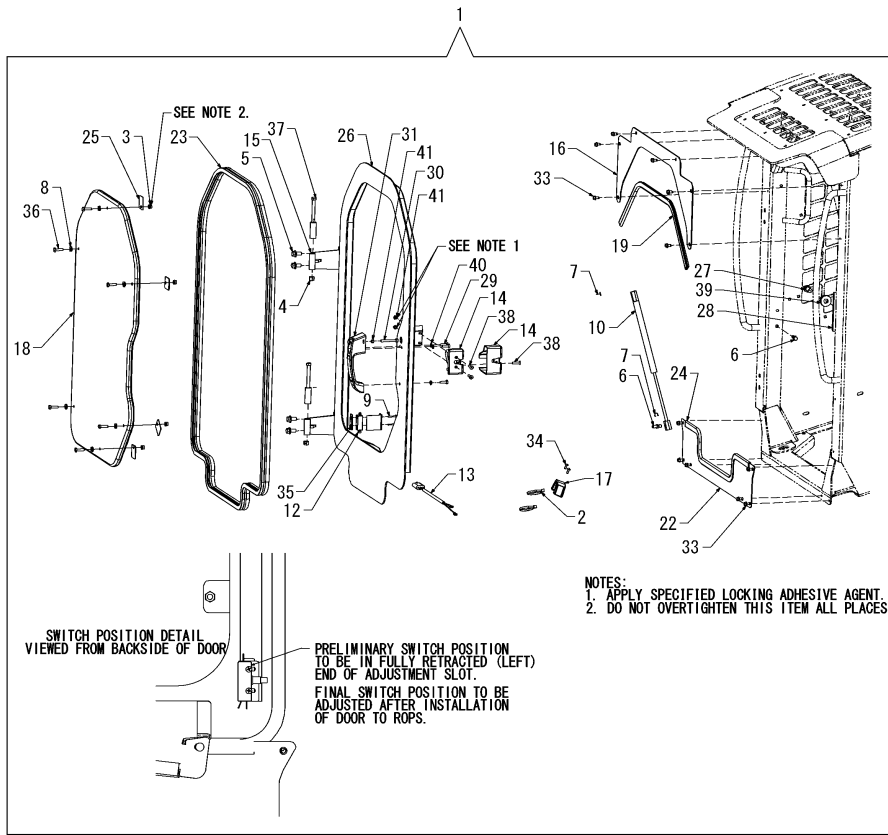
(D)=
(E)=
(F)=

No.	Lev.	Parts No.	Description	Q'ty						I	R
				(A)	(B)	(C)	(D)	(E)	(F)		
1	1	172216-09950	FLASHER KIT, DUAL	1							
2	2	172551-00120	TIE, CABLE	12							
3	2	172216-00060	FLASHER	1							
4	2	172215-00100	CLAMP	2							
5	2	172551-00160	SCREW	4							
6	2	172216-00390	LIGHT ASSY, WARNING	2							
7	2	172216-04230	BRACKET, GUARD R	1							
8	2	172216-04250	BRACKET, GUARD L	1							
9	2	172216-04360	HARNESS, FLASHER	1							
10	2	172216-04370	HARNESS, FLASHER EX	2							
11	2	172215-06620	NUT	4							
12	2	172216-12120	HARNESS, JUMPER	1							

Fig.98. IMPACT-RESISTANT FRONT DOOR KIT

(A)=S220R
(B)=
(C)=

(D)=
(E)=
(F)=



No.	Lev.	Parts No.	Description	Qty						I	R
				(A)	(B)	(C)	(D)	(E)	(F)		
1	1	172217-04090	DOOR KIT	1							
2	2	172551-00120	TIE, CABLE	2							
3	2	172551-00250	NUT	6							
4	2	172551-00280	NUT	2							
5	2	172551-01810	SCREW	4							
6	2	172215-00550	STUD, BALL	2							
7	2	172215-00670	CLIP, GAS SPRING	2							
8	2	172551-01430	WASHER	6							
9	2	172216-02520	SCREW	2							
10	2	172215-00890	SPRING, GAS ASSIST	1							
11	2	172215-00670	CLIP, GAS SPRING	1							1
12	2	172216-02550	SWITCH, LIMIT	1							
13	2	172216-02710	WIRE HARNESS	1							
14	2	172551-01970	LATCH, CAM	1							
15	2	172216-03240	HINGE, FRAME	2							
16	2	172216-03260	SHHET, FILTER TOP	1							
17	2	172215-01410	HANDLE, GRAB	1							
18	2	172216-03430	GLASS, DOOR	1							
19	2	172216-03770	TRIM, DOOR	1							
20	2	172216-04100	STRIP, TRIM	1							2
21	2	172216-04290	STRIP, TRIM	1							2
22	2	172217-00760	PANEL, FILLER LOW	1							
23	2	172217-00820	SEAL, BULB	1							
24	2	172217-00830	TRIM, LOWER EDGE	1							
25	2	172216-04340	TAB, LEXAN DOOR	6							
26	2	172217-00890	WELDMENT, DOOR	1							
27	2	172551-02330	STRIKER, CAM LATCH	1							
28	2	172216-04400	PLATE, STRIKER MOUNT	1							
29	2	172216-10950	SCREW	3							
30	2	172216-10960	SCREW	1							
31	2	172216-11100	HANDLE, CAB DOOR	1							
32	2	172215-09860	KEY	1							2
33	2	172551-09440	SCREW	12							
34	2	172215-02940	SCREW	2							
35	2	172216-04820	BACKPLATE	1							
36	2	172551-09880	SCREW	6							
37	2	172216-09450	SCREW	2							
38	2	172216-09600	SCREW	3							
39	2	172551-10390	WASHER	4							
40	2	172215-03270	WASHER	3							
41	2	172551-10430	NUT	3							

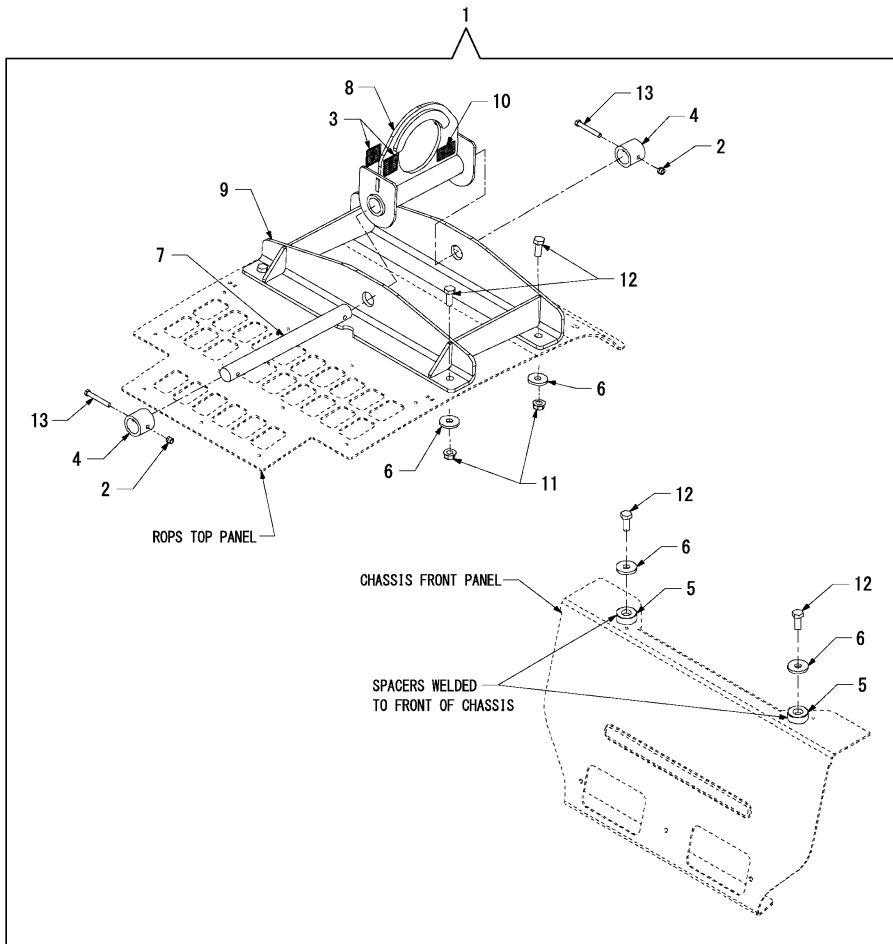
Remarks
(1) As required.
Not shown in illustration.
(2) Not shown in illustration.

Fig.99. SINGLE-POINT LIFT KIT

(A)=S220R
(B)=
(C)=

(D)=
(E)=
(F)=

No.	Lev.	Parts No.	Description	Q'ty						I	R
				(A)	(B)	(C)	(D)	(E)	(F)		
1	1	172215-03440	SINGLE-POINT LIFT	1							
2	2	172551-00180	NUT	2							
3	2	172551-01570	LABEL,LIFT POINT	2							
4	2	172215-00920	TUBE, LOCKING	2							
5	2	172216-04460	SPACER, MOUNTING	2							
6	2	172215-11180	WASHER	6							
7	2	172215-01570	ROD, LIFT SUPPORT	1							
8	2	172215-01580	LIFT EYE ASSY	1							
9	2	172215-01970	WELDMENT, LIFT	1							
10	2	172216-05250	PLATE, NAME	1							
11	2	172215-06650	NUT	4							
12	2	172215-02770	SCREW	6							
13	2	172215-02950	SCREW	2							
14	2	172215-12850	INSTRUCTION SHEET	1							1
15	2	172215-12860	OP MANUAL 810834	1							1



Remarks
(1)Not shown in illustration.

Fig.100. INTERIOR CONSOLE KIT

(A)=S220R
(B)=
(C)=

(D)=
(E)=
(F)=

No.	Lev.	Parts No.	Description	Q'ty						I	R
				(A)	(B)	(C)	(D)	(E)	(F)		
1	1	172216-09960	CONSOLE KI ,INTERIOR	1							
2	2	172216-02360	LOUVER, ROUND 3	4							
3	2	172551-01440	LOUVER, ROLL NOZZLE	2							
4	2	172216-02460	SCREW	8							
5	2	172216-02470	SCREW	4							
6	2	172216-02880	AIR DUCT, LEFT	1							
7	2	172216-02890	AIR DUCT, RIGHT	1							
8	2	172551-10010	SCREW	8							

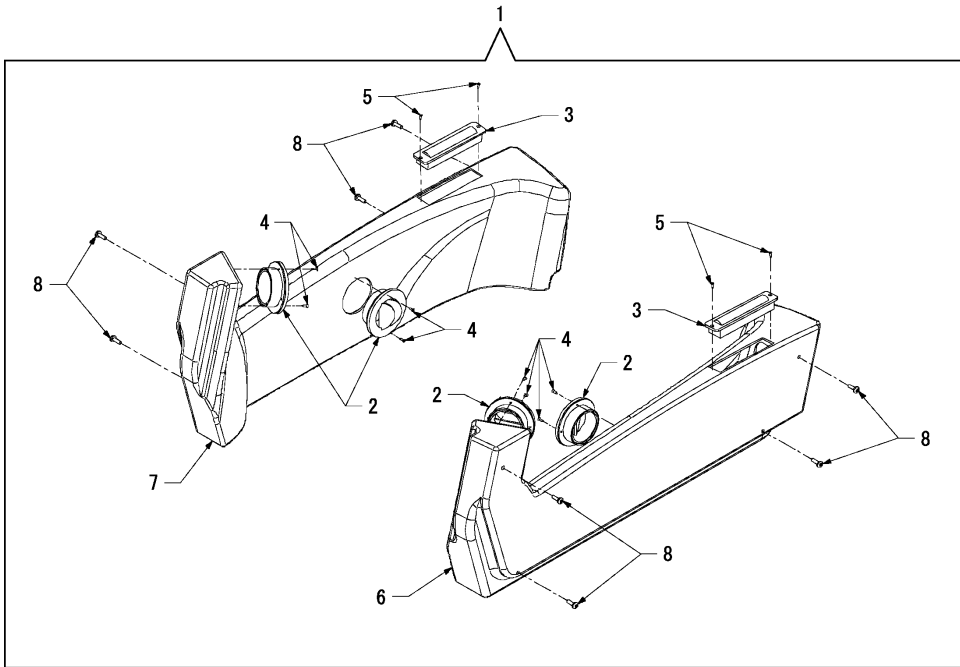
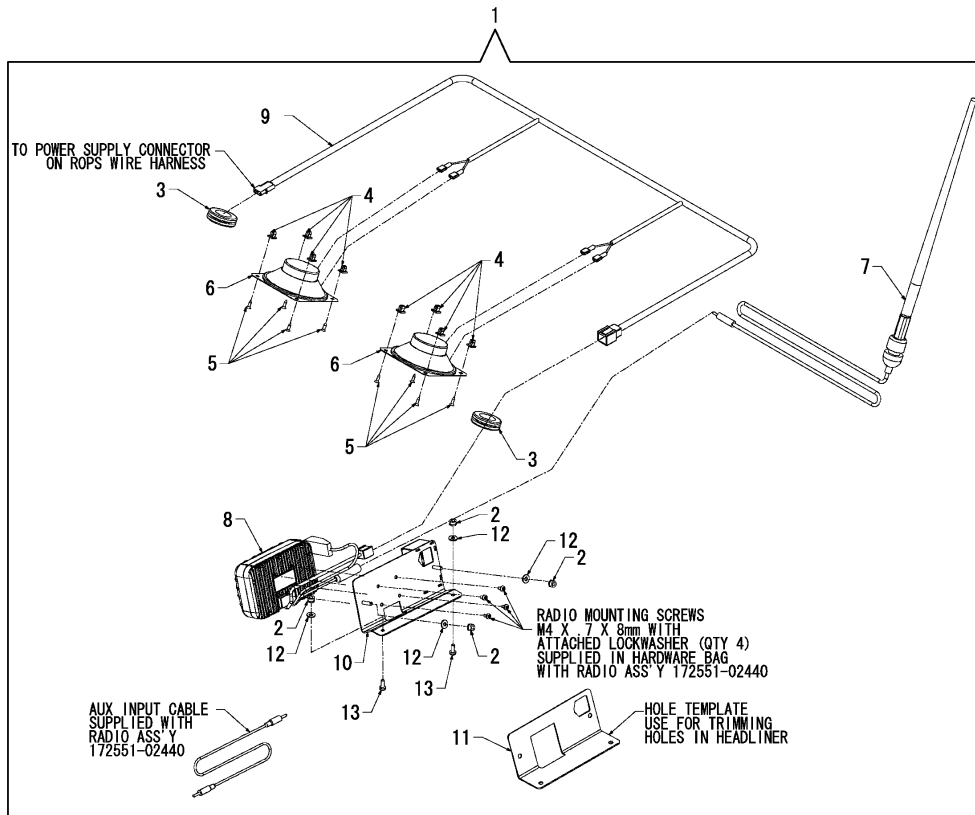


Fig.101. AM/FM RADIO KIT

(A)=S220R
(B)=
(C)=

(D)=
(E)=
(F)=

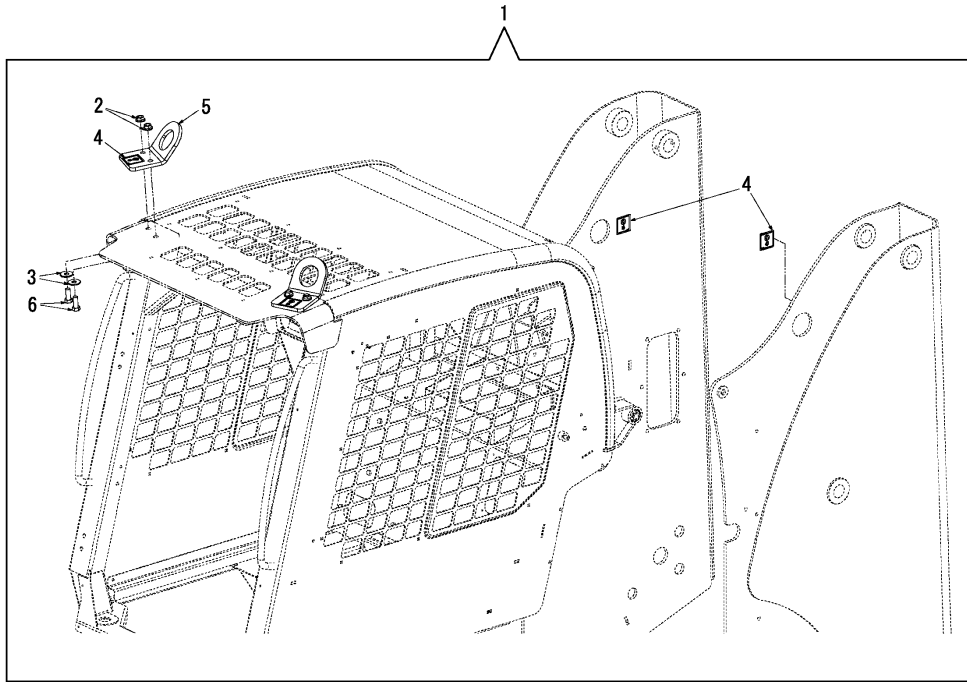


No.	Lev.	Parts No.	Description	Q'ty						I	R
				(A)	(B)	(C)	(D)	(E)	(F)		
1	1	172216-10050	RADIO KIT, AM-FM	1							
2	2	172551-00620	NUT	4							
3	2	172216-00530	GROMMET, RUBBER	2							
4	2	172216-02330	GROMMET, PANEL FAST.	8							
5	2	172216-02460	SCREW	8							
6	2	172551-02140	SPEAKER, RADIO	2							
7	2	172551-02150	ANTENNA, RADIO	1							
8	2	172551-02440	RADIO	1							
9	2	172216-05330	HARNESS, WIRE RADIO	1							
10	2	172216-06030	PLATE, RADIO MOUNT	1							
11	2	172216-06040	TEMPLATE, MOUNT	1							
12	2	172551-09660	WASHER	4							
13	2	172551-10030	SCREW	2							

Fig.102. FOUR-POINT LIFT KIT

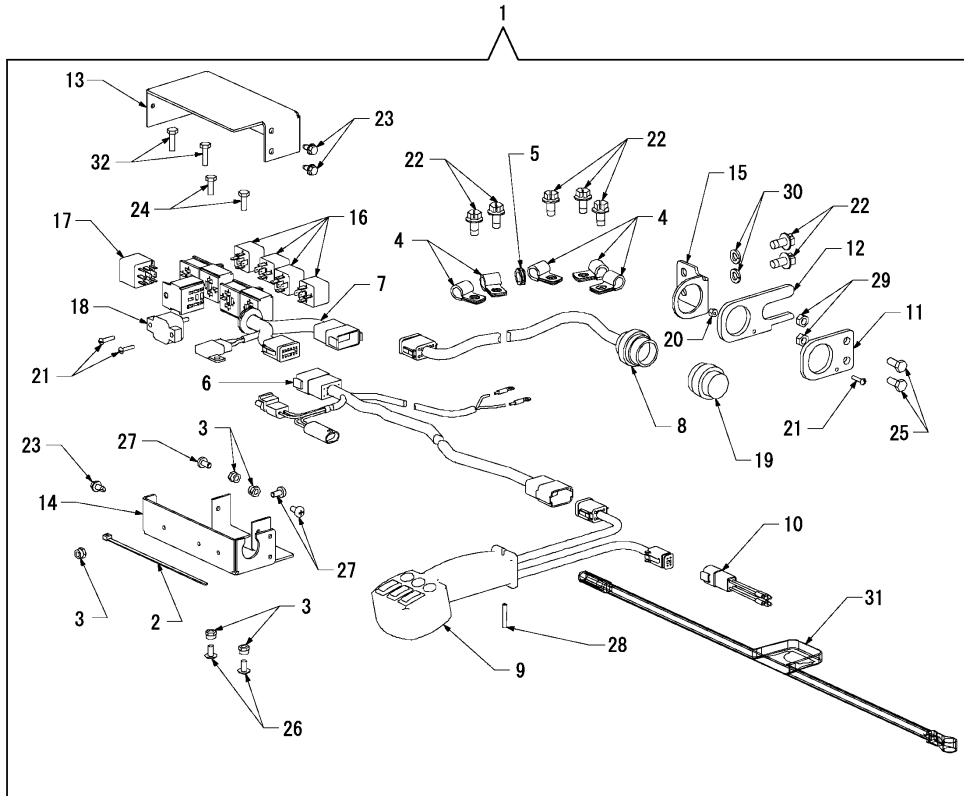
(A)=S220R
(B)=
(C)=

(D)=
(E)=
(F)=



No.	Lev.	Parts No.	Description	Q'ty						I	R
				(A)	(B)	(C)	(D)	(E)	(F)		
1	1	172216-10060	FOUR-POINT LIFT	1							
2	2	172215-00710	NUT	4							
3	2	172216-01770	WASHER	4							
4	2	172551-01570	LABEL,LIFT POINT	4							
5	2	172216-05410	LIFT EYE, 4 POINT	2							
6	2	172216-09560	SCREW	4							

Fig.103. 14-PIN CONNECTOR FOR AUXILIARY ATTACHMENTS KIT



(A)=S220R
(B)=
(C)=

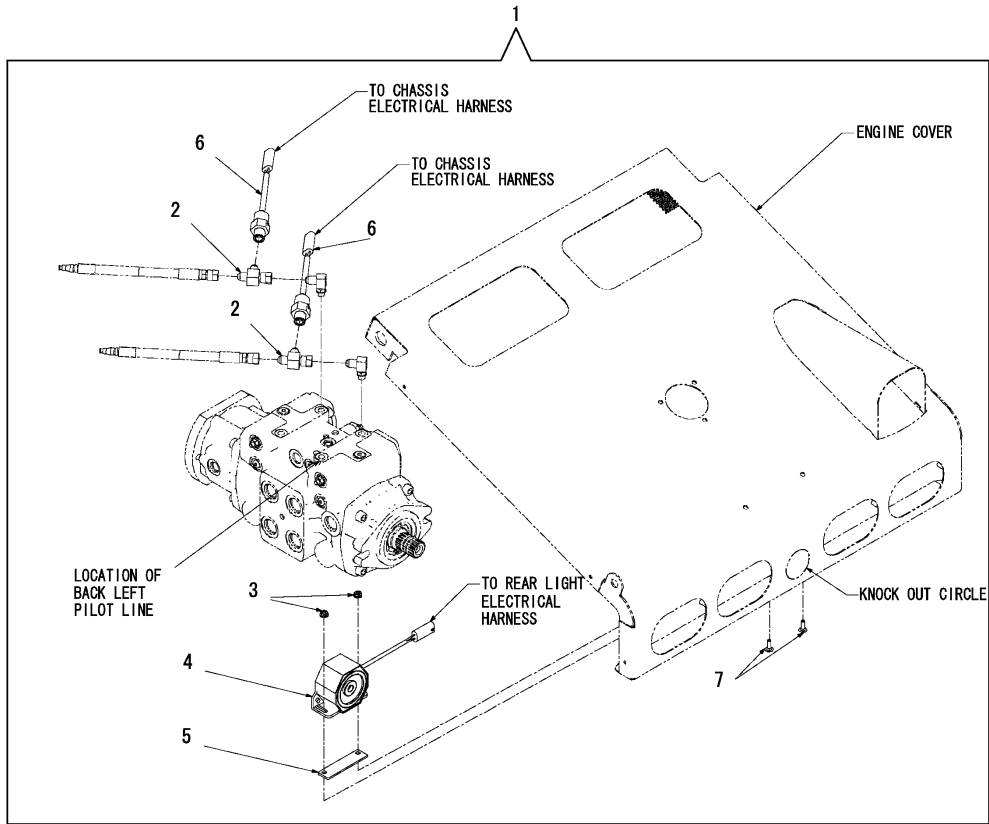
(D)=
(E)=
(F)=

No.	Lev.	Parts No.	Description	Q'ty						I	R
				(A)	(B)	(C)	(D)	(E)	(F)		
1	1	172216-10070	CONNECTOR KIT, AUX	1							
2	2	172551-00120	TIE, CABLE	20							
3	2	172551-00250	NUT	5							
4	2	172215-00340	CLAMP	5							
5	2	172216-02570	GROMMET, RUBBER	1							
6	2	172216-05890	HARNES, 14-PIN AUX	1							
7	2	172216-05900	HARNES, RELAY BOX	1							
8	2	172216-05910	HARNES, CONNECTOR	1							
9	2	172216-05920	HANDLE, 14-PIN AUX	1							
10	2	172216-05960	HARNES, HANDLE	1							
11	2	172216-05970	MOUNT, CONNECTOR	1							
12	2	172216-05980	MOUNT, CONNECTOR	1							
13	2	172216-05990	COVER, RELAY BOX	1							
14	2	172216-06010	CHASSIS, RELAY BOX	1							
15	2	172216-06080	MOUNT, CONNECTOR	1							
16	2	172216-07920	RELAY	4							
17	2	172216-06090	DIODE BLOCK	1							
18	2	172216-06100	BREAKER 15 A	1							
19	2	172216-06370	CAP, DUCT	1							
20	2	172216-10870	NUT	1							
21	2	172215-07650	SCREW	3							
22	2	172216-10940	SCREW	7							
23	2	172551-09440	SCREW	3							
24	2	172551-09480	SCREW	2							
25	2	172551-09510	SCREW	2							
26	2	172215-03020	SCREW	2							
27	2	172215-03110	SCREW	3							
28	2	172216-09610	PIN, ROLL	1							
29	2	172215-03230	NUT	2							
30	2	172215-03290	WASHER	2							
31	2	172216-09010	FUSE, 20 A INLINE	1							
32	2	172551-09880	SCREW	2							

Fig.104. BACKUP ALARM KIT FOR DUAL JOYSTICK

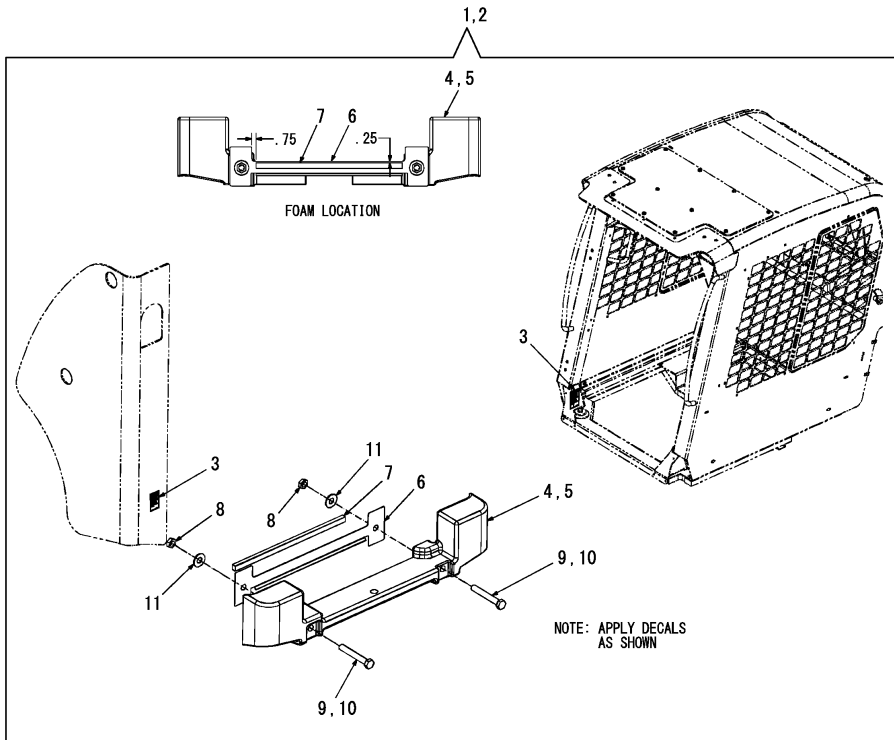
(A)=S220R
(B)=
(C)=

(D)=
(E)=
(F)=



No.	Lev.	Parts No.	Description	Q'ty						I	R
				(A)	(B)	(C)	(D)	(E)	(F)		
1	1	172216-10020	BACKUP ALARM KIT	1							
2	2	172551-00340	FITTING	2							
3	2	172216-01590	NUT	2							
4	2	172216-02870	ALARM, BACK UP	1							
5	2	172216-03700	SPACER, BACKUP ALARM	1							
6	2	172216-04270	SWITCH, PRESSURE	2							
7	2	172551-09830	BOLT	2							

Fig.105. COUNTERWEIGHT KITS LIGHT AND HEAVY



(A)=S220R
(B)=
(C)=

(D)=
(E)=
(F)=

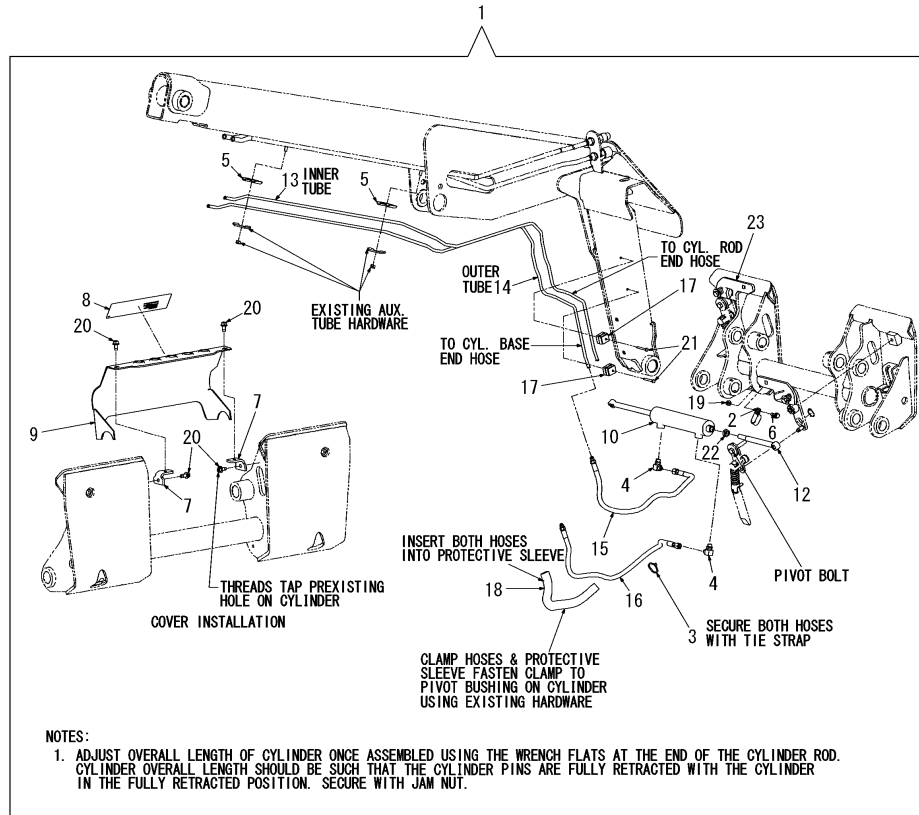
No.	Lev.	Parts No.	Description	Qty						I	R
				(A)	(B)	(C)	(D)	(E)	(F)		
1	1	172217-04160	COUNTERWEIGHT KIT	1							1
2	1	172217-04170	COUNTERWEIGHT KIT	1							2
3	2	172216-01070	LABEL, WARNING	2							
4	2	172217-00500	COUNTERWEIGHT	1							2
5	2	172217-00490	COUNTERWEIGHT	1							1
6	2	172217-03370	PLATE, GRILLE	1							
7	2	172217-03380	PAD, COOLER, LOWER	1							
8	2	172216-09430	NUT	2							
9	2	172217-04030	SCREW	2							2
10	2	172217-03950	SCREW	2							1
11	2	172216-09810	WASHER	2							

Remarks
(1) Light.
(2) Heavy.

Fig.106. HYDRAULIC QUICK COUPLER KIT

(A)=S220R
(B)=
(C)=

(D)=
(E)=
(F)=



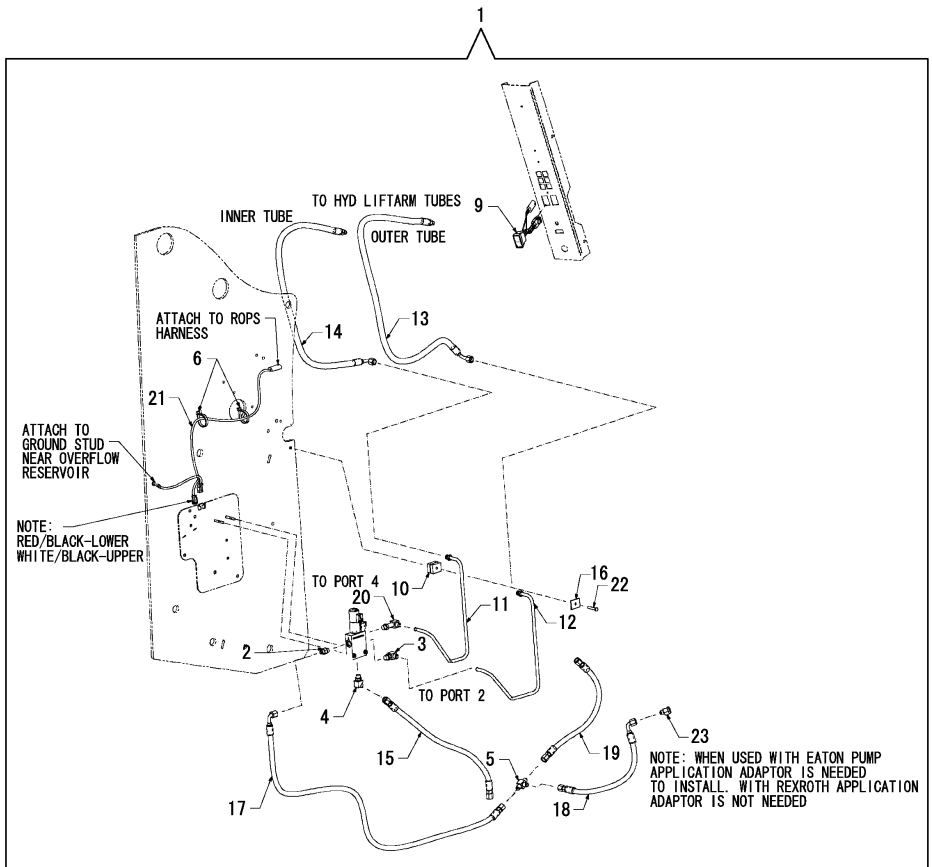
No.	Lev.	Parts No.	Description	Q'ty						I	R
				(A)	(B)	(C)	(D)	(E)	(F)		
1	1	172217-04150	QUICK COUPLER KIT	1							
2	2	172551-00090	CLAMP	1							
3	2	172551-00120	TIE, CABLE	1							
4	2	172551-00220	CONNECTOR	2							
5	2	172216-00260	CLAMP	2							
6	2	172551-00450	SCREW	1							
7	2	172216-03500	BRACKET, SUPPORT	2							
8	2	172216-03690	LABEL, QUICK COUPLER	1							
9	2	172217-01030	COVER	1							
10	2	172216-04720	CYLINDER, HYDRAULIC	1							
11	2	172216-11920	KIT, SEAL	1							1
12	2	172216-04940	ROD, EXTENSION	1							
13	2	172217-01110	HOSE	1							
14	2	172217-01120	HOSE	1							
15	2	172217-01140	HOSE	1							
16	2	172217-01150	HOSE	1							
17	2	172217-01160	CLAMP	2							
18	2	172216-05090	SLEEVE, PROTECTIVE	1							
19	2	172551-02750	NUT	1							
20	2	172216-10940	SCREW	4							
21	2	172215-02890	SCREW	2							
22	2	172216-09800	NUT	1							
23	2	172217-02310	FLAG	2							

Remarks
(1) For 172216-04720 cylinder.

Fig.107. HYDRAULIC QUICK COUPLER KIT

(A)=S220R
(B)=
(C)=

(D)=
(E)=
(F)=



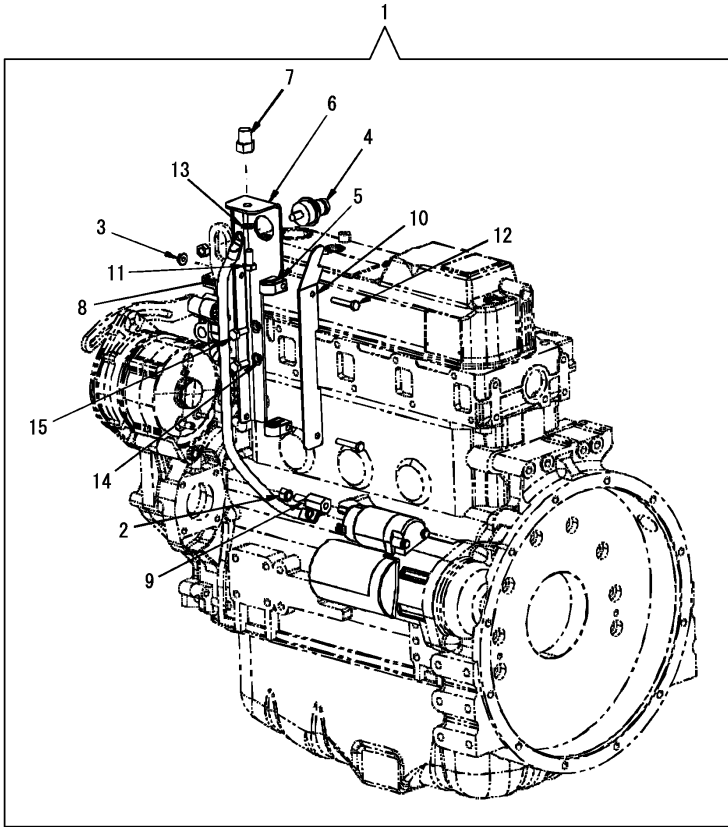
No.	Lev.	Parts No.	Description	Q'ty						I	R
				(A)	(B)	(C)	(D)	(E)	(F)		
1	1	172217-04150	QUICK COUPLER KIT	1							
2	2	172551-00070	FITTING	1							
3	2	172551-00220	CONNECTOR	1							
4	2	172551-00480	FITTING	2							
5	2	172216-00400	FITTING	2							
6	2	172215-00480	TIE, CABLE	2							
7	2	172216-01590	NUT	2							1
8	2	172216-04890	VALVE, SOLENOID	1							1
9	2	172216-04920	SWITCH ASSY	1							
10	2	172216-06280	CLAMP	1							
11	2	172217-02170	TUBE, HYDRAULIC	1							
12	2	172217-02180	TUBE, HYDRAULIC	1							
13	2	172217-02200	HOSE, MP	1							
14	2	172217-02210	HOSE	1							
15	2	172217-02220	HOSE	1							
16	2	172216-06290	PLATE	1							
17	2	172217-02360	HOSE	1							
18	2	172217-02370	HOSE	1							
19	2	172217-02400	HOSE	1							
20	2	172217-02410	FITTING	1							
21	2	172217-02490	HARNESS	1							
22	2	172551-09680	SCREW	1							
23	2	172217-04530	FITTING	1							

Remarks
(1) Not shown in illustration.

Fig.108. REMOTE TERMINAL KIT

(A)=S220R
(B)=
(C)=

(D)=
(E)=
(F)=



No.	Lev.	Parts No.	Description	Q'ty						I	R
				(A)	(B)	(C)	(D)	(E)	(F)		
1	1	172217-04180	REMOTE TERMINAL KIT	1							
2	2	172551-00180	NUT	1							
3	2	172216-10880	NUT	2							
4	2	172216-02320	TERMINAL, REMOTE RED	1							
5	2	172216-06520	CLAMP	2							
6	2	172216-08220	BRACKET, POST	1							
7	2	172216-08230	POST, BATTERY	1							
8	2	172216-08240	CABLE, REMOTE, +	1							
9	2	172216-08250	EXTENDER, TERMINAL	1							
10	2	172216-08260	SHIELD, CABLE	1							
11	2	172551-09520	SCREW	1							
12	2	172551-09680	SCREW	2							
13	2	172216-09510	WASHER	1							
14	2	172216-09540	WASHER	2							
15	2	172551-10460	SCREW	2							

Fig.109. HYDRAULIC QUICK COUPLER KIT - COLD WEATHER OPTION

(A)=S220R

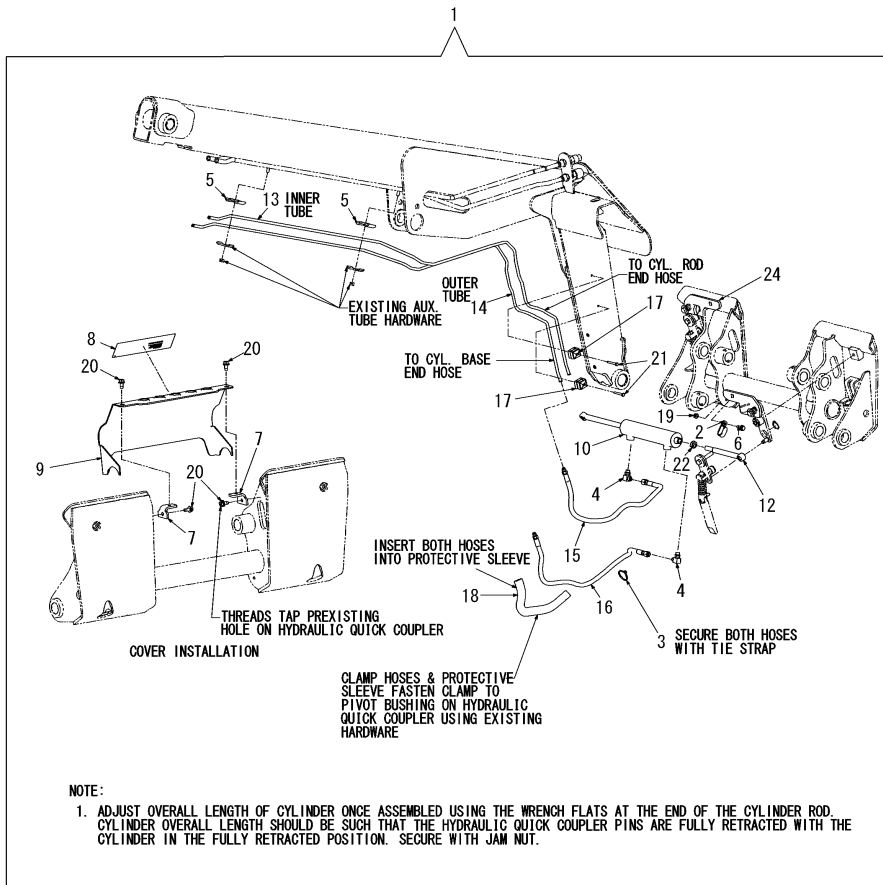
(B)=

(C)=

(D)=

(E)=

(F)=



No.	Lev.	Parts No.	Description	Q'ty						I	R
				(A)	(B)	(C)	(D)	(E)	(F)		
1	1	172217-04190	QUICK COUPLER KIT	1							
2	2	172551-00090	CLAMP	1							
3	2	172551-00120	TIE, CABLE	1							
4	2	172551-00220	CONNECTOR	2							
5	2	172216-00260	CLAMP	2							
6	2	172551-00450	SCREW	1							
7	2	172216-03500	BRACKET, SUPPORT	2							
8	2	172216-03690	LABEL, QUICK COUPLER	1							
9	2	172217-01030	COVER	1							
10	2	172216-04720	CYLINDER, HYDRAULIC	1							
11	2	172216-11920	KIT, SEAL	1							1
12	2	172216-04940	ROD, EXTENSION	1							
13	2	172217-01110	HOSE	1							
14	2	172217-01120	HOSE	1							
15	2	172217-01140	HOSE	1							
16	2	172217-01150	HOSE	1							
17	2	172217-01160	CLAMP	2							
18	2	172216-05090	SLEEVE, PROTECTIVE	1							
19	2	172551-02750	NUT	1							
20	2	172216-10940	SCREW	4							
21	2	172215-02890	SCREW	2							
22	2	172216-09800	NUT	1							
23	2	172551-02080	LABEL, QUICK COUPLER	1							2
24	2	172217-02310	FLAG	2							
25	2	172217-03750	TEMPLATE, DRILL	1							2

Remarks

(1) FOR 172216-04720 CYLINDER.

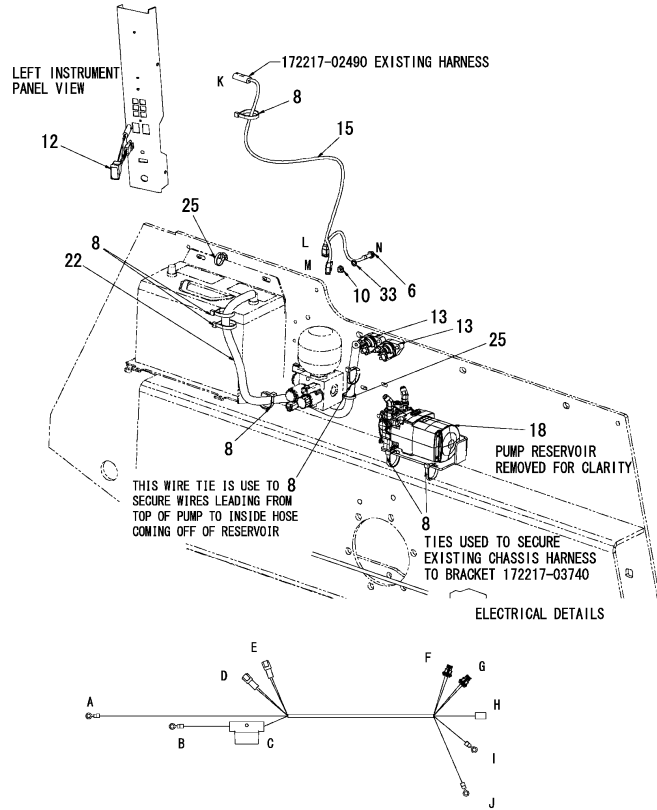
Not shown in illustration.

(2) Not shown in illustration.

Fig.110. HYDRAULIC QUICK COUPLER KIT - COLD WEATHER

(A)=S220R
(B)=
(C)=

(D)=
(E)=
(F)=



ELECTRICAL CONNECTION DETAILS

- HARNESS 172217-03770 COLOR
- A. BATTERY NEG BATTERY POST. BLACK
 - B. BATTERY POS BATTERY POST. RED
 - C. MAXI FUSE HOLDER WITH 60 AMP FUSE
 - D. CONNECTS TO HARNESS 172217-02490. RED/BLACK
 - E. CONNECTS TO HARNESS 172217-02490. WHITE/BLACK
 - F. INSERT ONTO REAR SOLENOID. RED/BLACK
 - G. INSERT ONTO FRONT SOLENOID. WHITE/BLACK
 - H. CONNECT TO PUMP 172216-08300 GROUND WIRE. BLACK
 - I. CONNECT TO REAR SOLENOID. RED
 - J. CONNECT TO FRONT SOLENOID. RED
- HARNESS 172217-02490
- K. CONNECT TO ROPS HARNESS. RED/WHITE
 - L. CONNECT TO HARNESS 172217-03770. RED/BLACK
 - M. CONNECT TO HARNESS 172217-03770. WHITE/BLACK
 - N. BOLT TO A CHASSIS HOLE FOR A GROUND CONNECTION
- PUMP 172217-03720
- BLUE WIRE CONNECT TO FRONT SOLENOID
 - GREEN WIRE CONNECT TO REAR SOLENOID
 - BLACK WIRE CONNECT TO HARNESS 172217-03770.

No.	Lev.	Parts No.	Description	Q'ty						I	R
				(A)	(B)	(C)	(D)	(E)	(F)		
1	1	172215-00020	FITTING	1						1	
2	1	172551-00240	NUT	1						1	
3	1	172551-00510	PLATE	2						1	
4	1	172215-00390	CLAMP	1						1	
5	1	172216-00380	CAP	1						1	
6	1	172551-00610	SCREW	3							
7	1	172215-00470	FITTING	2						1	
8	1	172215-00480	TIE, CABLE	7							
9	1	172217-00060	FITTING	1						1	
10	1	172551-01060	NUT	3							
11	1	172551-01810	SCREW	2						1	
12	1	172216-04920	SWITCH ASSY	1							
13	1	172216-06000	SOLENOID	2							
14	1	172217-02040	FITTING	1						1	
15	1	172217-02490	HARNESS	1							
16	1	172217-02530	HOSE	2						1	
17	1	172216-07150	COVER, ELECTRICAL	2						1	
18	1	172217-03720	PUMP	1							
19	1	172217-03730	FILLER ASSY, ROPS	1						1	
20	1	172217-03740	BRACKET WLDMNT PUMP	1						1	
21	1	172217-03760	COVER, UNDER SEAT, L	1						1	
22	1	172217-03770	HARNESS POWER UNIT	1							
23	1	172217-03780	BARCKET ASSY, MOUNT	1						1	
24	1	172217-03790	HOSE	2						1	
25	1	172217-03820	HEAD, BUTTON	2							
26	1	172217-03830	PIVOT, BUSHING	2						1	
27	1	172217-04250	HOSE	2						1	
28	1	172217-04260	HOSE	2						1	
29	1	172216-09330	NUT	4						1	
30	1	172551-09760	SCREW	1						1	
31	1	172217-03940	SCREW	2						1	
32	1	172551-10010	SCREW	2						1	
33	1	172217-04050	WASHER	1							

Remarks

* Hydraulic quick coupler kit - cold weather
172217-04190.

(1) Not shown in illustration.

N:Old $\begin{matrix} \leftarrow \text{Yes} \\ \text{No} \end{matrix}$ New, Q:Old $\begin{matrix} \leftarrow \text{No} \\ \text{Yes} \end{matrix}$ New, R:Old $\begin{matrix} \leftarrow \text{Yes} \\ \text{No} \end{matrix}$ New, S:Old $\begin{matrix} \leftarrow \text{No} \\ \text{Yes} \end{matrix}$ New, W:Add, Z:Discontinued, F:Interchangeable by set, K:Q'ty Change

Fig.111. HYDRAULIC QUICK COUPLER KIT - COLD WEATHER

(A)=S220R

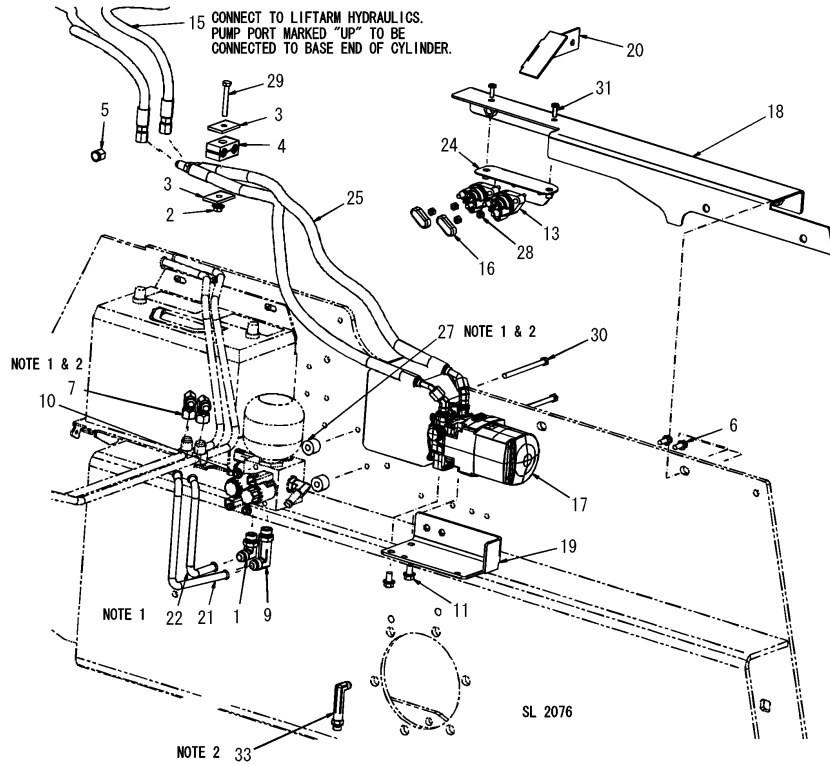
(B)=

(C)=

(D)=

(E)=

(F)=



NOTES:

1) THESE ITEMS ARE ONLY USED ON MACHINES EQUIPPED WITH RIDE CONTROL AND NON-JOYSTICK

2) THESE ITEMS ARE ONLY USED ON MACHINES EQUIPPED WITH RIDE CONTROL AND JOYSTICK CONTROLS.

3) FITTING 172217-02040 UTILIZED ON TOP OF JOYSTICK VALVE

No.	Lev.	Parts No.	Description	Q'ty						I	R
				(A)	(B)	(C)	(D)	(E)	(F)		
1	1	172215-00020	FITTING	1							
2	1	172551-00240	NUT	1							
3	1	172551-00510	PLATE	2							
4	1	172215-00390	CLAMP	1							
5	1	172216-00380	CAP	1							
6	1	172551-00610	SCREW	3							
7	1	172215-00470	FITTING	2							
8	1	172215-00480	TIE, CABLE	7							1
9	1	172217-00060	FITTING	1							
10	1	172551-01060	NUT	3							
11	1	172551-01810	SCREW	2							
12	1	172216-04920	SWITCH ASSY	1							1
13	1	172216-06000	SOLENOID	2							
14	1	172217-02490	HARNESS	1							1
15	1	172217-02530	HOSE	2							
16	1	172216-07150	COVER, ELECTRICAL	2							
17	1	172217-03720	PUMP	1							
18	1	172217-03730	FILLER ASSY, ROPS	1							
19	1	172217-03740	BRACKET WLDMNT PUMP	1							
20	1	172217-03760	COVER, UNDER SEAT, L	1							
21	1	172217-04260	HOSE	1							
22	1	172217-04260	HOSE	1							
23	1	172217-03770	HARNESS POWER UNIT	1							1
24	1	172217-03780	BARCKET ASSY, MOUNT	1							
25	1	172217-03790	HOSE	2							
26	1	172217-03820	HEAD, BUTTON	2							1
27	1	172217-03830	PIVOT, BUSHING	2							
28	1	172216-09330	NUT	4							
29	1	172551-09760	SCREW	1							
30	1	172217-03940	SCREW	2							
31	1	172551-10010	SCREW	2							
32	1	172217-04050	WASHER	1							1
33	1	172217-02040	FITTING	1							

Remarks

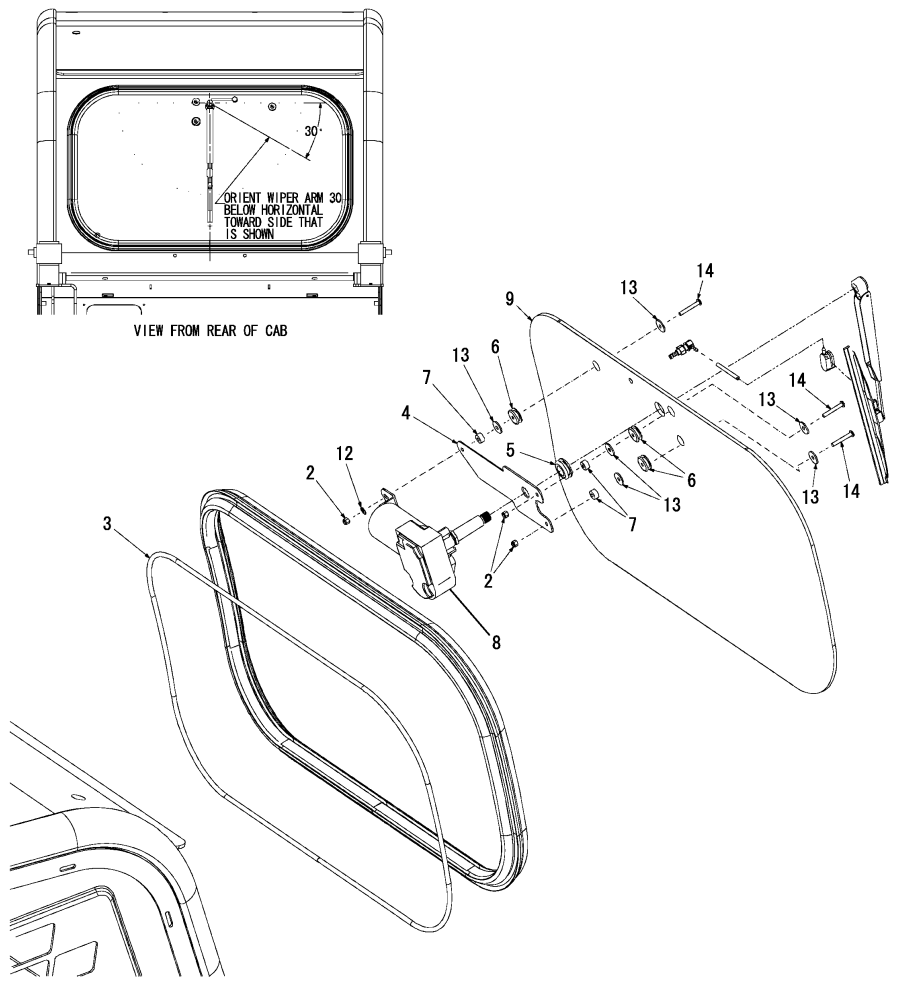
* Hydraulic quick coupler kit - cold weather 172217-04190.

(1) Not shown in illustration.

Fig.112. REAR WIPER KIT(1)

(A)=S220R
(B)=
(C)=

(D)=
(E)=
(F)=



No.	Lev.	Parts No.	Description	Qty						I	R
				(A)	(B)	(C)	(D)	(E)	(F)		
1	1	172551-00120	TIE, CABLE	2							1
2	1	172551-00620	NUT	3							
3	1	172216-02950	RIPCORD	1							
4	1	172215-02280	MOUNT, WIPER MOTOR	1							
5	1	172215-02290	GROMMET	1							
6	1	172215-02300	GROMMET	3							
7	1	172215-02310	SPACER	3							
8	1	172215-02370	MOTOR KIT, WIPER	1							
9	1	172216-07170	WINDOW	1							
10	1	172215-02400	HARNESS,CAB R WIPER	1							1
11	1	172217-02810	HARNESS,CAB R WIPER	1							1
12	1	172215-03050	WASHER	1							
13	1	172215-03100	WASHER	6							
14	1	172215-03190	SCREW	3							
15	1	172215-03620	SWITCH	1							1
16	1	172216-10710	VALVE, SHUT-OFF	1							1

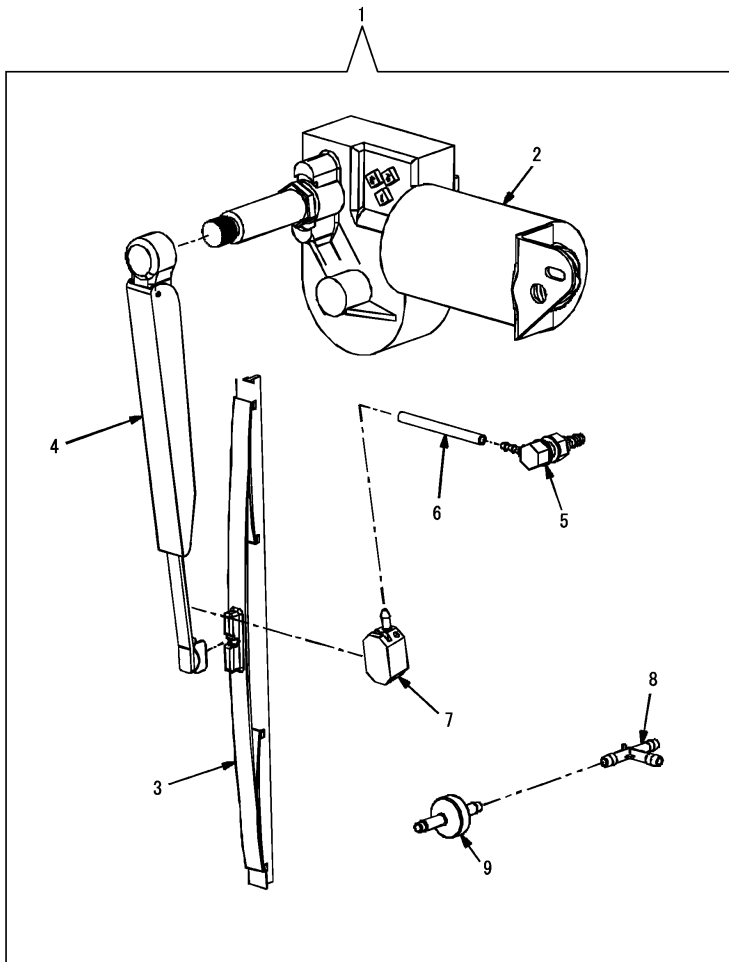
- NOTES:
- 1.) WIPER MOTOR ASSY, ARM, AND BLADE AS WELL AS WASHER NOZZLE, BULKHEAD, CHECK VALVE, AND HOSE ARE COMPONENTS OF WIPER KIT 172215-02370.
 - 2.) ROUTE CAB DOOR/REAR WIPER HARNESS ADJACENT TO THE EXISTING CAB DOOR HARNESS. IDENTIFY THE WIRE HARNESS THAT CONNECTS WIPER SWITCH TO THE WIPER MOTOR (3 WIRES). REMOVE EACH OF THE THREE WIRES FROM THE BASE OF THE SWITCH AND REPLACE IT WITH THE WIRE OF MATCHING COLOR IN THAT SAME LOCATION. PRESS THE WIRES FROM THE WIPER HARNESS (JUST REMOVED) TO THE AVAILABLE MALE TERMINALS IN THE REAR WIPER DOOR HARNESS TAKING CARE TO MATCH WIRE COLORS.

Remarks
* Rear wiper kit 172217-05110.
(1) Not shown in illustration.

Fig.113. REAR WIPER KIT(2)

(A)=S220R
(B)=
(C)=

(D)=
(E)=
(F)=



No.	Lev.	Parts No.	Description	Q'ty						I	R
				(A)	(B)	(C)	(D)	(E)	(F)		
1	1	172215-02370	MOTOR KIT, WIPER	1							
2	2	172215-02270	MOTOR, WIPER	1							
3	2	172215-02320	BLADE, WIPER	1							
4	2	172215-02330	ARM, WIPER	1							
5	2	172215-02340	BULKHEAD, WIPER	1							
6	2	172215-02350	HOSE, WIPER	1							
7	2	172215-02360	NOZZLE, WASHER, REAR	1							
8	2	172215-02380	FITTING	1							
9	2	172215-02410	VALVE, CHECK	1							

Remarks

* Rear wiper kit 172217-05110.

Parts No. Index

Parts No.	Fig. No.	Ref. No.
119225-52102	22	15
124450-44510	24	25
129150-35153	22	37
129242-55711	22	32
129242-55730	22	33
129907-55801	22	19
129940-42240	22	40
129940-77011	22	31
172215-00020	25	1
	27	1
	110	1
	111	1
172215-00040	46	24
172215-00080	26	4
	28	5
	38	1
172215-00100	2	2
	3	2
	42	2
	45	2
	82	3
	89	3
	97	4
172215-00120	30	5
172215-00130	16	1
	17	2
	18	1
	19	2
172215-00190	29	7
	30	8
172215-00200	24	3
	42	5
	85	5
172215-00280	96	8
172215-00300	44	24
172215-00340	36	2
	46	2
	103	4
172215-00370	22	7
172215-00390	29	13
	30	17
	110	4
	111	4
172215-00400	13	1
	14	1
	90	1
	91	1
172215-00460	96	2
172215-00470	110	7
	111	7

Parts No.	Fig. No.	Ref. No.
172215-00480	31	5
	42	8
	107	6
	110	8
	111	8
172215-00500	34	1
172215-00510	1	2
		3
172215-00520	25	11
	27	12
172215-00530	22	8
172215-00550	3	11
	8	8
	89	12
	98	6
172215-00580	44	6
	49	1
172215-00620	1	7
	25	15
	27	16
	35	8
	65	31
	66	31
172215-00650	9	8
	52	7
172215-00670	3	12
		16
	8	15
	89	13
		17
	98	7
		11
172215-00690	37	12
172215-00700	2	11
	29	23
	30	27
	37	13
	42	14
	46	23
	82	12
172215-00710	1	16
	8	16
	37	14
	102	2
172215-00740	2	13
	82	14
	85	10
172215-00800	52	1
172215-00820	54	2
172215-00830	53	11

Parts No.	Fig. No.	Ref. No.
172215-00840	54	1
172215-00850	38	4
172215-00890	3	15
	89	16
	98	10
172215-00920	99	4
172215-01410	3	25
	89	26
	98	17
172215-01480	3	27
	89	28
172215-01490	3	29
	89	30
172215-01560	23	13
172215-01570	99	7
172215-01580	99	8
172215-01960	51	3
		6
172215-01970	99	9
172215-02110	10	18
172215-02120	3	56
	89	57
172215-02140	44	23
172215-02220	9	28
172215-02270	113	2
172215-02280	112	4
172215-02290	112	5
172215-02300	112	6
172215-02310	112	7
172215-02320	113	3
172215-02330	113	4
172215-02340	113	5
172215-02350	113	6
172215-02360	113	7
172215-02370	112	8
	113	1
172215-02380	113	8
172215-02400	112	10
172215-02410	113	9
172215-02680	38	26
	40	22
172215-02700	25	50
	26	41
	27	52
	28	45
	37	33
172215-02720	10	20
	22	51
172215-02770	99	12
172215-02820	10	21

Parts No.	Fig. No.	Ref. No.
172215-02820	38	27
	40	23
	41	18
172215-02850	11	6
	13	5
	14	6
	90	4
	91	4
	93	4
172215-02880	42	40
172215-02890	25	51
	27	53
	106	21
	109	21
172215-02920	29	65
	30	79
172215-02940	83	37
	85	48
	98	34
172215-02950	15	22
	35	33
	99	13
172215-02960	29	66
	30	80
172215-02970	86	8
172215-03020	103	26
172215-03050	112	12
172215-03090	23	29
172215-03100	112	13
172215-03110	3	49
	83	38
	85	49
	89	50
	95	10
	103	27
172215-03120	1	35
	83	39
172215-03140	3	51
	89	52
172215-03150	6	13
	7	15
	39	16
172215-03180	22	56
172215-03190	112	14
172215-03230	42	42
	103	29
172215-03260	9	40
172215-03270	3	53
	89	54
	98	40

Parts No. Index

Parts No.	Fig. No.	Ref. No.
172215-03280	8	53
172215-03290	103	30
172215-03310	29	71
	30	85
172215-03330	44	28
	46	16
172215-03340	3	54
	11	7
	13	6
	14	7
	89	55
	90	5
	91	5
	93	5
172215-03440	99	1
172215-03620	112	15
172215-04340	15	12
	59	9
		11
172215-04530	39	3
172215-04600	3	9
	89	10
172215-05240	35	16
172215-05370	35	18
172215-06610	5	15
	42	28
	94	15
172215-06620	15	15
	38	25
	40	21
	41	14
	85	40
	87	3
	97	11
172215-06650	99	11
172215-07190	3	39
	89	40
172215-07570	43	2
172215-07650	103	21
172215-08550	21	7
172215-09310	16	13
	17	19
172215-09740	3	42
	89	43
172215-09860	3	44
	89	45
	98	32
172215-10230	55	3
		7
172215-11110	3	10

Parts No.	Fig. No.	Ref. No.
172215-11110	89	11
172215-11180	9	29
	99	6
172215-11520	52	3
172215-11550	53	2
		4
172215-12850	99	14
172215-12860	99	15
172216-00010	65	16
	66	16
172216-00020	41	1
172216-00030	65	22
	66	21
172216-00040	25	48
172216-00050	96	10
172216-00060	97	3
172216-00070	37	1
	41	2
172216-00080	22	2
	85	3
172216-00090	65	13
	66	13
172216-00100	65	14
	66	14
172216-00110	66	30
172216-00130	24	1
172216-00140	44	2
172216-00150	9	2
172216-00160	10	1
172216-00170	96	6
172216-00180	22	4
172216-00200	44	4
172216-00210	1	1
172216-00220	9	4
172216-00230	29	10
	30	12
172216-00240	55	6
172216-00250	96	5
172216-00260	35	5
	106	5
	109	5
172216-00280	37	3
	41	3
172216-00290	29	11
	30	14
172216-00300	25	5
	26	5
	27	6
	28	7
172216-00310	9	5

Parts No.	Fig. No.	Ref. No.
172216-00320	96	7
172216-00330	96	9
172216-00340	10	3
172216-00350	37	4
172216-00360	20	1
172216-00370	37	5
172216-00380	25	8
	26	7
	27	9
	28	9
	29	14
	30	18
	110	5
	111	5
172216-00390	97	6
172216-00400	25	9
	26	8
	27	10
	28	10
	31	4
	107	5
172216-00430	44	5
172216-00450	96	4
172216-00460	29	15
	30	19
172216-00470	15	5
172216-00490	2	7
	82	8
172216-00500	29	17
	30	21
172216-00520	8	7
172216-00530	101	3
172216-00540	41	4
172216-00550	56	1
172216-00560	26	10
	28	12
172216-00570	26	11
	28	13
172216-00580	70	5
172216-00600	96	11
172216-00610	25	14
	27	15
172216-00620	70	3
172216-00630	65	3
	66	3
172216-00640	65	4
	66	4
172216-00660	65	9
	66	9
172216-00670	65	11

Parts No.	Fig. No.	Ref. No.
172216-00670	66	11
172216-00680	65	12
	66	12
172216-00700	66	29
172216-00710	65	43
172216-00720	66	32
172216-00730	65	32
172216-00740	65	39
	66	37
172216-00750	66	39
172216-00760	65	5
	66	5
172216-00770	65	19
	66	18
172216-00790	16	3
	17	4
	18	3
	19	4
172216-00800	37	6
172216-00810	1	4
172216-00830	65	25
	66	24
172216-00840	65	10
	66	10
172216-00850	65	36
	66	34
172216-00860	8	9
172216-00870	65	8
	66	8
172216-00880	65	42
	66	43
172216-00900	10	4
	37	8
	38	3
	40	2
	41	5
172216-01060	44	7
172216-01070	105	3
172216-01090	36	5
172216-01120	20	4
172216-01150	36	6
172216-01160	36	7
172216-01170	8	10
172216-01180	8	11
172216-01190	29	19
	30	23
172216-01200	8	13
172216-01210	9	6
172216-01220	35	10
172216-01230	35	11

Parts No. Index

Parts No.	Fig. No.	Ref. No.
172216-01240	1	12
172216-01250	1	13
172216-01290	71	3
	72	3
	79	5
172216-01300	96	12
172216-01310	45	4
172216-01320	45	5
172216-01340	96	3
172216-01360	88	2
172216-01380	85	9
172216-01390	68	10
172216-01420	68	8
172216-01430	68	9
172216-01450	60	11
172216-01460	65	15
	66	15
172216-01470	22	10
172216-01490	37	9
172216-01500	37	10
172216-01540	35	12
172216-01550	35	13
172216-01560	35	14
172216-01590	2	10
	9	9
	25	18
	26	14
	27	19
	28	16
	31	6
	41	6
	82	11
	86	2
	104	3
	107	7
172216-01600	16	4
	17	5
	18	4
	19	5
172216-01610	37	11
172216-01640	16	5
	17	6
	18	5
	19	6
172216-01650	86	3
172216-01770	25	19
	27	20
	102	3
172216-01840	37	15
172216-02030	86	4

Parts No.	Fig. No.	Ref. No.
172216-02040	25	20
	26	15
	27	21
	28	17
172216-02080	1	17
172216-02100	83	5
	85	12
172216-02140	65	7
	66	7
172216-02150	65	24
	66	23
172216-02160	65	26
	66	25
172216-02170	65	28
	66	27
172216-02190	65	23
	66	22
172216-02200	65	37
	66	35
172216-02220	65	41
172216-02230	65	27
	66	26
172216-02240	65	38
	66	36
172216-02260	10	6
172216-02270	10	7
172216-02280	10	8
172216-02290	10	9
172216-02300	20	5
172216-02310	10	10
172216-02320	47	3
	108	4
172216-02330	45	9
	101	4
172216-02340	9	10
172216-02350	45	10
172216-02360	4	1
	100	2
172216-02370	9	11
172216-02400	53	9
172216-02410	5	1
	94	2
172216-02420	5	2
	94	3
172216-02430	44	10
172216-02440	44	11
172216-02450	56	4
172216-02460	4	3
	100	4
	101	5

Parts No.	Fig. No.	Ref. No.
172216-02470	4	4
	100	5
172216-02480	56	5
172216-02490	11	1
	12	1
	92	1
	93	2
172216-02520	3	13
	89	14
	98	9
172216-02530	20	8
172216-02550	3	17
	89	18
	98	12
172216-02560	3	18
	89	19
172216-02570	103	5
172216-02590	96	13
172216-02600	96	14
172216-02610	83	6
	85	14
172216-02620	83	7
	85	15
172216-02630	83	9
	85	16
172216-02640	85	17
172216-02650	83	13
172216-02660	83	14
172216-02670	83	15
172216-02680	83	16
172216-02690	21	3
172216-02700	83	17
172216-02710	98	13
172216-02720	10	11
172216-02730	10	12
172216-02740	10	13
172216-02750	10	14
172216-02760	2	20
	82	21
172216-02770	9	12
172216-02800	9	13
172216-02830	9	14
172216-02840	9	15
172216-02850	8	19
172216-02860	9	16
172216-02870	86	5
	104	4
172216-02880	4	5
	100	6
	100	6
172216-02890	4	6

Parts No.	Fig. No.	Ref. No.
172216-02890	100	7
172216-02900	10	15
172216-02910	10	16
172216-02920	38	6
172216-02930	45	11
172216-02940	9	19
172216-02950	9	20
	112	3
172216-02980	5	3
	94	4
172216-02990	5	4
	94	5
172216-03000	5	5
	94	6
172216-03020	5	6
	94	7
172216-03030	5	7
	94	8
172216-03050	5	8
	94	9
172216-03060	5	9
	94	10
172216-03070	5	10
	94	11
172216-03080	5	11
	94	12
172216-03100	58	9
172216-03120	17	7
	19	7
172216-03130	17	8
	19	8
172216-03140	16	6
	17	9
	18	6
	19	9
172216-03150	16	7
	17	10
	18	7
	19	10
172216-03160	16	8
	17	11
	18	8
	19	11
172216-03170	5	13
	94	13
172216-03180	2	23
	82	24
172216-03190	44	13
172216-03220	21	4
172216-03230	3	21

Parts No. Index

Parts No.	Fig. No.	Ref. No.
172216-03230	89	22
172216-03240	3	22
	89	23
	98	15
172216-03260	3	23
	89	24
	98	16
172216-03290	38	5
172216-03300	45	12
172216-03330	3	24
	89	25
172216-03340	27	25
	28	20
	72	1
172216-03350	13	2
	14	2
	90	2
	91	2
172216-03360	12	2
	92	2
172216-03370	11	2
	93	3
172216-03380	12	3
172216-03400	11	3
172216-03410	11	4
	12	4
172216-03430	98	18
172216-03440	23	8
172216-03450	70	1
172216-03460	25	25
	26	18
	38	7
	71	1
172216-03470	71	2
	72	2
	79	3
172216-03480	70	4
172216-03490	71	4
	72	4
172216-03500	106	7
	109	7
172216-03520	37	16
172216-03530	37	17
172216-03630	16	9
	17	12
	18	9
	19	12
172216-03640	16	10
	17	13
	18	10

Parts No.	Fig. No.	Ref. No.
172216-03640	19	13
172216-03680	3	26
	89	27
172216-03690	56	8
	106	8
	109	8
172216-03700	86	6
	104	5
172216-03710	25	27
	26	20
	27	27
	28	22
172216-03720	3	28
	89	29
172216-03730	54	5
172216-03740	24	7
172216-03750	8	23
172216-03770	3	30
	89	31
	98	19
172216-03790	83	18
	85	19
172216-03800	2	25
	82	26
	85	20
172216-03850	29	29
	30	31
	32	5
172216-03860	11	5
	93	1
172216-03870	25	28
	26	21
	27	28
	28	23
172216-03880	60	5
	61	7
172216-03890	60	7
	61	8
172216-03900	60	12
	61	19
172216-03910	60	13
	61	20
172216-03920	60	27
	61	18
172216-03960	85	22
172216-03970	2	26
	82	27
	85	25
172216-04000	85	27
172216-04020	83	21

Parts No.	Fig. No.	Ref. No.
172216-04020	85	29
172216-04090	8	26
172216-04100	98	20
172216-04110	14	3
172216-04120	2	29
	82	30
	85	30
172216-04130	95	4
172216-04180	83	26
	85	32
172216-04190	83	27
	85	33
172216-04200	83	28
172216-04220	37	18
172216-04230	97	7
172216-04240	83	29
172216-04250	97	8
172216-04270	104	6
172216-04290	98	21
172216-04300	25	31
	27	31
172216-04310	65	21
172216-04320	66	20
172216-04330	65	35
	66	33
172216-04340	98	25
172216-04360	97	9
172216-04370	97	10
172216-04380	9	21
172216-04390	9	22
172216-04400	3	19
	89	20
	98	28
172216-04410	50	1
172216-04430	50	2
172216-04440	50	3
172216-04450	38	8
	40	3
172216-04460	99	5
172216-04480	38	9
	40	4
172216-04490	38	10
	40	5
172216-04500	17	14
	19	14
172216-04550	37	19
172216-04560	83	30
172216-04570	83	31
172216-04580	83	32
172216-04590	38	11

Parts No.	Fig. No.	Ref. No.
172216-04590	40	6
172216-04600	38	12
	40	7
172216-04650	38	13
	40	8
172216-04660	38	14
	40	9
172216-04670	9	23
172216-04680	37	20
172216-04690	40	10
172216-04700	22	16
172216-04720	106	10
	109	10
172216-04730	38	15
	40	11
172216-04740	50	4
172216-04750	50	5
172216-04760	50	6
172216-04770	50	7
172216-04780	50	8
172216-04790	50	9
172216-04800	50	10
172216-04810	6	1
172216-04820	3	47
	89	48
	98	35
172216-04830	40	12
172216-04870	6	2
	7	1
172216-04880	6	3
172216-04890	31	7
	79	1
	107	8
172216-04900	26	23
	28	25
172216-04910	9	24
172216-04920	31	22
	107	9
	110	12
	111	12
172216-04940	106	12
	109	12
172216-04950	40	13
172216-04970	38	16
172216-04980	38	17
	40	14
172216-04990	54	6
172216-05000	38	18
172216-05040	29	30
	30	34

Parts No. Index

Parts No.	Fig. No.	Ref. No.
172216-05080	79	2
172216-05090	106	18
	109	18
172216-05110	44	15
172216-05120	44	16
172216-05130	62	5
172216-05140	62	7
172216-05150	62	8
172216-05160	62	9
172216-05170	62	12
172216-05180	63	3
172216-05190	63	4
	64	4
172216-05200	62	13
	63	5
172216-05210	64	3
172216-05220	62	14
172216-05230	9	25
172216-05240	22	17
172216-05250	99	10
172216-05270	9	26
172216-05290	9	18
172216-05320	10	17
172216-05330	101	9
172216-05380	44	17
172216-05410	102	5
172216-05440	15	6
172216-05450	29	40
172216-05460	30	45
172216-05510	44	18
172216-05560	44	20
172216-05820	6	7
	7	8
172216-05890	103	6
172216-05900	103	7
172216-05910	103	8
172216-05920	103	9
172216-05930	46	6
172216-05940	46	7
172216-05950	46	8
172216-05960	103	10
172216-05970	103	11
172216-05980	103	12
172216-05990	103	13
172216-06000	42	23
	110	13
	111	13
172216-06010	103	14
172216-06020	48	2
172216-06030	101	10

Parts No.	Fig. No.	Ref. No.
172216-06040	101	11
172216-06050	44	22
172216-06070	33	1
	38	20
172216-06080	103	15
172216-06090	103	17
172216-06100	103	18
172216-06110	60	3
	61	3
172216-06120	60	30
	61	22
172216-06130	61	4
172216-06140	60	6
	61	5
172216-06150	60	8
	61	6
172216-06160	61	9
172216-06170	61	10
172216-06190	60	16
	61	12
172216-06210	60	24
	61	14
172216-06220	60	28
	61	15
172216-06230	60	26
	61	16
172216-06240	60	25
	61	17
172216-06250	61	21
172216-06260	6	8
	7	9
172216-06280	31	8
	107	10
172216-06290	31	14
	107	16
172216-06300	48	3
172216-06310	37	30
	40	18
172216-06320	54	4
172216-06330	54	3
172216-06370	103	19
172216-06390	29	60
	30	67
172216-06520	46	9
	47	4
	108	5
172216-06540	41	9
172216-06560	46	10
172216-06580	46	11
172216-06590	42	26

Parts No.	Fig. No.	Ref. No.
172216-06630	46	12
172216-06710	46	13
172216-06740	5	14
	94	14
172216-06750	45	13
172216-06760	29	61
	30	68
172216-06960	41	12
172216-06970	41	13
172216-07110	6	10
172216-07120	7	13
172216-07150	42	27
	110	17
	111	16
172216-07160	40	15
		20
172216-07170	112	9
172216-07230	62	2
	63	1
172216-07240	62	3
	64	1
172216-07250	62	4
172216-07260	63	2
172216-07270	64	2
172216-07280	62	6
172216-07290	73	2
172216-07300	73	3
172216-07310	73	4
172216-07320	73	5
172216-07330	73	6
172216-07340	73	7
172216-07370	80	5
172216-07390	22	38
172216-07400	44	25
172216-07430	42	29
172216-07440	76	9
	77	9
172216-07450	76	6
	77	6
172216-07460	85	42
172216-07500	74	3
	75	3
172216-07510	74	5
	75	5
172216-07520	74	6
	75	6
172216-07530	74	9
172216-07540	75	9
172216-07550	75	11
172216-07640	29	21

Parts No.	Fig. No.	Ref. No.
172216-07640	30	25
172216-07710	42	30
	49	3
172216-07720	44	21
172216-07780	8	35
172216-07830	2	42
	82	43
172216-07880	22	43
172216-07890	2	44
	82	45
172216-07900	45	8
172216-07910	45	6
172216-07920	103	16
172216-07930	2	45
	82	46
	85	43
172216-07950	2	46
	82	47
172216-07990	41	7
172216-08110	45	7
172216-08220	47	5
	108	6
172216-08230	47	6
	108	7
172216-08240	47	7
	108	8
172216-08250	47	8
	108	9
172216-08260	47	9
	108	10
172216-08270	46	25
172216-08290	2	54
	82	55
172216-08400	76	4
	77	4
172216-08410	76	5
	77	5
172216-08590	22	46
172216-08600	44	19
172216-08800	26	22
	28	24
	62	1
172216-08920	2	55
	82	56
172216-09010	103	31
172216-09250	22	49
172216-09270	41	15
172216-09290	66	41
172216-09300	15	20
172216-09310	9	31

Parts No. Index

Parts No.	Fig. No.	Ref. No.
172216-09320	37	36
172216-09330	41	17
	110	29
	111	28
172216-09350	8	43
172216-09360	37	38
172216-09370	9	34
172216-09380	1	14
172216-09390	29	64
	30	78
172216-09400	65	18
172216-09410	9	35
172216-09430	105	8
172216-09450	2	64
	3	48
	82	65
	89	49
	98	37
172216-09460	65	40
	66	38
172216-09490	6	12
	7	14
	29	67
	30	81
172216-09500	1	34
172216-09510	47	12
	108	13
172216-09540	47	13
	108	14
172216-09550	88	3
172216-09560	102	6
172216-09580	22	52
172216-09590	43	5
172216-09600	3	50
	89	51
	98	38
172216-09610	103	28
172216-09620	10	23
172216-09630	16	20
	17	22
	18	19
	19	21
172216-09640	20	9
172216-09650	25	52
	26	43
	27	54
	28	47
172216-09690	38	29
	40	25
172216-09700	6	14

Parts No.	Fig. No.	Ref. No.
172216-09710	38	30
	40	26
172216-09730	9	37
172216-09740	44	27
172216-09770	22	55
172216-09780	2	67
	82	68
172216-09790	37	40
172216-09800	106	22
	109	22
172216-09810	105	11
172216-09820	22	57
172216-09830	22	58
172216-09850	2	70
	82	71
172216-09870	46	22
172216-09890	96	1
172216-09900	88	1
172216-09910	86	1
172216-09930	94	1
172216-09950	97	1
172216-09960	100	1
172216-10020	104	1
172216-10050	101	1
172216-10060	102	1
172216-10070	103	1
172216-10080	51	7
172216-10090	87	1
172216-10430	41	8
172216-10690	42	38
172216-10710	112	16
172216-10730	25	30
	27	30
172216-10750	29	68
172216-10830	21	1
172216-10840	21	2
172216-10850	9	17
172216-10870	103	20
172216-10880	108	3
172216-10890	25	47
	26	40
	27	50
	28	44
172216-10900	25	49
	27	51
172216-10940	42	37
	103	22
	106	20
	109	20
172216-10950	3	40

Parts No.	Fig. No.	Ref. No.
172216-10950	89	41
	98	29
172216-10960	3	41
	89	42
	98	30
172216-10970	17	18
	19	18
172216-10980	21	6
172216-11000	21	8
172216-11010	21	9
172216-11020	21	10
172216-11030	21	11
172216-11040	21	12
172216-11050	21	13
172216-11060	21	14
172216-11070	21	15
172216-11080	13	3
	90	3
172216-11090	13	4
	91	3
172216-11100	3	43
	89	44
	98	31
172216-11150	22	63
172216-11170	6	15
	7	16
172216-11190	26	45
	28	49
172216-11920	106	11
	109	11
172216-11930	52	2
172216-11940	16	14
	18	13
172216-11950	16	15
	18	14
172216-11980	3	57
172216-12120	97	12
172216-12290	46	4
172216-12360	16	16
	18	15
172216-12370	16	17
	18	16
172217-00010	2	5
	42	7
	82	6
172217-00020	83	2
172217-00030	20	3
172217-00040	42	10
172217-00050	58	5
172217-00060	110	9

Parts No.	Fig. No.	Ref. No.
172217-00060	111	9
172217-00070	29	18
	30	22
172217-00080	37	7
172217-00090	58	8
172217-00100	35	7
172217-00120	35	9
172217-00130	20	2
172217-00140	25	16
	26	12
	27	17
	28	14
172217-00150	8	14
172217-00160	65	33
172217-00170	65	34
172217-00180	65	30
172217-00190	15	9
172217-00200	35	15
172217-00210	25	21
	26	16
	27	22
	28	18
172217-00220	25	23
	27	23
172217-00230	25	22
	27	41
172217-00250	80	2
172217-00260	8	17
172217-00270	36	10
172217-00280	20	6
172217-00290	85	13
172217-00300	1	19
172217-00330	15	13
172217-00340	8	18
172217-00350	1	20
172217-00360	1	21
172217-00370	1	22
172217-00380	8	20
172217-00410	8	21
172217-00420	8	22
172217-00440	25	26
	26	19
	27	26
	28	21
172217-00450	65	6
	66	6
172217-00460	65	29
172217-00470	66	28
172217-00480	8	24

Parts No. Index

Parts No.	Fig. No.	Ref. No.
172217-00490	105	5
172217-00500	105	4
172217-00510	60	15
	61	13 A
172217-00520	60	10
172217-00530	85	21
172217-00540	85	23
172217-00550	85	24
172217-00560	35	19
	58	1
172217-00570	22	14
172217-00580	58	4
172217-00590	58	3
172217-00600	2	27
	82	28
172217-00610	2	28
	82	29
172217-00620	83	22
172217-00630	8	25
172217-00640	83	41
172217-00650	25	29
	27	29
	65	1
	66	1
172217-00660	65	2
172217-00670	66	2
172217-00680	35	20
	59	1
172217-00730	59	7
172217-00740	59	4
172217-00750	3	31
	89	32
172217-00760	3	32
	89	33
	98	22
172217-00770	35	21
172217-00780	35	22
172217-00790	3	33
	89	34
172217-00800	3	34
	89	35
172217-00810	3	35
	89	36
172217-00820	3	36
	89	37
	98	23
172217-00830	3	37
	89	38
	98	24
172217-00840	22	24

Parts No.	Fig. No.	Ref. No.
172217-00840	24	22
172217-00850	59	3
172217-00860	59	5
172217-00870	59	8
172217-00880	59	2
172217-00890	98	26
172217-00900	15	10
172217-00910	15	8
172217-00920	15	11
172217-00930	36	11
172217-00940	36	12
172217-00950	36	13
172217-00960	36	14
172217-00970	15	14
172217-00980	36	9
172217-00990	59	6
172217-01000	65	20
	66	19
172217-01010	8	27
172217-01020	1	24
172217-01030	106	9
	109	9
172217-01040	16	11
	17	15
172217-01050	17	17
	19	16
172217-01060	24	8
172217-01070	50	11
172217-01080	50	12
172217-01090	30	32
	68	1
172217-01100	24	26
172217-01110	106	13
	109	13
172217-01120	106	14
	109	14
172217-01130	7	2
172217-01140	106	15
	109	15
172217-01150	106	16
	109	16
172217-01160	106	17
	109	17
172217-01170	83	33
172217-01180	42	17
172217-01190	29	31
	30	35
172217-01200	29	32
	30	36
172217-01210	29	33

Parts No.	Fig. No.	Ref. No.
172217-01210	30	37
172217-01220	30	38
172217-01230	30	39
172217-01240	17	16
172217-01250	29	34
	30	40
172217-01260	8	28
172217-01280	95	6
172217-01290	23	16
172217-01300	35	23
172217-01310	29	35
	30	41
172217-01320	29	36
	30	42
172217-01330	23	18
172217-01340	29	38
	30	43
	32	6
172217-01350	29	39
	30	44
	32	7
172217-01360	23	19
172217-01370	22	20
172217-01380	22	21
172217-01400	42	18
172217-01410	22	22
172217-01420	42	20
172217-01430	39	5
	81	1
172217-01440	7	3
	39	6
172217-01450	7	4
	39	7
172217-01460	7	5
	39	8
172217-01470	6	4
	7	6
172217-01480	39	9
172217-01490	37	21
172217-01500	29	42
	30	47
172217-01510	29	43
	30	48
172217-01520	29	44
	30	49
172217-01530	29	45
	30	50
172217-01540	42	21
172217-01550	37	22
172217-01560	37	23

Parts No.	Fig. No.	Ref. No.
172217-01570	29	46
	30	51
172217-01580	30	52
172217-01590	29	47
	30	53
172217-01600	29	49
	30	55
172217-01610	29	51
	30	57
172217-01620	46	5
172217-01630	29	52
	30	58
172217-01640	29	53
	30	59
172217-01650	22	25
172217-01660	22	26
172217-01670	22	27
172217-01680	29	54
	30	60
172217-01690	27	32
	28	26
	61	1
172217-01700	27	33
	28	27
	61	2
172217-01710	6	5
	7	7
172217-01720	29	56
	30	62
172217-01730	6	6
172217-01740	30	63
172217-01750	37	24
172217-01760	27	34
172217-01770	27	35
172217-01780	25	41
172217-01790	1	25
172217-01800	1	26
172217-01810	37	25
172217-01820	42	22
172217-01830	37	26
172217-01840	37	27
172217-01850	25	32
	26	24
	27	36
	28	30
172217-01860	25	42
	27	46
172217-01870	25	43
	27	47
		49

Parts No. Index

Parts No.	Fig. No.	Ref. No.
172217-01880	25	44
	27	48
172217-01890	25	33
	26	25
	27	37
	28	31
172217-01900	37	28
172217-01910	37	29
172217-01920	25	34
	26	26
	27	38
	28	32
172217-01930	25	35
	26	27
	27	39
	28	33
172217-01940	39	10
172217-01950	39	11
172217-01960	39	12
172217-01970	26	28
172217-01980	39	13
172217-01990	25	36
	26	29
	27	40
	28	35
172217-02000	26	30
172217-02010	26	31
172217-02020	29	57
	30	64
	32	8
172217-02030	25	38
	26	32
	27	42
	28	38
172217-02040	26	33
	110	14
	111	33
172217-02050	24	9
172217-02060	27	43
172217-02070	25	39
	26	34
	27	44
	28	40
172217-02080	26	35
	28	41
172217-02090	25	40
	26	36
	27	45
	28	42
172217-02100	29	58

Parts No.	Fig. No.	Ref. No.
172217-02100	30	65
	32	9
172217-02110	60	14
	61	11
172217-02120	60	23
	61	13
172217-02130	1	27
172217-02150	24	10
172217-02160	7	10
172217-02170	31	9
	107	11
172217-02180	31	10
	107	12
172217-02190	35	24
172217-02200	107	13
172217-02210	31	11
	107	12
	107	14
172217-02220	31	13
	107	15
172217-02230	6	9
172217-02240	7	11
172217-02270	29	59
	30	66
172217-02300	19	15
172217-02310	18	12
	19	17
	106	23
	109	24
172217-02340	42	24
172217-02350	42	25
172217-02360	31	15
	107	17
172217-02370	31	16
	107	18
172217-02390	82	32
172217-02400	31	17
	107	19
172217-02410	31	18
	107	20
172217-02420	20	7
172217-02430	2	32
	82	33
	85	36
172217-02440	2	33
	82	34
	85	37
172217-02450	56	7
172217-02460	56	6
172217-02470	56	2

Parts No.	Fig. No.	Ref. No.
172217-02480	56	3
172217-02490	31	19
	107	21
	110	15
	111	14
172217-02500	25	45
	26	37
	60	1
172217-02510	25	46
	26	38
	60	2
172217-02520	7	12
172217-02530	110	16
	111	15
172217-02540	23	21
172217-02550	28	36
172217-02560	28	37
172217-02570	28	34
172217-02580	28	43
172217-02590	39	14
172217-02600	26	39
172217-02610	1	28
172217-02620	41	11
172217-02630	37	31
172217-02640	2	34
	82	35
	85	38
172217-02650	23	22
172217-02670	2	35
	82	36
172217-02680	2	36
	82	37
172217-02690	85	39
172217-02710	60	4
172217-02720	60	9
172217-02730	60	29
172217-02740	2	37
	82	38
	83	1
172217-02750	38	19
172217-02760	38	22
	23	
172217-02770	38	24
172217-02780	40	16
172217-02790	40	17
172217-02800	40	19
172217-02810	112	11
172217-02820	80	3
172217-02830	80	4
172217-02840	80	6

Parts No.	Fig. No.	Ref. No.
172217-02850	6	11
172217-02860	35	26
172217-02870	23	23
172217-02880	95	7
172217-02890	95	8
172217-02900	8	29
172217-02910	39	15
172217-02920	77	1
172217-02930	76	7
	77	7
172217-02940	76	8
	77	8
172217-02950	76	1
172217-02960	76	3
	77	3
172217-02970	85	41
172217-02980	8	30
172217-02990	95	9
172217-03000	83	34
172217-03010	2	38
	82	39
172217-03020	2	39
	82	40
172217-03030	8	31
172217-03050	8	32
172217-03080	38	21
172217-03090	42	31
172217-03100	42	32
172217-03110	42	33
172217-03120	30	69
172217-03130	29	37
	30	70
172217-03140	8	33
172217-03150	8	34
172217-03160	8	36
172217-03170	24	11
172217-03180	1	29
172217-03190	24	12
172217-03200	24	13
172217-03280	35	27
172217-03290	35	28
172217-03310	85	35
172217-03330	24	14
172217-03340	24	15
172217-03350	24	27
172217-03360	8	37
172217-03370	105	6
172217-03380	105	7
172217-03390	41	10
172217-03400	24	16

Parts No. Index

Parts No.	Fig. No.	Ref. No.
172217-03410	2	47
	82	48
172217-03420	24	18
172217-03440	73	1
172217-03460	8	38
172217-03470	8	39
172217-03490	42	34
172217-03500	42	35
172217-03510	2	48
	82	49
172217-03540	23	24
172217-03550	2	49
	82	50
172217-03560	22	45
172217-03600	2	51
	82	52
172217-03610	2	52
	82	53
172217-03620	2	53
	82	54
172217-03640	30	72
172217-03650	30	73
172217-03670	14	4
172217-03690	14	5
172217-03700	46	26
172217-03710	1	30
172217-03720	80	1
	110	18
	111	17
172217-03730	110	19
	111	18
172217-03740	110	20
	111	19
172217-03750	109	25
172217-03760	110	21
	111	20
172217-03770	110	22
	111	23
172217-03780	110	23
	111	24
172217-03790	110	24
	111	25
172217-03800	24	19
172217-03810	24	20
172217-03820	110	25
	111	26
172217-03830	110	26
	111	27
172217-03840	29	41
172217-03850	30	46

Parts No.	Fig. No.	Ref. No.
172217-03860	42	36
172217-03870	76	2
	77	2
172217-03880	28	28
172217-03890	28	29
172217-03900	28	39
172217-03910	29	48
	30	54
172217-03930	2	60
	82	61
172217-03940	110	31
	111	30
172217-03950	105	10
172217-03960	26	42
	28	46
172217-03980	30	82
172217-03990	22	54
172217-04000	1	36
172217-04010	39	17
172217-04020	29	69
	30	84
172217-04030	105	9
172217-04040	24	24
172217-04050	110	33
	111	32
172217-04060	46	19
172217-04070	46	27
172217-04080	89	1
172217-04090	98	1
172217-04120	82	1
172217-04130	85	1
172217-04140	95	1
172217-04150	106	1
	107	1
172217-04160	105	1
172217-04170	105	2
172217-04180	108	1
172217-04190	109	1
172217-04200	34	2
172217-04210	43	3
172217-04220	46	28
172217-04230	30	71
172217-04240	43	4
172217-04250	110	27
172217-04260	110	28
	111	21
	22	22
172217-04270	22	48
172217-04280	23	26
172217-04290	23	27

Parts No.	Fig. No.	Ref. No.
172217-04300	8	40
172217-04310	8	41
172217-04320	8	42
172217-04330	5	12
172217-04340	2	56
	82	57
172217-04350	2	57
	82	58
172217-04360	2	58
	82	59
172217-04370	81	2
172217-04380	81	3
172217-04390	81	4
172217-04400	35	17
172217-04450	15	16
172217-04460	35	25
172217-04470	21	5
172217-04480	15	17
	35	29
172217-04490	15	18
	35	30
172217-04500	23	25
172217-04520	25	53
	26	44
	27	55
	28	48
	29	72
	30	86
	32	11
172217-04530	31	21
	107	23
172217-04840	1	18
172217-04850	52	4
172217-04860	51	2
	5	5
172217-04870	24	21
172217-04880	53	6
172217-04890	53	3
172217-04900	29	73
172217-04910	22	34
172217-04920	30	75
172217-04930	30	74
172217-04940	84	1
172217-04950	84	2
172217-04960	2	31
172217-04970	84	3
172217-04980	16	12
	18	11
172217-04990	51	1
172217-05000	51	4

Parts No.	Fig. No.	Ref. No.
172551-00040	22	1
	26	1
	28	1
	29	1
	30	1
	32	1
	35	1
	36	1
172551-00060	25	2
	26	2
	27	2
	28	2
172551-00070	27	3
	28	3
	29	2
	30	2
	31	1
	39	1
	40	1
	107	2
172551-00080	29	3
	30	3
172551-00090	106	2
	109	2
172551-00110	25	3
	26	3
	27	4
	28	4
172551-00120	2	1
	3	1
	42	1
	43	1
	44	1
	45	1
	82	2
	85	2
	89	2
	97	2
	98	2
	103	2
	106	3
	109	3
	112	1
172551-00130	17	1
	19	1
	29	4
	30	4
172551-00140	24	2
172551-00150	3	3
	8	1

Parts No. Index

Parts No.	Fig. No.	Ref. No.	
172551-00150	9	1	
	29	5	
	30	6	
	35	2	
	37	2	
	42	3	
	45	3	
	89	4	
	172551-00160	23	1
		29	6
30		7	
97		5	
99		2	
172551-00180	8	2	
	15	1	
	35	3	
	47	1	
	99	2	
172551-00200	108	2	
	8	3	
172551-00220	25	4	
	27	5	
	28	6	
	31	2	
	38	2	
	106	4	
	107	3	
	109	4	
	172551-00230	3	4
		8	4
		22	3
		42	4
		89	5
172551-00240	95	2	
	2	3	
	8	5	
	10	2	
	44	3	
	82	4	
	85	4	
	110	2	
	111	2	
	172551-00250	3	5
24		4	
30		9	
42		6	
46		1	
47		2	
89		6	
98		3	
103		3	

Parts No.	Fig. No.	Ref. No.	
172551-00270	22	5	
	2	4	
172551-00280	3	6	
	15	2	
	35	4	
	82	5	
	89	7	
	98	4	
	172551-00290	9	3
		16	2
		17	3
		18	2
19		3	
172551-00320	22	6	
	29	8	
	30	10	
172551-00330	29	9	
	30	11	
172551-00340	39	2	
	104	2	
172551-00350	24	5	
	30	13	
	85	6	
172551-00370	29	20	
	30	24	
172551-00440	24	6	
	23	2	
172551-00450	106	6	
	109	6	
	25	6	
172551-00460	27	7	
	31	3	
	107	4	
172551-00480	25	7	
	26	6	
	27	8	
172551-00490	28	8	
	30	15	
	36	3	
172551-00500	2	6	
	29	12	
	30	16	
172551-00510	36	4	
	82	7	
	110	3	
172551-00520	111	3	
	15	3	
	69	6	
172551-00530	69	6	
172551-00540	69	7	
172551-00550	69	8	

Parts No.	Fig. No.	Ref. No.
172551-00560	69	9
	69	11
172551-00570	69	11
172551-00590	15	4
172551-00600	8	6
172551-00610	110	6
	111	6
	3	8
172551-00620	83	3
	89	9
	101	2
	112	2
	35	6
172551-00630	95	3
	69	15
172551-00660	69	14
	69	13
172551-00670	25	10
	26	9
172551-00680	27	11
	28	11
172551-00700	69	12
	29	16
172551-00710	30	20
	42	9
172551-00750	2	8
	23	3
172551-00760	82	9
	83	4
	85	7
172551-00810	75	10
172551-00820	74	1
	75	1
172551-00840	2	9
	82	10
172551-00880	85	8
	25	12
	27	13
172551-00890	25	13
	27	14
172551-00950	39	4
172551-00960	42	11
172551-00990	46	3
	1	5
172551-01000	69	10
172551-01010	69	10
172551-01020	69	16
172551-01040	1	6
172551-01050	1	8
172551-01060	1	9
	10	10
22	9	9

Parts No.	Fig. No.	Ref. No.
172551-01060	23	5
	29	22
172551-01070	30	26
	32	2
	42	13
	110	10
	111	10
172551-01080	1	11
	8	12
	10	5
	15	7
	36	8
172551-01090	25	17
	26	13
172551-01100	27	18
	28	15
172551-01110	9	7
	52	8
172551-01120	29	26
	30	33
	62	10
172551-01130	66	40
	67	13
172551-01140	68	15
	67	8
172551-01150	67	2
	68	2
172551-01190	67	7
	68	7
172551-01230	1	15
	29	24
172551-01240	30	28
	69	1
172551-01270	22	11
	2	12
172551-01280	22	12
	42	15
172551-01310	82	13
	2	14
172551-01430	82	15
	85	11
172551-01440	22	13
	98	8
172551-01460	4	2
	100	3
172551-01470	44	8
172551-01480	44	9
172551-01490	52	10
172551-01500	53	10
53	7	7

Parts No. Index

Parts No.	Fig. No.	Ref. No.
172551-01510	53	5
172551-01520	52	11
172551-01530	55	8
172551-01540	52	5
172551-01550	52	6
172551-01560	55	1
	57	1
172551-01570	99	3
	102	4
172551-01590	2	15
	42	16
	44	12
	48	1
	49	2
	82	16
172551-01650	3	14
	89	15
172551-01670	83	10
172551-01680	83	11
172551-01690	83	12
172551-01710	2	16
	82	17
172551-01730	2	17
	82	18
172551-01740	2	18
	82	19
172551-01750	2	19
	82	20
172551-01810	3	7
	25	24
	26	17
	27	24
	28	19
	89	8
	98	5
	110	11
	111	11
172551-01830	2	21
	82	22
172551-01840	52	9
172551-01860	2	22
	82	23
172551-01970	3	20
	89	21
	98	14
172551-01980	87	2
172551-02000	23	7
172551-02020	53	1
172551-02040	52	13
	55	4

Parts No.	Fig. No.	Ref. No.
172551-02050	23	9
172551-02060	23	10
172551-02070	55	5
172551-02080	109	23
172551-02090	29	27
	30	29
	32	3
	78	1
172551-02100	78	2
172551-02110	78	4
172551-02120	78	3
172551-02130	29	28
	30	30
	32	4
172551-02140	101	6
172551-02150	101	7
172551-02160	2	24
	44	14
	82	25
	85	18
172551-02170	23	11
172551-02190	1	23
172551-02250	23	12
172551-02260	83	19
	85	26
172551-02270	83	20
	85	28
172551-02300	83	23
172551-02310	83	24
172551-02320	83	25
	85	31
172551-02330	3	38
	89	39
	98	27
172551-02340	23	14
172551-02350	23	15
172551-02410	2	30
	82	31
	85	34
172551-02430	9	27
172551-02440	101	8
172551-02460	22	18
172551-02480	10	19
172551-02500	29	50
	30	56
172551-02510	22	23
172551-02520	29	55
	30	61
172551-02540	22	28
172551-02550	22	29

Parts No.	Fig. No.	Ref. No.
172551-02560	22	30
172551-02600	22	35
172551-02610	22	36
172551-02640	53	8
172551-02750	106	19
	109	19
172551-02760	37	32
172551-02830	74	2
	75	2
172551-02840	74	4
	75	4
172551-02850	74	7
	75	7
172551-02860	74	8
	75	8
172551-02880	2	40
	82	41
172551-02890	2	41
	82	42
172551-02910	2	43
	82	44
172551-02920	22	39
172551-02950	22	41
172551-02960	22	42
172551-02980	22	44
172551-03120	2	50
	82	51
172551-06760	69	2
172551-06780	83	8
	85	44
172551-09410	15	19
	16	18
	17	20
	18	17
	19	19
	35	31
	59	10
172551-09440	3	45
	89	46
	98	33
	103	23
172551-09450	2	59
	46	14
	82	60
172551-09460	41	16
	83	35
172551-09480	9	30
	83	36
	85	45
	103	24

Parts No.	Fig. No.	Ref. No.
172551-09510	1	31
		32
	22	50
	36	15
	103	25
172551-09520	2	61
	47	10
	82	62
	108	11
172551-09540	37	34
	85	46
172551-09550	37	35
172551-09570	1	33
172551-09580	66	17
172551-09600	42	39
172551-09610	3	46
	89	47
172551-09620	9	32
	29	62
	30	76
	37	37
172551-09630	2	62
	82	63
172551-09640	41	19
172551-09660	101	12
172551-09670	8	44
	9	33
	16	19
	17	21
	18	18
	19	20
172551-09680	31	20
	46	15
	47	11
	107	22
	108	12
172551-09720	8	45
	37	39
172551-09750	24	23
	42	41
172551-09760	2	63
	29	63
	30	77
	82	64
	85	47
	110	30
	111	29
172551-09780	15	21
	35	32
	65	17

Parts No. Index

Parts No.	Fig. No.	Ref. No.
172551-09810	23	28
172551-09830	86	7
	104	7
172551-09870	8	46
172551-09880	98	36
	103	32
172551-09890	2	65
	82	66
172551-09920	8	47
172551-10010	4	7
	5	16
	8	48
	9	36
	10	22
	44	26
	94	16
	100	8
	110	32
	111	31
172551-10030	101	13
172551-10040	41	20
172551-10060	2	66
	22	53
	82	67
172551-10110	38	28
	40	24
172551-10160	29	70
	30	83
	32	10
172551-10320	1	37
	8	49
	10	24
172551-10330	41	21
172551-10360	9	38
	10	25
	37	41
	43	6
	83	40
	85	50
172551-10370	3	52
	8	50
	10	26
	35	34
	37	42
	38	31
	40	27
	42	43
	89	53
172551-10380	8	51
172551-10390	8	52

Parts No.	Fig. No.	Ref. No.
172551-10390	9	39
	16	21
	17	23
	18	20
	19	22
	66	42
	98	39
172551-10400	2	68
	10	27
	42	44
	82	69
172551-10410	9	41
172551-10420	46	17
172551-10430	3	55
	8	54
	89	56
	98	41
172551-10440	37	43
	42	45
	46	18
172551-10460	2	69
	22	59
	46	20
	47	14
	82	70
	108	15
172551-10470	46	21
172551-10490	22	60
172551-10510	8	55
172551-10520	22	61
172551-10530	22	62
172551-10580	84	4
172551-10590	84	5
172551-11460	52	12
172551-11500	55	2
172552-00020	58	2
172552-00040	58	6
172552-00050	58	7
172552-00060	23	4
172552-00080	29	25
	67	1
172552-00090	23	6
172552-00120	95	5
172552-00130	23	17
172552-00140	23	20
172552-00150	24	17
172552-00890	23	30
198461-52950	42	19

Parts No.	Fig. No.	Ref. No.
-----------	----------	----------

Parts No.	Fig. No.	Ref. No.
-----------	----------	----------