


OCS10-M56600EN



P R E F A C E

1. This parts catalog carries Yanmar skid-steer loader S190R.

2. Parts catalog history

		Parts catalog NO.	Published	Remarks
1st edition	Vehicle	0CS10-G56600	Oct.,2012	
	Engine	0CW10-G26800		

3. Your understanding is asking that this parts catalog is not a technical data manual setting forth as servicing procedures, This parts catalog is using simplified illustration.

Be sure to use Yanmar Genuine Parts in your maintenance servicing of Yanmar products.

Be careful not to use the simple parts available in the market, otherwise their use in repairing causes such as an early breakage, for instance.

Directions for the Parts Catalog.

1. This Parts Catalog shows both standard and optional parts.
2. Parts may change without prior notice.
3. The following is an example of the Parts Catalog format.

REF.	LEV.	PARTS NO.	DESCRIPTION	Q'TY						I	R
				(A)	(B)	(C)	(D)	(E)	(F)		
1	1	729595-51390	FUEL INJECTION PUMP	1	1	1	1	1			1
1-1	1	729595-51391	FUEL INJECTION PUMP	1	1	1	1	1		N	1
		(A=E00185) (B=E00200)									
3	2	26022-060162	SCREW M 6X 16	9	9	9	9	9			
3-1	2	26022-060162	SCREW M 6X 16	4	4	4	4	4		K	
		(A=E00156) (B=E00156) (C=E00156) (D=E00156) (E=E00156)									
4	2	129470-51040	CAMSHAFT	1	1	1	1	1			
5	2	122710-51050	BEARING, ROLLER	2	2	2	2	2			
6	2	129470-51060	RETAINER	1	1	1	1	1			

Remarks
(1) BOOST COMPEMSATOR TYPE. OPTIONAL PART, TO E00155,(4JH-DT, 4JH-DTZ

① Ref. No.

The Ref. No. listed may not be in accordance with the illustration Ref. No.

(Ex.) Illustration No.

List Ref No.

1

1

(Before change)

1-1

(After change)

For interchangeable symbols N, R and K, illustrations for new parts may be abbreviated.

② Lev. (Level)

Level indication

The numbers below indicate the level of relativity towards the main part.

1 ----- Main parts (Assembly parts)

2 ----- Sub component included in " 1 ".

3 ----- Sub component included in " 2 ".

Note) Parts that are not for sale are partially illustrated but not listed.

③ Interchangeability Symbol

When a part change takes place, one of the following interchangeability symbols is indicated beside the part.

Symbol	Interchangeability	Contents note
N	Old $\begin{matrix} \leftarrow \text{Yes} \\ \text{No} \rightarrow \end{matrix}$ New	New Part is interchangeable for Old Part but Old Part is not interchangeable for New Part.
Q	Old $\begin{matrix} \leftarrow \text{No} \\ \text{Yes} \rightarrow \end{matrix}$ New	New Part is not interchangeable for Old Part but Old Part is interchangeable for New Part.
R	Old $\begin{matrix} \leftarrow \text{Yes} \\ \text{Yes} \rightarrow \end{matrix}$ New	New/ Old Parts are both interchangeable.
S	Old $\begin{matrix} \leftarrow \text{No} \\ \text{No} \rightarrow \end{matrix}$ New	New/ Old Parts are both not interchangeable.
W		Part newly added.
Z		Part discontinued.
F		Not interchangeable by a single part but interchangeable together with related parts.
K		Changes only for used parts quantities.

④ Effective Machine No.

When a part changes, the effective Machine No. will be indicated in the (A)-(F) column.

Product Symbol	Product No.	Product Symbol	Product No.
C	Clutch No. Compressor No.	F	Machine No. (Agricultural Equip.)
D	Drive No.	M	Machine No.
E	Engine No.		

Note 1) A date may follow the symbol. (Ex.) 1996.01

Note 2) "XXXXX" and "ZZZZZ" are for parts that could not be predicted or for engine models that could not be identified.

Note 3) (A=E00185) is the E (Engine Serial Number) for the column (A) model (in this case 4JH-DT) after the parts design change.

⑤ Remarks

Figures or alphabets (symbols) are entered in the remarks column.

The comments (remarks) on parts that are indicated at the bottom of the illustration are the same symbols as those stated above.

Contents

OCS10-M56600

Fig. No.	Fig. Name	Fig. No.	Fig. Name
MAIN LOADER COMPONENTS		25.	RADIATOR/COOLER
1.	CHASSIS	26.	HYDROSTATIC SYSTEM WITH DRIVE MOTORS(SINGLE-SPEED-DUAL JOYSTICK CONTROLS)
2.	CHASSIS(HVAC COMPLETING)	27.	HYDROSTATIC SYSTEM WITH DRIVE MOTORS(SINGLE-SPEED-HAND/FOOT AND DUAL HAND CONTROL)
3.	CHASSIS(HVAC COMPLETING-CAB DOOR ASSEMBLY)	28.	HYDROSTATIC SYSTEM WITH DRIVE MOTORS(TWO-SPEED-DUAL JOYSTICK CONTROLS)
4.	CHASSIS(HVAC COMPLETING-INTERIOR CONSOLE ASSEMBLY)	29.	HYDROSTATIC SYSTEM WITH DRIVE MOTORS(TWO-SPEED-HAND/FOOT AND DUAL HAND CONTROLS)
5.	CHASSIS(HVAC COMPLETING-SIDE WINDOWS ASSEMBLY)	30.	HYDROSTATIC SYSTEM WITH DRIVE MOTORS(BRAKE RELEASE ASSEMBLY-SINGLE-SPEED MODELS)
6.	CHASSIS(COVER-DUAL JOYSTICK CONTROLS)	31.	HYDROSTATIC SYSTEM WITH DRIVE MOTORS(BRAKE RELEASE ASSEMBLY-TWO-SPEED MODELS)
7.	CHASSIS(COVER-DUAL HAND CONTROLS)	32.	HYDRAULICS-CHASSIS
8.	CHASSIS(COVER-HAND/FOOT CONTROLS)	33.	HYDRAULICS-CHASSIS(HYDRAULIC QUICK COUPLER HYDRAULICS)
9.	REAR GRILLE AND ENGINE COVER	34.	HYDRAULICS-CHASSIS(COLD WEATHER(OPTION) HYDRAULIC QUICK COUPLER HYDRAULICS)
10.	ROPS/FOPS STRUCTURE	35.	HYDRAULICS-CHASSIS(RIDE CONTROL HYDRAULICS)
11.	RESTRAINT BAR	36.	HYDRAULICS-AUXILIARY HYDRAULICS(DUAL JOYSTICK CONTROLS-STANDARD HYDRAULICS)
12.	SEATS(STANDARD SEAT)	37.	HYDRAULICS-AUXILIARY HYDRAULICS(DUAL HAND AND HAND/FOOT CONTROLS)
13.	SEATS(SUSPENSION SEAT)	38.	HYDRAULICS-AUXILIARY HYDRAULICS(DUAL JOYSTICK CONTROLS-HIGH-FLOW OPTION)
14.	SEATS-SEAT BELT OPTION	39.	HYDRAULICS-AUXILIARY HYDRAULICS(DUAL HAND AND HAND/FOOT CONTROLS-HIGH-FLOW OPTIO
15.	SEATS-THREE-POINT RESTRAINT SEAT BELT OPTION	40.	HYDRAULICS-LIFT ARM
16.	LIFT ARM	41.	HYDRAULICS-LIFT ARM(HIGH-FLOW OPTION)
17.	ATTACHMENT BRACKET(MANUAL QUICK COUPLER)(1)	42.	CONTROLS-WHEEL DRIVES(DUAL JOYSTICK CONTROLS)
18.	ATTACHMENT BRACKET(MANUAL QUICK COUPLER)(2)	43.	CONTROLS-WHEEL DRIVES(DUAL HAND AND HAND/FOOT CONTROLS)
19.	ATTACHMENT BRACKET(HYDRAULIC QUICK COUPLER)(1)	44.	CONTROLS-LIFT/TILT(DUAL JOYSTICK CONTROLS)
20.	ATTACHMENT BRACKET(HYDRAULIC QUICK COUPLER)(2)	45.	CONTROLS-LIFT/TILT(DUAL HAND CONTROLS)
21.	WHEEL DRIVES	46.	CONTROLS-LIFT/TILT(HAND/FOOT CONTROLS)
22.	WHEEL DRIVES(AXLE ASSEMBLY)	47.	CONTROLS-AUXILIARY HYDRAULICS(DUAL HAND CONTROLS)
23.	ENGINE	48.	CONTROLS-AUXILIARY HYDRAULICS(DUAL HAND CONTROLS-HIGH-FLOW OPTION)
24.	AIR CLEANER AND EXHAUST	49.	CONTROLS-AUXILIARY HYDRAULICS(HAND/FOOT CONTROLS)

Contents

OCS10-M56600

Fig. No. Fig. Name

- 50. CONTROLS-AUXILIARY HYDRAULICS(HAND/FOOT CONTROLS-HIGH-FLOW OPTION)
- 51. CONTROLS-ENGINE(DUAL HAND AND DUAL JOYSTICK CONTROLS)
- 52. ELECTRICAL-CHASSIS
- 53. ELECTRICAL-CHASSIS(BATTERY ASSEMBLY)
- 54. ELECTRICAL-ROPS/FOPS
- 55. ELECTRICAL-ENGINE
- 56. ELECTRICAL-ENGINE(REMOTE BATTERY TERMINAL)
- 57. ELECTRICAL-LIGHTS
- 58. ELECTRICAL-CONTROL(TWO-SPEED CONTROLS)
- 59. SOUND SUPPRESSION(STANDARD)
- 60. TIRES
- 61. DECALS(1)
- 62. DECALS(2)
- 63. DECALS(3)
- 64. DECALS(4)
- 65. DECALS(5)
- 66. DECALS(6)

HYDRAULIC COMPONENTS

- 67. LIFT CYLINDER
- 68. TILT CYLINDER
- 69. DRIVE MOTORS(SINGLE-SPEED)(1)
- 70. DRIVE MOTORS(SINGLE-SPEED)(2)
- 71. DRIVE MOTORS(SINGLE-SPEED)(3)
- 72. DRIVE MOTORS(TWO-SPEED)

Fig. No. Fig. Name

- 73. TANDEM PUMP(DUAL JOYSTICK PUMPS)
- 74. TANDEM PUMP(DUAL JOYSTICK TANDEM PUMP/ENGINE END)
- 75. TANDEM PUMP(DUAL JOYSTICK TANDEM PUMP/GEAR PUMP END)
- 76. TANDEM PUMP(TANDEM PUMP/GEAR PUMP END)
- 77. TANDEM PUMP(TANDEM PUMP/ENGINE END)
- 78. GEAR PUMP-DOUBLE(DUAL JOYSTICK CONTROLS-HIGH-FLOW AUXILIARY)
- 79. GEAR PUMP-DOUBLE(DUAL HAND AND HAND/FOOT CONTROLS-HIGH-FLOW AUXILIARY)
- 80. SELF-LEVELING VALVE
- 81. SOLENOID VALVES-LIFT, TILT AND HYDRAULIC QUICK COUPLER
- 82. SOLENOID VALVES-BRAKE(SINGLE-SPEED)
- 83. SOLENOID VALVES-BRAKE(TWO-SPEED)
- 84. SOLENOID VALVES-BRAKE(BRAKE RELEASE SOLENOID)
- 85. MAIN CONTROL VALVE(STANDARD CONTROL VALVE-DUAL JOYSTICK CONTROLS)
- 86. MAIN CONTROL VALVE(HIGH-FLOW CONTROL VALVE-DUAL JOYSTICK CONTROLS)
- 87. MAIN CONTROL VALVE(HIGH-FLOW CONTROL VALVE-DUAL HAND AND HAND/FOOT CONTROLS)
- 88. MAIN CONTROL VALVE(STANDARD CONTROL VALVE-DUAL HAND AND HAND/FOOT CONTROLS)
- 89. PROPORTIONAL VALVE(DUAL HAND AND HAND/FOOT CONTROLS-HIGH-FLOW OPTION, DUAL JOYST
- 90. PROPORTIONAL VALVE(DUAL JOYSTICK CONTROLS-HIGH-FLOW OPTION)
- 91. RIDE CONTROL MANIFOLD
- 92. PUMP-COLD WEATHER HYDRAULIC QUICK COUPLER

KITS,FILTERS AND ACCESSORIES

- 93. HEATER/DEFROSTER KIT
- 94. HORN KIT
- 95. CROSSMEMBER AUXILIARY TUBE KIT

Contents

OCS10-M56600

Fig. No. Fig. Name

- 96. BACKUP ALARM KIT(FOR DUAL HAND AND HAND/FOOT CONTROLS)
- 97. BACKUP ALARM KIT(FOR DUAL JOYSTICK CONTROLS)
- 98. REARVIEW MIRROR KIT
- 99. FRONT DOOR KIT
- 100. SEAT BELT KIT(2")
- 101. SEAT BELT KIT(3")
- 102. SEAT KIT(SUSPENSION)
- 103. SEAT KIT(STANDARD)
- 104. SIDE WINDOW KIT
- 105. PRE-CLEANER KIT
- 106. STROBE LIGHT KIT
- 107. COUNTERWEIGHT KIT
- 108. DUAL FLASHER KIT
- 109. IMPACT-RESISTANT FRONT DOOR KIT
- 110. SINGLE-POINT LIFT KIT
- 111. INTERIOR CONSOLE KIT
- 112. RADIO, AM-FM-WB KIT
- 113. FOUR-POINT LIFT KIT
- 114. 14-PIN CONNECTOR FOR AUXILIARY ATTACHMENTS KIT
- 115. HVAC(AC ASSEMBLY)
- 116. HVAC(AC MAIN HOUSING ASSEMBLY)
- 117. HVAC(YANMAR CONDENSOR HOUSING ASSEMBLY)
- 118. TWO-SPEED PARKING BRAKE RELEASE KIT
- 119. SINGLE-SPEED PARKING BRAKE RELEASE KIT
- 120. HYDRAULIC QUICK COUPLER KIT(1)

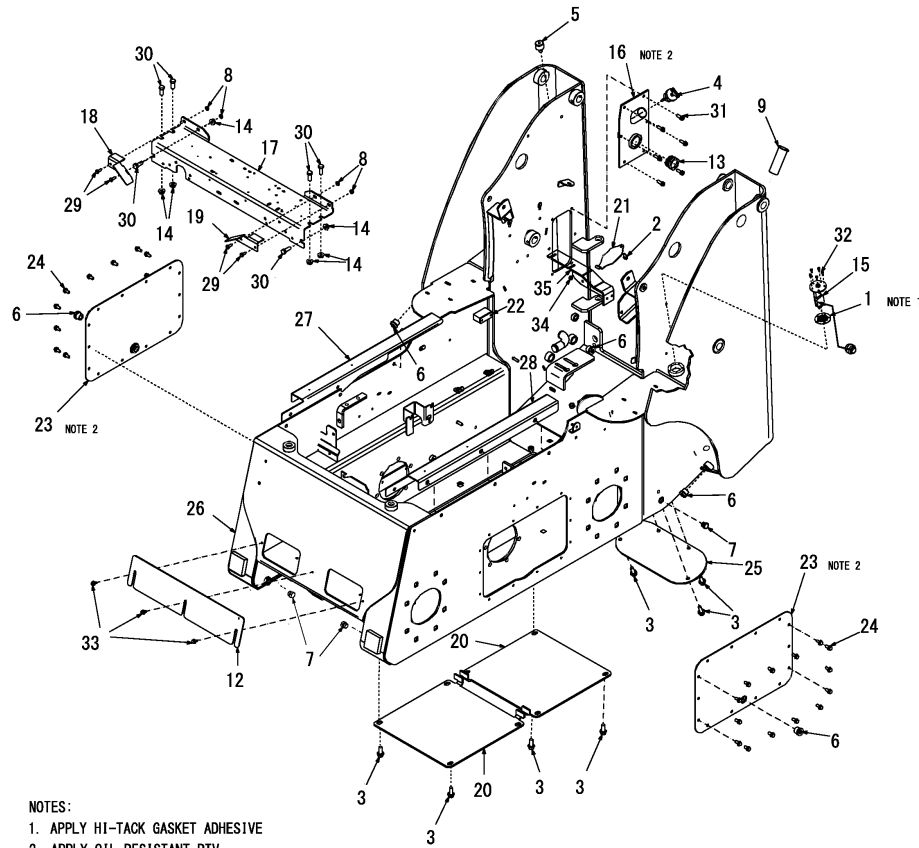
Fig. No. Fig. Name

- 121. HYDRAULIC QUICK COUPLER KIT(2)
- 122. REAR WIPER KIT(1)
- 123. REAR WIPER KIT(2)
- 124. HYDRAULIC QUICK COUPLER KIT(COLD WEATHER)
- 125. HYDRAULIC QUICK COUPLER KIT(COLD WEATHER LIFT ARM ROUTING)

Fig.1. CHASSIS

(A)=S190R
(B)=
(C)=

(D)=
(E)=
(F)=



No.	Lev.	Parts No.	Description	Q'ty						I	R
				(A)	(B)	(C)	(D)	(E)	(F)		
1	1	172216-00210	GASKET, FUEL SENDER	1							
2	1	172551-00610	SCREW	1							
3	1	172215-00510	SCREW	8							
4	1	172216-00810	CAP, HYD. RESERVOIR	1							
5	1	172551-01000	BREATHER	1							
6	1	172551-01040	PLUG	5							
7	1	172215-00620	PLUG	3							
8	1	172551-01060	NUT	4							
9	1	172216-01240	STRAINER, FUEL FILL	1							
10	1	172216-01250	CAP, FUEL TANK	1							1
11	1	172216-09380	SCREW	2							1
12	1	172216-01480	COVER, TOEPLATE	1							
13	1	172551-01190	SIGHT PORT	1							
14	1	172215-00710	NUT	2							
15	1	172216-02080	FUEL SENSOR, VDO	1							
16	1	172216-05310	COVER, RESERVOIR	1							
17	1	172216-05390	PLATE, CROSSMEMBER	1							
18	1	172216-05420	COVER, UNDER SEAT R	1							
19	1	172216-05430	COVER, UNDER SEAT L	1							
20	1	172216-05570	PAN, BELLY	2							
21	1	172216-06270	PLATE, COVER	1							
22	1	172216-06380	SPACER, SOLENOID L	1							
23	1	172216-06460	COVER, CHAINCASE	2							
24	1	172216-06810	SCREW	28							
25	1	172216-07790	COVER, ACCESS	1							
26	1	172216-08360	CHASSIS	1							
27	1	172216-09140	FILLER, ROPS RIGHT	1							
28	1	172216-09150	FILLER, ROPS LEFT	1							
29	1	172551-09510	SCREW	4							
30	1	172551-09570	SCREW	6							
31	1	172216-09500	SCREW	6							
32	1	172215-03120	SCREW	5							
33	1	172215-03150	SCREW	3							
34	1	172551-00240	NUT	2							
35	1	172216-10630	BRACKET, AIR CLEANER	1							

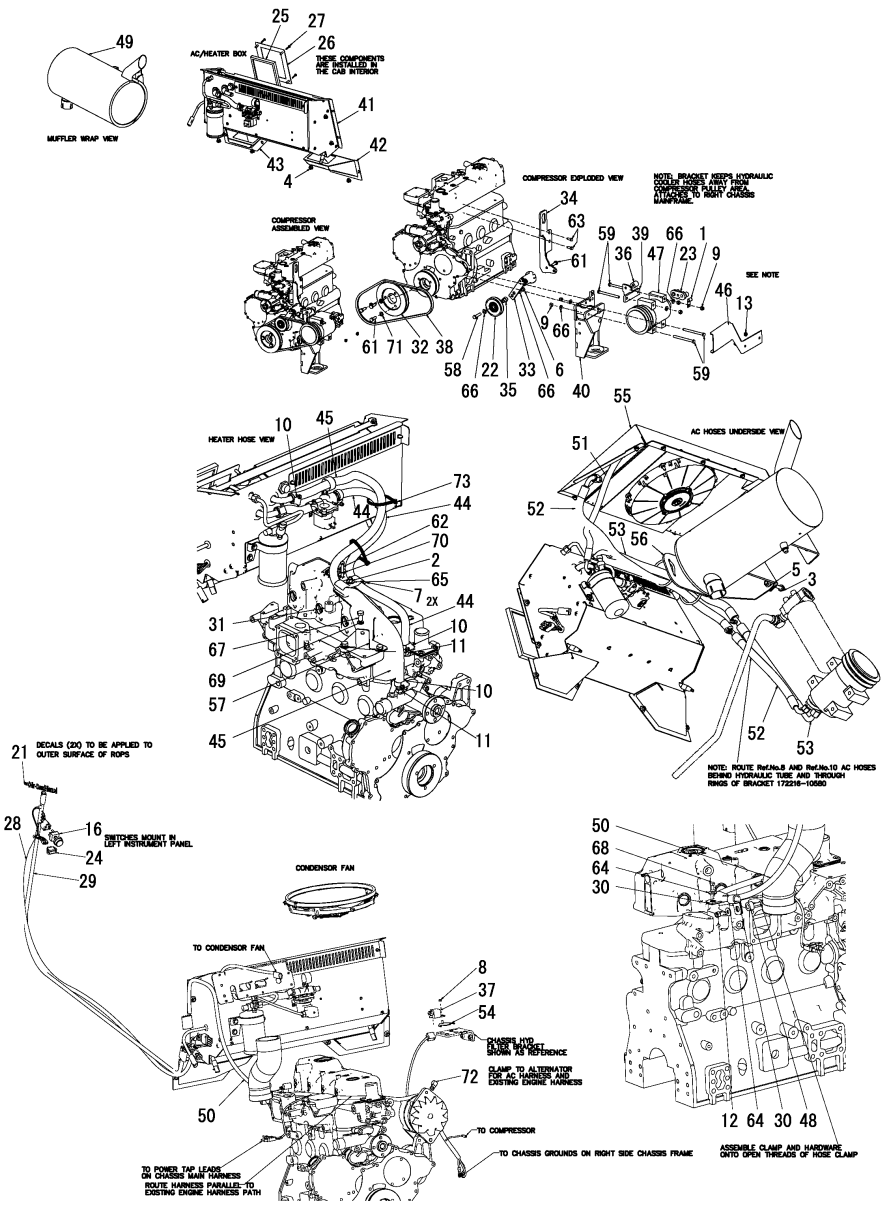
Remarks
(1)Not shown in illustration.

Fig.2. CHASSIS(HVAC COMPLETING)

(A)=S190R
(B)=
(C)=

(D)=
(E)=
(F)=

No.	Lev.	Parts No.	Description	Q'ty						I	R
				(A)	(B)	(C)	(D)	(E)	(F)		
1	1	172215-00100	CLAMP	1							
2	1	172551-00150	NUT	1							
3	1	172551-00170	SCREW	2							
4	1	172551-00240	NUT	8							
5	1	172215-00200	NUT	2							
6	1	172551-00280	NUT	1							
7	1	172216-00260	CLAMP	2							
8	1	172551-00620	NUT	1							
9	1	172216-00490	NUT	5							
10	1	172551-00760	CLAMP	4							
11	1	172551-00840	FITTING	2							
12	1	172216-00540	NUT	1							
13	1	172551-01060	NUT	2							
14	1	172216-01590	NUT	9							1
15	1	172215-00740	KNOB	1							1
16	1	172551-01280	SWITCH, HEATER	1							
17	1	172551-01710	SWITCH, BINARY	1							1
18	1	172551-01730	WIRE HARNESS	2							1
19	1	172551-01740	O-RING	2							1
20	1	172551-01750	O-RING	2							1
21	1	172216-02760	LABEL, A/C	2							
22	1	172551-01830	PULLEY W/BEARING	1							
23	1	172551-01860	MANIFOLD, COMPRESSOR	1							
24	1	172216-03180	SWITCH, ROCKER	1							
25	1	172216-03800	FILTER, AIR	1							
26	1	172216-03970	GRILLE,AIR	1							
27	1	172216-04120	SCREW	4							
28	1	172216-04210	HARNESS, AC	1							
29	1	172216-04260	WIRE HARNESS	1							
30	1	172216-05030	CLAMP	2							
31	1	172216-05600	SPACER, ALTERNATOR	1							
32	1	172551-02880	PULLEY, CRANKSHAFT	1							
33	1	172551-02890	TENSIONER	1							
34	1	172216-07830	BRACKET, TENSIONER	1							
35	1	172551-02910	SPACER, PULLEY	1							
36	1	172216-07890	SPACER, ALTERNATOR	1							
37	1	172216-07930	RELAY, SEALED	1							
38	1	172216-07950	BELT, AC	1							
39	1	172216-08290	BRACKET, COMPRESSOR	1							
40	1	172216-08340	MOUNT, ENG, MACHINED	1							
41	1	172216-08530	HOUSING ASSY	1							2
42	1	172216-08610	WLDMT, DUCT HVAC RH	1							
43	1	172216-08620	WLDMT, DUCT HVAC LH	1							
44	1	172216-08670	HOSE, HEATER	1							
45	1	172216-08690	HOSE, HEATER	1							
46	1	172216-08890	BRACKET, CMP. SHIELD	1							
47	1	172216-08920	COMPRESSOR, A/C	1							
48	1	172215-11190	BUSHING	1							
49	1	172216-10300	WRAP, MUFFLER	1							
50	1	172216-10450	HARNESS, AC	1							
51	1	172216-10530	HOSE	1							



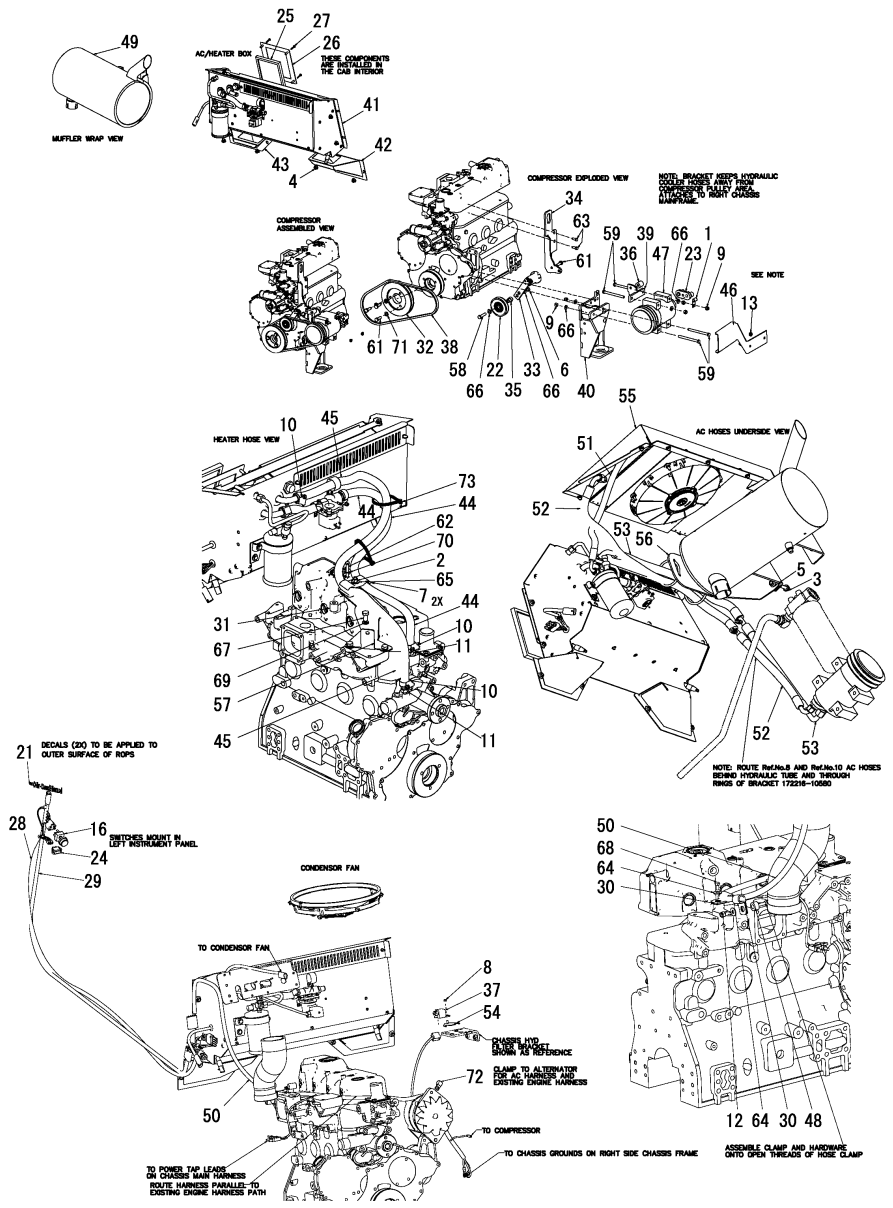
Remarks
 (1)Not shown in illustration.
 (2)For breakdown, see Fig.No.116.
 (3)For breakdown, see Fig.No.117.

Fig.2. CHASSIS(HVAC COMPLETING)

(A)=S190R
(B)=
(C)=

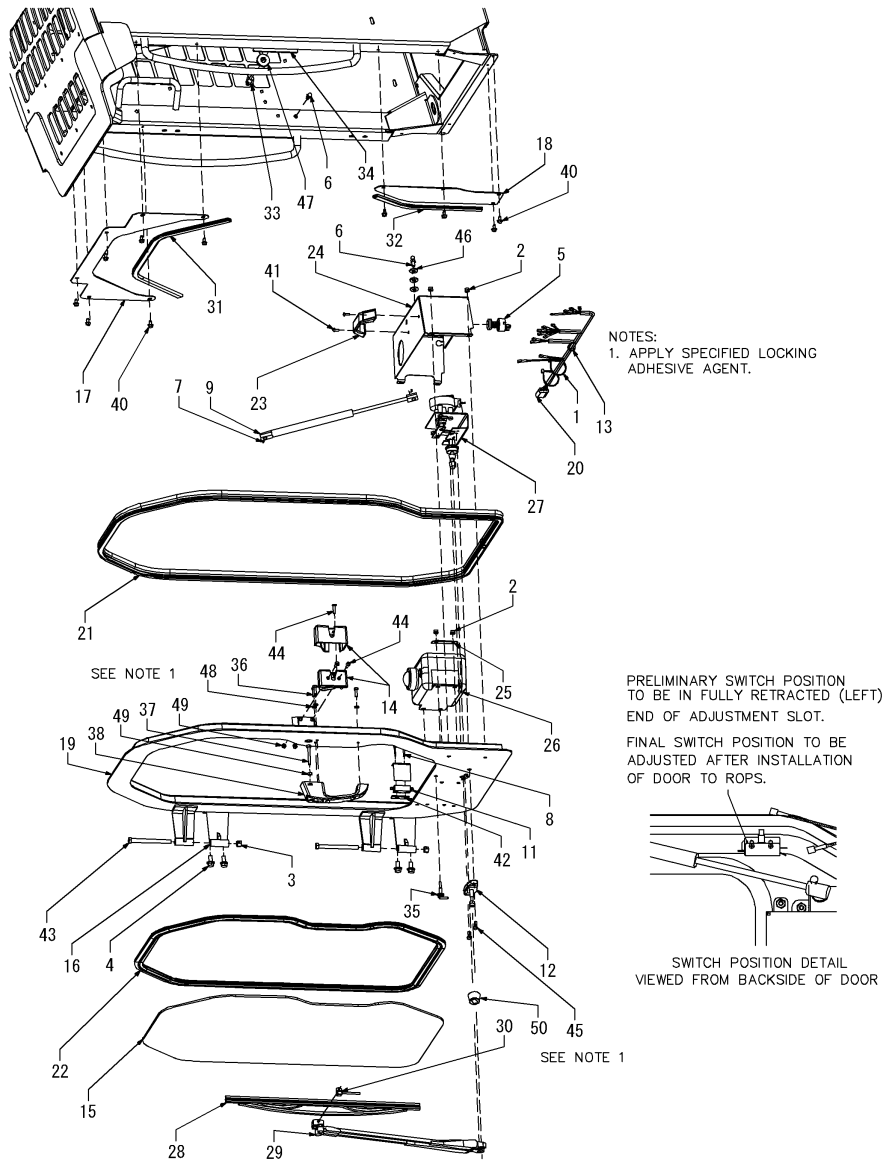
(D)=
(E)=
(F)=

No.	Lev.	Parts No.	Description	Q'ty						I	R
				(A)	(B)	(C)	(D)	(E)	(F)		
52	1	172216-10540	HOSE	1							
53	1	172216-10550	HOSE	1							
54	1	172216-10560	BRACKET, SOLENOID	1							
55	1	172216-12350	CONDENSER HOUSING AS	1							3
56	1	172216-10580	BRACKET, WELDMENT	1							
57	1	172216-10590	BRACKET ASSY, HOSE	1							
58	1	172551-09630	SCREW	1							
59	1	172216-09450	SCREW	4							
60	1	172215-03110	SCREW	9							1
61	1	172551-10060	SCREW	4							
62	1	172216-09720	SCREW	1							
63	1	172216-09780	SCREW	2							
64	1	172551-10360	WASHER	2							
65	1	172551-10370	WASHER	1							
66	1	172551-10400	WASHER	6							
67	1	172551-10420	SCREW	3							
68	1	172551-10450	SCREW	1							
69	1	172551-10480	WASHER	3							
70	1	172216-09840	WASHER	1							
71	1	172216-09850	WASHER	3							
72	1	172216-11180	CLAMP	1							
73	1	172215-00480	TIE, CABLE	2							



Remarks
 (1)Not shown in illustration.
 (2)For breakdown, see Fig.No.116.
 (3)For breakdown, see Fig.No.117.

Fig.3. CHASSIS(HVAC COMPLETING-CAB DOOR ASSEMBLY)



Remarks
(1)As required.
Not shown in illustration.
(2)Service part for Ref.No.51.
(3)Not shown in illustration.

No.	Lev.	Parts No.	Description	Q'ty						I	R
				(A)	(B)	(C)	(D)	(E)	(F)		
1	1	172551-00120	TIE, CABLE	2							
2	1	172551-00250	NUT	8							
3	1	172551-00280	NUT	2							
4	1	172551-01810	SCREW	4							
5	1	172215-04600	SWITCH, WIPER	1							
6	1	172215-00550	STUD, BALL	2							
7	1	172215-00670	CLIP, GAS SPRING	2							
8	1	172216-02520	SCREW	2							
9	1	172215-00890	SPRING, GAS ASSIST	1							
10	1	172215-00670	CLIP, GAS SPRING	1							1
11	1	172216-02550	SWITCH, LIMIT	1							
12	1	172216-02560	PIVOT, PANTOGRAPH	1							
13	1	172216-02570	GROMMET, RUBBER	1							
14	1	172551-01970	LATCH, CAM	1							
15	1	172216-03230	GLASS, DOOR	1							
16	1	172216-03240	HINGE, FRAME	2							
17	1	172216-03260	SHHET, FILTER TOP	1							
18	1	172216-03270	SHHET, FILTER LOW	1							
19	1	172216-03280	DOOR	1							
20	1	172216-03310	HARNES, DOOR	1							
21	1	172216-03320	SEAL, BULB	1							
22	1	172216-03330	SEAL, WEATHER DOOR	1							
23	1	172215-01410	HANDLE, GRAB	1							
24	1	172216-03390	COVER, WASHER	1							
25	1	172216-03660	PLATE, WASHER BOTTLE	2							
26	1	172216-03670	TANK, RESERVOIR	1							
27	1	172216-03680	MOTOR ASSY, WIPER	1							
28	1	172215-01480	BLADE, WIPER	1							2
29	1	172216-03720	WIPER ARM, PANTO	1							2
30	1	172215-01490	ARM KIT, WET	1							2
31	1	172216-03770	TRIM, DOOR	1							
32	1	172216-03780	TRIM, DOOR	1							
33	1	172551-02330	STRIKER, CAM LATCH	1							
34	1	172216-04400	PLATE, STRIKER MOUNT	1							
35	1	172215-07190	FITTING	1							
36	1	172216-10950	SCREW	3							
37	1	172216-10960	SCREW	1							
38	1	172216-11100	HANDLE, CAB DOOR	1							
39	1	172215-09860	KEY	1							3
40	1	172551-09440	SCREW	10							
41	1	172551-09610	SCREW	2							
42	1	172216-04820	BACKPLATE	1							
43	1	172216-09450	SCREW	2							
44	1	172216-09600	SCREW	3							
45	1	172215-03140	SCREW	2							
46	1	172551-10370	WASHER	3							
47	1	172551-10390	WASHER	4							
48	1	172215-03270	WASHER	3							
49	1	172551-10430	NUT	3							
50	1	172215-02120	BUSHING	1							
51	1	172216-11980	ARM, WET WIPER ASSY	1							3

Fig.4. CHASSIS(HVAC COMPLETING-INTERIOR CONSOLE ASSEMBLY)

(A)=S190R
(B)=
(C)=

(D)=
(E)=
(F)=

No.	Lev.	Parts No.	Description	Q'ty						I	R
				(A)	(B)	(C)	(D)	(E)	(F)		
1	1	172216-02360	LOUVER, ROUND 3	4							
2	1	172551-01440	LOUVER, ROLL NOZZLE	2							
3	1	172216-02460	SCREW	8							
4	1	172216-02470	SCREW	4							
5	1	172216-02880	AIR DUCT, LEFT	1							
6	1	172216-02890	AIR DUCT, RIGHT	1							
7	1	172551-10010	SCREW	8							

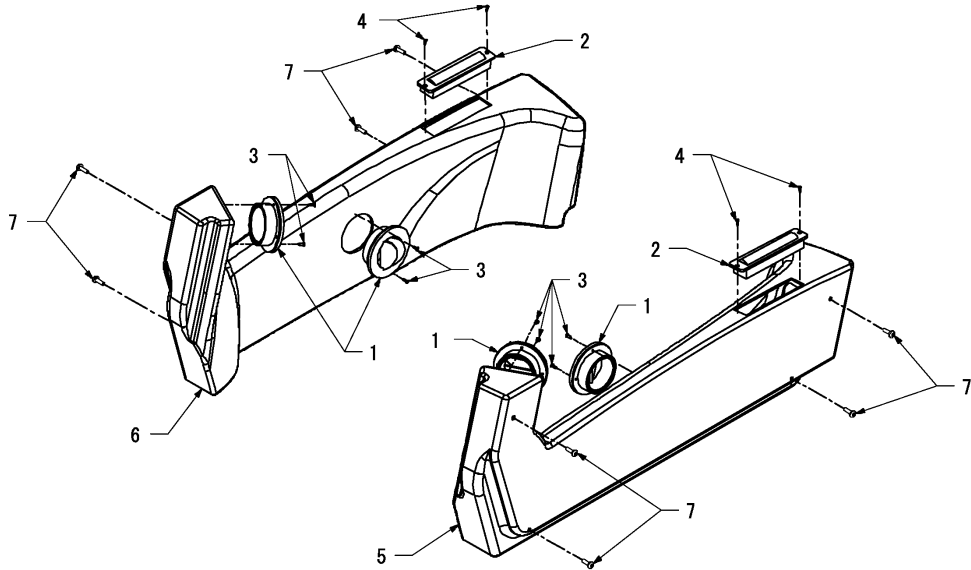
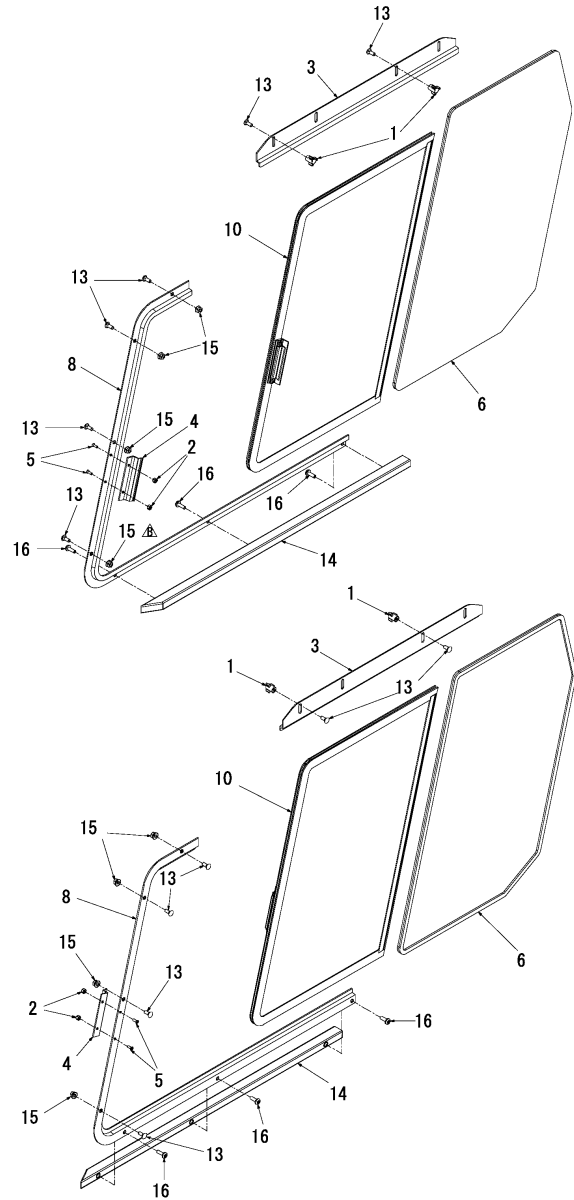


Fig.5. CHASSIS(HVAC COMPLETING-SIDE WINDOWS ASSEMBLY)



(A)=S190R
(B)=
(C)=

(D)=
(E)=
(F)=

No.	Lev.	Parts No.	Description	Q'ty						I	R
				(A)	(B)	(C)	(D)	(E)	(F)		
1	1	172216-02410	FASTENER, THUMB	4							
2	1	172216-02420	NUT	4							
3	1	172216-02980	TRACK, TOP	2							
4	1	172216-02990	PLATE, STRIKER	2							
5	1	172216-03000	SCREW	4							
6	1	172216-03020	WINDOW	1							
7	1	172216-03030	WINDOW	1							1
8	1	172216-03050	FRAME, WINDOW L	1							
9	1	172216-03060	FRAME, WINDOW R	1							1
10	1	172216-03070	WINDOW	1							
11	1	172216-03080	WINDOW	1							1
12	1	172217-04330	LATCH, WINDOW	1							2
13	1	172216-03170	BOLT	12							
14	1	172216-06740	SUPPORT ASSY, ROPS	2							
15	1	172215-06610	NUT	8							
16	1	172551-10010	SCREW	6							
17	1	172217-00400	ASSY, RIGHT WINDOW	1							1
18	1	172217-00390	ASSY, LEFT WINDOW	1							1

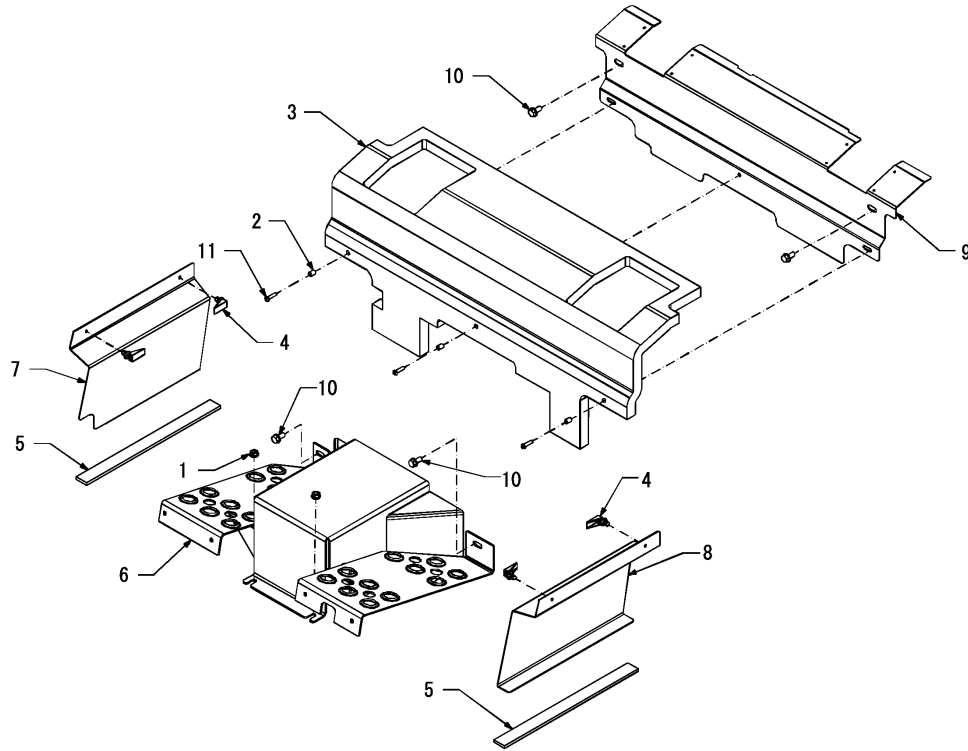
Remarks

- (1)Not shown in illustration.
- (2)As required.
- Not shown in illustration.

Fig.6. CHASSIS(COVER-DUAL JOYSTICK CONTROLS)

(A)=S190R
(B)=
(C)=

(D)=
(E)=
(F)=

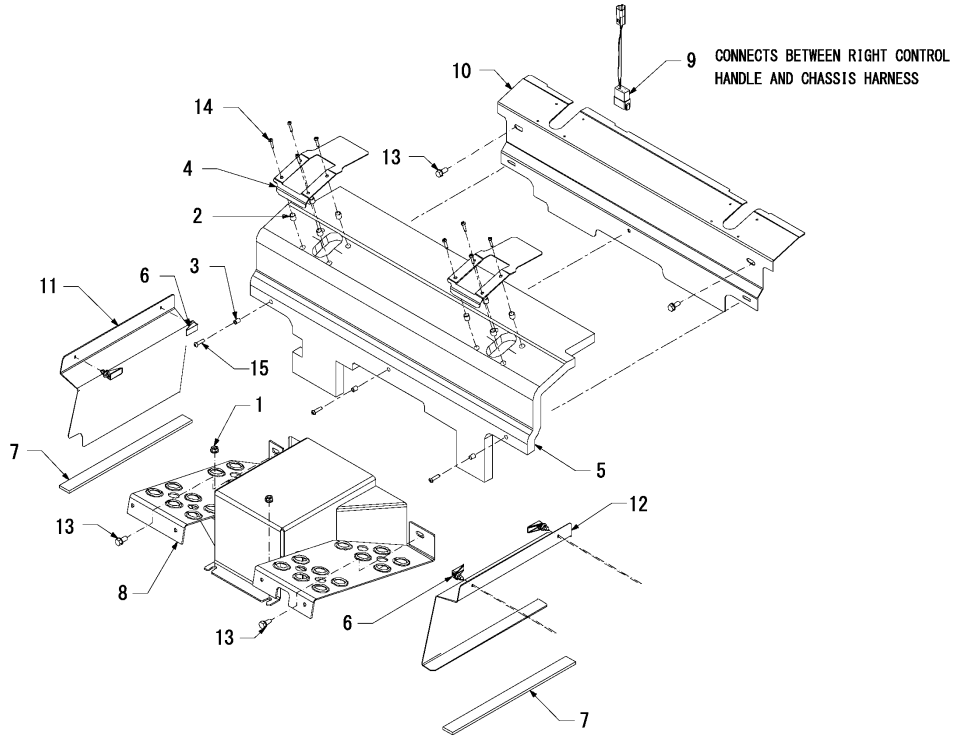


No.	Lev.	Parts No.	Description	Q'ty						I	R
				(A)	(B)	(C)	(D)	(E)	(F)		
1	1	172215-00700	NUT	2							
2	1	172216-04870	SPACER	3							
3	1	172216-05760	SOUND PAD, HEEL	1							
4	1	172216-05820	LATCH, SWELL	4							
5	1	172216-06260	STRIP, FOAM	2							
6	1	172216-07800	FLOOR ASSY, FRONT	1							
7	1	172216-09130	PANEL, COVER RIGHT	1							
8	1	172216-09160	PANEL, COVER LEFT	1							
9	1	172216-09190	COVER, CONTROL	1							
10	1	172216-09490	SCREW	4							
11	1	172216-11170	SCREW	3							

Fig.7. CHASSIS(COVER-DUAL HAND CONTROLS)

(A)=S190R
(B)=
(C)=

(D)=
(E)=
(F)=



No.	Lev.	Parts No.	Description	Q'ty						I	R
				(A)	(B)	(C)	(D)	(E)	(F)		
1	1	172215-00700	NUT	2							
2	1	172216-04810	SUPPORT, BOOT BEZEL	8							
3	1	172216-04870	SPACER	3							
4	1	172216-04880	COVER, BOOT	2							
5	1	172216-05740	PAD, ACOUSTIC	1							
6	1	172216-05820	LATCH, SWELL	4							
7	1	172216-06260	STRIP, FOAM	2							
8	1	172216-07800	FLOOR ASSY, FRONT	1							
9	1	172216-07810	HARNESS, WIRE	1							
10	1	172216-09110	COVER, CONTROL	1							
11	1	172216-09130	PANEL, COVER RIGHT	1							
12	1	172216-09160	PANEL, COVER LEFT	1							
13	1	172216-09490	SCREW	4							
14	1	172216-09700	SCREW	8							
15	1	172216-11170	SCREW	3							

Fig.8. CHASSIS(COVER-HAND/FOOT CONTROLS)

(A)=S190R
(B)=
(C)=

(D)=
(E)=
(F)=

No.	Lev.	Parts No.	Description	Q'ty						I	R
				(A)	(B)	(C)	(D)	(E)	(F)		
1	1	172216-04810	SUPPORT, BOOT BEZEL	8							
2	1	172216-04870	SPACER	3							
3	1	172216-04880	COVER, BOOT	2							
4	1	172216-05750	PAD, ACOUSTIC	1							
5	1	172216-05820	LATCH, SWELL	4							
6	1	172216-06260	STRIP, FOAM	2							
7	1	172216-07110	PLUG, HARNESS	1							
8	1	172216-07810	HARNESS, WIRE	1							
9	1	172216-09130	PANEL, COVER RIGHT	1							
10	1	172216-09160	PANEL, COVER LEFT	1							
11	1	172216-09180	COVER, CONTROL	1							
12	1	172216-09490	SCREW	2							
13	1	172216-09700	SCREW	8							
14	1	172216-11170	SCREW	3							

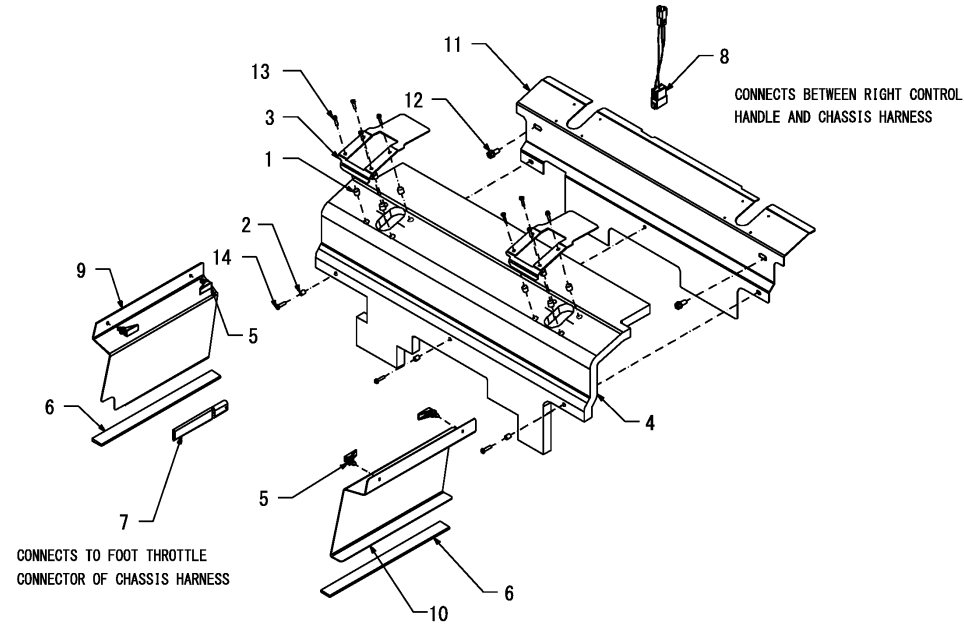
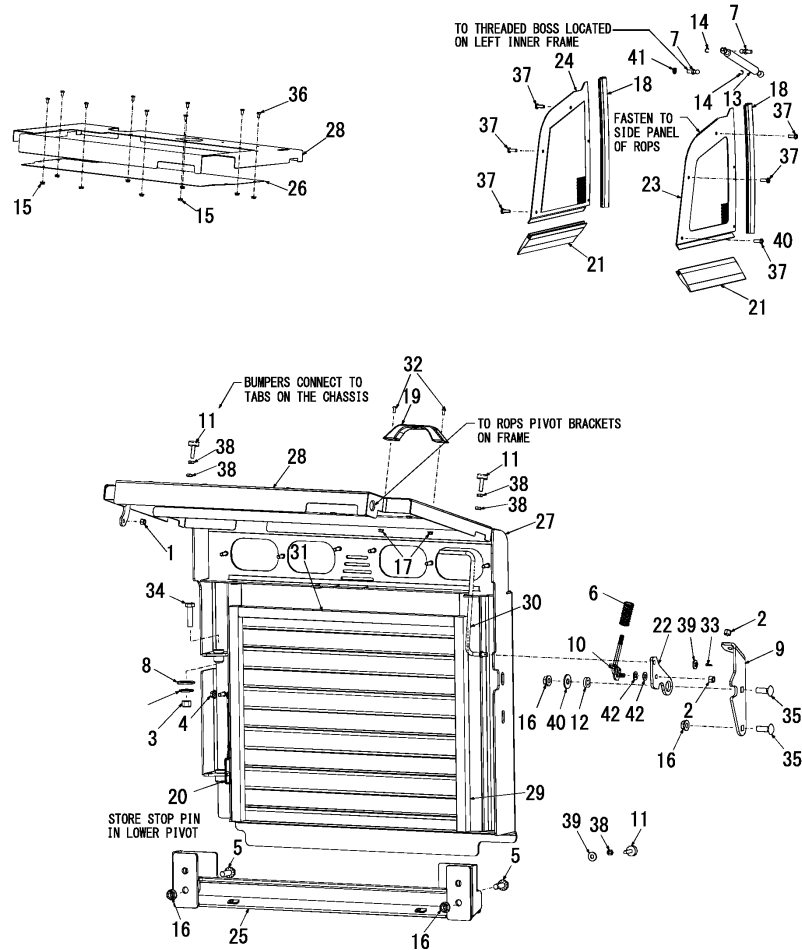


Fig.9. REAR GRILLE AND ENGINE COVER

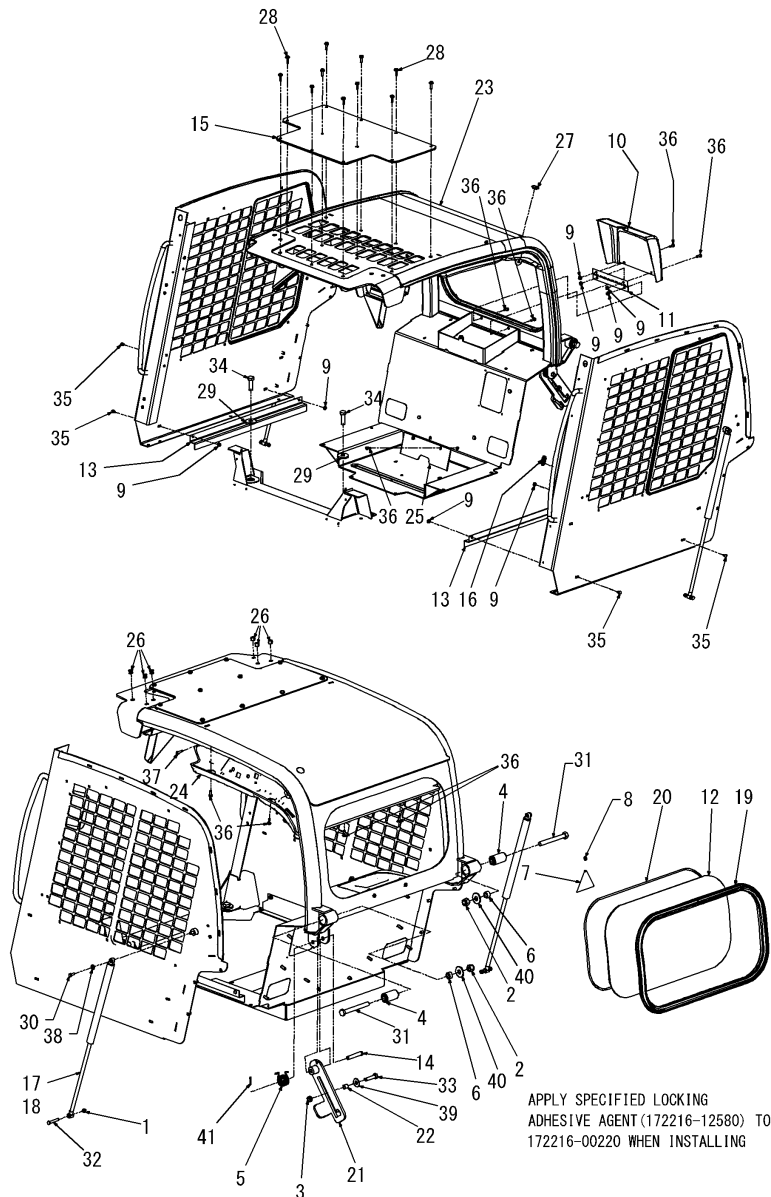


(A)=S190R
(B)=
(C)=

(D)=
(E)=
(F)=

No.	Lev.	Parts No.	Description	Qty						I	R
				(A)	(B)	(C)	(D)	(E)	(F)		
1	1	172551-00150	NUT	1							
2	1	172551-00180	NUT	2							
3	1	172551-00200	NUT	1							
4	1	172551-00240	NUT	1							
5	1	172551-00600	SCREW	2							
6	1	172216-00520	SPRING, COMPRESSION	1							
7	1	172215-00550	STUD, BALL	2							
8	1	172216-00860	WASHER	1							
9	1	172216-01170	MOUNT, LATCH	1							
10	1	172216-01180	ROD ASSY, LATCH	1							
11	1	172551-01070	BUMPER	3							
12	1	172216-01200	BUSHING	1							
13	1	172216-01330	SPRING, GAS	1							
14	1	172215-00670	CLIP, GAS SPRING	2							
15	1	172216-01590	NUT	9							
16	1	172215-00710	NUT	4							
17	1	172551-01590	FLANGE	2							
18	1	172216-02850	SEAL, BULB	2							
19	1	172215-01410	HANDLE, GRAB	1							
20	1	172216-03750	PIN, LOCK	1							
21	1	172216-03760	SEAL, EDGE	2							
22	1	172216-04090	LATCH	1							
23	1	172216-06530	COVER ASSY, LEFT	1							
24	1	172216-06550	COVER ASSY, RIGHT	1							
25	1	172216-07780	BUMPER	1							
26	1	172216-07820	SCREEN	1							
27	1	172216-08420	GRILLE, REAR	1							
28	1	172216-08430	COVER, ENGINE	1							
29	1	172216-08440	SEAL, FOAM	2							
30	1	172216-08570	ROD, HANDLE	1							
31	1	172216-08680	SEAL, FOAM	1							
32	1	172551-09610	SCREW	2							
33	1	172216-09350	PIN, COTTER EPCS	1							
34	1	172551-09670	SCREW	1							
35	1	172551-09870	BOLT	2							
36	1	172215-03110	SCREW	9							
37	1	172551-10010	SCREW	6							
38	1	172551-10320	NUT	5							
39	1	172551-10370	WASHER	2							
40	1	172551-10390	WASHER	2							
41	1	172215-03280	WASHER	1							
42	1	172551-10400	WASHER	2							

Fig.10. ROPS/FOPS STRUCTURE

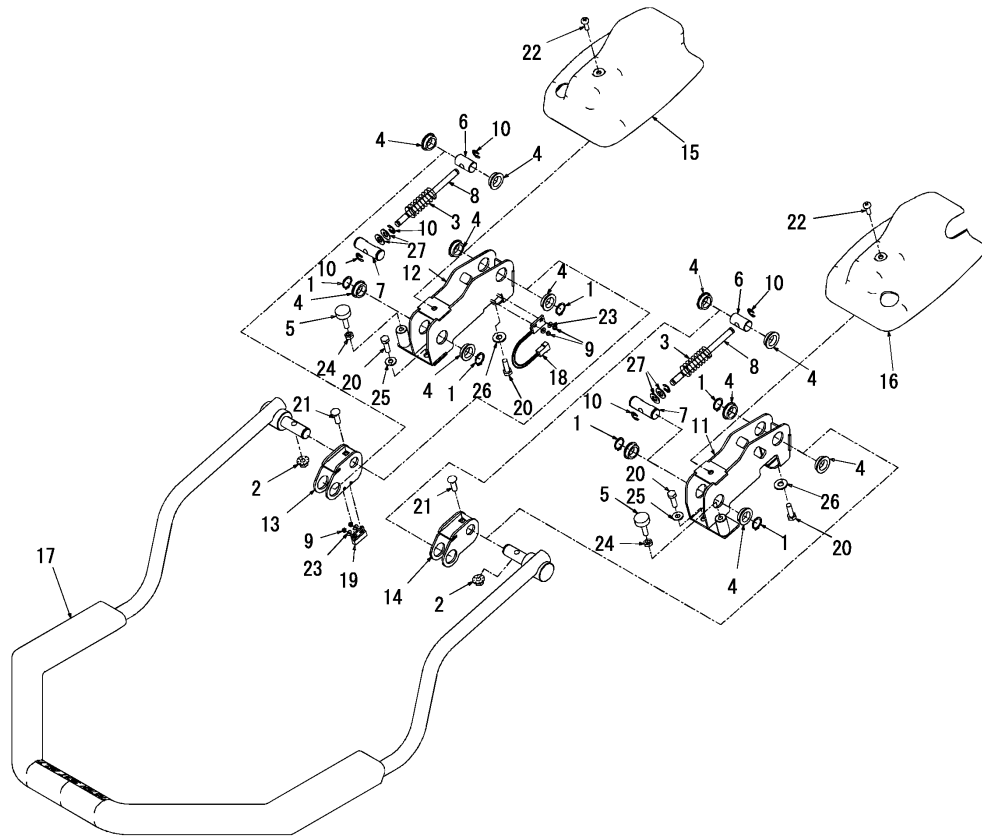


(A)=S190R
(B)=
(C)=

(D)=
(E)=
(F)=

No.	Lev.	Parts No.	Description	Qty						I	R
				(A)	(B)	(C)	(D)	(E)	(F)		
1	1	172551-00150	NUT	2							
2	1	172216-00150	NUT	2							
3	1	172551-00290	NUT	1							
4	1	172216-00220	ISOLATOR, ROPS	2							
5	1	172216-00310	SPRING, TORSION	1							
6	1	172216-01210	BUSHING	2							
7	1	172551-01110	TAG, RIP-CORD	1							
8	1	172215-00650	RING	1							
9	1	172216-01590	NUT	8							
10	1	172216-02340	COVER, BOX	1							
11	1	172216-02370	HINGE, PIANO	1							
12	1	172216-02770	WINDOW	1							
13	1	172216-02800	CHANNEL, HARNESS	2							
14	1	172216-02830	PIN	1							
15	1	172216-02840	WINDOW	1							
16	1	172216-02860	GROMMET	1							
17	1	172216-10850	SPRING, GAS ASSIST	2							
18	1	172216-05290	SPRING, HEAVY DUTY	2							
19	1	172216-02940	WEATHERSTRIP, WINDOW	1							
20	1	172216-02950	RIPCORDER	1							
21	1	172216-04380	SUPPORT, ROPS	1							
22	1	172216-04390	SPACER, TUBE	1							
23	1	172216-04670	WELDMENT, ROPS, FOPS	1							
24	1	172216-04910	LINER, HEAD	1							
25	1	172216-05230	COVER, WIRE	1							
26	1	172216-05270	PLUG, HOLE	6							
27	1	172551-02430	PLUG	1							
28	1	172215-02220	SCREW	11							
29	1	172215-11180	WASHER	2							
30	1	172551-09480	SCREW	2							
31	1	172216-09310	SCREW	2							
32	1	172551-09620	SCREW	2							
33	1	172551-09670	SCREW	1							
34	1	172216-09370	SCREW	2							
35	1	172216-09410	BOLT	4							
36	1	172551-10010	SCREW	10							
37	1	172216-09730	SCREW	2							
38	1	172551-10360	WASHER	2							
39	1	172551-10390	WASHER	1							
40	1	172215-03260	WASHER	2							
41	1	172551-10410	PIN, COTTER	1							

Fig.11. RESTRAINT BAR



(A)=S190R
(B)=
(C)=

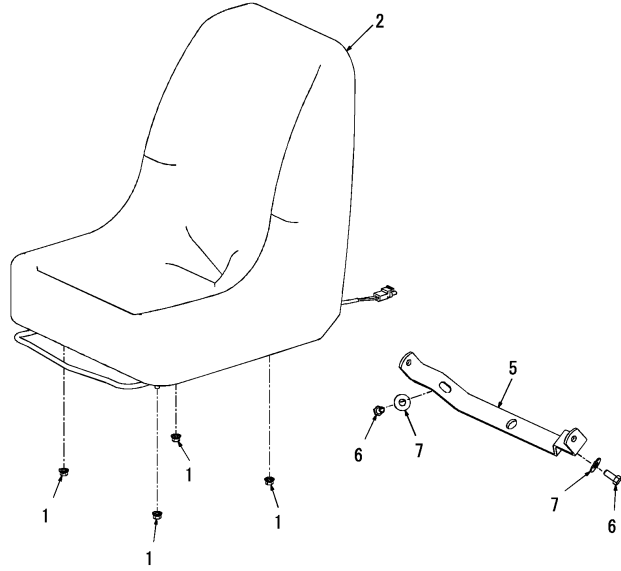
(D)=
(E)=
(F)=

No.	Lev.	Parts No.	Description	Q'ty						I	R
				(A)	(B)	(C)	(D)	(E)	(F)		
1	1	172216-00160	RING, RETAINING	6							
2	1	172551-00240	NUT	2							
3	1	172216-00340	SPRING, COMPRESSION	2							
4	1	172216-00900	BUSHING, PIVOT	12							
5	1	172551-01070	BUMPER	2							
6	1	172216-02260	PIN, PIVOT	2							
7	1	172216-02270	PIN, PIVOT GROOVED	2							
8	1	172216-02280	ROD, SPRING GUIDE	2							
9	1	172216-02290	NUT	4							
10	1	172216-02310	CLIP, RETAINING	6							
11	1	172216-02720	BRACKET ASSY, PIVOT	1							
12	1	172216-02730	BRACKET, PIVOT	1							
13	1	172216-02740	BRACKET ASSY	1							
14	1	172216-02750	BRACKET ASSY	1							
15	1	172216-02900	COVER, RESTR. BAR R	1							
16	1	172216-02910	COVER, RESTR. BAR L	1							
17	1	172216-05320	BAR, RESTRAINT W/PAD	1							
18	1	172215-02110	SWITCH, PROXIMITY	1							
19	1	172551-02480	MAGNET, SWITCH	1							
20	1	172215-02720	SCREW	4							
21	1	172215-02820	BOLT	2							
22	1	172551-10010	SCREW	2							
23	1	172216-09620	WASHER	4							
24	1	172551-10320	NUT	2							
25	1	172551-10360	WASHER	2							
26	1	172551-10370	WASHER	2							
27	1	172551-10400	WASHER	4							

Fig.12. SEATS(STANDARD SEAT)

(A)=S190R
(B)=
(C)=

(D)=
(E)=
(F)=



No.	Lev.	Parts No.	Description	Q'ty						I	R
				(A)	(B)	(C)	(D)	(E)	(F)		
1	1	172216-02490	NUT	4							
2	1	172216-03370	SEAT	1							
3	1	172216-03400	SWITCH, SEAT STD	1							1
4	1	172216-03410	RAIL, SLIDE	1							2
5	1	172216-03860	BRACKET, SEAT BELT	1							
6	1	172215-02850	SCREW	2							
7	1	172215-03340	WASHER	2							

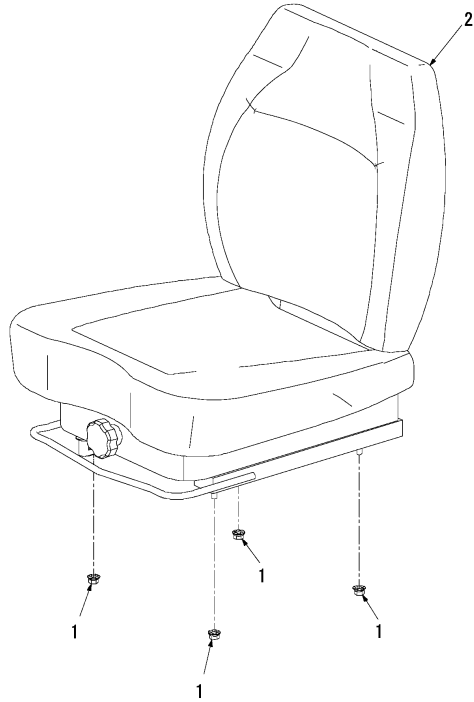
Remarks

- (1)Not shown in illustration.
- (2)Set.
- Not shown in illustration.

Fig.13. SEATS(SUSPENSION SEAT)

(A)=S190R
(B)=
(C)=

(D)=
(E)=
(F)=



No.	Lev.	Parts No.	Description	Q'ty						I	R
				(A)	(B)	(C)	(D)	(E)	(F)		
1	1	172216-02490	NUT	4							
2	1	172216-03360	SEAT, SUSPENSION	1							
3	1	172216-03380	SWITCH, SEAT	1							1
4	1	172216-03410	RAIL, SLIDE	1							2

Remarks

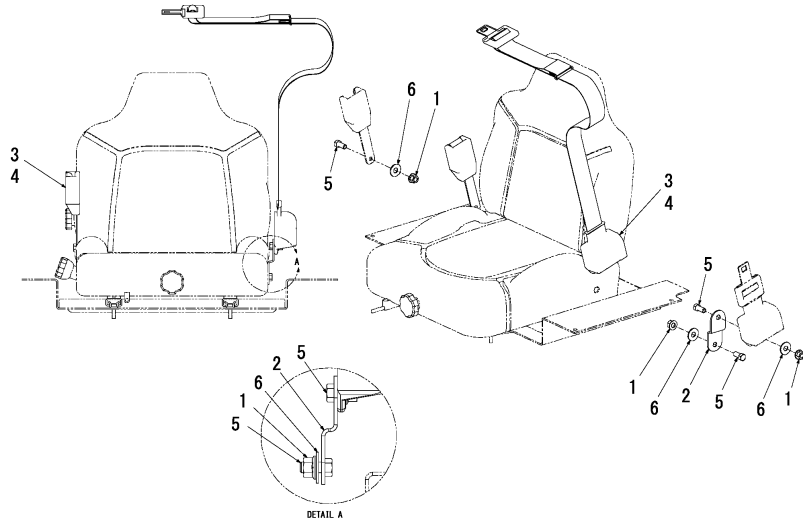
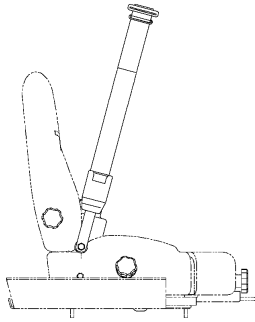
- (1)Not shown in illustration.
- (2)Set.
- Not shown in illustration.

Fig.14. SEATS-SEAT BELT OPTION

(A)=S190R
(B)=
(C)=

(D)=
(E)=
(F)=

No.	Lev.	Parts No.	Description	Q'ty						I	R
				(A)	(B)	(C)	(D)	(E)	(F)		
1	1	172215-00400	NUT	3							
2	1	172216-03350	TAB, RETRACTOR MOUNT	1							
3	1	172216-11080	BELT ASSY, SEAT	1							1
4	1	172216-11090	BELT ASSY, SEAT	1							2
5	1	172215-02850	SCREW	3							
6	1	172215-03340	WASHER	3							



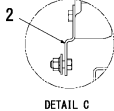
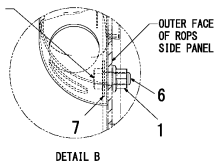
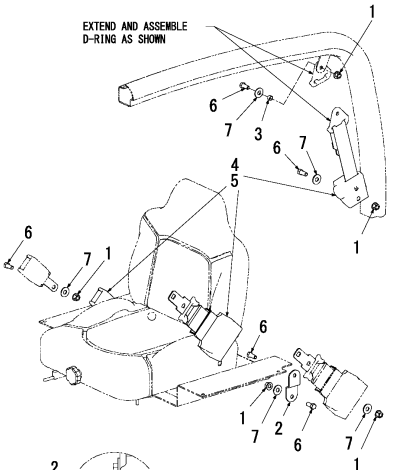
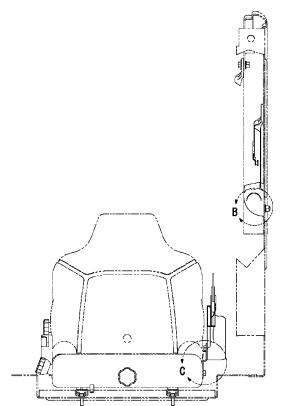
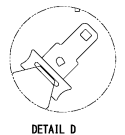
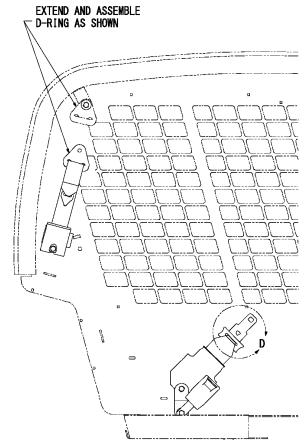
Remarks

- (1) 2" Seat belt.
- (2) 3" Seat belt.

Fig.15. SEATS-THREE-POINT RESTRAINT SEAT BELT OPTION

(A)=S190R
(B)=
(C)=

(D)=
(E)=
(F)=



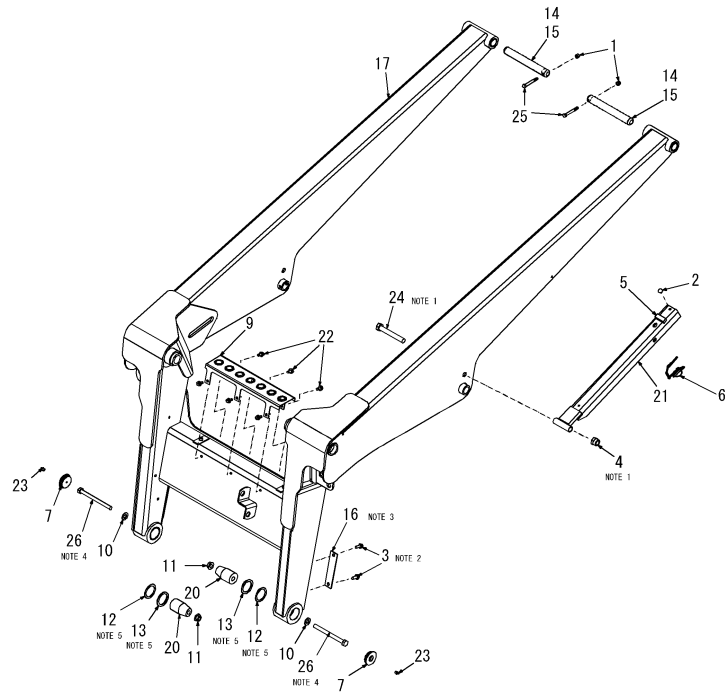
No.	Lev.	Parts No.	Description	Q'ty						I	R
				(A)	(B)	(C)	(D)	(E)	(F)		
1	1	172215-00400	NUT	5							
2	1	172216-03350	TAB, RETRACTOR MOUNT	1							
3	1	172216-04110	SPACER	1							
4	1	172217-03670	RESTRAINT ASSY	1							1
5	1	172217-03690	RESTRAINT ASSY	1							2
6	1	172215-02850	SCREW	5							
7	1	172215-03340	WASHER	5							

Remarks
 (1)2" Seat belt.
 Restraint assemblies includes all associated hardware, except Ref.No.2.
 (2)3" Seat belt.
 Restraint assemblies includes all associated hardware, except Ref.No.2.

Fig.16. LIFT ARM

(A)=S190R
(B)=
(C)=

(D)=
(E)=
(F)=



NOTES:

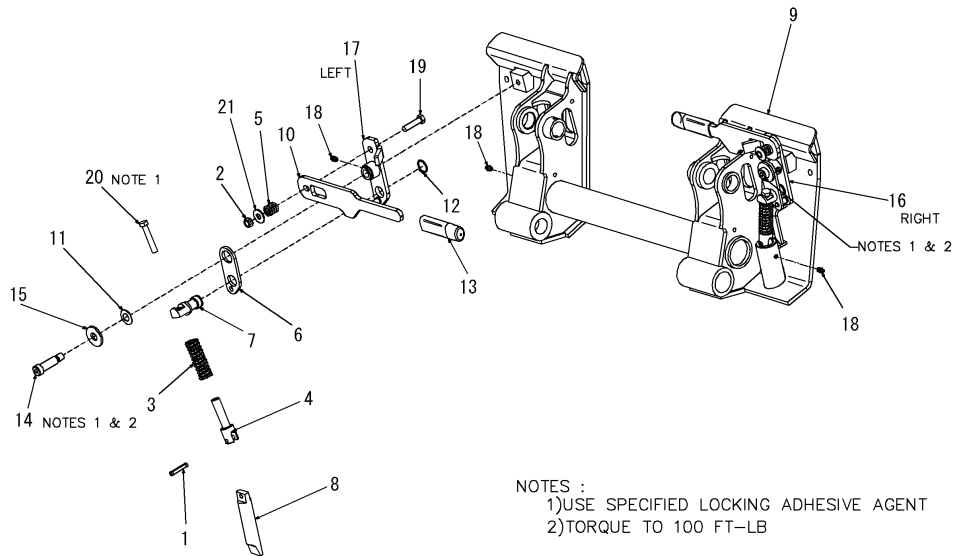
1. DO NOT OVERTIGHTEN
2. APPLY SPECIFIED LOCKING ADHESIVE AGENT
3. ADDITIONAL SHIMS MAY BE USED TO INSURE CONTACT BETWEEN SHIMS AND CHASSIS STOP BLOCKS.
4. 220 FT-LBS
5. ADD SHIMS 172216-02120 AND 172216-02130 AS REQUIRED TO ACHIEVE A GAP BETWEEN THE LIFT ARMS AND THE MANUAL QUICK COUPLER FROM 0.000" TO 0.060" WIDE.

No.	Lev.	Parts No.	Description	Q'ty						I	R
				(A)	(B)	(C)	(D)	(E)	(F)		
1	1	172551-00180	NUT	2							
2	1	172216-00270	STEM, RUBBER	1							
3	1	172551-00590	SCREW	4							
4	1	172551-00520	NUT	1							
5	1	172216-00410	PAD, ARM BRACE	1							
6	1	172216-00470	PIN, KLIK	1							
7	1	172216-00890	GREASE CAP	2							
8	1	172216-06670	C-CLIP	2							1
9	1	172216-01080	STEP	1							
10	1	172216-02040	WASHER	2							
11	1	172216-02110	NUT	2							
12	1	172216-02120	SHIM	2							
13	1	172216-02130	SHIM	2							
14	1	172216-04530	PIN, GREASELESS	2							
15	1	172216-01580	PIN, GREASEABLE	2							2
16	1	172216-05440	SHIM	2							
17	1	172216-07220	LIFT ARM	1							
18	1	172216-00440	BUSHING	2							3
19	1	172216-02820	BUSHING	4							4
20	1	172216-07470	PIN,PIVOT	2							
21	1	172216-08140	ARM, SAFETY	1							
22	1	172216-10940	SCREW	6							
23	1	172551-09410	FITTING	2							
24	1	172216-09300	SCREW	1							
25	1	172215-02950	SCREW	2							
26	1	172216-09670	SCREW	2							

Remarks

- (1)Not shown in illustration.
- (2)Pin that takes a grease zerk (Ref.No.23) and requires lubricating grease for maintenance.
- (3)At hitch attachment. Not shown in illustration.
- (4)Lift arm pivot. Not shown in illustration.

Fig.17. ATTACHMENT BRACKET(MANUAL QUICK COUPLER)(1)



NOTES :
 1)USE SPECIFIED LOCKING ADHESIVE AGENT
 2)TORQUE TO 100 FT-LB

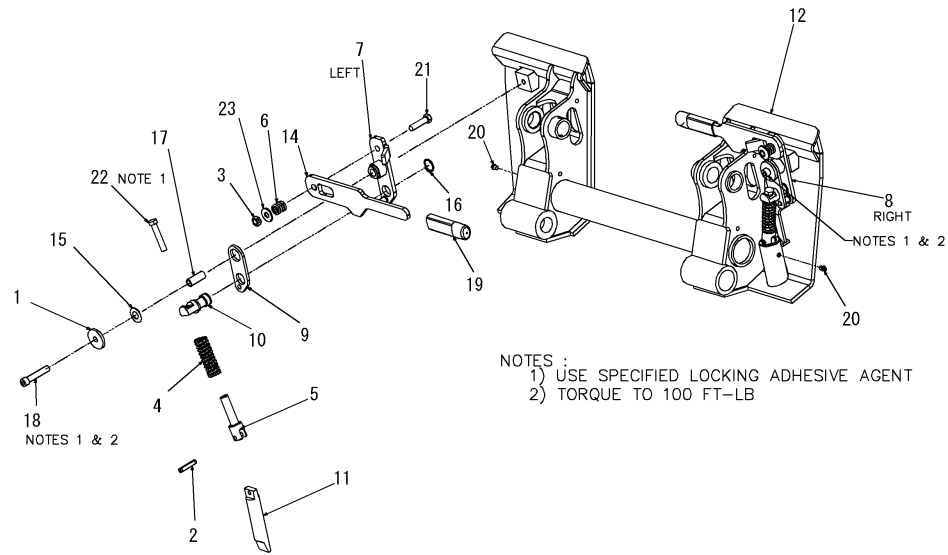
(A)=S190R
 (B)=
 (C)=

(D)=
 (E)=
 (F)=

No.	Lev.	Parts No.	Description	Q'ty						I	R
				(A)	(B)	(C)	(D)	(E)	(F)		
1	1	172215-00130	PIN, SPRING	2							
2	1	172551-00290	NUT	2							
3	1	172216-00790	SPRING, COMPRESSION	2							
4	1	172216-01600	ROD, PUSH	2							
5	1	172216-01640	SPRING, COMPRESSION	2							
6	1	172216-03140	PLATE, LATCH LINK	2							
7	1	172216-03150	ADAPTOR, PUSH ROD	2							
8	1	172216-03160	PIN, LATCH	2							
9	1	172216-12380	WELDMENT, Q COUPLER	1							
10	1	172216-03420	HANDLE	2							
11	1	172216-03630	WASHER	2							
12	1	172216-03640	RING, RETAINING	2							
13	1	172215-09310	GRIP	2							
14	1	172216-11940	SCREW,SHOULDER 3/4X2	2							
15	1	172216-11950	WASHER	2							
16	1	172216-12360	LINK, LATCH RIGHT	1							
17	1	172216-12370	LINK, LATCH LEFT	1							
18	1	172551-09410	FITTING	4							
19	1	172551-09670	SCREW	2							
20	1	172216-09630	SCREW	2							
21	1	172551-10390	WASHER	2							

Remarks
 * SNXXXXXX and Up.

Fig.18. ATTACHMENT BRACKET(MANUAL QUICK COUPLER)(2)



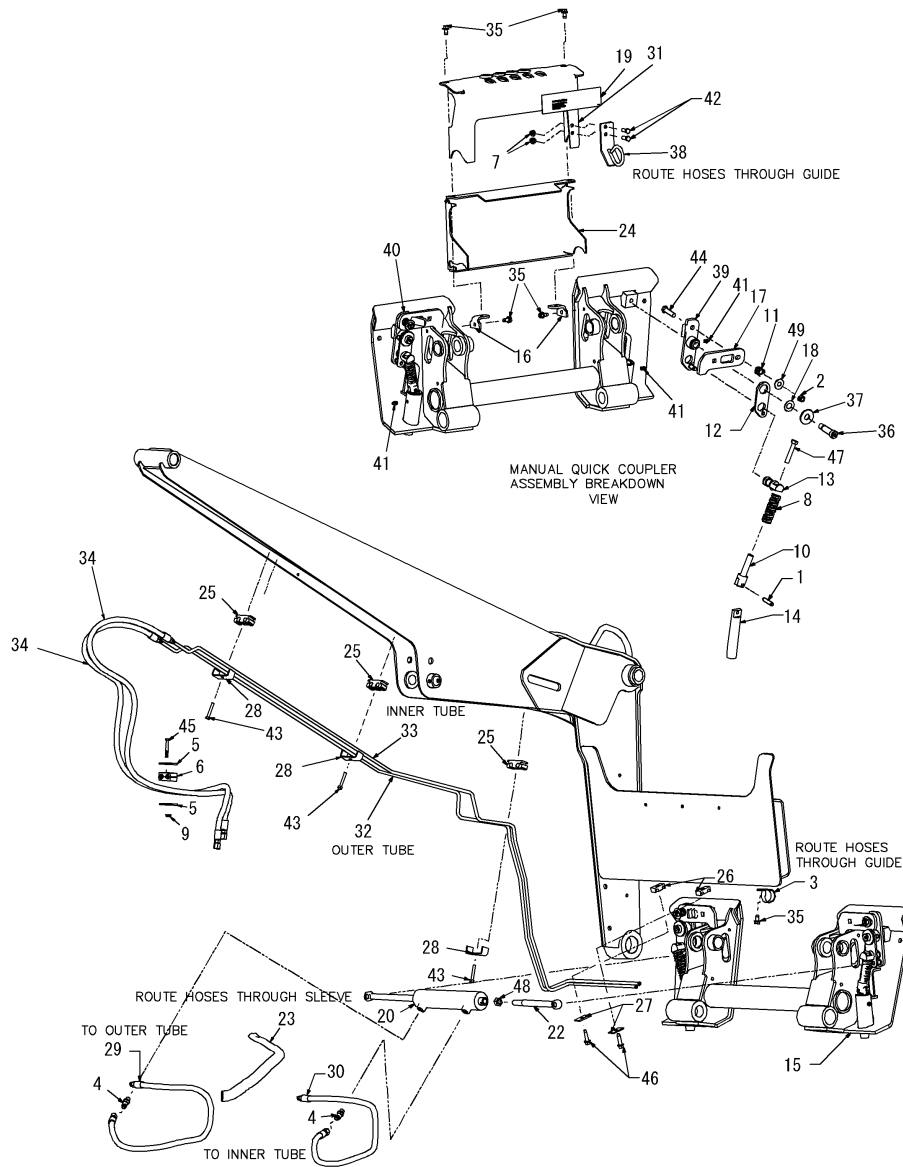
(A)=S190R
(B)=
(C)=

(D)=
(E)=
(F)=

No.	Lev.	Parts No.	Description	Q'ty						I	R
				(A)	(B)	(C)	(D)	(E)	(F)		
1	1	172551-00130	WASHER	2							
2	1	172215-00130	PIN, SPRING	2							
3	1	172551-00290	NUT	2							
4	1	172216-00790	SPRING, COMPRESSION	2							
5	1	172216-01600	ROD, PUSH	2							
6	1	172216-01640	SPRING, COMPRESSION	2							
7	1	172216-03120	LINK, LATCH LEFT	1							
8	1	172216-03130	LINK, LATCH RIGHT	1							
9	1	172216-03140	PLATE, LATCH LINK	2							
10	1	172216-03150	ADAPTOR, PUSH ROD	2							
11	1	172216-03160	PIN, LATCH	2							
12	1	172216-06640	QUICK COUPLER ASSY	1							
13	1	172216-03200	WELDMENT	1							1
14	1	172216-03420	HANDLE	2							
15	1	172216-03630	WASHER	2							
16	1	172216-03640	RING, RETAINING	2							
17	1	172216-04500	SPACER	2							
18	1	172216-10970	SCREW	2							
19	1	172215-09310	GRIP	2							
20	1	172551-09410	FITTING	2							
21	1	172551-09670	SCREW	2							
22	1	172216-09630	SCREW	2							
23	1	172551-10390	WASHER	2							

Remarks
* SNXXXXXX and Before.
(1)Not shown in illustration.

Fig.19. ATTACHMENT BRACKET(HYDRAULIC QUICK COUPLER)(1)



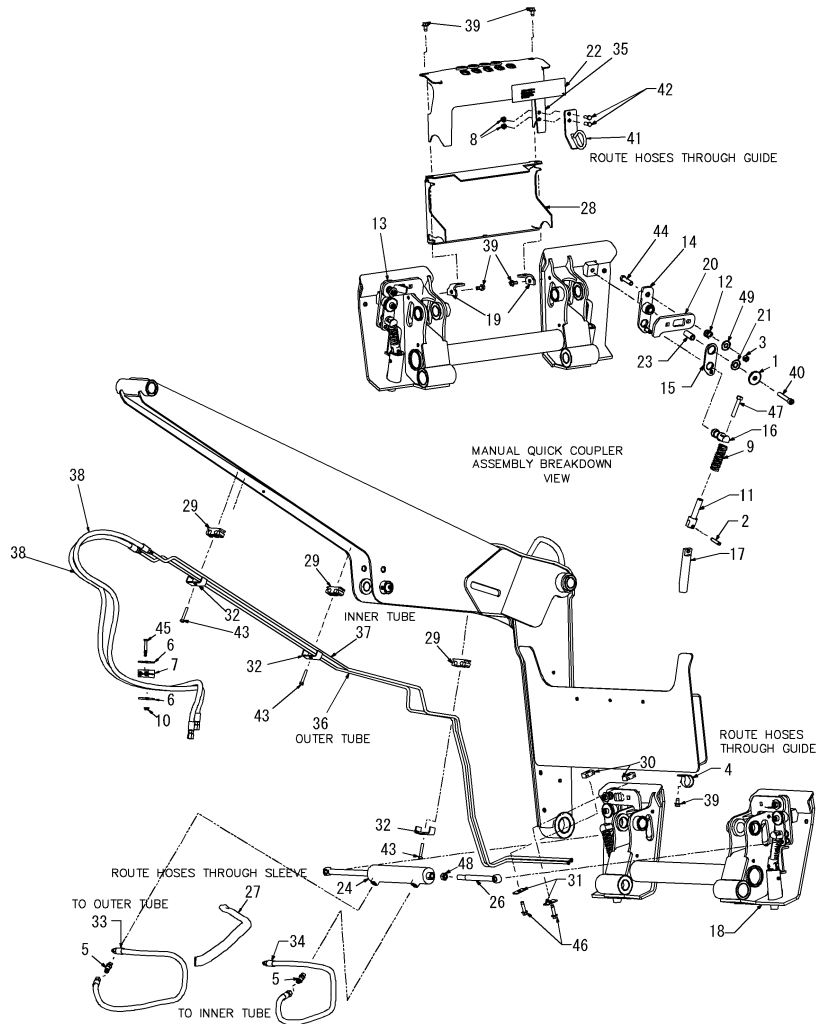
(A)=S190R
(B)=
(C)=

(D)=
(E)=
(F)=

No.	Lev.	Parts No.	Description	Q'ty						I	R
				(A)	(B)	(C)	(D)	(E)	(F)		
1	1	172215-00130	PIN, SPRING	2							
2	1	172551-00290	NUT	2							
3	1	172215-00320	CLAMP	1							
4	1	172551-00480	FITTING	2							
5	1	172551-00510	PLATE	2							
6	1	172215-00390	CLAMP	1							
7	1	172551-00720	NUT	2							
8	1	172216-00790	SPRING, COMPRESSION	2							
9	1	172551-01060	NUT	1							
10	1	172216-01600	ROD, PUSH	2							
11	1	172216-01640	SPRING, COMPRESSION	2							
12	1	172216-03140	PLATE, LATCH LINK	2							
13	1	172216-03150	ADAPTOR, PUSH ROD	2							
14	1	172216-03160	PIN, LATCH	2							
15	1	172216-12380	WELDMENT, Q COUPLER	1							
16	1	172216-03500	BRACKET, SUPPORT	2							
17	1	172216-03620	FLAG	2							
18	1	172216-03630	WASHER	2							
19	1	172216-03690	LABEL, QUICK COUPLER	1							
20	1	172216-04720	CYLINDER, HYDRAULIC	1							1
21	1	172216-11920	KIT, SEAL	1							
22	1	172216-04940	ROD, EXTENSION	1							
23	1	172216-05090	SLEEVE, PROTECTIVE	1							
24	1	172216-05300	COVER, FRONT	1							
25	1	172216-05340	CLAMP	3							
26	1	172216-05350	CLAMP	2							
27	1	172216-05360	TUBE CLAMP, PLATE	2							
28	1	172216-05370	TUBE CLAMP, PLATE	3							
29	1	172216-05870	HOSE	1							
30	1	172216-05880	HOSE	1							
31	1	172216-06730	COVER, BACK	1							
32	1	172216-08120	TUBE, QUICK COUPLER	1							
33	1	172216-08130	TUBE, QUICK COUPLER	1							
34	1	172216-08170	HOSE	2							
35	1	172216-10940	SCREW	5							
36	1	172216-11940	SCREW, SHOULDER 3/4X2	2							
37	1	172216-11950	WASHER	2							
38	1	172216-10680	GUIDE, HOSE	1							
39	1	172216-12360	LINK, LATCH RIGHT	1							
40	1	172216-12370	LINK, LATCH LEFT	1							
41	1	172551-09410	FITTING	4							
42	1	172551-09530	SCREW	2							
43	1	172551-09620	SCREW	3							
44	1	172551-09670	SCREW	2							
45	1	172551-09760	SCREW	1							
46	1	172216-09480	SCREW	2							
47	1	172216-09630	SCREW	2							
48	1	172216-09800	NUT	1							
49	1	172551-10390	WASHER	2							

Remarks
* SNXXXXXX and Up.
(1) For Ref.No.20.
Not shown in illustration.

Fig.20. ATTACHMENT BRACKET(HYDRAULIC QUICK COUPLER)(2)



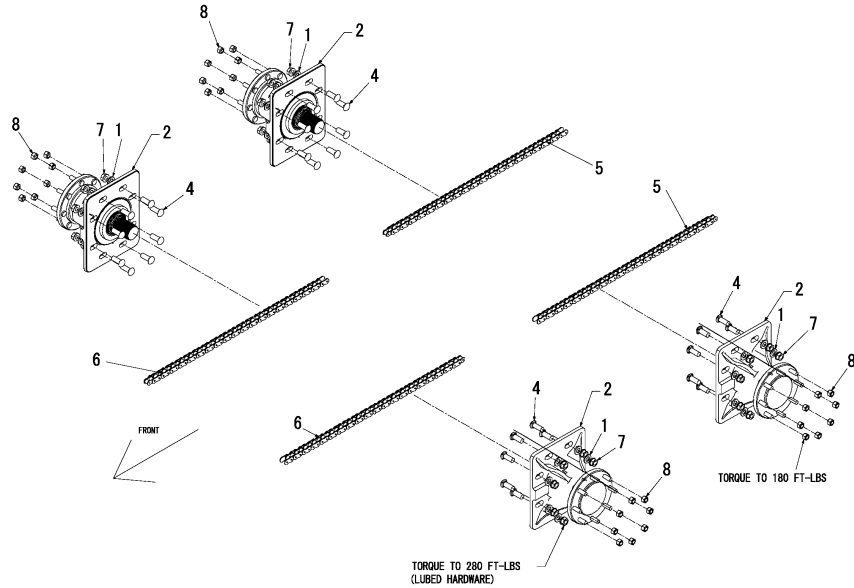
(A)=S190R
(B)=
(C)=

(D)=
(E)=
(F)=

No.	Lev.	Parts No.	Description	Q'ty						I	R
				(A)	(B)	(C)	(D)	(E)	(F)		
1	1	172551-00130	WASHER	2							
2	1	172215-00130	PIN, SPRING	2							
3	1	172551-00290	NUT	2							
4	1	172215-00320	CLAMP	1							
5	1	172551-00480	FITTING	2							
6	1	172551-00510	PLATE	2							
7	1	172215-00390	CLAMP	1							
8	1	172551-00720	NUT	2							
9	1	172216-00790	SPRING, COMPRESSION	2							
10	1	172551-01060	NUT	1							
11	1	172216-01600	ROD, PUSH	2							
12	1	172216-01640	SPRING, COMPRESSION	2							
13	1	172216-03120	LINK, LATCH LEFT	1							
14	1	172216-03130	LINK, LATCH RIGHT	1							
15	1	172216-03140	PLATE, LATCH LINK	2							
16	1	172216-03150	ADAPTOR, PUSH ROD	2							
17	1	172216-03160	PIN, LATCH	2							
18	1	172216-03200	WELDMENT	1							
19	1	172216-03500	BRACKET, SUPPORT	2							
20	1	172216-03620	FLAG	2							
21	1	172216-03630	WASHER	2							
22	1	172216-03690	LABEL, QUICK COUPLER	1							
23	1	172216-04500	SPACER	2							
24	1	172216-04720	CYLINDER, HYDRAULIC	1							
25	1	172216-11920	KIT, SEAL	1							1
26	1	172216-04940	ROD, EXTENSION	1							
27	1	172216-05090	SLEEVE, PROTECTIVE	1							
28	1	172216-05300	COVER, FRONT	1							
29	1	172216-05340	CLAMP	3							
30	1	172216-05350	CLAMP	2							
31	1	172216-05360	TUBE CLAMP, PLATE	2							
32	1	172216-05370	TUBE CLAMP, PLATE	8							
33	1	172216-05870	HOSE	1							
34	1	172216-05880	HOSE	1							
35	1	172216-06730	COVER, BACK	1							
36	1	172216-08120	TUBE, QUICK COUPLER	1							
37	1	172216-08130	TUBE, QUICK COUPLER	1							
38	1	172216-08170	HOSE	2							
39	1	172216-10940	SCREW	5							
40	1	172216-10970	SCREW	2							
41	1	172216-10680	GUIDE, HOSE	1							2
42	1	172551-09530	SCREW	2							
43	1	172551-09620	SCREW	3							
44	1	172551-09670	SCREW	2							
45	1	172551-09760	SCREW	1							
46	1	172216-09480	SCREW	2							
47	1	172216-09630	SCREW	2							
48	1	172216-09800	NUT	1							
49	1	172551-10390	WASHER	2							

Remarks
 * SNXXXXXX and Before.
 (1) For Ref.No.24.
 Not shown in illustration.
 (2) 172216-10680 replaced
 172216-12400.
 172216-12400 used 172215-00320
 hose clamp, 172551-00440 HFS screw
 and 172551-00720 locknut.

Fig.21. WHEEL DRIVES



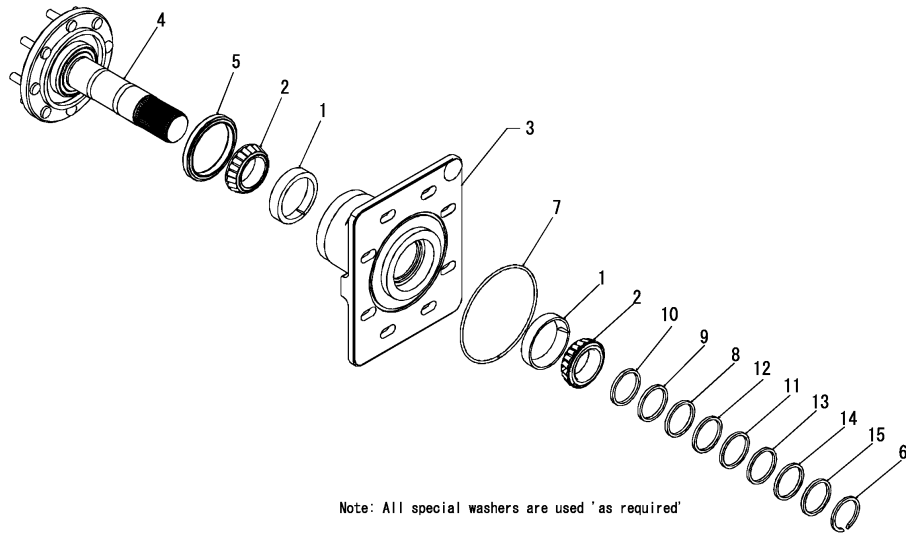
(A)=S190R
(B)=
(C)=

(D)=
(E)=
(F)=

No.	Lev.	Parts No.	Description	Q'ty						I	R
				(A)	(B)	(C)	(D)	(E)	(F)		
1	1	172216-09640	WASHER	32							
2	1	172216-06570	AXLE ASSY	4							
3	1	172216-02530	BOLT	32							1
4	1	172216-02300	BOLT	32							
5	1	172216-01530	CHAIN	2							
6	1	172216-01520	CHAIN	2							
7	1	172216-01120	NUT	32							
8	1	172216-00360	NUT	32							
9	1	172216-02580	SPROCKET	4							2
10	1	172216-02780	SPROCKET	4							3

Remarks
 (1)Not shown in illustration.
 (2)Single-speed.
 Not shown in illustration.
 (3)Two-speed.
 Not shown in illustration.

Fig.22. WHEEL DRIVES(AXLE ASSEMBLY)



ASSEMBLY NOTES:

- 1) PRESS OUTSIDE BEARING CUP INTO CASTING(6000 lbs)
- 2) PRESS OUTER SEAL INTO CASTING(500 lbs)
- 3) PRESS INNER BEARING CUP INTO CASTING(6000 lbs)
- 4) PACK BEARING WITH LITHIUM GREASE
- 5) PRESS BEARING CONE ONTO AXLE(6000 lbs)
- 6) ASSEMBLE AXLE INTO HOUSING
- 7) PACK BEARING WITH LITHIUM GREASE
- 8) PRESS BEARING ONTO AXLE AND INTO CASTING(6000 lbs)
- 9) INSTALL RETAINING RING
- 10) MEASURE GAP BETWEEN BEARING AND SNAP RING
- 11) REMOVE RETAINING RING
- 12) INSTALL SPECIAL WASHER OF APPROPRIATE THICKNESS
- 13) INSTALL RETAINING RING AND REMOVE PRESSURE

(A)=S190R
(B)=
(C)=

(D)=
(E)=
(F)=

No.	Lev.	Parts No.	Description	Q'ty						I	R
				(A)	(B)	(C)	(D)	(E)	(F)		
1	1	172216-10830	CUP, BEARING	2							
2	1	172216-10840	CONE, BEARING	2							
3	1	172216-02690	HOUSING, AXLE	1							
4	1	172216-02810	AXLE ASSY	1							
5	1	172216-03220	SEAL, AXLE	1							
6	1	172216-10980	RING, RETAINING	1							
7	1	172215-08550	O-RING	1							
8	1	172216-11000	WASHER	1							1
9	1	172216-11010	WASHER	1							1
10	1	172216-11020	WASHER	1							1
11	1	172216-11030	WASHER	1							1
12	1	172216-11040	WASHER	1							1
13	1	172216-11050	WASHER	1							1
14	1	172216-11060	WASHER	1							1
15	1	172216-11070	WASHER	1							1

Remarks

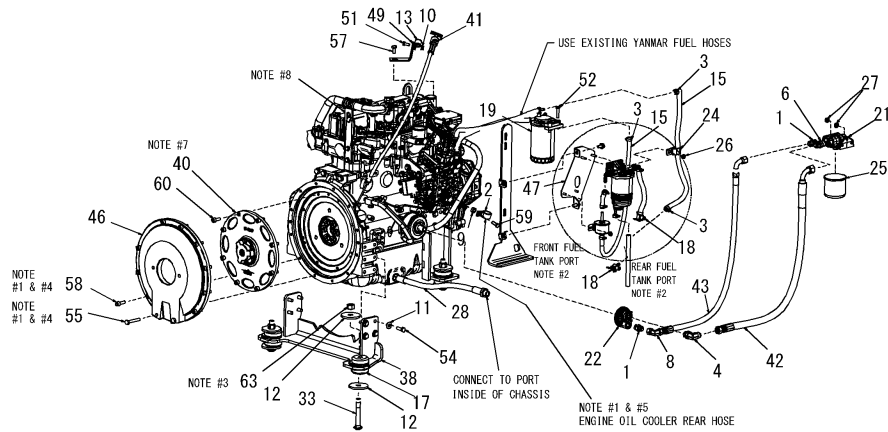
* Axle assembly 172216-06570.

(1)As required.

Fig.23. ENGINE

(A)=S190R
(B)=
(C)=

(D)=
(E)=
(F)=



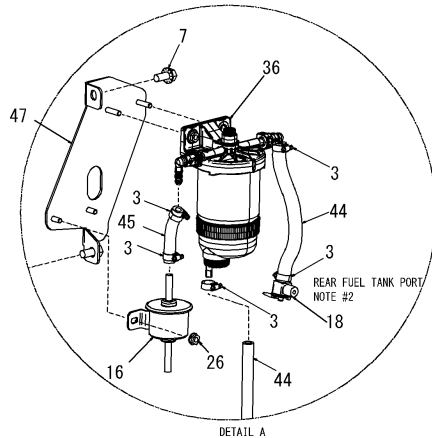
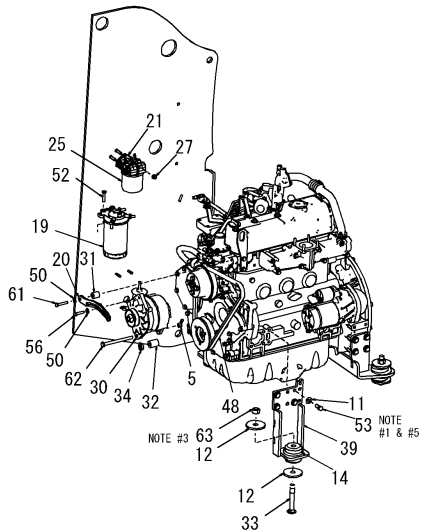
GOVERNED ENGINE SPEED SPECIFICATIONS

SPEED SETTING	RPM	TOLERANCE
LOW IDLE, NO LOAD	1000	± 10 RPM
HIGH IDLE, NO LOAD	2500	± 10 RPM
HIGH, NO LOAD (EU ONLY)	2500	± 10 RPM
MANUFACTURER'S RATING*	2500	± 10 RPM

*THE MAXIMUM RPM UNDER LOAD WHEN THE GOVERNOR IS AT ITS FASTEST SETTING (OPEN)

NOTES:

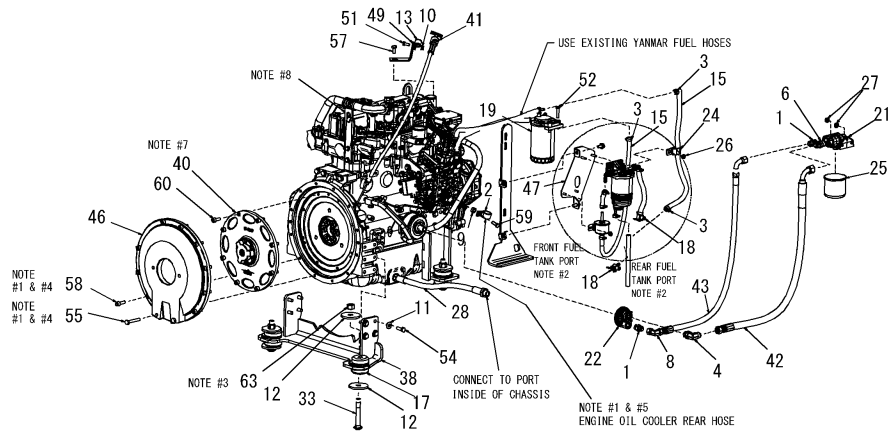
1. APPLY SPECIFIED LOCKING ADHESIVE AGENT OR EQUIVALENT
2. PIPE THREAD SEALANT
3. 110 FT-LBS.
4. 47 FT-LBS
5. 28 FT-LBS
6. RE-USE WASHER SUPPLIED WITH ENGINE OIL DRAIN PLUG
7. COUPLER PLATE INSTALLATION
 - A. DO NOT APPLY LUBRICATION /GREASE
 - B. LEADING EDGE OF COUPLER GUB TO BE POSITIONED FROM .39"-.42" PUMP SURFACE
 - C. TORQUE (2) SET SCREWS TO 20 FT-LBS EACH
8. REMOVE LIFT HOOK FROM FLYWHEEL END OF ENGINE AND DISCARD.



No.	Lev.	Parts No.	Description	(A)	(B)	(C)	(D)	(E)	(F)	Q'ty	I	R
1	1	172551-00040	FITTING		2							
2	1	172216-00080	CLAMP		1							
3	1	172551-00140	CLAMP		9							
4	1	172215-00190	FITTING		1							
5	1	172216-00180	NUT		1							
6	1	172551-00320	CONNECTOR		1							
7	1	172551-00440	SCREW		2							
8	1	172215-00470	FITTING		1							
9	1	172215-00530	SPACER		1							
10	1	172551-01060	NUT		1							
11	1	172216-01470	WASHER		16							
12	1	172551-01240	WASHER		8							
13	1	172551-01270	CLAMP		1							
14	1	172551-01310	ISOLATOR		2							
15	1	172216-03610	HOSE, FUEL		2							
16	1	119225-52102	PUMP ASSY, FUEL FEED		1							
17	1	172216-04700	ISOLATOR		2							
18	1	172216-05240	VALVE, FUEL SHUT OFF		2							
19	1	129907-55801	FILTER, FUEL		1							
20	1	172551-02510	BRACKET, ALTERNATOR		1							
21	1	172551-02540	MOUNT, FILTER		1							
22	1	172551-02550	ADAPTOR, FILTER		1							
23	1	172216-11900	O-RING 230 N70		1							1
24	1	172551-02560	CLAMP		1							
25	1	129150-35153	FILTER		1							
26	1	172215-06610	NUT		4							
27	1	172215-06620	NUT		2							
28	1	172216-07390	HOSE ASSY		1							
29	1	172215-00620	PLUG		1							1
30	1	172551-02920	ALTERNATOR		1							
31	1	172551-02950	SPACER		1							
32	1	172551-02960	SPACER		1							
33	1	172216-07880	BOLT		4							
34	1	172551-02980	SPACER		1							
36	1	172216-08280	SEPARATOR, FILTER		1							
37	1	172216-08580	ELEMENT, FILTER		1							1
38	1	172216-08310	MOUNT, ENGINE		1							2
39	1	172216-08320	MOUNT, ENGINE		2							
40	1	172216-08330	COUPLER, FLEX		1							
41	1	172216-08350	DIPSTICK ASSY		1							
42	1	172216-12330	HOSE 5/8 X 34.50		1							
43	1	172216-12320	HOSE 1/2 X 35		1							
44	1	172216-08490	HOSE, FUEL		2							
45	1	172216-08500	HOSE, FUEL		1							
46	1	172216-08590	HOUSING, FLYWHEEL		1							
47	1	172216-08630	BRACKET, PREFILTER		1							
48	1	25153-004500	V-BELT, B45		1							
49	1	172216-10480	BRACKET, DIPSTICK		1							
50	1	172216-09250	WASHER		2							
51	1	172551-09510	SCREW		1							
52	1	172215-02830	SCREW		2							

Remarks
(1)Not shown in illustration.
(2)Fw end.

Fig.23. ENGINE



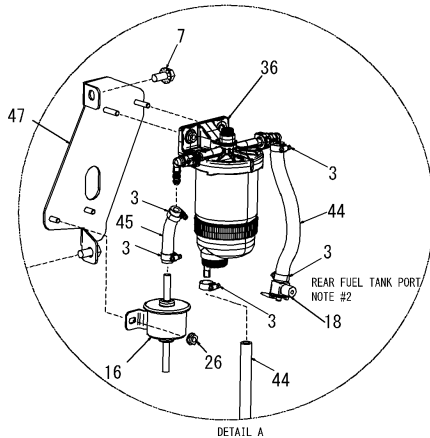
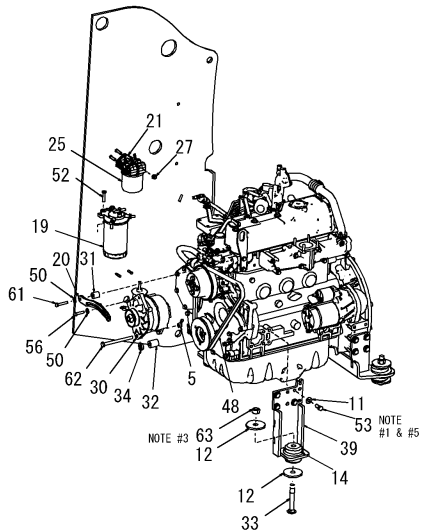
GOVERNED ENGINE SPEED SPECIFICATIONS

SPEED SETTING	RPM	TOLERANCE
LOW IDLE, NO LOAD	1000	± 10 RPM
HIGH IDLE, NO LOAD	2500	± 10 RPM
HIGH, NO LOAD (EU ONLY)	2500	± 10 RPM
MANUFACTURER'S RATING*	2500	± 10 RPM

*THE MAXIMUM RPM UNDER LOAD WHEN THE GOVERNOR IS AT ITS FASTEST SETTING (OPEN)

NOTES:

1. APPLY SPECIFIED LOCKING ADHESIVE AGENT OR EQUIVALENT
2. PIPE THREAD SEALANT
3. 110 FT-LBS.
4. 47 FT-LBS
5. 28 FT-LBS
6. RE-USE WASHER SUPPLIED WITH ENGINE OIL DRAIN PLUG
7. COUPLER PLATE INSTALLATION
 - A. DO NOT APPLY LUBRICATION /GREASE
 - B. LEADING EDGE OF COUPLER GUB TO BE POSITIONED FROM .39"-.42" PUMP SURFACE
 - C. TORQUE (2) SET SCREWS TO 20 FT-LBS EACH
8. REMOVE LIFT HOOK FROM FLYWHEEL END OF ENGINE AND DISCARD.



(A)=S190R
(B)=
(C)=

(D)=
(E)=
(F)=

No.	Lev.	Parts No.	Description	Q'ty						I	R
				(A)	(B)	(C)	(D)	(E)	(F)		
53	1	172216-09580	SCREW	8							
54	1	172551-10060	SCREW	8							
55	1	172216-09770	SCREW	2							
56	1	172216-09820	SCREW	1							
57	1	172551-10420	SCREW	1							
58	1	172216-09830	SCREW	9							
59	1	172551-10490	SCREW	1							
60	1	172216-09860	SCREW	8							
61	1	172551-10520	SCREW	1							
62	1	172551-10530	SCREW	1							
63	1	172216-11150	NUT	4							

Remarks

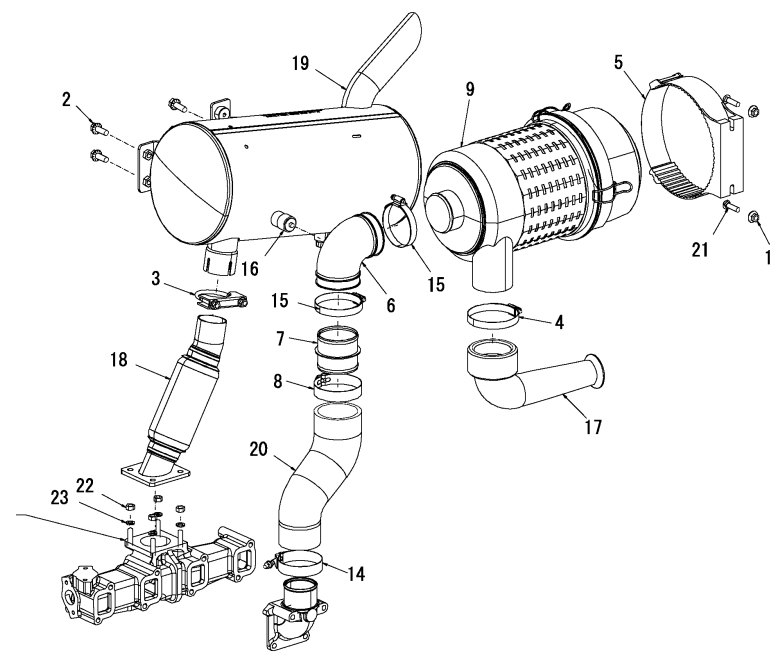
- (1)Not shown in illustration.
- (2)Fw end.

Fig.24. AIR CLEANER AND EXHAUST

(A)=S190R
(B)=
(C)=

(D)=
(E)=
(F)=

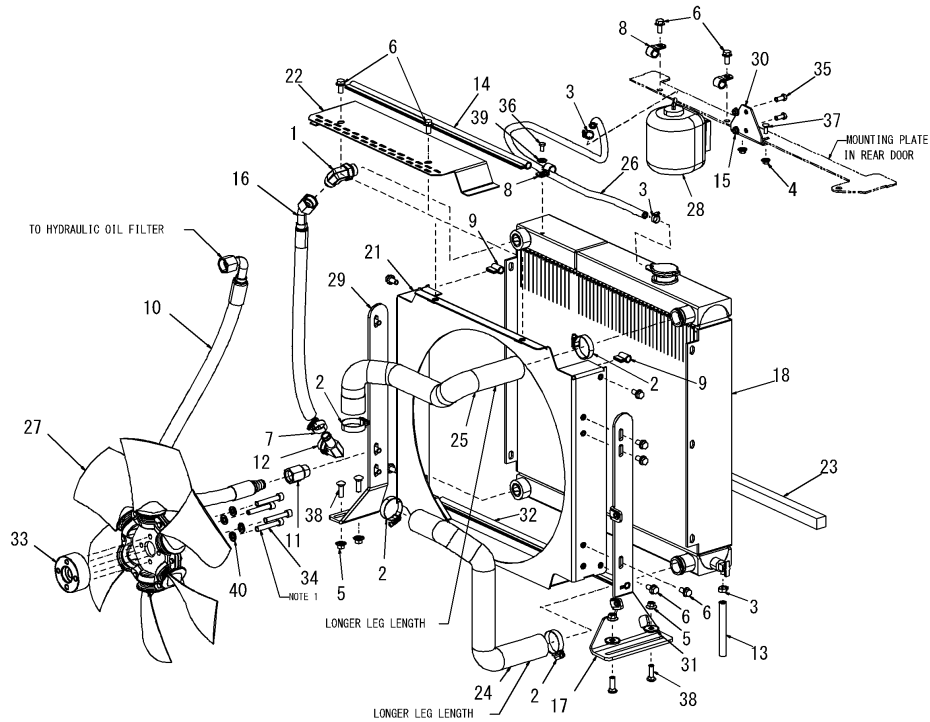
No.	Lev.	Parts No.	Description	Q'ty						I	R
				(A)	(B)	(C)	(D)	(E)	(F)		
1	1	172551-00240	NUT	2							
2	1	172551-00450	SCREW	4							
3	1	172551-00470	CLAMP	1							
4	1	172551-00630	CLAMP	1							
5	1	172551-02000	CLAMP, AIR CLEANER	1							
6	1	172216-03440	ELBOW	1							
7	1	172216-03590	COUPLING, HOSE	1							
8	1	172551-02170	CLAMP	1							
9	1	172551-02250	CLEANER ASSY, AIR	1							
10	1	172551-02050	FILTER,AIR	1							1
11	1	172551-02060	FILTER,AIR	1							1
12	1	172551-02340	VALVE, EVACUATOR	1							1
13	1	172551-02350	CAP, AIR CLEANER	1							1
14	1	172216-04130	CLAMP	1							
15	1	172215-01560	CLAMP	2							
16	1	172216-05100	INDICATOOR	1							
17	1	172551-02450	DIFFUSER, SOUND	1							
18	1	172216-09040	COUPLER, FLEX	1							
19	1	172216-09050	MUFFLER	1							
20	1	172216-09070	HOSE, INTAKE	1							
21	1	172551-09810	BOLT	2							
22	1	172551-10440	NUT	4							
23	1	172215-03380	WASHER	4							



INSTALL EXHAUST GASKET SUPPLIED WITH ENGINE

Remarks
(1)Not shown in illustration.

Fig.25. RADIATOR/COOLER



NOTE:
1. APPLY SPECIFIED LOCKING ADHESIVE AGENT OR EQUIVALENT

(A)=S190R
(B)=
(C)=

(D)=
(E)=
(F)=

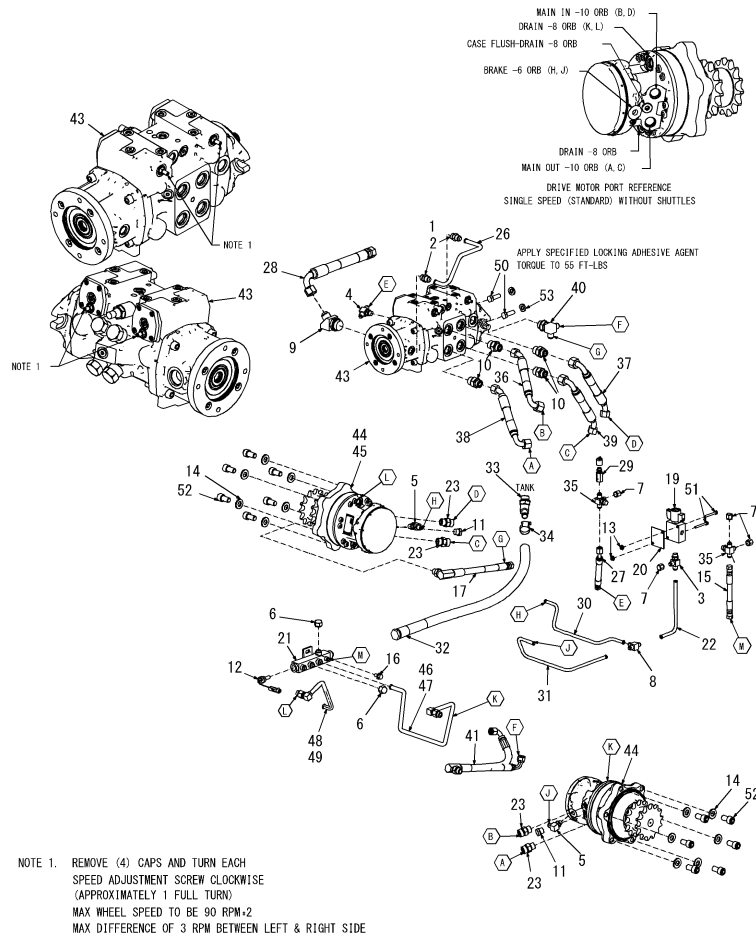
No.	Lev.	Parts No.	Description	Q'ty						I	R
				(A)	(B)	(C)	(D)	(E)	(F)		
1	1	172551-00080	CONNECTOR	1							
2	1	172216-00130	CLAMP	4							
3	1	172551-00140	CLAMP	3							
4	1	172551-00230	NUT	2							
5	1	172215-00200	NUT	4							
6	1	172551-00440	SCREW	15							
7	1	172551-00760	CLAMP	1							
8	1	172551-00990	CLAMP	3							
9	1	172216-02000	SEAL, SHROUD	2							
10	1	172216-04610	HOSE	1							
11	1	172216-04620	ADAPTOR	1							
12	1	172216-05840	FITTING	1							
13	1	172216-06470	HOSE, COOLANT DRAIN	1							
14	1	172216-06480	SEAL, BULB	1							
15	1	172215-06620	NUT	2							
16	1	172216-07960	HOSE	1							
17	1	172216-08510	BRACKET, LIFT MOUNT	1							
18	1	172216-08640	COOLER	1							
19	1	172216-03740	CAP, RADIATOR	1							1
20	1	172216-00910	COCK, DRAIN MP04	1							1
21	1	172216-08650	SHROUD	1							
22	1	172216-08660	COVER, SHROUD	1							
23	1	172216-08680	SEAL, FOAM	1							
24	1	172216-08730	HOSE	1							
25	1	172216-08740	HOSE	1							
26	1	172215-01540	HOSE, FUEL	1							
27	1	172216-08880	FAN	1							
28	1	720445-44200	TANK ASSY, SUB	1							
29	1	172216-09080	BRACKET, R COOLER MT	1							
30	1	172216-09100	BRACKET, BOTTLE	1							
31	1	172216-10990	WASHER	2							
32	1	172216-10290	SEAL, SHROUD	1							
33	1	172216-10410	SPACER, FAN	1							
34	1	172216-10740	SCREW	4							
35	1	172551-09510	SCREW	2							
36	1	172551-09590	SCREW	1							
37	1	172551-09830	BOLT	2							
38	1	172215-02930	BOLT	4							
39	1	172551-10360	WASHER	1							
40	1	172216-09850	WASHER	4							

Remarks
(1)Not shown in illustration.

Fig.26. HYDROSTATIC SYSTEM WITH DRIVE MOTORS(SINGLE-SPEED-DUAL JOYSTICK CONTROLS)

(A)=S190R
(B)=
(C)=

(D)=
(E)=
(F)=



NOTE 1. REMOVE (4) CAPS AND TURN EACH SPEED ADJUSTMENT SCREW CLOCKWISE (APPROXIMATELY 1 FULL TURN) MAX WHEEL SPEED TO BE 90 RPM-2 MAX DIFFERENCE OF 3 RPM BETWEEN LEFT & RIGHT SIDE

Remarks

- (1)SNXXXXXX and Up.
- (2)SNXXXXXX and Before.
- (3)Not shown in illustration.
- (4)For breakdown, see Fig.No.82.
- (5)As required.
- Not shown in illustration.
- (6)For breakdown, see Fig.No.73.
- (7)For breakdown, see Fig.No.XX. SNXXXXXX and Up.
- (8)For breakdown, see Fig.No.71. SNXXXXXX and Before.

No.	Lev.	Parts No.	Description	Qty						I	R
				(A)	(B)	(C)	(D)	(E)	(F)		
1	1	172551-00040	FITTING	2							1
2	1	172551-00040	FITTING	4							2
3	1	172551-00060	FITTING	1							
4	1	172215-00080	FITTING	1							
5	1	172551-00220	CONNECTOR	2							
6	1	172216-00300	CAP	2							
7	1	172216-00380	CAP	4							
8	1	172216-00400	FITTING	1							
9	1	172216-00560	FITTING	1							
10	1	172216-01110	FITTING	4							
11	1	172215-00620	PLUG	2							
12	1	172551-01090	SWITCH,TEMPERATURE	1							
13	1	172216-01590	NUT	2							
14	1	172216-02040	WASHER	12							
15	1	172216-02090	HOSE	1							
16	1	172551-01810	SCREW	1							
17	1	172216-03010	HOSE	1							
18	1	172215-00060	O-RING								3
19	1	172216-03460	VALVE, SOLENOID	1							4
20	1	172216-03650	PLATE, SPACER	1							
21	1	172216-03870	MANIFOLD, HYD.	1							
22	1	172216-04170	TUBE ASSY, VALVE	1							
23	1	172216-04710	FITTING	4							
24	1	172216-01800	O-RING								5
25	1	172216-00040	O-RING	1							5
26	1	172216-04900	TUBE, CHARGE	1							
27	1	172216-05020	HOSE	1							
28	1	172216-05280	HOSE	1							
29	1	172216-05470	PORT, TEST	1							
30	1	172216-05490	TUBE ASSY, BRAKE R	1							
31	1	172216-05500	TUBE ASSY, BRAKE L	1							
32	1	172216-05690	HOSE, MANIFOLD	1							
33	1	172216-05850	FITTING	1							
34	1	172216-06720	CLAMP	1							
35	1	172216-06820	CROSS, TEE	2							
36	1	172216-07020	HOSE	1							
37	1	172216-07030	HOSE	1							
38	1	172216-07040	HOSE	1							
39	1	172216-07050	HOSE	1							
40	1	172216-07700	FITTING	1							
41	1	172216-07840	HOSE	1							
42	1	172215-00060	O-RING	1							3
43	1	172216-08800	PUMP, TANDEM	1							6
44	1	172216-11910	MOTOR, SINGLE-SPEED	2							7
45	1	172216-06060	TUBE ASSY, PIVOT	2							8
46	1	172216-11960	TUBE ASSY, DRAIN L	1							1
47	1	172216-08910	TUBE ASSY, DRAIN, L	1							2
48	1	172216-11970	TUBE ASSY, DRAIN R	1							1
49	1	172216-08900	TUBE ASSY, DRAIN, R	1							2
50	1	172215-02700	SCREW	2							
51	1	172215-02890	SCREW	2							

Fig.26. HYDROSTATIC SYSTEM WITH DRIVE MOTORS(SINGLE-SPEED-DUAL JOYSTICK CONTROLS)

(A)=S190R

(B)=

(C)=

(D)=

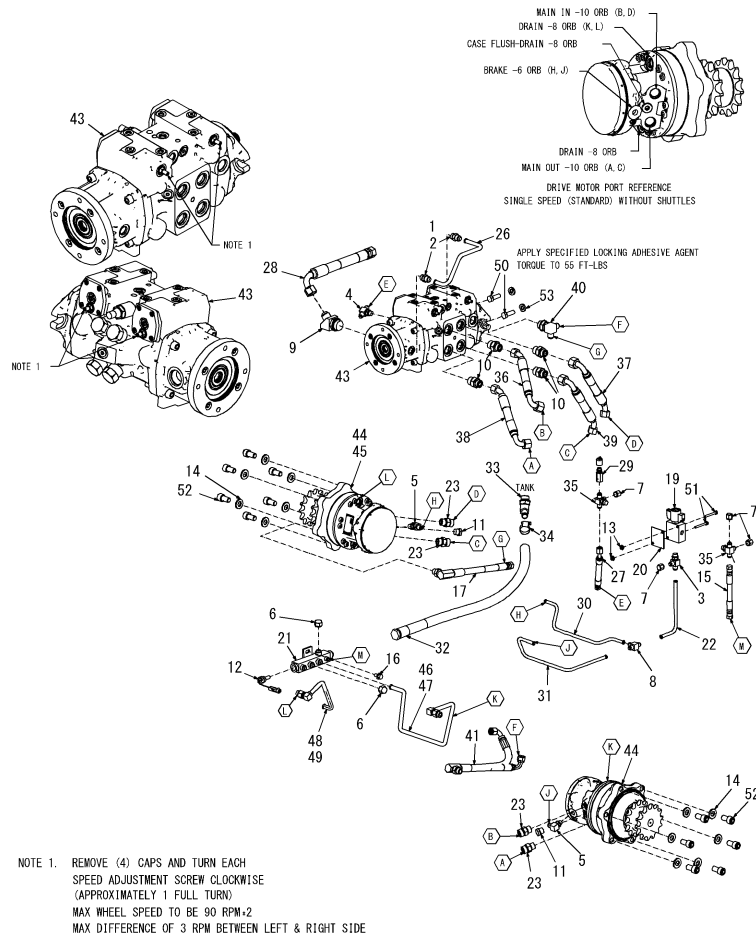
(E)=

(F)=

Qty

I R

No.	Lev.	Parts No.	Description	(A)	(B)	(C)	(D)	(E)	(F)	I	R
52	1	172216-09650	SCREW	12							
53	1	172216-11190	WASHER	2							



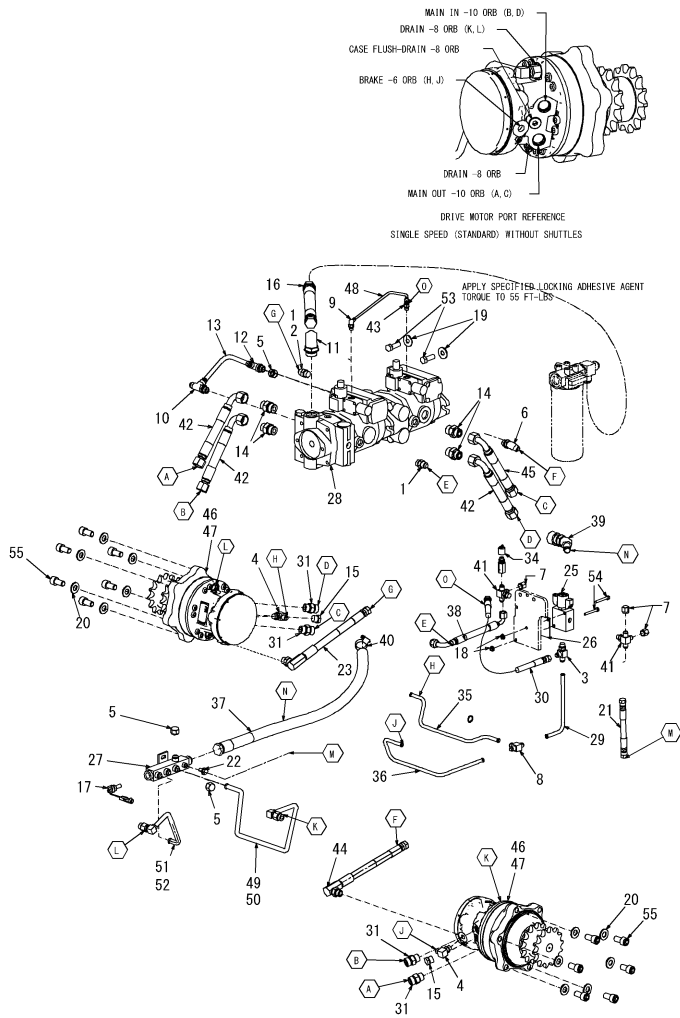
Remarks

- (1)SNXXXXXX and Up.
- (2)SNXXXXXX and Before.
- (3)Not shown in illustration.
- (4)For breakdown, see Fig.No.82.
- (5)As required.
- Not shown in illustration.
- (6)For breakdown, see Fig.No.73.
- (7)For breakdown, see Fig.No.XX.
- SNXXXXXX and Up.
- (8)For breakdown, see Fig.No.71.
- SNXXXXXX and Before.

Fig.27. HYDROSTATIC SYSTEM WITH DRIVE MOTORS(SINGLE-SPEED-HAND/FOOT AND DUAL HAND CONTRO

(A)=S190R
(B)=
(C)=

(D)=
(E)=
(F)=



Remarks

- (1)SNXXXXXX and Up.
- (2)SNXXXXXX and Before.
- (3)Not shown in illustration.
- (4)For breakdown, see Fig.No.82.
- (5)For breakdown see FigNo.76 and 77.
- (6)As required.
- Not shown in illustration.
- (7)For breakdown, see Fig.No.XX. SNXXXXXX and Up.
- (8)For breakdown, see Fig.No.71. SNXXXXXX and Before.

No.	Lev.	Parts No.	Description	(A)	(B)	(C)	(D)	(E)	(F)	Qty	I	R
1	1	172551-00040	FITTING		2							1
2	1	172551-00040	FITTING		4							2
3	1	172551-00060	FITTING		1							
4	1	172551-00220	CONNECTOR		2							
5	1	172216-00300	CAP		3							
6	1	172551-00460	FITTING		1							
7	1	172216-00380	CAP		3							
8	1	172216-00400	FITTING		1							
9	1	172215-00520	FITTING		1							
10	1	172551-00890	FITTING		1							
11	1	172551-00950	FITTING		1							
12	1	172216-00590	FITTING		1							
13	1	172216-00610	TUBE, CHARGE		1							
14	1	172216-01110	FITTING		4							
15	1	172215-00620	PLUG		2							
16	1	172216-01130	HOSE		1							
17	1	172551-01090	SWITCH,TEMPERATURE		1							
18	1	172216-01590	NUT		2							
19	1	172216-01770	WASHER		2							
20	1	172216-02040	WASHER		12							
21	1	172216-02090	HOSE		1							
22	1	172551-01810	SCREW		1							
23	1	172216-03010	HOSE		1							
24	1	172215-00060	O-RING		1							3
25	1	172216-03460	VALVE, SOLENOID		1							4
26	1	172216-03650	PLATE, SPACER		1							
27	1	172216-03870	MANIFOLD, HYD.		1							
28	1	172216-04150	PUMP, TANDEM		1							5
29	1	172216-04170	TUBE ASSY, VALVE		1							
30	1	172216-04300	HOSE		1							
31	1	172216-04710	FITTING		4							
32	1	172216-01800	O-RING		1							6
33	1	172216-00040	O-RING		1							6
34	1	172216-05470	PORT, TEST		1							
35	1	172216-05490	TUBE ASSY, BRAKE R		1							
36	1	172216-05500	TUBE ASSY, BRAKE L		1							
37	1	172216-05690	HOSE, MANIFOLD		1							
38	1	172216-05830	HOSE		1							
39	1	172216-05850	FITTING		1							
40	1	172216-06720	CLAMP		1							
41	1	172216-06820	CROSS, TEE		2							
42	1	172216-06850	HOSE, HIGH PRESSURE		3							
43	1	172216-10900	FITTING		1							
44	1	172216-07650	HOSE		1							
45	1	172216-07760	HOSE		1							
46	1	172216-11910	MOTOR, SINGLE-SPEED		2							7
47	1	172216-06060	TUBE ASSY, PIVOT		2							8
48	1	172216-10730	TUBE, TANDEM PUMP		1							
49	1	172216-11960	TUBE ASSY, DRAIN L		1							1
50	1	172216-08910	TUBE ASSY, DRAIN, L		1							2
51	1	172216-11970	TUBE ASSY, DRAIN R		1							1

Fig.27. HYDROSTATIC SYSTEM WITH DRIVE MOTORS(SINGLE-SPEED-HAND/FOOT AND DUAL HAND CONTRO

(A)=S190R

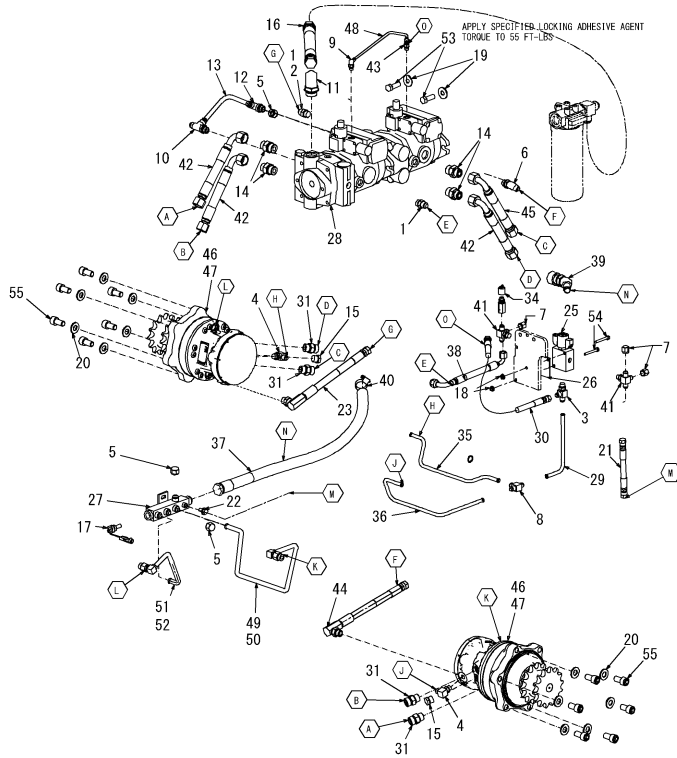
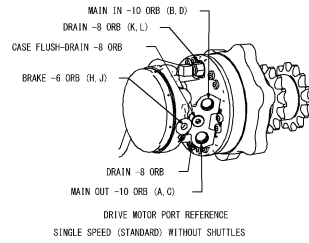
(B)=

(C)=

(D)=

(E)=

(F)=



No.	Lev.	Parts No.	Description	Qty						I	R
				(A)	(B)	(C)	(D)	(E)	(F)		
52	1	172216-08900	TUBE ASSY, DRAIN, R	1							2
53	1	172215-02700	SCREW	2							
54	1	172215-02890	SCREW	2							
55	1	172216-09650	SCREW	12							

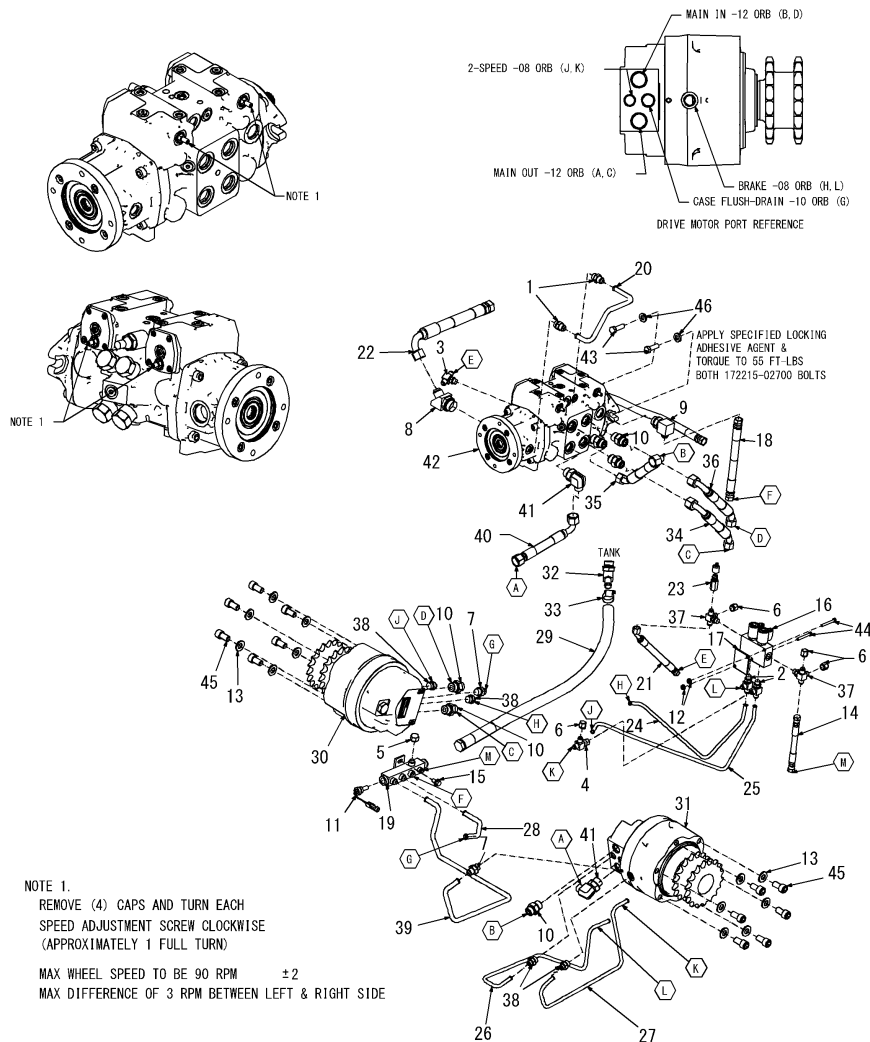
Remarks

- (1)SNXXXXXX and Up.
- (2)SNXXXXXX and Before.
- (3)Not shown in illustration.
- (4)For breakdown, see Fig.No.82.
- (5)For breakdown see FigNo.76 and 77.
- (6)As required.
- Not shown in illustration.
- (7)For breakdown, see Fig.No.XX.
- SNXXXXXX and Up.
- (8)For breakdown, see Fig.No.71.
- SNXXXXXX and Before.

Fig.28. HYDROSTATIC SYSTEM WITH DRIVE MOTORS(TWO-SPEED-DUAL JOYSTICK CONTROLS)

(A)=S190R
(B)=
(C)=

(D)=
(E)=
(F)=



No.	Lev.	Parts No.	Description	Q'ty						I	R
				(A)	(B)	(C)	(D)	(E)	(F)		
1	1	172551-00040	FITTING	2							
2	1	172551-00060	FITTING	2							
3	1	172215-00080	FITTING	1							
4	1	172551-00340	FITTING	1							
5	1	172216-00300	CAP	1							
6	1	172216-00380	CAP	4							
7	1	172551-00700	CONNECTOR	2							
8	1	172216-00560	FITTING	1							
9	1	172216-00570	FITTING	1							
10	1	172216-01110	FITTING	6							
11	1	172551-01090	SWITCH,TEMPERATURE	1							
12	1	172216-01590	NUT	2							
13	1	172216-02040	WASHER	12							
14	1	172216-02090	HOSE	1							
15	1	172551-01810	SCREW	1							
16	1	172216-03340	VALVE, DUAL SOLENOID	1							1
17	1	172216-03650	PLATE, SPACER	1							
18	1	172216-03710	HOSE	1							
19	1	172216-03870	MANIFOLD, HYD.	1							
20	1	172216-04900	TUBE, CHARGE	1							
21	1	172216-05020	HOSE	1							
22	1	172216-05280	HOSE	1							
23	1	172216-05470	PORT, TEST	1							
24	1	172216-05520	TUBE ASSY, MOTOR R	1							
25	1	172216-05530	TUBE ASSY, BRAKE R	1							
26	1	172216-05540	TUBE ASSY, MOTOR L	1							
27	1	172216-05550	TUBE ASSY, BRAKE L	1							
28	1	172216-05590	TUBE, DRAIN	1							
29	1	172216-05690	HOSE, MANIFOLD	1							
30	1	172216-05720	MOTOR, TWO-SPEED R	1							2
31	1	172216-05730	MOTOR, TWO-SPEED L	1							2
32	1	172216-05850	FITTING	1							
33	1	172216-06720	CLAMP	1							
34	1	172216-06780	HOSE	1							
35	1	172216-06790	HOSE	1							
36	1	172216-06800	HOSE	1							
37	1	172216-06820	CROSS, TEE	2							
38	1	172216-10890	FITTING	4							
39	1	172216-07410	TUBE ASSY, DRAIN R	1							
40	1	172216-07850	HOSE, HIGH PRESSURE	1							
41	1	172216-07860	FITTING	2							
42	1	172216-08800	PUMP, TANDEM	1							3
43	1	172215-02700	SCREW	2							
44	1	172215-02890	SCREW	2							
45	1	172216-09650	SCREW	12							
46	1	172216-11190	WASHER	2							

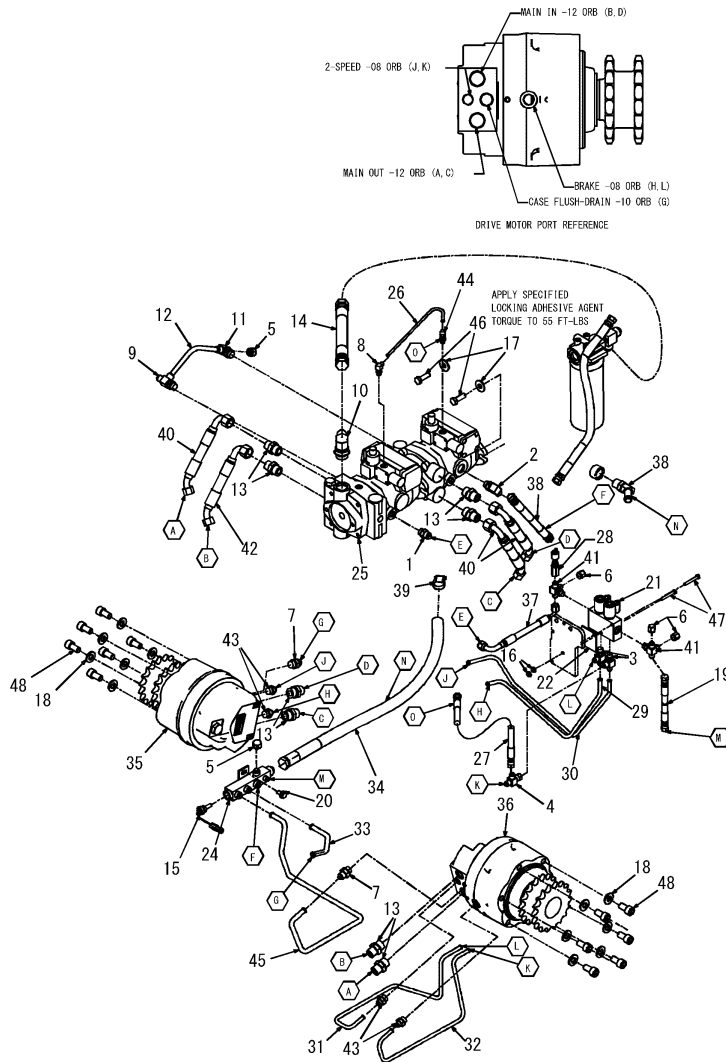
Remarks

- (1)For breakdown, see Fig.No.83.
- (2)For breakdown, see Fig.No.72.
- (3)For breakdown, see Fig.No.73.

Fig.29. HYDROSTATIC SYSTEM WITH DRIVE MOTORS(TWO-SPEED-HAND/FOOT AND DUAL HAND CONTROLS)

(A)=S190R
(B)=
(C)=

(D)=
(E)=
(F)=



No.	Lev.	Parts No.	Description	Qty						I	R
				(A)	(B)	(C)	(D)	(E)	(F)		
1	1	172551-00040	FITTING	1							
2	1	172215-00020	FITTING	1							
3	1	172551-00060	FITTING	2							
4	1	172551-00340	FITTING	1							
5	1	172216-00300	CAP	2							
6	1	172216-00380	CAP	3							
7	1	172551-00700	CONNECTOR	2							
8	1	172215-00520	FITTING	1							
9	1	172551-00890	FITTING	1							
10	1	172551-00950	FITTING	1							
11	1	172216-00590	FITTING	1							
12	1	172216-00610	TUBE, CHARGE	1							
13	1	172216-01110	FITTING	8							
14	1	172216-01130	HOSE	1							
15	1	172551-01090	SWITCH,TEMPERATURE	1							
16	1	172216-01590	NUT	2							
17	1	172216-01770	WASHER	2							
18	1	172216-02040	WASHER	12							
19	1	172216-02090	HOSE	1							
20	1	172551-01810	SCREW	1							
21	1	172216-03340	VALVE, DUAL SOLENOID	1							1
22	1	172216-03650	PLATE, SPACER	1							
23	1	172216-03710	HOSE	1							2
24	1	172216-03870	MANIFOLD, HYD.	1							
25	1	172216-04150	PUMP, TANDEM	1							3
26	1	172216-10730	TUBE, TANDEM PUMP	1							
27	1	172216-04300	HOSE	1							
28	1	172216-05470	PORT, TEST	1							
29	1	172216-05520	TUBE ASSY, MOTOR R	1							
30	1	172216-05530	TUBE ASSY, BRAKE R	1							
31	1	172216-05540	TUBE ASSY, MOTOR L	1							
32	1	172216-05550	TUBE ASSY, BRAKE L	1							
33	1	172216-05590	TUBE, DRAIN	1							
34	1	172216-05690	HOSE, MANIFOLD	1							
35	1	172216-05720	MOTOR, TWO-SPEED R	1							4
36	1	172216-05730	MOTOR, TWO-SPEED L	1							4
37	1	172216-05830	HOSE	1							
38	1	172216-05850	FITTING	1							
39	1	172216-06720	CLAMP	1							
40	1	172216-06770	HOSE	3							
41	1	172216-06820	CROSS, TEE	2							
42	1	172216-07010	HOSE	1							
43	1	172216-10890	FITTING	4							
44	1	172216-10900	FITTING	1							
45	1	172216-07410	TUBE ASSY, DRAIN R	1							
46	1	172215-02700	SCREW	2							
47	1	172215-02890	SCREW	2							
48	1	172216-09650	SCREW	12							

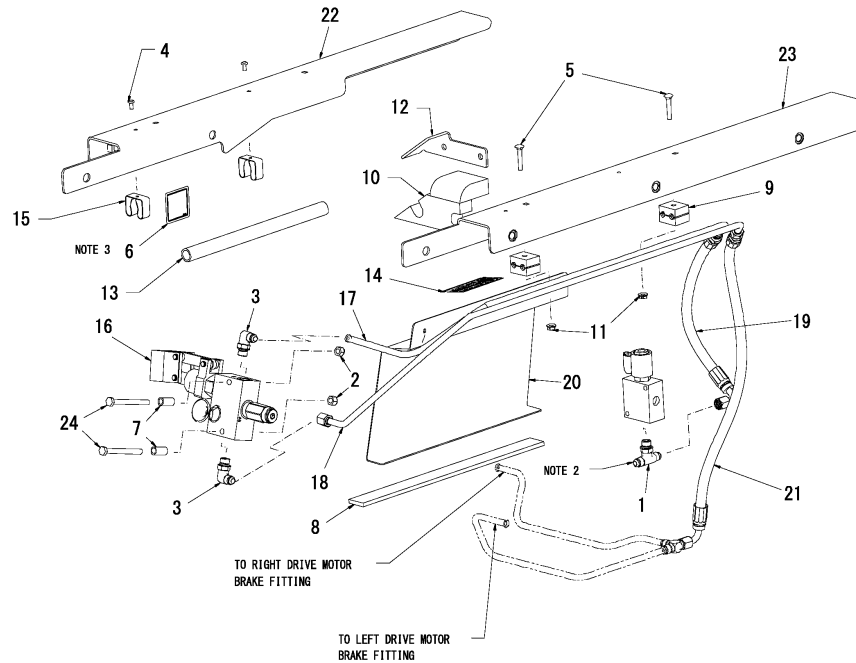
Remarks

- (1)For breakdown, see Fig.No.83.
- (2)Not shown in illustration.
- (3)For breakdown see Fig.No.76 and 77.
- (4)For breakdown, see Fig.No.72.

Fig.30. HYDROSTATIC SYSTEM WITH DRIVE MOTORS(BRAKE RELEASE ASSEMBLY-SINGLE-SPEED MODELS)

(A)=S190R
(B)=
(C)=

(D)=
(E)=
(F)=



NOTES:

1. 172216-08970 TO BE LOCATED NEAR 172216-09000
2. 172215-00080 TO BE INSTALLED INTO 172216-03460
3. 172216-03540 DECAL TO BE LOCATED ON RH INNER FILLER PANEL

No.	Lev.	Parts No.	Description	Q'ty						I	R
				(A)	(B)	(C)	(D)	(E)	(F)		
1	1	172215-00080	FITTING	1							
2	1	172551-00150	NUT	2							
3	1	172551-00220	CONNECTOR	2							
4	1	172216-00190	RIVET, BLIND	2							
5	1	172551-01650	BOLT	2							
6	1	172216-03540	LABEL, JACK	1							
7	1	172216-05050	SPACER	2							
8	1	172216-06260	STRIP, FOAM	1							
9	1	172216-06280	CLAMP	2							
10	1	172216-06830	PAD, ACOUSTIC	1							
11	1	172216-10880	NUT	2							
12	1	172216-08000	COVER, UNDER SEAT	1							
13	1	172216-08950	TUBE, HANDLE	1							
14	1	172216-08970	LABEL, PARK BRAKE	1							
15	1	172216-08990	HANDLE HOLDER CLIP	2							
16	1	172216-09000	VALVE, BRAKE RELEASE	1							1
17	1	172216-10220	TUBE, HYDRAULIC	1							
18	1	172216-10230	TUBE, HYDRAULIC	1							
19	1	172216-10240	HOSE	1							
20	1	172216-10250	COVER	1							
21	1	172216-10270	HOSE	1							
22	1	172216-10650	FILLER, ROPS RIGHT	1							
23	1	172216-10660	FILLER, ROPS LEFT	1							
24	1	172216-09390	SCREW	2							

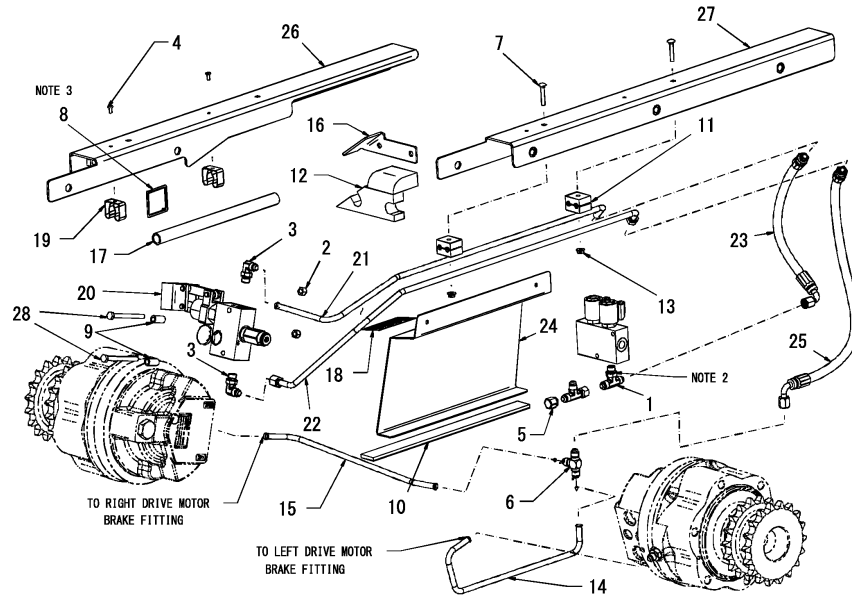
Remarks

(1)For breakdown, see Fig.No.84.

Fig.31. HYDROSTATIC SYSTEM WITH DRIVE MOTORS(BRAKE RELEASE ASSEMBLY-TWO-SPEED MODELS)

(A)=S190R
(B)=
(C)=

(D)=
(E)=
(F)=



NOTES:

1. 172216-08970 TO BE LOCATED NEAR 172216-09000
2. 172215-00080 TO BE INSTALLED INTO LEFT PORT OF MANIFOLD VALVE.
3. DECAL 172216-03540 TO BE LOCATED ON RH INNER FILLER PANEL.

No.	Lev.	Parts No.	Description	Q'ty						I	R
				(A)	(B)	(C)	(D)	(E)	(F)		
1	1	172215-00080	FITTING	1							
2	1	172551-00150	NUT	2							
3	1	172551-00220	CONNECTOR	2							
4	1	172216-00190	RIVET, BLIND	2							
5	1	172216-00380	CAP	1							
6	1	172216-00400	FITTING	1							
7	1	172551-01650	BOLT	2							
8	1	172216-03540	LABEL, JACK	1							
9	1	172216-05050	SPACER	2							
10	1	172216-06260	STRIP, FOAM	1							
11	1	172216-06280	CLAMP	2							
12	1	172216-06830	PAD, ACOUSTIC	1							
13	1	172216-10880	NUT	2							
14	1	172216-07940	TUBE, BRAKE	1							
15	1	172216-07980	TUBE, BRAKE	1							
16	1	172216-08000	COVER, UNDER SEAT	1							
17	1	172216-08950	TUBE, HANDLE	1							
18	1	172216-08970	LABEL, PARK BRAKE	1							
19	1	172216-08990	HANDLE HOLDER CLIP	2							
20	1	172216-09000	VALVE, BRAKE RELEASE	1							1
21	1	172216-10220	TUBE, HYDRAULIC	1							
22	1	172216-10230	TUBE, HYDRAULIC	1							
23	1	172216-10240	HOSE	1							
24	1	172216-10250	COVER	1							
25	1	172216-10270	HOSE	1							
26	1	172216-10650	FILLER, ROPS RIGHT	1							
27	1	172216-10660	FILLER, ROPS LEFT	1							
28	1	172216-09390	SCREW	2							

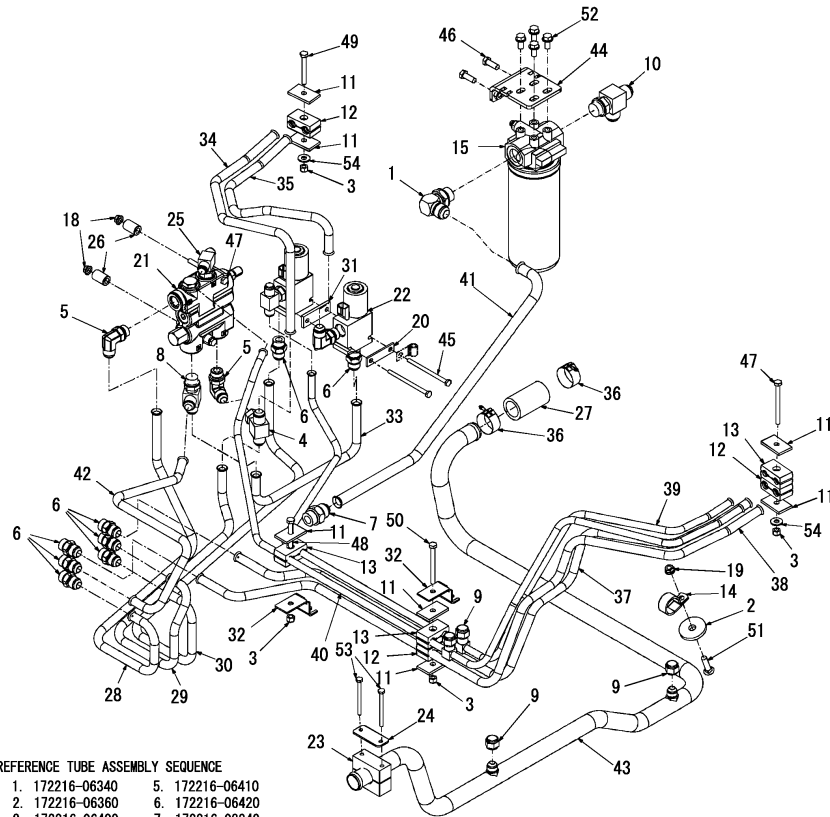
Remarks

(1)For breakdown, see Fig.No.84.

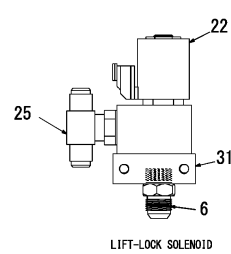
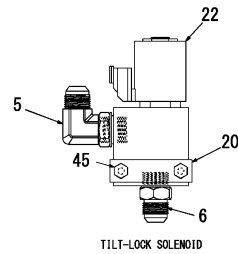
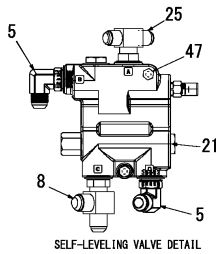
Fig.32. HYDRAULICS-CHASSIS

(A)=S190R
(B)=
(C)=

(D)=
(E)=
(F)=



- REFERENCE TUBE ASSEMBLY SEQUENCE
- | | |
|-----------------|-----------------|
| 1. 172216-06340 | 5. 172216-06410 |
| 2. 172216-06360 | 6. 172216-06420 |
| 3. 172216-06400 | 7. 172216-08940 |
| 4. 172216-06350 | 8. 172216-08980 |



No.	Lev.	Parts No.	Description	Qty						I	R
				(A)	(B)	(C)	(D)	(E)	(F)		
1	1	172551-00080	CONNECTOR	1							
2	1	172551-00130	WASHER	1							
3	1	172551-00150	NUT	4							
4	1	172215-00180	FITTING	1							
5	1	172215-00190	FITTING	3							
6	1	172551-00320	CONNECTOR	8							
7	1	172551-00330	CONNECTOR	1							
8	1	172216-00230	FITTING	1							
9	1	172216-00300	CAP	4							
10	1	172551-00490	CONNECTOR, TEE-RUN	1							
11	1	172551-00510	PLATE	7							
12	1	172215-00390	CLAMP	3							
13	1	172216-00460	CLAMP	3							
14	1	172551-00750	CLAMP	1							
15	1	172216-01190	FILTER, ASSY	1							
16	2	172216-07640	FILTER, ASSY	1							1
17	2	172551-00380	FILTER, HYDRAULIC	1							1
18	1	172551-01060	NUT	2							
19	1	172215-00700	NUT	1							
20	1	172216-01830	STRAP	1							
21	1	172551-01230	VALVE, SELF-LEVEL	1							2
22	1	172216-03450	VALVE, SOLENOID	2							3
23	1	172216-04030	CLAMP	1							
24	1	172216-04040	PLATE, TUBE CLAMP	1							
25	1	172216-05040	FITTING	2							
26	1	172216-05480	TUBE	2							
27	1	172216-05580	HOSE, SUCTION JOINT	1							
28	1	172216-06340	TUBE, LIFT	1							
29	1	172216-06350	TUBE, TILT	1							
30	1	172216-06360	TUBE, LIFT	1							
31	1	172216-06380	SPACER, SOLENOID L	1							
32	1	172216-06390	BRACKET, HARNESS	2							
33	1	172216-06400	TUBE, TILT SOLENOID	1							
34	1	172216-06410	TUBE, TILT	1							
35	1	172216-06420	TUBE, TILT	1							
36	1	172216-06760	CLAMP	2							
37	1	172216-08810	TUBE, AUXILIARY	1							
38	1	172216-08820	TUBE, AUXILIARY	1							
39	1	172216-08830	TUBE, LIFT CROSSOVER	1							
40	1	172216-08840	TUBE, LIFT CROSSOVER	1							
41	1	172216-08940	TUBE, FILTER	1							
42	1	172216-08980	TUBE, TILT	1							
43	1	172216-09090	TUBE, SUCTION	1							
44	1	172216-10440	BRACKET, FILTER	1							
45	1	172216-12510	SCREW	2							
46	1	172551-09530	SCREW	2							
47	1	172216-09340	SCREW	3							
48	1	172551-09760	SCREW	1							
49	1	172551-09800	SCREW	1							
50	1	172216-09390	SCREW	1							
51	1	172215-02920	BOLT	1							

Remarks

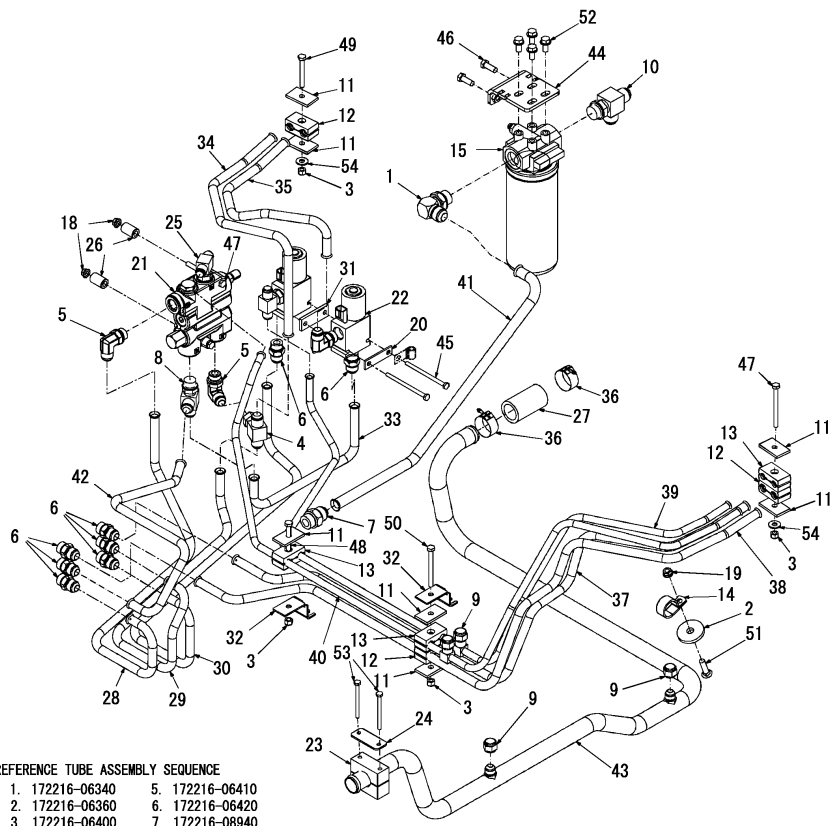
- (1)Not shown in illustration.
- (2)For breakdown, see Fig.No.80.
- (3)For breakdown, see Fig.No.81.

Fig.32. HYDRAULICS-CHASSIS

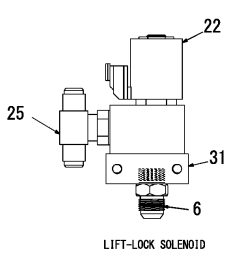
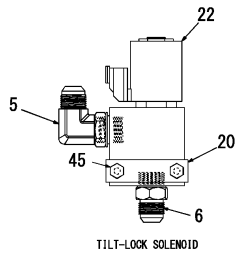
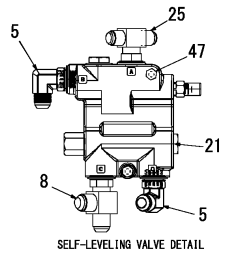
(A)=S190R
(B)=
(C)=

(D)=
(E)=
(F)=

No.	Lev.	Parts No.	Description	Qty						I	R
				(A)	(B)	(C)	(D)	(E)	(F)		
52	1	172216-09490	SCREW	4							
53	1	172216-09520	SCREW	2							
54	1	172551-10370	WASHER	2							



- REFERENCE TUBE ASSEMBLY SEQUENCE
- | | |
|-----------------|-----------------|
| 1. 172216-06340 | 5. 172216-06410 |
| 2. 172216-06360 | 6. 172216-06420 |
| 3. 172216-06400 | 7. 172216-08940 |
| 4. 172216-06350 | 8. 172216-08980 |

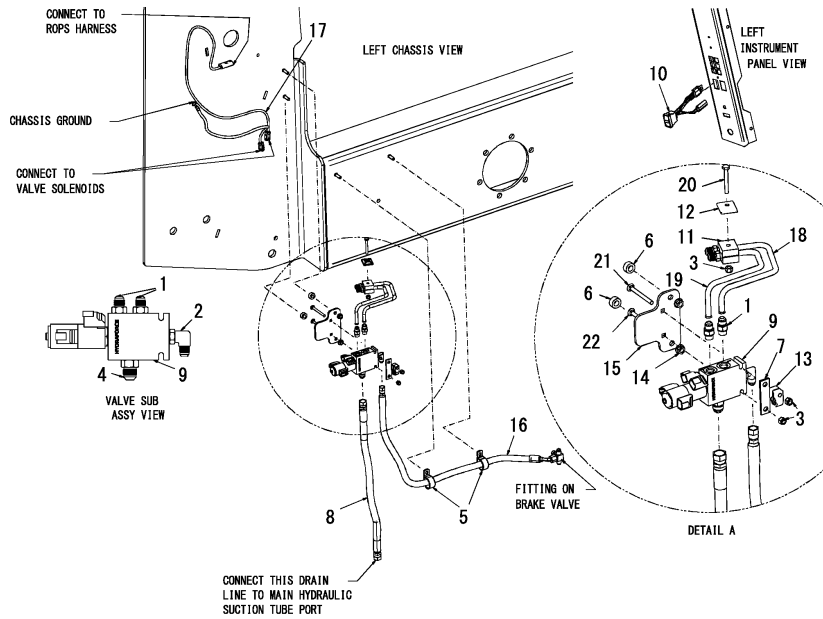


Remarks
 (1)Not shown in illustration.
 (2)For breakdown, see Fig.No.80.
 (3)For breakdown, see Fig.No.81.

Fig.33. HYDRAULICS-CHASSIS(HYDRAULIC QUICK COUPLER HYDRAULICS)

(A)=S190R
(B)=
(C)=

(D)=
(E)=
(F)=



No.	Lev.	Parts No.	Description	Q'ty						I	R
				(A)	(B)	(C)	(D)	(E)	(F)		
1	1	172551-00070	FITTING	2							
2	1	172551-00220	CONNECTOR	1							
3	1	172551-00250	NUT	3							
4	1	172215-00270	FITTING	1							
5	1	172551-00750	CLAMP	2							
6	1	172215-00530	SPACER	2							
7	1	172216-01830	STRAP	1							
8	1	172216-03710	HOSE	1							
9	1	172216-04890	VALVE, SOLENOID	1							1
10	1	172216-04920	SWITCH ASSY	1							
11	1	172216-06280	CLAMP	1							
12	1	172216-06290	PLATE	1							
13	1	172216-06520	CLAMP	1							
14	1	172215-06620	NUT	2							
15	1	172216-08790	MOUNT, SOLENOID	1							
16	1	172216-08870	HOSE	1							
17	1	172216-09120	QUICK COUPLER ASSY	1							
18	1	172216-10510	TUBE	1							
19	1	172216-10520	TUBE	1							
20	1	172215-02890	SCREW	1							
21	1	172216-09530	BOLT	1							
22	1	172551-10280	BOLT	1							

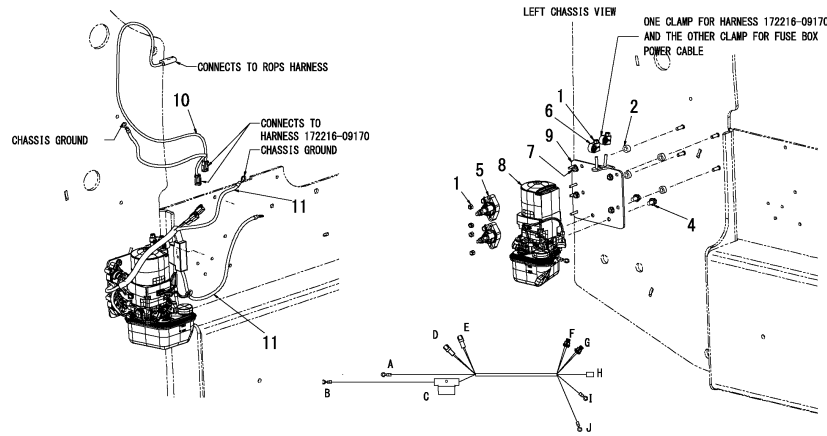
Remarks

(1)For breakdown, see Fig.No.81.

Fig.34. HYDRAULICS-CHASSIS(COLD WEATHER(OPTION) HYDRAULIC QUICK COUPLER HYDRAULICS)

(A)=S190R
(B)=
(C)=

(D)=
(E)=
(F)=



- HARNESS 172216-09170 COLOR
- A. CHASSIS GROUND..... BLACK
 - B. BATTERY POS BATTERY POST..... RED
 - C. MAXIFUSE HOLDER WITH 60 AMP FUSE
 - D. CONNECTS TO HARNESS 172216-09120.... RED/BLACK
 - E. CONNECTS TO HARNESS 172216-09120.... WHITE/BLACK
 - F. INSERT ONTO TOP SOLENOID..... RED/BLACK
 - G. INSERT ONTO BOTTOM SOLENOID..... WHITE/BLACK
 - H. CONNECT TO PUMP 172216-08300 GROUND WIRE.. BLACK
 - I. CONNECT TO TOP SOLENOID..... RED
 - J. CONNECT TO BOTTOM SOLENOID..... RED

- PUMP 172216-08300
- BLUE WIRE CONNECT TO BOTTOM SOLENOID.
 - GREEN WIRE CONNECT TO TOP SOLENOID.
 - BLACK WIRE CONNECT TO HARNESS 172216-09170.

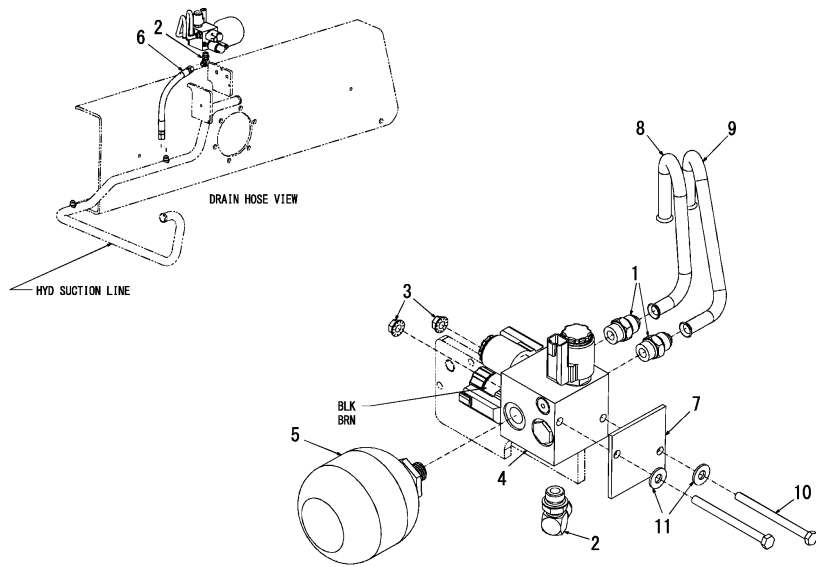
No.	Lev.	Parts No.	Description	Qty						I	R
				(A)	(B)	(C)	(D)	(E)	(F)		
1	1	172551-00250	NUT	6							
2	1	172215-00530	SPACER	4							
3	1	172215-00850	FITTING	2							1
4	1	172551-01810	SCREW	2							
5	1	172216-06000	SOLENOID	2							
6	1	172216-06520	CLAMP	2							
7	1	172215-06620	NUT	4							
8	1	172216-08300	PUMP	1							2
9	1	172216-08780	PLATE	1							
10	1	172216-09120	QUICK COUPLER ASSY	1							
11	1	172216-09170	HARNESS, POWER UNIT	1							
12	1	172216-04920	SWITCH ASSY	1							

Remarks
 (1)Not shown in illustration.
 (2)For breakdown, see Fig.No.92.
 Reservoir takes 0.8 U.S. Quarts
 (0,75 L) of Mobil ATF Dexron III
 fluid.

Fig.35. HYDRAULICS-CHASSIS(RIDE CONTROL HYDRAULICS)

(A)=S190R
(B)=
(C)=

(D)=
(E)=
(F)=



No.	Lev.	Parts No.	Description	Q'ty						I	R
				(A)	(B)	(C)	(D)	(E)	(F)		
1	1	172551-00040	FITTING	2							
2	1	172215-00020	FITTING	1							
3	1	172551-01060	NUT	2							
4	1	172551-02090	MANIFOLD, RIDE CNTRL	1							1
5	1	172551-02130	ACCUMULATOR	1							
6	1	172216-03710	HOSE	1							
7	1	172216-03850	PLATE, SPACER	1							
8	1	172216-08850	TUBE, RIDE CONTROL	1							
9	1	172216-08860	TUBE, RIDE CONTROL	1							
10	1	172216-09420	SCREW	2							
11	1	172551-10370	WASHER	2							

Remarks

(1)For breakdown, see Fig.No.91.

Fig.36. HYDRAULICS-AUXILIARY HYDRAULICS(DUAL JOYSTICK CONTROLS-STANDARD HYDRAULICS)

(A)=S190R

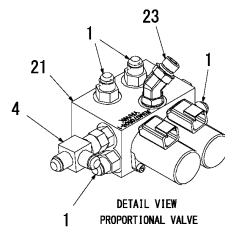
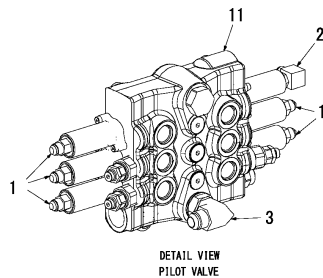
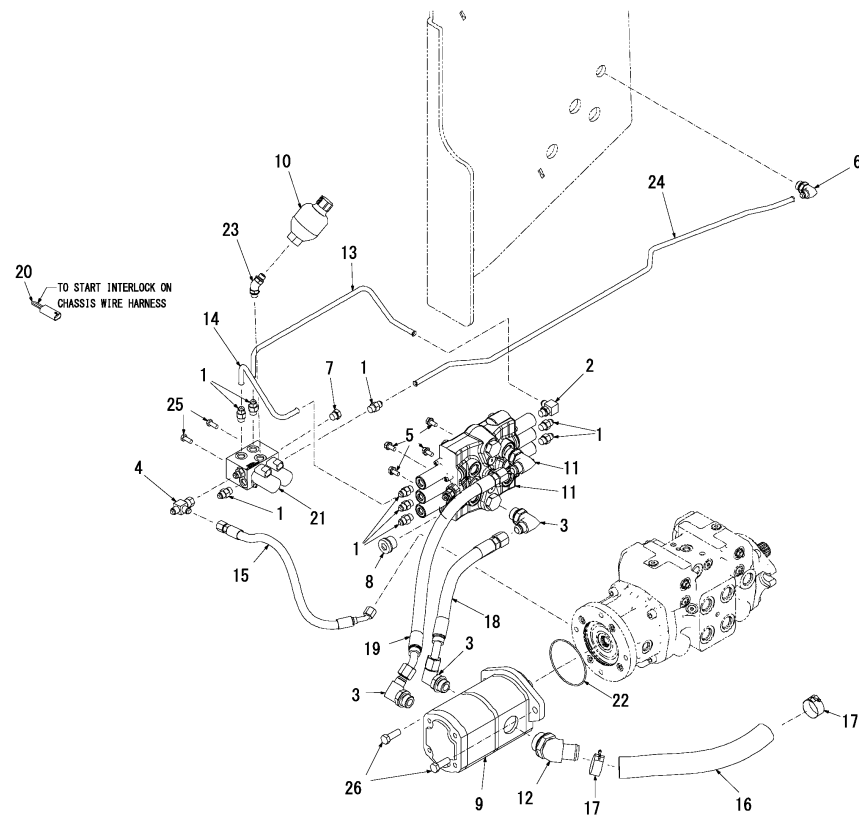
(B)=

(C)=

(D)=

(E)=

(F)=



No.	Lev.	Parts No.	Description	Q'ty						I	R
				(A)	(B)	(C)	(D)	(E)	(F)		
1	1	172551-00070	FITTING	9							
2	1	172551-00220	CONNECTOR	1							
3	1	172215-00260	FITTING	4							
4	1	172551-00340	FITTING	1							
5	1	172216-00290	SCREW	4							
6	1	172216-00500	FITTING	1							
7	1	172551-00960	PLUG	1							
8	1	172551-01040	PLUG	1							
9	1	172216-01270	PUMP, GEAR	1							1
10	1	172216-04540	ACCUMULATOR	1							
11	1	172216-05450	VALVE, CONTROL	1							2
12	1	172551-02520	FITTING	1							
13	1	172216-06490	TUBE, HYDRAULIC	1							
14	1	172216-06500	TUBE, HYDRAULIC	1							
15	1	172216-06600	HOSE	1							
16	1	172216-06610	HOSE	1							
17	1	172216-06760	CLAMP	2							
18	1	172216-07090	HOSE	1							
19	1	172216-07100	HOSE	1							
20	1	172216-07480	JUMPER, INTERLOCK	1							
21	1	172216-08370	VALVE, PROPORTIONAL	1							3
22	1	172216-08390	O-RING	1							
23	1	172216-09020	FITTING	1							
24	1	172216-10390	TUBE, BANK TO TANK	1							
25	1	172551-09510	SCREW	2							
26	1	172216-10750	SCREW	2							
27	1	172215-03310	WASHER	2							4

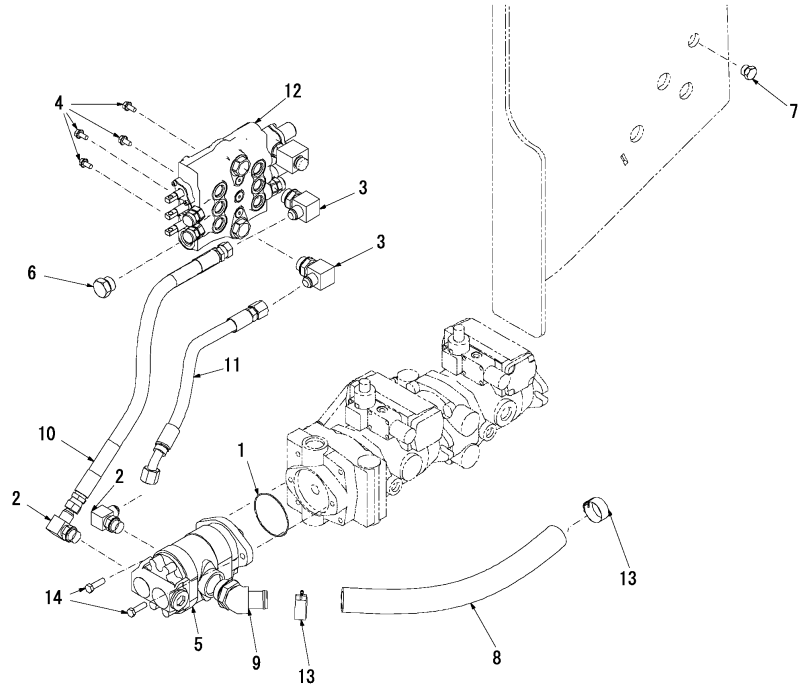
Remarks

- (1) For breakdown, see Fig.No.78.
- (2) For breakdown, see Fig.No.85.
- (3) 2 banks.
- For breakdown, see Fig.No.89.
- (4) Not shown in illustration.

Fig.37. HYDRAULICS-AUXILIARY HYDRAULICS(DUAL HAND AND HAND/FOOT CONTROLS)

(A)=S190R
(B)=
(C)=

(D)=
(E)=
(F)=



No.	Lev.	Parts No.	Description	Q'ty						I	R
				(A)	(B)	(C)	(D)	(E)	(F)		
1	1	172216-00120	O-RING	1							
2	1	172215-00190	FITTING	2							
3	1	172215-00260	FITTING	2							
4	1	172216-00290	SCREW	4							
5	1	172216-00920	PUMP, GEAR	1							1
6	1	172551-01040	PLUG	1							
7	1	172215-00620	PLUG	1							
8	1	172216-05680	HOSE, SUCTION PUMP	1							
9	1	172551-02520	FITTING	1							
10	1	172216-06450	HOSE	1							
11	1	172216-06620	HOSE	1							
12	1	172216-06660	VALVE, CONTROL	1							2
13	1	172216-06760	CLAMP	2							
14	1	172551-09540	SCREW	2							

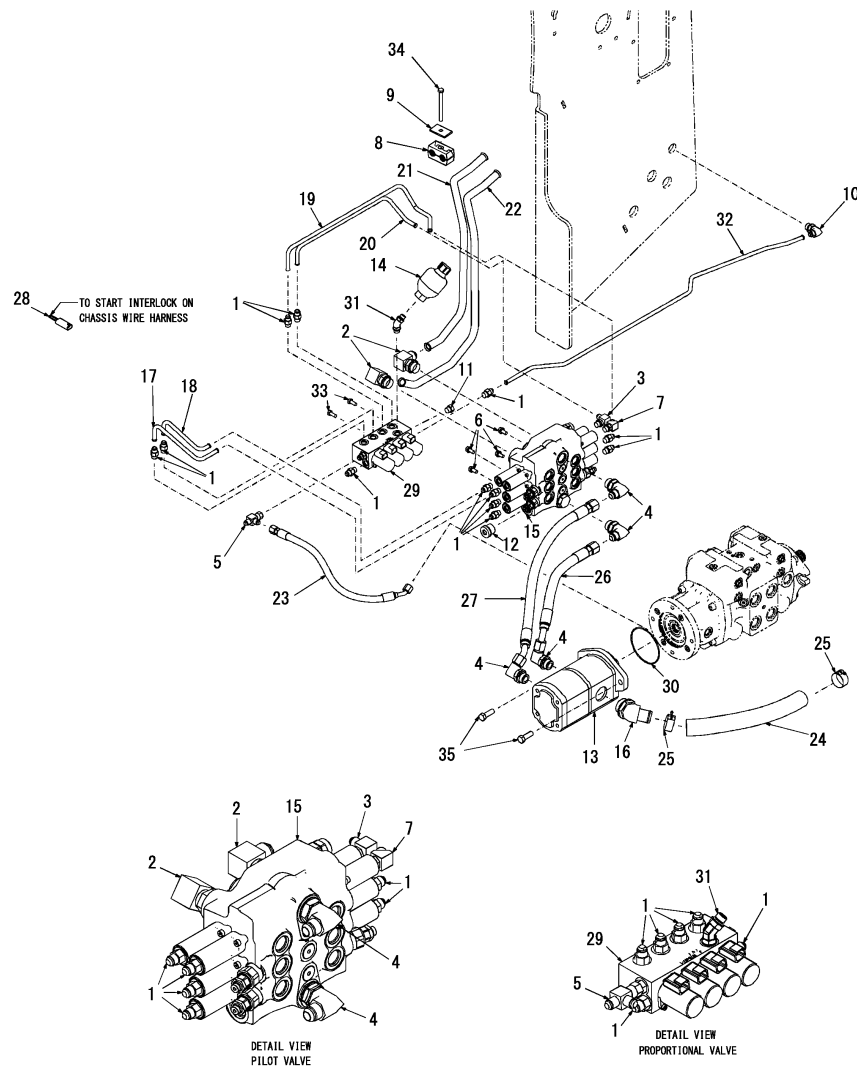
Remarks

- (1) For breakdown, see Fig.No.79.
- (2) For breakdown, see Fig.No.88.

Fig.38. HYDRAULICS-AUXILIARY HYDRAULICS(DUAL JOYSTICK CONTROLS-HIGH-FLOW OPTION)

(A)=S190R
(B)=
(C)=

(D)=
(E)=
(F)=



No.	Lev.	Parts No.	Description	Q'ty						I	R
				(A)	(B)	(C)	(D)	(E)	(F)		
1	1	172551-00070	FITTING	12							
2	1	172551-00080	CONNECTOR	2							
3	1	172551-00220	CONNECTOR	1							
4	1	172215-00260	FITTING	4							
5	1	172551-00340	FITTING	1							
6	1	172216-00290	SCREW	4							
7	1	172551-00480	FITTING	1							
8	1	172551-00500	CLAMP	1							
9	1	172551-00510	PLATE	1							
10	1	172216-00500	FITTING	1							
11	1	172551-00960	PLUG	1							
12	1	172551-01040	PLUG	1							
13	1	172216-01270	PUMP, GEAR	1							1
14	1	172216-04540	ACCUMULATOR	1							
15	1	172216-05460	VALVE, CONTROL	1							2
16	1	172551-02520	FITTING	1							
17	1	172216-05770	TUBE, HYDRAULIC	1							
18	1	172216-05780	TUBE, HYDRAULIC	1							
19	1	172216-05790	TUBE, HYDRAULIC	1							
20	1	172216-05800	TUBE, HYDRAULIC	1							
21	1	172216-06430	TUBE, HIGH FLOW	1							
22	1	172216-06440	TUBE, HIGH FLOW	1							
23	1	172216-06600	HOSE	1							
24	1	172216-06610	HOSE	1							
25	1	172216-06760	CLAMP	2							
26	1	172216-07090	HOSE	1							
27	1	172216-07100	HOSE	1							
28	1	172216-07480	JUMPER, INTERLOCK	1							
29	1	172216-08380	VALVE, PROPORTIONAL	1							3
30	1	172216-08390	O-RING	1							
31	1	172216-09020	FITTING	1							
32	1	172216-10390	TUBE, BANK TO TANK	1							
33	1	172551-09510	SCREW	2							
34	1	172551-09790	SCREW	1							
35	1	172216-10750	SCREW	2							
36	1	172215-03310	WASHER	2							4

Remarks

- (1)For breakdown, see Fig.No.78.
- (2)For breakdown, see Fig.No.86.
- (3)4 banks.
- For breakdown, see Fig.No.90.
- (4)Not shown in illustration.

Fig.39. HYDRAULICS-AUXILIARY HYDRAULICS(DUAL HAND AND HAND/FOOT CONTROLS-HIGH-FLOW OPTIO

(A)=S190R

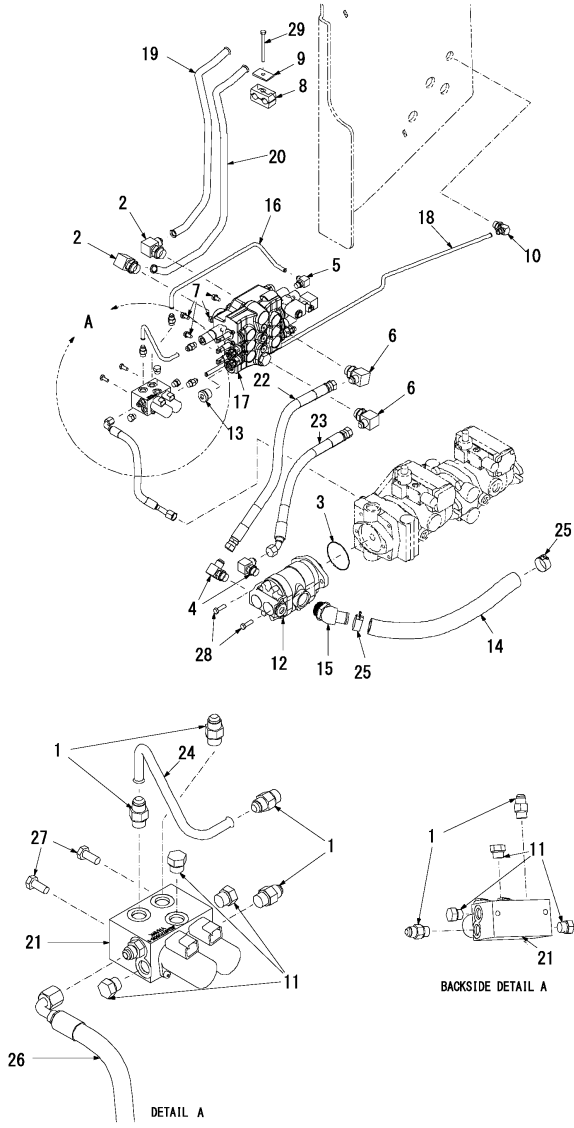
(B)=

(C)=

(D)=

(E)=

(F)=



No.	Lev.	Parts No.	Description	Q'ty						I	R
				(A)	(B)	(C)	(D)	(E)	(F)		
1	1	172551-00070	FITTING	4							
2	1	172551-00080	CONNECTOR	2							
3	1	172216-00120	O-RING	1							
4	1	172215-00190	FITTING	2							
5	1	172551-00220	CONNECTOR	1							
6	1	172215-00260	FITTING	2							
7	1	172216-00290	SCREW	4							
8	1	172551-00500	CLAMP	1							
9	1	172551-00510	PLATE	1							
10	1	172216-00500	FITTING	1							
11	1	172551-00960	PLUG	3							
12	1	172216-00920	PUMP, GEAR	1							1
13	1	172551-01040	PLUG	1							
14	1	172216-05680	HOSE, SUCTION PUMP	1							
15	1	172551-02520	FITTING	1							
16	1	172216-05800	TUBE, HYDRAULIC	1							
17	1	172216-05810	VALVE, MANUALCONTROL	1							2
18	1	172216-10390	TUBE, BANK TO TANK	1							
19	1	172216-06430	TUBE, HIGH FLOW	1							
20	1	172216-06440	TUBE, HIGH FLOW	1							
21	1	172216-08370	VALVE, PROPORTIONAL	1							3
22	1	172216-06450	HOSE	1							
23	1	172216-06620	HOSE	1							
24	1	172216-06510	TUBE, HYDRAULIC	1							
25	1	172216-06760	CLAMP	2							
26	1	172216-07130	HOSE	1							
27	1	172551-09510	SCREW	2							
28	1	172551-09540	SCREW	2							
29	1	172551-09790	SCREW	1							

Remarks

(1)For breakdown, see Fig.No.79.

(2)For breakdown, see Fig.No.87.

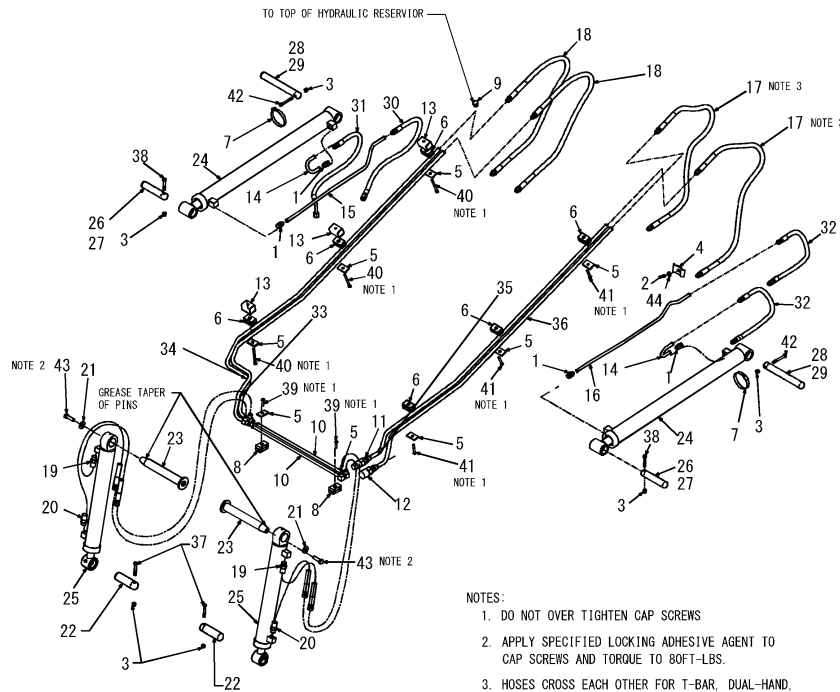
(3)2 banks.

For breakdown, see Fig.No.89.

Fig.40. HYDRAULICS-LIFT ARM

(A)=S190R
(B)=
(C)=

(D)=
(E)=
(F)=

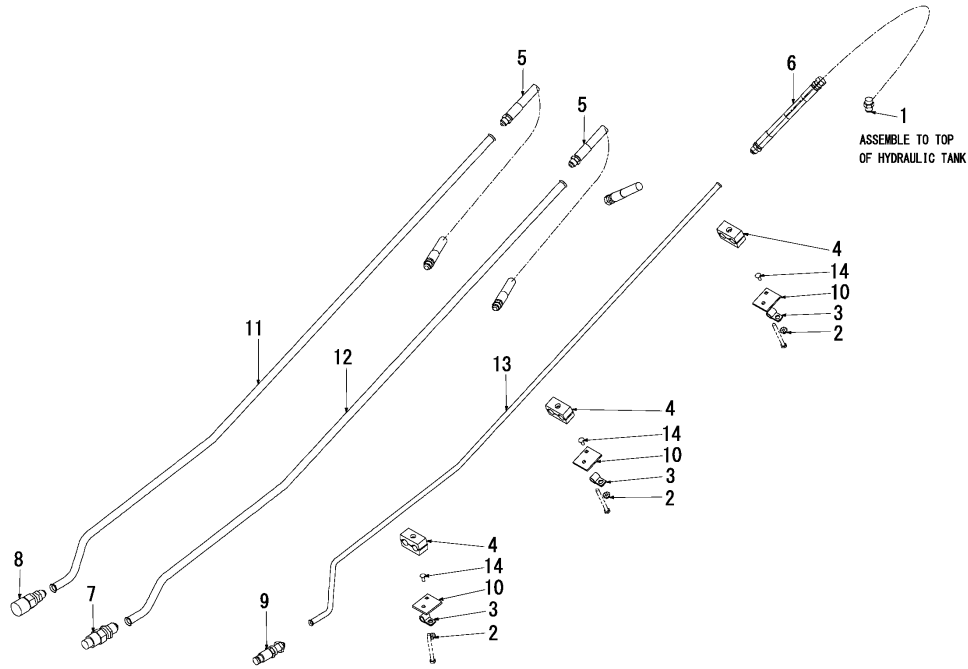


- NOTES:
 1. DO NOT OVER TIGHTEN CAP SCREWS
 2. APPLY SPECIFIED LOCKING ADHESIVE AGENT TO CAP SCREWS AND TORQUE TO 80FT-LBS.
 3. HOSES CROSS EACH OTHER FOR T-BAR, DUAL-HAND, T-JOY, AND JOYSTICK CONTROLS. HOSES DO NOT CROSS FOR HAND-FOOT CONTROLS

No.	Lev.	Parts No.	Description	Qty						I	R
				(A)	(B)	(C)	(D)	(E)	(F)		
1	1	172551-00040	FITTING	4							
2	1	172551-00150	NUT	1							
3	1	172551-00180	NUT	6							
4	1	172216-00260	CLAMP	1							
5	1	172551-00510	PLATE	8							
6	1	172215-00390	CLAMP	6							
7	1	172551-00630	CLAMP	2							
8	1	172216-00460	CLAMP	2							
9	1	172215-00620	PLUG	1							
10	1	172216-01140	TUBE, TILT	2							
11	1	172216-01220	COUPLER, MALE	1							
12	1	172216-01230	COUPLER, FEMALE	1							
13	1	172216-01260	SPACER, TILT TUBE	3							
14	1	172216-01540	TUBE, LIFT CYLINDER	2							
15	1	172216-01550	TUBE, LIFT CYLINDER R	1							
16	1	172216-01560	TUBE, LIFT CYLINDER L	1							
17	1	172216-01620	HOSE	2							
18	1	172216-01630	HOSE	2							
19	1	172216-01710	HOSE	2							1
20	1	172216-07870	HOSE	2							1
21	1	172216-01770	WASHER	2							
22	1	172216-01810	PIN	2							
23	1	172216-01820	PIN, TILT CYLINDER	2							
24	1	172216-02790	CYLINDER, LIFT	2							2
25	1	172216-03040	CYLINDER, TILT	2							3
26	1	172216-04470	PIN, GREASELESS	2							
27	1	172216-01570	PIN, GREASEABLE	2							4
28	1	172216-04530	PIN, GREASELESS	2							
29	1	172216-01580	PIN, GREASEABLE	2							4
30	1	172216-07060	HOSE	1							
31	1	172216-07070	HOSE	1							
32	1	172216-07080	HOSE	2							
33	1	172216-08060	TUBE, TILT INNER	1							
34	1	172216-08070	TUBE, TILT OUTER	1							
35	1	172216-08080	TUBE, LIFT ARM AUX.	1							
36	1	172216-08090	TUBE, LIFT ARM AUX.	1							
37	1	172551-09550	SCREW	2							
38	1	172551-09580	SCREW	2							
39	1	172551-09600	SCREW	2							
40	1	172216-09340	SCREW	3							
41	1	172551-09620	SCREW	3							
42	1	172215-02950	SCREW	2							
43	1	172216-09570	SCREW	2							
44	1	172551-10370	WASHER	1							

Remarks
 (1)With protective sleeve.
 (2)For breakdown, see Fig.No.67.
 (3)For breakdown, see Fig.No.68.
 (4)Pin that takes a grease zerk (172551-09410) and requires lubricating grease for maintenance.

Fig.41. HYDRAULICS-LIFT ARM(HIGH-FLOW OPTION)



(A)=S190R
(B)=
(C)=

(D)=
(E)=
(F)=

No.	Lev.	Parts No.	Description	Q'ty						I	R
				(A)	(B)	(C)	(D)	(E)	(F)		
1	1	172551-00040	FITTING	1							
2	1	172551-00230	NUT	3							
3	1	172215-00340	CLAMP	3							
4	1	172551-00500	CLAMP	3							
5	1	172216-01090	HOSE	2							
6	1	172216-01100	HOSE	1							
7	1	172216-01150	COUPLER, MALE	1							
8	1	172216-01160	COUPLER, FEMALE	1							
9	1	172551-01080	COUPLER	1							
10	1	172216-01280	BAR	3							
11	1	172216-08030	TUBE, H-FLOW, OUTER	1							
12	1	172216-08040	TUBE, H-FLOW, INNER	1							
13	1	172216-08050	TUBE, DRAIN	1							
14	1	172551-09830	BOLT	3							

Fig.42. CONTROLS-WHEEL DRIVES(DUAL JOYSTICK CONTROLS)

(A)=S190R

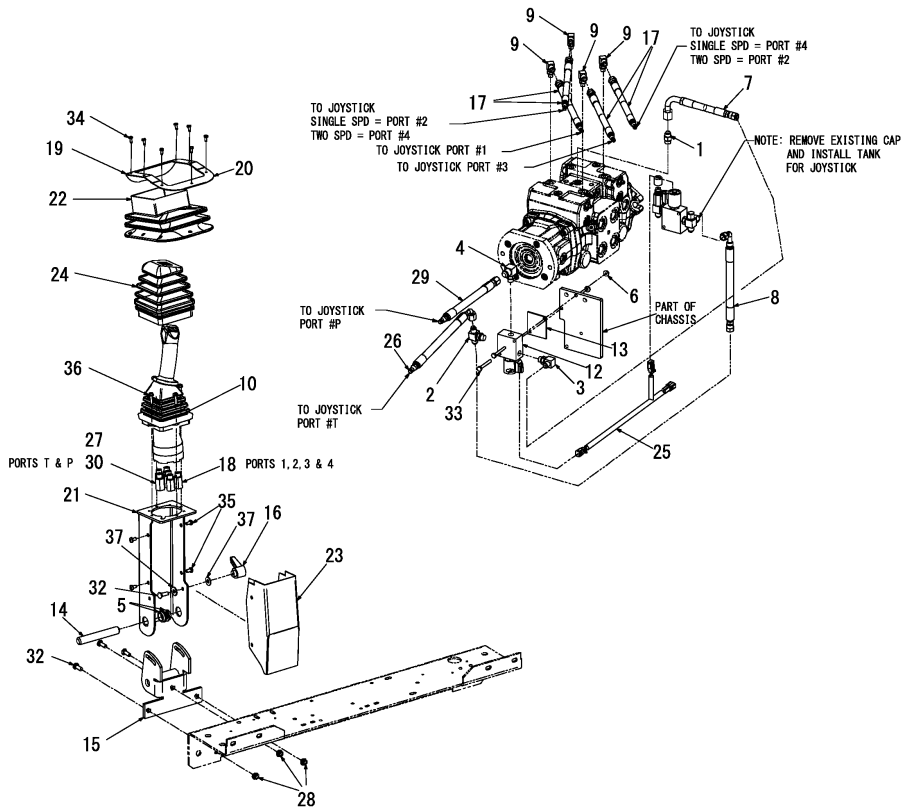
(B)=

(C)=

(D)=

(E)=

(F)=



No.	Lev.	Parts No.	Description	Q'ty						I	R
				(A)	(B)	(C)	(D)	(E)	(F)		
1	1	172551-00070	FITTING	1							
2	1	172215-00080	FITTING	1							
3	1	172551-00220	CONNECTOR	1							
4	1	172215-00540	FITTING	1							
5	1	172216-00900	BUSHING, PIVOT	2							
6	1	172216-01590	NUT	2							
7	1	172216-06070	HOSE	1							
8	1	172216-02390	HOSE	1							
9	1	172215-00850	FITTING	4							
10	1	172216-03290	JOYSTICK, DRIVE	1							
11	1	172216-02920	GRIP	1							1
12	1	172216-03460	VALVE, SOLENOID	1							
13	1	172216-03650	PLATE, SPACER	1							
14	1	172216-04450	PIN, TILT CONSOLE	1							
15	1	172216-04480	MOUNT, TOWER	1							
16	1	172216-04490	HANDLE, RATCHET	1							
17	1	172216-04630	HOSE	4							
18	2	172216-04590	ADAPTOR	4							
19	1	172216-04650	FLANGE, JOYSTICK	1							
20	1	172216-04660	FLANGE, JOYSTICK R	1							
21	1	172216-04730	STAND, JOYSTICK	1							
22	1	172216-04970	BOOT, JOYSTICK LEFT	1							
23	1	172216-04980	COVER, CONSOLE	1							
24	1	172216-05000	BOOT, JOYSTICK	1							
25	1	172216-05010	HARNES, VALVE	1							
26	1	172216-05070	HOSE	1							
27	2	172216-04600	ADAPTOR	1							
28	1	172215-06620	NUT	3							
29	1	172216-07770	HOSE	1							
30	2	172216-04600	ADAPTOR	1							
31	1	172215-02680	SCREW SET	1							1
32	1	172215-02820	BOLT	4							
33	1	172215-02890	SCREW	2							
34	1	172551-10110	SCREW	7							
35	1	172216-09690	SCREW	4							
36	1	172216-09710	SCREW	4							
37	1	172551-10370	WASHER	2							

Remarks

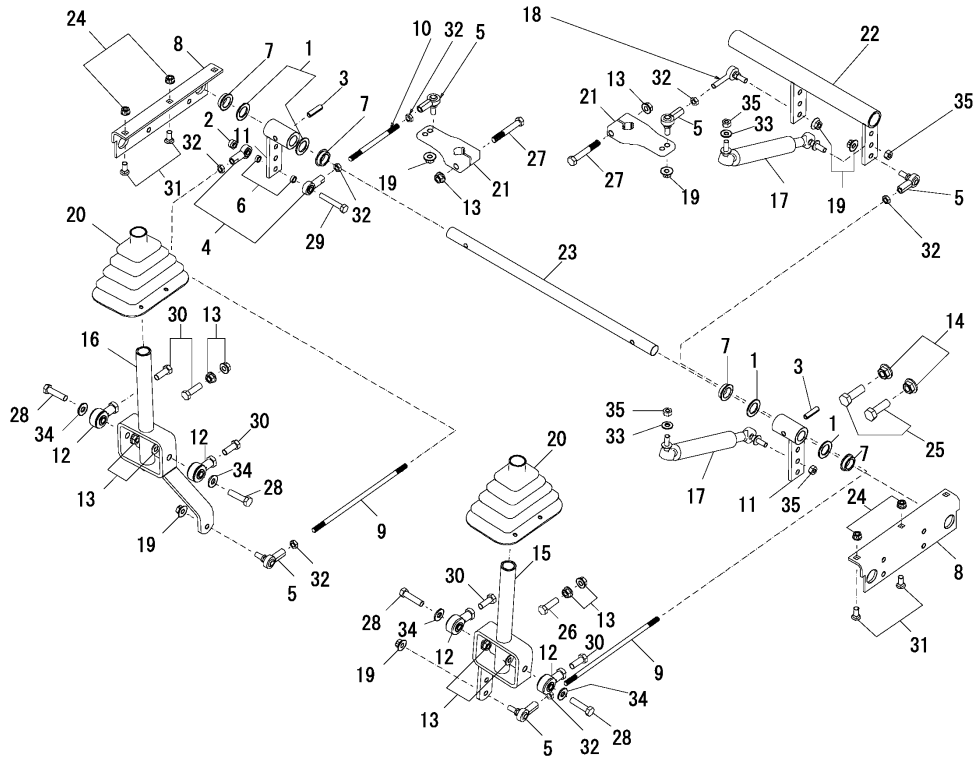
(1)Not shown in illustration.

N:Old $\begin{matrix} \leftarrow \text{Yes} \\ \text{No} \end{matrix}$ New, Q:Old $\begin{matrix} \leftarrow \text{No} \\ \text{Yes} \end{matrix}$ New, R:Old $\begin{matrix} \leftarrow \text{Yes} \\ \text{Yes} \end{matrix}$ New, S:Old $\begin{matrix} \leftarrow \text{No} \\ \text{No} \end{matrix}$ New, W:Add, Z:Discontinued, F:Interchangeable by set, K:Q'ty Change

Fig.43. CONTROLS-WHEEL DRIVES(DUAL HAND AND HAND/FOOT CONTROLS)

(A)=S190R
(B)=
(C)=

(D)=
(E)=
(F)=

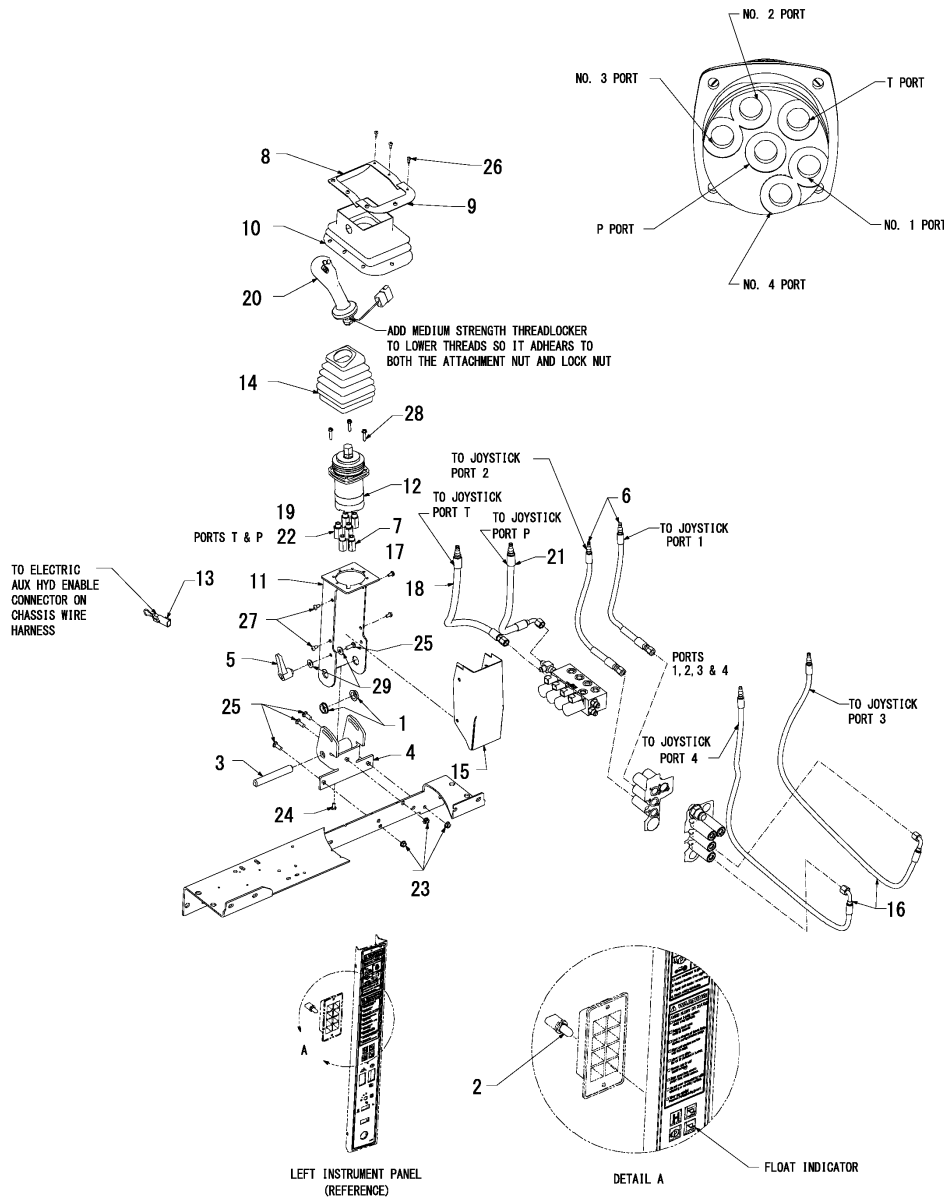


No.	Lev.	Parts No.	Description	Q'ty						I	R
				(A)	(B)	(C)	(D)	(E)	(F)		
1	1	172216-00070	WASHER	4							
2	1	172551-00150	NUT	1							
3	1	172216-00280	PIN, ROLL	2							
4	1	172216-00350	ROD END, FEMALE	2							
5	1	172216-00370	ROD END, FEMALE	5							
6	1	172216-00800	SPACER	2							
7	1	172216-00900	BUSHING, PIVOT	4							
8	1	172216-01490	BRACKET, PIVOT	2							
9	1	172216-01500	ROD	2							
10	1	172216-01510	ROD	1							
11	1	172216-01610	ARM, ASSY	2							
12	1	172215-00690	ROD END, ELASTOMERIC	4							
13	1	172215-00700	NUT	10							
14	1	172215-00710	NUT	2							
15	1	172216-01780	LEVER ASSY, LEFT	1							
16	1	172216-01790	LEVER ASSY, RIGHT	1							
17	1	172216-01840	DEVICE, CENTERING	2							
18	1	172216-02050	ROD END, ELASTOMERIC	1							
19	1	172216-04220	NUT	6							
20	1	172216-04550	BOOT	2							
21	1	172216-04680	CONTROL ARM, PUMP	2							
22	1	172216-05700	TUBE ASSY, PIVOT	1							
23	1	172216-05710	SHAFT, PIVOT	1							
24	1	172551-02760	NUT	4							
25	1	172215-02700	SCREW	2							
26	1	172551-09540	SCREW	2							
27	1	172551-09550	SCREW	2							
28	1	172216-09320	SCREW	4							
29	1	172551-09620	SCREW	1							
30	1	172216-09360	SCREW	4							
31	1	172551-09720	BOLT	4							
32	1	172216-09790	NUT	7							
33	1	172551-10360	WASHER	2							
34	1	172551-10370	WASHER	4							
35	1	172551-10440	NUT	4							

Fig.44. CONTROLS-LIFT/TILT(DUAL JOYSTICK CONTROLS)

(A)=S190R
(B)=
(C)=

(D)=
(E)=
(F)=

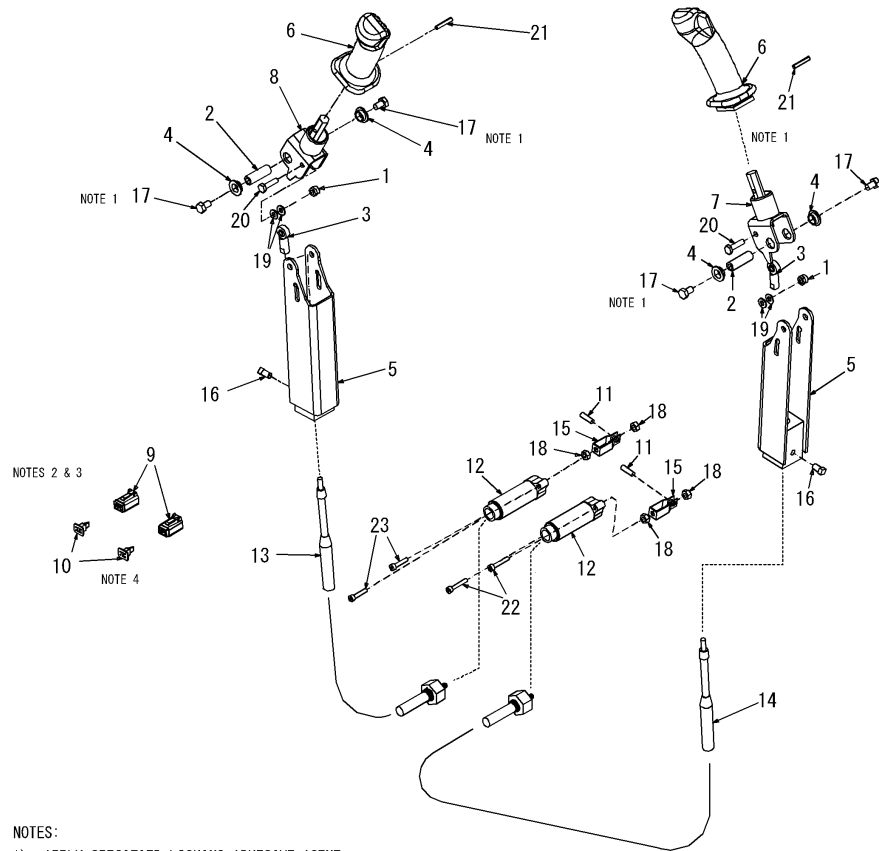


No.	Lev.	Parts No.	Description	Q'ty						I	R
				(A)	(B)	(C)	(D)	(E)	(F)		
1	1	172216-00900	BUSHING, PIVOT	2							
2	1	172215-00580	BULB, LAMP	1							
3	1	172216-04450	PIN, TILT CONSOLE	1							
4	1	172216-04480	MOUNT, TOWER	1							
5	1	172216-04490	HANDLE, RATCHET	1							
6	1	172216-04640	HOSE	2							
7	2	172216-04590	ADAPTOR	2							
8	1	172216-04650	FLANGE, JOYSTICK	1							
9	1	172216-04660	FLANGE, JOYSTICK R	1							
10	1	172216-04690	BOOT, JOYSTICK	1							
11	1	172216-04730	STAND, JOYSTICK	1							
12	1	172216-04830	JOYSTICK	1							
13	1	172216-04930	ADAPTOR	1							
14	1	172216-04950	BOOT, JOYSTICK	1							
15	1	172216-04980	COVER, CONSOLE	1							
16	1	172216-07160	HOSE	2							
17	2	172216-04590	ADAPTOR	2							
18	1	172216-05060	HOSE	1							
19	2	172216-04600	ADAPTOR	1							
20	1	172216-06310	GRIP	1							
21	1	172216-05060	HOSE	1							
22	2	172216-04600	ADAPTOR	1							
23	1	172215-06620	NUT	3							
24	1	172215-02680	SCREW SET	1							
25	1	172215-02820	BOLT	4							
26	1	172551-10110	SCREW	7							
27	1	172216-09690	SCREW	4							
28	1	172216-09710	SCREW	3							
29	1	172551-10370	WASHER	2							

Fig.45. CONTROLS-LIFT/TILT(DUAL HAND CONTROLS)

(A)=S190R
(B)=
(C)=

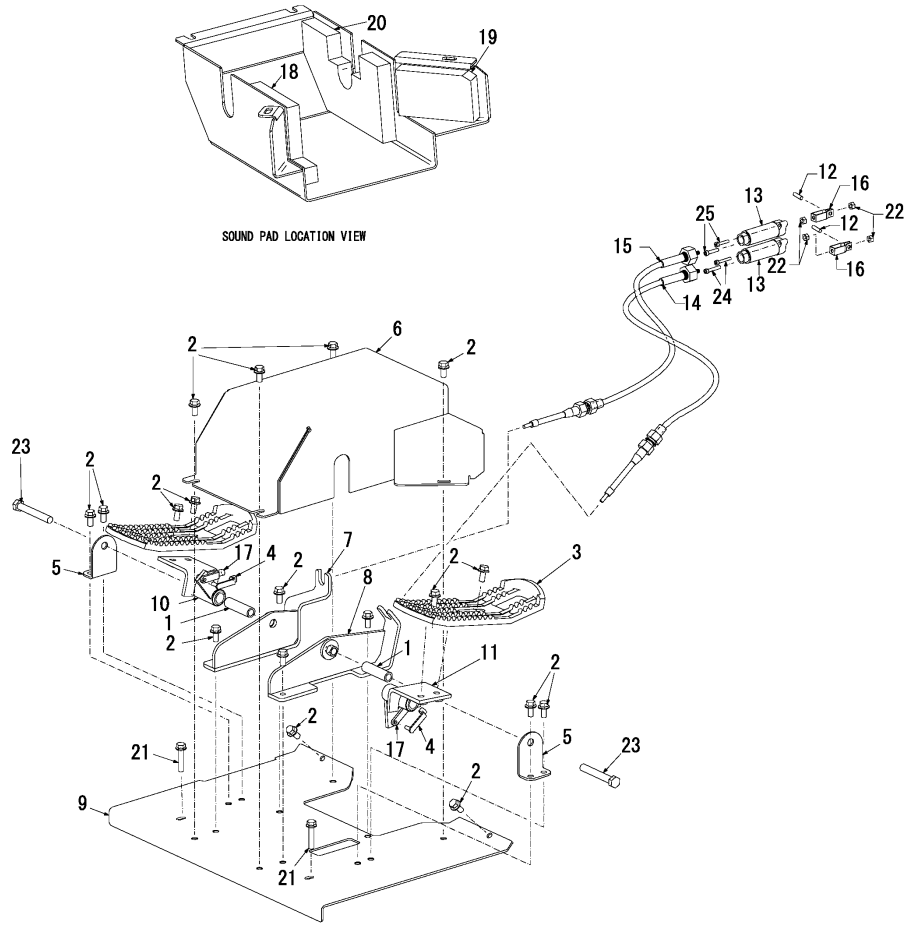
(D)=
(E)=
(F)=



- NOTES:
- 1) APPLY SPECIFIED LOCKING ADHESIVE AGENT
 - 2) ROUTE ELECTRICAL WIRES BEFORE INSTALLING TERMINALS INTO CONNECTORS
 - 3) INSERT RED WIRE INTO PIN LOCATION 1, GRAY INTO 2, BLUE INTO 3, AND BLACK INTO 4
 - 4) INSERT WEDGE AFTER ALL TERMINALS ARE INSTALLED

No.	Lev.	Parts No.	Description	Q'ty						I	R
				(A)	(B)	(C)	(D)	(E)	(F)		
1	1	172551-00250	NUT	2							
2	1	172216-01350	PIVOT, SPACER	2							
3	1	172215-00660	ROD END, FEMALE	2							
4	1	172216-01370	BEARING, FLANGED	4							
5	1	172216-02070	HANDLE, LOWER	2							
6	1	172216-02920	GRIP	2							
7	1	172216-02960	MOUNT, GRIP LEFT	1							
8	1	172216-03510	MOUNT, GRIP RIGHT	1							
9	1	172216-03520	PLUG, 4-PIN	2							
10	1	172216-03530	WEDGE, 4-PIN	2							
11	1	172216-06650	PIN	2							
12	1	172216-06860	BONNET	2							
13	1	172216-06870	CABLE DUAL HAND TILT	1							
14	1	172216-06880	CABLE DUAL HAND LIFT	1							
15	1	172216-06980	CLEVIS, CABLE	2							
16	1	172216-09280	SCREW, SET	2							
17	1	172551-09500	SCREW	4							
18	1	172216-09330	NUT	4							
19	1	172551-09640	WASHER	4							
20	1	172551-09880	SCREW	2							
21	1	172216-09610	PIN, ROLL	2							
22	1	172216-09750	SCREW	2							
23	1	172216-09760	SCREW	2							

Fig.46. CONTROLS-LIFT/TILT(HAND/FOOT CONTROLS)

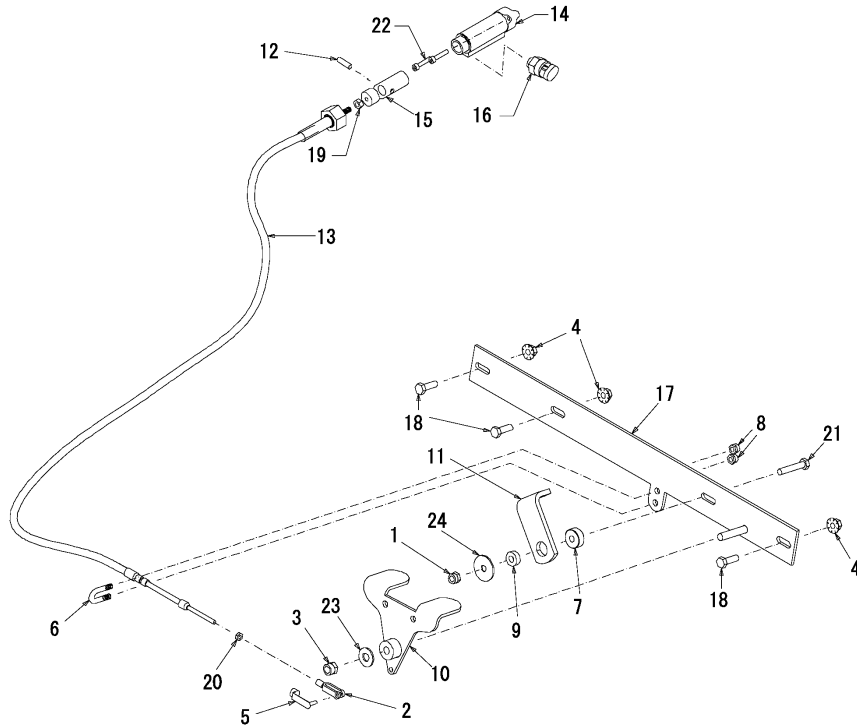


(A)=S190R
(B)=
(C)=

(D)=
(E)=
(F)=

No.	Lev.	Parts No.	Description	Q'ty						I	R
				(A)	(B)	(C)	(D)	(E)	(F)		
1	1	172215-04370	BUSHING	2							
2	1	172551-00440	SCREW	18							
3	1	172215-04530	PEDAL, FOOT	2							
4	1	172216-05260	PIN, SPRING CLEVIS	2							
5	1	172216-05610	PLATE, FOOT SUPPORT	2							
6	1	172216-05620	COVER, LINKAGE	1							
7	1	172216-05630	SUPPORT, RIGHT	1							
8	1	172216-05640	SUPPORT, LEFT	1							
9	1	172216-05650	SUBFLOOR	1							
10	1	172216-05660	PIVOT, PEDAL RIGHT	1							
11	1	172216-05670	PIVOT, PEDAL LEFT	1							
12	1	172216-06650	PIN	2							
13	1	172216-06860	BONNET	2							
14	1	172216-06910	CABLE, LIFT	1							
15	1	172216-06920	CABLE, TILT	1							
16	1	172216-06980	CLEVIS, CABLE	2							
17	1	172215-06450	CLEVIS	2							
18	1	172216-07730	PAD, ACOUSTIC RIGHT	1							
19	1	172216-07740	PAD, ACOUSTIC LEFT	1							
20	1	172216-07750	PAD, ACOUSTIC LEFT	1							
21	1	172216-10930	SCREW	2							
22	1	172216-09330	NUT	4							
23	1	172215-02870	SCREW	2							
24	1	172216-09750	SCREW	2							
25	1	172216-09760	SCREW	2							

Fig.47. CONTROLS-AUXILIARY HYDRAULICS(DUAL HAND CONTROLS)

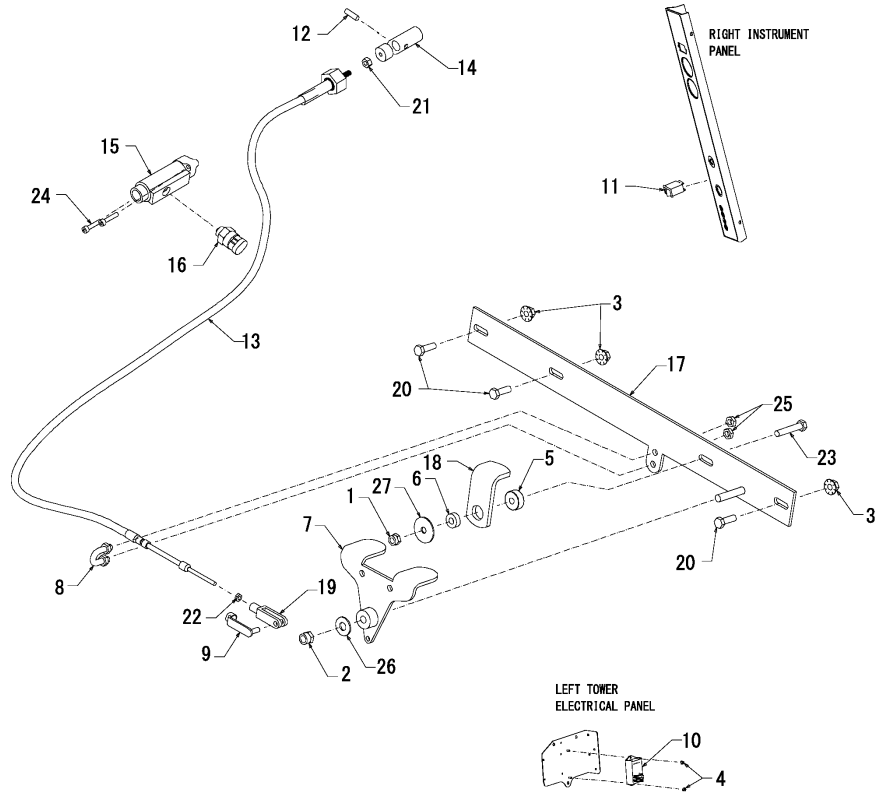


(A)=S190R
(B)=
(C)=

(D)=
(E)=
(F)=

No.	Lev.	Parts No.	Description	Q'ty						I	R
				(A)	(B)	(C)	(D)	(E)	(F)		
1	1	172551-00150	NUT	1							
2	1	172215-06450	CLEVIS	1							
3	1	172551-00180	NUT	1							
4	1	172551-00240	NUT	3							
5	1	172216-05260	PIN, SPRING CLEVIS	1							
6	1	172216-02380	BOLT	1							
7	1	172216-00420	JOURNAL, PIVOT	1							
8	1	172216-00510	NUT	2							
9	1	172216-00820	BUSHING	1							
10	1	172216-07970	AUX ASSY, PEDAL	1							
11	1	172216-08930	BAR, PEDAL STOP	1							
12	1	172216-06650	PIN	1							
13	1	172216-06890	CABLE, AUXILIARY	1							
14	1	172216-06930	BRACKET, VALVE	1							
15	1	172216-06940	VALVE KIT, CABLE END	1							
16	1	172216-06990	SWITCH, DX	1							
17	1	172216-07000	SUPPORT ASSY, PEDAL	1							
18	1	172215-02720	SCREW	3							
19	1	172216-09330	NUT	1							
20	1	172216-09330	NUT	1							
21	1	172551-09730	SCREW	1							
22	1	172216-09760	SCREW	2							
23	1	172551-10380	WASHER	1							
24	1	172216-11130	WASHER	1							

Fig.48. CONTROLS-AUXILIARY HYDRAULICS(DUAL HAND CONTROLS-HIGH-FLOW OPTION)

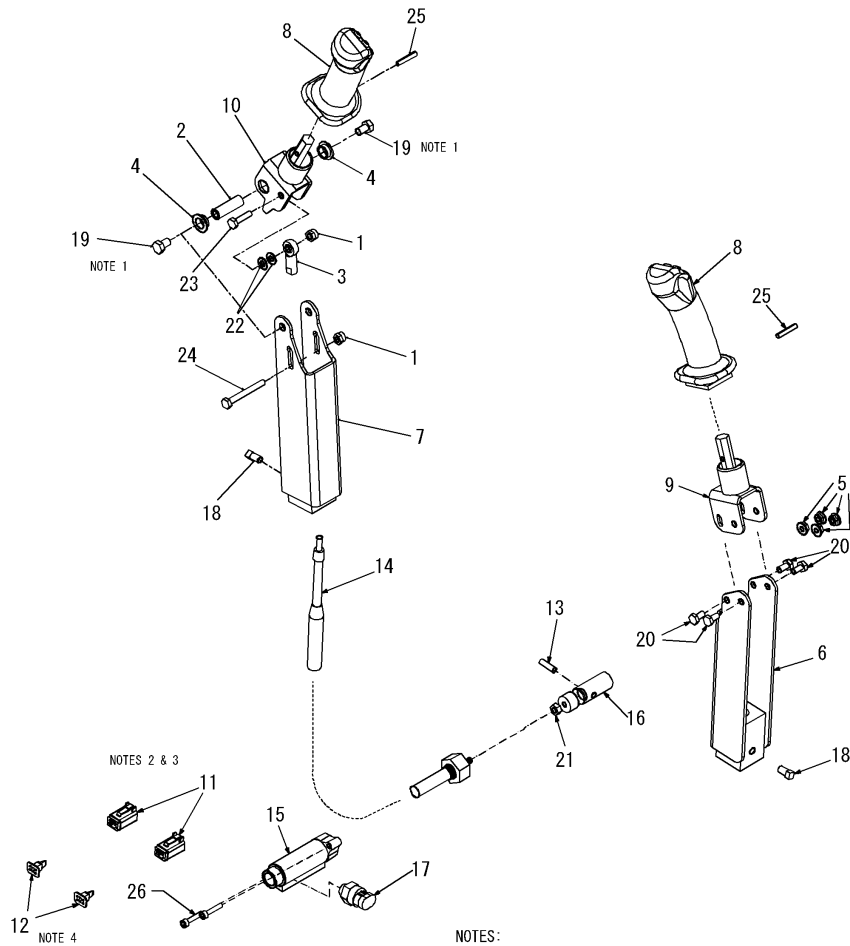


(A)=S190R
(B)=
(C)=

(D)=
(E)=
(F)=

No.	Lev.	Parts No.	Description	Q'ty						I	R
				(A)	(B)	(C)	(D)	(E)	(F)		
1	1	172551-00150	NUT	1							
2	1	172551-00180	NUT	1							
3	1	172551-00240	NUT	3							
4	1	172551-01590	FLANGE	2							
5	1	172216-08100	SPACER	1							
6	1	172216-00820	BUSHING	1							
7	1	172216-07970	AUX ASSY, PEDAL	1							
8	1	172216-02380	BOLT	1							
9	1	172216-05260	PIN, SPRING CLEVIS	1							
10	1	172216-06020	MODULE, HIGH FLOW	1							
11	1	172216-06300	SWITCH, HIGH FLOW	1							
12	1	172216-06650	PIN	1							
13	1	172216-06890	CABLE, AUXILIARY	1							
14	1	172216-06940	VALVE KIT, CABLE END	1							
15	1	172216-06950	BRACKET, VALVE	1							
16	1	172216-06990	SWITCH, DX	1							
17	1	172216-07000	SUPPORT ASSY, PEDAL	1							
18	1	172216-08930	BAR, PEDAL STOP	1							
19	1	172215-06450	CLEVIS	1							
20	1	172215-02720	SCREW	3							
21	1	172216-09330	NUT	1							
22	1	172216-09330	NUT	1							
23	1	172551-09730	SCREW	1							
24	1	172216-09760	SCREW	2							
25	1	172216-00510	NUT	2							
26	1	172551-10380	WASHER	1							
27	1	172216-11130	WASHER	1							

Fig.49. CONTROLS-AUXILIARY HYDRAULICS(HAND/FOOT CONTROLS)



NOTES:

- 1) APPLY SPECIFIED LOCKING ADHESIVE AGENT
- 2) ROUTE ELECTRICAL WIRES BEFORE INSTALLING TERMINALS INTO CONNECTORS
- 3) INSERT RED WIRE INTO PIN LOCATION 1, GRAY INTO 2, BLUE INTO 3, AND BLACK INTO 4
- 4) INSERT WEDGE AFTER ALL TERMINALS ARE INSTALLED

(A)=S190R
(B)=
(C)=

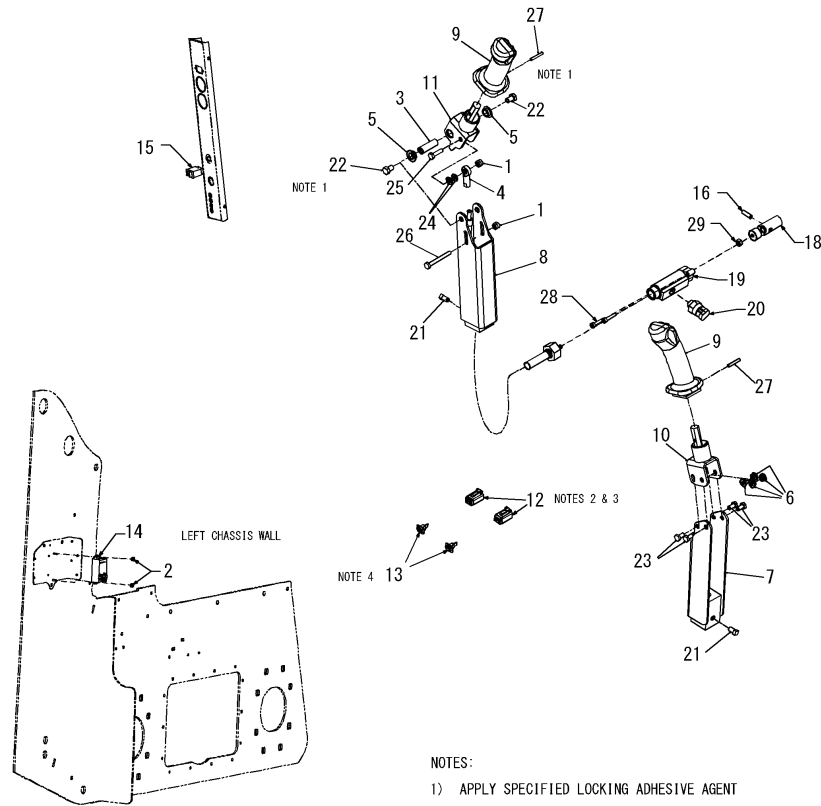
(D)=
(E)=
(F)=

No.	Lev.	Parts No.	Description	Qty						I	R
				(A)	(B)	(C)	(D)	(E)	(F)		
1	1	172551-00250	NUT	2							
2	1	172216-01350	PIVOT, SPACER	1							
3	1	172215-00660	ROD END, FEMALE	1							
4	1	172216-01370	BEARING, FLANGED	2							
5	1	172216-01590	NUT	4							
6	1	172216-02060	HANDLE, LOWER	1							
7	1	172216-02070	HANDLE, LOWER	1							
8	1	172216-02920	GRIP	2							
9	1	172216-02970	MOUNT, GRIP LEFT	1							
10	1	172216-03510	MOUNT, GRIP RIGHT	1							
11	1	172216-03520	PLUG, 4-PIN	2							
12	1	172216-03530	WEDGE, 4-PIN	2							
13	1	172216-06650	PIN	1							
14	1	172216-06900	CABLE, AUXILIARY	1							
15	1	172216-06930	BRACKET, VALVE	1							
16	1	172216-06940	VALVE KIT, CABLE END	1							
17	1	172216-06990	SWITCH, DX	1							
18	1	172216-09280	SCREW, SET	2							
19	1	172551-09500	SCREW	2							
20	1	172551-09590	SCREW	4							
21	1	172216-09330	NUT	1							
22	1	172551-09640	WASHER	2							
23	1	172551-09880	SCREW	1							
24	1	172216-09440	SCREW	1							
25	1	172216-09610	PIN, ROLL	2							
26	1	172216-09760	SCREW	2							

Fig.50. CONTROLS-AUXILIARY HYDRAULICS(HAND/FOOT CONTROLS-HIGH-FLOW OPTION)

(A)=S190R
(B)=
(C)=

(D)=
(E)=
(F)=



NOTES:

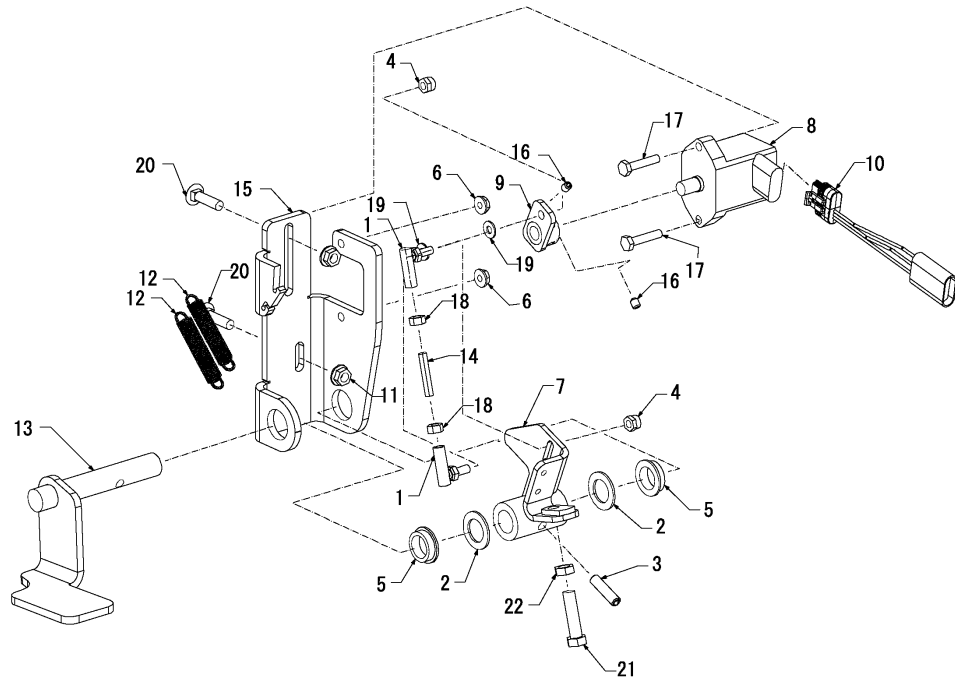
- 1) APPLY SPECIFIED LOCKING ADHESIVE AGENT
- 2) ROUTE ELECTRICAL WIRES BEFORE INSTALLING TERMINALS INTO CONNECTORS
- 3) INSERT RED WIRE INTO PIN LOCATION 1, GRAY INTO 2, BLUE INTO 3, AND BLACK INTO 4
- 4) INSERT WEDGE AFTER ALL TERMINALS ARE INSTALLED

No.	Lev.	Parts No.	Description	Q'ty						I	R
				(A)	(B)	(C)	(D)	(E)	(F)		
1	1	172551-00250	NUT	2							
2	1	172551-01590	FLANGE	2							
3	1	172216-01350	PIVOT, SPACER	1							
4	1	172215-00660	ROD END, FEMALE	1							
5	1	172216-01370	BEARING, FLANGED	2							
6	1	172216-01590	NUT	4							
7	1	172216-02060	HANDLE, LOWER	1							
8	1	172216-02070	HANDLE, LOWER	1							
9	1	172216-02920	GRIP	2							
10	1	172216-02970	MOUNT, GRIP LEFT	1							
11	1	172216-03510	MOUNT, GRIP RIGHT	1							
12	1	172216-03520	PLUG, 4-PIN	2							
13	1	172216-03530	WEDGE, 4-PIN	2							
14	1	172216-06020	MODULE, HIGH FLOW	1							
15	1	172216-06300	SWITCH, HIGH FLOW	1							
16	1	172216-06650	PIN	1							
17	1	172216-06900	CABLE, AUXILIARY	1							1
18	1	172216-06940	VALVE KIT, CABLE END	1							
19	1	172216-06950	BRACKET, VALVE	1							
20	1	172216-06990	SWITCH, DX	1							
21	1	172216-09280	SCREW, SET	2							
22	1	172551-09500	SCREW	2							
23	1	172551-09590	SCREW	4							
24	1	172551-09640	WASHER	2							
25	1	172551-09880	SCREW	1							
26	1	172216-09440	SCREW	1							
27	1	172216-09610	PIN, ROLL	2							
28	1	172216-09760	SCREW	2							
29	1	172216-09330	NUT	1							

Remarks

(1)Not shown in illustration.

Fig.51. CONTROLS-ENGINE(DUAL HAND AND DUAL JOYSTICK CONTROLS)



(A)=S190R
(B)=
(C)=

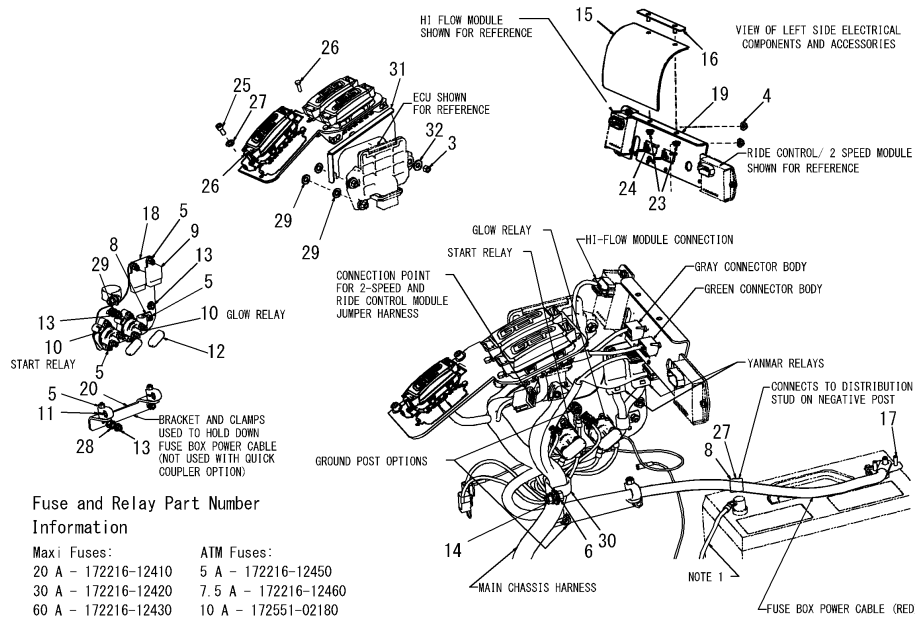
(D)=
(E)=
(F)=

No.	Lev.	Parts No.	Description	Q'ty						I	R
				(A)	(B)	(C)	(D)	(E)	(F)		
1	1	172216-00020	JOINT, BALL	2							
2	1	172216-00070	WASHER	2							
3	1	172216-00280	PIN, ROLL	1							
4	1	172216-00540	NUT	2							
5	1	172216-00900	BUSHING, PIVOT	2							
6	1	172216-01590	NUT	2							
7	1	172216-06540	BRACKET, THROTTLE	1							
8	1	172216-06960	SENSOR, THROTTLE	1							
9	1	172216-06970	LINK, THROTTLE	1							
10	1	172216-07120	HARNESS, THROTTLE	1							
11	1	172215-06620	NUT	2							
12	1	172216-07990	SPRING	2							
13	1	172216-08700	PEDAL, THROTTLE	1							
14	1	172216-08720	ROD, THREADED	1							
15	1	172216-10430	BRACKET, THROTTLE	1							
16	1	172216-09270	SCREW SET	2							
17	1	172551-09460	SCREW	2							
18	1	172216-09330	NUT	2							
19	1	172551-09640	WASHER	2							
20	1	172551-09810	BOLT	2							
21	1	172551-10040	SCREW	1							
22	1	172551-10330	NUT	1							

Fig.52. ELECTRICAL-CHASSIS

(A)=S190R
(B)=
(C)=

(D)=
(E)=
(F)=

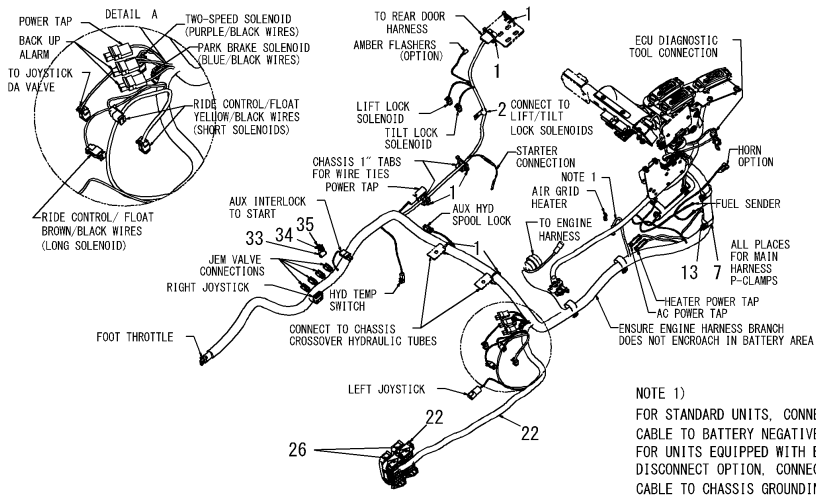


Fuse and Relay Part Number Information

- Maxi Fuses:
20 A - 172216-12410
30 A - 172216-12420
60 A - 172216-12430
- ATM Fuses:
5 A - 172216-12450
7.5 A - 172216-12460
10 A - 172551-02180
15 A - 172216-12470
20 A - 172216-12480
25 A - 172216-12490
30 A - 172216-12500
- Power Relays:
172216-12440
- Micro Relays:
172218-00340

START RELAY CONNECTIONS:
TWO PIN METRIPACK (21A GREEN AND 92 PURPLE)
RING TERMINAL 82 WHITE
RING TERMINAL 02E RED

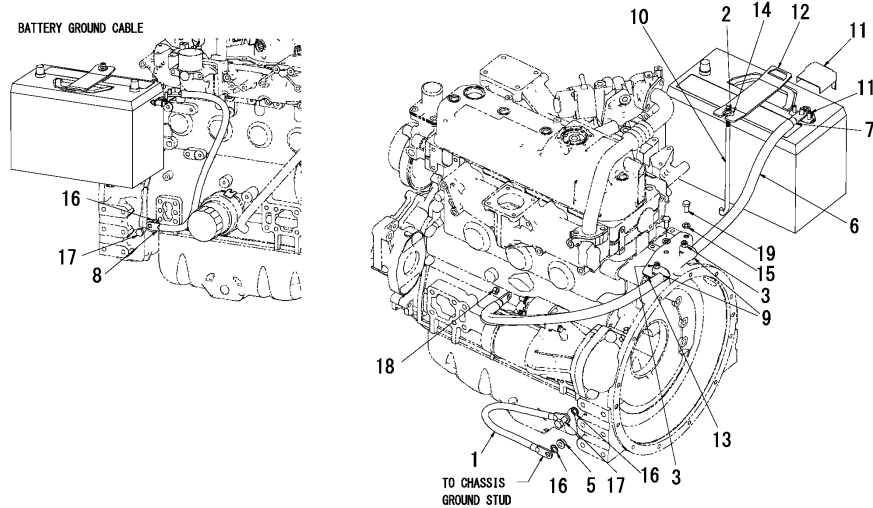
GLOW RELAY CONNECTIONS:
TWO PIN METRIPACK (21A PINK 97 AND BLACK)
RING TERMINAL 81 RED
RING TERMINAL 02F RED



No.	Lev.	Parts No.	Description	Q'ty						I	R
				(A)	(B)	(C)	(D)	(E)	(F)		
1	1	172551-00120	TIE, CABLE	6							
2	1	172215-00100	CLAMP	2							
3	1	172551-00150	NUT	3							
4	1	172551-00230	NUT	2							
5	1	172551-00250	NUT	8							
6	1	172551-00440	SCREW	1							
7	1	172551-00750	CLAMP	4							
8	1	172551-00990	CLAMP	2							
9	1	198461-52950	RELAY, CA TYPE C	2							
10	1	172216-06000	SOLENOID	2							
11	1	172216-06520	CLAMP	1							
12	1	172216-07150	COVER, ELECTRICAL	2							
13	1	172215-06620	NUT	8							
14	1	172551-02750	NUT	1							
15	1	172216-07430	COVER, WIRE HARNESS	1							
16	1	172216-10690	PLATE, MOUNTING	1							
17	1	172216-08270	POST ASSY, POSITIVE	1							
18	1	172216-08480	BRACKET ASSY	1							
19	1	172216-10460	BRACKET, MODULES	1							
20	1	172216-10470	BRACKET, POWER CABLE	1							
21	1	172216-10610	BRACKET, ELECTRICAL	1							1
22	1	172216-10620	CHASSIS HARNESS	1							
23	1	172215-06610	NUT	2							
24	1	172215-02880	NUT	4							
25	1	172216-09470	SCREW	2							
26	1	172216-09590	SCREW	10							
27	1	172551-10360	WASHER	3							
28	1	172215-03330	WASHER	4							
29	1	172551-10400	WASHER	4							
30	1	172216-11160	CLAMP	1							
31	1	172216-10720	SHIELD, ECU	1							
32	1	172551-10370	WASHER	3							
33	1	172215-00100	CLAMP	1							
34	1	172551-01060	NUT	1							
35	1	172551-09510	SCREW	1							

Remarks
(1)Not shown in illustration.

Fig.53. ELECTRICAL-CHASSIS(BATTERY ASSEMBLY)



NOTE: BATTERY POSITIONED IN CHASSIS WITH POSITIVE POST FORWARD

(A)=S190R
(B)=
(C)=

(D)=
(E)=
(F)=

No.	Lev.	Parts No.	Description	Q'ty						I	R
				(A)	(B)	(C)	(D)	(E)	(F)		
1	1	172215-00040	CABLE	1							
2	1	172551-00150	NUT	1							
3	1	172551-00250	NUT	2							
5	1	172215-00700	NUT	1							
6	1	172216-12290	LOOM, BATTERY CABLE	1							
7	1	172216-05930	CABLE, BATTERY +	1							
8	1	172216-05940	CABLE, BATTERY -	1							
9	1	172216-06520	CLAMP	2							
10	1	172216-06590	ROD, BATTERY	1							
11	1	172216-08270	POST ASSY, POSITIVE	1							
12	1	172216-08520	HOLDER, BATTERY	1							
13	1	172216-10500	BRACKET, POWER CABLE	1							
14	1	172551-10370	WASHER	1							
15	1	172215-03280	WASHER	2							
16	1	172215-03330	WASHER	3							
17	1	172551-10420	SCREW	2							
18	1	172551-10440	NUT	1							
19	1	172551-10460	SCREW	2							

Fig.54. ELECTRICAL-ROPS/FOPS

(A)=S190R

(B)=

(C)=

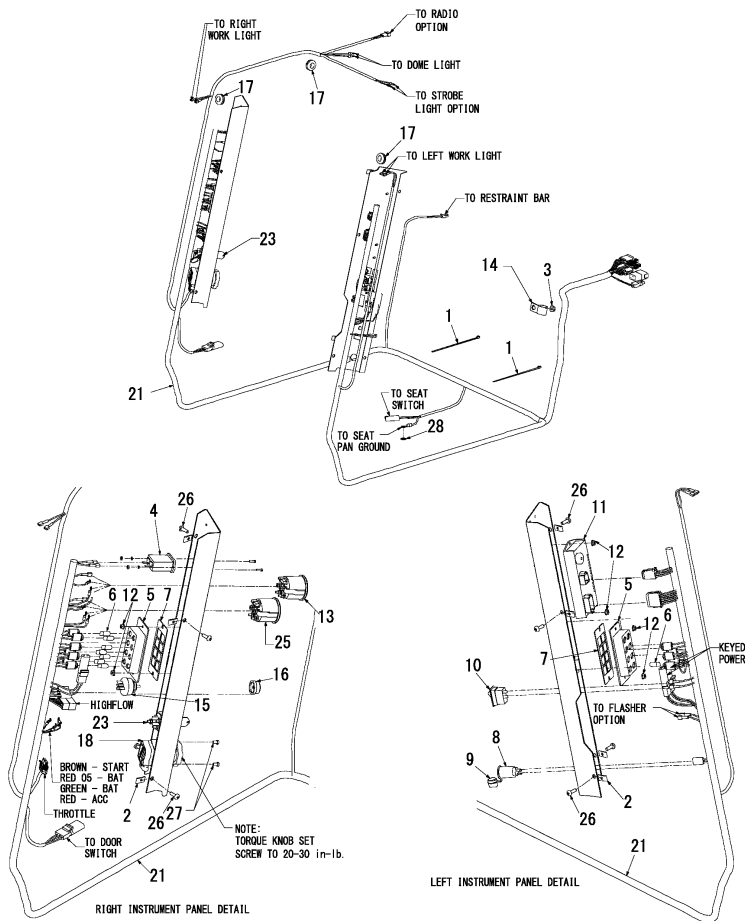
(D)=

(E)=

(F)=

Qty

No.	Lev.	Parts No.	Description	Qty						I	R
				(A)	(B)	(C)	(D)	(E)	(F)		
1	1	172551-00120	TIE, CABLE	6							
2	1	172216-00140	NUT, SPEED	8							
3	1	172551-00240	NUT	1							
4	1	172216-00200	GAUGE, HOURMETER	1							
5	1	172216-00430	HOUSING, DISPLAY	2							
6	1	172215-00580	BULB, LAMP	12							
7	1	172216-01060	GASKET, HOUSING	2							
8	1	172551-01460	POWER,AUXILIARY	1							
9	1	172551-01470	COVER	1							
10	1	172216-02430	SWITCH, PARK BRAKE	1							
11	1	172216-02440	MODULE, INTERLOCK	1							
12	1	172551-01590	FLANGE	6							
13	1	172216-03190	GAUGE, FUEL LEVEL	1							
14	1	172551-02160	HOSE, CLAMP	1							
15	1	172216-05110	SWITCH, LIGHT	1							1
16	1	172216-05120	KNOB, LIGHT SWITCH	1							1
17	1	172216-05380	GROMMET	3							
18	1	172216-05510	CONTROL, THROTTLE	1							
19	1	172216-08600	KNOB, THROTTLE	1							2
20	1	172216-05560	PANEL ASSY	1							2
21	1	172216-07720	HARNES, ROPS	1							
22	1	172216-06050	PANEL ASSY	1							2
23	1	172215-02140	SWITCH, IGNITION	1							
24	1	172215-00300	FITTING	1							3
25	1	172216-07400	GAUGE, TEMPERATURE	1							
26	1	172551-10010	SCREW	8							
27	1	172216-09740	SCREW	2							
28	1	172215-03330	WASHER	1							



Remarks

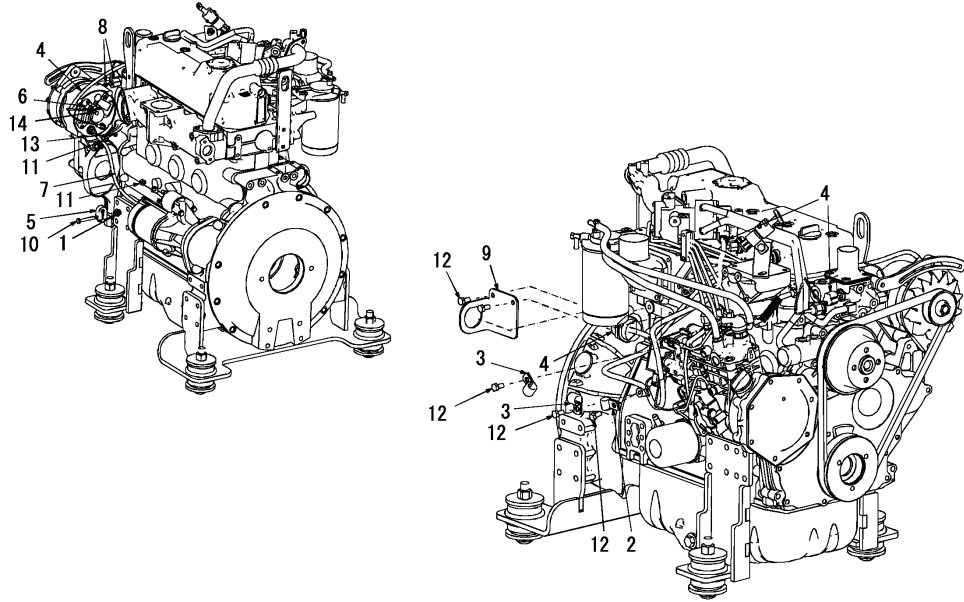
(1)Order 172217-05060 light switch assembly to receive 172216-05110 and 172216-05120 together.

(2)Not shown in illustration.

(3)Set of two.

Not shown in illustration.

Fig.55. ELECTRICAL-ENGINE

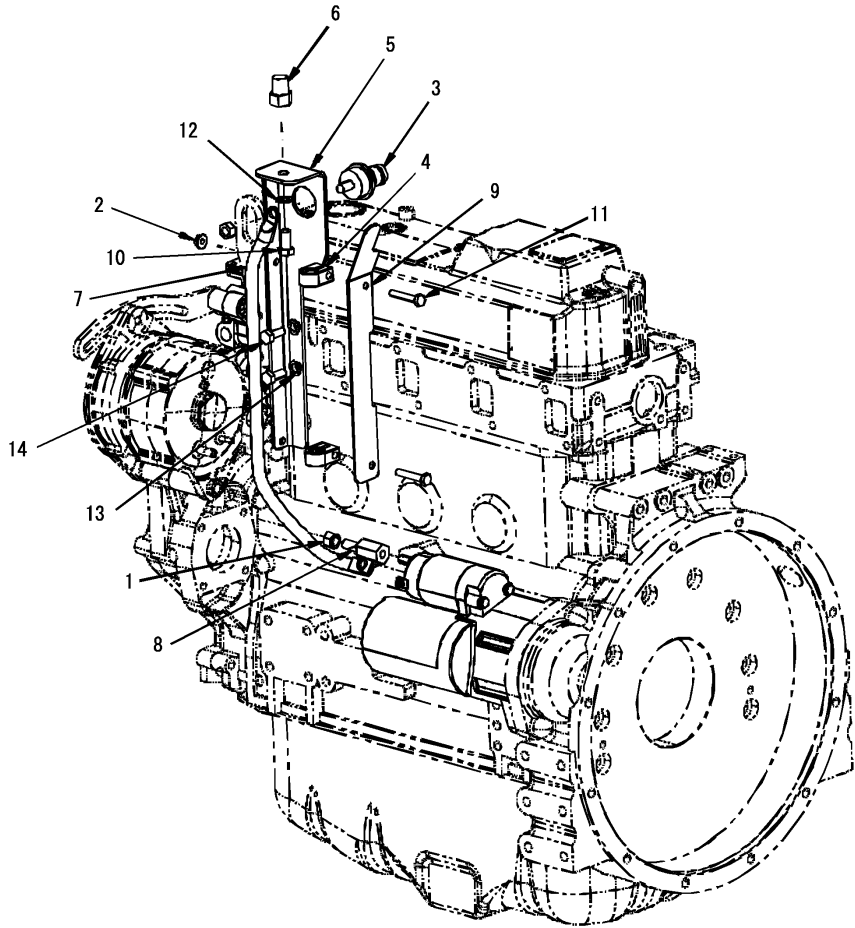


(A)=S190R
(B)=
(C)=

(D)=
(E)=
(F)=

No.	Lev.	Parts No.	Description	Qty						I	R
				(A)	(B)	(C)	(D)	(E)	(F)		
1	1	172551-00250	NUT	1							
2	1	172215-00340	CLAMP	1							
3	1	172551-00990	CLAMP	2							
4	1	172216-05950	HARNES, ENGINE	1							
5	1	172216-06560	CLAMP	1							
6	1	172216-06580	P-CLAMP	1							
7	1	172216-06630	WIRE, ALTERNATOR	1							
8	1	172216-06710	SENDER, TEMPERATURE	1							
9	1	172216-08560	BRACKET, HARNES	1							
10	1	172551-09450	SCREW	1							
11	1	172551-10440	NUT	2							
12	1	172551-10460	SCREW	5							
13	1	172551-10470	NUT	1							
14	1	172216-09870	SCREW	1							

Fig.56. ELECTRICAL-ENGINE(REMOTE BATTERY TERMINAL)



(A)=S190R
(B)=
(C)=

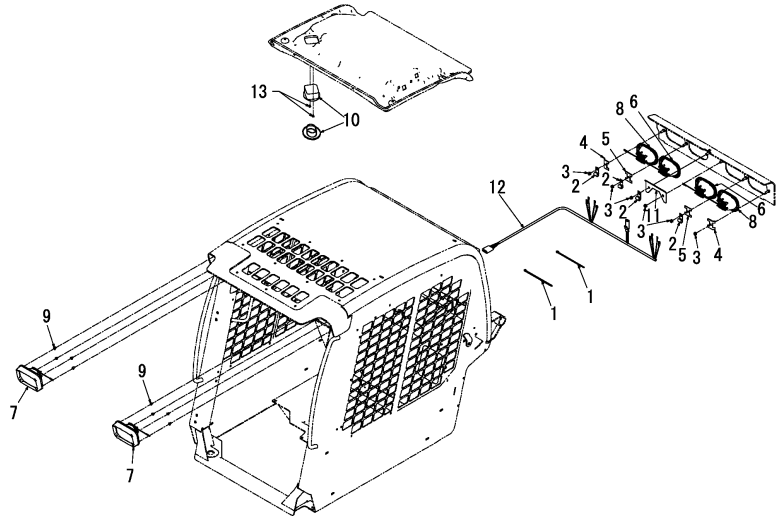
(D)=
(E)=
(F)=

No.	Lev.	Parts No.	Description	Q'ty						I	R
				(A)	(B)	(C)	(D)	(E)	(F)		
1	1	172551-00180	NUT	1							
2	1	172551-00250	NUT	2							
3	1	172216-02320	TERMINAL, REMOTE RED	1							
4	1	172216-06520	CLAMP	2							
5	1	172216-08220	BRACKET, POST	1							
6	1	172216-08230	POST, BATTERY	1							
7	1	172216-08240	CABLE, REMOTE, +	1							
8	1	172216-08250	EXTENDER, TERMINAL	1							
9	1	172216-08260	SHIELD, CABLE	1							
10	1	172551-09520	SCREW	1							
11	1	172551-09680	SCREW	2							
12	1	172216-09510	WASHER	1							
13	1	172216-09540	WASHER	2							
14	1	172551-10460	SCREW	2							

Fig.57. ELECTRICAL-LIGHTS

(A)=S190R
(B)=
(C)=

(D)=
(E)=
(F)=



No.	Lev.	Parts No.	Description	Q'ty						I	R
				(A)	(B)	(C)	(D)	(E)	(F)		
1	1	172551-00120	TIE, CABLE	2							
2	1	172215-00100	CLAMP	4							
3	1	172551-00150	NUT	6							
4	1	172216-01310	CLIP, SINGLE	2							
5	1	172216-01320	CLIP, DOUBLE	2							
6	1	172216-07910	LIGHT, WORK	2							1
7	1	172216-08110	LAMP, WORK BEZEL	2							2
8	1	172216-07900	LIGHT, RED	2							1
9	1	172216-02330	GROMMET, PANEL FAST.	8							
10	1	172216-02350	LIGHT, DOME	1							
11	1	172216-02930	CLIP, MIDDLE	1							
12	1	172216-03300	HARNES, REAR LIGHTS	1							
13	1	172216-06750	SCREW	2							

Remarks

- (1)Order replacement 35 W bulb
172217-05080.
- (2)Order replacement 55 W bulb
172217-05070.

Fig.58. ELECTRICAL-CONTROL(TWO-SPEED CONTROLS)

(A)=S190R
(B)=
(C)=

(D)=
(E)=
(F)=

No.	Lev.	Parts No.	Description	Qty						I	R
				(A)	(B)	(C)	(D)	(E)	(F)		
1	1	172551-00250	NUT	2							
2	1	172215-00580	BULB, LAMP	1							
3	1	172551-01590	FLANGE	2							
4	1	172216-07710	MODULE, 2-SPEED	1							
5	1	172216-08470	BRACKET, MODULE	1							
6	1	172216-10280	JUMPER, MODULE	1							

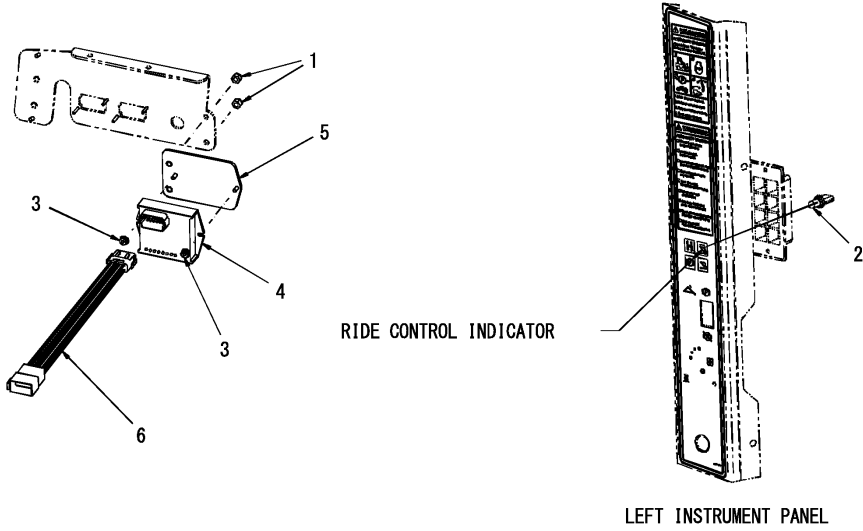
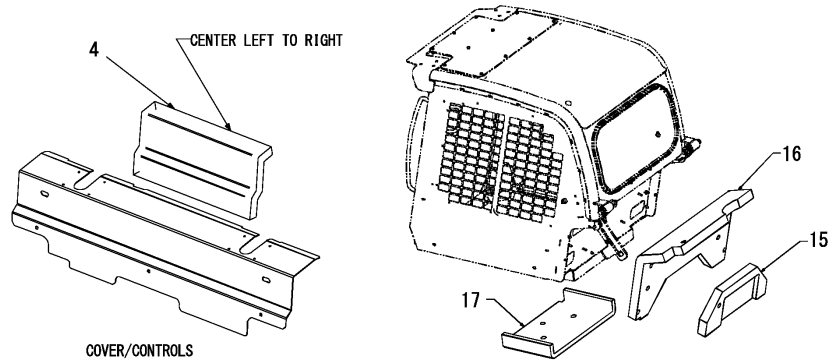
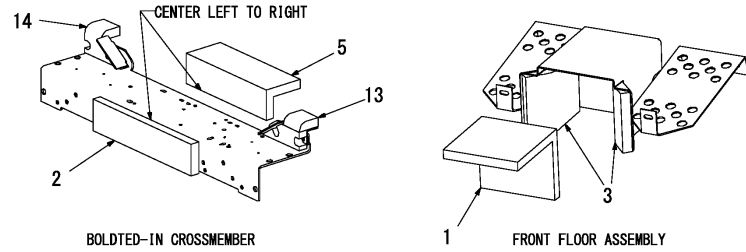
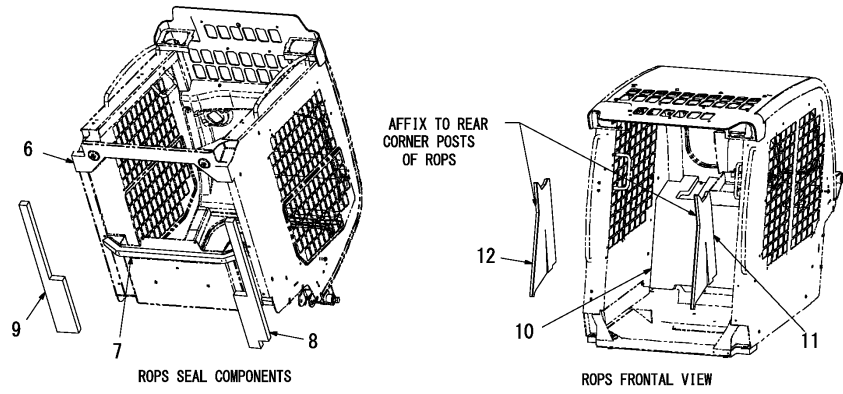


Fig.59. SOUND SUPPRESSION(STANDARD)

(A)=S190R
(B)=
(C)=

(D)=
(E)=
(F)=



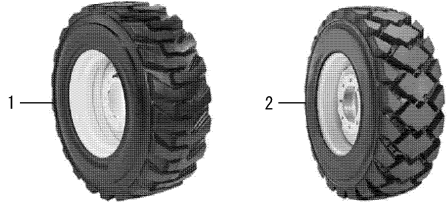
No.	Lev.	Parts No.	Description	Q'ty						I	R
				(A)	(B)	(C)	(D)	(E)	(F)		
1	1	172216-01990	PAD	1							
2	1	172216-04410	PAD,ACOUSTIC	1							
3	1	172216-04420	PAD,ACOUSTIC	2							
4	1	172216-04430	PAD,ACOUSTIC	1							
5	1	172216-04440	PAD,ACOUSTIC	1							
6	1	172216-04740	SEAL, ROPS FRONT	1							
7	1	172216-04750	SEAL, ROPS REAR	1							
8	1	172216-04760	SEAL, ROPS LEFT	1							
9	1	172216-04770	SEAL, ROPS RIGHT	1							
10	1	172216-04780	PAD, ACOUSTIC R DECK	1							
11	1	172216-04790	COVER, ROPS PILLAR L	1							
12	1	172216-04800	COVER, ROPS PILLAR R	1							
13	1	172216-06830	PAD, ACOUSTIC	1							
14	1	172216-06840	PAD, ACOUSTIC,SEAT	1							
15	1	172216-04840	FOAM, UNDERCAB	1							
16	1	172216-04850	FOAM, BACK OF ROPS	1							
17	1	172216-04860	FOAM, SEAT PAN	1							

Fig.60. TIRES

(A)=S190R
(B)=
(C)=

(D)=
(E)=
(F)=

No.	Lev.	Parts No.	Description	Q'ty						I	R
				(A)	(B)	(C)	(D)	(E)	(F)		
1	1	172216-12390	WHEEL ASSY 10 X 16.5	1							1
2	1	172216-12280	WHEEL	1							2
3	1	172216-10080	WHEEL	1							3



Remarks

* Purchase equivalent-quality tires for your skid-steer loader. Contact your dealer for replacement tire information.

All air-filled tires take the 172215-01960 valve stem.




(1)WHEEL ASSY 10X16.5 HEAVY RIM.

(2)WHEEL 16.5X8.25 HAEVY DUTY.

(3)WHEEL, SOLID RUBBER 8.00X16.

Not shown in illustration.

Fig.61. DECALS(1)








(A)=S190R
(B)=
(C)=

(D)=
(E)=
(F)=

No.	Lev.	Parts No.	Description	Q'ty						I	R
				(A)	(B)	(C)	(D)	(E)	(F)		
1	1	172215-00800	REFLECTOR, RED	2							
2	1	172216-12310	LABEL, YANMAR S190R R	1							
3	1	172216-12300	LABEL, YANMAR S190R L	1							
4	1	172215-11550	LABEL	2							
5	1	172551-11500	LABEL	1							1
6	1	172551-02040	LABEL, HIGH-FLOW	1							
7	1	172551-01510	LABEL, KEEP OUT	2							
8	1	172551-02070	LABEL, LOCK	1							
9	1	172551-01500	LABEL, DIESEL FUEL	1							
10	1	172551-02640	LABEL, LOW SULFUR	1							

Remarks
(1)LABEL, YANMAR 500 MM RED.
Not shown in illustration.

Fig.62. DECALS(2)



(A)=S190R
(B)=
(C)=




(D)=
(E)=
(F)=

No.	Lev.	Parts No.	Description	Q'ty						I	R
				(A)	(B)	(C)	(D)	(E)	(F)		
1	1	172551-01520	LABEL, NO RIDERS	2							
2	1	172551-01560	LABEL, TIEDOWN POINT	3							
3	1	172216-02400	LABEL, ATTACHMENT	1							
4	1	172551-11460	LABEL	1							
5	1	172551-01110	TAG, RIP-CORD	1							
6	1	172215-00650	RING	1							
7	1	172551-01480	LABEL, MANUAL	1							
8	1	172551-01840	LABEL, FLAG	1							
9	1	172551-01490	LABEL, HYDRAULIC	1							
10	1	172551-01540	LABEL, WARNING	1							


Fig.63. DECALS(3)

(A)=S190R
(B)=
(C)=

(D)=
(E)=
(F)=








No.	Lev.	Parts No.	Description	Q'ty						I	R	
				(A)	(B)	(C)	(D)	(E)	(F)			
1	1	172215-00830	LABEL, WARNING	1								
2	1	172216-10640	LABEL, FUSE PANEL	1								
3	1	172551-01570	LABEL,LIFT POINT	2								
4	1	172216-12270	LABEL, SERVICE	1								1
5	1	172215-11520	PLATE, CAPACITY	1								
6	1	172216-11930	PLATE, SERIAL YANMAR	1								1



Remarks
(1)Ref. only - Not a service part.

Fig.64. DECALS(4)










(A)=S190R
(B)=
(C)=

(D)=
(E)=
(F)=

No.	Lev.	Parts No.	Description	Q'ty						I	R
				(A)	(B)	(C)	(D)	(E)	(F)		
1	1	172216-02450	LABEL, THROTTLE	1							
2	1	172216-02480	LABEL, HIGH FLOW	1							
3	1	172551-02020	LABEL, 2-SPEED	1							1
4	1	172216-03690	LABEL, QUICK COUPLER	1							
5	1	172216-06320	LABEL, PANEL	1							
6	1	172216-06330	LABEL, PANEL	1							
7	1	172215-00840	LABEL, SAFETY	1							
8	1	172215-00820	LABEL, WARNING	1							

Remarks
(1)Set of two.

Fig.65. DECALS(5)



(A)=S190R
(B)=
(C)=

(D)=
(E)=
(F)=



No.	Lev.	Parts No.	Description	Q'ty						I	R
				(A)	(B)	(C)	(D)	(E)	(F)		
1	1	172216-00240	STRIP	1							
2	1	172216-00550	STRIP	3							
3	1	172216-03560	LABEL HAND&FOOT L	1							
4	1	172216-03580	LABEL, DUAL HAND L	1							
5	1	172216-03730	LABEL, JOYSTICK LEFT	1							
6	1	172216-04990	LABEL, JOYSTICK	1							
7	1	172216-03550	LABEL HAND&FOOT R	1							
8	1	172216-03570	LABEL, DUAL HAND R	1							

Fig.66. DECALS(6)

(A)=S190R
(B)=
(C)=

(D)=
(E)=
(F)=


No.	Lev.	Parts No.	Description	Qty						I	R
				(A)	(B)	(C)	(D)	(E)	(F)		
1	1	172551-01530	LABEL, WARNING	1							
2	1	172551-01550	LABEL, WARNING	1							
3	1	172216-10670	LABEL, FUSE LOCATION	1							
4	1	172216-08970	LABEL, PARK BRAKE	1							
5	1	172216-03540	LABEL, JACK	1							



2

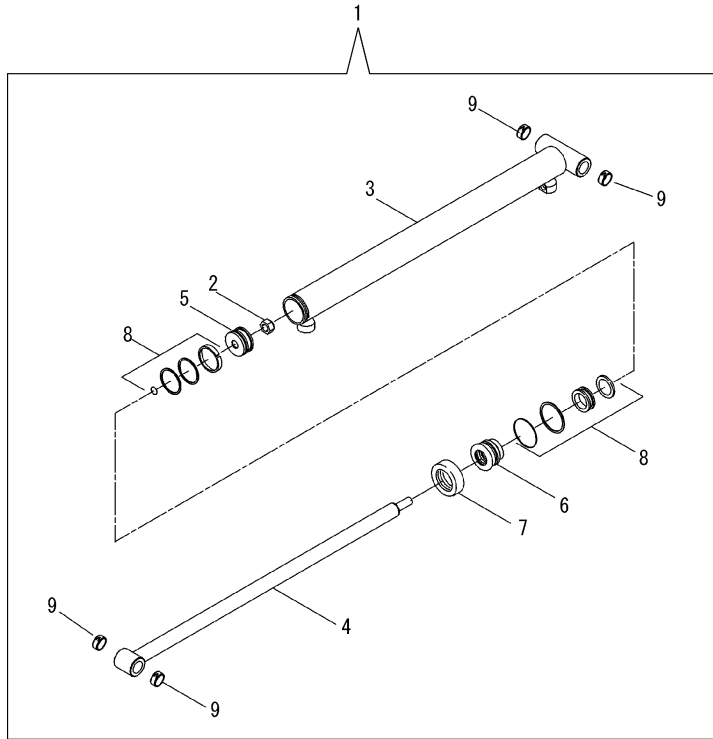


4



5

Fig.67. LIFT CYLINDER



(A)=S190R
(B)=
(C)=

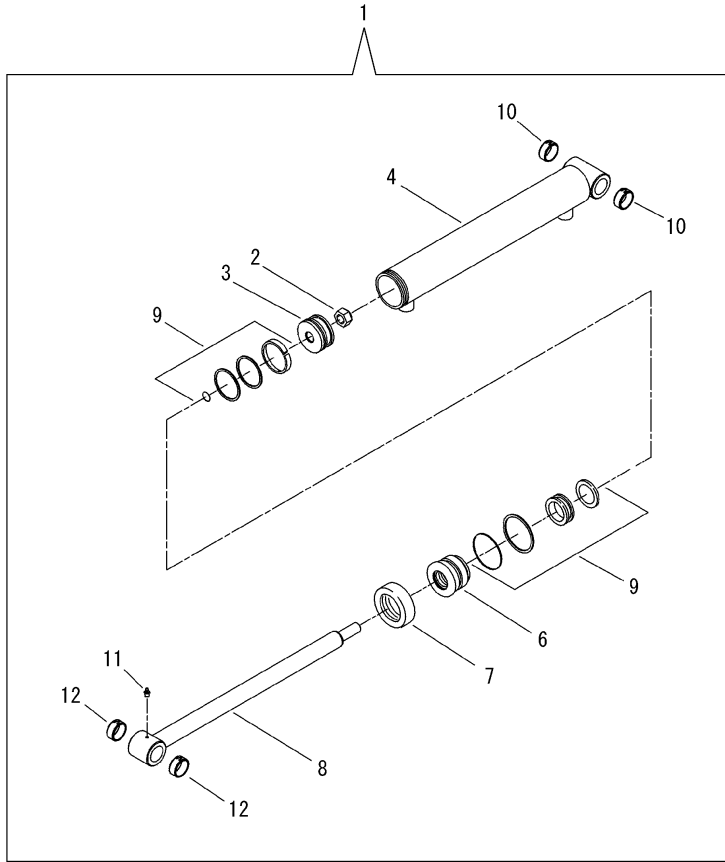
(D)=
(E)=
(F)=

No.	Lev.	Parts No.	Description	Q'ty						I	R
				(A)	(B)	(C)	(D)	(E)	(F)		
1	1	172216-02790	CYLINDER, LIFT	2							
2	2	172551-00390	NUT	2							
3	2	172216-03090	TUBE, LIFT CYLINDER	2							
4	2	172216-03990	ROD, LIFT CYLINDER	2							
5	2	172216-01660	PISTON	2							
6	2	172216-01670	GLAND, HEAD	2							
7	2	172551-00940	CAP, HEAD GLAND	2							
8	2	172216-01690	SEAL KIT	2							
9	2	172216-03250	BUSHING	8							
10	2	172216-01680	SPACER	2							1

Remarks

(1)Goes inside the lift cylinder.
Not shown in illustration.

Fig.68. TILT CYLINDER



(A)=S190R
(B)=
(C)=

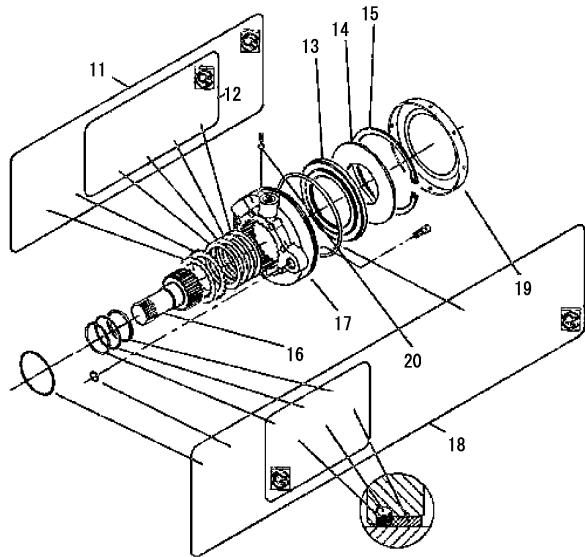
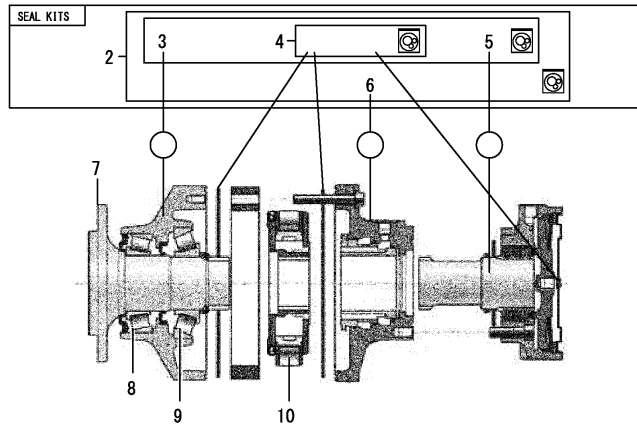
(D)=
(E)=
(F)=

No.	Lev.	Parts No.	Description	Qty						I	R
				(A)	(B)	(C)	(D)	(E)	(F)		
1	1	172216-03040	CYLINDER, TILT	2							
2	2	172551-00390	NUT	2							
3	2	172216-01660	PISTON	2							
4	2	172216-03110	TUBE, TILT CYLINDER	2							
5	2	172215-07090	PLUG	2							1
6	2	172551-00930	HEAD GLAND	2							
7	2	172551-00940	CAP, HEAD GLAND	2							
8	2	172216-04010	ROD, TILT CYLINDER	2							
9	2	172216-01700	SEAL KIT	2							
10	2	172216-03100	BUSHING	4							
11	2	172551-09410	FITTING	2							
12	2	172551-01030	BUSHING	4							

Remarks

(1)Not shown in illustration.

Fig.69. DRIVE MOTORS(SINGLE-SPEED)(1)



(A)=S190R
(B)=
(C)=

(D)=
(E)=
(F)=

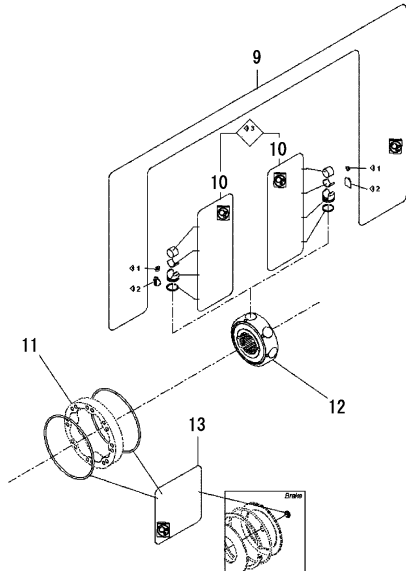
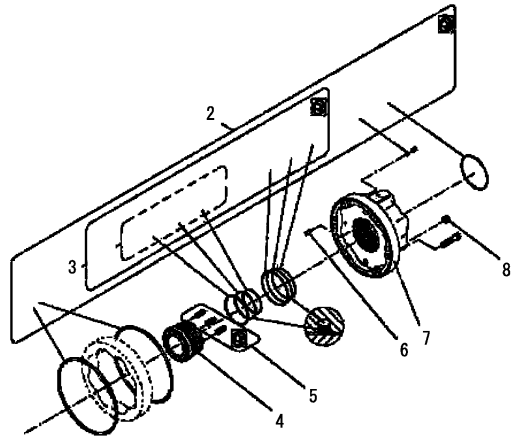
No.	Lev.	Parts No.	Description	Q'ty						I	R
				(A)	(B)	(C)	(D)	(E)	(F)		
1	1	172216-11910	MOTOR, SINGLE-SPEED	2							1
2	1	172216-12240	SEAL KIT	1							
3	2	172216-12250	SEAL KIT	1							
4	3	172216-12110	KIT, SEAL MOTOR	1							
5	3	172216-12040	KIT, SEAL BRAKE	1							
6	2	172216-12190	KIT, SEAL COVER	1							
7	1	172216-12230	SHAFT, MOTOR	1							
8	1	172216-12210	BEARING, ROLLER	1							
9	1	172216-12220	BEARING, ROLLER	1							
10	1	172216-12130	BLOCK, CYLINDER ASSY	1							
11	1	172216-12070	KIT, BRAKE DISC, SHIMS	1							
12	2	172216-12060	SET, SHIM	1							
13	1	172216-12030	PISTON, STATIC BRAKE	1							
14	1	172216-12000	WASHER	1							
15	1	172216-12010	SNAP, RING	1							
16	1	172216-12020	SHAFT, BRAKE	1							
17	1	172216-11990	HOUSING, BRAKE	1							
18	1	172216-12040	KIT, SEAL BRAKE	1							
19	2	172216-12260	COVER, BRAKE	1							
20	2	172216-12050	KIT, SEAL BRAKE SHAFT	1							

Remarks
* SNXXXXXX and Up.
(1)Not shown in illustration.

Fig.70. DRIVE MOTORS(SINGLE-SPEED)(2)

(A)=S190R
(B)=
(C)=

(D)=
(E)=
(F)=

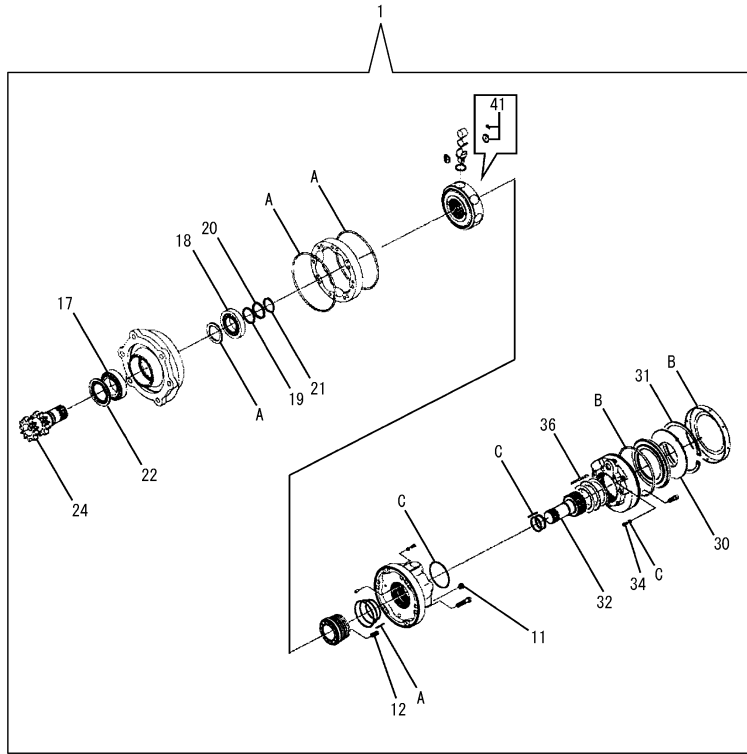


No.	Lev.	Parts No.	Description	Q'ty						I	R
				(A)	(B)	(C)	(D)	(E)	(F)		
1	1	172216-11910	MOTOR, SINGLE-SPEED	2							1
2	1	172216-12190	KIT, SEAL COVER	1							
3	1	172216-12140	KIT, SEAL VALVING	1							
4	1	172216-12170	VALVING	1							
5	1	172216-12200	SET, SPRING	1							
6	1	172216-12160	PIN, ROLL	1							
7	1	172216-12150	COVER, VALVING	1							
8	1	172216-12180	PLUG, METALLIC	1							
9	1	172216-12090	KIT, CLIPS	1							
10	1	172216-12080	ASSY, PISTON	1							2
11	1	172216-12100	CAM	1							
12	1	172216-12130	BLOCK, CYLINDER ASSY	1							
13	1	172216-12110	KIT, SEAL MOTOR	1							

Remarks

- * SNXXXXXX and Up.
- (1)Not shown in illustration.
- (2)Set of 8.

Fig.71. DRIVE MOTORS(SINGLE-SPEED)(3)



(A)=S190R
(B)=
(C)=

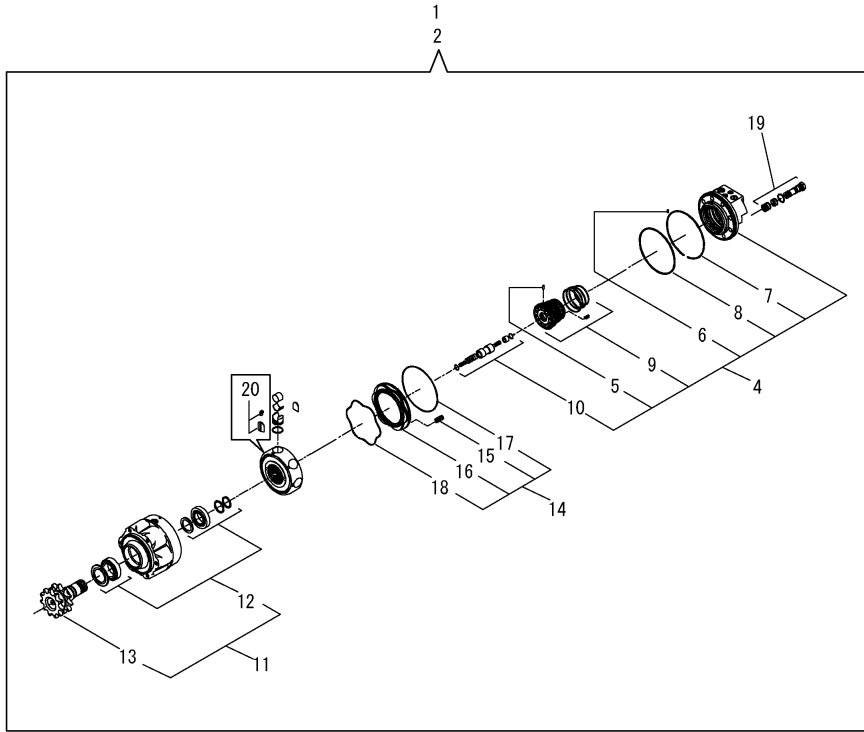
(D)=
(E)=
(F)=

No.	Lev.	Parts No.	Description	Q'ty						I	R
				(A)	(B)	(C)	(D)	(E)	(F)		
1	1	172216-06060	TUBE ASSY, PIVOT	2							
2	2	172216-01850	CYLINDER ASSY, BLOCK	2							1
3	2	172216-03810	CAM ASSY	2							1
5	2	172216-03820	COVER ASSY, VALVING	2							1
11	2	172216-01440	PLUG	2							
12	2	172216-01450	SPRING	8							
14	2	172216-03830	SUPPOR ASSY, BEARING	2							1
17	2	172216-01860	BEARING, ROLLER	2							
18	2	172216-01870	BEARING, ROLLER	2							
19	2	172216-01880	SHIM SET	2							
20	2	172216-01890	RING, THRUST	2							
21	2	172216-01900	RING, SNAP	2							
22	2	172216-01910	SEAL, LIP	2							
24	2	172216-01920	SHAFT	2							
25	2	172216-01980	REPAIR KIT	2							1
30	2	172216-01930	WASHER	2							
31	2	172216-01940	RING, SNAP	2							
32	2	172216-01950	SHAFT, BRAKE	2							
34	2	172216-02540	SCREW	2							
36	2	172216-01960	BRAKE KIT	2							
37	2	172216-03840	SHIM	4							1
41	1	172216-01970	BRAKE KIT	1							
42	1	172216-06700	SEAL KIT	1							2
43	2	172216-06680	REPAIR KIT, PISTON	1							3
44	2	172216-06690	REPAIR KIT, BRAKE	1							4
45	1	172216-02020	TOOL KIT	1							1

Remarks

- * SNXXXXXX and Before.
- (1)Not shown in illustration.
- (2)Kit includes Ref.No.22, 43, 44 and parts with A.
- (3)Kit includes parts with B.
- (4)Kit includes Ref.No.34 and parts with C.

Fig.72. DRIVE MOTORS(TWO-SPEED)



(A)=S190R
(B)=
(C)=

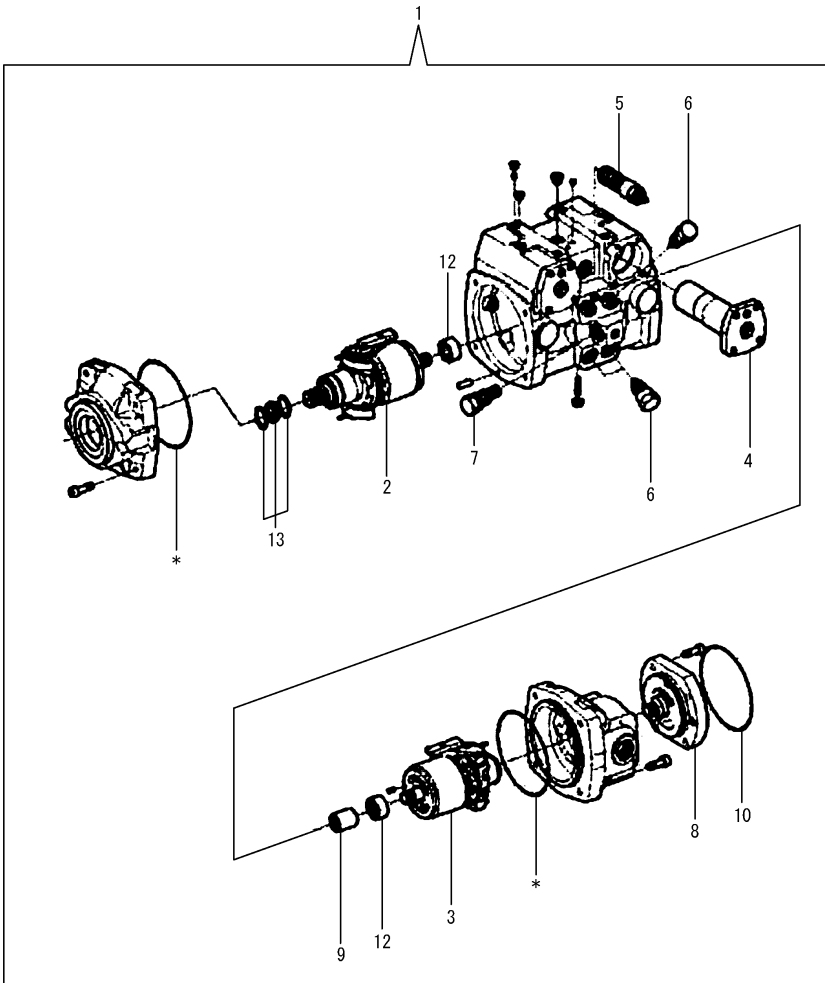
(D)=
(E)=
(F)=

No.	Lev.	Parts No.	Description	Q'ty						I	R
				(A)	(B)	(C)	(D)	(E)	(F)		
1	1	172216-05720	MOTOR, TWO-SPEED R	1							
2	1	172216-05730	MOTOR, TWO-SPEED L	1							
3	2	172216-06110	CLYNDER ASSY, BLOCK	1							1
4	2	172216-06130	COVER ASSY, VALVING	1							
5	3	172216-06140	PIN, DOWEL	1							
6	3	172216-06150	PIN, DOWEL	1							
7	3	172216-03880	WASHER	1							
8	3	172216-03890	O-RING	1							
9	3	172216-06160	ASSY, VALVING	1							
10	3	172216-06170	SPOOL ASSY	1							
11	2	172216-06180	SUPPORT ASSY	1							
12	3	172216-06190	EARING KIT	1							
13	3	172216-06200	SHAFT	1							
14	2	172216-06210	BRAKE ASSY	1							
15	3	172216-06220	SPRING, BRAKE	8							
16	3	172216-06230	PISTON, BRAKE	1							
17	3	172216-06240	O-RING	1							
18	3	172216-03920	O-RING	1							
19	2	172216-03900	VALVING, SHUTTLE	1							
20	1	172216-06120	REPAIR KIT, PISTON	1							
21	1	172216-03910	SEAL KIT	1							1
22	1	172216-06250	SEAL KIT	1							1

Remarks

(1)Not shown in illustration.

Fig.73. TANDEM PUMP(DUAL JOYSTICK PUMPS)



(A)=S190R
(B)=
(C)=

(D)=
(E)=
(F)=

No.	Lev.	Parts No.	Description	Q'ty						I	R
				(A)	(B)	(C)	(D)	(E)	(F)		
1	1	172216-08800	PUMP, TANDEM	1							
2	2	172216-07230	ROTARY GROUP, R ROT.	1							
3	2	172216-07240	ROTARY GROUP, L ROT.	1							
4	2	172216-07250	CONTROL, HYDRAULIC	2							
5	2	172216-05130	CARTRIDGE	1							
6	2	172216-07280	VALVE, RELIEF	4							
7	2	172216-05140	VALVE, RELIEF	1							
8	2	172216-05150	PUMP, GEAR/INTERNAL	1							
9	2	172216-05160	COUPLING, DRIVE	1							
10	2	172551-01120	O-RING	1							
12	2	172216-05170	BEARING, ROLLER	2							
13	2	172216-05200	RING, SHAFT SEAL	1							
14	1	172216-05220	SEAL KIT	1							1

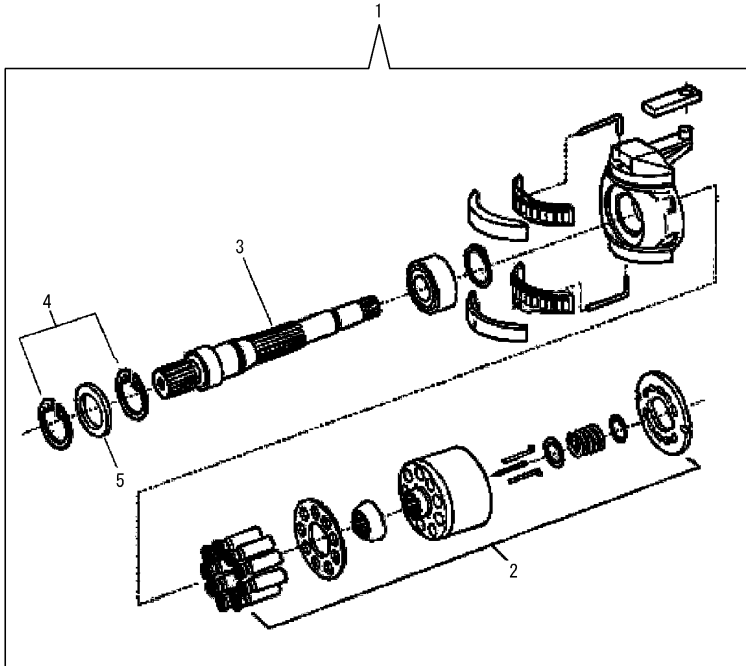
Remarks
(1)Kit includes Ref.No.10, 13 and parts with *.

Fig.74. TANDEM PUMP(DUAL JOYSTICK TANDEM PUMP/ENGINE END)

(A)=S190R
(B)=
(C)=

(D)=
(E)=
(F)=

No.	Lev.	Parts No.	Description	Q'ty						I	R
				(A)	(B)	(C)	(D)	(E)	(F)		
1	1	172216-07230	ROTARY GROUP, R ROT.	1							
2	2	172216-07260	ROTARY GROUP, R ROT.	1							
3	2	172216-05180	SHAFT, DRIVE	1							
4	2	172216-05190	SEEGER-V-RING	2							
5	2	172216-05200	RING, SHAFT SEAL	1							

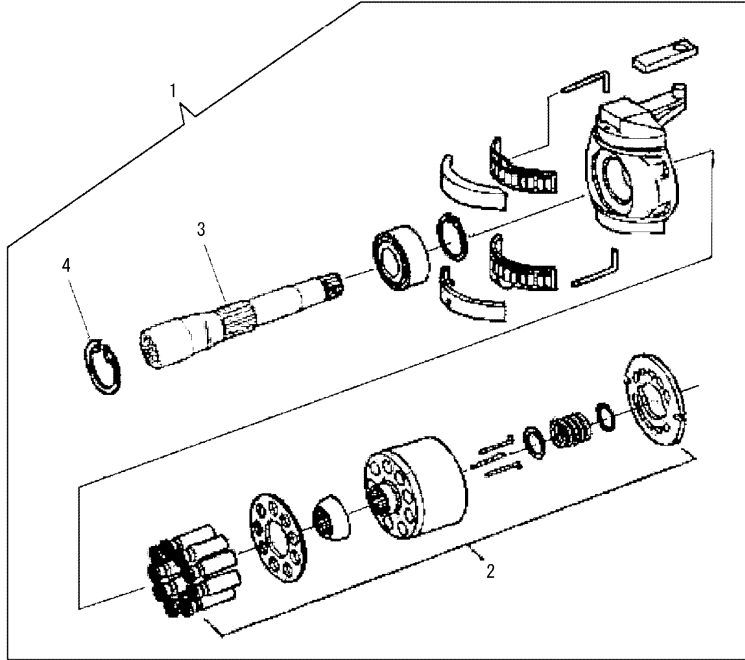


Remarks
* Dual joystick tandem pump
172216-08800.

Fig.75. TANDEM PUMP(DUAL JOYSTICK TANDEM PUMP/GEAR PUMP END)

(A)=S190R
(B)=
(C)=

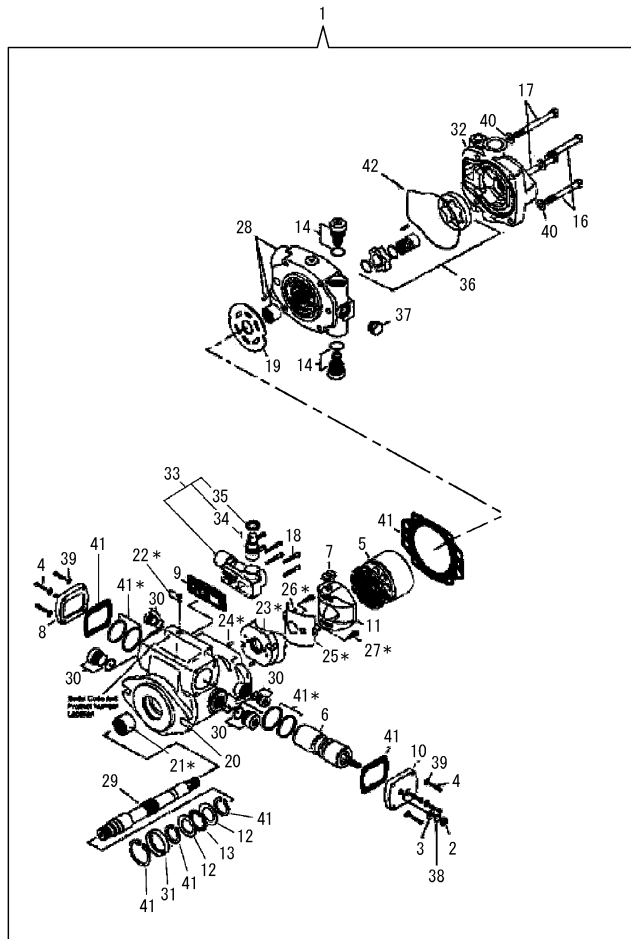
(D)=
(E)=
(F)=



No.	Lev.	Parts No.	Description	Q'ty						I	R
				(A)	(B)	(C)	(D)	(E)	(F)		
1	1	172216-07240	ROTARY GROUP, L ROT.	1							
2	2	172216-07270	ROTARY GROUP, L ROT.	1							
3	2	172216-05210	SHAFT, DRIVE	1							
4	2	172216-05190	SEEGER-V-RING	1							

Remarks
* Dual joystick tandem pump
172216-08800.

Fig.76. TANDEM PUMP(TANDEM PUMP/GEAR PUMP END)



(A)=S190R
(B)=
(C)=

(D)=
(E)=
(F)=

No.	Lev.	Parts No.	Description	Q'ty						I	R
				(A)	(B)	(C)	(D)	(E)	(F)		
1	1	172216-04140	PUMP, GEAR	1							
2	2	172216-00630	NUT	1							
3	2	172216-00640	WASHER	1							
4	2	172216-00760	SCREW	8							
5	2	172216-00650	ROTATING KIT	1							
6	2	172216-02140	PISTON, SERVO	1							
7	2	172216-00870	FOLLOWER, PISTON	1							
8	2	172216-00660	PLATE, COVER	1							
9	2	172216-00840	GASKET	1							
10	2	172216-00670	PLATE, COVER	1							
11	2	172216-00680	PLATE, CAM	1							
12	2	172216-00090	BEARING, RACE THRUST	2							
13	2	172216-00100	BEARING, THRUST	1							
14	2	172216-01460	VALVE, RELIEF	2							
15	2	172216-00010	O-RING	1							1
16	2	172551-09780	SCREW	2							
17	2	172216-09400	SCREW	2							
18	2	172216-00770	SCREW	6							
19	2	172216-00690	PLATE, VALVE	1							
20	2	172216-04310	HOUSING ASSY	1							2
21	2	172216-00030	BEARING	1							
22	2	172216-02190	PLUG	1							
23	2	172216-02150	CRADLE	1							
24	2	172216-00830	PIN, DOWEL	2							
25	2	172216-02160	BUSHING, CAM	1							
26	2	172216-02230	SCREW	2							
27	2	172216-02170	SCREW	2							
28	2	172216-02180	BACKPLATE ASSY	1							
29	2	172216-00780	SHAFT, DRIVE	1							
30	2	172215-00620	PLUG	4							
31	2	172216-00730	SPACER	1							
32	2	172216-02010	ADAPTOR ASSY, CHARGE	1							
33	2	172216-04330	CNTROLLER ASSY	1							
34	3	172216-00850	KEY	1							
35	3	172216-02200	SEAL, WIPER	1							
36	2	172216-02210	SEAL KIT	1							3
37	2	172216-02240	PLUG	1							
38	2	172216-00740	WASHER	1							
39	2	172216-09460	WASHER	8							
40	2	172216-02220	WASHER	4							
41	2	172216-00880	SEAL KIT	1							
42	2	172216-00710	O-RING	1							4

Remarks

* Tandem pump 172216-04150.

(1)Not shown in illustration.

(2)Asterisk (*) Ref.Nos. are included in Ref.No.20.

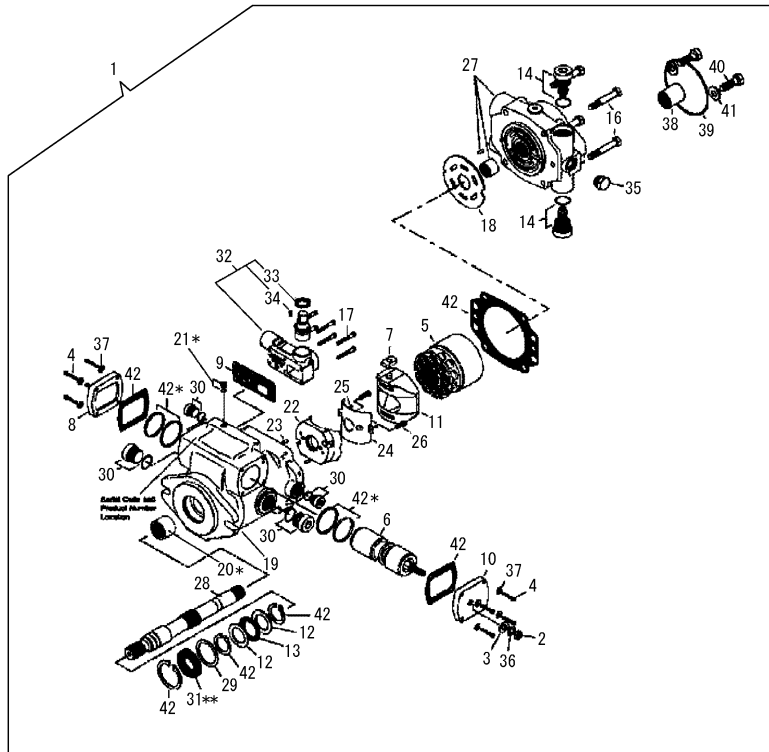
(3)Does not include Ref.No.42.

(4)Not a part of Ref.No.36.

Fig.77. TANDEM PUMP(TANDEM PUMP/ENGINE END)

(A)=S190R
(B)=
(C)=

(D)=
(E)=
(F)=



No.	Lev.	Parts No.	Description	Q'ty						I	R
				(A)	(B)	(C)	(D)	(E)	(F)		
1	1	172216-04160	PUMP, TANDEM	1							
2	2	172216-00630	NUT	1							
3	2	172216-00640	WASHER	1							
4	2	172216-00760	SCREW	8							
5	2	172216-00650	ROTATING KIT	1							
6	2	172216-02140	PISTON, SERVO	1							
7	2	172216-00870	FOLLOWER, PISTON	1							
8	2	172216-00660	PLATE, COVER	1							
9	2	172216-00840	GASKET	1							
10	2	172216-00670	PLATE, COVER	1							
11	2	172216-00680	PLATE, CAM	1							
12	2	172216-00090	BEARING, RACE THRUST	2							
13	2	172216-00100	BEARING, THRUST	1							
14	2	172216-01460	VALVE, RELIEF	2							
15	2	172216-00010	O-RING	1							1
16	2	172551-09580	SCREW	4							
17	2	172216-00770	SCREW	6							
18	2	172216-00690	PLATE, VALVE	1							
19	2	172216-04320	HOUSING ASSY	1							2
20	2	172216-00030	BEARING	1							
21	2	172216-02190	PLUG	1							
22	2	172216-02150	CRADLE	1							
23	2	172216-00830	PIN, DOWEL	2							
24	2	172216-02160	BUSHING, CAM	1							
25	2	172216-02230	SCREW	2							
26	2	172216-02170	SCREW	2							
27	2	172216-02250	BACKPLATE ASSY	1							
28	2	172216-00700	SHAFT, DRIVE	1							
29	2	172216-00110	WASHER	1							
30	2	172215-00620	PLUG	4							
31	2	172216-00720	SEAL, SHAFT	1							
32	2	172216-04330	CNTRROLLER ASSY	1							
33	3	172216-00850	KEY	1							
34	3	172216-02200	SEAL, WIPER	1							
35	2	172216-02240	PLUG	1							
36	2	172216-00740	WASHER	1							
37	2	172216-09460	WASHER	8							
38	2	172216-00750	COUPLER	1							
39	2	172216-08390	O-RING	1							
40	2	172216-09290	SCREW	2							
41	2	172551-10390	WASHER	2							
42	2	172216-00880	SEAL KIT	1							3

Remarks

* Tandem pump 172216-04150.

(1)Not shown in illustration.

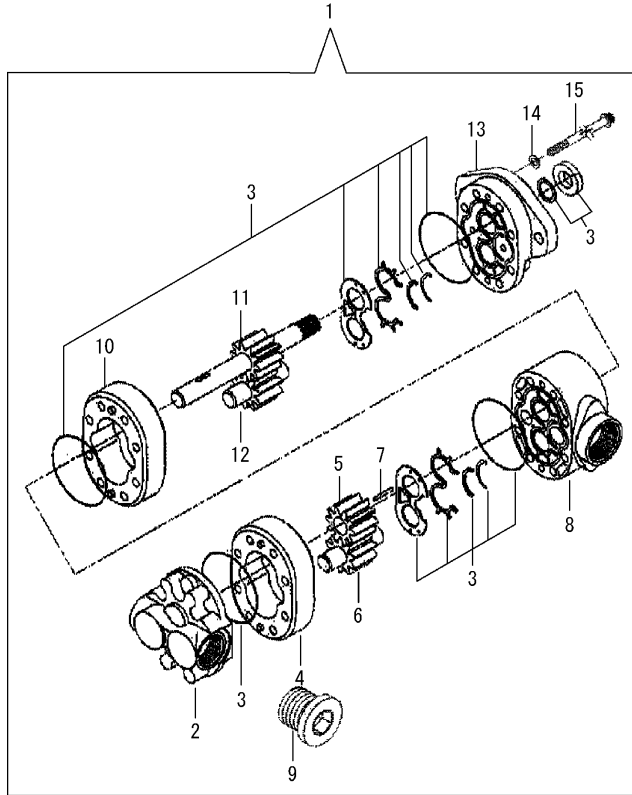
(2)Asterisk (*) Ref.Nos. are included in Ref.No.19.

(3)Double asterisk (**) Ref.No. is included in Ref.No.42.

Fig.79. GEAR PUMP-DOUBLE(DUAL HAND AND HAND/FOOT CONTROLS-HIGH-FLOW AUXILIARY)

(A)=S190R
(B)=
(C)=

(D)=
(E)=
(F)=

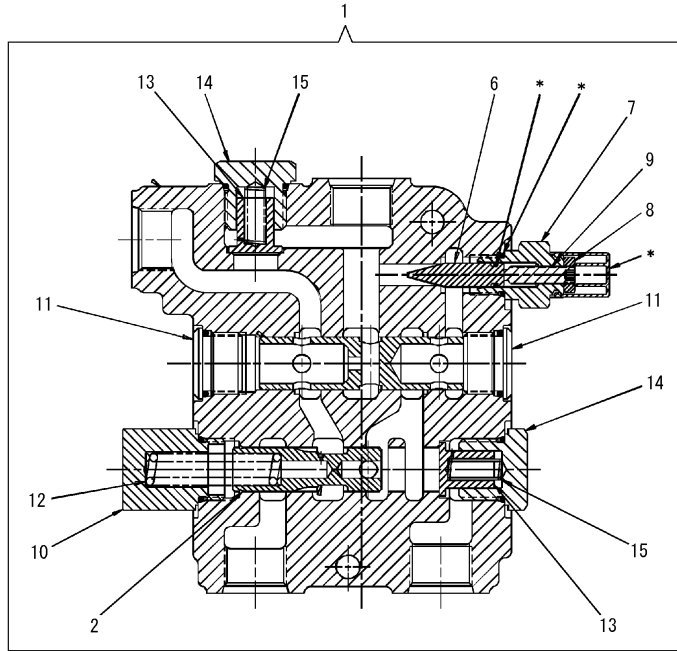


No.	Lev.	Parts No.	Description	Q'ty						I	R
				(A)	(B)	(C)	(D)	(E)	(F)		
1	1	172216-00920	PUMP, GEAR	1							
2	2	172216-00940	PLATE ASSY, BACK	1							
3	2	172216-01050	SEAL KIT, PUMP	1							
4	2	172216-00960	BODY ASSY	1							
5	2	172216-01010	GEAR, SLIP FIT	1							
6	2	172216-00990	GEAR, IDLER	1							
7	2	172216-00480	KEY	1							
8	2	172216-01000	PLATE, ADAPTER	1							
9	2	172216-01020	PLUG, RUBBER	1							
10	2	172216-00950	BODY ASSY	1							
11	2	172216-00970	GEAR, DRIVE	1							
12	2	172216-00980	GEAR, IDLER	1							
13	2	172216-00930	PLATE ASSY, FRONT	1							
14	2	172216-01030	WASHER	4							
15	2	172216-01040	SCREW	8							

Fig.80. SELF-LEVELING VALVE

(A)=S190R
(B)=
(C)=

(D)=
(E)=
(F)=



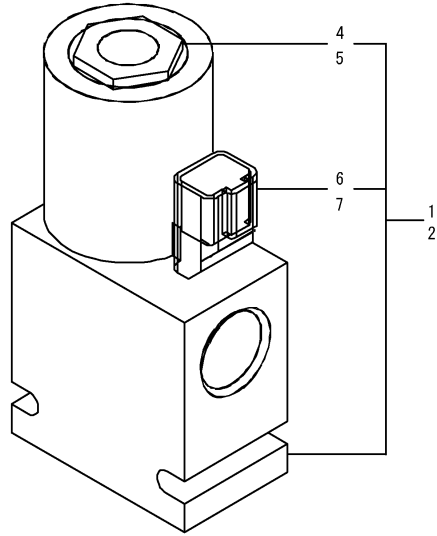
No.	Lev.	Parts No.	Description	Q'ty						I	R
				(A)	(B)	(C)	(D)	(E)	(F)		
1	1	172551-01230	VALVE, SELF-LEVEL	1							
2	2	172551-06760	RING,RETAINING	1							
6	2	172551-00530	PIN	1							
7	2	172551-00540	CAP,ADJUSTMENT	1							
8	2	172551-00550	NUT	1							
9	2	172551-00560	SCREW SET	1							
10	2	172551-01010	PLUG ASSY	1							
11	2	172551-00570	PLUG ASSY	2							
12	2	172551-00710	SPRING	1							
13	2	172551-00680	LOAD CHECK	2							
14	2	172551-00670	PLUG ASSY	2							
15	2	172551-00660	SPRING	2							
16	2	172551-01020	SEAL KIT	1							1

Remarks
(1)Asterisk (*) Ref.Nos. are included
in Ref.No.16.

Fig.81. SOLENOID VALVES-LIFT, TILT AND HYDRAULIC QUICK COUPLER

(A)=S190R
(B)=
(C)=

(D)=
(E)=
(F)=

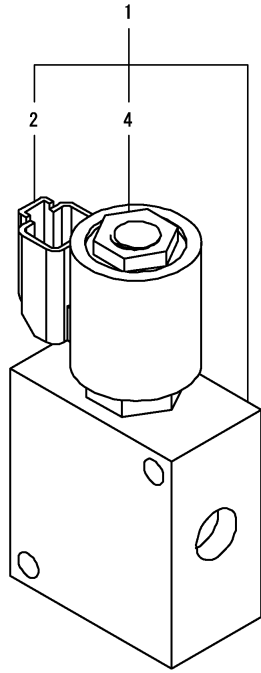


No.	Lev.	Parts No.	Description	Q'ty						I	R
				(A)	(B)	(C)	(D)	(E)	(F)		
1	1	172216-03450	VALVE, SOLENOID	1							1
2	1	172216-04890	VALVE, SOLENOID	1							2
4	2	172216-00620	CARTRIDGE	1							1
5	2	172216-05080	CARTRIDGE	1							2
6	2	172216-03480	COIL	1							1
7	2	172216-03470	COIL	1							2
8	1	172216-00580	SEAL KIT	1							3
9	1	172216-01290	SEAL KIT	1							4

Remarks

- (1)Lift and tilt.
- (2)Hydraulic quick coupler.
- (3)Lift and tilt.
- Not shown in illustration.
- (4)Hydraulic quick coupler.
- Not shown in illustration.

Fig.82. SOLENOID VALVES-BRAKE(SINGLE-SPEED)



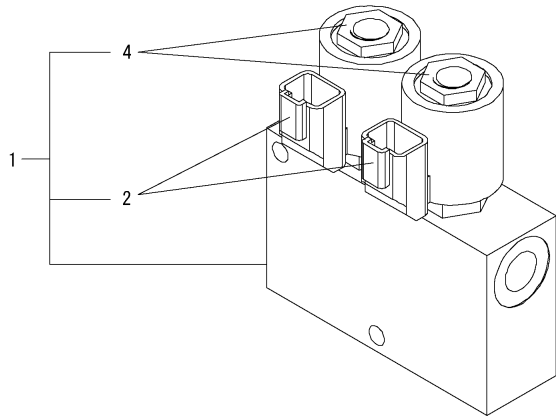
(A)=S190R
(B)=
(C)=

(D)=
(E)=
(F)=

No.	Lev.	Parts No.	Description	Q'ty						I	R
				(A)	(B)	(C)	(D)	(E)	(F)		
1	1	172216-03460	VALVE, SOLENOID	1							
2	2	172216-03470	COIL	1							
3	2	172216-01290	SEAL KIT	1							1
4	2	172216-03490	CARTRIDGE	1							

Remarks
(1)Not shown in illustration.

Fig.83. SOLENOID VALVES-BRAKE(TWO-SPEED)



(A)=S190R
(B)=
(C)=

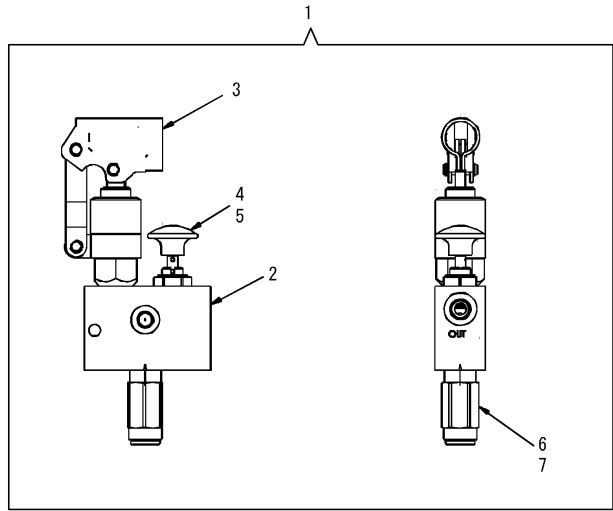
(D)=
(E)=
(F)=

No.	Lev.	Parts No.	Description	Q'ty						I	R
				(A)	(B)	(C)	(D)	(E)	(F)		
1	1	172216-03340	VALVE, DUAL SOLENOID	1							
2	2	172216-03470	COIL	2							
3	2	172216-01290	SEAL KIT	2							1
4	2	172216-03490	CARTRIDGE	2							

Remarks

(1)Not shown in illustration.

Fig.84. SOLENOID VALVES-BRAKE(BRAKE RELEASE SOLENOID)



(A)=S190R
(B)=
(C)=

(D)=
(E)=
(F)=

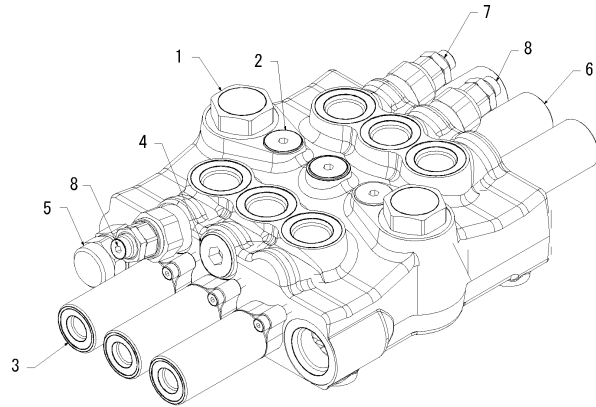
No.	Lev.	Parts No.	Description	Q'ty						I	R
				(A)	(B)	(C)	(D)	(E)	(F)		
1	1	172216-09000	VALVE, BRAKE RELEASE	1							
2	2	172216-07290	BODY, VALVE	1							
3	2	172216-07300	PUMP, HAND	1							
4	2	172216-07310	SWITCH, MANUAL	1							
5	2	172216-07320	SEAL KIT	1							1
6	2	172216-07330	RELIEF	1							
7	2	172216-07340	SEAL KIT	1							2

Remarks
(1)For Ref.No.4.
(2)For Ref.No.6.

Fig.85. MAIN CONTROL VALVE(STANDARD CONTROL VALVE-DUAL JOYSTICK CONTROLS)

(A)=S190R
(B)=
(C)=

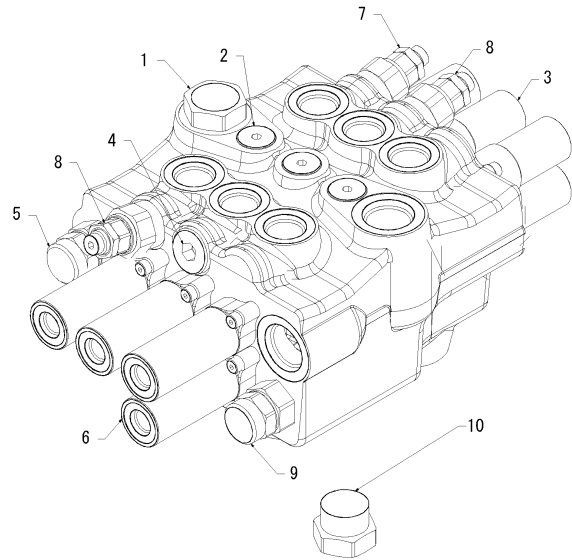
(D)=
(E)=
(F)=



No.	Lev.	Parts No.	Description	Q'ty						I	R
				(A)	(B)	(C)	(D)	(E)	(F)		
1	1	172216-07490	PLUG KIT	2							
2	1	172551-02830	VALVE, CHECK	3							
3	1	172216-07500	HYD. CONTROL, REAR	3							
4	1	172551-02840	PLUG KIT	1							
5	1	172216-07510	VALVE, RELIEF	1							
6	1	172216-07520	HYD. CNTRL, ANTERIOR	3							
7	1	172551-02850	VALVE, COMBINED	1							1
8	1	172551-02860	VALVE, COMBINED	2							2
9	1	172216-07530	GASKET SET	1							3

Remarks
 * Standard control valve
 172216-05450.
 (1)Lift arm down.
 (2)Lift arm up.
 (3)Not shown in illustration.

Fig.86. MAIN CONTROL VALVE(HIGH-FLOW CONTROL VALVE-DUAL JOYSTICK CONTROLS)



(A)=S190R
(B)=
(C)=

(D)=
(E)=
(F)=

No.	Lev.	Parts No.	Description	Q'ty						I	R
				(A)	(B)	(C)	(D)	(E)	(F)		
1	1	172216-07490	PLUG KIT	1							
2	1	172551-02830	VALVE, CHECK	3							
3	1	172216-07500	HYD. CONTROL, REAR	4							
4	1	172551-02840	PLUG KIT	1							
5	1	172216-07510	VALVE, RELIEF	1							
6	1	172216-07520	HYD. CNTRL, ANTERIOR	4							
7	1	172551-02850	VALVE, COMBINED	1							1
8	1	172551-02860	VALVE, COMBINED	2							2
9	1	172216-07540	VALVE, RELIEF PORT	1							
10	1	172551-00810	VALVE, CHECK	1							
11	1	172216-07550	GASKET SET	1							3

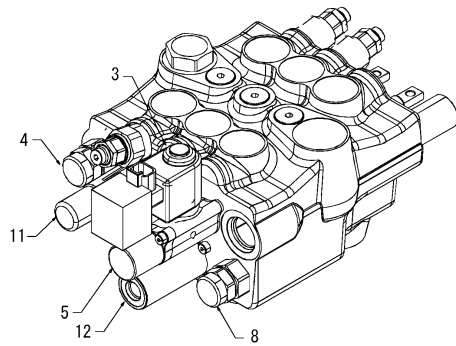
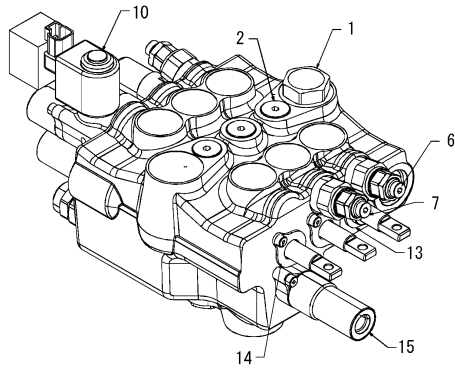
Remarks

- * HIGH-FLOW control valve 172216-05460.
- (1)Lift arm down.
- (2)Lift arm up.
- (3)Not shown in illustration.

Fig.87. MAIN CONTROL VALVE(HIGH-FLOW CONTROL VALVE-DUAL HAND AND HAND/FOOT CONTROLS)

(A)=S190R
(B)=
(C)=

(D)=
(E)=
(F)=



No.	Lev.	Parts No.	Description	Q'ty						I	R	
				(A)	(B)	(C)	(D)	(E)	(F)			
1	1	172216-07490	PLUG KIT	1								
2	1	172551-02830	VALVE, CHECK	3								
3	1	172551-02840	PLUG KIT	1								
4	1	172216-07510	VALVE, RELIEF	1								
5	1	172216-07520	HYD. CNTRL, ANTERIOR	1								
6	1	172551-02850	VALVE, COMBINED	1								
7	1	172551-02860	VALVE, COMBINED	2								
8	1	172216-07540	VALVE, RELIEF PORT	1								
9	1	172551-00810	VALVE, CHECK	1								1
10	1	172216-07560	ACTION KIT, SPOOL	1								2
11	1	172216-07570	DETENT KIT	1								
12	1	172216-07580	ACTION KIT, SPOOL	1								
13	1	172216-07590	RETAINER, SEAL	1								
14	1	172216-07600	SEAL, RETAINER	2								
15	1	172216-07620	HYD. CONTROL, REAR	1								
16	1	172216-07630	GASKET SET	1								1

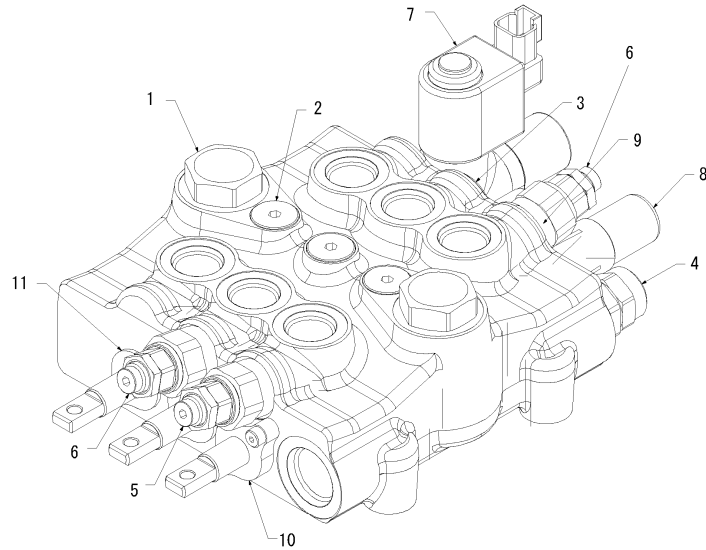
Remarks

* HIGH-FLOW control valve
172216-05810.
(1)Not shown in illustration.
(2)172216-12520 is the coil part number.

Fig.88. MAIN CONTROL VALVE(STANDARD CONTROL VALVE-DUAL HAND AND HAND/FOOT CONTROLS)

(A)=S190R
(B)=
(C)=

(D)=
(E)=
(F)=



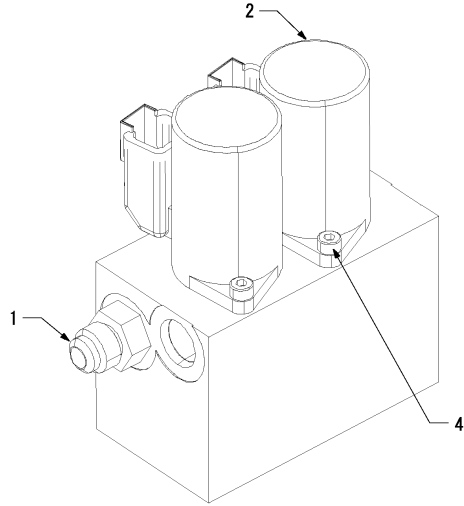
No.	Lev.	Parts No.	Description	Q'ty						I	R
				(A)	(B)	(C)	(D)	(E)	(F)		
1	1	172216-07490	PLUG KIT	2							
2	1	172551-02830	VALVE, CHECK	3							
3	1	172551-02840	PLUG KIT	1							
4	1	172216-07510	VALVE, RELIEF	1							
5	1	172551-02850	VALVE, COMBINED	1							
6	1	172551-02860	VALVE, COMBINED	2							
7	1	172216-07560	ACTION KIT, SPOOL	1							1
8	1	172216-07570	DETENT KIT	1							
9	1	172216-07580	ACTION KIT, SPOOL	1							
10	1	172216-07590	RETAINER, SEAL	1							
11	1	172216-07600	SEAL, RETAINER	2							
12	1	172216-07610	GASKET SET	1							2

Remarks
 * Standard control valve
 172216-06660.
 (1)172216-12520 is the coil part
 number.
 (2)Not shown in illustration.

Fig.89. PROPORTIONAL VALVE(DUAL HAND AND HAND/FOOT CONTROLS-HIGH-FLOW OPTION, DUAL JOYST

(A)=S190R
(B)=
(C)=

(D)=
(E)=
(F)=



No.	Lev.	Parts No.	Description	Q'ty						I	R	
				(A)	(B)	(C)	(D)	(E)	(F)			
1	1	172216-08400	FITTING	1								
2	1	172216-08410	VALVE, PROPORTIONAL	2								
3	1	172216-07450	SEAL KIT	1								1
4	1	172216-07440	SCREW	4								

Remarks

* Proportional valve 172216-08370.

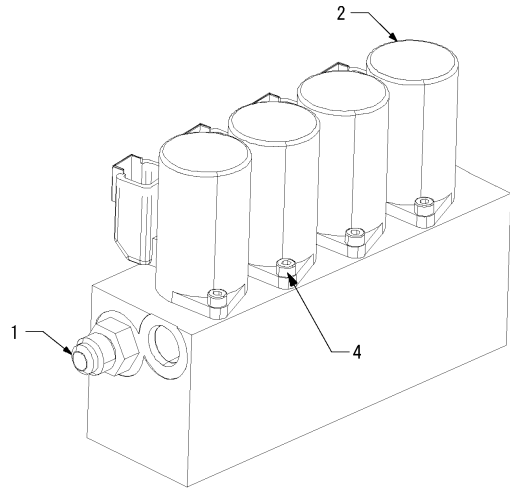
(1)Not shown in illustration.

N:Old $\xrightarrow{\text{Yes}}$ New, Q:Old $\xrightarrow{\text{No}}$ New, R:Old $\xrightarrow{\text{Yes}}$ New, S:Old $\xrightarrow{\text{No}}$ New, W:Add, Z:Discontinued, F:Interchangeable by set, K:Q'ty Change

Fig.90. PROPORTIONAL VALVE(DUAL JOYSTICK CONTROLS-HIGH-FLOW OPTION)

(A)=S190R
(B)=
(C)=

(D)=
(E)=
(F)=



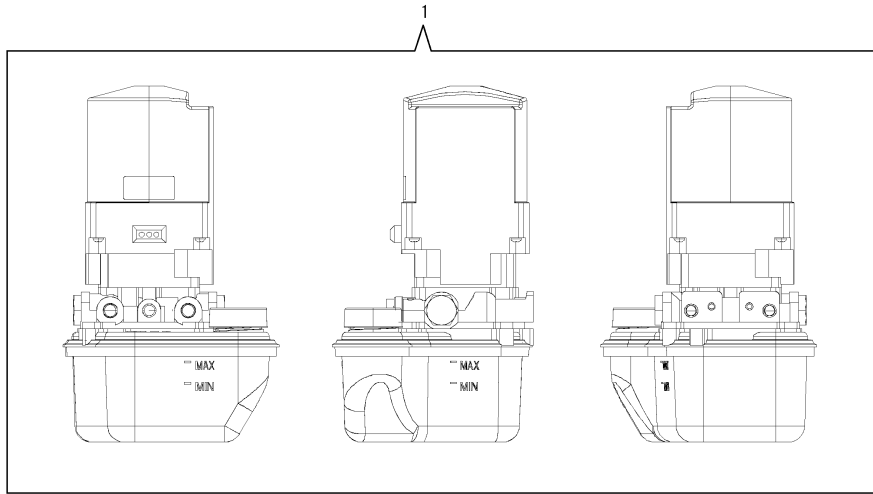
No.	Lev.	Parts No.	Description	Q'ty						I	R	
				(A)	(B)	(C)	(D)	(E)	(F)			
1	1	172216-08400	FITTING	1								
2	1	172216-08410	VALVE, PROPORTIONAL	4								
3	1	172216-07450	SEAL KIT	1								1
4	1	172216-07440	SCREW	8								

Remarks
* Proportional valve 172216-08380.
(1)Not shown in illustration.

Fig.92. PUMP-COLD WEATHER HYDRAULIC QUICK COUPLER

(A)=S190R
(B)=
(C)=

(D)=
(E)=
(F)=



No.	Lev.	Parts No.	Description	Q'ty						I	R	
				(A)	(B)	(C)	(D)	(E)	(F)			
1	1	172216-08300	PUMP	1								
2	2	172215-00850	FITTING	1								1
3	2	172216-07350	RESERVOIR	1								2
4	2	172216-07360	O-RING	1								1
5	2	172216-07370	SCREW	1								1
6	2	172216-07380	CAP, RESERVOIR	1								1

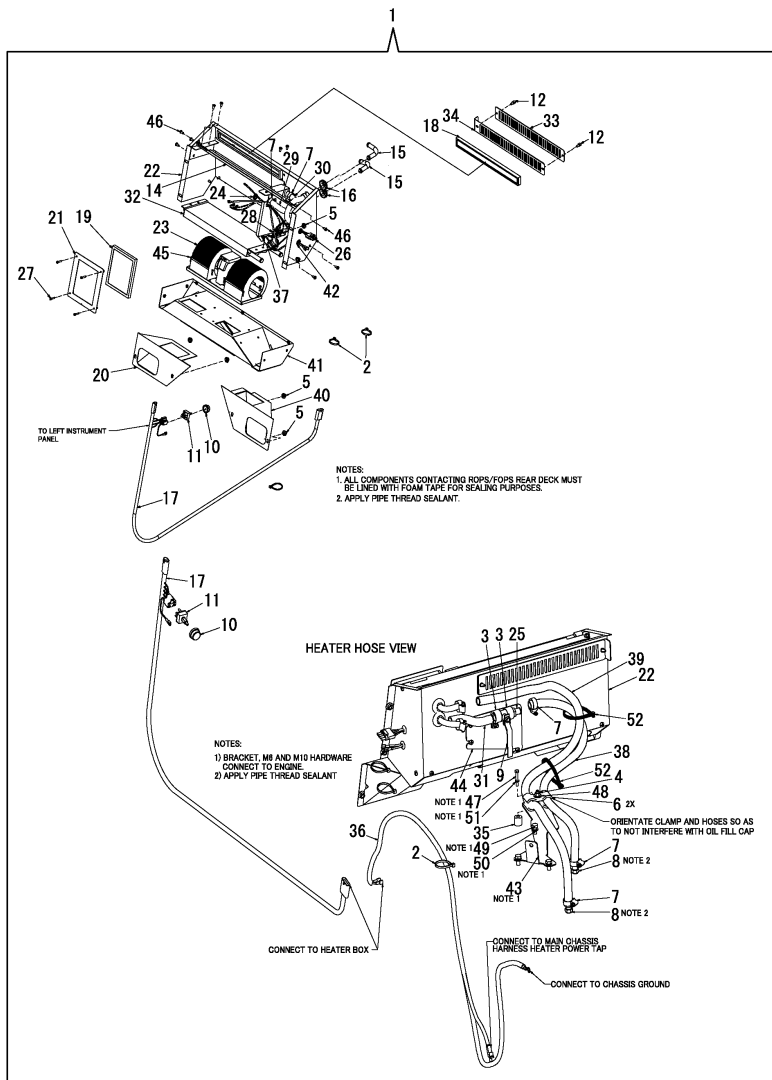
Remarks

- (1)Not shown in illustration.
- (2)Reservoir takes 0.8 U.S. Quarts (0,75 L) of Mobil ATF Dexron III fluid.
- Not shown in illustration.

Fig.93. HEATER/DEFROSTER KIT

(A)=S190R
(B)=
(C)=

(D)=
(E)=
(F)=



No.	Lev.	Parts No.	Description	Qty						I	R
				(A)	(B)	(C)	(D)	(E)	(F)		
1	1	172216-10790	DEFROSTER KIT	1							
2	2	172551-00120	TIE, CABLE	3							
3	2	172216-00080	CLAMP	3							
4	2	172551-00150	NUT	1							
5	2	172551-00240	NUT	10							
6	2	172216-00260	CLAMP	2							
7	2	172551-00760	CLAMP	7							
8	2	172551-00840	FITTING	2							
9	2	172216-01380	VALVE, BALL	1							
10	2	172215-00740	KNOB	1							
11	2	172551-01280	SWITCH, HEATER	1							
12	2	172216-02100	SCREW	2							
13	2	172215-00770	SCREW	2							1
14	2	172216-02610	BRACKET	1							
15	2	172216-02620	ELBOW	2							
16	2	172216-02630	GROMMET	2							
17	2	172216-02640	WIRE HARNESS	1							
18	2	172216-03790	FILTER, FRESH AIR	1							
19	2	172216-03800	FILTER, AIR	1							
20	2	172216-03960	DUCT, HEATER	1							
21	2	172216-03970	GRILLE, AIR	1							
22	2	172216-03980	BOX, HEATER	1							
23	2	172551-02260	BLOWER ASSY	1							
24	2	172216-04000	GROMMET	1							
25	2	172551-02270	FITTING	1							
26	2	172216-04020	HARNESS	1							
27	2	172216-04120	SCREW	4							
28	2	172551-02320	RECTIFIER PACK	1							
29	2	172216-04180	HOSE, HEATER	1							
30	2	172216-04190	HOSE, HEATER	1							
31	2	172216-04200	HOSE, HEATER	1							
32	2	172216-04560	CORE, HEATER	1							
33	2	172216-04570	GRILLE, FILTER OUTER	1							
34	2	172216-04580	GRILLE, FILTER INNER	1							
35	2	172216-05600	SPACER, ALTERNATOR	1							
36	2	172216-07460	HARNESS, HEATER, FAN	1							
37	2	172216-07930	RELAY, SEALED	1							
38	2	172216-08670	HOSE, HEATER	1							
39	2	172216-08690	HOSE, HEATER	1							
40	2	172216-09030	DUCT, HEATER ANGLED	1							
41	2	172216-09220	BOX, HEATER LOWER	1							
42	2	172551-06780	GROMMET	2							
43	2	172216-10590	BRACKET ASSY, HOSE	1							
44	2	172216-10600	BRACKET ASSY, VALVE	1							
45	2	172215-02940	SCREW	8							
46	2	172215-03110	SCREW	16							
47	2	172216-09720	SCREW	1							
48	2	172551-10370	WASHER	1							
49	2	172551-10420	SCREW	3							
50	2	172551-10480	WASHER	3							
51	2	172216-09840	WASHER	1							

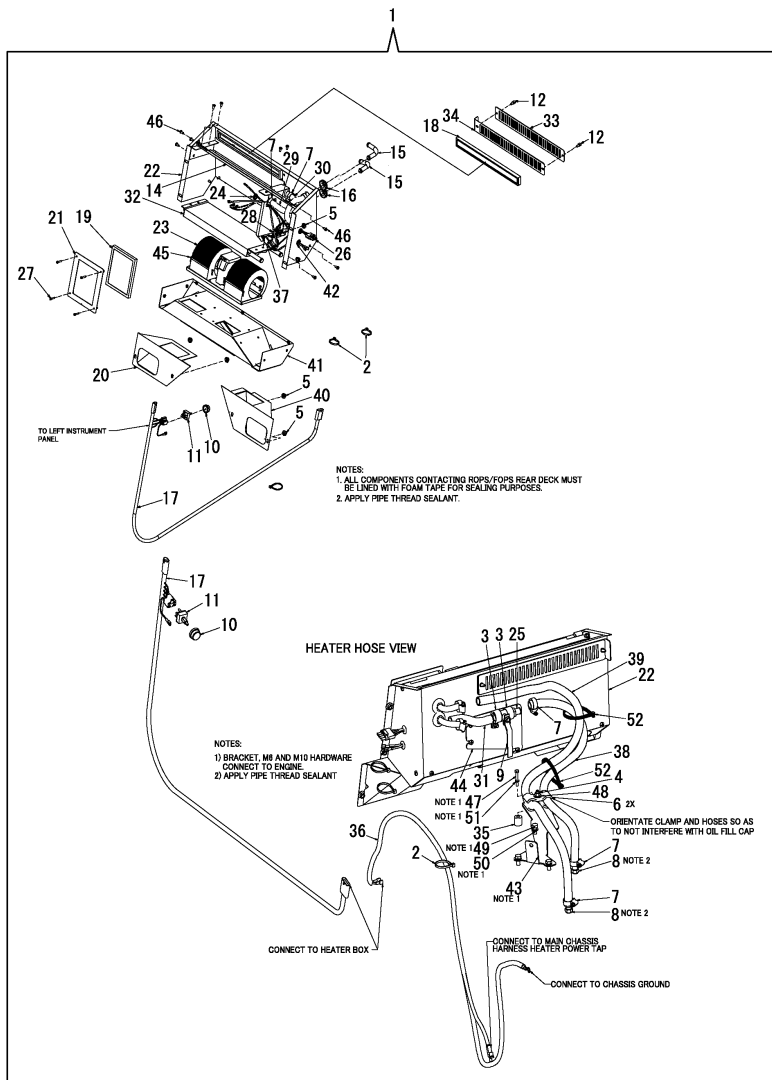
Remarks
(1)Not shown in illustration.

Fig.93. HEATER/DEFROSTER KIT

(A)=S190R
(B)=
(C)=

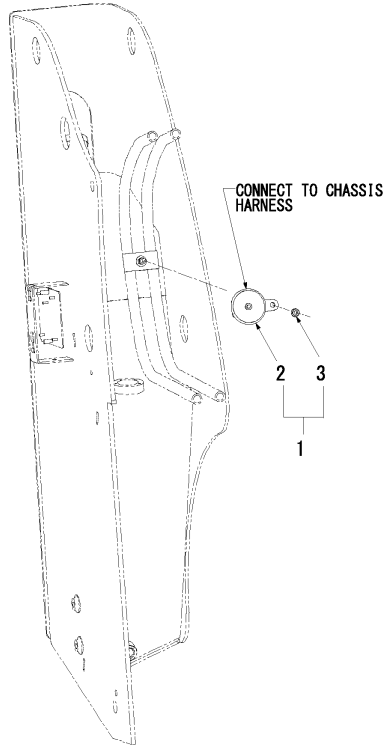
(D)=
(E)=
(F)=

No.	Lev.	Parts No.	Description	Q'ty						I	R
				(A)	(B)	(C)	(D)	(E)	(F)		
52	2	172215-00480	TIE, CABLE	2							



Remarks
(1)Not shown in illustration.

Fig.94. HORN KIT



(A)=S190R
(B)=
(C)=

(D)=
(E)=
(F)=

No.	Lev.	Parts No.	Description	Q'ty						I	R
				(A)	(B)	(C)	(D)	(E)	(F)		
1	1	172216-10090	HORN KIT	1							
2	2	172551-01980	HORN	1							
3	2	172215-06620	NUT	1							

Fig.95. CROSSMEMBER AUXILIARY TUBE KIT

(A)=S190R
(B)=
(C)=

(D)=
(E)=
(F)=

No.	Lev.	Parts No.	Description	Q'ty						I	R
				(A)	(B)	(C)	(D)	(E)	(F)		
1	1	172216-10170	TUBE KIT, AUX.	1							
2	2	172216-01220	COUPLER, MALE	1							
3	2	172216-01230	COUPLER, FEMALE	1							
4	2	172216-03600	TUBE	1							
5	2	172216-03930	TUBE W/TEE	1							
6	2	172216-03940	TUBE, AUX OUTER	1							
7	2	172216-03950	TUBE, AUX INNER	1							
8	2	172216-08150	TUBE, AUX INNERUPPER	1							
9	2	172216-08160	TUBE, AUX OUTERUPPER	1							

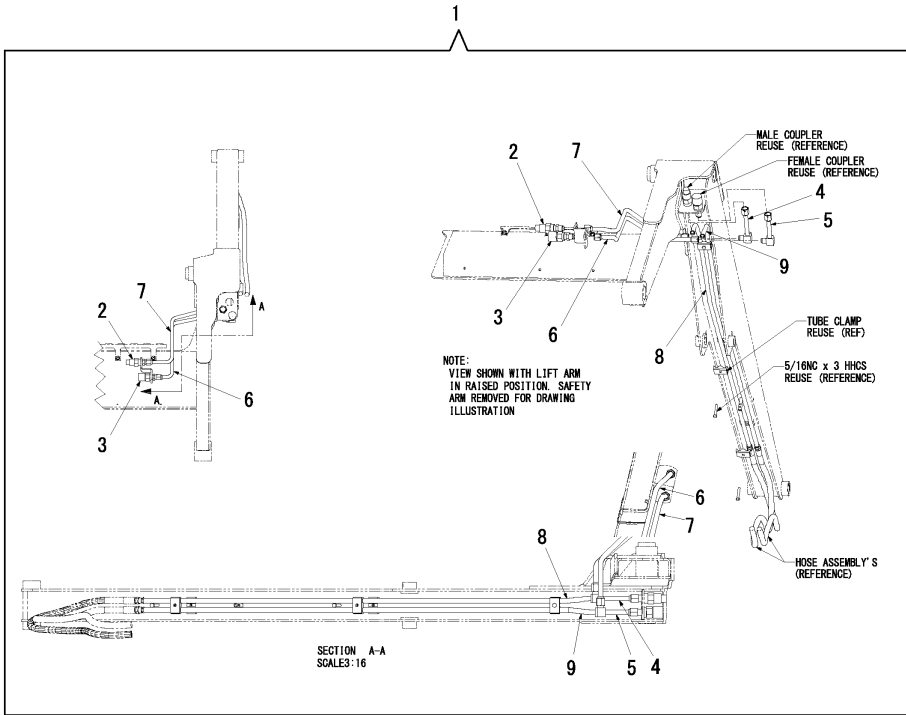
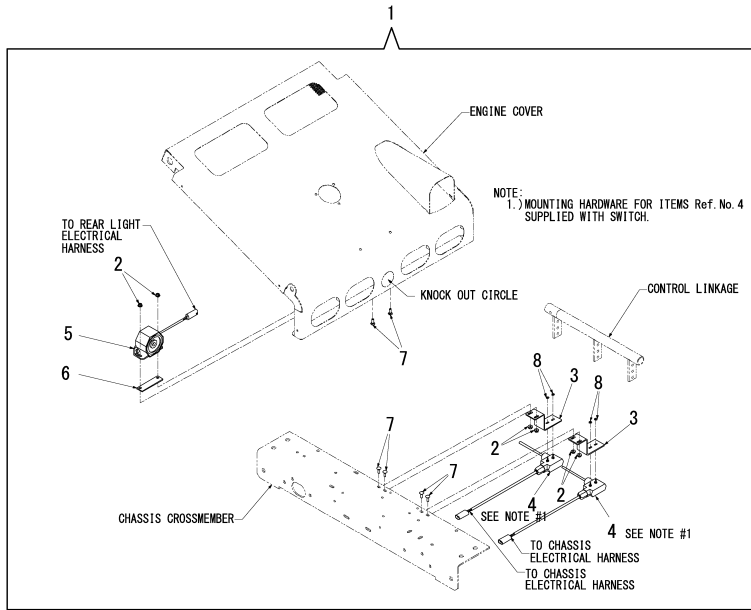


Fig.96. BACKUP ALARM KIT(FOR DUAL HAND AND HAND/FOOT CONTROLS)

(A)=S190R
(B)=
(C)=

(D)=
(E)=
(F)=



No.	Lev.	Parts No.	Description	Qty						I	R	
				(A)	(B)	(C)	(D)	(E)	(F)			
1	1	172216-09910	BACKUP ALARM KIT	1								
2	2	172216-01590	NUT	6								
3	2	172216-01650	MOUNT, SWITCH	2								
4	2	172216-02030	SWITCH ASSY, ALARM	2								
5	2	172216-02870	ALARM, BACK UP	1								
6	2	172216-03700	SPACER, BACKUP ALARM	1								
7	2	172551-09830	BOLT	6								
8	2	172215-02970	WASHER	4								

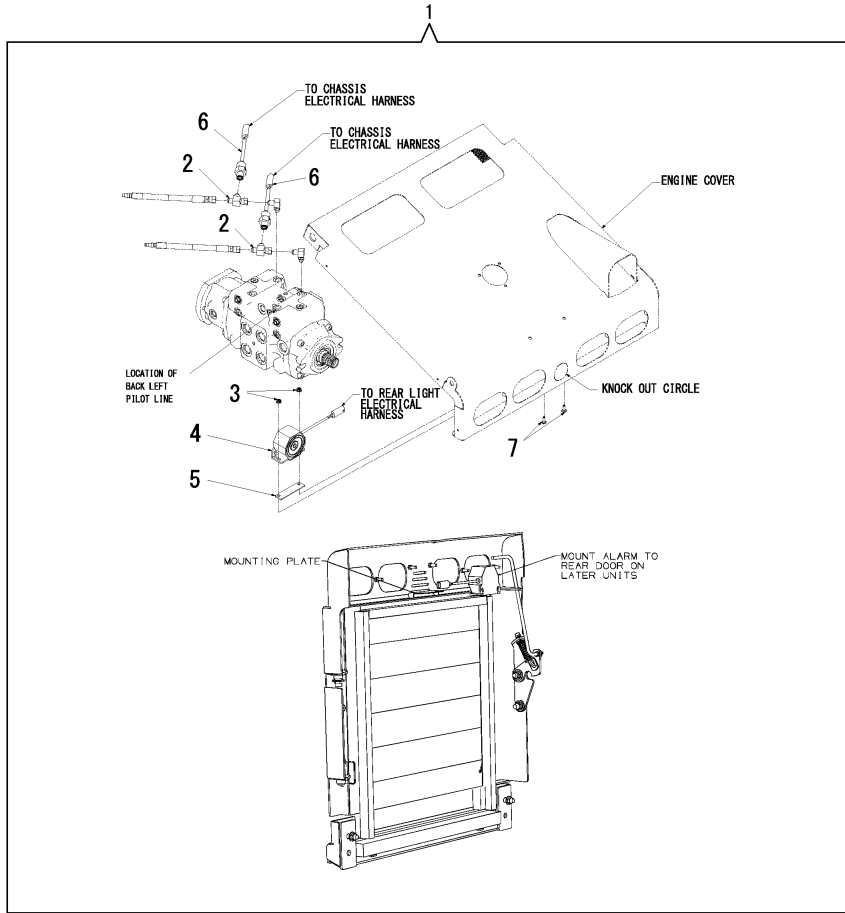
Remarks

* Alarm mounts in the rear grill,
see Fig.No.97.

Fig.97. BACKUP ALARM KIT(FOR DUAL JOYSTICK CONTROLS)

(A)=S190R
(B)=
(C)=

(D)=
(E)=
(F)=



No.	Lev.	Parts No.	Description	Q'ty						I	R
				(A)	(B)	(C)	(D)	(E)	(F)		
1	1	172216-10020	BACKUP ALARM KIT	1							
2	2	172551-00340	FITTING	2							
3	2	172216-01590	NUT	2							
4	2	172216-02870	ALARM, BACK UP	1							
5	2	172216-03700	SPACER, BACKUP ALARM	1							
6	2	172216-04270	SWITCH, PRESSURE	2							
7	2	172551-09830	BOLT	2							

Remarks

* Alarm mounts in the rear grill.

Fig.98. REARVIEW MIRROR KIT

(A)=S190R
(B)=
(C)=

(D)=
(E)=
(F)=

No.	Lev.	Parts No.	Description	Q'ty						I	R
				(A)	(B)	(C)	(D)	(E)	(F)		
1	1	172216-09900	MIRROR KIT ,REARVIEW	1							
2	2	172216-01360	MIRROR	1							
3	2	172216-09550	SCREW	2							

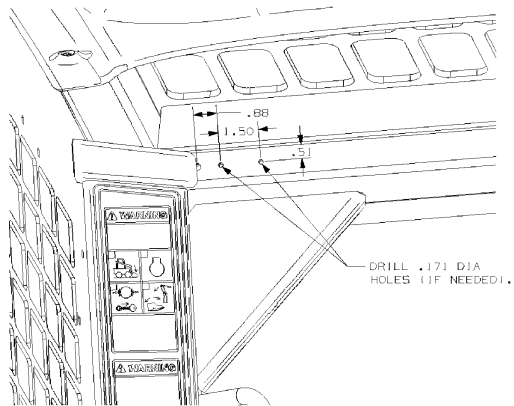



Fig.99. FRONT DOOR KIT

(A)=S190R

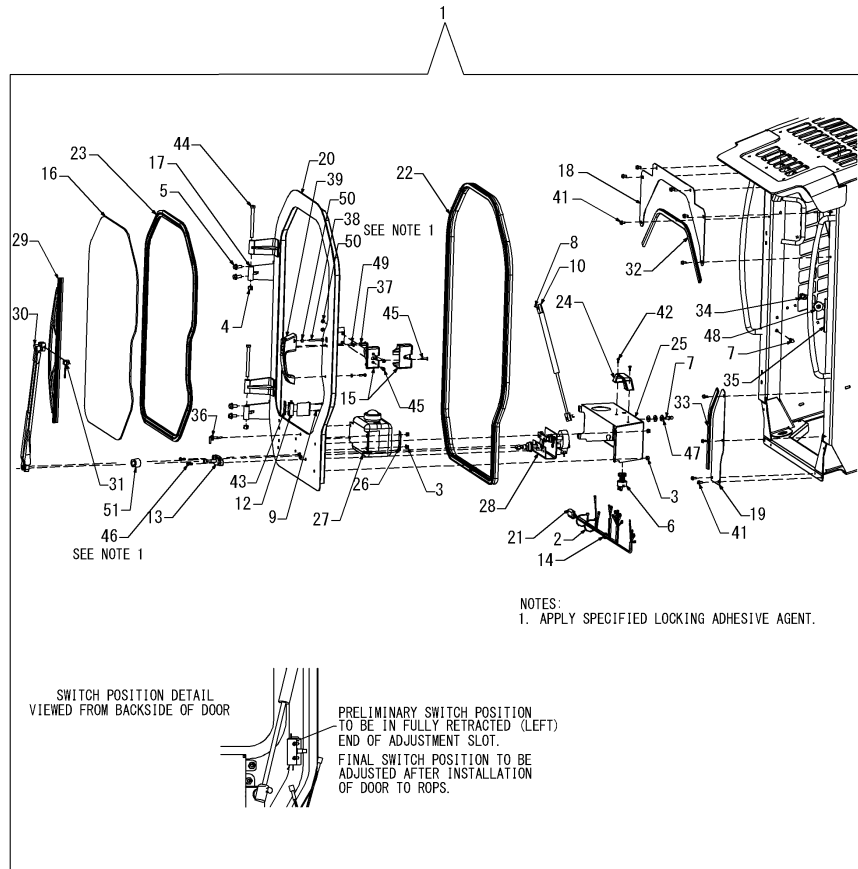
(B)=

(C)=

(D)=

(E)=

(F)=

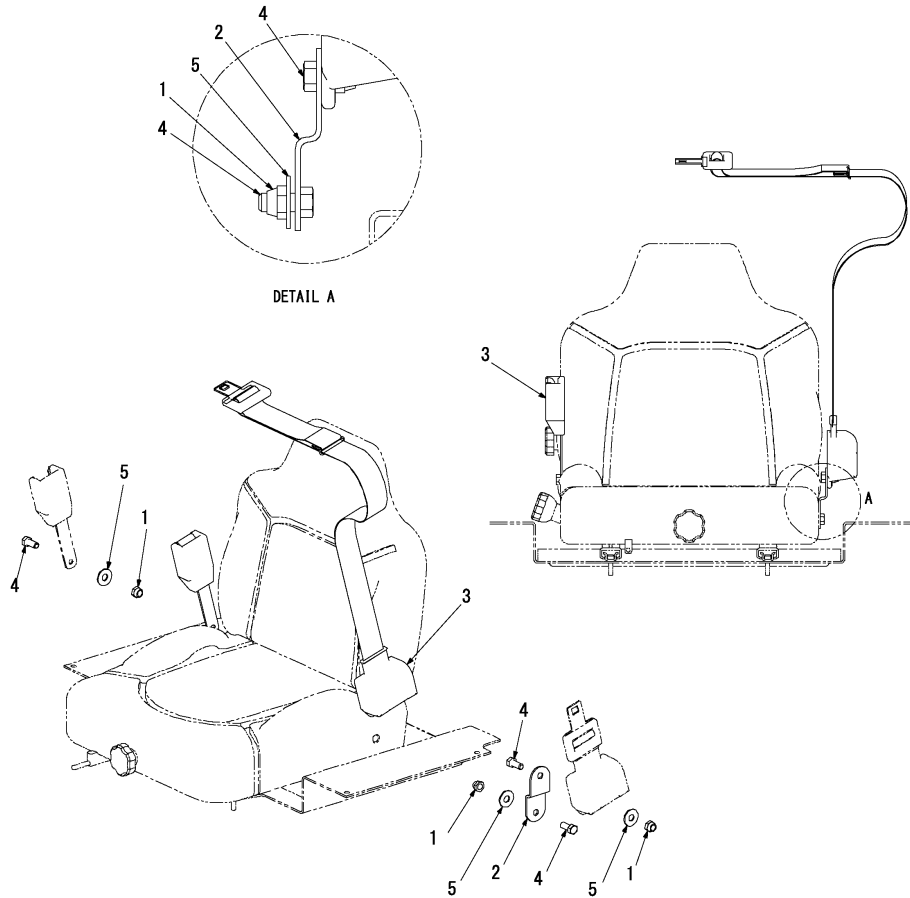


No.	Lev.	Parts No.	Description	Q'ty						I	R
				(A)	(B)	(C)	(D)	(E)	(F)		
1	1	172216-09920	DOOR KIT ,FRONT	1							
2	2	172551-00120	TIE, CABLE	2							
3	2	172551-00250	NUT	8							
4	2	172551-00280	NUT	2							
5	2	172551-01810	SCREW	4							
6	2	172215-04600	SWITCH, WIPER	1							
7	2	172215-00550	STUD, BALL	2							
8	2	172215-00670	CLIP, GAS SPRING	2							
9	2	172216-02520	SCREW	2							
10	2	172215-00890	SPRING, GAS ASSIST	1							
11	2	172215-00670	CLIP, GAS SPRING	1							1
12	2	172216-02550	SWITCH, LIMIT	1							
13	2	172216-02560	PIVOT, PANTOGRAPH	1							
14	2	172216-02570	GROMMET, RUBBER	1							
15	2	172551-01970	LATCH, CAM	1							
16	2	172216-03230	GLASS, DOOR	1							
17	2	172216-03240	HINGE, FRAME	2							
18	2	172216-03260	SHHET, FILTER TOP	1							
19	2	172216-03270	SHHET, FILTER LOW	1							
20	2	172216-03280	DOOR	1							
21	2	172216-03310	HARNES, DOOR	1							
22	2	172216-03320	SEAL, BULB	1							
23	2	172216-03330	SEAL, WEATHER DOOR	1							
24	2	172215-01410	HANDLE, GRAB	1							
25	2	172216-03390	COVER, WASHER	1							
26	2	172216-03660	PLATE, WASHER BOTTLE	2							
27	2	172216-03670	TANK, RESERVOIR	1							
28	2	172216-03680	MOTOR ASSY, WIPER	1							
29	2	172215-01480	BLADE, WIPER	1							2
30	2	172216-03720	WIPER ARM, PANTO	1							2
31	2	172215-01490	ARM KIT, WET	1							2
32	2	172216-03770	TRIM, DOOR	1							
33	2	172216-03780	TRIM, DOOR	1							
34	2	172551-02330	STRIKER, CAM LATCH	1							
35	2	172216-04400	PLATE, STRIKER MOUNT	1							
36	2	172215-07190	FITTING	1							
37	2	172216-10950	SCREW	3							
38	2	172216-10960	SCREW	1							
39	2	172216-11100	HANDLE, CAB DOOR	1							
40	2	172215-09860	KEY	1							3
41	2	172551-09440	SCREW	10							
42	2	172551-09610	SCREW	2							
43	2	172216-04820	BACKPLATE	1							
44	2	172216-09450	SCREW	2							
45	2	172216-09600	SCREW	3							
46	2	172215-03140	SCREW	2							
47	2	172551-10370	WASHER	3							
48	2	172551-10390	WASHER	4							
49	2	172215-03270	WASHER	3							
50	2	172551-10430	NUT	3							
51	2	172215-02120	BUSHING	1							

Remarks

- (1)As required.
- Not shown in illustration.
- (2)Service part for 172216-11980 wet wiper assembly.
- (3)Not shown in illustration.

Fig.100. SEAT BELT KIT(2")



(A)=S190R
(B)=
(C)=

(D)=
(E)=
(F)=

No.	Lev.	Parts No.	Description	Q'ty						I	R
				(A)	(B)	(C)	(D)	(E)	(F)		
1	1	172215-00400	NUT	3							
2	1	172216-03350	TAB, RETRACTOR MOUNT	1							
3	1	172216-11080	BELT ASSY, SEAT	1							
4	1	172215-02850	SCREW	3							
5	1	172215-03340	WASHER	3							

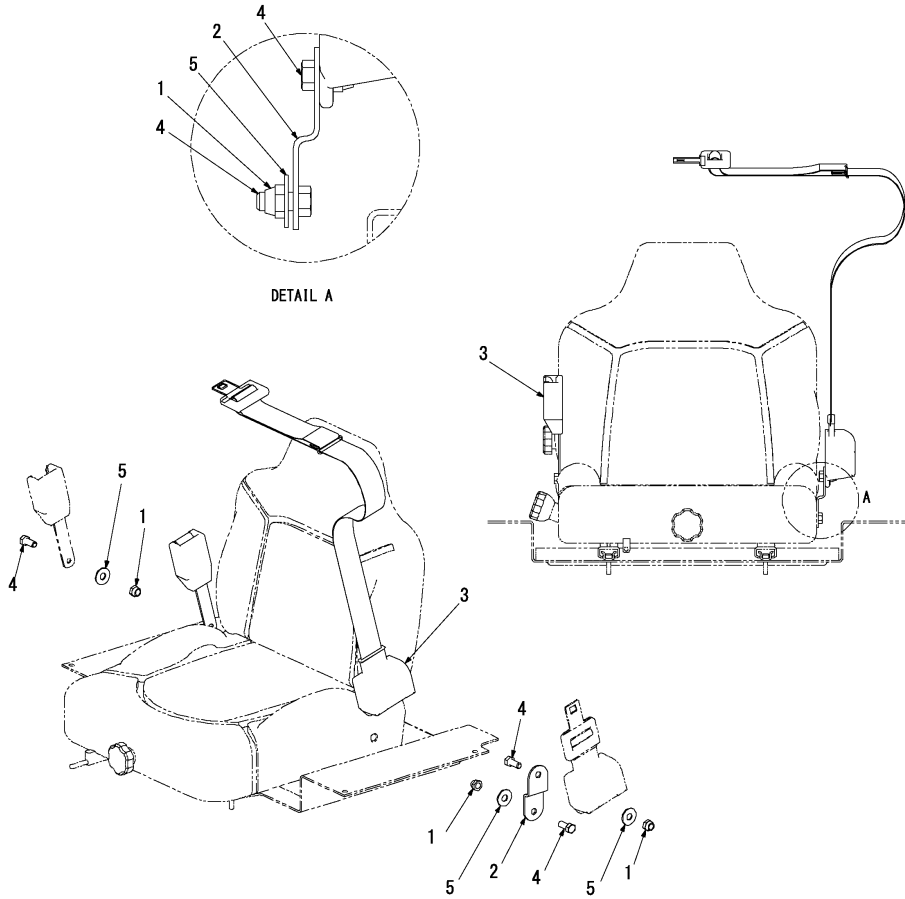
Remarks

* 2" Seat belt 172216-12530.

Fig.101. SEAT BELT KIT(3")

(A)=S190R
(B)=
(C)=

(D)=
(E)=
(F)=



No.	Lev.	Parts No.	Description	Q'ty						I	R
				(A)	(B)	(C)	(D)	(E)	(F)		
1	1	172215-00400	NUT	3							
2	1	172216-03350	TAB, RETRACTOR MOUNT	1							
3	1	172216-11090	BELT ASSY, SEAT	1							
4	1	172215-02850	SCREW	3							
5	1	172215-03340	WASHER	3							

Remarks

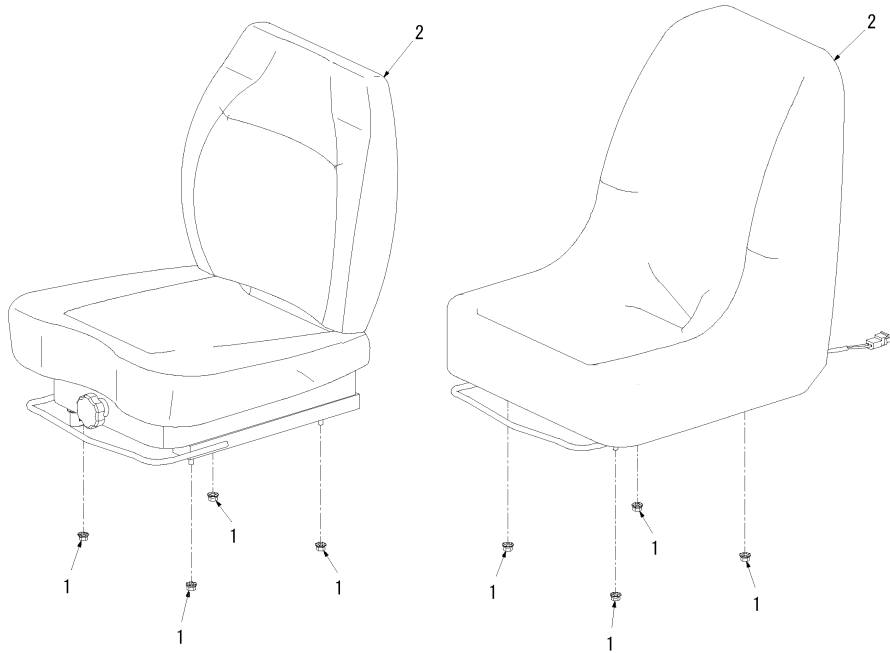
* 3" Seat belt 172216-12540.

Fig.102. SEAT KIT(SUSPENSION)

(A)=S190R
(B)=
(C)=

(D)=
(E)=
(F)=

No.	Lev.	Parts No.	Description	Qty						I	R
				(A)	(B)	(C)	(D)	(E)	(F)		
1	1	172216-02490	NUT	4							
2	1	172216-03360	SEAT, SUSPENSION	1							



Remarks

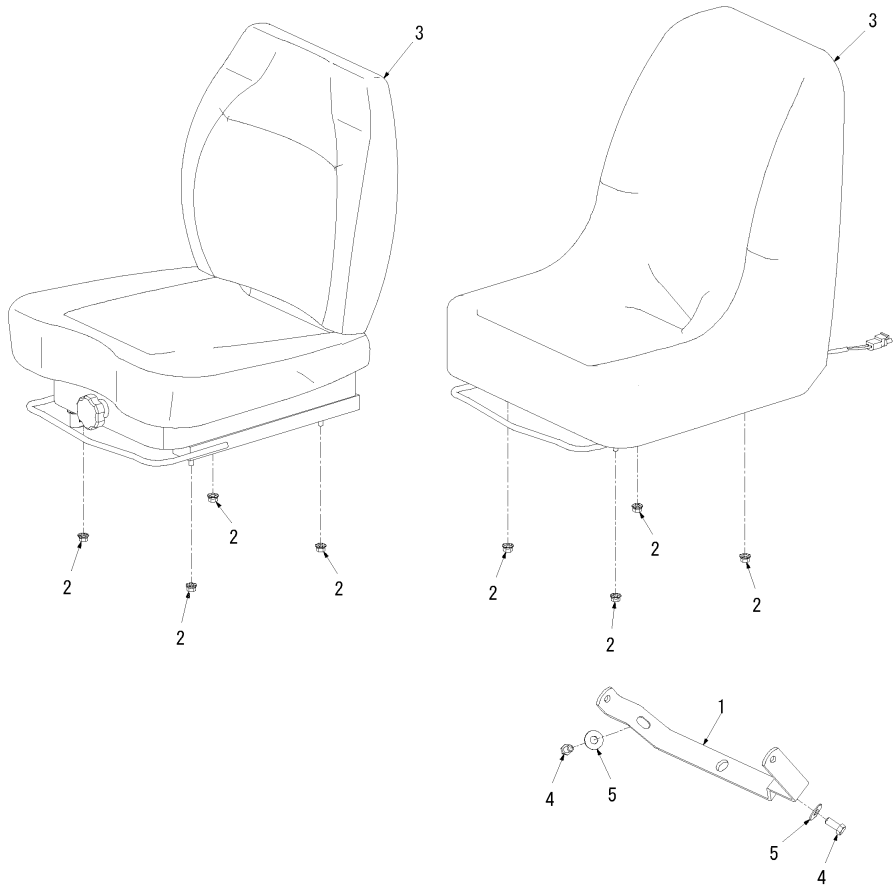
* Suspension seat 172216-12550.

Fig.103. SEAT KIT(STANDARD)

(A)=S190R
(B)=
(C)=

(D)=
(E)=
(F)=

No.	Lev.	Parts No.	Description	Q'ty						I	R
				(A)	(B)	(C)	(D)	(E)	(F)		
1	1	172216-03860	BRACKET, SEAT BELT	1							
2	1	172216-02490	NUT	4							
3	1	172216-03370	SEAT	1							
4	1	172215-02850	SCREW	2							
5	1	172215-03340	WASHER	2							

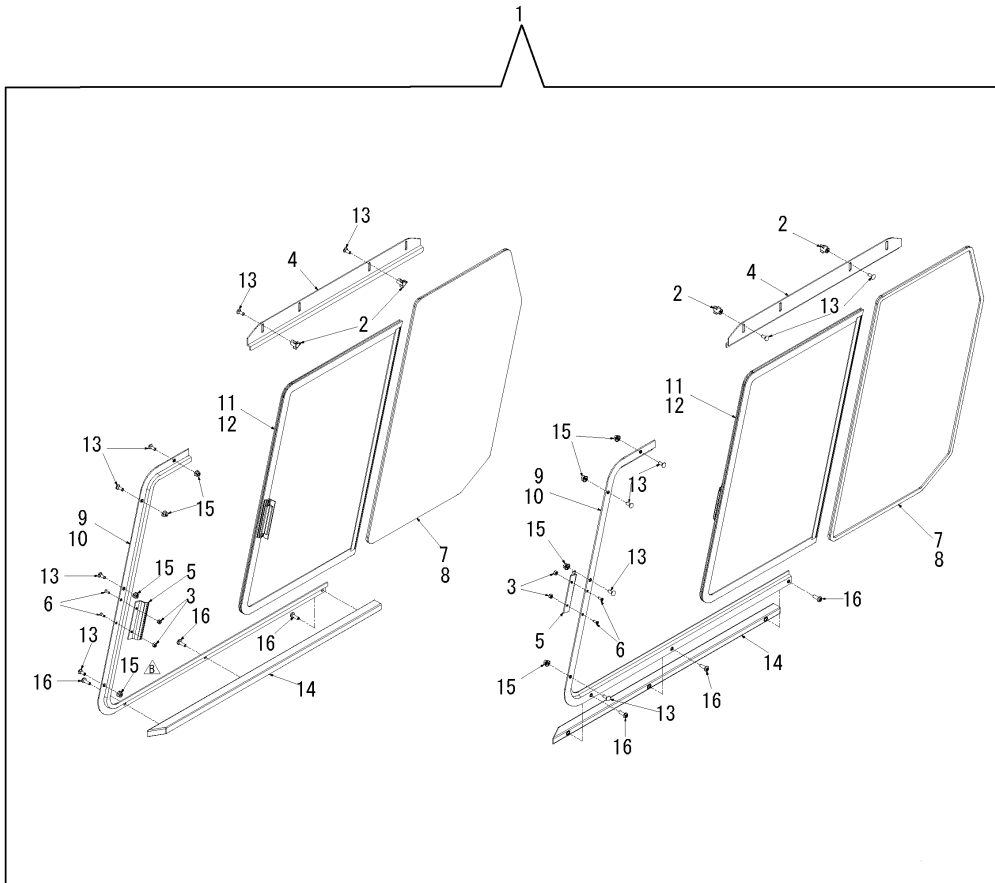


Remarks
* Standard seat 172216-12560.

Fig.104. SIDE WINDOW KIT

(A)=S190R
(B)=
(C)=

(D)=
(E)=
(F)=



No.	Lev.	Parts No.	Description	Q'ty						I	R
				(A)	(B)	(C)	(D)	(E)	(F)		
1	1	172216-09930	WINDOW KIT, SIDE	1							
2	2	172216-02410	FASTENER, THUMB	4							
3	2	172216-02420	NUT	4							
4	2	172216-02980	TRACK, TOP	2							
5	2	172216-02990	PLATE, STRIKER	2							
6	2	172216-03000	SCREW	4							
7	2	172216-03020	WINDOW	1							1
8	2	172216-03030	WINDOW	1							2
9	2	172216-03050	FRAME, WINDOW L	1							
10	2	172216-03060	FRAME, WINDOW R	1							
11	2	172216-03070	WINDOW	1							3
12	2	172216-03080	WINDOW	1							4
13	2	172216-03170	BOLT	12							
14	2	172216-06740	SUPPORT ASSY, ROPS	2							
15	2	172215-06610	NUT	8							
16	2	172551-10010	SCREW	6							

Remarks

* Assy, right window 172217-00400.

* Assy, left window 172217-00390.

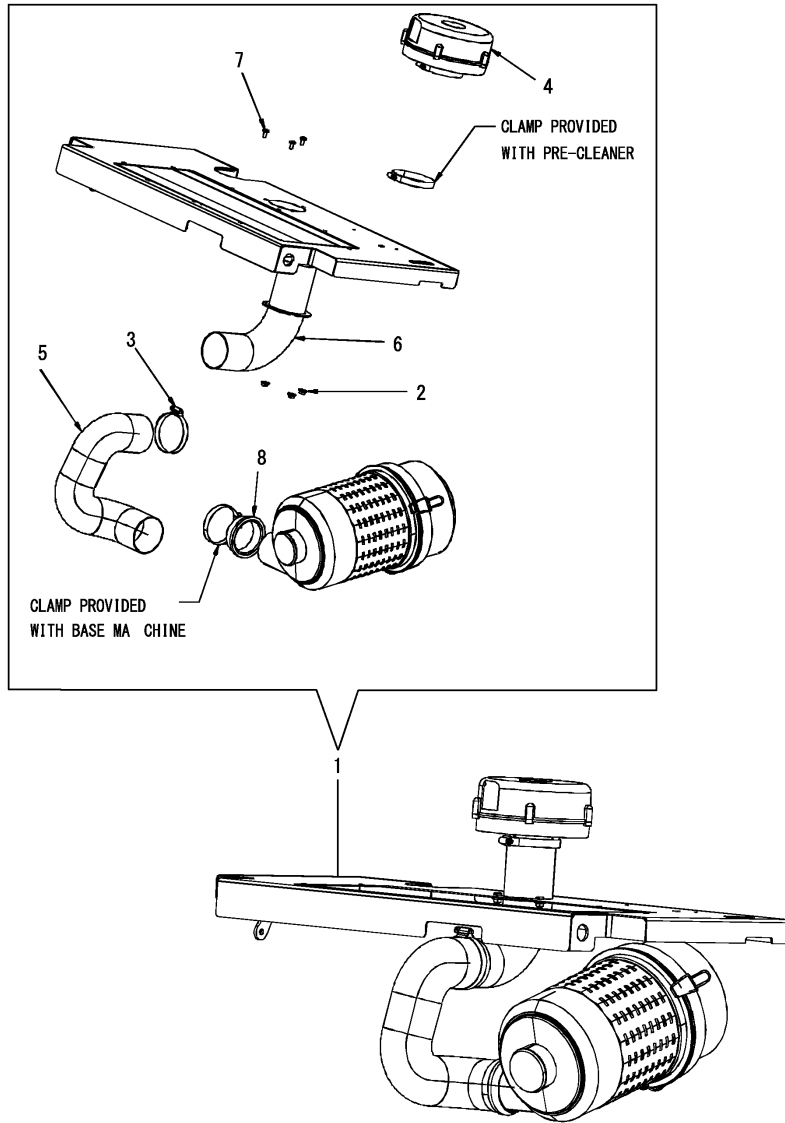
* Latch, window 172217-04330.

- (1) Left stationary.
- (2) Right stationary.
- (3) Left slider assy.
- (4) Right slider assy.

Fig.105. PRE-CLEANER KIT

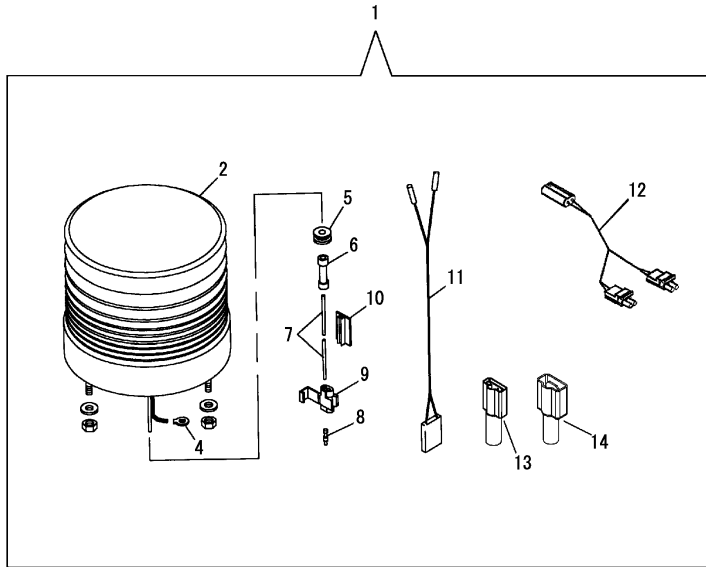
(A)=S190R
(B)=
(C)=

(D)=
(E)=
(F)=



No.	Lev.	Parts No.	Description	Q'ty						I	R
				(A)	(B)	(C)	(D)	(E)	(F)		
1	1	172216-10820	PRE-CLEANER KIT	1							
2	2	172551-00230	NUT	3							
3	2	172551-00630	CLAMP	1							
4	2	172551-01220	PRE-CLEANER	1							
5	2	172216-07420	HOSE, AIR INTAKE	1							
6	2	172216-08960	TUBE, PRECLEANER	1							
7	2	172215-03110	SCREW	3							
8	2	172216-10700	ADAPTOR, RUBBER	1							

Fig.106. STROBE LIGHT KIT



(A)=S190R
(B)=
(C)=

(D)=
(E)=
(F)=

No.	Lev.	Parts No.	Description	Q'ty						I	R
				(A)	(B)	(C)	(D)	(E)	(F)		
1	1	172216-09890	STROBE KIT, LIGHT	1							
2	2	172215-00460	STROBE	1							
3	2	172216-01340	BULB, STROBE	1							1
4	2	172216-00450	TERMINAL, RING	1							
5	2	172216-00250	GROMMET	1							
6	2	172216-00170	CONNECTOR, LINE	1							
7	2	172216-00320	WIRE, BEACON	1							
8	2	172215-00280	FITTING	1							
9	2	172216-00330	CONNECTOR, TAP	1							
10	2	172216-00050	CLIP, WIRE	3							
11	2	172216-00600	HARNES, STROBE	1							
12	2	172216-01300	WIRE HARNES	1							
13	2	172216-02590	TERMINAL, INS FEMALE	1							
14	2	172216-02600	TERMINAL, INS MALE	1							

Remarks

(1)Not shown in illustration.

Fig.107. COUNTERWEIGHT KIT

(A)=S190R
(B)=
(C)=

(D)=
(E)=
(F)=

No.	Lev.	Parts No.	Description	Q'ty						I	R
				(A)	(B)	(C)	(D)	(E)	(F)		
1	1	172216-09940	COUNTERWEIGHT KIT	1							
2	2	172216-01070	LABEL, WARNING	2							
4	2	172216-10260	PLATE, BUMPER SPACER	2							
5	2	172216-09430	NUT	2							
6	2	172216-09660	SCREW	2							
7	2	172216-09810	WASHER	2							

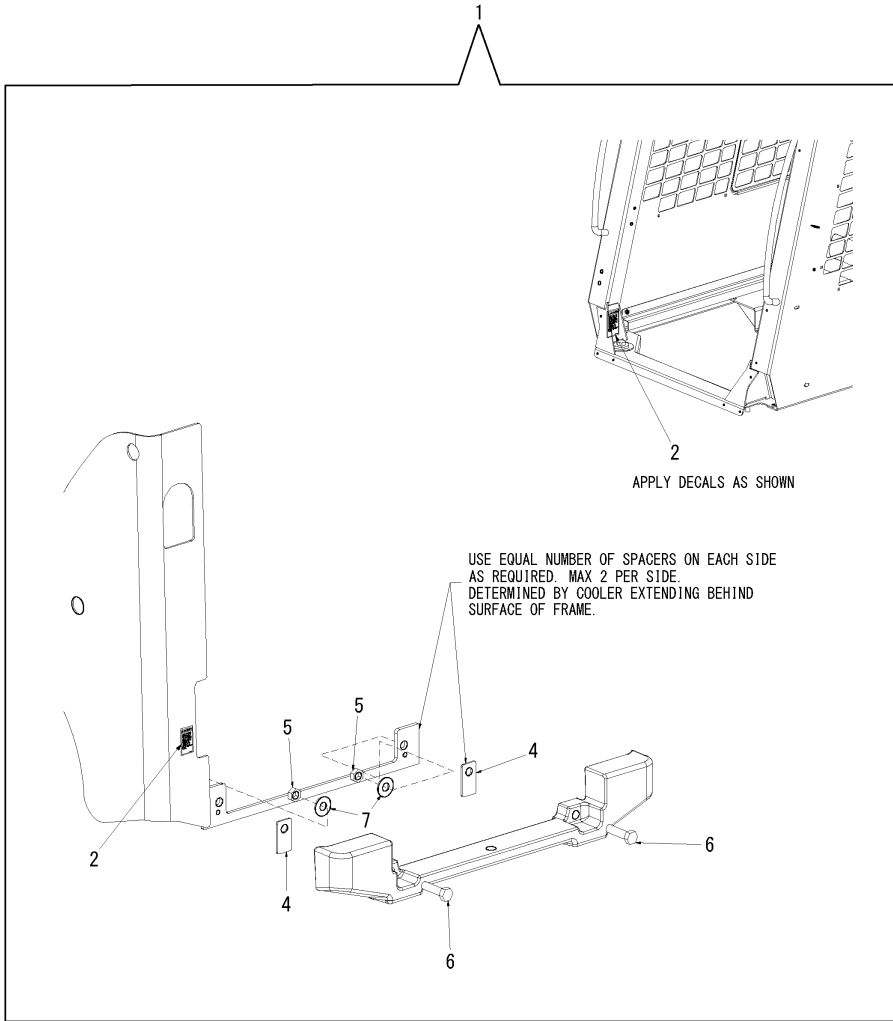
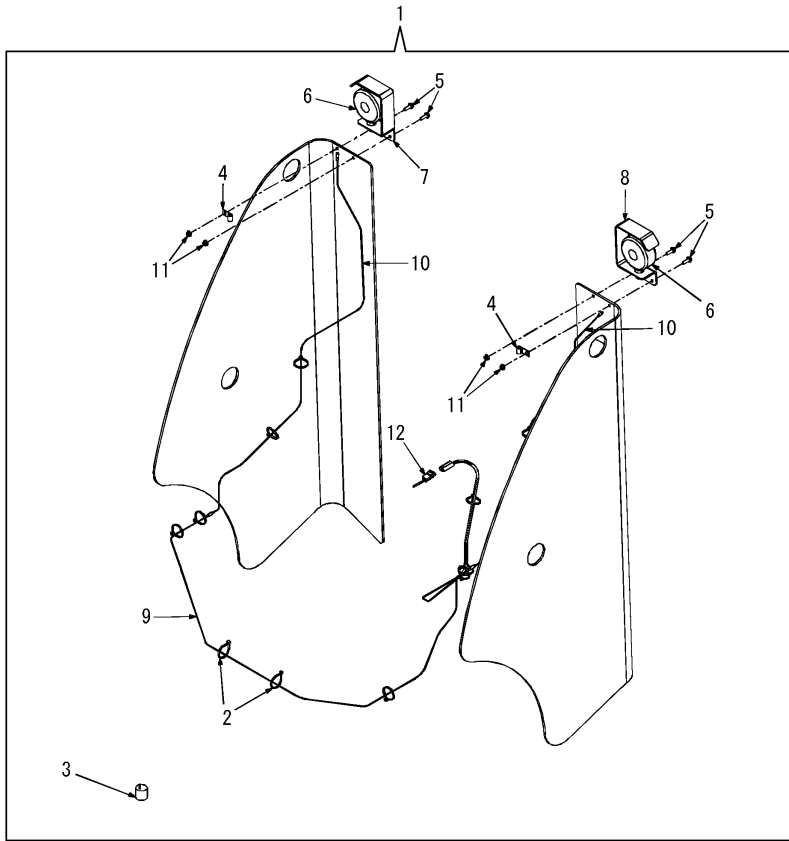


Fig.108. DUAL FLASHER KIT



(A)=S190R
(B)=
(C)=

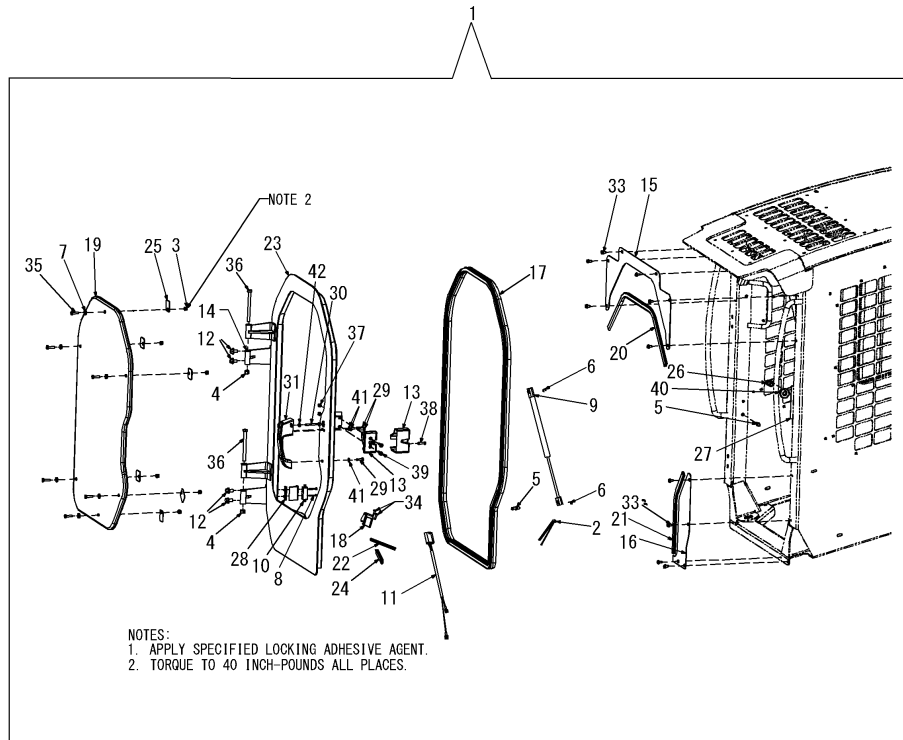
(D)=
(E)=
(F)=

No.	Lev.	Parts No.	Description	Qty						I	R
				(A)	(B)	(C)	(D)	(E)	(F)		
1	1	172216-09950	FLASHER KIT, DUAL	1							
2	2	172551-00120	TIE, CABLE	12							
3	2	172216-00060	FLASHER	1							
4	2	172215-00100	CLAMP	2							
5	2	172551-00160	SCREW	4							
6	2	172216-00390	LIGHT ASSY, WARNING	2							
7	2	172216-04230	BRACKET, GUARD R	1							
8	2	172216-04250	BRACKET, GUARD L	1							
9	2	172216-04360	HARNESS, FLASHER	1							
10	2	172216-04370	HARNESS, FLASHER EX	2							
11	2	172215-06620	NUT	4							
12	2	172216-12120	HARNESS, JUMPER	1							

Fig.109. IMPACT-RESISTANT FRONT DOOR KIT

(A)=S190R
(B)=
(C)=

(D)=
(E)=
(F)=

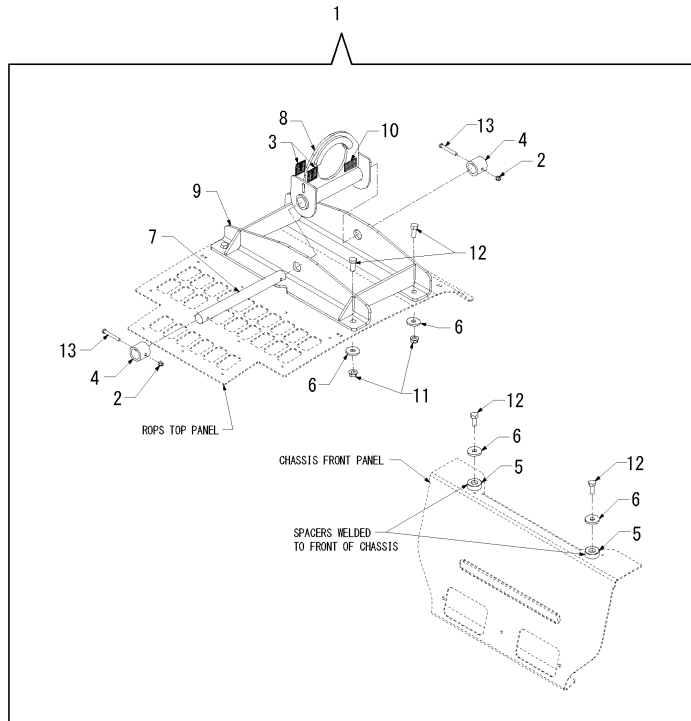


No.	Lev.	Parts No.	Description	Qty						I	R
				(A)	(B)	(C)	(D)	(E)	(F)		
1	1	172216-09980	DOOR KIT ,FRONT	1							
2	2	172551-00120	TIE, CABLE	2							
3	2	172551-00250	NUT	6							
4	2	172551-00280	NUT	2							
5	2	172215-00550	STUD, BALL	2							
6	2	172215-00670	CLIP, GAS SPRING	2							
7	2	172551-01430	WASHER	6							
8	2	172216-02520	SCREW	2							
9	2	172215-00890	SPRING, GAS ASSIST	1							
10	2	172216-02550	SWITCH, LIMIT	1							
11	2	172216-02710	WIRE HARNESS	1							
12	2	172551-01810	SCREW	4							
13	2	172551-01970	LATCH, CAM	1							
14	2	172216-03240	HINGE, FRAME	2							
15	2	172216-03260	SHHET, FILTER TOP	1							
16	2	172216-03270	SHHET, FILTER LOW	1							
17	2	172216-03320	SEAL, BULB	1							
18	2	172215-01410	HANDLE, GRAB	1							
19	2	172216-03430	GLASS, DOOR	1							
20	2	172216-03770	TRIM, DOOR	1							
21	2	172216-03780	TRIM, DOOR	1							
22	2	172216-04100	STRIP, TRIM	1							
23	2	172216-04280	WELDMENT, DOOR	1							
24	2	172216-04290	STRIP, TRIM	1							
25	2	172216-04340	TAB, LEXAN DOOR	6							
26	2	172551-02330	STRIKER, CAM LATCH	1							
27	2	172216-04400	PLATE, STRIKER MOUNT	1							
28	2	172216-04820	BACKPLATE	1							
29	2	172216-10950	SCREW	3							
30	2	172216-10960	SCREW	1							
31	2	172216-11100	HANDLE, CAB DOOR	1							
32	2	172215-09860	KEY	1							1
33	2	172551-09440	SCREW	10							
34	2	172215-02940	SCREW	2							
35	2	172551-09880	SCREW	6							
36	2	172216-09450	SCREW	2							
37	2	172551-10080	NUT	2							
38	2	172216-09600	SCREW	1							
39	2	172551-10200	SCREW	2							
40	2	172551-10390	WASHER	4							
41	2	172215-03270	WASHER	3							
42	2	172551-10430	NUT	1							

Remarks

(1)Not shown in illustration.

Fig.110. SINGLE-POINT LIFT KIT



(A)=S190R
(B)=
(C)=

(D)=
(E)=
(F)=

No.	Lev.	Parts No.	Description	Q'ty						I	R
				(A)	(B)	(C)	(D)	(E)	(F)		
1	1	172215-03440	SINGLE-POINT LIFT	1							
2	2	172551-00180	NUT	2							
3	2	172551-01570	LABEL,LIFT POINT	2							
4	2	172215-00920	TUBE, LOCKING	2							
5	2	172216-04460	SPACER, MOUNTING	2							
6	2	172215-11180	WASHER	6							
7	2	172215-01570	ROD, LIFT SUPPORT	1							
8	2	172215-01580	LIFT EYE ASSY	1							
9	2	172215-01970	WELDMENT, LIFT	1							
10	2	172216-05250	PLATE, NAME	1							
11	2	172215-06650	NUT	4							
12	2	172215-02770	SCREW	6							
13	2	172215-02950	SCREW	2							
14	2	172215-12850	INSTRUCTION SHEET	1							1
15	2	172215-12860	OP MANUAL 810834	1							1

Remarks

(1)Not shown in illustration.

Fig.111. INTERIOR CONSOLE KIT

(A)=S190R
(B)=
(C)=

(D)=
(E)=
(F)=

No.	Lev.	Parts No.	Description	Q'ty						I	R
				(A)	(B)	(C)	(D)	(E)	(F)		
1	1	172216-09960	CONSOLE KI ,INTERIOR	1							
2	2	172216-02360	LOUVER, ROUND 3	4							
3	2	172551-01440	LOUVER, ROLL NOZZLE	2							
4	2	172216-02460	SCREW	8							
5	2	172216-02470	SCREW	4							
6	2	172216-02880	AIR DUCT, LEFT	1							
7	2	172216-02890	AIR DUCT, RIGHT	1							
8	2	172551-10010	SCREW	8							

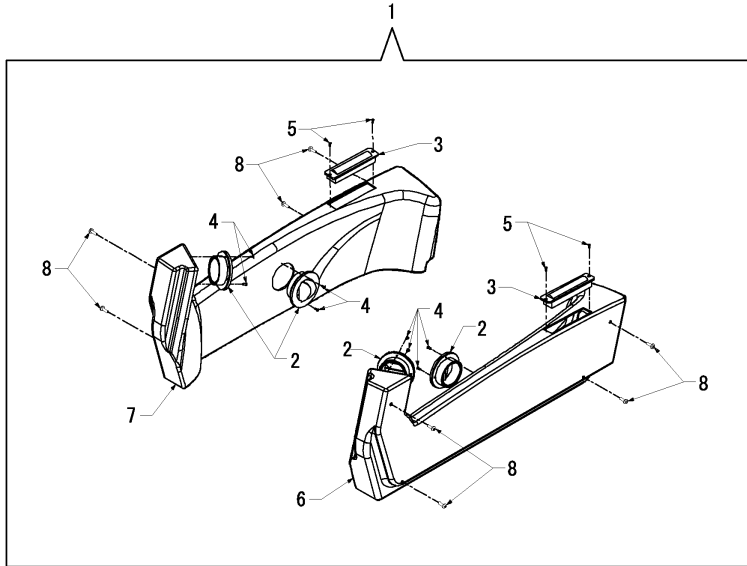
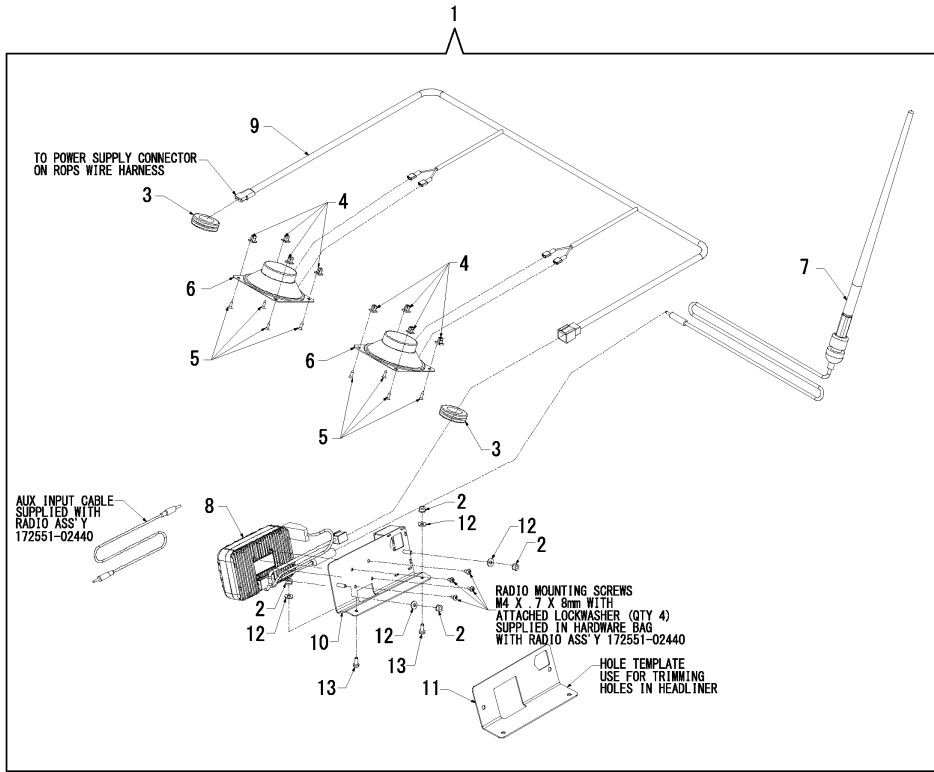


Fig.112. RADIO, AM-FM-WB KIT

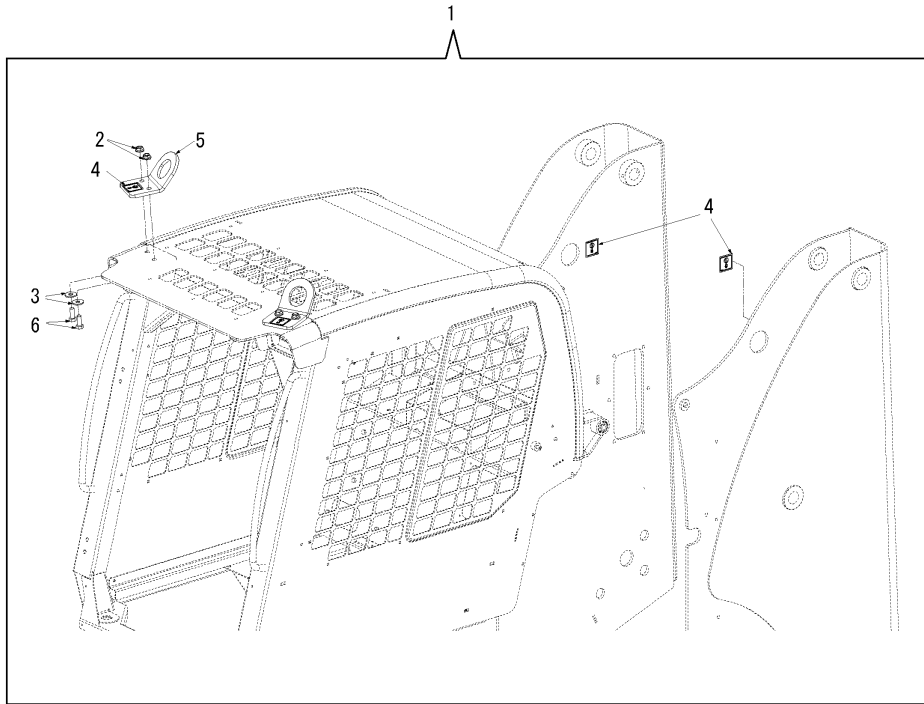
(A)=S190R
(B)=
(C)=

(D)=
(E)=
(F)=



No.	Lev.	Parts No.	Description	Q'ty						I	R
				(A)	(B)	(C)	(D)	(E)	(F)		
1	1	172216-10050	RADIO KIT, AM-FM	1							
2	2	172551-00620	NUT	4							
3	2	172216-00530	GROMMET, RUBBER	2							
4	2	172216-02330	GROMMET, PANEL FAST.	8							
5	2	172216-02460	SCREW	8							
6	2	172551-02140	SPEAKER, RADIO	2							
7	2	172551-02150	ANTENNA, RADIO	1							
8	2	172551-02440	RADIO	1							
9	2	172216-05330	HARNESS, WIRE RADIO	1							
10	2	172216-06030	PLATE, RADIO MOUNT	1							
11	2	172216-06040	TEMPLATE, MOUNT	1							
12	2	172551-09660	WASHER	4							
13	2	172551-10030	SCREW	2							

Fig.113. FOUR-POINT LIFT KIT



(A)=S190R
(B)=
(C)=

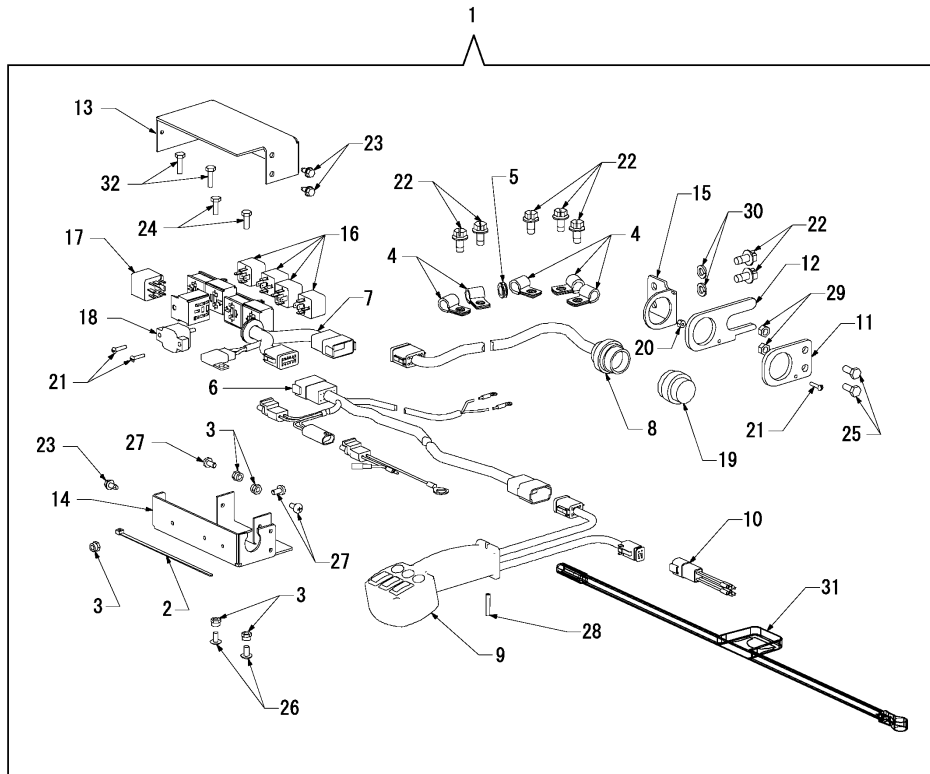
(D)=
(E)=
(F)=

No.	Lev.	Parts No.	Description	Q'ty						I	R
				(A)	(B)	(C)	(D)	(E)	(F)		
1	1	172216-10060	FOUR-POINT LIFT	1							
2	2	172215-00710	NUT	4							
3	2	172216-01770	WASHER	4							
4	2	172551-01570	LABEL, LIFT POINT	4							
5	2	172216-05410	LIFT EYE, 4 POINT	2							
6	2	172216-09560	SCREW	4							

Fig.114. 14-PIN CONNECTOR FOR AUXILIARY ATTACHMENTS KIT

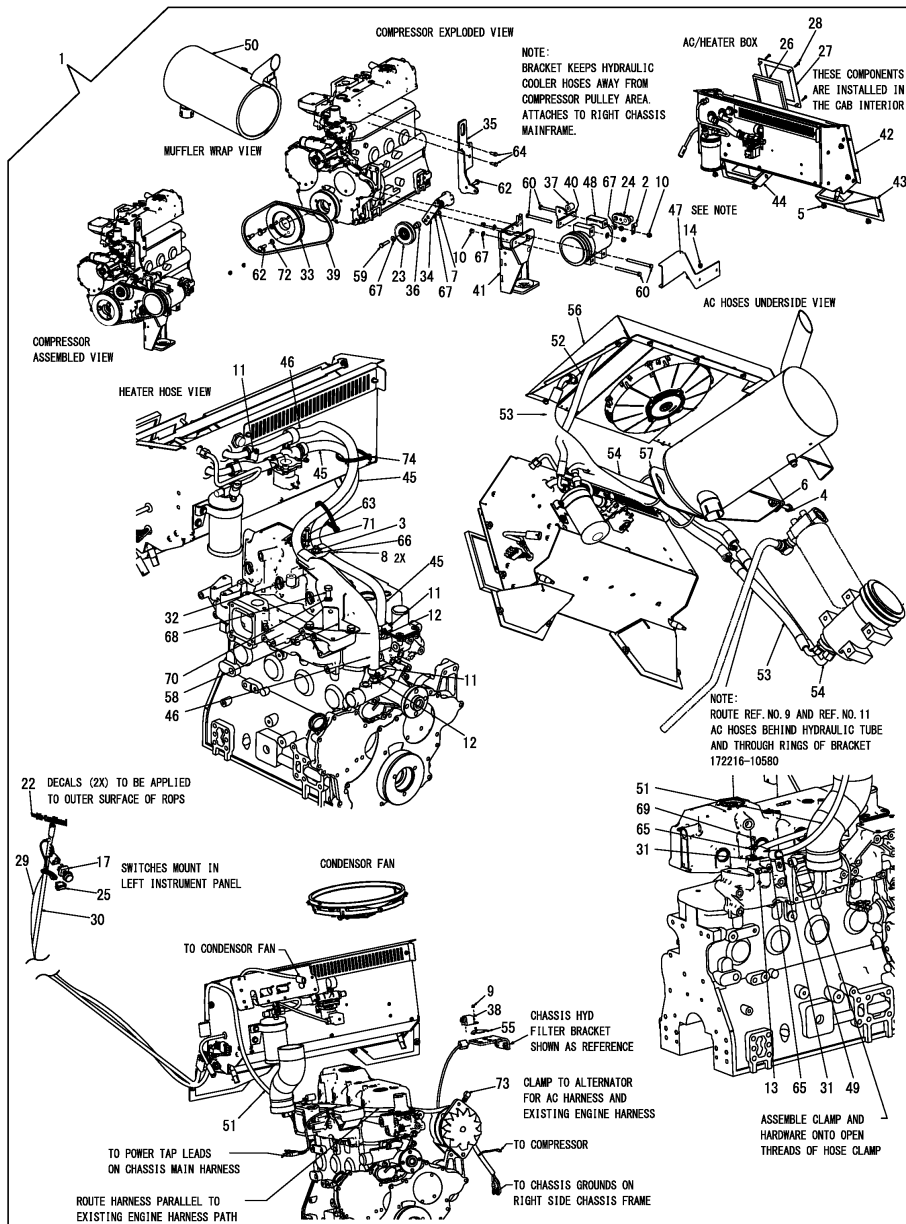
(A)=S190R
(B)=
(C)=

(D)=
(E)=
(F)=



No.	Lev.	Parts No.	Description	Q'ty						I	R
				(A)	(B)	(C)	(D)	(E)	(F)		
1	1	172216-10070	CONNECTOR KIT, AUX	1							
2	2	172551-00120	TIE, CABLE	20							
3	2	172551-00250	NUT	5							
4	2	172215-00340	CLAMP	5							
5	2	172216-02570	GROMMET, RUBBER	1							
6	2	172216-05890	HARNES, 14-PIN AUX	1							
7	2	172216-05900	HARNES, RELAY BOX	1							
8	2	172216-05910	HARNES, CONNECTOR	1							
9	2	172216-05920	HANDLE, 14-PIN AUX	1							
10	2	172216-05960	HARNES, HANDLE	1							
11	2	172216-05970	MOUNT, CONNECTOR	1							
12	2	172216-05980	MOUNT, CONNECTOR	1							
13	2	172216-05990	COVER, RELAY BOX	1							
14	2	172216-06010	CHASSIS, RELAY BOX	1							
15	2	172216-06080	MOUNT, CONNECTOR	1							
16	2	172216-07920	RELAY	4							
17	2	172216-06090	DIODE BLOCK	1							
18	2	172216-06100	BREAKER 15 A	1							
19	2	172216-06370	CAP, DUCT	1							
20	2	172216-10870	NUT	1							
21	2	172215-07650	SCREW	3							
22	2	172216-10940	SCREW	7							
23	2	172551-09440	SCREW	3							
24	2	172551-09480	SCREW	2							
25	2	172551-09510	SCREW	2							
26	2	172215-03020	SCREW	2							
27	2	172215-03110	SCREW	3							
28	2	172216-09610	PIN, ROLL	1							
29	2	172215-03230	NUT	2							
30	2	172215-03290	WASHER	2							
31	2	172216-09010	FUSE, 20 A INLINE	1							
32	2	172551-09880	SCREW	2							

Fig.115. HVAC(AC ASSEMBLY)



(A)=S190R
(B)=
(C)=

(D)=
(E)=
(F)=

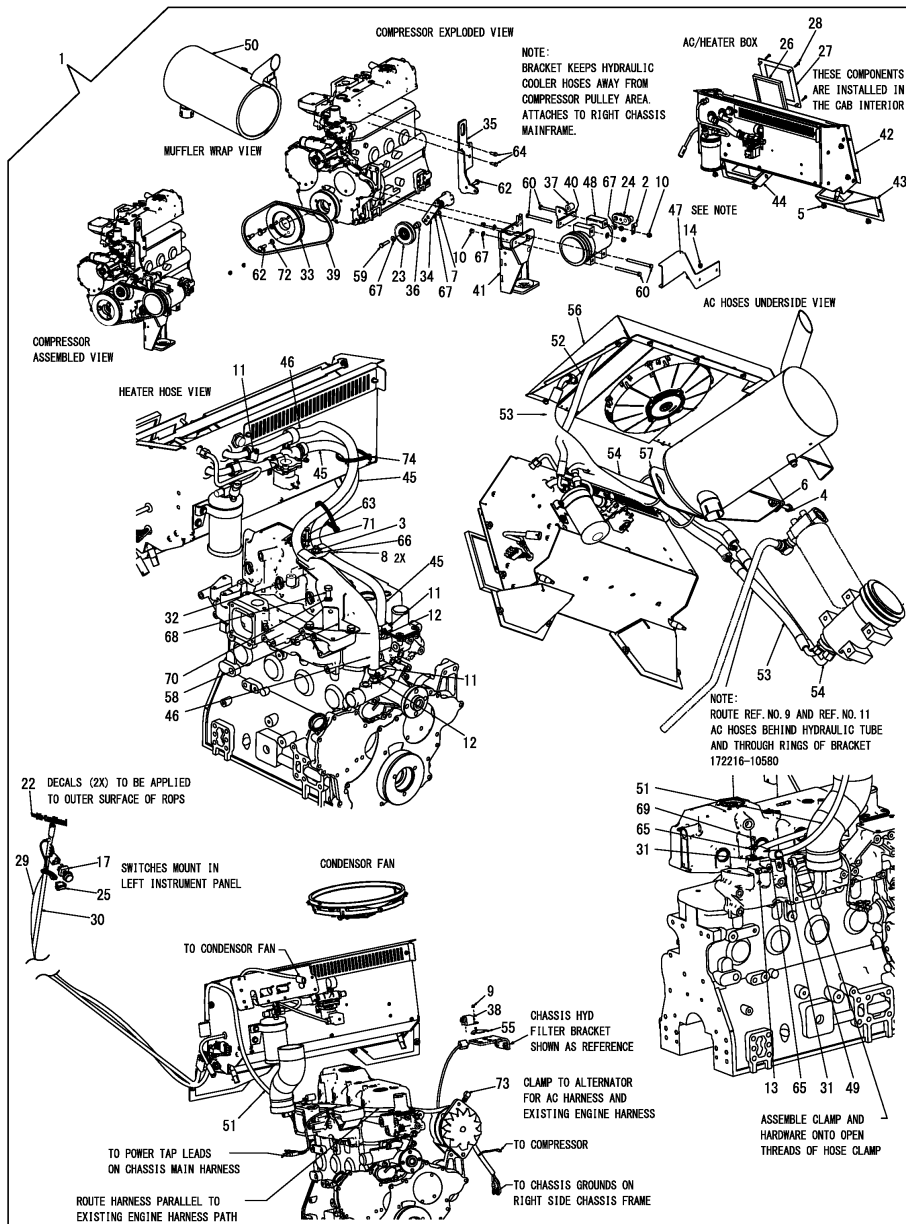
No.	Lev.	Parts No.	Description	Q'ty						I	R
				(A)	(B)	(C)	(D)	(E)	(F)		
1	1	172216-09230	ACCESSORIE KIT	1							
2	2	172215-00100	CLAMP	1							
3	2	172551-00150	NUT	1							
4	2	172551-00170	SCREW	2							
5	2	172551-00240	NUT	8							
6	2	172215-00200	NUT	2							
7	2	172551-00280	NUT	1							
8	2	172216-00260	CLAMP	2							
9	2	172551-00620	NUT	1							
10	2	172216-00490	NUT	5							
11	2	172551-00760	CLAMP	4							
12	2	172551-00840	FITTING	2							
13	2	172216-00540	NUT	1							
14	2	172551-01060	NUT	2							
15	2	172216-01590	NUT	9							1
16	2	172215-00740	KNOB	1							1
17	2	172551-01280	SWITCH, HEATER	1							
18	2	172551-01710	SWITCH, BINARY	1							1
19	2	172551-01730	WIRE HARNESS	2							1
20	2	172551-01740	O-RING	2							1
21	2	172551-01750	O-RING	2							1
22	2	172216-02760	LABEL, A/C	2							
23	2	172551-01830	PULLEY W/BEARING	1							
24	2	172551-01860	MANIFOLD, COMPRESSOR	1							
25	2	172216-03180	SWITCH, ROCKER	1							
26	2	172216-03800	FILTER, AIR	1							
27	2	172216-03970	GRILLE, AIR	1							
28	2	172216-04120	SCREW	4							
29	2	172216-04210	HARNESS, AC	1							
30	2	172216-04260	WIRE HARNESS	1							
31	2	172216-05030	CLAMP	2							
32	2	172216-05600	SPACER, ALTERNATOR	1							
33	2	172551-02880	PULLEY, CRANKSHAFT	1							
34	2	172551-02890	TENSIONER	1							
35	2	172216-07830	BRACKET, TENSIONER	1							
36	2	172551-02910	SPACER, PULLEY	1							
37	2	172216-07890	SPACER, ALTERNATOR	1							
38	2	172216-07930	RELAY, SEALED	1							
39	2	172216-07950	BELT, AC	1							
40	2	172216-08290	BRACKET, COMPRESSOR	1							
41	2	172216-08340	MOUNT, ENG, MACHINED	1							
42	2	172216-08530	HOUSING ASSY	1							
43	2	172216-08610	WLDMT, DUCT HVAC RH	1							
44	2	172216-08620	WLDMT, DUCT HVAC LH	1							
45	2	172216-08670	HOSE, HEATER	1							
46	2	172216-08690	HOSE, HEATER	1							
47	2	172216-08890	BRACKET, CMP. SHIELD	1							
48	2	172216-08920	COMPRESSOR, A/C	1							
49	2	172215-11190	BUSHING	1							
50	2	172216-10300	WRAP, MUFFLER	1							
51	2	172216-10450	HARNESS, AC	1							

Remarks
* HVAC 172216-12570.
(1)Not shown in illustration.

Fig.115. HVAC(AC ASSEMBLY)

(A)=S190R
(B)=
(C)=

(D)=
(E)=
(F)=



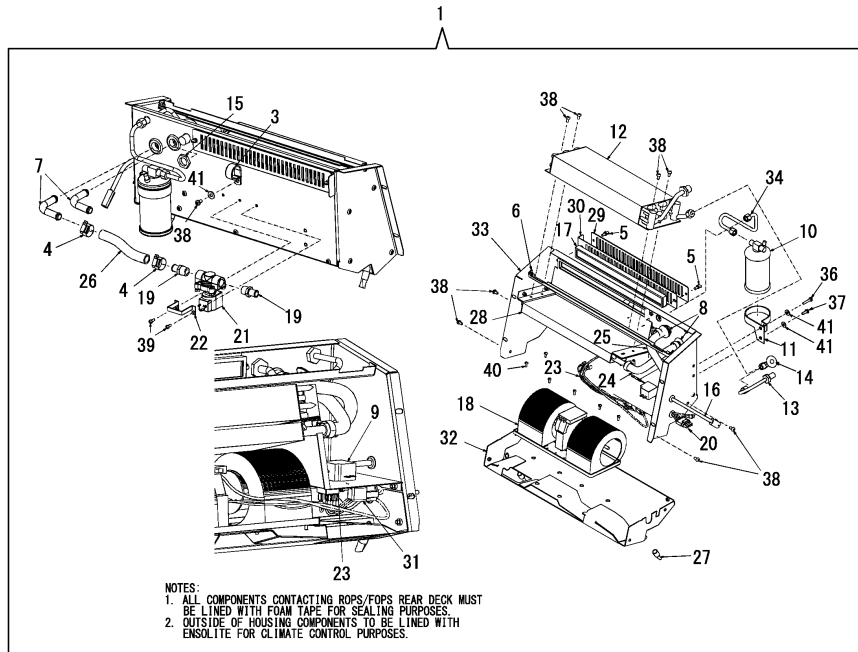
No.	Lev.	Parts No.	Description	Q'ty						I	R
				(A)	(B)	(C)	(D)	(E)	(F)		
52	2	172216-10530	HOSE	1							
53	2	172216-10540	HOSE	1							
54	2	172216-10550	HOSE	1							
55	2	172216-10560	BRACKET, SOLENOID	1							
56	2	172216-12350	CONDENSER HOUSING AS	1							
57	2	172216-10580	BRACKET, WELDMENT	1							
58	2	172216-10590	BRACKET ASSY, HOSE	1							
59	2	172551-09630	SCREW	1							
60	2	172216-09450	SCREW	4							
61	2	172215-03110	SCREW	9							1
62	2	172551-10060	SCREW	4							
63	2	172216-09720	SCREW	1							
64	2	172216-09780	SCREW	2							
65	2	172551-10360	WASHER	2							
66	2	172551-10370	WASHER	1							
67	2	172551-10400	WASHER	6							
68	2	172551-10420	SCREW	3							
69	2	172551-10450	SCREW	1							
70	2	172551-10480	WASHER	3							
71	2	172216-09840	WASHER	1							
72	2	172216-09850	WASHER	3							
73	2	172216-11180	CLAMP	1							
74	2	172215-00480	TIE, CABLE	2							

Remarks
* HVAC 172216-12570.
(1)Not shown in illustration.

Fig.116. HVAC(AC MAIN HOUSING ASSEMBLY)

(A)=S190R
(B)=
(C)=

(D)=
(E)=
(F)=



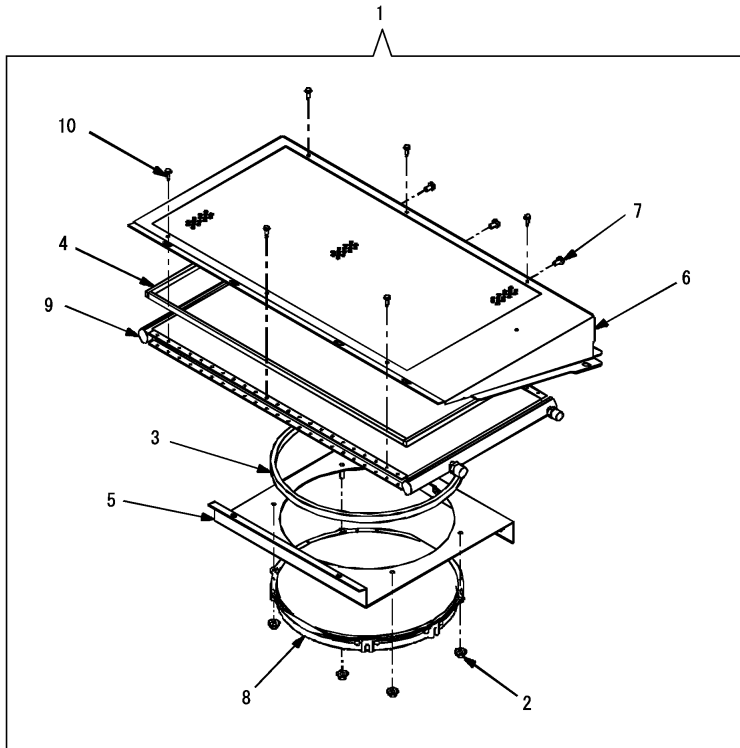
No.	Lev.	Parts No.	Description	Qty						I	R
				(A)	(B)	(C)	(D)	(E)	(F)		
1	1	172216-08530	HOUSING ASSY	1							
2	2	172551-00620	NUT	3							1
3	2	172551-00750	CLAMP	1							
4	2	172551-00760	CLAMP	6							
5	2	172216-02100	SCREW	2							
6	2	172216-02610	BRACKET	1							
7	2	172216-02620	ELBOW	2							
8	2	172216-02630	GROMMET	2							
9	2	172551-01670	SWITCH, PRESET	1							
10	2	172551-01680	RECEIVER DRIER	1							
11	2	172551-01690	CLAMP	1							
12	2	172216-02650	CORE, EVAPORATER, AC	1							
13	2	172216-02660	PIPE	1							
14	2	172216-02670	VALVE, EXPANSION, AC	1							
15	2	172216-02680	NUT	1							
16	2	172216-02700	HARNES, AC	1							
17	2	172216-03790	FILTER, FRESH AIR	1							
18	2	172551-02260	BLOWER ASSY	1							
19	2	172551-02270	FITTING	2							
20	2	172216-04020	HARNES	1							
21	2	172551-02300	VALVE, SOLENOID	1							
22	2	172551-02310	BRACKET, VALVE	1							
23	2	172551-02320	RECTIFIER PACK	1							
24	2	172216-04180	HOSE, HEATER	1							
25	2	172216-04190	HOSE, HEATER	1							
26	2	172216-04200	HOSE , HEATER	1							
27	2	172216-04240	CAP, DRIP	2							
28	2	172216-04560	CORE, HEATER	1							
29	2	172216-04570	GRILLE, FILTER OUTER	1							
30	2	172216-04580	GRILLE, FILTER INNER	1							
31	2	172216-07930	RELAY, SEALED	1							
32	2	172216-08540	PAN, DRIP	1							
33	2	172216-08550	HOUSING, AC	1							
34	2	172216-08710	TUBE, AC	1							
35	2	172551-06780	GROMMET	2							1
36	2	172551-09460	SCREW	1							
37	2	172551-09480	SCREW	1							
38	2	172215-03110	SCREW	21							
39	2	172215-03120	SCREW	2							
40	2	172551-10030	SCREW	6							
41	2	172551-10360	WASHER	3							

Remarks
* HVAC 172216-12570.
(1)Not shown in illustration.

Fig.117. HVAC(YANMAR CONDENSOR HOUSING ASSEMBLY)

(A)=S190R
(B)=
(C)=

(D)=
(E)=
(F)=



No.	Lev.	Parts No.	Description	Q'ty						I	R
				(A)	(B)	(C)	(D)	(E)	(F)		
1	1	172216-12350	CONDENSER HOUSING AS	1							
2	2	172551-00230	NUT	4							
3	2	172216-04050	WEATHERSTRIP, FAN	1							
4	2	172216-04060	WEATHERSTRIP LID	1							
5	2	172216-04070	PLATE, CONDENSER FAN	1							
6	2	172216-12340	CONDENSER LID	1							
7	2	172215-03110	SCREW	3							
8	2	172551-10580	FAN, CONDENSER	1							
9	2	172551-10590	CONDENSER	1							
10	2	172216-11140	SHEET METAL SCREW	6							

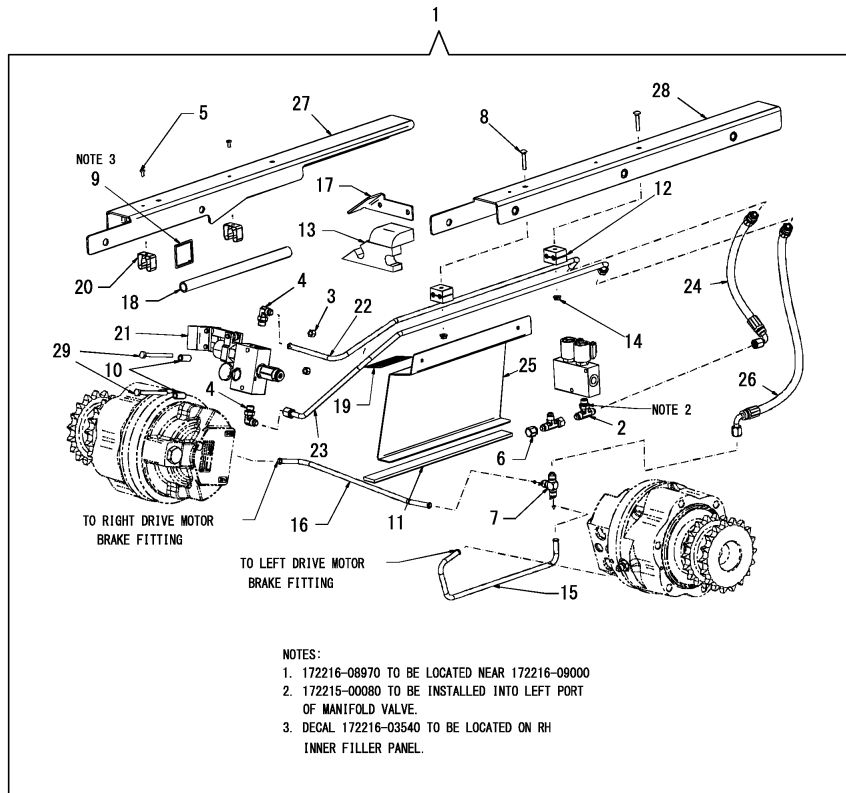
Remarks

* HVAC 172216-12570.

Fig.118. TWO-SPEED PARKING BRAKE RELEASE KIT

(A)=S190R
(B)=
(C)=

(D)=
(E)=
(F)=



No.	Lev.	Parts No.	Description	Q'ty						I	R
				(A)	(B)	(C)	(D)	(E)	(F)		
1	1	172216-10810	BRAKE KIT, PARKING	1							
2	2	172215-00080	FITTING	1							
3	2	172551-00150	NUT	2							
4	2	172551-00220	CONNECTOR	2							
5	2	172216-00190	RIVET, BLIND	2							
6	2	172216-00380	CAP	1							
7	2	172216-00400	FITTING	1							
8	2	172551-01650	BOLT	2							
9	2	172216-03540	LABEL, JACK	1							
10	2	172216-05050	SPACER	2							
11	2	172216-06260	STRIP, FOAM	1							
12	2	172216-06280	CLAMP	2							
13	2	172216-06830	PAD, ACOUSTIC	1							
14	2	172216-10880	NUT	2							
15	2	172216-07940	TUBE, BRAKE	1							
16	2	172216-07980	TUBE, BRAKE	1							
17	2	172216-08000	COVER, UNDER SEAT	1							
18	2	172216-08950	TUBE, HANDLE	1							
19	2	172216-08970	LABEL, PARK BRAKE	1							
20	2	172216-08990	HANDLE HOLDER CLIP	2							
21	2	172216-09000	VALVE, BRAKE RELEASE	1							
22	2	172216-10220	TUBE, HYDRAULIC	1							
23	2	172216-10230	TUBE, HYDRAULIC	1							
24	2	172216-10240	HOSE	1							
25	2	172216-10250	COVER	1							
26	2	172216-10270	HOSE	1							
27	2	172216-10650	FILLER, ROPS RIGHT	1							
28	2	172216-10660	FILLER, ROPS LEFT	1							
29	2	172216-09390	SCREW	2							
30	2	172216-10640	LABEL, FUSE PANEL	1							1

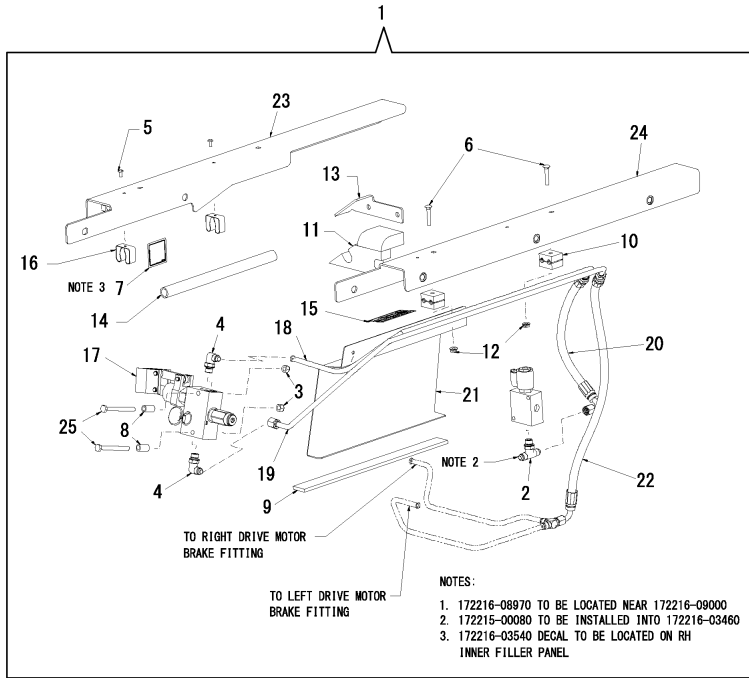
Remarks

(1)Not shown in illustration.

Fig.119. SINGLE-SPEED PARKING BRAKE RELEASE KIT

(A)=S190R
(B)=
(C)=

(D)=
(E)=
(F)=



No.	Lev.	Parts No.	Description	Q'ty						I	R
				(A)	(B)	(C)	(D)	(E)	(F)		
1	1	172216-10800	PARKING BRAKE KIT	1							
2	2	172215-00080	FITTING	1							
3	2	172551-00150	NUT	2							
4	2	172551-00220	CONNECTOR	2							
5	2	172216-00190	RIVET, BLIND	2							
6	2	172551-01650	BOLT	2							
7	2	172216-03540	LABEL, JACK	1							
8	2	172216-05050	SPACER	2							
9	2	172216-06260	STRIP, FOAM	1							
10	2	172216-06280	CLAMP	2							
11	2	172216-06830	PAD, ACOUSTIC	1							
12	2	172216-10880	NUT	2							
13	2	172216-08000	COVER, UNDER SEAT	1							
14	2	172216-08950	TUBE, HANDLE	1							
15	2	172216-08970	LABEL, PARK BRAKE	1							
16	2	172216-08990	HANDLE HOLDER CLIP	2							
17	2	172216-09000	VALVE, BRAKE RELEASE	1							
18	2	172216-10220	TUBE, HYDRAULIC	1							
19	2	172216-10230	TUBE, HYDRAULIC	1							
20	2	172216-10240	HOSE	1							
21	2	172216-10250	COVER	1							
22	2	172216-10270	HOSE	1							
23	2	172216-10650	FILLER, ROPS RIGHT	1							
24	2	172216-10660	FILLER, ROPS LEFT	1							
25	2	172216-09390	SCREW	2							
26	2	172216-10640	LABEL, FUSE PANEL	1							1

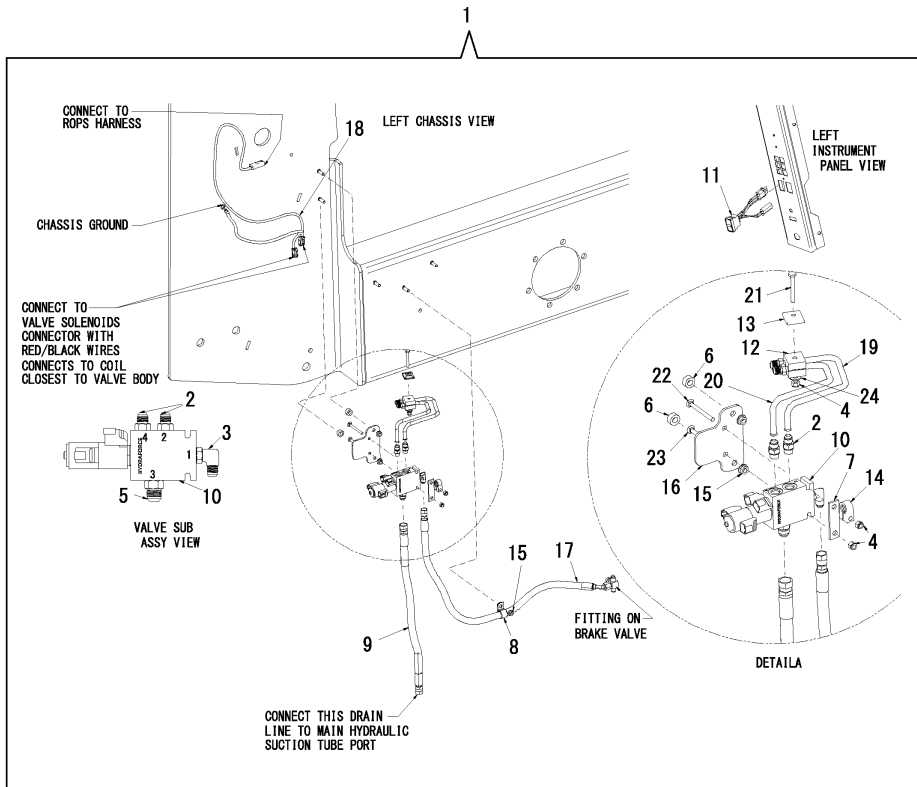
Remarks

(1)Not shown in illustration.

Fig.120. HYDRAULIC QUICK COUPLER KIT(1)

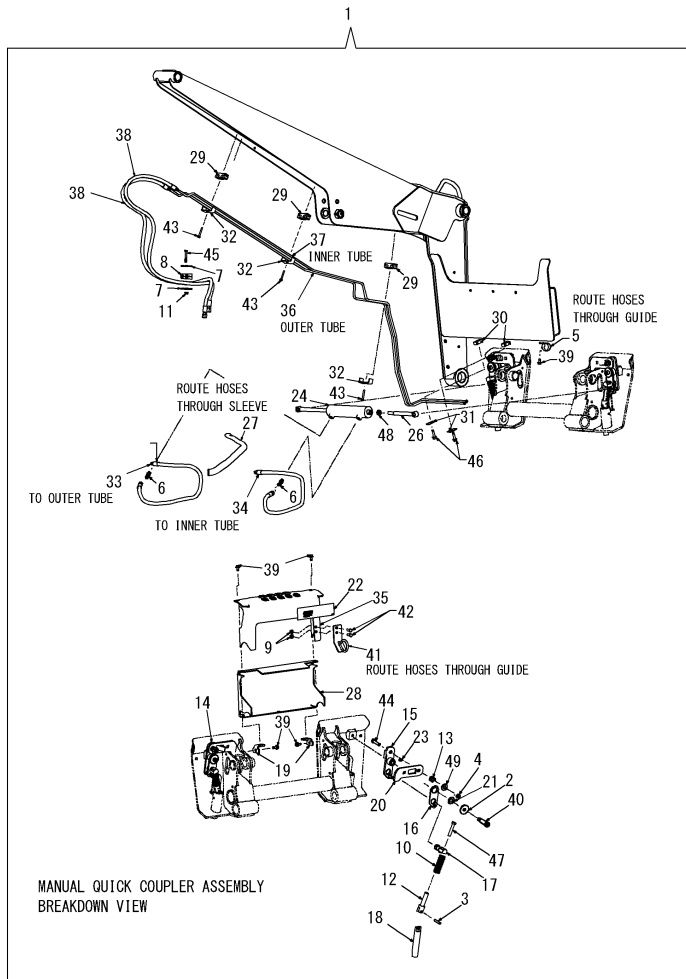
(A)=S190R
(B)=
(C)=

(D)=
(E)=
(F)=



No.	Lev.	Parts No.	Description	Q'ty						I	R
				(A)	(B)	(C)	(D)	(E)	(F)		
1	1	172216-10780	QUICK COUPLER KIT	1							
2	2	172551-00070	FITTING	2							
3	2	172551-00220	CONNECTOR	1							
4	2	172551-00250	NUT	3							
5	2	172215-00270	FITTING	1							
6	2	172215-00530	SPACER	2							
7	2	172216-01830	STRAP	1							
8	2	172551-01270	CLAMP	1							
9	2	172216-03710	HOSE	1							
10	2	172216-04890	VALVE, SOLENOID	1							
11	2	172216-04920	SWITCH ASSY	1							
12	2	172216-06280	CLAMP	1							
13	2	172216-06290	PLATE	1							
14	2	172216-06520	CLAMP	1							
15	2	172215-06620	NUT	3							
16	2	172216-08790	MOUNT, SOLENOID	1							
17	2	172216-08870	HOSE	1							
18	2	172216-09120	QUICK COUPLER ASSY	1							
19	2	172216-10510	TUBE	1							
20	2	172216-10520	TUBE	1							
21	2	172215-02890	SCREW	1							
22	2	172216-09530	BOLT	1							
23	2	172551-10280	BOLT	1							
24	2	172551-10360	WASHER	1							

Fig.121. HYDRAULIC QUICK COUPLER KIT(2)



(A)=S190R
(B)=
(C)=

(D)=
(E)=
(F)=

No.	Lev.	Parts No.	Description	Q'ty						I	R
				(A)	(B)	(C)	(D)	(E)	(F)		
1	1	172216-10780	QUICK COUPLER KIT	1							
2	2	172216-11950	WASHER	2							
3	2	172215-00130	PIN, SPRING	2							
4	2	172551-00290	NUT	2							
5	2	172215-00320	CLAMP	1							
6	2	172551-00480	FITTING	2							
7	2	172551-00510	PLATE	2							
8	2	172215-00390	CLAMP	1							
9	2	172551-00720	NUT	2							
10	2	172216-00790	SPRING, COMPRESSION	2							
11	2	172551-01060	NUT	1							
12	2	172216-01600	ROD, PUSH	2							
13	2	172216-01640	SPRING, COMPRESSION	2							
14	2	172216-12370	LINK, LATCH LEFT	1							
15	2	172216-12360	LINK, LATCH RIGHT	1							
16	2	172216-03140	PLATE, LATCH LINK	2							
17	2	172216-03150	ADAPTOR, PUSH ROD	2							
18	2	172216-03160	PIN, LATCH	2							
19	2	172216-03500	BRACKET, SUPPORT	2							
20	2	172216-03620	FLAG	2							
21	2	172216-03630	WASHER	2							
22	2	172216-03690	LABEL, QUICK COUPLER	1							
23	2	172551-09410	FITTING	2							
24	2	172216-04720	CYLINDER, HYDRAULIC	1							
25	2	172216-11920	KIT, SEAL	1							1
26	2	172216-04940	ROD, EXTENSION	1							
27	2	172216-05090	SLEEVE, PROTECTIVE	1							
28	2	172216-05300	COVER, FRONT	1							
29	2	172216-05340	CLAMP	3							
30	2	172216-05350	CLAMP	2							
31	2	172216-05360	TUBE CLAMP, PLATE	2							
32	2	172216-05370	TUBE CLAMP, PLATE	3							
33	2	172216-05870	HOSE	1							
34	2	172216-05880	HOSE	1							
35	2	172216-06730	COVER, BACK	1							
36	2	172216-08120	TUBE, QUICK COUPLER	1							
37	2	172216-08130	TUBE, QUICK COUPLER	1							
38	2	172216-08170	HOSE	2							
39	2	172216-10940	SCREW	5							
40	2	172216-11940	SCREW, SHOULDER 3/4X2	2							2
41	2	172216-10680	GUIDE, HOSE	1							
42	2	172551-09530	SCREW	2							
43	2	172551-09620	SCREW	3							
44	2	172551-09670	SCREW	2							
45	2	172551-09760	SCREW	1							
46	2	172216-09480	SCREW	2							
47	2	172216-09630	SCREW	2							
48	2	172216-09800	NUT	1							
49	2	172551-10390	WASHER	2							

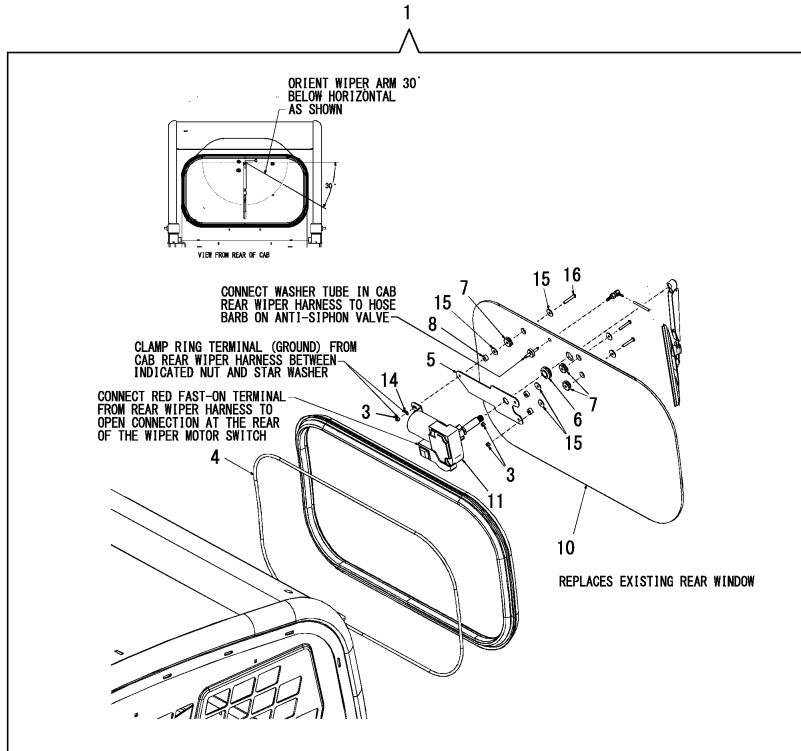
Remarks

(1) For Ref.No.24.
Not shown in illustration.
(2) 172216-10680 replaced 172216-12400
in this kit.
172216-12400 used 172215-00320
hose clamp, 172551-00440 HFS screw
and 172551-00720 locknut.

Fig.122. REAR WIPER KIT(1)

(A)=S190R
(B)=
(C)=

(D)=
(E)=
(F)=



No.	Lev.	Parts No.	Description	Q'ty						I	R
				(A)	(B)	(C)	(D)	(E)	(F)		
1	1	172216-10210	WIPER KIT , REAR	1							
2	2	172551-00120	TIE, CABLE	2							1
3	2	172551-00620	NUT	3							
4	2	172216-02950	RIPCORD	1							
5	2	172215-02280	MOUNT, WIPER MOTOR	1							
6	2	172215-02290	GROMMET	1							
7	2	172215-02300	GROMMET	3							
8	2	172215-02310	SPACER	3							
9	2	172215-02380	FITTING	1							1
10	2	172216-07170	WINDOW	1							
11	2	172216-07190	MOTOR KIT, WIPER	1							
12	2	172216-07200	HARNESS,CAB R WIPER	1							1
13	2	172216-07210	HARNESS,CAB R WIPER	1							1
14	2	172215-03050	WASHER	1							
15	2	172215-03100	WASHER	6							
16	2	172215-03190	SCREW	3							
17	2	172216-10710	VALVE, SHUT-OFF	1							1

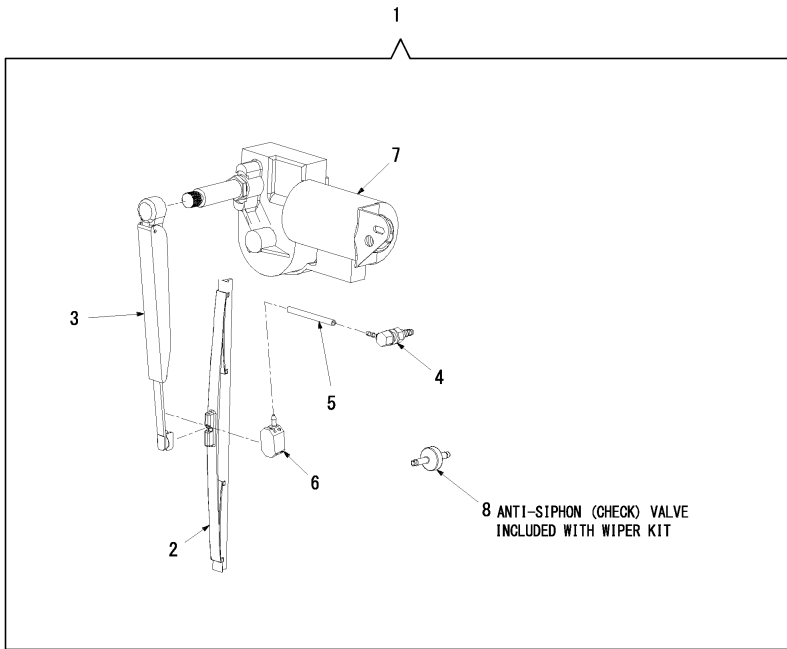
Remarks

(1)Not shown in illustration.

Fig.123. REAR WIPER KIT(2)

(A)=S190R
(B)=
(C)=

(D)=
(E)=
(F)=



No.	Lev.	Parts No.	Description	Q'ty						I	R
				(A)	(B)	(C)	(D)	(E)	(F)		
1	1	172216-07190	MOTOR KIT, WIPER	1							
2	2	172215-02320	BLADE, WIPER	1							
3	2	172215-02330	ARM, WIPER	1							
4	2	172215-02340	BULKHEAD, WIPER	1							
5	2	172215-02350	HOSE, WIPER	1							
6	2	172215-02360	NOZZLE, WASHER, REAR	1							
7	2	172216-07180	MOTOR, WIPER	1							
8	2	172215-02410	VALVE, CHECK	1							

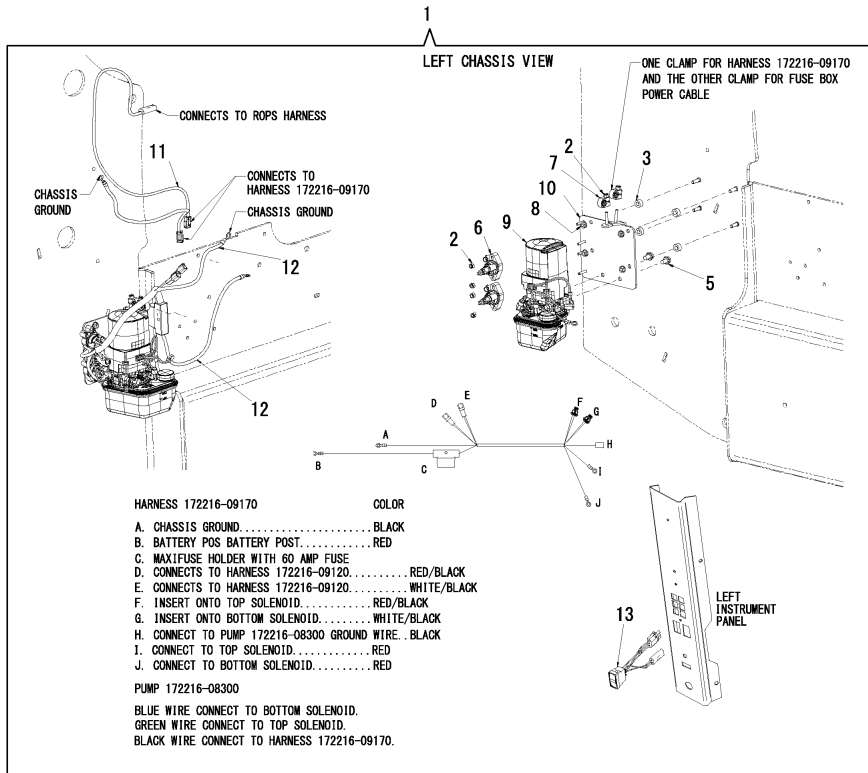
Remarks

* Rear wiper kit 172216-10210.

Fig.124. HYDRAULIC QUICK COUPLER KIT(COLD WEATHER)

(A)=S190R
(B)=
(C)=

(D)=
(E)=
(F)=



No.	Lev.	Parts No.	Description	Q'ty						I	R
				(A)	(B)	(C)	(D)	(E)	(F)		
1	1	172216-10760	Q COUPLER KIT,COLD W	1							
2	2	172551-00250	NUT	6							
3	2	172215-00530	SPACER	4							
4	2	172215-00850	FITTING	2							1
5	2	172551-01810	SCREW	2							
6	2	172216-06000	SOLENOID	2							
7	2	172216-06520	CLAMP	2							
8	2	172215-06620	NUT	4							
9	2	172216-08300	PUMP	1							
10	2	172216-08780	PLATE	1							
11	2	172216-09120	QUICK COUPLER ASSY	1							
12	2	172216-09170	HARNES, POWER UNIT	1							
13	2	172216-04920	SWITCH ASSY	1							

Remarks

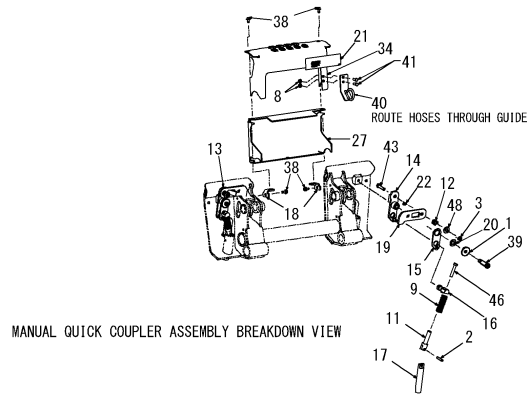
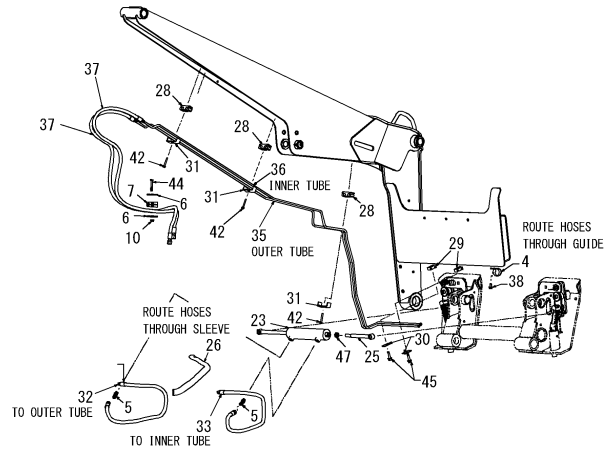
(1)Not shown in illustration.

N:Old $\xrightarrow{\text{Yes}}$ New, Q:Old $\xrightarrow{\text{No}}$ New, R:Old $\xrightarrow{\text{Yes}}$ New, S:Old $\xrightarrow{\text{No}}$ New, W:Add, Z:Discontinued, F:Interchangeable by set, K:Q'ty Change

Fig.125. HYDRAULIC QUICK COUPLER KIT(COLD WEATHER LIFT ARM ROUTING)

(A)=S190R
(B)=
(C)=

(D)=
(E)=
(F)=



No.	Lev.	Parts No.	Description	Qty						I	R
				(A)	(B)	(C)	(D)	(E)	(F)		
1	1	172216-11950	WASHER	2							
2	1	172215-00130	PIN, SPRING	2							
3	1	172551-00290	NUT	2							
4	1	172215-00320	CLAMP	1							
5	1	172551-00480	FITTING	2							
6	1	172551-00510	PLATE	2							
7	1	172215-00390	CLAMP	1							
8	1	172551-00720	NUT	2							
9	1	172216-00790	SPRING, COMPRESSION	2							
10	1	172551-01060	NUT	1							
11	1	172216-01600	ROD, PUSH	2							
12	1	172216-01640	SPRING, COMPRESSION	2							
13	1	172216-12370	LINK, LATCH LEFT	1							
14	1	172216-12360	LINK, LATCH RIGHT	1							
15	1	172216-03140	PLATE, LATCH LINK	2							
16	1	172216-03150	ADAPTOR, PUSH ROD	2							
17	1	172216-03160	PIN, LATCH	2							
18	1	172216-03500	BRACKET, SUPPORT	2							
19	1	172216-03620	FLAG	2							
20	1	172216-03630	WASHER	2							
21	1	172216-03690	LABEL, QUICK COUPLER	1							
22	1	172551-09410	FITTING	2							
23	1	172216-04720	CYLINDER, HYDRAULIC	1							1
24	1	172216-11920	KIT, SEAL	1							
25	1	172216-04940	ROD, EXTENSION	1							
26	1	172216-05090	SLEEVE, PROTECTIVE	1							
27	1	172216-05300	COVER, FRONT	1							
28	1	172216-05340	CLAMP	3							
29	1	172216-05350	CLAMP	2							
30	1	172216-05360	TUBE CLAMP, PLATE	2							
31	1	172216-05370	TUBE CLAMP, PLATE	3							
32	1	172216-05870	HOSE	1							
33	1	172216-05880	HOSE	1							
34	1	172216-06730	COVER, BACK	1							
35	1	172216-08120	TUBE, QUICK COUPLER	1							
36	1	172216-08130	TUBE, QUICK COUPLER	1							
37	1	172216-08170	HOSE	2							
38	1	172216-10940	SCREW	5							
39	1	172216-11940	SCREW, SHOULDER 3/4X2	2							
40	1	172216-10680	GUIDE, HOSE	1							2
41	1	172551-09530	SCREW	2							
42	1	172551-09620	SCREW	3							
43	1	172551-09670	SCREW	2							
44	1	172551-09760	SCREW	1							
45	1	172216-09480	SCREW	2							
46	1	172216-09630	SCREW	2							
47	1	172216-09800	NUT	1							
48	1	172551-10390	WASHER	2							
49	1	172551-02080	LABEL, QUICK COUPLER	1							3

Remarks

* Hydraulic quick coupler kit 172216-10760.

(1) For Ref.No.23.

Not shown in illustration.

(2) 172216-10680 replaced 172216-12400 in this kit.

172216-12400 used 172215-00320 hose clamp, 172551-00440 HFS screw and 172551-00720 locknut.

(3) Not shown in illustration.

Parts No. Index

Parts No.	Fig. No.	Ref. No.
119225-52102	23	16
129150-35153	23	25
129907-55801	23	19
172215-00020	29	2
	35	2
172215-00040	53	1
172215-00060	26	18
		42
	27	24
172215-00080	26	4
	28	3
	30	1
	31	1
	42	2
	118	2
	119	2
172215-00100	2	1
	52	2
		33
	57	2
	108	4
	115	2
172215-00130	17	1
	18	2
	19	1
	20	2
	121	3
	125	2
172215-00180	32	4
172215-00190	23	4
	32	5
	37	2
	39	4
172215-00200	2	5
	25	5
	115	6
172215-00260	36	3
	37	3
	38	4
	39	6
172215-00270	33	4
	120	5
172215-00280	106	8
172215-00300	54	24
172215-00320	19	3
	20	4
	121	5
	125	4
172215-00340	41	3
	55	2

Parts No.	Fig. No.	Ref. No.
172215-00340	114	4
172215-00390	19	6
	20	7
	32	12
	40	6
	121	8
	125	7
172215-00400	14	1
	15	1
	100	1
	101	1
172215-00460	106	2
172215-00470	23	8
172215-00480	2	73
	93	52
	115	74
172215-00510	1	3
172215-00520	27	9
	29	8
172215-00530	23	9
	33	6
	34	2
	120	6
	124	3
172215-00540	42	4
172215-00550	3	6
	9	7
	99	7
	109	5
172215-00580	44	2
	54	6
	58	2
172215-00620	1	7
	23	29
	26	11
	27	15
	37	7
	40	9
	76	30
	77	30
172215-00650	10	8
	62	6
172215-00660	45	3
	49	3
	50	4
172215-00670	3	7
		10
	9	14
	99	8
		11

Parts No.	Fig. No.	Ref. No.
172215-00670	109	6
172215-00690	43	12
172215-00700	6	1
	7	1
	32	19
	43	13
	53	5
172215-00710	1	14
	9	16
	43	14
	113	2
172215-00740	2	15
	93	10
	115	16
172215-00770	93	13
172215-00800	61	1
172215-00820	64	8
172215-00830	63	1
172215-00840	64	7
172215-00850	34	3
	42	9
	92	2
	124	4
172215-00890	3	9
	99	10
	109	9
172215-00920	110	4
172215-01410	3	23
	9	19
	99	24
	109	18
172215-01480	3	28
	99	29
172215-01490	3	30
	99	31
172215-01540	25	26
172215-01560	24	15
172215-01570	110	7
172215-01580	110	8
172215-01970	110	9
172215-02110	11	18
172215-02120	3	50
	99	51
172215-02140	54	23
172215-02220	10	28
172215-02280	122	5
172215-02290	122	6
172215-02300	122	7
172215-02310	122	8
172215-02320	123	2

Parts No.	Fig. No.	Ref. No.
172215-02330	123	3
172215-02340	123	4
172215-02350	123	5
172215-02360	123	6
172215-02380	122	9
172215-02410	123	8
172215-02680	42	31
	44	24
172215-02700	26	50
	27	53
	28	43
	29	46
	43	25
172215-02720	11	20
	47	18
	48	20
172215-02770	110	12
172215-02820	11	21
	42	32
	44	25
172215-02830	23	52
172215-02850	12	6
	14	5
	15	6
	100	4
	101	4
	103	4
172215-02870	46	23
172215-02880	52	24
172215-02890	26	51
	27	54
	28	44
	29	47
	33	20
	42	33
	120	21
172215-02920	32	51
172215-02930	25	38
172215-02940	93	45
	109	34
172215-02950	16	25
	40	42
	110	13
172215-02970	96	8
172215-03020	114	26
172215-03050	122	14
172215-03100	122	15
172215-03110	2	60
	9	36
	93	46

Parts No. Index

Parts No.	Fig. No.	Ref. No.
172215-03110	105	7
	114	27
	115	61
	116	38
	117	7
172215-03120	1	32
	116	39
172215-03140	3	45
	99	46
172215-03150	1	33
172215-03190	122	16
172215-03230	114	29
172215-03260	10	40
172215-03270	3	48
	99	49
	109	41
	9	41
172215-03280	53	15
	114	30
172215-03290	114	30
172215-03310	36	27
	38	36
172215-03330	52	28
	53	16
	54	28
	12	7
172215-03340	14	6
	15	7
	100	5
	101	5
	103	5
	24	23
	172215-03380	24
172215-03440	110	1
172215-04370	46	1
172215-04530	46	3
172215-04600	3	5
	99	6
	46	17
172215-06450	47	2
	48	19
	5	15
172215-06610	23	26
	52	23
	104	15
	23	27
172215-06620	25	15
	33	14
	34	7
	42	28
	44	23
	51	11

Parts No.	Fig. No.	Ref. No.
172215-06620	52	13
	94	3
	108	11
	120	15
	124	8
172215-06650	110	11
172215-07090	68	5
172215-07190	3	35
	99	36
172215-07650	114	21
172215-08550	22	7
172215-09310	17	13
	18	19
172215-09860	3	39
	99	40
	109	32
	10	29
172215-11180	110	6
	2	48
172215-11190	115	49
	63	5
172215-11520	63	5
172215-11550	61	4
172215-12850	110	14
172215-12860	110	15
172216-00010	76	15
	77	15
172216-00020	51	1
172216-00030	76	21
	77	20
172216-00040	26	25
	27	33
	106	10
172216-00050	106	10
172216-00060	108	3
172216-00070	43	1
	51	2
172216-00080	23	2
	93	3
	76	12
172216-00090	77	12
172216-00100	76	13
	77	13
172216-00110	77	29
172216-00120	37	1
	39	3
172216-00130	25	2
172216-00140	54	2
172216-00150	10	2
172216-00160	11	1
172216-00170	106	6
172216-00180	23	5

Parts No.	Fig. No.	Ref. No.
172216-00190	30	4
	31	4
	118	5
	119	5
	54	4
172216-00200	54	4
172216-00210	1	1
172216-00220	10	4
172216-00230	32	8
172216-00240	65	1
172216-00250	106	5
172216-00260	2	7
	40	4
172216-00270	93	6
	115	8
	16	2
172216-00280	43	3
	51	3
172216-00290	36	5
	37	4
	38	6
	39	7
	26	6
172216-00300	27	5
	28	5
172216-00310	29	5
	32	9
	10	5
	106	7
	106	9
	106	9
	11	3
	43	4
	21	8
	43	5
26	7	
27	7	
28	6	
29	6	
31	5	
118	6	
108	6	
172216-00390	26	8
	27	8
172216-00400	31	6
	118	7
	16	5
172216-00410	16	5
172216-00420	47	7
172216-00430	54	5
172216-00440	16	18
172216-00450	106	4
172216-00460	32	13

Parts No.	Fig. No.	Ref. No.
172216-00460	40	8
172216-00470	16	6
172216-00480	79	7
172216-00490	2	9
	115	10
172216-00500	36	6
	38	10
	39	10
172216-00510	47	8
	48	25
172216-00520	9	6
172216-00530	112	3
172216-00540	2	12
	51	4
	115	13
172216-00550	65	2
172216-00560	26	9
	28	8
172216-00570	28	9
172216-00580	81	8
172216-00590	27	12
	29	11
172216-00600	106	11
172216-00610	27	13
	29	12
172216-00620	81	4
172216-00630	76	2
	77	2
172216-00640	76	3
	77	3
172216-00650	76	5
172216-00660	77	5
	76	8
172216-00670	77	8
	76	10
	77	10
172216-00680	76	11
	77	11
172216-00690	76	19
	77	18
172216-00700	77	28
172216-00710	76	42
172216-00720	77	31
172216-00730	76	31
172216-00740	76	38
	77	36
172216-00750	77	38
172216-00760	76	4
	77	4
172216-00770	76	18

Parts No. Index

Parts No.	Fig. No.	Ref. No.
172216-00770	77	17
172216-00780	76	29
172216-00790	17	3
	18	4
	19	8
	20	9
	121	10
	125	9
172216-00800	43	6
172216-00810	1	4
172216-00820	47	9
	48	6
172216-00830	76	24
	77	23
172216-00840	76	9
	77	9
172216-00850	76	34
	77	33
172216-00860	9	8
172216-00870	76	7
	77	7
172216-00880	76	41
	77	42
172216-00890	16	7
172216-00900	11	4
	42	5
	43	7
	44	1
	51	5
172216-00910	25	20
172216-00920	37	5
	39	12
	79	1
172216-00930	79	13
172216-00940	79	2
172216-00950	79	10
172216-00960	79	4
172216-00970	79	11
172216-00980	79	12
172216-00990	79	6
172216-01000	79	8
172216-01010	79	5
172216-01020	79	9
172216-01030	79	14
172216-01040	79	15
172216-01050	79	3
172216-01060	54	7
172216-01070	107	2
172216-01080	16	9
172216-01090	41	5

Parts No.	Fig. No.	Ref. No.
172216-01100	41	6
172216-01110	26	10
	27	14
	28	10
	29	13
172216-01120	21	7
172216-01130	27	16
	29	14
172216-01140	40	10
172216-01150	41	7
172216-01160	41	8
172216-01170	9	9
172216-01180	9	10
172216-01190	32	15
172216-01200	9	12
172216-01210	10	6
172216-01220	40	11
	95	2
172216-01230	40	12
	95	3
172216-01240	1	9
172216-01250	1	10
172216-01260	40	13
172216-01270	36	9
	38	13
	78	1
172216-01280	41	10
172216-01290	81	9
	82	3
	83	3
172216-01300	106	12
172216-01310	57	4
172216-01320	57	5
172216-01330	9	13
172216-01340	106	3
172216-01350	45	2
	49	2
	50	3
172216-01360	98	2
172216-01370	45	4
	49	4
	50	5
172216-01380	93	9
172216-01390	78	10
172216-01400	78	15
172216-01410	78	26
172216-01420	78	8
172216-01430	78	9
172216-01440	71	11
172216-01450	71	12

Parts No.	Fig. No.	Ref. No.
172216-01460	76	14
	77	14
172216-01470	23	11
172216-01480	1	12
172216-01490	43	8
172216-01500	43	9
172216-01510	43	10
172216-01520	21	6
172216-01530	21	5
172216-01540	40	14
172216-01550	40	15
172216-01560	40	16
172216-01570	40	27
172216-01580	16	15
	40	29
172216-01590	2	14
	9	15
	10	9
	26	13
	27	18
	28	12
	29	16
	42	6
	49	5
	50	6
	51	6
	96	2
	97	3
	115	15
172216-01600	17	4
	18	5
	19	10
	20	11
	121	12
	125	11
172216-01610	43	11
172216-01620	40	17
172216-01630	40	18
172216-01640	17	5
	18	6
	19	11
	20	12
	121	13
	125	12
172216-01650	96	3
172216-01660	67	5
	68	3
172216-01670	67	6
172216-01680	67	10
172216-01690	67	8

Parts No.	Fig. No.	Ref. No.
172216-01700	68	9
172216-01710	40	19
172216-01770	27	19
	29	17
	40	21
	113	3
172216-01780	43	15
172216-01790	43	16
172216-01800	26	24
	27	32
172216-01810	40	22
172216-01820	40	23
172216-01830	32	20
	33	7
	120	7
172216-01840	43	17
172216-01850	71	2
172216-01860	71	17
172216-01870	71	18
172216-01880	71	19
172216-01890	71	20
172216-01900	71	21
172216-01910	71	22
172216-01920	71	24
172216-01930	71	30
172216-01940	71	31
172216-01950	71	32
172216-01960	71	36
172216-01970	71	41
172216-01980	71	25
172216-01990	59	1
172216-02000	25	9
172216-02010	76	32
172216-02020	71	45
172216-02030	96	4
172216-02040	16	10
	26	14
	27	20
	28	13
	29	18
172216-02050	43	18
172216-02060	49	6
	50	7
172216-02070	45	5
	49	7
	50	8
172216-02080	1	15
172216-02090	26	15
	27	21
	28	14

Parts No. Index

Parts No.	Fig. No.	Ref. No.
172216-02090	29	19
172216-02100	93	12
	116	5
172216-02110	16	11
172216-02120	16	12
172216-02130	16	13
172216-02140	76	6
	77	6
172216-02150	76	23
	77	22
172216-02160	76	25
	77	24
172216-02170	76	27
	77	26
172216-02180	76	28
172216-02190	76	22
	77	21
172216-02200	76	35
	77	34
172216-02210	76	36
172216-02220	76	40
172216-02230	76	26
	77	25
172216-02240	76	37
	77	35
172216-02250	77	27
172216-02260	11	6
172216-02270	11	7
172216-02280	11	8
172216-02290	11	9
172216-02300	21	4
172216-02310	11	10
172216-02320	56	3
172216-02330	57	9
	112	4
172216-02340	10	10
172216-02350	57	10
172216-02360	4	1
	111	2
172216-02370	10	11
172216-02380	47	6
	48	8
172216-02390	42	8
172216-02400	62	3
172216-02410	5	1
	104	2
172216-02420	5	2
	104	3
172216-02430	54	10
172216-02440	54	11

Parts No.	Fig. No.	Ref. No.
172216-02450	64	1
172216-02460	4	3
	111	4
	112	5
172216-02470	4	4
	111	5
172216-02480	64	2
172216-02490	12	1
	13	1
	102	1
	103	2
172216-02520	3	8
	99	9
	109	8
172216-02530	21	3
172216-02540	71	34
172216-02550	3	11
	99	12
	109	10
172216-02560	3	12
	99	13
172216-02570	3	13
	99	14
	114	5
172216-02580	21	9
172216-02590	106	13
172216-02600	106	14
172216-02610	93	14
	116	6
172216-02620	93	15
	116	7
172216-02630	93	16
	116	8
172216-02640	93	17
172216-02650	116	12
172216-02660	116	13
172216-02670	116	14
172216-02680	116	15
172216-02690	22	3
172216-02700	116	16
172216-02710	109	11
172216-02720	11	11
172216-02730	11	12
172216-02740	11	13
172216-02750	11	14
172216-02760	2	21
	115	22
172216-02770	10	12
172216-02780	21	10
172216-02790	40	24

Parts No.	Fig. No.	Ref. No.
172216-02790	67	1
172216-02800	10	13
172216-02810	22	4
172216-02820	16	19
172216-02830	10	14
172216-02840	10	15
172216-02850	9	18
172216-02860	10	16
172216-02870	96	5
	97	4
172216-02880	4	5
	111	6
172216-02890	4	6
	111	7
172216-02900	11	15
172216-02910	11	16
172216-02920	42	11
	45	6
	49	8
	50	9
172216-02930	57	11
172216-02940	10	19
172216-02950	10	20
	122	4
172216-02960	45	7
172216-02970	49	9
	50	10
172216-02980	5	3
	104	4
172216-02990	5	4
	104	5
172216-03000	5	5
	104	6
172216-03010	26	17
	27	23
172216-03020	5	6
	104	7
172216-03030	5	7
	104	8
172216-03040	40	25
	68	1
172216-03050	5	8
	104	9
172216-03060	5	9
	104	10
172216-03070	5	10
	104	11
172216-03080	5	11
	104	12
172216-03090	67	3

Parts No.	Fig. No.	Ref. No.
172216-03100	68	10
172216-03110	68	4
172216-03120	18	7
	20	13
172216-03130	18	8
	20	14
172216-03140	17	6
	18	9
	19	12
	20	15
	121	16
	125	15
172216-03150	17	7
	18	10
	19	13
	20	16
	121	17
	125	16
172216-03160	17	8
	18	11
	19	14
	20	17
	121	18
	125	17
172216-03170	5	13
	104	13
172216-03180	2	24
	115	25
172216-03190	54	13
172216-03200	18	13
	20	18
172216-03220	22	5
172216-03230	3	15
	99	16
172216-03240	3	16
	99	17
	109	14
172216-03250	67	9
172216-03260	3	17
	99	18
	109	15
172216-03270	3	18
	99	19
	109	16
172216-03280	3	19
	99	20
172216-03290	42	10
172216-03300	57	12
172216-03310	3	20
	99	21

Parts No. Index

Parts No.	Fig. No.	Ref. No.
172216-03320	3	21
	99	22
	109	17
172216-03330	3	22
	99	23
172216-03340	28	16
	29	21
	83	1
172216-03350	14	2
	15	2
	100	2
	101	2
172216-03360	13	2
	102	2
172216-03370	12	2
	103	3
172216-03380	13	3
172216-03390	3	24
	99	25
172216-03400	12	3
172216-03410	12	4
	13	4
172216-03420	17	10
	18	14
172216-03430	109	19
172216-03440	24	6
172216-03450	32	22
	81	1
172216-03460	26	19
	27	25
	42	12
	82	1
172216-03470	81	7
	82	2
	83	2
172216-03480	81	6
172216-03490	82	4
	83	4
172216-03500	19	16
	20	19
	121	19
	125	18
172216-03510	45	8
	49	10
	50	11
172216-03520	45	9
	49	11
	50	12
172216-03530	45	10
	49	12

Parts No.	Fig. No.	Ref. No.
172216-03530	50	13
172216-03540	30	6
	31	8
	66	5
	118	9
	119	7
172216-03550	65	7
172216-03560	65	3
172216-03570	65	8
172216-03580	65	4
172216-03590	24	7
172216-03600	95	4
172216-03610	23	15
172216-03620	19	17
	20	20
	121	20
	125	19
172216-03630	17	11
	18	15
	19	18
	20	21
	121	21
	125	20
172216-03640	17	12
	18	16
172216-03650	26	20
	27	26
	28	17
	29	22
	42	13
172216-03660	3	25
	99	26
172216-03670	3	26
	99	27
172216-03680	3	27
	99	28
172216-03690	19	19
	20	22
	64	4
	121	22
	125	21
172216-03700	96	6
	97	5
172216-03710	28	18
	29	23
	33	8
	35	6
	120	9
172216-03720	3	29
	99	30

Parts No.	Fig. No.	Ref. No.
172216-03730	65	5
172216-03740	25	19
172216-03750	9	20
172216-03760	9	21
172216-03770	3	31
	99	32
	109	20
172216-03780	3	32
	99	33
	109	21
172216-03790	93	18
	116	17
172216-03800	2	25
	93	19
	115	26
172216-03810	71	3
172216-03820	71	5
172216-03830	71	14
172216-03840	71	37
172216-03850	35	7
172216-03860	12	5
	103	1
172216-03870	26	21
	27	27
	28	19
	29	24
172216-03880	72	7
172216-03890	72	8
172216-03900	72	19
172216-03910	72	21
172216-03920	72	18
172216-03930	95	5
172216-03940	95	6
172216-03950	95	7
172216-03960	93	20
172216-03970	2	26
	93	21
	115	27
172216-03980	93	22
172216-03990	67	4
172216-04000	93	24
172216-04010	68	8
172216-04020	93	26
	116	20
172216-04030	32	23
172216-04040	32	24
172216-04050	117	3
172216-04060	117	4
172216-04070	117	5
172216-04090	9	22

Parts No.	Fig. No.	Ref. No.
172216-04100	109	22
172216-04110	15	3
172216-04120	2	27
	93	27
	115	28
172216-04130	24	14
172216-04140	76	1
172216-04150	27	28
	29	25
172216-04160	77	1
172216-04170	26	22
	27	29
172216-04180	93	29
	116	24
172216-04190	93	30
	116	25
172216-04200	93	31
	116	26
172216-04210	2	28
	115	29
172216-04220	43	19
172216-04230	108	7
172216-04240	116	27
172216-04250	108	8
172216-04260	2	29
	115	30
172216-04270	97	6
172216-04280	109	23
172216-04290	109	24
172216-04300	27	30
	29	27
172216-04310	76	20
172216-04320	77	19
172216-04330	76	33
	77	32
172216-04340	109	25
172216-04360	108	9
172216-04370	108	10
172216-04380	10	21
172216-04390	10	22
172216-04400	3	34
	99	35
	109	27
172216-04410	59	2
172216-04420	59	3
172216-04430	59	4
172216-04440	59	5
172216-04450	42	14
	44	3
172216-04460	110	5

Parts No. Index

Parts No.	Fig. No.	Ref. No.
172216-04470	40	26
172216-04480	42	15
	44	4
172216-04490	42	16
	44	5
172216-04500	18	17
	20	23
172216-04530	16	14
	40	28
172216-04540	36	10
	38	14
172216-04550	43	20
172216-04560	93	32
	116	28
172216-04570	93	33
	116	29
172216-04580	93	34
	116	30
172216-04590	42	18
	44	7
		17
172216-04600	42	27
		30
	44	19
		22
172216-04610	25	10
172216-04620	25	11
172216-04630	42	17
172216-04640	44	6
172216-04650	42	19
	44	8
172216-04660	42	20
	44	9
172216-04670	10	23
172216-04680	43	21
172216-04690	44	10
172216-04700	23	17
172216-04710	26	23
	27	31
172216-04720	19	20
	20	24
	121	24
	125	23
172216-04730	42	21
	44	11
172216-04740	59	6
172216-04750	59	7
172216-04760	59	8
172216-04770	59	9
172216-04780	59	10

Parts No.	Fig. No.	Ref. No.
172216-04790	59	11
172216-04800	59	12
172216-04810	7	2
	8	1
172216-04820	3	42
	99	43
	109	28
172216-04830	44	12
172216-04840	59	15
172216-04850	59	16
172216-04860	59	17
172216-04870	6	2
	7	3
	8	2
172216-04880	7	4
	8	3
172216-04890	33	9
	81	2
	120	10
172216-04900	26	26
	28	20
172216-04910	10	24
172216-04920	33	10
	34	12
	120	11
	124	13
172216-04930	44	13
172216-04940	19	22
	20	26
	121	26
	125	25
172216-04950	44	14
172216-04970	42	22
172216-04980	42	23
	44	15
172216-04990	65	6
172216-05000	42	24
172216-05010	42	25
172216-05020	26	27
	28	21
172216-05030	2	30
	115	31
172216-05040	32	25
172216-05050	30	7
	31	9
	118	10
	119	8
172216-05060	44	18
		21
172216-05070	42	26

Parts No.	Fig. No.	Ref. No.
172216-05080	81	5
172216-05090	19	23
	20	27
	121	27
	125	26
172216-05100	24	16
172216-05110	54	15
172216-05120	54	16
172216-05130	73	5
172216-05140	73	7
172216-05150	73	8
172216-05160	73	9
172216-05170	73	12
172216-05180	74	3
172216-05190	74	4
	75	4
172216-05200	73	13
	74	5
172216-05210	75	3
172216-05220	73	14
172216-05230	10	25
172216-05240	23	18
172216-05250	110	10
172216-05260	46	4
	47	5
	48	9
172216-05270	10	26
172216-05280	26	28
	28	22
172216-05290	10	18
172216-05300	19	24
	20	28
	121	28
	125	27
172216-05310	1	16
172216-05320	11	17
172216-05330	112	9
172216-05340	19	25
	20	29
	121	29
	125	28
172216-05350	19	26
	20	30
	121	30
	125	29
172216-05360	19	27
	20	31
	121	31
	125	30
172216-05370	19	28

Parts No.	Fig. No.	Ref. No.
172216-05370	20	32
	121	32
	125	31
172216-05380	54	17
172216-05390	1	17
172216-05410	113	5
172216-05420	1	18
172216-05430	1	19
172216-05440	16	16
172216-05450	36	11
172216-05460	38	15
172216-05470	26	29
	27	34
	28	23
	29	28
172216-05480	32	26
172216-05490	26	30
	27	35
172216-05500	26	31
	27	36
172216-05510	54	18
172216-05520	28	24
	29	29
172216-05530	28	25
	29	30
172216-05540	28	26
	29	31
172216-05550	28	27
	29	32
172216-05560	54	20
172216-05570	1	20
172216-05580	32	27
172216-05590	28	28
	29	33
172216-05600	2	31
	93	35
	115	32
172216-05610	46	5
172216-05620	46	6
172216-05630	46	7
172216-05640	46	8
172216-05650	46	9
172216-05660	46	10
172216-05670	46	11
172216-05680	37	8
	39	14
172216-05690	26	32
	27	37
	28	29
	29	34

Parts No. Index

Parts No.	Fig. No.	Ref. No.
172216-05700	43	22
172216-05710	43	23
172216-05720	28	30
	29	35
	72	1
172216-05730	28	31
	29	36
	72	2
172216-05740	7	5
172216-05750	8	4
172216-05760	6	3
172216-05770	38	17
172216-05780	38	18
172216-05790	38	19
172216-05800	38	20
	39	16
172216-05810	39	17
172216-05820	6	4
	7	6
	8	5
172216-05830	27	38
	29	37
172216-05840	25	12
172216-05850	26	33
	27	39
	28	32
	29	38
172216-05870	19	29
	20	33
	121	33
	125	32
172216-05880	19	30
	20	34
	121	34
	125	33
172216-05890	114	6
172216-05900	114	7
172216-05910	114	8
172216-05920	114	9
172216-05930	53	7
172216-05940	53	8
172216-05950	55	4
172216-05960	114	10
172216-05970	114	11
172216-05980	114	12
172216-05990	114	13
172216-06000	34	5
	52	10
	124	6
172216-06010	114	14

Parts No.	Fig. No.	Ref. No.
172216-06020	48	10
	50	14
172216-06030	112	10
172216-06040	112	11
172216-06050	54	22
172216-06060	26	45
	27	47
	71	1
172216-06070	42	7
172216-06080	114	15
172216-06090	114	17
172216-06100	114	18
172216-06110	72	3
172216-06120	72	20
172216-06130	72	4
172216-06140	72	5
172216-06150	72	6
172216-06160	72	9
172216-06170	72	10
172216-06180	72	11
172216-06190	72	12
172216-06200	72	13
172216-06210	72	14
172216-06220	72	15
172216-06230	72	16
172216-06240	72	17
172216-06250	72	22
172216-06260	6	5
	7	7
	8	6
	30	8
	31	10
	118	11
	119	9
172216-06270	1	21
172216-06280	30	9
	31	11
	33	11
	118	12
	119	10
	120	12
172216-06290	33	12
	120	13
172216-06300	48	11
	50	15
172216-06310	44	20
172216-06320	64	5
172216-06330	64	6
172216-06340	32	28
172216-06350	32	29

Parts No.	Fig. No.	Ref. No.
172216-06360	32	30
172216-06370	114	19
172216-06380	1	22
	32	31
172216-06390	32	32
172216-06400	32	33
172216-06410	32	34
172216-06420	32	35
172216-06430	38	21
	39	19
172216-06440	38	22
	39	20
172216-06450	37	10
	39	22
172216-06460	1	23
172216-06470	25	13
172216-06480	25	14
172216-06490	36	13
172216-06500	36	14
172216-06510	39	24
172216-06520	33	13
	34	6
	52	11
	53	9
	56	4
	120	14
	124	7
172216-06530	9	23
172216-06540	51	7
172216-06550	9	24
172216-06560	55	5
172216-06570	21	2
172216-06580	55	6
172216-06590	53	10
172216-06600	36	15
	38	23
172216-06610	36	16
	38	24
172216-06620	37	11
	39	23
172216-06630	55	7
172216-06640	18	12
172216-06650	45	11
	46	12
	47	12
	48	12
	49	13
	50	16
172216-06660	37	12
172216-06670	16	8

Parts No.	Fig. No.	Ref. No.
172216-06680	71	43
172216-06690	71	44
172216-06700	71	42
172216-06710	55	8
172216-06720	26	34
	27	40
	28	33
	29	39
172216-06730	19	31
	20	35
	121	35
	125	34
172216-06740	5	14
	104	14
172216-06750	57	13
172216-06760	32	36
	36	17
	37	13
	38	25
	39	25
172216-06770	29	40
172216-06780	28	34
172216-06790	28	35
172216-06800	28	36
172216-06810	1	24
172216-06820	26	35
	27	41
	28	37
	29	41
172216-06830	30	10
	31	12
	59	13
	118	13
	119	11
172216-06840	59	14
172216-06850	27	42
172216-06860	45	12
	46	13
172216-06870	45	13
172216-06880	45	14
172216-06890	47	13
	48	13
172216-06900	49	14
	50	17
172216-06910	46	14
172216-06920	46	15
172216-06930	47	14
	49	15
172216-06940	47	15
	48	14

Parts No. Index

Parts No.	Fig. No.	Ref. No.
172216-06940	49	16
	50	18
172216-06950	48	15
	50	19
172216-06960	51	8
172216-06970	51	9
172216-06980	45	15
	46	16
172216-06990	47	16
	48	16
	49	17
	50	20
172216-07000	47	17
	48	17
172216-07010	29	42
172216-07020	26	36
172216-07030	26	37
172216-07040	26	38
172216-07050	26	39
172216-07060	40	30
172216-07070	40	31
172216-07080	40	32
172216-07090	36	18
	38	26
172216-07100	36	19
	38	27
172216-07110	8	7
172216-07120	51	10
172216-07130	39	26
172216-07150	52	12
172216-07160	44	16
172216-07170	122	10
172216-07180	123	7
172216-07190	122	11
	123	1
172216-07200	122	12
172216-07210	122	13
172216-07220	16	17
172216-07230	73	2
	74	1
172216-07240	73	3
	75	1
172216-07250	73	4
172216-07260	74	2
172216-07270	75	2
172216-07280	73	6
172216-07290	84	2
172216-07300	84	3
172216-07310	84	4
172216-07320	84	5

Parts No.	Fig. No.	Ref. No.
172216-07330	84	6
172216-07340	84	7
172216-07350	92	3
172216-07360	92	4
172216-07370	92	5
172216-07380	92	6
172216-07390	23	28
172216-07400	54	25
172216-07410	28	39
	29	45
172216-07420	105	5
172216-07430	52	15
172216-07440	89	4
	90	4
172216-07450	89	3
	90	3
172216-07460	93	36
172216-07470	16	20
172216-07480	36	20
	38	28
172216-07490	85	1
	86	1
	87	1
	88	1
172216-07500	85	3
	86	3
172216-07510	85	5
	86	5
	87	4
	88	4
172216-07520	85	6
	86	6
	87	5
172216-07530	85	9
172216-07540	86	9
	87	8
172216-07550	86	11
172216-07560	87	10
	88	7
172216-07570	87	11
	88	8
172216-07580	87	12
	88	9
172216-07590	87	13
	88	10
172216-07600	87	14
	88	11
172216-07610	88	12
172216-07620	87	15
172216-07630	87	16

Parts No.	Fig. No.	Ref. No.
172216-07640	32	16
172216-07650	27	44
172216-07700	26	40
172216-07710	58	4
172216-07720	54	21
172216-07730	46	18
172216-07740	46	19
172216-07750	46	20
172216-07760	27	45
172216-07770	42	29
172216-07780	9	25
172216-07790	1	25
172216-07800	6	6
	7	8
172216-07810	7	9
	8	8
172216-07820	9	26
172216-07830	2	34
	115	35
172216-07840	26	41
172216-07850	28	40
172216-07860	28	41
172216-07870	40	20
172216-07880	23	33
172216-07890	2	36
	115	37
172216-07900	57	8
172216-07910	57	6
172216-07920	114	16
172216-07930	2	37
	93	37
	115	38
	116	31
172216-07940	31	14
	118	15
172216-07950	2	38
	115	39
172216-07960	25	16
172216-07970	47	10
	48	7
172216-07980	31	15
	118	16
172216-07990	51	12
172216-08000	30	12
	31	16
	118	17
	119	13
172216-08030	41	11
172216-08040	41	12
172216-08050	41	13

Parts No.	Fig. No.	Ref. No.
172216-08060	40	33
172216-08070	40	34
172216-08080	40	35
172216-08090	40	36
172216-08100	48	5
172216-08110	57	7
172216-08120	19	32
	20	36
	121	36
	125	35
172216-08130	19	33
	20	37
	121	37
	125	36
172216-08140	16	21
172216-08150	95	8
172216-08160	95	9
172216-08170	19	34
	20	38
	121	38
	125	37
172216-08220	56	5
172216-08230	56	6
172216-08240	56	7
172216-08250	56	8
172216-08260	56	9
172216-08270	52	17
	53	11
172216-08280	23	36
172216-08290	2	39
	115	40
172216-08300	34	8
	92	1
	124	9
172216-08310	23	38
172216-08320	23	39
172216-08330	23	40
172216-08340	2	40
	115	41
172216-08350	23	41
172216-08360	1	26
172216-08370	36	21
	39	21
172216-08380	38	29
172216-08390	36	22
	38	30
	77	39
172216-08400	89	1
	90	1
172216-08410	89	2

Parts No. Index

Parts No.	Fig. No.	Ref. No.
172216-08410	90	2
172216-08420	9	27
172216-08430	9	28
172216-08440	9	29
172216-08470	58	5
172216-08480	52	18
172216-08490	23	44
172216-08500	23	45
172216-08510	25	17
172216-08520	53	12
172216-08530	2	41
	115	42
	116	1
172216-08540	116	32
172216-08550	116	33
172216-08560	55	9
172216-08570	9	30
172216-08580	23	37
172216-08590	23	46
172216-08600	54	19
172216-08610	2	42
	115	43
172216-08620	2	43
	115	44
172216-08630	23	47
172216-08640	25	18
172216-08650	25	21
172216-08660	25	22
172216-08670	2	44
	93	38
	115	45
172216-08680	9	31
	25	23
172216-08690	2	45
	93	39
	115	46
172216-08700	51	13
172216-08710	116	34
172216-08720	51	14
172216-08730	25	24
172216-08740	25	25
172216-08780	34	9
	124	10
172216-08790	33	15
	120	16
172216-08800	26	43
	28	42
	73	1
172216-08810	32	37
172216-08820	32	38

Parts No.	Fig. No.	Ref. No.
172216-08830	32	39
172216-08840	32	40
172216-08850	35	8
172216-08860	35	9
172216-08870	33	16
	120	17
172216-08880	25	27
172216-08890	2	46
	115	47
172216-08900	26	49
	27	52
172216-08910	26	47
	27	50
172216-08920	2	47
	115	48
172216-08930	47	11
	48	18
172216-08940	32	41
172216-08950	30	13
	31	17
	118	18
	119	14
172216-08960	105	6
172216-08970	30	14
	31	18
	66	4
	118	19
	119	15
172216-08980	32	42
172216-08990	30	15
	31	19
	118	20
	119	16
172216-09000	30	16
	31	20
	84	1
	118	21
	119	17
172216-09010	114	31
172216-09020	36	23
	38	31
172216-09030	93	40
172216-09040	24	18
172216-09050	24	19
172216-09070	24	20
172216-09080	25	29
172216-09090	32	43
172216-09100	25	30
172216-09110	7	10
172216-09120	33	17

Parts No.	Fig. No.	Ref. No.
172216-09120	34	10
	120	18
	124	11
172216-09130	6	7
	7	11
	8	9
172216-09140	1	27
172216-09150	1	28
172216-09160	6	8
	7	12
	8	10
172216-09170	34	11
	124	12
172216-09180	8	11
172216-09190	6	9
172216-09220	93	41
172216-09230	115	1
172216-09250	23	50
172216-09270	51	16
172216-09280	45	16
	49	18
	50	21
172216-09290	77	40
172216-09300	16	24
172216-09310	10	31
172216-09320	43	28
172216-09330	45	18
	46	22
	47	19
	48	21
	49	21
	50	29
	51	18
172216-09340	32	47
	40	40
172216-09350	9	33
172216-09360	43	30
172216-09370	10	34
172216-09380	1	11
172216-09390	30	24
	31	28
	32	50
	118	29
	119	25
172216-09400	76	17
172216-09410	10	35
172216-09420	35	10
172216-09430	107	5

Parts No.	Fig. No.	Ref. No.
172216-09440	49	24
	50	26
172216-09450	2	59
	3	43
	99	44
	109	36
	115	60
172216-09460	76	39
	77	37
172216-09470	52	25
172216-09480	19	46
	20	46
	121	46
	125	45
172216-09490	6	10
	7	13
	8	12
	32	52
172216-09500	1	31
172216-09510	56	12
172216-09520	32	53
172216-09530	33	21
	120	22
172216-09540	56	13
172216-09550	98	3
172216-09560	113	6
172216-09570	40	43
172216-09580	23	53
172216-09590	52	26
172216-09600	3	44
	99	45
	109	38
172216-09610	45	21
	49	25
	50	27
	114	28
172216-09620	11	23
172216-09630	17	20
	18	22
	19	47
	20	47
	121	47
	125	46
172216-09640	21	1
172216-09650	26	52
	27	55
	28	45
	29	48
172216-09660	107	6
172216-09670	16	26

Parts No. Index

Parts No.	Fig. No.	Ref. No.
172216-09690	42	35
	44	27
172216-09700	7	14
	8	13
172216-09710	42	36
	44	28
172216-09720	2	62
	93	47
	115	63
172216-09730	10	37
172216-09740	54	27
172216-09750	45	22
	46	24
172216-09760	45	23
	46	25
	47	22
	48	24
	49	26
	50	28
172216-09770	23	55
172216-09780	2	63
	115	64
172216-09790	43	32
172216-09800	19	48
	20	48
	121	48
	125	47
172216-09810	107	7
172216-09820	23	56
172216-09830	23	58
172216-09840	2	70
	93	51
	115	71
172216-09850	2	71
	25	40
	115	72
172216-09860	23	60
172216-09870	55	14
172216-09890	106	1
172216-09900	98	1
172216-09910	96	1
172216-09920	99	1
172216-09930	104	1
172216-09940	107	1
172216-09950	108	1
172216-09960	111	1
172216-09980	109	1
172216-10020	97	1
172216-10050	112	1
172216-10060	113	1

Parts No.	Fig. No.	Ref. No.
172216-10070	114	1
172216-10080	60	3
172216-10090	94	1
172216-10170	95	1
172216-10210	122	1
172216-10220	30	17
	31	21
	118	22
	119	18
172216-10230	30	18
	31	22
	118	23
	119	19
172216-10240	30	19
	31	23
	118	24
	119	20
172216-10250	30	20
	31	24
	118	25
	119	21
172216-10260	107	4
172216-10270	30	21
	31	25
	118	26
	119	22
172216-10280	58	6
172216-10290	25	32
172216-10300	2	49
	115	50
172216-10390	36	24
	38	32
	39	18
172216-10410	25	33
172216-10430	51	15
172216-10440	32	44
172216-10450	2	50
	115	51
172216-10460	52	19
172216-10470	52	20
172216-10480	23	49
172216-10500	53	13
172216-10510	33	18
	120	19
172216-10520	33	19
	120	20
172216-10530	2	51
	115	52
172216-10540	2	52
	115	53

Parts No.	Fig. No.	Ref. No.
172216-10550	2	53
	115	54
172216-10560	2	54
	115	55
172216-10580	2	56
	115	57
172216-10590	2	57
	93	43
	115	58
172216-10600	93	44
172216-10610	52	21
172216-10620	52	22
172216-10630	1	35
172216-10640	63	2
	118	30
	119	26
172216-10650	30	22
	31	26
	118	27
	119	23
172216-10660	30	23
	31	27
	118	28
	119	24
172216-10670	66	3
172216-10680	19	38
	20	41
	121	41
	125	40
172216-10690	52	16
172216-10700	105	8
172216-10710	122	17
172216-10720	52	31
172216-10730	27	48
	29	26
172216-10740	25	34
172216-10750	36	26
	38	35
172216-10760	124	1
172216-10780	120	1
	121	1
172216-10790	93	1
172216-10800	119	1
172216-10810	118	1
172216-10820	105	1
172216-10830	22	1
172216-10840	22	2
172216-10850	10	17
172216-10870	114	20
172216-10880	30	11

Parts No.	Fig. No.	Ref. No.
172216-10880	31	13
	118	14
	119	12
172216-10890	28	38
	29	43
172216-10900	27	43
	29	44
172216-10930	46	21
172216-10940	16	22
	19	35
	20	39
	114	22
	121	39
	125	38
172216-10950	3	36
	99	37
	109	29
172216-10960	3	37
	99	38
	109	30
172216-10970	18	18
	20	40
172216-10980	22	6
172216-10990	25	31
172216-11000	22	8
172216-11010	22	9
172216-11020	22	10
172216-11030	22	11
172216-11040	22	12
172216-11050	22	13
172216-11060	22	14
172216-11070	22	15
172216-11080	14	3
	100	3
172216-11090	14	4
	101	3
172216-11100	3	38
	99	39
	109	31
172216-11130	47	24
	48	27
172216-11140	117	10
172216-11150	23	63
172216-11160	52	30
172216-11170	6	11
	7	15
	8	14
172216-11180	2	72
	115	73
172216-11190	26	53

Parts No. Index

Parts No.	Fig. No.	Ref. No.
172216-11190	28	46
172216-11900	23	23
172216-11910	26	44
	27	46
	69	1
	70	1
172216-11920	19	21
	20	25
	121	25
	125	24
172216-11930	63	6
172216-11940	17	14
	19	36
	121	40
	125	39
172216-11950	17	15
	19	37
	121	2
	125	1
172216-11960	26	46
	27	49
172216-11970	26	48
	27	51
172216-11980	3	51
172216-11990	69	17
172216-12000	69	14
172216-12010	69	15
172216-12020	69	16
172216-12030	69	13
172216-12040	69	5
		18
172216-12050	69	20
172216-12060	69	12
172216-12070	69	11
172216-12080	70	10
172216-12090	70	9
172216-12100	70	11
172216-12110	69	4
	70	13
172216-12120	108	12
172216-12130	69	10
	70	12
172216-12140	70	3
172216-12150	70	7
172216-12160	70	6
172216-12170	70	4
172216-12180	70	8
172216-12190	69	6
	70	2
172216-12200	70	5

Parts No.	Fig. No.	Ref. No.
172216-12210	69	8
172216-12220	69	9
172216-12230	69	7
172216-12240	69	2
172216-12250	69	3
172216-12260	69	19
172216-12270	63	4
172216-12280	60	2
172216-12290	53	6
172216-12300	61	3
172216-12310	61	2
172216-12320	23	43
172216-12330	23	42
172216-12340	117	6
172216-12350	2	55
	115	56
	117	1
172216-12360	17	16
	19	39
	121	15
	125	14
172216-12370	17	17
	19	40
	121	14
	125	13
172216-12380	17	9
	19	15
172216-12390	60	1
172216-12510	32	45
172217-00390	5	18
172217-00400	5	17
172217-03670	15	4
172217-03690	15	5
172217-04330	5	12
172551-00040	23	1
	26	1
		2
	27	1
		2
	28	1
	29	1
	35	1
	40	1
	41	1
172551-00060	26	3
	27	3
	28	2
	29	3
172551-00070	33	1
	36	1

Parts No.	Fig. No.	Ref. No.
172551-00070	38	1
	39	1
	42	1
	120	2
172551-00080	25	1
	32	1
	38	2
	39	2
172551-00120	3	1
	52	1
	54	1
	57	1
	93	2
	99	2
	108	2
	109	2
	114	2
	122	2
172551-00130	18	1
	20	1
	32	2
172551-00140	23	3
	25	3
172551-00150	2	2
	9	1
	10	1
	30	2
	31	2
	32	3
	40	2
	43	2
	47	1
	48	1
	52	3
	53	2
	57	3
	93	4
	115	3
	118	3
	119	3
172551-00160	108	5
172551-00170	2	3
	115	4
172551-00180	9	2
	16	1
	40	3
	47	3
	48	2
	56	1
	110	2

Parts No.	Fig. No.	Ref. No.
172551-00200	9	3
172551-00220	26	5
	27	4
	30	3
	31	3
	33	2
	36	2
	38	3
	39	5
	42	3
	118	4
	119	4
	120	3
172551-00230	25	4
	41	2
	52	4
	105	2
	117	2
172551-00240	1	34
	2	4
	9	4
	11	2
	24	1
	47	4
	48	3
	54	3
	93	5
	115	5
172551-00250	3	2
	33	3
	34	1
	45	1
	49	1
	50	1
	52	5
	53	3
	55	1
	56	2
	58	1
	99	3
	109	3
	114	3
	120	4
	124	2
172551-00280	2	6
	3	3
	99	4
	109	4
	115	7
172551-00290	10	3

Parts No. Index

Parts No.	Fig. No.	Ref. No.
172551-00290	17	2
	18	3
	19	2
	20	3
	121	4
	125	3
172551-00320	23	6
	32	6
172551-00330	32	7
172551-00340	28	4
	29	4
	36	4
	38	5
	97	2
172551-00380	32	17
172551-00390	67	2
	68	2
172551-00440	23	7
	25	6
	46	2
	52	6
172551-00450	24	2
172551-00460	27	6
172551-00470	24	3
172551-00480	19	4
	20	5
	38	7
	121	6
	125	5
172551-00490	32	10
172551-00500	38	8
	39	8
	41	4
172551-00510	19	5
	20	6
	32	11
	38	9
	39	9
	40	5
	121	7
	125	6
172551-00520	16	4
172551-00530	80	6
172551-00540	80	7
172551-00550	80	8
172551-00560	80	9
172551-00570	80	11
172551-00590	16	3
172551-00600	9	5
172551-00610	1	2

Parts No.	Fig. No.	Ref. No.
172551-00620	2	8
	112	2
	115	9
	116	2
	122	3
172551-00630	24	4
	40	7
	105	3
172551-00660	80	15
172551-00670	80	14
172551-00680	80	13
172551-00700	28	7
	29	7
172551-00710	80	12
172551-00720	19	7
	20	8
	121	9
	125	8
172551-00750	32	14
	33	5
	52	7
	116	3
172551-00760	2	10
	25	7
	93	7
	115	11
	116	4
172551-00810	86	10
	87	9
172551-00840	2	11
	93	8
	115	12
172551-00890	27	10
	29	9
172551-00930	68	6
172551-00940	67	7
	68	7
172551-00950	27	11
	29	10
172551-00960	36	7
	38	11
	39	11
172551-00990	25	8
	52	8
	55	3
172551-01000	1	5
172551-01010	80	10
172551-01020	80	16
172551-01030	68	12
172551-01040	1	6

Parts No.	Fig. No.	Ref. No.
172551-01040	36	8
	37	6
	38	12
	39	13
172551-01060	1	8
	2	13
	19	9
	20	10
	23	10
	32	18
	35	3
	52	34
	115	14
	121	11
	125	10
172551-01070	9	11
	11	5
172551-01080	41	9
172551-01090	26	12
	27	17
	28	11
	29	15
172551-01110	10	7
	62	5
172551-01120	73	10
172551-01140	78	2
172551-01150	78	7
172551-01170	78	16
172551-01190	1	13
172551-01220	105	4
172551-01230	32	21
	80	1
172551-01240	23	12
172551-01270	23	13
	120	8
172551-01280	2	16
	93	11
	115	17
172551-01310	23	14
172551-01430	109	7
172551-01440	4	2
	111	3
172551-01460	54	8
172551-01470	54	9
172551-01480	62	7
172551-01490	62	9
172551-01500	61	9
172551-01510	61	7
172551-01520	62	1
172551-01530	66	1

Parts No.	Fig. No.	Ref. No.
172551-01540	62	10
172551-01550	66	2
172551-01560	62	2
172551-01570	63	3
	110	3
	113	4
172551-01590	9	17
	48	4
	50	2
	54	12
	58	3
172551-01650	30	5
	31	7
	118	8
	119	6
172551-01670	116	9
172551-01680	116	10
172551-01690	116	11
172551-01710	2	17
	115	18
172551-01730	2	18
	115	19
172551-01740	2	19
	115	20
172551-01750	2	20
	115	21
172551-01810	3	4
	26	16
	27	22
	28	15
	29	20
	34	4
	99	5
	109	12
	124	5
172551-01830	2	22
	115	23
172551-01840	62	8
172551-01860	2	23
	115	24
172551-01970	3	14
	99	15
	109	13
172551-01980	94	2
172551-02000	24	5
172551-02020	64	3
172551-02040	61	6
172551-02050	24	10
172551-02060	24	11
172551-02070	61	8

Parts No. Index

Parts No.	Fig. No.	Ref. No.
172551-02080	125	49
172551-02090	35	4
	91	1
172551-02100	91	2
172551-02110	91	4
172551-02120	91	3
172551-02130	35	5
172551-02140	112	6
172551-02150	112	7
172551-02160	54	14
172551-02170	24	8
172551-02250	24	9
172551-02260	93	23
	116	18
172551-02270	93	25
	116	19
172551-02300	116	21
172551-02310	116	22
172551-02320	93	28
	116	23
172551-02330	3	33
	99	34
	109	26
172551-02340	24	12
172551-02350	24	13
172551-02430	10	27
172551-02440	112	8
172551-02450	24	17
172551-02480	11	19
172551-02510	23	20
172551-02520	36	12
	37	9
	38	16
	39	15
172551-02540	23	21
172551-02550	23	22
172551-02560	23	24
172551-02640	61	10
172551-02750	52	14
172551-02760	43	24
172551-02830	85	2
	86	2
	87	2
	88	2
172551-02840	85	4
	86	4
	87	3
	88	3
172551-02850	85	7
	86	7

Parts No.	Fig. No.	Ref. No.
172551-02850	87	6
	88	5
172551-02860	85	8
	86	8
	87	7
	88	6
172551-02880	2	32
	115	33
172551-02890	2	33
	115	34
172551-02910	2	35
	115	36
172551-02920	23	30
172551-02950	23	31
172551-02960	23	32
172551-02980	23	34
172551-06760	80	2
172551-06780	93	42
	116	35
172551-09410	16	23
	17	18
	18	20
	19	41
	68	11
	121	23
	125	22
172551-09440	3	40
	99	41
	109	33
	114	23
172551-09450	55	10
172551-09460	51	17
	116	36
172551-09480	10	30
	114	24
	116	37
172551-09500	45	17
	49	19
	50	22
172551-09510	1	29
	23	51
	25	35
	36	25
	38	33
	39	27
	52	35
	114	25
172551-09520	56	10
172551-09530	19	42
	20	42

Parts No.	Fig. No.	Ref. No.
172551-09530	32	46
	121	42
	125	41
172551-09540	37	14
	39	28
	43	26
172551-09550	40	37
	43	27
172551-09570	1	30
172551-09580	40	38
	77	16
172551-09590	25	36
	49	20
	50	23
172551-09600	40	39
172551-09610	3	41
	9	32
	99	42
172551-09620	10	32
	19	43
	20	43
	40	41
	43	29
	121	43
	125	42
172551-09630	2	58
	115	59
172551-09640	45	19
	49	22
	50	24
	51	19
172551-09660	112	12
172551-09670	9	34
	10	33
	17	19
	18	21
	19	44
	20	44
	121	44
	125	43
172551-09680	56	11
172551-09720	43	31
172551-09730	47	21
	48	23
172551-09760	19	45
	20	45
	32	48
	121	45
	125	44
172551-09780	76	16

Parts No.	Fig. No.	Ref. No.
172551-09790	38	34
	39	29
172551-09800	32	49
172551-09810	24	21
	51	20
172551-09830	25	37
	41	14
	96	7
	97	7
172551-09870	9	35
172551-09880	45	20
	49	23
	50	25
	109	35
	114	32
172551-10010	4	7
	5	16
	9	37
	10	36
	11	22
	54	26
	104	16
	111	8
172551-10030	112	13
	116	40
172551-10040	51	21
172551-10060	2	61
	23	54
	115	62
172551-10080	109	37
172551-10110	42	34
	44	26
172551-10200	109	39
172551-10280	33	22
	120	23
172551-10320	9	38
	11	24
172551-10330	51	22
172551-10360	2	64
	10	38
	11	25
	25	39
	43	33
	52	27
	115	65
	116	41
	120	24
172551-10370	2	65
	3	46
	9	39

Parts No. Index

Parts No.	Fig. No.	Ref. No.	
172551-10370	11	26	
	32	54	
	35	11	
	40	44	
	42	37	
	43	34	
	44	29	
	52	32	
	53	14	
	93	48	
	99	47	
	115	66	
	172551-10380	47	23
		48	26
172551-10390	3	47	
	9	40	
	10	39	
	17	21	
	18	23	
	19	49	
	20	49	
	77	41	
	99	48	
	109	40	
	121	49	
	125	48	
	172551-10400	2	66
		9	42
11		27	
52		29	
115		67	
172551-10410	10	41	
172551-10420	2	67	
	23	57	
	53	17	
	93	49	
	115	68	
172551-10430	3	49	
	99	50	
	109	42	
172551-10440	24	22	
	43	35	
	53	18	
	55	11	
172551-10450	2	68	
172551-10460	115	69	
	53	19	
172551-10470	55	12	
	56	14	
	55	13	

Parts No.	Fig. No.	Ref. No.
172551-10480	2	69
	93	50
	115	70
172551-10490	23	59
172551-10520	23	61
172551-10530	23	62
172551-10580	117	8
172551-10590	117	9
172551-11460	62	4
172551-11500	61	5
198461-52950	52	9
25153-004500	23	48
720445-44200	25	28

Parts No.	Fig. No.	Ref. No.
-----------	----------	----------

Parts No.	Fig. No.	Ref. No.
-----------	----------	----------