

0CS10-M55100EN

PREFACE

1. This parts catalog is the first edition of Yanmar Crawler Carrier C50R-3C for U. S. A.

2. Parts catalog history

	Parts catalog No.	Date of issue	Model No	Remarks
First edition	(Vehicle) OCS10-@55100	Oct. , 2009	1	
	(Engine) OCB10-@79300		1	

3. Model name

SECTION	Column	Model name	Manufactured	M / #	Remarks
I (Vehicle)	A	C50R-3C (US)			
II (Engine)	A	4JJ1XDIA			

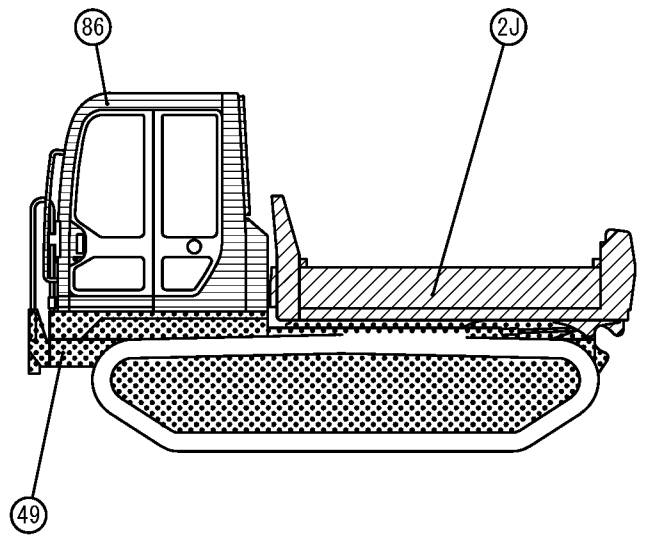
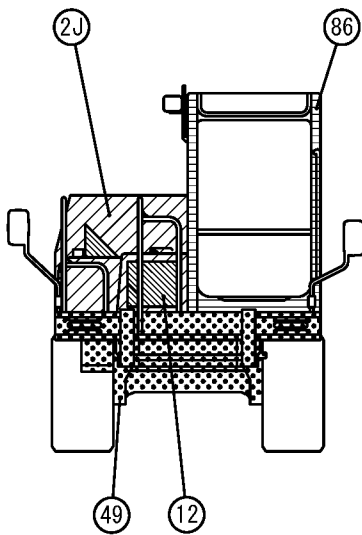
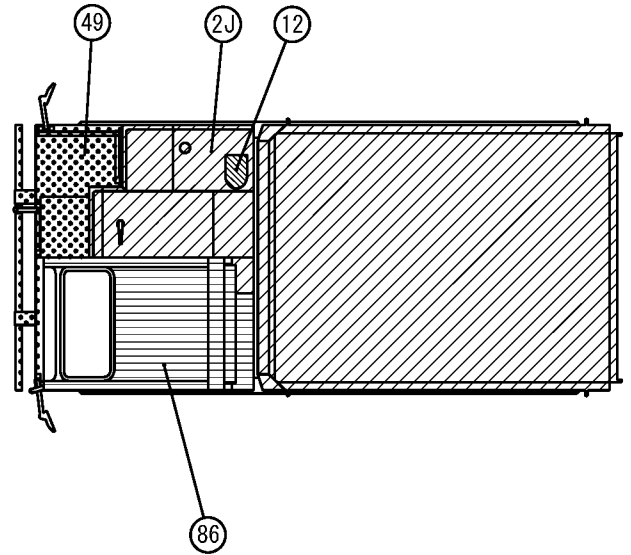
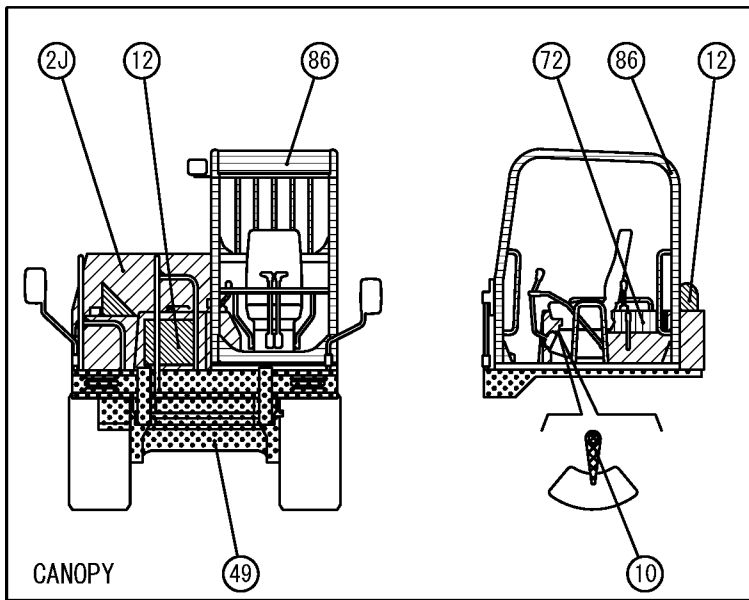
4. This parts catalog does not contain the technical data needed for maintenance service.

The illustrations used in this parts catalog have been simplified for clarity.

The contents of this parts catalog are subject to change without notice.

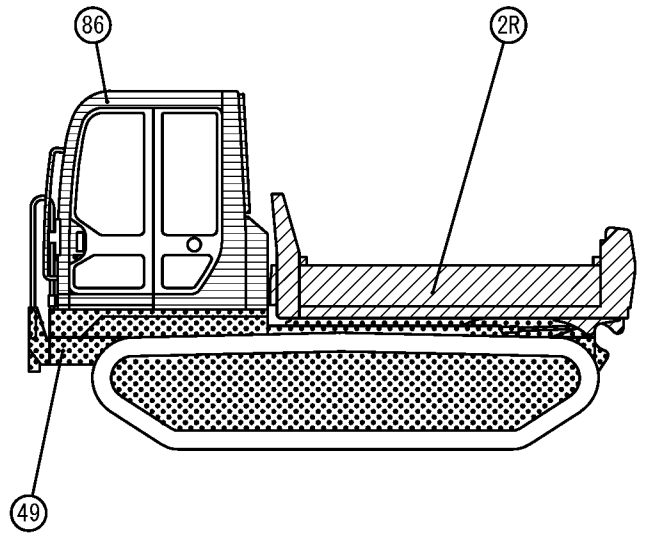
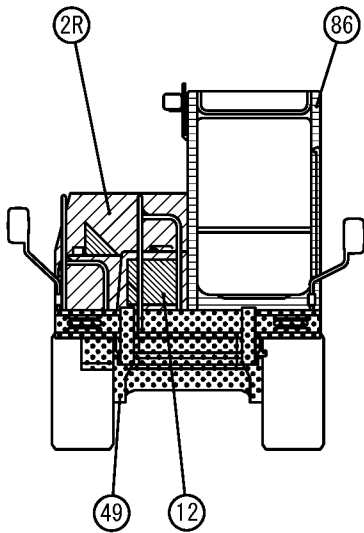
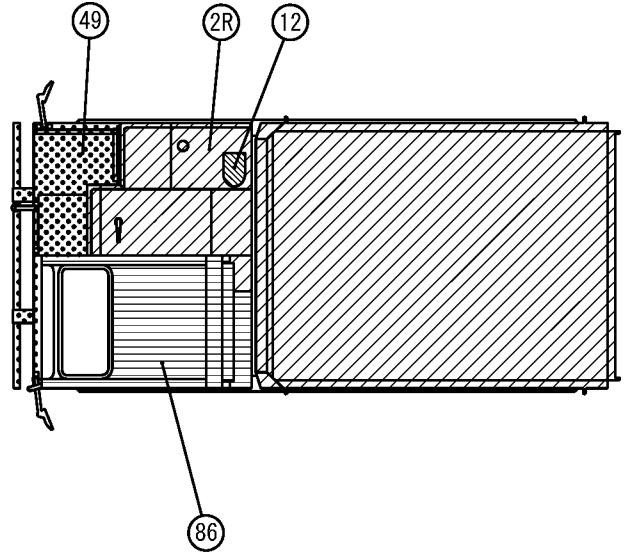
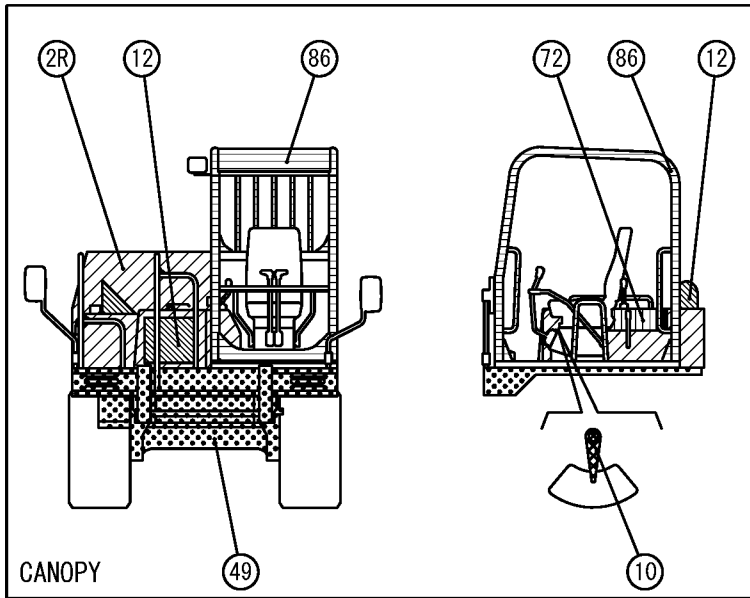
Be sure to use only Yanmar genuine parts for repairs. If imitation parts are used, it may cause engine defects.

VEHICLE PAINTED COLOR(1) (TO M47000)



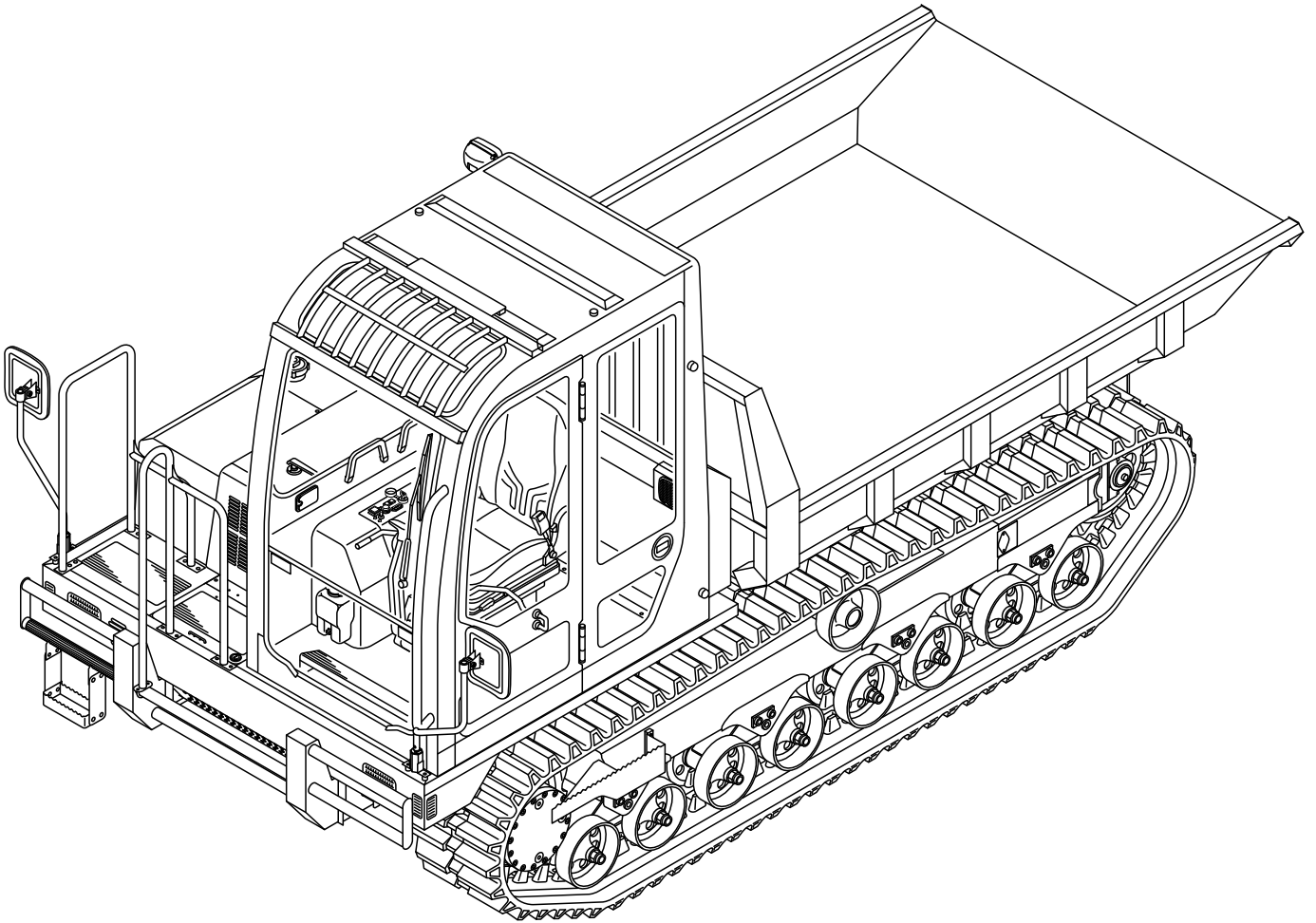
Color Code	Description	Painted Color	Paint Part No.		
			16L Can	4L Can	SPRAY
49		YANMAR NAVY GRAY	-----	TOR-91390000	TOR-94800490
2J		YANMAR NEW PERMANENT YELLOW 2	981101-09520	977620-40871	977620-30872
86		YANMAR NEW GRAYISH GREEN	981101-09616	977620-40860	977620-30861
72		YANMAR DARK OLIVE GRAY	-----	977620-40720	TOR-94800720
10		YANMAR RED 2	-----	TOR-91000002	TOR-94800100
12		YANMAR BLACK	-----	TOR-91220001	TOR-94800120

VEHICLE PAINTED COLOR (2) (FROM M47001)



Color Code	Description	Painted Color	Paint Part No.		
			16L Can	4L Can	SPRAY
49		YANMAR NAVY GRAY	-----	TOR-91390000	TOR-94800490
2R		YANMAR Turmeric Yellow	-----	977620-41001	977620-41002
86		YANMAR NEW GRAYISH GREEN	981101-09616	977620-40860	977620-30861
72		YANMAR DARK OLIVE GRAY	-----	977620-40720	TOR-94800720
10		YANMAR RED 2	-----	TOR-91000002	TOR-94800100
12		YANMAR BLACK	-----	TOR-91220001	TOR-94800120

全体図
OVERALL VIEW



Contents

OCS10-M55100

Fig. No.	Fig. Name	Fig. No.	Fig. Name
C50R-3C(US,AS,NZ,EP)		25.	TRAVEL ALARM
1.	FRAME	26.	HEAD LIGHT
2.	FRAME(TURNING)	27.	BACK LIGHT
3.	CRAWLER BELT	28.	TURN SIGNAL LAMP
4.	CARRIER ROLLER	29.	WIND WASHER
5.	TRUCK ROLLER	30.	BACK BUZZER
6.	IDLER	31.	GREASE PIPING
7.	TRUCK ADGUSTA	32.	VALVE
8.	TRAVEL DEVICE	33.	VALVE(TURNING)
9.	TURNING BEARING	34.	HYD.OIL PIPING(1/2)
10.	SWIVEL JOINT	35.	HYD.OIL PIPING(2/2)
11.	TURNING FRAME	36.	HYD.OIL PIPING(1/2)(TURNING)
12.	TURNING DEVICE	37.	HYD.OIL PIPING(2/2)(TURNING)
13.	TRAVEL LEVER	38.	TURNING DUMP PIPING
14.	TRAVEL LEVER PIPING	39.	PUMP DRIVING
15.	DUMP & TURNING LEVER	40.	HYD.OIL TANK
16.	ENGINE & RELATED DEVICE(1/3)	41.	HYD.OIL TANK(TURNING)
17.	ENGINE & RELATED DEVICE(2/3)	42.	FUEL OIL TANK
18.	ENGINE & RELATED DEVICE(3/3)	43.	COVER(1/4)
19.	CONTROL BOX	44.	COVER(2/4)
20.	ELECTRIC PART	45.	COVER(3/4)(TURNING)
21.	BATTERY	46.	COVER(4/4)(SIDE COVER LIFT)
22.	VESSEL CENTER LAMP	47.	BALUSTRADE
23.	VESSEL SENSOR	48.	REARVIEW MIRROR
24.	VESSEL SENSOR(TURNING)	49.	FLOOR

Contents

OCS10-M55100

Fig. No. Fig. Name

- 50. SEAT(1/2)
- 51. SEAT(2/2)
- 52. CABIN(1/6)
- 53. CABIN(2/6)
- 54. CABIN(3/6)
- 55. CABIN(4/6)(SUN VISOR)
- 56. CABIN(5/6)(FRONT SASH)
- 57. CABIN(6/6)(DOOR)
- 58. CANOPY
- 59. HEATER
- 60. DEFROSTER
- 61. COOLER(1/5)(COMPRESSOR)
- 62. COOLER(2/5)(CONDENSER)
- 63. COOLER(3/5)(COOLER UNIT:1)
- 64. COOLER(4/5)(COOLER UNIT:2)
- 65. COOLER(5/5)(COOLER BRACKET)
- 66. VESSEL
- 67. VESSEL(REINFORCE TYPE)
- 68. VESSEL(TURNING)
- 69. DUMP BODY
- 70. REAR LINK
- 71. OPEN AND CLOSE LEVER
- 72. LABEL(1/2)
- 73. LABEL(2/2)
- 103. (73A)SAFETY LABEL(CANOPY)

Fig. No. Fig. Name

- 104. (73B)SAFETY LABEL(CABIN)
- 105. (73C)LABEL(CANADA)(1/2)
- 106. (73D)LABEL(CANADA)(2/2)
- 107. (73E)SAFETY LABEL(CANADA)(CANOPY)
- 108. (73F)SAFETY LABEL(CANADA)(CABIN)
- 74. TOOL
- 75. PAINTED COLOR
- 76. PAINTED COLOR(TURNING)
- 77. CONTROL VALVE(1-RANGE)
- 78. CONTROL VALVE(2-RANGE)
- 79. INLET HOUSING(1-RANGE)
- 80. INLET HOUSING(2-RANGE)
- 81. BLOK(1)(1,2-RANGE)
- 82. BLOK(2)
- 83. REMOTE CONTROL VALVE
- 84. AUTO TENSION VALVE
- 85. SOLENOID VALVE(1-RANGE)
- 86. SOLENOID VALVE(2-RANGE)
- 87. SWIVEL SELECTOR
- 88. SWIVEL JOINT
- 89. DUMP CYLINDER
- 90. DUMP CYLINDER(TURNING)
- 91. TRUCK SHOE CYLINDER
- 92. TRAVEL MOTOR(1/3)
- 93. TRAVEL MOTOR(2/3)

Contents

OCS10-M55100

Fig. No. Fig. Name

94. TRAVEL MOTOR(3/3)

95. TURNING MOTOR(1/2)

96. TURNING MOTOR(2/2)

97. HYD.OIL PUMP(1/5)

98. HYD.OIL PUMP(2/5)

99. HYD.OIL PUMP(3/5)

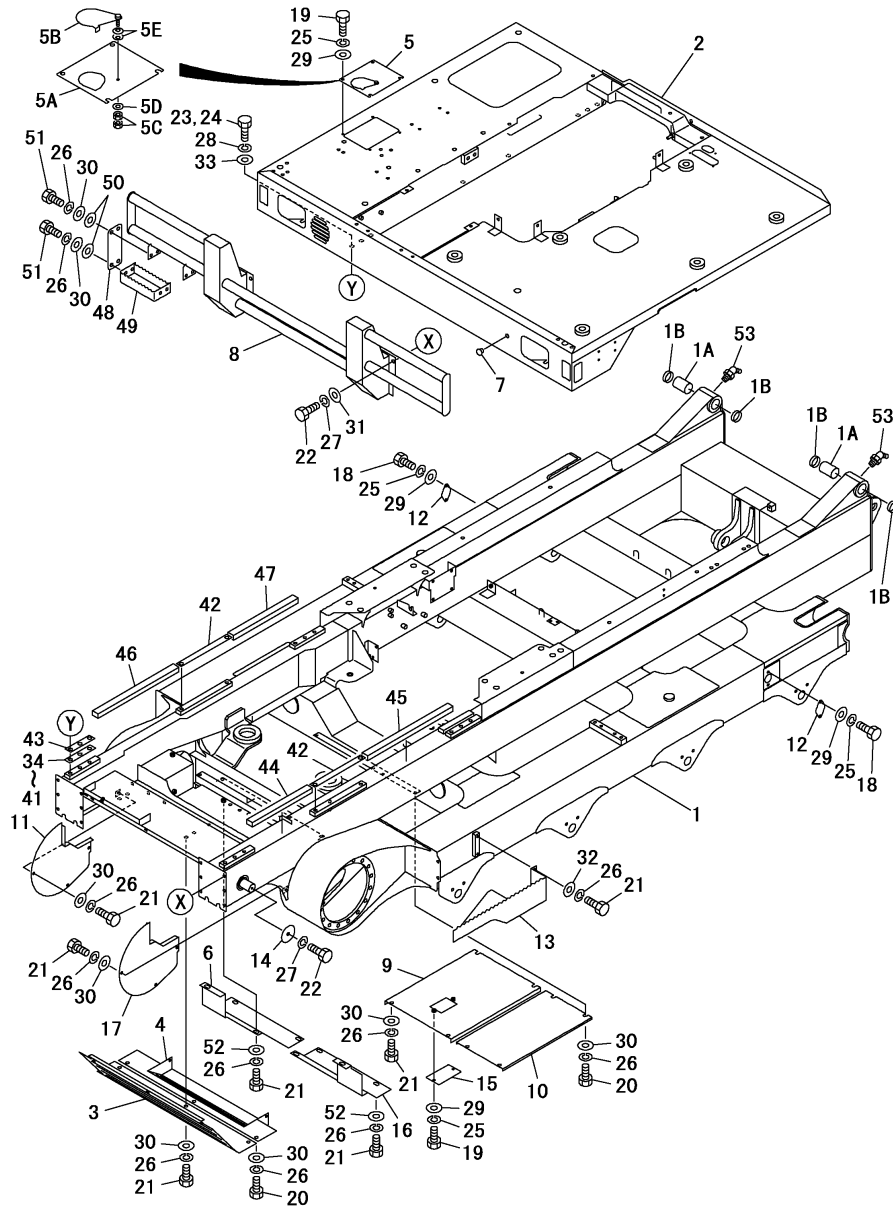
100. HYD.OIL PUMP(4/5)

101. HYD.OIL PUMP(5/5)

102. GEAR PUMP

Fig. No. Fig. Name

Fig.1. FRAME



(A)=C50R-3C(US,AS,NZ,EP)

(B)=

(C)=

(D)=

(E)=

(F)=

No.	Lev.	Parts No.	Description	Q'ty						I	R
				(A)	(B)	(C)	(D)	(E)	(F)		
1	1	*	LOWER FRAME ASSY	1							2
1A	2	172660-50080	BUSHING	4							
1B	2	172660-37130	SEAL, DUST	4							
2	1	*	UPPER FRAME ASSY	1							2
3	1	172660-50030	COVER	1							
4	1	172660-50040	COVER	1							
5	1	172660-50050	COVER ASSY	1							
5A	2	172660-50060	COVER	1							
5B	2	172660-50070	PLATE	1							
5C	2	26716-060002	NUT, M6	2							
5D	2	22137-060000	WASHER, 6	1							
5E	2	172660-50090	SPRING	2							
6	1	172660-50100	COVER	1							
7	1	172660-50110	CAP	1							
8	1	172660-50120	BUMPER	1							
9	1	172660-50130	COVER, OIL SUMP	1							
10	1	172660-50140	COVER	1							
11	1	172660-50150	COVER, MOTOR	1							
12	1	172660-50160	COVER	2							
13	1	172660-50170	STEP	1							
14	1	172660-50180	PLATE	2							
15	1	172660-50190	COVER	1							
16	1	172660-50200	COVER	1							
17	1	172660-50210	COVER, MOTOR	1							
18	1	172660-00610	HEX.BOLT 11T 08X14	4							
19	1	172660-00620	HEX.BOLT 11T 08X20	6							
20	1	26076-100202	BOLT, 10.910X 20	10							
21	1	26076-100252	BOLT, 10.910X 25	28							
22	1	26076-120252	BOLT, 10.912X 25	14							
23	1	172660-00810	BOLT M14X 30	16							1
24	1	172660-00820	BOLT M14X 35	16							1
25	1	22217-080000	WASHER, SPRING 8	10							
26	1	22217-100000	WASHER, SPRING 10	46							
27	1	22217-120000	WASHER, SPRING 12	14							
28	1	22217-140000	WASHER, SPRING 14	16							
29	1	22137-080000	WASHER, 8	10							
30	1	22137-100000	WASHER, 10	34							
31	1	22137-120000	WASHER, 12	12							
32	1	172660-00910	WASHER, M10	4							
33	1	172660-00930	WASHER, M14	16							
34	1	172660-50240	SHIM, T=1.0	1							
35	1	172660-50250	SHIM, T=1.6	1							
36	1	172660-50260	SHIM, T=2.3	1							
37	1	172660-50270	SHIM, T=4.5	1							
38	1	172660-50280	SHIM, T=1.0	1							
39	1	172660-50290	SHIM, T=1.6	1							
40	1	172660-50300	SHIM, T=2.3	1							
41	1	172660-50310	SHIM, T=4.5	1							
42	1	172660-50320	PLATE	2							
43	1	172660-50330	PLATEWASHER	1							
44	1	172660-50340	SPONGE	1							

Remarks

(1) Selection use parts

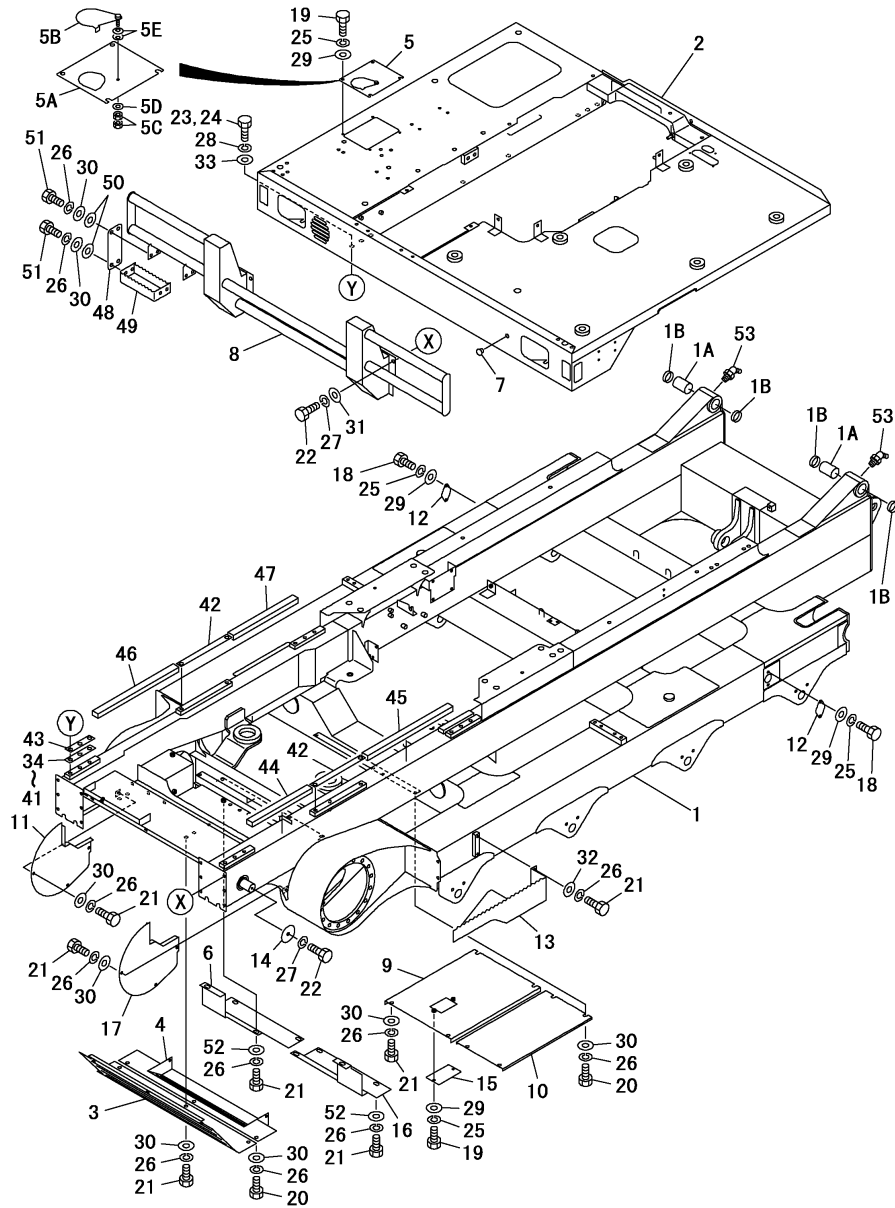
(2) This complete(CMP)part is not available.

N:Old $\xrightarrow{\text{Yes}}$ New, Q:Old $\xrightarrow{\text{No}}$ New, R:Old $\xrightarrow{\text{Yes}}$ New, S:Old $\xrightarrow{\text{No}}$ New, W:Add, Z:Discontinued, F:Interchangeable by set, K:Q'ty Change

++ CONTINUE ++

Copyright (C) YANMAR CO., LTD. All Rights Reserved.

Fig.1. FRAME



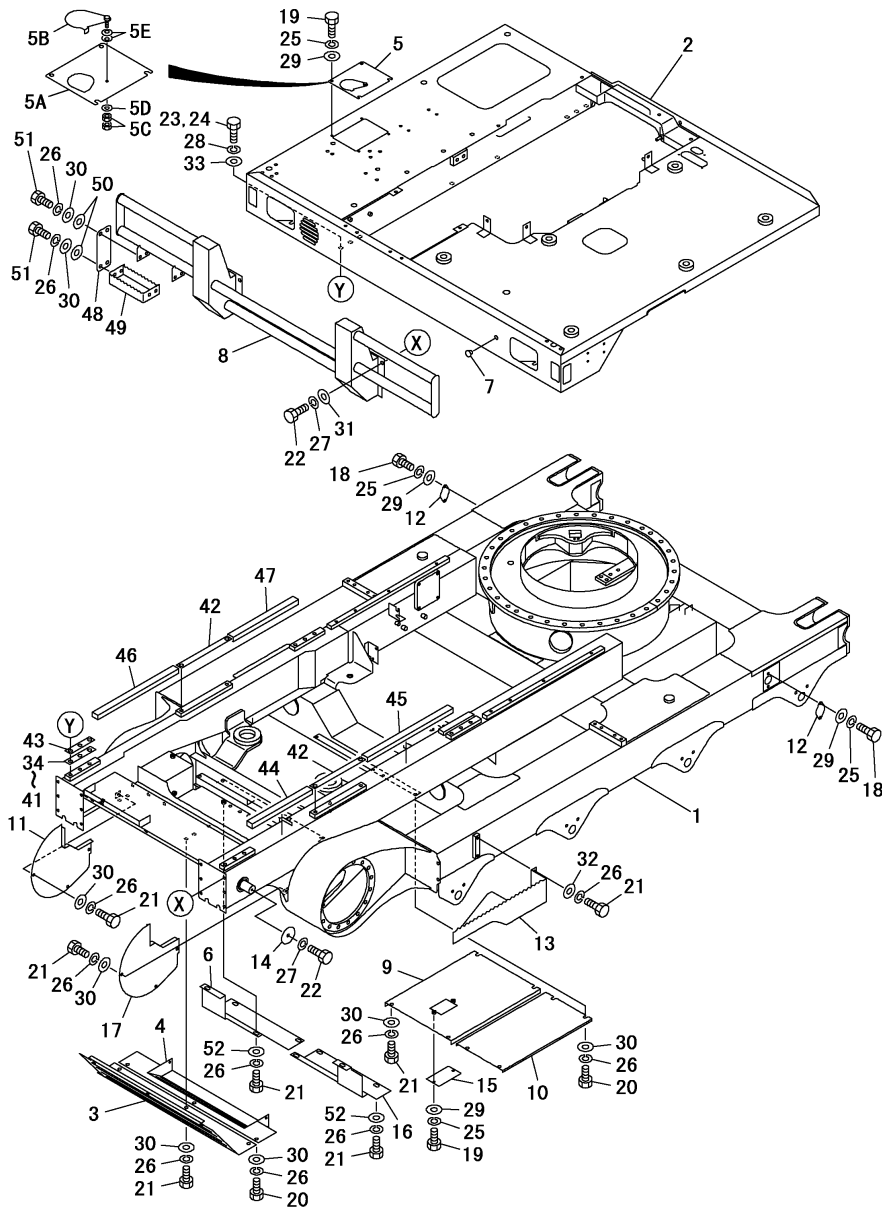
(A)=C50R-3C(US,AS,NZ,EP)
 (B)=
 (C)=

(D)=
 (E)=
 (F)=

No.	Lev.	Parts No.	Description	Q'ty						I	R
				(A)	(B)	(C)	(D)	(E)	(F)		
45	1	172660-50350	SPONGE	1							
46	1	172660-50360	SPONGE	1							
47	1	172660-50370	SPONGE	1							
48	1	172660-50380	HANGER,STEP	2							
49	1	172660-50390	STEP	1							
50	1	172660-50400	WASHER A	8							
51	1	26076-100302	BOLT, 10.910X 30	8							
52	1	172660-50410	WASHER C	8							
53	1	24761-040000	NIPPLE, GREASE B	2							

Remarks
 (1) Selection use parts
 (2) This complete(CMP)part is not available.

Fig.2. FRAME(TURNING)



(A)=C50R-3C(US,AS,NZ,EP)

(B)=

(C)=

(D)=

(E)=

(F)=

No.	Lev.	Parts No.	Description	Q'ty						I	R
				(A)	(B)	(C)	(D)	(E)	(F)		
1	1	*	LOWER FRAME ASSY	1							2
2	1	*	UPPER FRAME ASSY	1							2
3	1	172660-50030	COVER	1							
4	1	172660-50040	COVER	1							
5	1	172660-50050	COVER ASSY	1							
5A	2	172660-50060	COVER	1							
5B	2	172660-50070	PLATE	1							
5C	2	26716-060002	NUT, M6	2							
5D	2	22137-060000	WASHER, 6	1							
5E	2	172660-50090	SPRING	2							
6	1	172660-50100	COVER	1							
7	1	172660-50110	CAP	1							
8	1	172660-50120	BUMPER	1							
9	1	172660-50130	COVER, OIL SUMP	1							
10	1	172660-50140	COVER	1							
11	1	172660-50150	COVER, MOTOR	1							
12	1	172660-50160	COVER	2							
13	1	172660-50170	STEP	1							
14	1	172660-50180	PLATE	2							
15	1	172660-50190	COVER	1							
16	1	172660-50200	COVER	1							
17	1	172660-50210	COVER, MOTOR	1							
18	1	172660-00610	HEX.BOLT 11T 08X14	4							
19	1	172660-00620	HEX.BOLT 11T 08X20	6							
20	1	26076-100202	BOLT, 10.910X 20	10							
21	1	26076-100252	BOLT, 10.910X 25	28							
22	1	26076-120252	BOLT, 10.912X 25	14							
23	1	172660-00810	BOLT M14X 30	16							1
24	1	172660-00820	BOLT M14X 35	16							1
25	1	22217-080000	WASHER, SPRING 8	10							
26	1	22217-100000	WASHER, SPRING 10	46							
27	1	22217-120000	WASHER, SPRING 12	14							
28	1	22217-140000	WASHER, SPRING 14	16							
29	1	22137-080000	WASHER, 8	10							
30	1	22137-100000	WASHER, 10	34							
31	1	22137-120000	WASHER, 12	12							
32	1	172660-00910	WASHER, M10	4							
33	1	172660-00930	WASHER, M14	16							
34	1	172660-50240	SHIM, T=1.0	1							
35	1	172660-50250	SHIM, T=1.6	1							
36	1	172660-50260	SHIM, T=2.3	1							
37	1	172660-50270	SHIM, T=4.5	1							
38	1	172660-50280	SHIM, T=1.0	1							
39	1	172660-50290	SHIM, T=1.6	1							
40	1	172660-50300	SHIM, T=2.3	1							
41	1	172660-50310	SHIM, T=4.5	1							
42	1	172660-50320	PLATE	2							
43	1	172660-50330	PLATEWASHER	1							
44	1	172660-50340	SPONGE	1							
45	1	172660-50350	SPONGE	1							
46	1	172660-50360	SPONGE	1							

Remarks

(1) Selection use parts

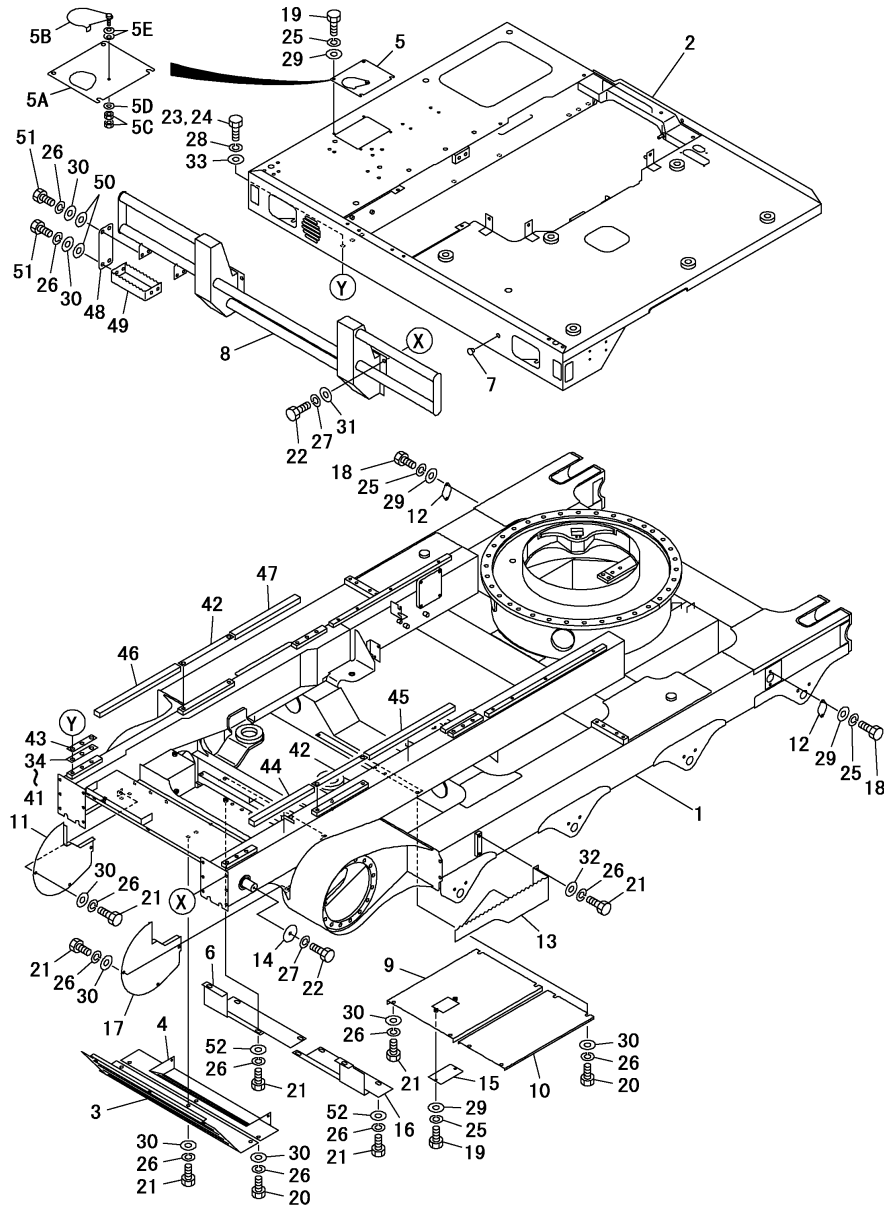
(2) This complete(CMP)part is not available.

N:Old $\begin{matrix} \leftarrow \text{Yes} \\ \text{No} \end{matrix}$ New, Q:Old $\begin{matrix} \leftarrow \text{No} \\ \text{Yes} \end{matrix}$ New, R:Old $\begin{matrix} \leftarrow \text{Yes} \\ \text{No} \end{matrix}$ New, S:Old $\begin{matrix} \leftarrow \text{No} \\ \text{Yes} \end{matrix}$ New, W:Add, Z:Discontinued, F:Interchangeable by set, K:Q'ty Change

++ CONTINUE ++

Copyright (C) YANMAR CO., LTD. All Rights Reserved.

Fig.2. FRAME(TURNING)



(A)=C50R-3C(US,AS,NZ,EP)
 (B)=
 (C)=

(D)=
 (E)=
 (F)=

No.	Lev.	Parts No.	Description	Q'ty						I	R
				(A)	(B)	(C)	(D)	(E)	(F)		
47	1	172660-50370	SPONGE	1							
48	1	172660-50380	HANGER,STEP	2							
49	1	172660-50390	STEP	1							
50	1	172660-50400	WASHER A	8							
51	1	26076-100302	BOLT, 10.910X 30	8							
52	1	172660-50410	WASHER C	8							

Remarks

- (1) Selection use parts
- (2) This complete(CMP)part is not available.

N:Old $\xrightarrow{\text{Yes}}$ New, Q:Old $\xrightarrow{\text{No}}$ New, R:Old $\xrightarrow{\text{Yes}}$ New, S:Old $\xrightarrow{\text{No}}$ New, W:Add, Z:Discontinued, F:Interchangeable by set, K:Q'ty Change

Fig.3. CRAWLER BELT

(A)=C50R-3C(US,AS,NZ,EP)

(B)=

(C)=

(D)=

(E)=

(F)=

No.	Lev.	Parts No.	Description	Qty						I	R
				(A)	(B)	(C)	(D)	(E)	(F)		
1	1	172660-38010	CRAWLER, RUBBER	2							

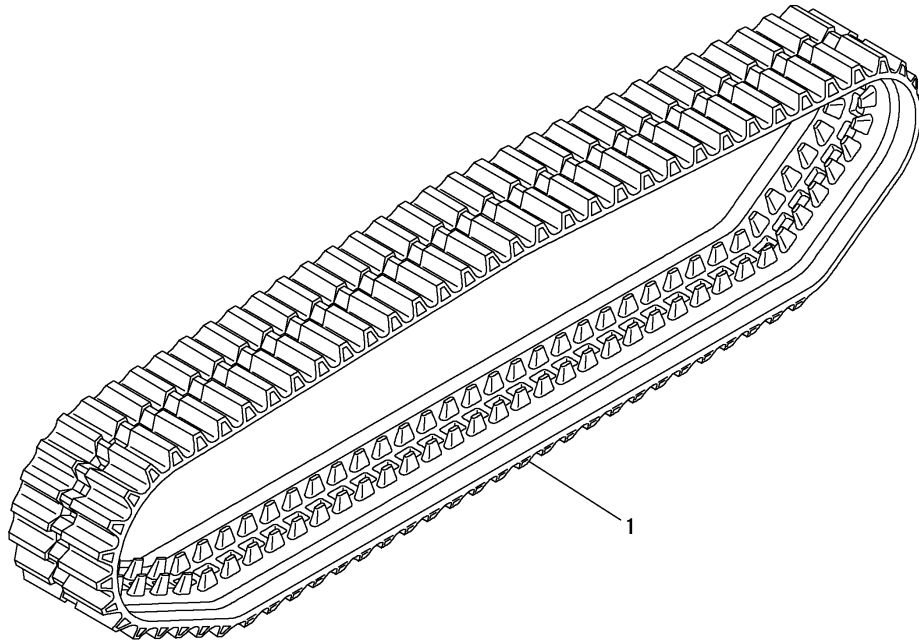
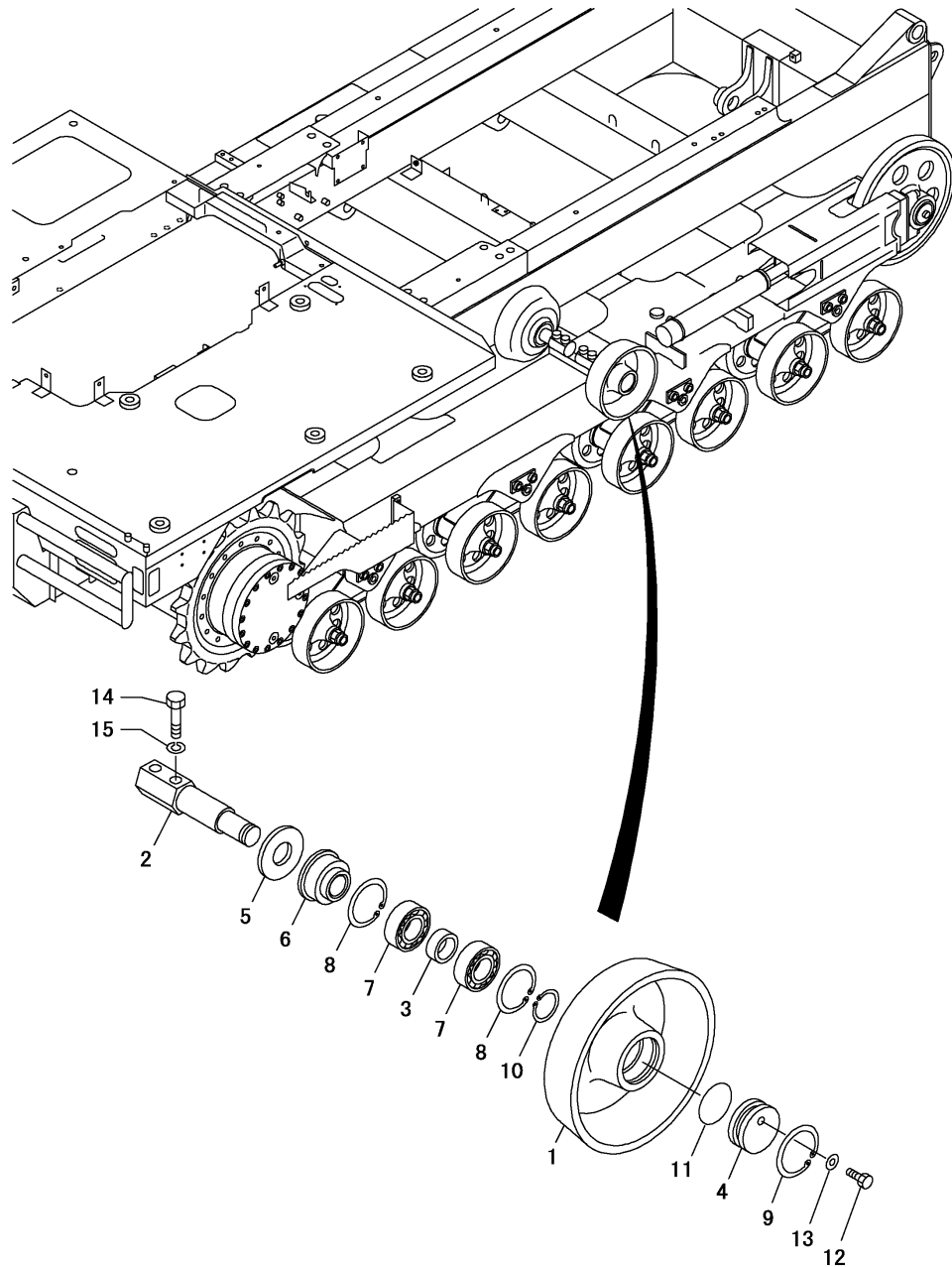


Fig.4. CARRIER ROLLER

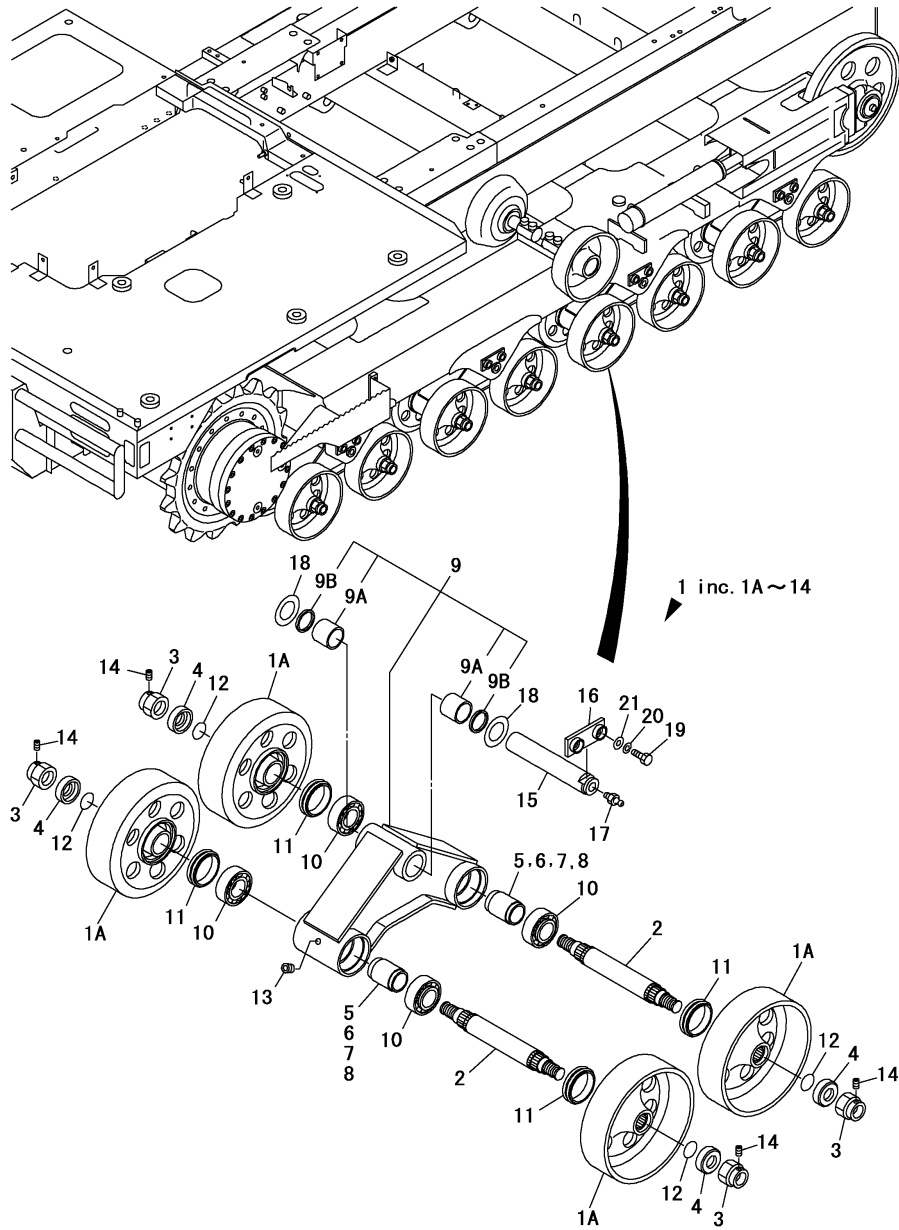


(A)=C50R-3C(US,AS,NZ,EP)
 (B)=
 (C)=

(D)=
 (E)=
 (F)=

No.	Lev.	Parts No.	Description	Q'ty						I	R
				(A)	(B)	(C)	(D)	(E)	(F)		
1	1	172660-37610	SHELL, ROLLER	4							
2	1	172660-37620	SHAFT	4							
3	1	172660-37630	COLLAR	4							
4	1	172660-37640	PLATE	4							
5	1	172660-37650	COVER, SEAL	4							
6	1	172660-37660	SEAL	4							
7	1	24101-062060	BEARING, BALL 6206C3	8							
8	1	22252-000620	RING, 62	8							
9	1	22252-000650	RING, 65	4							
10	1	22242-000300	RING, 30	4							
11	1	24325-000600	O-RING, 1BG60.0	4							
12	1	172660-00700	HEX.BOLT 11T 10X14	4							
13	1	172660-37710	CUPPER WASHER	4							
14	1	26086-160702	BOLT, 10.916X 70	8							
15	1	22217-160000	WASHER, SPRING 16	8							

Fig.5. TRUCK ROLLER



(A)=C50R-3C(US,AS,NZ,EP)
(B)=
(C)=

(D)=
(E)=
(F)=

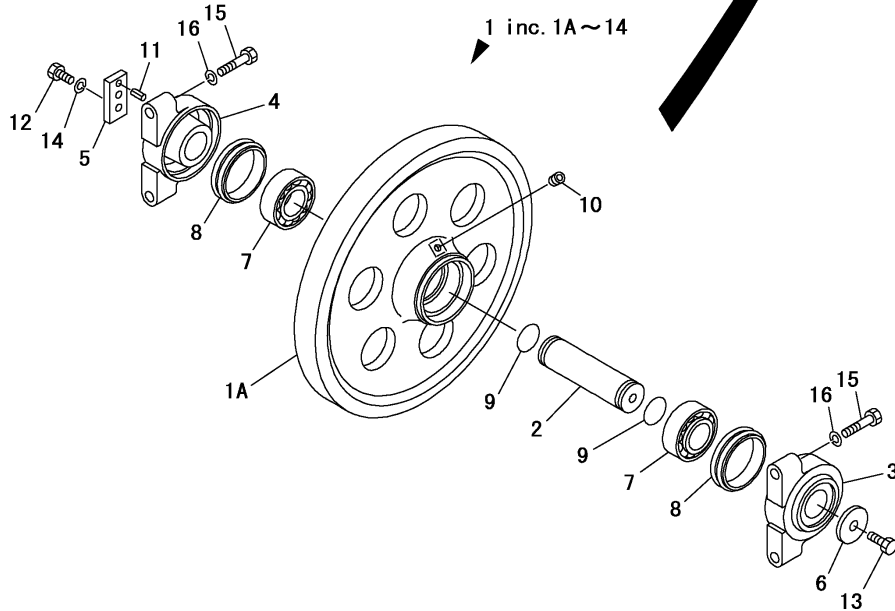
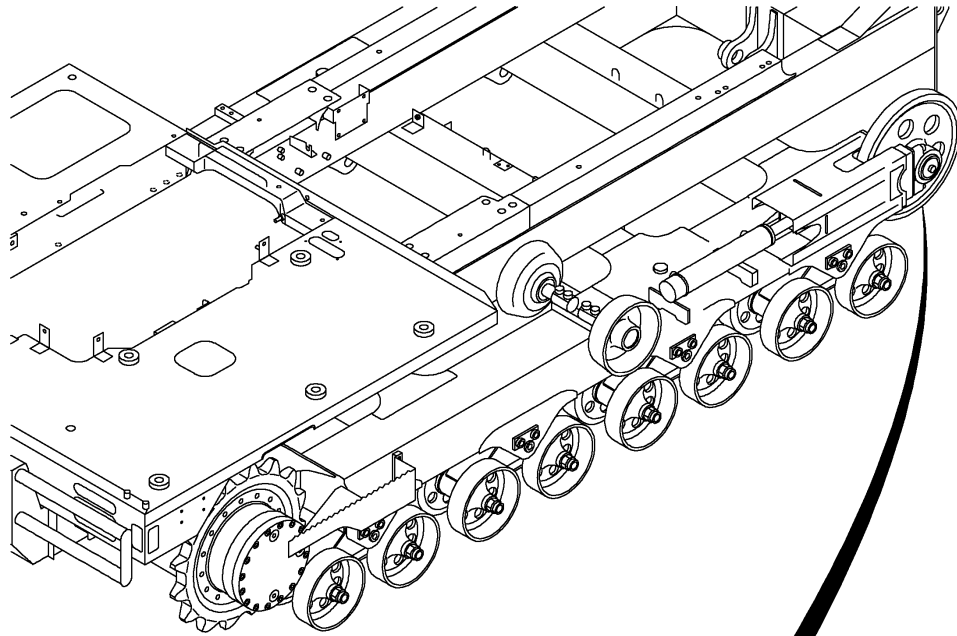
No.	Lev.	Parts No.	Description	Q'ty						I	R
				(A)	(B)	(C)	(D)	(E)	(F)		
1	1	172660-37010	ROLLER ASSY, TRACK	8							
1A	2	172660-37020	SHELL, TRACK ROLLER	32							
2	2	172660-37030	SHAFT	16							
3	2	172660-37040	NUT	32							
4	2	172660-37050	PLATE	32							
5	2	172660-37060	SPACER	16							1
6	2	172660-37070	SPACER	16							1
7	2	172660-37080	SPACER	16							1
8	2	172660-37090	SPACER	16							1
9	2	172660-37100	BRACKET ASSY	8							
9A	3	172660-37120	BUSHING	16							
9B	3	172660-37130	SEAL, DUST	16							
10	2	172660-37140	TAPER ROLLER BEARING	32							
11	2	172660-37150	SEAL, FLOATING	32							
12	2	172660-37180	O-RING	32							
13	2	172660-37190	HEXAGON SOCKET PLUG	32							
14	2	172660-37200	SCREW	32							
15	1	172660-37210	CENTER PIN	8							
16	1	172660-37220	STOPPER	8							
17	1	24761-020000	NIPPLE, GREASE PT1/8	8							
18	1	172660-37230	SHIM	16							
19	1	172660-00790	HEX.BOLT 11T 12X40	16							
20	1	22217-120000	WASHER, SPRING 12	16							
21	1	172660-00920	WASHER, M12	16							

Remarks

(1)SELECTION USE PARTS.

N:Old $\xrightarrow{\text{Yes}}$ New, Q:Old $\xrightarrow{\text{No}}$ New, R:Old $\xrightarrow{\text{Yes}}$ New, S:Old $\xrightarrow{\text{No}}$ New, W:Add, Z:Discontinued, F:Interchangeable by set, K:Q'ty Change

Fig.6. IDLER

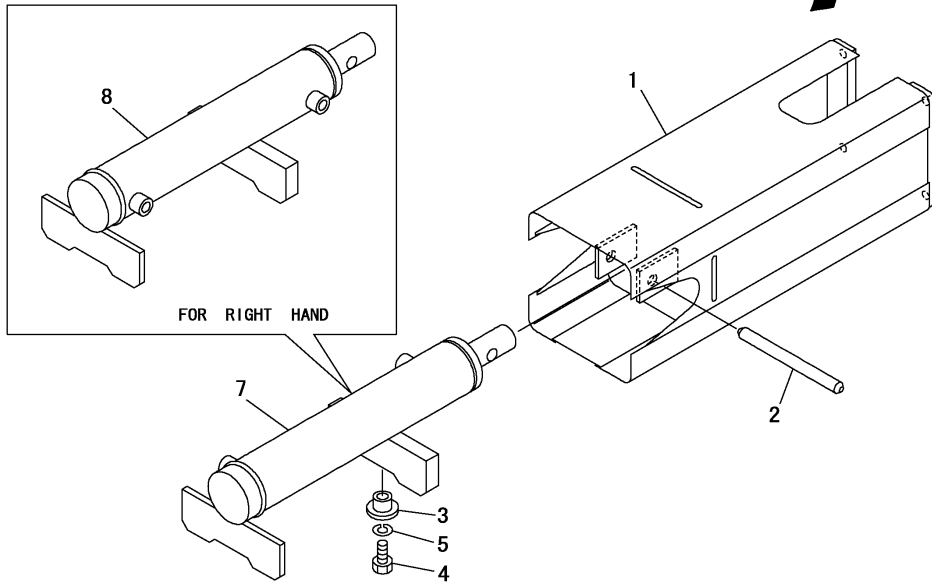
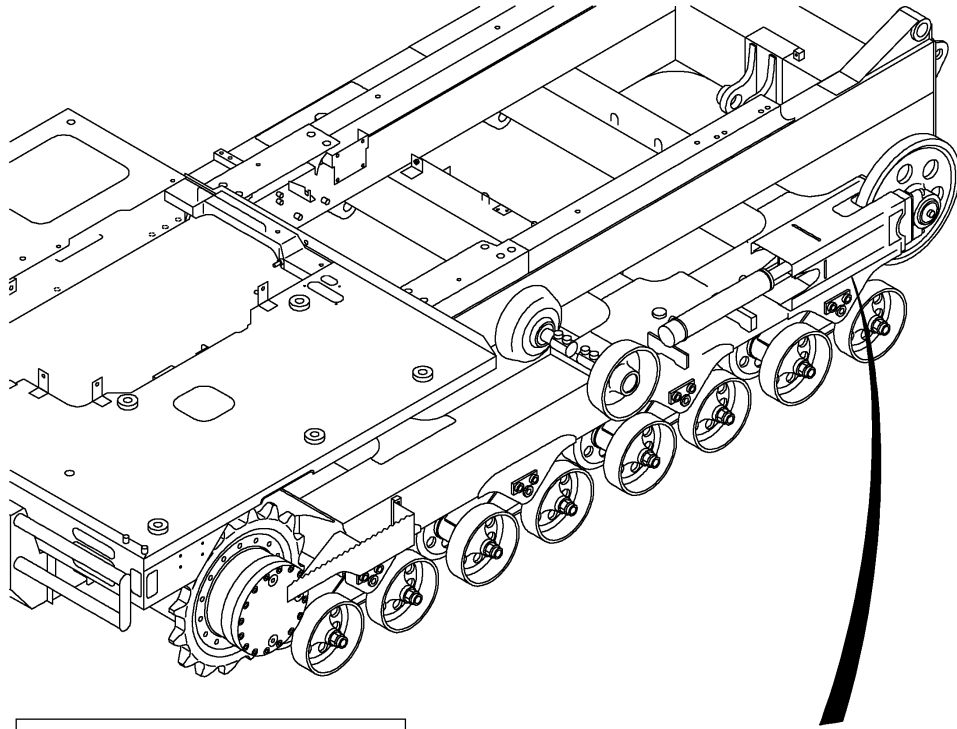


(A)=C50R-3C(US,AS,NZ,EP)
 (B)=
 (C)=

(D)=
 (E)=
 (F)=

No.	Lev.	Parts No.	Description	Q'ty						I	R
				(A)	(B)	(C)	(D)	(E)	(F)		
1	1	172660-37310	IDLER ASSY	2							
1A	2	172660-37320	SHELL, IDLER	2							
2	2	172660-37330	SHAFT	2							
3	2	172660-37340	COVER, SEAL	2							
4	2	172660-37350	COVER, SEAL	2							
5	2	172660-37360	FLAT BAR	2							
6	2	172660-37370	PLATE	2							
7	2	172660-37380	TAPER ROLLER BEARING	4							
8	2	172660-37390	SEAL, FLOATING	4							
9	2	24321-000400	O-RING, 1AG40.0	4							
10	2	172660-37410	HEXAGON SOCKET PLUG	2							
11	2	22351-100025	PIN, SPRING 10.0X25	2							
12	2	26076-100302	BOLT, 10.910X 30	4							
13	2	172660-00870	HEX.BOLT 11T 16X35	2							
14	2	22217-100000	WASHER, SPRING 10	4							
15	1	26076-120452	BOLT, 10.912X 45	8							
16	1	22217-120000	WASHER, SPRING 12	8							

Fig.7. TRUCK ADGUSTA



(A)=C50R-3C(US,AS,NZ,EP)
 (B)=
 (C)=

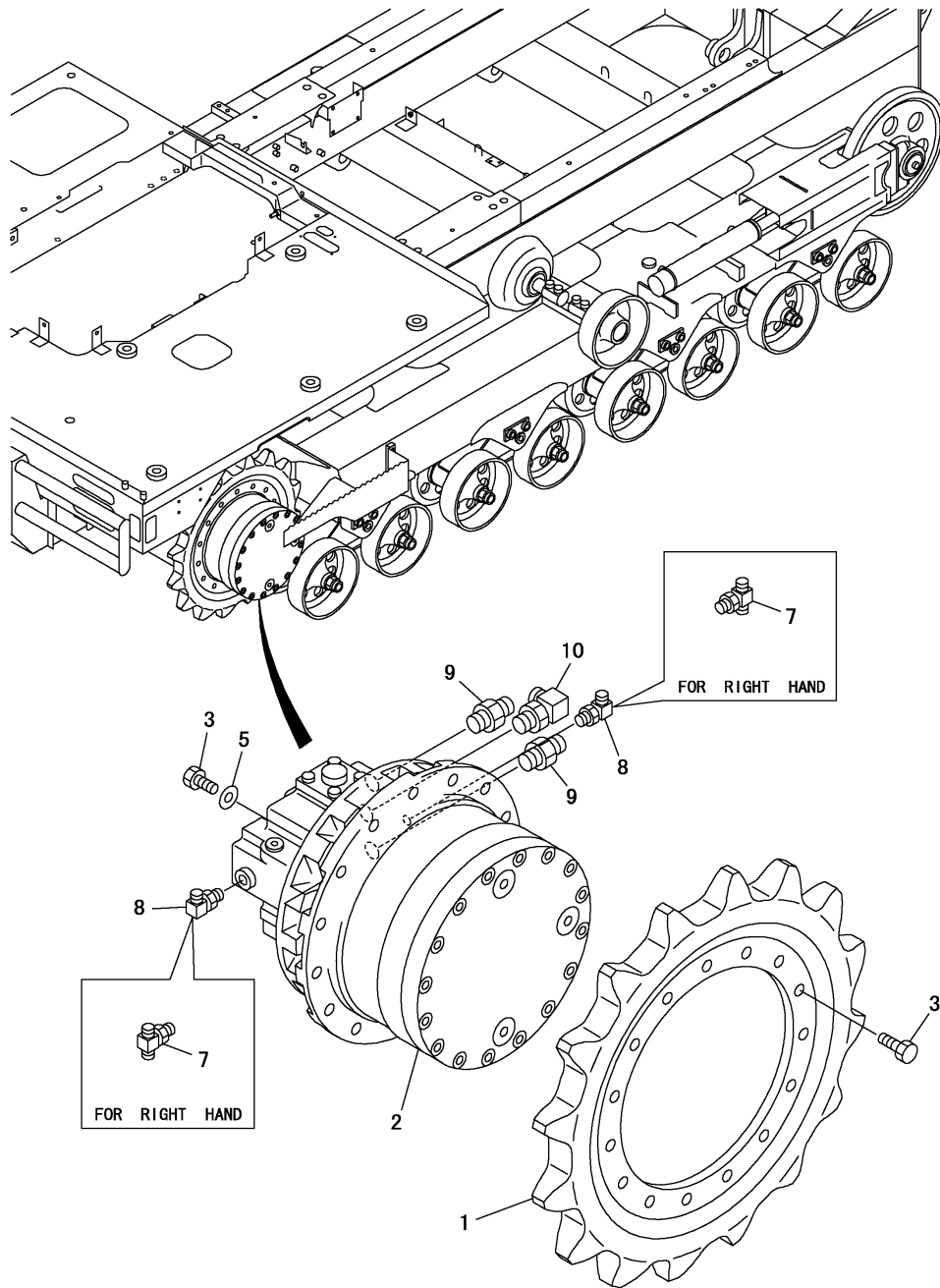
(D)=
 (E)=
 (F)=

No.	Lev.	Parts No.	Description	Q'ty						I	R
				(A)	(B)	(C)	(D)	(E)	(F)		
1	1	172660-37510	HAWK	2							
2	1	172660-37520	PIN	2							
3	1	172660-37530	BOSS	2							
4	1	26076-140402	BOLT, 10.914X 40	2							
5	1	22217-140000	WASHER, SPRING 14	2							
7	1	172660-37550	CYLINDER, CRAWLER	1							
8	1	172660-37540	CYLINDER, CRAWLER	1							

Fig.8. TRAVEL DEVICE

(A)=C50R-3C(US,AS,NZ,EP)
 (B)=
 (C)=

(D)=
 (E)=
 (F)=

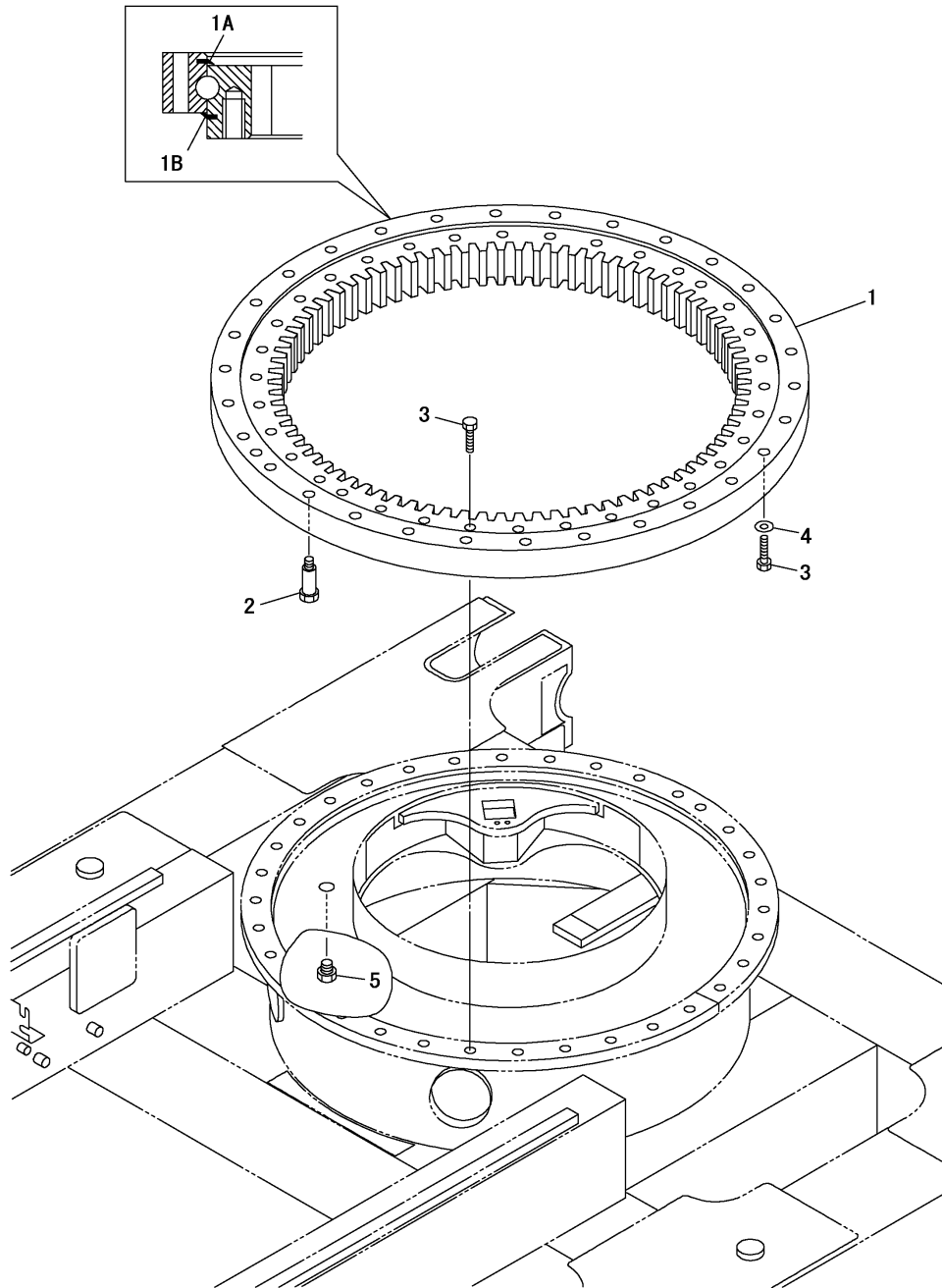


No.	Lev.	Parts No.	Description	Q'ty						I	R
				(A)	(B)	(C)	(D)	(E)	(F)		
1	1	172660-29010	SPROCKET	2							
2	1	172660-73010	MOTOR,TRAVEL ASSY	2							
3	1	172660-00830	HEX.BOLT 11T 16X35	62							
5	1	172660-00940	WASHER, M16	32							
7	1	172660-73510	NIPPLE	2							
8	1	172660-73520	ELBOW	2							
9	1	172660-73530	UNION	4							
10	1	172660-73540	ELBOW	2							

Fig.9. TURNING BEARING

(A)=C50R-3C(US,AS,NZ,EP)
 (B)=
 (C)=

(D)=
 (E)=
 (F)=



No.	Lev.	Parts No.	Description	Q'ty						I	R
				(A)	(B)	(C)	(D)	(E)	(F)		
1	1	172660-57010	BEARING ASSY,SWING	1							
1A	2	172660-57130	SEAL	1							
1B	2	172660-57140	SEAL	1							
2	1	172660-57110	REAMER BOLT	1							
3	1	172660-00880	HEX.BOLT 11T 16X85	63							
4	1	172660-00940	WASHER, M16	29							
5	1	172660-57120	PLUG	1							

Fig.10. SWIVEL JOINT

(A)=C50R-3C(US,AS,NZ,EP)

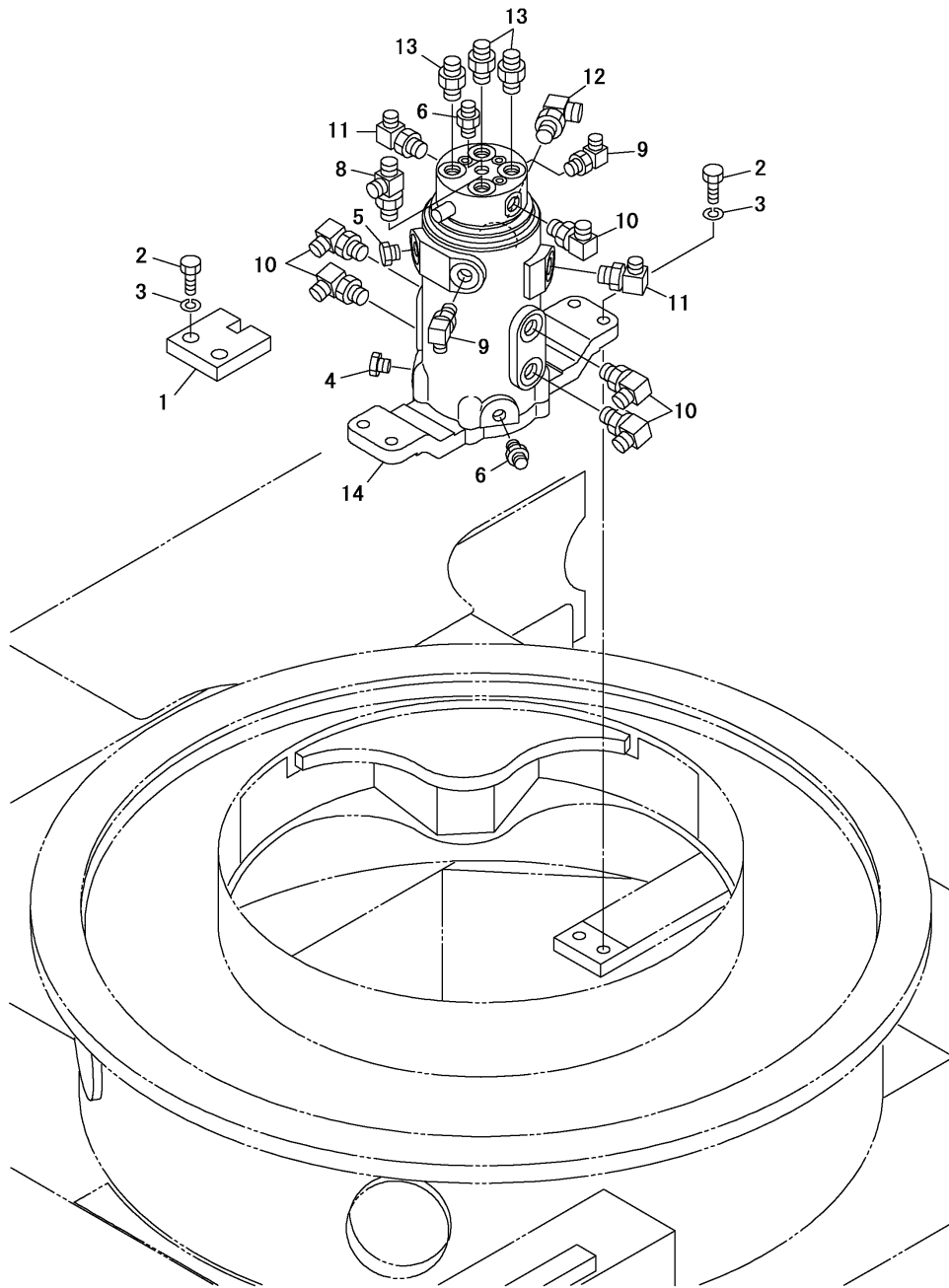
(B)=

(C)=

(D)=

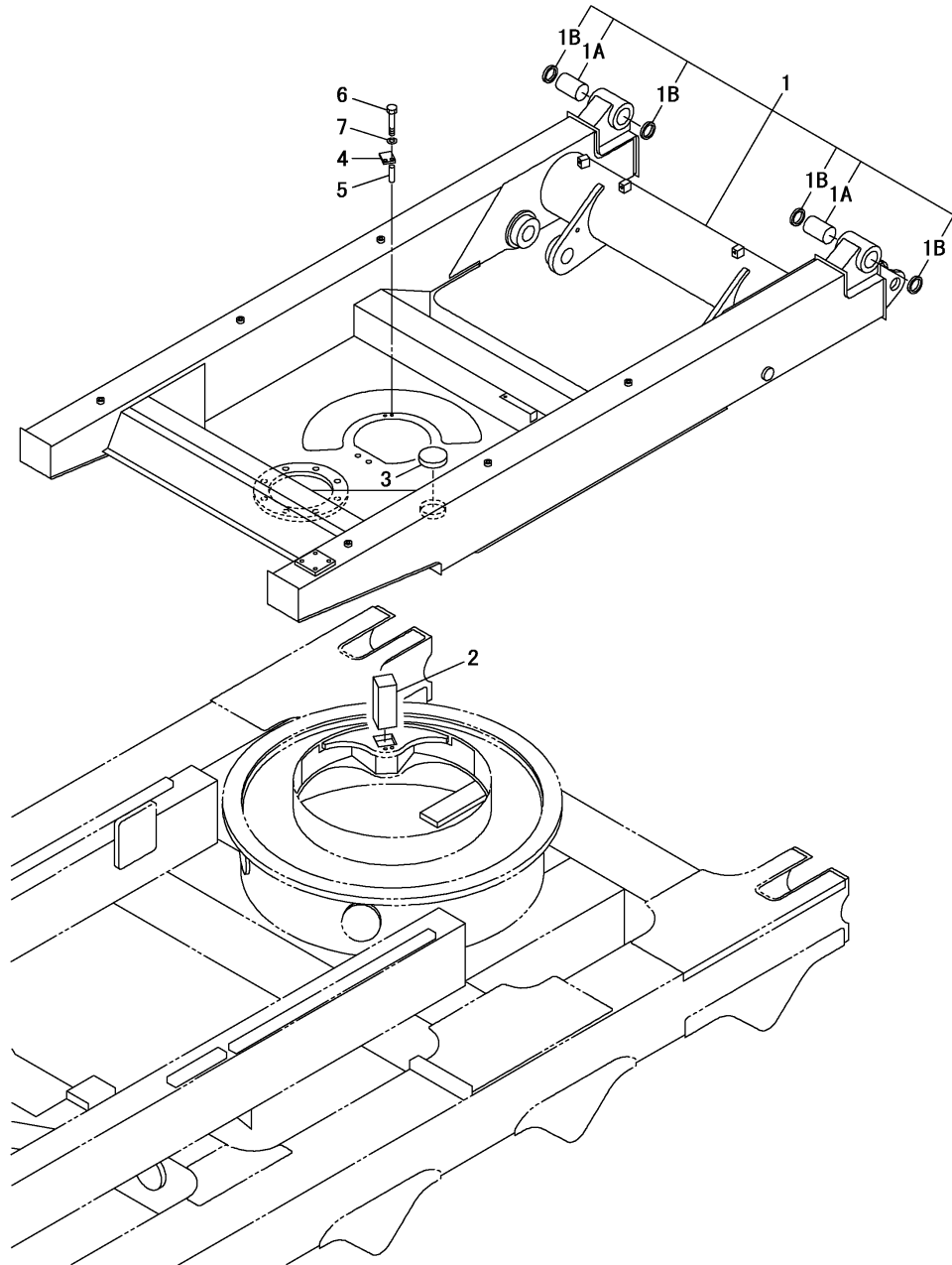
(E)=

(F)=



No.	Lev.	Parts No.	Description	Q'ty						I	R
				(A)	(B)	(C)	(D)	(E)	(F)		
1	1	172660-73190	STOPPER	1							
2	1	26086-140402	BOLT, 10.914X 40	6							
3	1	22217-140000	WASHER, SPRING 14	6							
4	1	172660-73110	PLUG	1							
5	1	172660-73120	HEXAGON HEAD PLUG	1							
6	1	172660-73130	ADAPTER, HOSE	2							
8	1	172660-73140	TEE	1							
9	1	172660-73520	ELBOW	2							
10	1	172660-73150	ELBOW	5							
11	1	172660-73160	ELBOW	2							
12	1	172660-73170	ELBOW	1							
13	1	172660-73180	UNION	3							
14	1	172660-73210	JOINT ASSY, SWIVEL	1							

Fig.11. TURNING FRAME



(A)=C50R-3C(US,AS,NZ,EP)
 (B)=
 (C)=

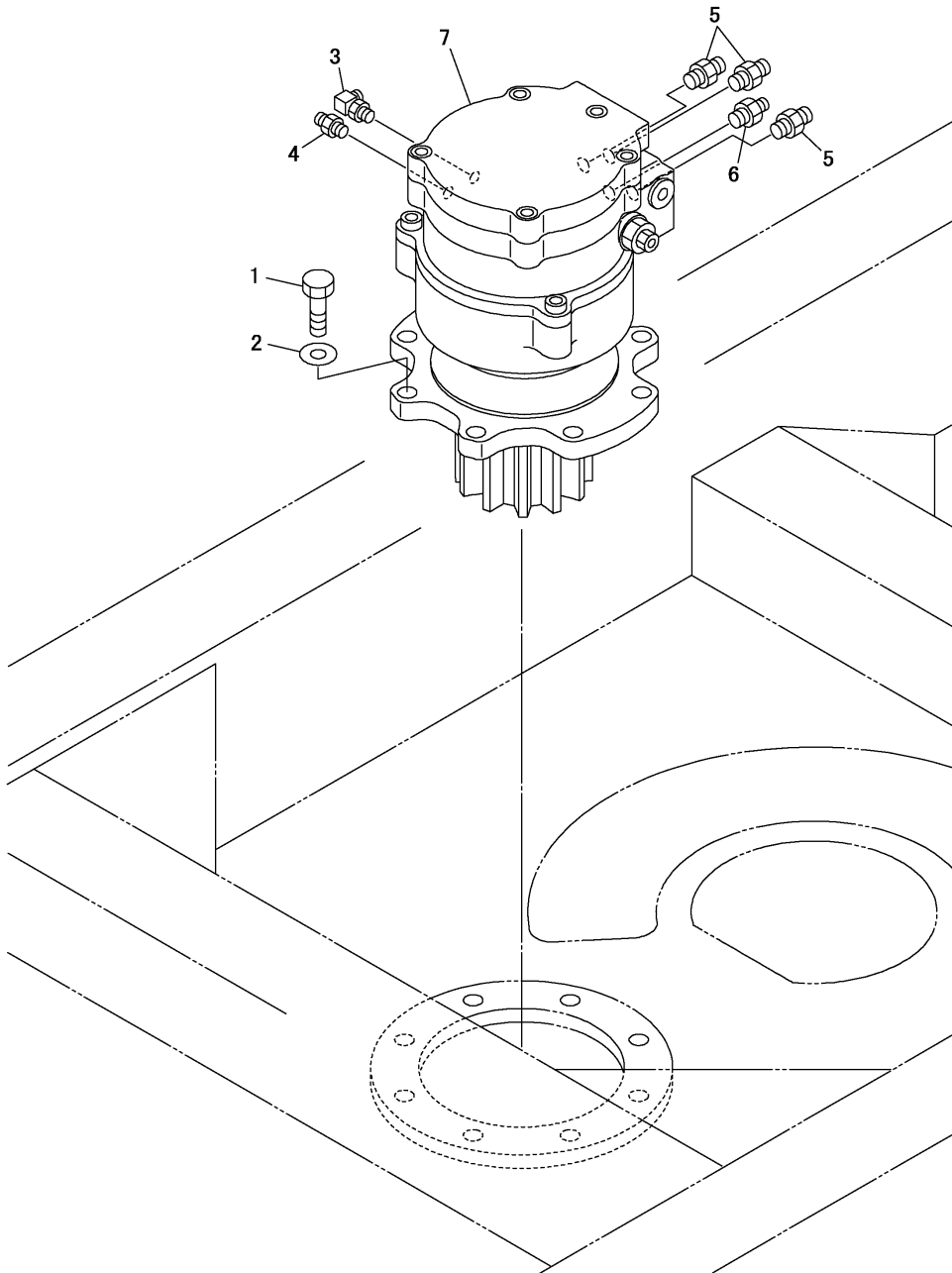
(D)=
 (E)=
 (F)=

No.	Lev.	Parts No.	Description	Q'ty						I	R
				(A)	(B)	(C)	(D)	(E)	(F)		
1	1	172660-51210	FRAME, SWING	1							
1A	2	172660-50080	BUSHING	2							
1B	2	172660-37130	SEAL, DUST	4							
2	1	172660-51220	LOCK PIN	1							
3	1	172660-51230	COVER	1							
4	1	172660-51240	PLATE	1							
5	1	172660-51250	PIPE	2							
6	1	26076-080702	BOLT, 10.98X 70	2							
7	1	22217-080000	WASHER, SPRING 8	2							

Fig.12. TURNING DEVICE

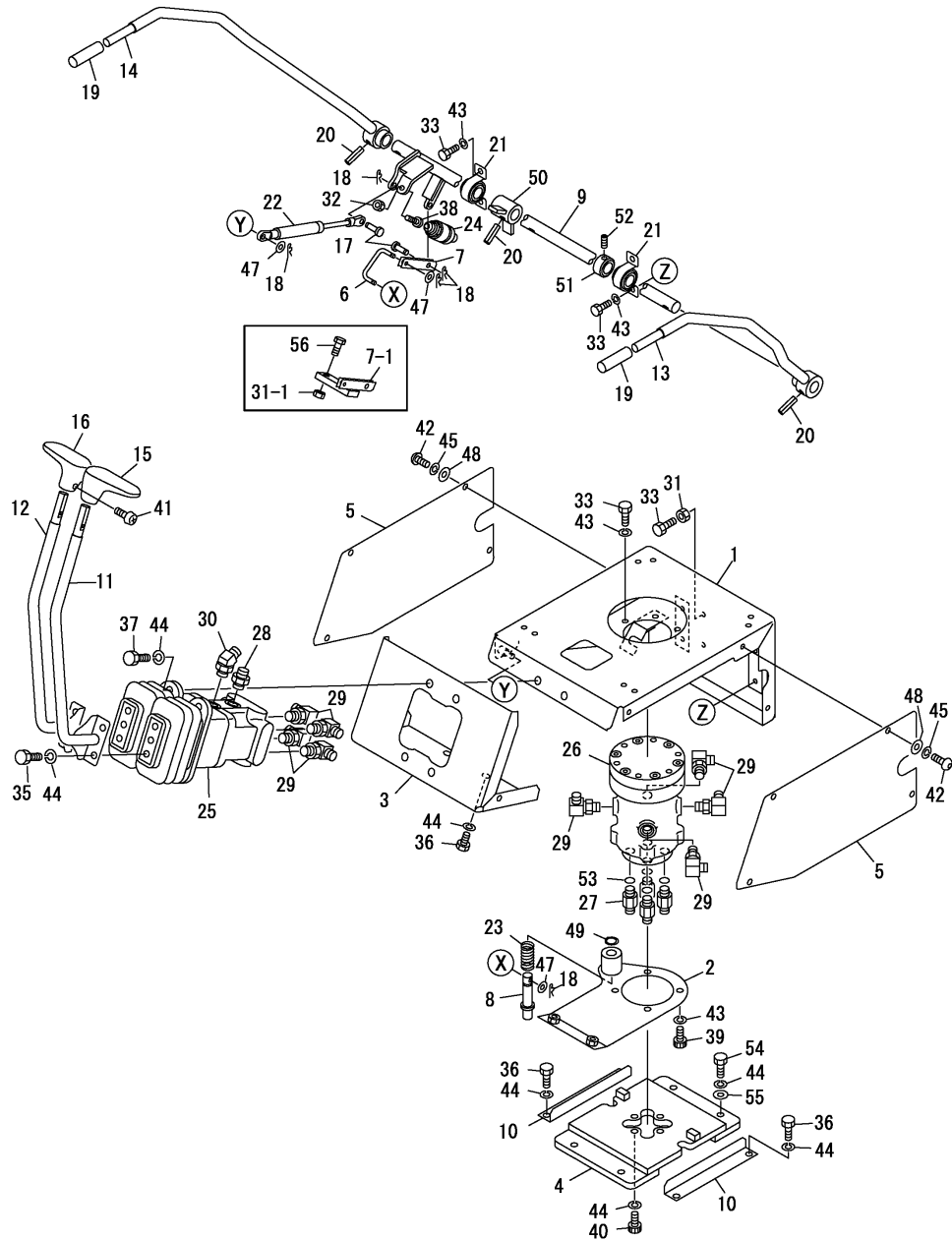
(A)=C50R-3C(US,AS,NZ,EP)
 (B)=
 (C)=

(D)=
 (E)=
 (F)=



No.	Lev.	Parts No.	Description	Q'ty						I	R
				(A)	(B)	(C)	(D)	(E)	(F)		
1	1	172660-00860	HEX.BOLT 11T 16X50	8							
2	1	172660-00940	WASHER, M16	8							
3	1	172660-73520	ELBOW	1							
4	1	172660-73610	UNION	1							
5	1	172660-73180	UNION	3							
6	1	172660-73620	UNION	1							
7	1	172660-73600	MOTOR ASSY, SWING	1							

Fig.13. TRAVEL LEVER



(A)=C50R-3C(US,AS,NZ,EP)

(B)=

(C)=

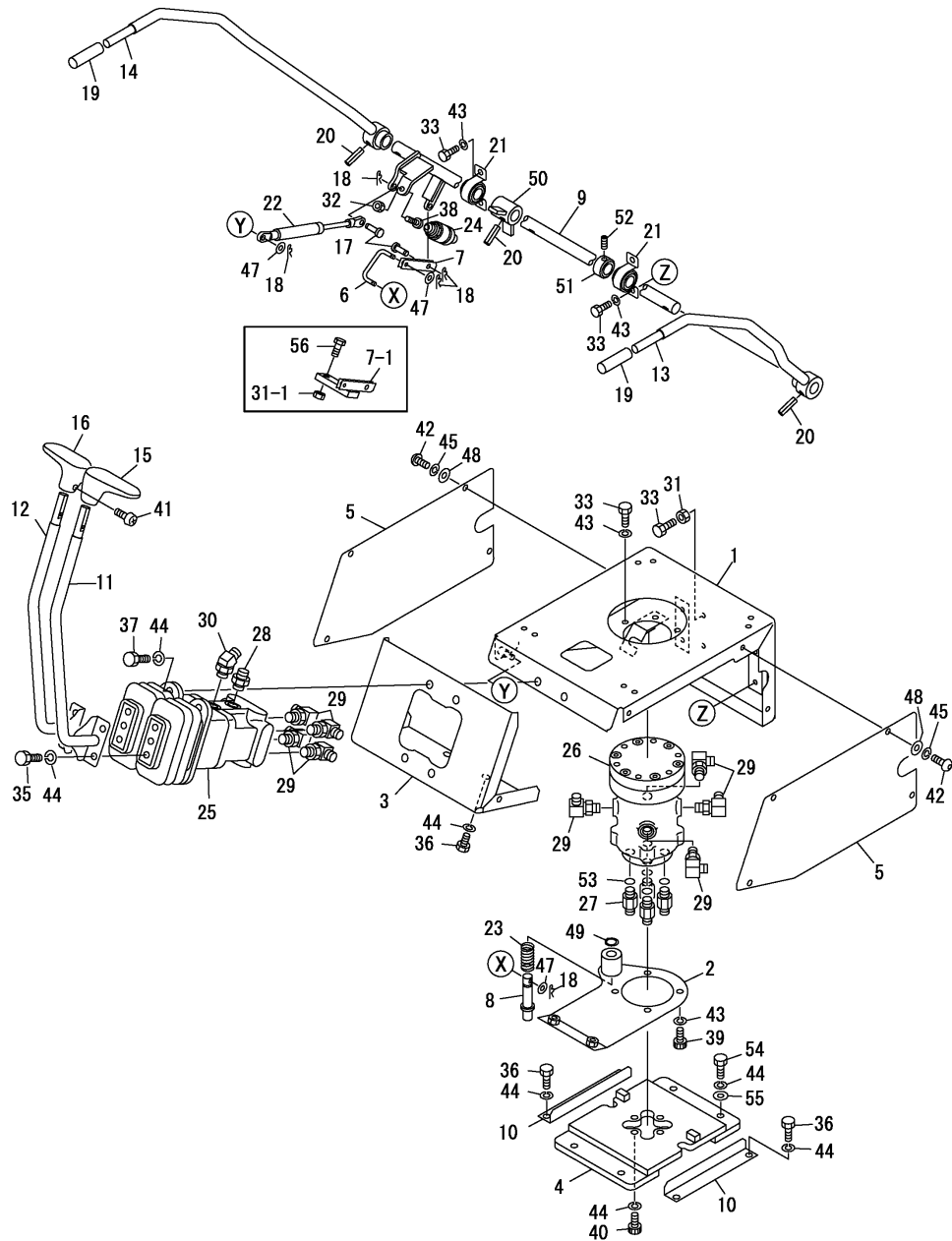
(D)=

(E)=

(F)=

No.	Lev.	Parts No.	Description	Q'ty						I	R
				(A)	(B)	(C)	(D)	(E)	(F)		
1	1	172660-45510	MOUNT ASSY,SEAT	1							
2	1	172660-45520	PLATE A	1							
3	1	172660-45530	MOUNT ASSY,VALVE	1							
4	1	172660-45540	PLATE B	1							
5	1	172660-45550	COVER	2							
6	1	172660-45560	PIN	1							
7	1	172660-45570	LINK	1							
7-1	1	172660-45571	LINK	1							S
(A=MZZZZZ)											
8	1	172660-45580	LOCK PIN	1							
9	1	172660-45590	SHAFT	1							
10	1	172660-45600	COVER	2							
11	1	172660-45610	LEVER L ,TRACK	1							
12	1	172660-45620	LEVER R ,TRACK	1							
13	1	172660-45630	LEVER L CMP,SAFETY	1							
14	1	172660-45640	LEVER R CMP,SAFETY	1							
15	1	172660-45650	GRIP	1							
16	1	172660-45660	GRIP	1							
17	1	172660-45670	PIN, 8X15X1.5	2							
18	1	22372-060000	PIN, SNAP 6	5							
18-1	1	1C6281-52310	PIN, SNAP 6	5							N
(A=MZZZZZ)											
19	1	172660-45390	CAP	2							
20	1	22351-080036	PIN, SPRING 8.0X36	3							
21	1	172660-45720	PILLOW BLOCK BEARING	2							
22	1	172660-45730	SPRING, GAS	1							
23	1	172660-45740	SPRING	1							
24	1	172660-45750	SWITCH, LIMIT	1							
25	1	172660-45760	VALVE,REMOTE CONTROL	1							
26	1	172660-45770	VALVE, SELECTOR	1							
27	1	172660-45850	ADAPTER, HOSE	4							
28	1	172660-45860	FILTER	1							
29	1	172660-45870	ELBOW	8							
30	1	172660-45880	ELBOW	1							
31	1	26716-080002	NUT, M8	2							
31-1	1	26716-080002	NUT, M8	3							K
(A=MZZZZZ)											
32	1	26716-100002	NUT, M10	1							
33	1	26076-080202	BOLT, 8 X 20	10							
35	1	26076-100202	BOLT, 10.910X 20	4							
36	1	26076-100252	BOLT, 10.910X 25	6							
37	1	26076-100302	BOLT, 10.910X 30	4							
38	1	172660-45890	BOLT	1							
39	1	172660-00620	HEX.BOLT 11T 08X20	4							
40	1	26455-100252	BOLT, M10X25	4							
41	1	26557-040162	SCREW, M4X16	2							
42	1	172660-00300	SCREW, M8X20	8							
43	1	22217-080000	WASHER, SPRING 8	14							
44	1	22217-100000	WASHER, SPRING 10	22							
45	1	172660-00090	SPRING WASHER 8	8							
47	1	22137-060000	WASHER, 6	2							

Fig.13. TRAVEL LEVER



(A)=C50R-3C(US,AS,NZ,EP)

(B)=

(C)=

(D)=

(E)=

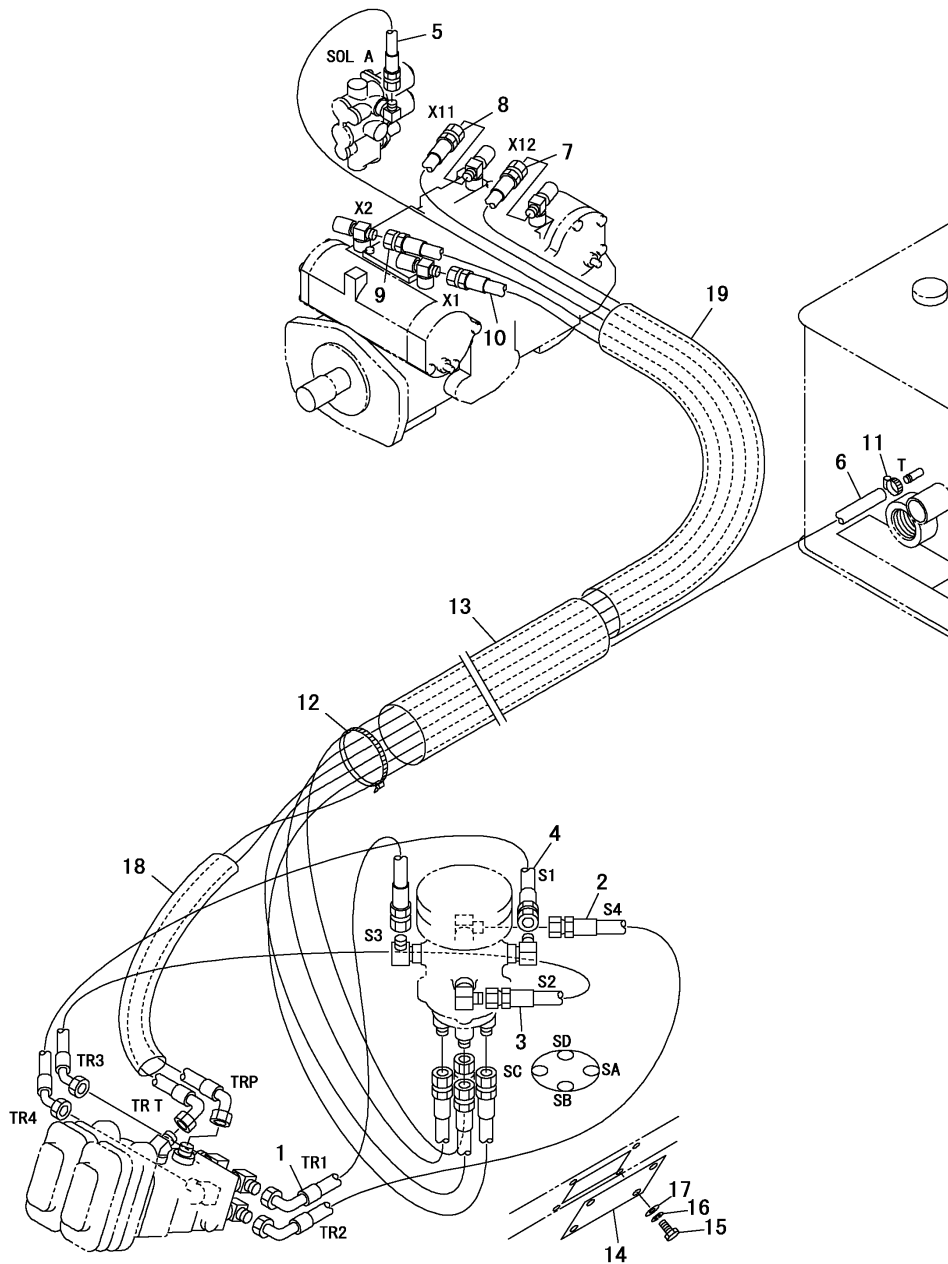
(F)=

No.	Lev.	Parts No.	Description	Q'ty						I	R
				(A)	(B)	(C)	(D)	(E)	(F)		
47-1	1	172660-45990	WASHER	2							N
		(A=MZZZZZ)									
48	1	172660-00030	WASHER M 8	8							
48-1	1	172660-00030	WASHER M 8	11							K
		(A=MZZZZZ)									
49	1	22272-000120	RING, E-12	1							
50	1	172660-45910	STOPPER	1							
51	1	172660-45920	STOPPER	1							
52	1	26979-080082	SCREW, M8X 8	1							
53	1	24315-000110	O-RING, 1BP11.0	4							
54	1	26076-100352	BOLT, 10.910X 35	4							
55	1	172660-13910	WASHER B	4							
56	1	26076-080252	BOLT, 10.98X 25	1							W
		(A=MZZZZZ)									

Fig.14. TRAVEL LEVER PIPING

(A)=C50R-3C(US,AS,NZ,EP)
(B)=
(C)=

(D)=
(E)=
(F)=



No.	Lev.	Parts No.	Description	Q'ty						I	R
				(A)	(B)	(C)	(D)	(E)	(F)		
1	1	172660-78590	HOSE,MID. PRESS.	1							
2	1	172660-78600	HOSE,MID. PRESS.	1							
3	1	172660-78610	HOSE,MID. PRESS.	1							
4	1	172660-78620	HOSE,MID. PRESS.	1							
5	1	172660-78630	HOSE,MID. PRESS.	1							
6	1	172660-78640	HOSE,MID. PRESS.	1							
7	1	172660-78650	HOSE,MID. PRESS.	1							
8	1	172660-78660	HOSE,MID. PRESS.	1							
9	1	172660-78670	HOSE,MID. PRESS.	1							
10	1	172660-78680	HOSE,MID. PRESS.	1							
11	1	23001-016000	CLAMP, HOSE 16	1							
12	1	172660-19730	TIE-LAP	1							
13	1	172660-78090	PROTECTOR	1							
14	1	172660-78690	PLATE	1							
15	1	26076-100202	BOLT, 10.910X 20	4							
16	1	22217-100000	WASHER, SPRING 10	4							
17	1	22137-100000	WASHER, 10	4							
18	1	172660-78430	PROTECTOR	1							
19	1	172660-78560	PROTECTOR	1							

Fig.15. DUMP & TURNING LEVER

(A)=C50R-3C(US,AS,NZ,EP)

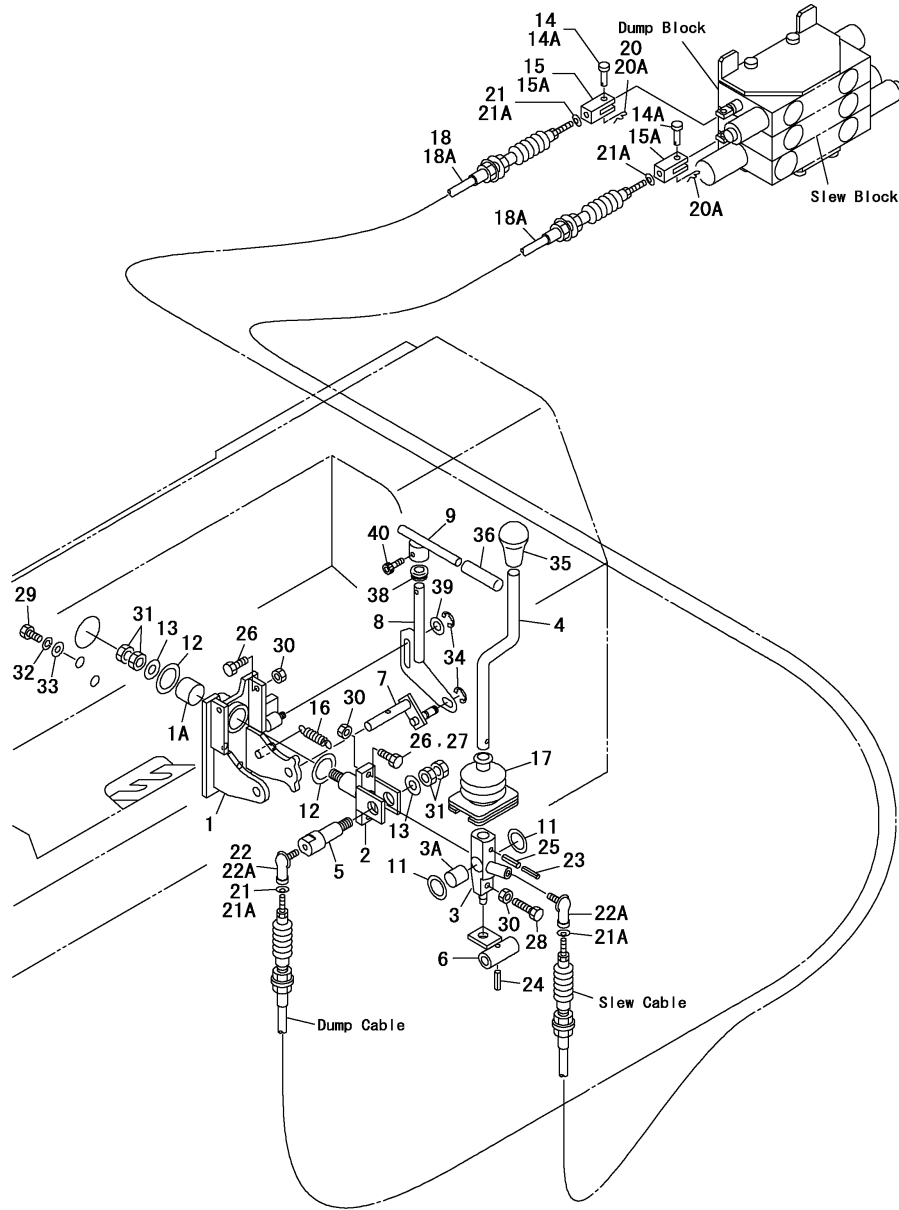
(B)=

(C)=

(D)=

(E)=

(F)=



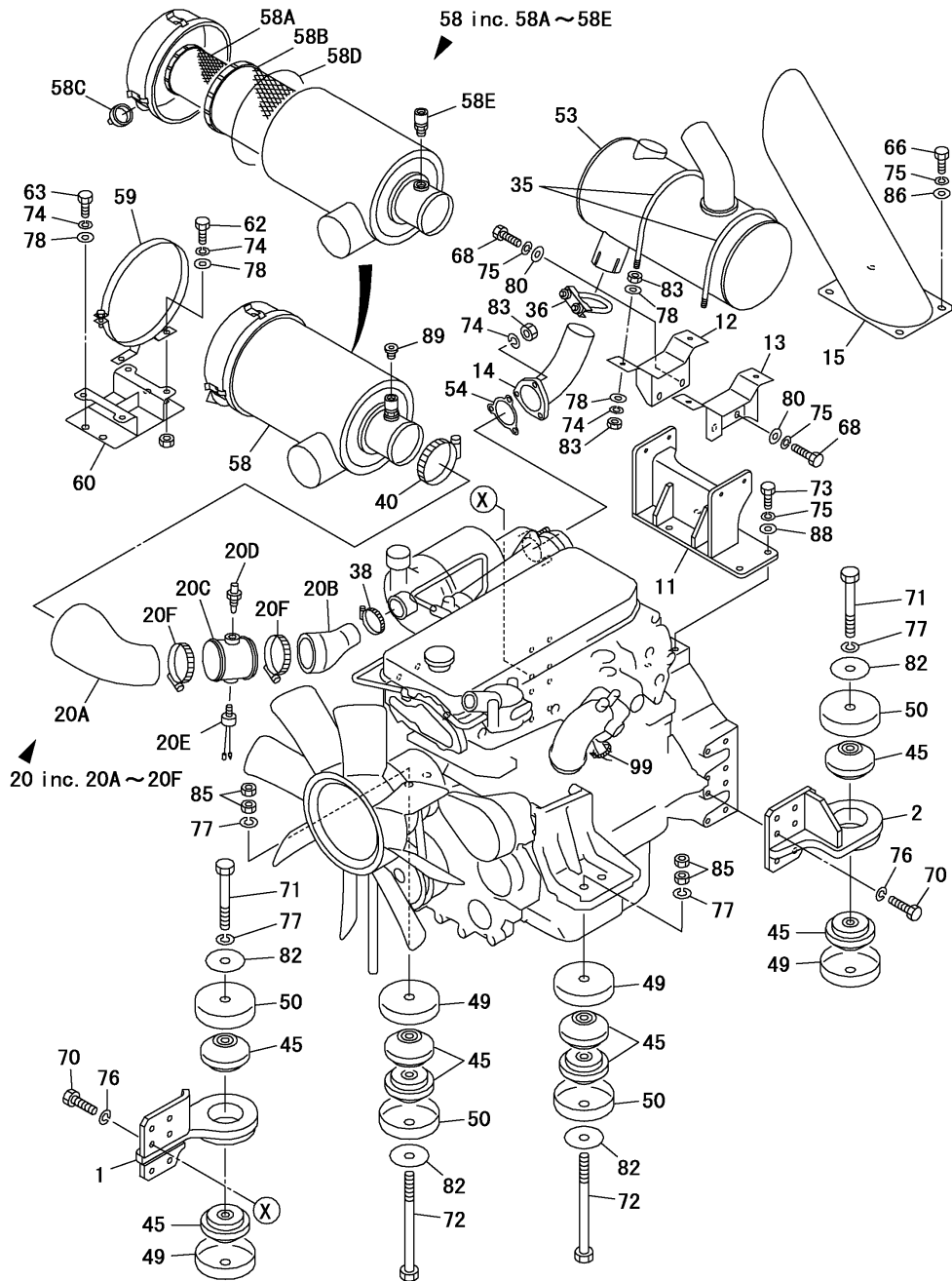
No.	Lev.	Parts No.	Description	Q'ty						I	R
				(A)	(B)	(C)	(D)	(E)	(F)		
1	1	172660-45110	BRACKET,LEVER	1							
1A	2	24550-020250	BUSH, 20X25	1							
2	1	172660-45120	ARM	1							
3	1	172660-45130	LEVER	1							
3A	2	24550-015150	BUSH, 15X15	1							
4	1	172660-45150	LEVER ASSY,DUMP	1							
5	1	172660-45160	SHAFT, LEVER	1							
6	1	172660-45170	ARM, LOCK	1							
7	1	172660-45180	PIN,ARM LOCK	1							
8	1	172660-45190	LEVER,LOCK	1							
9	1	172660-45200	T-HANDLE	1							
11	1	172660-45210	WASHER	2							
12	1	172660-45220	WASHER	2							
13	1	172660-50410	WASHER C	2							
14	1	172660-45240	PIN 6X17.5X1.4	1							
14A	1	172660-45240	PIN 6X17.5X1.4	2							1
15	1	172660-45250	YOKE	1							
15A	1	172660-45250	YOKE	2							1
16	1	172660-45260	SPRING	1							
17	1	172660-45270	BELLOWS	1							
18	1	172660-45280	CABLE, CONTROL	1							
18A	1	172660-45280	CABLE, CONTROL	2							1
20	1	22372-060000	PIN, SNAP 6	1							
20A	1	22372-060000	PIN, SNAP 6	2							1
21	1	172660-45300	WAVE-WASHER WW6	2							
21A	1	172660-45300	WAVE-WASHER WW6	4							1
22	1	172660-45310	END, ROD	1							
22A	1	172660-45310	END, ROD	2							1
23	1	22351-030025	PIN, SPRING 3.0X25	1							
24	1	22351-050020	PIN, SPRING 5.0X20	1							
25	1	22351-050025	PIN, SPRING 5.0X25	1							
26	1	172660-00530	HEX.BOLT 11T 06X16	3							
27	1	172660-00350	HEX.BOLT 11T 06X25	1							
28	1	172660-00360	HEX.BOLT 11T 06X35	1							
29	1	172660-00620	HEX.BOLT 11T 08X20	2							
30	1	26716-100002	NUT, M10	4							
31	1	172660-00240	NUT, M10	4							
32	1	22217-080000	WASHER, SPRING 8	4							
33	1	172660-45360	WASHER	4							
34	1	22272-000060	RING, E- 6	2							
35	1	172660-45380	GRIP	1							
36	1	172660-45390	CAP	1							
38	1	172660-45400	GROMMET	1							
39	1	22137-080000	WASHER, 8	1							
40	1	26455-050202	BOLT, M5X20	1							

Remarks

(1)TURNING TYPE

N:Old $\xrightarrow{\text{Yes}}$ New, Q:Old $\xrightarrow{\text{No}}$ New, R:Old $\xrightarrow{\text{Yes}}$ New, S:Old $\xrightarrow{\text{No}}$ New, W:Add, Z:Discontinued, F:Interchangeable by set, K:Q'ty Change

Fig.16. ENGINE & RELATED DEVICE(1/3)



(A)=C50R-3C(US,AS,NZ,EP)

(B)=

(C)=

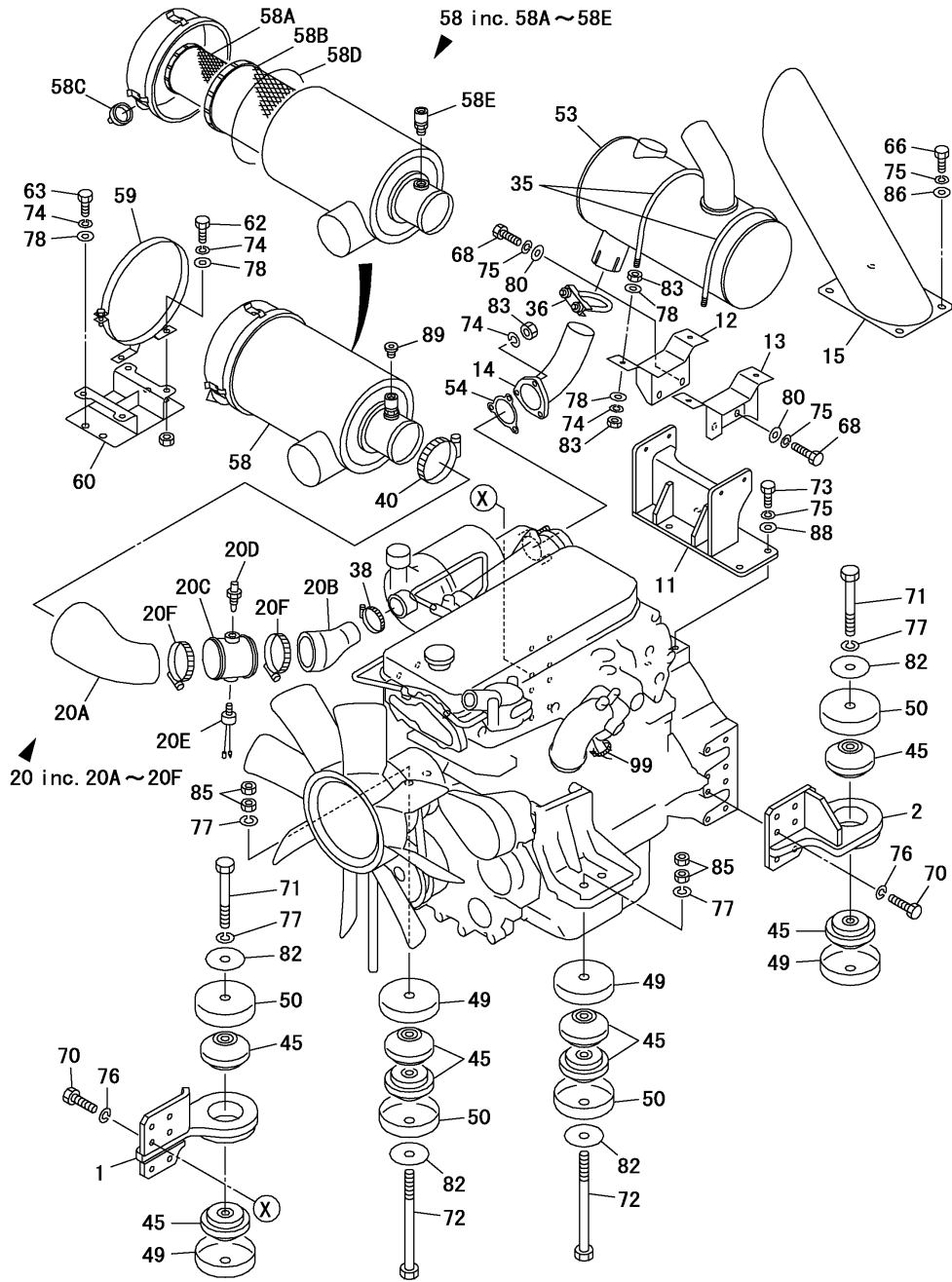
(D)=

(E)=

(F)=

No.	Lev.	Parts No.	Description	Q'ty						I	R
				(A)	(B)	(C)	(D)	(E)	(F)		
1	1	172660-13010	ENGINE FOOT RR	1							
2	1	172660-13020	ENGINE FOOT RL	1							
11	1	172660-13270	BRACKET	1							
12	1	172660-13280	BRACKET A, MUFFLER	1							
13	1	172660-13290	BRACKET B, MUFFLER	1							
14	1	172660-13300	PIPE, CONNECTING	1							
15	1	172660-13310	COVER, EXHAUST	1							
20	1	172660-13380	HOSE ASSY,AIR INTAKE	1							
20A	2	172660-13390	HOSE A, AIR INTAKE	1							
20B	2	172660-13400	HOSE B, AIR INTAKE	1							
20C	2	172660-13410	PIPE	1							
20D	2	172660-13420	SENSOR, AIR TEMP	1							
20E	2	172660-13430	INDICATOR	1							
20F	2	172660-13440	CLIP, HOSE 91	2							
35	1	172660-13610	U-BOLT	2							
36	1	172660-13620	U-BOLT, MUFFLER	1							
38	1	172660-13640	CLIP, HOSE	1							
40	1	172660-13660	CLIP, HOSE 113	2							
45	1	172660-13710	ISOLATOR A,RUBBER	8							
49	1	172660-13750	STOPPER	4							
50	1	172660-13760	STOPPER	4							
53	1	172660-13810	MUFFLER	1							
54	1	172660-13820	GASKET	1							
58	1	172660-13860	CLEANER ASSY, AIR	1							
58A	2	172660-13830	ELEMENT	1							
58B	2	172660-13840	ELEMENT	1							
58C	2	172660-13850	VALVE	1							
58D	2	172660-13890	O-RING	1							
58E	2	172660-13920	NIPPLE	1							
59	1	172660-13870	BAND, AIR CLEANER	2							
60	1	172660-13880	BRACKET	1							
62	1	26076-080162	BOLT, 10.98X 16	4							
63	1	172660-00620	HEX.BOLT 11T 08X20	4							
66	1	26076-100202	BOLT, 10.910X 20	4							
68	1	26076-100302	BOLT, 10.910X 30	4							
70	1	26076-120352	BOLT, 10.912X 35	12							
71	1	172660-00480	HEX.BOLT 11T 16X150	2							
72	1	172660-00840	HEX.BOLT 11T 16X160	2							
73	1	172660-00430	HEX.BOLT 11T 10X25	4							
74	1	22217-080000	WASHER, SPRING 8	12							
75	1	22217-100000	WASHER, SPRING 10	12							
76	1	22217-120000	WASHER, SPRING 12	12							
77	1	22217-160000	WASHER, SPRING 16	4							
78	1	22137-080000	WASHER, 8	16							
80	1	172660-00910	WASHER, M10	4							
82	1	172660-13900	WASHER A	4							
83	1	26716-080002	NUT, M8	11							
85	1	26716-160002	NUT, M16	4							
86	1	172660-13910	WASHER B	4							
88	1	172660-50410	WASHER C	4							
89	1	172660-13930	PLUG	1							

Fig.16. ENGINE & RELATED DEVICE(1/3)

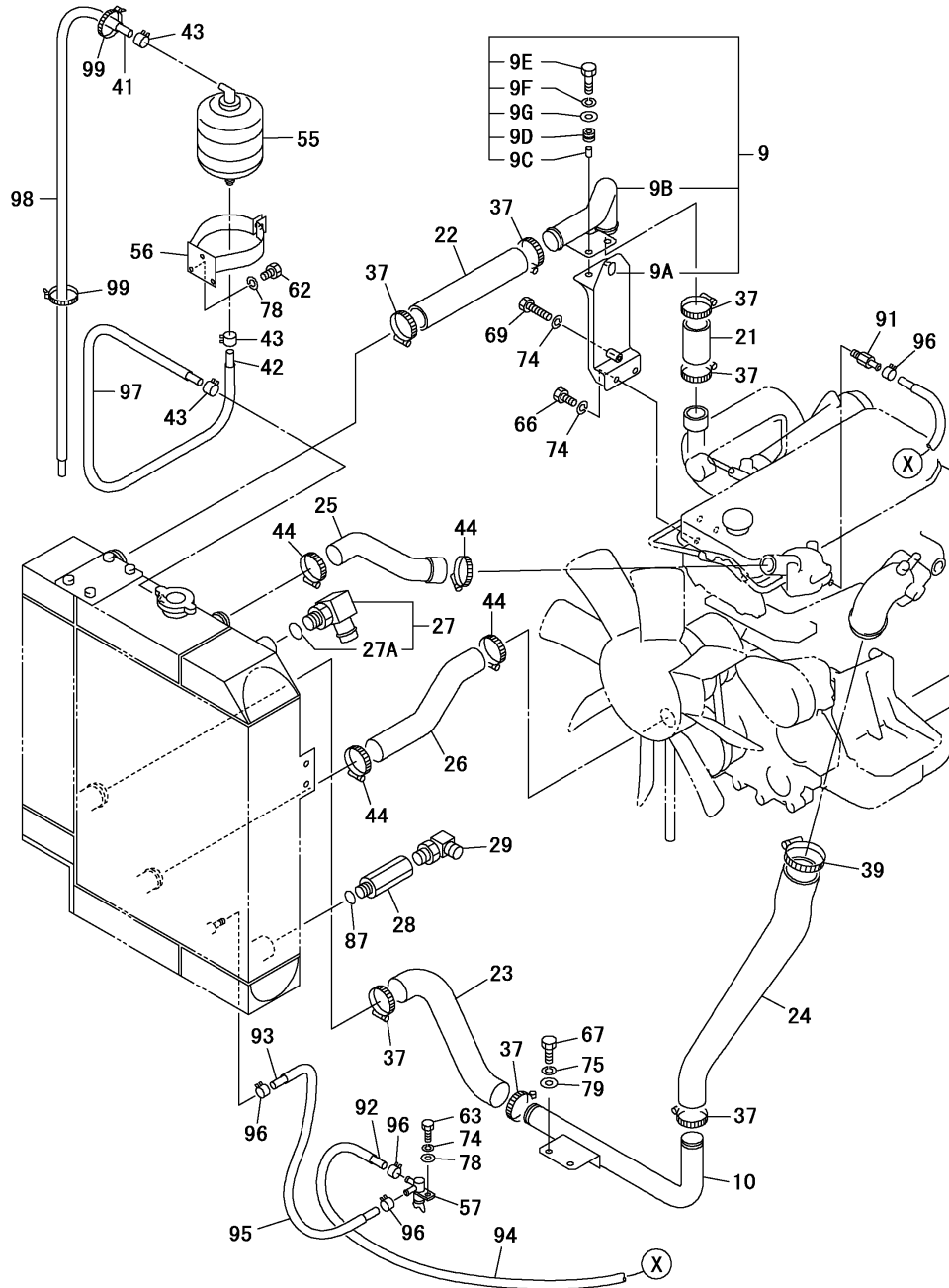


(A)=C50R-3C(US,AS,NZ,EP)
(B)=
(C)=

(D)=
(E)=
(F)=

No.	Lev.	Parts No.	Description	Q'ty						I	R
				(A)	(B)	(C)	(D)	(E)	(F)		
99	1	172660-13490	TIE-LAP	1							

Fig.17. ENGINE & RELATED DEVICE(2/3)



(A)=C50R-3C(US,AS,NZ,EP)

(B)=

(C)=

(D)=

(E)=

(F)=

No.	Lev.	Parts No.	Description	Q'ty						I	R
				(A)	(B)	(C)	(D)	(E)	(F)		
9	1	172660-13170	PIPE, AIR INTAKE	1							
9A	2	172660-13180	BRACKET	1							
9B	2	172660-13190	PIPE ASSY	1							
9C	2	172660-13220	PIPE	2							
9D	2	172660-13230	GROMMET	2							
9E	2	26076-080302	BOLT, 10.98X 30	2							
9F	2	22217-080000	WASHER, SPRING 8	2							
9G	2	22137-080000	WASHER, 8	2							
10	1	172660-13240	PIPE ASSY	1							
21	1	172660-13450	HOSE 4, INTAKE	1							
22	1	172660-13460	HOSE 5, INTAKE	1							
23	1	172660-13470	HOSE C, AIR INTAKE	1							
24	1	172660-13480	HOSE 7, INTAKE	1							
25	1	172660-13510	UPPER HOSE,RADIATOR	1							
26	1	172660-13520	HOSE, RADIATOR	1							
27	1	172660-13530	NIPPLE, 90	1							
27A	2	24315-000290	O-RING, 1BP29.0	1							
28	1	172660-13540	BUSHING	1							
29	1	172660-13550	ELBOW	1							
37	1	172660-13630	CLIP, HOSE 61	7							
39	1	172660-13650	CLIP, HOSE 81	1							
41	1	172660-13670	HOSE, OVER FLOW	1							
42	1	172660-13680	HOSE, WATER HOSE	1							
43	1	23080-011000	CLAMP, 11	3							
44	1	172660-13700	CLIP, HOSE 52	4							
55	1	148616-44510	TANK, SUB	1							
56	1	148616-44551	BRACKET	1							
57	1	129150-49101	COCK ASSY, 3-WAY	1							
62	1	26076-080162	BOLT, 10.98X 16	2							
63	1	172660-00620	HEX.BOLT 11T 08X20	1							
66	1	26076-100202	BOLT, 10.910X 20	2							
67	1	26076-100252	BOLT, 10.910X 25	2							
69	1	26076-100502	BOLT, 10.910X 50	1							
74	1	22217-080000	WASHER, SPRING 8	3							
75	1	22217-100000	WASHER, SPRING 10	2							
78	1	22137-080000	WASHER, 8	3							
79	1	22137-100000	WASHER, 10	2							
87	1	24311-000290	O-RING, 1AP29.0	1							
91	1	172660-13950	NIPPLE, HOSE	1							
92	1	172660-13960	HOSE, WATER	1							
93	1	172660-13970	HOSE A, VINYL	1							
94	1	172660-13980	HOSE B, VINYL	1							
95	1	172660-13990	HOSE C, VINYL	1							
96	1	172660-13770	POWER BAND	4							
97	1	172660-13780	HOSE D, VINYL	1							
98	1	172660-13790	HOSE E, VINYL	1							
99	1	172660-13490	TIE-LAP	2							

Fig.18. ENGINE & RELATED DEVICE(3/3)

(A)=C50R-3C(US,AS,NZ,EP)

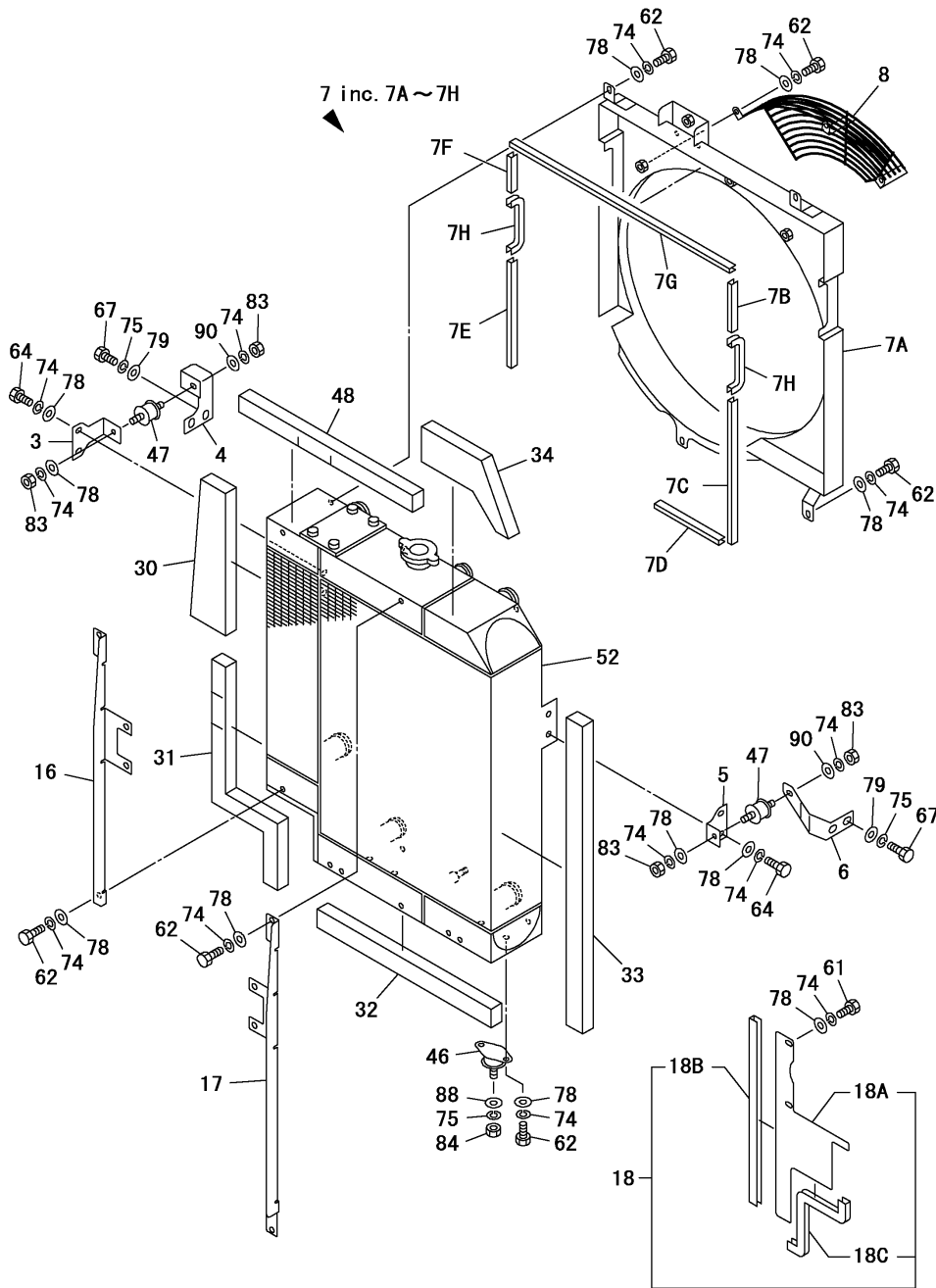
(B)=

(C)=

(D)=

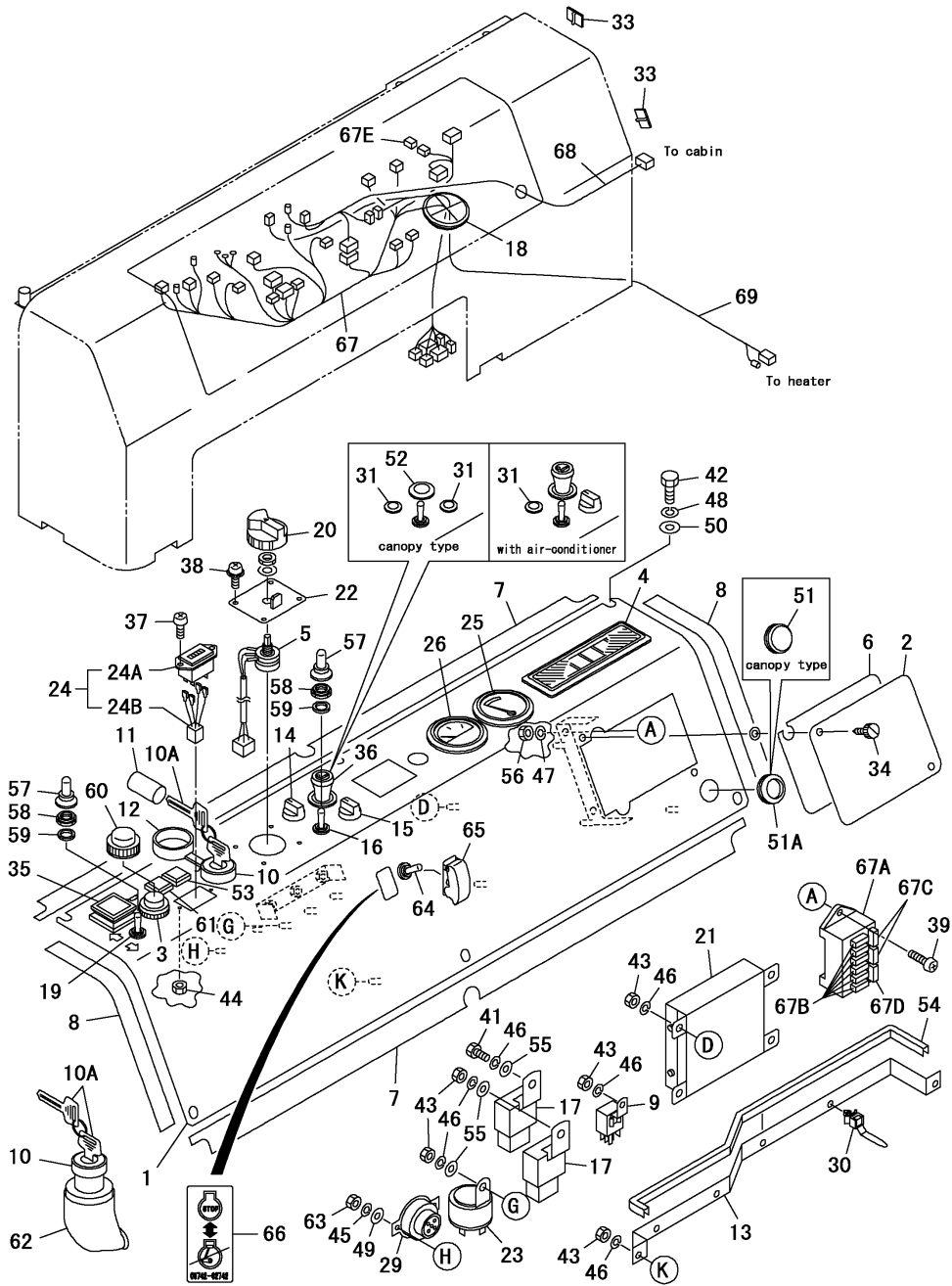
(E)=

(F)=



No.	Lev.	Parts No.	Description	Q'ty						I	R
				(A)	(B)	(C)	(D)	(E)	(F)		
3	1	172660-13030	BRACKET R, RADIATOR	1							
4	1	172660-13040	BRACKET R	1							
5	1	172660-13050	BRACKET L, RADIATOR	1							
6	1	172660-13060	BRACKET L	1							
7	1	172660-13070	SHROUD ASSY	1							
7A	2	172660-13080	SHROUD	1							
7B	2	172660-13090	SEAL	1							
7C	2	172660-13100	SEAL	1							
7D	2	172660-13110	SEAL	1							
7E	2	172660-13120	TRIM	1							
7F	2	172660-13130	SEAL	1							
7G	2	172660-13140	SEAL	1							
7H	2	172660-13150	SASH RUBBER	2							
8	1	172660-13160	GUARD, FAN	1							
16	1	172660-13320	BRACKET R	1							
17	1	172660-13330	BRACKET L	1							
18	1	172660-13340	PLATE ASSY,PARTITION	1							
18A	2	172660-13350	PLATE ,PARTITION	1							
18B	2	172660-13360	SEAL	1							
18C	2	172660-13370	SEAL	1							
30	1	172660-13560	SPONGE, RUBBER	1							
31	1	172660-13570	SPONGE, RUBBER	1							
32	1	172660-13580	SPONGE, RUBBER	1							
33	1	172660-13590	SPONGE, RUBBER	1							
34	1	172660-13600	SPONGE, RUBBER	1							
46	1	172660-13720	ISOLATOR B,RUBBER	2							
47	1	172660-13730	ISOLATOR C,RUBBER	2							
48	1	172660-13740	SPONGE, RUBBER	1							
52	1	172660-13800	RAD-HOC ASSY	1							
61	1	172660-00600	HEX.BOLT 11T 08X12	2							
62	1	26076-080162	BOLT, 10.98X 16	15							
64	1	26076-080252	BOLT, 10.98X 25	4							
67	1	26076-100252	BOLT, 10.910X 25	4							
74	1	22217-080000	WASHER, SPRING 8	25							
75	1	22217-100000	WASHER, SPRING 10	6							
78	1	22137-080000	WASHER, 8	23							
79	1	22137-100000	WASHER, 10	4							
83	1	26716-080002	NUT, M8	4							
84	1	26716-100002	NUT, M10	2							
88	1	172660-50410	WASHER C	2							
90	1	172660-13940	WASHER D	2							

Fig.19. CONTROL BOX



(A)=C50R-3C(US,AS,NZ,EP)

(B)=

(C)=

(D)=

(E)=

(F)=

No.	Lev.	Parts No.	Description	Q'ty						I	R
				(A)	(B)	(C)	(D)	(E)	(F)		
1	1	172660-63110	COVER	1							
2	1	172660-63120	COVER	1							
3	1	172660-63130	SWITCH, PUSH-BUTTON	1							
4	1	172660-63140	PILOT BOX ASSY	1							
5	1	172660-63150	RESISTOR ASSY	1							
6	1	172660-63160	URETHANE	1							
7	1	172660-63170	URETHANE	2							
8	1	172660-63180	URETHANE	2							
9	1	172660-63190	RELAY, MAIN	1							
10	1	933110-00100	SWITCH ASSY, STARTER	1							
10A	1	933110-00301	KEY ASSY	1							
11	1	172660-63210	HOSE, VINYL	1							
12	1	172660-63220	CAP	1							
13	1	172660-63230	PLATE	1							
14	1	172660-63610	SWITCH, HEATER	1							
15	1	172660-63620	SWITCH, WIPER	1							
16	1	172660-63240	SWITCH ASSY, LIGHT	1							
17	1	172660-17250	CA RELAY	2							
18	1	172660-63250	BUSHING	1							
19	1	172660-63260	SWITCH, TURN SIGNAL	1							
20	1	172660-63270	KNOB	1							
21	1	172660-63280	CONTROLLER	1							
22	1	172660-63290	BRACKET	1							
23	1	172660-63300	RELAY, FLASHER	1							
24	1	172660-63310	METER ASSY, HOUR	1							
24A	2	172660-63320	METER, HOUR	1							
24B	2	172660-63330	WIRING HARNESS A	1							
25	1	172660-63340	THERMOMETER	1							
26	1	172660-63350	GAUGE, FUEL	1							
29	1	172660-63360	BUZZER	1							
30	1	172660-63370	CLIP	4							
31	1	172660-63380	CAP	2							
33	1	172660-63630	DECAL B	2							
34	1	172660-63390	SCREW	2							
35	1	172660-63400	SWITCH, 2-SPEED	1							
36	1	172660-63640	LIGHTER, CIGAR	1							
37	1	26557-030122	SCREW, M3X12	2							
38	1	172660-00260	SCREW, M4X10	4							
39	1	26557-050162	SCREW, M5X16	2							
41	1	172660-00510	HEX.BOLT 11T 06X12	1							
42	1	26076-080162	BOLT, 10.98X 16	6							
43	1	26716-060002	NUT, M6	9							
44	1	26716-030002	NUT, M3	2							
45	1	22217-040000	WASHER, SPRING 4	2							
46	1	22217-060000	WASHER, SPRING 6	10							
47	1	22217-050000	WASHER, SPRING 5	2							
48	1	22217-080000	WASHER, SPRING 8	6							
49	1	22137-040000	WASHER, 4	2							
50	1	22137-080000	WASHER, 8	6							
51	1	172660-63420	GROMMET	1							
51A	1	172660-63650	GROMMET	1							

N:Old $\xrightarrow{\text{Yes}}$ New, Q:Old $\xrightarrow{\text{No}}$ New, R:Old $\xrightarrow{\text{Yes}}$ New, S:Old $\xrightarrow{\text{No}}$ New, W:Add, Z:Discontinued, F:Interchangeable by set, K:Q'ty Change

++ CONTINUE ++

Copyright (C) YANMAR CO., LTD. All Rights Reserved.

Fig.19. CONTROL BOX

(A)=C50R-3C(US,AS,NZ,EP)

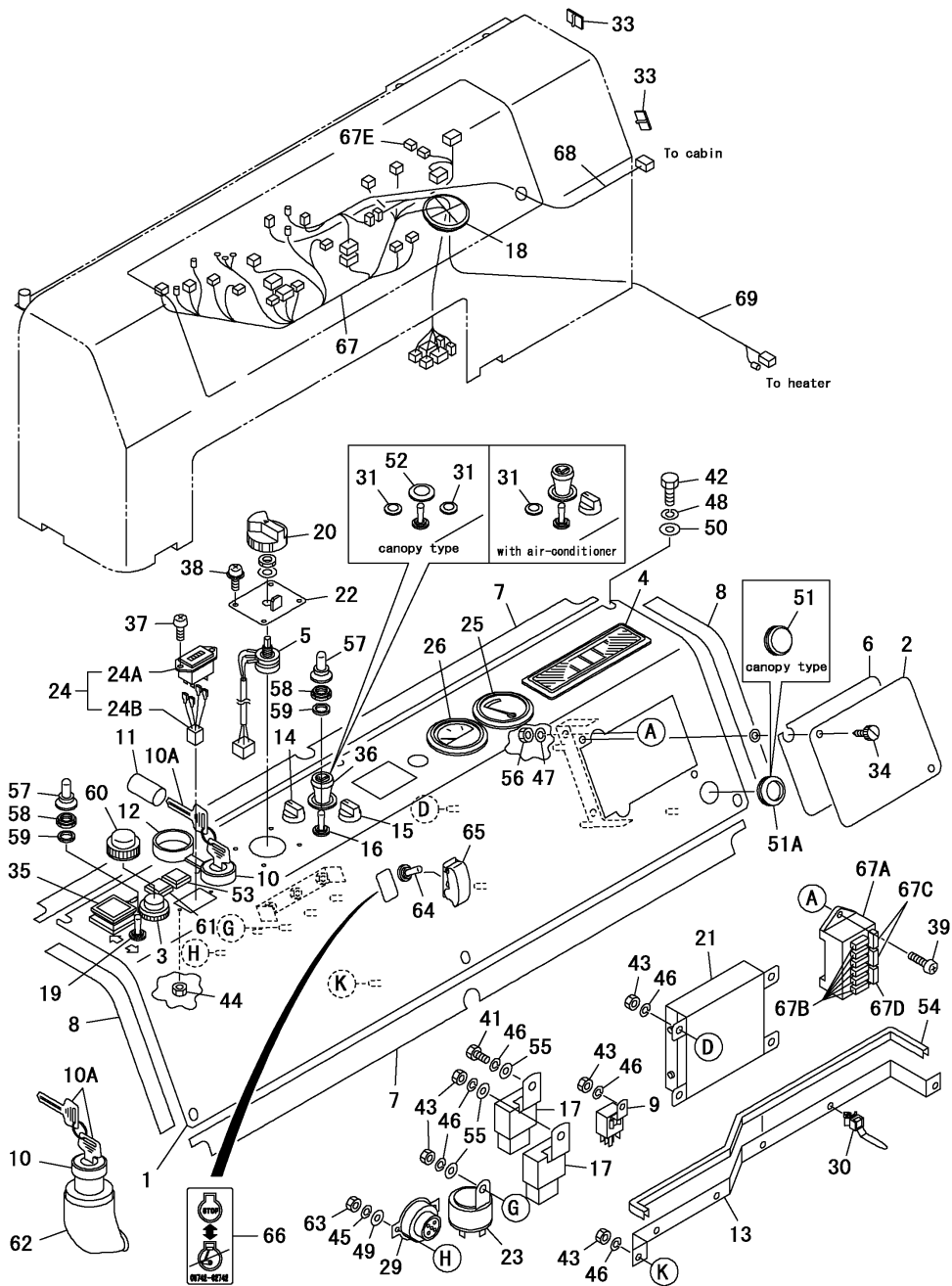
(B)=

(C)=

(D)=

(E)=

(F)=



No.	Lev.	Parts No.	Description	Qty						I	R
				(A)	(B)	(C)	(D)	(E)	(F)		
52	1	172660-63430	GROMMET	1							
53	1	172660-63440	OWNERMENT	1							
54	1	172660-63450	PACKING, V-SHAPE	1							
55	1	22137-060000	WASHER, 6	3							
56	1	26716-050002	NUT, M5	2							
57	1	172660-63460	CAP, WATER PROOF	2							
58	1	172660-63470	NUT	2							
59	1	172660-63480	WASHER, RUBBER	2							
60	1	172660-63490	COVER, BUTTON	1							
61	1	172660-63500	LAMP, PILOT	1							
62	1	172660-63510	COVER, TERMINAL	1							
63	1	26716-040002	NUT, M4	2							
64	1	172660-63520	SWITCH ASSY, STOP	1							
65	1	172660-63530	COVER, SWITCH	1							
66	1	172660-63540	DECALA	1							
67	1	172660-63550	WIRING HARNESS B	1							
67A	2	172660-63560	FUSE BOX 1 ASSY	1							
67B	3	29420-100000	FUSE, B 10A	6							
67C	3	29420-150000	FUSE, B 15A	2							
67D	3	29420-200000	FUSE, B 20A	1							
67E	2	172660-63570	RESISTOR	1							
68	1	172660-63660	WIRING HARNESS C	1							
69	1	172660-63670	WIRING HARNESS D	1							

Fig.20. ELECTRIC PART

(A)=C50R-3C(US,AS,NZ,EP)

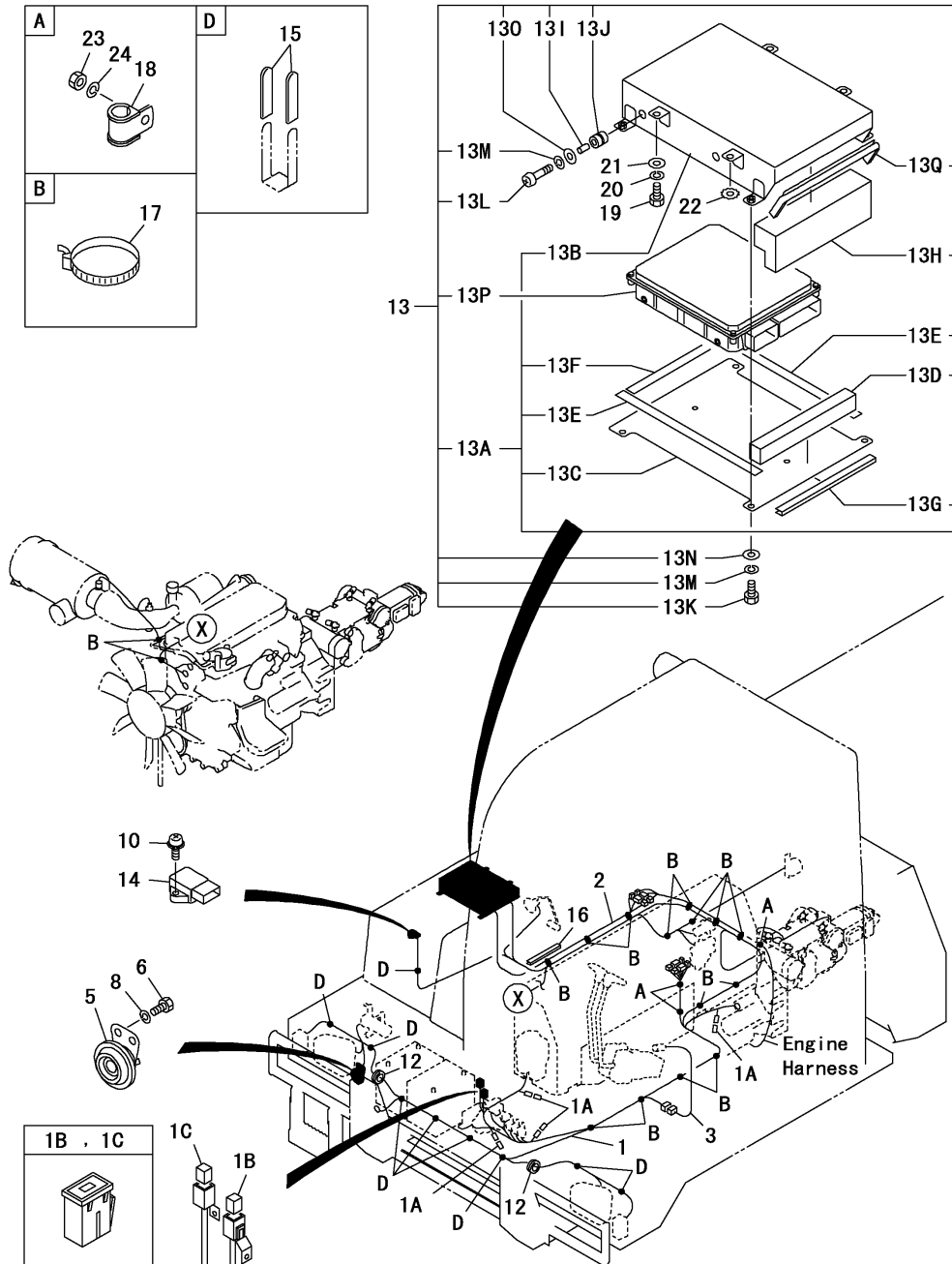
(B)=

(C)=

(D)=

(E)=

(F)=



No.	Lev.	Parts No.	Description	Q'ty						I	R
				(A)	(B)	(C)	(D)	(E)	(F)		
1	1	172660-17310	WIRING HARNESS A	1							
1A	2	172660-17010	DIODE	4							
1B	2	172660-17020	FUSIBLE LINK 45A	1							
1C	2	172660-17030	FUSIBLE LINK 75A	1							
2	1	172660-17320	WIRING HARNESS B	1							
3	1	172660-17330	WIRING HARNESS C	1							
5	1	172660-17340	HORN	1							
6	1	26076-080162	BOLT, 10.9X 16	2							
8	1	22217-080000	WASHER, SPRING 8	2							
10	1	26023-040162	SCREW, M4X16	2							
12	1	172660-17350	GUARD, HOSE	2							
13	1	172660-17360	ECMASSY	1							
13A	2	172660-17370	BOX	1							
13B	3	172660-17380	COVER	1							
13C	3	172660-17390	PLATE	1							
13D	3	172660-17400	SPONGE	1							
13E	3	172660-17410	RUBBER PLATE A	2							
13F	3	172660-17420	RUBBER PLATE B	1							
13G	3	172660-17430	SEAL, TRIM	1							
13H	2	172660-17440	SPONGE	1							
13I	2	172660-17450	PIPE	4							
13J	2	172660-17460	GROMMET	4							
13K	2	172660-00580	HEX.BOLT 11TB 06X16	4							
13L	2	172660-00170	SCREW, M6X16	4							
13M	2	172660-00080	SPRING WASHER 6	8							
13N	2	172660-00020	WASHER 6	4							
13O	2	172660-17470	WASHER	4							
13P	2	172660-17480	ENGINE CONTROL UNIT	1							
13Q	2	172660-17490	SEAL, TRIM	1							
14	1	172660-17500	SENSOR, PRESSURE	1							
15	1	172660-17130	CLAMP, TUBE	20							
16	1	172660-17550	TRIM	1							
17	1	172660-13490	TIE-LAP	16							
18	1	172660-17570	CLAMP	3							
19	1	172660-00510	HEX.BOLT 11T 06X12	4							
20	1	22217-060000	WASHER, SPRING 6	4							
21	1	22137-060000	WASHER, 6	4							
22	1	22232-060000	WASHER, SPRING 6	1							
23	1	26716-100002	NUT, M10	3							
24	1	22217-100000	WASHER, SPRING 10	3							

Fig.21. BATTERY

(A)=C50R-3C(US,AS,NZ,EP)

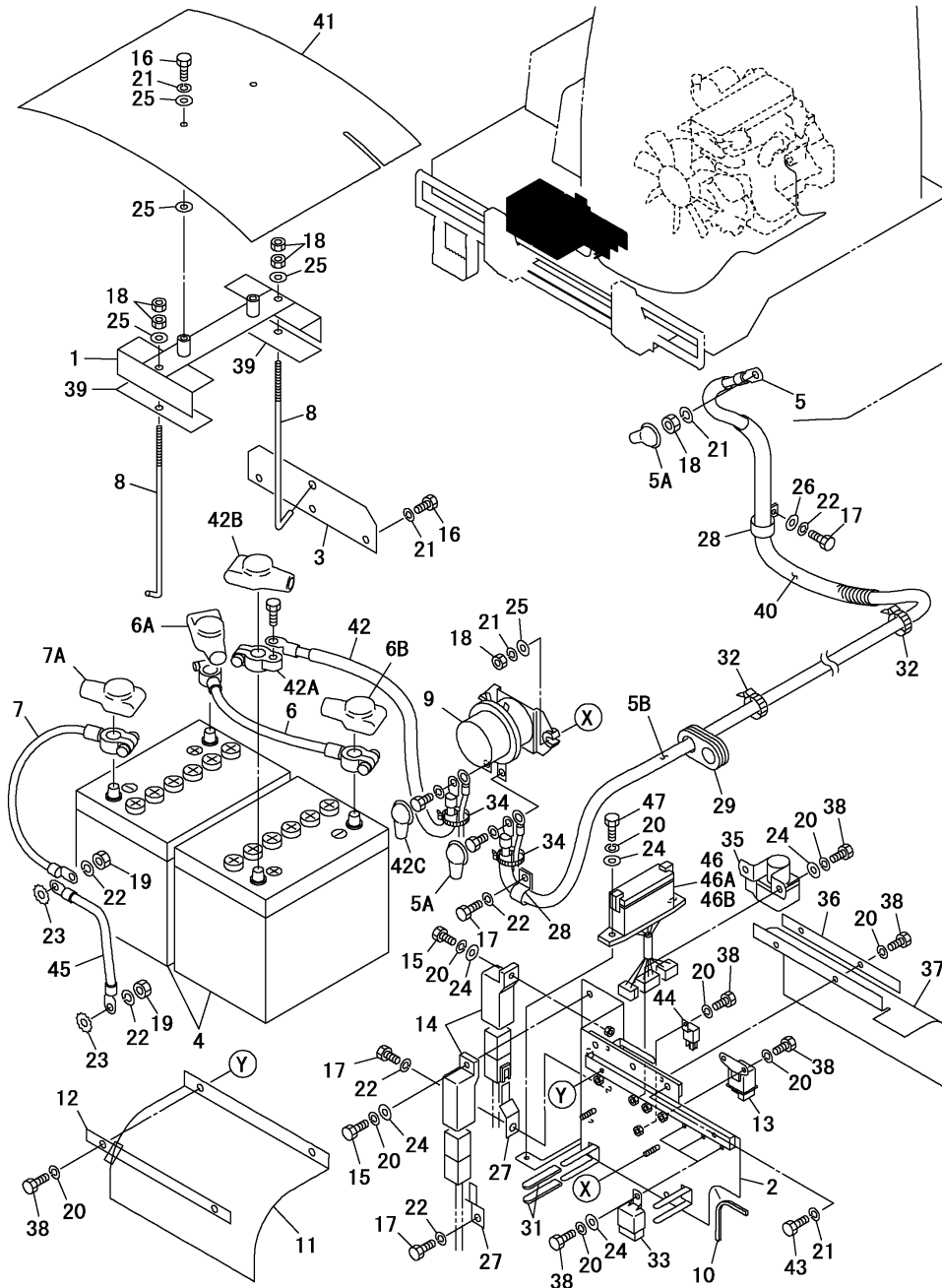
(B)=

(C)=

(D)=

(E)=

(F)=



No.	Lev.	Parts No.	Description	Q'ty						I	R
				(A)	(B)	(C)	(D)	(E)	(F)		
1	1	172660-16110	CLAMP, BATTERY	1							
2	1	172660-16120	BRACKET A	1							
3	1	172660-16130	BRACKET B	1							
4	1	172660-16140	BATTERY	2							
5	1	172660-16150	CABLE, STARTER	1							
5A	2	172660-16160	CAP, TERMINAL	2							
5B	2	172660-16170	TUBE, CORRUGATED	1							
6	1	172660-16180	CABLE, BATTERY	1							
6A	2	172660-16190	COVER, TERMINAL	1							
6B	2	172660-16200	COVER, TERMINAL	1							
7	1	172660-16210	CABLE, BATTERY EARTH	1							
7A	2	172660-16200	COVER, TERMINAL	1							
8	1	172660-16220	HOOK BOLT	2							
9	1	172660-16230	RELAY, BATTERY	1							
10	1	172660-16240	SEAL, TRIM	1							
11	1	172660-16250	RUBBER PLATE	1							
12	1	172660-16260	PLATE	1							
13	1	172660-16270	GLOW RELAY	1							
14	1	172660-16280	COVER, WATERPROOF	2							
15	1	26076-060202	BOLT, 10.96X 20	2							
16	1	26076-080162	BOLT, 10.98X 16	4							
17	1	26076-100202	BOLT, 10.910X 20	4							
18	1	26716-080002	NUT, M8	7							
19	1	26716-100002	NUT, M10	2							
20	1	22217-060000	WASHER, SPRING 6	16							
21	1	22217-080000	WASHER, SPRING 8	9							
22	1	22217-100000	WASHER, SPRING 10	6							
23	1	172660-16500	WASHER, TOOTHED 10	2							
24	1	22137-060000	WASHER, 6	9							
25	1	22137-080000	WASHER, 8	8							
26	1	22137-100000	WASHER, 10	1							
27	1	172660-16290	CLIP	2							
28	1	172660-17570	CLAMP	2							
29	1	172660-16300	GUARD, HOSE	1							
31	1	172660-17130	CLAMP, TUBE	6							
32	1	172660-16310	TIE-LAP	2							
33	1	172660-17250	CA RELAY	3							
34	1	172660-16320	TIE-LAP	2							
35	1	172660-16330	RELAY, STARTER	1							
36	1	172660-16340	PLATE B	1							
37	1	172660-16350	RUBBER PLATE A	1							
38	1	172660-00510	HEX.BOLT 11T 06X12	12							
39	1	172660-16360	RUBBER PLATE B	2							
40	1	172660-16370	RUBBER, PROTECT	1							
41	1	172660-16380	SEAT	1							
42	1	172660-16390	CABLE, RELAY	1							
42A	2	172660-16400	TERMINAL, BATTERY	1							
42B	2	172660-16190	COVER, TERMINAL	1							
42C	2	172660-16160	CAP, TERMINAL	1							
43	1	172660-00620	HEX.BOLT 11T 08X20	2							
44	1	172660-63190	RELAY, MAIN	1							

N:Old $\xrightarrow{\text{Yes}}$ New, Q:Old $\xrightarrow{\text{No}}$ New, R:Old $\xrightarrow{\text{Yes}}$ New, S:Old $\xrightarrow{\text{No}}$ New, W:Add, Z:Discontinued, F:Interchangeable by set, K:Q'ty Change
 ++ CONTINUE ++
 Copyright (C) YANMAR CO., LTD. All Rights Reserved.

Fig.21. BATTERY

(A)=C50R-3C(US,AS,NZ,EP)

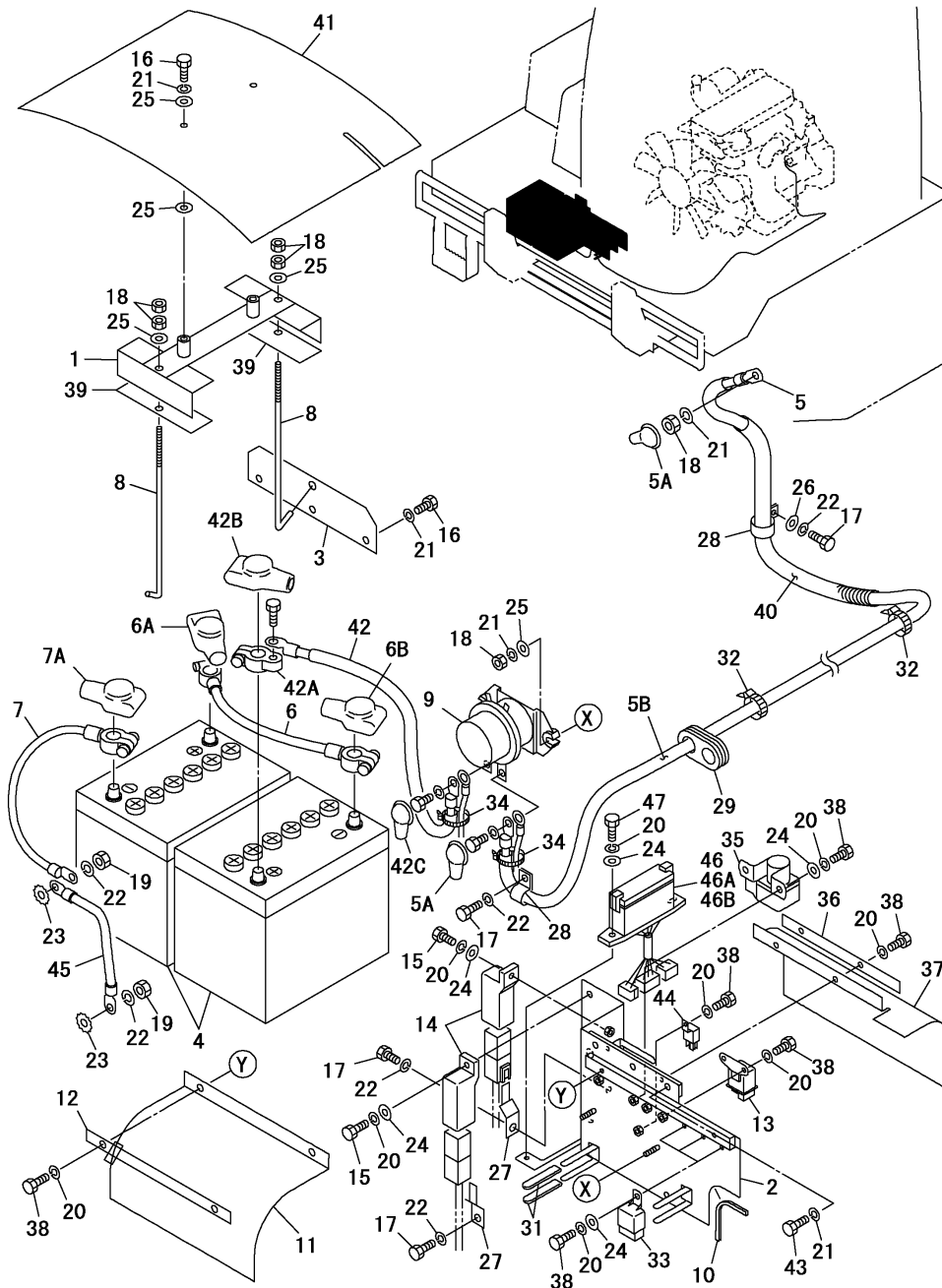
(B)=

(C)=

(D)=

(E)=

(F)=

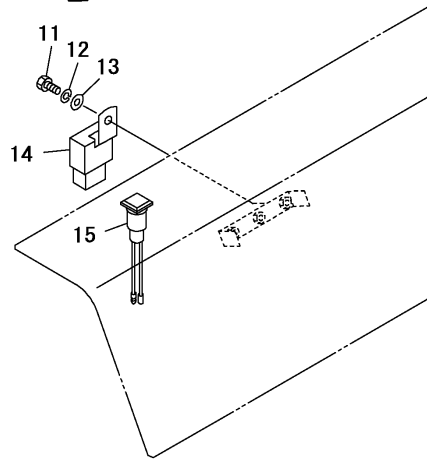
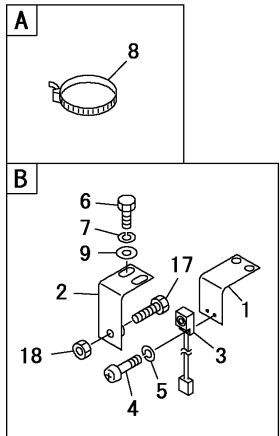
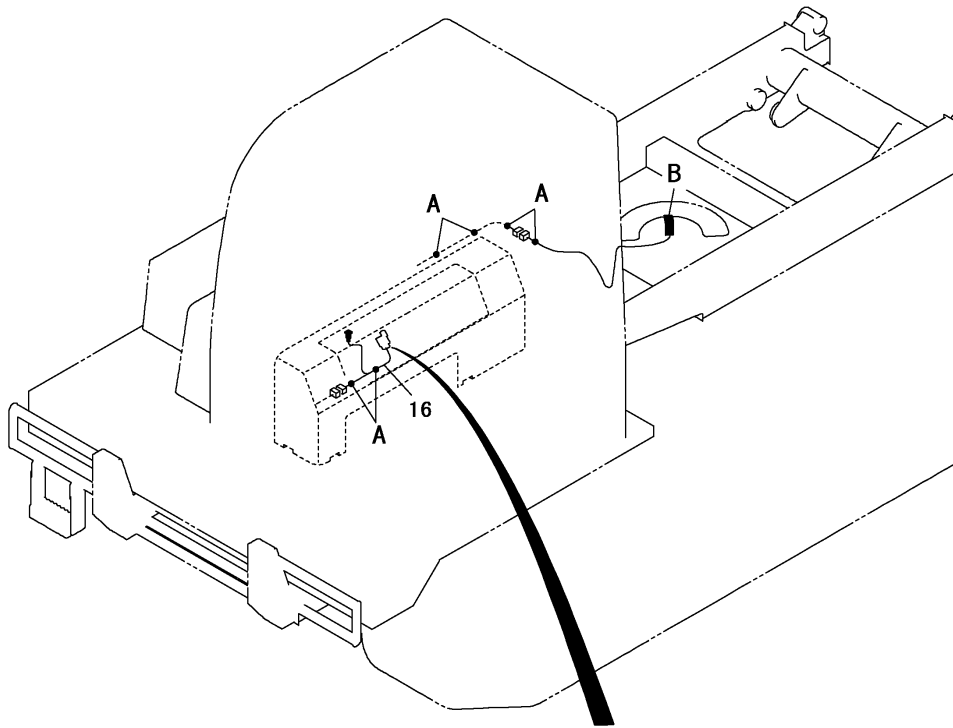


No.	Lev.	Parts No.	Description	Q'ty						I	R
				(A)	(B)	(C)	(D)	(E)	(F)		
45	1	172660-16410	CABLE, BATTERY EARTH	1							
46	1	172660-16420	FUSE BOX 2 ASSY	1							
46A	2	29420-100000	FUSE, B 10A	4							
46B	2	29420-200000	FUSE, B 20A	4							
47	1	172660-00530	HEX.BOLT 11T 06X16	2							

Fig.22. VESSEL CENTER LAMP

(A)=C50R-3C(US,AS,NZ,EP)
 (B)=
 (C)=

(D)=
 (E)=
 (F)=

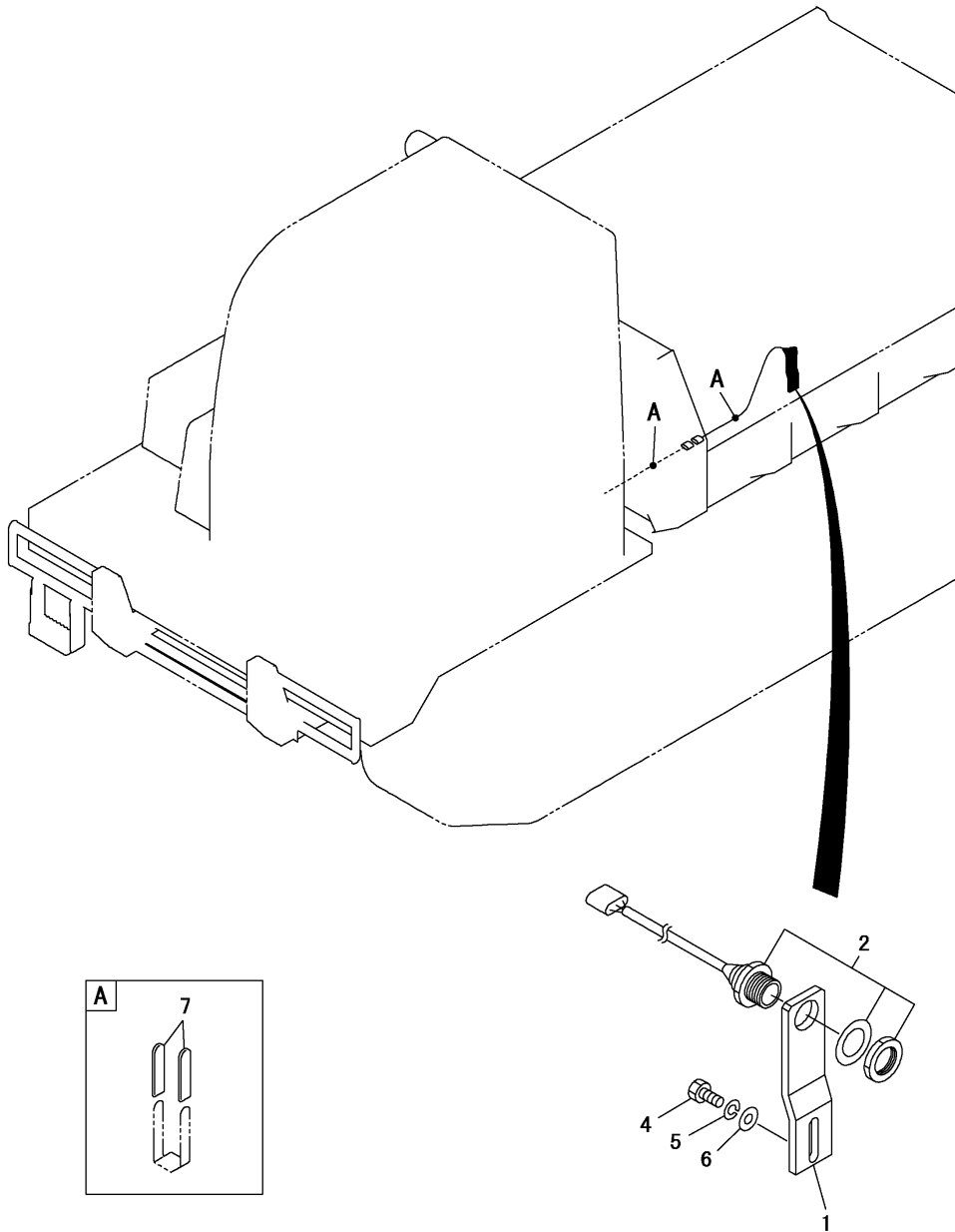


No.	Lev.	Parts No.	Description	Q'ty						I	R
				(A)	(B)	(C)	(D)	(E)	(F)		
1	1	172660-17210	BRACKET A	1							
2	1	172660-17220	BRACKET B	1							
3	1	172660-17230	SWITCH	1							
4	1	26022-030142	SCREW, M3X14	2							
5	1	22217-030000	WASHER, SPRING 3	2							
6	1	172660-00620	HEX.BOLT 11T 08X20	2							
7	1	22217-080000	WASHER, SPRING 8	2							
8	1	172660-17240	TIE-LAP	6							
9	1	22137-080000	WASHER, 8	2							
11	1	172660-00510	HEX.BOLT 11T 06X12	1							
12	1	22217-060000	WASHER, SPRING 6	1							
13	1	22137-060000	WASHER, 6	1							
14	1	172660-17250	C.A RELAY	1							
15	1	172660-17260	LAMP, PILOT	1							
16	1	172660-17270	WIRING HARNESS	1							
17	1	26076-080252	BOLT, 10.98X 25	1							
18	1	26716-080002	NUT, M8	1							

Fig.23. VESSEL SENSOR

(A)=C50R-3C(US,AS,NZ,EP)
 (B)=
 (C)=

(D)=
 (E)=
 (F)=

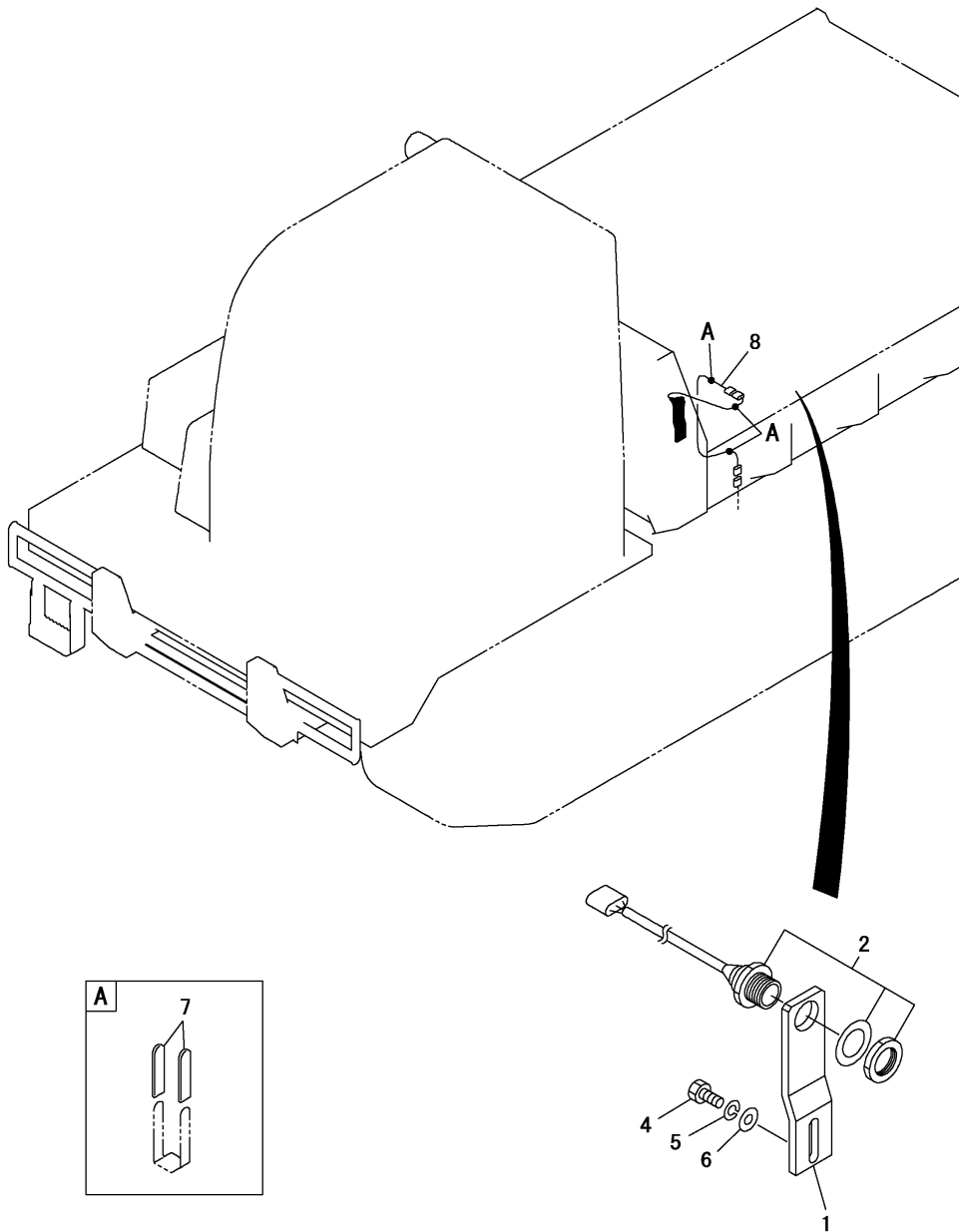


No.	Lev.	Parts No.	Description	Qty						I	R
				(A)	(B)	(C)	(D)	(E)	(F)		
1	1	172660-17110	PLATE	1							
2	1	172660-17120	SWITCH ASSY	1							
4	1	172660-00620	HEX.BOLT 11T 08X20	2							
5	1	22217-080000	WASHER, SPRING 8	2							
5-1	1	172660-45360	WASHER	2							N
(A=MZZZZZ)											
6	1	22137-080000	WASHER, 8	2							
6-1	1	172660-45360	WASHER	2							N
(A=MZZZZZ)											
7	1	172660-17130	CLAMP, TUBE	4							

Fig.24. VESSEL SENSOR(TURNING)

(A)=C50R-3C(US,AS,NZ,EP)
 (B)=
 (C)=

(D)=
 (E)=
 (F)=

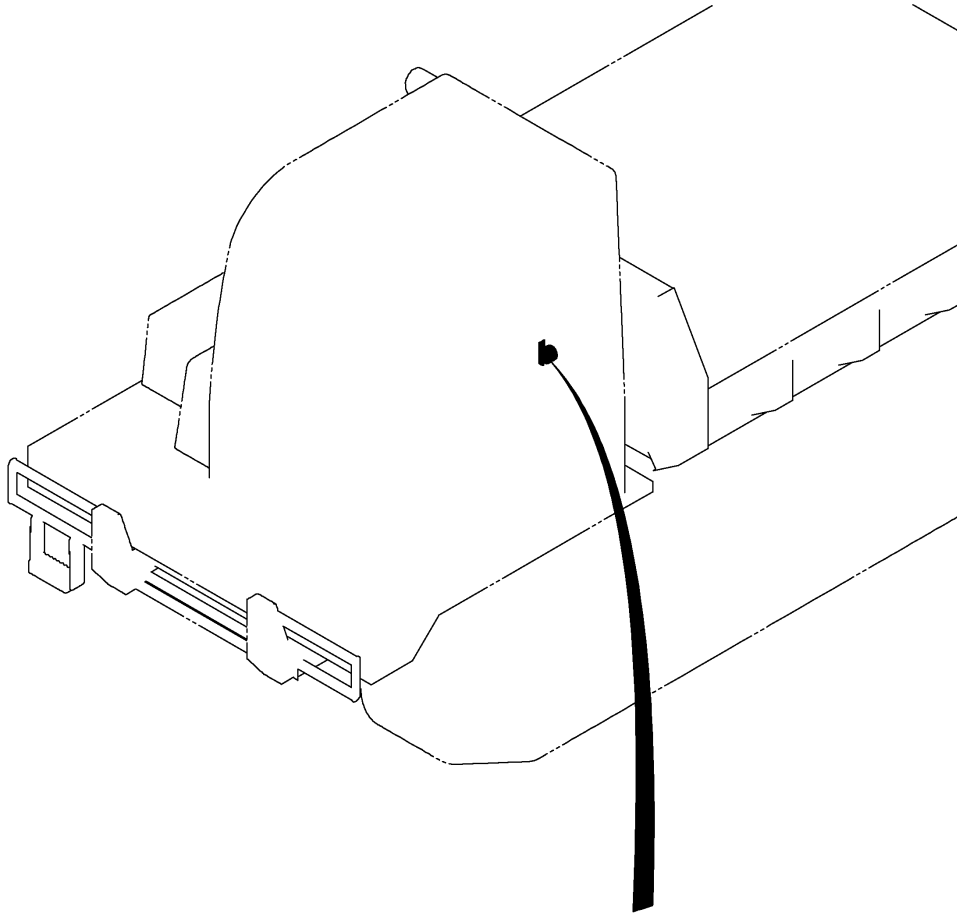


No.	Lev.	Parts No.	Description	Q'ty						I	R
				(A)	(B)	(C)	(D)	(E)	(F)		
1	1	172660-17110	PLATE	1							
2	1	172660-17120	SWITCH ASSY	1							
4	1	172660-00620	HEX.BOLT 11T 08X20	2							
5	1	22217-080000	WASHER, SPRING 8	2							
5-1	1	172660-45360	WASHER	2							N
				(A=MZZZZZ)							
6	1	22137-080000	WASHER, 8	2							
6-1	1	172660-45360	WASHER	2							N
				(A=MZZZZZ)							
7	1	172660-17130	CLAMP, TUBE	6							
8	1	172660-17150	WIRING HARNESS	1							

Fig.25. TRAVEL ALARM

(A)=C50R-3C(US,AS,NZ,EP)
 (B)=
 (C)=

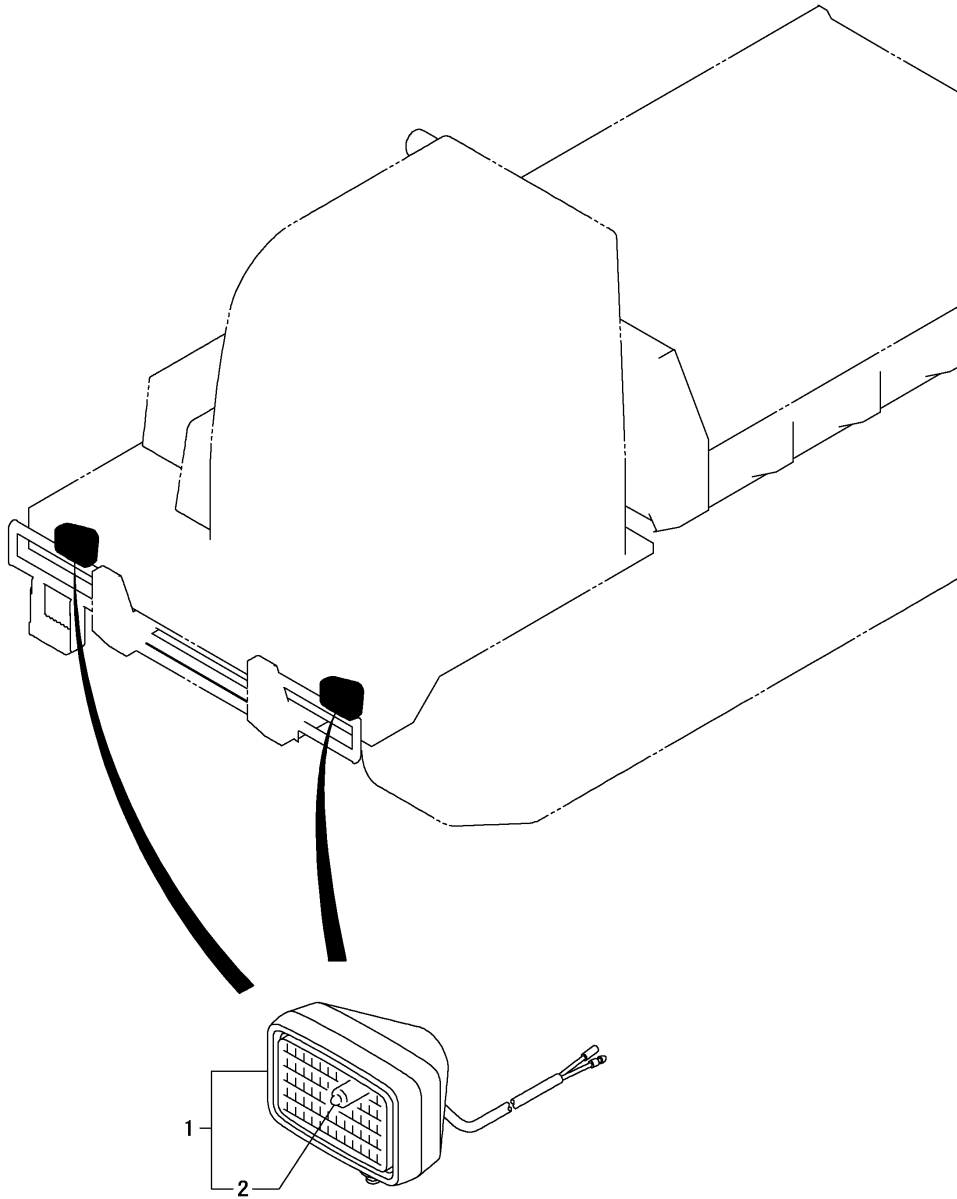
(D)=
 (E)=
 (F)=



No.	Lev.	Parts No.	Description	Q'ty						I	R
				(A)	(B)	(C)	(D)	(E)	(F)		
1	1	172660-17730	BUZZER,24V	1							
2	1	172660-00530	HEX.BOLT 11T 06X16	2							
3	1	22217-060000	WASHER, SPRING 6	2							
4	1	172660-17470	WASHER	2							

N:Old $\begin{matrix} \leftarrow \text{Yes} \\ \text{No} \rightarrow \end{matrix}$ New, Q:Old $\begin{matrix} \leftarrow \text{No} \\ \text{Yes} \rightarrow \end{matrix}$ New, R:Old $\begin{matrix} \leftarrow \text{Yes} \\ \text{Yes} \rightarrow \end{matrix}$ New, S:Old $\begin{matrix} \leftarrow \text{No} \\ \text{No} \rightarrow \end{matrix}$ New, W:Add, Z:Discontinued, F:Interchangeable by set, K:Q'ty Change
 Copyright (C) YANMAR CO., LTD. All Rights Reserved.

Fig.26. HEAD LIGHT



(A)=C50R-3C(US,AS,NZ,EP)
 (B)=
 (C)=

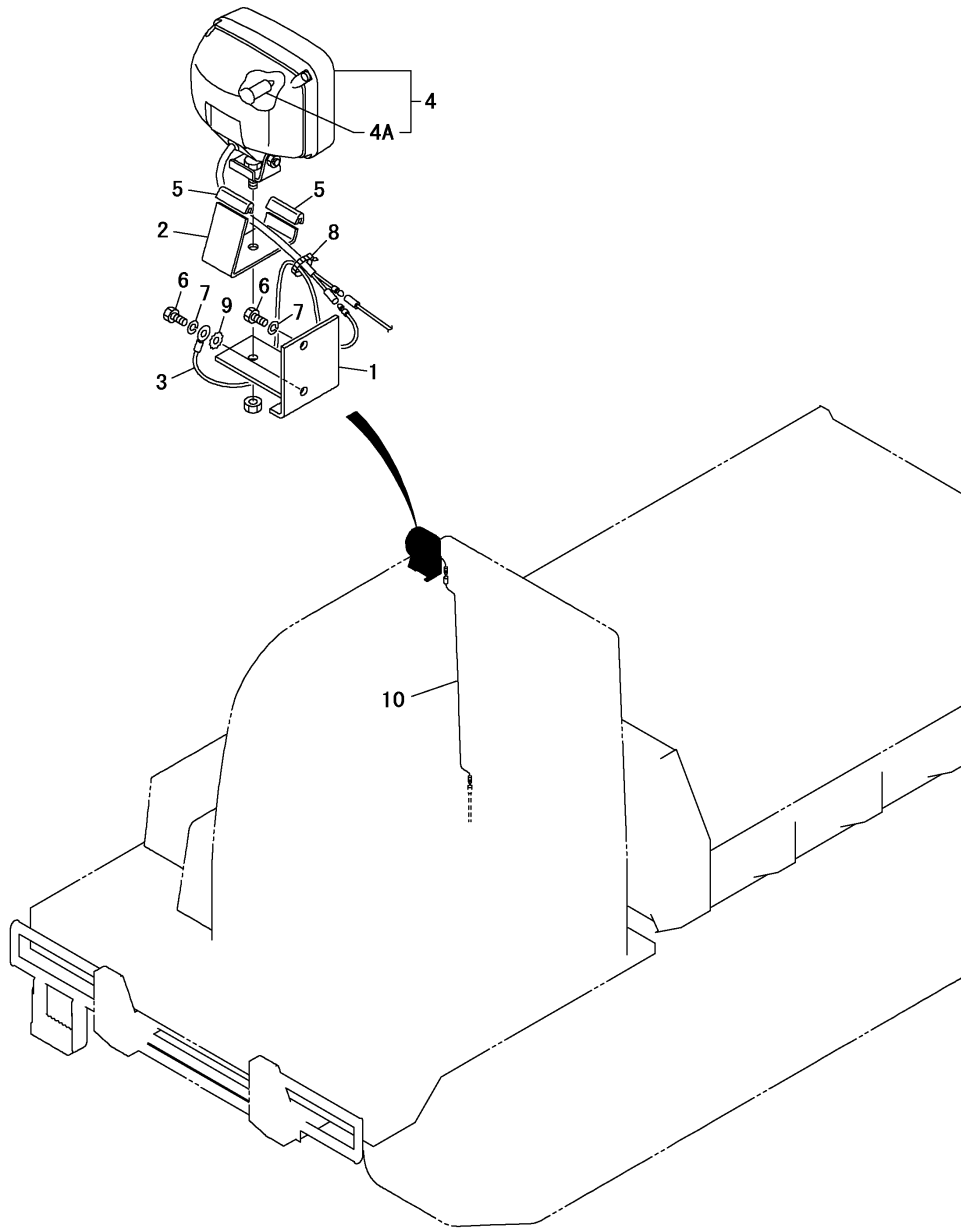
(D)=
 (E)=
 (F)=

No.	Lev.	Parts No.	Description	Q'ty						I	R
				(A)	(B)	(C)	(D)	(E)	(F)		
1	1	172660-17640	LAMP,WORKING	2							
2	2	172660-17680	BULB	2							

Fig.27. BACK LIGHT

(A)=C50R-3C(US,AS,NZ,EP)
 (B)=
 (C)=

(D)=
 (E)=
 (F)=

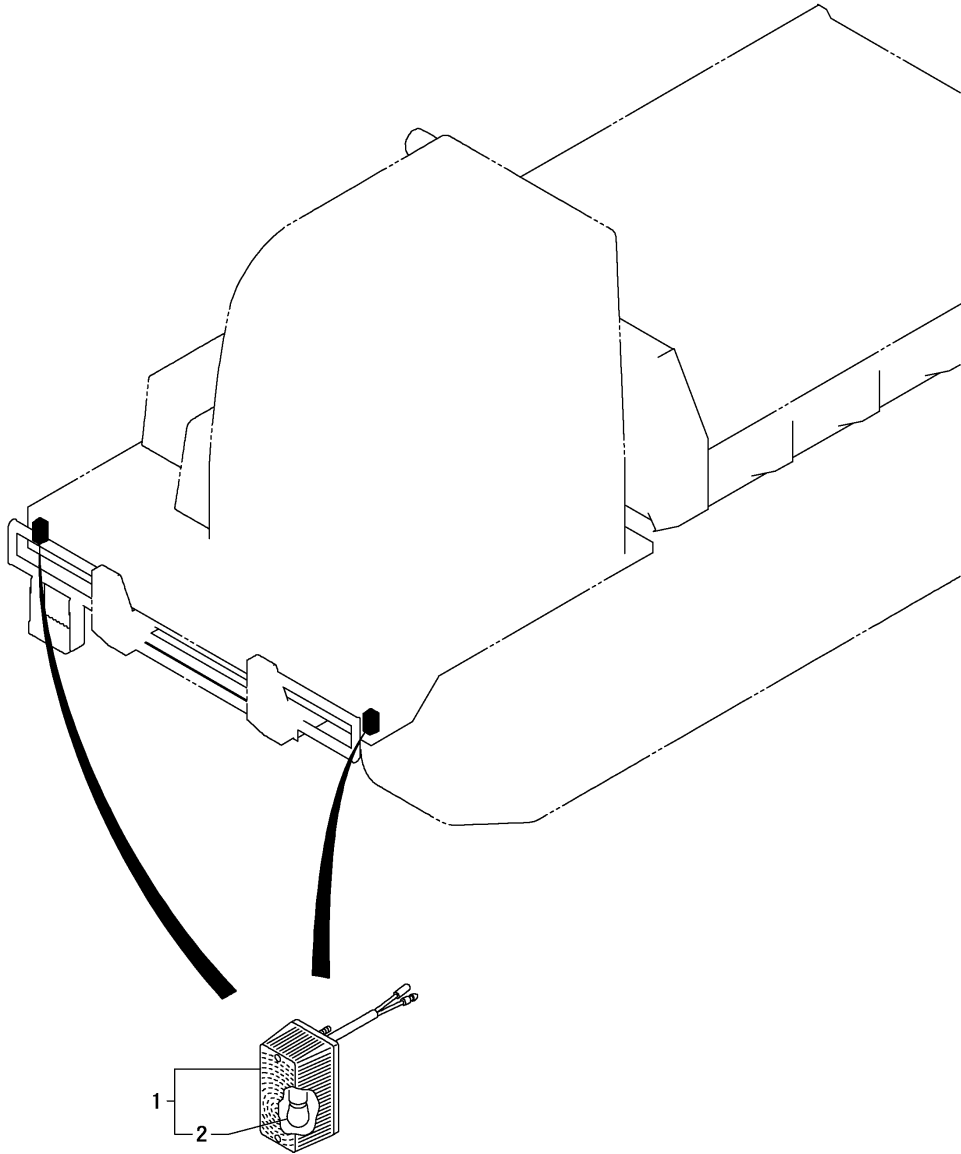


No.	Lev.	Parts No.	Description	Q'ty						I	R
				(A)	(B)	(C)	(D)	(E)	(F)		
1	1	172660-17610	PLATE A	1							
2	1	172660-17620	PLATE B	1							
3	1	172660-17630	WIRING HARNESS A	1							
4	1	172660-17580	LAMP,WORKING	1							
4A	2	172660-17590	BULB	1							
5	1	172660-17650	RUBBER PACKING	2							
6	1	172660-00600	HEX.BOLT 11T 08X12	2							
7	1	22217-080000	WASHER, SPRING 8	2							
8	1	172660-17660	TIE-LAP	1							
9	1	22232-080000	WASHER, SPRING 8	1							
10	1	172660-17670	WIRING HARNESS B	1							

Fig.28. TURN SIGNAL LAMP

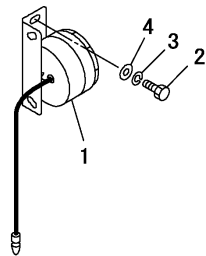
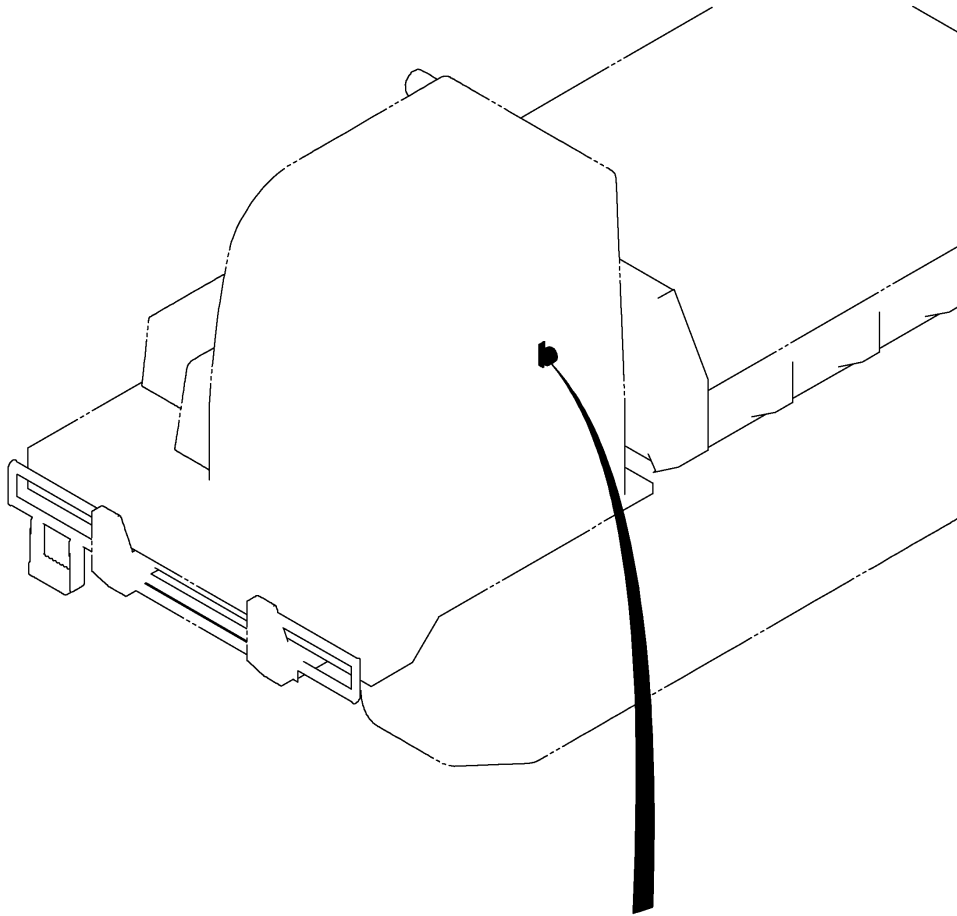
(A)=C50R-3C(US,AS,NZ,EP)
 (B)=
 (C)=

(D)=
 (E)=
 (F)=



No.	Lev.	Parts No.	Description	Q'ty						I	R
				(A)	(B)	(C)	(D)	(E)	(F)		
1	1	172660-17710	TURN SIGNAL	2							
2	2	172660-17720	BULB	2							

Fig.30. BACK BUZZER



(A)=C50R-3C(US,AS,NZ,EP)
(B)=
(C)=

(D)=
(E)=
(F)=

No.	Lev.	Parts No.	Description	Q'ty						I	R
				(A)	(B)	(C)	(D)	(E)	(F)		
1	1	172660-17730	BUZZER,24V	1							
2	1	172660-00530	HEX.BOLT 11T 06X16	2							
3	1	22217-060000	WASHER, SPRING 6	2							
4	1	172660-17470	WASHER	2							

Fig.31. GREASE PIPING

(A)=C50R-3C(US,AS,NZ,EP)
 (B)=
 (C)=

(D)=
 (E)=
 (F)=

No.	Lev.	Parts No.	Description	Q'ty						I	R
				(A)	(B)	(C)	(D)	(E)	(F)		
1	1	172660-76110	HOSE,HIGH PRESSURE	1							
2	1	172660-76120	ADAPTER	1							
3	1	172660-76130	ELBOW	1							
4	1	24761-020000	NIPPLE, GREASE PT1/8	1							

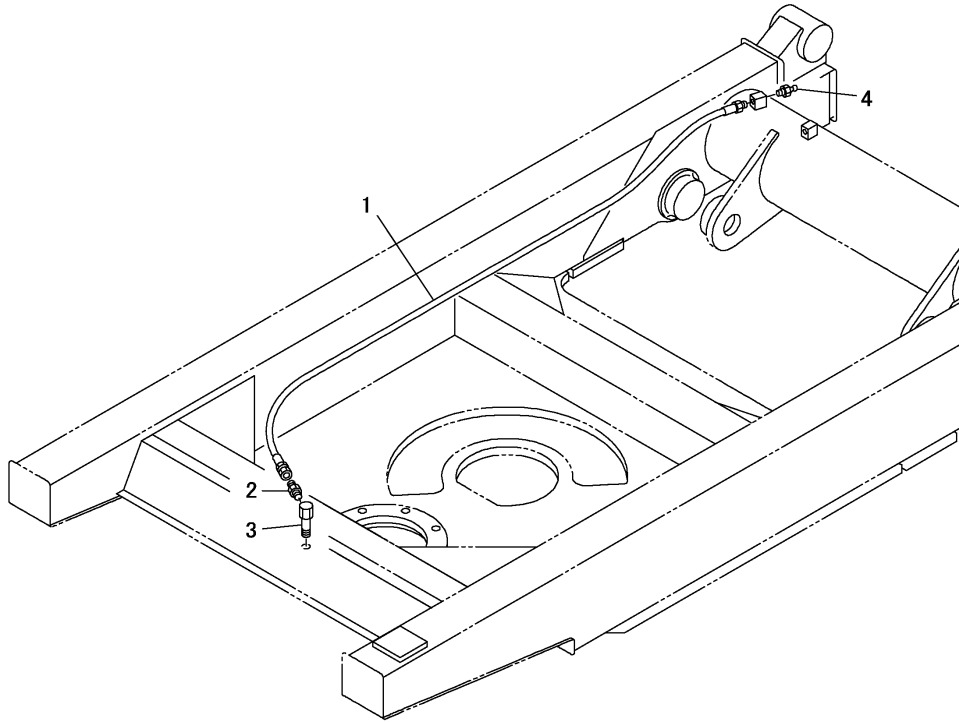


Fig.32. VALVE

(A)=C50R-3C(US,AS,NZ,EP)

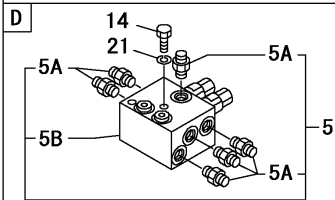
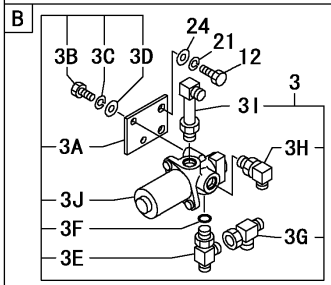
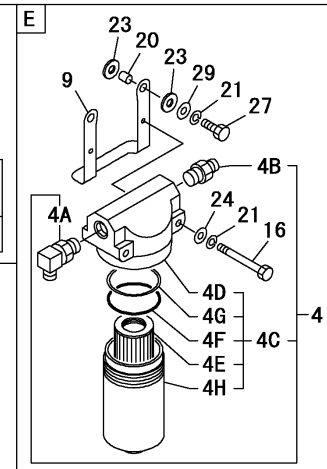
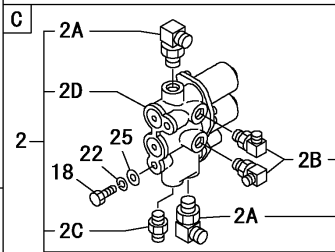
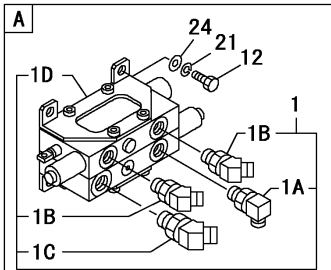
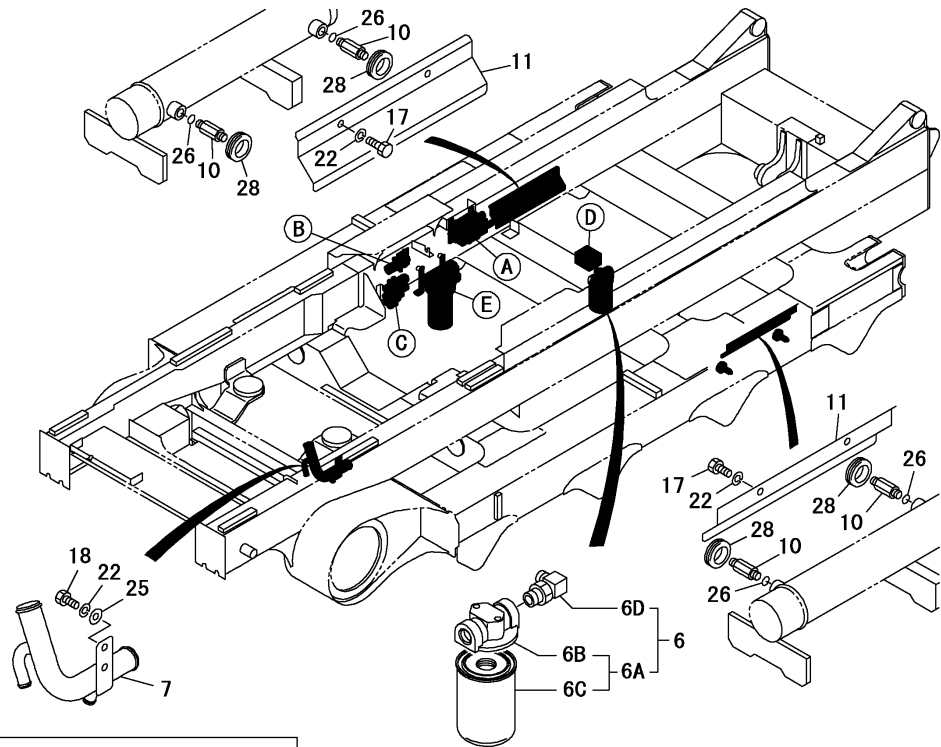
(B)=

(C)=

(D)=

(E)=

(F)=

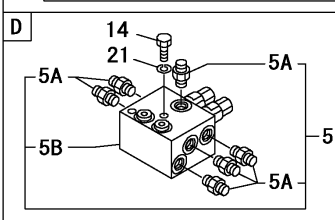
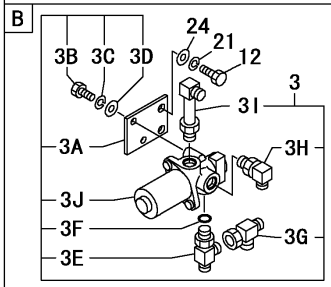
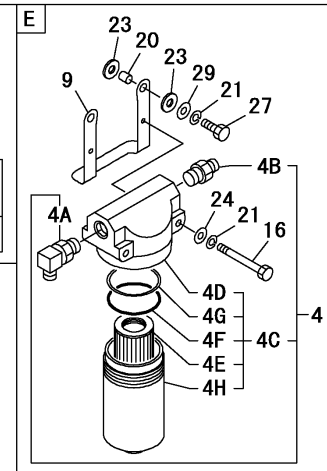
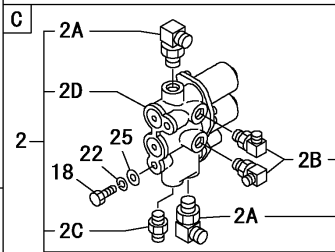
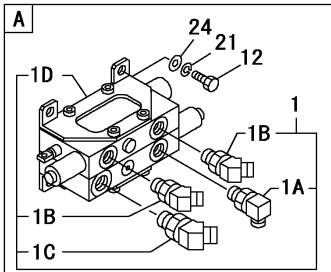
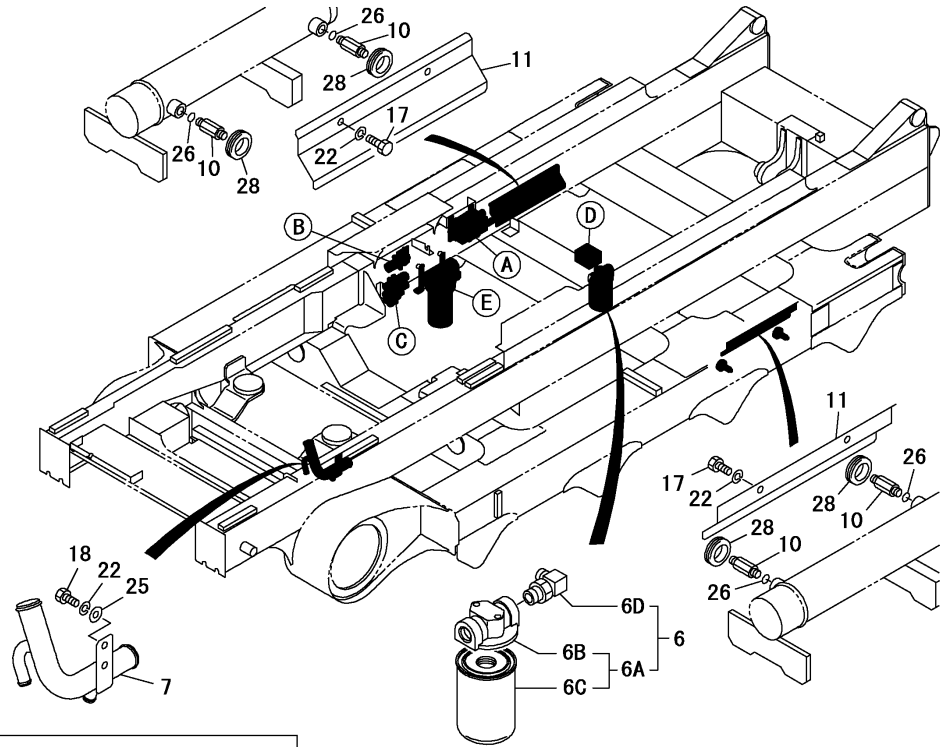


No.	Lev.	Parts No.	Description	Q'ty						I	R
				(A)	(B)	(C)	(D)	(E)	(F)		
1	1	172660-74010	VALVE ASSY,CONT. STD	1							
1A	2	172660-73150	ELBOW	1							
1B	2	172660-74110	ELBOW	2							
1C	2	172660-74120	ELBOW	1							
1D	2	172660-74100	VALVE, CONTROL	1							
2	1	172660-74090	SOLENOID VALVE ASSY	1							
2A	2	172660-73150	ELBOW	2							
2B	2	172660-73520	ELBOW	2							
2C	2	172660-73610	UNION	1							
2D	2	172660-74160	VALVE, SOLENOID	1							
3	1	172660-74170	SOLENOID VALVE ASSY	1							
3A	2	172660-74200	PLATE A	1							
3B	2	172660-00530	HEX.BOLT 11T 06X16	2							
3C	2	22217-060000	WASHER, SPRING 6	2							
3D	2	22137-060000	WASHER, 6	2							
3E	2	172660-74180	JOINT A,TEE	1							
3F	3	24315-000110	O-RING, 1BP11.0	1							
3G	2	172660-74190	JOINT B,TEE	1							
3H	2	172660-73520	ELBOW	1							
3I	2	172660-74130	ELBOW	1							
3J	2	172660-74210	SOLENOID VALVE	1							
4	1	172660-74220	LINE FILTER ASSY	1							
4A	2	172660-74140	ELBOW	1							
4B	2	172660-74230	UNION	1							
4C	2	172660-74240	LINE FILTER	1							
4D	3	172660-74570	BODY	1							
4E	3	172660-74590	FILTER	1							
4F	3	24311-000950	O-RING, 1AP95.0	1							
4G	3	172660-74600	BUCK-UP RING	1							
4H	3	172660-74640	COVER	1							
5	1	172660-74250	AUTO TENSION V. ASSY	1							
5A	2	172660-73610	UNION	6							
5B	2	172660-74260	AUTO TENSION VALVE	1							
6	1	172660-74270	RETURN FILTER ASSY	1							
6A	2	172660-74280	SPIN FILTER	1							
6B	3	172660-74950	BODY	1							
6C	3	172660-74960	CARTRIDGE	1							
6D	2	172660-74290	ADAPTER, HOSE	1							
7	1	172660-74300	PIPE ASSY	1							
9	1	172660-74310	BRACKET, FILTER	1							
10	1	172660-74320	ADAPTER, HOSE	4							
11	1	172660-74330	PLATE	2							
12	1	172660-00620	HEX.BOLT 11T 08X20	6							
14	1	26076-080602	BOLT, 8 X 60	2							
16	1	172660-00630	HEX.BOLT 11T 08X95	2							
17	1	172660-00700	HEX.BOLT 11T 10X14	4							
18	1	26076-100202	BOLT, 10.910X 20	4							
20	1	172660-74350	PIN	2							
21	1	22217-080000	WASHER, SPRING 8	12							
22	1	22217-100000	WASHER, SPRING 10	8							
23	1	172660-74360	CUSHION	4							

Fig.32. VALVE

(A)=C50R-3C(US,AS,NZ,EP)
 (B)=
 (C)=

(D)=
 (E)=
 (F)=



No.	Lev.	Parts No.	Description	Q'ty						I	R
				(A)	(B)	(C)	(D)	(E)	(F)		
24	1	22137-080000	WASHER, 8	8							
25	1	22137-100000	WASHER, 10	4							
26	1	24315-000110	O-RING, 1BP11.0	4							
27	1	26076-080352	BOLT, 10.98X 35	2							
28	1	172660-74370	GROMMET	4							
29	1	172660-74380	WASHER	2							

Fig.33. VALVE(TURNING)

(A)=C50R-3C(US,AS,NZ,EP)

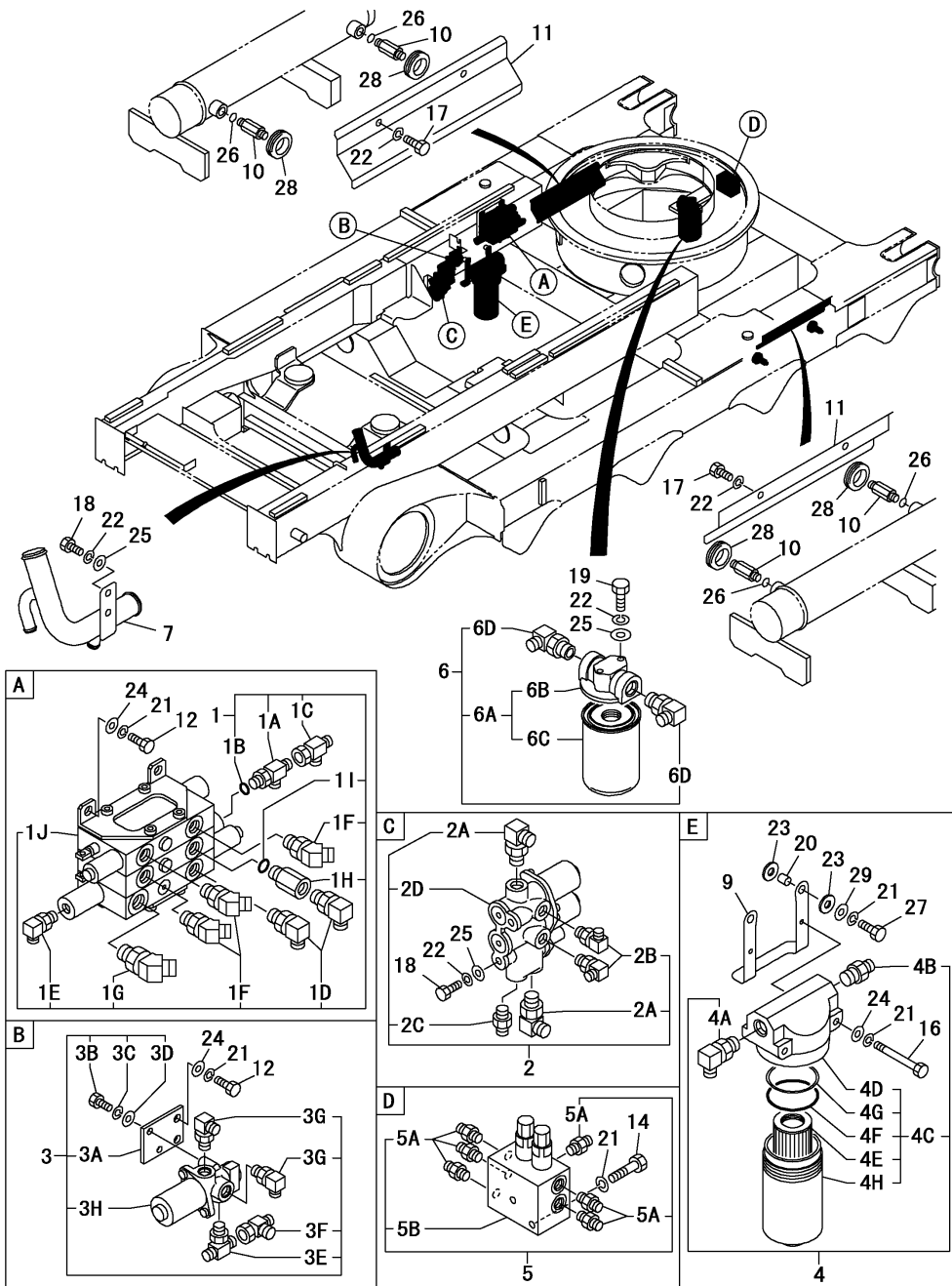
(B)=

(C)=

(D)=

(E)=

(F)=

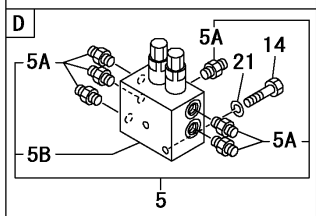
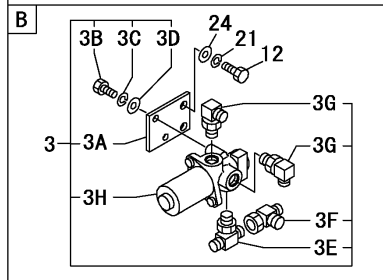
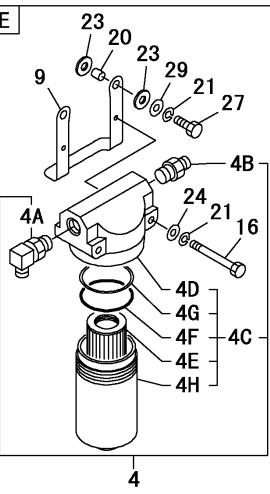
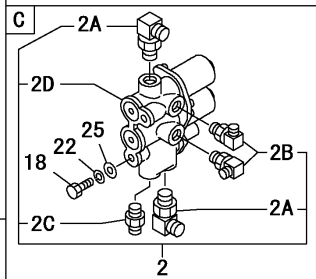
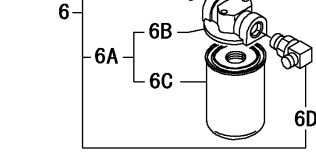
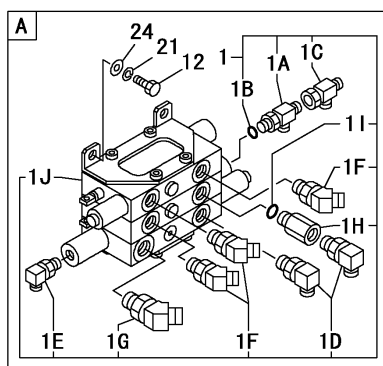
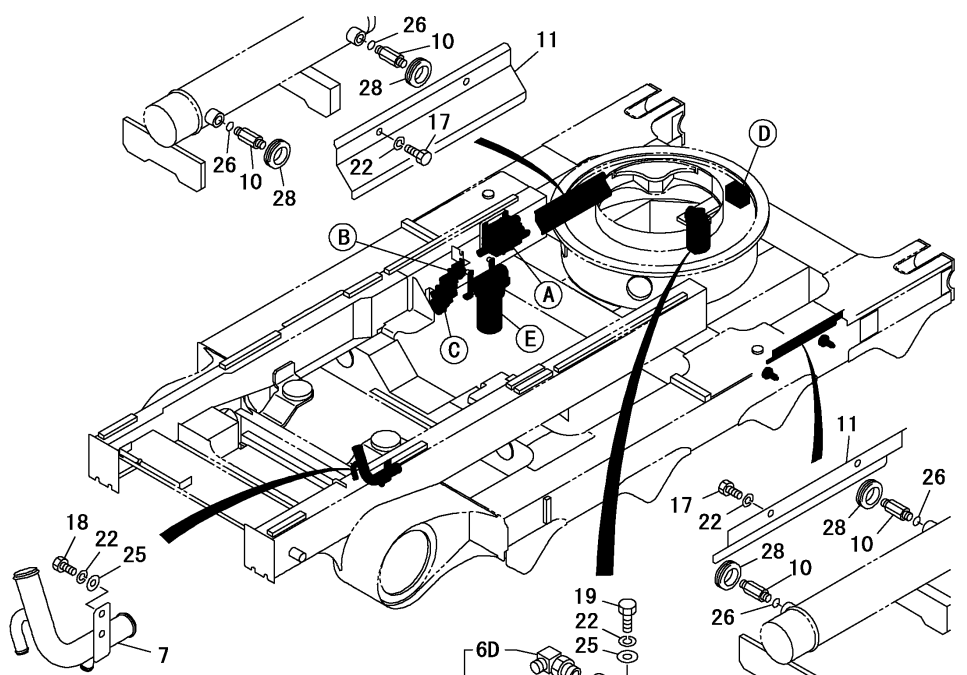


No.	Lev.	Parts No.	Description	Q'ty						I	R
				(A)	(B)	(C)	(D)	(E)	(F)		
1	1	172660-74510	VALVE ASSY,CONT. SWI	1							
1A	2	172660-74180	JOINT A,TEE	1							
1B	3	24315-000110	O-RING, 1BP11.0	1							
1C	2	172660-74030	PLUNGER	1							
1D	2	172660-73150	ELBOW	2							
1E	2	172660-73520	ELBOW	3							
1F	2	172660-74110	ELBOW	3							
1G	2	172660-74120	ELBOW	1							
1H	2	172660-74050	PLUG	1							
1I	2	24315-000140	O-RING, 1BP14.0	1							
1J	2	172660-74620	VALVE, CONTROL SWING	1							
2	1	172660-74090	SOLENOID VALVE ASSY	1							
2A	2	172660-73150	ELBOW	2							
2B	2	172660-73520	ELBOW	2							
2C	2	172660-73610	UNION	1							
2D	2	172660-74160	VALVE, SOLENOID	1							
3	1	172660-74550	SOLENOID VALVE ASSY	1							
3A	2	172660-74200	PLATE A	1							
3B	2	172660-00530	HEX.BOLT 11T 06X16	2							
3C	2	22217-060000	WASHER, SPRING 6	2							
3D	2	22137-060000	WASHER, 6	2							
3E	2	172660-73510	NIPPLE	1							
3F	2	172660-74190	JOINT B,TEE	1							
3G	2	172660-73520	ELBOW	2							
3H	2	172660-74210	SOLENOID VALVE	1							
4	1	172660-74220	LINE FILTER ASSY	1							
4A	2	172660-74140	ELBOW	1							
4B	2	172660-74230	UNION	1							
4C	2	172660-74240	LINE FILTER	1							
4D	3	172660-74570	BODY	1							
4E	3	172660-74590	FILTER	1							
4F	3	24311-000950	O-RING, 1AP95.0	1							
4G	3	172660-74600	BUCK-UP RING	1							
4H	3	172660-74640	COVER	1							
5	1	172660-74250	AUTO TENSHON V. ASSY	1							
5A	2	172660-73610	UNION	6							
5B	2	172660-74260	AUTO TENSHON VALVE	1							
6	1	172660-74580	RETURN FILTER ASSY	1							
6A	2	172660-74280	SPIN FILTER	1							
6B	3	172660-74950	BODY	1							
6C	3	172660-74960	CARTRIDGE	1							
6D	2	172660-74290	ADAPTER, HOSE	2							
7	1	172660-74300	PIPE ASSY	1							
9	1	172660-74310	BRACKET, FILTER	1							
10	1	172660-74320	ADAPTER, HOSE	4							
11	1	172660-74330	PLATE	2							
12	1	172660-00620	HEX.BOLT 11T 08X20	6							
14	1	26076-080602	BOLT, 8 X 60	2							
16	1	172660-00630	HEX.BOLT 11T 08X95	2							
17	1	172660-00700	HEX.BOLT 11T 10X14	4							
18	1	26076-100202	BOLT, 10.910X 20	4							

Fig.33. VALVE(TURNING)

(A)=C50R-3C(US,AS,NZ,EP)
 (B)=
 (C)=

(D)=
 (E)=
 (F)=



No.	Lev.	Parts No.	Description	Q'ty						I	R
				(A)	(B)	(C)	(D)	(E)	(F)		
19	1	26076-100352	BOLT, 10.910X 35	2							
20	1	172660-74350	PIN	2							
21	1	22217-080000	WASHER, SPRING 8	12							
22	1	22217-100000	WASHER, SPRING 10	10							
23	1	172660-74360	CUSHION	4							
24	1	22137-080000	WASHER, 8	8							
25	1	22137-100000	WASHER, 10	6							
26	1	24315-000110	O-RING, 1BP11.0	4							
27	1	26076-080352	BOLT, 10.98X 35	2							
28	1	172660-74370	GROMMET	4							
29	1	172660-74380	WASHER	2							

Fig.34. HYD.OIL PIPING(1/2)

(A)=C50R-3C(US,AS,NZ,EP)

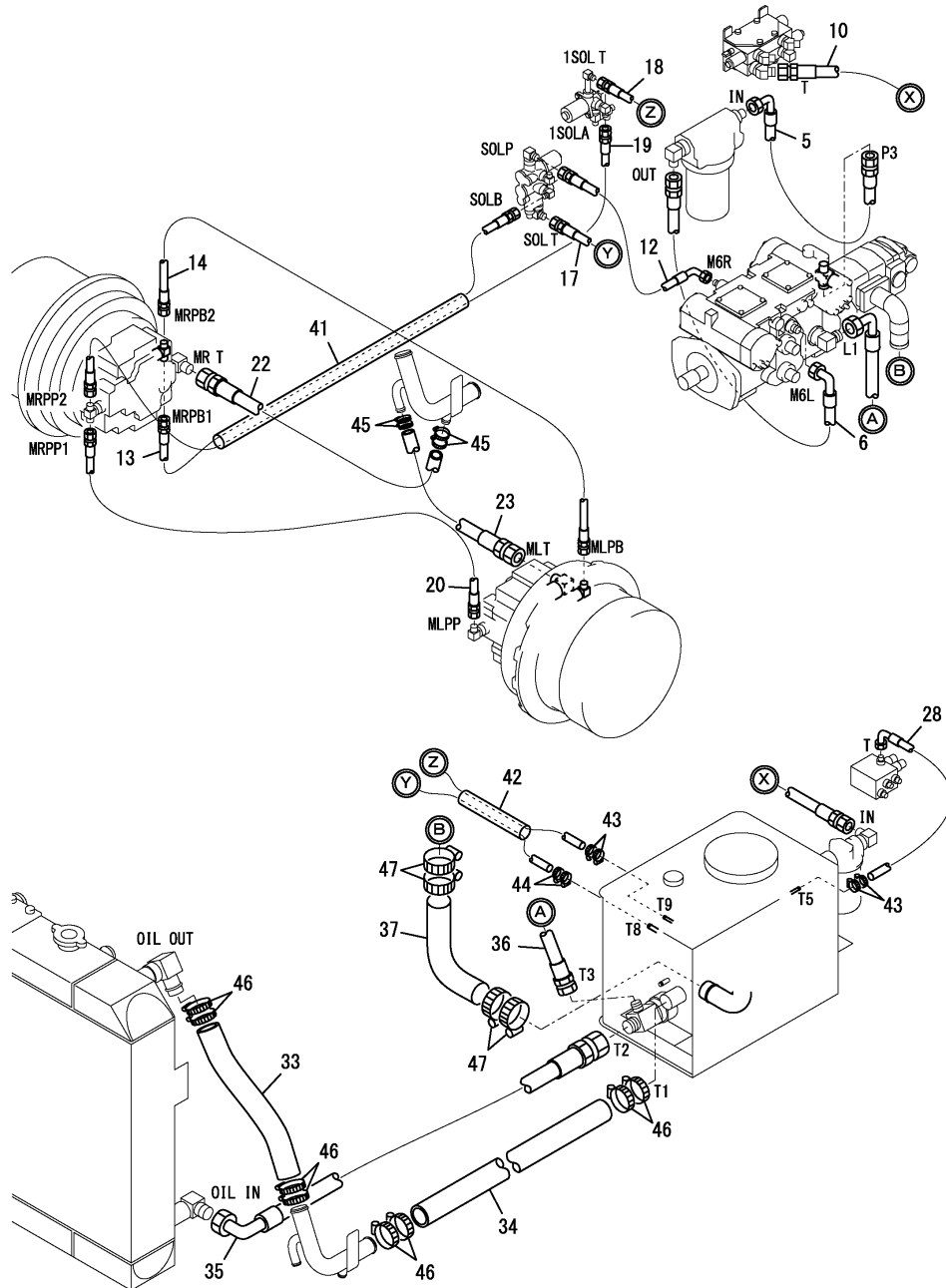
(B)=

(C)=

(D)=

(E)=

(F)=

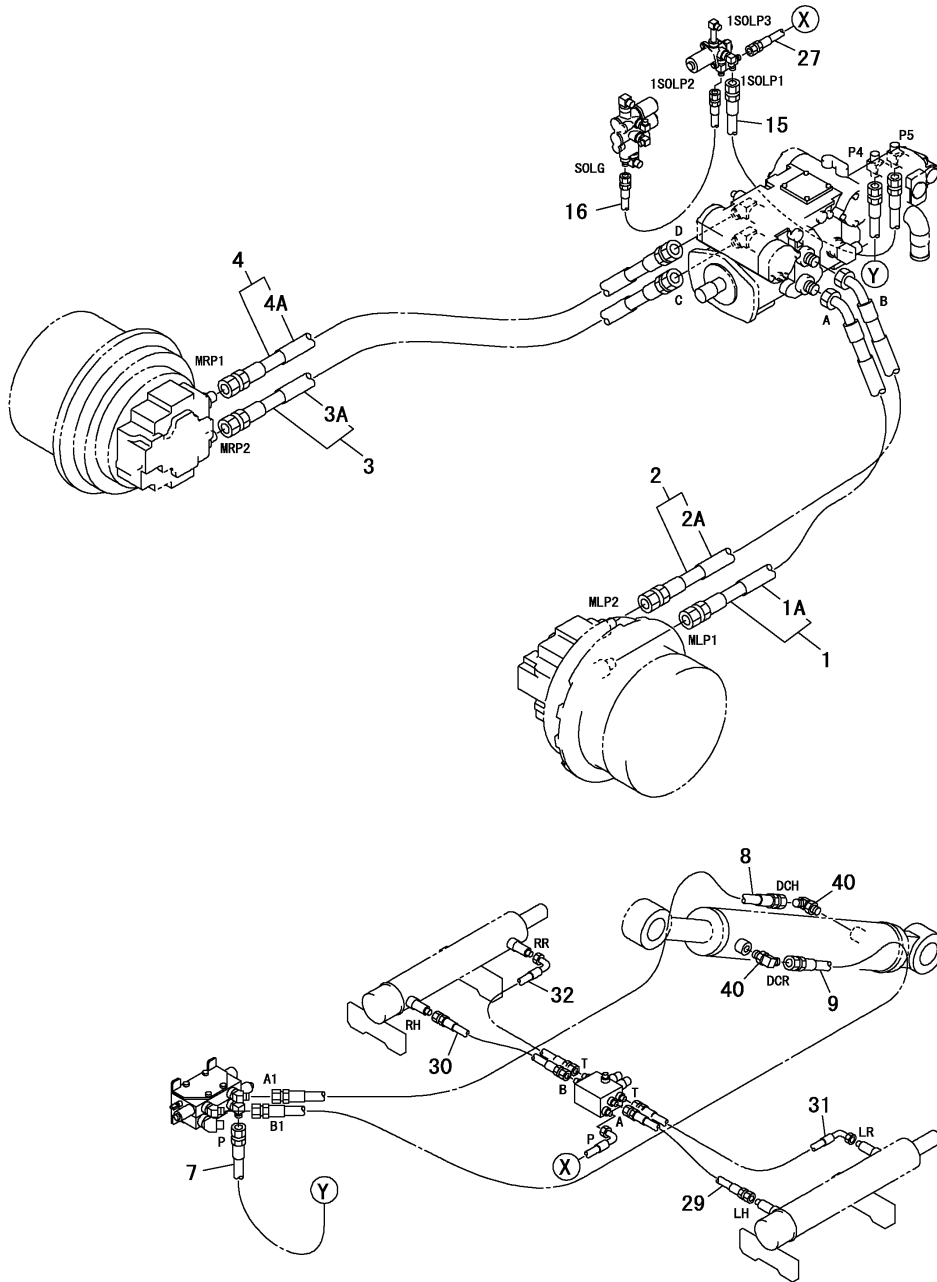


No.	Lev.	Parts No.	Description	Q'ty						I	R
				(A)	(B)	(C)	(D)	(E)	(F)		
5	1	172660-78150	HOSE,MID. PRESS.	1							
6	1	172660-78160	HOSE,MID. PRESS.	1							
10	1	172660-78200	HOSE,MID. PRESS.	1							
12	1	172660-78210	HOSE,MID. PRESS.	1							
13	1	172660-78220	HOSE,MID. PRESS.	1							
14	1	172660-78230	HOSE,MID. PRESS.	1							
17	1	172660-78260	HOSE,MID. PRESS.	1							
18	1	172660-78270	HOSE,MID. PRESS.	1							
19	1	172660-78280	HOSE,MID. PRESS.	1							
20	1	172660-78290	HOSE,MID. PRESS.	1							
22	1	172660-78300	HOSE,MID. PRESS.	1							
23	1	172660-78310	HOSE,MID. PRESS.	1							
28	1	172660-78330	HOSE,MID. PRESS.	1							
33	1	172660-78380	HOSE,LOW PRESS.	1							
34	1	172660-78390	HOSE,LOW PRESS.	1							
35	1	172660-78400	HOSE,MID. PRESS.	1							
36	1	172660-78410	HOSE,MID. PRESS.	1							
37	1	172660-78420	HOSE,SUCTION	1							
41	1	172660-78440	PROTECTOR	1							
42	1	172660-78450	PROTECTOR	1							
43	1	23001-013000	CLAMP, HOSE 13	4							
44	1	23001-019000	CLAMP, HOSE 19	2							
45	1	23001-035000	CLAMP, HOSE 35	4							
46	1	23001-054000	CLAMP, HOSE 54	8							
47	1	23001-060000	CLAMP, HOSE 60	4							

Fig.35. HYD.OIL PIPING(2/2)

(A)=C50R-3C(US,AS,NZ,EP)
 (B)=
 (C)=

(D)=
 (E)=
 (F)=



No.	Lev.	Parts No.	Description	Q'ty						I	R
				(A)	(B)	(C)	(D)	(E)	(F)		
1	1	172660-78110	HOSE,HIGH PRESS.	1							
1A	2	172660-78070	PROTECTOR	1							
2	1	172660-78120	HOSE,HIGH PRESS.	1							
2A	2	172660-78070	PROTECTOR	1							
3	1	172660-78130	HOSE,HIGH PRESS.	1							
3A	2	172660-78070	PROTECTOR	1							
4	1	172660-78140	HOSE,HIGH PRESS.	1							
4A	2	172660-78070	PROTECTOR	1							
7	1	172660-78170	HOSE,HIGH PRESS.	1							
8	1	172660-78180	HOSE,MID. PRESS.	1							
9	1	172660-78190	HOSE,HIGH PRESS.	1							
15	1	172660-78240	HOSE,MID. PRESS.	1							
16	1	172660-78250	HOSE,MID. PRESS.	1							
27	1	172660-78320	HOSE,MID. PRESS.	1							
29	1	172660-78340	HOSE,HIGH PRESS.	1							
30	1	172660-78350	HOSE,HIGH PRESS.	1							
31	1	172660-78360	HOSE,MID. PRESS.	1							
32	1	172660-78370	HOSE,MID. PRESS.	1							
40	1	172660-73150	ELBOW	2							

Fig.36. HYD.OIL PIPING(1/2)(TURNING)

(A)=C50R-3C(US,AS,NZ,EP)

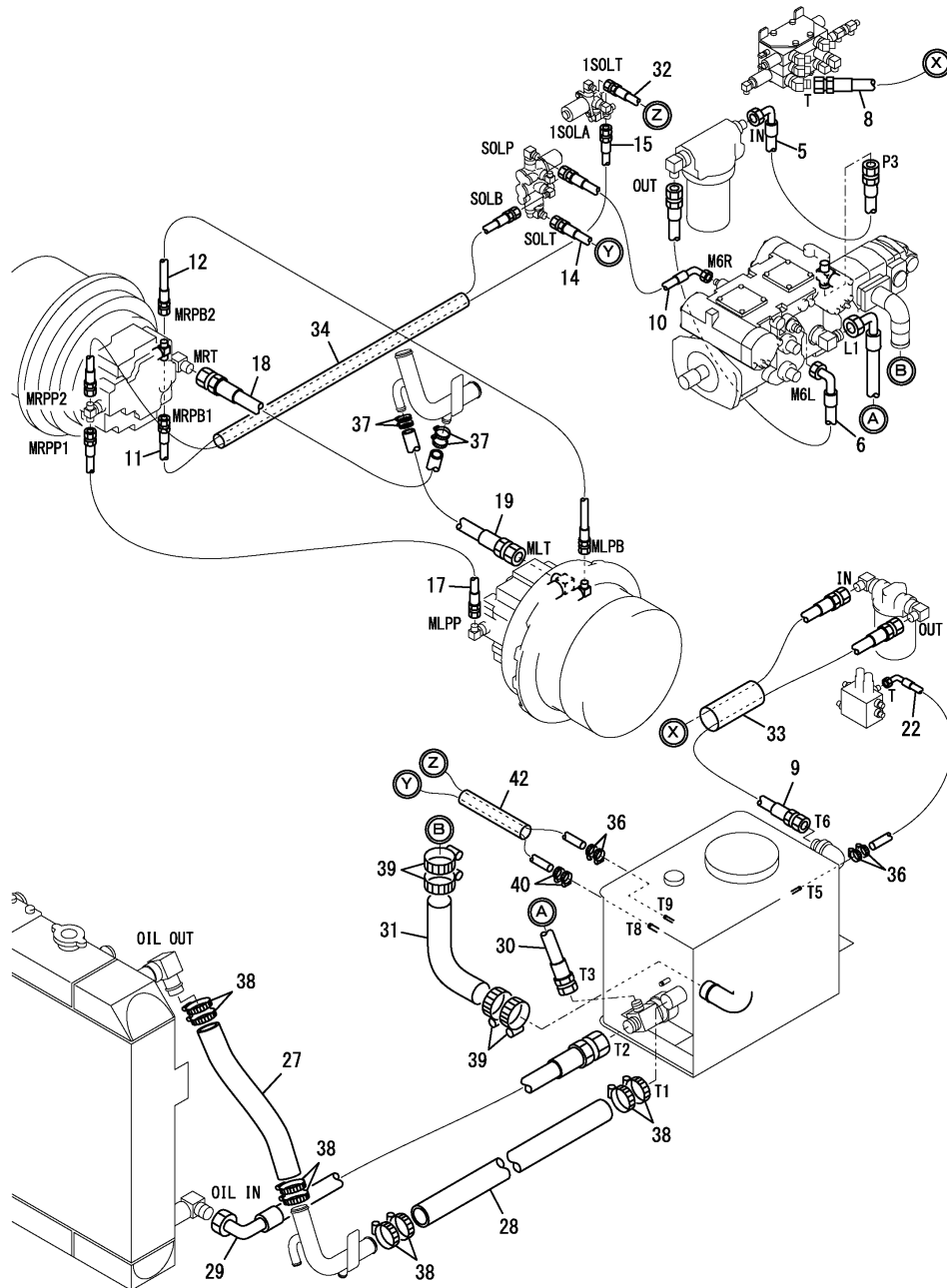
(B)=

(C)=

(D)=

(E)=

(F)=

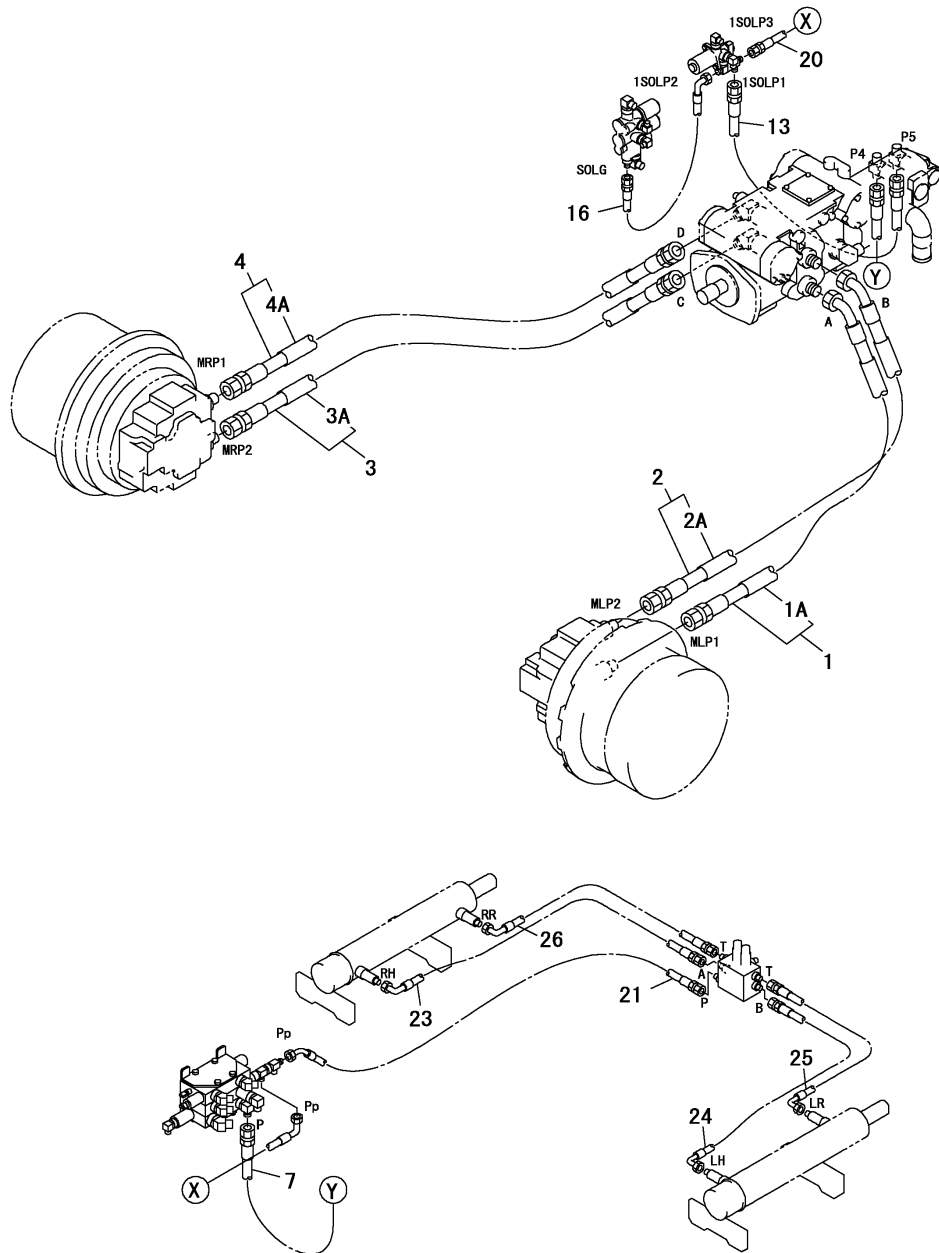


No.	Lev.	Parts No.	Description	Q'ty						I	R
				(A)	(B)	(C)	(D)	(E)	(F)		
5	1	172660-78150	HOSE,MID. PRESS.	1							
6	1	172660-78160	HOSE,MID. PRESS.	1							
8	1	172660-78460	HOSE,MID. PRESS.	1							
9	1	172660-78470	HOSE,MID. PRESS.	1							
10	1	172660-78210	HOSE,MID. PRESS.	1							
11	1	172660-78220	HOSE,MID. PRESS.	1							
12	1	172660-78230	HOSE,MID. PRESS.	1							
14	1	172660-78260	HOSE,MID. PRESS.	1							
15	1	172660-78280	HOSE,MID. PRESS.	1							
17	1	172660-78290	HOSE,MID. PRESS.	1							
18	1	172660-78300	HOSE,MID. PRESS.	1							
19	1	172660-78310	HOSE,MID. PRESS.	1							
22	1	172660-78510	HOSE,MID. PRESS.	1							
27	1	172660-78380	HOSE,LOW PRESS.	1							
28	1	172660-78390	HOSE,LOW PRESS.	1							
29	1	172660-78400	HOSE,MID. PRESS.	1							
30	1	172660-78410	HOSE,MID. PRESS.	1							
31	1	172660-78420	HOSE,SUCTION	1							
32	1	172660-78270	HOSE,MID. PRESS.	1							
33	1	172660-78570	PROTECTOR	1							
34	1	172660-78440	PROTECTOR	1							
36	1	23001-013000	CLAMP, HOSE 13	4							
37	1	23001-035000	CLAMP, HOSE 35	4							
38	1	23001-054000	CLAMP, HOSE 54	8							
39	1	23001-060000	CLAMP, HOSE 60	4							
40	1	23001-019000	CLAMP, HOSE 19	2							
42	1	172660-78450	PROTECTOR	1							

Fig.37. HYD.OIL PIPING(2/2)(TURNING)

(A)=C50R-3C(US,AS,NZ,EP)
 (B)=
 (C)=

(D)=
 (E)=
 (F)=



No.	Lev.	Parts No.	Description	Q'ty						I	R
				(A)	(B)	(C)	(D)	(E)	(F)		
1	1	172660-78110	HOSE,HIGH PRESS.	1							
1A	2	172660-78070	PROTECTOR	1							
2	1	172660-78120	HOSE,HIGH PRESS.	1							
2A	2	172660-78070	PROTECTOR	1							
3	1	172660-78130	HOSE,HIGH PRESS.	1							
3A	2	172660-78070	PROTECTOR	1							
4	1	172660-78140	HOSE,HIGH PRESS.	1							
4A	2	172660-78070	PROTECTOR	1							
7	1	172660-78170	HOSE,HIGH PRESS.	1							
13	1	172660-78240	HOSE,MID. PRESS.	1							
16	1	172660-78480	HOSE,MID. PRESS.	1							
20	1	172660-78490	HOSE,MID. PRESS.	1							
21	1	172660-78500	HOSE,MID. PRESS.	1							
23	1	172660-78520	HOSE,HIGH PRESS.	1							
24	1	172660-78530	HOSE,HIGH PRESS.	1							
25	1	172660-78540	HOSE,MID. PRESS.	1							
26	1	172660-78550	HOSE,MID. PRESS.	1							

Fig.38. TURNING DUMP PIPING

(A)=C50R-3C(US,AS,NZ,EP)

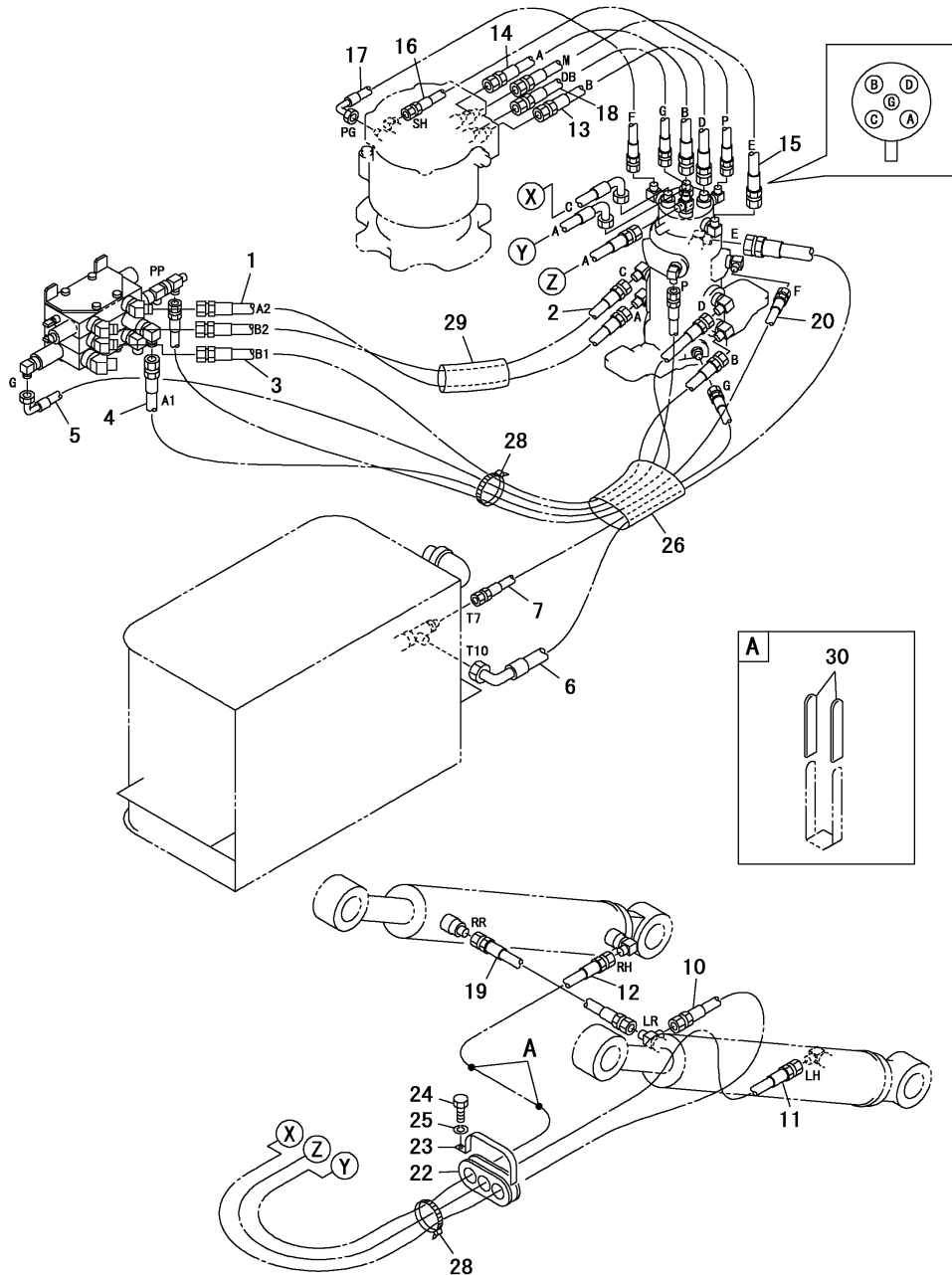
(B)=

(C)=

(D)=

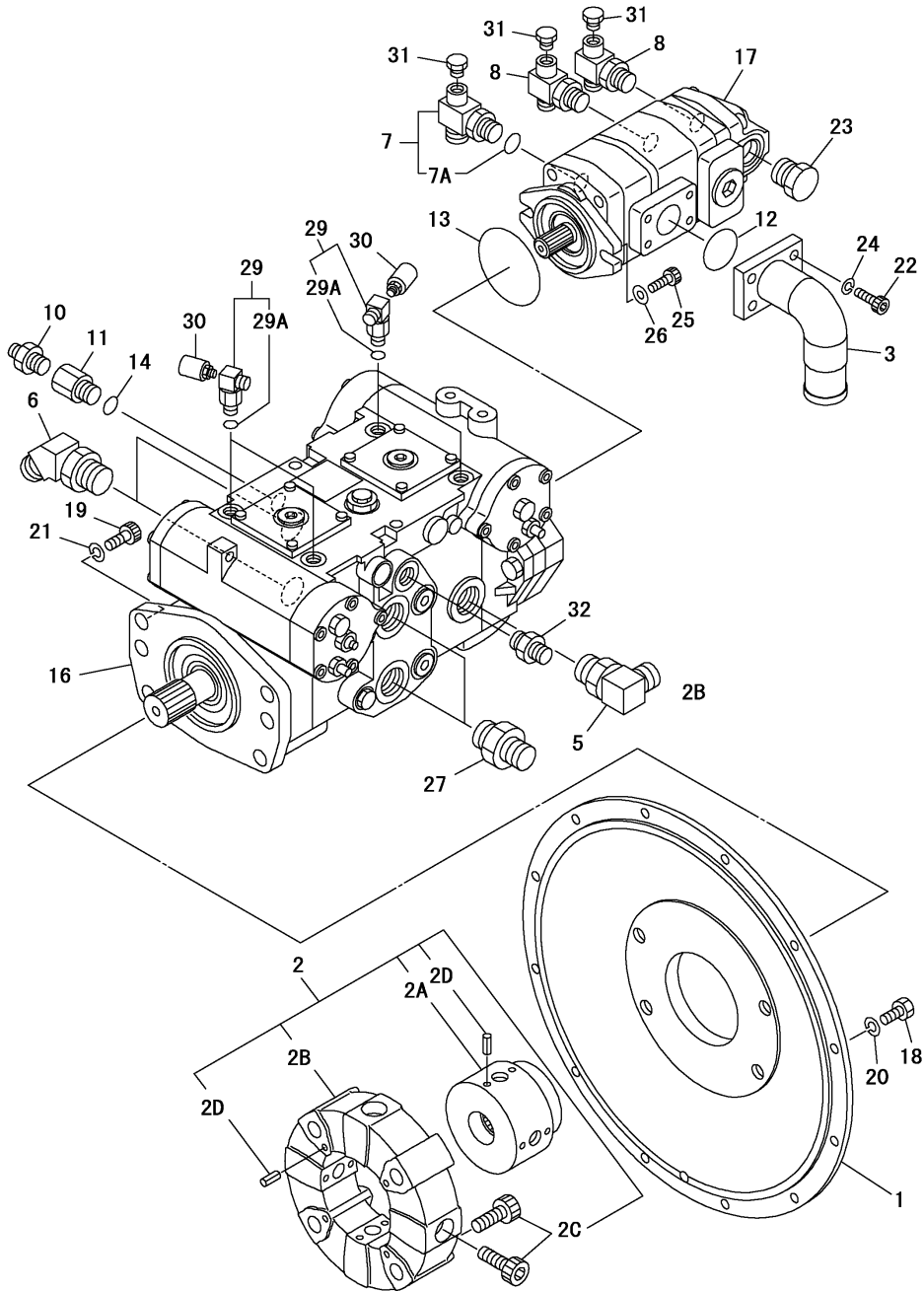
(E)=

(F)=



No.	Lev.	Parts No.	Description	Q'ty						I	R
				(A)	(B)	(C)	(D)	(E)	(F)		
1	1	172660-78710	HOSE,HIGH PRESS.	1							
2	1	172660-78720	HOSE,HIGH PRESS.	1							
3	1	172660-78730	HOSE,HIGH PRESS.	1							
4	1	172660-78740	HOSE,HIGH PRESS.	1							
5	1	172660-78750	HOSE,MID. PRESS.	1							
6	1	172660-78760	HOSE,MID. PRESS.	1							
7	1	172660-78770	HOSE,MID. PRESS.	1							
10	1	172660-78780	HOSE,HIGH PRESS.	1							
11	1	172660-78790	HOSE,HIGH PRESS.	1							
12	1	172660-78800	HOSE,HIGH PRESS.	1							
13	1	172660-78810	HOSE,HIGH PRESS.	1							
14	1	172660-78820	HOSE,HIGH PRESS.	1							
15	1	172660-78830	HOSE,MID. PRESS.	1							
16	1	172660-78840	HOSE,MID. PRESS.	1							
17	1	172660-78850	HOSE,MID. PRESS.	1							
18	1	172660-78860	HOSE,MID. PRESS.	1							
19	1	172660-78870	HOSE,HIGH PRESS.	1							
20	1	172660-78880	HOSE,MID. PRESS.	1							
22	1	172660-78890	GUARD, HOSE	1							
23	1	172660-78900	PLATE	1							
24	1	172660-00620	HEX.BOLT 11T 08X20	1							
25	1	22217-080000	WASHER, SPRING 8	1							
26	1	172660-78570	PROTECTOR	1							
28	1	172660-19730	TIE-LAP	2							
29	1	172660-78930	PROTECTOR	1							
30	1	172660-17130	CLAMP, TUBE	4							

Fig.39. PUMP DRIVING



(A)=C50R-3C(US,AS,NZ,EP)

(B)=

(C)=

(D)=

(E)=

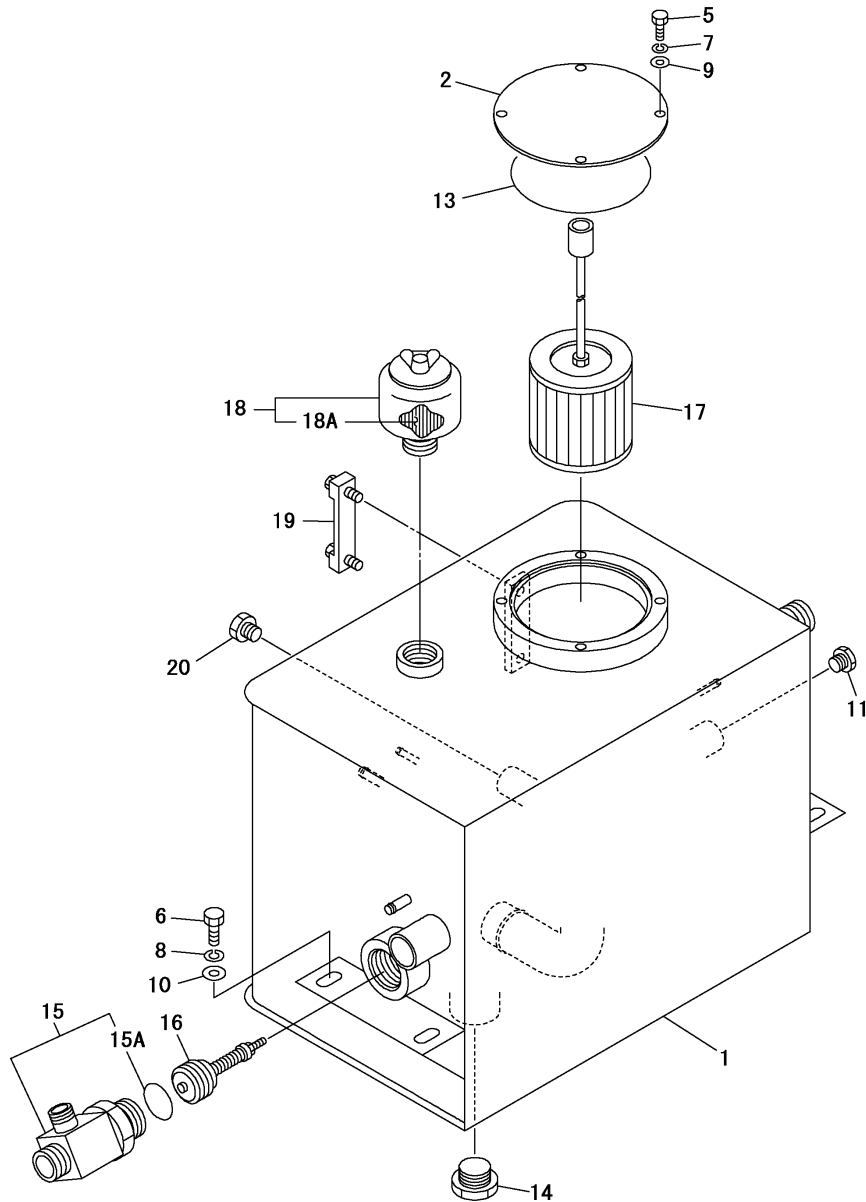
(F)=

No.	Lev.	Parts No.	Description	Q'ty						I	R
				(A)	(B)	(C)	(D)	(E)	(F)		
1	1	172660-71100	HOUSING, ENGINE	1							
2	1	172660-71110	COUPLING ASSY	1							
2A	2	172660-71120	BOSS, COUPLING	1							
2B	2	172660-71130	COUPLING	1							
2C	2	172660-00970	HEX. BOLT 11T 16X50	8							
2D	2	22351-050010	PIN, SPRING 5.0X10	12							
3	1	172660-71150	FLANGE	1							
5	1	172660-71160	ELBOW	1							
6	1	172660-71170	ELBOW	2							
7	1	172660-71180	ELBOW	1							
7A	2	24315-000180	O-RING, 1BP18.0	1							
8	1	172660-71190	ELBOW	2							
10	1	172660-71200	UNION A, ADAPTOR	1							
11	1	172660-71210	BUSHING	1							
12	1	24321-000400	O-RING, 1AG40.0	1							
13	1	172660-71220	O-RING	1							
14	1	172660-71230	O-RING, ARP568-910-1	1							
16	1	172660-71250	HST PUMP	1							
17	1	172660-71300	PUMP, GEAR	1							
18	1	26076-100252	BOLT, 10.910X 25	12							
19	1	172660-00960	HEX. BOLT 11T 16X40	4							
20	1	22217-100000	WASHER, SPRING 10	12							
21	1	172660-00290	WASHER, 16	4							
22	1	26455-100252	BOLT, M10X25	4							
23	1	172660-71310	PLUG, HEXAGON HEAD	1							
24	1	172660-00280	SPRING WASHER 10	4							
25	1	172660-71350	BOLT	2							
26	1	172660-00950	WASHER	2							
27	1	172660-71360	ADAPTER, HOSE	2							
29	1	172660-71370	ELBOW	4							
29A	2	172660-71380	O-RING, ARP568-906-1	4							
30	1	172660-71390	SWITCH, PRESSURE	4							
31	1	172660-73120	HEXAGON HEAD PLUG	3							
32	1	172660-71400	UNION B, ADAPTOR	1							

Fig.40. HYD.OIL TANK

(A)=C50R-3C(US,AS,NZ,EP)
(B)=
(C)=

(D)=
(E)=
(F)=



No.	Lev.	Parts No.	Description	Q'ty						I	R
				(A)	(B)	(C)	(D)	(E)	(F)		
1	1	172660-75110	TANK, RESERVOIR	1							
2	1	172660-75120	COVER	1							
5	1	172660-00710	HEX.BOLT 11T 10X16	4							
6	1	26076-120302	BOLT, 10.912X 30	4							
7	1	22217-100000	WASHER, SPRING 10	4							
8	1	22217-120000	WASHER, SPRING 12	4							
9	1	22137-100000	WASHER, 10	4							
10	1	172660-00920	WASHER, M12	4							
11	1	172660-75130	PLUG	1							
13	1	24321-001250	O-RING, 1AG125.0	1							
14	1	172660-75140	PLUG	1							
15	1	172660-75150	TEE	1							
15A	2	24315-000380	PACKING, P 38.0	1							
16	1	172660-75160	CHECK VALVE	1							
17	1	172660-75170	STRAINER, SUCTION	1							
18	1	172660-75180	BREATHER	1							
18A	2	172660-75270	ELEMENT	1							
19	1	172660-75190	GAUGE, OIL LEVEL	1							
20	1	172660-75200	PLUG	1							

Fig.41. HYD.OIL TANK(TURNING)

(A)=C50R-3C(US,AS,NZ,EP)

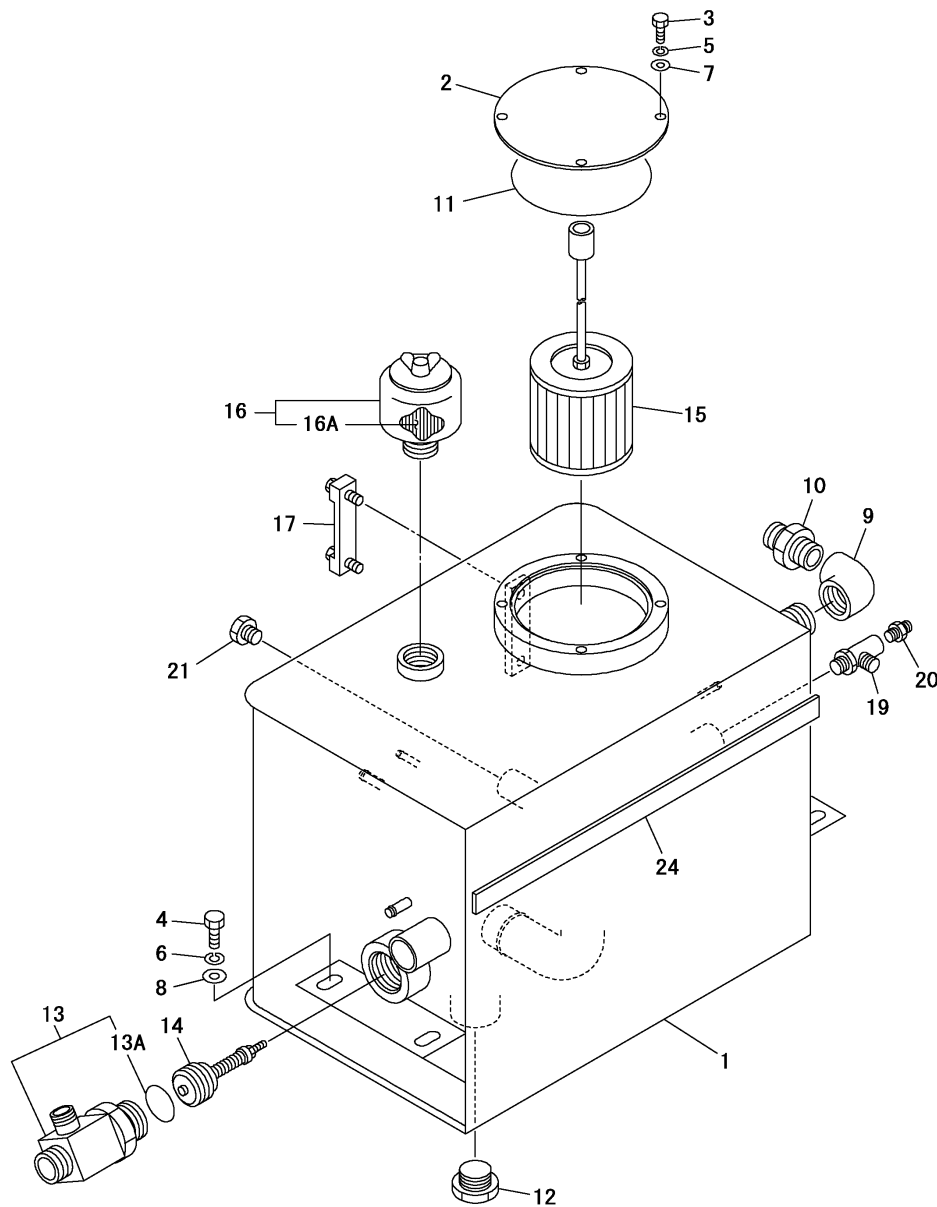
(B)=

(C)=

(D)=

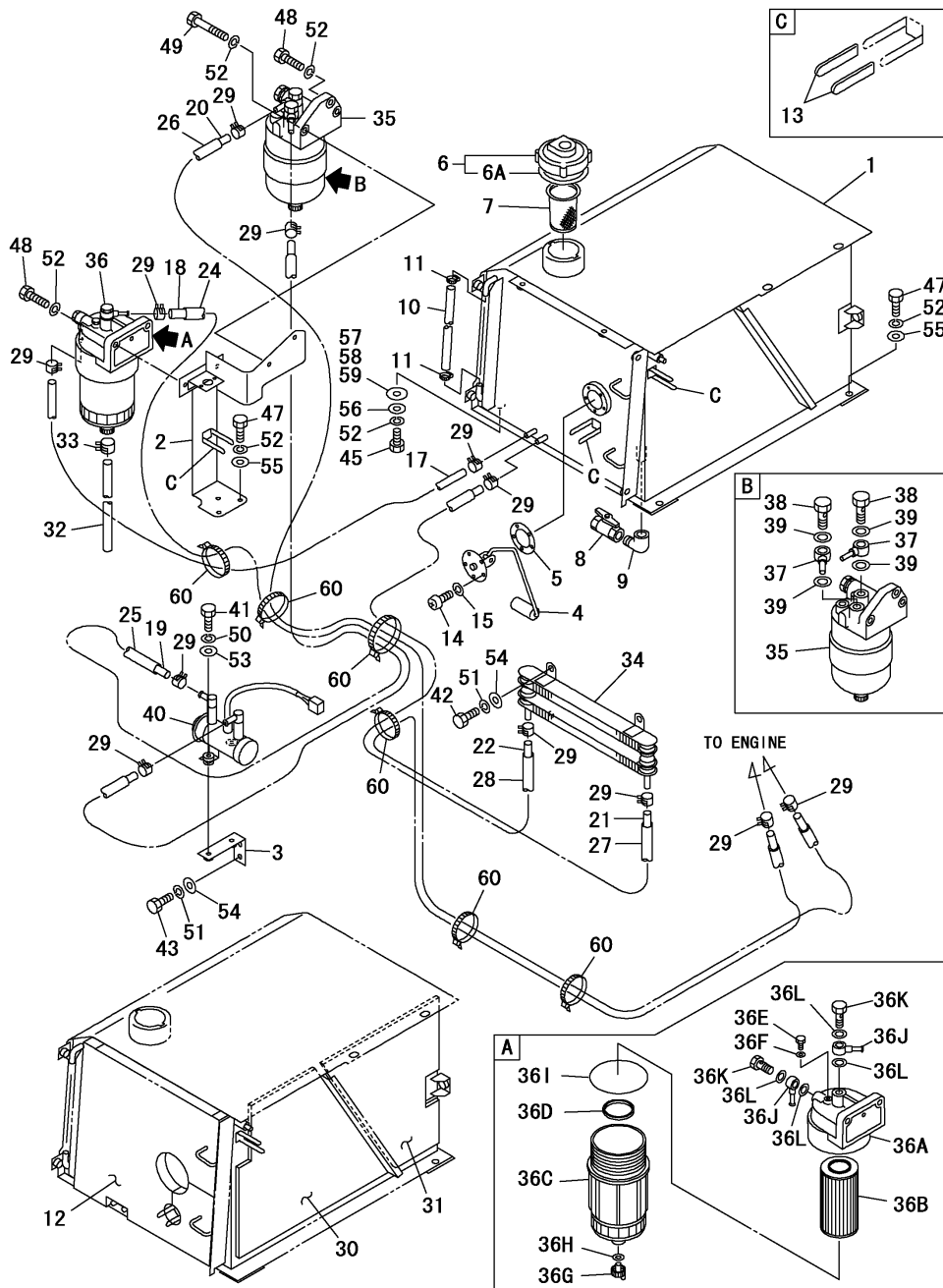
(E)=

(F)=



No.	Lev.	Parts No.	Description	Q'ty						I	R
				(A)	(B)	(C)	(D)	(E)	(F)		
1	1	172660-75110	TANK, RESERVOIR	1							
2	1	172660-75120	COVER	1							
3	1	172660-00710	HEX.BOLT 11T 10X16	4							
4	1	26076-120302	BOLT, 10.912X 30	4							
5	1	22217-100000	WASHER, SPRING 10	4							
6	1	22217-120000	WASHER, SPRING 12	4							
7	1	22137-100000	WASHER, 10	4							
8	1	172660-00920	WASHER, M12	4							
9	1	172660-75210	ELBOW	1							
10	1	172660-75220	ADAPTER, HOSE	1							
11	1	24321-001250	O-RING, 1AG125.0	1							
12	1	172660-75140	PLUG	1							
13	1	172660-75150	TEE	1							
13A	2	24315-000380	PACKING, P 38.0	1							
14	1	172660-75160	CHECK VALVE	1							
15	1	172660-75170	STRAINER, SUCTION	1							
16	1	172660-75180	BREATHER	1							
16A	2	172660-75270	ELEMENT	1							
17	1	172660-75190	GAUGE, OIL LEVEL	1							
19	1	172660-75230	ELBOW	1							
20	1	172660-73610	UNION	1							
21	1	172660-75200	PLUG	1							
24	1	172660-75250	SPONGE	1							

Fig.42. FUEL OIL TANK



(A)=C50R-3C(US,AS,NZ,EP)

(B)=

(C)=

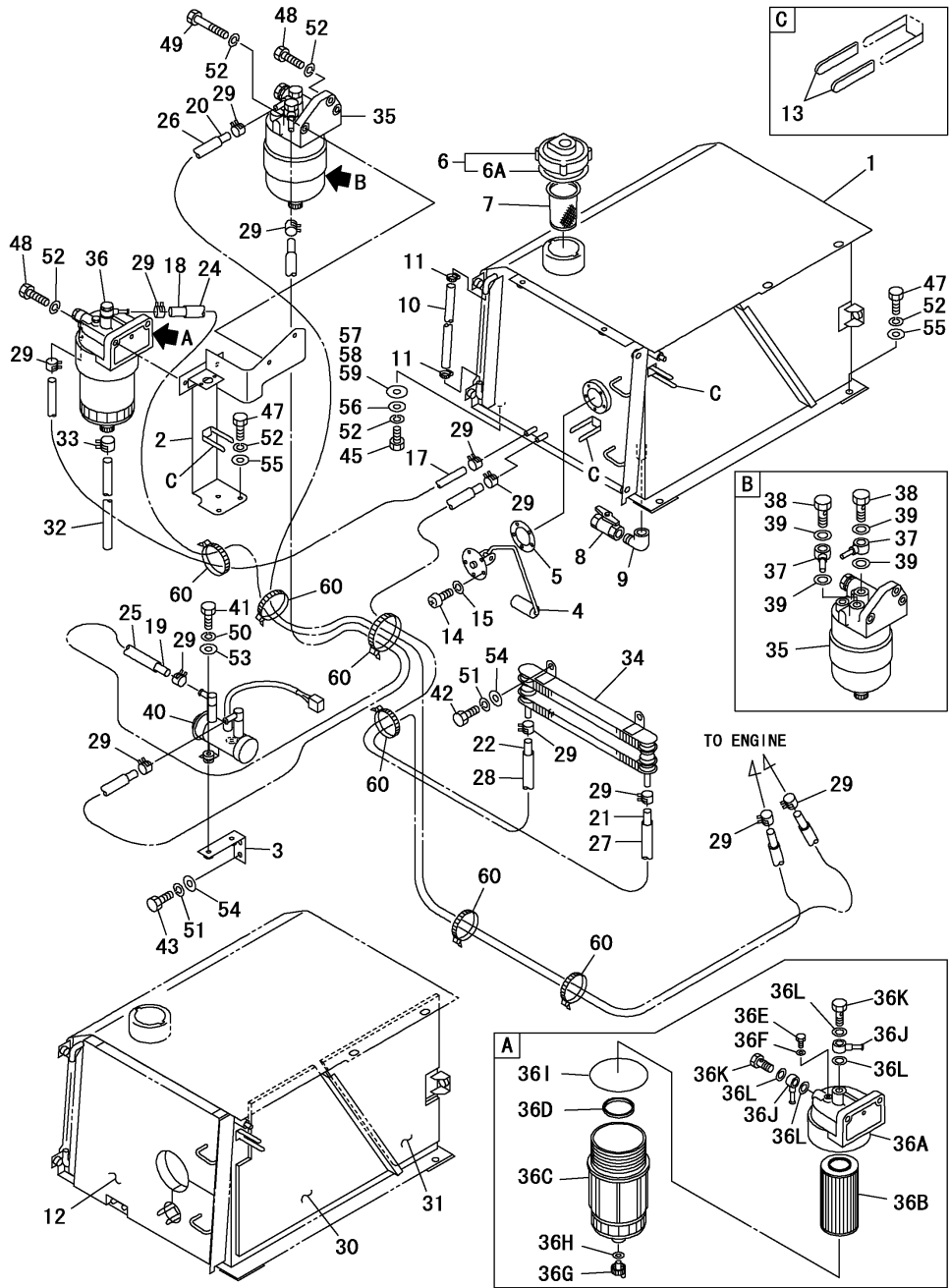
(D)=

(E)=

(F)=

No.	Lev.	Parts No.	Description	Q'ty						I	R
				(A)	(B)	(C)	(D)	(E)	(F)		
1	1	172660-14110	TANK, FUEL	1							
1-1	1	172660-14110-Y	FUEL TANK	1							S
(A=M47001)											
2	1	172660-14120	BRACKET	1							
3	1	172660-14130	BRACKET	1							
4	1	172660-14140	SENDER, FUEL	1							
5	1	172660-14150	PACKING	1							
6	1	172660-14160	CAP, TANK	1							
6A	2	172660-14510	PACKING	1							
7	1	172660-14170	SCREEN, TANK	1							
8	1	172660-18620	BALL VALVE	1							
9	1	172660-14190	ELBOW	1							
10	1	172660-14200	VINYL HOSE	1							
11	1	172660-14210	CLIP, HOSE	2							
12	1	172660-14220	ACOUSTIC ABSORBENT	1							
13	1	172660-17130	CLAMP, TUBE	6							
14	1	26557-050122	SCREW, M5X12	5							
15	1	22217-050000	WASHER, SPRING 5	5							
17	1	172660-14240	HOSE, FUEL	1							
18	1	172660-14250	HOSE, FUEL	1							
19	1	172660-14260	HOSE, FUEL	1							
20	1	172660-14270	HOSE, FUEL	1							
21	1	172660-14280	HOSE, FUEL	1							
22	1	172660-14290	HOSE, FUEL	1							
24	1	172660-14300	VINYL HOSE	2							
25	1	172660-14310	VINYL HOSE	2							
26	1	172660-14320	VINYL HOSE	2							
27	1	172660-14330	VINYL HOSE	2							
28	1	172660-14340	VINYL HOSE	1							
29	1	23080-015000	CLAMP, 15	12							
30	1	172660-14350	INSULATOR	1							
31	1	172660-14360	INSULATOR	1							
32	1	172660-14370	HOSE, WATER	1							
33	1	23080-012000	CLAMP, 12	1							
34	1	172660-14380	COOLER, FUEL	1							
35	1	172660-14390	FILTER, FUEL	1							
36	1	172660-14400	STRAINER	1							
36A	2	172660-14520	ELEMENT, FILTER	1							
36B	2	172660-14530	ELEMENT	1							
36C	2	172660-14540	CASE	1							
36D	2	172660-14550	RING	1							
36E	2	172660-14560	PLUG	1							
36F	2	172660-14570	GASKET	1							
36G	2	172660-14580	PLUG	1							
36H	2	172660-14590	GASKET	1							
36I	2	172660-14600	O-RING	1							
36J	2	172660-14610	JOINT	2							
36K	2	172660-14620	BOLT	2							
36L	2	172660-14630	GASKET	4							
37	1	172660-14410	PIPE, FUEL	2							
38	1	172660-14420	BOLT, EYE	2							

Fig.42. FUEL OIL TANK

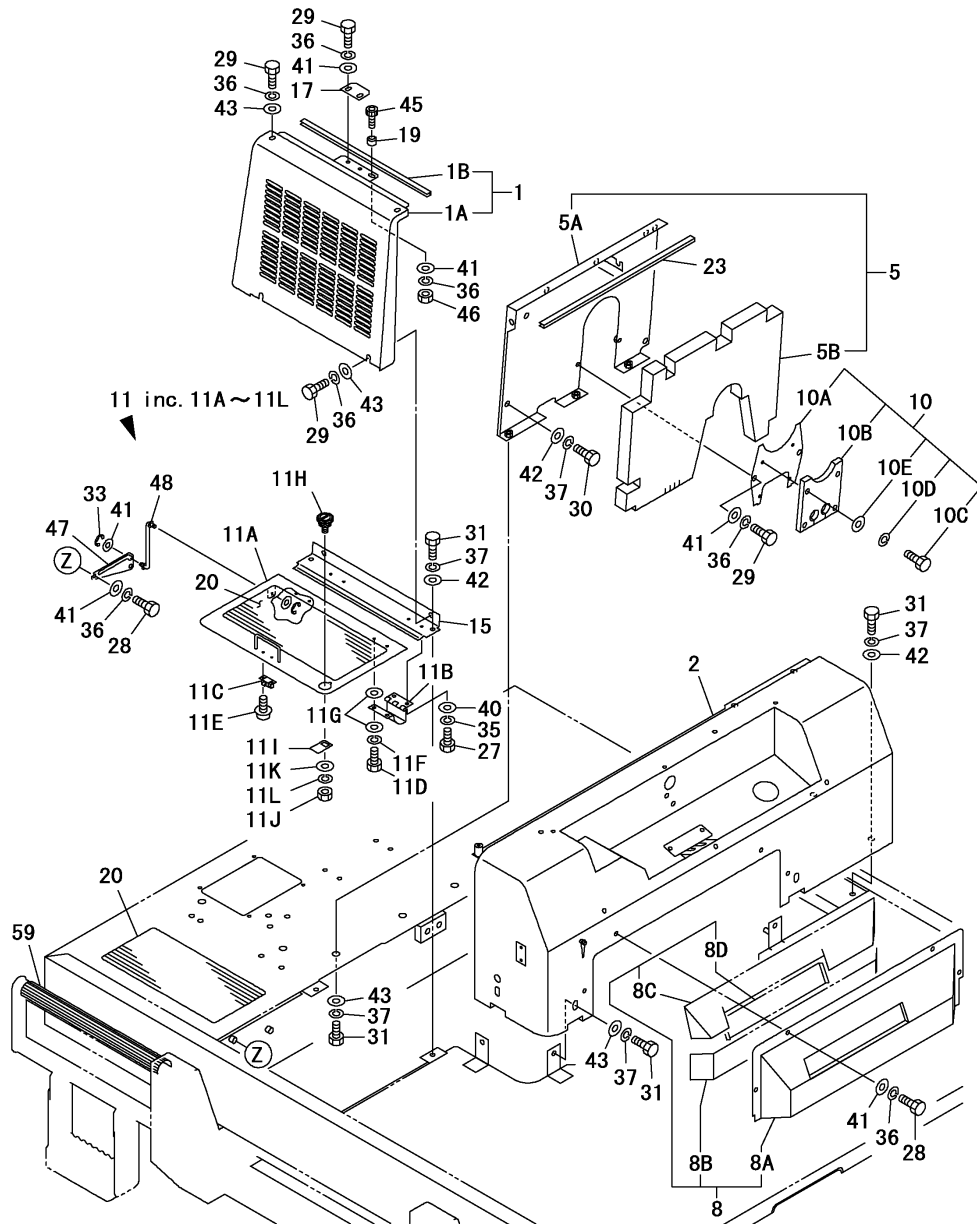


(A)=C50R-3C(US,AS,NZ,EP)
 (B)=
 (C)=

(D)=
 (E)=
 (F)=

No.	Lev.	Parts No.	Description	Q'ty						I	R
				(A)	(B)	(C)	(D)	(E)	(F)		
39	1	172660-14430	PACKING	4							
40	1	172660-14440	PUMP,FUEL	1							
41	1	172660-00540	HEX.BOLT 11T 06X25	2							
42	1	26076-080162	BOLT, 10.98X 16	4							
43	1	172660-00620	HEX.BOLT 11T 08X20	2							
45	1	26076-100202	BOLT, 10.910X 20	2							
47	1	26076-100302	BOLT, 10.910X 30	5							
48	1	26076-100352	BOLT, 10.910X 35	3							
49	1	172660-00720	HEX.BOLT 11T 10X65	1							
50	1	22217-060000	WASHER, SPRING 6	2							
51	1	22217-080000	WASHER, SPRING 8	6							
52	1	22217-100000	WASHER, SPRING 10	11							
53	1	22137-060000	WASHER, 6	2							
54	1	22137-080000	WASHER, 8	6							
55	1	22137-100000	WASHER, 10	5							
56	1	172660-14450	WASHER	2							
57	1	172660-14460	SHIM	2							
58	1	172660-14470	SHIM	2							
59	1	172660-14480	SHIM	2							
60	1	172660-13490	TIE-LAP	6							

Fig.43. COVER(1/4)



(A)=C50R-3C(US,AS,NZ,EP)

(B)=

(C)=

(D)=

(E)=

(F)=

No.	Lev.	Parts No.	Description	Q'ty						I	R
				(A)	(B)	(C)	(D)	(E)	(F)		
1	1	172660-61110	COVER ASSY	1							
1-1	1	172660-61110-Y	COVER,FRONT ASSY	1							S
(A=M47001)											
1A	2	172660-61120	COVER	1							
1A-1	2	172660-61120-Y	COVER,FRONT	1							S
(A=M47001)											
1B	2	172660-61130	SASH RUBBER	1							
2	1	172660-61140	COVER ASSY	1							
2-1	1	172660-61140-Y	COVER,SIDE ASSY	1							S
(A=M47001)											
5	1	172660-61440	COVER ASSY	1							
5-1	1	172660-61440-Y	COVER ASSY,RH	1							S
(A=M47001)											
5A	2	172660-61450	COVER	1							
5A-1	2	172660-61450-Y	COVER,RH	1							S
(A=M47001)											
5B	2	172660-61460	ACOUSTIC ABSORBENT	1							
8	1	172660-61530	COVER ASSY	1							
8-1	1	172660-61530-Y	COVER ASSY	1							S
(A=M47001)											
8A	2	172660-61540	COVER	1							
8A-1	2	172660-61540-Y	COVER	1							S
(A=M47001)											
8B	2	172660-61550	INSULATOR	1							
8C	2	172660-61560	INSULATOR	1							
8D	2	172660-61570	INSULATOR	1							
10	1	172660-61610	PLATE ASSY	1							
10A	2	172660-61620	PLATE	1							
10B	2	172660-61630	SEAT	1							
10C	2	172660-00530	HEX.BOLT 11T 06X16	4							
10D	2	22217-060000	WASHER, SPRING 6	4							
10E	2	172660-17470	WASHER	4							
11	1	172660-61650	COVER ASSY, BATTERY	1							
11A	2	172660-61660	COVER, BATTERY	1							
11B	2	172660-61670	HINGE	2							
11C	2	172660-61510	LATCH	1							
11D	2	172660-00510	HEX.BOLT 11T 06X12	4							
11E	2	26023-050102	SCREW, M5X10	2							
11F	2	22217-060000	WASHER, SPRING 6	4							
11G	2	22137-060000	WASHER, 6	8							
11H	2	172660-67590	CYLINDER,KEY	1							
11I	2	172660-61520	PLATE	1							
11J	2	26717-080002	NUT, M8	1							
11K	2	22137-100000	WASHER, 10	1							
11L	2	22217-100000	WASHER, SPRING 10	1							
15	1	172660-61690	COVER	1							
17	1	172660-61700	HOOK	1							
19	1	172660-61720	GUIDE	1							
20	1	172660-61730	SHEET, NON SLIP	2							
23	1	172660-61750	SASH RUBBER	1							
27	1	172660-00510	HEX.BOLT 11T 06X12	4							

N:Old $\begin{matrix} \text{Yes} \\ \text{No} \end{matrix}$ New, Q:Old $\begin{matrix} \text{No} \\ \text{Yes} \end{matrix}$ New, R:Old $\begin{matrix} \text{Yes} \\ \text{No} \end{matrix}$ New, S:Old $\begin{matrix} \text{No} \\ \text{Yes} \end{matrix}$ New, W:Add, Z:Discontinued, F:Interchangeable by set, K:Q'ty Change

++ CONTINUE ++

Copyright (C) YANMAR CO., LTD. All Rights Reserved.

Fig.43. COVER(1/4)

(A)=C50R-3C(US,AS,NZ,EP)

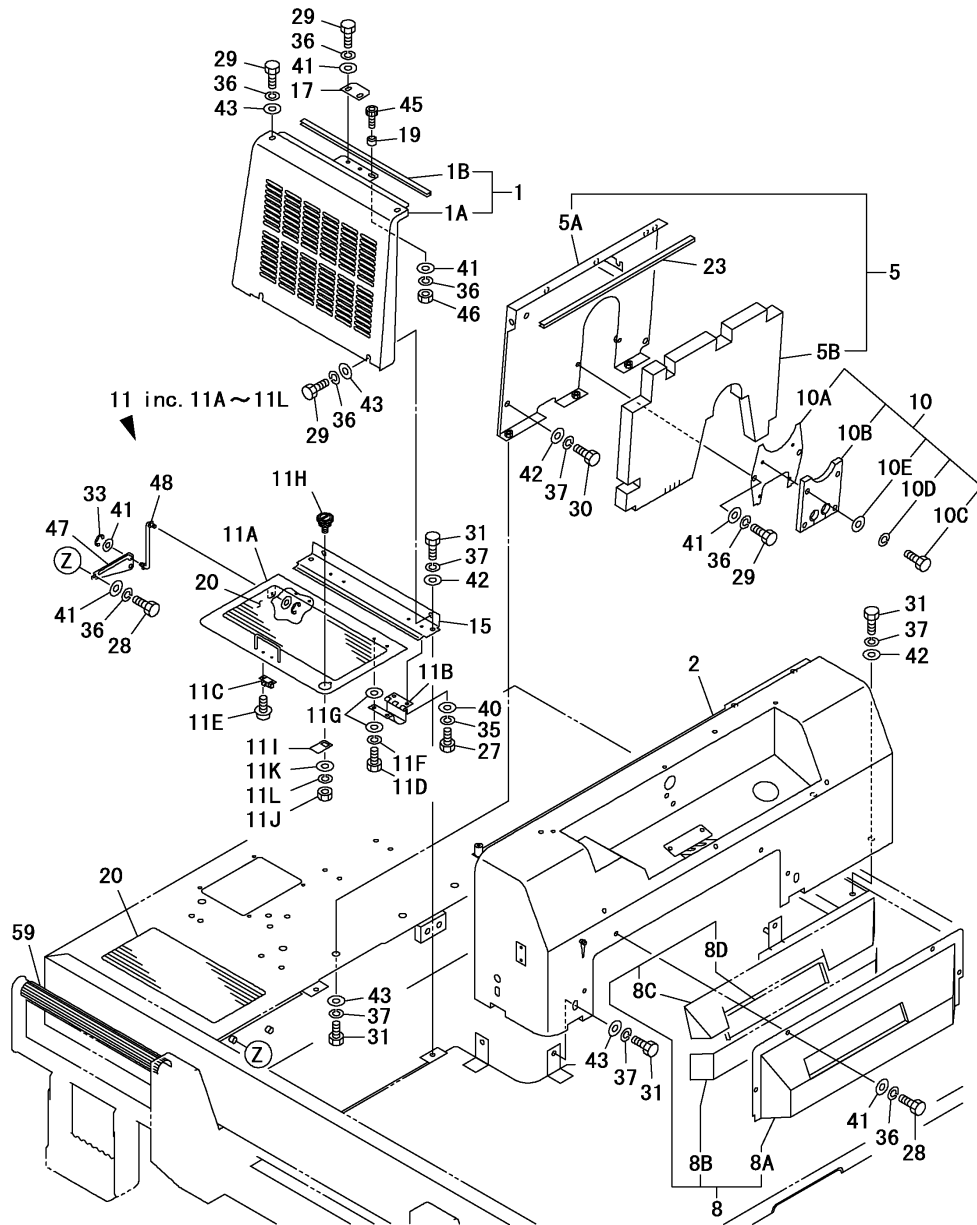
(B)=

(C)=

(D)=

(E)=

(F)=



No.	Lev.	Parts No.	Description	Qty						I	R
				(A)	(B)	(C)	(D)	(E)	(F)		
28	1	26076-080162	BOLT, 10.98X 16	6							
29	1	172660-00620	HEX.BOLT 11T 08X20	10							
30	1	26076-100202	BOLT, 10.910X 20	5							
31	1	26076-100252	BOLT, 10.910X 25	10							
33	1	22272-000060	RING, E- 6	2							
35	1	22217-060000	WASHER, SPRING 6	4							
36	1	22217-080000	WASHER, SPRING 8	15							
37	1	22217-100000	WASHER, SPRING 10	15							
40	1	22137-060000	WASHER, 6	4							
41	1	22137-080000	WASHER, 8	13							
42	1	22137-100000	WASHER, 10	7							
43	1	172660-61770	WASHER	12							
45	1	172660-00320	CAP BOLT 11T 08X30	1							
46	1	26716-080002	NUT, M8	1							
47	1	172660-61780	PLATE,GUIDE	1							
48	1	172660-61790	ROD	1							
59	1	172660-61860	SHEET	1							

Fig.44. COVER(2/4)

(A)=C50R-3C(US,AS,NZ,EP)

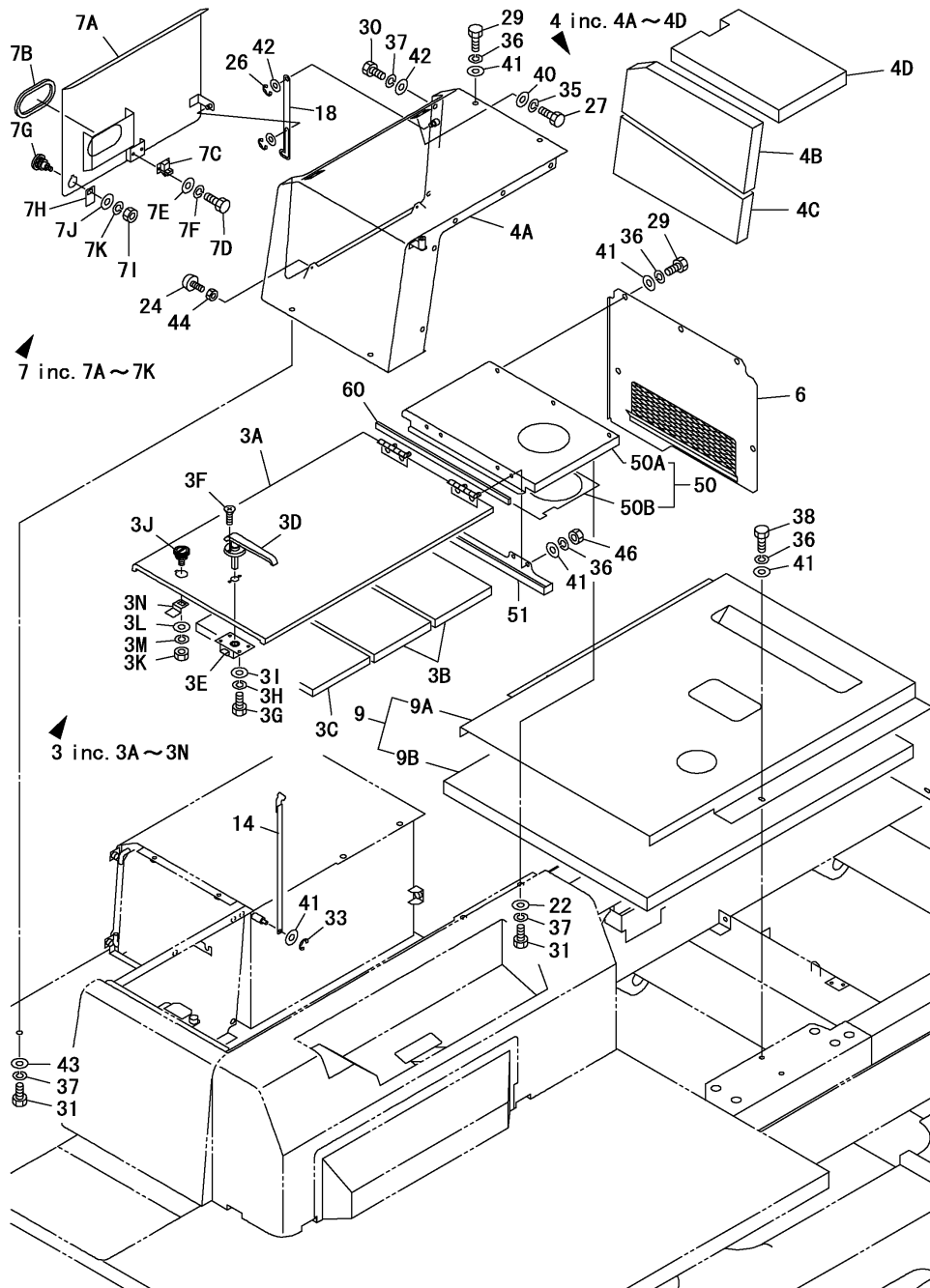
(B)=

(C)=

(D)=

(E)=

(F)=



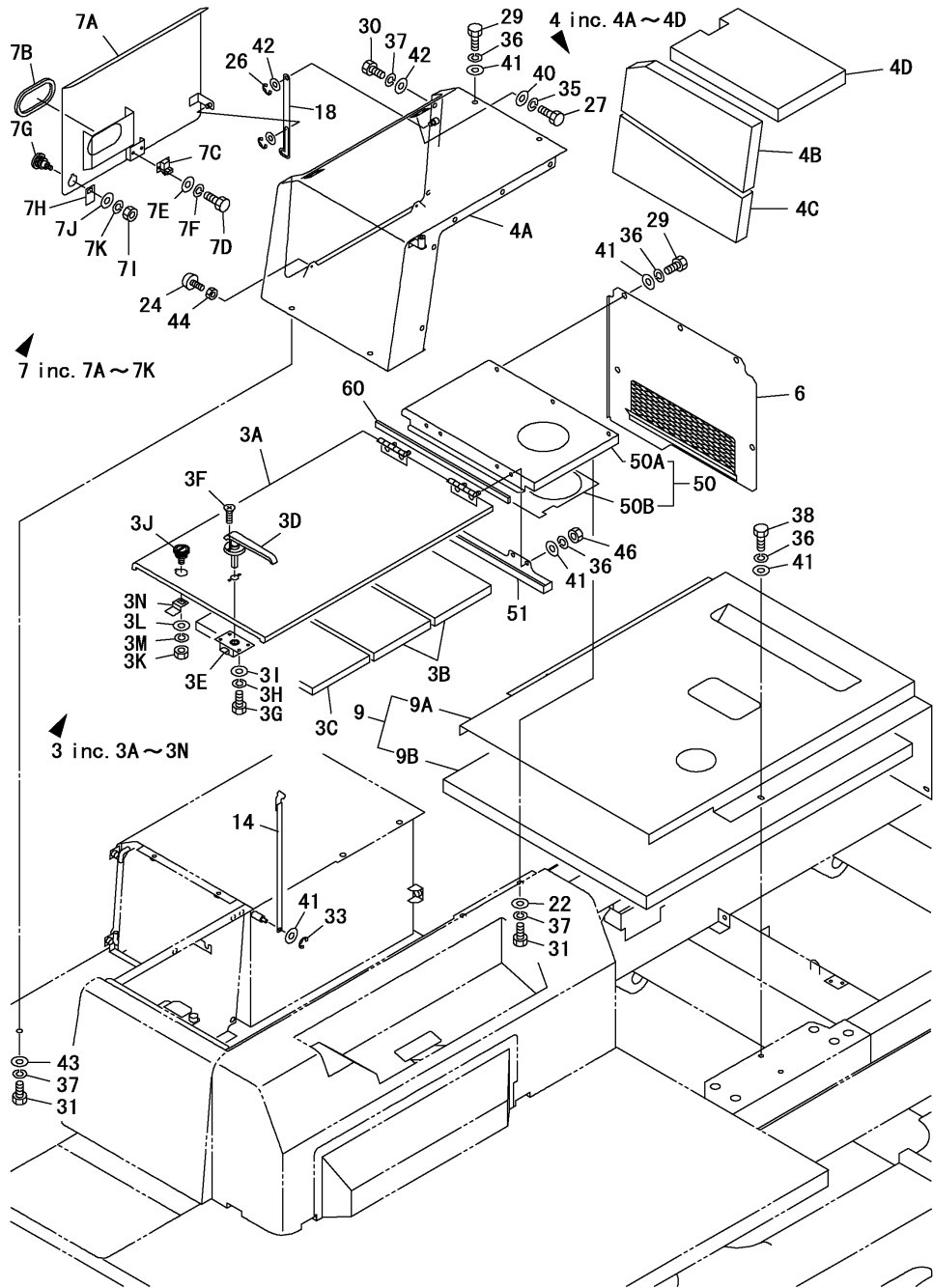
No.	Lev.	Parts No.	Description	Q'ty						I	R
				(A)	(B)	(C)	(D)	(E)	(F)		
3	1	172660-61320	BONNET ASSY	1							
3-1	1	172660-61320-Y	BONNET ASSY	1							S
(A=M47001)											
3A	2	172660-61330	BONNET	1							
3A-1	2	172660-61330-Y	BONNET	1							S
(A=M47001)											
3B	2	172660-61340	ACOUSTIC ABSORBENT	2							
3C	2	172660-61350	ACOUSTIC ABSORBENT	1							
3D	2	172660-61360	HANDLE	1							
3E	2	172660-61370	LOCK	1							
3F	2	26577-050142	SCREW, M5X14	2							
3G	2	172660-00410	HEX.BOLT 11T 05X14	4							
3H	2	22217-050000	WASHER, SPRING 5	4							
3I	2	22137-050000	WASHER, 5	4							
3J	2	172660-67590	CYLINDER,KEY	1							
3K	2	26717-080002	NUT, M8	1							
3L	2	22137-100000	WASHER, 10	1							
3M	2	22217-100000	WASHER, SPRING 10	1							
3N	2	172660-61380	PLATE	1							
4	1	172660-61400	COVER ASSY, CLEANER	1							
4-1	1	172660-61400-Y	COVER,AIR CLEANER	1							S
(A=M47001)											
4A	2	172660-61390	COVER, AIR CLEANER	1							
4A-1	2	172660-61390-Y	COVER,AIR CLEANER	1							S
(A=M47001)											
4B	2	172660-61410	ACOUSTIC ABSORBENT	1							
4C	2	172660-61420	ACOUSTIC ABSORBENT	1							
4D	2	172660-61430	ACOUSTIC ABSORBENT	1							
6	1	172660-61470	COVER	1							
6-1	1	172660-61470-Y	COVER,REAR	1							S
(A=M47001)											
7	1	172660-61500	COVER ASSY, CLEANER	1							
7-1	1	172660-61500-Y	COVER ASSY	1							S
(A=M47001)											
7A	2	172660-61480	COVER, AIR CLEANER	1							
7A-1	2	172660-61480-Y	COVER,AIR CLEANER	1							S
(A=M47001)											
7B	2	172660-61490	TRIM, SEAL	1							
7C	2	172660-61510	LATCH	1							
7D	2	172660-00400	HEX.BOLT 11T 05X12	2							
7E	2	22137-050000	WASHER, 5	2							
7F	2	22217-050000	WASHER, SPRING 5	2							
7G	2	172660-67590	CYLINDER,KEY	1							
7H	2	172660-61520	PLATE	1							
7I	2	26716-080002	NUT, M8	1							
7J	2	22137-100000	WASHER, 10	1							
7K	2	22217-100000	WASHER, SPRING 10	1							
9	1	172660-61600	COVER ASSY	1							
9A	2	172660-61580	COVER	1							
9B	2	172660-61590	ACOUSTIC ABSORBENT	1							
14	1	172660-61680	STOPPER, BONNET	1							

N:Old $\begin{matrix} \text{Yes} \\ \text{No} \end{matrix}$ New, Q:Old $\begin{matrix} \text{No} \\ \text{Yes} \end{matrix}$ New, R:Old $\begin{matrix} \text{Yes} \\ \text{No} \end{matrix}$ New, S:Old $\begin{matrix} \text{No} \\ \text{Yes} \end{matrix}$ New, W:Add, Z:Discontinued, F:Interchangeable by set, K:Q'ty Change

++ CONTINUE ++

Copyright (C) YANMAR CO., LTD. All Rights Reserved.

Fig.44. COVER(2/4)



(A)=C50R-3C(US,AS,NZ,EP)

(B)=

(C)=

(D)=

(E)=

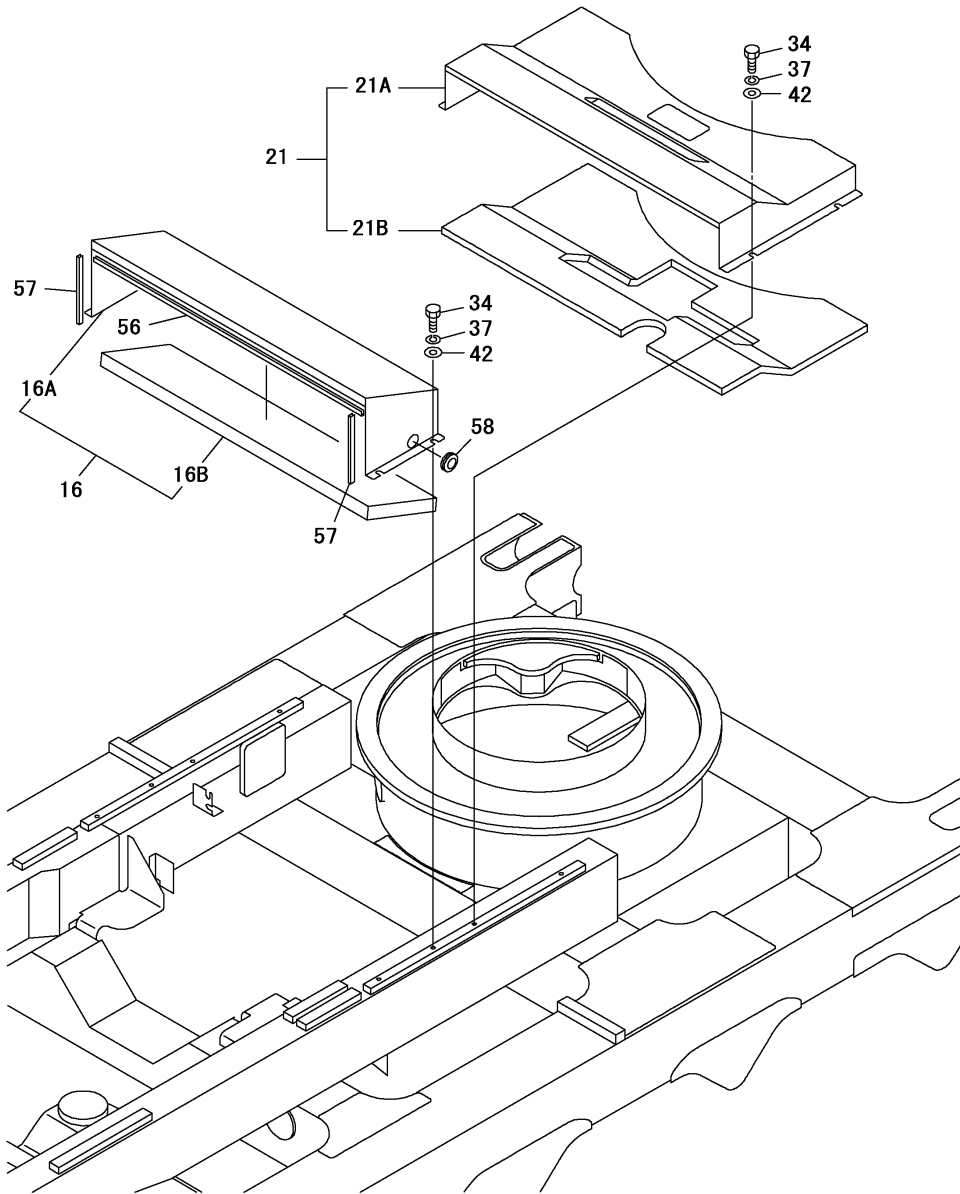
(F)=

No.	Lev.	Parts No.	Description	Q'ty						I	R
				(A)	(B)	(C)	(D)	(E)	(F)		
18	1	172660-61710	STOPPER, COVER	1							
22	1	172660-50410	WASHER C	4							
24	1	172660-61760	CUSHION, RUBBER	2							
26	1	22272-000080	RING, E- 8	2							
27	1	172660-00510	HEX.BOLT 11T 06X12	4							
29	1	172660-00620	HEX.BOLT 11T 08X20	7							
30	1	26076-100202	BOLT, 10.910X 20	2							
31	1	26076-100352	BOLT, 10.910X 35	6							
33	1	22272-000060	RING, E- 6	1							
35	1	22217-060000	WASHER, SPRING 6	4							
36	1	22217-080000	WASHER, SPRING 8	15							
37	1	22217-100000	WASHER, SPRING 10	8							
38	1	26076-080252	BOLT, 10.98X 25	4							
40	1	22137-060000	WASHER, 6	4							
41	1	22137-080000	WASHER, 8	16							
42	1	22137-100000	WASHER, 10	4							
43	1	172660-61770	WASHER	2							
44	1	26716-050002	NUT, M5	2							
46	1	26716-080002	NUT, M8	4							
50	1	172660-61800	BONNET ASSY,REAR	1							
50-1	1	172660-61800-Y	BONNET ASSY,REAR	1							S
(A=M47001)											
50A	1	172660-61810	BONNET,REAR	1							
50A-1	1	172660-61810-Y	BONNET,REAR	1							S
(A=M47001)											
50B	1	172660-61820	INSULATOR	1							
51	1	172660-61830	PLATE	1							
60	1	172660-61870	SPONGE	1							

Fig.45. COVER(3/4)(TURNING)

(A)=C50R-3C(US,AS,NZ,EP)
 (B)=
 (C)=

(D)=
 (E)=
 (F)=



No.	Lev.	Parts No.	Description	Q'ty						I	R
				(A)	(B)	(C)	(D)	(E)	(F)		
16	1	172660-61900	GUARD ASSY	1							
16A	2	172660-61880	GUARD	1							
16B	2	172660-61890	ACOUSTIC ABSORBENT	1							
21	1	172660-61910	COVER ASSY	1							
21A	2	172660-61920	COVER, PUMP	1							
21B	2	172660-61930	ACOUSTIC ABSORBENT	1							
34	1	172660-00710	HEX.BOLT 11T 10X16	8							
37	1	22217-100000	WASHER, SPRING 10	8							
42	1	22137-100000	WASHER, 10	8							
56	1	172660-61940	SASH RUBBER	1							
57	1	172660-13110	SEAL	2							
58	1	172660-19520	GROMMET	1							

Fig.46. COVER(4/4)(SIDE COVER LIFT)

(A)=C50R-3C(US,AS,NZ,EP)

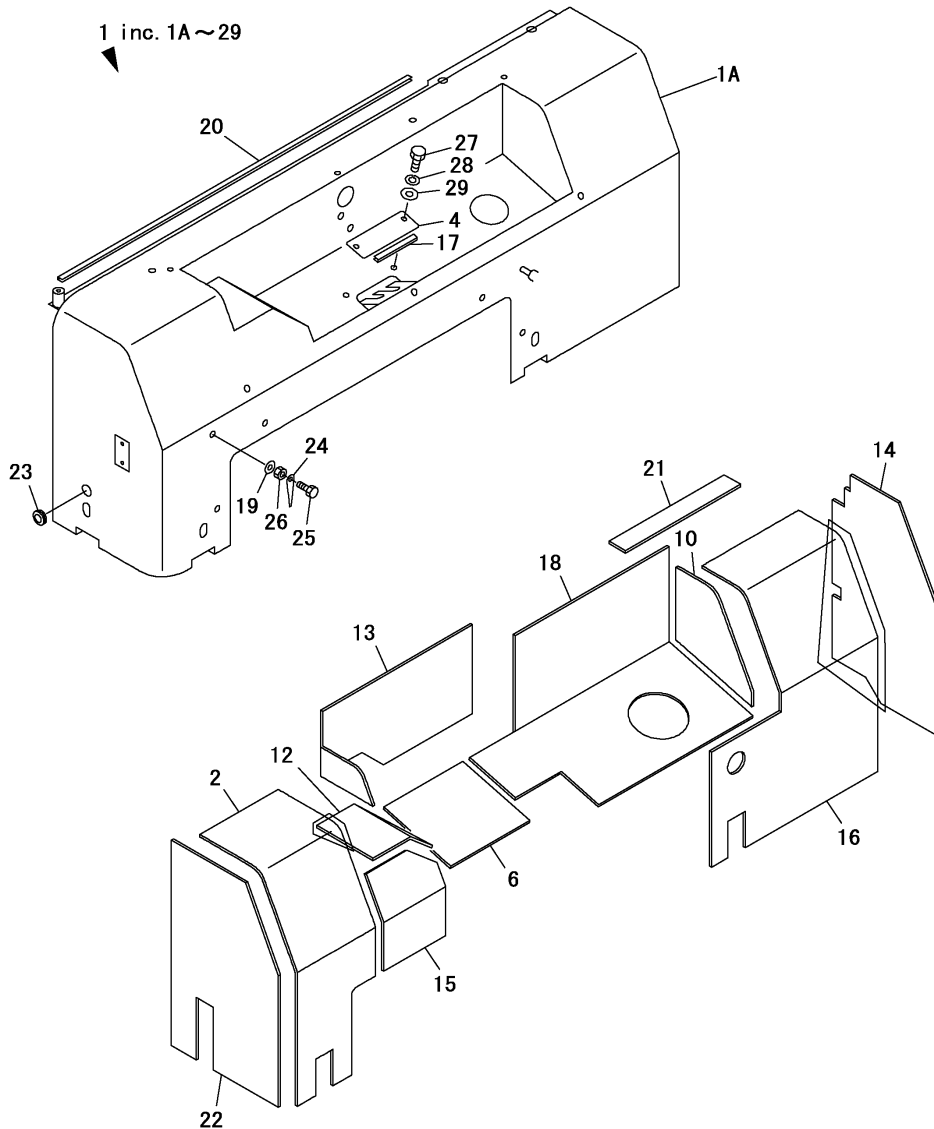
(B)=

(C)=

(D)=

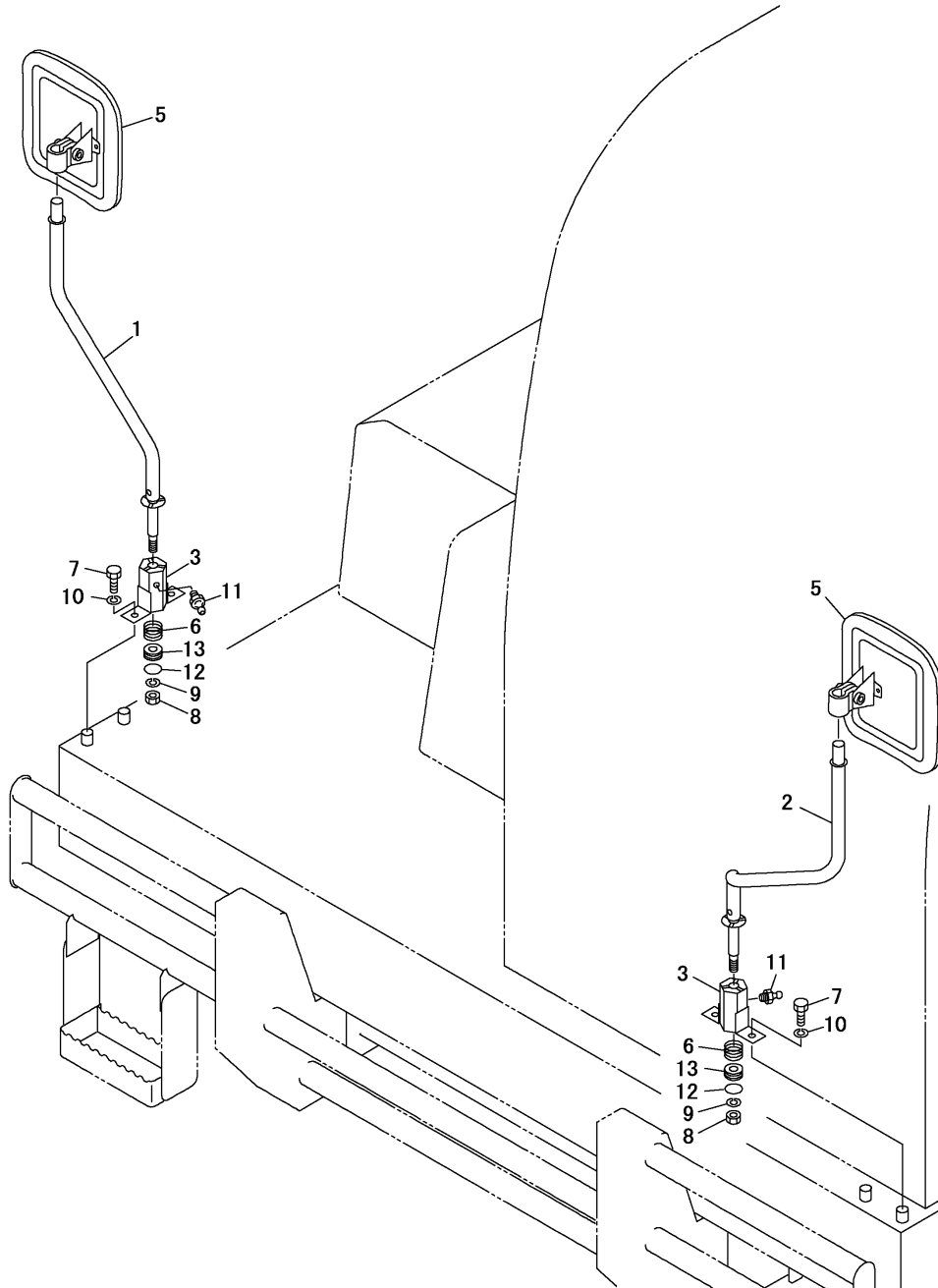
(E)=

(F)=



No.	Lev.	Parts No.	Description	Q'ty						I	R
				(A)	(B)	(C)	(D)	(E)	(F)		
1	1	172660-61140	COVER ASSY	1							
1-1	1	172660-61140-Y	COVER,SIDE ASSY	1							S
(A=M47001)											
1A	2	172660-61150	COVER	1							
1A-1	2	172660-61150-Y	COVER,SIDE LH	1							S
(A=M47001)											
2	2	172660-61160	INSULATOR	1							
4	2	172660-61170	PLATE	1							
4-1	2	172660-61170-Y	PLATE	1							S
(A=M47001)											
6	2	172660-61180	INSULATOR	1							
10	2	172660-61190	INSULATOR	1							
12	2	172660-61200	INSULATOR	1							
13	2	172660-61210	INSULATOR	1							
14	2	172660-61220	INSULATOR	1							
15	2	172660-61230	INSULATOR	1							
16	2	172660-61240	INSULATOR	1							
17	2	172660-61250	SEAL	1							
18	2	172660-61260	INSULATOR	1							
19	2	22137-060000	WASHER, 6	1							
20	2	172660-61270	SASH RUBBER	1							
21	2	172660-61280	INSULATOR	1							
22	2	172660-61290	INSULATOR	1							
23	2	172660-45400	GROMMET	1							
24	2	172660-61310	PLATE	1							
25	2	26076-060202	BOLT, 10.96X 20	1							
26	2	26717-060002	NUT, M6	1							
27	2	172660-00500	HEX.BOLT 11T 06X10	2							
28	2	22217-060000	WASHER, SPRING 6	2							
29	2	22137-060000	WASHER, 6	2							

Fig.48. REARVIEW MIRROR



(A)=C50R-3C(US,AS,NZ,EP)
 (B)=
 (C)=

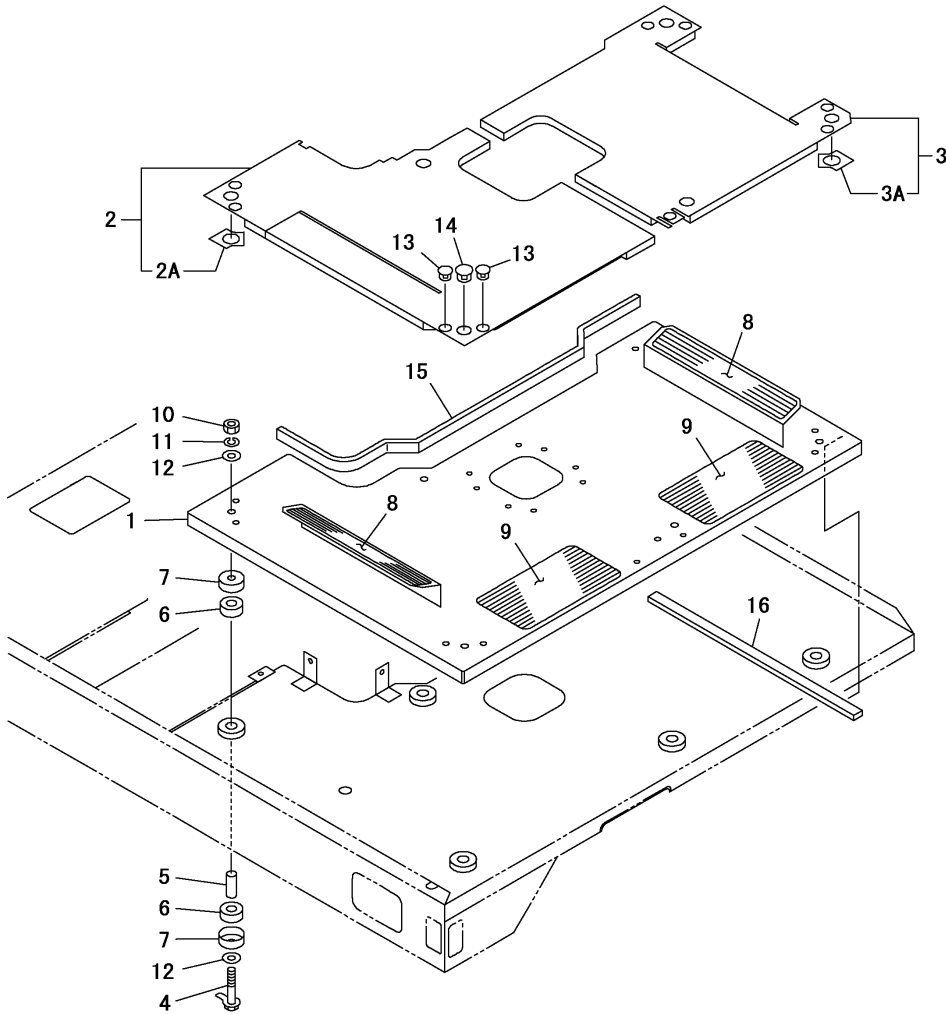
(D)=
 (E)=
 (F)=

No.	Lev.	Parts No.	Description	Q'ty						I	R
				(A)	(B)	(C)	(D)	(E)	(F)		
1	1	172660-06720	STAY, MIRROR	1							
2	1	172660-06710	STAY, MIRROR	1							
3	1	172660-06730	HOLDER	2							
5	1	172660-06740	MIRROR, REAR VIEW	2							
6	1	172660-06750	SPRING	2							
7	1	26076-100252	BOLT, 10.910X 25	4							
8	1	172660-06770	NUT, M12	2							
9	1	22217-120000	WASHER, SPRING 12	2							
10	1	22217-100000	WASHER, SPRING 10	4							
11	1	24761-010000	NIPPLE, GREASE M6F	2							
12	1	24311-000240	O-RING, 1AP24.0	2							
13	1	172660-06760	COLLAR	2							

Fig.49. FLOOR

(A)=C50R-3C(US,AS,NZ,EP)
 (B)=
 (C)=

(D)=
 (E)=
 (F)=



No.	Lev.	Parts No.	Description	Q'ty						I	R
				(A)	(B)	(C)	(D)	(E)	(F)		
1	1	172660-62110	PLATE, FLOOR	1							
2	1	172660-62120	MAT A, FLOOR	1							
2A	2	172660-62140	SPONGE, RUBBER	2							
3	1	172660-62130	MAT, FLOOR	1							
3A	2	172660-62140	SPONGE, RUBBER	2							
4	1	172660-62160	BOLT ASSY	6							
5	1	172660-62170	SPACER	6							
6	1	172660-62180	RUBBER	12							
7	1	172660-62190	COVER	12							
8	1	172660-62200	SHEET, NON SLIP	2							
9	1	172660-62310	SHEET, NON SLIP	2							
10	1	26716-160002	NUT, M16	6							
11	1	22217-160000	WASHER, SPRING 16	6							
12	1	22137-160000	WASHER, 16	12							
13	1	172660-62210	CAP	9							
14	1	172660-62220	CAP	6							
15	1	172660-62230	SPONGE	1							
16	1	172660-62240	SPONGE	1							

Fig.50. SEAT(1/2)

(A)=C50R-3C(US,AS,NZ,EP)
 (B)=
 (C)=

(D)=
 (E)=
 (F)=

No.	Lev.	Parts No.	Description	Q'ty						I	R
				(A)	(B)	(C)	(D)	(E)	(F)		
1	1	172660-64210	SEAT, OPERATOR	1							
2	1	172660-00620	HEX.BOLT 11T 08X20	4							
3	1	22217-080000	WASHER, SPRING 8	4							
4	1	172660-64420	STOPPER	1							

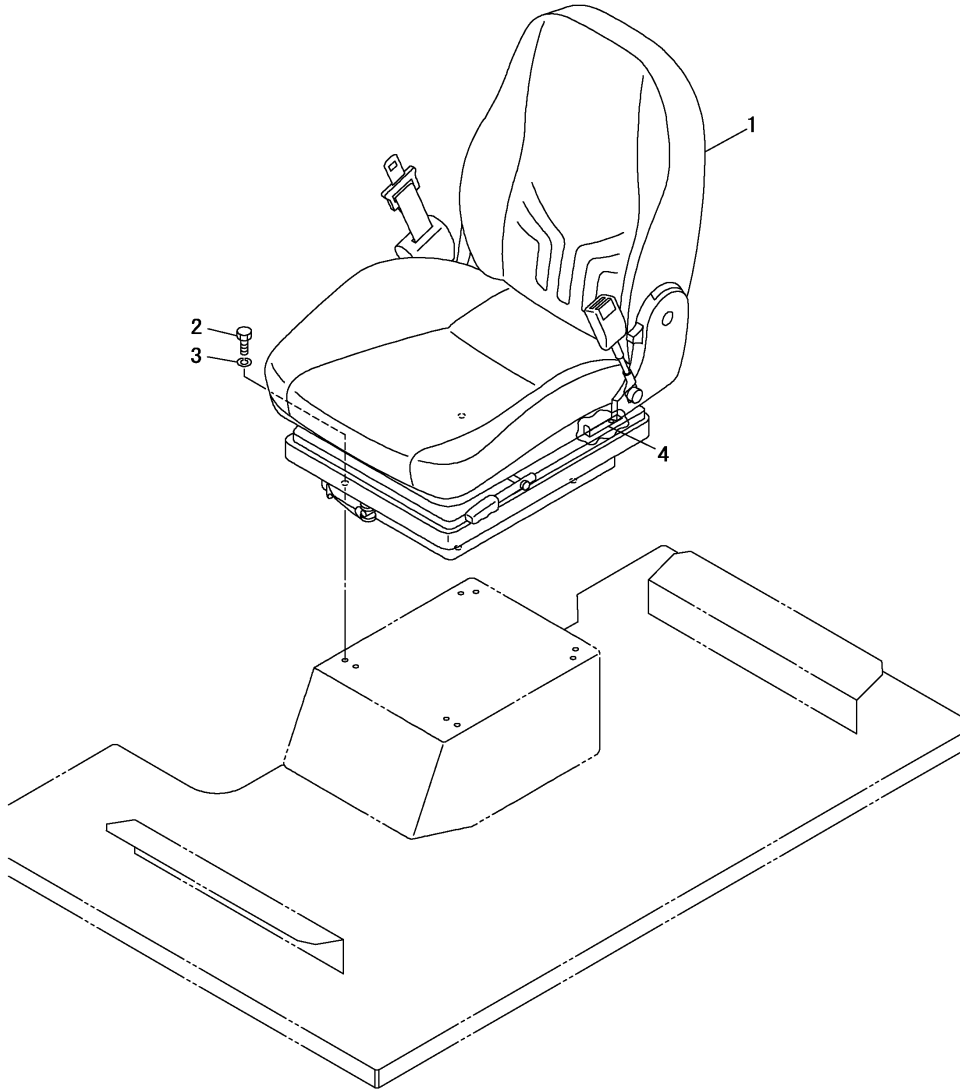


Fig.51. SEAT(2/2)

(A)=C50R-3C(US,AS,NZ,EP)

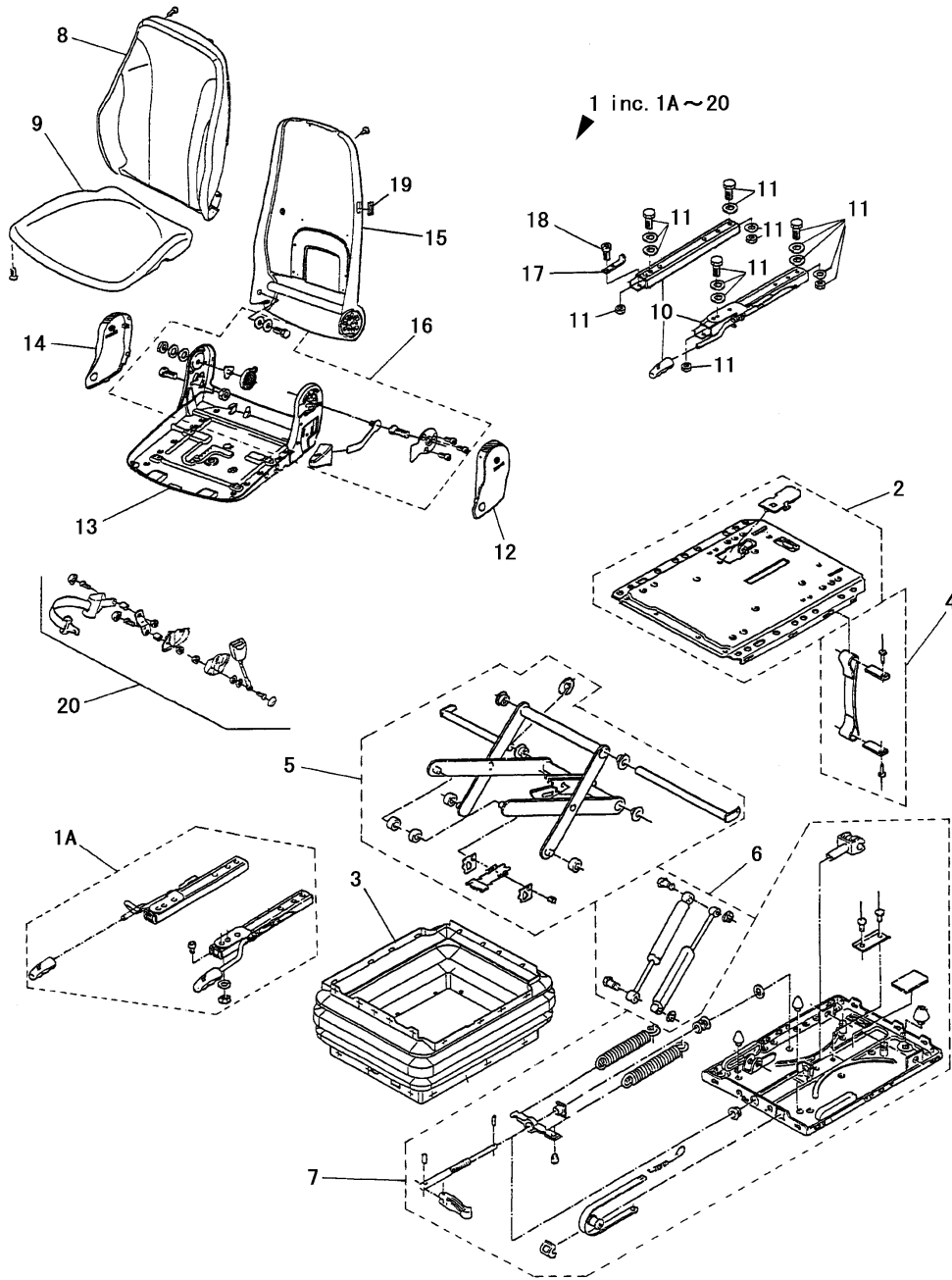
(B)=

(C)=

(D)=

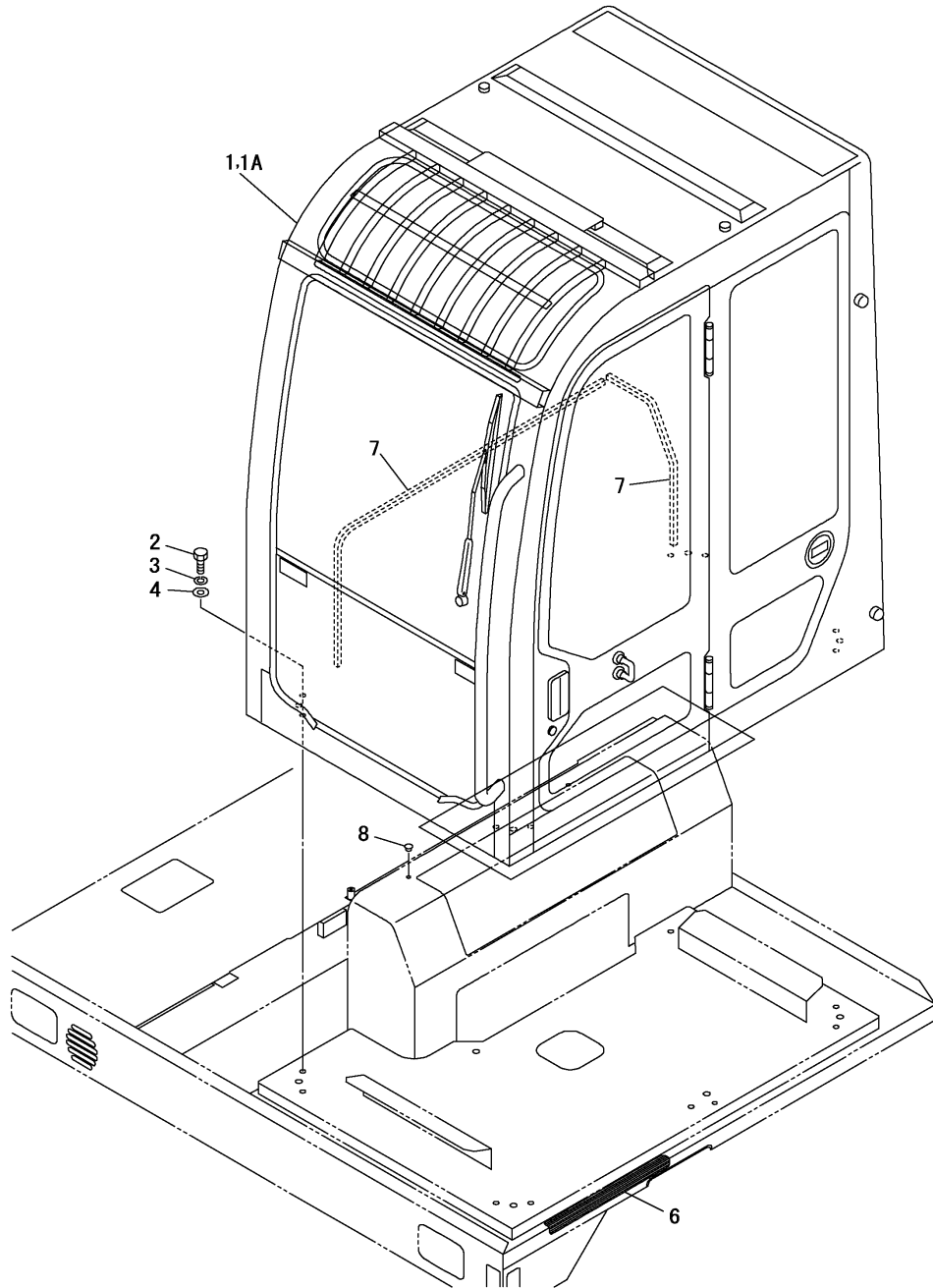
(E)=

(F)=



No.	Lev.	Parts No.	Description	Q'ty						I	R
				(A)	(B)	(C)	(D)	(E)	(F)		
1	1	172660-64210	SEAT, OPERATOR	1							
1A	2	172660-64220	RAIL A ASSY, SLIDE	1							
2	2	172660-64230	PLATE ASSY, SPRING	1							
3	2	172660-64240	RUBBER BOOTS	1							
4	2	172660-64250	ANGLE ASSY	1							
5	2	172660-64260	LINK ASSY	1							
6	2	172660-64270	DAMPER ASSY	1							
7	2	172660-64280	ADJUSTER ASSY	1							
8	2	172660-64290	TRIM	1							
9	2	172660-64300	TRIM	1							
10	2	172660-64310	RAIL B ASSY, SLIDE	1							
11	2	172660-64320	RAIL C ASSY, SLIDE	1							
12	2	172660-64330	COVER	1							
13	2	172660-64340	FRAME, SEAT CUSHION	1							
14	2	172660-64350	COVER	1							
15	2	172660-64360	FRAME, SEAT BACK	1							
16	2	172660-64370	JOINT ASSY	1							
17	2	172660-64380	PLATE A	1							
18	2	172660-64390	SCREW, CAP	1							
19	2	172660-64400	PLATE B	1							
20	2	172660-64410	SEAT BELT ASSY	1							

Fig.52. CABIN(1/6)

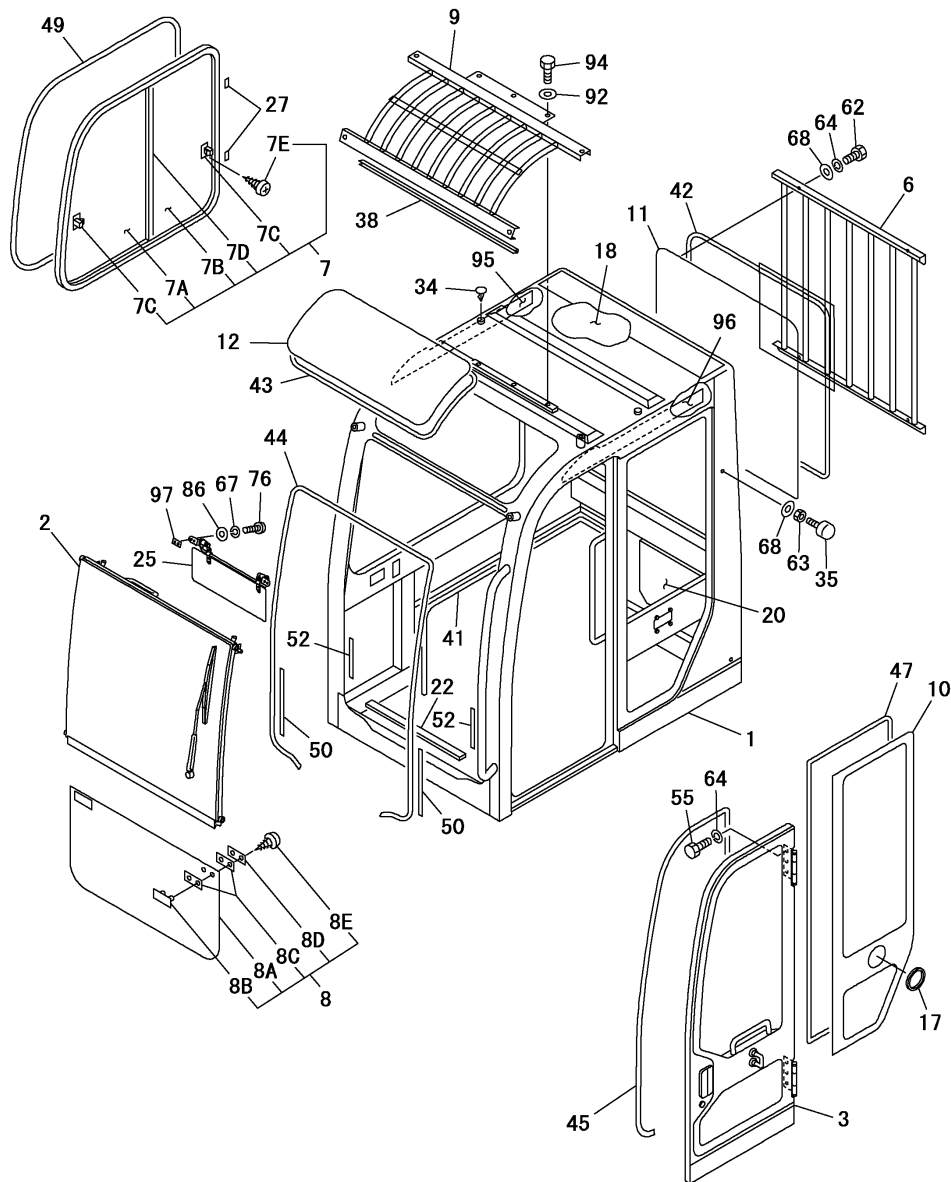


(A)=C50R-3C(US,AS,NZ,EP)
 (B)=
 (C)=

(D)=
 (E)=
 (F)=

No.	Lev.	Parts No.	Description	Q'ty						I	R
				(A)	(B)	(C)	(D)	(E)	(F)		
1	1	172660-67500	CABIN ASSY	1							
1A	1	172660-67400	CABIN ASSY	1							
2	1	26076-120302	BOLT, 10.912X 30	9							
3	1	22217-120000	WASHER, SPRING 12	9							
4	1	22137-120000	WASHER, 12	9							
6	1	172660-62200	SHEET, NON SLIP	1							
7	1	172660-68720	SPONGE	2							
8	1	172660-63380	CAP	2							

Fig.53. CABIN(2/6)



(A)=C50R-3C(US,AS,NZ,EP)

(B)=

(C)=

(D)=

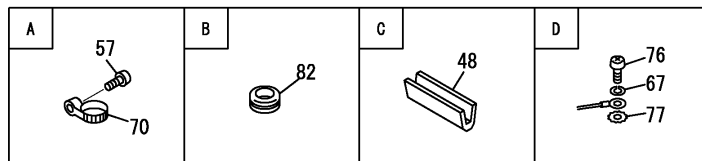
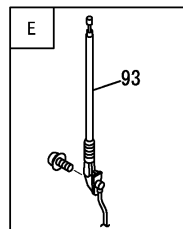
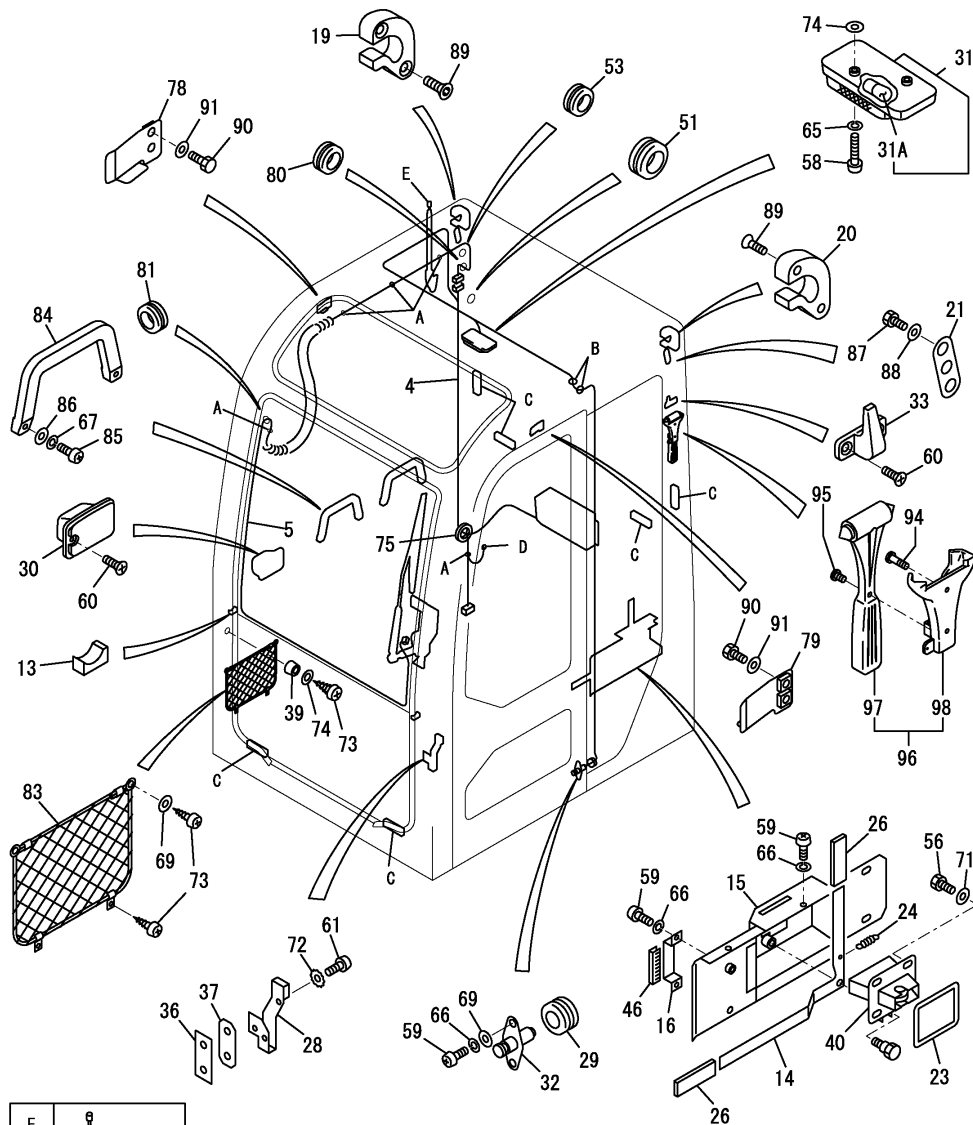
(E)=

(F)=

No.	Lev.	Parts No.	Description	Q'ty						I	R
				(A)	(B)	(C)	(D)	(E)	(F)		
1	2	172660-67410	CABIN	1							
2	2	172660-67420	SASH ASSY	1							
3	2	172660-67430	DOOR ASSY	1							
6	2	172660-67780	GUARD	1							
7	2	172660-67790	SASH ASSY	1							
7A	3	172660-68370	GLASS	1							
7B	3	172660-68380	GLASS	1							
7C	3	172660-68390	LOCK	2							
7D	3	172660-68400	STRIP, WEATHER	1							
7E	3	172660-68420	SCREW	4							
8	2	172660-67800	GLASS ASSY	1							
8A	3	172660-67810	GLASS	1							
8B	3	172660-67820	RETAINER	2							
8C	3	172660-67830	GASKET	4							
8D	3	172660-67840	PLATE	2							
8E	3	172660-00100	SCREW	4							
9	2	172660-67860	GUARD, ROOF	1							
10	2	172660-67870	GLASS	1							
11	2	172660-67880	GLASS	1							
12	2	172660-67890	GLASS	1							
17	2	172660-67940	GROMMET	1							
18	2	172660-67950	LINING	1							
20	2	172660-67960	LINING	1							
22	2	172660-68030	SEAL	1							
25	2	172660-68060	SUNVISOR	1							
27	2	172660-68100	SPACER	7							
34	2	172660-68170	CLIP	2							
35	2	172660-68180	STOPPER	2							
38	2	172660-68210	SEAL, TRIM	1							
41	2	172660-68240	RUBBER,SASH	1							
42	2	172660-68250	RUBBER	1							
43	2	172660-68260	RUBBER	1							
44	2	172660-68270	RUBBER,SASH	1							
45	2	172660-68280	RUBBER,SASH	1							
47	2	172660-68300	DAM	1							
49	2	172660-68320	TRIM	1							
50	2	172660-68330	RUBBER,SASH	2							
52	2	172660-68350	SEAL, TRIM	2							
55	2	172660-00650	HEX.BOLT 11TB 8X20	6							
62	2	172660-00770	HEX.BOLT 11TB 10X20	4							
63	2	172660-00220	NUT, M10	2							
64	2	172660-00060	SPRING WASHER 10	10							
67	2	22217-060000	WASHER, SPRING 6	4							
68	2	172660-00040	WASHER 10	6							
76	2	26557-060162	SCREW, 6 X 16	4							
86	2	22137-060000	WASHER, 6	4							
92	2	172660-00910	WASHER, M10	7							
94	2	172660-00710	HEX.BOLT 11T 10X16	3							
95	2	172660-67970	LINING	1							
96	2	172660-67980	LINING	1							
97	2	172660-68690	SEAT	2							

N:Old $\xrightarrow{\text{Yes}}$ New, Q:Old $\xrightarrow{\text{No}}$ New, R:Old $\xrightarrow{\text{Yes}}$ New, S:Old $\xrightarrow{\text{No}}$ New, W:Add, Z:Discontinued, F:Interchangeable by set, K:Q'ty Change

Fig.54. CABIN(3/6)



(A)=C50R-3C(US,AS,NZ,EP)

(B)=

(C)=

(D)=

(E)=

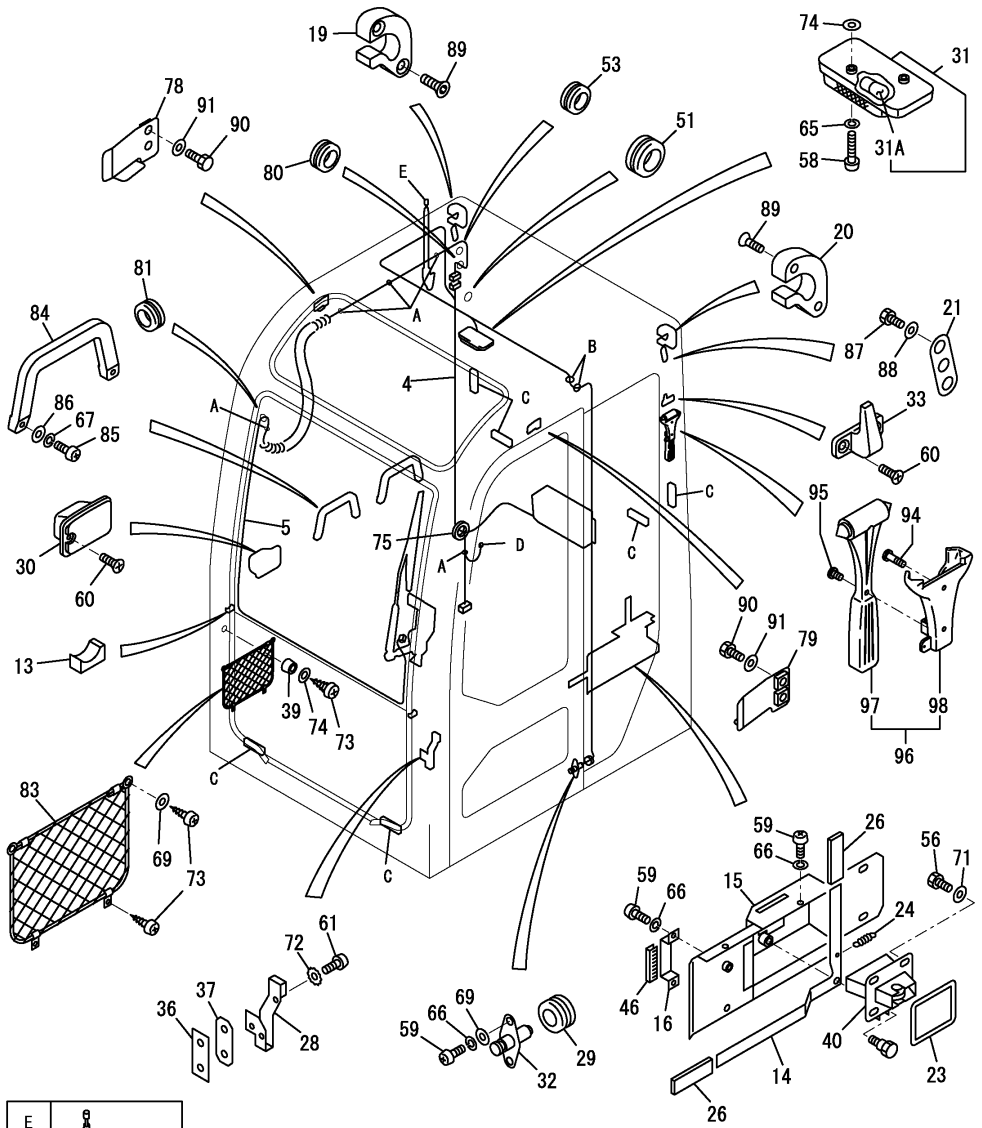
(F)=

No.	Lev.	Parts No.	Description	Q'ty						I	R
				(A)	(B)	(C)	(D)	(E)	(F)		
4	2	172660-67760	WIRE HARNESS	1							
5	2	172660-67770	WIRE HARNESS	1							
13	2	172660-67900	STOPPER	2							
14	2	172660-67910	PLATE	1							
15	2	172660-67920	COVER	1							
16	2	172660-67930	PLATE	1							
19	2	172660-67990	STOPPER	1							
20	2	172660-68010	STOPPER	1							
21	2	172660-68020	PLATE	2							
23	2	172660-68040	SEAL	1							
24	2	172660-68050	SPRING	1							
26	2	172660-68090	COVER	2							
28	2	172660-68110	STRIKER	1							
29	2	172660-68120	GROMMET	1							
30	2	172660-68130	ASHTRAY	1							
31	2	172660-68140	ROOM LAMP	1							
31A	3	172660-68080	BULB	1							
32	2	172660-68150	SWITCH	1							
33	2	172660-68160	HANGER	1							
36	2	172660-68190	PLATE	1							
37	2	172660-68200	GASKET	1							
39	2	172660-68220	RUBBER	2							
40	2	172660-68230	LOCK	1							
46	2	172660-68290	SEAL, TRIM	1							
48	2	172660-68310	STOPPER	6							
51	2	172660-68340	GROMMET	1							
53	2	172660-68360	GROMMET	1							
56	2	26076-080252	BOLT, 10.9X8 25	4							
57	2	172660-00130	SCREW, M5X12	4							
58	2	26557-050202	SCREW, M5X20	2							
59	2	172660-00120	SCREW	8							
60	2	172660-00140	SCREW	4							
61	2	172660-68410	SCREW	2							
65	2	22217-050000	WASHER, SPRING 5	2							
66	2	172660-00050	SPRING WASHER 4	8							
67	2	22217-060000	WASHER, SPRING 6	5							
69	2	172660-00010	WASHER 5	6							
70	2	172660-19890	CLAMP	4							
71	2	22137-080000	WASHER, 8	2							
72	2	172660-16500	WASHER, TOOTHED 10	2							
73	2	172660-00110	SCREW	6							
74	2	172660-00010	WASHER 5	3							
75	2	172660-68520	GROMMET	1							
76	2	26557-060162	SCREW, 6 X 16	1							
77	2	22232-060000	WASHER, SPRING 6	1							
78	2	172660-68540	STOPPER	1							
79	2	172660-68550	STOPPER	1							
80	2	172660-68560	GROMMET	1							
81	2	172660-68570	GROMMET	2							
82	2	172660-68580	GROMMET	2							
83	2	172660-68590	POCKET	1							

Fig.54. CABIN(3/6)

(A)=C50R-3C(US,AS,NZ,EP)
 (B)=
 (C)=

(D)=
 (E)=
 (F)=



No.	Lev.	Parts No.	Description	Qty						I	R
				(A)	(B)	(C)	(D)	(E)	(F)		
84	2	172660-68610	GRIP	2							
85	2	26557-060202	SCREW, M6X20	4							
86	2	22137-060000	WASHER, 6	4							
87	2	172660-00650	HEX.BOLT 11TB 8X20	4							
88	2	172660-00030	WASHER 8	4							
89	2	172660-00160	SCREW	4							
90	2	172660-00570	HEX.BOLT 11TB 06X12	4							
91	2	172660-00020	WASHER 6	4							
93	2	172660-68670	ANTENNA, RUBBER	1							
94	2	172660-00100	SCREW	2							W
		(A=MXXXXX)									
95	2	172660-00670	SCREW, M3X4	1							W
		(A=MXXXXX)									
96	2	172660-68910	HUMMER ASSY	1							W
		(A=MXXXXX)									
97	3	172660-68920	HUMMER	1							W
		(A=MXXXXX)									
98	3	172660-68930	BRACKET,HUMMER	1							W
		(A=MXXXXX)									

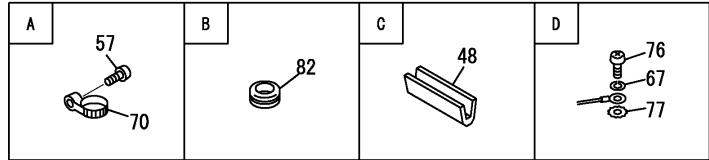
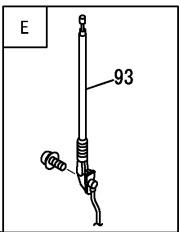
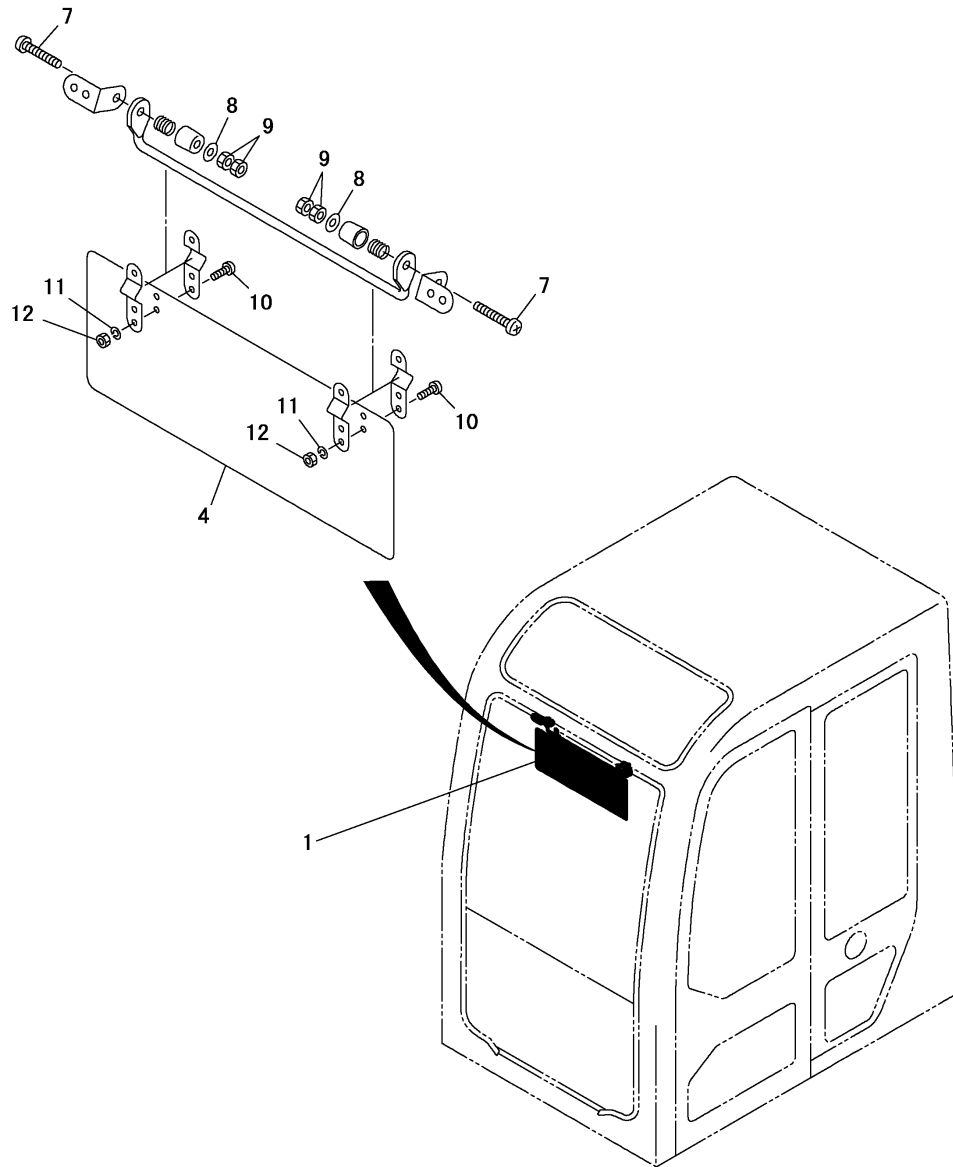


Fig.55. CABIN(4/6)(SUN VISOR)

(A)=C50R-3C(US,AS,NZ,EP)
 (B)=
 (C)=

(D)=
 (E)=
 (F)=



No.	Lev.	Parts No.	Description	Q'ty						I	R
				(A)	(B)	(C)	(D)	(E)	(F)		
1	2	172660-68060	SUNVISOR	1							
4	3	172660-68070	PLATE	1							
7	3	26557-080452	SCREW, M8X45	2							
8	3	22137-080000	WASHER, 8	2							
9	3	172660-00210	NUT, M8	4							
10	3	26557-050162	SCREW, M5X16	6							
11	3	22217-050000	WASHER, SPRING 5	6							
12	3	26717-050002	NUT, M5	6							

Fig.56. CABIN(5/6)(FRONT SASH)

(A)=C50R-3C(US,AS,NZ,EP)

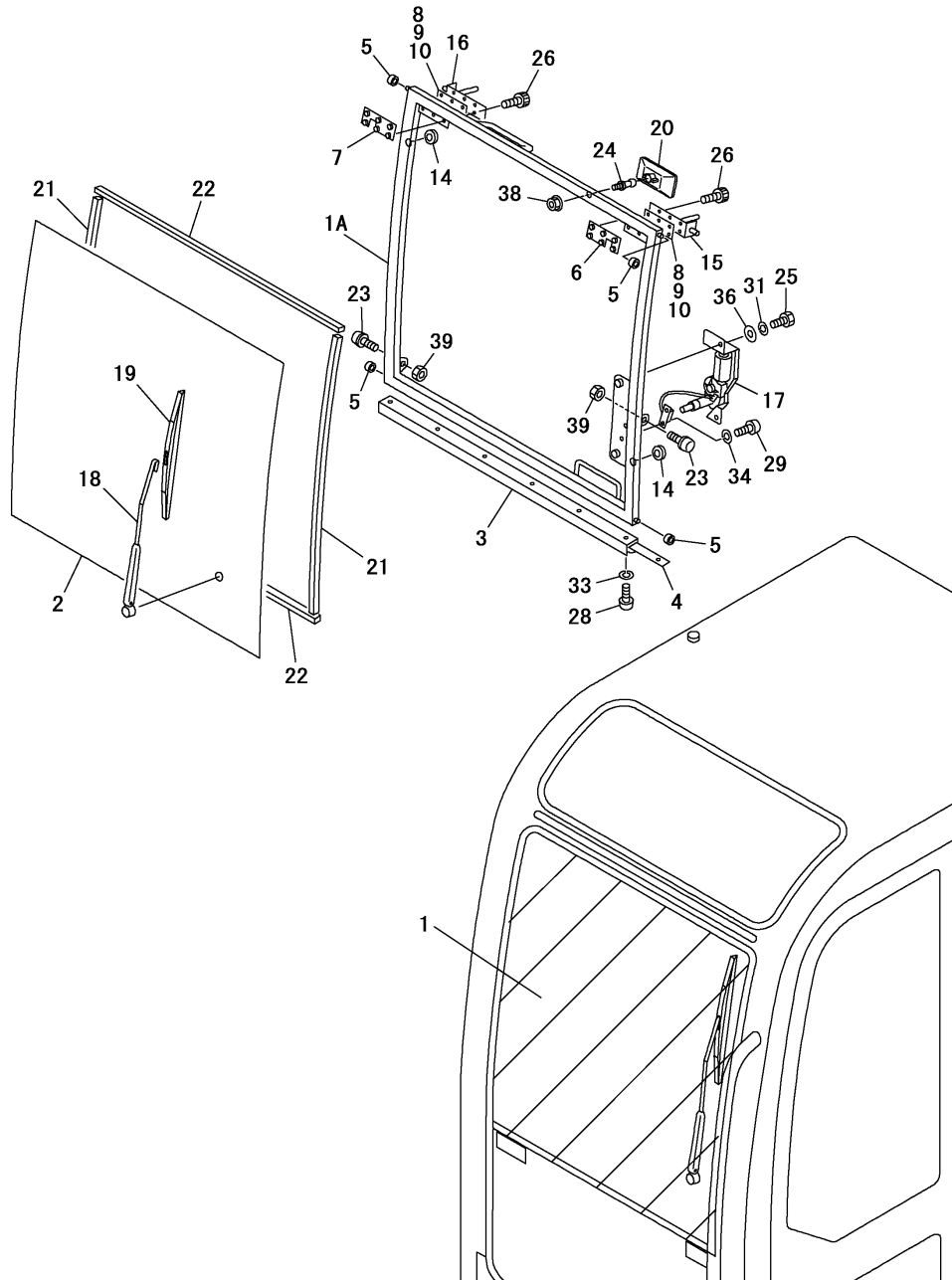
(B)=

(C)=

(D)=

(E)=

(F)=



No.	Lev.	Parts No.	Description	Q'ty						I	R
				(A)	(B)	(C)	(D)	(E)	(F)		
1	2	172660-67420	SASH ASSY	1							
1A	3	172660-68430	SASH	1							
2	3	172660-68440	GLASS	1							
3	3	172660-68450	SEAL	1							
4	3	172660-68460	PLATE	1							
5	3	172660-68470	ROLLER	4							
6	3	172660-68490	PLATE LH	1							
7	3	172660-68500	PLATE RH	1							
8	3	172660-68510	SHIM, T=0.7	1							
9	3	172660-68530	SHIM, T=1.2	1							
10	3	172660-68600	SHIM, T=1.6	1							
14	3	172660-68580	GROMMET	2							
15	3	172660-68630	LATCH LH	1							
16	3	172660-68640	LATCH RH	1							
17	3	172660-68650	WIPER MOTOR	1							
18	3	172660-68660	ARM, WIPER	1							
19	3	172660-68680	WIPER BLADE	1							
20	3	172660-67150	ROOM MIRROR	1							
21	3	172660-68750	DAM	2							
22	3	172660-68760	DAM	2							
23	3	172660-68770	STOPPER	2							
24	3	172660-67160	PIVOT	1							
25	3	172660-68790	BOLT M8X20	2							
26	3	172660-68800	SCREW, CAP	12							
28	3	26557-040082	SCREW, M4X 8	6							
29	3	172660-00120	SCREW	2							
31	3	172660-00090	SPRING WASHER 8	2							
33	3	22217-040000	WASHER, SPRING 4	6							
34	3	172660-00050	SPRING WASHER 4	2							
36	3	172660-00030	WASHER 8	2							
38	3	26366-080002	NUT, M8	1							
39	3	172660-00220	NUT, M10	2							

Fig.57. CABIN(6/6)(DOOR)

(A)=C50R-3C(US,AS,NZ,EP)

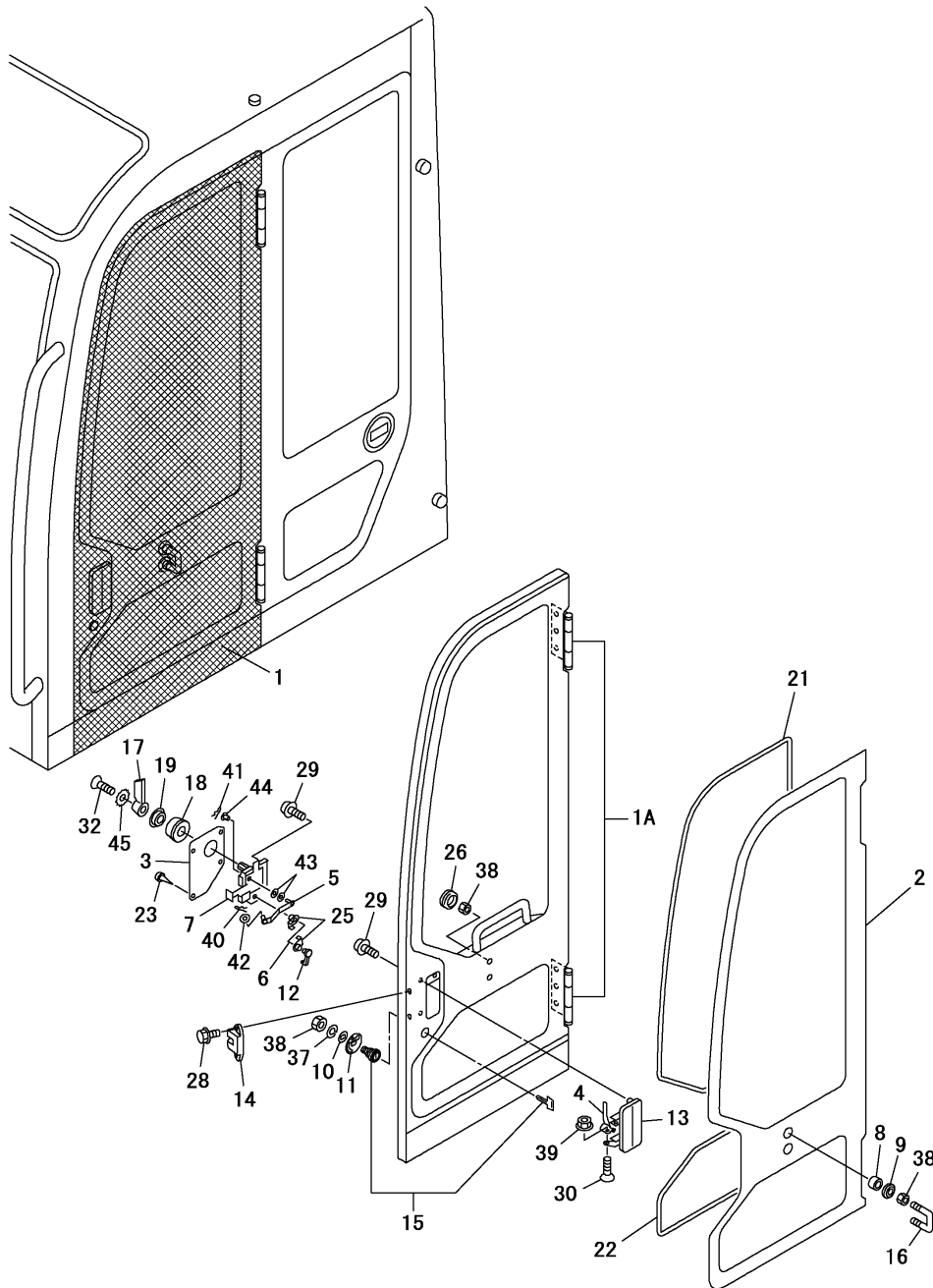
(B)=

(C)=

(D)=

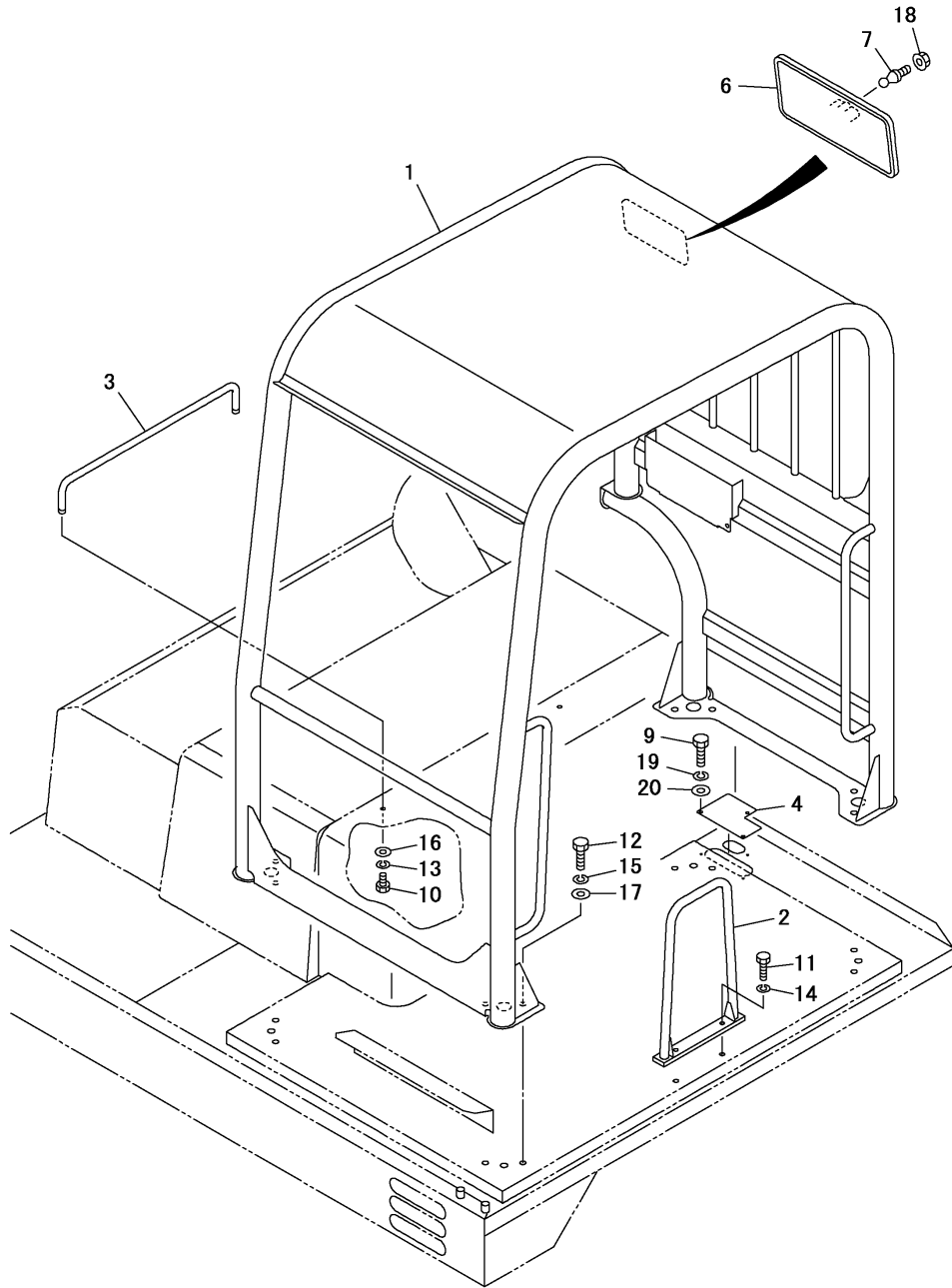
(E)=

(F)=



No.	Lev.	Parts No.	Description	Q'ty						I	R
				(A)	(B)	(C)	(D)	(E)	(F)		
1	2	172660-67430	DOOR ASSY	1							
1A	3	172660-67440	DOOR	1							
2	3	172660-67450	GLASS	1							
3	3	172660-67460	COVER	1							
4	3	172660-67470	PLATE	1							
5	3	172660-67480	PLATE	1							
6	3	172660-67490	ROD	1							
7	3	172660-67510	CONTROL ASSY	1							
8	3	172660-67520	COLLAR	2							
9	3	172660-67530	SEAL	2							
10	3	172660-67540	WASHER	1							
11	3	172660-67550	PLATE	1							
12	3	172660-67560	HOLDER	1							
13	3	172660-67570	HANDLE	1							
14	3	172660-67580	LOCK ASSY	1							
15	3	172660-67590	CYLINDER, KEY	1							
16	3	172660-67600	STRIKER	1							
17	3	172660-67610	HANDLE	1							
18	3	172660-67620	BASE	1							
19	3	172660-67630	ESCUTCHEON	1							
21	3	172660-67640	DAM	1							
22	3	172660-67650	DAM	1							
23	3	172660-67660	CLIP	4							
25	3	172660-67670	SNAP	2							
26	3	172660-67680	GROMMET	2							
28	3	172660-00310	BOLT, FLANGE	2							
29	3	26014-060122	BOLT, M6X 12	4							
30	3	26567-060162	SCREW, M6X16	1							
32	3	172660-00150	SCREW	1							
37	3	22217-100000	WASHER, SPRING 10	1							
38	3	26716-100002	NUT, M10	3							
39	3	172660-00200	NUT, FLANGE 8T M6	1							
40	3	22372-060000	PIN, SNAP 6	1							
41	3	22372-040000	PIN, SNAP 4	1							
42	3	172660-67720	WASHER	1							
43	3	172660-67730	WASHER	2							
44	3	172660-67740	BUSHING	1							
45	3	172660-67750	LOCK WASHER	1							

Fig.58. CANOPY



(A)=C50R-3C(US,AS,NZ,EP)
 (B)=
 (C)=

(D)=
 (E)=
 (F)=

No.	Lev.	Parts No.	Description	Q'ty						I	R
				(A)	(B)	(C)	(D)	(E)	(F)		
1	1	172660-67110	FRAME,CANOPY	1							
2	1	172660-67120	HANDRAIL	1							
3	1	172660-67130	BAR, HOLD	1							
3-1	1	172660-67130-Y (A=M47001)	BAR	1							S
4	1	172660-67140	PLATE	1							
6	1	172660-67150	ROOM MIRROR	1							
7	1	172660-67160	PIVOT	1							
9	1	172660-00510	HEX.BOLT 11T 06X12	3							
10	1	26076-080162	BOLT, 10.98X 16	2							
11	1	26076-100302	BOLT, 10.910X 30	2							
12	1	26076-120452	BOLT, 10.912X 45	8							
13	1	22217-080000	WASHER, SPRING 8	2							
14	1	22217-100000	WASHER, SPRING 10	2							
15	1	22217-120000	WASHER, SPRING 12	8							
16	1	22137-080000	WASHER, 8	2							
17	1	22137-120000	WASHER, 12	8							
18	1	26366-080002	NUT, M8	1							
19	1	22217-060000	WASHER, SPRING 6	3							
20	1	22137-060000	WASHER, 6	3							

Fig.59. HEATER

(A)=C50R-3C(US,AS,NZ,EP)

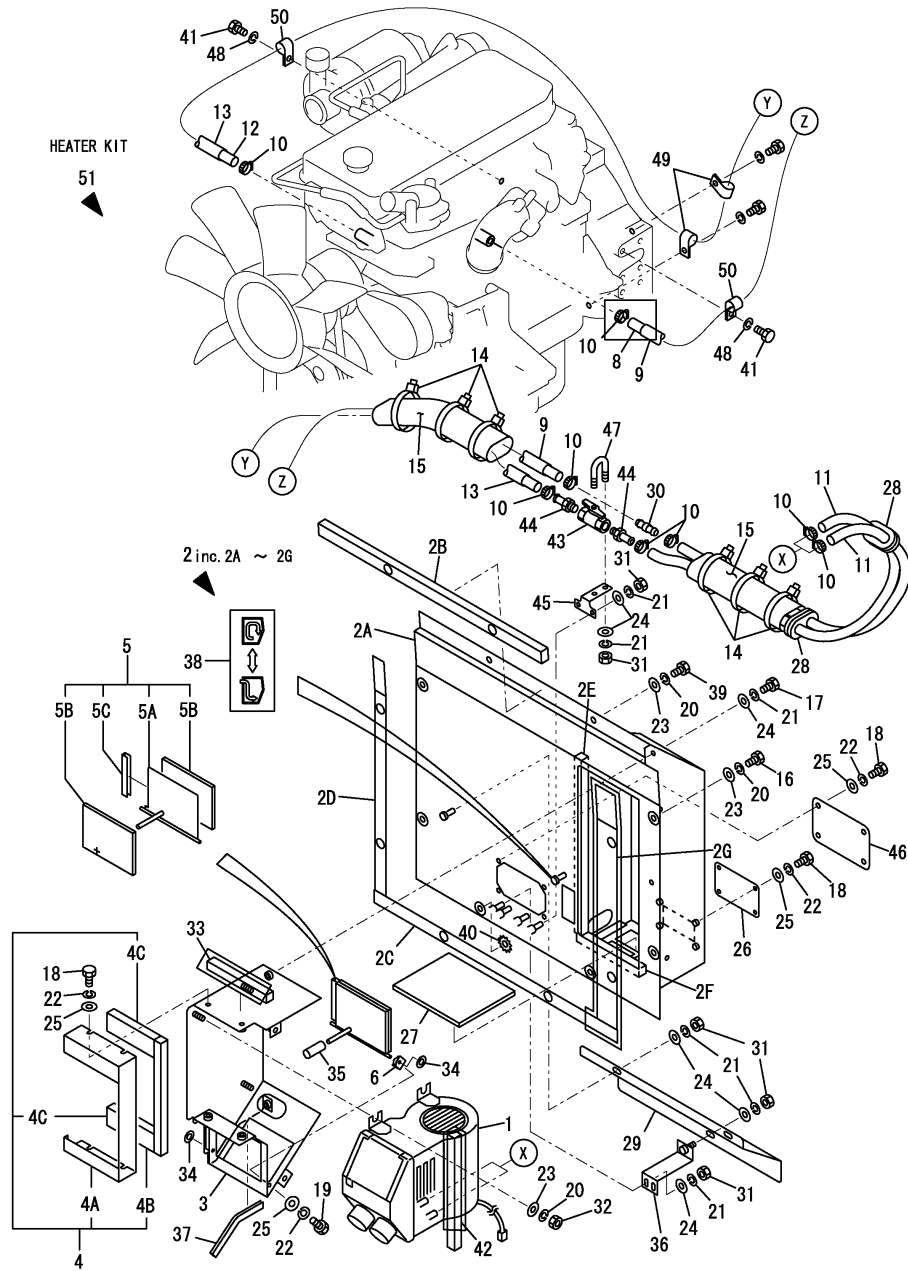
(B)=

(C)=

(D)=

(E)=

(F)=



No.	Lev.	Parts No.	Description	Q'ty						I	R
				(A)	(B)	(C)	(D)	(E)	(F)		
1	1	172660-18110	HEATER ASSY	1							
2	1	172660-18140	COVER ASSY	1							
2A	2	172660-18150	COVER	1							
2B	2	172660-18160	URETHANE	1							
2C	2	172660-18170	URETHANE	1							
2D	2	172660-18180	URETHANE	1							
2E	2	172660-18190	URETHANE	1							
2F	2	172660-18200	URETHANE	1							
2G	2	172660-18210	URETHANE	1							
3	1	172660-18250	BRACKET, HEATER	1							
4	1	172660-18260	COVER ASSY, HEATER	1							
4A	2	172660-18270	COVER, HEATER	1							
4B	2	172660-18280	URETHANE	1							
4C	2	172660-18290	URETHANE	2							
5	1	172660-18300	DAMPER ASSY	1							
5A	2	172660-18310	DAMPER	1							
5B	2	172660-18320	URETHANE	2							
5C	2	172660-18330	SEAL	1							
6	1	172660-18350	BRACKET A	1							
8	1	172660-18360	HOSE A, HEATER	1							
9	1	172660-18370	RUBBER, PROTECT	2							
10	1	172660-18380	CLAMP	8							
11	1	172660-18390	HOSE B, HEATER	2							
12	1	172660-18400	HOSE C, HEATER	1							
13	1	172660-18410	RUBBER, PROTECT	2							
14	1	172660-13490	TIE-LAP	8							
15	1	172660-18450	RUBBER, PROTECT	2							
16	1	26076-100202	BOLT, 10.910X 20	6							
17	1	26076-080162	BOLT, 10.98X 16	4							
18	1	172660-00520	HEX.BOLT 11T 06X14	12							
19	1	172660-00500	HEX.BOLT 11T 06X10	1							
20	1	22217-100000	WASHER, SPRING 10	11							
21	1	22217-080000	WASHER, SPRING 8	13							
22	1	22217-060000	WASHER, SPRING 6	13							
23	1	22137-100000	WASHER, 10	11							
24	1	22137-080000	WASHER, 8	13							
25	1	22137-060000	WASHER, 6	13							
26	1	172660-18480	PLATE A	1							
27	1	172660-18490	FILTER	1							
28	1	172660-16300	GUARD, HOSE	2							
29	1	172660-18510	COVER, HOSE	1							
30	1	172660-18520	JOINT	1							
31	1	26716-080002	NUT, M8	9							
32	1	26716-100002	NUT, M10	3							
33	1	172660-18550	SPONGE	1							
34	1	172660-18560	NUT	2							
35	1	172660-18570	KNOB	1							
36	1	172660-18580	BRACKET B	1							
37	1	172660-18590	SEAL, TRIM	1							
38	1	172660-18600	DECAL, HEATER LEVER	1							
39	1	172660-00710	HEX.BOLT 11T 10X16	2							

Remarks

(1)Ref.No.51 include No.1 from No.50.

Fig.59. HEATER

(A)=C50R-3C(US,AS,NZ,EP)

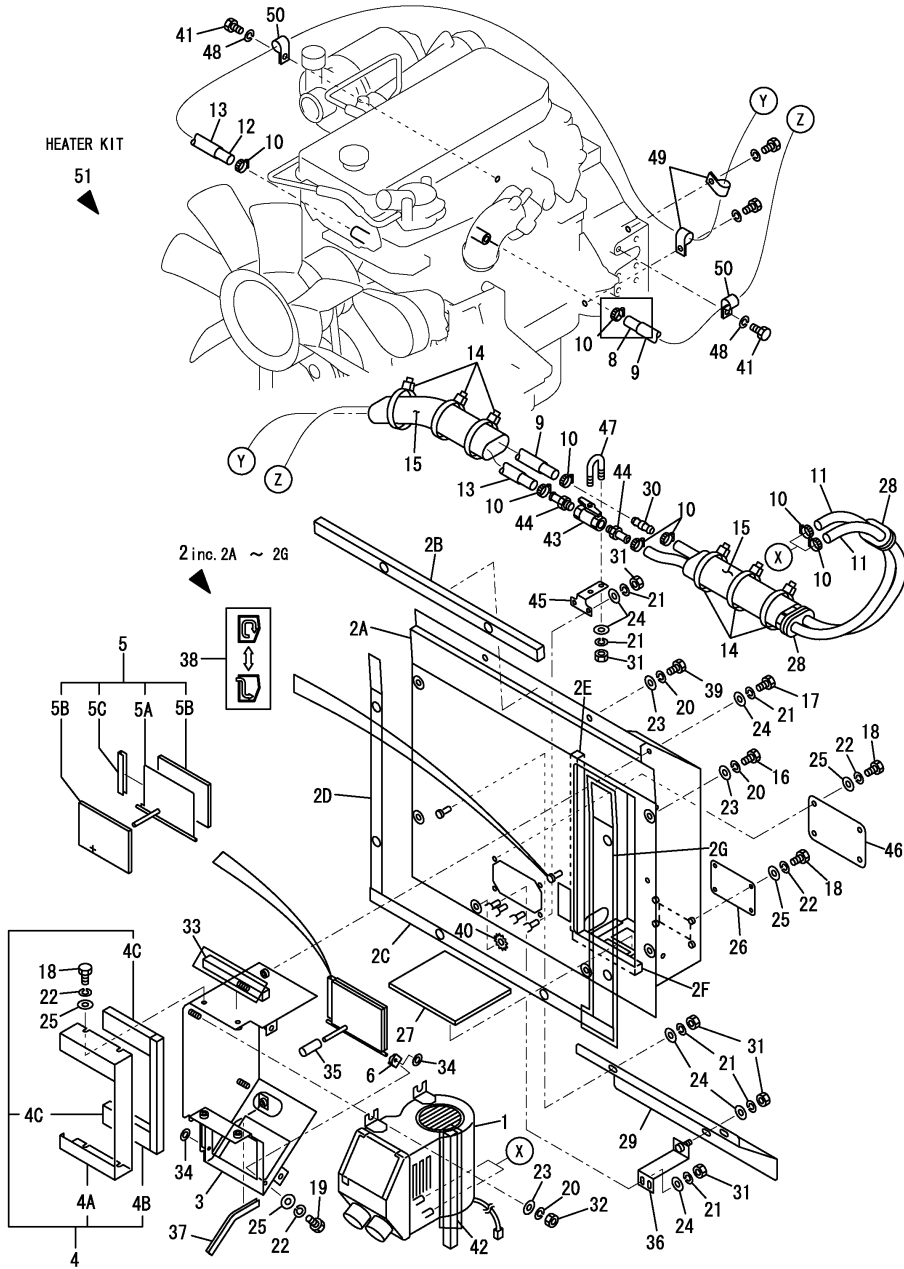
(B)=

(C)=

(D)=

(E)=

(F)=



No.	Lev.	Parts No.	Description	Q'ty						I	R
				(A)	(B)	(C)	(D)	(E)	(F)		
40	1	172660-16500	WASHER, TOOTHED 10	1							
41	1	172660-00800	HEX.BOLT 11T 12X20	2							
42	1	172660-18610	SPONGE	1							
43	1	172660-18620	BALL VALVE	1							
44	1	172660-18630	NIPPLE	2							
45	1	172660-18640	BRACKET C	1							
46	1	172660-18650	PLATE B	1							
47	1	172660-18660	U-BOLT	1							
48	1	22217-120000	WASHER, SPRING 12	2							
49	1	172660-18680	CLAMP, HOSE	2							
50	1	172660-18690	CLAMP	2							
51	1	172660-18000	HEATER KIT	1							W 1

(A=MXXXXX)

Remarks

(1)Ref.No.51 include No.1 from No.50.

N:Old $\begin{matrix} \leftarrow \text{Yes} \\ \text{No} \end{matrix}$ New, Q:Old $\begin{matrix} \leftarrow \text{No} \\ \text{Yes} \end{matrix}$ New, R:Old $\begin{matrix} \leftarrow \text{Yes} \\ \text{Yes} \end{matrix}$ New, S:Old $\begin{matrix} \leftarrow \text{No} \\ \text{No} \end{matrix}$ New, W:Add, Z:Discontinued, F:Interchangeable by set, K:Q'ty Change

Fig.60. DEFROSTER

(A)=C50R-3C(US,AS,NZ,EP)
 (B)=
 (C)=

(D)=
 (E)=
 (F)=

No.	Lev.	Parts No.	Description	Q'ty						I	R
				(A)	(B)	(C)	(D)	(E)	(F)		
1	1	172660-18710	DUCT	1							
2	1	172660-18720	LOUVER A	1							
3	1	172660-18730	LOUVER B	1							
4	1	172660-18740	HOSE, DEFROSTER	1							
5	1	172660-18750	CUFFS	2							
6	1	23001-070000	CLAMP, HOSE 70	2							
7	1	172660-00130	SCREW, M5X12	7							
8	1	172660-00070	SPRING WASHER 5	7							

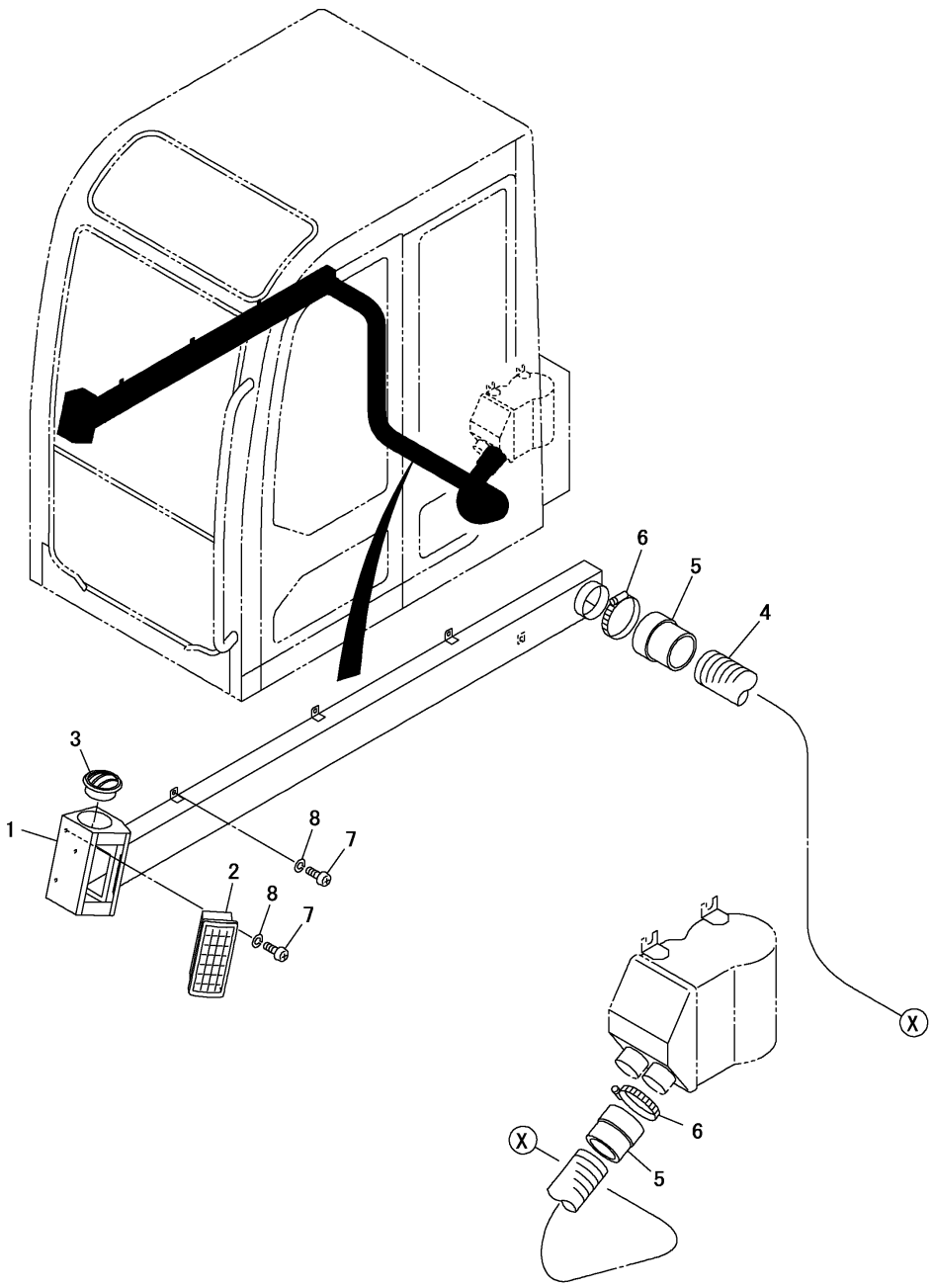
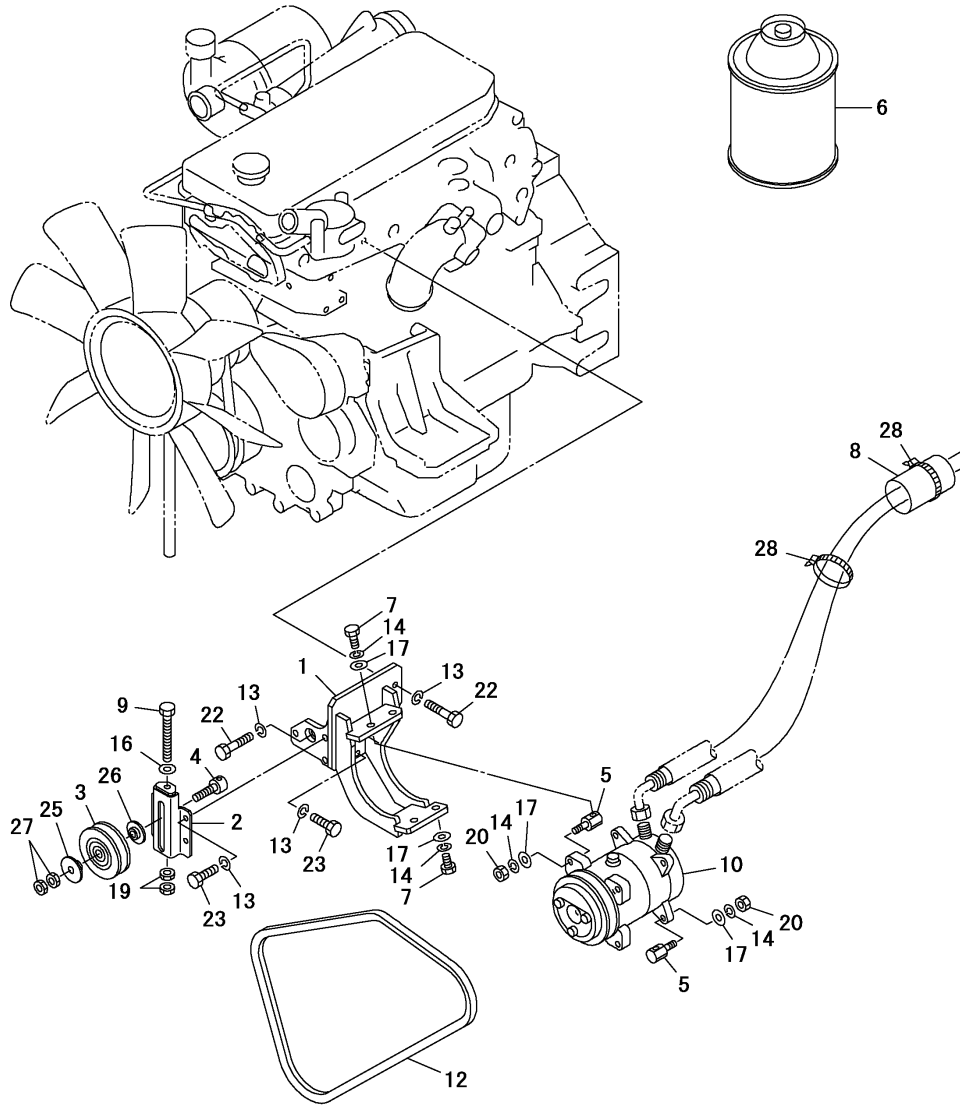


Fig.61. COOLER(1/5)(COMPRESSOR)

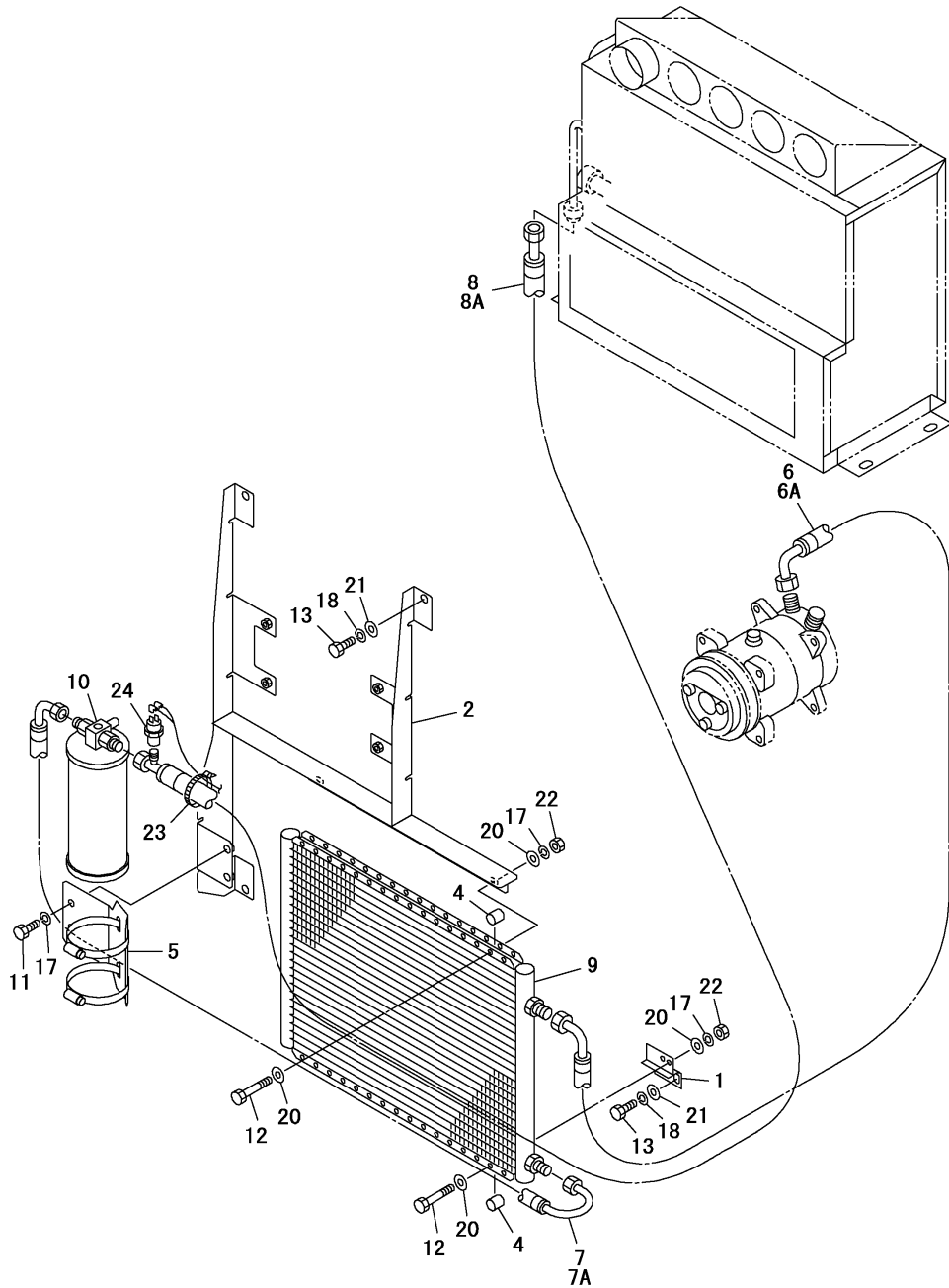
(A)=C50R-3C(US,AS,NZ,EP)
 (B)=
 (C)=

(D)=
 (E)=
 (F)=



No.	Lev.	Parts No.	Description	Q'ty						I	R
				(A)	(B)	(C)	(D)	(E)	(F)		
1	1	172660-18800	BRACKET A,COMPRESSOR	1							
2	1	172660-18810	BRACKET B,COMPRESSOR	1							
3	1	172660-18820	V-PULLEY ASSY	1							
4	1	172660-18860	SHAFT	1							
5	1	172660-18870	SHAFT	4							
6	1	172660-18880	GAS, COOLING	18							
7	1	26076-100352	BOLT, 10.910X 35	4							
8	1	172660-18890	RUBBER, PROTECT	1							
9	1	172660-00370	HEX.BOLT 11T 08X110	1							
10	1	172660-18900	COMPRESSOR	1							
12	1	172660-18910	V-BELT	1							
13	1	22217-080000	WASHER, SPRING 8	7							
14	1	22217-100000	WASHER, SPRING 10	8							
16	1	22137-080000	WASHER, 8	1							
17	1	22137-100000	WASHER, 10	8							
19	1	26716-080002	NUT, M8	2							
20	1	26716-100002	NUT, M10	4							
22	1	26455-080452	BOLT, M8X45	3							
23	1	26455-080252	BOLT, M8X25	5							
25	1	172660-18920	COLLAR	1							
26	1	172660-18930	COLLAR	1							
27	1	172660-00230	NUT, 8T M12	2							
28	1	172660-13490	TIE-LAP	2							

Fig.62. COOLER(2/5)(CONDENSER)

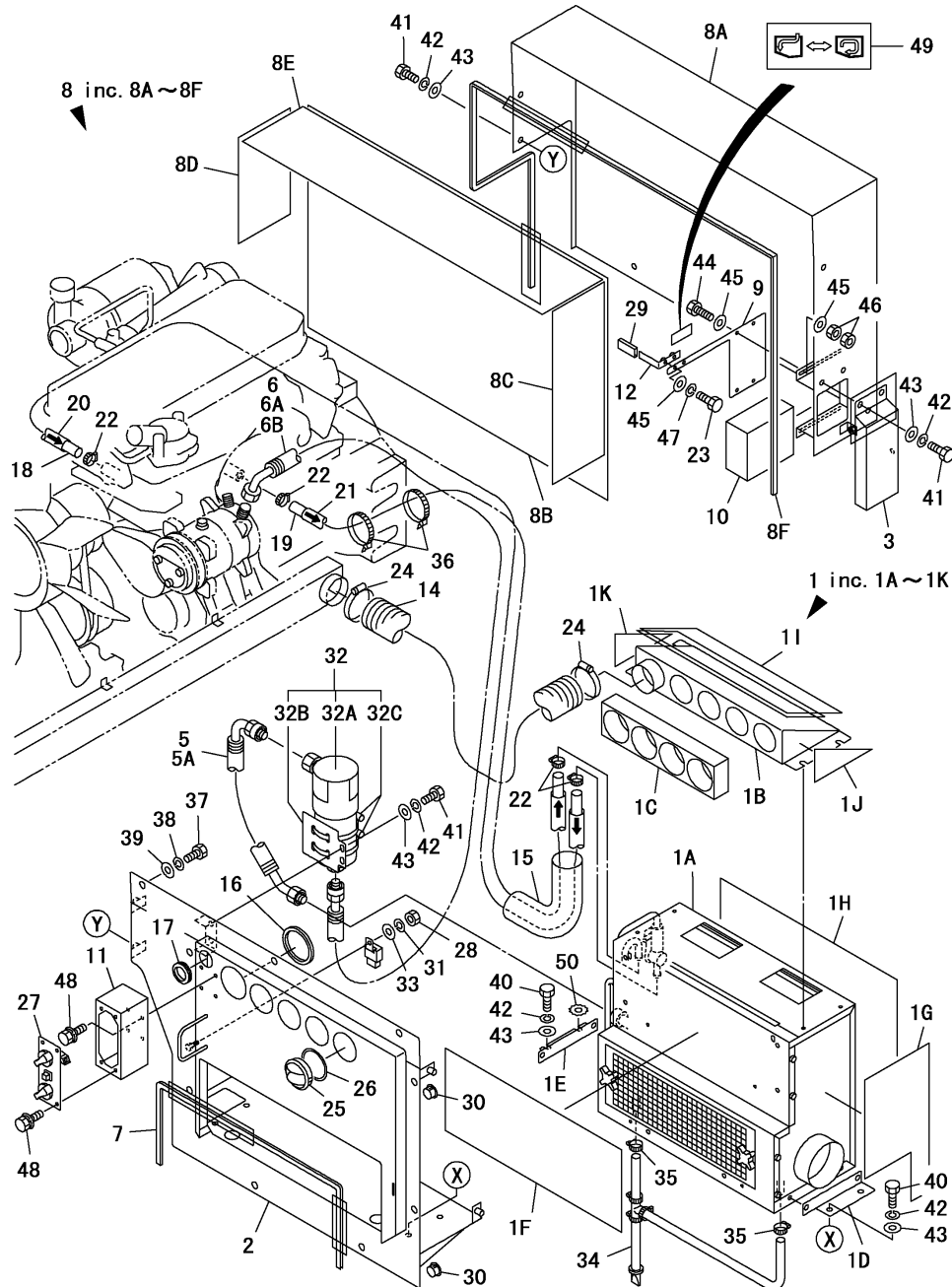


(A)=C50R-3C(US,AS,NZ,EP)
 (B)=
 (C)=

(D)=
 (E)=
 (F)=

No.	Lev.	Parts No.	Description	Q'ty						I	R
				(A)	(B)	(C)	(D)	(E)	(F)		
1	1	172660-18010	BRACKET A, CONDENSER	2							
2	1	172660-18020	BRACKET B, CONDENSER	1							
4	1	172660-18030	COLLAR	4							
5	1	172660-18040	BRACKET ASSY	1							
6	1	172660-18050	HOSE A, AIR-CON.	1							
6A	2	172660-18220	O-RING	2							
7	1	172660-18060	HOSE B, AIR-CON.	1							
7A	2	172660-18230	O-RING	2							
8	1	172660-18090	HOSE C, AIR-CON.	1							
8A	2	172660-18230	O-RING	2							
9	1	172660-18070	CONDENSER	1							
10	1	172660-18080	DRIER ASSY, RECEIVER	1							
11	1	172660-00530	HEX.BOLT 11T 06X16	2							
12	1	172660-00550	HEX.BOLT 11T 06X40	4							
13	1	26076-080162	BOLT, 10.98X 16	7							
17	1	22217-060000	WASHER, SPRING 6	6							
18	1	22217-080000	WASHER, SPRING 8	7							
20	1	22137-060000	WASHER, 6	8							
21	1	22137-080000	WASHER, 8	7							
22	1	26716-060002	NUT, M6	4							
23	1	172660-13490	TIE-LAP	1							
24	1	172660-18100	SWITCH, PRESSURE	1							

Fig.63. COOLER(3/5)(COOLER UNIT:1)



(A)=C50R-3C(US,AS,NZ,EP)

(B)=

(C)=

(D)=

(E)=

(F)=

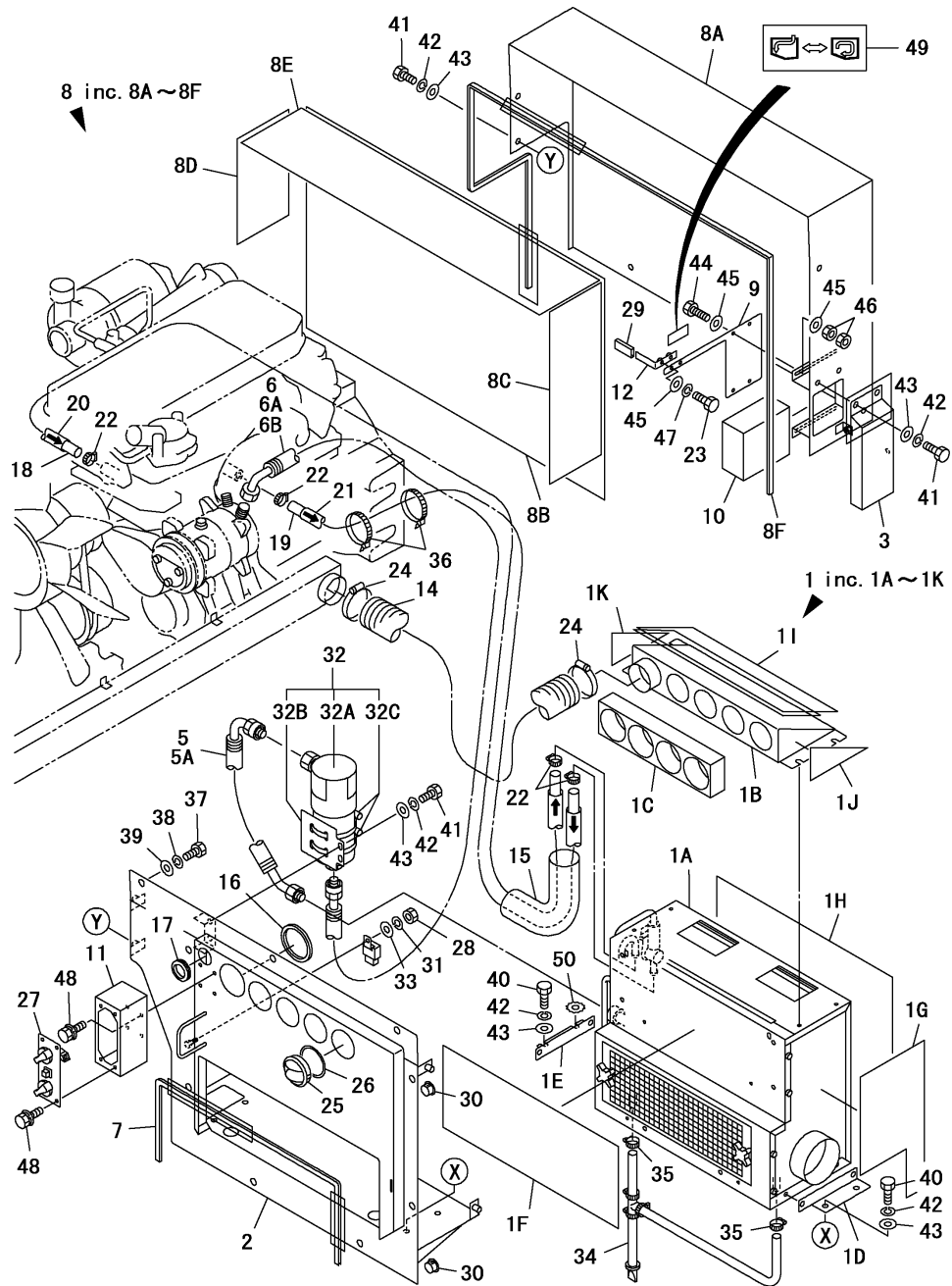
No.	Lev.	Parts No.	Description	Q'ty						I	R
				(A)	(B)	(C)	(D)	(E)	(F)		
1	1	172660-19010	CONDITIONER, AIR	1							
1A	2	172660-19020	CONDITIONER, AIR	1							
1B	2	172660-19170	DEFROSTER	1							
1C	2	172660-19180	SPONGE	1							
1D	2	172660-19190	ANGLE	1							
1E	2	172660-19200	ANGLE	1							
1F	2	172660-19210	INSULATOR	1							
1G	2	172660-19220	INSULATOR	1							
1H	2	172660-19230	INSULATOR	1							
1I	2	172660-19240	INSULATOR	1							
1J	2	172660-19250	INSULATOR	1							
1K	2	172660-19260	INSULATOR	1							
2	1	172660-19310	BRACKET,AIR-CON UNIT	1							
3	1	172660-19320	COVER	1							
5	1	172660-19340	HOSE B, AIR-CON	1							
5A	2	172660-19580	O-RING	2							
6	1	172660-19350	HOSE C, AIR-CON	1							
6A	2	172660-19570	O-RING	1							
6B	2	172660-19580	O-RING	1							
7	1	172660-19360	SEAL	1							
8	1	172660-19370	COVER ASSY	1							
8A	2	172660-19380	COVER	1							
8B	2	172660-19390	INSULATOR	1							
8C	2	172660-19400	INSULATOR	1							
8D	2	172660-19410	INSULATOR	1							
8E	2	172660-19420	INSULATOR	1							
8F	2	172660-19430	SEAL	1							
9	1	172660-19450	PLATE, PARTITION	1							
10	1	172660-19460	FILTER	1							
11	1	172660-19470	COVER, PANEL	1							
12	1	172660-19480	LEVER	1							
14	1	172660-19490	HOSE, DUCT	1							
15	1	172660-19500	RUBBER, PROTECT	1							
16	1	172660-19510	PACKING, V-SHAPE	1							
17	1	172660-19520	GROMMET	1							
18	1	172660-19530	HOSE, HEATER A	1							
19	1	172660-19540	HOSE, HEATER B	1							
20	1	172660-19550	PROTECTIVE HOSE	1							
21	1	172660-19560	RUBBER, PROTECT	1							
22	1	172660-18380	CLAMP	4							
23	1	172660-00530	HEX.BOLT 11T 06X16	2							
24	1	172660-19610	CLAMP, HOSE	2							
25	1	172660-19620	LOUVER	4							
26	1	172660-19630	ADAPTER	4							
27	1	172660-19640	PANEL ASSY	1							
27-1	1	172660-19590	PANEL ASSY	1							N
(A=M47703)											
28	1	26716-060002	NUT, M6	1							
29	1	172660-19650	CAP	1							
30	1	172660-19660	CAP	2							
31	1	22217-060000	WASHER, SPRING 6	1							

N:Old $\xrightarrow{\text{Yes}}$ New, Q:Old $\xrightarrow{\text{No}}$ New, R:Old $\xrightarrow{\text{Yes}}$ New, S:Old $\xrightarrow{\text{No}}$ New, W:Add, Z:Discontinued, F:Interchangeable by set, K:Q'ty Change

++ CONTINUE ++

Copyright (C) YANMAR CO., LTD. All Rights Reserved.

Fig.63. COOLER(3/5)(COOLER UNIT:1)



(A)=C50R-3C(US,AS,NZ,EP)
 (B)=
 (C)=

(D)=
 (E)=
 (F)=

No.	Lev.	Parts No.	Description	Q'ty						I	R
				(A)	(B)	(C)	(D)	(E)	(F)		
32	1	172660-19710	ACCUMULATOR ASSY	1							
32A	2	172660-19920	ACCUMULATOR	1							
32B	2	172660-19930	BRACKET	1							
32C	2	172660-19940	CLAMP, HOSE	2							
33	1	22137-060000	WASHER, 6	1							
34	1	172660-19720	HOSE	1							
35	1	172660-14210	CLIP, HOSE	5							
36	1	172660-19730	TIE-LAP	5							
37	1	172660-00710	HEX.BOLT 11T 10X16	8							
38	1	22217-100000	WASHER, SPRING 10	8							
39	1	22137-100000	WASHER, 10	8							
40	1	172660-00620	HEX.BOLT 11T 08X20	4							
41	1	26076-080162	BOLT, 10.98X 16	8							
42	1	22217-080000	WASHER, SPRING 8	12							
43	1	22137-080000	WASHER, 8	12							
44	1	26076-060202	BOLT, 10.96X 20	4							
45	1	22137-060000	WASHER, 6	10							
46	1	26716-060002	NUT, M6	8							
47	1	22217-060000	WASHER, SPRING 6	2							
48	1	172660-00270	SCREW, M5X10	8							
49	1	172660-18600	DECAL, HEATER LEVER	1							
50	1	22232-080000	WASHER, SPRING 8	1							

Fig.64. COOLER(4/5)(COOLER UNIT:2)

(A)=C50R-3C(US,AS,NZ,EP)

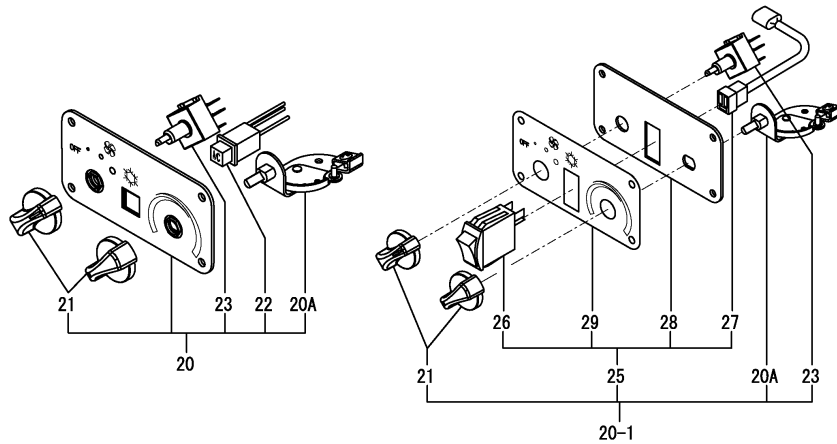
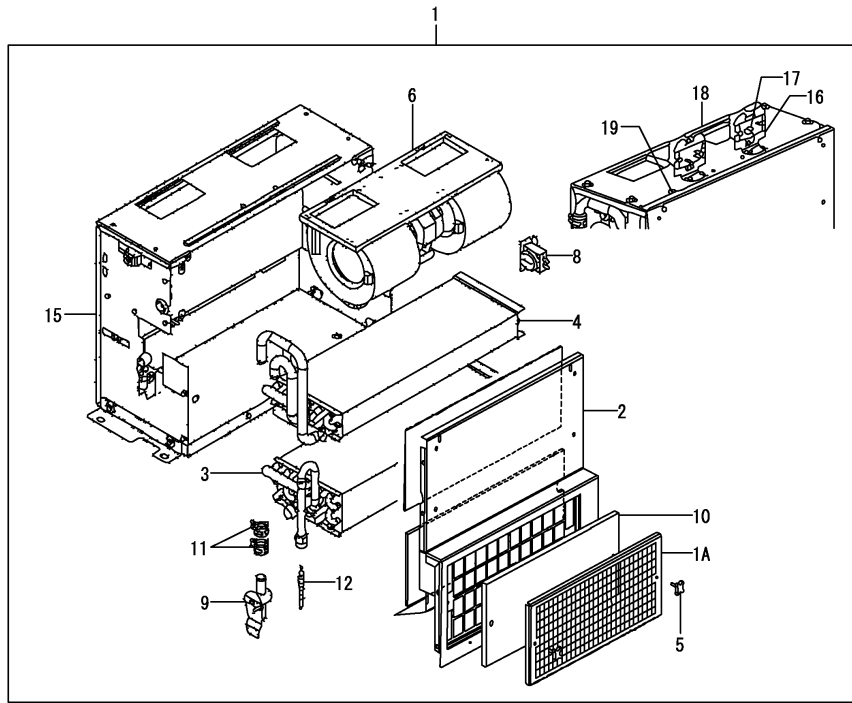
(B)=

(C)=

(D)=

(E)=

(F)=



No.	Lev.	Parts No.	Description	Q'ty						I	R
				(A)	(B)	(C)	(D)	(E)	(F)		
1	2	172660-19020	CONDITIONER, AIR	1							
1A	3	172660-19030	COVER ASSY	1							
2	3	172660-19040	COVER ASSY	1							
3	3	172660-19050	EVAPORATOR ASSY	1							
4	3	172660-19060	CORE ASSY, HEATER	1							
5	3	172660-19070	KNOB	2							
6	2	172660-19080	FAN MOTER	1							
8	3	172660-19100	THERMOSTAT	1							
9	3	172660-19110	VALVE, WATER	1							
10	3	172660-19120	FILTER	1							
11	3	172660-19140	CLAMP, HOSE	1							
12	3	172660-19150	TUBE, ORIFICE	1							
14	3	172660-19130	WIRING HARNESS	1							1
15	3	172660-19670	HOUSING	1							
16	3	172660-19680	BRACKET ASSY	2							
17	3	172660-19690	RESISTOR	2							
18	3	172660-19700	GUARD	2							
19	3	172660-19740	GROMMET	1							
20	1	172660-19640	PANEL ASSY	1							
20-1	1	172660-19590	PANEL ASSY	1							N
(A=M47703)											
20A	2	172660-19770	CABLE, CONTROL	1							
21	2	172660-19780	KNOB, ROTARY	2							
22	2	172660-19790	SWITCH	1							Z 2
(A=M47703)											
23	2	172660-19800	SWITCH, ROTARY	1							
24	2	172660-19870	CABLE, CONTROL	1							1
25	2	172660-19600	PANEL ASSY	1							W
(A=M47703)											
26	3	172660-19950	SWITCH,AIR CON	1							
27	3	172660-19960	HARNESS, MIDDLE	1							
28	3	172660-19970	PANEL,CONTROL	1							
29	3	172660-19980	LABEL,CONTROL PANEL	1							

Remarks

- (1)Not illustrated.
- (2)Exchange in No.25.

Fig.66. VESSEL

(A)=C50R-3C(US,AS,NZ,EP)

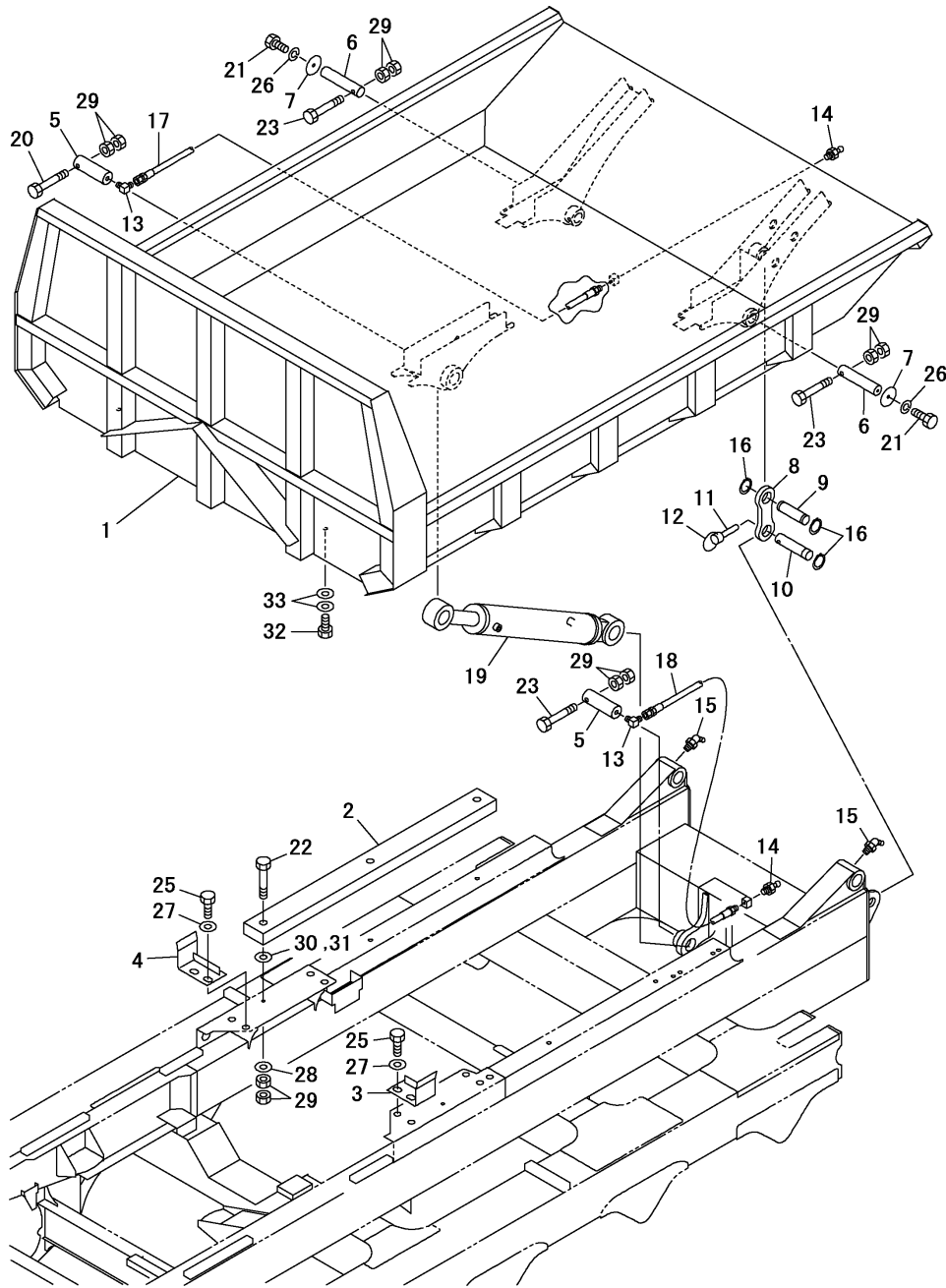
(B)=

(C)=

(D)=

(E)=

(F)=



No.	Lev.	Parts No.	Description	Qty						I	R
				(A)	(B)	(C)	(D)	(E)	(F)		
1	1	172660-95110	SCOOP-END VESSEL	1							
1-1	1	172660-95110-Y	SCOOP-END VESSEL	1							S
(A=M47001)											
2	1	172660-95160	CUSHION	2							
3	1	172660-95170	LOCK LH	1							
4	1	172660-95180	LOCK RH	1							
5	1	172660-95190	PIN	2							
6	1	172660-95200	PIN	2							
7	1	172660-50180	PLATE	2							
8	1	172660-95310	PIN	1							
9	1	172660-95320	PIN	1							
10	1	172660-95330	PIN	1							
11	1	172660-95220	PIN	1							
12	1	172660-95230	RING	1							
13	1	172660-95240	ELBOW	2							
14	1	24761-020000	NIPPLE, GREASE PT1/8	2							
15	1	24761-040000	NIPPLE, GREASE B	2							
16	1	22242-000350	RING, 35	3							
17	1	172660-95270	HOSE, GREASE	1							
18	1	172660-95280	HOSE, HIGH PRESS.	1							
19	1	172030-00300	CYLINDER ASSY, DUMP	1							
20	1	172660-00760	HEX.BOLT 11T 10X105	1							
21	1	26076-120252	BOLT, 10.912X 25	2							
22	1	172660-00730	HEX.BOLT 11T 10X75	6							
23	1	172660-00750	HEX.BOLT 11T 10X90	3							
25	1	172660-00900	HEX.BOLT 11T 22X45	4							
26	1	22217-120000	WASHER, SPRING 12	2							
27	1	22137-220000	WASHER, 22	4							
28	1	22137-100000	WASHER, 10	6							
29	1	26716-100002	NUT, M10	20							
30	1	172660-95290	SHIM	1							
31	1	172660-95300	SHIM	1							
32	1	172660-00800	HEX.BOLT 11T 12X20	2							
33	1	22137-120000	WASHER, 12	4							

Fig.67. VESSEL(REINFORCE TYPE)

(A)=C50R-3C(US,AS,NZ,EP)

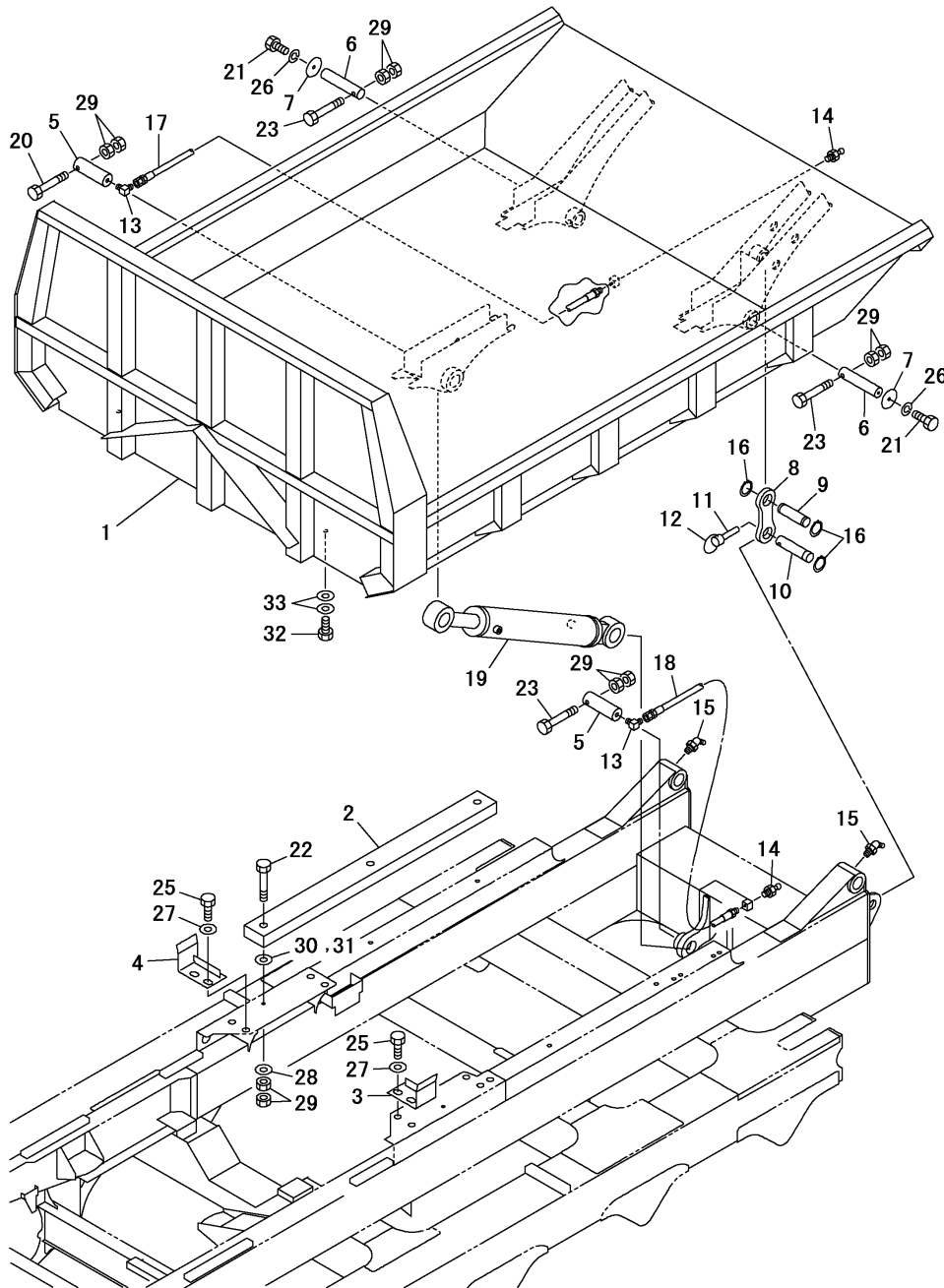
(B)=

(C)=

(D)=

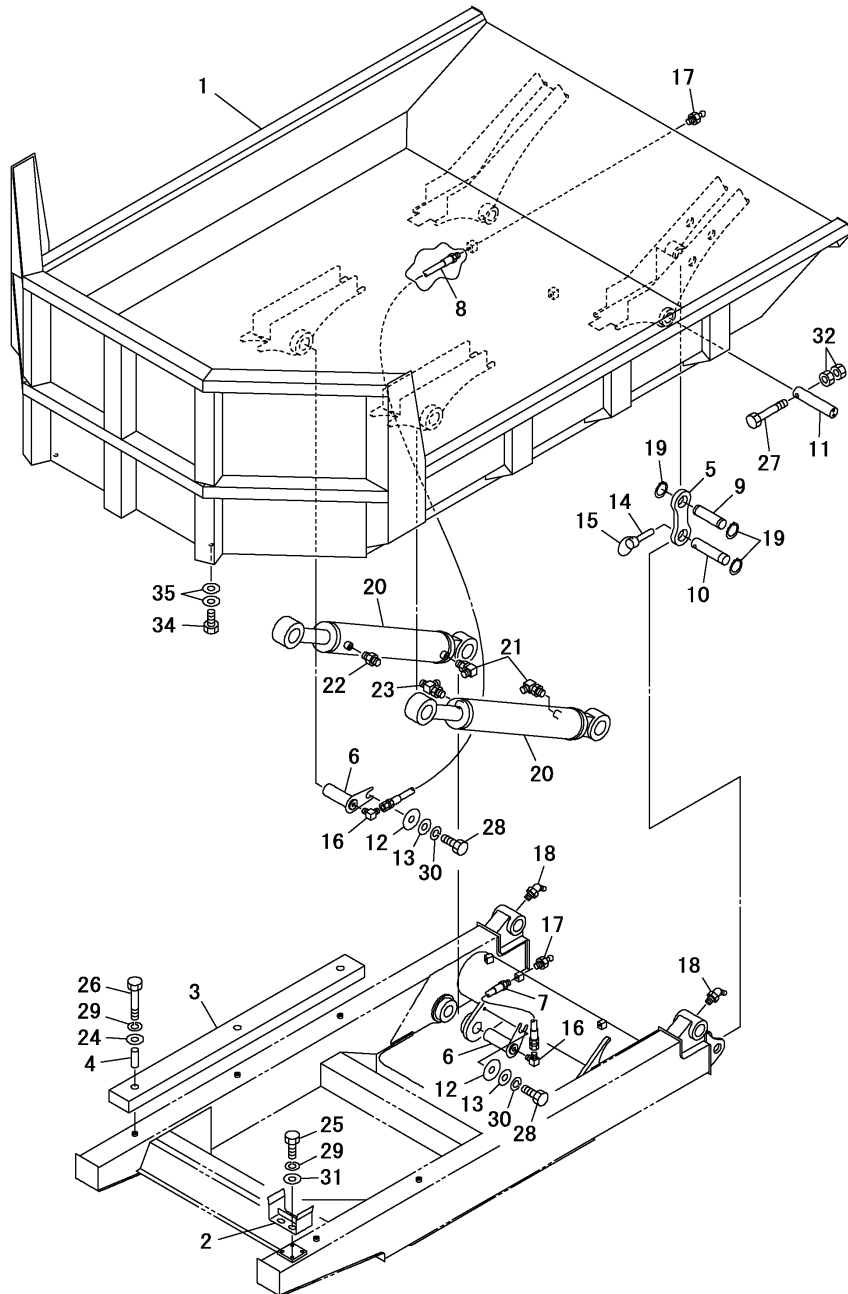
(E)=

(F)=



No.	Lev.	Parts No.	Description	Q'ty						I	R
				(A)	(B)	(C)	(D)	(E)	(F)		
1	1	172660-95130	SCOOP-END VESSEL	1							
1-1	1	172660-95130-Y	SCOOP-END VESSEL	1							S
(A=M47001)											
2	1	172660-95160	CUSHION		2						
3	1	172660-95170	LOCK LH		1						
4	1	172660-95180	LOCK RH		1						
5	1	172660-95190	PIN		2						
6	1	172660-95200	PIN		2						
7	1	172660-50180	PLATE		2						
8	1	172660-95310	PIN		1						
9	1	172660-95320	PIN		1						
10	1	172660-95330	PIN		1						
11	1	172660-95220	PIN		1						
12	1	172660-95230	RING		1						
13	1	172660-95240	ELBOW		2						
14	1	24761-020000	NIPPLE, GREASE PT1/8		2						
15	1	24761-040000	NIPPLE, GREASE B		2						
16	1	22242-000350	RING, 35		3						
17	1	172660-95270	HOSE, GREASE		1						
18	1	172660-95280	HOSE, HIGH PRESS.		1						
19	1	172030-00300	CYLINDER ASSY, DUMP		1						
20	1	172660-00760	HEX.BOLT 11T 10X105		1						
21	1	26076-120252	BOLT, 10.912X 25		2						
22	1	26076-100602	BOLT, 10.910X 60		6						
23	1	172660-00750	HEX.BOLT 11T 10X90		3						
25	1	172660-00900	HEX.BOLT 11T 22X45		4						
26	1	22217-120000	WASHER, SPRING 12		2						
27	1	22137-220000	WASHER, 22		4						
28	1	22137-100000	WASHER, 10		6						
29	1	26716-100002	NUT, M10		20						
30	1	172660-95290	SHIM		1						
31	1	172660-95300	SHIM		1						
32	1	172660-00800	HEX.BOLT 11T 12X20		2						
33	1	22137-120000	WASHER, 12		4						

Fig.68. VESSEL(TURNING)



(A)=C50R-3C(US,AS,NZ,EP)

(B)=

(C)=

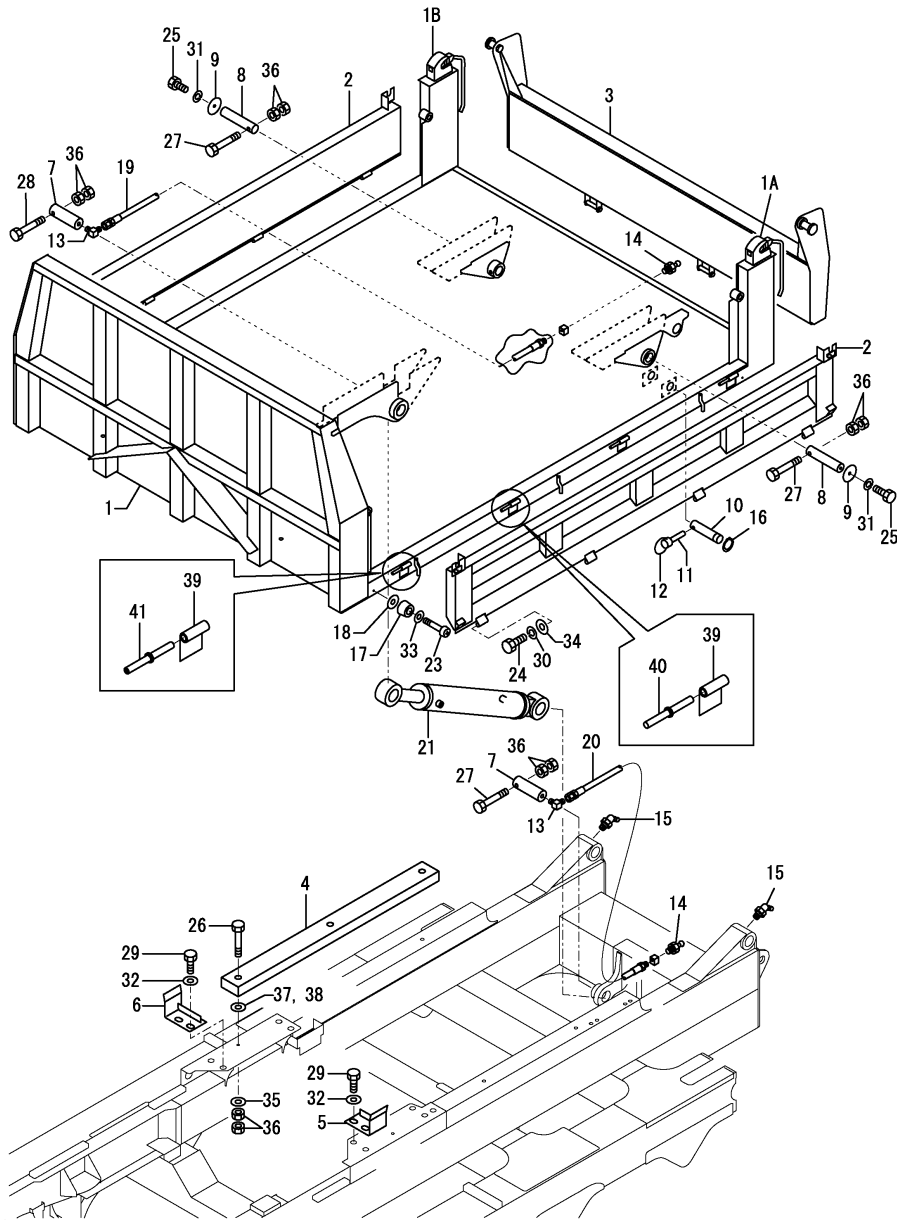
(D)=

(E)=

(F)=

No.	Lev.	Parts No.	Description	Q'ty						I	R
				(A)	(B)	(C)	(D)	(E)	(F)		
1	1	172660-95120	SCOOP-END VESSEL	1							
1-1	1	172660-95120-Y	SCOOP-END VESSEL	1							S
(A=M47001)											
2	1	172660-95340	LOCK	1							
3	1	172660-95350	CUSHION	2							
4	1	172660-95360	PIPE	6							
5	1	172660-95370	PLATE	1							
6	1	172660-95380	PIN	4							
7	1	172660-95280	HOSE,HIGH PRESS.	2							
8	1	172660-95390	HOSE,HIGH PRESS.	2							
9	1	172660-95320	PIN	1							
10	1	172660-95330	PIN	1							
11	1	172660-95400	PIN	2							
12	1	172660-95410	COLLAR	4							
13	1	172660-95420	WASHER	4							
14	1	172660-95220	PIN	1							
15	1	172660-95230	RING	1							
16	1	172660-95240	ELBOW	4							
17	1	24761-020000	NIPPLE, GREASE PT1/8	4							
18	1	24761-040000	NIPPLE, GREASE B	2							
19	1	22242-000350	RING, 35	3							
20	1	172660-72200	CYLINDER, DUMP	2							
21	1	172660-73150	ELBOW	2							
22	1	172660-73180	UNION	1							
23	1	172660-73140	TEE	1							
24	1	172660-61770	WASHER	6							
25	1	26076-100202	BOLT, 10.910X 20	4							
26	1	172660-00730	HEX.BOLT 11T 10X75	6							
27	1	172660-00740	HEX.BOLT 11T 10X85	2							
28	1	26076-120252	BOLT, 10.912X 25	4							
29	1	22217-100000	WASHER, SPRING 10	10							
30	1	22217-120000	WASHER, SPRING 12	4							
31	1	22137-100000	WASHER, 10	4							
32	1	26716-100002	NUT, M10	4							
34	1	172660-00800	HEX.BOLT 11T 12X20	2							
35	1	22137-120000	WASHER, 12	4							

Fig.69. DUMP BODY



(A)=C50R-3C(US,AS,NZ,EP)

(B)=

(C)=

(D)=

(E)=

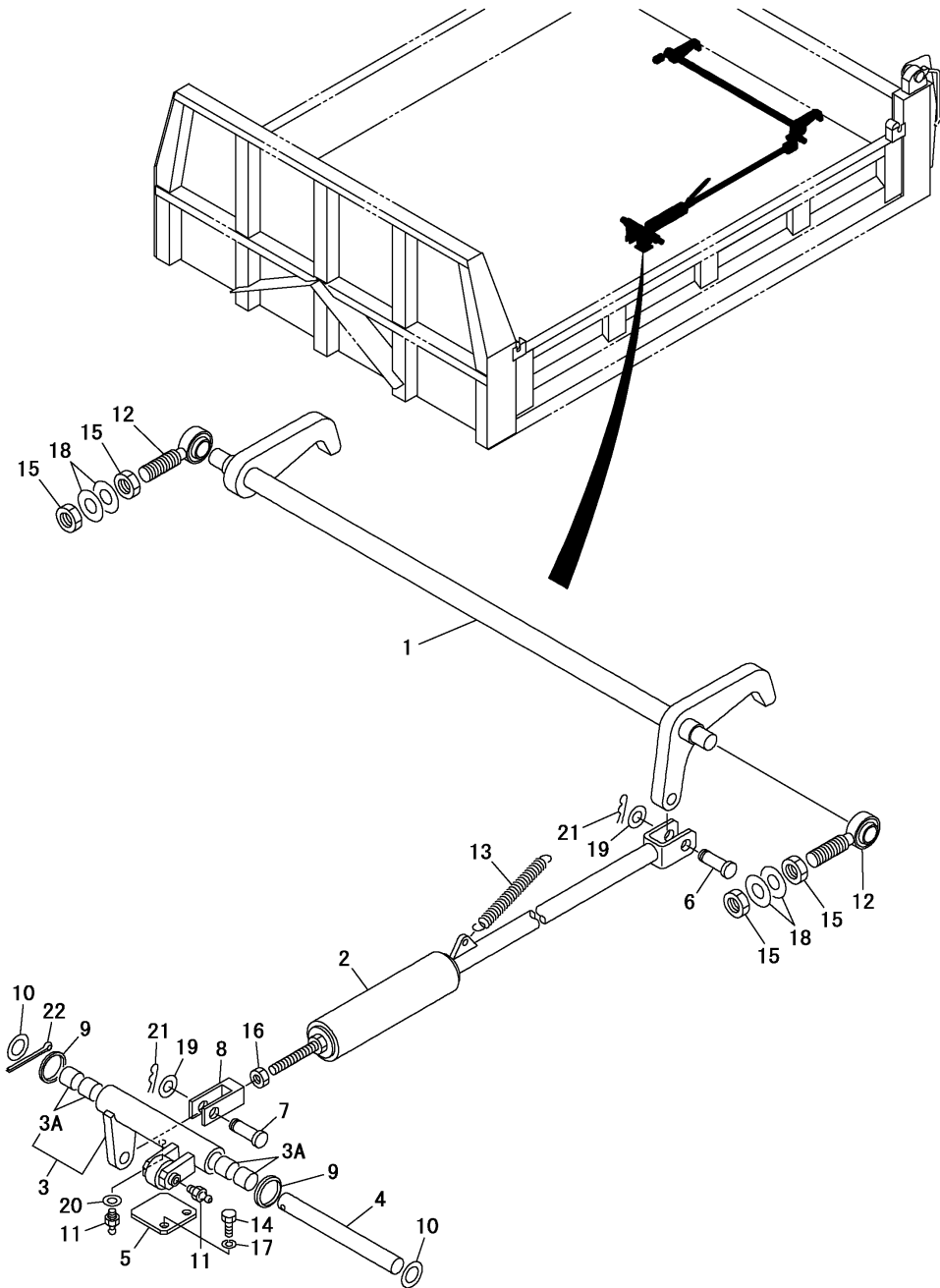
(F)=

No.	Lev.	Parts No.	Description	Q'ty						I	R
				(A)	(B)	(C)	(D)	(E)	(F)		
1	1	172660-95100	DUMP BODY	1							
1-1	1	172660-95100-Y	DUMP BODY	1							S
(A=M47001)											
1A	2	172660-95430	HANDLE	1							
1A-1	2	172660-95430-Y	HANDLE	1							S
(A=M47001)											
1B	2	172660-95440	HANDLE	1							
1B-1	2	172660-95440-Y	HANDLE	1							S
(A=M47001)											
2	1	172660-95140	GATE	2							
2-1	1	172660-95140-Y	SIDE GATE	2							S
(A=M47001)											
3	1	172660-95150	GATE	1							
3-1	1	172660-95150-Y	REAR GATE	1							S
(A=M47001)											
4	1	172660-95160	CUSHION	2							
5	1	172660-95170	LOCK LH	1							
6	1	172660-95180	LOCK RH	1							
7	1	172660-95190	PIN	2							
8	1	172660-95200	PIN	2							
9	1	172660-50180	PLATE	2							
10	1	172660-95210	PIN	1							
11	1	172660-95220	PIN	1							
12	1	172660-95230	RING	1							
13	1	172660-95240	ELBOW	2							
14	1	24761-020000	NIPPLE, GREASE PT1/8	2							
15	1	24761-040000	NIPPLE, GREASE B	2							
16	1	22242-000350	RING, 35	1							
17	1	172660-95250	PAD	4							
18	1	172660-95260	WASHER	4							
19	1	172660-95270	HOSE,GREASE	1							
20	1	172660-95280	HOSE,HIGH PRESS.	1							
21	1	172030-00300	CYLINDER ASSY, DUMP	1							
23	1	26557-050302	SCREW, M5X30	4							
24	1	26076-060202	BOLT, 10.96X 20	2							
25	1	26076-120252	BOLT, 10.912X 25	2							
26	1	172660-00730	HEX.BOLT 11T 10X75	6							
27	1	172660-00750	HEX.BOLT 11T 10X90	3							
28	1	172660-00760	HEX.BOLT 11T 10X105	1							
29	1	172660-00900	HEX.BOLT 11T 22X45	4							
30	1	22217-060000	WASHER, SPRING 6	2							
31	1	22217-120000	WASHER, SPRING 12	2							
32	1	22137-220000	WASHER, 22	4							
33	1	172660-00070	SPRING WASHER 5	4							
34	1	172660-00080	SPRING WASHER 6	2							
35	1	22137-100000	WASHER, 10	6							
36	1	26716-100002	NUT, M10	20							
37	1	172660-95290	SHIM	1							
38	1	172660-95300	SHIM	1							
39	1	172660-95900	HINGE	16							1
40	1	172660-95910	SHAFT, A	6							1

Remarks

(1)Spare parts.

Fig.70. REAR LINK



(A)=C50R-3C(US,AS,NZ,EP)
(B)=
(C)=

(D)=
(E)=
(F)=

No.	Lev.	Parts No.	Description	Q'ty						I	R
				(A)	(B)	(C)	(D)	(E)	(F)		
1	1	172660-95710	LEVER	1							
2	1	172660-95720	SPRING ASSY	1							
3	1	172660-95730	LEVER	1							
3A	2	24550-020200	BUSH, 20X20	4							
4	1	172660-95740	SHAFT, LEVER	1							
5	1	172660-95750	PLATE	1							
6	1	172660-95760	PIN	1							
7	1	172660-95770	PIN	1							
8	1	172660-95780	YOKE	1							
9	1	172660-95790	SEAL	2							
10	1	172660-45220	WASHER	2							
11	1	24761-010000	NIPPLE, GREASE M6F	2							
12	1	172660-95810	END, ROD	2							
13	1	172660-95820	SPRING	1							
14	1	172660-00380	HEX.BOLT 11T 10X25	2							
15	1	26776-200002	NUT, LOCK M20	4							
16	1	26736-120002	NUT, M12	1							
17	1	22217-100000	WASHER, SPRING 10	2							
18	1	22137-200000	WASHER, 20	4							
19	1	22137-160000	WASHER, 16	2							
20	1	22137-060000	WASHER, 6	1							
21	1	22372-120000	PIN, SNAP 12	2							
22	1	22417-500630	PIN, COTTER 5.0X63	1							

Fig.72. LABEL(1/2)

(A)=C50R-3C(US,AS,NZ,EP)

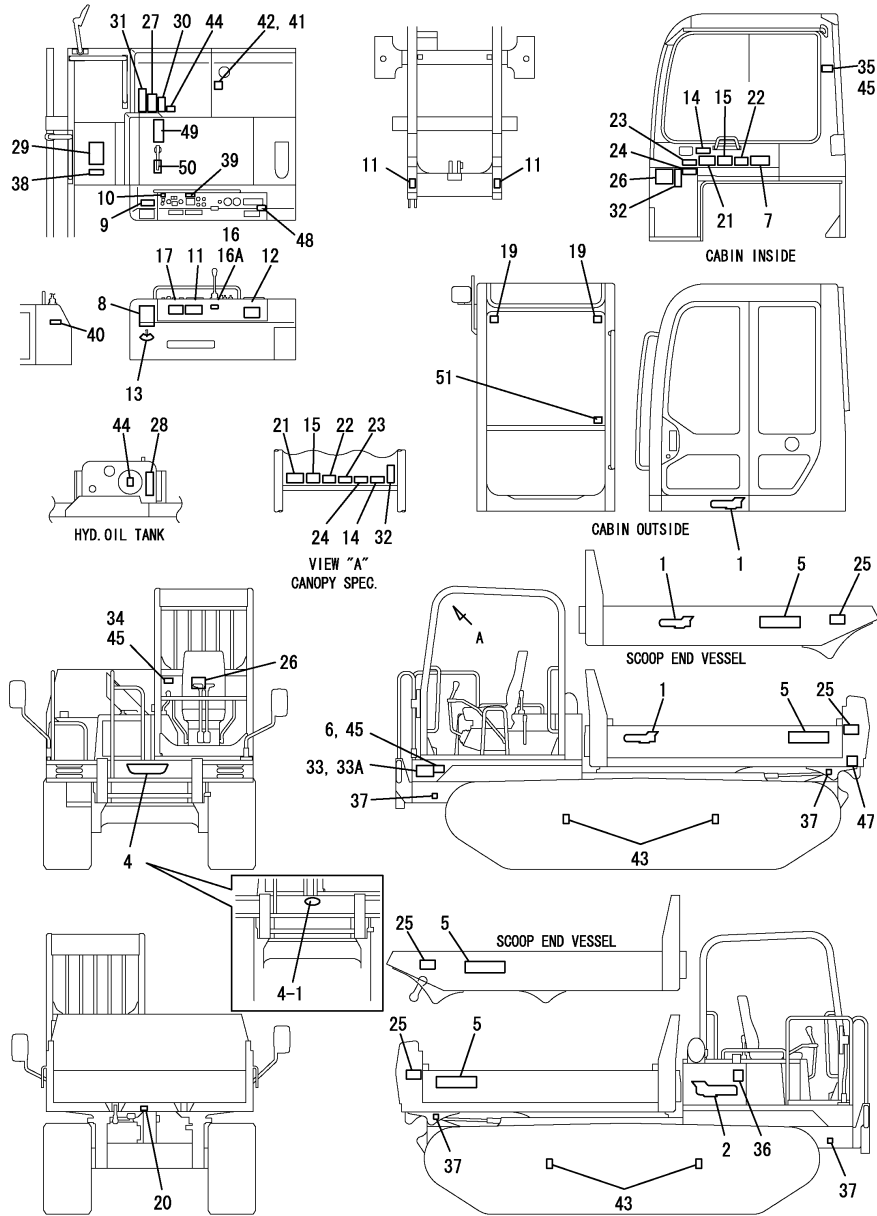
(B)=

(C)=

(D)=

(E)=

(F)=



No.	Lev.	Parts No.	Description	Q'ty						I	R
				(A)	(B)	(C)	(D)	(E)	(F)		
1	1	172660-03210	DECAL,MODEL	1							
2	1	172660-03220	DECAL,MODEL	1							
4	1	172660-03230	DECAL, BRAND	1							
4-1	1	172533-03300 (A=M47001)	EMBLEM ASSY	1							S
5	1	172660-03240	DECAL, BRAND	2							
5-1	1	172660-03250 (A=M47001)	LABEL, YANMAR	2							S
7	1	172660-03730	DECAL, SPEC. US	1							
8	1	172660-03750	DECAL, OIL & WATER	1							
9	1	172660-03260	DECAL, CONTROL	1							
10	1	172660-03270	DECAL, CONTROL	1							
11	1	172660-03760	DECAL, WARNING DUMP	3							
12	1	172660-03770	DECAL, FUSE US	1							
13	1	172660-03280	DECAL, INCLINATION	1							
14	1	172660-03780	DECAL, WARNING MANUAL	1							
15	1	172660-03790	DECAL, WARNING SLOPE	1							
16	1	172660-03290	DECAL, CONTROL DUMP	1							
16A	1	172660-03360	DECAL, CONTROL DUMP	1							1
17	1	172660-03800	DECAL, CONTROL	1							
19	1	172660-03950	DECAL, WARNING WINDOW	2							
20	1	172660-03820	DECAL, GREASING	1							
21	1	172660-03830	DECAL, WARNING STOP	1							
22	1	172660-03840	DECAL, WARNING START	1							
23	1	172660-03850	DECAL, WARNING SEAT	1							
24	1	172660-03860	DECAL, WARNING ROPS	1							
25	1	172660-03870	DECAL, DANGER TAIL	2							
26	1	172660-03880	DECAL, WARNING TRANS.	1							
27	1	172660-03890	DECAL, WARNING FAN	1							
28	1	172660-03900	DECAL, WARNING TANK	1							
29	1	172660-03910	DECAL, DANGER BATT.	1							
30	1	172660-03920	DECAL, WARNING RADI.	1							
31	1	172660-03930	DECAL, WARNING SILEN.	1							
32	1	172660-03940	DECAL, WARNING SEAT B	1							
33	1	172660-03960	DECAL, WARNING STEP P	1							2
33A	1	172660-03970	DECAL, WARNING STEP C	1							3
34	1	172660-03610	PLATE, ROPS & FOPS	1							2
35	1	172660-03640	PLATE, ROPS & FOPS	1							3
36	1	172660-03380	DECAL, NOISE AY	1							
37	1	172660-03300	DECAL, TIE DOWN	4							
38	1	172660-03620	DECAL, FUSE	1							
39	1	172660-03310	DECAL, ACCEL.	1							
41	1	172660-03320	DECAL, FUEL	1							
42	1	172660-03370	DECAL, FUEL AY	1							
43	1	172660-03330	DECAL, LIFTING	4							
44	1	172660-03340	MARK	2							
44-1	1	172660-03340	MARK	1							K
(A=MZZZZZ)											
45	1	172660-03630	SCREW	8							
47	1	172660-03350	DECAL, NO TRACTION	1							
48	1	172660-03390	DECAL, CARE MANUAL	1							

Remarks

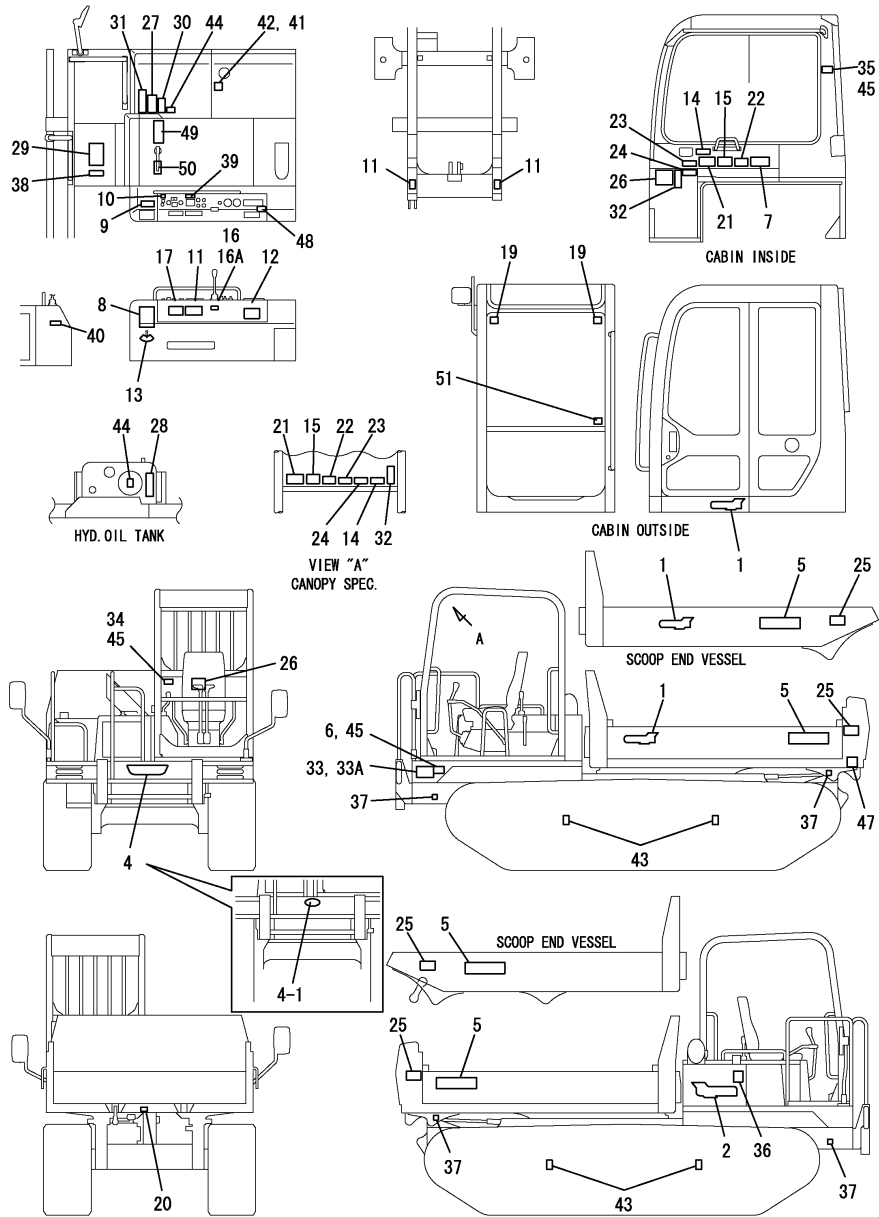
- (1)Turning
- (2)Supplied with Canopy only.
- (3)Supplied with Cabin only.

N:Old \xrightarrow{Yes} New, Q:Old \xrightarrow{No} New, R:Old \xrightarrow{Yes} New, S:Old \xrightarrow{No} New, W:Add, Z:Discontinued, F:Interchangeable by set, K:Q'ty Change

++ CONTINUE ++

Copyright (C) YANMAR CO., LTD. All Rights Reserved.

Fig.72. LABEL(1/2)



(A)=C50R-3C(US,AS,NZ,EP)
 (B)=
 (C)=

(D)=
 (E)=
 (F)=

No.	Lev.	Parts No.	Description	Q'ty						I	R
				(A)	(B)	(C)	(D)	(E)	(F)		
49	1	172660-03400	DECAL,COOLANT	1							
50	1	172660-03410	DECAL,RADIATOR FAN	1							
51	1	172660-03480	DECAL,EXIT	1							W

(A=MXXXXX)

Remarks

- (1)Turning
- (2)Supplied with Canopy only.
- (3)Supplied with Cabin only.

Fig.73. LABEL(2/2)

(A)=C50R-3C(US,AS,NZ,EP)

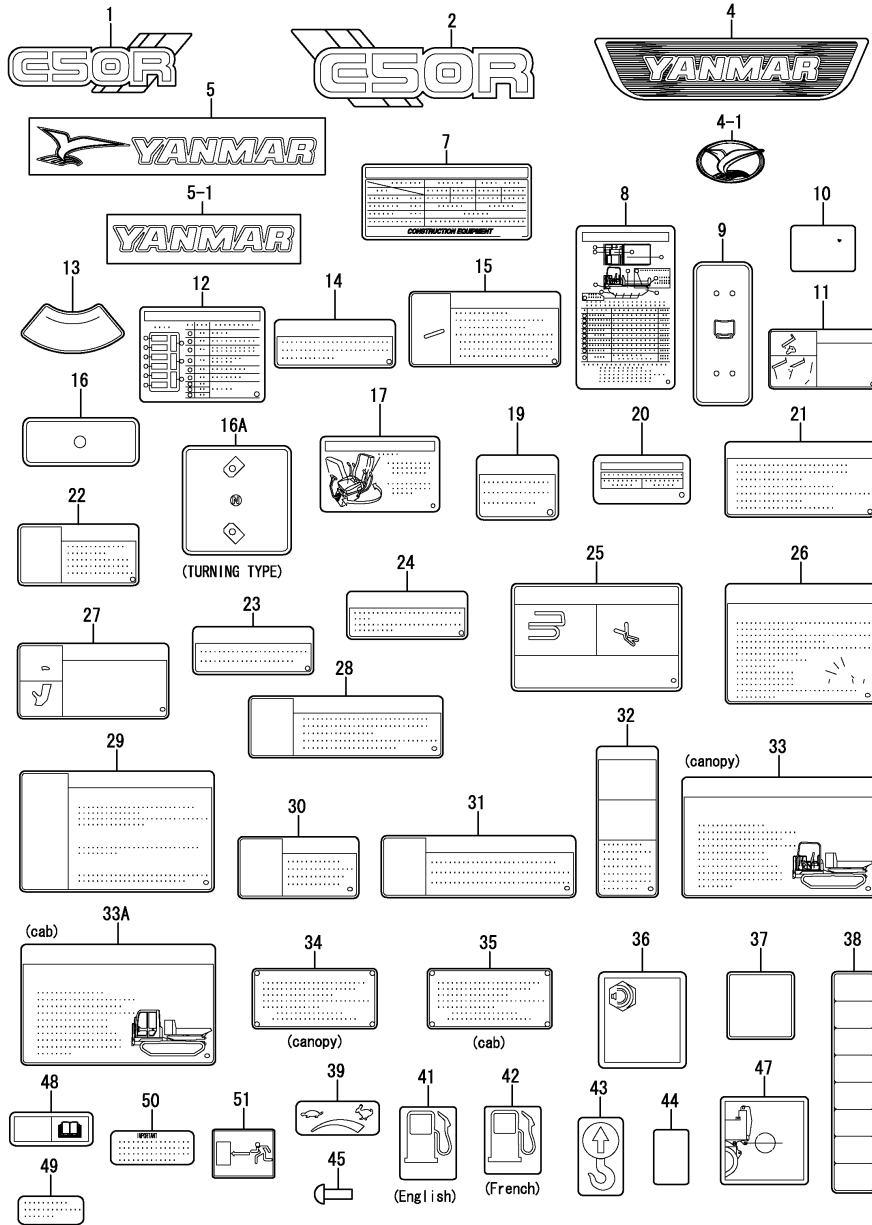
(B)=

(C)=

(D)=

(E)=

(F)=



No.	Lev.	Parts No.	Description	Q'ty						I	R
				(A)	(B)	(C)	(D)	(E)	(F)		
1	1	172660-03210	DECAL,MODEL	1							
2	1	172660-03220	DECAL,MODEL	1							
4	1	172660-03230	DECAL,BRAND	1							
4-1	1	172533-03300 (A=M47001)	EMBLEM ASSY	1							S
5	1	172660-03240	DECAL,BRAND	2							
5-1	1	172660-03250 (A=M47001)	LABEL, YANMAR	2							S
7	1	172660-03730	DECAL,SPEC. US	1							
8	1	172660-03750	DECAL,OIL & WATER	1							
9	1	172660-03260	DECAL,CONTROL	1							
10	1	172660-03270	DECAL,CONTROL	1							
11	1	172660-03760	DECAL,WARNING DUMP	3							
12	1	172660-03770	DECAL,FUSE US	1							
13	1	172660-03280	DECAL,INCLINATION	1							
14	1	172660-03780	DECAL,WARNING MANUAL	1							
15	1	172660-03790	DECAL,WARNING SLOPE	1							
16	1	172660-03290	DECAL,CONTROL DUMP	1							
16A	1	172660-03360	DECAL,CONTROL DUMP	1							1
17	1	172660-03800	DECAL,CONTROL	1							
19	1	172660-03950	DECAL,WARNING WINDOW	2							
20	1	172660-03820	DECAL,GREASING	1							
21	1	172660-03830	DECAL,WARNING STOP	1							
22	1	172660-03840	DECAL,WARNING START	1							
23	1	172660-03850	DECAL,WARNING SEAT	1							
24	1	172660-03860	DECAL,WARNING ROPS	1							
25	1	172660-03870	DECAL,DANGER TAIL	2							
26	1	172660-03880	DECAL,WARNING TRANS.	1							
27	1	172660-03890	DECAL,WARNING FAN	1							
28	1	172660-03900	DECAL,WARNING TANK	1							
29	1	172660-03910	DECAL,DANGER BATT.	1							
30	1	172660-03920	DECAL,WARNING RADI.	1							
31	1	172660-03930	DECAL,WARNING SILEN.	1							
32	1	172660-03940	DECAL,WARNING SEAT B	1							
33	1	172660-03960	DECAL,WARNING STEP P	1							2
33A	1	172660-03970	DECAL,WARNING STEP C	1							3
34	1	172660-03610	PLATE,ROPS & FOPS	1							2
35	1	172660-03640	PLATE,ROPS & FOPS	1							3
36	1	172660-03380	DECAL,NOISE AY	1							
37	1	172660-03300	DECAL,TIE DOWN	4							
38	1	172660-03620	DECAL,FUSE	1							
39	1	172660-03310	DECAL,ACCEL.	1							
41	1	172660-03320	DECAL,FUEL	1							
42	1	172660-03370	DECAL,FUEL AY	1							
43	1	172660-03330	DECAL,LIFTING	4							
44	1	172660-03340	MARK	2							
44-1	1	172660-03340 (A=MZZZZZ)	MARK	1							K
45	1	172660-03630	SCREW	8							
47	1	172660-03350	DECAL,NO TRACTION	1							
48	1	172660-03390	DECAL,CARE MANUAL	1							

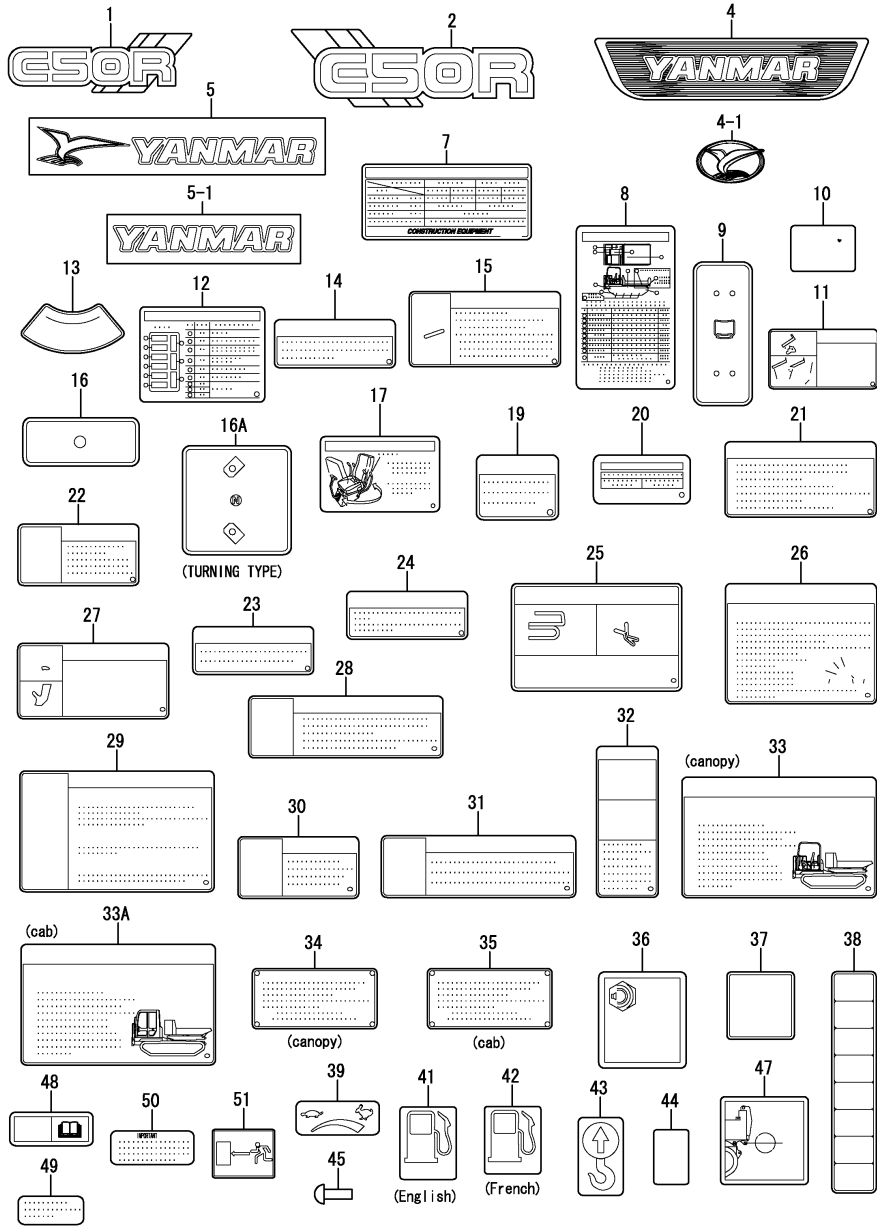
Remarks

(1)Turning

(2)Supplied with Canopy only.

(3)Supplied with Cabin only.

Fig.73. LABEL(2/2)



(A)=C50R-3C(US,AS,NZ,EP)
 (B)=
 (C)=

(D)=
 (E)=
 (F)=

No.	Lev.	Parts No.	Description	Q'ty						I	R
				(A)	(B)	(C)	(D)	(E)	(F)		
49	1	172660-03400	DECAL,COOLANT	1							
50	1	172660-03410	DECAL,RADIATOR FAN	1							
51	1	172660-03480	DECAL,EXIT	1							W 3

(A=MXXXXX)

Remarks

- (1)Turning
- (2)Supplied with Canopy only.
- (3)Supplied with Cabin only.

Fig.103. (73A)SAFETY LABEL(CANOPY)

(A)=C50R-3C(US,AS,NZ,EP)

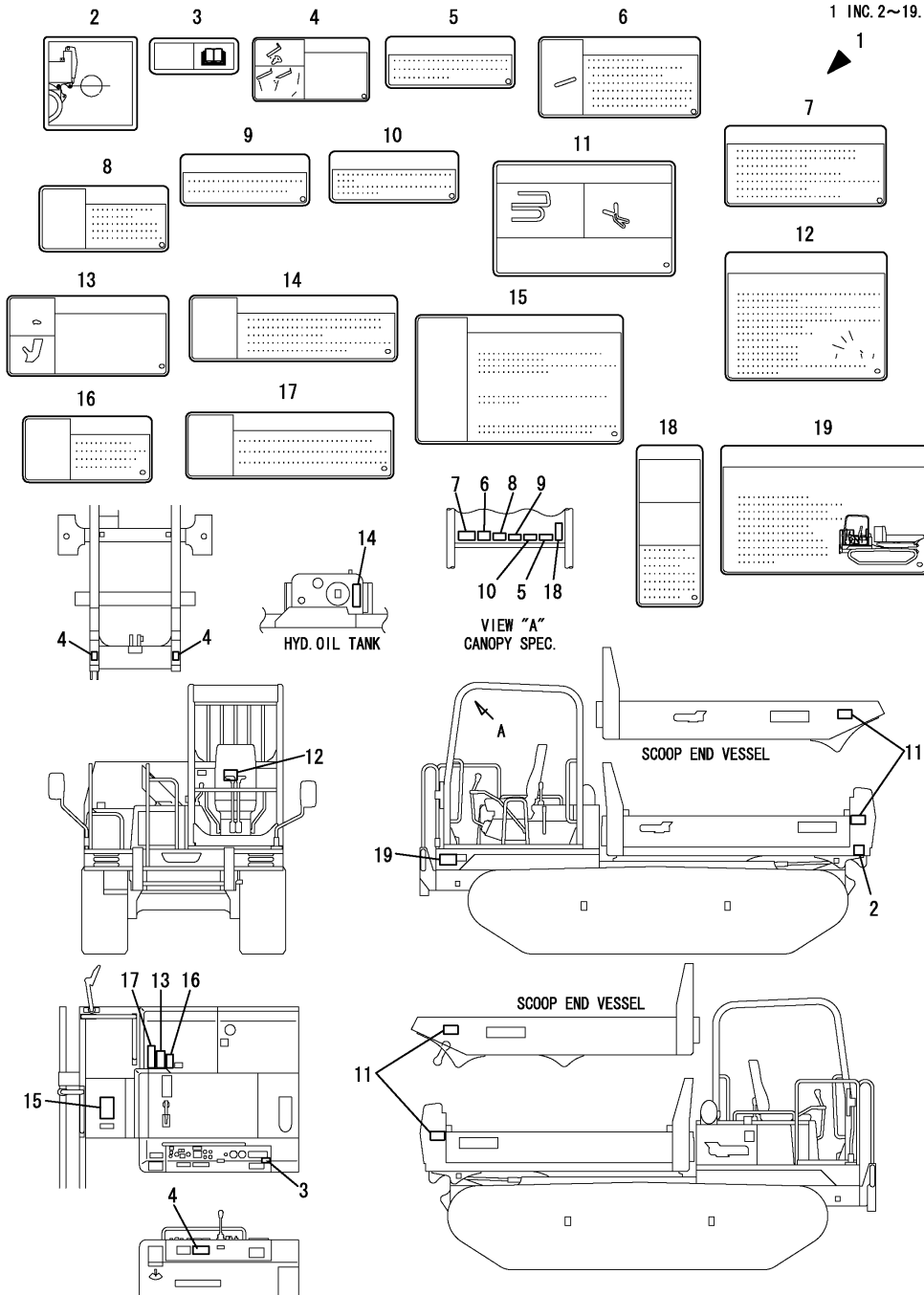
(B)=

(C)=

(D)=

(E)=

(F)=



No.	Lev.	Parts No.	Description	Q'ty						I	R
				(A)	(B)	(C)	(D)	(E)	(F)		
1	1	172660-03010	LABEL KIT,SAFETY USP	1							
2	2	172660-03350	DECAL,NO TRACTION	1							
3	2	172660-03390	DECAL,CARE MANUAL	1							
4	2	172660-03760	LABEL	3							
5	2	172660-03780	LABEL	1							
6	2	172660-03790	LABEL	1							
7	2	172660-03830	LABEL	1							
8	2	172660-03840	LABEL	1							
9	2	172660-03850	LABEL	1							
10	2	172660-03860	LABEL	1							
11	2	172660-03870	LABEL	2							
12	2	172660-03880	LABEL	1							
13	2	172660-03890	LABEL	1							
14	2	172660-03900	LABEL	1							
15	2	172660-03910	LABEL	1							
16	2	172660-03920	LABEL	1							
17	2	172660-03930	LABEL	1							
18	2	172660-03940	LABEL	1							
19	2	172660-03960	DECAL,WARNING STEP P	1							

Fig.104. (73B)SAFETY LABEL(CABIN)

(A)=C50R-3C(US,AS,NZ,EP)

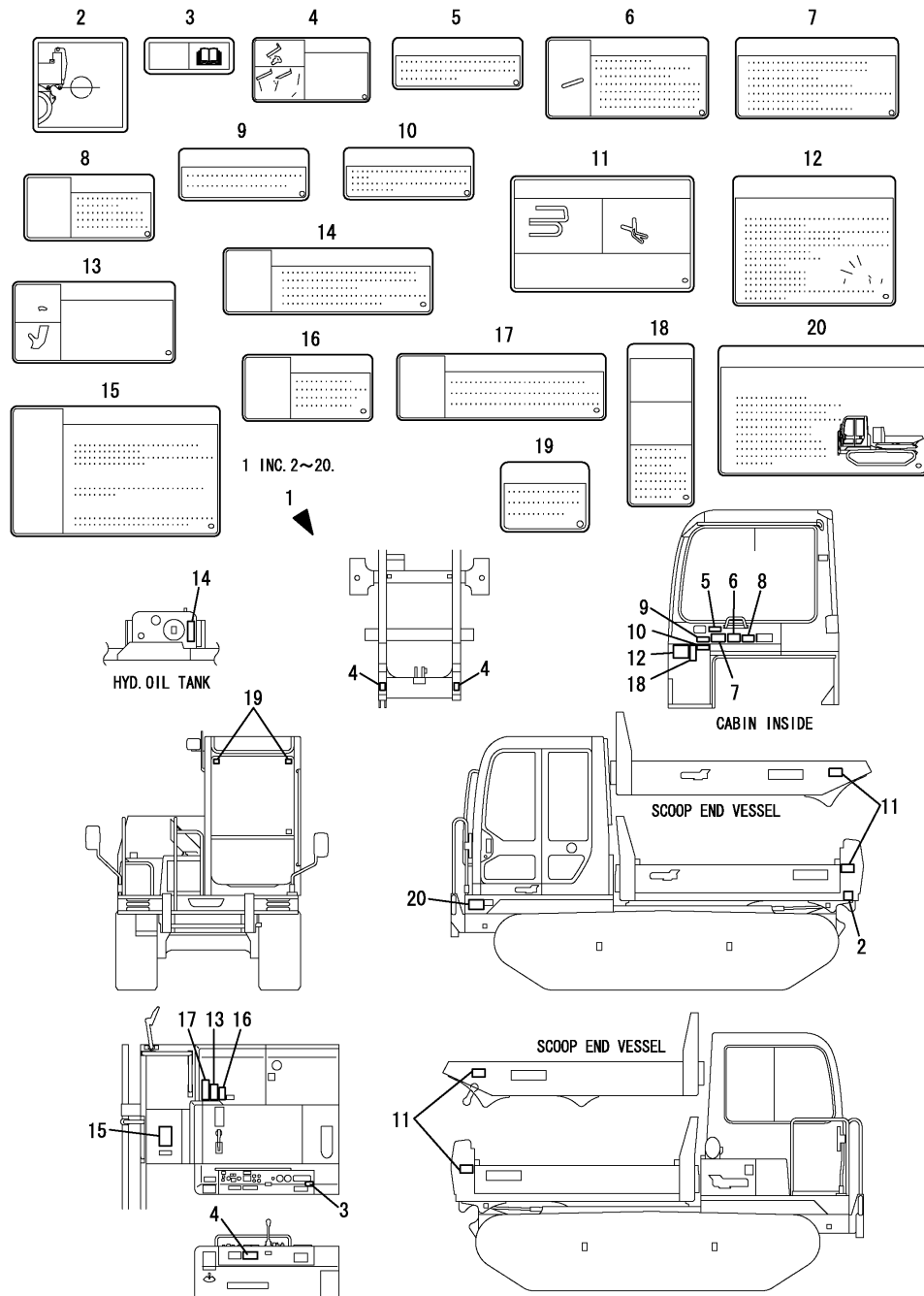
(B)=

(C)=

(D)=

(E)=

(F)=



No.	Lev.	Parts No.	Description	Q'ty						I	R
				(A)	(B)	(C)	(D)	(E)	(F)		
1	1	172660-03020	LABEL KIT,SAFETY USC	1							
2	2	172660-03350	DECAL,NO TRACTION	1							
3	2	172660-03390	DECAL,CARE MANUAL	1							
4	2	172660-03760	LABEL	3							
5	2	172660-03780	LABEL	1							
6	2	172660-03790	LABEL	1							
7	2	172660-03830	LABEL	1							
8	2	172660-03840	LABEL	1							
9	2	172660-03850	LABEL	1							
10	2	172660-03860	LABEL	1							
11	2	172660-03870	LABEL	2							
12	2	172660-03880	LABEL	1							
13	2	172660-03890	LABEL	1							
14	2	172660-03900	LABEL	1							
15	2	172660-03910	LABEL	1							
16	2	172660-03920	LABEL	1							
17	2	172660-03930	LABEL	1							
18	2	172660-03940	LABEL	1							
19	2	172660-03950	LABEL	2							
20	2	172660-03970	LABEL	1							

Fig.105. (73C)LABEL(CANADA)(1/2)

(A)=C50R-3C(US,AS,NZ,EP)

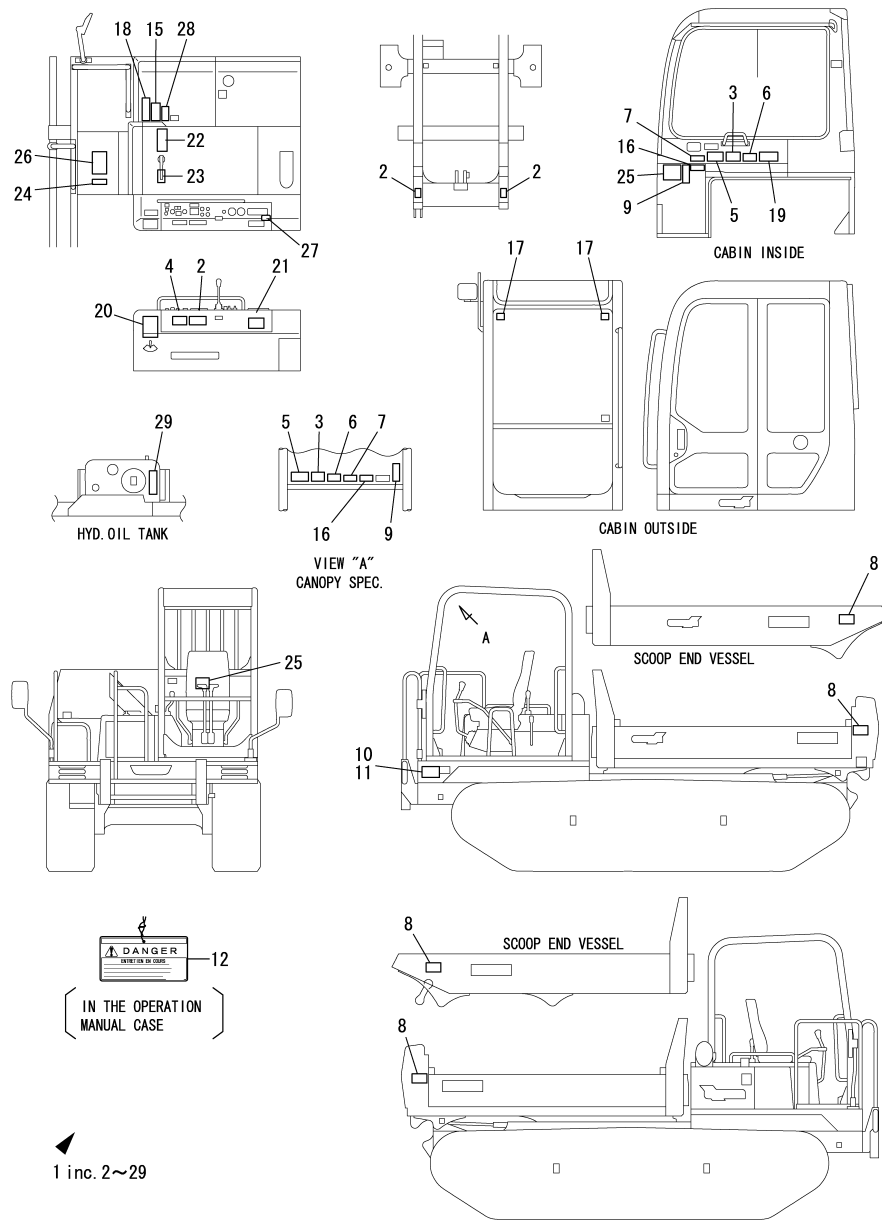
(B)=

(C)=

(D)=

(E)=

(F)=



No.	Lev.	Parts No.	Description	Q'ty						I	R
				(A)	(B)	(C)	(D)	(E)	(F)		
1	1	172660-03500 (A=*2009.11)	LABEL,CANADA KIT	1							W
2	2	172654-03131	LABEL,DUMP LOCK	1							
3	2	172654-03150	LABEL,SLOPE	1							
4	2	172654-03160	LABEL,SEAT REVERSE	1							
5	2	172654-03170	LABEL,NEUTRAL	1							
6	2	172654-03180	LABEL,ALERT	1							
7	2	172654-03191	LABEL,SEAT REVERSE C	1							
8	2	172654-03210	LABEL,SWING AREA	1							
9	2	172654-03220	LABEL,SEAT BELT	1							
10	2	172654-03230	LABEL,ACCESS	1							1
11	2	172654-03240	LABEL,ACCESS	1							2
12	2	172469-03261	TAG ASSY, SERVICING	1							
15	2	172469-03310	LABEL,ENGINE ROOM	1							
16	2	172469-03340	LABEL,ROPS	1							
17	2	172472-03370	LABEL,WINDOW	1							
18	2	172469-03430	LABEL,SILENCER	1							
19	2	172660-03510	LABEL,SPECIFICATION	1							
20	2	172660-03520	LABEL,OIL WATER	1							
21	2	172660-03530	LABEL,FUSE	1							
22	2	172660-03540	LABEL,COOLANT	1							
23	2	172660-03550	LABEL,RADIATOR FIN	1							
24	2	172660-03560	LABEL,FUSE 2	1							
25	2	172469-03570	LABEL,TRANSPORT	1							
26	2	172469-03600	LABEL,BATTERY	1							
27	2	172469-03640	LABEL,MANUAL	1							
28	2	172469-03660	LABEL,RADIATOR	1							
29	2	172469-03670	LABEL,RESERVOIR	1							

Remarks

- (1)Supplied with Canopy only.
- (2)Supplied with Cabin only.

Fig.106. (73D)LABEL(CANADA)(2/2)

(A)=C50R-3C(US,AS,NZ,EP)

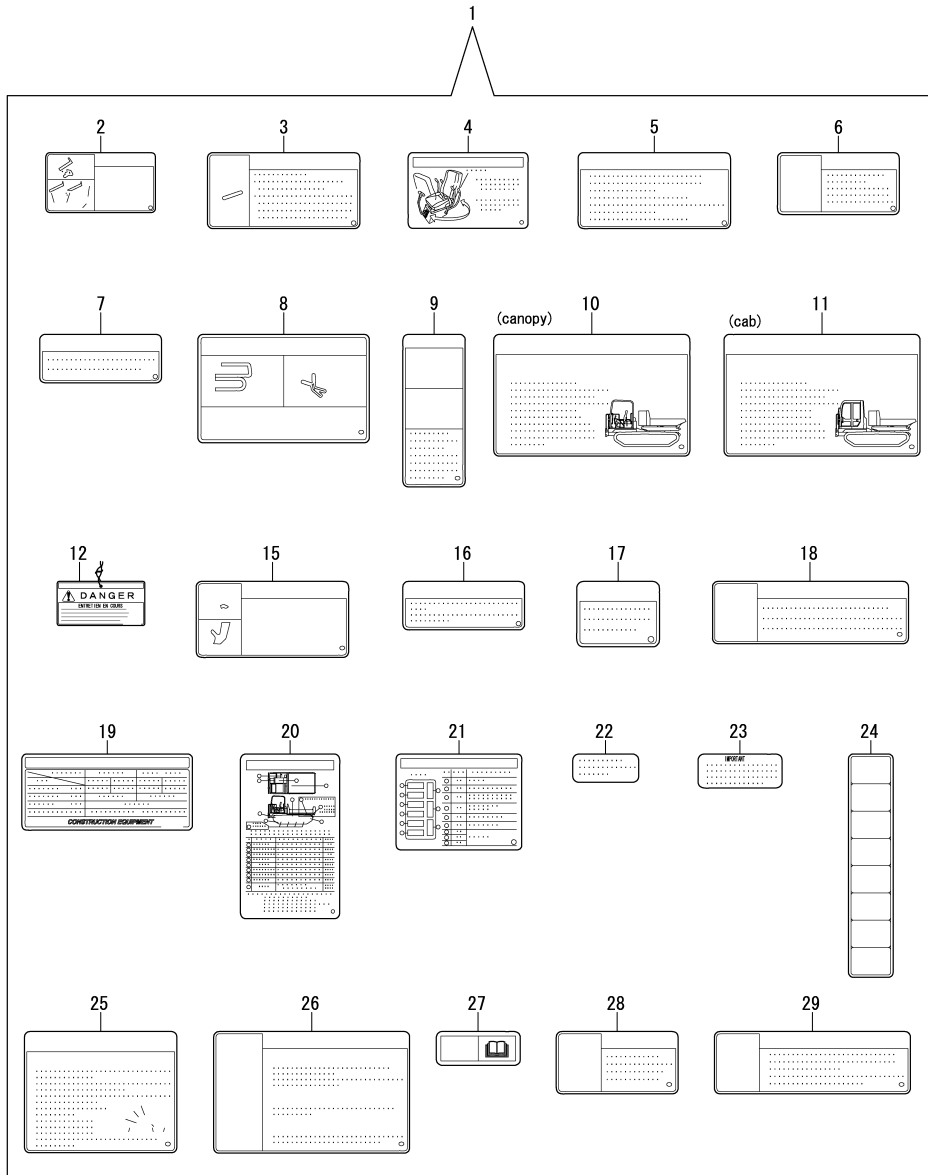
(B)=

(C)=

(D)=

(E)=

(F)=



No.	Lev.	Parts No.	Description	Q'ty						I	R
				(A)	(B)	(C)	(D)	(E)	(F)		
1	1	172660-03500	LABEL,CANADA KIT	1							
2	2	172654-03131	LABEL,DUMP LOCK	1							
3	2	172654-03150	LABEL,SLOPE	1							
4	2	172654-03160	LABEL,SEAT REVERSE	1							
5	2	172654-03170	LABEL,NEUTRAL	1							
6	2	172654-03180	LABEL,ALERT	1							
7	2	172654-03191	LABEL,SEAT REVERSE C	1							
8	2	172654-03210	LABEL,SWING AREA	1							
9	2	172654-03220	LABEL,SEAT BELT	1							
10	2	172654-03230	LABEL,ACCESS	1							1
11	2	172654-03240	LABEL,ACCESS	1							2
12	2	172469-03261	TAG ASSY, SERVICING	1							
15	2	172469-03310	LABEL,ENGINE ROOM	1							
16	2	172469-03340	LABEL,ROPS	1							
17	2	172472-03370	LABEL,WINDOW	1							
18	2	172469-03430	LABEL,SILENCER	1							
19	2	172660-03510	LABEL,SPECIFICATION	1							
20	2	172660-03520	LABEL,OIL WATER	1							
21	2	172660-03530	LABEL,FUSE	1							
22	2	172660-03540	LABEL,COOLANT	1							
23	2	172660-03550	LABEL,RADIATOR FIN	1							
24	2	172660-03560	LABEL,FUSE 2	1							
25	2	172469-03570	LABEL,TRANSPORT	1							
26	2	172469-03600	LABEL,BATTERY	1							
27	2	172469-03640	LABEL,MANUAL	1							
28	2	172469-03660	LABEL,RADIATOR	1							
29	2	172469-03670	LABEL,RESERVOIR	1							

Remarks

- (1)Supplied with Canopy only.
- (2)Supplied with Cabin only.

Fig.107. (73E)SAFETY LABEL(CANADA)(CANOPY)

(A)=C50R-3C(US,AS,NZ,EP)

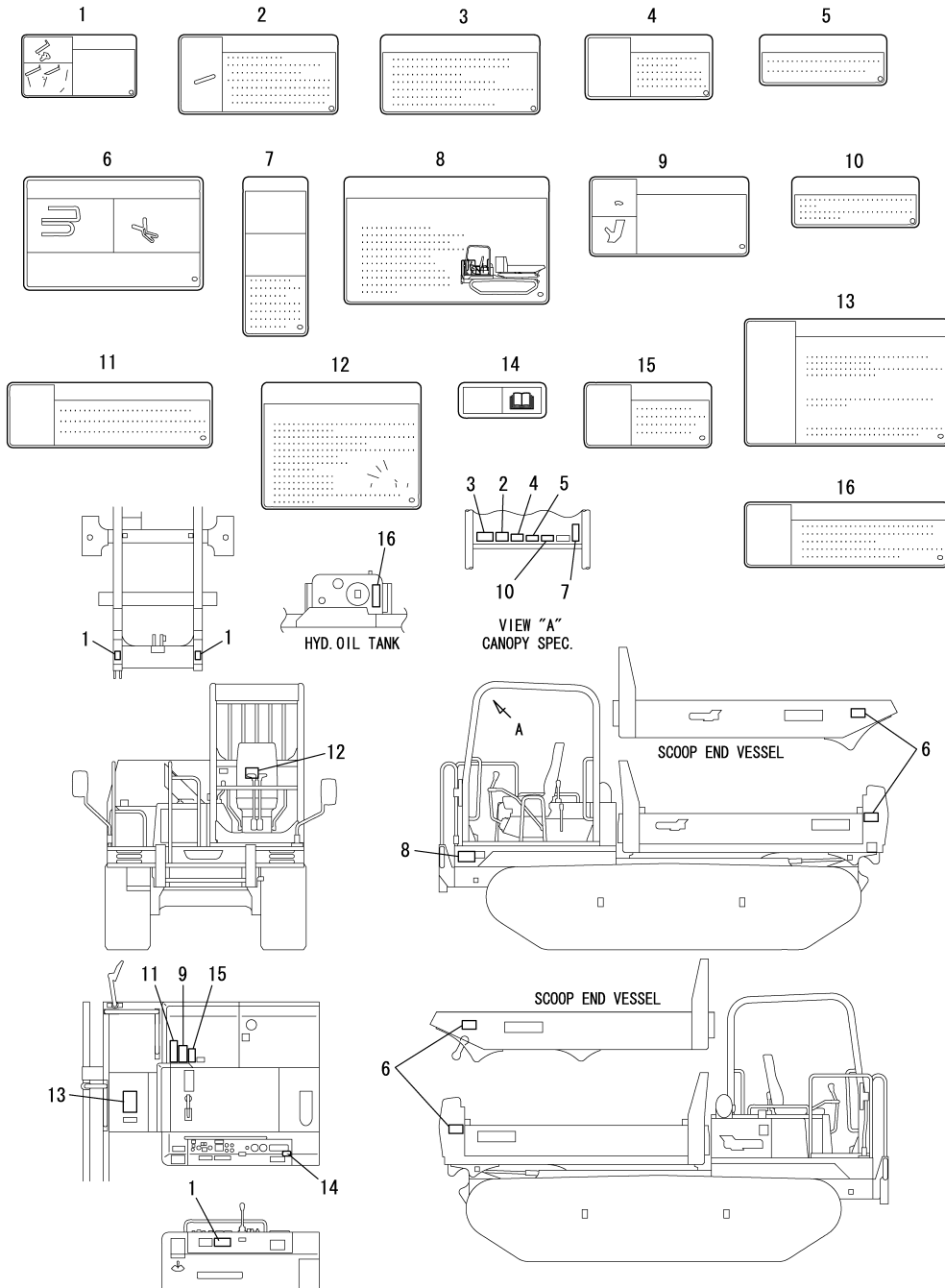
(B)=

(C)=

(D)=

(E)=

(F)=



No.	Lev.	Parts No.	Description	Q'ty						I	R
				(A)	(B)	(C)	(D)	(E)	(F)		
1	1	172654-03131	LABEL,DUMP LOCK	1							
2	1	172654-03150	LABEL,SLOPE	1							
3	1	172654-03170	LABEL,NEUTRAL	1							
4	1	172654-03180	LABEL,ALERT	1							
5	1	172654-03191	LABEL,SEAT REVERSE C	1							
6	1	172654-03210	LABEL,SWING AREA	1							
7	1	172654-03220	LABEL,SEAT BELT	1							
8	1	172654-03230	LABEL,ACCESS	1							
9	1	172469-03310	LABEL,ENGINE ROOM	1							
10	1	172469-03340	LABEL,ROPS	1							
11	1	172469-03430	LABEL,SILENCER	1							
12	1	172469-03570	LABEL,TRANSPORT	1							
13	1	172469-03600	LABEL,BATTERY	1							
14	1	172469-03640	LABEL,MANUAL	1							
15	1	172469-03660	LABEL,RADIATOR	1							
16	1	172469-03670	LABEL,RESERVOIR	1							

Fig.108. (73F)SAFETY LABEL(CANADA)(CABIN)

(A)=C50R-3C(US,AS,NZ,EP)

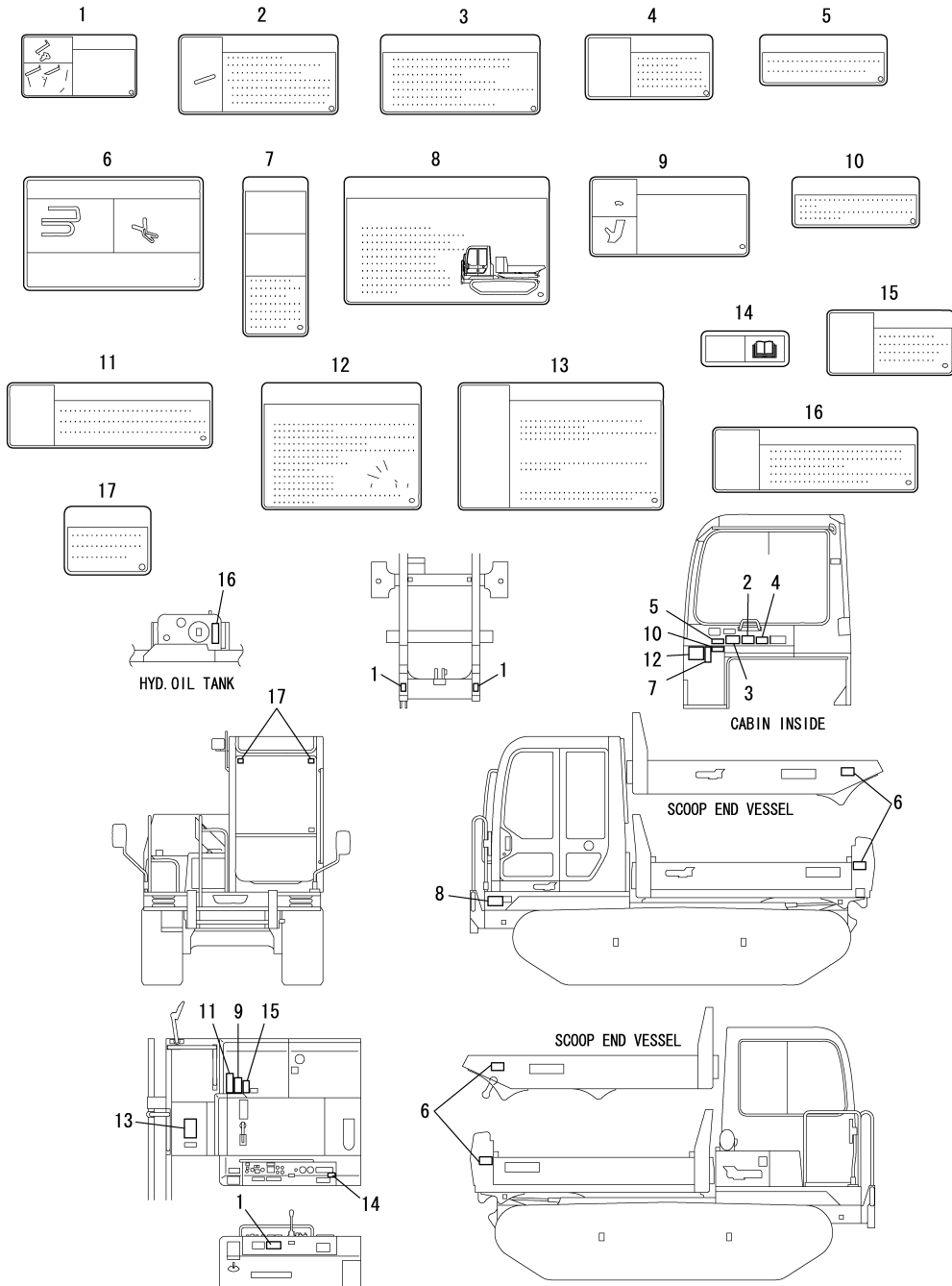
(B)=

(C)=

(D)=

(E)=

(F)=

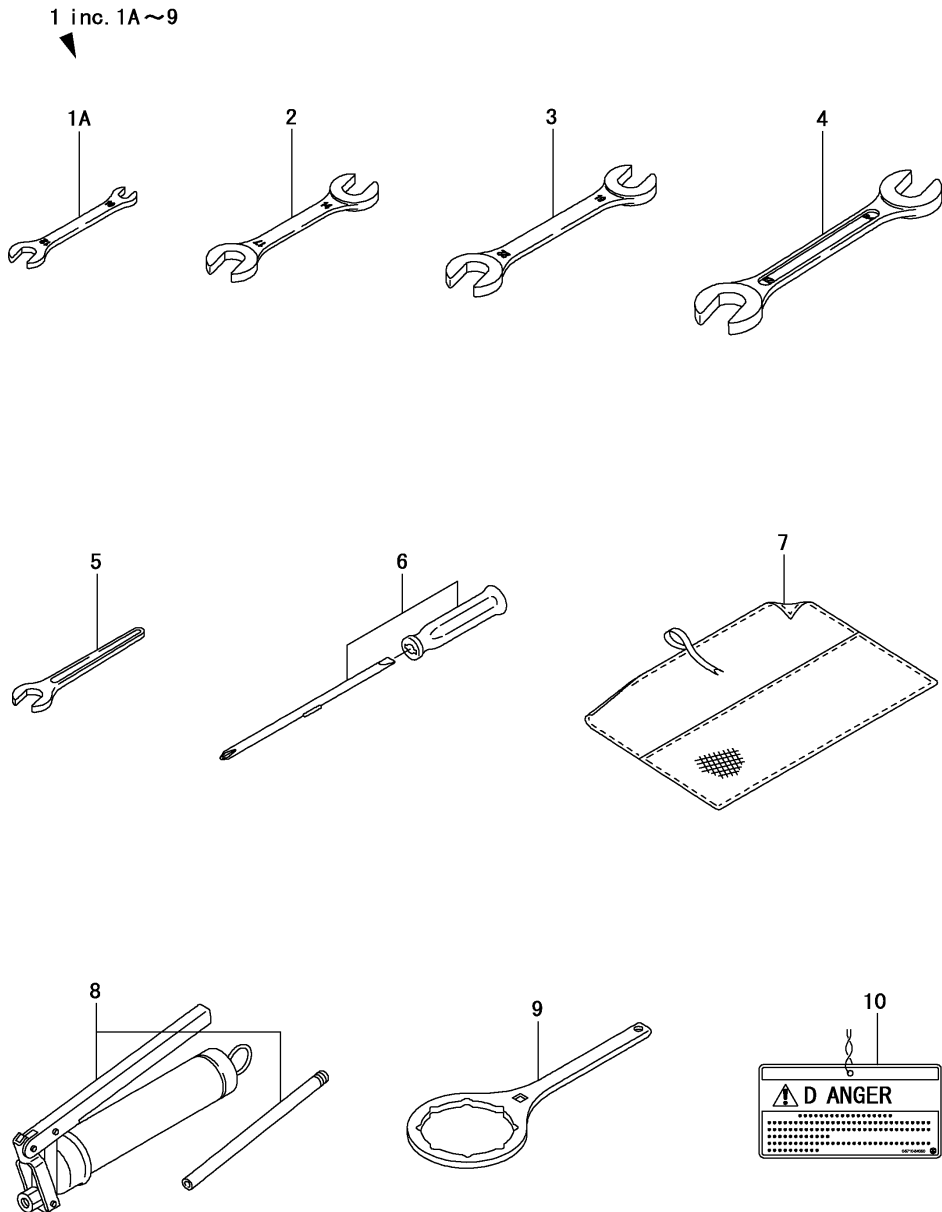


No.	Lev.	Parts No.	Description	Q'ty						I	R
				(A)	(B)	(C)	(D)	(E)	(F)		
1	1	172654-03131	LABEL,DUMP LOCK	1							
2	1	172654-03150	LABEL,SLOPE	1							
3	1	172654-03170	LABEL,NEUTRAL	1							
4	1	172654-03180	LABEL,ALERT	1							
5	1	172654-03191	LABEL,SEAT REVERSE C	1							
6	1	172654-03210	LABEL,SWING AREA	1							
7	1	172654-03220	LABEL,SEAT BELT	1							
8	1	172654-03240	LABEL,ACCESS	1							
9	1	172469-03310	LABEL,ENGINE ROOM	1							
10	1	172469-03340	LABEL,ROPS	1							
11	1	172469-03430	LABEL,SILENCER	1							
12	1	172469-03570	LABEL,TRANSPORT	1							
13	1	172469-03600	LABEL,BATTERY	1							
14	1	172469-03640	LABEL,MANUAL	1							
15	1	172469-03660	LABEL,RADIATOR	1							
16	1	172469-03670	LABEL,RESERVOIR	1							
17	1	172472-03370	LABEL,WINDOW	1							

Fig.74. TOOL

(A)=C50R-3C(US,AS,NZ,EP)
 (B)=
 (C)=

(D)=
 (E)=
 (F)=



No.	Lev.	Parts No.	Description	Qty						I	R
				(A)	(B)	(C)	(D)	(E)	(F)		
1	1	172660-05100	TOOL KIT	1							
1A	2	28110-100120	SPANNER, 10X12	1							
2	2	28110-140170	SPANNER, 14X17	1							
3	2	28110-190220	SPANNER, 19X22	1							
4	2	172660-05180	WRENCH	1							
5	2	28110-130000	SPANNER, 13	1							
6	2	104200-92350	DRIVER, SCREW	1							
7	2	172660-05170	BAG, TOOL	1							
8	2	172660-05160	GREASE PUMP	1							
9	2	172660-05150	FILTER WRENCH	1							
10	1	172660-03810	TAG,WARNING US	1							

Fig.75. PAINTED COLOR

(A)=C50R-3C(US,AS,NZ,EP)
(B)=
(C)=

(D)=
(E)=
(F)=

No.	Lev.	Parts No.						Description	Q'ty						I	R
		(A)	(B)	(C)	(D)	(E)	(F)		(A)	(B)	(C)	(D)	(E)	(F)		
Spec. Code	Part	(A)	(B)	(C)	(D)	(E)	(F)	Description	Specification							
<hr/>																
<hr/>																
<hr/>																
<hr/>																
<hr/>																
<hr/>																
<hr/>																
<hr/>																
<hr/>																
<hr/>																
<hr/>																
<hr/>																
<hr/>																
<hr/>																
<hr/>																
<hr/>																
<hr/>																
<hr/>																
<hr/>																
<hr/>																
<hr/>																
<hr/>																

Remarks
* This entry has been eliminated.

Fig.76. PAINTED COLOR(TURNING)

(A)=C50R-3C(US,AS,NZ,EP)
 (B)=
 (C)=

(D)=
 (E)=
 (F)=

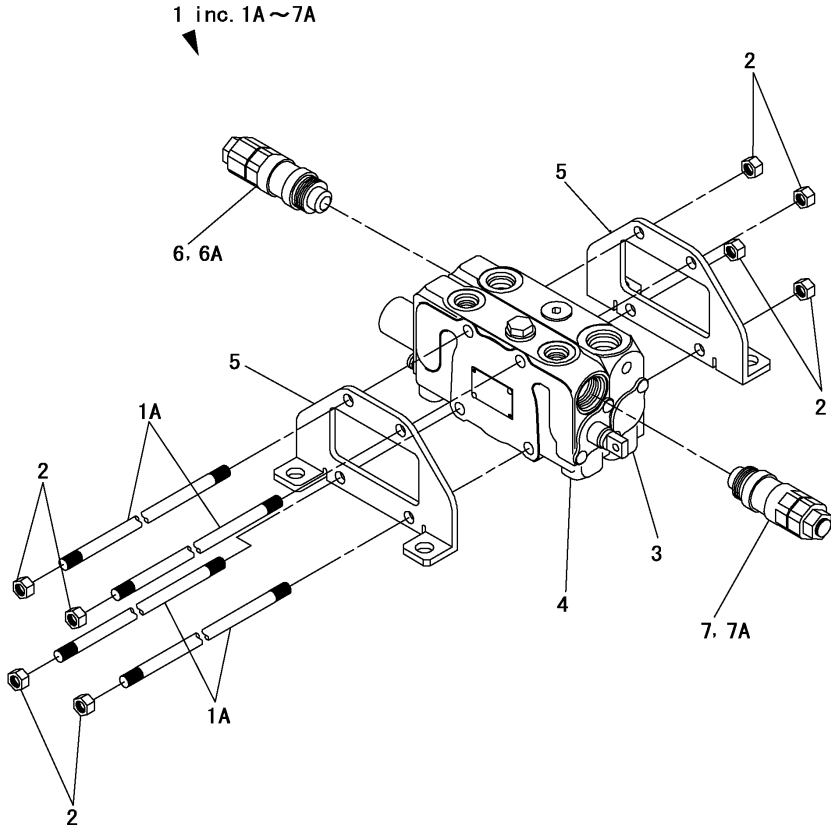
No.	Lev.	Parts No.	Description						Q'ty						I	R	
									(A)	(B)	(C)	(D)	(E)	(F)			
Spec. Code	Part	(A)	(B)	(C)	(D)	(E)	(F)	Description	Specification								

Remarks
 * This entry has been eliminated.

Fig.77. CONTROL VALVE(1-RANGE)

(A)=C50R-3C(US,AS,NZ,EP)
 (B)=
 (C)=

(D)=
 (E)=
 (F)=



No.	Lev.	Parts No.	Description	Q'ty						I	R
				(A)	(B)	(C)	(D)	(E)	(F)		
1	2	172660-74100	VALVE, CONTROL	1							
1A	3	172660-74650	ROD, TIE	4							
2	3	172660-74670	NUT	8							
3	3	172660-74680	HOUSING, INLET	1							
4	3	172660-74700	NO.1 BLOCK ASSY	1							
5	3	172660-74730	PLATE	2							
6	3	172660-74740	RELIEF VALVE ASSY	1							
6A	4	172660-71230	O-RING, ARP568-910-1	1							
7	3	172660-74750	VALVE, RELIEF	1							
7A	4	172660-71230	O-RING, ARP568-910-1	1							

Fig.78. CONTROL VALVE(2-RANGE)

(A)=C50R-3C(US,AS,NZ,EP)
 (B)=
 (C)=

(D)=
 (E)=
 (F)=

No.	Lev.	Parts No.	Description	Q'ty						I	R
				(A)	(B)	(C)	(D)	(E)	(F)		
1	2	172660-74620	VALVE, CONTROL SWING	1							
1A	3	172660-74660	ROD, TIE	4							
2	3	172660-74670	NUT	8							
3	3	172660-74690	HOUSING, INLET	1							
4	3	172660-74710	NO.1 BLOCK ASSY	1							
5	3	172660-74720	NO.2 BLOCK ASSY	1							
6	3	172660-74730	PLATE	2							
7	3	172660-74740	RELIEF VALVE ASSY	1							
8	4	172660-71230	O-RING, ARP568-910-1	1							
9	3	172660-74750	VALVE, RELIEF	1							
10	4	172660-71230	O-RING, ARP568-910-1	1							

1 inc. 1A~10

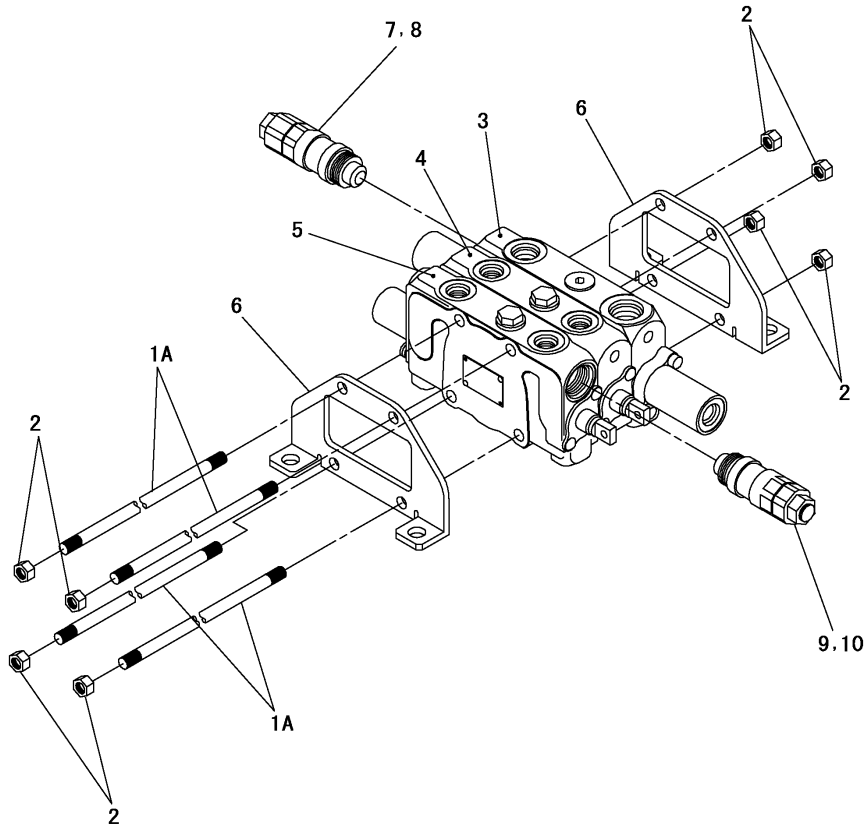


Fig.79. INLET HOUSING(1-RANGE)

(A)=C50R-3C(US,AS,NZ,EP)
 (B)=
 (C)=

(D)=
 (E)=
 (F)=

No.	Lev.	Parts No.	Description	Q'ty						I	R
				(A)	(B)	(C)	(D)	(E)	(F)		
1	3	172660-74680	HOUSING, INLET	1							
1A	4	172660-74760	O-RING	2							
2	4	172660-74770	WASHER	2							
3	4	172660-74780	SEAL PLATE	2							
4	4	26557-050102	SCREW, M5X10	4							
5	4	172660-74790	PLUG ASSY	1							
6	4	172660-74800	O-RING	1							

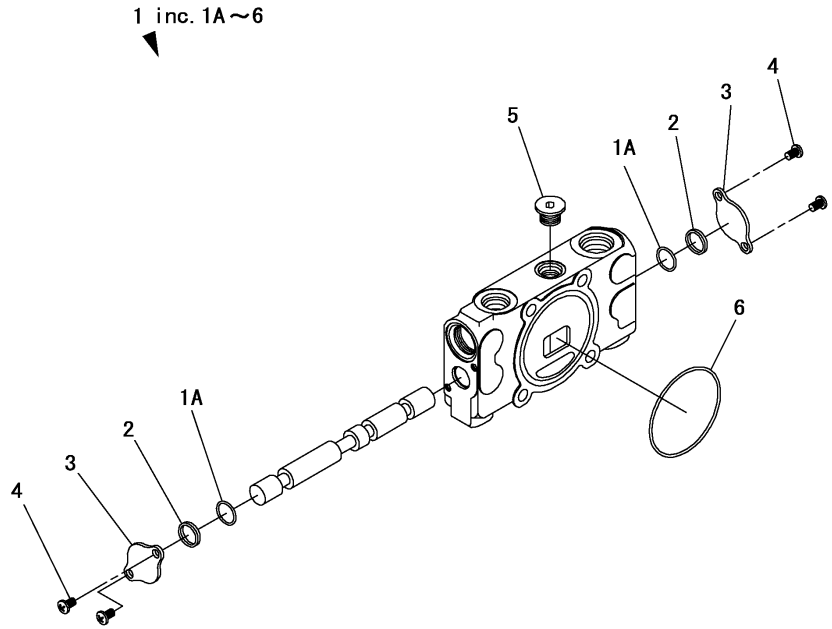


Fig.80. INLET HOUSING(2-RANGE)

(A)=C50R-3C(US,AS,NZ,EP)
 (B)=
 (C)=

(D)=
 (E)=
 (F)=

No.	Lev.	Parts No.	Description	Q'ty						I	R
				(A)	(B)	(C)	(D)	(E)	(F)		
1	3	172660-74690	HOUSING, INLET	1							
1A	4	24341-000220	O-RING, 1AS22.0	2							
2	4	172660-74810	CAP	1							
3	4	26450-050182	BOLT, M5X 18	4							
4	4	172660-74820	CAP	1							
5	4	172660-74830	FILTER	1							
6	4	172660-74840	WASHER	1							
7	4	172660-74790	PLUG ASSY	1							
8	4	172660-74800	O-RING	1							

1 inc. 1A~8

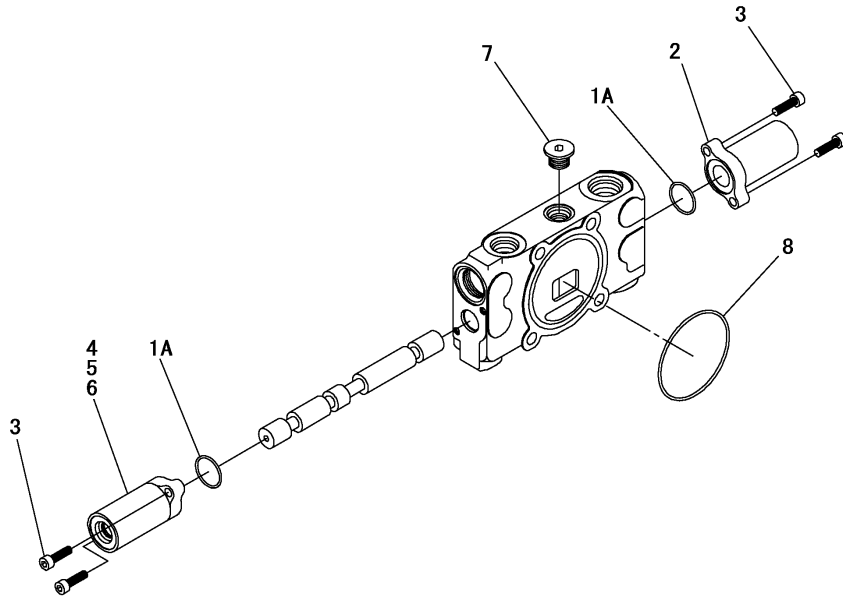
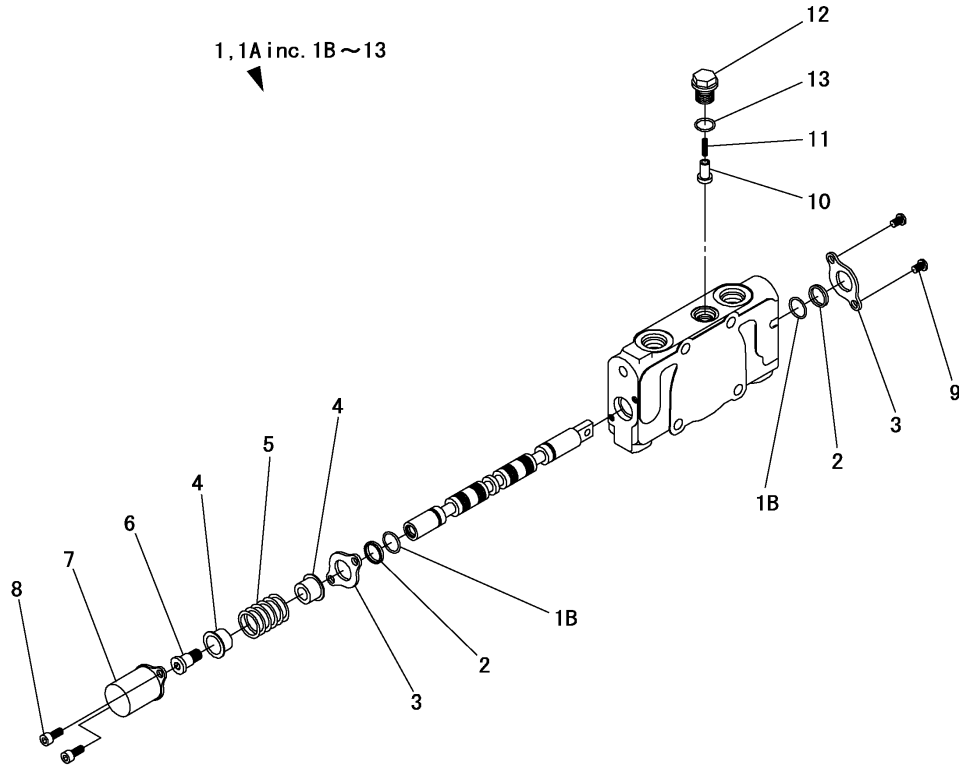


Fig.81. BLOK(1)(1,2-RANGE)

(A)=C50R-3C(US,AS,NZ,EP)
 (B)=
 (C)=

(D)=
 (E)=
 (F)=

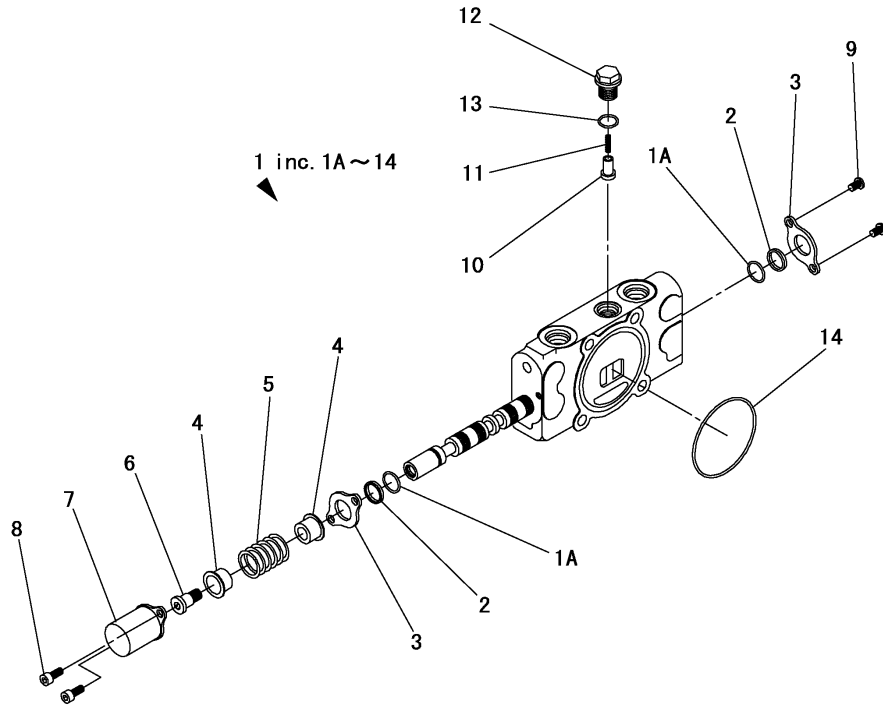


No.	Lev.	Parts No.	Description	Q'ty						I	R
				(A)	(B)	(C)	(D)	(E)	(F)		
1	3	172660-74700	NO.1 BLOCK ASSY	1							
1A	3	172660-74720	NO.2 BLOCK ASSY	1							
1B	4	172660-74760	O-RING	2							
2	4	172660-74850	SEAL, DUST	2							
3	4	172660-74860	SEAL PLATE	2							
4	4	172660-74870	SEAT, SPRING	2							
5	4	172660-74880	SPRING	1							
6	4	172660-74890	SCREW, CAP	1							
7	4	172660-74900	CAP	1							
8	4	172660-74910	SCREW, CAP	2							
9	4	26557-050102	SCREW, M5X10	2							
10	4	172660-74920	PLUNGER	1							
11	4	172660-74930	SPRING	1							
12	4	172660-74940	PLUG	1							
13	4	24315-000110	O-RING, 1BP11.0	1							

Fig.82. BLOK(2)

(A)=C50R-3C(US,AS,NZ,EP)
 (B)=
 (C)=

(D)=
 (E)=
 (F)=



No.	Lev.	Parts No.	Description	Q'ty						I	R
				(A)	(B)	(C)	(D)	(E)	(F)		
1	3	172660-74710	NO.1 BLOCK ASSY	1							
1A	4	172660-74760	O-RING	2							
2	4	172660-74850	SEAL, DUST	2							
3	4	172660-74860	SEAL PLATE	2							
4	4	172660-74870	SEAT, SPRING	2							
5	4	172660-74880	SPRING	1							
6	4	172660-74890	SCREW, CAP	1							
7	4	172660-74900	CAP	1							
8	4	172660-74910	SCREW, CAP	2							
9	4	26557-050102	SCREW, M5X10	2							
10	4	172660-74920	PLUNGER	1							
11	4	172660-74930	SPRING	1							
12	4	172660-74940	PLUG	1							
13	4	24315-000110	O-RING, 1BP11.0	1							
14	4	172660-74800	O-RING	1							

Fig.83. REMOTE CONTROL VALVE

(A)=C50R-3C(US,AS,NZ,EP)

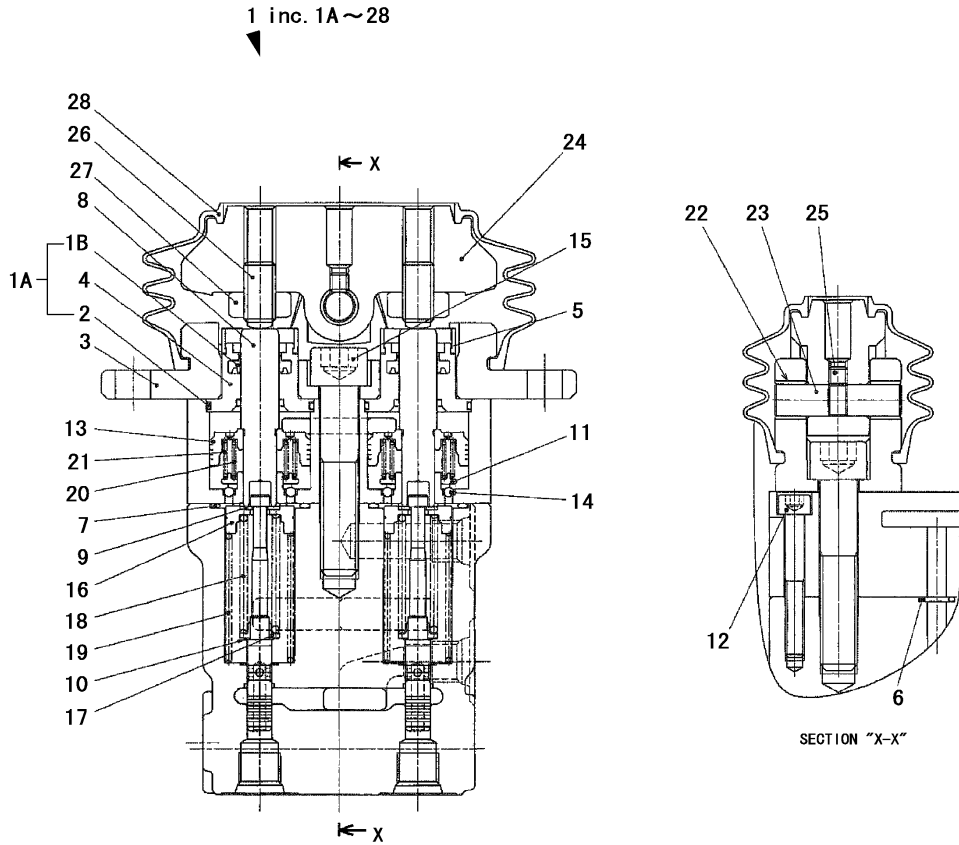
(B)=

(C)=

(D)=

(E)=

(F)=



No.	Lev.	Parts No.	Description	Q'ty						I	R
				(A)	(B)	(C)	(D)	(E)	(F)		
1	1	172660-45760	VALVE,REMOTE CONTROL	1							
1A	2	172660-45010	SEAL SET	1							
1B	3	172660-45020	PACKING	4							
2	3	172660-45030	O-RING, AS568-025	4							
3	2	172660-45040	COVER	2							
4	2	172660-45050	PLUG	4							
5	2	172660-45060	CUP, GREASE	4							
6	2	24315-000080	O-RING, 1BP8.0	2							
7	2	24341-000280	O-RING, 1AS28.0	4							
8	2	172660-45070	ROD	4							
9	2	172660-45080	WASHER	8							
10	2	172660-45090	WASHER	4							
11	2	172660-45410	SEAT, SPRING	4							
12	2	26450-060452	BOLT, M6X 45	2							
13	2	172660-45420	PISTON	4							
14	2	172660-45430	STEEL BALL	12							
15	2	26450-120602	BOLT, M12X 60	2							
16	2	172660-45440	SEAT, SPRING	4							
17	2	172660-45460	WASHER	4							
18	2	172660-45470	SPRING	4							
19	2	172660-45480	SPRING	4							
20	2	172660-45490	SPRING	4							
21	2	172660-45680	SPRING	4							
22	2	172660-45690	BUSHING	4							
23	2	172660-45930	CAMSHAFT	2							
24	2	172660-45940	CAM	2							
25	2	172660-45950	SCREW, SETTING	2							
26	2	172660-45960	SCREW	4							
27	2	172660-45970	NUT, LOCK	4							
28	2	172660-45980	BOOT	2							

Fig.84. AUTO TENSION VALVE

(A)=C50R-3C(US,AS,NZ,EP)
 (B)=
 (C)=

(D)=
 (E)=
 (F)=

No.	Lev.	Parts No.	Description	Q'ty						I	R
				(A)	(B)	(C)	(D)	(E)	(F)		
1	2	172660-74260	AUTO TENSISON VALVE	1							
1A	3	172660-74030	PLUNGER	2							
2	3	172660-74040	SPRING	2							
3	3	172660-74050	PLUG	2							
4	3	172660-74060	BODY	1							
5	3	24315-000100	O-RING, 1BP10.0	2							
6	3	172660-74070	RELIEF VALVE ASSY	2							
7	4	24315-000100	O-RING, 1BP10.0	2							
8	4	24315-000160	O-RING, 1BP16.0	2							

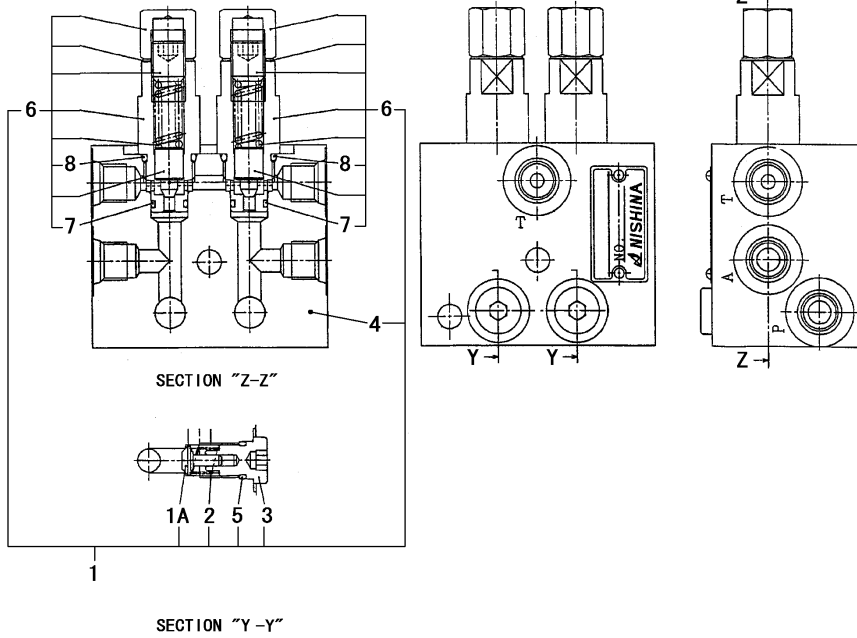


Fig.85. SOLENOID VALVE(1-RANGE)

(A)=C50R-3C(US,AS,NZ,EP)
 (B)=
 (C)=

(D)=
 (E)=
 (F)=

No.	Lev.	Parts No.	Description	Q'ty						I	R
				(A)	(B)	(C)	(D)	(E)	(F)		
1	2	172660-74210	SOLENOID VALVE	1							
1A	3	172660-74410	SPRING	1							
2	3	172660-74420	PLUG	1							
3	3	26455-050122	BOLT, M5X12	2							
4	3	24311-000160	O-RING, 1AP16.0	1							
5	3	24315-000110	O-RING, 1BP11.0	1							
6	3	172660-74430	BAND	1							
7	3	172660-74440	TUBE	1							
8	3	172660-74450	SOLENOID	1							

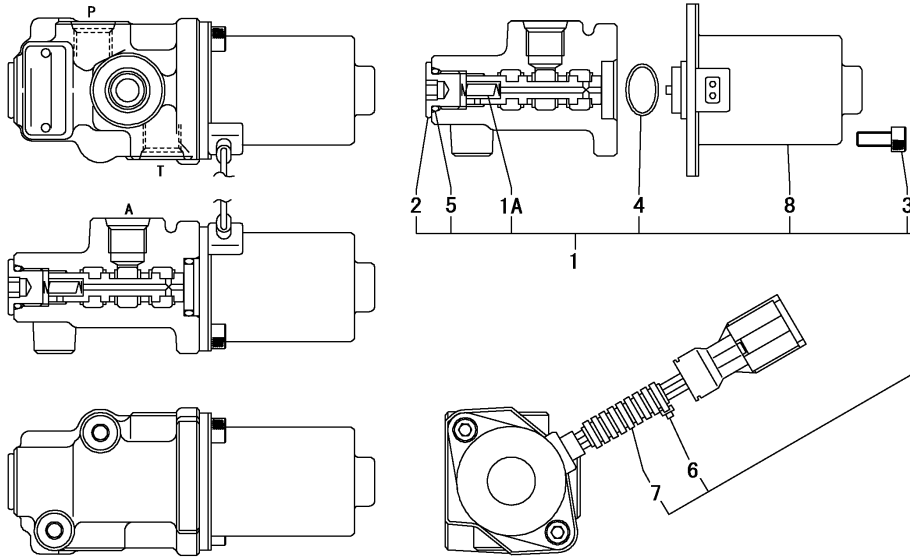
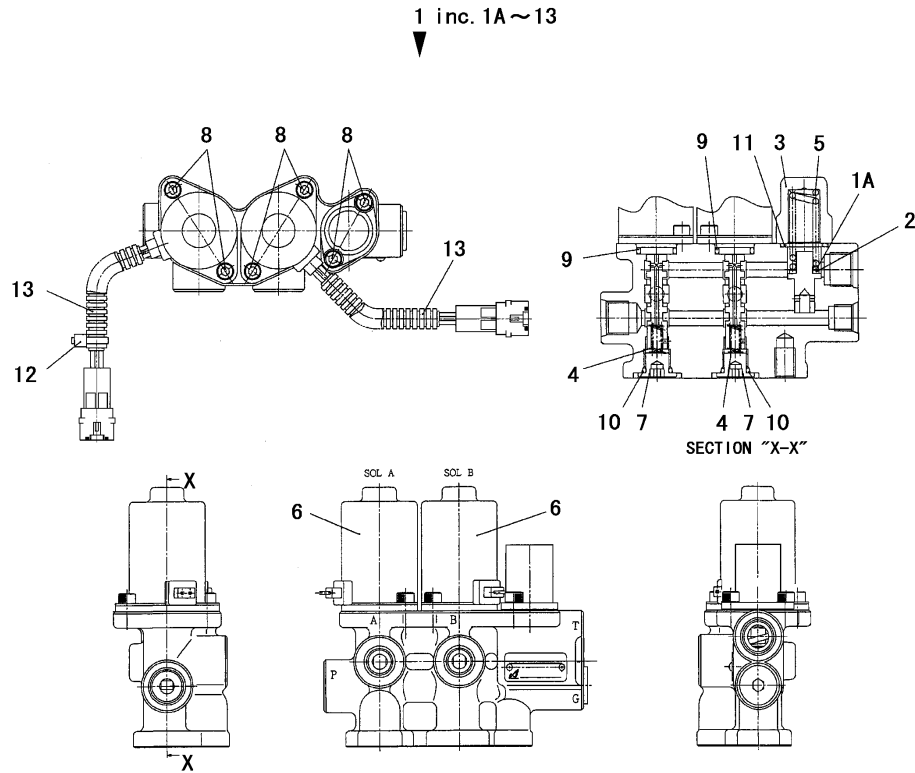


Fig.86. SOLENOID VALVE(2-RANGE)

(A)=C50R-3C(US,AS,NZ,EP)
 (B)=
 (C)=

(D)=
 (E)=
 (F)=



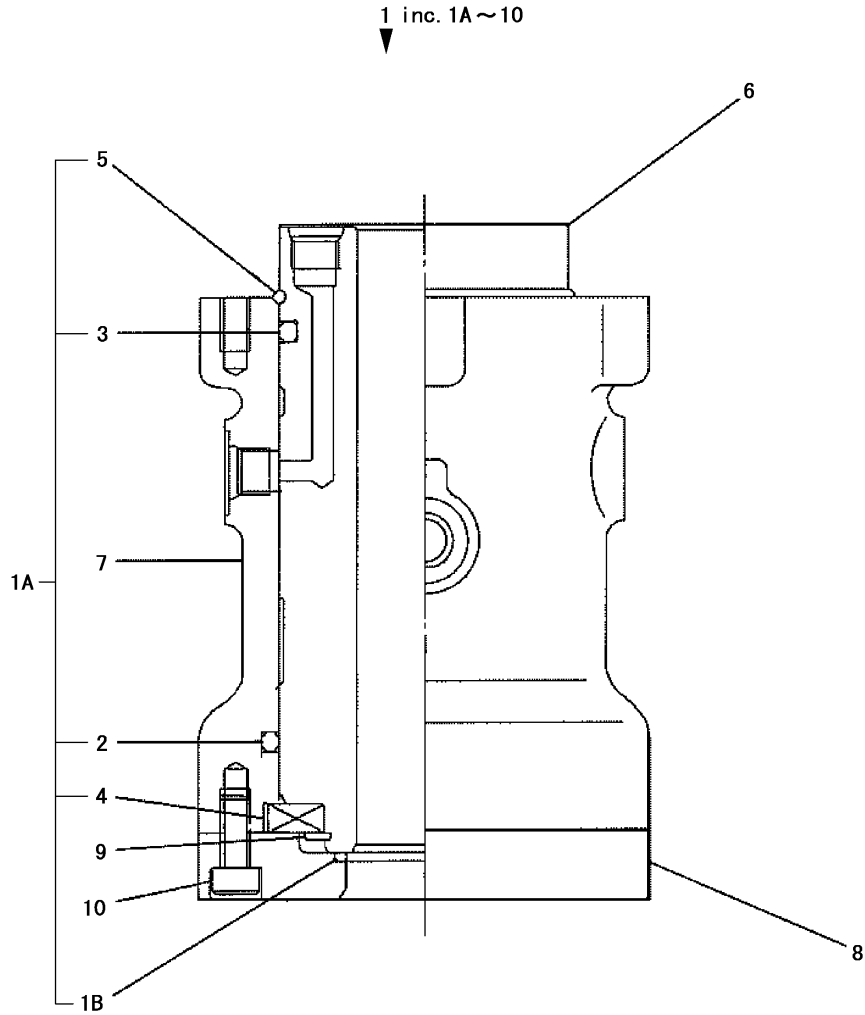
1 inc. 1A~13
 ▼

No.	Lev.	Parts No.	Description	Q'ty						I	R
				(A)	(B)	(C)	(D)	(E)	(F)		
1	2	172660-74160	VALVE, SOLENOID	1							
1A	3	172660-74460	SHIM, T=0.5	1							
2	3	172660-74470	SHIM, T=0.2	1							
3	3	172660-74480	COVER	1							
4	3	172660-74410	SPRING	2							
5	3	172660-74490	SPRING	1							
6	3	172660-74450	SOLENOID	2							
7	3	172660-74420	PLUG	2							
8	3	26455-050122	BOLT, M5X12	6							
9	3	24311-000160	O-RING, 1AP16.0	2							
10	3	24315-000110	O-RING, 1BP11.0	2							
11	3	24315-000200	O-RING, 1BP20.0	1							
12	3	172660-74560	CABLE	1							
13	3	172660-74440	TUBE	2							

Fig.87. SWIVEL SELECTOR

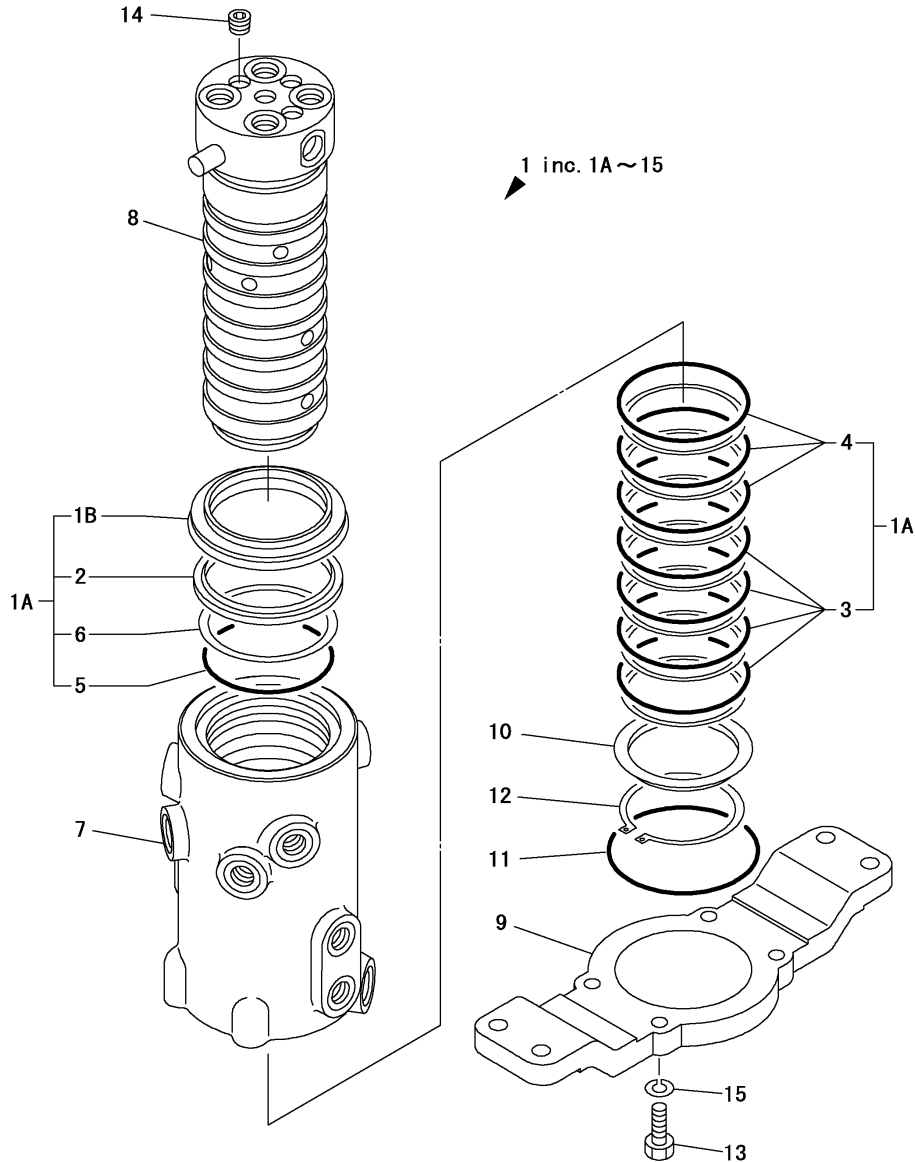
(A)=C50R-3C(US,AS,NZ,EP)
 (B)=
 (C)=

(D)=
 (E)=
 (F)=



No.	Lev.	Parts No.	Description	Q'ty						I	R
				(A)	(B)	(C)	(D)	(E)	(F)		
1	1	172660-45770	VALVE, SELECTOR	1							
1A	2	172660-45780	SEAL SET	1							
1B	3	24321-000450	O-RING, 1AG45.0	1							
2	3	24311-000800	O-RING, 1AP80.0	1							
3	3	24311-000700	O-RING, 1AP70.0	1							
4	3	172660-45790	THRUST RING	1							
5	3	172660-45810	O-RING	1							
6	2	172660-45820	SHAFT	1							
7	2	172660-45830	ROTOR	1							
8	2	172660-45840	COVER	1							
9	2	22242-000550	RING, 55	1							
10	2	26450-080202	BOLT, M8X 20	6							

Fig.88. SWIVEL JOINT



(A)=C50R-3C(US,AS,NZ,EP)
 (B)=
 (C)=

(D)=
 (E)=
 (F)=

No.	Lev.	Parts No.	Description	Q'ty						I	R
				(A)	(B)	(C)	(D)	(E)	(F)		
1	1	172660-73210	JOINT ASSY, SWIVEL	1							
1A	2	172660-73260	SEAL SET	1							
1B	3	172660-73270	SEAL, DUST	1							
2	3	172660-73280	SEAL, DUST	1							
3	3	172660-73290	SEAL, SLIPPER	4							
4	3	172660-73300	SEAL, SLIPPER	3							
5	3	24315-000800	O-RING, 1BP80.0	1							
6	3	172660-73310	BACKUP RING	1							
7	2	172660-73220	HUB, SWIVEL JOINT	1							
8	2	172660-73230	SHAFT	1							
9	2	172660-73240	FLANGE, SWIVEL	1							
10	2	172660-73250	SPACER	1							
11	2	24325-000950	O-RING, 1BG95.0	1							
12	2	22242-000720	RING, 72	1							
13	2	26076-100302	BOLT, 10.910X 30	4							
14	2	172660-37190	HEXAGON SOCKET PLUG	3							
15	2	22217-100000	WASHER, SPRING 10	4							

Fig.89. DUMP CYLINDER

(A)=C50R-3C(US,AS,NZ,EP)

(B)=

(C)=

(D)=

(E)=

(F)=

No.	Lev.	Parts No.	Description	Q'ty						I	R
				(A)	(B)	(C)	(D)	(E)	(F)		
1	1	172030-00300	CYLINDER ASSY, DUMP	1							
1A	2	172660-72050	SEAL SET	1							
1B	3	933111-23700	SEAL, OIL	1							
2	3	172151-72571	PACKING	1							
3	3	24325-000900	O-RING, 1BG90.0	1							
4	3	24325-000850	O-RING, 1BG85.0	1							
5	3	24376-000850	RING, BACK UP T3G85	1							
6	3	172020-11101	GASKET	1							
7	2	172030-00310	TUBE ASSY	1							
8	3	172151-72591	BUSH	1							
9	3	172448-54120	SEAL, DUST	2							
10	2	172030-00340	ROD,ASSY 50	1							
11	3	172151-72591	BUSH	1							
12	3	172448-54120	SEAL, DUST	2							
13	2	172030-00370	HEAD ASSY, 90 50	1							
14	2	172151-72540	BUSH, ROD	1							
15	2	933111-26700	RING, SPRING	1							
16	2	172020-11070	WASHER, LOCK	1							
17	2	172460-72900	PISTON	1							
18	2	172122-72260	RING, WEAR	1							
19	2	933111-20200	NUT	1							

1 inc. 1A~19

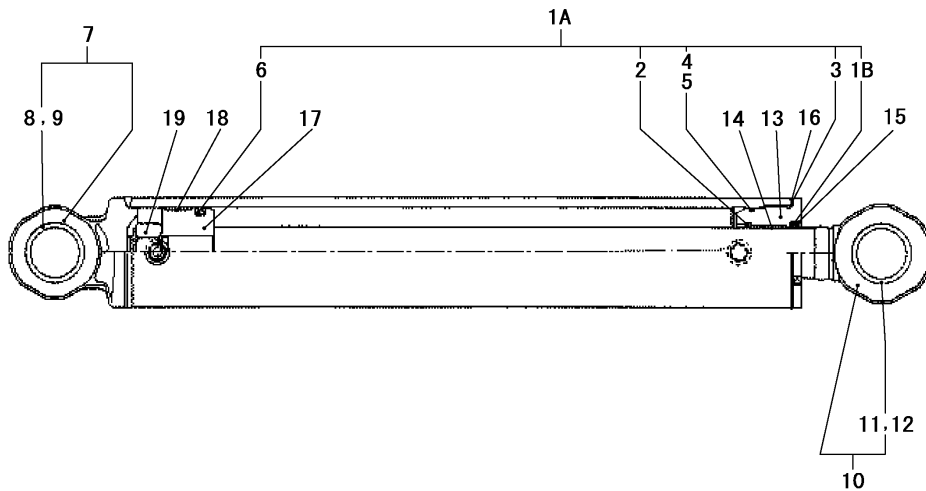
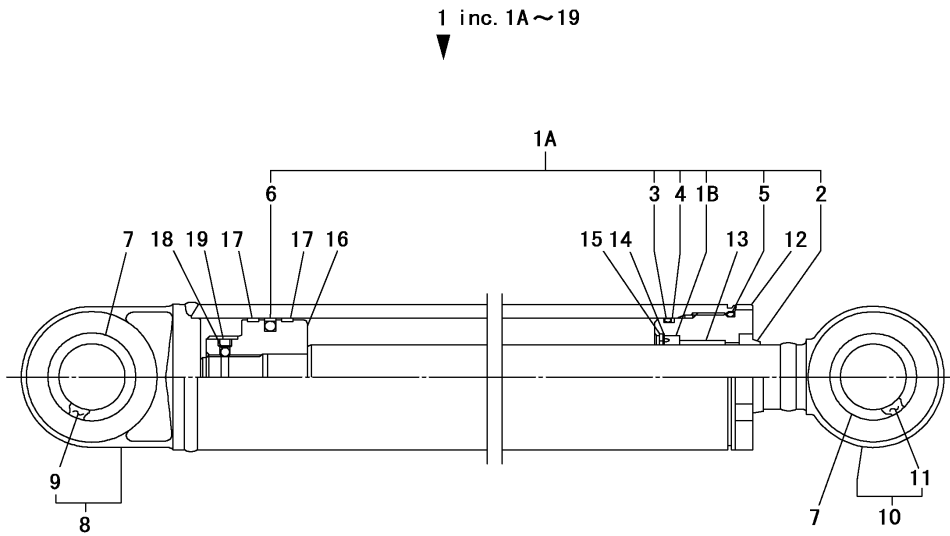


Fig.90. DUMP CYLINDER(TURNING)

(A)=C50R-3C(US,AS,NZ,EP)
 (B)=
 (C)=

(D)=
 (E)=
 (F)=

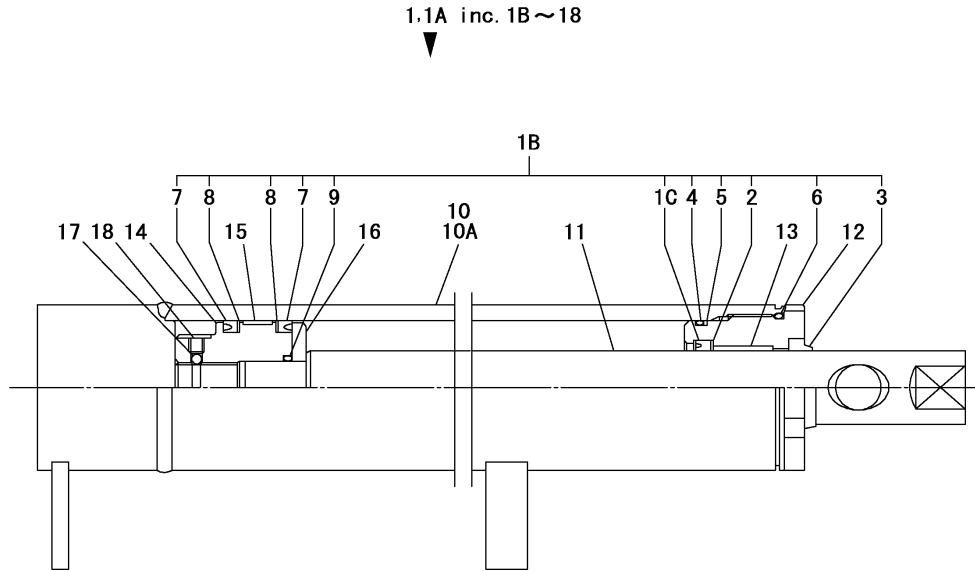


No.	Lev.	Parts No.	Description	Q'ty						I	R
				(A)	(B)	(C)	(D)	(E)	(F)		
1	1	172660-72200	CYLINDER, DUMP	2							
1A	2	172660-72300	SEAL SET	2							
1B	3	172660-72330	PACKING,PISTON	2							
2	3	172660-72340	SEAL, DUST	2							
3	3	24325-000750	O-RING, 1BG75.0	2							
4	3	172660-72350	BACKUP RING	2							
5	3	24325-000800	O-RING, 1BG80.0	2							
6	3	172660-72360	ROD PACKING	2							
7	2	172660-72320	SEAL, DUST	8							
8	2	172660-72210	TUBE ASSY	2							
9	3	172660-72220	BUSHING	2							
10	2	172660-72230	PISTON ROD ASSY	2							
11	3	172660-72240	BUSHING	2							
12	2	172660-72250	COVER, ROD	2							
13	2	172660-72260	BUSHING	2							
14	2	172660-72270	HOLDER, PACKING	2							
15	2	22252-000600	RING, 60	2							
16	2	172660-72280	PISTON	2							
17	2	172660-72290	WEAR RING	4							
18	2	172660-72310	BALL,STEEL	2							
19	2	26979-060082	SCREW, M6X 8	2							

Fig.91. TRUCK SHOE CYLINDER

(A)=C50R-3C(US,AS,NZ,EP)
(B)=
(C)=

(D)=
(E)=
(F)=



No.	Lev.	Parts No.	Description	Q'ty						I	R
				(A)	(B)	(C)	(D)	(E)	(F)		
1	1	172660-37550	CYLINDER, CRAWLER	1							
1A	1	172660-37540	CYLINDER, CRAWLER	1							
1B	2	172660-37750	SEAL SET	1							
1C	3	172660-37760	ROD PACKING	1							
2	3	172660-37770	BACKUP RING	1							
3	3	172660-37780	SEAL, DUST	1							
4	3	24325-000700	O-RING, 1BG70.0	1							
5	3	172660-37790	BACKUP RING	1							
6	3	24325-000750	O-RING, 1BG75.0	1							
7	3	172660-37800	PACKING,PISTON	2							
8	3	172660-37810	BACKUP RING	2							
9	3	172660-37820	O-RING	1							
10	2	172660-37840	TUBE ASSY	1							
10A	2	172660-37830	TUBE ASSY	1							
11	2	172660-37850	PISTON ROD	1							
12	2	172660-37860	COVER, ROD	1							
13	2	172660-37870	BUSHING	1							
14	2	172660-37880	PISTON	1							
15	2	172660-37890	WEAR RING	1							
16	2	172660-37900	HOLDER, PACKING	1							
17	2	172660-72310	BALL,STEEL	1							
18	2	26979-060102	SCREW, M6X10	1							

Fig.92. TRAVEL MOTOR(1/3)

(A)=C50R-3C(US,AS,NZ,EP)

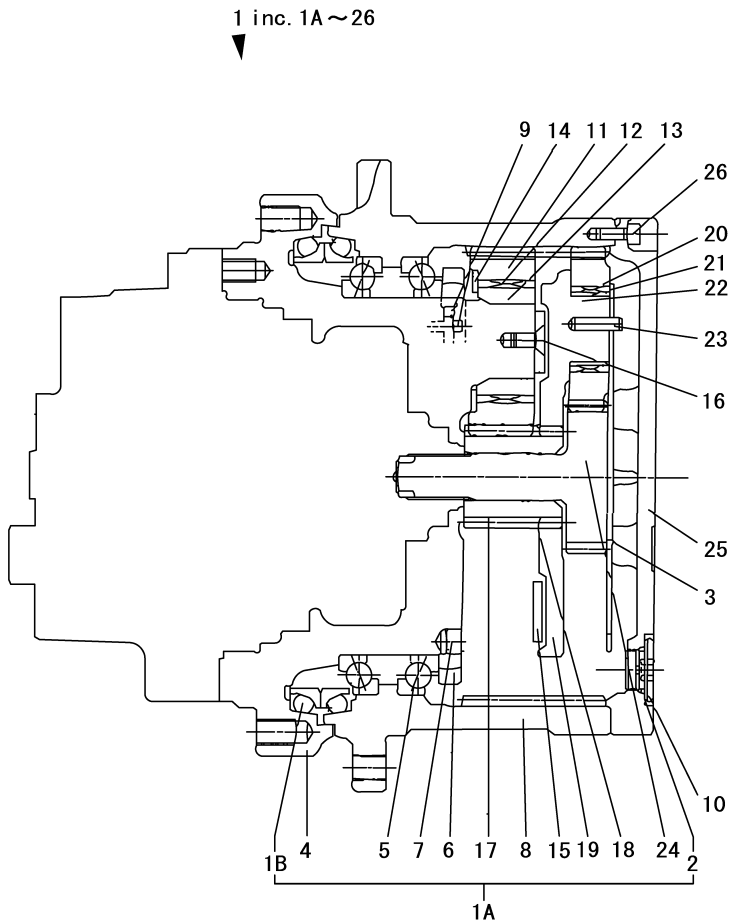
(B)=

(C)=

(D)=

(E)=

(F)=



No.	Lev.	Parts No.	Description	Q'ty						I	R
				(A)	(B)	(C)	(D)	(E)	(F)		
1	2	172660-73100	GEAR, REDUCTION	2							
1A	3	172660-73200	SEAL SET	2							
1B	4	172660-71450	SEAL, FLOATING	2							
2	4	24315-000240	O-RING, 1BP24.0	6							
3	3	172660-71460	THRUST PLATE KIT	2							
4	3	172660-71470	HOLDER	2							
5	3	172660-71480	BEARING	4							
6	3	172660-71490	NUT, RING	2							
7	3	172660-71500	PLUG	8							
8	3	172660-71510	HOUSING	2							
9	3	172660-71520	PLUG	8							
10	3	172660-71530	PLUG	6							
11	3	172660-71540	GEAR, PLANETARY	8							
12	3	172660-71550	BEARING	8							
13	3	172660-71560	BUSHING	8							
14	3	172660-71570	WASHER	8							
15	3	172660-71580	PLATE	2							
16	3	172660-71590	SCREW	8							
17	3	172660-71600	GEAR, SUN	2							
18	3	172660-71610	SNAP RING	2							
19	3	172660-71620	HOLDER	2							
20	3	172660-71630	GEAR, PLANETARY	6							
21	3	172660-71640	BEARING	6							
22	3	172660-71650	LACE, INNER	6							
23	3	172660-71660	SPRING PIN	6							
24	3	172660-71670	GEAR, DRIVE	2							
25	3	172660-71680	COVER	2							
26	3	26450-080252	BOLT, M8X 25	32							

Fig.93. TRAVEL MOTOR(2/3)

(A)=C50R-3C(US,AS,NZ,EP)

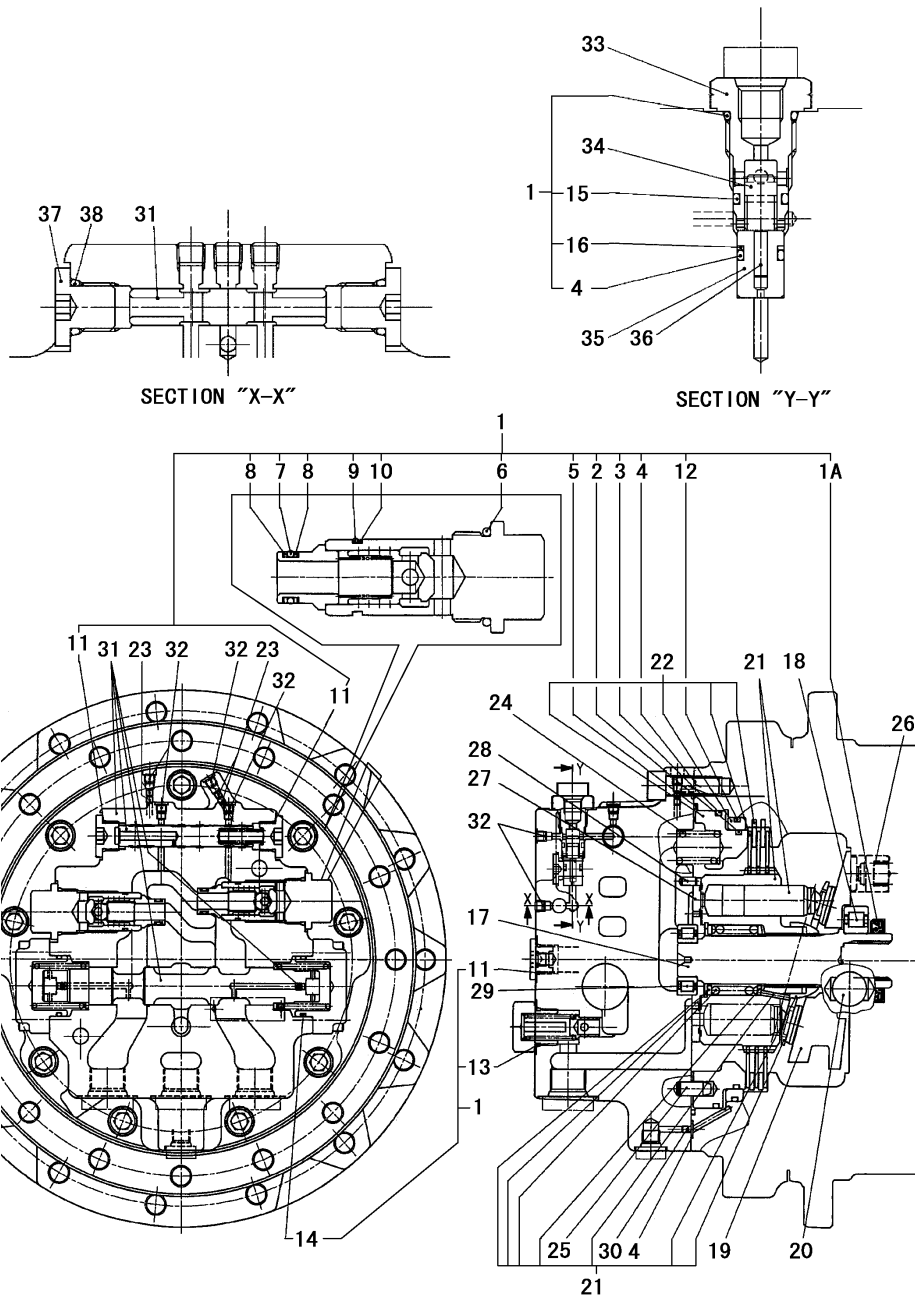
(B)=

(C)=

(D)=

(E)=

(F)=



No.	Lev.	Parts No.	Description	Q'ty						I	R
				(A)	(B)	(C)	(D)	(E)	(F)		
1	2	172660-73900	SEAL SET	2							
1A	3	172660-73320	SEAL, OIL	2							
2	3	172660-73330	O-RING, ARP568-262	2							
3	3	172660-73340	O-RING, ARP568-267	2							
4	3	24315-000100	O-RING, 1BP10.0	10							
5	3	172660-73430	O-RING	2							
6	3	172660-73630	O-RING, ARP568-916	2							
7	3	24315-000150	O-RING, 1BP15.0	2							
8	3	24372-000150	RING, BACK UP T2P15	4							
9	3	172660-73640	O-RING, ARP568-022	2							
10	3	172660-73770	BACKUP RING	2							
11	3	24315-000180	O-RING, 1BP18.0	10							
12	3	172660-73880	O-RING, ARP568-265	2							
13	3	172660-73890	O-RING	2							
14	3	24325-000400	O-RING, 1BG40.0	4							
15	3	24315-000125	PACKING, P 12.5	2							
16	3	172660-73910	BACKUP RING	2							
17	2	172660-71690	SHAFT	2							
18	2	172660-71700	BEARING	2							
19	2	172660-71710	SWASH PLATE	2							
20	2	172660-71720	STEEL BALL	4							
21	2	172660-71730	CYLINDER BLOCK KIT	2							
22	2	172660-71740	PARKING BRAKE KIT	2							
23	2	172660-71750	ORIFICE	8							
24	2	172660-71760	SPRING	16							
25	2	172660-71770	PIN	8							
26	2	172660-71780	SPRING	4							
27	2	172660-71790	PLATE	2							
28	2	172660-71800	PIN	2							
29	2	172660-71810	BEARING	2							
30	2	172660-71820	ORIFICE	2							
31	2	172660-71830	BASE PLATE KIT	2							
32	2	172660-71520	PLUG	24							
33	2	172660-71850	PLUG	2							
34	2	172660-71860	SPOOL	2							
35	2	172660-71870	COLLAR	2							
36	2	172660-71880	PIN	2							
37	2	172660-73080	PLUG	4							
38	2	24315-000110	O-RING, 1BP11.0	4							

Fig.94. TRAVEL MOTOR(3/3)

(A)=C50R-3C(US,AS,NZ,EP)

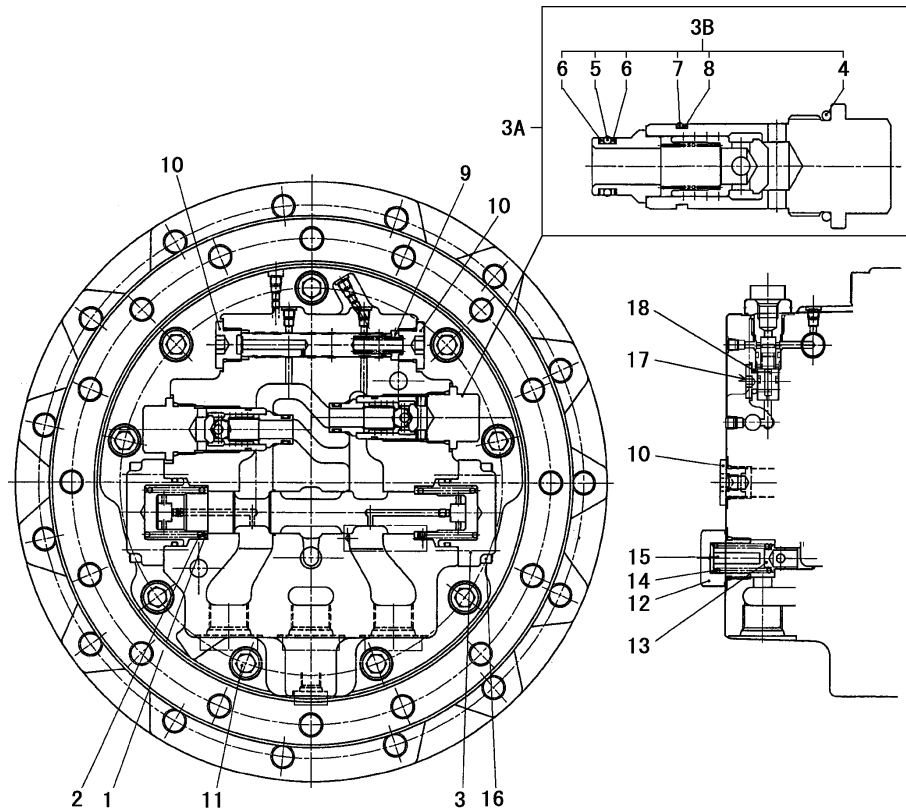
(B)=

(C)=

(D)=

(E)=

(F)=

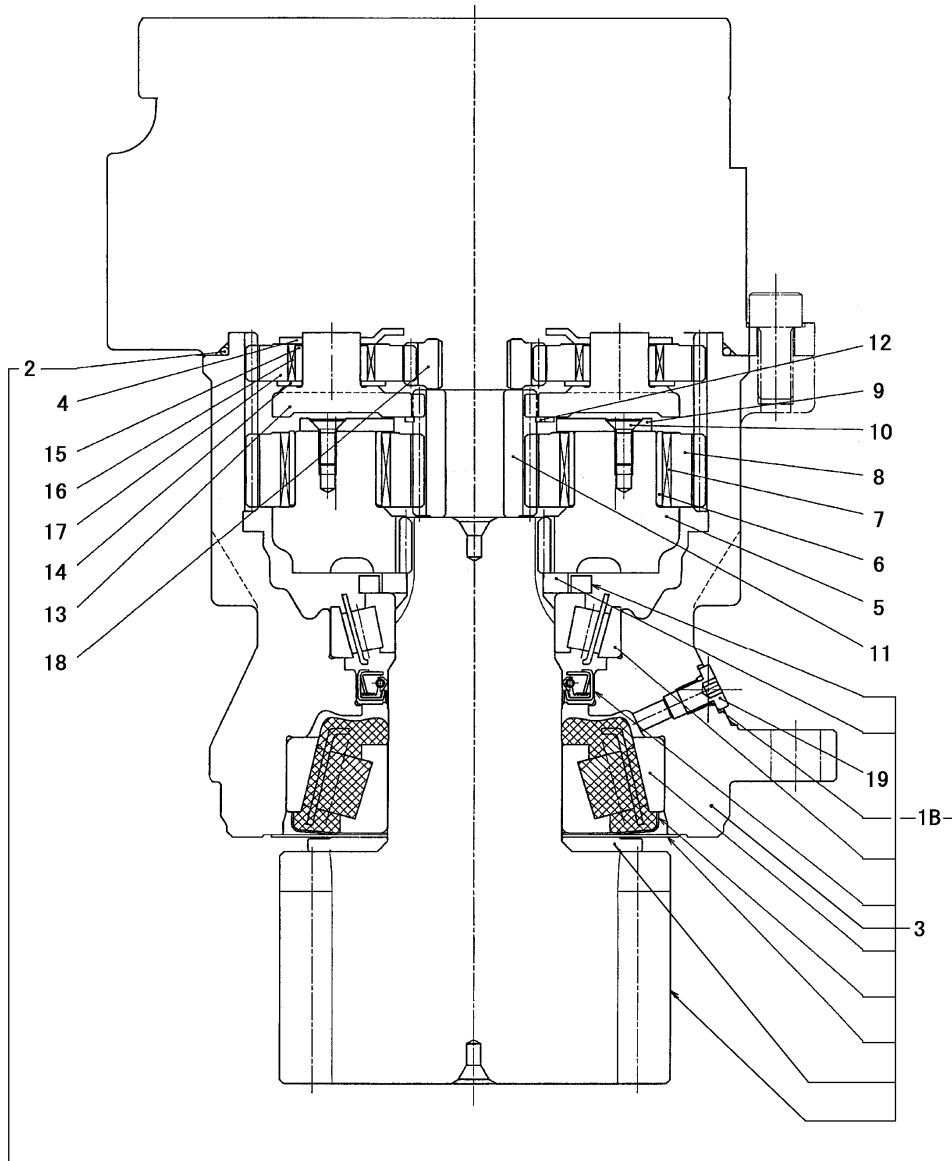


No.	Lev.	Parts No.	Description	Q'ty						I	R
				(A)	(B)	(C)	(D)	(E)	(F)		
1	2	172660-71900	SEAT, SPRING	4							
2	2	172660-71910	SPRING	4							
3	2	172660-71920	FLANGE	4							
3A	2	172660-71930	VALVE ASSY	4							
3B	3	172660-73940	SEAL SET	4							
4	4	172660-73630	O-RING, ARP568-916	4							
5	4	24315-000150	O-RING, 1BP15.0	4							
6	4	24372-000150	RING, BACK UP T2P15	8							
7	4	172660-73640	O-RING, ARP568-022	4							
8	4	172660-73770	BACKUP RING	4							
9	2	172660-71940	SPRING	2							
10	2	172660-73960	PLUG	8							
11	2	172660-00330	SCREW, M14X40	18							
12	2	172660-71960	PLUG	2							
13	2	172660-71970	POPPET	2							
14	2	172660-71980	SPRING	2							
15	2	172660-71990	SEAT, SPRING	2							
16	2	26455-100302	BOLT, M10X30	16							
17	2	172660-73080	PLUG	4							
18	2	24315-000110	O-RING, 1BP11.0	4							

Fig.95. TURNING MOTOR(1/2)

(A)=C50R-3C(US,AS,NZ,EP)
 (B)=
 (C)=

(D)=
 (E)=
 (F)=



No.	Lev.	Parts No.	Description	Q'ty						I	R
				(A)	(B)	(C)	(D)	(E)	(F)		
1	2	172660-73650	GEAR ASSY, REDUCTION	1							
1A	3	172660-73660	SEAL SET	1							
1B	4	24315-000080	O-RING, 1BP8.0	1							
2	4	172660-73670	O-RING, ARP568-260	1							
3	3	172660-73680	HOUSING ASSY	1							
4	3	172660-73690	THRUST PLATE A	1							
5	3	172660-73700	HOLDER	1							
6	3	172660-73710	LACE, INNER	4							
7	3	172660-73720	BEARING	4							
8	3	172660-73730	GEAR	4							
9	3	172660-73740	THRUST PLATE B	1							
10	3	172660-73750	SCREW	4							
11	3	172660-73760	GEAR, SUN	1							
12	3	22242-000420	RING, 42	1							
13	3	172660-73780	HOLDER B	1							
14	3	172660-73790	WASHER, THRUST	3							
15	3	172660-73800	LACE, INNER	3							
16	3	172660-73810	GAUGE, W/ROLLER	3							
17	3	172660-73820	GEAR, PLANETARY	3							
18	3	172660-73830	GEAR, DRIVE	1							
19	3	172660-73840	PLUG	1							

Fig.96. TURNING MOTOR(2/2)

(A)=C50R-3C(US,AS,NZ,EP)

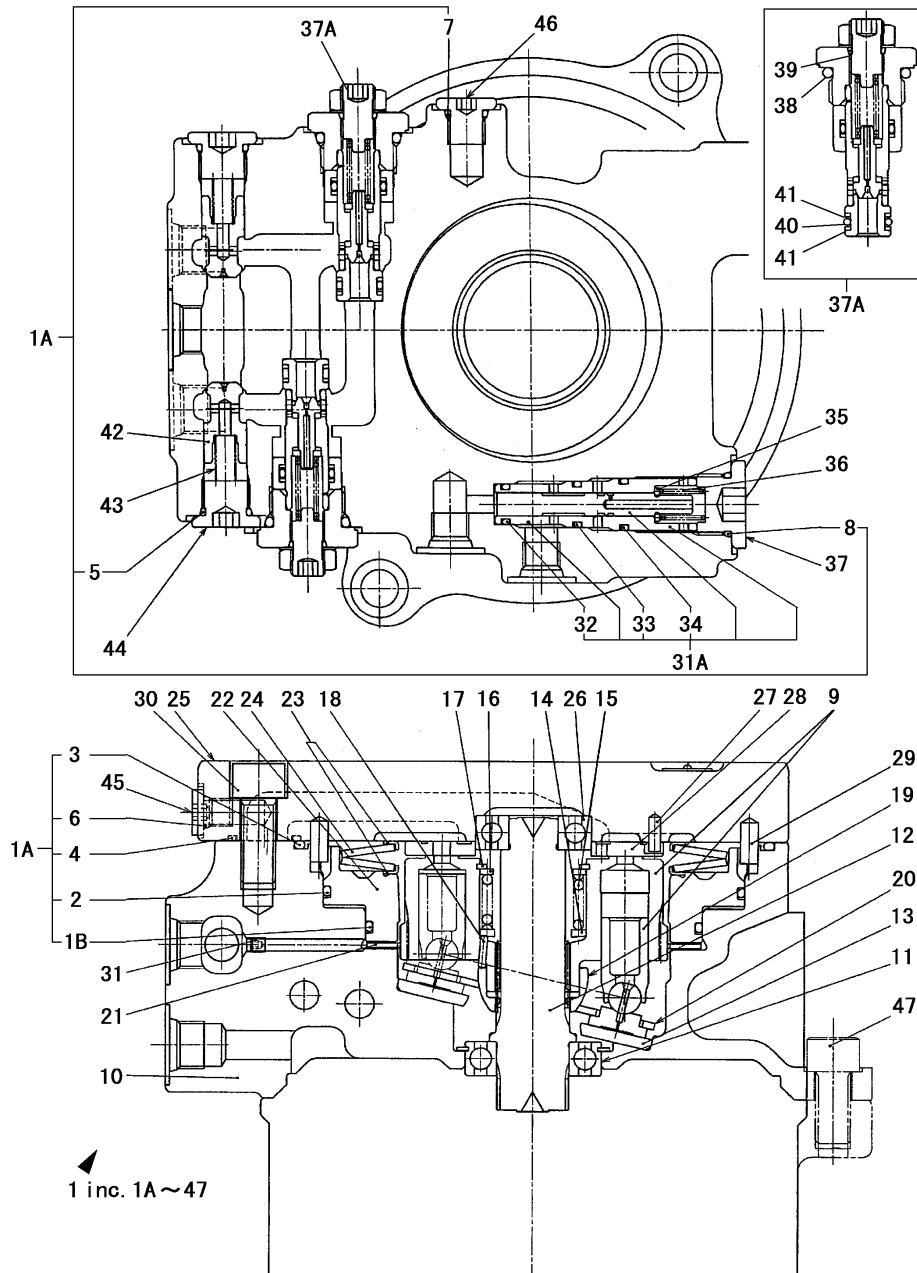
(B)=

(C)=

(D)=

(E)=

(F)=

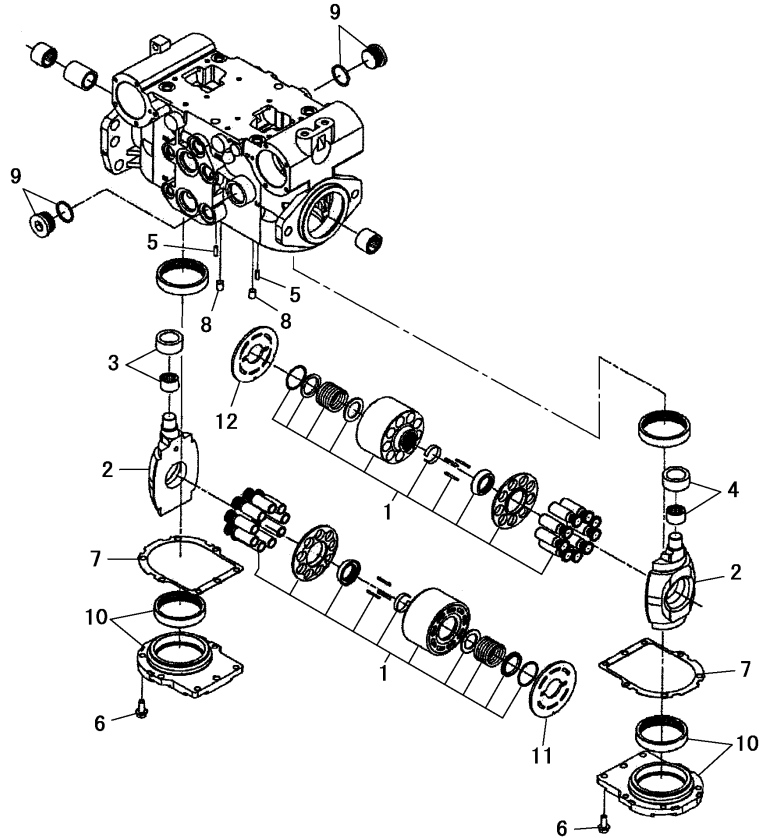


No.	Lev.	Parts No.	Description	Q'ty						I	R
				(A)	(B)	(C)	(D)	(E)	(F)		
1	2	172660-73850	MOTOR, HYD.OIL	1							
1A	3	172660-73860	SEAL SET	1							
1B	4	24325-001100	O-RING, 1BG110.0	1							
2	4	24325-001350	O-RING, 1BG135.0	1							
3	4	172660-73870	O-RING	1							
4	4	24315-000210	O-RING, 1BP21.0	2							
5	4	24315-000140	O-RING, 1BP14.0	2							
6	4	24315-000080	O-RING, 1BP8.0	2							
7	4	24315-000110	O-RING, 1BP11.0	1							
8	4	24315-000180	O-RING, 1BP18.0	1							
9	3	172660-73350	BLOCK KIT, CYLINDER	1							
10	3	172660-73360	CASE	1							
11	3	172660-73370	BEARING,BALL	1							
12	3	172660-73380	SHAFT	1							
13	3	172660-73390	PLATE,THRUST	1							
14	3	172660-73400	COLLAR	1							
15	3	172660-73410	SPRING	1							
16	3	172660-73420	WASHER	1							
17	3	22252-000370	RING, 37	1							
18	3	172660-73440	PIN	3							
19	3	172660-73450	HOLDER,RETAINER	1							
20	3	172660-73460	PLATE,RETAINER	1							
21	3	172660-73470	DISK	1							
22	3	172660-73480	PISTON, BRAKE	1							
23	3	172660-73490	SEAT, SPRING	2							
24	3	172660-73500	SPRING, DISK	1							
25	3	172660-73550	COVER	1							
26	3	172660-73560	BALL BEARING	1							
27	3	172660-73570	PIN	1							
28	3	172660-73580	VALVE PLATE	1							
29	3	172660-73590	PIN	2							
30	3	26450-120302	BOLT, M12X 30	5							
31	3	172660-73920	ORIFICE	1							
31A	3	172660-73930	VALVE ASSY	1							
32	4	24315-240100	O-RING, 1BP10A	1							
33	4	24315-000120	O-RING, 1BP12.0	1							
34	4	24315-000140	O-RING, 1BP14.0	1							
35	3	172660-00020	WASHER 6	1							
36	3	172660-73950	SPRING	1							
37	3	172660-73960	PLUG	1							
37A	3	172660-73020	VALVE ASSY, RELIEF	2							
38	4	24315-000240	O-RING, 1BP24.0	2							
39	4	24315-000100	O-RING, 1BP10.0	2							
40	4	24315-000120	O-RING, 1BP12.0	2							
41	4	172660-73030	RING, BACK UP	4							
42	3	172660-73040	VALVE,CHECK	2							
44	3	172660-73060	PLUG	2							
45	3	172660-73840	PLUG	2							
46	3	172660-73080	PLUG	1							
47	3	26455-120302	BOLT, M12X30	2							

Fig.97. HYD.OIL PUMP(1/5)

(A)=C50R-3C(US,AS,NZ,EP)
 (B)=
 (C)=

(D)=
 (E)=
 (F)=

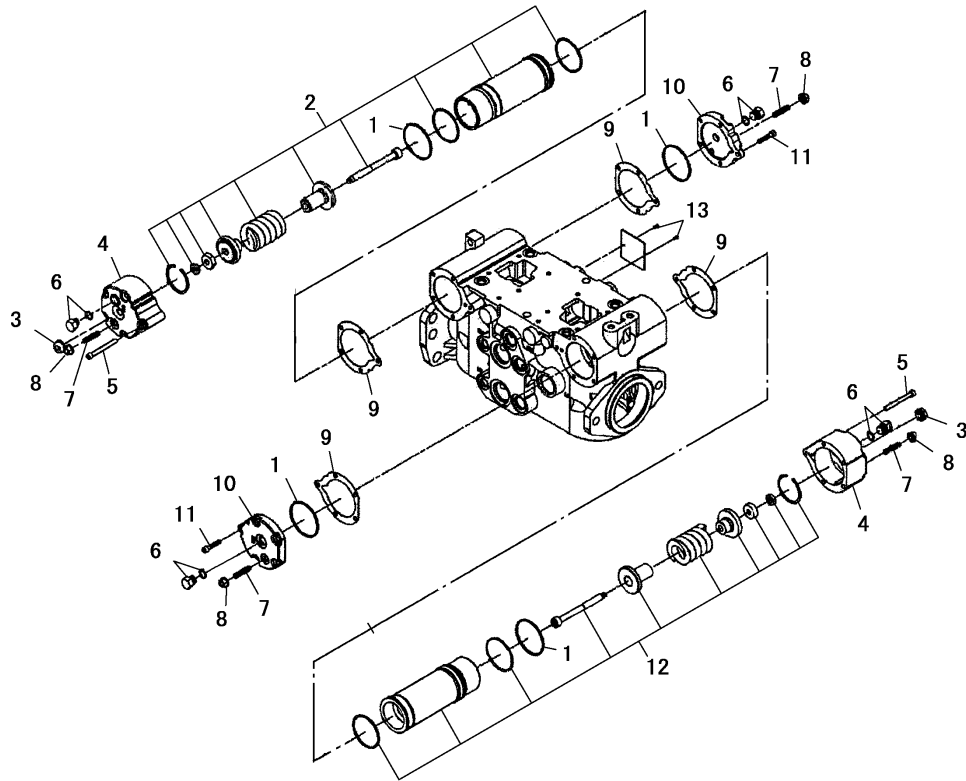


No.	Lev.	Parts No.	Description	Q'ty						I	R
				(A)	(B)	(C)	(D)	(E)	(F)		
1	2	172660-70110	CYLINDER BLOCK KIT	2							
2	2	172660-70120	SWASH PLATE	2							
3	2	172660-70130	BEARING ASSY	1							
4	2	172660-70140	BEARING ASSY	1							
5	2	172660-70150	PIN	2							
6	2	172660-70160	SCREW	12							
7	2	172660-70170	GASKET	2							
8	2	172660-70180	PIN	2							
9	2	172660-70190	PLUG ASSY	2							
10	2	172660-70200	COVER ASSY	2							
11	2	172660-70210	PLATE	1							
12	2	172660-70220	PLATE	1							

Fig.98. HYD.OIL PUMP(2/5)

(A)=C50R-3C(US,AS,NZ,EP)
 (B)=
 (C)=

(D)=
 (E)=
 (F)=

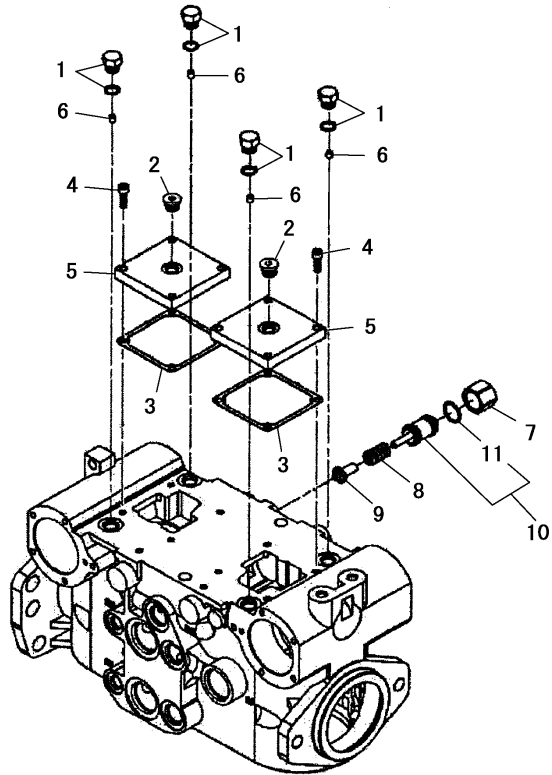


No.	Lev.	Parts No.	Description	Q'ty						I	R
				(A)	(B)	(C)	(D)	(E)	(F)		
1	2	172660-70230	BACK-UP RING	4							
2	2	172660-70240	PISTON ASSY	1							
3	2	172660-70250	NUT	2							
4	2	172660-70260	COVER	2							
5	2	172660-00340	CAP BOLT 11T 06X60	10							
6	2	172660-70270	PLUG ASSY	4							
7	2	172660-70280	SCREW	4							
8	2	172660-70290	NUT	4							
9	2	172660-70300	GASKET	4							
10	2	172660-70310	COVER	2							
11	2	26455-060302	BOLT, M6X30	10							
12	2	172660-70320	PISTON ASSY	1							
13	2	172660-70330	RIVET	2							

Fig.99. HYD.OIL PUMP(3/5)

(A)=C50R-3C(US,AS,NZ,EP)
 (B)=
 (C)=

(D)=
 (E)=
 (F)=

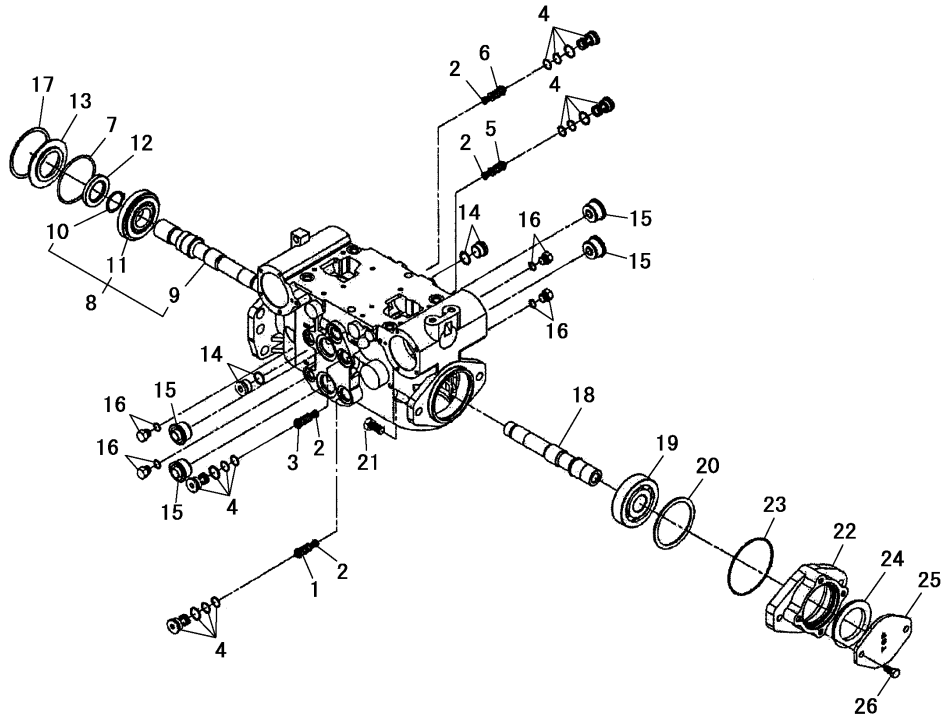


No.	Lev.	Parts No.	Description	Q'ty						I	R
				(A)	(B)	(C)	(D)	(E)	(F)		
1	2	172660-70270	PLUG ASSY	4							
2	2	172660-70340	PLUG ASSY	2							
3	2	172660-70350	GASKET	2							
4	2	26455-060202	BOLT, 6 X 20	8							
5	2	172660-70360	COVER	2							
6	2	172660-70370	ORIFICE	4							
7	2	172660-70380	NUT	1							
8	2	172660-70390	SPRING	1							
9	2	172660-70400	POPPET	1							
10	2	172660-70410	PLUG	1							
11	3	172660-70420	O-RING	1							

Fig.100. HYD.OIL PUMP(4/5)

(A)=C50R-3C(US,AS,NZ,EP)
(B)=
(C)=

(D)=
(E)=
(F)=

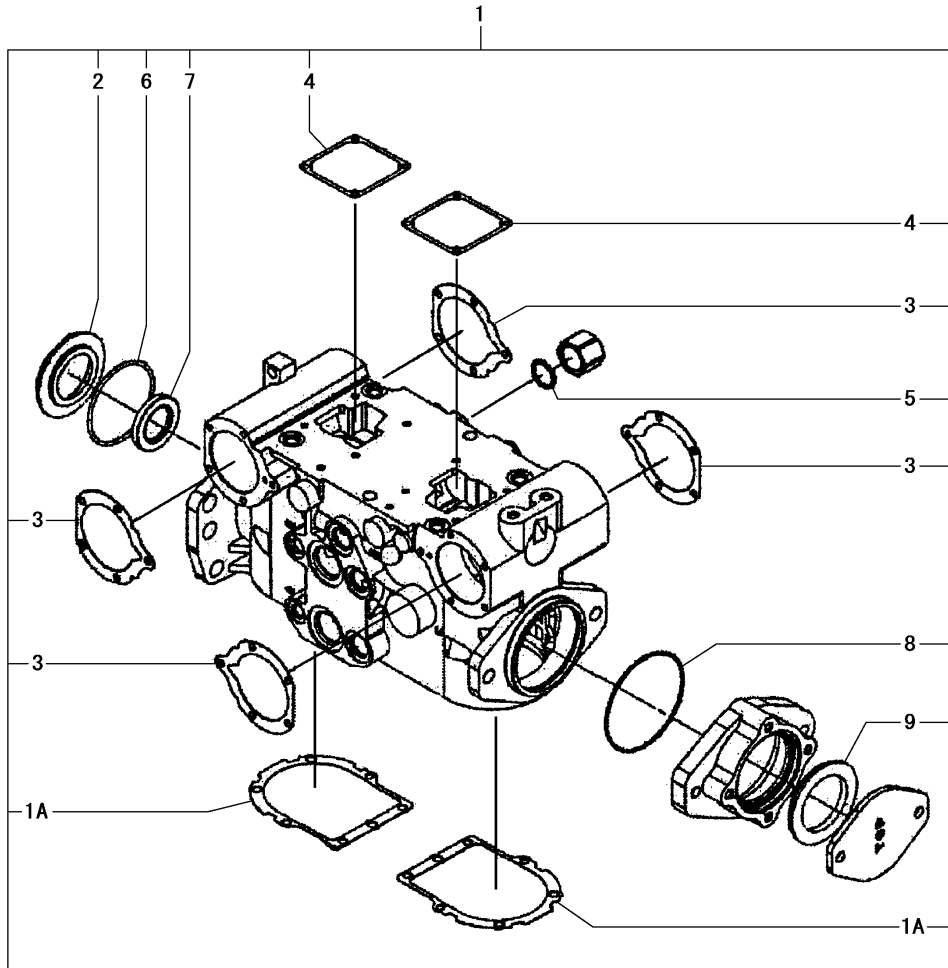


No.	Lev.	Parts No.	Description	Q'ty						I	R
				(A)	(B)	(C)	(D)	(E)	(F)		
1	2	172660-70430	SCR VALVE A ASSY	1							
2	2	172660-70440	SPRING	4							
3	2	172660-70450	SCR VALVE B ASSY	1							
4	2	172660-70460	PLUG ASSY	4							
5	2	172660-70470	SCR VALVE C ASSY	1							
6	2	172660-70480	SCR VALVE D ASSY	1							
7	2	172660-70490	O-RING	1							
8	2	172660-70500	SHAFT ASSY	1							
9	3	172660-70510	SHAFT	1							
10	3	172660-70520	SNAP RING	1							
11	3	172660-70530	BEARING ASSY	1							
12	2	172660-70540	SEAL, OIL	1							
13	2	172660-70550	SEAL, CARRIER	1							
14	2	172660-70560	PLUG	2							
15	2	172660-70570	PLUG	4							
16	2	172660-70580	PLUG ASSY	4							
17	2	172660-70590	SNAP RING	1							
18	2	172660-70600	SHAFT	1							
19	2	172660-70610	BEARING ASSY	1							
20	2	172660-70620	SNAP RING	1							
21	2	172660-70630	SCREW, CAP	2							
22	2	172660-70640	ADAPTER	1							
23	2	172660-70650	O-RING	1							
24	2	172660-70660	SEAL	1							
25	2	172660-70670	PLATE	1							
26	2	172660-70680	SCREW, CAP	2							

Fig.101. HYD.OIL PUMP(5/5)

(A)=C50R-3C(US,AS,NZ,EP)
 (B)=
 (C)=

(D)=
 (E)=
 (F)=



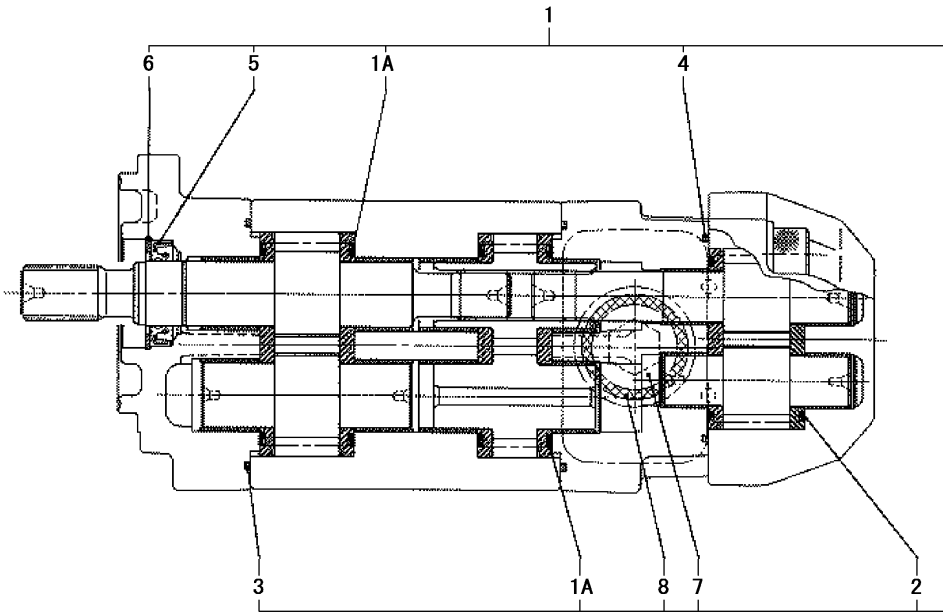
No.	Lev.	Parts No.	Description	Q'ty						I	R
				(A)	(B)	(C)	(D)	(E)	(F)		
1	2	172660-70690	SEAL SET	1							
1A	3	172660-70170	GASKET	2							
2	3	172660-70550	SEAL, CARRIER	1							
3	3	172660-70300	GASKET	4							
4	3	172660-70350	GASKET	2							
5	3	172660-70420	O-RING	1							
6	3	172660-70490	O-RING	1							
7	3	172660-70540	SEAL, OIL	1							
8	3	172660-70650	O-RING	1							
9	3	172660-70660	SEAL	1							

Fig.102. GEAR PUMP

(A)=C50R-3C(US,AS,NZ,EP)
 (B)=
 (C)=

(D)=
 (E)=
 (F)=

No.	Lev.	Parts No.	Description	Q'ty						I	R
				(A)	(B)	(C)	(D)	(E)	(F)		
1	2	172660-70700	SEAL SET	1							
1A	3	172660-70710	GASKET	4							
2	3	172660-70720	GASKET	2							
3	3	172660-70730	GASKET	2							
4	3	172660-70740	GASKET	1							
5	3	172660-70750	SEAL, OIL	1							
6	3	22252-000360	RING, 36	1							
7	3	172660-70760	PLUG	1							
8	3	24315-000290	O-RING, 1BP29.0	1							



Parts No. Index

Parts No.	Fig. No.	Ref. No.
*	1	1
		2
	2	1
		2
104200-92350	74	6
129150-49101	17	57
148616-44510	17	55
148616-44551	17	56
172020-11070	89	16
172020-11101	89	6
172030-00300	66	19
	67	19
	69	21
	89	1
172030-00310	89	7
172030-00340	89	10
172030-00370	89	13
172122-72260	89	18
172151-72540	89	14
172151-72571	89	2
172151-72591	89	8
		11
172448-54120	89	9
		12
172460-72900	89	17
172469-03261	105	12
	106	12
172469-03310	105	15
	106	15
	107	9
	108	9
172469-03340	105	16
	106	16
	107	10
	108	10
172469-03430	105	18
	106	18
	107	11
	108	11
172469-03570	105	25
	106	25
	107	12
	108	12
172469-03600	105	26
	106	26
	107	13
	108	13
172469-03640	105	27
	106	27
	107	14

Parts No.	Fig. No.	Ref. No.
172469-03640	108	14
172469-03660	105	28
	106	28
	107	15
	108	15
172469-03670	105	29
	106	29
	107	16
	108	16
172472-03370	105	17
	106	17
	108	17
172533-03300	72	4 -1
	73	4 -1
172654-03131	105	2
	106	2
	107	1
	108	1
172654-03150	105	3
	106	3
	107	2
	108	2
172654-03160	105	4
	106	4
172654-03170	105	5
	106	5
	107	3
	108	3
172654-03180	105	6
	106	6
	107	4
	108	4
172654-03191	105	7
	106	7
	107	5
	108	5
172654-03210	105	8
	106	8
	107	6
	108	6
172654-03220	105	9
	106	9
	107	7
	108	7
172654-03230	105	10
	106	10
	107	8
172654-03240	105	11
	106	11
	108	8

Parts No.	Fig. No.	Ref. No.
172660-00010	54	69
		74
172660-00020	20	13 N
	54	91
	96	35
172660-00030	13	48
		48 -1
	54	88
	56	36
172660-00040	53	68
172660-00050	54	66
	56	34
172660-00060	53	64
172660-00070	60	8
	69	33
172660-00080	20	13 M
	69	34
172660-00090	13	45
	56	31
172660-00100	53	8 E
	54	94
172660-00110	54	73
172660-00120	54	59
	56	29
172660-00130	54	57
	60	7
172660-00140	54	60
172660-00150	57	32
172660-00160	54	89
172660-00170	20	13 L
172660-00200	57	39
172660-00210	55	9
172660-00220	53	63
	56	39
172660-00230	61	27
172660-00240	15	31
172660-00260	19	38
172660-00270	63	48
172660-00280	39	24
172660-00290	39	21
172660-00300	13	42
172660-00310	57	28
172660-00320	43	45
172660-00330	94	11
172660-00340	98	5
172660-00350	15	27
172660-00360	15	28
172660-00370	61	9
172660-00380	70	14
172660-00400	44	7 D

Parts No.	Fig. No.	Ref. No.
172660-00410	44	3 G
172660-00430	16	73
172660-00480	16	71
172660-00500	46	27
	59	19
172660-00510	19	41
	20	19
	21	38
	22	11
	43	11 D
		27
	44	27
	58	9
172660-00520	59	18
172660-00530	15	26
	21	47
	25	2
	30	2
	32	3 B
	33	3 B
	43	10 C
	62	11
	63	23
172660-00540	42	41
172660-00550	62	12
172660-00570	54	90
172660-00580	20	13 K
172660-00600	18	61
	27	6
172660-00610	1	18
	2	18
172660-00620	1	19
	2	19
	13	39
	15	29
	16	63
	17	63
	21	43
	22	6
	23	4
	24	4
	32	12
	33	12
	38	24
	42	43
	43	29
	44	29
	50	2
	63	40
172660-00630	32	16

Parts No. Index

Parts No.	Fig. No.	Ref. No.
172660-00630	33	16
172660-00650	53	55
	54	87
172660-00670	54	95
172660-00700	4	12
	32	17
	33	17
172660-00710	40	5
	41	3
	45	34
	53	94
	59	39
	63	37
172660-00720	42	49
172660-00730	66	22
	68	26
	69	26
172660-00740	68	27
172660-00750	66	23
	67	23
	69	27
172660-00760	66	20
	67	20
	69	28
172660-00770	53	62
172660-00790	5	19
172660-00800	59	41
	65	5
	66	32
	67	32
	68	34
172660-00810	1	23
	2	23
172660-00820	1	24
	2	24
172660-00830	8	3
172660-00840	16	72
172660-00860	12	1
172660-00870	6	13
172660-00880	9	3
172660-00900	66	25
	67	25
	69	29
172660-00910	1	32
	2	32
	16	80
	53	92
172660-00920	5	21
	40	10
	41	8

Parts No.	Fig. No.	Ref. No.
172660-00930	1	33
	2	33
172660-00940	8	5
	9	4
	12	2
172660-00950	39	26
172660-00960	39	19
172660-00970	39	2 C
172660-03010	103	1
172660-03020	104	1
172660-03210	72	1
	73	1
172660-03220	72	2
	73	2
172660-03230	72	4
	73	4
172660-03240	72	5
	73	5
172660-03250	72	5 -1
	73	5 -1
172660-03260	72	9
	73	9
172660-03270	72	10
	73	10
172660-03280	72	13
	73	13
172660-03290	72	16
	73	16
172660-03300	72	37
	73	37
172660-03310	72	39
	73	39
172660-03320	72	41
	73	41
172660-03330	72	43
	73	43
172660-03340	72	44
		44 -1
	73	44
		44 -1
172660-03350	72	47
	73	47
	103	2
	104	2
172660-03360	72	16 A
	73	16 A
172660-03370	72	42
	73	42
172660-03380	72	36
	73	36

Parts No.	Fig. No.	Ref. No.
172660-03390	72	48
	73	48
	103	3
	104	3
172660-03400	72	49
	73	49
172660-03410	72	50
	73	50
172660-03480	72	51
	73	51
172660-03500	105	1
	106	1
172660-03510	105	19
	106	19
172660-03520	105	20
	106	20
172660-03530	105	21
	106	21
172660-03540	105	22
	106	22
172660-03550	105	23
	106	23
172660-03560	105	24
	106	24
172660-03610	72	34
	73	34
172660-03620	72	38
	73	38
172660-03630	72	45
	73	45
172660-03640	72	35
	73	35
172660-03730	72	7
	73	7
172660-03750	72	8
	73	8
172660-03760	72	11
	73	11
	103	4
	104	4
172660-03770	72	12
	73	12
172660-03780	72	14
	73	14
	103	5
	104	5
172660-03790	72	15
	73	15
	103	6
	104	6

Parts No.	Fig. No.	Ref. No.
172660-03800	72	17
	73	17
172660-03810	74	10
172660-03820	72	20
	73	20
172660-03830	72	21
	73	21
	103	7
	104	7
172660-03840	72	22
	73	22
	103	8
	104	8
172660-03850	72	23
	73	23
	103	9
	104	9
172660-03860	72	24
	73	24
	103	10
	104	10
172660-03870	72	25
	73	25
	103	11
	104	11
172660-03880	72	26
	73	26
	103	12
	104	12
172660-03890	72	27
	73	27
	103	13
	104	13
172660-03900	72	28
	73	28
	103	14
	104	14
172660-03910	72	29
	73	29
	103	15
	104	15
172660-03920	72	30
	73	30
	103	16
	104	16
172660-03930	72	31
	73	31
	103	17
	104	17
172660-03940	72	32

Parts No. Index

Parts No.	Fig. No.	Ref. No.
172660-03940	73	32
	103	18
	104	18
172660-03950	72	19
	73	19
	104	19
172660-03960	72	33
	73	33
	103	19
172660-03970	72	33 A
	73	33 A
	104	20
172660-05100	74	1
172660-05150	74	9
172660-05160	74	8
172660-05170	74	7
172660-05180	74	4
172660-06710	48	2
172660-06720	48	1
172660-06730	48	3
172660-06740	48	5
172660-06750	48	6
172660-06760	48	13
172660-06770	48	8
172660-13010	16	1
172660-13020	16	2
172660-13030	18	3
172660-13040	18	4
172660-13050	18	5
172660-13060	18	6
172660-13070	18	7
172660-13080	18	7 A
172660-13090	18	7 B
172660-13100	18	7 C
172660-13110	18	7 D
	45	57
172660-13120	18	7 E
172660-13130	18	7 F
172660-13140	18	7 G
172660-13150	18	7 H
172660-13160	18	8
172660-13170	17	9
172660-13180	17	9 A
172660-13190	17	9 B
172660-13220	17	9 C
172660-13230	17	9 D
172660-13240	17	10
172660-13270	16	11
172660-13280	16	12
172660-13290	16	13

Parts No.	Fig. No.	Ref. No.
172660-13300	16	14
172660-13310	16	15
172660-13320	18	16
172660-13330	18	17
172660-13340	18	18
172660-13350	18	18 A
172660-13360	18	18 B
172660-13370	18	18 C
172660-13380	16	20
172660-13390	16	20 A
172660-13400	16	20 B
172660-13410	16	20 C
172660-13420	16	20 D
172660-13430	16	20 E
172660-13440	16	20 F
172660-13450	17	21
172660-13460	17	22
172660-13470	17	23
172660-13480	17	24
172660-13490	16	99
	17	99
	20	17
	29	7
	42	60
	59	14
	61	28
	62	23
172660-13510	17	25
172660-13520	17	26
172660-13530	17	27
172660-13540	17	28
172660-13550	17	29
172660-13560	18	30
172660-13570	18	31
172660-13580	18	32
172660-13590	18	33
172660-13600	18	34
172660-13610	16	35
172660-13620	16	36
172660-13630	17	37
172660-13640	16	38
172660-13650	17	39
172660-13660	16	40
172660-13670	17	41
172660-13680	17	42
172660-13700	17	44
172660-13710	16	45
172660-13720	18	46
172660-13730	18	47
172660-13740	18	48

Parts No.	Fig. No.	Ref. No.
172660-13750	16	49
172660-13760	16	50
172660-13770	17	96
172660-13780	17	97
172660-13790	17	98
172660-13800	18	52
172660-13810	16	53
172660-13820	16	54
172660-13830	16	58 A
172660-13840	16	58 B
172660-13850	16	58 C
172660-13860	16	58
172660-13870	16	59
172660-13880	16	60
172660-13890	16	58 D
172660-13900	16	82
172660-13910	13	55
	16	86
172660-13920	16	58 E
172660-13930	16	89
172660-13940	18	90
172660-13950	17	91
172660-13960	17	92
172660-13970	17	93
172660-13980	17	94
172660-13990	17	95
172660-14110	42	1
172660-14110-Y	42	1 -1
172660-14120	42	2
172660-14130	42	3
172660-14140	42	4
172660-14150	42	5
172660-14160	42	6
172660-14170	42	7
172660-14190	42	9
172660-14200	42	10
172660-14210	42	11
	63	35
172660-14220	42	12
172660-14240	42	17
172660-14250	42	18
172660-14260	42	19
172660-14270	42	20
172660-14280	42	21
172660-14290	42	22
172660-14300	42	24
172660-14310	42	25
172660-14320	42	26
172660-14330	42	27
172660-14340	42	28

Parts No.	Fig. No.	Ref. No.
172660-14350	42	30
172660-14360	42	31
172660-14370	42	32
172660-14380	42	34
172660-14390	42	35
172660-14400	42	36
172660-14410	42	37
172660-14420	42	38
172660-14430	42	39
172660-14440	42	40
172660-14450	42	56
172660-14460	42	57
172660-14470	42	58
172660-14480	42	59
172660-14510	42	6 A
172660-14520	42	36 A
172660-14530	42	36 B
172660-14540	42	36 C
172660-14550	42	36 D
172660-14560	42	36 E
172660-14570	42	36 F
172660-14580	42	36 G
172660-14590	42	36 H
172660-14600	42	36 I
172660-14610	42	36 J
172660-14620	42	36 K
172660-14630	42	36 L
172660-16110	21	1
172660-16120	21	2
172660-16130	21	3
172660-16140	21	4
172660-16150	21	5
172660-16160	21	5 A
		42 C
172660-16170	21	5 B
172660-16180	21	6
172660-16190	21	6 A
		42 B
172660-16200	21	6 B
		7 A
172660-16210	21	7
172660-16220	21	8
172660-16230	21	9
172660-16240	21	10
172660-16250	21	11
172660-16260	21	12
172660-16270	21	13
172660-16280	21	14
172660-16290	21	27
172660-16300	21	29

Parts No. Index

Parts No.	Fig. No.	Ref. No.
172660-16300	59	28
172660-16310	21	32
172660-16320	21	34
172660-16330	21	35
172660-16340	21	36
172660-16350	21	37
172660-16360	21	39
172660-16370	21	40
172660-16380	21	41
172660-16390	21	42
172660-16400	21	42 A
172660-16410	21	45
172660-16420	21	46
172660-16500	21	23
	54	72
	59	40
172660-17010	20	1 A
172660-17020	20	1 B
172660-17030	20	1 C
172660-17110	23	1
	24	1
172660-17120	23	2
	24	2
172660-17130	20	15
	21	31
	23	7
	24	7
	29	10
	38	30
	42	13
172660-17150	24	8
172660-17210	22	1
172660-17220	22	2
172660-17230	22	3
172660-17240	22	8
172660-17250	19	17
	21	33
	22	14
172660-17260	22	15
172660-17270	22	16
172660-17310	20	1
172660-17320	20	2
172660-17330	20	3
172660-17340	20	5
172660-17350	20	12
172660-17360	20	13
172660-17370	20	13 A
172660-17380	20	13 B
172660-17390	20	13 C
172660-17400	20	13 D

Parts No.	Fig. No.	Ref. No.
172660-17410	20	13 E
172660-17420	20	13 F
172660-17430	20	13 G
172660-17440	20	13 H
172660-17450	20	13 I
172660-17460	20	13 J
172660-17470	20	13 O
	25	4
	30	4
	43	10 E
172660-17480	20	13 P
172660-17490	20	13 Q
172660-17500	20	14
172660-17550	20	16
172660-17570	20	18
	21	28
172660-17580	27	4
172660-17590	27	4 A
172660-17610	27	1
172660-17620	27	2
172660-17630	27	3
172660-17640	26	1
172660-17650	27	5
172660-17660	27	8
172660-17670	27	10
172660-17680	26	2
172660-17710	28	1
172660-17720	28	2
172660-17730	25	1
	30	1
172660-18000	59	51
172660-18010	62	1
172660-18020	62	2
172660-18030	62	4
172660-18040	62	5
172660-18050	62	6
172660-18060	62	7
172660-18070	62	9
172660-18080	62	10
172660-18090	62	8
172660-18100	62	24
172660-18110	59	1
172660-18140	59	2
172660-18150	59	2 A
172660-18160	59	2 B
172660-18170	59	2 C
172660-18180	59	2 D
172660-18190	59	2 E
172660-18200	59	2 F
172660-18210	59	2 G

Parts No.	Fig. No.	Ref. No.
172660-18220	62	6 A
172660-18230	62	7 A
		8 A
172660-18250	59	3
172660-18260	59	4
172660-18270	59	4 A
172660-18280	59	4 B
172660-18290	59	4 C
172660-18300	59	5
172660-18310	59	5 A
172660-18320	59	5 B
172660-18330	59	5 C
172660-18350	59	6
172660-18360	59	8
172660-18370	59	9
172660-18380	59	10
	63	22
172660-18390	59	11
172660-18400	59	12
172660-18410	59	13
172660-18450	59	15
172660-18480	59	26
172660-18490	59	27
172660-18510	59	29
172660-18520	59	30
172660-18550	59	33
172660-18560	59	34
172660-18570	59	35
172660-18580	59	36
172660-18590	59	37
172660-18600	59	38
	63	49
172660-18610	59	42
172660-18620	42	8
	59	43
172660-18630	59	44
172660-18640	59	45
172660-18650	59	46
172660-18660	59	47
172660-18680	59	49
172660-18690	59	50
172660-18710	60	1
172660-18720	60	2
172660-18730	60	3
172660-18740	60	4
172660-18750	60	5
172660-18800	61	1
172660-18810	61	2
172660-18820	61	3
172660-18860	61	4

Parts No.	Fig. No.	Ref. No.
172660-18870	61	5
172660-18880	61	6
172660-18890	61	8
172660-18900	61	10
172660-18910	61	12
172660-18920	61	25
172660-18930	61	26
172660-19010	63	1
172660-19020	63	1 A
	64	1
172660-19030	64	1 A
172660-19040	64	2
172660-19050	64	3
172660-19060	64	4
172660-19070	64	5
172660-19080	64	6
172660-19100	64	8
172660-19110	64	9
172660-19120	64	10
172660-19130	64	14
172660-19140	64	11
172660-19150	64	12
172660-19170	63	1 B
172660-19180	63	1 C
172660-19190	63	1 D
172660-19200	63	1 E
172660-19210	63	1 F
172660-19220	63	1 G
172660-19230	63	1 H
172660-19240	63	1 I
172660-19250	63	1 J
172660-19260	63	1 K
172660-19310	63	2
172660-19320	63	3
172660-19340	63	5
172660-19350	63	6
172660-19360	63	7
172660-19370	63	8
172660-19380	63	8 A
172660-19390	63	8 B
172660-19400	63	8 C
172660-19410	63	8 D
172660-19420	63	8 E
172660-19430	63	8 F
172660-19450	63	9
172660-19460	63	10
172660-19470	63	11
172660-19480	63	12
172660-19490	63	14
172660-19500	63	15

Parts No. Index

Parts No.	Fig. No.	Ref. No.
172660-19510	63	16
172660-19520	45	58
	63	17
172660-19530	63	18
172660-19540	63	19
172660-19550	63	20
172660-19560	63	21
172660-19570	63	6 A
172660-19580	63	5 A
		6 B
172660-19590	63	27 -1
	64	20 -1
172660-19600	64	25
172660-19610	63	24
172660-19620	63	25
172660-19630	63	26
172660-19640	63	27
	64	20
172660-19650	63	29
172660-19660	63	30
172660-19670	64	15
172660-19680	64	16
172660-19690	64	17
172660-19700	64	18
172660-19710	63	32
172660-19720	63	34
172660-19730	14	12
	38	28
	63	36
172660-19740	64	19
172660-19750	65	1
172660-19760	65	2
172660-19770	64	20 A
172660-19780	64	21
172660-19790	64	22
172660-19800	64	23
172660-19870	64	24
172660-19890	54	70
172660-19920	63	32 A
172660-19930	63	32 B
172660-19940	63	32 C
172660-19950	64	26
172660-19960	64	27
172660-19970	64	28
172660-19980	64	29
172660-29010	8	1
172660-37010	5	1
172660-37020	5	1 A
172660-37030	5	2
172660-37040	5	3

Parts No.	Fig. No.	Ref. No.
172660-37050	5	4
172660-37060	5	5
172660-37070	5	6
172660-37080	5	7
172660-37090	5	8
172660-37100	5	9
172660-37120	5	9 A
172660-37130	1	1 B
	5	9 B
	11	1 B
172660-37140	5	10
172660-37150	5	11
172660-37180	5	12
172660-37190	5	13
	88	14
172660-37200	5	14
172660-37210	5	15
172660-37220	5	16
172660-37230	5	18
172660-37310	6	1
172660-37320	6	1 A
172660-37330	6	2
172660-37340	6	3
172660-37350	6	4
172660-37360	6	5
172660-37370	6	6
172660-37380	6	7
172660-37390	6	8
172660-37410	6	10
172660-37510	7	1
172660-37520	7	2
172660-37530	7	3
172660-37540	7	8
	91	1 A
172660-37550	7	7
	91	1
172660-37610	4	1
172660-37620	4	2
172660-37630	4	3
172660-37640	4	4
172660-37650	4	5
172660-37660	4	6
172660-37710	4	13
172660-37750	91	1 B
172660-37760	91	1 C
172660-37770	91	2
172660-37780	91	3
172660-37790	91	5
172660-37800	91	7
172660-37810	91	8

Parts No.	Fig. No.	Ref. No.
172660-37820	91	9
172660-37830	91	10 A
172660-37840	91	10
172660-37850	91	11
172660-37860	91	12
172660-37870	91	13
172660-37880	91	14
172660-37890	91	15
172660-37900	91	16
172660-38010	3	1
172660-45010	83	1 A
172660-45020	83	1 B
172660-45030	83	2
172660-45040	83	3
172660-45050	83	4
172660-45060	83	5
172660-45070	83	8
172660-45080	83	9
172660-45090	83	10
172660-45110	15	1
172660-45120	15	2
172660-45130	15	3
172660-45150	15	4
172660-45160	15	5
172660-45170	15	6
172660-45180	15	7
172660-45190	15	8
172660-45200	15	9
172660-45210	15	11
172660-45220	15	12
	70	10
172660-45240	15	14
		14 A
172660-45250	15	15
		15 A
172660-45260	15	16
172660-45270	15	17
172660-45280	15	18
		18 A
172660-45300	15	21
		21 A
172660-45310	15	22
		22 A
172660-45360	15	33
	23	5 -1
		6 -1
	24	5 -1
		6 -1
172660-45380	15	35
172660-45390	13	19

Parts No.	Fig. No.	Ref. No.
172660-45390	15	36
172660-45400	15	38
	46	23
172660-45410	83	11
172660-45420	83	13
172660-45430	83	14
172660-45440	83	16
172660-45460	83	17
172660-45470	83	18
172660-45480	83	19
172660-45490	83	20
172660-45510	13	1
172660-45520	13	2
172660-45530	13	3
172660-45540	13	4
172660-45550	13	5
172660-45560	13	6
172660-45570	13	7
172660-45571	13	7 -1
172660-45580	13	8
172660-45590	13	9
172660-45600	13	10
172660-45610	13	11
172660-45620	13	12
172660-45630	13	13
172660-45640	13	14
172660-45650	13	15
172660-45660	13	16
172660-45670	13	17
172660-45680	83	21
172660-45690	83	22
172660-45720	13	21
172660-45730	13	22
172660-45740	13	23
172660-45750	13	24
172660-45760	13	25
	83	1
172660-45770	13	26
	87	1
172660-45780	87	1 A
172660-45790	87	4
172660-45810	87	5
172660-45820	87	6
172660-45830	87	7
172660-45840	87	8
172660-45850	13	27
172660-45860	13	28
172660-45870	13	29
172660-45880	13	30
172660-45890	13	38

Parts No. Index

Parts No.	Fig. No.	Ref. No.
172660-45910	13	50
172660-45920	13	51
172660-45930	83	23
172660-45940	83	24
172660-45950	83	25
172660-45960	83	26
172660-45970	83	27
172660-45980	83	28
172660-45990	13	47 -1
172660-50030	1	3
	2	3
172660-50040	1	4
	2	4
172660-50050	1	5
	2	5
172660-50060	1	5 A
	2	5 A
172660-50070	1	5 B
	2	5 B
172660-50080	1	1 A
	11	1 A
172660-50090	1	5 E
	2	5 E
172660-50100	1	6
	2	6
172660-50110	1	7
	2	7
172660-50120	1	8
	2	8
172660-50130	1	9
	2	9
172660-50140	1	10
	2	10
172660-50150	1	11
	2	11
172660-50160	1	12
	2	12
172660-50170	1	13
	2	13
172660-50180	1	14
	2	14
	66	7
	67	7
	69	9
172660-50190	1	15
	2	15
172660-50200	1	16
	2	16
172660-50210	1	17
	2	17

Parts No.	Fig. No.	Ref. No.
172660-50240	1	34
	2	34
172660-50250	1	35
	2	35
172660-50260	1	36
	2	36
172660-50270	1	37
	2	37
172660-50280	1	38
	2	38
172660-50290	1	39
	2	39
172660-50300	1	40
	2	40
172660-50310	1	41
	2	41
172660-50320	1	42
	2	42
172660-50330	1	43
	2	43
172660-50340	1	44
	2	44
172660-50350	1	45
	2	45
172660-50360	1	46
	2	46
172660-50370	1	47
	2	47
172660-50380	1	48
	2	48
172660-50390	1	49
	2	49
172660-50400	1	50
	2	50
172660-50410	1	52
	2	52
	15	13
	16	88
	18	88
	44	22
172660-51210	11	1
172660-51220	11	2
172660-51230	11	3
172660-51240	11	4
172660-51250	11	5
172660-57010	9	1
172660-57110	9	2
172660-57120	9	5
172660-57130	9	1 A
172660-57140	9	1 B

Parts No.	Fig. No.	Ref. No.
172660-61110	43	1
172660-61110-Y	43	1 -1
172660-61120	43	1 A
172660-61120-Y	43	1 A-1
172660-61130	43	1 B
172660-61140	43	2
	46	1
172660-61140-Y	43	2 -1
	46	1 -1
172660-61150	46	1 A
172660-61150-Y	46	1 A-1
172660-61160	46	2
172660-61170	46	4
172660-61170-Y	46	4 -1
172660-61180	46	6
172660-61190	46	10
172660-61200	46	12
172660-61210	46	13
172660-61220	46	14
172660-61230	46	15
172660-61240	46	16
172660-61250	46	17
172660-61260	46	18
172660-61270	46	20
172660-61280	46	21
172660-61290	46	22
172660-61310	46	24
172660-61320	44	3
172660-61320-Y	44	3 -1
172660-61330	44	3 A
172660-61330-Y	44	3 A-1
172660-61340	44	3 B
172660-61350	44	3 C
172660-61360	44	3 D
172660-61370	44	3 E
172660-61380	44	3 N
172660-61390	44	4 A
172660-61390-Y	44	4 A-1
172660-61400	44	4
172660-61400-Y	44	4 -1
172660-61410	44	4 B
172660-61420	44	4 C
172660-61430	44	4 D
172660-61440	43	5
172660-61440-Y	43	5 -1
172660-61450	43	5 A
172660-61450-Y	43	5 A-1
172660-61460	43	5 B
172660-61470	44	6
172660-61470-Y	44	6 -1

Parts No.	Fig. No.	Ref. No.
172660-61480	44	7 A
172660-61480-Y	44	7 A-1
172660-61490	44	7 B
172660-61500	44	7
172660-61500-Y	44	7 -1
172660-61510	43	11 C
	44	7 C
172660-61520	43	11 I
	44	7 H
172660-61530	43	8
172660-61530-Y	43	8 -1
172660-61540	43	8 A
172660-61540-Y	43	8 A-1
172660-61550	43	8 B
172660-61560	43	8 C
172660-61570	43	8 D
172660-61580	44	9 A
172660-61590	44	9 B
172660-61600	44	9
172660-61610	43	10
172660-61620	43	10 A
172660-61630	43	10 B
172660-61650	43	11
172660-61660	43	11 A
172660-61670	43	11 B
172660-61680	44	14
172660-61690	43	15
172660-61700	43	17
172660-61710	44	18
172660-61720	43	19
172660-61730	43	20
172660-61750	43	23
172660-61760	44	24
172660-61770	43	43
	44	43
	68	24
172660-61780	43	47
172660-61790	43	48
172660-61800	44	50
172660-61800-Y	44	50 -1
172660-61810	44	50 A
172660-61810-Y	44	50 A-1
172660-61820	44	50 B
172660-61830	44	51
172660-61860	43	59
172660-61870	44	60
172660-61880	45	16 A
172660-61890	45	16 B
172660-61900	45	16
172660-61910	45	21

Parts No. Index

Parts No.	Fig. No.	Ref. No.
172660-61920	45	21 A
172660-61930	45	21 B
172660-61940	45	56
172660-62110	49	1
172660-62120	49	2
172660-62130	49	3
172660-62140	49	2 A 3 A
172660-62160	49	4
172660-62170	49	5
172660-62180	49	6
172660-62190	49	7
172660-62200	49	8
	52	6
172660-62210	49	13
172660-62220	49	14
172660-62230	49	15
172660-62240	49	16
172660-62310	49	9
172660-63110	19	1
172660-63120	19	2
172660-63130	19	3
172660-63140	19	4
172660-63150	19	5
172660-63160	19	6
172660-63170	19	7
172660-63180	19	8
172660-63190	19	9
	21	44
172660-63210	19	11
172660-63220	19	12
172660-63230	19	13
172660-63240	19	16
172660-63250	19	18
172660-63260	19	19
172660-63270	19	20
172660-63280	19	21
172660-63290	19	22
172660-63300	19	23
172660-63310	19	24
172660-63320	19	24 A
172660-63330	19	24 B
172660-63340	19	25
172660-63350	19	26
172660-63360	19	29
172660-63370	19	30
172660-63380	19	31
	52	8
172660-63390	19	34
172660-63400	19	35

Parts No.	Fig. No.	Ref. No.
172660-63420	19	51
172660-63430	19	52
172660-63440	19	53
172660-63450	19	54
172660-63460	19	57
172660-63470	19	58
172660-63480	19	59
172660-63490	19	60
172660-63500	19	61
172660-63510	19	62
172660-63520	19	64
172660-63530	19	65
172660-63540	19	66
172660-63550	19	67
172660-63560	19	67 A
172660-63570	19	67 E
172660-63610	19	14
172660-63620	19	15
172660-63630	19	33
	29	8
172660-63640	19	36
172660-63650	19	51 A
172660-63660	19	68
172660-63670	19	69
172660-64210	50	1
	51	1
172660-64220	51	1 A
172660-64230	51	2
172660-64240	51	3
172660-64250	51	4
172660-64260	51	5
172660-64270	51	6
172660-64280	51	7
172660-64290	51	8
172660-64300	51	9
172660-64310	51	10
172660-64320	51	11
172660-64330	51	12
172660-64340	51	13
172660-64350	51	14
172660-64360	51	15
172660-64370	51	16
172660-64380	51	17
172660-64390	51	18
172660-64400	51	19
172660-64410	51	20
172660-64420	50	4
172660-65810	47	1
172660-65820	47	2
172660-65830	47	3

Parts No.	Fig. No.	Ref. No.
172660-67110	58	1
172660-67120	58	2
172660-67130	58	3
172660-67130-Y	58	3 -1
172660-67140	58	4
172660-67150	56	20
	58	6
172660-67160	56	24
	58	7
172660-67400	52	1 A
172660-67410	53	1
172660-67420	53	2
	56	1
172660-67430	53	3
	57	1
172660-67440	57	1 A
172660-67450	57	2
172660-67460	57	3
172660-67470	57	4
172660-67480	57	5
172660-67490	57	6
172660-67500	52	1
172660-67510	57	7
172660-67520	57	8
172660-67530	57	9
172660-67540	57	10
172660-67550	57	11
172660-67560	57	12
172660-67570	57	13
172660-67580	57	14
172660-67590	43	11 H
	44	3 J
		7 G
	57	15
172660-67600	57	16
172660-67610	57	17
172660-67620	57	18
172660-67630	57	19
172660-67640	57	21
172660-67650	57	22
172660-67660	57	23
172660-67670	57	25
172660-67680	57	26
172660-67720	57	42
172660-67730	57	43
172660-67740	57	44
172660-67750	57	45
172660-67760	54	4
172660-67770	54	5
172660-67780	53	6

Parts No.	Fig. No.	Ref. No.
172660-67790	53	7
172660-67800	53	8
172660-67810	53	8 A
172660-67820	53	8 B
172660-67830	53	8 C
172660-67840	53	8 D
172660-67860	53	9
172660-67870	53	10
172660-67880	53	11
172660-67890	53	12
172660-67900	54	13
172660-67910	54	14
172660-67920	54	15
172660-67930	54	16
172660-67940	53	17
172660-67950	53	18
172660-67960	53	20
172660-67970	53	95
172660-67980	53	96
172660-67990	54	19
172660-68010	54	20
172660-68020	54	21
172660-68030	53	22
172660-68040	54	23
172660-68050	54	24
172660-68060	53	25
	55	1
172660-68070	55	4
172660-68080	54	31 A
172660-68090	54	26
172660-68100	53	27
172660-68110	54	28
172660-68120	54	29
172660-68130	54	30
172660-68140	54	31
172660-68150	54	32
172660-68160	54	33
172660-68170	53	34
172660-68180	53	35
172660-68190	54	36
172660-68200	54	37
172660-68210	53	38
172660-68220	54	39
172660-68230	54	40
172660-68240	53	41
172660-68250	53	42
172660-68260	53	43
172660-68270	53	44
172660-68280	53	45
172660-68290	54	46

Parts No. Index

Parts No.	Fig. No.	Ref. No.
172660-68300	53	47
172660-68310	54	48
172660-68320	53	49
172660-68330	53	50
172660-68340	54	51
172660-68350	53	52
172660-68360	54	53
172660-68370	53	7 A
172660-68380	53	7 B
172660-68390	53	7 C
172660-68400	53	7 D
172660-68410	54	61
172660-68420	53	7 E
172660-68430	56	1 A
172660-68440	56	2
172660-68450	56	3
172660-68460	56	4
172660-68470	56	5
172660-68490	56	6
172660-68500	56	7
172660-68510	56	8
172660-68520	54	75
172660-68530	56	9
172660-68540	54	78
172660-68550	54	79
172660-68560	54	80
172660-68570	54	81
172660-68580	29	5
	54	82
	56	14
172660-68590	54	83
172660-68600	56	10
172660-68610	54	84
172660-68630	56	15
172660-68640	56	16
172660-68650	56	17
172660-68660	56	18
172660-68670	54	93
172660-68680	56	19
172660-68690	53	97
172660-68720	52	7
172660-68750	56	21
172660-68760	56	22
172660-68770	56	23
172660-68790	56	25
172660-68800	56	26
172660-68810	29	1
172660-68820	29	2
172660-68830	29	3
172660-68840	29	4

Parts No.	Fig. No.	Ref. No.
172660-68880	29	9
172660-68910	54	96
172660-68920	54	97
172660-68930	54	98
172660-70110	97	1
172660-70120	97	2
172660-70130	97	3
172660-70140	97	4
172660-70150	97	5
172660-70160	97	6
172660-70170	97	7
	101	1 A
172660-70180	97	8
172660-70190	97	9
172660-70200	97	10
172660-70210	97	11
172660-70220	97	12
172660-70230	98	1
172660-70240	98	2
172660-70250	98	3
172660-70260	98	4
172660-70270	98	6
	99	1
172660-70280	98	7
172660-70290	98	8
172660-70300	98	9
	101	3
172660-70310	98	10
172660-70320	98	12
172660-70330	98	13
172660-70340	99	2
172660-70350	99	3
	101	4
172660-70360	99	5
172660-70370	99	6
172660-70380	99	7
172660-70390	99	8
172660-70400	99	9
172660-70410	99	10
172660-70420	99	11
	101	5
172660-70430	100	1
172660-70440	100	2
172660-70450	100	3
172660-70460	100	4
172660-70470	100	5
172660-70480	100	6
172660-70490	100	7
	101	6
172660-70500	100	8

Parts No.	Fig. No.	Ref. No.
172660-70510	100	9
172660-70520	100	10
172660-70530	100	11
172660-70540	100	12
	101	7
172660-70550	100	13
	101	2
172660-70560	100	14
172660-70570	100	15
172660-70580	100	16
172660-70590	100	17
172660-70600	100	18
172660-70610	100	19
172660-70620	100	20
172660-70630	100	21
172660-70640	100	22
172660-70650	100	23
	101	8
172660-70660	100	24
	101	9
172660-70670	100	25
172660-70680	100	26
172660-70690	101	1
172660-70700	102	1
172660-70710	102	1 A
172660-70720	102	2
172660-70730	102	3
172660-70740	102	4
172660-70750	102	5
172660-70760	102	7
172660-71100	39	1
172660-71110	39	2
172660-71120	39	2 A
172660-71130	39	2 B
172660-71150	39	3
172660-71160	39	5
172660-71170	39	6
172660-71180	39	7
172660-71190	39	8
172660-71200	39	10
172660-71210	39	11
172660-71220	39	13
172660-71230	39	14
	77	6 A
		7 A
	78	8
		10
172660-71250	39	16
172660-71300	39	17
172660-71310	39	23

Parts No.	Fig. No.	Ref. No.
172660-71350	39	25
172660-71360	39	27
172660-71370	39	29
172660-71380	39	29 A
172660-71390	39	30
172660-71400	39	32
172660-71450	92	1 B
172660-71460	92	3
172660-71470	92	4
172660-71480	92	5
172660-71490	92	6
172660-71500	92	7
172660-71510	92	8
172660-71520	92	9
	93	32
172660-71530	92	10
172660-71540	92	11
172660-71550	92	12
172660-71560	92	13
172660-71570	92	14
172660-71580	92	15
172660-71590	92	16
172660-71600	92	17
172660-71610	92	18
172660-71620	92	19
172660-71630	92	20
172660-71640	92	21
172660-71650	92	22
172660-71660	92	23
172660-71670	92	24
172660-71680	92	25
172660-71690	93	17
172660-71700	93	18
172660-71710	93	19
172660-71720	93	20
172660-71730	93	21
172660-71740	93	22
172660-71750	93	23
172660-71760	93	24
172660-71770	93	25
172660-71780	93	26
172660-71790	93	27
172660-71800	93	28
172660-71810	93	29
172660-71820	93	30
172660-71830	93	31
172660-71850	93	33
172660-71860	93	34
172660-71870	93	35
172660-71880	93	36

Parts No. Index

Parts No.	Fig. No.	Ref. No.
172660-71900	94	1
172660-71910	94	2
172660-71920	94	3
172660-71930	94	3 A
172660-71940	94	9
172660-71960	94	12
172660-71970	94	13
172660-71980	94	14
172660-71990	94	15
172660-72050	89	1 A
172660-72200	68	20
	90	1
172660-72210	90	8
172660-72220	90	9
172660-72230	90	10
172660-72240	90	11
172660-72250	90	12
172660-72260	90	13
172660-72270	90	14
172660-72280	90	16
172660-72290	90	17
172660-72300	90	1 A
172660-72310	90	18
	91	17
172660-72320	90	7
172660-72330	90	1 B
172660-72340	90	2
172660-72350	90	4
172660-72360	90	6
172660-73010	8	2
172660-73020	96	37 A
172660-73030	96	41
172660-73040	96	42
172660-73060	96	44
172660-73080	93	37
	94	17
	96	46
172660-73100	92	1
172660-73110	10	4
172660-73120	10	5
	39	31
172660-73130	10	6
172660-73140	10	8
	68	23
172660-73150	10	10
	32	1 A
		2 A
	33	1 D
		2 A
	35	40

Parts No.	Fig. No.	Ref. No.
172660-73150	68	21
172660-73160	10	11
172660-73170	10	12
172660-73180	10	13
	12	5
	68	22
172660-73190	10	1
172660-73200	92	1 A
172660-73210	10	14
	88	1
172660-73220	88	7
172660-73230	88	8
172660-73240	88	9
172660-73250	88	10
172660-73260	88	1 A
172660-73270	88	1 B
172660-73280	88	2
172660-73290	88	3
172660-73300	88	4
172660-73310	88	6
172660-73320	93	1 A
172660-73330	93	2
172660-73340	93	3
172660-73350	96	9
172660-73360	96	10
172660-73370	96	11
172660-73380	96	12
172660-73390	96	13
172660-73400	96	14
172660-73410	96	15
172660-73420	96	16
172660-73430	93	5
172660-73440	96	18
172660-73450	96	19
172660-73460	96	20
172660-73470	96	21
172660-73480	96	22
172660-73490	96	23
172660-73500	96	24
172660-73510	8	7
	33	3 E
172660-73520	8	8
	10	9
	12	3
	32	2 B
		3 H
	33	1 E
		2 B
		3 G
172660-73530	8	9

Parts No.	Fig. No.	Ref. No.
172660-73540	8	10
172660-73550	96	25
172660-73560	96	26
172660-73570	96	27
172660-73580	96	28
172660-73590	96	29
172660-73600	12	7
172660-73610	12	4
	32	2 C
		5 A
	33	2 C
		5 A
	41	20
172660-73620	12	6
172660-73630	93	6
	94	4
172660-73640	93	9
	94	7
172660-73650	95	1
172660-73660	95	1 A
172660-73670	95	2
172660-73680	95	3
172660-73690	95	4
172660-73700	95	5
172660-73710	95	6
172660-73720	95	7
172660-73730	95	8
172660-73740	95	9
172660-73750	95	10
172660-73760	95	11
172660-73770	93	10
	94	8
172660-73780	95	13
172660-73790	95	14
172660-73800	95	15
172660-73810	95	16
172660-73820	95	17
172660-73830	95	18
172660-73840	95	19
	96	45
172660-73850	96	1
172660-73860	96	1 A
172660-73870	96	3
172660-73880	93	12
172660-73890	93	13
172660-73900	93	1
172660-73910	93	16
172660-73920	96	31
172660-73930	96	31 A
172660-73940	94	3 B

Parts No.	Fig. No.	Ref. No.
172660-73950	96	36
172660-73960	94	10
	96	37
172660-74010	32	1
172660-74030	33	1 C
	84	1 A
172660-74040	84	2
172660-74050	33	1 H
	84	3
172660-74060	84	4
172660-74070	84	6
172660-74090	32	2
	33	2
172660-74100	32	1 D
	77	1
172660-74110	32	1 B
	33	1 F
172660-74120	32	1 C
	33	1 G
172660-74130	32	3 I
172660-74140	32	4 A
	33	4 A
172660-74160	32	2 D
	33	2 D
	86	1
172660-74170	32	3
172660-74180	32	3 E
	33	1 A
172660-74190	32	3 G
	33	3 F
172660-74200	32	3 A
	33	3 A
172660-74210	32	3 J
	33	3 H
	85	1
172660-74220	32	4
	33	4
172660-74230	32	4 B
	33	4 B
172660-74240	32	4 C
	33	4 C
172660-74250	32	5
	33	5
172660-74260	32	5 B
	33	5 B
	84	1
172660-74270	32	6
172660-74280	32	6 A
	33	6 A
172660-74290	32	6 D

Parts No. Index

Parts No.	Fig. No.	Ref. No.
172660-74290	33	6 D
172660-74300	32	7
	33	7
172660-74310	32	9
	33	9
172660-74320	32	10
	33	10
172660-74330	32	11
	33	11
172660-74350	32	20
	33	20
172660-74360	32	23
	33	23
172660-74370	32	28
	33	28
172660-74380	32	29
	33	29
172660-74410	85	1 A
	86	4
172660-74420	85	2
	86	7
172660-74430	85	6
172660-74440	85	7
	86	13
172660-74450	85	8
	86	6
172660-74460	86	1 A
172660-74470	86	2
172660-74480	86	3
172660-74490	86	5
172660-74510	33	1
172660-74550	33	3
172660-74560	86	12
172660-74570	32	4 D
	33	4 D
172660-74580	33	6
172660-74590	32	4 E
	33	4 E
172660-74600	32	4 G
	33	4 G
172660-74620	33	1 J
	78	1
172660-74640	32	4 H
	33	4 H
172660-74650	77	1 A
172660-74660	78	1 A
172660-74670	77	2
	78	2
172660-74680	77	3
	79	1

Parts No.	Fig. No.	Ref. No.
172660-74690	78	3
	80	1
172660-74700	77	4
	81	1
172660-74710	78	4
	82	1
172660-74720	78	5
	81	1 A
172660-74730	77	5
	78	6
172660-74740	77	6
	78	7
172660-74750	77	7
	78	9
172660-74760	79	1 A
	81	1 B
	82	1 A
172660-74770	79	2
172660-74780	79	3
172660-74790	79	5
	80	7
172660-74800	79	6
	80	8
	82	14
172660-74810	80	2
172660-74820	80	4
172660-74830	80	5
172660-74840	80	6
172660-74850	81	2
	82	2
172660-74860	81	3
	82	3
172660-74870	81	4
	82	4
172660-74880	81	5
	82	5
172660-74890	81	6
	82	6
172660-74900	81	7
	82	7
172660-74910	81	8
	82	8
172660-74920	81	10
	82	10
172660-74930	81	11
	82	11
172660-74940	81	12
	82	12
172660-74950	32	6 B
	33	6 B

Parts No.	Fig. No.	Ref. No.
172660-74960	32	6 C
	33	6 C
172660-75110	40	1
	41	1
172660-75120	40	2
	41	2
172660-75130	40	11
172660-75140	40	14
	41	12
172660-75150	40	15
	41	13
172660-75160	40	16
	41	14
172660-75170	40	17
	41	15
172660-75180	40	18
	41	16
172660-75190	40	19
	41	17
172660-75200	40	20
	41	21
172660-75210	41	9
172660-75220	41	10
172660-75230	41	19
172660-75250	41	24
172660-75270	40	18 A
	41	16 A
172660-76110	31	1
172660-76120	31	2
172660-76130	31	3
172660-78070	35	1 A
		2 A
		3 A
		4 A
	37	1 A
		2 A
		3 A
		4 A
172660-78090	14	13
172660-78110	35	1
	37	1
172660-78120	35	2
	37	2
172660-78130	35	3
	37	3
172660-78140	35	4
	37	4
172660-78150	34	5
	36	5
172660-78160	34	6

Parts No.	Fig. No.	Ref. No.
172660-78160	36	6
172660-78170	35	7
	37	7
172660-78180	35	8
172660-78190	35	9
172660-78200	34	10
172660-78210	34	12
	36	10
172660-78220	34	13
	36	11
172660-78230	34	14
	36	12
172660-78240	35	15
	37	13
172660-78250	35	16
172660-78260	34	17
	36	14
172660-78270	34	18
	36	32
172660-78280	34	19
	36	15
172660-78290	34	20
	36	17
172660-78300	34	22
	36	18
172660-78310	34	23
	36	19
172660-78320	35	27
172660-78330	34	28
172660-78340	35	29
172660-78350	35	30
172660-78360	35	31
172660-78370	35	32
172660-78380	34	33
	36	27
172660-78390	34	34
	36	28
172660-78400	34	35
	36	29
172660-78410	34	36
	36	30
172660-78420	34	37
	36	31
172660-78430	14	18
172660-78440	34	41
	36	34
172660-78450	34	42
	36	42
172660-78460	36	8
172660-78470	36	9

Parts No. Index

Parts No.	Fig. No.	Ref. No.
172660-78480	37	16
172660-78490	37	20
172660-78500	37	21
172660-78510	36	22
172660-78520	37	23
172660-78530	37	24
172660-78540	37	25
172660-78550	37	26
172660-78560	14	19
172660-78570	36	33
	38	26
172660-78590	14	1
172660-78600	14	2
172660-78610	14	3
172660-78620	14	4
172660-78630	14	5
172660-78640	14	6
172660-78650	14	7
172660-78660	14	8
172660-78670	14	9
172660-78680	14	10
172660-78690	14	14
172660-78710	38	1
172660-78720	38	2
172660-78730	38	3
172660-78740	38	4
172660-78750	38	5
172660-78760	38	6
172660-78770	38	7
172660-78780	38	10
172660-78790	38	11
172660-78800	38	12
172660-78810	38	13
172660-78820	38	14
172660-78830	38	15
172660-78840	38	16
172660-78850	38	17
172660-78860	38	18
172660-78870	38	19
172660-78880	38	20
172660-78890	38	22
172660-78900	38	23
172660-78930	38	29
172660-95100	69	1
172660-95100-Y	69	1 -1
172660-95110	66	1
172660-95110-Y	66	1 -1
172660-95120	68	1
172660-95120-Y	68	1 -1
172660-95130	67	1

Parts No.	Fig. No.	Ref. No.
172660-95130-Y	67	1 -1
172660-95140	69	2
172660-95140-Y	69	2 -1
172660-95150	69	3
172660-95150-Y	69	3 -1
172660-95160	66	2
	67	2
	69	4
172660-95170	66	3
	67	3
	69	5
172660-95180	66	4
	67	4
	69	6
172660-95190	66	5
	67	5
	69	7
172660-95200	66	6
	67	6
	69	8
172660-95210	69	10
172660-95220	66	11
	67	11
	68	14
	69	11
172660-95230	66	12
	67	12
	68	15
	69	12
172660-95240	66	13
	67	13
	68	16
	69	13
172660-95250	69	17
172660-95260	69	18
172660-95270	66	17
	67	17
	69	19
172660-95280	66	18
	67	18
	68	7
	69	20
172660-95290	66	30
	67	30
	69	37
172660-95300	66	31
	67	31
	69	38
172660-95310	66	8
	67	8

Parts No.	Fig. No.	Ref. No.
172660-95320	66	9
	67	9
	68	9
172660-95330	66	10
	67	10
	68	10
172660-95340	68	2
172660-95350	68	3
172660-95360	68	4
172660-95370	68	5
172660-95380	68	6
172660-95390	68	8
172660-95400	68	11
172660-95410	68	12
172660-95420	68	13
172660-95430	69	1 A
172660-95430-Y	69	1 A-1
172660-95440	69	1 B
172660-95440-Y	69	1 B-1
172660-95710	70	1
172660-95720	70	2
172660-95730	70	3
172660-95740	70	4
172660-95750	70	5
172660-95760	70	6
172660-95770	70	7
172660-95780	70	8
172660-95790	70	9
172660-95810	70	12
172660-95820	70	13
172660-95830	71	1
172660-95900	69	39
172660-95910	69	40
172660-95920	69	41
1C6281-52310	13	18 -1
22137-040000	19	49
22137-050000	44	3 I
		7 E
22137-060000	1	5 D
	2	5 D
	13	47
	19	55
	20	21
	21	24
	22	13
	32	3 D
	33	3 D
	42	53
	43	11 G
	40	

Parts No.	Fig. No.	Ref. No.
22137-060000	44	40
	46	19
		29
	53	86
	54	86
	58	20
	59	25
	62	20
	63	33
		45
	70	20
22137-080000	1	29
	2	29
	15	39
	16	78
	17	9 G
		78
	18	78
	19	50
	21	25
	22	9
	23	6
	24	6
	32	24
	33	24
	42	54
	43	41
	44	41
	47	6
	54	71
	55	8
	58	16
	59	24
	61	16
	62	21
	63	43
22137-100000	1	30
	2	30
	14	17
	17	79
	18	79
	21	26
	32	25
	33	25
	40	9
	41	7
	42	55
	43	11 K
		42
	44	3 L

Parts No. Index

Parts No.	Fig. No.	Ref. No.	
22137-100000	44	7 J	
		42	
	45	42	
	47	7	
	59	23	
	61	17	
	63	39	
	65	8	
	66	28	
	67	28	
	68	31	
	69	35	
	22137-120000	1	31
		2	31
52		4	
58		17	
65		9	
66		33	
67		33	
68		35	
22137-160000		49	12
		70	19
	70	18	
22137-200000	66	27	
22137-220000	67	27	
	69	32	
	69	32	
22217-030000	22	5	
22217-040000	19	45	
	56	33	
22217-050000	19	47	
	42	15	
	44	3 H	
		7 F	
	54	65	
22217-060000	55	11	
	19	46	
	20	20	
	21	20	
	22	12	
	25	3	
	30	3	
	32	3 C	
	33	3 C	
	42	50	
	43	10 D	
		11 F	
		35	
	44	35	
	46	28	
53	67		

Parts No.	Fig. No.	Ref. No.	
22217-060000	54	67	
	58	19	
	59	22	
	62	17	
	63	31	
		47	
		30	
	22217-080000	1	25
		2	25
		11	7
13		43	
15		32	
16		74	
17		9 F	
		74	
18		74	
19		48	
20		8	
21		21	
22		7	
23		5	
24		5	
27	7		
22217-100000	32	21	
	33	21	
	38	25	
	42	51	
	43	36	
	44	36	
	50	3	
	58	13	
	59	21	
	61	13	
	62	18	
	63	42	
	1	26	
	2	26	
	6	14	
13	44		
14	16		
16	75		
17	75		
18	75		
20	24		
21	22		
32	22		
33	22		
39	20		
40	7		
41	5		

Parts No.	Fig. No.	Ref. No.
22217-100000	42	52
	43	11 L
		37
	44	3 M
		7 K
		37
	45	37
	47	5
	48	10
	57	37
22217-120000	58	14
	59	20
	61	14
	63	38
	65	6
	68	29
	70	17
	88	15
	1	27
	2	27
	5	20
	6	16
	16	76
	40	8
	41	6
48	9	
52	3	
58	15	
59	48	
65	7	
66	26	
67	26	
68	30	
69	31	
22217-140000	1	28
	2	28
	7	5
22217-160000	10	3
	4	15
	16	77
	49	11
	20	22
22232-060000	54	77
22232-080000	27	9
22242-000300	63	50
	4	10
22242-000350	66	16
	67	16
	68	19
	69	16

Parts No.	Fig. No.	Ref. No.
22242-000420	95	12
22242-000550	87	9
22242-000720	88	12
22252-000360	102	6
22252-000370	96	17
22252-000600	90	15
22252-000620	4	8
22252-000650	4	9
22272-000060	15	34
	43	33
	44	33
	44	26
22272-000120	13	49
22351-030025	15	23
22351-050010	39	2 D
22351-050020	15	24
22351-050025	15	25
22351-080036	13	20
22351-100025	6	11
22372-040000	57	41
22372-060000	13	18
	15	20
	20	A
	57	40
22372-120000	70	21
22417-500630	70	22
23001-013000	34	43
	36	36
23001-016000	14	11
23001-019000	34	44
	36	40
23001-035000	34	45
	36	37
23001-054000	34	46
	36	38
23001-060000	34	47
	36	39
23001-070000	60	6
23080-011000	17	43
23080-012000	42	33
23080-015000	42	29
24101-062060	4	7
24311-000160	85	4
	86	9
24311-000240	48	12
24311-000290	17	87
24311-000700	87	3
24311-000800	87	2
24311-000950	32	4 F
	33	4 F

Parts No. Index

Parts No.	Fig. No.	Ref. No.
24315-000080	83	6
	95	1 B
	96	6
24315-000100	84	5
		7
	93	4
	96	39
24315-000110	13	53
	32	3 F
		26
	33	1 B
		26
	81	13
	82	13
	85	5
	86	10
	93	38
	94	18
	96	7
24315-000120	96	33
		40
24315-000125	93	15
24315-000140	33	1 I
	96	5
		34
24315-000150	93	7
	94	5
24315-000160	84	8
24315-000180	39	7 A
	93	11
	96	8
24315-000200	86	11
24315-000210	96	4
24315-000240	92	2
	96	38
24315-000290	17	27 A
	102	8
24315-000380	40	15 A
	41	13 A
24315-000800	88	5
24315-240100	96	32
24321-000400	6	9
	39	12
24321-000450	87	1 B
24321-001250	40	13
	41	11
24325-000400	93	14
24325-000600	4	11
24325-000700	91	4
24325-000750	90	3

Parts No.	Fig. No.	Ref. No.
24325-000750	91	6
24325-000800	90	5
24325-000850	89	4
24325-000900	89	3
24325-000950	88	11
24325-001100	96	1 B
24325-001350	96	2
24341-000220	80	1 A
24341-000280	83	7
24372-000150	93	8
	94	6
	89	5
24376-000850	89	5
24550-015150	15	3 A
24550-020200	70	3 A
24550-020250	15	1 A
24761-010000	48	11
	70	11
24761-020000	5	17
	31	4
	66	14
	67	14
	68	17
	69	14
24761-040000	1	53
	66	15
	67	15
	68	18
	69	15
26014-060122	57	29
26022-030142	22	4
26022-060162	29	6
26023-040162	20	10
26023-050102	43	11 E
26076-060202	21	15
	46	25
	63	44
	69	24
26076-080162	16	62
	17	62
	18	62
	19	42
	20	6
	21	16
	42	42
	43	28
	58	10
	59	17
	62	13
	63	41
26076-080202	13	33

Parts No.	Fig. No.	Ref. No.
26076-080252	13	56
	18	64
	22	17
	44	38
	54	56
26076-080302	17	9 E
26076-080352	32	27
	33	27
26076-080602	32	14
	33	14
26076-080702	11	6
26076-100202	1	20
	2	20
	13	35
	14	15
	16	66
	17	66
	21	17
	32	18
	33	18
	42	45
	43	30
	44	30
	59	16
	65	4
	68	25
26076-100252	1	21
	2	21
	13	36
	17	67
	18	67
	39	18
	43	31
	47	4
	48	7
26076-100302	1	51
	2	51
	6	12
	13	37
	16	68
	42	47
	47	4 -1
	58	11
	88	13
26076-100352	13	54
	33	19
	42	48
	44	31
	61	7
26076-100502	17	69

Parts No.	Fig. No.	Ref. No.
26076-100602	67	22
26076-120252	1	22
	2	22
	66	21
	67	21
	68	28
	69	25
26076-120302	40	6
	41	4
	52	2
26076-120352	16	70
26076-120452	6	15
	58	12
26076-140402	7	4
26086-140402	10	2
26086-160702	4	14
26366-080002	56	38
	58	18
26450-050182	80	3
26450-060452	83	12
26450-080202	87	10
26450-080252	92	26
26450-120302	96	30
26450-120602	83	15
26455-050122	85	3
	86	8
26455-050202	15	40
26455-060202	99	4
26455-060302	98	11
26455-080252	61	23
26455-080452	61	22
26455-100252	13	40
	39	22
26455-100302	94	16
26455-120302	96	47
26557-030122	19	37
26557-040082	56	28
26557-040162	13	41
26557-050102	79	4
	81	9
	82	9
26557-050122	42	14
26557-050162	19	39
	55	10
26557-050202	54	58
26557-050302	69	23
26557-060162	53	76
	54	76
26557-060202	54	85
26557-080452	55	7

Parts No. Index

Parts No.	Fig. No.	Ref. No.
26567-060162	57	30
26577-050142	44	3 F
26716-030002	19	44
26716-040002	19	63
26716-050002	19	56
	44	44
26716-060002	1	5 C
	2	5 C
	19	43
	62	22
	63	28
		46
26716-080002	13	31
		31 -1
	16	83
	18	83
	21	18
	22	18
	43	46
	44	7 I
		46
	47	8
	59	31
	61	19
26716-100002	13	32
	15	30
	18	84
	20	23
	21	19
	57	38
	59	32
	61	20
	66	29
	67	29
	68	32
	69	36
26716-160002	16	85
	49	10
26716-200002	71	2
26717-050002	55	12
26717-060002	46	26
26717-080002	43	11 J
	44	3 K
26736-120002	70	16
26776-200002	70	15
26979-060082	90	19
26979-060102	91	18
26979-080082	13	52
28110-100120	74	1 A
28110-130000	74	5

Parts No.	Fig. No.	Ref. No.
28110-140170	74	2
28110-190220	74	3
29420-100000	19	67 B
	21	46 A
29420-150000	19	67 C
29420-200000	19	67 D
	21	46 B
933110-00100	19	10
933110-00301	19	10 A
933111-20200	89	19
933111-23700	89	1 B
933111-26700	89	15

Parts No.	Fig. No.	Ref. No.
-----------	----------	----------

Parts No.	Fig. No.	Ref. No.
-----------	----------	----------