

0CS10-M53302EN

PREFACE

1. This parts catalog is the 2nd revised edition of Yanmar Wheel loader V3-6 for U. S. A. & the 1st edition of Australia, New Zealand.

2. Parts catalog history

	Parts catalog No.		Date of issue	Remarks
First edition	Vehicle	000Y00S5330	May. , 2008	No need
	Engine	000Y00B7540	Nov. , 2007	
1st revised edition	Vehicle	OCS10-G53301	Oct. , 2008	No need
	Engine	OCB10-G75400	Nov. , 2007	
2nd edition(supplement)	Vehicle	OCS10-G53302	July, 2010	
	Engine	OCB10-G75400	Nov. , 2007	

3. Model name

SECTION	Column	Model name	Manufactured	M / #	Remarks
I (Vehicle)	A	V3-6 (US)	2008/3~	60695~	
	B	V3-6 (AS)	2010/7~		
	C	V3-6 (NZ)	2010/7~		
II (Engine)	A	3TNV88-BNKAH	2008/3~	80153~	for V3-6

(Note) US:U. S. A. , AS:Australia, NZ:New Zealand

4. This parts catalog does not contain the technical data needed for maintenance service.

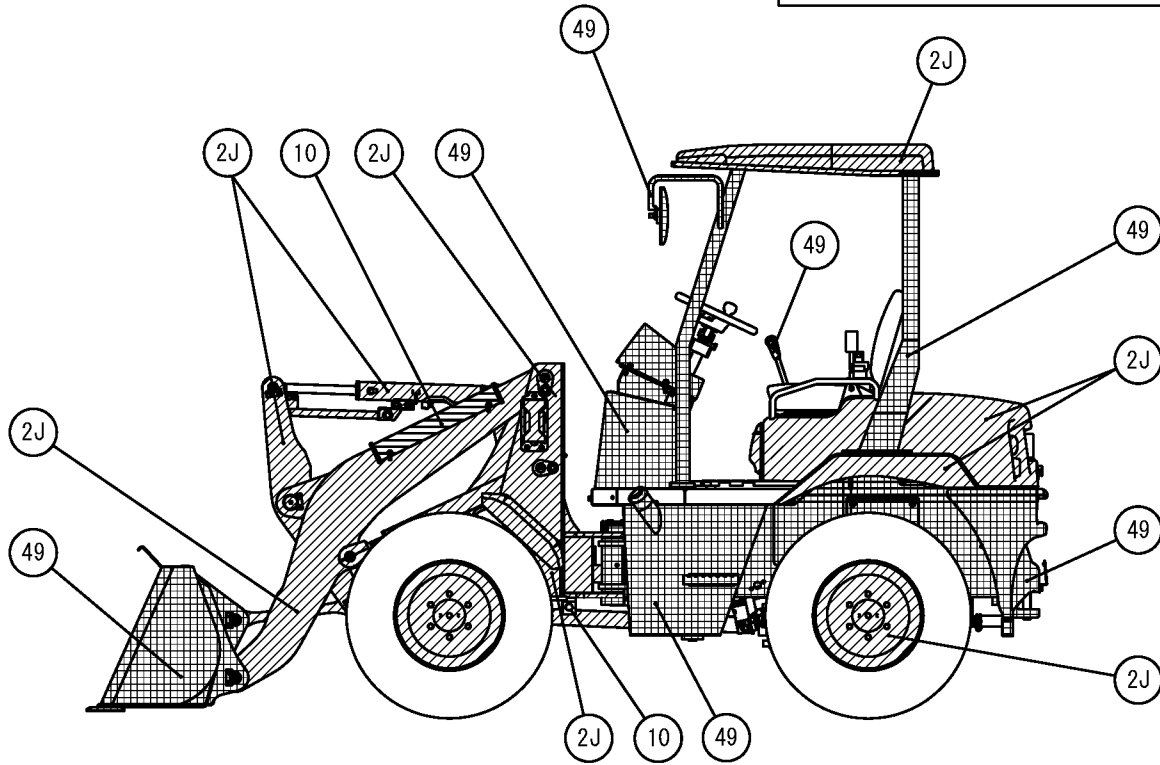
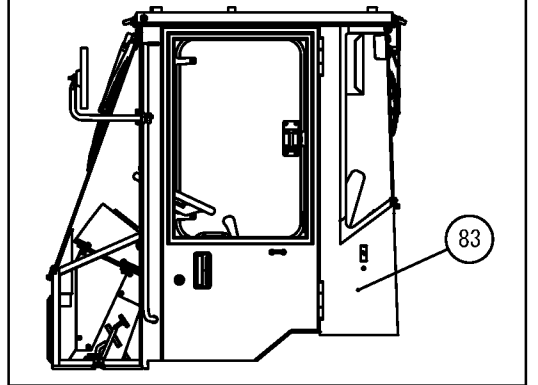
The illustrations used in this parts catalog have been simplified for clarity.

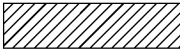

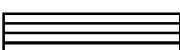

The contents of this parts catalog are subject to change without notice.

Be sure to use only Yanmar genuine parts for repairs. If imitation parts are used, it may cause engine defects.

VEHICLE PAINTED COLOR (TO M61500)

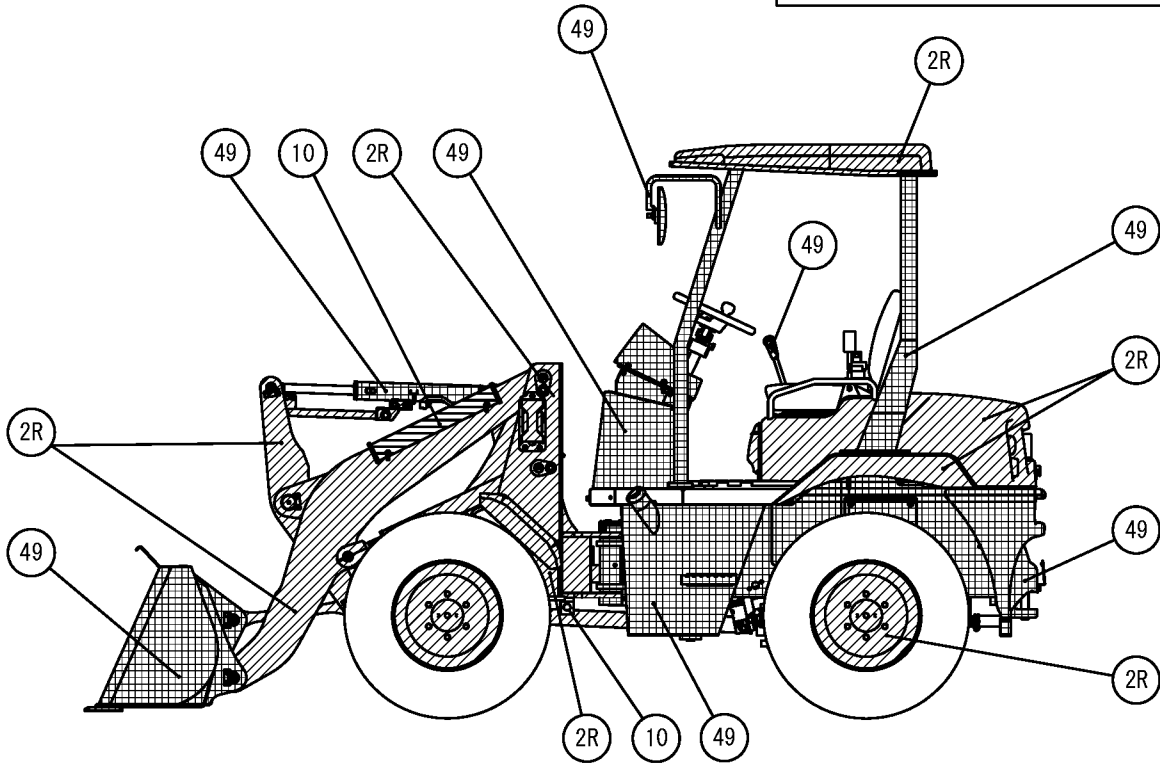
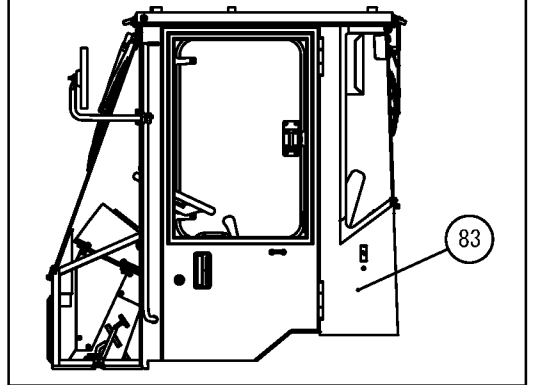
CABIN SPEC.

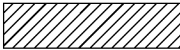

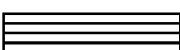



Color Code	Description	Painted Color	Paint Part No.		
			16L Can	4L Can	SPRAY
2J		YANMAR New Permanent Yellow 2	981101-09520	977620-40871	977620-30872
49		YANMAR Navy Gray	-----	TOR-91390000	TOR-94800490
10		YANMAR Red 2	-----	TOR-91000002	TOR-94800100
83		YANMAR Grayish Green	981101-09615	977620-40830	977620-30N41

VEHICLE PAINTED COLOR (FROM M61501)

CABIN SPEC.



Color Code	Description	Painted Color	Paint Part No.		
			16L Can	4L Can	SPRAY
2R		YANMAR Turmeric Yellow	-----	977620-41001	977620-41002
49		YANMAR Navy Gray	-----	TOR-91390000	TOR-94800490
10		YANMAR Red 2	-----	TOR-91000002	TOR-94800100
83		YANMAR Grayish Green	981101-09615	977620-40830	977620-30N41

PICTURESQUE INDEX (1) · · · MAIN PARTS

LABEL...Fig.1
SAFETY LABEL...Fig.2

SILENCER...Fig.3
AIR CLEANER & ENGINE DRAIN...Fig.4
ENGINE MOUNT...Fig.6
RADIATOR...Fig.8
BATTERY...Fig.10
WIRING...Fig.11
ELECTRIC PART...Fig.12,13,14
HYD.OIL TANK...Fig.54
AIR CON. (DUCT)...Fig.65
AIR CON. (ELECTRIC PART)...Fig.67

REAR FRAME...Fig.33
COVER & STEP...Fig.34,35
SEAT & SEAT MOUNT...Fig.36,37
BONNET...Fig.38
AIR CON. (REAR)...Fig.66

FOOT ACCELERATOR...Fig.5
INCHING PEDAL...Fig.25
BRAKE PEDAL...Fig.26
PARK BRAKE LEVER...Fig.27
HYD.OIL CONTROL LEVER...Fig.28
STEERING WHEEL & COLUMN...Fig.29
CONTROL COVER...Fig.30
P. T. O. LEVER...Fig.31
FRONT FRAME...Fig.32
GREASING...Fig.59
AIR CON. (FRONT)...Fig.64

DUMP CYLINDER...Fig.48

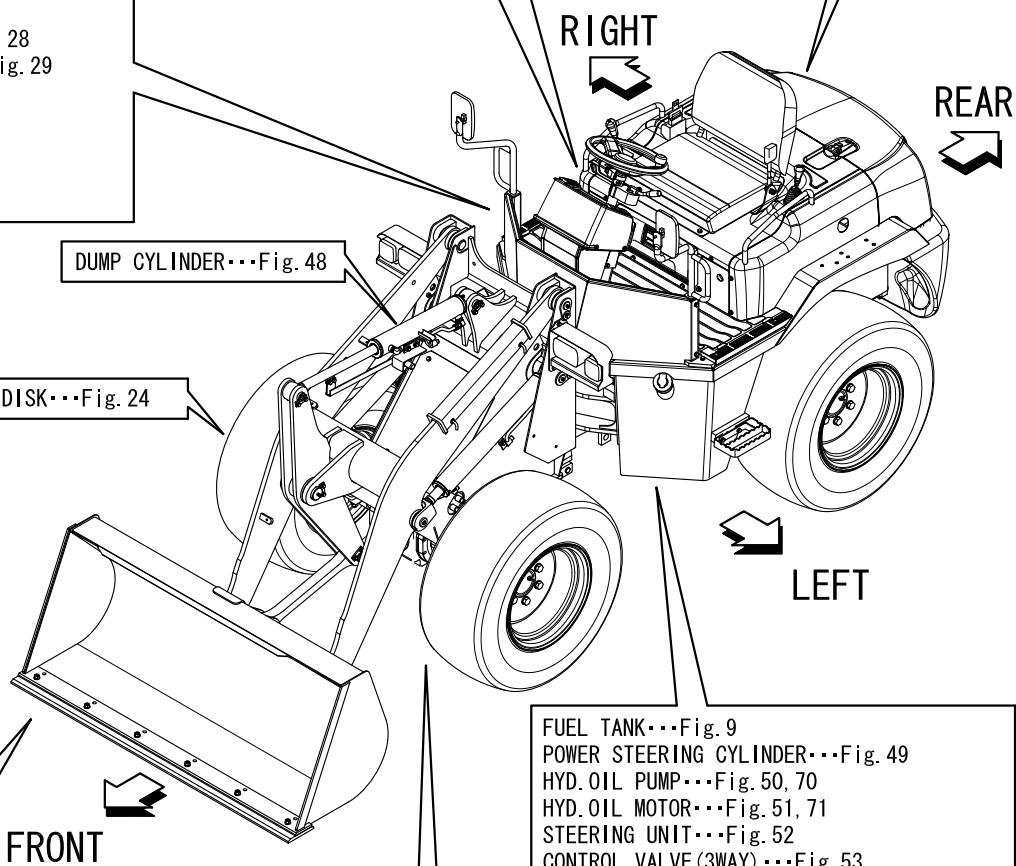
TIRE & DISK...Fig.24

FUEL TANK...Fig.9
POWER STEERING CYLINDER...Fig.49
HYD.OIL PUMP...Fig.50,70
HYD.OIL MOTOR...Fig.51,71
STEERING UNIT...Fig.52
CONTROL VALVE (3WAY)...Fig.53
FILTER & PIPE FITTING...Fig.55
HYD.OIL PIPING (HST)...Fig.56
HYD.OIL PIPING (LOADER)...Fig.57
HYD.OIL PIPING (LOADER) (P. T. O.)...Fig.58

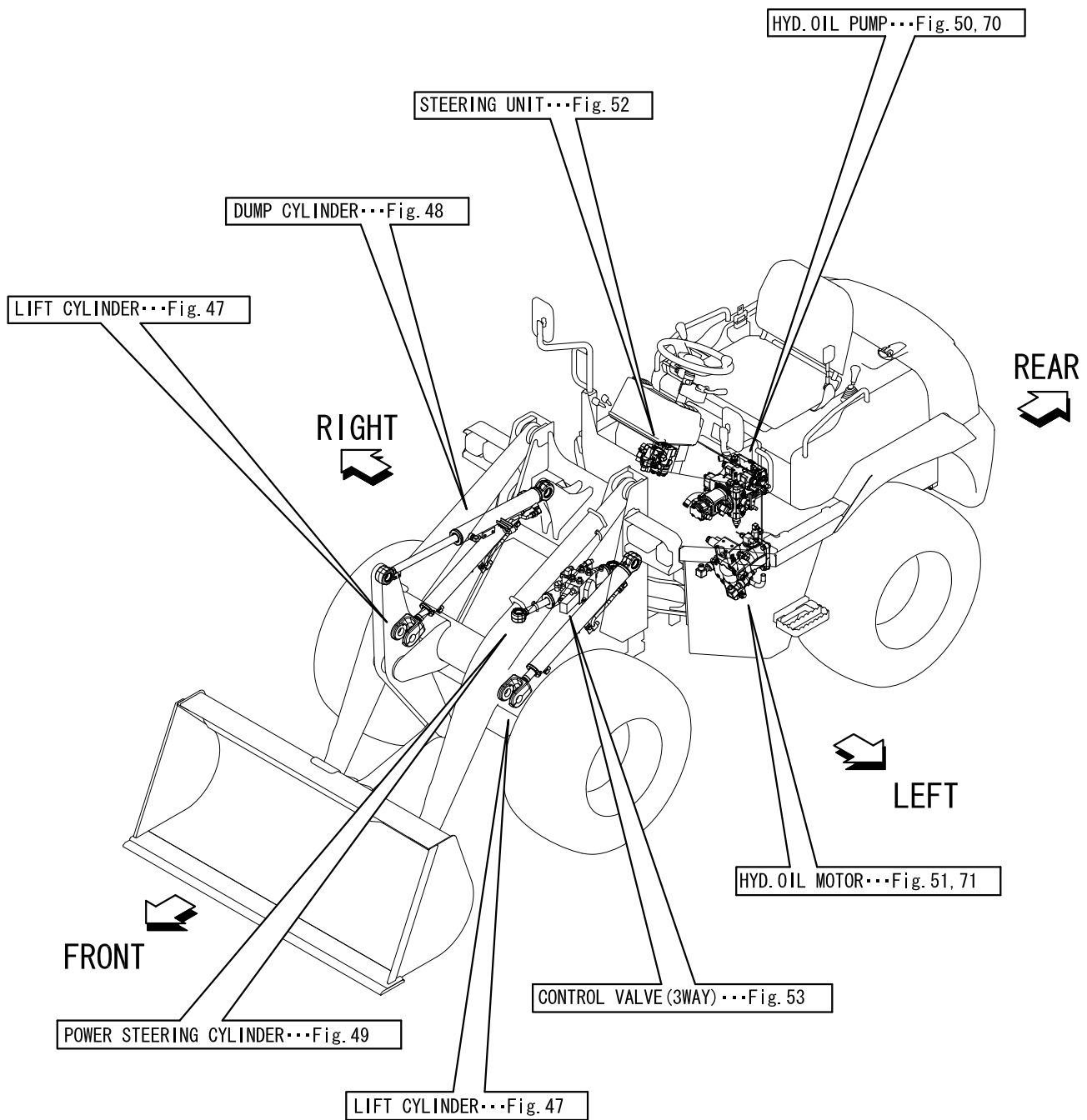
LIFT CYLINDER...Fig.47
LIFT ARM...Fig.60
LOADER LINK...Fig.61
BUCKET...Fig.63

ROPS CANOPY...Fig.39
CABIN...Fig.40~45
HEATER (OPTIONAL)...Fig.46
OIL JOCKEY...Fig.62
FRONT GLASS KIT...Fig.68
REAR GLASS KIT...Fig.69

CLUTCH HOUSING & DRIVE SHAFT...Fig.15
TRANSFER CASE...Fig.16
SPIRAL BEVEL GEAR...Fig.17
DIFFERENTIAL GEAR...Fig.18
AXLE SHAFT...Fig.19
FINAL GEAR...Fig.20
AXLE CASE...Fig.21
AXLE HOLDER...Fig.22
CENTER BRAKE...Fig.23



PICTURESQUE INDEX (2) . . . HYDRAULIC SECTION



Contents

OCS10-M53302

Fig. No.	Fig. Name	Fig. No.	Fig. Name
V3-6(US)(AS)(NZ)		23.	CENTER BRAKE
1.	LABEL	24.	TIRE & DISKE
79.	(1A)LABEL(FOR CANADA)(OPTIONAL)	25.	INCHING PEDAL
2.	SAFETY LABEL	26.	BRACKET PEDAL
3.	SILENCER	27.	PARK BRAKE LEVER
4.	AIR CLEANER & ENGINE DRAIN	28.	HYD.OIL CONTROL LEVER
5.	FOOT ACCELERATOR	29.	STEERING WHEEL & COLUMN
6.	ENGINE MOUNT	30.	CONTROL COVER
7.	RADIATOR	31.	P.T.O.LEVER
8.	RADIATOR(AIR CON.SPEC.)	32.	FRONT FRAME
9.	FUEL TANK	33.	REAR FRAME
10.	BATTERY	34.	COVER & STEP
11.	WIRING(TO M61068)	35.	COVER & STEP(AIR CON.SPEC.)
72.	(11A)WIRING(FROM M61069)	36.	SEAT & SEAT MOUNT
12.	ELECTRIC PART(1)	37.	SEAT & SEAT MOUNT(AIR CON.SPEC.)
13.	ELECTRIC PART(2)	38.	BONNET
14.	ELECTRIC PART(AUTO LABELLER)	39.	CANOPY
15.	CLUTCH HOUSING & DRIVE SHAFT	40.	CABIN(CENTER DEFROSTER SPEC.)
16.	TRANSFER CASE	41.	CABIN(DOOR)(CENTER DEFROSTER SPEC.)
17.	SPIRAL BEVEL GEAR	42.	CABIN(GLASS)(CENTER DEFROSTER SPEC.)
18.	DIFFERENTIAL GEAR	43.	CABIN(SUNVISOR)(CENTER DEFROSTER SPEC.)
19.	AXLE SHAFT	44.	CABIN(WINDOW WASHER)(CENTER DEFROSTER SPEC.)
20.	FINAL GEAR	45.	CABIN(LAMP)(CENTER DEFROSTER SPEC.)
21.	AXLE CASE	73.	(45A)CABIN(SIDE DEFROSTER SPEC.)
22.	AXLE HOLDER	74.	(45B)CABIN(FRAME)(SIDE DEFROSTER SPEC.)

Contents

OCS10-M53302

Fig. No. Fig. Name

- 75. (45C)CABIN(DOOR)(SIDE DEFROSTER SPEC.)
- 76. (45D)CABIN(GRASS)(SIDE DEFROSTER SPEC.)
- 77. (45E)CABIN(ELECTRIC,WIPER)(SIDE DEFROSTER SPEC.)
- 46. HEATER(CABIN)
- 47. LIFT CYLINDER
- 48. DUMP CYLINDER
- 49. POWER STEERING CYLINDER
- 50. HYD.OIL PUMP
- 51. HYD.OIL MOTOR
- 52. STEERING UNIT
- 53. CONTROL VALVE(3-WAY)
- 54. HYD.OIL TANK
- 55. FILTER & PIPE FITTING
- 56. HYD.OIL PIPING(HST)
- 57. HYD.OIL PIPING(LOADER)
- 58. HYD.OIL PIPING(3RD)
- 59. GREASING
- 60. LIFT ARM
- 61. LOADER LINK
- 62. OIL JOCKEY
- 63. BUCKET
- 64. AIR CON.(FRONT)
- 65. AIR CON.(DUCT)
- 78. (65A)AIR CON.(DUCT)(ENHANCED DEFROSTER SPEC.)
- 66. AIR CON.(REAR)

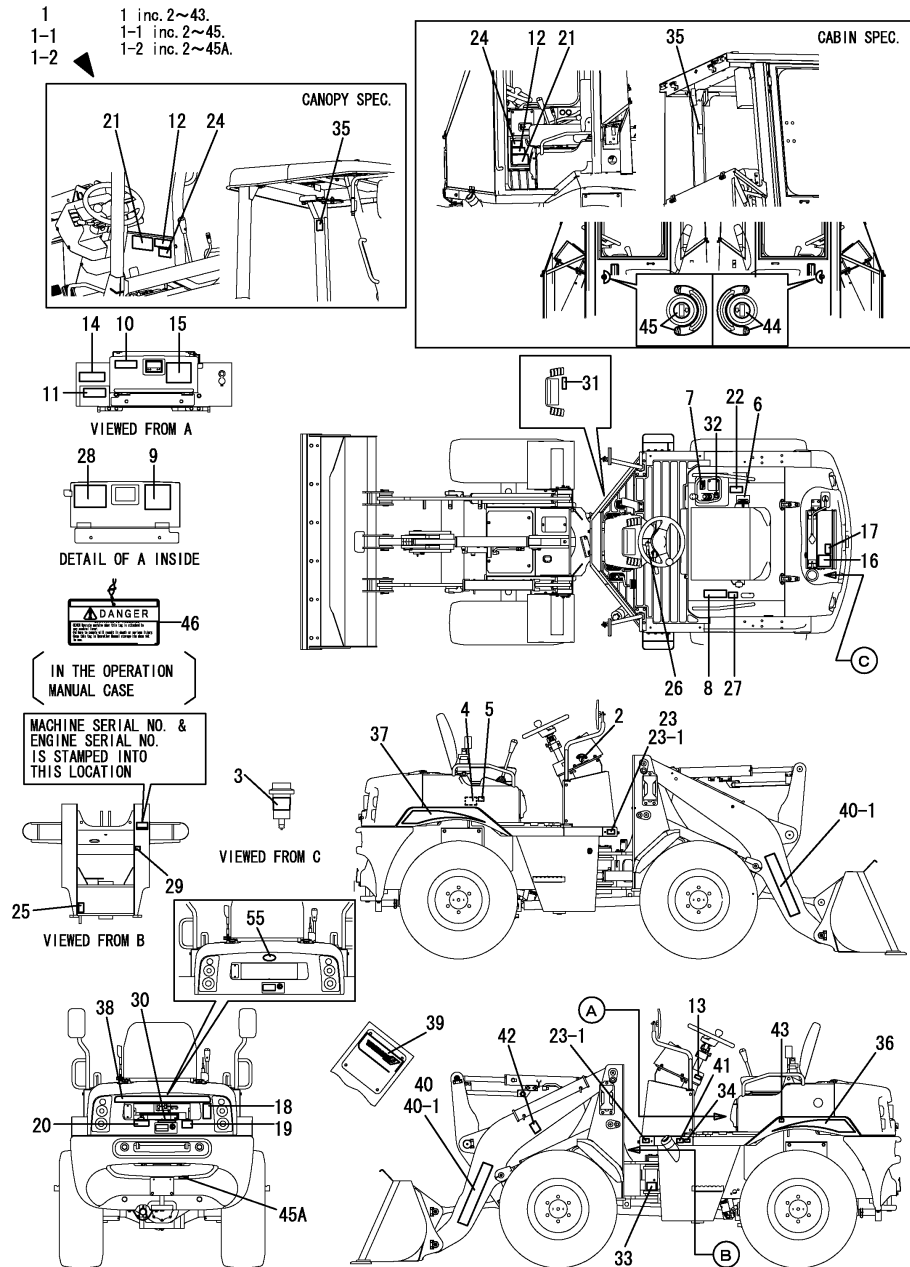
Fig. No. Fig. Name

- 67. AIR CON.(ELECTRIC PART)
- 68. FRONT GLASS KIT
- 69. REAR GLASS KIT
- 70. HST PUMP(COMPONENT PART)
- 71. HST MOTOR(COMPONENT PART)

Fig.1. LABEL

(A)=V3-6(US)
(B)=V3-6(AS)
(C)=V3-6(NZ)

(D)=
(E)=
(F)=



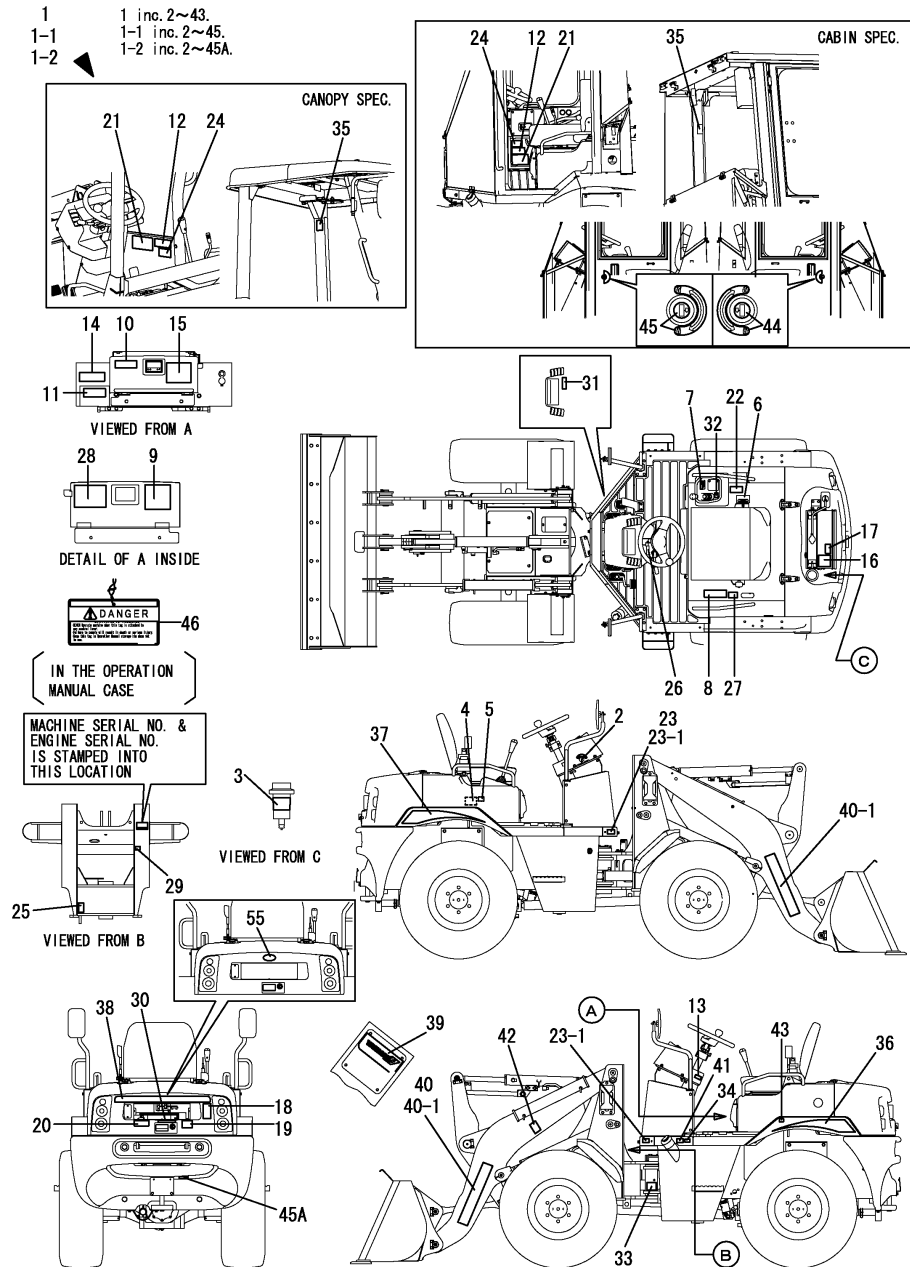
No.	Lev.	Parts No.	Description	Q'ty						I	R
				(A)	(B)	(C)	(D)	(E)	(F)		
1	1	172538-08710	LABEL KIT(V3 US	1							
1-1	1	172538-08711	LABEL KIT	1							S
(A=M/#60747)											
1-2	1	172538-08712	LABEL KIT	1	1	1					S
(A=M60957)											
1-3	1	172538-08713	LABEL KIT(V3 US	1	1	1					S
(A=M61501) (B=M61501) (C=M61501)											
2	2	172A64-03700	LABEL, START SWITCH	1	1	1					
3	2	172A07-03160	LABEL	1	1	1					
4	2	172A38-03201	LABEL, SUB TANK	1	1	1					
5	2	172A38-03211	LABEL, ANTI-FREEZING	1	1	1					
6	2	172511-03230	LABEL	1	1	1					
7	2	172538-03230	LABEL,LOCK	1	1	1					
8	2	172524-03471	LABEL	1	1	1					
9	2	172538-03780	LABEL,FUSE CAB US	1							1
9-1	2	172538-03781	LABEL,FUSE CAB US	1	1	1					S 1
(A=M/#60747)											
10	2	172538-03770	LABEL,SPECIFICATION	1							
10-1	2	172538-03771	LABEL,SPECIFICATION	1	1	1					N
(A=M/#60756)											
11	2	172463-03290	LABEL, HYD.OIL	1	1	1					
12	2	172437-03302	LABEL, MANUAL	1	1	1					
13	2	172437-03312	LABEL, SLOPE	1	1	1					
14	2	172437-03322	LABEL, RESEVOIR	1	1	1					
15	2	172437-03343	LABEL, TRANSPORT	1	1	1					
16	2	172437-03361	LABEL, BATTERY	1	1	1					
17	2	172437-03391	LABEL, RADIATOR	1	1	1					
18	2	172437-03402	LABEL, ENGINE COVER	1	1	1					
19	2	172A36-03411	LABEL, ENGINE ROOM	1	1	1					
20	2	172437-03422	LABEL, MUFFLER	1	1	1					
21	2	172524-03621	LABEL	1	1	1					
22	2	172527-03620	LABEL	1	1	1					
23	2	172524-03631	LABEL	1							
23-1	2	172524-03631	LABEL	2	2	2					K
(A=FROM 1ST)											
24	2	172524-03642	LABEL, CONTACT US	1	1	1					
25	2	172524-03671	LABEL	1	1	1					
26	2	172524-03690	LABEL	1	1	1					
27	2	172538-03720	LABEL,P,BRAKE US	1	1	1					
28	2	172538-03730	LABEL,FUSE US	1							
28-1	2	172538-03731	LABEL,FUSE US	1	1	1					S
(A=M/#60747)											
29	2	172538-03740	LABEL,GREASE US	1	1	1					
30	2	172538-03750	LABEL,CAUTION US	1	1	1					
31	2	172538-03760	LABEL,P BRAKE US	1	1	1					
32	2	172538-03790	LABEL,PTO ROCK US	1	1	1					
33	2	172519-03820	LABEL	2	2	2					
34	2	114110-07760	LABEL, FUEL CAUTION	1	1	1					
35	2	172437-03441	LABEL, ROPS	1	1	1					
36	2	172538-03110	LABEL,MODEL L	1	1	1					
36-1	2	172538-03030	LABEL,MODEL L	1	1	1					S

Remarks
(1)Cabin spec.

Fig.1. LABEL

(A)=V3-6(US)
 (B)=V3-6(AS)
 (C)=V3-6(NZ)

(D)=
 (E)=
 (F)=



No.	Lev.	Parts No.	Description	Q'ty						I	R
				(A)	(B)	(C)	(D)	(E)	(F)		
		(A=M61501) (B=M61501) (C=M61501)									
37	2	172538-03120	LABEL,MODEL R	1	1	1					
37-1	2	172538-03040	LABEL,MODEL R	1	1	1					S
		(A=M61501) (B=M61501) (C=M61501)									
38	2	172538-03130	LABEL,REAR	1	1	1					Z
		(A=M61501) (B=M61501) (C=M61501)									
39	2	172534-03160	LABEL, FRONT	1	1	1					
40	2	172A22-03220	LABEL, BRAND 670	1							
40-1	2	172A22-03220	LABEL, BRAND 670	2	2	2					K
		(A=M/#60725)									
40-2	2	172A66-03220	LABEL,YANMAR 442	2	2	2					S
		(A=M61501) (B=M61501) (C=M61501)									
41	2	172437-03501	LABEL, FUEL	1	1	1					
42	2	172524-03652	LABEL, LIFT ARM LOCK	1	1	1					
43	2	172524-03770	LABEL	1	1	1					
44	2	172538-03330	LABEL,LOCK R	1	1	1					W 1
		(A=M/#60925)									
45	2	172458-03601	LABEL, DOOR LOCK	1	1	1					W 1
		(A=M/#60925)									
45A	2	172538-03060	LABEL,HITCHPIN US	1	1	1					W
		(A=M60957)									
46	1	172437-03252	TAG ASSY, CAUTION	1	1	1					
55	1	172538-03070	EMBLEM ASSY	1	1	1					W
		(A=M61501) (B=M61501) (C=M61501)									

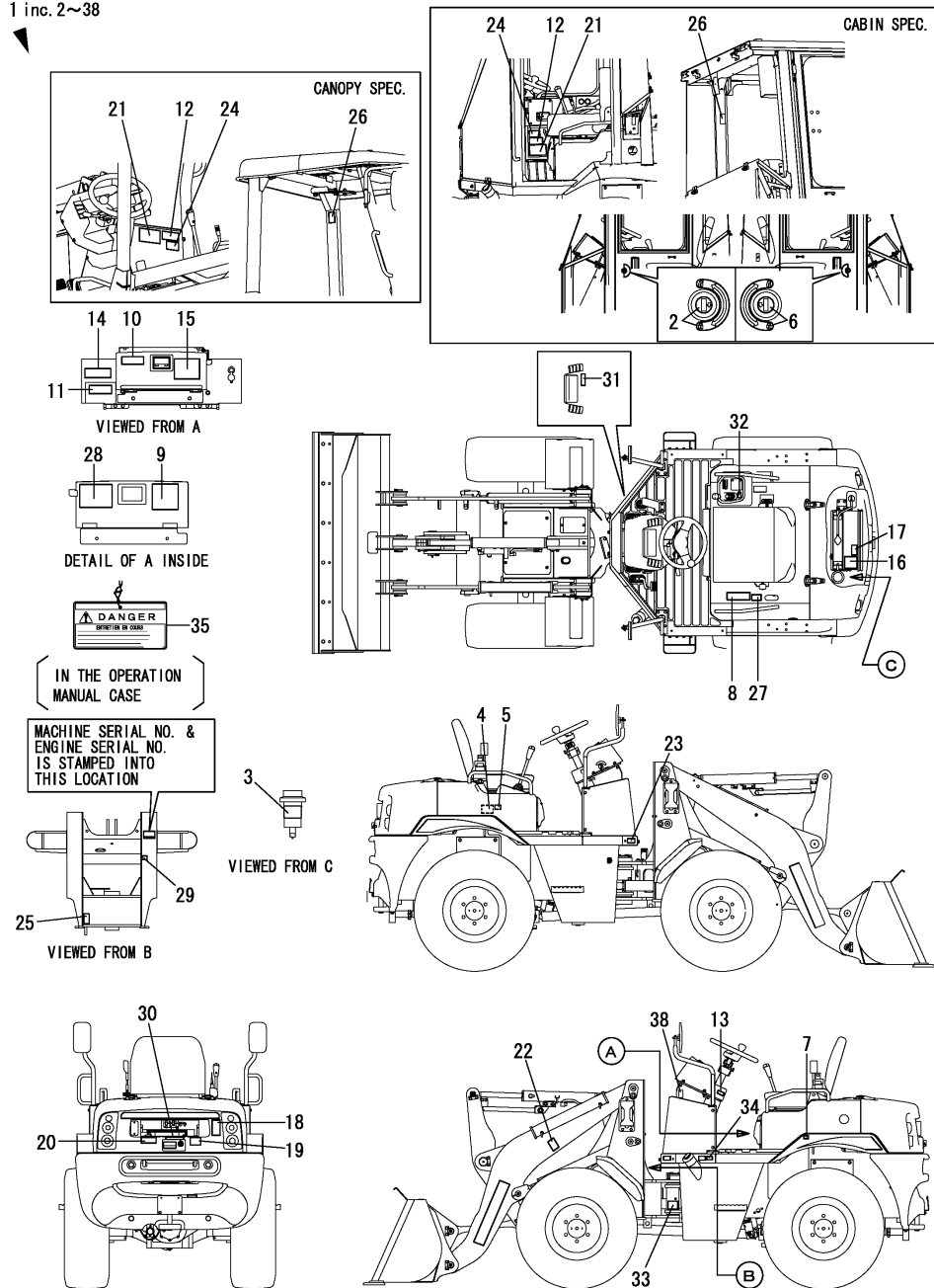
Remarks
 (1)Cabin spec.

Fig.79. (1A)LABEL(FOR CANADA)(OPTIONAL)

(A)=V3-6(US)
(B)=V3-6(AS)
(C)=V3-6(NZ)

(D)=
(E)=
(F)=

1 inc. 2~38

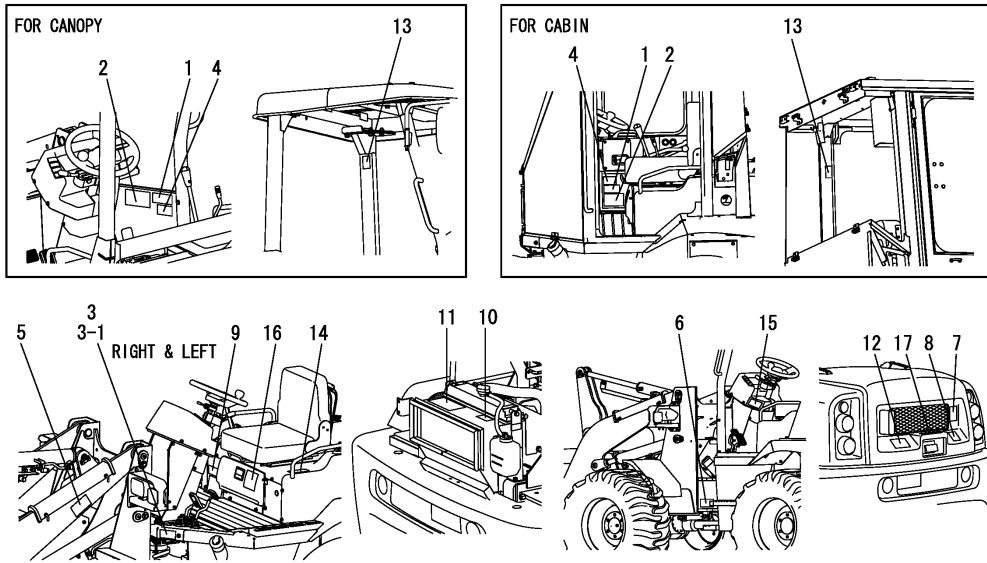


No.	Lev.	Parts No.	Description	Q'ty						I	R
				(A)	(B)	(C)	(D)	(E)	(F)		
1	1	172538-08730 (A=MXXXXX) (B=MXXXXX) (C=MXXXXX)	LABEL KIT(V3 F)	1	1	1					W
2	2	172458-03601	LABEL, DOOR LOCK	1	1	1					
3	2	172A07-03410	LABEL,WATER DRAIN	1	1	1					
4	2	172A37-03150	LABEL,SUB-TANK CA	1	1	1					
5	2	172A37-03160	LABEL,ANTI-FREEZE CA	1	1	1					
6	2	172538-03330	LABEL,LOCK R	1	1	1					
7	2	172538-03970	LABEL,AIR PRESS.F	1	1	1					
8	2	172531-03950	LABEL, SEAT BELT FR.	1	1	1					
9	2	172538-03980	LABEL,FUSE C F	1	1	1					
10	2	172538-03910	LABEL,SPEC.F	1	1	1					
11	2	172469-03360	LABEL,OIL	1	1	1					
12	2	172A37-03231	LABEL,MANUAL CA.	1	1	1					
13	2	172A37-03241	LABEL,SLOPE CA.	1	1	1					
14	2	172A37-03250	LABEL,RESERVOIR CA	1	1	1					
15	2	172A37-03271	LABEL,TRANSPORT CA.	1	1	1					
16	2	172A37-03290	LABEL,BATTERY CA	1	1	1					
17	2	172A37-03410	LABEL,RADIATOR CA	1	1	1					
18	2	172A37-03330	LABEL,ENGINE COVER	1	1	1					
19	2	172A37-03710	LABEL,ENGROOM CA	1	1	1					
20	2	172A37-03350	LABEL,SILENCER CA	1	1	1					
21	2	172A37-03300	LABEL,NEWTRAL CA	1	1	1					
22	2	172531-03970	LABEL,ARM LOCK FR.	1	1	1					
23	2	172527-03030	LANEL,ARTICULATE	1	1	1					
24	2	172531-03960	LABEL, CONTACT FR.	1	1	1					
25	2	172527-03081	LABEL,SAFETY BAR F	1	1	1					
26	2	172A37-03370	LABEL,ROPS CA	1	1	1					
27	2	172538-03920	LABEL,P,BRAKE F	1	1	1					
28	2	172538-03930	LABEL,FUSE F	1	1	1					
29	2	172538-03940	LABEL,GREASE F	1	1	1					
30	2	172538-03950	LABEL,CAUTION F	1	1	1					
31	2	172538-03960	LABEL,PARKING BRAKE	1	1	1					
32	2	172538-03990	LABEL,PTO LOCK F	1	1	1					
33	2	172538-03880	LABEL,GREASING F	2	2	2					
34	2	129942-07761	LABEL, FUEL OIL CAUT	1	1	1					
35	2	172469-03261	TAG ASSY, SERVICING	1	1	1					
38	2	172538-03890	LABEL,DEFROSTER F	1	1	1					

Fig.2. SAFETY LABEL

(A)=V3-6(US)
 (B)=V3-6(AS)
 (C)=V3-6(NZ)

(D)=
 (E)=
 (F)=



No.	Lev.	Parts No.	Description	Qty						I	R
				(A)	(B)	(C)	(D)	(E)	(F)		
1	1	172437-03302	LABEL, MANUAL	1	1	1					
2	1	172524-03621	LABEL	1	1	1					
3	1	172524-03631	LABEL	1							
3-1	1	172524-03631	LABEL	2	2	2					K
(A=FROM 1ST)											
4	1	172524-03642	LABEL, CONTACT US	1	1	1					
5	1	172524-03652	LABEL, LIFT ARM LOCK	1	1	1					
6	1	172524-03671	LABEL	1	1	1					
7	1	172437-03402	LABEL, ENGINE COVER	1	1	1					
8	1	172A36-03411	LABEL, ENGINE ROOM	1	1	1					
9	1	172437-03322	LABEL, RESEVOIR	1	1	1					
10	1	172437-03391	LABEL, RADIATOR	1	1	1					
11	1	172437-03361	LABEL, BATTERY	1	1	1					
12	1	172437-03422	LABEL, MUFFLER	1	1	1					
13	1	172437-03441	LABEL, ROPS	1	1	1					
14	1	172524-03471	LABEL	1	1	1					
15	1	172437-03312	LABEL, SLOPE	1	1	1					
16	1	172437-03343	LABEL, TRANSPORT	1	1	1					
17	1	172538-03750	LABEL,CAUTION US	1	1	1					

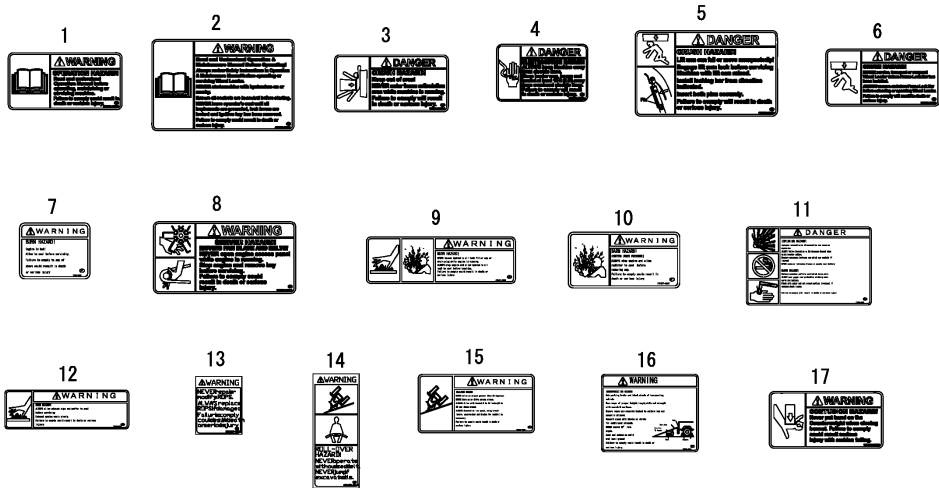
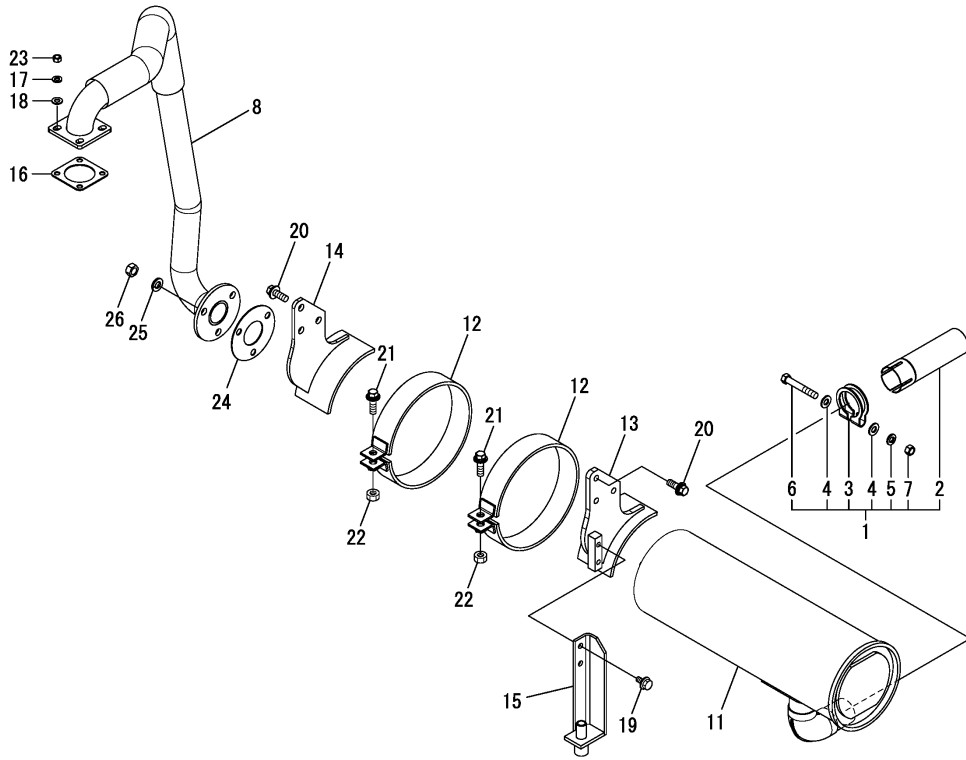


Fig.3. SILENCER

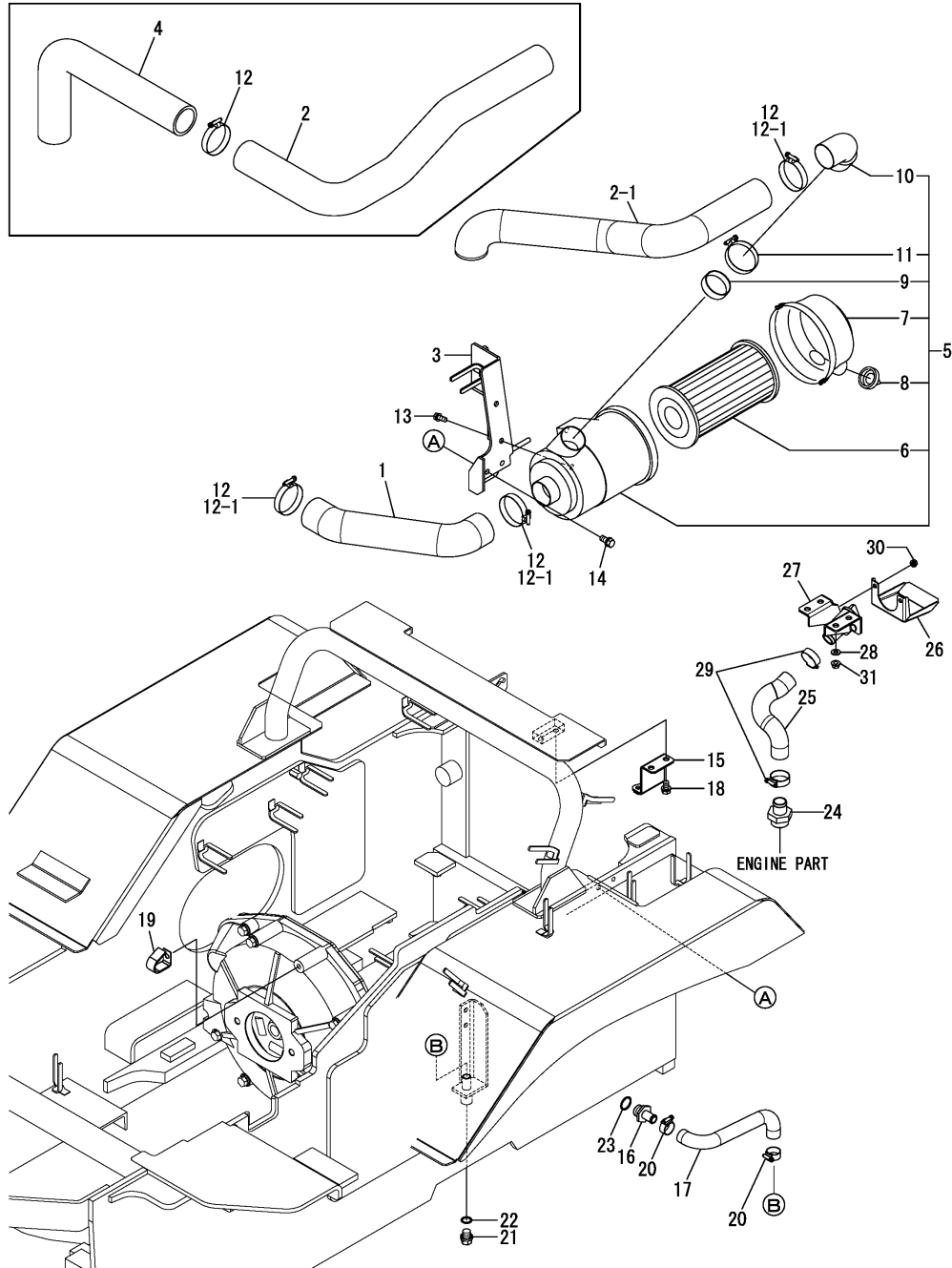


(A)=V3-6(US)
 (B)=V3-6(AS)
 (C)=V3-6(NZ)

(D)=
 (E)=
 (F)=

No.	Lev.	Parts No.	Description	Q'ty						I	R
				(A)	(B)	(C)	(D)	(E)	(F)		
1	1	172520-11300	PIPE, TAIL	1	1	1					
2	2	172520-11350	PIPE, TAIL	1	1	1					
3	2	121120-13580	CLAMP	1	1	1					
4	2	22137-100000	WASHER, 10	2	2	2					
5	2	22217-100000	WASHER, SPRING 10	1	1	1					
6	2	26116-100652	BOLT, M10X 65 PLATED	1	1	1					
7	2	26716-100002	NUT, M10	1	1	1					
8	1	172538-11301	TUBR ASSY, EXHAUST	1	1	1					
11	1	119869-13501	SILENCER	1	1	1					
12	1	172527-11340	BAND, SILENCER	2	2	2					
13	1	172538-11700	BRACKET ASSY,MUF L	1	1	1					
14	1	172538-11750	BRACKET ASSY,MUF R	1	1	1					
15	1	172538-11920-1	BRACKET,DRAIN (49)	1	1	1					
16	1	124701-11911	GASKET, SILENCER	1	1	1					
17	1	22217-080000	WASHER, SPRING 8	4	4	4					
18	1	22137-080000	WASHER, 8	4	4	4					
19	1	26014-080162	BOLT, M8X 16	2	2	2					
20	1	26014-100302	BOLT, M10X 30	6	6	6					
21	1	26014-100352	BOLT 10X35	2	2	2					
22	1	26702-100002	NUT, M10	2	2	2					
23	1	26716-080002	NUT, M8	4	4	4					
24	1	103954-13201	GASKET, SILENCER	1	1	1					
25	1	22217-100000	WASHER, SPRING 10	3	3	3					
26	1	26716-100002	NUT, M10	3	3	3					

Fig.4. AIR CLEANER & ENGINE DRAIN

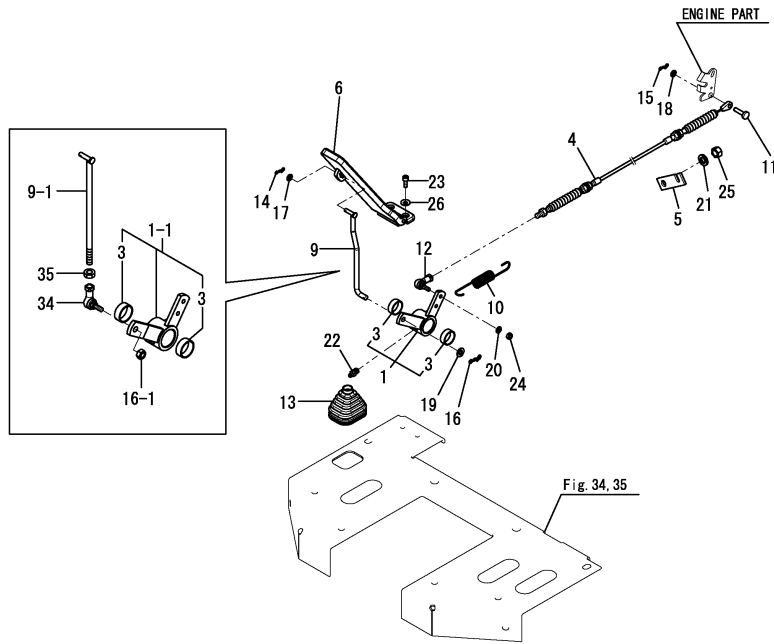
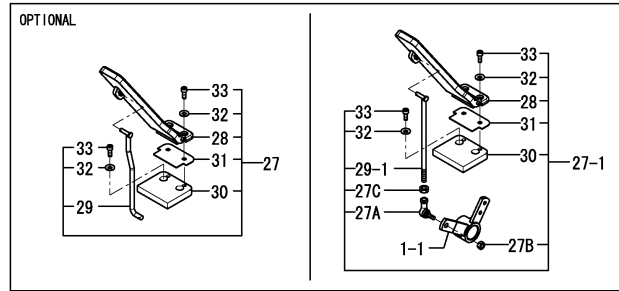


(A)=V3-6(US)
(B)=V3-6(AS)
(C)=V3-6(NZ)

(D)=
(E)=
(F)=

No.	Lev.	Parts No.	Description	Qty						I	R
				(A)	(B)	(C)	(D)	(E)	(F)		
1	1	172538-11500	HOSE A,AIR	1	1	1					
2	1	172538-11510	HOSE A,IN	1							
2-1	1	172538-11580	HOSE,IN	1	1	1					S
(A=M/#60747)											
3	1	172538-11520-1	STAY ASSY, AIR	1							
3-1	1	172538-11521	STAY ASSY, AIR	1	1	1					N
(A=M/#60747)											
4	1	172538-11600	HOSE B(IN	1							Z
(A=M/#60747)											
5	1	172538-11651	CLEANER ASSY, AIR	1	1	1					
6	2	129004-12520	ELEMENT	1	1	1					
7	2	119866-12541	COVER ASSY	1	1	1					
8	2	119808-12540	VALVE, UNLOADER	1	1	1					
9	2	129259-12570	RING	1	1	1					
10	2	129612-12560	ELBOW	1	1	1					
11	2	23000-060000	CLAMP, 60	1	1	1					
12	1	23000-060000	CLAMP, 60	4							
12-1	1	23000-060000	CLAMP, 60	3	3	3					K
(A=M/#60747)											
13	1	26013-080202	BOLT, M8X 20	2	2	2					
14	1	26014-100252	BOLT, M10X 25	2	2	2					
15	1	172538-11900-1	BRACKET ASSY,F/F(49)	1	1	1					
16	1	172541-11900	JOINT, DRAIN	1	1	1					
17	1	172538-11950	HOSE,LO DRAIN	1	1	1					
18	1	26013-100162	BOLT, M10X 16	2	2	2					
19	1	1A1380-59480	CLAMP, CORD	1	1	1					
20	1	23001-025000	CLAMP, HOSE 25	2	2	2					
21	1	23491-140002	PLUG, 14	1	1	1					
22	1	24311-000160	O-RING, 1AP16.0	1	1	1					
23	1	24341-000240	O-RING, 1AS24.0	1	1	1					
24	1	1E8941-01650	CONNECTOR, M33-25	1	1	1					W
(A=M/#60747)											
25	1	172538-11800	HOSE,OIL FEED	1	1	1					W
(A=M/#60747)											
26	1	172538-11810	SUMP	1	1	1					W
(A=M/#60747)											
27	1	172538-11820	STAY ASSY, OIL FEED	1	1	1					W
(A=M/#60747)											
28	1	22137-080000	WASHER, 8	4	4	4					W
(A=M/#60747)											
29	1	23001-035000	CLAMP, HOSE 35	2	2	2					W
(A=M/#60747)											
30	1	26051-060002	NUT, M6	2	2	2					W
(A=M/#60747)											
31	1	26051-080002	NUT, M8	4	4	4					W
(A=M/#60747)											

Fig.5. FOOT ACCELERATOR



(A)=V3-6(US)
(B)=V3-6(AS)
(C)=V3-6(NZ)

(D)=
(E)=
(F)=

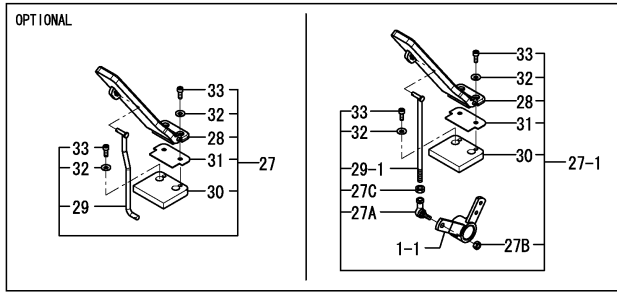
No.	Lev.	Parts No.	Description	Qty						I	R
				(A)	(B)	(C)	(D)	(E)	(F)		
1	1	172538-12200-1	LEVER ,AXEL CAM (49)	1	1	1					
1-1	1	172538-12201-1	LEVER ASSY,AXEL CAM	1	1	1					S
		(A=*2013.10) (B=*2013.10) (C=*2013.10)									
3	2	24550-025100	BUSH, 25X10	2	2	2					
4	1	172527-12251	WIRE	1	1	1					
5	1	172524-12260	BRACKET E,WIRE	1	1	1					
6	1	172520-12310	PEDAL ASSY, THROTTLE	1							
6-1	1	172538-12310	PEDAL ASSY,ACCEL	1	1	1					N
		(A=M/#60911)									
9	1	172538-12361	ROD A ASSY,LINK	1							
9-1	1	172538-12362	ROD A ASSY,LINK	1	1	1					S 2
		(A=M/#60903)									
9-2	1	172538-12363	ROD ASSY,LINK A	1	1	1					S
		(A=*2013.10) (B=*2013.10) (C=*2013.10)									
10	1	172524-12380	SPRING, RETURN	1	1	1					
11	1	172113-12522	PIN, CABLE	1	1	1					
12	1	172446-45820	LINK BALL 6	1	1	1					
13	1	172520-46150	BOOT	1	1	1					
14	1	1C6281-52310	PIN, SNAP 6	1	1	1					
15	1	1C6281-52310	PIN, SNAP 6	1	1	1					
16	1	1C6281-52320	PIN, SNAP 8	1	1	1					
16-1	1	26347-080002	NUT, M8	1	1	1					S
		(A=*2013.10) (B=*2013.10) (C=*2013.10)									
17	1	22137-060000	WASHER, 6	1	1	1					
18	1	22137-060000	WASHER, 6	1	1	1					
19	1	22137-080000	WASHER, 8	1	1	1					Z
		(A=*2013.10) (B=*2013.10) (C=*2013.10)									
20	1	22217-060000	WASHER, SPRING 6	1	1	1					
21	1	22217-120000	WASHER, SPRING 12	1	1	1					
22	1	24761-020000	NIPPLE, GREASE PT1/8	1	1	1					
23	1	26450-060162	BOLT, M6X 16	2	2	2					
24	1	26716-060002	NUT, M6	1	1	1					
25	1	26716-120002	NUT, M12	1	1	1					
26	1	22137-060000	WASHER, 6	2	2	2					W 2
		(A=M/#60903)									
27	1	172538-08880	PARTS ASSY, PEDAL	1	1	1					W 1
		(A=M/#60911)									
27-1	1	172538-08881	PEDAL ASSY,ACCEL	1	1	1					S 1
		(A=*2013.10) (B=*2013.10) (C=*2013.10)									
27A	2	1E4760-43090	BALL RBL8,LINK	1	1	1					W
		(A=*2013.10) (B=*2013.10) (C=*2013.10)									
27B	2	26347-080002	NUT, M8	1	1	1					W
		(A=*2013.10) (B=*2013.10) (C=*2013.10)									
27C	2	26716-080002	NUT, M8	1	1	1					W
		(A=*2013.10) (B=*2013.10) (C=*2013.10)									
28	2	172538-12310	PEDAL ASSY,ACCEL	1	1	1					W
		(A=M/#60911)									
29	2	172538-12362	ROD A ASSY,LINK	1	1	1					W
		(A=M/#60911)									
29-1	2	172538-12363	ROD ASSY,LINK A	1	1	1					S
		(A=*2013.10) (B=*2013.10) (C=*2013.10)									

Remarks
(1)Optional
(2)Interchangeable by simultaneous Replacement with Fig.34 Ref.No.1-1
Interchangeable by simultaneous Replacement with Fig.35 Ref.No.1-1

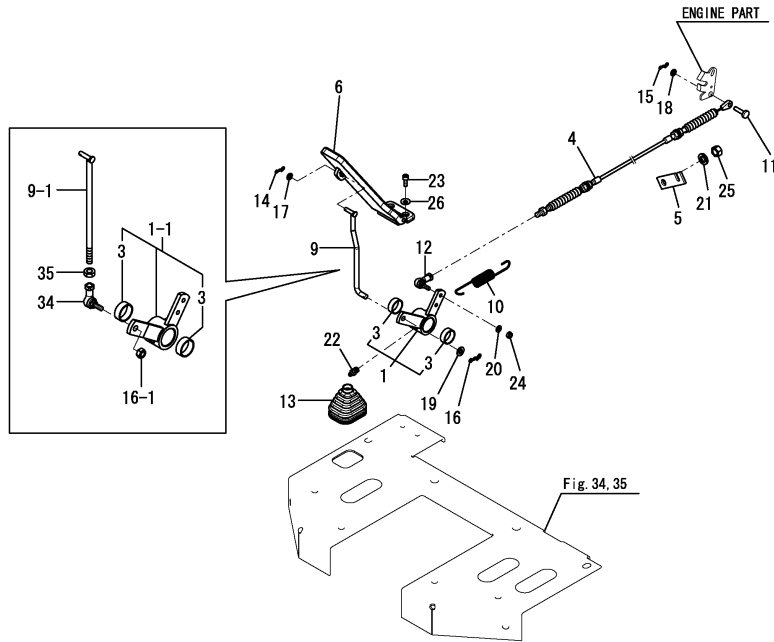
Fig.5. FOOT ACCELERATOR

(A)=V3-6(US)
 (B)=V3-6(AS)
 (C)=V3-6(NZ)

(D)=
 (E)=
 (F)=



No.	Lev.	Parts No.	Description	Q'ty						I	R
				(A)	(B)	(C)	(D)	(E)	(F)		
30	2	172538-12450 (A=M/#60911)	PLATE ,73X64X12	1	1	1					W
31	2	172538-12500 (A=M/#60911)	PLATE,PEDAL	1	1	1					W
32	2	22137-060000 (A=M/#60911)	WASHER, 6	4	4	4					W
33	2	26450-060162 (A=M/#60911)	BOLT, M6X 16	4	4	4					W
34	1	1E4760-43090 (A=*2013.10)	BALL RBL8,LINK	1	1	1					W
35	1	26716-080002 (A=*2013.10)	NUT, M8	1	1	1					W

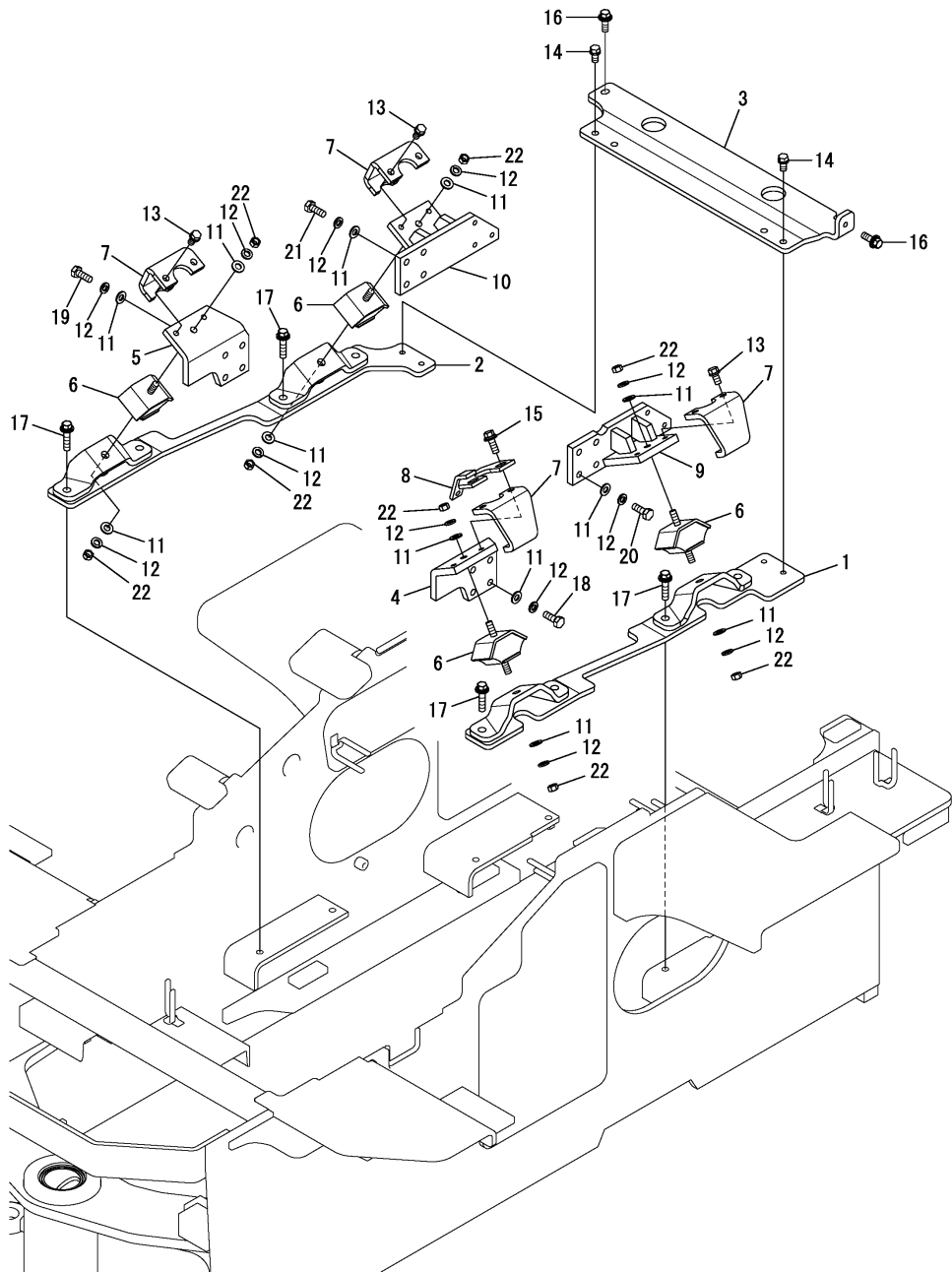


Remarks
 (1)Optional
 (2)Interchangeable by simultaneous
 Replacement with Fig.34 Ref.No.1-1
 Interchangeable by simultaneous
 Replacement with Fig.35 Ref.No.1-1

Fig.6. ENGINE MOUNT

(A)=V3-6(US)
 (B)=V3-6(AS)
 (C)=V3-6(NZ)

(D)=
 (E)=
 (F)=

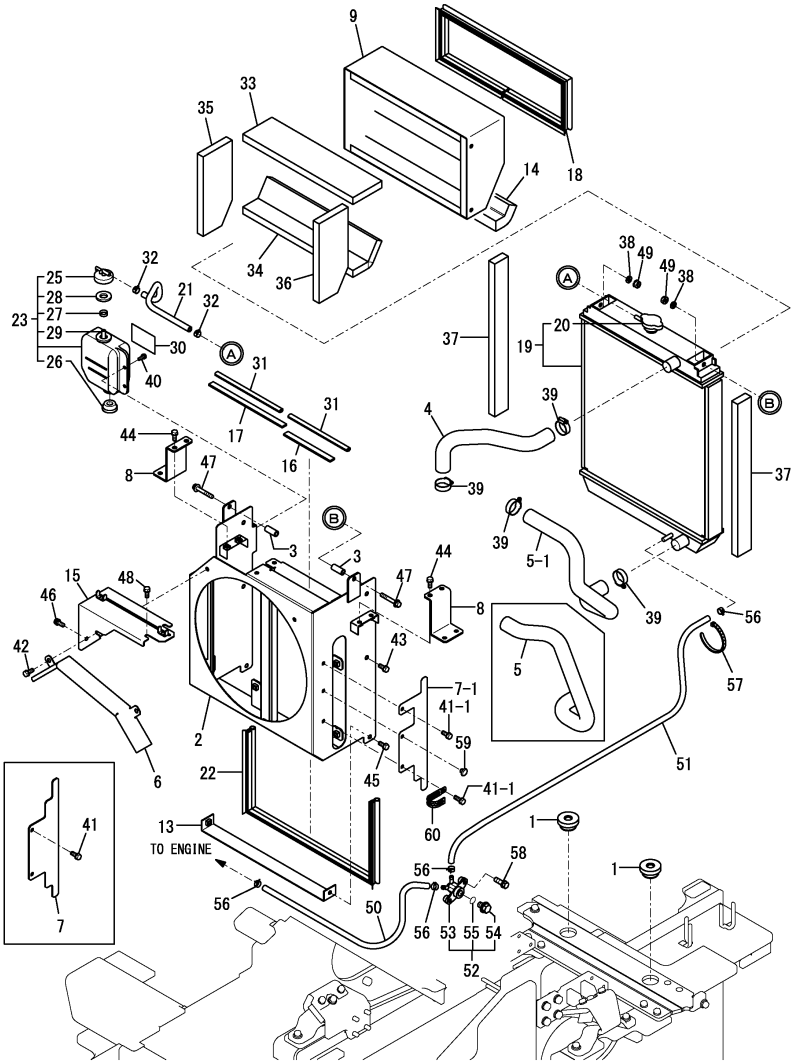


No.	Lev.	Parts No.	Description	Qty						I	R
				(A)	(B)	(C)	(D)	(E)	(F)		
1	1	172538-13100	BRACKET, ENGINE	1	1	1					
2	1	172538-13120	BRACKET, ENGINE	1	1	1					
3	1	172538-13140-1	PLATE REAR (GRAY:49)	1	1	1					
4	1	172538-13150	BRACKET, ENGINE	1	1	1					
5	1	172538-13160	BRACKET, ENGINE	1	1	1					
6	1	172524-13180	ABSORBER, SHOCK	4	4	4					
7	1	172527-13190-1	STOPPER	4	4	4					
8	1	172538-13250-1	BASE,SPPRING(GRAY:49)	1	1	1					
9	1	172538-13900	BRACKET, ENGINE	1	1	1					
10	1	172538-13950	BRACKET, ENGINE	1	1	1					
11	1	22137-100000	WASHER, 10	24	24	24					
12	1	22217-100000	WASHER, SPRING 10	24	24	24					
13	1	26013-100202	BOLT, M10X 20	6	6	6					
14	1	26013-100202	BOLT, M10X 20	4	4	4					
15	1	26014-100302	BOLT, M10X 30	2	2	2					
16	1	26014-100302	BOLT, M10X 30	2	2	2					
17	1	26014-100452	BOLT, M10X 45	8	8	8					
18	1	26076-100302	BOLT, 10.910X 30	4	4	4					
19	1	26076-100302	BOLT, 10.910X 30	4	4	4					
20	1	26076-100302	BOLT, 10.910X 30	4	4	4					
21	1	26076-100302	BOLT, 10.910X 30	4	4	4					
22	1	26716-100002	NUT, M10	8	8	8					

Fig.7. RADIATOR

(A)=V3-6(US)
(B)=V3-6(AS)
(C)=V3-6(NZ)

(D)=
(E)=
(F)=



Remarks

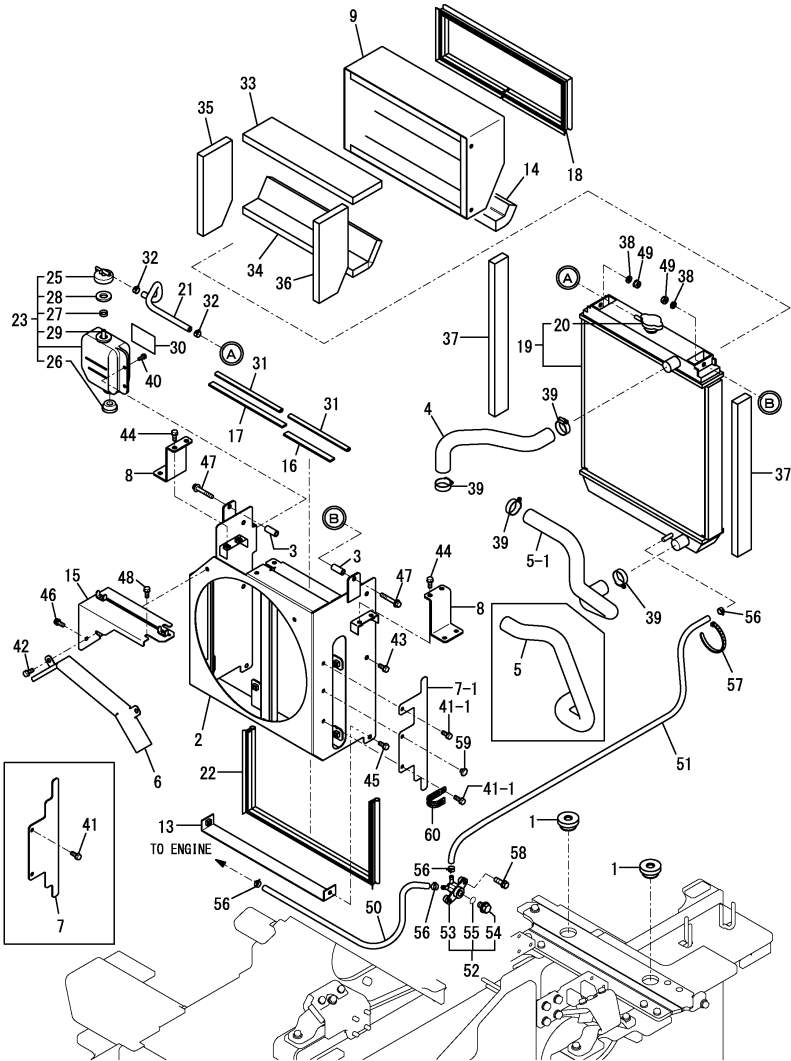
- (1)Please use this part with following labels at the same time Ref. No. 2A,2B.
- (2)Please use this part with following labels at the same time Ref. No. 29A,29B.
- (3)Labels are not illustrated.

No.	Lev.	Parts No.	Description	Qty						I	R
				(A)	(B)	(C)	(D)	(E)	(F)		
1	1	198162-00640	SUPPORT, RADIATOR	2	2	2					
2	1	172538-13311	SHROUD ASSY	1							1
2-1	1	172538-13312	SHROUD ASSY	1	1	1					S 1
(A=M/#60747)											
2A	1	172437-03361	LABEL, BATTERY	1	1	1					3
2B	1	172437-03391	LABEL, RADIATOR	1	1	1					3
3	1	172527-13320	COLLAR	2	2	2					
4	1	172538-13500	PIPE, WATER	1	1	1					
5	1	172538-13510	PIPE, WATER	1							
5-1	1	172538-13511	PIPE, WATER	1	1	1					S
(A=M/#60747)											
6	1	172538-13550	GUARD, FAN	1	1	1					
7	1	172538-13560-1	COVER, OIL	1							
7-1	1	172538-13561	COVER, OIL	1	1	1					S
(A=M/#60747)											
8	1	172538-13580-1	STAY, RADIATOR	2	2	2					
9	1	172538-13600-1	COVER ASSY	1	1	1					
13	1	172538-13650-1	COVER ASSY	1	1	1					
14	1	172538-13680	SEAL, 60X30X414	1	1	1					
15	1	172538-13700-1	COVER ASSY, SHROUD	1	1	1					
16	1	172538-13750	RUBBER, SEAL 160	1							
16-1	1	172538-13751	RUBBER, SEAL 175	1	1	1					S
(A=M/#60747)											
17	1	172538-13760	RUBBER, SEAL 250	1	1	1					
18	1	172538-13770	RUBBER, SEAL 1060	1	1	1					
19	1	172538-13800	RADIATOR ASSY	1	1	1					
20	2	129107-44590	CAP, RADIATOR	1	1	1					
21	1	172141-14620	HOSE, FUEL	1	1	1					
22	1	172460-19060	RUBBER, SEAL	1	1	1					
23	1	121468-44510	TANK ASSY	1							2
23-1	1	121468-44520	TANK ASSY, SUB	1	1	1					N
(A=M60905)											
25	2	121450-44531	CAP	1	1	1					
26	2	121468-44540	PLUG	1							Z
(A=M60905)											
27	2	124450-44560	RETAINER	1	1	1					
28	2	121470-44581	GASKET	1	1	1					
29	2	23065-070130	PIPE, 7X 130	1	1	1					
29A	1	172A38-03201	LABEL, SUB TANK	1	1	1					3
29B	1	172A38-03211	LABEL, ANTI-FREEZING	1	1	1					3
30	1	172A38-03201	LABEL, SUB TANK	1	1	1					
31	1	172186-45690	RUBBER	2	2	2					
32	1	124766-59050	CLIP, HOSE 12	2	2	2					
33	1	172538-60100	SPONGE	1	1	1					
34	1	172538-60110	SPONGE	1	1	1					
35	1	172538-60120	SPONGE	1	1	1					
36	1	172538-60130	SPONGE	1	1	1					
37	1	172538-60230	SPONGE	2	2	2					
38	1	22137-080000	WASHER, 8	2	2	2					
39	1	23001-041000	CLAMP, HOSE 41	4	4	4					
40	1	26013-060162	BOLT, M6X 16	2	2	2					

Fig.7. RADIATOR

(A)=V3-6(US)
(B)=V3-6(AS)
(C)=V3-6(NZ)

(D)=
(E)=
(F)=



No.	Lev.	Parts No.	Description	Qty						I	R
				(A)	(B)	(C)	(D)	(E)	(F)		
41	1	26013-080162	BOLT, M8X 16	2							
41-1	1	26013-080202	BOLT, M8X 20	2	2	2					R
(A=M60501)											
42	1	26013-080202	BOLT, M8X 20	2	2	2					
43	1	26013-080202	BOLT, M8X 20	4	4	4					
44	1	26013-080202	BOLT, M8X 20	8	8	8					
45	1	26013-080202	BOLT, M8X 20	2	2	2					
46	1	26013-080202	BOLT, M8X 20	1	1	1					
47	1	26013-080552	BOLT, M8X 55	2	2	2					
48	1	26014-080162	BOLT, M8X 16	2	2	2					
49	1	26051-080002	NUT, M8	2	2	2					
50	1	172142-14620	HOSE, FUEL	1	1	1					
51	1	172120-14660	HOSE	1							
51-1	1	172538-14400	TUBE, BLADE	1	1	1					N
(A=M/#60747)											
52	1	121450-49110	COCK ASSY, 3-WAY	1	1	1					
53	2	121450-49100	BODY, 3-WAY COCK	1	1	1					
54	2	23491-140002	PLUG, 14	1	1	1					
55	2	24311-000160	O-RING, 1AP16.0	1	1	1					
56	1	124766-59050	CLIP, HOSE 12	4	4	4					
57	1	172122-79930	CLAMP, HOSE	1	1	1					
58	1	26013-100302	BOLT, M10X 30	2	2	2					
59	1	172444-17660	CLIP, TREE	1	1	1					W
(A=M60501)											
60	1	1A1686-57850	CLAMP, 80	1	1	1					W
(A=M60501)											

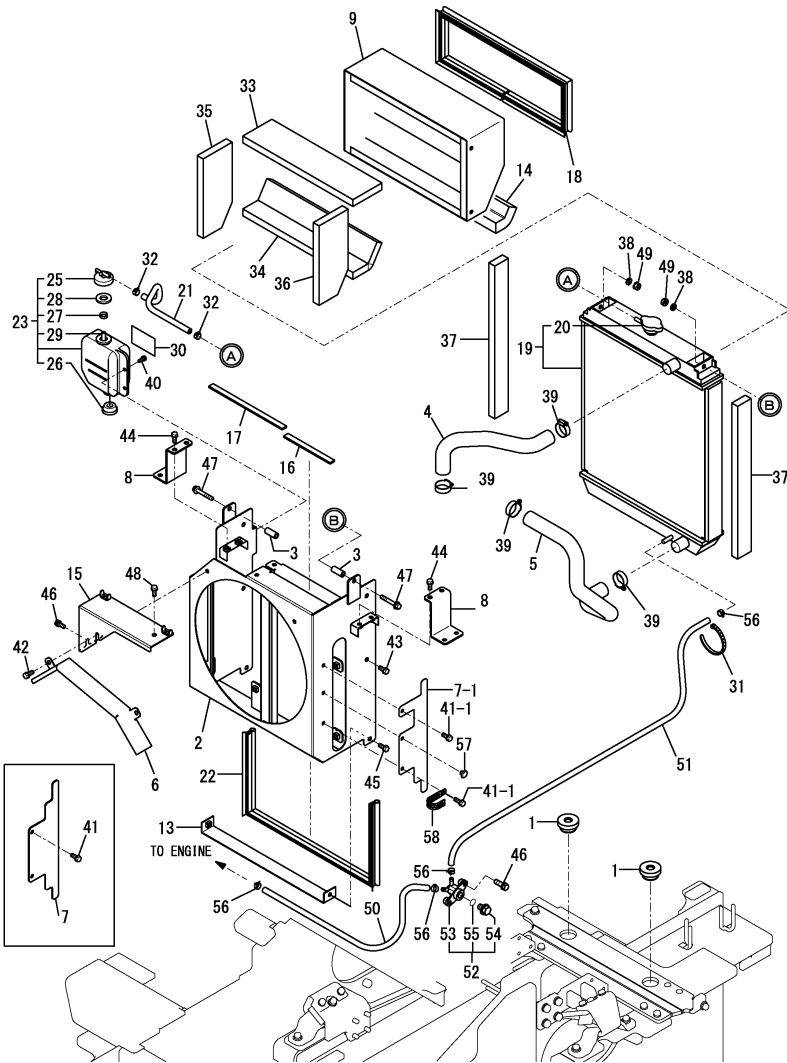
Remarks

- (1)Please use this part with following labels at the same time Ref. No. 2A,2B.
- (2)Please use this part with following labels at the same time Ref. No. 29A,29B.
- (3)Labels are not illustrated.

Fig.8. RADIATOR(AIR CON.SPEC.)

(A)=V3-6(US)
(B)=V3-6(AS)
(C)=V3-6(NZ)

(D)=
(E)=
(F)=



Remarks

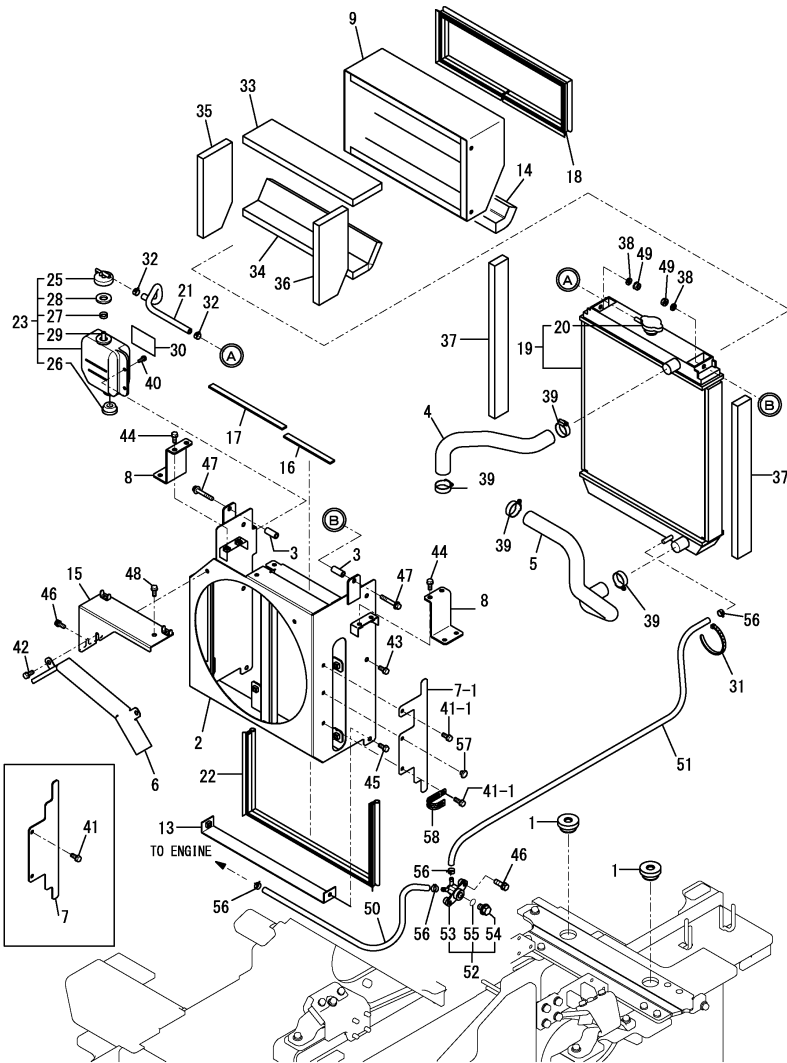
- (1)Please use this part with following labels at the same time Ref. No. 2A,2B.
- (2)Please use this part with following labels at the same time Ref. No. 29A,29B.
- (3)Labels are not illustrated.

No.	Lev.	Parts No.	Description	Q'ty						I	R
				(A)	(B)	(C)	(D)	(E)	(F)		
1	1	198162-00640	SUPPORT, RADIATOR	2	2	2					
2	1	172539-13310	SHROUD ASSY	1	1	1					1
2A	1	172437-03361	LABEL, BATTERY	1	1	1					3
2B	1	172437-03391	LABEL, RADIATOR	1	1	1					3
3	1	172527-13320	COLLAR	2	2	2					
4	1	172538-13500	PIPE, WATER	1	1	1					
5	1	172538-13511	PIPE, WATER	1	1	1					
6	1	172539-13550	GUARD, FAN	1	1	1					
7	1	172538-13561	COVER, OIL	1	1	1					
8	1	172538-13580-1	STAY, RADIATOR	2	2	2					
9	1	172538-13600-1	COVER ASSY	1	1	1					
13	1	172538-13650-1	COVER ASSY	1	1	1					
14	1	172538-13680	SEAL, 60X30X414	1	1	1					
15	1	172539-13700-1	COVER, SHROUD	1	1	1					
16	1	172538-13751	RUBBER, SEAL 175	1	1	1					
17	1	172538-13760	RUBBER, SEAL 250	1	1	1					
18	1	172538-13770	RUBBER, SEAL 1060	1	1	1					
19	1	172538-13800	RADIATOR ASSY	1	1	1					
20	2	129107-44590	CAP, RADIATOR	1	1	1					
21	1	172141-14620	HOSE, FUEL	1	1	1					
22	1	172460-19060	RUBBER, SEAL	1	1	1					
23	1	121468-44510	TANK ASSY	1							2
23-1	1	121468-44520	TANK ASSY, SUB	1	1	1					N 2
(A=M60905)											
25	2	121450-44531	CAP	1	1	1					
26	2	121468-44540	PLUG	1							Z
(A=M60905)											
27	2	124450-44560	RETAINER	1	1	1					
28	2	121470-44581	GASKET	1	1	1					
29	2	23065-070130	PIPE, 7X 130	1	1	1					
29A	1	172A38-03201	LABEL, SUB TANK	1	1	1					3
29B	1	172A38-03211	LABEL, ANTI-FREEZING	1	1	1					3
30	1	172A38-03201	LABEL, SUB TANK	1	1	1					
31	1	172122-79930	CLAMP, HOSE	1	1	1					
32	1	124766-59050	CLIP, HOSE 12	2	2	2					
33	1	172538-60100	SPONGE	1	1	1					
34	1	172538-60110	SPONGE	1	1	1					
35	1	172538-60120	SPONGE	1	1	1					
36	1	172538-60130	SPONGE	1	1	1					
37	1	172538-60230	SPONGE	2	2	2					
38	1	22137-080000	WASHER, 8	2	2	2					
39	1	23001-041000	CLAMP, HOSE 41	4	4	4					
40	1	26014-060202	BOLT, M6X 20	2	2	2					
41	1	26014-080202	BOLT, M8X 20	2							
41-1	1	26013-080202	BOLT, M8X 20	2	2	2					R
(A=M60501)											
42	1	26014-080202	BOLT, M8X 20	2							
42-1	1	26013-080202	BOLT, M8X 20	1	1	1					R
(A=M60501)											
43	1	26014-080202	BOLT, M8X 20	4							
43-1	1	26013-080202	BOLT, M8X 20	4	4	4					R

Fig.8. RADIATOR(AIR CON.SPEC.)

(A)=V3-6(US)
(B)=V3-6(AS)
(C)=V3-6(NZ)

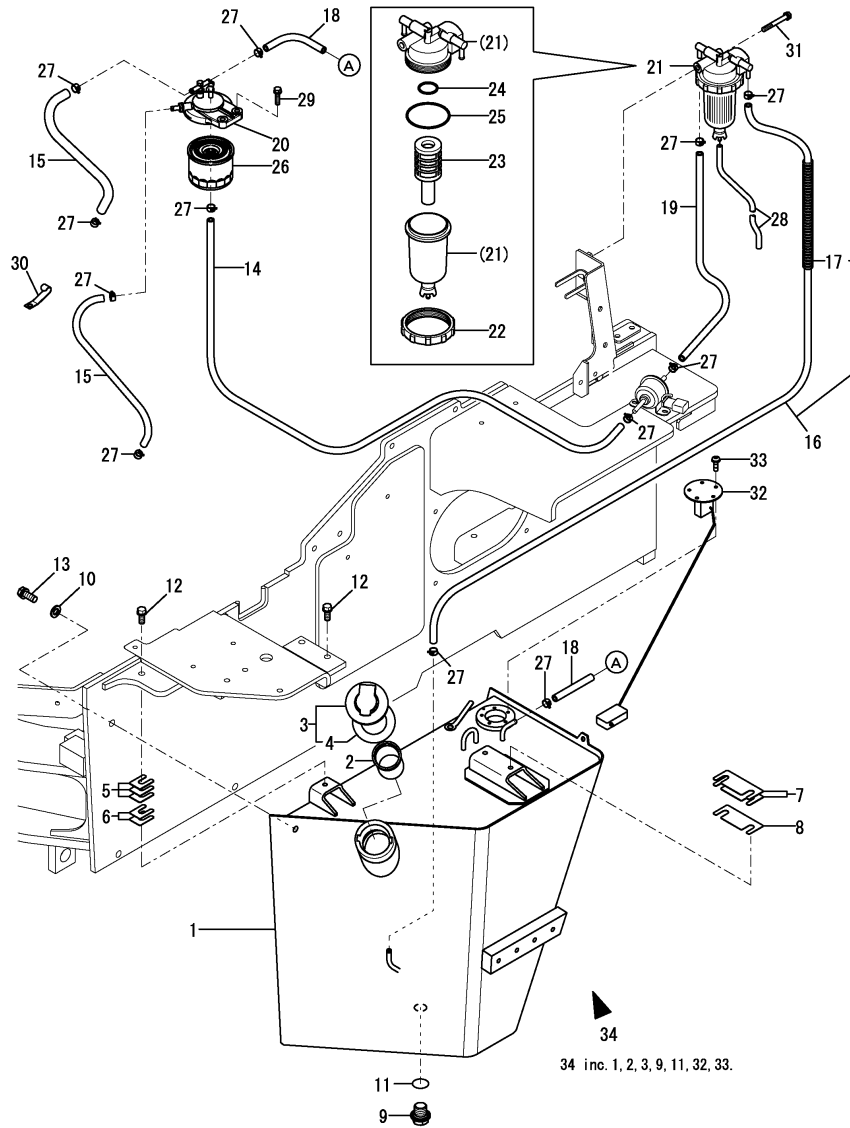
(D)=
(E)=
(F)=



No.	Lev.	Parts No.	Description	Q'ty						I	R
				(A)	(B)	(C)	(D)	(E)	(F)		
		(A=M60501)									
44	1	26014-080202	BOLT, M8X 20	8							
44-1	1	26013-080202	BOLT, M8X 20	8	8	8					R
		(A=M60501)									
45	1	26014-080202	BOLT, M8X 20	2							
45-1	1	26013-080202	BOLT, M8X 20	2	2	2					R
		(A=M60501)									
46	1	26013-100302	BOLT, M10X 30	2	2	2					
47	1	26013-080552	BOLT, M8X 55	2	2	2					
48	1	26014-080202	BOLT, M8X 20	2							
48-1	1	26014-080162	BOLT, M8X 16	3	3	3					R
		(A=M60501)									
49	1	26051-080002	NUT, M8	2	2	2					
50	1	172142-14620	HOSE, FUEL	1	1	1					
51	1	172538-14400	TUBE, BLADE	1	1	1					
52	1	121450-49110	COCK ASSY, 3-WAY	1	1	1					
53	2	121450-49100	BODY, 3-WAY COCK	1	1	1					
54	2	23491-140002	PLUG, 14	1	1	1					
55	2	24311-000160	O-RING, 1AP16.0	1	1	1					
56	1	124766-59050	CLIP, HOSE 12	4	4	4					
57	1	172444-17660	CLIP, TREE	1	1	1					W
		(A=M60501)									
58	1	1A1686-57850	CLAMP, 80	1	1	1					W
		(A=M60501)									

Remarks
 (1)Please use this part with following labels at the same time Ref. No. 2A,2B.
 (2)Please use this part with following labels at the same time Ref. No. 29A,29B.
 (3)Labels are not illustrated.

Fig.9. FUEL TANK



(A)=V3-6(US)
(B)=V3-6(AS)
(C)=V3-6(NZ)

(D)=
(E)=
(F)=

No.	Lev.	Parts No.	Description	Q'ty						I	R
				(A)	(B)	(C)	(D)	(E)	(F)		
1	1	172538-14011	TANK ASSY, FUEL	1	1	1					
2	1	172183-14250	FILTER, FUEL	1	1	1					
3	1	172122-14301	CAP ASSY, TANK	1	1	1					
4	2	172122-14350	GASKET	1	1	1					
5	1	172538-14311	SHIM, TANK T=1.0	3	3	3					
6	1	172538-14321	SHIM, TANK T=0.5	2	2	2					
7	1	172538-14341	SHIM, TANK T=1.0	2	2	2					
8	1	172538-14351	SHIM, TANK T=0.5	1	1	1					
9	1	172455-75330	PLUG, DRAIN	1	1	1					
10	1	22137-120000	WASHER, 12	4	4	4					
11	1	24341-000300	O-RING, 1AS30.0	1	1	1					
12	1	26013-100252	BOLT, M10X 25	3	3	3					
13	1	26013-120302	BOLT, M12X 30	4	4	4					
14	1	1E6299-03000	PIPE, FUEL RETURN	1	1	1					
15	1	1E6686-03050	PIPE ASSY, FUEL L390	2	2	2					
16	1	172538-14050	HOSE	1	1	1					
17	2	184014-59510	TUBE, CORRUGATED	1	1	1					
18	1	172458-14640	HOSE	1	1	1					
19	1	172120-14680	HOSE	1	1	1					
20	1	129004-55612	BRACKET, FILTER	1	1	1					
21	1	184016-55700	SEPARATOR ASSY,WATER	1	1	1					1
21-1	1	184016-55701	SEPARATOR ASSY	1	1	1					N 1
		(A=M60968) (B=M60968) (C=M60968)									
22	2	129100-55690	RING, RETAINING	1	1	1					
23	2	119802-55710	ELEMENT	1	1	1					
24	2	24311-000160	O-RING, 1AP16.0	1	1	1					
25	2	24321-000650	O-RING, 1AG65.0	1	1	1					
25A	1	172A07-03160	LABEL	1	1	1					2
26	1	119802-55810	FILTER,FO	1	1	1					
27	1	124766-59050	CLIP, HOSE 12	12	12	12					
28	1	23061-050300	PIPE, 5X 300	1	1	1					
29	1	26013-080252	BOLT, M8X 25	2	2	2					
30	1	1A1686-57850	CLAMP, 80	1	1	1					
31	1	26106-080652	BOLT, M8X 65 PLATED	1	1	1					
32	1	172538-17430	GAUGE, FUEL	1	1	1					
33	1	26022-050162	SCREW, M5X16	5	5	5					
34	1	172538-08010	TANK KIT, FUEL	1	1	1					W
		(A=MXXXXX) (B=MXXXXX) (C=MXXXXX)									

Remarks

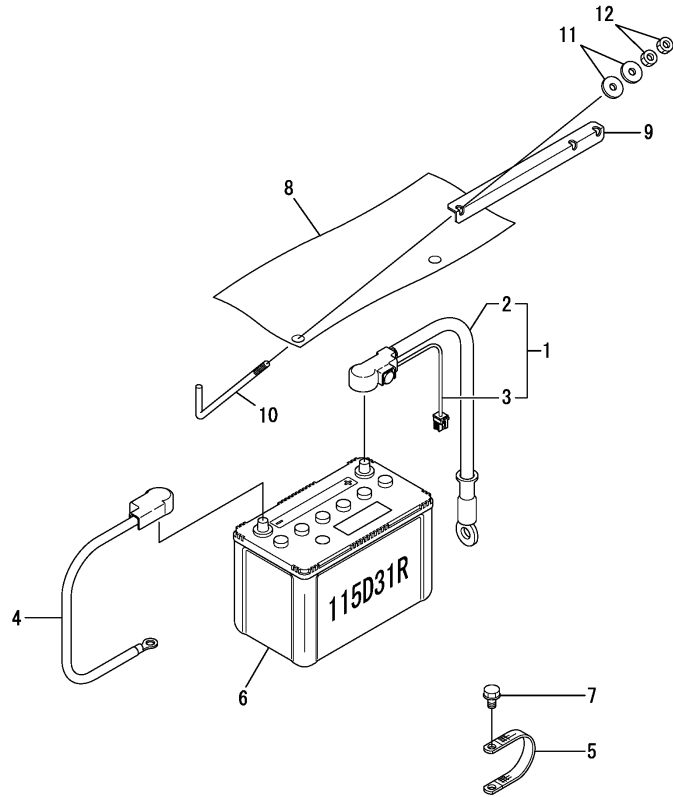
(1) Please use this part with following labels at the same time Ref. No. 25A.

(2) Labels are not illustrated.

Fig.10. BATTERY

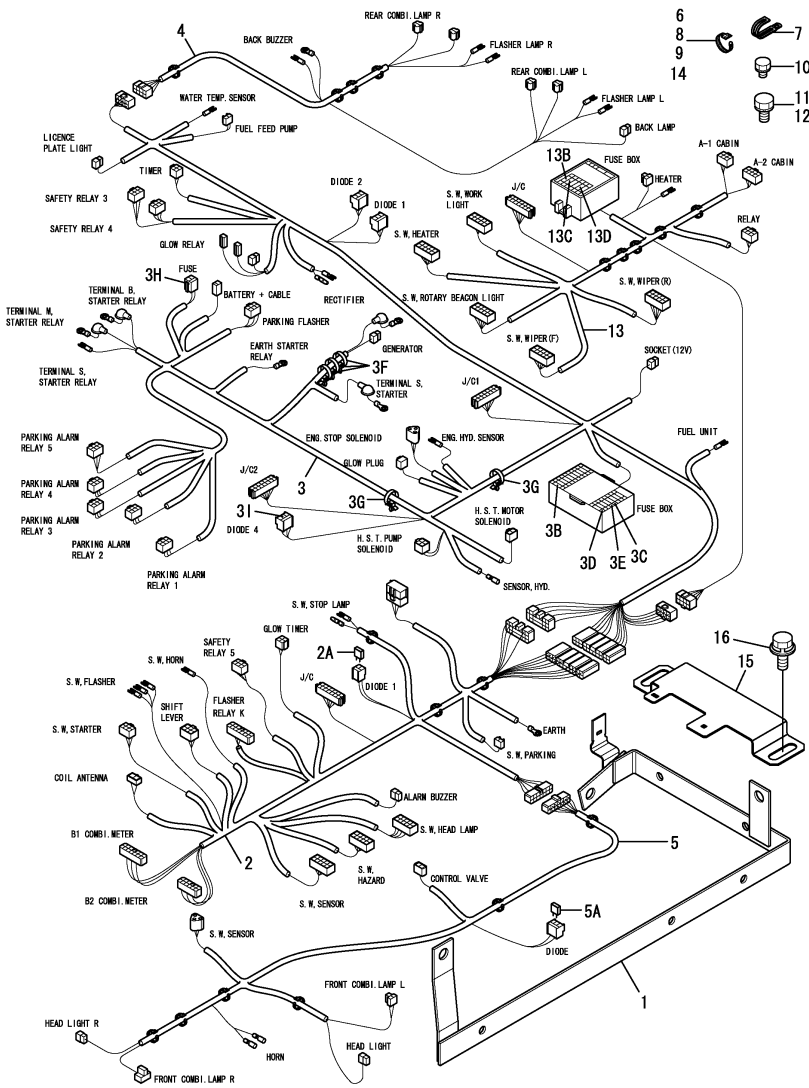
(A)=V3-6(US)
 (B)=V3-6(AS)
 (C)=V3-6(NZ)

(D)=
 (E)=
 (F)=



No.	Lev.	Parts No.	Description	Q'ty						I	R
				(A)	(B)	(C)	(D)	(E)	(F)		
1	1	172527-16100	CABLE ASSY, BATTERY	1	1	1					
2	2	172527-16130	CORD, BATTERY	1	1	1					
3	2	172527-16150	HARNESS C, WIRE	1	1	1					
4	1	172527-16120	CABLE, BATTERY EARTH	1	1	1					
5	1	172A47-16130	CORD, ENGINE EARTH	1	1	1					
6	1	172460-16130	BATTERY	1	1	1					
7	1	26013-100162	BOLT, M10X 16	2	2	2					
8	1	172538-16250	COVER, BATTERY	1	1	1					
9	1	172116-16310-3	RETAINER, BATTERY	1	1	1					
10	1	172538-16320	ROD, CLAMP	2	2	2					
11	1	22157-080000	WASHER, 8	4	4	4					
12	1	26716-080002	NUT, M8	4	4	4					

Fig.11. WIRING(TO M61068)



(A)=V3-6(US)
(B)=V3-6(AS)
(C)=V3-6(NZ)

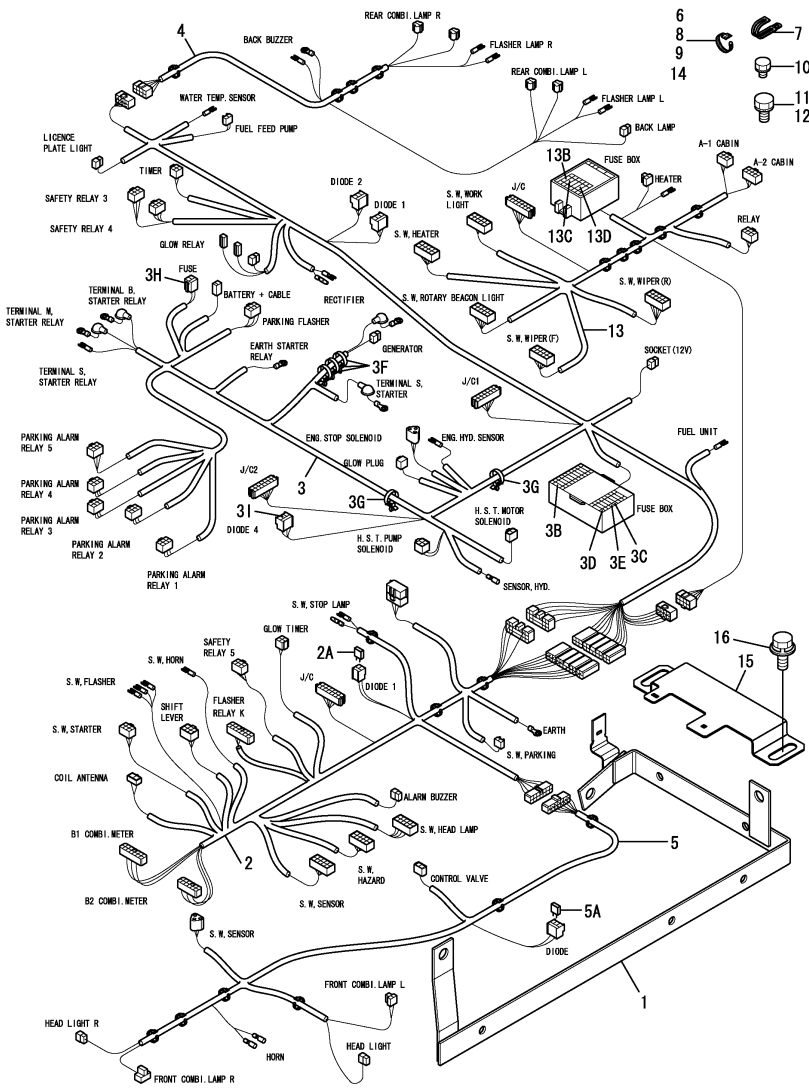
(D)=
(E)=
(F)=

No.	Lev.	Parts No.	Description	Qty						I	R
				(A)	(B)	(C)	(D)	(E)	(F)		
1	1	172538-16101-1	SUPPORT ASSY	1	1	1					
2	1	172538-16700	HARNESS ASSY,M(US)	1							
2-1	1	172538-16701	HARNESS ASSY,M(US)	1							S 2
(A=M/#60747)											
2-2	1	172538-16702	HARNESS ASSY,M(US)	1	1	1					N
(A=M60501)											
2A	2	172648-16600	DIODE	1	1	1					W
(A=M60501)											
3	1	172538-16511	HARNESS ASSY,REAR	1							
3-1	1	172538-16512	HARNESS ASSY,REAR	1							S 1
(A=M/#60747)											
3-2	1	172538-16513	HARNESS ASSY,REAR	1	1	1					N
(A=M60501)											
3B	2	198535-52110	FUSE, 5A	5	5	5					W
(A=M60501)											
3C	2	198535-52120	FUSE, 10A	2	2	2					W
(A=M60501)											
3D	2	198535-52130	FUSE, 15A	6	6	6					W
(A=M60501)											
3E	2	198535-52170	FUSE, 30A	2	2	2					W
(A=M60501)											
3F	2	1E8775-84120	CLAMP, BAND	3	3	3					W
(A=M60501)											
3G	2	1E8490-84130	CLAMP, BAND	2	2	2					W
(A=M60501)											
3H	2	172458-16550	FUSE, SLOWBLOW	1	1	1					W
(A=M60501)											
3I	2	1E8465-83170	DIODE, 090 1.5A	3	3	3					W
(A=M60501)											
4	1	172538-16521	HARNESS ASSY,R3	1							
4-1	1	172538-16522	HARNESS ASSY,R3	1							S 1
(A=M/#60747)											
4-2	1	172538-16523	HARNESS ASSY,R3	1	1	1					N
(A=M60501)											
5	1	172538-16531	HARNESS ASSY,F	1							
5-1	1	172538-16532	HARNESS ASSY,F	1							S 2
(A=M/#60747)											
5-2	1	172538-16533	HARNESS ASSY,F	1	1	1					N
(A=M60501)											
5A	2	172648-16600	DIODE	1	1	1					W
(A=M60501)											
6	1	194680-51670	BAND, CLIP	1							Z
(A=M/#60747)											
7	1	1A1686-57850	CLAMP, 80	3							
7-1	1	1A1686-57850	CLAMP, 80	4	4	4					K
(A=M/#60756)											
8	1	172122-79930	CLAMP, HOSE	1	1	1					
9	1	172122-79940	CLIP, HOSE	2	2	2					
10	1	26013-080122	BOLT, M8X 12	3	3	3					
11	1	26013-100202	BOLT, M10X 20	2	2	2					
12	1	26013-100202	BOLT, M10X 20	3	3	3					

Remarks

- (1)Cabin spec.
- Interchangeable by simultaneous Replacement with Ref.No. 2-1,3-1, 4-1,13-1.
- (2)Interchangeable by simultaneous Replacement with Ref.No. 2-1,3-1, 5-1.

Fig.11. WIRING(TO M61068)



(A)=V3-6(US)
(B)=V3-6(AS)
(C)=V3-6(NZ)

(D)=
(E)=
(F)=

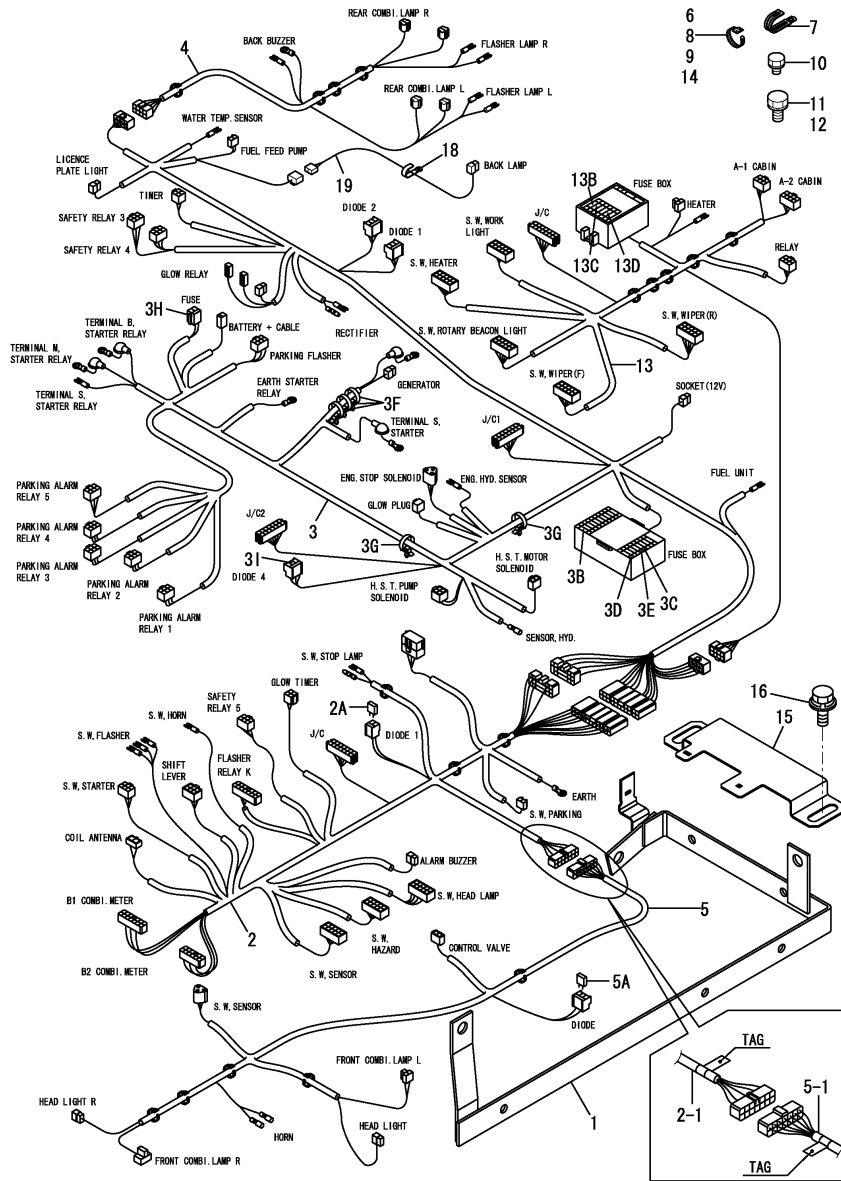
No.	Lev.	Parts No.	Description	Q'ty						I	R
				(A)	(B)	(C)	(D)	(E)	(F)		
13	1	172538-16541	HARNESS ASSY,C	1							1
13-1	1	172538-16542	HARNESS ASSY,C	1							S 1
(A=M/#60747)											
13-2	1	172538-16543	HARNESS ASSY,C	1	1	1					N
(A=M60501)											
13B	2	198535-52110	FUSE, 5A	2	2	2					W
(A=M60501)											
13C	2	198535-52130	FUSE, 15A	2	2	2					W
(A=M60501)											
13D	2	198535-52170	FUSE, 30A	3	3	3					W
(A=M60501)											
14	1	172122-79930	CLAMP, HOSE	1	1	1					W
15	1	172538-16900	PLATE, COUPLER	1	1	1					W
(A=M/#60756)											
16	1	26014-080202	BOLT, M8X 20	2	2	2					W
(A=M/#60756)											

Remarks
(1)Cabin spec.
Interchangeable by simultaneous
Replacement with Ref.No. 2-1,3-1,
4-1,13-1.
(2)Interchangeable by simultaneous
Replacement with Ref.No. 2-1,3-1,
5-1.

Fig.72. (11A)WIRING(FROM M61069)

(A)=V3-6(US)
(B)=V3-6(AS)
(C)=V3-6(NZ)

(D)=
(E)=
(F)=



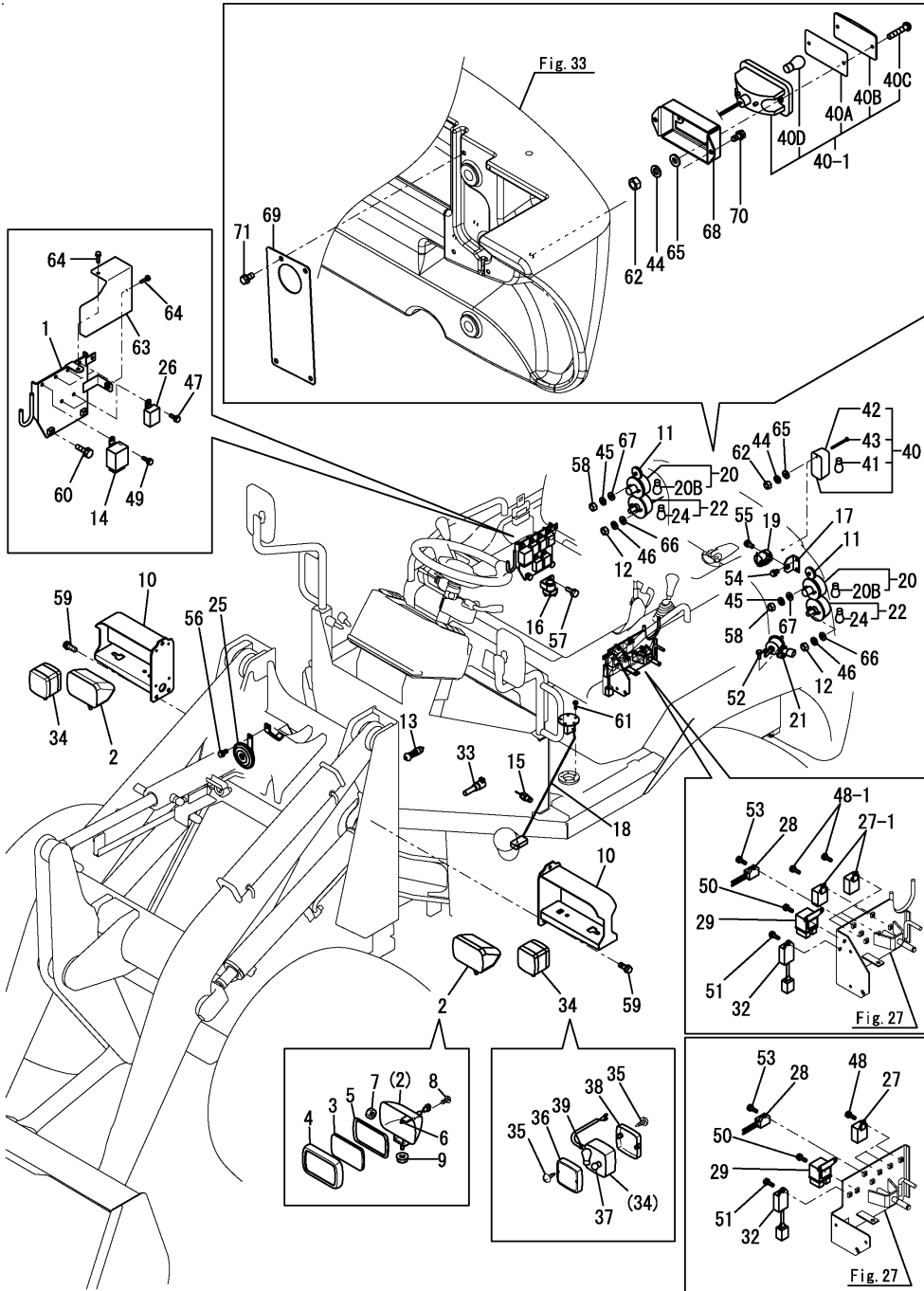
No.	Lev.	Parts No.	Description	Q'ty						I	R
				(A)	(B)	(C)	(D)	(E)	(F)		
1	1	172538-16101-1	SUPPORT ASSY	1	1	1					
2	1	172538-16702	HARNESS ASSY,M(US)	1	1	1					
2-1	1	172538-16703	HARNESS ASSY,MAIN US	1	1	1					S 2
		(A=M61801) (B=M61801) (C=M61801)									
2A	2	172648-16600	DIODE	1	1	1					
3	1	172538-16514	HARNESS ASSY,REAR	1	1	1					
3-1	1	172538-16515	HARNESS ASSY,REAR	1	1	1					S
		(A=M61801) (B=M61801) (C=M61801)									
3B	2	198535-52110	FUSE, 5A	5	5	5					
3C	2	198535-52120	FUSE, 10A	2	2	2					
3D	2	198535-52130	FUSE, 15A	6	6	6					
3E	2	198535-52170	FUSE, 30A	2	2	2					
3F	2	1E8775-84120	CLAMP, BAND	3	3	3					
3G	2	1E8490-84130	CLAMP, BAND	2	2	2					
3H	2	172458-16550	FUSE, SLOWBLOW	1	1	1					
3I	2	1E8465-83170	DIODE, 090 1.5A	3	3	3					
4	1	172538-16524	HARNESS ASSY,R3	1	1	1					
5	1	172538-16533	HARNESS ASSY,F	1	1	1					
5-1	1	172538-16534	HARNESS ASSY,FRONT	1	1	1					S 2
		(A=M61801) (B=M61801) (C=M61801)									
5A	2	172648-16600	DIODE	1	1	1					
6	1	194680-51670	BAND, CLIP	1							
7	1	1A1686-57850	CLAMP, 80	4	4	4					
8	1	172122-79930	CLAMP, HOSE	1	1	1					
9	1	172122-79940	CLIP, HOSE	2	2	2					
10	1	26013-080122	BOLT, M8X 12	3	3	3					
11	1	26013-100202	BOLT, M10X 20	2	2	2					
12	1	26013-100202	BOLT, M10X 20	3	3	3					
13	1	172538-16543	HARNESS ASSY,C	1	1	1					1
13B	2	198535-52110	FUSE, 5A	2	2	2					
13C	2	198535-52130	FUSE, 15A	2	2	2					
13D	2	198535-52170	FUSE, 30A	3	3	3					
14	1	172122-79930	CLAMP, HOSE	1	1	1					
15	1	172538-16900	PLATE, COUPLER	1	1	1					
16	1	26014-080202	BOLT, M8X 20	2	2	2					
18	1	172126-16540	CLAMP	1	1	1					
19	1	172538-16850	HARNESS, BACK LAMP	1	1	1					

Remarks
(1)Cabin spec.
(2)A=Ref.No.2,5 NO TAG,
No.2-1,5-1 ADD TAG.

Fig.12. ELECTRIC PART(1)

(A)=V3-6(US)
(B)=V3-6(AS)
(C)=V3-6(NZ)

(D)=
(E)=
(F)=



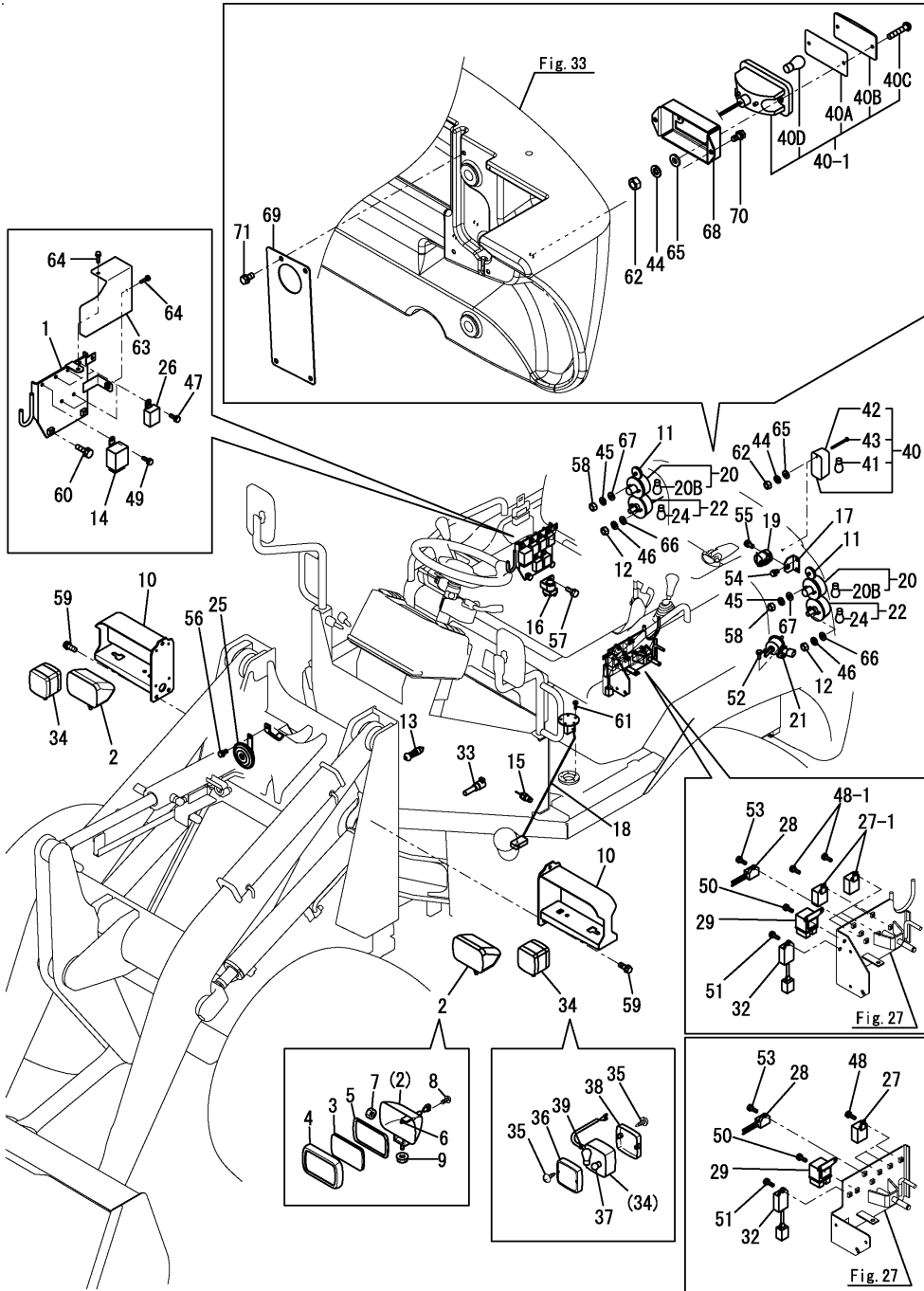
No.	Lev.	Parts No.	Description	Q'ty						I	R
				(A)	(B)	(C)	(D)	(E)	(F)		
1	1	172538-16602-1	BASE ASSY,RELAY (49)	1	1	1					
2	1	172527-17110	LAMP,HEAD	2	2	2					
3	2	172527-17250	LENS	2	2	2					
4	2	172527-17260	LIM	2	2	2					
5	2	172527-17280	GASKET	2	2	2					
6	2	172527-17290	BULB, 12V 55W	2	2	2					
7	2	172527-17310	NUT	2	2	2					
8	2	172527-17340	SCREW	8	8	8					
9	2	172527-17350	NUT	2	2	2					
10	1	172538-17150-2	SUPPORT, LAMP	2	2	2					
10-1	1	172538-17150-Y	SUPPORT, LAMP	2	2	2					S
		(A=M61501) (B=M61501) (C=M61501)									
11	1	172532-17170	REFLECTOR	2	2	2					
12	1	26716-050002	NUT, M5	4	4	4					
13	1	172524-17280	SWITCH, STOP LAMP	1	1	1					
14	1	172538-17300	RELAY,FLASHER	1	1	1					
15	1	172520-17351	SWITCH, THERMO	1	1	1					
16	1	172524-17360	RELY,STARTER	1	1	1					
17	1	172538-17400-1	BASE,ZUZZER(GRAY:49)	1	1	1					
18	1	172538-17430	GAUGE, FUEL	1	1	1					
19	1	172538-17600	BUZZER,BACK(COVER)	1	1	1					
20	1	172538-17750	LAMP,WINKER	2	2	2					
20B	2	172538-17770	BULB, 12V P21W	1	1	1					W
		(A=FROM 1ST)									
21	1	129612-52100	PUMP ASSY, FUEL FEED	1	1	1					
22	1	1A8100-53300	LAMP, BRAKE	2	2	2					
24	2	1A8100-53320	BULB, 12V5W/21W	2	2	2					
25	1	1A6780-57110	HORN ASSY	1	1	1					
26	1	119247-77100	RELAY, SAFETY	5	5	5					
27	1	119247-77100	RELAY, SAFETY	3							
27-1	1	119247-77100	RELAY, SAFETY	4	4	4					K
		(A=M/#60747)									
28	1	160970-77350	RECTIFIER, ZR2117	1	1	1					
29	1	119650-77910	RELAY ASSY, GLOW	1	1	1					
32	1	129211-77920	TIMER	1	1	1					
33	1	1E8322-81050	SWITCH, SAFETY	1	1	1					
34	1	1E9110-81100	LAMP, COMBINATION	2	2	2					
35	2	194320-53440	SCREW	8	8	8					
36	2	1E9110-81110	LENS, FRONT	2	2	2					
37	2	1E6680-81120	BULB,12V-5W	2	2	2					
38	2	1E9110-81120	LENS, REAR	2	2	2					
39	2	1E6680-81130	BULB,12V-21W	2	2	2					
40	1	1E9000-82000	LAMP, BACK	1	1	1					
40-1	1	172538-17700	BACK LAMP ASSY	1	1	1					S
		(A=M61069) (B=M61069) (C=M61069)									
40A	2	172538-17710	GASKET	1	1	1					W
		(A=M61069) (B=M61069) (C=M61069)									
40B	2	172538-17720	LENS	1	1	1					W
		(A=M61069) (B=M61069) (C=M61069)									
40C	2	172538-17730	SCREW	2	2	2					W
		(A=M61069) (B=M61069) (C=M61069)									

N:Old $\frac{Yes}{No}$ New, Q:Old $\frac{No}{Yes}$ New, R:Old $\frac{Yes}{Yes}$ New, S:Old $\frac{No}{No}$ New, W:Add, Z:Discontinued, F:Interchangeable by set, K:Q'ty Change
++ CONTINUE ++
Copyright (C) YANMAR CO., LTD. All Rights Reserved.

Fig.12. ELECTRIC PART(1)

(A)=V3-6(US)
(B)=V3-6(AS)
(C)=V3-6(NZ)

(D)=
(E)=
(F)=

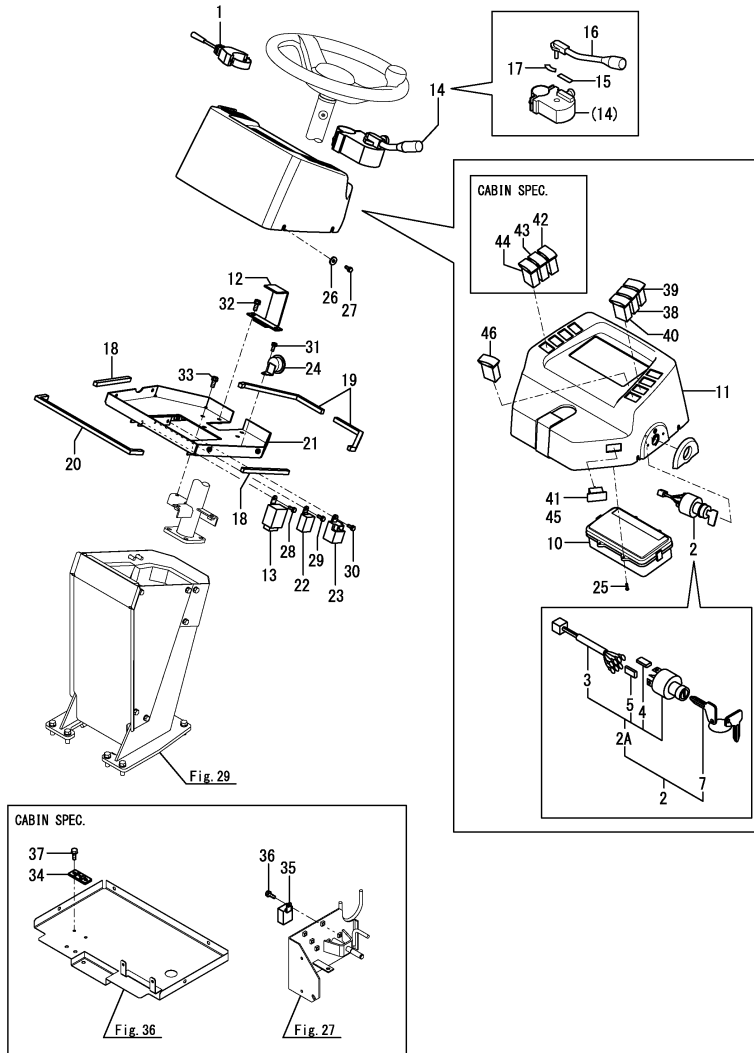


No.	Lev.	Parts No.	Description	Q'ty						I	R
				(A)	(B)	(C)	(D)	(E)	(F)		
40D	2	172524-17810 (A=M61069) (B=M61069) (C=M61069)	BULB, 12V 21W	1	1	1					W
41	2	1E6680-81130 (A=M61069) (B=M61069) (C=M61069)	BULB, 12V-21W	1	1	1					Z
42	2	1E9000-82010 (A=M61069) (B=M61069) (C=M61069)	LENS	1	1	1					Z
43	2	1E9000-82020 (A=M61069) (B=M61069) (C=M61069)	SCREW	2	2	2					Z
44	1	22217-040000	WASHER, SPRING 4	2	2	2					
45	1	22217-050000	WASHER, SPRING 5	4	4	4					
46	1	22217-050000	WASHER, SPRING 5	4	4	4					
47	1	26013-060162	BOLT, M6X 16	5	5	5					
48	1	26013-060162	BOLT, M6X 16	3							
48-1	1	26013-060162 (A=M/#60747)	BOLT, M6X 16	4	4	4					K
49	1	26013-060162	BOLT, M6X 16	1	1	1					
50	1	26013-060162	BOLT, M6X 16	2	2	2					
51	1	26013-060162	BOLT, M6X 16	1	1	1					
52	1	26013-060162	BOLT, M6X 16	2	2	2					
53	1	26013-060252	BOLT, M6X 25	1	1	1					
54	1	26013-080122	BOLT, M8X 12	2	2	2					
55	1	26013-080162	BOLT, M8X 16	1	1	1					
56	1	26013-080162	BOLT, M8X 16	1	1	1					
57	1	26013-080202	BOLT, M8X 20	1	1	1					
58	1	26716-050002	NUT, M5	4	4	4					
59	1	26013-100252	BOLT, M10X 25	6	6	6					
60	1	26013-100302	BOLT, M10X 30	2	2	2					
61	1	26022-050162	SCREW, M5X16	5	5	5					
62	1	26716-040002	NUT, M4	2	2	2					
63	1	172538-16690-1	COVER, RELAY	1	1	1					
64	1	26013-060122	BOLT, M6X 12	2	2	2					
65	1	22137-040000 (A=MZZZZZ)	WASHER, 4	2	2	2					W
66	1	22137-050000 (A=MZZZZZ)	WASHER, 5	4	4	4					W
67	1	22137-050000 (A=MZZZZZ)	WASHER, 5	4	4	4					W
68	1	172538-17650 (A=M61069) (B=M61069) (C=M61069)	BASE, BACK LAMP	1	1	1					W
69	1	172538-17680 (A=M61069) (B=M61069) (C=M61069)	COVER, WEIGHT	1	1	1					W
70	1	26013-080162 (A=M61069) (B=M61069) (C=M61069)	BOLT, M8X 16	2	2	2					W
71	1	26013-080162 (A=M61069) (B=M61069) (C=M61069)	BOLT, M8X 16	4	4	4					W

Fig.13. ELECTRIC PART(2)

(A)=V3-6(US)
(B)=V3-6(AS)
(C)=V3-6(NZ)

(D)=
(E)=
(F)=



Remarks

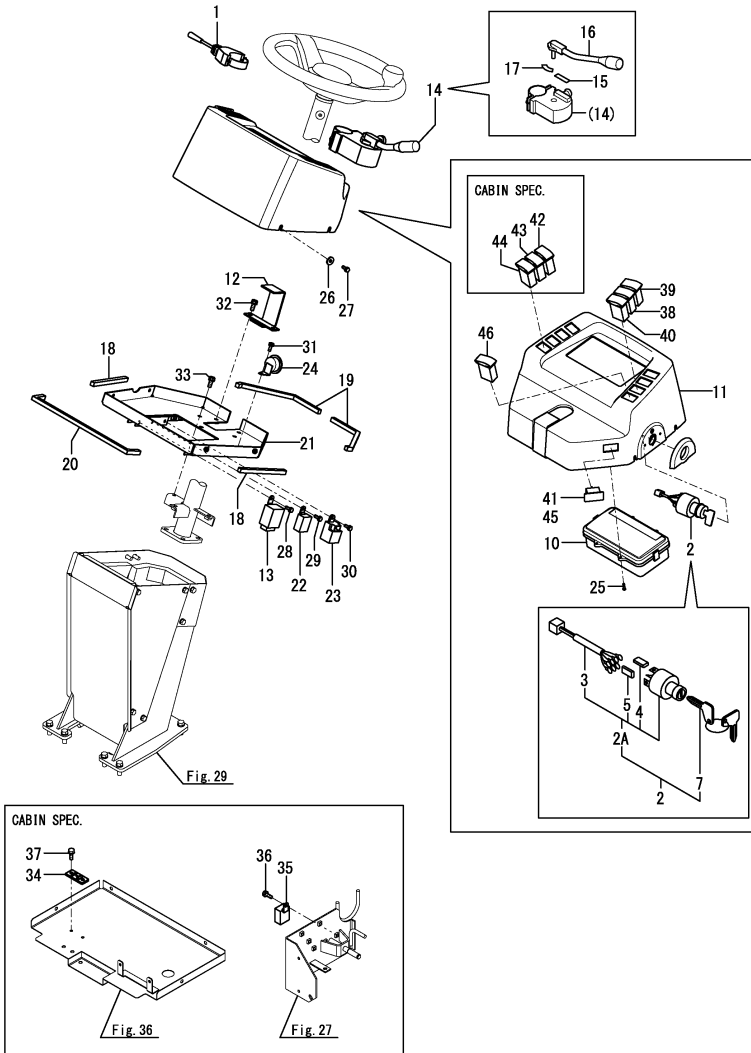
- (1)Cabin spec.
- (2)Please use this part with following labels at the same time Ref.No. 11A,11B,11C.
- (3)Please use this part with following labels at the same time Ref.No. 17A.
- (4)Labels are not illustrated.

No.	Lev.	Parts No.	Description	Q'ty						I	R
				(A)	(B)	(C)	(D)	(E)	(F)		
1	1	172515-08790	SWITCH, FLASHER	1	1	1					
2	1	172187-17100	SWITCH ASSY, STARTER	1	1	1					
2-1	1	172187-17101	SWITCH ASSY, STARTER	1	1	1					N
2A	2	172A47-17210	CYLINDER ASSY, KEY	1	1	1					W
2A-1	2	172A47-17211	CYLINDER ASSY, KEY	1	1	1					N
3	3	172187-17070	CORD ASSY	1	1	1					
4	3	172187-17080	COVER	3	3	3					
5	3	172187-17090	COVER	2	2	2					
7	2	933110-00301	KEY ASSY	1	1	1					
10	1	172538-17200	METER,COMBINATION	1	1	1					
11	1	172538-17250	COVER, METER	1	1	1					2
11A	1	172A64-03700	LABEL, START SWITCH	1	1	1					4
11B	1	172437-03312	LABEL, SLOPE	1	1	1					4
11C	1	172538-03760	LABEL,P BRAKE US	1	1	1					4
12	1	172538-17270-1	COVER, METER	1	1	1					
13	1	1A6780-57200	FLASHER	1	1	1					
14	1	172524-17310	LEVER, SHIFT	1	1	1					3
14-1	1	172524-17311	LEVER, SHIFT	1	1	1					N 3
15	2	172524-17320	LABEL	1	1	1					
16	2	172524-17380	LEVER ASSY	1	1	1					
16-1	2	172524-17381	LEVER ASSY	1	1	1					S
17	2	172520-17390	LABEL	1	1	1					
17A	1	172524-03690	LABEL	1	1	1					4
18	1	172538-17350	SEAL,10X10X155	2	2	2					
19	1	172538-17360	SEAL,10X10X245	2	2	2					
20	1	172538-17370	SEAL,10X10X395	1	1	1					
21	1	172538-17500-1	BASE,METER (GRAY;49)	1	1	1					
22	1	119247-77100	RELAY, POWER	1	1	1					
23	1	124970-77920	TIMER	1	1	1					
24	1	1A1531-83400	BUZZER, ND-S	1	1	1					
25	1	1E4440-99160	SCREW, SMALL 4X16	4	4	4					
26	1	22157-060000	WASHER, 6	4	4	4					
27	1	26013-060162	BOLT, SPRING M6X 16	4	4	4					
28	1	26013-060162	BOLT, SPRING M6X 16	1	1	1					
29	1	26013-060162	BOLT, SPRING M6X 16	1	1	1					
30	1	26013-060162	BOLT, SPRING M6X 16	1	1	1					
31	1	26013-060162	BOLT, SPRING M6X 16	1	1	1					
32	1	26013-080202	BOLT, SPRING M8X 20	2	2	2					
33	1	26013-080202	BOLT, SPRING M8X 20	3	3	3					
34	1	172183-16550	BRACKET,FUSE	1	1	1					1
35	1	119247-77100	RELAY, POWER	1	1	1					1
36	1	26013-060162	BOLT, SPRING M6X 16	1	1	1					1
37	1	26013-060162	BOLT, SPRING M6X 16	2	2	2					1
38	1	172538-17000	SWITCH, LIGHT	1	1	1					
39	1	172538-17010	SWITCH, SPEED FIXING	1	1	1					
40	1	172538-17020	SWITCH, HAZARD	1	1	1					

Fig.13. ELECTRIC PART(2)

(A)=V3-6(US)
 (B)=V3-6(AS)
 (C)=V3-6(NZ)

(D)=
 (E)=
 (F)=



No.	Lev.	Parts No.	Description	Q'ty						I	R
				(A)	(B)	(C)	(D)	(E)	(F)		
41	1	172538-17100	PLUG, PANEL	6	6	6					
42	1	172538-17040	SWITCH, HEATER	1	1	1					1
43	1	172538-17060	SWITCH, WIPER	1	1	1					1
44	1	172538-17070	SWITCH, WIPER	1	1	1					1
45	1	172538-17100	PLUG, PANEL	3	3	3					
46	1	172538-17030	SWITCH, WORK LAMP	1	1	1					1

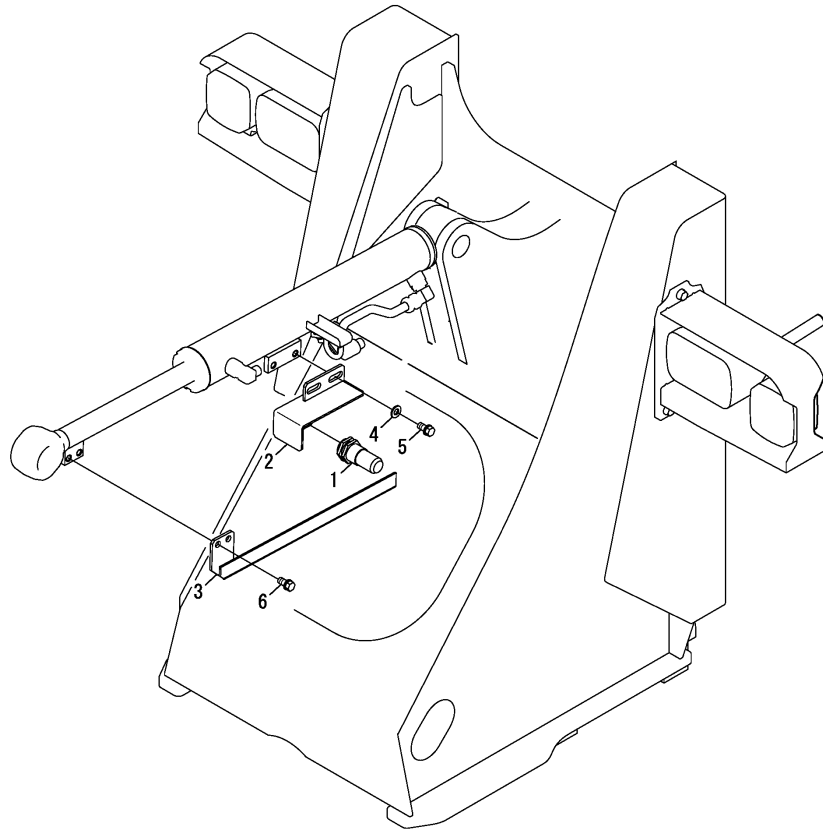
Remarks

- (1)Cabin spec.
- (2)Please use this part with following labels at the same time Ref.No. 11A,11B,11C.
- (3)Please use this part with following labels at the same time Ref.No. 17A.
- (4)Labels are not illustrated.

Fig.14. ELECTRIC PART(AUTO LABELLER)

(A)=V3-6(US)
 (B)=V3-6(AS)
 (C)=V3-6(NZ)

(D)=
 (E)=
 (F)=

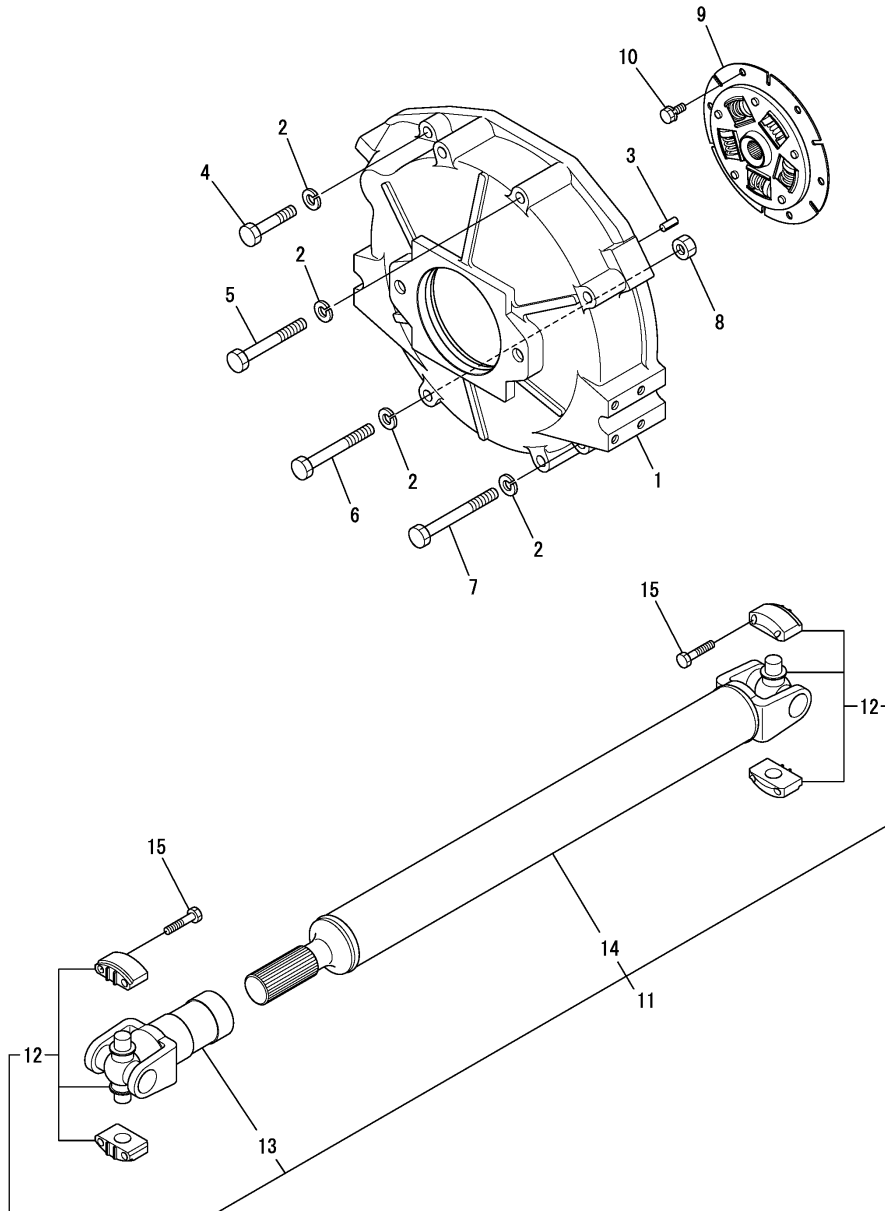


No.	Lev.	Parts No.	Description	Qty						I	R
				(A)	(B)	(C)	(D)	(E)	(F)		
1	1	172538-17450	SENSOR, PROXIMITY	1	1	1					
2	1	172524-17522-2	STAY ASSY, SENSOR	1	1	1					
2-1	1	172524-17522-N	STAY ASSY, SENSOR	1	1	1					S
3	1	172538-17800-2	BAR ASSY, SENSING	1	1	1					
3-1	1	172538-17800-N	BAR ASSY, SENSING	1	1	1					S
4	1	22137-100000	WASHER, 10	2	2	2					
5	1	26013-100202	BOLT, M10X 20	2	2	2					
6	1	26013-100202	BOLT, M10X 20	2	2	2					

Fig.15. CLUTCH HOUSING & DRIVE SHAFT

(A)=V3-6(US)
(B)=V3-6(AS)
(C)=V3-6(NZ)

(D)=
(E)=
(F)=

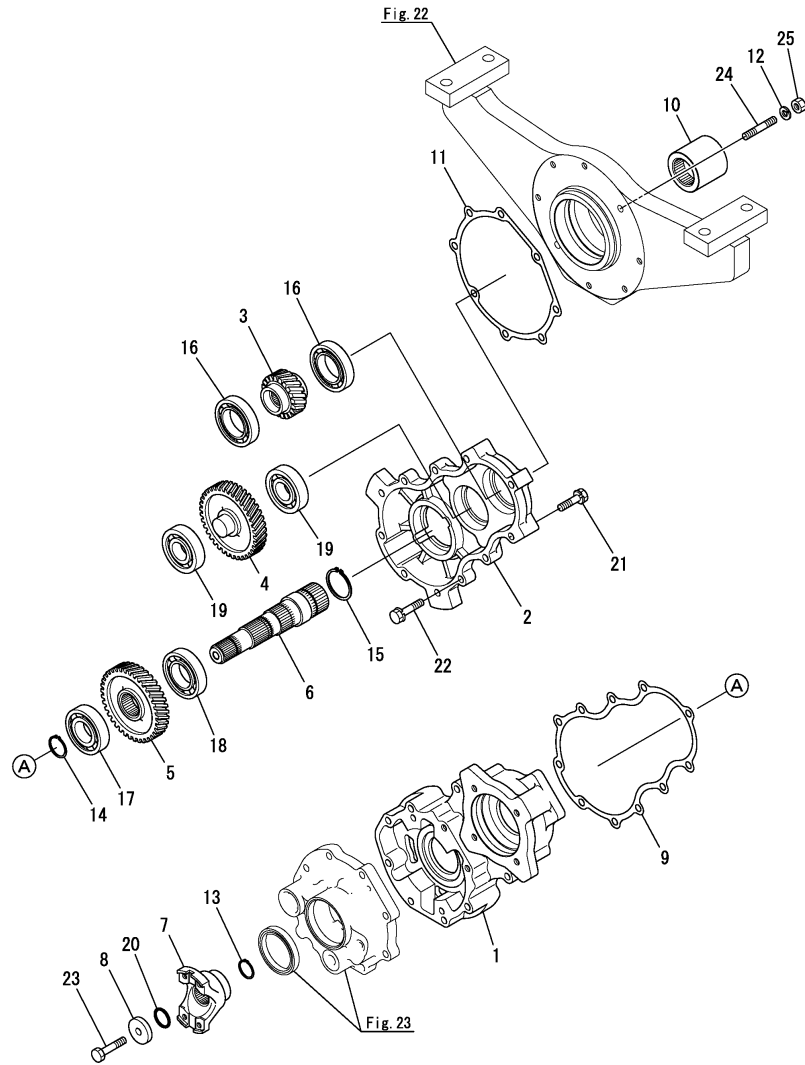


No.	Lev.	Parts No.	Description	Qty						I	R
				(A)	(B)	(C)	(D)	(E)	(F)		
1	1	172534-21210-1	COVER, FLYWHEEL	1	1	1					
2	1	22217-120000	WASHER, SPRING 12	8	8	8					
3	1	22351-080020	PIN, SPRING 8.0X20	2	2	2					
4	1	26116-120602	BOLT, M12X 60 PLATED	1	1	1					
5	1	26116-120952	BOLT, M12X 95 PLATED	2	2	2					
6	1	26116-121002	BOLT, M12X100 PLATED	2	2	2					
7	1	26116-121102	BOLT, M12X110 PLATED	3	3	3					
8	1	26716-120002	NUT, M12	2	2	2					
9	1	172534-21510	DISK, DAMPER	1	1	1					
10	1	26013-080162	BOLT, M8X 16	6	6	6					
11	1	172527-21800	SHAFT ASSY,PROPELLER	1	1	1					
12	2	172527-21810	JOINT, UNIVERSAL	2	2	2					
13	2	172527-21820	YOKE,SLEEVE	1	1	1					
14	2	172527-21830	YOKE,SHAFT	1	1	1					
15	1	26116-080402	BOLT, M8X 40 PLATED	8	8	8					

Fig.16. TRANSFER CASE

(A)=V3-6(US)
 (B)=V3-6(AS)
 (C)=V3-6(NZ)

(D)=
 (E)=
 (F)=

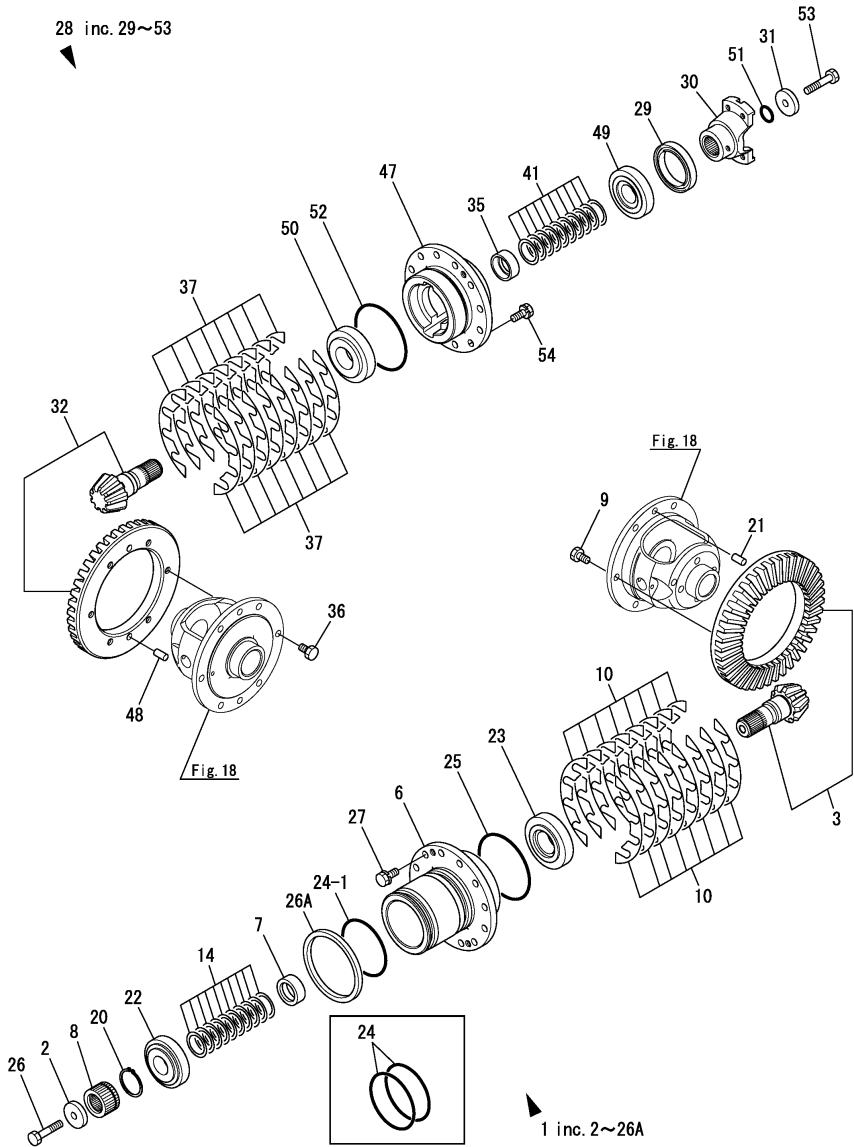


No.	Lev.	Parts No.	Description	Q'ty						I	R
				(A)	(B)	(C)	(D)	(E)	(F)		
1	1	187B01-25710	CASE	1	1	1					
2	1	172527-25720	CASE	1	1	1					
3	1	187B01-25910	GEAR, INPUT Z=26T	1	1	1					
4	1	172527-25920	GEAR, IDLE Z=26	1	1	1					
5	1	172527-25930	GEAR, N=42	1	1	1					
6	1	172527-25770	SHAFT, BRAKE	1							
6-1	1	172527-25771	SHAFT, BRAKE	1	1	1					F 1
		(A=MZZZZZ)									
7	1	172527-25790	FLANGE, JOINT	1	1	1					
8	1	172527-25810	WASHER, 11X40.5X9	1	1	1					
9	1	172527-25820	GASKET	1	1	1					
10	1	172527-25840	COUPLING	1							
10-1	1	172527-25841	COUPLING, SPLINE	1	1	1					F 1
		(A=MZZZZZ)									
11	1	172527-25850	GASKET	1	1	1					
12	1	22217-100000	WASHER, SPRING 10	2	2	2					
13	1	22242-000300	RING, 30	1	1	1					
14	1	22242-000350	RING, 35	1	1	1					
15	1	22242-000450	RING, 45	1	1	1					
16	1	24101-060094	BEARING, BALL 6009	2	2	2					
17	1	24101-062074	BEARING, BALL 6207	1	1	1					
18	1	24101-062084	BEARING, BALL 6208	1	1	1					
19	1	24101-063064	BEARING, BALL 6306	2	2	2					
20	1	24311-000240	O-RING, 1AP24.0	1	1	1					
21	1	26013-100452	BOLT, M10X 45	3	3	3					
22	1	26013-100452	BOLT, M10X 45	6	6	6					
23	1	26156-100502	BOLT, M10X 5 PLATED0	1	1	1					
24	1	26216-100452	STUD, M10X 45	2	2	2					
25	1	26716-100002	NUT, M10	2	2	2					

Remarks

(1)Interchangeable by simultaneous replacement with Ref.No.6-1,10-1.

Fig.17. SPIRAL BEVEL GEAR



(A)=V3-6(US)
(B)=V3-6(AS)
(C)=V3-6(NZ)

(D)=
(E)=
(F)=

No.	Lev.	Parts No.	Description	Qty						I	R
				(A)	(B)	(C)	(D)	(E)	(F)		
1	1	172527-26300	GEAR ASSY, BEVEL	1	1	1					
2	2	172527-25810	WASHER, 11X40.5X9	1	1	1					
3	2	172527-26210	GEAR SET, BEVEL	1	1	1					
6	2	172527-26040	HOLDER, BEARING	1							
6-1	2	172527-26041	HOLDER, BEARING	1	1	1				S	1
(A=MZZZZZ)											
7	2	172527-26050	COLLAR	1	1	1					
8	2	172527-26060	COLLAR, SPLINE	1	1	1					
9	2	172527-26070	BOLT, M10X18	6	6	6					
10	2	172527-26080	SHIM SET	1	1	1					
14	2	172527-26130	SHIM SET	1	1	1					
20	2	22242-000450	RING, 45	1	1	1					
21	2	22312-100160	PIN, PARALLEL M10X16	2	2	2					
22	2	24143-303060	BEARING, 30306D	1	1	1					
23	2	24144-303070	BEARING, 30307DH	1	1	1					
24	2	24311-000900	O-RING, 1AP90.0	2							
24-1	2	24311-000900	O-RING, 1AP90.0	1	1	1					K
(A=MZZZZZ)											
25	2	24321-001050	O-RING, 1AG105.0	1	1	1					
26	2	26156-100502	BOLT, M10X 5 PLATED0	1	1	1					
26A	1	187B01-26100	SEAL, DLI100X115X8	1	1	1					W
(A=MZZZZZ)											
27	1	26013-100252	BOLT, M10X 25	12	12	12					
28	1	172527-26400	GEAR ASSY, BEVEL	1	1	1					
29	2	194447-14140	SEAL, OIL TC6Y577512	1	1	1					
30	2	172527-25790	FLANGE, JOINT	1	1	1					
31	2	172527-25810	WASHER, 11X40.5X9	1	1	1					
32	2	172527-26210	GEAR SET, BEVEL	1	1	1					
35	2	172527-26050	COLLAR	1	1	1					
36	2	172527-26070	BOLT, M10X18	6	6	6					
37	2	172527-26080	SHIM SET	1	1	1					
41	2	172527-26130	SHIM SET	1	1	1					
47	2	172527-26310	HOLDER, BEARING	1	1	1					
48	2	22312-100160	PIN, PARALLEL M10X16	2	2	2					
49	2	24143-303060	BEARING, 30306D	1	1	1					
50	2	24144-303070	BEARING, 30307DH	1	1	1					
51	2	24311-000240	O-RING, 1AP24.0	1	1	1					
52	2	24321-001050	O-RING, 1AG105.0	1	1	1					
53	2	26156-100502	BOLT, M10X 5 PLATED0	1	1	1					
54	1	26013-100252	BOLT, M10X 25	12	12	12					

Remarks
(1)Interchangeable by simultaneous replacement with Ref.No.24-1,26A.

Fig.18. DIFFERENTIAL GEAR

(A)=V3-6(US)
 (B)=V3-6(AS)
 (C)=V3-6(NZ)

(D)=
 (E)=
 (F)=

No.	Lev.	Parts No.	Description	Qty						I	R
				(A)	(B)	(C)	(D)	(E)	(F)		
1	1	794251-13910	SHIM SET	4	4	4					
5	1	172527-26410	WASHER, W52X62X2	2	2	2					
6	1	194145-31520	GEAR, DIFFERENTIAL	4	4	4					
7	1	198360-31530	LINER, PINION	4	4	4					
8	1	198250-31630	WASHER, DIFFERENTIAL	4	4	4					
9	1	198250-31810	PINION, DIFFERENTIAL	4	4	4					
10	1	198250-31820	SHAFT, DIFFERENTIAL	2	2	2					
11	1	22351-060036	PIN, SPRING 6.0X36	2	2	2					
12	1	24101-062104	BEARING, BALL 6210	2	2	2					
13	1	24101-062114	BEARING, BALL 6211	2	2	2					
14	1	172527-26320	CASE, DIFFERENTIAL	2	2	2					

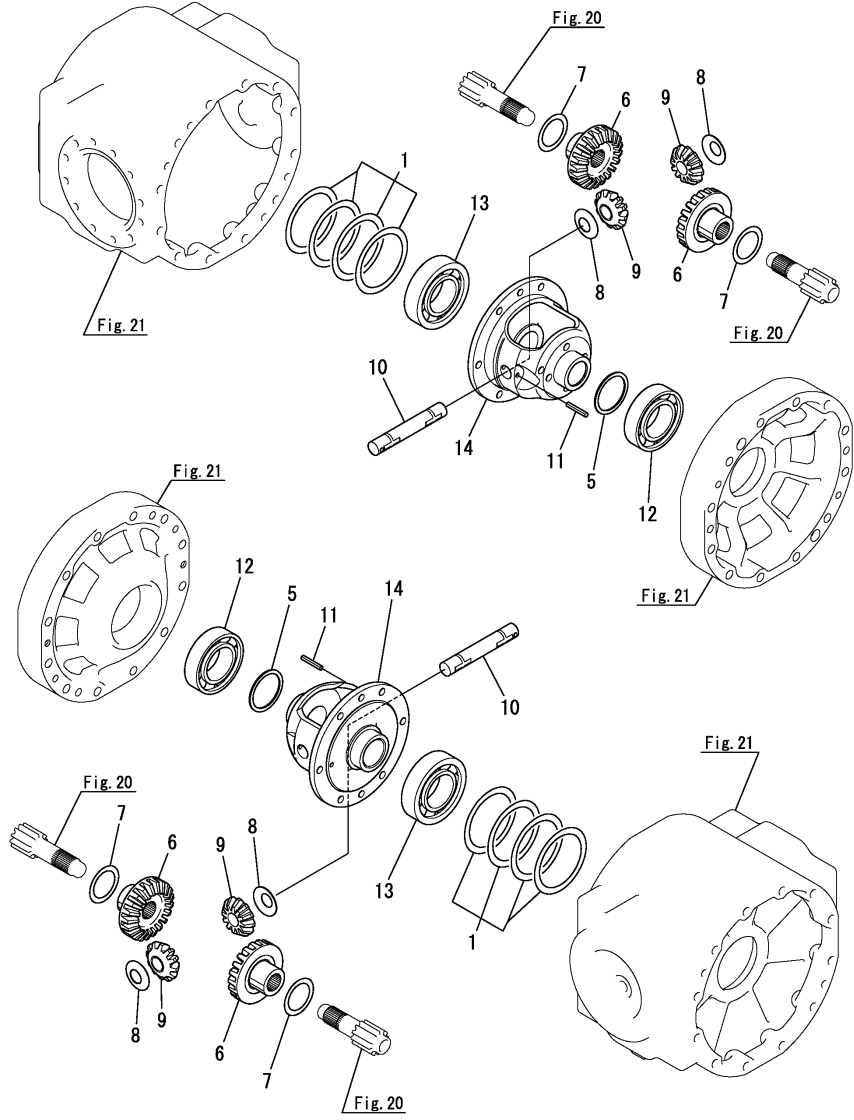
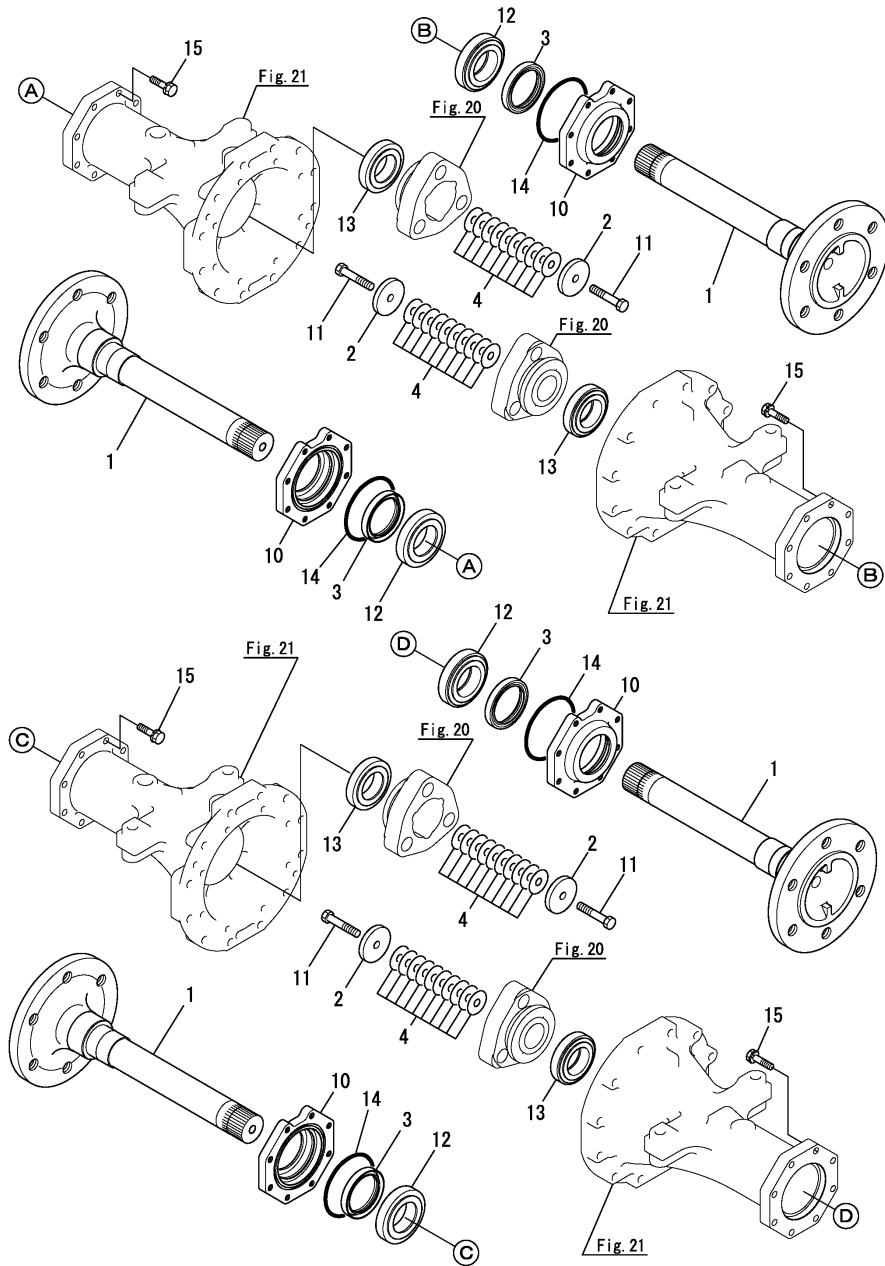


Fig.19. AXLE SHAFT

(A)=V3-6(US)
 (B)=V3-6(AS)
 (C)=V3-6(NZ)

(D)=
 (E)=
 (F)=

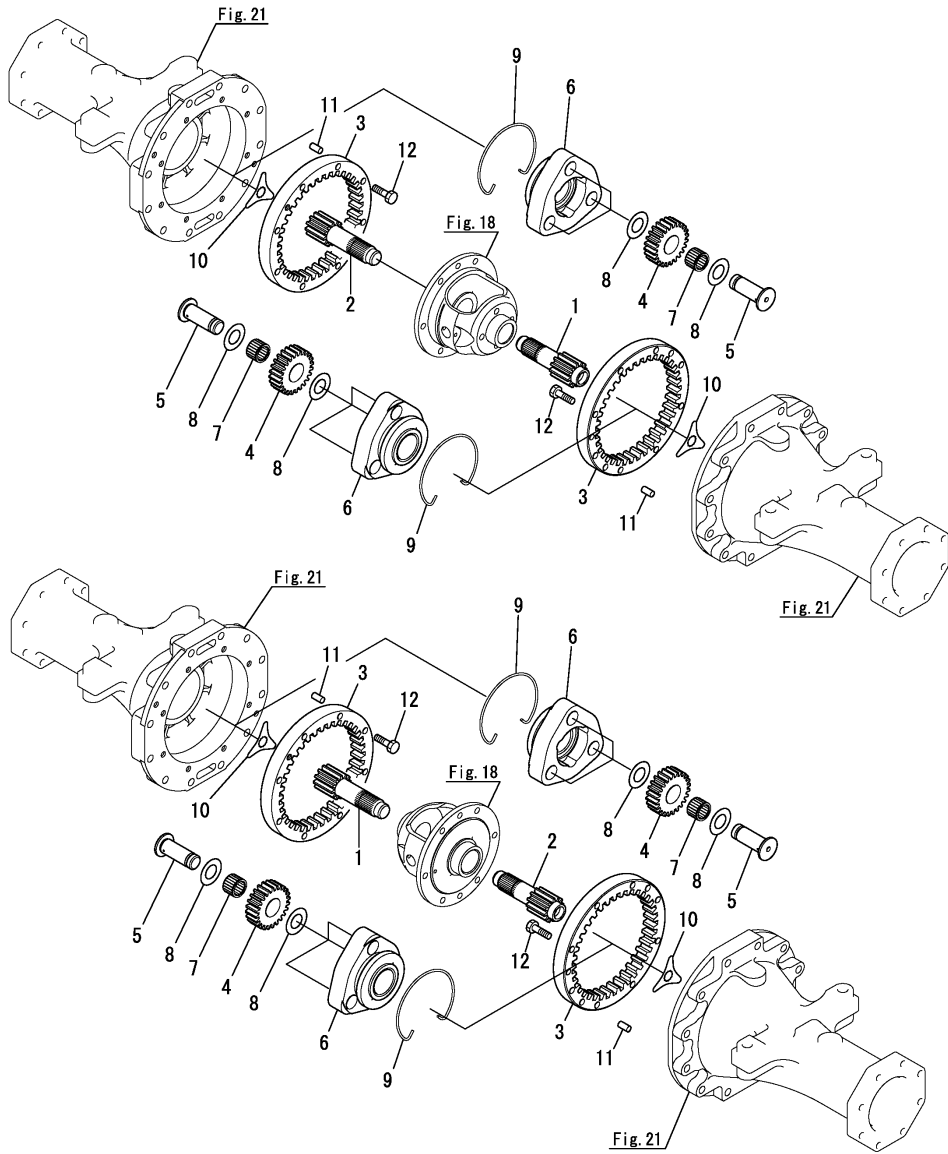


No.	Lev.	Parts No.	Description	Qty						I	R
				(A)	(B)	(C)	(D)	(E)	(F)		
1	1	172527-26710	SHAFT, AXLE	4	4	4					
2	1	172527-26730	WASHER, W13X63X9	4	4	4					
3	1	172520-26740	SEAL TC6Y 70X88X12	4	4	4					
4	1	172527-26740	SHIM SET	4	4	4					
10	1	172520-26780	COVER, AXLE	4	4	4					
11	1	172527-26910	BOLT, M12X65	4	4	4					
12	1	24141-302110	BEARING, 30211	4	4	4					
13	1	24141-322100	BEARING, 32210	4	4	4					
14	1	24321-001100	O-RING, 1AG110.0	4	4	4					
15	1	26013-100402	BOLT, M10X 40	32	32	32					

Fig.20. FINAL GEAR

(A)=V3-6(US)
 (B)=V3-6(AS)
 (C)=V3-6(NZ)

(D)=
 (E)=
 (F)=

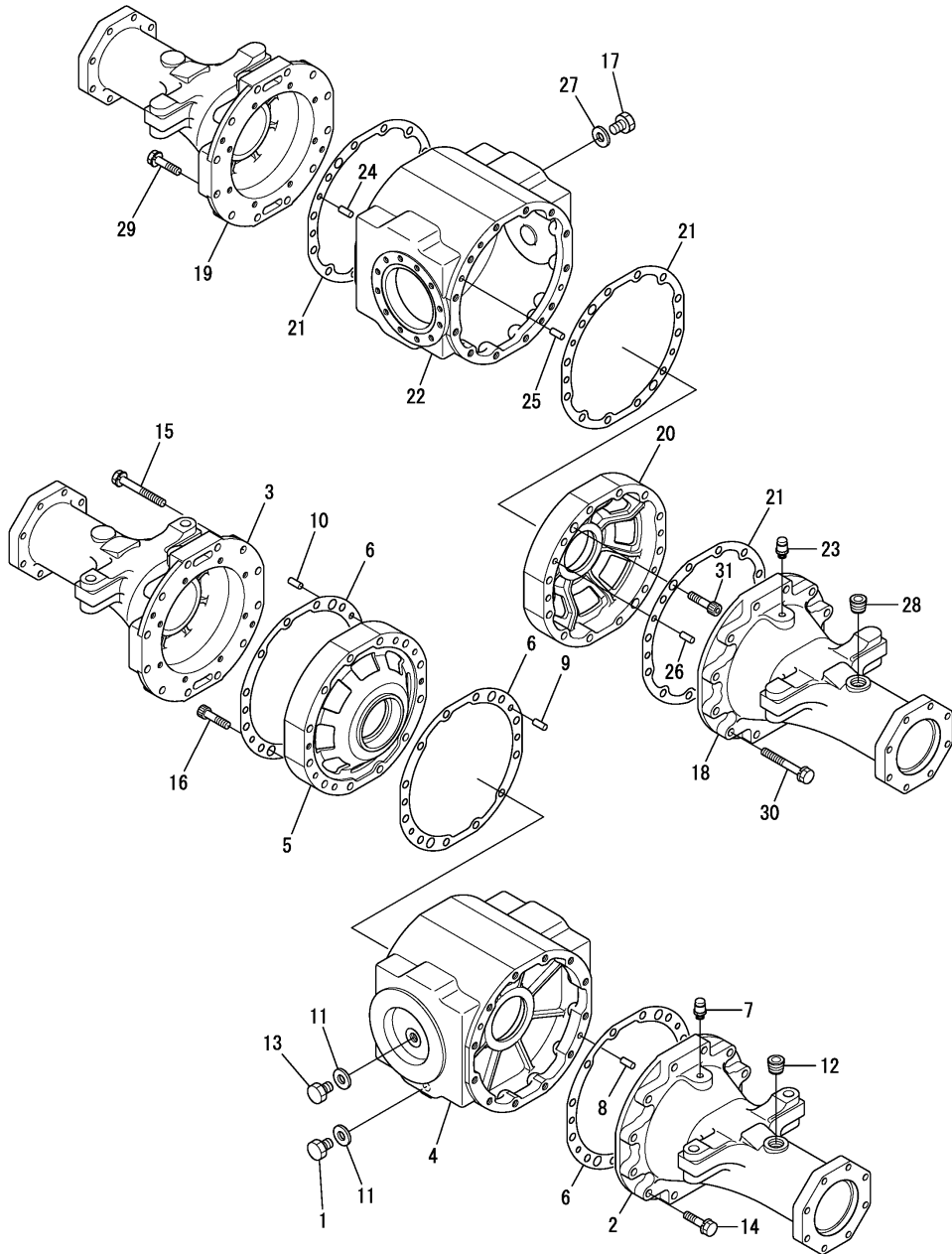


No.	Lev.	Parts No.	Description	Qty						I	R
				(A)	(B)	(C)	(D)	(E)	(F)		
1	1	172527-28310	GEAR, SUN	2	2	2					
2	1	172527-28320	GEAR, SUN	2	2	2					
3	1	172527-28330	GEAR, INTERNAL	4	4	4					
4	1	198250-33540	PINION, PLANETARY	12	12	12					
5	1	198250-33550	SHAFT, PLANETARY	12	12	12					
6	1	198240-33570	CARRIER, PLANETARY	4	4	4					
7	1	198250-33570	NEEDLE, T253324	12	12	12					
8	1	194640-33590	WASHER, 25X42X1	24	24	24					
9	1	198240-33630	CIRCLIP, 124	4	4	4					
10	1	194640-34150	WASHER, THRUST	4	4	4					
11	1	22312-100180	PIN, PARALLEL M10X18	8	8	8					
12	1	26116-100352	BOLT, M10X 35 PLATED	32	32	32					

Fig.21. AXLE CASE

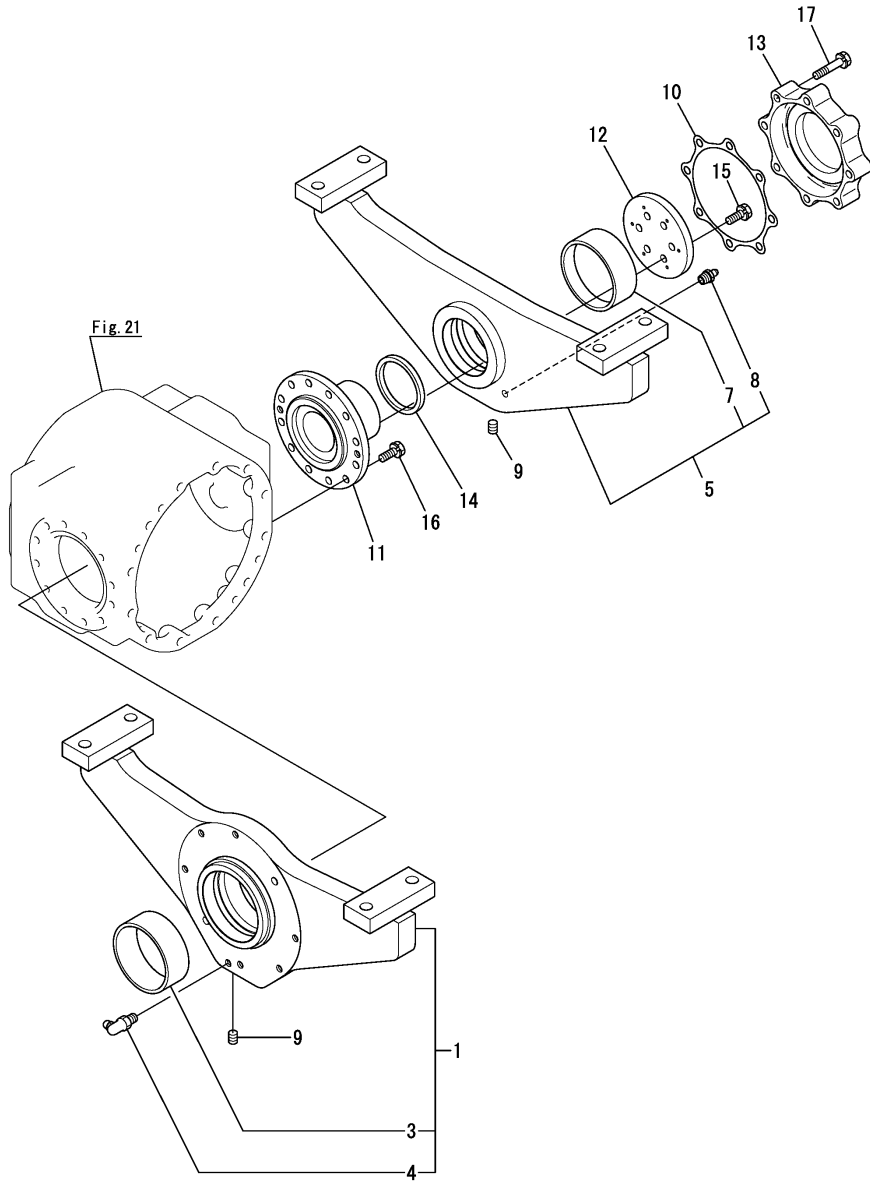
(A)=V3-6(US)
(B)=V3-6(AS)
(C)=V3-6(NZ)

(D)=
(E)=
(F)=



No.	Lev.	Parts No.	Description	Qty						I	R
				(A)	(B)	(C)	(D)	(E)	(F)		
1	1	177035-02920	PLUG, MAGNET M16X1.5	1	1	1					
2	1	172527-31110	CASE, AXLE	1	1	1					
3	1	172527-31120	CASE, AXLE	1	1	1					
4	1	172527-31150	CASE	1	1	1					
5	1	172527-31160	HOLDER, BEARING	1	1	1					
6	1	172527-31170	GASKET, AXLE CASE	3	3	3					
7	1	172527-35900	BREATHER(ACCEL.	1	1	1					
8	1	22312-100180	PIN, PARALLEL M10X18	2	2	2					
9	1	22312-100180	PIN, PARALLEL M10X18	2	2	2					
10	1	22312-100180	PIN, PARALLEL M10X18	2	2	2					
11	1	23414-160000	GASKET, 16X1.0	2	2	2					
12	1	23871-060000	PLUG, R06	1	1	1					
13	1	23887-160002	PLUG, 16	1	1	1					
14	1	26013-120502	BOLT, M12X 50	12	12	12					
15	1	26013-120952	BOLT, M12X 95	12	12	12					
16	1	26450-100452	BOLT, M10X 45	2	2	2					
17	1	177035-02920	PLUG, MAGNET M16X1.5	1	1	1					
18	1	172527-31130	CASE, AXLE	1	1	1					
19	1	172527-31140	CASE, AXLE	1	1	1					
20	1	172527-31160	HOLDER, BEARING	1	1	1					
21	1	172527-31170	GASKET, AXLE CASE	3	3	3					
22	1	172527-31250	CASE	1	1	1					
23	1	172527-35900	BREATHER(ACCEL.	1	1	1					
24	1	22312-100180	PIN, PARALLEL M10X18	2	2	2					
25	1	22312-100180	PIN, PARALLEL M10X18	2	2	2					
26	1	22312-100180	PIN, PARALLEL M10X18	2	2	2					
27	1	23414-160000	GASKET, 16X1.0	1	1	1					
28	1	23871-060000	PLUG, R06	1	1	1					
29	1	26013-120502	BOLT, M12X 50	12	12	12					
30	1	26013-120952	BOLT, M12X 95	12	12	12					
31	1	26450-100452	BOLT, M10X 45	2	2	2					

Fig.22. AXLE HOLDER



(A)=V3-6(US)
(B)=V3-6(AS)
(C)=V3-6(NZ)

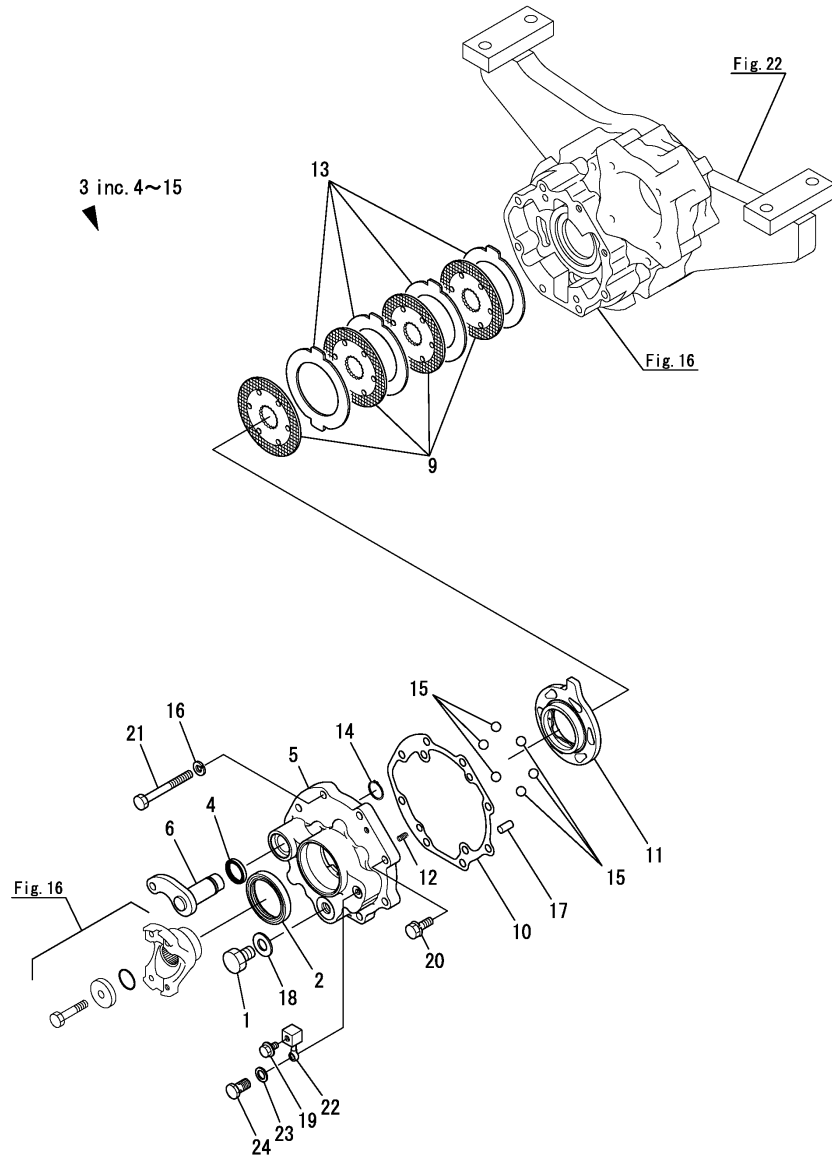
(D)=
(E)=
(F)=

No.	Lev.	Parts No.	Description	Q'ty						I	R
				(A)	(B)	(C)	(D)	(E)	(F)		
1	1	172527-33100	HOLDER ASSY, AXLE	1							
1-1	1	172527-33101	HOLDER ASSY, AXLE	1	1	1					S
(A=MZZZZZ)											
3	2	172513-52541	BUSH	1	1	1					
4	2	24764-040000	NIPPLE, GREASE B	1	1	1					
5	1	172527-33201	HOLDER ASSY, AXLE R	1	1	1					
7	2	172527-33260	BUSH, 85X40	1	1	1					
8	2	24764-020000	NIPPLE, GREASE R1/8	1	1	1					
9	1	23871-010000	PLUG, R01	2	2	2					
10	1	172527-31190	GASKET	1	1	1					
11	1	172527-33511	PIN, SWING	1	1	1					
12	1	172527-33520	PLATE	1	1	1					
13	1	172527-33530	COVER	1	1	1					
14	1	24430-850009	SEAL, OIL VC851009	1	1	1					
15	1	26013-100252	BOLT, M10X 25	6	6	6					
16	1	26013-100252	BOLT, M10X 25	12	12	12					
17	1	26013-100502	BOLT, M10X 50	8	8	8					

Fig.23. CENTER BRAKE

(A)=V3-6(US)
(B)=V3-6(AS)
(C)=V3-6(NZ)

(D)=
(E)=
(F)=

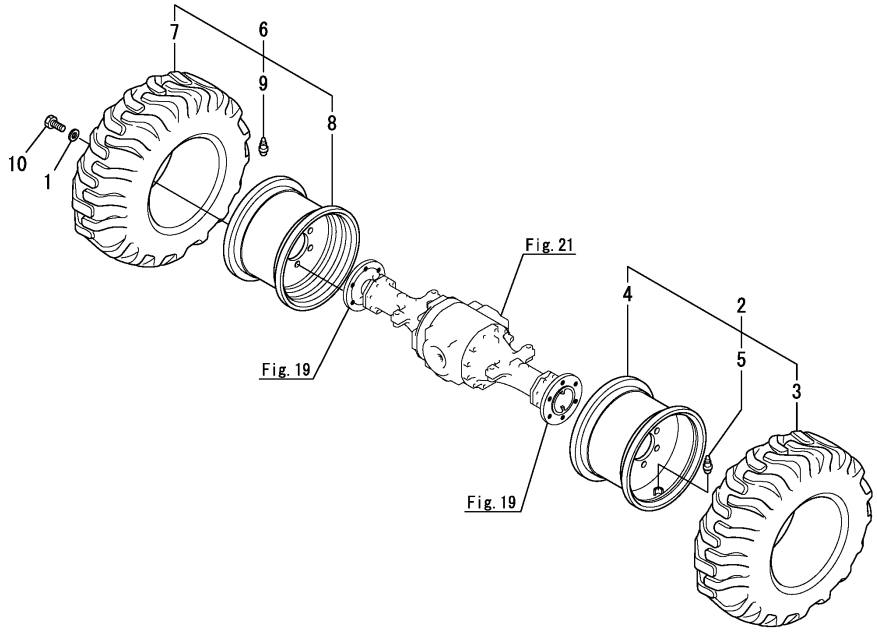


No.	Lev.	Parts No.	Description	Qty						I	R
				(A)	(B)	(C)	(D)	(E)	(F)		
1	1	177035-02920	PLUG, MAGNET M16X1.5	1	1	1					
2	1	194447-14140	SEAL, OIL TC6Y577512	1	1	1					
3	1	172527-34400	BRAKE ASSY	1	1	1					
4	2	198290-32750	SEAL, OIL TC253506	1	1	1					
5	2	172527-34410	CASE, BRAKE	1	1	1					
6	2	172527-34420	CAMSHAFT, BRAKE	1	1	1					
9	2	172527-34430	DISK, FRICTION	4	4	4					
10	2	172527-34440	GASKET, CASE	1	1	1					
11	2	198010-36310	ACTUATOR	1	1	1					
12	2	194205-36320	SPRING, ACTUATOR	2	2	2					
13	2	198010-36390	PLATE, STEEL 118	4	4	4					
14	2	22242-000250	RING, 25	1	1	1					
15	2	24190-160001	BALL, STEEL 1/2	6	6	6					
16	1	22217-100000	WASHER, SPRING 10	6	6	6					
17	1	22312-100200	PIN, PARALLEL M10X20	2							Z
		(A=FROM 1ST)									
17-1	1	22312-100180	PIN, PARALLEL M10X18	2	2	2					W
		(A=FROM 1ST)									
18	1	23414-160000	GASKET, 16X1.0	1	1	1					
19	1	23490-080002	PLUG, 8	1	1	1					
20	1	26013-100302	BOLT, M10X 30	2	2	2					
21	1	26116-100902	BOLT, M10X 90 PLATED	6	6	6					
22	1	172527-34470	JOINT	1	1	1					
23	1	23414-080000	GASKET, 8X1.0	2	2	2					
24	1	23857-030000	BOLT, JOINT 3	1	1	1					

Fig.24. TIRE & DISKE

(A)=V3-6(US)
 (B)=V3-6(AS)
 (C)=V3-6(NZ)

(D)=
 (E)=
 (F)=



No.	Lev.	Parts No.	Description	Qty						I	R
				(A)	(B)	(C)	(D)	(E)	(F)		
1	1	172520-31210	WASHER	24	24	24					
2	1	172538-35210	TIRE ASSY, L	2	2	2					
2-1	1	172538-35210-Y	TIRE ASSY, L	2	2	2					S
		(A=M61501)	(B=M61501)	(C=M61501)							
3	2	172516-35130	TIRE	2	2	2					
4	2	172538-35250-3	DISK	2	2	2					
4-1	2	172538-35250-Y	DISK	2	2	2					S
		(A=M61501)	(B=M61501)	(C=M61501)							
5	2	172513-35161	VALVE	2	2	2					
6	1	172538-35220	TIRE ASSY, R	2	2	2					
6-1	1	172538-35220-Y	TIRE ASSY, R	2	2	2					S
		(A=M61501)	(B=M61501)	(C=M61501)							
7	2	172516-35130	TIRE	2	2	2					
8	2	172538-35250-3	DISK	2	2	2					
8-1	2	172538-35250-Y	DISK	2	2	2					S
		(A=M61501)	(B=M61501)	(C=M61501)							
9	2	172513-35161	VALVE	2	2	2					
10	1	26156-200352	BOLT, M20X 35 PLATED	24	24	24					

Fig.25. INCHING PEDAL

(A)=V3-6(US)
 (B)=V3-6(AS)
 (C)=V3-6(NZ)

(D)=
 (E)=
 (F)=

No.	Lev.	Parts No.	Description	Qty						I	R
				(A)	(B)	(C)	(D)	(E)	(F)		
1	1	172649-12390	PEDAL PAD	1	1	1					
2	1	194990-20170	NUT, M8	1	1	1					
3	1	172141-41340	BOOT	1	1	1					
4	1	172538-42000-1	PLATE ASSY,PEDAL(49)	1	1	1					
5	1	172538-42030	PLATE,INCHING (49)	1	1	1					
6	1	172538-42050	PEDAL, INCHING	1	1	1					
7	1	172538-42100	ROD A,INCHING ASSY	1	1	1					
8	1	172538-42150	ROD B,INCHING ASSY	1	1	1					
9	1	172524-42190	SPRING, RETURN	1	1	1					
10	1	172165-46860	TURNBUCKLE ASSY	1	1	1					
11	1	1C6281-52320	PIN, SNAP 8	2	2	2					
12	1	22137-080000	WASHER, 8	2	2	2					
13	1	22486-080160	PIN, H 8X 16	1	1	1					
14	1	22486-080240	PIN, H 8X 24	1	1	1					
15	1	26013-100302	BOLT, M10X 30	2	2	2					
16	1	26051-100002	NUT, M10	1	1	1					
17	1	26716-080002	NUT, M8	1	1	1					

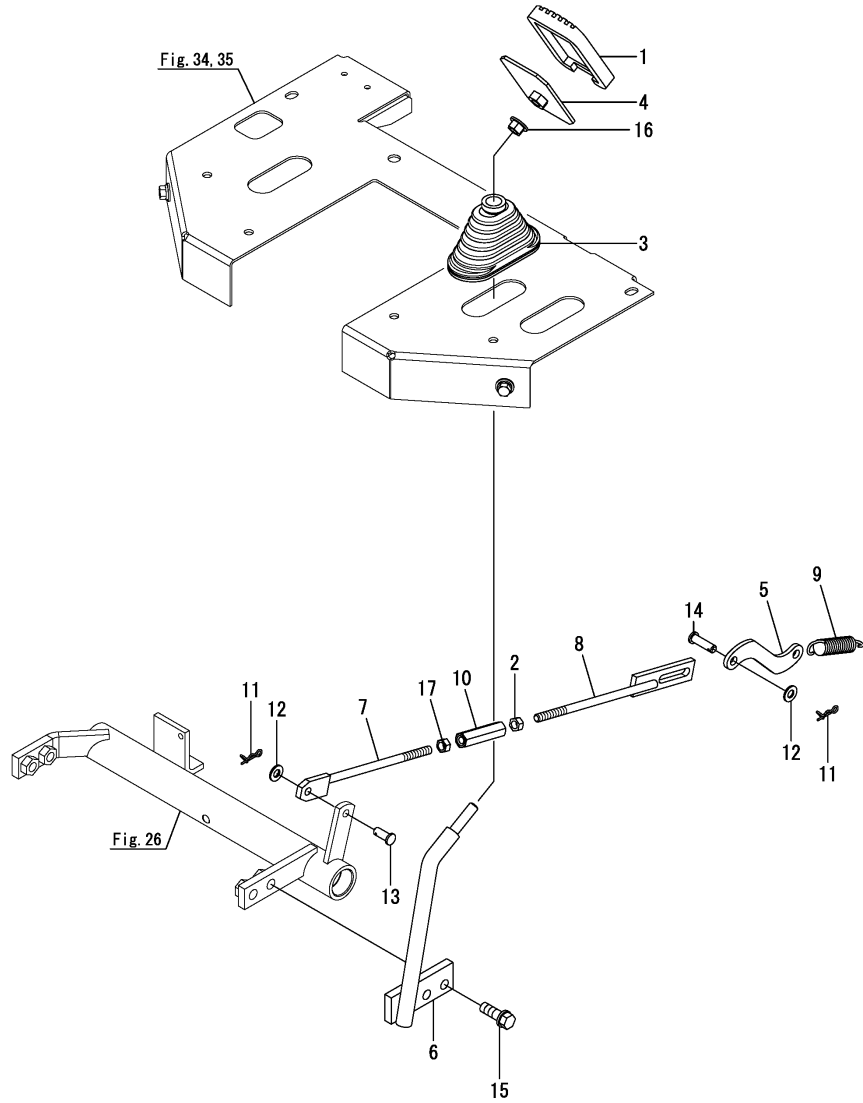
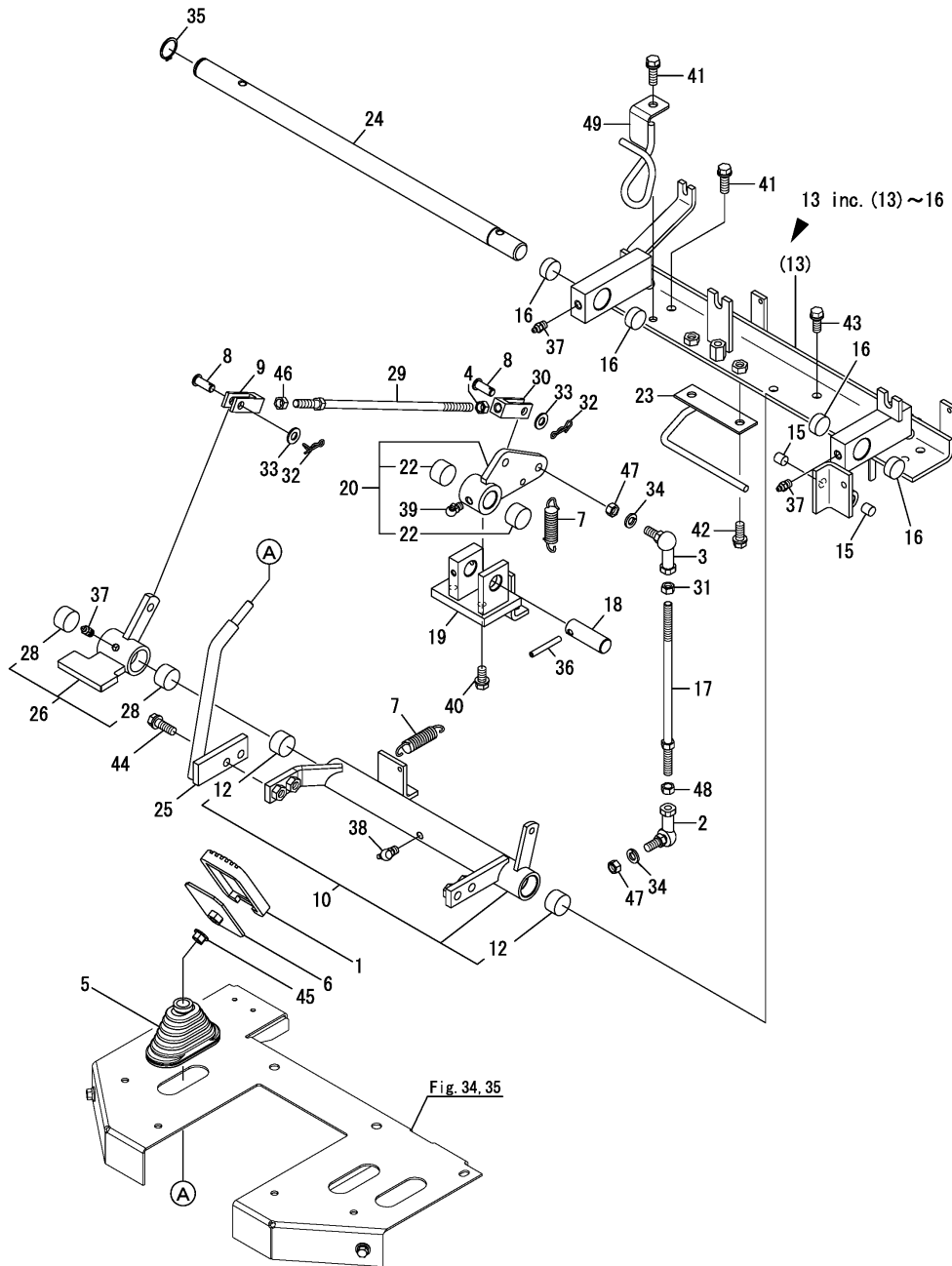


Fig.26. BRAKET PEDAL



(A)=V3-6(US)
(B)=V3-6(AS)
(C)=V3-6(NZ)

(D)=
(E)=
(F)=

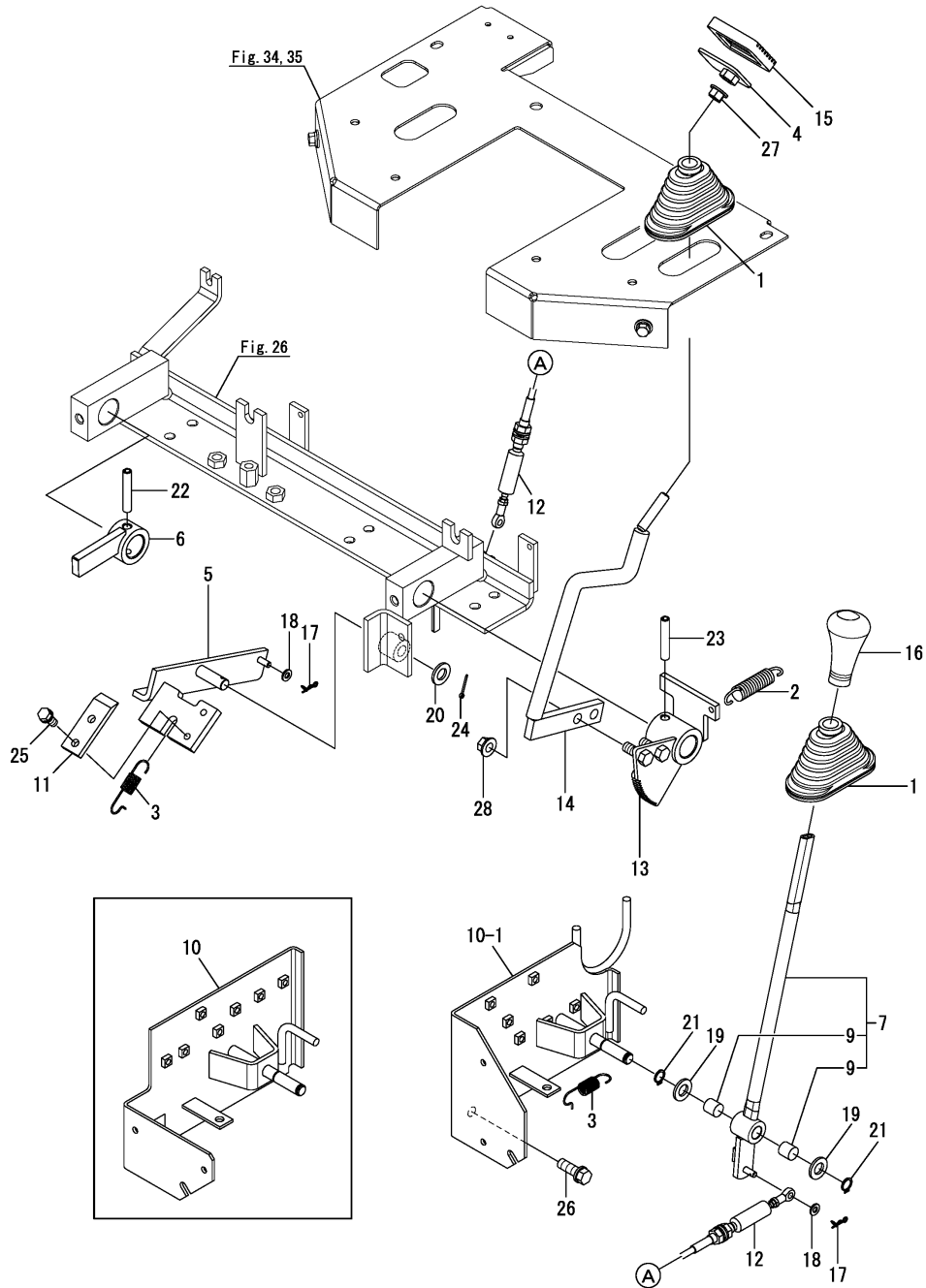
No.	Lev.	Parts No.	Description	Q'ty						I	R
				(A)	(B)	(C)	(D)	(E)	(F)		
1	1	172649-12390	PEDAL PAD	1	1	1					
2	1	1A6210-16150	BALL, LINK BL10D	1	1	1					
3	1	1A6210-16160	BALL, LINK BL10DL	1	1	1					
4	1	194150-22480	NUT, M10 L	1	1	1					
5	1	172141-41340	BOOT	1	1	1					
6	1	172538-42000-1	PLATE ASSY,PEDAL(49)	1	1	1					
7	1	172524-42190	SPRING, RETURN	2	2	2					
8	1	172527-42190	PIN, 10X22	2	2	2					
9	1	172527-42200	JOINT	1	1	1					
10	1	172538-42501-1	CAM ASSY, LINK	1	1	1					
12	2	24550-025150	BUSH, 25X15	2	2	2					
13	1	172538-42600-1	HOLDER ASSY,CAM A(49)	1	1	1					
15	2	24550-012120	BUSH, 12X12	2	2	2					
16	2	24550-025100	BUSH, 25X10	4	4	4					
17	1	172522-42620	LINK ROD	1	1	1					
18	1	172527-42680	SHAFT	1	1	1					
19	1	172527-42730-1	HOLDER,CAM B(GRAY:49)	1	1	1					
20	1	172538-42800-1	CAM ASSY, LINK	1	1	1					
22	2	24550-020150	BUSH, 20X15	2	2	2					
23	1	172538-42850-1	GUIDE ASSY, CABLE	1	1	1					
24	1	172538-42890	SHAFT, 25X566	1	1	1					
25	1	172538-42900	PEDAL, BRAKE	1	1	1					
26	1	172538-42951-1	CAM ASSY, LINK	1	1	1					
28	2	24550-025150	BUSH, 25X15	2	2	2					
29	1	172538-43600	ROD ASSY,BRAKE	1	1	1					
30	1	172538-43650	JOINT	1	1	1					
31	1	172738-47900	NUT, M10 L	1	1	1					
32	1	1C6360-65700	PIN, SNAP 10	2	2	2					
33	1	22137-100000	WASHER, 10	2	2	2					
34	1	22217-100000	WASHER, SPRING 10	2	2	2					
35	1	22242-000250	RING, 25	1	1	1					
36	1	22351-060050	PIN, SPRING 6.0X50	1	1	1					
37	1	24761-020000	NIPPLE, GREASE PT1/8	3	3	3					
38	1	24761-040000	NIPPLE, GREASE B	1	1	1					
39	1	24761-050000	NIPPLE, GREASE C	1	1	1					
40	1	26013-100202	BOLT, M10X 20	2	2	2					
41	1	26013-100302	BOLT, M10X 30	2	2	2					
42	1	26013-100252	BOLT, M10X 25	2	2	2					
43	1	26013-100302	BOLT, M10X 30	2	2	2					
44	1	26013-100302	BOLT, M10X 30	2	2	2					
45	1	26051-100002	NUT, M10	1	1	1					
46	1	26716-100002	NUT, M10	1	1	1					
47	1	26736-100002	NUT, M10	2	2	2					
48	1	26736-100002	NUT, M10	1	1	1					
49	1	172538-42910	BAR ASSY, GUIDE	1	1	1					W

(A)=M/#60738)

Fig.27. PARK BRAKE LEVER

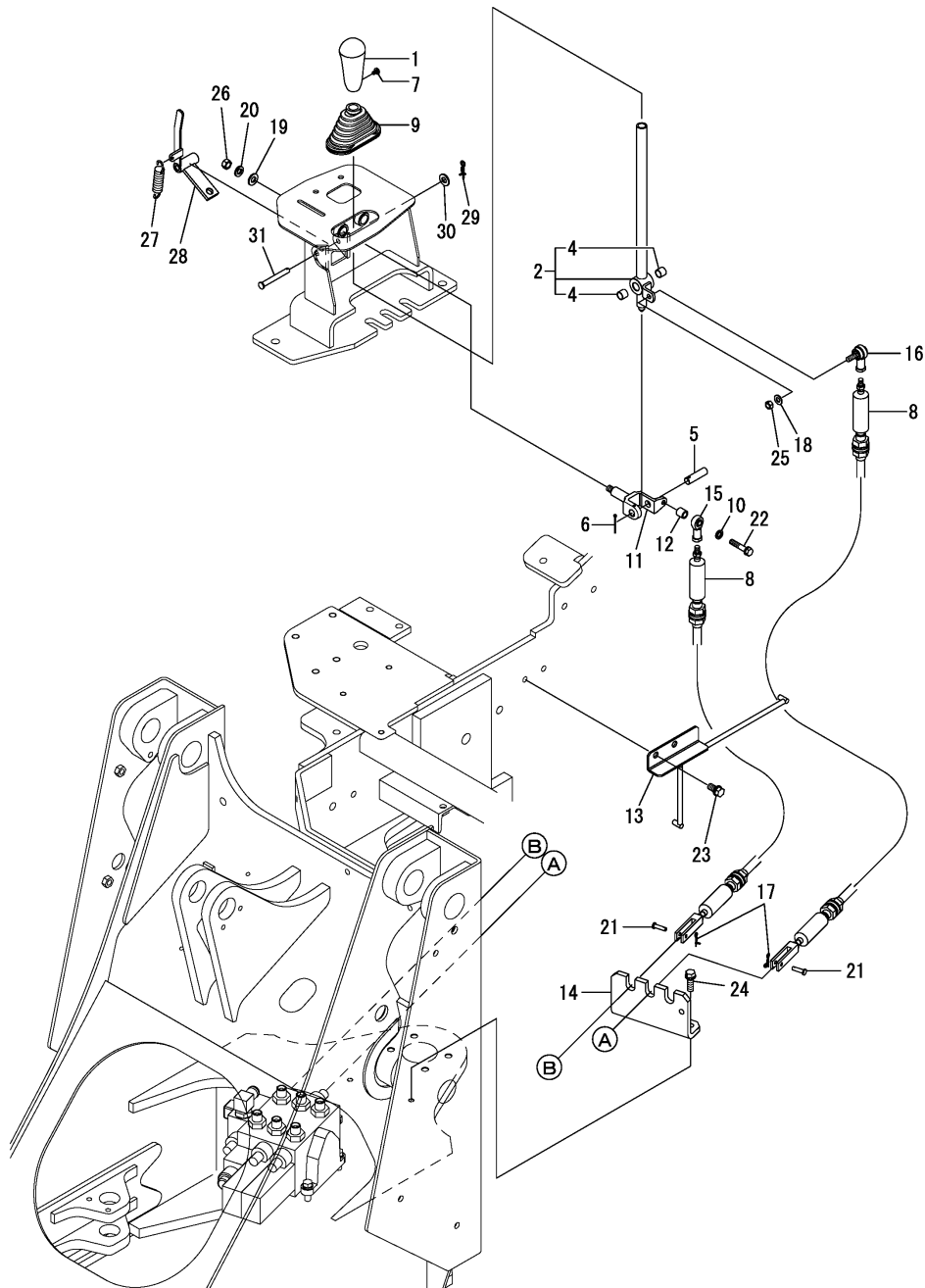
(A)=V3-6(US)
(B)=V3-6(AS)
(C)=V3-6(NZ)

(D)=
(E)=
(F)=



No.	Lev.	Parts No.	Description	Qty						I	R
				(A)	(B)	(C)	(D)	(E)	(F)		
1	1	172141-41340	BOOT	2	2	2					
2	1	172524-42190	SPRING, RETURN	1	1	1					
3	1	172527-42391	SPRING, 1.4X12X61.5	2	2	2					
4	1	172527-42921-1	PEDAL, HEAD	1	1	1					
5	1	172538-43150-1	PEDAL LOCK ASSY (49)	1							
5-1	1	172538-43151	PEDAL LOCK ASSY (49)	1	1	1					N
(A=M/#60747)											
6	1	172538-43200-1	CAM, PARKING	1	1	1					
7	1	172538-43240	LEVER ASSY, PARKING	1	1	1					
9	2	24550-012120	BUSH, 12X12	2	2	2					
10	1	172538-43300-1	BASE ASSY,BRAKE (49)	1							
10-1	1	172538-43301	BASE ASSY,BRAKE (49)	1	1	1					S
(A=M/#60747)											
11	1	172527-43390-1	PLATE T (GRAY:49)	1	1	1					
12	1	172538-43400	WIER,PARKING	1	1	1					
13	1	172538-43420-1	CAM, RATCHET	1	1	1					
14	1	172538-43450-1	LEVER ASSY,BRAKE(49)	1	1	1					
15	1	172122-45830	PAD, METAL	1	1	1					
16	1	1C6560-47000	GRIP, LEVER	1	1	1					
17	1	1C6281-52310	PIN, SNAP 6	2	2	2					
18	1	22137-060000	WASHER, 6	2	2	2					
19	1	22137-120000	WASHER, 12	2	2	2					
20	1	22137-120000	WASHER, 12	1	1	1					
21	1	22242-000120	RING, 12	2	2	2					
22	1	22351-080050	PIN, SPRING 8.0X50	1	1	1					
23	1	22351-080050	PIN, SPRING 8.0X50	1	1	1					
24	1	22411-250200	COTTER PIN 2.5X20	1	1	1					
25	1	26013-080202	BOLT, M8X 20	2	2	2					
26	1	26013-100302	BOLT, M10X 30	2	2	2					
27	1	26051-100002	NUT, M10	1	1	1					
28	1	26051-100002	NUT, M10	2	2	2					

Fig.28. HYD.OIL CONTROL LEVER

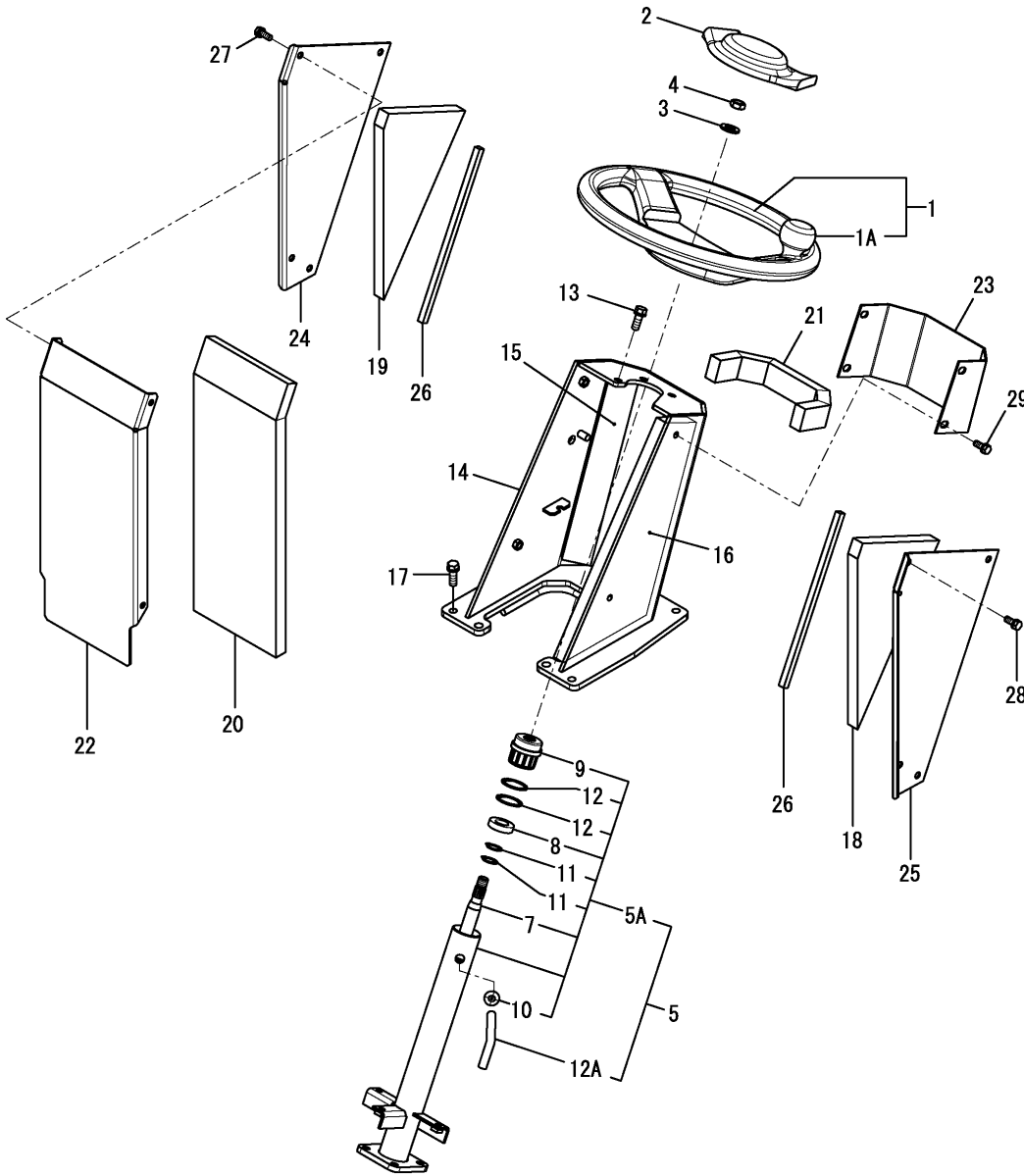


(A)=V3-6(US)
(B)=V3-6(AS)
(C)=V3-6(NZ)

(D)=
(E)=
(F)=

No.	Lev.	Parts No.	Description	Qty						I	R
				(A)	(B)	(C)	(D)	(E)	(F)		
1	1	172165-45071	KNOB ASSY	1	1	1					
2	1	172538-45100	LEVER, LOADER	1	1	1					
4	2	24550-012120	BUSH, 12X12	2	2	2					
5	1	172512-45160	PIN	1	1	1					
6	1	22417-250320	PIN, COTTER 2.5X32	1	1	1					
7	1	26587-040062	SCREW, M4X 6	1	1	1					
8	1	172538-45210	CABLE, LOADER LINK	2	2	2					
9	1	172141-41340	BOOT	1	1	1					
10	1	172524-45190	COLLAR, 8X12X2	1	1	1					
11	1	172538-45200-1	LINK, LEVER(GRAY:49)	1	1	1					
12	1	172524-45250	SPACER	1	1	1					
13	1	172538-45601-1	GUIDE ASSY	1	1	1					
14	1	172538-45650-1	BRACKET,CABLE (2J)	1	1	1					
14-1	1	172538-45650-Y	BRACKET,CABLE	1	1	1					S
		(A=M61501) (B=M61501) (C=M61501)									
15	1	172122-46571	END, ROD	1	1	1					
16	1	172122-46590	ELBOW	1	1	1					
17	1	1C6281-52310	PIN, SNAP 6	2	2	2					
18	1	22137-080000	WASHER, 8	1	1	1					
19	1	22137-100000	WASHER, 10	1	1	1					
20	1	22217-100000	WASHER, SPRING 10	1	1	1					
21	1	22486-060180	PIN, H 6X 18	2	2	2					
22	1	26013-080402	BOLT, M8X 40	1	1	1					
23	1	26013-100202	BOLT, M10X 20	2	2	2					
24	1	26013-100302	BOLT, M10X 30	2	2	2					
25	1	26716-080002	NUT, M8	1							
25-1	1	26051-080002	NUT, M8	1	1	1					R
		(A=MZZZZZ)									
25-2	1	26347-080002	NUT, M8	1	1	1					N
		(A=MZZZZZ) (B=MZZZZZ) (C=MZZZZZ)									
26	1	26716-100002	NUT, M10	1	1	1					
27	1	172524-42190	SPRING, RETURN	1	1	1					
28	1	172538-45500-1	LEVER,LOCK ASSY (10)	1	1	1					
29	1	1C6281-52320	PIN, SNAP 8	1	1	1					
30	1	22137-080000	WASHER, 8	1							Z
		(A=MZZZZZ)									
31	1	22487-080600	PIN 8X 60	1	1	1					

Fig.29. STEERING WHEEL & COLUMN



(A)=V3-6(US)
(B)=V3-6(AS)
(C)=V3-6(NZ)

(D)=
(E)=
(F)=

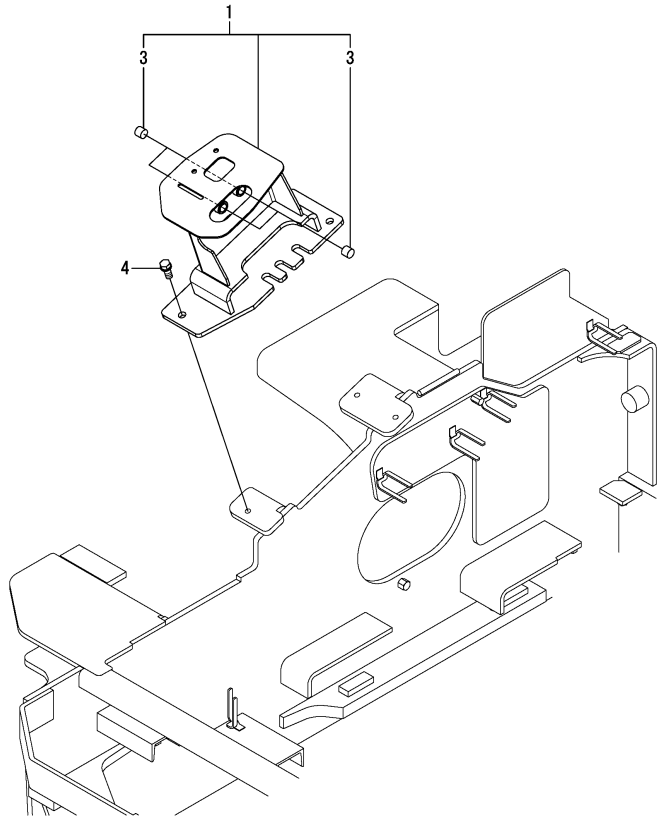
No.	Lev.	Parts No.	Description	Qty						I	R
				(A)	(B)	(C)	(D)	(E)	(F)		
1	1	172538-47600	HANDLE,STEERING	1	1	1					
1A	2	172538-47630	KNOB ASSY	1	1	1					W
		(A=MZZZZZ) (B=MZZZZZ) (C=MZZZZZ)									
2	1	172538-47610	CAP, HANDLE	1	1	1					
3	1	22137-140000	WASHER, 14	1	1	1					
4	1	26776-140002	NUT, LOCK M14	1	1	1					
5	1	172538-47750	COLUMN ASSY	1	1	1					
5A	2	172538-47801	COLUMN ASSY	1	1	1					
7	3	172538-47860	SHAFT, STEERING	1	1	1					
8	3	172527-47870	BEARING 20X37X9	1	1	1					
9	3	172538-47870	BUSH,COLUMN	1	1	1					
10	3	172538-47880	GROMMET, 13	1	1	1					
11	3	22242-000200	RING, 20	2	2	2					
12	3	22252-000370	RING, 37	2	2	2					
12A	2	172538-47760	PIPE, CORRUGATED	1	1	1					
13	1	26013-100252	BOLT, M10X 25	3	3	3					
14	1	172538-55501	FRAME, STEERING	1	1	1					
15	1	172538-60860	SPONGE	1	1	1					
16	1	172538-60870	SPONGE	1	1	1					
17	1	26014-100302	BOLT, M10X 30	6	6	6					
18	1	172538-60890	SPONGE	1	1	1					
19	1	172538-60900	SPONGE	1	1	1					
20	1	172538-60910	SPONGE	1	1	1					
21	1	172538-60920	SPONGE	1	1	1					
22	1	172538-63400	COVER, COLUMN	1	1	1					
23	1	172538-63420	COVER, COLUMN	1	1	1					
24	1	172538-63430	COVER, COLUMN	1	1	1					
25	1	172538-63440	COVER, COLUMN	1	1	1					
26	1	172538-63450	SEAL,10X10X280	2	2	2					
27	1	26013-080202	BOLT, M8X 20	4	4	4					
28	1	26013-080202	BOLT, M8X 20	4	4	4					
29	1	26013-080202	BOLT, M8X 20	4	4	4					

Fig.30. CONTROL COVER

(A)=V3-6(US)
 (B)=V3-6(AS)
 (C)=V3-6(NZ)

(D)=
 (E)=
 (F)=

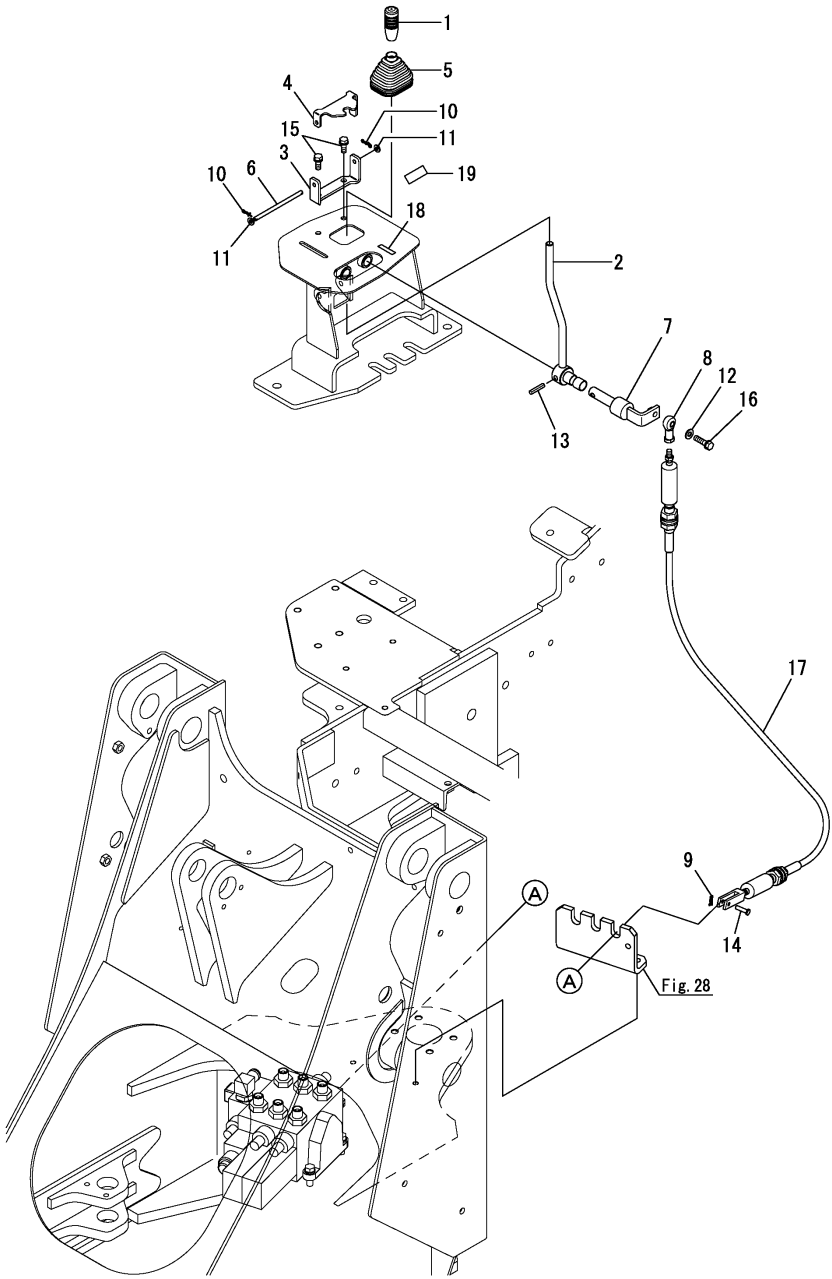
No.	Lev.	Parts No.	Description	Q'ty						I	R
				(A)	(B)	(C)	(D)	(E)	(F)		
1	1	172538-45400	STAND, LEVER	1	1	1					1
3	2	24550-016150	BUSH, 16X15	4	4	4					
3A	1	172538-03230	LABEL, LOCK	1	1	1					2
3B	1	172538-03790	LABEL, PTO ROCK US	1	1	1					2
4	1	26013-120302	BOLT, M12X 30	3	3	3					



Remarks

- (1) Please use this part with following labels at the same time Ref.No. 3A,3B.
- (2) Labels are not illustrated.

Fig.31. P.T.O.LEVER



(A)=V3-6(US)
 (B)=V3-6(AS)
 (C)=V3-6(NZ)

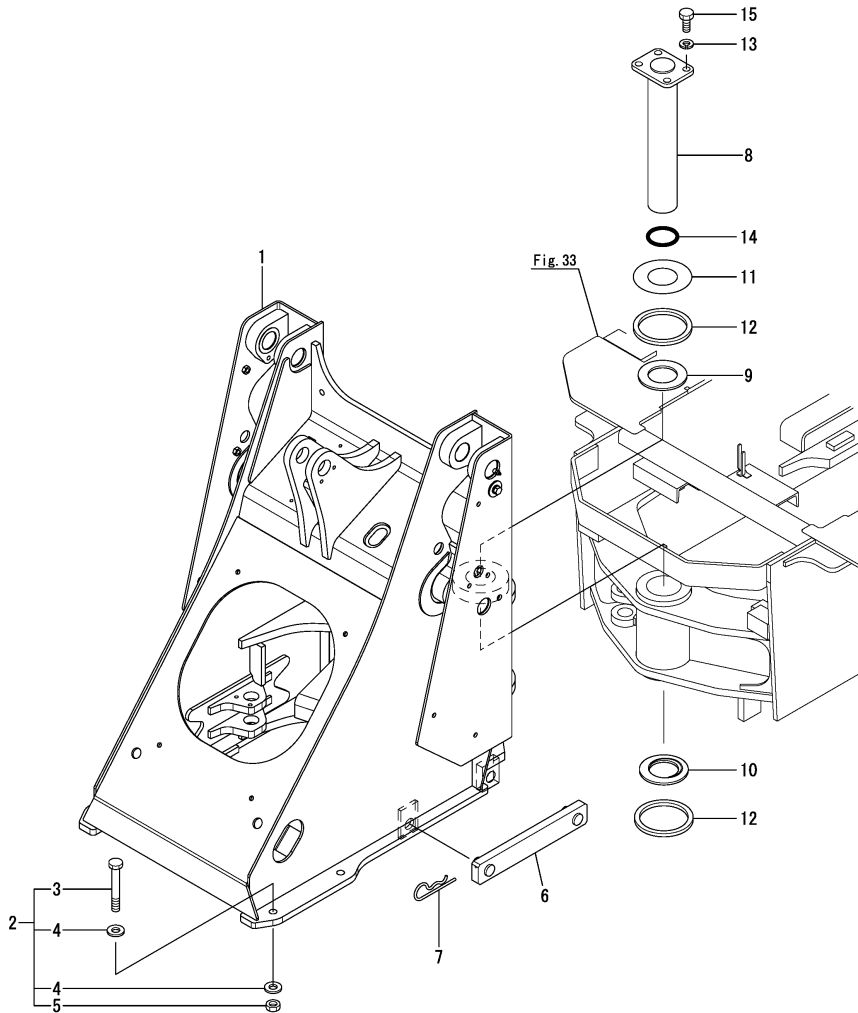
(D)=
 (E)=
 (F)=

No.	Lev.	Parts No.	Description	Q'ty						I	R
				(A)	(B)	(C)	(D)	(E)	(F)		
1	1	172498-12250	GRIP, ACCELERATOR	1	1	1					
2	1	172538-46110-1	LEVER ASSY,3RD (49)	1	1	1					
3	1	172538-46131	BRACKET,3RD	1	1	1					
4	1	172538-46141-1	STOPPER, 3RD	1	1	1					
5	1	172520-46150	BOOT	1	1	1					
6	1	172538-46150	PIN,3RD	1	1	1					
7	1	172538-46200-1	LEVER PIN ASSY (49)	1	1	1					
8	1	172122-46571	END, ROD	1	1	1					
9	1	1C6281-52310	PIN, SNAP 6	1	1	1					
10	1	1C6281-52310	PIN, SNAP 6	2	2	2					
11	1	22137-060000	WASHER, 6	2	2	2					
12	1	22137-080000	WASHER, 8	1	1	1					
13	1	22351-060032	PIN, SPRING 6.0X32	1	1	1					
14	1	22486-060180	PIN, H 6X 18	1	1	1					
15	1	26013-080202	BOLT, M8X 20	2	2	2					
16	1	26013-080302	BOLT, M8X 30	1	1	1					
17	1	172538-45220	CABLE, LOADER LINK	1	1	1					
18	1	172538-03320	LABEL,PTO ROCK	1	1	1					
19	1	172527-03620	LABEL	1	1	1					

Fig.32. FRONT FRAME

(A)=V3-6(US)
 (B)=V3-6(AS)
 (C)=V3-6(NZ)

(D)=
 (E)=
 (F)=



No.	Lev.	Parts No.	Description	Qty						I	R
				(A)	(B)	(C)	(D)	(E)	(F)		
1	1	172538-52101-2	FRAME ASSY,FRONT(2J)	1							1
1-1	1	172538-52102-1	FRAME ASSY,FRONT(2J)	1	1	1					N 1
(A=M/#60747)											
1-2	1	172538-52102-Y	FRAME ASSY,FRONT	1	1	1					S 1
(A=M61501) (B=M61501) (C=M61501)											
1A	1	172524-03671	LABEL	1	1	1					2
1B	1	172538-03740	LABEL,GREASE US	1	1	1					2
2	1	172527-52411	BOLT F SET	4	4	4					
3	2	172527-52421	BOLT 16X110	4	4	4					
4	2	172527-52431	WASHER 17X35X4.5	8	8	8					
5	2	172527-52451	NUT, M16	4	4	4					
6	1	172527-52881-1	STOPPER ASSY, FRAME	1	1	1					
7	1	194080-75790	PIN, SNAP 28	2	2	2					
8	1	172527-52800-2	PIN 60X346.5 (2J)	1	1	1					
8-1	1	172527-52800-Y	PIN 60X346.5	1	1	1					S
(A=M61501) (B=M61501) (C=M61501)											
9	1	172524-52830	COLLAR, THRUST	1	1	1					
10	1	172524-52840	PLATE,THRUST	1	1	1					
11	1	172524-52850	SHIM	1	1	1					
12	1	172524-52870	GASKET	2	2	2					
13	1	22217-140000	WASHER, SPRING 14	4	4	4					
14	1	24321-000600	O-RING, 1AG60.0	1	1	1					
15	1	26116-140352	BOLT, M14X 35 PLATED	4	4	4					

Remarks

(1)Please use this part with following labels at the same time Ref.No. 1A,1B.

(2)Labels are not illustrated.

Fig.33. REAR FRAME

(A)=V3-6(US)
(B)=V3-6(AS)
(C)=V3-6(NZ)

(D)=
(E)=
(F)=

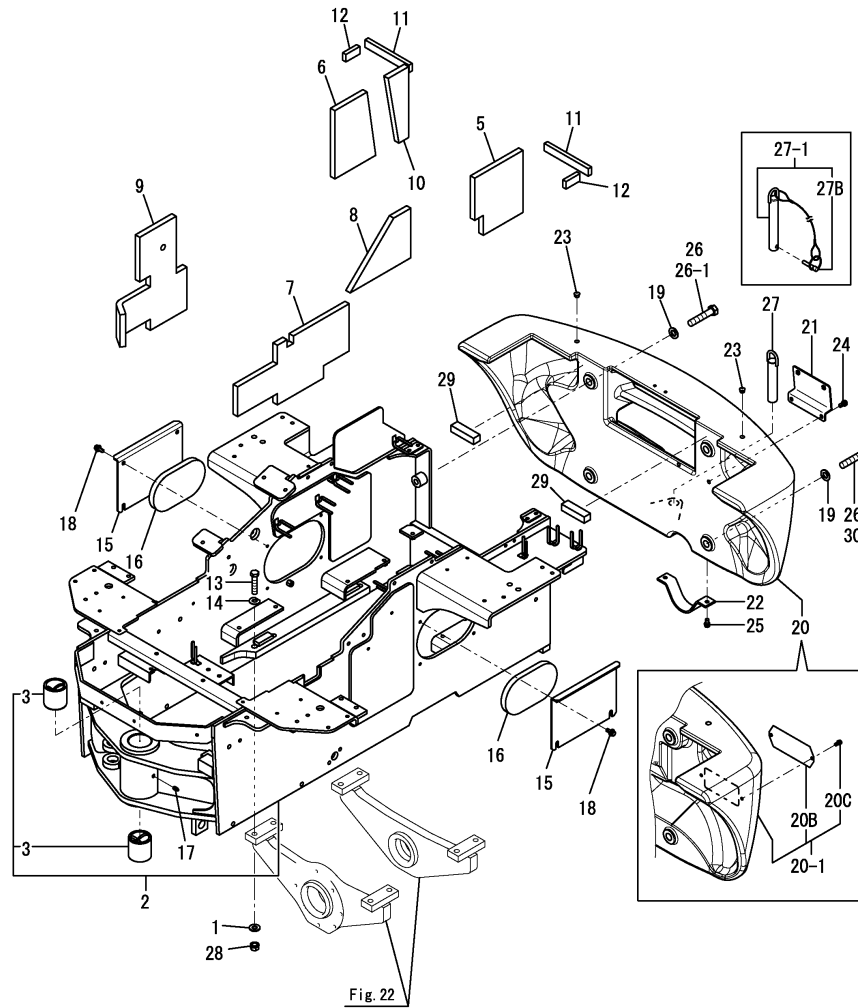


Fig. 22

No.	Lev.	Parts No.	Description	Qty						I	R
				(A)	(B)	(C)	(D)	(E)	(F)		
1	1	172527-52431	WASHER 17X35X4.5	8	8	8					
2	1	172538-52502	FRAME ASSY, REAR	1							1
2-1	1	172538-52503	REAR FRAME ASSY (49)	1							N 1
(A=M/#60738)											
2-2	1	172538-52504	REAR FRAME ASSY (49)	1	1	1					N 1
(A=M/#60756)											
2-3	1	172538-52505	REAR FRAME ASSY	1	1	1					N
(A=M61069) (B=M61069) (C=M61069)											
3	2	172524-33521	BUSH	2	2	2					
5	2	172538-60271	SPONGE	1	1	1					
6	2	172538-60290	SPONGE	1	1	1					
7	2	172538-60250	SPONGE	1							
7-1	2	172538-60251	SPONGE	1	1	1					N
(A=M/#60756)											
8	2	172538-60260	SPONGE	1	1	1					
9	2	172538-60280	SPONGE	1	1	1					
10	2	172538-60300	SPONGE	1	1	1					
11	2	172538-60311	SPONGE	2	2	2					
12	2	172538-60320	SPONGE	2	2	2					
12A	1	172519-03820	LABEL	2	2	2					2
13	1	172527-52920	BOLT 16X75	8	8	8					
14	1	172527-52940	WASHER (R)	8	8	8					
15	1	172538-53660-1	COVER, FRAME	2	2	2					
16	1	172538-60240	SPONGE	2	2	2					
17	1	24761-020000	NIPPLE, GREASE PT1/8	1	1	1					
18	1	26014-100252	BOLT, M10X 25	8	8	8					
19	1	172520-31210	WASHER	4	4	4					
20	1	172539-53310	WEIGHT, COUNTER	1	1	1					
20-1	1	172539-08050	WEIGHT KIT, COUNTER	1	1	1					N
(A=M61037) (B=M61037) (C=M61037)											
20B	2	172538-53330	COVER, LAMP	1	1	1					W
(A=M61037) (B=M61037) (C=M61037)											
20C	2	26013-080162	BOLT, M8X 16	2	2	2					W
(A=M61037) (B=M61037) (C=M61037)											
21	1	172538-53350	PLATE, NUMBER	1	1	1					
22	1	172538-53370	GUARD, MUFFLER	1	1	1					
23	1	172A47-54610	CLIP, ANCHOR	2	2	2					
23-1	1	172538-53320	CLIP, ANCHOR	2	2	2					N
(A=EZZZZZ) (B=EZZZZZ) (C=EZZZZZ)											
24	1	26013-100202	BOLT, M10X 20	2	2	2					
25	1	26013-100202	BOLT, M10X 20	2	2	2					
26	1	26116-201002	BOLT, M20X100 PLATED	4							
26-1	1	26116-201002	BOLT, M20X100 PLATED	2	2	2					K
(A=M/#60725)											
27	1	172538-53510	HITCH PIN ASSY	1							
27-1	1	172538-53390	PIN ASSY	1	1	1					N
(A=*2010.05)											
27B	2	794130-71410	PIN ASSY, BALL	1	1	1					W
(A=*2010.05)											
28	1	172527-52451	NUT, M16	8	8	8					
29	1	172538-60960	SEAL, WEIGHT	2	2	2					

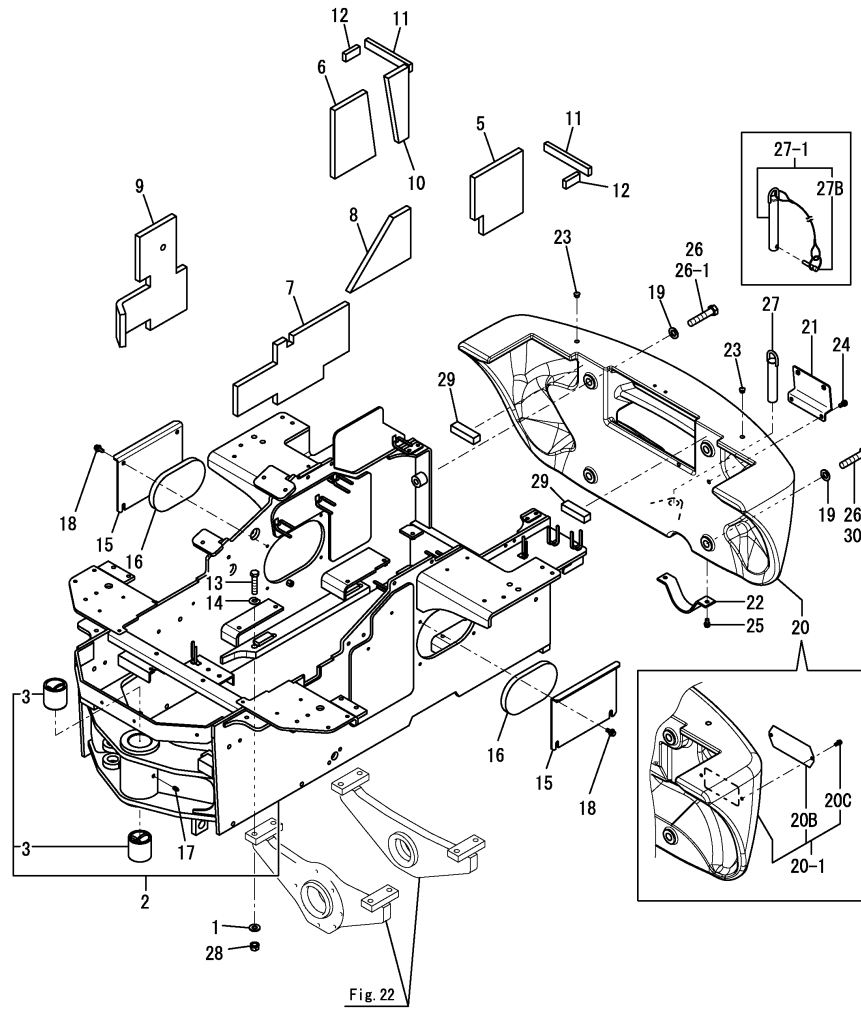
Remarks

- (1)Please use this part with following labels at the same time. No. 12A.
- (2)Not illustrated.

Fig.33. REAR FRAME

(A)=V3-6(US)
 (B)=V3-6(AS)
 (C)=V3-6(NZ)

(D)=
 (E)=
 (F)=



No.	Lev.	Parts No.	Description	Q'ty						I	R
				(A)	(B)	(C)	(D)	(E)	(F)		
30	1	26116-200852 (A=M/#60725)	BOLT, M20X 85 PLATED	2	2	2					W

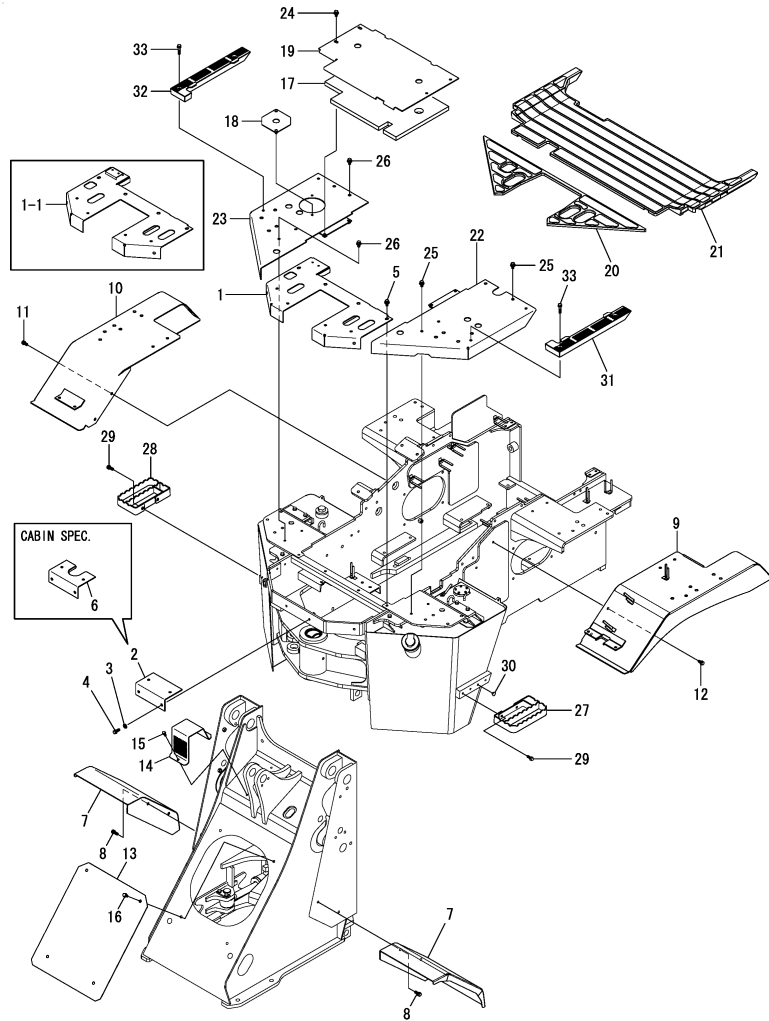
Remarks

- (1) Please use this part with following labels at the same time.
No. 12A.
- (2) Not illustrated.

Fig.34. COVER & STEP

(A)=V3-6(US)
(B)=V3-6(AS)
(C)=V3-6(NZ)

(D)=
(E)=
(F)=



Remarks

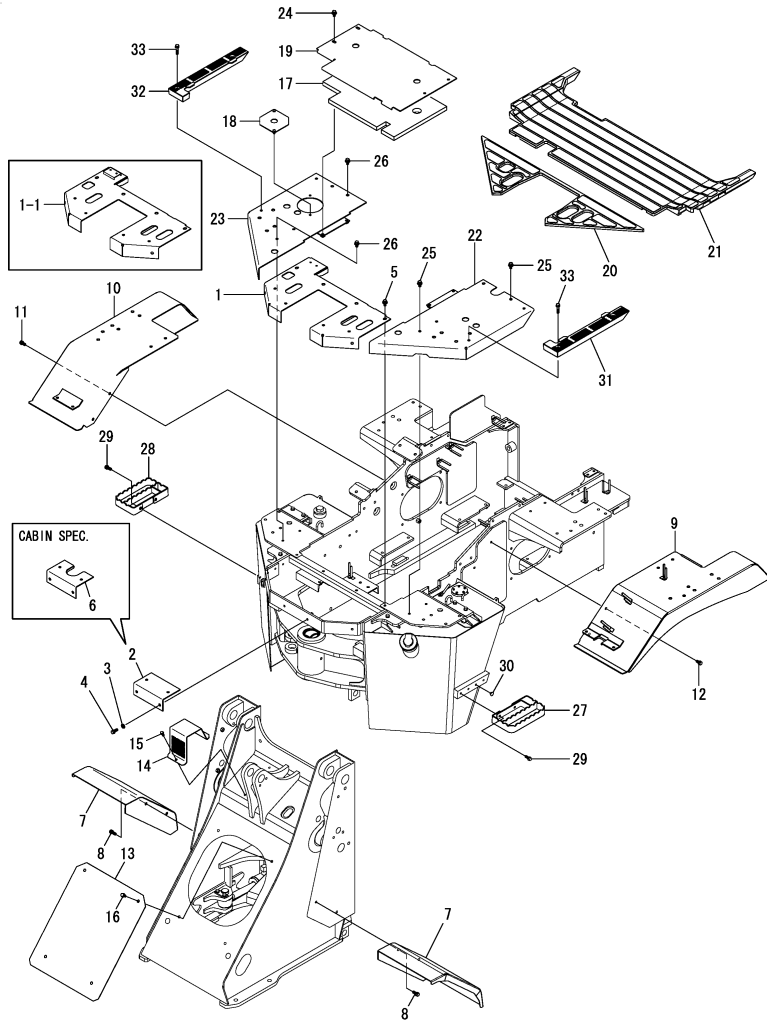
- (1)Please use this part with following labels at the same time No.9A,9B.
- (2)Please use this part with following labels at the same time. No.10A.
- (3)Please use this part with following labels at the same time.No.22AB.
- (4)Please use this part with following labels at the same time No.13A.
- (5)Please use this part with following labels at the same time No.1A.
- (6)Not illus.(7)Cabin (8)Fig5No9-1&26

No.	Lev.	Parts No.	Description	Q'ty						I	R
				(A)	(B)	(C)	(D)	(E)	(F)		
1	1	172538-43000-2	FLOOR A ,FRONT (49)	1							5
1-1	1	172538-43001-1	FLOOR A ,FRONT (49)	1	1	1					S 8
(A=M/#60903)											
1A	1	172524-03631	LABEL	1	1	1					6
2	1	172538-43050-2	FLOOR B ,FRONT (49)	1	1	1					
3	1	22137-100000	WASHER, 10	2	2	2					
4	1	26013-100252	BOLT, M10X 25	2	2	2					
5	1	26014-100202	BOLT, M10X 20	4	4	4					
6	1	172538-43101-1	FLOOR B(C,FRONT (49)	1	1	1					7
7	1	172538-61600-2	FENDER F ASSY (2J)	2	2	2					
7-1	1	172538-61600-Y	FENDER F ASSY	2	2	2					S
(A=M61501) (B=M61501) (C=M61501)											
8	1	26013-100252	BOLT, M10X 25	4	4	4					
9	1	172538-61303-2	FENDER ASSY	1	1	1					1
9-1	1	172538-61304-1	FENDER L ASSY	1	1	1					N 1
(A=M61069) (B=M61069) (C=M61069)											
9-2	1	172538-61304-Y	FENDER L ASSY	1	1	1					S 1
(A=M61501) (B=M61501) (C=M61501)											
9A	1	172538-03110	LABEL,MODEL L	1	1	1					6
9B	1	172524-03770	LABEL	1	1	1					6
10	1	172538-61452-2	FENDER R ASSY (2J)	1	1	1					2
10-1	1	172538-61452-Y	FENDER R ASSY	1	1	1					S 2
(A=M61501) (B=M61501) (C=M61501)											
10A	1	172538-03120	LABEL,MODEL R	1	1	1					6
11	1	26013-100202	BOLT, M10X 20	2	2	2					
12	1	26013-100202	BOLT, M10X 20	2	2	2					
13	1	172538-61121-2	COVER	1	1	1					4
13-1	1	172538-61121-Y	COVER	1	1	1					S 4
(A=M61501) (B=M61501) (C=M61501)											
13A	1	172534-03160	LABEL, FRONT	1	1	1					6
14	1	172538-61150-2	COVER, HORN	1	1	1					
14-1	1	172538-61150-Y	COVER, HORN	1	1	1					S
(A=M61501) (B=M61501) (C=M61501)											
15	1	26013-080202	BOLT, M8X 20	2	2	2					
16	1	26013-100202	BOLT, M10X 20	4	4	4					
17	1	172538-60940	SPONGE	1	1	1					
18	1	172538-61750-2	PLATE,FLOOR (2J)	1	1	1					
18-1	1	172538-61750-Y	PLATE,FLOOR	1	1	1					S
(A=M61501) (B=M61501) (C=M61501)											
19	1	172538-61780-2	FLOOR (C (2J)	1	1	1					
19-1	1	172538-61780-Y	FLOOR (C	1	1	1					S
(A=M61501) (B=M61501) (C=M61501)											
20	1	172538-61800	FLOOR MAT ,F	1	1	1					
21	1	172538-61810	FLOOR MAT	1	1	1					
22	1	172538-61840-2	FLOOR (L CMP (2J)	1	1	1					3
22-1	1	172538-61840-Y	FLOOR (L CMP	1	1	1					S 3
(A=M61501) (B=M61501) (C=M61501)											
22A	1	114110-07760	LABEL, FUEL CAUTION	1	1	1					6
22B	1	172437-03501	LABEL, FUEL	1	1	1					6
23	1	172538-61891-2	FLOOR (R CMP (2J)	1							
23-1	1	172538-61892	FLOOR (R CMP (2J)	1	1	1					N

Fig.34. COVER & STEP

(A)=V3-6(US)
(B)=V3-6(AS)
(C)=V3-6(NZ)

(D)=
(E)=
(F)=



No.	Lev.	Parts No.	Description	Q'ty						I	R
				(A)	(B)	(C)	(D)	(E)	(F)		
(A=M/#60747)											
23-2	1	172538-61892-Y	FLOOR (R CMP	1	1	1					S
(A=M61501) (B=M61501) (C=M61501)											
24	1	26014-100202	BOLT, M10X 20	4	4	4					
25	1	26014-100202	BOLT, M10X 20	4	4	4					
26	1	26014-100202	BOLT, M10X 20	4	4	4					
27	1	172538-62100	STEP ASSY	1	1	1					
28	1	172538-62150	STEP ASSY	1	1	1					
29	1	26013-100252	BOLT, M10X 25	4							
29-1	1	26014-100252	BOLT, M10X 25	4	4	4					N
(A=M/#60756)											
30	1	172183-81160	CLIP, TREE	2	2	2					
31	1	172538-61951-1	STEP, FLOOR	1	1	1					
32	1	172538-61961-1	STEP, FLOOR	1	1	1					
33	1	26013-100402	BOLT, M10X 40	4	4	4					

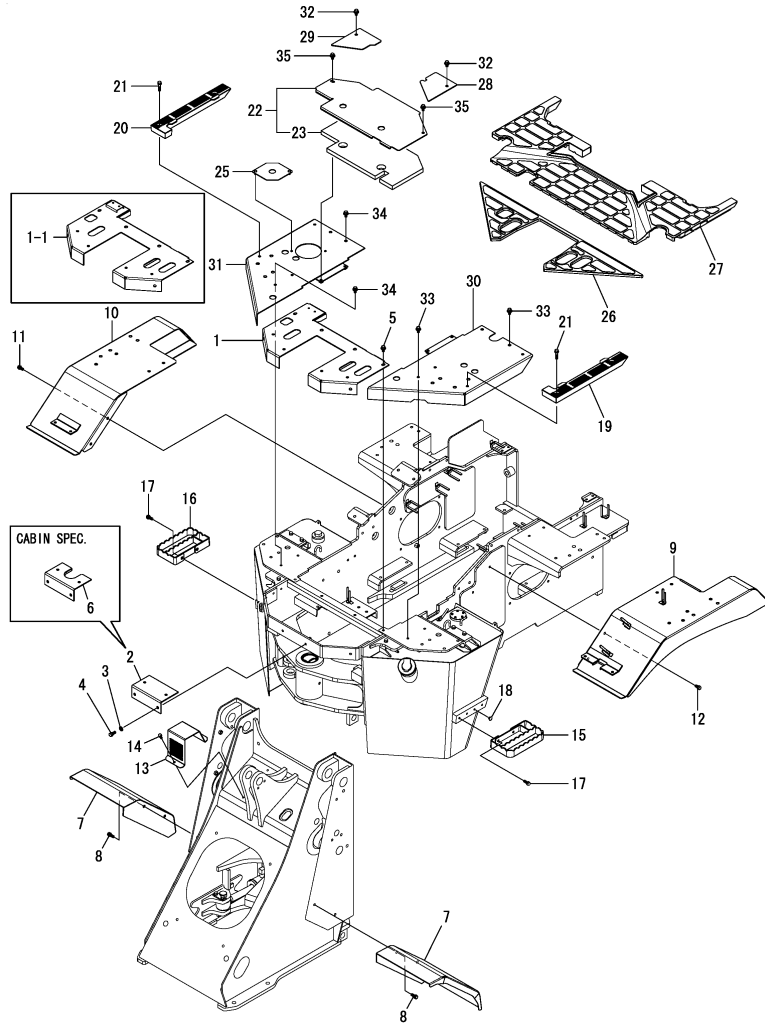
Remarks

- (1)Please use this part with following labels at the same time No.9A,9B.
- (2)Please use this part with following labels at the same time. No.10A.
- (3)Please use this part with following labels at the same time.No.22AB.
- (4)Please use this part with following labels at the same time No.13A.
- (5)Please use this part with following labels at the same time No.1A.
- (6)Not illus.(7)Cabin (8)Fig5No9-1&26

Fig.35. COVER & STEP(AIR CON.SPEC.)

(A)=V3-6(US)
(B)=V3-6(AS)
(C)=V3-6(NZ)

(D)=
(E)=
(F)=



No.	Lev.	Parts No.	Description	Q'ty						I	R
				(A)	(B)	(C)	(D)	(E)	(F)		
1	1	172538-43000-2	FLOOR A ,FRONT (49)	1							3
1-1	1	172538-43001-1	FLOOR A ,FRONT (49)	1	1	1					S 7
(A=M/#60903)											
1A	1	172524-03631	LABEL	1	1	1					5
2	1	172538-43050-2	FLOOR B ,FRONT (49)	1	1	1					
3	1	22137-100000	WASHER, 10	2	2	2					
4	1	26013-100252	BOLT, M10X 25	2	2	2					
5	1	26014-100202	BOLT, M10X 20	4	4	4					
6	1	172538-43101-1	FLOOR B(C,FRONT (49)	1	1	1					6
7	1	172538-61600-2	FENDER F ASSY (2J)	2	2	2					
7-1	1	172538-61600-Y	FENDER F ASSY	2	2	2					S
(A=M61501) (B=M61501) (C=M61501)											
8	1	26013-100252	BOLT, M10X 25	4	4	4					
9	1	172538-61303-2	FENDER ASSY	1	1	1					1
9-1	1	172538-61304-1	FENDER L ASSY	1	1	1					N 1
(A=M61069) (B=M61069) (C=M61069)											
9-2	1	172538-61304-Y	FENDER L ASSY	1	1	1					S 1
(A=M61501) (B=M61501) (C=M61501)											
9A	1	172538-03110	LABEL,MODEL L	1	1	1					5
9B	1	172524-03770	LABEL	1	1	1					5
10	1	172538-61452-2	FENDER R ASSY (2J)	1	1	1					2
10-1	1	172538-61452-Y	FENDER R ASSY	1	1	1					S 2
(A=M61501) (B=M61501) (C=M61501)											
10A	1	172538-03120	LABEL,MODEL R	1	1	1					5
11	1	26013-100202	BOLT, M10X 20	2	2	2					
12	1	26013-100202	BOLT, M10X 20	2	2	2					
13	1	172538-61150-2	COVER, HORN	1	1	1					
13-1	1	172538-61150-Y	COVER, HORN	1	1	1					S
(A=M61501) (B=M61501) (C=M61501)											
14	1	26013-080202	BOLT, M8X 20	2	2	2					
15	1	172538-62100	STEP ASSY	1	1	1					
16	1	172538-62150	STEP ASSY	1	1	1					
17	1	26014-100252	BOLT, M10X 25	4	4	4					
18	1	172183-81160	CLIP, TREE	2	2	2					
19	1	172538-61951-1	STEP, FLOOR	1	1	1					
20	1	172538-61961-1	STEP, FLOOR	1	1	1					
21	1	26013-100402	BOLT, M10X 40	4	4	4					
22	1	172539-61740	FLOOR ASSY,A/C (49)	1	1	1					
23	2	172539-60940	SPONGE	1	1	1					
25	1	172538-61750-2	PLATE,FLOOR (2J)	1	1	1					
25-1	1	172538-61750-Y	PLATE,FLOOR	1	1	1					S
(A=M61501) (B=M61501) (C=M61501)											
26	1	172538-61800	FLOOR MAT ,F	1	1	1					
27	1	172539-61810	FLOOR MAT,A/C	1	1	1					
28	1	172539-61820	FLOOR L,A/C (49)	1	1	1					
29	1	172539-61830	FLOOR R,A/C (49)	1	1	1					
30	1	172538-61840-2	FLOOR (L CMP (2J)	1	1	1					4
30-1	1	172538-61840-Y	FLOOR (L CMP	1	1	1					S 4
(A=M61501) (B=M61501) (C=M61501)											
30A	1	114110-07760	LABEL, FUEL CAUTION	1	1	1					5
30B	1	172437-03501	LABEL, FUEL	1	1	1					5

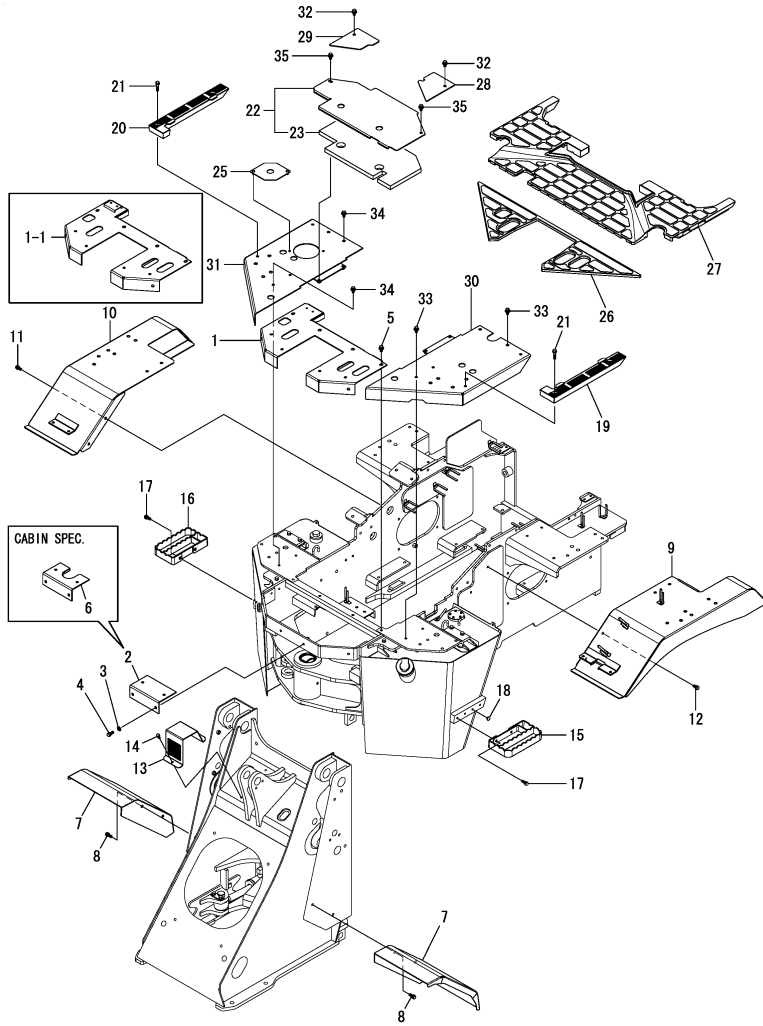
Remarks

- (1)Please use this part with following labels at the same time No. 9A,9B
- (2)Please use this part with following labels at the same time No. 10A.
- (3)Please use this part with following labels at the same time No. 1A.
- (4)Please use this part with following labels at the same time No. 30A 30B. (5)Labels are not illustrated.
- (6)Cabin spec.
- (7)Fig.5 Ref.No.9-1&26.

Fig.35. COVER & STEP(AIR CON.SPEC.)

(A)=V3-6(US)
(B)=V3-6(AS)
(C)=V3-6(NZ)

(D)=
(E)=
(F)=



No.	Lev.	Parts No.	Description	Q'ty						I	R
				(A)	(B)	(C)	(D)	(E)	(F)		
31	1	172538-61892	FLOOR (R CMP (2J)	1	1	1					
31-1	1	172538-61892-Y	FLOOR (R CMP	1	1	1					S
		(A=M61501) (B=M61501) (C=M61501)									
32	1	26014-100202	BOLT, M10X 20	2	2	2					
33	1	26014-100202	BOLT, M10X 20	4	4	4					
34	1	26014-100202	BOLT, M10X 20	4	4	4					
35	1	26014-100202	BOLT, M10X 20	2	2	2					

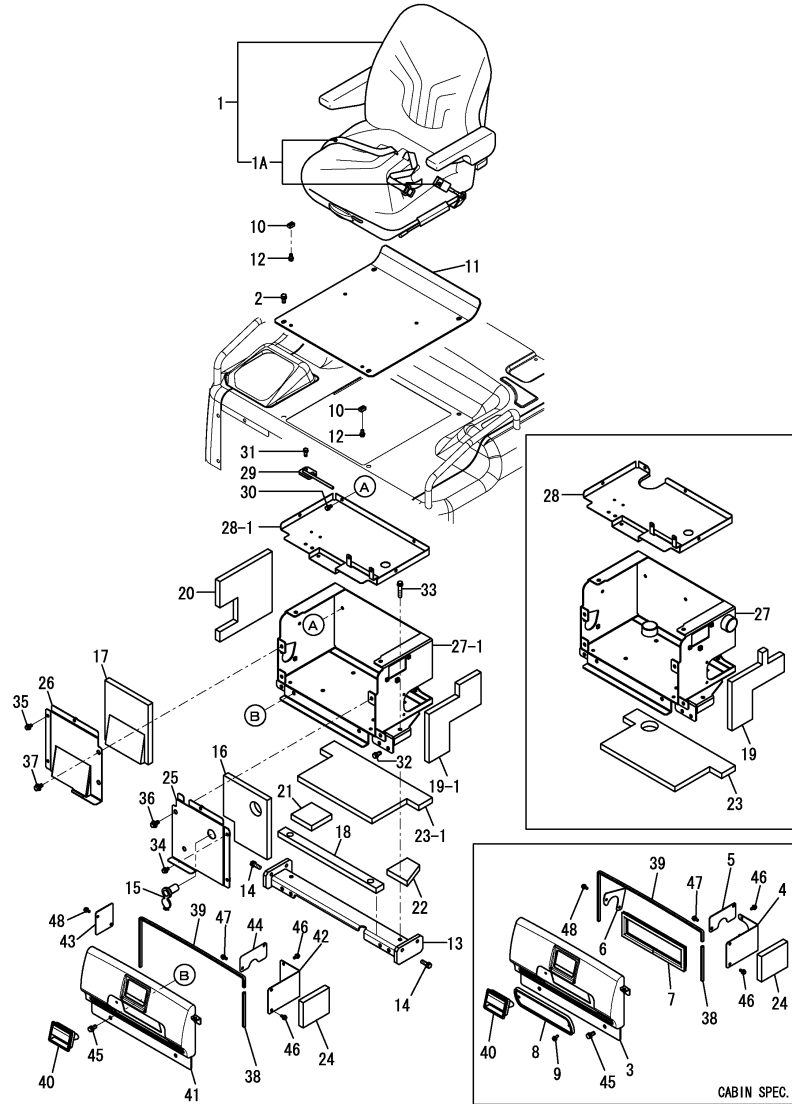
Remarks

- (1)Please use this part with following labels at the same time No. 9A,9B
- (2)Please use this part with following labels at the same time No. 10A.
- (3)Please use this part with following labels at the same time No. 1A.
- (4)Please use this part with following labels at the same time No. 30A 30B. (5)Labels are not illustrated.
- (6)Cabin spec.
- (7)Fig.5 Ref.No.9-1&26.

Fig.36. SEAT & SEAT MOUNT

(A)=V3-6(US)
(B)=V3-6(AS)
(C)=V3-6(NZ)

(D)=
(E)=
(F)=



Remarks

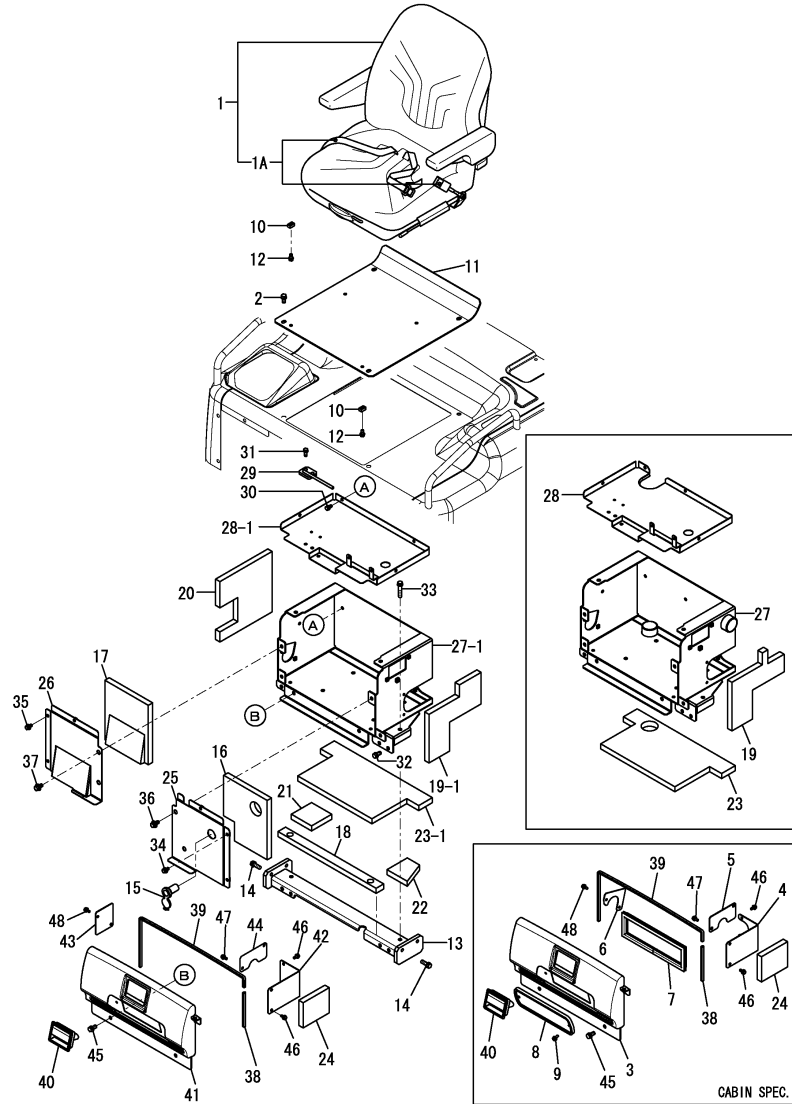
- (1)Cabin spec.
- (2)Please use this part with following labels at the same time Ref.No. 26A,26B.
- (3)Please use this part with following labels at the same time Ref.No. 41A,41B-1,41C-1.
- (4)Labels are not illustrated.

No.	Lev.	Parts No.	Description	Q'ty						I	R
				(A)	(B)	(C)	(D)	(E)	(F)		
1	1	172538-64050	SEAT ASSY	1	1	1					
1A	2	172538-64060	SEATBELT ASSY	1	1	1					W
		(A=MXXXXX) (B=MXXXXX) (C=MXXXXX)									
2	1	26013-100202	BOLT, M10X 20	4	4	4					
3	1	172538-19502-2	GRILLE ASSY	1	1	1					1
3-1	1	172538-19502-Y	GRILLE ASSY	1	1	1					S 1
		(A=M61501) (B=M61501) (C=M61501)									
4	1	172538-19600-1	COVER, HOSE	1	1	1					1
5	1	172538-19610-1	COVER, HARNESS	1	1	1					1
6	1	172538-19620-1	COVER, DEFFRENCAL	1	1	1					1
7	1	172538-19730	RUBBER, SEAL 655	1	1	1					1
8	1	172187-61690	VENTILATOR	1	1	1					1
9	1	26014-060162	BOLT, M6X 16	2	2	2					1
10	1	172527-64350	PLATE	4	4	4					
11	1	172538-64470-1	PLATE ,SEAT A AS(2J)	1	1	1					
11-1	1	172538-64470-Y	PLATE ASSY,SEAT A AS	1	1	1					S
		(A=M61501) (B=M61501) (C=M61501)									
12	1	26013-080162	BOLT, M8X 16	4	4	4					
13	1	172538-64101-1	CHANNEL ASSY	1	1	1					
14	1	26013-100302	BOLT, M10X 30	4	4	4					
15	1	172A64-17250	SOCKET ASSY	1	1	1					
16	1	172538-60140	SPONGE	1	1	1					
17	1	172538-60150	SPONGE	1	1	1					
18	1	172538-60160	SPONGE	1	1	1					
19	1	172538-60170	SPONGE	1							
19-1	1	172538-60171	SPONGE	1	1	1					S
		(A=M/#60747)									
20	1	172538-60180	SPONGE	1	1	1					
21	1	172538-60190	SPONGE	1	1	1					
22	1	172538-60200	SPONGE	1	1	1					
23	1	172538-60210	SPONGE	1							
23-1	1	172538-60211	SPONGE	1	1	1					S
		(A=M/#60747)									
24	1	172538-60220	SPONGE	1	1	1					
25	1	172538-64301-2	PLATE ASSY,A (2J)	1	1	1					
25-1	1	172538-64301-Y	PLATE ASSY,A	1	1	1					S
		(A=M61501) (B=M61501) (C=M61501)									
26	1	172538-64320-2	PLATE ASSY,B (2J)	1	1	1					2
26-1	1	172538-64320-Y	PLATE ASSY,B	1	1	1					S 2
		(A=M61501) (B=M61501) (C=M61501)									
26A	1	172463-03290	LABEL, HYD.OIL	1	1	1					4
26B	1	172437-03322	LABEL, RESEVOIR	1	1	1					4
27	1	172538-64500-1	SEAT MOUNT ASSY (49)	1							
27-1	1	172538-64501	SEAT MOUNT ASSY (49)	1	1	1					S
		(A=M/#60747)									
28	1	172538-64640-1	COVER ASSY, SEAT	1							
28-1	1	172538-64641	COVER ASSY, SEAT	1	1	1					S
		(A=M/#60747)									
29	1	172538-64690-1	CATCH ASSY, GRILLE	1	1	1					
30	1	26013-080162	BOLT, M8X 16	3	3	3					
31	1	26013-080202	BOLT, M8X 20	2	2	2					

Fig.36. SEAT & SEAT MOUNT

(A)=V3-6(US)
(B)=V3-6(AS)
(C)=V3-6(NZ)

(D)=
(E)=
(F)=



No.	Lev.	Parts No.	Description	Qty						I	R
				(A)	(B)	(C)	(D)	(E)	(F)		
32	1	26013-100202	BOLT, M10X 20	4	4	4					
33	1	26013-100502	BOLT, M10X 50	2	2	2					
34	1	26014-080162	BOLT, M8X 16	3	3	3					
35	1	26014-080162	BOLT, M8X 16	3	3	3					
36	1	26014-100202	BOLT, M10X 20	2	2	2					
37	1	26014-100202	BOLT, M10X 20	2	2	2					
38	1	172538-19700	SEAL, 135	1	1	1					
39	1	172538-19710	SEAL, 690	1	1	1					
40	1	172187-61421	HANDLE, LOCK	1	1	1					
41	1	172538-64751-2	GRILLE ASSY	1	1	1					3
41-1	1	172538-64751-Y	GRILLE ASSY	1	1	1					S 3
		(A=M61501) (B=M61501) (C=M61501)									
41A	1	172437-03343	LABEL, TRANSPORT	1	1	1					4
41B	1	172538-03730	LABEL,FUSE US	1							4
41B-1	1	172538-03731	LABEL,FUSE US	1	1	1					S 4
		(A=M/#60747)									
41C	1	172538-03780	LABEL,FUSE CAB US	1							4
41C-1	1	172538-03781	LABEL,FUSE CAB US	1	1	1					S 4
		(A=M/#60747)									
42	1	172538-64790-1	COVER	1	1	1					
43	1	172538-64800-1	COVER	1	1	1					
44	1	172538-19610-1	COVER, HARNESS	1	1	1					
45	1	26013-100202	BOLT, M10X 20	2	2	2					
46	1	26014-060162	BOLT, M6X 16	4	4	4					
47	1	26014-060162	BOLT, M6X 16	2	2	2					
48	1	26014-060162	BOLT, M6X 16	2	2	2					

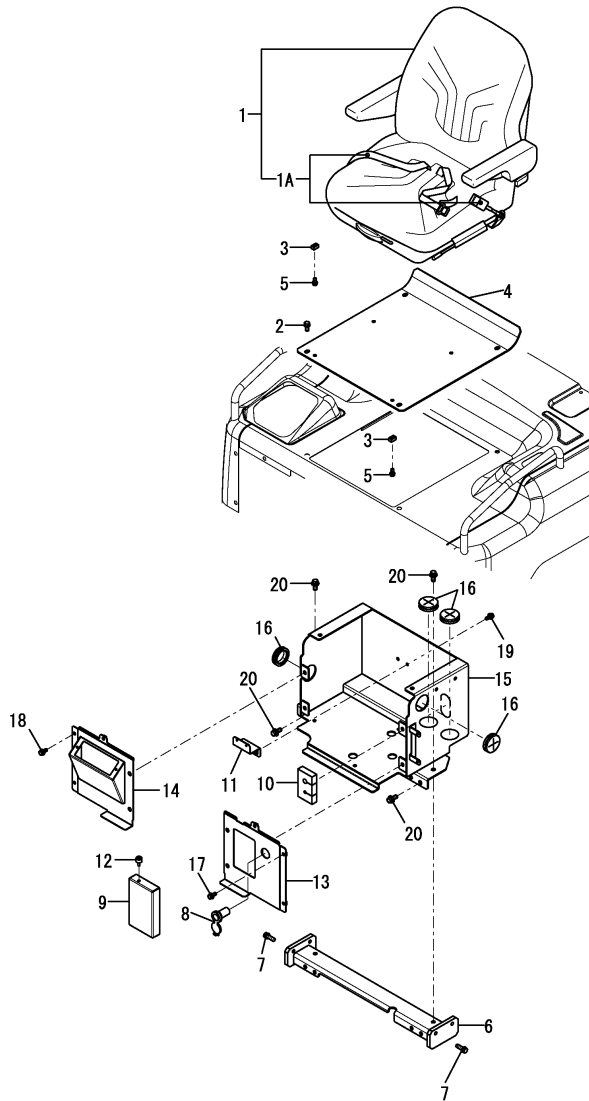
Remarks

- (1)Cabin spec.
- (2)Please use this part with following labels at the same time Ref.No. 26A,26B.
- (3)Please use this part with following labels at the same time Ref.No. 41A,41B-1,41C-1.
- (4)Labels are not illustrated.

Fig.37. SEAT & SEAT MOUNT(AIR CON.SPEC.)

(A)=V3-6(US)
(B)=V3-6(AS)
(C)=V3-6(NZ)

(D)=
(E)=
(F)=



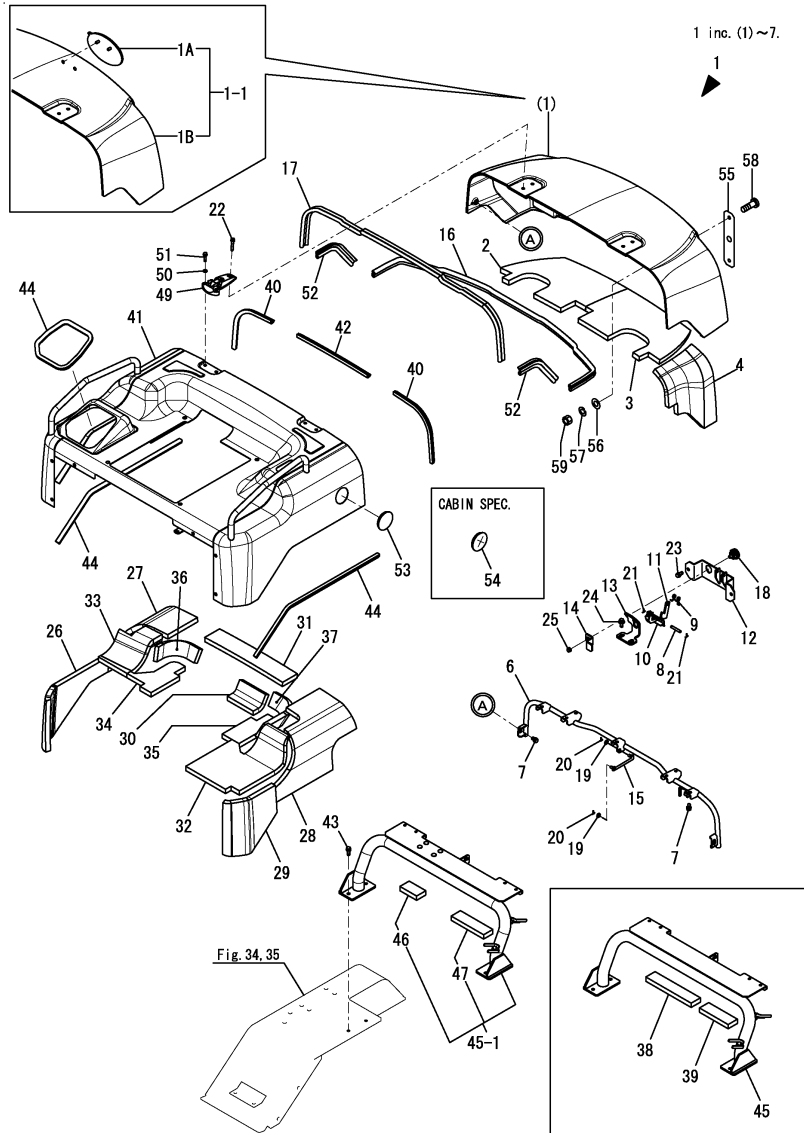
No.	Lev.	Parts No.	Description	Qty						I	R
				(A)	(B)	(C)	(D)	(E)	(F)		
1	1	172538-64050	SEAT ASSY	1	1	1					
1A	2	172538-64060	SEATBELT ASSY	1	1	1					W
		(A=MXXXXX) (B=MXXXXX) (C=MXXXXX)									
2	1	26013-100202	BOLT, M10X 20	4	4	4					
3	1	172527-64350	PLATE	4	4	4					
4	1	172538-64470-1	PLATE ,SEAT A AS(2J)	1	1	1					
4-1	1	172538-64470-Y	PLATE ASSY,SEAT A AS	1	1	1					S
		(A=M61501) (B=M61501) (C=M61501)									
5	1	26013-080162	BOLT, M8X 16	4	4	4					
6	1	172538-64101-1	CHANNEL ASSY	1	1	1					
7	1	26013-100302	BOLT, M10X 30	4	4	4					
8	1	172A64-17250	SOCKET ASSY	1	1	1					
9	1	172539-18650	COVER ASSY	1	1	1					
9-1	1	172539-18650-Y	COVER ASSY	1	1	1					S
		(A=M61501) (B=M61501) (C=M61501)									
10	1	172539-18670	SEAL, HOSE	1	1	1					
11	1	172539-18700	BRACKET,ASSY (49)	1	1	1					
12	1	1F4190-41040	BOLT, M6X15	1	1	1					
13	1	172539-64300	PLATE A,A/C ASSY(2J)	1	1	1					
13-1	1	172539-64300-Y	PLATE A,A/C ASSY	1	1	1					S
		(A=M61501) (B=M61501) (C=M61501)									
14	1	172539-64320	PLATE B,A/C ASSY(2J)	1	1	1					1
14-1	1	172539-64320-Y	PLATE B,A/C ASSY	1	1	1					S 1
		(A=M61501) (B=M61501) (C=M61501)									
14A	1	172463-03290	LABEL, HYD.OIL	1	1	1					2
14B	1	172437-03322	LABEL, RESEVOIR	1	1	1					2
15	1	172539-64500	SEAT MOUNT,A/C (49)	1	1	1					
16	1	1A6260-85270	GROMMET, 51	4	4	4					
17	1	26014-080202	BOLT, M8X 20	3	3	3					
18	1	26014-080202	BOLT, M8X 20	3	3	3					
19	1	26014-080202	BOLT, M8X 20	2	2	2					
20	1	26014-100252	BOLT, M10X 25	6	6	6					

Remarks

(1)Please use this part with following labels at the same time Ref.No. 14A,14B.

(2)Labels are not illustrated.

Fig.38. BONNET



(A)=V3-6(US)
(B)=V3-6(AS)
(C)=V3-6(NZ)

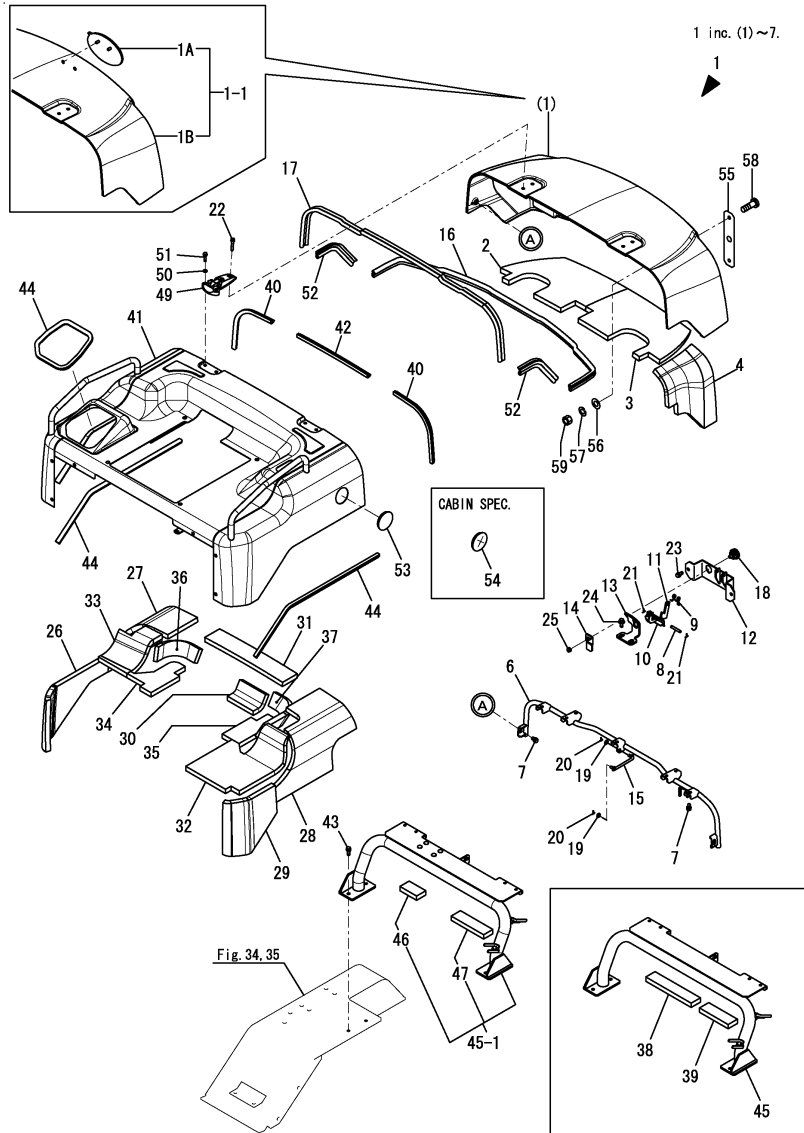
(D)=
(E)=
(F)=

No.	Lev.	Parts No.	Description	Q'ty						I	R
				(A)	(B)	(C)	(D)	(E)	(F)		
1	1	172538-65630-1	BONNET R ASSY,US(2J)	1	1	1					1
1-1	1	172538-08620	BONNET KIT,EMBLEM	1	1	1					S
		(A=M61501) (B=M61501) (C=M61501)									
1A	2	172538-03070	EMBLEM ASSY	1	1	1					W
		(A=M61501) (B=M61501) (C=M61501)									
1B	2	172539-65600	BONNET ASSY, REAR	1	1	1					W
		(A=M61501) (B=M61501) (C=M61501)									
2	3	172538-60750	SPONGE	1	1	1					
3	3	172538-60760	SPONGE	1	1	1					
4	3	172538-60770	SPONGE	1	1	1					
6	3	172538-66000-1	FRAME,BONNET (2J)	1	1	1					
6-1	3	172538-66000	FRAME, BONNET	1	1	1					S
		(A=M61501) (B=M61501) (C=M61501)									
7	3	26013-100162	BOLT, M10X 16		5						
7-1	3	26014-100162	BOLT, M10X 16		5	5	5				N
		(A=MZZZZZ)									
7A	1	172437-03402	LABEL, ENGINE COVER	1	1	1					3
7B	1	172A36-03411	LABEL, ENGINE ROOM	1	1	1					3
7C	1	172437-03422	LABEL, MUFFLER	1	1	1					3
7D	1	172538-03130	LABEL,REAR	1	1	1					3
7E	1	172538-03750	LABEL,CAUTION US	1	1	1					3
8	1	172734-65260	PIN, BONNET LEVER	1	1	1					
9	1	172734-65270	SPRING, CATCH	1	1	1					
10	1	172124-65450	LEVER ASSY, LOCK	1	1	1					
11	1	172124-65480	CATCHER	1	1	1					
12	1	172538-65740-2	PLATE ASSY,CATCH(2J)	1	1	1					
12-1	1	172538-65740-Y	PLATE ASSY,CATCH	1	1	1					S
		(A=M61501) (B=M61501) (C=M61501)									
13	1	172538-65780	PLATE,CATCH	1	1	1					
14	1	172538-65800	PLATE,ROCK	1	1	1					
15	1	172538-65821	ROD,STOPPER	1	1	1					
16	1	172538-65850	RUBBER, SEAL 1330	1	1	1					
17	1	172538-65860	RUBBER, SEAL 1415	1	1	1					
18	1	172164-66170	KEY ASSY, CYLINDER	1	1	1					
19	1	22137-080000	WASHER, 8	2	2	2					
20	1	22417-200200	PIN, COTTER 2.0X20	2	2	2					
21	1	22417-200200	PIN, COTTER 2.0X20	2	2	2					
22	1	26013-080452	BOLT, M8X 45	4	4	4					
23	1	26013-100202	BOLT, M10X 20	2	2	2					
24	1	26014-100252	BOLT, M10X 25	2	2	2					
25	1	26347-100002	NUT, M10	1	1	1					
26	1	172538-60600	SPONGE	1	1	1					
27	1	172538-60610	SPONGE	1	1	1					
28	1	172538-60630	SPONGE	1	1	1					
29	1	172538-60620	SPONGE	1	1	1					
30	1	172538-60680	SPONGE	1	1	1					
31	1	172538-60710	SPONGE	1	1	1					
32	1	172538-60640	SPONGE	1	1	1					
33	1	172538-60650	SPONGE	1	1	1					
34	1	172538-60660	SPONGE	1	1	1					
35	1	172538-60670	SPONGE	1	1	1					

Remarks

- (1)Please use this part with following labels at the same time Ref.No. 7A,7B,7C,7D,7E.
- (2)Please use this part with following labels at the same time Ref.No. 41A,41B,41C,41D.
- (3)Labels are not illustrated.

Fig.38. BONNET



(A)=V3-6(US)
(B)=V3-6(AS)
(C)=V3-6(NZ)

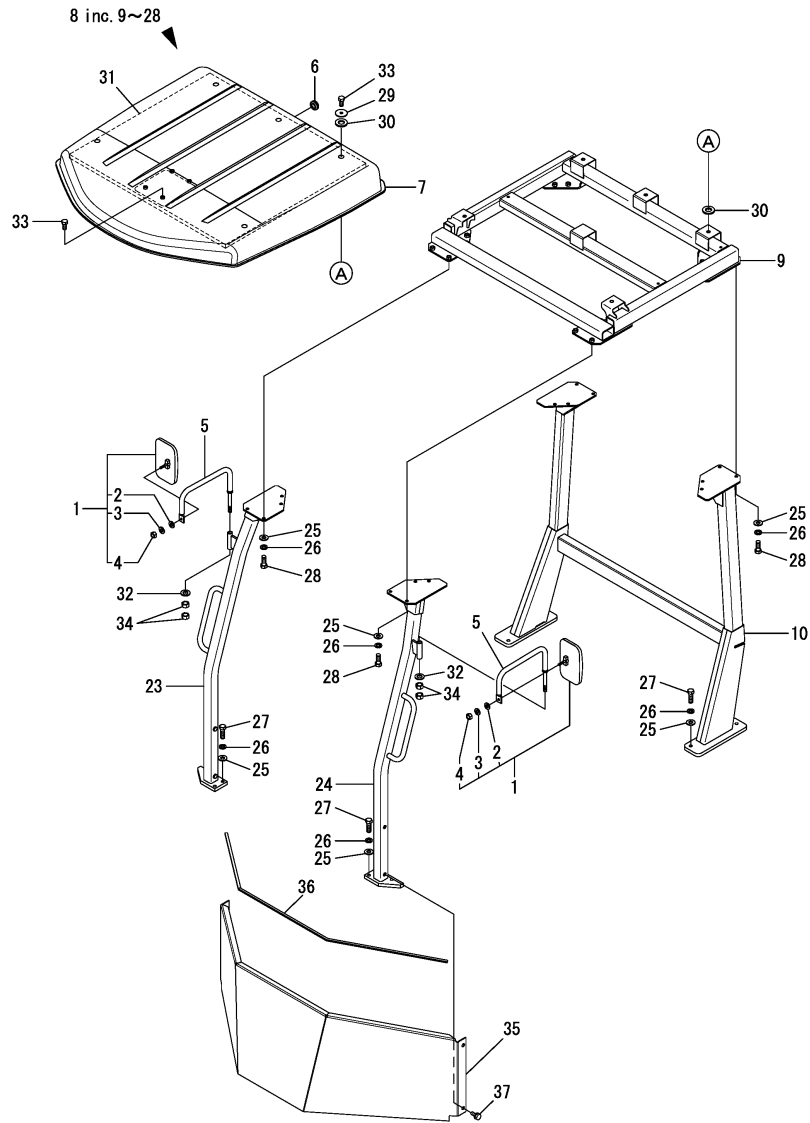
(D)=
(E)=
(F)=

No.	Lev.	Parts No.	Description	Q'ty						I	R
				(A)	(B)	(C)	(D)	(E)	(F)		
36	1	172538-60690	SPONGE	1	1	1					
37	1	172538-60700	SPONGE	1	1	1					
38	1	172538-60721	SPONGE	1							Z
(A=M/#60747)											
39	1	172538-60731	SPONGE	1							Z
(A=M/#60747)											
40	1	172487-64780	RUBBER, SEAL 365	2	2	2					
41	1	172538-65111-1	BONNET ASSY,F (2J)	1	1	1					2
41-1	1	172538-65111-Y	BONNET ASSY,F	1	1	1					S 2
(A=M61501) (B=M61501) (C=M61501)											
41A	1	172511-03230	LABEL	1	1	1					3
41B	1	172527-03620	LABEL	1	1	1					3
41C	1	172538-03720	LABEL,P.BRAKE US	1	1	1					3
41D	1	172524-03471	LABEL	1	1	1					3
42	1	172538-65310	RUBBER, SEAL 380	1	1	1					
43	1	26013-100302	BOLT, M10X 30	4	4	4					
44	1	172538-65320	RUBBER, SEAL 625	3	3	3					
45	1	172538-65401	FRAME,BONNET ASY(49)	1							
45-1	1	172538-65380	FRAME ASSY,BONNET(49)	1	1	1					N
(A=M/#60747)											
46	2	172538-60722	SPONGE	1	1	1					W
(A=M/#60747)											
47	2	172538-60731	SPONGE	1	1	1					W
(A=M/#60747)											
49	1	172538-65650-2	HINGE (YELLOW:2J)	2	2	2					
49-1	1	172538-65650-Y	HINGE	2	2	2					S
(A=M61501) (B=M61501) (C=M61501)											
50	1	22137-080000	WASHER, 8	4	4	4					
51	1	26013-080302	BOLT, M8X 30	4	4	4					
52	1	172183-13480	RUBBER, SEAL	2	2	2					
53	1	172730-61890	CAP, ENGINE COVER	1	1	1					
54	1	172538-65300	COVER, ENGINE	1	1	1					
55	1	172538-65950-1	PLATE,BONNET	1	1	1					W
(A=M61069) (B=M61069) (C=M61069)											
56	1	22137-040000	WASHER, 4	2	2	2					W
(A=M61069) (B=M61069) (C=M61069)											
57	1	22217-040000	WASHER, SPRING 4	2	2	2					W
(A=M61069) (B=M61069) (C=M61069)											
58	1	26587-040122	SCREW, M4X12	2	2	2					W
(A=M61069) (B=M61069) (C=M61069)											
59	1	26716-040002	NUT, M4	2	2	2					W
(A=M61069) (B=M61069) (C=M61069)											

Remarks

- (1)Please use this part with following labels at the same time Ref.No. 7A,7B,7C,7D,7E.
- (2)Please use this part with following labels at the same time Ref.No. 41A,41B,41C,41D.
- (3)Labels are not illustrated.

Fig.39. CANOPY



(A)=V3-6(US)
(B)=V3-6(AS)
(C)=V3-6(NZ)

(D)=
(E)=
(F)=

No.	Lev.	Parts No.	Description	Q'ty						I	R
				(A)	(B)	(C)	(D)	(E)	(F)		
1	1	172524-06901	MIRROR ASSY, BACK	2	2	2					
2	2	22137-080000	WASHER, 8	2	2	2					
3	2	22217-080000	WASHER, SPRING 8	2	2	2					
4	2	26716-080002	NUT, M8	2	2	2					
5	1	172538-67900	FRAME ASSY,MIRROR(49	2	2	2					
6	1	172527-17830	CAP	1	1	1					
7	1	172527-68512	ROOF ASSY(YELLOW:2J)	1	1	1					
7-1	1	172527-68512-Y	ROOF ASSY	1	1	1					S
		(A=M61501) (B=M61501) (C=M61501)									
8	1	172538-69590	FRAME ASSY,ROPS (49)	1	1	1					1
9	2	172538-69600-1	FRAME ,ROOF(ROPS(49)	1	1	1					
10	2	172538-69750-1	FRAME ,REAR(ROPS(49)	1	1	1					
23	2	172538-69880-1	FRAME ,FL(ROPS (49)	1	1	1					
24	2	172538-69960-1	FRAME ,FR(ROPS (49)	1	1	1					
25	2	22137-120000	WASHER, 12	28	28	28					
26	2	22217-120000	WASHER, SPRING 12	28	28	28					
27	2	26076-120352	BOLT, 10.912X 35	12	12	12					
28	2	26076-120402	BOLT, 10.912X 40	16	16	16					
28A	1	172437-03302	LABEL, MANUAL	1	1	1					2
28B	1	172524-03621	LABEL	1	1	1					2
28C	1	172524-03642	LABEL, CONTACT US	1	1	1					2
28D	1	172437-03441	LABEL, ROPS	1	1	1					2
29	1	172524-68710	WASHER	5	5	5					
30	1	172524-68720	SEAL	10	10	10					
31	1	172527-62850	SEAL	1	1	1					
32	1	22137-140000	WASHER, 14	2	2	2					
33	1	26116-080162	BOLT, M8X 16 PLATED	9	9	9					
34	1	26736-140002	NUT, M14	4	4	4					
35	1	172538-61200-1	COVER, OPERATOR	1	1	1					
35-1	1	172538-61200-Y	COVER, OPERATOR	1	1	1					S
		(A=M61501) (B=M61501) (C=M61501)									
36	1	172538-61250	SEAL, 1250	1	1	1					
37	1	26013-100202	BOLT, M10X 20	6	6	6					

Remarks

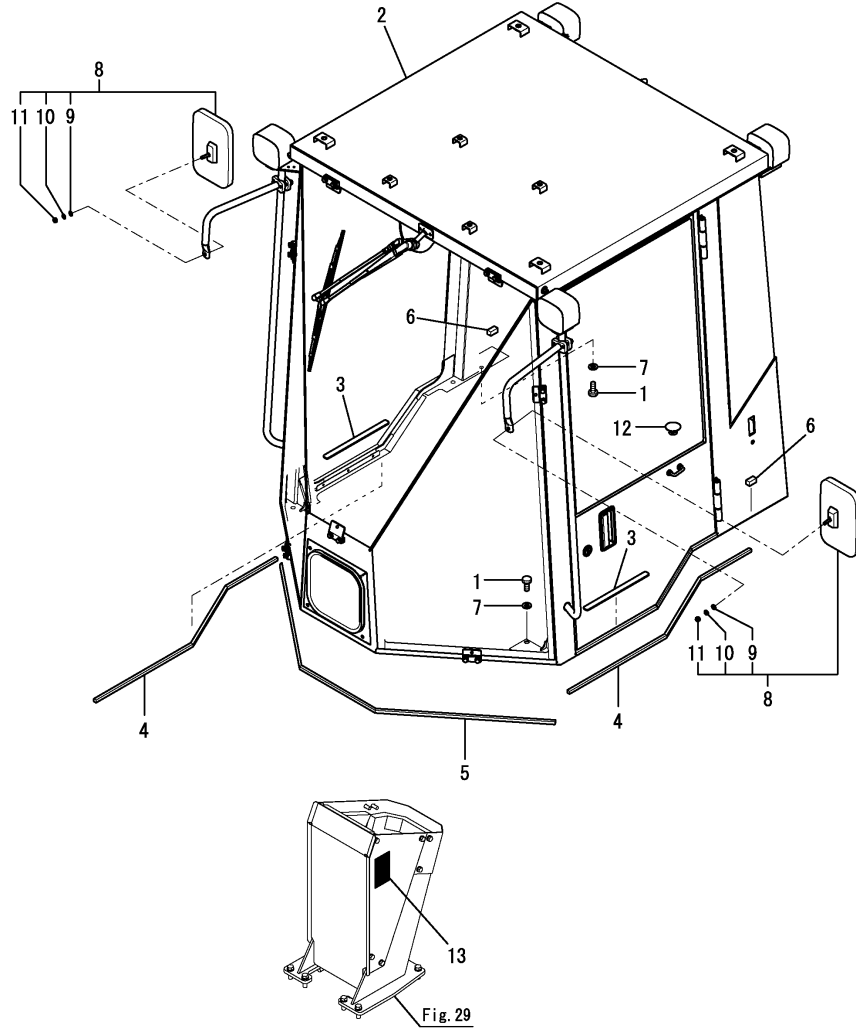
- (1)Please use this part with following labels at the same time Ref. No. 28A,28B,28C,28D.
- (2)Labels are not illustrated.

Fig.40. CABIN(CENTER DEFROSTER SPEC.)

(A)=V3-6(US)
(B)=V3-6(AS)
(C)=V3-6(NZ)

(D)=
(E)=
(F)=

CABIN ASSY
Fig. 40 REF. NO. 2~2
inc. Fig. 41 REF. No. 2~109B
Fig. 42 REF. No. 1~36A
Fig. 43 REF. No. 2~5
Fig. 44 REF. No. 2~10
Fig. 45 REF. No. 1~4

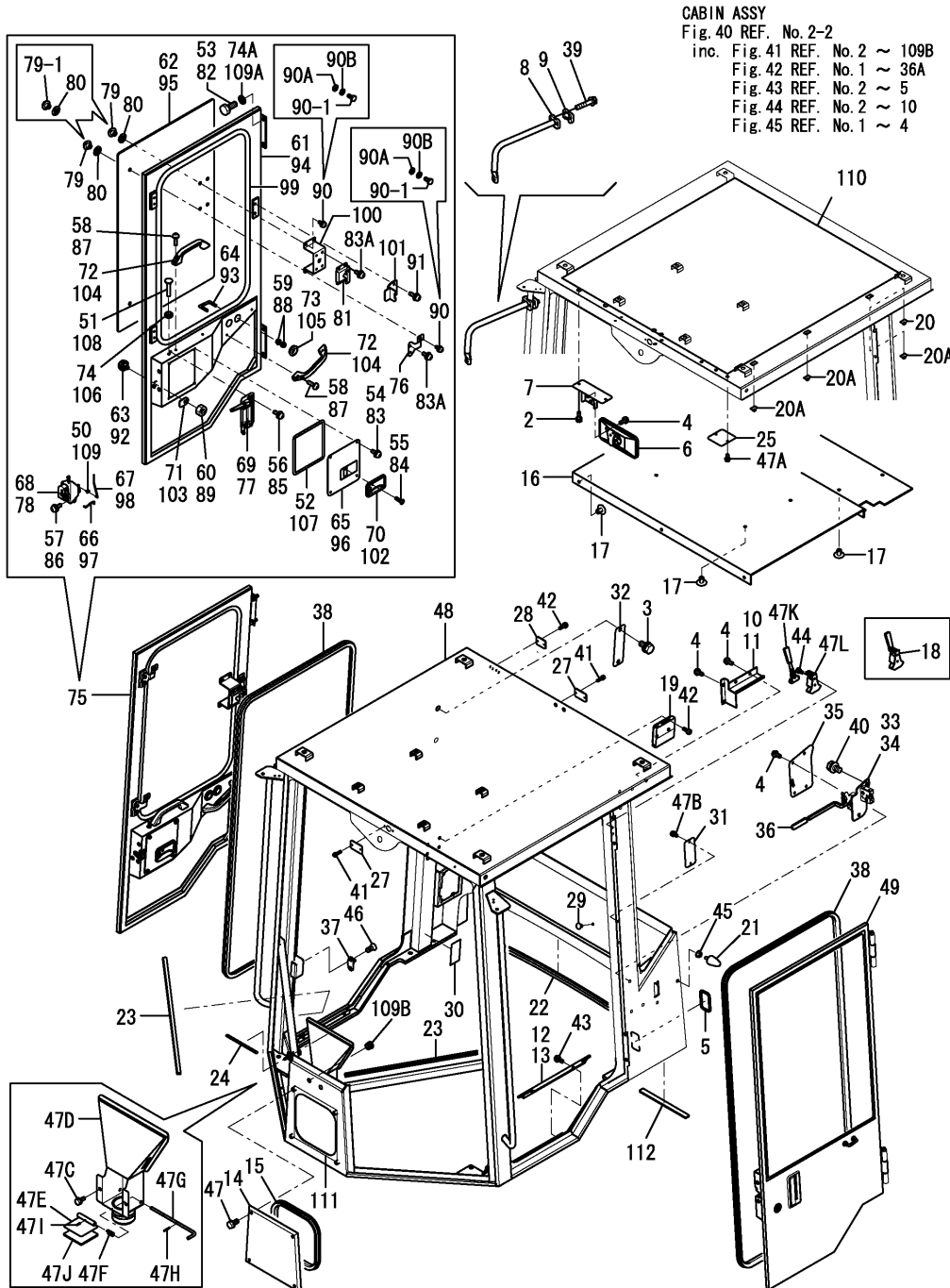


No.	Lev.	Parts No.	Description	Q'ty						I	R
				(A)	(B)	(C)	(D)	(E)	(F)		
1	1	172131-37170	BOLT M12X 30	12	12	12					
2	1	172538-68410	CABIN ASSY	1							1
2-1	1	172538-68411	CABIN ASSY	1	1	1					N
(A=MZZZZZ)											
2-2	1	172538-68412-1	CABIN ASSY	1	1	1					N
(A=MZZZZZ) (B=MZZZZZ) (C=MZZZZZ)											
2B	1	172437-03302	LABEL, MANUAL	1	1	1					2
2C	1	172524-03621	LABEL	1	1	1					2
2D	1	172524-03642	LABEL, CONTACT US	1	1	1					2
2E	1	172437-03441	LABEL, ROPS	1	1	1					2
3	1	172538-68450	SHEET, NON SLIP	2	2	2					
4	1	172538-68460	SEAL,10X10X1000	2	2	2					
5	1	172538-68470	SEAL,10X10X1770	1	1	1					
6	1	172538-68480	SEAL, 15X15X30	2	2	2					
7	1	22217-120000	WASHER, SPRING 12	12	12	12					
8	1	172524-06901	MIRROR ASSY, BACK	2	2	2					
9	2	22137-080000	WASHER, 8	2	2	2					
10	2	22217-080000	WASHER, SPRING 8	2	2	2					
11	2	26716-080002	NUT, M8	2	2	2					
12	1	172176-68210	CLIP, TREE	2	2	2					
13	1	172538-03850	LABEL,DEFROSTER US	1	1	1					W
(A=M60815)											

Remarks

- (1) Please use this part with following labels at the same time Ref. No. 2B,2C,2D,2E.
- (2) Labels are not illustrated.

Fig.41. CABIN(DOOR)(CENTER DEFROSTER SPEC.)



CABIN ASSY
 Fig.40 REF. No.2-2
 inc. Fig.41 REF. No.2 ~ 109B
 Fig.42 REF. No.1 ~ 36A
 Fig.43 REF. No.2 ~ 5
 Fig.44 REF. No.2 ~ 10
 Fig.45 REF. No.1 ~ 4

(A)=V3-6(US)
 (B)=V3-6(AS)
 (C)=V3-6(NZ)

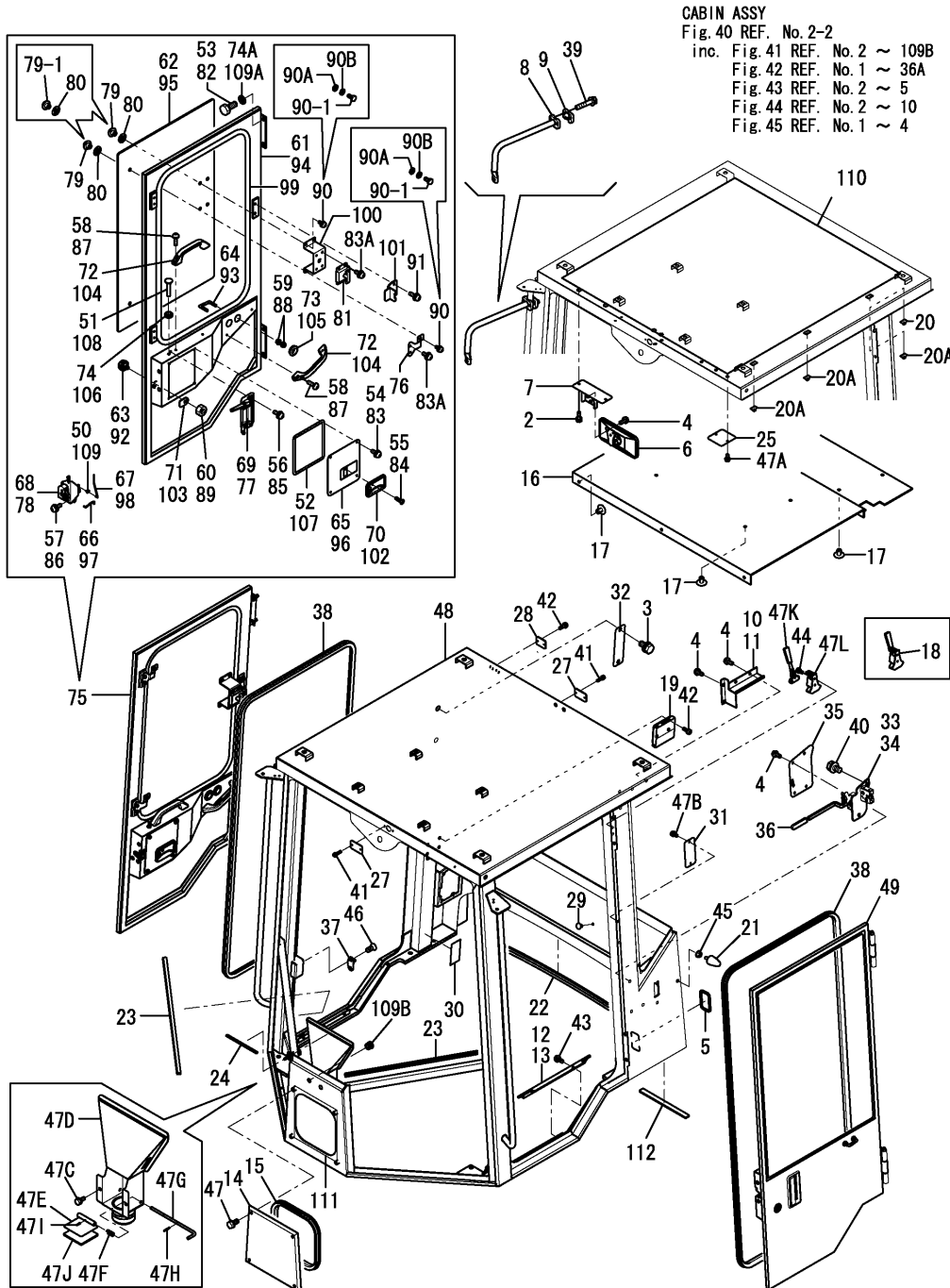
(D)=
 (E)=
 (F)=

No.	Lev.	Parts No.	Description	Q'ty						I	R
				(A)	(B)	(C)	(D)	(E)	(F)		
2	3	172538-67770	BOLT,M6X16 BK	2	2	2					
3	3	172538-67750	BOLT,M10X20 BK	2	2	2					
4	3	172538-67720	SCREW	23	23	23					
4-1	3	172538-67720	SCREW	19	19	19					K
		(A=MZZZZZ) (B=MZZZZZ) (C=MZZZZZ)									
5	3	172538-67010	GROMMET	1	1	1					
6	3	172538-67030	ROOM MIRROR	1	1	1					
7	3	172538-67040	BRACKET	1	1	1					
8	3	172538-67060	STAY, MIRROR	2	2	2					
9	3	172538-67070	CLAMP	2	2	2					
10	3	172538-67090	COVER	1	1	1					
11	3	172538-67100	COVER	1	1	1					
12	3	172538-67120	DOOR	1	1	1					
13	3	172538-67130	DOOR	1	1	1					
14	3	172538-67150	COVER	1	1	1					
15	3	172538-67160	RUBBER,S OC 01	1	1	1					
16	3	172538-67180	SEAT, INTERIOR	1	1	1					
17	3	172538-67190	CLIP	13	13	13					
18	3	172538-67210	HUMMER ASSY	1							Z
		(A=*2008.12)									
19	3	172538-67230	DRINK HOLDER	1	1	1					
20	3	172538-67250	CLIP	5	5	5					
20-1	3	172538-67250	CLIP	2	2	2					K
		(A=MZZZZZ) (B=MZZZZZ) (C=MZZZZZ)									
20A	3	172538-67260	CLIP	3	3	3					W
		(A=MZZZZZ) (B=MZZZZZ) (C=MZZZZZ)									
21	3	172538-67270	STOPPER, BUBBER	2	2	2					
22	3	172538-67290	RUBBER,P	1	1	1					
23	3	172538-67310	RUBBER,G	2	2	2					
24	3	172538-67330	RUBBER	1	1	1					
25	3	172538-67350	COVER	1	1	1					
27	3	172538-67390	BRACKET	2	2	2					
28	3	172538-67410	BRACKET	1	1	1					
29	3	172538-67430	CLIP	2	2	2					
30	3	172538-67450	PLATE,NAME	1	1	1					
31	3	172538-67470	COVER	1	1	1					
32	3	172538-67490	COVER	1	1	1					
33	3	172538-67510	CATCH ASSY	1	1	1					
34	3	172538-67520	CATCH ASSY	1	1	1					
35	3	172538-67530	CATCH, COVER	2	2	2					
36	3	172538-67540	COVER, LEVER	2	2	2					
37	3	172538-67560	STRIKER	2	2	2					
38	3	172538-67590	RUBBER S	2	2	2					
39	3	172538-67610	BOLT,M8X40	4							
39-1	3	26014-080402	BOLT, M8X 40	4	4	4					N
		(A=*2008.12)									
40	3	172538-67620	BOLT,M10X20	8							
40-1	3	26014-100202	BOLT, M10X 20	8	8	8					N
		(A=*2008.12)									
41	3	172538-67640	SCREW	4	4	4					
42	3	172538-67650	SCREW	6	6	6					

Fig.41. CABIN(DOOR)(CENTER DEFROSTER SPEC.)

(A)=V3-6(US)
(B)=V3-6(AS)
(C)=V3-6(NZ)

(D)=
(E)=
(F)=

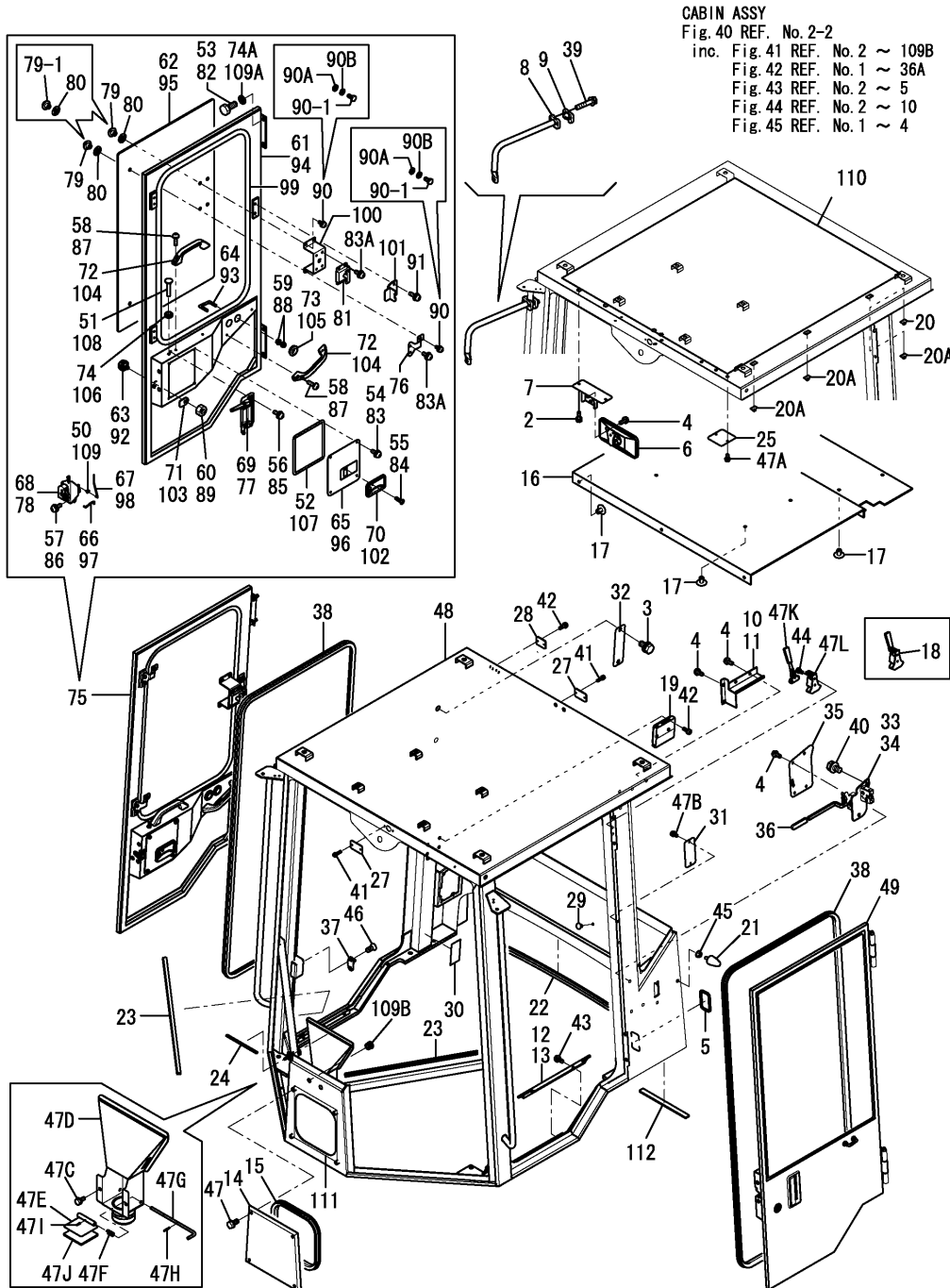


No.	Lev.	Parts No.	Description	Q'ty						I	R
				(A)	(B)	(C)	(D)	(E)	(F)		
43	3	172538-67660	SCREW	4	4	4					
44	3	172538-67670	SCREW, M5X12	8	8	8					
45	3	172538-67680	NUT, FLANGE	2	2	2					
46	3	172538-67690	SCREW, M8	4	4	4					
47	3	172538-67710	BOLT, M8 BK	4	4	4					
47A	3	172538-67670	SCREW, M5X12	2	2	2					W
		(A=*2008.12)									
47B	3	172538-67670	SCREW, M5X12	2	2	2					W
		(A=*2008.12)									
47C	3	172538-67710	BOLT, M8 BK	2	2	2					W
		(A=*2008.12)									
47C-1	3	172A69-69180	BOLT	2	2	2					N
		(A=MZZZZZ) (B=MZZZZZ) (C=MZZZZZ)									
47D	3	172538-68620	DEFROSTER ASSY	1	1	1					W
		(A=*2008.12)									
47E	3	172538-68630	SHIELD ASSY, AIR	1	1	1					W
		(A=*2008.12)									
47F	3	172538-68640	SPRING	1	1	1					W
		(A=*2008.12)									
47G	3	172538-68650	LEVER	1	1	1					W
		(A=*2008.12)									
47H	3	172538-68660	PIN	1	1	1					W
		(A=*2008.12)									
47I	3	172538-68670	PIN	1	1	1					W
		(A=*2008.12)									
47J	3	172538-68680	URETHANE	1	1	1					W
		(A=*2008.12)									
47K	3	172A69-69790	HAMMER	1	1	1					W
		(A=*2008.12)									
47L	3	172A69-69800	BRACKET, HAMMER	1	1	1					W
		(A=*2008.12)									
48	2	172538-68010	PANEL ASSY, CAB	1	1	1					
49	2	172538-68700	DOOR ASSY	1	1	1					
50	3	172538-68960	HOLDER, LINK	2	2	2					
51	3	172538-68950	KNOB	1	1	1					
52	3	172538-68940	SEAL, PACKING	1	1	1					
53	3	172538-67630	BOLT	4							
53-1	3	26076-100252	BOLT, 10.910X 25	4	4	4					N
		(A=*2008.12)									
54	3	172538-67720	SCREW	4	4	4					
55	3	172538-67780	SCREW	1	1	1					
56	3	172538-67790	SCREW, M6X14	2							
56-1	3	26023-060142	SCREW, M6X14	2	2	2					N
		(A=*2008.12)									
56-2	3	172538-67660	SCREW	2	2	2					N
		(A=MZZZZZ) (B=MZZZZZ) (C=MZZZZZ)									
57	3	172538-67800	SCREW, M6X16	3							
57-1	3	26023-060162	SCREW, M6X16	3	3	3					N
		(A=*2008.12)									
57-2	3	172538-67720	SCREW	3	3	3					N
		(A=MZZZZZ) (B=MZZZZZ) (C=MZZZZZ)									

Fig.41. CABIN(DOOR)(CENTER DEFROSTER SPEC.)

(A)=V3-6(US)
(B)=V3-6(AS)
(C)=V3-6(NZ)

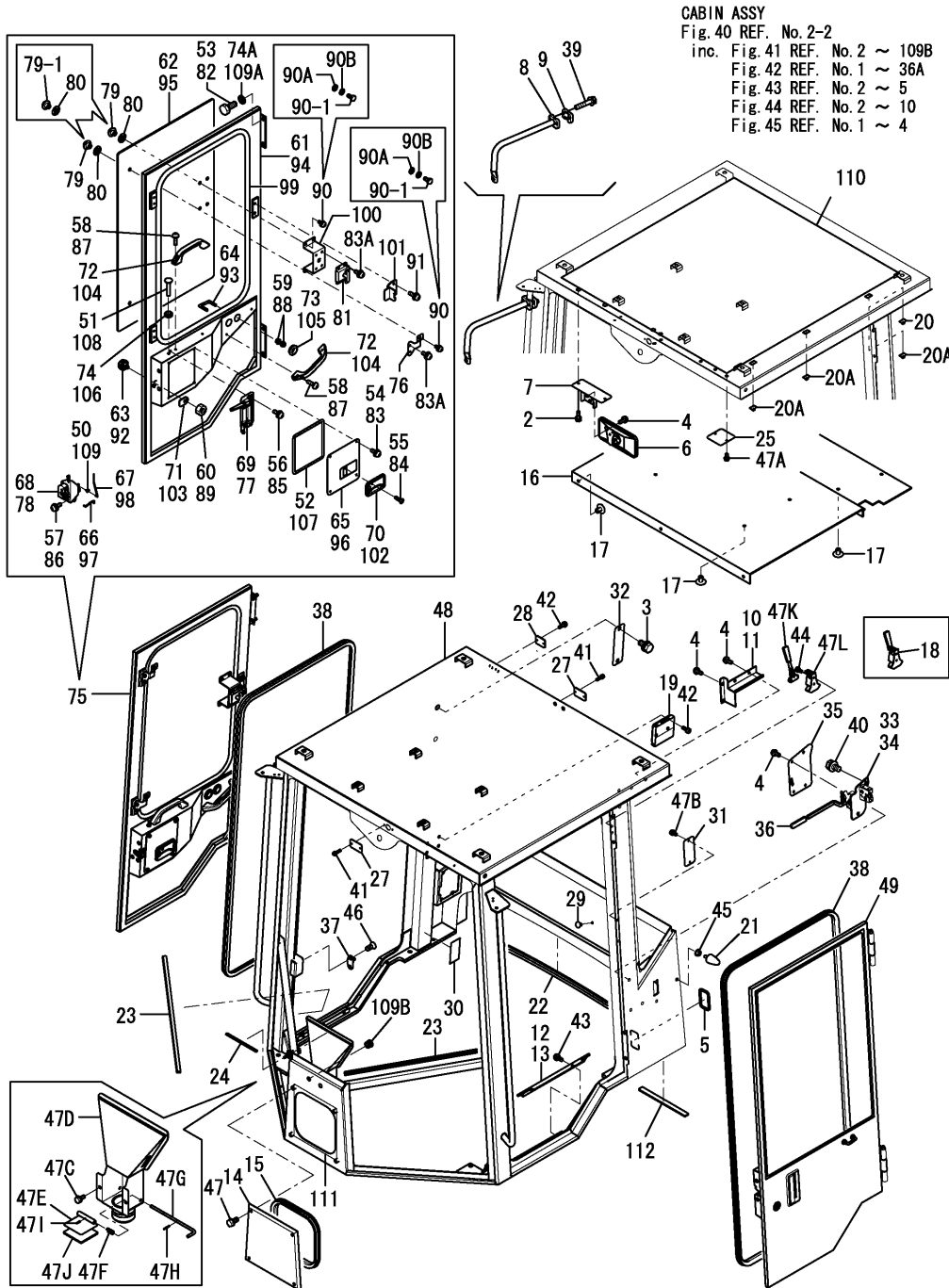
(D)=
(E)=
(F)=



No.	Lev.	Parts No.	Description	Q'ty						I	R
				(A)	(B)	(C)	(D)	(E)	(F)		
58	3	172538-67810	SCREW, M6X20	2							
58-1	3	26023-060202	SCREW, M6X20	4	4	4					N
				(A=*2008.12)							
58-2	3	172538-67860	SCREW, M6X20 BK	4	4	4					N
				(A=MZZZZZ) (B=MZZZZZ) (C=MZZZZZ)							
59	3	172538-67820	NUT, M8 BK	4	4	4					
60	3	172538-67830	NUT, M10	1	1	1					
61	3	172538-68710	PANEL ASSY,DOOR LH	1	1	1					
62	3	172538-68720	GLASS, DOOR	1	1	1					
63	3	172538-68730	CYLINDER ASSY, KEY	1	1	1					
64	3	172538-68740	BOLT,U	1	1	1					
65	3	172538-68750	COVER	1	1	1					
66	3	172538-68760	ROD,LH	1	1	1					
67	3	172538-68770	ROD,LH	1	1	1					
68	3	172538-68780	LOCK ASSY	1	1	1					
69	3	172538-68790	HANDLE ASSY LH	1	1	1					
70	3	172538-68890	HANDLE, INNER	1	1	1					
71	3	172538-68900	PLATE	1	1	1					
72	3	172538-68910	GRIP	1	1	1					
73	3	172538-68920	GROMMET	2	2	2					
74	3	172538-68930	GROMMET	1	1	1					
74A	3	22217-100000	WASHER, SPRING 10	4	4	4					W
				(A=*2008.12)							
75	2	172538-68800	DOOR ASSY	1							
75-1	2	172538-68801	DOOR ASSY	1	1	1					N
				(A=MZZZZZ)							
76	3	172538-68990	SPRINGHINGE	2							
76-1	3	172538-68991	SPRINGHINGE	2	2	2					N
				(A=MZZZZZ)							
77	3	172538-68980	HANDLE ASSY RH	1	1	1					
78	3	172538-68970	LOCK ASSY RH	1	1	1					
79	3	172538-67550	RETAINER	6							
79-1	3	172538-67600	RETAINER,M6	6	6	6					S
				(A=MZZZZZ)							
80	3	172538-67570	PACKING	6	6	6					
81	3	172538-67580	DOORLOCK	1	1	1					
82	3	172538-67630	BOLT	4							
82-1	3	26076-100252	BOLT, 10.910X 25	4	4	4					N
				(A=*2008.12)							
83	3	172538-67720	SCREW	4	4	4					
83A	3	172538-67720	SCREW	8							
83A-1	3	172538-67980	BOLT,6X16 BK	8	8	8					N
				(A=MZZZZZ)							
84	3	172538-67780	SCREW	1	1	1					
85	3	172538-67790	SCREW, M6X14	2							
85-1	3	26023-060142	SCREW, M6X14	2	2	2					N
				(A=*2008.12)							
85-2	3	172538-67660	SCREW	2	2	2					N
				(A=MZZZZZ) (B=MZZZZZ) (C=MZZZZZ)							
86	3	172538-67800	SCREW, M6X16	3							
86-1	3	26023-060162	SCREW, M6X16	3	3	3					N

N:Old $\begin{matrix} \text{Yes} \\ \text{No} \end{matrix}$ New, Q:Old $\begin{matrix} \text{No} \\ \text{Yes} \end{matrix}$ New, R:Old $\begin{matrix} \text{Yes} \\ \text{No} \end{matrix}$ New, S:Old $\begin{matrix} \text{No} \\ \text{Yes} \end{matrix}$ New, W:Add, Z:Discontinued, F:Interchangeable by set, K:Q'ty Change
++ CONTINUE ++
Copyright (C) YANMAR CO., LTD. All Rights Reserved.

Fig.41. CABIN(DOOR)(CENTER DEFROSTER SPEC.)



(A)=V3-6(US)
(B)=V3-6(AS)
(C)=V3-6(NZ)

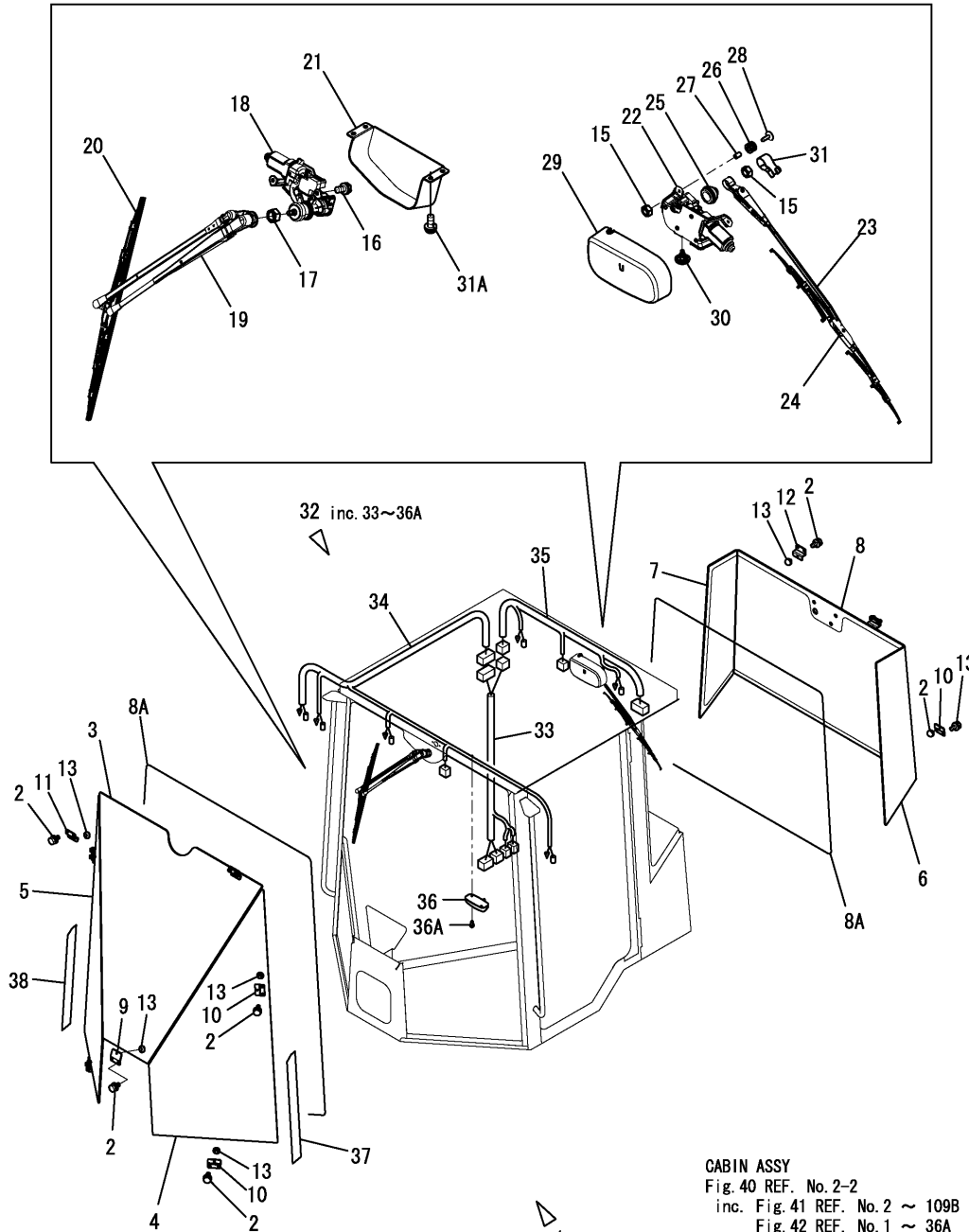
(D)=
(E)=
(F)=

No.	Lev.	Parts No.	Description	Q'ty						I	R	
				(A)	(B)	(C)	(D)	(E)	(F)			
86-2	3	(A=*2008.12)	172538-67720	SCREW	3	3	3				N	
		(A=MZZZZZ)	(B=MZZZZZ)	(C=MZZZZZ)								
		87	172538-67810	SCREW, M6X20	4							
87-1	3	26023-060202	SCREW, M6X20	4	4	4					N	
		(A=*2008.12)										
87-2	3	172538-67860	SCREW, M6X20 BK	4	4	4					N	
		(A=MZZZZZ)	(B=MZZZZZ)	(C=MZZZZZ)								
88	3	172538-67820	NUT, M8 BK	4	4	4						
89	3	172538-67830	NUT, M10	1	1	1						
90	3	172538-67840	SCREW, M5X10 BK	6								
90-1	3	172538-67950	BOLT,6X12 BK	6	6	6					S	
90A	3	(A=MZZZZZ)	172538-67960	WASHER, 6	6	6	6					W
		(A=MZZZZZ)										
90B	3	172538-67970	WASHER,6 BK	6	6	6					W	
91	3	(A=MZZZZZ)	172538-67850	SCREW, M6X20 BK	2							
		(A=MZZZZZ)										
91-1	3	172538-67990	BOLT,6X20 BK	2	2	2					N	
92	3	(A=MZZZZZ)	172538-68730	CYLINDER ASSY, KEY	1	1	1					
		(A=MZZZZZ)										
93	3	172538-68740	BOLT,U	1	1	1						
94	3	172538-68810	PANEL ASSY,DOOR RH	1	1	1						
95	3	172538-68820	GLASS, DOOR	1	1	1						
96	3	172538-68830	COVER	1	1	1						
97	3	172538-68840	ROD,RH	1	1	1						
98	3	172538-68850	ROD,RH	1	1	1						
99	3	172538-68860	RUBBER,S	1	1	1						
100	3	172538-68870	BRACKET	1	1	1						
101	3	172538-68880	BRACKET	1	1	1						
102	3	172538-68890	HANDLE, INNER	1	1	1						
103	3	172538-68900	PLATE	1	1	1						
104	3	172538-68910	GRIP	2	2	2						
105	3	172538-68920	GROMMET	2	2	2						
106	3	172538-68930	GROMMET	1	1	1						
107	3	172538-68940	SEAL, PACKING	1	1	1						
108	3	172538-68950	KNOB	1	1	1						
109	3	172538-68960	HOLDER, LINK	2	2	2						
109A	3	22217-100000	WASHER, SPRING 10	4	4	4					W	
109B	2	(A=*2008.12)	172538-68230	GROMMET	2	2	2					W
		(A=MZZZZZ)	(B=MZZZZZ)	(C=MZZZZZ)								
110	1	172538-60350	SPONGE	1	1	1						
111	1	172538-60360	SPONGE	1	1	1						
112	1	172538-60970	SEAL, 15X200X5	2	2	2						

Fig.42. CABIN(GLASS)(CENTER DEFROSTER SPEC.)

(A)=V3-6(US)
(B)=V3-6(AS)
(C)=V3-6(NZ)

(D)=
(E)=
(F)=



CABIN ASSY
Fig. 40 REF. No. 2-2
inc. Fig. 41 REF. No. 2 ~ 109B
Fig. 42 REF. No. 1 ~ 36A
Fig. 43 REF. No. 2 ~ 36A
Fig. 44 REF. No. 2 ~ 36A
Fig. 45 REF. No. 1 ~ 36A

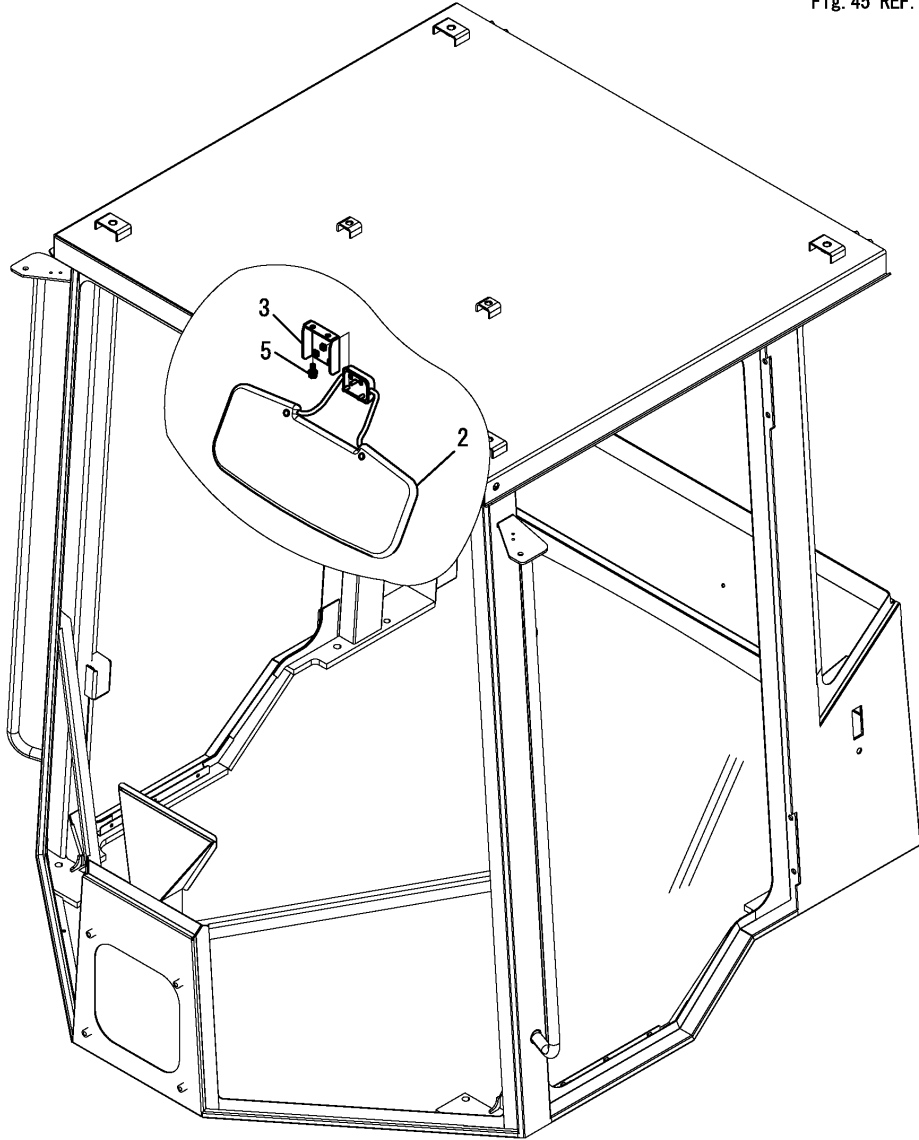
No.	Lev.	Parts No.	Description	Q'ty						I	R
				(A)	(B)	(C)	(D)	(E)	(F)		
1	2	172538-68100	GLASS ASSY	1	1	1					
2	3	172538-67760	BOLT,M8X14 BK	22	22	22					
2-1	3	172538-67870	BOLT,M8X14 BK	22	22	22					N
		(A=MZZZZZ)	(B=MZZZZZ)	(C=MZZZZZ)							
3	3	172538-68110	GLASS	1	1	1					
4	3	172538-68120	GLASS	1	1	1					
5	3	172538-68130	GLASS	1	1	1					
6	3	172538-68140	GLASS	1	1	1					
7	3	172538-68150	GLASS	1	1	1					
8	3	172538-68160	GLASS	1	1	1					
8A	3	172538-68220	RUBBER	2	2	2					
9	3	172538-68170	BRACKET	1	1	1					
10	3	172538-68180	BRACKET	6	6	6					
11	3	172538-68190	BRACKET	2	2	2					
12	3	172538-68200	BRACKET	2	2	2					
13	3	172538-68210	STOPPER	11	11	11					
15	2	172538-67700	NUT, M6	4	4	4					
16	2	172538-67730	BOLT,M6X12	2							
16-1	2	26014-060122	BOLT, M6X 12	2	2	2					N
		(A=*2008.12)									
17	2	172538-67740	NUT, M8	1	1	1					
18	2	172538-68260	WIPER MOTOR	1	1	1					
19	2	172538-68270	ARM, WIPER	1	1	1					
20	2	172538-68280	WIPER BLADE	1	1	1					
21	2	172538-68290	COVER, MOTOR	1	1	1					
22	2	172538-68300	WIPER MOTOR,RR	1	1	1					
23	2	172538-68310	ARM, WIPER	1	1	1					
24	2	172538-68320	WIPER BLADE	1	1	1					
25	2	172538-68330	CAP, PIVOT	1	1	1					
26	2	172538-68340	RUBBER	3	3	3					
27	2	172538-68350	COLLAR	3	3	3					
28	2	172538-68360	BOLT	3	3	3					
29	2	172538-68370	COVER, MOTOR	1	1	1					
30	2	172538-68380	PUSH RIVET	1	1	1					
31	2	172538-68390	COVER, ARM	1	1	1					
31A	2	172538-67720	SCREW	4	4	4					W
		(A=*2008.12)									
32	2	172538-68500	ELECTRICAL ASSY, CAB	1	1	1					
33	3	172538-68510	HARNESS,WIRE	1	1	1					
34	3	172538-68520	HARNESS,WIRE FRONT	1	1	1					
35	3	172538-68530	HARNESS,WIRE REAR	1	1	1					
36	3	172538-68540	LAMP ASSY, ROOM	1	1	1					
36A	3	172538-67670	SCREW, M5X12	2	2	2					W
		(A=*2008.12)									
37	1	172538-03450	LABEL,GLASS L	1	1	1					
38	1	172538-03460	LABEL,GLASS R	1	1	1					

Fig.43. CABIN(SUNVISOR)(CENTER DEFROSTER SPEC.)

(A)=V3-6(US)
 (B)=V3-6(AS)
 (C)=V3-6(NZ)

(D)=
 (E)=
 (F)=

CABIN ASSY
 Fig. 40 REF. No. 2-2
 inc. Fig. 41 REF. No. 2 ~ 109B
 Fig. 42 REF. No. 1 ~ 36A
 Fig. 43 REF. No. 2 ~ 5
 Fig. 44 REF. No. 2 ~ 10
 Fig. 45 REF. No. 1 ~ 4



No.	Lev.	Parts No.	Description	Q'ty						I	R
				(A)	(B)	(C)	(D)	(E)	(F)		
2	2	172538-66710	SUNVISOR	1	1	1					
3	2	172538-66720	BRACKET(GG)	1	1	1					
5	2	172538-66740	BOLT,M8X20 BK	2	2	2					

Fig.44. CABIN(WINDOW WASHER)(CENTER DEFROSTER SPEC.)

(A)=V3-6(US)
 (B)=V3-6(AS)
 (C)=V3-6(NZ)

(D)=
 (E)=
 (F)=

CABIN ASSY
 Fig. 40 REF. No. 2-2
 inc. Fig. 41 REF. No. 2 ~ 109B
 Fig. 42 REF. No. 1 ~ 36A
 Fig. 43 REF. No. 2 ~ 5
 Fig. 44 REF. No. 2 ~ 10
 Fig. 45 REF. No. 1 ~ 4

No.	Lev.	Parts No.	Description	Qty						I	R
				(A)	(B)	(C)	(D)	(E)	(F)		
2	2	172538-66460	TANK, WASHER	1	1	1					
3	2	172538-66470	HOSE	2	2	2					
4	2	172538-66480	VALVE ASSY, CHECK	2	2	2					
5	2	172538-66490	CLIP	3	3	3					
6	2	172538-66500	NOZZLE ASSY	2	2	2					
7	3	172538-66510	NOZZLE, WASHER	2	2	2					
8	3	172538-66520	ADAPTER, NOZZLE	2	2	2					
9	3	172538-66530	PACKING	2	2	2					
10	2	172538-67800	SCREW, M6X16	4	4	4					
10-1	2	26023-060162	SCREW, M6X16	4	4	4					N
		(A=MZZZZZ) (B=MZZZZZ) (C=MZZZZZ)									

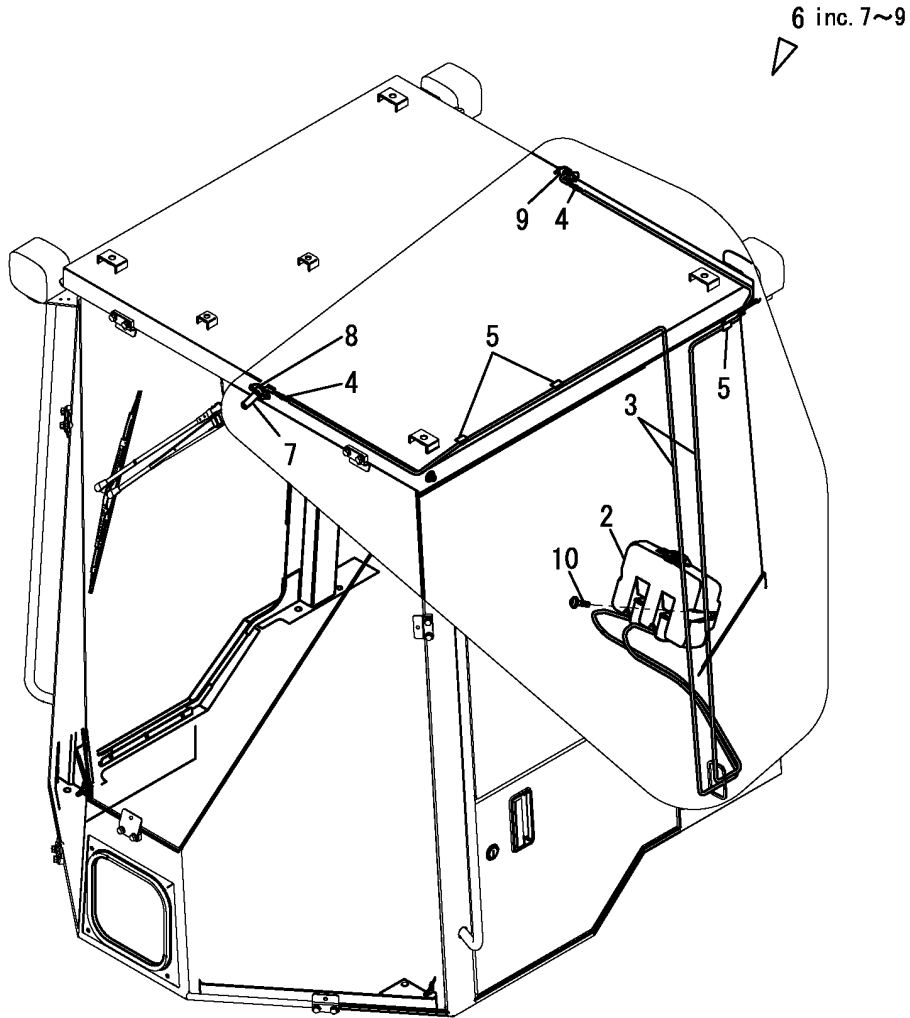


Fig.45. CABIN(LAMP)(CENTER DEFROSTER SPEC.)

(A)=V3-6(US)
 (B)=V3-6(AS)
 (C)=V3-6(NZ)

(D)=
 (E)=
 (F)=

CABIN ASSY
 Fig. 40 REF. No. 2-2
 inc. Fig. 41 REF. No. 2 ~ 109B
 Fig. 42 REF. No. 1 ~ 36A
 Fig. 43 REF. No. 2 ~ 5
 Fig. 44 REF. No. 2 ~ 10
 Fig. 45 REF. No. 1 ~ 4

No.	Lev.	Parts No.	Description	Q'ty						I	R
				(A)	(B)	(C)	(D)	(E)	(F)		
1	2	172538-66320-1	BRACKET (GRAY:49)	2	2	2					
2	2	26014-080202	BOLT, M8X 20	4	4	4					
3	2	172458-17450	LAMP, WORK	4	4	4					
4	3	172187-17540	BULB	4	4	4					

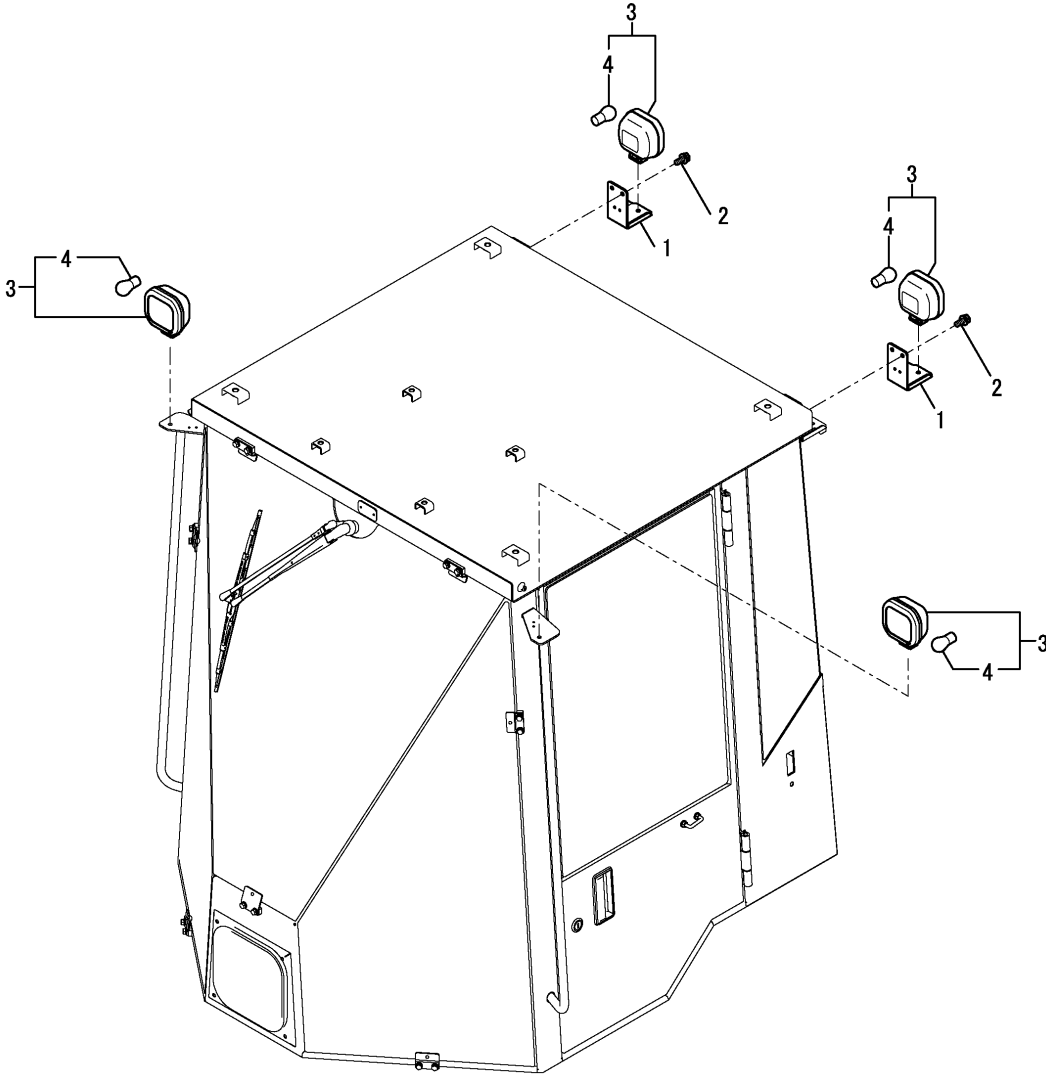
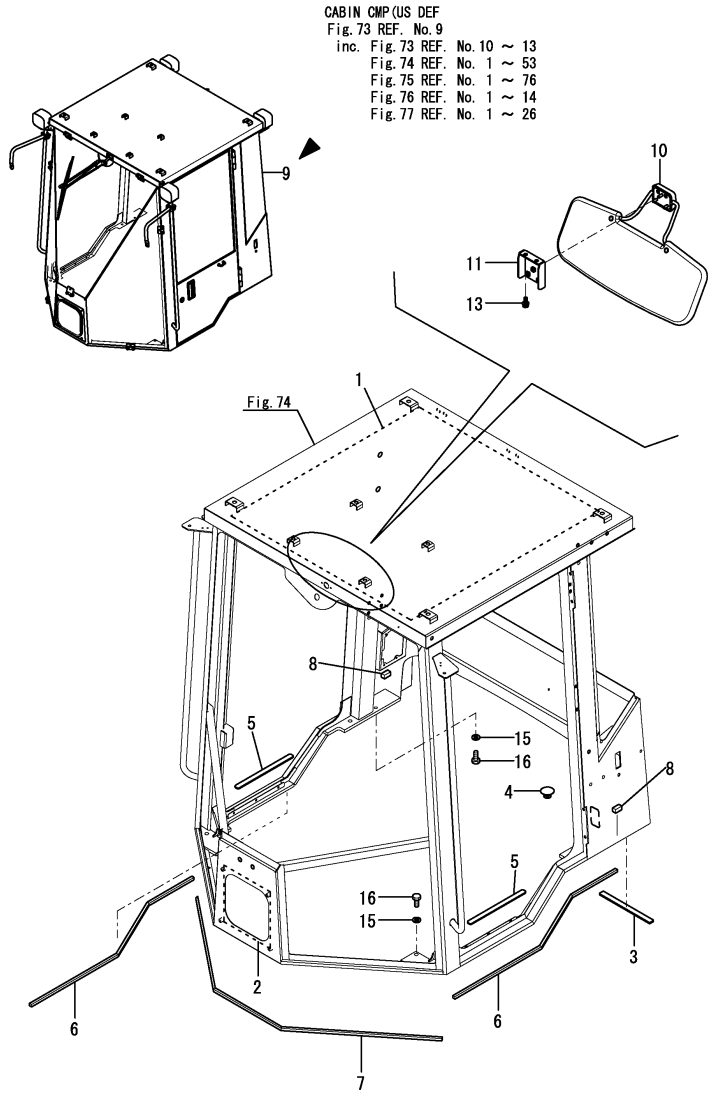


Fig.73. (45A)CABIN(SIDE DEFROSTER SPEC.)

(A)=V3-6(US)
(B)=V3-6(AS)
(C)=V3-6(NZ)

(D)=
(E)=
(F)=



CABIN CMP(US DEF
Fig. 73 REF. No. 9
inc. Fig. 73 REF. No. 10 ~ 13
Fig. 74 REF. No. 1 ~ 53
Fig. 75 REF. No. 1 ~ 76
Fig. 76 REF. No. 1 ~ 14
Fig. 77 REF. No. 1 ~ 26

No.	Lev.	Parts No.	Description	Qty						I	R
				(A)	(B)	(C)	(D)	(E)	(F)		
1	1	172538-60350	SPONGE	1	1	1					
2	1	172538-60360	SPONGE	1	1	1					
3	1	172538-60970	SEAL, 15X200X5	2	2	2					
4	1	172176-68210	CLIP, TREE	2	2	2					Z
		(A=MZZZZZ) (B=MZZZZZ) (C=MZZZZZ)									
5	1	172538-68450	SHEET, NON SLIP	2	2	2					
6	1	172538-68460	SEAL,10X10X1000	2	2	2					
7	1	172538-68470	SEAL,10X10X1770	1	1	1					
8	1	172538-68480	SEAL, 15X15X30	2	2	2					
9	1	172538-68550	CABIN ASSY	1	1	1					1
9A	1	172437-03302	LABEL, MANUAL	1	1	1					2
9B	1	172524-03621	LABEL	1	1	1					2
9C	1	172524-03642	LABEL, CONTACT US	1	1	1					2
9D	1	172437-03441	LABEL, ROPS	1	1	1					2
10	2	172538-66710	SUNVISOR	1	1	1					
11	2	172538-66720	BRACKET(GG	1	1	1					
13	2	172538-66740	BOLT,M8X20 BK	2	2	2					
15	1	22217-120000	WASHER, SPRING 12	12	12	12					
16	1	26076-120402	BOLT, 10.912X 40	12	12	12					

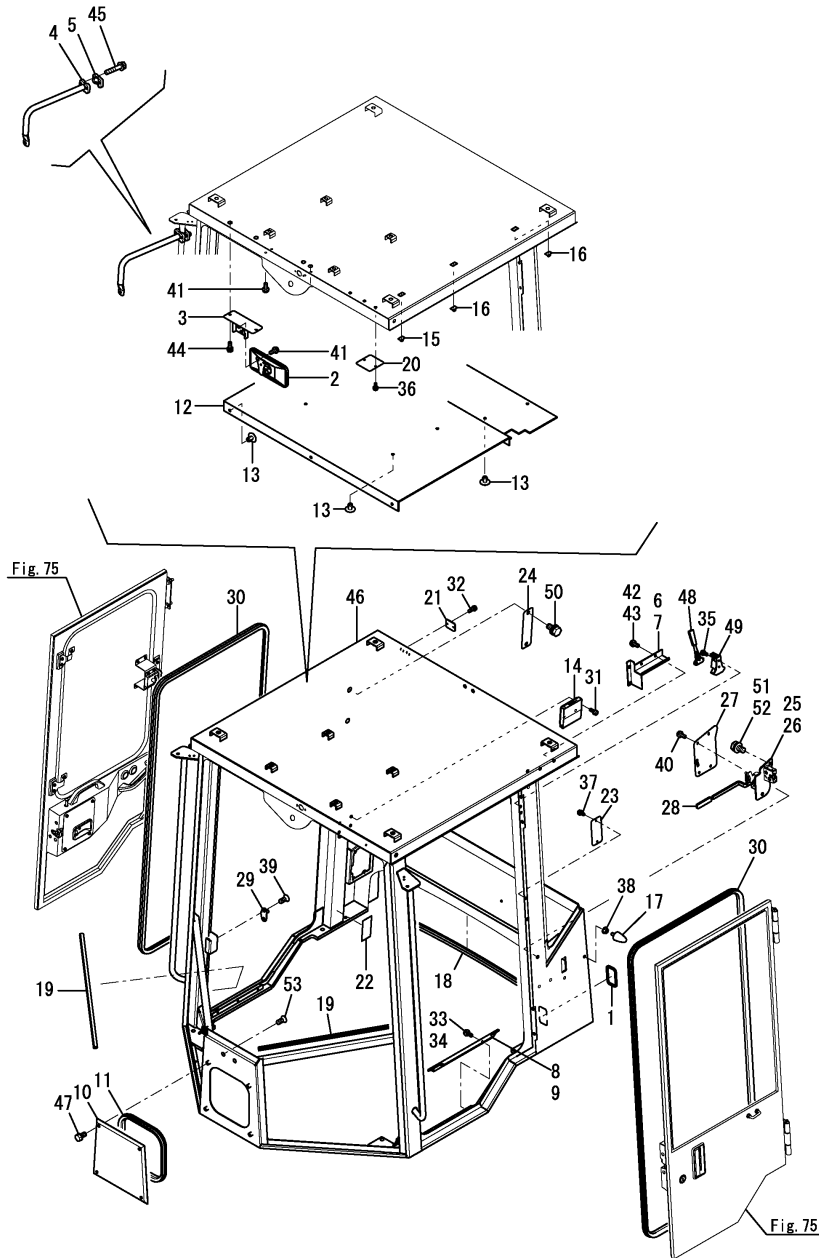
Remarks

- * Front defroster : side type.
- (1)Please use this part with following labels at the same time Ref. No9A,9B,9C,9D.
- (2)Labels are not illustrated.

Fig.74. (45B)CABIN(FRAME)(SIDE DEFROSTER SPEC.)

(A)=V3-6(US)
(B)=V3-6(AS)
(C)=V3-6(NZ)

(D)=
(E)=
(F)=



No.	Lev.	Parts No.	Description	Qty						I	R
				(A)	(B)	(C)	(D)	(E)	(F)		
1	3	172538-67010	GROMMET	1	1	1					
2	3	172538-67030	ROOM MIRROR	1	1	1					
3	3	172538-67040	BRACKET	1	1	1					
4	3	172538-67060	STAY, MIRROR	2	2	2					
5	3	172538-67070	CLAMP	2	2	2					
6	3	172538-67090	COVER	1	1	1					
7	3	172538-67100	COVER	1	1	1					
8	3	172538-67120	DOOR	1	1	1					
9	3	172538-67130	DOOR	1	1	1					
10	3	172538-67150	COVER	1	1	1					
11	3	172538-67160	RUBBER,S OC 01	1	1	1					
12	3	172538-67180	SEAT, INTERIOR	1	1	1					
13	3	172538-67190	CLIP	13	13	13					
14	3	172538-67230	DRINK HOLDER	1	1	1					
15	3	172538-67250	CLIP	2	2	2					
16	3	172538-67260	CLIP	3	3	3					
17	3	172538-67270	STOPPER, BUBBER	2	2	2					
18	3	172538-67290	RUBBER,P	1	1	1					
19	3	172538-67310	RUBBER,G	2	2	2					
20	3	172538-67350	COVER	1	1	1					
21	3	172538-67410	BRACKET	1	1	1					
22	3	172538-67450	PLATE,NAME	1	1	1					
23	3	172538-67470	COVER	1	1	1					
24	3	172538-67490	COVER	1	1	1					
25	3	172538-67510	CATCH ASSY	1	1	1					
26	3	172538-67520	CATCH ASSY	1	1	1					
27	3	172538-67530	CATCH, COVER	2	2	2					
28	3	172538-67540	COVER, LEVER	2	2	2					
29	3	172538-67560	STRIKER	2	2	2					
30	3	172538-67590	RUBBER S	2	2	2					
31	3	172538-67650	SCREW	4	4	4					
32	3	172538-67650	SCREW	2	2	2					
33	3	172538-67660	SCREW	2	2	2					
34	3	172538-67660	SCREW	2	2	2					
35	3	172538-67670	SCREW, M5X12	8	8	8					
36	3	172538-67670	SCREW, M5X12	2	2	2					
37	3	172538-67670	SCREW, M5X12	2	2	2					
38	3	172538-67680	NUT, FLANGE	2	2	2					
39	3	172538-67690	SCREW, M8	4	4	4					
40	3	172538-67720	SCREW	8	8	8					
41	3	172538-67720	SCREW	3	3	3					
42	3	172538-67720	SCREW	4	4	4					
43	3	172538-67720	SCREW	4	4	4					
44	3	172538-67770	BOLT,M6X16 BK	2	2	2					
45	3	172538-67880	BOLT,M8X40 BK	4	4	4					
46	3	172538-68010	PANEL ASSY,CAB	1	1	1					
47	3	172A69-69180	BOLT	4	4	4					
48	3	172A69-69790	HAMMER	1	1	1					
49	3	172A69-69800	BRACKET, HAMMER	1	1	1					
50	3	26014-100202	BOLT, M10X 20	2	2	2					
51	3	26014-100202	BOLT, M10X 20	4	4	4					

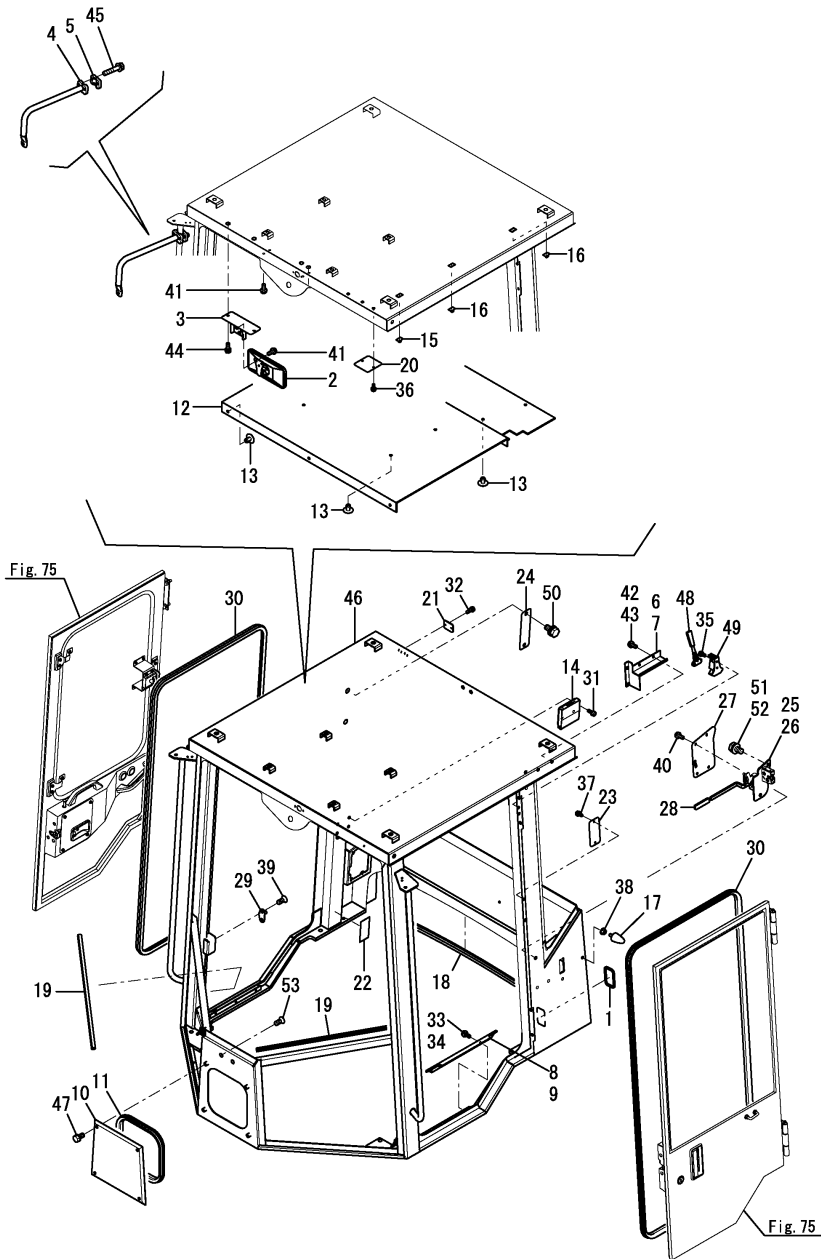
Remarks

* Front defroster : side type.

Fig.74. (45B)CABIN(FRAME)(SIDE DEFROSTER SPEC.)

(A)=V3-6(US)
 (B)=V3-6(AS)
 (C)=V3-6(NZ)

(D)=
 (E)=
 (F)=



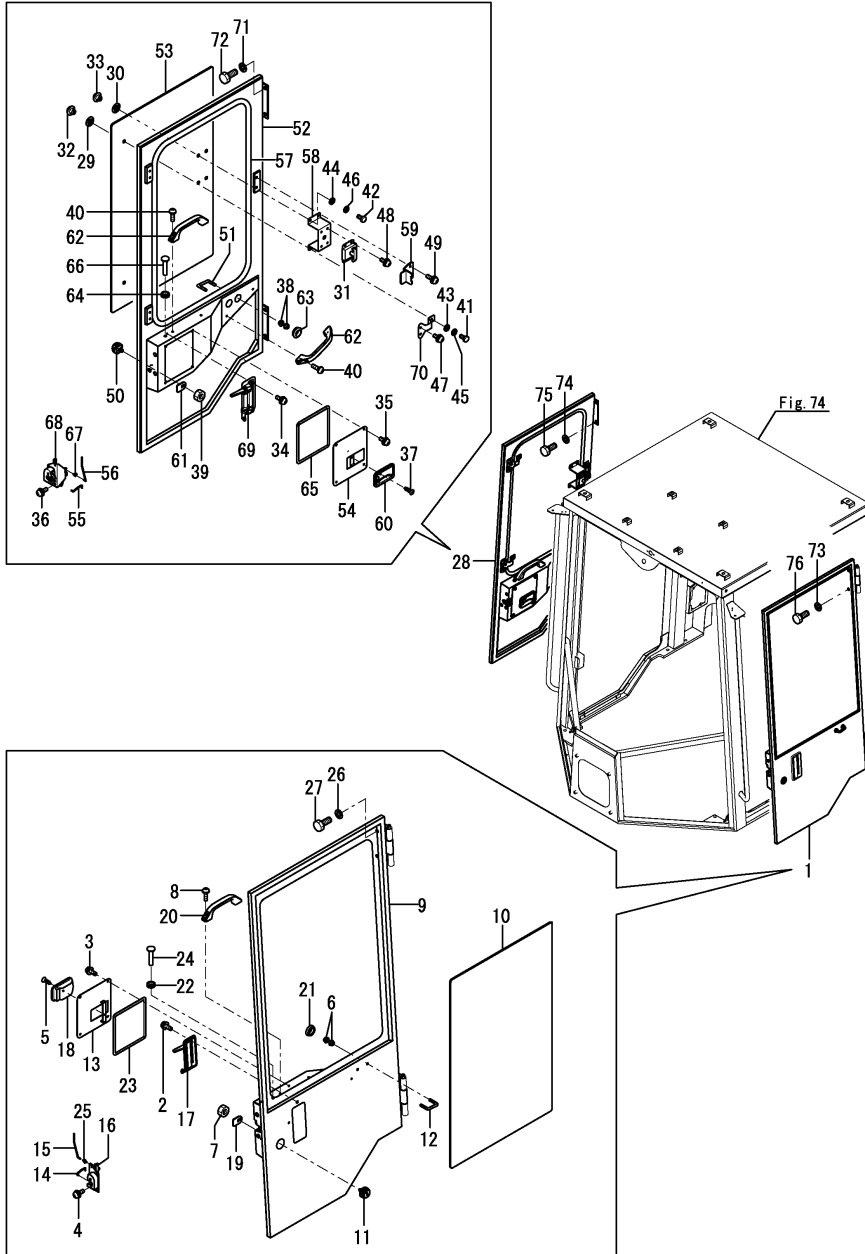
No.	Lev.	Parts No.	Description	Q'ty						I	R
				(A)	(B)	(C)	(D)	(E)	(F)		
52	3	26014-100202	BOLT, M10X 20	4	4	4					
53	2	172538-68230	GROMMET	2	2	2					

Remarks
 * Front defroster : side type.

Fig.75. (45C)CABIN(DOOR)(SIDE DEFROSTER SPEC.)

(A)=V3-6(US)
(B)=V3-6(AS)
(C)=V3-6(NZ)

(D)=
(E)=
(F)=



No.	Lev.	Parts No.	Description	Q'ty						I	R
				(A)	(B)	(C)	(D)	(E)	(F)		
1	2	172538-68700	DOOR ASSY	1	1	1					
2	3	172538-67660	SCREW	2	2	2					
3	3	172538-67720	SCREW	4	4	4					
4	3	172538-67720	SCREW	3	3	3					
5	3	172538-67780	SCREW	1	1	1					
6	3	172538-67820	NUT, M8 BK	4	4	4					
7	3	172538-67830	NUT, M10	1	1	1					
8	3	172538-67860	SCREW, M6X20 BK	2	2	2					
9	3	172538-68710	PANEL ASSY,DOOR LH	1	1	1					
10	3	172538-68720	GLASS, DOOR	1	1	1					
11	3	172538-68730	CYLINDER ASSY, KEY	1	1	1					
12	3	172538-68740	BOLT,U	1	1	1					
13	3	172538-68750	COVER	1	1	1					
14	3	172538-68760	ROD,LH	1	1	1					
15	3	172538-68770	ROD,LH	1	1	1					
16	3	172538-68780	LOCK ASSY	1	1	1					
17	3	172538-68790	HANDLE ASSY LH	1	1	1					
18	3	172538-68890	HANDLE, INNER	1	1	1					
19	3	172538-68900	PLATE	1	1	1					
20	3	172538-68910	GRIP	1	1	1					
21	3	172538-68920	GROMMET	2	2	2					
22	3	172538-68930	GROMMET	1	1	1					
23	3	172538-68940	SEAL, PACKING	1	1	1					
24	3	172538-68950	KNOB	1	1	1					
25	3	172538-68960	HOLDER, LINK	2	2	2					
26	3	22217-100000	WASHER, SPRING 10	4	4	4					
27	3	26076-100252	BOLT, 10.910X 25	4	4	4					
28	2	172538-68801	DOOR ASSY	1	1	1					
29	3	172538-67570	PACKING	2	2	2					
30	3	172538-67570	PACKING	4	4	4					
31	3	172538-67580	DOORLOCK	1	1	1					
32	3	172538-67600	RETAINER,M6	2	2	2					
33	3	172538-67600	RETAINER,M6	4	4	4					
34	3	172538-67660	SCREW	2	2	2					
35	3	172538-67720	SCREW	4	4	4					
36	3	172538-67720	SCREW	3	3	3					
37	3	172538-67780	SCREW	1	1	1					
38	3	172538-67820	NUT, M8 BK	4	4	4					
39	3	172538-67830	NUT, M10	1	1	1					
40	3	172538-67860	SCREW, M6X20 BK	4	4	4					
41	3	172538-67950	BOLT,6X12 BK	2	2	2					
42	3	172538-67950	BOLT,6X12 BK	4	4	4					
43	3	172538-67960	WASHER, 6	2	2	2					
44	3	172538-67960	WASHER, 6	4	4	4					
45	3	172538-67970	WASHER,6 BK	2	2	2					
46	3	172538-67970	WASHER,6 BK	4	4	4					
47	3	172538-67980	BOLT,6X16 BK	4	4	4					
48	3	172538-67980	BOLT,6X16 BK	4	4	4					
49	3	172538-67990	BOLT,6X20 BK	2	2	2					
50	3	172538-68730	CYLINDER ASSY, KEY	1	1	1					
51	3	172538-68740	BOLT,U	1	1	1					

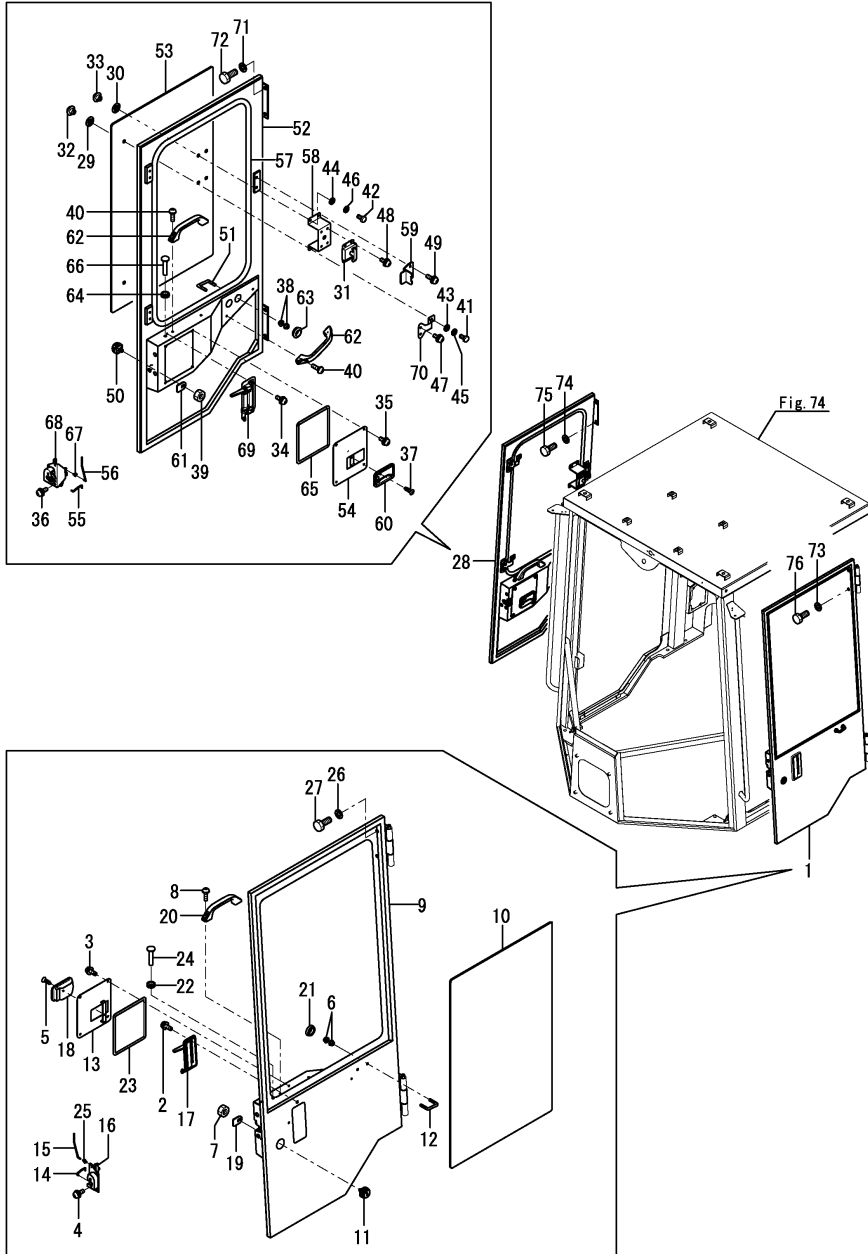
Remarks

* Front defroster : side type.

Fig.75. (45C)CABIN(DOOR)(SIDE DEFROSTER SPEC.)

(A)=V3-6(US)
 (B)=V3-6(AS)
 (C)=V3-6(NZ)

(D)=
 (E)=
 (F)=



No.	Lev.	Parts No.	Description	Q'ty						I	R
				(A)	(B)	(C)	(D)	(E)	(F)		
52	3	172538-68810	PANEL ASSY,DOOR RH	1	1	1					
53	3	172538-68820	GLASS, DOOR	1	1	1					
54	3	172538-68830	COVER	1	1	1					
55	3	172538-68840	ROD,RH	1	1	1					
56	3	172538-68850	ROD,RH	1	1	1					
57	3	172538-68860	RUBBER,S	1	1	1					
58	3	172538-68870	BRACKET	1	1	1					
59	3	172538-68880	BRACKET	1	1	1					
60	3	172538-68890	HANDLE, INNER	1	1	1					
61	3	172538-68900	PLATE	1	1	1					
62	3	172538-68910	GRIP	2	2	2					
63	3	172538-68920	GROMMET	2	2	2					
64	3	172538-68930	GROMMET	1	1	1					
65	3	172538-68940	SEAL, PACKING	1	1	1					
66	3	172538-68950	KNOB	1	1	1					
67	3	172538-68960	HOLDER, LINK	2	2	2					
68	3	172538-68970	LOCK ASSY RH	1	1	1					
69	3	172538-68980	HANDLE ASSY RH	1	1	1					
70	3	172538-68991	SPRINGHINGE	2	2	2					
71	3	22217-100000	WASHER, SPRING 10	4	4	4					
72	3	26076-100252	BOLT, 10.910X 25	4	4	4					
73	2	22217-100000	WASHER, SPRING 10	4	4	4					
74	2	22217-100000	WASHER, SPRING 10	4	4	4					
75	2	26076-100252	BOLT, 10.910X 25	4	4	4					
76	2	26076-100252	BOLT, 10.910X 25	4	4	4					

Remarks

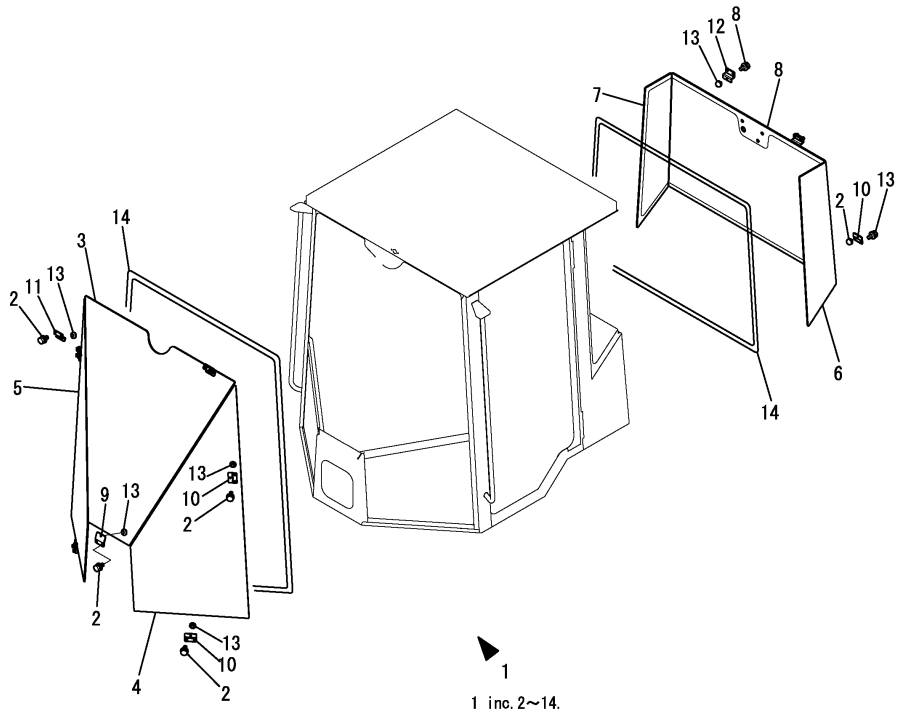
* Front defroster : side type.

Fig.76. (45D)CABIN(GRASS)(SIDE DEFROSTER SPEC.)

(A)=V3-6(US)
 (B)=V3-6(AS)
 (C)=V3-6(NZ)

(D)=
 (E)=
 (F)=

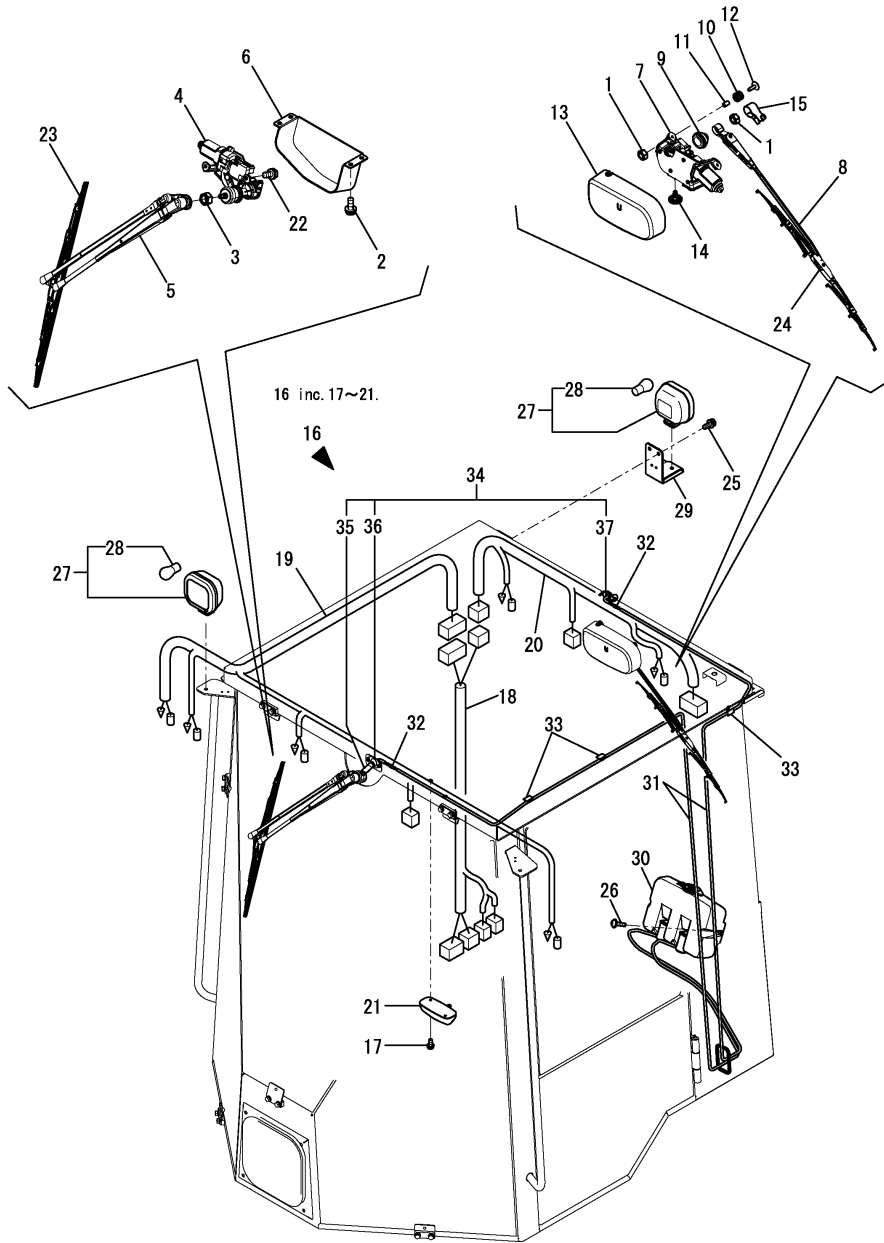
No.	Lev.	Parts No.	Description	Q'ty						I	R
				(A)	(B)	(C)	(D)	(E)	(F)		
1	3	172538-68100	GLASS ASSY	1	1	1					
2	4	172538-67870	BOLT,M8X14 BK	22	22	22					
3	4	172538-68110	GLASS	1	1	1					
4	4	172538-68120	GLASS	1	1	1					
5	4	172538-68130	GLASS	1	1	1					
6	4	172538-68140	GLASS	1	1	1					
7	4	172538-68150	GLASS	1	1	1					
8	4	172538-68160	GLASS	1	1	1					
9	4	172538-68170	BRACKET	1	1	1					
10	4	172538-68180	BRACKET	6	6	6					
11	4	172538-68190	BRACKET	2	2	2					
12	4	172538-68200	BRACKET	2	2	2					
13	4	172538-68210	STOPPER	11	11	11					
14	4	172538-68220	RUBBER	2	2	2					



Remarks

* Front defroster : side type.

Fig.77. (45E)CABIN(ELECTRIC,WIPER)(SIDE DEFROSTER SPEC.)



(A)=V3-6(US)
(B)=V3-6(AS)
(C)=V3-6(NZ)

(D)=
(E)=
(F)=

No.	Lev.	Parts No.	Description	Qty						I	R
				(A)	(B)	(C)	(D)	(E)	(F)		
1	3	172538-67700	NUT, M6	4	4	4					
2	3	172538-67720	SCREW	4	4	4					
3	3	172538-67740	NUT, M8	1	1	1					
4	3	172538-68260	WIPER MOTOR	1	1	1					
5	3	172538-68270	ARM, WIPER	1	1	1					
6	3	172538-68290	COVER, MOTOR	1	1	1					
7	3	172538-68300	WIPER MOTOR,RR	1	1	1					
8	3	172538-68310	ARM, WIPER	1	1	1					
9	3	172538-68330	CAP, PIVOT	1	1	1					
10	3	172538-68340	RUBBER	3	3	3					
11	3	172538-68350	COLLAR	3	3	3					
12	3	172538-68360	BOLT	3	3	3					
13	3	172538-68370	COVER, MOTOR	1	1	1					
14	3	172538-68380	PUSH RIVET	1	1	1					
15	3	172538-68390	COVER, ARM	1	1	1					
16	3	172538-68500	ELECTRICAL ASSY, CAB	1	1	1					
17	4	172538-67670	SCREW, M5X12	2	2	2					
18	4	172538-68510	HARNES, WIRE	1	1	1					
19	4	172538-68520	HARNES, WIRE FRONT	1	1	1					
20	4	172538-68530	HARNES, WIRE REAR	1	1	1					
21	4	172538-68540	LAMP ASSY, ROOM	1	1	1					
22	3	172538-68690	BOLT, M6X12	2	2	2					
23	2	172538-68280	WIPER BLADE	1	1	1					
24	2	172538-68320	WIPER BLADE	1	1	1					
25	2	26014-080202	BOLT, M8X 20	8	8	8					
26	2	26023-060162	SCREW, M6X16	4	4	4					
27	2	172458-17450	LAMP, WORK	4	4	4					
28	3	172187-17540	BULB	1	1	1					
29	2	172538-66320	BRACKET	4	4	4					
30	2	172538-66460	TANK, WASHER	1	1	1					
31	2	172538-66470	HOSE	2	2	2					
32	2	172538-66480	VALVE ASSY, CHECK	2	2	2					
33	2	172538-66490	CLIP	3	3	3					
34	2	172538-66500	NOZZLE ASSY	2	2	2					
35	3	172538-66510	NOZZLE, WASHER	1	1	1					
36	3	172538-66520	ADAPTER, NOZZLE	1	1	1					
37	3	172538-66530	PACKING	1	1	1					

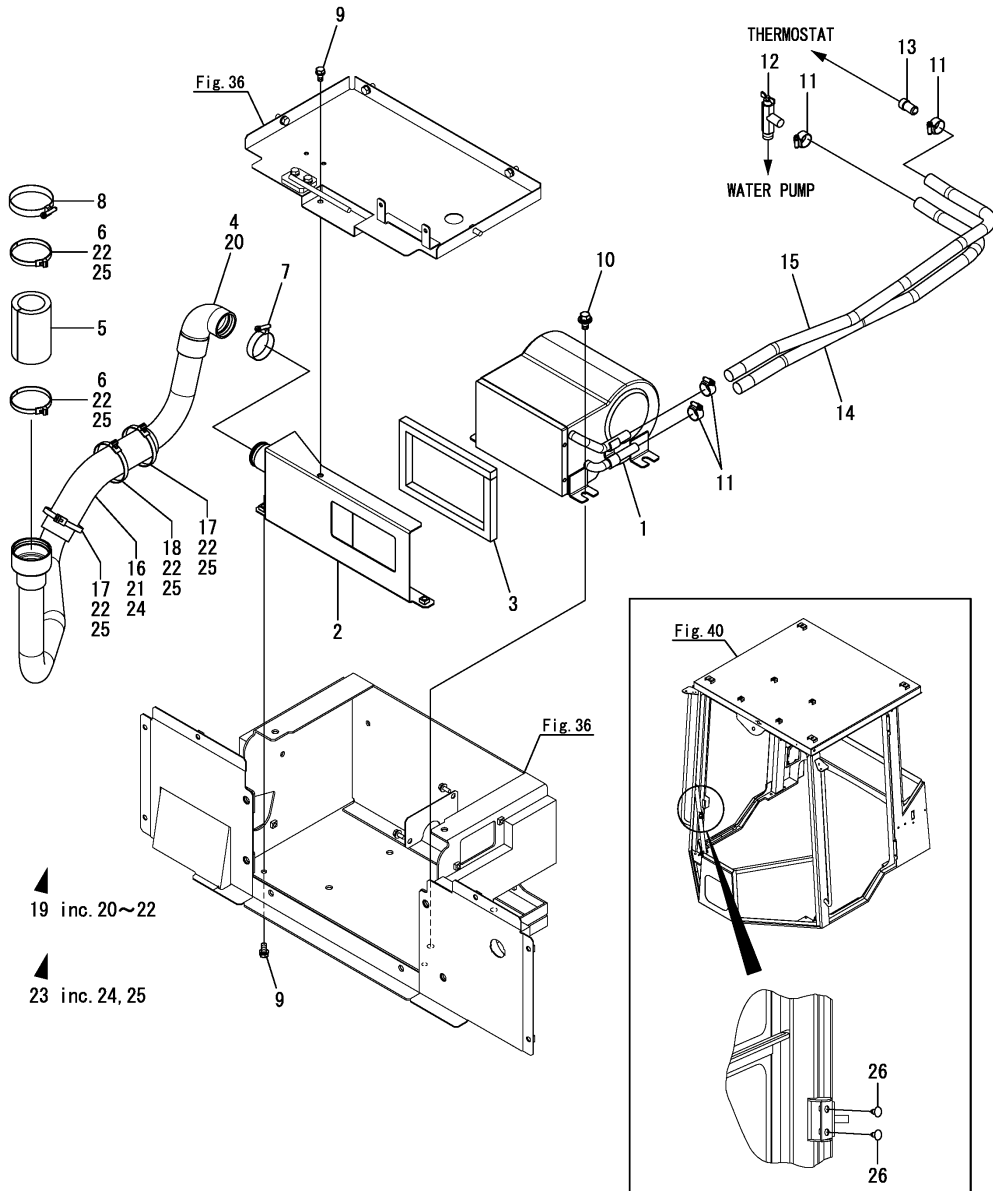
Remarks

* Front defroster : side type.

Fig.46. HEATER(CABIN)

(A)=V3-6(US)
(B)=V3-6(AS)
(C)=V3-6(NZ)

(D)=
(E)=
(F)=

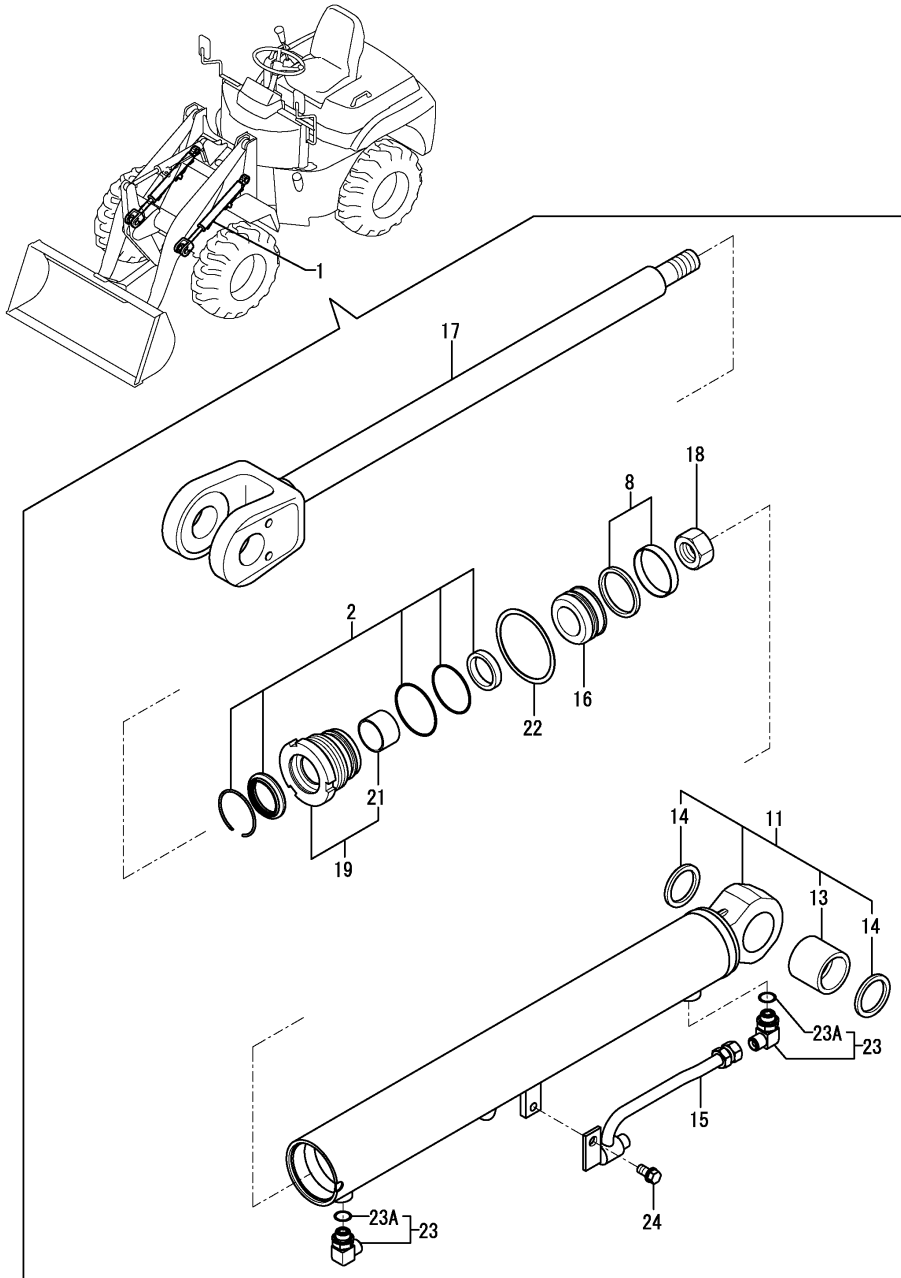


No.	Lev.	Parts No.	Description	Qty						I	R
				(A)	(B)	(C)	(D)	(E)	(F)		
1	1	172458-17551	HEATER	1	1	1					
2	1	172538-19550-1	DUCT ASSY, HEATER	1	1	1					
3	1	172538-19650	SEAL, DUCT	1	1	1					
4	1	172538-19901	HOSE ASSY, DEFROSTER	1	1	1					
5	1	172538-19950	SPONGE, HOSE 100	1	1	1					
6	1	172122-79930	CLAMP, HOSE	2	2	2					
7	1	23000-048000	CLAMP, 48	1	1	1					
8	1	23000-070000	CLAMP, 70	1	1	1					
9	1	26013-080162	BOLT, M8X 16	3	3	3					
10	1	26014-100202	BOLT, M10X 20	3	3	3					
11	1	23001-022000	CLAMP, HOSE 22	4	4	4					
12	1	172425-17630	VALVE ASSY, HEATER	1	1	1					
13	1	172124-17640	JOINT, PIPE	1	1	1					
14	1	172538-19810	HOSE ASSY, HEATER	1	1	1					
15	1	172538-19840	HOSE ASSY, HEATER	1	1	1					
16	1	172538-19970	COVER, HOSE	1	1	1					W
		(A=M/#60738)									
17	1	172122-79930	CLAMP, HOSE	2	2	2					W
		(A=M/#60738)									
18	1	172122-79930	CLAMP, HOSE	1	1	1					W
		(A=M/#60738)									
19	1	172538-08850	HOSE KIT,DEFROSTER	1	1	1					W
		(A=M/#60878)									
20	2	172538-19901	HOSE ASSY, DEFROSTER	1	1	1					W
		(A=M/#60878)									
21	2	172538-19970	COVER, HOSE	1	1	1					W
		(A=M/#60878)									
22	2	172122-79930	CLAMP, HOSE	5	5	5					W
		(A=M/#60878)									
23	1	172538-08860	COVER KIT, HOSE	1	1	1					W
		(A=M/#60878)									
24	2	172538-19970	COVER, HOSE	1	1	1					W
		(A=M/#60878)									
25	2	172122-79930	CLAMP, HOSE	5	5	5					W
		(A=M/#60878)									
26	1	172122-17190	CLIP, TREE	4	4	4					W
		(A=MZZZZZ) (B=MZZZZZ) (C=MZZZZZ)									

Fig.47. LIFT CYLINDER

(A)=V3-6(US)
(B)=V3-6(AS)
(C)=V3-6(NZ)

(D)=
(E)=
(F)=

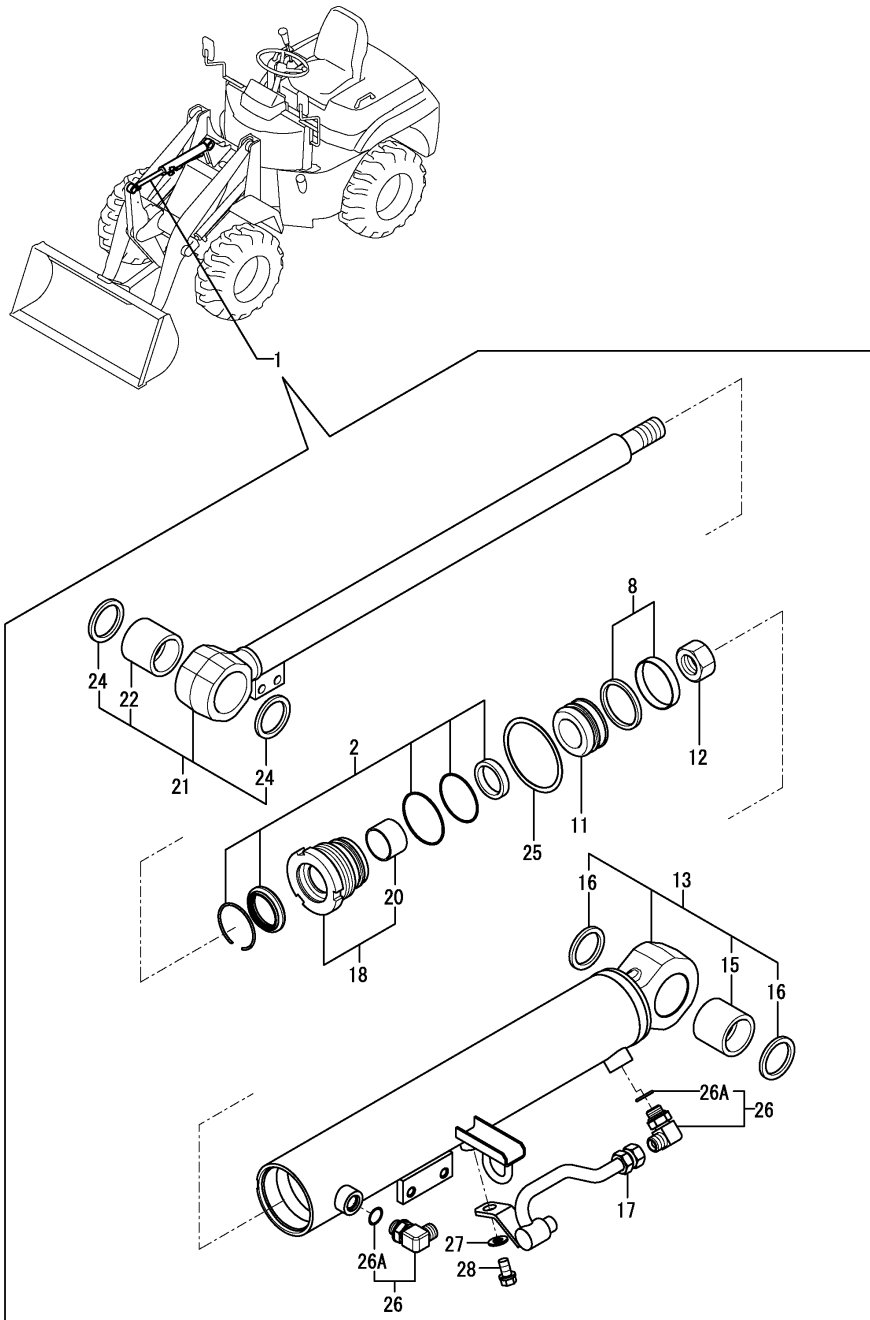


No.	Lev.	Parts No.	Description	Q'ty						I	R
				(A)	(B)	(C)	(D)	(E)	(F)		
1	1	172538-72100-2	CYLINDER ASSY, LIFT	2	2	2					
1-1	1	172538-72100-N	CYLINDER ASSY, LIFT	2	2	2					S
		(A=M61501) (B=M61501) (C=M61501)									
2	2	172457-72050	SEAL SET, HEAD	2	2	2					
8	2	172137-72453	SEAL SET, PISTON 60A	2	2	2					
11	2	172538-72110-2	TUBE, LIFT	2	2	2					
11-1	2	172538-72110-N	TUBE, LIFT	2	2	2					S
		(A=M61501) (B=M61501) (C=M61501)									
13	3	172168-72410	BUSH	2	2	2					
14	3	172448-72650	SEAL, DUST	4	4	4					
15	2	172538-72150-2	PIPE ASSY	2	2	2					
15-1	2	172538-72150-N	PIPE ASSY	2	2	2					S
		(A=M61501) (B=M61501) (C=M61501)									
16	2	172171-72120	PISTON	2	2	2					
17	2	172538-72200	ROD ASSY, LIFT	2	2	2					
18	2	172171-72130	NUT, M24	2	2	2					
19	2	172141-72540	HEAD 6035, CYLINDER	2	2	2					
21	3	24550-035300	BUSH, 35X30	2	2	2					
22	2	933125-59600	WASHER 60 B, LOCK	2	2	2					
23	2	172142-76181	JOINT ASSY	4	4	4					
23-1	2	172A64-76190	ELBOW, G3/8-3/8	4	4	4					N
		(A=*2016.02.) (B=*2016.02.) (C=*2016.02.)									
23A	3	24315-000140	O-RING, 1BP14.0	4	4	4					W
		(A=*2016.02.) (B=*2016.02.) (C=*2016.02.)									
24	2	26013-100202	BOLT, SPRING M10X 20	2	2	2					

Fig.48. DUMP CYLINDER

(A)=V3-6(US)
(B)=V3-6(AS)
(C)=V3-6(NZ)

(D)=
(E)=
(F)=

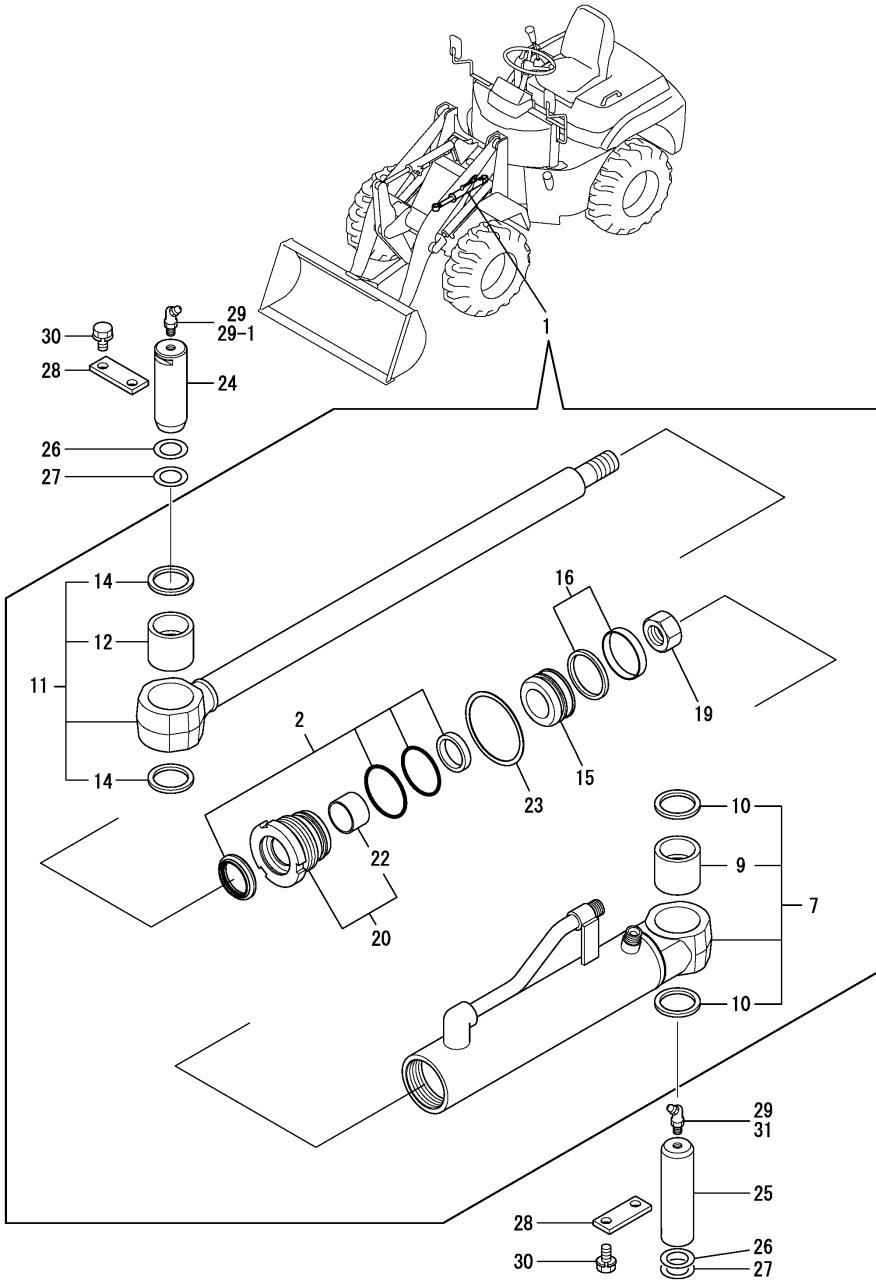


No.	Lev.	Parts No.	Description	Q'ty						I	R
				(A)	(B)	(C)	(D)	(E)	(F)		
1	1	172538-72300-2	CYLINDER ASSY, DUMP	1	1	1					
1-1	1	172538-72300-N	CYLINDER ASSY, DUMP	1	1	1					S
		(A=M61501) (B=M61501) (C=M61501)									
2	2	172457-72050	SEAL SET, HEAD	1	1	1					
8	2	172137-72453	SEAL SET, PISTON 60A	1	1	1					
11	2	172171-72120	PISTON	1	1	1					
12	2	172171-72130	NUT, M24	1	1	1					
13	2	172538-72310-2	TUBE ASSY, DUMP	1	1	1					
13-1	2	172538-72310-N	TUBE ASSY, DUMP	1	1	1					S
		(A=M61501) (B=M61501) (C=M61501)									
15	3	172168-72410	BUSH	1	1	1					
16	3	172448-72650	SEAL, DUST	2	2	2					
17	2	172538-72350-2	PIPE ASSY, DUMP	1	1	1					
17-1	2	172538-72350-N	PIPE ASSY, DUMP	1	1	1					S
		(A=M61501) (B=M61501) (C=M61501)									
18	2	172141-72540	HEAD 6035, CYLINDER	1	1	1					
20	3	24550-035300	BUSH, 35X30	1	1	1					
21	2	172538-72400	ROD ASSY,DUMP	1	1	1					
22	3	172168-72410	BUSH	1	1	1					
24	3	172448-72650	SEAL, DUST	2	2	2					
25	2	933125-59600	WASHER 60 B, LOCK	1	1	1					
26	2	172142-76181	JOINT ASSY	2	2	2					
26-1	2	172A64-76190	ELBOW,G3/8-3/8	2	2	2					N
		(A=*2016.02.) (B=*2016.02.) (C=*2016.02.)									
26A	3	24315-000140	O-RING, 1BP14.0	2	2	2					W
		(A=*2016.02.) (B=*2016.02.) (C=*2016.02.)									
27	2	22137-100000	WASHER, 10	1	1	1					
28	2	26013-100202	BOLT, SPRING M10X 20	1	1	1					

Fig.49. POWER STEERING CYLINDER

(A)=V3-6(US)
 (B)=V3-6(AS)
 (C)=V3-6(NZ)

(D)=
 (E)=
 (F)=

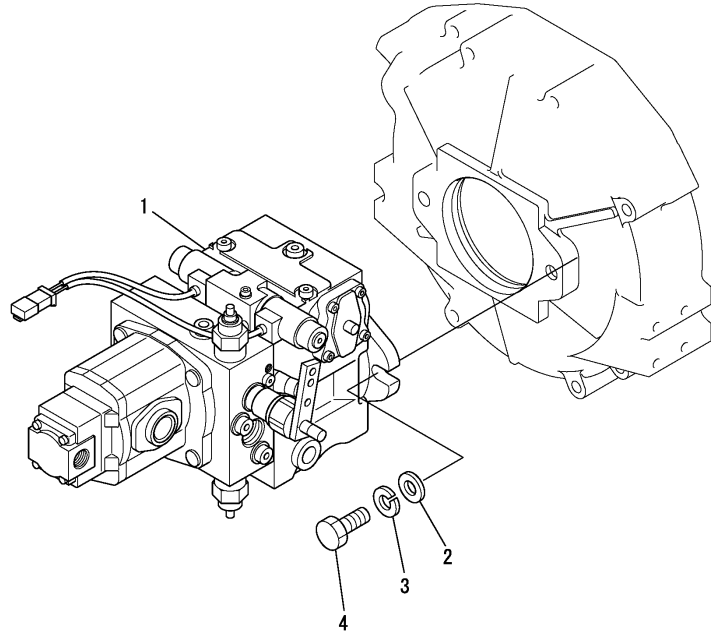


No.	Lev.	Parts No.	Description	Qty						I	R
				(A)	(B)	(C)	(D)	(E)	(F)		
1	1	172527-72801-2	CYLINDER ASSY	1	1	1					
1-1	1	172527-72801-N	CYLINDER ASSY	1	1	1					S
		(A=M61501) (B=M61501) (C=M61501)									
2	2	172A64-72020	SEAL SET, HEAD 60 30	1	1	1					
7	2	172527-72080-2	TUBE ASSY, STEERING	1	1	1					
7-1	2	172527-72080-N	TUBE ASSY, STEERING	1	1	1					S
		(A=M61501) (B=M61501) (C=M61501)									
9	3	172527-72960	PIN BUSH,35 35	1	1	1					
10	3	172448-81610	SEAL, DUST 35X45X4	2	2	2					
11	2	172527-72090	ROD ASSY,PS	1	1	1					
12	3	172527-72960	PIN BUSH,35 35	1	1	1					
14	3	172448-81610	SEAL, DUST 35X45X4	2	2	2					
15	2	172137-72431	PISTON 60G	1	1	1					
16	2	172137-72453	SEAL SET, PISTON 60A	1	1	1					
19	2	172141-72580	NUT, M20	1	1	1					
20	2	172447-72860	HEAD 60 30	1	1	1					
22	3	24550-030300	BUSH, 30X30	1	1	1					
23	2	933125-59600	WASHER 60 B, LOCK	1	1	1					
24	1	172524-72420	PIN 35X103	1	1	1					
25	1	172527-72420	PIN 35X122	1	1	1					
26	1	172141-84610	SHIM, 35X1.2	2	2	2					
27	1	172141-84620	SHIM, 35X0.8	2	2	2					
28	1	172512-91210-3	PLATE,PIN(YELLOW:2J)	2	2	2					
28-1	1	172512-91210-N	PLATE,PIN	2	2	2					S
		(A=M61501) (B=M61501) (C=M61501)									
29	1	24761-040000	NIPPLE, GREASE B	2							
29-1	1	24761-040000	NIPPLE, GREASE B	1	1	1					K
		(A=M/#60747)									
30	1	26013-100202	BOLT, M10X 20	4	4	4					
31	1	24764-050000	NIPPLE, GREASE C	1							W
		(A=M/#60747)									
31-1	1	24761-050000	NIPPLE, GREASE C	1	1	1					N
		(A=M/#60756)									

Fig.50. HYD.OIL PUMP

(A)=V3-6(US)
 (B)=V3-6(AS)
 (C)=V3-6(NZ)

(D)=
 (E)=
 (F)=

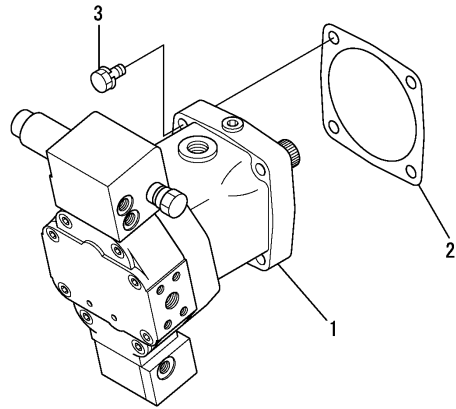


No.	Lev.	Parts No.	Description	Q'ty						I	R
				(A)	(B)	(C)	(D)	(E)	(F)		
1	1	172534-73100	PUMP ASSY, HST	1	1	1					
2	1	22137-140000	WASHER, 14	2	2	2					
3	1	22217-140000	WASHER, SPRING 14	2	2	2					
4	1	26156-140402	BOLT, M14X 40 PLATED	2	2	2					

Fig.51. HYD.OIL MOTOR

(A)=V3-6(US)
 (B)=V3-6(AS)
 (C)=V3-6(NZ)

(D)=
 (E)=
 (F)=

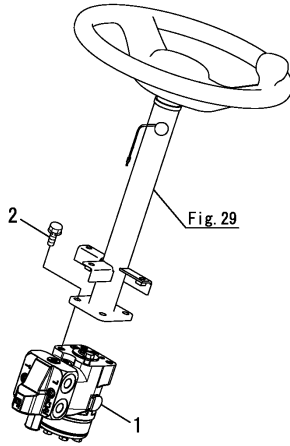


No.	Lev.	Parts No.	Description	Q'ty						I	R
				(A)	(B)	(C)	(D)	(E)	(F)		
1	1	172538-73400	MOTOR ASSY, HST US	1	1	1					
2	1	172534-73310	GASKET, MOTOR	1	1	1					
3	1	26013-120402	BOLT, M12X 40	4	4	4					

Fig.52. STEERING UNIT

(A)=V3-6(US)
 (B)=V3-6(AS)
 (C)=V3-6(NZ)

(D)=
 (E)=
 (F)=

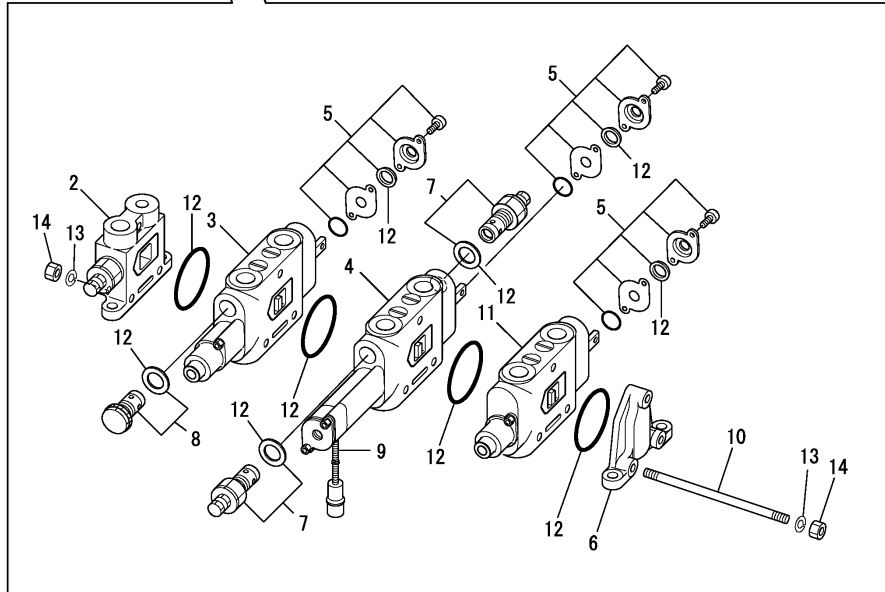
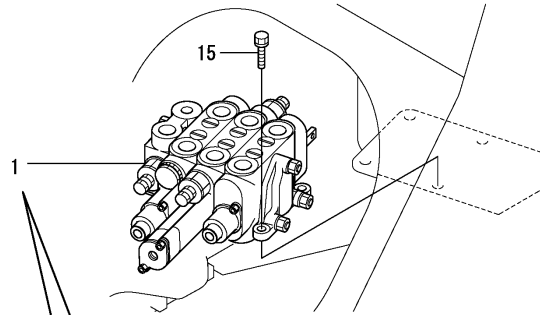


No.	Lev.	Parts No.	Description	Q'ty						I	R
				(A)	(B)	(C)	(D)	(E)	(F)		
1	1	172538-73510	STEERING ASSY	1	1	1					
2	1	26013-100252	BOLT, M10X 25	1	1	1					

Fig.53. CONTROL VALVE(3-WAY)

(A)=V3-6(US)
 (B)=V3-6(AS)
 (C)=V3-6(NZ)

(D)=
 (E)=
 (F)=



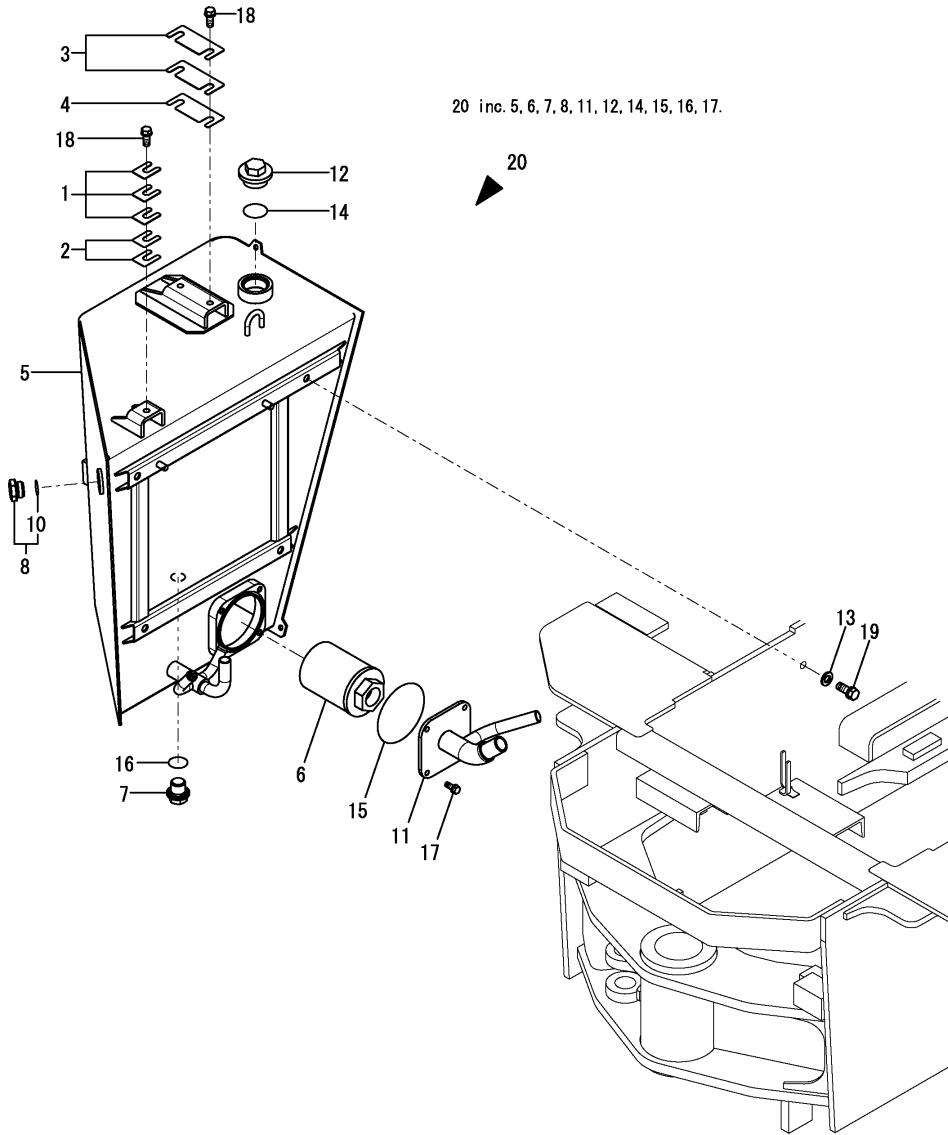
No.	Lev.	Parts No.	Description	Q'ty						I	R
				(A)	(B)	(C)	(D)	(E)	(F)		
1	1	172527-74450	VALVE ASSY,3-WAY US	1	1	1					
2	2	172527-74130	COVER ASSY, INLET	1	1	1					
3	2	172527-74140	F BLOCK ASSY	1	1	1					
4	2	172527-74150	ED BLOCK ASSY	1	1	1					
5	2	172527-74160	L BLOCK ASSY	3	3	3					
6	2	172527-74170	CONER, END	1	1	1					
7	2	172527-74180	VALVE ASSY	2	2	2					
8	2	172527-74190	VALVE, SUC.	1	1	1					
9	2	172527-74220	TUBE, CORRUGATED	1	1	1					
10	2	172527-74410	ROD, TIE	3	3	3					
11	2	172527-74420	DM BLOCK ASSY	1	1	1					
12	2	172527-74430	SEAL SET	1	1	1					
13	2	22217-100000	WASHER, SPRING 10	6	6	6					
14	2	26716-100002	NUT, M10	6	6	6					
15	1	26013-100352	BOLT, M10X 35	3							
15-1	1	26013-100302	BOLT, M10X 30	3	3	3					R

(A=MXXXXX)

Fig.54. HYD.OIL TANK

(A)=V3-6(US)
(B)=V3-6(AS)
(C)=V3-6(NZ)

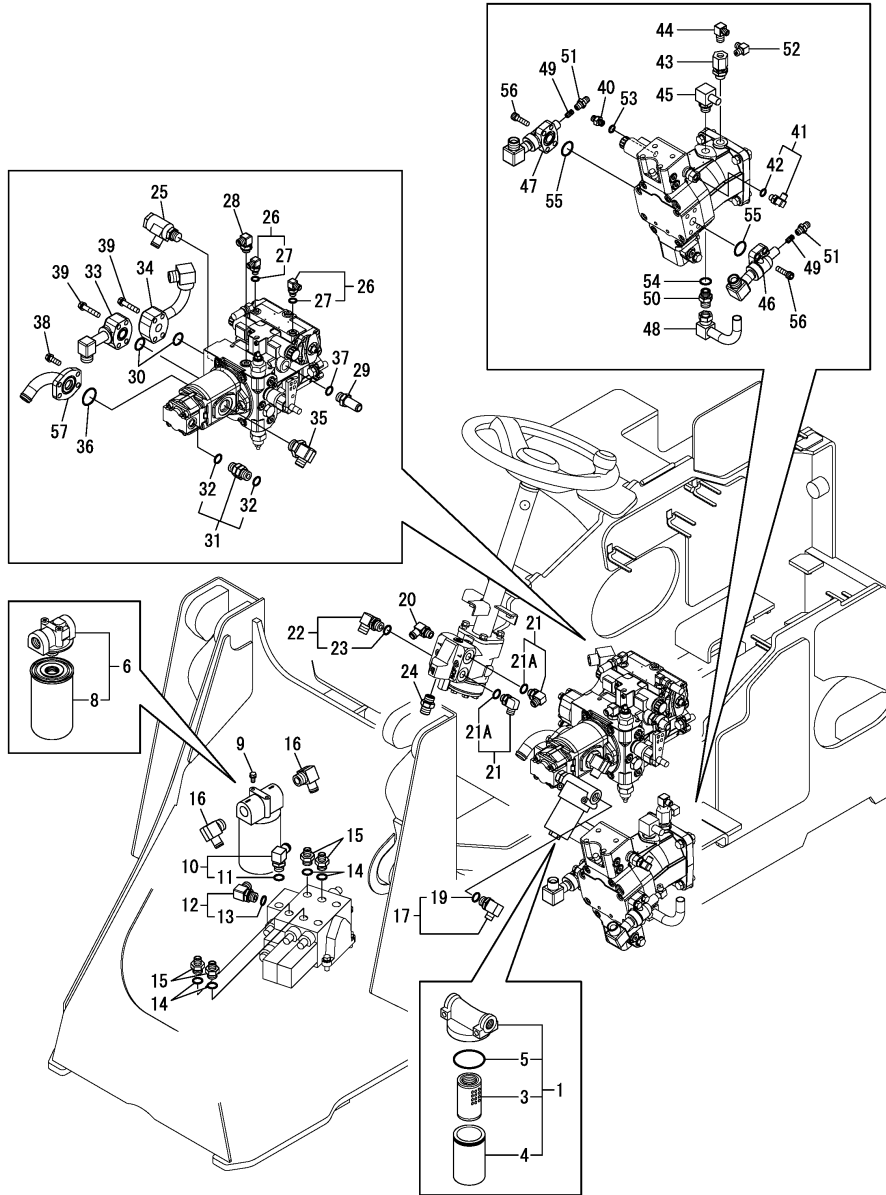
(D)=
(E)=
(F)=



No.	Lev.	Parts No.	Description	Qty						I	R
				(A)	(B)	(C)	(D)	(E)	(F)		
1	1	172538-14311	SHIM, TANK T=1.0	3	3	3					
2	1	172538-14321	SHIM, TANK T=0.5	2	2	2					
3	1	172538-14341	SHIM, TANK T=1.0	2	2	2					
4	1	172538-14351	SHIM, TANK T=0.5	1	1	1					
5	1	172538-75011	TANK ASSY, RESERVOIR	1	1	1					
6	1	172520-75320	FILTER, SUCTION	1	1	1					
7	1	172455-75330	PLUG, DRAIN	1	1	1					
8	1	172480-75350	GAUGE ASSY	1	1	1					
10	2	24311-350220	O-RING, 1AP22A	1	1	1					
11	1	172538-75400	FLANGE ASSY, SUCTION	1	1	1					
12	1	172116-75850-B	PLUG, OIL FEED	1	1	1					
13	1	22137-120000	WASHER, 12	4	4	4					
14	1	24311-000380	O-RING, 1AP38.0	1	1	1					
15	1	24321-001050	O-RING, 1AG105.0	1	1	1					
16	1	24341-000300	O-RING, 1AS30.0	1	1	1					
17	1	26013-080202	BOLT, M8X 20	4	4	4					
18	1	26013-100252	BOLT, M10X 25	3	3	3					
19	1	26013-120302	BOLT, M12X 30	4	4	4					
20	1	172538-08020	TANK KIT, OIL	1	1	1					W

(A)=MXXXXX (B)=MXXXXX (C)=MXXXXX

Fig.55. FILTER & PIPE FITTING



(A)=V3-6(US)
(B)=V3-6(AS)
(C)=V3-6(NZ)

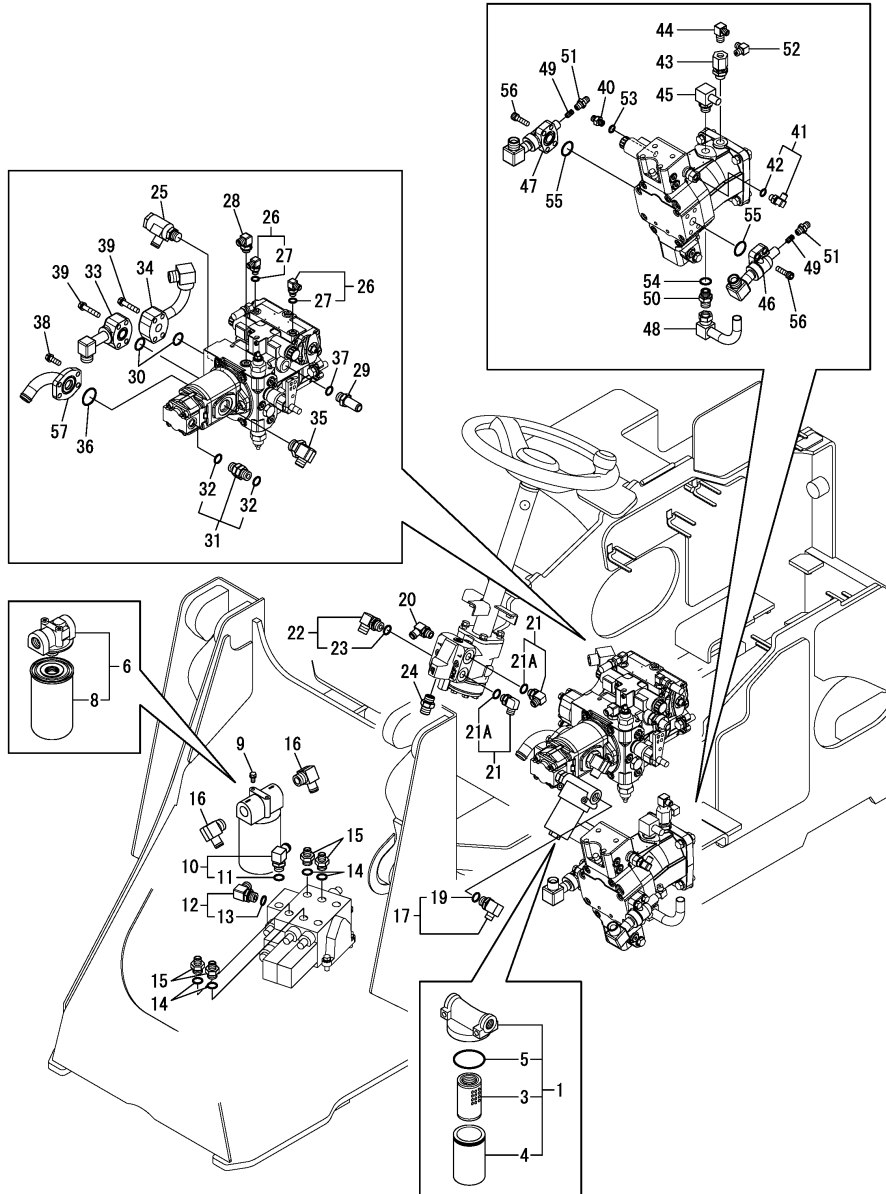
(D)=
(E)=
(F)=

No.	Lev.	Parts No.	Description	Q'ty						I	R
				(A)	(B)	(C)	(D)	(E)	(F)		
1	1	172652-73750	FILTER,LINE	1	1	1					
3	2	172652-73770	ELEMENT, FILTER	1	1	1					
4	2	172652-73780	CASE	1	1	1					
5	2	172652-73790	O-RING, JAS02053	1	1	1					
6	1	172527-73850	FILTER, OIL	1	1	1					
8	2	172527-73870	ELEMENT	1	1	1					
9	1	26013-080162	BOLT, M8X 16	2	2	2					
10	1	172164-76131	ELBOW	1	1	1					
11	2	24315-000180	O-RING, 1BP18.0	1	1	1					
12	1	172141-76900	CONNECTOR ASSY	1	1	1					
13	2	24315-000180	O-RING, 1BP18.0	1	1	1					
14	1	24311-000180	O-RING, 1AP18.0	4	4	4					
15	1	933160-01370	CONNECTOR,PF1/2PF3/8	4	4	4					
16	1	172467-76120	ELBOW	2	2	2					
17	1	172157-76300	ELBOW ASSY	1	1	1					
19	2	24315-000180	O-RING, 1BP18.0	1	1	1					
20	1	1A6380-24080	NIPPLE, 3/8X16 90	1	1	1					
21	1	172142-76181	JOINT ASSY	2	2	2					
21A	2	24315-000140	O-RING, 1BP14.0	2	2	2					W
(A=MXXXXX)											
22	1	172141-76900	CONNECTOR ASSY	1	1	1					
23	2	24315-000180	O-RING, 1BP18.0	1	1	1					
24	1	172112-77361	CONNECTOR	1	1	1					
25	1	172450-76100	ELBOW	1	1	1					
26	1	172141-76181	CONNECTOR ASSY, 02FF	2	2	2					
27	2	41851-000110	O-RING	2	2	2					
28	1	172142-76181	JOINT ASSY	1	1	1					
29	1	172183-76190	JOINT, PF1/2	1	1	1					
30	1	172520-76240	O-RING, AN6227-19	2							
30-1	1	24315-000300	O-RING, 1BP30.0	2	2	2					S 1
(A=M/#60738)											
31	1	172527-76350	CONNECTOR, PF1/2X1/2	1	1	1					
32	2	24315-000180	O-RING, 1BP18.0	2	2	2					
33	1	172534-76710-1	PIPE, MAIN	1							
33-1	1	172534-76711-1	PIPE, MAIN	1	1	1					S 1
(A=M/#60738)											
34	1	172534-76720-1	PIPE, MAIN	1							
34-1	1	172534-76721-1	PIPE, MAIN	1	1	1					S 1
(A=M/#60738)											
35	1	172534-76760	ELBOW	1	1	1					
36	1	172534-76770	O-RING, AN6227-27	1	1	1					
37	1	24315-000180	O-RING, 1BP18.0	1							
37-1	1	41851-000180	O-RING	1	1	1					N
(A=M/#60716)											
38	1	26013-100302	BOLT, M10X 30	4	4	4					
39	1	26013-100502	BOLT, M10X 50	8							
39-1	1	26450-100352	BOLT, M10X 35	8	8	8					S
(A=M/#60738)											
40	1	172123-76121	ADAPTER	1	1	1					
41	1	172141-76181	CONNECTOR ASSY, 02FF	1	1	1					
42	2	41851-000110	O-RING	1	1	1					

Remarks

(1)Interchangeable by simultaneous Replacement with Ref.No.30-1,33-1, 34-1.

Fig.55. FILTER & PIPE FITTING



(A)=V3-6(US)
 (B)=V3-6(AS)
 (C)=V3-6(NZ)

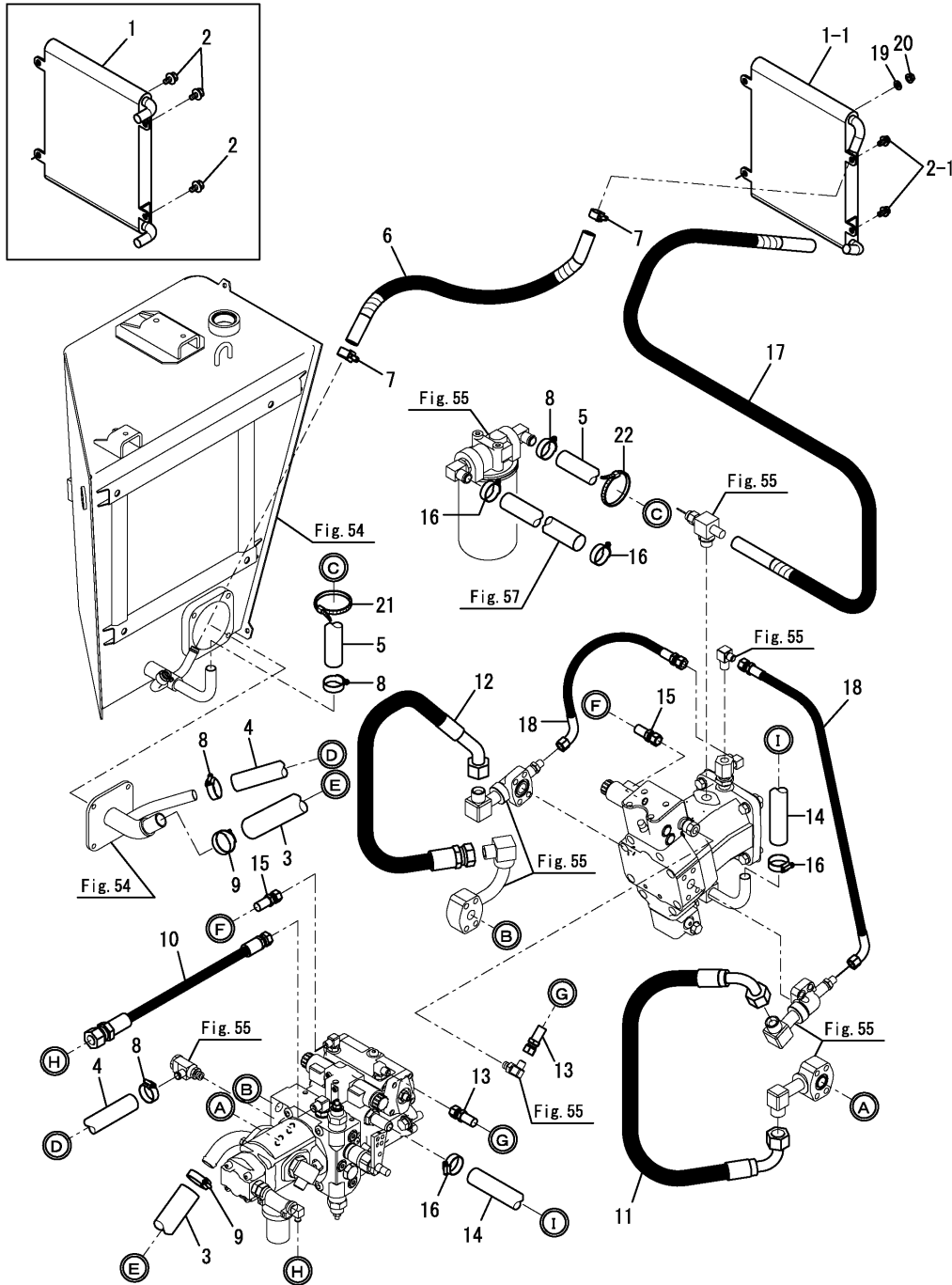
(D)=
 (E)=
 (F)=

No.	Lev.	Parts No.	Description	Q'ty						I	R
				(A)	(B)	(C)	(D)	(E)	(F)		
43	1	172519-76180	CONNECTOR	1	1	1					
44	1	172312-76290	ELBOW	1	1	1					
45	1	172527-76460	CONNECTOR, 1/2X16	1	1	1					
46	1	172538-76730-1	PIPE, MAIN	1	1	1					
47	1	172538-76740-1	PIPE, MAIN	1	1	1					
48	1	172534-76750-1	PIPE, DRAIN	1							
48-1	1	172534-76751-1	PIPE, DRAIN	1	1	1					N
(A=M/#60738)											
49	1	172538-76800	VALVE ASSY, CHECK	2	2	2					
50	1	172112-77361	CONNECTOR	1	1	1					
51	1	23391-020000	JOINT, RGI-1/4	2	2	2					
52	1	23393-020000	JOINT, 90RGI-1/4	1	1	1					
53	1	24315-000110	O-RING, 1BP11.0	1							
53-1	1	41851-000110	O-RING	1	1	1					N
(A=M/#60716)											
54	1	24315-000180	O-RING, 1BP18.0	1							
54-1	1	41851-000180	O-RING	1	1	1					N
(A=M/#60716)											
55	1	24315-000300	O-RING, 1BP30.0	2	2	2					
56	1	26450-100352	BOLT, M10X 35	8	8	8					
57	1	172534-76700-1	PIPE, SUCTION	1							
57-1	1	172534-76701-1	PIPE, SUCTION	1	1	1					N
(A=M/#60738)											

Remarks

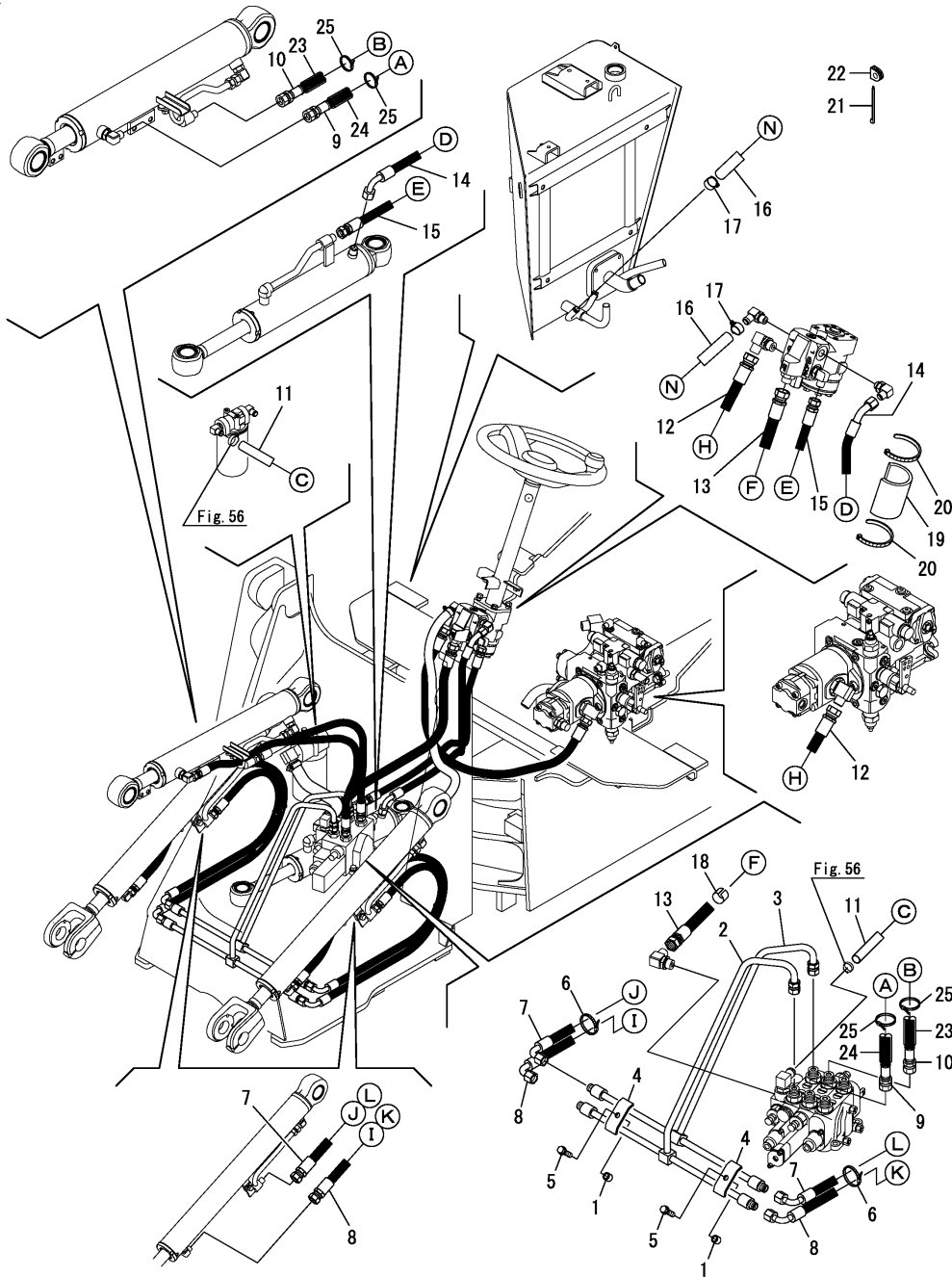
(1)Interchangeable by simultaneous
 Replacement with Ref.No.30-1,33-1,
 34-1.

Fig.56. HYD.OIL PIPING(HST)



No.	Lev.	Parts No.	Description	Q'ty						I	R
				(A)	(B)	(C)	(D)	(E)	(F)		
1	1	172538-74800	COOLER, OIL	1							
1-1	1	172539-74800	COOLER, OIL	1	1	1					S
(A=M/#60747)											
2	1	26014-080162	BOLT, M8X 16	3							
2-1	1	26014-080162	BOLT, M8X 16	2	2	2					K
(A=M/#60747)											
3	1	172538-78120	HOSE	1	1	1					
4	1	172538-78160	HOSE	1	1	1					
5	1	172444-78310	HOSE	1	1	1					
6	1	172538-78150	HOSE	1							
6-1	1	172A47-78330	HOSE	1	1	1					S
(A=M/#60747)											
7	1	23001-022000	CLAMP, HOSE 22	2	2	2					
8	1	23001-035000	CLAMP, HOSE 35	4	4	4					
9	1	23001-041000	CLAMP, HOSE 41	2	2	2					
10	1	172538-78130	HOSE	1	1	1					
11	1	172538-78100	HOSE	1	1	1					
12	1	172538-78110	HOSE	1	1	1					
13	1	172538-78141	HOSE	1	1	1					
14	1	172538-78171	HOSE	1	1	1					
15	1	172480-78970	HOSE	1	1	1					
16	1	23001-035000	CLAMP, HOSE 35	4	4	4					
17	1	172541-78110	HOSE	1							
17-1	1	172A47-78320	HOSE	1	1	1					S
(A=M/#60747)											
18	1	172538-78761	HOSE	2	2	2					
19	1	22137-080000	WASHER, 8	1	1	1					W
(A=M/#60747)											
20	1	26051-080002	NUT, M8	1	1	1					W
(A=M/#60747)											
21	1	172122-79930	CLAMP, HOSE	1	1	1					W
(A=M60501)											
22	1	172122-79930	CLAMP, HOSE	1	1	1					W
(A=MZZZZZ) (B=MZZZZZ) (C=MZZZZZ)											

Fig.57. HYD.OIL PIPING(LOADER)



(A)=V3-6(US)
(B)=V3-6(AS)
(C)=V3-6(NZ)

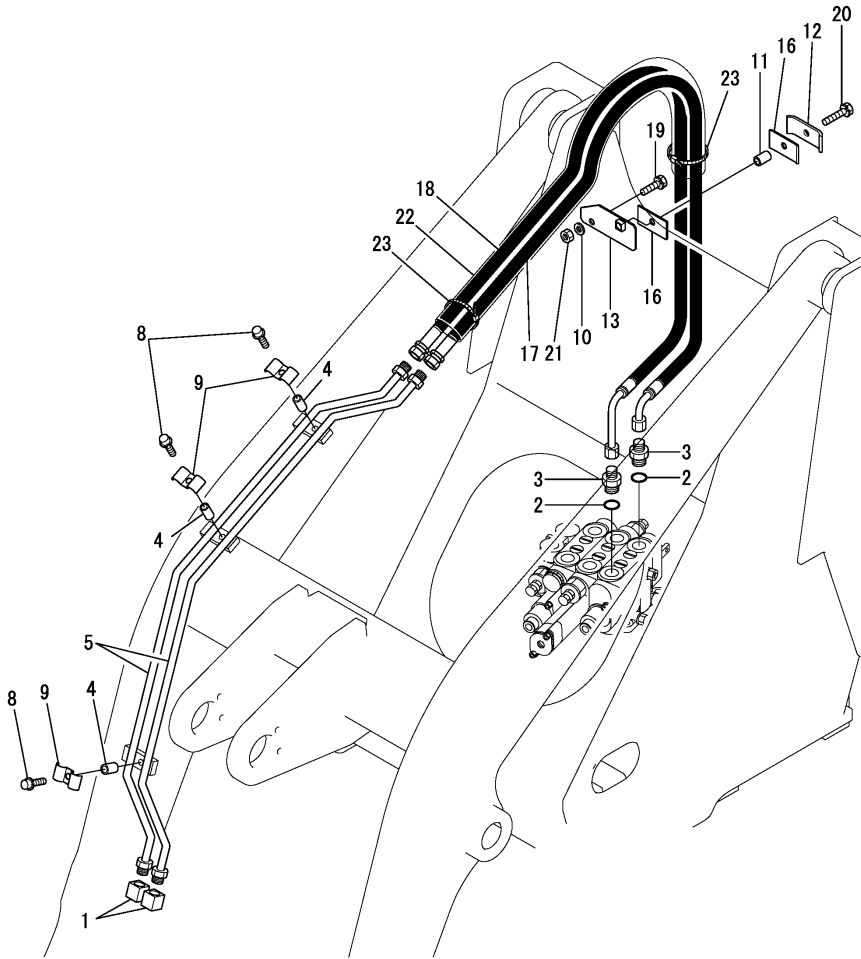
(D)=
(E)=
(F)=

No.	Lev.	Parts No.	Description	Qty						I	R
				(A)	(B)	(C)	(D)	(E)	(F)		
1	1	172183-37510	COLLAR, 11X16X13	2	2	2					
2	1	172538-76500-2	PIPE ASSY, LIFT	1	1	1					
2-1	1	172538-76500-Y	PIPE ASSY, LIFT	1	1	1					S
		(A=M61501) (B=M61501) (C=M61501)									
3	1	172538-76550-2	PIPE ASSY, LIFT	1	1	1					
3-1	1	172538-76550-Y	PIPE ASSY, LIFT	1	1	1					S
		(A=M61501) (B=M61501) (C=M61501)									
4	1	172520-77380	W.P BACH PLATE	2	2	2					
5	1	26013-100352	BOLT, M10X 35	2	2	2					
6	1	172137-16560	BAND	2	2	2					
7	1	172527-78111	HOSE	2	2	2					
8	1	172538-78300	HOSE	2	2	2					
9	1	172538-78240	HOSE	1	1	1					
10	1	172538-78250	HOSE	1	1	1					
11	1	172527-78731	HOSE	1	1	1					
12	1	172173-78120	HOSE	1	1	1					
13	1	172538-78190	HOSE	1	1	1					
14	1	172538-78210	HOSE	1	1	1					
15	1	172538-78260	HOSE	1	1	1					
16	1	172527-78750	HOSE	1	1	1					
17	1	23001-022000	CLAMP, HOSE 22	2	2	2					
18	1	1A7400-06310	SEAL, DISK	1	1	1					
19	1	172538-19950	SPONGE, HOSE 100	1	1	1					
20	1	172122-79930	CLAMP, HOSE	2	2	2					
21	1	172126-11510	BAND	1	1	1					
22	1	172444-68690	RUBBER	1	1	1					
23	1	172538-78610	COVER, HOSE	1	1	1					
24	1	172151-79430	COVER, HOSE	1	1	1					
25	1	933168-55770	BAND	4	4	4					

Fig.58. HYD.OIL PIPING(3RD)

(A)=V3-6(US)
(B)=V3-6(AS)
(C)=V3-6(NZ)

(D)=
(E)=
(F)=

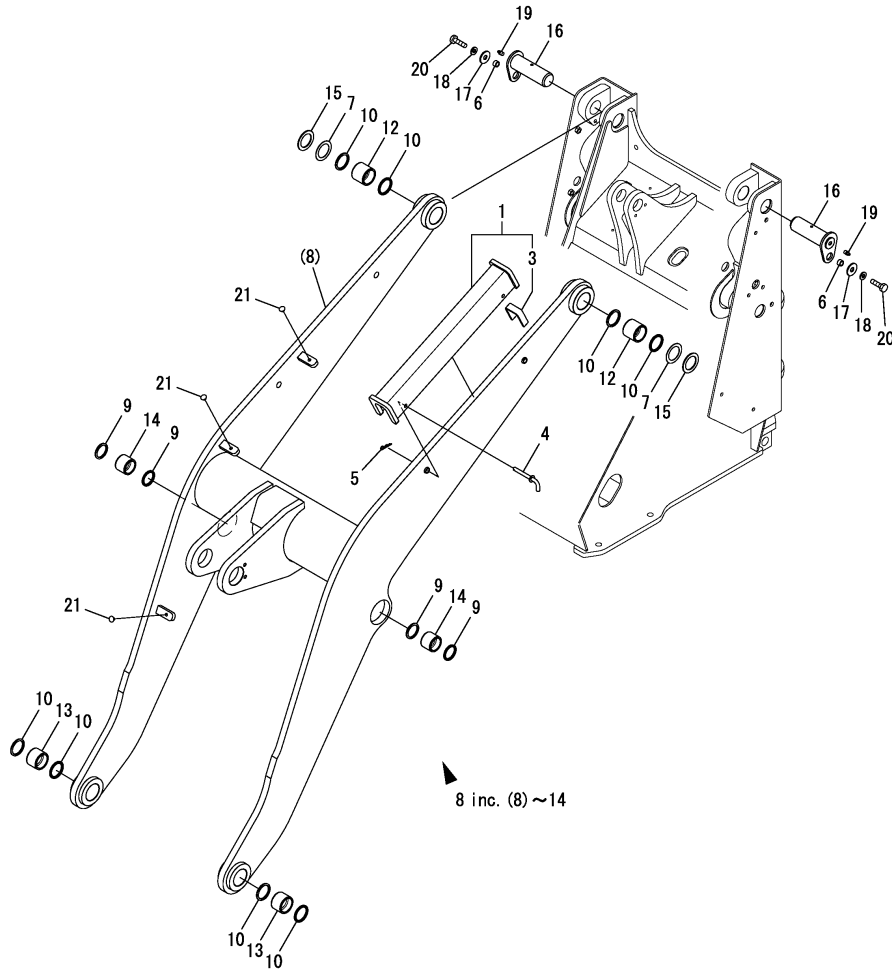


No.	Lev.	Parts No.	Description	Qty						I	R
				(A)	(B)	(C)	(D)	(E)	(F)		
1	1	172137-75570	ADAPTER, PF1/2	2	2	2					
2	1	24311-000180	O-RING, 1AP18.0	2	2	2					
3	1	172112-77361	CONNECTOR	2	2	2					
4	1	172490-69760	COLLAR, 16X2.5X13	3	3	3					
5	1	172538-76400-1	PIPE ASSY, 3RD	2	2	2					
5-1	1	172538-76400-Y	PIPE ASSY, 3RD	2	2	2					S
		(A=M61501)	(B=M61501)	(C=M61501)							
8	1	26013-100452	BOLT, M10X 45	3	3	3					
9	1	933155-09670	CLAMP, PIPE	3	3	3					
9-1	1	933155-09670-Y	CLAMP, PIPE	3	3	3					S
		(A=M61501)	(B=M61501)	(C=M61501)							
10	1	194145-04810	WASHER	1	1	1					
11	1	172187-76520	COLLAR, CLAMP	1	1	1					
12	1	172520-77380	W.P BACH PLATE	1	1	1					
13	1	172527-77400	STAY ASSY, HOSE	1	1	1					
16	1	172524-78150	RUBBER	2	2	2					
17	1	172538-78570	HOSE	1							
17-1	1	172538-78550	HOSE,H208BC125	1	1	1					N
		(A=M60695)									
18	1	172538-78580	HOSE	1							
18-1	1	172538-78560	HOSE,H208BC133	1	1	1					N
		(A=M60695)									
19	1	26013-100352	BOLT, M10X 35	1	1	1					
20	1	26013-100452	BOLT, M10X 45	1							
20-1	1	26013-100502	BOLT, M10X 50	1	1	1					N
		(A=MXXXXX)									
21	1	26716-100002	NUT, M10	1	1	1					
22	1	172538-78600	COVER, HOSE	1	1	1					
23	1	172122-79930	CLAMP, HOSE	2	2	2					

Fig.60. LIFT ARM

(A)=V3-6(US)
(B)=V3-6(AS)
(C)=V3-6(NZ)

(D)=
(E)=
(F)=



No.	Lev.	Parts No.	Description	Q'ty						I	R
				(A)	(B)	(C)	(D)	(E)	(F)		
1	1	172538-45700	LOCK ASSY, LIFT ARM	1	1	1					
3	2	172527-45820	RUBBER	2	2	2					
4	1	172527-45860	PIN ASSY,ARM LOCK	2	2	2					
5	1	22360-100000	PIN, SNAP 10	2	2	2					
6	1	172155-45790	SPACER	2	2	2					
7	1	172176-81660	COLLAR, 45.5X65X1	2	2	2					
8	1	172538-91101-2	ARM ASSY, LIFT	1							1
8-1	1	172538-91102-3	ARM ASSY, LIFT	1	1	1					N 1
(A=M/#60738)											
8-2	1	172538-91102-Y	ARM ASSY, LIFT	1	1	1					S 1
(A=M61501) (B=M61501) (C=M61501)											
9	2	172448-72650	SEAL, DUST	4	4	4					
10	2	172168-81410	SEAL, DUST	8	8	8					
12	2	172538-91181	BUSH 45X55X48	2	2	2					
13	2	172538-91210	BUSH, 45X55X39	2	2	2					
14	2	172527-91190	BUSH	2	2	2					
14A	1	172A22-03220	LABEL, BRAND 670	1							2
14A-1	1	172A22-03220	LABEL, BRAND 670	2	2	2					K 2
(A=M/#60725)											
14B	1	172524-03652	LABEL, LIFT ARM LOCK	1	1	1					2
15	1	172527-91230	SHIM, 45X65X2.6	2	2	2					
16	1	172538-91301	PIN ASSY,45X141	2	2	2					
17	1	22157-120000	WASHER, 12	2	2	2					
18	1	22217-120000	WASHER, SPRING 12	2	2	2					
19	1	24761-020000	NIPPLE, GREASE PT1/8	2	2	2					
20	1	26076-120452	BOLT, 10.912X 45	2	2	2					
21	1	172183-81160	CLIP, TREE	3	3	3					

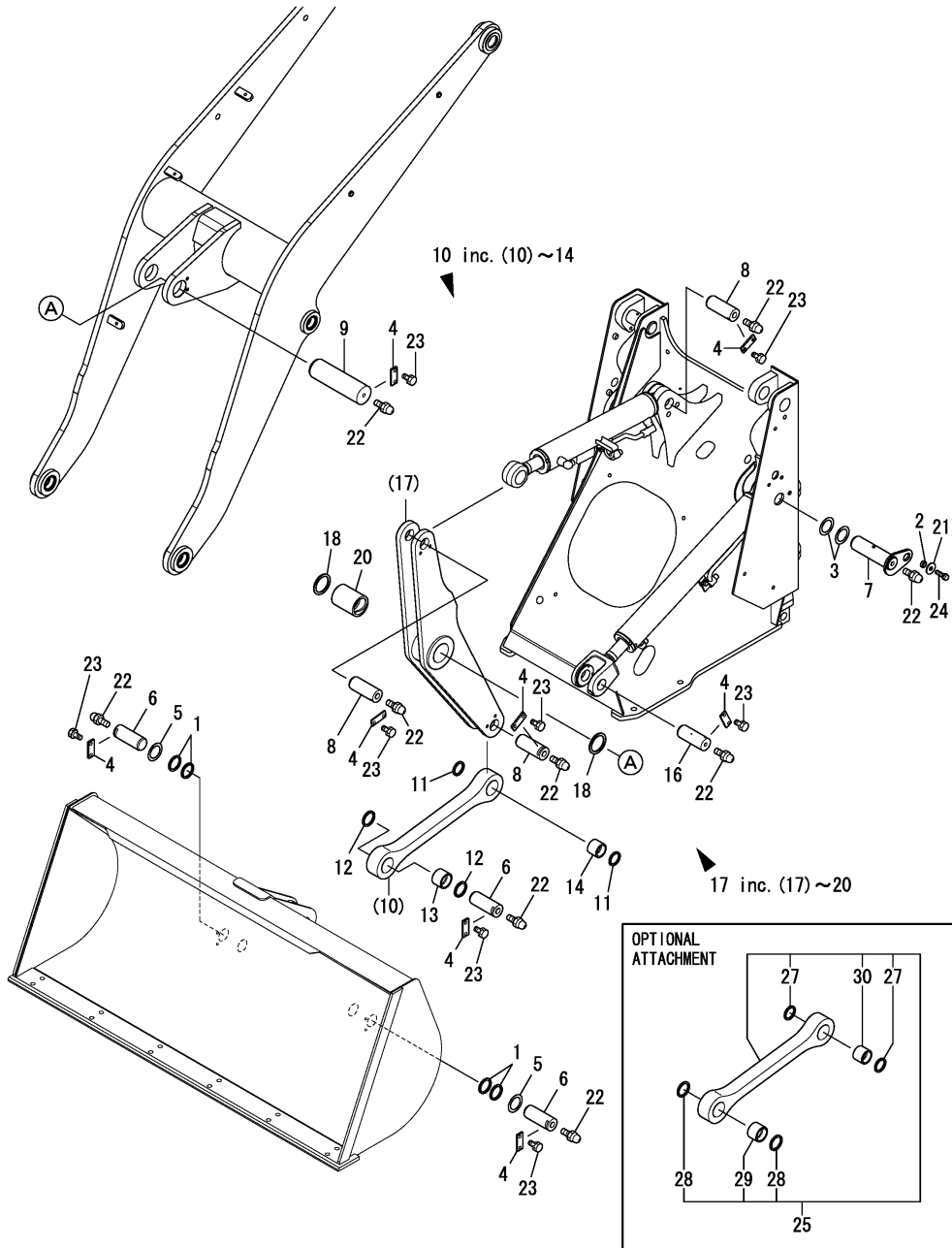
Remarks

- (1)Please use this part with following labels at the same time.
No.14A-1, 14B.
- (2)Not illustrated.

Fig.61. LOADER LINK

(A)=V3-6(US)
(B)=V3-6(AS)
(C)=V3-6(NZ)

(D)=
(E)=
(F)=

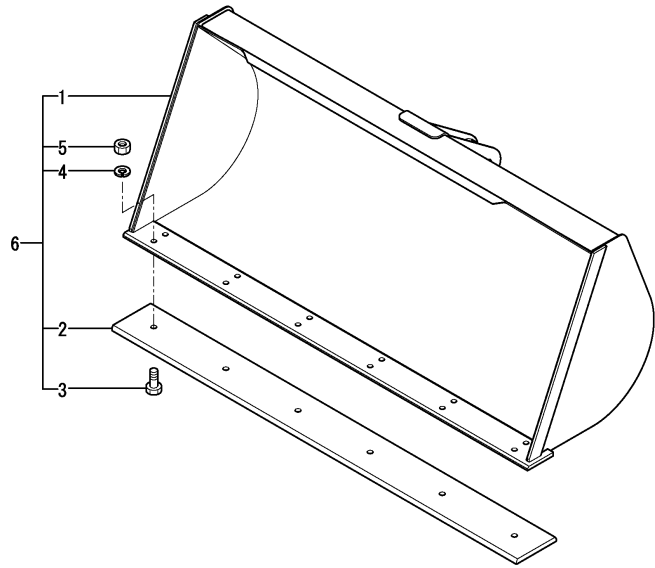


No.	Lev.	Parts No.	Description	Q'ty						I	R
				(A)	(B)	(C)	(D)	(E)	(F)		
1	1	172176-81660	COLLAR, 45.5X65X1	2							
1-1	1	172176-81660	COLLAR, 45.5X65X1	4	4	4					K
(A=M/#60738)											
2	1	172164-81670	SPACER	2	2	2					
3	1	172164-81770	COLLAR, 40.5X60X1	4	4	4					
4	1	172512-91210-3	PLATE,PIN(YELLOW:2J)	9	9	9					
4-1	1	172512-91210-Y	PLATE,PIN	9	9	9					S
(A=M61501) (B=M61501) (C=M61501)											
5	1	172527-91230	SHIM, 45X65X2.6	2	2	2					
6	1	172527-91250	PIN 45X115	3	3	3					
7	1	172538-91260	PIN ASSY,40X141	2	2	2					
8	1	172527-91270	PIN 40X107	3	3	3					
9	1	172527-91290	PIN 60X172	1	1	1					
10	1	172527-91301-2	LINK (YELLOW:2J)	1							
10-1	1	172538-91500	LINK ASSY,US (2J)	1							N
(A=MZZZZZ)											
10-2	1	172538-91500-Y	LINK ASSY,US	1							S
(A=M61501)											
10A	1	172527-91301-2	LINK (YELLOW:2J)		1	1					
10A-1	1	172527-91301-Y	LINK		1	1					S
(B=M61501) (C=M61501)											
11	2	172448-72650	SEAL, DUST	2	2	2					
12	2	172168-81410	SEAL, DUST	2	2	2					
13	2	172527-91180	BUSH	1	1	1					
14	2	172527-91190	BUSH	1	1	1					
16	1	172538-91350	PIN,40X118	2	2	2					
17	1	172527-91600-2	BELL-CRANK ASSY (2J)	1	1	1					
17-1	1	172527-91600-Y	BELL-CRANK ASSY	1	1	1					S
(A=M61501) (B=M61501) (C=M61501)											
18	2	172020-10620	SEAL, DUST	2	2	2					
20	2	172527-91650	BUSH	1	1	1					
21	1	22157-120000	WASHER, 12	2	2	2					
22	1	24761-020000	NIPPLE, GREASE PT1/8	11	11	11					
23	1	26013-100202	BOLT, M10X 20	18	18	18					
24	1	26013-120402	BOLT, M12X 40	2	2	2					
25	1	172538-08950	LINK KIT,BACKET (2J)	1	1	1					W
(A=MZZZZZ)											
25-1	1	172538-08950-Y	LINK KIT,BACKET	1	1	1					S
(A=M61501) (B=M61501) (C=M61501)											
27	3	172448-72650	SEAL, DUST	2	2	2					W
(A=MZZZZZ)											
28	3	172168-81410	SEAL, DUST	2	2	2					W
(A=MZZZZZ)											
29	3	172527-91180	BUSH	1	1	1					W
(A=MZZZZZ)											
30	3	172527-91190	BUSH	1	1	1					W
(A=MZZZZZ)											

Fig.63. BUCKET

(A)=V3-6(US)
 (B)=V3-6(AS)
 (C)=V3-6(NZ)

(D)=
 (E)=
 (F)=

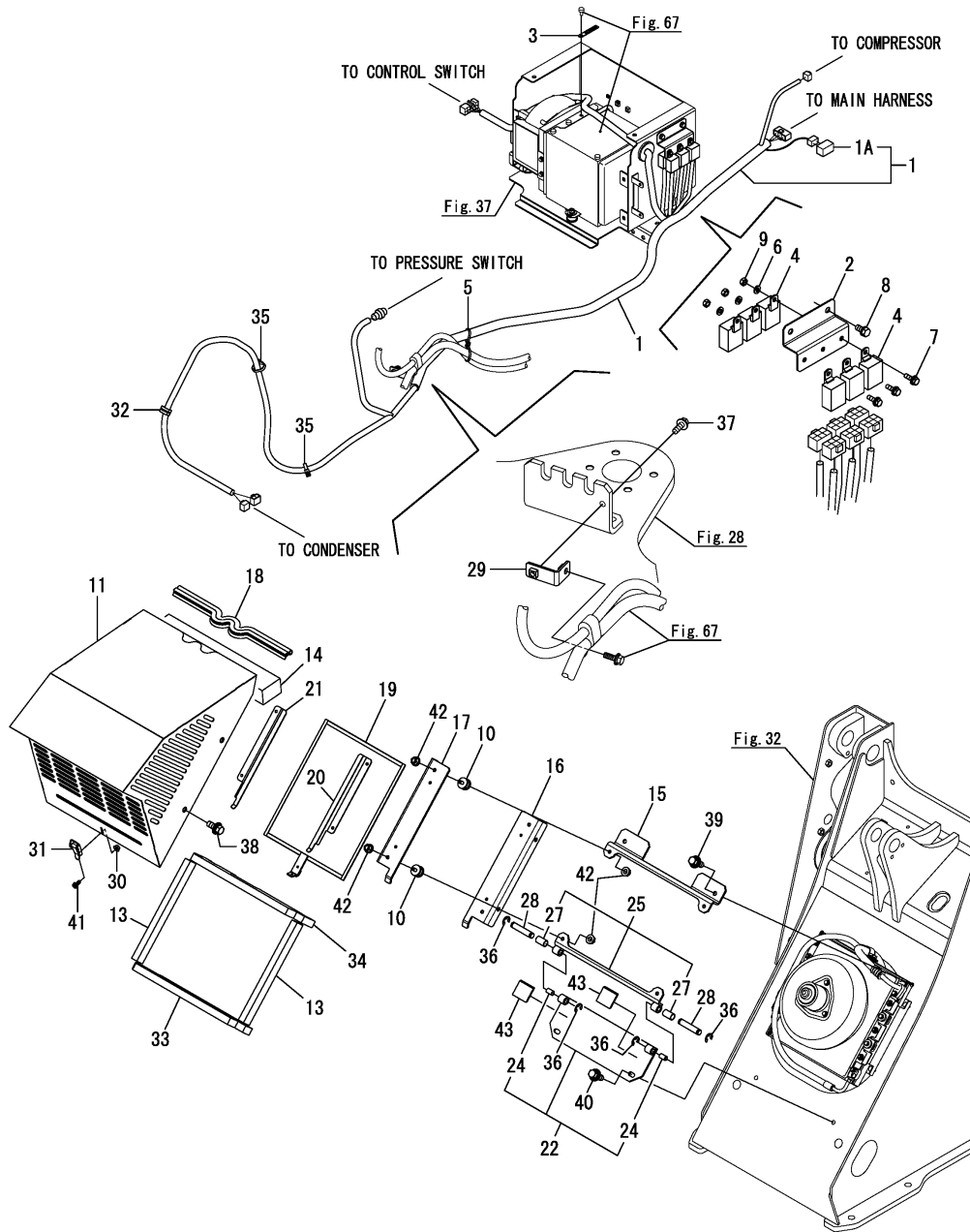


No.	Lev.	Parts No.	Description	Q'ty						I	R
				(A)	(B)	(C)	(D)	(E)	(F)		
1	1	172527-91400-2	BUCKET ASSY	1	1	1					
1-1	1	172527-91401	BUCKET ASSY, 0.4	1	1	1					N
		(A=M62922)	(B=M62387)	(C=M62509)							
2	1	172527-91391	EDGE 1570 (49)	1	1	1					
3	1	172524-91520	BOLT M14X 35 PLATED	6	6	6					
4	1	22217-140000	WASHER, SPRING 14	6	6	6					
5	1	26736-140002	NUT, M14	6	6	6					
6	1	172538-08400	BUCKET KIT	1	1	1					1

Remarks

(1)Include No.1 to No.5.

Fig.64. AIR CON.(FRONT)



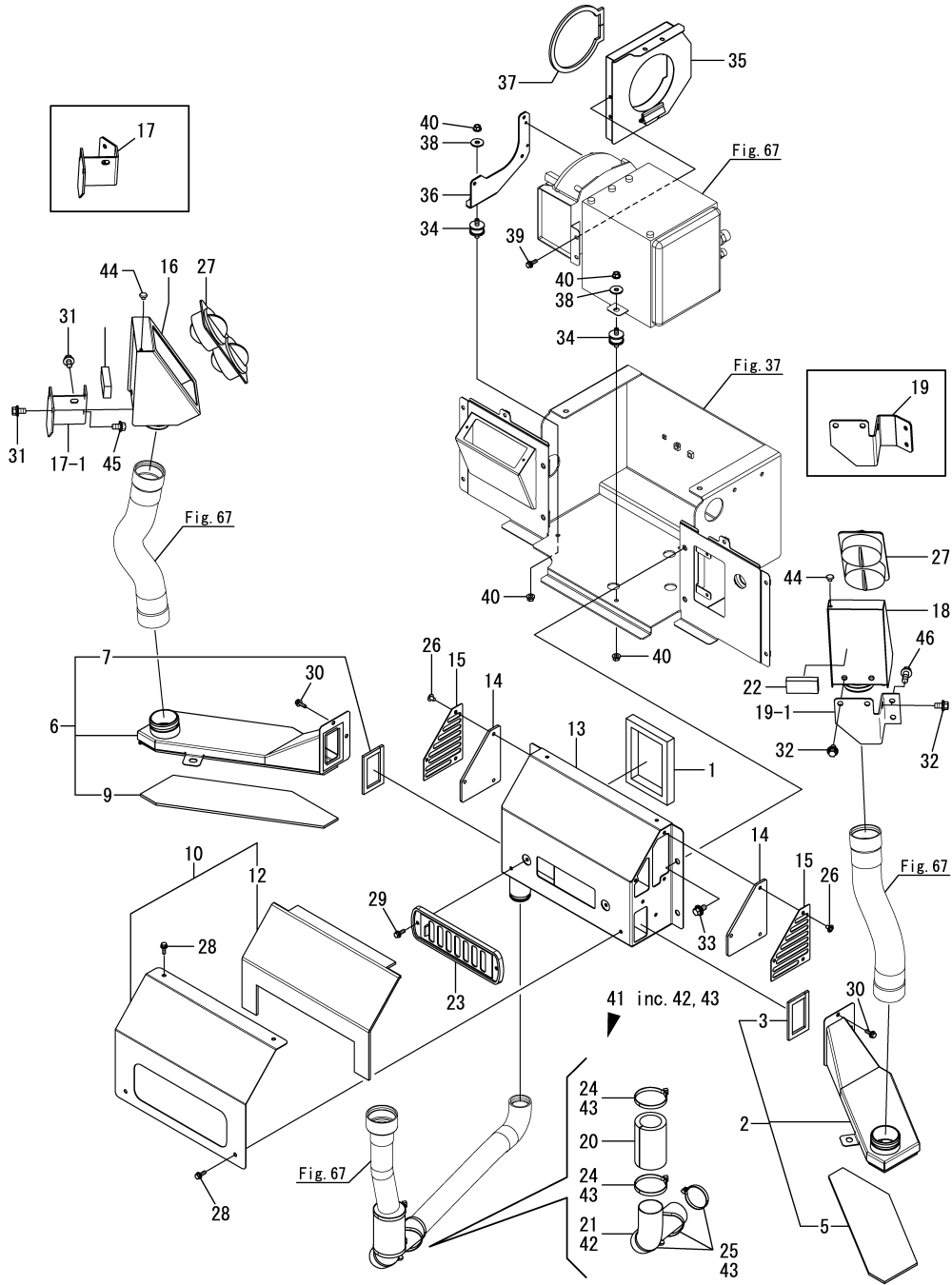
(A)=V3-6(US)
(B)=V3-6(AS)
(C)=V3-6(NZ)

(D)=
(E)=
(F)=

No.	Lev.	Parts No.	Description	Qty						I	R
				(A)	(B)	(C)	(D)	(E)	(F)		
1	1	172539-16800	HARNES, A/C	1							
1-1	1	172539-16801	HARNES ASSY, A/C	1	1	1					N
		(A=M60936)									
1A	2	172648-16600	DIODE	1	1	1					W
		(A=M60501)									
2	1	172539-18680	BASE, A/C (GRAY:49)	1	1	1					
3	1	194440-51630	CLAMP, HARNES	1	1	1					
4	1	119247-77100	RELAY, SAFETY	6	6	6					
5	1	172187-78580	BAND	1	1	1					
6	1	22137-060000	WASHER, 6	3	3	3					
7	1	26014-060202	BOLT, M6X 20	3	3	3					
8	1	26014-080162	BOLT, M8X 16	2	2	2					
9	1	26716-060002	NUT, M6	3	3	3					
10	1	172447-13550	MOUNT, PAD	4	4	4					
11	1	172538-18090	COVER, CONDENSER	1	1	1					
11-1	1	172538-18090-Y	COVER, CONDENSER	1	1	1					S
		(A=M61501) (B=M61501) (C=M61501)									
13	2	172539-60430	SPONGE	2	2	2					
14	2	172539-60490	SPONGE	1	1	1					
15	1	172539-18270	STAY ASSY	1	1	1					
16	1	172539-18300	STAY	1	1	1					
17	1	172539-18310	STAY	1	1	1					
18	1	172539-18800	RUBBER, SEAL 470	1	1	1					
19	1	172538-19220	SCREEN	1	1	1					
20	1	172539-19600	PLATE L, RAIL (49)	1	1	1					
21	1	172539-19610	PLATE R, RAIL (49)	1	1	1					
22	1	172539-19620	STAY ASSY	1	1	1					
24	2	24550-010200	BUSH, 10X20	2	2	2					
25	1	172539-19630	STAY	1	1	1					
27	2	24550-010200	BUSH, 10X20	2	2	2					
28	1	172539-19690	PIN 10X51	2	2	2					
29	1	172539-19750	STAY, CLAMP	1	1	1					
30	1	194990-22120	NUT, M5	2	2	2					
31	1	1C6860-37030	LOCK, SNAP B	1	1	1					
32	1	1A1686-57850	CLAMP, 80	1	1	1					
33	1	172539-60400	SPONGE	1	1	1					
34	1	172539-60410	SPONGE	1	1	1					
35	1	172122-79930	CLAMP, HOSE	3	3	3					
36	1	22272-000090	RING, E- 9	4	4	4					
37	1	26014-080252	BOLT, M8X 25	1	1	1					
38	1	26014-100252	BOLT, M10X 25	4	4	4					
39	1	26014-100252	BOLT, M10X 25	2	2	2					
40	1	26014-100252	BOLT, M10X 25	2	2	2					
41	1	26023-050122	SCREW, M5X12	2	2	2					
42	1	26051-080002	NUT, M8	8	8	8					
43	1	172539-19700	RUBBER, 50X50X3	2	2	2					W
		(A=M60501)									

(A)=V3-6(US)
 (B)=V3-6(AS)
 (C)=V3-6(NZ)

(D)=
 (E)=
 (F)=

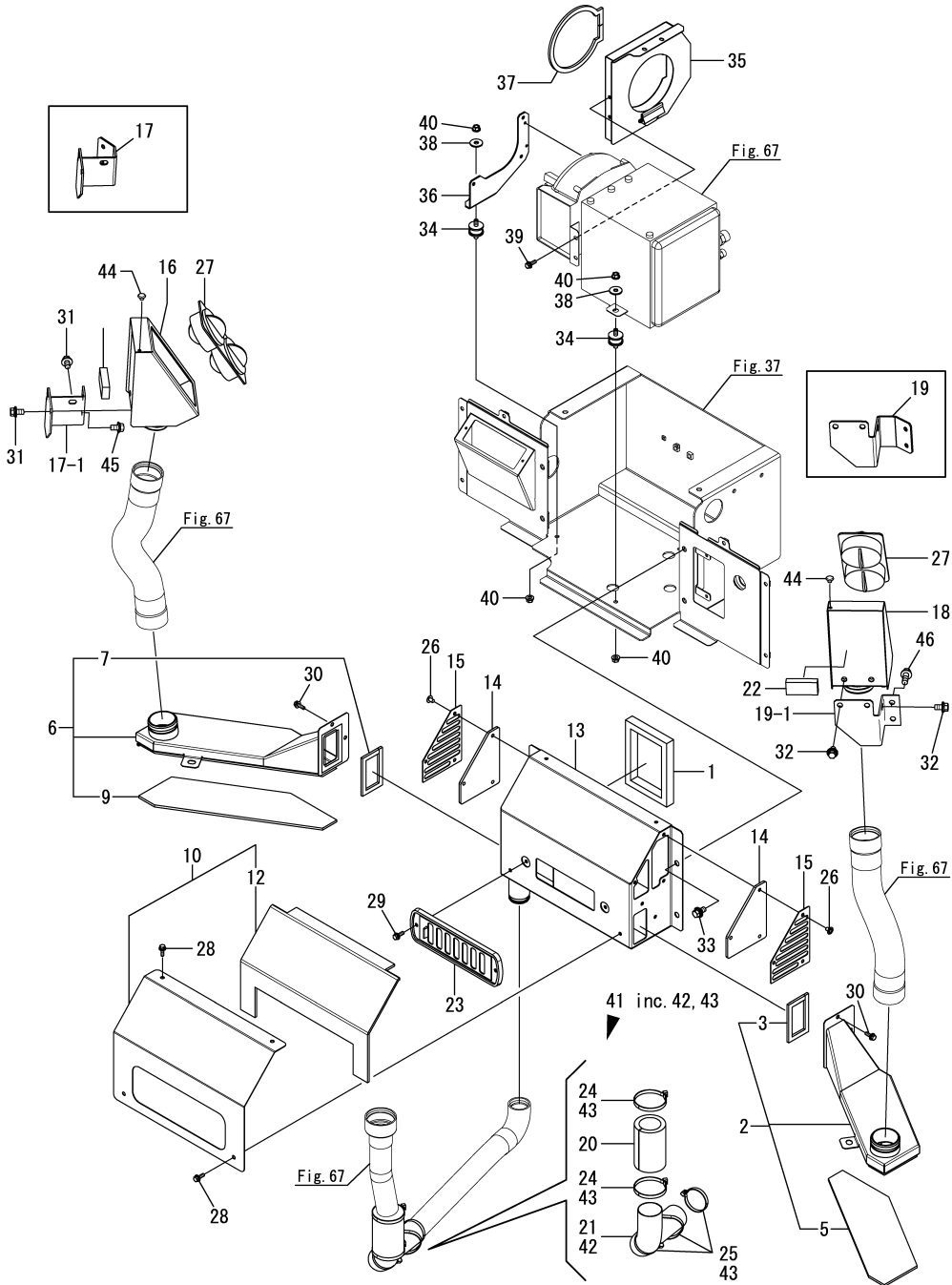


No.	Lev.	Parts No.	Description	Q'ty						I	R
				(A)	(B)	(C)	(D)	(E)	(F)		
1	1	172499-13750	SEAL, DUCT	1	1	1					
2	1	172539-18060	DUCT, GRILLE	1	1	1					
3	2	172539-18980	SEAL, 5X10X265	1	1	1					
5	2	172539-60470	INSULATOR	1	1	1					
6	1	172539-18070	DUCT, GRILLE	1	1	1					
7	2	172539-18980	SEAL, 5X10X265	1	1	1					
9	2	172539-60480	INSULATOR	1	1	1					
10	1	172539-18080	COVER, DUCT	1	1	1					
12	2	172539-60440	INSULATOR	1	1	1					
13	1	172539-18380	DUCT	1	1	1					
14	1	172539-18910	FILTER,A/C	2	2	2					
15	1	172539-18920	PLATE,FILTER (49)	2	2	2					
16	1	172539-19470	GRILLE	1	1	1					
17	1	172539-19480	BRACKET FR,GRILL(49)	1	1	1					
17-1	1	172538-19400-1	BRACKET FR,GRILL(49)	1	1	1					S
(A=MZZZZZ) (B=MZZZZZ) (C=MZZZZZ)											
18	1	172539-19520	GRILLE	1	1	1					
19	1	172539-19530	BRACKET FL,GRILL(49)	1	1	1					
19-1	1	172538-19410-1	BRACKET FL,GRILL(49)	1	1	1					S
(A=MZZZZZ) (B=MZZZZZ) (C=MZZZZZ)											
20	1	172538-19950	SPONGE, HOSE 100	1	1	1					
21	1	172538-19970	COVER, HOSE	1	1	1					
22	1	172538-60320	SPONGE	2	2	2					
23	1	172187-61690	VENTILATOR	1	1	1					
24	1	172122-79930	CLAMP, HOSE	2	2	2					
25	1	172122-79930	CLAMP, HOSE	3	3	3					
26	1	1A8110-84210	RIVET, PUSH	6	6	6					
27	1	1A7030-87411	GRILLE ASSY	2	2	2					
28	1	26014-060202	BOLT, M6X 20	4	4	4					
29	1	26014-060202	BOLT, M6X 20	2	2	2					
30	1	26014-060202	BOLT, M6X 20	4	4	4					
31	1	26014-100202	BOLT, M10X 20	3	3	3					
32	1	26014-100202	BOLT, M10X 20	3	3	3					
33	1	26014-100202	BOLT, M10X 20	4	4	4					
34	1	172447-13550	MOUNT, PAD	3	3	3					
35	1	172539-18450	DUCT	1	1	1					
36	1	172539-18500	BRACKET,UNIT (49)	1	1	1					
37	1	172539-18730	SEAL	1	1	1					
38	1	22157-080000	WASHER, 8	3	3	3					
39	1	26014-060202	BOLT, M6X 20	2	2	2					
40	1	26051-080002	NUT, M8	6	6	6					
41	1	172538-08860	COVER KIT, HOSE	1	1	1					W
(A=M/#60878)											
42	2	172538-19970	COVER, HOSE	1	1	1					W
(A=M/#60878)											
43	2	172122-79930	CLAMP, HOSE	5	5	5					W
(A=M/#60878)											
44	1	172176-67790	PLUG	2	2	2					W
(A=M60760)											
45	1	26014-100202	BOLT, M10X 20	2	2	2					W
(A=MZZZZZ) (B=MZZZZZ) (C=MZZZZZ)											

OCS10-M53302 V3-6(US)(AS)(NZ)
Fig.65. AIR CON.(DUCT)

(A)=V3-6(US)
 (B)=V3-6(AS)
 (C)=V3-6(NZ)

(D)=
 (E)=
 (F)=

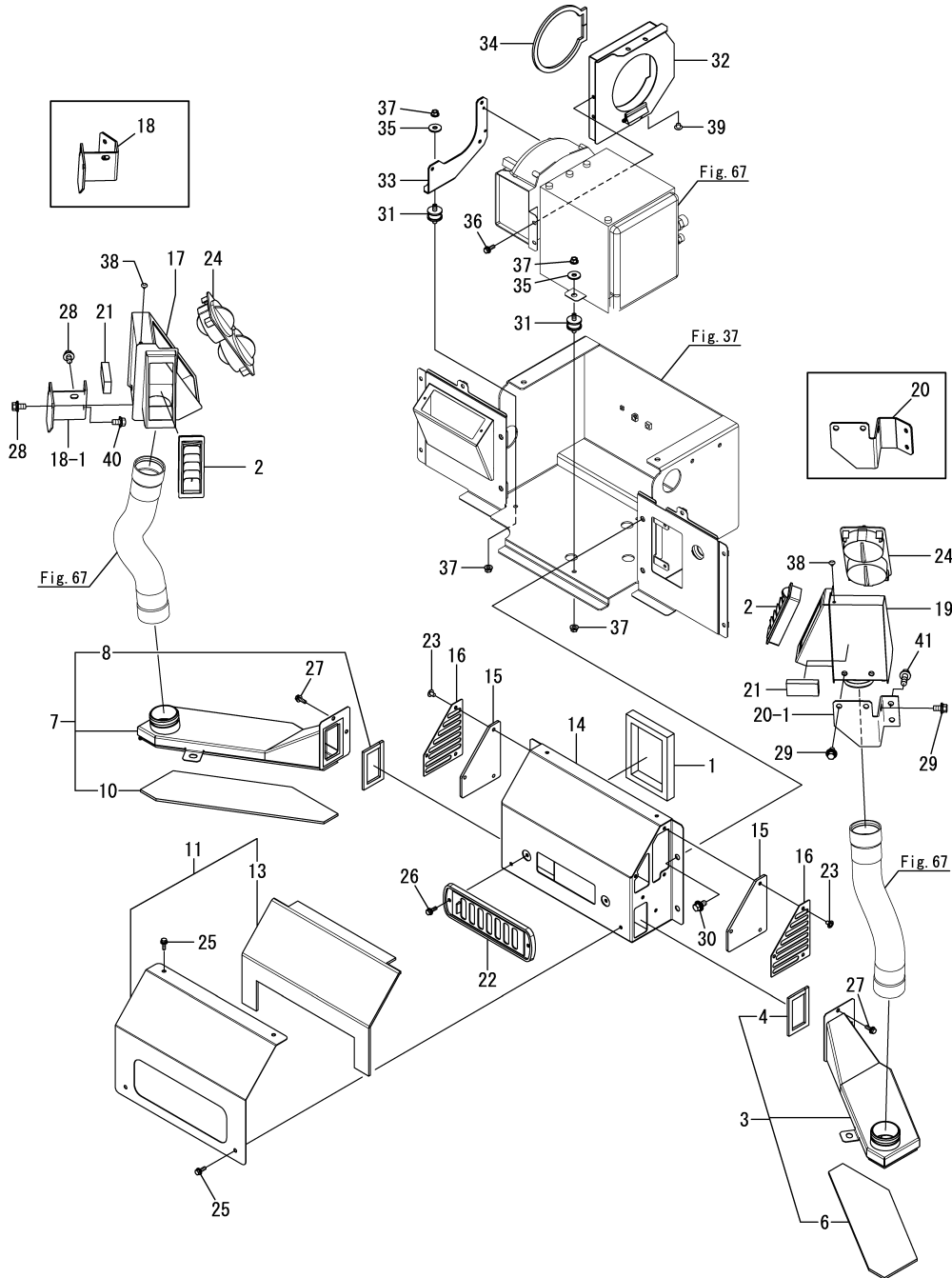


No.	Lev.	Parts No.	Description	Q'ty						I	R
				(A)	(B)	(C)	(D)	(E)	(F)		
46	1	26014-100202	BOLT, M10X 20	2	2	2					W
		(A=MZZZZZ)	(B=MZZZZZ)	(C=MZZZZZ)							

Fig.78. (65A)AIR CON.(DUCT)(ENHANCED DEFROSTER SPEC.)

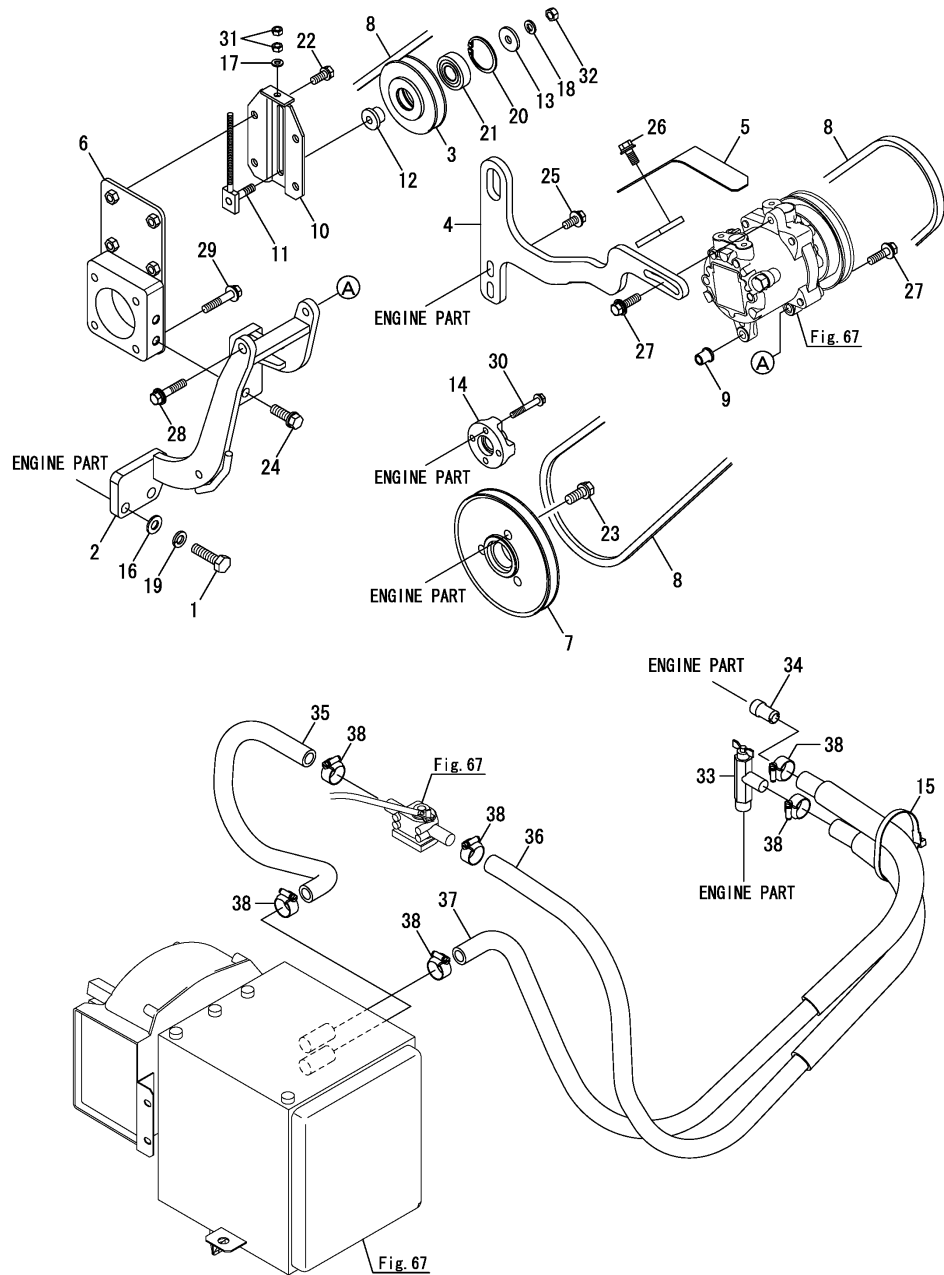
(A)=V3-6(US)
(B)=V3-6(AS)
(C)=V3-6(NZ)

(D)=
(E)=
(F)=



No.	Lev.	Parts No.	Description	Qty						I	R
				(A)	(B)	(C)	(D)	(E)	(F)		
1	1	172499-13750	SEAL, DUCT	1	1	1					
2	1	172458-17700	GRILLE	2	2	2					
3	1	172539-18060	DUCT, GRILLE	1	1	1					
4	2	172539-18980	SEAL, 5X10X265	1	1	1					
6	2	172539-60470	INSULATOR	1	1	1					
7	1	172539-18070	DUCT, GRILLE	1	1	1					
8	2	172539-18980	SEAL, 5X10X265	1	1	1					
10	2	172539-60480	INSULATOR	1	1	1					
11	1	172539-18080	COVER, DUCT	1	1	1					
13	2	172539-60440	INSULATOR	1	1	1					
14	1	172539-18850	DUCT,A/C DEF (49)	1	1	1					
15	1	172539-18910	FILTER,A/C	2	2	2					
16	1	172539-18920	PLATE,FILTER (49)	2	2	2					
17	1	172539-19950	GRILLE,R A/C DE (49)	1	1	1					
18	1	172539-19480	BRACKET FR,GRILL(49)	1	1	1					
18-1	1	172538-19400-1	BRACKET FR,GRILL(49)	1	1	1					S
		(A=MZZZZZ) (B=MZZZZZ) (C=MZZZZZ)									
19	1	172539-19100	GRILLE,L A/C DE (49)	1	1	1					
20	1	172539-19530	BRACKET FL,GRILL(49)	1	1	1					
20-1	1	172538-19410-1	BRACKET FL,GRILL(49)	1	1	1					S
		(A=MZZZZZ) (B=MZZZZZ) (C=MZZZZZ)									
21	1	172538-60320	SPONGE	2	2	2					
22	1	172187-61690	VENTILATOR	1	1	1					
23	1	1A8110-84210	RIVET, PUSH	6	6	6					
24	1	1A7030-87411	GRILLE ASSY	2	2	2					
25	1	26014-060202	BOLT, M6X 20	4	4	4					
26	1	26014-060202	BOLT, M6X 20	2	2	2					
27	1	26014-060202	BOLT, M6X 20	4	4	4					
28	1	26014-100202	BOLT, M10X 20	3	3	3					
29	1	26014-100202	BOLT, M10X 20	3	3	3					
30	1	26014-100202	BOLT, M10X 20	4	4	4					
31	1	172447-13550	MOUNT, PAD	3	3	3					
32	1	172539-18450	DUCT	1	1	1					
33	1	172539-18500	BRACKET,UNIT (49)	1	1	1					
34	1	172539-18730	SEAL	1	1	1					
35	1	22157-080000	WASHER, 8	3	3	3					
36	1	26014-060202	BOLT, M6X 20	2	2	2					
37	1	26051-080002	NUT, M8	6	6	6					
38	1	172176-67790	PLUG	2	2	2					
39	1	172176-67790	PLUG	1	1	1					
40	1	26014-100202	BOLT, M10X 20	2	2	2					W
		(A=MZZZZZ) (B=MZZZZZ) (C=MZZZZZ)									
41	1	26014-100202	BOLT, M10X 20	2	2	2					W
		(A=MZZZZZ) (B=MZZZZZ) (C=MZZZZZ)									

Fig.66. AIR CON.(REAR)



(A)=V3-6(US)
(B)=V3-6(AS)
(C)=V3-6(NZ)

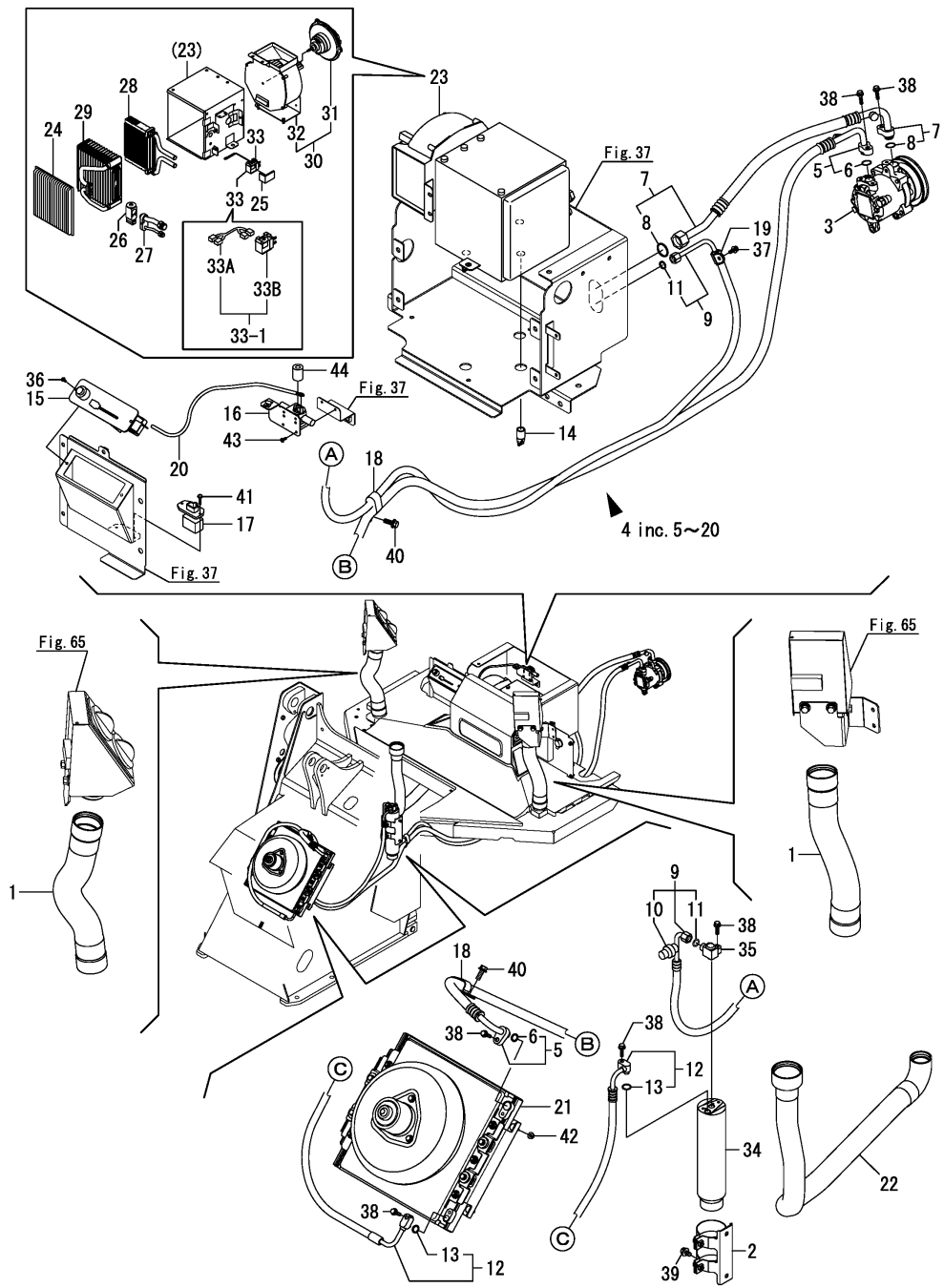
(D)=
(E)=
(F)=

No.	Lev.	Parts No.	Description	Qty						I	R
				(A)	(B)	(C)	(D)	(E)	(F)		
1	1	194465-11940	BOLT, M10X40	2	2	2					
2	1	172539-18100	BRACKET,COM ASSY(49)	1	1	1					
3	1	172445-18131	PULLEY, TENSION	1	1	1					
4	1	172539-18170	STAY, COMPRESSOR	1	1	1					
5	1	172539-18190	COVER, BELT	1	1	1					
6	1	172539-18200	STAY, IDLER	1	1	1					
7	1	172539-18240	PULLY,146	1	1	1					
8	1	172539-18250	BELT A/C,COMPRESSOR	1	1	1					
9	1	172A69-18430	COLLAR, COMPRESSOR	1	1	1					
10	1	172165-18601	BRACKET ASSY, PULLEY	1	1	1					
11	1	172165-18630	ADJUSTER ASSY	1	1	1					
12	1	172165-18670	BOSS	1	1	1					
13	1	1A1040-43900	WASHER, SPRING	1	1	1					
14	1	121267-44760	SPACER, FAN 18MM	1	1	1					
15	1	172122-79930	CLAMP, HOSE	1	1	1					
16	1	22137-100000	WASHER, 10	2	2	2					
17	1	22217-060000	WASHER, SPRING 6	1	1	1					
18	1	22217-080000	WASHER, SPRING 8	1	1	1					
19	1	22217-100000	WASHER, SPRING 10	2	2	2					
20	1	22252-000400	RING, 40	1	1	1					
21	1	24104-062030	BEARING, 6203UUC3	1	1	1					
22	1	26013-080202	BOLT, SPRING M8X 20	4	4	4					
23	1	26013-100252	BOLT, SPRING M10X 25	3	3	3					
24	1	26013-100302	BOLT, SPRING M10X 30	2	2	2					
25	1	26014-080202	BOLT, M8X 20	2	2	2					
26	1	26014-080202	BOLT, M8X 20	2	2	2					
27	1	26014-080302	BOLT, M8X 30	2	2	2					
28	1	26014-080402	BOLT, M8X 40	1	1	1					
29	1	26014-080452	BOLT, M8X 45	4	4	4					
30	1	26106-060402	BOLT, M6X 40 PLATED	4	4	4					
31	1	26716-060002	NUT, M6	2	2	2					
32	1	26716-080002	NUT, M8	1	1	1					
33	1	172425-17630	VALVE ASSY, HEATER	1	1	1					
34	1	172124-17640	JOINT, PIPE	1	1	1					
35	1	172539-19820	HOSE,HEATER 400	1	1	1					
36	1	172538-19870	HOSE ASSY,HEATER1040	1	1	1					
37	1	172538-19930	HOSE ASSY,HEATER1000	1	1	1					
38	1	23001-022000	CLAMP, HOSE 22	6	6	6					

Fig.67. AIR CON.(ELECTRIC PART)

(A)=V3-6(US)
(B)=V3-6(AS)
(C)=V3-6(NZ)

(D)=
(E)=
(F)=



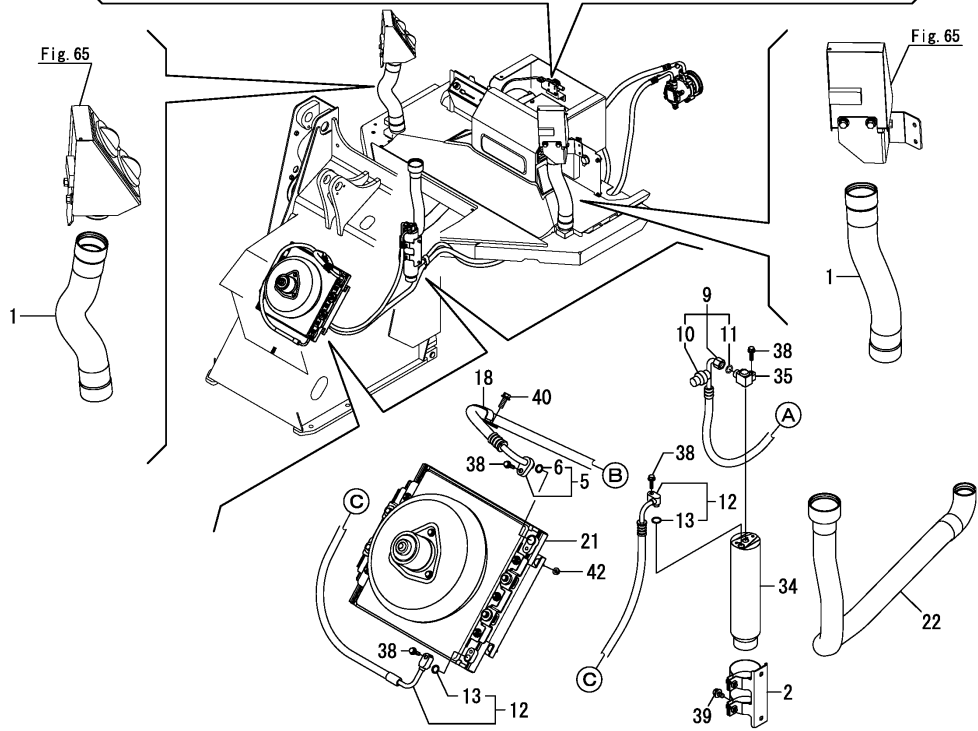
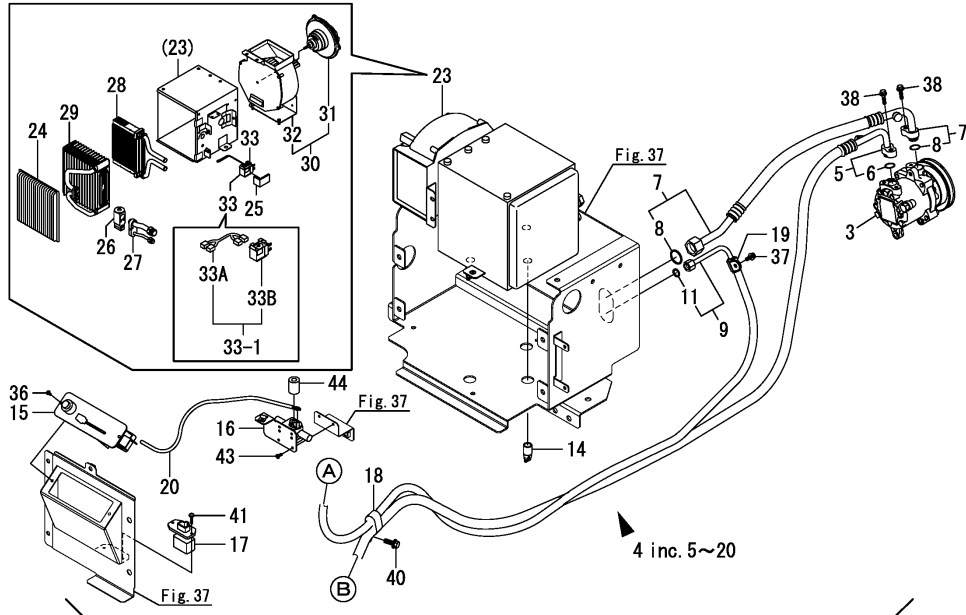
No.	Lev.	Parts No.	Description	Q'ty						I	R
				(A)	(B)	(C)	(D)	(E)	(F)		
1	1	172499-17850	HOSE ASSY	2	2	2					
2	1	172162-18040	BRACKET, RADIATOR	1	1	1					
3	1	172A69-18100	COMPRESSOR ASSY	1	1	1					
4	1	172538-19010	CONDITIONER KIT, AIR	1	1	1					
5	2	172538-19020	HOSE ASSY,COMP-COND	1	1	1					
6	3	1A7030-88820	O-RING	2	2	2					
7	2	172538-19040	HOSE ASSY,COMP-UNIT	1	1	1					
8	3	1A7030-88840	O-RING	2	2	2					
9	2	172539-19060	HOSE ASSY,R/D-UNIT	1	1	1					
10	3	172A47-18230	SWITCH, PRESSURE	1	1	1					
11	3	1A7030-88760	O-RING	2	2	2					
12	2	172539-19080	HOSE ASSY,COND-R/D	1	1	1					
13	3	1A7030-88760	O-RING	2	2	2					
14	2	172539-19200	TUBE, DRAIN	3	3	3					
15	2	1D4220-58150	PANEL, CONTROL	1	1	1					
16	2	1E8685-79920	VALVE, WATER	1	1	1					
17	2	1E8685-79940	RESISTOR, 100-40	1	1	1					
18	2	1A7410-87610	CLAMP, 19-23	2	2	2					
19	2	1A7410-87630	CLAMP, 17.5	1	1	1					
20	2	1A7470-88420	CABLE, W/V	1	1	1					
21	1	172A69-19680	CONDENSER ASSY	1	1	1					
22	1	172539-19900	HOSE ASSY,DEF 1000	1	1	1					Z
		(A=MXXXXX) (B=MXXXXX) (C=MXXXXX)									
23	1	1E9110-79610	CONDITIONER ASSY,AIR	1							
23-1	1	1E9110-79611	CONDITIONER ASSY,AIR	1							N
		(A=MXXXXX)									
23-2	1	172A78-18100	CONDITIONER ASSY,AIR	1	1	1					N
		(A=M60936)									
24	2	1E9110-79680	FILTER	1	1	1					
25	2	1E9110-80100	GASKET	1	1	1					
26	2	1E9110-80130	VALVE, EXPANSION	1	1	1					
27	2	1E9110-80140	TUBE ASSY	1	1	1					
28	2	1E9110-80150	CORE, HEATER	1	1	1					
29	2	1E9110-80160	EVAPORATOR	1	1	1					
30	2	1E9110-80170	BLOWER ASSY	1							
30-1	2	172A78-18110	BLOWER ASSY	1	1	1					N
		(A=M60936)									
31	3	1E9110-80110	MOTOR	1	1	1					
32	3	1E9110-80180	FAN, BLOWER	1	1	1					
33	2	1A7030-88100	THERMOSTAT ASSY	1							
33-1	2	1A7030-87090	THERMOSTAT KIT	1	1	1					N
		(A=M60936)									
33A	3	1A7951-51300	CABLE, THERMOSTAT	1	1	1					W
		(A=M60936)									
33B	3	1A7030-88101	THERMOSTAT ASSY	1	1	1					W
		(A=M60936)									
34	1	1E8545-80210	DRIER, RECEIVER	1	1	1					
35	1	1E8545-80250	JOINT, RECEIVER	1	1	1					
36	1	22867-400101	SCREW, 4X10	2							
36-1	1	26587-040122	SCREW, M4X12	2	2	2					R
		(A=MZZZZZ)									

N:Old $\begin{matrix} \text{Yes} \\ \text{No} \end{matrix}$ New, Q:Old $\begin{matrix} \text{No} \\ \text{Yes} \end{matrix}$ New, R:Old $\begin{matrix} \text{Yes} \\ \text{No} \end{matrix}$ New, S:Old $\begin{matrix} \text{No} \\ \text{Yes} \end{matrix}$ New, W:Add, Z:Discontinued, F:Interchangeable by set, K:Q'ty Change
 ++ CONTINUE ++
 Copyright (C) YANMAR CO., LTD. All Rights Reserved.

Fig.67. AIR CON.(ELECTRIC PART)

(A)=V3-6(US)
 (B)=V3-6(AS)
 (C)=V3-6(NZ)

(D)=
 (E)=
 (F)=



No.	Lev.	Parts No.	Description	Q'ty						I	R
				(A)	(B)	(C)	(D)	(E)	(F)		
37	1	26014-060162	BOLT, M6X 16	1	1	1					
38	1	26014-060252	BOLT, M6X 25	6	6	6					
39	1	26014-080162	BOLT, M8X 16	2	2	2					
40	1	26014-080252	BOLT, M8X 25	2	2	2					
41	1	26033-040202	SCREW, M4X20	2	2	2					
42	1	26051-060002	NUT, M6	4	4	4					
43	1	26587-040102	SCREW, M4X10	2	2	2					
44	1	172A47-18300	BUSH	1	1	1					W

(A=MXXXXXX)

Fig.68. FRONT GLASS KIT

(A)=V3-6(US)
 (B)=V3-6(AS)
 (C)=V3-6(NZ)

(D)=
 (E)=
 (F)=

No.	Lev.	Parts No.	Description	Qty						I	R
				(A)	(B)	(C)	(D)	(E)	(F)		
1	1	172538-08800	GLASS KIT	1	1	1					
2	2	172538-68110	GLASS	1	1	1					
3	2	172538-68120	GLASS	1	1	1					
4	2	172538-68130	GLASS	1	1	1					
5	2	172538-68220	RUBBER	1	1	1					

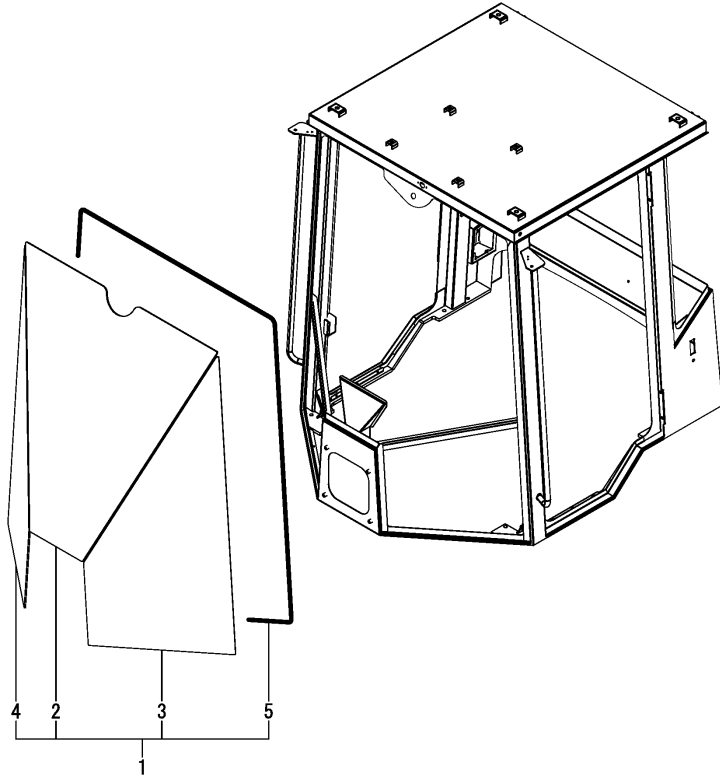
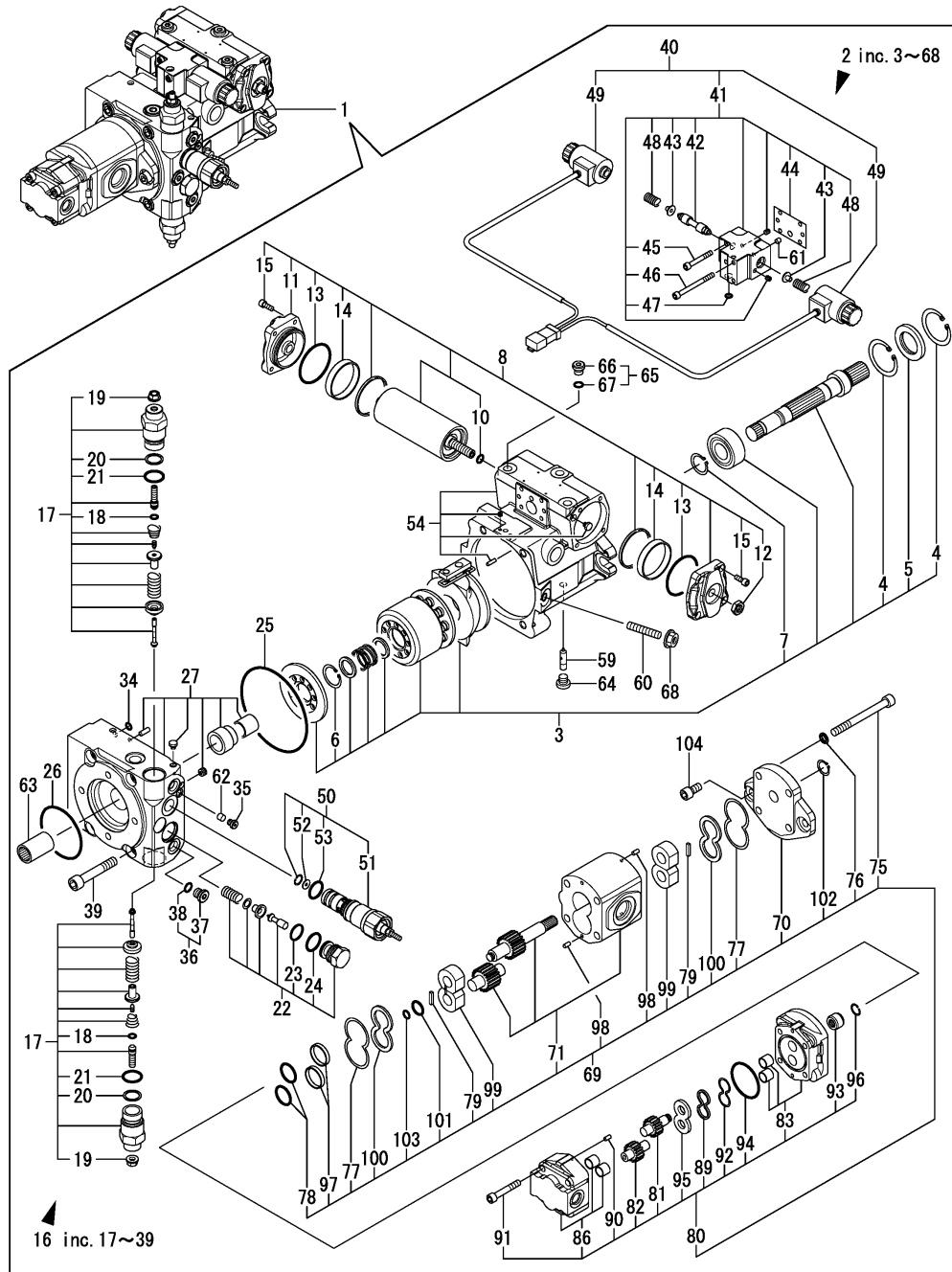


Fig.70. HST PUMP(COMPONENT PART)

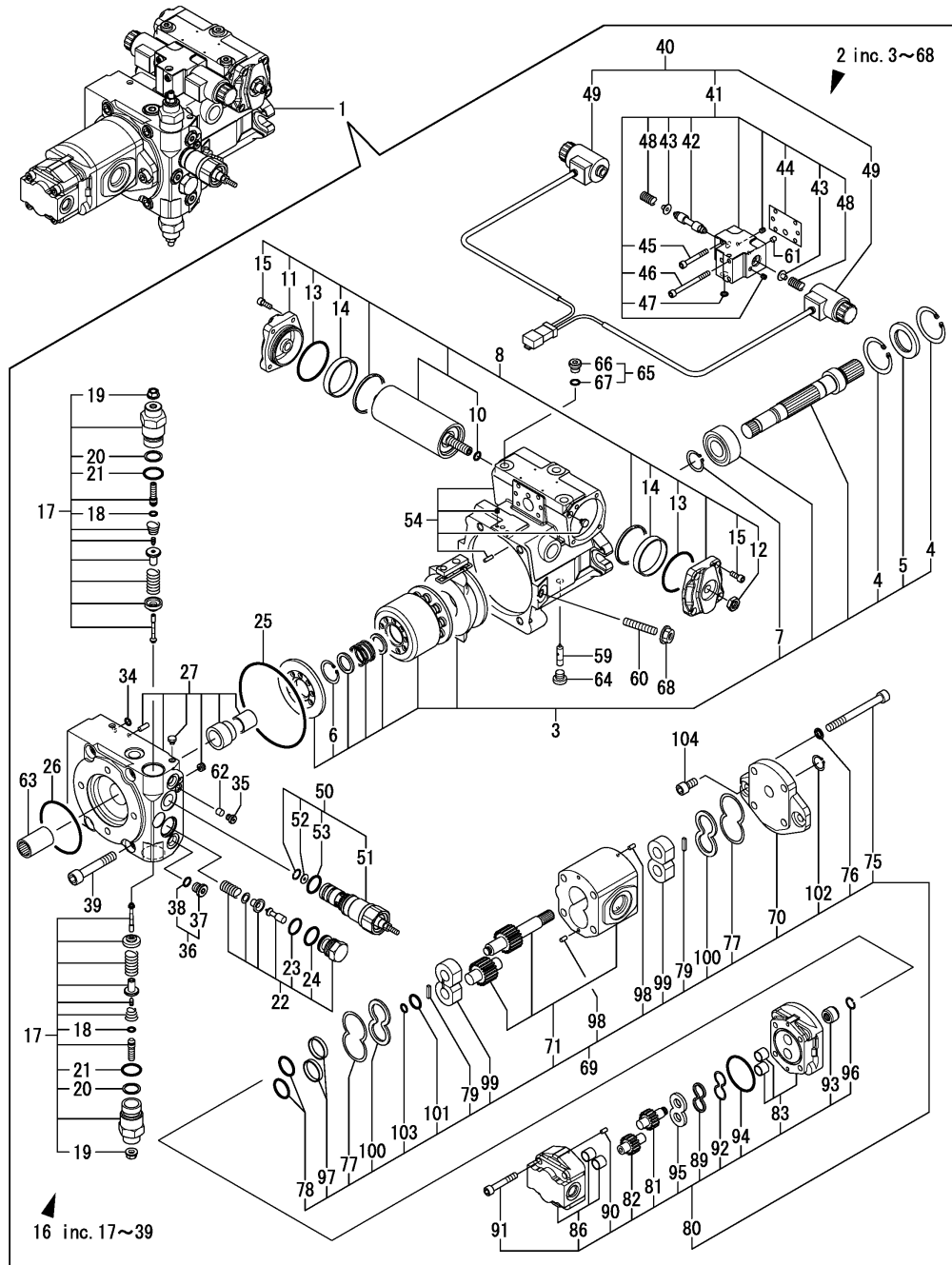


(A)=V3-6(US)
(B)=V3-6(AS)
(C)=V3-6(NZ)

(D)=
(E)=
(F)=

No.	Lev.	Parts No.	Description	Q'ty						I	R
				(A)	(B)	(C)	(D)	(E)	(F)		
1	1	172534-73100	PUMP ASSY, HST	1	1	1					
2	2	172534-73110	PISTON PUMP ASSY	1	1	1					
3	3	172653-71310	ROTARY GROUP	1	1	1					
4	4	172653-71420	RING,RETANING	2	2	2					
5	4	172653-71430	RING,SEAL	1	1	1					
6	4	172653-71440	RING,RETANING	1	1	1					
7	4	22242-000250	RING, 25	1	1	1					
8	3	172653-71320	CONTROL, HYDRAULIC	1	1	1					
10	5	172179-73540	O-RING	1	1	1					
11	4	172653-71460	COVER	1	1	1					
12	4	172653-71470	NUT,M12	1	1	1					
13	4	172653-71480	O-RING	2	2	2					
14	4	172653-71490	RING,GUIDE	2	2	2					
15	4	26450-060162	BOLT, M6X 16	8	8	8					
16	3	172534-71330	PORT PLATE ASSY	1	1	1					
17	4	172534-71500	RELIEF VALVE	2	2	2					
18	5	172534-71510	O-RING, AS 568A	2	2	2					
19	5	172482-73490	NUT	2	2	2					
20	5	172651-73610	BACK-UP RING	2	2	2					
21	5	172650-73640	O-RING, NBR HS90	2	2	2					
22	4	172653-71520	VALVE	1	1	1					
23	5	172653-71550	PISTON RING	1	1	1					
24	5	172650-73640	O-RING, NBR HS90	1	1	1					
25	4	172653-71530	O-RING	1	1	1					
26	4	172653-71540	O-RING	1	1	1					
27	4	172534-71600	PORT PLATE ASSY	1	1	1					
34	4	172179-73540	O-RING	1	1	1					
35	4	172162-73630	PLUG	1	1	1					
36	4	172142-74600	PLUG	2	2	2					
37	5	172142-74660	PLUG	2	2	2					
38	5	24315-000110	O-RING, 1BP11.0	2	2	2					
39	4	26450-120702	BOLT, M12X 70	4	4	4					
40	3	172534-71340	CONTROL MODULE ASSY	1	1	1					
41	4	172653-71560	HOUSING, VALVE	1	1	1					
42	5	172653-71580	PISTON,CONTROL	1	1	1					
43	5	172653-71590	COLLAR, SPRING	2	2	2					
44	5	172653-71600	GASKET	1	1	1					
45	5	172653-71610	BOLT	3	3	3					
46	5	172653-71620	BOLT	2	2	2					
47	5	172653-71630	O-RING	1	1	1					
48	5	172649-72600	SPRING	2	2	2					
49	4	172534-71700	SOLENOID, CONTROL	2	2	2					
50	3	172534-71350	CONTROL ASSY	1	1	1					
51	4	172534-71410	CONTROL, CARTRIDGE	1	1	1					
52	4	172534-71420	ORIFICE	1	1	1					
53	4	172650-73640	O-RING, NBR HS90	1	1	1					
54	3	172534-71360	HOUSING ASSY	1	1	1					
59	3	172653-71360	PIN,JOINT	1	1	1					
60	3	172534-71380	SCREW	1	1	1					
61	3	172534-71390	ORIFICE	1	1	1					
62	3	172653-71390	ORIFICE	1	1	1					

Fig.70. HST PUMP(COMPONENT PART)



(A)=V3-6(US)
(B)=V3-6(AS)
(C)=V3-6(NZ)

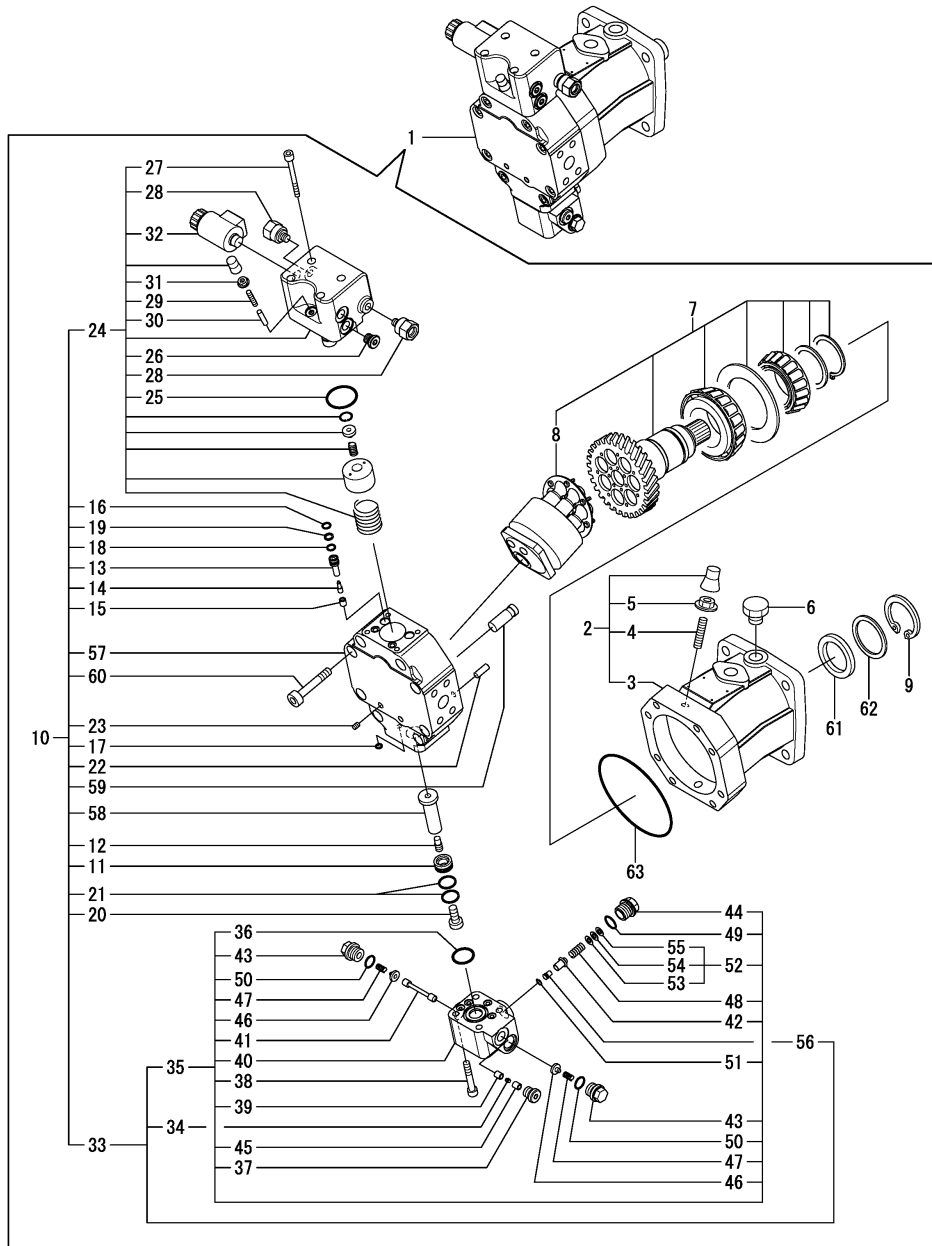
(D)=
(E)=
(F)=

No.	Lev.	Parts No.	Description	Q'ty						I	R
				(A)	(B)	(C)	(D)	(E)	(F)		
63	3	172653-71410	JOINT	1	1	1					
64	3	172649-73680	PLUG	1	1	1					
65	3	172142-74600	PLUG	3	3	3					
66	4	172142-74660	PLUG	3	3	3					
67	4	24315-000110	O-RING, 1BP11.0	3	3	3					
68	3	172162-74870	NUT, M10X1	1	1	1					
69	2	172534-73120	GEAR PUMP ASSY	1	1	1					
70	3	172534-71430	FRAME	1	1	1					
71	3	172534-71440	CASE ASSY	1	1	1					
75	3	172534-71480	CAP SCREW 10X105	4	4	4					
76	3	172534-71490	SEAL, FASTENER	4	4	4					
77	3	172141-71520	RING	2	2	2					
78	3	172141-71550	O-RING	2	2	2					
79	3	172141-71560	RING	2	2	2					
80	3	172534-73140	PUMP,GEAR	1	1	1					
81	4	172534-71540	GEAR, DRIVE	1	1	1					
82	4	172534-71550	GEAR, IDLE	1	1	1					
83	4	172534-71560	FRAME ASSY	1	1	1					
86	4	172534-71570	HOUSING ASSY	1	1	1					
89	4	172649-72750	RING	1	1	1					
90	4	172141-73240	PIN, PARALLEL	2	2	2					
91	4	172651-73730	SOCKET BOLT M 8X 50	4	4	4					
92	4	172165-73850	RING, BUCK UP	1	1	1					
93	4	172164-73870	COUPLING	1	1	1					
94	4	172165-73870	O-RING	1	1	1					
95	4	172164-73950	PLATE	1	1	1					
96	4	22252-000120	RING, 12	1	1	1					
97	3	172141-73230	GUIDE	2	2	2					
98	3	172141-73240	PIN, PARALLEL	4	4	4					
99	3	172482-73560	THRUST PLATE ASSY	2	2	2					
100	3	172482-73570	PLATE	5	5	5					
101	3	172164-73880	O-RING, NBR HS70	1	1	1					
102	3	22242-000180	RING, 18	1	1	1					
103	3	24315-000100	O-RING, 1BP10.0	1	1	1					
104	2	172534-73130	BOLT, 10X20HE	2	2	2					

Fig.71. HST MOTOR(COMPONENT PART)

(A)=V3-6(US)
(B)=V3-6(AS)
(C)=V3-6(NZ)

(D)=
(E)=
(F)=



No.	Lev.	Parts No.	Description	Q'ty						I	R
				(A)	(B)	(C)	(D)	(E)	(F)		
1	1	172538-73400	MOTOR ASSY, HST US	1	1	1					
2	2	172534-73320	HOUSING ASSY	1	1	1					
3	3	172534-73610	HOUSING	1	1	1					
4	3	172534-73620	THREADED PIN	2	2	2					
5	3	172534-73630	NUT, SEAL LOCK	2	2	2					
6	2	172653-73320	PLUG ASSY	1	1	1					
7	2	172534-73330	ROTARY GROUP	1	1	1					
8	3	172534-73640	CYLINDER BLOCK ASSY	1	1	1					
9	2	172653-73330	RING,62	1	1	1					
10	2	172534-73340	CONTROL	1	1	1					
11	3	172653-73390	PISTON	1	1	1					
12	3	172653-73400	PIN,THREAD	1	1	1					
13	3	172653-73410	GUIDE,VALVE	2	2	2					
14	3	172653-73420	POPPET	2	2	2					
15	3	172653-73430	SEAT,VALVE	2	2	2					
16	3	172653-73440	O-RING	2	2	2					
17	3	172653-73450	O-RING	6	6	6					
18	3	172653-73460	O-RING	2	2	2					
19	3	172653-73470	RING,BACKUP	2	2	2					
20	3	172653-73480	BOLT,10X25	1	1	1					
21	3	172653-73490	RING,PISTON	3	3	3					
22	3	172653-73500	PIN, 8H6X16	2	2	2					
23	3	172164-73650	PLUG	1	1	1					
24	3	172534-73650	PARTS, CONTROL	1	1	1					
25	4	172653-73530	O-RING	1	1	1					
26	4	172653-73580	PLUG ASSY	2	2	2					
27	4	172650-73690	SOCKET BOLT M 6X 70	4	4	4					
28	4	172534-73700	BUSHING ASSY	1	1	1					
29	4	172534-73710	SCREW, M6X30	1	1	1					
30	4	172534-73720	CYLINDER PIN	1	1	1					
31	4	172534-73730	NUT, SEAL LOCK	1	1	1					
32	4	172534-73740	SOLENOID, CONTROL	1	1	1					
33	3	172534-73660	FLUSH & BOOST VALVE	1	1	1					
34	4	172653-73550	ORIFICE	1	1	1					
35	4	172534-73750	FLUSH & BOOST VALVE	1	1	1					
36	5	172653-73570	O-RING	1	1	1					
37	5	172653-73580	PLUG ASSY	1	1	1					
38	5	172651-73730	SOCKET BOLT M 8X 50	4	4	4					
39	5	172649-73740	GUIDE	1	1	1					
40	5	172534-73770	HOUSING, VALVE	1	1	1					
41	5	172534-73780	PISTON,FLUSHING	1	1	1					
42	5	172534-73790	PLUNGER	1	1	1					
43	5	172534-73800	PLUG	2	2	2					
44	5	172534-73810	PLUG	1	1	1					
45	5	172649-73810	GUIDE	1	1	1					
46	5	172534-73820	SEAT, SPRING	2	2	2					
47	5	172534-73830	SPRING	2	2	2					
48	5	172534-73840	SPRING	1	1	1					
49	5	172534-73850	O-RING	1	1	1					
50	5	172534-73860	O-RING	2	2	2					
51	5	172534-73870	CIRCLIP	1	1	1					

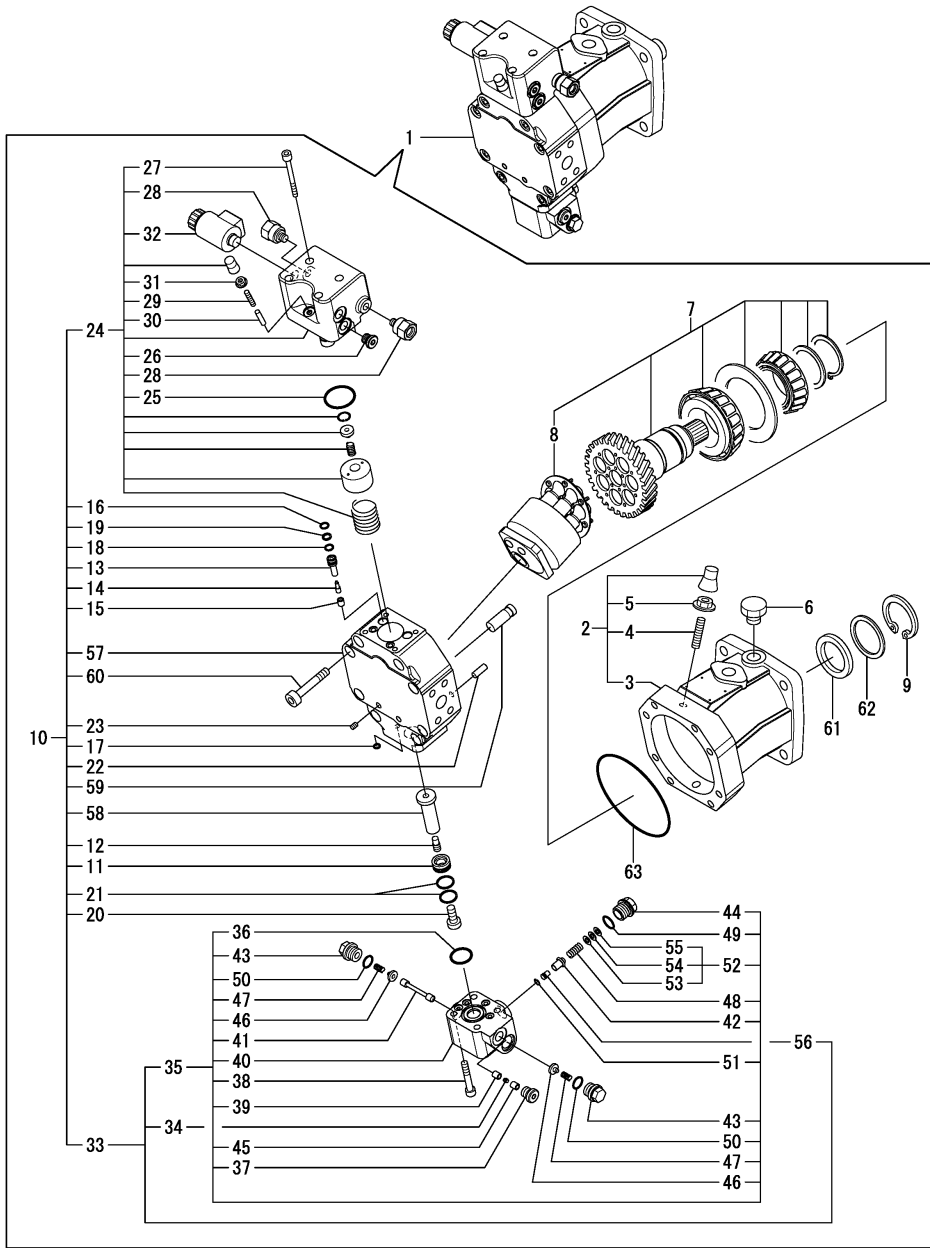
Remarks

(1) Selection use parts

Fig.71. HST MOTOR(COMPONENT PART)

(A)=V3-6(US)
 (B)=V3-6(AS)
 (C)=V3-6(NZ)

(D)=
 (E)=
 (F)=



No.	Lev.	Parts No.	Description	Q'ty						I	R
				(A)	(B)	(C)	(D)	(E)	(F)		
52	5	172534-73900	SHIM SET	1	1	1					
53	6	172534-73880	SHIM	1	1	1					1
54	6	172534-73890	SHIM	1	1	1					1
55	6	172534-73910	SHIM	1	1	1					1
56	4	172534-73760	ORIFICE	1	1	1					
57	3	172534-73670	PORT PLATE	1	1	1					
58	3	172534-73680	POSITIONING PISTON	1	1	1					
59	3	172534-73690	POSITIONING TRANNION	1	1	1					
60	3	172650-73870	SOCKET BOLT M10X 60	8	8	8					
61	2	172653-73340	SEAL, OIL	1	1	1					
62	2	172653-73350	SHIM	1	1	1					
63	2	172653-73360	O-RING	1	1	1					

Remarks
 (1) Selection use parts

Parts No. Index

Parts No.	Fig. No.	Ref. No.
103954-13201	3	24
114110-07760	1	34
	34	22 A
	35	30 A
119247-77100	12	26
		27
		27 -1
	13	22
		35
	64	4
119650-77910	12	29
119802-55710	9	23
119802-55810	9	26
119808-12540	4	8
119866-12541	4	7
119869-13501	3	11
121120-13580	3	3
121267-44760	66	14
121450-44531	7	25
	8	25
121450-49100	7	53
	8	53
121450-49110	7	52
	8	52
121468-44510	7	23
	8	23
121468-44520	7	23 -1
	8	23 -1
121468-44540	7	26
	8	26
121470-44581	7	28
	8	28
124450-44560	7	27
	8	27
124701-11911	3	16
124766-59050	7	32
		56
	8	32
		56
	9	27
124970-77920	13	23
129004-12520	4	6
129004-55612	9	20
129100-55690	9	22
129107-44590	7	20
	8	20
129211-77920	12	32
129259-12570	4	9
129612-12560	4	10
129612-52100	12	21

Parts No.	Fig. No.	Ref. No.
129942-07761	79	34
160970-77350	12	28
172020-10620	61	18
172112-77361	55	24
		50
	58	3
172113-12522	5	11
172116-16310-3	10	9
172116-75850-B	54	12
172120-14660	7	51
172120-14680	9	19
172122-14301	9	3
172122-14350	9	4
172122-17190	46	26
172122-45830	27	15
172122-46571	28	15
	31	8
172122-46590	28	16
172122-79930	7	57
	8	31
	11	8
		14
	46	6
		17
		18
		22
		25
	56	21
		22
	57	20
	58	23
	64	35
	65	24
		25
		43
	66	15
	72	8
		14
172122-79940	11	9
	72	9
172123-76121	55	40
172124-17640	46	13
	66	34
172124-65450	38	10
172124-65480	38	11
172126-11510	57	21
172126-16540	72	18
172131-37170	40	1
172137-16560	57	6
172137-72431	49	15

Parts No.	Fig. No.	Ref. No.
172137-72453	47	8
	48	8
	49	16
172137-75570	58	1
172141-14620	7	21
	8	21
172141-41340	25	3
	26	5
	27	1
	28	9
172141-71520	70	77
172141-71550	70	78
172141-71560	70	79
172141-72540	47	19
	48	18
172141-72580	49	19
172141-73230	70	97
172141-73240	70	90
		98
172141-76181	55	26
		41
172141-76900	55	12
		22
172141-77800	59	1
172141-84610	49	26
172141-84620	49	27
172142-14620	7	50
	8	50
172142-74600	70	36
		65
172142-74660	70	37
		66
172142-76181	47	23
	48	26
	55	21
		28
172146-77801	59	2
172151-79430	57	24
172155-45790	60	6
172157-76300	55	17
172162-18040	67	2
172162-73630	70	35
172162-74870	70	68
172164-66170	38	18
172164-73650	71	23
172164-73870	70	93
172164-73880	70	101
172164-73950	70	95
172164-76131	55	10
172164-81670	61	2

Parts No.	Fig. No.	Ref. No.
172164-81770	61	3
172165-18601	66	10
172165-18630	66	11
172165-18670	66	12
172165-45071	28	1
172165-46860	25	10
172165-73850	70	92
172165-73870	70	94
172168-72410	47	13
	48	15
		22
172168-81410	60	10
	61	12
		28
172171-72120	47	16
	48	11
172171-72130	47	18
	48	12
172173-78120	57	12
172176-67790	65	44
	78	38
		39
172176-68210	40	12
	73	4
172176-81660	60	7
	61	1
		1 -1
172179-73540	70	10
		34
172183-13480	38	52
172183-14250	9	2
172183-16550	13	34
172183-37510	57	1
172183-76190	55	29
172183-81160	34	30
	35	18
	60	21
172186-45690	7	31
172187-17070	13	3
172187-17080	13	4
172187-17090	13	5
172187-17100	13	2
172187-17101	13	2 -1
172187-17540	45	4
	77	28
172187-61421	36	40
172187-61690	36	8
	65	23
	78	22
172187-76520	58	11

Parts No. Index

Parts No.	Fig. No.	Ref. No.
172187-78580	64	5
172312-76290	55	44
172425-17630	46	12
	66	33
172437-03252	1	46
172437-03302	1	12
	2	1
	39	28 A
	40	2 B
	73	9 A
172437-03312	1	13
	2	15
	13	11 B
172437-03322	1	14
	2	9
	36	26 B
	37	14 B
172437-03343	1	15
	2	16
	36	41 A
172437-03361	1	16
	2	11
	7	2 A
	8	2 A
172437-03391	1	17
	2	10
	7	2 B
	8	2 B
172437-03402	1	18
	2	7
	38	7 A
172437-03422	1	20
	2	12
	38	7 C
172437-03441	1	35
	2	13
	39	28 D
	40	2 E
	73	9 D
172437-03501	1	41
	34	22 B
	35	30 B
172444-17660	7	59
	8	57
172444-68690	57	22
172444-78310	56	5
172445-18131	66	3
172446-45820	5	12
172447-13550	64	10
	65	34

Parts No.	Fig. No.	Ref. No.
172447-13550	78	31
172447-72860	49	20
172448-72650	47	14
	48	16
		24
	60	9
	61	11
		27
172448-81610	49	10
		14
172450-76100	55	25
172455-75330	9	9
	54	7
172457-72050	47	2
	48	2
172458-03601	1	45
	79	2
172458-14640	9	18
172458-16550	11	3 H
	72	3 H
172458-17450	45	3
	77	27
172458-17551	46	1
172458-17700	78	2
172460-16130	10	6
172460-19060	7	22
	8	22
172463-03290	1	11
	36	26 A
	37	14 A
172467-76120	55	16
172469-03261	79	35
172469-03360	79	11
172480-75350	54	8
172480-78970	56	15
172482-73490	70	19
172482-73560	70	99
172482-73570	70	100
172487-64780	38	40
172490-69760	58	4
172498-12250	31	1
172499-13750	65	1
	78	1
172499-17850	67	1
172511-03230	1	6
	38	41 A
172512-45160	28	5
172512-91210-3	49	28
	61	4
172512-91210-N	49	28 -1

Parts No.	Fig. No.	Ref. No.
172512-91210-Y	61	4 -1
172513-35161	24	5
		9
172513-52541	22	3
172515-08790	13	1
172516-35130	24	3
		7
172519-03820	1	33
	33	12 A
172519-76180	55	43
172520-11300	3	1
172520-11350	3	2
172520-12310	5	6
172520-17351	12	15
172520-17390	13	17
172520-26740	19	3
172520-26780	19	10
172520-31210	24	1
	33	19
172520-46150	5	13
	31	5
172520-75320	54	6
172520-76240	55	30
172520-77380	57	4
	58	12
172522-42620	26	17
172524-03471	1	8
	2	14
	38	41 D
172524-03621	1	21
	2	2
	39	28 B
	40	2 C
	73	9 B
172524-03631	1	23
		23 -1
	2	3
		3 -1
	34	1 A
	35	1 A
172524-03642	1	24
	2	4
	39	28 C
	40	2 D
	73	9 C
172524-03652	1	42
	2	5
	60	14 B
172524-03671	1	25
	2	6

Parts No.	Fig. No.	Ref. No.
172524-03671	32	1 A
172524-03690	1	26
	13	17 A
172524-03770	1	43
	34	9 B
	35	9 B
172524-06901	39	1
	40	8
172524-12260	5	5
172524-12380	5	10
172524-13180	6	6
172524-17280	12	13
172524-17310	13	14
172524-17311	13	14 -1
172524-17320	13	15
172524-17360	12	16
172524-17380	13	16
172524-17381	13	16 -1
172524-17522-2	14	2
172524-17522-N	14	2 -1
172524-17810	12	40 D
172524-33521	33	3
172524-42190	25	9
	26	7
	27	2
	28	27
172524-45190	28	10
172524-45250	28	12
172524-52830	32	9
172524-52840	32	10
172524-52850	32	11
172524-52870	32	12
172524-68710	39	29
172524-68720	39	30
172524-72420	49	24
172524-78150	58	16
172524-91520	63	3
172527-03030	79	23
172527-03081	79	25
172527-03620	1	22
	31	19
	38	41 B
172527-11340	3	12
172527-12251	5	4
172527-13190-1	6	7
172527-13320	7	3
	8	3
172527-16100	10	1
172527-16120	10	4
172527-16130	10	2

Parts No. Index

Parts No.	Fig. No.	Ref. No.
172527-16150	10	3
172527-17110	12	2
172527-17250	12	3
172527-17260	12	4
172527-17280	12	5
172527-17290	12	6
172527-17310	12	7
172527-17340	12	8
172527-17350	12	9
172527-17830	39	6
172527-21800	15	11
172527-21810	15	12
172527-21820	15	13
172527-21830	15	14
172527-25720	16	2
172527-25770	16	6
172527-25771	16	6 -1
172527-25790	16	7
	17	30
172527-25810	16	8
	17	2
		31
172527-25820	16	9
172527-25840	16	10
172527-25841	16	10 -1
172527-25850	16	11
172527-25920	16	4
172527-25930	16	5
172527-26040	17	6
172527-26041	17	6 -1
172527-26050	17	7
		35
172527-26060	17	8
172527-26070	17	9
		36
172527-26080	17	10
		37
172527-26130	17	14
		41
172527-26210	17	3
		32
172527-26300	17	1
172527-26310	17	47
172527-26320	18	14
172527-26400	17	28
172527-26410	18	5
172527-26710	19	1
172527-26730	19	2
172527-26740	19	4
172527-26910	19	11

Parts No.	Fig. No.	Ref. No.
172527-28310	20	1
172527-28320	20	2
172527-28330	20	3
172527-31110	21	2
172527-31120	21	3
172527-31130	21	18
172527-31140	21	19
172527-31150	21	4
172527-31160	21	5
		20
172527-31170	21	6
		21
172527-31190	22	10
172527-31250	21	22
172527-33100	22	1
172527-33101	22	1 -1
172527-33201	22	5
172527-33260	22	7
172527-33511	22	11
172527-33520	22	12
172527-33530	22	13
172527-34400	23	3
172527-34410	23	5
172527-34420	23	6
172527-34430	23	9
172527-34440	23	10
172527-34470	23	22
172527-35900	21	7
		23
172527-42190	26	8
172527-42200	26	9
172527-42391	27	3
172527-42680	26	18
172527-42730-1	26	19
172527-42921-1	27	4
172527-43390-1	27	11
172527-45820	60	3
172527-45860	60	4
172527-47870	29	8
172527-52411	32	2
172527-52421	32	3
172527-52431	32	4
		33
172527-52451	32	5
		33
		28
172527-52800-2	32	8
172527-52800-Y	32	8 -1
172527-52881-1	32	6
172527-52920	33	13
172527-52940	33	14

Parts No.	Fig. No.	Ref. No.
172527-62850	39	31
172527-64350	36	10
	37	3
172527-68512	39	7
172527-68512-Y	39	7 -1
172527-72080-2	49	7
172527-72080-N	49	7 -1
172527-72090	49	11
172527-72420	49	25
172527-72801-2	49	1
172527-72801-N	49	1 -1
172527-72960	49	9
		12
172527-73850	55	6
172527-73870	55	8
172527-74130	53	2
172527-74140	53	3
172527-74150	53	4
172527-74160	53	5
172527-74170	53	6
172527-74180	53	7
172527-74190	53	8
172527-74220	53	9
172527-74410	53	10
172527-74420	53	11
172527-74430	53	12
172527-74450	53	1
172527-76350	55	31
172527-76460	55	45
172527-77400	58	13
172527-78111	57	7
172527-78731	57	11
172527-78750	57	16
172527-91180	61	13
		29
172527-91190	60	14
	61	14
		30
172527-91230	60	15
	61	5
172527-91250	61	6
172527-91270	61	8
172527-91290	61	9
172527-91301-2	61	10
		10 A
172527-91301-Y	61	10 A-1
172527-91391	63	2
172527-91400-2	63	1
172527-91401	63	1 -1
172527-91600-2	61	17

Parts No.	Fig. No.	Ref. No.
172527-91600-Y	61	17 -1
172527-91650	61	20
172531-03950	79	8
172531-03960	79	24
172531-03970	79	22
172532-17170	12	11
172534-03160	1	39
	34	13 A
172534-21210-1	15	1
172534-21510	15	9
172534-71330	70	16
172534-71340	70	40
172534-71350	70	50
172534-71360	70	54
172534-71380	70	60
172534-71390	70	61
172534-71410	70	51
172534-71420	70	52
172534-71430	70	70
172534-71440	70	71
172534-71480	70	75
172534-71490	70	76
172534-71500	70	17
172534-71510	70	18
172534-71540	70	81
172534-71550	70	82
172534-71560	70	83
172534-71570	70	86
172534-71600	70	27
172534-71700	70	49
172534-73100	50	1
	70	1
172534-73110	70	2
172534-73120	70	69
172534-73130	70	104
172534-73140	70	80
172534-73310	51	2
172534-73320	71	2
172534-73330	71	7
172534-73340	71	10
172534-73610	71	3
172534-73620	71	4
172534-73630	71	5
172534-73640	71	8
172534-73650	71	24
172534-73660	71	33
172534-73670	71	57
172534-73680	71	58
172534-73690	71	59
172534-73700	71	28

Parts No. Index

Parts No.	Fig. No.	Ref. No.
172534-73710	71	29
172534-73720	71	30
172534-73730	71	31
172534-73740	71	32
172534-73750	71	35
172534-73760	71	56
172534-73770	71	40
172534-73780	71	41
172534-73790	71	42
172534-73800	71	43
172534-73810	71	44
172534-73820	71	46
172534-73830	71	47
172534-73840	71	48
172534-73850	71	49
172534-73860	71	50
172534-73870	71	51
172534-73880	71	53
172534-73890	71	54
172534-73900	71	52
172534-73910	71	55
172534-76700-1	55	57
172534-76701-1	55	57 -1
172534-76710-1	55	33
172534-76711-1	55	33 -1
172534-76720-1	55	34
172534-76721-1	55	34 -1
172534-76750-1	55	48
172534-76751-1	55	48 -1
172534-76760	55	35
172534-76770	55	36
172538-03030	1	36 -1
172538-03040	1	37 -1
172538-03060	1	45 A
172538-03070	1	55
	38	1 A
172538-03110	1	36
	34	9 A
	35	9 A
172538-03120	1	37
	34	10 A
	35	10 A
172538-03130	1	38
	38	7 D
172538-03230	1	7
	30	3 A
172538-03320	31	18
172538-03330	1	44
	79	6
172538-03450	42	37

Parts No.	Fig. No.	Ref. No.
172538-03460	42	38
172538-03720	1	27
	38	41 C
172538-03730	1	28
	36	41 B
172538-03731	1	28 -1
	36	41 B-1
172538-03740	1	29
	32	1 B
172538-03750	1	30
	2	17
	38	7 E
172538-03760	1	31
	13	11 C
172538-03770	1	10
172538-03771	1	10 -1
172538-03780	1	9
	36	41 C
172538-03781	1	9 -1
	36	41 C-1
172538-03790	1	32
	30	3 B
172538-03850	40	13
172538-03880	79	33
172538-03890	79	38
172538-03910	79	10
172538-03920	79	27
172538-03930	79	28
172538-03940	79	29
172538-03950	79	30
172538-03960	79	31
172538-03970	79	7
172538-03980	79	9
172538-03990	79	32
172538-05150	62	1
172538-08010	9	34
172538-08020	54	20
172538-08400	63	6
172538-08620	38	1 -1
172538-08710	1	1
172538-08711	1	1 -1
172538-08712	1	1 -2
172538-08713	1	1 -3
172538-08730	79	1
172538-08800	68	1
172538-08810	69	1
172538-08850	46	19
172538-08860	46	23
	65	41
172538-08880	5	27

Parts No.	Fig. No.	Ref. No.
172538-08881	5	27 -1
172538-08950	61	25
172538-08950-Y	61	25 -1
172538-11301	3	8
172538-11500	4	1
172538-11510	4	2
172538-11520-1	4	3
172538-11521	4	3 -1
172538-11580	4	2 -1
172538-11600	4	4
172538-11651	4	5
172538-11700	3	13
172538-11750	3	14
172538-11800	4	25
172538-11810	4	26
172538-11820	4	27
172538-11900-1	4	15
172538-11920-1	3	15
172538-11950	4	17
172538-12200-1	5	1
172538-12201-1	5	1 -1
172538-12310	5	6 -1
		28
172538-12361	5	9
172538-12362	5	9 -1
		29
172538-12363	5	9 -2
		29 -1
172538-12450	5	30
172538-12500	5	31
172538-13100	6	1
172538-13120	6	2
172538-13140-1	6	3
172538-13150	6	4
172538-13160	6	5
172538-13250-1	6	8
172538-13311	7	2
172538-13312	7	2 -1
172538-13500	7	4
	8	4
172538-13510	7	5
172538-13511	7	5 -1
	8	5
172538-13550	7	6
172538-13560-1	7	7
172538-13561	7	7 -1
	8	7
172538-13580-1	7	8
	8	8
172538-13600-1	7	9

Parts No.	Fig. No.	Ref. No.
172538-13600-1	8	9
172538-13650-1	7	13
	8	13
172538-13680	7	14
	8	14
172538-13700-1	7	15
172538-13750	7	16
172538-13751	7	16 -1
	8	16
172538-13760	7	17
	8	17
172538-13770	7	18
	8	18
172538-13800	7	19
	8	19
172538-13900	6	9
172538-13950	6	10
172538-14011	9	1
172538-14050	9	16
172538-14311	9	5
	54	1
172538-14321	9	6
	54	2
172538-14341	9	7
	54	3
172538-14351	9	8
	54	4
172538-14400	7	51 -1
	8	51
172538-16101-1	11	1
	72	1
172538-16250	10	8
172538-16320	10	10
172538-16511	11	3
172538-16512	11	3 -1
172538-16513	11	3 -2
172538-16514	72	3
172538-16515	72	3 -1
172538-16521	11	4
172538-16522	11	4 -1
172538-16523	11	4 -2
172538-16524	72	4
172538-16531	11	5
172538-16532	11	5 -1
172538-16533	11	5 -2
	72	5
172538-16534	72	5 -1
172538-16541	11	13
172538-16542	11	13 -1
172538-16543	11	13 -2

Parts No. Index

Parts No.	Fig. No.	Ref. No.
172538-16543	72	13
172538-16602-1	12	1
172538-16690-1	12	63
172538-16700	11	2
172538-16701	11	2 -1
172538-16702	11	2 -2
	72	2
172538-16703	72	2 -1
172538-16850	72	19
172538-16900	11	15
	72	15
172538-17000	13	38
172538-17010	13	39
172538-17020	13	40
172538-17030	13	46
172538-17040	13	42
172538-17060	13	43
172538-17070	13	44
172538-17100	13	41
		45
172538-17150-2	12	10
172538-17150-Y	12	10 -1
172538-17200	13	10
172538-17250	13	11
172538-17270-1	13	12
172538-17300	12	14
172538-17350	13	18
172538-17360	13	19
172538-17370	13	20
172538-17400-1	12	17
172538-17430	9	32
	12	18
172538-17450	14	1
172538-17500-1	13	21
172538-17600	12	19
172538-17650	12	68
172538-17680	12	69
172538-17700	12	40 -1
172538-17710	12	40 A
172538-17720	12	40 B
172538-17730	12	40 C
172538-17750	12	20
172538-17770	12	20 B
172538-17800-2	14	3
172538-17800-N	14	3 -1
172538-18090	64	11
172538-18090-Y	64	11 -1
172538-19010	67	4
172538-19020	67	5
172538-19040	67	7

Parts No.	Fig. No.	Ref. No.	
172538-19220	64	19	
172538-19400-1	65	17 -1	
	78	18 -1	
172538-19410-1	65	19 -1	
	78	20 -1	
172538-19502-2	36	3	
172538-19502-Y	36	3 -1	
172538-19550-1	46	2	
172538-19600-1	36	4	
172538-19610-1	36	5	
		44	
172538-19620-1	36	6	
172538-19650	46	3	
172538-19700	36	38	
172538-19710	36	39	
172538-19730	36	7	
172538-19810	46	14	
172538-19840	46	15	
172538-19870	66	36	
172538-19901	46	4	
		20	
172538-19930	66	37	
172538-19950	46	5	
		57	19
		65	20
172538-19970	46	16	
		21	
		24	
		21	
		42	
172538-35210	24	2	
172538-35210-Y	24	2 -1	
172538-35220	24	6	
172538-35220-Y	24	6 -1	
172538-35250-3	24	4	
		8	
172538-35250-Y	24	4 -1	
		8 -1	
172538-42000-1	25	4	
	26	6	
172538-42030	25	5	
172538-42050	25	6	
172538-42100	25	7	
172538-42150	25	8	
172538-42501-1	26	10	
172538-42600-1	26	13	
172538-42800-1	26	20	
172538-42850-1	26	23	
172538-42890	26	24	
172538-42900	26	25	

Parts No.	Fig. No.	Ref. No.
172538-42910	26	49
172538-42951-1	26	26
172538-43000-2	34	1
	35	1
172538-43001-1	34	1 -1
	35	1 -1
172538-43050-2	34	2
	35	2
172538-43101-1	34	6
	35	6
172538-43150-1	27	5
172538-43151	27	5 -1
172538-43200-1	27	6
172538-43240	27	7
172538-43300-1	27	10
172538-43301	27	10 -1
172538-43400	27	12
172538-43420-1	27	13
172538-43450-1	27	14
172538-43600	26	29
172538-43650	26	30
172538-45100	28	2
172538-45200-1	28	11
172538-45210	28	8
172538-45220	31	17
172538-45400	30	1
172538-45500-1	28	28
172538-45601-1	28	13
172538-45650-1	28	14
172538-45650-Y	28	14 -1
172538-45700	60	1
172538-46110-1	31	2
172538-46131	31	3
172538-46141-1	31	4
172538-46150	31	6
172538-46200-1	31	7
172538-47600	29	1
172538-47610	29	2
172538-47630	29	1 A
172538-47750	29	5
172538-47760	29	12 A
172538-47801	29	5 A
172538-47860	29	7
172538-47870	29	9
172538-47880	29	10
172538-52101-2	32	1
172538-52102-1	32	1 -1
172538-52102-Y	32	1 -2
172538-52502	33	2
172538-52503	33	2 -1

Parts No.	Fig. No.	Ref. No.
172538-52504	33	2 -2
172538-52505	33	2 -3
172538-53320	33	23 -1
172538-53330	33	20 B
172538-53350	33	21
172538-53370	33	22
172538-53390	33	27 -1
172538-53510	33	27
172538-53660-1	33	15
172538-55501	29	14
172538-60100	7	33
	8	33
172538-60110	7	34
	8	34
172538-60120	7	35
	8	35
172538-60130	7	36
	8	36
172538-60140	36	16
172538-60150	36	17
172538-60160	36	18
172538-60170	36	19
172538-60171	36	19 -1
172538-60180	36	20
172538-60190	36	21
172538-60200	36	22
172538-60210	36	23
172538-60211	36	23 -1
172538-60220	36	24
172538-60230	7	37
	8	37
172538-60240	33	16
172538-60250	33	7
172538-60251	33	7 -1
172538-60260	33	8
172538-60271	33	5
172538-60280	33	9
172538-60290	33	6
172538-60300	33	10
172538-60311	33	11
172538-60320	33	12
	65	22
	78	21
172538-60350	41	110
	73	1
172538-60360	41	111
	73	2
172538-60600	38	26
172538-60610	38	27
172538-60620	38	29

Parts No. Index

Parts No.	Fig. No.	Ref. No.
172538-60630	38	28
172538-60640	38	32
172538-60650	38	33
172538-60660	38	34
172538-60670	38	35
172538-60680	38	30
172538-60690	38	36
172538-60700	38	37
172538-60710	38	31
172538-60721	38	38
172538-60722	38	46
172538-60731	38	39
		47
172538-60750	38	2
172538-60760	38	3
172538-60770	38	4
172538-60860	29	15
172538-60870	29	16
172538-60890	29	18
172538-60900	29	19
172538-60910	29	20
172538-60920	29	21
172538-60940	34	17
172538-60960	33	29
172538-60970	41	112
	73	3
172538-61121-2	34	13
172538-61121-Y	34	13 -1
172538-61150-2	34	14
	35	13
172538-61150-Y	34	14 -1
	35	13 -1
172538-61200-1	39	35
172538-61200-Y	39	35 -1
172538-61250	39	36
172538-61303-2	34	9
	35	9
172538-61304-1	34	9 -1
	35	9 -1
172538-61304-Y	34	9 -2
	35	9 -2
172538-61452-2	34	10
	35	10
172538-61452-Y	34	10 -1
	35	10 -1
172538-61600-2	34	7
	35	7
172538-61600-Y	34	7 -1
	35	7 -1
172538-61750-2	34	18

Parts No.	Fig. No.	Ref. No.
172538-61750-2	35	25
172538-61750-Y	34	18 -1
	35	25 -1
172538-61780-2	34	19
172538-61780-Y	34	19 -1
172538-61800	34	20
	35	26
172538-61810	34	21
172538-61840-2	34	22
	35	30
172538-61840-Y	34	22 -1
	35	30 -1
172538-61891-2	34	23
172538-61892	34	23 -1
	35	31
172538-61892-Y	34	23 -2
	35	31 -1
172538-61951-1	34	31
	35	19
172538-61961-1	34	32
	35	20
172538-62100	34	27
	35	15
172538-62150	34	28
	35	16
172538-63400	29	22
172538-63420	29	23
172538-63430	29	24
172538-63440	29	25
172538-63450	29	26
172538-64050	36	1
	37	1
172538-64060	36	1 A
	37	1 A
172538-64101-1	36	13
	37	6
172538-64301-2	36	25
172538-64301-Y	36	25 -1
172538-64320-2	36	26
172538-64320-Y	36	26 -1
172538-64470-1	36	11
	37	4
172538-64470-Y	36	11 -1
	37	4 -1
172538-64500-1	36	27
172538-64501	36	27 -1
172538-64640-1	36	28
172538-64641	36	28 -1
172538-64690-1	36	29
172538-64751-2	36	41

Parts No.	Fig. No.	Ref. No.
172538-64751-Y	36	41 -1
172538-64790-1	36	42
172538-64800-1	36	43
172538-65111-1	38	41
172538-65111-Y	38	41 -1
172538-65300	38	54
172538-65310	38	42
172538-65320	38	44
172538-65380	38	45 -1
172538-65401	38	45
172538-65630-1	38	1
172538-65650-2	38	49
172538-65650-Y	38	49 -1
172538-65740-2	38	12
172538-65740-Y	38	12 -1
172538-65780	38	13
172538-65800	38	14
172538-65821	38	15
172538-65850	38	16
172538-65860	38	17
172538-65950-1	38	55
172538-66000	38	6 -1
172538-66000-1	38	6
172538-66320	77	29
172538-66320-1	45	1
172538-66460	44	2
	77	30
172538-66470	44	3
	77	31
172538-66480	44	4
	77	32
172538-66490	44	5
	77	33
172538-66500	44	6
	77	34
172538-66510	44	7
	77	35
172538-66520	44	8
	77	36
172538-66530	44	9
	77	37
172538-66710	43	2
	73	10
172538-66720	43	3
	73	11
172538-66740	43	5
	73	13
172538-67010	41	5
	74	1
172538-67030	41	6

Parts No.	Fig. No.	Ref. No.
172538-67030	74	2
172538-67040	41	7
	74	3
172538-67060	41	8
	74	4
172538-67070	41	9
	74	5
172538-67090	41	10
	74	6
172538-67100	41	11
	74	7
172538-67120	41	12
	74	8
172538-67130	41	13
	74	9
172538-67150	41	14
	74	10
172538-67160	41	15
	74	11
172538-67180	41	16
	74	12
172538-67190	41	17
	74	13
172538-67210	41	18
172538-67230	41	19
	74	14
172538-67250	41	20
		20 -1
	74	15
172538-67260	41	20 A
	74	16
172538-67270	41	21
	74	17
172538-67290	41	22
	74	18
172538-67310	41	23
	74	19
172538-67330	41	24
172538-67350	41	25
	74	20
172538-67390	41	27
172538-67410	41	28
	74	21
172538-67430	41	29
172538-67450	41	30
	74	22
172538-67470	41	31
	74	23
172538-67490	41	32
	74	24

Parts No. Index

Parts No.	Fig. No.	Ref. No.
172538-67510	41	33
	74	25
172538-67520	41	34
	74	26
172538-67530	41	35
	74	27
172538-67540	41	36
	74	28
172538-67550	41	79
172538-67560	41	37
	74	29
172538-67570	41	80
	75	29
		30
172538-67580	41	81
	75	31
172538-67590	41	38
	74	30
172538-67600	41	79 -1
	75	32
		33
172538-67610	41	39
172538-67620	41	40
172538-67630	41	53
		82
172538-67640	41	41
172538-67650	41	42
	74	31
		32
172538-67660	41	43
		56 -2
		85 -2
	74	33
		34
	75	2
		34
172538-67670	41	44
		47 A
		47 B
	42	36 A
	74	35
		36
		37
	77	17
172538-67680	41	45
	74	38
172538-67690	41	46
	74	39
172538-67700	42	15
	77	1

Parts No.	Fig. No.	Ref. No.
172538-67710	41	47
		47 C
172538-67720	41	4
		4 -1
		54
		57 -2
		83
		83 A
		86 -2
	42	31 A
	74	40
		41
		42
		43
	75	3
		4
		35
		36
	77	2
172538-67730	42	16
172538-67740	42	17
	77	3
172538-67750	41	3
172538-67760	42	2
172538-67770	41	2
	74	44
172538-67780	41	55
		84
	75	5
		37
172538-67790	41	56
		85
172538-67800	41	57
		86
	44	10
172538-67810	41	58
		87
172538-67820	41	59
		88
	75	6
		38
172538-67830	41	60
		89
	75	7
		39
172538-67840	41	90
172538-67850	41	91
172538-67860	41	58 -2
		87 -2
	75	8

Parts No.	Fig. No.	Ref. No.
172538-67860	75	40
172538-67870	42	2 -1
	76	2
172538-67880	74	45
172538-67900	39	5
172538-67950	41	90 -1
	75	41
		42
172538-67960	41	90 A
	75	43
		44
172538-67970	41	90 B
	75	45
		46
172538-67980	41	83 A-1
	75	47
		48
172538-67990	41	91 -1
	75	49
172538-68010	41	48
	74	46
172538-68100	42	1
	76	1
172538-68110	42	3
	68	2
	76	3
172538-68120	42	4
	68	3
	76	4
172538-68130	42	5
	68	4
	76	5
172538-68140	42	6
	69	2
	76	6
172538-68150	42	7
	69	3
	76	7
172538-68160	42	8
	69	4
	76	8
172538-68170	42	9
	76	9
172538-68180	42	10
	76	10
172538-68190	42	11
	76	11
172538-68200	42	12
	76	12
172538-68210	42	13

Parts No.	Fig. No.	Ref. No.
172538-68210	76	13
172538-68220	42	8 A
	68	5
	69	5
	76	14
172538-68230	41	109 B
	74	53
172538-68260	42	18
	77	4
172538-68270	42	19
	77	5
172538-68280	42	20
	77	23
172538-68290	42	21
	77	6
172538-68300	42	22
	77	7
172538-68310	42	23
	77	8
172538-68320	42	24
	77	24
172538-68330	42	25
	77	9
172538-68340	42	26
	77	10
172538-68350	42	27
	77	11
172538-68360	42	28
	77	12
172538-68370	42	29
	77	13
172538-68380	42	30
	77	14
172538-68390	42	31
	77	15
172538-68410	40	2
172538-68411	40	2 -1
172538-68412-1	40	2 -2
172538-68450	40	3
	73	5
172538-68460	40	4
	73	6
172538-68470	40	5
	73	7
172538-68480	40	6
	73	8
172538-68500	42	32
	77	16
172538-68510	42	33
	77	18

Parts No. Index

Parts No.	Fig. No.	Ref. No.
172538-68520	42	34
	77	19
172538-68530	42	35
	77	20
172538-68540	42	36
	77	21
172538-68550	73	9
172538-68620	41	47 D
172538-68630	41	47 E
172538-68640	41	47 F
172538-68650	41	47 G
172538-68660	41	47 H
172538-68670	41	47 I
172538-68680	41	47 J
172538-68690	77	22
172538-68700	41	49
	75	1
172538-68710	41	61
	75	9
172538-68720	41	62
	75	10
172538-68730	41	63
		92
	75	11
		50
172538-68740	41	64
		93
	75	12
		51
172538-68750	41	65
	75	13
172538-68760	41	66
	75	14
172538-68770	41	67
	75	15
172538-68780	41	68
	75	16
172538-68790	41	69
	75	17
172538-68800	41	75
172538-68801	41	75 -1
	75	28
172538-68810	41	94
	75	52
172538-68820	41	95
	75	53
172538-68830	41	96
	75	54
172538-68840	41	97
	75	55

Parts No.	Fig. No.	Ref. No.
172538-68850	41	98
	75	56
172538-68860	41	99
	75	57
172538-68870	41	100
	75	58
172538-68880	41	101
	75	59
172538-68890	41	70
		102
	75	18
		60
172538-68900	41	71
		103
	75	19
		61
172538-68910	41	72
		104
	75	20
		62
172538-68920	41	73
		105
	75	21
		63
172538-68930	41	74
		106
	75	22
		64
172538-68940	41	52
		107
	75	23
		65
172538-68950	41	51
		108
	75	24
		66
172538-68960	41	50
		109
	75	25
		67
172538-68970	41	78
	75	68
172538-68980	41	77
	75	69
172538-68990	41	76
172538-68991	41	76 -1
	75	70
172538-69590	39	8
172538-69600-1	39	9
172538-69750-1	39	10

Parts No.	Fig. No.	Ref. No.
172538-69880-1	39	23
172538-69960-1	39	24
172538-72100-2	47	1
172538-72100-N	47	1 -1
172538-72110-2	47	11
172538-72110-N	47	11 -1
172538-72150-2	47	15
172538-72150-N	47	15 -1
172538-72200	47	17
172538-72300-2	48	1
172538-72300-N	48	1 -1
172538-72310-2	48	13
172538-72310-N	48	13 -1
172538-72350-2	48	17
172538-72350-N	48	17 -1
172538-72400	48	21
172538-73400	51	1
	71	1
172538-73510	52	1
172538-74800	56	1
172538-75011	54	5
172538-75400	54	11
172538-76400-1	58	5
172538-76400-Y	58	5 -1
172538-76500-2	57	2
172538-76500-Y	57	2 -1
172538-76550-2	57	3
172538-76550-Y	57	3 -1
172538-76730-1	55	46
172538-76740-1	55	47
172538-76800	55	49
172538-78100	56	11
172538-78110	56	12
172538-78120	56	3
172538-78130	56	10
172538-78141	56	13
172538-78150	56	6
172538-78160	56	4
172538-78171	56	14
172538-78190	57	13
172538-78210	57	14
172538-78240	57	9
172538-78250	57	10
172538-78260	57	15
172538-78300	57	8
172538-78550	58	17 -1
172538-78560	58	18 -1
172538-78570	58	17
172538-78580	58	18
172538-78600	58	22

Parts No.	Fig. No.	Ref. No.
172538-78610	57	23
172538-78761	56	18
172538-91101-2	60	8
172538-91102-3	60	8 -1
172538-91102-Y	60	8 -2
172538-91181	60	12
172538-91210	60	13
172538-91260	61	7
172538-91301	60	16
172538-91350	61	16
172538-91500	61	10 -1
172538-91500-Y	61	10 -2
172539-08050	33	20 -1
172539-13310	8	2
172539-13550	8	6
172539-13700-1	8	15
172539-16800	64	1
172539-16801	64	1 -1
172539-18060	65	2
	78	3
172539-18070	65	6
	78	7
172539-18080	65	10
	78	11
172539-18100	66	2
172539-18170	66	4
172539-18190	66	5
172539-18200	66	6
172539-18240	66	7
172539-18250	66	8
172539-18270	64	15
172539-18300	64	16
172539-18310	64	17
172539-18380	65	13
172539-18450	65	35
	78	32
172539-18500	65	36
	78	33
172539-18650	37	9
172539-18650-Y	37	9 -1
172539-18670	37	10
172539-18680	64	2
172539-18700	37	11
172539-18730	65	37
	78	34
172539-18800	64	18
172539-18850	78	14
172539-18910	65	14
	78	15
172539-18920	65	15

Parts No. Index

Parts No.	Fig. No.	Ref. No.
172539-18920	78	16
172539-18980	65	3
		7
	78	4
		8
172539-19060	67	9
172539-19080	67	12
172539-19100	78	19
172539-19200	67	14
172539-19470	65	16
172539-19480	65	17
	78	18
172539-19520	65	18
172539-19530	65	19
	78	20
172539-19600	64	20
172539-19610	64	21
172539-19620	64	22
172539-19630	64	25
172539-19690	64	28
172539-19700	64	43
172539-19750	64	29
172539-19820	66	35
172539-19900	67	22
172539-19950	78	17
172539-53310	33	20
172539-60400	64	33
172539-60410	64	34
172539-60430	64	13
172539-60440	65	12
	78	13
172539-60470	65	5
	78	6
172539-60480	65	9
	78	10
172539-60490	64	14
172539-60940	35	23
172539-61740	35	22
172539-61810	35	27
172539-61820	35	28
172539-61830	35	29
172539-64300	37	13
172539-64300-Y	37	13 -1
172539-64320	37	14
172539-64320-Y	37	14 -1
172539-64500	37	15
172539-65600	38	1 B
172539-74800	56	1 -1
172541-11900	4	16
172541-78110	56	17

Parts No.	Fig. No.	Ref. No.
172648-16600	11	2 A
		5 A
	64	1 A
	72	2 A
		5 A
172649-12390	25	1
	26	1
172649-72600	70	48
172649-72750	70	89
172649-73680	70	64
172649-73740	71	39
172649-73810	71	45
172650-73640	70	21
		24
		53
172650-73690	71	27
172650-73870	71	60
172651-73610	70	20
172651-73730	70	91
	71	38
172652-73750	55	1
172652-73770	55	3
172652-73780	55	4
172652-73790	55	5
172653-71310	70	3
172653-71320	70	8
172653-71360	70	59
172653-71390	70	62
172653-71410	70	63
172653-71420	70	4
172653-71430	70	5
172653-71440	70	6
172653-71460	70	11
172653-71470	70	12
172653-71480	70	13
172653-71490	70	14
172653-71520	70	22
172653-71530	70	25
172653-71540	70	26
172653-71550	70	23
172653-71560	70	41
172653-71580	70	42
172653-71590	70	43
172653-71600	70	44
172653-71610	70	45
172653-71620	70	46
172653-71630	70	47
172653-73320	71	6
172653-73330	71	9
172653-73340	71	61

Parts No.	Fig. No.	Ref. No.
172653-73350	71	62
172653-73360	71	63
172653-73390	71	11
172653-73400	71	12
172653-73410	71	13
172653-73420	71	14
172653-73430	71	15
172653-73440	71	16
172653-73450	71	17
172653-73460	71	18
172653-73470	71	19
172653-73480	71	20
172653-73490	71	21
172653-73500	71	22
172653-73530	71	25
172653-73550	71	34
172653-73570	71	36
172653-73580	71	26
		37
172730-61890	38	53
172734-65260	38	8
172734-65270	38	9
172738-47900	26	31
172A07-03160	1	3
	9	25 A
172A07-03410	79	3
172A22-03220	1	40
		40 -1
	60	14 A
		14 A-1
172A36-03411	1	19
	2	8
	38	7 B
172A37-03150	79	4
172A37-03160	79	5
172A37-03231	79	12
172A37-03241	79	13
172A37-03250	79	14
172A37-03271	79	15
172A37-03290	79	16
172A37-03300	79	21
172A37-03330	79	18
172A37-03350	79	20
172A37-03370	79	26
172A37-03410	79	17
172A37-03710	79	19
172A38-03201	1	4
	7	29 A
		30
	8	29 A

Parts No.	Fig. No.	Ref. No.
172A38-03201	8	30
172A38-03211	1	5
	7	29 B
	8	29 B
172A47-16130	10	5
172A47-17210	13	2 A
172A47-17211	13	2 A-1
172A47-18230	67	10
172A47-18300	67	44
172A47-54610	33	23
172A47-78320	56	17 -1
172A47-78330	56	6 -1
172A64-03700	1	2
	13	11 A
172A64-17250	36	15
	37	8
172A64-72020	49	2
172A64-76190	47	23 -1
	48	26 -1
172A66-03220	1	40 -2
172A69-18100	67	3
172A69-18430	66	9
172A69-19680	67	21
172A69-69180	41	47 C-1
	74	47
172A69-69790	41	47 K
	74	48
172A69-69800	41	47 L
	74	49
172A78-18100	67	23 -2
172A78-18110	67	30 -1
177035-02920	21	1
		17
	23	1
184014-59510	9	17
184016-55700	9	21
184016-55701	9	21 -1
187B01-25710	16	1
187B01-25910	16	3
187B01-26100	17	26 A
194080-75790	32	7
194145-04810	58	10
194145-31520	18	6
194150-22480	26	4
194205-36320	23	12
194320-53440	12	35
194440-51630	64	3
194447-14140	17	29
	23	2
194465-11940	66	1

Parts No. Index

Parts No.	Fig. No.	Ref. No.
194640-33590	20	8
194640-34150	20	10
194680-51670	11	6
	72	6
194990-20170	25	2
194990-22120	64	30
198010-36310	23	11
198010-36390	23	13
198162-00640	7	1
	8	1
198240-33570	20	6
198240-33630	20	9
198250-31630	18	8
198250-31810	18	9
198250-31820	18	10
198250-33540	20	4
198250-33550	20	5
198250-33570	20	7
198290-32750	23	4
198360-31530	18	7
198535-52110	11	3 B
		13 B
	72	3 B
		13 B
198535-52120	11	3 C
	72	3 C
198535-52130	11	3 D
		13 C
	72	3 D
		13 C
198535-52170	11	3 E
		13 D
	72	3 E
		13 D
1A1040-43900	66	13
1A1380-59480	4	19
1A1531-83400	13	24
1A1686-57850	7	60
	8	58
	9	30
	11	7
		7 -1
	64	32
	72	7
1A6210-16150	26	2
1A6210-16160	26	3
1A6260-85270	37	16
1A6380-24080	55	20
1A6780-57110	12	25
1A6780-57200	13	13

Parts No.	Fig. No.	Ref. No.
1A7030-87090	67	33 -1
1A7030-87411	65	27
	78	24
1A7030-88100	67	33
1A7030-88101	67	33 B
1A7030-88760	67	11
		13
1A7030-88820	67	6
1A7030-88840	67	8
1A7400-06310	57	18
1A7410-87610	67	18
1A7410-87630	67	19
1A7470-88420	67	20
1A7951-51300	67	33 A
1A8100-53300	12	22
1A8100-53320	12	24
1A8110-84210	65	26
	78	23
1C6281-52310	5	14
		15
	27	17
	28	17
	31	9
		10
1C6281-52320	5	16
	25	11
	28	29
1C6360-65700	26	32
1C6560-47000	27	16
1C6860-37030	64	31
1D4220-58150	67	15
1E4440-99160	13	25
1E4760-43090	5	27 A
		34
1E6299-03000	9	14
1E6680-81120	12	37
1E6680-81130	12	39
		41
1E6686-03050	9	15
1E8322-81050	12	33
1E8465-83170	11	3 I
	72	3 I
1E8490-84130	11	3 G
	72	3 G
1E8545-80210	67	34
1E8545-80250	67	35
1E8685-79920	67	16
1E8685-79940	67	17
1E8775-84120	11	3 F
	72	3 F

Parts No.	Fig. No.	Ref. No.
1E8941-01650	4	24
1E9000-82000	12	40
1E9000-82010	12	42
1E9000-82020	12	43
1E9110-79610	67	23
1E9110-79611	67	23 -1
1E9110-79680	67	24
1E9110-80100	67	25
1E9110-80110	67	31
1E9110-80130	67	26
1E9110-80140	67	27
1E9110-80150	67	28
1E9110-80160	67	29
1E9110-80170	67	30
1E9110-80180	67	32
1E9110-81100	12	34
1E9110-81110	12	36
1E9110-81120	12	38
1F4190-41040	37	12
22137-040000	12	65
	38	56
22137-050000	12	66
		67
22137-060000	5	17
		18
		26
		32
	27	18
	31	11
	64	6
22137-080000	3	18
	4	28
	5	19
	7	38
	8	38
	25	12
	28	18
		30
	31	12
	38	19
		50
	39	2
	40	9
	56	19
22137-100000	3	4
	6	11
	14	4
	26	33
	28	19
	34	3

Parts No.	Fig. No.	Ref. No.
22137-100000	35	3
	48	27
	66	16
22137-120000	9	10
	27	19
		20
	39	25
	54	13
22137-140000	29	3
	39	32
	50	2
22157-060000	13	26
22157-080000	10	11
	65	38
	78	35
22157-120000	60	17
	61	21
22217-040000	12	44
	38	57
22217-050000	12	45
		46
22217-060000	5	20
	66	17
22217-080000	3	17
	39	3
	40	10
	66	18
22217-100000	3	5
		25
	6	12
	16	12
	23	16
	26	34
	28	20
	41	74 A
		109 A
	53	13
	66	19
	75	26
		71
		73
		74
22217-120000	5	21
	15	2
	39	26
	40	7
	60	18
	73	15
22217-140000	32	13
	50	3

Parts No. Index

Parts No.	Fig. No.	Ref. No.
22217-140000	63	4
22242-000120	27	21
22242-000180	70	102
22242-000200	29	11
22242-000250	23	14
	26	35
	70	7
22242-000300	16	13
22242-000350	16	14
22242-000450	16	15
	17	20
22252-000120	70	96
22252-000370	29	12
22252-000400	66	20
22272-000090	64	36
22312-100160	17	21
		48
22312-100180	20	11
	21	8
		9
		10
		24
		25
		26
	23	17 -1
22312-100200	23	17
22351-060032	31	13
22351-060036	18	11
22351-060050	26	36
22351-080020	15	3
22351-080050	27	22
		23
22360-100000	60	5
22411-250200	27	24
22417-200200	38	20
		21
22417-250320	28	6
22486-060180	28	21
	31	14
22486-080160	25	13
22486-080240	25	14
22487-080600	28	31
22867-400101	67	36
23000-048000	46	7
23000-060000	4	11
		12
		12 -1
23000-070000	46	8
23001-022000	46	11
	56	7

Parts No.	Fig. No.	Ref. No.
23001-022000	57	17
	66	38
23001-025000	4	20
23001-035000	4	29
	56	8
		16
23001-041000	7	39
	8	39
	56	9
23061-050300	9	28
23065-070130	7	29
	8	29
23391-020000	55	51
23393-020000	55	52
23414-080000	23	23
23414-160000	21	11
		27
	23	18
23490-080002	23	19
23491-140002	4	21
	7	54
	8	54
23857-030000	23	24
23871-010000	22	9
23871-060000	21	12
		28
23887-160002	21	13
24101-060094	16	16
24101-062074	16	17
24101-062084	16	18
24101-062104	18	12
24101-062114	18	13
24101-063064	16	19
24104-062030	66	21
24141-302110	19	12
24141-322100	19	13
24143-303060	17	22
		49
24144-303070	17	23
		50
24190-160001	23	15
24311-000160	4	22
	7	55
	8	55
	9	24
24311-000180	55	14
	58	2
24311-000240	16	20
	17	51
24311-000380	54	14

Parts No.	Fig. No.	Ref. No.
24311-000900	17	24
		24 -1
24311-350220	54	10
24315-000100	70	103
24315-000110	55	53
	70	38
		67
24315-000140	47	23 A
	48	26 A
	55	21 A
24315-000180	55	11
		13
		19
		23
		32
		37
		54
24315-000300	55	30 -1
		55
24321-000600	32	14
24321-000650	9	25
24321-001050	17	25
		52
	54	15
24321-001100	19	14
24341-000240	4	23
24341-000300	9	11
	54	16
24430-850009	22	14
24550-010200	64	24
		27
24550-012120	26	15
	27	9
	28	4
24550-016150	30	3
24550-020150	26	22
24550-025100	5	3
	26	16
24550-025150	26	12
		28
24550-030300	49	22
24550-035300	47	21
	48	20
24761-020000	5	22
	26	37
	33	17
	60	19
	61	22
24761-040000	26	38
	49	29

Parts No.	Fig. No.	Ref. No.
24761-040000	49	29 -1
	59	3
24761-050000	26	39
	49	31 -1
24764-020000	22	8
24764-040000	22	4
24764-050000	49	31
26013-060122	12	64
26013-060162	7	40
	12	47
		48
		48 -1
		49
		50
		51
		52
	13	27
		28
		29
		30
		31
		36
		37
26013-060252	12	53
26013-080122	11	10
	12	54
	72	10
26013-080162	7	41
	12	55
		56
		70
		71
	15	10
	33	20 C
	36	12
		30
	37	5
	46	9
	55	9
26013-080202	4	13
	7	41 -1
		42
		43
		44
		45
		46
	8	41 -1
		42 -1
		43 -1
		44 -1

Parts No. Index

Parts No.	Fig. No.	Ref. No.	
26013-080202	8	45 -1	
	12	57	
	13	32	
		33	
	27	25	
	29	27	
		28	
		29	
	31	15	
	34	15	
	35	14	
	36	31	
	54	17	
	66	22	
	26013-080252	9	29
	26013-080302	31	16
		38	51
	26013-080402	28	22
	26013-080452	38	22
	26013-080552	7	47
	8	47	
26013-100162	4	18	
	10	7	
26013-100202	38	7	
	6	13	
		14	
	11	11	
		12	
	14	5	
		6	
	26	40	
	28	23	
	33	24	
		25	
	34	11	
		12	
		16	
	35	11	
		12	
36	2		
	32		
	45		
37	2		
38	23		
39	37		
47	24		
48	28		
49	30		
61	23		
72	11		

Parts No.	Fig. No.	Ref. No.
26013-100202	72	12
	9	12
26013-100252	12	59
	17	27
		54
	22	15
		16
	26	42
	29	13
	34	4
		8
		29
	4	
	8	
	52	2
26013-100302	54	18
	66	23
	7	58
	8	46
	12	60
	23	20
	25	15
	26	41
		43
		44
	27	26
	28	24
36	14	
37	7	
38	43	
53	15 -1	
55	38	
66	24	
26013-100352	53	15
	57	5
26013-100402	58	19
	19	15
	34	33
	35	21
26013-100452	16	21
		22
	58	8
26013-100502	22	17
	36	33
	55	39
	58	20 -1
	9	13
26013-120302	30	4
	54	19

Parts No.	Fig. No.	Ref. No.
26013-120402	51	3
	61	24
26013-120502	21	14
		29
	21	15
26013-120952		30
	42	16 -1
26014-060122	36	9
26014-060162		46
		47
		48
		37
	67	37
	8	40
	64	7
	65	28
		29
		30
26014-060202		39
	78	25
		26
		27
		36
		38
	67	38
	3	19
	7	48
	8	48 -1
26014-060252	36	34
		35
	56	2
		2 -1
	64	8
	67	39
	8	41
		42
		43
		44
26014-080162		45
	11	16
	37	17
		18
		19
	45	2
	66	25
		26
	72	16
	77	25
26014-080202	64	37
	67	40
	66	27

Parts No.	Fig. No.	Ref. No.
26014-080402	41	39 -1
	66	28
26014-080452	66	29
26014-100162	38	7 -1
26014-100202	34	5
		24
		25
		26
	35	5
		32
		33
		34
		35
	36	36
	37	
	41	40 -1
	46	10
	65	31
		32
		33
		45
		46
	74	50
		51
		52
	78	28
		29
		30
		40
		41
26014-100252	4	14
	33	18
	34	29 -1
	35	17
	37	20
	38	24
	64	38
		39
		40
26014-100302	3	20
	6	15
		16
	29	17
26014-100352	3	21
	6	17
26014-100452	6	17
26022-050162	9	33
	12	61
26023-050122	64	41
26023-060142	41	56 -1
		85 -1

Parts No. Index

Parts No.	Fig. No.	Ref. No.	
26023-060162	41	57 -1	
		86 -1	
	44	10 -1	
		26	
26023-060202	41	58 -1	
		87 -1	
	67	41	
26033-040202	4	30	
		67	42
26051-060002	4	31	
		7	49
26051-080002	8	49	
		28	25 -1
		56	20
	64	42	
		65	40
	78	37	
		25	16
	26051-100002	26	45
			27
		27	28
41			53 -1
26076-100252	75	82 -1	
		27	
		72	
	75	75	
		76	
		18	
26076-100302	6	19	
		20	
		21	
		27	
26076-120352	39	28	
		73	16
26076-120402	39	20	
		60	20
26076-120452	60	20	
26106-060402	66	30	
26106-080652	9	31	
26116-080162	39	33	
26116-080402	15	15	
26116-100352	20	12	
26116-100652	3	6	
26116-100902	23	21	
26116-120602	15	4	
26116-120952	15	5	
26116-121002	15	6	
26116-121102	15	7	
26116-140352	32	15	
26116-200852	33	30	
26116-201002	33	26	
		26 -1	

Parts No.	Fig. No.	Ref. No.	
26156-100502	16	23	
		17	26
		53	
26156-140402	50	4	
		24	10
26156-200352	24	10	
26216-100452	16	24	
26347-080002	5	16 -1	
		27 B	
		28	25 -2
26347-100002	38	25	
		26450-060162	5
26450-100352	70	33	
		15	
		55	39 -1
26450-100452	21	56	
		16	
		31	
26450-120702	70	39	
		26587-040062	28
26587-040102	67	43	
26587-040122	38	58	
		67	36 -1
		3	22
26702-100002	3	22	
26716-040002	12	62	
		38	59
26716-050002	12	12	
		58	
		5	24
26716-060002	64	9	
		66	31
		3	23
26716-080002	5	27 C	
		35	
		10	12
26716-100002	25	17	
		28	25
	39	4	
		40	11
	66	32	
		3	7
	6	26	
		22	
		16	25
		26	46
28		26	
53		14	
58	21		
26716-120002	5	25	
		15	8
26736-100002	26	47	

Parts No.	Fig. No.	Ref. No.	
26736-100002	26	48	
		39	34
26736-140002	63	5	
		29	4
		55	27
26776-140002	29	42	
		53 -1	
		37 -1	
41851-000110	55	54 -1	
		27 B	
		794130-71410	33
794251-13910	18	1	
933110-00301	13	7	
933125-59600	47	22	
		48	25
		49	23
		58	9
		58	9 -1
933155-09670	58	9	
933155-09670-Y	58	9 -1	
933160-01370	55	15	
933168-55770	57	25	

Parts No.	Fig. No.	Ref. No.
-----------	----------	----------