

0CS10-M51901EN

P R E F A C E

1. This Parts Catalog carries Yanmar excavator (crawler back-hoe) Vio55-5B (for U. S. A. , Australia, New Zealand, Korea & Singapore).

2. Parts catalog history

		Parts catalog NO.	Published	Remarks
1st edition	Vehicle	OCS10-G51900	Apr. , 2008	Disuse old edition
	Engine	OCB10-G75600		
1st revised	Vehicle	OCS10-G51901	Mar. , 2012	
	Engine	OCB10-G75600		

3. Your understanding is asking that this parts catalog is not a technical data manual setting forth as servicing procedures, This parts catalog is using simplified illustration.

Be sure to use Yanmar Genuine Parts in your maintenance servicing of Yanmar products. Be careful not to use the simple parts available in the market, otherwise their use in repairing causes such as an early breakage, for instance.

Directions for the Parts Catalog.

1. This Parts Catalog shows both standard and optional parts.
2. Parts may change without prior notice.
3. The following is an example of the Parts Catalog format.

REF.	LEV.	PARTS NO.	DESCRIPTION	Q'TY						I	R
				(A)	(B)	(C)	(D)	(E)	(F)		
1	1	729595-51390	FUEL INJECTION PUMP	1	1	1	1	1			1
1-1	1	729595-51391	FUEL INJECTION PUMP	1	1	1	1	1		N	1
		(A=E00185) (B=E00200)									
3	2	26022-060162	SCREW M 6X 16	9	9	9	9	9			
3-1	2	26022-060162	SCREW M 6X 16	4	4	4	4	4		K	
		(A=E00156) (B=E00156) (C=E00156) (D=E00156) (E=E00156)									
4	2	129470-51040	CAMSHAFT	1	1	1	1	1			
5	2	122710-51050	BEARING, ROLLER	2	2	2	2	2			
6	2	129470-51060	RETAINER	1	1	1	1	1			

Remarks
(1) BOOST COMPEMSATOR TYPE. OPTIONAL PART, TO E00155,(4JH-DT, 4JH-DTZ

① Ref. No.

The Ref. No. listed may not be in accordance with the illustration Ref. No.

(Ex.) Illustration No.

List Ref No.

1

1

(Before change)

1-1

(After change)

For interchangeable symbols N, R and K, illustrations for new parts may be abbreviated.

② Lev. (Level)

Level indication

The numbers below indicate the level of relativity towards the main part.

1 ----- Main parts (Assembly parts)

2 ----- Sub component included in " 1 ".

3 ----- Sub component included in " 2 ".

Note) Parts that are not for sale are partially illustrated but not listed.

③ Interchangeability Symbol

When a part change takes place, one of the following interchangeability symbols is indicated beside the part.

Symbol	Interchangeability	Contents note
N	Old $\begin{matrix} \leftarrow \text{Yes} \\ \text{No} \rightarrow \end{matrix}$ New	New Part is interchangeable for Old Part but Old Part is not interchangeable for New Part.
Q	Old $\begin{matrix} \leftarrow \text{No} \\ \text{Yes} \rightarrow \end{matrix}$ New	New Part is not interchangeable for Old Part but Old Part is interchangeable for New Part.
R	Old $\begin{matrix} \leftarrow \text{Yes} \\ \text{Yes} \rightarrow \end{matrix}$ New	New/ Old Parts are both interchangeable.
S	Old $\begin{matrix} \leftarrow \text{No} \\ \text{No} \rightarrow \end{matrix}$ New	New/ Old Parts are both not interchangeable.
W		Part newly added.
Z		Part discontinued.
F		Not interchangeable by a single part but interchangeable together with related parts.
K		Changes only for used parts quantities.

④ Effective Machine No.

When a part changes, the effective Machine No. will be indicated in the (A)-(F) column.

Product Symbol	Product No.	Product Symbol	Product No.
C	Clutch No. Compressor No.	F	Machine No. (Agricultural Equip.)
D	Drive No.	M	Machine No.
E	Engine No.		

Note 1) A date may follow the symbol. (Ex.) 1996.01

Note 2) "XXXXX" and "ZZZZZ" are for parts that could not be predicted or for engine models that could not be identified.

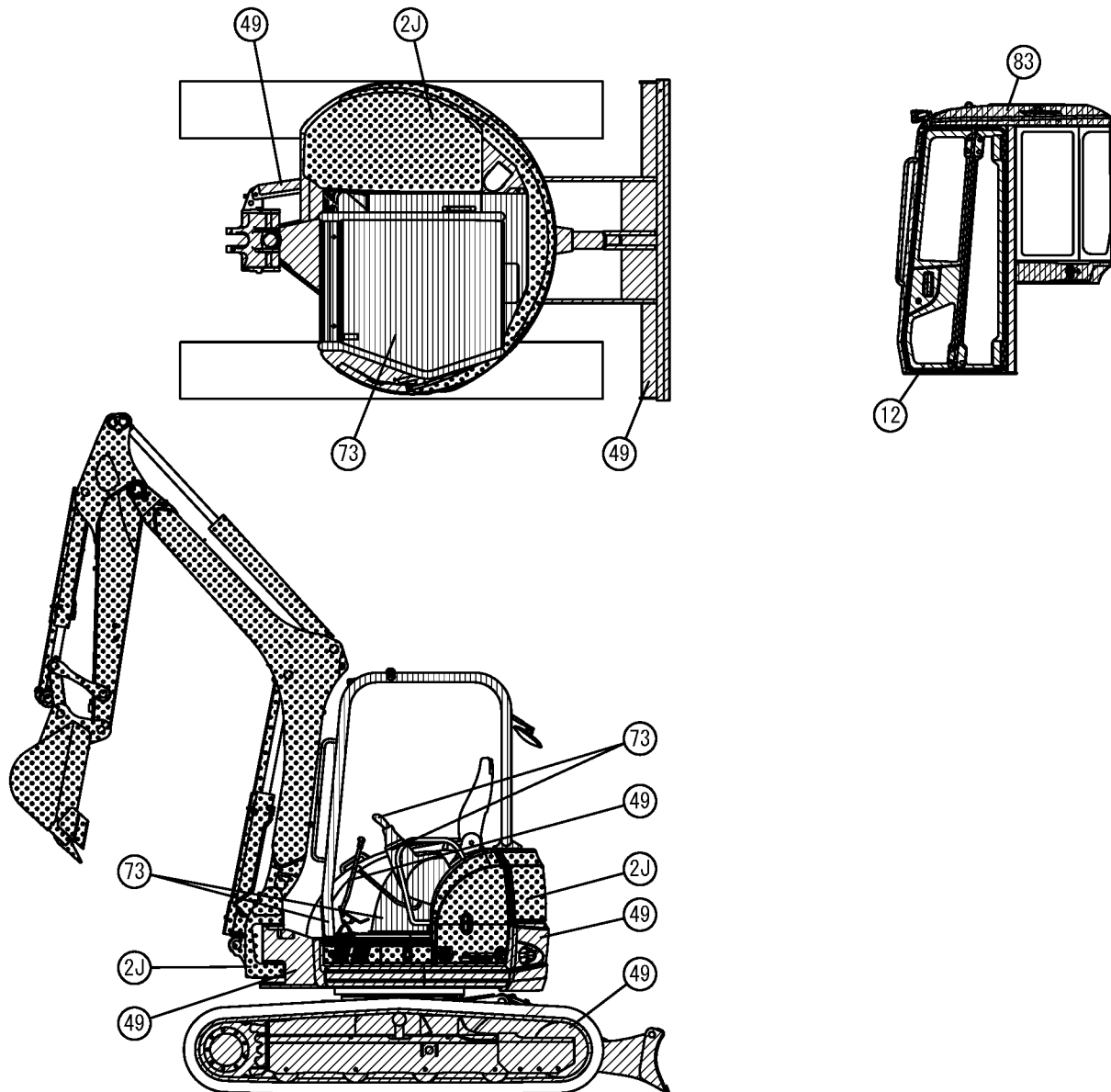
Note 3) (A=E00185) is the E (Engine Serial Number) for the column (A) model (in this case 4JH-DT) after the parts design change.




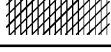

⑤ Remarks

Figures or alphabets (symbols) are entered in the remarks column.

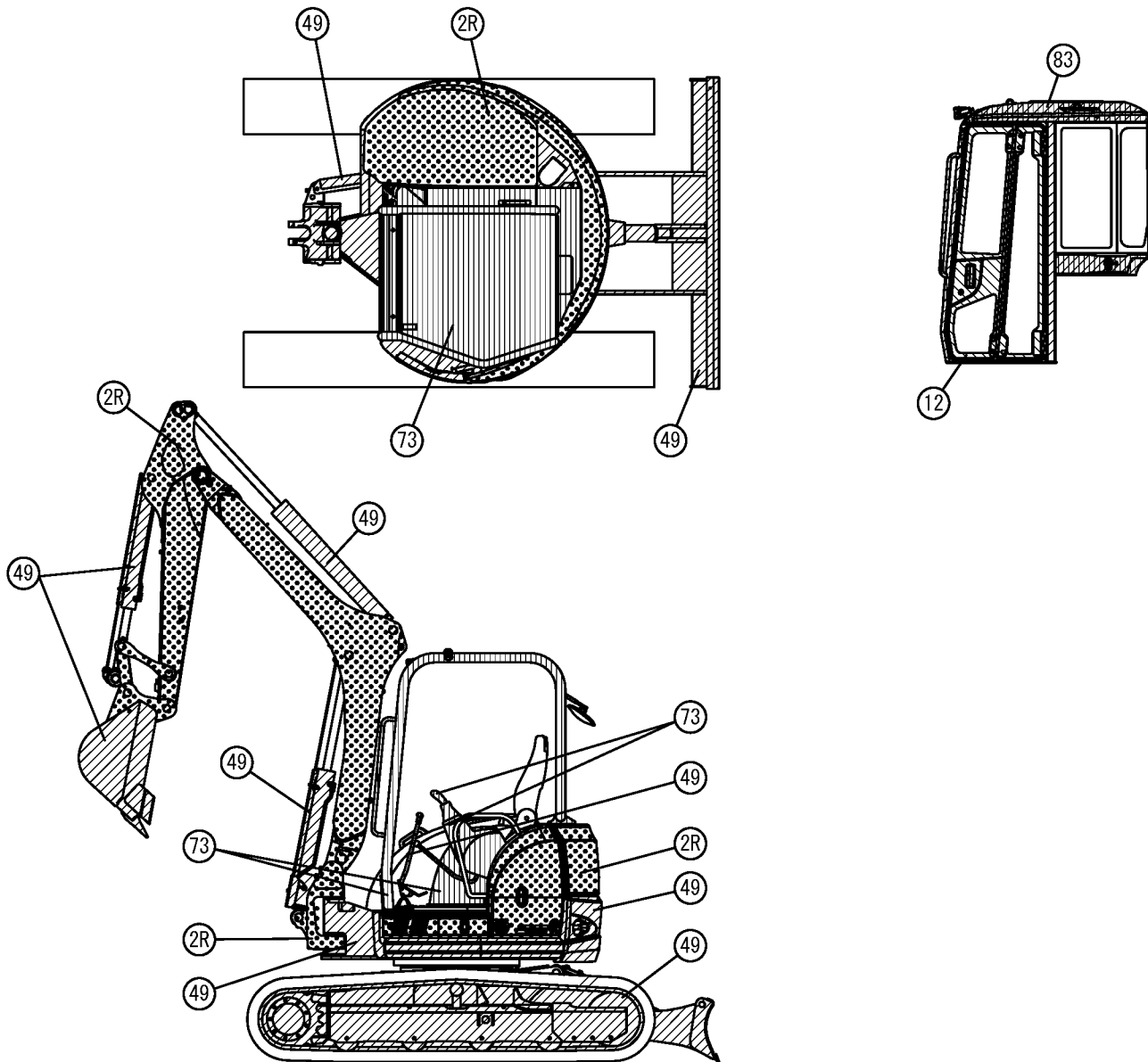
The comments (remarks) on parts that are indicated at the bottom of the illustration are the same symbols as those stated above.




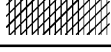

VEHICLE PAINTED COLOR(1) (TO M56000) (TO M59000:US)



Color Code	Description	Painted Color	Paint Part No.		
			16L Can	4L Can	SPRAY
49		YANMAR Navy Gray	-----	TOR-91390000	TOR-94800490
2J		YANMAR New Permanent Yellow 2	981101-09520	977620-40871	977620-30872
73		YANMAR Warm Gray	-----	-----	TOR-94800730
83		YANMAR Grayish Green	981101-09615	977620-40830	977620-30N41
12		YANMAR Black	-----	TOR-91220001	TOR-94800120

VEHICLE PAINTED COLOR (2) (FROM M56001) (FROM M59001 : US)



Color Code	Description	Painted Color	Paint Part No.		
			16L Can	4L Can	SPRAY
49		YANMAR Navy Gray	-----	TOR-91390000	TOR-94800490
2R		YANMAR Turmeric Yellow	-----	977620-41001	977620-41002
73		YANMAR Warm Gray	-----	-----	TOR-94800730
83		YANMAR Grayish Green	981101-09615	977620-40830	977620-30N41
12		YANMAR Black	-----	TOR-91220001	TOR-94800120

PICTURESQUE INDEX (1) · · · MAIN PARTS

LABEL Fig. 1, 2
 SAFETY LABEL Fig. 3
 LABEL (FRENCH FOR CANADA) Fig. 125, 133

HOLDING VALVE KIT Fig. 92~95
 EXTENSION BLADE KIT Fig. 120

BOOM CYLINDER Fig. 45
 ARM CYLINDER Fig. 46
 BOOM & BOOM BRACKET Fig. 85

RADIATOR & MOUNT Fig. 7
 FUEL TANK & FUEL PIPE Fig. 8
 BATTERY Fig. 9
 COMPRESSOR & PULLEY(A/C SPEC.) Fig. 18
 BONNET Fig. 38
 HYD. OIL TANK Fig. 69

WORK LAMP & CANOPY LAMP Fig. 14
 HEATER Fig. 15, 16, 130
 CABIN Fig. 39~42, 126, 127
 CANOPY Fig. 43

ACCELERATOR Fig. 5
 ELECTRIC PART Fig. 10~12
 TRAVEL ALARM Fig. 13, 136
 WINDOW WASHER Fig. 17
 COVER (A/C SPEC.) Fig. 20, 131
 CONTROL EQUIPMENT Fig. 23~29
 COVER Fig. 32~35, 132
 STEP & INSTRUMENT PANEL Fig. 36
 SEAT & SEAT MOUNT Fig. 37
 REMOTE CONTROL VALVE Fig. 66, 67

SILENCER & AIR CLEANER Fig. 4
 ENGINE MOUNT Fig. 6

ROLLER & ADJUST Fig. 21
 CRAWLER Fig. 22
 FRAME & TURNING BEARING Fig. 31
 TRAVEL MOTOR Fig. 51

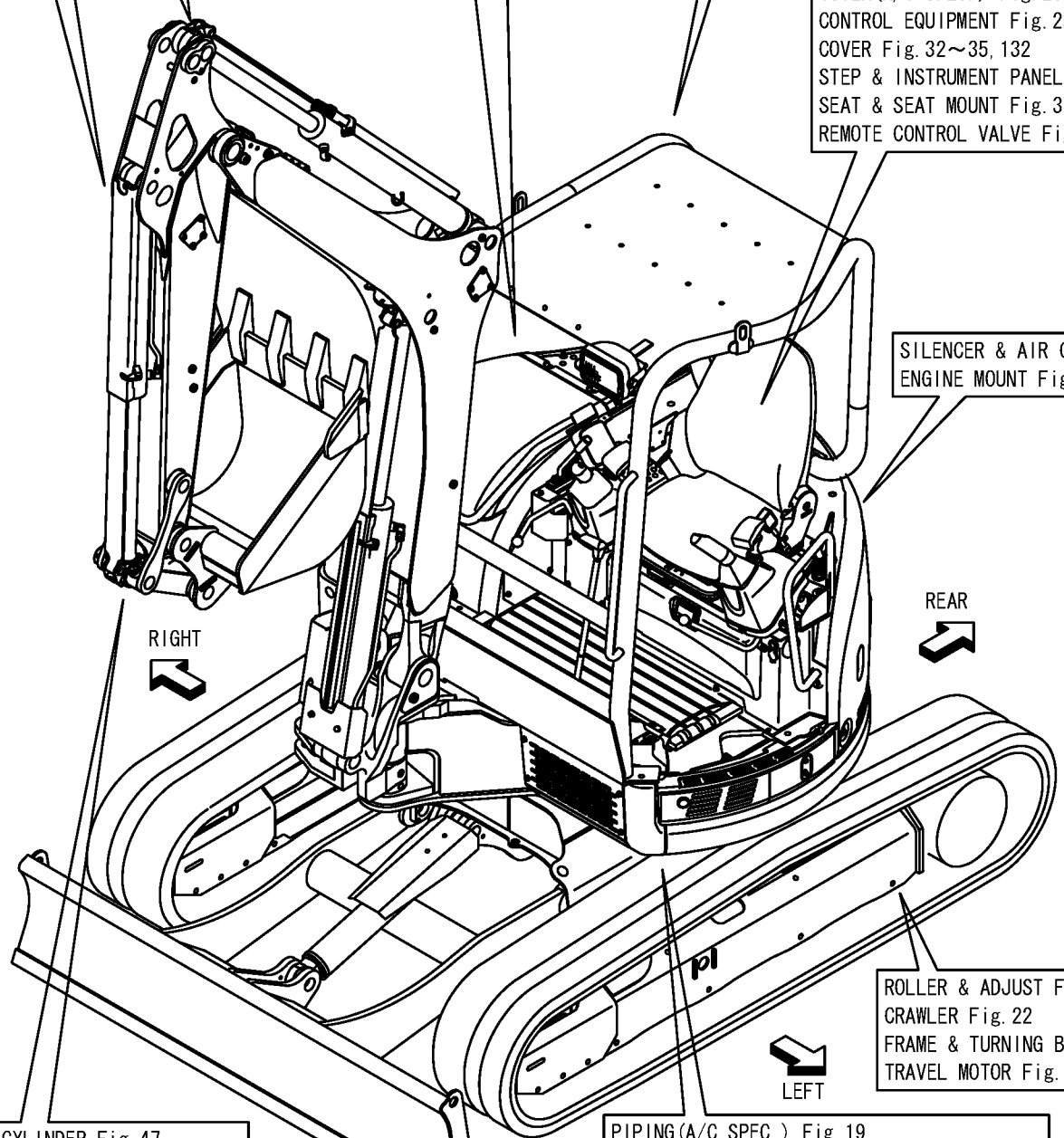
BUCKET CYLINDER Fig. 47
 QUICK COUPLER CYLINDER Fig. 50
 ARM & QUICK COUPLER Fig. 86
 BUCKET LINK Fig. 87
 BUCKET Fig. 88

SWING CYLINDER Fig. 48
 BLADE CYLINDER Fig. 49, 134
 BLADE Fig. 89, 135

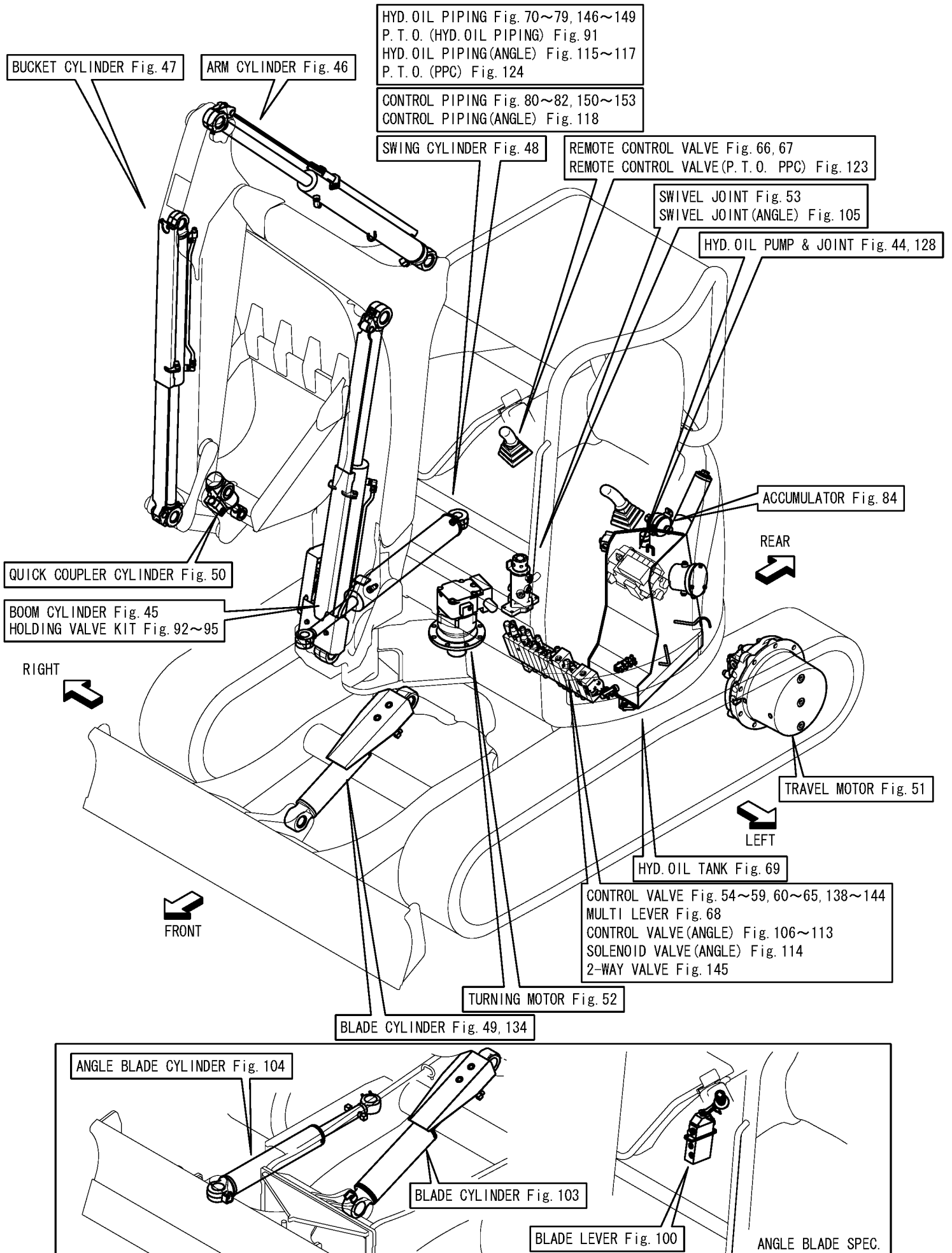
ANGLE BLADE RELATED Fig. 96~119

P. T. O. (PPC) RELATED Fig. 121~124, 129

PIPING (A/C SPEC.) Fig. 19
 VALVE PLATE Fig. 30, 137
 HYD. OIL PUMP & JOINT Fig. 44, 128
 TURNING MOTOR Fig. 52
 SWIVEL JOINT Fig. 53
 CONTROL VALVE Fig. 54~59, 60~65, 138~144
 MULTI LEVER Fig. 68
 HYD. OIL PIPING Fig. 70~79, 146~149
 CONTROL PIPING Fig. 80~82, 150~153
 GREASING Fig. 83
 ACCUMULATOR Fig. 84
 P. T. O. Fig. 90, 91
 2-WAY VALVE Fig. 145



PICTURESQUE INDEX (2) . . . HYDRAULIC SECTION



Contents

OCS10-M51901

Fig. No. Fig. Name

LABEL & ACCESSORY

- 1. LABEL(CABIN)
- 96. (1A)LABEL(CABIN)(ANGLE BLADE SPEC.)
- 2. LABEL(CANOPY)
- 97. (2A)LABEL(CANOPY)(ANGLE BLADE SPEC.)
- 3. LABEL(SAFETY)
- 98. (3A)LABEL(SAFETY)(ANGLE BLADE SPEC.)

ENGINE RELATED

- 4. MUFFLER & AIR CLEANER
- 5. ACCELERATOR
- 6. ENGINE MOUNT
- 7. RADIATOR & MOUNT
- 8. FUEL TANK & FUEL PIPING
- 9. BATTERY

ELECTRICAL PARTS

- 10. WIRING
- 11. EQUIPMENT & STARTER SWITCH
- 12. AIR CONDITIONER
- 13. TRAVEL ALARM(US : TO M54865, AS, NZ, KR, SG)
- 136. (13A)TRAVEL ALARM(US : FROM M54866)
- 14. WORK LAMP & CANOPY LAMP
- 99. ANGLE BLADE
- 121. P.T.O.(PPC)

Fig. No. Fig. Name

AIR CONDITIONER & HEATER

- 15. HEATER(TO M54180)
- 130. (15A)HEATER(FROM M54181)
- 16. HEATER(AIR CONDITIONER SPEC.)
- 18. COMPRESSOR & PULLEY(AIR CONDITIONER SPEC.)
- 19. PIPING(AIR CONDITIONER SPEC.)
- 20. COVER(AIR CONDITIONER SPEC.)(TO M54180)
- 131. (20A)COVER(AIR CONDITIONER SPEC.)(FROM M54181)

TRAVELING

- 21. ROLLER & ADJUST
- 22. CRAWLER(TO M59060)
- 156. (22A)CRAWLER(FROM M59061)

CONTROL EQUIPMENT

- 23. LOCK LEVER & STAND(RIGHT)
- 24. LOCK LEVER & STAND(LEFT)
- 25. TRAVEL LEVER
- 26. OPERATION LEVER
- 27. BLADE LEVER
- 100. (27A)BLADE LEVER(ANGLE BLADE)
- 28. SWING PEDAL
- 29. LOW-HIGH PEDAL
- 30. VALVE PLATE(US : TO M54865, AS, NZ, KR, SG)

Contents

OCS10-M51901

Fig. No. Fig. Name

137. (30A)VALVE PLATE(US : FROM M54866)

90. P.T.O. PEDAL

122. P.T.O.(PPC)(LINK COVER) (KR)

FRAME

31. FRAME & TURNING BEARING

COVER

32. COVER(FRAME)

33. MULTI COVER & FRAME GUARD

AROUND SEAT

36. STEP & INSTRUMENT PANEL

37. SEAT & SEAT MOUNT

101. SEAT MOUNT(ANGLE BLADE)

102. COVER(LEVER)(CABIN)(ANGLE BLADE)

BONNET

38. BONNET

CABIN

17. WINDOW WASHER

34. COVER(CABIN)(1)(TO M54180)

132. (34A)COVER(CABIN)(1)(FROM M54181)

35. COVER(CABIN)(2)

Fig. No. Fig. Name

39. CABIN(BODY)

40. CABIN(GLASS)

41. CABIN(ACCESSORY)

42. CABIN(ELECTRIC PARTS)

126. (42A)CABIN DOOR(FRONT)

127. (42B)CABIN DOOR(REAR)

CANOPY

43. CANOPY

HYDRAULIC OIL EQUIPMENT

44. HYDRAULIC PUMP & JOINT

128. (44A)HYDRAULIC PUMP & JOINT(WITHOUT QUICK COUPLER SPEC.)

45. BOOM CYLINDER

46. ARM CYLINDER(TO M56072, M56162)

154. (46A)ARM CYLINDER(KR, AS) (KYB SPEC.)(FROM M56073, 56163)

47. BUCKET CYLINDER

48. SWING CYLINDER

49. BLADE CYLINDER

134. (49A)BLADE CYLINDER(KR)

103. (49B)BLADE CYLINDER(ANGLE BLADE SPEC.)

50. HITCH CYLINDER(QUICK COUPLER)

51. TRAVEL MOTOR

52. TURNING MOTOR

53. SWIVEL JOINT(Y SPEC.)(TO M56216)

Contents

OCS10-M51901

Fig. No. Fig. Name

- 155. (53A)SWIVEL JOINT(N SPEC.)(FROM M56217)
- 105. (53B)SWIVEL JOINT(Y SPEC.)(ANGLE BLADE SPEC.)(TO M56323)
- 157. (53C)SWIVEL JOINT(N SPEC.)(ANGLE BLADE SPEC.)(FROM M56324)
- 54. CONTROL VALVE(1/6)(US : TO M54865, AS, NZ, KR)
- 55. CONTROL VALVE(2/6)(US : TO M54865, AS, NZ, KR)
- 56. CONTROL VALVE(3/6)(US : TO M54865, AS, NZ, KR)
- 57. CONTROL VALVE(4/6)(US : TO M54865, AS, NZ, KR)
- 58. CONTROL VALVE(5/6)(US : TO M54865, AS, NZ, KR)
- 59. CONTROL VALVE(6/6)(US : TO M54865, AS, NZ, KR)
- 138. (59A)CONTROL VALVE(1/7)(US : FROM M54866)
- 139. (59B)CONTROL VALVE(2/7)(US : FROM M54866)
- 140. (59C)CONTROL VALVE(3/7)(US : FROM M54866)
- 141. (59D)CONTROL VALVE(4/7)(US : FROM M54866)
- 142. (59E)CONTROL VALVE(5/7)(US : FROM M54866)
- 143. (59F)CONTROL VALVE(6/7)(US : FROM M54866)
- 144. (59G)CONTROL VALVE(7/7)(US : FROM M54866)
- 60. CONTROL VALVE(1/6)(SG)
- 61. CONTROL VALVE(2/6)(SG)
- 62. CONTROL VALVE(3/6)(SG)
- 63. CONTROL VALVE(4/6)(SG)
- 64. CONTROL VALVE(5/6)(SG)
- 65. CONTROL VALVE(6/6)(SG)
- 106. (65A)CONTROL VALVE(1/8)(ANGLE BLADE SPEC.)
- 107. (65B)CONTROL VALVE(2/8)(ANGLE BLADE SPEC.)
- 108. (65C)CONTROL VALVE(3/8)(ANGLE BLADE SPEC.)

Fig. No. Fig. Name

- 109. (65D)CONTROL VALVE(4/8)(ANGLE BLADE SPEC.)
- 110. (65E)CONTROL VALVE(5/8)(ANGLE BLADE SPEC.)
- 111. (65F)CONTROL VALVE(6/8)(ANGLE BLADE SPEC.)
- 112. (65G)CONTROL VALVE(7/8)(ANGLE BLADE SPEC.)
- 113. (65H)CONTROL VALVE(8/8)(ANGLE BLADE SPEC.)
- 66. REMOTE CONTROL VALVE
- 67. REMOTE CONTROL VALVE(KR)
- 68. MULTI LEVER
- 145. (68A)2-WAY VALVE(US : FROM M54866)
- 69. HYD. OIL TANK
- 104. ANGLE CYLINDER(ANGLE BLADE SPEC.)
- 114. SOLENOID VALVE(ANGLE BLADE SPEC.)
- 123. P.T.O.(PPC)(REMOTE CONTROL VALVE)

HYDRAULIC OIL PIPING

- 70. TANK - PUMP - VALVE
- 71. CONTROL VALVE - TURNING MOTOR(US : TO M54865, AS, NZ, KR, SG)
- 146. (71A)CONTROL VALVE - TURNING MOTOR(US : FROM M54866)
- 72. CONTROL VALVE - SWIVEL JOINT & SWING CYLINDER
- 116. (72A)CONTROL VALVE - SWIVEL JOINT(ANGLE BLADE SPEC.)
- 73. RETURN(US : TO M54865, AS, NZ, KR, SG)
- 147. (73A)RETURN(US : FROM M54866)
- 74. P.T.O.(FRAME END)(US : TO M54865, AS, NZ, SG)
- 148. (74A)P.T.O.(FRAME END)(US : FROM M54866)
- 75. P.T.O.(FRAME END)(KR)

Contents

OCS10-M51901

Fig. No.	Fig. Name
76.	TRAVEL FRAME
117.	(76A)TRAVEL FRAME(ANGLE BLADE SPEC.)
77.	BOOM
78.	P.T.O.(ARM END)
79.	QUICK COUPLER
149.	(79A)CONTROL VALVE - FITTING(US : FROM M54866)
80.	CONTROL PIPING(PUMP - VALVE - RETURN)
81.	CONTROL PIPING(CONTROL VALVE - REMOTE CONTROL VALVE)
150.	(81A)CONTROL PIPING(2-WAY VALVE)(1)(US : FROM M54866)
151.	(81B)CONTROL PIPING(2-WAY VALVE)(2)(US : FROM M54866)
82.	CONTROL PIPING(CONTROL VALVE - BLADE VALVE)(US : TO M54865, AS, NZ, KR, SG)
152.	(82A)CONTROL PIPING(VALVE - BLADE VALVE)(US : FROM M54866)
153.	(82B)CONTROL PIPING(2-WAY VALVE)(FITTING)(US : FROM M54866)
83.	GREASING
84.	ACCUMULATOR
91.	CONTROL PIPING(P.T.O.)
115.	SOLENOID VALVE(ANGLE BLADE SPEC.)
118.	CONTROL PIPING(CONTROL VALVE - BLADE VALVE)(ANGLE BLADE SPEC.)
124.	P.T.O.(PPC)(FRAME END)

IMPLEMENT

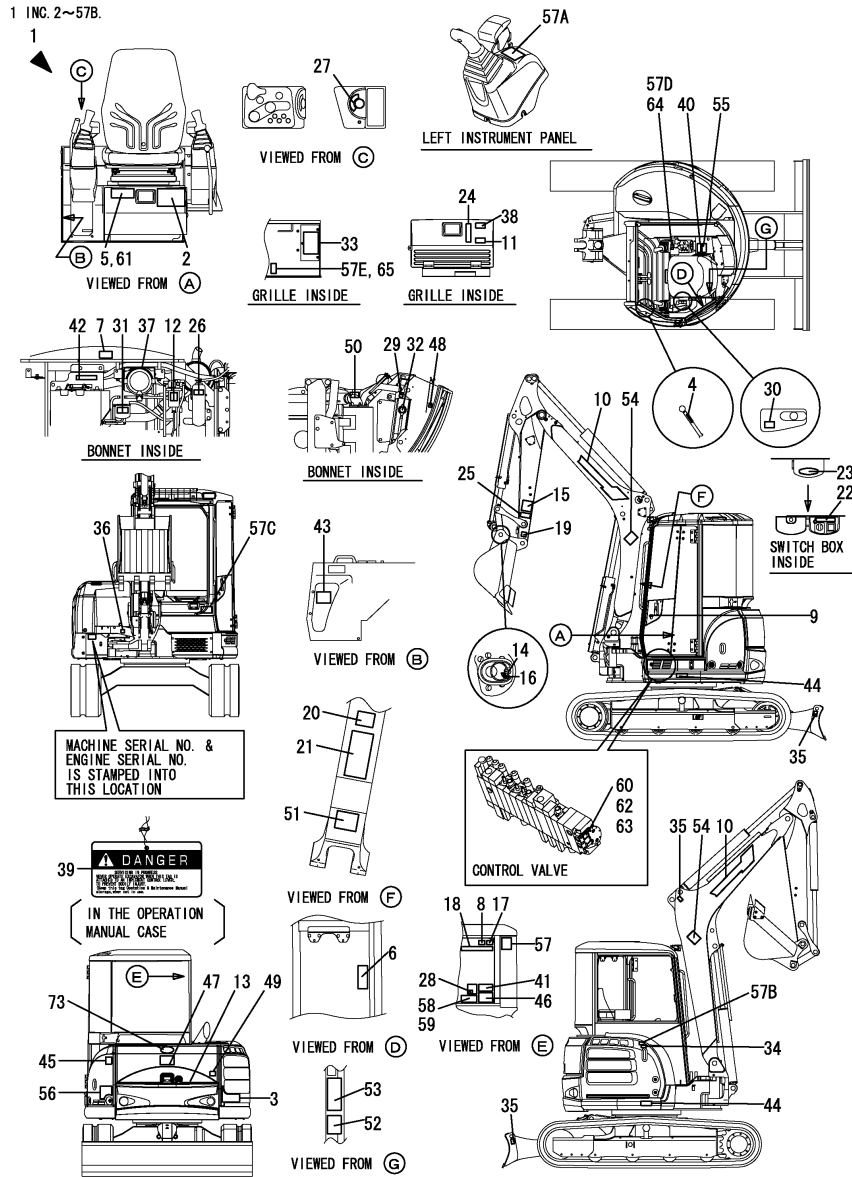
- 85. BOOM & BOOM BRACKET
- 86. ARM & QUICK COUPLER
- 87. BUCKET LINK
- 88. BUCKET

Fig. No.	Fig. Name
89.	BLADE
135.	(89A)BLADE(KR)
119.	(89B)ANGLE BLADE

OPTIONAL & KIT

- 92. HOLDING VALVE KIT(1)(OPTIONAL)
- 93. HOLDING VALVE KIT(2)(OPTIONAL)
- 94. HOLDING VALVE KIT(3)(OPTIONAL)
- 95. HOLDING VALVE KIT(4)(OPTIONAL)
- 120. EXTENSION BLADE KIT(ANGLE BLADE) (OPTIONAL)
- 125. LABEL KIT(FOR CANADA)(OPTIONAL)
- 133. (125A)LABEL KIT(FOR CANADA)(OPTIONAL)(ANGLE BLADE SPEC.)
- 129. P.T.O.(PPC)KIT(OPTIONAL)

Fig.1. LABEL(CABIN)



Remarks

- (1) Interchangeable by simultaneous replacement with No.3-1 & 56-1.
- (2) Not applied for P.T.O. PPC specification.
- (3) P.T.O. PPC specification.
- (4) Rubber crawler specification.

(A)=VIO55-5B(US)
(B)=VIO55-5B(AS)
(C)=VIO55-5B(NZ)

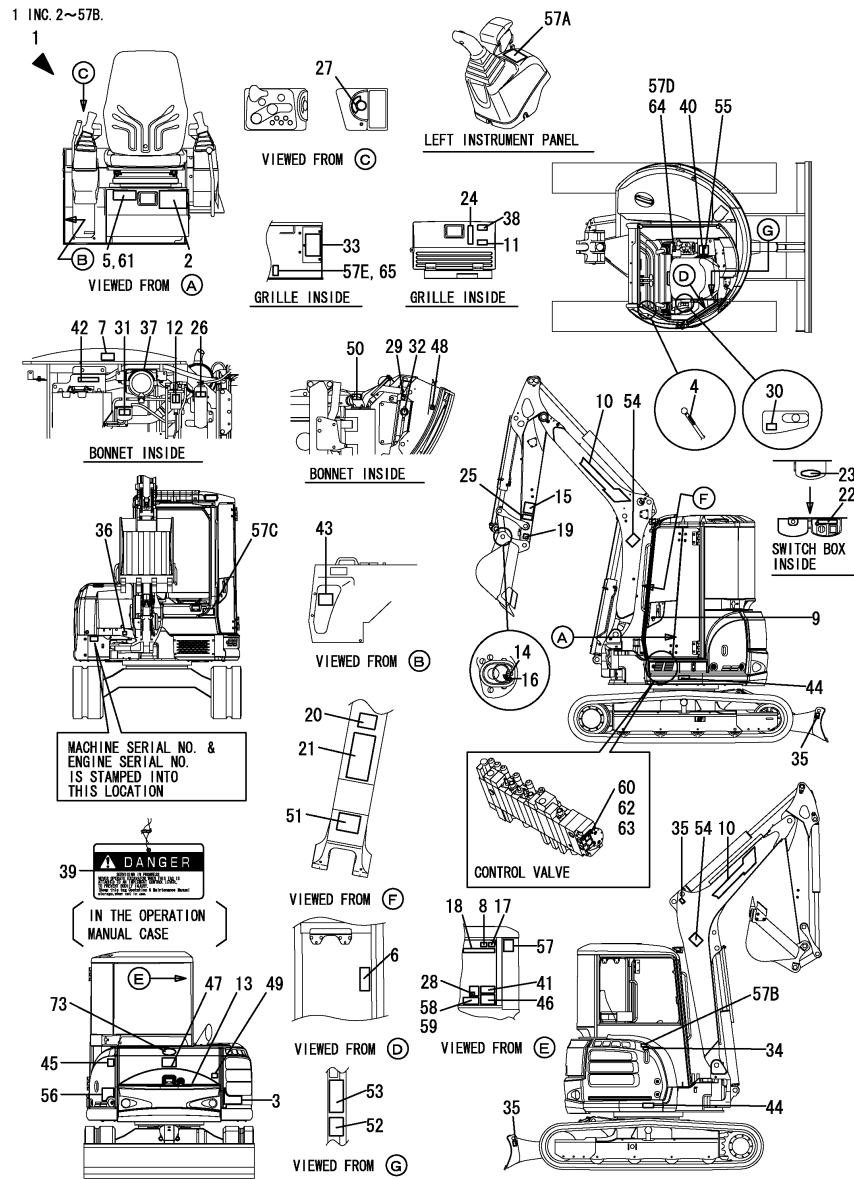
(D)=VIO55-5B(KR)
(E)=VIO55-5B(SG)
(F)=

No.	Lev.	Parts No.	Description	Q'ty						I	R
				(A)	(B)	(C)	(D)	(E)	(F)		
1	1	772A79-03170	LABEL(VIO55-5B C	1	1	1	1	1			
1-1	1	772A79-03171	LABELASSY,VIO55-5B C	1	1	1	1	1		S	
		(A=M59001)	(B=M56001)	(C=M56001)	(D=M56001)	(E=M56001)					
2	2	172472-03141	LABEL, SUPPORT	1	1	1	1	1			
3	2	172A48-03310	LABEL, MODEL NAME	1	1	1	1	1			
3-1	2	172A48-03311	LABEL, MODEL NAME	1	1	1	1	1		S 1	
		(A=M53309)	(B=M53309)	(C=M53309)	(D=M53309)	(E=M53309)					
3-2	2	172A79-03310	LABEL, MODEL 55 R	1	1	1	1	1		S	
		(A=M59001)	(B=M56001)	(C=M56001)	(D=M56001)	(E=M56001)					
4	2	172183-03280	LABEL, LOCK	1	1	1	1	1			
5	2	172A79-03321	LABEL SPEC US	1	1	1	1	1			
6	2	172463-03320	LABEL,F/W LOWER US	1	1	1	1	1			
7	2	172A36-03411	LABEL, ENGINE ROOM	1	1	1	1	1			
8	2	172437-03551	LABEL, WINDOW US	1	1	1	1	1			
9	2	172458-03601	LABEL, DOOR LOCK	1	1	1	1	1			
10	2	172A47-03110	LABEL, BOOM	2	2	2	2	2			
10-1	2	172A79-03120	LABEL, BOOM	2	2	2	2	2		S	
		(A=M59001)	(B=M56001)	(C=M56001)	(D=M56001)	(E=M56001)					
11	2	172467-03150	LABEL, GREASING	1	1	1	1	1			
11-1	2	172467-03151	LABEL,GREASING	1	1	1	1	1		N	
		(A=M53440)	(B=M53440)	(C=M53440)	(D=M53440)	(E=M53440)					
12	2	172A07-03160	LABEL	1	1	1	1	1			
13	2	172A47-03160	LABEL, REAR	1	1	1	1	1			
14	2	172958-03160	LABEL	1	1	1	1	1			
15	2	172472-03230	LABEL, OPERATION	1	1	1	1	1			
16	2	172458-03240	LABEL, LOCK	1	1	1	1	1			
17	2	172472-03241	LABEL, PIN US	1	1	1	1	1			
18	2	172472-03250	LABEL, OPERATION	1	1	1	1	1			
19	2	172472-03261	LABEL, FINGER	1	1	1	1	1			
20	2	172472-03271	LABEL, SANDUS	1	1	1	1	1			
21	2	172472-03281	LABEL, WARNING HITCH	1	1	1	1	1			
22	2	172472-03290	LABEL, SWITCH	1	1	1	1	1			
23	2	172472-03300	LABEL, COVER	1	1	1	1	1			
24	2	172A47-03330	LABEL,OIL & WATER	1	1	1	1	1			
25	2	172472-03330	LABEL, LOCK PIN	1	1	1	1	1			
26	2	172A38-03201	LABEL, SUB TANK	1	1	1	1	1			
27	2	172A64-03700	LABEL, START SWITCH	1	1	1	1	1			
28	2	172490-03200	LABEL, OPERATION	1	1	1	1	1			
29	2	172A38-03211	LABEL, ANTI-FREEZING	1	1	1	1	1			
30	2	172458-03220	LABEL, ACCELERATOR	1	1	1	1	1			
31	2	172463-03290	LABEL, HYD.OIL	1	1	1	1	1			
32	2	172462-03320	LABEL, RADIATOR	1	1	1	1	1			
33	2	172A47-03340	LABEL, FUSE	1	1	1	1	1			
33-1	2	172A47-03341	LABEL,FUSE US	1	1	1	1	1		N	
		(A=M53440)	(B=M53440)	(C=M53440)	(D=M53440)	(E=M53440)					
34	2	172437-03501	LABEL, FUEL	1	1	1	1	1			
35	2	172437-03511	LABEL, HOOK	3	3	3	3	3			
36	2	172156-03740	LABEL, GREASE	1	1	1	1	1			
37	2	172125-03951	LABEL, AIR CLEANER	1	1	1	1	1			
38	2	172437-03242	LABEL, CRAWLER	1	1	1	1	1		4	
39	2	172437-03252	TAG ASSY, CAUTION	1	1	1	1	1			

Fig.1. LABEL(CABIN)

(A)=VIO55-5B(US)
 (B)=VIO55-5B(AS)
 (C)=VIO55-5B(NZ)

(D)=VIO55-5B(KR)
 (E)=VIO55-5B(SG)
 (F)=



No.	Lev.	Parts No.	Description	Q'ty						I	R
				(A)	(B)	(C)	(D)	(E)	(F)		
40	2	172437-03302	LABEL, MANUAL	1	1	1	1	1			
41	2	172437-03312	LABEL, SLOPE	1	1	1	1	1			
42	2	172437-03322	LABEL, RESEVOIR	1	1	1	1	1			
43	2	172437-03343	LABEL, TRANSPORT	1	1	1	1	1			
44	2	172437-03352	LABEL, CYLINDER	2	2	2	2	2			
45	2	172437-03361	LABEL, BATTERY	1	1	1	1	1			
46	2	172437-03372	LABEL, NEUTRAL	1	1	1	1	1			
47	2	172437-03381	LABEL, SWING AREA	1	1	1	1	1			
48	2	172437-03391	LABEL, RADIATOR	1	1	1	1	1			
49	2	172437-03402	LABEL, ENGINE COVER	1	1	1	1	1			
50	2	172437-03422	LABEL, MUFFLER	1	1	1	1	1			
51	2	172437-03432	LABEL, STEERING	1	1	1	1	1			
52	2	172437-03441	LABEL, ROPS	1	1	1	1	1			
53	2	172437-03451	LABEL, SEAT BELT	1	1	1	1	1			
54	2	172437-03461	LABEL, BOOM	2	2	2	2	2			
55	2	172437-03471	LABEL, LEVER LOCK	1	1	1	1	1			
56	2	172A48-03300	LABEL, MODEL NAME	1	1	1	1	1			
56-1	2	172A48-03301	LABEL, MODEL NAME	1	1	1	1	1		S 1	
56-2	2	172A79-03300	LABEL, MODEL 55 L	1	1	1	1	1		S	
57	2	172A48-03392	LABEL, LIFT Q US	1	1	1	1	1			
57-1	2	172A48-03393	LABEL, LIFT Q US	1	1	1	1	1		N	
57A	2	172A47-03371	LABEL,PTO EX	1	1	1	1	1		W	
57B	2	114110-07760	LABEL, FUEL CAUTION	1	1	1		1		W	
57B-1	2	114110-07761	LABEL, FUEL OIL CAUT	1	1	1		1		N	
57C	2	172A47-03250	LABEL, PTO FOOT	1	1	1		1		2	
57D	2	172A47-03260	LABEL, PTO SWITCH	1	1	1		1		2	
57E	2	172A47-03270	LABEL, PTO SELECT	1	1	1		1		2	
58	1	172437-03601	LABEL, 2-WAY US	1	1	1					
59	1	172A47-03410	LABEL,4 WAY US							1	
60	1	172444-03290	MAGNET							1	
61	1	172A79-03330	LABEL SPEC KR						1		W
62	1	172A47-03220	LABEL,2-WAY	1	1	1					
63	1	172A47-03390	LAVEL,MULTILEVER US							1	
64	1	172A79-03150	LABEL,PTO SWITCH		1	1	1				3
65	1	172A79-03160	LABEL,PTO SELCT		1	1	1				3
73	1	172A77-03110	EMBLEM ASSY	1	1	1	1	1	1		W

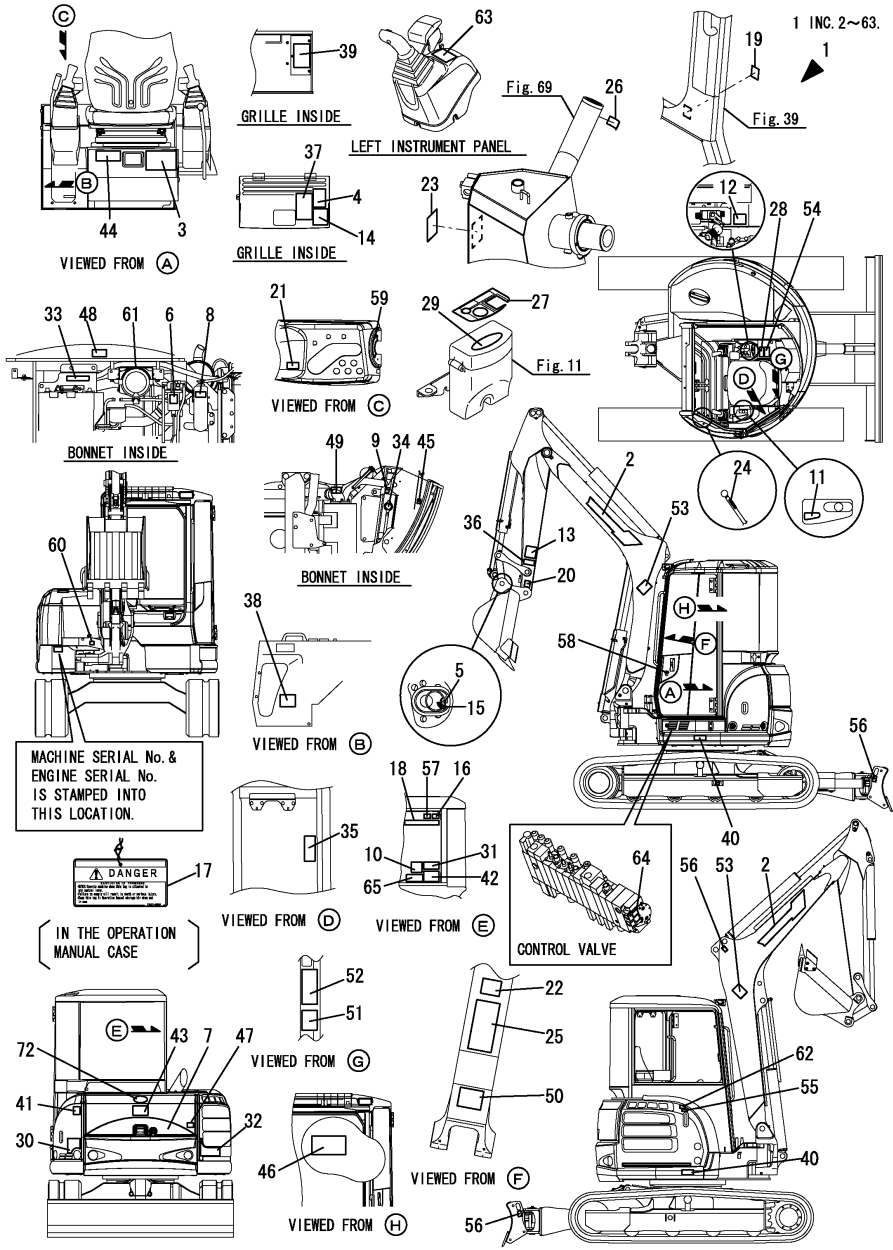
Remarks

- (1)Interchangeable by simultaneous replacement with No.3-1 & 56-1.
- (2)Not applied for P.T.O. PPC specification.
- (3)P.T.O. PPC specification.
- (4)Rubber crawler specification.

Fig.96. (1A)LABEL(CABIN)(ANGLE BLADE SPEC.)

(A)=VIO55-5B(US)
(B)=VIO55-5B(AS)
(C)=VIO55-5B(NZ)

(D)=VIO55-5B(KR)
(E)=VIO55-5B(SG)
(F)=



No.	Lev.	Parts No.	Description	Q'ty						I	R
				(A)	(B)	(C)	(D)	(E)	(F)		
1	1	772A79-03240	SET,LABEL VIO55-5 AN	1	1						
1-1	1	772A79-03241	SET,LABEL VIO55-5 AN	1	1						S
				(A=M59001)		(B=M56001)					
2	2	172A47-03110	LABEL, BOOM	2	2						
2-1	2	172A79-03120	LABEL, BOOM	2	2						S
				(A=M59001)		(B=M56001)					
3	2	172472-03141	LABEL, SUPPORT	1	1						
4	2	172467-03151	LABEL,GREASING	1	1						
5	2	172958-03160	LABEL	1	1						
6	2	172A07-03160	LABEL	1	1						
7	2	172A47-03160	LABEL, REAR	1	1						
8	2	172A38-03201	LABEL, SUB TANK	1	1						
9	2	172A38-03211	LABEL, ANTI-FREEZING	1	1						
10	2	172A79-03210	LABEL,OPERATION ANGL	1	1						
11	2	172458-03220	LABEL, ACCELERATOR	1	1						
12	2	172A79-03220	LABEL,WARNING ANGLE	1	1						
13	2	172472-03230	LABEL, OPERATION	1	1						
14	2	172437-03242	LABEL, CRAWLER	1	1						1
15	2	172458-03240	LABEL, LOCK	1	1						
16	2	172472-03241	LABEL, PIN US	1	1						
17	2	172437-03252	TAG ASSY, CAUTION	1	1						
18	2	172472-03250	LABEL, OPERATION	1	1						
19	2	172A47-03250	LABEL, PTO FOOT	1	1						
20	2	172472-03261	LABEL, FINGER	1	1						
21	2	172A47-03260	LABEL, PTO SWITCH	1	1						
22	2	172472-03271	LABEL, SANDUS	1	1						
23	2	172A47-03270	LABEL, PTO SELECT	1	1						
24	2	172183-03280	LABEL, LOCK	1	1						
25	2	172472-03281	LABEL, WARNING HITCH	1	1						
26	2	172463-03290	LABEL, HYD.OIL	1	1						
27	2	172472-03290	LABEL, SWITCH	1	1						
28	2	172437-03302	LABEL, MANUAL	1	1						
29	2	172472-03300	LABEL, COVER	1	1						
30	2	172A48-03300	LABEL, MODEL NAME	1	1						
30-1	2	172A48-03301	LABEL, MODEL NAME	1	1						S 2
				(A=M53309)		(B=M53309)					
30-2	2	172A79-03300	LABEL, MODEL 55 L	1	1						S
				(A=M59001)		(B=M56001)					
31	2	172437-03312	LABEL, SLOPE	1	1						
32	2	172A48-03310	LABEL, MODEL NAME	1	1						
32-1	2	172A48-03311	LABEL, MODEL NAME	1	1						S 2
				(A=M53309)		(B=M53309)					
32-2	2	172A79-03310	LABEL, MODEL 55 R	1	1						S
				(A=M59001)		(B=M56001)					
33	2	172437-03322	LABEL, RESEVOIR	1	1						
34	2	172462-03320	LABEL, RADIATOR	1	1						
35	2	172463-03320	LABEL,F/W LOWER US	1	1						
36	2	172472-03330	LABEL, LOCK PIN	1	1						
37	2	172A47-03330	LABEL,OIL & WATER	1	1						
38	2	172437-03343	LABEL, TRANSPORT	1	1						
39	2	172A47-03341	LABEL,FUSE US	1	1						

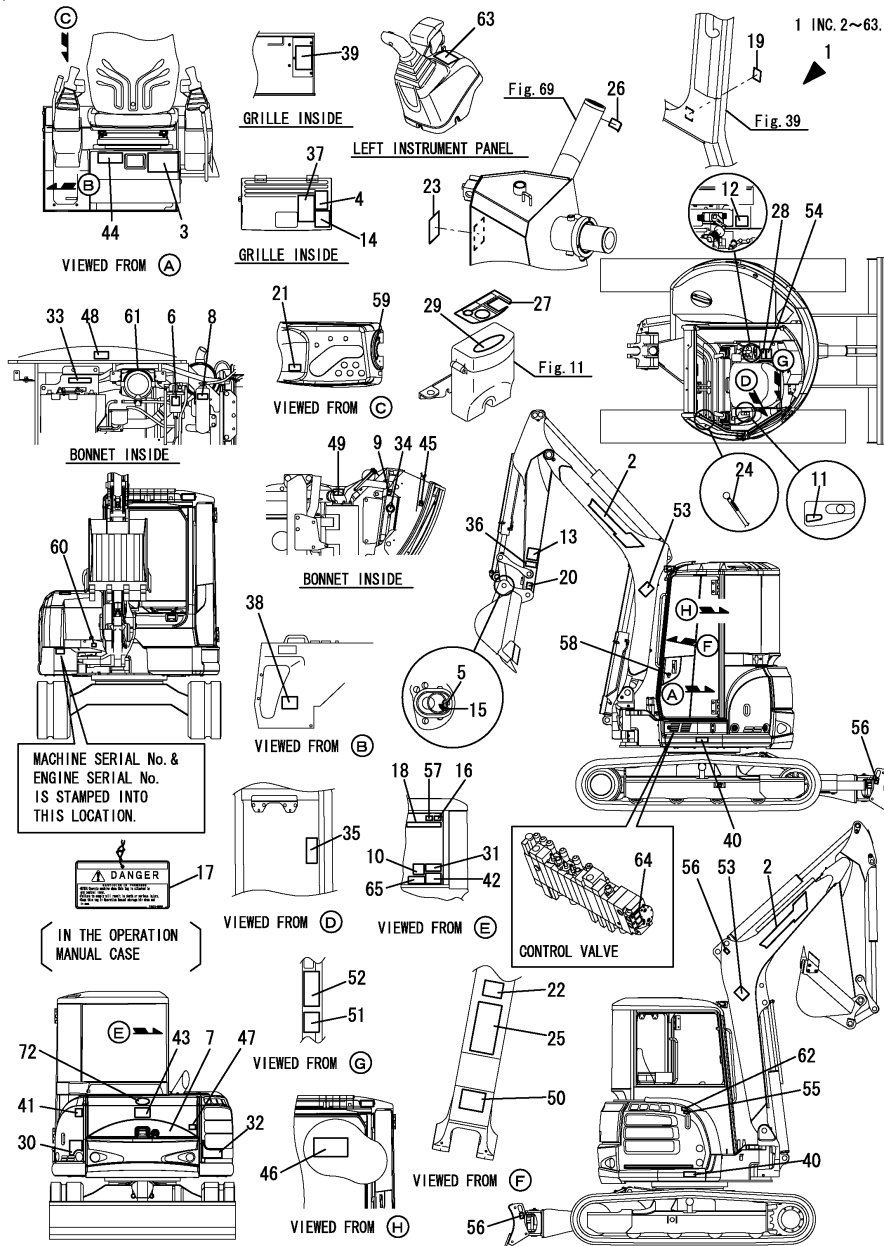
Remarks

- (1)Rubber crawler specification.
- (2)Interchangeable by simultaneous replacement with No.30-1, 32-1.

Fig.96. (1A)LABEL(CABIN)(ANGLE BLADE SPEC.)

(A)=VIO55-5B(US)
 (B)=VIO55-5B(AS)
 (C)=VIO55-5B(NZ)

(D)=VIO55-5B(KR)
 (E)=VIO55-5B(SG)
 (F)=

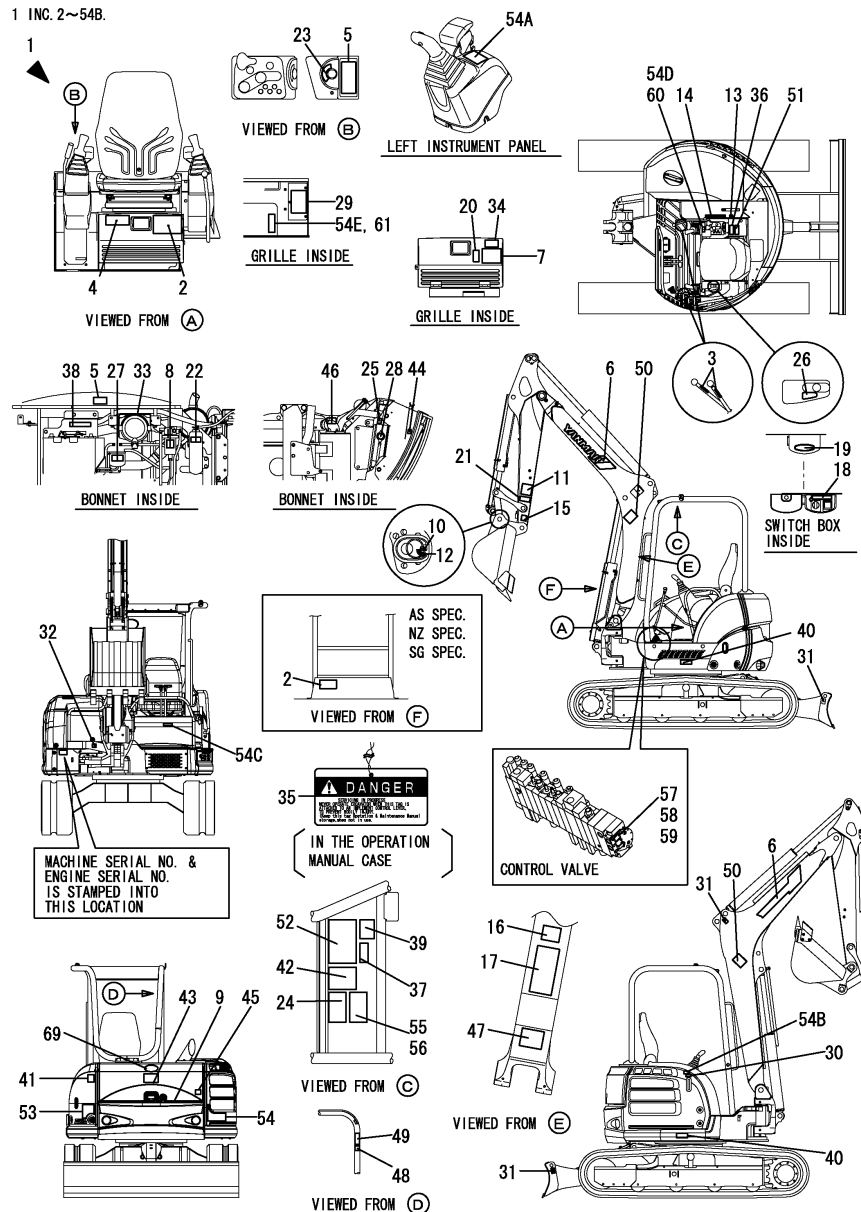


No.	Lev.	Parts No.	Description	Q'ty						I	R
				(A)	(B)	(C)	(D)	(E)	(F)		
40	2	172437-03352	LABEL, CYLINDER	2	2						
41	2	172437-03361	LABEL, BATTERY	1	1						
42	2	172437-03372	LABEL, NEUTRAL	1	1						
43	2	172437-03381	LABEL, SWING AREA	1	1						
44	2	172A79-03380	LABEL, SPEC ANGLE	1	1						
45	2	172437-03391	LABEL, RADIATOR	1	1						
46	2	172A79-03390	LABEL, LIFT ANGLE	1	1						
47	2	172437-03402	LABEL, ENGINE COVER	1	1						
48	2	172A36-03411	LABEL, ENGINE ROOM	1	1						
49	2	172437-03422	LABEL, MUFFLER	1	1						
50	2	172437-03432	LABEL, STEERING	1	1						
51	2	172437-03441	LABEL, ROPS	1	1						
52	2	172437-03451	LABEL, SEAT BELT	1	1						
53	2	172437-03461	LABEL, BOOM	2	2						
54	2	172437-03471	LABEL, LEVER LOCK	1	1						
55	2	172437-03501	LABEL, FUEL	1	1						
56	2	172437-03511	LABEL, HOOK	3	3						
57	2	172437-03551	LABEL, WINDOW US	1	1						
58	2	172458-03601	LABEL, DOOR LOCK	1	1						
59	2	172A64-03700	LABEL, START SWITCH	1	1						
60	2	172156-03740	LABEL, GREASE	1	1						
61	2	172125-03951	LABEL, AIR CLEANER	1	1						
62	2	114110-07760	LABEL, FUEL CAUTION	1	1						
62-1	2	114110-07761	LABEL, FUEL OIL CAUT	1	1						N
		(A=M54332) (B=M54332)									
63	2	172A47-03371	LABEL, PTO EX	1	1						W
		(A=M53001) (B=M53001)									
64	1	172A47-03220	LABEL, 2-WAY	1	1						
65	1	172437-03601	LABEL, 2-WAY US	1	1						
72	1	172A77-03110	EMBLEM ASSY	1	1						W
		(A=M59001) (B=M56001)									

Remarks

- (1)Rubber crawler specification.
- (2)Interchangeable by simultaneous replacement with No.30-1, 32-1.

Fig.2. LABEL(CANOPY)



Remarks

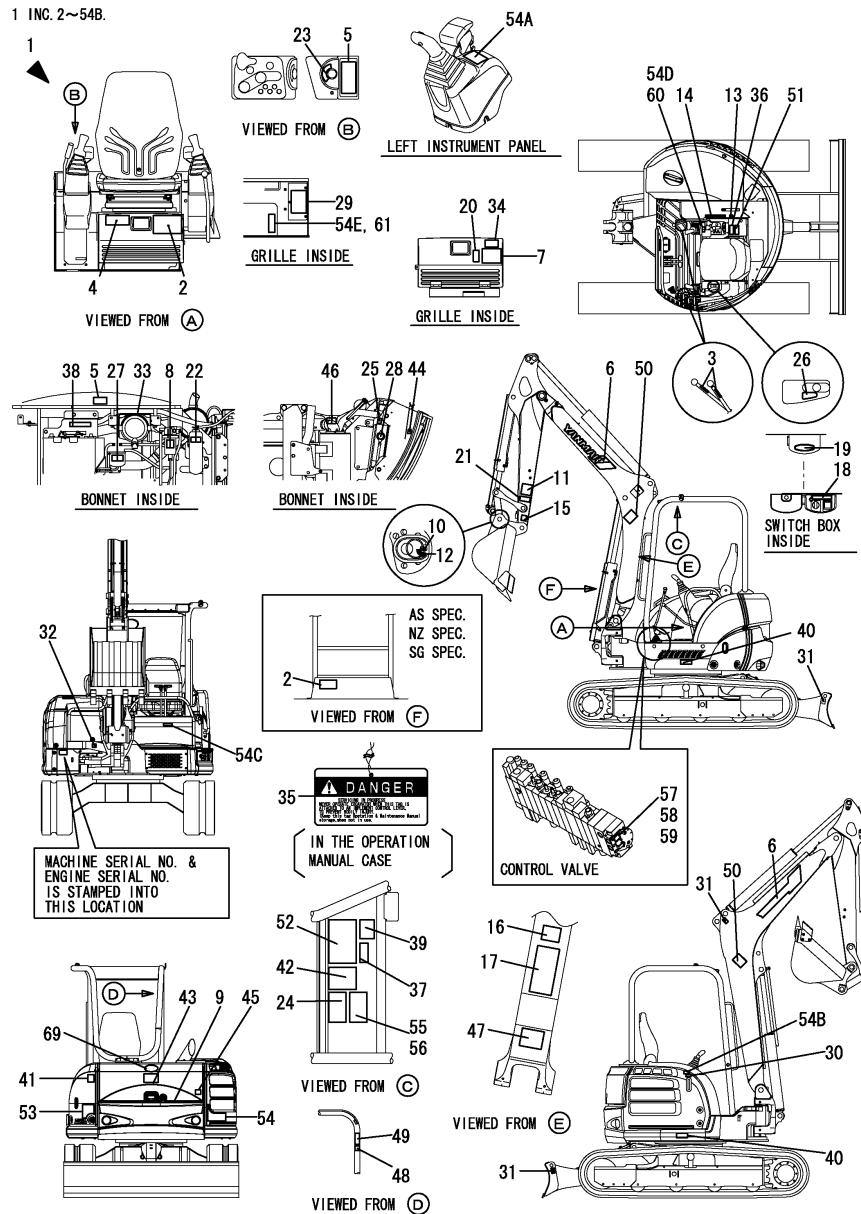
- (1) Interchangeable by simultaneous replacement with No.53-1 & 54-1.
- (2) Not applied for P.T.O. PPC specification.
- (3) P.T.O. PPC specification.
- (4) Rubber crawler specification.

(A)=VIO55-5B(US)
 (B)=VIO55-5B(AS)
 (C)=VIO55-5B(NZ)

(D)=VIO55-5B(KR)
 (E)=VIO55-5B(SG)
 (F)=

No.	Lev.	Parts No.	Description	Q'ty						I	R
				(A)	(B)	(C)	(D)	(E)	(F)		
1	1	772A79-03150	PABEL(VIO55-5B P	1	1	1		1			
1-1	1	772A79-03151	LABELASSY,VIO55-5B P	1	1	1		1			S
		(A=M59001) (B=M56001) (C=M56001)						(E=M56001)			
2	2	172472-03141	LABEL, SUPPORT	1	2	2		2			
3	2	172183-03280	LABEL, LOCK	2	2	2		2			
4	2	172A79-03321	LABEL SPEC US	1	1	1		1			
5	2	172A36-03411	LABEL, ENGINE ROOM	2	2	2		2			
5-1	2	172A36-03411	LABEL, ENGINE ROOM	1	1	1		1			K
		(A=M53001) (B=M53001) (C=M53001)						(E=M53001)			
6	2	172A47-03110	LABEL, BOOM	2	2	2		2			
6-1	2	172A79-03120	LABEL, BOOM	2	2	2		2			S
		(A=M59001) (B=M56001) (C=M56001)						(E=M56001)			
7	2	172467-03150	LABEL, GREASING	1	1	1		1			
7-1	2	172467-03151	LAVEL,GREASING	1	1	1		1			N
		(A=M53440) (B=M53440) (C=M53440)						(E=M53440)			
8	2	172A07-03160	LABEL	1	1	1		1			
9	2	172A47-03160	LABEL, REAR	1	1	1		1			
10	2	172958-03160	LABEL	1	1	1		1			
11	2	172472-03230	LABEL, OPERATION	1	1	1		1			
12	2	172458-03240	LABEL, LOCK	1	1	1		1			
13	2	172472-03241	LABEL, PIN US	1	1	1		1			
14	2	172472-03250	LABEL, OPERATION	1	1	1		1			
15	2	172472-03261	LABEL, FINGER	1	1	1		1			
16	2	172472-03271	LABEL, SANDUS	1	1	1		1			
17	2	172472-03281	LABEL, WARNING HITCH	1	1	1		1			
18	2	172472-03290	LABEL, SWITCH	1	1	1		1			
19	2	172472-03300	LABEL, COVER	1	1	1		1			
20	2	172A47-03330	LABEL,OIL & WATER	1	1	1		1			
21	2	172472-03330	LABEL, LOCK PIN	1	1	1		1			
22	2	172A38-03201	LABEL, SUB TANK	1	1	1		1			
23	2	172A64-03700	LABEL, START SWITCH	1	1	1		1			
24	2	172490-03200	LABEL, OPERATION	1	1	1		1			
25	2	172A38-03211	LABEL, ANTI-FREEZING	1	1	1		1			
26	2	172458-03220	LABEL, ACCELERATOR	1	1	1		1			
27	2	172463-03290	LABEL, HYD.OIL	1	1	1		1			
28	2	172462-03320	LABEL, RADIATOR	1	1	1		1			
29	2	172A47-03340	LABEL, FUSE	1	1	1		1			
29-1	2	172A47-03341	LABEL,FUSE US	1	1	1		1			N
		(A=M53440) (B=M53440) (C=M53440)						(E=M53440)			
30	2	172437-03501	LABEL, FUEL	1	1	1		1			
31	2	172437-03511	LABEL, HOOK	3	3	3		3			
32	2	172156-03740	LABEL, GREASE	1	1	1		1			
33	2	172125-03951	LABEL, AIR CLEANER	1	1	1		1			
34	2	172437-03242	LABEL, CRAWLER	1	1	1		1			4
35	2	172437-03252	TAG ASSY, CAUTION	1	1	1		1			
36	2	172437-03302	LABEL, MANUAL	1	1	1		1			
37	2	172437-03312	LABEL, SLOPE	1	1	1		1			
38	2	172437-03322	LABEL, RESEVOIR	1	1	1		1			
39	2	172437-03343	LABEL, TRANSPORT	1	1	1		1			
40	2	172437-03352	LABEL, CYLINDER	2	2	2		2			
41	2	172437-03361	LABEL, BATTERY	1	1	1		1			

Fig.2. LABEL(CANOPY)



(A)=VIO55-5B(US)
 (B)=VIO55-5B(AS)
 (C)=VIO55-5B(NZ)

(D)=VIO55-5B(KR)
 (E)=VIO55-5B(SG)
 (F)=

No.	Lev.	Parts No.	Description	Q'ty						I	R
				(A)	(B)	(C)	(D)	(E)	(F)		
42	2	172437-03372	LABEL, NEUTRAL	1	1	1		1			
43	2	172437-03381	LABEL, SWING AREA	1	1	1		1			
44	2	172437-03391	LABEL, RADIATOR	1	1	1		1			
45	2	172437-03402	LABEL, ENGINE COVER	1	1	1		1			
46	2	172437-03422	LABEL, MUFFLER	1	1	1		1			
47	2	172437-03432	LABEL, STEERING	1	1	1		1			
48	2	172437-03441	LABEL, ROPS	1	1	1		1			
49	2	172437-03451	LABEL, SEAT BELT	1	1	1		1			
50	2	172437-03461	LABEL, BOOM	2	2	2		2			
51	2	172437-03471	LABEL, LEVER LOCK	1	1	1		1			
52	2	172A48-03392	LABEL, LIFT Q US	1	1	1		1			
52-1	2	172A48-03393	LABEL, LIFT Q US	1	1	1		1			N
		(A=M53428) (B=M53320) (C=M53320)						(E=M53320)			
53	2	172A48-03300	LABEL, MODEL NAME	1	1	1		1			
53-1	2	172A48-03301	LABEL, MODEL NAME	1	1	1		1			S 1
		(A=M53309) (B=M53309) (C=M53309)						(E=M53309)			
53-2	2	172A79-03300	LABEL, MODEL 55 L	1	1	1		1			S
		(A=M59001) (B=M56001) (C=M56001)						(E=M56001)			
54	2	172A48-03310	LABEL, MODEL NAME	1	1	1		1			
54-1	2	172A48-03311	LABEL, MODEL NAME	1	1	1		1			S 1
		(A=M53309) (B=M53309) (C=M53309)						(E=M53309)			
54-2	2	172A79-03310	LABEL, MODEL 55 R	1	1	1		1			S
		(A=M59001) (B=M56001) (C=M56001)						(E=M56001)			
54A	2	172A47-03371	LABEL,PTO EX	1	1	1		1			W
		(A=M53001) (B=M53001) (C=M53001)						(E=M53001)			
54B	2	114110-07760	LABEL, FUEL CAUTION	1	1	1		1			W
		(A=M53001) (B=M53001) (C=M53001)						(E=M53001)			
54B-1	2	114110-07761	LABEL, FUEL OIL CAUT	1	1	1		1			N
		(A=M54332) (B=M54332) (C=M54332)						(E=M54332)			
54C	2	172A47-03250	LABEL, PTO FOOT	1	1	1		1			2
54D	2	172A47-03260	LABEL, PTO SWITCH	1	1	1		1			2
54E	2	172A47-03270	LABEL, PTO SELECT	1	1	1		1			2
55	1	172437-03601	LABEL, 2-WAY US	1	1	1					
56	1	172A47-03410	LABEL, 4 WAY US								1
57	1	172444-03290	MAGNET								1
58	1	172A47-03220	LABEL, 2-WAY	1	1	1					
59	1	172A47-03390	LABEL, MULTILEVER US								1
60	1	172A79-03150	LABEL, PTO SWITCH					1	1		3
61	1	172A79-03160	LABEL, PTO SELCT					1	1		3
69	1	172A77-03110	EMBLEM ASSY	1	1	1		1			W
		(A=M59001) (B=M56001) (C=M56001)						(E=M56001)			

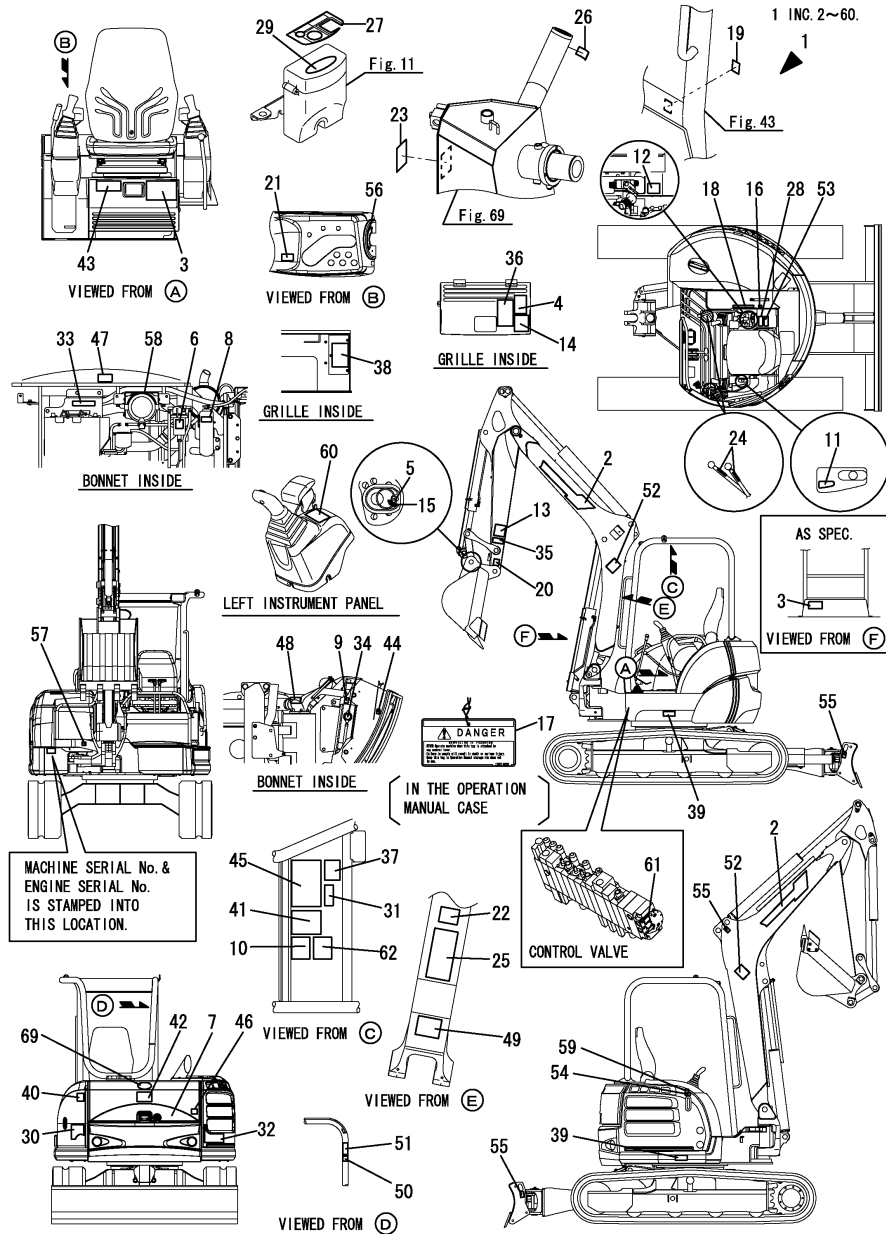
Remarks

- (1) Interchangeable by simultaneous replacement with No.53-1 & 54-1.
- (2) Not applied for P.T.O. PPC specification.
- (3) P.T.O. PPC specification.
- (4) Rubber crawler specification.

Fig.97. (2A)LABEL(CANOPY)(ANGLE BLADE SPEC.)

(A)=VIO55-5B(US)
(B)=VIO55-5B(AS)
(C)=VIO55-5B(NZ)

(D)=VIO55-5B(KR)
(E)=VIO55-5B(SG)
(F)=



No.	Lev.	Parts No.	Description	Q'ty						I	R
				(A)	(B)	(C)	(D)	(E)	(F)		
1	1	772A79-03230	SET,LABEL VIO55-5 AN	1	1						
1-1	1	772A79-03231	SET,LABEL VIO55-5 AN	1	1						S
		(A=M59001) (B=M56001)									
2	2	172A47-03110	LABEL, BOOM	2	2						
2-1	2	172A79-03120	LABEL, BOOM	2	2						S
		(A=M59001) (B=M56001)									
3	2	172472-03141	LABEL, SUPPORT	2	2						
4	2	172467-03151	LABEL,GREASING	1	1						
5	2	172958-03160	LABEL	1	1						
6	2	172A07-03160	LABEL	1	1						
7	2	172A47-03160	LABEL, REAR	1	1						
8	2	172A38-03201	LABEL, SUB TANK	1	1						
9	2	172A38-03211	LABEL, ANTI-FREEZING	1	1						
10	2	172A79-03210	LABEL,OPERATION ANGL	1	1						
11	2	172458-03220	LABEL, ACCELERATOR	1	1						
12	2	172A79-03220	LABEL,WARNING ANGLE	1	1						
13	2	172472-03230	LABEL, OPERATION	1	1						
14	2	172437-03242	LABEL, CRAWLER	1	1						1
15	2	172458-03240	LABEL, LOCK	1	1						
16	2	172472-03241	LABEL, PIN US	1	1						
17	2	172437-03252	TAG ASSY, CAUTION	1	1						
18	2	172472-03250	LABEL, OPERATION	1	1						
19	2	172A47-03250	LABEL, PTO FOOT	1	1						
20	2	172472-03261	LABEL, FINGER	1	1						
21	2	172A47-03260	LABEL, PTO SWITCH	1	1						
22	2	172472-03271	LABEL, SANDUS	1	1						
23	2	172A47-03270	LABEL, PTO SELECT	1	1						
24	2	172183-03280	LABEL, LOCK	2	2						
25	2	172472-03281	LABEL, WARNING HITCH	1	1						
26	2	172463-03290	LABEL, HYD.OIL	1	1						
27	2	172472-03290	LABEL, SWITCH	1	1						
28	2	172437-03302	LABEL, MANUAL	1	1						
29	2	172472-03300	LABEL, COVER	1	1						
30	2	172A48-03300	LABEL, MODEL NAME	1	1						
30-1	2	172A48-03301	LABEL, MODEL NAME	1	1						S 2
		(A=M53309) (B=M53309)									
30-2	2	172A79-03300	LABEL, MODEL 55 L	1	1						S
		(A=M59001) (B=M56001)									
31	2	172437-03312	LABEL, SLOPE	1	1						
32	2	172A48-03310	LABEL, MODEL NAME	1	1						
32-1	2	172A48-03311	LABEL, MODEL NAME	1	1						S 2
		(A=M53309) (B=M53309)									
32-2	2	172A79-03310	LABEL, MODEL 55 R	1	1						S
		(A=M59001) (B=M56001)									
33	2	172437-03322	LABEL, RESEVOIR	1	1						
34	2	172462-03320	LABEL, RADIATOR	1	1						
35	2	172472-03330	LABEL, LOCK PIN	1	1						
36	2	172A47-03330	LABEL,OIL & WATER	1	1						
37	2	172437-03343	LABEL, TRANSPORT	1	1						
38	2	172A47-03341	LABEL,FUSE US	1	1						
39	2	172437-03352	LABEL, CYLINDER	2	2						

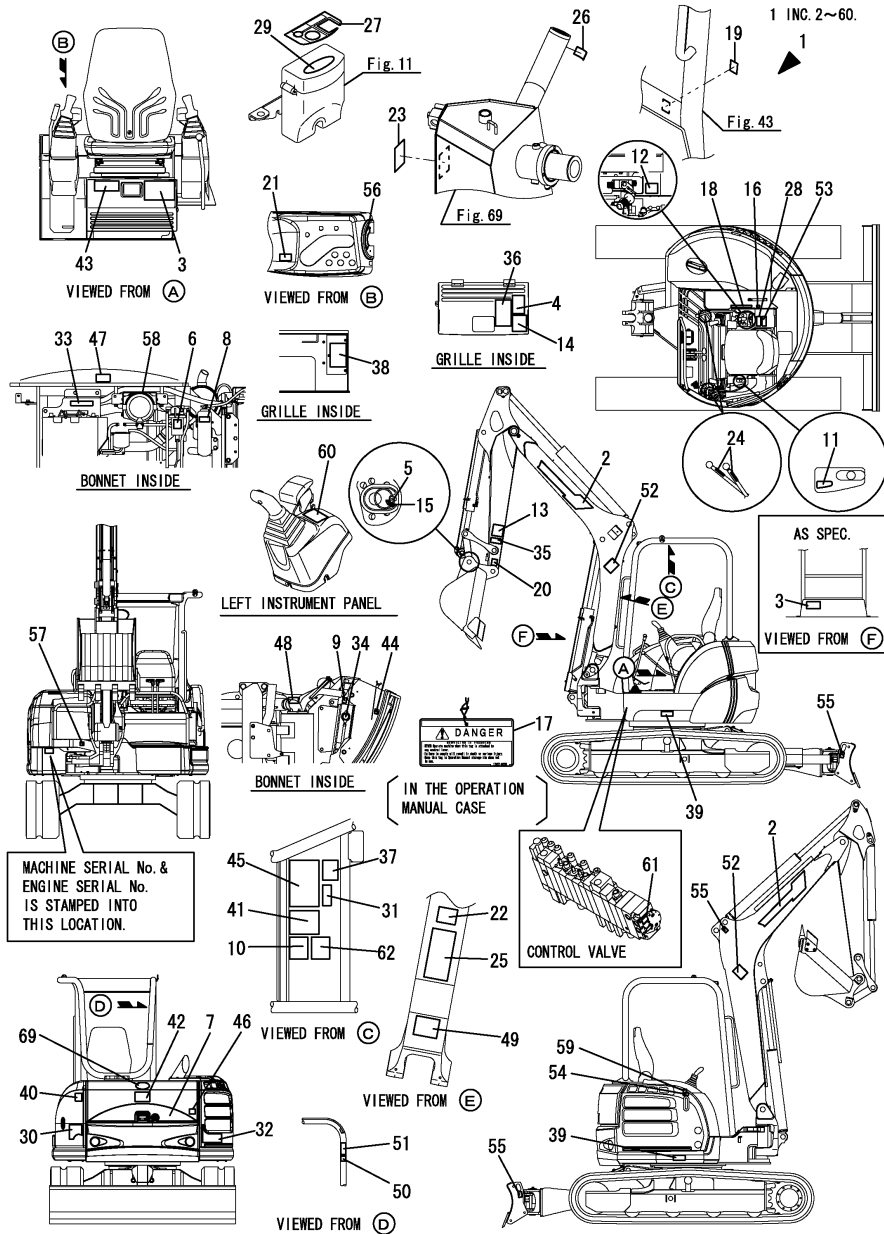
Remarks

- (1)Rubber crawler specification.
- (2)Interchangeable by simultaneous replacement with No.30-1, 32-1.

Fig.97. (2A)LABEL(CANOPY)(ANGLE BLADE SPEC.)

(A)=VIO55-5B(US)
 (B)=VIO55-5B(AS)
 (C)=VIO55-5B(NZ)

(D)=VIO55-5B(KR)
 (E)=VIO55-5B(SG)
 (F)=



No.	Lev.	Parts No.	Description	Q'ty						I	R
				(A)	(B)	(C)	(D)	(E)	(F)		
40	2	172437-03361	LABEL, BATTERY	1	1						
41	2	172437-03372	LABEL, NEUTRAL	1	1						
42	2	172437-03381	LABEL, SWING AREA	1	1						
43	2	172A79-03380	LABEL, SPEC ANGLE	1	1						
44	2	172437-03391	LABEL, RADIATOR	1	1						
45	2	172A79-03390	LABEL, LIFT ANGLE	1	1						
46	2	172437-03402	LABEL, ENGINE COVER	1	1						
47	2	172A36-03411	LABEL, ENGINE ROOM	1	1						
48	2	172437-03422	LABEL, MUFFLER	1	1						
49	2	172437-03432	LABEL, STEERING	1	1						
50	2	172437-03441	LABEL, ROPS	1	1						
51	2	172437-03451	LABEL, SEAT BELT	1	1						
52	2	172437-03461	LABEL, BOOM	2	2						
53	2	172437-03471	LABEL, LEVER LOCK	1	1						
54	2	172437-03501	LABEL, FUEL	1	1						
55	2	172437-03511	LABEL, HOOK	3	3						
56	2	172A64-03700	LABEL, START SWITCH	1	1						
57	2	172156-03740	LABEL, GREASE	1	1						
58	2	172125-03951	LABEL, AIR CLEANER	1	1						
59	2	114110-07760	LABEL, FUEL CAUTION	1	1						
59-1	2	114110-07761	LABEL, FUEL OIL CAUT	1	1						N
		(A=M54332) (B=M54332)									
60	2	172A47-03371	LABEL, PTO EX	1	1						W
		(A=M53001) (B=M53001)									
61	1	172A47-03220	LABEL, 2-WAY	1	1						
62	1	172437-03601	LABEL, 2-WAY US	1	1						
69	1	172A77-03110	EMBLEM ASSY	1	1						W
		(A=M59001) (B=M56001)									

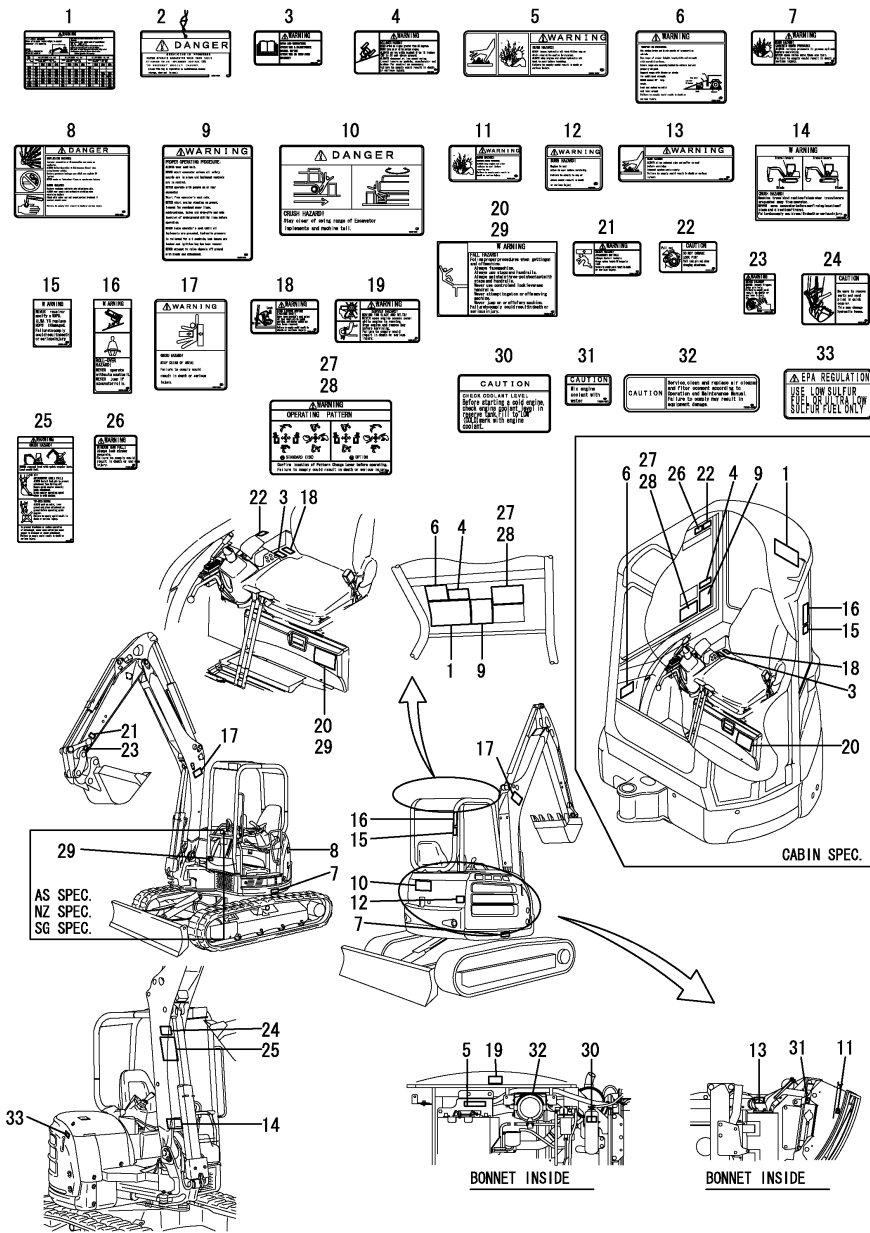
Remarks

- (1)Rubber crawler specification.
- (2)Interchangeable by simultaneous replacement with No.30-1, 32-1.

Fig.3. LABEL(SAFETY)

(A)=VIO55-5B(US)
 (B)=VIO55-5B(AS)
 (C)=VIO55-5B(NZ)

(D)=VIO55-5B(KR)
 (E)=VIO55-5B(SG)
 (F)=



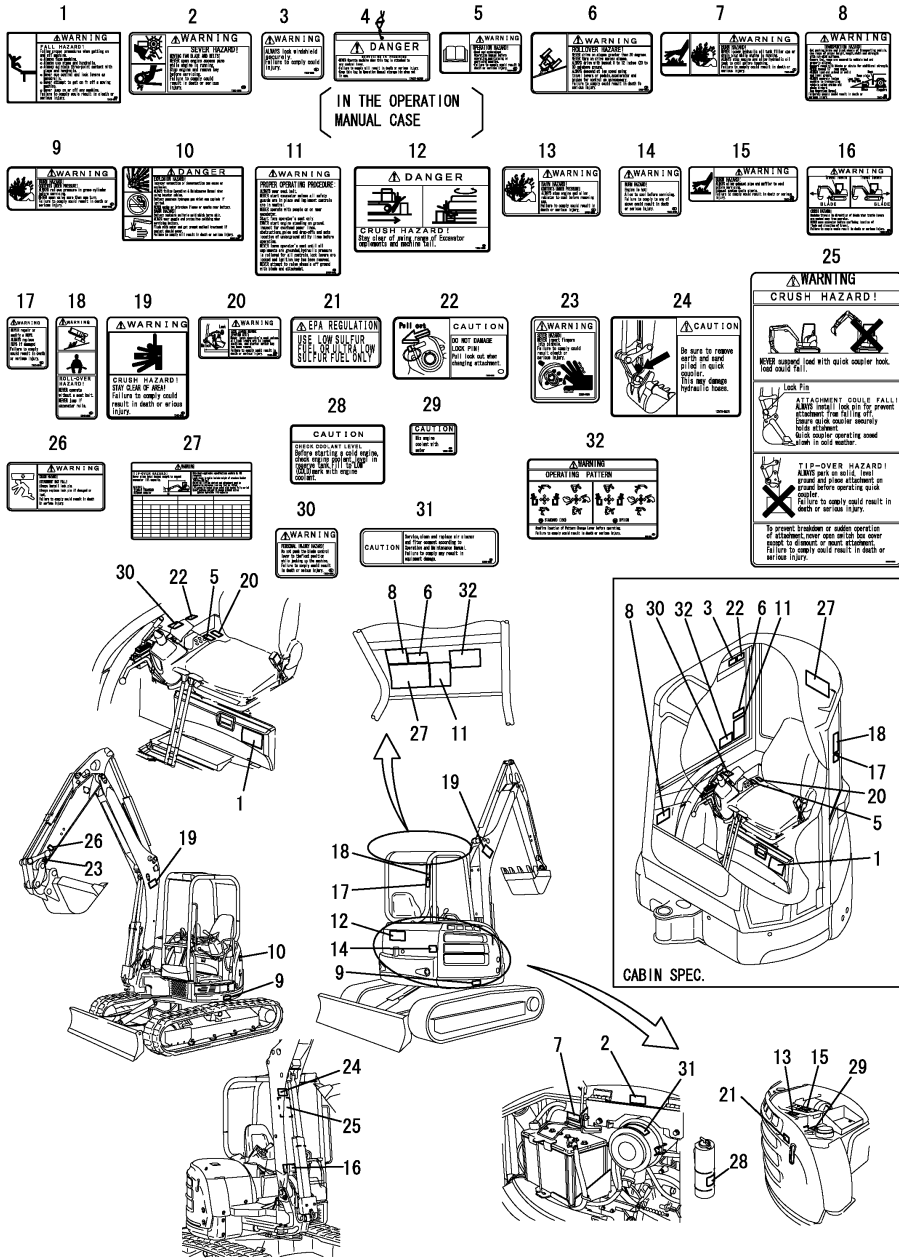
No.	Lev.	Parts No.	Description	Q'ty						I	R
				(A)	(B)	(C)	(D)	(E)	(F)		
1	1	172A48-03392	LABEL, LIFT Q US	1	1	1	1	1			
1-1	2	172A48-03393	LABEL, LIFT Q US	1	1	1	1	1		N	
		(A=M53428)	(B=M53320)	(C=M53320)	(D=M53320)	(E=M53320)					
2	1	172437-03252	TAG ASSY, CAUTION	1	1	1	1	1			
3	1	172437-03302	LABEL, MANUAL	1	1	1	1	1			
4	1	172437-03312	LABEL, SLOPE	1	1	1	1	1			
5	1	172437-03322	LABEL, RESEVOIR	1	1	1	1	1			
6	1	172437-03343	LABEL, TRANSPORT	1	1	1	1	1			
7	1	172437-03352	LABEL, CYLINDER	2	2	2	2	2			
8	1	172437-03361	LABEL, BATTERY	1	1	1	1	1			
9	1	172437-03372	LABEL, NEUTRAL	1	1	1	1	1			
10	1	172437-03381	LABEL, SWING AREA	1	1	1	1	1			
11	1	172437-03391	LABEL, RADIATOR	1	1	1	1	1			
12	1	172437-03402	LABEL, ENGINE COVER	1	1	1	1	1			
13	1	172437-03422	LABEL, MUFFLER	1	1	1	1	1			
14	1	172437-03432	LABEL, STEERING	1	1	1	1	1			
15	1	172437-03441	LABEL, ROPS	1	1	1	1	1			
16	1	172437-03451	LABEL, SEAT BELT	1	1	1	1	1			
17	1	172437-03461	LABEL, BOOM	2	2	2	2	2			
18	1	172437-03471	LABEL, LEVER LOCK	1	1	1	1	1			
19	1	172A36-03411	LABEL, ENGINE ROOM	2	2	2	2	2			
19-1	1	172A36-03411	LABEL, ENGINE ROOM	1	1	1	1	1		K	
		(A=M53001)	(B=M53001)	(C=M53001)	(D=M53001)	(E=M53001)					
20	1	172472-03141	LABEL, SUPPORT	1	1	1	1	1			
21	1	172472-03330	LABEL, LOCK PIN	1	1	1	1	1			
22	1	172472-03241	LABEL, PIN US	1	1	1	1	1			
23	1	172472-03261	LABEL, FINGER	1	1	1	1	1			
24	1	172472-03271	LABEL, SANDUS	1	1	1	1	1			
25	1	172472-03281	LABEL, WARNING HITCH	1	1	1	1	1			
26	1	172437-03551	LABEL, WINDOW US	1	1	1	1	1		1	
27	1	172437-03601	LABEL, 2-WAY US	1	1	1	1				
28	1	172A47-03410	LABEL, 4 WAY US						1		
29	1	172472-03141	LABEL, SUPPORT		2	2			2	2	
30	1	172A38-03201	LABEL, SUB TANK	1	1	1	1	1			
31	1	172A38-03211	LABEL, ANTI-FREEZING	1	1	1	1	1			
32	1	172125-03951	LABEL, AIR CLEANER	1	1	1	1	1			
33	1	114110-07760	LABEL, FUEL CAUTION	1	1	1		1			
33-1	1	114110-07761	LABEL, FUEL OIL CAUT	1	1	1		1		N	
		(A=M54332)	(B=M54332)	(C=M54332)	(E=M54332)						

Remarks
 (1)Cabin specification.
 (2)Canopy specification.

Fig.98. (3A)LABEL(SAFETY)(ANGLE BLADE SPEC.)

(A)=VIO55-5B(US)
 (B)=VIO55-5B(AS)
 (C)=VIO55-5B(NZ)

(D)=VIO55-5B(KR)
 (E)=VIO55-5B(SG)
 (F)=



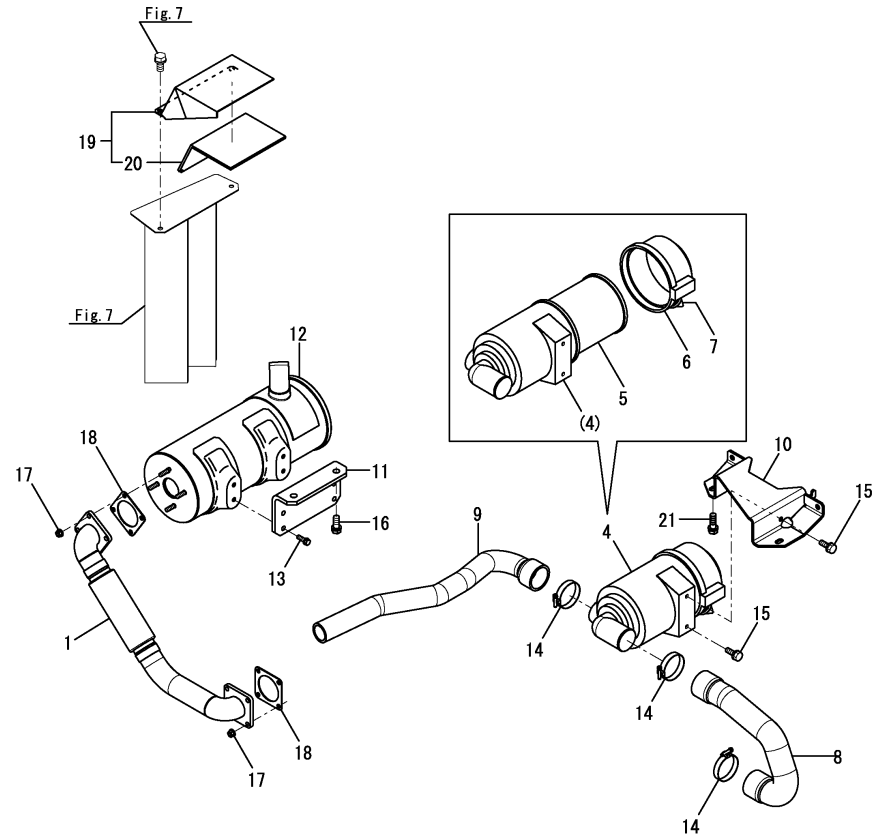
No.	Lev.	Parts No.	Description	Qty						I	R
				(A)	(B)	(C)	(D)	(E)	(F)		
1	1	172472-03141	LABEL, SUPPORT	1	1						
2	1	172A36-03411	LABEL, ENGINE ROOM	1	1						
3	1	172437-03551	LABEL, WINDOW US	1	1						1
4	1	172437-03252	TAG ASSY, CAUTION	1	1						
5	1	172437-03302	LABEL, MANUAL	1	1						
6	1	172437-03312	LABEL, SLOPE	1	1						
7	1	172437-03322	LABEL, RESEVOIR	1	1						
8	1	172437-03343	LABEL, TRANSPORT	1	1						
9	1	172437-03352	LABEL, CYLINDER	2	2						
10	1	172437-03361	LABEL, BATTERY	1	1						
11	1	172437-03372	LABEL, NEUTRAL	1	1						
12	1	172437-03381	LABEL, SWING AREA	1	1						
13	1	172437-03391	LABEL, RADIATOR	1	1						
14	1	172437-03402	LABEL, ENGINE COVER	1	1						
15	1	172437-03422	LABEL, MUFFLER	1	1						
16	1	172437-03432	LABEL, STEERING	1	1						
17	1	172437-03441	LABEL, ROPS	1	1						
18	1	172437-03451	LABEL, SEAT BELT	1	1						
19	1	172437-03461	LABEL, BOOM	2	2						
20	1	172437-03471	LABEL, LEVER LOCK	1	1						
21	1	114110-07760	LABEL, FUEL CAUTION	1	1						
21-1	1	114110-07761	LABEL, FUEL OIL CAUT	1	1						N
		(A)=M54332	(B)=M54332								
22	1	172472-03241	LABEL, PIN US	1	1						
23	1	172472-03261	LABEL, FINGER	1	1						
24	1	172472-03271	LABEL, SANDUS	1	1						
25	1	172472-03281	LABEL, WARNING HITCH	1	1						
26	1	172472-03330	LABEL, LOCK PIN	1	1						
27	1	172A79-03390	LABEL, LIFT ANGLE	1	1						
28	1	172A38-03201	LABEL, SUB TANK	1	1						
29	1	172A38-03211	LABEL, ANTI-FREEZING	1	1						
30	1	172A79-03220	LABEL, WARNING ANGLE	1	1						
31	1	172125-03951	LABEL, AIR CLEANER	1	1						
32	1	172437-03601	LABEL, 2-WAY US	1	1						

Remarks
 (1)Cabin specification.

Fig.4. MUFFLER & AIR CLEANER

(A)=VIO55-5B(US)
 (B)=VIO55-5B(AS)
 (C)=VIO55-5B(NZ)

(D)=VIO55-5B(KR)
 (E)=VIO55-5B(SG)
 (F)=



No.	Lev.	Parts No.	Description	Q'ty						I	R
				(A)	(B)	(C)	(D)	(E)	(F)		
1	1	172461-11331	TUBE ASSY	1	1	1	1	1			
4	1	172A47-11500	CLEANER ASSY, AIR	1	1	1	1	1		1	
5	2	129004-12520	ELEMENT, AIR CLEANER	1	1	1	1	1			
6	2	119866-12530	COVER ASSY	1	1	1	1	1			
7	2	119808-12540	VALVE, UNLOAD	1	1	1	1	1			
7A	1	172125-03951	LABEL, AIR CLEANER	1	1	1	1	1		3	
8	1	172A47-11510	HOSE, AIR CLEANER	1	1	1	1	1			
8-1	1	172A78-11510	HOSE A,AIRCLEANER	1	1	1	1	1		N	
		(A=M54399) (B=M54399) (C=M54399) (D=M54399) (E=M54399)									
9	1	172A47-11520	HOSE, AIR CLEANER	1	1	1	1	1			
9-1	1	172A78-11520	HOSE B,ASSY	1	1	1	1	1		N	
		(A=M54399) (B=M54399) (C=M54399) (D=M54399) (E=M54399)									
10	1	172A47-11600	BRACKET ASSY	1	1	1	1	1			
11	1	172A47-13430	BRACKET, MUFFLER	1	1	1	1	1			
12	1	172A47-11301	SILENCER ASSY	1	1	1	1	1		2	
12A	1	172437-03422	LABEL, MUFFLER	2	2	2	2	2		3	
13	1	26013-080252	BOLT, M8X 25	4	4	4	4	4			
14	1	23000-070000	CLAMP, 70	3	3	3	3	3			
15	1	26013-080202	BOLT, M8X 20	2	2	2	2	2			
16	1	26013-120302	BOLT, M12X 30	2	2	2	2	2			
17	1	26051-080002	NUT, M8	8	8	8	8	8			
18	1	129400-13201	GASKET, SILENCER	2	2	2	2	2			
19	1	172A47-11350	GUARD ASSY, MUFFLER	1	1	1	1	1			
19-1	1	172A47-11351	GUARD ASSY, MUFFLER	1	1	1	1	1		N	
		(A=M54304) (B=M54304) (C=M54304) (D=M54304) (E=M54304)									
20	2	172A47-11370	WOOL, GLASS	1	1	1	1	1			
21	1	26014-100252	BOLT, M10X 25	2	2	2	2	2			

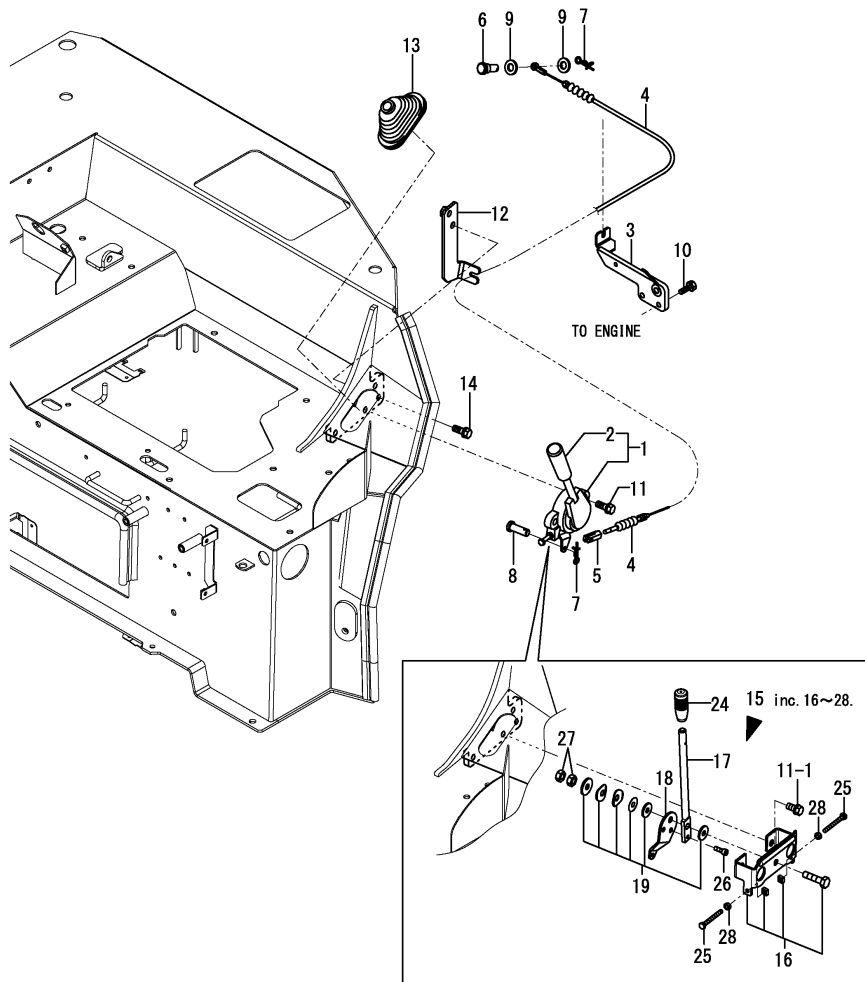
Remarks

- (1)Attach the No.7A label to this part.
- (2)Attach the No.12A label to this part.
- (3)Label is not illustrated.

Fig.5. ACCELERATOR

(A)=VIO55-5B(US)
 (B)=VIO55-5B(AS)
 (C)=VIO55-5B(NZ)

(D)=VIO55-5B(KR)
 (E)=VIO55-5B(SG)
 (F)=



No.	Lev.	Parts No.	Description	Q'ty						I	R
				(A)	(B)	(C)	(D)	(E)	(F)		
1	1	172A47-12141	LEVER, ACCELERATOR (A=*2016.10.) (B=*2016.10.) (C=*2016.10.) (D=*2016.10.)	1	1	1	1	1	1	Z	1
2	2	172165-12140	GRIP	1	1	1	1	1			
2-1	2	172A79-12150	GRIP (A=M53001) (B=M53001) (C=M53001) (D=M53001) (E=M53001)	1	1	1	1	1			N
3	1	172491-12100	SUPPORT ASSY, CABLE	1	1	1	1	1			
4	1	172A47-12130	CABLE, ACCELERATOR	1	1	1	1	1			
5	1	172137-12270	JOINT, CABLE	1	1	1	1	1			
6	1	172113-12522	PIN, CABLE	1	1	1	1	1			
7	1	1C6281-52310	PIN, SNAP 6	2	2	2	2	2			
8	1	1A1040-56900	PIN, FLAT HEAD 6X17	1	1	1	1	1			
9	1	22137-060000	WASHER, 6	2	2	2	2	2			
10	1	26013-080202	BOLT, M8X 20	2	2	2	2	2			
11	1	26013-100252	BOLT, M10X 25	2	2	2	2	2			
11-1	1	26013-100202	BOLT, M10X 20 (A=*2016.10.) (B=*2016.10.) (C=*2016.10.) (D=*2016.10.) (E=*2016.10.)	2	2	2	2	2			S
12	1	172A47-12110	BRACKET, CABLE	1	1	1	1	1			
13	1	172141-41340	BOOT	1	1	1	1	1			
14	1	26013-100252	BOLT, M10X 25	2	2	2	2	2			
15	1	172A47-12142	LEVER ASSY, ACCEL. (A=*2016.10.) (B=*2016.10.) (C=*2016.10.) (D=*2016.10.) (E=*2016.10.)	1	1	1	1	1			W
16	2	172458-12150	BRACKET ASSY, ACCEL.	1	1	1	1	1			
17	2	172458-12170	LEVER, ACCEL	1	1	1	1	1			
18	2	172458-12180	PLATE	1	1	1	1	1			
19	2	172458-12200	SPRING SET	1	1	1	1	1			
24	2	172498-12250	GRIP, ACCELERATOR	1	1	1	1	1			
25	2	26117-060554	BOLT M 6X 55	2	2	2	2	2			
26	2	26450-060102	BOLT, M6X 10	1	1	1	1	1			
27	2	26757-100002	NUT, LOCK M10	2	2	2	2	2			
28	2	26857-060002	NUT, M6	2	2	2	2	2			

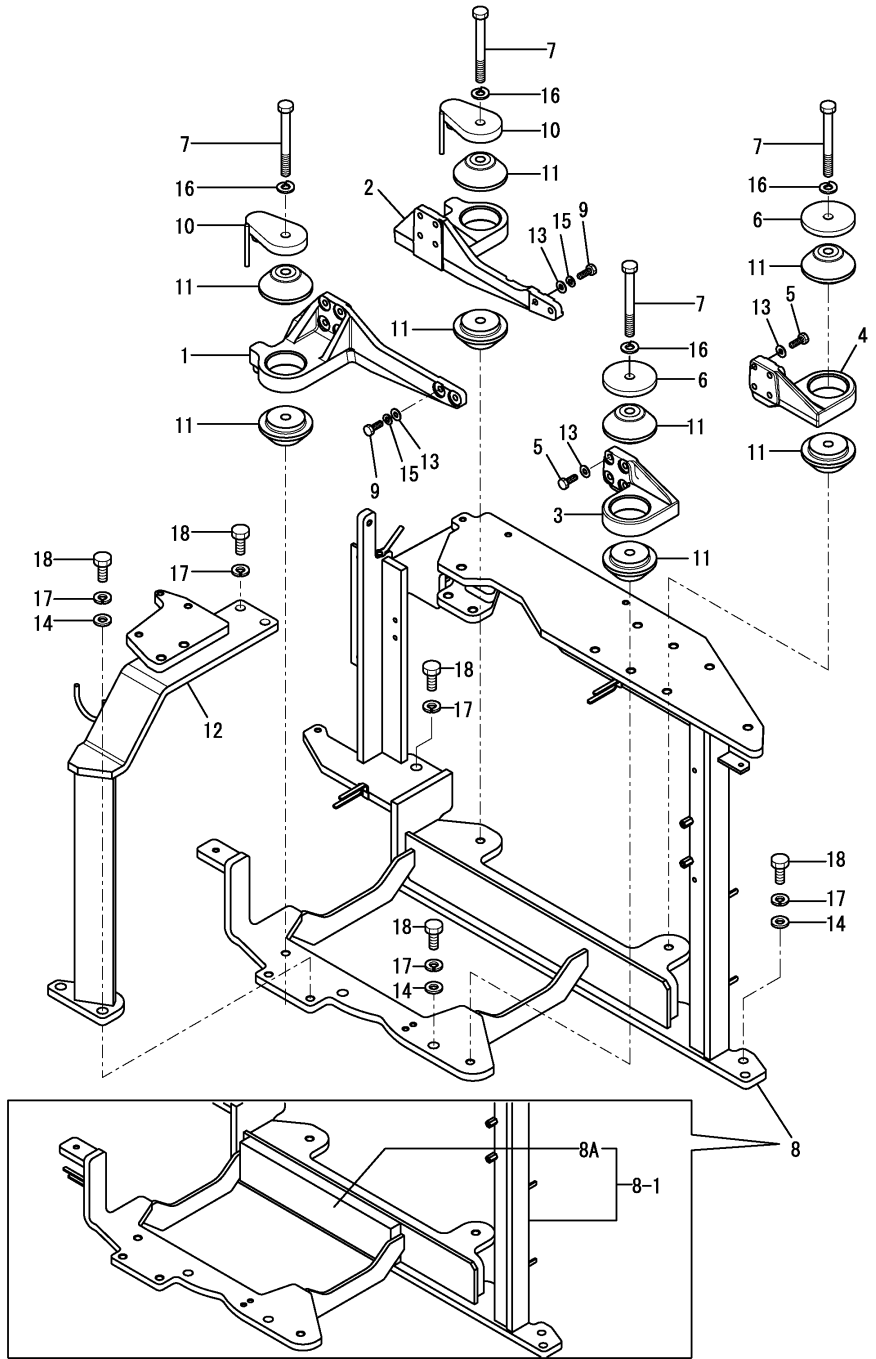
Remarks

(1)Interchangeable by simultaneous replacement with No.11-1 & 15.

Fig.6. ENGINE MOUNT

(A)=VIO55-5B(US)
 (B)=VIO55-5B(AS)
 (C)=VIO55-5B(NZ)

(D)=VIO55-5B(KR)
 (E)=VIO55-5B(SG)
 (F)=

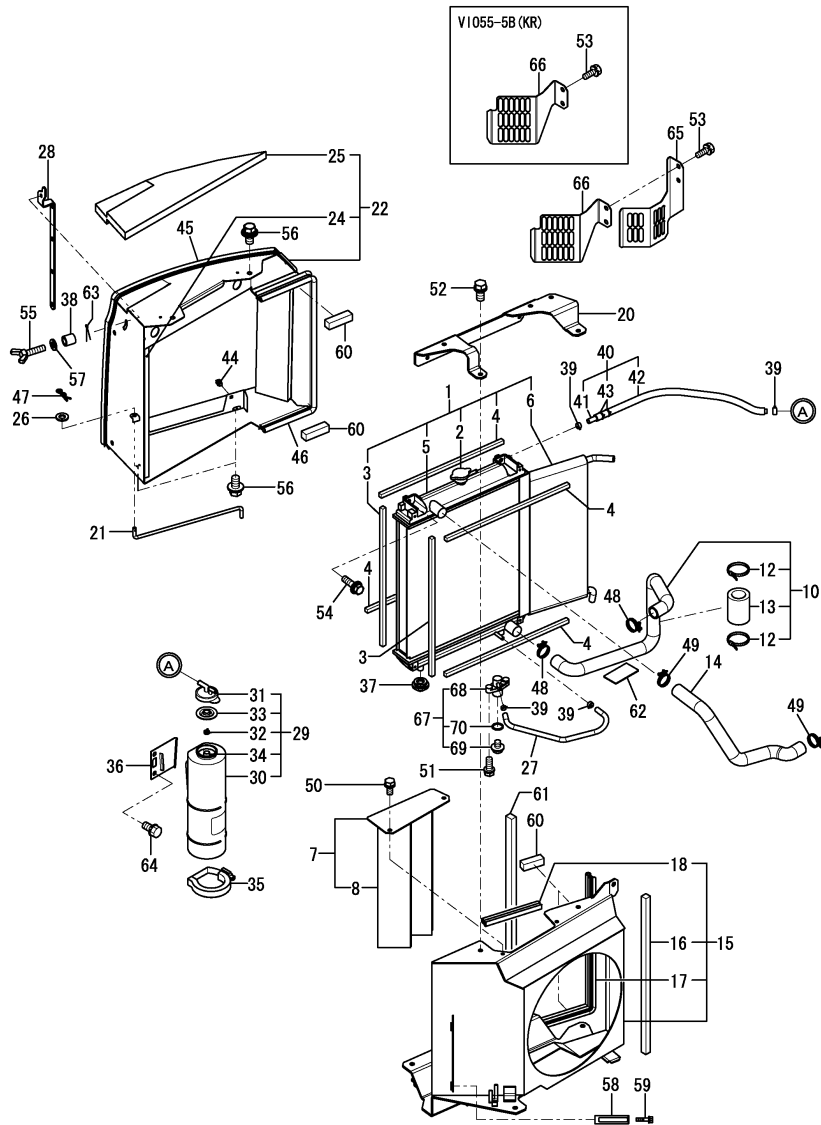


No.	Lev.	Parts No.	Description	Q'ty						I	R
				(A)	(B)	(C)	(D)	(E)	(F)		
1	1	172491-13101	MOUNT, ENGINE	1	1	1	1	1			
2	1	172491-13111	MOUNT, ENGINE	1	1	1	1	1			
3	1	172461-13120	MOUNT, ENGINE	1	1	1	1	1			
4	1	172461-13130	MOUNT, ENGINE	1	1	1	1	1			
5	1	172461-13140	BOLT	8	8	8	8	8			
6	1	172162-13170	WASHER	2	2	2	2	2			
7	1	172162-13190	BOLT	4	4	4	4	4			
8	1	172A47-13202	MOUNT ASSY, ENGINE	1	1	1	1	1			
8-1	1	172A78-13010	COVER ASSY	1	1	1	1	1		N	
8A	2	172A78-13020	SPONGE	1	1	1	1	1		W	
9	1	172162-13200	BOLT	12	12	12	12	12			
10	1	172165-13242	STOPPER ASSY	2	2	2	2	2			
11	1	172165-13270	MOUNT, ENGINE	8	8	8	8	8			
12	1	172A47-13680	BRACKET ASSY	1	1	1	1	1			
13	1	172137-46042	SEAT, SPRING	20	20	20	20	20			
14	1	22137-160000	WASHER, 16	5	5	5	5	5			
15	1	22217-100000	WASHER, SPRING 10	12	12	12	12	12			
16	1	22217-160000	WASHER, SPRING 16	4	4	4	4	4			
17	1	22217-160000	WASHER, SPRING 16	10	10	10	10	10			
18	1	26076-160402	BOLT, 10.916X 40	10	10	10	10	10			

Fig.7. RADIATOR & MOUNT

(A)=VIO55-5B(US)
 (B)=VIO55-5B(AS)
 (C)=VIO55-5B(NZ)

(D)=VIO55-5B(KR)
 (E)=VIO55-5B(SG)
 (F)=



No.	Lev.	Parts No.	Description	Q'ty						I	R
				(A)	(B)	(C)	(D)	(E)	(F)		
1	1	172A47-13151	RADIATOR ASSY	1	1	1	1	1			
2	2	129107-44590	CAP, RADIATOR	1	1	1	1	1		1	
3	2	172A47-13050	GASKET	2	2	2	2	2			
4	2	172A47-13060	GASKET	4	4	4	4	4			
5	2	172A47-13160	RADIATOR	1	1	1	1	1			
6	2	172A47-13180	COOLER, OIL	1	1	1	1	1			
6A	1	172462-03320	LABEL, RADIATOR	1	1	1	1	1		5	
7	1	172A47-13470	COVER ASSY	1	1	1	1	1			
8	2	172A47-13480	SPONGE	2	2	2	2	2			
10	1	172A47-13490	PIPE ASSY, WATER	1	1	1	1	1			
12	2	172126-11510	BAND	2	2	2	2	2			
13	2	172A47-13460	SPONGE, HOSE	1	1	1	1	1			
14	1	172A47-13510	PIPE, WATER	1	1	1	1	1			
15	1	172A47-13522	SHROUD ASSY	1	1	1	1	1			
16	2	172A47-13130	SEAL	1	1	1	1	1			
17	2	172478-65580	RUBBER, SEAL	1	1	1	1	1			
18	2	172162-65660	SEAL	1	1	1	1	1			
20	1	172A47-13750	BRACKET ASSY	1	1	1	1	1		2	
20A	1	172A38-03211	LABEL, ANTI-FREEZING	1	1	1	1	1		5	
21	1	172A47-13780	HOOK	1	1	1	1	1			
22	1	172A47-13960	DUCT ASSY	1	1	1	1	1		3	
24	2	172A47-14860	SPONGE	1	1	1	1	1			
25	2	172A47-14870	SPONGE	1	1	1	1	1			
25A	1	172437-03322	LABEL, RESEVOIR	1	1	1	1	1		5	
25B	1	172437-03391	LABEL, RADIATOR	1	1	1	1	1		5	
26	1	22137-080000	WASHER, 8	1	1	1	1	1			
27	1	172124-13411	HOSE	1	1	1	1	1			
28	1	172A47-14800	LEVER ASSY	1	1	1	1	1		Z	
29	1	171064-44510	TANK ASSY, SUB	(A=M53001)	(B=M53001)	(C=M53001)	(D=M53001)	(E=M53001)		4	
30	2	171064-44520	BODY, SUB-TANK	1	1	1	1	1			
31	2	121450-44531	CAP	1	1	1	1	1			
32	2	124450-44560	CLAMP, HOSE	1	1	1	1	1			
33	2	121470-44581	GASKET	1	1	1	1	1			
34	2	23065-070225	HOSE 7X 225	1	1	1	1	1			
34A	1	172A38-03201	LABEL, SUB TANK	1	1	1	1	1		5	
35	1	124450-44550	BAND, SUB-TANK	1	1	1	1	1			
36	1	121256-44600	BRACKET, SUB TANK	1	1	1	1	1			
37	1	184015-44680	ABSORBER, SHOCK	2	2	2	2	2			
38	1	172524-45250	SPACER	(A=M53001)	(B=M53001)	(C=M53001)	(D=M53001)	(E=M53001)		Z	
39	1	124766-59050	CLAMP, HOSE 11.5	4	4	4	4	4			
40	1	184015-59110	HOSE ASSY, FUEL	1	1	1	1	1			
41	2	172141-14610	HOSE, FUEL	1	1	1	1	1			
42	2	184015-59120	TUBE, CORRUGATED	1	1	1	1	1			
43	2	933168-55770	BAND	2	2	2	2	2			
44	1	1A7400-61250	HOLDER, ROD 8	1	1	1	1	1			
45	1	172478-65490	RUBBER, SEAL	2	2	2	2	2			
46	1	172164-65710	RUBBER, SEAL	1	1	1	1	1			
47	1	22372-080000	PIN, SNAP 8	1	1	1	1	1			
48	1	23001-041000	CLAMP, HOSE 41	2	2	2	2	2			

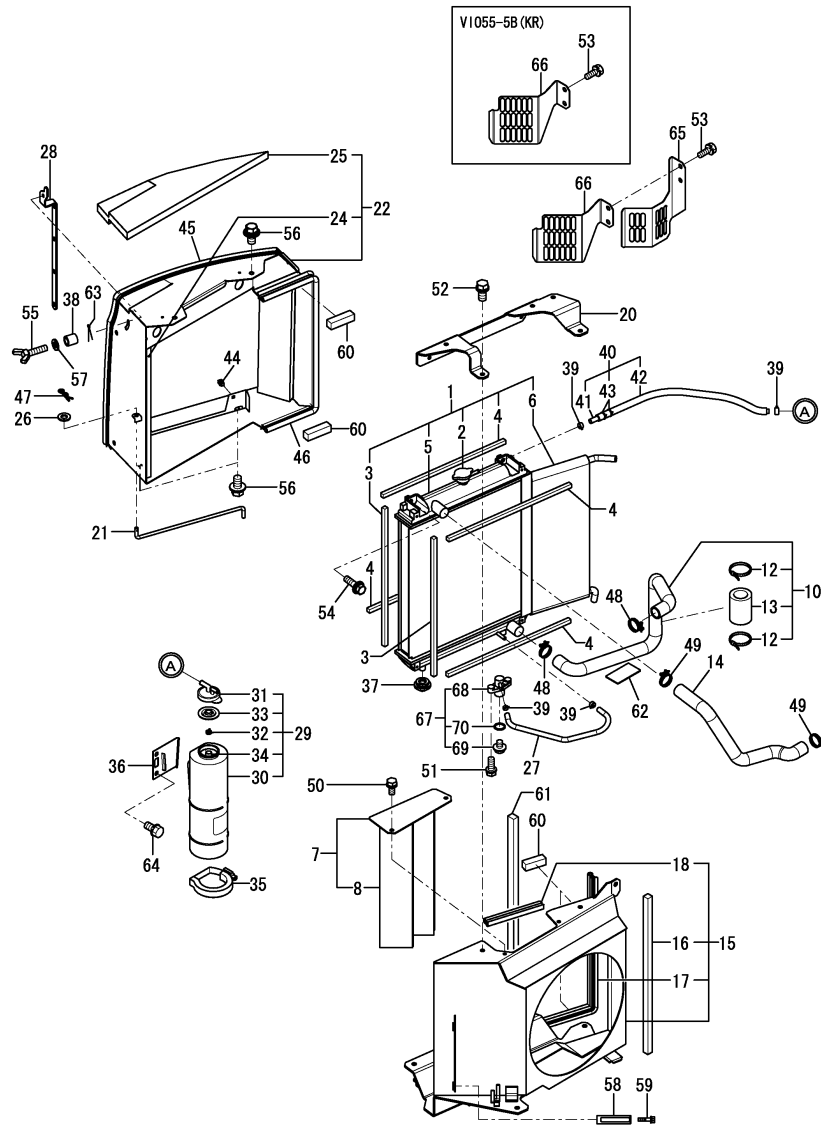
Remarks

- (1) Attach the No.6A label to this part.
- (2) Attach the No.20A label to this part.
- (3) Attach the No.25A & 25B label to this part.
- (4) Attach the No.34A label to this part.
- (5) Label is not illustrated.

Fig.7. RADIATOR & MOUNT

(A)=VIO55-5B(US)
 (B)=VIO55-5B(AS)
 (C)=VIO55-5B(NZ)

(D)=VIO55-5B(KR)
 (E)=VIO55-5B(SG)
 (F)=

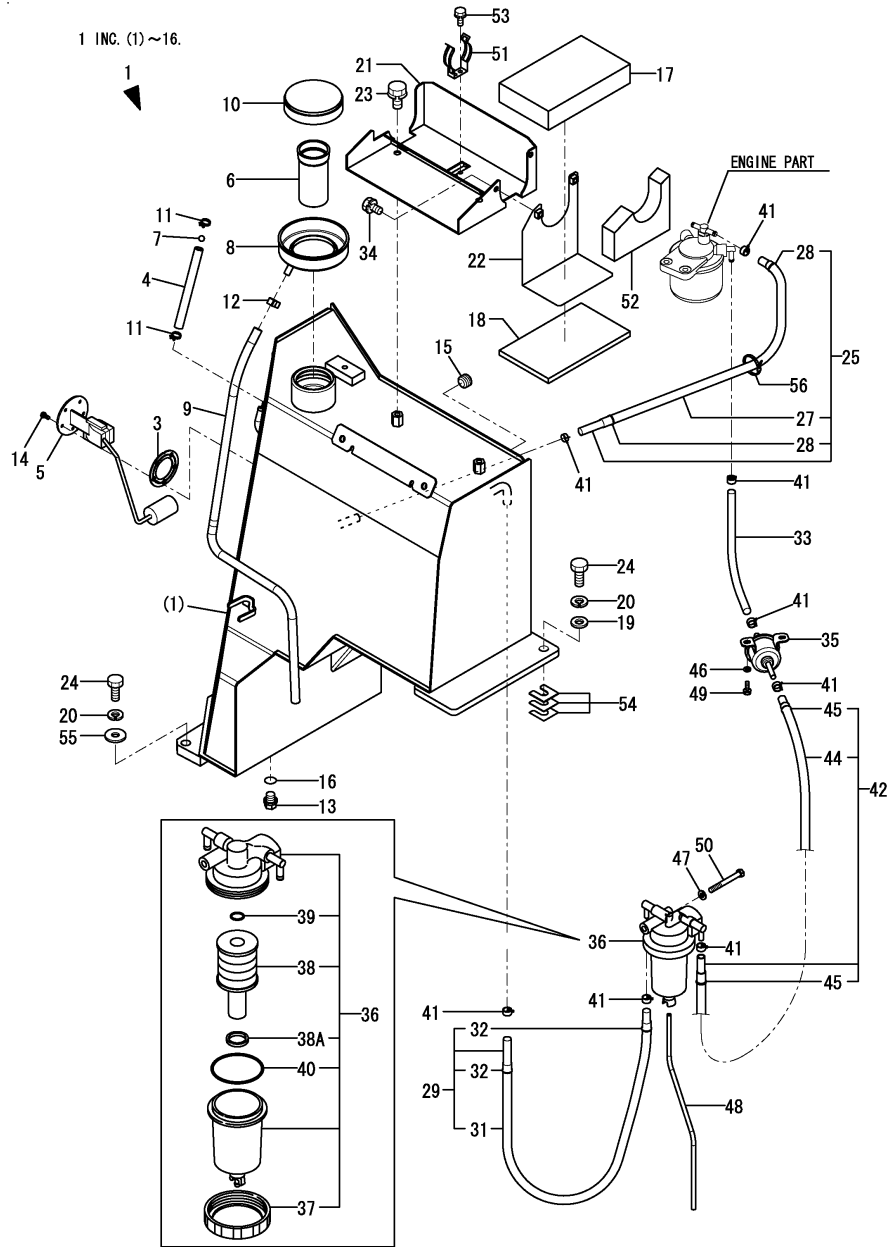


No.	Lev.	Parts No.	Description	Q'ty						I	R
				(A)	(B)	(C)	(D)	(E)	(F)		
49	1	23001-048000	CLAMP, HOSE 48	2	2	2	2	2			
50	1	26013-080162	BOLT, M8X 16	2	2	2	2	2			
50-1	1	26013-080202	BOLT, M8X 20	2	2	2	2	2		N	
50-2	1	26013-080252	BOLT, M8X 25	2	2	2	2	2		N	
		(A=MZZZZZ) (B=MZZZZZ) (C=MZZZZZ) (D=MZZZZZ) (E=MZZZZZ)									
		(A=M54304) (B=M54304) (C=M54304) (D=M54304) (E=M54304)									
51	1	26013-080202	BOLT, M8X 20	2	2	2	2	2			
52	1	26013-100202	BOLT, M10X 20	2	2	2	2	2			
53	1	26013-100252	BOLT, M10X 25	2	2	2	2	2			
54	1	26014-080302	BOLT, M8X 30	2	2	2	2	2			
55	1	172A46-13040	BOLT, WING	1	1	1	1	1		Z	
		(A=M53001) (B=M53001) (C=M53001) (D=M53001) (E=M53001)									
56	1	26014-100202	BOLT, M10X 20	4	4	4	4	4			
57	1	22217-080000	WASHER, SPRING 8	1	1	1	1	1		Z	
		(A=M53001) (B=M53001) (C=M53001) (D=M53001) (E=M53001)									
58	1	172122-55061	BRACKET, PUMP	2	2	2	2	2		Z	
		(A=M53001) (B=M53001) (C=M53001) (D=M53001) (E=M53001)									
59	1	26013-060122	BOLT, M6X 12	4	4	4	4	4		Z	
		(A=M53001) (B=M53001) (C=M53001) (D=M53001) (E=M53001)									
60	1	172A47-13140	SEAL	4	4	4	4	4			
61	1	172A47-13940	SEAL, SHURAUD	1	1	1	1	1			
62	1	172445-68790	RUBBER	1	1	1	1	1			
63	1	22417-200200	PIN, COTTER 2.0X20	1	1	1	1	1		Z	
		(A=M53001) (B=M53001) (C=M53001) (D=M53001) (E=M53001)									
64	1	26013-080122	BOLT, M8X 12	2	2	2	2	2			
65	1	172A47-13770	GUARD, FAN	1	1	1	1	1			
66	1	172A47-13640	GUARD, FAN	1	1	1	1	1			
67	1	172444-13210	COCK ASSY, 2-WAY	1	1	1	1	1			
68	2	172444-13220	BODY	1	1	1	1	1			
69	2	121250-49121	PLUG, DRAIN M16	1	1	1	1	1			
70	2	24311-000160	O-RING, 1AP16.0	1	1	1	1	1			

Remarks

- (1) Attach the No.6A label to this part.
- (2) Attach the No.20A label to this part.
- (3) Attach the No.25A & 25B label to this part.
- (4) Attach the No.34A label to this part.
- (5) Label is not illustrated.

Fig.8. FUEL TANK & FUEL PIPING



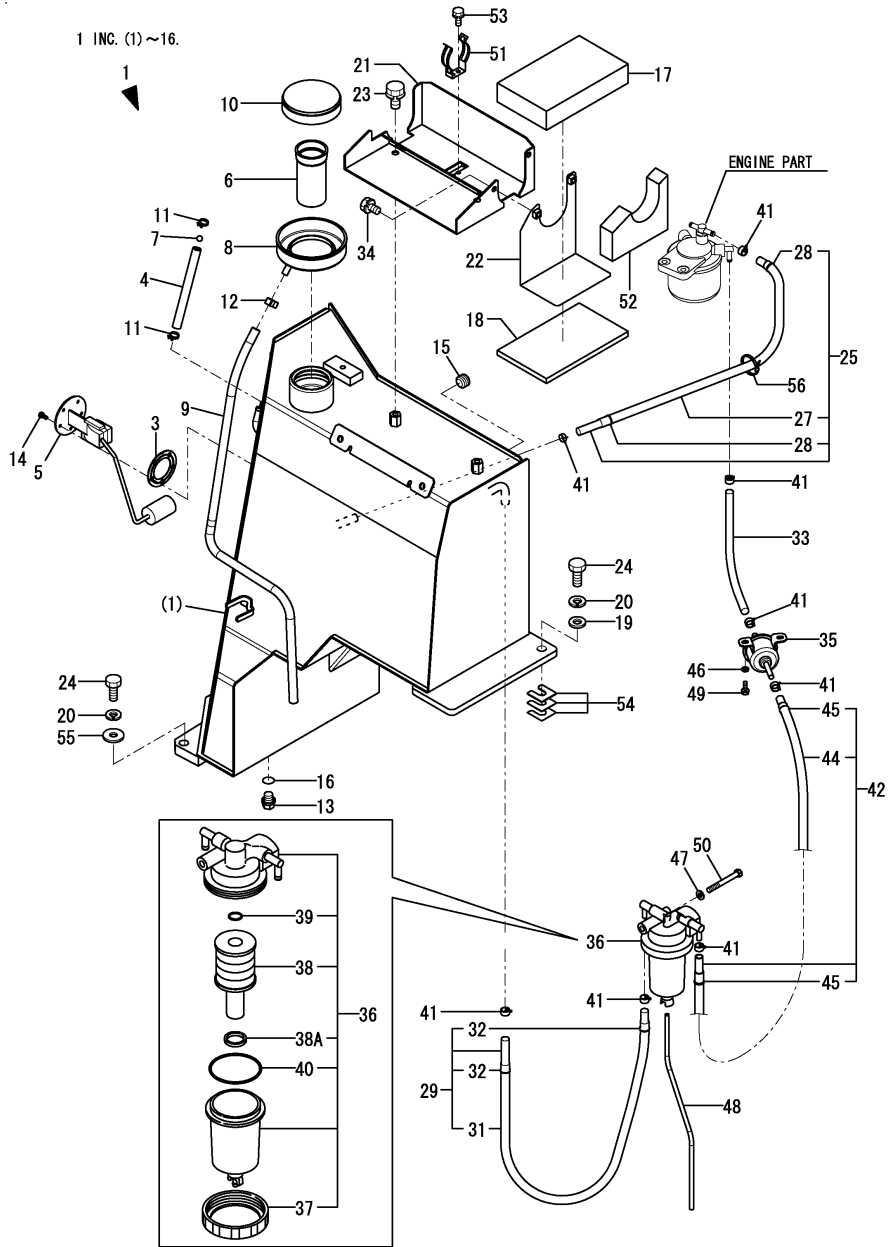
(A)=VIO55-5B(US)
 (B)=VIO55-5B(AS)
 (C)=VIO55-5B(NZ)

(D)=VIO55-5B(KR)
 (E)=VIO55-5B(SG)
 (F)=

No.	Lev.	Parts No.	Description	Q'ty						I	R
				(A)	(B)	(C)	(D)	(E)	(F)		
1	1	772A78-14100	TANK ASSY, FUEL	1	1	1	1	1			
3	2	172162-14200	GASKET	1	1	1	1	1			
4	2	172A47-14210	HOSE, FUEL GAUGE	1	1	1	1	1			
5	2	172A78-14220	GAUGE, FUEL	1	1	1	1	1			
6	2	172183-14250	FILTER, FUEL	1	1	1	1	1			
7	2	172141-14260	FLOAT	1	1	1	1	1			
8	2	172458-14370	SUMP, FUEL	1	1	1	1	1			
9	2	172A47-14520	HOSE	1	1	1	1	1			
10	2	105340-55040	CAP, FUEL TANK	1	1	1	1	1			
11	2	23010-014000	CLAMP, 14	2	2	2	2	2			
12	2	23080-013000	CLAMP, 13	1	1	1	1	1			
13	2	23491-140002	PLUG, 14	1	1	1	1	1			
14	2	26022-050122	SCREW, M5X12	5	5	5	5	5			
15	2	23876-040000	PLUG, R04	1	1	1	1	1			
16	2	24311-000160	O-RING, 1AP16.0	1	1	1	1	1			
17	1	172A47-62290	SPONGE	1	1	1	1	1			
18	1	172A47-62320	SPONGE	1	1	1	1	1			
19	1	22137-140000	WASHER, 14	2	2	2	2	2			
20	1	22217-140000	WASHER, SPRING 14	3	3	3	3	3			
21	1	172A47-05300	PLATE ASSY, TOOL BOX	1	1	1	1	1			
22	1	172A47-61570	PLATE	1	1	1	1	1			
23	1	26013-100162	BOLT, M10X 16	2	2	2	2	2			
24	1	26116-140352	BOLT, M14X 35 PLATED	3	3	3	3	3			
25	1	172A47-14510	HOSE ASSY, FUEL	1	1	1	1	1			
27	2	184016-59310	TUBE, CORRUGATED	1	1	1	1	1			
28	2	933168-55770	BAND	2	2	2	2	2			
29	1	172448-14610	HOSE, FUEL	1	1	1	1	1			
29-1	1	172A78-14600	HOSE ASSY, FUEL	1	1	1	1	1		N	
		(A=M/#53249) (B=M/#53249) (C=M/#53249) (D=M/#53249) (E=M/#53249)									
31	2	172448-14620	TUBE, CORRUGATED	1	1	1	1	1			
32	2	933168-55770	BAND	2	2	2	2	2			
33	1	172183-14640	HOSE, FUEL	1	1	1	1	1			
34	1	26013-080122	BOLT, M8X 12	2	2	2	2	2			
35	1	129612-52100	PUMP, FUEL FEED	1	1	1	1	1			
36	1	184016-55700	SEPARATOR ASSY, WATER	1	1	1	1	1		1	
36-1	1	184016-55701	SEPARATOR ASSY	1	1	1	1	1		N 1	
		(A=M54176) (B=M54176) (C=M54176) (D=M54176) (E=M54176)									
37	2	129100-55690	RING, CUP RETAINING	1	1	1	1	1			
38	2	119802-55710	ELEMENT	1	1	1	1	1			
38A	2	184016-55710	FLOAT	1	1	1	1	1		W	
		(A=M54751) (B=M54751) (C=M54751) (D=M54751) (E=M54751)									
39	2	24311-000160	O-RING, 1AP16.0	1	1	1	1	1			
40	2	24321-000650	O-RING, 1AG65.0	1	1	1	1	1			
40A	1	172A07-03160	LABEL	1	1	1	1	1		2	
41	1	124766-59050	CLAMP, HOSE 11.5	8	8	8	8	8			
42	1	184015-59190	HOSE ASSY, FUEL	1	1	1	1	1			
44	2	184015-59200	TUBE, CORRUGATED	1	1	1	1	1			
45	2	933168-55770	BAND	2	2	2	2	2			
46	1	22137-060000	WASHER, 6	2	2	2	2	2			
47	1	22217-080000	WASHER, SPRING 8	1	1	1	1	1			
48	1	23061-050300	PIPE, 5X 300	1	1	1	1	1			

Remarks
 (1) Attach the No.40A label to this part.
 (2) Label is not illustrated.

Fig.8. FUEL TANK & FUEL PIPING



(A)=VIO55-5B(US)
 (B)=VIO55-5B(AS)
 (C)=VIO55-5B(NZ)

(D)=VIO55-5B(KR)
 (E)=VIO55-5B(SG)
 (F)=

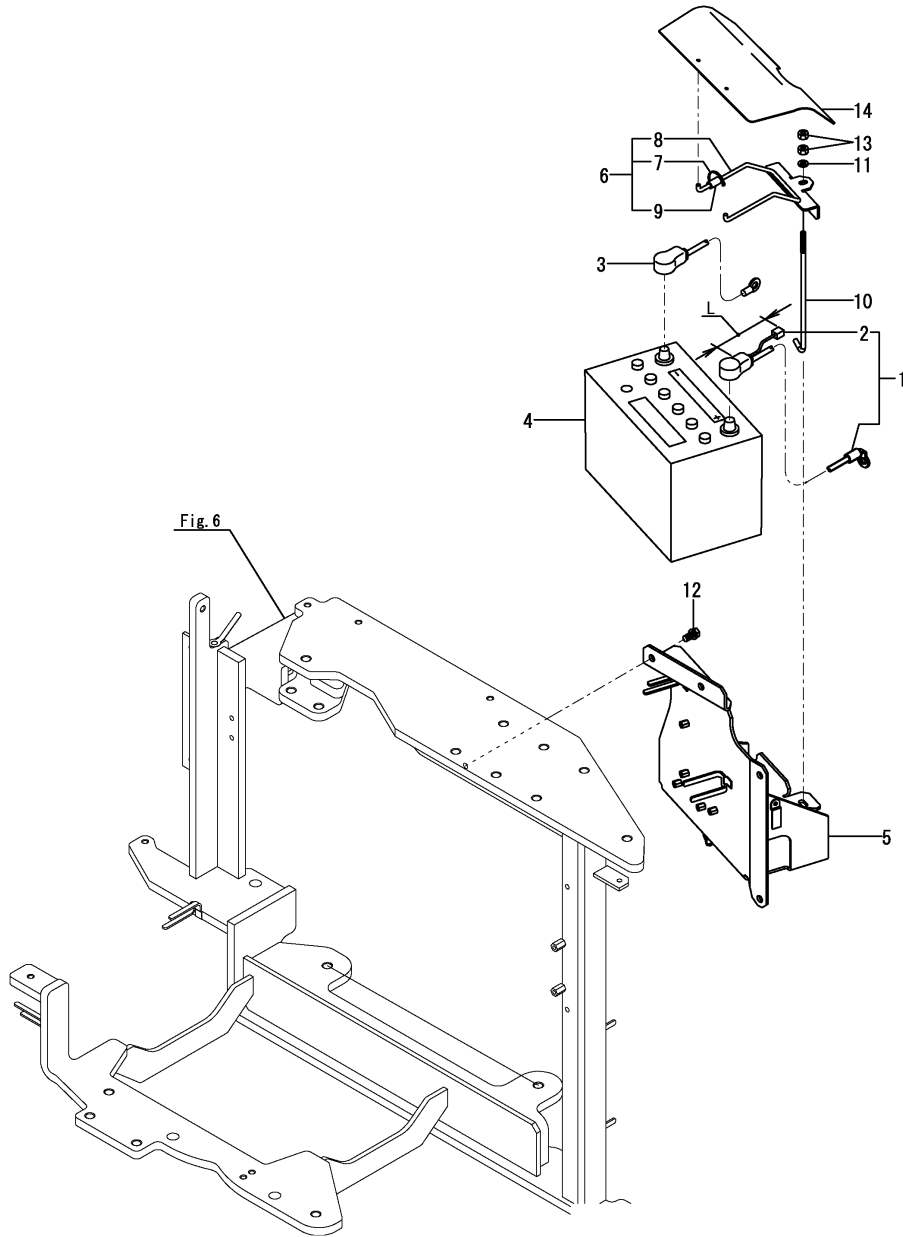
No.	Lev.	Parts No.	Description	Q'ty						I	R
				(A)	(B)	(C)	(D)	(E)	(F)		
49	1	26013-060162	BOLT, M6X 16	2	2	2	2	2			
50	1	26116-080702	BOLT, M8X 70 PLATED	1	1	1	1	1			
51	1	172122-55061	BRACKET, PUMP	1	1	1	1	1			
52	1	172A47-62310	SPONGE	1	1	1	1	1			
53	1	26013-060122	BOLT, M6X 12	2	2	2	2	2			
54	1	172117-53320	SPACER ASSY	1	1	1	1	1			
55	1	22157-140000	WASHER, 14	1	1	1	1	1			
56	1	172137-16560	BAND	2	2	2	2	2			

Remarks
 (1) Attach the No.40A label to this part.
 (2) Label is not illustrated.

Fig.9. BATTERY

(A)=VIO55-5B(US)
 (B)=VIO55-5B(AS)
 (C)=VIO55-5B(NZ)

(D)=VIO55-5B(KR)
 (E)=VIO55-5B(SG)
 (F)=



No.	Lev.	Parts No.	Description	Q'ty						I	R
				(A)	(B)	(C)	(D)	(E)	(F)		
1	1	172A47-16100	CORD ASSY, BATTERY	1	1	1	1	1			
1-1	1	172A47-16101	CORD ASSY, BATTERY	1	1	1	1	1		S 1	
		(A=M53552)	(C=M53552)	(D=M53552)	(E=M53552)						
2	2	172458-16140	HARNES, WIRE	1	1	1	1	1			
2-1	2	172A85-16140	HARNES C	1	1	1	1	1		S 1	
		(A=M53552)	(B=M53552)	(C=M53552)	(D=M53552)	(E=M53552)					
3	1	172A47-16110	CORD, BATTERY	1	1	1	1	1			
3-1	1	172A47-16111	CORD, BATTERY	1	1	1	1	1		N 1	
		(A=M53552)	(B=M53552)	(C=M53552)	(D=M53552)	(E=M53552)					
3-2	1	172A47-16112	CORD, BATTERY	1	1	1	1	1		R	
		(A=M53309)	(B=M53309)	(C=M53309)	(D=M53309)	(E=M53309)					
4	1	172460-16130	BATTERY	1	1	1	1	1			
5	1	172A47-16301	MOUNT ASSY, BATTERY	1	1	1	1	1			
5-1	1	172A47-16302	MOUNT ASSY, BATTERY	1	1	1	1	1		N 1	
		(A=M53552)	(B=M53552)	(C=M53552)	(D=M53552)	(E=M53552)					
6	1	172A47-16250-1	CLAMP ASSY, BATTERY	1	1	1	1	1			
7	2	172126-11510	BAND	1	1	1	1	1			
8	2	172460-16300-1	CLAMP ASSY, BATTERY	1	1	1	1	1			
9	2	172A46-16360	HOSE, CLAMP	1	1	1	1	1			
10	1	172164-16370	ROD	1	1	1	1	1			
11	1	22137-080000	WASHER, 8	1	1	1	1	1			
12	1	26013-100202	BOLT, M10X 20	4	4	4	4	4			
13	1	26716-080002	NUT, M8	2	2	2	2	2			
14	1	172A47-16140	COVER, BATTERY	1	1	1	1	1			

Remarks

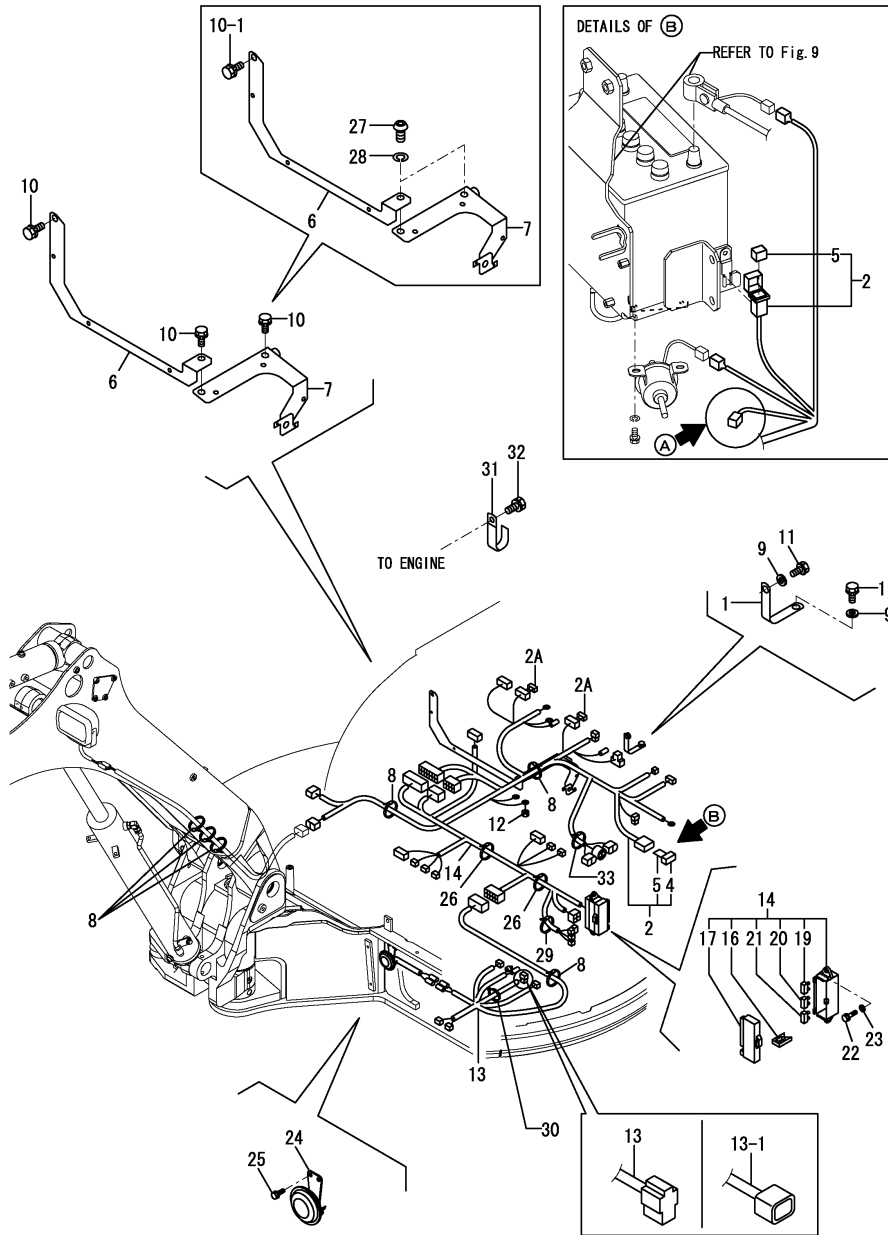
(1)L=No.2 : 140mm, No.2-1 : 330mm.

Following machine is finished with remodeling at the time of factory shipment.

M53491, M53502, M53507, M53517, M53528, M53529, M53534, M53538, M53541, M53547, M53548, M53549, M53550.

N:Old $\xrightarrow{\text{Yes}}$ New, Q:Old $\xrightarrow{\text{No}}$ New, R:Old $\xrightarrow{\text{Yes}}$ New, S:Old $\xrightarrow{\text{No}}$ New, W:Add, Z:Discontinued, F:Interchangeable by set, K:Q'ty Change

Fig.10. WIRING



(A)=VIO55-5B(US)
 (B)=VIO55-5B(AS)
 (C)=VIO55-5B(NZ)

(D)=VIO55-5B(KR)
 (E)=VIO55-5B(SG)
 (F)=

No.	Lev.	Parts No.	Description	Q'ty						I	R
				(A)	(B)	(C)	(D)	(E)	(F)		
1	1	172A47-16130	CORD, ENGINE EARTH	1	1	1	1	1			
2	1	172A78-16500	HARNESS ASSY, WIRE	1	1	1	1	1			
2-1	1	172A78-16501	HARNESS ASSY, WIRE	1	1	1	1	1		S 1	
2A	1	172648-16600	DIODE, 1.5-2P	2	2	2	2	2		W 1	
4	2	172447-17140	HOUSING	1	1	1	1	1			
5	2	172458-16550	FUSE, SLOWBLOW	1	1	1	1	1			
6	1	172497-16550	SUPPORT, HARNESS	1	1	1	1	1			
7	1	172490-16741	SUPPORT ASSY	1	1	1	1	1			
8	1	194680-51670	BAND, CLIP	6	6	6	6	6			
9	1	22137-100000	WASHER, 10	2	2	2	2	2			
10	1	26013-100162	BOLT, M10X 16	3	3	3	3	3			
10-1	1	26013-100162	BOLT, M10X 16	1	1	1	1	1		K	
11	1	26013-100202	BOLT, M10X 20	3	3	3	3	3			
12	1	26716-060002	NUT, M6	1	1	1	1	1			
13	1	172A47-16541	HARNESS, WIRE	1	1	1	1	1			
13-1	1	172A47-16542	HARNESS, WIRE	1	1	1	1	1		S	
14	1	172A77-16520	HARNESS ASSY, WIRE	1	1	1	1	1			
14-1	1	172A77-16540	HARNESS ASSY, WIRE	1	1	1	1	1		N	
16	2	172175-17120	PULLER	1	1	1	1	1			
17	2	172187-17220	COVER	1	1	1	1	1			
19	2	29420-050000	FUSE, B 5A	2	2	2	2	2			
20	2	29420-150000	FUSE, B 15A	6	6	6	6	6			
21	2	29420-300000	FUSE, B 30A	2	2	2	2	2			
22	1	26013-060202	BOLT, M6X 20	2	2	2	2	2			
23	1	22137-060000	WASHER, 6	2	2	2	2	2			
24	1	194151-57100	HORN	1	1	1	1	1			
25	1	26013-060122	BOLT, M6X 12	2	2	2	2	2			
26	1	194680-51670	BAND, CLIP	2	2	2	2	2			
27	1	172455-61720	BOLT	2	2	2	2	2		W	
28	1	22217-100000	WASHER, SPRING 10	2	2	2	2	2		W	
29	1	194202-56460	BAND, 200	1	1	1	1	1		W	
30	1	194202-56460	BAND, 200	1	1	1	1	1		W	
31	1	194440-51620	CLAMP, B	1	1	1	1	1			
32	1	26013-080122	BOLT, M8X 12	1	1	1	1	1			
33	1	172126-11510	BAND	1	1	1	1	1			

Remarks

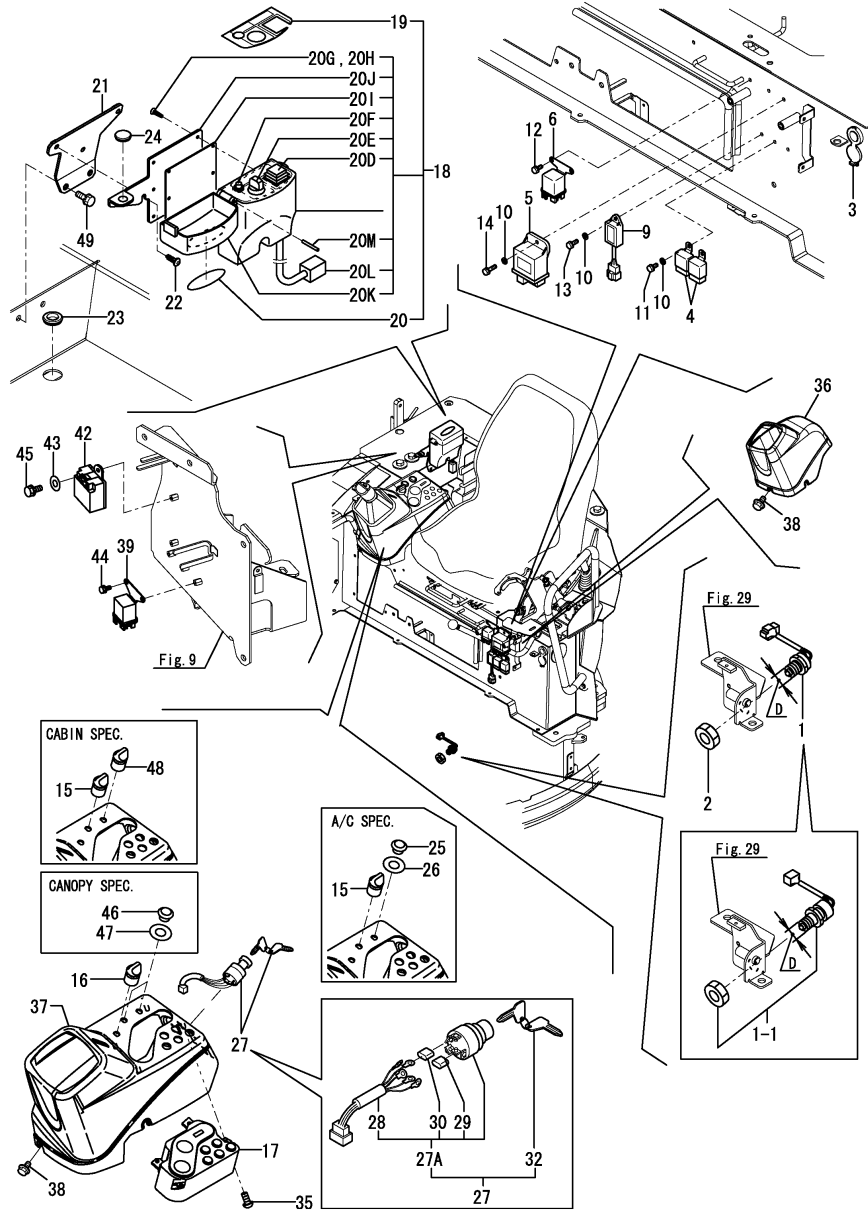
(1)A=No.2 : Nomal type, No.2-1 : waterproof type.

Following machine is finished with remodeling at the time of factory shipment.

M53491, M53502, M53507, M53517, M53528, M53529, M53534, M53538, M53541, M53547, M53548, M53549, M53550.

N:Old $\xrightarrow{\text{Yes}}$ New, Q:Old $\xrightarrow{\text{No}}$ New, R:Old $\xrightarrow{\text{Yes}}$ New, S:Old $\xrightarrow{\text{No}}$ New, W:Add, Z:Discontinued, F:Interchangeable by set, K:Q'ty Change

Fig.11. EQUIPMENT & STARTER SWITCH



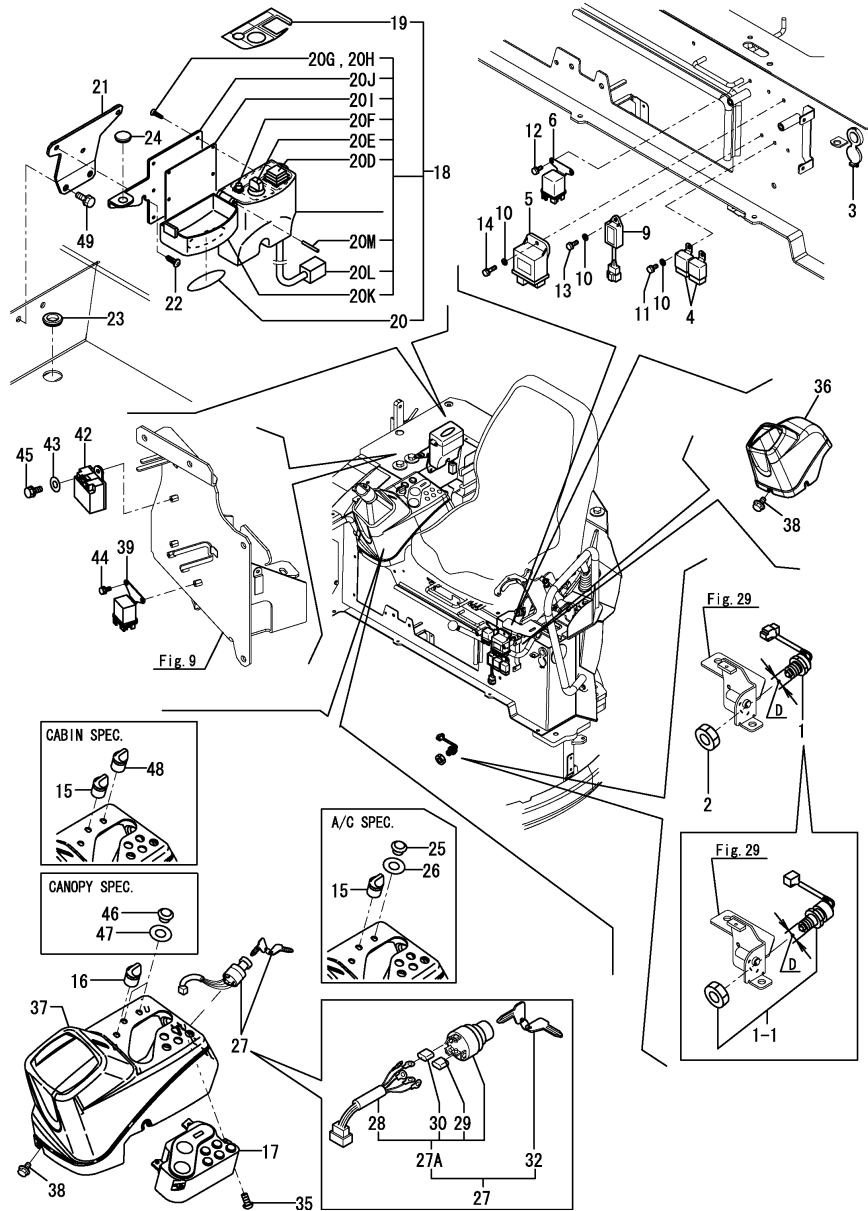
Remarks
 (1)D=No.1: M18 screw, No.1-1: M20 screw.
 (2)Cabin specification.
 (3)Cabin Air Conditioner specification.
 (4)Canopy specification.

(A)=VIO55-5B(US)
 (B)=VIO55-5B(AS)
 (C)=VIO55-5B(NZ)

(D)=VIO55-5B(KR)
 (E)=VIO55-5B(SG)
 (F)=

No.	Lev.	Parts No.	Description	Q'ty						I	R
				(A)	(B)	(C)	(D)	(E)	(F)		
1	1	194464-52190	SWITCH, START	1	1	1	1	1			1
1-1	1	1D4103-18300	SWITCH, PUSH	1	1	1	1	1			S 1
		(A=M54304) (B=M54304) (C=M54304) (D=M54304) (E=M54304)									
2	1	26776-180002	NUT, LOCK M18	1	1	1	1	1			Z
		(A=M54304) (B=M54304) (C=M54304) (D=M54304) (E=M54304)									
3	1	172A64-17250	SOCKET ASSY	1	1	1	1	1			
4	1	119247-77100	RELAY, POWER	2	2	2	2	2			
5	1	119802-77200	RELAY, SAFETY	1	1	1	1	1			
6	1	119650-77910	RELAY ASSY, GLOW	1	1	1	1	1			
6-1	1	119650-77911	RELAY ASSY, GLOW	1	1	1	1	1			N
		(A=M54578) (B=M54578) (C=M54578) (D=M54578) (E=M54578)									
9	1	129211-77920	TIMER	1	1	1	1	1			
10	1	22137-060000	WASHER, 6	4	4	4	4	4			
11	1	26013-060122	BOLT, M6X 12	2	2	2	2	2			
12	1	26013-060122	BOLT, M6X 12	2	2	2	2	2			
13	1	26013-060162	BOLT, M6X 16	1	1	1	1	1			
14	1	26013-060202	BOLT, M6X 20	1	1	1	1	1			
15	1	172472-17300	SWITCH ASSY, WASHER	1	1	1	1	1			2
16	1	172187-17280	SWITCH ASSY, LIGHT	1	1	1	1	1			
17	1	172A77-17250	MONITOR ASSY	1	1	1	1	1			
18	1	172958-17110	BOX, SWITCH	1	1	1	1	1			
19	2	172472-03290	LABEL, SWITCH	1	1	1	1	1			
20	2	172472-03300	LABEL, COVER	1	1	1	1	1			
20D	3	172958-17140	SWITCH ASSY	1	1	1	1	1			
20E	3	172958-17150	SWITCH ASSY	1	1	1	1	1			
20F	3	172958-17160	LAMP, INDICATOR	1	1	1	1	1			
20G	3	172958-17170	SCREW, TAPPING	6	6	6	6	6			
20H	3	172958-17180	SCREW, TAPPING	2	2	2	2	2			
20I	3	172958-17190	PACKING	1	1	1	1	1			
20J	3	172958-17200	BRACKET	1	1	1	1	1			
20K	3	172958-17210	CASE	1	1	1	1	1			
20L	3	172958-17220	CORD	1	1	1	1	1			
20M	3	22351-030028	PIN, SPRING 3.0X28	1	1	1	1	1			
21	1	172A47-17900	STAY ASSY	1	1	1	1	1			
22	1	172137-46210	SCREW	3	3	3	3	3			
23	1	172958-64500	PLUG	1	1	1	1	1			
24	1	172187-64900	PLUG	1	1	1	1	1			
25	1	172187-17560	CAP	1	1	1	1	1			3
26	1	172187-17570	GASKET	1	1	1	1	1			3
27	1	172187-17100	SWITCH ASSY, STARTER	1	1	1	1	1			
27-1	1	172187-17101	SWITCH ASSY, STARTER	1	1	1	1	1			N
		(A=M54971) (B=M54971) (C=M54971) (D=M54971) (E=M54971)									
27A	2	172A47-17210	CYLINDER ASSY, KEY	1	1	1	1	1			W
		(A=M53879) (B=M53879) (C=M53879) (D=M53879) (E=M53879)									
27A-1	2	172A47-17211	CYLINDER ASSY, KEY	1	1	1	1	1			N
		(A=M54971) (B=M54971) (C=M54971) (D=M54971) (E=M54971)									
28	3	172187-17070	CORD ASSY	1	1	1	1	1			
29	3	172187-17080	COVER	3	3	3	3	3			
30	3	172187-17090	COVER	2	2	2	2	2			
32	2	933110-00301	KEY ASSY	1	1	1	1	1			
35	1	22857-500121	SCREW 5X12	4	4	4	4	4			

Fig.11. EQUIPMENT & STARTER SWITCH



(A)=VIO55-5B(US)
 (B)=VIO55-5B(AS)
 (C)=VIO55-5B(NZ)

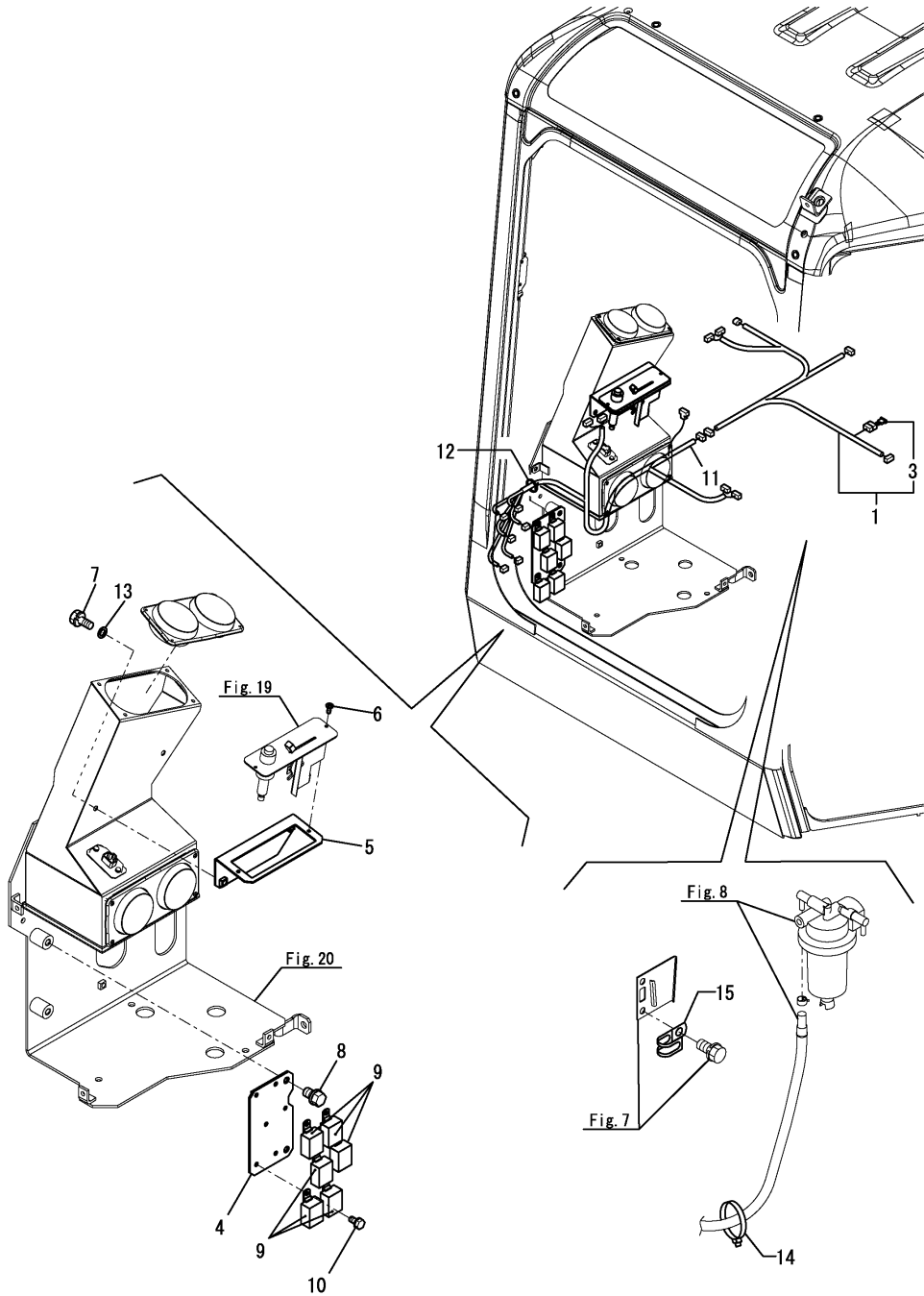
(D)=VIO55-5B(KR)
 (E)=VIO55-5B(SG)
 (F)=

No.	Lev.	Parts No.	Description	Q'ty						I	R
				(A)	(B)	(C)	(D)	(E)	(F)		
36	1	172A47-63110	PANEL, INSTRUMENT	1	1	1	1	1			
37	1	172A47-63121	PANEL, INSTRUMENT	1	1	1	1	1			
38	1	172519-63240	BOLT	6	6	6	6	6			
39	1	119650-77910	RELAY ASSY, GLOW	1	1	1	1	1			
39-1	1	119650-77911	RELAY ASSY, GLOW	1	1	1	1	1		N	
		(A=M54578) (B=M54578) (C=M54578) (D=M54578) (E=M54578)									
42	1	124970-77920	TIMER	1	1	1	1	1			
43	1	22137-060000	WASHER, 6	1	1	1	1	1			
44	1	26013-060122	BOLT, M6X 12	2	2	2	2	2			
45	1	26013-060162	BOLT, M6X 16	1	1	1	1	1			
46	1	172187-17560	CAP	2	2	2		2		4	
47	1	172187-17570	GASKET	2	2	2		2		4	
48	1	172187-17290	SWITCH ASSY, HEATER	1	1	1		1		2	
49	1	26013-080162	BOLT, M8X 16	2	2	2	2	2			

- Remarks
 (1)D=No.1: M18 screw, No.1-1: M20 screw.
 (2)Cabin specification.
 (3)Cabin Air Conditioner specification.
 (4)Canopy specification.

(A)=VIO55-5B(US)
 (B)=VIO55-5B(AS)
 (C)=VIO55-5B(NZ)

(D)=VIO55-5B(KR)
 (E)=VIO55-5B(SG)
 (F)=



No.	Lev.	Parts No.	Description	Q'ty						I	R
				(A)	(B)	(C)	(D)	(E)	(F)		
1	1	172A47-16560	HARNESS ASSY, WIRE	1	1	1	1	1			
1-1	1	172A47-16561	HARNESS ASSY, WIRE	1	1	1	1	1		N	
		(A=M/#53434) (B=M/#53434) (C=M/#53434) (D=M/#53434) (E=M/#53434)									
3	2	172648-16600	DIODE, 1.5-2P	1	1	1	1	1			
4	1	172A47-18760	PLATE ASSY	1	1	1	1	1			
5	1	172A47-18711	PLATE ASSY	1	1	1	1	1			
6	1	26033-040202	SCREW, M4X20	2	2	2	2	2			
7	1	26013-080162	BOLT, M8X 16	2	2	2	2	2			
7-1	1	26014-080162	BOLT, M8X 16	2	2	2	2	2		N	
		(A=M54181) (B=M54181) (C=M54181) (D=M54181) (E=M54181)									
8	1	26013-100162	BOLT, M10X 16	2	2	2	2	2			
9	1	119247-77100	RELAY, POWER	6	6	6	6	6			
10	1	26013-060122	BOLT, M6X 12	6	6	6	6	6			
11	1	172A47-16590	HARNESS, WIRE	1	1	1	1	1			
11-1	1	172A47-16591	HARNESS, WIRE	1	1	1	1	1		N	
		(A=M53757) (B=M53757) (C=M53757) (D=M53757) (E=M53757)									
12	1	172137-16560	BAND	1	1	1	1	1			
13	1	22137-080000	WASHER, 8	2	2	2	2	2		Z	
		(A=M54181) (B=M54181) (C=M54181) (D=M54181) (E=M54181)									
14	1	172137-16560	BAND	1	1	1	1	1			
15	1	194440-51620	CLAMP, B	1	1	1	1	1			

Fig.13. TRAVEL ALARM(US : TO M54865, AS, NZ, KR, SG)

(A)=VIO55-5B(US)
 (B)=VIO55-5B(AS)
 (C)=VIO55-5B(NZ)

(D)=VIO55-5B(KR)
 (E)=VIO55-5B(SG)
 (F)=

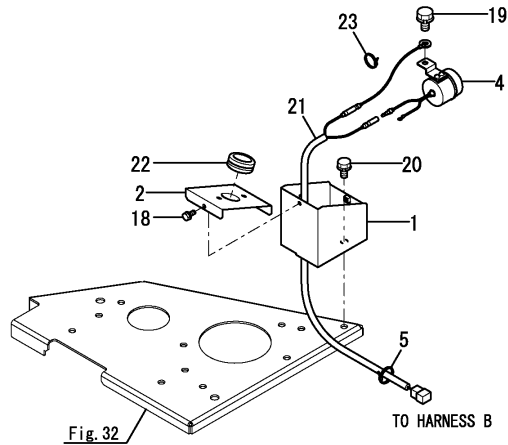
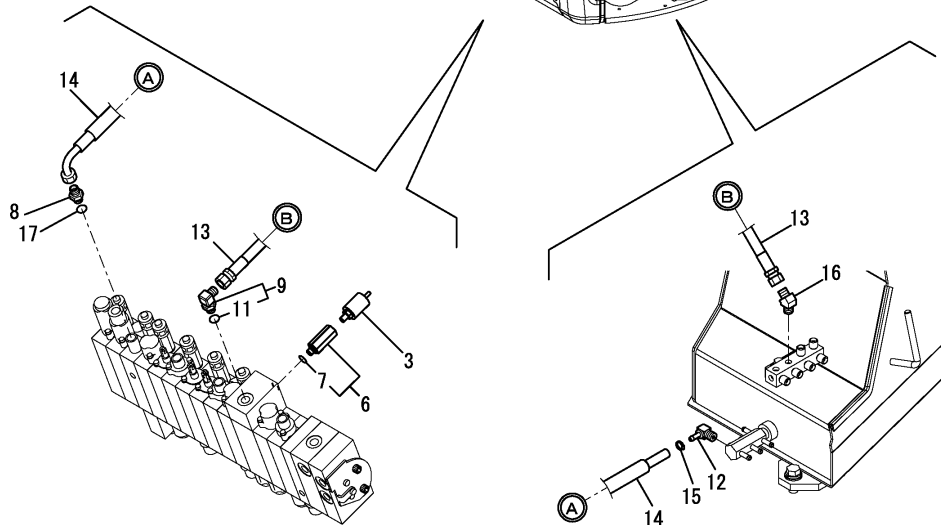
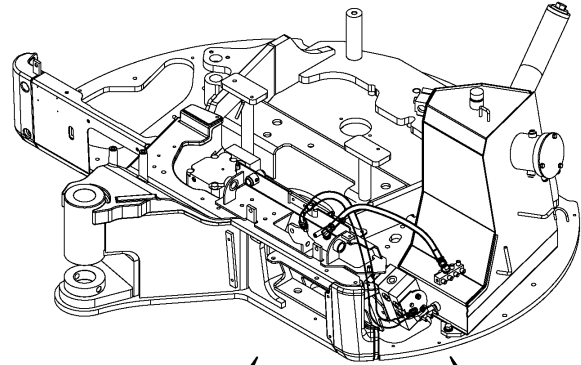


Fig. 32



No.	Lev.	Parts No.	Description	Q'ty						I	R
				(A)	(B)	(C)	(D)	(E)	(F)		
1	1	172A47-16810	COVER ASSY, BUZZER	1	1	1	1	1			
2	1	172A47-16860	COVER, FLASHER	1	1	1	1	1			
3	1	172478-17200	SWITCH, PRESSURE	1	1	1	1	1			
3-1	1	172478-17201	SWITCH, PRESSURE	1	1	1	1	1		R	
		(A=M53286)	(B=M53286)	(C=M53286)	(D=M53286)	(E=M53286)					
4	1	172511-17351	BUZZER, BACK	1	1	1	1	1			
5	1	194202-56460	BAND, 200	1	1	1	1	1			
6	1	172A47-76110	CONNECTOR, G1/8XR1/8	1	1	1	1	1			
6-1	1	172A47-76111	CONNECTOR, G1/8XR1/8	1	1	1	1	1		N	
		(A=M54049)	(B=M54049)	(C=M54049)	(D=M54049)	(E=M54049)					
7	2	24315-000080	O-RING, 1BP8.0	1	1	1	1	1			
8	1	172123-76121	ADAPTER	1	1	1	1	1			
9	1	172141-76181	CONNECTOR ASSY, 02FF	1	1	1	1	1			
11	2	41851-000110	O-RING	1	1	1	1	1			
12	1	172186-76390	NIPPLE, ELBOW	1	1	1	1	1			
13	1	172A47-78910	HOSE	1	1	1	1	1			
14	1	172A47-79320	HOSE	1	1	1	1	1			
14-1	1	172A47-79321	HOSE G804CY065S	1	1	1	1	1		N	
		(A=M53320)	(B=M53320)	(C=M53320)	(D=M53320)	(E=M53320)					
15	1	23000-013000	CLAMP, 13	1	1	1	1	1			
16	1	23394-020000	JOINT, 45RGI-1/4	1	1	1	1	1			
17	1	24315-000110	O-RING, 1BP11.0	1	1	1	1	1			
17-1	1	41851-000110	O-RING	1	1	1	1	1		N	
		(A=M53207)	(B=M53207)	(C=M53207)	(D=M53207)	(E=M53207)					
18	1	26013-060122	BOLT, M6X 12	3	3	3	3	3			
19	1	26013-080122	BOLT, M8X 12	1	1	1	1	1			
20	1	26013-100162	BOLT, M10X 16	2	2	2	2	2			
21	1	172A47-16650	HARNESS, TRAVEL	1	1	1	1	1			
22	1	172456-53700	GROMMET	1	1	1	1	1			
23	1	933168-55770	BAND	1	1	1	1	1			

Fig.136. (13A)TRAVEL ALARM(US : FROM M54866)

(A)=VIO55-5B(US)
 (B)=VIO55-5B(AS)
 (C)=VIO55-5B(NZ)

(D)=VIO55-5B(KR)
 (E)=VIO55-5B(SG)
 (F)=

No.	Lev.	Parts No.	Description	Q'ty						I	R
				(A)	(B)	(C)	(D)	(E)	(F)		
1	1	172A47-16650	HARNES, TRAVEL	1							
2	1	172A47-16810	COVER ASSY, BUZZER	1							
3	1	172A47-16860	COVER, FLASHER	1							
4	1	172478-17201	SWITCH, PRESSURE	1							
5	1	172511-17351	BUZZER, BACK	1							
6	1	172456-53700	GROMMET	1							
7	1	194202-56460	BAND, 200	3							
8	1	172137-76100	ELBOW	1							
9	2	24315-000110	O-RING, 1BP11.0	1							
10	1	172A79-76110	CONNECTOR, G1/8XR1/8	1							
11	2	24315-000080	O-RING, 1BP8.0	1							
13	1	172141-76181	CONNECTOR ASSY, 02FF	1							
14	2	41851-000110	O-RING	1							
15	1	172141-76220	NIPPLE, 02	1							
16	1	172186-76390	NIPPLE, ELBOW	1							
17	1	172837-78210	HOSE G804YY063S	1							
18	1	172187-78580	BAND	4							
19	1	23000-013000	CLAMP, 13	2							
21	1	26013-060122	BOLT, M6X 12	3							
22	1	26013-080122	BOLT, M8X 12	1							
23	1	26013-100162	BOLT, M10X 16	2							
25	1	933168-55770	BAND	1							

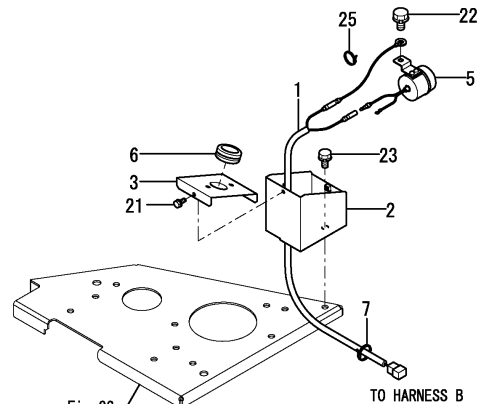


Fig. 32

TO HARNESS B

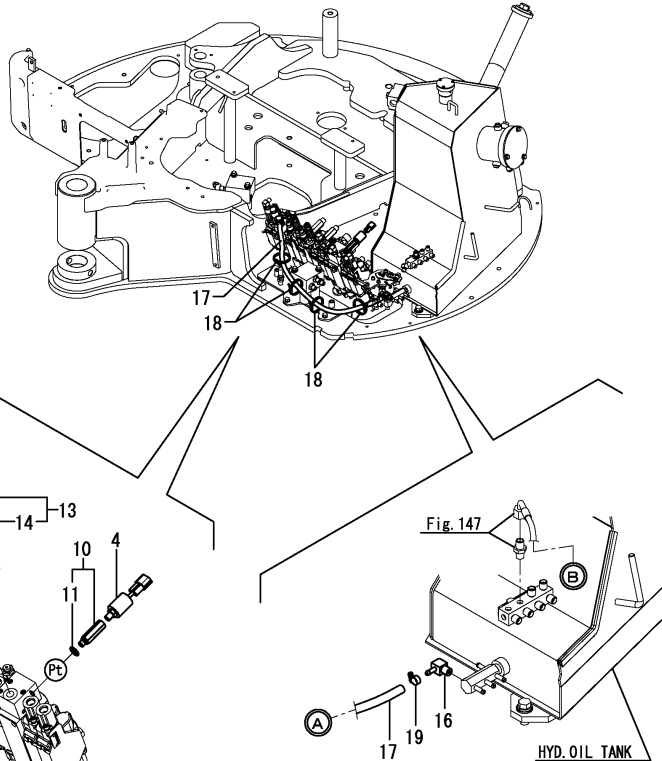


Fig. 147

Fig. 147

CONTROL VALVE (Fig. 138)

HYD. OIL TANK

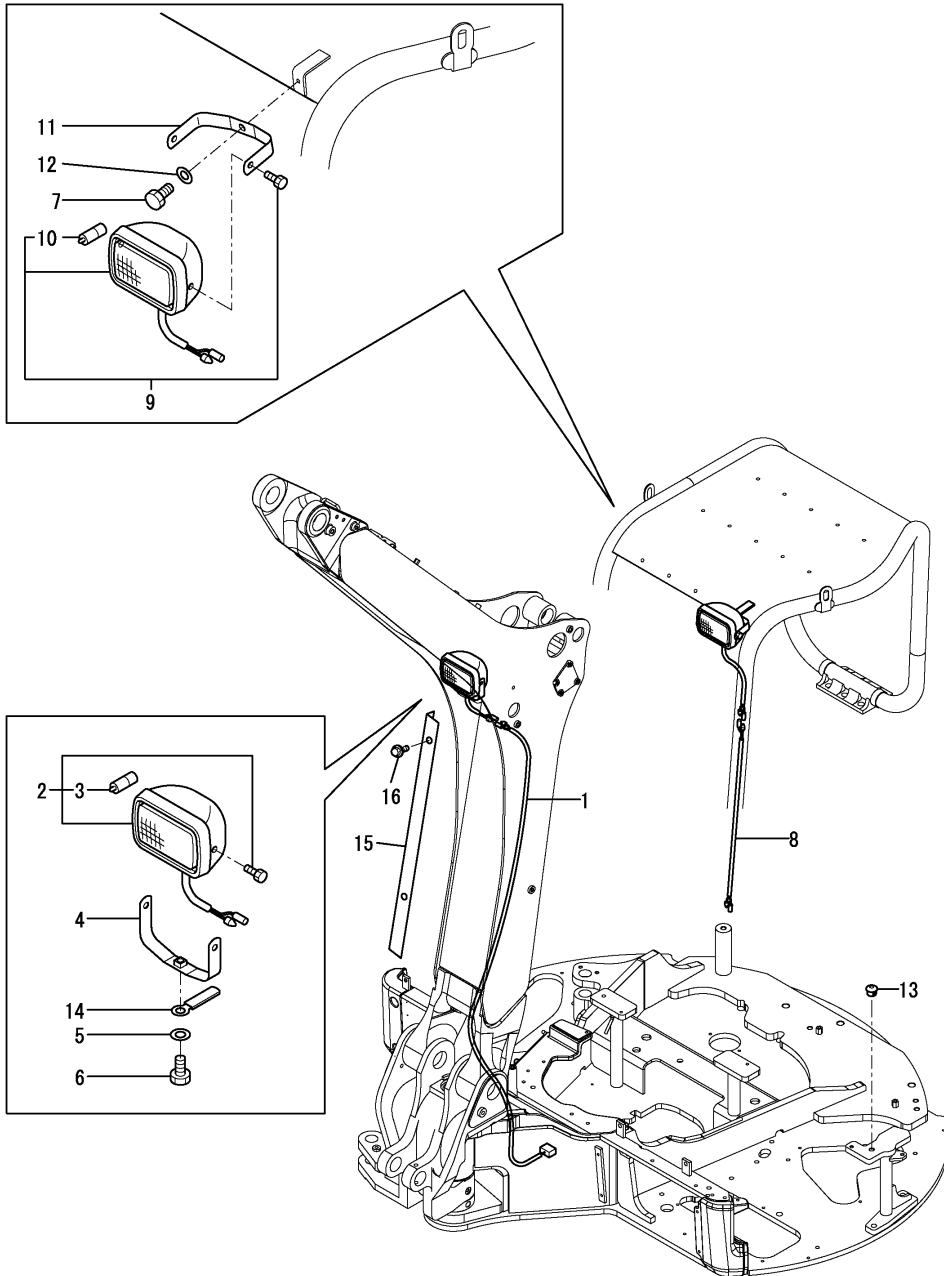
Remarks

* Angle blade specification is shown in Fig.13.

Fig.14. WORK LAMP & CANOPY LAMP

(A)=VIO55-5B(US)
 (B)=VIO55-5B(AS)
 (C)=VIO55-5B(NZ)

(D)=VIO55-5B(KR)
 (E)=VIO55-5B(SG)
 (F)=



No.	Lev.	Parts No.	Description	Q'ty						I	R
				(A)	(B)	(C)	(D)	(E)	(F)		
1	1	172A78-16550	HARNES, LAMP	1	1	1	1	1			
2	1	172458-17400	LAMP	1	1	1	1	1			
3	2	172458-17420	BULB	1	1	1	1	1			
4	1	172A47-17600-3	STAY ASSY, LAMP	1	1	1	1	1			
4-1	1	172A47-17600-Y	STAY ASSY, LAMP	1	1	1	1	1		S	
		(A=M59001) (B=M56001) (C=M56001) (D=M56001) (E=M56001)									
5	1	22137-100000	WASHER, 10	1	1	1	1	1			
6	1	26013-100202	BOLT, M10X 20	1	1	1	1	1			
7	1	26013-100202	BOLT, M10X 20	1	1	1	1	1			
8	1	172458-16562	HARNES, LAMP	1	1	1	1	1			
9	1	172A47-17270	LIGHT ASSY	1	1	1	1	1			
10	2	172A47-17280	BULB	1	1	1	1	1			
11	1	172458-17410-5	STAY, LAMP	1	1	1	1	1			
11-1	1	172458-17410-Y	STAY, LAMP	1	1	1	1	1		S	
		(A=M59001) (B=M56001) (C=M56001) (D=M56001) (E=M56001)									
12	1	22137-100000	WASHER, 10	1	1	1	1	1			
13	1	172A47-54610	CLIP, ANCHOR	1	1	1		1			
14	1	172126-16540	CLAMP	1	1	1	1	1			
15	1	172A78-17460-1	COVER, HARNES	1	1	1	1	1			
15-1	1	172A78-17460-Y	COVER, HARNES	1	1	1	1	1		S	
		(A=M59001) (B=M56001) (C=M56001) (D=M56001) (E=M56001)									
16	1	26013-100162	BOLT, M10X 16	2	2	2	2	2			

Fig.99. ANGLE BLADE

(A)=VIO55-5B(US)
 (B)=VIO55-5B(AS)
 (C)=VIO55-5B(NZ)

(D)=VIO55-5B(KR)
 (E)=VIO55-5B(SG)
 (F)=

No.	Lev.	Parts No.	Description	Q'ty						I	R
				(A)	(B)	(C)	(D)	(E)	(F)		
1	1	172A79-16900	HARNES,ANGLE	1	1						
2	1	194202-56460	BAND, 200	9	9						

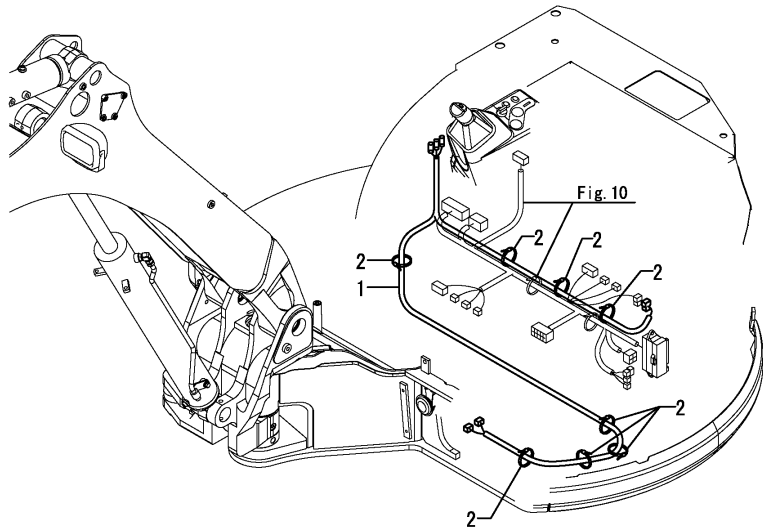
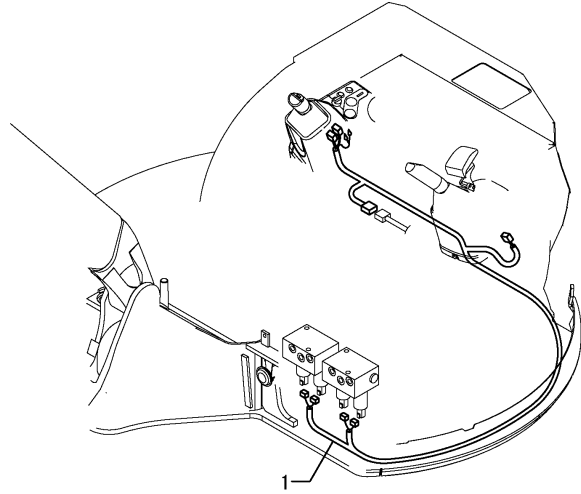


Fig.121. P.T.O.(PPC)



(A)=VIO55-5B(US)
 (B)=VIO55-5B(AS)
 (C)=VIO55-5B(NZ)

(D)=VIO55-5B(KR)
 (E)=VIO55-5B(SG)
 (F)=

No.	Lev.	Parts No.	Description	Q'ty						I	R
				(A)	(B)	(C)	(D)	(E)	(F)		
1	1	172A79-16660	HARNES, KR	1	1	1					

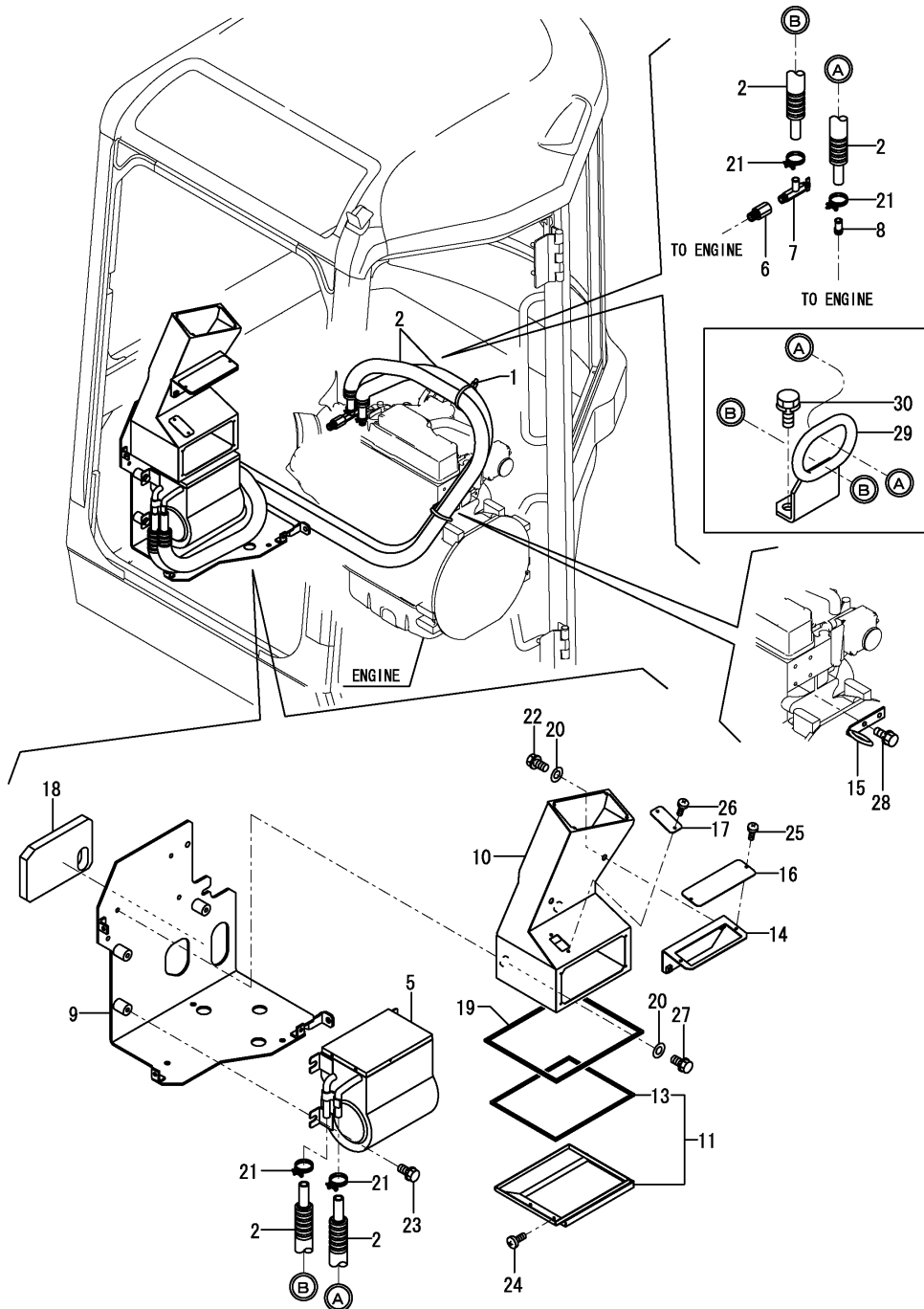
Remarks

* P.T.O. PPC kit is shown in Fig.129.

Fig.15. HEATER(TO M54180)

(A)=VIO55-5B(US)
 (B)=VIO55-5B(AS)
 (C)=VIO55-5B(NZ)

(D)=VIO55-5B(KR)
 (E)=VIO55-5B(SG)
 (F)=

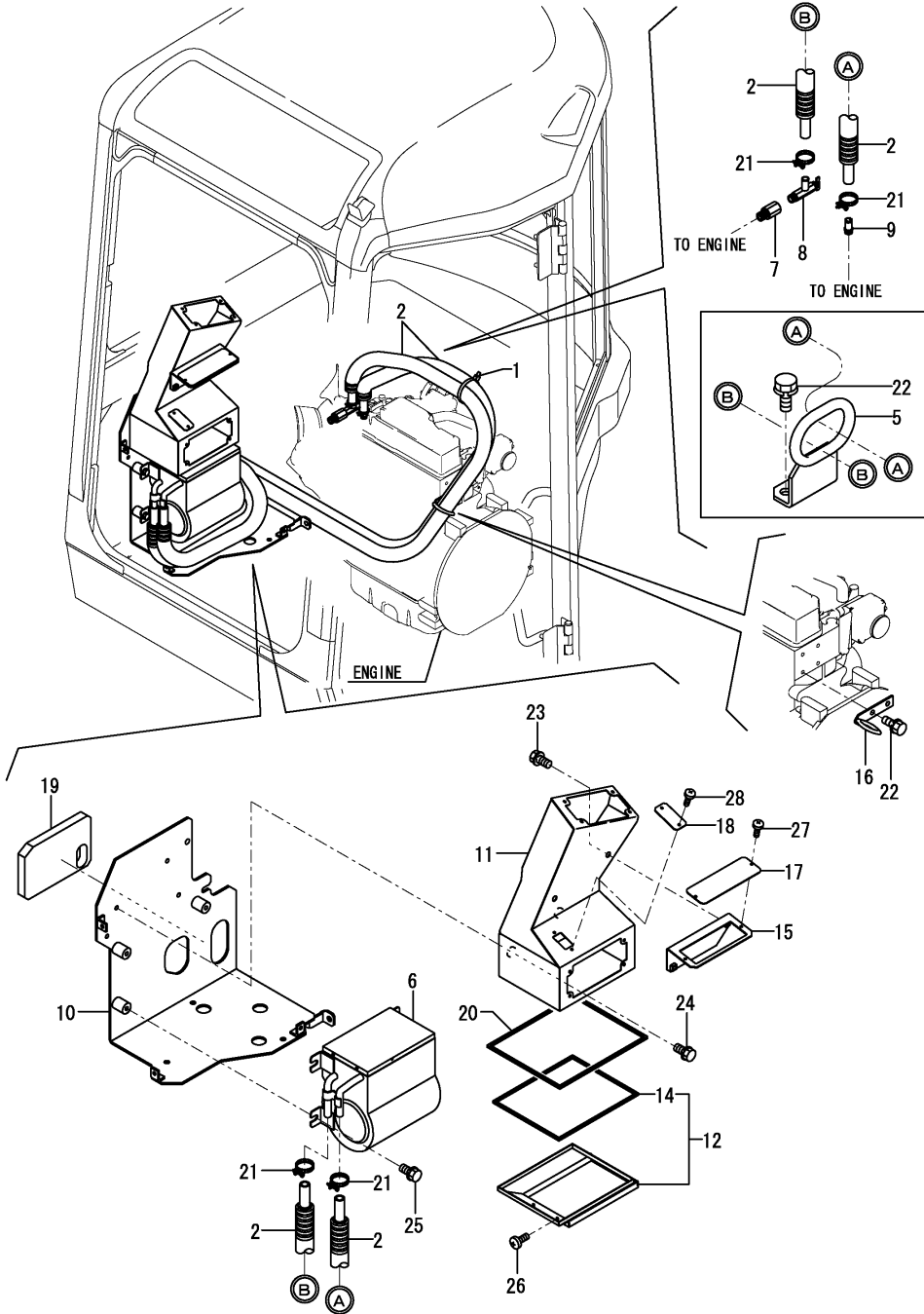


No.	Lev.	Parts No.	Description	Q'ty						I	R
				(A)	(B)	(C)	(D)	(E)	(F)		
1	1	172126-11510	BAND	1	1	1			1		
2	1	172A47-17500	HOSE ASSY, HEATER	2	2	2			2		
5	1	172458-17551	HEATER	1	1	1			1		
6	1	172460-17611	JOINT, HEATER	1	1	1			1		
7	1	172425-17630	VALVE ASSY, HEATER	1	1	1			1		
8	1	172124-17640	JOINT, PIPE	1	1	1			1		
9	1	172A47-18351	BRACKET, VALVE	1	1	1			1		
10	1	172A47-18391	DUCT ASSY	1	1	1			1		
11	1	172A47-18660	DUCT, HEATER	1	1	1			1		
13	2	172519-61550	CUSHION, BONNET	1	1	1			1		
14	1	172A47-18711-1	PLATE ASSY	1	1	1			1		
15	1	172165-18770	GUIDE ASSY, HOSE	1	1	1			1		
16	1	172A47-18940	COVER, CONTROL	1	1	1			1		
17	1	172A47-18950	COVER, DUCT	1	1	1			1		
18	1	172A47-19400	SPONGE	1	1	1			1		
19	1	172519-61550	CUSHION, BONNET	1	1	1			1		
20	1	22137-080000	WASHER, 8	4	4	4			4		
21	1	23001-022000	CLAMP, HOSE 22	4	4	4			4		
22	1	26013-080162	BOLT, M8X 16	2	2	2			2		
23	1	26013-100252	BOLT, M10X 25	3	3	3			3		
24	1	26587-040122	SCREW, M4X12	4	4	4			4		
25	1	26587-040122	SCREW, M4X12	2	2	2			2		
26	1	26587-040122	SCREW, M4X12	2	2	2			2		
27	1	26013-080252	BOLT, M8X 25	2	2	2			2		
28	1	26013-080162	BOLT, M8X 16	2	2	2			2		
29	1	172A78-17500	GUIDE ASSY, HOSE	1	1	1			1		W
		(A=M53341) (B=M53341) (C=M53341)							(E=M53341)		
30	1	26013-080162	BOLT, M8X 16	2	2	2			2		W
		(A=M53341) (B=M53341) (C=M53341)							(E=M53341)		

Fig.130. (15A)HEATER(FROM M54181)

(A)=VIO55-5B(US)
 (B)=VIO55-5B(AS)
 (C)=VIO55-5B(NZ)

(D)=VIO55-5B(KR)
 (E)=VIO55-5B(SG)
 (F)=

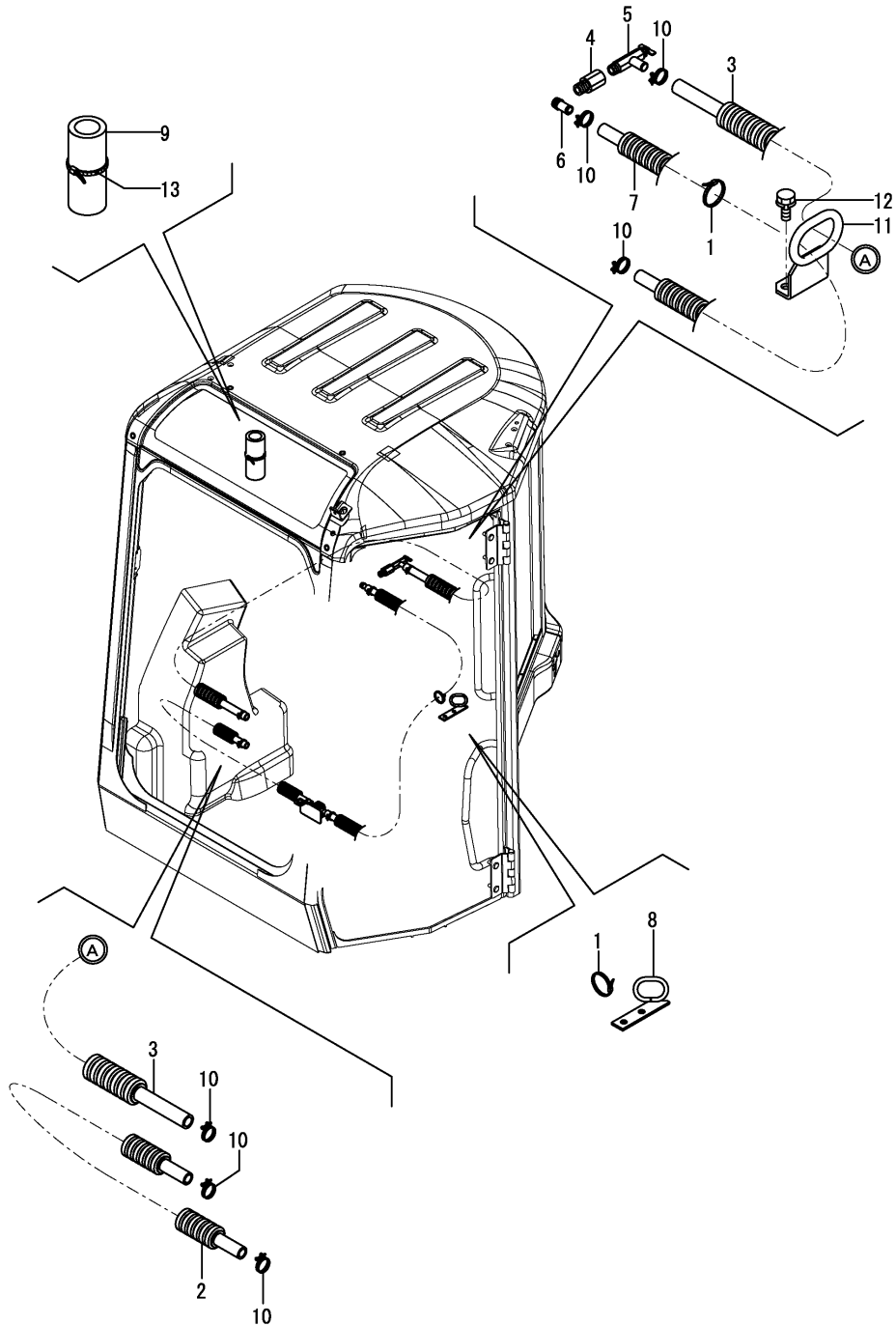


No.	Lev.	Parts No.	Description	Q'ty						I	R
				(A)	(B)	(C)	(D)	(E)	(F)		
1	1	172126-11510	BAND	1	1	1			1		
2	1	172A47-17500	HOSE ASSY, HEATER	2	2	2			2		
5	1	172A78-17500	GUIDE ASSY, HOSE	1	1	1			1		
6	1	172458-17551	HEATER	1	1	1			1		
7	1	172460-17611	JOINT, HEATER	1	1	1			1		
8	1	172425-17630	VALVE ASSY, HEATER	1	1	1			1		
9	1	172124-17640	JOINT, PIPE	1	1	1			1		
10	1	172A47-18352	BRACKET ASSY	1	1	1			1		
11	1	172A47-18392	DUCT ASSY	1	1	1			1		
12	1	172A47-18660	DUCT, HEATER	1	1	1			1		
14	2	172519-61550	CUSHION, BONNET	1	1	1			1		
15	1	172A47-18711-1	PLATE ASSY	1	1	1			1		
16	1	172165-18770	GUIDE ASSY, HOSE	1	1	1			1		
17	1	172A47-18940	COVER, CONTROL	1	1	1			1		
18	1	172A47-18950	COVER, DUCT	1	1	1			1		
19	1	172A47-19400	SPONGE	1	1	1			1		
20	1	172519-61550	CUSHION, BONNET	1	1	1			1		
21	1	23001-022000	CLAMP, HOSE 22	4	4	4			4		
22	1	26013-080162	BOLT, M8X 16	2	2	2			2		
23	1	26014-080162	BOLT, M8X 16	2	2	2			2		
24	1	26014-080252	BOLT, M8X 25	2	2	2			2		
25	1	26014-100202	BOLT, M10X 20	3	3	3			3		
26	1	26587-040122	SCREW, M4X12	4	4	4			4		
27	1	26587-040122	SCREW, M4X12	2	2	2			2		
28	1	26587-040122	SCREW, M4X12	2	2	2			2		

Fig.16. HEATER(AIR CONDITIONER SPEC.)

(A)=VIO55-5B(US)
 (B)=VIO55-5B(AS)
 (C)=VIO55-5B(NZ)

(D)=VIO55-5B(KR)
 (E)=VIO55-5B(SG)
 (F)=

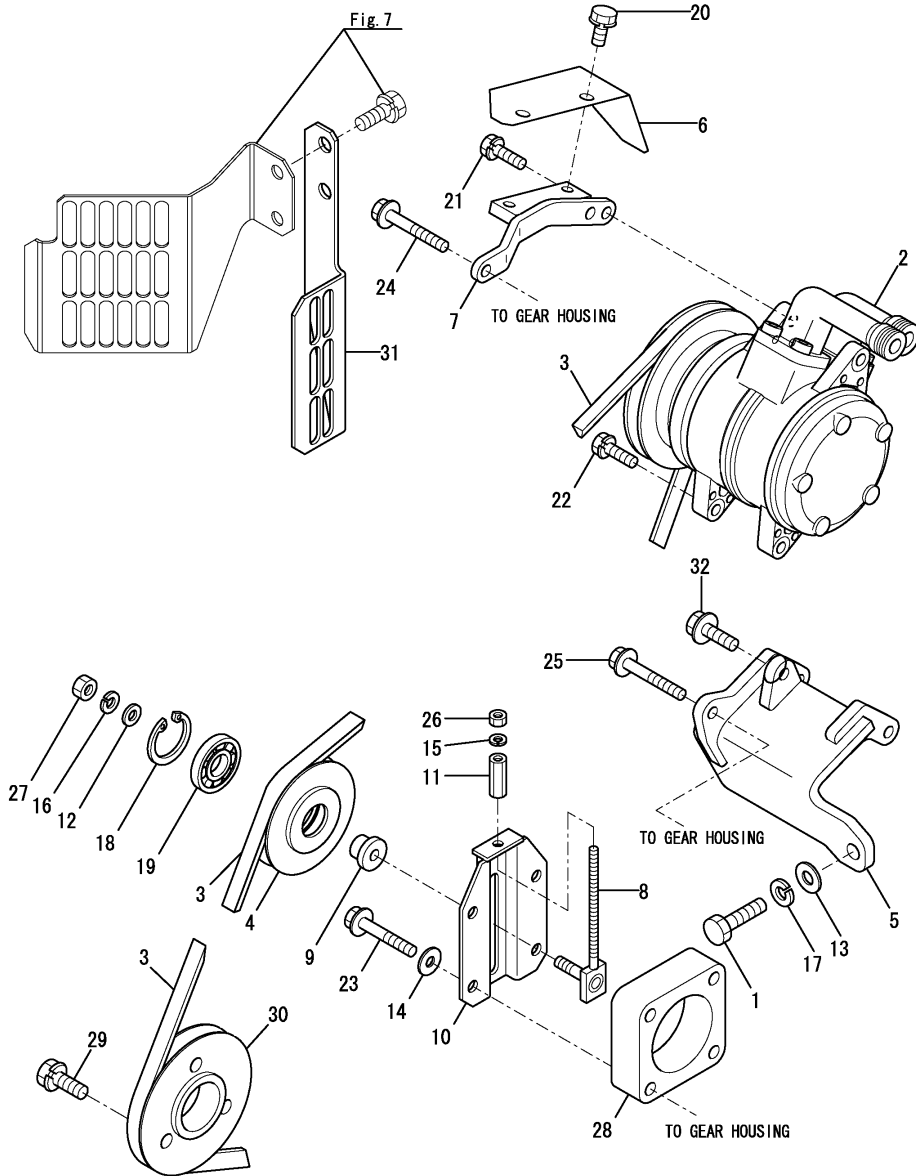


No.	Lev.	Parts No.	Description	Q'ty						I	R
				(A)	(B)	(C)	(D)	(E)	(F)		
1	1	172126-11510	BAND	3	3	3	3	3			
2	1	172A47-17530	HOSE ASSY, HEATER	1	1	1	1	1			
3	1	172A47-17550	HOSE ASSY, HEATER	1	1	1	1	1			
4	1	172460-17611	JOINT, HEATER	1	1	1	1	1			
5	1	172425-17630	VALVE ASSY, HEATER	1	1	1	1	1			
6	1	172124-17640	JOINT, PIPE	1	1	1	1	1			
7	1	172458-18660	HOSE ASSY, HEATER	1	1	1	1	1			
8	1	172165-18770	GUIDE ASSY, HOSE	1	1	1	1	1			
9	1	172458-63641	SPONGE, HOSE	1	1	1	1	1			
10	1	23001-022000	CLAMP, HOSE 22	6	6	6	6	6			
11	1	172A78-17500	GUIDE ASSY, HOSE	1	1	1	1	1		W	
		(A=M53341) (B=M53341) (C=M53341) (D=M53341) (E=M53341)									
12	1	26013-080162	BOLT, M8X 16	2	2	2	2	2		W	
		(A=M53341) (B=M53341) (C=M53341) (D=M53341) (E=M53341)									
13	1	172126-11510	BAND	1	1	1	1	1			

Fig.18. COMPRESSOR & PULLEY(AIR CONDITIONER SPEC.)

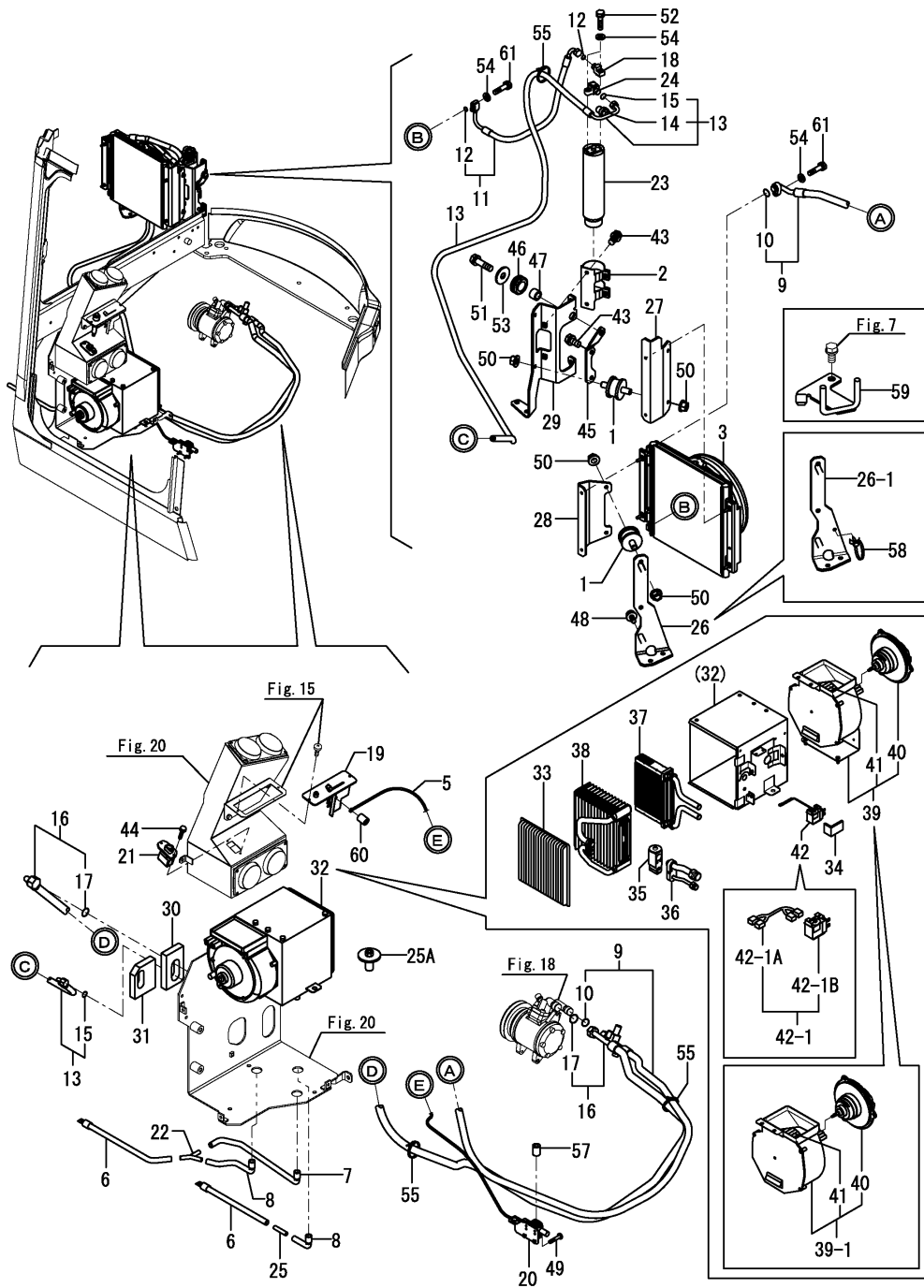
(A)=VIO55-5B(US)
 (B)=VIO55-5B(AS)
 (C)=VIO55-5B(NZ)

(D)=VIO55-5B(KR)
 (E)=VIO55-5B(SG)
 (F)=



No.	Lev.	Parts No.	Description	Q'ty						I	R
				(A)	(B)	(C)	(D)	(E)	(F)		
1	1	172155-57610	BOLT	1	1	1	1	1			
2	1	172460-18100	COMPRESSOR ASSY	1	1	1	1	1			
3	1	172460-18120	V-BELT	1	1	1	1	1			
4	1	172445-18131	PULLEY, TENSION	1	1	1	1	1			
5	1	172A78-18300	BRACKET ASSY	1	1	1	1	1			
6	1	172460-18351	PLATE	1	1	1	1	1			
7	1	172496-18360	PLATE ASSY	1	1	1	1	1			
8	1	172165-18630	ADJUSTER ASSY	1	1	1	1	1			
9	1	172165-18670	BOSS	1	1	1	1	1			
10	1	172165-18601	BRACKET ASSY, PULLEY	1	1	1	1	1			
11	1	172164-19310	NUT	1	1	1	1	1			
12	1	1A1040-43900	WASHER, SPRING	1	1	1	1	1			
13	1	172137-46042	SEAT, SPRING	1	1	1	1	1			
14	1	22190-080002	WASHER, SEAL 8	4	4	4	4	4			
15	1	22217-060000	WASHER, SPRING 6	1	1	1	1	1			
16	1	22217-080000	WASHER, SPRING 8	1	1	1	1	1			
17	1	22217-100000	WASHER, SPRING 10	1	1	1	1	1			
18	1	22252-000400	RING, 40	1	1	1	1	1			
19	1	24104-062030	BEARING, 6203UUC3	1	1	1	1	1			
20	1	26013-080162	BOLT, M8X 16	2	2	2	2	2			
21	1	26013-080252	BOLT, M8X 25	1	1	1	1	1			
22	1	26013-080302	BOLT, M8X 30	2	2	2	2	2			
23	1	26106-080502	BOLT, M8X 50 PLATED	4	4	4	4	4			
24	1	26106-080602	BOLT, M8X 60 PLATED	1	1	1	1	1			
25	1	26106-080602	BOLT, M8X 60 PLATED	2	2	2	2	2			
25-1	1	26106-080652	BOLT, M8X 65 PLATED	1	1	1	1	1		N	
		(A=M53001)	(B=M53001)	(C=M53001)	(D=M53001)	(E=M53001)					
26	1	26716-060002	NUT, M6	1	1	1	1	1			
27	1	26716-080002	NUT, M8	1	1	1	1	1			
28	1	172491-18620	PLATE	1	1	1	1	1			
29	1	26013-100252	BOLT, M10X 25	3	3	3	3	3			
30	1	172A47-11200	PULLEY	1	1	1	1	1			
31	1	172A47-13120	GUARD	1	1	1	1	1			
32	1	26106-080252	BOLT, M8X 25 PLATED	1	1	1	1	1		W	
		(A=M53001)	(B=M53001)	(C=M53001)	(D=M53001)	(E=M53001)					

Fig.19. PIPING(AIR CONDITIONER SPEC.)



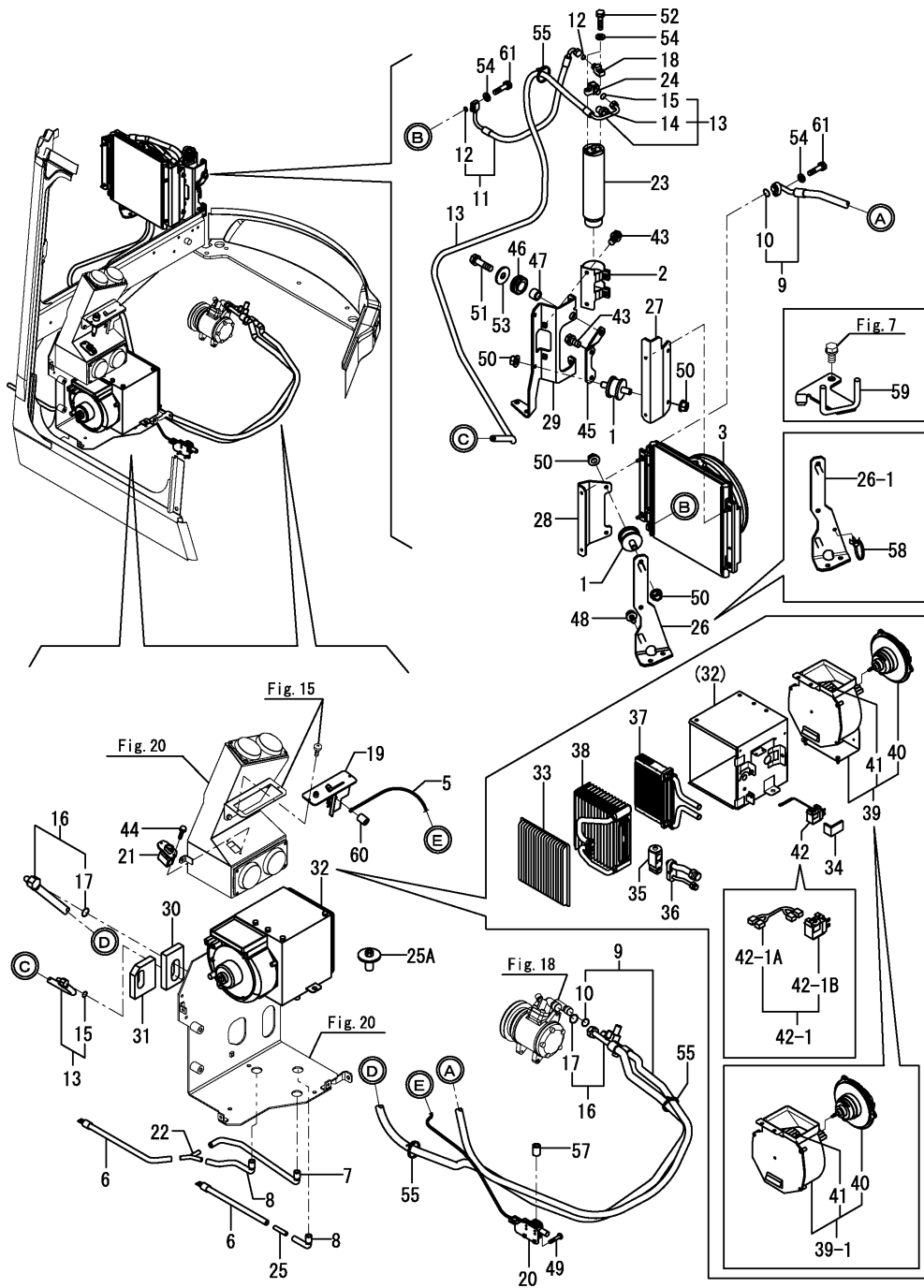
(A)=VIO55-5B(US)
 (B)=VIO55-5B(AS)
 (C)=VIO55-5B(NZ)

(D)=VIO55-5B(KR)
 (E)=VIO55-5B(SG)
 (F)=

No.	Lev.	Parts No.	Description	Q'ty						I	R
				(A)	(B)	(C)	(D)	(E)	(F)		
1	1	172447-13550	MOUNT, PAD	4	4	4	4	4			
2	1	172162-18040	BRACKET, RADIATOR	1	1	1	1	1			
3	1	172A47-18120	CONDENSER ASSY	1	1	1	1	1			
5	1	172A47-18140	CABLE	1	1	1	1	1			
6	1	172A47-18150	DREN HOSE 830	2	2	2	2	2			
7	1	172A47-18160	DREN HOSE 590	1	1	1	1	1			
8	1	172A47-18170	DREN HOSE 420	2	2	2	2	2			
9	1	172A47-18191	HOSE	1	1	1	1	1			
10	2	1A7030-88820	O-RING	2	2	2	2	2			
11	1	172A47-18200	HOSE	1	1	1	1	1			
12	2	1A7030-88760	O-RING	2	2	2	2	2			
13	1	172A47-18210	HOSE	1	1	1	1	1			
14	2	172A47-18230	SWITCH, PRESSURE	1	1	1	1	1			
15	2	1A7030-88760	O-RING	2	2	2	2	2			
16	1	172A47-18221	HOSE	1	1	1	1	1			
17	2	1A7030-88840	O-RING	2	2	2	2	2			
18	1	172460-18250	CONNECTOR	1	1	1	1	1			
19	1	1D4220-58150	PANEL, CONTROL	1	1	1	1	1			
20	1	1E8685-79920	VALVE, WATER	1	1	1	1	1			
21	1	1E8685-79940	RESISTOR	1	1	1	1	1			
22	1	1E8545-80030	JOINT, DRAIN	1	1	1	1	1			
23	1	1E8545-80210	DRYER, RECEIVER	1	1	1	1	1			
24	1	1E8545-80250	JOINT, RECEIVER	1	1	1	1	1			
25	1	172A47-18130	CONNECTOR	1	1	1	1	1			
25A	1	172A47-18180	SCREW, TAPPING	1	1	1	1	1		W	
		(A=M53961) (B=M53961) (C=M53961) (D=M53961) (E=M53961)									
26	1	172A47-18440	BRACKET ASSY	1	1	1	1	1			
26-1	1	172A47-18441	BRACKET ASSY	1	1	1	1	1		S	
		(A=M/#53434) (B=M/#53434) (C=M/#53434) (D=M/#53434) (E=M/#53434)									
27	1	172A47-18580	BRACKET	1	1	1	1	1			
28	1	172A47-18590	BRACKET	1	1	1	1	1			
28-1	1	172A47-18591	BRACKET	1	1	1	1	1		N	
		(A=M/#53434) (B=M/#53434) (C=M/#53434) (D=M/#53434) (E=M/#53434)									
29	1	172A47-18870	BRACKET ASSY	1	1	1	1	1			
29-1	1	172A47-18871	BRACKET ASSY	1	1	1	1	1		N	
		(A=M/#53434) (B=M/#53434) (C=M/#53434) (D=M/#53434) (E=M/#53434)									
30	1	172A47-19380	SPONGE	1	1	1	1	1			
30-1	1	172A47-19381	SPONGE	1	1	1	1	1		N	
		(A=M53341) (B=M53341) (C=M53341) (D=M53341) (E=M53341)									
31	1	172A47-19390	SPONGE	1	1	1	1	1			
31-1	1	172A47-19391	SPONGE	1	1	1	1	1		N	
		(A=M53341) (B=M53341) (C=M53341) (D=M53341) (E=M53341)									
32	1	1E9110-79610	CONDITIONER ASSY,AIR	1	1	1	1	1			
32-1	1	1E9110-79611	CONDITIONER ASSY,AIR	1	1	1	1	1		N	
		(A=M53753) (B=M53753) (C=M53753) (D=M53753) (E=M53753)									
32-2	1	172A78-18100	CONDITIONER ASSY,AIR	1	1	1	1	1		N	
		(A=M53961) (B=M53961) (C=M53961) (D=M53961) (E=M53961)									
33	2	1E9110-79680	FILTER, AIR-CON	1	1	1	1	1			
34	2	1E9110-80100	GASKET	1	1	1	1	1			
35	2	1E9110-80130	VALVE, EXPANSION	1	1	1	1	1			
36	2	1E9110-80140	TUBE ASSY	1	1	1	1	1			

N:Old $\begin{matrix} \text{Yes} \\ \text{No} \end{matrix}$ New, Q:Old $\begin{matrix} \text{No} \\ \text{Yes} \end{matrix}$ New, R:Old $\begin{matrix} \text{Yes} \\ \text{No} \end{matrix}$ New, S:Old $\begin{matrix} \text{No} \\ \text{Yes} \end{matrix}$ New, W:Add, Z:Discontinued, F:Interchangeable by set, K:Q'ty Change
 ++ CONTINUE ++
 Copyright (C) YANMAR GLOBAL CS CO., LTD. All Rights Reserved.

Fig.19. PIPING(AIR CONDITIONER SPEC.)

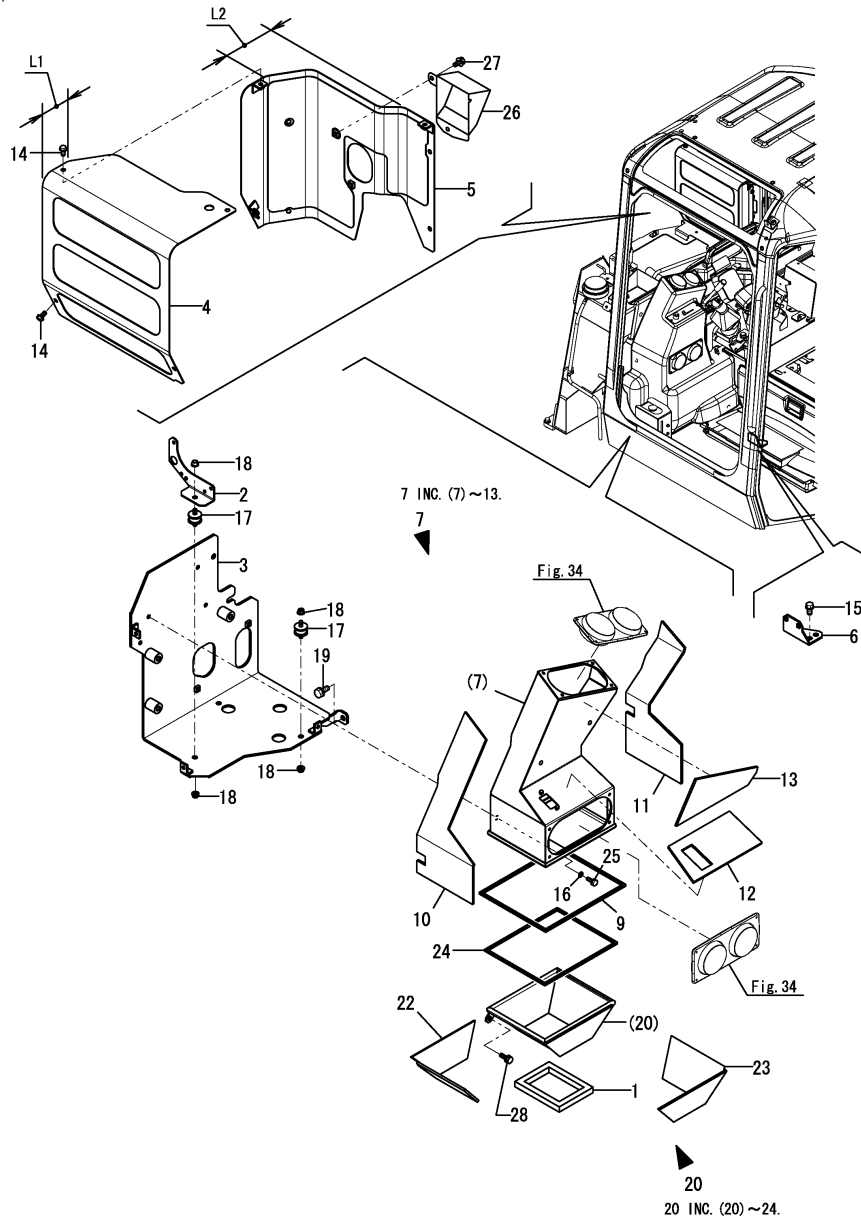


(A)=VIO55-5B(US)
 (B)=VIO55-5B(AS)
 (C)=VIO55-5B(NZ)

(D)=VIO55-5B(KR)
 (E)=VIO55-5B(SG)
 (F)=

No.	Lev.	Parts No.	Description	Q'ty						I	R
				(A)	(B)	(C)	(D)	(E)	(F)		
37	2	1E9110-80150	CORE, HEATER	1	1	1	1	1			
38	2	1E9110-80160	EVAPORATOR	1	1	1	1	1			
39	2	1E9110-80170	BLOWER ASSY	1	1	1	1	1			
39-1	2	172A78-18110 (A=M53961) (B=M53961) (C=M53961) (D=M53961) (E=M53961)	BLOWER ASSY	1	1	1	1	1		N	
40	3	1E9110-80110	MOTOR	1	1	1	1	1			
41	3	1E9110-80180	FAN, BLOWER	1	1	1	1	1			
42	2	1A7030-88100	THERMOSTAT ASSY	1	1	1	1	1			
42-1	2	1A7030-87090	THERMOSTAT KIT	1	1	1	1	1		N	
42-1A	3	1A7951-51300 (A=M53757) (B=M53757) (C=M53757) (D=M53757) (E=M53757)	CABLE, THERMOSTAT	1	1	1	1	1		W	
42-1B	3	1A7030-88101 (A=M53757) (B=M53757) (C=M53757) (D=M53757) (E=M53757)	THERMOSTAT ASSY	1	1	1	1	1		W	
43	1	26013-080162	BOLT, M8X 16	4	4	4	4	4			
44	1	26033-040202	SCREW, M4X20	2	2	2	2	2			
45	1	172A47-18841	STAY ASSY	1	1	1	1	1			
46	1	172725-16380	GROMMET	1	1	1	1	1			
47	1	172A47-18570	COLLAR	1	1	1	1	1			
48	1	172519-63240	BOLT	1	1	1	1	1			
49	1	26033-040202	SCREW, M4X20	2	2	2	2	2			
50	1	26051-080002	NUT, M8	8	8	8	8	8			
51	1	26013-080302	BOLT, M8X 30	1	1	1	1	1			
52	1	26013-060252	BOLT, M6X 25	4	4	4	4	4			
52-1	1	26013-060252 (A=M53705) (B=M53705) (C=M53705) (D=M53705) (E=M53705)	BOLT, M6X 25	2	2	2	2	2		K	
53	1	22157-080000	WASHER, 8	1	1	1	1	1			
54	1	22137-060000	WASHER, 6	4	4	4	4	4			
55	1	172126-11510	BAND	3	3	3	3	3			
57	1	172A47-18300	BUSH	1	1	1	1	1			
58	1	1E8915-84120 (A=M/#53434) (B=M/#53434) (C=M/#53434) (D=M/#53434) (E=M/#53434)	CLAMP, BAND	1	1	1	1	1		W	
59	1	172A78-18200 (A=M53341) (B=M53341) (C=M53341) (D=M53341) (E=M53341)	GUIDE ASSY, HOSE	1	1	1	1	1		W	
60	1	172A47-18300 (A=M53001) (B=M53001) (C=M53001) (D=M53001) (E=M53001)	BUSH	1	1	1	1	1		W	
61	1	26013-060302 (A=M53705) (B=M53705) (C=M53705) (D=M53705) (E=M53705)	BOLT, M6X 30	2	2	2	2	2		W	

Fig.20. COVER(AIR CONDITIONER SPEC.)(TO M54180)



(A)=VIO55-5B(US)
 (B)=VIO55-5B(AS)
 (C)=VIO55-5B(NZ)

(D)=VIO55-5B(KR)
 (E)=VIO55-5B(SG)
 (F)=

No.	Lev.	Parts No.	Description	Qty						I	R
				(A)	(B)	(C)	(D)	(E)	(F)		
1	1	172499-13750	SEAL, DUCT	1	1	1	1	1			
2	1	172A47-18340	BRACKET	1	1	1	1	1			
3	1	172A47-18351	BRACKET, VALVE	1	1	1	1	1			
4	1	172A47-18470	COVER ASSY	1	1	1	1	1		1	
4-1	1	172A47-18471	COVER ASSY	1	1	1	1	1		S 1	
		(A=M/#53434) (B=M/#53434) (C=M/#53434) (D=M/#53434) (E=M/#53434)									
5	1	172A78-18500	COVER ASSY	1	1	1	1	1		2	
5-1	1	172A78-18501	COVER ASSY	1	1	1	1	1		S 2	
		(A=M/#53434) (B=M/#53434) (C=M/#53434) (D=M/#53434) (E=M/#53434)									
6	1	172A47-18730	BRACKET ASSY	1	1	1	1	1			
7	1	172A47-18261	DUCT ASSY	1	1	1	1	1			
9	2	172519-61550	CUSHION, BONNET	1	1	1	1	1			
10	2	172A47-19330	SHEET, INSULATOR	1	1	1	1	1			
11	2	172A47-19340	SHEET, INSULATOR	1	1	1	1	1			
12	2	172A47-19350	SHEET, INSULATOR	1	1	1	1	1			
13	2	172A47-19360	SHEET, INSULATOR	1	1	1	1	1			
14	1	172519-63240	BOLT	7	7	7	7	7			
15	1	26013-100202	BOLT, M10X 20	2	2	2	2	2			
16	1	22137-080000	WASHER, 8	2	2	2	2	2			
17	1	172447-13550	MOUNT, PAD	3	3	3	3	3			
18	1	26051-080002	NUT, M8	6	6	6	6	6			
19	1	26013-100202	BOLT, M10X 20	3	3	3	3	3			
20	1	172A47-18600	DUCT ASSY	1	1	1	1	1			
22	2	172A47-19310	SHEET, INSULATOR	1	1	1	1	1			
23	2	172A47-19320	SHEET, INSULATOR	1	1	1	1	1			
24	2	172519-61550	CUSHION, BONNET	1	1	1	1	1			
25	1	26013-080252	BOLT, M8X 25	2	2	2	2	2			
26	1	172A78-18560	COVER	1	1	1	1	1			
27	1	172519-63240	BOLT	2	2	2	2	2			
28	1	26013-080202	BOLT, M8X 20	2	2	2	2	2		W	
		(A=M53001) (B=M53001) (C=M53001) (D=M53001) (E=M53001)									

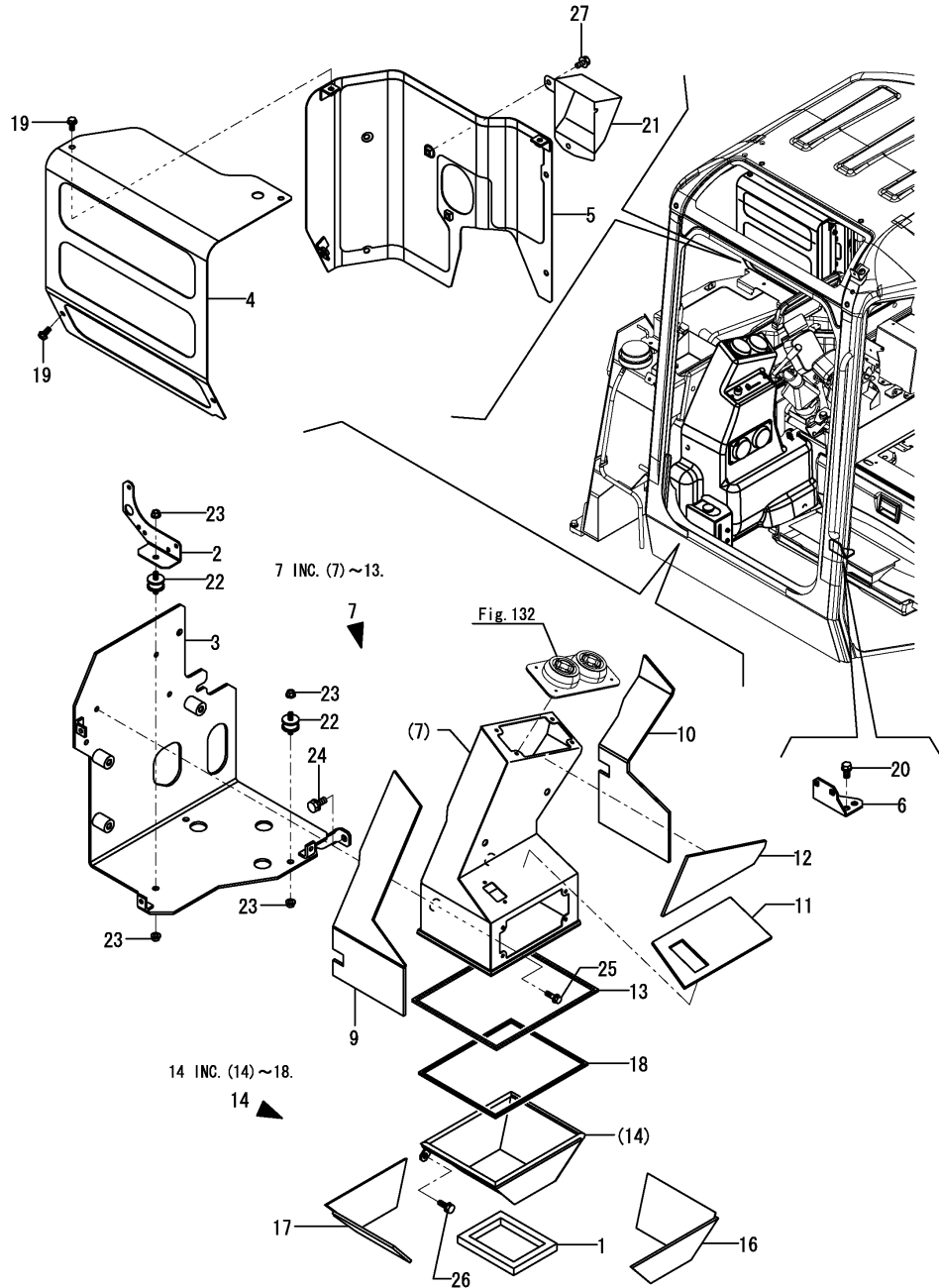
Remarks

- (1)L1=No.4 : 83mm, No.4-1 : 93mm.
- (2)L2=No.5 : 137mm, No.5-1 : 127mm.

Fig.131. (20A)COVER(AIR CONDITIONER SPEC.)(FROM M54181)

(A)=VIO55-5B(US)
 (B)=VIO55-5B(AS)
 (C)=VIO55-5B(NZ)

(D)=VIO55-5B(KR)
 (E)=VIO55-5B(SG)
 (F)=

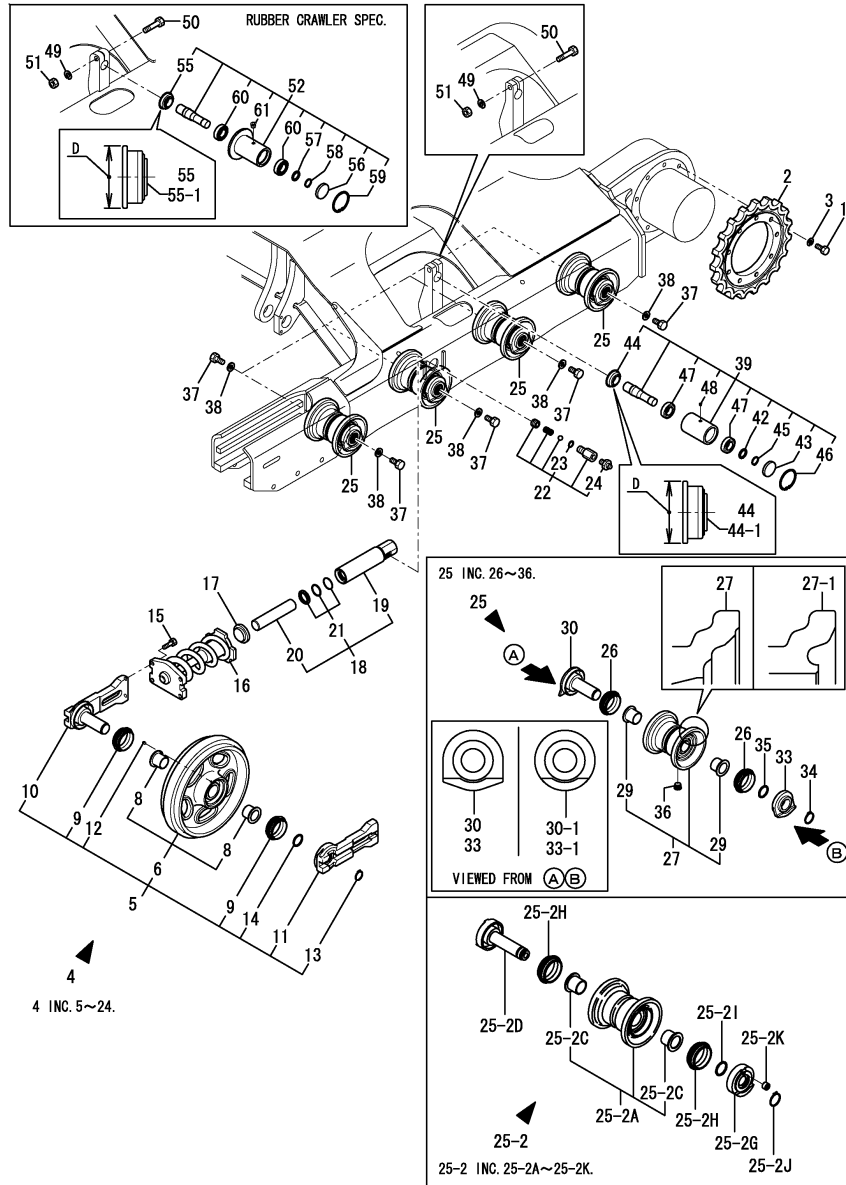


No.	Lev.	Parts No.	Description	Q'ty						I	R
				(A)	(B)	(C)	(D)	(E)	(F)		
1	1	172499-13750	SEAL, DUCT	1	1	1	1	1			
2	1	172A47-18340	BRACKET	1	1	1	1	1			
3	1	172A47-18352	BRACKET ASSY	1	1	1	1	1			
4	1	172A47-18471	COVER ASSY	1	1	1	1	1			
5	1	172A78-18501	COVER ASSY	1	1	1	1	1			
6	1	172A47-18730	BRACKET ASSY	1	1	1	1	1			
7	1	172A47-18262	DUCT ASSY	1	1	1	1	1			
9	2	172A47-19330	SHEET, INSULATOR	1	1	1	1	1			
10	2	172A47-19340	SHEET, INSULATOR	1	1	1	1	1			
11	2	172A47-19350	SHEET, INSULATOR	1	1	1	1	1			
12	2	172A47-19360	SHEET, INSULATOR	1	1	1	1	1			
13	2	172519-61550	CUSHION, BONNET	1	1	1	1	1			
14	1	172A47-18600	DUCT ASSY	1	1	1	1	1			
16	2	172A47-19310	SHEET, INSULATOR	1	1	1	1	1			
17	2	172A47-19320	SHEET, INSULATOR	1	1	1	1	1			
18	2	172519-61550	CUSHION, BONNET	1	1	1	1	1			
19	1	172519-63240	BOLT	7	7	7	7	7			
20	1	26013-100202	BOLT, M10X 20	2	2	2	2	2			
21	1	172A78-18560	COVER	1	1	1	1	1			
22	1	172447-13550	MOUNT, PAD	3	3	3	3	3			
23	1	26051-080002	NUT, M8	6	6	6	6	6			
24	1	26013-100202	BOLT, M10X 20	4	4	4	4	4			
25	1	26014-080252	BOLT, M8X 25	2	2	2	2	2			
26	1	26013-080202	BOLT, M8X 20	2	2	2	2	2			
27	1	172519-63240	BOLT	2	2	2	2	2			

Fig.21. ROLLER & ADJUST

(A)=VIO55-5B(US)
(B)=VIO55-5B(AS)
(C)=VIO55-5B(NZ)

(D)=VIO55-5B(KR)
(E)=VIO55-5B(SG)
(F)=



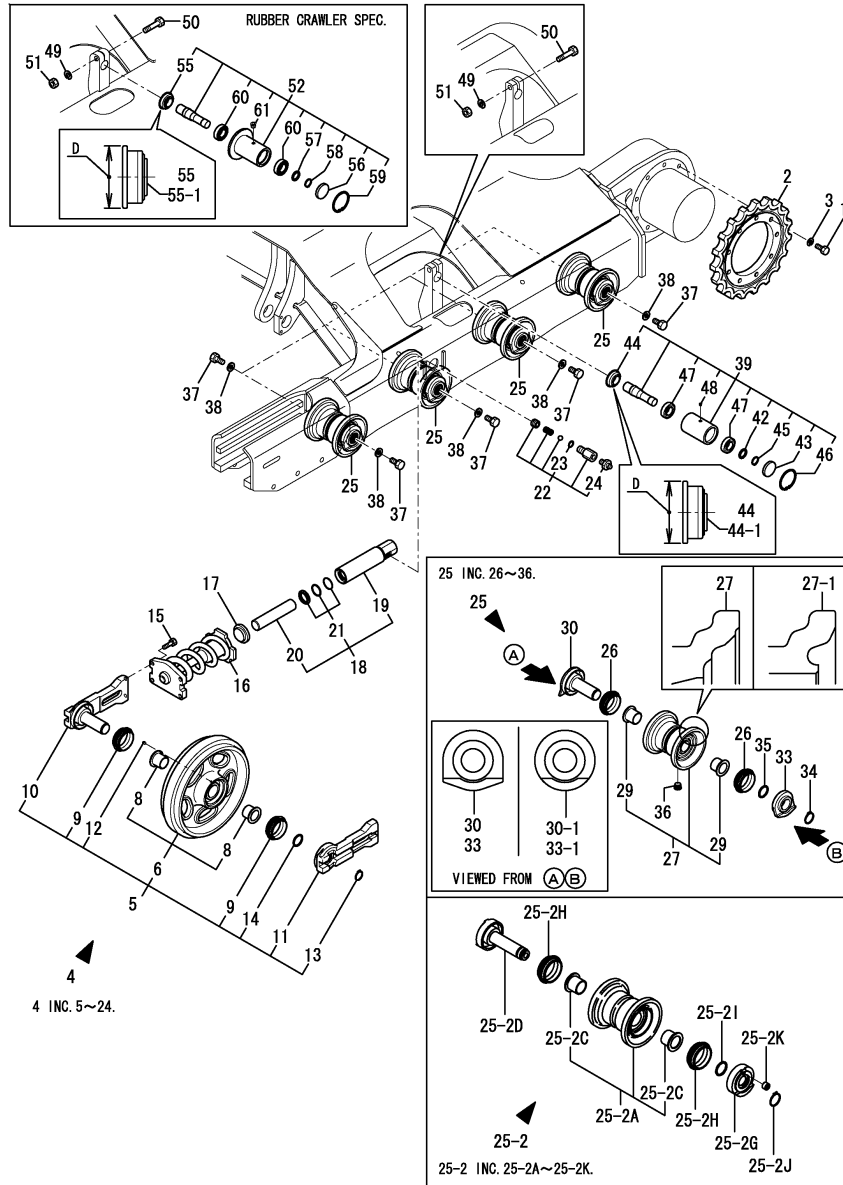
No.	Lev.	Parts No.	Description	Q'ty						I	R
				(A)	(B)	(C)	(D)	(E)	(F)		
1	1	172455-29140	BOLT, 14X35	18	18	18	18	18			
2	1	172119-35011-1	SPROCKET, 19	2	2	2	2	2			
2-1	1	172119-35012	SPROCKET, 19	2	2	2	2	2		N	
3	1	(A=M54137) 22217-140000	WASHER, SPRING 14	(D=M54137) 18	(E=M54137) 18	18	18	18			
4	1	772460-37120	IDLER ASSY, IRON	2	2	2	2	2			
5	2	172460-37061	IDLER ASSY, FRONT	2	2	2	2	2			
5-1	2	172460-37062	IDLER ASSY, FRONT	(A=M54395) 2	(B=M54395) 2	(C=M54395) 2	(D=M54395) 2	(E=M54395) 2		N	
6	3	172460-37171	IDLER ASSY, 340	2	2	2	2	2			
6-1	3	172460-37172	IDLER ASSY, 340	(A=M54395) 2	(B=M54395) 2	(C=M54395) 2	(D=M54395) 2	(E=M54395) 2		N	
8	4	172124-37120	BUSH, IDLER 40	4	4	4	4	4			
9	3	172460-37120	SEAL, FLOATING 6686	4	4	4	4	4			
10	3	172460-37130-3	SHAFT, IDLER	2	2	2	2	2			
10-1	3	172460-37131-3	SHAFT, IDLER	(A=M54395) 2	(B=M54395) 2	(C=M54395) 2	(D=M54395) 2	(E=M54395) 2		N	
11	3	172460-37150-3	COVER, IDLER SEAL	2	2	2	2	2			
11-1	3	172460-37151-3	COVER, IDLER SEAL B	(A=M54395) 2	(B=M54395) 2	(C=M54395) 2	(D=M54395) 2	(E=M54395) 2		N	
12	3	194630-42120	PLUG, SCREW PT1/8	2	2	2	2	2			
13	3	22242-000350	RING, 35	2	2	2	2	2			
14	3	24321-000400	O-RING, 1AG40.0	2	2	2	2	2			
15	2	26013-120402	BOLT, M12X 40	8	8	8	8	8			
16	2	172460-37700	SPRING ASSY, CRAWLER	2	2	2	2	2			
17	2	172122-37710-4	HOLDER, ADJUSTER	2	2	2	2	2			
18	2	172122-37752	CYLINDER ASSY,ADJUST	2	2	2	2	2			
19	3	172122-37782	TUBE ASSY, ADJUST	2	2	2	2	2			
20	3	172122-37810	PISTON, HYDRAULIC	2	2	2	2	2			
21	3	172122-37820	SEAL SET, ADJUST	2	2	2	2	2			
22	2	172122-37844	VALVE ASSY, NIPPLE	2	2	2	2	2			
23	3	24315-000140	O-RING, 1BP14.0	2	2	2	2	2			
24	3	24761-020000	NIPPLE, GREASE PT1/8	2	2	2	2	2			
25	1	172460-37290	ROLLER, TRUCK	8	8	8	8	8			
25-1	1	172460-37291	ROLLER ASSY, TRUCK	(A=M54301) 8	(B=M54301) 8	(C=M54301) 8	(D=M54301) 8	(E=M54301) 8		N	
25-2	1	172A81-37300	ROLLER ASSY, LOWER	(A=*2014.02.) 8	(B=*2014.02.) 8	(C=*2014.02.) 8	(D=*2014.02.) 8	(E=*2014.02.) 8		R 4	
25-2A	2	172A81-37310	ROLLER ASSY, LOWER	8	8	8	8	8			
25-2C	3	172A81-37330	BUSH	16	16	16	16	16			
25-2D	2	172A81-37340	SHAFT ASSY	8	8	8	8	8			
25-2G	2	172A81-37370	COVER, SEAL R	8	8	8	8	8			
25-2H	2	172A81-37380	SEAL, FLOATING	16	16	16	16	16			
25-2I	2	24321-000300	O-RING, 1AG30.0	8	8	8	8	8			
25-2J	2	22242-000300	RING, 30	8	8	8	8	8			
25-2K	2	933171-13691	PLUG, PT1/8	8	8	8	8	8			
26	2	172458-37120	SEAL, FLOATING	16	16	16	16	16			
27	2	172423-37301-4	ROLLER ASSY	8	8	8	8	8			
27-1	2	172423-37302	ROLLER ASSY	(A=M54301) 8	(B=M54301) 8	(C=M54301) 8	(D=M54301) 8	(E=M54301) 8		S	
29	3	172423-37370	BUSH	16	16	16	16	16			

Remarks
 (1)D=No.44, 55 : 71mm, No.44-1, 55-1 : 80mm.
 (2)Iron crawler specification.
 (3)Rubber crawler specification.
 (4)The inner parts are not compatible.

Fig.21. ROLLER & ADJUST

(A)=VIO55-5B(US)
 (B)=VIO55-5B(AS)
 (C)=VIO55-5B(NZ)

(D)=VIO55-5B(KR)
 (E)=VIO55-5B(SG)
 (F)=



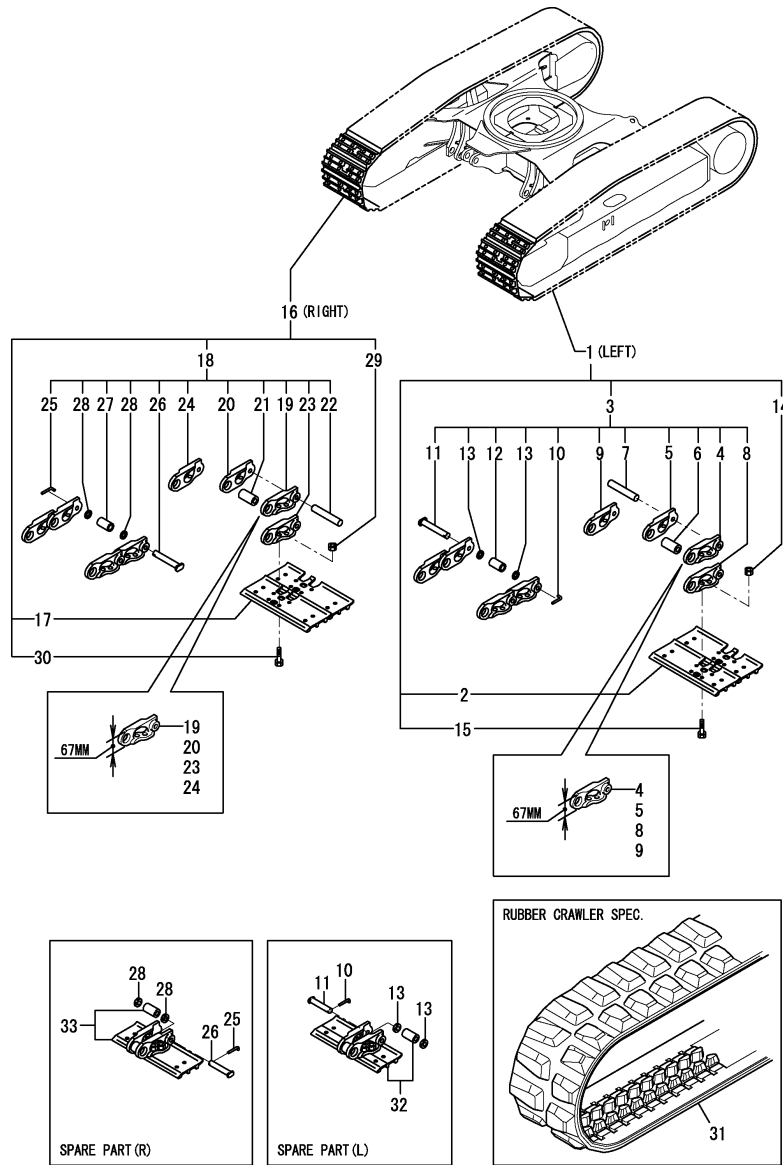
No.	Lev.	Parts No.	Description	Q'ty						I	R
				(A)	(B)	(C)	(D)	(E)	(F)		
30	2	172423-37330-3	SHAFT ASSY, ROLLER	8	8	8	8	8			
30-1	2	172423-37331	SHAFT ASSY, ROLLER	8	8	8	8	8		S	
		(A=M54301) (B=M54301) (C=M54301) (D=M54301) (E=M54301)									
33	2	172423-37360-3	COVER, ROLLER SEAL B	8	8	8	8	8			
33-1	2	172423-37361	COVER, ROLLER SEAL B	8	8	8	8	8		S	
		(A=M54301) (B=M54301) (C=M54301) (D=M54301) (E=M54301)									
34	2	22242-000300	RING, 30	8	8	8	8	8			
35	2	24315-000290	O-RING, 1BP29.0	8	8	8	8	8			
36	2	933171-13691	PLUG, PT1/8	8	8	8	8	8			
37	1	172490-37320	BOLT, M16X35	16	16	16	16	16			
38	1	22217-160000	WASHER, SPRING 16	16	16	16	16	16			
39	1	172478-37500-3	ROLLER ASSY, CARRIER	2	2	2	2	2		2	
39-1	1	172478-37501	ROLLER ASSY, CARRIER	2	2	2	2	2		N 2	
		(A=M54878) (B=M54878) (C=M54878) (D=M54878) (E=M54878)									
42	2	172478-37550	WASHER, ROLLER	2	2	2	2	2			
43	2	172478-37540	CAP, ROLLER	2	2	2	2	2			
44	2	172478-37530	SEAL, CARRIER ROLLER	2	2	2	2	2			
44-1	2	172164-37351	SEAL, OIL 35721120	2	2	2	2	2		S 1	
		(A=M54878) (B=M54878) (C=M54878) (D=M54878) (E=M54878)									
44-2	2	172478-37450	SEAL, OIL 35 72 11 20	2	2	2	2	2		N	
		(A=M54878) (B=M54878) (C=M54878) (D=M54878) (E=M54878)									
45	2	22242-000300	RING, 30	2	2	2	2	2			
46	2	22252-000620	RING, 62	2	2	2	2	2			
47	2	24105-062064	BEARING, BALL 6206Z	4	4	4	4	4			
48	2	933171-13691	PLUG, PT1/8	2	2	2	2	2			
49	1	22217-160000	WASHER, SPRING 16	2	2	2	2	2			
50	1	26116-160852	BOLT, M16X 85 PLATED	2	2	2	2	2			
51	1	26716-160002	NUT, M16	2	2	2	2	2			
52	1	172461-37500-3	ROLLER ASSY, CARRIER	2	2	2	2	2		3	
52-1	1	172461-37501	ROLLER ASSY, CARRIER	2	2	2	2	2		N 3	
		(A=M54875) (B=M54875) (C=M54875) (D=M54875) (E=M54875)									
55	2	172478-37530	SEAL, CARRIER ROLLER	2	2	2	2	2			
55-1	2	172164-37351	SEAL, OIL 35721120	2	2	2	2	2		S 1	
		(A=M54875) (B=M54875) (C=M54875) (D=M54875) (E=M54875)									
56	2	172478-37540	CAP, ROLLER	2	2	2	2	2			
57	2	172478-37550	WASHER, ROLLER	2	2	2	2	2			
58	2	22242-000300	RING, 30	2	2	2	2	2			
59	2	22252-000621	RING, 62	2	2	2	2	2			
60	2	24105-062064	BEARING, BALL 6206Z	4	4	4	4	4			
61	2	933171-13691	PLUG, PT1/8	2	2	2	2	2			

Remarks
 (1)D=No.44, 55 : 71mm, No.44-1, 55-1 : 80mm.
 (2)Iron crawler specification.
 (3)Rubber crawler specification.
 (4)The inner parts are not compatible.

Fig.22. CRAWLER(TO M59060)

(A)=VIO55-5B(US)
 (B)=VIO55-5B(AS)
 (C)=VIO55-5B(NZ)

(D)=VIO55-5B(KR)
 (E)=VIO55-5B(SG)
 (F)=



No.	Lev.	Parts No.	Description	Q'ty						I	R
				(A)	(B)	(C)	(D)	(E)	(F)		
1	1	172425-38101	SHOE ASSY, TRACK	1	1	1	1	1		Z	1
		(A=M59060) (B=M59060) (C=M59060) (D=M59060)		(E=M59060)							
2	2	172425-38110	PLATE, SHOE	40	40	40	40	40	40		
3	2	172425-38121	LINK ASSY	1	1	1	1	1	1		
4	3	172425-38201	LINK, TRUCK	39	39	39	39	39	39		
5	3	172425-38211	LINK, TRUCK	39	39	39	39	39	39		
6	3	172425-38151	BUSH	39	39	39	39	39	39		
7	3	172425-38161	PIN, TRUCK	39	39	39	39	39	39		
8	3	172425-38171	LINK, MASTER	1	1	1	1	1	1		
9	3	172425-38181	LINK, MASTER	1	1	1	1	1	1		
10	3	172425-38240	PIN, STOP	1	1	1	1	1	1		
11	3	172425-38191	PIN, MASTER	1	1	1	1	1	1		
12	3	172425-38220	BUSH, MASTER	1	1	1	1	1	1		
13	3	172425-38230	COLLAR	2	2	2	2	2	2		
14	2	172112-38140	NUT, SHOE	160	160	160	160	160	160		
15	2	172112-38130	BOLT, SHOE	160	160	160	160	160	160		
16	1	172425-38131	SHOE ASSY, TRACK	1	1	1	1	1	1		Z
		(A=M59060) (B=M59060) (C=M59060) (D=M59060)		(E=M59060)							
17	2	172425-38140	PLATE, SHOE	40	40	40	40	40	40		
18	2	172425-38121	LINK ASSY	1	1	1	1	1	1		
19	3	172425-38201	LINK, TRUCK	39	39	39	39	39	39		
20	3	172425-38211	LINK, TRUCK	39	39	39	39	39	39		
21	3	172425-38151	BUSH	39	39	39	39	39	39		
22	3	172425-38161	PIN, TRUCK	39	39	39	39	39	39		
23	3	172425-38171	LINK, MASTER	1	1	1	1	1	1		
24	3	172425-38181	LINK, MASTER	1	1	1	1	1	1		
25	3	172425-38240	PIN, STOP	1	1	1	1	1	1		
26	3	172425-38191	PIN, MASTER	1	1	1	1	1	1		
27	3	172425-38220	BUSH, MASTER	1	1	1	1	1	1		
28	3	172425-38230	COLLAR	2	2	2	2	2	2		
29	2	172112-38140	NUT, SHOE	160	160	160	160	160	160		
30	2	172112-38130	BOLT, SHOE	160	160	160	160	160	160		
31	1	172425-38603	CRAWLER ASSY, RUBBER	2	2	2	2	2	2		2
32	1	172425-38261	TRACK ASSY, MASTER	1	1	1	1	1	1		3
33	1	172425-38271	TRACK ASSY, MASTER	1	1	1	1	1	1		3

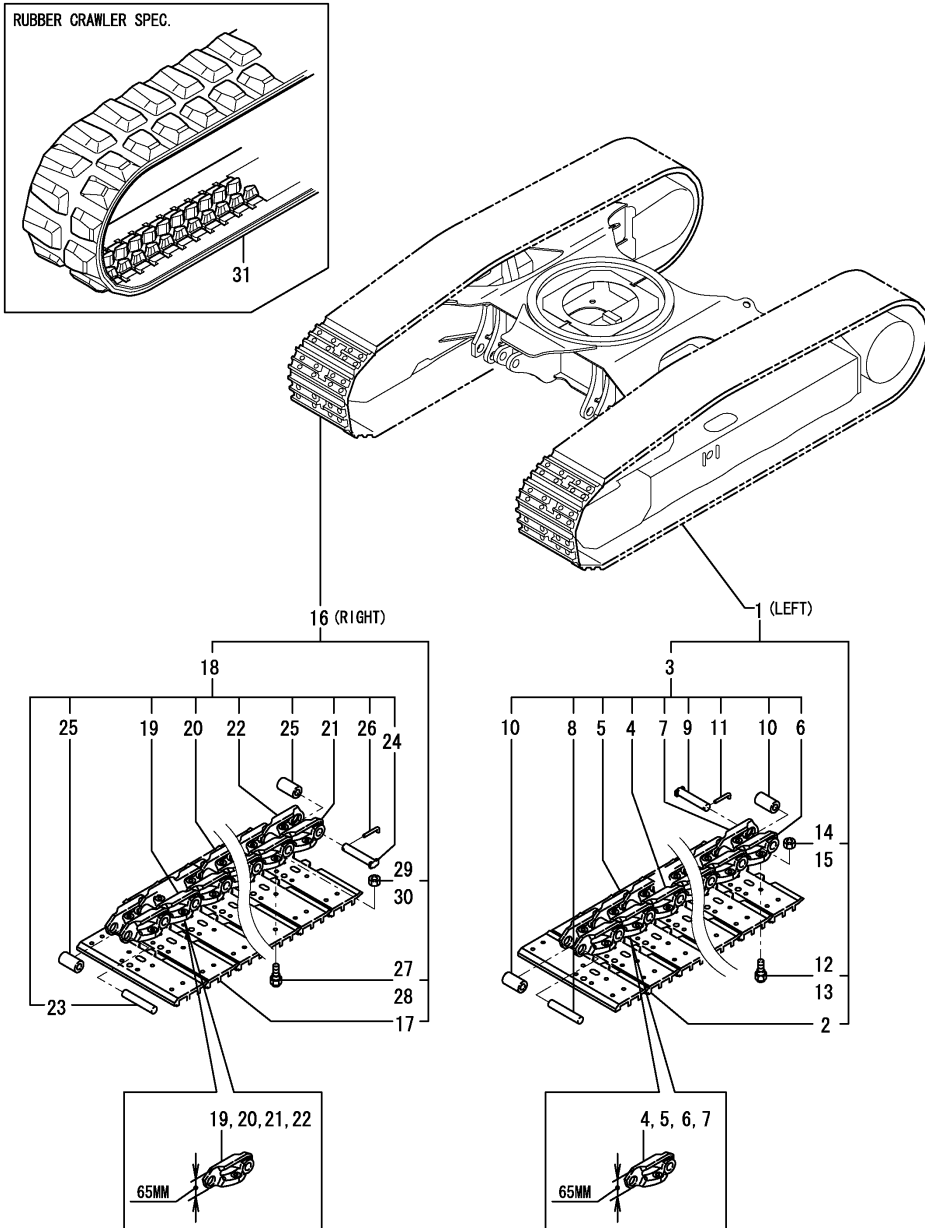
Remarks

- (1)Iron crawler specification.
- Interchangeable with Fig156(22A) No.1, 16 by replacement in both(right & left) parts at the same time.
- (2)Rubber crawler specification.
- (3)Spare parts.

Fig.156. (22A)CRAWLER(FROM M59061)

(A)=VIO55-5B(US)
 (B)=VIO55-5B(AS)
 (C)=VIO55-5B(NZ)

(D)=VIO55-5B(KR)
 (E)=VIO55-5B(SG)
 (F)=



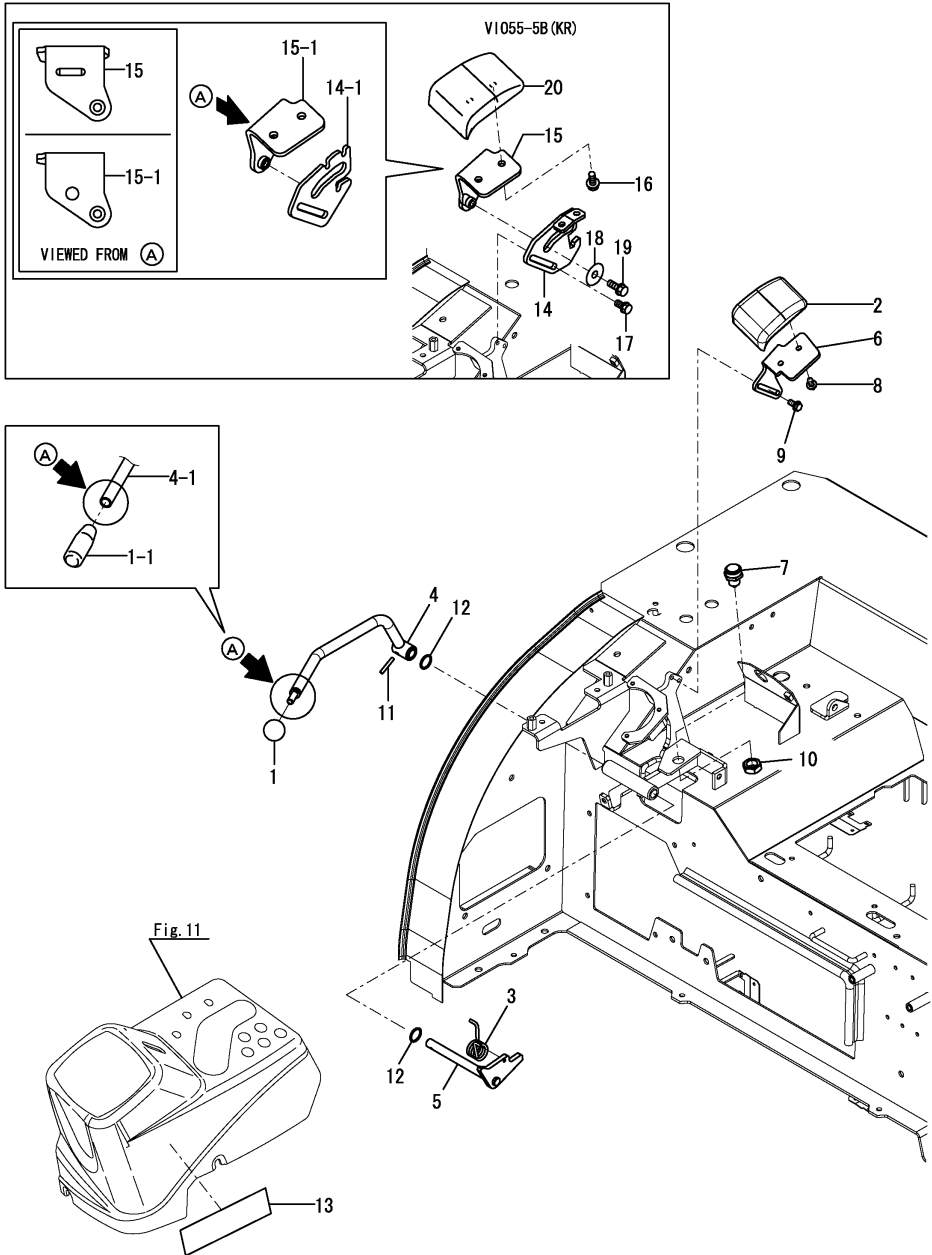
No.	Lev.	Parts No.	Description	Q'ty						I	R
				(A)	(B)	(C)	(D)	(E)	(F)		
1	1	172A79-38400	SHOE ASSY,TRUCK 400L	1	1	1	1	1			1
2	2	172A79-38410	PLATE, SHOE	40	40	40	40	40			
3	2	172460-38450	LINK ASSY	1	1	1	1	1			
4	3	172460-38460	LINK, TRUCK	39	39	39	39	39			
5	3	172460-38470	LINK, TRUCK	39	39	39	39	39			
6	3	172460-38480	LINK, MASTER	1	1	1	1	1			
7	3	172460-38490	LINK, MASTER	1	1	1	1	1			
8	3	172460-38500	PIN, TRUCK	39	39	39	39	39			
9	3	172460-38510	PIN, MASTER	1	1	1	1	1			
10	3	172460-38520	BUSH	40	40	40	40	40			
11	3	172460-38530	PIN, LOCK	1	1	1	1	1			
12	2	172460-38550	BOLT, SHOE	80	80	80	80	80			
13	2	172460-38550	BOLT, SHOE	80	80	80	80	80			
14	2	172460-38560	NUT, SHOE	80	80	80	80	80			
15	2	172460-38560	NUT, SHOE	80	80	80	80	80			
16	1	172A79-38420	SHOE ASSY,TRUCK 400R	1	1	1	1	1			1
17	2	172A79-38430	PLATE, SHOE	40	40	40	40	40			
18	2	172460-38450	LINK ASSY	1	1	1	1	1			
19	3	172460-38460	LINK, TRUCK	39	39	39	39	39			
20	3	172460-38470	LINK, TRUCK	39	39	39	39	39			
21	3	172460-38480	LINK, MASTER	1	1	1	1	1			
22	3	172460-38490	LINK, MASTER	1	1	1	1	1			
23	3	172460-38500	PIN, TRUCK	39	39	39	39	39			
24	3	172460-38510	PIN, MASTER	1	1	1	1	1			
25	3	172460-38520	BUSH	40	40	40	40	40			
26	3	172460-38530	PIN, LOCK	1	1	1	1	1			
27	2	172460-38550	BOLT, SHOE	80	80	80	80	80			
28	2	172460-38550	BOLT, SHOE	80	80	80	80	80			
29	2	172460-38560	NUT, SHOE	80	80	80	80	80			
30	2	172460-38560	NUT, SHOE	80	80	80	80	80			
31	1	172425-38603	CRAWLER ASSY, RUBBER	2	2	2	2	2			2

Remarks
 (1)Iron crawler specification.
 (2)Rubber crawler specification.

Fig.23. LOCK LEVER & STAND(RIGHT)

(A)=VIO55-5B(US)
 (B)=VIO55-5B(AS)
 (C)=VIO55-5B(NZ)

(D)=VIO55-5B(KR)
 (E)=VIO55-5B(SG)
 (F)=



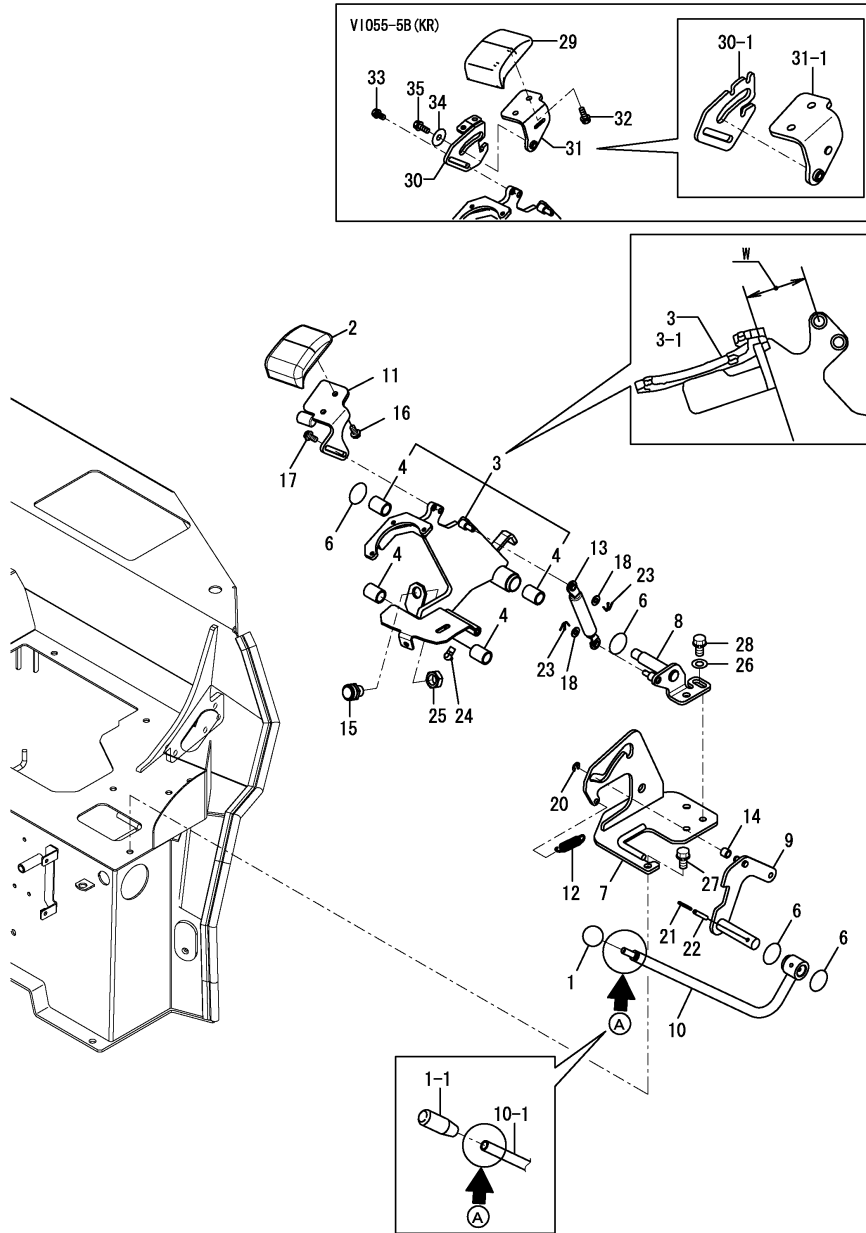
No.	Lev.	Parts No.	Description	Q'ty						I	R
				(A)	(B)	(C)	(D)	(E)	(F)		
1	1	1D4070-23580	GRIP, ROUND 10	1	1	1		1			
1-1	1	172A77-46050	GRIP	1	1	1		1			S
		(A=M54207) (B=M54207) (C=M54207)						(E=M54207)			
2	1	172441-44320	ARMREST	1	1	1		1			
3	1	172165-45970	SPRING	1	1	1		1			
4	1	172A47-46451	LEVER ASSY, LOCK	1	1	1		1			
4-1	1	172A47-46452	LOCK LEVER ASSY,R	1	1	1		1			F 1
		(A=M54207) (B=M54207) (C=M54207)						(E=M54207)			
5	1	172A47-46470	SHAFT ASSY, LEVER	1	1	1		1			
5-1	1	172A47-46471	SHAFT ASSY, LEVER	1	1	1		1			N
		(A=M53320) (B=M53320) (C=M53320)						(E=M53320)			
6	1	172A46-46530	PLATE, GUIDE	1	1	1		1			
7	1	194464-52190	SWITCH, START	1	1	1		1			
8	1	172519-63240	BOLT	2	2	2		2			
9	1	172519-63240	BOLT	2	2	2		2			
10	1	26776-180002	NUT, LOCK M18	1	1	1		1			
11	1	22351-050032	PIN, SPRING 5.0X32	1	1	1		1			
12	1	24311-000210	O-RING, 1AP21.0	2	2	2		2			
13	1	172A46-03230	LABEL, ARMREST						1		Z
			(D=M53962)								
14	1	172A46-46602	PLATE, ARMREST						1		
14-1	1	172A46-46703	PLATE,ARMREST L/R						1		S
			(D=M53962)								
15	1	172A46-46631	PLATE, GUIDE						1		
15-1	1	172A46-46632	PLATE,GUIDE R ASSY						1		S
			(D=M53962)								
16	1	172519-63240	BOLT						2		
16-1	1	26014-080162	BOLT, M8X 16						2		S
			(D=M53962)								
17	1	172519-63240	BOLT						2		
18	1	22157-080000	WASHER, 8						1		
19	1	26013-080202	BOLT, M8X 20						1		
20	1	172441-44320	ARMREST						1		

Remarks
 (1)D=No.4 : M10 screw, No.4-1 : no screw.
 Interchangeable by simultaneous replacement with No.1-1.

Fig.24. LOCK LEVER & STAND(LEFT)

(A)=VIO55-5B(US)
 (B)=VIO55-5B(AS)
 (C)=VIO55-5B(NZ)

(D)=VIO55-5B(KR)
 (E)=VIO55-5B(SG)
 (F)=



No.	Lev.	Parts No.	Description	Q'ty						I	R
				(A)	(B)	(C)	(D)	(E)	(F)		
1	1	1D4070-23580	GRIP, ROUND 10	1	1	1	1	1			
1-1	1	172A77-46050	GRIP	1	1	1	1	1			S
		(A=M54207) (B=M54207) (C=M54207) (D=M54207) (E=M54207)									
2	1	172441-44320	ARMREST	1	1	1		1			
3	1	172A78-46100	STAND ASSY, LEVER	1	1	1	1	1			
3-1	1	172A78-46101	STAND ASSY, LEVER	1	1	1	1	1			S 2
		(A=M53962) (B=M53962) (C=M53962) (D=M53962) (E=M53962)									
4	2	172141-41370	BUSH	4	4	4	4	4	4		
6	1	172124-46200	O-RING	4	4	4	4	4	4		
7	1	172A47-46210	BASE ASSY, LEVER	1	1	1	1	1			
8	1	172A47-46230	PLATE ASSY, BASE	1	1	1	1	1			
9	1	172A47-46310	ROD ASSY, SPRING	1	1	1	1	1			
10	1	172A47-46343	LEVER ASSY, LOCK	1	1	1	1	1			
10-1	1	172A47-46344	LEVER ASSY, LOCK	1	1	1	1	1			F 1
		(A=M54207) (B=M54207) (C=M54207) (D=M54207) (E=M54207)									
11	1	172A46-46500	GUIDE ASSY	1	1	1		1			
12	1	172162-46690	SPRING	1	1	1	1	1			
12-1	1	172A69-46270	SPRING	1	1	1	1	1			N
		(A=M53265) (B=M53265) (C=M53265) (D=M53265) (E=M53265)									
13	1	172455-46890	SPRING, GAS	1	1	1	1	1			
14	1	172165-47550	BUSH	1	1	1	1	1			
15	1	194464-52190	SWITCH, START	1	1	1	1	1			
16	1	172519-63240	BOLT	2	2	2		2			
17	1	172519-63240	BOLT	2	2	2		2			
18	1	22137-080000	WASHER, 8	2	2	2	2	2			
20	1	22272-000070	RING, E- 7	1	1	1	1	1			
21	1	22351-035040	PIN, SPRING 3.5X40	1	1	1	1	1			
22	1	22351-060040	PIN, SPRING 6.0X40	1	1	1	1	1			
23	1	22417-200200	PIN, COTTER 2.0X20	2	2	2	2	2			
24	1	24761-050000	NIPPLE, GREASE C	1	1	1	1	1			
25	1	26776-180002	NUT, LOCK M18	1	1	1	1	1			
26	1	22137-100000	WASHER, 10	2	2	2	2	2			
27	1	26013-100202	BOLT, M10X 20	3	3	3	3	3			
28	1	26013-100252	BOLT, M10X 25	2	2	2	2	2			
29	1	172441-44320	ARMREST					1			
30	1	172A46-46702	PLATE, ARMREST					1			
30-1	1	172A46-46703	PLATE, ARMREST L/R					1			S
		(D=M53962)									
31	1	172A46-46731	PLATE, GUIDE					1			
31-1	1	172A46-46732	PLATE, GUIDE L ASSY					1			S
		(D=M53962)									
32	1	172519-63240	BOLT					2			
32-1	1	26014-080162	BOLT, M8X 16					2			S
		(D=M53962)									
33	1	172519-63240	BOLT					2			
34	1	22157-080000	WASHER, 8					1			
35	1	26013-080202	BOLT, M8X 20					1			

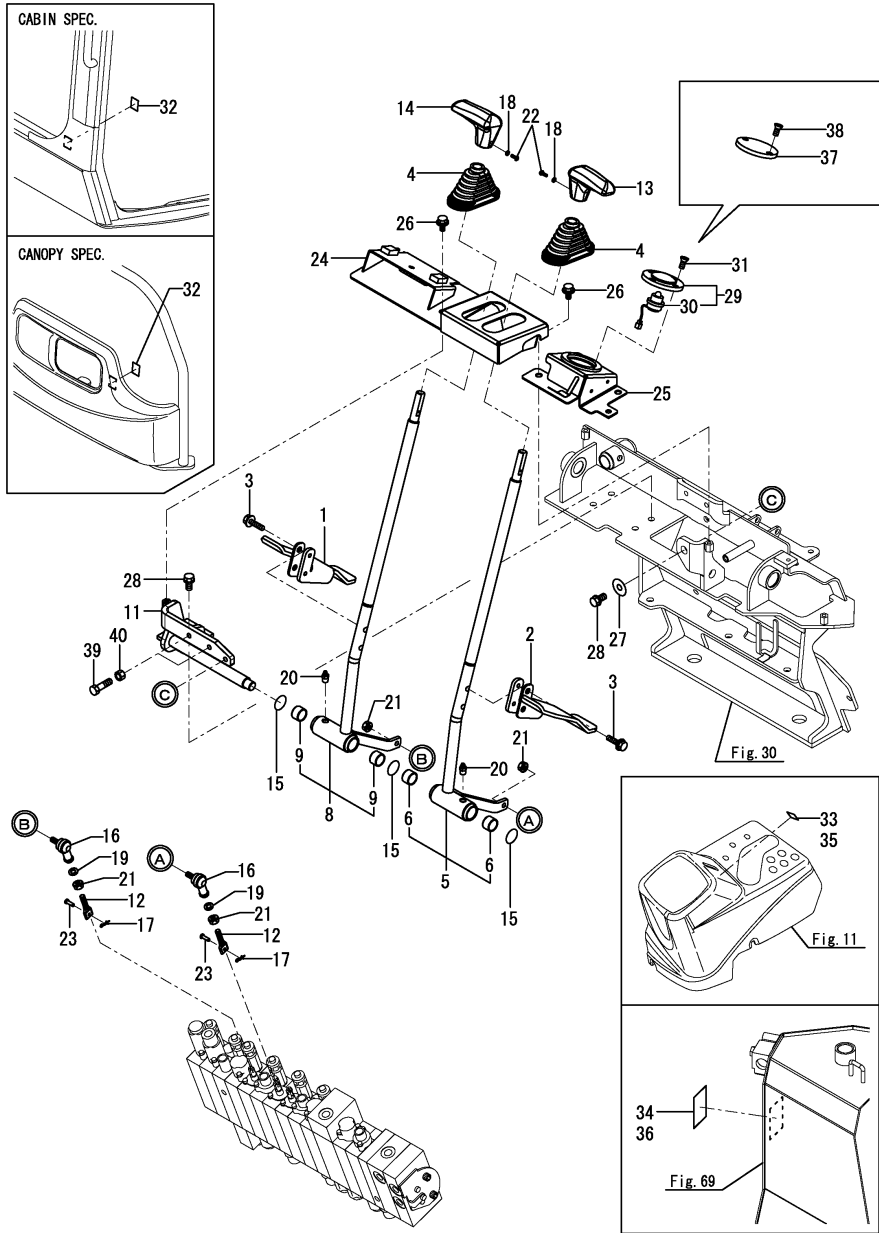
Remarks

- (1)D=No.10 : M10 screw, No.10-1 : no screw.
- Interchangeable by simultaneous replacement with No.1-1.
- (2)W=No.3 : 41mm, No.3-1 : 45mm.

Fig.25. TRAVEL LEVER

(A)=VIO55-5B(US)
(B)=VIO55-5B(AS)
(C)=VIO55-5B(NZ)

(D)=VIO55-5B(KR)
(E)=VIO55-5B(SG)
(F)=



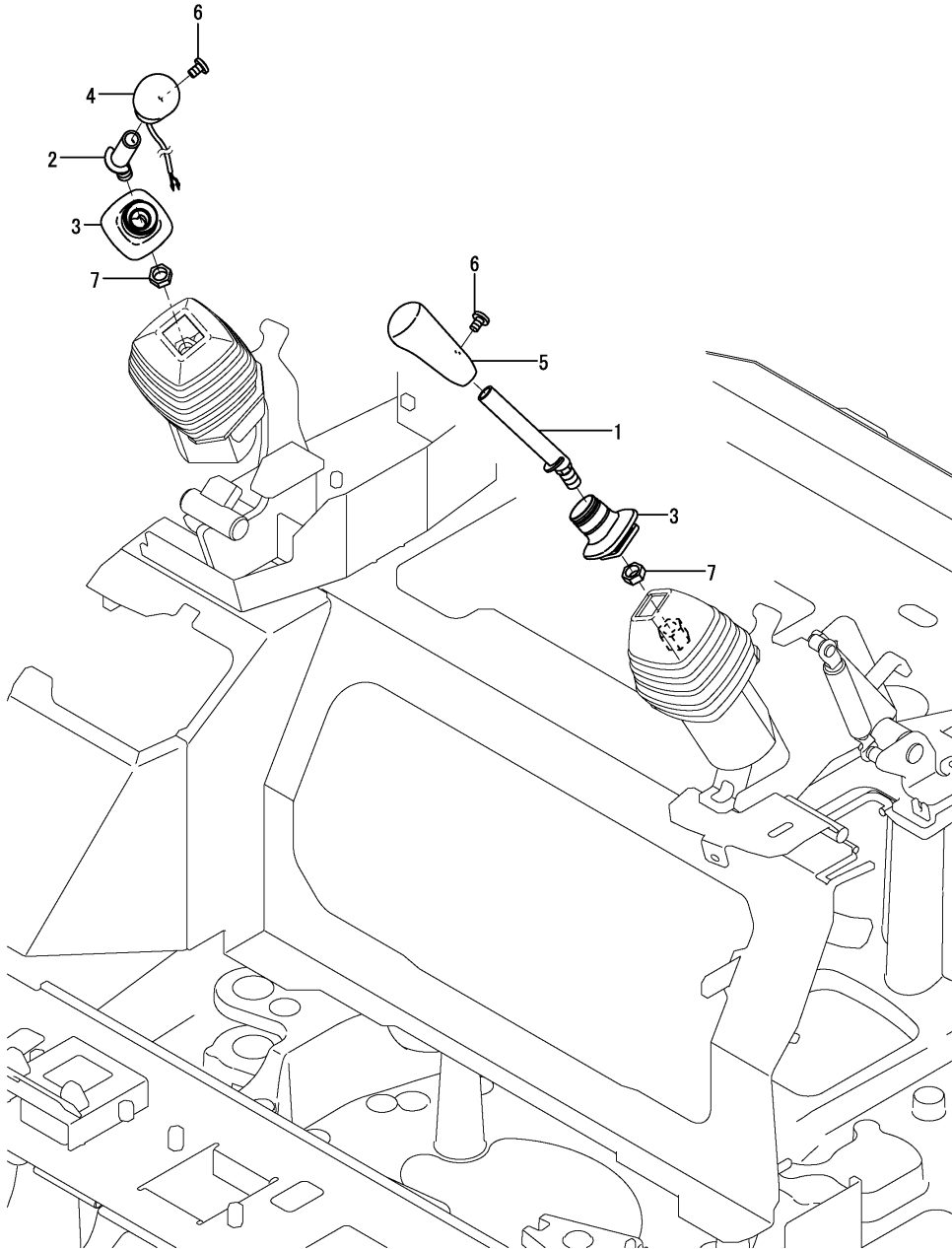
No.	Lev.	Parts No.	Description	Q'ty						I	R
				(A)	(B)	(C)	(D)	(E)	(F)		
1	1	172A47-44200	PEDAL, TRUCK (D=M53704)	1	1	1	1	1		W	
2	1	172A47-44230	PEDAL, TRUCK (D=M53704)	1	1	1	1	1		W	
3	1	26106-080302	BOLT, M8X 30 PLATED (D=M53704)	4	4	4	4	4		W	
4	1	172141-41340	BOOT	2	2	2	2	2			
5	1	172A47-45100	LEVER, TRUCK	1	1	1	1	1			
6	2	172141-41370	BUSH	2	2	2	2	2			
8	1	172A47-45150	LEVER, TRUCK	1	1	1	1	1			
9	2	172141-41370	BUSH	2	2	2	2	2			
11	1	172A47-45450	BRACKET, TRUCK	1	1	1	1	1			
11-1	1	172A47-45451	BRACKET ASSY,TRUCK (A=M54363) (B=M54363) (C=M54363) (D=M54363) (E=M54363)	1	1	1	1	1		N	
12	1	172146-45691	ROD, SPOOL	2	2	2	2	2			
13	1	172187-45870	GRIP, DRIVE	1	1	1	1	1			
14	1	172187-45880	GRIP, DRIVE	1	1	1	1	1			
15	1	172124-46200	O-RING	3	3	3	3	3			
16	1	172122-46590	ELBOW	2	2	2	2	2			
17	1	1C6281-52310	PIN, SNAP 6	2	2	2	2	2			
18	1	22117-040000	WASHER, 4	2	2	2	2	2			
19	1	22117-080000	WASHER, 8	2	2	2	2	2			
20	1	24761-020000	NIPPLE, GREASE PT1/8	2	2	2	2	2			
21	1	26051-080002	NUT, M8	4	4	4	4	4			
22	1	26587-040122	SCREW, M4X12	2	2	2	2	2			
23	1	933110-54100	PIN	2	2	2	2	2			
24	1	172A47-62200	STEP ASSY, CONTROL	1	1	1	1	1			
24-1	1	172A47-62201	STEP ASSY, CONTROL (A=M54277) (B=M54277) (C=M54277) (D=M54277) (E=M54277)	1	1	1	1	1		N	
25	1	172A47-62350	STEP ASSY, CONTROL	1	1	1	1	1			
26	1	26106-080162	BOLT, M8X 16 PLATED	5	5	5	5	5			
27	1	22157-100000	WASHER, 10	1	1	1	1	1			
28	1	26013-100252	BOLT, M10X 25	3	3	3	3	3			
29	1	172A46-17300	SWITCH ASSY, PTO	1	1	1				1	
30	2	172A46-17310	SWITCH, SAFETY	1	1	1				1	
31	1	22869-400160	SCREW, 4X16	4	4	4				1	
32	1	172A47-03250	LABEL, PTO FOOT	1	1	1				1	
33	1	172A47-03260	LABEL, PTO SWITCH	1	1	1				1	
34	1	172A47-03270	LABEL, PTO SELECT	1	1	1				1	
35	1	172A79-03150 (B=M53676) (C=M53676) (D=M53704)	LABEL,PTO SWITCH	1	1	1				W 2	
36	1	172A79-03160 (B=M53676) (C=M53676) (D=M53704)	LABEL,PTO SELCT	1	1	1				W 2	
37	1	172A47-62300 (B=M53676) (C=M53676) (D=M53704)	COVER, PTO	1	1	1				W 2	
38	1	26587-040122 (B=M53676) (C=M53676) (D=M53704)	SCREW, M4X12	2	2	2				W 2	
39	1	26116-100354	BOLT, M10X 35 PLATED	2	2	2	2	2			
40	1	26716-100002	NUT, M10	2	2	2	2	2			

Remarks
* P.T.O. PPC kit is shown in Fig.129.
(1)Not applied for P.T.O. PPC spec.
(2)P.T.O. PPC spec.

Fig.26. OPERATION LEVER

(A)=VIO55-5B(US)
 (B)=VIO55-5B(AS)
 (C)=VIO55-5B(NZ)

(D)=VIO55-5B(KR)
 (E)=VIO55-5B(SG)
 (F)=

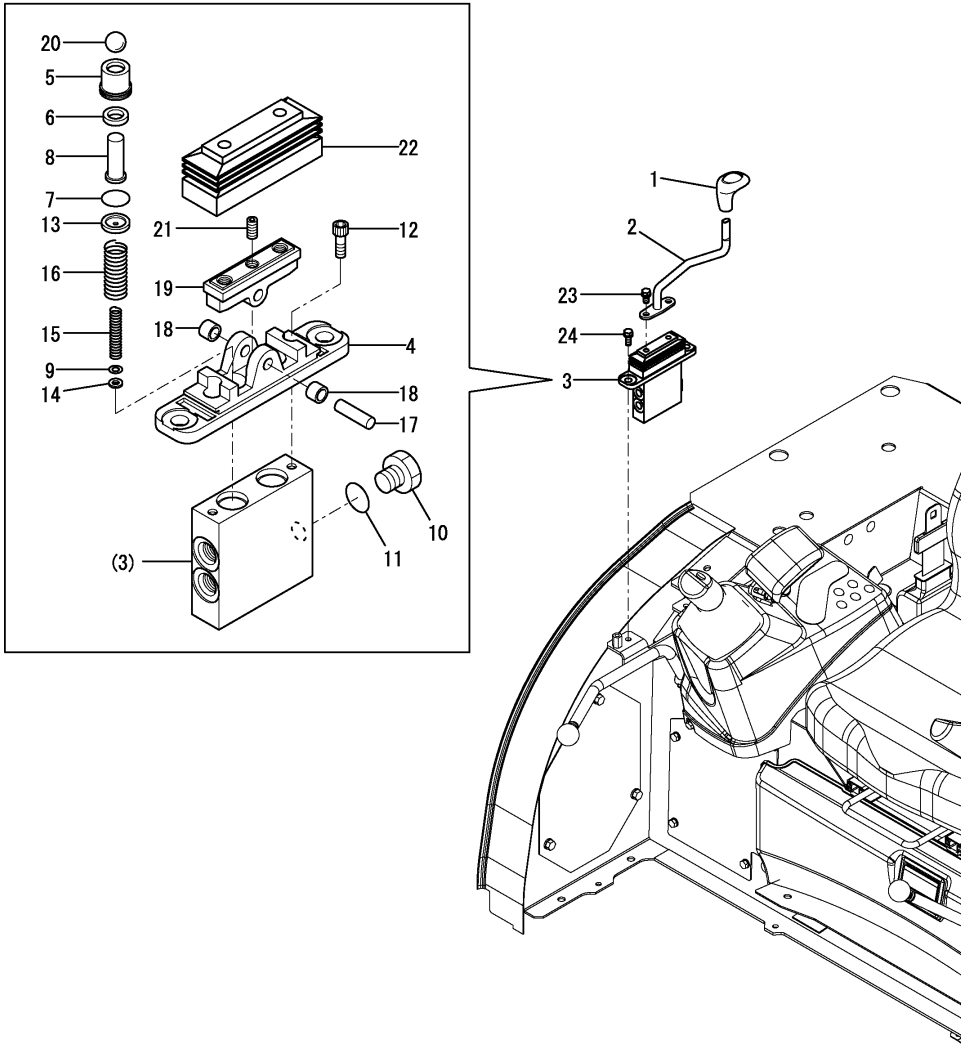


No.	Lev.	Parts No.	Description	Q'ty						I	R	
				(A)	(B)	(C)	(D)	(E)	(F)			
1	1	172A64-45010	LEVER L CMP				1					
2	1	172A64-45040	LEVER R CMP				1					
3	1	172A64-45070	RUBBER BOOT				2					
4	1	172A46-45500	KNOB ASSY				1					
5	1	172A46-45510	KNOB ASSY				1					
6	1	26587-040062	SCREW, M4X 6				2					
7	1	26756-140002	NUT, LOCK M14				2					

Fig.27. BLADE LEVER

(A)=VIO55-5B(US)
 (B)=VIO55-5B(AS)
 (C)=VIO55-5B(NZ)

(D)=VIO55-5B(KR)
 (E)=VIO55-5B(SG)
 (F)=

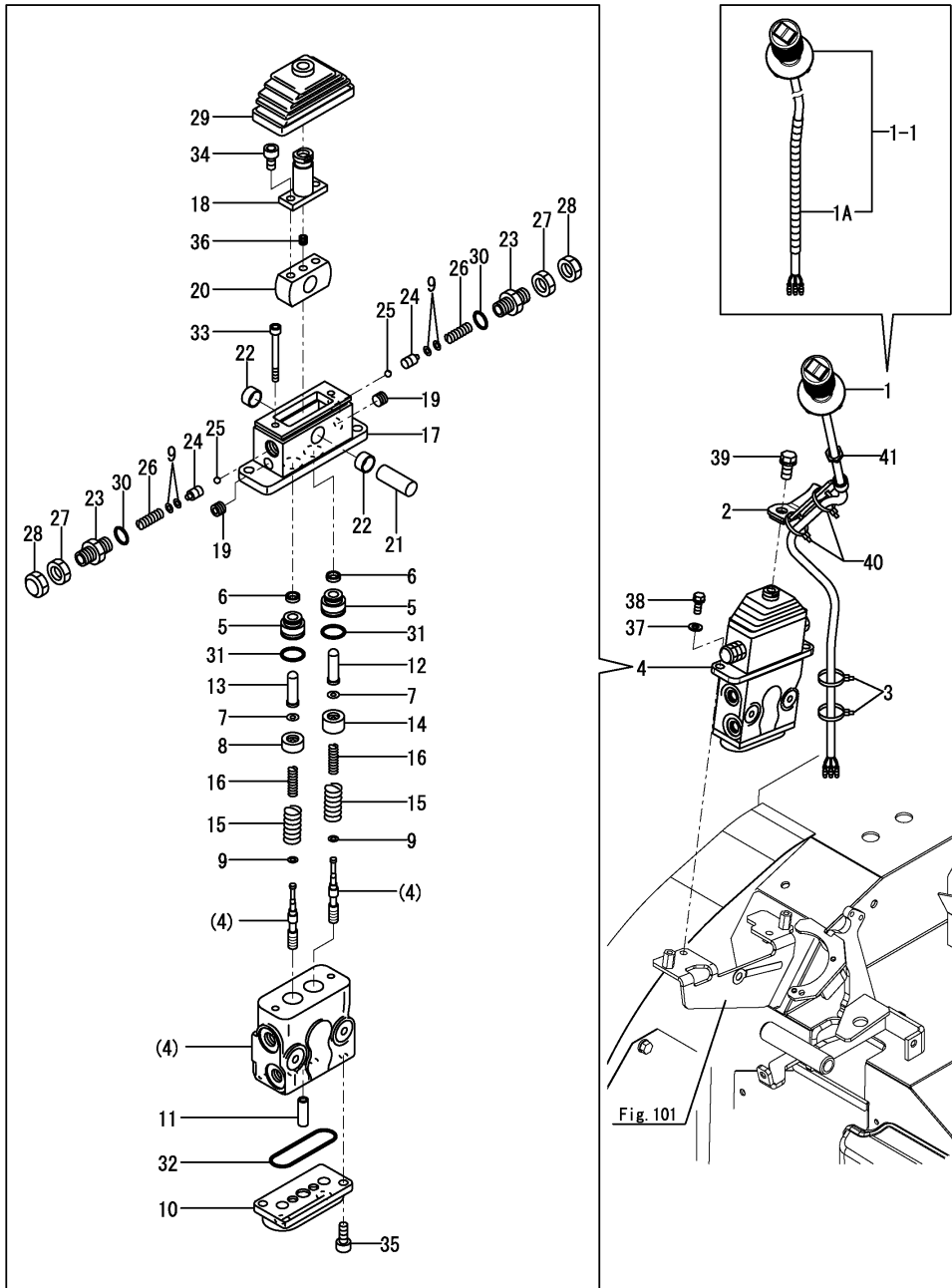


No.	Lev.	Parts No.	Description	Q'ty						I	R
				(A)	(B)	(C)	(D)	(E)	(F)		
1	1	172164-45970	GRIP, BLADE	1	1	1	1	1			
2	1	172A46-45350	LEVER, BLADE	1	1	1	1	1			
3	1	172A47-74700	VALVE ASSY, BLADE	1	1	1	1	1			
4	2	172A47-74710	COVER	1	1	1	1	1			
5	2	172A47-74720	PLUG	2	2	2	2	2			
6	2	172A47-74730	PACKING	2	2	2	2	2			
7	2	172A47-74740	O-RING	2	2	2	2	2			
8	2	172A47-74750	ROD, PUSH	2	2	2	2	2			
9	2	172A47-74760	SHIM	2	2	2	2	2			
10	2	172A47-74770	PLUG	1	1	1	1	1			
11	2	172A47-74780	O-RING	1	1	1	1	1			
12	2	172A47-74790	BOLT	2	2	2	2	2			
13	2	172A47-74800	SEAT, SPRING	2	2	2	2	2			
14	2	172A47-74810	WASHER	2	2	2	2	2			
15	2	172A47-74820	SPRING	2	2	2	2	2			
16	2	172A47-74830	SPRING	2	2	2	2	2			
17	2	172A47-74840	SHAFT, CAM	1	1	1	1	1			
18	2	172A47-74850	BUSH	2	2	2	2	2			
19	2	172A47-74860	CAM	1	1	1	1	1			
20	2	172A47-74870	BALL, STEEL	2	2	2	2	2			
21	2	172A47-74880	SCREW, SETTING	1	1	1	1	1			
22	2	172A47-74890	BELLOWS	1	1	1	1	1			
23	1	26013-080162	BOLT, M8X 16	2	2	2	2	2			
24	1	26013-080202	BOLT, M8X 20	2	2	2	2	2			

Fig.100. (27A)BLADE LEVER(ANGLE BLADE)

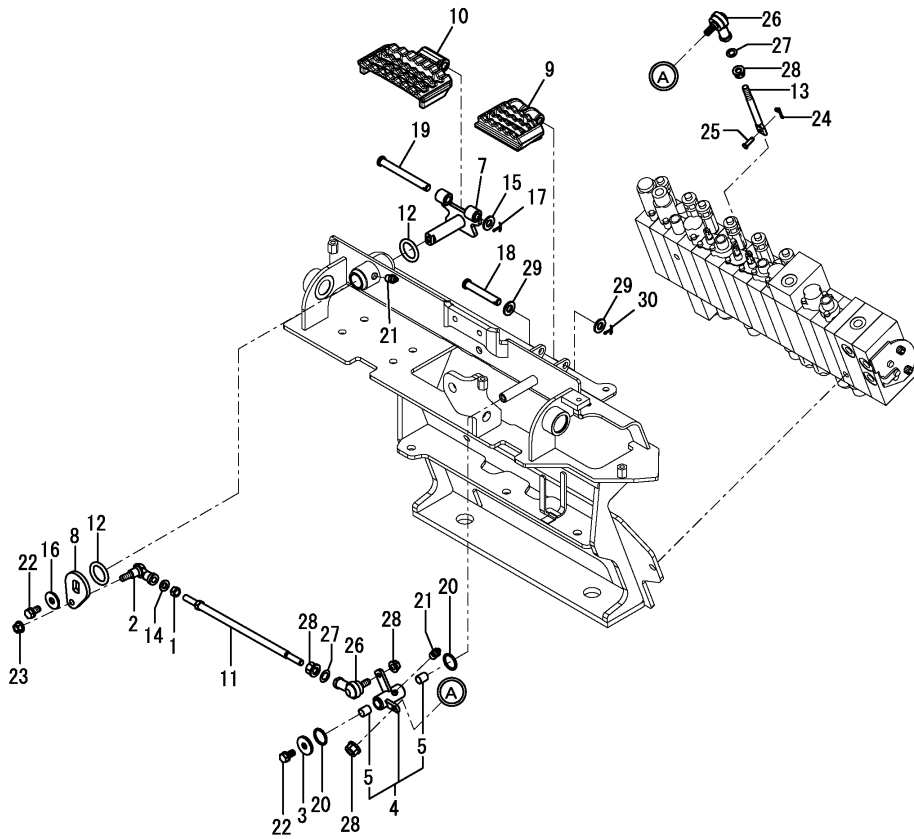
(A)=VIO55-5B(US)
 (B)=VIO55-5B(AS)
 (C)=VIO55-5B(NZ)

(D)=VIO55-5B(KR)
 (E)=VIO55-5B(SG)
 (F)=



No.	Lev.	Parts No.	Description	Q'ty						I	R
				(A)	(B)	(C)	(D)	(E)	(F)		
1	1	172825-45051	KNOB, SWITCH	1	1						
1-1	1	172A79-45050	KNOB, SWITCH	1	1						N
		(A=M53702)	(B=M53702)								
1A	2	172A79-16910	PIPE, CORRUGATED	1	1						W
		(A=M53702)	(B=M53702)								
2	1	172A79-45500	BLADE LEVER ASSY,A	1	1						
3	1	194202-56460	BAND, 200	2	2						
4	1	172A79-74700	VALVE ASSY	1	1						
5	2	172151-73400	PLUG	2	2						
6	2	172151-73420	SEAL	2	2						
7	2	172151-73430	WASHER	4	4						
8	2	172151-73440	RETAINER	1	1						
9	2	172151-73450	WASHER	6	6						
10	2	172A79-74710	PLATE,PORT	1	1						
11	2	172A79-74720	BUSH	1	1						
12	2	172A79-74730	ROD,PUSH	1	1						
13	2	172A79-74740	ROD,PUSH	1	1						
14	2	172A79-74750	SEAT, SPRING	1	1						
15	2	172A79-74760	SPRING	2	2						
16	2	172A79-74770	SPRING	2	2						
17	2	172A79-74780	COVER	1	1						
18	2	172A79-74790	LEVER	1	1						
19	2	172A79-74800	SCREW	2	2						
20	2	172A79-74810	DISK	1	1						
21	2	172A79-74820	SHAFT, CAM	1	1						
22	2	172A79-74830	BUSH	2	2						
23	2	172A79-74840	PLUG,DETENT	2	2						
24	2	172A79-74850	HOLDER	2	2						
25	2	172A79-74860	BALL,STEEL	2	2						
26	2	172A79-74870	SPRING	2	2						
27	2	172A79-74880	NUT, LOCK	2	2						
28	2	172A79-74890	NUT	2	2						
29	2	172A79-74900	BELLOWS	2	2						
30	2	24311-000160	O-RING, 1AP16.0	2	2						
31	2	24315-000200	O-RING, 1BP20.0	2	2						
32	2	24325-000600	O-RING, 1BG60.0	1	1						
33	2	26450-060602	BOLT, M6X 60	2	2						
34	2	26450-080162	BOLT, M8X 16	2	2						
35	2	26450-080202	BOLT, M8X 20	2	2						
36	2	26979-080082	SCREW, M8X 8	1	1						
37	1	22137-080000	WASHER, 8	2	2						
38	1	26013-080252	BOLT, M8X 25	2	2						
39	1	26013-120252	BOLT, M12X 25	1	1						
40	1	933168-55770	BAND	2	2						
41	1	26756-140002	NUT, LOCK M14	1	1						

Fig.28. SWING PEDAL



(A)=VIO55-5B(US)
 (B)=VIO55-5B(AS)
 (C)=VIO55-5B(NZ)

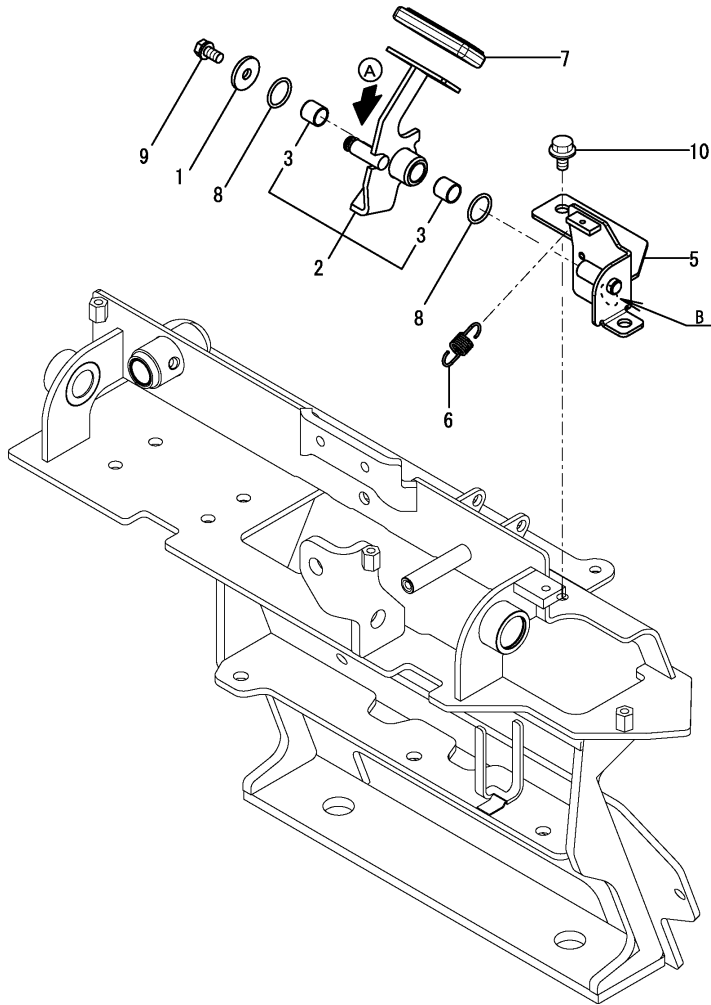
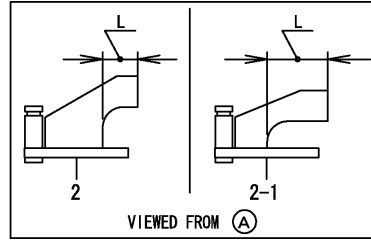
(D)=VIO55-5B(KR)
 (E)=VIO55-5B(SG)
 (F)=

No.	Lev.	Parts No.	Description	Q'ty						I	R
				(A)	(B)	(C)	(D)	(E)	(F)		
1	1	194200-37780	NUT, M8	1	1	1	1	1			
2	1	172734-41300	JOINT, BALL	1	1	1	1	1			
2-1	1	1E6740-64200	BALL, LINK BL8DL	1	1	1	1	1		R	
		(A=M53320)	(B=M53320)	(C=M53320M53)	(D=M53320)	(E=M53320)					
3	1	1A1040-43900	WASHER, SPRING	1	1	1	1	1			
4	1	172A47-45200	LINK ASSY, SWING	1	1	1	1	1			
5	2	172141-41360	BUSH	2	2	2	2	2			
7	1	172A47-45260	PIN ASSY, SWING	1	1	1	1	1			
8	1	172A47-45300	PLATE, SWING	1	1	1	1	1			
9	1	172A47-45420	PEDAL	1	1	1	1	1			
10	1	172A47-45430	PEDAL	1	1	1	1	1			
11	1	172142-45870	ROD	1	1	1	1	1			
12	1	172124-46200	O-RING	2	2	2	2	2			
13	1	172162-46210	ROD	1	1	1	1	1			
14	1	22117-080000	WASHER, 8	1	1	1	1	1			
15	1	22137-100000	WASHER, 10	1	1	1	1	1			
16	1	22157-080000	WASHER, 8	1	1	1	1	1			
17	1	22417-200200	PIN, COTTER 2.0X20	1	1	1	1	1			
18	1	22487-100600	PIN, H10X 60	1	1	1	1	1			
19	1	22487-100900	PIN, H10X 90	1	1	1	1	1			
20	1	24311-000210	O-RING, 1AP21.0	2	2	2	2	2			
21	1	24761-020000	NIPPLE, GREASE PT1/8	2	2	2	2	2			
22	1	26013-080162	BOLT, M8X 16	2	2	2	2	2			
23	1	26051-080002	NUT, M8	1	1	1	1	1			
24	1	1C6281-52310	PIN, SNAP 6	1	1	1	1	1			
25	1	933110-54100	PIN	1	1	1	1	1			
26	1	172122-46590	ELBOW	2	2	2	2	2			
27	1	22117-080000	WASHER, 8	2	2	2	2	2			
28	1	26051-080002	NUT, M8	4	4	4	4	4			
29	1	22137-100000	WASHER, 10	2	2	2	2	2			
30	1	22417-200200	PIN, COTTER 2.0X20	1	1	1	1	1			

Fig.29. LOW-HIGH PEDAL

(A)=VIO55-5B(US)
 (B)=VIO55-5B(AS)
 (C)=VIO55-5B(NZ)

(D)=VIO55-5B(KR)
 (E)=VIO55-5B(SG)
 (F)=



No.	Lev.	Parts No.	Description	Q'ty						I	R
				(A)	(B)	(C)	(D)	(E)	(F)		
1	1	1A1040-43900	WASHER, SPRING	1	1	1	1	1			
2	1	172A47-45501	PEDAL, SPEED	1	1	1	1	1		1	
2-1	1	172A47-45502	PEDAL ASSY, SPEED	1	1	1	1	1		S 1	
3	2	172141-41360	BUSH	2	2	2	2	2			
5	1	172A47-45531	BRACKET	1	1	1	1	1		2	
5-1	1	172A47-45532	BRACKET ASSY	1	1	1	1	1		S 2	
6	1	172A47-45580	SPRING	1	1	1	1	1			
7	1	172458-45950	PAD, PEDAL	1	1	1	1	1			
8	1	24311-000210	O-RING, 1AP21.0	2	2	2	2	2			
9	1	26013-080162	BOLT, M8X 16	1	1	1	1	1			
10	1	26106-080162	BOLT, M8X 16 PLATED	2	2	2	2	2			

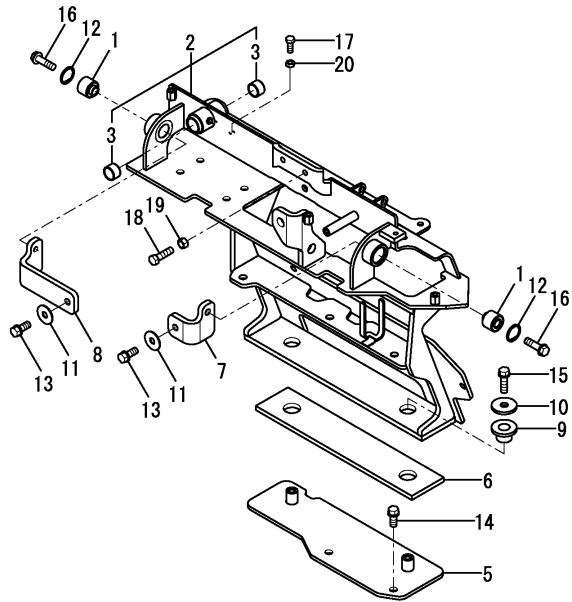
Remarks

- (1)D=No.2 : 17mm, No.2-1 : 35mm.
- (2)B part hole diameter=No.5 : 19mm, No.5-1 : 21mm.

Fig.30. VALVE PLATE(US : TO M54865, AS, NZ, KR, SG)

(A)=VIO55-5B(US)
 (B)=VIO55-5B(AS)
 (C)=VIO55-5B(NZ)

(D)=VIO55-5B(KR)
 (E)=VIO55-5B(SG)
 (F)=

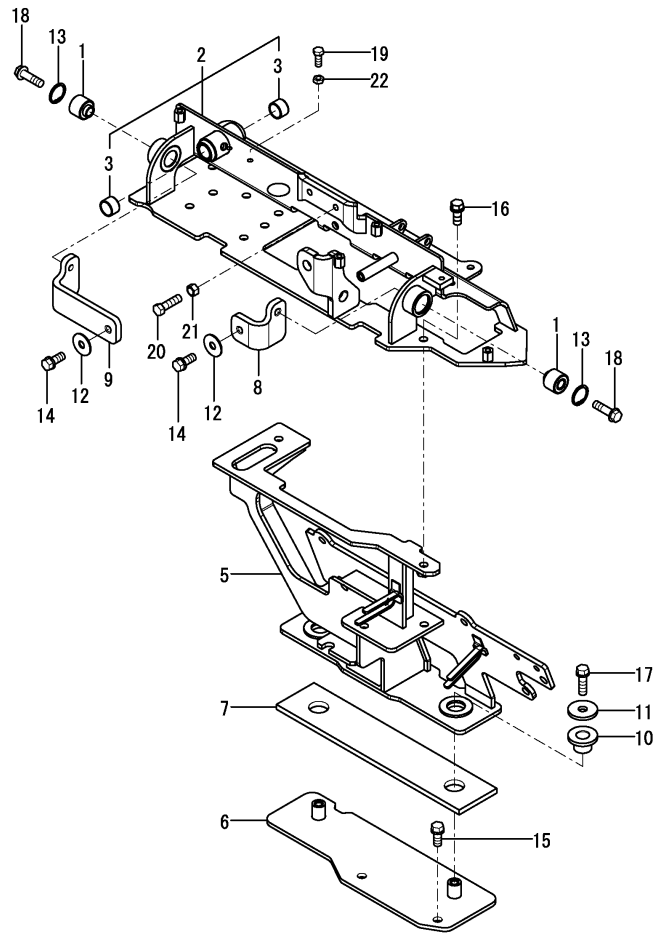


No.	Lev.	Parts No.	Description	Q'ty						I	R
				(A)	(B)	(C)	(D)	(E)	(F)		
1	1	172165-45490	CUSHION	2	2	2	2	2			
2	1	172A47-45601	MOUNT ASSY, LINK	1	1	1	1	1			
3	2	172141-41370	BUSH	2	2	2	2	2			
5	1	172A47-45800	BRACKET ASSY, DAMPER	1	1	1	1	1			
6	1	172A47-45840	PAD, ABSORBER	1	1	1	1	1			
7	1	172A47-45870	STAY, DAMPER	1	1	1	1	1			
8	1	172A47-45880	STAY, DAMPER	1	1	1	1	1			
9	1	172478-68870	GROMMET	2	2	2	2	2			
10	1	172478-68890	WASHER	2	2	2	2	2			
11	1	22157-100000	WASHER, 10	2	2	2	2	2			
12	1	22252-000280	RING, 28	2	2	2	2	2			
13	1	26013-100252	BOLT, M10X 25	2	2	2	2	2			
14	1	26013-100252	BOLT, M10X 25	2	2	2	2	2			
15	1	26013-100352	BOLT, M10X 35	2	2	2	2	2			
16	1	26106-100352	BOLT, M10X 35 PLATED	2	2	2	2	2			
17	1	26116-080204	BOLT, M8X 20 PLATED	2	2	2	2	2			
18	1	26116-100354	BOLT, M10X 35 PLATED	2	2	2	2	2			
18-1	1	26116-100304	BOLT, M10X 30 PLATED	2	2	2	2	2		N	
(A=M53570)				(B=M53570)	(C=M53570)	(D=M53570)	(E=M53570)				
19	1	26716-100002	NUT, M10	2	2	2	2	2			
20	1	26756-080002	NUT, LOCK M8	2	2	2	2	2			

Fig.137. (30A)VALVE PLATE(US : FROM M54866)

(A)=VIO55-5B(US)
 (B)=VIO55-5B(AS)
 (C)=VIO55-5B(NZ)

(D)=VIO55-5B(KR)
 (E)=VIO55-5B(SG)
 (F)=



No.	Lev.	Parts No.	Description	Q'ty						I	R
				(A)	(B)	(C)	(D)	(E)	(F)		
1	1	172165-45490	CUSHION	2							
2	1	172A79-45591	STAND ASSY, LINK	1							
3	2	172141-41370	BUSH	2							
5	1	172A79-45661	BRACKET ASSY,CV	1							
6	1	172A47-45800	BRACKET ASSY, DAMPER	1							
7	1	172A47-45840	PAD, ABSORBER	1							
8	1	172A47-45870	STAY, DAMPER	1							
9	1	172A47-45880	STAY, DAMPER	1							
10	1	172478-68870	GROMMET	2							
11	1	172478-68890	WASHER	2							
12	1	22157-100000	WASHER, 10	2							
13	1	22252-000280	RING, 28	2							
14	1	26013-100252	BOLT, M10X 25	2							
15	1	26013-100252	BOLT, M10X 25	2							
16	1	26013-100252	BOLT, M10X 25	2							
17	1	26013-100352	BOLT, M10X 35	2							
18	1	26106-100352	BOLT, M10X 35 PLATED	2							
19	1	26116-080204	BOLT, M8X 20 PLATED	2							
20	1	26116-100304	BOLT, M10X 30 PLATED	2							
21	1	26716-100002	NUT, M10	2							
22	1	26756-080002	NUT, LOCK M8	2							

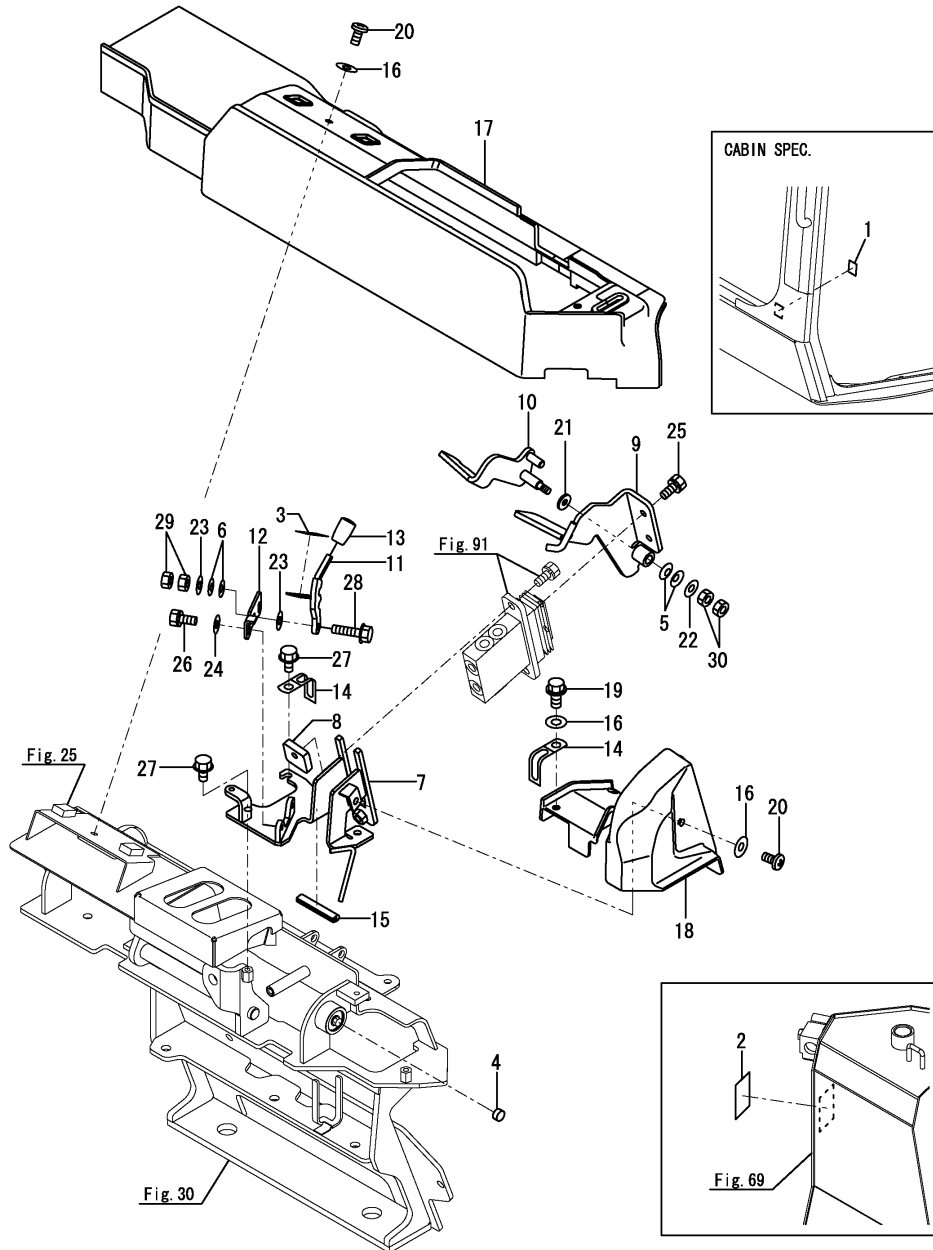
Remarks

* Angle blade specification is shown in Fig.30.

Fig.90. P.T.O. PEDAL

(A)=VIO55-5B(US)
 (B)=VIO55-5B(AS)
 (C)=VIO55-5B(NZ)

(D)=VIO55-5B(KR)
 (E)=VIO55-5B(SG)
 (F)=



No.	Lev.	Parts No.	Description	Q'ty						I	R
				(A)	(B)	(C)	(D)	(E)	(F)		
1	1	172A46-03220	LABEL, PTO				1				
2	1	172A46-03270	LABEL, PTO SELECT				1				
3	1	172A46-03280	LABEL, LOCK				1				
4	1	172725-16380	GROMMET				1				
5	1	172068-28490	SPRING				2				
6	1	172068-28490	SPRING				2				
7	1	172A46-46101	BRACKET, PTO				1				
8	1	172A46-46160	STAY				1				
9	1	172A46-46201	BRACKET, PEDAL				1				
10	1	172A46-46301	PEDAL ASSY, SUB				1				
11	1	172A46-46400	PLATE, LOCK				1				
11-1	1	172A46-46401	PLATE, LOCK				1				N
				(D=MZZZZZ)							
12	1	172A46-46430	PLATE, LINK				1				
13	1	172116-46630	KNOB, LEVER				1				
14	1	194440-51620	CLAMP, B				2				Z
				(D=MZZZZZ)							
15	1	172183-61360	TRIM				1				
16	1	172458-62430	WASHER				2				
17	1	172A46-62530	MAT, FLOOR				1				
18	1	172A46-62510	COVER, PEDAL				1				
19	1	172519-63240	BOLT				1				
20	1	172137-69850	SCREW				2				
21	1	22111-120000	WASHER 12				1				
22	1	22137-080000	WASHER, 8				1				
23	1	22137-080000	WASHER, 8				2				
24	1	22137-080000	WASHER, 8				2				
25	1	26013-080162	BOLT, M8X 16				2				
26	1	26013-080162	BOLT, M8X 16				2				
27	1	26106-080162	BOLT, M8X 16 PLATED				2				
28	1	26106-080302	BOLT, M8X 30 PLATED				1				
29	1	26756-080002	NUT, LOCK M8				2				
30	1	26756-080002	NUT, LOCK M8				2				

Fig.122. P.T.O.(PPC)(LINK COVER) (KR)

(A)=VIO55-5B(US)
 (B)=VIO55-5B(AS)
 (C)=VIO55-5B(NZ)

(D)=VIO55-5B(KR)
 (E)=VIO55-5B(SG)
 (F)=

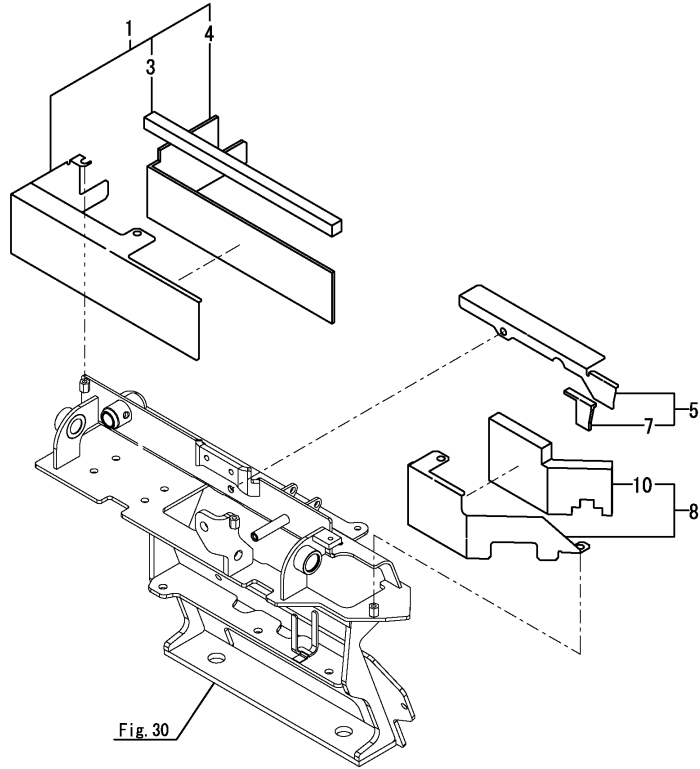


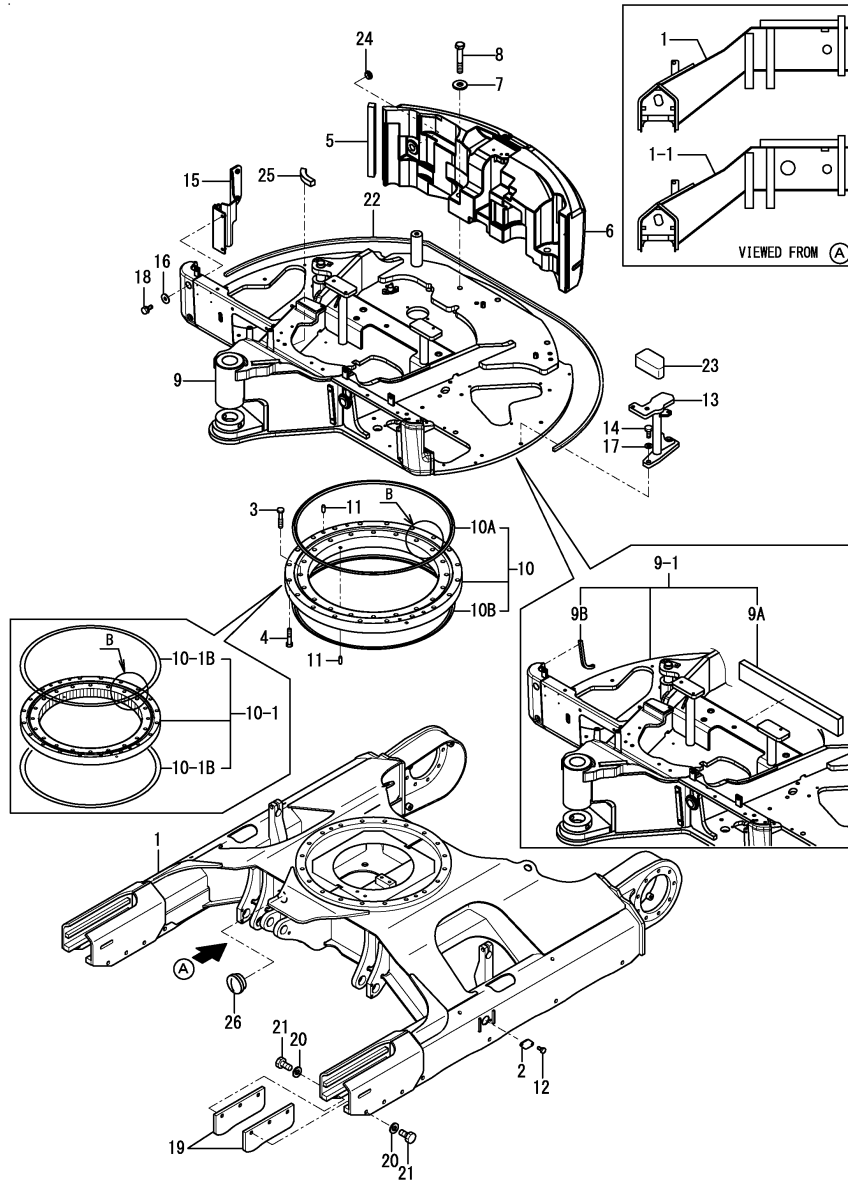
Fig. 30

No.	Lev.	Parts No.	Description	Q'ty						I	R	
				(A)	(B)	(C)	(D)	(E)	(F)			
1	1	172A79-61350	PLATE A ASSY,CAB F				1					
3	2	172A79-61370	SPONGE				1					
4	2	172A79-61380	SPONGE				1					
5	1	172A79-61500	PLATE C ASSY,CAB F				1					
7	2	172A79-61520	SPONGE				1					
8	1	172A79-61600	PLATE D ASSY,CAB F				1					
10	2	172A79-61620	SPONGE				1					

Fig.31. FRAME & TURNING BEARING

(A)=VIO55-5B(US)
(B)=VIO55-5B(AS)
(C)=VIO55-5B(NZ)

(D)=VIO55-5B(KR)
(E)=VIO55-5B(SG)
(F)=



No.	Lev.	Parts No.	Description	Q'ty						I	R
				(A)	(B)	(C)	(D)	(E)	(F)		
1	1	172460-50103	FRAME ASSY,LOWER(49)	1	1	1	1	1			
1-1	1	172460-50104	FRAME ASSY,LOWER(49)	1	1	1	1	1		S	
		(A=M/#53443) (B=M/#53443) (C=M/#53443) (D=M/#53443) (E=M/#53443)									
2	1	172458-50480-2	COVER, FRAME	2	2	2	2	2			
3	1	172455-57650	BOLT	20	20	20	20	20			
4	1	172455-57661	BOLT	20	20	20	20	20			
4-1	1	172A79-57660	BOLT	20	20	20	20	20		N	
		(A=M53257) (B=M53257) (C=M53257) (D=M53257) (E=M53257)									
5	1	172A47-53320	SEAL, WEIGHT	1	1	1	1	1			
6	1	172A48-53311	WEIGHT, COUNTER	1	1	1	1	1			
7	1	172187-53321	WASHER	3	3	3	3	3			
8	1	172455-53331	BOLT	3	3	3	3	3			
9	1	172A47-54101	FRAME ASSY, TURNING	1	1	1	1	1		1	
9-1	1	172A78-54090	FRAME ASSY, TURNING	1	1	1	1	1		N 1	
		(A=M54390) (B=M54390) (C=M54390) (D=M54390) (E=M54390)									
9A	2	172A78-54070	SPONGE	1	1	1	1	1		W	
		(A=M54390) (B=M54390) (C=M54390) (D=M54390) (E=M54390)									
9B	2	172A78-54080	SEAL	1	1	1	1	1		W	
		(A=M54390) (B=M54390) (C=M54390) (D=M54390) (E=M54390)									
9D	1	172156-03740	LABEL, GREASE	1	1	1	1	1		2	
10	1	172445-57600	BEARING, SWING	1	1	1	1	1			
10-1	1	172A79-57600	BEARING ASSY, SWING	1	1	1	1	1		N 3	
		(A=M54859) (B=M54859) (C=M54859) (D=M54859) (E=M54859)									
10-1B	2	172A79-57620	SEAL	2	2	2	2	2			
10A	2	172124-57620	SEAL, TURNING	1	1	1	1	1			
10B	2	172124-57630	SEAL, TURNING	1	1	1	1	1			
11	1	172122-57620	PIN, PARALLEL	4	4	4	4	4			
12	1	26106-100122	BOLT, M10X 12 PLATED	4	4	4	4	4			
13	1	172A47-54530	BOSS ASSY	1	1	1	1	1			
14	1	26116-160402	BOLT, M16X 40 PLATED	2	2	2	2	2			
15	1	172A47-65911	HINGE ASSY	1	1	1	1	1			
16	1	22157-100000	WASHER, 10	2	2	2	2	2			
16-1	1	22137-100000	WASHER, 10	2	2	2	2	2		N	
		(A=M53001) (B=M53001) (C=M53001) (D=M53001) (E=M53001)									
17	1	22217-160000	WASHER, SPRING 16	2	2	2	2	2			
18	1	26013-100202	BOLT, M10X 20	2	2	2	2	2			
18-1	1	26013-100402	BOLT, M10X 40	2	2	2	2	2		N	
		(A=M53001) (B=M53001) (C=M53001) (D=M53001) (E=M53001)									
19	1	172423-50810-3	GUARD, CRAWLER	4	4	4	4	4		4	
20	1	22217-160000	WASHER, SPRING 16	12	12	12	12	12		4	
21	1	26116-160352	BOLT, M16X 35 PLATED	12	12	12	12	12		4	
22	1	172A47-54600	SEAL	1	1	1	1	1			
23	1	172A78-53350	WEIGHT	1	1	1	1	1		Z	
		(A=M/#53001) (B=M/#53001) (C=M/#53001) (D=M/#53001) (E=M/#53001)									
24	1	172456-53700	GROMMET	2	2	2	2	2			
25	1	172A47-54620	SPONGE	1	1	1	1	1		W	
		(A=M53320) (B=M53320) (C=M53320) (D=M53320) (E=M53320)									
26	1	172141-50890	GROMMET	1	1	1	1	1		W	
		(A=M53320) (B=M53320) (C=M53320) (D=M53320) (E=M53320)									

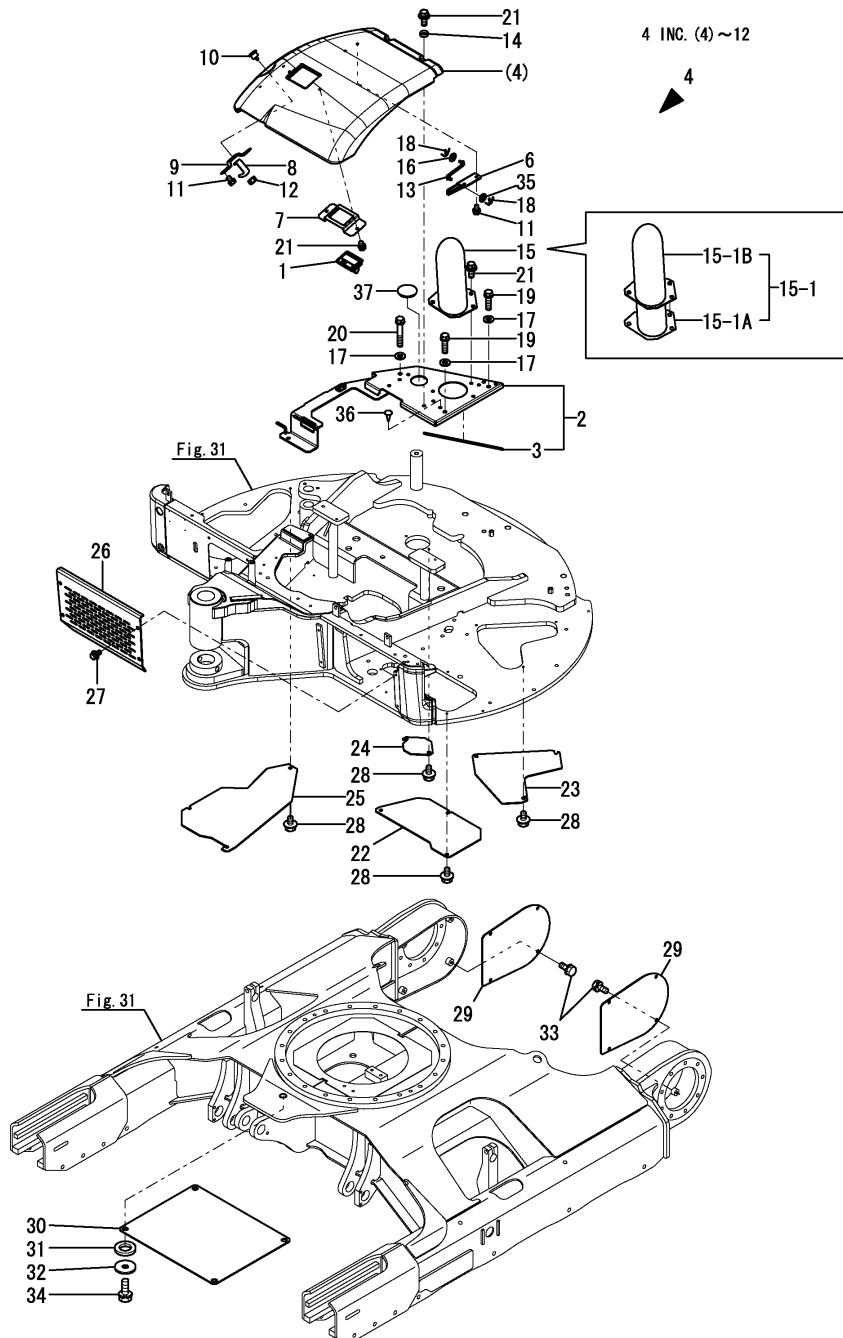
Remarks

- (1) Attach the No.9D label to this part.
- (2) Label is not illustrated.
- (3) B: No.10-1 'S' Mark.
- (4) Iron crawler specification.

Fig.32. COVER(FRAME)

(A)=VIO55-5B(US)
(B)=VIO55-5B(AS)
(C)=VIO55-5B(NZ)

(D)=VIO55-5B(KR)
(E)=VIO55-5B(SG)
(F)=



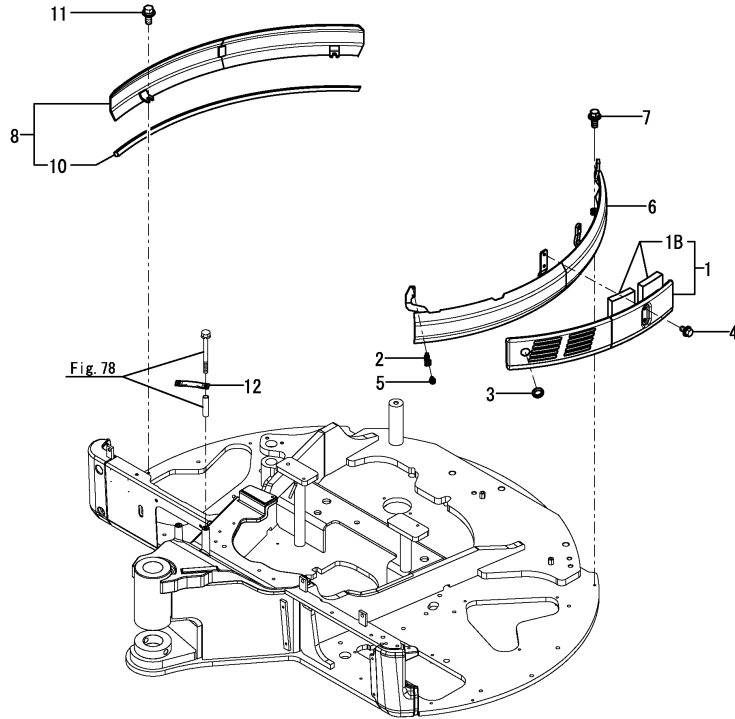
No.	Lev.	Parts No.	Description	Q'ty						I	R
				(A)	(B)	(C)	(D)	(E)	(F)		
1	1	172187-61421	HANDLE, LOCK	1	1	1	1	1			
2	1	172A47-61690-2	COVER ASSY, MUFFLER	1	1	1	1	1			
2-1	1	172A47-61690-Y	COVER ASSY, MUFFLER	1	1	1	1	1		S	
3	2	(A=M59001) 172A47-61790	SEAL	1	1	1	1	1			
4	1	(B=M56001) 172A47-61310-1	COVER ASSY	1	1	1	1	1			
4-1	1	(C=M56001) 172A47-61311	COVER ASSY	1	1	1	1	1		N	
4-2	1	(D=M56001) 172A79-61810	COVER ASSY	1	1	1	1	1		S	
6	2	(E=M56001) 172A47-61931	GUIDE, STOPPER	1	1	1	1	1			
7	2	172A47-61940	STAY, CATCH	1	1	1	1	1			
8	2	172A47-61950	STAY, KEY	1	1	1	1	1			
9	2	172A47-61960	PLATE, LOCK	1	1	1	1	1			
10	2	172164-66170	KEY ASSY, CYLINDER	1	1	1	1	1			
11	2	26013-080122	BOLT, M8X 12	6	6	6	6	6			
12	2	26347-100002	NUT, M10	1	1	1	1	1			
13	1	172444-65190	ROD ASSY, STOPPER	1	1	1	1	1			
14	1	172A47-65550	COLLAR	2	2	2	2	2			
15	1	172460-65601	COVER ASSY, TAIL	1	1	1	1	1			
15-1	1	172A78-61600	COVER ASSY, TAIL	1	1	1	1	1		S	
15-1A	2	(A=M59001) 172A78-61610	COVER ASSY, TAIL	1	1	1	1	1		W	
15-1B	2	(B=M56001) 172A78-61650	COVER ASSY, TAIL	1	1	1	1	1		W	
16	1	(C=M56001) 22137-080000	WASHER, 8	1	1	1	1	1			
17	1	(D=M56001) 22137-100000	WASHER, 10	3	3	3	3	3			
18	1	(E=M56001) 22417-200200	PIN, COTTER 2.0X20	2	2	2	2	2			
19	1	26013-100352	BOLT, M10X 35	2	2	2	2	2			
20	1	26013-100602	BOLT, M10X 60	1	1	1	1	1			
21	1	26014-100252	BOLT, M10X 25	6	6	6	6	6			
22	1	172A47-61400	COVER, VALVE STAND	1	1	1	1	1			
23	1	172A47-61411	COVER, VALVE STAND	1	1	1	1	1			
24	1	172A47-61420	COVER, OIL SUMP	1	1	1	1	1			
25	1	172A47-61430	COVER, FUEL	1	1	1	1	1			
26	1	172A47-61440	COVER, VALVE	1	1	1	1	1			
27	1	26014-080162	BOLT, M8X 16	4	4	4	4	4			
28	1	26106-100162	BOLT, M10X 16 PLATED	11	11	11	11	11			
29	1	172460-61100-3	COVER, MOTOR	2	2	2	2	2			
30	1	172460-61120-2	COVER	1	1	1	1	1			
30-1	1	172460-61121	COVER, UNDER(GRAY:49)	1	1	1	1	1		N	
31	1	(A=M59001) 172162-61500	TRIM	4	4	4	4	4			
32	1	(B=M56001) 22157-120000	WASHER, 12	4	4	4	4	4			
33	1	(C=M56001) 26013-100202	BOLT, M10X 20	8	8	8	8	8			
34	1	(D=M56001) 26013-120302	BOLT, M12X 30	4	4	4	4	4			
35	1	(E=M56001) 1A1380-62160	WASHER, BELT COVER	1	1	1	1	1		W	
36	1	(A=MZZZZZ) 172122-17190	CLIP, TREE	4	4	4		4			
37	1	(B=MZZZZZ) 172730-61890	CAP, ENGINE COVER	1	1	1		1			

N:Old $\begin{matrix} \leftarrow \text{Yes} \\ \text{No} \end{matrix}$ New, Q:Old $\begin{matrix} \leftarrow \text{No} \\ \text{Yes} \end{matrix}$ New, R:Old $\begin{matrix} \leftarrow \text{Yes} \\ \text{No} \end{matrix}$ New, S:Old $\begin{matrix} \leftarrow \text{No} \\ \text{Yes} \end{matrix}$ New, W:Add, Z:Discontinued, F:Interchangeable by set, K:Q'ty Change
Copyright (C) YANMAR GLOBAL CS CO., LTD. All Rights Reserved.

Fig.33. MULTI COVER & FRAME GUARD

(A)=VIO55-5B(US)
 (B)=VIO55-5B(AS)
 (C)=VIO55-5B(NZ)

(D)=VIO55-5B(KR)
 (E)=VIO55-5B(SG)
 (F)=



No.	Lev.	Parts No.	Description	Q'ty						I	R
				(A)	(B)	(C)	(D)	(E)	(F)		
1	1	172A47-61220-2	COVER ASSY, MULTI	1	1	1	1	1			
1-1	1	172A77-61220-2	COVER ASSY, MULTI	1	1	1	1	1		N	
		(A=M53001) (B=M53001) (C=M53001)	(D=M53001) (E=M53001)								
1-2	1	172A47-61220-2	COVER ASSY, MULTI	1	1	1	1	1		N	
		(A=M53097) (B=M53097) (C=M53097)	(D=M53097) (E=M53097)								
1-3	1	172A47-61220-Y	COVER ASSY, MULTI	1	1	1	1	1		S	
		(A=M59001) (B=M56001) (C=M56001)	(D=M56001) (E=M56001)								
1B	2	172A77-61230	SPONGE	2	2	2	2	2		W	
		(A=M53001) (B=M53001) (C=M53001)	(D=M53001) (E=M53001)								
1B-1	2	172A77-61230	SPONGE	2	2	2	2	2		Z	
		(A=M53097) (B=M53097) (C=M53097)	(D=M53097) (E=M53097)								
2	1	198220-61480	HOLDER, ROD	1	1	1	1	1			
3	1	172137-66230	GROMMET	1	1	1	1	1			
4	1	26014-080162	BOLT, M8X 16	2	2	2	2	2			
5	1	26023-050102	SCREW, M5X10	2	2	2	2	2			
6	1	172A47-61010	GUARD, FRAME	1	1	1	1	1		1	
6A	1	172437-03352	LABEL, CYLINDER	1	1	1	1	1		3	
7	1	26014-100252	BOLT, M10X 25	2	2	2	2	2			
8	1	172A47-61001	GUARD, FRAME	1	1	1	1	1		2	
10	2	172458-54750	SEAL	1	1	1	1	1			
10A	1	172437-03352	LABEL, CYLINDER	1	1	1	1	1		3	
11	1	26014-100252	BOLT, M10X 25	2	2	2	2	2			
12	1	172A47-79150	PIPE, GUIDE	1	1	1	1	1		Z	
		(A=M53702) (B=M53702) (C=M53702)	(D=M53702) (E=M53702)								

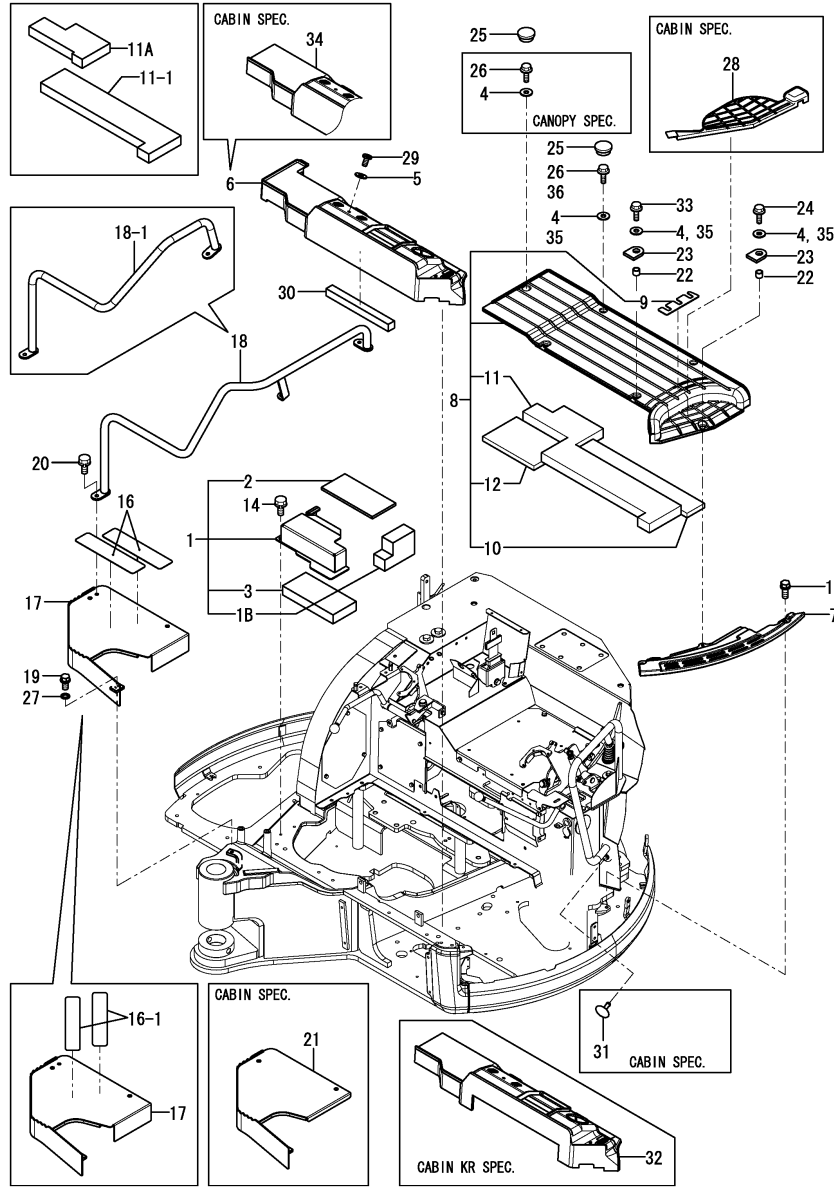
Remarks

- (1) Attach the No.6A label to this part.
- (2) Attach the No.10A label to this part.
- (3) Label is not illustrated.

Fig.36. STEP & INSTRUMENT PANEL

(A)=VIO55-5B(US)
(B)=VIO55-5B(AS)
(C)=VIO55-5B(NZ)

(D)=VIO55-5B(KR)
(E)=VIO55-5B(SG)
(F)=



No.	Lev.	Parts No.	Description	Q'ty						I	R
				(A)	(B)	(C)	(D)	(E)	(F)		
1	1	172A47-62090	STEP ASSY	1	1	1	1	1			
1B	2	172A47-62330	SPONGE	1	1	1	1	1			W
		(A=M53320) (B=M53320) (C=M53320) (D=M53320) (E=M53320)									
2	2	172A47-62280	SPONGE	1	1	1	1	1			
3	2	172A47-62270	SPONGE	1	1	1	1	1			
4	1	1A1380-62160	WASHER, BELT COVER	6	6	6			6		4
5	1	172458-62430	WASHER	2	2	2	2	2			
6	1	172A47-62501	MAT, FLOOR	1	1	1	1	1			4
7	1	172A47-62520	STEP, NON SLIP	1	1	1	1	1			
8	1	172A47-62550	STEP ASSY	1	1	1	1	1			
9	2	172A47-62530	SHEET	1	1	1	1	1			
10	2	172A47-62261	SPONGE	1	1	1	1	1			
11	2	172A47-62450	SPONGE	1	1	1	1	1			
11-1	2	172A47-62451	SPONGE	1	1	1	1	1			S 2
		(A=M53753) (B=M53753) (C=M53753) (D=M53753) (E=M53753)									
11A	2	172A47-62470	SPONGE	1	1	1	1	1			W
		(A=M53753) (B=M53753) (C=M53753) (D=M53753) (E=M53753)									
12	2	172A47-62460	SPONGE	1	1	1	1	1			
14	1	26013-100202	BOLT, M10X 20	2	2	2	2	2			
15	1	26013-100252	BOLT, M10X 25	2	2	2	2	2			
16	1	172433-62200	SEAT	2	2	2	2	2			
16-1	1	172164-62431	SHEET	2	2	2	2	2			F 3
		(A=M53879) (B=M53879) (C=M53879) (D=M53879) (E=M53879)									
17	1	172A47-62600	STEP ASSY	1	1	1			1		4
17-1	1	172A47-62601	STEP ASSY	1	1	1			1		N 4
		(A=M53702) (B=M53702) (C=M53702) (E=M53702)									
18	1	172A47-64851	HANDRAIL ASSY	1	1	1			1		4
18-1	1	172A47-64852	HANDRAIL ASSY	1	1	1			1		S 4
		(A=M53320) (B=M53320) (C=M53320) (E=M53320)									
19	1	26013-100202	BOLT, M10X 20	3	3	3	3	3			
20	1	26013-100202	BOLT, M10X 20	2	2	2			2		4
21	1	172A47-62700	STEP ASSY	1	1	1	1	1			5
21-1	1	172A47-62701	STEP ASSY	1	1	1	1	1			N 5
		(A=M53702) (B=M53702) (C=M53702) (D=M53702) (E=M53702)									
22	1	172A47-62570	COLLAR	3	3	3	3	3			
23	1	172A47-62580	PAD, ABSORBER	3	3	3	3	3			
24	1	26106-080202	BOLT, M8X 20 PLATED	3	3	3	3	3			
24-1	1	26106-080202	BOLT, M8X 20 PLATED	1	1	1	1	1			K
		(A=M53959) (B=M53959) (C=M53959) (D=M53959) (E=M53959)									
25	1	172A47-62150	CAP, CLIP	3	3	3	3	3			
26	1	172A47-62660	BOLT	3	3	3			3		4
27	1	22137-100000	WASHER, 10	3	3	3			3		4
28	1	172A47-62410	MAT, FLOOR	1	1	1	1	1			5
29	1	172137-69850	SCREW	2	2	2	2	2			
30	1	172A47-62510	SPONGE	1	1	1	1	1			W
		(A=M53320) (B=M53320) (C=M53320) (D=M53320) (E=M53320)									
31	1	172444-68650	CLIP, TREE	1	1	1	1	1			W 5
		(A=M53320) (B=M53320) (C=M53320) (D=M53320) (E=M53320)									
32	1	172A79-62520	FLOOR MAT,CAB				1				W 1
		(D=M53704)									
33	1	26106-080202	BOLT, M8X 20 PLATED	2	2	2	2	2			

Remarks

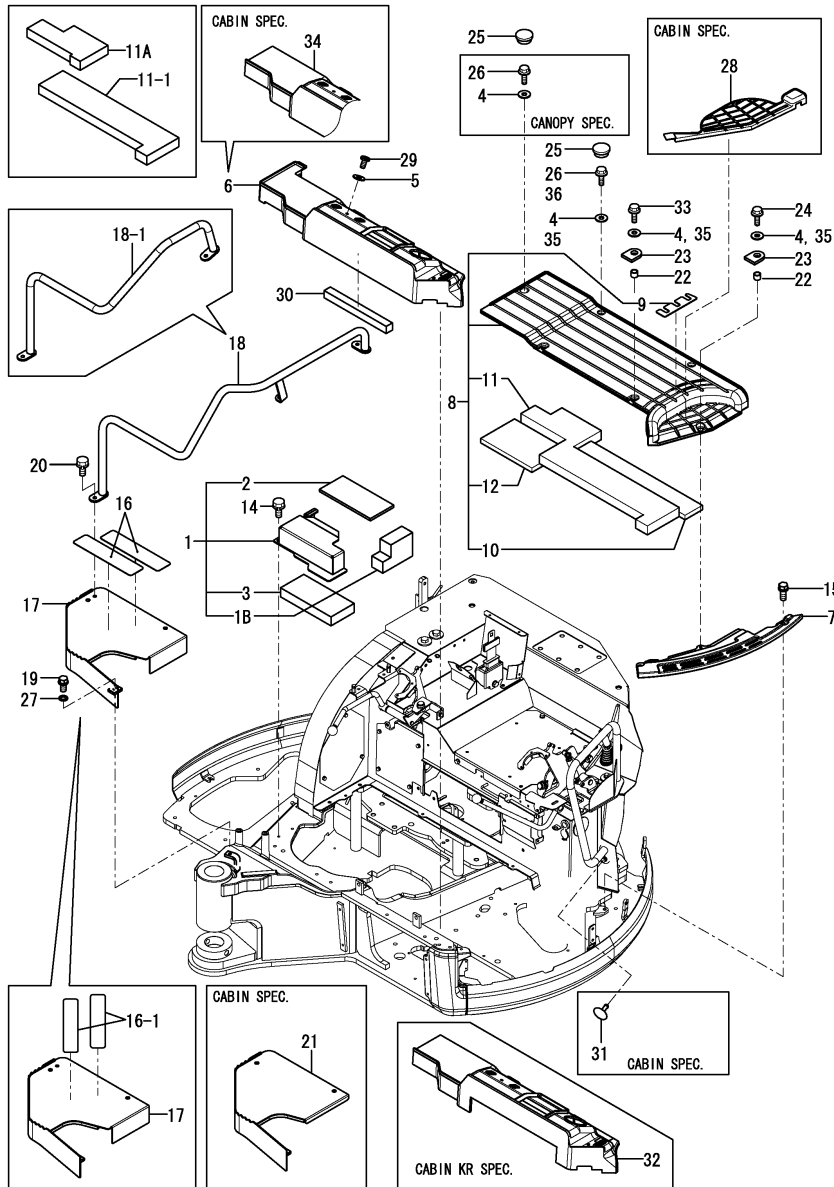
- (1)P.T.O. PPC specification. Cabin specification.
- (2)Interchangeable by simultaneous replacement with No.11A.
- (3)It is compatibility by exchange in two at the same time.
- (4)Canopy specification.
- (5)Cabin specification.

Fig.36. STEP & INSTRUMENT PANEL

(A)=VIO55-5B(US)
 (B)=VIO55-5B(AS)
 (C)=VIO55-5B(NZ)

(D)=VIO55-5B(KR)
 (E)=VIO55-5B(SG)
 (F)=

No.	Lev.	Parts No.	Description	Q'ty						I	R
				(A)	(B)	(C)	(D)	(E)	(F)		
33-1	1	26106-080252 (A=M53959)	BOLT, M8X 25 PLATED (B=M53959) (C=M53959) (D=M53959)	2	2	2	2	2		N	
34	1	172A46-62520	MAT, FLOOR	1	1	1			1	5	
35	1	1A1380-62160	WASHER, BELT COVER	5	5	5	5	5		5	
36	1	172A47-62660	BOLT	2	2	2	2	2		5	



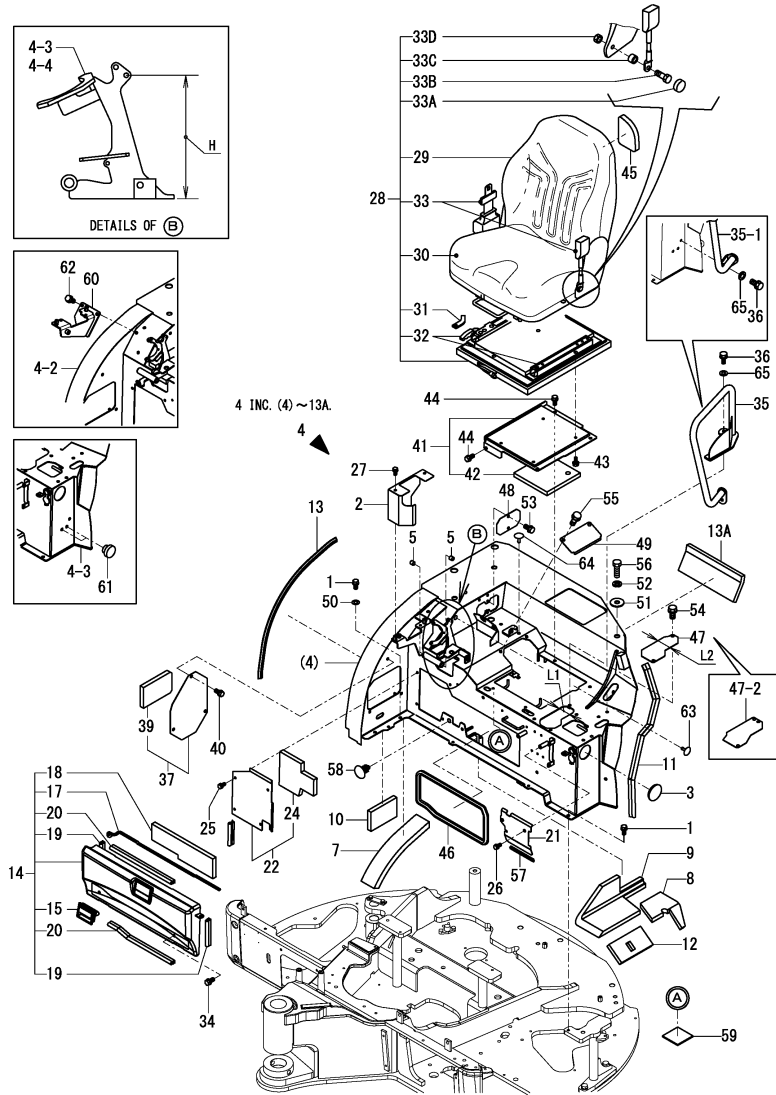
Remarks

- (1)P.T.O. PPC specification. Cabin specification.
- (2)Interchangeable by simultaneous replacement with No.11A.
- (3)It is compatibility by exchange in two at the same time.
- (4)Canopy specification.
- (5)Cabin specification.

Fig.37. SEAT & SEAT MOUNT

(A)=VIO55-5B(US)
(B)=VIO55-5B(AS)
(C)=VIO55-5B(NZ)

(D)=VIO55-5B(KR)
(E)=VIO55-5B(SG)
(F)=



No.	Lev.	Parts No.	Description	Q'ty						I	R
				(A)	(B)	(C)	(D)	(E)	(F)		
1	1	26013-100202	BOLT, M10X 20	4	4	4	4	4			
2	1	172A47-61460-1	COVER, BLADE	1	1	1		1		4	
3	1	172730-61890	CAP, ENGINE COVER	1	1	1	1	1			
4	1	172A78-64200	MOUNT ASSY, SEAT	1	1	1	1	1		6	
4-1	1	172A78-64201-1	MOUNT ASSY, SEAT	1	1	1	1	1		S 1	
		(A=M/#53397) (B=M/#53397) (C=M/#53397) (D=M/#53397) (E=M/#53397)									
4-2	1	172A78-64202	MOUNT ASSY, SEAT	1	1	1	1	1		S	
		(A=M53433) (B=M53433) (C=M53433) (D=M53433) (E=M53433)									
4-3	1	172A78-64203	MOUNT ASSY, SEAT	1	1	1	1	1		S	
		(A=M53265) (B=M53265) (C=M53265) (D=M53265) (E=M53265)									
4-4	1	172A78-64204	MOUNT ASSY, SEAT	1	1	1	1	1		S 3	
		(A=M53962) (B=M53962) (C=M53962) (D=M53962) (E=M53962)									
4-5	1	172A78-64100	MOUNT ASSY, SEAT	1	1	1	1	1		N	
		(A=M54390) (B=M54390) (C=M54390) (D=M54390) (E=M54390)									
4-6	1	172A78-64101	MOUNT ASSY, SEAT	1	1	1	1	1		N	
		(A=M54971) (B=M54971) (C=M54971) (D=M54971) (E=M54971)									
5	2	172141-41360	BUSH	2	2	2		2	2		
7	2	172A47-64900	SPONGE	1	1	1	1	1			
8	2	172A47-64911	SPONGE	1	1	1	1	1			
9	2	172A47-64921	SPONGE	1	1	1	1	1			
10	2	172A47-64940	SPONGE	1	1	1	1	1			
10-1	2	172A78-64940	SPONGE	1	1	1	1	1		N	
		(A=M54390) (B=M54390) (C=M54390) (D=M54390) (E=M54390)									
11	2	172164-65710	RUBBER, SEAL	1	1	1	1	1			
11-1	2	172A78-65710	RUBBER, SEAL B	1	1	1	1	1		R	
		(A=M53949) (B=M53949) (C=M53949) (D=M53949) (E=M53949)									
12	2	172A47-64990	SPONGE	1	1	1	1	1			
13	2	172444-65610	SEAL, BONNET	1	1	1	1	1			
13A	2	172A78-64970	SPONGE	1	1	1	1	1		W	
		(A=M54390) (B=M54390) (C=M54390) (D=M54390) (E=M54390)									
13B	1	172437-03302	LABEL, MANUAL	1	1	1	1	1		8	
13C	1	172437-03471	LABEL, LEVER LOCK	1	1	1	1	1		8	
13D	1	172472-03241	LABEL, PIN US	1	1	1	1	1		8	
14	1	172A47-64501	COVER ASSY, MANUAL	1	1	1	1	1		7	
14-1	1	172A78-64500	COVER ASSY, MANUAL	1	1	1	1	1		N 7	
		(A=M54390) (B=M54390) (C=M54390) (D=M54390) (E=M54390)									
15	2	172187-61421	HANDLE, LOCK	1	1	1	1	1			
17	2	172A47-64550	SEAL	1	1	1	1	1			
18	2	172A47-64950	SPONGE	1	1	1	1	1			
18-1	2	172A78-64950	SPONGE	1	1	1	1	1		N	
		(A=M54390) (B=M54390) (C=M54390) (D=M54390) (E=M54390)									
19	2	172446-13580	SEAL, RADIATOR	2	2	2	2	2			
20	2	172455-18860	SEAL	2	2	2	2	2			
20A	1	172472-03141	LABEL, SUPPORT	1	1	1	1	1		8	
21	1	172A47-64580	COVER, ELECTRIC	1	1	1	1	1			
22	1	172A47-64871	COVER, SEAT MOUNT	1	1	1	1	1			
22-1	1	172A78-64870	COVER, SEAT MOUNT	1	1	1	1	1		N	
		(A=M54390) (B=M54390) (C=M54390) (D=M54390) (E=M54390)									
24	2	172A47-64960	SPONGE	1	1	1	1	1			
24-1	2	172A78-64960	SPONGE	1	1	1	1	1		N	
		(A=M54390) (B=M54390) (C=M54390) (D=M54390) (E=M54390)									

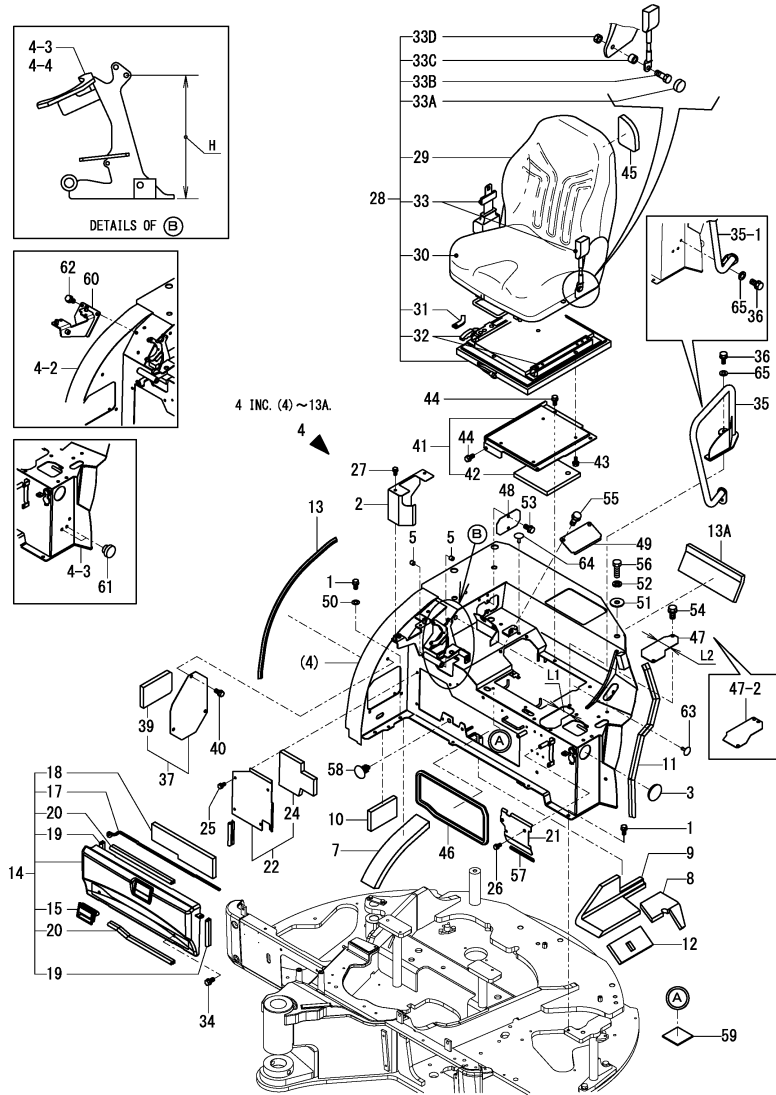
Remarks

- (1)L1=No.4 : 64mm, No.4-1 : 76mm.
- (2)L2=No.47 : 72mm, No.47-1 : 88mm.
- (3)H=No.4-3 : 196mm, No.4-4 : 198mm.
- (4)Canopy specification.
- (5)Cabin specification.
- (6)Attach the No.13B, 13C & 13D label to this part.
- (7)Attach the No.20A label to this part.
- (8)Label is not illustrated.

Fig.37. SEAT & SEAT MOUNT

(A)=VIO55-5B(US)
(B)=VIO55-5B(AS)
(C)=VIO55-5B(NZ)

(D)=VIO55-5B(KR)
(E)=VIO55-5B(SG)
(F)=



No.	Lev.	Parts No.	Description	Q'ty						I	R
				(A)	(B)	(C)	(D)	(E)	(F)		
25	1	26013-080162	BOLT, M8X 16	4	4	4	4	4			
26	1	26013-080162	BOLT, M8X 16	2	2	2	2	2			
27	1	26013-080162	BOLT, M8X 16	2	2	2	2	2		4	
28	1	172467-64101	SEAT, OPERATOR		1	1	1	1			
29	2	172467-64110	CUSHION, BACKREST		1	1	1	1			
30	2	172467-64120	CUSHION, SEAT		1	1	1	1			
31	2	172467-64130	STOPPER		1	1	1	1			
32	2	172467-64140	RAIL SET		1	1	1	1			
33	2	172989-64451	BELT, SEAT		1	1	1	1			
33-1	2	172467-64150	BELT, SEAT		1	1	1	1		N	
		(A=M53759) (B=M53759) (C=M53759) (D=M53759) (E=M53759)									
33A	2	172467-64160	COVER, CAP		2	2	2	2		W	
		(A=M53759) (B=M53759) (C=M53759) (D=M53759) (E=M53759)									
33B	2	172467-64170	BOLT		2	2	2	2		W	
		(A=M53759) (B=M53759) (C=M53759) (D=M53759) (E=M53759)									
33C	2	172467-64180	TUBE		2	2	2	2		W	
		(A=M53759) (B=M53759) (C=M53759) (D=M53759) (E=M53759)									
33D	2	172467-64190	NUT		2	2	2	2		W	
		(A=M53759) (B=M53759) (C=M53759) (D=M53759) (E=M53759)									
34	1	26013-100202	BOLT, M10X 20	2	2	2	2	2			
35	1	172A47-64701	HOLD ASSY, HAND	1	1	1		1		4	
35-1	1	172A47-64702	HAND HOLD ASSY	1	1	1		1		S 4	
		(A=M53265) (B=M53265) (C=M53265) (E=M53265)									
36	1	26013-100202	BOLT, M10X 20	2	2	2		2		4	
36-1	1	26013-100252	BOLT, M10X 25	3	3	3		3		N	
		(A=*2015.07.) (B=*2015.07.) (C=*2015.07.) (E=*2015.07.)									
37	1	172A47-64880	COVER, SEAT MOUNT	1	1	1		1		4	
37-1	1	172A78-64880	COVER, SEAT MOUNT	1	1	1		1		N 4	
		(A=M54402) (B=M54402) (C=M54402) (E=M54402)									
39	2	172A47-64940	SPONGE	1	1	1		1		4	
39-1	2	172A78-64940	SPONGE	1	1	1		1		N 4	
		(A=M54402) (B=M54402) (C=M54402) (E=M54402)									
40	1	26013-100202	BOLT, M10X 20	3	3	3		3		4	
41	1	172A46-64810	PLATE, SEAT	1	1	1	1	1			
41-1	1	172A46-64811-1	PLATE, SEAT GRM (73)	1	1	1	1	1		N	
		(A=M/#53397) (B=M/#53397) (C=M/#53397) (D=M/#53397) (E=M/#53397)									
42	2	172A46-64930	SPONGE	1	1	1	1	1			
43	1	26013-080162	BOLT, M8X 16		4	4	4	4			
44	1	26013-100202	BOLT, M10X 20		4	4	4	4			
45	1	172A47-64980	CUSHION, SEAT	1	1	1	1	1		5	
46	1	172162-65650	SEAL	1	1	1	1	1			
47	1	172A46-64951	COVER, SEAT MOUNT	1	1	1	1	1			
47-1	1	172A46-64952	COVER, SEAT MOUNT	1	1	1	1	1		S 2	
		(A=M/#53397) (B=M/#53397) (C=M/#53397) (D=M/#53397) (E=M/#53397)									
47-2	1	172A46-64953	COVER, SEAT MOUNT	1	1	1	1	1		S	
		(A=M54662) (B=M54662) (C=M54662) (D=M54662) (E=M54662)									
48	1	172A46-64960	COVER	1	1	1	1	1			
49	1	172A46-64970	COVER, SEAT MOUNT	1	1	1	1	1			
50	1	22137-100000	WASHER, 10	1	1	1	1	1			
50-1	1	22137-100000	WASHER, 10	2	2	2	2	2		K	
		(A=M53128) (B=M53128) (C=M53128) (D=M53128) (E=M53128)									

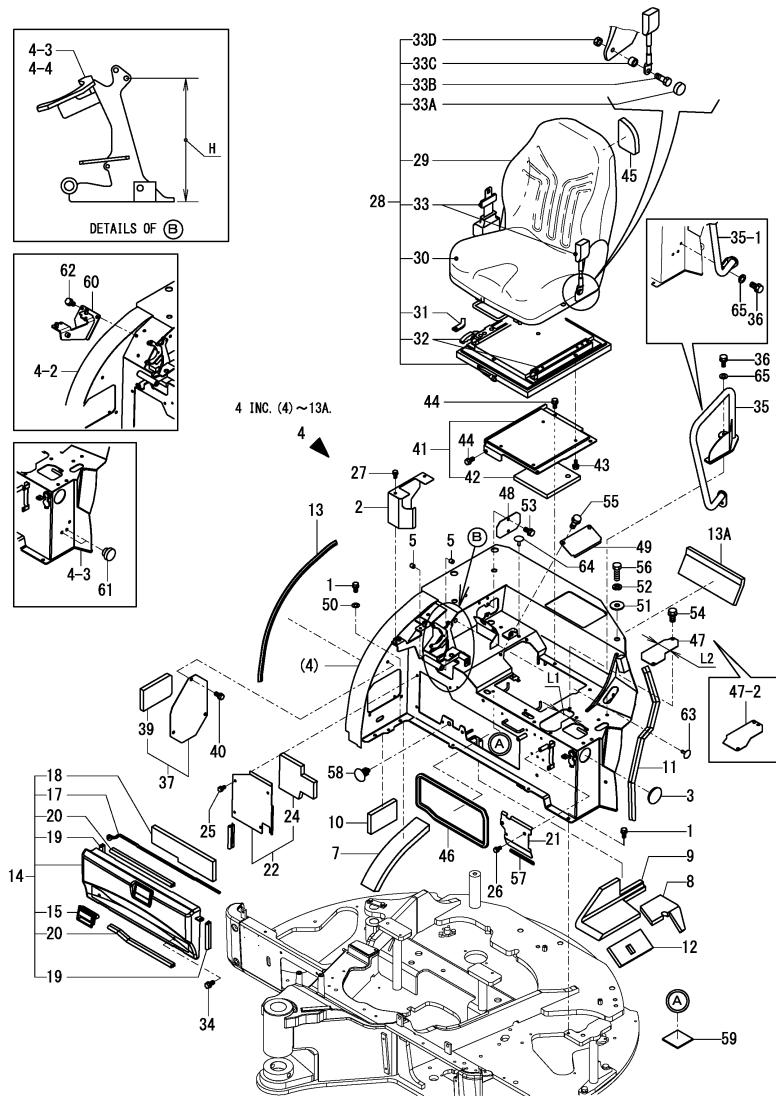
Remarks

- (1)L1=No.4 : 64mm, No.4-1 : 76mm.
- (2)L2=No.47 : 72mm, No.47-1 : 88mm.
- (3)H=No.4-3 : 196mm, No.4-4 : 198mm.
- (4)Canopy specification.
- (5)Cabin specification.
- (6)Attach the No.13B, 13C & 13D label to this part.
- (7)Attach the No.20A label to this part.
- (8)Label is not illustrated.

Fig.37. SEAT & SEAT MOUNT

(A)=VIO55-5B(US)
 (B)=VIO55-5B(AS)
 (C)=VIO55-5B(NZ)

(D)=VIO55-5B(KR)
 (E)=VIO55-5B(SG)
 (F)=



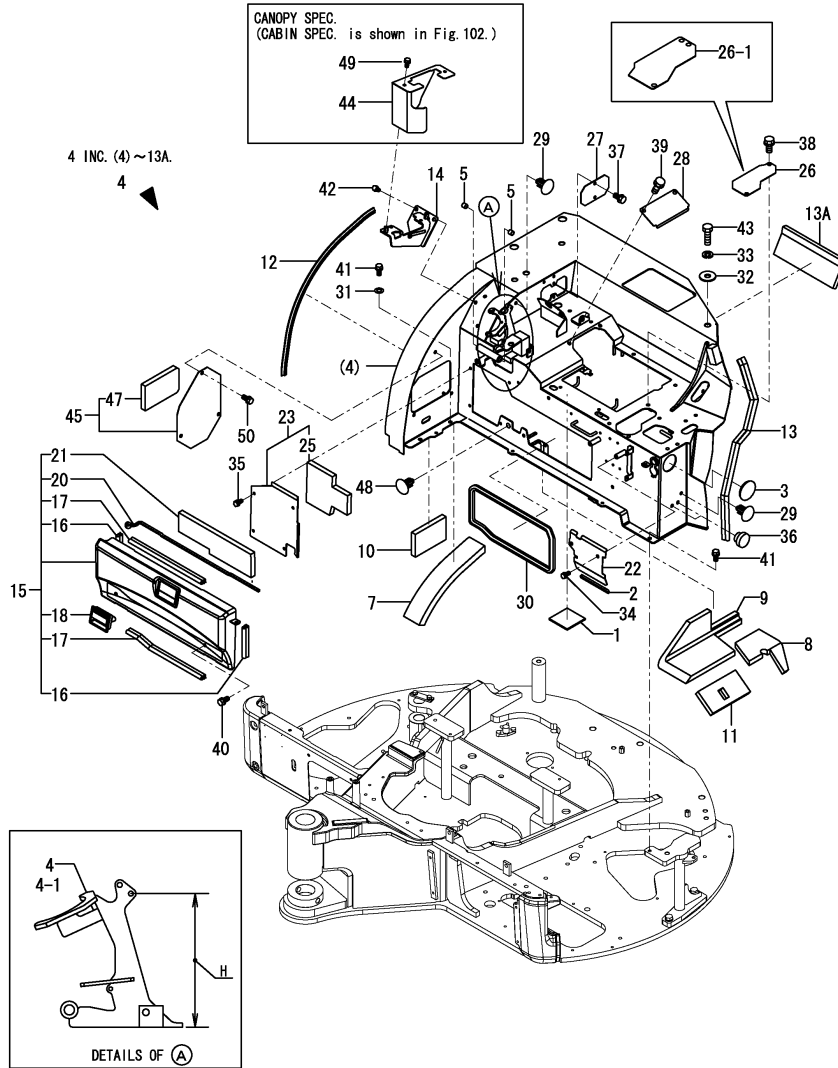
No.	Lev.	Parts No.	Description	Q'ty						I	R
				(A)	(B)	(C)	(D)	(E)	(F)		
51	1	22157-140000	WASHER, 14	3	3	3	3	3			
52	1	22217-160000	WASHER, SPRING 16	4	4	4	4	4			
53	1	26013-080162	BOLT, M8X 16	2	2	2	2	2			
54	1	26013-100162	BOLT, M10X 16	2	2	2	2	2			
55	1	26013-100162	BOLT, M10X 16	2	2	2	2	2			
56	1	26116-160252	BOLT, M16X 25 PLATED	4	4	4	4	4			
57	1	172444-17620	SEAL	1	1	1	1	1			
58	1	172444-68650	CLIP, TREE	1	1	1	1	1		4	
58-1	1	172122-17190	CLIP, TREE	1	1	1		1		R 4	
59	1	172446-14250	PLATE, RUBBER	2	2	2	2	2		W	
60	1	172A78-64300	BRACKET ASSY, BLADE	1	1	1	1	1		W	
61	1	172187-64900	PLUG	2	2	2	2	2		W	
62	1	26013-100202	BOLT, M10X 20	3	3	3	3	3		W	
63	1	172444-68650	CLIP, TREE	2	2	2	2	2			
63-1	1	172122-17190	CLIP, TREE	2	2	2	2	2		R	
64	1	172458-64600	CLIP, TREE	2	2	2	2	2			
65	1	194145-04810	WASHER, 10	3	3	3		3		W	

- Remarks
- (1)L1=No.4 : 64mm, No.4-1 : 76mm.
 - (2)L2=No.47 : 72mm, No.47-1 : 88mm.
 - (3)H=No.4-3 : 196mm, No.4-4 : 198mm.
 - (4)Canopy specification.
 - (5)Cabin specification.
 - (6)Attach the No.13B, 13C & 13D label to this part.
 - (7)Attach the No.20A label to this part.
 - (8)Label is not illustrated.

Fig.101. SEAT MOUNT(ANGLE BLADE)

(A)=VIO55-5B(US)
(B)=VIO55-5B(AS)
(C)=VIO55-5B(NZ)

(D)=VIO55-5B(KR)
(E)=VIO55-5B(SG)
(F)=



No.	Lev.	Parts No.	Description	Q'ty						I	R
				(A)	(B)	(C)	(D)	(E)	(F)		
1	1	172446-14250	PLATE, RUBBER	2	2						
2	1	172444-17620	SEAL	1	1						
3	1	172730-61890	CAP, ENGINE COVER	1	1						
4	1	172A78-64203	MOUNT ASSY, SEAT	1	1						1
4-1	1	172A78-64204	MOUNT ASSY, SEAT	1	1						S 3
		(A=M53962) (B=M53962)									
4-2	1	172A78-64100	MOUNT ASSY, SEAT	1	1						N
		(A=M54390) (B=M54390)									
4-3	1	172A78-64101	MOUNT ASSY, SEAT	1	1						N
		(A=MZZZZZ) (B=MZZZZZ)									
5	2	172141-41360	BUSH	2	2						
7	2	172A47-64900	SPONGE	1	1						
8	2	172A47-64911	SPONGE	1	1						
9	2	172A47-64921	SPONGE	1	1						
10	2	172A47-64940	SPONGE	1	1						
10-1	2	172A78-64940	SPONGE	1	1						N
		(A=M54390) (B=M54390)									
11	2	172A47-64990	SPONGE	1	1						
12	2	172444-65610	SEAL, BONNET	1	1						
13	2	172164-65710	RUBBER, SEAL	1	1						
13-1	2	172A78-65710	RUBBER, SEAL B	1	1						N
		(A=M53949) (B=M53949)									
13A	2	172A78-64970	SPONGE	1	1						W
		(A=M54390) (B=M54390)									
13B	1	172A79-03220	LABEL,WARNING ANGLE	1	1						2
13C	1	172437-03302	LABEL, MANUAL	1	1						2
13D	1	172437-03471	LABEL, LEVER LOCK	1	1						2
13E	1	172472-03241	LABEL, PIN US	1	1						2
14	1	172A79-64300	BRACKET ASSY,BLADE A	1	1						
15	1	172A47-64501	COVER ASSY, MANUAL	1	1						4
15-1	1	172A78-64500	COVER ASSY, MANUAL	1	1						N 4
		(A=M54390) (B=M54390)									
16	2	172446-13580	SEAL, RADIATOR	2	2						
17	2	172455-18860	SEAL	2	2						
18	2	172187-61421	HANDLE, LOCK	1	1						
20	2	172A47-64550	SEAL	1	1						
21	2	172A47-64950	SPONGE	1	1						
21-1	2	172A78-64950	SPONGE	1	1						N
		(A=M54390) (B=M54390)									
21A	1	172472-03141	LABEL, SUPPORT	1	1						2
22	1	172A47-64580	COVER, ELECTRIC	1	1						
23	1	172A47-64871	COVER, SEAT MOUNT	1	1						
23-1	1	172A78-64870	COVER, SEAT MOUNT	1	1						N
		(A=M54390) (B=M54390)									
25	2	172A47-64960	SPONGE	1	1						
25-1	2	172A78-64960	SPONGE	1	1						N
		(A=M54390) (B=M54390)									
26	1	172A46-64952	COVER, SEAT MOUNT	1	1						
26-1	1	172A46-64953	COVER, SEAT MOUNT	1	1						S
		(A=M54662) (B=M54662)									
27	1	172A46-64960	COVER	1	1						

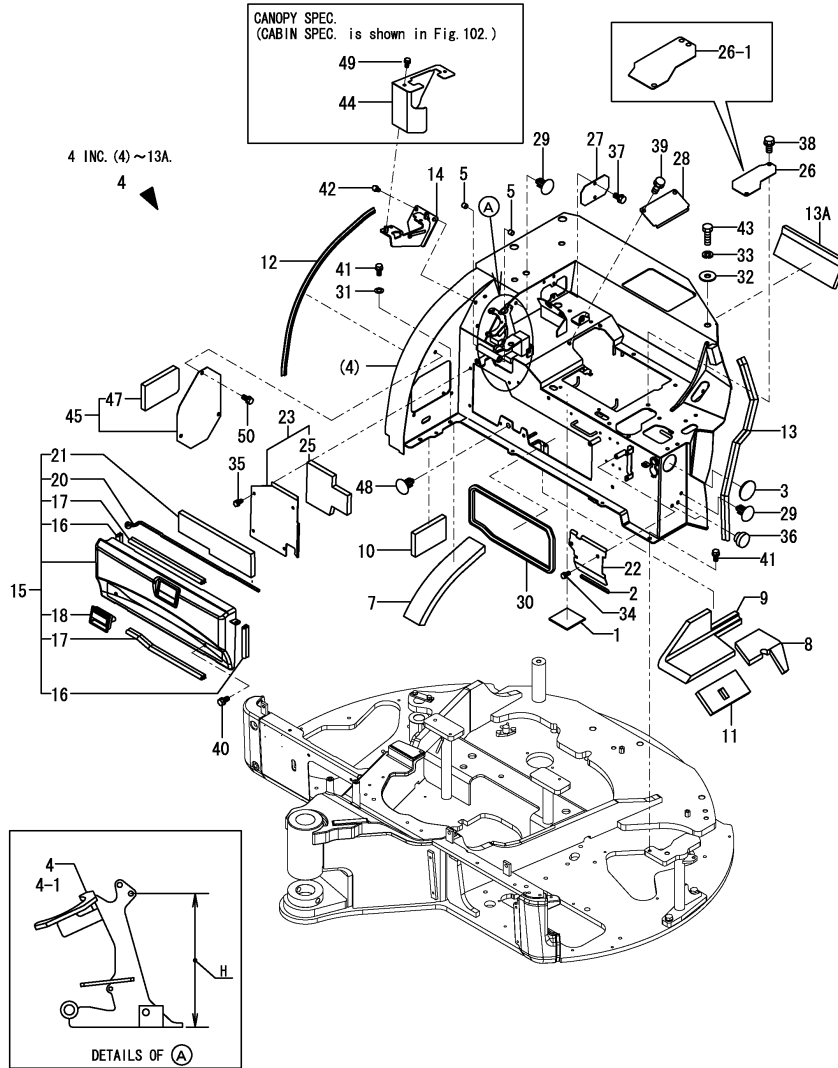
Remarks

- (1)Attach the No.13B, 13C, 13D & 13E label to this part.
- (2)Label is not illustrated.
- (3)H=No.4 : 196mm, No.4-1 : 198mm.
- (4)Attach the No.21A label to this part.
- (5)Canopy specification.

Fig.101. SEAT MOUNT(ANGLE BLADE)

(A)=VIO55-5B(US)
 (B)=VIO55-5B(AS)
 (C)=VIO55-5B(NZ)

(D)=VIO55-5B(KR)
 (E)=VIO55-5B(SG)
 (F)=



No.	Lev.	Parts No.	Description	Q'ty						I	R
				(A)	(B)	(C)	(D)	(E)	(F)		
28	1	172A46-64970	COVER, SEAT MOUNT	1	1						
29	1	172444-68650	CLIP, TREE	2	2						
29-1	1	172122-17190	CLIP, TREE	2	2						R
		(A=MXXXXX) (B=MXXXXX)									
30	1	172162-65650	SEAL	1	1						
31	1	22137-100000	WASHER, 10	2	2						
32	1	22157-140000	WASHER, 14	3	3						
33	1	22217-160000	WASHER, SPRING 16	4	4						
34	1	26013-080162	BOLT, M8X 16	2	2						
35	1	26013-080162	BOLT, M8X 16	4	4						
36	1	172187-64900	PLUG	2	2						
37	1	26013-080162	BOLT, M8X 16	2	2						
38	1	26013-100162	BOLT, M10X 16	2	2						
39	1	26013-100162	BOLT, M10X 16	2	2						
40	1	26013-100202	BOLT, M10X 20	2	2						
41	1	26013-100202	BOLT, M10X 20	4	4						
42	1	26013-100202	BOLT, M10X 20	3	3						
43	1	26116-160252	BOLT, M16X 25 PLATED	4	4						
44	1	172A79-61460	COVER, BLADE	1	1						5
45	1	172A47-64880	COVER, SEAT MOUNT	1	1						5
45-1	1	172A78-64880	COVER, SEAT MOUNT	1	1						N 5
		(A=M54402) (B=M54402)									
47	2	172A47-64940	SPONGE	1	1						
47-1	2	172A78-64940	SPONGE	1	1						N
		(A=M54402) (B=M54402)									
48	1	172444-68650	CLIP, TREE	1	1						5
48-1	1	172122-17190	CLIP, TREE	1	1						R 5
		(A=MXXXXX) (B=MXXXXX)									
49	1	26013-080162	BOLT, M8X 16	2	2						5
50	1	26013-100202	BOLT, M10X 20	3	3						5

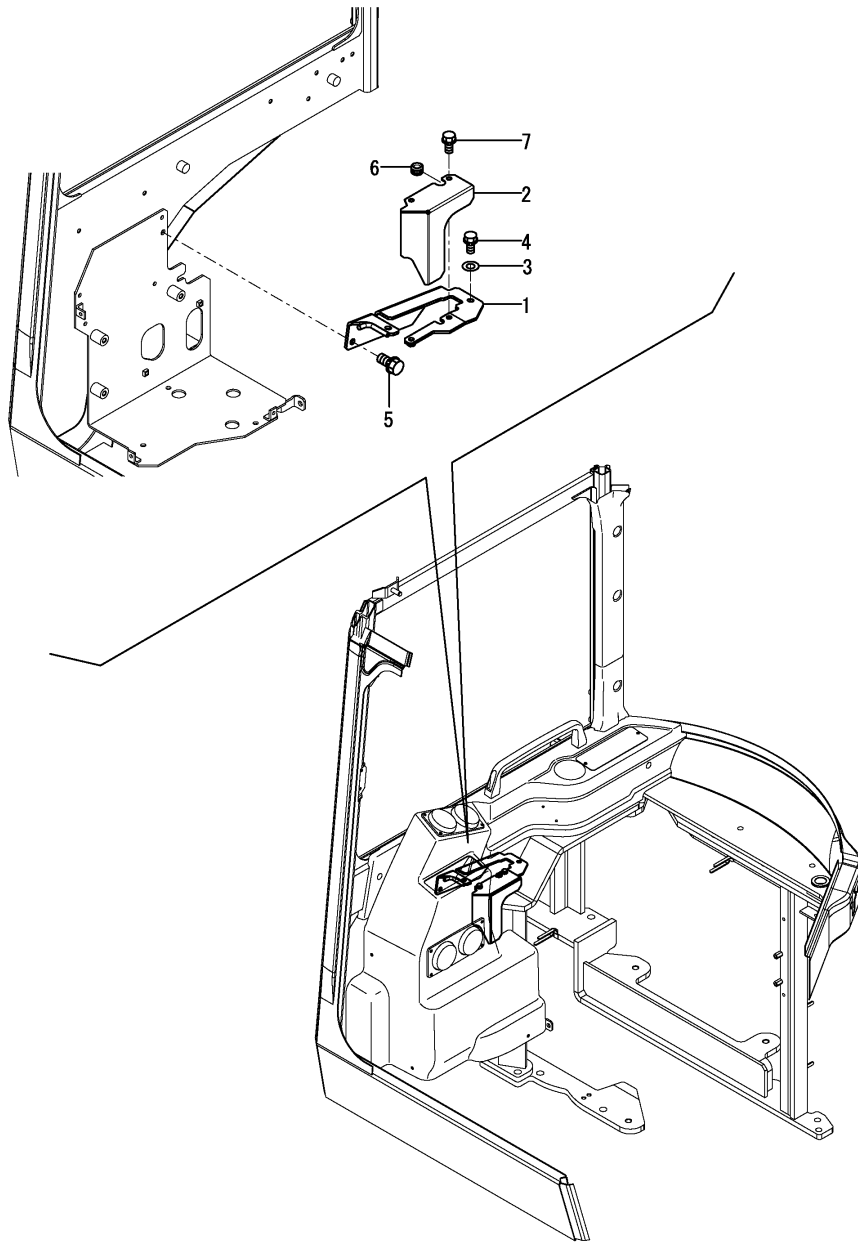
Remarks

- (1) Attach the No.13B, 13C, 13D & 13E label to this part.
- (2) Label is not illustrated.
- (3) H=No.4 : 196mm, No.4-1 : 198mm.
- (4) Attach the No.21A label to this part.
- (5) Canopy specification.

Fig.102. COVER(LEVER)(CABIN)(ANGLE BLADE)

(A)=VIO55-5B(US)
 (B)=VIO55-5B(AS)
 (C)=VIO55-5B(NZ)

(D)=VIO55-5B(KR)
 (E)=VIO55-5B(SG)
 (F)=

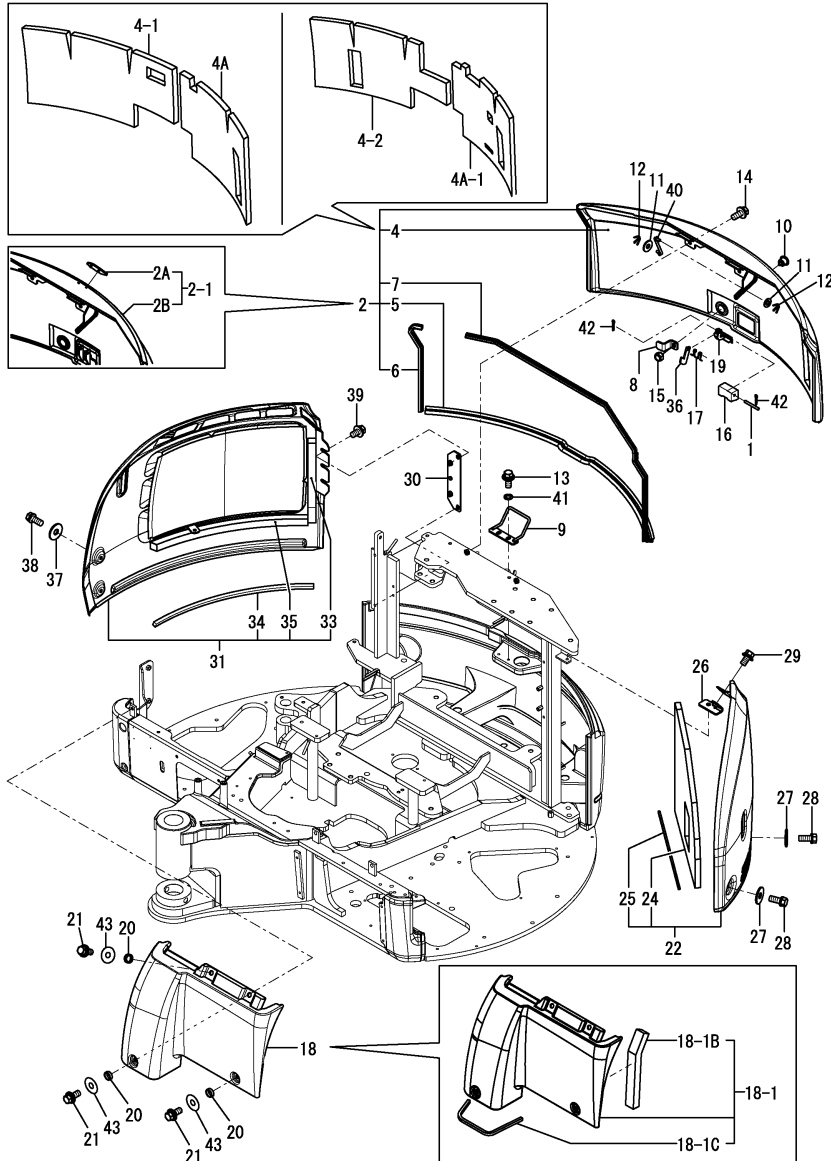


No.	Lev.	Parts No.	Description	Q'ty						I	R
				(A)	(B)	(C)	(D)	(E)	(F)		
1	1	172A79-18270	BRACKET ASSY,BR A	1	1						
2	1	172A47-18281	COVER	1	1						
3	1	22137-080000	WASHER, 8	2	2						
4	1	26013-080202	BOLT, M8X 20	2	2						
5	1	26013-100202	BOLT, M10X 20	1	1						
6	1	933160-09240	GROMMET, 9X10.5	1	1						
7	1	26013-080162	BOLT, M8X 16	2	2						

Fig.38. BONNET

(A)=VIO55-5B(US)
(B)=VIO55-5B(AS)
(C)=VIO55-5B(NZ)

(D)=VIO55-5B(KR)
(E)=VIO55-5B(SG)
(F)=



No.	Lev.	Parts No.	Description	Q'ty						I	R
				(A)	(B)	(C)	(D)	(E)	(F)		
1	1	172458-65050	SHAFT	1	1	1	1	1			
2	1	172A78-65100-2	BONNET ASSY	1	1	1	1	1		1	
2-1	1	172A78-65010	BONNET KIT,A EMB	1	1	1	1	1		S 1	
		(A=M59001) (B=M56001) (C=M56001) (D=M56001) (E=M56001)									
2A	2	172A77-03110	EMBLEM ASSY	1	1	1	1	1		W	
		(A=M59001) (B=M56001) (C=M56001) (D=M56001) (E=M56001)									
2B	2	172A78-65130	BONNET ASSY, A	1	1	1	1	1		W 1	
		(A=M59001) (B=M56001) (C=M56001) (D=M56001) (E=M56001)									
2B-1	2	172A78-65210	BONNET ASSY,A	1	1	1	1	1		N 1	
		(A=M59001) (B=M56001) (C=M56001) (D=M56001) (E=M56001)									
4	3	172A47-65350	SPONGE	1	1	1	1	1			
4-1	3	172A47-65351	SPONGE	1	1	1	1	1		F 3	
		(A=M53753) (B=M53753) (C=M53753) (D=M53753) (E=M53753)									
4-2	3	172A78-65350	SPONGE	1	1	1	1	1		F 6	
		(A=M59001) (B=M56001) (C=M56001) (D=M56001) (E=M56001)									
4A	3	172A47-65360	SPONGE	1	1	1	1	1		W	
		(A=M53753) (B=M53753) (C=M53753) (D=M53753) (E=M53753)									
4A-1	3	172A78-65360	SPONGE	1	1	1	1	1		S 6	
		(A=M59001) (B=M56001) (C=M56001) (D=M56001) (E=M56001)									
5	3	172A47-65370	RUBBER, SEAL	1	1	1	1	1			
6	3	172A47-65731	RUBBER, SEAL	1	1	1	1	1			
7	3	172444-62451	SEAL	1	1	1	1	1			
7A	1	172437-03381	LABEL, SWING AREA	1	1	1	1	1		2	
7B	1	172437-03402	LABEL, ENGINE COVER	1	1	1	1	1		2	
7C	1	172A36-03411	LABEL, ENGINE ROOM	1	1	1	1	1		2	
7D	1	172A47-03160	LABEL, REAR	1	1	1	1	1		2	
8	1	172458-65271	PLATE, LOCK	1	1	1	1	1			
9	1	172A78-65320	CATCH ASSY, LOCK	1	1	1	1	1			
10	1	172164-66170	KEY ASSY, CYLINDER	1	1	1	1	1			
11	1	22137-080000	WASHER, 8	2	2	2	2	2			
12	1	22417-200200	PIN, COTTER 2.0X20	2	2	2	2	2			
13	1	26013-100252	BOLT, M10X 25	2	2	2	2	2			
14	1	26014-100252	BOLT, M10X 25	2	2	2	2	2			
15	1	26347-100002	NUT, M10	1	1	1	1	1			
16	1	172458-65060	COVER, LOCK	1	1	1	1	1			
17	1	172734-65270	SPRING, CATCH	1	1	1	1	1			
18	1	172A47-65460-1	BONNET	1	1	1	1	1			
18-1	1	172A79-65410	BONNET ASSY,B Y	1	1	1	1	1		S	
		(A=M59001) (B=M56001) (C=M56001) (D=M56001) (E=M56001)									
18-1B	2	172A78-65430	SPONGE	1	1	1	1	1		W	
		(A=M59001) (B=M56001) (C=M56001) (D=M56001) (E=M56001)									
18-1C	2	172A78-65440	SEAL, 330	1	1	1	1	1		W	
		(A=M59001) (B=M56001) (C=M56001) (D=M56001) (E=M56001)									
19	1	172124-65450	LEVER ASSY, LOCK	1	1	1	1	1			
20	1	172A47-65550	COLLAR	4	4	4	4	4			
21	1	26014-100252	BOLT, M10X 25	4	4	4	4	4			
21-1	1	26013-100252	BOLT, M10X 25	4	4	4	4	4		N	
		(A=M53001) (B=M53001) (C=M53001) (D=M53001) (E=M53001)									
22	1	172A47-65601-2	BONNET ASSY	1	1	1	1	1		4	
22-1	1	172A47-65601-Y	BONNET ASSY	1	1	1	1	1		S 4	
		(A=M59001) (B=M56001) (C=M56001) (D=M56001) (E=M56001)									

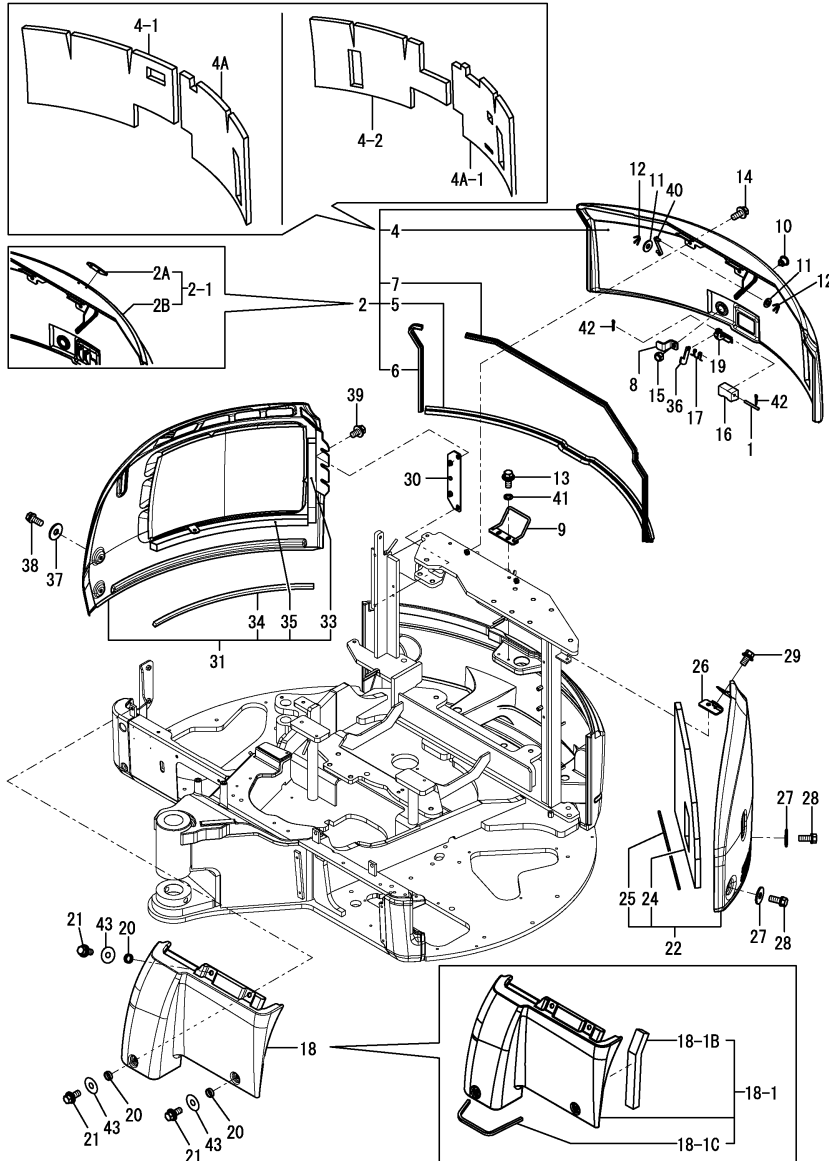
Remarks

- (1) Attach the No.7A, 7B, 7C & 7D label to this part.
- (2) Label is not illustrated.
- (3) Interchangeable by simultaneous replacement with No.4A.
- (4) Attach the No.25A label to this part.
- (5) Attach the No.35A label to this part.
- (6) Interchangeable by simultaneous replacement with No.4-2, 4A-1.

Fig.38. BONNET

(A)=VIO55-5B(US)
 (B)=VIO55-5B(AS)
 (C)=VIO55-5B(NZ)

(D)=VIO55-5B(KR)
 (E)=VIO55-5B(SG)
 (F)=



No.	Lev.	Parts No.	Description	Q'ty						I	R
				(A)	(B)	(C)	(D)	(E)	(F)		
24	2	172A47-65650	SPONGE	1	1	1	1	1			
25	2	172460-19180	TRIM	1	1	1	1	1			
25A	1	172437-03361	LABEL, BATTERY	1	1	1	1	1		2	
26	1	172A47-65670	STAY, BONNET	1	1	1	1	1			
27	1	22157-100000	WASHER, 10	2	2	2	2	2			
28	1	26013-100252	BOLT, M10X 25	2	2	2	2	2			
29	1	26014-100252	BOLT, M10X 25	2	2	2	2	2			
30	1	172A47-65010	BRACKET ASSY	1	1	1	1	1			
31	1	172A47-65800-2	BONNET ASSY	1	1	1	1	1		5	
31-1	1	172A47-65800-Y	BONNET ASSY	1	1	1	1	1		S 5	
		(A=M59001) (B=M56001) (C=M56001) (D=M56001) (E=M56001)									
33	2	172A47-53320	SEAL, WEIGHT	1	1	1	1	1			
34	2	172480-62900	TRIM	1	1	1	1	1			
35	2	172A47-65960	SEAL, BONNET	1	1	1	1	1			
35A	1	114110-07761	LABEL, FUEL OIL CAUT	1	1	1	1	1		2	
36	1	172124-65480	CATCHER	1	1	1	1	1			
37	1	172458-61261	WASHER	2	2	2	2	2			
38	1	26013-100252	BOLT, M10X 25	2	2	2	2	2			
39	1	26014-100202	BOLT, M10X 20	4	4	4	4	4			
40	1	172444-65190	ROD ASSY, STOPPER	1	1	1	1	1			
41	1	22157-100000	WASHER, 10	2	2	2	2	2			
42	1	22417-200200	PIN, COTTER 2.0X20	2	2	2	2	2			
43	1	22157-100000	WASHER, 10	4	4	4	4	4		W	
		(A=M53001) (B=M53001) (C=M53001) (D=M53001) (E=M53001)									

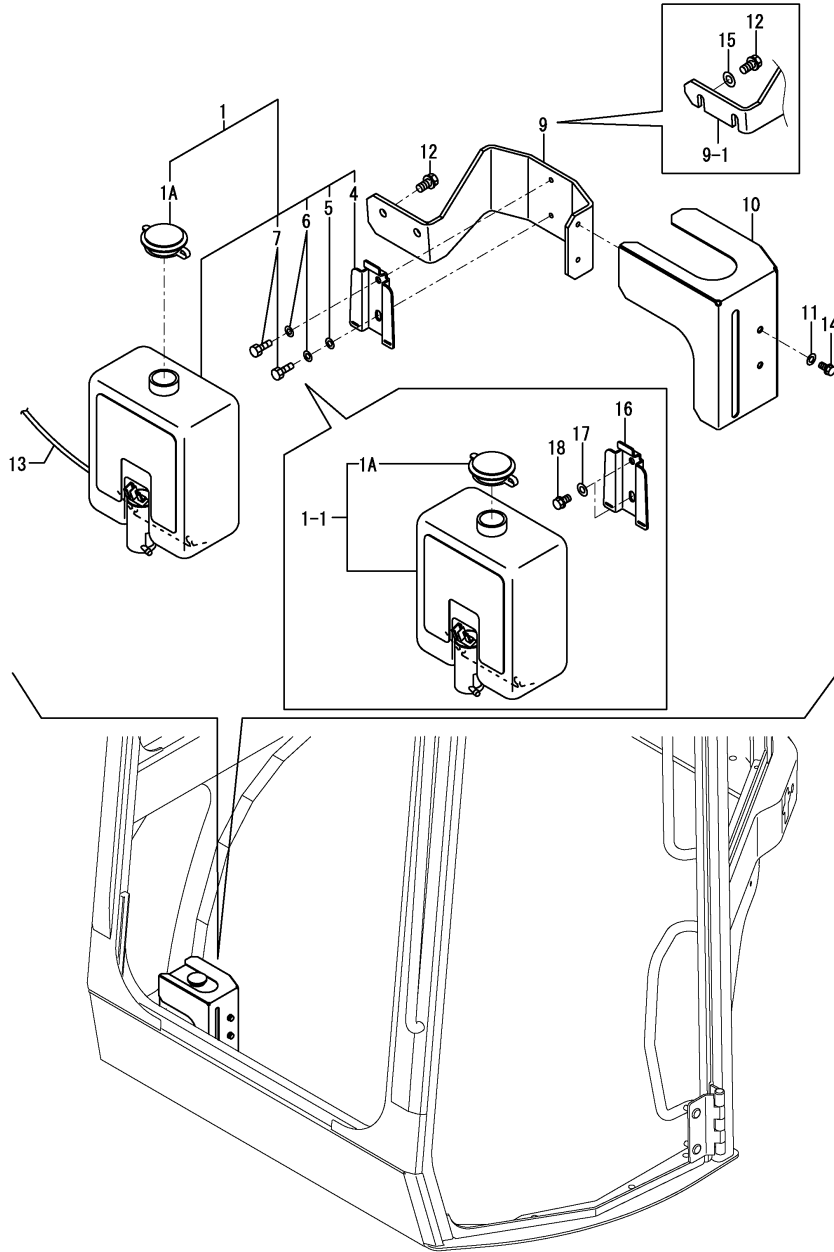
Remarks

- (1) Attach the No.7A, 7B, 7C & 7D label to this part.
- (2) Label is not illustrated.
- (3) Interchangeable by simultaneous replacement with No.4A.
- (4) Attach the No.25A label to this part.
- (5) Attach the No.35A label to this part.
- (6) Interchangeable by simultaneous replacement with No.4-2, 4A-1.

Fig.17. WINDOW WASHER

(A)=VIO55-5B(US)
 (B)=VIO55-5B(AS)
 (C)=VIO55-5B(NZ)

(D)=VIO55-5B(KR)
 (E)=VIO55-5B(SG)
 (F)=



No.	Lev.	Parts No.	Description	Q'ty						I	R
				(A)	(B)	(C)	(D)	(E)	(F)		
1	1	172472-17610	TANK ASSY, WASHER	1	1	1	1	1			
1-1	1	172A47-18980	TANK ASSY, WASHER	1	1	1	1	1		F 1	
		(A=M53431)	(C=M53431)	(D=M53431)	(E=M53431)						
1A	2	172A47-18990	CAP	1	1	1	1	1		W	
		(A=M53431)	(B=M53431)	(C=M53431)	(D=M53431)	(E=M53431)					
4	3	172472-17650	BRACKET	1	1	1	1	1		Z	
		(A=MXXXXX)	(B=MXXXXX)	(C=MXXXXX)	(D=MXXXXX)	(E=MXXXXX)					
5	3	22137-060000	WASHER, 6	1	1	1	1	1		Z	
		(A=MXXXXX)	(B=MXXXXX)	(C=MXXXXX)	(D=MXXXXX)	(E=MXXXXX)					
6	3	22217-060000	WASHER, SPRING 6	2	2	2	2	2		Z	
		(A=MXXXXX)	(B=MXXXXX)	(C=MXXXXX)	(D=MXXXXX)	(E=MXXXXX)					
7	3	26116-060162	BOLT, M6X 16 PLATED	2	2	2	2	2		Z	
		(A=MXXXXX)	(B=MXXXXX)	(C=MXXXXX)	(D=MXXXXX)	(E=MXXXXX)					
9	1	172A47-18780	PLATE, WASHER	1	1	1	1	1			
9-1	1	172A47-18781	PLATE, WT	1	1	1	1	1		N	
		(A=M53366)	(B=M53366)	(C=M53366)	(D=M53366)	(E=M53366)					
10	1	172A47-18810	COVER, WASHER	1	1	1	1	1			
11	1	22137-060000	WASHER, 6	4	4	4	4	4			
11-1	1	22137-060000	WASHER, 6	2	2	2	2	2		K	
		(A=MXXXXX)	(B=MXXXXX)	(C=MXXXXX)	(D=MXXXXX)	(E=MXXXXX)					
12	1	26013-080202	BOLT, M8X 20	2	2	2	2	2			
13	1	172472-16610	HARNES, WASHER	1	1	1	1	1			
14	1	26013-060102	BOLT, M6X 10	4	4	4	4	4			
14-1	1	26013-060102	BOLT, M6X 10	2	2	2	2	2		K	
		(A=MXXXXX)	(B=MXXXXX)	(C=MXXXXX)	(D=MXXXXX)	(E=MXXXXX)					
15	1	22137-080000	WASHER, 8	2	2	2	2	2		W	
		(A=M53366)	(B=M53366)	(C=M53366)	(D=M53366)	(E=M53366)					
16	1	120147-44810	BRACKET	1	1	1	1	1		W	
		(A=MXXXXX)	(B=MXXXXX)	(C=MXXXXX)	(D=MXXXXX)	(E=MXXXXX)					
17	1	22137-060000	WASHER, 6	2	2	2	2	2		W	
		(A=MXXXXX)	(B=MXXXXX)	(C=MXXXXX)	(D=MXXXXX)	(E=MXXXXX)					
18	1	26013-060102	BOLT, M6X 10	2	2	2	2	2		W	
		(A=MXXXXX)	(B=MXXXXX)	(C=MXXXXX)	(D=MXXXXX)	(E=MXXXXX)					

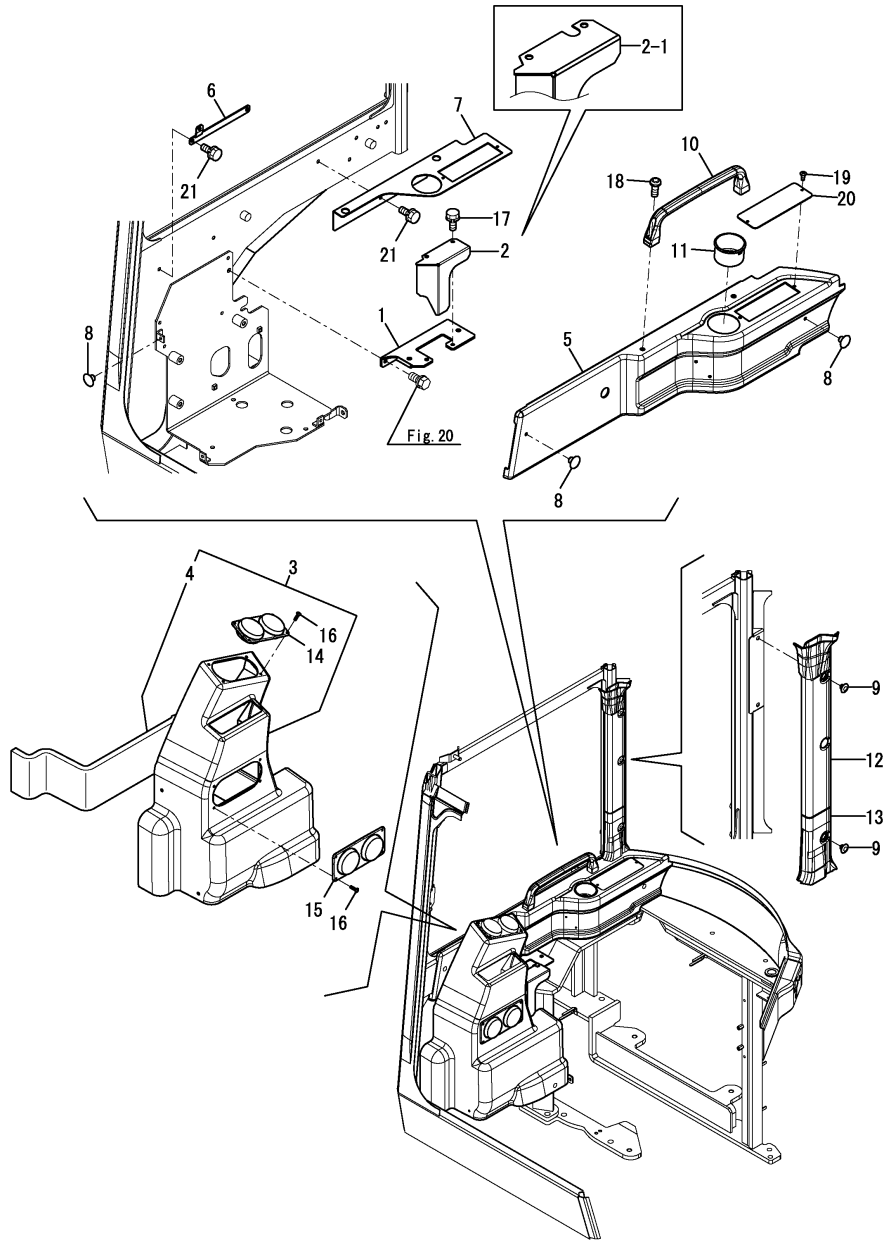
Remarks

(1)Interchangeable by simultaneous replacement with No.16, 17 & 18.

Fig.34. COVER(CABIN)(1)(TO M54180)

(A)=VIO55-5B(US)
 (B)=VIO55-5B(AS)
 (C)=VIO55-5B(NZ)

(D)=VIO55-5B(KR)
 (E)=VIO55-5B(SG)
 (F)=



No.	Lev.	Parts No.	Description	Q'ty						I	R
				(A)	(B)	(C)	(D)	(E)	(F)		
1	1	172A47-18270-1	BRACKET ASSY	1	1	1	1	1			
2	1	172A47-18280	COVER	1	1	1	1	1			
2-1	1	172A47-18281	COVER	1	1	1	1	1		S	
3	1	172A47-61490	COVER ASSY, CABIN	(A=M53341)	(B=M53341)	(C=M53341)	(D=M53341)	(E=M53341)		1	
4	2	172A47-61530	SPONGE	1	1	1	1	1			
4B	1	172437-03343	LABEL, TRANSPORT	1	1	1	1	1		2	
5	1	172A47-61511	COVER, CABIN	1	1	1	1	1			
6	1	172A47-63190	STAY ASSY	1	1	1	1	1			
7	1	172A47-63220-1	STAY ASSY, TUBE	1	1	1	1	1			
8	1	1A6260-64200	CLIP	5	5	5	5	5			
9	1	172458-64600	CLIP, TREE	3	3	3	3	3			
10	1	172176-67181	GRIP	1	1	1	1	1			
11	1	172176-67880	HOLDER	1	1	1	1	1			
12	1	172458-68990	COVER, PILLAR	1	1	1	1	1			
12-1	1	172458-68991	COVER, PILLAR	(A=M53680)	(B=M53680)	(C=M53680)	(D=M53680)	(E=M53680)		N	
13	1	172458-69000	COVER, PILLAR	1	1	1	1	1			
14	1	1E8545-80940	GRILLE, DUCT	1	1	1	1	1			
15	1	197821-88070	GRILLE	1	1	1	1	1			
16	1	22869-400160	SCREW, 4X16	8	8	8	8	8			
17	1	26013-080162	BOLT, M8X 16	2	2	2	2	2			
18	1	26557-080202	SCREW, M8X20	2	2	2	2	2			
19	1	26033-040202	SCREW, M4X20	2	2	2	2	2			
20	1	172A47-18930	COVER, RADIO	1	1	1	1	1			
21	1	26013-080202	BOLT, M8X 20	4	4	4	4	4			

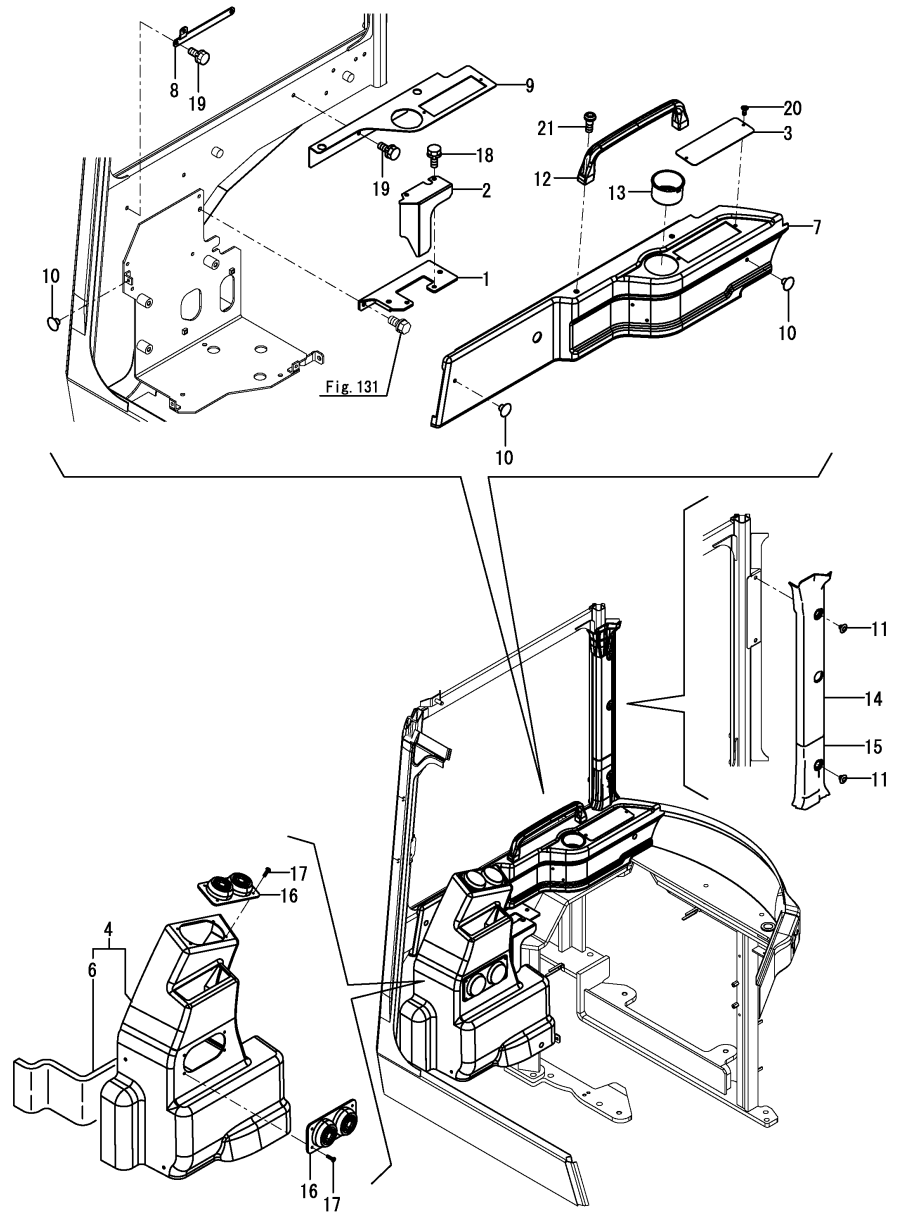
Remarks
 (1)Attach the No.4B label to this part.
 (2)Label is not illustrated.

Fig.132. (34A)COVER(CABIN)(1)(FROM M54181)

(A)=VIO55-5B(US)
 (B)=VIO55-5B(AS)
 (C)=VIO55-5B(NZ)

(D)=VIO55-5B(KR)
 (E)=VIO55-5B(SG)
 (F)=

No.	Lev.	Parts No.	Description	Q'ty						I	R
				(A)	(B)	(C)	(D)	(E)	(F)		
1	1	172A47-18270-1	BRACKET ASSY	1	1	1	1	1			
2	1	172A47-18281	COVER	1	1	1	1	1			
3	1	172A47-18930-1	COVER, RADIO	1	1	1	1	1			
4	1	172A47-61491	COVER ASSY,CAB F	1	1	1	1	1		1	
6	2	172A47-61530	SPONGE	1	1	1	1	1			
6A	1	172437-03343	LABEL, TRANSPORT	1	1	1	1	1		2	
7	1	172A47-61511	COVER, CABIN	1	1	1	1	1			
8	1	172A47-63190	STAY ASSY	1	1	1	1	1			
9	1	172A47-63220-1	STAY ASSY, TUBE	1	1	1	1	1			
10	1	1A6260-64200	CLIP	5	5	5	5	5			
11	1	172458-64600	CLIP, TREE	3	3	3	3	3			
12	1	172176-67181	GRIP	1	1	1	1	1			
13	1	172176-67880	HOLDER	1	1	1	1	1			
14	1	172458-68991	COVER, PILLAR	1	1	1	1	1			
15	1	172458-69000	COVER, PILLAR	1	1	1	1	1			
16	1	1E8545-80090	GRILLE	2	2	2	2	2			
17	1	22857-500160	SCREW, 5X16	8	8	8	8	8			
18	1	26013-080162	BOLT, M8X 16	2	2	2	2	2			
19	1	26013-080202	BOLT, M8X 20	4	4	4	4	4			
20	1	26033-040202	SCREW, M4X20	2	2	2	2	2			
21	1	26557-080202	SCREW, M8X20	2	2	2	2	2			

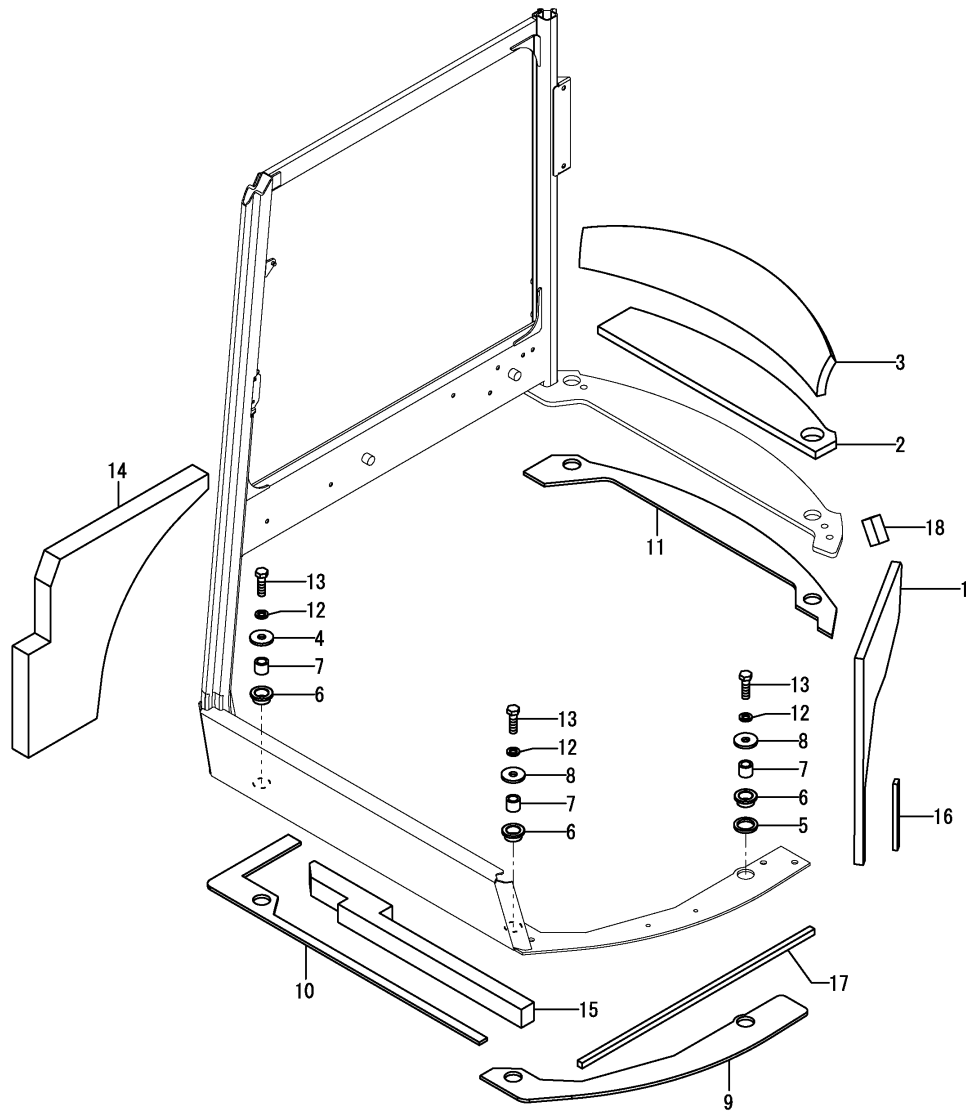


Remarks
 (1)Attach the No.6A label to this part.
 (2)Label is not illustrated.

Fig.35. COVER(CABIN)(2)

(A)=VIO55-5B(US)
 (B)=VIO55-5B(AS)
 (C)=VIO55-5B(NZ)

(D)=VIO55-5B(KR)
 (E)=VIO55-5B(SG)
 (F)=

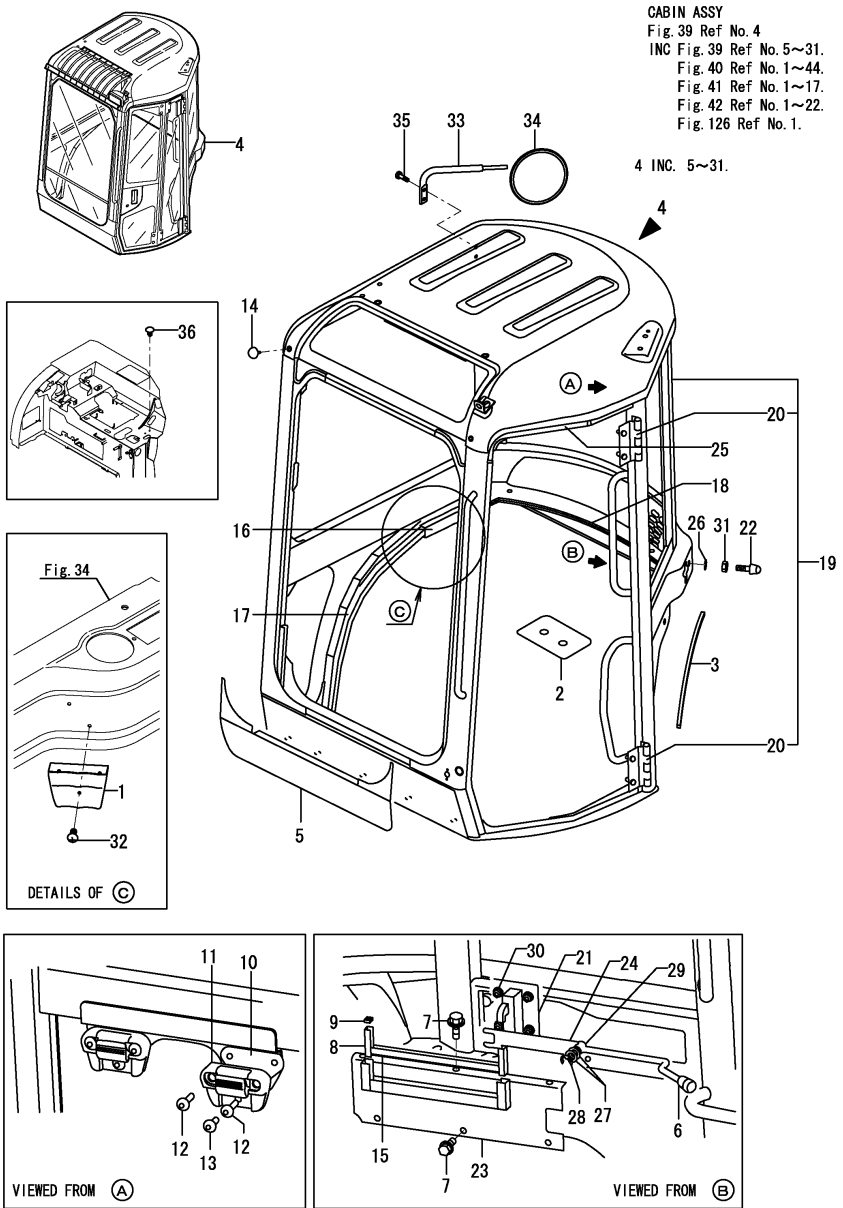


No.	Lev.	Parts No.	Description	Q'ty						I	R
				(A)	(B)	(C)	(D)	(E)	(F)		
1	1	172A47-68820	SPONGE	1	1	1	1	1			
2	1	172A47-68830	SPONGE	1	1	1	1	1			
3	1	172A47-68840	SPONGE	1	1	1	1	1			
4	1	172A47-68850	WASHER	1	1	1	1	1			
5	1	172A47-68860	WASHER	1	1	1	1	1			
6	1	172A47-68870	GROMMET	5	5	5	5	5			
7	1	172A47-68880	COLLAR	5	5	5	5	5			
8	1	172A47-68890	WASHER	4	4	4	4	4			
9	1	172A47-68900	PAD, ABSORBER	1	1	1	1	1			
10	1	172A47-68920	PAD, ABSORBER	1	1	1	1	1			
11	1	172A47-68930	PAD, ABSORBER	1	1	1	1	1			
12	1	22217-160000	WASHER, SPRING 16	5	5	5	5	5			
13	1	26076-160552	BOLT, 10.916X 55	5	5	5	5	5			
14	1	172A47-61550	SEAL, CABIN	1	1	1	1	1			
15	1	172A47-61560	SEAL, CABIN	1	1	1	1	1			
16	1	172A47-68940	SEAL, CABIN	1	1	1	1	1			
17	1	172A47-68990	SEAL, CABIN	1	1	1	1	1			
18	1	172A47-68980	SEAL, CABIN	1	1	1	1	1			

Fig.39. CABIN(BODY)

(A)=VIO55-5B(US)
 (B)=VIO55-5B(AS)
 (C)=VIO55-5B(NZ)

(D)=VIO55-5B(KR)
 (E)=VIO55-5B(SG)
 (F)=



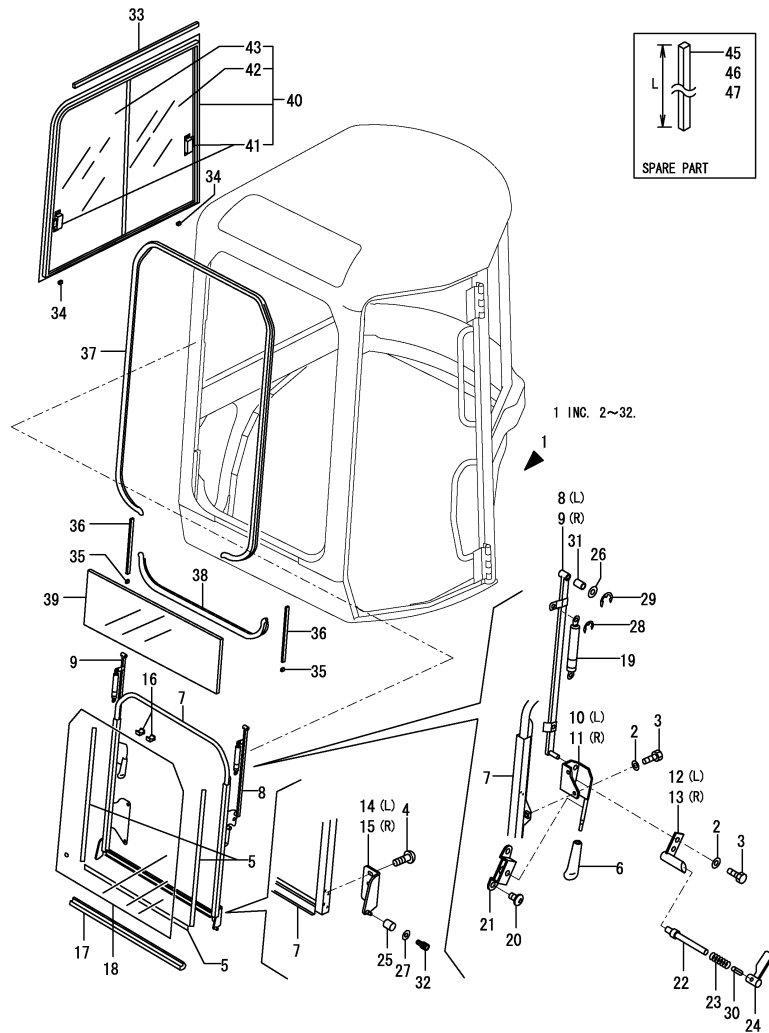
No.	Lev.	Parts No.	Description	Q'ty						I	R
				(A)	(B)	(C)	(D)	(E)	(F)		
1	1	172312-17250	ASHTRAY	1	1	1	1	1			
2	1	172458-63580	SPACER	1	1	1	1	1			
3	1	172164-65710	RUBBER, SEAL	1	1	1	1	1			
4	1	172A47-67801	CABIN ASSY	1	1	1	1	1			
5	2	172458-03310	LABEL, CABIN FRONT	1	1	1	1	1			
6	2	1E5100-51430	KNOB, CLUTCH	1	1	1	1	1			
7	2	172519-63240	BOLT	6	6	6	6	6			
8	2	172455-67310	RUN, GLASS	2	2	2	2	2			
9	2	172455-67320	CAP, CHANNEL	2	2	2	2	2			
10	2	172455-67330	PLATE ASSY, GLASS	2	2	2	2	2			
11	2	172455-67340	HOLDER, GLASS	2	2	2	2	2			
12	2	172455-67350	SCREW	4	4	4	4	4			
13	2	172455-67360	SCREW	2	2	2	2	2			
14	2	172455-67440	CLIP, TREE	4	4	4	4	4			
15	2	172458-67840	RUN, GLASS	1	1	1	1	1			
16	2	172458-67960	SEAL	1	1	1	1	1			
17	2	172458-67970	SEAL	1	1	1	1	1			
18	2	172458-67981	SEAL	1	1	1	1	1			
19	2	172A47-68001	FRAME ASSY, CABIN	1	1	1	1	1		1	
20	3	172458-68070	HINGE ASSY, DOOR	2	2	2	2	2			
21	2	172162-69050	LOCK ASSY	1	1	1	1	1			
22	2	172165-69190	RUBBER, STOPPER	1	1	1	1	1			
23	2	172458-69790	COVER ASSY	1	1	1	1	1			
24	2	172458-69830	LEVER, RESET	1	1	1	1	1			
25	2	172458-69930	SEAL, DOOR	1	1	1	1	1			
26	2	22117-100000	WASHER, 10	1	1	1	1	1			
27	2	22117-120000	WASHER, 12	2	2	2	2	2			
28	2	22272-000100	RING, E-10	1	1	1	1	1			
29	2	24550-012200	BUSH, 12X20	1	1	1	1	1			
30	2	26366-080002	NUT, M8	4	4	4	4	4			
31	2	26716-100002	NUT, M10	1	1	1	1	1			
32	1	22867-400100	SCREW, 4X10	3	3	3	3	3			
33	1	172A25-68301-1	BRACKET, MIRROR	1	1	1	1	1			
34	1	172A25-68500	MIRROR, REARVIEW	1	1	1	1	1			
35	1	26013-100162	BOLT, M10X 16	2	2	2	2	2			
35-1	1	26013-100252	BOLT, M10X 25	2	2	2	2	2		N	
		(A=M53579)	(B=M53579)	(C=M53579)	(D=M53579)	(E=M53579)					
36	1	172444-68650	CLIP, TREE	2	2	2	2	2		W	
		(A=M53001)	(B=M53001)	(C=M53001)	(D=M53001)	(E=M53001)					
37A	1	172437-03441	LABEL, ROPS	1	1	1	1	1		2	
37B	1	172437-03451	LABEL, SEAT BELT	1	1	1	1	1		2	

Remarks
 * The constitution of the figure was changed.
 (1) Attach the No.37A & 37B label to this part.
 (2) Label is not illustrated.

Fig.40. CABIN(GLASS)

(A)=VIO55-5B(US)
(B)=VIO55-5B(AS)
(C)=VIO55-5B(NZ)

(D)=VIO55-5B(KR)
(E)=VIO55-5B(SG)
(F)=



No.	Lev.	Parts No.	Description	Q'ty						I	R
				(A)	(B)	(C)	(D)	(E)	(F)		
1	2	172459-67810	SASH ASSY	1	1	1	1	1			
2	3	172458-63670	WASHER	8	8	8	8	8			
3	3	172458-63680	BOLT	8	8	8	8	8			
4	3	172458-63730	SCREW	4	4	4	4	4			
5	3	172458-63790	SEAL, DAM	3	3	3	3	3			
6	3	172445-66750	GRIP	2	2	2	2	2			
6-1	3	172455-66750	KNOB	2	2	2	2	2		R	
		(A=M54047)	(B=M54047)	(C=M54047)	(D=M54047)	(E=M54047)					
7	3	172458-67340	FRAME	1	1	1	1	1			
8	3	172458-67440	LINK	1	1	1	1	1			
9	3	172458-67510	LINK	1	1	1	1	1			
10	3	172458-67520	HANDLE	1	1	1	1	1			
11	3	172458-67550	HANDLE	1	1	1	1	1			
12	3	172458-67570	LATCH ASSY	1	1	1	1	1			
13	3	172458-67610	LATCH ASSY	1	1	1	1	1			
14	3	172458-67670	SHAFT ASSY, ROLLER	1	1	1	1	1			
15	3	172458-67680	SHAFT ASSY, ROLLER	1	1	1	1	1			
16	3	172458-67850	RUBBER, STOPPER	2	2	2	2	2			
17	3	172458-67870	RUBBER, SEAL	1	1	1	1	1			
18	3	172458-67900	GLASS	1	1	1	1	1			
19	3	172458-67920	SPRING, GAS	2	2	2	2	2			
20	3	172463-69150	SCREW	4	4	4	4	4			
21	3	172463-69160	HOLDER ASSY	2	2	2	2	2			
22	3	172463-69190	PIN, LATCH	2	2	2	2	2			
23	3	172463-69200	SPRING	2	2	2	2	2			
24	3	172463-69210	LEVER ASSY	2	2	2	2	2			
25	3	172445-69740	ROLLER	2	2	2	2	2			
26	3	22117-120000	WASHER, 12	4	4	4	4	4			
27	3	22137-060000	WASHER, 6	2	2	2	2	2			
28	3	22272-000060	RING, E- 6	4	4	4	4	4			
29	3	22272-000080	RING, E- 8	4	4	4	4	4			
30	3	22351-030012	PIN, SPRING 3.0X12	2	2	2	2	2			
31	3	24550-012200	BUSH, 12X20	4	4	4	4	4			
32	3	26450-060102	BOLT, M6X 10	2	2	2	2	2			
33	2	172458-63760	SEAL, SPONGE	1	1	1	1	1			
34	2	172455-67610	SPACER	2	2	2	2	2			
35	2	172455-67710	RUBBER, STOPPER	2	2	2	2	2			
36	2	172458-67830	RUN, GLASS	2	2	2	2	2			
37	2	172458-67860	RUBBER, SEAL	1	1	1	1	1			
38	2	172458-67880	RUBBER, SEAL	1	1	1	1	1			
39	2	172458-67910	GLASS	1	1	1	1	1			
40	2	172458-69250	SASH ASSY	1	1	1	1	1			
41	3	172455-67770	LOCK ASSY, SASH	2	2	2	2	2			
42	3	172458-69260	GLASS, SASH	1	1	1	1	1		2	
43	3	172458-69270	GLASS, SASH	1	1	1	1	1			
45	1	172478-68600	SEAL, DAM	1	1	1	1	1		1	
46	1	172478-68610	SEAL, DAM	1	1	1	1	1		1	
47	1	172478-68620	SEAL, DAM	1	1	1	1	1		1	
48A	1	172472-03241	LABEL, PIN US	1	1	1	1	1		3	
48B	1	172437-03312	LABEL, SLOPE	1	1	1	1	1		3	
48C	1	172437-03372	LABEL, NEUTRAL	1	1	1	1	1		3	

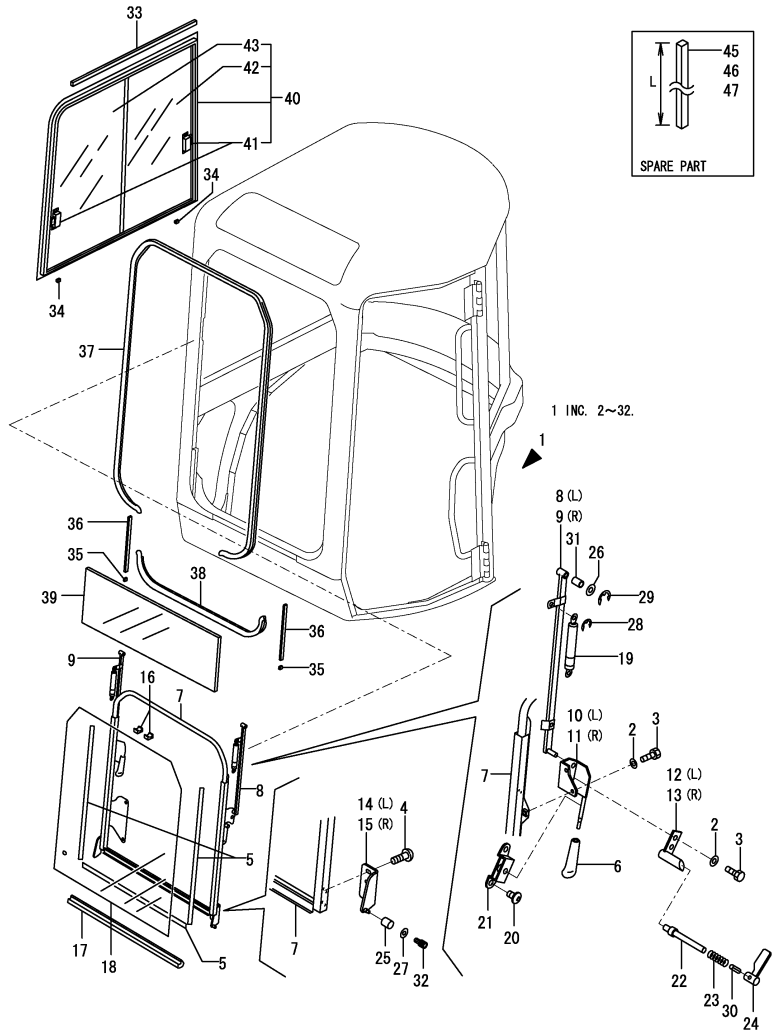
Remarks

- * The constitution of the figure was changed.
- * Cabin assy is shown in Fig.39.
- (1)Spare parts.
- L=No.45 : 1000mm, No.46 : 2000mm, No.47 : 3000mm.
- (2)Please use this part with following labels at the same time.
- 2-Way spec. : No.48A, 48B, 48C, 48D & 48E.
- 4-Way spec. : No.48A, 48B, 48C, 48D & 48F.
- Angle blade spec. : No.48A, 48B, 48C, 48D & 48G.
- (3)Label is not illustrated.

Fig.40. CABIN(GLASS)

(A)=VIO55-5B(US)
 (B)=VIO55-5B(AS)
 (C)=VIO55-5B(NZ)

(D)=VIO55-5B(KR)
 (E)=VIO55-5B(SG)
 (F)=



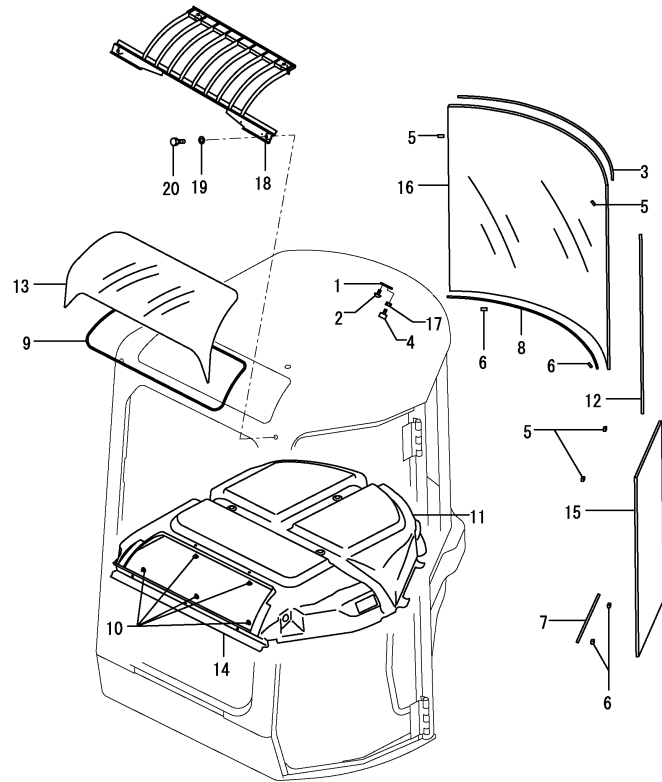
No.	Lev.	Parts No.	Description	Q'ty						I	R
				(A)	(B)	(C)	(D)	(E)	(F)		
48D	1	172437-03551	LABEL, WINDOW US	1	1	1	1	1			3
48E	1	172437-03601	LABEL, 2-WAY US	1	1	1	1				3
48F	1	172A47-03410	LABEL,4 WAY US					1			3
48G	1	172A79-03210	LABEL,OPERATION ANGL	1							3

Remarks
 * The constitution of the figure was changed.
 * Cabin assy is shown in Fig.39.
 (1)Spare parts.
 L=No.45 : 1000mm, No.46 : 2000mm, No.47 : 3000mm.
 (2)Please use this part with following labels at the same time.
 2-Way spec. : No.48A, 48B, 48C, 48D & 48E.
 4-Way spec. : No.48A, 48B, 48C, 48D & 48F.
 Angle blade spec. : No.48A, 48B, 48C, 48D & 48G.
 (3)Label is not illustrated.

Fig.41. CABIN(ACCESSORY)

(A)=VIO55-5B(US)
 (B)=VIO55-5B(AS)
 (C)=VIO55-5B(NZ)

(D)=VIO55-5B(KR)
 (E)=VIO55-5B(SG)
 (F)=



No.	Lev.	Parts No.	Description	Q'ty						I	R
				(A)	(B)	(C)	(D)	(E)	(F)		
1	2	172458-63700	PLATE ASSY	1	1	1	1	1			
2	2	172458-63730	SCREW	1	1	1	1	1			
3	2	172458-63770	TRIM	1	1	1	1	1			
4	2	172458-63800	RUBBER, STOPPER	1	1	1	1	1			
5	2	172458-63950	SPACER	4	4	4	4	4			
6	2	172458-63960	SPACER	4	4	4	4	4			
7	2	172458-63970	SEAL, DAM	1	1	1	1	1			
8	2	172458-63980	SEAL, DAM	1	1	1	1	1			
9	2	172458-63990	SEAL, DAM	1	1	1	1	1			
10	2	172455-67550	CLIP	15	15	15	15	15			
11	2	172458-68851	ROOF, INNER	1	1	1	1	1			
12	2	172458-69090	TRIM	1	1	1	1	1			
13	2	172458-69210	SUNROOF	1	1	1	1	1			
14	2	172458-69220	LINING	1	1	1	1	1			
15	2	172458-69230	GLASS	1	1	1	1	1			
16	2	172458-69240	GLASS	1	1	1	1	1		1	
17	2	26716-100002	NUT, M10	1	1	1	1	1			
18	1	172472-66611-2	GUARD, FOPS	1	1	1	1	1			
19	1	22137-100000	WASHER, 10	4	4	4	4	4			
20	1	26076-100352	BOLT, 10.910X 35	4	4	4	4	4			
21A	1	172A48-03392	LABEL, LIFT Q US	1	1	1	1	1		2	
21A-1	1	172A48-03393	LABEL, LIFT Q US	1	1	1	1	1		N 2	
		(A=M53428)	(B=M53320)	(C=M53320)	(D=M53320)	(E=M53320)					
21B	1	172A79-03390	LABEL,LIFT ANGLE	1						2	

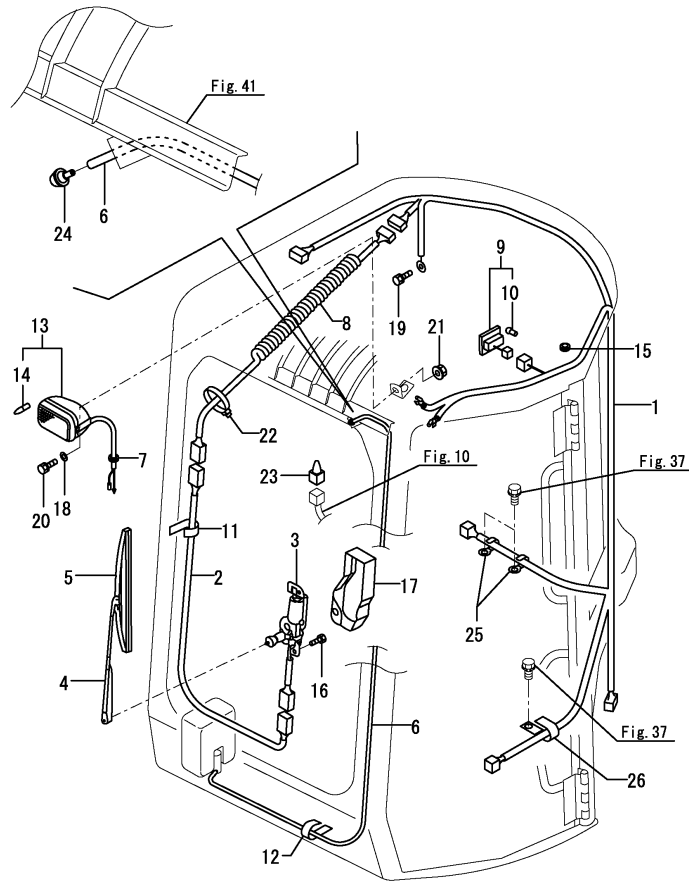
Remarks

- * The constitution of the figure was changed.
- * Cabin assy is shown in Fig.39.
- (1)Please use this part with following labels at the same time.
 Standard spec. : No.21A.
 Angle blade spec. : No.21B
- (2)Label is not illustrated.

Fig.42. CABIN(ELECTRIC PARTS)

(A)=VIO55-5B(US)
 (B)=VIO55-5B(AS)
 (C)=VIO55-5B(NZ)

(D)=VIO55-5B(KR)
 (E)=VIO55-5B(SG)
 (F)=



No.	Lev.	Parts No.	Description	Q'ty						I	R
				(A)	(B)	(C)	(D)	(E)	(F)		
1	2	172458-16612	HARNES, WIRE	1	1	1	1	1			
2	2	172458-16620	HARNES, WIRE	1	1	1	1	1			
3	2	172458-17210	MOTOR, WIPER	1	1	1	1	1			
4	2	172458-17220	ARM, WIPER	1	1	1	1	1			
5	2	172458-17230	BLADE, WIPER	1	1	1	1	1			
6	2	172472-17620	HOSE, WASHER	1	1	1	1	1			
7	2	172455-67870	GROMMET	2	2	2	2	2			
8	2	172455-67880	CORD	1	1	1	1	1			
9	2	172455-67900	LAMP, ROOM	1	1	1	1	1			
10	3	172455-67930	BULB	1	1	1	1	1			
11	2	172455-67910	CLAMP, HARNES	3	3	3	3	3			
12	2	172455-67910	CLAMP, HARNES	3	3	3	3	3			
13	2	172455-67971	LAMP, CABIN	1	1	1	1	1			
14	3	172458-17420	BULB	1	1	1	1	1			
15	2	172458-69320	GROMMET	1	1	1	1	1			
16	2	172455-69410	BOLT	2	2	2	2	2			
17	2	172455-69490	COVER, WIPER	1	1	1	1	1			
18	2	22137-080000	WASHER, 8	1	1	1	1	1			
19	2	26013-080162	BOLT, M8X 16	1	1	1	1	1			
20	2	26116-080202	BOLT, M8X 20 PLATED	1	1	1	1	1			
21	2	26366-080002	NUT, M8	1	1	1	1	1			
22	2	933168-55770	BAND	1	1	1	1	1			
23	1	172190-16500	HARNES, WIRE	1	1	1	1	1			
24	1	198094-86060	NOZZLE, WASHER	1	1	1	1	1			
25	1	172126-16540	CLAMP	2	2	2	2	2			
26	1	1A1380-59480	CLAMP, CORD	2	2	2	2	2			

Remarks

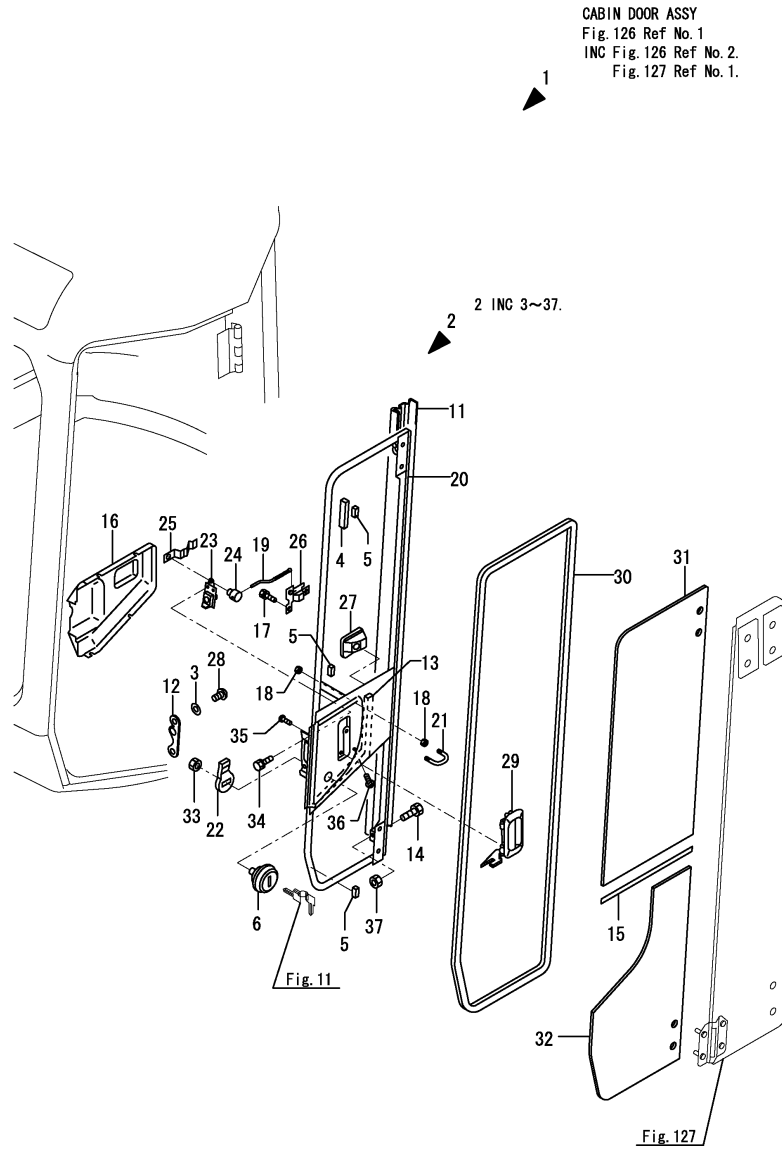
* The constitution of the figure was changed.

* Cabin assy is shown in Fig.39.

Fig.126. (42A)CABIN DOOR(FRONT)

(A)=VIO55-5B(US)
(B)=VIO55-5B(AS)
(C)=VIO55-5B(NZ)

(D)=VIO55-5B(KR)
(E)=VIO55-5B(SG)
(F)=



No.	Lev.	Parts No.	Description	Q'ty						I	R
				(A)	(B)	(C)	(D)	(E)	(F)		
1	2	172459-67821	DOOR ASSY	1	1	1	1	1			
2	3	172459-67831	DOOR ASSY	1	1	1	1	1			
3	4	172458-63670	WASHER	2	2	2	2	2			
4	4	172458-63930	STOPPER	1	1	1	1	1			
5	4	172458-63950	SPACER	3	3	3	3	3			
6	4	172164-66170	KEY ASSY, CYLINDER	1	1	1	1	1			
11	4	172458-66720	COVER, DOOR	1	1	1	1	1			
12	4	172458-67020	STRIKER ASSY	1	1	1	1	1			
13	4	172458-67650	SEAL, DAM	1	1	1	1	1			
14	4	26116-100304	BOLT, M10X 30 PLATED	1	1	1	1	1			
15	4	172458-69100	TRIM	1	1	1	1	1			
16	4	172455-69170	COVER, LATCH	1	1	1	1	1			
17	4	172455-69300	BOLT	3	3	3	3	3			
18	4	172445-69320	NUT	4	4	4	4	4			
19	4	172445-69400	ROD, HANDLE	1	1	1	1	1			
20	4	172458-69400	FRAME ASSY, DOOR	1	1	1	1	1			
21	4	172445-69420	HOOK, DOOR	1	1	1	1	1			
22	4	172162-69470	PLATE, LOCK	1	1	1	1	1			
23	4	172162-69480	LOCK ASSY	1	1	1	1	1			
24	4	172162-69490	PIN	1	1	1	1	1			
25	4	172162-69500	SPRING	1	1	1	1	1			
26	4	172162-69510	HANDLE ASSY	1	1	1	1	1			
27	4	172162-69520	COVER	1	1	1	1	1			
28	4	172455-69520	BOLT	2	2	2	2	2			
29	4	172162-69542	HANDLE, OUTER	1	1	1	1	1			
30	4	172458-69580	TRIM ASSY	1	1	1	1	1			
31	4	172458-69900	GLASS, DOOR	1	1	1	1	1			
32	4	172458-69910	GLASS, DOOR	1	1	1	1	1			
33	4	26716-100002	NUT, M10	1	1	1	1	1			
34	4	26013-060162	BOLT, M6X 16	3	3	3	3	3			
35	4	26023-060122	SCREW, M6X12	2	2	2	2	2			
36	4	26023-060162	SCREW, M6X16	4	4	4	4	4			
36-1	4	172458-69170	SCREW, SETTING	4	4	4	4	4		N	
		(A=M54122)	(B=M54122)	(C=M54122)	(D=M54122)	(E=M54122)					
37	4	26716-100002	NUT, M10	1	1	1	1	1			

Remarks

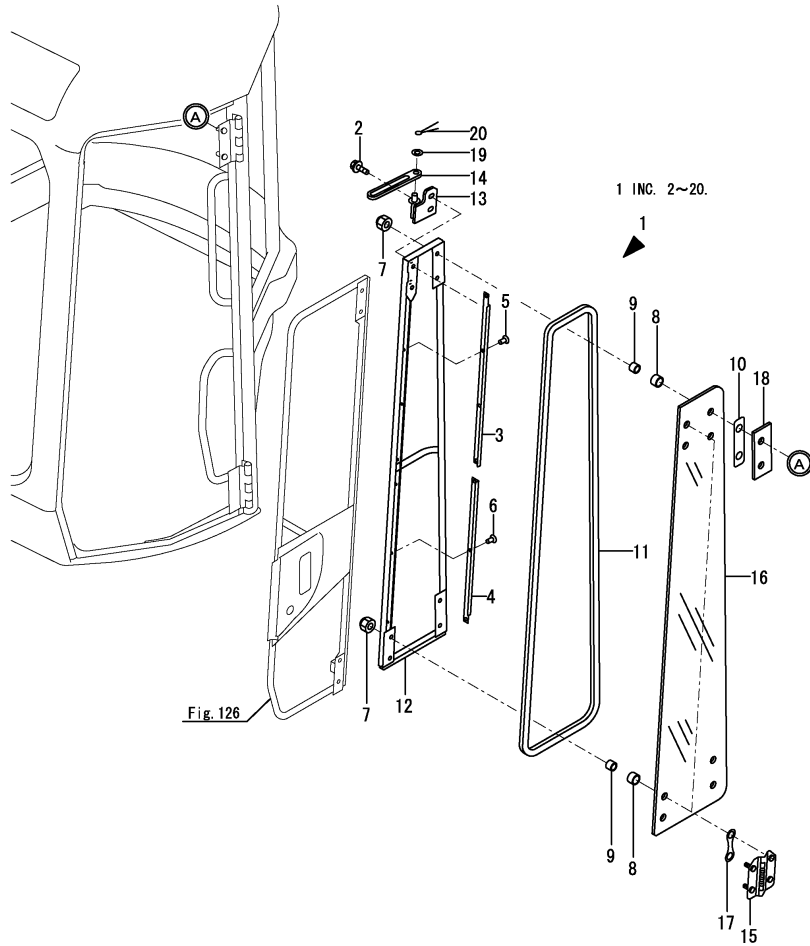
* The constitution of the figure was changed.

* Cabin assy is shown in Fig.39.

Fig.127. (42B)CABIN DOOR(REAR)

(A)=VIO55-5B(US)
 (B)=VIO55-5B(AS)
 (C)=VIO55-5B(NZ)

(D)=VIO55-5B(KR)
 (E)=VIO55-5B(SG)
 (F)=



No.	Lev.	Parts No.	Description	Q'ty						I	R
				(A)	(B)	(C)	(D)	(E)	(F)		
1	3	172459-67841	DOOR ASSY	1	1	1	1	1			
2	4	172519-63240	BOLT	2	2	2	2	2			
3	4	172458-66780	PLATE, DOOR	1	1	1	1	1			
4	4	172458-66790	PLATE, DOOR	1	1	1	1	1			
5	4	172458-66800	SCREW	4	4	4	4	4			
6	4	172458-66800	SCREW	3	3	3	3	3			
7	4	172455-69140	NUT, CAP	12	12	12	12	12			
8	4	172455-69200	TUBE	12	12	12	12	12			
9	4	172455-69250	PIPE	12	12	12	12	12			
10	4	172455-69290	PACKING	4	4	4	4	4			
11	4	172458-69590	TRIM ASSY	1	1	1	1	1			
12	4	172458-69601	FRAME ASSY, DOOR	1	1	1	1	1			
13	4	172458-69730	PLATE ASSY	1	1	1	1	1			
14	4	172458-69760	GUIDE, STOPPER	1	1	1	1	1			
15	4	172458-69770	HINGE	2	2	2	2	2			
16	4	172458-69920	GLASS, DOOR	1	1	1	1	1			
17	4	172458-69960	GASKET	8	8	8	8	8			
18	4	172458-69990	COVER	2	2	2	2	2			
19	4	22137-080000	WASHER, 8	2	2	2	2	2			
20	4	22417-200160	PIN, COTTER 2.0X16	2	2	2	2	2			

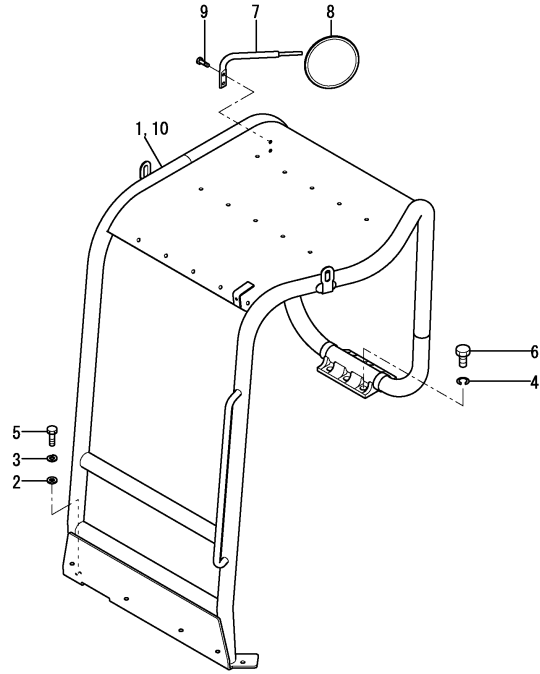
Remarks

- * The constitution of the figure was changed.
- * Cabin assy is shown in Fig.39.
- * Cabin door assy is shown in Fig.126.

Fig.43. CANOPY

(A)=VIO55-5B(US)
 (B)=VIO55-5B(AS)
 (C)=VIO55-5B(NZ)

(D)=VIO55-5B(KR)
 (E)=VIO55-5B(SG)
 (F)=



No.	Lev.	Parts No.	Description	Q'ty						I	R
				(A)	(B)	(C)	(D)	(E)	(F)		
1	1	172467-66300-1	CANOPY ASSY		1	1			1		1
1-1	1	172467-66301-1	CANOPY ASSY, ROPS		1	1			1		F 1
		(B=M53715) (C=M53715)						(E=M53715)			
1A	1	172A48-03392	LABEL, LIFT Q US	1	1	1			1		2
1A-1	1	172A48-03393	LABEL, LIFT Q US	1	1	1			1		N 2
		(A=M53428) (B=M53320) (C=M53320)						(E=M53320)			
1B	1	172437-03312	LABEL, SLOPE	1	1	1			1		2
1C	1	172437-03343	LABEL, TRANSPORT	1	1	1			1		2
1D	1	172437-03372	LABEL, NEUTRAL	1	1	1			1		2
1E	1	172437-03441	LABEL, ROPS	1	1	1			1		2
1F	1	172437-03451	LABEL, SEAT BELT	1	1	1			1		2
1G	1	172472-03141	LABEL, SUPPORT	1	1	1			1		2
1H	1	172437-03601	LABEL, 2-WAY US	1	1	1					2
1I	1	172A47-03410	LABEL, 4 WAY US						1		2
1J	1	172A79-03390	LABEL, LIFT ANGLE	1							2
2	1	172149-66550	WASHER	4	4	4			4		
3	1	22217-120000	WASHER, SPRING 12	4	4	4			4		
4	1	22217-160000	WASHER, SPRING 16	6	6	6			6		
5	1	26076-120402	BOLT, 10.912X 40	4	4	4			4		
6	1	26076-160402	BOLT, 10.916X 40	6	6	6			6		
7	1	172A25-68301-1	BRACKET, MIRROR	1	1	1			1		
8	1	172A25-68500	MIRROR, REARVIEW	1	1	1			1		
9	1	26013-100162	BOLT, M10X 16	2	2	2			2		
9-1	1	26013-100252	BOLT, M10X 25	2	2	2			2		N
		(A=M53579) (B=M53579) (C=M53579)						(E=M53579)			
10	1	172A47-67900	CANOPY ASSY	1							1

Remarks

(1)It supplies it with serial number label and puts follows label

Please use this part with following labels at the same time.

2-Way spec. : No.1A, 1B, 1C, 1D, 1E, 1G & 1H.

4-Way spec. : No.1A, 1B, 1C, 1D, 1E, 1G & 1I.

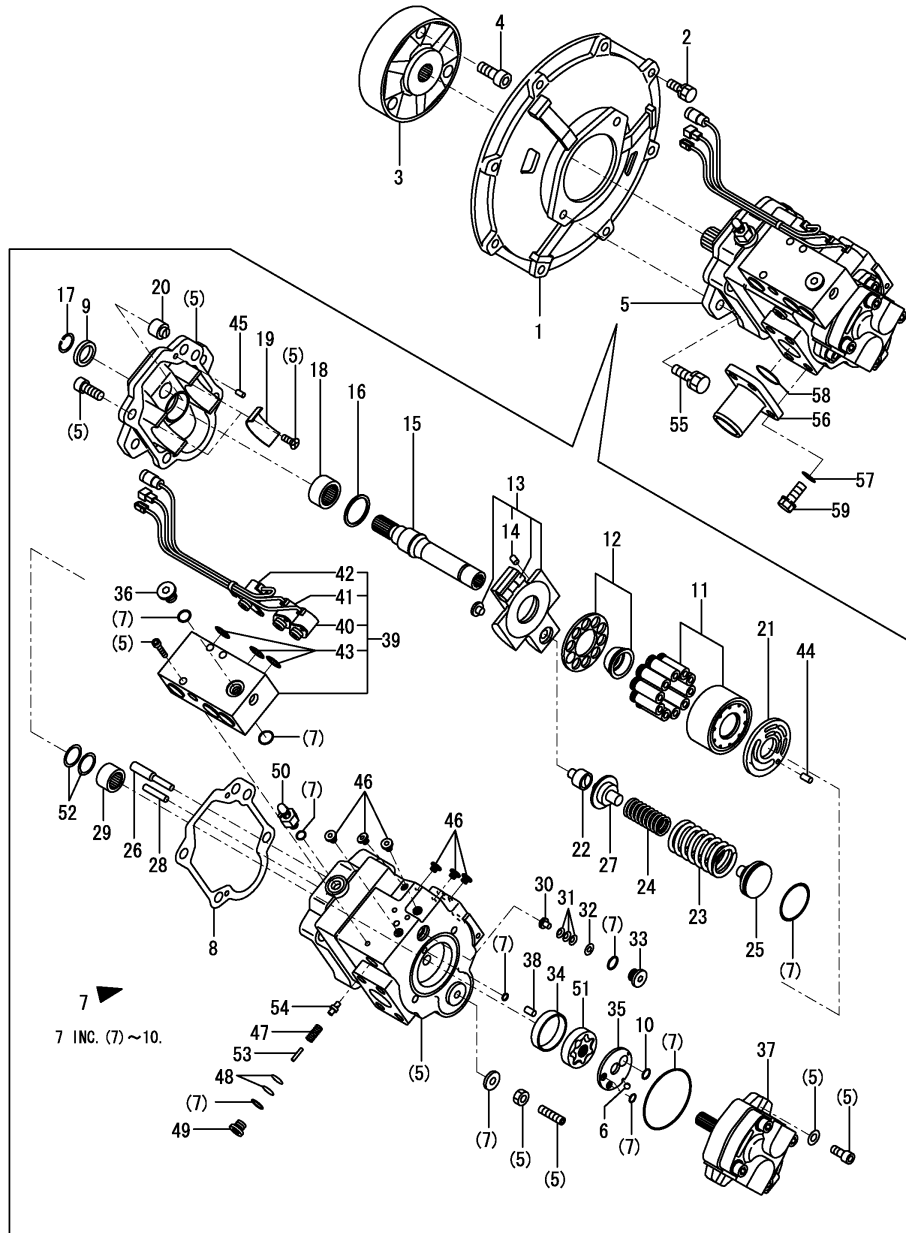
Angle blade spec. : No.1A, 1B, 1C, 1D, 1E, 1G & 1J.

(2)Label is not illustrated.

Fig.44. HYDRAULIC PUMP & JOINT

(A)=VIO55-5B(US)
(B)=VIO55-5B(AS)
(C)=VIO55-5B(NZ)

(D)=VIO55-5B(KR)
(E)=VIO55-5B(SG)
(F)=



No.	Lev.	Parts No.	Description	Q'ty						I	R
				(A)	(B)	(C)	(D)	(E)	(F)		
1	1	172168-71101-4	COVER, FLYWHEEL	1	1	1	1	1			
2	1	26013-100302	BOLT, M10X 30	8	8	8	8	8			
3	1	172165-71200	COUPLING	1	1	1	1	1			
4	1	26450-120402	BOLT, M12X 40	3	3	3	3	3			
5	1	172961-73102	PUMP ASSY	1	1	1	1	1			
5-1	1	172961-73103	PUMP ASSY	1	1	1	1	1		N	
		(A=M53320)	(B=M53320)	(C=M53320)	(D=M53320)	(E=M53320)					
6	2	172122-70350	BALL, STEEL	1	1	1	1	1			
7	2	172460-73111	SEAL SET	1	1	1	1	1			
8	3	172460-73170	GASKET	1	1	1	1	1			
9	3	172460-73190	SEAL, OIL	1	1	1	1	1			
10	3	172460-73400	O-RING	1	1	1	1	1			
11	2	172460-73121	BLOCK KIT, CYLINDER	1	1	1	1	1			
12	2	172460-73130	RETAINER KIT	1	1	1	1	1			
13	2	172460-73140	PLATE, SWASH	1	1	1	1	1			
14	3	172312-74790	ORIFICE	1	1	1	1	1			
15	2	172460-73150	SHAFT	1	1	1	1	1			
16	2	172460-73160	WASHER, THRUST	1	1	1	1	1			
17	2	172460-73180	RING, SNAP	1	1	1	1	1			
18	2	172460-73200	BEARING, NEEDLE	1	1	1	1	1			
19	2	172460-73210	BUSH	2	2	2	2	2			
20	2	172460-73220	STOPPER	1	1	1	1	1			
20-1	2	172460-73450	STOPPER	1	1	1	1	1		N	
		(A=M53320)	(B=M53320)	(C=M53320)	(D=M53320)	(E=M53320)					
21	2	172460-73231	PLATE, VALVE	1	1	1	1	1			
22	2	172460-73240	HOLDER	1	1	1	1	1			
23	2	172461-73150	SPRING	1	1	1	1	1			
24	2	172461-73140	SPRING	1	1	1	1	1			
25	2	172461-73270	SEAT, SPRING	1	1	1	1	1			
26	2	172460-73280	PIN	1	1	1	1	1			
27	2	172176-73290	SEAT, SPRING	1	1	1	1	1			
28	2	172460-73290	PIN	1	1	1	1	1			
29	2	172460-73330	BEARING, NEEDLE	1	1	1	1	1			
30	2	172460-73340	STOPPER	1	1	1	1	1			
31	2	172460-73350	SPRING, DISK	3	3	3	3	3			
32	2	172460-73360	WASHER	1	1	1	1	1			
33	2	172460-73370	PLUG	1	1	1	1	1			
34	2	172460-73380	BUSH	1	1	1	1	1			
35	2	172460-73390	PLATE	1	1	1	1	1			
36	2	172148-70301	PLUG	1	1	1	1	1			
37	2	172461-73131	PUMP, GEAR	1	1	1	1	1			
38	2	172460-73420	PIN	1	1	1	1	1			
39	2	172960-73430	VALVE	1	1	1	1	1			
40	3	172460-73900	VALVE, SOLENOID	1	1	1	1	1		1	
41	3	172460-73910	VALVE, SOLENOID	1	1	1	1	1		2	
42	3	172460-73920	VALVE, SOLENOID	1	1	1	1	1		3	
43	3	24352-190110	O-RING, 219011	3	3	3	3	3			
44	2	172122-73480	PIN	1	1	1	1	1			
45	2	172122-73480	PIN	2	2	2	2	2			
46	2	172452-73480	PLUG	6	6	6	6	6			
47	2	172176-73560	SPRING	1	1	1	1	1			

Remarks

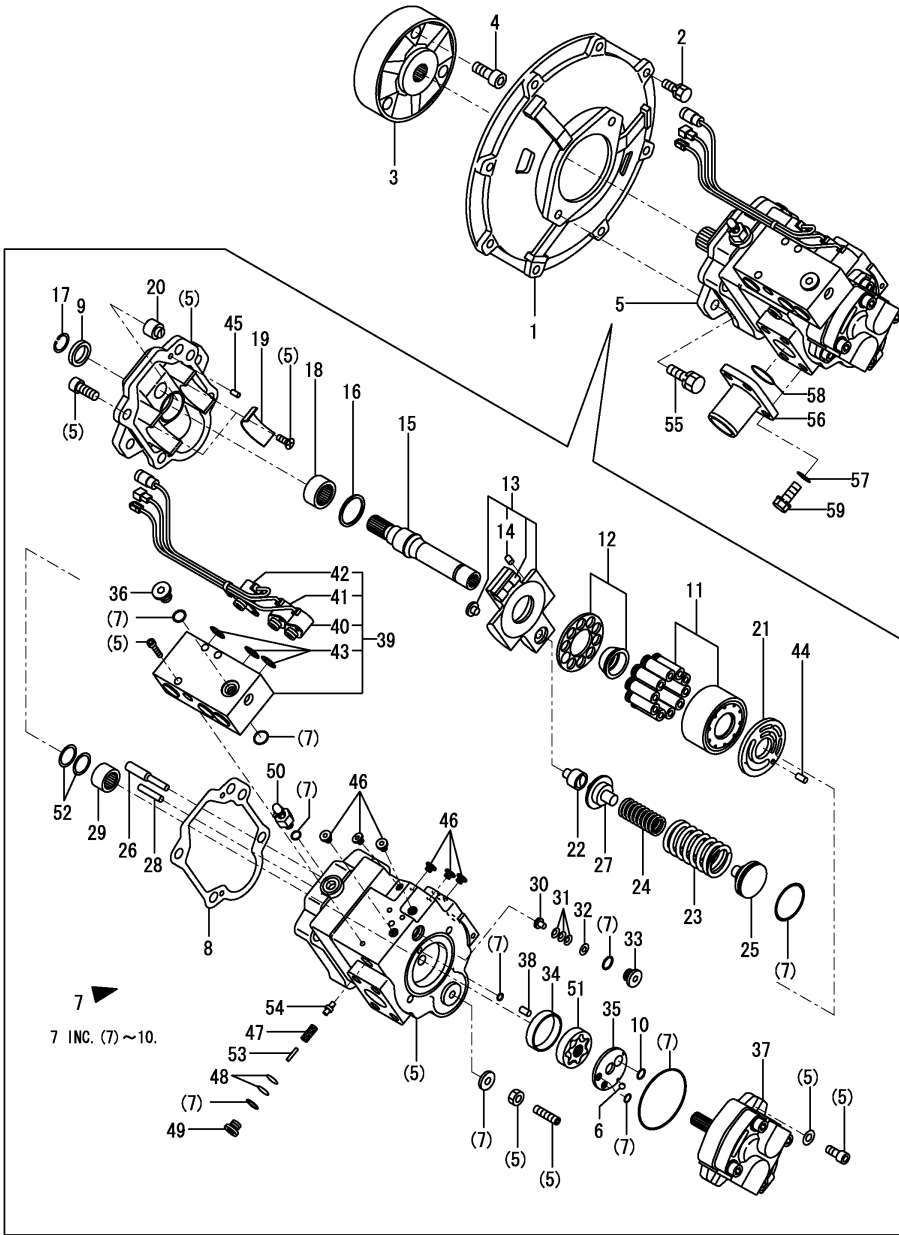
- (1)For safety lock.
- (2)For second gear traveling.
- (3)For quick coupler.

Fig.44. HYDRAULIC PUMP & JOINT

(A)=VIO55-5B(US)
 (B)=VIO55-5B(AS)
 (C)=VIO55-5B(NZ)

(D)=VIO55-5B(KR)
 (E)=VIO55-5B(SG)
 (F)=

No.	Lev.	Parts No.	Description	Q'ty						I	R
				(A)	(B)	(C)	(D)	(E)	(F)		
48	2	172176-73590	SHIM	2	2	2	2	2			
49	2	172176-73600	PLUG	1	1	1	1	1			
50	2	172176-73690	BREEDER, AIR	1	1	1	1	1			
51	2	172176-73880	PUMP ASSY, TROCHOID	1	1	1	1	1			
52	2	172176-73910	WASHER, THRUST	2	2	2	2	2			
53	2	172176-73930	PIN	1	1	1	1	1			
54	2	172176-73940	POPPET	1	1	1	1	1			
55	1	26013-120352	BOLT, M12X 35	2	2	2	2	2			
56	1	172165-76860	FLANGE	1	1	1	1	1			
57	1	22117-120000	WASHER, 12	4	4	4	4	4			
58	1	24321-000450	O-RING, 1AG45.0	1	1	1	1	1			
59	1	26013-120302	BOLT, M12X 30	4	4	4	4	4			

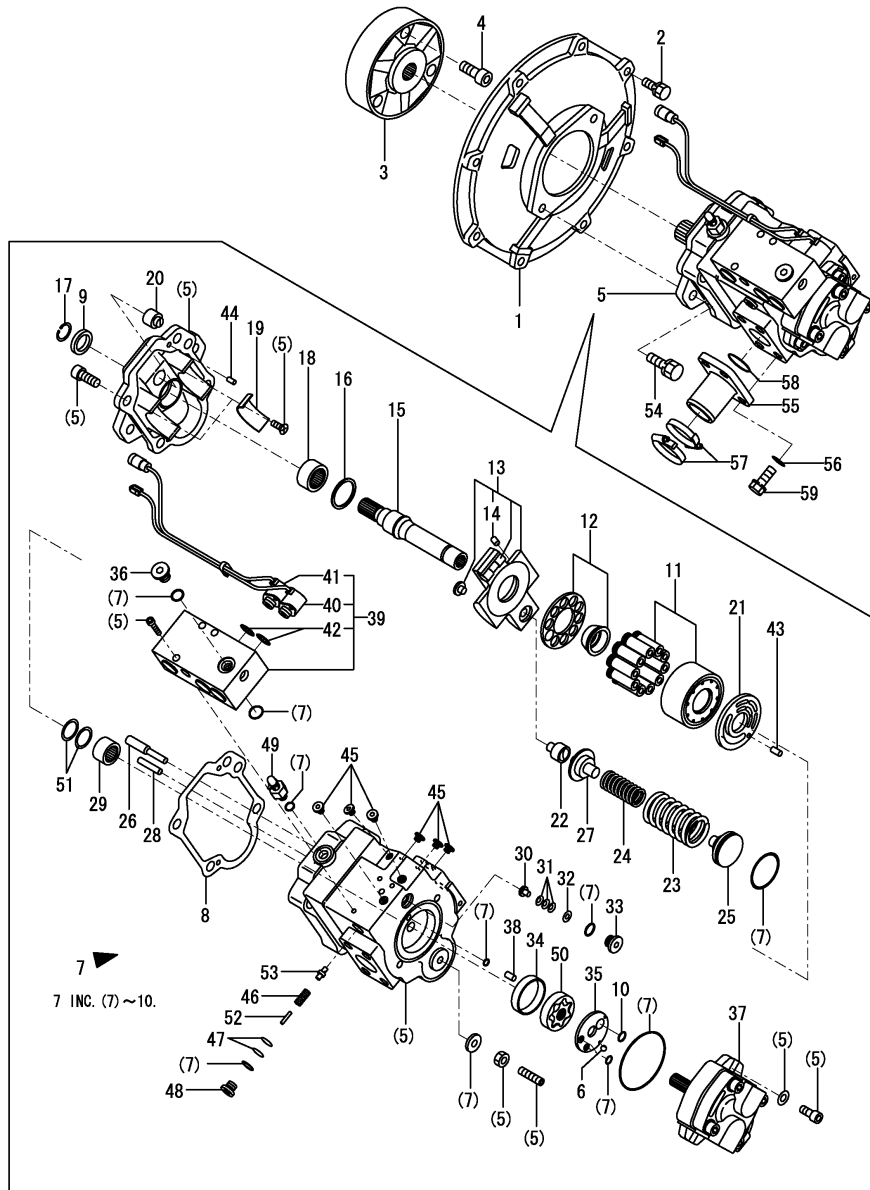


Remarks
 (1)For safety lock.
 (2)For second gear traveling.
 (3)For quick coupler.

Fig.128. (44A)HYDRAULIC PUMP & JOINT(WITHOUT QUICK COUPLER SPEC.)

(A)=VIO55-5B(US)
 (B)=VIO55-5B(AS)
 (C)=VIO55-5B(NZ)

(D)=VIO55-5B(KR)
 (E)=VIO55-5B(SG)
 (F)=



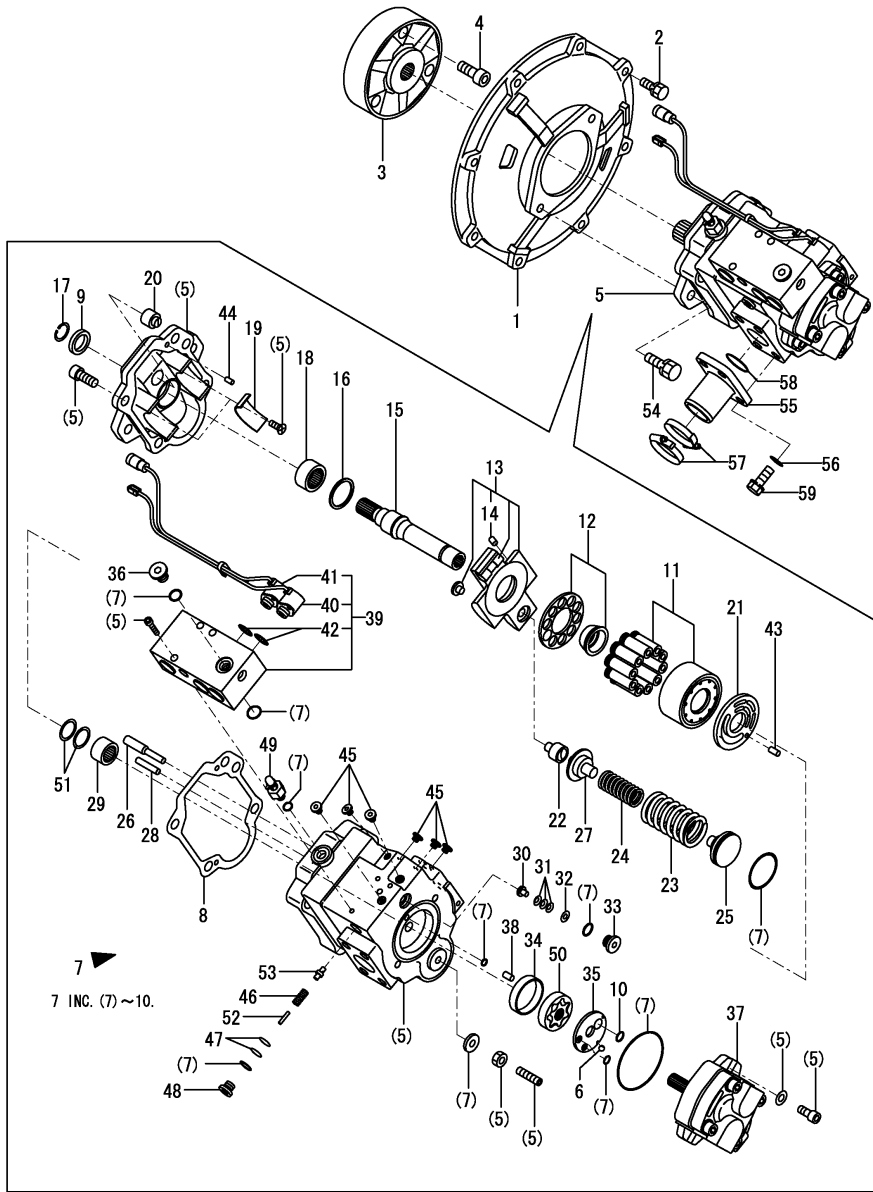
No.	Lev.	Parts No.	Description	Qty						I	R
				(A)	(B)	(C)	(D)	(E)	(F)		
1	1	172168-71101-4	COVER, FLYWHEEL	1	1	1	1	1			
2	1	26013-100302	BOLT, M10X 30	8	8	8	8	8			
3	1	172165-71200	COUPLING	1	1	1	1	1			
4	1	26450-120402	BOLT, M12X 40	3	3	3	3	3			
5	1	172461-73103	PUMP ASSY, HYDRAULIC	1	1	1	1	1			
6	2	172122-70350	BALL, STEEL	1	1	1	1	1			
7	2	172460-73111	SEAL SET	1	1	1	1	1			
8	3	172460-73170	GASKET	1	1	1	1	1			
9	3	172460-73190	SEAL, OIL	1	1	1	1	1			
10	3	172460-73400	O-RING	1	1	1	1	1			
11	2	172460-73121	BLOCK KIT, CYLINDER	1	1	1	1	1			
12	2	172460-73130	RETAINER KIT	1	1	1	1	1			
13	2	172460-73140	PLATE, SWASH	1	1	1	1	1			
14	3	172312-74790	ORIFICE	1	1	1	1	1			
15	2	172460-73150	SHAFT	1	1	1	1	1			
16	2	172460-73160	WASHER, THRUST	1	1	1	1	1			
17	2	172460-73180	RING, SNAP	1	1	1	1	1			
18	2	172460-73200	BEARING, NEEDLE	1	1	1	1	1			
19	2	172460-73210	BUSH	2	2	2	2	2			
20	2	172460-73450	STOPPER	1	1	1	1	1			
21	2	172460-73231	PLATE, VALVE	1	1	1	1	1			
22	2	172460-73240	HOLDER	1	1	1	1	1			
23	2	172461-73150	SPRING	1	1	1	1	1			
24	2	172461-73140	SPRING	1	1	1	1	1			
25	2	172461-73270	SEAT, SPRING	1	1	1	1	1			
26	2	172460-73280	PIN	1	1	1	1	1			
27	2	172176-73290	SEAT, SPRING	1	1	1	1	1			
28	2	172460-73290	PIN	1	1	1	1	1			
29	2	172460-73330	BEARING, NEEDLE	1	1	1	1	1			
30	2	172460-73340	STOPPER	1	1	1	1	1			
31	2	172460-73350	SPRING, DISK	3	3	3	3	3			
32	2	172460-73360	WASHER	1	1	1	1	1			
33	2	172460-73370	PLUG	1	1	1	1	1			
34	2	172460-73380	BUSH	1	1	1	1	1			
35	2	172460-73390	PLATE	1	1	1	1	1			
36	2	172148-70301	PLUG	1	1	1	1	1			
37	2	172461-73131	PUMP, GEAR	1	1	1	1	1			
38	2	172460-73420	PIN	1	1	1	1	1			
39	2	172460-73430	VALVE	1	1	1	1	1			
40	3	172460-73900	VALVE, SOLENOID	1	1	1	1	1		1	
41	3	172460-73910	VALVE, SOLENOID	1	1	1	1	1		2	
42	3	24352-190110	O-RING, 219011	2	2	2	2	2			
43	2	172122-73480	PIN	1	1	1	1	1			
44	2	172122-73480	PIN	2	2	2	2	2			
45	2	172452-73480	PLUG	6	6	6	6	6			
46	2	172176-73560	SPRING	1	1	1	1	1			
47	2	172176-73590	SHIM	2	2	2	2	2			
48	2	172176-73600	PLUG	1	1	1	1	1			
49	2	172176-73690	BREEDER, AIR	1	1	1	1	1			
50	2	172176-73880	PUMP ASSY, TROCHOID	1	1	1	1	1			
51	2	172176-73910	WASHER, THRUST	2	2	2	2	2			

Remarks
 (1)For safety lock.
 (2)For second gear traveling.

Fig.128. (44A)HYDRAULIC PUMP & JOINT(WITHOUT QUICK COUPLER SPEC.)

(A)=VIO55-5B(US)
 (B)=VIO55-5B(AS)
 (C)=VIO55-5B(NZ)

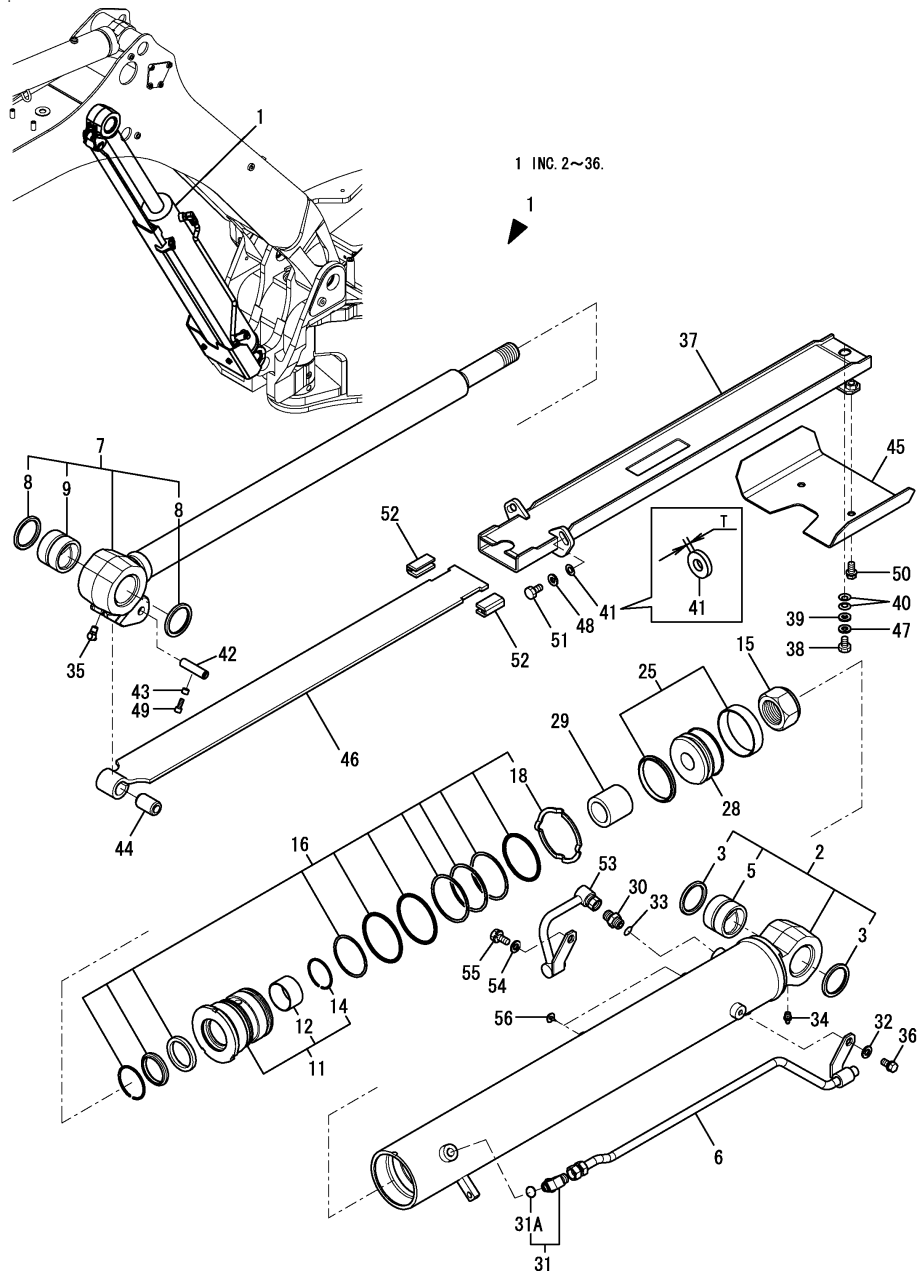
(D)=VIO55-5B(KR)
 (E)=VIO55-5B(SG)
 (F)=



No.	Lev.	Parts No.	Description	Q'ty						I	R
				(A)	(B)	(C)	(D)	(E)	(F)		
52	2	172176-73930	PIN	1	1	1	1	1			
53	2	172176-73940	POPPET	1	1	1	1	1			
54	1	26013-120352	BOLT, M12X 35	2	2	2	2	2			
55	1	172165-76860	FLANGE	1	1	1	1	1			
56	1	22117-120000	WASHER, 12	4	4	4	4	4			
57	1	23001-070000	CLAMP, HOSE 70	2	2	2	2	2			
58	1	24321-000450	O-RING, 1AG45.0	1	1	1	1	1			
59	1	26013-120302	BOLT, M12X 30	4	4	4	4	4			

Remarks
 (1)For safety lock.
 (2)For second gear traveling.

Fig.45. BOOM CYLINDER



(A)=VIO55-5B(US)
(B)=VIO55-5B(AS)
(C)=VIO55-5B(NZ)

(D)=VIO55-5B(KR)
(E)=VIO55-5B(SG)
(F)=

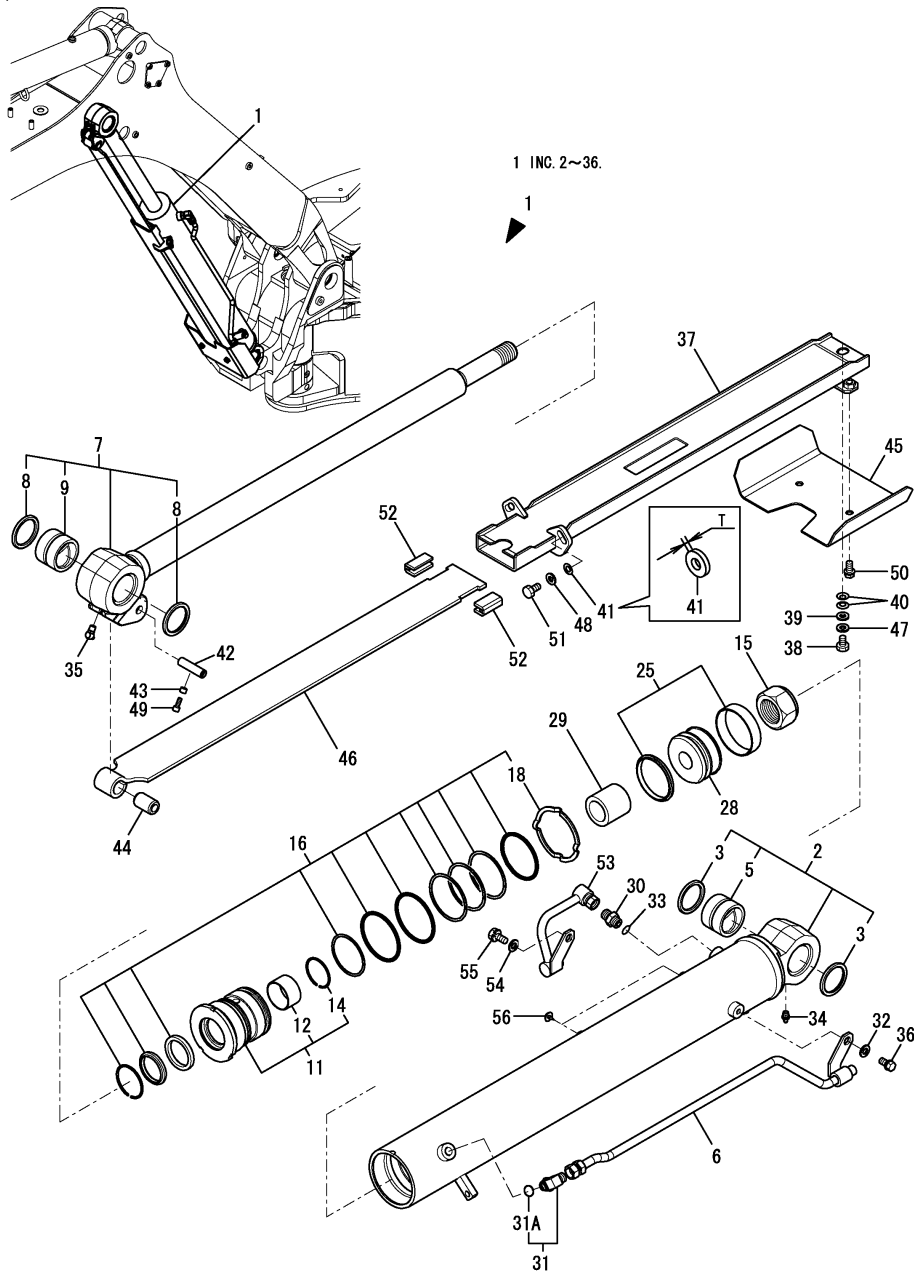
No.	Lev.	Parts No.	Description	Q'ty						I	R
				(A)	(B)	(C)	(D)	(E)	(F)		
1	1	172A48-72102-2	CYLINDER ASSY, BOOM	1	1	1	1	1			
1-1	1	172A48-72102-N	CYLINDER ASSY, BOOM	1	1	1	1	1		S	
		(A=M59001) (B=M56001) (C=M56001) (D=M56001) (E=M56001)									
2	2	172A48-72111-2	TUBE ASSY, BOOM	1	1	1	1	1			
2-1	2	172A48-72111-N	TUBE ASSY, BOOM	1	1	1	1	1		S	
		(A=M59001) (B=M56001) (C=M56001) (D=M56001) (E=M56001)									
3	3	172448-54120	SEAL, DUST	2	2	2	2	2			
5	3	172A48-72180	BUSH	1	1	1	1	1			
6	2	172A47-72170-2	PIPE ASSY, BOOM	1	1	1	1	1			
6-1	2	172A47-72170-N	PIPE ASSY, BOOM	1	1	1	1	1		S	
		(A=M59001) (B=M56001) (C=M56001) (D=M56001) (E=M56001)									
7	2	172A48-72201	ROD ASSY, BOOM	1	1	1	1	1			
8	3	172448-54120	SEAL, DUST	2	2	2	2	2			
9	3	172460-72180	BUSH	1	1	1	1	1			
11	2	172A48-72250	HEAD ASSY	1	1	1	1	1			
12	3	172151-72240	BUSH, ROD	1	1	1	1	1			
14	3	933111-26700	RING, SPRING	1	1	1	1	1			
15	2	172151-72270	NUT	1	1	1	1	1			
16	2	172A48-72281	SEAL SET, HEAD	1	1	1	1	1			
18	3	172151-72290	WASHER, LOCK	1	1	1	1	1			
25	2	172491-72260	SEAL SET, PISTON	1	1	1	1	1			
28	2	172A48-72270	PISTON	1	1	1	1	1			
29	2	172A48-72310	PLUNGER, CUSHION	1	1	1	1	1			
30	2	172730-75141	ADAPTER	1	1	1	1	1			
31	2	172142-76181	JOINT ASSY	1	1	1	1	1			
31A	3	24315-000140	O-RING, 1BP14.0	1	1	1	1	1		W	
		(A=M53001) (B=M53001) (C=M53001) (D=M53001) (E=M53001)									
32	2	22137-100000	WASHER, 10	1	1	1	1	1			
33	2	24315-000140	O-RING, 1BP14.0	1	1	1	1	1			
33-1	2	41851-000140	O-RING	1	1	1	1	1		N	
		(A=M53207) (B=M53207) (C=M53207) (D=M53207) (E=M53207)									
34	2	24761-020000	NIPPLE, GREASE PT1/8	1	1	1	1	1			
35	2	24761-040000	NIPPLE, GREASE B	1	1	1	1	1			
36	2	26013-100202	BOLT, M10X 20	1	1	1	1	1			
37	1	172A47-72800-2	GUIDE ASSY	1	1	1	1	1			
37-1	1	172A47-72800-N	GUIDE ASSY	1	1	1	1	1		S	
		(A=M59001) (B=M56001) (C=M56001) (D=M56001) (E=M56001)									
38	1	26116-100162	BOLT, M10X 16 PLATED	1	1	1	1	1			
39	1	933147-03400	WASHER, BRAKE ARM	1	1	1	1	1			
40	1	933168-14170	SPRING	2	2	2	2	2			
41	1	172137-46042	SEAT, SPRING	2	2	2	2	2			
41-1	1	172A79-72570	WASHER	2	2	2	2	2		S 1	
		(A=M53680) (B=M53680) (C=M53680) (D=M53680) (E=M53680)									
42	1	172A23-72043	SHAFT	1	1	1	1	1			
43	1	172A46-72070	SPACER	1	1	1	1	1			
44	1	172A23-72052	GROMMET	1	1	1	1	1			
45	1	172A47-72820-2	COVER, HOSE	1	1	1	1	1			
45-1	1	172A47-72820-N	COVER, HOSE	1	1	1	1	1		S	
		(A=M59001) (B=M56001) (C=M56001) (D=M56001) (E=M56001)									
46	1	172A27-72951-2	PLATE, SLIDE	1	1	1	1	1			
46-1	1	172A27-72951-N	PLATE, SLIDE	1	1	1	1	1		S	

Remarks
(1)T=No.41 : 2mm, No.41-1 : 4.5mm.

Fig.45. BOOM CYLINDER

(A)=VIO55-5B(US)
 (B)=VIO55-5B(AS)
 (C)=VIO55-5B(NZ)

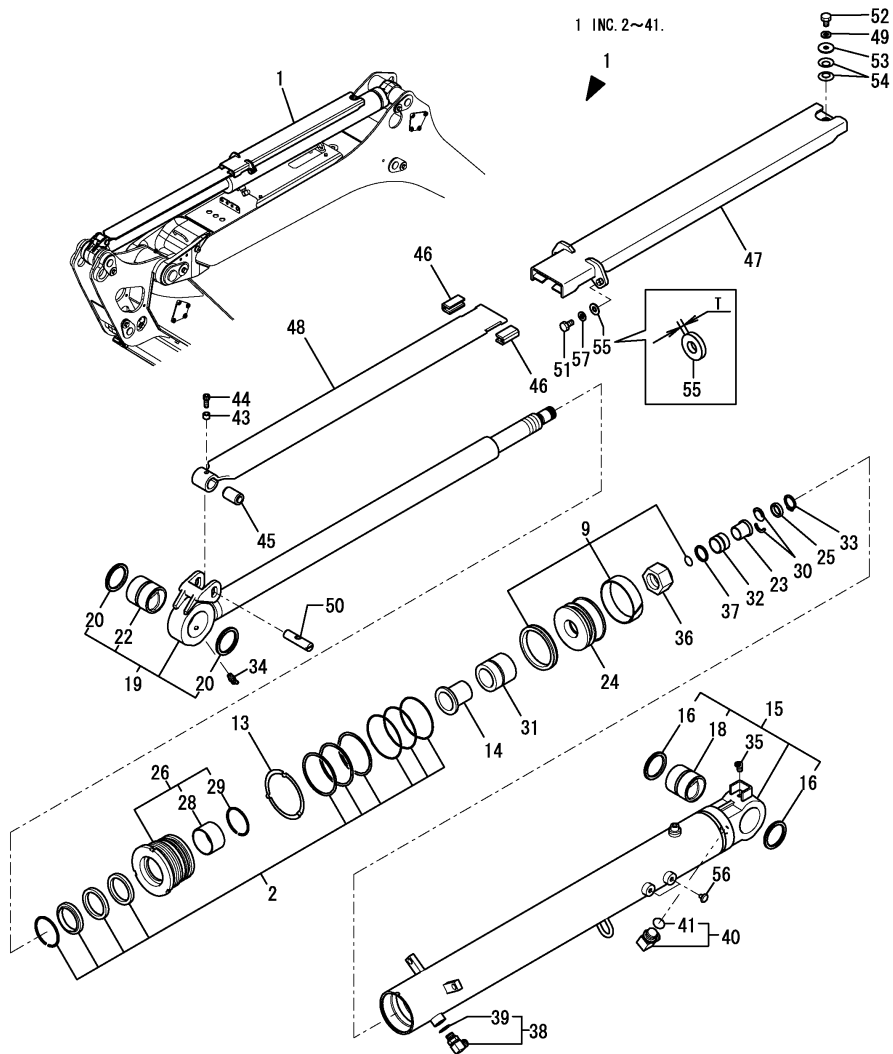
(D)=VIO55-5B(KR)
 (E)=VIO55-5B(SG)
 (F)=



No.	Lev.	Parts No.	Description	Q'ty						I	R
				(A)	(B)	(C)	(D)	(E)	(F)		
		(A=M59001)	(B=M56001)	(C=M56001)	(D=M56001)	(E=M56001)					
47	1	22217-100000	WASHER, SPRING 10	1	1	1	1	1			
48	1	22217-100000	WASHER, SPRING 10	2	2	2	2	2			
49	1	172A47-72840	BOLT	1	1	1	1	1			
50	1	26013-100202	BOLT, M10X 20	2	2	2	2	2			
51	1	26076-100202	BOLT, 10.910X 20	2	2	2	2	2			
51-1	1	26076-100252	BOLT, 10.910X 25	2	2	2	2	2		S	
		(A=M53680)	(B=M53680)	(C=M53680)	(D=M53680)	(E=M53680)					
52	1	172A23-72081	GUIDE, SLIDE	2	2	2	2	2			
53	1	172A47-72770-2	PIPE ASSY, BOOM	1	1	1	1	1			
53-1	1	172A47-72770-N	PIPE ASSY, BOOM	1	1	1	1	1		S	
		(A=M59001)	(B=M56001)	(C=M56001)	(D=M56001)	(E=M56001)					
54	1	22137-100000	WASHER, 10	1	1	1	1	1			
55	1	26013-100202	BOLT, M10X 20	1	1	1	1	1			
56	1	172183-81160	CLIP, TREE	2	2	2	2	2			

Remarks
 (1)T=No.41 : 2mm, No.41-1 : 4.5mm.

Fig.46. ARM CYLINDER(TO M56072, M56162)



(A)=VIO55-5B(US)
 (B)=VIO55-5B(AS)
 (C)=VIO55-5B(NZ)

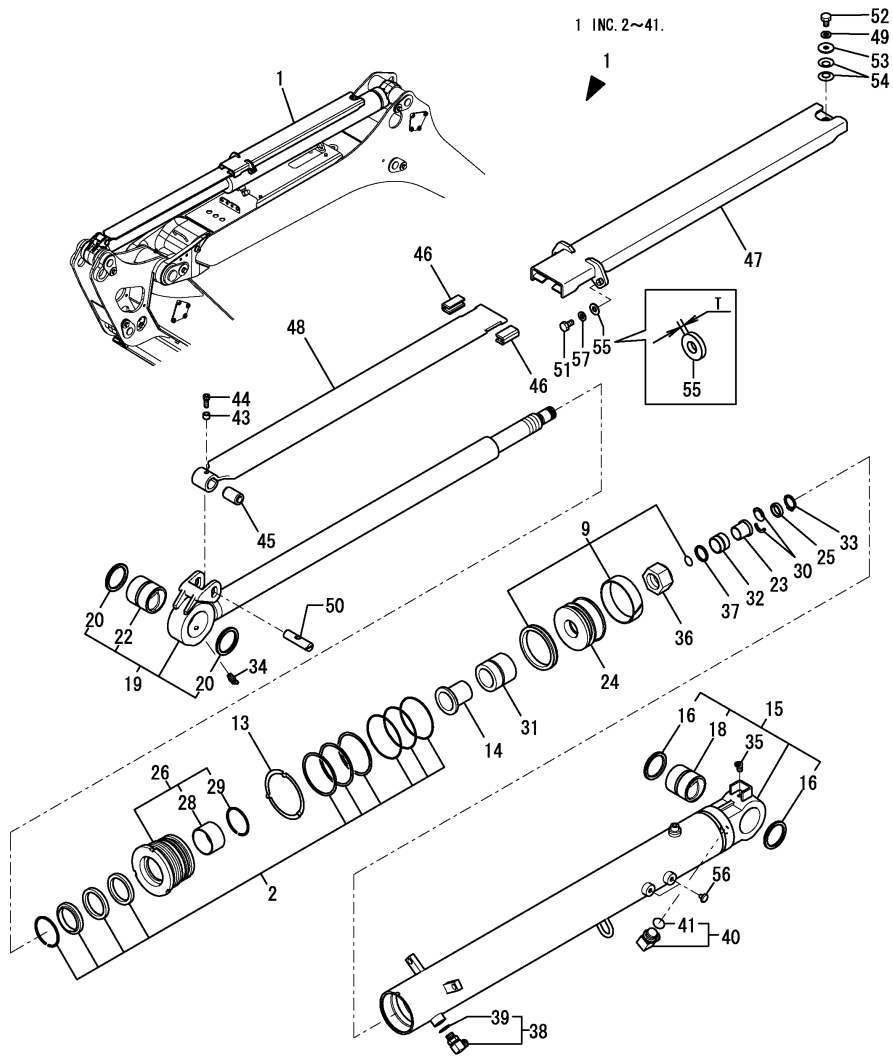
(D)=VIO55-5B(KR)
 (E)=VIO55-5B(SG)
 (F)=

No.	Lev.	Parts No.	Description	Q'ty						I	R
				(A)	(B)	(C)	(D)	(E)	(F)		
1	1	172A47-72302-2	CYLINDER ASSY, ARM	1	1	1	1	1			
1-1	1	172A47-72302-N	CYLINDER ASSY, ARM	1	1	1	1	1		S	
		(A=M59001) (B=M56001) (C=M56001) (D=M56001) (E=M56001)									
1-2	1	172A47-72302-N	CYLINDER ASSY, ARM		1			1		Z	
		(B=M56163) (D=M56073)									
2	2	172A47-72911	SEAL SET, HEAD	1	1	1	1	1			
9	2	172461-72020	SEAL SET, PISTON	1	1	1	1	1			
13	2	172146-72270	WASHER, LOCK	1	1	1	1	1			
14	2	172461-72520	COLLAR, CUSHION	1	1	1	1	1			
15	2	172A47-72311-2	TUBE, ARM	1	1	1	1	1			
15-1	2	172A47-72311-N	TUBE, ARM	1	1	1	1	1		S	
		(A=M59001) (B=M56001) (C=M56001) (D=M56001) (E=M56001)									
16	3	172448-54120	SEAL, DUST	2	2	2	2	2			
18	3	172151-72591	BUSH	1	1	1	1	1			
19	2	172A47-72401	ROD ASSY, ARM	1	1	1	1	1			
20	3	172448-54120	SEAL, DUST	2	2	2	2	2			
22	3	172151-72591	BUSH	1	1	1	1	1			
23	2	172458-72460	COLLAR, CUSHION	1	1	1	1	1			
24	2	172461-72500	PISTON	1	1	1	1	1			
25	2	172458-72470	COVER, STOPPER	1	1	1	1	1			
26	2	172A47-72451	HEAD ASSY	1	1	1	1	1			
28	3	172151-72540	BUSH, ROD	1	1	1	1	1			
29	3	933125-94500	RING, SPRING	1	1	1	1	1			
30	2	172423-72540	STOPPER	2	2	2	2	2			
31	2	172461-72511	PLUNGER, CUSHION	1	1	1	1	1			
32	2	172460-72941	PLUNGER, CUSHION	1	1	1	1	1			
33	2	22242-000260	RING, 26	1	1	1	1	1			
34	2	24761-040000	NIPPLE, GREASE B	1	1	1	1	1			
35	2	24761-050000	NIPPLE, GREASE C	1	1	1	1	1			
36	2	172151-72580	NUT	1	1	1	1	1			
37	2	172423-72530	SPACER	1	1	1	1	1			
38	2	172142-76181	JOINT ASSY	1	1	1	1	1			
39	3	24315-000140	O-RING, 1BP14.0	1	1	1	1	1		W	
		(A=M53001) (B=M53001) (C=M53001) (D=M53001) (E=M53001)									
40	2	172141-76900	CONNECTOR ASSY	1	1	1	1	1			
41	3	24315-000180	O-RING, 1BP18.0	1	1	1	1	1			
43	1	172A46-72070	SPACER	1	1	1	1	1			
44	1	172A47-72840	BOLT	1	1	1	1	1			
45	1	172A23-72052	GROMMET	1	1	1	1	1			
46	1	172A23-72081	GUIDE, SLIDE	2	2	2	2	2			
47	1	172A27-72900-2	GUIDE ASSY	1	1	1	1	1			
47-1	1	172A27-72900-N	GUIDE ASSY	1	1	1	1	1		S	
		(A=M59001) (B=M56001) (C=M56001) (D=M56001) (E=M56001)									
48	1	172A27-72951-2	PLATE, SLIDE	1	1	1	1	1			
48-1	1	172A27-72951-N	PLATE, SLIDE	1	1	1	1	1		S	
		(A=M59001) (B=M56001) (C=M56001) (D=M56001) (E=M56001)									
49	1	22217-100000	WASHER, SPRING 10	1	1	1	1	1			
50	1	172A23-72043	SHAFT	1	1	1	1	1			
51	1	26076-100202	BOLT, 10.910X 20	2	2	2	2	2			
51-1	1	26076-100252	BOLT, 10.910X 25	2	2	2	2	2		S	
		(A=M53680) (B=M53680) (C=M53680) (D=M53680) (E=M53680)									

Remarks
 (1)T=No.55 : 2mm, No.55-1 : 4.5mm.

N:Old $\frac{Yes}{No}$ New, Q:Old $\frac{No}{Yes}$ New, R:Old $\frac{Yes}{No}$ New, S:Old $\frac{No}{Yes}$ New, W:Add, Z:Discontinued, F:Interchangeable by set, K:Q'ty Change
 ++ CONTINUE ++
 Copyright (C) YANMAR GLOBAL CS CO., LTD. All Rights Reserved.

Fig.46. ARM CYLINDER(TO M56072, M56162)



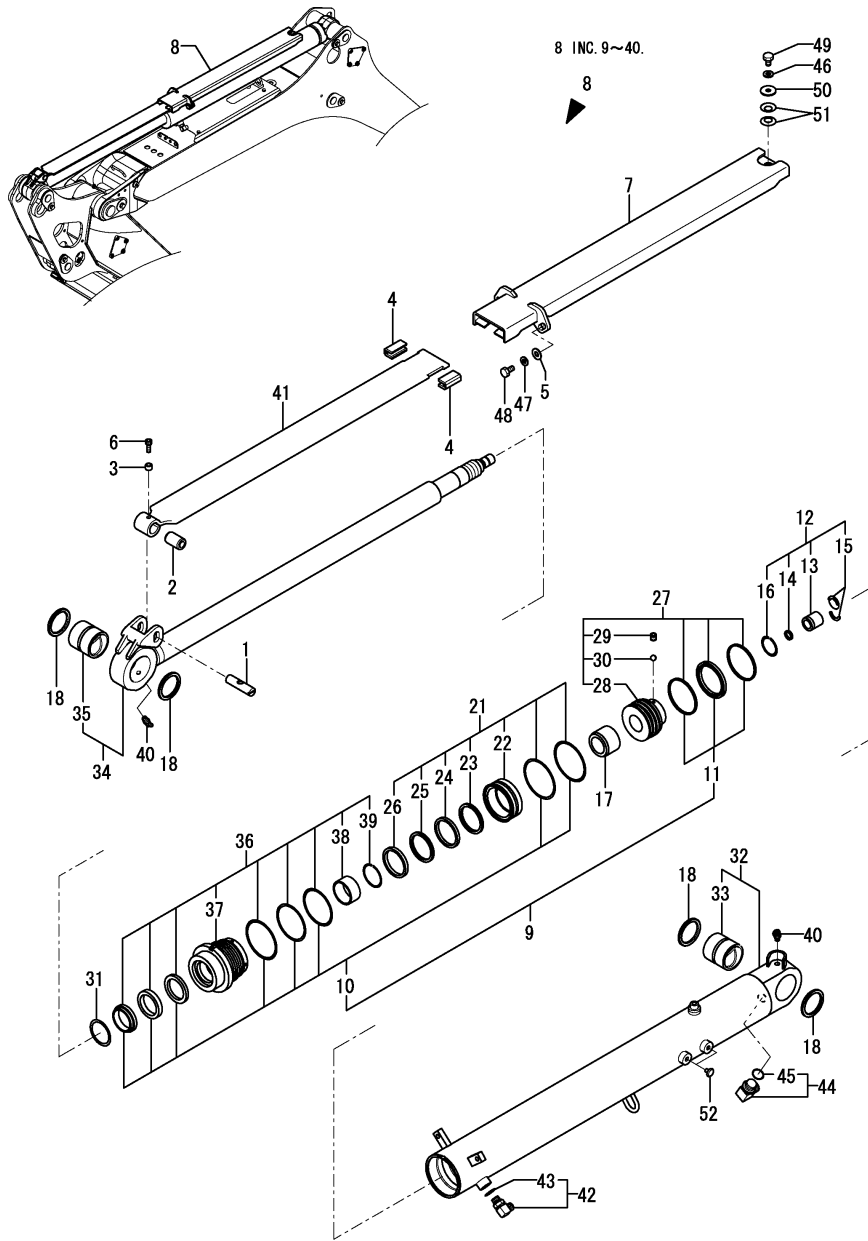
(A)=VIO55-5B(US)
 (B)=VIO55-5B(AS)
 (C)=VIO55-5B(NZ)

(D)=VIO55-5B(KR)
 (E)=VIO55-5B(SG)
 (F)=

No.	Lev.	Parts No.	Description	Q'ty						I	R
				(A)	(B)	(C)	(D)	(E)	(F)		
52	1	26116-100162	BOLT, M10X 16 PLATED	1	1	1	1	1			
53	1	933147-03400	WASHER, BRAKE ARM	1	1	1	1	1			
54	1	933168-14170	SPRING	2	2	2	2	2			
55	1	172137-46042	SEAT, SPRING	2	2	2	2	2			
55-1	1	172A79-72570	WASHER	2	2	2	2	2		S 1	
		(A=M53680)	(B=M53680)	(C=M53680)	(D=M53680)	(E=M53680)					
56	1	172183-81160	CLIP, TREE	2	2	2	2	2			
57	1	22217-100000	WASHER, SPRING 10	2	2	2	2	2			

Remarks
 (1)T=No.55 : 2mm, No.55-1 : 4.5mm.

Fig.154. (46A)ARM CYLINDER(KR, AS) (KYB SPEC.)(FROM M56073, 56163)



(A)=VIO55-5B(US)
 (B)=VIO55-5B(AS)
 (C)=VIO55-5B(NZ)

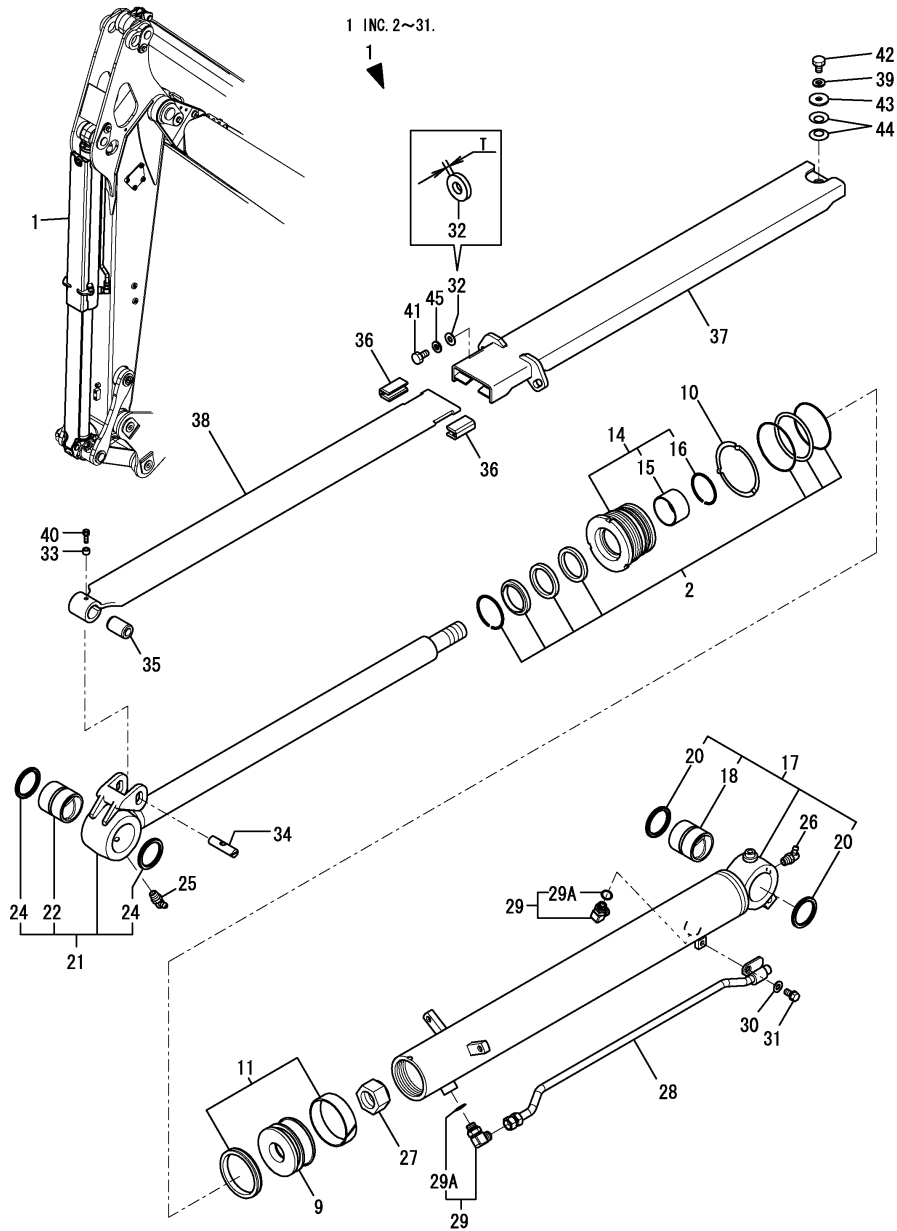
(D)=VIO55-5B(KR)
 (E)=VIO55-5B(SG)
 (F)=

No.	Lev.	Parts No.	Description	Qty						I	R
				(A)	(B)	(C)	(D)	(E)	(F)		
1	1	172A23-72043	SHAFT		2		2				
2	1	172A23-72052	GROMMET		2		2				
3	1	172A46-72070	SPACER		2		2				
4	1	172A23-72081	GUIDE, SLIDE		4		4				
5	1	172A79-72570	WASHER		2		2				
6	1	172A47-72840	BOLT		1		1				
7	1	172A27-72900-N	GUIDE ASSY		1		1				
8	1	172A79-72900 (B=M56163)	CYLINDER ASSY, ARM (D=M56073)		1		1				W
9	2	172A79-72070	SEAL SET, CYLINDER		1		1				
10	2	172A79-72080	SEAL SET, HEAD		1		1				
11	2	172A79-72090	SEAL SET, PISTON		1		1				
12	2	172A79-72700	CUSHION ASSY,ARM		1		1				
13	3	172A79-72710	PLUNGER,CUSHION		1		1				
14	3	172A79-72720	SEAL,CUSHION		1		1				
15	3	172A79-72730	STOPPER,CUSHION		2		2				
16	3	172A79-72740	RING, SNAP		1		1				
17	2	172A79-72750	PLUNGER,CUSHION		1		1				
18	2	172A79-72760	SEAL,DUST		4		4				
21	2	172A79-72800	HOLDER ASSY,ARM		1		1				
22	3	172A79-72810	HOLDER,ARM		1		1				
23	3	172A79-72820	SPACER,HOLDER		1		1				
24	3	172A79-72830	SEAL,HOLDER		1		1				
25	3	172A79-72840	COLLAR,HOLDER		1		1				
26	3	172A79-72990	SPACER, COLLAR		1		1				
27	2	172A79-72850	PISTON ASSY,85 50		1		1				
28	3	172A79-72860	PISTON,85 50		1		1				
29	3	172A79-72870	SCREW,M8		1		1				
30	3	172A79-72880	BALL,STEEL		1		1				
31	2	172A79-72890	CAP		1		1				
32	2	172A79-72910	TUBE ASSY, ARM		1		1				
33	3	172A79-72920	BUSH,PIN 50		1		1				
34	2	172A79-72930	ROD ASSY,ARM		1		1				
35	3	172A79-72920	BUSH,PIN 50		1		1				
36	2	172A79-72950	HEAD ASSY,85 50		1		1				
37	3	172A79-72960	HEAD,85 50		1		1				
38	3	172A79-72970	BUSH,HEAD		1		1				
39	3	172A79-72980	RING, SNAP		1		1				
40	2	24761-050000	NIPPLE, GREASE C		2		2				
41	1	172A27-72951-N	PLATE, SLIDE		1		1				
42	1	172142-76181	JOINT ASSY		1		1				
43	2	24315-000140	O-RING, 1BP14.0		1		1				
44	1	172141-76900	CONNECTOR ASSY		1		1				
45	2	24315-000180	O-RING, 1BP18.0		1		1				
46	1	22217-100000	WASHER, SPRING 10		1		1				
47	1	22217-100000	WASHER, SPRING 10		2		2				
48	1	26076-100252	BOLT, 10.910X 25		2		2				
49	1	26116-100162	BOLT, M10X 16 PLATED		1		1				
50	1	933147-03400	WASHER, BRAKE ARM		1		1				
51	1	933168-14170	SPRING		2		2				
52	1	172183-81160	CLIP, TREE		2		2				

Remarks

* Not applied to US, NZ & SG specifications.

Fig.47. BUCKET CYLINDER



(A)=VIO55-5B(US)
(B)=VIO55-5B(AS)
(C)=VIO55-5B(NZ)

(D)=VIO55-5B(KR)
(E)=VIO55-5B(SG)
(F)=

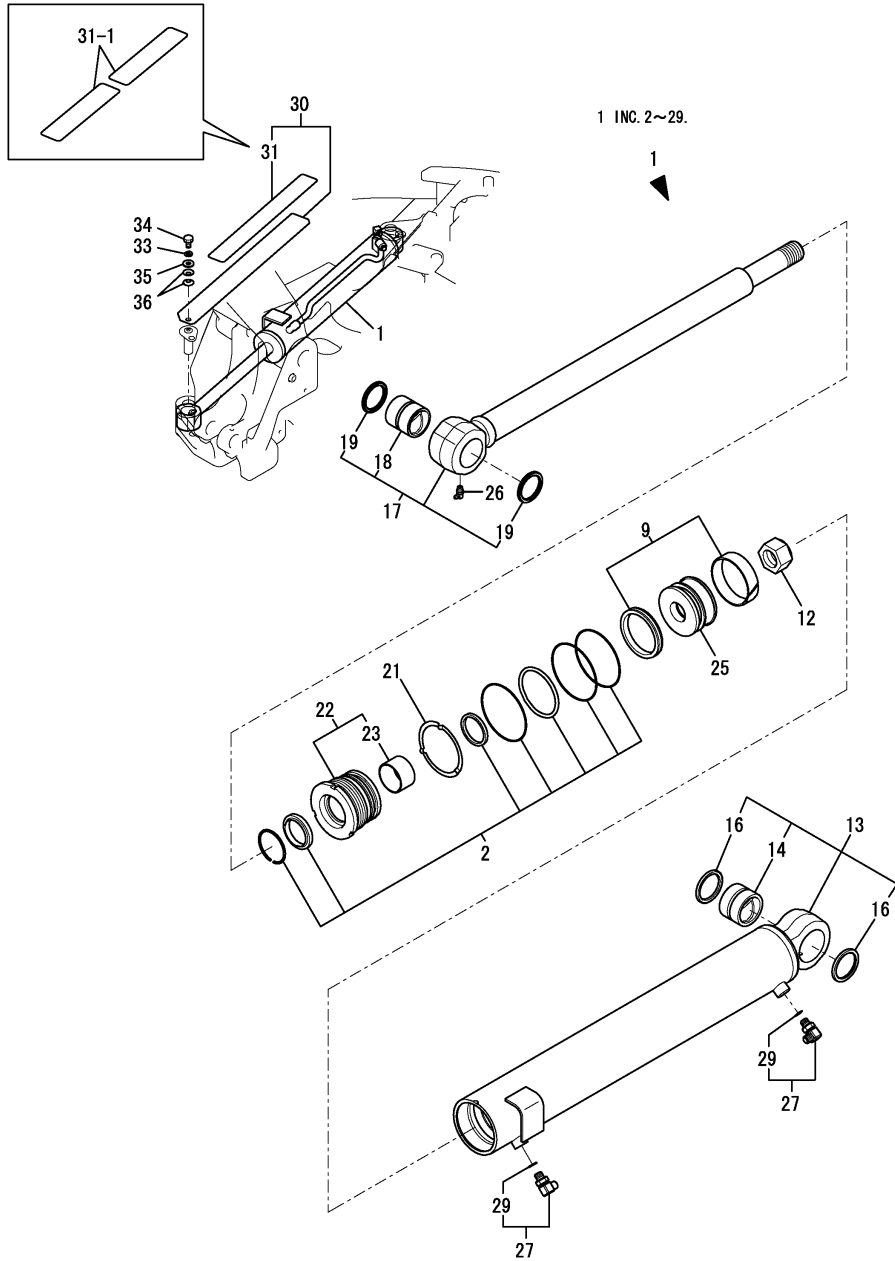
No.	Lev.	Parts No.	Description	Q'ty						I	R
				(A)	(B)	(C)	(D)	(E)	(F)		
1	1	172A47-72501-2	CYLINDER ASSY	1	1	1	1	1			
1-1	1	172A47-72501-N	CYLINDER ASSY	1	1	1	1	1		S	
		(A=M59001) (B=M56001) (C=M56001) (D=M56001) (E=M56001)									
2	2	172A47-72921	SEAL SET, HEAD	1	1	1	1	1			
9	2	172148-72050	PISTON	1	1	1	1	1			
10	2	172141-72190	WASHER, LOCK	1	1	1	1	1			
11	2	172960-72630	SEAL SET, PISTON	1	1	1	1	1			
14	2	172A47-72651	HEAD ASSY	1	1	1	1	1			
15	3	172151-72540	BUSH, ROD	1	1	1	1	1			
16	3	933125-94500	RING, SPRING	1	1	1	1	1			
17	2	172A47-72511-3	TUBE, BUCKET	1	1	1	1	1			
17-1	2	172A47-72511-N	TUBE, BUCKET	1	1	1	1	1		S	
		(A=M59001) (B=M56001) (C=M56001) (D=M56001) (E=M56001)									
18	3	172165-72320	BUSH	1	1	1	1	1			
20	3	172168-81410	SEAL, DUST	2	2	2	2	2			
21	2	172A47-72601	ROD ASSY, BUCKET	1	1	1	1	1			
22	3	172151-72670	BUSH	1	1	1	1	1			
24	3	172168-81410	SEAL, DUST	2	2	2	2	2			
25	2	24761-040000	NIPPLE, GREASE B	1	1	1	1	1			
26	2	24761-050000	NIPPLE, GREASE C	1	1	1	1	1			
27	2	933111-20200	NUT	1	1	1	1	1			
28	2	172A47-72550-2	PIPE ASSY, BUCKET	1	1	1	1	1			
28-1	2	172A47-72550-N	PIPE ASSY, BUCKET	1	1	1	1	1		S	
		(A=M59001) (B=M56001) (C=M56001) (D=M56001) (E=M56001)									
29	2	172142-76181	JOINT ASSY	2	2	2	2	2			
29A	3	24315-000140	O-RING, 1BP14.0	2	2	2	2	2		W	
		(A=M53001) (B=M53001) (C=M53001) (D=M53001) (E=M53001)									
30	2	22137-100000	WASHER, 10	1	1	1	1	1			
31	2	26013-100202	BOLT, M10X 20	1	1	1	1	1			
32	1	172137-46042	SEAT, SPRING	2	2	2	2	2			
32-1	1	172A79-72570	WASHER	2	2	2	2	2		S 1	
		(A=M53680) (B=M53680) (C=M53680) (D=M53680) (E=M53680)									
33	1	172A46-72070	SPACER	1	1	1	1	1			
34	1	172A23-72043	SHAFT	1	1	1	1	1			
35	1	172A23-72052	GROMMET	1	1	1	1	1			
36	1	172A23-72081	GUIDE, SLIDE	2	2	2	2	2			
37	1	172A47-72850-2	GUIDE ASSY	1	1	1	1	1			
37-1	1	172A47-72850-N	GUIDE ASSY	1	1	1	1	1		S	
		(A=M59001) (B=M56001) (C=M56001) (D=M56001) (E=M56001)									
38	1	172A47-72881-2	PLATE, SLIDE	1	1	1	1	1			
38-1	1	172A47-72881-N	PLATE, SLIDE	1	1	1	1	1		S	
		(A=M59001) (B=M56001) (C=M56001) (D=M56001) (E=M56001)									
39	1	22217-100000	WASHER, SPRING 10	1	1	1	1	1			
40	1	172A47-72840	BOLT	1	1	1	1	1			
41	1	26076-100202	BOLT, 10.910X 20	2	2	2	2	2			
41-1	1	26076-100252	BOLT, 10.910X 25	2	2	2	2	2		S	
		(A=M53680) (B=M53680) (C=M53680) (D=M53680) (E=M53680)									
42	1	26116-100162	BOLT, M10X 16 PLATED	1	1	1	1	1			
43	1	933147-03400	WASHER, BRAKE ARM	1	1	1	1	1			
44	1	933168-14170	SPRING	2	2	2	2	2			
45	1	22217-100000	WASHER, SPRING 10	2	2	2	2	2			

Remarks

(1)T=No.32 : 2mm, No.32-1 : 4.5mm.

N:Old $\xrightarrow{\text{Yes}}$ New, Q:Old $\xrightarrow{\text{No}}$ New, R:Old $\xrightarrow{\text{Yes}}$ New, S:Old $\xrightarrow{\text{No}}$ New, W:Add, Z:Discontinued, F:Interchangeable by set, K:Q'ty Change

Fig.48. SWING CYLINDER



(A)=VIO55-5B(US)
 (B)=VIO55-5B(AS)
 (C)=VIO55-5B(NZ)

(D)=VIO55-5B(KR)
 (E)=VIO55-5B(SG)
 (F)=

No.	Lev.	Parts No.	Description	Q'ty						I	R
				(A)	(B)	(C)	(D)	(E)	(F)		
1	1	172A47-72700	CYLINDER ASSY, SWING	1	1	1	1	1			
2	2	172460-72040	SEAL SET, HEAD	1	1	1	1	1			
9	2	172460-72050	SEAL SET, PISTON	1	1	1	1	1			
12	2	933111-20200	NUT	1	1	1	1	1			
13	2	172A47-72710	TUBE ASSY, SWING	1	1	1	1	1			
14	3	172458-72740	BUSH	1	1	1	1	1			
16	3	172448-72650	SEAL, DUST	2	2	2	2	2			
17	2	172460-72540	ROD ASSY, SWING	1	1	1	1	1			
18	3	172165-72310	BUSH	1	1	1	1	1			
19	3	172448-72650	SEAL, DUST	2	2	2	2	2			
21	2	172151-72870	WASHER, LOCK	1	1	1	1	1			
22	2	172460-72880	HEAD ASSY	1	1	1	1	1			
23	3	24550-045300	BUSH, 45X30	1	1	1	1	1			
25	2	172460-72900	PISTON	1	1	1	1	1			
26	2	24761-050000	NIPPLE, GREASE C	1	1	1	1	1			
27	2	172141-76181	CONNECTOR ASSY, 02FF	2	2	2	2	2			
29	3	41851-000110	O-RING	2	2	2	2	2			
30	1	172460-72950-2	COVER, SWING	1	1	1	1	1		2	
31	2	172164-62430	SHEET	1	1	1		1		2	
31-1	2	172164-62431	SHEET	2	2	2		2		F 1	
		(A=M53879) (B=M53879) (C=M53879) (E=M53879)									
33	1	22217-100000	WASHER, SPRING 10	1	1	1		1		2	
34	1	26116-100162	BOLT, M10X 16 PLATED	1	1	1		1		2	
35	1	933147-03400	WASHER, BRAKE ARM	1	1	1		1		2	
36	1	933168-14170	SPRING	2	2	2		2		2	

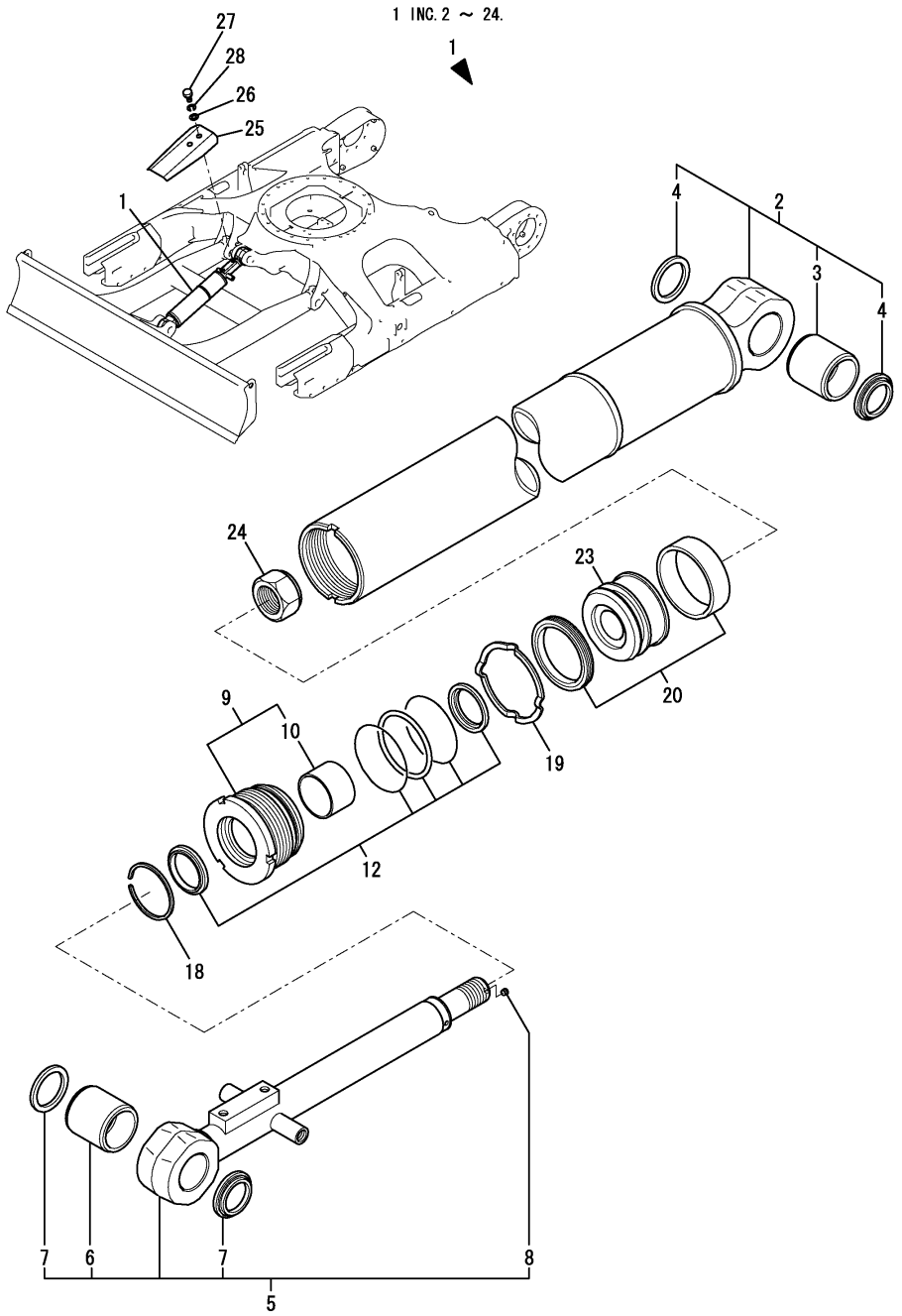
Remarks

- (1)It is compatibility by exchange in two at the same time
- (2)Canopy specification.

Fig.49. BLADE CYLINDER

(A)=VIO55-5B(US)
 (B)=VIO55-5B(AS)
 (C)=VIO55-5B(NZ)

(D)=VIO55-5B(KR)
 (E)=VIO55-5B(SG)
 (F)=

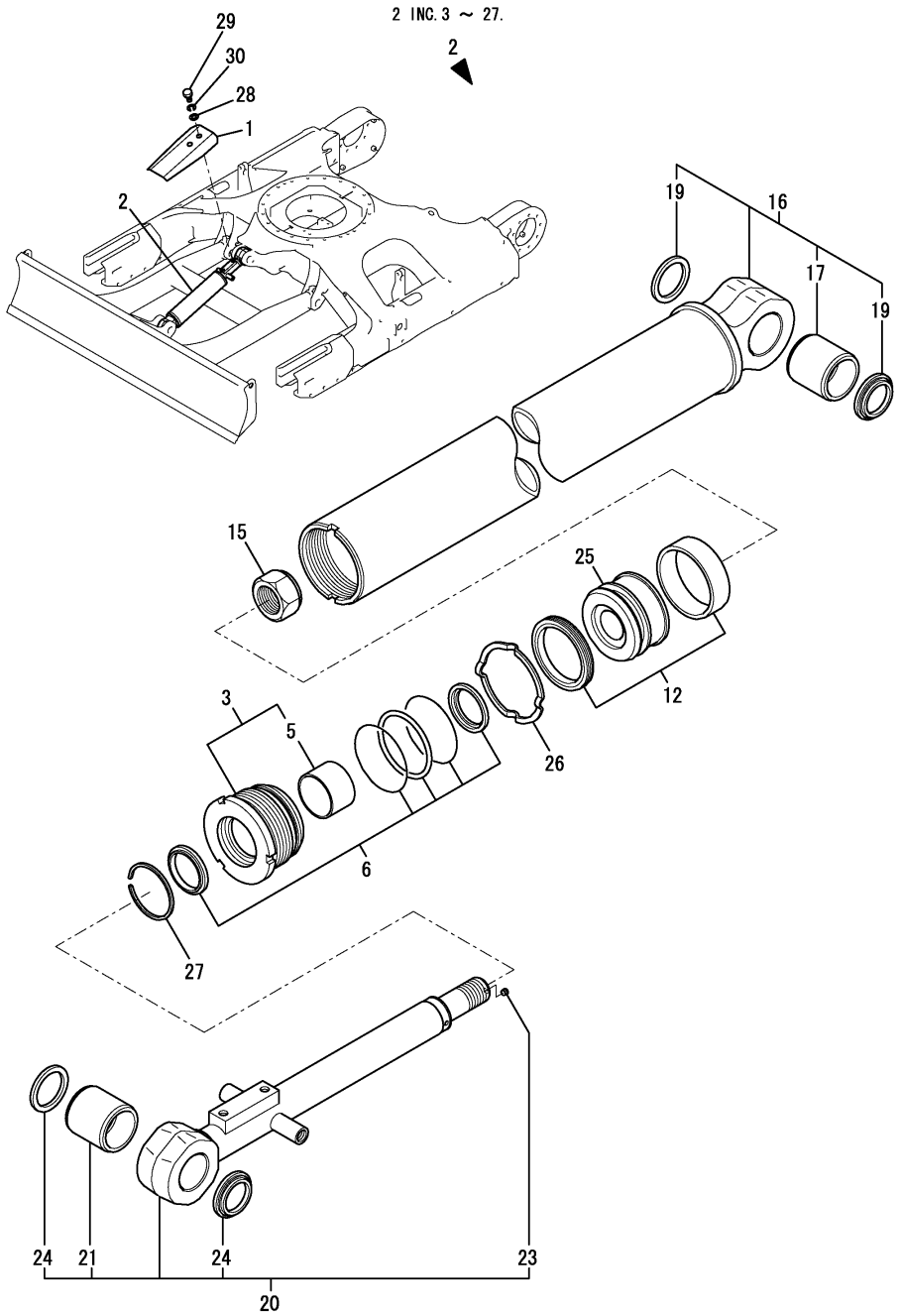


No.	Lev.	Parts No.	Description	Q'ty						I	R
				(A)	(B)	(C)	(D)	(E)	(F)		
1	1	172960-72600-2	CYLINDER ASSY, BLADE	1	1	1		1			
2	2	172960-72640	TUBE ASSY, BLADE	1	1	1		1			
3	3	172151-72670	BUSH	1	1	1		1			
4	3	172168-81410	SEAL, DUST	2	2	2		2			
5	2	172423-72620	ROD ASSY, BLADE	1	1	1		1			
6	3	172151-72670	BUSH	1	1	1		1			
7	3	172168-81410	SEAL, DUST	2	2	2		2			
8	3	23871-010000	PLUG, R01	1	1	1		1			
9	2	172151-71591	HEAD ASSY	1	1	1		1			
10	3	172151-72540	BUSH, ROD	1	1	1		1			
12	2	172151-71881	SEAL SET, HEAD	1	1	1		1			
18	2	933111-26700	RING, SPRING	1	1	1		1			
19	2	172151-72870	WASHER, LOCK	1	1	1		1			
20	2	172460-72050	SEAL SET, PISTON	1	1	1		1			
23	2	172423-72800	PISTON	1	1	1		1			
24	2	172151-72580	NUT	1	1	1		1			
25	1	172445-72670-3	COVER, BLADE	1	1	1		1			
26	1	22137-120000	WASHER, 12	2	2	2		2			
27	1	26116-120252	BOLT, M12X 25 PLATED	2	2	2		2			
27-1	1	26013-120202	BOLT, M12X 20	2	2	2		2		N	
		(A=MZZZZZ) (B=MZZZZZ) (C=MZZZZZ)						(E=MZZZZZ)			
28	1	22217-120000	WASHER, SPRING 12	2	2	2		2		Z	
		(A=MZZZZZ) (B=MZZZZZ) (C=MZZZZZ)						(E=MZZZZZ)			

Fig.134. (49A)BLADE CYLINDER(KR)

(A)=VIO55-5B(US)
 (B)=VIO55-5B(AS)
 (C)=VIO55-5B(NZ)

(D)=VIO55-5B(KR)
 (E)=VIO55-5B(SG)
 (F)=

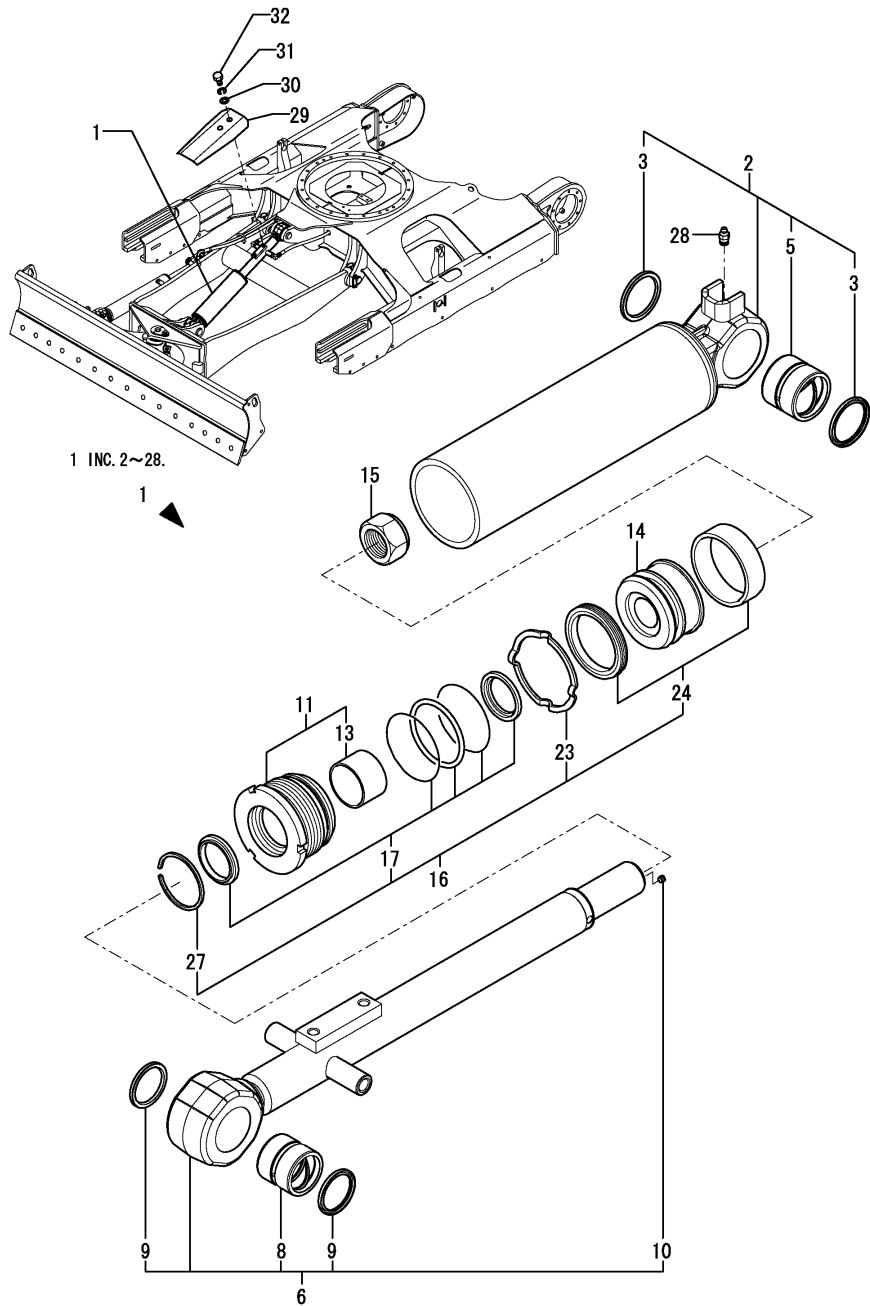


No.	Lev.	Parts No.	Description	Q'ty						I	R	
				(A)	(B)	(C)	(D)	(E)	(F)			
1	1	172445-72670-3	COVER, BLADE									
2	1	172423-72701-3	CYLINDER ASSY, BLADE									
3	2	172151-71591	HEAD ASSY									
5	3	172151-72540	BUSH, ROD									
6	2	172151-71881	SEAL SET, HEAD									
12	2	172460-72050	SEAL SET, PISTON									
15	2	172151-72580	NUT									
16	2	172423-72610	TUBE ASSY, BLADE									
17	3	172151-72670	BUSH									
19	3	172168-81410	SEAL, DUST									
20	2	172423-72620	ROD ASSY, BLADE									
21	3	172151-72670	BUSH									
23	4	23871-010000	PLUG, R01									
24	3	172168-81410	SEAL, DUST									
25	2	172423-72800	PISTON									
26	2	172151-72870	WASHER, LOCK									
27	2	933111-26700	RING, SPRING									
28	1	22137-120000	WASHER, 12									
29	1	26116-120252	BOLT, M12X 25 PLATED									
29-1	1	26013-120202	BOLT, M12X 20									N
			(D=MZZZZZ)									
30	1	22217-120000	WASHER, SPRING 12									Z
			(D=MZZZZZ)									

Fig.103. (49B)BLADE CYLINDER(ANGLE BLADE SPEC.)

(A)=VIO55-5B(US)
 (B)=VIO55-5B(AS)
 (C)=VIO55-5B(NZ)

(D)=VIO55-5B(KR)
 (E)=VIO55-5B(SG)
 (F)=

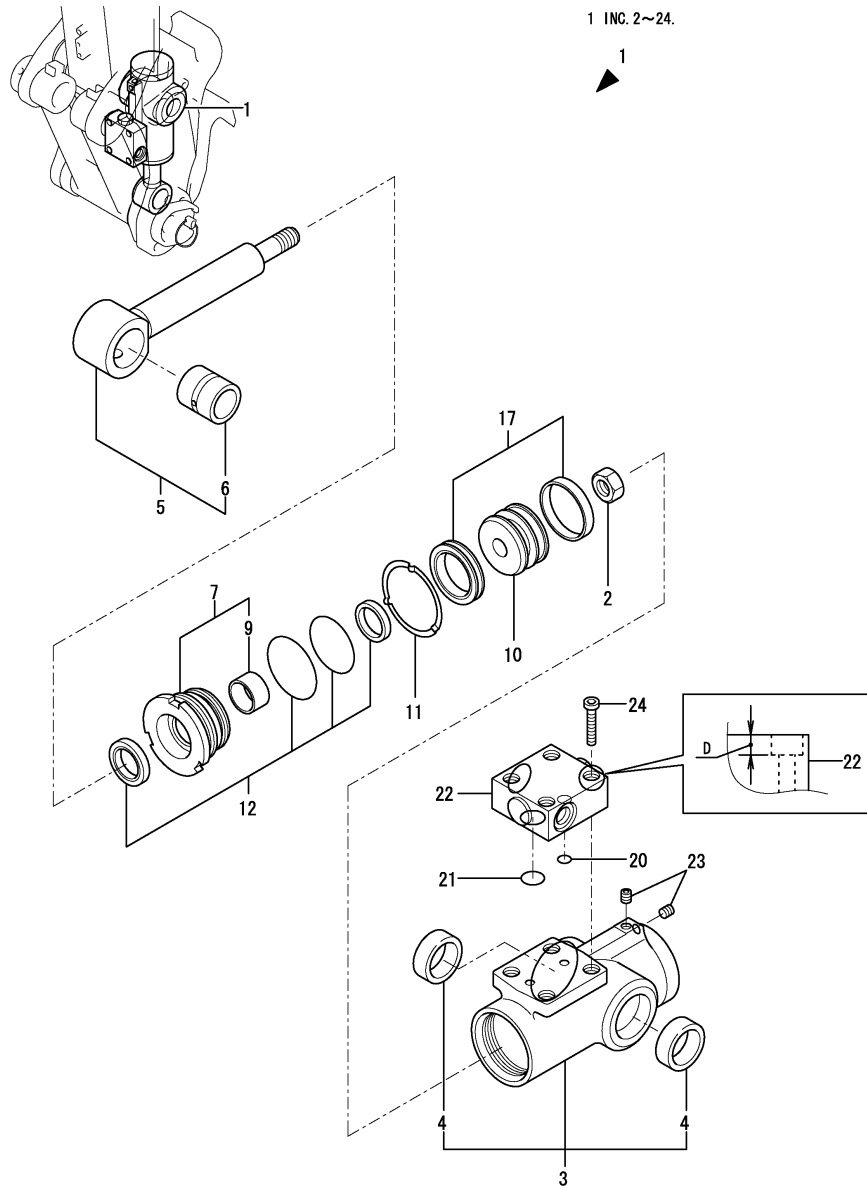


No.	Lev.	Parts No.	Description	Q'ty						I	R
				(A)	(B)	(C)	(D)	(E)	(F)		
1	1	172A79-72100	CYLINDER ASSY, BLADE	1	1						
2	2	172A79-72110	TUBE, BLADE	1	1						
3	3	172448-54120	SEAL, DUST	2	2						
5	3	172A79-72150	BUSH,50X60X50	1	1						
6	2	172A79-72200	ROD ASSY,BLADE A	1	1						
8	3	172A79-72240	BUSH,45X55X50	1	1						
9	3	172168-81410	SEAL, DUST	2	2						
10	3	23871-010000	PLUG, R01	1	1						
11	2	172A79-72250	HEAD ASSY,95 50	1	1						
13	3	172151-72540	BUSH, ROD	1	1						
14	2	172460-72260	PISTON	1	1						
15	2	172151-72270	NUT	1	1						
16	2	172A79-72280	SEAL SET, 95X50	1	1						
17	3	172A79-72290	SEAL SET, HEAD 95 50	1	1						
23	3	172444-72430	WASHER, LOCK	1	1						
24	3	172444-72890	SEAL SET, PISTON	1	1						
27	3	933111-26700	RING, SPRING	1	1						
28	2	24761-020000	NIPPLE, GREASE PT1/8	1	1						
29	1	172445-72670-3	COVER, BLADE	1	1						
30	1	22137-120000	WASHER, 12	2	2						
31	1	22217-120000	WASHER, SPRING 12	2	2						Z
		(A=MZZZZZ)	(B=MZZZZZ)								
32	1	26116-120252	BOLT, M12X 25 PLATED	2	2						
32-1	1	26013-120202	BOLT, M12X 20	2	2						N
		(A=MZZZZZ)	(B=MZZZZZ)								

Fig.50. HITCH CYLINDER(QUICK COUPLER)

(A)=VIO55-5B(US)
 (B)=VIO55-5B(AS)
 (C)=VIO55-5B(NZ)

(D)=VIO55-5B(KR)
 (E)=VIO55-5B(SG)
 (F)=



No.	Lev.	Parts No.	Description	Q'ty						I	R
				(A)	(B)	(C)	(D)	(E)	(F)		
1	1	172960-72800-2	CYLINDER ASSY, HITCH	1	1	1	1	1			
1-1	1	172960-72800-N	CYLINDER ASSY, HITCH	1	1	1	1	1		S	
		(A=M59001)	(B=M56001)	(C=M56001)	(D=M56001)	(E=M56001)					
2	2	172141-72580	NUT, M20	1	1	1	1	1			
3	2	172960-72810-2	TUBE, HITCH	1	1	1	1	1			
3-1	2	172960-72810-N	TUBE, HITCH	1	1	1	1	1		S	
		(A=M59001)	(B=M56001)	(C=M56001)	(D=M56001)	(E=M56001)					
4	3	172960-72950	BUSH	2	2	2	2	2			
5	2	172960-72880	ROD ASSY, HITCH	1	1	1	1	1			
6	3	172960-72920	BUSH	1	1	1	1	1			
7	2	172960-72860	HEAD	1	1	1	1	1			
9	3	24550-035200	BUSH, 35X20	1	1	1	1	1			
10	2	172960-72890	PISTON	1	1	1	1	1			
11	2	172960-72900	WASHER	1	1	1	1	1			
12	2	172960-72960	SEAL SET, HEAD	1	1	1	1	1			
17	2	172960-72970	SEAL SET, PISTON	1	1	1	1	1			
20	2	172958-72950	O-RING	1	1	1	1	1			
21	2	172958-72960	O-RING	1	1	1	1	1			
22	2	172958-72982-2	VALVE, CHECK	1	1	1	1	1			
22-1	2	172958-72983	VALVE ASSY, OPERATE	1	1	1	1	1		F 1	
		(A=M54715)	(B=M54715)	(C=M54715)	(D=M54715)	(E=M54715)					
22-2	2	172958-72983-N	VALVE ASSY, OPERATE	1	1	1	1	1		S	
		(A=M59001)	(B=M56001)	(C=M56001)	(D=M56001)	(E=M56001)					
23	2	23871-005000	PLUG, R005	2	2	2	2	2			
24	2	26450-060352	BOLT, M6X 35	4	4	4	4	4			
24-1	2	26450-060302	BOLT, M6X 30	4	4	4	4	4		S	
		(A=M54715)	(B=M54715)	(C=M54715)	(D=M54715)	(E=M54715)					

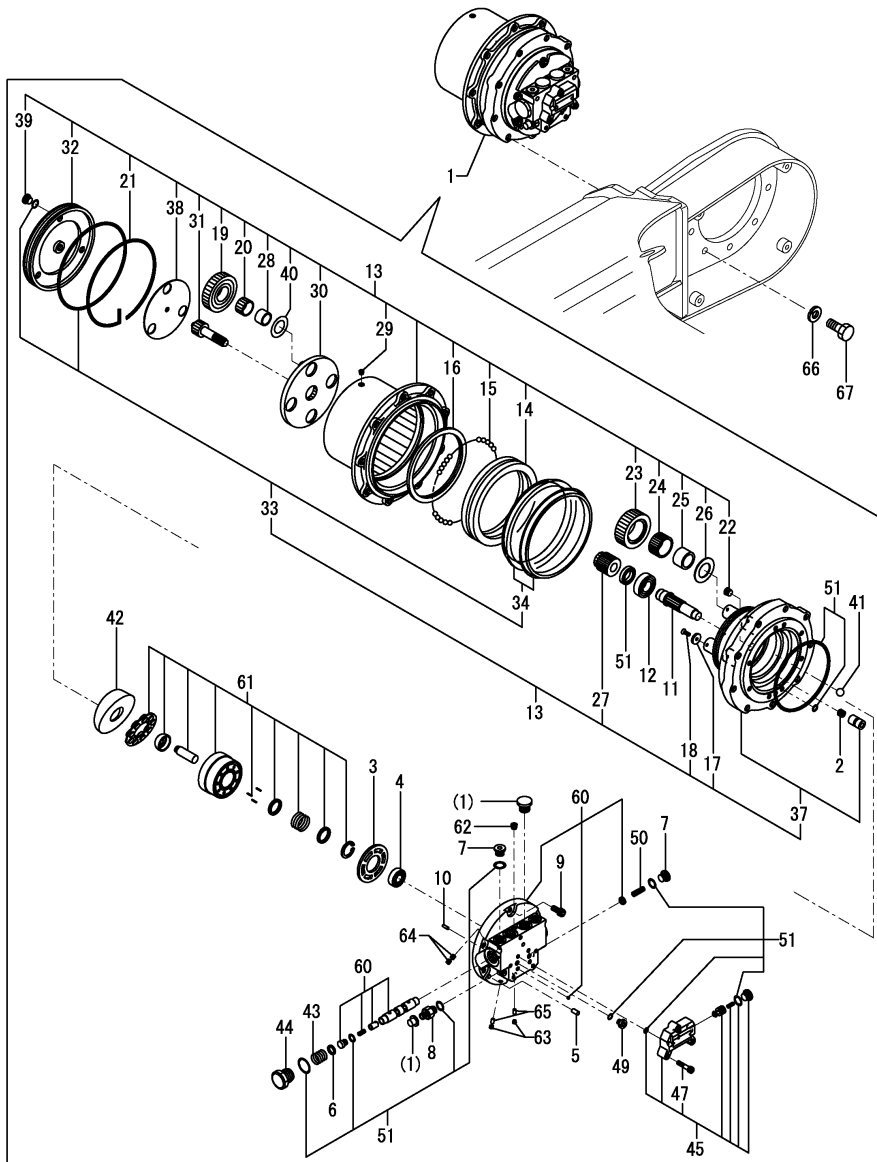
Remarks

(1)D=No.22 : 4mm, No.22-1 : 8mm.
 Interchangeable by simultaneous replacement with No.24-1.

Fig.51. TRAVEL MOTOR

(A)=VIO55-5B(US)
 (B)=VIO55-5B(AS)
 (C)=VIO55-5B(NZ)

(D)=VIO55-5B(KR)
 (E)=VIO55-5B(SG)
 (F)=



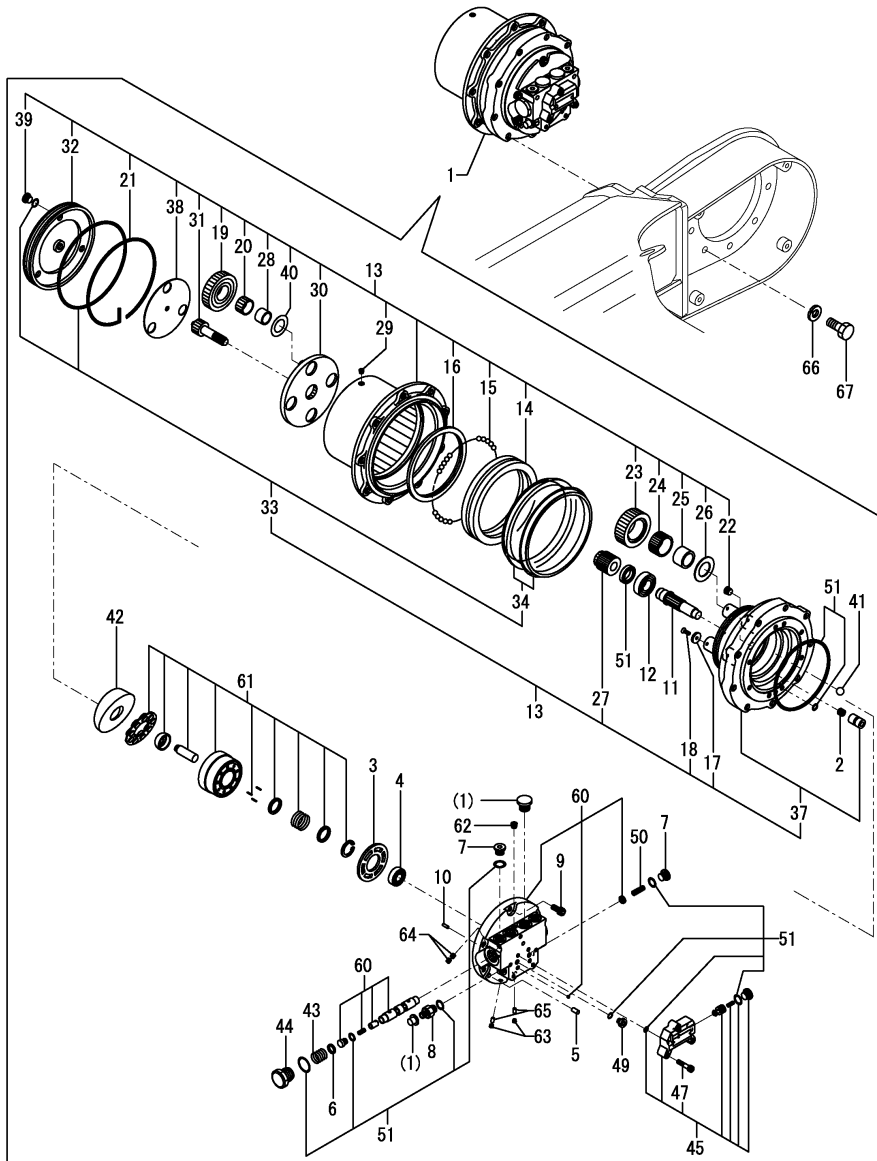
No.	Lev.	Parts No.	Description	Q'ty						I	R
				(A)	(B)	(C)	(D)	(E)	(F)		
1	1	172A48-73301	MOTOR ASSY, TRAVEL	2	2	2	2	2			
2	2	172147-70361	SPRING	4	4	4	4	4			
3	2	172147-70371	PLATE, VALVE	2	2	2	2	2			
4	2	172147-70390	BEARING, BALL	2	2	2	2	2			
5	2	172122-70410	PIN	4	4	4	4	4			
6	2	172122-70460	SEAT, SPRING	4	4	4	4	4			
7	2	172147-70500	PLUG	6	6	6	6	6			
8	2	172458-73830	PLUG	2	2	2	2	2			
9	2	172147-70540	BOLT, SOCKET HEAD	12	12	12	12	12			
10	2	172122-73470	PIN	2	2	2	2	2			
11	2	172423-73470	SHAFT	2	2	2	2	2			
12	2	172423-73480	BEARING, BALL	2	2	2	2	2			
13	2	172460-73501	GEAR, REDUCTION	2	2	2	2	2			
14	3	172124-70010	BEARING, ANGULAR	2	2	2	2	2			
15	3	172124-70030	BALL, STEEL	198	198	198	198	198			
16	3	172124-70051	NUT, RING	2	2	2	2	2			
17	3	172147-70070	PLATE, THRUST	2	2	2	2	2			
18	3	172141-70110	SCREW	8	8	8	8	8			
19	3	172147-70111	GEAR, PLANETARY	6	6	6	6	6			
20	3	172147-70120	GAUGE ASSY	6	6	6	6	6			
21	3	172147-70210	WIRE	2	2	2	2	2			
22	3	172423-73330	PLUG	4	4	4	4	4			
23	3	172423-73340	GEAR, PLANETARY	8	8	8	8	8			
24	3	172423-73350	BEARING, NEEDLE	8	8	8	8	8			
25	3	172423-73360	RACE, INNER	8	8	8	8	8			
26	3	172423-73370	WASHER, THRUST	8	8	8	8	8			
27	3	172423-73381	GEAR, SUN	2	2	2	2	2			
28	3	172423-73410	RACE, INNER	6	6	6	6	6			
29	3	172122-73430	PLUG	4	4	4	4	4			
30	3	172460-73511	HOLDER	2	2	2	2	2			
31	3	172460-73531	GEAR, DRIVE	2	2	2	2	2			
32	3	172460-73540	COVER	2	2	2	2	2			
33	3	172460-73600	SEAL SET, REDUCTION	2	2	2	2	2			
34	4	172147-70020	SEAL, FLOATING	2	2	2	2	2		1	
37	3	172460-73621	FLANGE KIT	2	2	2	2	2			
38	3	172460-73631	PLATE KIT, THRUST	2	2	2	2	2			
39	3	172183-73770	PLUG	6	6	6	6	6			
39-1	3	172148-70301	PLUG	6	6	6	6	6		R	
		(A=M53001)	(B=M53001)	(C=M53001)	(D=M53001)	(E=M53001)					
40	3	172A47-73310	WASHER, THRUST	6	6	6	6	6			
41	2	172423-73510	BALL, STEEL	4	4	4	4	4			
42	2	172147-70261	PLATE, SWASH	2	2	2	2	2			
43	2	172460-73560	SPRING	4	4	4	4	4			
44	2	172460-73570	CAP	4	4	4	4	4			
45	2	172460-73580	VALVE ASSY	2	2	2	2	2			
47	3	172A47-73320	BOLT, SOCKET HEAD	6	6	6	6	6			
49	2	172460-73590	PLUG	4	4	4	4	4			
50	2	172423-73601	SPRING	2	2	2	2	2			
51	2	172460-73610	SEAL SET, MOTOR	2	2	2	2	2			
60	2	172460-73641	PLATE KIT, BASE	2	2	2	2	2			
61	2	172423-73651	BLOCK KIT, CYLINDER	2	2	2	2	2			

Remarks
 (1)A package contains 2 floating seals.
 1 package par 1 travel motor.

Fig.51. TRAVEL MOTOR

(A)=VIO55-5B(US)
 (B)=VIO55-5B(AS)
 (C)=VIO55-5B(NZ)

(D)=VIO55-5B(KR)
 (E)=VIO55-5B(SG)
 (F)=



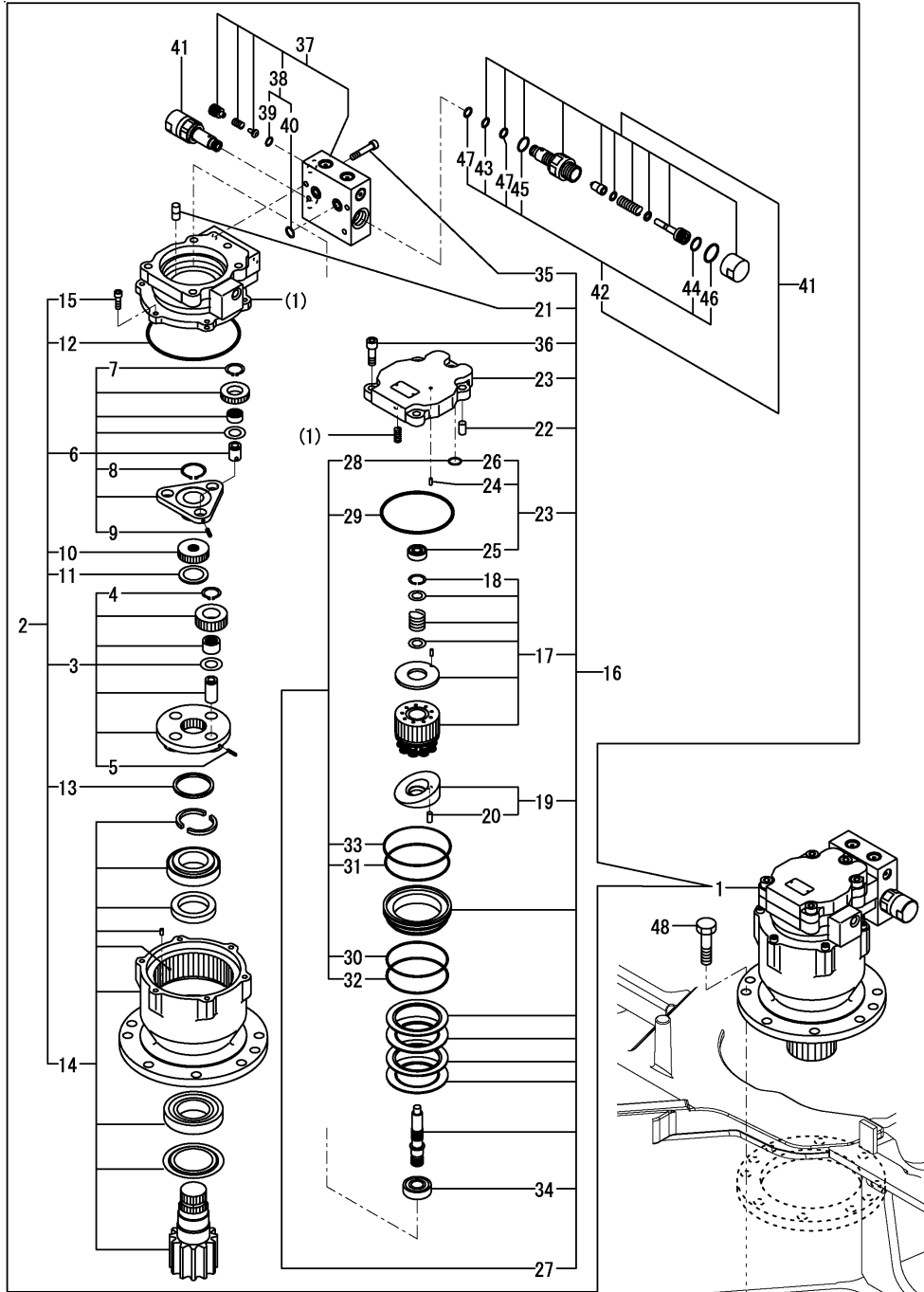
No.	Lev.	Parts No.	Description	Q'ty						I	R
				(A)	(B)	(C)	(D)	(E)	(F)		
62	2	23871-02000	PLUG, R02	2	2	2	2	2			
63	2	172147-70220	PLUG	4	4	4	4	4			
64	2	172148-70340	ORIFICE	8	8	8	8	8			
65	2	172312-74790	ORIFICE	8	8	8	8	8			
66	1	22217-140000	WASHER, SPRING 14	18	18	18	18	18			
67	1	172455-29140	BOLT	18	18	18	18	18			

Remarks
 (1)A package contains 2 floating seals.
 1 package par 1 travel motor.

Fig.52. TURNING MOTOR

(A)=VIO55-5B(US)
 (B)=VIO55-5B(AS)
 (C)=VIO55-5B(NZ)

(D)=VIO55-5B(KR)
 (E)=VIO55-5B(SG)
 (F)=

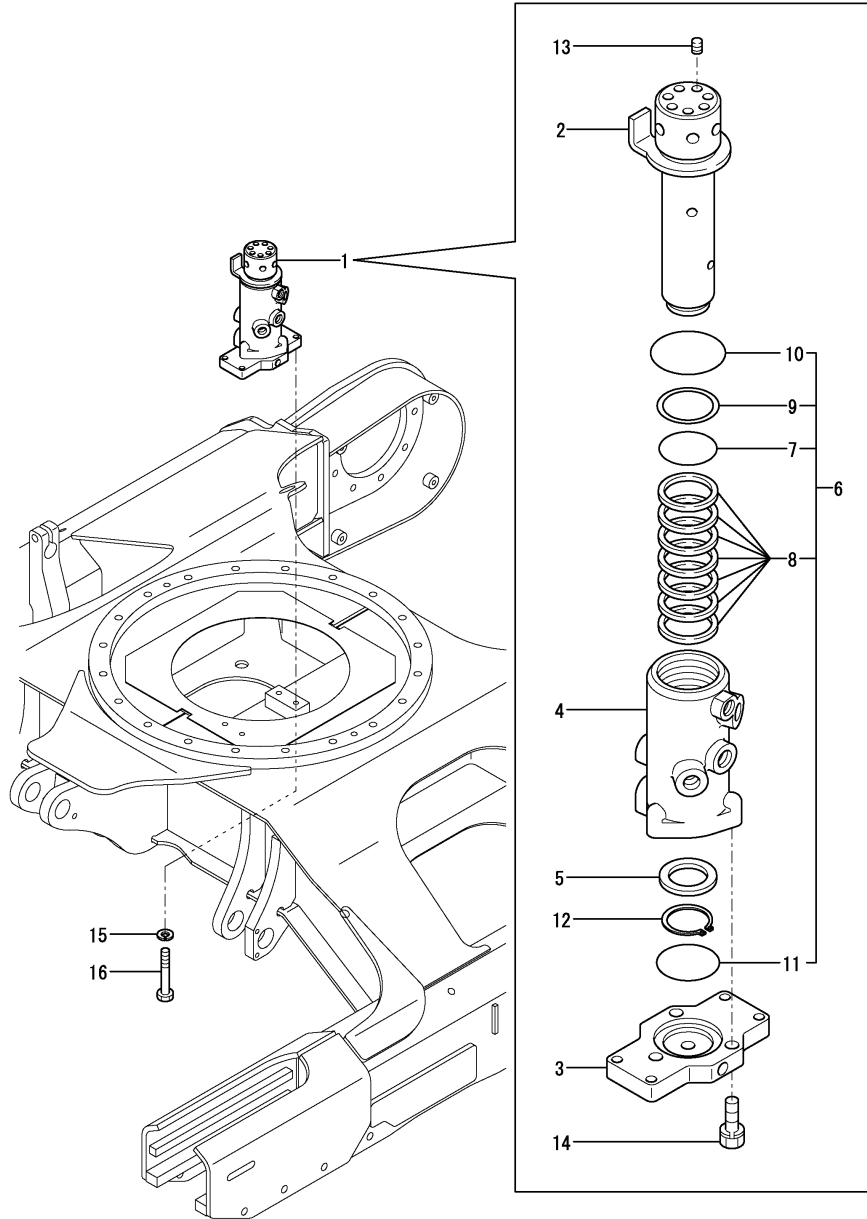


No.	Lev.	Parts No.	Description	Q'ty						I	R
				(A)	(B)	(C)	(D)	(E)	(F)		
1	1	172461-73310	MOTOR ASSY, SWING	1	1	1	1	1			
2	2	172460-73700	GEAR, REDUCTION	1	1	1	1	1			
3	3	172425-73410	CARRIER KIT	1	1	1	1	1			
4	4	22242-000200	RING, 20	4	4	4	4	4			
5	4	22351-040020	PIN, SPRING 4.0X20	4	4	4	4	4			
6	3	172425-73420	CARRIER KIT	1	1	1	1	1			
7	4	22242-000200	RING, 20	3	3	3	3	3			
8	4	22242-000300	RING, 30	1	1	1	1	1			
9	4	22351-040020	PIN, SPRING 4.0X20	3	3	3	3	3			
10	3	172460-73790	GEAR	1	1	1	1	1			
11	3	172425-73490	COLLAR, THRUST	1	1	1	1	1			
12	3	172425-73510	O-RING	1	1	1	1	1			
13	3	172425-73520	RING	1	1	1	1	1			
14	3	172460-73710	PINION KIT	1	1	1	1	1			
15	3	26450-080252	BOLT, M8X 25	6	6	6	6	6			
16	2	172460-73720	MOTOR ASSY	1	1	1	1	1			
17	3	172425-73440	BARREL KIT, CYLINDER	1	1	1	1	1			
18	4	22252-000280	RING, 28	1	1	1	1	1			
19	3	172425-73450	PLATE KIT	1	1	1	1	1			
20	4	172425-73550	PIN, PARALLEL	1	1	1	1	1			
21	3	172425-73530	FILTER	2	2	2	2	2			
22	3	172425-73540	PIN, PARALLEL	1	1	1	1	1			
23	3	172460-73730	BODY KIT	1	1	1	1	1			
24	4	22351-050012	PIN, SPRING 5.0X12	1	1	1	1	1			
25	4	24101-062010	BEARING, BALL 6201C3	1	1	1	1	1			
26	4	24315-000180	O-RING, 1BP18.0	2	2	2	2	2			
27	3	172460-73740	SEAL SET, MOTOR	1	1	1	1	1			
28	4	24315-000180	O-RING, 1BP18.0	2	2	2	2	2			
29	4	24325-001200	O-RING, 1BG120.0	1	1	1	1	1			
30	4	24325-001000	O-RING, 1BG100.0	1	1	1	1	1			
31	4	24325-001100	O-RING, 1BG110.0	1	1	1	1	1			
32	4	24376-001000	RING, BACK UP T3G100	1	1	1	1	1			
33	4	24376-001100	RING, BACK UP T3G110	1	1	1	1	1			
34	3	24105-062044	BEARING, BALL 6204Z	1	1	1	1	1			
35	3	26450-080502	BOLT, M8X 50	4	4	4	4	4			
36	3	26450-120352	BOLT, M12X 35	5	5	5	5	5			
37	2	172460-73750	VALVE ASSY	1	1	1	1	1			
38	3	172460-73760	SEAL SET, VALVE	1	1	1	1	1			
39	4	24315-000110	O-RING, 1BP11.0	2	2	2	2	2			
40	4	24315-000180	O-RING, 1BP18.0	2	2	2	2	2			
41	2	172461-73770	VALVE ASSY, RELIEF	2	2	2	2	2			
42	3	172460-73780	SEAL SET, VALVE	2	2	2	2	2			
43	4	24315-000140	O-RING, 1BP14.0	2	2	2	2	2			
44	4	24315-000180	O-RING, 1BP18.0	2	2	2	2	2			
45	4	24315-000220	O-RING, 1BP22.0	2	2	2	2	2			
46	4	24315-000280	O-RING, 1BP28.0	2	2	2	2	2			
47	4	24372-000140	RING, BACK UP T2P14	4	4	4	4	4			
48	1	172460-73320	BOLT	9	9	9	9	9			

Fig.53. SWIVEL JOINT(Y SPEC.)(TO M56216)

(A)=VIO55-5B(US)
 (B)=VIO55-5B(AS)
 (C)=VIO55-5B(NZ)

(D)=VIO55-5B(KR)
 (E)=VIO55-5B(SG)
 (F)=



No.	Lev.	Parts No.	Description	Q'ty						I	R
				(A)	(B)	(C)	(D)	(E)	(F)		
1	1	172444-73803 (A=M56217)	JOINT ASSY, SWIVEL (B=M56217) (C=M56217) (D=M56217)	1	1	1	1	1	1	Z	1
2	2	172444-73810	SHAFT ASSY, SWIVEL	1	1	1	1	1	1		
3	2	172444-73840	FLANGE, SWIVEL	1	1	1	1	1	1		
4	2	172444-73831	HUB, SWIVEL	1	1	1	1	1	1		
5	2	172137-73860	SPACER, SWIVEL	1	1	1	1	1	1		
6	2	172444-73880	SEAL SET, SWIVEL	1	1	1	1	1	1		
7	3	172142-73800	O-RING, 55.76X5.7	1	1	1	1	1	1		
8	3	172447-73840	SEAL	7	7	7	7	7	7		
9	3	172148-73870	RING, BUCK UP	1	1	1	1	1	1		
10	3	24311-000750	O-RING, 1AP75.0	1	1	1	1	1	1		
11	3	24321-000700	O-RING, 1AG70.0	1	1	1	1	1	1		
12	2	22242-000451	RING, 45	1	1	1	1	1	1		
13	2	23871-020000	PLUG, R02	7	7	7	7	7	7		
14	2	26013-100352	BOLT, M10X 35	3	3	3	3	3	3		
15	1	22217-100000	WASHER, SPRING 10	4	4	4	4	4	4		
16	1	26116-100652	BOLT, M10X 65 PLATED	4	4	4	4	4	4		
16-1	1	26116-100352	BOLT, M10X 35 PLATED	4	4	4	4	4	4		S
		(A=M53320)	(B=M53320) (C=M53320) (D=M53320)	(E=M53320)							

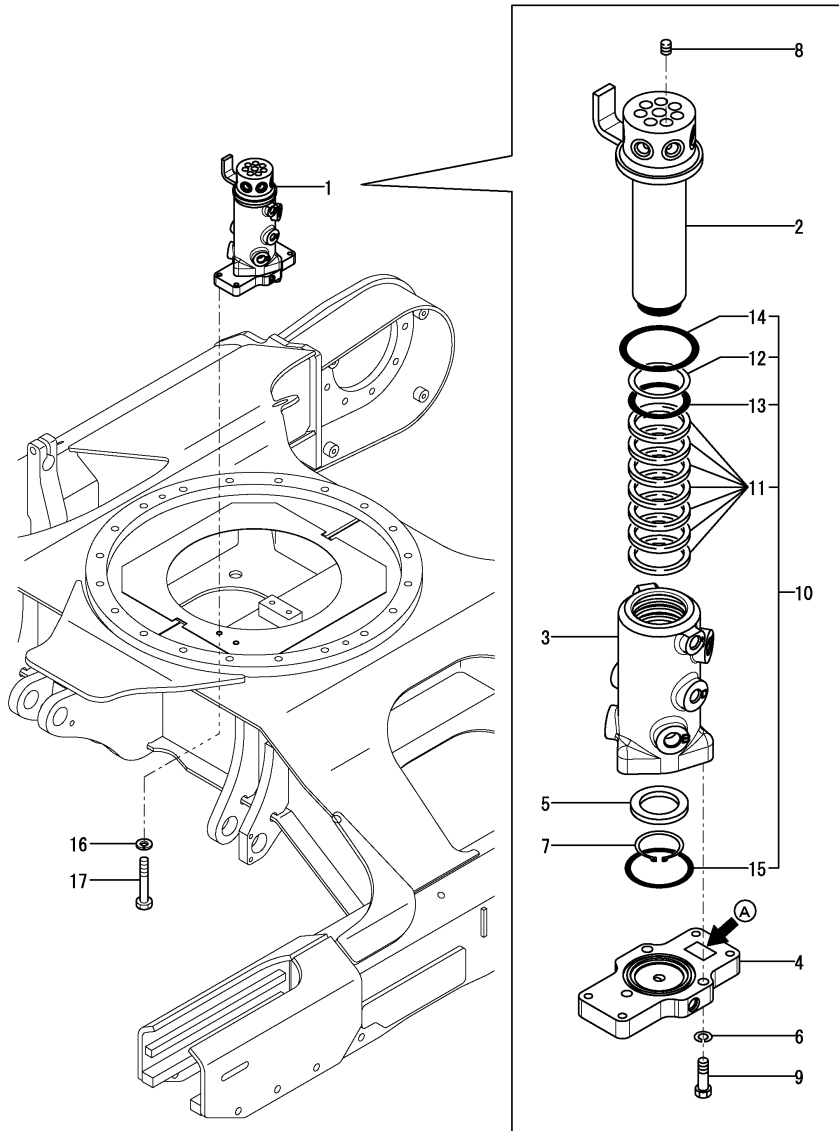
Remarks

(1)Compatibility by assembly exchange with parts of Fig.155(53A) No.1.

Fig.155. (53A)SWIVEL JOINT(N SPEC.)(FROM M56217)

(A)=VIO55-5B(US)
 (B)=VIO55-5B(AS)
 (C)=VIO55-5B(NZ)

(D)=VIO55-5B(KR)
 (E)=VIO55-5B(SG)
 (F)=



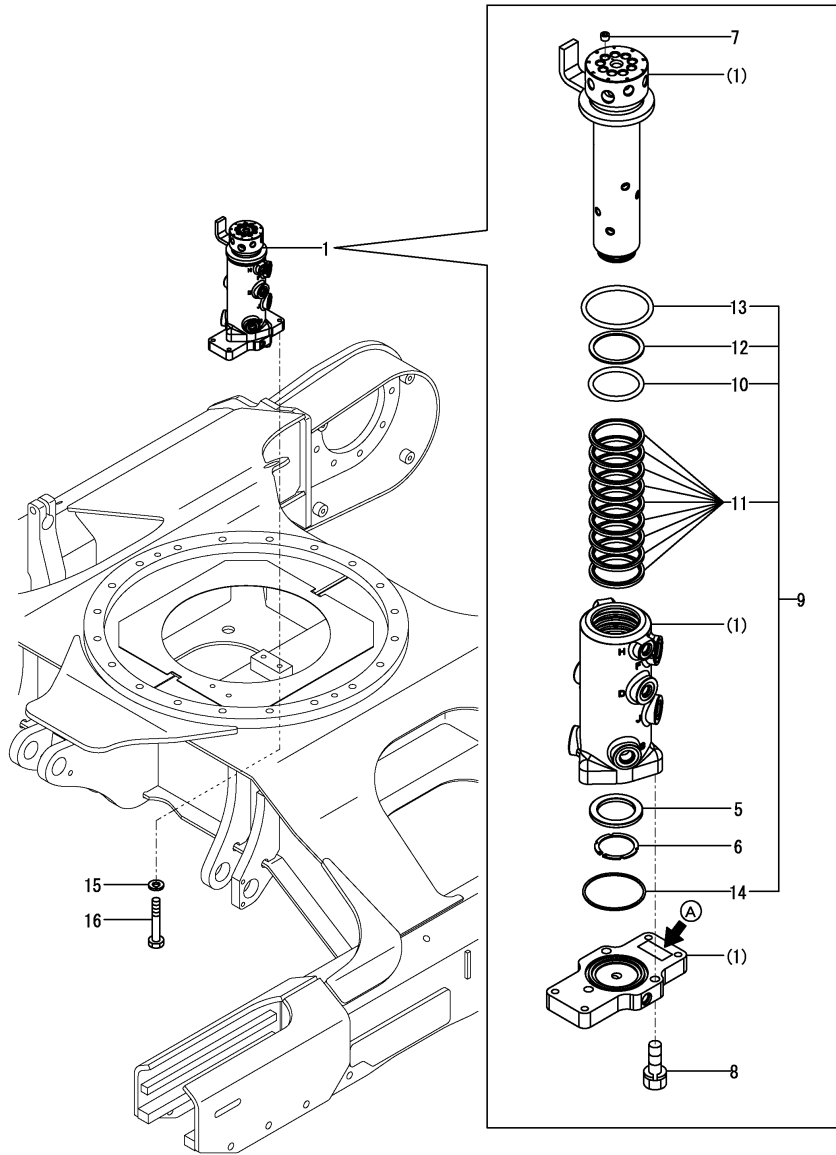
No.	Lev.	Parts No.	Description	Q'ty						I	R
				(A)	(B)	(C)	(D)	(E)	(F)		
1	1	172B02-73800	JOINT ASSY, SWIVEL	1	1	1	1	1		W	1
		(A=M56217) (B=M56217) (C=M56217) (D=M56217) (E=M56217)									
2	2	172B02-73810	SHAFT ASSY, SWIVEL	1	1	1	1	1			
3	2	172B02-73840	HUB, SWIVEL	1	1	1	1	1			
4	2	172B02-73850	FLANGE, SWIVEL	1	1	1	1	1			
5	2	172B02-73860	SPACER, SWIVEL	1	1	1	1	1			
6	2	22217-100000	WASHER, SPRING 10	3	3	3	3	3			
7	2	22242-000451	RING, 45	1	1	1	1	1			
8	2	23871-020000	PLUG, R02	7	7	7	7	7			
9	2	26076-100352	BOLT, 10.910X 35	3	3	3	3	3			
10	2	172B02-73900	SEAL KIT, SWIVEL	1	1	1	1	1			
10-1	2	172B02-73910	SEAL KIT, SWIVEL	1	1	1	1	1			N
		(A=*2014.04) (B=*2014.04) (C=*2014.04) (D=*2014.04) (E=*2014.04)									
11	3	172B02-73870	SEAL, SWIVEL	7	7	7	7	7			
11-1	3	172B02-73890	SEAL, SWIVEL	7	7	7	7	7			N
		(A=*2014.04) (B=*2014.04) (C=*2014.04) (D=*2014.04) (E=*2014.04)									
12	3	172B02-73880	RING, BACKUP T3 55	1	1	1	1	1			
13	3	24315-000560	O-RING, 1BP56.0	1	1	1	1	1			
14	3	24315-000750	O-RING, 1BP75.0	1	1	1	1	1			
15	3	24325-000700	O-RING, 1BG70.0	1	1	1	1	1			
16	1	22217-100000	WASHER, SPRING 10	4	4	4	4	4			
17	1	26116-100352	BOLT, M10X 35 PLATED	4	4	4	4	4			

Remarks
 (1)A:NACHI LABEL

Fig.105. (53B)SWIVEL JOINT(Y SPEC.)(ANGLE BLADE SPEC.)(TO M56323)

(A)=VIO55-5B(US)
 (B)=VIO55-5B(AS)
 (C)=VIO55-5B(NZ)

(D)=VIO55-5B(KR)
 (E)=VIO55-5B(SG)
 (F)=



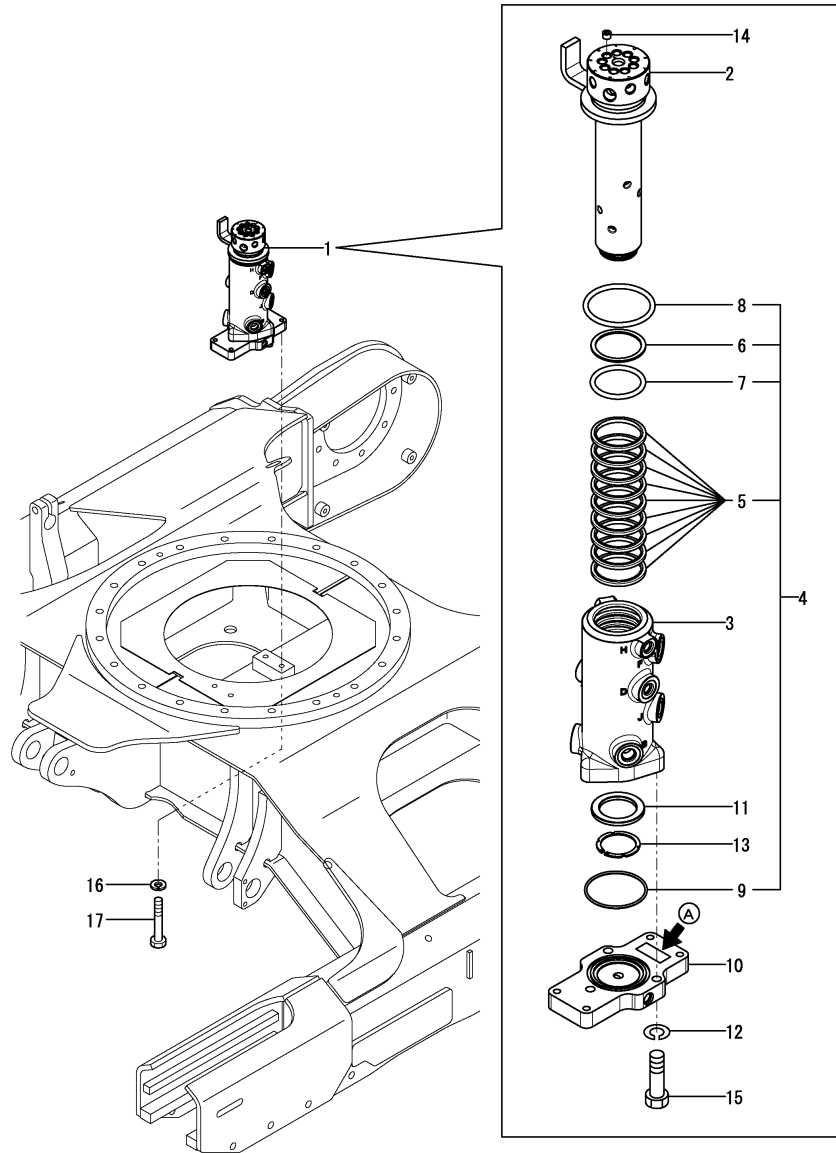
No.	Lev.	Parts No.	Description	Q'ty						I	R	
				(A)	(B)	(C)	(D)	(E)	(F)			
1	1	172A79-73800 (A=M56324) (B=M56324)	JOINT ASSY, SWIVEL	1	1						Z	1
5	2	172137-73860	SPACER, SWIVEL		1	1						
6	2	22242-000451	RING, 45		1	1						
7	2	23871-010000	PLUG, R01		9	9						
8	2	26013-100352	BOLT, M10X 35		3	3						
9	2	172A79-73850	SEAL SET, SWIVEL		1	1						
10	3	172142-73800	O-RING, 55.76X5.7		1	1						
11	3	172447-73840	SEAL		9	9						
12	3	172148-73870	RING, BUCK UP		1	1						
13	3	24311-000750	O-RING, 1AP75.0		1	1						
14	3	24321-000700	O-RING, 1AG70.0		1	1						
15	1	22217-100000	WASHER, SPRING 10		4	4						
16	1	26116-100352	BOLT, M10X 35 PLATED		4	4						

Remarks
 (1)A : no label.
 Interchangeable by Fig.157(105A) No.1.
 The inner parts are not compatible.

Fig.157. (53C)SWIVEL JOINT(N SPEC.)(ANGLE BLADE SPEC.)(FROM M56324)

(A)=VIO55-5B(US)
 (B)=VIO55-5B(AS)
 (C)=VIO55-5B(NZ)

(D)=VIO55-5B(KR)
 (E)=VIO55-5B(SG)
 (F)=



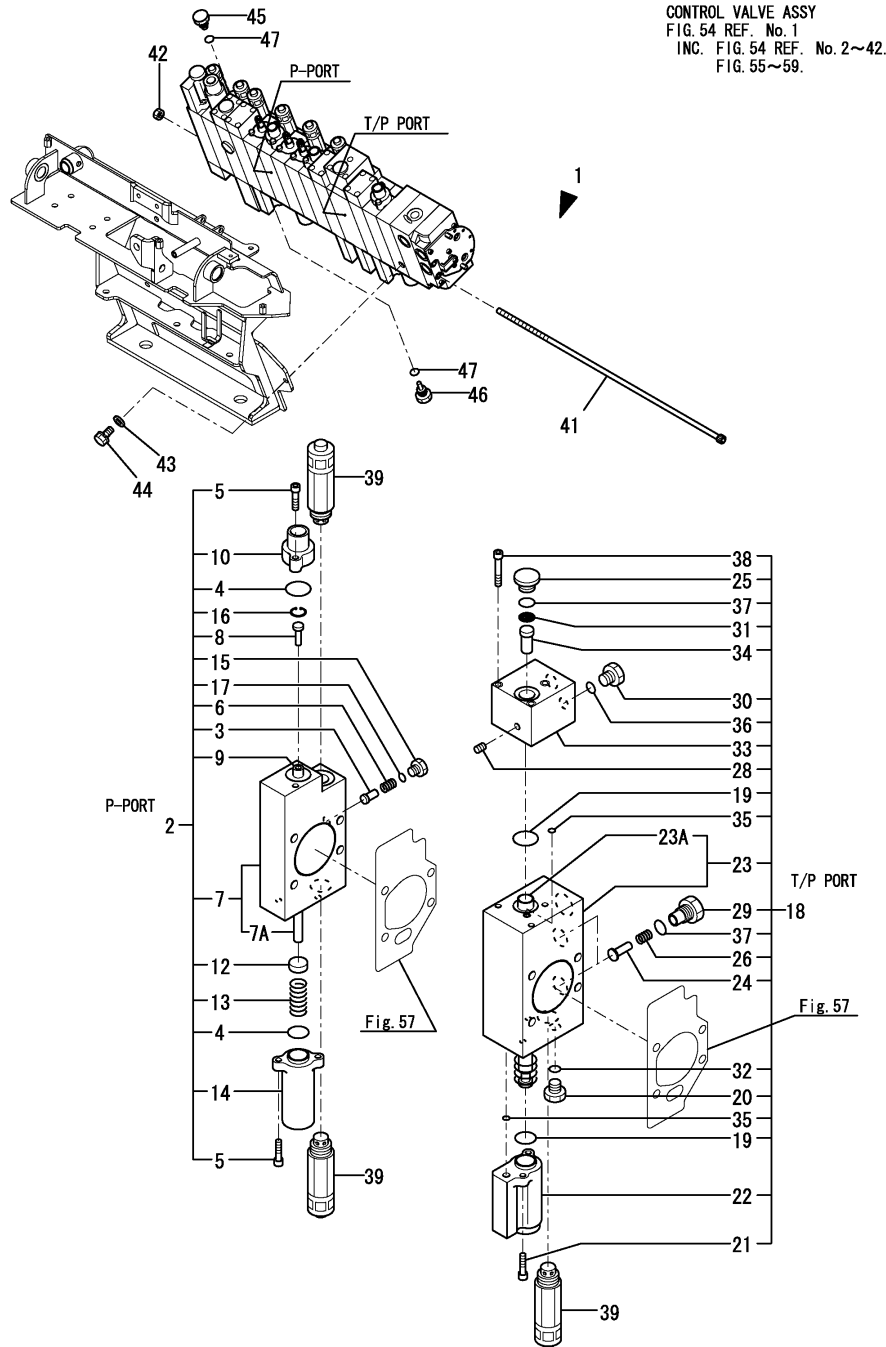
No.	Lev.	Parts No.	Description	Q'ty						I	R	
				(A)	(B)	(C)	(D)	(E)	(F)			
1	1	172A79-73700 (A=M56324) (B=M56324)	JOINT ASSY, SWIVEL	1	1						W	1
2	2	172A79-73710	SHAFT ASSY,SWIVEL	1	1							
3	2	172A79-73720	ROTOR	1	1							
4	2	172A79-73780	SEAL KIT, SWIVEL	1	1							
4-1	2	172A79-73790 (A=*2014.04.) (B=*2014.04.)	SEAL KIT, SWIVEL	1	1							N
5	3	172B02-73870	SEAL, SWIVEL	9	9							
5-1	3	172B02-73890 (A=*2014.04.) (B=*2014.04.)	SEAL, SWIVEL	9	9							N
6	3	172B02-73880	RING, BACKUP T3 55	1	1							
7	3	24315-000560	O-RING, 1BP56.0	1	1							
8	3	24315-000750	O-RING, 1BP75.0	1	1							
9	3	24325-000700	O-RING, 1BG70.0	1	1							
10	2	172B02-73850	FLANGE, SWIVEL	1	1							
11	2	172B02-73860	SPACER, SWIVEL	1	1							
12	2	22217-100000	WASHER, SPRING 10	3	3							
13	2	22242-000451	RING, 45	1	1							
14	2	23871-010000	PLUG, R01	9	9							
15	2	26076-100352	BOLT, 10.910X 35	3	3							
16	1	22217-100000	WASHER, SPRING 10	4	4							
17	1	26116-100352	BOLT, M10X 35 PLATED	4	4							

Remarks
 (1)A : 'NACHI' label.
 Interchangeable by from Y specification.
 The inner parts are not compatible.

Fig.54. CONTROL VALVE(1/6)(US : TO M54865, AS, NZ, KR)

(A)=VIO55-5B(US)
(B)=VIO55-5B(AS)
(C)=VIO55-5B(NZ)

(D)=VIO55-5B(KR)
(E)=VIO55-5B(SG)
(F)=



No.	Lev.	Parts No.	Description	Q'ty						I	R
				(A)	(B)	(C)	(D)	(E)	(F)		
1	1	172A48-74113	VALVE ASSY, CONTROL	1	1	1	1				
1-1	1	172A48-74114	VALVE ASSY, CONTROL	1	1	1	1				N
		(A=M53710) (B=M53710) (C=M53710) (D=M53710)									
2	2	172A47-75520	VALVE	1	1	1	1				
3	3	172499-70180	VALVE ASSY, REVERSE	1	1	1	1				
4	3	172458-74230	O-RING	2	2	2	2				
5	3	172458-74260	BOLT	4	4	4	4				
6	3	172173-74280	SPRING	1	1	1	1				
7	3	172A47-74500	SECTION ASSY, INLET	1	1	1	1				
7A	4	172A47-74350	SPOOL ASSY,INLET	1	1	1	1				
8	3	172A47-74360	FILTER	1	1	1	1				
9	3	172A47-74370	PISTON	1	1	1	1				
10	3	172A47-74380	COVER, PILOT	1	1	1	1				
12	3	172458-74530	SEAT, SPRING	1	1	1	1				
13	3	172458-74540	SPRING, RETURN	1	1	1	1				
14	3	172458-74550	COVER, PILOT	1	1	1	1				
15	3	172458-74670	PLUG	1	1	1	1				
16	3	172A47-74980	CIRCLIP	1	1	1	1				
17	3	24315-00080	O-RING, 1BP8.0	1	1	1	1				
18	2	172A47-75570	SECTION ASSY	1	1	1	1				
18-1	2	172A47-75571	SECTION ASSY	1	1	1	1				N
		(A=M53257) (B=M53257) (C=M53257) (D=M53257)									
19	3	172458-74230	O-RING	2	2	2	2				
20	3	172A47-74260	PLUG	2	2	2	2				
20-1	3	172A47-74260	PLUG	1	1	1	1				K
		(A=M53001) (B=M53001) (C=M53001) (D=M53001)									
21	3	172458-74260	BOLT	1	1	1	1				
21-1	3	172458-74260	BOLT	2	2	2	2				K
		(A=M53001) (B=M53001) (C=M53001) (D=M53001)									
22	3	172A47-74280	COVER, PILOT	1	1	1	1				
23	3	172A47-74440	SECTION, CONFLUENE	1	1	1	1				
23-1	3	172A47-74441	SECTION, CONFLUENE	1	1	1	1				N
		(A=M53257) (B=M53257) (C=M53257) (D=M53257)									
23A	4	172A47-74290	SPOOL ASSY	1	1	1	1				
23A-1	4	172A47-74291	SPOOL ASSY	1	1	1	1				N
		(A=M53257) (B=M53257) (C=M53257) (D=M53257)									
24	3	172458-74290	VALVE, REVERSE	2	2	2	2				
25	3	172183-74350	PLUG	1	1	1	1				
26	3	172458-74360	SPRING, VALVE	2	2	2	2				
28	3	172458-74460	PLUG	2	2	2	2				
29	3	172458-74640	STAY, VALVE	2	2	2	2				
30	3	172458-74670	PLUG	1	1	1	1				
31	3	172499-74860	FILTER	1	1	1	1				
32	3	172A47-74950	O-RING	1	1	1	1				
33	3	172A47-74960	BODY, PILOT	1	1	1	1				
34	3	172499-74960	PLUG	1	1	1	1				
35	3	24311-000060	O-RING, 1AP6.0	2	2	2	2				
36	3	24315-000080	O-RING, 1BP8.0	1	1	1	1				
37	3	24315-000110	O-RING, 1BP11.0	3	3	3	3				
38	3	26450-050452	BOLT, M5X 45	3	3	3	3				
39	2	172A48-74210	VALVE ASSY, RELIEF	3	3	3	3				

N:Old $\begin{matrix} \text{Yes} \\ \text{No} \end{matrix}$ New, Q:Old $\begin{matrix} \text{No} \\ \text{Yes} \end{matrix}$ New, R:Old $\begin{matrix} \text{Yes} \\ \text{No} \end{matrix}$ New, S:Old $\begin{matrix} \text{No} \\ \text{Yes} \end{matrix}$ New, W:Add, Z:Discontinued, F:Interchangeable by set, K:Q'ty Change
++ CONTINUE ++
Copyright (C) YANMAR GLOBAL CS CO., LTD. All Rights Reserved.

Fig.54. CONTROL VALVE(1/6)(US : TO M54865, AS, NZ, KR)

(A)=VIO55-5B(US)
 (B)=VIO55-5B(AS)
 (C)=VIO55-5B(NZ)

(D)=VIO55-5B(KR)
 (E)=VIO55-5B(SG)
 (F)=

No.	Lev.	Parts No.	Description	Q'ty						I	R
				(A)	(B)	(C)	(D)	(E)	(F)		
41	2	172A47-75810	BOLT	4	4	4	4				
42	2	26716-080002	NUT, M8	4	4	4	4				
43	1	22133-100000	WASHER, 10	3	3	3	3				
44	1	26013-100162	BOLT, M10X 16	3	3	3	3				
45	1	172A47-76270	PLUG, PILOT	1	1	1	1				
46	1	172A47-76280	PLUG, PILOT	1	1	1	1				
47	1	24315-000110	O-RING, 1BP11.0	2	2	2	2				
47-1	1	41851-000110	O-RING	2	2	2	2			N	
				(A=M53207)	(B=M53207)	(C=M53207)	(D=M53207)				

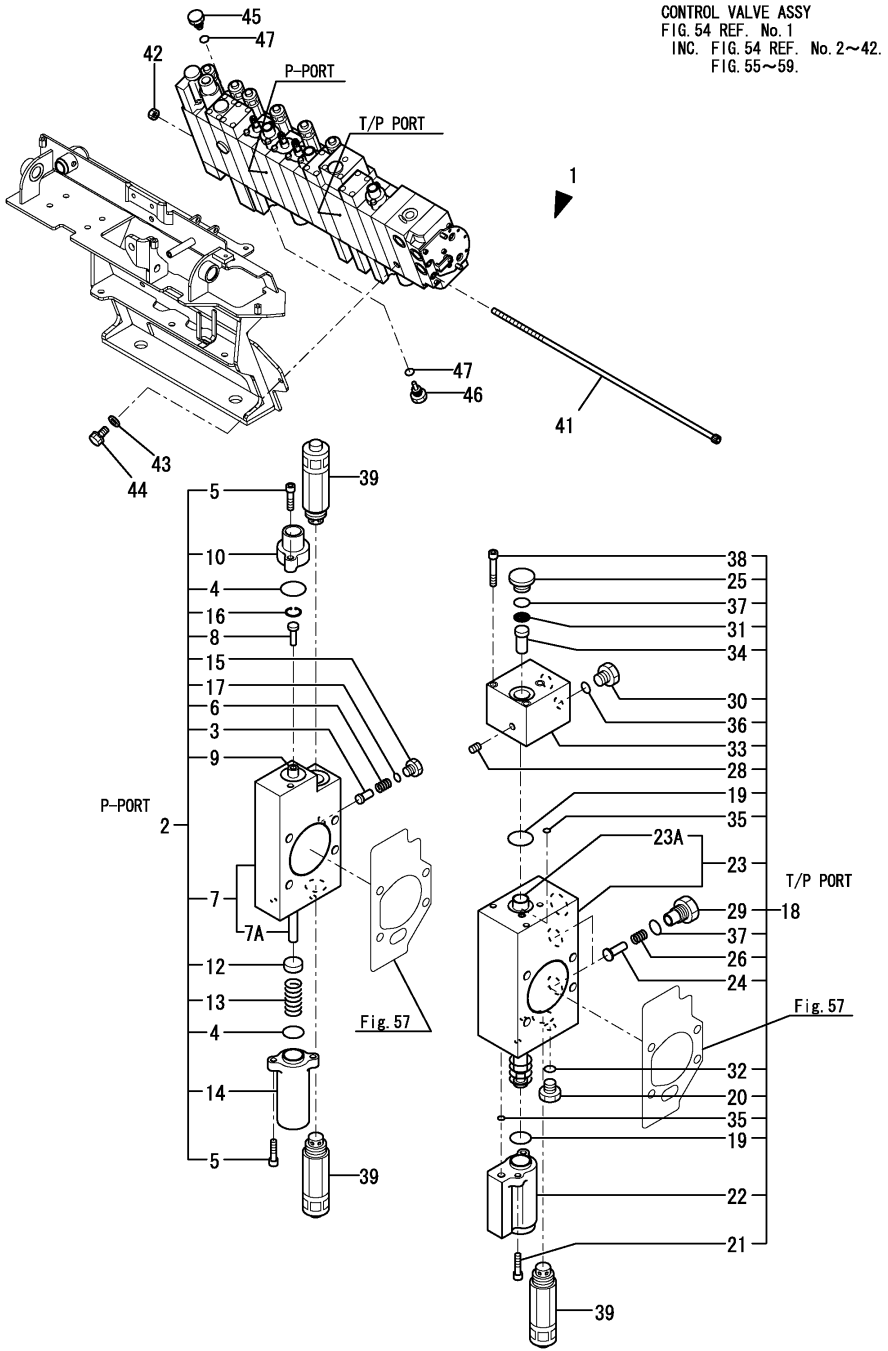
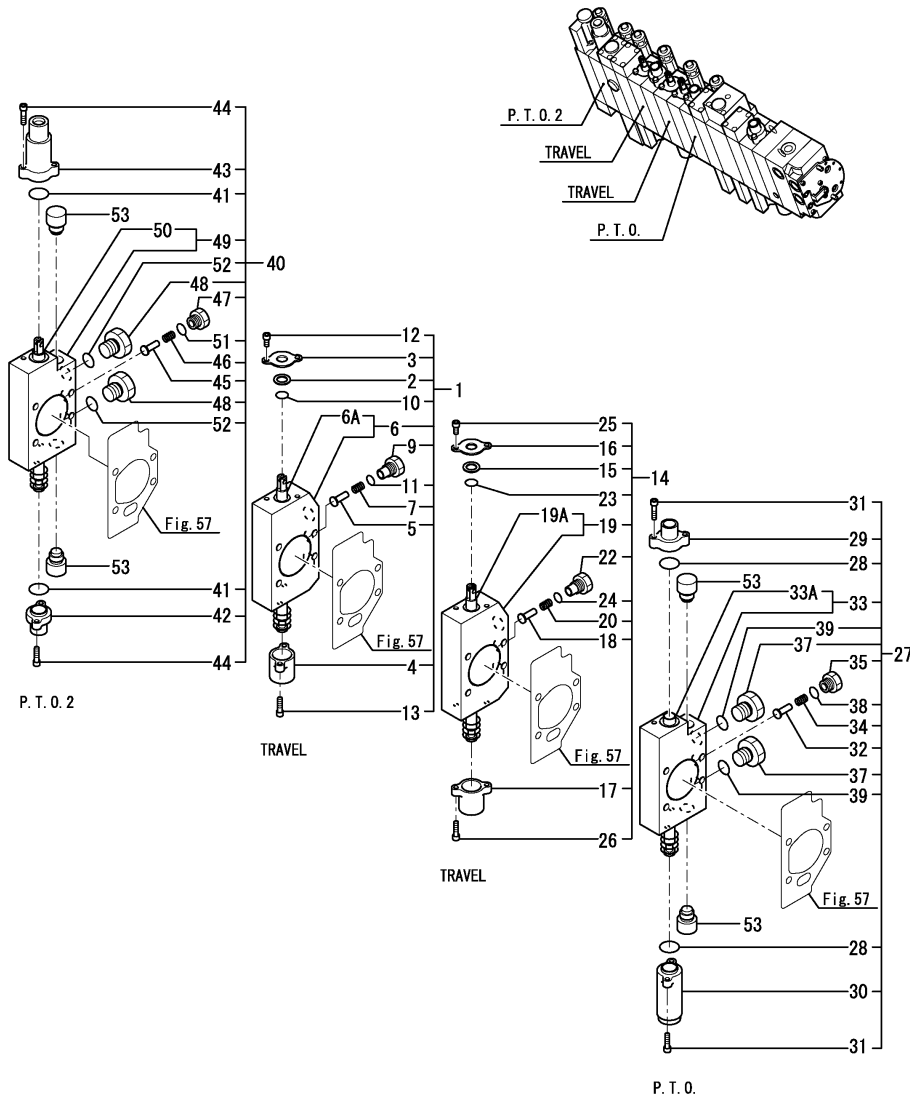


Fig.55. CONTROL VALVE(2/6)(US : TO M54865, AS, NZ, KR)



(A)=VIO55-5B(US)
 (B)=VIO55-5B(AS)
 (C)=VIO55-5B(NZ)

(D)=VIO55-5B(KR)
 (E)=VIO55-5B(SG)
 (F)=

No.	Lev.	Parts No.	Description	Q'ty						I	R
				(A)	(B)	(C)	(D)	(E)	(F)		
1	2	172A47-75510	SECTION, TRAVEL	1	1	1	1				
1-1	2	172A47-75511	SECTION, TRAVEL	1	1	1	1				N
		(A=M53710) (B=M53710) (C=M53710) (D=M53710)									
2	3	172458-74130	WIPER, DUST	1	1	1	1				
3	3	172458-74140	RETAINER, SEAL	1	1	1	1				
4	3	172458-74170	CAP, SPRING	1	1	1	1				
4-1	3	172A78-74170	CAP, SPRING	1	1	1	1				N
		(A=M53710) (B=M53710) (C=M53710) (D=M53710)									
5	3	172458-74290	VALVE, REVERSE	1	1	1	1				
6	3	172A47-74530	SECTION ASSY, TRAVEL	1	1	1	1				
6A	4	172A47-74340	SPOOL ASSY, TRAVEL	1	1	1	1				
7	3	172458-74360	SPRING, VALVE	1	1	1	1				
9	3	172458-74640	STAY, VALVE	1	1	1	1				
10	3	24311-000120	O-RING, 1AP12.0	1	1	1	1				
11	3	24315-000110	O-RING, 1BP11.0	1	1	1	1				
12	3	26450-050102	BOLT, M5X 10	2	2	2	2				
13	3	26450-050182	BOLT, M5X 18	2	2	2	2				
14	2	172A47-75530	SECTION, TRAVEL	1	1	1	1				
14-1	2	172A47-75531	SECTION, TRAVEL	1	1	1	1				N
		(A=M53710) (B=M53710) (C=M53710) (D=M53710)									
15	3	172458-74130	WIPER, DUST	1	1	1	1				
16	3	172458-74140	RETAINER, SEAL	1	1	1	1				
17	3	172458-74170	CAP, SPRING	1	1	1	1				
17-1	3	172A78-74170	CAP, SPRING	1	1	1	1				N
		(A=M53710) (B=M53710) (C=M53710) (D=M53710)									
18	3	172458-74290	VALVE, REVERSE	1	1	1	1				
19	3	172A47-74490	SECTION, TRAVEL	1	1	1	1				
19A	4	172A47-74340	SPOOL ASSY, TRAVEL	1	1	1	1				
20	3	172458-74360	SPRING, VALVE	1	1	1	1				
22	3	172458-74640	STAY, VALVE	1	1	1	1				
23	3	24311-000120	O-RING, 1AP12.0	1	1	1	1				
24	3	24315-000110	O-RING, 1BP11.0	1	1	1	1				
25	3	26450-050102	BOLT, M5X 10	2	2	2	2				
26	3	26450-050182	BOLT, M5X 18	2	2	2	2				
27	2	172A47-75550	SECTION, PTO	1	1	1	1				
28	3	172458-74230	O-RING	2	2	2	2				
29	3	172458-74240	COVER, PILOT	1	1	1	1				
30	3	172458-74250	COVER, PILOT	1	1	1	1				
31	3	172458-74260	BOLT	4	4	4	4				
32	3	172490-74310	VALVE, REVERSE	1	1	1	1				
33	3	172A47-74470	PTO SECTION ASSY	1	1	1	1				
33A	4	172A47-74320	SPOOL ASSY, PTO	1	1	1	1				
34	3	172490-74320	SPRING, VALVE	1	1	1	1				
35	3	172490-74330	STAY, VALVE	1	1	1	1				
37	3	172458-74650	STAY, VALVE	2	2	2	2				
38	3	24315-000110	O-RING, 1BP11.0	1	1	1	1				
39	3	24315-000140	O-RING, 1BP14.0	2	2	2	2				
40	2	172A47-75640	SECTION, PTO	1	1	1	1				
41	3	172458-74230	O-RING	2	2	2	2				
42	3	172458-74240	COVER, PILOT	1	1	1	1				
43	3	172458-74250	COVER, PILOT	1	1	1	1				

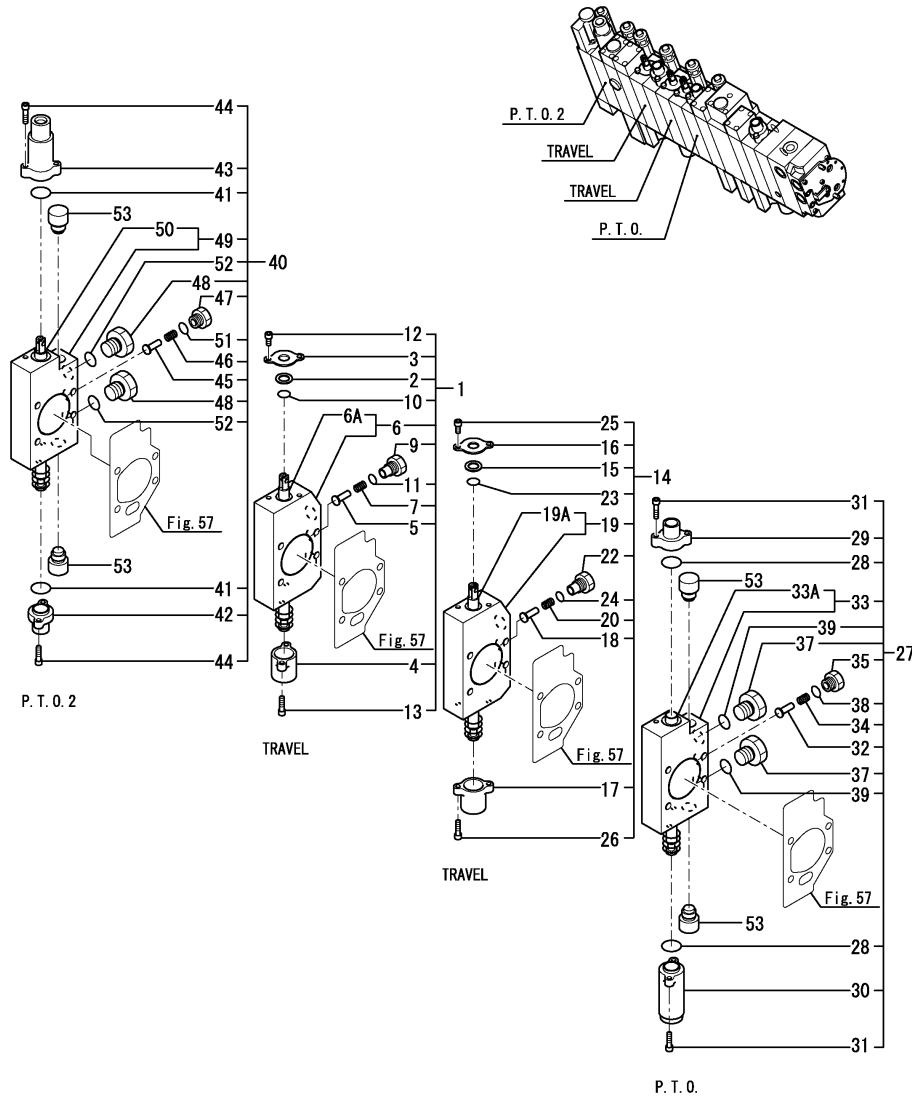
Remarks

* Control valve assy is shown in Fig.54.

Fig.55. CONTROL VALVE(2/6)(US : TO M54865, AS, NZ, KR)

(A)=VIO55-5B(US)
 (B)=VIO55-5B(AS)
 (C)=VIO55-5B(NZ)

(D)=VIO55-5B(KR)
 (E)=VIO55-5B(SG)
 (F)=



No.	Lev.	Parts No.	Description	Q'ty						I	R
				(A)	(B)	(C)	(D)	(E)	(F)		
44	3	172458-74260	BOLT	4	4	4	4				
45	3	172490-74310	VALVE, REVERSE	1	1	1	1				
46	3	172490-74320	SPRING, VALVE	1	1	1	1				
47	3	172490-74330	STAY, VALVE	1	1	1	1				
48	3	172458-74650	STAY, VALVE	2	2	2	2				
49	3	172A47-75650	SECTION ASSY, PTO	1	1	1	1				
50	4	172A47-75660	SPOOL ASSY, PTO	1	1	1	1				
51	3	24315-000110	O-RING, 1BP11.0	1	1	1	1				
52	3	24315-000140	O-RING, 1BP14.0	2	2	2	2				
53	2	172A47-75460	PLUG ASSY, VALVE	4	4	4	4				

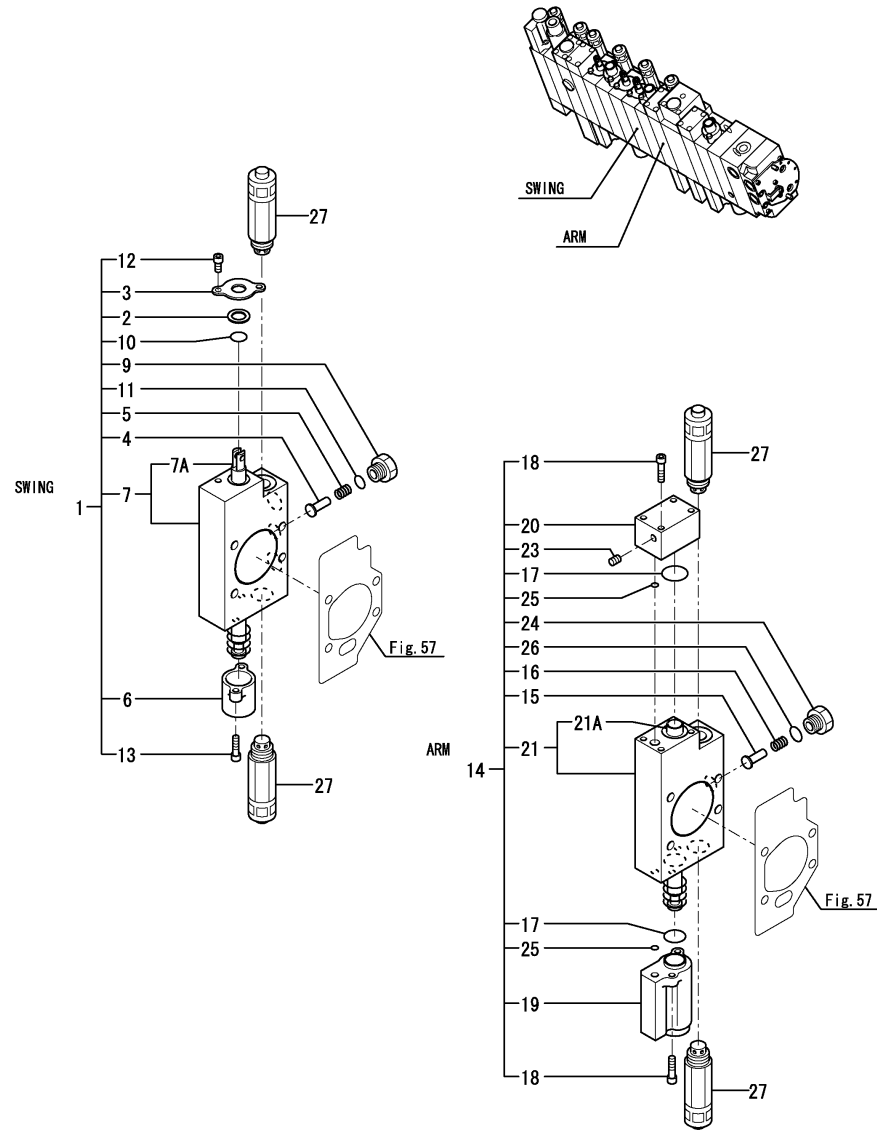
Remarks

* Control valve assy is shown in Fig.54.

Fig.56. CONTROL VALVE(3/6)(US : TO M54865, AS, NZ, KR)

(A)=VIO55-5B(US)
 (B)=VIO55-5B(AS)
 (C)=VIO55-5B(NZ)

(D)=VIO55-5B(KR)
 (E)=VIO55-5B(SG)
 (F)=



No.	Lev.	Parts No.	Description	Q'ty						I	R
				(A)	(B)	(C)	(D)	(E)	(F)		
1	2	172A47-75540	SECTION, SWING	1	1	1	1				
1-1	2	172A47-75541	SECTION, SWING	1	1	1	1				N
		(A=M53710) (B=M53710) (C=M53710) (D=M53710)									
2	3	172458-74130	WIPER, DUST	1	1	1	1				
3	3	172458-74140	RETAINER, SEAL	1	1	1	1				
4	3	172458-74150	VALVE, REVERSE	1	1	1	1				
5	3	172458-74160	SPRING, VALVE	1	1	1	1				
6	3	172458-74170	CAP, SPRING	1	1	1	1				
6-1	3	172A78-74170	CAP, SPRING	1	1	1	1				N
		(A=M53710) (B=M53710) (C=M53710) (D=M53710)									
7	3	172A47-74480	SECTION, SWING	1	1	1	1				
7A	4	172A47-74330	SPOOL ASSY, SWING	1	1	1	1				
9	3	172458-74630	STAY, VALVE	1	1	1	1				
10	3	24311-000120	O-RING, 1AP12.0	1	1	1	1				
11	3	24315-000110	O-RING, 1BP11.0	1	1	1	1				
12	3	26450-050102	BOLT, M5X 10	2	2	2	2				
13	3	26450-050182	BOLT, M5X 18	2	2	2	2				
14	2	172A47-75561	SECTION, ARM	1	1	1	1				
15	3	172458-74150	VALVE, REVERSE	1	1	1	1				
16	3	172458-74160	SPRING, VALVE	1	1	1	1				
17	3	172458-74230	O-RING	2	2	2	2				
18	3	172458-74260	BOLT	4	4	4	4				
19	3	172A47-74280	COVER, PILOT	1	1	1	1				
20	3	172A47-74300	COVER, PILOT	1	1	1	1				
21	3	172A47-74451	SECTION, ARM	1	1	1	1				
21A	4	172A47-74311	SPOOL ASSY, ARM	1	1	1	1				
23	3	172458-74460	PLUG	1	1	1	1				
24	3	172458-74630	STAY, VALVE	1	1	1	1				
25	3	24311-000060	O-RING, 1AP6.0	2	2	2	2				
26	3	24315-000110	O-RING, 1BP11.0	1	1	1	1				
27	2	172A48-74200	VALVE ASSY, OVERLOAD	4	4	4	4				

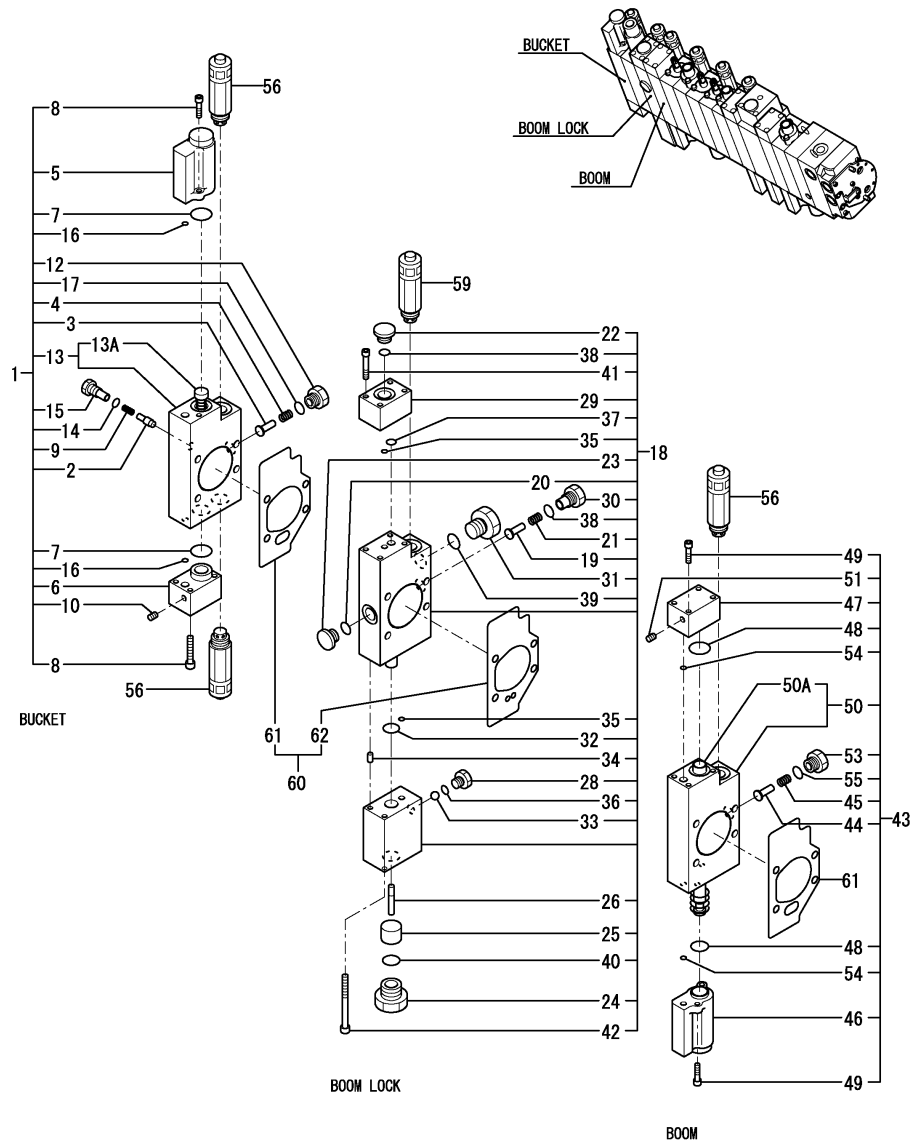
Remarks

* Control valve assy is shown in Fig.54.

Fig.57. CONTROL VALVE(4/6)(US : TO M54865, AS, NZ, KR)

(A)=VIO55-5B(US)
 (B)=VIO55-5B(AS)
 (C)=VIO55-5B(NZ)

(D)=VIO55-5B(KR)
 (E)=VIO55-5B(SG)
 (F)=



No.	Lev.	Parts No.	Description	Q'ty						I	R
				(A)	(B)	(C)	(D)	(E)	(F)		
1	2	172A47-75490	SECTION, BUCKET	1	1	1	1				
2	3	172499-70180	VALVE ASSY, REVERSE	1	1	1	1				
3	3	172458-74150	VALVE, REVERSE	1	1	1	1				
4	3	172458-74160	SPRING, VALVE	1	1	1	1				
5	3	172A47-74220	COVER, PILOT	1	1	1	1				
6	3	172A47-74230	COVER, PILOT	1	1	1	1				
7	3	172458-74230	O-RING	2	2	2	2				
8	3	172458-74260	BOLT	4	4	4	4				
9	3	172173-74280	SPRING	1	1	1	1				
10	3	172458-74460	PLUG	1	1	1	1				
12	3	172458-74630	STAY, VALVE	1	1	1	1				
13	3	172A47-74550	SECTION ASSY, BACKET	1	1	1	1				
13A	4	172A47-74940	SPOOL ASSY, BUCKET	1	1	1	1				
14	3	172A47-74950	O-RING	1	1	1	1				
15	3	172A47-74970	STAY, VALVE	1	1	1	1				
16	3	24311-000060	O-RING, 1AP6.0	2	2	2	2				
17	3	24315-000110	O-RING, 1BP11.0	1	1	1	1				
18	2	172A47-75610	VALVE ASSY	1	1	1	1				
19	3	172499-70180	VALVE ASSY, REVERSE	1	1	1	1				
20	3	172A47-74270	O-RING	1	1	1	1				
21	3	172173-74280	SPRING	1	1	1	1				
22	3	172183-74350	PLUG	1	1	1	1				
23	3	172A47-74460	PLUG	1	1	1	1				
24	3	172A47-74560	BUSH PF1/2X1/4	1	1	1	1				
25	3	172A47-74570	PISTON B	1	1	1	1				
26	3	172A47-74580	PISTON A1	1	1	1	1				
28	3	172A47-74920	HOLDER, BALL	1	1	1	1				
29	3	172A47-74930	BODY, DISCHARGE	1	1	1	1				
30	3	172A47-74970	STAY, VALVE	1	1	1	1				
31	3	172A47-75620	STAY, VALVE	1	1	1	1				
32	3	172A47-75680	O-RING	1	1	1	1				
33	3	172A47-75690	BALL, STEEL	1	1	1	1				
34	3	22312-050100	PIN, PARALLEL M5X10	2	2	2	2				
35	3	24311-000060	O-RING, 1AP6.0	2	2	2	2				
36	3	24315-000080	O-RING, 1BP8.0	1	1	1	1				
37	3	24315-000100	O-RING, 1BP10.0	1	1	1	1				
38	3	24315-000110	O-RING, 1BP11.0	2	2	2	2				
39	3	24315-000140	O-RING, 1BP14.0	1	1	1	1				
40	3	24315-000180	O-RING, 1BP18.0	1	1	1	1				
41	3	26450-050302	BOLT, M5X 30	2	2	2	2				
42	3	26450-060652	BOLT, M6X 65	2	2	2	2				
43	2	172A47-75501	SECTION, BOOM	1	1	1	1				
44	3	172458-74150	VALVE, REVERSE	1	1	1	1				
45	3	172458-74160	SPRING, VALVE	1	1	1	1				
46	3	172A47-74220	COVER, PILOT	1	1	1	1				
47	3	172A47-74230	COVER, PILOT	1	1	1	1				
48	3	172458-74230	O-RING	2	2	2	2				
49	3	172458-74260	BOLT	4	4	4	4				
50	3	172A47-74541	SECTION, BOOM	1	1	1	1				
50A	4	172A47-74411	SPOOL ASSY, BOOM	1	1	1	1				
51	3	172458-74460	PLUG	1	1	1	1				

Remarks

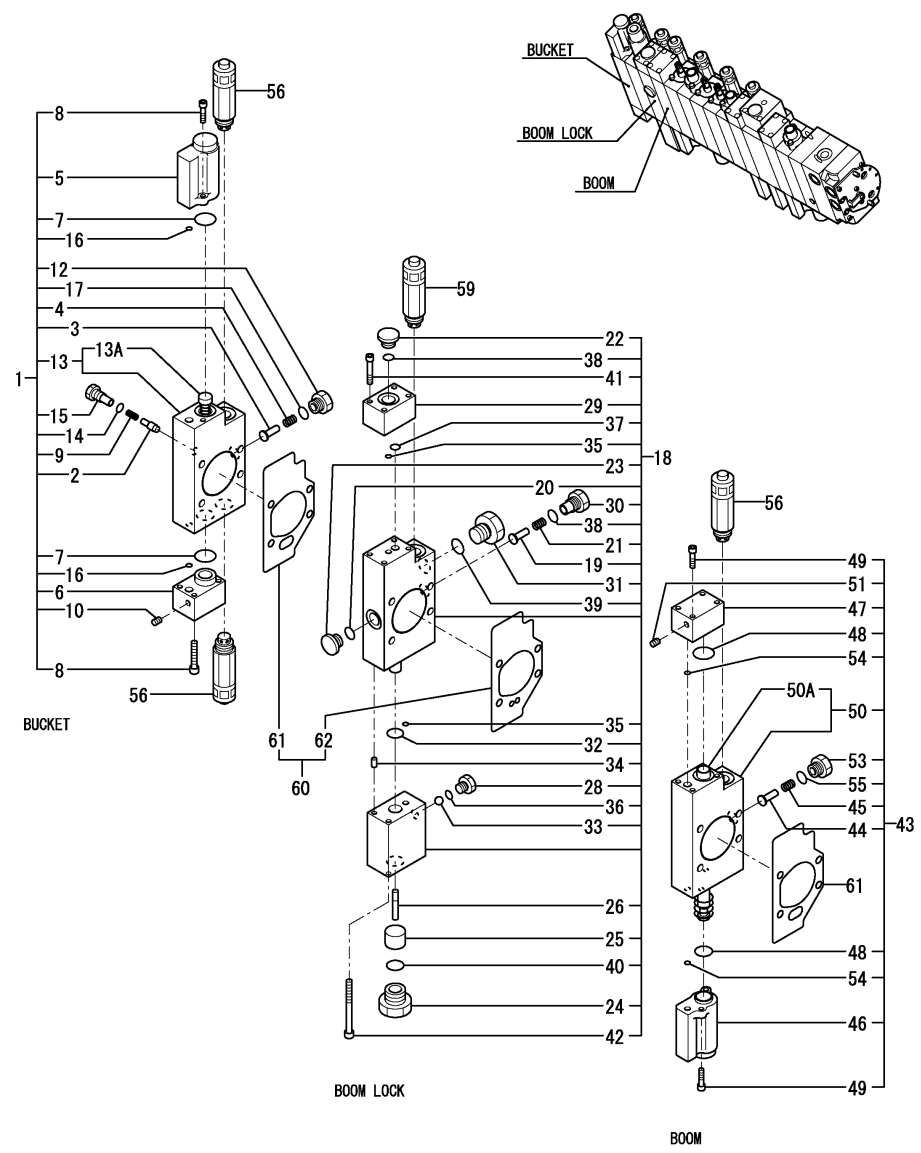
* Control valve assy is shown in Fig.54.

Fig.57. CONTROL VALVE(4/6)(US : TO M54865, AS, NZ, KR)

(A)=VIO55-5B(US)
 (B)=VIO55-5B(AS)
 (C)=VIO55-5B(NZ)

(D)=VIO55-5B(KR)
 (E)=VIO55-5B(SG)
 (F)=

No.	Lev.	Parts No.	Description	Q'ty						I	R
				(A)	(B)	(C)	(D)	(E)	(F)		
53	3	172458-74630	STAY, VALVE	1	1	1	1				
54	3	24311-000060	O-RING, 1AP6.0	2	2	2	2				
55	3	24315-000110	O-RING, 1BP11.0	1	1	1	1				
56	2	172A48-74200	VALVE ASSY, OVERLOAD	3	3	3	3				
59	2	172456-74440	VALVE, RELIEF	1	1	1	1				
60	2	172A47-75630	GASKET SET	1	1	1	1				
61	3	172A47-75430	GASKET	12	12	12	12				
62	3	172A47-75440	GASKET	1	1	1	1				

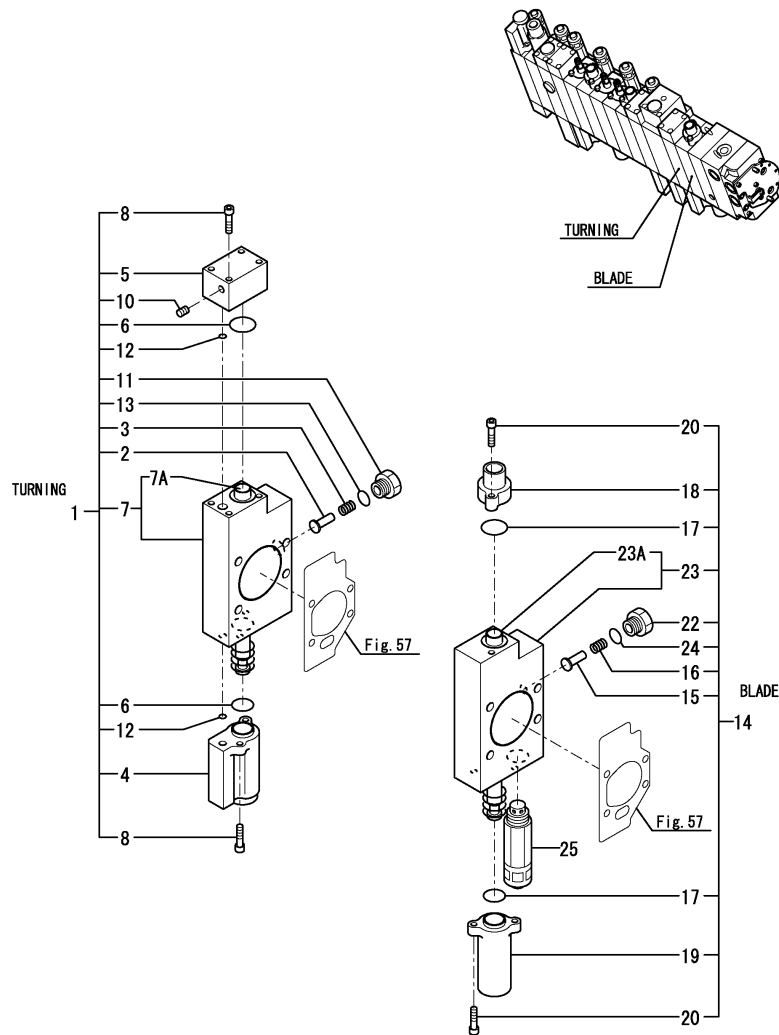


Remarks
 * Control valve assy is shown in Fig.54.

Fig.58. CONTROL VALVE(5/6)(US : TO M54865, AS, NZ, KR)

(A)=VIO55-5B(US)
 (B)=VIO55-5B(AS)
 (C)=VIO55-5B(NZ)

(D)=VIO55-5B(KR)
 (E)=VIO55-5B(SG)
 (F)=



No.	Lev.	Parts No.	Description	Q'ty						I	R
				(A)	(B)	(C)	(D)	(E)	(F)		
1	2	172A47-75581	SECTION, SWING	1	1	1	1				
2	3	172458-74150	VALVE, REVERSE	1	1	1	1				
3	3	172458-74160	SPRING, VALVE	1	1	1	1				
4	3	172A47-74220	COVER, PILOT	1	1	1	1				
5	3	172A47-74230	COVER, PILOT	1	1	1	1				
6	3	172458-74230	O-RING	2	2	2	2				
7	3	172A47-74431	SECTION, SWING	1	1	1	1				
7A	4	172A47-74241	SPOOL ASSY, SWING	1	1	1	1				
8	3	172458-74260	BOLT	4	4	4	4				
10	3	172458-74460	PLUG	1	1	1	1				
11	3	172458-74630	STAY, VALVE	1	1	1	1				
12	3	24311-000060	O-RING, 1AP6.0	2	2	2	2				
13	3	24315-000110	O-RING, 1BP11.0	1	1	1	1				
14	2	172A47-75591	SECTION, BLADE	1	1	1	1				
15	3	172458-74150	VALVE, REVERSE	1	1	1	1				
16	3	172458-74160	SPRING, VALVE	1	1	1	1				
17	3	172458-74230	O-RING	2	2	2	2				
18	3	172458-74240	COVER, PILOT	1	1	1	1				
19	3	172458-74250	COVER, PILOT	1	1	1	1				
20	3	172458-74260	BOLT	4	4	4	4				
22	3	172458-74630	STAY, VALVE	1	1	1	1				
23	3	172A47-74421	SECTION ASSY, BLADE	1	1	1	1				
23A	4	172A47-75671	SPOOL ASSY, BLADE	1	1	1	1				
24	3	24315-000110	O-RING, 1BP11.0	1	1	1	1				
25	2	172A47-75480	VALVE ASSY, OVERLOAD	1	1	1	1				

Remarks

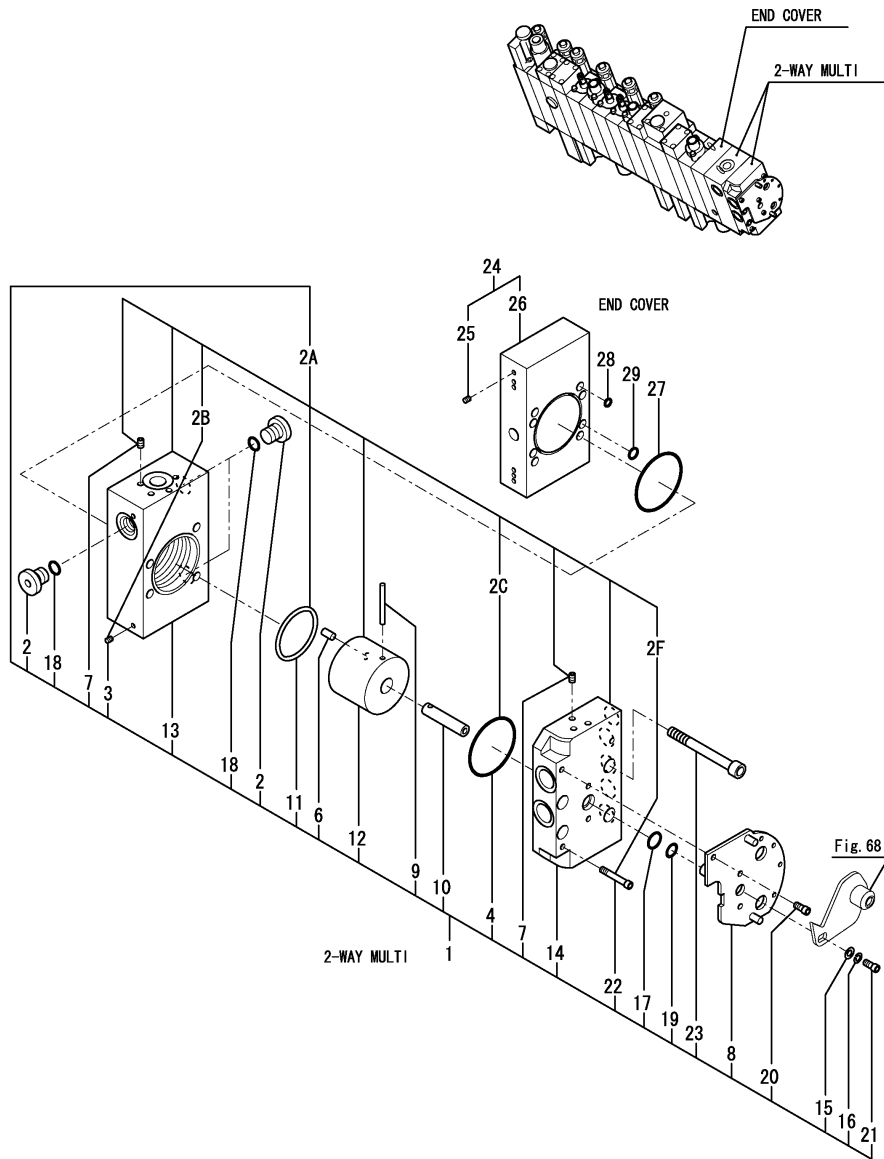
* Control valve assy is shown in Fig.54.

Fig.59. CONTROL VALVE(6/6)(US : TO M54865, AS, NZ, KR)

(A)=VIO55-5B(US)
 (B)=VIO55-5B(AS)
 (C)=VIO55-5B(NZ)

(D)=VIO55-5B(KR)
 (E)=VIO55-5B(SG)
 (F)=

No.	Lev.	Parts No.	Description	Q'ty						I	R
				(A)	(B)	(C)	(D)	(E)	(F)		
1	2	172A47-74210	VALVE	1	1	1	1				
2	3	172183-74350	PLUG	3	3	3	3				
2A	3	172A47-75910	BODY, 2-WAY KIT	1	1	1	1				W
		(A=M53710) (B=M53710) (C=M53710) (D=M53710)									
2B	4	172458-74460	PLUG	2	2	2	2				
2C	4	172A47-75420	O-RING	1	1	1	1				
2F	4	26450-050302	BOLT, M5X 30	2	2	2	2				
3	3	172458-74460	PLUG	2	2	2	2				Z
		(A=M53710) (B=M53710) (C=M53710) (D=M53710)									
4	3	172A47-75420	O-RING	1	1	1	1				Z
		(A=M53710) (B=M53710) (C=M53710) (D=M53710)									
6	3	172A47-75710	PLUNGER	1	1	1	1				
7	3	172A47-75720	PLUG NPT1/16	11	11	11	11				Z
		(A=M53710) (B=M53710) (C=M53710) (D=M53710)									
8	3	172A47-75730	PLATE	1	1	1	1				Z
		(A=M53001) (B=M53001) (C=M53001) (D=M53001)									
8-1	3	172A47-75820	PLATE	1	1	1	1				W
		(A=M53001) (B=M53001) (C=M53001) (D=M53001)									
9	3	172A47-75740	NEEDLE ROLLER 4MM	1	1	1	1				
10	3	172A47-75750	SHAFT	1	1	1	1				
11	3	172A47-75760	PACKING, ROD	1	1	1	1				Z
		(A=M53710) (B=M53710) (C=M53710) (D=M53710)									
12	3	172A47-75800	CYLINDER	1	1	1	1				Z
		(A=M53710) (B=M53710) (C=M53710) (D=M53710)									
13	3	172A47-75780	BODY	1	1	1	1				Z
		(A=M53710) (B=M53710) (C=M53710) (D=M53710)									
14	3	172A47-75790	BODY	1	1	1	1				Z
		(A=M53710) (B=M53710) (C=M53710) (D=M53710)									
15	3	22137-050000	WASHER, 5	1	1	1	1				
16	3	22217-050000	WASHER, SPRING 5	1	1	1	1				
17	3	24311-240100	O-RING, 1AP10A	1	1	1	1				
18	3	24315-000110	O-RING, 1BP11.0	3	3	3	3				
19	3	24373-240100	RING, BACK UP T3P10A	1	1	1	1				
20	3	26450-050102	BOLT, M5X 10	3	3	3	3				
21	3	26450-050102	BOLT, M5X 10	1	1	1	1				
22	3	26450-050302	BOLT, M5X 30	2	2	2	2				Z
		(A=M53710) (B=M53710) (C=M53710) (D=M53710)									
23	3	26450-080752	BOLT, M8X 75	4	4	4	4				
24	2	172A47-75600	COVER ASSY, END	1	1	1	1				
25	3	172458-74460	PLUG	8	8	8	8				
26	3	172A47-75410	COVER, END	1	1	1	1				
27	2	172A47-75420	O-RING	1	1	1	1				
28	2	24311-000060	O-RING, 1AP6.0	7	7	7	7				
29	2	24311-000090	O-RING, 1AP9.0	2	2	2	2				



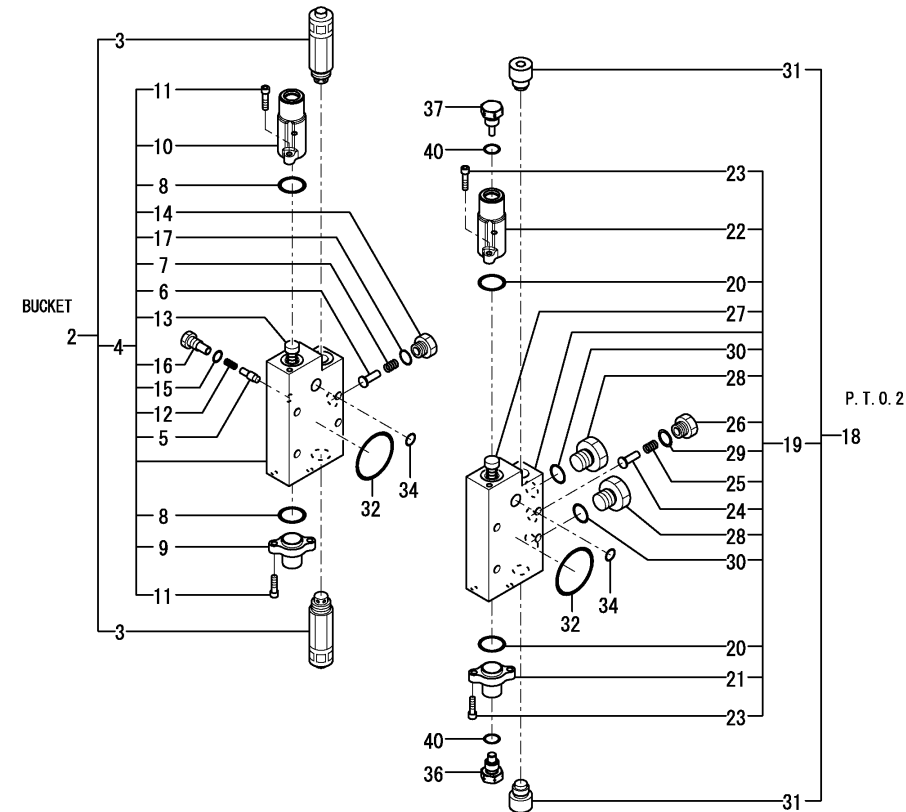
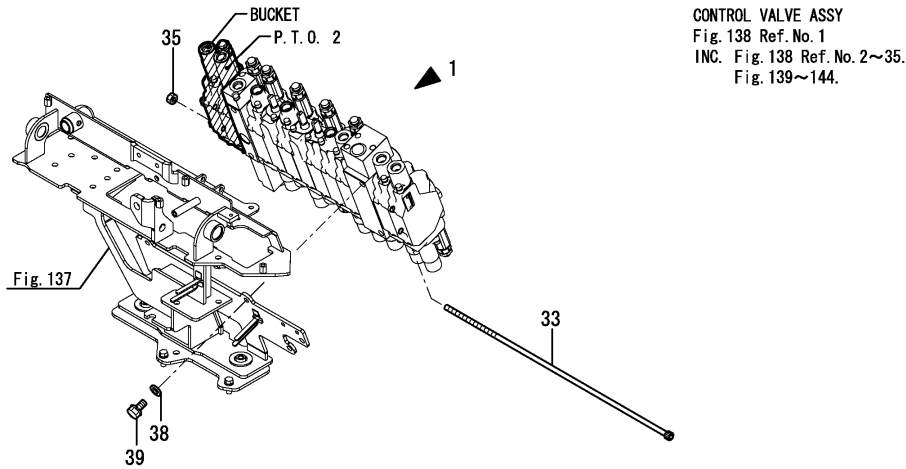
Remarks

* Control valve assy is shown in Fig.54.

Fig.138. (59A)CONTROL VALVE(1/7)(US : FROM M54866)

(A)=VIO55-5B(US)
 (B)=VIO55-5B(AS)
 (C)=VIO55-5B(NZ)

(D)=VIO55-5B(KR)
 (E)=VIO55-5B(SG)
 (F)=

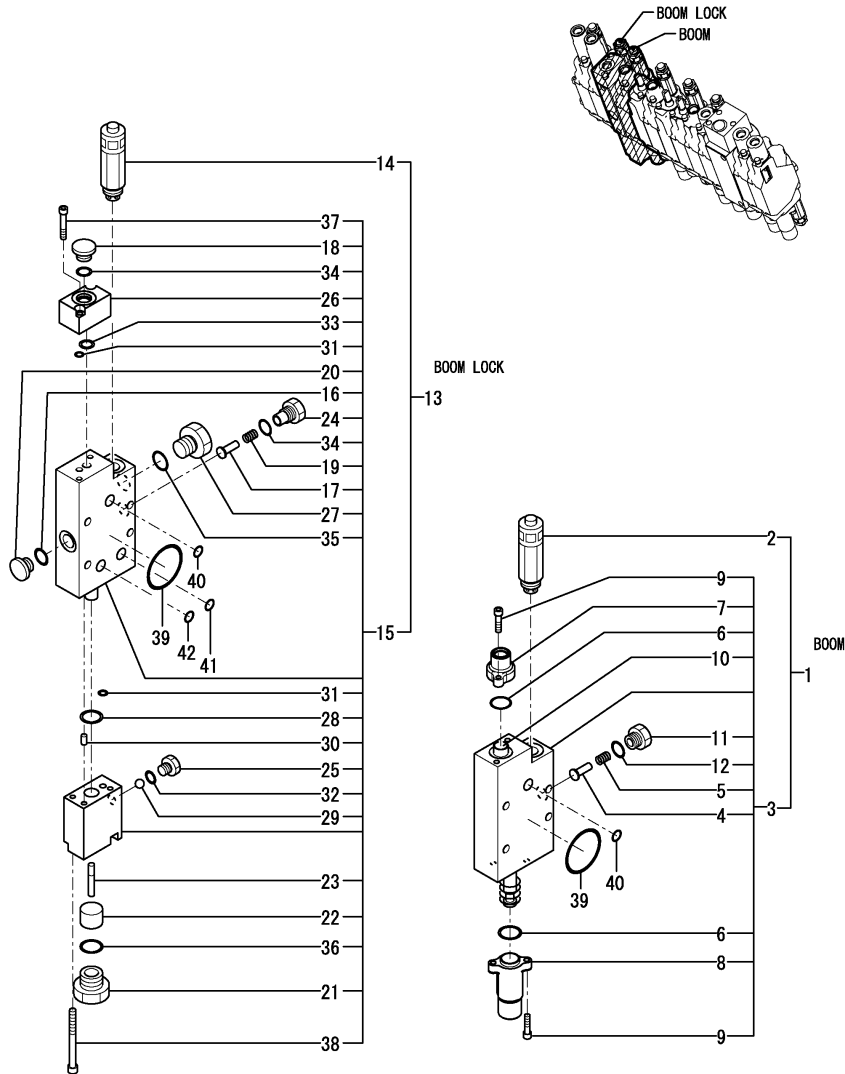


No.	Lev.	Parts No.	Description	Q'ty						I	R
				(A)	(B)	(C)	(D)	(E)	(F)		
1	1	172A79-74200	VALVE ASSY,CV-BCV	1							
2	2	172A79-74270	SECTION ASSY, BUCKET	1							
3	3	172A48-74200	VALVE ASSY, OVERLOAD	2							
4	3	172A78-74500	SECTION ASSY, BUCKET	1							
5	4	172499-70180	VALVE ASSY, REVERSE	1							
6	4	172458-74150	VALVE, REVERSE	1							
7	4	172458-74160	SPRING, VALVE	1							
8	4	172458-74230	O-RING	2							
9	4	172458-74240	COVER, PILOT	1							
10	4	172458-74250	COVER, PILOT	1							
11	4	172458-74260	BOLT	4							
12	4	172173-74280	SPRING	1							
13	4	172A78-74370	SPOOL ASSY, BUCKET	1							
14	4	172458-74630	STAY, VALVE	1							
15	4	172A47-74950	O-RING	1							
16	4	172A47-74970	STAY, VALVE	1							
17	4	24315-000110	O-RING, 1BP11.0	1							
18	2	172A78-74590	SECTION ASSY, PTO	1							
19	3	172A78-74490	SECTION ASSY, PTO	1							
20	4	172458-74230	O-RING	2							
21	4	172458-74240	COVER, PILOT	1							
22	4	172458-74250	COVER, PILOT	1							
23	4	172458-74260	BOLT	4							
24	4	172490-74310	VALVE, REVERSE	1							
25	4	172490-74320	SPRING, VALVE	1							
26	4	172490-74330	STAY, VALVE	1							
27	4	172A78-74360	SPOOL ASSY, PTO	1							
28	4	172A47-75620	STAY, VALVE	2							
29	4	24315-000110	O-RING, 1BP11.0	1							
30	4	24315-000140	O-RING, 1BP14.0	2							
31	3	172A47-75460	PLUG ASSY, VALVE	2							
32	2	172458-74720	O-RING	2							
33	2	172A47-75450	BOLT	4							
34	2	24311-000200	O-RING, 1AP20.0	2							
35	2	26716-080002	NUT, M8	4							
36	1	172A47-76270	PLUG, PILOT	1							
37	1	172A47-76280	PLUG, PILOT	1							
38	1	22133-100000	WASHER, 10	3							
39	1	26013-100162	BOLT, M10X 16	3							
40	1	41851-000110	O-RING	2							

Fig.139. (59B)CONTROL VALVE(2/7)(US : FROM M54866)

(A)=VIO55-5B(US)
 (B)=VIO55-5B(AS)
 (C)=VIO55-5B(NZ)

(D)=VIO55-5B(KR)
 (E)=VIO55-5B(SG)
 (F)=



No.	Lev.	Parts No.	Description	Q'ty						I	R
				(A)	(B)	(C)	(D)	(E)	(F)		
1	2	172A79-74250	SECTION ASSY, BOOM	1							
2	3	172A48-74200	VALVE ASSY, OVERLOAD	1							
3	3	172A78-74470	SECTION ASSY, BOOM	1							
4	4	172458-74150	VALVE, REVERSE	1							
5	4	172458-74160	SPRING, VALVE	1							
6	4	172458-74230	O-RING	2							
7	4	172458-74240	COVER, PILOT	1							
8	4	172458-74250	COVER, PILOT	1							
9	4	172458-74260	BOLT	4							
10	4	172A78-74350	SPOOL ASSY, BOOM	1							
11	4	172458-74630	STAY, VALVE	1							
12	4	24315-000110	O-RING, 1BP11.0	1							
13	2	172A79-74260	SECTION ASSY, LOCK	1							
14	3	172456-74440	VALVE, RELIEF	1							
15	3	172A78-74480	SECTION ASSY, VALVE	1							
16	4	172A47-74270	O-RING	1							
17	4	172458-74290	VALVE, REVERSE	1							
18	4	172183-74350	PLUG	1							
19	4	172458-74360	SPRING, VALVE	1							
20	4	172A47-74460	PLUG	1							
21	4	172A47-74560	BUSH PF1/2X1/4	1							
22	4	172A47-74570	PISTON B	1							
23	4	172A47-74580	PISTON A1	1							
24	4	172458-74640	STAY, VALVE	1							
25	4	172A47-74920	HOLDER, BALL	1							
26	4	172A47-74930	BODY, DISCHARGE	1							
27	4	172A47-75620	STAY, VALVE	1							
28	4	172A47-75680	O-RING	1							
29	4	172A47-75690	BALL, STEEL	1							
30	4	22312-050100	PIN, PARALLEL M5X10	2							
31	4	24311-000060	O-RING, 1AP6.0	2							
32	4	24315-000080	O-RING, 1BP8.0	1							
33	4	24315-000100	O-RING, 1BP10.0	1							
34	4	24315-000110	O-RING, 1BP11.0	2							
35	4	24315-000140	O-RING, 1BP14.0	1							
36	4	24315-000180	O-RING, 1BP18.0	1							
37	4	26450-050302	BOLT, M5X 30	2							
38	4	26450-060652	BOLT, M6X 65	2							
39	2	172458-74720	O-RING	2							
40	2	24311-000200	O-RING, 1AP20.0	2							
41	2	24315-000090	O-RING, 1BP9.0	1							
42	2	24315-000100	O-RING, 1BP10.0	1							

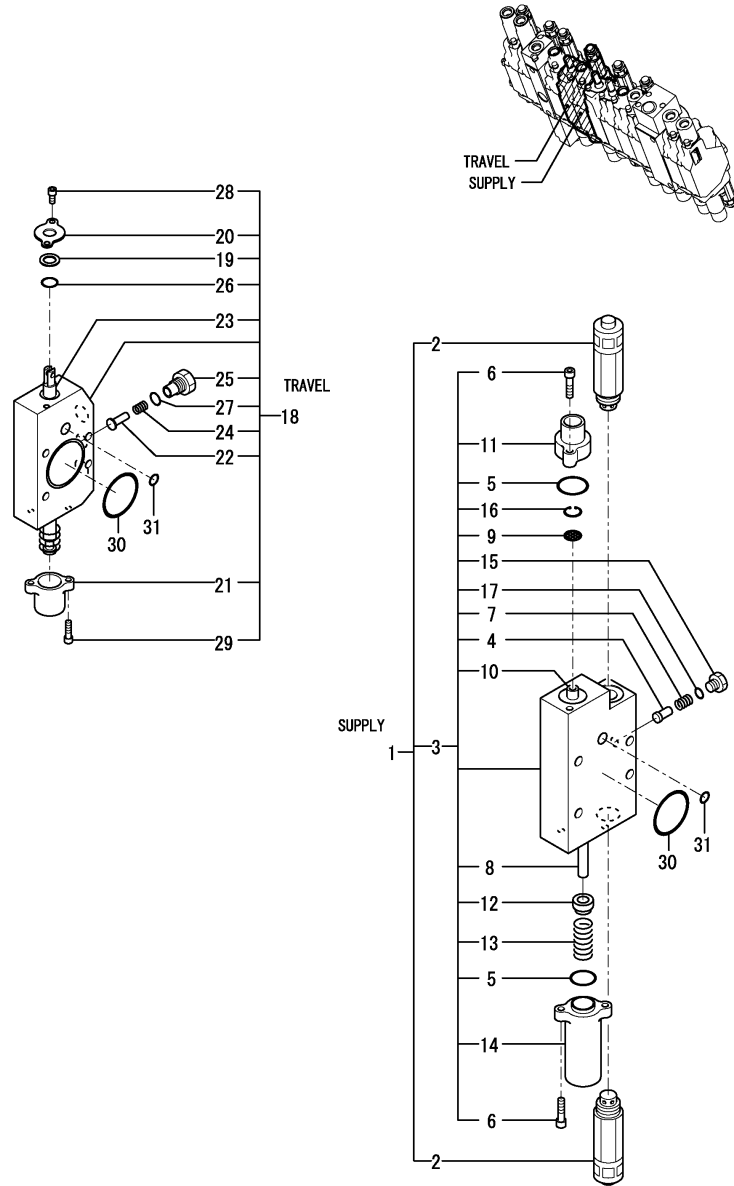
Remarks

* Control valve assy is shown in Fig.138.

Fig.140. (59C)CONTROL VALVE(3/7)(US : FROM M54866)

(A)=VIO55-5B(US)
 (B)=VIO55-5B(AS)
 (C)=VIO55-5B(NZ)

(D)=VIO55-5B(KR)
 (E)=VIO55-5B(SG)
 (F)=



No.	Lev.	Parts No.	Description	Q'ty						I	R
				(A)	(B)	(C)	(D)	(E)	(F)		
1	2	172A79-74240	SECTION ASSY, INLET	1							
2	3	172A48-74210	VALVE ASSY, RELIEF	2							
3	3	172A78-74450	SECTION ASSY, INLET	1							
4	4	172499-70180	VALVE ASSY, REVERSE	1							
5	4	172458-74230	O-RING	2							
6	4	172458-74260	BOLT	4							
7	4	172173-74280	SPRING	1							
8	4	172A47-74350	SPOOL ASSY,INLET	1							
9	4	172A47-74360	FILTER	1							
10	4	172A47-74370	PISTON	1							
11	4	172A47-74380	COVER, PILOT	1							
12	4	172458-74530	SEAT, SPRING	1							
13	4	172458-74540	SPRING, RETURN	1							
14	4	172458-74550	COVER, PILOT	1							
15	4	172458-74670	PLUG	1							
16	4	172A47-74980	CIRCLIP	1							
17	4	24315-000080	O-RING, 1BP8.0	1							
18	2	172A78-74460	SECTION ASSY, TRAVEL	1							
19	3	172458-74130	WIPER, DUST	1							
20	3	172458-74140	RETAINER, SEAL	1							
21	3	172A78-74170	CAP, SPRING	1							
22	3	172458-74290	VALVE, REVERSE	1							
23	3	172A78-74340	SPOOL ASSY, TRAVEL	1							
24	3	172458-74360	SPRING, VALVE	1							
25	3	172458-74640	STAY, VALVE	1							
26	3	24311-000120	O-RING, 1AP12.0	1							
27	3	24315-000110	O-RING, 1BP11.0	1							
28	3	26450-050102	BOLT, M5X 10	2							
29	3	26450-050182	BOLT, M5X 18	2							
30	2	172458-74720	O-RING	2							
31	2	24311-000200	O-RING, 1AP20.0	2							

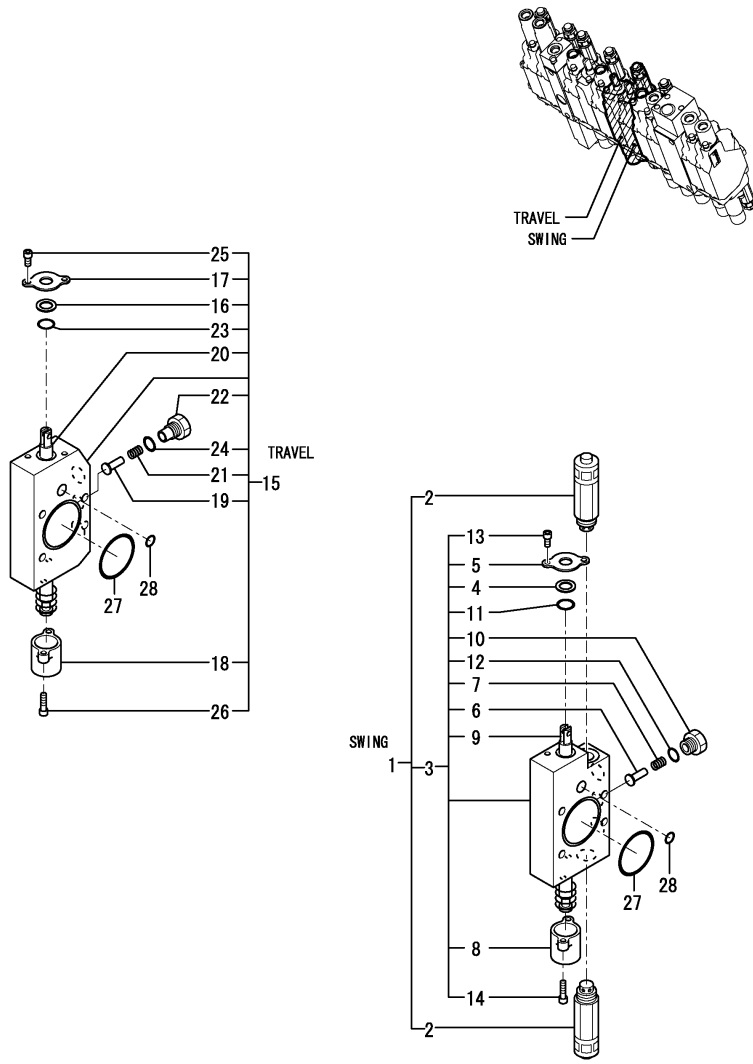
Remarks

* Control valve assy is shown in Fig.138.

Fig.141. (59D)CONTROL VALVE(4/7)(US : FROM M54866)

(A)=VIO55-5B(US)
 (B)=VIO55-5B(AS)
 (C)=VIO55-5B(NZ)

(D)=VIO55-5B(KR)
 (E)=VIO55-5B(SG)
 (F)=



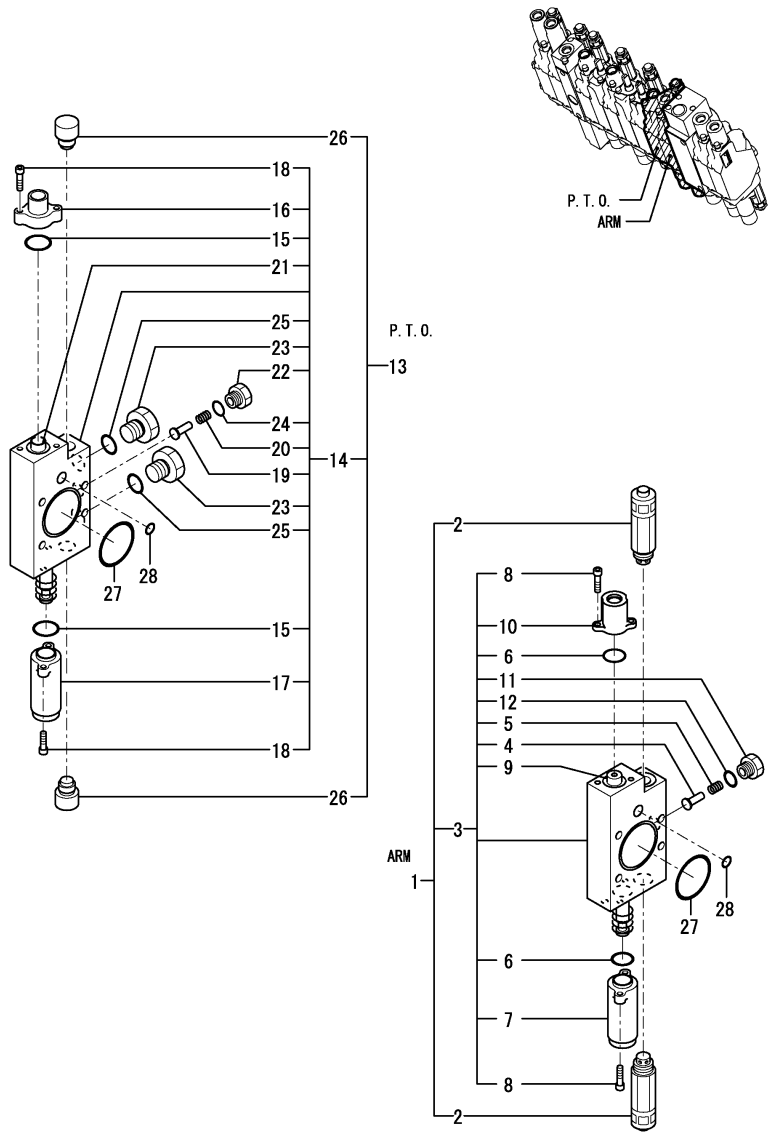
No.	Lev.	Parts No.	Description	Q'ty						I	R
				(A)	(B)	(C)	(D)	(E)	(F)		
1	2	172A79-74230	SECTION ASSY, SWING	1							
2	3	172A48-74200	VALVE ASSY, OVERLOAD	2							
3	3	172A78-74430	SECTION ASSY, SWING	1							
4	4	172458-74130	WIPER, DUST	1							
5	4	172458-74140	RETAINER, SEAL	1							
6	4	172458-74150	VALVE, REVERSE	1							
7	4	172458-74160	SPRING, VALVE	1							
8	4	172A78-74170	CAP, SPRING	1							
9	4	172A78-74330	SPOOL ASSY, SWING	1							
10	4	172458-74630	STAY, VALVE	1							
11	4	24311-000120	O-RING, 1AP12.0	1							
12	4	24315-000110	O-RING, 1BP11.0	1							
13	4	26450-050102	BOLT, M5X 10	2							
14	4	26450-050182	BOLT, M5X 18	2							
15	2	172A78-74440	SECTION ASSY, TRAVEL	1							
16	3	172458-74130	WIPER, DUST	1							
17	3	172458-74140	RETAINER, SEAL	1							
18	3	172A78-74170	CAP, SPRING	1							
19	3	172458-74290	VALVE, REVERSE	1							
20	3	172A78-74340	SPOOL ASSY, TRAVEL	1							
21	3	172458-74360	SPRING, VALVE	1							
22	3	172458-74640	STAY, VALVE	1							
23	3	24311-000120	O-RING, 1AP12.0	1							
24	3	24315-000110	O-RING, 1BP11.0	1							
25	3	26450-050102	BOLT, M5X 10	2							
26	3	26450-050182	BOLT, M5X 18	2							
27	2	172458-74720	O-RING	2							
28	2	24311-000200	O-RING, 1AP20.0	2							

Remarks
 * Control valve assy is shown in Fig.138.

Fig.142. (59E)CONTROL VALVE(5/7)(US : FROM M54866)

(A)=VIO55-5B(US)
 (B)=VIO55-5B(AS)
 (C)=VIO55-5B(NZ)

(D)=VIO55-5B(KR)
 (E)=VIO55-5B(SG)
 (F)=



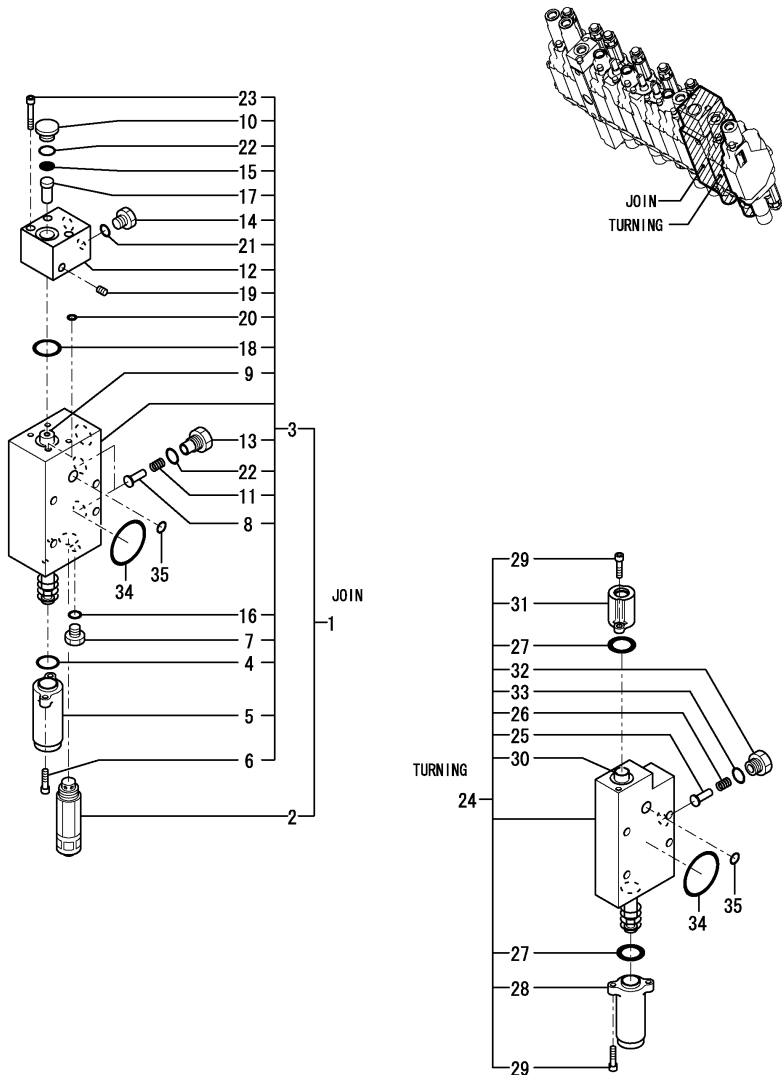
No.	Lev.	Parts No.	Description	Q'ty						I	R
				(A)	(B)	(C)	(D)	(E)	(F)		
1	2	172A79-74220	SECTION ASSY, ARM	1							
2	3	172A48-74200	VALVE ASSY, OVERLOAD	2							
3	3	172A78-74410	SECTION ASSY, ARM	1							
4	4	172458-74150	VALVE, REVERSE	1							
5	4	172458-74160	SPRING, VALVE	1							
6	4	172458-74230	O-RING	2							
7	4	172458-74250	COVER, PILOT	1							
8	4	172458-74260	BOLT	4							
9	4	172A78-74310	SPOOL ASSY, ARM	1							
10	4	172A78-74610	CAP, PILOT	1							
11	4	172458-74630	STAY, VALVE	1							
12	4	24315-000110	O-RING, 1BP11.0	1							
13	2	172A78-74540	SECTION ASSY, PTO	1							
14	3	172A78-74420	SECTION ASSY, PTO	1							
15	4	172458-74230	O-RING	2							
16	4	172458-74240	COVER, PILOT	1							
17	4	172458-74250	COVER, PILOT	1							
18	4	172458-74260	BOLT	4							
19	4	172490-74310	VALVE, REVERSE	1							
20	4	172490-74320	SPRING, VALVE	1							
21	4	172A78-74320	SPOOL ASSY, PTO	1							
22	4	172490-74330	STAY, VALVE	1							
23	4	172A47-75620	STAY, VALVE	2							
24	4	24315-000110	O-RING, 1BP11.0	1							
25	4	24315-000140	O-RING, 1BP14.0	2							
26	3	172A47-75460	PLUG ASSY, VALVE	2							
27	2	172458-74720	O-RING	2							
28	2	24311-000200	O-RING, 1AP20.0	2							

Remarks
 * Control valve assy is shown in Fig.138.

Fig.143. (59F)CONTROL VALVE(6/7)(US : FROM M54866)

(A)=VIO55-5B(US)
 (B)=VIO55-5B(AS)
 (C)=VIO55-5B(NZ)

(D)=VIO55-5B(KR)
 (E)=VIO55-5B(SG)
 (F)=



No.	Lev.	Parts No.	Description	Q'ty						I	R
				(A)	(B)	(C)	(D)	(E)	(F)		
1	2	172A79-74210	SECTION ASSY	1							
2	3	172A48-74210	VALVE ASSY, RELIEF	1							
3	3	172A78-74400	SECTION ASSY	1							
4	4	172458-74230	O-RING	1							
5	4	172458-74250	COVER, PILOT	1							
6	4	172458-74260	BOLT	2							
7	4	172A47-74260	PLUG	1							
8	4	172458-74290	VALVE, REVERSE	2							
9	4	172A47-74291	SPOOL ASSY	1							
10	4	172183-74350	PLUG	1							
11	4	172458-74360	SPRING, VALVE	2							
12	4	172A78-74620	BLOCK, PILOT	1							
13	4	172458-74640	STAY, VALVE	2							
14	4	172458-74670	PLUG	1							
15	4	172499-74860	FILTER	1							
16	4	172A47-74950	O-RING	1							
17	4	172499-74960	PLUG	1							
18	4	172A47-75680	O-RING	1							
19	4	172A47-75720	PLUG NPT1/16	1							
20	4	24315-000050	O-RING, 1BP5.0	1							
21	4	24315-000080	O-RING, 1BP8.0	1							
22	4	24315-000110	O-RING, 1BP11.0	3							
23	4	26450-050452	BOLT, M5X 45	3							
24	2	172A78-74390	SECTION ASSY, SWING	1							
25	3	172458-74150	VALVE, REVERSE	1							
26	3	172458-74160	SPRING, VALVE	1							
27	3	172458-74230	O-RING	2							
28	3	172458-74250	COVER, PILOT	1							
29	3	172458-74260	BOLT	4							
30	3	172A78-74300	SPOOL ASSY, SWING	1							
31	3	172A78-74610	CAP, PILOT	1							
32	3	172458-74630	STAY, VALVE	1							
33	3	24315-000110	O-RING, 1BP11.0	1							
34	2	172458-74720	O-RING	2							
35	2	24311-000200	O-RING, 1AP20.0	2							

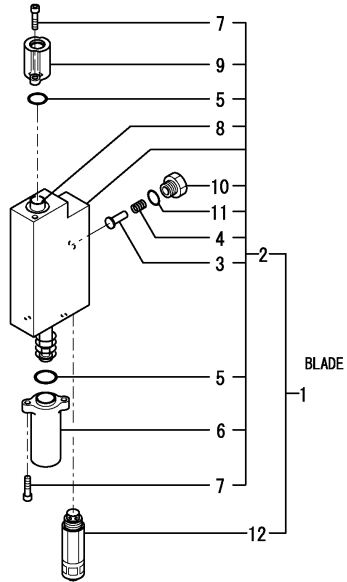
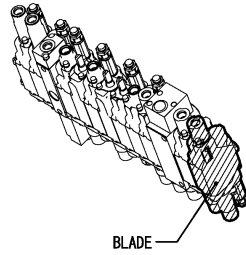
Remarks

* Control valve assy is shown in Fig.138.

Fig.144. (59G)CONTROL VALVE(7/7)(US : FROM M54866)

(A)=VIO55-5B(US)
 (B)=VIO55-5B(AS)
 (C)=VIO55-5B(NZ)

(D)=VIO55-5B(KR)
 (E)=VIO55-5B(SG)
 (F)=



No.	Lev.	Parts No.	Description	Q'ty						I	R
				(A)	(B)	(C)	(D)	(E)	(F)		
1	2	172A78-74510	SECTION ASSY, BLADE	1							
2	3	172A78-74380	SECTION ASSY, BLADE	1							
3	4	172458-74150	VALVE, REVERSE	1							
4	4	172458-74160	SPRING, VALVE	1							
5	4	172458-74230	O-RING	2							
6	4	172458-74250	COVER, PILOT	1							
7	4	172458-74260	BOLT	4							
8	4	172A78-74290	SPOOL ASSY, BLADE	1							
9	4	172A78-74610	CAP, PILOT	1							
10	4	172458-74630	STAY, VALVE	1							
11	4	24315-000110	O-RING, 1BP11.0	1							
12	3	172A47-75480	VALVE ASSY, OVERLOAD	1							

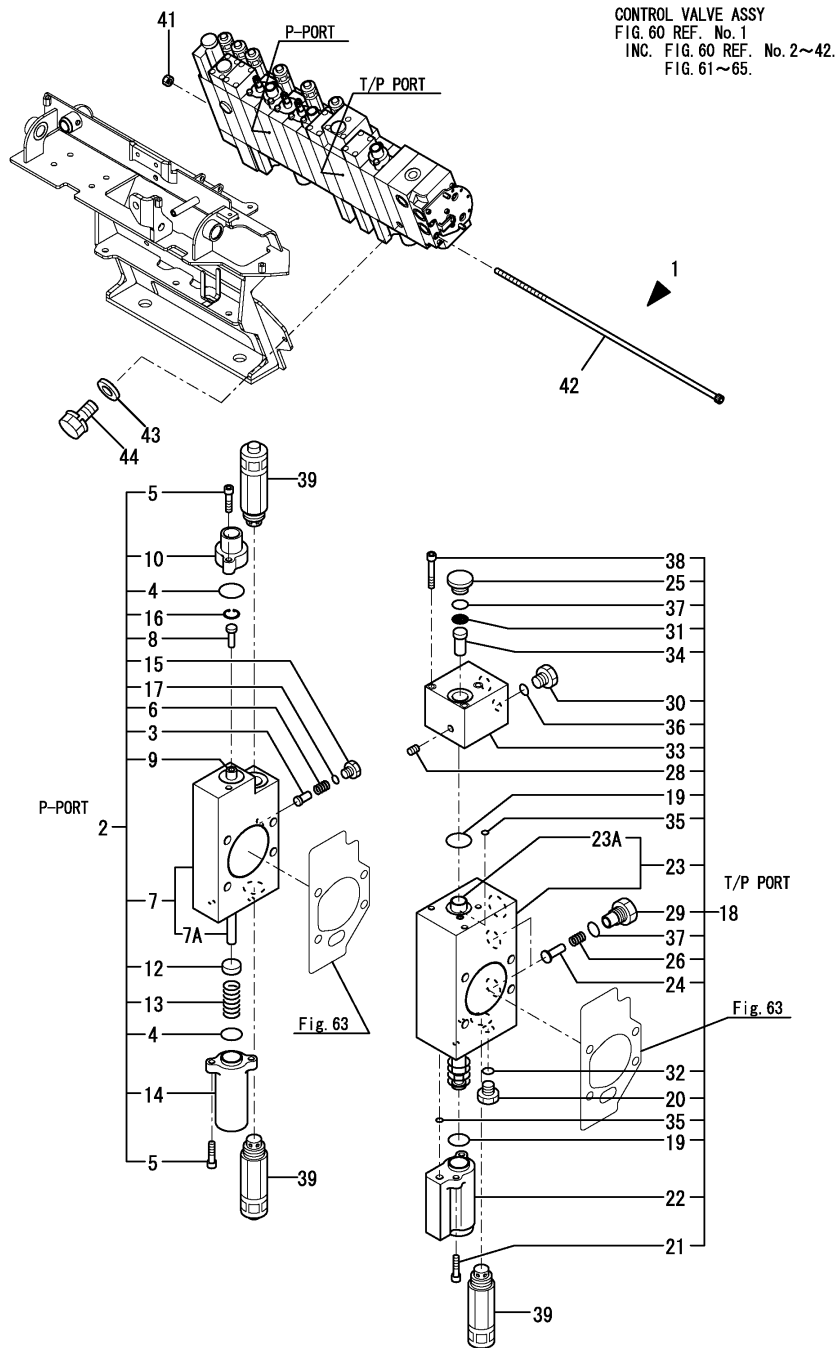
Remarks

* Control valve assy is shown in Fig.138.

Fig.60. CONTROL VALVE(1/6)(SG)

(A)=VIO55-5B(US)
 (B)=VIO55-5B(AS)
 (C)=VIO55-5B(NZ)

(D)=VIO55-5B(KR)
 (E)=VIO55-5B(SG)
 (F)=



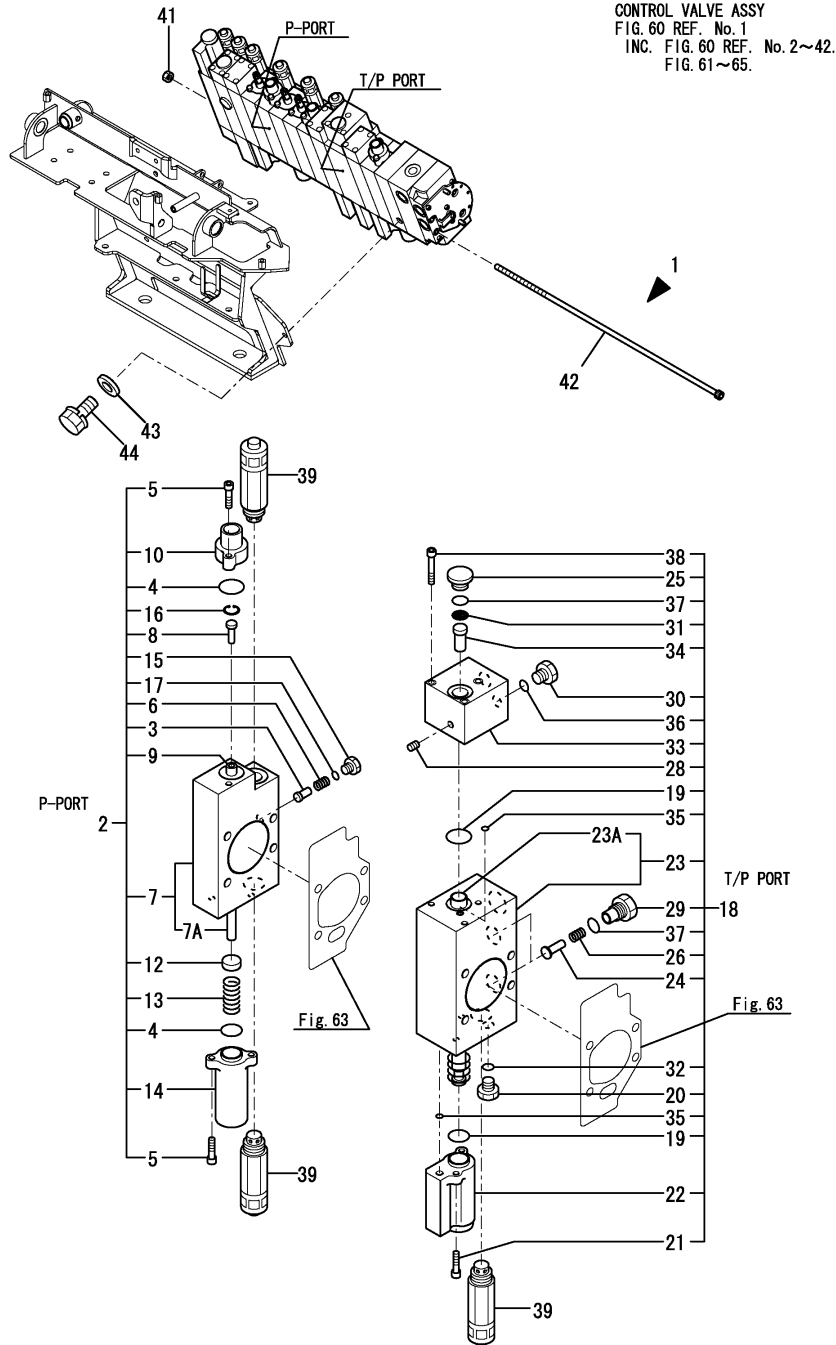
No.	Lev.	Parts No.	Description	Q'ty						I	R	
				(A)	(B)	(C)	(D)	(E)	(F)			
1	1	172A48-74103	VALVE ASSY, CONTROL							1		
1-1	1	172A48-74104	VALVE ASSY, CONTROL							1		N
				(E=M54118)								
2	2	172A47-75520	VALVE							1		
3	3	172499-70180	VALVE ASSY, REVERSE							1		
4	3	172458-74230	O-RING							2		
5	3	172458-74260	BOLT							4		
6	3	172173-74280	SPRING							1		
7	3	172A47-74500	SECTION ASSY, INLET							1		
7A	4	172A47-74350	SPOOL ASSY,INLET							1		
8	3	172A47-74360	FILTER							1		
9	3	172A47-74370	PISTON							1		
10	3	172A47-74380	COVER, PILOT							1		
12	3	172458-74530	SEAT, SPRING							1		
13	3	172458-74540	SPRING, RETURN							1		
14	3	172458-74550	COVER, PILOT							1		
15	3	172458-74670	PLUG							1		
16	3	172A47-74980	CIRCLIP							1		
17	3	24315-00080	O-RING, 1BP8.0							1		
18	2	172A47-75570	SECTION ASSY							1		
18-1	2	172A47-75571	SECTION ASSY							1		N
				(E=M53257)								
19	3	172458-74230	O-RING							2		
20	3	172A47-74260	PLUG							2		
20-1	3	172A47-74260	PLUG							1		K
				(E=M53001)								
21	3	172458-74260	BOLT							1		
21-1	3	172458-74260	BOLT							2		K
				(E=M53001)								
22	3	172A47-74280	COVER, PILOT							1		
23	3	172A47-74440	SECTION, CONFLUENE							1		
23-1	3	172A47-74441	SECTION, CONFLUENE							1		N
				(E=M53257)								
23A	4	172A47-74290	SPOOL ASSY							1		
23A-1	4	172A47-74291	SPOOL ASSY							1		N
				(E=M53257)								
24	3	172458-74290	VALVE, REVERSE							2		
25	3	172183-74350	PLUG							1		
26	3	172458-74360	SPRING, VALVE							2		
28	3	172458-74460	PLUG							2		
29	3	172458-74640	STAY, VALVE							2		
30	3	172458-74670	PLUG							1		
31	3	172499-74860	FILTER							1		
32	3	172A47-74950	O-RING							1		
33	3	172A47-74960	BODY, PILOT							1		
34	3	172499-74960	PLUG							1		
35	3	24311-000060	O-RING, 1AP6.0							2		
36	3	24315-000080	O-RING, 1BP8.0							1		
37	3	24315-000110	O-RING, 1BP11.0							3		
38	3	26450-050452	BOLT, M5X 45							3		
39	2	172A48-74210	VALVE ASSY, RELIEF							3		

N:Old $\begin{matrix} \text{Yes} \\ \text{No} \end{matrix}$ New, Q:Old $\begin{matrix} \text{No} \\ \text{Yes} \end{matrix}$ New, R:Old $\begin{matrix} \text{Yes} \\ \text{No} \end{matrix}$ New, S:Old $\begin{matrix} \text{No} \\ \text{Yes} \end{matrix}$ New, W:Add, Z:Discontinued, F:Interchangeable by set, K:Q'ty Change
 ++ CONTINUE ++
 Copyright (C) YANMAR GLOBAL CS CO., LTD. All Rights Reserved.

Fig.60. CONTROL VALVE(1/6)(SG)

(A)=VIO55-5B(US)
 (B)=VIO55-5B(AS)
 (C)=VIO55-5B(NZ)

(D)=VIO55-5B(KR)
 (E)=VIO55-5B(SG)
 (F)=

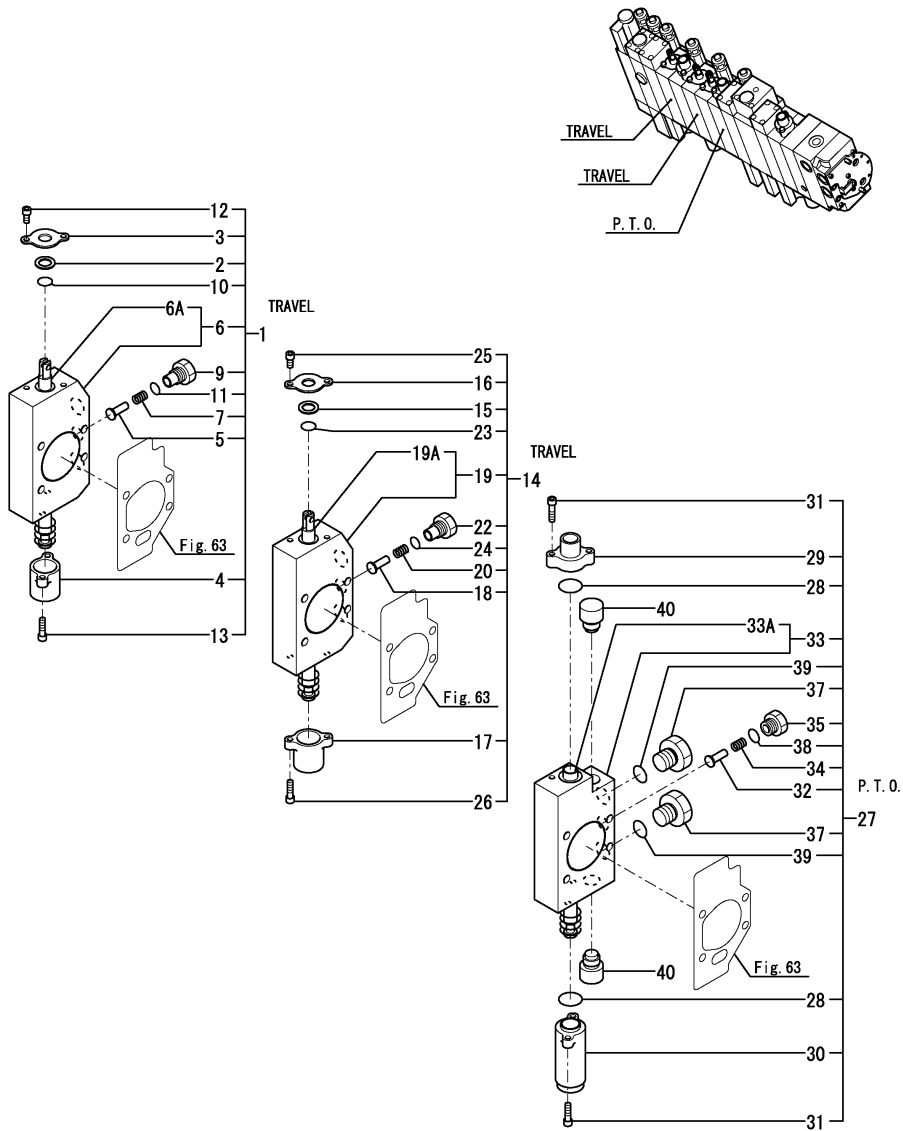


No.	Lev.	Parts No.	Description	Q'ty						I	R
				(A)	(B)	(C)	(D)	(E)	(F)		
41	2	26716-080002	NUT, M8						4		
42	2	172A47-75450	BOLT						4		
43	1	22133-100000	WASHER, 10						3		
44	1	26013-100162	BOLT, M10X 16						3		

Fig.61. CONTROL VALVE(2/6)(SG)

(A)=VIO55-5B(US)
 (B)=VIO55-5B(AS)
 (C)=VIO55-5B(NZ)

(D)=VIO55-5B(KR)
 (E)=VIO55-5B(SG)
 (F)=



No.	Lev.	Parts No.	Description	Q'ty						I	R
				(A)	(B)	(C)	(D)	(E)	(F)		
1	2	172A47-75510	SECTION, TRAVEL							1	
1-1	2	172A47-75511	SECTION, TRAVEL							1	N
				(E=M54118)							
2	3	172458-74130	WIPER, DUST							1	
3	3	172458-74140	RETAINER, SEAL							1	
4	3	172458-74170	CAP, SPRING							1	
4-1	3	172A78-74170	CAP, SPRING							1	N
				(E=M54118)							
5	3	172458-74290	VALVE, REVERSE							1	
6	3	172A47-74530	SECTION ASSY, TRAVEL							1	
6A	4	172A47-74340	SPOOL ASSY, TRAVEL							1	
7	3	172458-74360	SPRING, VALVE							1	
9	3	172458-74640	STAY, VALVE							1	
10	3	24311-000120	O-RING, 1AP12.0							1	
11	3	24315-000110	O-RING, 1BP11.0							1	
12	3	26450-050102	BOLT, M5X 10							2	
13	3	26450-050182	BOLT, M5X 18							2	
14	2	172A47-75530	SECTION, TRAVEL							1	
14-1	2	172A47-75531	SECTION, TRAVEL							1	N
				(E=M54118)							
15	3	172458-74130	WIPER, DUST							1	
16	3	172458-74140	RETAINER, SEAL							1	
17	3	172458-74170	CAP, SPRING							1	
17-1	3	172A78-74170	CAP, SPRING							1	N
				(E=M54118)							
18	3	172458-74290	VALVE, REVERSE							1	
19	3	172A47-74490	SECTION, TRAVEL							1	
19A	4	172A47-74340	SPOOL ASSY, TRAVEL							1	
20	3	172458-74360	SPRING, VALVE							1	
22	3	172458-74640	STAY, VALVE							1	
23	3	24311-000120	O-RING, 1AP12.0							1	
24	3	24315-000110	O-RING, 1BP11.0							1	
25	3	26450-050102	BOLT, M5X 10							2	
26	3	26450-050182	BOLT, M5X 18							2	
27	2	172A47-75550	SECTION, PTO							1	
28	3	172458-74230	O-RING							2	
29	3	172458-74240	COVER, PILOT							1	
30	3	172458-74250	COVER, PILOT							1	
31	3	172458-74260	BOLT							4	
32	3	172490-74310	VALVE, REVERSE							1	
33	3	172A47-74470	PTO SECTION ASSY							1	
33A	4	172A47-74320	SPOOL ASSY, PTO							1	
34	3	172490-74320	SPRING, VALVE							1	
35	3	172490-74330	STAY, VALVE							1	
37	3	172458-74650	STAY, VALVE							2	
38	3	24315-000110	O-RING, 1BP11.0							1	
39	3	24315-000140	O-RING, 1BP14.0							2	
40	2	172A47-75460	PLUG ASSY, VALVE							2	

Remarks

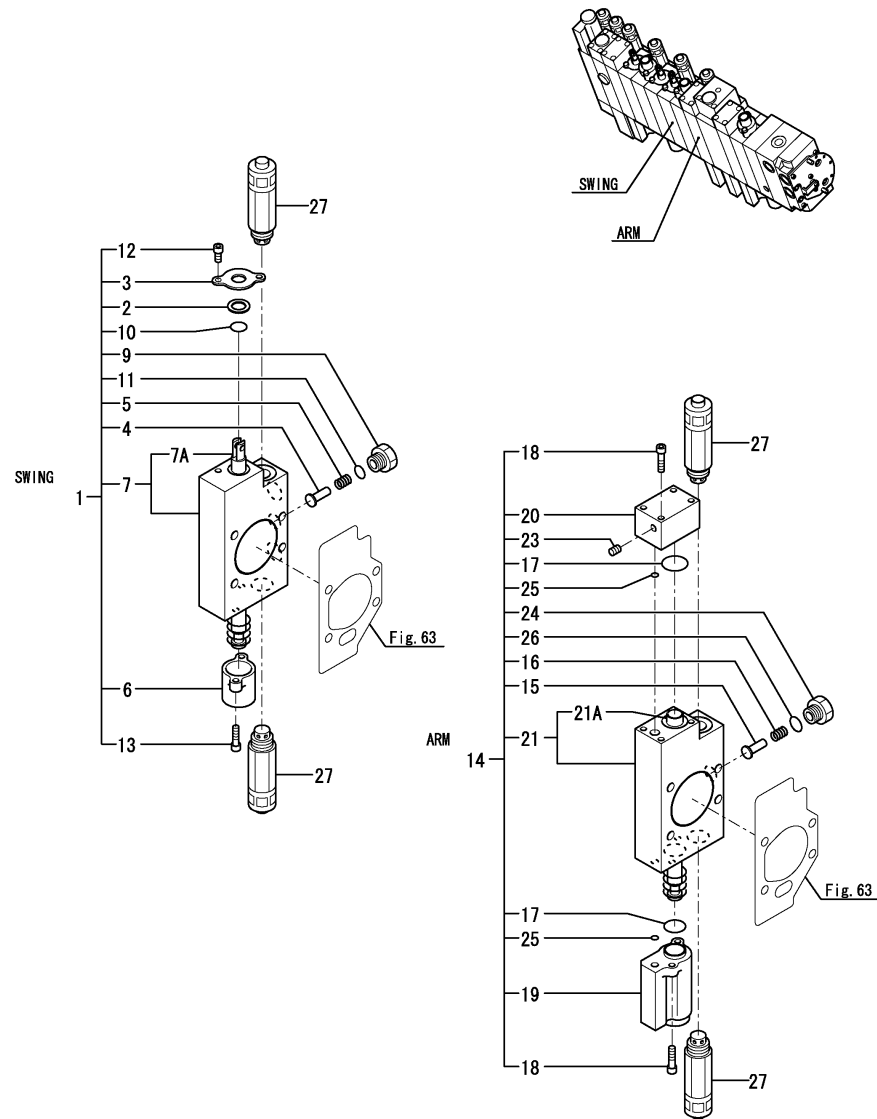
* Control valve assy is shown in Fig.60.

N:Old $\xrightarrow{\text{Yes}}$ New, Q:Old $\xrightarrow{\text{No}}$ New, R:Old $\xrightarrow{\text{Yes}}$ New, S:Old $\xrightarrow{\text{No}}$ New, W:Add, Z:Discontinued, F:Interchangeable by set, K:Q'ty Change

Fig.62. CONTROL VALVE(3/6)(SG)

(A)=VIO55-5B(US)
 (B)=VIO55-5B(AS)
 (C)=VIO55-5B(NZ)

(D)=VIO55-5B(KR)
 (E)=VIO55-5B(SG)
 (F)=

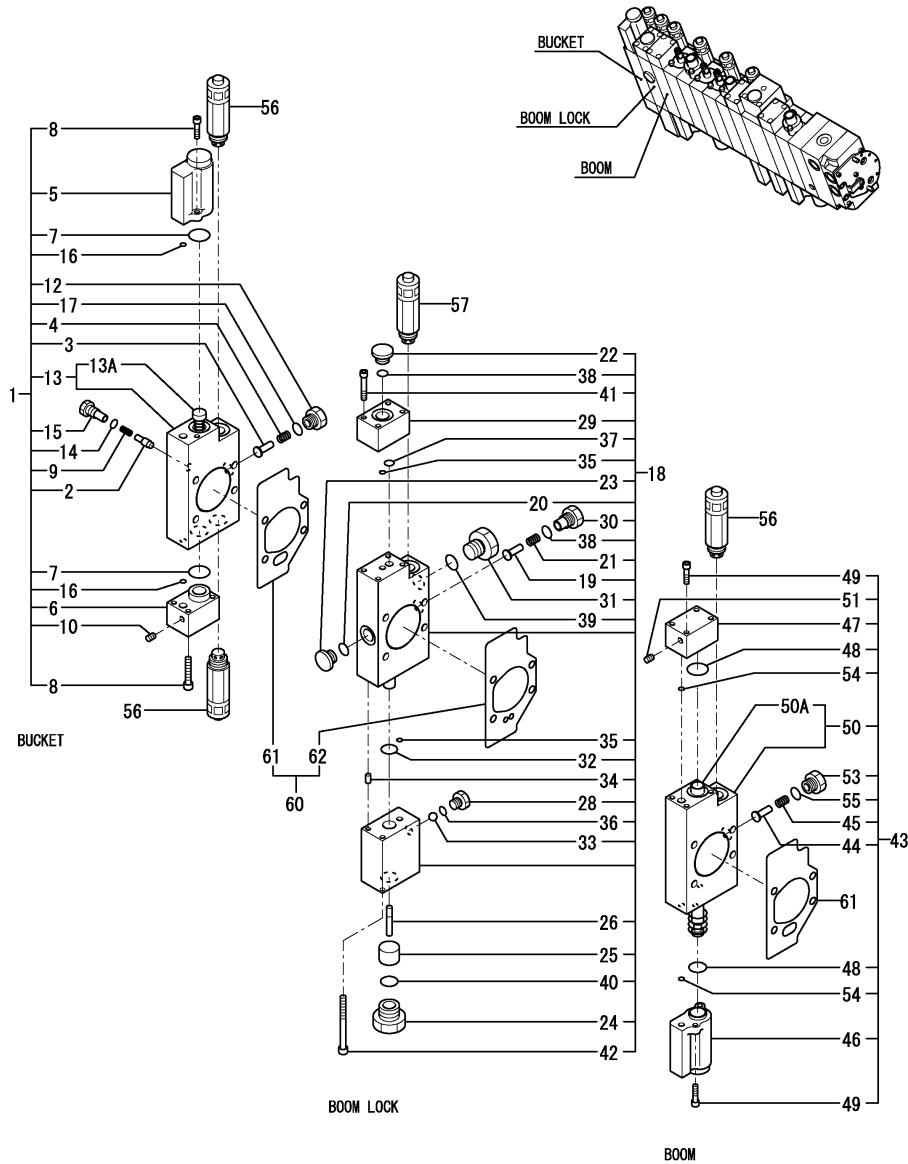


No.	Lev.	Parts No.	Description	Q'ty						I	R	
				(A)	(B)	(C)	(D)	(E)	(F)			
1	2	172A47-75540	SECTION, SWING							1		
1-1	2	172A47-75541	SECTION, SWING							1		N
				(E=M54118)								
2	3	172458-74130	WIPER, DUST							1		
3	3	172458-74140	RETAINER, SEAL							1		
4	3	172458-74150	VALVE, REVERSE							1		
5	3	172458-74160	SPRING, VALVE							1		
6	3	172458-74170	CAP, SPRING							1		
6-1	3	172A78-74170	CAP, SPRING							1		N
				(E=M54118)								
7	3	172A47-74480	SECTION, SWING							1		
7A	4	172A47-74330	SPOOL ASSY, SWING							1		
9	3	172458-74630	STAY, VALVE							1		
10	3	24311-000120	O-RING, 1AP12.0							1		
11	3	24315-000110	O-RING, 1BP11.0							1		
12	3	26450-050102	BOLT, M5X 10							2		
13	3	26450-050182	BOLT, M5X 18							2		
14	2	172A47-75561	SECTION, ARM							1		
15	3	172458-74150	VALVE, REVERSE							1		
16	3	172458-74160	SPRING, VALVE							1		
17	3	172458-74230	O-RING							2		
18	3	172458-74260	BOLT							4		
19	3	172A47-74280	COVER, PILOT							1		
20	3	172A47-74300	COVER, PILOT							1		
21	3	172A47-74451	SECTION, ARM							1		
21A	4	172A47-74311	SPOOL ASSY, ARM							1		
23	3	172458-74460	PLUG							1		
24	3	172458-74630	STAY, VALVE							1		
25	3	24311-000060	O-RING, 1AP6.0							2		
26	3	24315-000110	O-RING, 1BP11.0							1		
27	2	172A48-74200	VALVE ASSY, OVERLOAD							4		

Remarks

* Control valve assy is shown in Fig.60.

Fig.63. CONTROL VALVE(4/6)(SG)



(A)=VIO55-5B(US)
(B)=VIO55-5B(AS)
(C)=VIO55-5B(NZ)

(D)=VIO55-5B(KR)
(E)=VIO55-5B(SG)
(F)=

No.	Lev.	Parts No.	Description	Q'ty						I	R
				(A)	(B)	(C)	(D)	(E)	(F)		
1	2	172A47-75490	SECTION, BUCKET							1	
2	3	172499-70180	VALVE ASSY, REVERSE							1	
3	3	172458-74150	VALVE, REVERSE							1	
4	3	172458-74160	SPRING, VALVE							1	
5	3	172A47-74220	COVER, PILOT							1	
6	3	172A47-74230	COVER, PILOT							1	
7	3	172458-74230	O-RING							2	
8	3	172458-74260	BOLT							4	
9	3	172173-74280	SPRING							1	
10	3	172458-74460	PLUG							1	
12	3	172458-74630	STAY, VALVE							1	
13	3	172A47-74550	SECTION ASSY, BACKET							1	
13A	4	172A47-74940	SPOOL ASSY, BUCKET							1	
14	3	172A47-74950	O-RING							1	
15	3	172A47-74970	STAY, VALVE							1	
16	3	24311-000060	O-RING, 1AP6.0							2	
17	3	24315-000110	O-RING, 1BP11.0							1	
18	2	172A47-75610	VALVE ASSY							1	
19	3	172499-70180	VALVE ASSY, REVERSE							1	
20	3	172A47-74270	O-RING							1	
21	3	172173-74280	SPRING							1	
22	3	172183-74350	PLUG							1	
23	3	172A47-74460	PLUG							1	
24	3	172A47-74560	BUSH PF1/2X1/4							1	
25	3	172A47-74570	PISTON B							1	
26	3	172A47-74580	PISTON A1							1	
28	3	172A47-74920	HOLDER, BALL							1	
29	3	172A47-74930	BODY, DISCHARGE							1	
30	3	172A47-74970	STAY, VALVE							1	
31	3	172A47-75620	STAY, VALVE							1	
32	3	172A47-75680	O-RING							1	
33	3	172A47-75690	BALL, STEEL							1	
34	3	22312-050100	PIN, PARALLEL M5X10							2	
35	3	24311-000060	O-RING, 1AP6.0							2	
36	3	24315-000080	O-RING, 1BP8.0							1	
37	3	24315-000100	O-RING, 1BP10.0							1	
38	3	24315-000110	O-RING, 1BP11.0							2	
39	3	24315-000140	O-RING, 1BP14.0							1	
40	3	24315-000180	O-RING, 1BP18.0							1	
41	3	26450-050302	BOLT, M5X 30							2	
42	3	26450-060652	BOLT, M6X 65							2	
43	2	172A47-75501	SECTION, BOOM							1	
44	3	172458-74150	VALVE, REVERSE							1	
45	3	172458-74160	SPRING, VALVE							1	
46	3	172A47-74220	COVER, PILOT							1	
47	3	172A47-74230	COVER, PILOT							1	
48	3	172458-74230	O-RING							2	
49	3	172458-74260	BOLT							4	
50	3	172A47-74541	SECTION, BOOM							1	
50A	4	172A47-74411	SPOOL ASSY, BOOM							1	
51	3	172458-74460	PLUG							1	

Remarks

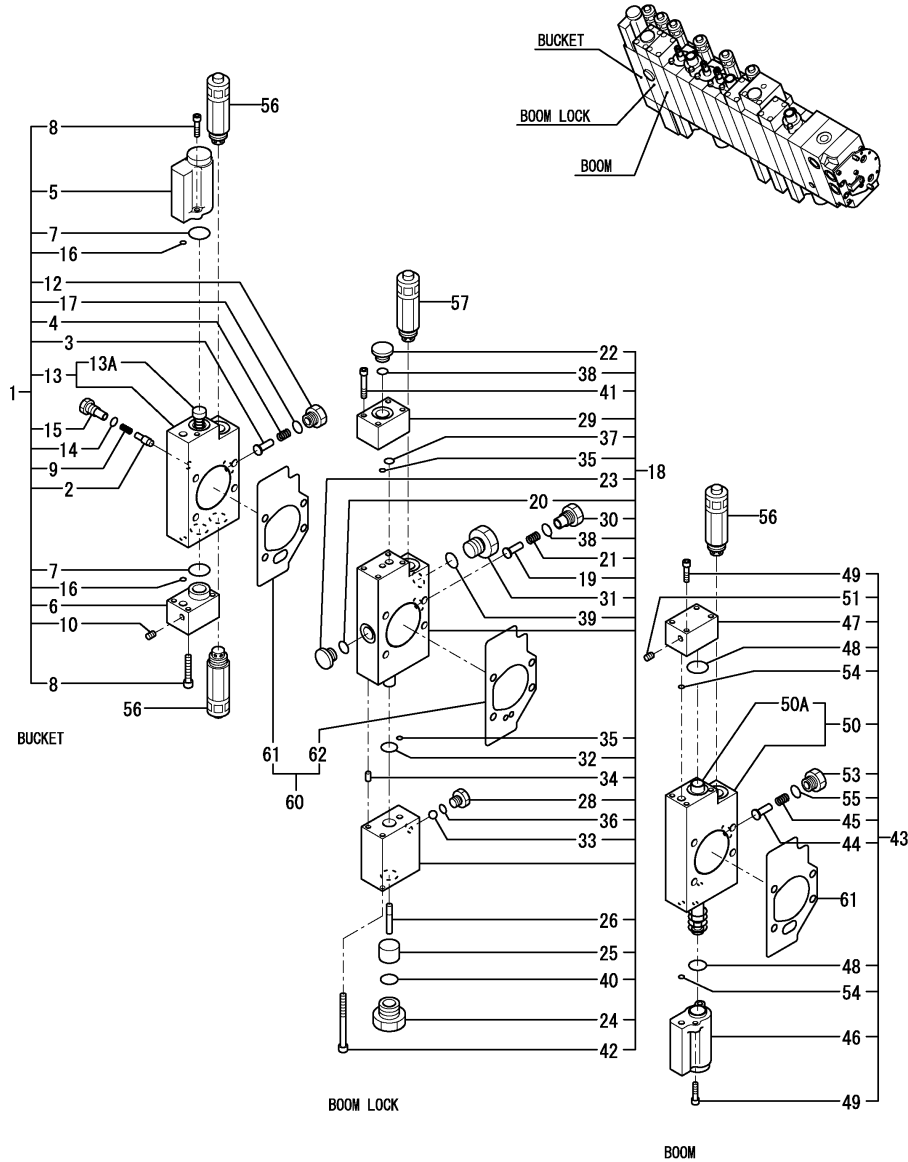
* Control valve assy is shown in Fig.60.

Fig.63. CONTROL VALVE(4/6)(SG)

(A)=VIO55-5B(US)
 (B)=VIO55-5B(AS)
 (C)=VIO55-5B(NZ)

(D)=VIO55-5B(KR)
 (E)=VIO55-5B(SG)
 (F)=

No.	Lev.	Parts No.	Description	Q'ty						I	R	
				(A)	(B)	(C)	(D)	(E)	(F)			
53	3	172458-74630	STAY, VALVE							1		
54	3	24311-000060	O-RING, 1AP6.0							2		
55	3	24315-000110	O-RING, 1BP11.0							1		
56	2	172A48-74200	VALVE ASSY, OVERLOAD							3		
57	2	172456-74440	VALVE, RELIEF							1		
60	2	172A46-74330	GASKET SET							1		
61	3	172A47-75430	GASKET							11		
62	3	172A47-75440	GASKET							1		

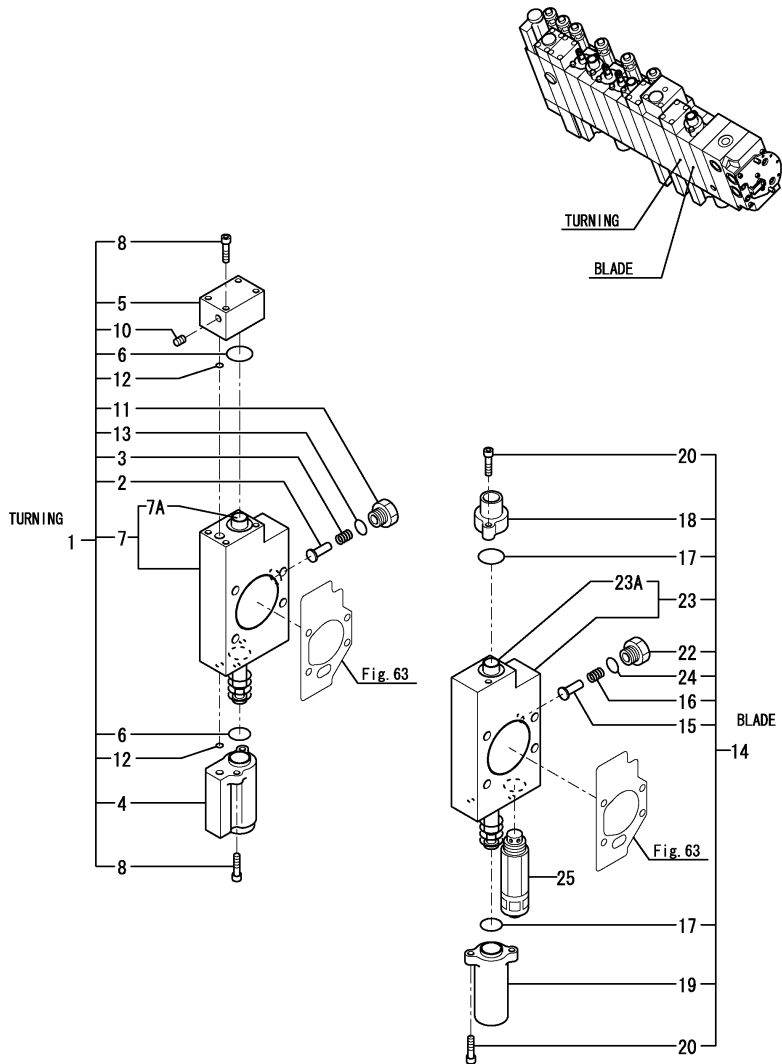


Remarks
 * Control valve assy is shown in Fig.60.

Fig.64. CONTROL VALVE(5/6)(SG)

(A)=VIO55-5B(US)
 (B)=VIO55-5B(AS)
 (C)=VIO55-5B(NZ)

(D)=VIO55-5B(KR)
 (E)=VIO55-5B(SG)
 (F)=



No.	Lev.	Parts No.	Description	Q'ty						I	R
				(A)	(B)	(C)	(D)	(E)	(F)		
1	2	172A47-75581	SECTION, SWING							1	
2	3	172458-74150	VALVE, REVERSE							1	
3	3	172458-74160	SPRING, VALVE							1	
4	3	172A47-74220	COVER, PILOT							1	
5	3	172A47-74230	COVER, PILOT							1	
6	3	172458-74230	O-RING							2	
7	3	172A47-74431	SECTION, SWING							1	
7A	4	172A47-74241	SPOOL ASSY, SWING							1	
8	3	172458-74260	BOLT							4	
10	3	172458-74460	PLUG							1	
11	3	172458-74630	STAY, VALVE							1	
12	3	24311-000060	O-RING, 1AP6.0							2	
13	3	24315-000110	O-RING, 1BP11.0							1	
14	2	172A47-75591	SECTION, BLADE							1	
15	3	172458-74150	VALVE, REVERSE							1	
16	3	172458-74160	SPRING, VALVE							1	
17	3	172458-74230	O-RING							2	
18	3	172458-74240	COVER, PILOT							1	
19	3	172458-74250	COVER, PILOT							1	
20	3	172458-74260	BOLT							4	
22	3	172458-74630	STAY, VALVE							1	
23	3	172A47-74421	SECTION ASSY, BLADE							1	
23A	4	172A47-75671	SPOOL ASSY, BLADE							1	
24	3	24315-000110	O-RING, 1BP11.0							1	
25	2	172A47-75480	VALVE ASSY, OVERLOAD							1	

Remarks

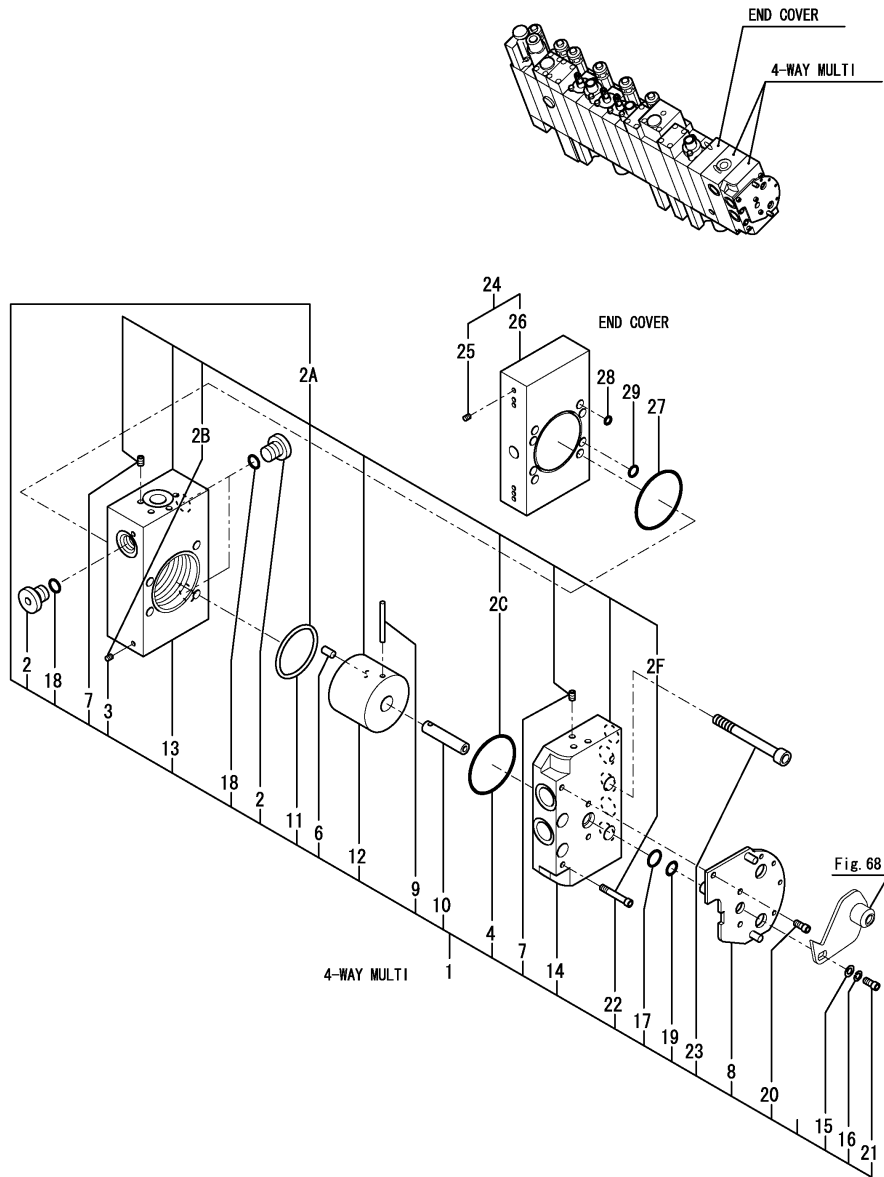
* Control valve assy is shown in Fig.60.

OCS10-M51901 HYDRAULIC OIL EQUIPMENT
Fig.65. CONTROL VALVE(6/6)(SG)

(A)=VIO55-5B(US)
 (B)=VIO55-5B(AS)
 (C)=VIO55-5B(NZ)

(D)=VIO55-5B(KR)
 (E)=VIO55-5B(SG)
 (F)=

No.	Lev.	Parts No.	Description	Q'ty						I	R
				(A)	(B)	(C)	(D)	(E)	(F)		
1	2	172A47-74200	VALVE						1		
2	3	172183-74350	PLUG						3		
2A	3	172A47-75900	BODY 4WAY KIT						1		W
						(E=M54118)					
2B	4	172458-74460	PLUG						2		
2C	4	172A47-75420	O-RING						1		
2F	4	26450-050302	BOLT, M5X 30						2		
3	3	172458-74460	PLUG						2		Z
						(E=M54118)					
4	3	172A47-75420	O-RING						1		Z
						(E=M54118)					
6	3	172A47-75710	PLUNGER						1		
7	3	172A47-75720	PLUG NPT1/16						11		Z
						(E=M54118)					
8	3	172A47-75730	PLATE						1		
9	3	172A47-75740	NEEDLE ROLLER 4MM						1		
10	3	172A47-75750	SHAFT						1		
11	3	172A47-75760	PACKING, ROD						1		Z
						(E=M54118)					
12	3	172A47-75770	CYLINDER						1		Z
						(E=M54118)					
13	3	172A47-75780	BODY						1		Z
						(E=M54118)					
14	3	172A47-75790	BODY						1		Z
						(E=M54118)					
15	3	22137-050000	WASHER, 5						1		
16	3	22217-050000	WASHER, SPRING 5						1		
17	3	24311-240100	O-RING, 1AP10A						1		
18	3	24315-000110	O-RING, 1BP11.0						3		
18-1	3	41851-000110	O-RING						3		N
						(E=M53207)					
19	3	24373-240100	RING, BACK UP T3P10A						1		
20	3	26450-050102	BOLT, M5X 10						3		
21	3	26450-050102	BOLT, M5X 10						1		
22	3	26450-050302	BOLT, M5X 30						2		Z
						(E=M54118)					
23	3	26450-080752	BOLT, M8X 75						4		
24	2	172A47-75600	COVER ASSY, END						1		
25	3	172458-74460	PLUG						8		
26	3	172A47-75410	COVER, END						1		
27	2	172A47-75420	O-RING						1		
28	2	24311-000060	O-RING, 1AP6.0						7		
29	2	24311-000090	O-RING, 1AP9.0						2		

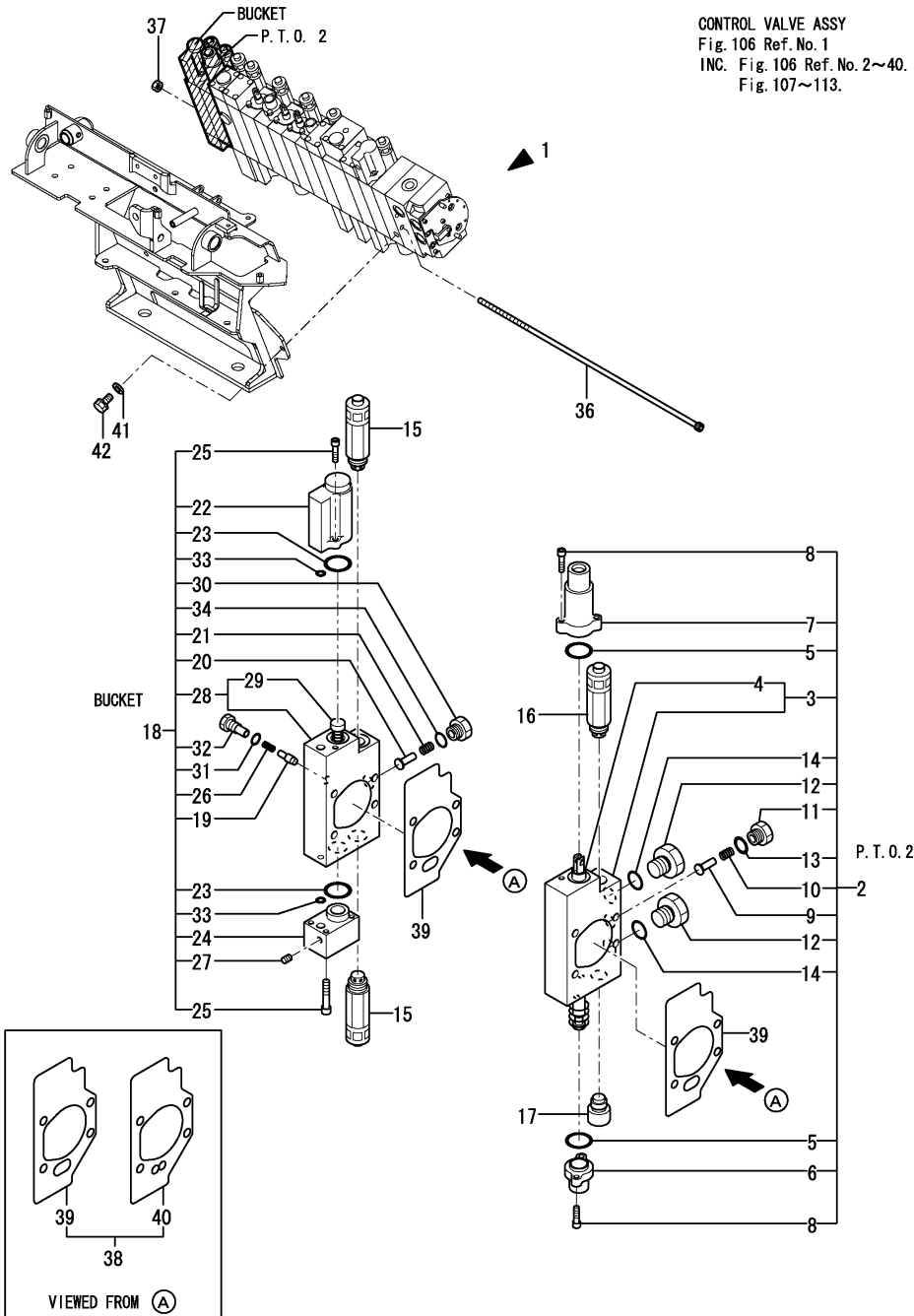


Remarks
 * Control valve assy is shown in Fig.60.

Fig.106. (65A)CONTROL VALVE(1/8)(ANGLE BLADE SPEC.)

(A)=VIO55-5B(US)
 (B)=VIO55-5B(AS)
 (C)=VIO55-5B(NZ)

(D)=VIO55-5B(KR)
 (E)=VIO55-5B(SG)
 (F)=

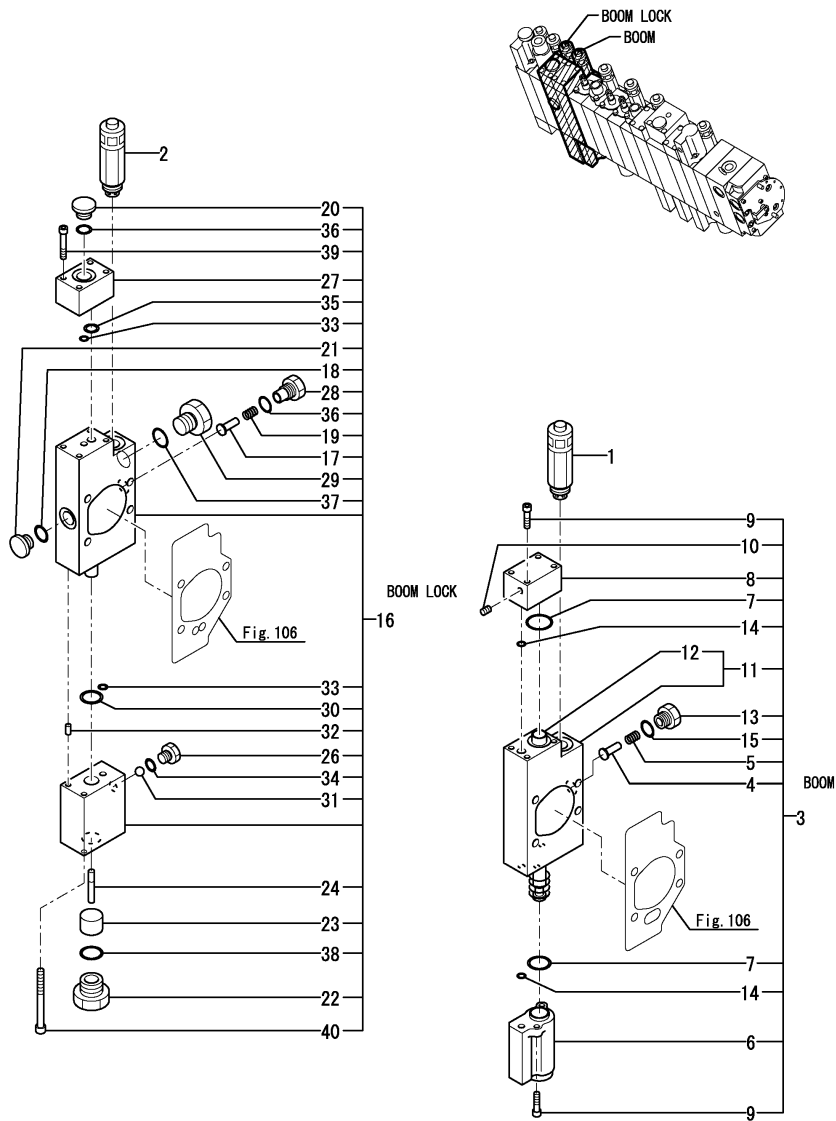


No.	Lev.	Parts No.	Description	Q'ty						I	R
				(A)	(B)	(C)	(D)	(E)	(F)		
1	1	172A79-74110	VALVE ASSY,CV-ANG	1	1						
1-1	1	172A79-74111	VALVE ASSY,CV-ANG	1	1						N
		(A=M54721)	(B=M54721)								
2	2	172A79-74120	SECTION, PTO	1	1						
3	3	172A86-74220	SECTION, PTO	1	1						
4	4	172A86-74230	SPOOL ASSY, PTO	1	1						
5	3	172458-74230	O-RING	2	2						
6	3	172458-74240	COVER, PILOT	1	1						
7	3	172458-74250	COVER, PILOT	1	1						
8	3	172458-74260	BOLT	4	4						
9	3	172490-74310	VALVE, REVERSE	1	1						
10	3	172490-74320	SPRING, VALVE	1	1						
11	3	172490-74330	STAY, VALVE	1	1						
12	3	172458-74650	STAY, VALVE	2	2						
13	3	24315-000110	O-RING, 1BP11.0	1	1						
14	3	24315-000140	O-RING, 1BP14.0	2	2						
15	2	172A48-74200	VALVE ASSY, OVERLOAD	2	2						
16	2	172456-74440	VALVE, RELIEF	1	1						
17	2	172A47-75460	PLUG ASSY, VALVE	1	1						
18	2	172A47-75490	SECTION, BUCKET	1	1						
19	3	172499-70180	VALVE ASSY, REVERSE	1	1						
20	3	172458-74150	VALVE, REVERSE	1	1						
21	3	172458-74160	SPRING, VALVE	1	1						
22	3	172A47-74220	COVER, PILOT	1	1						
23	3	172458-74230	O-RING	2	2						
24	3	172A47-74230	COVER, PILOT	1	1						
25	3	172458-74260	BOLT	4	4						
26	3	172173-74280	SPRING	1	1						
27	3	172458-74460	PLUG	1	1						
28	3	172A47-74550	SECTION ASSY, BACKET	1	1						
29	4	172A47-74940	SPOOL ASSY, BUCKET	1	1						
30	3	172458-74630	STAY, VALVE	1	1						
31	3	172A47-74950	O-RING	1	1						
32	3	172A47-74970	STAY, VALVE	1	1						
33	3	24311-000060	O-RING, 1AP6.0	2	2						
34	3	24315-000110	O-RING, 1BP11.0	1	1						
36	2	172A47-75810	BOLT	4	4						
37	2	26716-080002	NUT, M8	4	4						
38	2	172A47-75630	GASKET SET	1	1						
39	3	172A47-75430	GASKET	12	12						
40	3	172A47-75440	GASKET	1	1						
41	1	22133-100000	WASHER, 10	3	3						
42	1	26013-100162	BOLT, M10X 16	3	3						

Fig.107. (65B)CONTROL VALVE(2/8)(ANGLE BLADE SPEC.)

(A)=VIO55-5B(US)
 (B)=VIO55-5B(AS)
 (C)=VIO55-5B(NZ)

(D)=VIO55-5B(KR)
 (E)=VIO55-5B(SG)
 (F)=



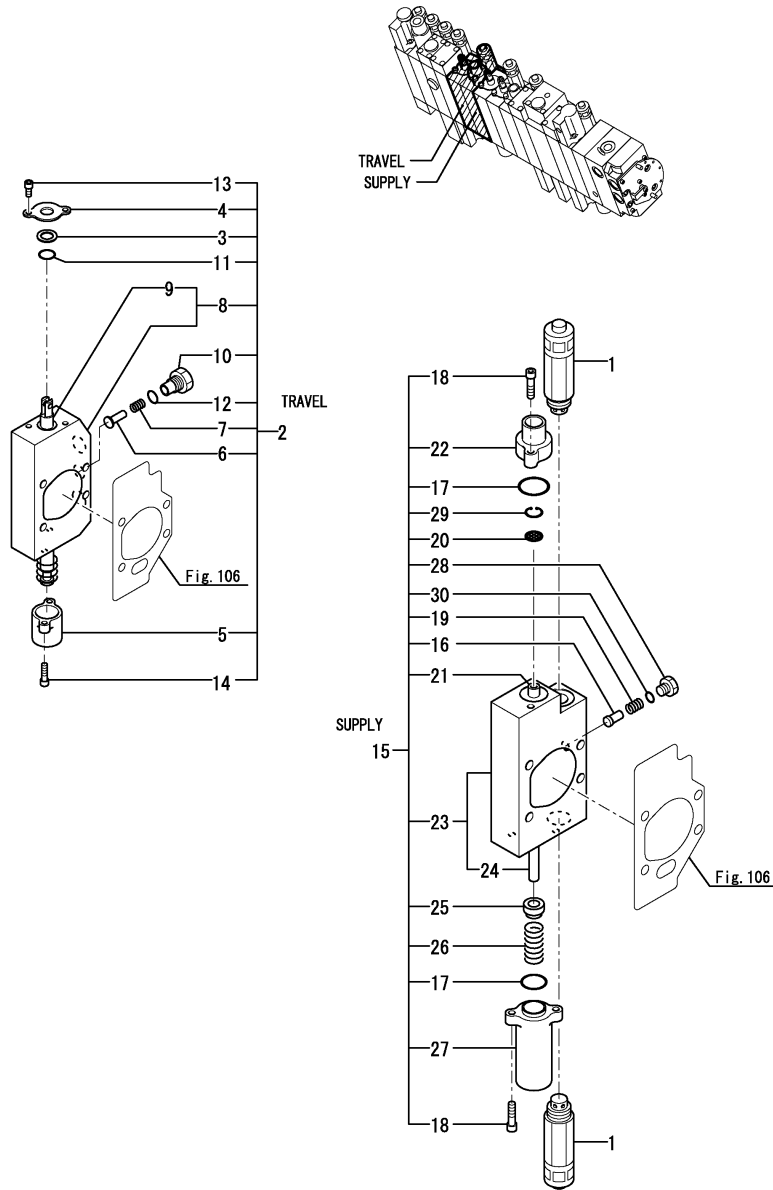
No.	Lev.	Parts No.	Description	Q'ty						I	R
				(A)	(B)	(C)	(D)	(E)	(F)		
1	2	172A48-74200	VALVE ASSY, OVERLOAD	1	1						
2	2	172456-74440	VALVE, RELIEF	1	1						
3	2	172A47-75501	SECTION, BOOM	1	1						
4	3	172458-74150	VALVE, REVERSE	1	1						
5	3	172458-74160	SPRING, VALVE	1	1						
6	3	172A47-74220	COVER, PILOT	1	1						
7	3	172458-74230	O-RING	2	2						
8	3	172A47-74230	COVER, PILOT	1	1						
9	3	172458-74260	BOLT	4	4						
10	3	172458-74460	PLUG	1	1						
11	3	172A47-74541	SECTION, BOOM	1	1						
12	4	172A47-74411	SPOOL ASSY, BOOM	1	1						
13	3	172458-74630	STAY, VALVE	1	1						
14	3	24311-000060	O-RING, 1AP6.0	2	2						
15	3	24315-000110	O-RING, 1BP11.0	1	1						
16	2	172A47-75610	VALVE ASSY	1	1						
17	3	172499-70180	VALVE ASSY, REVERSE	1	1						
18	3	172A47-74270	O-RING	1	1						
19	3	172173-74280	SPRING	1	1						
20	3	172183-74350	PLUG	1	1						
21	3	172A47-74460	PLUG	1	1						
22	3	172A47-74560	BUSH PF1/2X1/4	1	1						
23	3	172A47-74570	PISTON B	1	1						
24	3	172A47-74580	PISTON A1	1	1						
26	3	172A47-74920	HOLDER, BALL	1	1						
27	3	172A47-74930	BODY, DISCHARGE	1	1						
28	3	172A47-74970	STAY, VALVE	1	1						
29	3	172A47-75620	STAY, VALVE	1	1						
30	3	172A47-75680	O-RING	1	1						
31	3	172A47-75690	BALL, STEEL	1	1						
32	3	22312-050100	PIN, PARALLEL M5X10	2	2						
33	3	24311-000060	O-RING, 1AP6.0	2	2						
34	3	24315-000080	O-RING, 1BP8.0	1	1						
35	3	24315-000100	O-RING, 1BP10.0	1	1						
36	3	24315-000110	O-RING, 1BP11.0	2	2						
37	3	24315-000140	O-RING, 1BP14.0	1	1						
38	3	24315-000180	O-RING, 1BP18.0	1	1						
39	3	26450-050302	BOLT, M5X 30	2	2						
40	3	26450-060652	BOLT, M6X 65	2	2						

Remarks
 * Control valve assy is shown in Fig.106.

Fig.108. (65C)CONTROL VALVE(3/8)(ANGLE BLADE SPEC.)

(A)=VIO55-5B(US)
(B)=VIO55-5B(AS)
(C)=VIO55-5B(NZ)

(D)=VIO55-5B(KR)
(E)=VIO55-5B(SG)
(F)=



No.	Lev.	Parts No.	Description	Q'ty						I	R
				(A)	(B)	(C)	(D)	(E)	(F)		
1	2	172A48-74210	VALVE ASSY, RELIEF	2	2						
2	2	172A47-75510	SECTION, TRAVEL	1	1						
2-1	2	172A47-75511	SECTION, TRAVEL	1	1						N
		(A=M54721) (B=M54721)									
3	3	172458-74130	WIPER, DUST	1	1						
4	3	172458-74140	RETAINER, SEAL	1	1						
5	3	172458-74170	CAP, SPRING	1	1						
5-1	3	172A78-74170	CAP, SPRING	1	1						N
		(A=M54721) (B=M54721)									
6	3	172458-74290	VALVE, REVERSE	1	1						
7	3	172458-74360	SPRING, VALVE	1	1						
8	3	172A47-74530	SECTION ASSY, TRAVEL	1	1						
9	4	172A47-74340	SPOOL ASSY, TRAVEL	1	1						
10	3	172458-74640	STAY, VALVE	1	1						
11	3	24311-000120	O-RING, 1AP12.0	1	1						
12	3	24315-000110	O-RING, 1BP11.0	1	1						
13	3	26450-050102	BOLT, M5X 10	2	2						
14	3	26450-050182	BOLT, M5X 18	2	2						
15	2	172A47-75520	VALVE	1	1						
16	3	172499-70180	VALVE ASSY, REVERSE	1	1						
17	3	172458-74230	O-RING	2	2						
18	3	172458-74260	BOLT	4	4						
19	3	172173-74280	SPRING	1	1						
20	3	172A47-74360	FILTER	1	1						
21	3	172A47-74370	PISTON	1	1						
22	3	172A47-74380	COVER, PILOT	1	1						
23	3	172A47-74500	SECTION ASSY, INLET	1	1						
24	4	172A47-74350	SPOOL ASSY, INLET	1	1						
25	3	172458-74530	SEAT, SPRING	1	1						
26	3	172458-74540	SPRING, RETURN	1	1						
27	3	172458-74550	COVER, PILOT	1	1						
28	3	172458-74670	PLUG	1	1						
29	3	172A47-74980	CIRCLIP	1	1						
30	3	24315-000080	O-RING, 1BP8.0	1	1						

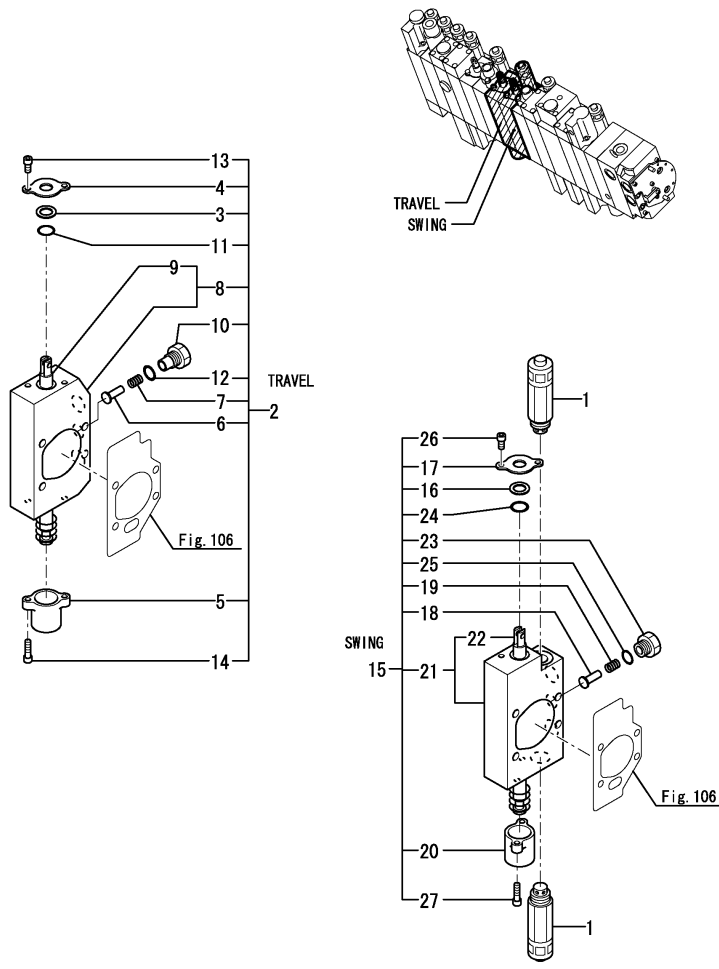
Remarks

* Control valve assy is shown in Fig.106.

Fig.109. (65D)CONTROL VALVE(4/8)(ANGLE BLADE SPEC.)

(A)=VIO55-5B(US)
 (B)=VIO55-5B(AS)
 (C)=VIO55-5B(NZ)

(D)=VIO55-5B(KR)
 (E)=VIO55-5B(SG)
 (F)=



No.	Lev.	Parts No.	Description	Q'ty						I	R
				(A)	(B)	(C)	(D)	(E)	(F)		
1	2	172A48-74200	VALVE ASSY, OVERLOAD	2	2						
2	2	172A47-75530	SECTION, TRAVEL	1	1						
2-1	2	172A47-75531	SECTION, TRAVEL	1	1						N
		(A=M54721) (B=M54721)									
3	3	172458-74130	WIPER, DUST	1	1						
4	3	172458-74140	RETAINER, SEAL	1	1						
5	3	172458-74170	CAP, SPRING	1	1						
5-1	3	172A78-74170	CAP, SPRING	1	1						N
		(A=M54721) (B=M54721)									
6	3	172458-74290	VALVE, REVERSE	1	1						
7	3	172458-74360	SPRING, VALVE	1	1						
8	3	172A47-74490	SECTION, TRAVEL	1	1						
9	4	172A47-74340	SPOOL ASSY, TRAVEL	1	1						
10	3	172458-74640	STAY, VALVE	1	1						
11	3	24311-000120	O-RING, 1AP12.0	1	1						
12	3	24315-000110	O-RING, 1BP11.0	1	1						
13	3	26450-050102	BOLT, M5X 10	2	2						
14	3	26450-050182	BOLT, M5X 18	2	2						
15	2	172A47-75540	SECTION, SWING	1	1						
15-1	2	172A47-75541	SECTION, SWING	1	1						N
		(A=M54721) (B=M54721)									
16	3	172458-74130	WIPER, DUST	1	1						
17	3	172458-74140	RETAINER, SEAL	1	1						
18	3	172458-74150	VALVE, REVERSE	1	1						
19	3	172458-74160	SPRING, VALVE	1	1						
20	3	172458-74170	CAP, SPRING	1	1						
20-1	3	172A78-74170	CAP, SPRING	1	1						N
		(A=M54721) (B=M54721)									
21	3	172A47-74480	SECTION, SWING	1	1						
22	4	172A47-74330	SPOOL ASSY, SWING	1	1						
23	3	172458-74630	STAY, VALVE	1	1						
24	3	24311-000120	O-RING, 1AP12.0	1	1						
25	3	24315-000110	O-RING, 1BP11.0	1	1						
26	3	26450-050102	BOLT, M5X 10	2	2						
27	3	26450-050182	BOLT, M5X 18	2	2						

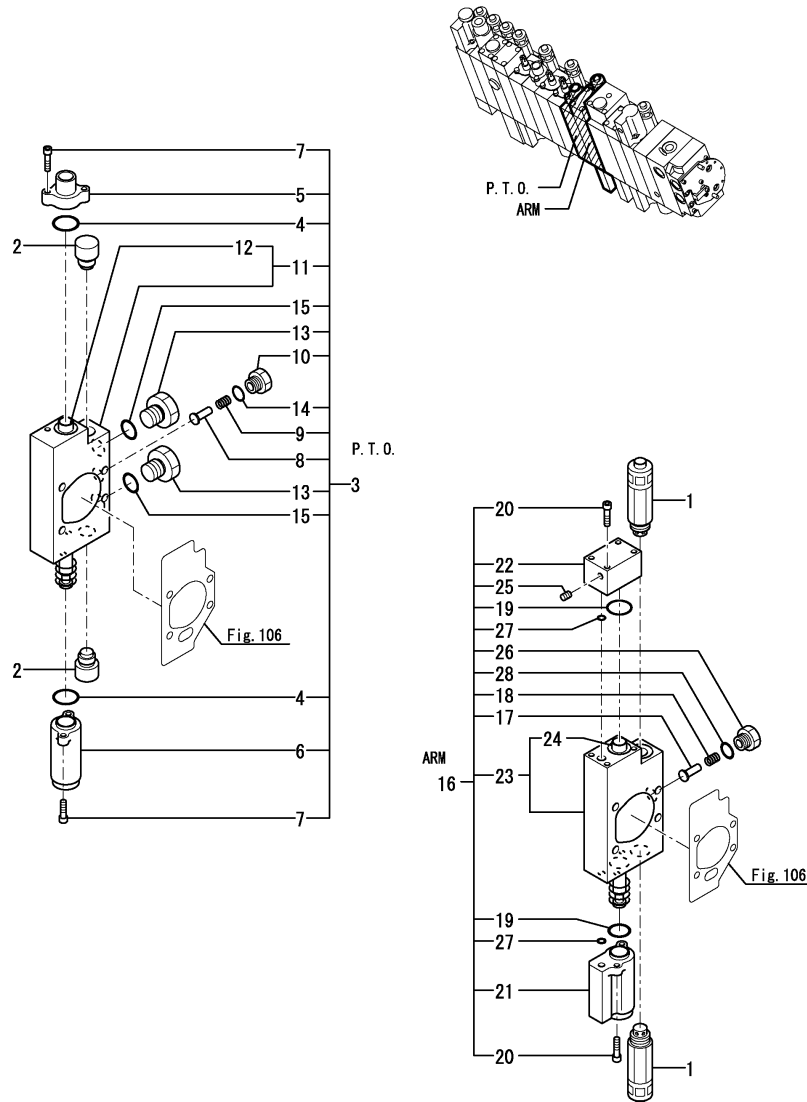
Remarks

* Control valve assy is shown in Fig.106.

Fig.110. (65E)CONTROL VALVE(5/8)(ANGLE BLADE SPEC.)

(A)=VIO55-5B(US)
 (B)=VIO55-5B(AS)
 (C)=VIO55-5B(NZ)

(D)=VIO55-5B(KR)
 (E)=VIO55-5B(SG)
 (F)=



No.	Lev.	Parts No.	Description	Q'ty						I	R
				(A)	(B)	(C)	(D)	(E)	(F)		
1	2	172A48-74200	VALVE ASSY, OVERLOAD	2	2						
2	2	172A47-75460	PLUG ASSY, VALVE	2	2						
3	2	172A47-75550	SECTION, PTO	1	1						
4	3	172458-74230	O-RING	2	2						
5	3	172458-74240	COVER, PILOT	1	1						
6	3	172458-74250	COVER, PILOT	1	1						
7	3	172458-74260	BOLT	4	4						
8	3	172490-74310	VALVE, REVERSE	1	1						
9	3	172490-74320	SPRING, VALVE	1	1						
10	3	172490-74330	STAY, VALVE	1	1						
11	3	172A47-74470	PTO SECTION ASSY	1	1						
12	4	172A47-74320	SPOOL ASSY, PTO	1	1						
13	3	172458-74650	STAY, VALVE	2	2						
14	3	24315-000110	O-RING, 1BP11.0	1	1						
15	3	24315-000140	O-RING, 1BP14.0	2	2						
16	2	172A47-75561	SECTION, ARM	1	1						
17	3	172458-74150	VALVE, REVERSE	1	1						
18	3	172458-74160	SPRING, VALVE	1	1						
19	3	172458-74230	O-RING	2	2						
20	3	172458-74260	BOLT	4	4						
21	3	172A47-74280	COVER, PILOT	1	1						
22	3	172A47-74300	COVER, PILOT	1	1						
23	3	172A47-74451	SECTION, ARM	1	1						
24	4	172A47-74311	SPOOL ASSY, ARM	1	1						
25	3	172458-74460	PLUG	1	1						
26	3	172458-74630	STAY, VALVE	1	1						
27	3	24311-000060	O-RING, 1AP6.0	2	2						
28	3	24315-000110	O-RING, 1BP11.0	1	1						

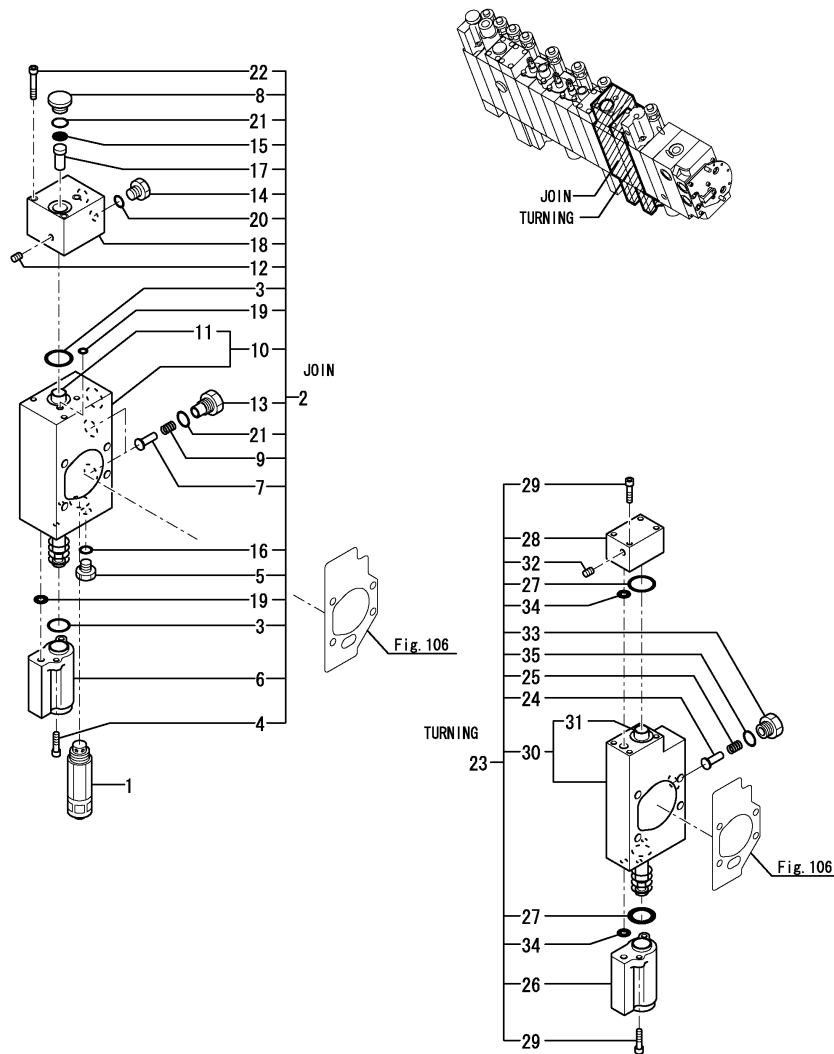
Remarks

* Control valve assy is shown in Fig.106.

Fig.111. (65F)CONTROL VALVE(6/8)(ANGLE BLADE SPEC.)

(A)=VIO55-5B(US)
 (B)=VIO55-5B(AS)
 (C)=VIO55-5B(NZ)

(D)=VIO55-5B(KR)
 (E)=VIO55-5B(SG)
 (F)=



No.	Lev.	Parts No.	Description	Q'ty						I	R
				(A)	(B)	(C)	(D)	(E)	(F)		
1	2	172A48-74210	VALVE ASSY, RELIEF	1	1						
2	2	172A47-75570	SECTION ASSY	1	1						
2-1	2	172A47-75571	SECTION ASSY	1	1						N
		(A=M53257) (B=M53257)									
3	3	172458-74230	O-RING	2	2						
4	3	172458-74260	BOLT	2	2						
5	3	172A47-74260	PLUG	1	1						
6	3	172A47-74280	COVER, PILOT	1	1						
7	3	172458-74290	VALVE, REVERSE	2	2						
8	3	172183-74350	PLUG	1	1						
9	3	172458-74360	SPRING, VALVE	2	2						
10	3	172A47-74440	SECTION, CONFLUENE	1	1						
10-1	3	172A47-74441	SECTION, CONFLUENE	1	1						N
		(A=M53257) (B=M53257)									
11	4	172A47-74290	SPOOL ASSY	1	1						
11-1	4	172A47-74291	SPOOL ASSY	1	1						N
		(A=M53257) (B=M53257)									
12	3	172458-74460	PLUG	2	2						
13	3	172458-74640	STAY, VALVE	2	2						
14	3	172458-74670	PLUG	1	1						
15	3	172499-74860	FILTER	1	1						
16	3	172A47-74950	O-RING	1	1						
17	3	172499-74960	PLUG	1	1						
18	3	172A47-74960	BODY, PILOT	1	1						
19	3	24311-000060	O-RING, 1AP6.0	2	2						
20	3	24315-000080	O-RING, 1BP8.0	1	1						
21	3	24315-000110	O-RING, 1BP11.0	3	3						
22	3	26450-050452	BOLT, M5X 45	3	3						
23	2	172A47-75581	SECTION, SWING	1	1						
24	3	172458-74150	VALVE, REVERSE	1	1						
25	3	172458-74160	SPRING, VALVE	1	1						
26	3	172A47-74220	COVER, PILOT	1	1						
27	3	172458-74230	O-RING	2	2						
28	3	172A47-74230	COVER, PILOT	1	1						
29	3	172458-74260	BOLT	4	4						
30	3	172A47-74431	SECTION, SWING	1	1						
31	4	172A47-74241	SPOOL ASSY, SWING	1	1						
32	3	172458-74460	PLUG	1	1						
33	3	172458-74630	STAY, VALVE	1	1						
34	3	24311-000060	O-RING, 1AP6.0	2	2						
35	3	24315-000110	O-RING, 1BP11.0	1	1						

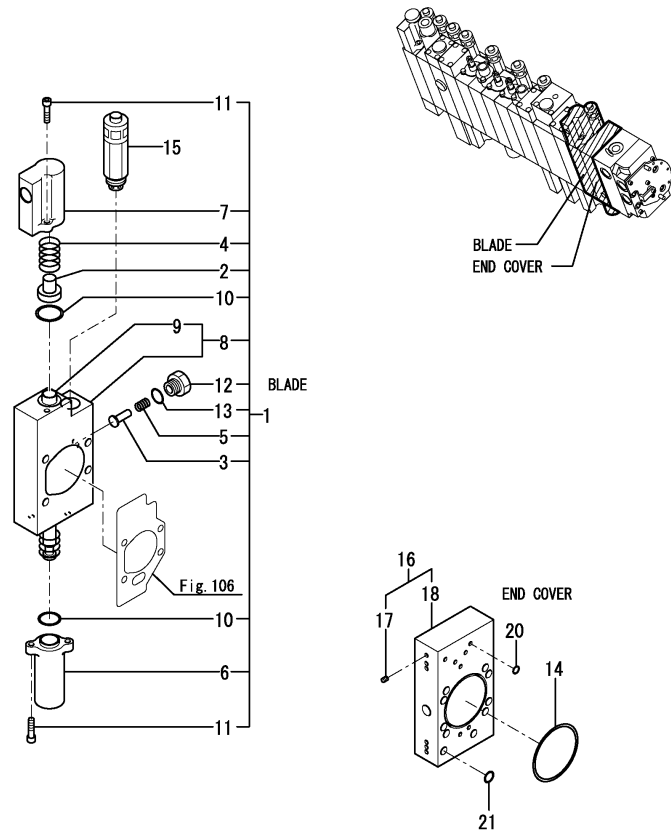
Remarks

* Control valve assy is shown in Fig.106.

Fig.112. (65G)CONTROL VALVE(7/8)(ANGLE BLADE SPEC.)

(A)=VIO55-5B(US)
 (B)=VIO55-5B(AS)
 (C)=VIO55-5B(NZ)

(D)=VIO55-5B(KR)
 (E)=VIO55-5B(SG)
 (F)=



No.	Lev.	Parts No.	Description	Q'ty						I	R
				(A)	(B)	(C)	(D)	(E)	(F)		
1	2	172A79-74130	SECTION, BLADE	1	1						
2	3	172A79-74140	STAY, SPRING	1	1						
3	3	172458-74150	VALVE, REVERSE	1	1						
4	3	172A79-74150	SPRING, RETURN	1	1						
5	3	172458-74160	SPRING, VALVE	1	1						
6	3	172A79-74160	COVER, PILOT	1	1						
7	3	172A79-74170	COVER, PILOT	1	1						
8	3	172A79-74190	SECTION ASSY, BLADE	1	1						
9	4	172A79-74180	SPOOL ASSY, BLADE	1	1						
10	3	172458-74230	O-RING	2	2						
11	3	172458-74260	BOLT	4	4						
12	3	172458-74630	STAY, VALVE	1	1						
13	3	24315-000110	O-RING, 1BP11.0	1	1						
14	2	172A47-75420	O-RING	1	1						
15	2	172A47-75480	VALVE ASSY, OVERLOAD	1	1						
16	2	172A47-75600	COVER ASSY, END	1	1						
17	3	172458-74460	PLUG	8	8						
18	3	172A47-75410	COVER, END	1	1						
20	2	24311-000060	O-RING, 1AP6.0	7	7						
21	2	24311-000090	O-RING, 1AP9.0	2	2						

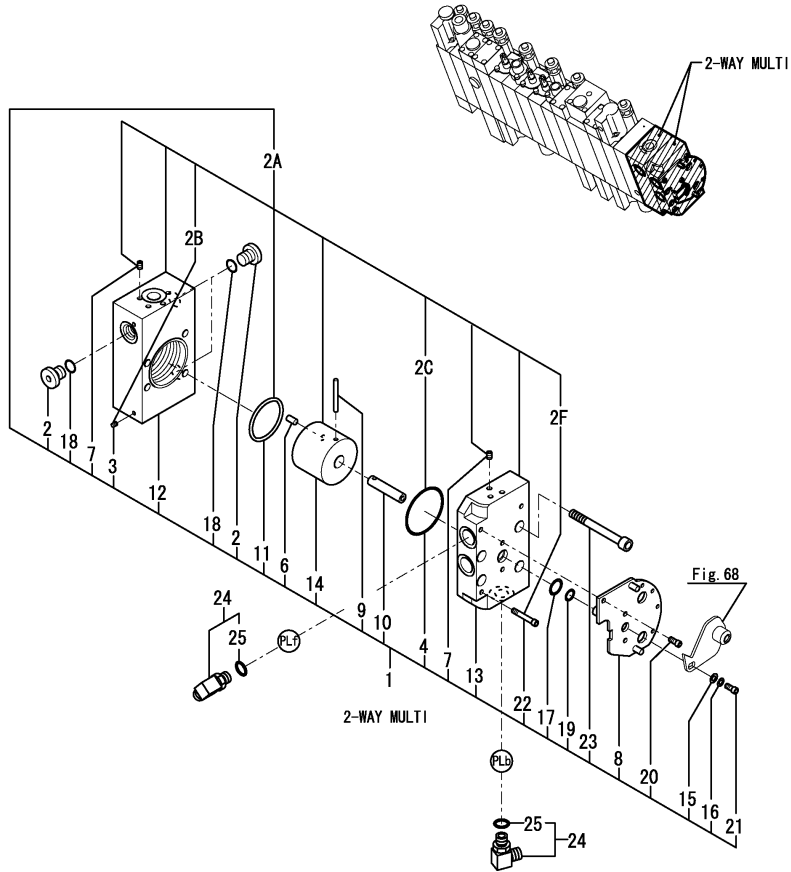
Remarks

* Control valve assy is shown in Fig.106.

Fig.113. (65H)CONTROL VALVE(8/8)(ANGLE BLADE SPEC.)

(A)=VIO55-5B(US)
 (B)=VIO55-5B(AS)
 (C)=VIO55-5B(NZ)

(D)=VIO55-5B(KR)
 (E)=VIO55-5B(SG)
 (F)=



No.	Lev.	Parts No.	Description	Q'ty						I	R
				(A)	(B)	(C)	(D)	(E)	(F)		
1	2	172A47-74210	VALVE	1	1						
2	3	172183-74350	PLUG	3	3						
2A	3	172A47-75910	BODY, 2-WAY KIT	1	1						W
		(A=M54721) (B=M54721)									
2B	4	172458-74460	PLUG	2	2						
2C	4	172A47-75420	O-RING	1	1						
2F	4	26450-050302	BOLT, M5X 30	2	2						
3	3	172458-74460	PLUG	2	2						Z
		(A=M54721) (B=M54721)									
4	3	172A47-75420	O-RING	1	1						Z
		(A=M54721) (B=M54721)									
6	3	172A47-75710	PLUNGER	1	1						
7	3	172A47-75720	PLUG NPT1/16	11	11						Z
		(A=M54721) (B=M54721)									
8	3	172A47-75730	PLATE	1	1						Z
		(A=M53001) (B=M53001)									
8-1	3	172A47-75820	PLATE	1	1						W
		(A=M53001) (B=M53001)									
9	3	172A47-75740	NEEDLE ROLLER 4MM	1	1						
10	3	172A47-75750	SHAFT	1	1						
11	3	172A47-75760	PACKING, ROD	1	1						Z
		(A=M54721) (B=M54721)									
12	3	172A47-75780	BODY	1	1						Z
		(A=M54721) (B=M54721)									
13	3	172A47-75790	BODY	1	1						Z
		(A=M54721) (B=M54721)									
14	3	172A47-75800	CYLINDER	1	1						Z
		(A=M54721) (B=M54721)									
15	3	22137-050000	WASHER, 5	1	1						
16	3	22217-050000	WASHER, SPRING 5	1	1						
17	3	24311-240100	O-RING, 1AP10A	1	1						
18	3	24315-000110	O-RING, 1BP11.0	3	3						
19	3	24373-240100	RING, BACK UP T3P10A	1	1						
20	3	26450-050102	BOLT, M5X 10	3	3						
21	3	26450-050102	BOLT, M5X 10	1	1						
22	3	26450-050302	BOLT, M5X 30	2	2						Z
		(A=M54721) (B=M54721)									
23	3	26450-080752	BOLT, M8X 75	4	4						
24	1	172141-76181	CONNECTOR ASSY, 02FF	2	2						
25	2	41851-000110	O-RING	2	2						

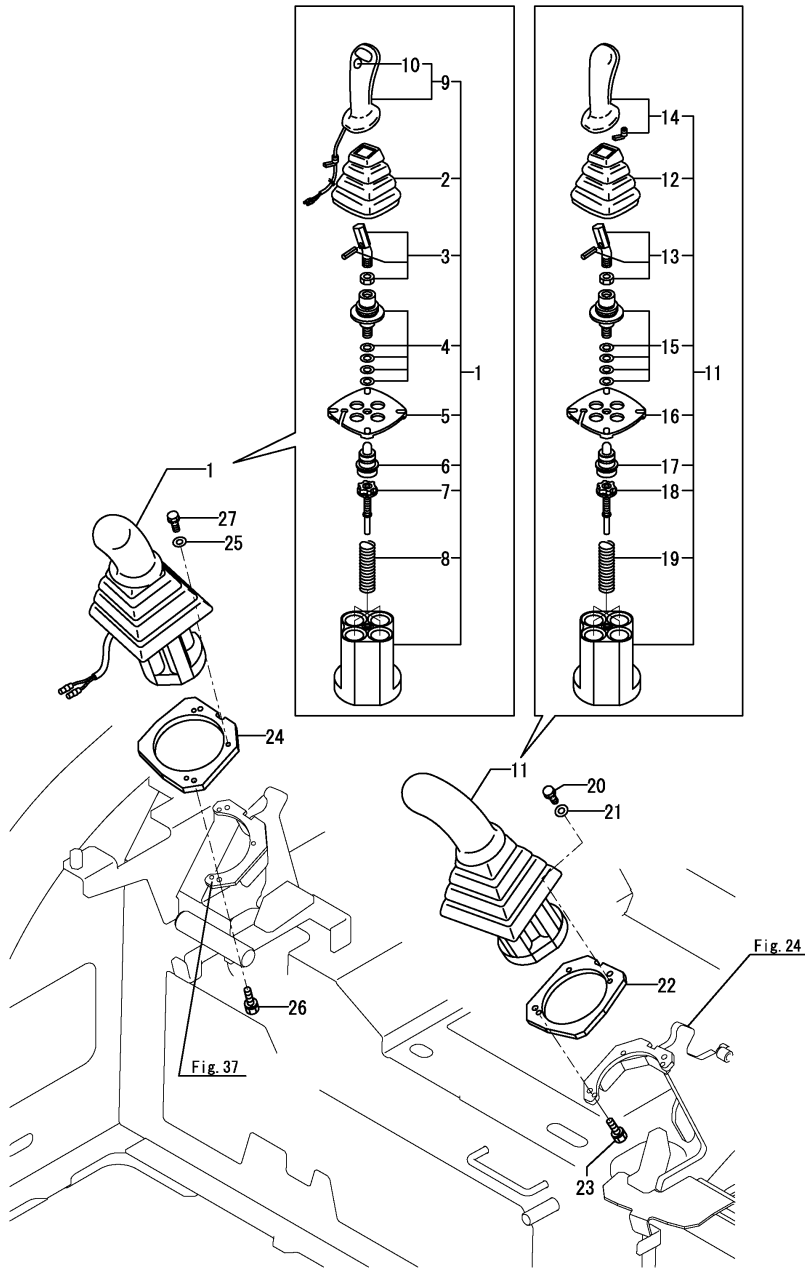
Remarks

* Control valve assy is shown in Fig.106.

Fig.66. REMOTE CONTROL VALVE

(A)=VIO55-5B(US)
 (B)=VIO55-5B(AS)
 (C)=VIO55-5B(NZ)

(D)=VIO55-5B(KR)
 (E)=VIO55-5B(SG)
 (F)=



No.	Lev.	Parts No.	Description	Q'ty						I	R
				(A)	(B)	(C)	(D)	(E)	(F)		
1	1	172A47-74510	VALVE ASSY, PTO	1	1	1		1			
2	2	172441-74030	BOOT	1	1	1		1			
3	2	172441-74040	LEVER KIT	1	1	1		1			
4	2	172463-74530	CARDAN KIT	1	1	1		1			
5	2	172463-74540	PLATE, RETAINING	1	1	1		1			
6	2	172463-74551	PLUNGER KIT	1	1	1		1			
7	2	172463-74561	REGULATION KIT	4	4	4		4			
8	2	172463-74570	SPRING KIT	1	1	1		1			
9	2	172A47-74520	HANDLE	1	1	1		1			
10	3	172463-74580	BUTTON COVER KIT	1	1	1		1			
11	1	172463-74521	VALVE ASSY	1	1	1		1			
12	2	172441-74030	BOOT	1	1	1		1			
13	2	172441-74040	LEVER KIT	1	1	1		1			
14	2	172441-74050	HANDLE	1	1	1		1			
15	2	172463-74530	CARDAN KIT	1	1	1		1			
16	2	172463-74540	PLATE, RETAINING	1	1	1		1			
17	2	172463-74551	PLUNGER KIT	1	1	1		1			
18	2	172463-74561	REGULATION KIT	4	4	4		4			
19	2	172463-74570	SPRING KIT	1	1	1		1			
20	1	26013-060202	BOLT, M6X 20	3	3	3		3			
21	1	22137-060000	WASHER, 6	3	3	3		3			
22	1	172A78-64510	SPACER, VALVE	1	1	1		1			
23	1	26013-060162	BOLT, M6X 16	2	2	2		2			
24	1	172A78-64510	SPACER, VALVE	1	1	1		1			
25	1	22137-060000	WASHER, 6	3	3	3		3			
26	1	26013-060162	BOLT, M6X 16	2	2	2		2			
27	1	26013-060202	BOLT, M6X 20	3	3	3		3			

Remarks

* P.T.O. PPC spec. is shown in Fig.123.

Fig.67. REMOTE CONTROL VALVE(KR)

(A)=VIO55-5B(US)
 (B)=VIO55-5B(AS)
 (C)=VIO55-5B(NZ)

(D)=VIO55-5B(KR)
 (E)=VIO55-5B(SG)
 (F)=

No.	Lev.	Parts No.	Description	Q'ty						I	R
				(A)	(B)	(C)	(D)	(E)	(F)		
1	1	26013-060302	BOLT, M6X 30				6				
2	1	172A64-74500	VALVE ASSY, CONTROL				2				
3	2	172151-73400	PLUG				8				
4	2	172151-73420	SEAL				8				
5	2	172151-73450	WASHER				8				
6	2	172A64-74590	PLATE				2				
7	2	172A64-74600	ROD,PUSH				8				
8	2	172A64-74610	SEAT, SPRING				8				
9	2	172A64-74620	SPRING				8				
10	2	172A64-74630	SPRING				8				
11	2	172A64-74640	JOINT				2				
12	2	172A64-74650	PLATE				2				
13	2	172A64-74660	NUT				2				
14	2	172A64-74670	BUSH				2				
15	2	172A64-74680	BELLOWS				2				
16	2	24315-000200	O-RING, 1BP20.0				8				
17	1	172A78-74650	PLATE ASSY,VALVE				2				

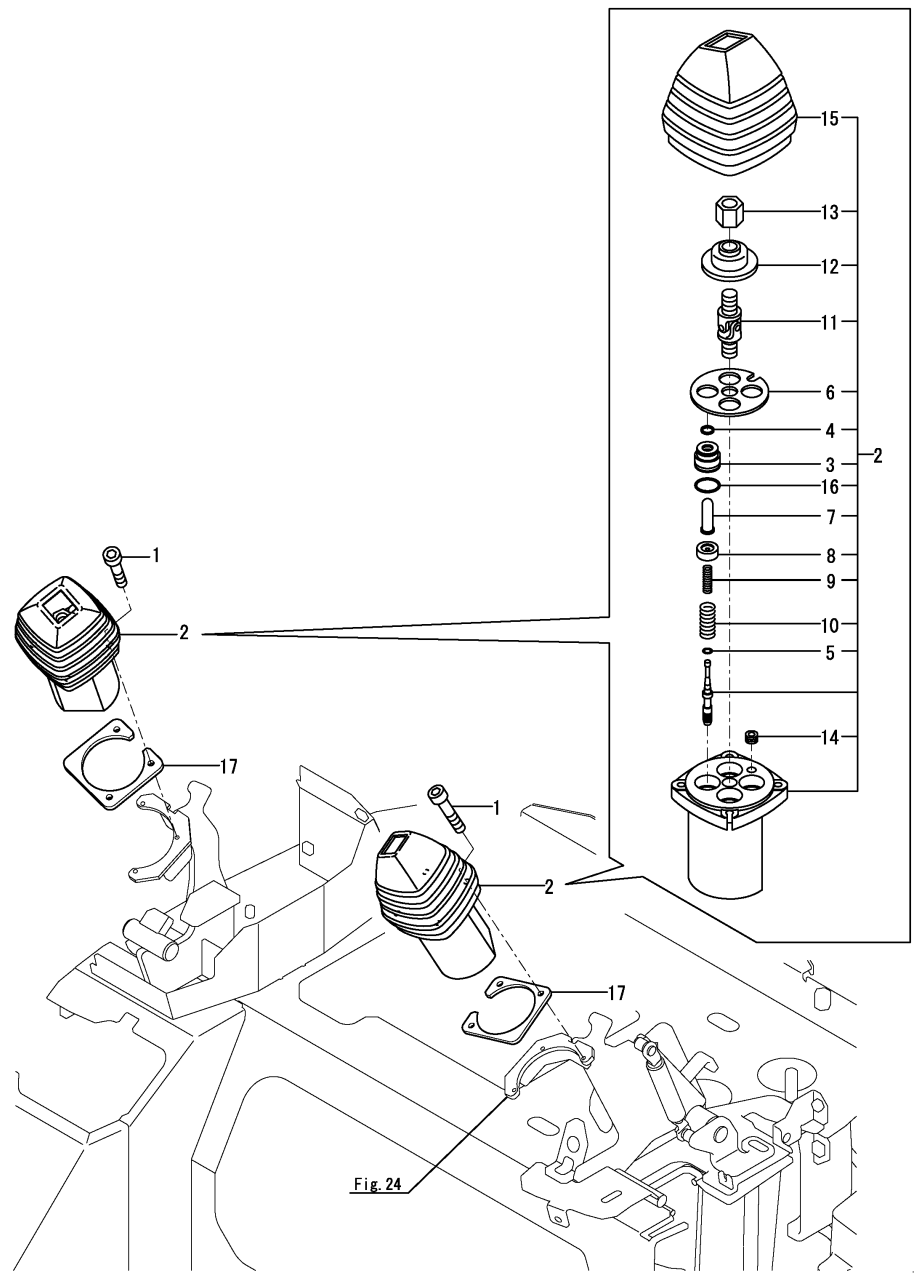


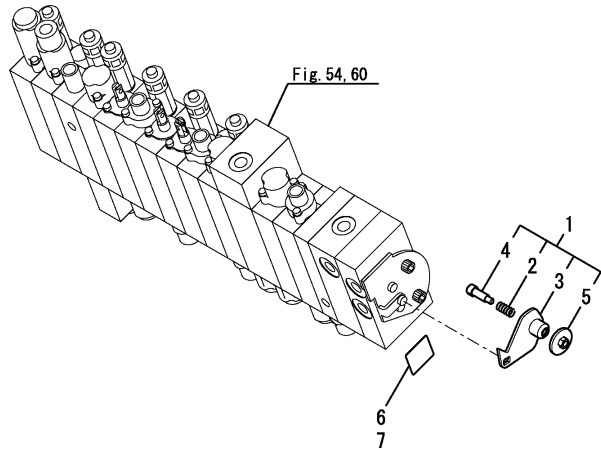
Fig. 24

Remarks
 * P.T.O. PPC specification is shown in Fig.123.

Fig.68. MULTI LEVER

(A)=VIO55-5B(US)
 (B)=VIO55-5B(AS)
 (C)=VIO55-5B(NZ)

(D)=VIO55-5B(KR)
 (E)=VIO55-5B(SG)
 (F)=



No.	Lev.	Parts No.	Description	Q'ty						I	R
				(A)	(B)	(C)	(D)	(E)	(F)		
1	1	172A47-74601	MULTI V LEVER ASSY	1	1	1		1			
2	2	1C6141-35370	SPRING, LOCK	1	1	1		1			
3	2	172A47-74611	LEVER ASSY	1	1	1		1			
4	2	172A47-74650	SHAFT	1	1	1		1			
5	2	172A47-74660	KNOB ASSY	1	1	1		1			
6	1	172A47-03220	LABEL,2-WAY	1	1	1					
7	1	172A47-03390	LABEL,MULTILEVER US						1		
8	1	172437-03601	LABEL, 2-WAY US	1	1	1					
9	1	172444-03290	MAGNET						1		
10	1	172A47-03410	LABEL,4 WAY US						1		

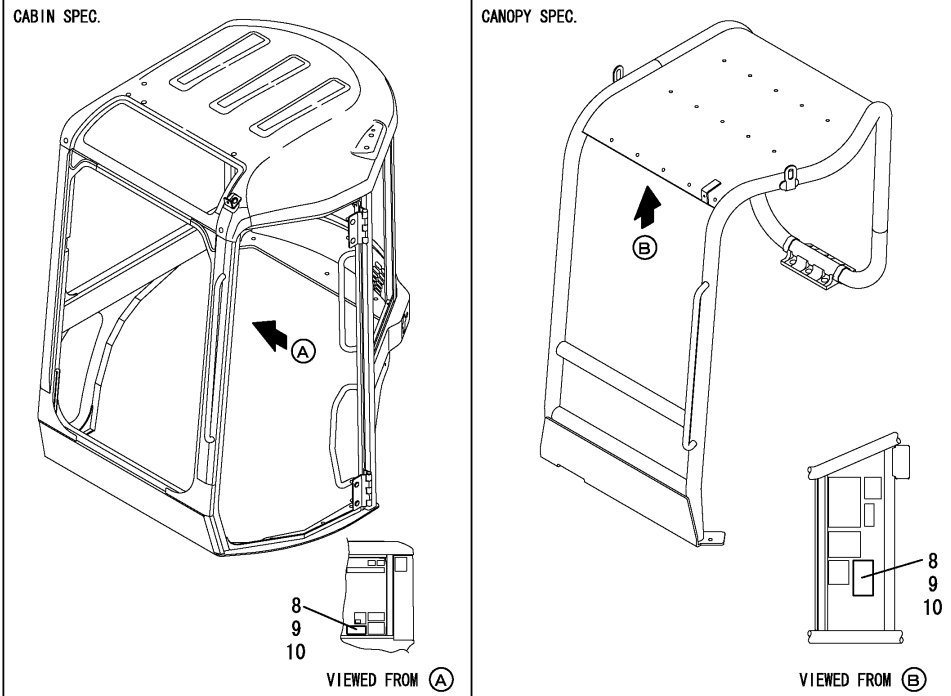
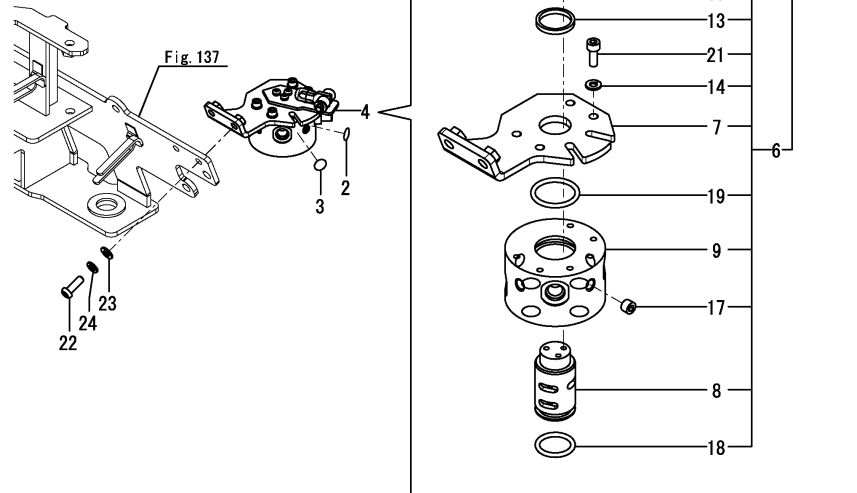
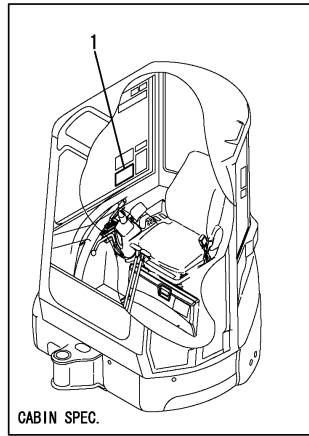
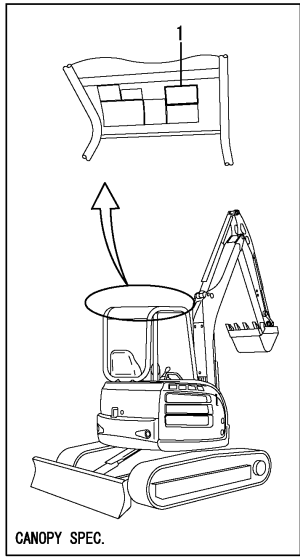


Fig.145. (68A)2-WAY VALVE(US : FROM M54866)

(A)=VIO55-5B(US)
 (B)=VIO55-5B(AS)
 (C)=VIO55-5B(NZ)

(D)=VIO55-5B(KR)
 (E)=VIO55-5B(SG)
 (F)=



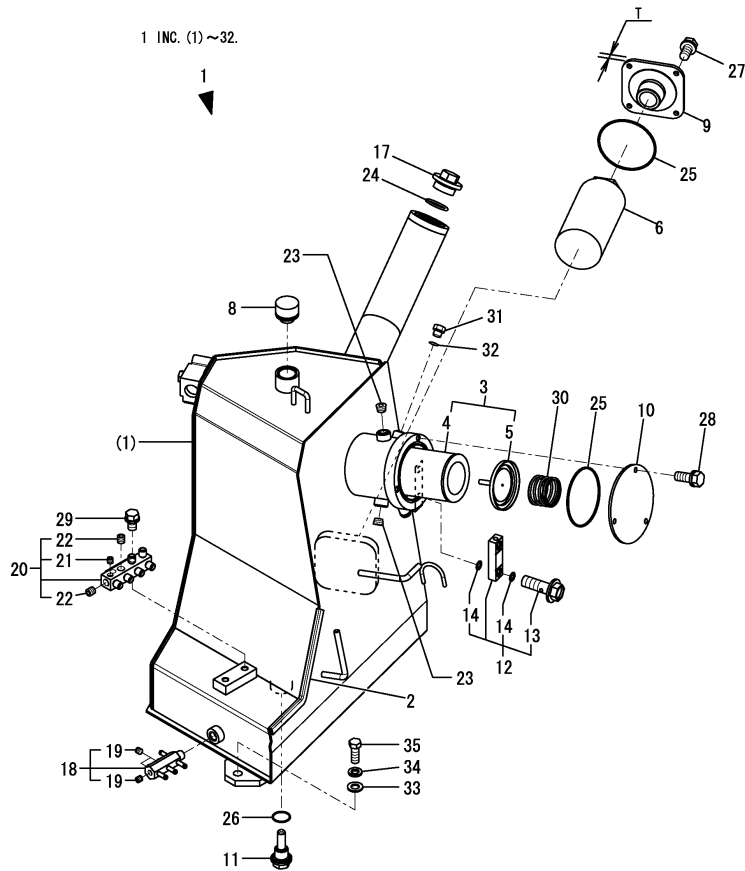
No.	Lev.	Parts No.	Description	Q'ty						I	R
				(A)	(B)	(C)	(D)	(E)	(F)		
1	1	172437-03601	LABEL, 2-WAY US	1							
2	1	172437-03610	LABEL	1							
3	1	172437-03620	LABEL	1							
4	1	172A79-74550	VALVE ASSY, 2WAY JD	1							
5	2	172157-58830	KNOB, 6.5X18X35	1							
6	2	172A79-74560	VALVE ASSY, 2WAY JD	1							
7	3	172A79-74570	STAY ASSY, 2WAY	1							
8	3	172437-74711	SHAFT	1							
9	3	172437-74720	BLOCK, VALVE	1							
10	3	172A36-74750	LEVER	1							
11	3	172A36-74780	PLATE, LOCK	1							
12	3	22117-080000	WASHER, 8	1							
13	3	22137-240000	WASHER, 24	1							
14	3	22217-060000	WASHER, SPRING 6	4							
15	3	22417-200160	PIN, COTTER 2.0X16	1							
16	3	22487-080300	PIN, H 8X 30	1							
17	3	23871-010000	PLUG, R01	4							
18	3	24311-000250	O-RING, 1AP25.0	1							
19	3	24311-000320	O-RING, 1AP32.0	1							
20	3	26022-050122	SCREW, M5X12	3							
21	3	26450-060162	BOLT, M6X 16	4							
22	1	172A79-74590	BOLT, BUTTON 8X25	2							
23	1	22137-080000	WASHER, 8	2							
24	1	22217-080000	WASHER, SPRING 8	2							

Remarks
 * Not applied for angle blade spec.

Fig.69. HYD. OIL TANK

(A)=VIO55-5B(US)
(B)=VIO55-5B(AS)
(C)=VIO55-5B(NZ)

(D)=VIO55-5B(KR)
(E)=VIO55-5B(SG)
(F)=



No.	Lev.	Parts No.	Description	Q'ty						I	R
				(A)	(B)	(C)	(D)	(E)	(F)		
1	1	772A47-75100-1	TANK ASSY, OIL	1	1	1	1	1			1
2	2	172162-64320	TRIM	1	1	1	1	1			
3	2	172175-73700	FILTER ASSY, RETURN	1	1	1	1	1			
4	3	172175-73710	ELEMENT, FILTER	1	1	1	1	1			
5	3	172141-73770	VALVE ASSY, BY-PASS	1	1	1	1	1			
6	2	172146-73730	FILTER, SUCTION	1	1	1	1	1			
8	2	172446-75250	CAP, RESERVER	1	1	1	1	1			
9	2	172183-75410	FLANGE, SUCTION	1	1	1	1	1			
9-1	2	172A46-75500	FLANGE, SUCTION	1	1	1	1	1			F 3
		(A=M53708)	(B=M53708)	(C=M53708)	(D=M53708)	(E=M53708)					
10	2	172A47-75340	COVER, TANK	1	1	1	1	1			
11	2	172187-75500	PLUG	1	1	1	1	1			
12	2	172447-75600	GAUGE ASSY	1	1	1	1	1			
13	3	172455-75290	BOLT	2	2	2	2	2			
14	3	172455-75300	O-RING	4	4	4	4	4			
17	2	172116-75850-B	PLUG, OIL FEED	1	1	1	1	1			
18	2	172A47-76300	BLOCK, DRAIN	1	1	1	1	1			
19	3	23871-020000	PLUG, R02	3	3	3	3	3			
20	2	172A47-76310	BLOCK, PILOT	1	1	1	1	1			
21	3	23871-010000	PLUG, R01	1	1	1	1	1			
22	3	23871-020000	PLUG, R02	2	2	2	2	2			
23	2	23871-030000	PLUG, R03	2	2	2	2	2			
24	2	24311-000380	O-RING, 1AP38.0	1	1	1	1	1			
25	2	24321-001050	O-RING, 1AG105.0	2	2	2	2	2			
26	2	24341-000300	O-RING, 1AS30.0	1	1	1	1	1			
27	2	26013-080162	BOLT, M8X 16	4	4	4	4	4			
27-1	2	26014-080252	BOLT, M8X 25	4	4	4	4	4			S
		(A=M53708)	(B=M53708)	(C=M53708)	(D=M53708)	(E=M53708)					
28	2	26013-080202	BOLT, M8X 20	3	3	3	3	3			
28-1	2	26014-080202	BOLT, M8X 20	3	3	3	3	3			R
		(A=M53128)	(B=M53128)	(C=M53128)	(D=M53128)	(E=M53128)					
29	2	26013-100162	BOLT, M10X 16	2	2	2	2	2			
29-1	2	26013-100202	BOLT, M10X 20	2	2	2	2	2			N
		(A=M53579)	(B=M53579)	(C=M53579)	(D=M53579)	(E=M53579)					
30	2	933152-02710	SPRING, CLUTCH	1	1	1	1	1			
31	2	172165-76590	PLUG	1	1	1	1	1			
32	2	24315-000110	O-RING, 1BP11.0	1	1	1	1	1			
32-1	2	41851-000110	O-RING	1	1	1	1	1			N
		(A=M53207)	(B=M53207)	(C=M53207)	(D=M53207)	(E=M53207)					
32A	1	172463-03290	LABEL, HYD.OIL	1	1	1	1	1			2
33	1	22137-140000	WASHER, 14	3	3	3	3	3			
34	1	22217-140000	WASHER, SPRING 14	3	3	3	3	3			
35	1	26116-140352	BOLT, M14X 35 PLATED	3	3	3	3	3			

Remarks

* P.T.O. PPC kit is shown in Fig.129.

(1)Attach the No.32A label to this part.

(2)Label is not illustrated.

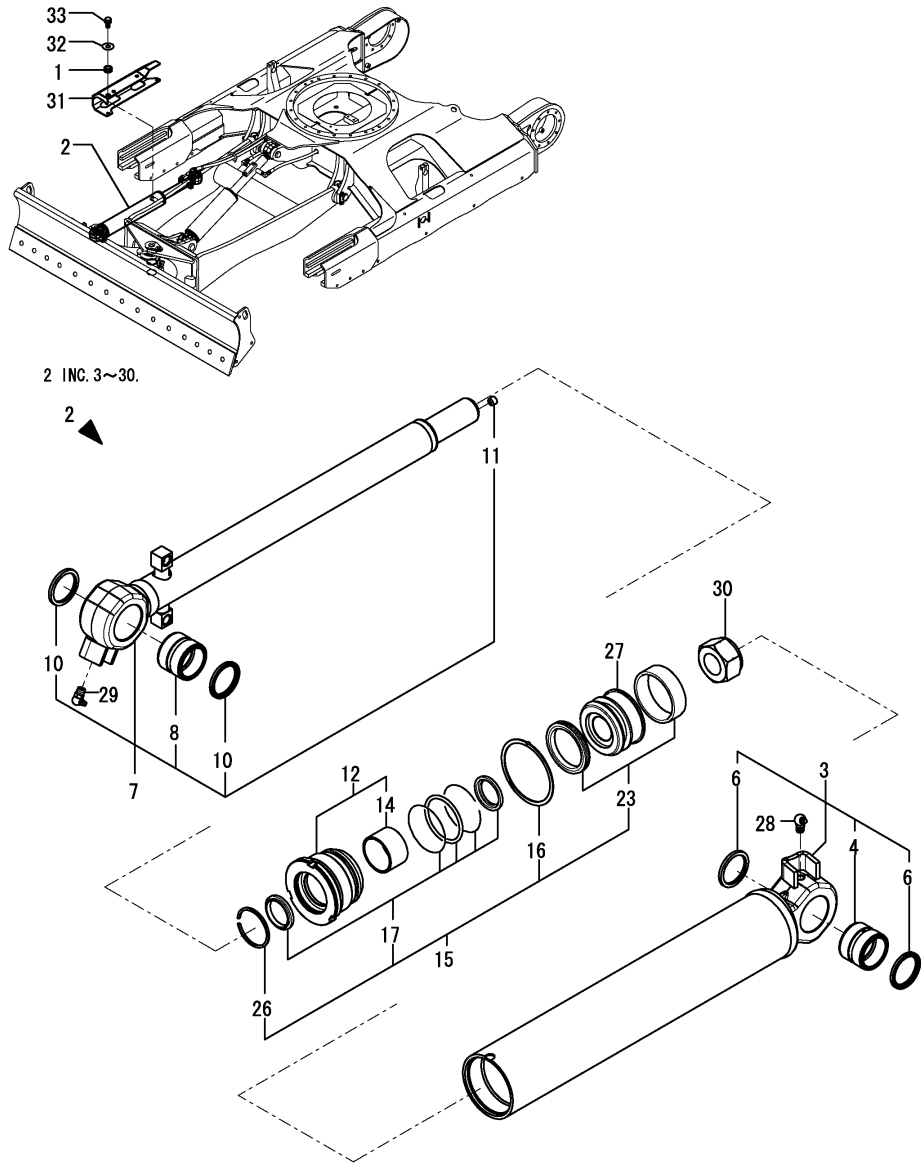
(3)T=No.9 : 6mm, No.9-1 : 12mm.

Interchangeable by simultaneous replacement with No.27-1.

Fig.104. ANGLE CYLINDER(ANGLE BLADE SPEC.)

(A)=VIO55-5B(US)
 (B)=VIO55-5B(AS)
 (C)=VIO55-5B(NZ)

(D)=VIO55-5B(KR)
 (E)=VIO55-5B(SG)
 (F)=

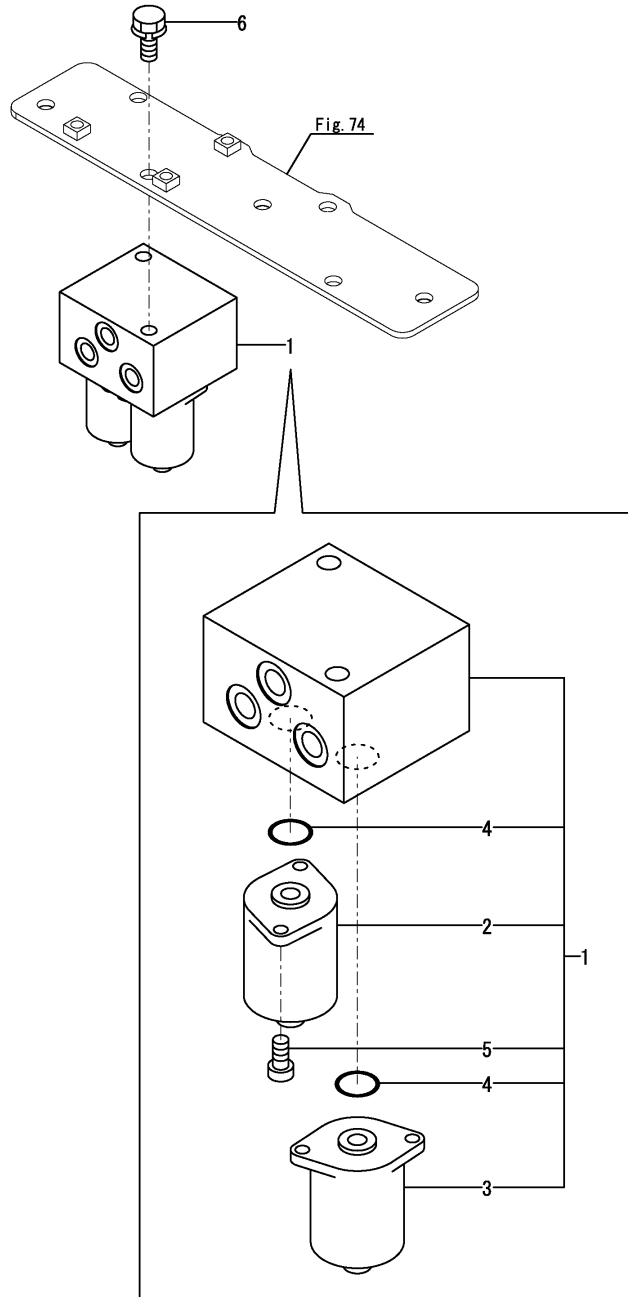


No.	Lev.	Parts No.	Description	Q'ty						I	R
				(A)	(B)	(C)	(D)	(E)	(F)		
1	1	1A1380-58050	GROMMET, 16X20X4.5	4	4						
2	1	172A79-72301	CYLINDER ASSY, ANGLE	1	1						
3	2	172A79-72311	TUBE, ANGLE	1	1						
4	3	172165-72310	BUSH	1	1						
6	3	172448-72650	SEAL, DUST	2	2						
7	2	172A79-72350	ROD ASSY,ANGLE	1	1						
8	3	172165-72310	BUSH	1	1						
10	3	172448-72650	SEAL, DUST	2	2						
11	3	23871-010000	PLUG, R01	1	1						
12	2	172A79-72400	HEAD 75 45 ASSY	1	1						
14	3	24550-045300	BUSH, 45X30	1	1						
15	2	172A79-72450	SEAL SET, 75X45	1	1						
16	3	172141-72190	WASHER, LOCK	1	1						
17	3	172A79-72460	SEAL SET, HEAD 75 45	1	1						
23	3	172960-72630	SEAL SET, PISTON	1	1						
26	3	933125-94500	RING, SPRING	1	1						
27	2	172531-72670	PISTON 75 33 B	1	1						
28	2	24761-040000	NIPPLE, GREASE B	1	1						
29	2	24761-050000	NIPPLE, GREASE C	1	1						
30	2	933111-20200	NUT	1	1						
31	1	172A79-72510	COVER, ANGLE	1	1						
32	1	22157-100000	WASHER, 10	4	4						
33	1	26013-100252	BOLT, M10X 25	4	4						

Fig.114. SOLENOID VALVE(ANGLE BLADE SPEC.)

(A)=VIO55-5B(US)
 (B)=VIO55-5B(AS)
 (C)=VIO55-5B(NZ)

(D)=VIO55-5B(KR)
 (E)=VIO55-5B(SG)
 (F)=

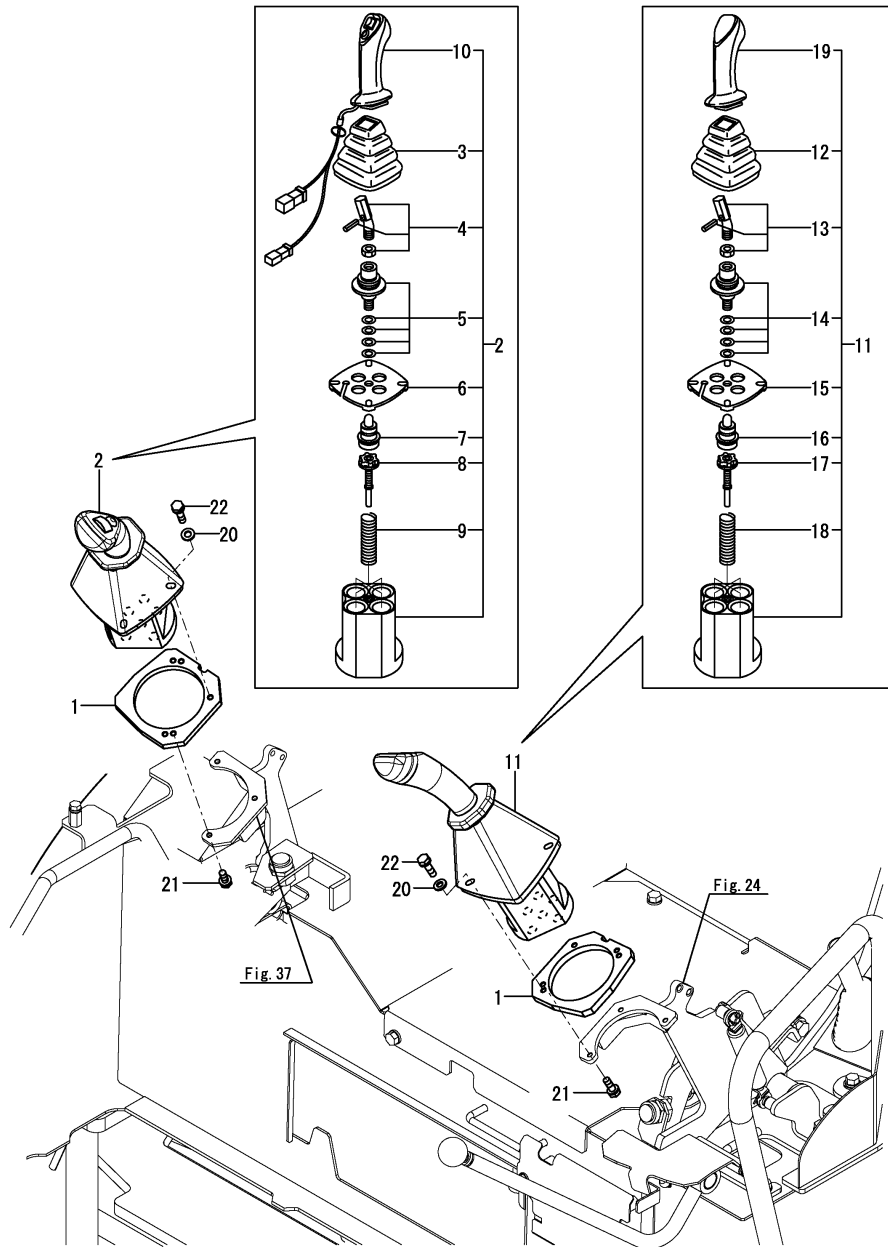


No.	Lev.	Parts No.	Description	Q'ty						I	R
				(A)	(B)	(C)	(D)	(E)	(F)		
1	1	172A79-74500	VALVE ASSY, PTO	1	1						
2	2	172A79-74510	VALVE, SOLENOID	1	1						
3	2	172A79-74520	VALVE, SOLENOID	1	1						
4	2	24311-000160	O-RING, 1AP16.0	2	2						
5	2	26450-050102	BOLT, M5X 10	4	4						
6	1	26013-100202	BOLT, M10X 20	2	2						

Fig.123. P.T.O.(PPC)(REMOTE CONTROL VALVE)

(A)=VIO55-5B(US)
 (B)=VIO55-5B(AS)
 (C)=VIO55-5B(NZ)

(D)=VIO55-5B(KR)
 (E)=VIO55-5B(SG)
 (F)=



No.	Lev.	Parts No.	Description	Q'ty						I	R
				(A)	(B)	(C)	(D)	(E)	(F)		
1	1	172A78-64510	SPACER, VALVE		2	2	2				
2	1	172A69-74850	VALVE ASSY,R		1	1	1				
3	2	172441-74030	BOOT		1	1	1				
4	2	172441-74040	LEVER KIT		1	1	1				
5	2	172463-74530	CARDAN KIT		1	1	1				
6	2	172463-74540	PLATE, RETAINING		1	1	1				
7	2	172463-74551	PLUNGER KIT		1	1	1				
8	2	172463-74561	REGULATION KIT		4	4	4				
9	2	172463-74570	SPRING KIT		1	1	1				
10	2	172A69-74860	HANDLE ASSY		1	1	1				
11	1	172A69-74900	VALVE ASSY,L		1	1	1				
12	2	172441-74030	BOOT		1	1	1				
13	2	172441-74040	LEVER KIT		1	1	1				
14	2	172463-74530	CARDAN KIT		1	1	1				
15	2	172463-74540	PLATE, RETAINING		1	1	1				
16	2	172463-74551	PLUNGER KIT		1	1	1				
17	2	172463-74561	REGULATION KIT		4	4	4				
18	2	172463-74570	SPRING KIT		1	1	1				
19	2	172A69-74910	HANDLE		1	1	1				
20	1	22137-060000	WASHER, 6		6	6	6				
21	1	26013-060162	BOLT, M6X 16		4	4	4				
22	1	26013-060202	BOLT, M6X 20		6	6	6				

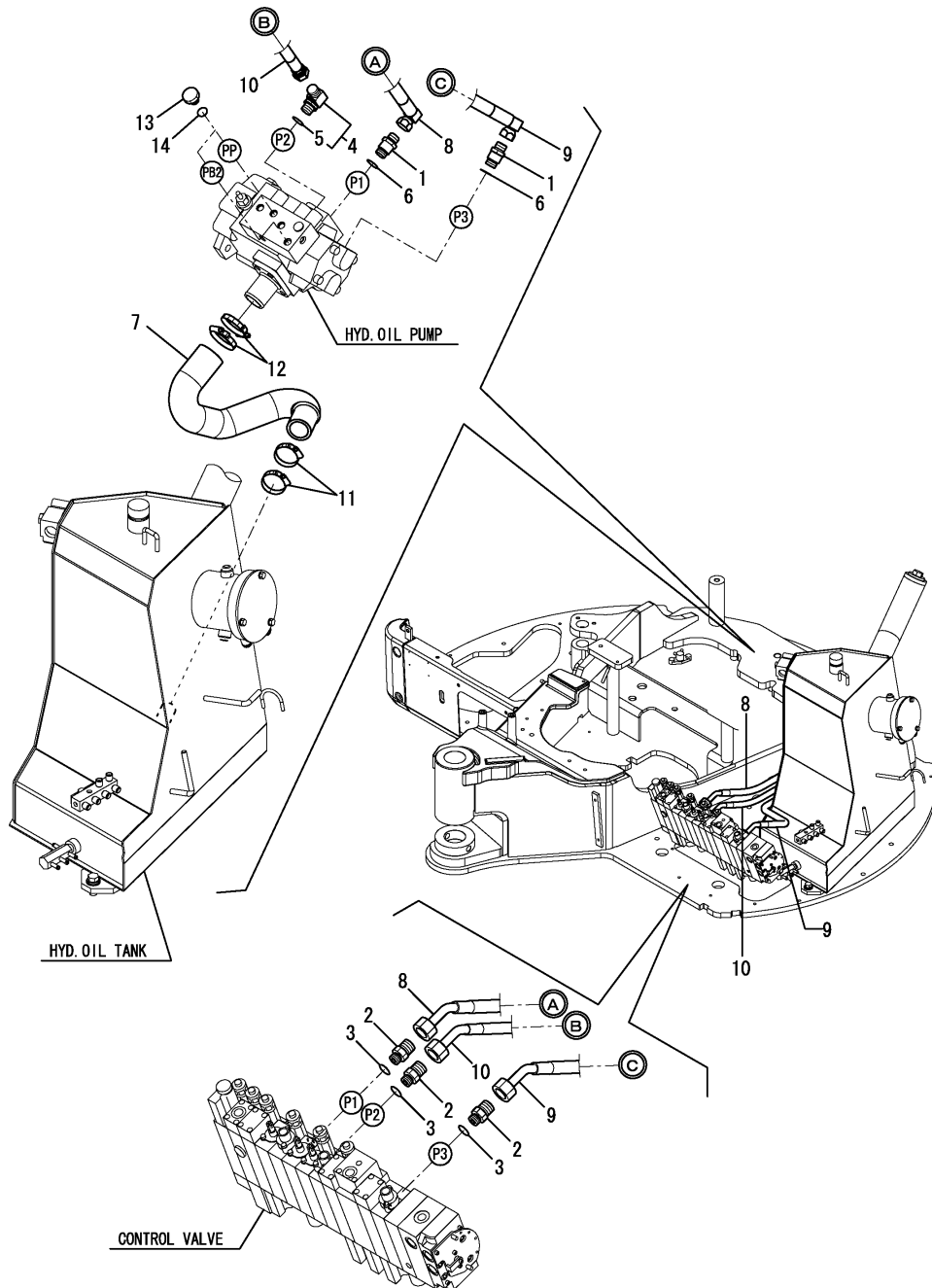
Remarks

* P.T.O. PPC kit is shown in Fig.129.

Fig.70. TANK - PUMP - VALVE

(A)=VIO55-5B(US)
 (B)=VIO55-5B(AS)
 (C)=VIO55-5B(NZ)

(D)=VIO55-5B(KR)
 (E)=VIO55-5B(SG)
 (F)=

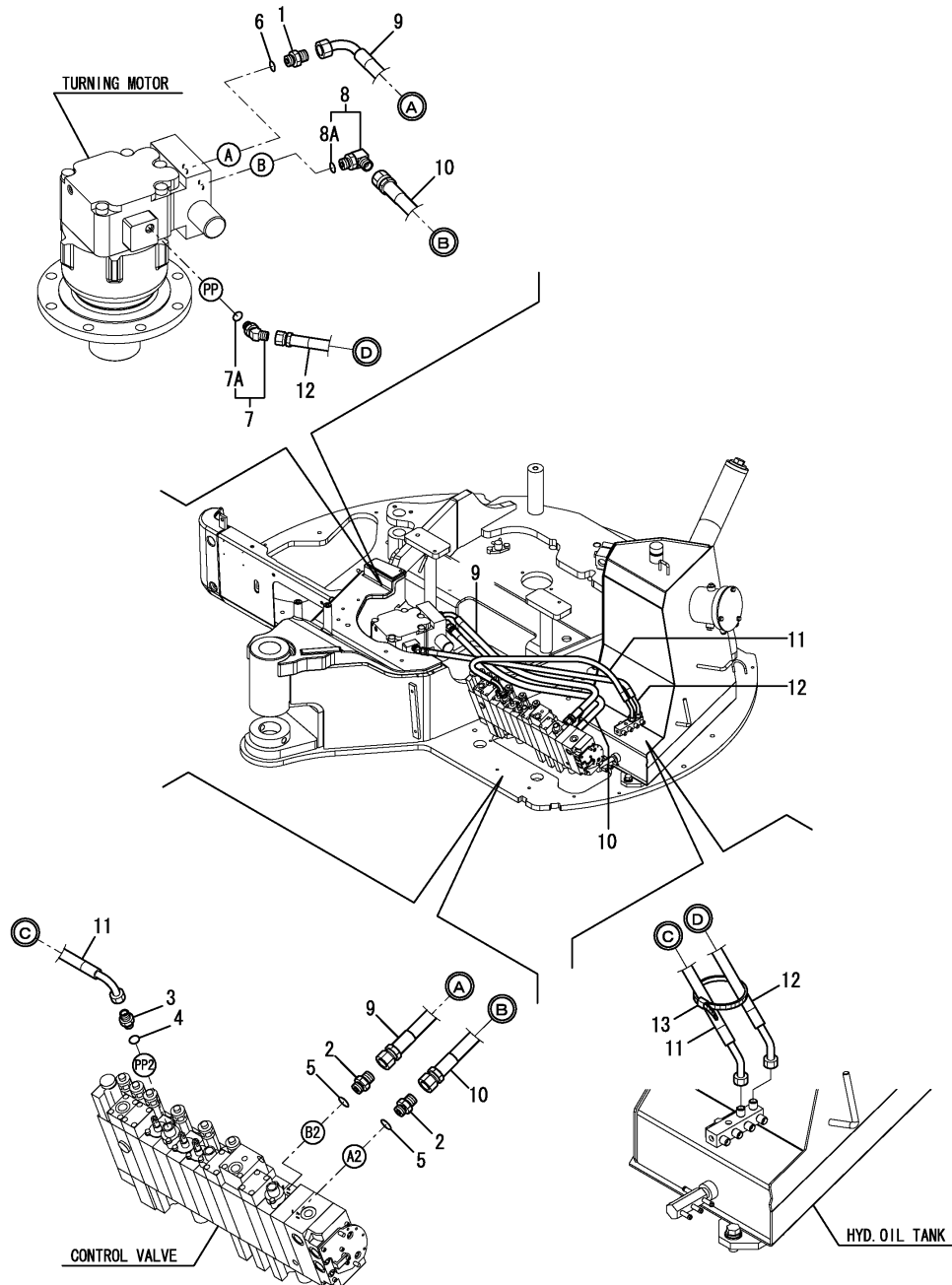


No.	Lev.	Parts No.	Description	Q'ty						I	R
				(A)	(B)	(C)	(D)	(E)	(F)		
1	1	172147-76271	CONNECTOR, 1/2X1/2	2	2	2	2	2			
2	1	172168-76162	CONNECTOR, PF1/2X3/8	3	3	3	3	3			
3	1	24315-000140	O-RING, 1BP14.0	3	3	3	3	3			
3-1	1	41851-000140	O-RING	3	3	3	3	3		N	
		(A=M53207)	(B=M53207)	(C=M53207)	(D=M53207)	(E=M53207)					
4	1	172A47-76150	ELBOW	1	1	1	1	1			
4-1	1	172A47-76151	ELBOW	1	1	1	1	1		N	
		(A=M53001)	(B=M53001)	(C=M53001)	(D=M53001)	(E=M53001)					
5	2	24315-000180	O-RING, 1BP18.0	1	1	1	1	1			
5-1	2	41851-000180	O-RING	1	1	1	1	1		N	
		(A=M53001)	(B=M53001)	(C=M53001)	(D=M53001)	(E=M53001)					
6	1	24315-000180	O-RING, 1BP18.0	2	2	2	2	2			
6-1	1	41851-000180	O-RING	2	2	2	2	2		N	
		(A=M53207)	(B=M53207)	(C=M53207)	(D=M53207)	(E=M53207)					
7	1	172A47-78100	HOSE	1	1	1	1	1			
8	1	172A47-78990	HOSE	1	1	1	1	1			
9	1	172A47-78120	HOSE	1	1	1	1	1			
10	1	172A47-78110	HOSE	1	1	1	1	1			
11	1	23001-060000	CLAMP, HOSE 60	2	2	2	2	2			
12	1	23001-070000	CLAMP, HOSE 70	2	2	2	2	2			
13	1	172165-76590	PLUG	2	2	2	2	2			
14	1	24315-000110	O-RING, 1BP11.0	2	2	2	2	2			
14-1	1	41851-000110	O-RING	2	2	2	2	2		N	
		(A=M53207)	(B=M53207)	(C=M53207)	(D=M53207)	(E=M53207)					

Fig.71. CONTROL VALVE - TURNING MOTOR(US : TO M54865, AS, NZ, KR, SG)

(A)=VIO55-5B(US)
 (B)=VIO55-5B(AS)
 (C)=VIO55-5B(NZ)

(D)=VIO55-5B(KR)
 (E)=VIO55-5B(SG)
 (F)=



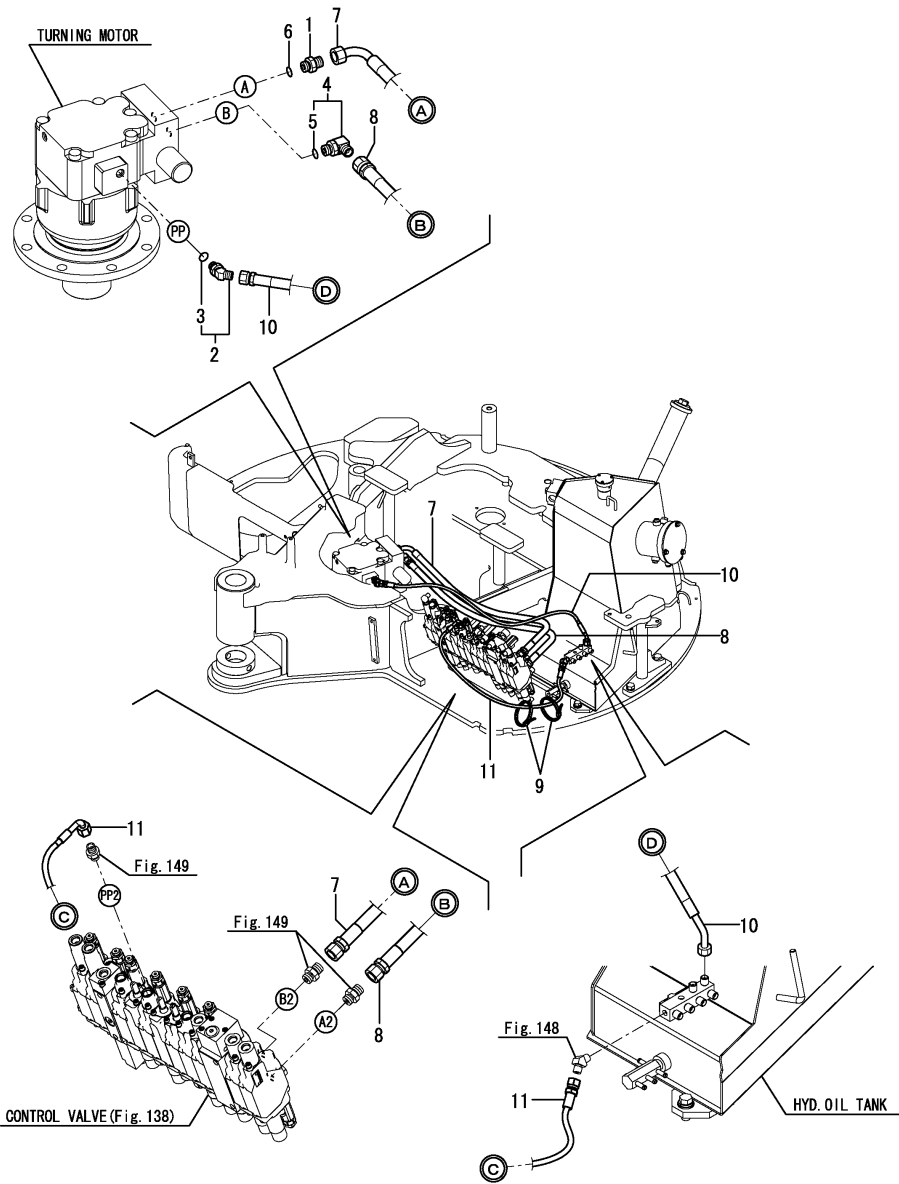
No.	Lev.	Parts No.	Description	Q'ty						I	R
				(A)	(B)	(C)	(D)	(E)	(F)		
1	1	172730-75141	ADAPTER	1	1	1	1	1			
2	1	172730-75141	ADAPTER	2	2	2	2	2			
3	1	172123-76121	ADAPTER	1	1	1	1	1			
4	1	24315-000110	O-RING, 1BP11.0	1	1	1	1	1			
4-1	1	41851-000110	O-RING	1	1	1	1	1		N	
		(A=M53207) (B=M53207) (C=M53207) (D=M53207) (E=M53207)									
5	1	24315-000140	O-RING, 1BP14.0	2	2	2	2	2			
5-1	1	41851-000140	O-RING	2	2	2	2	2		N	
		(A=M53207) (B=M53207) (C=M53207) (D=M53207) (E=M53207)									
6	1	24315-000140	O-RING, 1BP14.0	1	1	1	1	1			
6-1	1	41851-000140	O-RING	1	1	1	1	1		N	
		(A=M53207) (B=M53207) (C=M53207) (D=M53207) (E=M53207)									
7	1	172173-76102	CONNECTOR ASSY	1	1	1	1	1			
7A	2	41851-000110	O-RING	1	1	1	1	1			
8	1	172142-76181	JOINT ASSY	1	1	1	1	1			
8A	2	24315-000140	O-RING, 1BP14.0	1	1	1	1	1		W	
		(A=M53001) (B=M53001) (C=M53001) (D=M53001) (E=M53001)									
9	1	172A47-78180	HOSE	1	1	1	1	1			
10	1	172A47-78980	HOSE	1	1	1	1	1			
11	1	172A47-78590	HOSE	1	1	1	1	1			
12	1	172A47-78580	HOSE	1	1	1	1	1			
13	1	194202-56460	BAND, 200	1	1	1	1	1			

Fig.146. (71A)CONTROL VALVE - TURNING MOTOR(US : FROM M54866)

(A)=VIO55-5B(US)
 (B)=VIO55-5B(AS)
 (C)=VIO55-5B(NZ)

(D)=VIO55-5B(KR)
 (E)=VIO55-5B(SG)
 (F)=

No.	Lev.	Parts No.	Description	Q'ty						I	R
				(A)	(B)	(C)	(D)	(E)	(F)		
1	1	172730-75141	ADAPTER	1							
2	1	172173-76102	CONNECTOR ASSY	1							
3	2	41851-000110	O-RING	1							
4	1	172142-76181	JOINT ASSY	1							
5	2	24315-000140	O-RING, 1BP14.0	1							
6	1	41851-000140	O-RING	1							
7	1	172A47-78180	HOSE	1							
8	1	172A47-78980	HOSE	1							
9	1	194202-56460	BAND, 200	2							
10	1	172A79-78740	HOSE, F403BE096S	1							
11	1	172A79-78750	HOSE, F403BC072S	1							

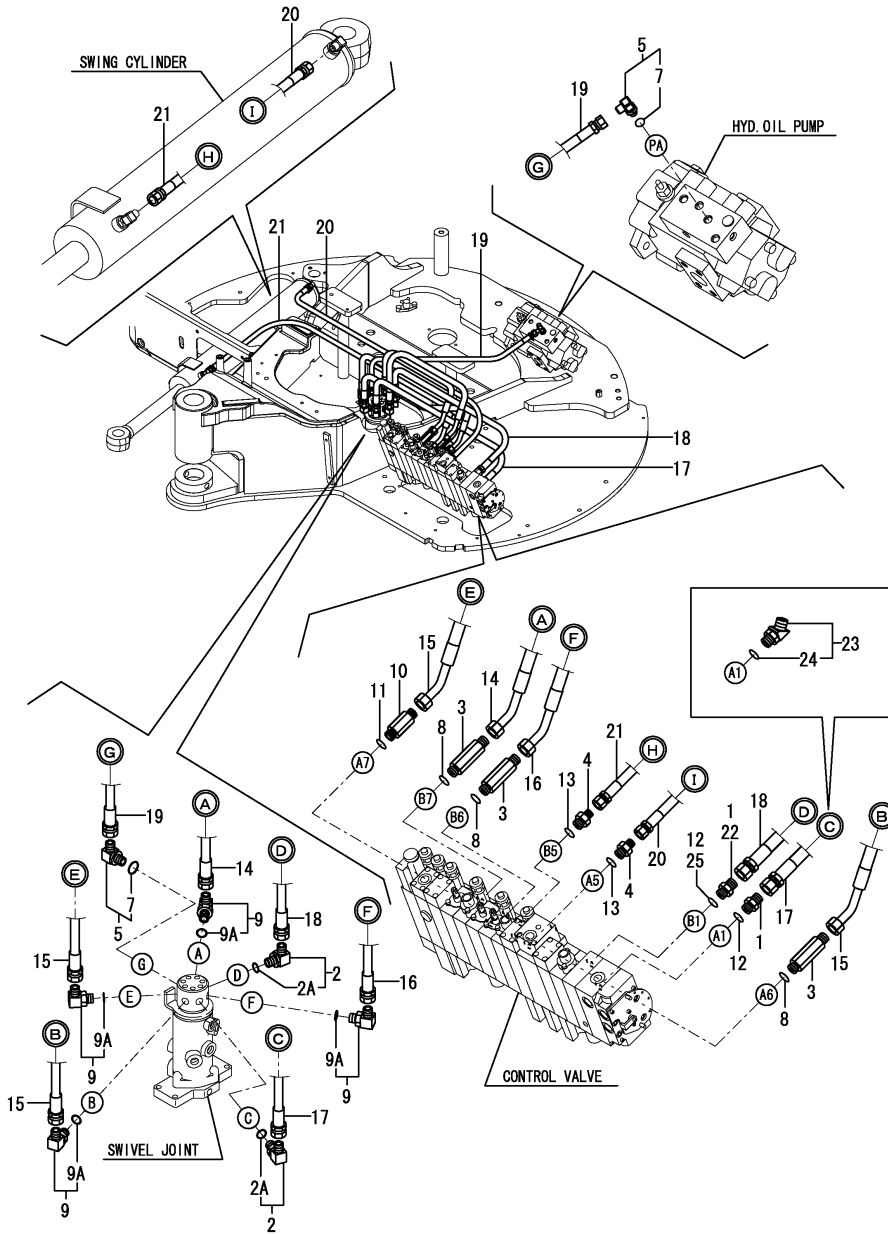


Remarks
 * Angle blade specification is shown in Fig.71.

Fig.72. CONTROL VALVE - SWIVEL JOINT & SWING CYLINDER

(A)=VIO55-5B(US)
 (B)=VIO55-5B(AS)
 (C)=VIO55-5B(NZ)

(D)=VIO55-5B(KR)
 (E)=VIO55-5B(SG)
 (F)=



No.	Lev.	Parts No.	Description	Q'ty						I	R
				(A)	(B)	(C)	(D)	(E)	(F)		
1	1	172730-75141	ADAPTER	2	2	2	2	2			
2	1	172173-76121	CONNECTOR ASSY	2	2	2	2	2			
2A	2	24315-000110	O-RING, 1BP11.0	2	2	2	2	2			
3	1	172162-76131	ADAPTER	3	3	3	3	3			
4	1	172124-76160	CONNECTOR	2	2	2	2	2			
5	1	172141-76181	CONNECTOR ASSY, 02FF	2	2	2	2	2			
7	2	41851-000110	O-RING	2	2	2	2	2			
8	1	24315-000140	O-RING, 1BP14.0	3	3	3	3	3			
8-1	1	41851-000140	O-RING	3	3	3	3	3		N	
9	1	172142-76181	JOINT ASSY	4	4	4	4	4			
9A	2	24315-000140	O-RING, 1BP14.0	4	4	4	4	4		W	
10	1	172116-76381	ADAPTER, 64	1	1	1	1	1			
11	1	24315-000140	O-RING, 1BP14.0	1	1	1	1	1			
11-1	1	41851-000140	O-RING	1	1	1	1	1		N	
12	1	24315-000140	O-RING, 1BP14.0	2	2	2	2	2			
12-1	1	41851-000140	O-RING	2	2	2	2	2		N	
13	1	24315-000140	O-RING, 1BP14.0	2	2	2	2	2			
13-1	1	41851-000140	O-RING	2	2	2	2	2		N	
14	1	172A47-78460	HOSE	1	1	1	1	1			
14-1	1	172A47-78461	HOSE	1	1	1	1	1		N	
15	1	172A47-78460	HOSE	2	2	2	2	2			
15-1	1	172A47-78461	HOSE	2	2	2	2	2		N	
16	1	172A47-78460	HOSE	1	1	1	1	1			
16-1	1	172A47-78461	HOSE	1	1	1	1	1		N	
17	1	172A47-78230	HOSE	1	1	1	1	1			
17-1	1	172A47-78221	HOSE	1	1	1	1	1		N	
18	1	172A47-78220	HOSE	1	1	1	1	1			
18-1	1	172A47-78221	HOSE	1	1	1	1	1		N	
19	1	172A47-78600	HOSE	1	1	1	1	1			
20	1	172A47-78200	HOSE	1	1	1	1	1			
21	1	172A47-78170	HOSE	1	1	1	1	1			
22	1	172730-75141	ADAPTER	1	1	1				1	
23	1	172644-76161	ELBOW, ADJUST	1	1	1				W 1	
24	2	24315-000140	O-RING, 1BP14.0	1	1	1					
25	1	24315-000140	O-RING, 1BP14.0	1	1	1				1	
25-1	1	41851-000140	O-RING	1	1	1				N 1	

Remarks
 * P.T.O. PPC kit is shown in Fig.129.
 (1)P.T.O. PPC specification.

Fig.116. (72A)CONTROL VALVE - SWIVEL JOINT(ANGLE BLADE SPEC.)

(A)=VIO55-5B(US)
 (B)=VIO55-5B(AS)
 (C)=VIO55-5B(NZ)

(D)=VIO55-5B(KR)
 (E)=VIO55-5B(SG)
 (F)=

No.	Lev.	Parts No.	Description	Q'ty						I	R
				(A)	(B)	(C)	(D)	(E)	(F)		
1	1	172147-76180	ELBOW	3	3						
2	1	172141-76220	NIPPLE, 02	1	1						
3	1	23393-020000	JOINT, 90RGI-1/4	2	2						
4	1	23393-030000	JOINT, 90RGI-3/8	4	4						
5	1	172730-75141	ADAPTER	1	1						
6	1	172730-75141	ADAPTER	2	2						
7	1	172162-76131	ADAPTER	3	3						
8	1	172124-76160	CONNECTOR	1	1						
9	1	172116-76381	ADAPTER, 64	1	1						
10	1	41851-000140	O-RING	2	2						
11	1	41851-000140	O-RING	6	6						
12	1	23000-013000	CLAMP, 13	1	1						
13	1	172A79-78200	HOSE F206BE061S	1	1						
14	1	172A79-78210	HOSE F204BE060S	1	1						
15	1	172A47-78221	HOSE	2	2						
16	1	172A47-78341	HOSE	1	1						
17	1	172A47-78461	HOSE	2	2						
18	1	172A47-78600	HOSE	1	1						
19	1	23000-013000	CLAMP, 13	1	1						
20	1	172A47-78461	HOSE	2	2						

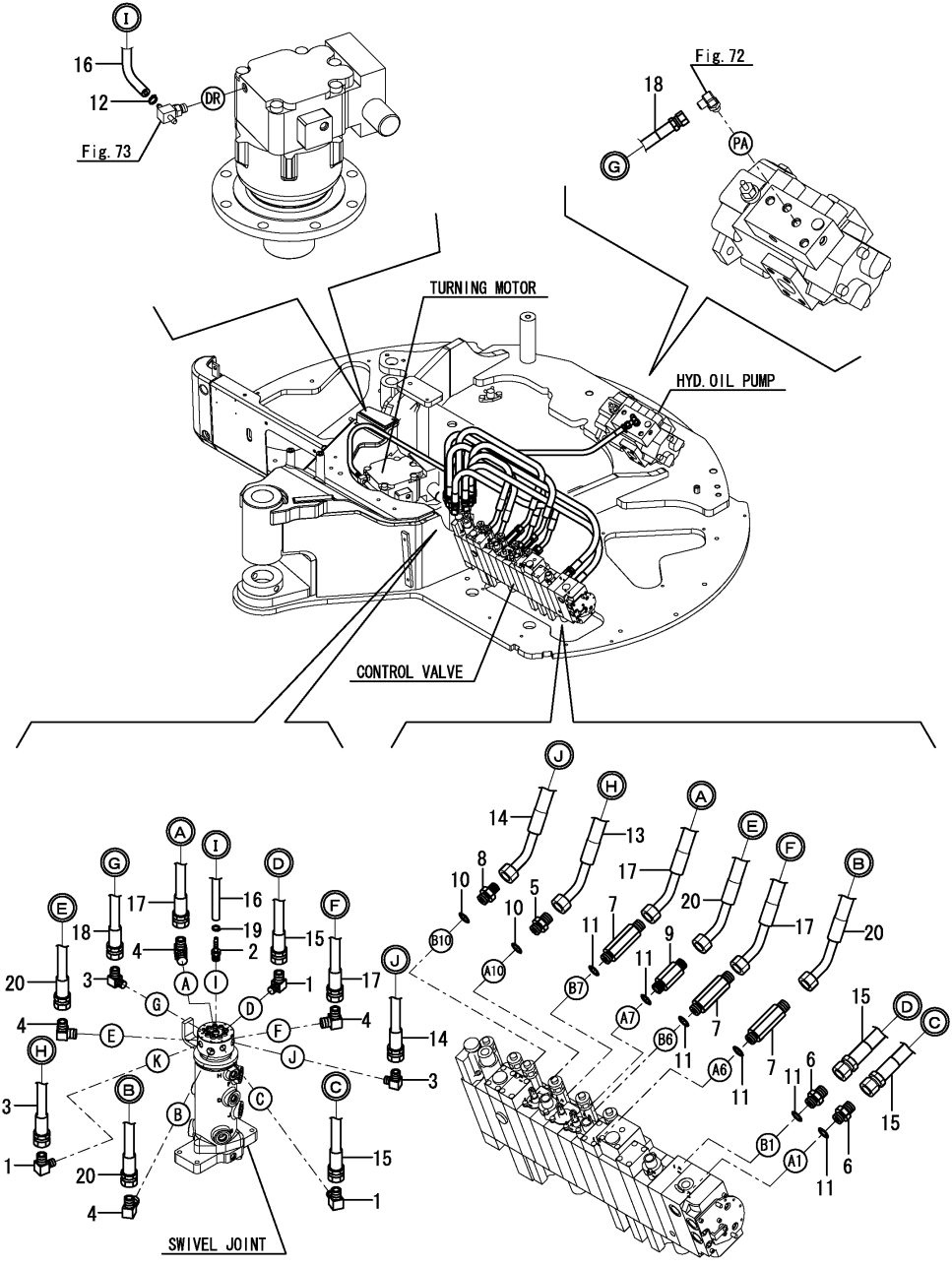
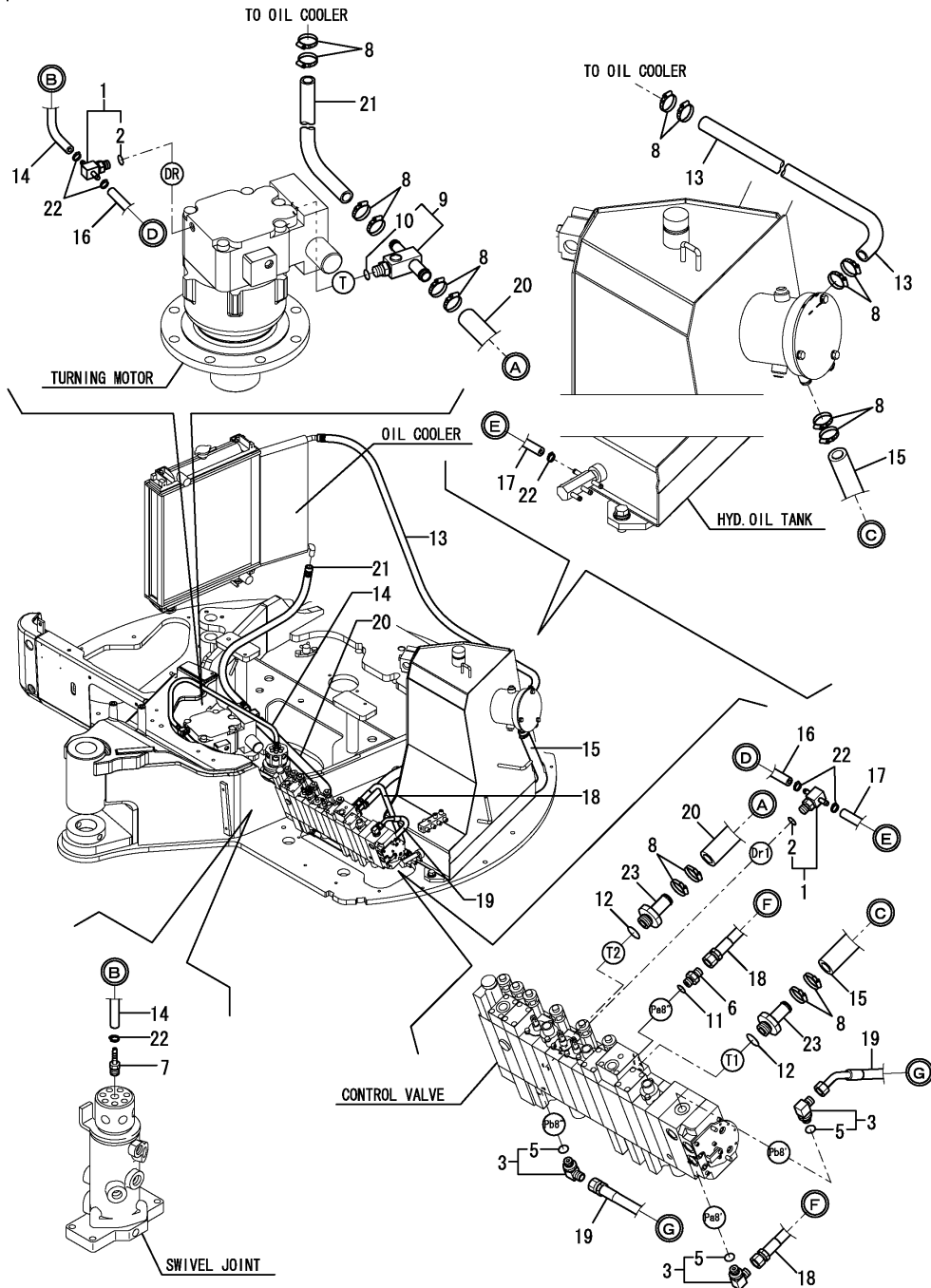


Fig.73. RETURN(US : TO M54865, AS, NZ, KR, SG)

(A)=VIO55-5B(US)
(B)=VIO55-5B(AS)
(C)=VIO55-5B(NZ)

(D)=VIO55-5B(KR)
(E)=VIO55-5B(SG)
(F)=

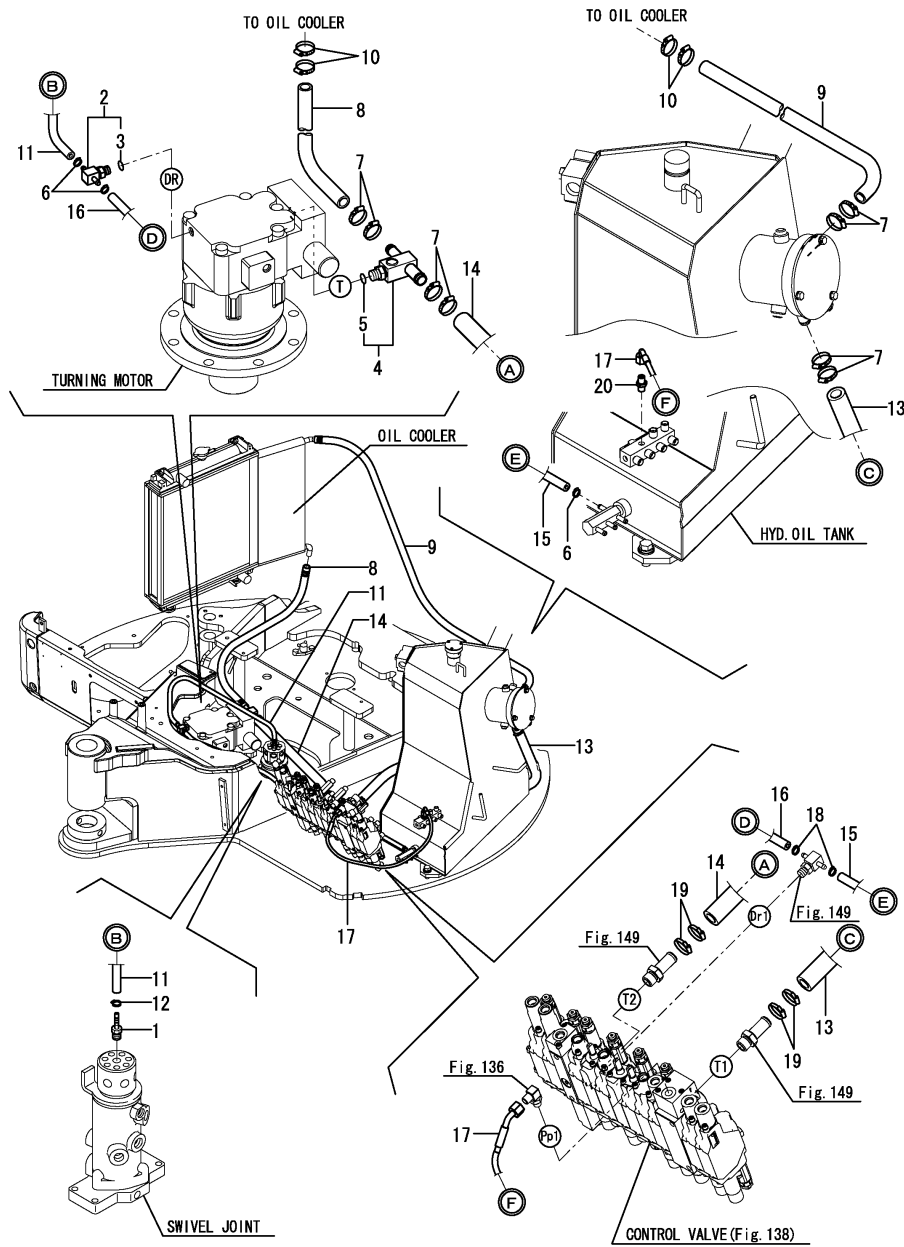


No.	Lev.	Parts No.	Description	Q'ty						I	R
				(A)	(B)	(C)	(D)	(E)	(F)		
1	1	172A47-76230	NIPPLE, TEE	2	2	2	2	2			
2	2	24315-000110	O-RING, 1BP11.0	2	2	2	2	2			
2-1	2	41851-000110	O-RING	2	2	2	2	2		N	
3	1	(A=M53207) 172141-76181	CONNECTOR ASSY, 02FF	3	3	3	3	3			
5	2	24315-000110	O-RING, 1BP11.0	3	3	3	3	3			
5-1	2	41851-000110	O-RING	3	3	3	3	3		N	
6	1	(A=M53001) 172123-76121	ADAPTER	1	1	1	1	1			
7	1	172141-76220	NIPPLE, 02	1	1	1	1	1			
8	1	23001-025000	CLAMP, HOSE 25	16	16	16	16	16			
9	1	172A47-76240	NIPPLE, TEE	1	1	1	1	1			
10	2	24315-000140	O-RING, 1BP14.0	1	1	1	1	1			
10-1	2	41851-000140	O-RING	1	1	1	1	1		N	
11	1	24315-000110	O-RING, 1BP11.0	1	1	1	1	1			
11-1	1	41851-000110	O-RING	1	1	1	1	1		N	
12	1	24315-000180	O-RING, 1BP18.0	2	2	2	2	2			
12-1	1	41851-000180	O-RING	2	2	2	2	2		N	
13	1	172A47-78330	HOSE	1	1	1	1	1			
14	1	172A47-78340	HOSE	1	1	1	1	1			
14-1	1	172A47-78341	HOSE	1	1	1	1	1		N	
15	1	(A=M53320) 172A47-78300	HOSE	1	1	1	1	1			
16	1	172A47-78350	HOSE	1	1	1	1	1			
17	1	172A47-78360	HOSE	1	1	1	1	1			
18	1	172A47-78610	HOSE	1	1	1	1	1			
19	1	172A47-78620	HOSE	1	1	1	1	1			
20	1	172A47-78310	HOSE	1	1	1	1	1			
20-1	1	172A52-78310	HOSE	1	1	1	1	1		N	
21	1	172A47-78320	HOSE	1	1	1	1	1			
22	1	23000-013000	CLAMP, 13	6	6	6	6	6			
23	1	172A47-76191	NIPPLE	2	2	2	2	2			

Fig.147. (73A)RETURN(US : FROM M54866)

(A)=VIO55-5B(US)
 (B)=VIO55-5B(AS)
 (C)=VIO55-5B(NZ)

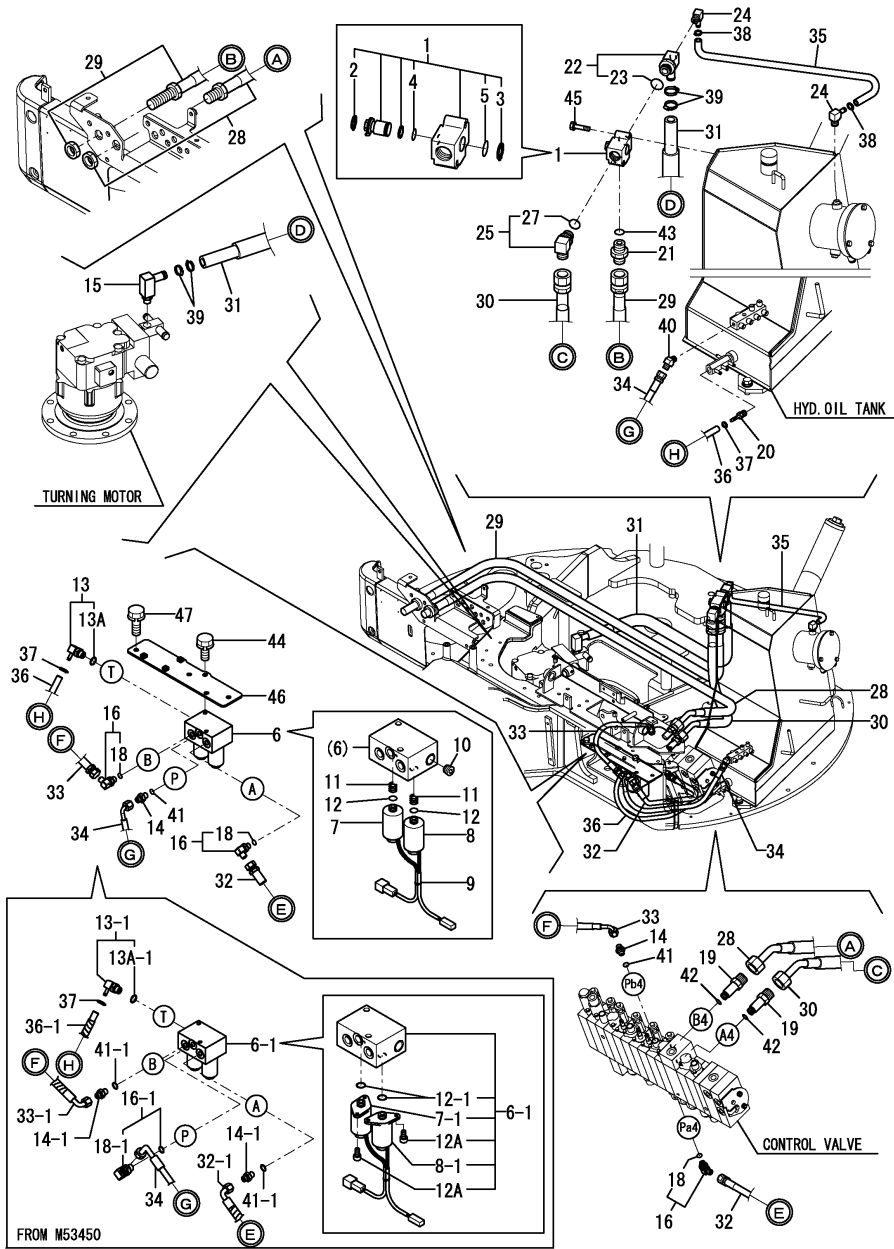
(D)=VIO55-5B(KR)
 (E)=VIO55-5B(SG)
 (F)=



No.	Lev.	Parts No.	Description	Q'ty						I	R
				(A)	(B)	(C)	(D)	(E)	(F)		
1	1	172141-76220	NIPPLE, 02	1							
2	1	172A47-76230	NIPPLE, TEE	1							
3	2	41851-000110	O-RING	1							
4	1	172A47-76240	NIPPLE, TEE	1							
5	2	41851-000140	O-RING	1							
6	1	23000-013000	CLAMP, 13	3							
7	1	23001-025000	CLAMP, HOSE 25	8							
8	1	172A47-78320	HOSE	1							
9	1	172A47-78330	HOSE	1							
10	1	23001-025000	CLAMP, HOSE 25	4							
11	1	172A47-78341	HOSE	1							
12	1	23000-013000	CLAMP, 13	1							
13	1	172A47-78300	HOSE	1							
14	1	172A52-78310	HOSE	1							
15	1	172A47-78360	HOSE	1							
16	1	172A79-78610	HOSE	1							
17	1	172A79-78920	HOSE	1							
18	1	23000-013000	CLAMP, 13	2							
19	1	23001-025000	CLAMP, HOSE 25	4							
20	1	23391-020000	JOINT, RGI-1/4	1							

Remarks
 * Angle blade specification is shown in Fig.73.

Fig.74. P.T.O.(FRAME END)(US : TO M54865, AS, NZ, SG)



(A)=VIO55-5B(US)
(B)=VIO55-5B(AS)
(C)=VIO55-5B(NZ)

(D)=VIO55-5B(KR)
(E)=VIO55-5B(SG)
(F)=

No.	Lev.	Parts No.	Description	Qty						I	R
				(A)	(B)	(C)	(D)	(E)	(F)		
1	1	172A47-74120	VALVE ASSY, CHANGE	1	1	1		1			
1-1	1	172A47-74121	VALVE ASSY, SELECOR	1	1	1		1			N
		(A=M54751) (B=M54751) (C=M54751)						(E=M54751)			
2	2	22242-000210	RING, 21	1	1	1		1			
3	2	22242-000250	RING, 25	1	1	1		1			
4	2	24315-000210	O-RING, 1BP21.0	1	1	1		1			
5	2	24315-000250	O-RING, 1BP25.0	1	1	1		1			
6	1	172A47-74130	VALVE ASSY, PTO	1	1	1		1			
6-1	1	172A79-74500	VALVE ASSY, PTO	1	1	1		1			F 1
		(A=M53450) (B=M53450) (C=M53450)						(E=M53450)			
7	2	172A47-74140	VALVE, SOLENOID	1	1	1		1			
7-1	2	172A79-74510	VALVE, SOLENOID	1	1	1		1			S
		(A=M53450) (B=M53450) (C=M53450)						(E=M53450)			
8	2	172A47-74150	VALVE, SOLENOID	1	1	1		1			
8-1	2	172A79-74520	VALVE, SOLENOID	1	1	1		1			S
		(A=M53450) (B=M53450) (C=M53450)						(E=M53450)			
9	2	172A47-74160	BAND	1	1	1		1			Z
		(A=M53450) (B=M53450) (C=M53450)						(E=M53450)			
10	2	172142-74670	PLUG	1	1	1		1			Z
		(A=M53450) (B=M53450) (C=M53450)						(E=M53450)			
11	2	172449-74720	SPRING	2	2	2		2			Z
		(A=M53450) (B=M53450) (C=M53450)						(E=M53450)			
12	2	24315-000140	O-RING, 1BP14.0	3	3	3		3			
12-1	2	24311-000160	O-RING, 1AP16.0	2	2	2		2			S
		(A=M53450) (B=M53450) (C=M53450)						(E=M53450)			
12A	2	26450-050102	BOLT, M5X 10	4	4	4		4			W
		(A=M53450) (B=M53450) (C=M53450)						(E=M53450)			
13	1	172A47-76120	NIPPLE, ELBOW	1	1	1		1			
13-1	1	172186-76430	NIPPLE, ELBOW	1	1	1		1			S 1
		(A=M53450) (B=M53450) (C=M53450)						(E=M53450)			
13A	2	24315-000140	O-RING, 1BP14.0	1	1	1		1			
13A-1	2	24315-000110	O-RING, 1BP11.0	1	1	1		1			S
		(A=M53450) (B=M53450) (C=M53450)						(E=M53450)			
14	1	172123-76121	ADAPTER	2	2	2		2			
14-1	1	172123-76121	ADAPTER	3	3	3		3			K 1
		(A=M53450) (B=M53450) (C=M53450)						(E=M53450)			
15	1	172455-76160	ELBOW	1	1	1		1			
16	1	172141-76181	CONNECTOR ASSY, 02FF	3	3	3		3			
16-1	1	172141-76181	CONNECTOR ASSY, 02FF	2	2	2		2			K 1
		(A=M53450) (B=M53450) (C=M53450)						(E=M53450)			
18	2	41851-000110	O-RING	3	3	3		3			
18-1	2	41851-000110	O-RING	2	2	2		2			K
		(A=M53450) (B=M53450) (C=M53450)						(E=M53450)			
19	1	172422-76191	CONNECTOR, PF3/8X3/4	2	2	2		2			
20	1	172141-76220	NIPPLE, 02	1	1	1		1			
21	1	172142-76240	JOINT	1	1	1		1			
22	1	172A47-76250	NIPPLE, ELBOW	1	1	1		1			
23	2	24315-000240	O-RING, 1BP24.0	1	1	1		1			
23-1	2	41851-000240	O-RING	1	1	1		1			N
		(A=M53207) (B=M53207) (C=M53207)						(E=M53207)			
24	1	172168-76370	ELBOW	2	2	2		2			

Remarks

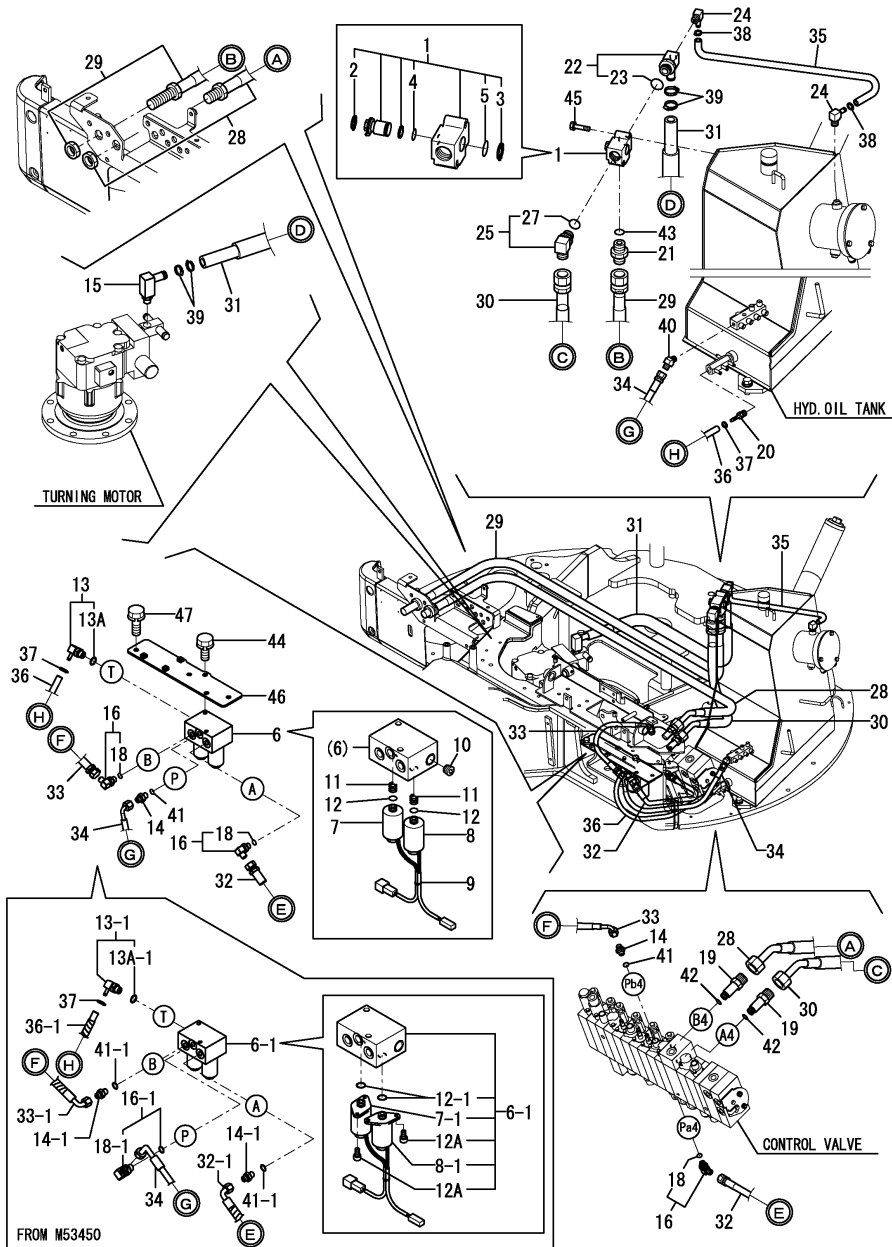
* P.T.O. PPC specification is shown in Fig.124.

(1) Interchangeable by simultaneous replacement with No.6-1, 13-1, 14-1, 16-1, 32-1, 33-1, 36-1 & 41-2.

Fig.74. P.T.O.(FRAME END)(US : TO M54865, AS, NZ, SG)

(A)=VIO55-5B(US)
 (B)=VIO55-5B(AS)
 (C)=VIO55-5B(NZ)

(D)=VIO55-5B(KR)
 (E)=VIO55-5B(SG)
 (F)=



No.	Lev.	Parts No.	Description	Q'ty						I	R
				(A)	(B)	(C)	(D)	(E)	(F)		
25	1	172165-76380	CONNECTOR ASSY	1	1	1		1			
27	2	24315-000240	O-RING, 1BP24.0	1	1	1		1			
28	1	172A47-78190	HOSE	1	1	1		1			
29	1	172A47-78240	HOSE	1	1	1		1			
30	1	172A47-78250	HOSE	1	1	1		1			
31	1	172A47-78420	HOSE	1	1	1		1			
32	1	172A47-78660	HOSE	1	1	1		1			
32-1	1	172A79-78250	HOSE	1	1	1		1		S 1	
		(A=M53450) (B=M53450) (C=M53450)						(E=M53450)			
33	1	172A47-78670	HOSE	1	1	1		1			
33-1	1	172A79-78260	HOSE	1	1	1		1		S 1	
		(A=M53450) (B=M53450) (C=M53450)						(E=M53450)			
34	1	172A47-78680	HOSE	1	1	1		1			
35	1	172A47-78700	HOSE	1	1	1		1			
36	1	172A47-78760	HOSE	1	1	1		1			
36-1	1	172A79-78270	HOSE	1	1	1		1		S 1	
		(A=M53450) (B=M53450) (C=M53450)						(E=M53450)			
37	1	23000-013000	CLAMP, 13	2	2	2				2	
38	1	23001-016000	CLAMP, HOSE 16	2	2	2				2	
39	1	23001-025000	CLAMP, HOSE 25	4	4	4				4	
40	1	23394-020000	JOINT, 45RGI-1/4	1	1	1				1	
41	1	24315-000110	O-RING, 1BP11.0	2	2	2				2	
41-1	1	41851-000110	O-RING	2	2	2				2	
		(A=M53207) (B=M53207) (C=M53207)						(E=M53207)			
41-2	1	41851-000110	O-RING	3	3	3				3	
		(A=M53450) (B=M53450) (C=M53450)						(E=M53450)			
42	1	24315-000140	O-RING, 1BP14.0	2	2	2				2	
42-1	1	41851-000140	O-RING	2	2	2				2	
		(A=M53207) (B=M53207) (C=M53207)						(E=M53207)			
43	1	24315-000240	O-RING, 1BP24.0	1	1	1				1	
43-1	1	41851-000240	O-RING	1	1	1				1	
		(A=M53207) (B=M53207) (C=M53207)						(E=M53207)			
44	1	26013-100202	BOLT, M10X 20	2	2	2				2	
45	1	26013-100502	BOLT, M10X 50	2	2	2				2	
46	1	172A47-71300	BRACKET ASSY	1	1	1				1	
47	1	26013-100252	BOLT, M10X 25	3	3	3				3	

Remarks

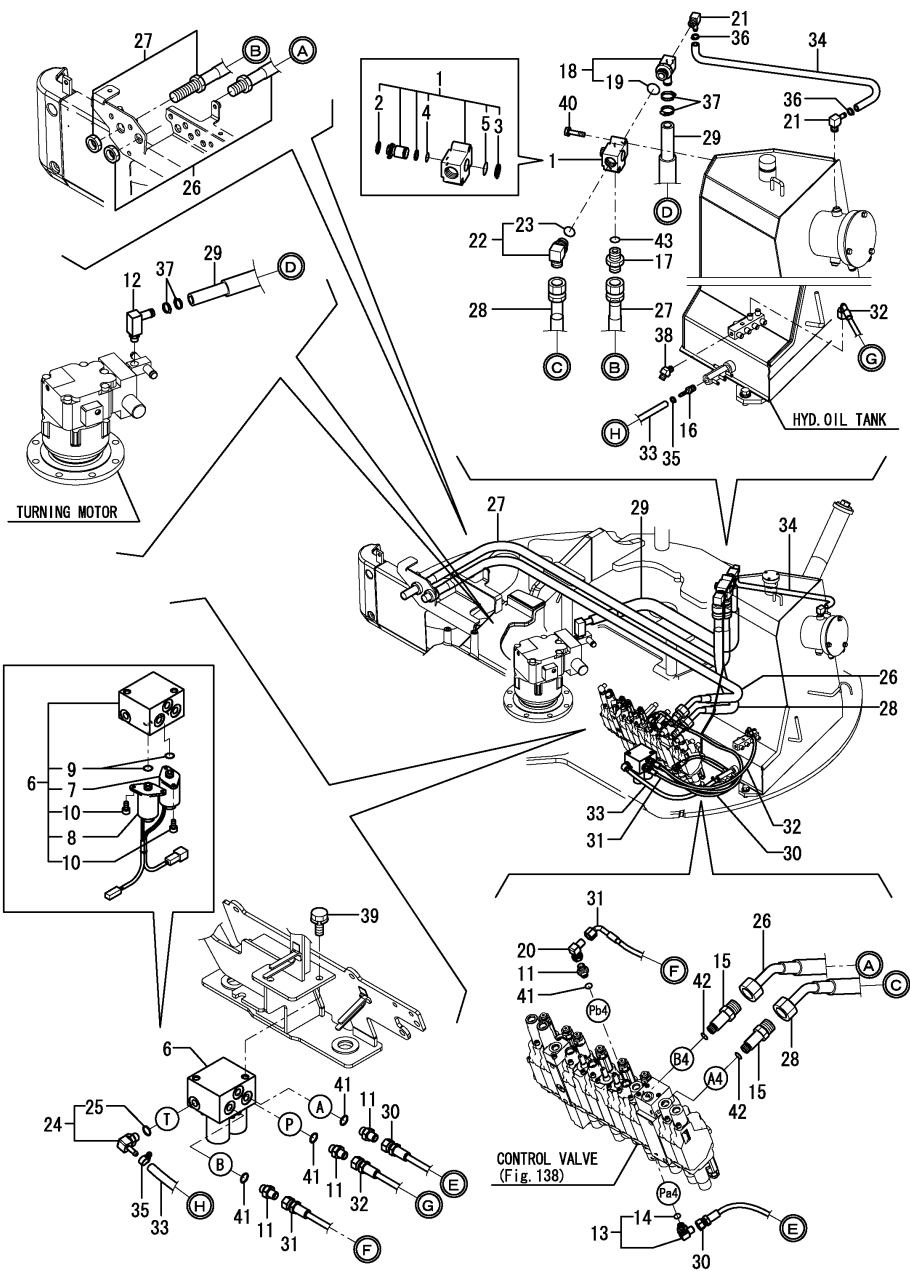
* P.T.O. PPC specification is shown in Fig.124.

(1)Interchangeable by simultaneous replacement with No.6-1, 13-1, 14-1, 16-1, 32-1, 33-1, 36-1 & 41-2.

Fig.148. (74A)P.T.O.(FRAME END)(US : FROM M54866)

(A)=VIO55-5B(US)
 (B)=VIO55-5B(AS)
 (C)=VIO55-5B(NZ)

(D)=VIO55-5B(KR)
 (E)=VIO55-5B(SG)
 (F)=



No.	Lev.	Parts No.	Description	Q'ty						I	R
				(A)	(B)	(C)	(D)	(E)	(F)		
1	1	172A47-74121	VALVE ASSY, SELECOR	1							
2	2	22242-000210	RING, 21	1							
3	2	22242-000250	RING, 25	1							
4	2	24315-000210	O-RING, 1BP21.0	1							
5	2	24315-000250	O-RING, 1BP25.0	1							
6	1	172A79-74500	VALVE ASSY, PTO	1							
7	2	172A79-74510	VALVE, SOLENOID	1							
8	2	172A79-74520	VALVE, SOLENOID	1							
9	2	24311-000160	O-RING, 1AP16.0	2							
10	2	26450-050102	BOLT, M5X 10	4							
11	1	172123-76121	ADAPTER	4							
12	1	172455-76160	ELBOW	1							
13	1	172141-76181	CONNECTOR ASSY, 02FF	1							
14	2	41851-000110	O-RING	1							
15	1	172422-76191	CONNECTOR, PF3/8X3/4	2							
16	1	172141-76220	NIPPLE, 02	1							
17	1	172142-76240	JOINT	1							
18	1	172A47-76250	NIPPLE, ELBOW	1							
19	2	41851-000240	O-RING	1							
20	1	172828-76330	CONNECTOR, 1/4X1/4	1							
21	1	172168-76370	ELBOW	2							
22	1	172165-76380	CONNECTOR ASSY	1							
23	2	24315-000240	O-RING, 1BP24.0	1							
24	1	172186-76430	NIPPLE, ELBOW	1							
25	2	24315-000110	O-RING, 1BP11.0	1							
26	1	172A47-78190	HOSE	1							
27	1	172A47-78240	HOSE	1							
28	1	172A47-78250	HOSE	1							
29	1	172A47-78420	HOSE	1							
30	1	172A79-78470	HOSE, F403BB073S	1							
31	1	172A79-78480	HOSE, F403BC081S	1							
32	1	172A79-78490	HOSE, F403BC063S	1							
33	1	172A79-78500	HOSE, G804YY040S	1							
34	1	172A47-78700	HOSE	1							
35	1	23000-013000	CLAMP, 13	2							
36	1	23001-016000	CLAMP, HOSE 16	2							
37	1	23001-025000	CLAMP, HOSE 25	4							
38	1	23394-020000	JOINT, 45RGI-1/4	1							
39	1	26013-100202	BOLT, M10X 20	2							
40	1	26013-100502	BOLT, M10X 50	2							
41	1	41851-000110	O-RING	4							
42	1	41851-000140	O-RING	2							
43	1	41851-000240	O-RING	1							

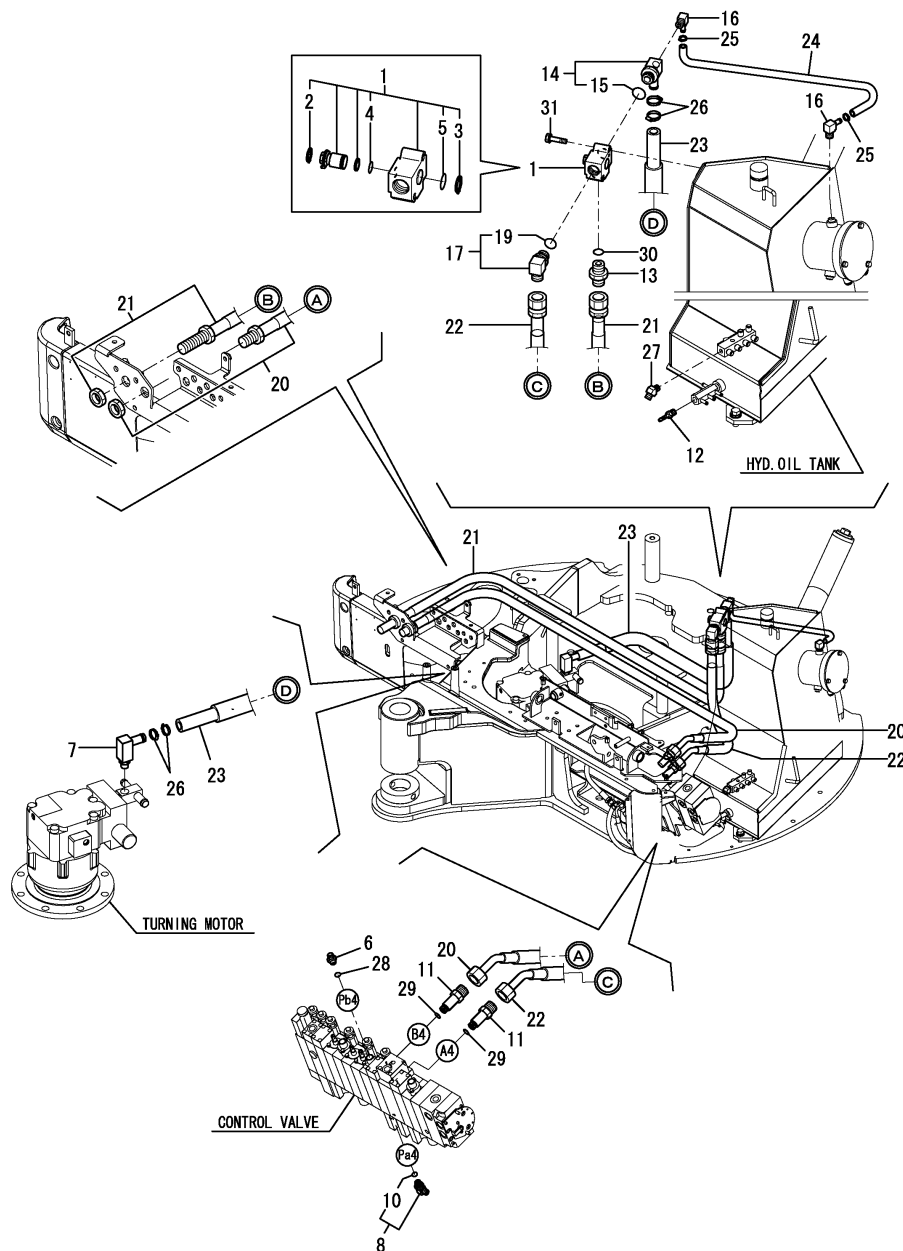
Remarks

* Angle blade specification is shown in Fig.74 & 115.

Fig.75. P.T.O.(FRAME END)(KR)

(A)=VIO55-5B(US)
 (B)=VIO55-5B(AS)
 (C)=VIO55-5B(NZ)

(D)=VIO55-5B(KR)
 (E)=VIO55-5B(SG)
 (F)=



No.	Lev.	Parts No.	Description	Q'ty						I	R
				(A)	(B)	(C)	(D)	(E)	(F)		
1	1	172A47-74120	VALVE ASSY, CHANGE				1				
1-1	1	172A47-74121	VALVE ASSY, SELECOR				1				N
				(D=M54751)							
2	2	22242-000210	RING, 21				1				
3	2	22242-000250	RING, 25				1				
4	2	24315-000210	O-RING, 1BP21.0				1				
5	2	24315-000250	O-RING, 1BP25.0				1				
6	1	172123-76121	ADAPTER				1				
7	1	172455-76160	ELBOW				1				
8	1	172141-76181	CONNECTOR ASSY, 02FF				1				
10	2	41851-000110	O-RING				1				
11	1	172422-76191	CONNECTOR, PF3/8X3/4				2				
12	1	172141-76220	NIPPLE, 02				1				
13	1	172142-76240	JOINT				1				
14	1	172A47-76250	NIPPLE, ELBOW				1				
15	2	24315-000240	O-RING, 1BP24.0				1				
15-1	2	41851-000240	O-RING				1				N
				(D=M53207)							
16	1	172168-76370	ELBOW				2				
17	1	172165-76380	CONNECTOR ASSY				1				
19	2	24315-000240	O-RING, 1BP24.0				1				
20	1	172A47-78190	HOSE				1				
21	1	172A47-78240	HOSE				1				
22	1	172A47-78250	HOSE				1				
23	1	172A47-78420	HOSE				1				
24	1	172A47-78700	HOSE				1				
25	1	23001-016000	CLAMP, HOSE 16				2				
26	1	23001-025000	CLAMP, HOSE 25				4				
27	1	23394-020000	JOINT, 45RGI-1/4				1				
28	1	24315-000110	O-RING, 1BP11.0				1				
28-1	1	41851-000110	O-RING				1				N
				(D=M53207)							
29	1	24315-000140	O-RING, 1BP14.0				2				
29-1	1	41851-000140	O-RING				2				N
				(D=M53207)							
30	1	24315-000240	O-RING, 1BP24.0				1				
30-1	1	41851-000240	O-RING				1				N
				(D=M53207)							
31	1	26013-100502	BOLT, M10X 50				2				

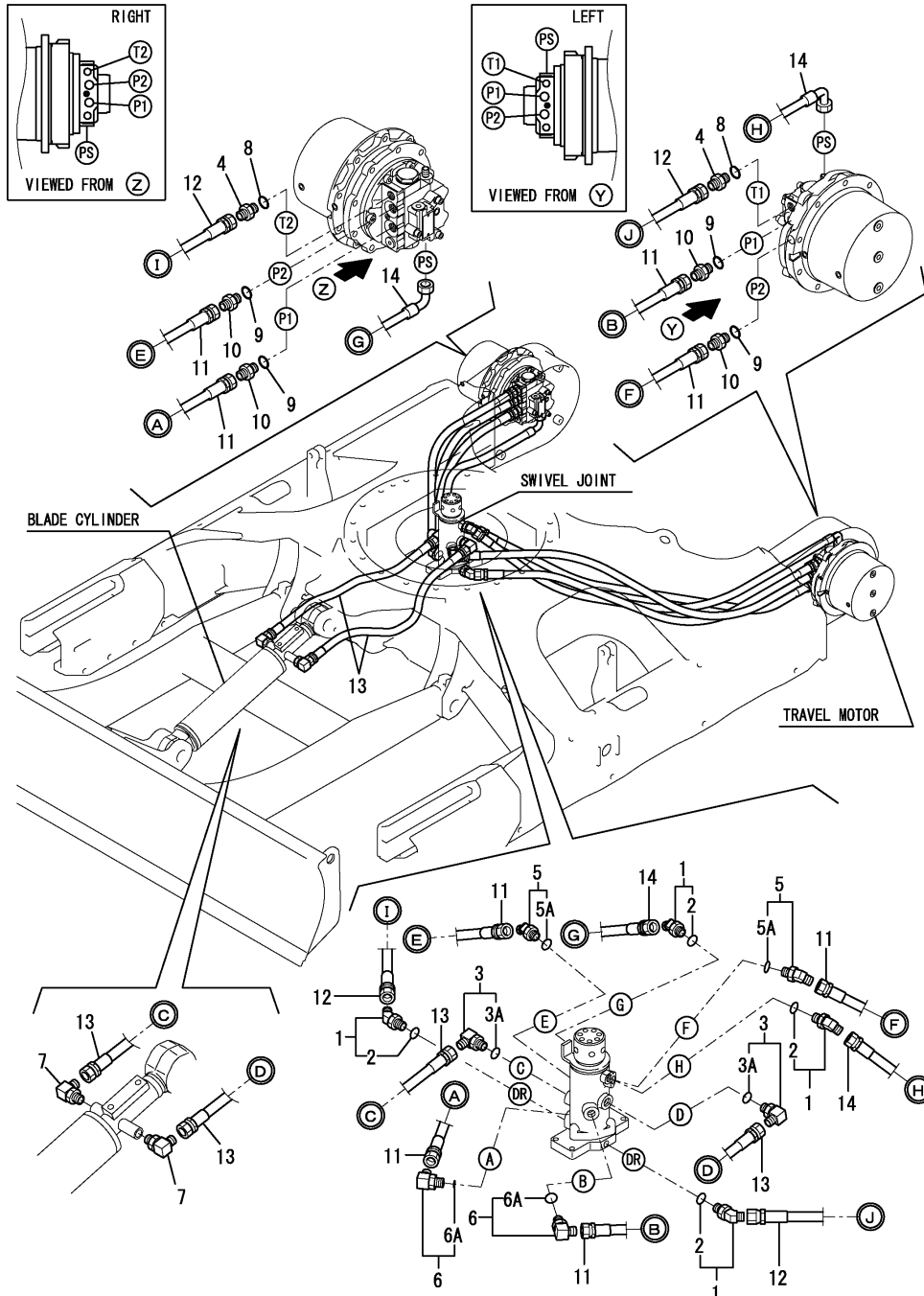
Remarks

* P.T.O. PPC specification is shown in Fig.124.

Fig.76. TRAVEL FRAME

(A)=VIO55-5B(US)
 (B)=VIO55-5B(AS)
 (C)=VIO55-5B(NZ)

(D)=VIO55-5B(KR)
 (E)=VIO55-5B(SG)
 (F)=

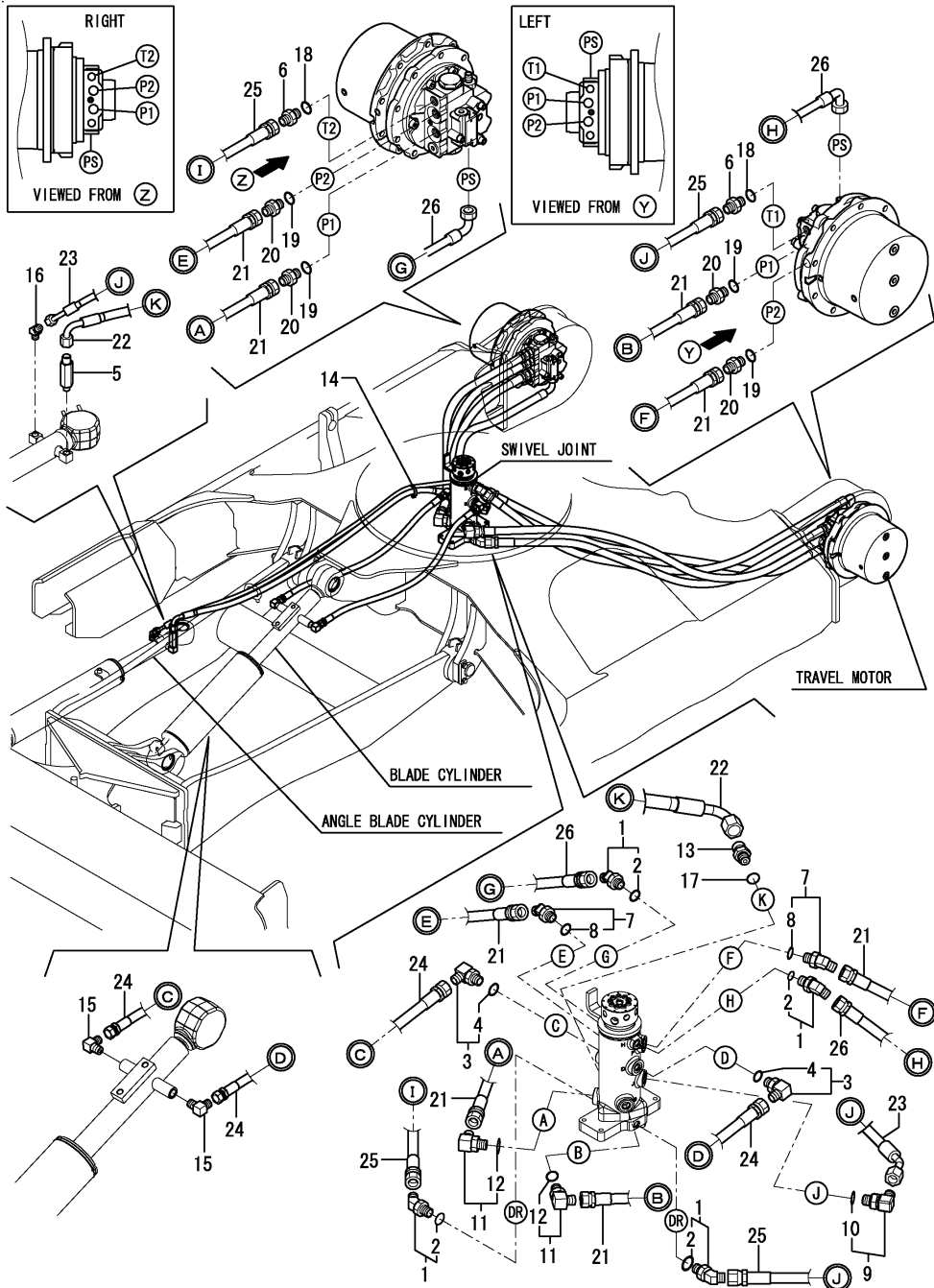


No.	Lev.	Parts No.	Description	Q'ty						I	R
				(A)	(B)	(C)	(D)	(E)	(F)		
1	1	172173-76102	CONNECTOR ASSY	4	4	4	4	4			
2	2	41851-000110	O-RING	4	4	4	4	4			
3	1	172173-76121	CONNECTOR ASSY	2	2	2	2	2			
3A	2	24315-000110	O-RING, 1BP11.0	2	2	2	2	2			
4	1	172124-76160	CONNECTOR	2	2	2	2	2			
5	1	172644-76161	ELBOW, ADJUST	2	2	2	2	2			
5A	2	24315-000140	O-RING, 1BP14.0	2	2	2	2	2		W	
		(A=M53001) (B=M53001) (C=M53001) (D=M53001) (E=M53001)									
6	1	172142-76181	JOINT ASSY	2	2	2	2	2			
6A	2	24315-000140	O-RING, 1BP14.0	2	2	2	2	2		W	
		(A=M53001) (B=M53001) (C=M53001) (D=M53001) (E=M53001)									
7	1	23393-030000	JOINT, 90RGI-3/8	2	2	2	2	2			
8	1	24315-000140	O-RING, 1BP14.0	2	2	2	2	2			
8-1	1	41851-000140	O-RING	2	2	2	2	2		N	
		(A=M53207) (B=M53207) (C=M53207) (D=M53207) (E=M53207)									
9	1	24315-000180	O-RING, 1BP18.0	4	4	4	4	4			
9-1	1	41851-000180	O-RING	4	4	4	4	4		N	
		(A=M53207) (B=M53207) (C=M53207) (D=M53207) (E=M53207)									
10	1	933160-01370	CONNECTOR, PF1/2PF3/8	4	4	4	4	4			
11	1	172460-78121	HOSE	4	4	4	4	4			
12	1	172A47-79330	HOSE	2	2	2	2	2			
13	1	172460-78540	HOSE	2	2	2	2	2			
14	1	172A47-79340	HOSE	2	2	2	2	2			

Fig.117. (76A)TRAVEL FRAME(ANGLE BLADE SPEC.)

(A)=VIO55-5B(US)
 (B)=VIO55-5B(AS)
 (C)=VIO55-5B(NZ)

(D)=VIO55-5B(KR)
 (E)=VIO55-5B(SG)
 (F)=

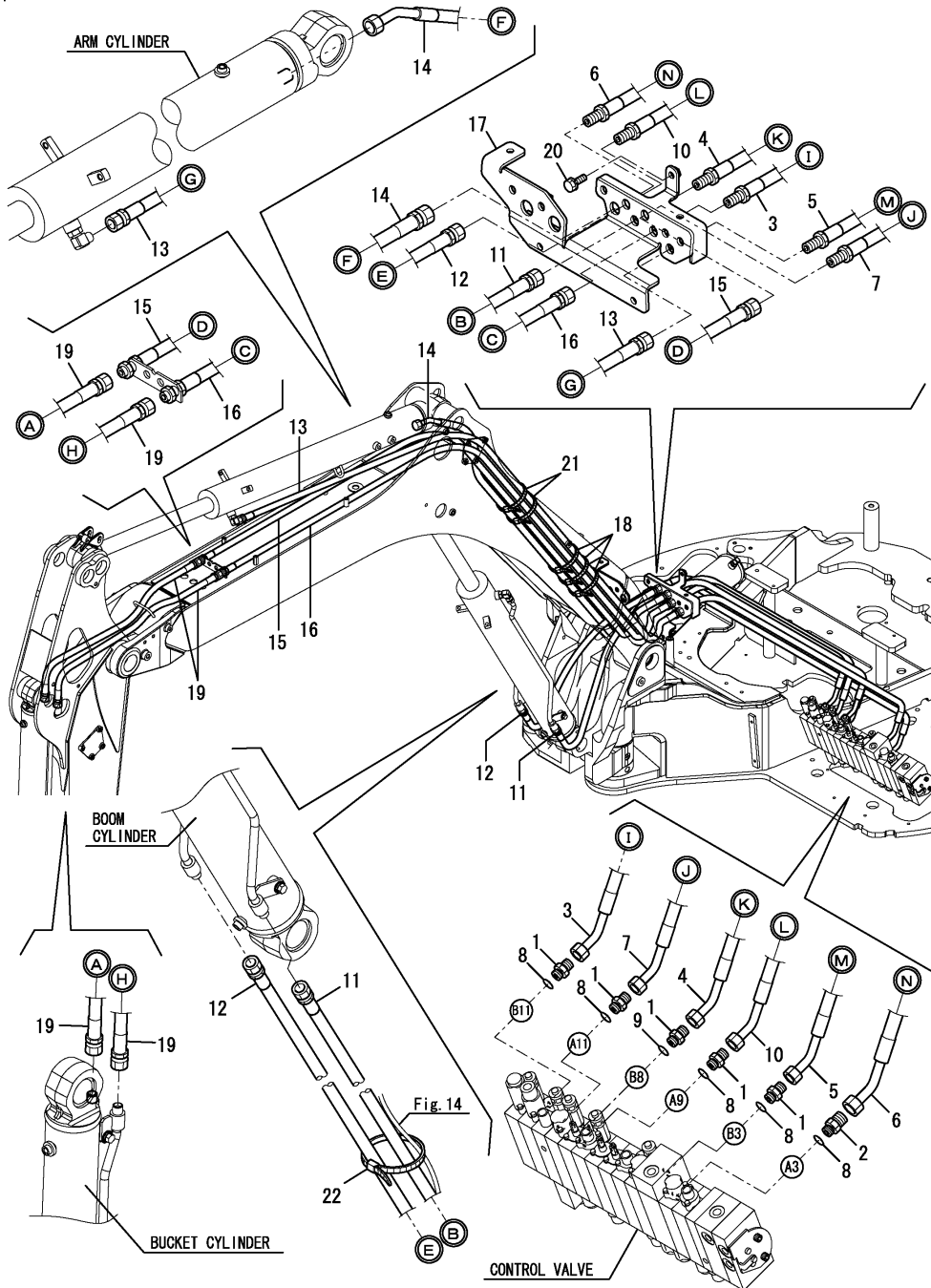


No.	Lev.	Parts No.	Description	Q'ty						I	R
				(A)	(B)	(C)	(D)	(E)	(F)		
1	1	172173-76102	CONNECTOR ASSY	4	4						
2	2	41851-000110	O-RING	4	4						
3	1	172173-76121	CONNECTOR ASSY	2	2						
4	2	24315-000110	O-RING, 1BP11.0	2	2						
5	1	172A79-76130	ADAPTER	1	1						
6	1	172124-76160	CONNECTOR	2	2						
7	1	172644-76161	ELBOW, ADJUST	2	2						
8	2	24315-000140	O-RING, 1BP14.0	2	2						
9	1	172141-76181	CONNECTOR ASSY, 02FF	1	1						
10	2	41851-000110	O-RING	1	1						
11	1	172142-76181	JOINT ASSY	2	2						
12	2	24315-000140	O-RING, 1BP14.0	2	2						
13	1	172638-76190	CONNECTOR,PF1/4PF3/8	1	1						
14	1	172122-79930	CLAMP, HOSE	1	1						
15	1	23393-030000	JOINT, 90RGI-3/8	2	2						
16	1	23394-020000	JOINT, 45RGI-1/4	1	1						
17	1	41851-000110	O-RING	1	1						
18	1	41851-000140	O-RING	2	2						
19	1	41851-000180	O-RING	4	4						
20	1	933160-01370	CONNECTOR,PF1/2PF3/8	4	4						
21	1	172460-78121	HOSE	4	4						
22	1	172A79-78220	HOSE F206CC116W	1	1						
23	1	172A79-78230	HOSE F204EE142W	1	1						
24	1	172460-78540	HOSE	2	2						
25	1	172A47-79330	HOSE	2	2						
26	1	172A47-79340	HOSE	2	2						

Fig.77. BOOM

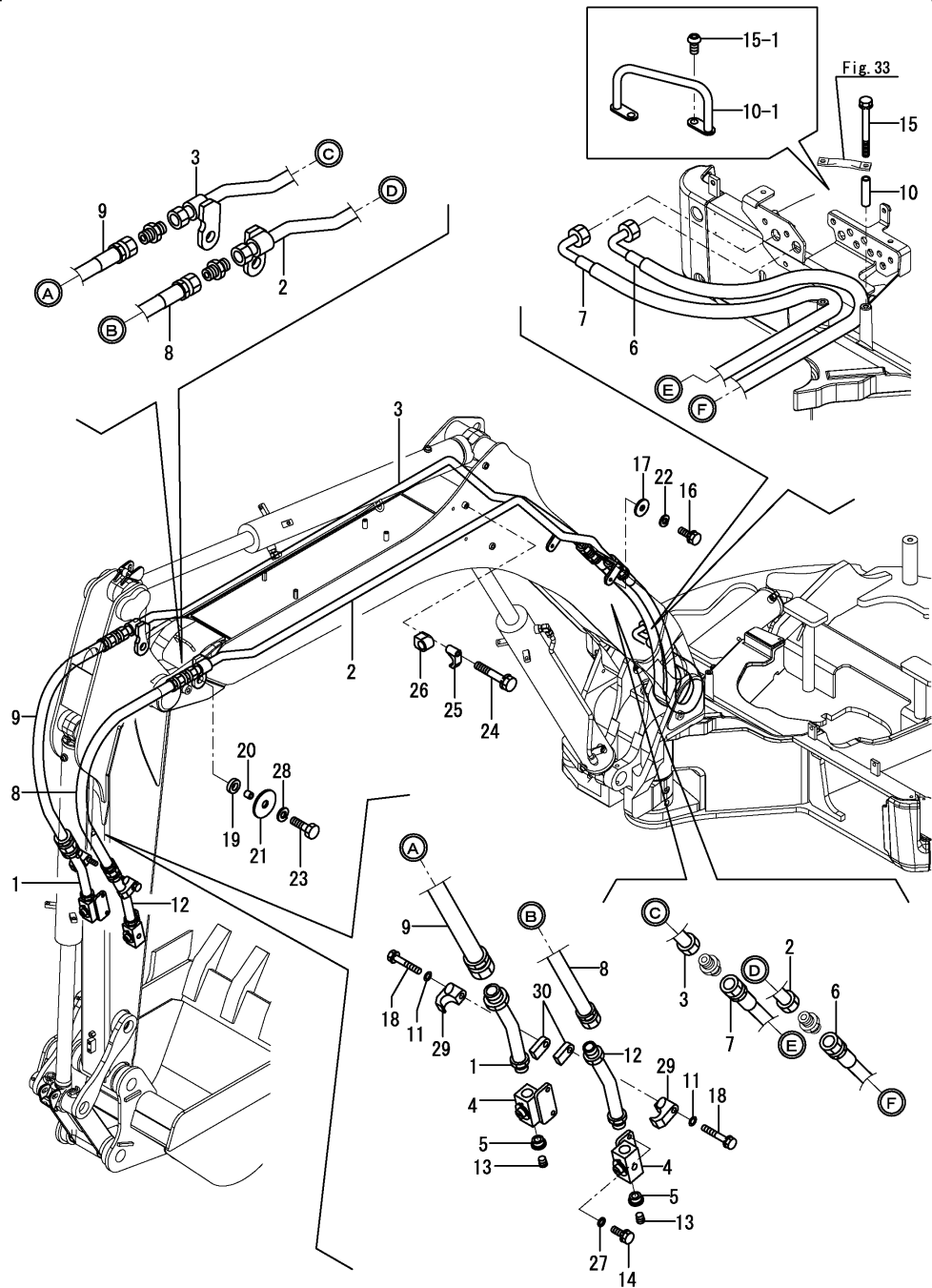
(A)=VIO55-5B(US)
 (B)=VIO55-5B(AS)
 (C)=VIO55-5B(NZ)

(D)=VIO55-5B(KR)
 (E)=VIO55-5B(SG)
 (F)=



No.	Lev.	Parts No.	Description	Q'ty						I	R
				(A)	(B)	(C)	(D)	(E)	(F)		
1	1	172730-75141	ADAPTER	5	5	5	5	5			
2	1	172168-76162	CONNECTOR, PF1/2X3/8	1	1	1	1	1			
3	1	172A47-78130	HOSE	1	1	1	1	1			
4	1	172A47-78140	HOSE	1	1	1	1	1			
5	1	172A47-78150	HOSE	1	1	1	1	1			
6	1	172A47-78160	HOSE	1	1	1	1	1			
7	1	172A47-78960	HOSE	1	1	1	1	1			
8	1	24315-000140	O-RING, 1BP14.0	5	5	5	5	5			
8-1	1	41851-000140	O-RING	5	5	5	5	5		N	
		(A=M53207)	(B=M53207)	(C=M53207)	(D=M53207)	(E=M53207)					
9	1	24315-000140	O-RING, 1BP14.0	1	1	1	1	1			
9-1	1	41851-000140	O-RING	1	1	1	1	1		N	
		(A=M53207)	(B=M53207)	(C=M53207)	(D=M53207)	(E=M53207)					
10	1	172A47-78970	HOSE	1	1	1	1	1			
11	1	172A47-78811	HOSE	1	1	1	1	1			
11-1	1	172A47-78812	HOSE	1	1	1	1	1		N	
		(A=M53702)	(B=M53702)	(C=M53702)	(D=M53702)	(E=M53702)					
12	1	172A47-78801	HOSE	1	1	1	1	1			
12-1	1	172A47-78802	HOSE	1	1	1	1	1		N	
		(A=M53702)	(B=M53702)	(C=M53702)	(D=M53702)	(E=M53702)					
13	1	172A48-78830	HOSE	1	1	1	1	1			
13-1	1	172A48-78831	HOSE	1	1	1	1	1		N	
		(A=M53702)	(B=M53702)	(C=M53702)	(D=M53702)	(E=M53702)					
14	1	172A48-78820	HOSE	1	1	1	1	1			
14-1	1	172A48-78821	HOSE	1	1	1	1	1		N	
		(A=M53702)	(B=M53702)	(C=M53702)	(D=M53702)	(E=M53702)					
15	1	172A48-78840	HOSE	1	1	1	1	1			
15-1	1	172A48-78841	HOSE	1	1	1	1	1		N	
		(A=M53702)	(B=M53702)	(C=M53702)	(D=M53702)	(E=M53702)					
16	1	172A48-78850	HOSE	1	1	1	1	1			
16-1	1	172A48-78851	HOSE	1	1	1	1	1		N	
		(A=M53702)	(B=M53702)	(C=M53702)	(D=M53702)	(E=M53702)					
17	1	172A47-79200	COVER ASSY, HOSE	1	1	1	1	1			
18	1	172122-79890	CLAMP, HOSE	3	3	3	3	3			
19	1	172A48-78860	HOSE	2	2	2	2	2			
20	1	26013-100252	BOLT, M10X 25	2	2	2	2	2			
21	1	172122-79890	CLAMP, HOSE	2	2	2	2	2			
22	1	194202-56460	BAND, 200	1	1	1	1	1		W	
		(A=MZZZZZ)	(B=MZZZZZ)	(C=MZZZZZ)	(D=MZZZZZ)	(E=MZZZZZ)					

Fig.78. P.T.O.(ARM END)



(A)=VIO55-5B(US)
 (B)=VIO55-5B(AS)
 (C)=VIO55-5B(NZ)

(D)=VIO55-5B(KR)
 (E)=VIO55-5B(SG)
 (F)=

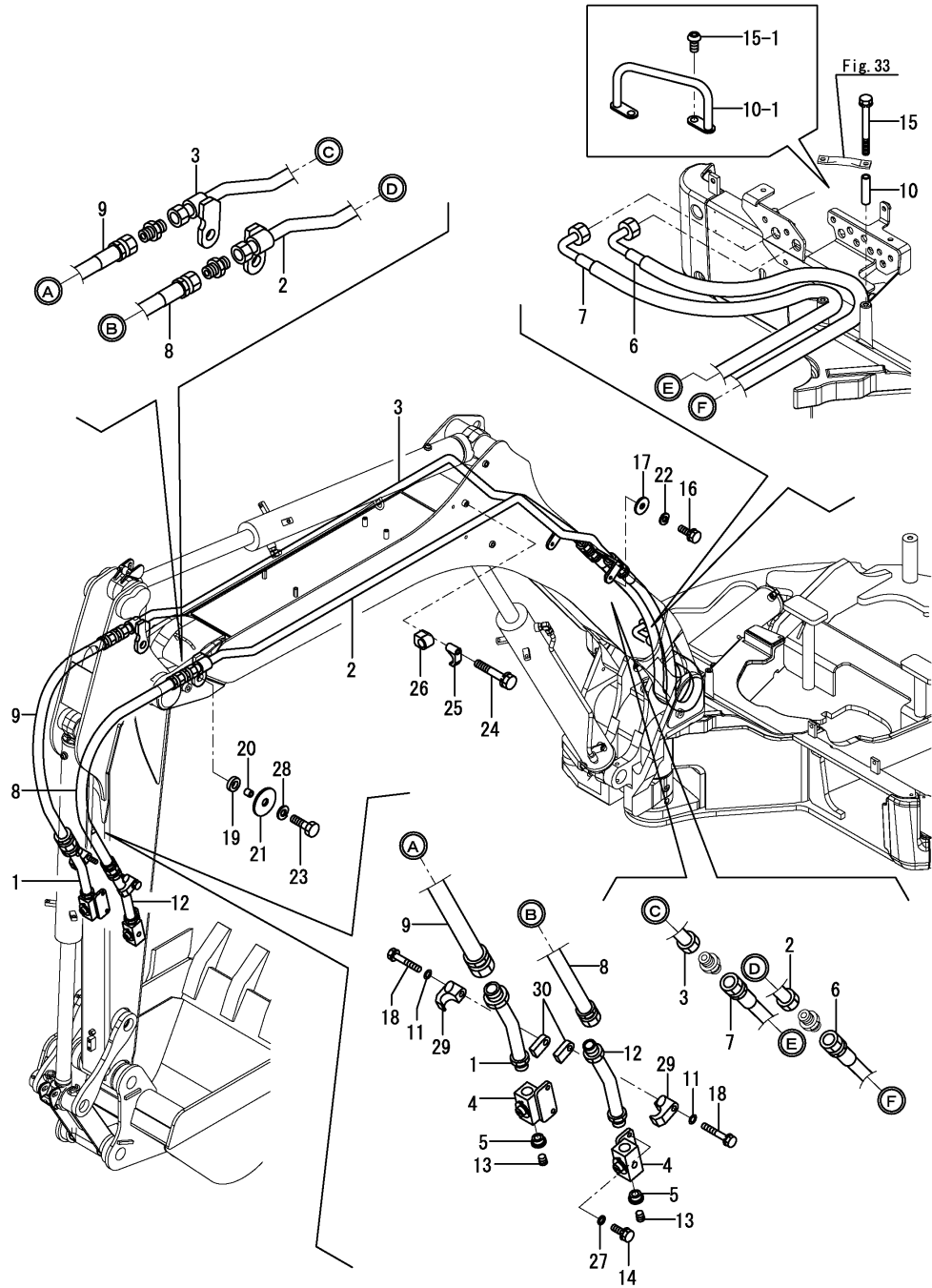
No.	Lev.	Parts No.	Description	Q'ty						I	R
				(A)	(B)	(C)	(D)	(E)	(F)		
1	1	172A79-76940-1	TUBE ASSY, PTO	1	1	1	1	1			
1-1	1	172A79-76940-Y	TUBE ASSY, PTO	1	1	1	1	1		S	
		(A=M59001) (B=M56001) (C=M56001) (D=M56001) (E=M56001)									
2	1	172A48-76406-2	TUBE ASSY, PTO	1	1	1	1	1			
2-1	1	172A48-76406-Y	TUBE ASSY, PTO	1	1	1	1	1		S	
		(A=M59001) (B=M56001) (C=M56001) (D=M56001) (E=M56001)									
3	1	172A48-76426-2	TUBE ASSY, PTO	1	1	1	1	1			
3-1	1	172A48-76426-Y	TUBE ASSY, PTO	1	1	1	1	1		S	
		(A=M59001) (B=M56001) (C=M56001) (D=M56001) (E=M56001)									
4	1	172176-76581-5	VALVE ASSY, STOP	2	2	2	2	2			
4-1	1	172176-76582-2	VALVE ASSY, STOP	2	2	2	2	2		N	
		(A=M54030) (B=M54030) (C=M54030) (D=M54030) (E=M54030)									
4-2	1	172176-76582-Y	VALVE 12 ASSY, STOP	2	2	2	2	2		S	
		(A=M59001) (B=M56001) (C=M56001) (D=M56001) (E=M56001)									
5	1	172164-76650	BUSH	2	2	2	2	2			
6	1	172A47-78260	HOSE	1	1	1	1	1			
6-1	1	172A47-78261	HOSE	1	1	1	1	1		N	
		(A=M53702) (B=M53702) (C=M53702) (D=M53702) (E=M53702)									
7	1	172A47-78270	HOSE	1	1	1	1	1			
8	1	172A79-78280	HOSE	1	1	1	1	1			
8-1	1	172A79-78281	HOSE	1	1	1	1	1		N	
		(A=M53265) (B=M53265) (C=M53265) (D=M53265) (E=M53265)									
9	1	172A79-78290	HOSE	1	1	1	1	1			
9-1	1	172A79-78291	HOSE	1	1	1	1	1		N	
		(A=M53265) (B=M53265) (C=M53265) (D=M53265) (E=M53265)									
10	1	172A47-79160	COLLAR, PTO	2	2	2	2	2			
10-1	1	172A47-79170	GUIDE ASSY, HOSE	1	1	1	1	1		S	
		(A=M53702) (B=M53702) (C=M53702) (D=M53702) (E=M53702)									
11	1	22217-120000	WASHER, SPRING 12	2	2	2	2	2		Z	
		(A=M53001) (B=M53001) (C=M53001) (D=M53001) (E=M53001)									
12	1	172A79-76930-1	TUBE ASSY, PTO	1	1	1	1	1			
12-1	1	172A79-76930-Y	TUBE ASSY, PTO	1	1	1	1	1		S	
		(A=M59001) (B=M56001) (C=M56001) (D=M56001) (E=M56001)									
13	1	23871-040000	PLUG, R04	2	2	2	2	2			
14	1	26013-100252	BOLT, M10X 25	4	4	4	4	4			
15	1	26013-101002	BOLT, M10X100	2	2	2	2	2			
15-1	1	172455-61720	BOLT	2	2	2	2	2		S	
		(A=M53702) (B=M53702) (C=M53702) (D=M53702) (E=M53702)									
16	1	26076-120302	BOLT, 10.912X 30	2	2	2	2	2			
17	1	172147-13150	WASHER	2	2	2	2	2			
17-1	1	172147-13151	WASHER	2	2	2	2	2		N	
		(A=M54205) (B=M54205) (C=M54205) (D=M54205) (E=M54205)									
18	1	26013-120702	BOLT, M12X 70	2	2	2	2	2			
19	1	172A52-14200	PAD, ABSORBER	2	2	2	2	2			
20	1	172A47-76460	COLLAR	2	2	2	2	2			
21	1	172146-82910	SPACER	2	2	2	2	2			
22	1	22217-120000	WASHER, SPRING 12	2	2	2	2	2			
23	1	26076-120402	BOLT, 10.912X 40	2	2	2	2	2			
24	1	26013-120602	BOLT, M12X 60	2	2	2	2	2			
25	1	172151-76990-2	CLAMP	2	2	2	2	2			
25-1	1	172151-76990-Y	CLAMP	2	2	2	2	2		S	

N:Old $\begin{matrix} \leftarrow \text{Yes} \\ \text{No} \end{matrix}$ New, Q:Old $\begin{matrix} \leftarrow \text{No} \\ \text{Yes} \end{matrix}$ New, R:Old $\begin{matrix} \leftarrow \text{Yes} \\ \text{Yes} \end{matrix}$ New, S:Old $\begin{matrix} \leftarrow \text{No} \\ \text{No} \end{matrix}$ New, W:Add, Z:Discontinued, F:Interchangeable by set, K:Q'ty Change
 ++ CONTINUE ++
 Copyright (C) YANMAR GLOBAL CS CO., LTD. All Rights Reserved.

Fig.78. P.T.O.(ARM END)

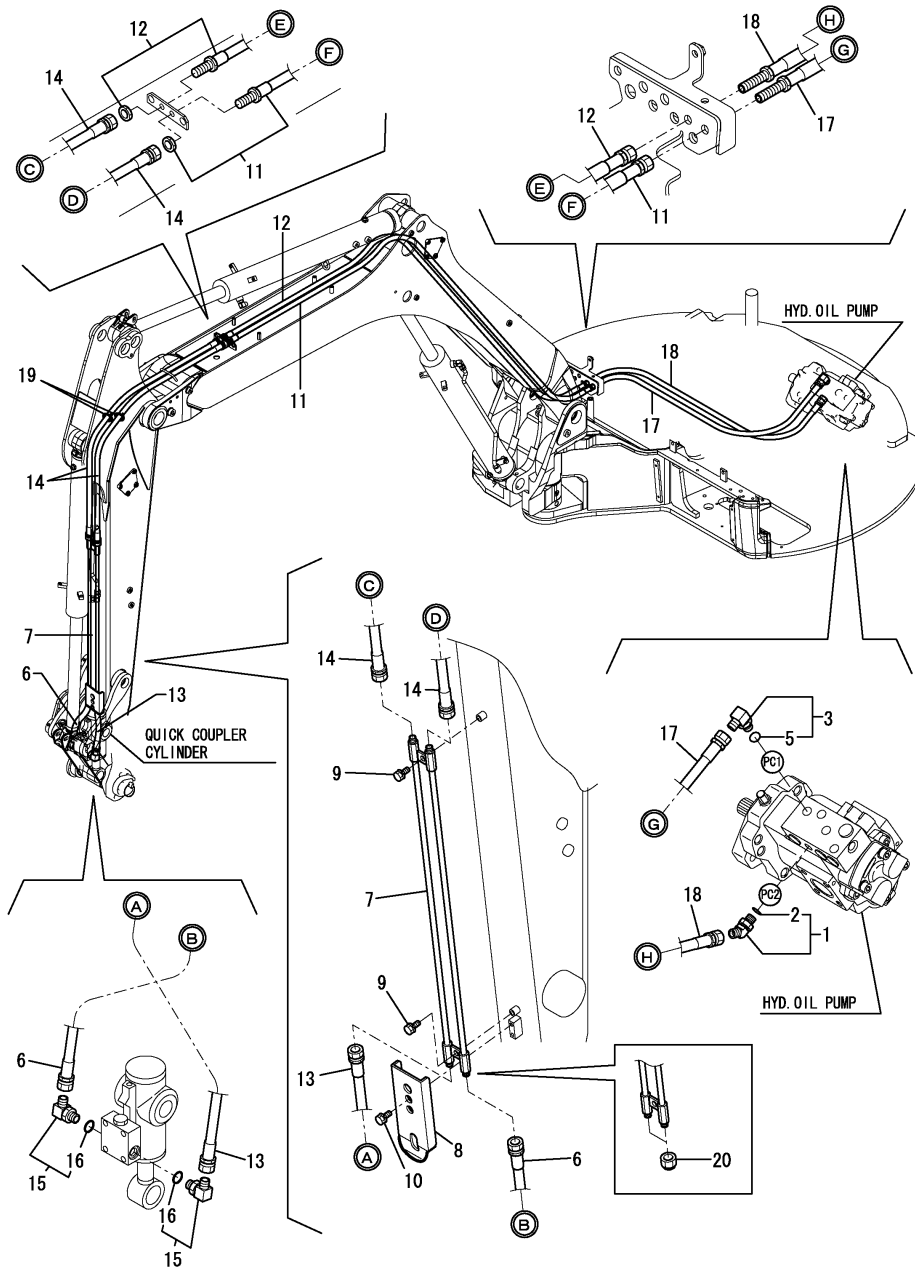
(A)=VIO55-5B(US)
 (B)=VIO55-5B(AS)
 (C)=VIO55-5B(NZ)

(D)=VIO55-5B(KR)
 (E)=VIO55-5B(SG)
 (F)=



No.	Lev.	Parts No.	Description	Q'ty						I	R
				(A)	(B)	(C)	(D)	(E)	(F)		
		(A=M59001) (B=M56001) (C=M56001) (D=M56001) (E=M56001)									
26	1	172A47-76450	CLAMP, PTO	2	2	2	2	2			
27	1	22137-100000	WASHER, 10	4	4	4	4	4			
28	1	22217-120000	WASHER, SPRING 12	2	2	2	2	2			
29	1	172142-76940-2	CLAMP	2	2	2	2	2			
29-1	1	172142-76940-Y	CLAMP	2	2	2	2	2		S	
		(A=M59001) (B=M56001) (C=M56001) (D=M56001) (E=M56001)									
30	1	172187-76690-2	PLATE	2	2	2	2	2		W	
		(A=M53001) (B=M53001) (C=M53001) (D=M53001) (E=M53001)									
30-1	1	172187-76690-Y	PLATE	2	2	2	2	2		S	
		(A=M59001) (B=M56001) (C=M56001) (D=M56001) (E=M56001)									

Fig.79. QUICK COUPLER



(A)=VIO55-5B(US)
 (B)=VIO55-5B(AS)
 (C)=VIO55-5B(NZ)

(D)=VIO55-5B(KR)
 (E)=VIO55-5B(SG)
 (F)=

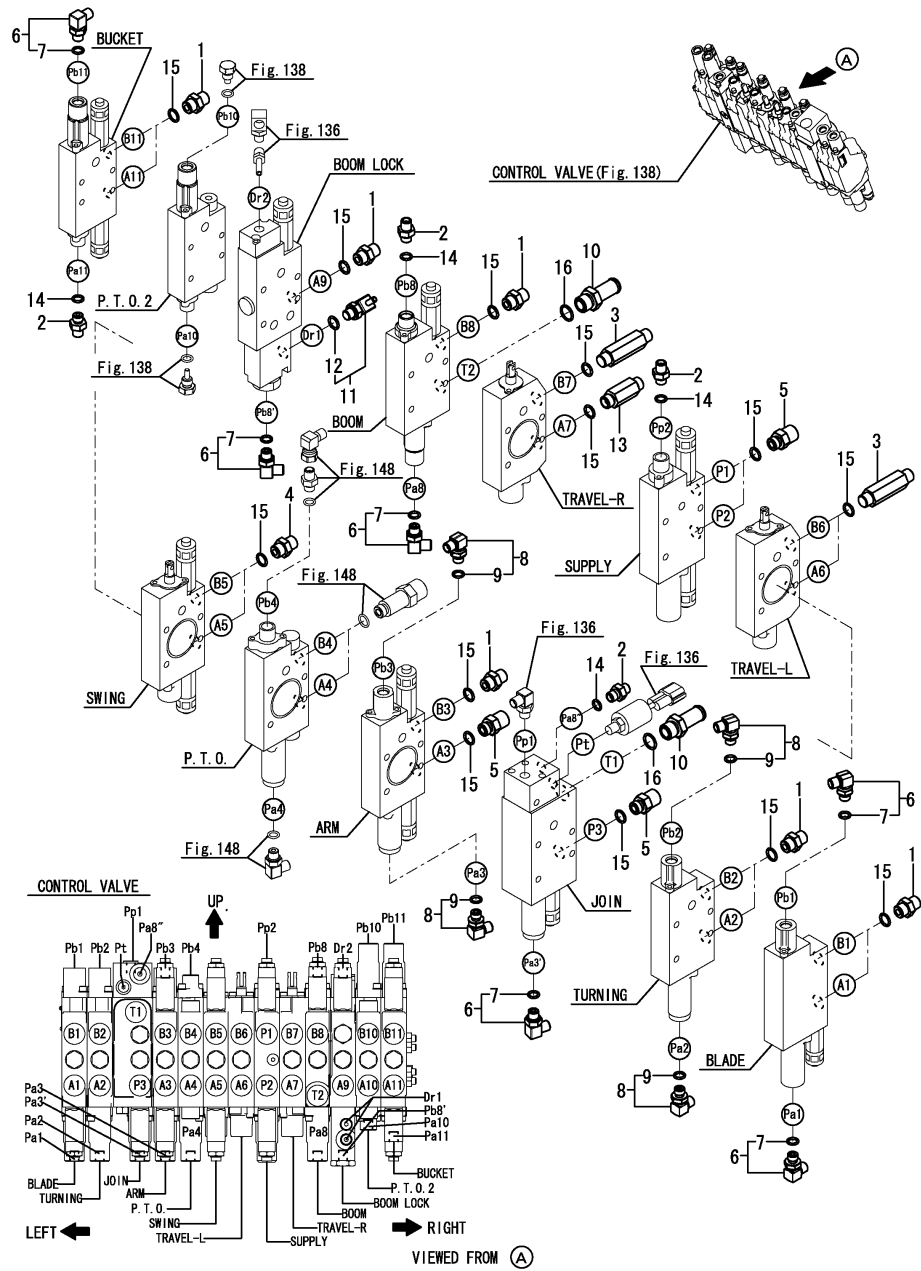
No.	Lev.	Parts No.	Description	Q'ty						I	R
				(A)	(B)	(C)	(D)	(E)	(F)		
1	1	172173-76102	CONNECTOR ASSY	1	1	1	1	1			
2	2	41851-000110	O-RING	1	1	1	1	1			
3	1	172141-76181	CONNECTOR ASSY, 02FF	1	1	1	1	1			
5	2	41851-000110	O-RING	1	1	1	1	1			
6	1	172958-78160	HOSE	1	1	1	1	1			
7	1	172960-76100-2	TUBE, HITCH	1	1	1	1	1			
7-1	1	172960-76100-Y	TUBE, HITCH	1	1	1	1	1		S	
		(A=M59001) (B=M56001) (C=M56001) (D=M56001)						(E=M56001)			
8	1	172960-81952-2	COVER ASSY	1	1	1	1	1			
8-1	1	172960-81953-2	COVER ASSY	1	1	1	1	1		N	
		(A=M53341) (B=M53341) (C=M53341) (D=M53341) (E=M53341)									
8-2	1	172960-81953-Y	COVER ASSY	1	1	1	1	1		S	
		(A=M59001) (B=M56001) (C=M56001) (D=M56001) (E=M56001)									
9	1	26013-100202	BOLT, M10X 20	2	2	2	2	2			
10	1	26013-080162	BOLT, M8X 16	2	2	2	2	2			
11	1	172A48-78410	HOSE	1	1	1	1	1			
11-1	1	172A48-78411	HOSE H204BX360K	1	1	1	1	1		N	
		(A=M53702) (B=M53702) (C=M53702) (D=M53702) (E=M53702)									
12	1	172A48-79300	HOSE	1	1	1	1	1			
12-1	1	172A48-79301	HOSE H204BX359K	1	1	1	1	1		N	
		(A=M53702) (B=M53702) (C=M53702) (D=M53702) (E=M53702)									
13	1	172958-78120	HOSE	1	1	1	1	1			
14	1	172A48-79310	HOSE	2	2	2	2	2			
15	1	172958-76130	ELBOW	2	2	2	2	2			
16	2	24315-000110	O-RING, 1BP11.0	2	2	2	2	2			
17	1	172A47-78400	HOSE	1	1	1	1	1			
18	1	172A47-78690	HOSE	1	1	1	1	1			
19	1	172122-79930	CLAMP, HOSE	2	2	2	2	2			
20	1	1E3030-78370	CAP, SCREW		2					W 1	
		(B=M53341)									

Remarks
 (1) Without quick coupler specification.

Fig.149. (79A)CONTROL VALVE - FITTING(US : FROM M54866)

(A)=VIO55-5B(US)
 (B)=VIO55-5B(AS)
 (C)=VIO55-5B(NZ)

(D)=VIO55-5B(KR)
 (E)=VIO55-5B(SG)
 (F)=



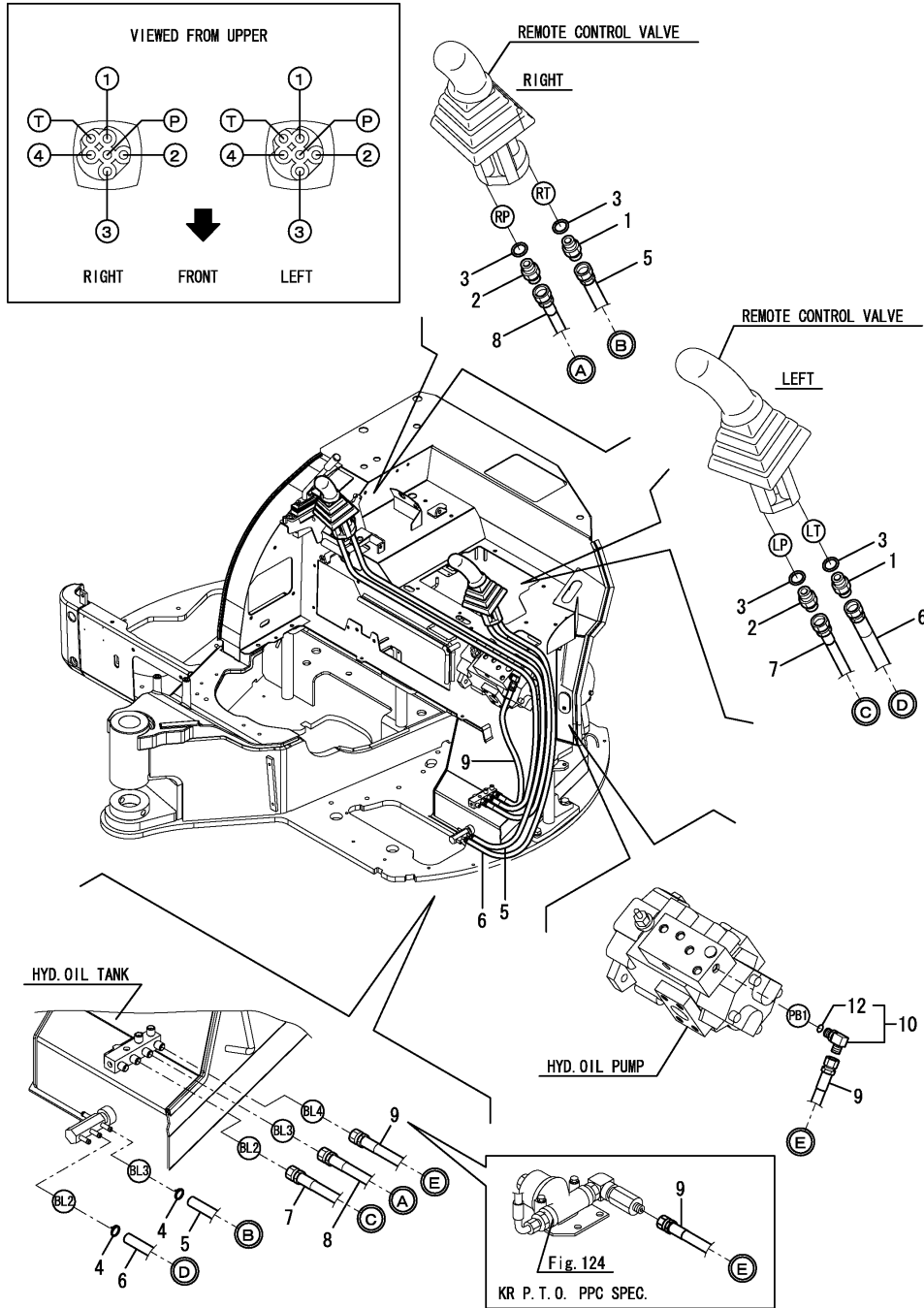
No.	Lev.	Parts No.	Description	(A)	(B)	(C)	(D)	(E)	(F)	I	R
1	1	172730-75141	ADAPTER	9							
2	1	172123-76121	ADAPTER	4							
3	1	172162-76131	ADAPTER	3							
4	1	172124-76160	CONNECTOR	2							
5	1	172168-76162	CONNECTOR, PF 1/2X3/8	4							
6	1	172141-76181	CONNECTOR ASSY, O2FF	6							
7	2	41851-000110	O-RING	6							
8	1	172A47-76180	ELBOW	4							
9	2	41851-000110	O-RING	4							
10	1	172A47-76191	NIPPLE	2							
11	1	172A47-76230	NIPPLE, TEE	1							
12	2	41851-000110	O-RING	1							
13	1	172116-76381	ADAPTER, 64	1							
14	1	41851-000110	O-RING	4							
15	1	41851-000140	O-RING	19							
16	1	41851-000180	O-RING	2							

Remarks
 * Not applied for angle blade specification.

Fig.80. CONTROL PIPING(PUMP - VALVE - RETURN)

(A)=VIO55-5B(US)
 (B)=VIO55-5B(AS)
 (C)=VIO55-5B(NZ)

(D)=VIO55-5B(KR)
 (E)=VIO55-5B(SG)
 (F)=

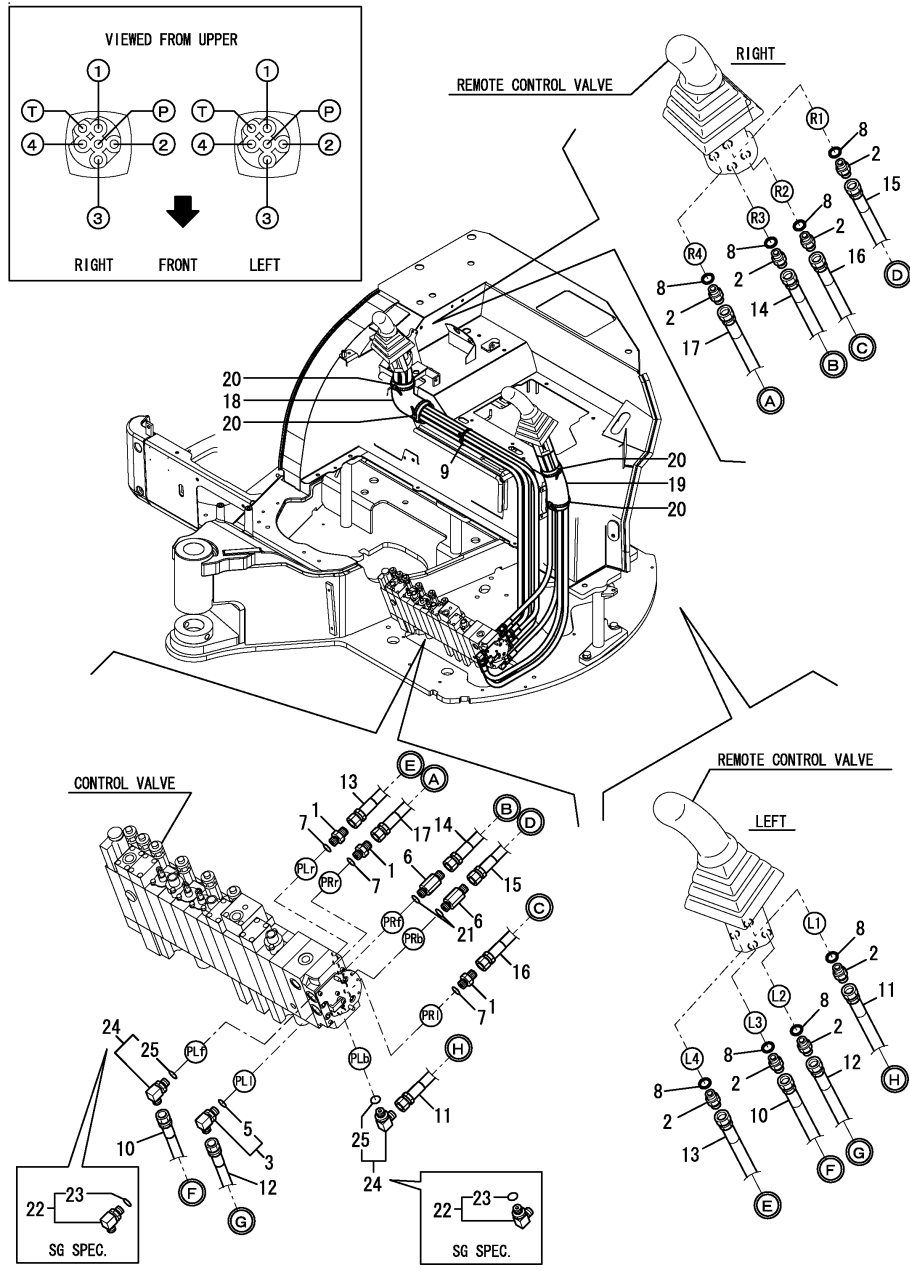


No.	Lev.	Parts No.	Description	Q'ty						I	R
				(A)	(B)	(C)	(D)	(E)	(F)		
1	1	172123-76121	ADAPTER	2	2	2	2	2			
2	1	172455-76220	CONNECTOR	2	2	2	2	2			
3	1	24315-000110	O-RING, 1BP11.0	4	4	4	4	4			
3-1	1	41851-000110	O-RING	4	4	4	4	4		N	
		(A=M53207)	(B=M53207)	(C=M53207)	(D=M53207)	(E=M53207)					
4	1	23000-013000	CLAMP, 13	2	2	2	2	2			
5	1	172A47-78652	HOSE	1	1	1	1	1			
6	1	172A47-78642	HOSE	1	1	1	1	1			
7	1	172A47-78553	HOSE	1	1	1	1	1			
8	1	172A47-78561	HOSE	1	1	1	1	1			
9	1	172A47-78570	HOSE	1	1	1	1	1			
10	1	172141-76181	CONNECTOR ASSY, 02FF	1	1	1	1	1			
12	2	41851-000110	O-RING	1	1	1	1	1			

Fig.81. CONTROL PIPING(CONTROL VALVE - REMOTE CONTROL VALVE)

(A)=VIO55-5B(US)
 (B)=VIO55-5B(AS)
 (C)=VIO55-5B(NZ)

(D)=VIO55-5B(KR)
 (E)=VIO55-5B(SG)
 (F)=

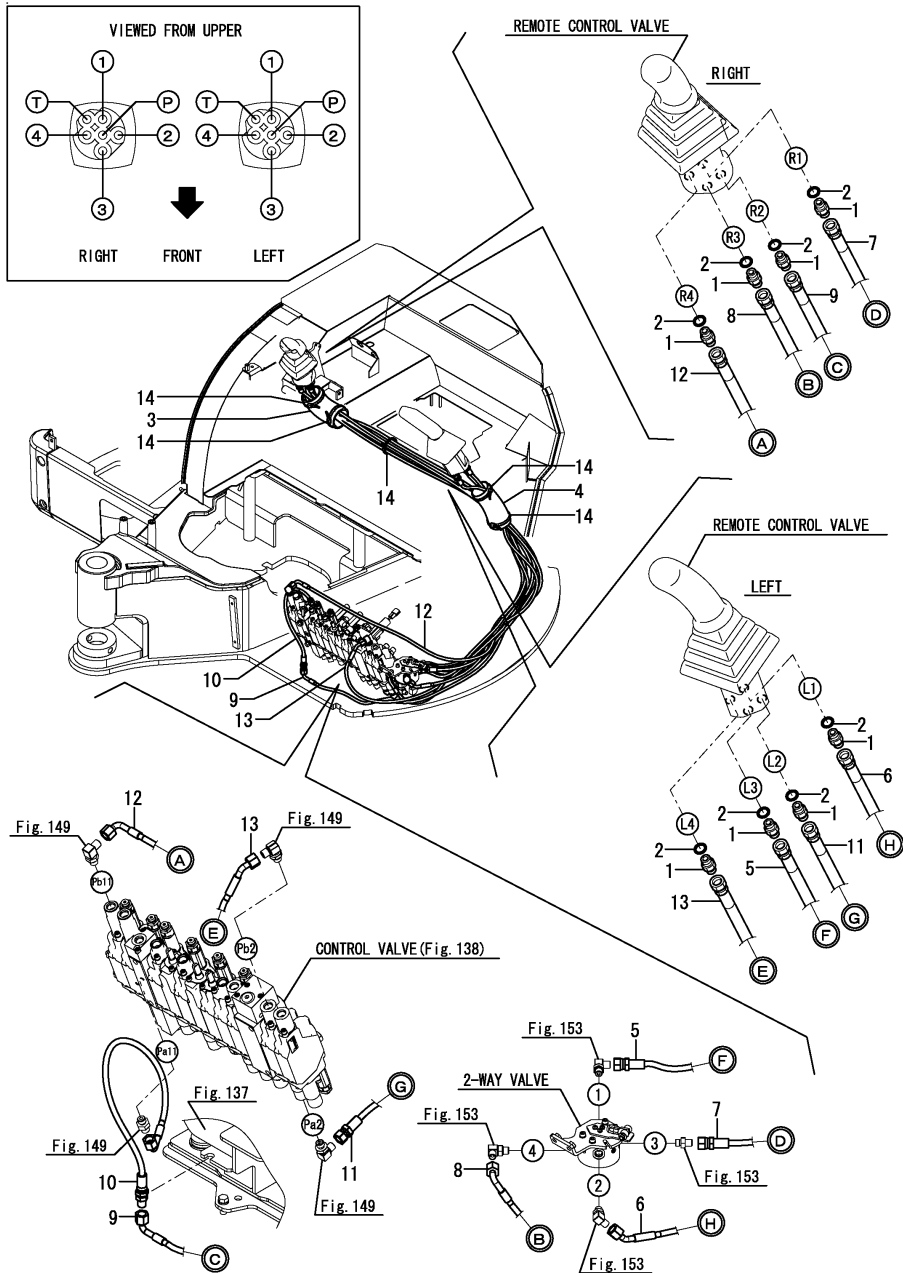


No.	Lev.	Parts No.	Description	Q'ty						I	R
				(A)	(B)	(C)	(D)	(E)	(F)		
1	1	172123-76121	ADAPTER	3	3	3	3	3			
2	1	172123-76121	ADAPTER	8	8	8	8	8			
3	1	172141-76181	CONNECTOR ASSY, 02FF	1	1	1	1	1			
5	2	41851-000110	O-RING	1	1	1	1	1			
6	1	172183-76200	CONNECTOR	2	2	2	2	2			
7	1	24315-000110	O-RING, 1BP11.0	3	3	3	3	3			
7-1	1	41851-000110	O-RING	3	3	3	3	3		N	
		(A=M53207) (B=M53207) (C=M53207) (D=M53207) (E=M53207)									
8	1	24315-000110	O-RING, 1BP11.0	8	8	8	8	8			
8-1	1	41851-000110	O-RING	8	8	8	8	8		N	
		(A=M53207) (B=M53207) (C=M53207) (D=M53207) (E=M53207)									
9	1	172122-79930	CLAMP, HOSE	1	1	1	1	1			
10	1	172A47-78522	HOSE	1	1	1	1	1			
11	1	172A47-78513	HOSE	1	1	1	1	1			
12	1	172A47-78532	HOSE	1	1	1	1	1			
13	1	172A47-78503	HOSE	1	1	1	1	1			
14	1	172A47-78882	HOSE	1	1	1	1	1			
15	1	172A47-78542	HOSE	1	1	1	1	1			
16	1	172A47-78632	HOSE	1	1	1	1	1			
17	1	172A47-78892	HOSE	1	1	1	1	1			
18	1	172458-63641	SPONGE, HOSE	1	1	1	1	1			
19	1	172458-78571	SPONGE, HOSE	1	1	1	1	1			
20	1	172122-79930	CLAMP, HOSE	4	4	4	4	4			
21	1	24315-000110	O-RING, 1BP11.0	2	2	2	2	2			
21-1	1	41851-000110	O-RING	2	2	2	2	2		N	
		(A=M53207) (B=M53207) (C=M53207) (D=M53207) (E=M53207)									
22	1	172A47-76180	ELBOW						2		
23	2	24315-000110	O-RING, 1BP11.0						2		
23-1	2	41851-000110	O-RING						2	N	
						(E=M53207)					
24	1	172141-76181	CONNECTOR ASSY, 02FF	2	2	2	2	2			
25	2	41851-000110	O-RING	2	2	2	2	2			

Remarks
 * US : TO M54865. FROM M54866 is shown in Fig.150 & 151.

N:Old $\begin{matrix} \leftarrow \text{Yes} \\ \text{No} \end{matrix}$ New, Q:Old $\begin{matrix} \leftarrow \text{No} \\ \text{Yes} \end{matrix}$ New, R:Old $\begin{matrix} \leftarrow \text{Yes} \\ \text{No} \end{matrix}$ New, S:Old $\begin{matrix} \leftarrow \text{No} \\ \text{Yes} \end{matrix}$ New, W:Add, Z:Discontinued, F:Interchangeable by set, K:Q'ty Change
 Copyright (C) YANMAR GLOBAL CS CO., LTD. All Rights Reserved.

Fig.150. (81A)CONTROL PIPING(2-WAY VALVE)(1)(US : FROM M54866)



(A)=VIO55-5B(US)
 (B)=VIO55-5B(AS)
 (C)=VIO55-5B(NZ)

(D)=VIO55-5B(KR)
 (E)=VIO55-5B(SG)
 (F)=

No.	Lev.	Parts No.	Description	Q'ty						I	R
				(A)	(B)	(C)	(D)	(E)	(F)		
1	1	172123-76121	ADAPTER	8							
2	1	41851-000110	O-RING	8							
3	1	172458-63641	SPONGE, HOSE	1							
4	1	172458-78571	SPONGE, HOSE	1							
5	1	172A79-78570	HOSE, H603BB130S	1							
6	1	172A79-78580	HOSE, H603BE124S	1							
7	1	172A79-78590	HOSE, F403BB176S	1							
8	1	172A79-78600	HOSE, F403BC205S	1							
9	1	172A79-78710	HOSE, F403BC228S	1							
10	1	172A79-78720	HOSE, F403CX063S	1							
11	1	172A79-78770	HOSE, H603BB142S	1							
12	1	172A79-78780	HOSE, F303BC234S	1							
13	1	172A79-78910	HOSE, H603BE158S	1							
14	1	172122-79930	CLAMP, HOSE	5							

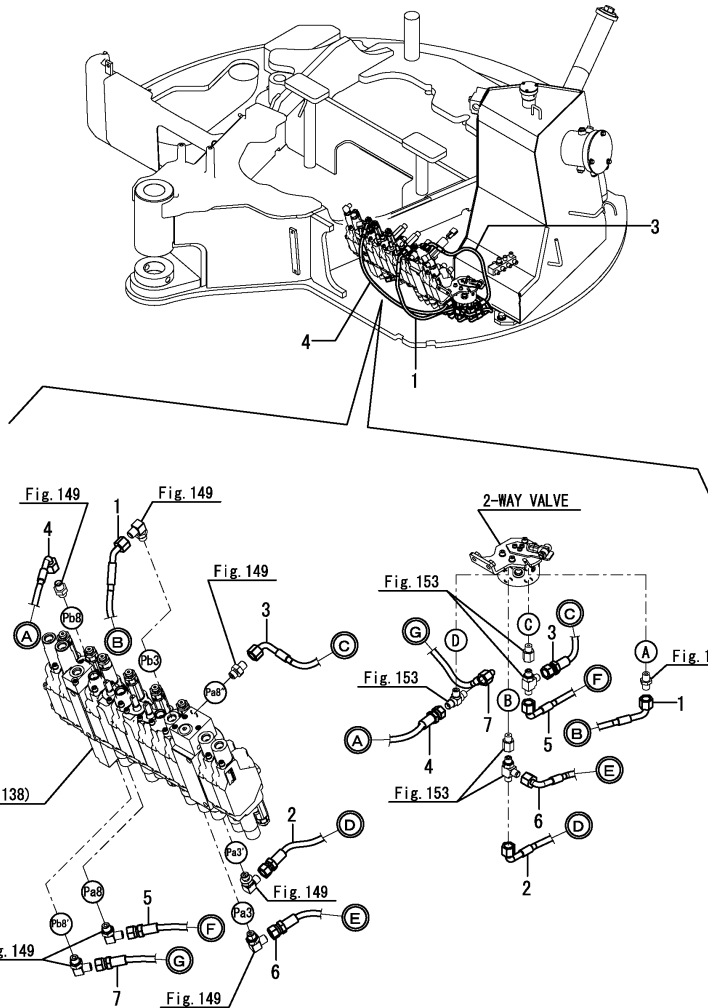
Remarks
 * Angle blade specification is shown in Fig.81.

Fig.151. (81B)CONTROL PIPING(2-WAY VALVE)(2)(US : FROM M54866)

(A)=VIO55-5B(US)
 (B)=VIO55-5B(AS)
 (C)=VIO55-5B(NZ)

(D)=VIO55-5B(KR)
 (E)=VIO55-5B(SG)
 (F)=

No.	Lev.	Parts No.	Description	Q'ty						I	R
				(A)	(B)	(C)	(D)	(E)	(F)		
1	1	172A79-78510	HOSE, F403CE047S	1							
2	1	172A79-78520	HOSE, F403BC033S	1							
3	1	172A79-78530	HOSE, F403BC043S	1							
4	1	172A79-78540	HOSE, F403BC056S	1							
5	1	172A79-78550	HOSE, F403BC051S	1							
6	1	172A79-78560	HOSE, F403BC040S	1							
7	1	172A79-78790	HOSE, F403BC041S	1							

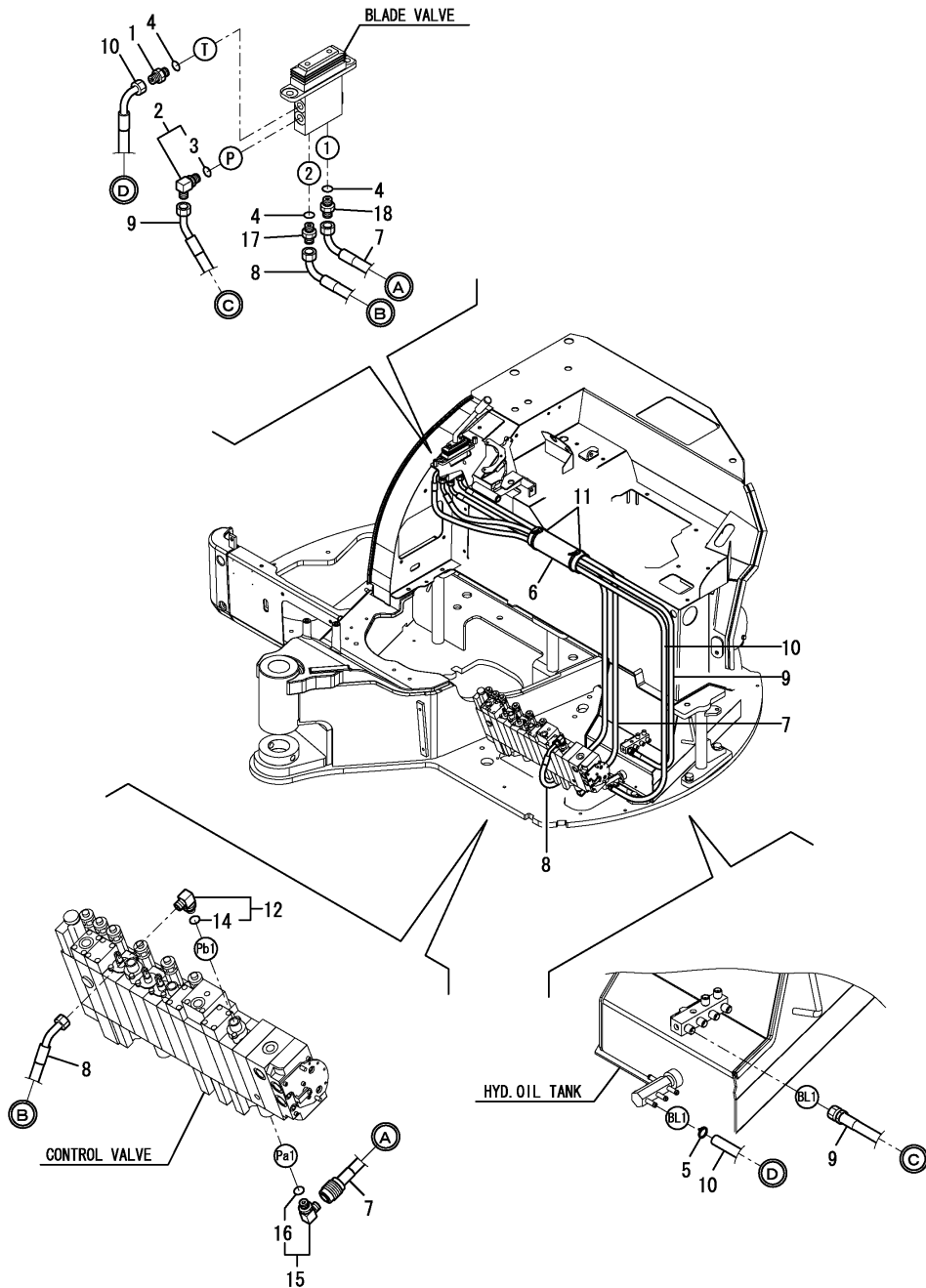


Remarks
 * Not applied for angle blade specification.

Fig.82. CONTROL PIPING(CONTROL VALVE - BLADE VALVE)(US : TO M54865, AS, NZ, KR, SG)

(A)=VIO55-5B(US)
 (B)=VIO55-5B(AS)
 (C)=VIO55-5B(NZ)

(D)=VIO55-5B(KR)
 (E)=VIO55-5B(SG)
 (F)=

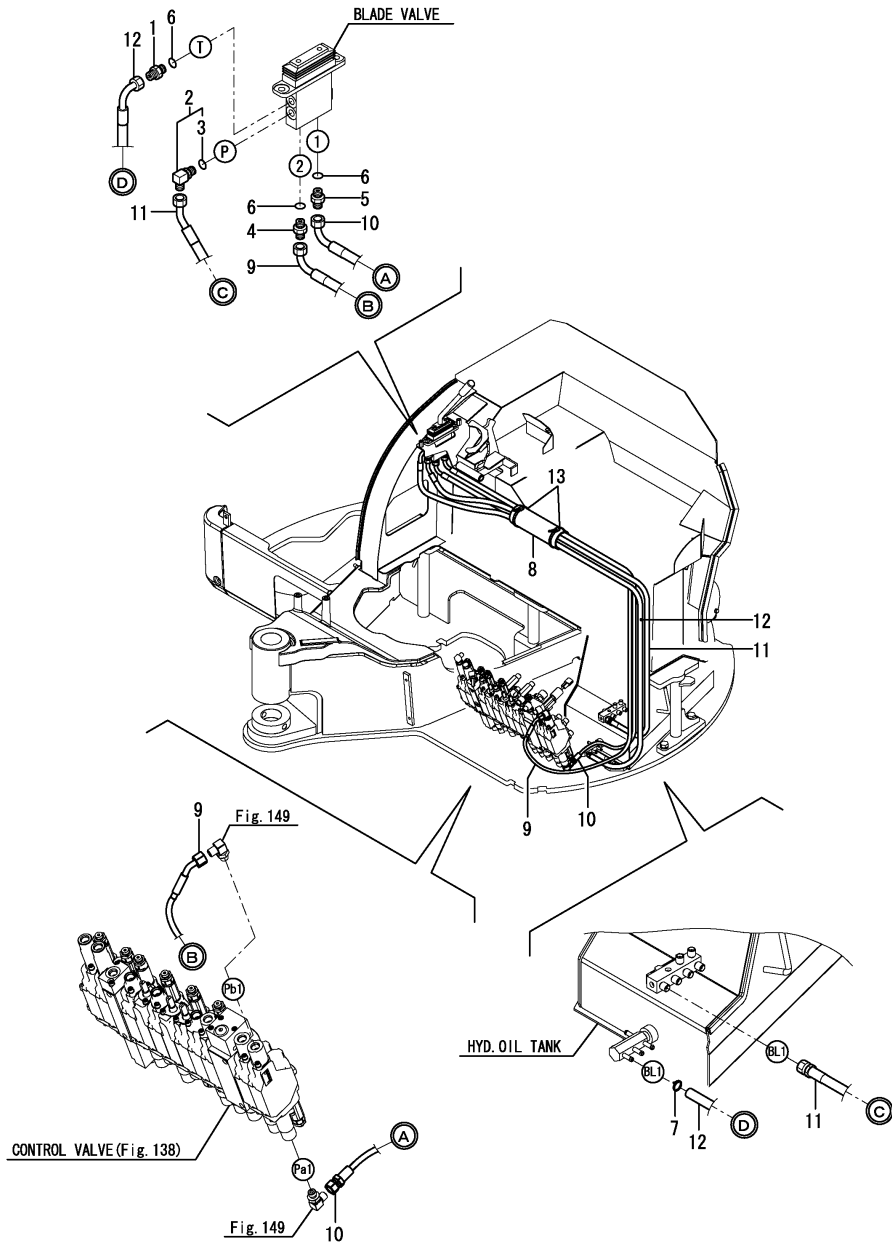


No.	Lev.	Parts No.	Description	Q'ty						I	R
				(A)	(B)	(C)	(D)	(E)	(F)		
1	1	172123-76121	ADAPTER	1	1	1	1	1			
2	1	172958-76130	ELBOW	1	1	1	1	1			
3	2	24315-000110	O-RING, 1BP11.0	1	1	1	1	1			
4	1	24315-000110	O-RING, 1BP11.0	3	3	3	3	3			
4-1	1	41851-000110	O-RING	3	3	3	3	3		N	
		(A=M53207) (B=M53207) (C=M53207) (D=M53207) (E=M53207)									
5	1	23000-013000	CLAMP, 13	1	1	1	1	1			
6	1	172458-78571	SPONGE, HOSE	1	1	1	1	1			
7	1	172A47-78921	HOSE	1	1	1	1	1			
8	1	172A47-78931	HOSE	1	1	1	1	1			
9	1	172A47-78942	HOSE	1	1	1	1	1			
10	1	172A47-78952	HOSE	1	1	1	1	1			
11	1	172122-79930	CLAMP, HOSE	2	2	2	2	2			
12	1	172141-76181	CONNECTOR ASSY, 02FF	1	1	1	1	1			
14	2	41851-000110	O-RING	1	1	1	1	1			
15	1	172A47-76261	ELBOW, COUPLER	1	1	1	1	1			
16	2	24315-000110	O-RING, 1BP11.0	1	1	1	1	1			
16-1	2	41851-000110	O-RING	1	1	1	1	1		N	
		(A=M53001) (B=M53001) (C=M53001) (D=M53001) (E=M53001)									
17	1	172A47-76171	CONNECTOR, G1/4X0.6	1	1	1	1	1			
18	1	172164-76330	JOINT, PF1/4-0.7	1	1	1	1	1			

Fig.152. (82A)CONTROL PIPING(VALVE - BLADE VALVE)(US : FROM M54866)

(A)=VIO55-5B(US)
 (B)=VIO55-5B(AS)
 (C)=VIO55-5B(NZ)

(D)=VIO55-5B(KR)
 (E)=VIO55-5B(SG)
 (F)=



No.	Lev.	Parts No.	Description	Q'ty						I	R
				(A)	(B)	(C)	(D)	(E)	(F)		
1	1	172123-76121	ADAPTER	1							
2	1	172958-76130	ELBOW	1							
3	2	24315-000110	O-RING, 1BP11.0	1							
4	1	172A47-76171	CONNECTOR, G1/4X0.6	1							
5	1	172164-76330	JOINT, PF1/4-0.7	1							
6	1	41851-000110	O-RING	3							
7	1	23000-013000	CLAMP, 13	1							
8	1	172458-78571	SPONGE, HOSE	1							
9	1	172A79-78730	HOSE, F403CE235S	1							
10	1	172A79-78760	HOSE, H603BC215S	1							
11	1	172A47-78942	HOSE	1							
12	1	172A47-78952	HOSE	1							
13	1	172122-79930	CLAMP, HOSE	2							

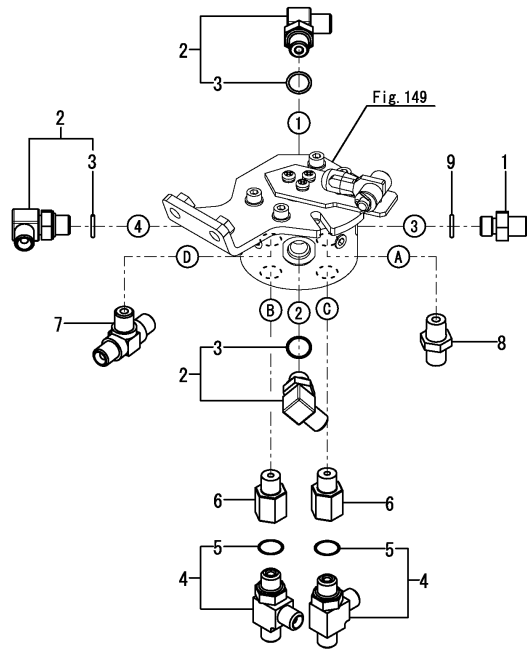
Remarks

* Angle blade specification is shown in Fig.82.

Fig.153. (82B)CONTROL PIPING(2-WAY VALVE)(FITTING)(US : FROM M54866)

(A)=VIO55-5B(US)
 (B)=VIO55-5B(AS)
 (C)=VIO55-5B(NZ)

(D)=VIO55-5B(KR)
 (E)=VIO55-5B(SG)
 (F)=



No.	Lev.	Parts No.	Description	Q'ty						I	R
				(A)	(B)	(C)	(D)	(E)	(F)		
1	1	172123-76121	ADAPTER	1							
2	1	172141-76181	CONNECTOR ASSY, 02FF	3							
3	2	41851-000110	O-RING	3							
4	1	172162-76181	JOINT ASSY	2							
5	2	41851-000110	O-RING	2							
6	1	172A79-76250	CONNECTOR, T1/4XG1/4	2							
7	1	172162-76320	CONNECTOR, 3X1/4	1							
8	1	23391-020000	JOINT, RGI-1/4	1							
9	1	41851-000110	O-RING	1							

Remarks

* Not applied for angle blade specification.

Fig.83. GREASING

(A)=VIO55-5B(US)
 (B)=VIO55-5B(AS)
 (C)=VIO55-5B(NZ)

(D)=VIO55-5B(KR)
 (E)=VIO55-5B(SG)
 (F)=

No.	Lev.	Parts No.	Description	Q'ty						I	R
				(A)	(B)	(C)	(D)	(E)	(F)		
1	1	172A47-77800	HOSE	1	1	1	1	1			
2	1	172A47-77820	JOINT, GREASE	4	4	4	4	4			
3	1	24761-020000	NIPPLE, GREASE PT1/8	2	2	2	2	2			
4	1	172A47-77810	HOSE	1	1	1	1	1			

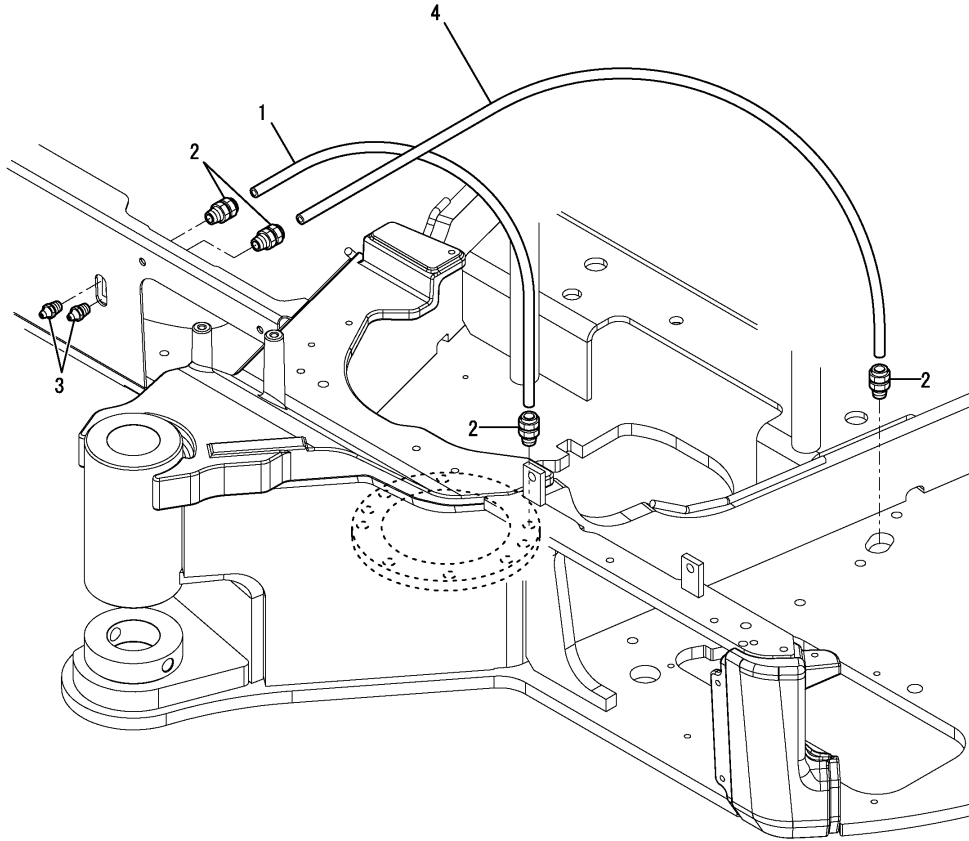
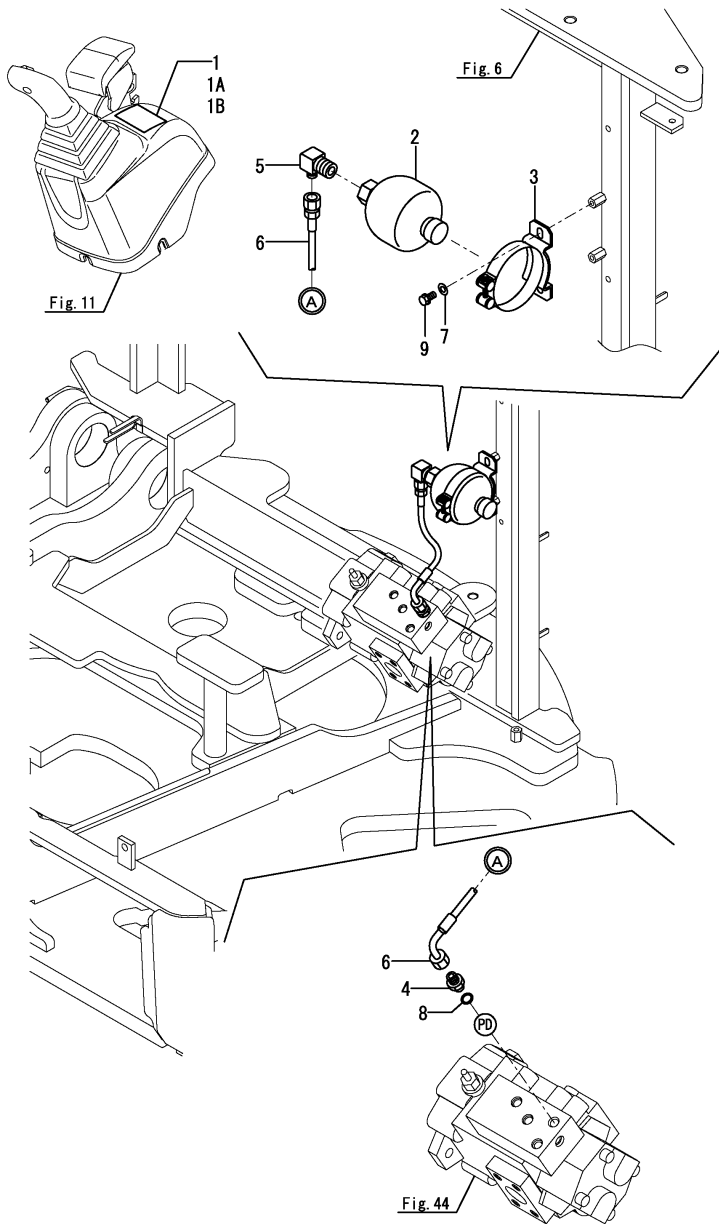


Fig.84. ACCUMULATOR

(A)=VIO55-5B(US)
 (B)=VIO55-5B(AS)
 (C)=VIO55-5B(NZ)

(D)=VIO55-5B(KR)
 (E)=VIO55-5B(SG)
 (F)=



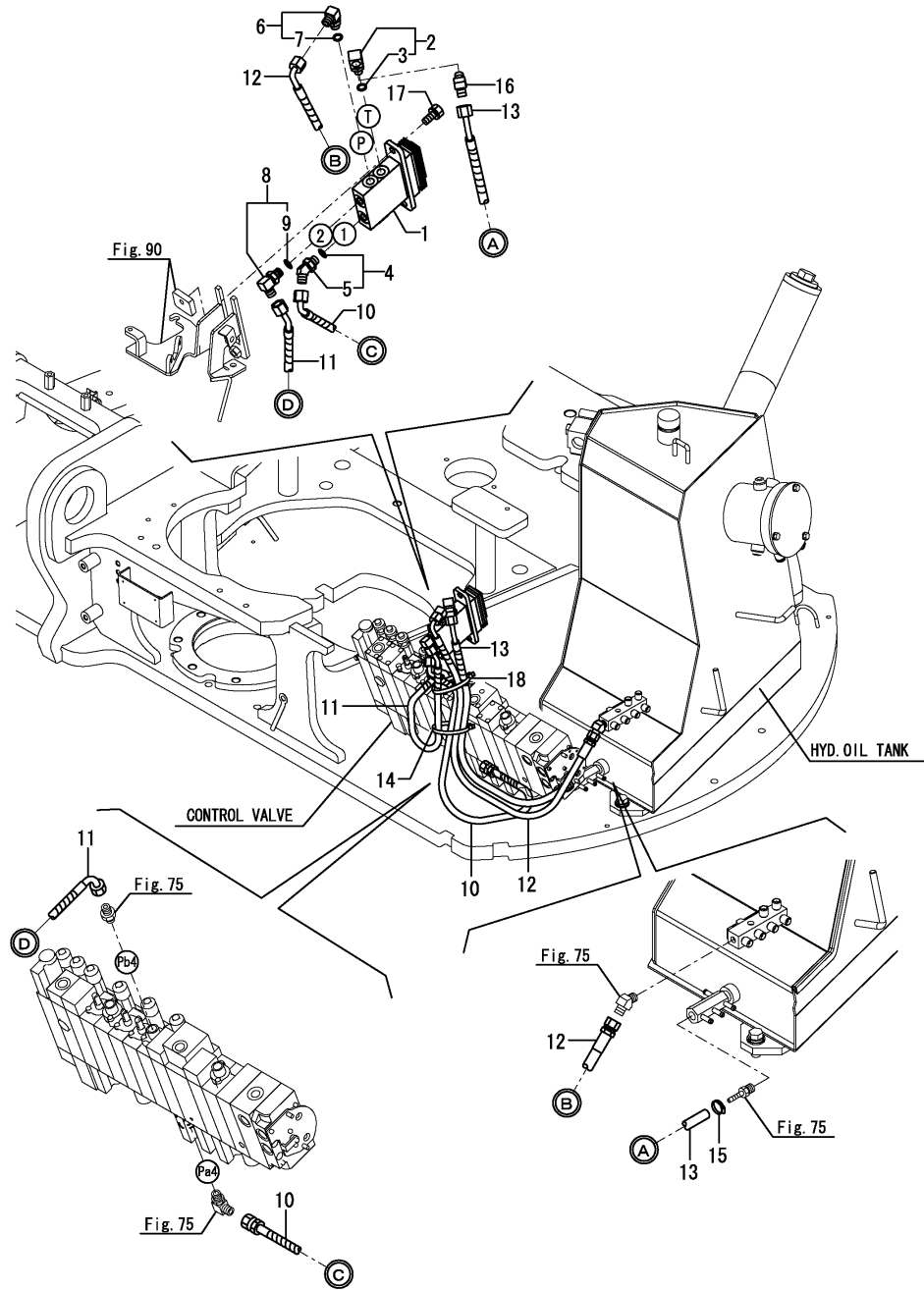
No.	Lev.	Parts No.	Description	Q'ty						I	R		
				(A)	(B)	(C)	(D)	(E)	(F)				
1	1	172A47-03371	LABEL,PTO EX	1	1	1		1					
1A	1	172A46-03301	LABEL, PTO					1					
1B	1	172A47-03371	LABEL,PTO EX					1			W 1		
				(D=M53704)									
2	1	172478-73600	ACCUMULATOR	1	1	1	1	1					
3	1	172478-73630	CLAMP	1	1	1	1	1					
4	1	172123-76121	ADAPTER	1	1	1	1	1					
5	1	172478-76200	CONNECTOR	1	1	1	1	1					
6	1	172460-78790	HOSE	1	1	1	1	1					
7	1	22137-080000	WASHER, 8	2	2	2	2	2					
8	1	24315-000110	O-RING, 1BP11.0	1	1	1	1	1					
8-1	1	41851-000110	O-RING	1	1	1	1	1			N		
				(A=M53207)		(B=M53207)		(C=M53207)		(D=M53207)		(E=M53207)	
9	1	26013-080162	BOLT, M8X 16	2	2	2	2	2					

Remarks
 (1)P.T.O. PPC specification.

Fig.91. CONTROL PIPING(P.T.O.)

(A)=VIO55-5B(US)
 (B)=VIO55-5B(AS)
 (C)=VIO55-5B(NZ)

(D)=VIO55-5B(KR)
 (E)=VIO55-5B(SG)
 (F)=



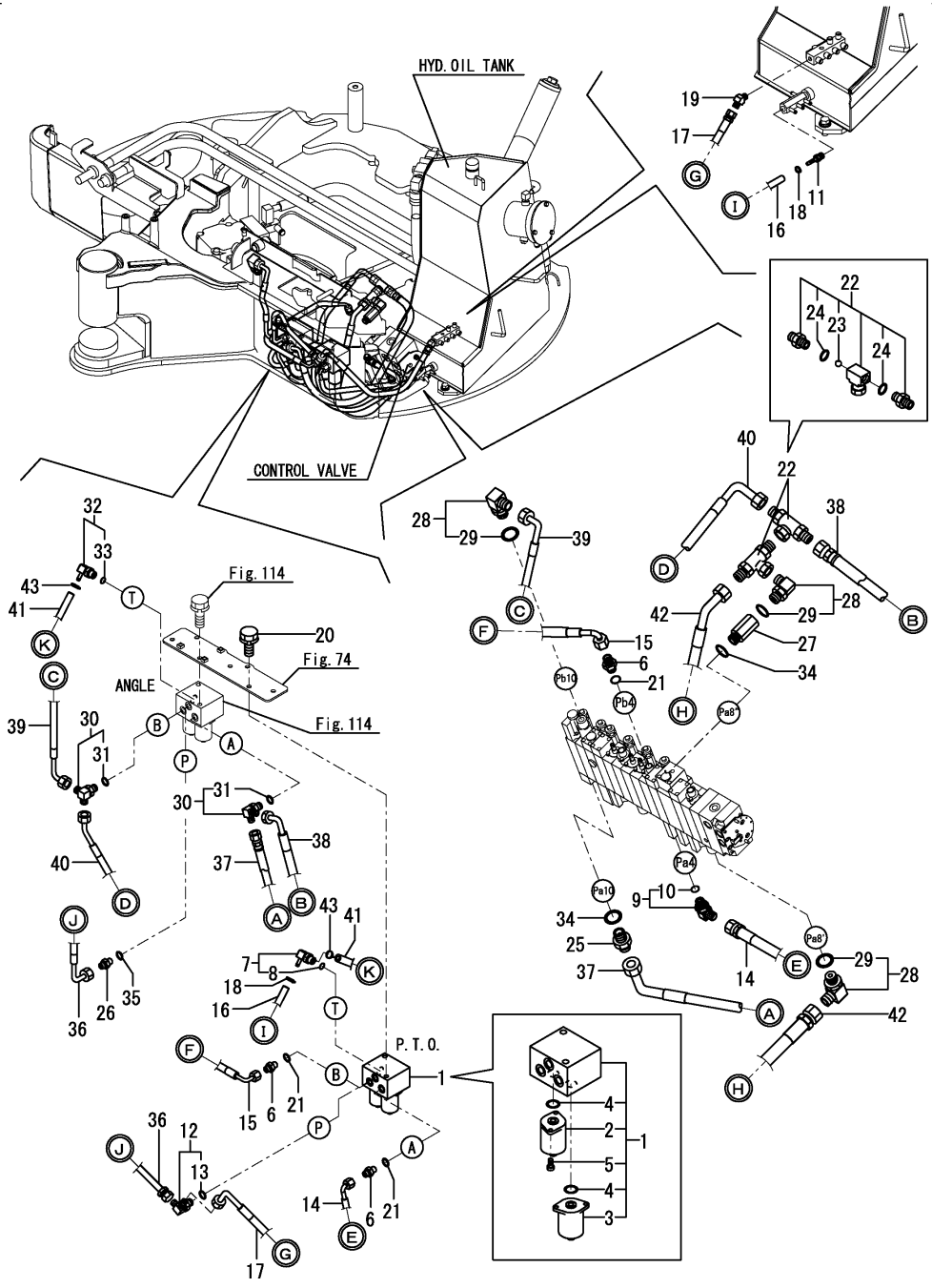
No.	Lev.	Parts No.	Description	Q'ty						I	R
				(A)	(B)	(C)	(D)	(E)	(F)		
1	1	172A46-74800	VALVE ASSY, FOOT				1				
2	1	172137-76100	ELBOW				1				
3	2	24315-000110	O-RING, 1BP11.0				1				
4	1	172173-76102	CONNECTOR ASSY				1				
5	2	41851-000110	O-RING				1				
6	1	172958-76130	ELBOW				1				
7	2	24315-000110	O-RING, 1BP11.0				1				
8	1	172141-76181	CONNECTOR ASSY, 02FF				1				
9	2	41851-000110	O-RING				1				
10	1	172A46-79130	HOSE				1				
11	1	172A46-79140	HOSE				1				
12	1	172A46-79150	HOSE				1				
13	1	172A46-79160	HOSE				1				
14	1	172122-79930	CLAMP, HOSE				1				
15	1	23000-013000	CLAMP, 13				1				
16	1	23394-020000	JOINT, 45RGI-1/4				1				
17	1	26013-100252	BOLT, M10X 25				2				
18	1	194202-56460	BAND, 200				1				W

(D)=MZZZZZ

Fig.115. SOLENOID VALVE(ANGLE BLADE SPEC.)

(A)=VIO55-5B(US)
 (B)=VIO55-5B(AS)
 (C)=VIO55-5B(NZ)

(D)=VIO55-5B(KR)
 (E)=VIO55-5B(SG)
 (F)=

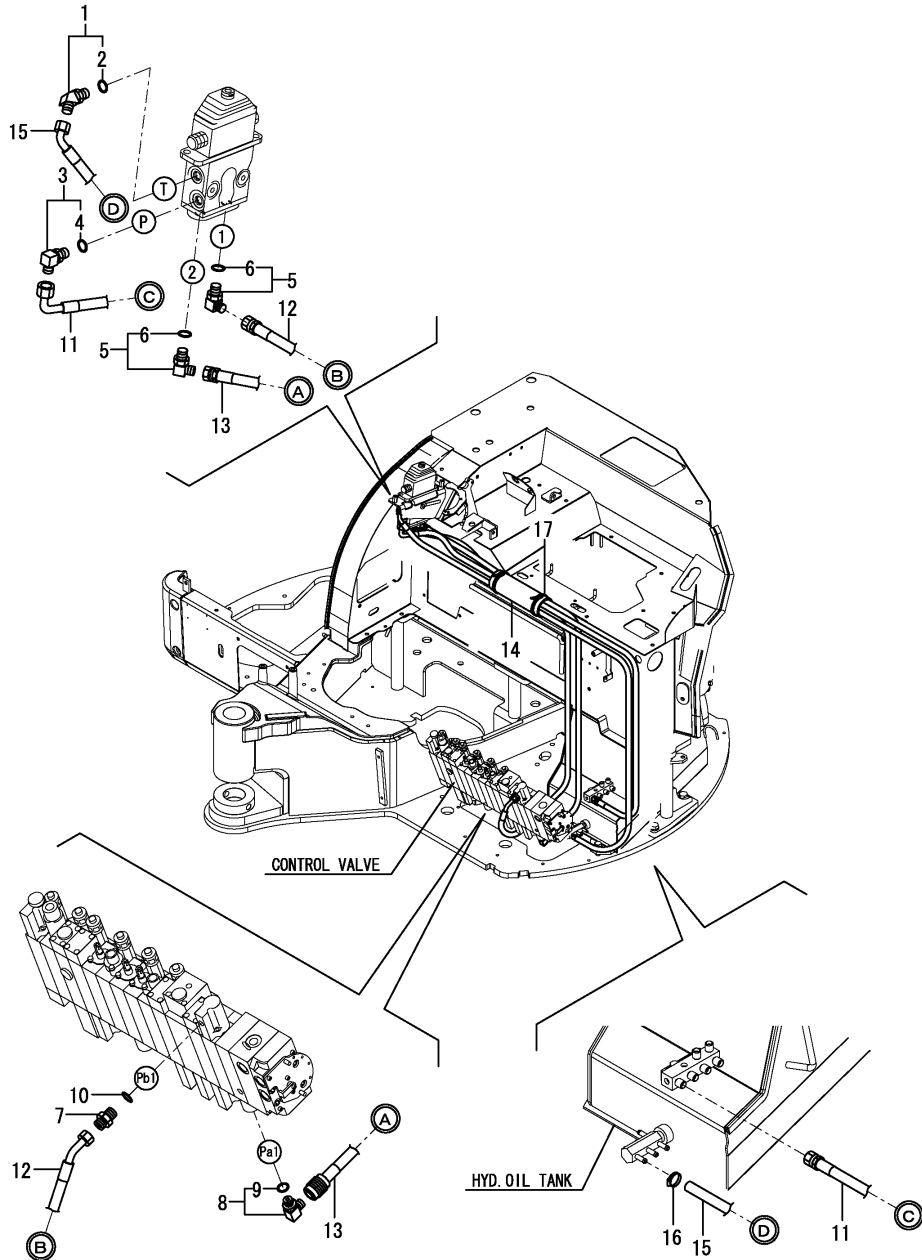


No.	Lev.	Parts No.	Description	Q'ty						I	R
				(A)	(B)	(C)	(D)	(E)	(F)		
1	1	172A79-74500	VALVE ASSY, PTO	1	1						
2	2	172A79-74510	VALVE, SOLENOID	1	1						
3	2	172A79-74520	VALVE, SOLENOID	1	1						
4	2	24311-000160	O-RING, 1AP16.0	2	2						
5	2	26450-050102	BOLT, M5X 10	4	4						
6	1	172123-76121	ADAPTER	3	3						
7	1	172A79-76140	NIPPLE, G1/4	1	1						
8	2	41851-000110	O-RING	1	1						
9	1	172141-76181	CONNECTOR ASSY, 02FF	1	1						
10	2	41851-000110	O-RING	1	1						
11	1	172141-76220	NIPPLE, 02	1	1						
12	1	172491-76330	ELBOW, ADJUSTABLE	1	1						
13	2	24315-000110	O-RING, 1BP11.0	1	1						
14	1	172A79-78250	HOSE	1	1						
15	1	172A79-78260	HOSE	1	1						
16	1	172A79-78270	HOSE	1	1						
17	1	172A47-78680	HOSE	1	1						
18	1	23000-013000	CLAMP, 13	2	2						
19	1	23394-020000	JOINT, 45RGI-1/4	1	1						
20	1	26013-100202	BOLT, M10X 20	2	2						
21	1	41851-000110	O-RING	3	3						
22	1	172A86-74500	VALVE, SHUTTLE	2	2						
23	2	24190-140001	BALL, STEEL 7/16	2	2						
24	2	41851-000110	O-RING	4	4						
25	1	172123-76121	ADAPTER	1	1						
26	1	172123-76121	ADAPTER	1	1						
27	1	172422-76140	CONNECTOR	1	1						
28	1	172141-76181	CONNECTOR ASSY, 02FF	3	3						
29	2	41851-000110	O-RING	3	3						
30	1	172491-76330	ELBOW, ADJUSTABLE	2	2						
31	2	41851-000110	O-RING	2	2						
32	1	172186-76430	NIPPLE, ELBOW	1	1						
33	2	41851-000110	O-RING	1	1						
34	1	41851-000110	O-RING	2	2						
35	1	41851-000110	O-RING	1	1						
36	1	172A79-78300	HOSE F403BC021	1	1						
37	1	172A79-78310	HOSE F403BC091S	1	1						
38	1	172A79-78320	HOSE F403BC084S	1	1						
39	1	172A79-78330	HOSE F403CC024	1	1						
40	1	172A79-78340	HOSE F403CE080S	1	1						
41	1	172A79-78350	HOSE G804YY028	1	1						
42	1	172A79-78360	HOSE F403BE047S	1	1						
43	1	23000-013000	CLAMP, 13	2	2						

Fig.118. CONTROL PIPING(CONTROL VALVE - BLADE VALVE)(ANGLE BLADE SPEC.)

(A)=VIO55-5B(US)
 (B)=VIO55-5B(AS)
 (C)=VIO55-5B(NZ)

(D)=VIO55-5B(KR)
 (E)=VIO55-5B(SG)
 (F)=

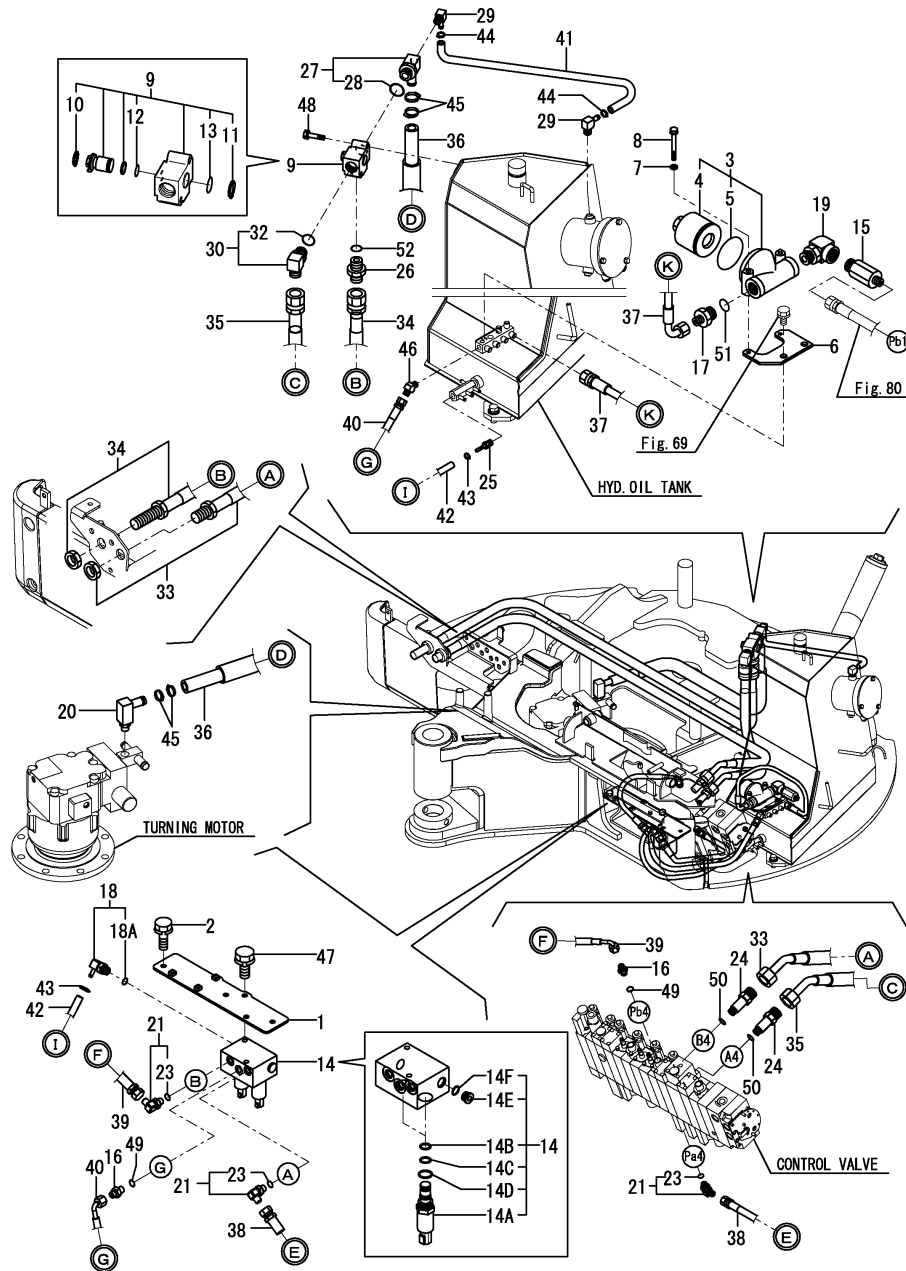


No.	Lev.	Parts No.	Description	Q'ty						I	R
				(A)	(B)	(C)	(D)	(E)	(F)		
1	1	172173-76102	CONNECTOR ASSY	1	1						
2	2	41851-000110	O-RING	1	1						
3	1	172958-76130	ELBOW	1	1						
4	2	24315-000110	O-RING, 1BP11.0	1	1						
5	1	172141-76181	CONNECTOR ASSY, 02FF	2	2						
6	2	41851-000110	O-RING	2	2						
7	1	172447-76210	JOINT, G1/8-G1/4	1	1						
8	1	172A47-76261	ELBOW, COUPLER	1	1						
9	2	41851-000110	O-RING	1	1						
10	1	24315-000080	O-RING, 1BP8.0	1	1						
11	1	172A79-78370	HOSE F403BC194S	1	1						
12	1	172A79-78380	HOSE F403BE237S	1	1						
13	1	172A79-78390	HOSE H603BT201S	1	1						
14	1	172458-78571	SPONGE, HOSE	1	1						
15	1	172A47-78952	HOSE	1	1						
16	1	23000-013000	CLAMP, 13	1	1						
17	1	172122-79930	CLAMP, HOSE	2	2						

Fig.124. P.T.O.(PPC)(FRAME END)

(A)=VIO55-5B(US)
 (B)=VIO55-5B(AS)
 (C)=VIO55-5B(NZ)

(D)=VIO55-5B(KR)
 (E)=VIO55-5B(SG)
 (F)=



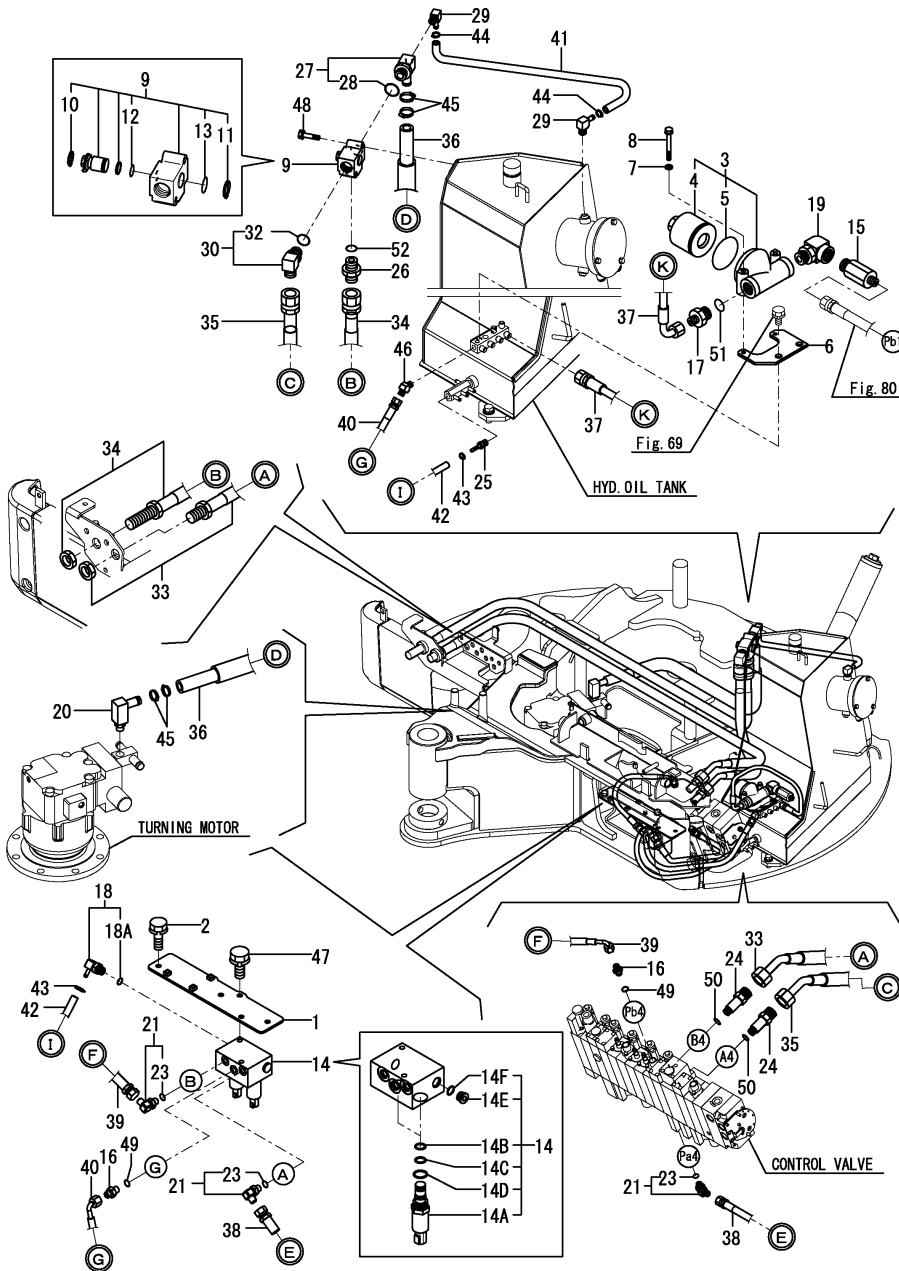
No.	Lev.	Parts No.	Description	Qty						I	R
				(A)	(B)	(C)	(D)	(E)	(F)		
1	1	172A47-71300	BRACKET ASSY	1	1	1					
2	1	26013-100252	BOLT, M10X 25	3	3	3					
3	1	172837-73700	FILTER, LINE	1	1	1					
4	2	172837-73730	ELEMENT, FILTER	1	1	1					
5	2	172837-73740	O-RING	1	1	1					
6	1	172837-73710	BRACKET, FILTER	1	1	1					
7	1	22137-060000	WASHER, 6	2	2	2					
8	1	26013-060552	BOLT, M6X 55	2	2	2					
9	1	172A47-74120	VALVE ASSY, CHANGE	1	1	1					
9-1	1	172A47-74121	VALVE ASSY, SELECOR (B=M54751) (C=M54751) (D=M54751)	1	1	1					N
10	2	22242-000210	RING, 21	1	1	1					
11	2	22242-000250	RING, 25	1	1	1					
12	2	24315-000210	O-RING, 1BP21.0	1	1	1					
13	2	24315-000250	O-RING, 1BP25.0	1	1	1					
14	1	172837-74130	VALVE ASSY	1	1	1					
14A	2	172837-74140	VALVE ASSY	2	2	2					
14B	2	172837-74150	O-RING	2	2	2					
14C	2	172837-74160	O-RING	2	2	2					
14D	2	172837-74170	O-RING	2	2	2					
14E	2	172142-74670	PLUG	1	1	1					
14F	2	24315-000140	O-RING, 1BP14.0	1	1	1					
15	1	172157-76110	CONNECTOR, 1/4X1/2	1	1	1					
16	1	172123-76121	ADAPTER	2	2	2					
17	1	172423-76120	CONNECTOR, PF1/2X1/4	1	1	1					
18	1	172A47-76120	NIPPLE, ELBOW	1	1	1					
18A	2	24315-000140	O-RING, 1BP14.0	1	1	1					
19	1	172837-76150	CONNECTOR, R1/2-42	1	1	1					
20	1	172455-76160	ELBOW	1	1	1					
21	1	172141-76181	CONNECTOR ASSY, 02FF	3	3	3					
23	2	41851-000110	O-RING	3	3	3					
24	1	172422-76191	CONNECTOR, PF3/8X3/4	2	2	2					
25	1	172141-76220	NIPPLE, 02	1	1	1					
26	1	172142-76240	JOINT	1	1	1					
27	1	172A47-76250	NIPPLE, ELBOW	1	1	1					
28	2	41851-000240	O-RING	1	1	1					
29	1	172168-76370	ELBOW	2	2	2					
30	1	172165-76380	CONNECTOR ASSY	1	1	1					
32	2	24315-000240	O-RING, 1BP24.0	1	1	1					
33	1	172A47-78190	HOSE	1	1	1					
34	1	172A47-78240	HOSE	1	1	1					
35	1	172A47-78250	HOSE	1	1	1					
36	1	172A47-78420	HOSE	1	1	1					
37	1	172837-78440	HOSE F403BC040	1	1	1					
38	1	172A47-78660	HOSE	1	1	1					
39	1	172A47-78670	HOSE	1	1	1					
40	1	172A47-78680	HOSE	1	1	1					
41	1	172A47-78700	HOSE	1	1	1					
42	1	172A47-78760	HOSE	1	1	1					
43	1	23000-013000	CLAMP, 13	2	2	2					
44	1	23001-016000	CLAMP, HOSE 16	2	2	2					

Remarks
 * P.T.O. PPC kit is shown in Fig.129.

Fig.124. P.T.O.(PPC)(FRAME END)

(A)=VIO55-5B(US)
 (B)=VIO55-5B(AS)
 (C)=VIO55-5B(NZ)

(D)=VIO55-5B(KR)
 (E)=VIO55-5B(SG)
 (F)=



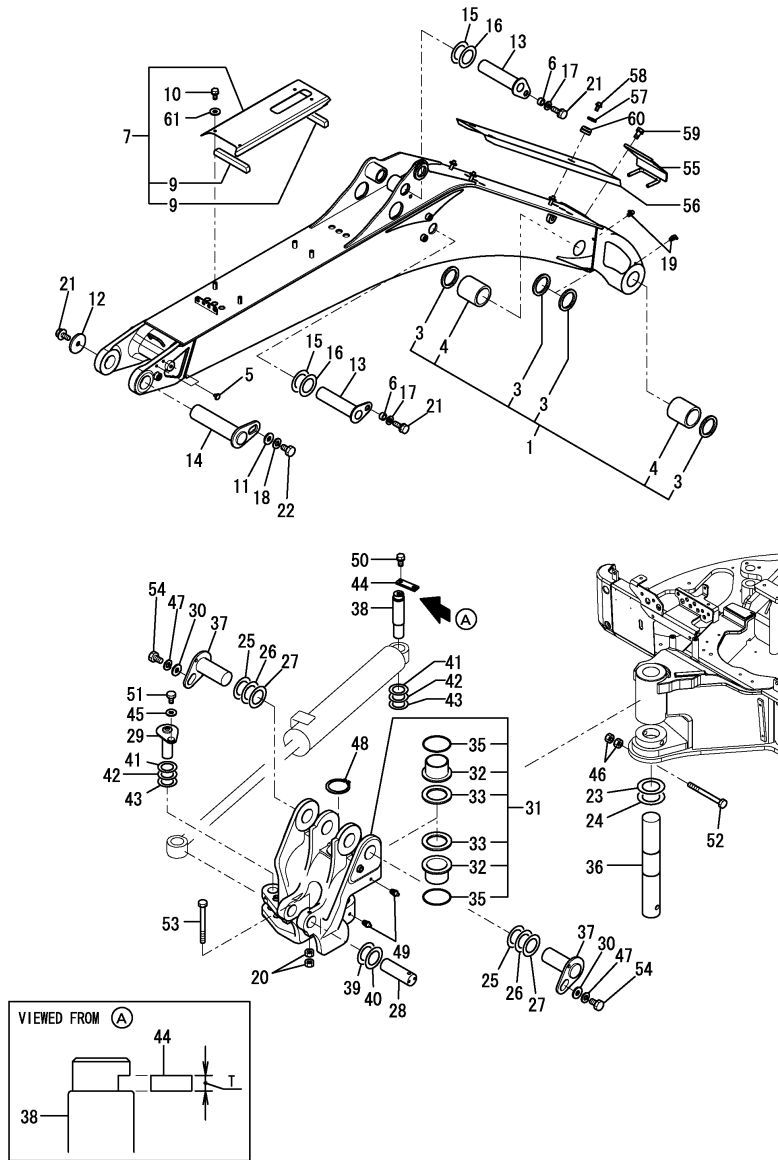
No.	Lev.	Parts No.	Description	Q'ty						I	R
				(A)	(B)	(C)	(D)	(E)	(F)		
45	1	23001-025000	CLAMP, HOSE 25	4	4	4					
46	1	23394-020000	JOINT, 45RGI-1/4	1	1	1					
47	1	26013-100202	BOLT, M10X 20	2	2	2					
48	1	26013-100502	BOLT, M10X 50	2	2	2					
49	1	41851-000110	O-RING	2	2	2					
50	1	41851-000140	O-RING	2	2	2					
51	1	41851-000180	O-RING	1	1	1					
52	1	41851-000240	O-RING	1	1	1					

Remarks
 * P.T.O. PPC kit is shown in Fig.129.

Fig.85. BOOM & BOOM BRACKET

(A)=VIO55-5B(US)
(B)=VIO55-5B(AS)
(C)=VIO55-5B(NZ)

(D)=VIO55-5B(KR)
(E)=VIO55-5B(SG)
(F)=



No.	Lev.	Parts No.	Description	Q'ty						I	R
				(A)	(B)	(C)	(D)	(E)	(F)		
1	1	172A79-81100	BOOM ASSY	1	1	1	1	1			1
1-1	1	172A79-81101	BOOM ASSY	1	1	1	1	1			N 1
		(A=M/#53207) (B=M/#53207) (C=M/#53207) (D=M/#53207) (E=M/#53207)									
1-2	1	172A79-81101-Y	BOOM ASSY	1	1	1	1	1			S 1
		(A=M59001) (B=M56001) (C=M56001) (D=M56001) (E=M56001)									
3	2	172020-10620	SEAL, DUST	4	4	4	4	4			
4	2	172A47-81971	BUSH	2	2	2	2	2			
4A	1	172437-03432	LABEL, STEERING	1	1	1	1	1			2
4B	1	172437-03461	LABEL, BOOM	2	2	2	2	2			2
4C	1	172472-03271	LABEL, SANDUS	1	1	1	1	1			2
4D	1	172472-03281	LABEL, WARNING HITCH	1	1	1	1	1			2
4E	1	172A47-03110	LABEL, BOOM	1	1	1	1	1			2
4F	1	172437-03511	LABEL, HOOK	1	1	1	1	1			2
5	1	172183-81160	CLIP, TREE	2	2	2	2	2			
6	1	172164-81670	SPACER	2	2	2	2	2			
7	1	172A78-81840-1	COVER, BOOM	1	1	1	1	1			
7-1	1	172A78-81840-Y	COVER, BOOM	1	1	1	1	1			S
		(A=M59001) (B=M56001) (C=M56001) (D=M56001) (E=M56001)									
9	2	172A78-81860	SPONGE, HOSE	2	2	2	2	2			
10	1	26013-080162	BOLT, M8X 16	4	4	4	4	4			
10-1	1	26013-080202	BOLT, M8X 20	4	4	4	4	4			N
		(A=M53397) (B=M53397) (C=M53397) (D=M53397) (E=M53397)									
11	1	172187-81970	WASHER	1	1	1	1	1			
12	1	172147-82140	WASHER	1	1	1	1	1			
13	1	172A47-81900-W	PIN	2	2	2	2	2			
13-1	1	172A47-81901	PIN ASSY, 60X225	2	2	2	2	2			N
		(A=MZZZZZ) (B=MZZZZZ) (C=MZZZZZ) (D=MZZZZZ) (E=MZZZZZ)									
14	1	172A47-81920-W	PIN	1	1	1	1	1			
14-1	1	172A47-81921	PIN ASSY, 60X255	1	1	1	1	1			N
		(A=MZZZZZ) (B=MZZZZZ) (C=MZZZZZ) (D=MZZZZZ) (E=MZZZZZ)									
15	1	172165-82520	SHIM	2	2	2	2	2			
16	1	172165-82530	SHIM	2	2	2	2	2			
17	1	22157-120000	WASHER, 12	2	2	2	2	2			
18	1	22217-140000	WASHER, SPRING 14	1	1	1	1	1			
19	1	24761-020000	NIPPLE, GREASE PT1/8	2	2	2	2	2			
20	1	26716-120002	NUT, M12	2	2	2	2	2			
21	1	26013-120252	BOLT, M12X 25	3	3	3	3	3			
22	1	26116-140252	BOLT, M14X 25 PLATED	1	1	1	1	1			
23	1	172176-81700	SHIM	1	1	1	1	1			
24	1	172176-81710	SHIM	1	1	1	1	1			
25	1	172460-81800	SHIM	2	2	2	2	2			
26	1	172460-81810	SHIM	2	2	2	2	2			
27	1	172460-81820	SHIM	2	2	2	2	2			
28	1	172A78-81980	PIN	1	1	1	1	1			
29	1	172458-81930-W	PIN	1	1	1	1	1			
29-1	1	172458-81931	PIN ASSY, 40X117	1	1	1	1	1			N
		(A=MZZZZZ) (B=MZZZZZ) (C=MZZZZZ) (D=MZZZZZ) (E=MZZZZZ)									
30	1	172187-81970	WASHER	2	2	2	2	2			
31	1	172460-82301-1	BRACKET, BOOM	1	1	1	1	1			
31-1	1	172460-82301-Y	BRACKET, BOOM	1	1	1	1	1			S
		(A=M59001) (B=M56001) (C=M56001) (D=M56001) (E=M56001)									

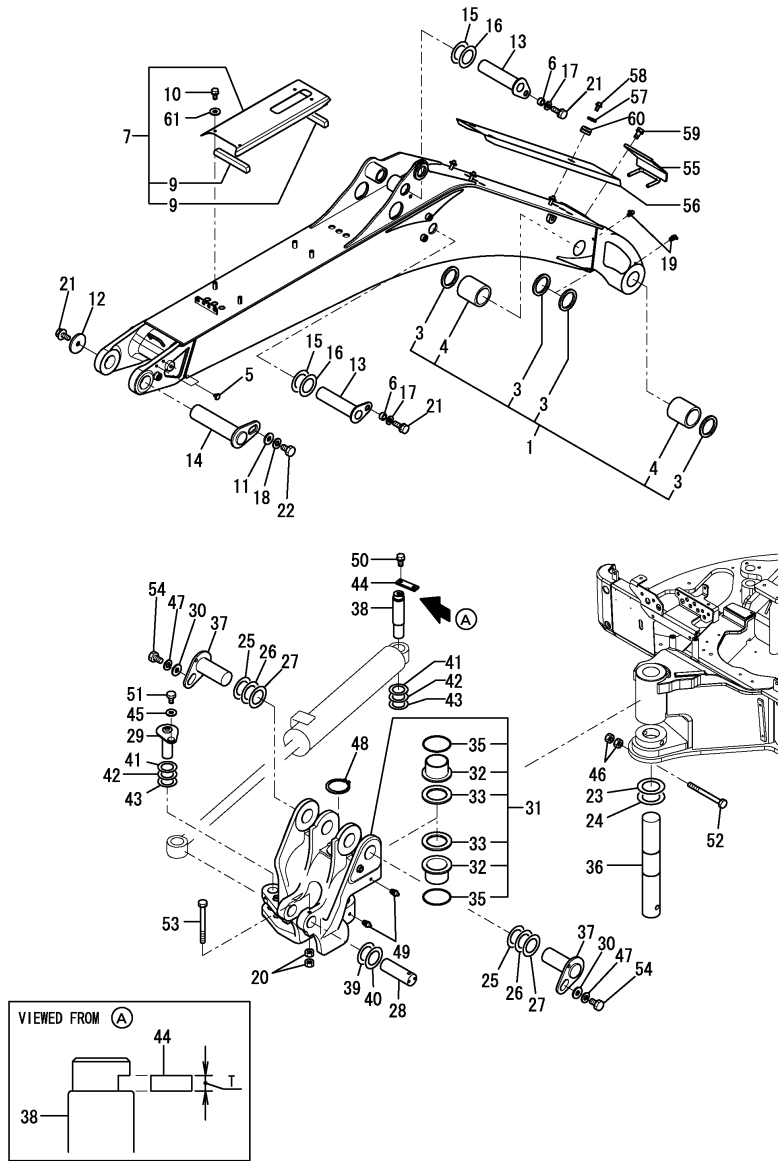
Remarks

- (1) Attach the No.4A, 4B, 4C, 4D, 4E & 4F label to this part.
 - (2) Label is not illustrated.
 - (3) T=No.38, 44 : 6mm, No.38-1, 44-1 : 9mm.
- Interchangeable by simultaneous replacement with No.44-1 & 50-1.

Fig.85. BOOM & BOOM BRACKET

(A)=VIO55-5B(US)
 (B)=VIO55-5B(AS)
 (C)=VIO55-5B(NZ)

(D)=VIO55-5B(KR)
 (E)=VIO55-5B(SG)
 (F)=



No.	Lev.	Parts No.	Description	Q'ty						I	R
				(A)	(B)	(C)	(D)	(E)	(F)		
32	2	172165-81710	BUSH	2	2	2	2	2			
33	2	172165-81770	SEAL, DUST	2	2	2	2	2			
35	2	24321-000700	O-RING, 1AG70.0	2	2	2	2	2			
36	1	172460-82400	PIN	1	1	1	1	1			
36-1	1	172460-82401	PIN, 70X466	1	1	1	1	1		N	
		(A=MZZZZZ) (B=MZZZZZ) (C=MZZZZZ) (D=MZZZZZ) (E=MZZZZZ)									
37	1	172A47-81950-W	PIN	2	2	2	2	2			
37-1	1	172A47-81951	PIN ASSY,60X142	2	2	2	2	2		N	
		(A=MZZZZZ) (B=MZZZZZ) (C=MZZZZZ) (D=MZZZZZ) (E=MZZZZZ)									
38	1	172A47-81940	PIN	1	1	1	1	1			
38-1	1	172A47-81941	PIN 40X111	1	1	1	1	1		F 3	
		(A=M54578) (B=M54578) (C=M54578) (D=M54578) (E=M54578)									
38-2	1	172A47-81942	PIN, 40X111	1	1	1	1	1		N	
		(A=MZZZZZ) (B=MZZZZZ) (C=MZZZZZ) (D=MZZZZZ) (E=MZZZZZ)									
39	1	172165-82520	SHIM	2	2	2	2	2			
40	1	172165-82530	SHIM	2	2	2	2	2			
41	1	172165-82580	SHIM	4	4	4	4	4			
42	1	172165-82590	SHIM	4	4	4	4	4			
43	1	172165-82600	SHIM	4	4	4	4	4			
44	1	172117-83970-7	PLATE, LOCK	1	1	1	1	1			
44-1	1	172A47-81980	PLATE, LOCK	1	1	1	1	1		S 3	
		(A=M54578) (B=M54578) (C=M54578) (D=M54578) (E=M54578)									
45	1	22157-120000	WASHER, 12	1	1	1	1	1			
46	1	26716-160002	NUT, M16	2	2	2	2	2			
47	1	22217-140000	WASHER, SPRING 14	2	2	2	2	2			
48	1	22242-000700	RING, 70	1	1	1	1	1			
49	1	24761-020000	NIPPLE, GREASE PT 1/8	2	2	2	2	2			
50	1	26013-100202	BOLT, M10X 20	2	2	2	2	2			
50-1	1	26013-100252	BOLT, M10X 25	2	2	2	2	2		S	
		(A=M54578) (B=M54578) (C=M54578) (D=M54578) (E=M54578)									
51	1	26013-120252	BOLT, M12X 25	1	1	1	1	1			
52	1	26076-161702	BOLT, 10.916X170	1	1	1	1	1			
53	1	26116-121302	BOLT, M12X130 PLATED	1	1	1	1	1			
53-1	1	26116-121402	BOLT, M12X140 PLATED	1	1	1	1	1		N	
		(A=*2013.09) (B=*2013.09) (C=*2013.09) (D=*2013.09) (E=*2013.09)									
54	1	26116-140352	BOLT, M14X 35 PLATED	2	2	2	2	2			
55	1	172A47-79100-2	GUIDE ASSY, HOSE	1	1	1	1	1			
55-1	1	172A47-79101-2	GUIDE ASSY, HOSE	1	1	1	1	1		N	
		(A=M53702) (B=M53702) (C=M53702) (D=M53702) (E=M53702)									
55-2	1	172A47-79101-Y	GUIDE ASSY, HOSE	1	1	1	1	1		S	
		(A=M59001) (B=M56001) (C=M56001) (D=M56001) (E=M56001)									
56	1	172A78-81800-2	COVER ASSY, HOSE	1	1	1	1	1			
56-1	1	172A78-81800-Y	COVER ASSY, HOSE	1	1	1	1	1		S	
		(A=M59001) (B=M56001) (C=M56001) (D=M56001) (E=M56001)									
57	1	22157-080000	WASHER, 8	3	3	3	3	3			
58	1	26013-080162	BOLT, M8X 16	3	3	3	3	3			
59	1	26013-100402	BOLT, M10X 40	2	2	2	2	2			
60	1	172137-62970	GROMMET	3	3	3	3	3			
61	1	22137-080000	WASHER, 8	4	4	4	4	4		W	
		(A=M53397) (B=M53397) (C=M53397) (D=M53397) (E=M53397)									

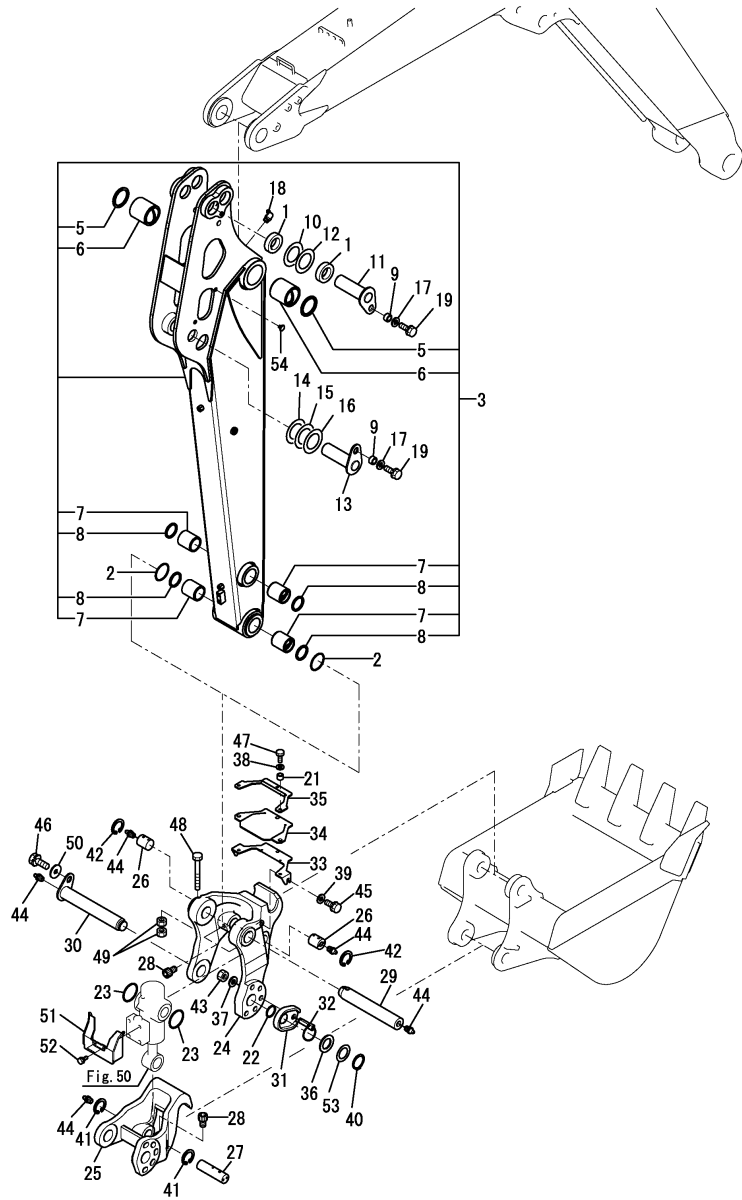
Remarks

- (1) Attach the No.4A, 4B, 4C, 4D, 4E & 4F label to this part.
 - (2) Label is not illustrated.
 - (3) T=No.38, 44 : 6mm, No.38-1, 44-1 : 9mm.
- Interchangeable by simultaneous replacement with No.44-1 & 50-1.

Fig.86. ARM & QUICK COUPLER

(A)=VIO55-5B(US)
(B)=VIO55-5B(AS)
(C)=VIO55-5B(NZ)

(D)=VIO55-5B(KR)
(E)=VIO55-5B(SG)
(F)=



No.	Lev.	Parts No.	Description	Q'ty						I	R
				(A)	(B)	(C)	(D)	(E)	(F)		
1	1	172A48-81610	COLLAR	2	2	2	2	2			
2	1	172125-81280	O-RING	2	2	2	2	2			
3	1	172A79-81500	ARM ASSY, 1700	1	1	1	1	1		1	
3-1	1	172A79-81500-Y (A=M59001)	ARM ASSY, 1700 (B=M56001)	1	1	1	1	1		S 1	
5	2	172020-10620	SEAL, DUST (C=M56001)	2	2	2	2	2			
6	2	172445-81360	BUSH (D=M56001)	2	2	2	2	2			
7	2	172112-83500	BUSH, PIN (E=M56001)	4	4	4	4	4			
8	2	172168-81410	SEAL, DUST	4	4	4	4	4			
8A	1	172472-03261	LABEL, FINGER	1	1	1	1	1		4	
8B	1	172472-03330	LABEL, LOCK PIN	1	1	1	1	1		4	
8C	1	172472-03230	LABEL, OPERATION	1	1	1	1	1		4	
9	1	172164-81670	SPACER	2	2	2	2	2			
10	1	172165-82520	SHIM	1	1	1	1	1			
11	1	172491-82130-W	PIN ASSY	1	1	1	1	1			
11-1	1	172491-82131 (A=M54971)	PIN ASSY,50X186 (B=M54971)	1	1	1	1	1		N	
12	1	172165-82530	SHIM (C=M54971)	1	1	1	1	1			
13	1	172460-82540-W	PIN (D=M54971)	1	1	1	1	1			
13-1	1	172460-82541 (A=M54971)	PIN ASSY, 45X138 (B=M54971)	1	1	1	1	1		N	
14	1	172165-82550	SHIM (C=M54971)	1	1	1	1	1			
15	1	172165-82560	SHIM (D=M54971)	1	1	1	1	1			
16	1	172165-82570	SHIM (E=M54971)	1	1	1	1	1			
17	1	22157-120000	WASHER, 12	2	2	2	2	2			
18	1	24761-040000	NIPPLE, GREASE B	1	1	1	1	1			
19	1	26013-120252	BOLT, M12X 25	2	2	2	2	2			
21	1	172958-17121	COLLAR, 9X4	3	3	3	3	3			
22	1	172124-46200	O-RING	1	1	1	1	1			
23	1	172171-81270	O-RING, 61X6.0	2	2	2	2	2			
24	1	172960-83101-2	BRACKET A(YELLOW:2J)	1	1	1	1	1			
24-1	1	172960-83102-1 (A=M54759)	BRACKET,A (B=M54759)	1	1	1	1	1		N	
24-2	1	172960-83102-Y (A=M59001)	BRACKET,A (B=M56001)	1	1	1	1	1		S	
25	1	172960-83111-2	BRACKET B(YELLOW:2J)	1	1	1	1	1			
25-1	1	172960-83112-2 (A=M/53548)	BRACKET B(YELLOW:2J) (B=M/53548)	1	1	1	1	1		N	
25-2	1	172960-83113-1 (A=M54759)	BRACKET,B (B=M54759)	1	1	1	1	1		N	
25-3	1	172960-83113-Y (A=M59001)	BRACKET,B (B=M56001)	1	1	1	1	1		S	
26	1	172960-83120	PIN	2	2	2	2	2			
26-1	1	172960-83121 (A=M54971)	PIN, 40X45.5 (B=M54971)	2	2	2	2	2		N	
27	1	172960-83130	PIN (C=M54971)	1	1	1	1	1			
27-1	1	172960-83131 (A=M54971)	PIN, 35X166 (B=M54971)	1	1	1	1	1		N	
28	1	172958-83140	BOLT (C=M54971)	3	3	3	3	3			
29	1	172960-83140	PIN (D=M54971)	1	1	1	1	1			
29-1	1	172960-83141 (A=M54971)	PIN, 45X261 (B=M54971)	1	1	1	1	1		N	

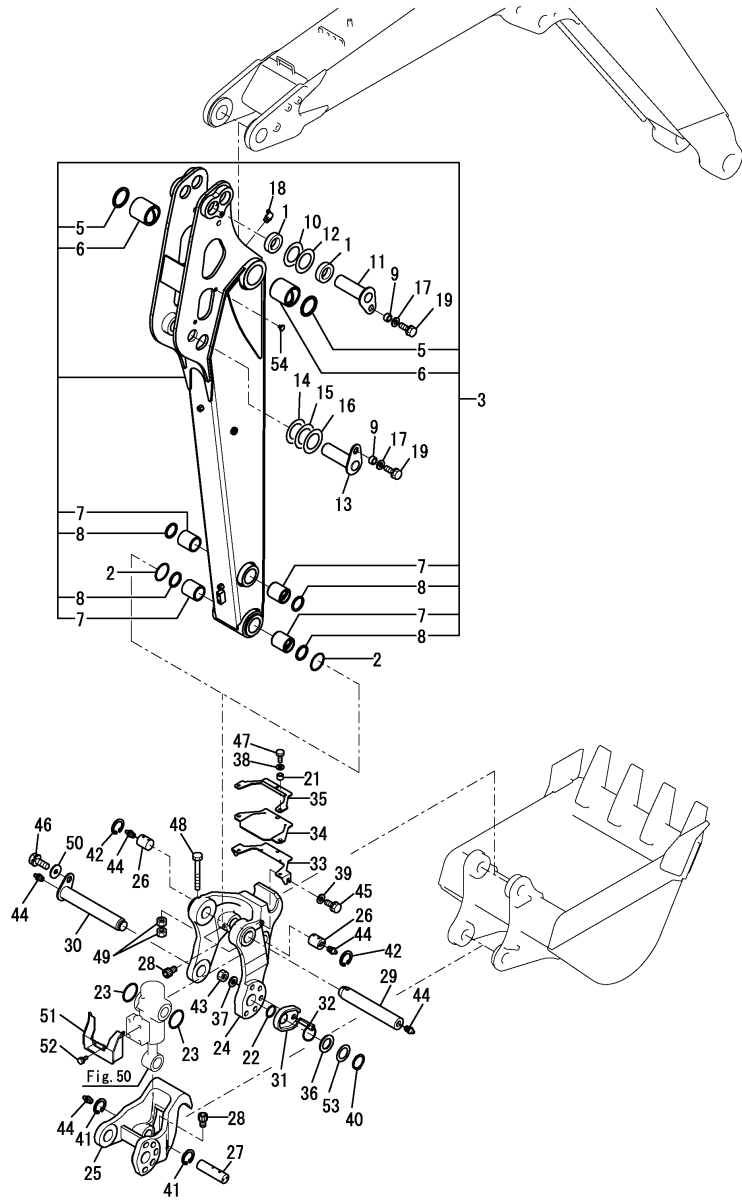
Remarks

- (1)Attach the No.8A, 8B & 8C label to this part.
- (2)Attach the No.31A label to this part.
- (3)Attach the No.32A label to this part.
- (4)Label is not illustrated.

Fig.86. ARM & QUICK COUPLER

(A)=VIO55-5B(US)
 (B)=VIO55-5B(AS)
 (C)=VIO55-5B(NZ)

(D)=VIO55-5B(KR)
 (E)=VIO55-5B(SG)
 (F)=



No.	Lev.	Parts No.	Description	Q'ty						I	R
				(A)	(B)	(C)	(D)	(E)	(F)		
		(A=M54971) (B=M54971) (C=M54971) (D=M54971) (E=M54971)									
30	1	172960-83151	PIN 45X299	1	1	1	1	1			
30-1	1	172960-83152	PIN ASSY, 45X299	1	1	1	1	1			N
		(A=M54971) (B=M54971) (C=M54971) (D=M54971) (E=M54971)									
31	1	172958-83171-2	PLATE, LOCK	1	1	1	1	1			2
31-1	1	172958-83171-Y	PLATE, LOCK	1	1	1	1	1			S 2
		(A=M59001) (B=M56001) (C=M56001) (D=M56001) (E=M56001)									
31A	1	172458-03240	LABEL, LOCK	1	1	1	1	1			4
32	1	172960-83192	PIN ASSY, LOCK	1	1	1	1	1			3
32A	1	172958-03160	LABEL	1	1	1	1	1			4
33	1	172960-83252-2	GUARD ASSY	1	1	1	1	1			
33-1	1	172960-83252-Y	GUARD ASSY	1	1	1	1	1			S
		(A=M59001) (B=M56001) (C=M56001) (D=M56001) (E=M56001)									
34	1	172960-83282	PLATE, RUBBER	1	1	1	1	1			
35	1	172960-83292-2	PLATE ASSY(YELLOW:2J	1	1	1	1	1			
35-1	1	172960-83292-Y	PLATE ASSY	1	1	1	1	1			S
		(A=M59001) (B=M56001) (C=M56001) (D=M56001) (E=M56001)									
36	1	172960-83210	COLLAR	1	1	1	1	1			
37	1	172958-83330	WASHER	1	1	1	1	1			
38	1	22137-080000	WASHER, 8	3	3	3	3	3			
39	1	22137-100000	WASHER, 10	2	2	2	2	2			
40	1	22242-000350	RING, 35	1	1	1	1	1			
41	1	22252-000350	RING, 35	2	2	2	2	2			
42	1	22252-000400	RING, 40	2	2	2	2	2			
43	1	26756-060002	NUT, LOCK M6	1	1	1	1	1			
44	1	24761-020000	NIPPLE, GREASE PT1/8	5	5	5	5	5			
45	1	26013-100202	BOLT, M10X 20	2	2	2	2	2			
46	1	26013-120302	BOLT, M12X 30	1	1	1	1	1			
47	1	26116-080202	BOLT, M8X 20 PLATED	3	3	3	3	3			
48	1	26116-100802	BOLT, M10X 80 PLATED	1	1	1	1	1			
49	1	26716-100002	NUT, M10	2	2	2	2	2			
50	1	22157-120000	WASHER, 12	1	1	1	1	1			
51	1	172960-83312-2	COVER ASSY	1	1	1	1	1			
51-1	1	172960-83312-Y	COVER ASSY	1	1	1	1	1			S
		(A=M59001) (B=M56001) (C=M56001) (D=M56001) (E=M56001)									
52	1	26013-080162	BOLT, M8X 16	2	2	2	2	2			
53	1	172141-84601	SHIM	1	1	1	1	1			
54	1	172183-81160	CLIP, TREE	1	1	1	1	1			

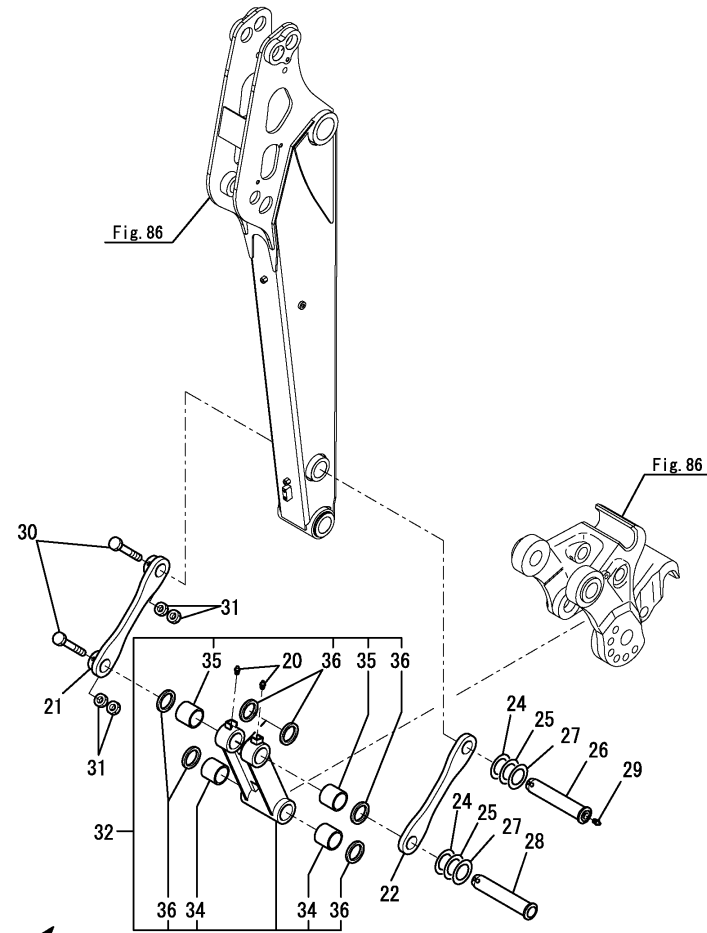
Remarks

- (1) Attach the No.8A, 8B & 8C label to this part.
- (2) Attach the No.31A label to this part.
- (3) Attach the No.32A label to this part.
- (4) Label is not illustrated.

Fig.87. BUCKET LINK

(A)=VIO55-5B(US)
 (B)=VIO55-5B(AS)
 (C)=VIO55-5B(NZ)

(D)=VIO55-5B(KR)
 (E)=VIO55-5B(SG)
 (F)=



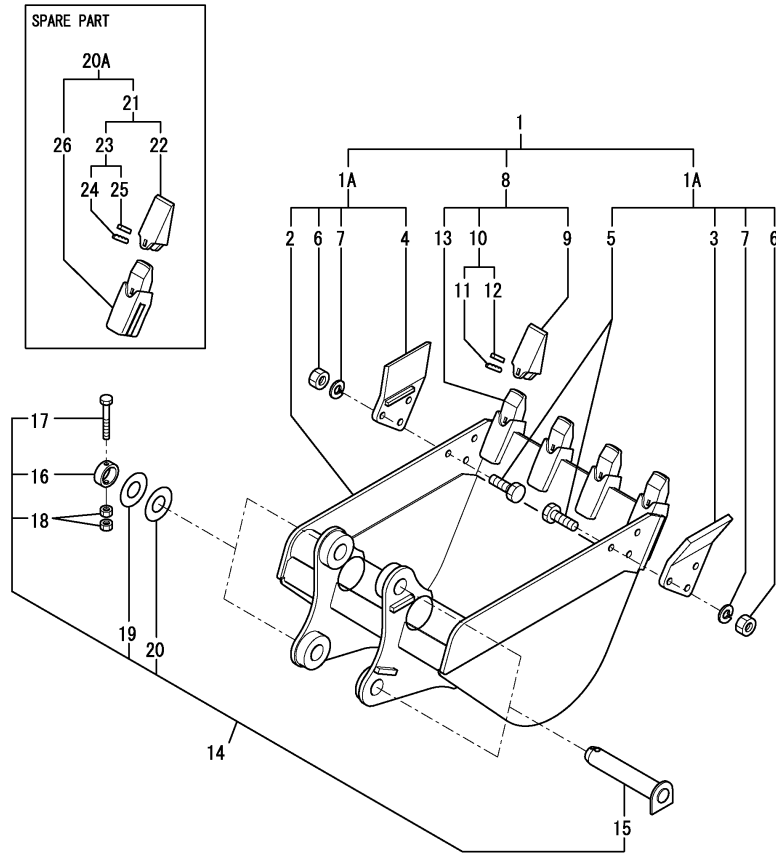
No.	Lev.	Parts No.	Description	Q'ty						I	R
				(A)	(B)	(C)	(D)	(E)	(F)		
20	1	24761-020000	NIPPLE, GREASE PT1/8	2	2	2	2	2			
21	1	172460-82350-2	ARM, BUCKET	1	1	1	1	1			
21-1	1	172460-82350-Y	ARM, BUCKET	1	1	1	1	1		S	
22	1	172460-82360-2	ARM, BUCKET	1	1	1	1	1			
22-1	1	172460-82360-Y	ARM, BUCKET	1	1	1	1	1		S	
23	1	172460-82650-W	PIN KIT, ARM	1	1	1	1	1			
24	2	172165-82550	SHIM	2	2	2	2	2			
25	2	172165-82560	SHIM	2	2	2	2	2			
26	2	172460-82560-W	PIN	1	1	1	1	1			
26-1	2	172460-82561	PIN ASSY, 45X217 A	1	1	1	1	1		N	
27	2	172165-82570	SHIM	2	2	2	2	2			
28	2	172460-82590-W	PIN	1	1	1	1	1			
28-1	2	172460-82591	PIN ASSY, 45X217B	1	1	1	1	1		N	
29	2	24761-020000	NIPPLE, GREASE PT1/8	1	1	1	1	1			
30	2	26116-100802	BOLT, M10X 80 PLATED	2	2	2	2	2			
31	2	26716-100002	NUT, M10	4	4	4	4	4			
32	1	172460-82380-5	LINK, BUCKET	1	1	1	1	1			
32-1	1	172460-82380-Y	LINK, BUCKET	1	1	1	1	1		S	
34	2	172112-83500	BUSH, PIN	2	2	2	2	2			
35	2	172112-86250	BUSH, PIN	2	2	2	2	2			
36	2	172168-81410	SEAL, DUST	6	6	6	6	6			

23
 23 INC. 24~31.

Fig.88. BUCKET

(A)=VIO55-5B(US)
 (B)=VIO55-5B(AS)
 (C)=VIO55-5B(NZ)

(D)=VIO55-5B(KR)
 (E)=VIO55-5B(SG)
 (F)=



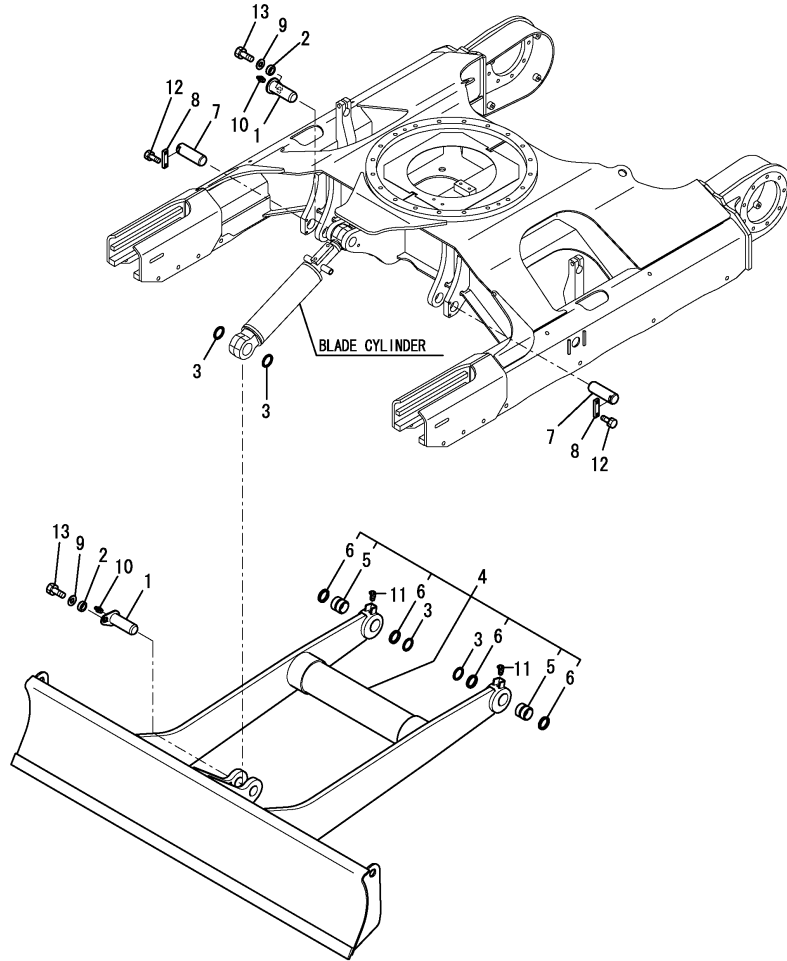
No.	Lev.	Parts No.	Description	Q'ty						I	R
				(A)	(B)	(C)	(D)	(E)	(F)		
1	1	172461-81901-3	BUCKET ASSY, 700S			1			1		
1-1	1	172461-81901-N	BUCKET ASSY, 700S (C=M56001)			1			1		S
1A	2	172461-81930-1	BUCKET ASSY, 700S			1			1		
1A-1	2	172461-81930-N	BUCKET ASSY, 700S (C=M56001)			1			1		S
2	3	172461-81911-3	BUCKET ASSY			1			1		
2-1	3	172461-81911-N	BUCKET ASSY (C=M56001)			1			1		S
3	3	172460-82180-3	CUTTER, SIDE			1			1		
3-1	3	172460-82180-N	CUTTER, SIDE (C=M56001)			1			1		S
4	3	172460-82200-3	CUTTER, SIDE			1			1		
4-1	3	172460-82200-N	CUTTER, SIDE (C=M56001)			1			1		S
5	3	172460-82220	BOLT			6			6		
6	3	172460-82230	NUT			6			6		
7	3	22217-160000	WASHER, SPRING 16			6			6		
8	2	772151-81611-W	TOOTH ASSY			4			4		
9	3	172448-82570	TOOTH, POINT			4			4		
10	3	172448-82960	PIN ASSY, LOCK			4			4		
11	4	172448-82580	PIN, LOCK			4			4		
12	4	172448-82590	RUBBER, PIN			4			4		
13	3	172151-81611-W	ADAPTER			4			4		
14	1	172960-81600	BUCKET PIN KIT Q			2			2		
15	2	172960-83170	PIN 45X271Q			2			2		
16	2	172176-81640	COLLAR			2			2		
17	2	26116-100752	BOLT, M10X 75 PLATED			2			2		
18	2	26716-100002	NUT, M10			4			4		
19	2	172165-82550	SHIM			2			2		
20	2	172165-82560	SHIM			2			2		
20A	1	772151-81611-W	TOOTH ASSY			4			4		1
21	2	172448-82950	TOOTH KIT, POINT			4			4		1
22	3	172448-82570	TOOTH, POINT			4			4		1
23	3	172448-82960	PIN ASSY, LOCK			4			4		1
24	4	172448-82580	PIN, LOCK			4			4		1
25	4	172448-82590	RUBBER, PIN			4			4		1
26	2	172151-81611-W	ADAPTER			4			4		1

Remarks
 (1) Spare parts.

Fig.89. BLADE

(A)=VIO55-5B(US)
 (B)=VIO55-5B(AS)
 (C)=VIO55-5B(NZ)

(D)=VIO55-5B(KR)
 (E)=VIO55-5B(SG)
 (F)=



No.	Lev.	Parts No.	Description	Q'ty						I	R
				(A)	(B)	(C)	(D)	(E)	(F)		
1	1	172164-81650-W	PIN	2	2	2		2			
1-1	1	172164-81651	PIN ASSY, 45X122	2	2	2		2		N	
		(A=MZZZZZ) (B=MZZZZZ) (C=MZZZZZ)		(E=MZZZZZ)							
2	1	172164-81670	SPACER	2	2	2		2			
3	1	172112-87840	SHIM	4	4	4		4			
4	1	172A34-94101-2	BLADE ASSY	1	1	1		1		1	
5	2	172151-72670	BUSH	2	2	2		2			
6	2	172168-81410	SEAL, DUST	4	4	4		4			
6A	1	172437-03511	LABEL, HOOK	2	2	2		2		2	
7	1	172423-94210	PIN	2	2	2		2			
7-1	1	172423-94211	PIN, 45X120	2	2	2		2		N	
		(A=MZZZZZ) (B=MZZZZZ) (C=MZZZZZ)		(E=MZZZZZ)							
8	1	172124-94310-5	PLATE, LOCK	2	2	2		2			
9	1	22157-120000	WASHER, 12	2	2	2		2			
10	1	24761-020000	NIPPLE, GREASE PT1/8	2	2	2		2			
11	1	24761-040000	NIPPLE, GREASE B	2	2	2		2			
12	1	26013-100252	BOLT, M10X 25	4	4	4		4			
13	1	26013-120302	BOLT, M12X 30	2	2	2		2			

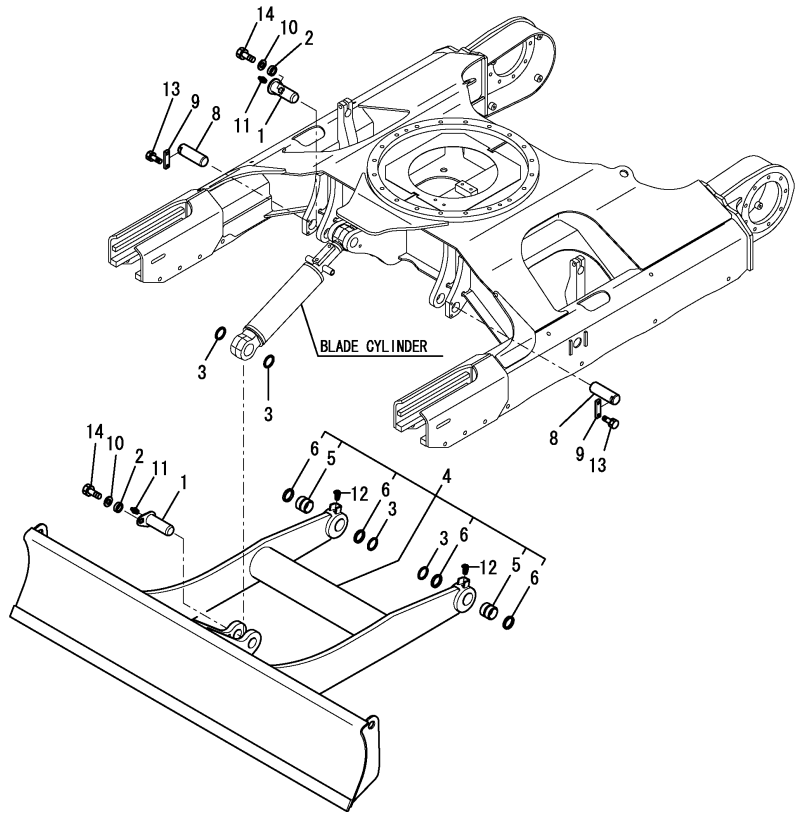
Remarks

- (1) Attach the No.6A label to this part.
- (2) Label is not illustrated.

Fig.135. (89A)BLADE(KR)

(A)=VIO55-5B(US)
 (B)=VIO55-5B(AS)
 (C)=VIO55-5B(NZ)

(D)=VIO55-5B(KR)
 (E)=VIO55-5B(SG)
 (F)=



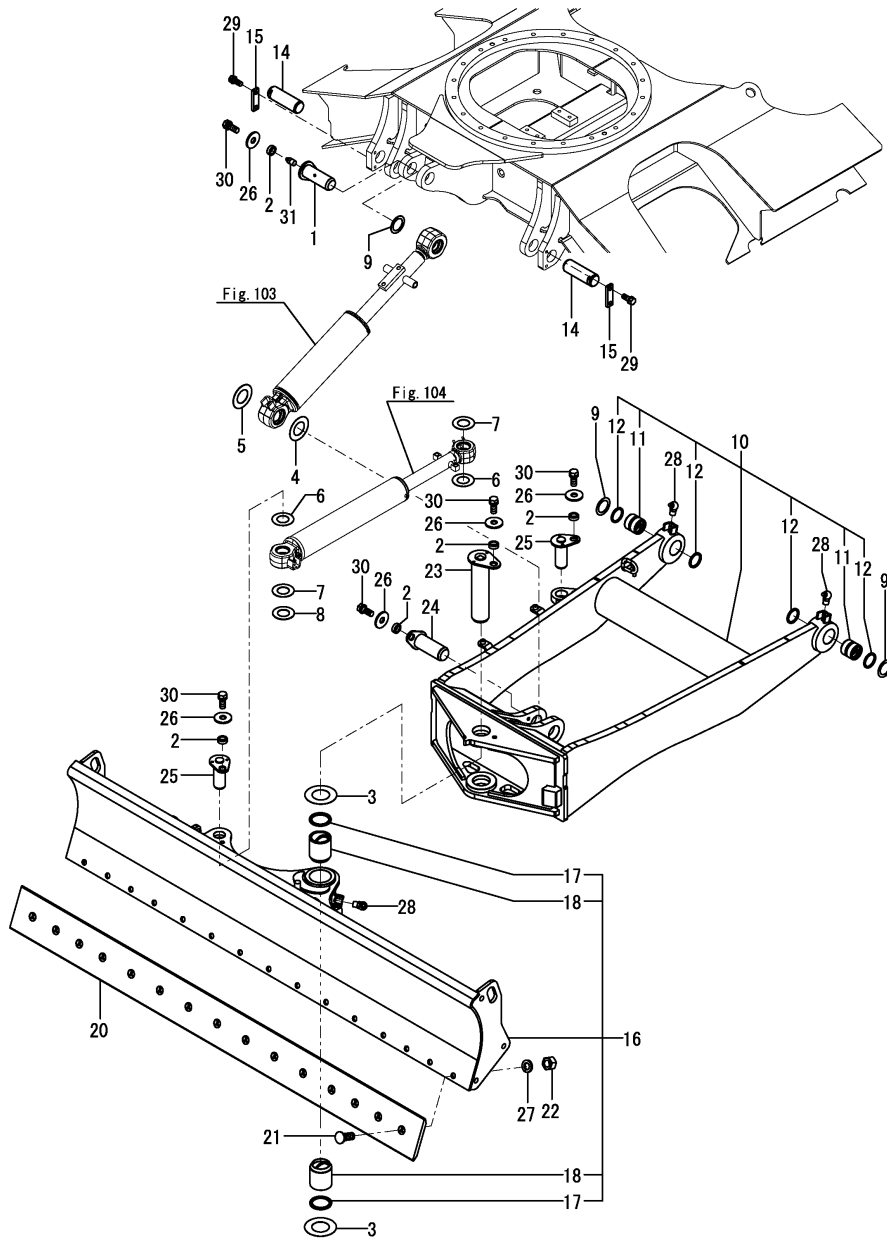
No.	Lev.	Parts No.	Description	Q'ty						I	R
				(A)	(B)	(C)	(D)	(E)	(F)		
1	1	172164-81650-W	PIN				2				
1-1	1	172164-81651	PIN ASSY, 45X122				2				N
				(D=MZZZZZ)							
2	1	172164-81670	SPACER				2				
3	1	172112-87840	SHIM				4				
4	1	172A27-94101-2	BLADE ASSY				1				1
5	2	172151-72670	BUSH				2				
6	2	172168-81410	SEAL, DUST				4				
7A	1	172437-03511	LABEL, HOOK				2				2
8	1	172423-94210	PIN				2				
8-1	1	172423-94211	PIN, 45X120				2				N
				(D=MZZZZZ)							
9	1	172124-94310-5	PLATE, LOCK				2				
10	1	22157-120000	WASHER, 12				2				
11	1	24761-020000	NIPPLE, GREASE PT1/8				2				
12	1	24761-040000	NIPPLE, GREASE B				2				
13	1	26013-100252	BOLT, M10X 25				4				
14	1	26013-120302	BOLT, M12X 30				2				

Remarks
 (1) Attach the No.7A label to this part.
 (2) Label is not illustrated.

Fig.119. (89B)ANGLE BLADE

(A)=VIO55-5B(US)
 (B)=VIO55-5B(AS)
 (C)=VIO55-5B(NZ)

(D)=VIO55-5B(KR)
 (E)=VIO55-5B(SG)
 (F)=



No.	Lev.	Parts No.	Description	Q'ty						I	R
				(A)	(B)	(C)	(D)	(E)	(F)		
1	1	172164-81650-W	PIN	1	1						
1-1	1	172164-81651	PIN ASSY, 45X122	1	1						N
(A=MZZZZZ) (B=MZZZZZ)											
2	1	172164-81670	SPACER	5	5						
3	1	172175-81700	SHIM	2	2						
4	1	172165-82520	SHIM	1	1						
5	1	172165-82530	SHIM	1	1						
6	1	172165-82580	SHIM	2	2						
7	1	172165-82590	SHIM	2	2						
8	1	172165-82600	SHIM	1	1						
9	1	172112-87840	SHIM	3	3						
10	1	172A79-94100	ANGLE BLADE R (49)	1	1						
11	2	172A79-72240	BUSH,45X55X50	2	2						
12	2	172168-81410	SEAL, DUST	4	4						
14	1	172423-94210	PIN	2	2						
14-1	1	172423-94211	PIN, 45X120	2	2						N
(A=MZZZZZ) (B=MZZZZZ)											
15	1	172124-94310-5	PLATE, LOCK	2	2						
16	1	172A79-94500	ANGLE BLADE F (49)	1	1						1
17	2	172020-10620	SEAL, DUST	2	2						
18	2	172445-81360	BUSH	2	2						
19A	1	172437-03511	LABEL, HOOK	2	2						2
20	1	172A79-94800	PLATE,CUTTING EX	1	1						
21	1	172A79-94810	BOLT,5/8-11 UNC	15	15						
22	1	172A79-94820	NUT, 5/8-11, UNC	15	15						
23	1	172A79-95100	PIN 60X253 ASSY	1	1						
24	1	172A79-95200	PIN 50X122 ASSY	1	1						
25	1	172A79-95300	PIN 40X102 ASSY	2	2						
26	1	22157-120000	WASHER, 12	5	5						
27	1	22217-160000	WASHER, SPRING 16	15	15						
28	1	24761-040000	NIPPLE, GREASE B	3	3						
29	1	26013-100252	BOLT, M10X 25	4	4						
30	1	26013-120302	BOLT, M12X 30	5	5						
31	1	24761-020000	NIPPLE, GREASE PT1/8	1	1						

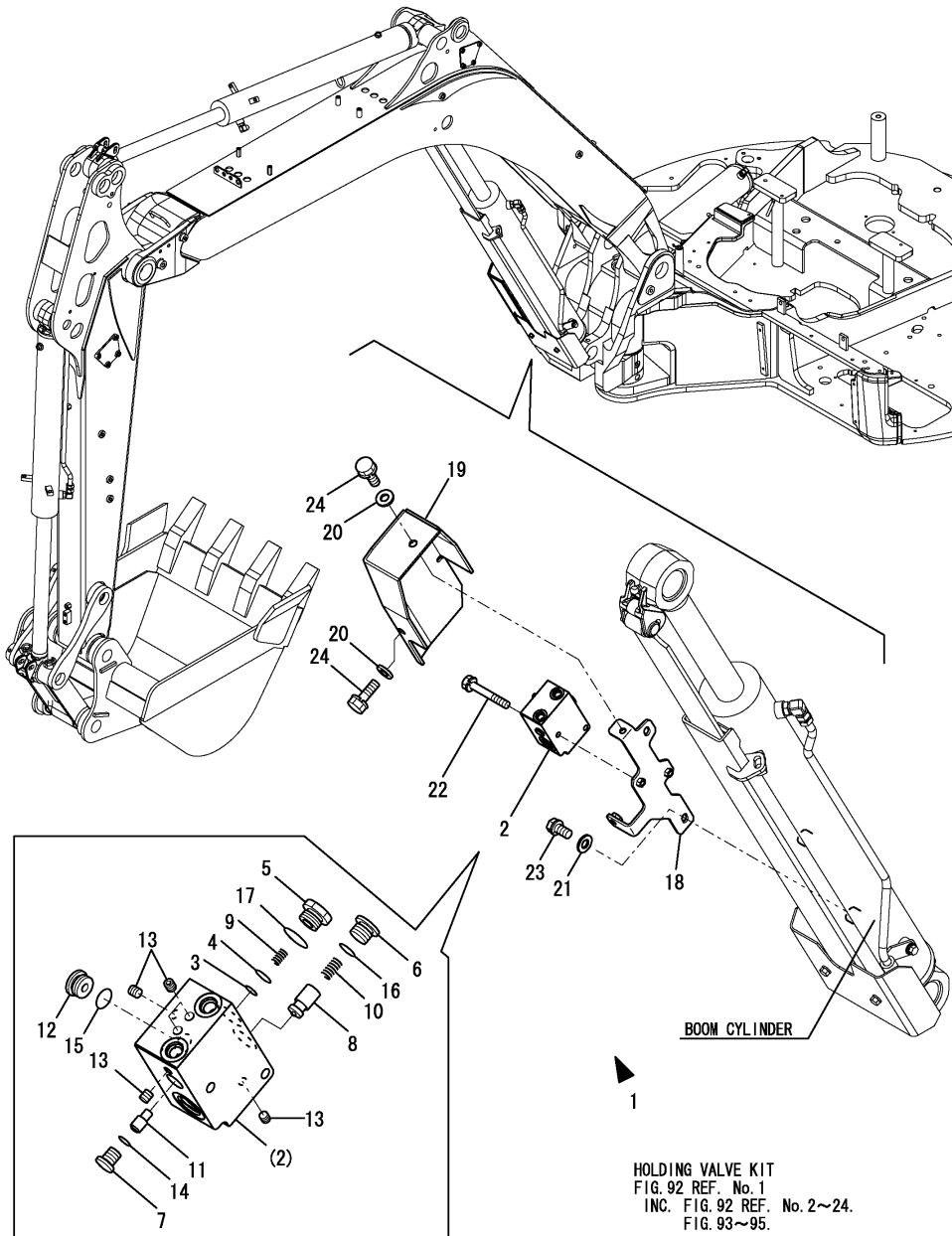
Remarks

- (1) Attach the No.19A label to this part.
- (2) Label is not illustrated.

Fig.92. HOLDING VALVE KIT(1)(OPTIONAL)

(A)=VIO55-5B(US)
 (B)=VIO55-5B(AS)
 (C)=VIO55-5B(NZ)

(D)=VIO55-5B(KR)
 (E)=VIO55-5B(SG)
 (F)=

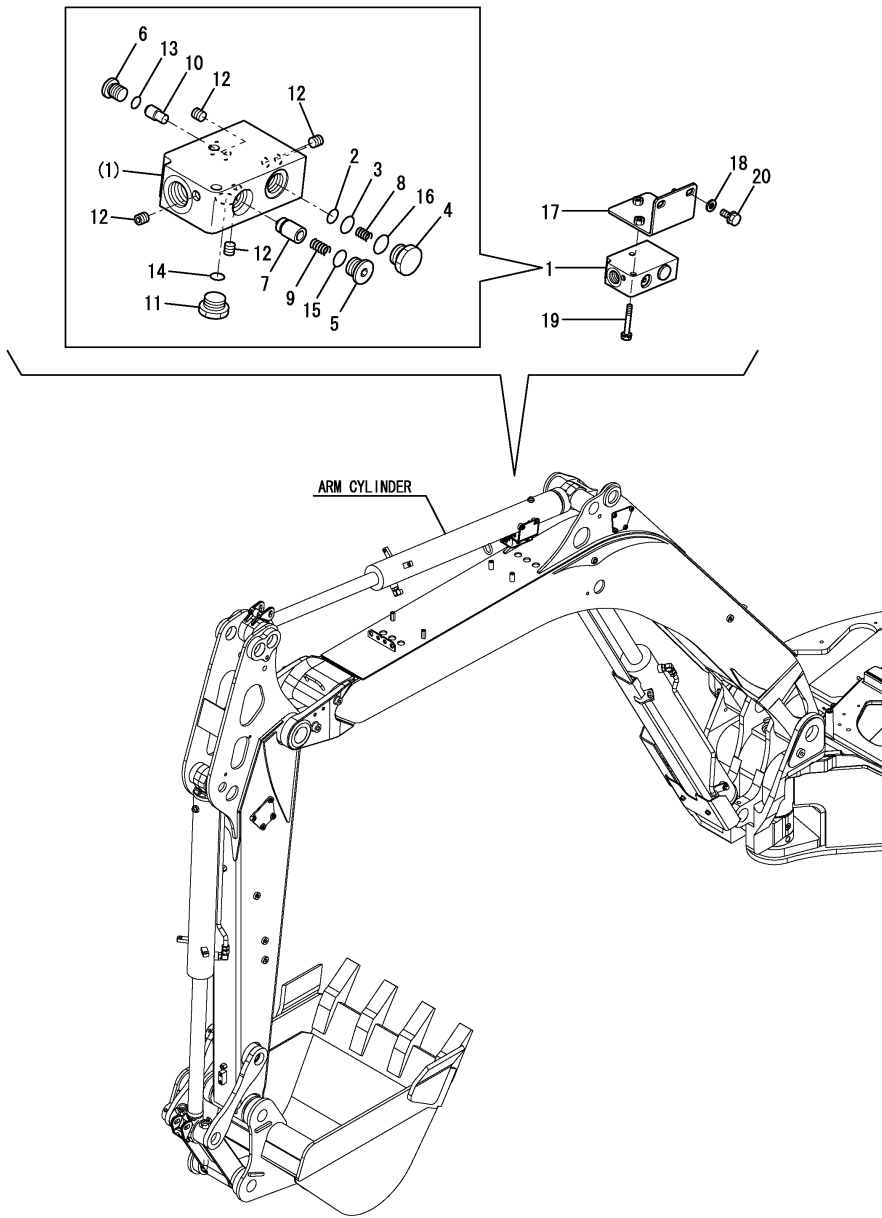


No.	Lev.	Parts No.	Description	Q'ty						I	R
				(A)	(B)	(C)	(D)	(E)	(F)		
1	1	172A79-08520 (B=M/#53069)	HOLDING VALVE KIT		1						W
1-1	1	172A79-08521 (B=M53702)	HOLDING VALVE KIT		1						N
1-2	1	172A79-08521-Y (B=M56001)	HOLDING VALVE KIT		1						S
2	2	172A25-74401	HOLD VALVE,BOOM&ARM		1						
3	3	172A25-74420	O-RING		1						
4	3	172A25-74430	O-RING		1						
5	3	172A25-74440	PLUG		1						
6	3	172A25-74450	PLUG		1						
7	3	172A25-74460	PLUG		1						
8	3	172A25-74470	POPPET		1						
9	3	172A25-74480	SPRING		1						
10	3	172A25-74490	SPRING		1						
11	3	172A25-74501	PISTON		1						
12	3	172455-77140	PLUG		1						
13	3	172455-77150	PLUG		5						
14	3	24315-000100	O-RING, 1BP10.0		1						
15	3	24315-000110	O-RING, 1BP11.0		1						
16	3	24315-000140	O-RING, 1BP14.0		1						
17	3	24315-000160	O-RING, 1BP16.0		1						
18	2	172A79-77100	BRACKET ASSY,BOOM K		1						
19	2	172A79-77150-1	COVER, BOOM		1						
19-1	2	172A79-77150-Y (B=M56001)	COVER, BOOM		1						S
20	2	22137-100000	WASHER, 10		2						
21	2	22137-100000	WASHER, 10		2						
22	2	26013-080552	BOLT, M8X 55		2						
23	2	26013-100202	BOLT, M10X 20		2						
24	2	26013-100252	BOLT, M10X 25		2						

Fig.93. HOLDING VALVE KIT(2)(OPTIONAL)

(A)=VIO55-5B(US)
 (B)=VIO55-5B(AS)
 (C)=VIO55-5B(NZ)

(D)=VIO55-5B(KR)
 (E)=VIO55-5B(SG)
 (F)=



No.	Lev.	Parts No.	Description	Q'ty						I	R
				(A)	(B)	(C)	(D)	(E)	(F)		
1	2	172A25-74401	HOLD VALVE,BOOM&ARM		1						
2	3	172A25-74420	O-RING		1						
3	3	172A25-74430	O-RING		1						
4	3	172A25-74440	PLUG		1						
5	3	172A25-74450	PLUG		1						
6	3	172A25-74460	PLUG		1						
7	3	172A25-74470	POPPET		1						
8	3	172A25-74480	SPRING		1						
9	3	172A25-74490	SPRING		1						
10	3	172A25-74501	PISTON		1						
11	3	172455-77140	PLUG		1						
12	3	172455-77150	PLUG		5						
13	3	24315-000100	O-RING, 1BP10.0		1						
14	3	24315-000110	O-RING, 1BP11.0		1						
15	3	24315-000140	O-RING, 1BP14.0		1						
16	3	24315-000160	O-RING, 1BP16.0		1						
17	2	172A47-77200-1	BRACKET ,ARM K		1						
17-1	2	172A47-77200-N	BRACKET ASSY,ARM K		1						S
(B=M56001)											
18	2	172458-61261	WASHER		2						
19	2	26013-080552	BOLT, M8X 55		2						
20	2	26013-100202	BOLT, M10X 20		2						

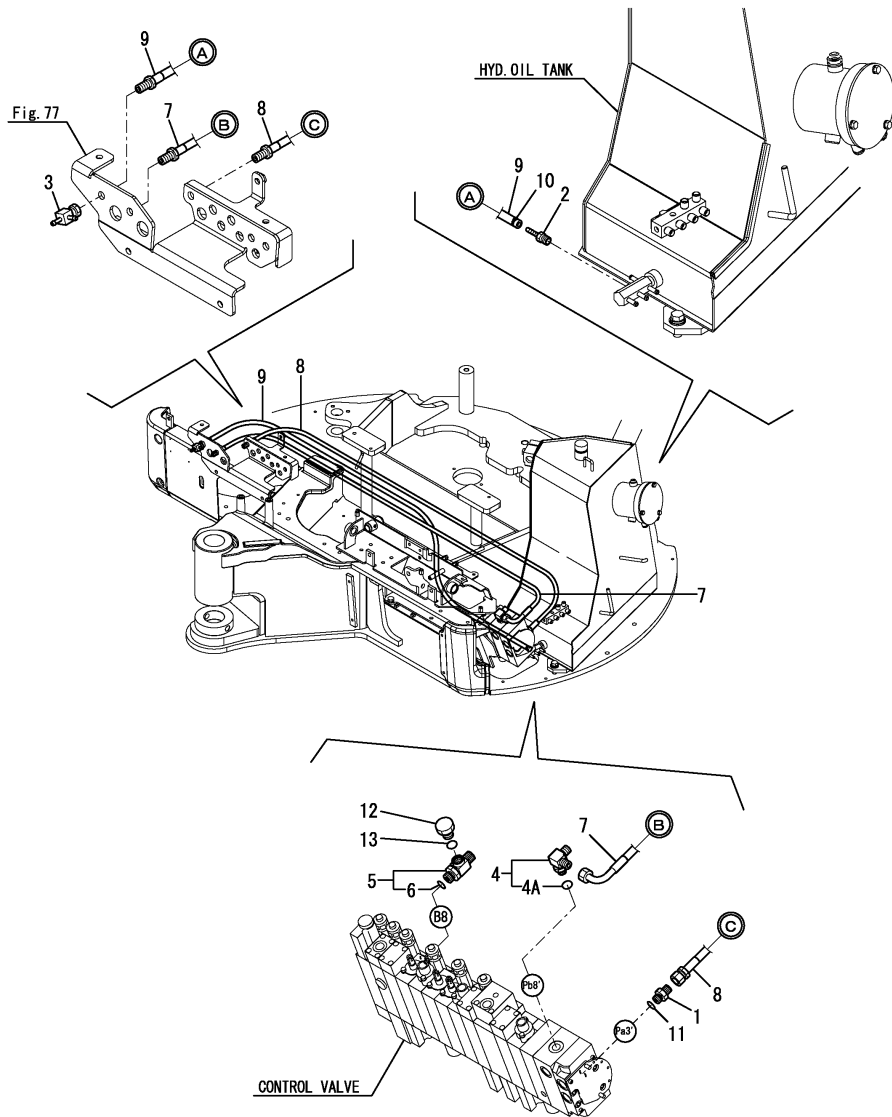
Remarks

* Holding valve kit is shown in Fig.92.

Fig.94. HOLDING VALVE KIT(3)(OPTIONAL)

(A)=VIO55-5B(US)
 (B)=VIO55-5B(AS)
 (C)=VIO55-5B(NZ)

(D)=VIO55-5B(KR)
 (E)=VIO55-5B(SG)
 (F)=



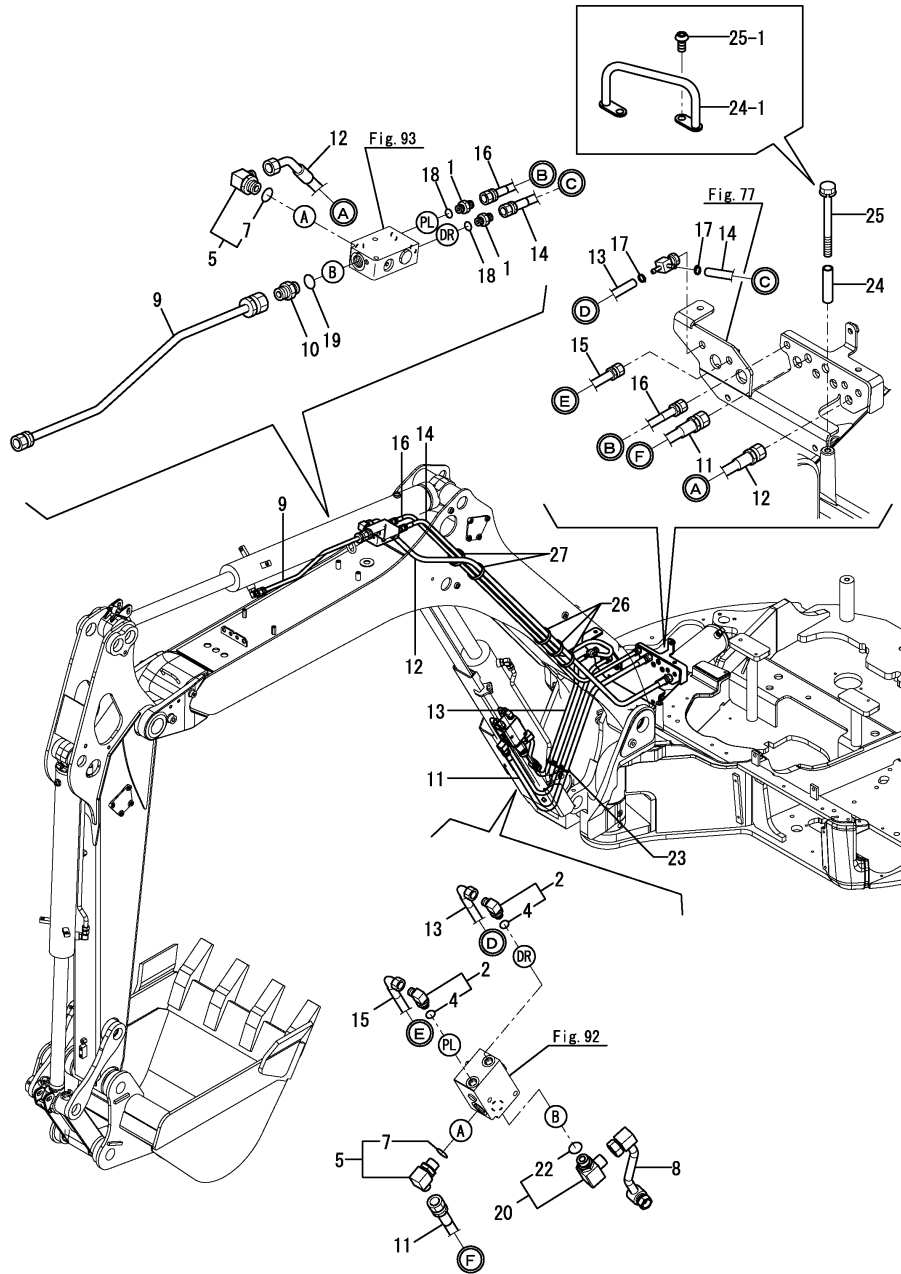
No.	Lev.	Parts No.	Description	Q'ty						I	R
				(A)	(B)	(C)	(D)	(E)	(F)		
1	2	172123-76121	ADAPTER		1						
2	2	172141-76220	NIPPLE, 02		1						
3	2	172A47-76320	NIPPLE		1						
4	2	172491-76330	ELBOW, ADJUSTABLE		1						
4A	3	24315-000110 (B=M53001)	O-RING, 1BP11.0		1						W
5	2	172460-76700 (B=M53001)	CONNECTOR, 2X3/8X1/4		1						Z
6	3	24315-000140 (B=M53001)	O-RING, 1BP14.0		1						Z
7	2	172A47-78770	HOSE		1						
8	2	172A47-78780	HOSE		1						
9	2	172A47-78790	HOSE		1						
10	2	23000-013000	CLAMP, 13		1						
11	2	41851-000110	O-RING		1						
12	2	172165-76590 (B=M53001)	PLUG		1						Z
13	2	41851-000110 (B=M53001)	O-RING		1						Z

Remarks
 * Holding valve kit is shown in Fig.92.

Fig.95. HOLDING VALVE KIT(4)(OPTIONAL)

(A)=VIO55-5B(US)
 (B)=VIO55-5B(AS)
 (C)=VIO55-5B(NZ)

(D)=VIO55-5B(KR)
 (E)=VIO55-5B(SG)
 (F)=



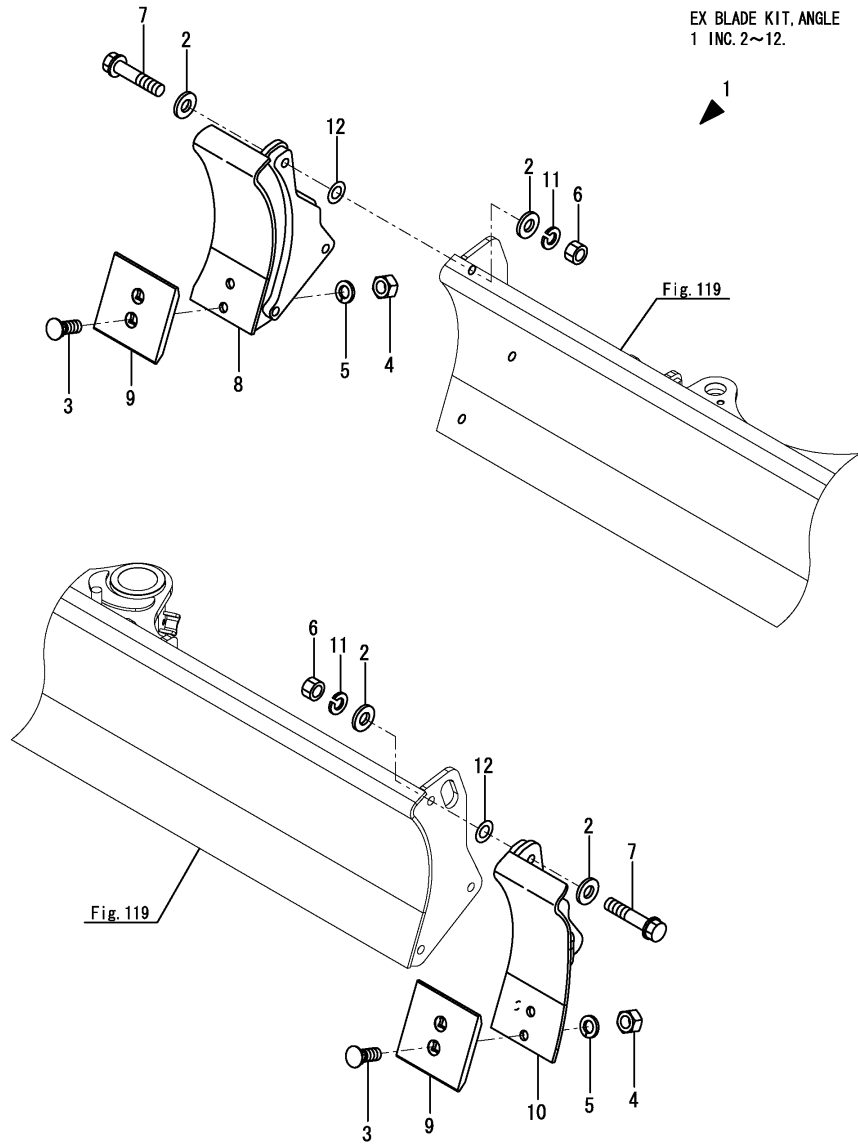
No.	Lev.	Parts No.	Description	Q'ty						I	R
				(A)	(B)	(C)	(D)	(E)	(F)		
1	2	172123-76121	ADAPTER		2						
2	2	172141-76181	CONNECTOR ASSY, 02FF		2						
4	3	41851-000110	O-RING		2						
5	2	172157-76300	ELBOW ASSY		2						
7	3	24315-000180	O-RING, 1BP18.0		2						
8	2	172A79-77120-1	TUBE ASSY, BOOM		1						
8-1	2	172A79-77120-Y (B=M56001)	TUBE ASSY, BOOM		1						S
9	2	172A47-77221-2	TUBE ASSY, ARM		1						
9-1	2	172A47-77221-Y (B=M56001)	TUBE ASSY, ARM		1						S
10	2	172112-77361	CONNECTOR		1						
11	2	172A47-78381	HOSE H206BB150W		1						
11-1	2	172A47-78382 (B=M53702)	HOSE H206BB155W		1						N
12	2	172A48-78390	HOSE		1						
12-1	2	172A48-78391 (B=M53702)	HOSE H206BB282K		1						N
13	2	172A47-78430	HOSE		1						
13-1	2	172A47-78431 (B=M53702)	HOSE G804CY166K		1						N
14	2	172A48-78440	HOSE		1						
14-1	2	172A48-78441 (B=M53702)	HOSE G804BY291K		1						N
15	2	172A47-78480	HOSE		1						
15-1	2	172A47-78481 (B=M53702)	HOSE H204BC163K		1						N
16	2	172A48-78490	HOSE		1						
16-1	2	172A48-78491 (B=M53702)	HOSE H204BB288K		1						N
17	2	23000-013000	CLAMP, 13		2						
18	2	41851-000110	O-RING		2						
19	2	41851-000180	O-RING		1						
20	2	172141-76900	CONNECTOR ASSY		1						
22	3	24315-000180	O-RING, 1BP18.0		1						
23	2	172122-79930	CLAMP, HOSE		1						
24	2	172A47-79160	COLLAR, PTO		2						
24-1	2	172A47-79170 (B=M53702)	GUIDE ASSY, HOSE		1						S
25	2	26013-101002	BOLT, M10X100		2						
25-1	2	172455-61720 (B=M53702)	BOLT		2						S
26	2	172122-79890 (B=M53001)	CLAMP, HOSE		3						W
27	2	172122-79930 (B=M53001)	CLAMP, HOSE		2						W

Remarks
 * Holding valve kit is shown in Fig.92.

Fig.120. EXTENSION BLADE KIT(ANGLE BLADE) (OPTIONAL)

(A)=VIO55-5B(US)
 (B)=VIO55-5B(AS)
 (C)=VIO55-5B(NZ)

(D)=VIO55-5B(KR)
 (E)=VIO55-5B(SG)
 (F)=

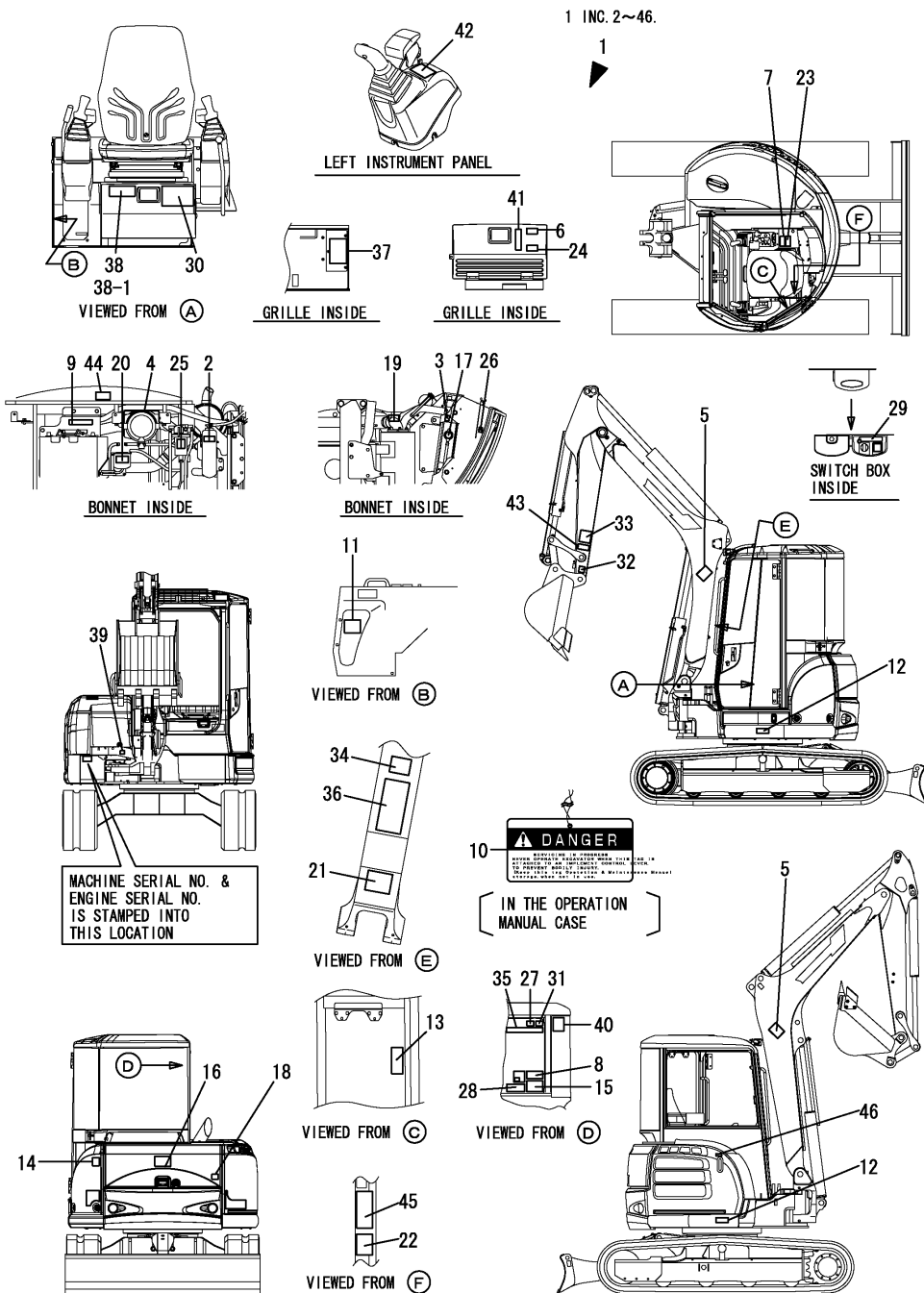


No.	Lev.	Parts No.	Description	Q'ty						I	R
				(A)	(B)	(C)	(D)	(E)	(F)		
1	1	172A79-94010	EX BLADE KIT, ANGLE	1	1						
2	2	172527-52431	WASHER 17X35X4.5	12	12						
3	2	172A79-94420	BOLT, 1/2-13 UNC	4	4						
4	2	172A79-94430	NUT, 1/2-13, UNC	4	4						
5	2	172A79-94440	WASHER SPRING, 1/2	4	4						
6	2	172A79-94830	NUT, M16	6	6						
7	2	172A79-94840	BOLT, 16X75	6	6						
8	2	172A79-94850	BLADE R ASSY, EX (49)	1	1						
9	2	172A79-94920	PLATE, CUTTING EX(49)	2	2						
10	2	172A79-94950	BLADE L ASSY, EX (49)	1	1						
11	2	22217-160000	WASHER, SPRING 16	6	6						
12	2	172155-81360	SHIM, 20X38X0.5	2	2						W
12-1	2	172156-81410	SHIM, 25X45X0.5	2	2						N
		(A=MZZZZZ) (B=MZZZZZ)									
		(A=MZZZZZ) (B=MZZZZZ)									

Fig.125. LABEL KIT(FOR CANADA)(OPTIONAL)

(A)=VIO55-5B(US)
 (B)=VIO55-5B(AS)
 (C)=VIO55-5B(NZ)

(D)=VIO55-5B(KR)
 (E)=VIO55-5B(SG)
 (F)=

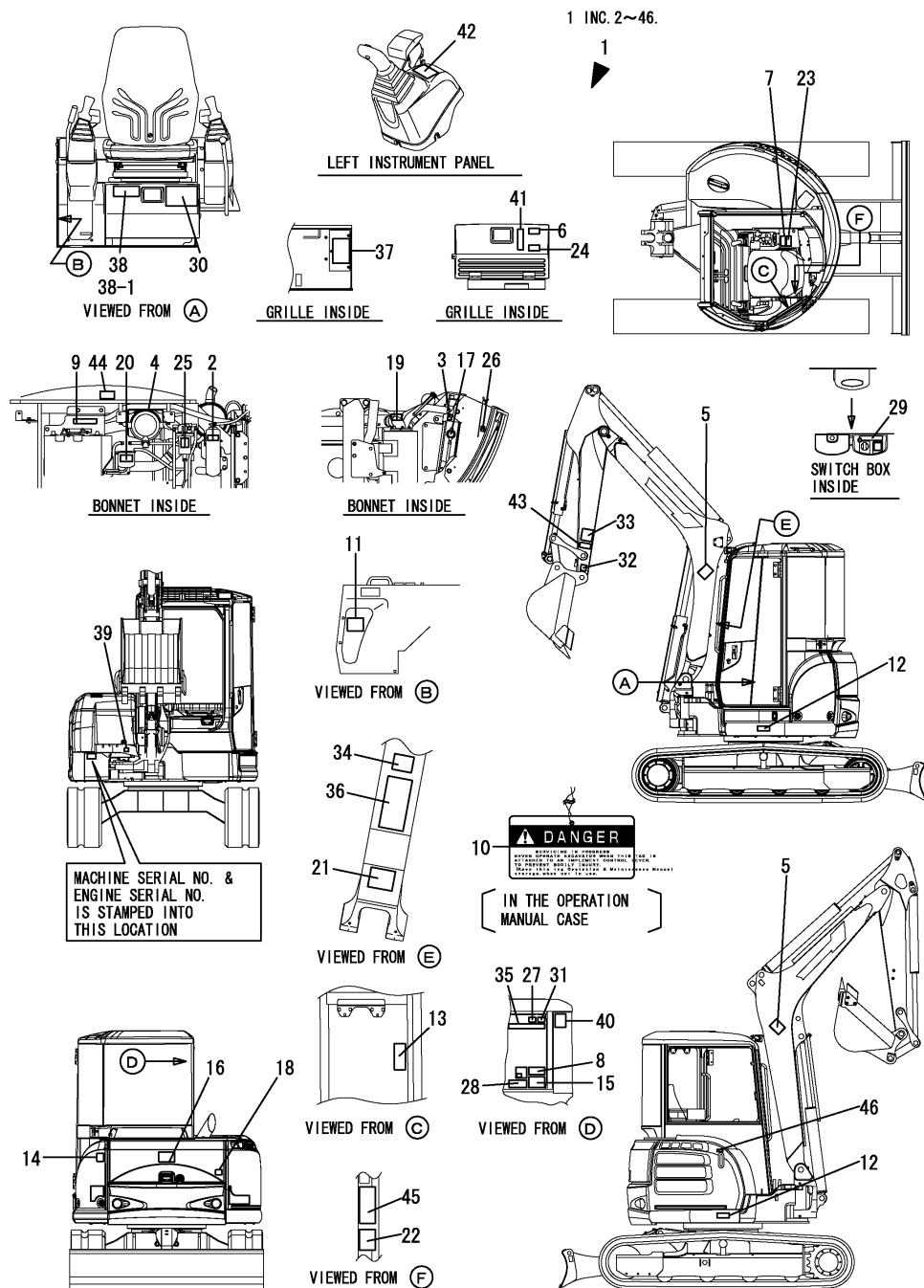


No.	Lev.	Parts No.	Description	(A)	(B)	(C)	(D)	(E)	(F)	Q'ty	I	R
1	1	172A79-03020 (A=M/#53207)	CA LABELKIT,VIO55-5B	1								W
2	2	172A37-03150	LABEL,SUB-TANK CA	1								
3	2	172A37-03160	LABEL,ANTI-FREEZE CA	1								
4	2	172A37-03180	LABEL J, AIR CLEANER	1								
5	2	172A37-03200	LABEL,BOOM CA	2								
6	2	172A37-03220	LABEL,ADJUST CRAWLER	1								
7	2	172A37-03231	LABEL,MANUAL CA.	1								
8	2	172A37-03241	LABEL,SLOPE CA.	1								
9	2	172A37-03250	LABEL,RESERVOIR CA	1								
10	2	172469-03261	TAG ASSY, SERVICING	1								
11	2	172A37-03271	LABEL,TRANSPORT CA.	1								
12	2	172A37-03280	LABEL,GREASE CYL CA	2								
13	2	172478-03290	LABEL,F/W LOWER	1								
14	2	172A37-03290	LABEL,BATTERY CA	1								
15	2	172A37-03300	LABEL,NEWTRAL CA	1								
16	2	172A37-03310	LABEL,SWING AREA CA	1								
17	2	172469-03320	LABEL,RADIATOR CAP	1								
18	2	172A37-03330	LABEL,ENGINE COVER	1								
19	2	172A37-03350	LABEL,SILENCER CA	1								
20	2	172469-03360	LABEL,OIL	1								
21	2	172A37-03360	LABEL,STERRING CA	1								
22	2	172A37-03370	LABEL,ROPS CA	1								
23	2	172A37-03400	LABEL,LEVER LOCK CA	1								
24	2	172467-03411	LABEL,GREASING CA	1								
25	2	172A07-03410	LABEL,WATER DRAIN	1								
26	2	172A37-03410	LABEL,RADIATOR CA	1								
27	2	172A37-03420	LABEL,WINDOW CA	1								
28	2	172A37-03430	LABEL,2 WAY CA	1								
29	2	172469-03480	LABEL,SWITCH	1								
30	2	172A37-03500	LABEL,SUPPORT CA	2								
31	2	172A37-03520	LABEL,PIN CA	1								
32	2	172A37-03530	LABEL,FINGER CA	1								
33	2	172469-03540	LABEL,OPERATION PIN	1								
34	2	172A37-03540	LABEL,SAND CA	1								
35	2	172469-03550	LABEL,OP HITCH	1								
36	2	172A37-03550	LABEL,WARNING HITCH	1								
37	2	172A47-03601	LABEL,FUSE CA	1								
38	2	172A79-03600	LABEL SPEC CA	1								
38-1	2	172A79-03601 (A=M/#53207)	LABEL SPEC CA	1								N
39	2	172A47-03610	LABEL, GREASE CA	1								
40	2	172A48-03612	LABEL,LIFT Q CA	1								
41	2	172A47-03640	LABEL,OIL & WATER CA	1								
42	2	172A47-03651	LABEL,PTO CA	1								
43	2	172A37-03680	LABEL,LOCK PIN CA	1								
44	2	172A37-03710	LABEL,ENGROOM CA	1								
45	2	172A37-03720	LABEL,SEAT BELT CA	1								
46	2	129942-07760 (A=M53001)	LABEL, FUEL OIL NOTI	1								W
46-1	2	129942-07761	LABEL, FUEL OIL CAUT	1								N

Fig.125. LABEL KIT(FOR CANADA)(OPTIONAL)

(A)=VIO55-5B(US)
 (B)=VIO55-5B(AS)
 (C)=VIO55-5B(NZ)

(D)=VIO55-5B(KR)
 (E)=VIO55-5B(SG)
 (F)=

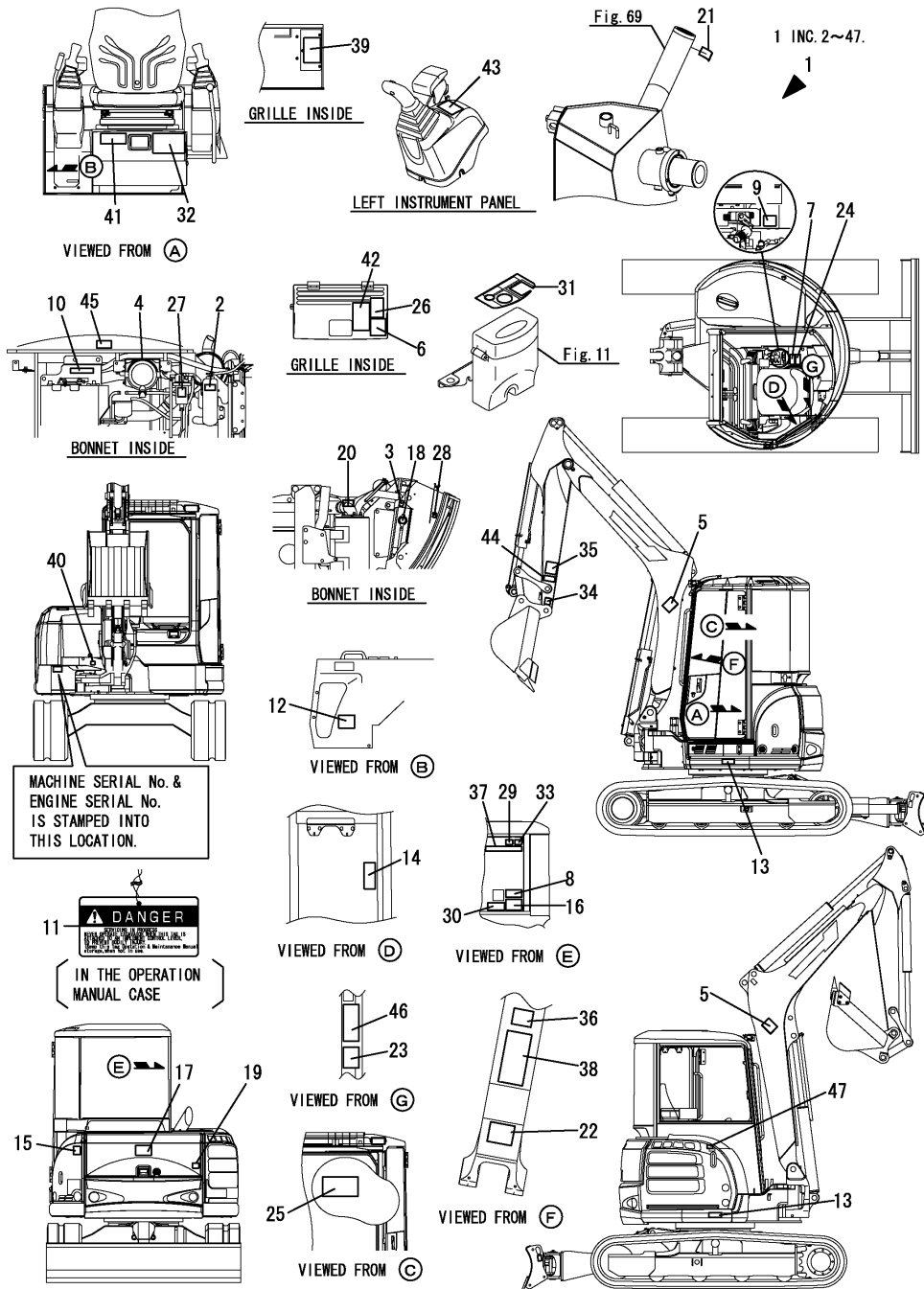


No.	Lev.	Parts No.	Description	Q'ty						I	R
				(A)	(B)	(C)	(D)	(E)	(F)		
		(A=MZZZZZ)									

Fig.133. (125A)LABEL KIT(FOR CANADA)(OPTIONAL)(ANGLE BLADE SPEC.)

(A)=VIO55-5B(US)
 (B)=VIO55-5B(AS)
 (C)=VIO55-5B(NZ)

(D)=VIO55-5B(KR)
 (E)=VIO55-5B(SG)
 (F)=

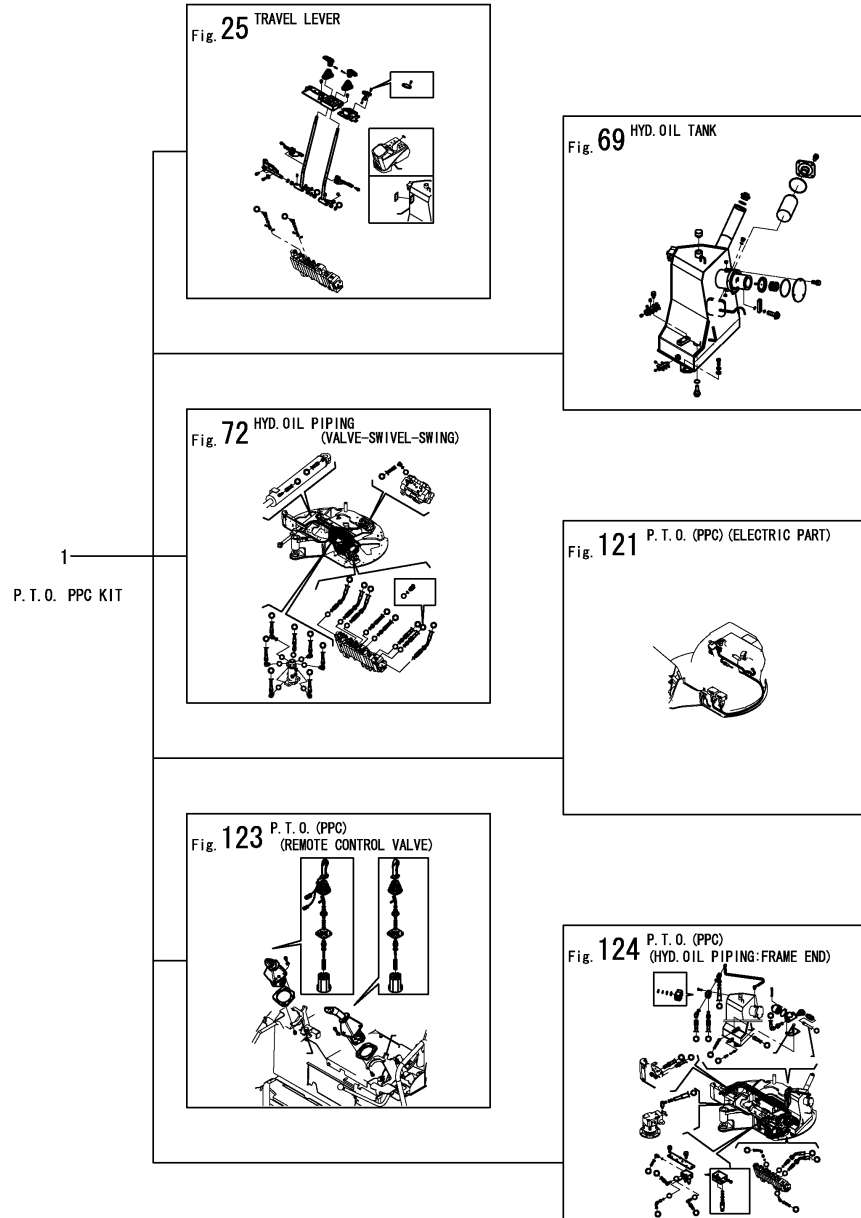


No.	Lev.	Parts No.	Description	Q'ty						I	R
				(A)	(B)	(C)	(D)	(E)	(F)		
1	1	172A79-03030	CA LABELKIT.VIO55ANG	1							
2	2	172A37-03150	LABEL,SUB-TANK CA	1							
3	2	172A37-03160	LABEL,ANTI-FREEZE CA	1							
4	2	172A37-03180	LABEL J, AIR CLEANER	1							
5	2	172A37-03200	LABEL,BOOM CA	2							
6	2	172A37-03220	LABEL,ADJUST CRAWLER	1							
7	2	172A37-03231	LABEL,MANUAL CA.	1							
8	2	172A37-03241	LABEL,SLOPE CA.	1							
9	2	172A79-03240	LABEL,WARNING ANG CA	1							
10	2	172A37-03250	LABEL,RESERVOIR CA	1							
11	2	172469-03261	TAG ASSY, SERVICING	1							
12	2	172A37-03271	LABEL,TRANSPORT CA.	1							
13	2	172A37-03280	LABEL,GREASE CYL CA	2							
14	2	172478-03290	LABEL,F/W LOWER	1							
15	2	172A37-03290	LABEL,BATTERY CA	1							
16	2	172A37-03300	LABEL,NEWTRAL CA	1							
17	2	172A37-03310	LABEL,SWING AREA CA	1							
18	2	172469-03320	LABEL,RADIATOR CAP	1							
19	2	172A37-03330	LABEL,ENGINE COVER	1							
20	2	172A37-03350	LABEL,SILENCER CA	1							
21	2	172469-03360	LABEL,OIL	1							
22	2	172A37-03360	LABEL,STERRING CA	1							
23	2	172A37-03370	LABEL,ROPS CA	1							
24	2	172A37-03400	LABEL,LEVER LOCK CA	1							
25	2	172A79-03400	LABEL,LIFT ANGLE CA	1							
26	2	172467-03411	LABEL,GREASING CA	1							
27	2	172A07-03410	LABEL,WATER DRAIN	1							
28	2	172A37-03410	LABEL,RADIATOR CA	1							
29	2	172A37-03420	LABEL,WINDOW CA	1							
30	2	172A37-03430	LABEL,2 WAY CA	1							
31	2	172469-03480	LABEL,SWITCH	1							
32	2	172A37-03500	LABEL,SUPPORT CA	2							
33	2	172A37-03520	LABEL,PIN CA	1							
34	2	172A37-03530	LABEL,FINGER CA	1							
35	2	172469-03540	LABEL,OPERATION PIN	1							
36	2	172A37-03540	LABEL,SAND CA	1							
37	2	172469-03550	LABEL,OP HITCH	1							
38	2	172A37-03550	LABEL,WARNING HITCH	1							
39	2	172A47-03601	LABEL,FUSE CA	1							
40	2	172A47-03610	LABEL, GREASE CA	1							
41	2	172A79-03610	LABEL SPEC ANGLE CA	1							
42	2	172A47-03640	LABEL,OIL & WATER CA	1							
43	2	172A47-03651	LABEL,PTO CA	1							
44	2	172A37-03680	LABEL,LOCK PIN CA	1							
45	2	172A37-03710	LABEL,ENGRROOM CA	1							
46	2	172A37-03720	LABEL,SEAT BELT CA	1							
47	2	129942-07761	LABEL, FUEL OIL CAUT	1							

Fig.129. P.T.O.(PPC)KIT(OPTIONAL)

(A)=VIO55-5B(US)
 (B)=VIO55-5B(AS)
 (C)=VIO55-5B(NZ)

(D)=VIO55-5B(KR)
 (E)=VIO55-5B(SG)
 (F)=



No.	Lev.	Parts No.	Description	Q'ty						I	R
				(A)	(B)	(C)	(D)	(E)	(F)		
1	1	172A79-08810 (B=M53001)	CONTROLLER KIT (C=M53001)	1	1					W	1

Remarks
 (1)Refer to each figure, showing details of kit parts.

Parts No. Index

Parts No.	Fig. No.	Ref. No.
105340-55040	8	10
114110-07760	1	57 B
	2	54 B
	3	33
	96	62
	97	59
	98	21
114110-07761	1	57 B-1
	2	54 B-1
	3	33 -1
	38	35 A
	96	62 -1
	97	59 -1
	98	21 -1
119247-77100	11	4
	12	9
119650-77910	11	6
		39
119650-77911	11	6 -1
		39 -1
119802-55710	8	38
119802-77200	11	5
119808-12540	4	7
119866-12530	4	6
120147-44810	17	16
121250-49121	7	69
121256-44600	7	36
121450-44531	7	31
121470-44581	7	33
124450-44550	7	35
124450-44560	7	32
124766-59050	7	39
	8	41
	11	42
124970-77920	11	4
129004-12520	4	5
129100-55690	8	37
129107-44590	7	2
129211-77920	11	9
129400-13201	4	18
129612-52100	8	35
129942-07760	125	46
129942-07761	125	46 -1
	133	47
171064-44510	7	29
171064-44520	7	30
172020-10620	85	3
	86	5
	119	17
172068-28490	90	5
		6

Parts No.	Fig. No.	Ref. No.
172112-38130	22	15
		30
172112-38140	22	14
		29
		10
172112-77361	95	10
172112-83500	86	7
	87	34
	87	35
172112-86250	89	3
172112-87840	119	9
	135	3
		5
172113-12522	90	13
172116-46630	69	17
172116-75850-B	72	10
172116-76381	116	9
	149	13
		8
172117-53320	85	44
172117-83970-7	21	2
172119-35011-1	21	2 -1
172119-35012	32	36
172122-17190	37	58 -1
		63 -1
	101	29 -1
		48 -1
		17
172122-37710-4	21	18
172122-37752	21	19
172122-37782	21	20
172122-37810	21	21
172122-37820	21	22
172122-37844	25	16
172122-46590	28	26
	7	58
172122-55061	8	51
	31	11
172122-57620	44	6
172122-70350	128	6
		5
172122-70410	51	6
172122-70460	51	29
172122-73430	51	10
172122-73470	51	10
172122-73480	44	44
		45
	128	43
		44
		18
172122-79890	77	18
		21
		26
	95	26

Parts No.	Fig. No.	Ref. No.
172122-79930	79	19
	81	9
		20
	82	11
	91	14
	95	23
		27
	117	14
	118	17
	150	14
	152	13
172123-76121	13	8
	71	3
	73	6
	74	14
		14 -1
	75	6
	80	1
	81	1
		2
	82	1
	84	4
	94	1
	95	1
	115	6
		25
		26
	124	16
	148	11
	149	2
	150	1
	152	1
	153	1
	7	27
172124-13411	15	8
172124-17640	16	6
	130	9
	21	8
172124-37120	24	6
172124-46200	25	15
	28	12
	86	22
	31	10 A
172124-57620	31	10 B
172124-57630	38	19
172124-65450	38	36
172124-65480	51	14
172124-70010	51	15
172124-70030	51	16
172124-70051	72	4
172124-76160		

Parts No.	Fig. No.	Ref. No.
172124-76160	76	4
	116	8
	117	6
	149	4
172124-94310-5	89	8
	119	15
	135	9
172125-03951	1	37
	2	33
	3	32
	4	7 A
	96	61
	97	58
	98	31
172125-81280	86	2
172126-11510	7	12
	9	7
	10	33
	15	1
	16	1
		13
	19	55
	130	1
172126-16540	14	14
	42	25
172137-12270	5	5
172137-16560	8	56
	12	12
		14
172137-46042	6	13
	18	13
	45	41
	46	55
	47	32
172137-46210	11	22
172137-62970	85	60
172137-66230	33	3
172137-69850	36	29
	90	20
172137-73860	53	5
	105	5
172137-76100	91	2
	136	8
172141-14260	8	7
172141-14610	7	41
172141-41340	5	13
	25	4
172141-41360	28	5
	29	3
	37	5

Parts No. Index

Parts No.	Fig. No.	Ref. No.
172141-41360	101	5
172141-41370	24	4
	25	6
		9
	30	3
	137	3
172141-50890	31	26
172141-70110	51	18
172141-72190	47	10
	104	16
172141-72580	50	2
172141-73770	69	5
172141-76181	13	9
	48	27
	72	5
	73	3
	74	16
		16 -1
	75	8
	79	3
	80	10
	81	3
		24
	82	12
	91	8
	95	2
	113	24
	115	9
		28
	117	9
	118	5
	124	21
	136	13
	148	13
	149	6
	153	2
172141-76220	73	7
	74	20
	75	12
	94	2
	115	11
	116	2
	124	25
	136	15
	147	1
	148	16
172141-76900	46	40
	95	20
	154	44
172141-84601	86	53

Parts No.	Fig. No.	Ref. No.
172142-45870	28	11
172142-73800	53	7
	105	10
172142-74670	74	10
	124	14 E
172142-76181	45	31
	46	38
	47	29
	71	8
	72	9
	76	6
	117	11
	146	4
	154	42
172142-76240	74	21
	75	13
	124	26
	148	17
172142-76940-2	78	29
172142-76940-Y	78	29 -1
172146-45691	25	12
172146-72270	46	13
172146-73730	69	6
172146-82910	78	21
172147-13150	78	17
172147-13151	78	17 -1
172147-70020	51	34
172147-70070	51	17
172147-70111	51	19
172147-70120	51	20
172147-70210	51	21
172147-70220	51	63
172147-70261	51	42
172147-70361	51	2
172147-70371	51	3
172147-70390	51	4
172147-70500	51	7
172147-70540	51	9
172147-76180	116	1
172147-76271	70	1
172147-82140	85	12
172148-70301	44	36
	51	39 -1
	128	36
172148-70340	51	64
172148-72050	47	9
172148-73870	53	9
	105	12
172149-66550	43	2
172151-71591	49	9

Parts No.	Fig. No.	Ref. No.
172151-71591	134	3
172151-71881	49	12
	134	6
172151-72240	45	12
172151-72270	45	15
	103	15
172151-72290	45	18
172151-72540	46	28
	47	15
	49	10
	103	13
	134	5
172151-72580	46	36
	49	24
	134	15
172151-72591	46	18
		22
172151-72670	47	22
	49	3
		6
	89	5
	134	17
		21
	135	5
172151-72870	48	21
	49	19
	134	26
172151-73400	67	3
	100	5
172151-73420	67	4
	100	6
172151-73430	100	7
172151-73440	100	8
172151-73450	67	5
	100	9
172151-76990-2	78	25
172151-76990-Y	78	25 -1
172151-81611-W	88	13
		26
172155-57610	18	1
172155-81360	120	12
172156-03740	1	36
	2	32
	31	9 D
	96	60
	97	57
172156-81410	120	12 -1
172157-58830	145	5
172157-76110	124	15
172157-76300	95	5

Parts No.	Fig. No.	Ref. No.
172162-13170	6	6
172162-13190	6	7
172162-13200	6	9
172162-14200	8	3
172162-18040	19	2
172162-46210	28	13
172162-46690	24	12
172162-61500	32	31
172162-64320	69	2
172162-65650	37	46
	101	30
172162-65660	7	18
172162-69050	39	21
172162-69470	126	22
172162-69480	126	23
172162-69490	126	24
172162-69500	126	25
172162-69510	126	26
172162-69520	126	27
172162-69542	126	29
172162-76131	72	3
	116	7
	149	3
172162-76181	153	4
172162-76320	153	7
172164-16370	9	10
172164-19310	18	11
172164-37351	21	44 -1
		55 -1
172164-45970	27	1
172164-62430	48	31
172164-62431	36	16 -1
	48	31 -1
172164-65710	7	46
	37	11
	39	3
	101	13
172164-66170	32	10
	38	10
	126	6
172164-76330	82	18
	152	5
172164-76650	78	5
172164-81650-W	89	1
	119	1
	135	1
172164-81651	89	1 -1
	119	1 -1
	135	1 -1
172164-81670	85	6

Parts No. Index

Parts No.	Fig. No.	Ref. No.
172164-81670	86	9
	89	2
	119	2
	135	2
172165-12140	5	2
172165-13242	6	10
172165-13270	6	11
172165-18601	18	10
172165-18630	18	8
172165-18670	18	9
172165-18770	15	15
	16	8
	130	16
172165-45490	30	1
	137	1
172165-45970	23	3
172165-47550	24	14
172165-69190	39	22
172165-71200	44	3
	128	3
172165-72310	48	18
	104	4
		8
172165-72320	47	18
172165-76380	74	25
	75	17
	124	30
	148	22
172165-76590	69	31
	70	13
	94	12
172165-76860	44	56
	128	55
172165-81710	85	32
172165-81770	85	33
172165-82520	85	15
		39
	86	10
	119	4
172165-82530	85	16
		40
	86	12
	119	5
172165-82550	86	14
	87	24
	88	19
172165-82560	86	15
	87	25
	88	20
172165-82570	86	16

Parts No.	Fig. No.	Ref. No.
172165-82570	87	27
172165-82580	85	41
	119	6
172165-82590	85	42
	119	7
172165-82600	85	43
	119	8
172168-71101-4	44	1
	128	1
172168-76162	70	2
	77	2
	149	5
172168-76370	74	24
	75	16
	124	29
	148	21
172168-81410	47	20
		24
	49	4
		7
	86	8
	87	36
	89	6
	103	9
	119	12
	134	19
		24
	135	6
172171-81270	86	23
172173-74280	54	6
	57	9
		21
	60	6
	63	9
		21
	106	26
	107	19
	108	19
	138	12
	140	7
172173-76102	71	7
	76	1
	79	1
	91	4
	117	1
	118	1
	146	2
172173-76121	72	2
	76	3
	117	3

Parts No.	Fig. No.	Ref. No.
172175-17120	10	16
172175-73700	69	3
172175-73710	69	4
172175-81700	119	3
172176-67181	34	10
	132	12
172176-67880	34	11
	132	13
172176-73290	44	27
	128	27
172176-73560	44	47
	128	46
172176-73590	44	48
	128	47
172176-73600	44	49
	128	48
172176-73690	44	50
	128	49
172176-73880	44	51
	128	50
172176-73910	44	52
	128	51
172176-73930	44	53
	128	52
172176-73940	44	54
	128	53
172176-76581-5	78	4
172176-76582-2	78	4 -1
172176-76582-Y	78	4 -2
172176-81640	88	16
172176-81700	85	23
172176-81710	85	24
172183-03280	1	4
	2	3
	96	24
	97	24
172183-14250	8	6
172183-14640	8	33
172183-61360	90	15
172183-73770	51	39
172183-74350	54	25
	57	22
	59	2
	60	25
	63	22
	65	2
	107	20
	111	8
	113	2
	139	18

Parts No.	Fig. No.	Ref. No.
172183-74350	143	10
172183-75410	69	9
172183-76200	81	6
172183-81160	45	56
	46	56
	85	5
	86	54
	154	52
172186-76390	13	12
	136	16
172186-76430	74	13 -1
	115	32
	148	24
172187-17070	11	28
172187-17080	11	29
172187-17090	11	30
172187-17100	11	27
172187-17101	11	27 -1
172187-17220	10	17
172187-17280	11	16
172187-17290	11	48
172187-17560	11	25
		46
172187-17570	11	26
		47
172187-45870	25	13
172187-45880	25	14
172187-53321	31	7
172187-61421	32	1
	37	15
	101	18
172187-64900	11	24
	37	61
	101	36
172187-75500	69	11
172187-76690-2	78	30
172187-76690-Y	78	30 -1
172187-78580	136	18
172187-81970	85	11
		30
172190-16500	42	23
172312-17250	39	1
172312-74790	44	14
	51	65
	128	14
172422-76140	115	27
172422-76191	74	19
	75	11
	124	24
	148	15

Parts No. Index

Parts No.	Fig. No.	Ref. No.
172423-37301-4	21	27
172423-37302	21	27 -1
172423-37330-3	21	30
172423-37331	21	30 -1
172423-37360-3	21	33
172423-37361	21	33 -1
172423-37370	21	29
172423-50810-3	31	19
172423-72530	46	37
172423-72540	46	30
172423-72610	134	16
172423-72620	49	5
	134	20
172423-72701-3	134	2
172423-72800	49	23
	134	25
172423-73330	51	22
172423-73340	51	23
172423-73350	51	24
172423-73360	51	25
172423-73370	51	26
172423-73381	51	27
172423-73410	51	28
172423-73470	51	11
172423-73480	51	12
172423-73510	51	41
172423-73601	51	50
172423-73651	51	61
172423-76120	124	17
172423-94210	89	7
	119	14
	135	8
172423-94211	89	7 -1
	119	14 -1
	135	8 -1
172425-17630	15	7
	16	5
	130	8
172425-38101	22	1
172425-38110	22	2
172425-38121	22	3
		18
172425-38131	22	16
172425-38140	22	17
172425-38151	22	6
		21
172425-38161	22	7
		22
172425-38171	22	8
		23

Parts No.	Fig. No.	Ref. No.
172425-38181	22	9
		24
172425-38191	22	11
		26
172425-38201	22	4
		19
172425-38211	22	5
		20
172425-38220	22	12
		27
172425-38230	22	13
		28
172425-38240	22	10
		25
172425-38261	22	32
172425-38271	22	33
172425-38603	22	31
	156	31
172425-73410	52	3
172425-73420	52	6
172425-73440	52	17
172425-73450	52	19
172425-73490	52	11
172425-73510	52	12
172425-73520	52	13
172425-73530	52	21
172425-73540	52	22
172425-73550	52	20
172433-62200	36	16
172437-03242	1	38
	2	34
	96	14
	97	14
172437-03252	1	39
	2	35
	3	2
	96	17
	97	17
	98	4
172437-03302	1	40
	2	36
	3	3
	37	13 B
	96	28
	97	28
	98	5
	101	13 C
172437-03312	1	41
	2	37
	3	4

Parts No.	Fig. No.	Ref. No.
172437-03312	40	48 B
	43	1 B
	96	31
	97	31
	98	6
172437-03322	1	42
	2	38
	3	5
	7	25 A
	96	33
	97	33
	98	7
172437-03343	1	43
	2	39
	3	6
	34	4 B
	43	1 C
	96	38
	97	37
	98	8
	132	6 A
172437-03352	1	44
	2	40
	3	7
	33	6 A
		10 A
	96	40
	97	39
	98	9
172437-03361	1	45
	2	41
	3	8
	38	25 A
	96	41
	97	40
	98	10
172437-03372	1	46
	2	42
	3	9
	40	48 C
	43	1 D
	96	42
	97	41
	98	11
172437-03381	1	47
	2	43
	3	10
	38	7 A
	96	43
	97	42

Parts No.	Fig. No.	Ref. No.
172437-03381	98	12
172437-03391	1	48
	2	44
	3	11
	7	25 B
	96	45
	97	44
	98	13
172437-03402	1	49
	2	45
	3	12
	38	7 B
	96	47
	97	46
	98	14
172437-03422	1	50
	2	46
	3	13
	4	12 A
	96	49
	97	48
	98	15
172437-03432	1	51
	2	47
	3	14
	85	4 A
	96	50
	97	49
	98	16
172437-03441	1	52
	2	48
	3	15
	39	37 A
	43	1 E
	96	51
	97	50
	98	17
172437-03451	1	53
	2	49
	3	16
	39	37 B
	43	1 F
	96	52
	97	51
	98	18
172437-03461	1	54
	2	50
	3	17
	85	4 B
	96	53

Parts No. Index

Parts No.	Fig. No.	Ref. No.	
172437-03461	97	52	
	98	19	
172437-03471	1	55	
	2	51	
	3	18	
	37	13 C	
	96	54	
	97	53	
	98	20	
	101	13 D	
	172437-03501	1	34
		2	30
96		55	
172437-03511	97	54	
	1	35	
	2	31	
	85	4 F	
	89	6 A	
	96	56	
	97	55	
	119	19 A	
	135	7 A	
	172437-03551	1	8
3		26	
40		48 D	
96		57	
172437-03601	98	3	
	1	58	
	2	55	
	3	27	
	40	48 E	
	43	1 H	
	68	8	
	96	65	
	97	62	
	98	32	
	145	1	
	172437-03610	145	2
	172437-03620	145	3
172437-74711	145	8	
172437-74720	145	9	
172441-44320	23	2	
		20	
	24	2	
		29	
172441-74030	66	2	
		12	
	123	3	
		12	
172441-74040	66	3	

Parts No.	Fig. No.	Ref. No.
172441-74040	66	13
	123	4
		13
172441-74050	66	14
172444-03290	1	60
	2	57
	68	9
172444-13210	7	67
172444-13220	7	68
172444-17620	37	57
	101	2
172444-62451	38	7
172444-65190	32	13
	38	40
172444-65610	37	13
	101	12
172444-68650	36	31
	37	58
		63
	39	36
	101	29
		48
172444-72430	103	23
172444-72890	103	24
172444-73803	53	1
172444-73810	53	2
172444-73831	53	4
172444-73840	53	3
172444-73880	53	6
172445-18131	18	4
172445-57600	31	10
172445-66750	40	6
172445-68790	7	62
172445-69320	126	18
172445-69400	126	19
172445-69420	126	21
172445-69740	40	25
172445-72670-3	49	25
	103	29
	134	1
172445-81360	86	6
	119	18
172446-13580	37	19
	101	16
172446-14250	37	59
	101	1
172446-75250	69	8
172447-13550	19	1
	20	17
	131	22

Parts No.	Fig. No.	Ref. No.
172447-17140	10	4
172447-73840	53	8
	105	11
172447-75600	69	12
172447-76210	118	7
172448-14610	8	29
172448-14620	8	31
172448-54120	45	3
		8
	46	16
		20
	103	3
172448-72650	48	16
		19
	104	6
		10
172448-82570	88	9
		22
172448-82580	88	11
		24
172448-82590	88	12
		25
172448-82950	88	21
172448-82960	88	10
		23
172449-74720	74	11
172452-73480	44	46
	128	45
172455-18860	37	20
	101	17
172455-29140	21	1
	51	67
172455-46890	24	13
172455-53331	31	8
172455-57650	31	3
172455-57661	31	4
172455-61720	10	27
	78	15 -1
	95	25 -1
	40	6 -1
172455-66750	39	8
172455-67310	39	8
172455-67320	39	9
172455-67330	39	10
172455-67340	39	11
172455-67350	39	12
172455-67360	39	13
172455-67440	39	14
172455-67550	41	10
172455-67610	40	34
172455-67710	40	35

Parts No.	Fig. No.	Ref. No.
172455-67770	40	41
172455-67870	42	7
172455-67880	42	8
172455-67900	42	9
172455-67910	42	11
		12
172455-67930	42	10
172455-67971	42	13
172455-69140	127	7
172455-69170	126	16
172455-69200	127	8
172455-69250	127	9
172455-69290	127	10
172455-69300	126	17
172455-69410	42	16
172455-69490	42	17
172455-69520	126	28
172455-75290	69	13
172455-75300	69	14
172455-76160	74	15
	75	7
	124	20
	148	12
172455-76220	80	2
172455-77140	92	12
	93	11
172455-77150	92	13
	93	12
172456-53700	13	22
	31	24
	136	6
172456-74440	57	59
	63	57
	106	16
	107	2
	139	14
172458-03220	1	30
	2	26
	96	11
	97	11
172458-03240	1	16
	2	12
	86	31 A
	96	15
	97	15
172458-03310	39	5
172458-03601	1	9
	96	58
172458-12150	5	16
172458-12170	5	17

Parts No. Index

Parts No.	Fig. No.	Ref. No.
172458-12180	5	18
172458-12200	5	19
172458-14370	8	8
172458-16140	9	2
172458-16550	10	5
172458-16562	14	8
172458-16612	42	1
172458-16620	42	2
172458-17210	42	3
172458-17220	42	4
172458-17230	42	5
172458-17400	14	2
172458-17410-5	14	11
172458-17410-Y	14	11 -1
172458-17420	14	3
	42	14
172458-17551	15	5
	130	6
172458-18660	16	7
172458-37120	21	26
172458-45950	29	7
172458-50480-2	31	2
172458-54750	33	10
172458-61261	38	37
	93	18
172458-62430	36	5
	90	16
172458-63580	39	2
172458-63641	16	9
	81	18
	150	3
172458-63670	40	2
	126	3
172458-63680	40	3
172458-63700	41	1
172458-63730	40	4
	41	2
172458-63760	40	33
172458-63770	41	3
172458-63790	40	5
172458-63800	41	4
172458-63930	126	4
172458-63950	41	5
	126	5
172458-63960	41	6
172458-63970	41	7
172458-63980	41	8
172458-63990	41	9
172458-64600	34	9
	37	64

Parts No.	Fig. No.	Ref. No.
172458-64600	132	11
172458-65050	38	1
172458-65060	38	16
172458-65271	38	8
172458-66720	126	11
172458-66780	127	3
172458-66790	127	4
172458-66800	127	5
		6
172458-67020	126	12
172458-67340	40	7
172458-67440	40	8
172458-67510	40	9
172458-67520	40	10
172458-67550	40	11
172458-67570	40	12
172458-67610	40	13
172458-67650	126	13
172458-67670	40	14
172458-67680	40	15
172458-67830	40	36
172458-67840	39	15
172458-67850	40	16
172458-67860	40	37
172458-67870	40	17
172458-67880	40	38
172458-67900	40	18
172458-67910	40	39
172458-67920	40	19
172458-67960	39	16
172458-67970	39	17
172458-67981	39	18
172458-68070	39	20
172458-68851	41	11
172458-68990	34	12
172458-68991	34	12 -1
	132	14
172458-69000	34	13
	132	15
172458-69090	41	12
172458-69100	126	15
172458-69170	126	36 -1
172458-69210	41	13
172458-69220	41	14
172458-69230	41	15
172458-69240	41	16
172458-69250	40	40
172458-69260	40	42
172458-69270	40	43
172458-69320	42	15

Parts No.	Fig. No.	Ref. No.
172458-69400	126	20
172458-69580	126	30
172458-69590	127	11
172458-69601	127	12
172458-69730	127	13
172458-69760	127	14
172458-69770	127	15
172458-69790	39	23
172458-69830	39	24
172458-69900	126	31
172458-69910	126	32
172458-69920	127	16
172458-69930	39	25
172458-69960	127	17
172458-69990	127	18
172458-72460	46	23
172458-72470	46	25
172458-72740	48	14
172458-73830	51	8
172458-74130	55	2
		15
	56	2
	61	2
		15
	62	2
	108	3
	109	3
		16
		16
172458-74140	55	3
		16
	56	3
	61	3
		16
	62	3
	108	4
	109	4
		17
	140	20
	141	5
		17
172458-74150	56	4
		15
	57	3
		44
	58	2
		15
	62	4

Parts No.	Fig. No.	Ref. No.
172458-74150	62	15
	63	3
		44
	64	2
		15
	106	20
	107	4
	109	18
	110	17
	111	24
	112	3
	138	6
	139	4
	141	6
	142	4
	143	25
	144	3
172458-74160	56	5
		16
	57	4
		45
	58	3
		16
	62	5
		16
	63	4
		45
	64	3
		16
	106	21
	107	5
	109	19
	110	18
	111	25
	112	5
	138	7
	139	5
	141	7
	142	5
	143	26
	144	4
172458-74170	55	4
		17
	56	6
	61	4
		17
	62	6
	108	5
	109	5
		20

Parts No. Index

Parts No.	Fig. No.	Ref. No.	
172458-74230	54	4	
		19	
	55	28	
		41	
	56	17	
	57	7	
		48	
	58	6	
		17	
	60	4	
		19	
	61	28	
	62	17	
	63	7	
		48	
	64	6	
		17	
	106	5	
		23	
	107	7	
	108	17	
	110	4	
		19	
	111	3	
		27	
	112	10	
	138	8	
		20	
	139	6	
	140	5	
	142	6	
		15	
	143	4	
		27	
	172458-74240	144	5
		55	29
			42
		58	18
		61	29
		64	18
		106	6
		110	5
		138	9
			21
		139	7
142		16	
172458-74250	55	30	
		43	
	58	19	
	61	30	

Parts No.	Fig. No.	Ref. No.	
172458-74250	64	19	
	106	7	
	110	6	
	138	10	
		22	
	139	8	
	142	7	
		17	
	143	5	
		28	
	172458-74260	144	6
		54	5
			21
			21 -1
		55	31
			44
		56	18
		57	8
		49	
58		8	
		20	
60		5	
	21		
	21 -1		
61	31		
62	18		
63	8		
	49		
64	8		
	20		
106	8		
	25		
107	9		
108	18		
110	7		
	20		
111	4		
	29		
112	11		
138	11		
	23		
139	9		
140	6		
142	8		
	18		
143	6		
	29		
144	7		
172458-74290	54	24	
	55	5	

Parts No.	Fig. No.	Ref. No.	
172458-74290	55	18	
	60	24	
	61	5	
		18	
	108	6	
	109	6	
	111	7	
	139	17	
	140	22	
	141	19	
	143	8	
	172458-74360	54	26
		55	7
			20
		60	26
		61	7
			20
		108	7
109		7	
111		9	
139		19	
140		24	
141		21	
172458-74460	143	11	
	54	28	
	56	23	
	57	10	
		51	
	58	10	
	59	2 B	
		3	
		25	
	60	28	
	62	23	
	63	10	
	51		
64	10		
65	2 B		
	3		
	25		
106	27		
107	10		
110	25		
111	12		
	32		
112	17		
113	2 B		
	3		
172458-74530	54	12	
	60	12	

Parts No.	Fig. No.	Ref. No.
172458-74530	108	25
	140	12
	172458-74540	54
	60	13
	108	26
	140	13
172458-74550	54	14
	60	14
	108	27
172458-74630	140	14
	56	9
		24
	57	12
	58	11
	22	
	62	9
	24	
	63	12
	53	
	64	11
	22	
	106	30
	107	13
	109	23
	110	26
	111	33
	112	12
	138	14
	139	11
	141	10
	142	11
	143	32
	144	10
172458-74640	54	29
	55	9
		22
	60	29
	61	9
	22	
	108	10
	109	10
	111	13
	139	24
	140	25
	141	22
	143	13
172458-74650	55	37
		48
	61	37

Parts No. Index

Parts No.	Fig. No.	Ref. No.
172458-74650	106	12
	110	13
172458-74670	54	15
		30
	60	15
		30
	108	28
	111	14
	140	15
	143	14
172458-74720	138	32
	139	39
	140	30
	141	27
	142	27
	143	34
172458-78571	81	19
	82	6
	118	14
	150	4
	152	8
172458-81930-W	85	29
172458-81931	85	29 -1
172459-67810	40	1
172459-67821	126	1
172459-67831	126	2
172459-67841	127	1
172460-16130	9	4
172460-16300-1	9	8
172460-17611	15	6
	16	4
	130	7
172460-18100	18	2
172460-18120	18	3
172460-18250	19	18
172460-18351	18	6
172460-19180	38	25
172460-37061	21	5
172460-37062	21	5 -1
172460-37120	21	9
172460-37130-3	21	10
172460-37131-3	21	10 -1
172460-37150-3	21	11
172460-37151-3	21	11 -1
172460-37171	21	6
172460-37172	21	6 -1
172460-37290	21	25
172460-37291	21	25 -1
172460-37700	21	16
172460-38450	156	3

Parts No.	Fig. No.	Ref. No.
172460-38450	156	18
172460-38460	156	4
		19
172460-38470	156	5
		20
172460-38480	156	6
		21
172460-38490	156	7
		22
172460-38500	156	8
		23
172460-38510	156	9
		24
172460-38520	156	10
		25
172460-38530	156	11
		26
172460-38550	156	12
		13
		27
		28
172460-38560	156	14
		15
		29
		30
172460-50103	31	1
172460-50104	31	1 -1
172460-61100-3	32	29
172460-61120-2	32	30
172460-61121	32	30 -1
172460-65601	32	15
172460-72040	48	2
172460-72050	48	9
	49	20
	134	12
172460-72180	45	9
172460-72260	103	14
172460-72540	48	17
172460-72880	48	22
172460-72900	48	25
172460-72941	46	32
172460-72950-2	48	30
172460-73111	44	7
	128	7
172460-73121	44	11
	128	11
172460-73130	44	12
	128	12
172460-73140	44	13
	128	13

Parts No.	Fig. No.	Ref. No.
172460-73150	44	15
	128	15
172460-73160	44	16
	128	16
172460-73170	44	8
	128	8
172460-73180	44	17
	128	17
172460-73190	44	9
	128	9
172460-73200	44	18
	128	18
172460-73210	44	19
	128	19
172460-73220	44	20
172460-73231	44	21
	128	21
172460-73240	44	22
	128	22
172460-73280	44	26
	128	26
172460-73290	44	28
	128	28
172460-73320	52	48
172460-73330	44	29
	128	29
172460-73340	44	30
	128	30
172460-73350	44	31
	128	31
172460-73360	44	32
	128	32
172460-73370	44	33
	128	33
172460-73380	44	34
	128	34
172460-73390	44	35
	128	35
172460-73400	44	10
	128	10
172460-73420	44	38
	128	38
172460-73430	128	39
172460-73450	44	20 -1
	128	20
172460-73501	51	13
172460-73511	51	30
172460-73531	51	31
172460-73540	51	32
172460-73560	51	43

Parts No.	Fig. No.	Ref. No.
172460-73570	51	44
172460-73580	51	45
172460-73590	51	49
172460-73600	51	33
172460-73610	51	51
172460-73621	51	37
172460-73631	51	38
172460-73641	51	60
172460-73700	52	2
172460-73710	52	14
172460-73720	52	16
172460-73730	52	23
172460-73740	52	27
172460-73750	52	37
172460-73760	52	38
172460-73780	52	42
172460-73790	52	10
172460-73900	44	40
	128	40
172460-73910	44	41
	128	41
172460-73920	44	42
172460-76700	94	5
172460-78121	76	11
	117	21
172460-78540	76	13
	117	24
172460-78790	84	6
172460-81800	85	25
172460-81810	85	26
172460-81820	85	27
172460-82180-3	88	3
172460-82180-N	88	3 -1
172460-82200-3	88	4
172460-82200-N	88	4 -1
172460-82220	88	5
172460-82230	88	6
172460-82301-1	85	31
172460-82301-Y	85	31 -1
172460-82350-2	87	21
172460-82350-Y	87	21 -1
172460-82360-2	87	22
172460-82360-Y	87	22 -1
172460-82380-5	87	32
172460-82380-Y	87	32 -1
172460-82400	85	36
172460-82401	85	36 -1
172460-82540-W	86	13
172460-82541	86	13 -1
172460-82560-W	87	26

Parts No. Index

Parts No.	Fig. No.	Ref. No.
172460-82561	87	26 -1
172460-82590-W	87	28
172460-82591	87	28 -1
172460-82650-W	87	23
172461-11331	4	1
172461-13120	6	3
172461-13130	6	4
172461-13140	6	5
172461-37500-3	21	52
172461-37501	21	52 -1
172461-72020	46	9
172461-72500	46	24
172461-72511	46	31
172461-72520	46	14
172461-73103	128	5
172461-73131	44	37
	128	37
172461-73140	44	24
	128	24
172461-73150	44	23
	128	23
172461-73270	44	25
	128	25
172461-73310	52	1
172461-73770	52	41
172461-81901-3	88	1
172461-81901-N	88	1 -1
172461-81911-3	88	2
172461-81911-N	88	2 -1
172461-81930-1	88	1 A
172461-81930-N	88	1 A-1
172462-03320	1	32
	2	28
	7	6 A
	96	34
	97	34
172463-03290	1	31
	2	27
	69	32 A
	96	26
	97	26
172463-03320	1	6
	96	35
172463-69150	40	20
172463-69160	40	21
172463-69190	40	22
172463-69200	40	23
172463-69210	40	24
172463-74521	66	11
172463-74530	66	4

Parts No.	Fig. No.	Ref. No.
172463-74530	66	15
	123	5
		14
172463-74540	66	5
		16
	123	6
		15
172463-74551	66	6
		17
	123	7
		16
172463-74561	66	7
		18
	123	8
		17
172463-74570	66	8
		19
	123	9
		18
172463-74580	66	10
172467-03150	1	11
	2	7
172467-03151	1	11 -1
	2	7 -1
	96	4
	97	4
172467-03411	125	24
	133	26
172467-64101	37	28
172467-64110	37	29
172467-64120	37	30
172467-64130	37	31
172467-64140	37	32
172467-64150	37	33 -1
172467-64160	37	33 A
172467-64170	37	33 B
172467-64180	37	33 C
172467-64190	37	33 D
172467-66300-1	43	1
172467-66301-1	43	1 -1
172469-03261	125	10
	133	11
172469-03320	125	17
	133	18
172469-03360	125	20
	133	21
172469-03480	125	29
	133	31
172469-03540	125	33
	133	35

Parts No.	Fig. No.	Ref. No.
172469-03550	125	35
	133	37
172472-03141	1	2
	2	2
	3	20
		29
	37	20 A
	43	1 G
	96	3
	97	3
	98	1
	101	21 A
172472-03230	1	15
	2	11
	86	8 C
	96	13
	97	13
172472-03241	1	17
	2	13
	3	22
	37	13 D
	40	48 A
	96	16
	97	16
	98	22
	101	13 E
172472-03250	1	18
	2	14
	96	18
	97	18
172472-03261	1	19
	2	15
	3	23
	86	8 A
	96	20
	97	20
	98	23
172472-03271	1	20
	2	16
	3	24
	85	4 C
	96	22
	97	22
	98	24
172472-03281	1	21
	2	17
	3	25
	85	4 D
	96	25
	97	25

Parts No.	Fig. No.	Ref. No.
172472-03281	98	25
172472-03290	1	22
	2	18
	11	19
	96	27
	97	27
172472-03300	1	23
	2	19
	11	20
	96	29
	97	29
172472-03330	1	25
	2	21
	3	21
	86	8 B
	96	36
	97	35
	98	26
172472-16610	17	13
172472-17300	11	15
172472-17610	17	1
172472-17620	42	6
172472-17650	17	4
172472-66611-2	41	18
172478-03290	125	13
	133	14
172478-17200	13	3
172478-17201	13	3 -1
	136	4
172478-37450	21	44 -2
172478-37500-3	21	39
172478-37501	21	39 -1
172478-37530	21	44
		55
172478-37540	21	43
		56
172478-37550	21	42
		57
172478-65490	7	45
172478-65580	7	17
172478-68600	40	45
172478-68610	40	46
172478-68620	40	47
172478-68870	30	9
	137	10
172478-68890	30	10
	137	11
172478-73600	84	2
172478-73630	84	3
172478-76200	84	5

Parts No. Index

Parts No.	Fig. No.	Ref. No.
172480-62900	38	34
172490-03200	1	28
	2	24
172490-16741	10	7
172490-37320	21	37
172490-74310	55	32
	61	45
	106	32
	110	9
	110	8
	138	24
	142	19
172490-74320	55	34
		46
	61	34
	106	10
	110	9
	138	25
	142	20
172490-74330	55	35
		47
	61	35
	106	11
	110	10
	138	26
	142	22
172491-12100	5	3
172491-13101	6	1
172491-13111	6	2
172491-18620	18	28
172491-72260	45	25
172491-76330	94	4
	115	12
		30
172491-82130-W	86	11
172491-82131	86	11 -1
172496-18360	18	7
172497-16550	10	6
172498-12250	5	24
172499-13750	20	1
	131	1
172499-70180	54	3
	57	2
		19
	60	3
	63	2
		19
	106	19
	107	17
	108	16

Parts No.	Fig. No.	Ref. No.
172499-70180	138	5
	140	4
172499-74860	54	31
	60	31
	111	15
	143	15
172499-74960	54	34
	60	34
	111	17
	143	17
172511-17351	13	4
	136	5
172519-61550	15	13
		19
	20	9
		24
	130	14
		20
	131	13
		18
172519-63240	11	38
	19	48
	20	14
		27
	23	8
		9
		16
		17
	24	16
		17
		32
		33
	39	7
	90	19
	127	2
	131	19
		27
172524-45250	7	38
172527-52431	120	2
172531-72670	104	27
172638-76190	117	13
172644-76161	72	23
	76	5
	117	7
172648-16600	10	2 A
	12	3
172725-16380	19	46
	90	4
172730-61890	32	37
	37	3

Parts No.	Fig. No.	Ref. No.
172730-61890	101	3
172730-75141	45	30
	71	1
		2
	72	1
		22
	77	1
	116	5
		6
	146	1
	149	1
172734-41300	28	2
172734-65270	38	17
172825-45051	100	1
172828-76330	148	20
172837-73700	124	3
172837-73710	124	6
172837-73730	124	4
172837-73740	124	5
172837-74130	124	14
172837-74140	124	14 A
172837-74150	124	14 B
172837-74160	124	14 C
172837-74170	124	14 D
172837-76150	124	19
172837-78210	136	17
172837-78440	124	37
172958-03160	1	14
	2	10
	86	32 A
	96	5
	97	5
172958-17110	11	18
172958-17121	86	21
172958-17140	11	20 D
172958-17150	11	20 E
172958-17160	11	20 F
172958-17170	11	20 G
172958-17180	11	20 H
172958-17190	11	20 I
172958-17200	11	20 J
172958-17210	11	20 K
172958-17220	11	20 L
172958-64500	11	23
172958-72950	50	20
172958-72960	50	21
172958-72982-2	50	22
172958-72983	50	22 -1
172958-72983-N	50	22 -2
172958-76130	79	15

Parts No.	Fig. No.	Ref. No.
172958-76130	82	2
	91	6
	118	3
	152	2
172958-78120	79	13
172958-78160	79	6
172958-83140	86	28
172958-83171-2	86	31
172958-83171-Y	86	31 -1
172958-83330	86	37
172960-72600-2	49	1
172960-72630	47	11
	104	23
172960-72640	49	2
172960-72800-2	50	1
172960-72800-N	50	1 -1
172960-72810-2	50	3
172960-72810-N	50	3 -1
172960-72860	50	7
172960-72880	50	5
172960-72890	50	10
172960-72900	50	11
172960-72920	50	6
172960-72950	50	4
172960-72960	50	12
172960-72970	50	17
172960-73430	44	39
172960-76100-2	79	7
172960-76100-Y	79	7 -1
172960-81600	88	14
172960-81952-2	79	8
172960-81953-2	79	8 -1
172960-81953-Y	79	8 -2
172960-83101-2	86	24
172960-83102-1	86	24 -1
172960-83102-Y	86	24 -2
172960-83111-2	86	25
172960-83112-2	86	25 -1
172960-83113-1	86	25 -2
172960-83113-Y	86	25 -3
172960-83120	86	26
172960-83121	86	26 -1
172960-83130	86	27
172960-83131	86	27 -1
172960-83140	86	29
172960-83141	86	29 -1
172960-83151	86	30
172960-83152	86	30 -1
172960-83170	88	15
172960-83192	86	32

Parts No. Index

Parts No.	Fig. No.	Ref. No.
172960-83210	86	36
172960-83252-2	86	33
172960-83252-Y	86	33 -1
172960-83282	86	34
172960-83292-2	86	35
172960-83292-Y	86	35 -1
172960-83312-2	86	51
172960-83312-Y	86	51 -1
172961-73102	44	5
172961-73103	44	5 -1
172989-64451	37	33
172A07-03160	1	12
	2	8
	8	40 A
	96	6
	97	6
172A07-03410	125	25
	133	27
172A23-72043	45	42
	46	50
	47	34
	154	1
172A23-72052	45	44
	46	45
	47	35
	154	2
172A23-72081	45	52
	46	46
	47	36
	154	4
172A25-68301-1	39	33
	43	7
172A25-68500	39	34
	43	8
172A25-74401	92	2
	93	1
172A25-74420	92	3
	93	2
172A25-74430	92	4
	93	3
172A25-74440	92	5
	93	4
172A25-74450	92	6
	93	5
172A25-74460	92	7
	93	6
172A25-74470	92	8
	93	7
172A25-74480	92	9
	93	8

Parts No.	Fig. No.	Ref. No.
172A25-74490	92	10
	93	9
172A25-74501	92	11
	93	10
172A27-72900-2	46	47
172A27-72900-N	46	47 -1
	154	7
172A27-72951-2	45	46
	46	48
172A27-72951-N	45	46 -1
	46	48 -1
	154	41
172A27-94101-2	135	4
172A34-94101-2	89	4
172A36-03411	1	7
	2	5
		5 -1
	3	19
		19 -1
	38	7 C
	96	48
	97	47
	98	2
172A36-74750	145	10
172A36-74780	145	11
172A37-03150	125	2
	133	2
172A37-03160	125	3
	133	3
172A37-03180	125	4
	133	4
172A37-03200	125	5
	133	5
172A37-03220	125	6
	133	6
172A37-03231	125	7
	133	7
172A37-03241	125	8
	133	8
172A37-03250	125	9
	133	10
172A37-03271	125	11
	133	12
172A37-03280	125	12
	133	13
172A37-03290	125	14
	133	15
172A37-03300	125	15
	133	16
172A37-03310	125	16

Parts No.	Fig. No.	Ref. No.
172A37-03310	133	17
172A37-03330	125	18
	133	19
172A37-03350	125	19
	133	20
172A37-03360	125	21
	133	22
172A37-03370	125	22
	133	23
172A37-03400	125	23
	133	24
172A37-03410	125	26
	133	28
172A37-03420	125	27
	133	29
172A37-03430	125	28
	133	30
172A37-03500	125	30
	133	32
172A37-03520	125	31
	133	33
172A37-03530	125	32
	133	34
172A37-03540	125	34
	133	36
172A37-03550	125	36
	133	38
172A37-03680	125	43
	133	44
172A37-03710	125	44
	133	45
172A37-03720	125	45
	133	46
172A38-03201	1	26
	2	22
	3	30
	7	34 A
	96	8
	97	8
	98	28
172A38-03211	1	29
	2	25
	3	31
	7	20 A
	96	9
	97	9
	98	29
172A46-03220	90	1
172A46-03230	23	13
172A46-03270	90	2

Parts No.	Fig. No.	Ref. No.
172A46-03280	90	3
172A46-03301	84	1 A
172A46-13040	7	55
172A46-16360	9	9
172A46-17300	25	29
172A46-17310	25	30
172A46-45350	27	2
172A46-45500	26	4
172A46-45510	26	5
172A46-46101	90	7
172A46-46160	90	8
172A46-46201	90	9
172A46-46301	90	10
172A46-46400	90	11
172A46-46401	90	11 -1
172A46-46430	90	12
172A46-46500	24	11
172A46-46530	23	6
172A46-46602	23	14
172A46-46631	23	15
172A46-46632	23	15 -1
172A46-46702	24	30
172A46-46703	23	14 -1
	24	30 -1
172A46-46731	24	31
172A46-46732	24	31 -1
172A46-62510	90	18
172A46-62520	36	34
172A46-62530	90	17
172A46-64810	37	41
172A46-64811-1	37	41 -1
172A46-64930	37	42
172A46-64951	37	47
172A46-64952	37	47 -1
	101	26
172A46-64953	37	47 -2
	101	26 -1
172A46-64960	37	48
	101	27
172A46-64970	37	49
	101	28
172A46-72070	45	43
	46	43
	47	33
	154	3
172A46-74330	63	60
172A46-74800	91	1
172A46-75500	69	9 -1
172A46-79130	91	10
172A46-79140	91	11

Parts No. Index

Parts No.	Fig. No.	Ref. No.
172A46-79150	91	12
172A46-79160	91	13
172A47-03110	1	10
	2	6
	85	4 E
	96	2
	97	2
172A47-03160	1	13
	2	9
	38	7 D
	96	7
	97	7
172A47-03220	1	62
	2	58
	68	6
	96	64
	97	61
172A47-03250	1	57 C
	2	54 C
	25	32
	96	19
	97	19
172A47-03260	1	57 D
	2	54 D
	25	33
	96	21
	97	21
172A47-03270	1	57 E
	2	54 E
	25	34
	96	23
	97	23
172A47-03330	1	24
	2	20
	96	37
	97	36
172A47-03340	1	33
	2	29
172A47-03341	1	33 -1
	2	29 -1
	96	39
	97	38
172A47-03371	1	57 A
	2	54 A
	84	1
		1 B
	96	63
	97	60
172A47-03390	1	63
	2	59

Parts No.	Fig. No.	Ref. No.
172A47-03390	68	7
172A47-03410	1	59
	2	56
	3	28
	40	48 F
	43	1 I
	68	10
172A47-03601	125	37
	133	39
172A47-03610	125	39
	133	40
172A47-03640	125	41
	133	42
172A47-03651	125	42
	133	43
172A47-05300	8	21
172A47-11200	18	30
172A47-11301	4	12
172A47-11350	4	19
172A47-11351	4	19 -1
172A47-11370	4	20
172A47-11500	4	4
172A47-11510	4	8
172A47-11520	4	9
172A47-11600	4	10
172A47-12110	5	12
172A47-12130	5	4
172A47-12141	5	1
172A47-12142	5	15
172A47-13050	7	3
172A47-13060	7	4
172A47-13120	18	31
172A47-13130	7	16
172A47-13140	7	60
172A47-13151	7	1
172A47-13160	7	5
172A47-13180	7	6
172A47-13202	6	8
172A47-13430	4	11
172A47-13460	7	13
172A47-13470	7	7
172A47-13480	7	8
172A47-13490	7	10
172A47-13510	7	14
172A47-13522	7	15
172A47-13640	7	66
172A47-13680	6	12
172A47-13750	7	20
172A47-13770	7	65
172A47-13780	7	21

Parts No.	Fig. No.	Ref. No.
172A47-13940	7	61
172A47-13960	7	22
172A47-14210	8	4
172A47-14510	8	25
172A47-14520	8	9
172A47-14800	7	28
172A47-14860	7	24
172A47-14870	7	25
172A47-16100	9	1
172A47-16101	9	1 -1
172A47-16110	9	3
172A47-16111	9	3 -1
172A47-16112	9	3 -2
172A47-16130	10	1
172A47-16140	9	14
172A47-16250-1	9	6
172A47-16301	9	5
172A47-16302	9	5 -1
172A47-16541	10	13
172A47-16542	10	13 -1
172A47-16560	12	1
172A47-16561	12	1 -1
172A47-16590	12	11
172A47-16591	12	11 -1
172A47-16650	13	21
	136	1
172A47-16810	13	1
	136	2
172A47-16860	13	2
	136	3
172A47-17210	11	27 A
172A47-17211	11	27 A-1
172A47-17270	14	9
172A47-17280	14	10
172A47-17500	15	2
	130	2
172A47-17530	16	2
172A47-17550	16	3
172A47-17600-3	14	4
172A47-17600-Y	14	4 -1
172A47-17900	11	21
172A47-18120	19	3
172A47-18130	19	25
172A47-18140	19	5
172A47-18150	19	6
172A47-18160	19	7
172A47-18170	19	8
172A47-18180	19	25 A
172A47-18191	19	9
172A47-18200	19	11

Parts No.	Fig. No.	Ref. No.
172A47-18210	19	13
172A47-18221	19	16
172A47-18230	19	14
172A47-18261	20	7
172A47-18262	131	7
172A47-18270-1	34	1
	132	1
172A47-18280	34	2
172A47-18281	34	2 -1
	102	2
	132	2
172A47-18300	19	57
		60
172A47-18340	20	2
	131	2
172A47-18351	15	9
	20	3
172A47-18352	130	10
	131	3
172A47-18391	15	10
172A47-18392	130	11
172A47-18440	19	26
172A47-18441	19	26 -1
172A47-18470	20	4
172A47-18471	20	4 -1
	131	4
172A47-18570	19	47
172A47-18580	19	27
172A47-18590	19	28
172A47-18591	19	28 -1
172A47-18600	20	20
	131	14
172A47-18660	15	11
	130	12
172A47-18711	12	5
172A47-18711-1	15	14
	130	15
172A47-18730	20	6
	131	6
172A47-18760	12	4
172A47-18780	17	9
172A47-18781	17	9 -1
172A47-18810	17	10
172A47-18841	19	45
172A47-18870	19	29
172A47-18871	19	29 -1
172A47-18930	34	20
172A47-18930-1	132	3
172A47-18940	15	16
	130	17

Parts No. Index

Parts No.	Fig. No.	Ref. No.
172A47-18950	15	17
	130	18
172A47-18980	17	1 -1
172A47-18990	17	1 A
172A47-19310	20	22
	131	16
172A47-19320	20	23
	131	17
172A47-19330	20	10
	131	9
172A47-19340	20	11
	131	10
172A47-19350	20	12
	131	11
172A47-19360	20	13
	131	12
172A47-19380	19	30
172A47-19381	19	30 -1
172A47-19390	19	31
172A47-19391	19	31 -1
172A47-19400	15	18
	130	19
172A47-44200	25	1
172A47-44230	25	2
172A47-45100	25	5
172A47-45150	25	8
172A47-45200	28	4
172A47-45260	28	7
172A47-45300	28	8
172A47-45420	28	9
172A47-45430	28	10
172A47-45450	25	11
172A47-45451	25	11 -1
172A47-45501	29	2
172A47-45502	29	2 -1
172A47-45531	29	5
172A47-45532	29	5 -1
172A47-45580	29	6
172A47-45601	30	2
172A47-45800	30	5
	137	6
172A47-45840	30	6
	137	7
172A47-45870	30	7
	137	8
172A47-45880	30	8
	137	9
172A47-46210	24	7
172A47-46230	24	8
172A47-46310	24	9

Parts No.	Fig. No.	Ref. No.
172A47-46343	24	10
172A47-46344	24	10 -1
172A47-46451	23	4
172A47-46452	23	4 -1
172A47-46470	23	5
172A47-46471	23	5 -1
172A47-53320	31	5
	38	33
172A47-54101	31	9
172A47-54530	31	13
172A47-54600	31	22
172A47-54610	14	13
172A47-54620	31	25
172A47-61001	33	8
172A47-61010	33	6
172A47-61220-2	33	1
		1 -2
172A47-61220-Y	33	1 -3
172A47-61310-1	32	4
172A47-61311	32	4 -1
172A47-61400	32	22
172A47-61411	32	23
172A47-61420	32	24
172A47-61430	32	25
172A47-61440	32	26
172A47-61460-1	37	2
172A47-61490	34	3
172A47-61491	132	4
172A47-61511	34	5
	132	7
172A47-61530	34	4
	132	6
172A47-61550	35	14
172A47-61560	35	15
172A47-61570	8	22
172A47-61690-2	32	2
172A47-61690-Y	32	2 -1
172A47-61790	32	3
172A47-61931	32	6
172A47-61940	32	7
172A47-61950	32	8
172A47-61960	32	9
172A47-62090	36	1
172A47-62150	36	25
172A47-62200	25	24
172A47-62201	25	24 -1
172A47-62261	36	10
172A47-62270	36	3
172A47-62280	36	2
172A47-62290	8	17

Parts No.	Fig. No.	Ref. No.
172A47-62300	25	37
172A47-62310	8	52
172A47-62320	8	18
172A47-62330	36	1 B
172A47-62350	25	25
172A47-62410	36	28
172A47-62450	36	11
172A47-62451	36	11 -1
172A47-62460	36	12
172A47-62470	36	11 A
172A47-62501	36	6
172A47-62510	36	30
172A47-62520	36	7
172A47-62530	36	9
172A47-62550	36	8
172A47-62570	36	22
172A47-62580	36	23
172A47-62600	36	17
172A47-62601	36	17 -1
172A47-62660	36	26
		36
172A47-62700	36	21
172A47-62701	36	21 -1
172A47-63110	11	36
172A47-63121	11	37
172A47-63190	34	6
	132	8
172A47-63220-1	34	7
	132	9
172A47-64501	37	14
	101	15
172A47-64550	37	17
	101	20
172A47-64580	37	21
	101	22
172A47-64701	37	35
172A47-64702	37	35 -1
172A47-64851	36	18
172A47-64852	36	18 -1
172A47-64871	37	22
	101	23
172A47-64880	37	37
	101	45
172A47-64900	37	7
	101	7
172A47-64911	37	8
	101	8
172A47-64921	37	9
	101	9
172A47-64940	37	10

Parts No.	Fig. No.	Ref. No.
172A47-64940	37	39
	101	10
		47
172A47-64950	37	18
	101	21
172A47-64960	37	24
	101	25
172A47-64980	37	45
172A47-64990	37	12
	101	11
172A47-65010	38	30
172A47-65350	38	4
172A47-65351	38	4 -1
172A47-65360	38	4 A
172A47-65370	38	5
172A47-65460-1	38	18
172A47-65550	32	14
	38	20
172A47-65601-2	38	22
172A47-65601-Y	38	22 -1
172A47-65650	38	24
172A47-65670	38	26
172A47-65731	38	6
172A47-65800-2	38	31
172A47-65800-Y	38	31 -1
172A47-65911	31	15
172A47-65960	38	35
172A47-67801	39	4
172A47-67900	43	10
172A47-68001	39	19
172A47-68820	35	1
172A47-68830	35	2
172A47-68840	35	3
172A47-68850	35	4
172A47-68860	35	5
172A47-68870	35	6
172A47-68880	35	7
172A47-68890	35	8
172A47-68900	35	9
172A47-68920	35	10
172A47-68930	35	11
172A47-68940	35	16
172A47-68980	35	18
172A47-68990	35	17
172A47-71300	74	46
	124	1
172A47-72170-2	45	6
172A47-72170-N	45	6 -1
172A47-72302-2	46	1
172A47-72302-N	46	1 -1

Parts No. Index

Parts No.	Fig. No.	Ref. No.
172A47-72302-N	46	1 -2
172A47-72311-2	46	15
172A47-72311-N	46	15 -1
172A47-72401	46	19
172A47-72451	46	26
172A47-72501-2	47	1
172A47-72501-N	47	1 -1
172A47-72511-3	47	17
172A47-72511-N	47	17 -1
172A47-72550-2	47	28
172A47-72550-N	47	28 -1
172A47-72601	47	21
172A47-72651	47	14
172A47-72700	48	1
172A47-72710	48	13
172A47-72770-2	45	53
172A47-72770-N	45	53 -1
172A47-72800-2	45	37
172A47-72800-N	45	37 -1
172A47-72820-2	45	45
172A47-72820-N	45	45 -1
172A47-72840	45	49
	46	44
	47	40
	154	6
172A47-72850-2	47	37
172A47-72850-N	47	37 -1
172A47-72881-2	47	38
172A47-72881-N	47	38 -1
172A47-72911	46	2
172A47-72921	47	2
172A47-73310	51	40
172A47-73320	51	47
172A47-74120	74	1
	75	1
	124	9
172A47-74121	74	1 -1
	75	1 -1
	124	9 -1
	148	1
172A47-74130	74	6
172A47-74140	74	7
172A47-74150	74	8
172A47-74160	74	9
172A47-74200	65	1
172A47-74210	59	1
	113	1
172A47-74220	57	5
		46
	58	4

Parts No.	Fig. No.	Ref. No.
172A47-74220	63	5
		46
	64	4
	106	22
	107	6
	111	26
172A47-74230	57	6
		47
	58	5
	63	6
		47
	64	5
	106	24
	107	8
	111	28
172A47-74241	58	7 A
	64	7 A
	111	31
172A47-74260	54	20
		20 -1
	60	20
		20 -1
	111	5
	143	7
172A47-74270	57	20
	63	20
	107	18
	139	16
172A47-74280	54	22
	56	19
	60	22
	62	19
	110	21
	111	6
172A47-74290	54	23 A
	60	23 A
	111	11
172A47-74291	54	23 A-1
	60	23 A-1
	111	11 -1
	143	9
172A47-74300	56	20
	62	20
	110	22
172A47-74311	56	21 A
	62	21 A
	110	24
172A47-74320	55	33 A
	61	33 A
	110	12

Parts No.	Fig. No.	Ref. No.
172A47-74330	56	7 A
	62	7 A
	109	22
172A47-74340	55	6 A
		19 A
	61	6 A
		19 A
	108	9
	109	9
172A47-74350	54	7 A
	60	7 A
	108	24
	140	8
172A47-74360	54	8
	60	8
	108	20
	140	9
172A47-74370	54	9
	60	9
	108	21
	140	10
172A47-74380	54	10
	60	10
	108	22
	140	11
172A47-74411	57	50 A
	63	50 A
	107	12
172A47-74421	58	23
	64	23
172A47-74431	58	7
	64	7
	111	30
172A47-74440	54	23
	60	23
	111	10
172A47-74441	54	23 -1
	60	23 -1
	111	10 -1
172A47-74451	56	21
	62	21
	110	23
172A47-74460	57	23
	63	23
	107	21
	139	20
172A47-74470	55	33
	61	33
	110	11
172A47-74480	56	7

Parts No.	Fig. No.	Ref. No.
172A47-74480	62	7
	109	21
172A47-74490	55	19
	61	19
	109	8
172A47-74500	54	7
	60	7
	108	23
172A47-74510	66	1
172A47-74520	66	9
172A47-74530	55	6
	61	6
	108	8
172A47-74541	57	50
	63	50
	107	11
172A47-74550	57	13
	63	13
	106	28
172A47-74560	57	24
	63	24
	107	22
	139	21
172A47-74570	57	25
	63	25
	107	23
	139	22
172A47-74580	57	26
	63	26
	107	24
	139	23
172A47-74601	68	1
172A47-74611	68	3
172A47-74650	68	4
172A47-74660	68	5
172A47-74700	27	3
172A47-74710	27	4
172A47-74720	27	5
172A47-74730	27	6
172A47-74740	27	7
172A47-74750	27	8
172A47-74760	27	9
172A47-74770	27	10
172A47-74780	27	11
172A47-74790	27	12
172A47-74800	27	13
172A47-74810	27	14
172A47-74820	27	15
172A47-74830	27	16
172A47-74840	27	17

Parts No. Index

Parts No.	Fig. No.	Ref. No.
172A47-74850	27	18
172A47-74860	27	19
172A47-74870	27	20
172A47-74880	27	21
172A47-74890	27	22
172A47-74920	57	28
	63	28
	107	26
	139	25
172A47-74930	57	29
	63	29
	107	27
	139	26
172A47-74940	57	13 A
	63	13 A
	106	29
172A47-74950	54	32
	57	14
	60	32
	63	14
	106	31
	111	16
	138	15
	143	16
172A47-74960	54	33
	60	33
	111	18
172A47-74970	57	15
	30	30
	63	15
	30	30
	106	32
	107	28
	138	16
172A47-74980	54	16
	60	16
	108	29
	140	16
172A47-75340	69	10
172A47-75410	59	26
	65	26
	112	18
172A47-75420	59	2 C
		4
		27
	65	2 C
		4
		27
	112	14
	113	2 C

Parts No.	Fig. No.	Ref. No.
172A47-75420	113	4
172A47-75430	57	61
	63	61
	106	39
172A47-75440	57	62
	63	62
	106	40
172A47-75450	60	42
	138	33
172A47-75460	55	53
	61	40
	106	17
	110	2
	138	31
	142	26
172A47-75480	58	25
	64	25
	112	15
	144	12
172A47-75490	57	1
	63	1
	106	18
172A47-75501	57	43
	63	43
	107	3
172A47-75510	55	1
	61	1
	108	2
172A47-75511	55	1 -1
	61	1 -1
	108	2 -1
172A47-75520	54	2
	60	2
	108	15
172A47-75530	55	14
	61	14
	109	2
172A47-75531	55	14 -1
	61	14 -1
	109	2 -1
172A47-75540	56	1
	62	1
	109	15
172A47-75541	56	1 -1
	62	1 -1
	109	15 -1
172A47-75550	55	27
	61	27
	110	3
172A47-75561	56	14

Parts No.	Fig. No.	Ref. No.
172A47-75561	62	14
	110	16
172A47-75570	54	18
	60	18
	111	2
172A47-75571	54	18 -1
	60	18 -1
	111	2 -1
172A47-75581	58	1
	64	1
	111	23
172A47-75591	58	14
	64	14
172A47-75600	59	24
	65	24
	112	16
172A47-75610	57	18
	63	18
	107	16
172A47-75620	57	31
	63	31
	107	29
	138	28
	139	27
	142	23
172A47-75630	57	60
	106	38
172A47-75640	55	40
172A47-75650	55	49
172A47-75660	55	50
172A47-75671	58	23 A
	64	23 A
172A47-75680	57	32
	63	32
	107	30
	139	28
	143	18
172A47-75690	57	33
	63	33
	107	31
	139	29
172A47-75710	59	6
	65	6
	113	6
172A47-75720	59	7
	65	7
	113	7
	143	19
172A47-75730	59	8
	65	8

Parts No.	Fig. No.	Ref. No.
172A47-75730	113	8
172A47-75740	59	9
	65	9
	113	9
172A47-75750	59	10
	65	10
	113	10
172A47-75760	59	11
	65	11
	113	11
172A47-75770	65	12
172A47-75780	59	13
	65	13
	113	12
172A47-75790	59	14
	65	14
	113	13
172A47-75800	59	12
	113	14
172A47-75810	54	41
	106	36
172A47-75820	59	8 -1
	113	8 -1
172A47-75900	65	2 A
172A47-75910	59	2 A
	113	2 A
172A47-76110	13	6
172A47-76111	13	6 -1
172A47-76120	74	13
	124	18
172A47-76150	70	4
172A47-76151	70	4 -1
172A47-76171	82	17
	152	4
172A47-76180	81	22
	149	8
172A47-76191	73	23
	149	10
172A47-76230	73	1
	147	2
	149	11
172A47-76240	73	9
	147	4
172A47-76250	74	22
	75	14
	124	27
	148	18
172A47-76261	82	15
	118	8
172A47-76270	54	45

Parts No. Index

Parts No.	Fig. No.	Ref. No.
172A47-76270	138	36
172A47-76280	54	46
	138	37
172A47-76300	69	18
172A47-76310	69	20
172A47-76320	94	3
172A47-76450	78	26
172A47-76460	78	20
172A47-77200-1	93	17
172A47-77200-N	93	17 -1
172A47-77221-2	95	9
172A47-77221-Y	95	9 -1
172A47-77800	83	1
172A47-77810	83	4
172A47-77820	83	2
172A47-78100	70	7
172A47-78110	70	10
172A47-78120	70	9
172A47-78130	77	3
172A47-78140	77	4
172A47-78150	77	5
172A47-78160	77	6
172A47-78170	72	21
172A47-78180	71	9
	146	7
172A47-78190	74	28
	75	20
	124	33
	148	26
172A47-78200	72	20
172A47-78220	72	18
172A47-78221	72	17 -1
		18 -1
	116	15
172A47-78230	72	17
172A47-78240	74	29
	75	21
	124	34
	148	27
172A47-78250	74	30
	75	22
	124	35
	148	28
172A47-78260	78	6
172A47-78261	78	6 -1
172A47-78270	78	7
172A47-78300	73	15
	147	13
172A47-78310	73	20
172A47-78320	73	21

Parts No.	Fig. No.	Ref. No.
172A47-78320	147	8
172A47-78330	73	13
	147	9
172A47-78340	73	14
172A47-78341	73	14 -1
	116	16
	147	11
172A47-78350	73	16
172A47-78360	73	17
	147	15
172A47-78381	95	11
172A47-78382	95	11 -1
172A47-78400	79	17
172A47-78420	74	31
	75	23
	124	36
	148	29
172A47-78430	95	13
172A47-78431	95	13 -1
172A47-78460	72	14
		15
		16
172A47-78461	72	14 -1
		15 -1
		16 -1
	116	17
		20
172A47-78480	95	15
172A47-78481	95	15 -1
172A47-78503	81	13
172A47-78513	81	11
172A47-78522	81	10
172A47-78532	81	12
172A47-78542	81	15
172A47-78553	80	7
172A47-78561	80	8
172A47-78570	80	9
172A47-78580	71	12
172A47-78590	71	11
172A47-78600	72	19
	116	18
172A47-78610	73	18
172A47-78620	73	19
172A47-78632	81	16
172A47-78642	80	6
172A47-78652	80	5
172A47-78660	74	32
	124	38
172A47-78670	74	33
	124	39

Parts No.	Fig. No.	Ref. No.
172A47-78680	74	34
	115	17
	124	40
172A47-78690	79	18
172A47-78700	74	35
	75	24
	124	41
	148	34
172A47-78760	74	36
	124	42
172A47-78770	94	7
172A47-78780	94	8
172A47-78790	94	9
172A47-78801	77	12
172A47-78802	77	12 -1
172A47-78811	77	11
172A47-78812	77	11 -1
172A47-78882	81	14
172A47-78892	81	17
172A47-78910	13	13
172A47-78921	82	7
172A47-78931	82	8
172A47-78942	82	9
	152	11
172A47-78952	82	10
	118	15
	152	12
172A47-78960	77	7
172A47-78970	77	10
172A47-78980	71	10
	146	8
172A47-78990	70	8
172A47-79100-2	85	55
172A47-79101-2	85	55 -1
172A47-79101-Y	85	55 -2
172A47-79150	33	12
172A47-79160	78	10
	95	24
172A47-79170	78	10 -1
	95	24 -1
172A47-79200	77	17
172A47-79320	13	14
172A47-79321	13	14 -1
172A47-79330	76	12
	117	25
172A47-79340	76	14
	117	26
172A47-81900-W	85	13
172A47-81901	85	13 -1
172A47-81920-W	85	14

Parts No.	Fig. No.	Ref. No.
172A47-81921	85	14 -1
172A47-81940	85	38
172A47-81941	85	38 -1
172A47-81942	85	38 -2
172A47-81950-W	85	37
172A47-81951	85	37 -1
172A47-81971	85	4
172A47-81980	85	44 -1
172A48-03300	1	56
	2	53
	96	30
	97	30
172A48-03301	1	56 -1
	2	53 -1
	96	30 -1
	97	30 -1
172A48-03310	1	3
	2	54
	96	32
	97	32
172A48-03311	1	3 -1
	2	54 -1
	96	32 -1
	97	32 -1
172A48-03392	1	57
	2	52
	3	1
	41	21 A
	43	1 A
172A48-03393	1	57 -1
	2	52 -1
	3	1 -1
	41	21 A-1
	43	1 A-1
172A48-03612	125	40
172A48-53311	31	6
172A48-72102-2	45	1
172A48-72102-N	45	1 -1
172A48-72111-2	45	2
172A48-72111-N	45	2 -1
172A48-72180	45	5
172A48-72201	45	7
172A48-72250	45	11
172A48-72270	45	28
172A48-72281	45	16
172A48-72310	45	29
172A48-73301	51	1
172A48-74103	60	1
172A48-74104	60	1 -1
172A48-74113	54	1

Parts No. Index

Parts No.	Fig. No.	Ref. No.
172A48-74114	54	1 -1
172A48-74200	56	27
	57	56
	62	27
	63	56
	106	15
	107	1
	109	1
	110	1
	138	3
	139	2
	141	2
	142	2
172A48-74210	54	39
	60	39
	108	1
	111	1
	140	2
	143	2
172A48-76406-2	78	2
172A48-76406-Y	78	2 -1
172A48-76426-2	78	3
172A48-76426-Y	78	3 -1
172A48-78390	95	12
172A48-78391	95	12 -1
172A48-78410	79	11
172A48-78411	79	11 -1
172A48-78440	95	14
172A48-78441	95	14 -1
172A48-78490	95	16
172A48-78491	95	16 -1
172A48-78820	77	14
172A48-78821	77	14 -1
172A48-78830	77	13
172A48-78831	77	13 -1
172A48-78840	77	15
172A48-78841	77	15 -1
172A48-78850	77	16
172A48-78851	77	16 -1
172A48-78860	77	19
172A48-79300	79	12
172A48-79301	79	12 -1
172A48-79310	79	14
172A48-81610	86	1
172A52-14200	78	19
172A52-78310	73	20 -1
	147	14
172A64-03700	1	27
	2	23
	96	59

Parts No.	Fig. No.	Ref. No.
172A64-03700	97	56
172A64-17250	11	3
172A64-45010	26	1
172A64-45040	26	2
172A64-45070	26	3
172A64-74500	67	2
172A64-74590	67	6
172A64-74600	67	7
172A64-74610	67	8
172A64-74620	67	9
172A64-74630	67	10
172A64-74640	67	11
172A64-74650	67	12
172A64-74660	67	13
172A64-74670	67	14
172A64-74680	67	15
172A69-46270	24	12 -1
172A69-74850	123	2
172A69-74860	123	10
172A69-74900	123	11
172A69-74910	123	19
172A77-03110	1	73
	2	69
	38	2 A
	96	72
	97	69
172A77-16520	10	14
172A77-16540	10	14 -1
172A77-17250	11	17
172A77-46050	23	1 -1
	24	1 -1
172A77-61220-2	33	1 -1
172A77-61230	33	1 B
		1 B-1
172A78-11510	4	8 -1
172A78-11520	4	9 -1
172A78-13010	6	8 -1
172A78-13020	6	8 A
172A78-14220	8	5
172A78-14600	8	29 -1
172A78-16500	10	2
172A78-16501	10	2 -1
172A78-16550	14	1
172A78-17460-1	14	15
172A78-17460-Y	14	15 -1
172A78-17500	15	29
	16	11
	130	5
172A78-18100	19	32 -2
172A78-18110	19	39 -1

Parts No.	Fig. No.	Ref. No.
172A78-18200	19	59
172A78-18300	18	5
172A78-18500	20	5
172A78-18501	20	5 -1
	131	5
172A78-18560	20	26
	131	21
172A78-46100	24	3
172A78-46101	24	3 -1
172A78-53350	31	23
172A78-54070	31	9 A
172A78-54080	31	9 B
172A78-54090	31	9 -1
172A78-61600	32	15 -1
172A78-61610	32	15 -1A
172A78-61650	32	15 -1B
172A78-64100	37	4 -5
	101	4 -2
172A78-64101	37	4 -6
	101	4 -3
172A78-64200	37	4
172A78-64201-1	37	4 -1
172A78-64202	37	4 -2
172A78-64203	37	4 -3
	101	4
172A78-64204	37	4 -4
	101	4 -1
172A78-64300	37	60
172A78-64500	37	14 -1
	101	15 -1
172A78-64510	66	22
		24
	123	1
172A78-64870	37	22 -1
	101	23 -1
172A78-64880	37	37 -1
	101	45 -1
172A78-64940	37	10 -1
		39 -1
	101	10 -1
		47 -1
172A78-64950	37	18 -1
	101	21 -1
172A78-64960	37	24 -1
	101	25 -1
172A78-64970	37	13 A
	101	13 A
172A78-65010	38	2 -1
172A78-65100-2	38	2
172A78-65130	38	2 B

Parts No.	Fig. No.	Ref. No.
172A78-65210	38	2 B-1
172A78-65320	38	9
172A78-65350	38	4 -2
172A78-65360	38	4 A-1
172A78-65430	38	18 -1B
172A78-65440	38	18 -1C
172A78-65710	37	11 -1
	101	13 -1
172A78-74170	55	4 -1
		17 -1
	56	6 -1
	61	4 -1
		17 -1
	62	6 -1
	108	5 -1
	109	5 -1
		20 -1
	140	21
	141	8
		18
172A78-74290	144	8
172A78-74300	143	30
172A78-74310	142	9
172A78-74320	142	21
172A78-74330	141	9
172A78-74340	140	23
	141	20
172A78-74350	139	10
172A78-74360	138	27
172A78-74370	138	13
172A78-74380	144	2
172A78-74390	143	24
172A78-74400	143	3
172A78-74410	142	3
172A78-74420	142	14
172A78-74430	141	3
172A78-74440	141	15
172A78-74450	140	3
172A78-74460	140	18
172A78-74470	139	3
172A78-74480	139	15
172A78-74490	138	19
172A78-74500	138	4
172A78-74510	144	1
172A78-74540	142	13
172A78-74590	138	18
172A78-74610	142	10
	143	31
	144	9
172A78-74620	143	12

Parts No. Index

Parts No.	Fig. No.	Ref. No.
172A78-74650	67	17
172A78-81800-2	85	56
172A78-81800-Y	85	56 -1
172A78-81840-1	85	7
172A78-81840-Y	85	7 -1
172A78-81860	85	9
172A78-81980	85	28
172A79-03020	125	1
172A79-03030	133	1
172A79-03120	1	10 -1
	2	6 -1
	96	2 -1
	97	2 -1
172A79-03150	1	64
	2	60
	25	35
172A79-03160	1	65
	2	61
	25	36
172A79-03210	40	48 G
	96	10
	97	10
172A79-03220	96	12
	97	12
	98	30
	101	13 B
172A79-03240	133	9
172A79-03300	1	56 -2
	2	53 -2
	96	30 -2
	97	30 -2
172A79-03310	1	3 -2
	2	54 -2
	96	32 -2
	97	32 -2
172A79-03321	1	5
	2	4
172A79-03330	1	61
172A79-03380	96	44
	97	43
172A79-03390	41	21 B
	43	1 J
	96	46
	97	45
	98	27
172A79-03400	133	25
172A79-03600	125	38
172A79-03601	125	38 -1
172A79-03610	133	41
172A79-08520	92	1

Parts No.	Fig. No.	Ref. No.
172A79-08521	92	1 -1
172A79-08521-Y	92	1 -2
172A79-08810	129	1
172A79-12150	5	2 -1
172A79-16660	121	1
172A79-16900	99	1
172A79-16910	100	1 A
172A79-18270	102	1
172A79-38400	156	1
172A79-38410	156	2
172A79-38420	156	16
172A79-38430	156	17
172A79-45050	100	1 -1
172A79-45500	100	2
172A79-45591	137	2
172A79-45661	137	5
172A79-57600	31	10 -1
172A79-57620	31	10 -1B
172A79-57660	31	4 -1
172A79-61350	122	1
172A79-61370	122	3
172A79-61380	122	4
172A79-61460	101	44
172A79-61500	122	5
172A79-61520	122	7
172A79-61600	122	8
172A79-61620	122	10
172A79-61810	32	4 -2
172A79-62520	36	32
172A79-64300	101	14
172A79-65410	38	18 -1
172A79-72070	154	9
172A79-72080	154	10
172A79-72090	154	11
172A79-72100	103	1
172A79-72110	103	2
172A79-72150	103	5
172A79-72200	103	6
172A79-72240	103	8
	119	11
172A79-72250	103	11
172A79-72280	103	16
172A79-72290	103	17
172A79-72301	104	2
172A79-72311	104	3
172A79-72350	104	7
172A79-72400	104	12
172A79-72450	104	15
172A79-72460	104	17
172A79-72510	104	31

Parts No.	Fig. No.	Ref. No.
172A79-72570	45	41 -1
	46	55 -1
	47	32 -1
	154	5
172A79-72700	154	12
172A79-72710	154	13
172A79-72720	154	14
172A79-72730	154	15
172A79-72740	154	16
172A79-72750	154	17
172A79-72760	154	18
172A79-72800	154	21
172A79-72810	154	22
172A79-72820	154	23
172A79-72830	154	24
172A79-72840	154	25
172A79-72850	154	27
172A79-72860	154	28
172A79-72870	154	29
172A79-72880	154	30
172A79-72890	154	31
172A79-72900	154	8
172A79-72910	154	32
172A79-72920	154	33
		35
172A79-72930	154	34
172A79-72950	154	36
172A79-72960	154	37
172A79-72970	154	38
172A79-72980	154	39
172A79-72990	154	26
172A79-73700	157	1
172A79-73710	157	2
172A79-73720	157	3
172A79-73780	157	4
172A79-73790	157	4 -1
172A79-73800	105	1
172A79-73850	105	9
172A79-74110	106	1
172A79-74111	106	1 -1
172A79-74120	106	2
172A79-74130	112	1
172A79-74140	112	2
172A79-74150	112	4
172A79-74160	112	6
172A79-74170	112	7
172A79-74180	112	9
172A79-74190	112	8
172A79-74200	138	1
172A79-74210	143	1

Parts No.	Fig. No.	Ref. No.
172A79-74220	142	1
172A79-74230	141	1
172A79-74240	140	1
172A79-74250	139	1
172A79-74260	139	13
172A79-74270	138	2
172A79-74500	74	6 -1
	114	1
	115	1
	148	6
172A79-74510	74	7 -1
	114	2
	115	2
	148	7
172A79-74520	74	8 -1
	114	3
	115	3
	148	8
172A79-74550	145	4
172A79-74560	145	6
172A79-74570	145	7
172A79-74590	145	22
172A79-74700	100	4
172A79-74710	100	10
172A79-74720	100	11
172A79-74730	100	12
172A79-74740	100	13
172A79-74750	100	14
172A79-74760	100	15
172A79-74770	100	16
172A79-74780	100	17
172A79-74790	100	18
172A79-74800	100	19
172A79-74810	100	20
172A79-74820	100	21
172A79-74830	100	22
172A79-74840	100	23
172A79-74850	100	24
172A79-74860	100	25
172A79-74870	100	26
172A79-74880	100	27
172A79-74890	100	28
172A79-74900	100	29
172A79-76110	136	10
172A79-76130	117	5
172A79-76140	115	7
172A79-76250	153	6
172A79-76930-1	78	12
172A79-76930-Y	78	12 -1
172A79-76940-1	78	1

Parts No. Index

Parts No.	Fig. No.	Ref. No.
172A79-76940-Y	78	1 -1
172A79-77100	92	18
172A79-77120-1	95	8
172A79-77120-Y	95	8 -1
172A79-77150-1	92	19
172A79-77150-Y	92	19 -1
172A79-78200	116	13
172A79-78210	116	14
172A79-78220	117	22
172A79-78230	117	23
172A79-78250	74	32 -1
	115	14
172A79-78260	74	33 -1
	115	15
172A79-78270	74	36 -1
	115	16
172A79-78280	78	8
172A79-78281	78	8 -1
172A79-78290	78	9
172A79-78291	78	9 -1
172A79-78300	115	36
172A79-78310	115	37
172A79-78320	115	38
172A79-78330	115	39
172A79-78340	115	40
172A79-78350	115	41
172A79-78360	115	42
172A79-78370	118	11
172A79-78380	118	12
172A79-78390	118	13
172A79-78470	148	30
172A79-78480	148	31
172A79-78490	148	32
172A79-78500	148	33
172A79-78510	151	1
172A79-78520	151	2
172A79-78530	151	3
172A79-78540	151	4
172A79-78550	151	5
172A79-78560	151	6
172A79-78570	150	5
172A79-78580	150	6
172A79-78590	150	7
172A79-78600	150	8
172A79-78610	147	16
172A79-78710	150	9
172A79-78720	150	10
172A79-78730	152	9
172A79-78740	146	10
172A79-78750	146	11

Parts No.	Fig. No.	Ref. No.
172A79-78760	152	10
172A79-78770	150	11
172A79-78780	150	12
172A79-78790	151	7
172A79-78910	150	13
172A79-78920	147	17
172A79-81100	85	1
172A79-81101	85	1 -1
172A79-81101-Y	85	1 -2
172A79-81500	86	3
172A79-81500-Y	86	3 -1
172A79-94010	120	1
172A79-94100	119	10
172A79-94420	120	3
172A79-94430	120	4
172A79-94440	120	5
172A79-94500	119	16
172A79-94800	119	20
172A79-94810	119	21
172A79-94820	119	22
172A79-94830	120	6
172A79-94840	120	7
172A79-94850	120	8
172A79-94920	120	9
172A79-94950	120	10
172A79-95100	119	23
172A79-95200	119	24
172A79-95300	119	25
172A81-37300	21	25 -2
172A81-37310	21	25 -2A
172A81-37330	21	25 -2C
172A81-37340	21	25 -2D
172A81-37370	21	25 -2G
172A81-37380	21	25 -2H
172A85-16140	9	2 -1
172A86-74220	106	3
172A86-74230	106	4
172A86-74500	115	22
172B02-73800	155	1
172B02-73810	155	2
172B02-73840	155	3
172B02-73850	155	4
	157	10
172B02-73860	155	5
	157	11
172B02-73870	155	11
	157	5
172B02-73880	155	12
	157	6
172B02-73890	155	11 -1

Parts No.	Fig. No.	Ref. No.
172B02-73890	157	5 -1
172B02-73900	155	10
172B02-73910	155	10 -1
184015-44680	7	37
184015-59110	7	40
184015-59120	7	42
184015-59190	8	42
184015-59200	8	44
184016-55700	8	36
184016-55701	8	36 -1
184016-55710	8	38 A
184016-59310	8	27
194145-04810	37	65
194151-57100	10	24
194200-37780	28	1
194202-56460	10	29
		30
	13	5
	71	13
	77	22
	91	18
	99	2
	100	3
	136	7
	146	9
194440-51620	10	31
	12	15
	90	14
194464-52190	11	1
	23	7
	24	15
194630-42120	21	12
194680-51670	10	8
		26
197821-88070	34	15
198094-86060	42	24
198220-61480	33	2
1A1040-43900	18	12
	28	3
	29	1
1A1040-56900	5	8
1A1380-58050	104	1
1A1380-59480	42	26
1A1380-62160	32	35
	36	4
		35
1A6260-64200	34	8
	132	10
1A7030-87090	19	42 -1
1A7030-88100	19	42

Parts No.	Fig. No.	Ref. No.
1A7030-88101	19	42 -1B
1A7030-88760	19	12
		15
1A7030-88820	19	10
1A7030-88840	19	17
1A7400-61250	7	44
1A7951-51300	19	42 -1A
1C6141-35370	68	2
1C6281-52310	5	7
	25	17
	28	24
1D4070-23580	23	1
	24	1
1D4103-18300	11	1 -1
1D4220-58150	19	19
1E3030-78370	79	20
1E5100-51430	39	6
1E6740-64200	28	2 -1
1E8545-80030	19	22
1E8545-80090	132	16
1E8545-80210	19	23
1E8545-80250	19	24
1E8545-80940	34	14
1E8685-79920	19	20
1E8685-79940	19	21
1E8915-84120	19	58
1E9110-79610	19	32
1E9110-79611	19	32 -1
1E9110-79680	19	33
1E9110-80100	19	34
1E9110-80110	19	40
1E9110-80130	19	35
1E9110-80140	19	36
1E9110-80150	19	37
1E9110-80160	19	38
1E9110-80170	19	39
1E9110-80180	19	41
22111-120000	90	21
22117-040000	25	18
22117-080000	25	19
	28	14
		27
	145	12
22117-100000	39	26
22117-120000	39	27
	40	26
	44	57
	128	56
22133-100000	54	43
	60	43

Parts No. Index

Parts No.	Fig. No.	Ref. No.	
22133-100000	106	41	
	138	38	
22137-050000	59	15	
	65	15	
22137-060000	113	15	
	5	9	
	8	46	
	10	23	
	11	10	
		43	
	17	5	
		11	
		11	-1
		17	
		19	54
22137-080000	40	27	
	66	21	
		25	
	123	20	
	124	7	
	7	26	
	9	11	
	12	13	
	15	20	
	17	15	
	20	16	
22137-100000	24	18	
	32	16	
	38	11	
	42	18	
	84	7	
	85	61	
	86	38	
	90	22	
		23	
		24	
		100	37
22137-140000	102	3	
	127	19	
	145	23	
	10	9	
	14	5	
		12	
	24	26	
	28	15	
		29	
	31	16	-1
		32	17
	36	27	
	37	50	

Parts No.	Fig. No.	Ref. No.	
22137-100000	37	50	-1
	41	19	
	45	32	
		54	
	47	30	
	78	27	
	86	39	
	92	20	
		21	
	101	31	
	22137-120000	49	26
	103	30	
	134	28	
22137-140000	8	19	
	69	33	
22137-160000	6	14	
22137-240000	145	13	
22157-080000	19	53	
	23	18	
	24	34	
	28	16	
	85	57	
22157-100000	25	27	
	30	11	
	31	16	
	38	27	
		41	
		43	
	104	32	
	137	12	
22157-120000	32	32	
	85	17	
		45	
	86	17	
		50	
	89	9	
	119	26	
	135	10	
22157-140000	8	55	
	37	51	
	101	32	
22190-080002	18	14	
22217-050000	59	16	
	65	16	
	113	16	
22217-060000	17	6	
	18	15	
	145	14	
22217-080000	7	57	
	8	47	

Parts No.	Fig. No.	Ref. No.	
22217-080000	18	16	
	145	24	
22217-100000	6	15	
	10	28	
	18	17	
	45	47	
		48	
	46	49	
		57	
	47	39	
		45	
		48	33
		53	15
	105	15	
	154	46	
		47	
	155	6	
		16	
	157	12	
		16	
22217-120000	43	3	
	49	28	
	78	11	
		22	
		28	
	103	31	
	134	30	
22217-140000	8	20	
	21	3	
	51	66	
	69	34	
	85	18	
		47	
22217-160000	6	16	
		17	
	21	38	
		49	
	31	17	
		20	
	35	12	
	37	52	
	43	4	
	88	7	
	101	33	
	119	27	
	120	11	
22242-000200	52	4	
		7	
22242-000210	74	2	
	75	2	

Parts No.	Fig. No.	Ref. No.	
22242-000210	124	10	
	148	2	
22242-000250	74	3	
	75	3	
	124	11	
	148	3	
22242-000260	46	33	
22242-000300	21	25	-2J
		34	
		45	
		58	
	52	8	
22242-000350	21	13	
	86	40	
22242-000451	53	12	
	105	6	
	155	7	
	157	13	
22242-000700	85	48	
22252-000280	30	12	
	52	18	
	137	13	
22252-000350	86	41	
22252-000400	18	18	
	86	42	
22252-000620	21	46	
22252-000621	21	59	
22272-000060	40	28	
22272-000070	24	20	
22272-000080	40	29	
22272-000100	39	28	
22312-050100	57	34	
	63	34	
	107	32	
	139	30	
22351-030012	40	30	
22351-030028	11	20	M
22351-035040	24	21	
22351-040020	52	5	
		9	
22351-050012	52	24	
22351-050032	23	11	
22351-060040	24	22	
22372-080000	7	47	
22417-200160	127	20	
	145	15	
22417-200200	7	63	
	24	23	
	28	17	
		30	

Parts No. Index

Parts No.	Fig. No.	Ref. No.
22417-200200	32	18
	38	12
		42
22487-080300	145	16
22487-100600	28	18
22487-100900	28	19
22857-500121	11	35
22857-500160	132	17
22867-400100	39	32
22869-400160	25	31
23000-013000	34	16
	13	15
	73	22
	74	37
	80	4
	82	5
	91	15
	94	10
	95	17
	115	18
		43
	116	12
		19
	118	16
	124	43
	136	19
	147	6
		12
		18
	148	35
152	7	
23000-070000	4	14
23001-016000	74	38
	75	25
	124	44
	148	36
23001-022000	15	21
	16	10
	130	21
23001-025000	73	8
	74	39
	75	26
	124	45
	147	7
		10
	19	
148	37	
23001-041000	7	48
23001-048000	7	49
23001-060000	70	11

Parts No.	Fig. No.	Ref. No.	
23001-070000	70	12	
	128	57	
23010-014000	8	11	
23061-050300	8	48	
23065-070225	7	34	
23080-013000	8	12	
23391-020000	147	20	
	153	8	
23393-020000	116	3	
23393-030000	76	7	
	116	4	
	117	15	
23394-020000	13	16	
	74	40	
	75	27	
	91	16	
	115	19	
	117	16	
	124	46	
148	38		
23491-140002	8	13	
23871-005000	50	23	
23871-010000	49	8	
	69	21	
	103	10	
	104	11	
	105	7	
	134	23	
	145	17	
	157	14	
	23871-020000	51	62
		53	13
		69	19
		22	
		155	8
23871-030000	69	23	
23871-040000	78	13	
23876-040000	8	15	
24101-062010	52	25	
24104-062030	18	19	
24105-062044	52	34	
24105-062064	21	47	
		60	
		23	
24190-140001	115	23	
24311-000060	54	35	
	56	25	
	57	16	
		35	
		54	
	58	12	

Parts No.	Fig. No.	Ref. No.	
24311-000060	59	28	
	60	35	
	62	25	
	63	16	
		35	
		54	
		64	12
		65	28
		106	33
		107	14
			33
		110	27
		111	19
			34
		112	20
		139	31
	24311-000090	59	29
65		29	
112		21	
24311-000120	55	10	
		23	
		56	10
		61	10
			23
		62	10
		108	11
		109	11
			24
		140	26
		141	11
24311-000160		23	
	7	70	
	8	16	
		39	
		74	12
		100	30
		114	4
		115	4
		148	9
	24311-000200	138	34
139		40	
140		31	
141		28	
142		28	
143		35	
24311-000210		23	12
		28	20
		29	8
			8
24311-000250	145	18	
		18	
	145	19	

Parts No.	Fig. No.	Ref. No.	
24311-000380	69	24	
24311-000750	53	10	
	105	13	
		17	
24311-240100	59	17	
	65	17	
		113	17
24315-000050	143	20	
24315-000080	13	7	
	54	17	
		36	
		57	36
		60	17
			36
		63	36
		107	34
		108	30
		111	20
	118	10	
	136	11	
24315-000090	139	32	
	140	17	
	143	21	
	139	41	
	24315-000100	57	37
		63	37
		92	14
		93	13
		107	35
		139	33
		42	
24315-000110		13	17
		52	39
		54	37
		47	
	55	11	
	24		
	38		
	51		
	56	11	
	57	17	
		38	
		55	
	58	13	
		24	
	59	18	
	60	37	
	61	11	
		24	
		38	

Parts No. Index

Parts No.	Fig. No.	Ref. No.
24315-000110	62	11
		26
	63	17
		38
		55
	64	13
		24
	65	18
	69	32
	70	14
	71	4
72	2 A	
73	2	
	5	
74	11	
	13 A-1	
75	41	
	28	
76	3 A	
79	16	
80	3	
81	7	
	8	
82	21	
	23	
84	3	
	4	
91	16	
	8	
92	8	
	3	
93	7	
	15	
94	14	
	4 A	
106	13	
	34	
107	15	
	36	
108	12	
	12	
109	25	
	14	
110	28	
	21	
111	35	
	13	
112	18	
113	13	
117	4	
118	4	

Parts No.	Fig. No.	Ref. No.
24315-000110	136	9
		138
	139	29
		12
		34
	140	27
		12
	141	24
		12
	142	24
		24
143	22	
	33	
144	11	
	25	
148	3	
	21	
152	23	
	45	
24315-000140	21	23
		31 A
	45	33
		39
	46	29 A
		47
	52	43
		39
	55	52
		39
	57	39
61		
63	39	
	70	
71	3	
	5	
72	6	
	8	
73	8 A	
	9 A	
74	11	
	12	
75	13	
	24	
76	25	
	10	
77	12	
	13 A	
78	42	
	29	
79	5 A	
	6 A	
80	8	
	9	
81	16	
	15	
82	8	
	9	
83	16	
	15	
84	8	
	9	
85	16	
	15	
86	8	
	9	
87	16	
	15	
88	8	
	9	
89	16	
	15	
90	8	
	9	
91	16	
	15	
92	8	
	9	
93	16	
	15	
94	8	
	9	

Parts No.	Fig. No.	Ref. No.
24315-000140	106	14
		107
	110	37
		15
		8
	117	12
		12
	124	14 F
		18 A
	138	30
		35
139	25	
	5	
142	43	
	17	
146	17	
	16	
154	41	
	26	
24315-000160	92	28
		40
	93	44
		40
	97	40
		40
	63	5
		6
	73	12
		9
	76	7
22		
95	38	
	36	
107	45	
	16	
139	16	
	31	
154	4	
	4	
24315-000200	75	
	124	
24315-000210	12	
	4	
24315-000220	148	
	4	
24315-000240	52	
	45	
24315-000250	74	
	23	
24315-000280	27	
	43	
24315-000290	75	
	15	
24315-000300	19	
	30	
24315-000310	124	
	32	
24315-000320	148	
	23	
24315-000330	74	
	5	
24315-000340	75	
	5	
24315-000350	124	
	13	
24315-000360	148	
	5	
24315-000370	52	
	46	

Parts No.	Fig. No.	Ref. No.
24315-000290	21	35
24315-000560	155	13
	157	7
24315-000750	155	14
	157	8
24321-000300	21	25 -21
	21	14
24321-000400	44	58
24321-000450	128	58
	8	40
24321-000650	53	11
	85	35
24321-000700	105	14
	69	25
24321-001050	100	32
24325-000600	155	15
24325-000700	157	9
	52	30
24325-001000	52	31
24325-001100	52	29
24325-001200	69	26
24341-000300	44	43
24352-190110	128	42
	52	47
24372-000140	59	19
24373-240100	65	19
	113	19
24376-001000	52	32
	52	33
24376-001100	39	29
	40	31
24550-012200	50	9
	48	23
24550-035200	104	14
	21	24
24550-045300	25	20
	28	21
24761-020000	45	34
	83	3
24761-040000	85	19
	86	44
24761-040000	87	20
	29	29
24761-040000	89	10
	103	28
24761-040000	119	31
	135	11
24761-040000	45	35
	46	34

Parts No. Index

Parts No.	Fig. No.	Ref. No.	
24761-040000	47	25	
	86	18	
	89	11	
	104	28	
	119	28	
	135	12	
24761-050000	24	24	
	46	35	
	47	26	
	48	26	
	104	29	
	154	40	
26013-060102	17	14	
		14 -1	
		18	
26013-060122	7	59	
	8	53	
	10	25	
	11	11	
		12	
		44	
	12	10	
	13	18	
	136	21	
	26013-060162	8	49
		11	13
		45	
66		23	
		26	
123		21	
26013-060202	126	34	
	10	22	
	11	14	
	66	20	
26013-060252		27	
	123	22	
	19	52	
		52 -1	
26013-060302	19	61	
	67	1	
26013-060552	124	8	
26013-080122	7	64	
	8	34	
	10	32	
	13	19	
	32	11	
	136	22	
	26013-080162	7	50
		11	49
12		7	

Parts No.	Fig. No.	Ref. No.
26013-080162	15	22
		28
		30
		16
		12
		18
		20
		19
		43
		27
		23
		28
		22
		29
		9
	34	
	17	
	37	
	25	
	26	
	27	
	43	
	53	
	42	
	19	
	69	
	27	
	79	
	10	
	84	
	9	
	85	
	10	
	58	
	86	
	52	
	90	
	25	
	26	
	101	
	34	
	35	
	37	
	49	
	7	
	102	
	7	
	130	
	22	
	132	
	18	
26013-080202	4	15
	5	10
	7	50 -1
		51
		17
		12
		20
	28	
	23	
	19	
	24	
	35	
	27	
	24	
	34	
	21	
	69	
	28	
	85	
	10 -1	
	102	
	4	
	131	
	26	
	132	
	19	
26013-080252	4	13
	7	50 -2
	15	27
		18
		21

Parts No.	Fig. No.	Ref. No.
26013-080252	20	25
	100	38
26013-080302	18	22
	19	51
	92	22
26013-080552	93	19
26013-100162	8	23
	10	10
		10 -1
		8
	12	8
	13	20
	14	16
	37	54
		55
	39	35
	43	9
	54	44
	60	44
69	29	
101	38	
	39	
	106	
	42	
	136	
	23	
	138	
	39	
26013-100202	5	11 -1
	7	52
	9	12
	10	11
	14	6
		7
	20	15
		19
		24
		27
		31
		18
		32
		33
	36	
	14	
	19	
	19	
	20	
	37	
	1	
	34	
	36	
	40	
	44	
	62	
	45	
	36	
	50	
	55	
	47	
	31	
	69	
	29 -1	
	74	
	44	

Parts No.	Fig. No.	Ref. No.
26013-100202	79	9
	85	50
	86	45
	92	23
	93	20
	101	40
		41
		42
		50
		102
		5
		114
		6
		115
	20	
	124	
	47	
	131	
	20	
	24	
	148	
	39	
26013-100252	5	11
		14
	7	53
	15	23
	18	29
	24	28
	25	28
	30	13
		14
	36	15
	37	36 -1
	38	13
		21 -1
		28
	38	
	39	
	35 -1	
	43	
	9 -1	
	74	
	47	
	77	
	20	
	78	
	14	
	85	
	50 -1	
	89	
	12	
	91	
	17	
	92	
	24	
	104	
	33	
	119	
	29	
	124	
	2	
	135	
	13	
	137	
	14	
	15	
	16	
26013-100302	44	2
	128	2
26013-100352	30	15

Parts No. Index

Parts No.	Fig. No.	Ref. No.
26013-100352	32	19
	53	14
	105	8
	137	17
26013-100402	31	18 -1
	85	59
26013-100502	74	45
	75	31
	124	48
	148	40
26013-100602	32	20
26013-101002	78	15
	95	25
26013-120202	49	27 -1
	103	32 -1
	134	29 -1
26013-120252	85	21
		51
	86	19
	100	39
26013-120302	4	16
	32	34
	44	59
	86	46
	89	13
	119	30
	128	59
	135	14
26013-120352	44	55
	128	54
26013-120402	21	15
26013-120602	78	24
26013-120702	78	18
26014-080162	12	7 -1
	23	16 -1
	24	32 -1
	32	27
	33	4
	130	23
26014-080202	69	28 -1
26014-080252	69	27 -1
	130	24
	131	25
26014-080302	7	54
26014-100202	7	56
	38	39
	130	25
26014-100252	4	21
	32	21
	33	7

Parts No.	Fig. No.	Ref. No.
26014-100252	33	11
	38	14
		21
		29
26022-050122	8	14
	145	20
26023-050102	33	5
26023-060122	126	35
26023-060162	126	36
26033-040202	12	6
	19	44
		49
	34	19
	132	20
26051-080002	4	17
	19	50
	20	18
	25	21
	28	23
		28
	131	23
26076-100202	45	51
	46	51
	47	41
26076-100252	45	51 -1
	46	51 -1
	47	41 -1
	154	48
26076-100352	41	20
	155	9
	157	15
26076-120302	78	16
26076-120402	43	5
	78	23
26076-160402	6	18
	43	6
26076-160552	35	13
26076-161702	85	52
26106-080162	25	26
	29	10
	90	27
26106-080202	36	24
		24 -1
		33
26106-080252	18	32
	36	33 -1
26106-080302	25	3
	90	28
26106-080502	18	23
26106-080602	18	24

Parts No.	Fig. No.	Ref. No.
26106-080602	18	25
26106-080652	18	25 -1
26106-100122	31	12
26106-100162	32	28
26106-100352	30	16
	137	18
26116-060162	17	7
26116-080202	42	20
	86	47
26116-080204	30	17
	137	19
26116-080702	8	50
26116-100162	45	38
	46	52
	47	42
	48	34
	154	49
26116-100304	30	18 -1
	126	14
	137	20
26116-100352	53	16 -1
	105	16
	155	17
	157	17
26116-100354	25	39
	30	18
26116-100652	53	16
26116-100752	88	17
26116-100802	86	48
	87	30
26116-120252	49	27
	103	32
	134	29
26116-121302	85	53
26116-121402	85	53 -1
26116-140252	85	22
26116-140352	8	24
	69	35
	85	54
26116-160252	37	56
	101	43
26116-160352	31	21
26116-160402	31	14
26116-160852	21	50
26117-060554	5	25
26347-100002	32	12
	38	15
26366-080002	39	30
	42	21
26450-050102	55	12

Parts No.	Fig. No.	Ref. No.
26450-050102	55	25
	56	12
	59	20
		21
	61	12
		25
	62	12
	65	20
		21
	74	12 A
	108	13
	109	13
		26
	113	20
		21
	114	5
	115	5
	140	28
	141	13
		25
	148	10
26450-050182	55	13
		26
	56	13
	61	13
		26
	62	13
	108	14
	109	14
		27
	140	29
	141	14
		26
26450-050302	57	41
	59	2 F
		22
	63	41
	65	2 F
		22
	107	39
	113	2 F
		22
	139	37
26450-050452	54	38
	60	38
	111	22
	143	23
26450-060102	5	26
	40	32
26450-060162	145	21

Parts No. Index

Parts No.	Fig. No.	Ref. No.
26450-060302	50	24 -1
26450-060352	50	24
26450-060602	100	33
26450-060652	57	42
	63	42
	107	40
	139	38
26450-080162	100	34
26450-080202	100	35
26450-080252	52	15
26450-080502	52	35
26450-080752	59	23
	65	23
	113	23
26450-120352	52	36
26450-120402	44	4
	128	4
26557-080202	34	18
	132	21
26587-040062	26	6
26587-040122	15	24
		25
		26
	25	22
		38
	130	26
		27
		28
26716-060002	10	12
	18	26
26716-080002	9	13
	18	27
	54	42
	60	41
	106	37
	138	35
26716-100002	25	40
	30	19
	39	31
	41	17
	86	49
	87	31
	88	18
	126	33
		37
	137	21
26716-120002	85	20
26716-160002	21	51
	85	46
26756-060002	86	43

Parts No.	Fig. No.	Ref. No.
26756-080002	30	20
	90	29
		30
	137	22
26756-140002	26	7
	100	41
26757-100002	5	27
26776-180002	11	2
	23	10
	24	25
26857-060002	5	28
26979-080082	100	36
29420-050000	10	19
29420-150000	10	20
29420-300000	10	21
41851-000110	13	11
		17 -1
	48	29
	54	47 -1
	65	18 -1
	69	32 -1
	70	14 -1
	71	4 -1
		7 A
	72	7
	73	2 -1
		5 -1
		11 -1
	74	18
		18 -1
		41 -1
		41 -2
	75	10
		28 -1
	76	2
	79	2
		5
	80	3 -1
		12
	81	5
		7 -1
		8 -1
		21 -1
		23 -1
		25
	82	4 -1
		14
		16 -1
	84	8 -1
	91	5

Parts No.	Fig. No.	Ref. No.
41851-000110	91	9
	94	11
		13
	95	4
		18
	113	25
	115	8
		10
		21
		24
		29
		31
		33
		34
		35
	117	2
		10
		17
	118	2
		6
		9
	124	23
		49
	136	14
	138	40
	146	3
	147	3
	148	14
		41
	149	7
		9
		12
		14
	150	2
	152	6
	153	3
		5
		9
41851-000140	45	33 -1
	70	3 -1
	71	5 -1
		6 -1
	72	8 -1
		11 -1
		12 -1
		13 -1
		25 -1
	73	10 -1
	74	42 -1
	75	29 -1

Parts No.	Fig. No.	Ref. No.
41851-000140	76	8 -1
	77	8 -1
		9 -1
	116	10
		11
	117	18
	124	50
	146	6
	147	5
	148	42
	149	15
41851-000180	70	5 -1
		6 -1
	73	12 -1
	76	9 -1
	95	19
	117	19
	124	51
	149	16
41851-000240	74	23 -1
		43 -1
	75	15 -1
		30 -1
	124	28
		52
	148	19
		43
772151-81611-W	88	8
		20 A
772460-37120	21	4
772A47-75100-1	69	1
772A78-14100	8	1
772A79-03150	2	1
772A79-03151	2	1 -1
772A79-03170	1	1
772A79-03171	1	1 -1
772A79-03230	97	1
772A79-03231	97	1 -1
772A79-03240	96	1
772A79-03241	96	1 -1
933110-00301	11	32
933110-54100	25	23
	28	25
933111-20200	47	27
	48	12
	104	30
933111-26700	45	14
	49	18
	103	27
	134	27

Parts No. Index

Parts No.	Fig. No.	Ref. No.	
933125-94500	46	29	
	47	16	
	104	26	
933147-03400	45	39	
	46	53	
	47	43	
	48	35	
	154	50	
	69	30	
933152-02710	76	10	
933160-01370	117	20	
933160-09240	102	6	
933168-14170	45	40	
	46	54	
	47	44	
	48	36	
	154	51	
	933168-55770	7	43
		8	28
			32
		45	
13		23	
42		22	
100		40	
136		25	
933171-13691		21	25 -2K
			36
		48	
		61	

Parts No.	Fig. No.	Ref. No.
-----------	----------	----------

Parts No.	Fig. No.	Ref. No.
-----------	----------	----------

Parts No.	Fig. No.	Ref. No.
-----------	----------	----------