

0CS10-M48401EN

P R E F A C E

1. This Parts Catalog carries Yanmar crawler back-hoe Vio35-5 (for U. S. A. , Australia , New Zealand & Singapore.)

2. Parts catalog history

		Parts catalog NO.	Published	Remarks
1st edition	Vehicle	000Y00S4840	Sep. , 2006	Disuse old edition
	Engine	000Y00B7430		
1st revised	Vehicle	000Y00S4841	Dec. , 2007	
	Engine	000Y00B7431		

3. Model name

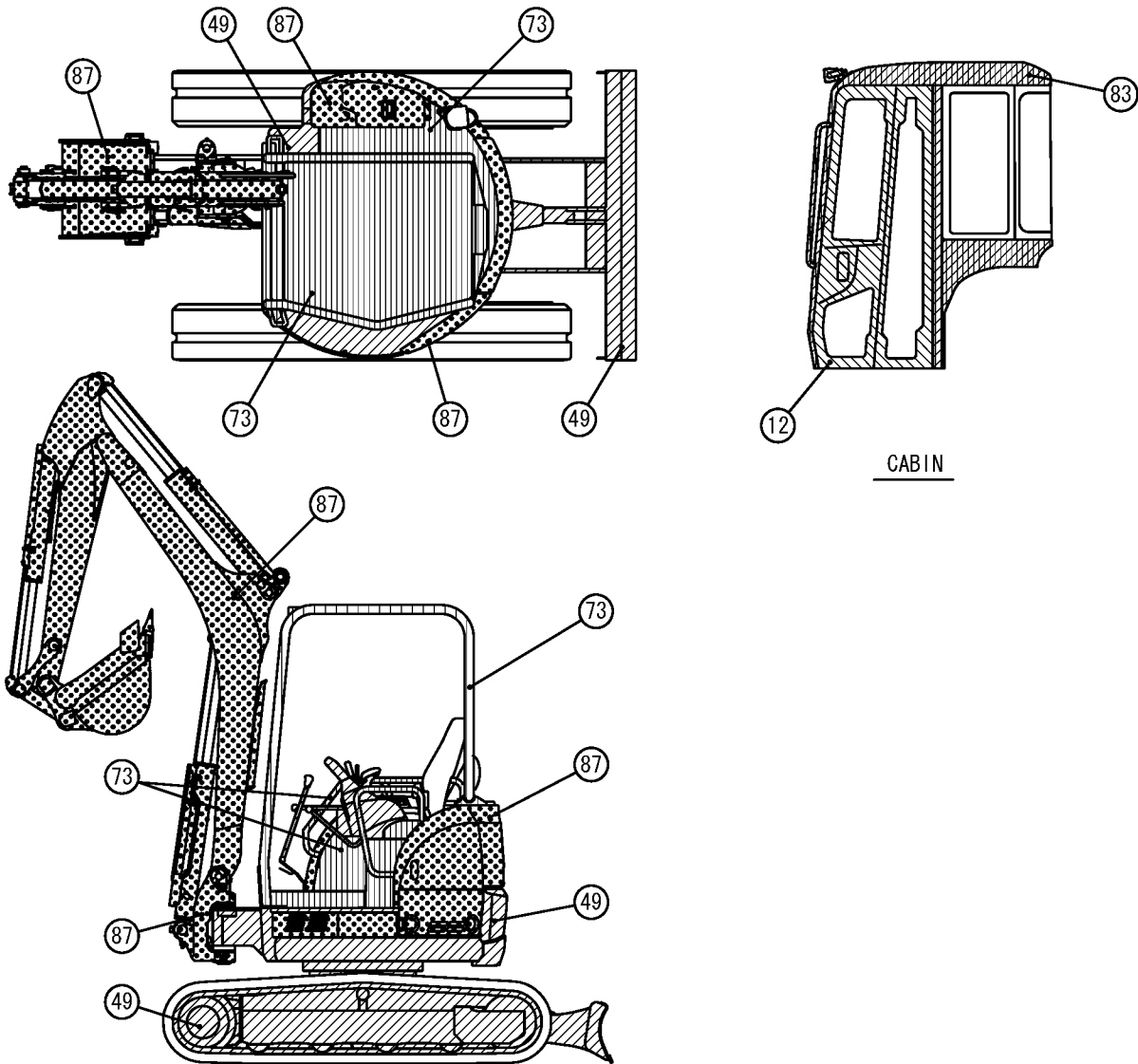
SECTION	Column	Model name	M/#	Manufactured
I (Vehicle)	(A)	Vio35-5 (US)	50558 ~	2006/8 ~
	(B)	Vio35-5 (AS)		
	(C)	Vio35-5 (NZ)		
	(D)	Vio35-5 (SG)		
II (Engine)	(A)	3TNV88-QBV	32151 ~	2006/5 ~

(Note) US:U. S. A. AS:Australia NZ:New Zealand SG:Singapore

4. Your understanding is asking that this parts catalog is not a technical data manual setting forth as servicing procedures, This parts catalog is using simplified illustration.

Be sure to use Yanmar Genuine Parts in your maintenance servicing of Yanmar products. Be careful not to use the simple parts available in the market, otherwise their use in repairing causes such as an early breakage, for instance.

VEHICLE PAINTED COLOR



CABIN

Color Code	Description	Painted Color	Munsel No.	Paint Part No.		
				16L Can	4L Can	SPRAY
49		YANMAR Navy Gray	8. 12B1. 31/0. 42	-----	TOR-91390000	TOR-90390002
87		YANMAR New Permanent Yellow	5. 15Y8. 45/10. 81	981101-09519	977620-40870	977620-30871
73		YANMAR Warm Gray	5. 52Y4. 91/1. 09	-----	-----	TOR-90450003
83		YANMAR Grayish Green	2. 15G4. 87/1. 52	981101-09615	977620-40830	977620-30N41
12		YANMAR Black	4. 90PB0. 08/0. 41	-----	TOR-91220001	TOR-90220003

PICTURESQUE INDEX (1) ■ ■ ■ MAIN PARTS

1. LABEL & ACCESSORY
Fig. 1~5

16. OPTIONAL & KIT
Fig. 112~117

14. HYDRAULIC OIL PIPING
Fig. 42, 90~104

3. ELECTRICAL PARTS
Fig. 14~21

4. AIR CONDITIONER & HEATER
Fig. 22~27

11. CABIN
Fig. 28, 53~60, 62

12. CANOPY
Fig. 61

9. AROUND SEAT
Fig. 47~50

2. ENGINE RELATED
Fig. 6~13

10. BONNET
Fig. 51, 52

6. CONTROL EQUIPMENT
Fig. 32~40, 44

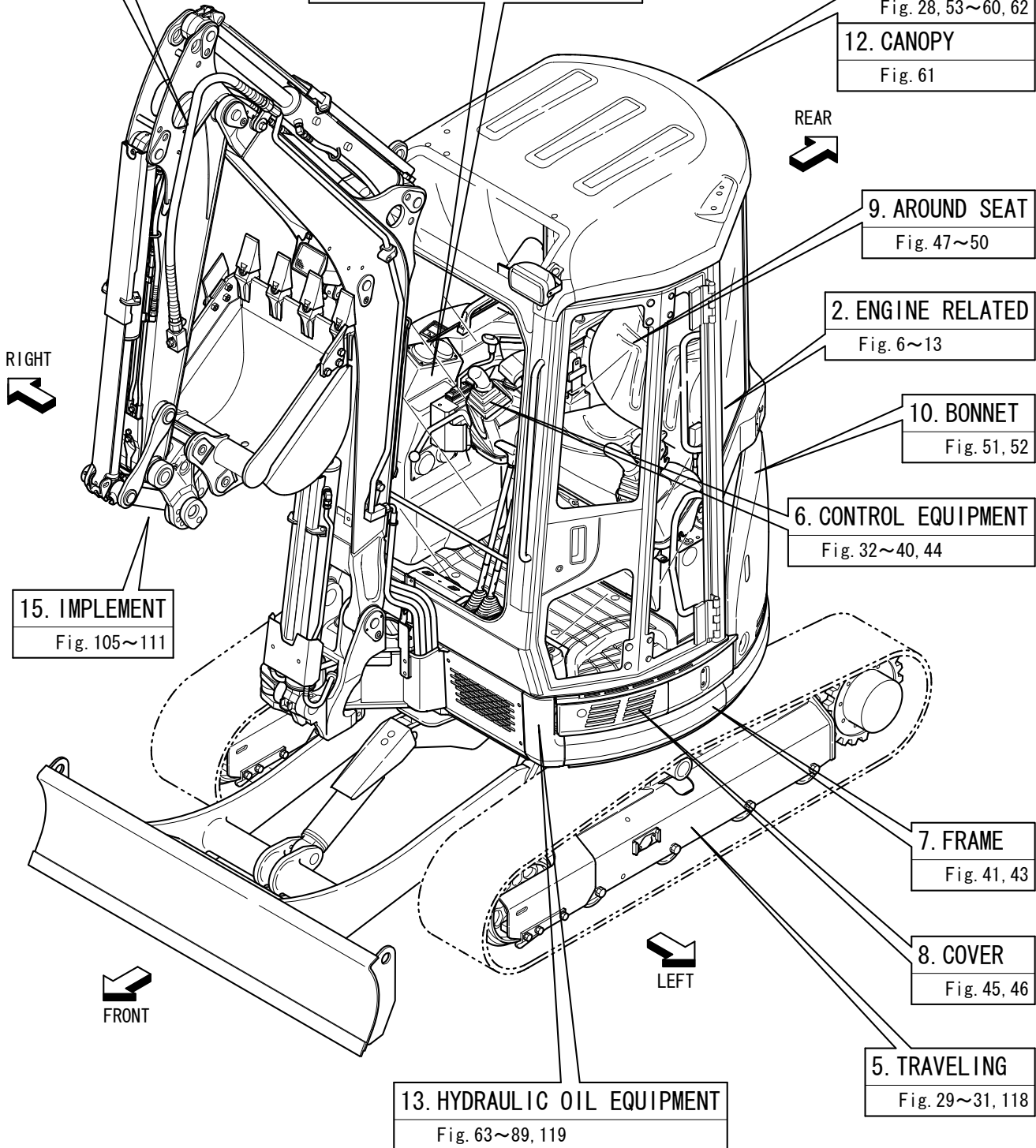
15. IMPLEMENT
Fig. 105~111

7. FRAME
Fig. 41, 43

8. COVER
Fig. 45, 46

5. TRAVELING
Fig. 29~31, 118

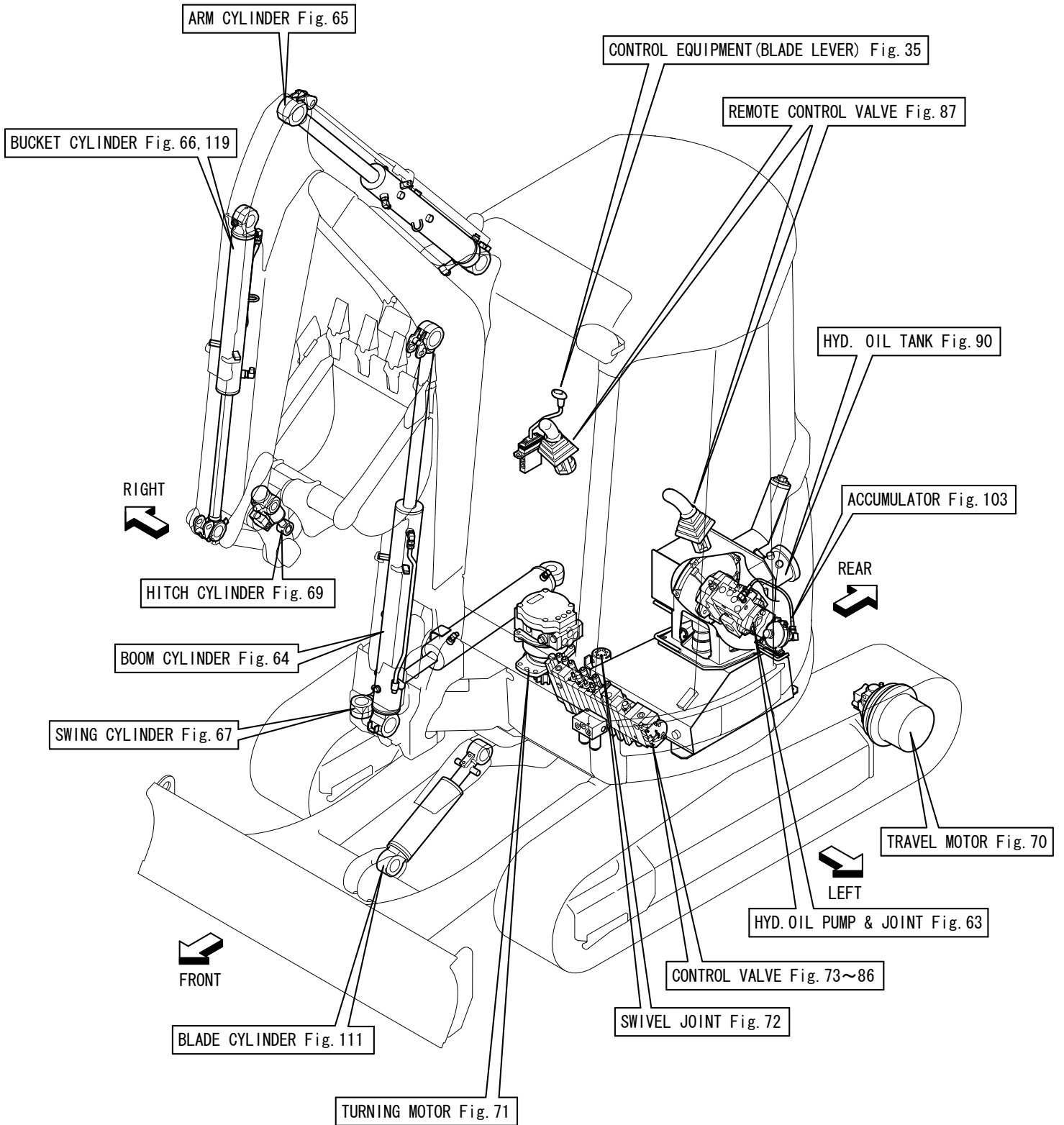
13. HYDRAULIC OIL EQUIPMENT
Fig. 63~89, 119



PICTURESQUE INDEX (2) ■ ■ ■ HYDRAULIC SECTION

HYD. OIL PIPING Fig. 91~102

CONTROL PIPING Fig. 104



Contents

0CS10-M48401

Fig. No. Fig. Name

LABEL & ACCESSORY

1. LABEL(CABIN)
2. LABEL(CANOPY)
3. SAFETY LABEL(CABIN)
4. SAFETY LABEL(CANOPY)
5. REPAIR PARTS

ENGINE RELATED

6. MUFFLER & AIR CLEANER
7. ACCELERATOR
8. ENGINE MOUNT
9. RADIATOR SHURAUD
10. RADIATOR & SUB-TANK
11. DUCT
12. FUEL TANK
13. FUEL LINE

ELECTRICAL PARTS

14. BATTERY
15. ELECTRIC PART(AROUND ENGINE)
16. ELECTRIC PART(AROUND FRAME)
17. ELECTRIC PART(STARTING SWITCH)
18. ELECTRIC PART(AROUND SEAT)
19. ELECTRIC PART(TRAVEL ALARM)
20. ELECTRIC PART(WORK LAMP)

Fig. No. Fig. Name

21. ELECTRIC PART(QUICK COUPLER : SWITCH BOX)

AIR CONDITIONER & HEATER

22. HEATER
23. AIR CONDITIONER(ELECTRIC PART)
24. AIR CONDITIONER(ENGINE RELATED)
25. AIR CONDITIONER(CONDENSER RELATED)
26. AIR CONDITIONER(CABIN RELATED)
27. AIR CONDITIONER(PIPING)

TRAVELING

29. SPROCKET & ROLLER
118. (29A)TRACK ROLLER(K SPEC.)
30. IDLER & ADJUST
31. CRAWLER

CONTROL EQUIPMENT

32. CONTROL EQUIPMENT(LOCK LEVER & STAND : RIGHT)
33. CONTROL EQUIPMENT(LOCK LEVER & STAND : LEFT)
34. CONTROL EQUIPMENT(TRAVEL LEVER)
35. CONTROL EQUIPMENT(BLADE LEVER)
36. CONTROL EQUIPMENT(SWING PEDAL)
37. CONTROL EQUIPMENT(LOW-HIGH PEDAL)
38. CONTROL EQUIPMENT(P.T.O. PEDAL)
39. ARM REST

Contents

OCS10-M48401

Fig. No. Fig. Name

- 40. CONTROL VALVE PLATE
- 44. COVER(LINK : P.T.O. SWITCH)

FRAME

- 41. TURNING FRAME
- 43. TRACK FRAME & TURNING BEARING

COVER

- 45. COVER(FRAME)
- 46. COVER(BONNET)

AROUND SEAT

- 47. STEP & FLOOR MAT
- 48. INSTRUMENT PANEL
- 49. SEAT MOUNT
- 50. SEAT & HANDRAIL

BONNET

- 51. BONNET(1)
- 52. BONNET(2)

CABIN

- 28. WINDOW WASHER
- 53. CABIN(BODY)
- 54. CABIN(GLASS)

Fig. No. Fig. Name

- 55. CABIN(ACCESSORY)
- 56. CABIN(ELECTRIC PART)
- 57. CABIN DOOR(FRONT)
- 58. CABIN DOOR(REAR)
- 59. CABIN(COVER)
- 60. CABIN(FITTING)
- 62. REARVIEW MIRROR

CANOPY

- 61. CANOPY

HYDRAULIC OIL EQUIPMENT

- 63. HYD.OIL PUMP & JOINT
- 64. BOOM CYINDER
- 65. ARM CYLINDER
- 66. BUCKET CYLINDER(Y SPEC.)
- 119. (66A)BUCKET CYLINDER(K SPEC.)
- 67. SWING CYLINDER
- 68. BLADE CYLINDER
- 69. HITCH CYLINDER(QUICK COUPLER)
- 70. TRAVEL MOTOR
- 71. TURNING MOTOR
- 72. SWIVEL JOINT
- 73. CONTROL VALVE(SG : 1/7)
- 74. CONTROL VALVE(SG : 2/7)

Contents

OCS10-M48401

Fig. No. Fig. Name

- 75. CONTROL VALVE(SG : 3/7)
- 76. CONTROL VALVE(SG : 4/7)
- 77. CONTROL VALVE(SG : 5/7)
- 78. CONTROL VALVE(SG : 6/7)
- 79. CONTROL VALVE(SG : 7/7)
- 80. CONTROL VALVE(US,AS,NZ : 1/7)
- 81. CONTROL VALVE(US,AS,NZ : 2/7)
- 82. CONTROL VALVE(US,AS,NZ : 3/7)
- 83. CONTROL VALVE(US,AS,NZ : 4/7)
- 84. CONTROL VALVE(US,AS,NZ : 5/7)
- 85. CONTROL VALVE(US,AS,NZ : 6/7)
- 86. CONTROL VALVE(US,AS,NZ : 7/7)
- 87. REMOTE CONTROL VALVE
- 88. 2-WAY MULTI LEVER(US,AS,NZ)
- 89. 4-WAY MULTI LEVER(SG)

HYDRAULIC OIL PIPING

- 42. GREASING
- 90. HYD.OIL TANK
- 91. HYD.OIL PIPING(TANK - PUMP, CONTROL VALVE)
- 92. HYD.OIL PIPING(CONTROL VALVE - TURNING MOTOR)
- 93. HYD.OIL PIPING(CONTROL VALVE : FITTING)
- 94. HYD.OIL PIPING(CONTROL VALVE - BOOM, SWING)
- 95. HYD.OIL PIPING(CONTROL VALVE - BOOM CYLINDER)
- 96. HYD.OIL PIPING(CONTROL VALVE - SWIVEL JOINT)

Fig. No. Fig. Name

- 97. HYD.OIL PIPING(TRACK FRAME)
- 98. HYD.OIL PIPING(BOOM)
- 99. HYD.OIL PIPING(P.T.O. : SOLENOID VALVE - CONTROL VALVE)
- 100. HYD.OIL PIPING(P.T.O. : CONTROL VALVE - BOOM)
- 101. HYD.OIL PIPING(P.T.O. : BOOM - ARM END)
- 102. HYD.OIL PIPING(QUICK COUPLER)
- 103. ACCUMULATOR
- 104. CONTROL PIPING

IMPLEMENT

- 105. BOOM BRACKET
- 106. BOOM
- 107. ARM
- 108. BUCKET ARM & LINK
- 109. BUCKET
- 110. QUICK COUPLER
- 111. BLADE

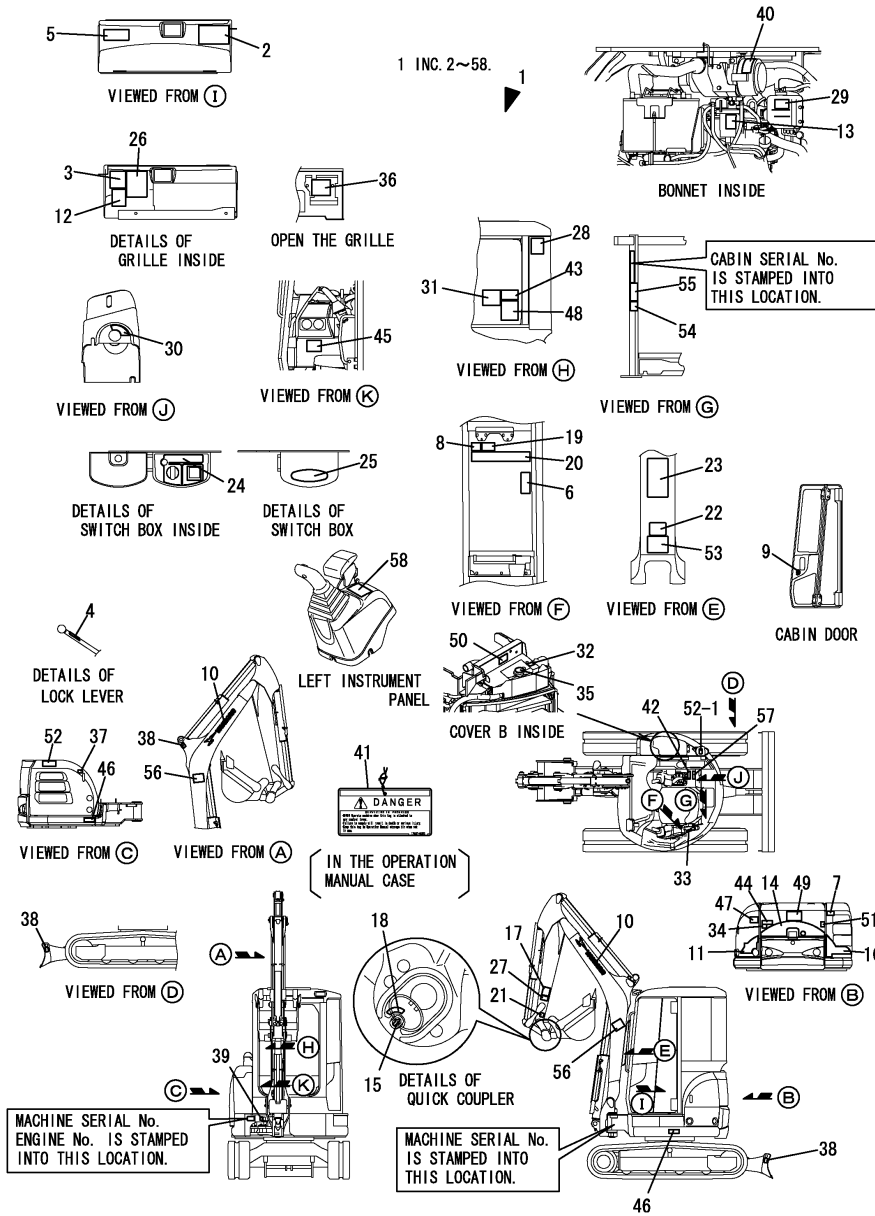
OPTIONAL & KIT

- 112. HOLDING VALVE KIT(1)(OPTIONAL)
- 113. HOLDING VALVE KIT(2)(OPTIONAL)
- 114. HOLDING VALVE KIT(3)(OPTIONAL)
- 115. HOLDING VALVE KIT(4)(OPTIONAL)
- 116. HOLDING VALVE KIT(5)(OPTIONAL)
- 117. LABEL(FRANCH FOR CANADA)

Fig.1. LABEL(CABIN)

(A)=VIO35-5(US)
 (B)=VIO35-5(AS)
 (C)=VIO35-5(NZ)

(D)=VIO35-5(SG)
 (E)=
 (F)=



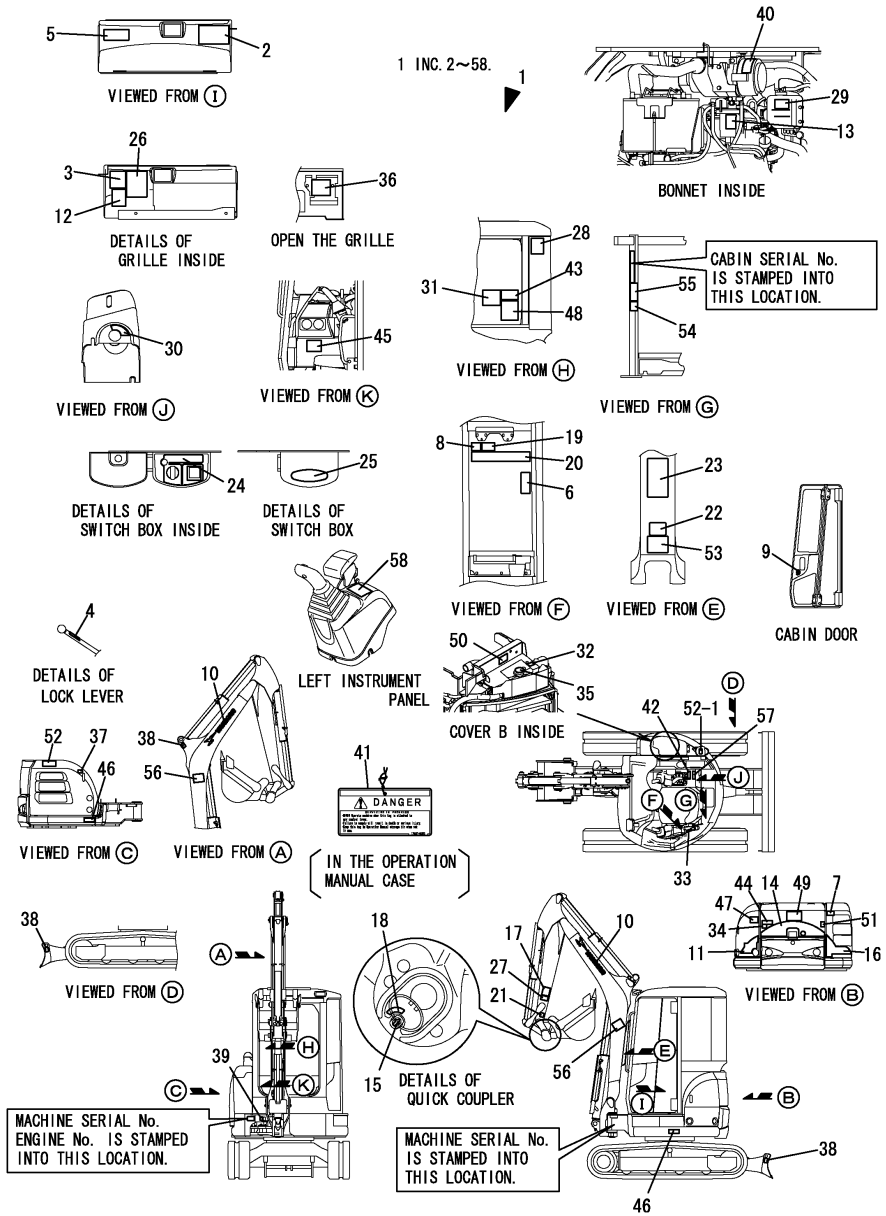
No.	Lev.	Parts No.	Description	Q'ty						I	R
				(A)	(B)	(C)	(D)	(E)	(F)		
1	1	772A46-03170	LABEL SET VIO35-5(C)	1	1	1	1				
2	2	172472-03141	LABEL, SUPPORT US	1	1	1	1				
3	2	172437-03242	LABEL, CRAWLER US	1	1	1	1				1
4	2	172183-03280	LABEL, LOCK	1	1	1	1				
5	2	172A46-03320	LABEL, SPEC US	1	1	1	1				
6	2	172463-03320	LABEL, F/W LOWER US	1	1	1	1				
7	2	172A36-03411	LABEL, ENG ROOM	1	1	1	1				
8	2	172437-03551	LABEL, WINDOW US	1	1	1	1				
9	2	172458-03601	LABEL, DOOR KEY LOCK	1	1	1	1				
10	2	172531-03030	LABEL, YANMAR	2	2	2	2				
11	2	172A46-03150	LABEL, SPECIFICATION	1	1	1					
11-1	2	172A46-03151	LABEL, SPECIFICATION	1	1	1	1				N
11-2	2	172A46-03152	LABEL, SPECIFICATION	1	1	1	1				S 2
12	2	172467-03150	LABEL, GREASE	1	1	1	1				
13	2	172A07-03160	LABEL	1	1	1	1				
14	2	172A46-03160	LABEL, REAR	1	1	1					
14-1	2	172A46-03161	LABEL, REAR	1	1	1	1				N
15	2	172958-03160	LABEL	1	1	1	1				
16	2	172A46-03170	LABEL, SPECIFICATION	1	1	1					
16-1	2	172A46-03171	LABEL, SPECIFICATION	1	1	1	1				N
16-2	2	172A46-03172	LABEL, SPECIFICATION	1	1	1	1				S 2
17	2	172472-03230	LABEL, OPERATION PIN	1	1	1	1				
18	2	172458-03240	LABEL, LOCK	1	1	1	1				
19	2	172472-03241	LABEL, PIN US	1	1	1	1				
20	2	172472-03250	LABEL, OPERATION Q US	1	1	1	1				
21	2	172472-03261	LABEL, FINGER US	1	1	1	1				
22	2	172472-03271	LABEL, SAND US	1	1	1	1				
23	2	172472-03281	LABEL, WARNING HITCH	1	1	1	1				
24	2	172472-03290	LABEL, SWITCH	1	1	1	1				
25	2	172472-03300	LABEL, COVER	1	1	1	1				
26	2	172A46-03330	LABEL, SPEC US	1	1	1	1				
27	2	172472-03330	LABEL, LOCK PIN(US)	1	1	1	1				
28	2	172A46-03350	LABEL, LIFT Q US	1	1	1					
28-1	2	172A46-03351	LABEL, LIFT Q US	2	2	2	2				N
29	2	172A38-03201	LABEL, SUB-TANK US	1	1	1	1				
30	2	172A47-03200	LABEL, STARTER SWITCH	1	1	1	1				
31	2	172490-03200	LABEL	1	1	1	1				
32	2	172A38-03211	LABEL, ANTI-FREEZING	1	1	1	1				
33	2	172458-03220	LABEL, ACCELERATOR	1	1	1	1				
34	2	172463-03290	LABEL, HYD. OIL US	1	1	1	1				
35	2	172462-03320	LABEL	1	1	1	1				
36	2	172A47-03340	LABEL, FUSE US	1	1	1	1				
37	2	172437-03501	LABEL, FUEL US	1	1	1	1				
38	2	172437-03511	LABEL, HOOK US	3	3	3	3				
39	2	172156-03740	LABEL, GREASE	1	1	1	1				

Remarks
 (1) RUBBER CRAWLER SPEC.
 (2) INTERCHANGEABLE BY SIMULTANEOUS REPLACEMENT WITH REF. 11-2, 16-2.

Fig.1. LABEL(CABIN)

(A)=VIO35-5(US)
 (B)=VIO35-5(AS)
 (C)=VIO35-5(NZ)

(D)=VIO35-5(SG)
 (E)=
 (F)=



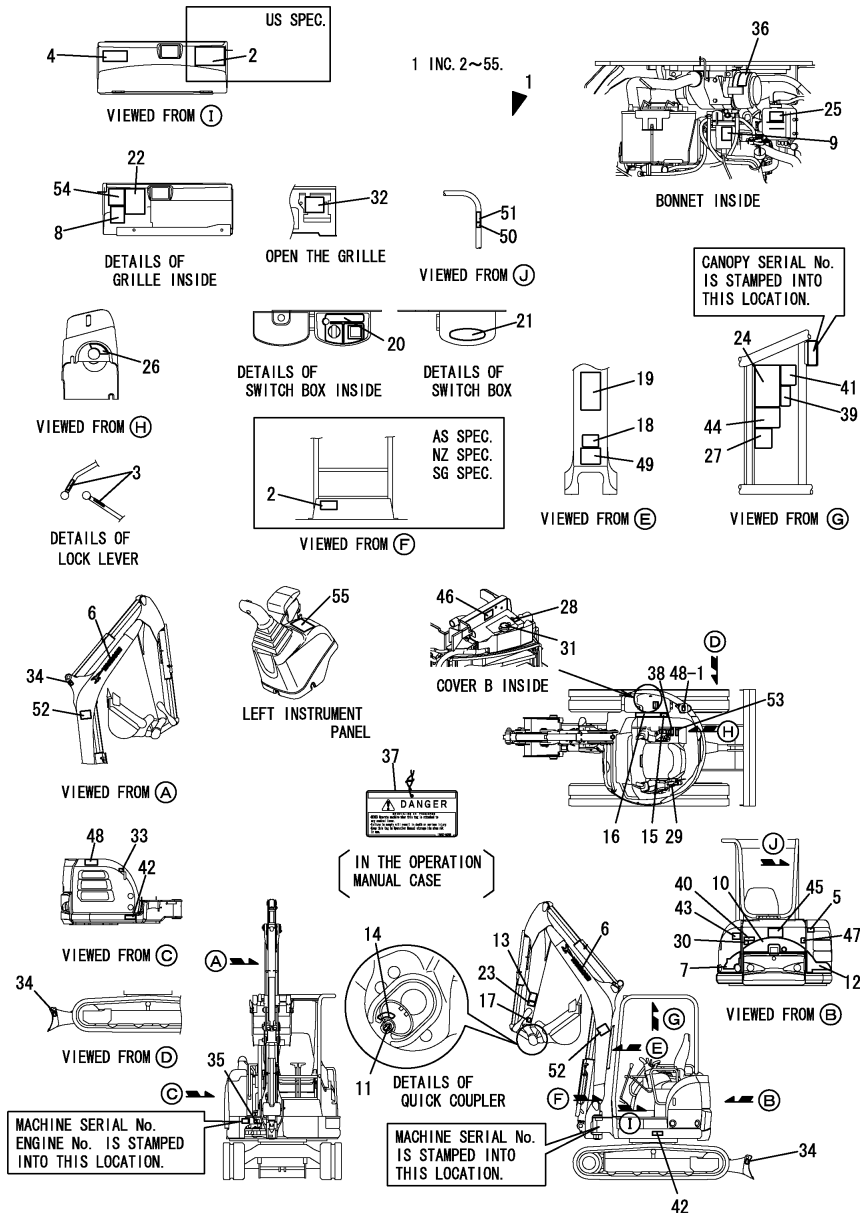
No.	Lev.	Parts No.	Description	Q'ty						I	R
				(A)	(B)	(C)	(D)	(E)	(F)		
40	2	172125-03951	LABEL, AIR CLEANER	1	1	1	1				
41	2	172437-03252	TAG ASSY, CAUTION	1	1	1	1				
42	2	172437-03302	LABEL, MANUAL US	1	1	1	1				
43	2	172437-03312	LABEL, SLOPE US	1	1	1	1				
44	2	172437-03322	LABEL, HYD.OIL TANK	1	1	1	1				
45	2	172437-03343	LABEL, TRANSPORT US	1	1	1	1				
46	2	172437-03352	LABEL, GREASE CYL.	2	2	2	2				
47	2	172437-03361	LABEL, BATTERY US	1	1	1	1				
48	2	172437-03372	LABEL, NEUTRAL US	1	1	1	1				
49	2	172437-03381	LABEL, SWING AREA US	1	1	1	1				
50	2	172437-03391	LABEL, RADIATOR US	1	1	1	1				
51	2	172437-03402	LABEL, ENG. COVER US	1	1	1	1				
52	2	172437-03422	LABEL, MUFFLER US	1	1	1					
52-1	2	172437-03422	LABEL, MUFFLER US	2	2	2	2				K
				(A=M/#50630)		(B=M/#50630)		(C=M/#50630)			
53	2	172437-03432	LABEL, STEERING US	1	1	1	1				
54	2	172437-03441	LABEL, ROPS US	1	1	1	1				
55	2	172437-03451	LABEL, SEAT BELT US	1	1	1	1				
56	2	172437-03461	LABEL, BOOM US	2	2	2	2				
57	2	172437-03471	LABEL, LEVER LOCK US	1	1	1	1				
58	2	172A47-03371	LABEL, PTO EX	1	1	1	1				W
				(A=M/#XXXXX)		(B=M/#XXXXX)		(C=M/#XXXXX)		(D=M/#XXXXX)	

Remarks
 (1) RUBBER CRAWLER SPEC.
 (2) INTERCHANGEABLE BY SIMULTANEOUS REPLACEMENT WITH REF.11-2,16-2.

Fig.2. LABEL(CANOPY)

(A)=VIO35-5(US)
 (B)=VIO35-5(AS)
 (C)=VIO35-5(NZ)

(D)=VIO35-5(SG)
 (E)=
 (F)=



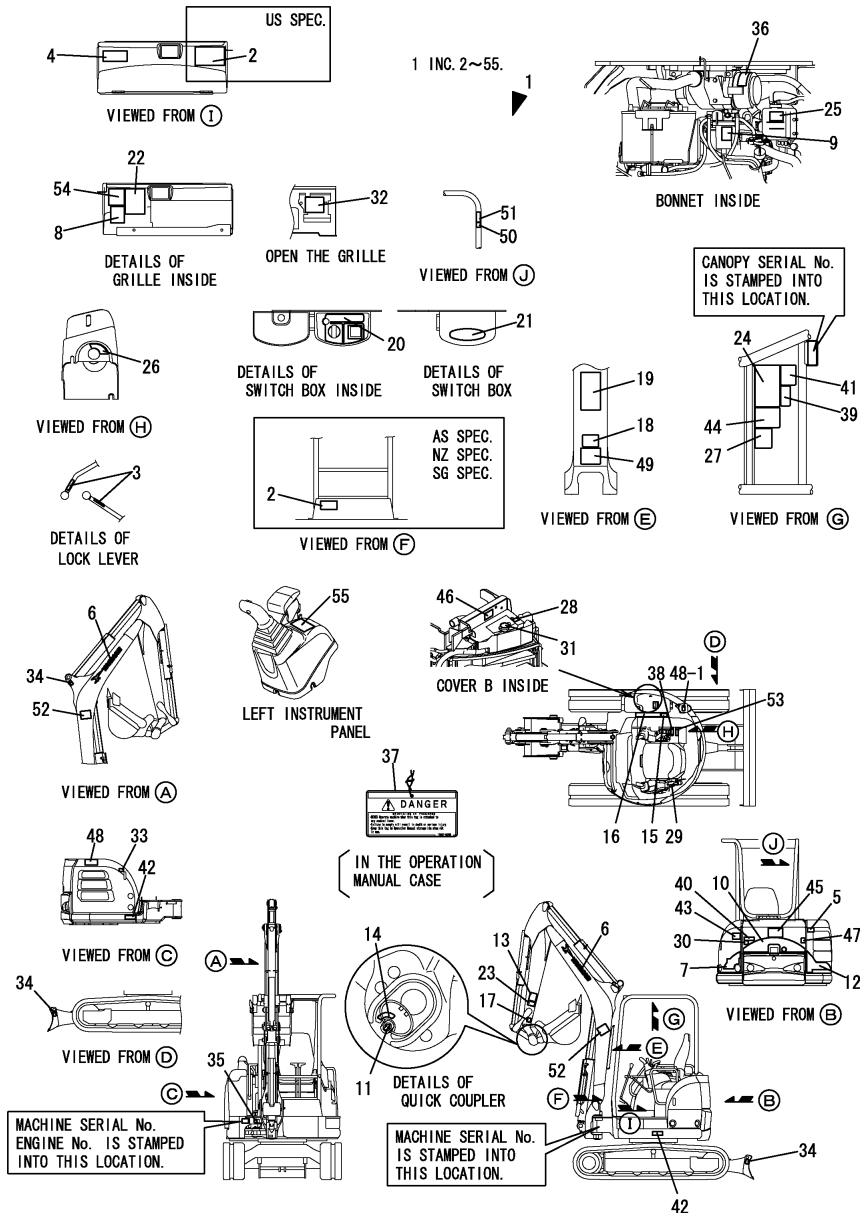
No.	Lev.	Parts No.	Description	Qty						I	R
				(A)	(B)	(C)	(D)	(E)	(F)		
1	1	772A46-03150	LABEL SET VIO35-5(P)	1	1	1	1				
2	2	172472-03141	LABEL, SUPPORT US	1	1	1	1				
2-1	2	172472-03141	LABEL, SUPPORT US	2	2	2	2				K
3	2	172183-03280	LABEL, LOCK	2	2	2	2				
4	2	172A46-03320	LABEL, SPEC US	1	1	1	1				
5	2	172A36-03411	LABEL, ENG ROOM	1	1	1	1				
6	2	172531-03030	LABEL, YANMAR	2	2	2	2				
7	2	172A46-03150	LABEL, SPECIFICATION	1	1	1	1				
7-1	2	172A46-03151	LABEL, SPECIFICATION	1	1	1	1				N
7-2	2	172A46-03152	LABEL, SPECIFICATION	1	1	1	1				S 2
8	2	172467-03150	LABEL, GREASE	1	1	1	1				
9	2	172A07-03160	LABEL	1	1	1	1				
10	2	172A46-03160	LABEL, REAR	1	1	1	1				
10-1	2	172A46-03161	LABEL, REAR	1	1	1	1				N
11	2	172958-03160	LABEL	1	1	1	1				
12	2	172A46-03170	LABEL, SPECIFICATION	1	1	1	1				
12-1	2	172A46-03171	LABEL, SPECIFICATION	1	1	1	1				N
12-2	2	172A46-03172	LABEL, SPECIFICATION	1	1	1	1				S 2
13	2	172472-03230	LABEL, OPERATION PIN	1	1	1	1				
14	2	172458-03240	LABEL, LOCK	1	1	1	1				
15	2	172472-03241	LABEL, PIN US	1	1	1	1				
16	2	172472-03250	LABEL, OPERATION Q US	1	1	1	1				
17	2	172472-03261	LABEL, FINGER US	1	1	1	1				
18	2	172472-03271	LABEL, SAND US	1	1	1	1				
19	2	172472-03281	LABEL, WARNING HITCH	1	1	1	1				
20	2	172472-03290	LABEL, SWITCH	1	1	1	1				
21	2	172472-03300	LABEL, COVER	1	1	1	1				
22	2	172A46-03330	LABEL, SPEC US	1	1	1	1				
23	2	172472-03330	LABEL, LOCK PIN(US)	1	1	1	1				
24	2	172A46-03350	LABEL, LIFT Q US	1	1	1	1				
24-1	2	172A46-03351	LABEL, LIFT Q US	1	1	1	1				N
25	2	172A38-03201	LABEL, SUB-TANK US	1	1	1	1				
26	2	172A47-03200	LABEL, STARTER SWITCH	1	1	1	1				
27	2	172490-03200	LABEL	1	1	1	1				
28	2	172A38-03211	LABEL, ANTI-FREEZING	1	1	1	1				
29	2	172458-03220	LABEL, ACCELERATOR	1	1	1	1				
30	2	172463-03290	LABEL, HYD.OIL US	1	1	1	1				
31	2	172462-03320	LABEL	1	1	1	1				
32	2	172A47-03340	LABEL, FUSE US	1	1	1	1				
33	2	172437-03501	LABEL, FUEL US	1	1	1	1				
34	2	172437-03511	LABEL, HOOK US	3	3	3	3				
35	2	172156-03740	LABEL, GREASE	1	1	1	1				
36	2	172125-03951	LABEL, AIR CLEANER	1	1	1	1				
37	2	172437-03252	TAG ASSY, CAUTION	1	1	1	1				

Remarks
 (1) RUBBER CRAWLER SPEC.
 (2) INTERCHANGEABLE BY SIMULTANEOUS REPLACEMENT WITH REF.7-2,12-2.

Fig.2. LABEL(CANOPY)

(A)=VIO35-5(US)
 (B)=VIO35-5(AS)
 (C)=VIO35-5(NZ)

(D)=VIO35-5(SG)
 (E)=
 (F)=



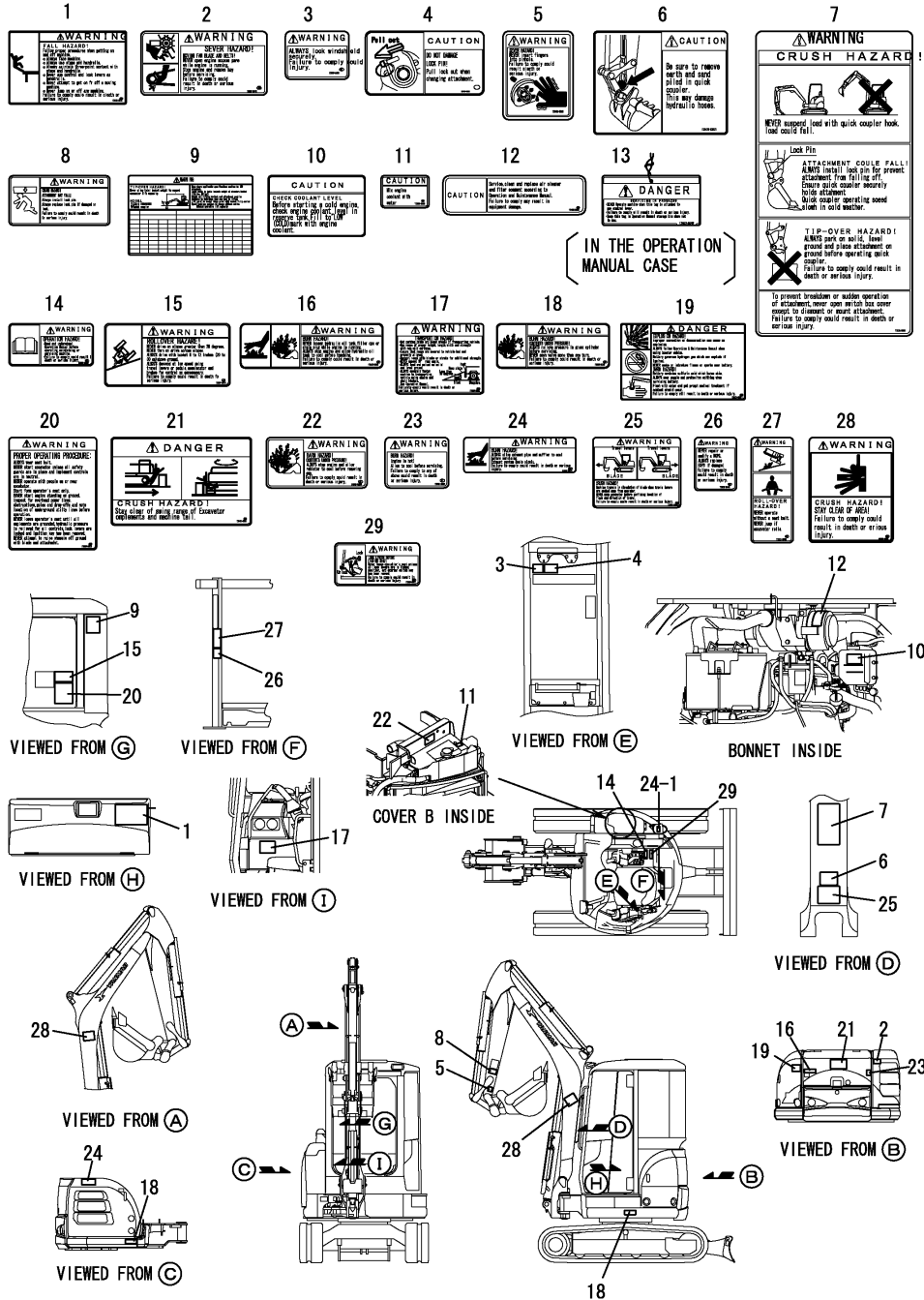
No.	Lev.	Parts No.	Description	Q'ty						I	R
				(A)	(B)	(C)	(D)	(E)	(F)		
38	2	172437-03302	LABEL, MANUAL US	1	1	1	1				
39	2	172437-03312	LABEL,SLOPE US		1	1	1				
40	2	172437-03322	LABEL, HYD.OIL TANK	1	1	1	1				
41	2	172437-03343	LABEL, TRANSPORT US		1	1	1				
42	2	172437-03352	LABEL, GREASE CYL.	2	2	2	2				
43	2	172437-03361	LABEL, BATTERY US	1	1	1	1				
44	2	172437-03372	LABEL, NEUTRAL US		1	1	1				
45	2	172437-03381	LABEL,SWING AREA US	1	1	1	1				
46	2	172437-03391	LABEL, RADIATOR US	1	1	1	1				
47	2	172437-03402	LABEL, ENG,COVER US	1	1	1	1				
48	2	172437-03422	LABEL, MUFFLER US	1	1	1					
48-1	2	172437-03422	LABEL, MUFFLER US	2	2	2	2				K
(A=M/#50630) (B=M/#50630) (C=M/#50630)											
49	2	172437-03432	LABEL, STEERING US	1	1	1	1				
50	2	172437-03441	LABEL, ROPS US		1	1	1				
50-1	2	172499-03270	LABEL, TOPS US (B=MXXXXX) (C=MXXXXX) (D=MXXXXX)		1	1	1				N
51	2	172437-03451	LABEL, SEAT BELT US		1	1	1				
52	2	172437-03461	LABEL, BOOM US	2	2	2	2				
53	2	172437-03471	LABEL, LEVER LOCK US	1	1	1	1				
54	2	172437-03242	LABEL, CRAWLER US	1	1	1	1				1
55	2	172A47-03371	LABEL,PTO EX (A=M/#XXXXX) (B=M/#XXXXX) (C=M/#XXXXX) (D=M/#XXXXX)	1	1	1	1				W

Remarks
 (1)RUBBER CRAWLER SPEC.
 (2)INTERCHANGEABLE BY SIMULTANEOUS
 REPLACEMENT WITH REF.7-2,12-2.

Fig.3. SAFETY LABEL(CABIN)

(A)=VIO35-5(US)
 (B)=VIO35-5(AS)
 (C)=VIO35-5(NZ)

(D)=VIO35-5(SG)
 (E)=
 (F)=

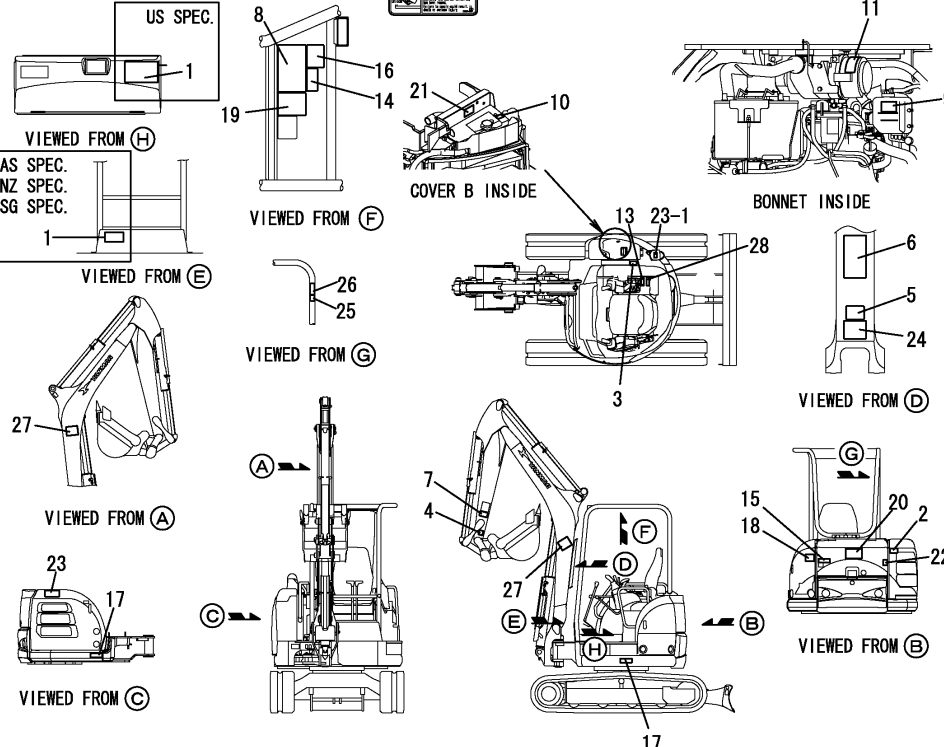
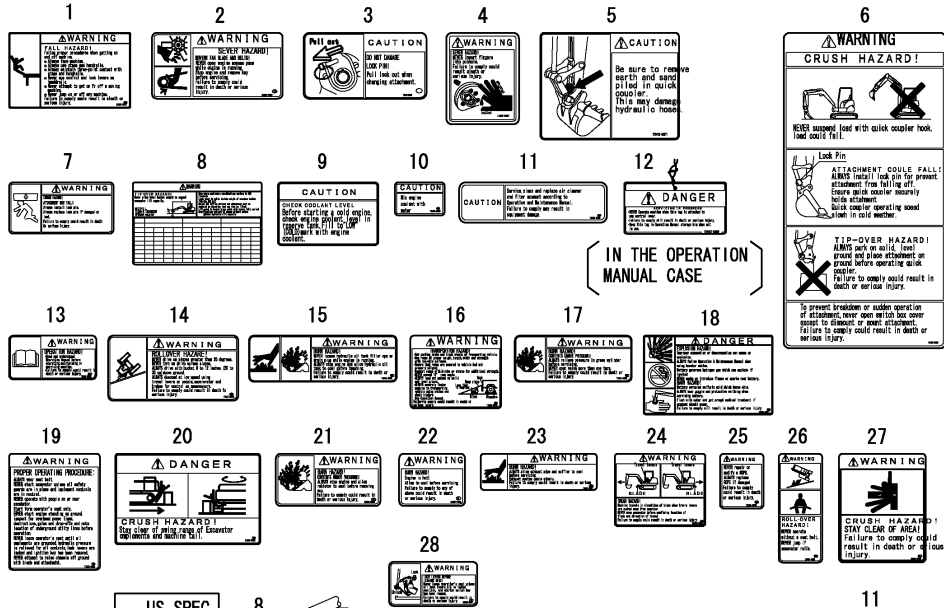


No.	Lev.	Parts No.	Description	Q'ty						I	R
				(A)	(B)	(C)	(D)	(E)	(F)		
1	1	172472-03141	LABEL, SUPPORT US	1	1	1	1				
2	1	172A36-03411	LABEL, ENG ROOM	1	1	1	1				
3	1	172437-03551	LABEL, WINDOW US	1	1	1	1				
4	1	172472-03241	LABEL, PIN US	1	1	1	1				
5	1	172472-03261	LABEL, FINGER US	1	1	1	1				
6	1	172472-03271	LABEL, SAND US	1	1	1	1				
7	1	172472-03281	LABEL, WARNING HITCH	1	1	1	1				
8	1	172472-03330	LABEL, LOCK PIN(US)	1	1	1	1				
9	1	172A46-03350	LABEL,LIFT Q US	1	1	1	1				
9-1	1	172A46-03351	LABEL,LIFT Q US	1	1	1	1				N
		(A=M/#51082) (B=M/#51082) (C=M/#51082)									
10	1	172A38-03201	LABEL, SUB-TANK US	1	1	1	1				
11	1	172A38-03211	LABEL,ANTI-FREEZING	1	1	1	1				
12	1	172125-03951	LABEL, AIR CLEANER	1	1	1	1				
13	1	172437-03252	TAG ASSY, CAUTION	1	1	1	1				
14	1	172437-03302	LABEL, MANUAL US	1	1	1	1				
15	1	172437-03312	LABEL,SLOPE US	1	1	1	1				
16	1	172437-03322	LABEL, HYD.OIL TANK	1	1	1	1				
17	1	172437-03343	LABEL, TRANSPORT US	1	1	1	1				
18	1	172437-03352	LABEL, GREASE CYL.	2	2	2	2				
19	1	172437-03361	LABEL, BATTERY US	1	1	1	1				
20	1	172437-03372	LABEL, NEUTRAL US	1	1	1	1				
21	1	172437-03381	LABEL, SWING AREA US	1	1	1	1				
22	1	172437-03391	LABEL, RADIATOR US	1	1	1	1				
23	1	172437-03402	LABEL, ENG, COVER US	1	1	1	1				
24	1	172437-03422	LABEL, MUFFLER US	1	1	1	1				
24-1	1	172437-03422	LABEL, MUFFLER US	2	2	2	2				K
		(A=M/#50630) (B=M/#50630) (C=M/#50630)									
25	1	172437-03432	LABEL, STEERING US	1	1	1	1				
26	1	172437-03441	LABEL, ROPS US	1	1	1	1				
27	1	172437-03451	LABEL, SEAT BELT US	1	1	1	1				
28	1	172437-03461	LABEL, BOOM US	2	2	2	2				
29	1	172437-03471	LABEL, LEVER LOCK US	1	1	1	1				

Fig.4. SAFETY LABEL(CANOPY)

(A)=VIO35-5(US)
 (B)=VIO35-5(AS)
 (C)=VIO35-5(NZ)

(D)=VIO35-5(SG)
 (E)=
 (F)=

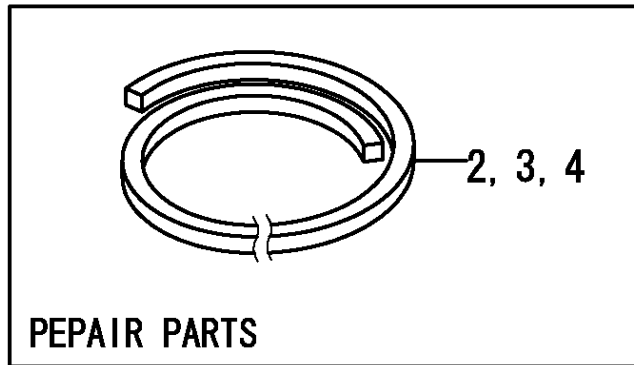
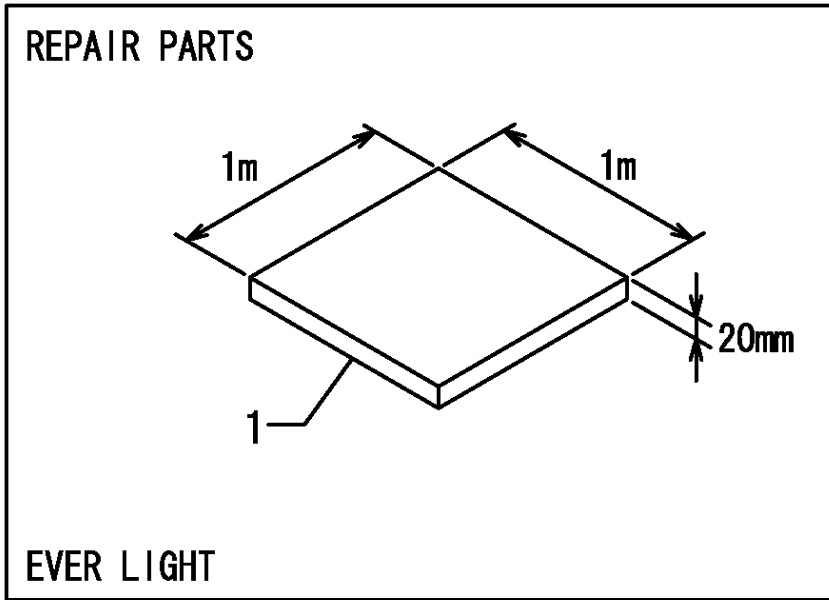


No.	Lev.	Parts No.	Description	Q'ty						I	R
				(A)	(B)	(C)	(D)	(E)	(F)		
1	1	172472-03141	LABEL, SUPPORT US	1	1	1	1				
2	1	172A36-03411	LABEL, ENG ROOM	1	1	1	1				
3	1	172472-03241	LABEL, PIN US	1	1	1	1				
4	1	172472-03261	LABEL, FINGER US	1	1	1	1				
5	1	172472-03271	LABEL, SAND US	1	1	1	1				
6	1	172472-03281	LABEL, WARNING HITCH	1	1	1	1				
7	1	172472-03330	LABEL, LOCK PIN(US)	1	1	1	1				
8	1	172A46-03350	LABEL,LIFT Q US		1	1					
8-1	1	172A46-03351	LABEL,LIFT Q US		1	1	1				N
(B=M/#50608) (C=M/#50608)											
9	1	172A38-03201	LABEL, SUB-TANK US	1	1	1	1				
10	1	172A38-03211	LABEL,ANTI-FREEZING	1	1	1	1				
11	1	172125-03951	LABEL, AIR CLEANER	1	1	1	1				
12	1	172437-03252	TAG ASSY, CAUTION	1	1	1	1				
13	1	172437-03302	LABEL, MANUAL US	1	1	1	1				
14	1	172437-03312	LABEL,SLOPE US		1	1	1				
15	1	172437-03322	LABEL, HYD.OIL TANK	1	1	1	1				
16	1	172437-03343	LABEL, TRANSPORT US		1	1	1				
17	1	172437-03352	LABEL, GREASE CYL.	2	2	2	2				
18	1	172437-03361	LABEL, BATTERY US	1	1	1	1				
19	1	172437-03372	LABEL, NEUTRAL US		1	1	1				
20	1	172437-03381	LABEL,SWING AREA US	1	1	1	1				
21	1	172437-03391	LABEL, RADIATOR US	1	1	1	1				
22	1	172437-03402	LABEL, ENG,COVER US	1	1	1	1				
23	1	172437-03422	LABEL, MUFFLER US	1	1	1	1				
23-1	1	172437-03422	LABEL, MUFFLER US	2	2	2	2				K
(A=M/#50630) (B=M/#50630) (C=M/#50630)											
24	1	172437-03432	LABEL, STEERING US	1	1	1	1				
25	1	172437-03441	LABEL, ROPS US		1	1	1				
25-1	1	172499-03270	LABEL, TOPS US		1	1	1				N
(B=MXXXXX) (C=MXXXXX) (D=MXXXXX)											
26	1	172437-03451	LABEL, SEAT BELT US		1	1	1				
27	1	172437-03461	LABEL, BOOM US	2	2	2	2				
28	1	172437-03471	LABEL, LEVER LOCK US	1	1	1	1				

Fig.5. REPAIR PARTS

(A)=VIO35-5(US)
 (B)=VIO35-5(AS)
 (C)=VIO35-5(NZ)

(D)=VIO35-5(SG)
 (E)=
 (F)=



No.	Lev.	Parts No.	Description	Q'ty						I	R
				(A)	(B)	(C)	(D)	(E)	(F)		
1	1	172478-65750	SPONGE	1	1	1	1				1
2	1	172478-68600	SEAL, DAM	1	1	1	1				2
3	1	172478-68610	SEAL, DAM	1	1	1	1				2
4	1	172478-68620	SEAL, DAM	1	1	1	1				2

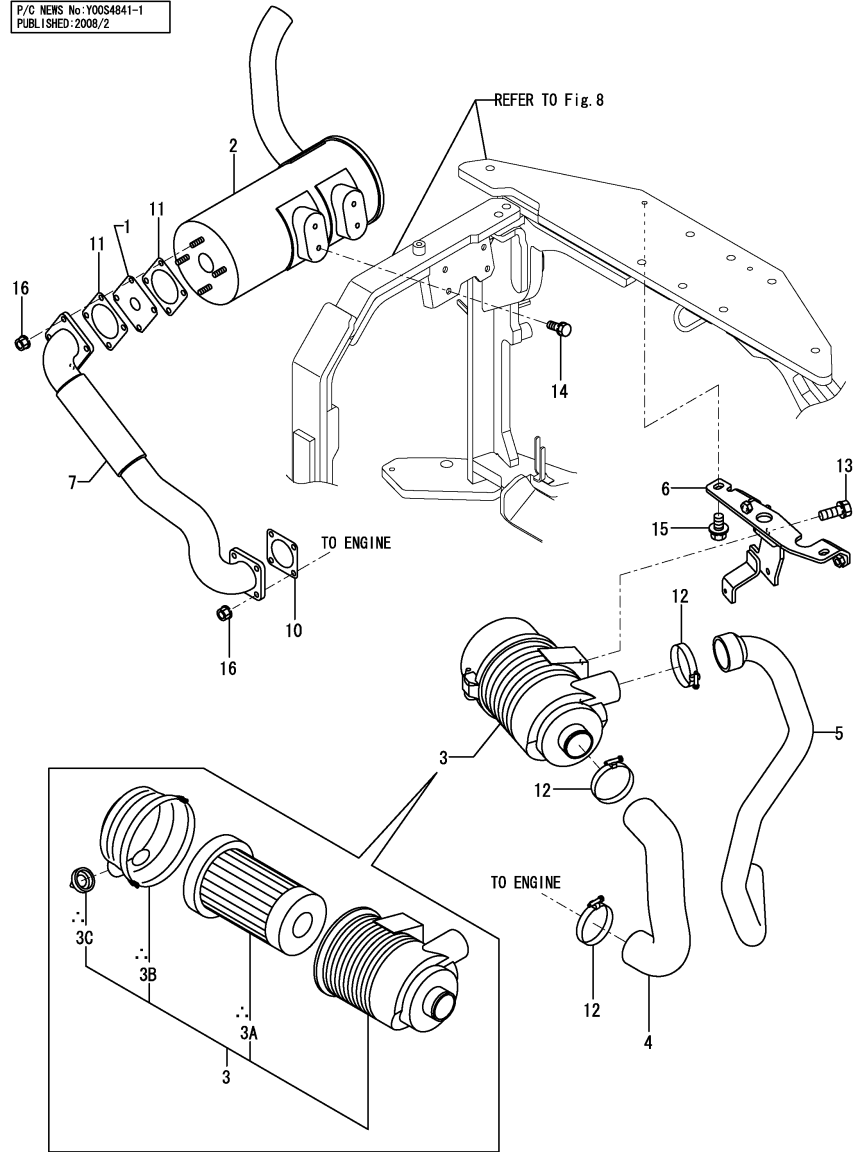
Remarks
 (1)REPAIR PARTS.
 (2)REPAIR PARTS.
 L=REF.NO.2:1000MM,NO.3:2000MM,
 REF.NO.4:3000MM.

Fig.6. MUFFLER & AIR CLEANER

(A)=VIO35-5(US)
 (B)=VIO35-5(AS)
 (C)=VIO35-5(NZ)

(D)=VIO35-5(SG)
 (E)=
 (F)=

P/C NEWS No:Y00S4841-1
 PUBLISHED:2008/2



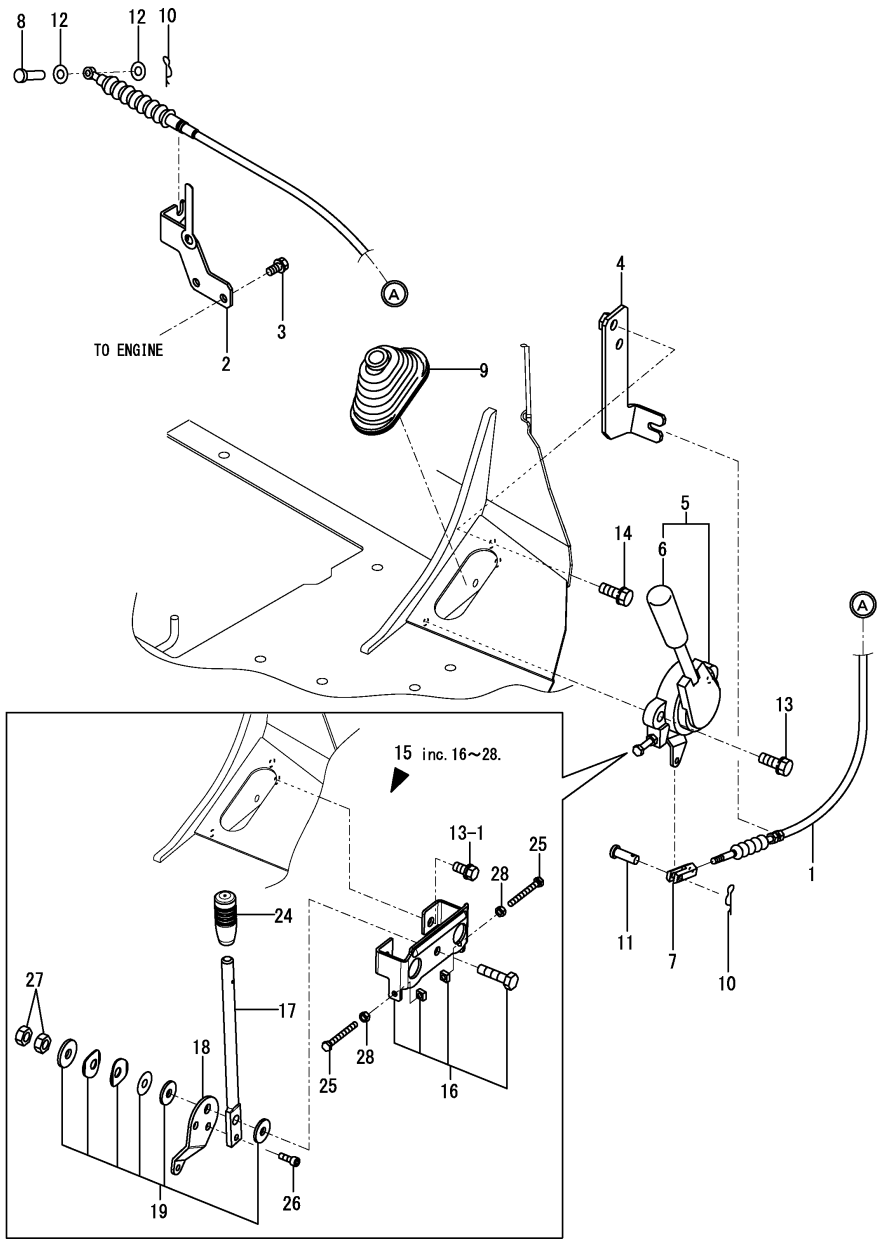
No.	Lev.	Parts No.	Description	Q'ty						I	R
				(A)	(B)	(C)	(D)	(E)	(F)		
1	1	172A46-11210 (A=M/#50712) (B=M/#50712) (C=M/#50712)	PLATE,EXHAUST	1	1	1					Z
2	1	172A46-11300	SILENCER ASSY	1	1	1					
2-1	1	172A46-11301 (A=M/#50712) (B=M/#50712) (C=M/#50712)	SILENCER ASSY	1	1	1	1				N
3	1	172A46-11500	CLEANER ASSY, AIR	1	1	1	1				1
3A	2	129004-12520	ELEMENT 5INCH	1	1	1	1				
3B	2	119866-12530	COVER ASSY	1	1	1	1				
3C	2	119808-12540	VALVE, UNLOADER	1	1	1	1				
4	1	172A46-11510	HOSE A,AIRCLEANER	1	1	1	1				
5	1	172A46-11520	HOSE B,AIRCLEANER	1	1	1	1				
6	1	172A46-11550	BRACKET ASSY,AC	1	1	1	1				
7	1	172A46-11700	TUBE ASSY, EXHAUST	1	1	1	1				
10	1	124701-11911	GASKET, SILENCER	1	1	1	1				
11	1	129400-13201	GASKET, SILENCER	2	2	2					
11-1	1	129400-13201 (A=M/#50712) (B=M/#50712) (C=M/#50712)	GASKET, SILENCER	1	1	1	1				K
12	1	23000-070000	CLAMP, 70	3	3	3	3				
13	1	26013-080202	BOLT, M8X 20	2	2	2	2				
14	1	26013-080252	BOLT, M8X 25	4	4	4	4				
15	1	26014-100252	BOLT, M10X 25	2	2	2	2				
16	1	26051-080002	NUT, M8	8	8	8	8				
17A	1	172125-03951	LABEL, AIR CLEANER	1	1	1	1				2

Remarks
 (1)PLEASE USE THIS PART WITH FOLLOWING LABELS AT THE SAME TIME.
 REF.NO.17A
 (2)LABELS ARE NOT ILLUSTRATED.

Fig.7. ACCELERATOR

(A)=VIO35-5(US)
 (B)=VIO35-5(AS)
 (C)=VIO35-5(NZ)

(D)=VIO35-5(SG)
 (E)=
 (F)=



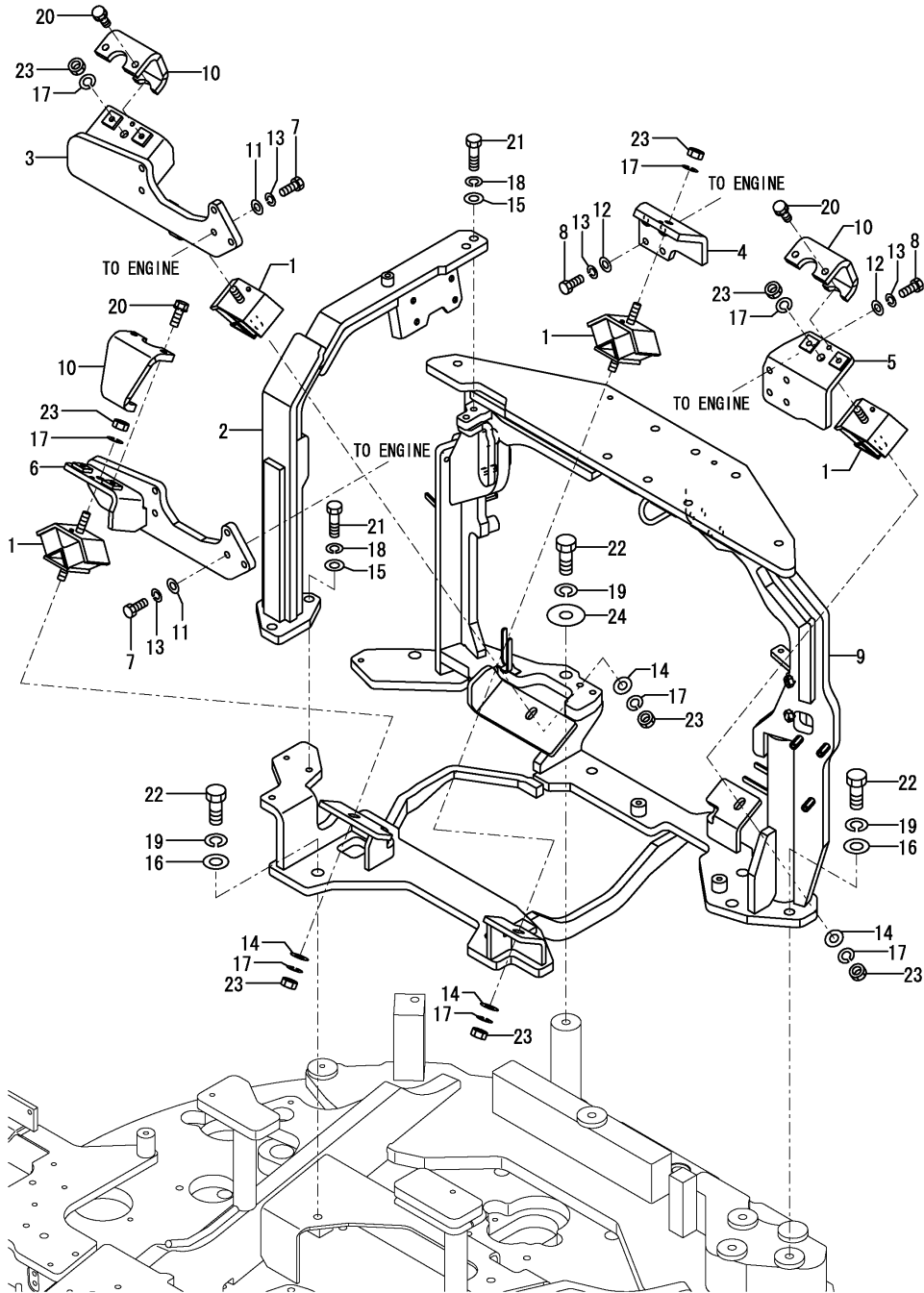
No.	Lev.	Parts No.	Description	Q'ty						I	R
				(A)	(B)	(C)	(D)	(E)	(F)		
1	1	172A46-12101	CABLE, ACCELERATOR	1	1	1	1				
2	1	172A46-12150	BRACKET, WIRE	1	1	1	1				
3	1	26013-080162	BOLT, SPRING M8X 16	2	2	2	2				
4	1	172A47-12110	BRACKET, CABLE	1	1	1	1				
5	1	172A47-12140	LEVER, ACCELERATOR	1	1	1					
5-1	1	172A47-12141	LEVER, ACCELERATOR	1	1	1	1				R
5-2	1	172A47-12141	LEVER, ACCELERATOR	1	1	1	1				Z 1
		(A=M/#50663) (B=M/#50663) (C=M/#50663)									
		(A=*2016.10.) (B=*2016.10.) (C=*2016.10.) (D=*2016.10.)									
6	2	172165-12140	GRIP	1	1	1	1				
6-1	2	172A79-12150	GRIP	1	1	1	1				N
		(A=MXXXXX) (B=MXXXXX) (C=MXXXXX) (D=MXXXXX)									
7	1	172137-12270	JOINT, CABLE	1	1	1	1				
8	1	172113-12522	PIN, CABLE	1	1	1	1				
9	1	172141-41340	BOOT	1	1	1	1				
10	1	1C6281-52310	PIN, SNAP 6	2	2	2	2				
11	1	1A1040-56900	PIN, FLAT HEAD 6X17	1	1	1	1				
12	1	22137-060000	WASHER, 6	2	2	2	2				
13	1	26013-100252	BOLT, SPRING M10X 25	2	2	2	2				
13-1	1	26013-100202	BOLT, M10X 20	2	2	2	2				S
		(A=*2016.10.) (B=*2016.10.) (C=*2016.10.) (D=*2016.10.)									
14	1	26013-100252	BOLT, SPRING M10X 25	2	2	2	2				
15	1	172A47-12142	LEVER ASSY, ACCEL.	1	1	1	1				W
		(A=*2016.10.) (B=*2016.10.) (C=*2016.10.) (D=*2016.10.)									
16	2	172458-12150	BRACKET ASSY, ACCEL.	1	1	1	1				
17	2	172458-12170	LEVER, ACCEL	1	1	1	1				
18	2	172458-12180	PLATE	1	1	1	1				
19	2	172458-12200	SPRING SET	1	1	1	1				
24	2	172498-12250	GRIP, ACCELERATOR	1	1	1	1				
25	2	26117-060554	BOLT M 6X 55	2	2	2	2				
26	2	26450-060102	BOLT, M6X 10	1	1	1	1				
27	2	26757-100002	NUT, LOCK M10	2	2	2	2				
28	2	26857-060002	NUT, M6	2	2	2	2				

Remarks

(1) Interchangeable by simultaneous replacement with No.13-1 & 15.

N:Old $\begin{matrix} \leftarrow \text{Yes} \\ \text{No} \end{matrix}$ New, Q:Old $\begin{matrix} \leftarrow \text{No} \\ \text{Yes} \end{matrix}$ New, R:Old $\begin{matrix} \leftarrow \text{Yes} \\ \text{No} \end{matrix}$ New, S:Old $\begin{matrix} \leftarrow \text{No} \\ \text{Yes} \end{matrix}$ New, W:Add, Z:Discontinued, F:Interchangeable by set, K:Q'ty Change

Fig.8. ENGINE MOUNT



(A)=VIO35-5(US)
 (B)=VIO35-5(AS)
 (C)=VIO35-5(NZ)

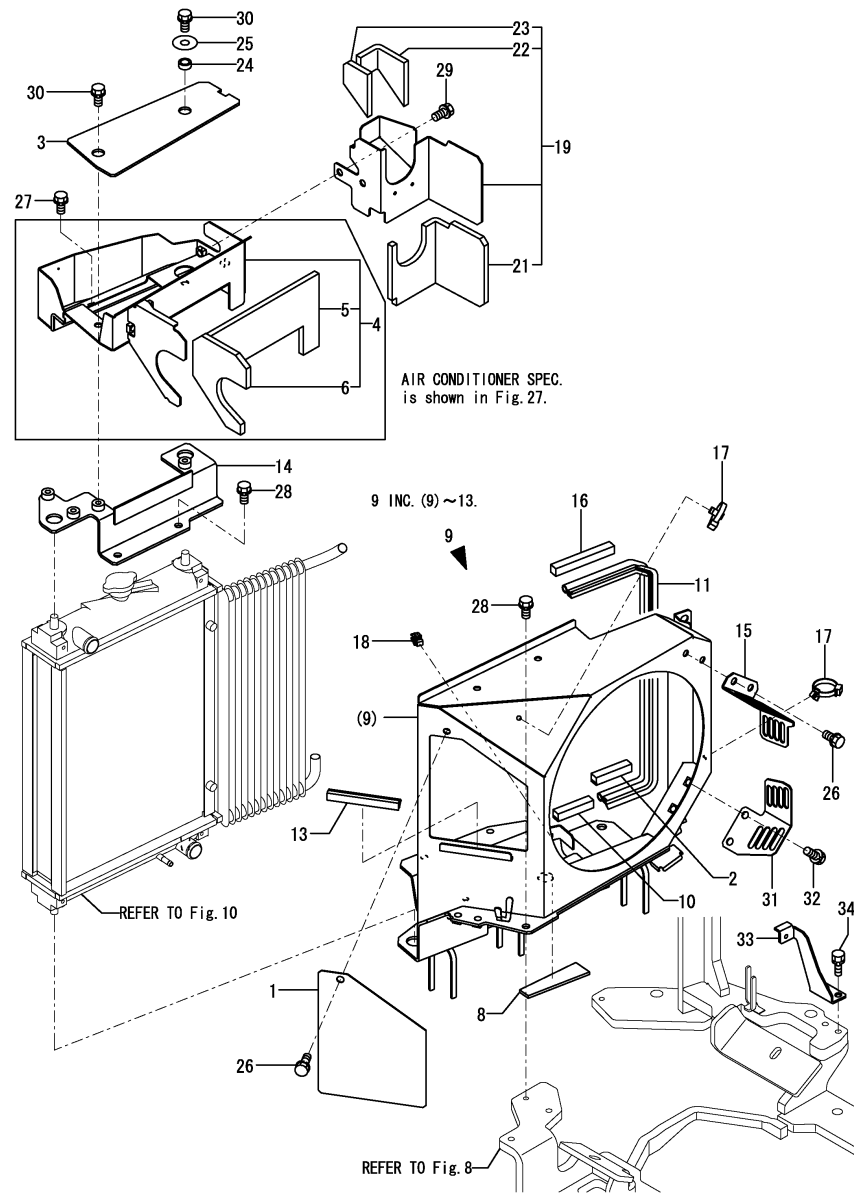
(D)=VIO35-5(SG)
 (E)=
 (F)=

No.	Lev.	Parts No.	Description	Qty						I	R
				(A)	(B)	(C)	(D)	(E)	(F)		
1	1	196420-02310	ABSORBER, SHOCK 230	4	4	4	4				
2	1	172A46-11310	BRACKET ASSY	1	1	1	1				
3	1	172164-13100	BRACKET	1	1	1	1				
4	1	172175-13110	PLATE	1	1	1	1				
5	1	172490-13110	BRACKET	1	1	1	1				
6	1	172A46-13170	MOUNT ASSY, ENGINE	1	1	1	1				
7	1	172162-13200	BOLT	10	10	10	10				
8	1	172162-13200	BOLT	8	8	8	8				
9	1	172A46-13212	MOUNT ASSY, ENGINE	1	1	1	1				
9-1	1	172A46-13213	MOUNT ASSY, ENGINE	1	1	1	1			N	
		(A=M/#XXXXX) (B=M/#XXXXX) (C=M/#XXXXX) (D=M/#XXXXX)									
9-2	1	172A46-13214	MOUNT ASSY, ENGINE	1	1	1	1			N	
		(A=M/#XXXXX) (B=M/#XXXXX) (C=M/#XXXXX) (D=M/#XXXXX)									
10	1	172124-13230-5	STOPPER, ENGINE	3	3	3	3				
11	1	172137-46040	SEAT, SPRING	10	10	10					
11-1	1	172137-46041	SEAT, SPRING	10	10	10				N	
		(A=M/#50586) (B=M/#50586) (C=M/#50586)									
11-2	1	172137-46042	SEAT, SPRING	10	10	10	10			N	
		(A=M/#50608) (B=M/#50608) (C=M/#50608)									
12	1	172137-46040	SEAT, SPRING	8	8	8					
12-1	1	172137-46041	SEAT, SPRING	8	8	8				N	
		(A=M/#50586) (B=M/#50586) (C=M/#50586)									
12-2	1	172137-46042	SEAT, SPRING	8	8	8	8			N	
		(A=M/#50608) (B=M/#50608) (C=M/#50608)									
13	1	22217-100000	WASHER, SPRING 10	18	18	18	18				
14	1	22137-120000	WASHER, 12	4	4	4	4				
15	1	22137-120000	WASHER, 12	4	4	4	4				
16	1	22137-160000	WASHER, 16	7	7	7	7				
17	1	22217-120000	WASHER, SPRING 12	8	8	8	8				
18	1	22217-120000	WASHER, SPRING 12	4	4	4	4				
19	1	22217-160000	WASHER, SPRING 16	8	8	8	8				
20	1	26013-100252	BOLT, M10X 25	6	6	6	6				
21	1	26076-120402	BOLT, 10.912X 40	4	4	4	4				
22	1	26076-160402	BOLT, 10.916X 40	8	8	8	8				
23	1	26716-120002	NUT, M12	8	8	8	8				
24	1	22137-160000	WASHER, 16	1	1	1					
24-1	1	22157-160000	WASHER, 16	1	1	1	1			N	
		(A=M/#51549) (B=M/#51549) (C=M/#51549)									

Fig.9. RADIATOR SHURAUD

(A)=VIO35-5(US)
 (B)=VIO35-5(AS)
 (C)=VIO35-5(NZ)

(D)=VIO35-5(SG)
 (E)=
 (F)=



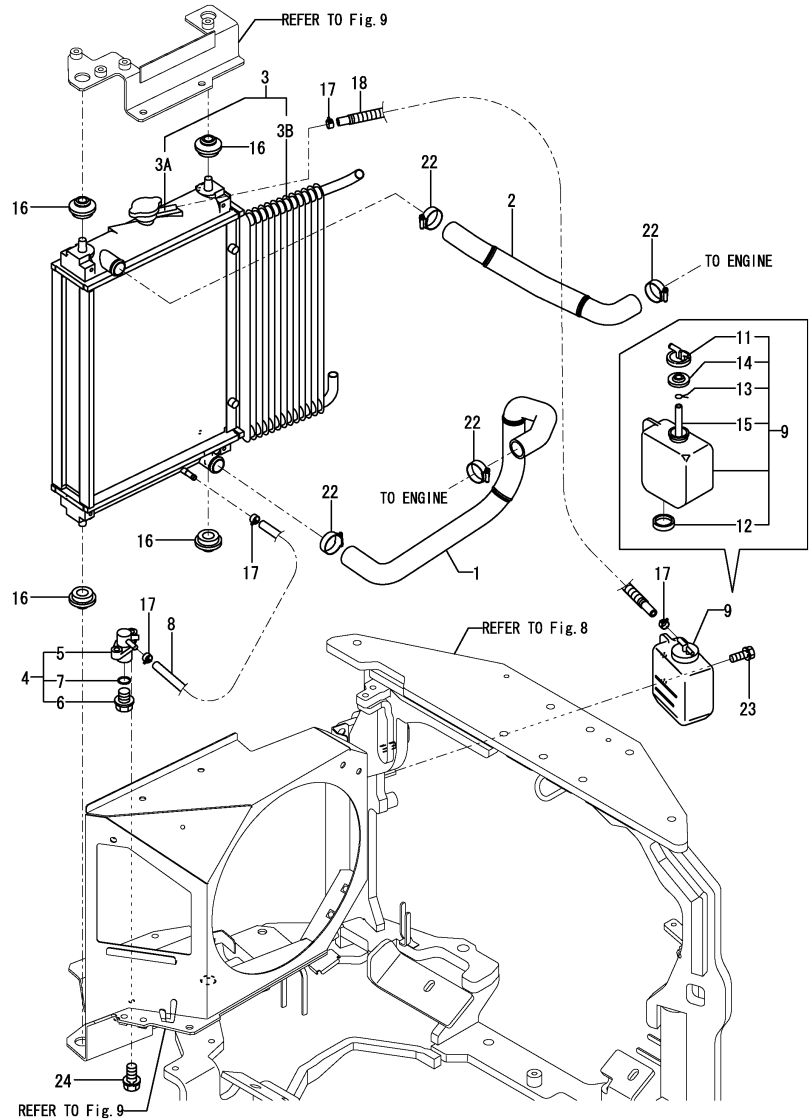
No.	Lev.	Parts No.	Description	Q'ty						I	R
				(A)	(B)	(C)	(D)	(E)	(F)		
1	1	172A46-13030	COVER ASSY, SHROUD	1	1	1	1				
2	1	172A46-13060	SEAL, SHURAUD	1	1	1	1				
3	1	172A46-13090	MAT	1	1	1	1				
4	1	172A46-13120	BRACKET ASSY,DUCT	1	1	1	1				1
5	2	172A46-13130	WOOL, GLASS	1	1	1	1				
6	2	172A46-13140	WOOL, GLASS	1	1	1	1				
8	1	172A46-13530	SEAL, SHURAUD	1	1	1	1				
9	1	172A46-13540	SHROUD ASSY	1	1	1	1				
9-1	1	172A46-13541	SHROUD ASSY	1	1	1	1				N
		(A=M/#50663) (B=M/#50663) (C=M/#50663)									
10	2	172A46-13060	SEAL, SHURAUD	1	1	1	1				
11	2	172A46-13070	RUBBER, SEAL	1	1	1	1				
13	2	172458-61500	RUBBER, SEAL	1	1	1	1				
14	1	172A46-13660	BRACKET RD ASSY	1	1	1	1				
15	1	172A46-13900	GUARD, FAN	1	1	1	1				
16	1	172446-49280	SEAL	1	1	1	1				
17	1	194680-51670	BAND, CLIP	2	2	2	2				
18	1	1A7400-61250	HOLDER, ROD 8	1	1	1	1				
19	1	172A46-61340	COVER ASSY, SILENCER	1	1	1	1				
21	2	172A46-61250	WOOL, GLASS	1	1	1	1				
22	2	172A46-61260	WOOL, GLASS	1	1	1	1				
23	2	172A46-61270	WOOL, GLASS	1	1	1	1				
24	1	172155-83170	SPACER	1	1	1	1				
25	1	22157-100000	WASHER, 10	1	1	1	1				
26	1	26013-100162	BOLT, M10X 16	3	3	3	3				
27	1	26013-100202	BOLT, M10X 20	2	2	2	2				
28	1	26013-100202	BOLT, M10X 20	3	3	3	3				
29	1	26013-100202	BOLT, M10X 20	3	3	3	3				
30	1	26013-100252	BOLT, M10X 25	2	2	2	2				
31	1	172A46-13910	GUARD, FAN	1	1	1	1				
32	1	26013-100162	BOLT, M10X 16	2	2	2	2				
33	1	172A77-14290	PLATE,HOSE GUIDE	1	1	1	1				W
		(A=M/#XXXXX) (B=M/#XXXXX) (C=M/#XXXXX) (D=M/#XXXXX)									
34	1	26013-100252	BOLT, M10X 25	1	1	1	1				W
		(A=M/#XXXXX) (B=M/#XXXXX) (C=M/#XXXXX) (D=M/#XXXXX)									
34A	1	172A38-03211	LABEL,ANTI-FREEZING	1	1	1	1				2
34B	1	172437-03391	LABEL, RADIATOR US	1	1	1	1				2

Remarks
 (1)PLEASE USE THIS PART WITH FOLLOWING LABELS AT THE SAME TIME.
 REF.NO.34A,34B.
 (2)LABELS ARE NOT ILLUSTRATED.

Fig.10. RADIATOR & SUB-TANK

(A)=VIO35-5(US)
 (B)=VIO35-5(AS)
 (C)=VIO35-5(NZ)

(D)=VIO35-5(SG)
 (E)=
 (F)=



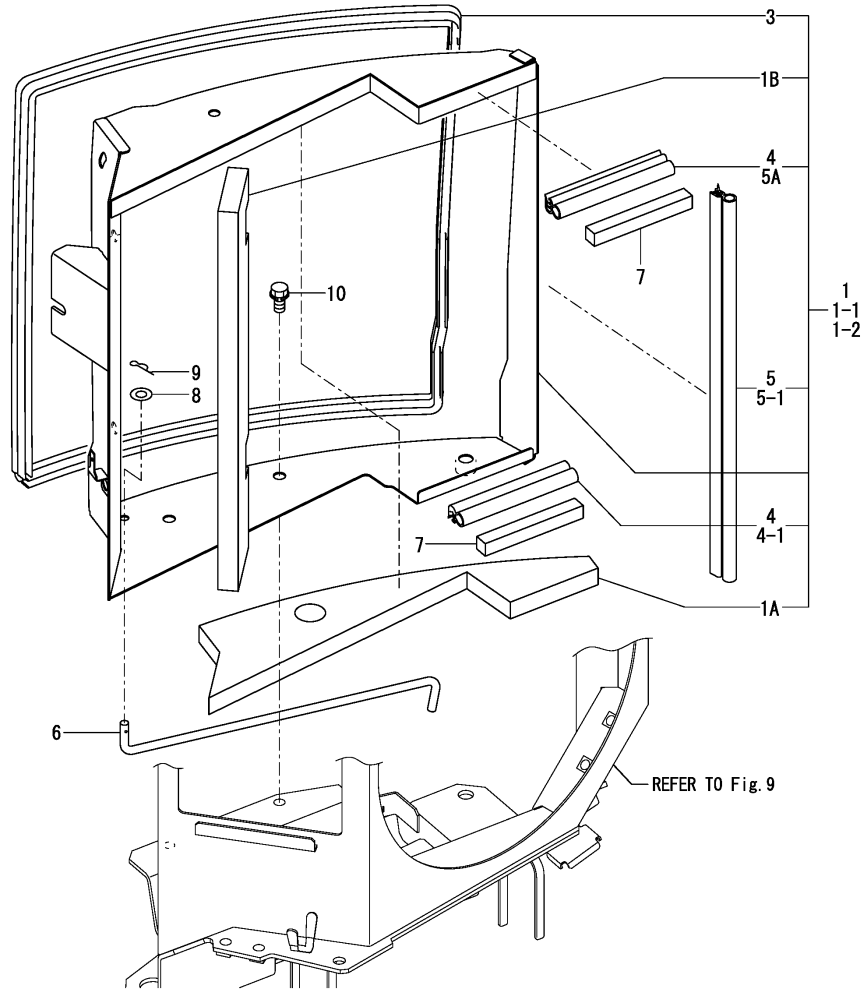
No.	Lev.	Parts No.	Description	Q'ty						I	R
				(A)	(B)	(C)	(D)	(E)	(F)		
1	1	172A46-13020	PIPE, WATER	1	1	1	1				
1-1	1	172A46-13021	HOSE,CW-T A	1	1	1	1				N
		(A=M/#51733) (B=M/#51733) (C=M/#51733) (D=M/#51733)									
2	1	172A46-13050	PIPE, WATER	1	1	1	1				
2-1	1	172A46-13051	HOSE,CW-T B	1	1	1	1				N
		(A=M/#51733) (B=M/#51733) (C=M/#51733) (D=M/#51733)									
3	1	172A46-13150	RADI & OILCOOLER ASY	1	1	1	1				1
3A	2	172A46-13160	RADIATOR	1	1	1	1				
3B	2	172A46-13200	COOLER, OIL	1	1	1	1				
4	1	172444-13210	COCK ASSY, 2-WAY	1	1	1	1				
5	2	172444-13220	BODY	1	1	1	1				
6	2	121250-49121	PLUG, DRAIN	1	1	1	1				
7	2	24311-000160	O-RING, 1AP16.0	1	1	1	1				
8	1	172171-13461	HOSE 7.5X13	1	1	1	1				
8-1	1	172124-13411	HOSE	1	1	1	1				N
		(A=M/#50712) (B=M/#50712) (C=M/#50712)									
9	1	121468-44510	SUB-TANK ASSY	1	1	1	1				2
11	2	121450-44531	CAP	1	1	1	1				
12	2	121468-44540	PLUG, SUB-TANK	1	1	1	1				
13	2	124450-44560	RETAINER	1	1	1	1				
14	2	121470-44581	GASKET	1	1	1	1				
15	2	23065-070130	PIPE, 7X 130	1	1	1	1				
16	1	184015-44680	RUBBER, RADIATOR	4	4	4	4				
17	1	124766-59050	CLIP, HOSE 12	4	4	4	4				
18	1	184014-59450	PIPE ASSY, FUEL	1	1	1	1				
22	1	23001-041000	CLAMP, HOSE 41	4	4	4	4				
23	1	26013-060202	BOLT, M6X 20	2	2	2	2				
24	1	26013-080202	BOLT, M8X 20	2	2	2	2				
25A	1	172462-03320	LABEL	1	1	1	1				3
26A	1	172A38-03201	LABEL, SUB-TANK US	1	1	1	1				3

Remarks
 (1)PLEASE USE THIS PART WITH FOLLOWING LABELS AT THE SAME TIME.
 REF.NO.25A
 (2)PLEASE USE THIS PART WITH FOLLOWING LABELS AT THE SAME TIME.
 REF.NO.26A
 (3)LABELS ARE NOT ILLUSTRATED.

Fig.11. DUCT

(A)=VIO35-5(US)
 (B)=VIO35-5(AS)
 (C)=VIO35-5(NZ)

(D)=VIO35-5(SG)
 (E)=
 (F)=

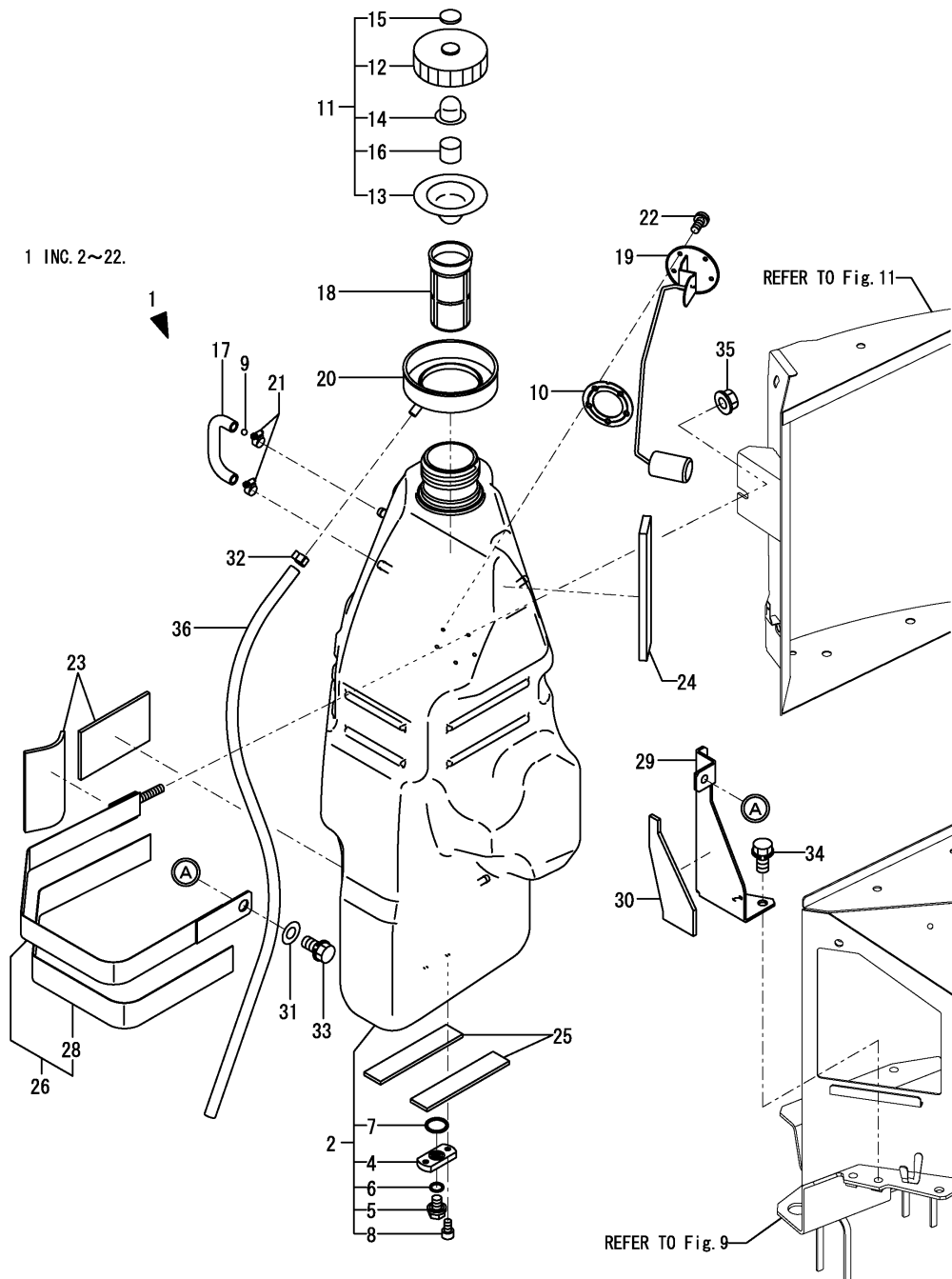


No.	Lev.	Parts No.	Description	Q'ty						I	R
				(A)	(B)	(C)	(D)	(E)	(F)		
1	1	172A46-13000	DUCT ASSY	1	1	1	1				
1-1	1	172A46-13001	DUCT ASSY	1	1	1	1				N
		(A=*2008.03)	(B=*2008.03)	(C=*2008.03)	(D=*2008.03)						
1-2	1	172A46-13002	DUCT ASSY	1	1	1	1				N
		(A=*2008.09)	(B=*2008.09)	(C=*2008.09)	(D=*2008.09)						
1A	2	172A77-13710	SPONGE	1	1	1	1				W
		(A=*2008.03)	(B=*2008.03)	(C=*2008.03)	(D=*2008.03)						
1B	2	172A77-13720	SPONGE	1	1	1	1				W
		(A=*2008.03)	(B=*2008.03)	(C=*2008.03)	(D=*2008.03)						
3	2	172A46-13780	SEAL	1	1	1	1				
4	2	172A46-13800	RUBBER, SEAL	2	2	2	2				
4-1	2	172A46-13800	RUBBER, SEAL	1	1	1	1				K
		(A=*2008.09)	(B=*2008.09)	(C=*2008.09)	(D=*2008.09)						
5	2	172A46-13810	RUBBER, SEAL	1	1	1	1				
5-1	2	172455-13620	RUBBER, SEAL	1	1	1	1				S
		(A=*2008.09)	(B=*2008.09)	(C=*2008.09)	(D=*2008.09)						
5A	2	172446-13530	SEAL, RADIATOR	1	1	1	1				W
		(A=*2008.09)	(B=*2008.09)	(C=*2008.09)	(D=*2008.09)						
6	1	172A47-13780	HOOK	1	1	1	1				
7	1	172446-49280	SEAL	2	2	2	2				
8	1	22137-080000	WASHER, 8	1	1	1	1				
9	1	22372-080000	PIN, SNAP 8	1	1	1	1				
10	1	26013-100202	BOLT, M10X 20	2	2	2	2				

Fig.12. FUEL TANK

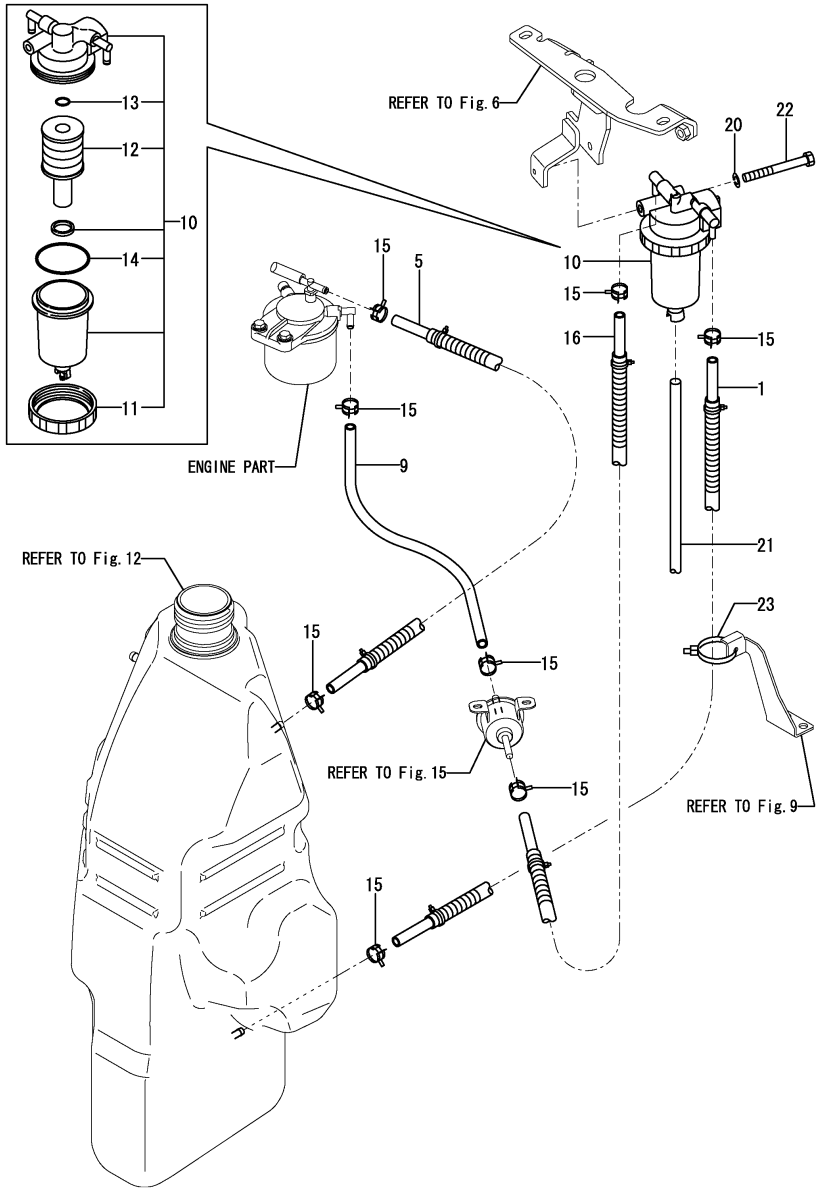
(A)=VIO35-5(US)
 (B)=VIO35-5(AS)
 (C)=VIO35-5(NZ)

(D)=VIO35-5(SG)
 (E)=
 (F)=



No.	Lev.	Parts No.	Description	Q'ty						I	R
				(A)	(B)	(C)	(D)	(E)	(F)		
1	1	772A46-14100	TANK ASSY, FUEL	1	1	1	1				
2	2	172A46-14110	TANK ASSY, FUEL	1	1	1	1				
4	3	172447-14310	BLOCK, DRAIN	1	1	1	1				
5	3	23491-080002	PLUG, 8	1	1	1	1				
6	3	24311-000090	O-RING, 1AP9.0	1	1	1	1				
7	3	24311-000160	O-RING, 1AP16.0	1	1	1	1				
7-1	3	172A46-14550	PACKING	1	1	1	1				N
		(A=*2016.01.) (B=*2016.01.) (C=*2016.01.) (D=*2016.01.)									
8	3	26450-060102	BOLT, M6X 10	2	2	2	2				
9	2	172447-14160	FLOAT	1	1	1	1				
10	2	172162-14200	GASKET	1	1	1	1				
11	2	172444-14200	CAP, FUEL	1	1	1	1				
12	3	172444-14450	CAP	1	1	1	1				
13	3	172444-14460	PACKING, RUBBER	1	1	1	1				
14	3	172444-14470	PACKING, RUBBER	1	1	1	1				
15	3	172444-14480	WASHER	1	1	1	1				
16	3	172444-14490	SPONGE	1	1	1	1				
17	2	172458-14202	HOSE, FUEL GAUGE	1	1	1	1				
17-1	1	172458-14203	HOSE, FUEL GAUGE	1	1	1	1				N
		(A=M/#50630) (B=M/#50630) (C=M/#50630)									
18	2	172183-14250	FILTER, FUEL	1	1	1	1				
19	2	172A46-14300	GAUGE, FUEL	1	1	1	1				
20	2	172458-14370	SUMP, FUEL	1	1	1	1				
21	2	23000-013000	CLAMP, 13	2	2	2	2				
22	2	26022-050122	SCREW, M5X12	5	5	5	5				
23	1	172444-14130	PLATE, RUBBER	1	1	1	1				
23-1	1	172444-14130	PLATE, RUBBER	2	2	2	2				K
		(A=M/#50712) (B=M/#50712) (C=M/#50712)									
24	1	172A46-14250	PLATE, RUBBER	1	1	1	1				
25	1	172458-14380	PLATE, RUBBER	2	2	2	2				
26	1	172A46-14150	CLAMP ASSY, FUEL	1	1	1	1				
28	2	172A46-14180	RUBBER, CLAMP	1	1	1	1				
29	1	172A46-14190	STAY, CLAMP	1	1	1	1				
30	1	172A46-14240	PLATE, RUBBER	1	1	1	1				
31	1	22137-100000	WASHER, 10	1	1	1	1				
32	1	23080-013000	CLAMP, 13	1	1	1	1				
33	1	26013-100202	BOLT, SPRING M10X 20	1	1	1	1				
34	1	26013-100202	BOLT, SPRING M10X 20	2	2	2	2				
35	1	26367-100002	NUT, M10	2	2	2	2				
36	1	172A47-14520	HOSE	1	1	1	1				

Fig.13. FUEL LINE



(A)=VIO35-5(US)
 (B)=VIO35-5(AS)
 (C)=VIO35-5(NZ)

(D)=VIO35-5(SG)
 (E)=
 (F)=

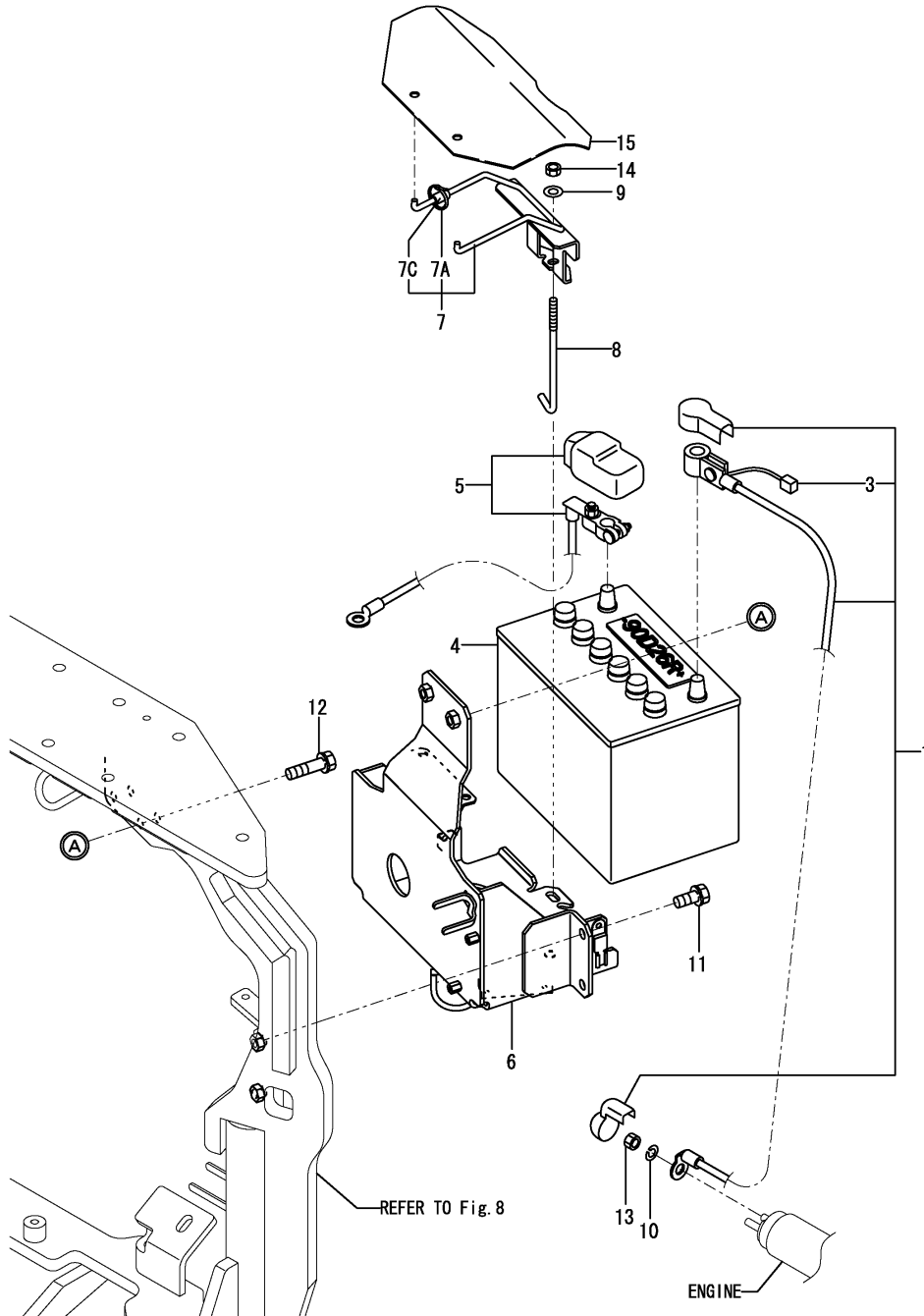
No.	Lev.	Parts No.	Description	Qty						I	R
				(A)	(B)	(C)	(D)	(E)	(F)		
1	1	172A46-14230	HOSE ASSY,FO 1470	1	1	1	1				
1-1	1	172A46-14231	HOSE ASSY,FO 1550	1	1	1	1				S
(A=M/#XXXXXX) (B=M/#XXXXXX) (C=M/#XXXXXX) (D=M/#XXXXXX)											
5	1	172A46-14600	FO HOSE ASSY,1700	1	1	1	1				
5-1	1	172A46-14601	FO HOSE ASSY,1750	1	1	1	1				N
(A=M/#XXXXXX) (B=M/#XXXXXX) (C=M/#XXXXXX) (D=M/#XXXXXX)											
9	1	172137-14610	PIPE, FUEL	1	1	1	1				
10	1	184016-55700	SEPARATOR ASSY,WATER	1	1	1	1				1
10-1	1	184016-55701	SEPARATOR ASSY,WATER	1	1	1	1				N
(A=MXXXXXX) (B=MXXXXXX) (C=MXXXXXX) (D=MXXXXXX)											
11	2	129100-55690	RING, RETAINING	1	1	1	1				
12	2	119802-55710	ELEMENT	1	1	1	1				
13	2	24311-000160	O-RING, 1AP16.0	1	1	1	1				
14	2	24321-000650	O-RING, 1AG65.0	1	1	1	1				
15	1	124766-59050	CLIP, HOSE 12	8	8	8	8				
16	1	184015-59130	HOSE 750	1	1	1					
16-1	1	172A46-14650	PIPE ASSY, FUEL 800	1	1	1	1				N
(A=M/#51344) (B=M/#51344) (C=M/#51344)											
20	1	22217-080000	WASHER, SPRING 8	1	1	1	1				
21	1	23061-050300	PIPE, 5X 300	1	1	1	1				
22	1	26116-080702	BOLT, M8X 70 PLATED	1	1	1	1				
23	1	194680-51630	CLANP	1	1	1	1				W
(A=M/#XXXXXX) (B=M/#XXXXXX) (C=M/#XXXXXX) (D=M/#XXXXXX)											
23A	1	172A07-03160	LABEL	1	1	1	1				2

Remarks
 (1)PLEASE USE THIS PART WITH FOLLOWING LABELS AT THE SAME TIME. REF.NO.24A.
 (2)LABELS ARE NOT ILLUSTRATED.

Fig.14. BATTERY

(A)=VIO35-5(US)
 (B)=VIO35-5(AS)
 (C)=VIO35-5(NZ)

(D)=VIO35-5(SG)
 (E)=
 (F)=

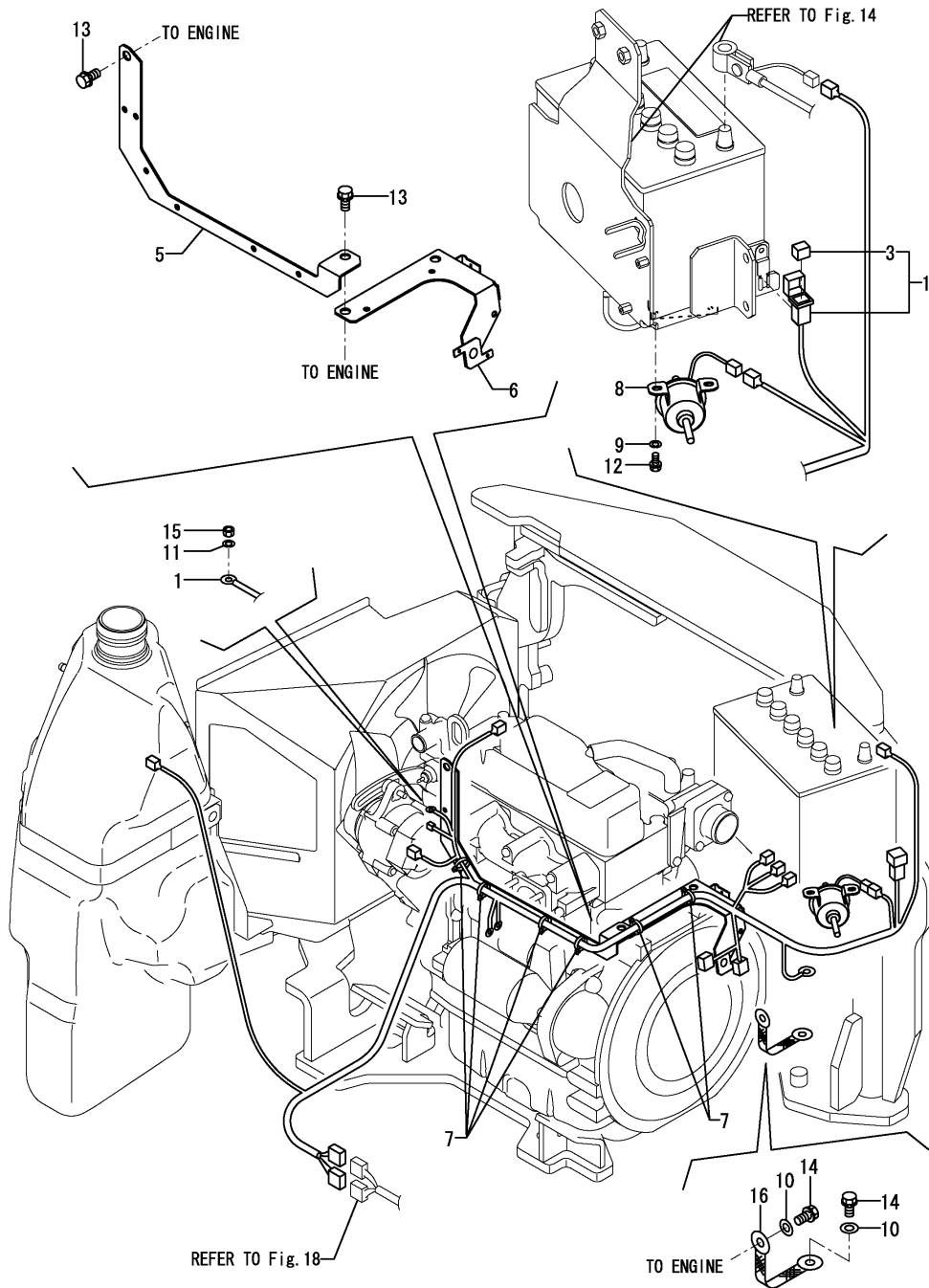


No.	Lev.	Parts No.	Description	Q'ty						I	R
				(A)	(B)	(C)	(D)	(E)	(F)		
1	1	172A46-16100	CORD ASSY, BATTERY	1	1	1	1				
3	2	172458-16140	HARNES C	1	1	1	1				
4	1	172653-16100	BATTERY,90D26R	1	1	1	1				
5	1	172A46-16110	CORD ASSY, BATTERY	1	1	1	1				
5-1	1	172A46-16111	CORD, BATTERY	1	1	1	1				N
		(A=M/#53522) (B=M/#53522) (C=M/#53522) (D=M/#53522)									
6	1	172A46-16260	MOUNT BATTERY ASSY	1	1	1	1				
6-1	1	172A46-16261	MOUNT BATTERY ASSY	1	1	1	1				N
		(A=M/#53522) (B=M/#53522) (C=M/#53522) (D=M/#53522)									
7	1	172A46-16310	CLAMP ASSY, BATTERY	1	1	1					
7-1	1	172A46-16250	CLAMP ASSY, BATTERY	1	1	1	1				N
		(A=M/#51255) (B=M/#51255) (C=M/#51255)									
7A	2	172126-11510	BAND 300	1	1	1	1				W
		(A=M/#51255) (B=M/#51255) (C=M/#51255)									
7C	2	172A46-16360	HOSE,CLAMP	1	1	1	1				W
		(A=M/#51255) (B=M/#51255) (C=M/#51255)									
8	1	172A46-16340	ROD,BATTERY CLAMP	1	1	1	1				
9	1	22137-080000	WASHER, 8	1	1	1	1				
10	1	22217-080000	WASHER, SPRING 8	1	1	1	1				
11	1	26013-100202	BOLT, M10X 20	2	2	2	2				
12	1	26013-100352	BOLT, M10X 35	2	2	2	2				
13	1	26716-080002	NUT, M8	1	1	1	1				
14	1	26716-080002	NUT, M8	2	2	2	2				
15	1	172A47-16150	COVER, BATTERY	1	1	1	1				W
		(A=M/#51255) (B=M/#51255) (C=M/#51255)									

Fig.15. ELECTRIC PART(AROUND ENGINE)

(A)=VIO35-5(US)
 (B)=VIO35-5(AS)
 (C)=VIO35-5(NZ)

(D)=VIO35-5(SG)
 (E)=
 (F)=

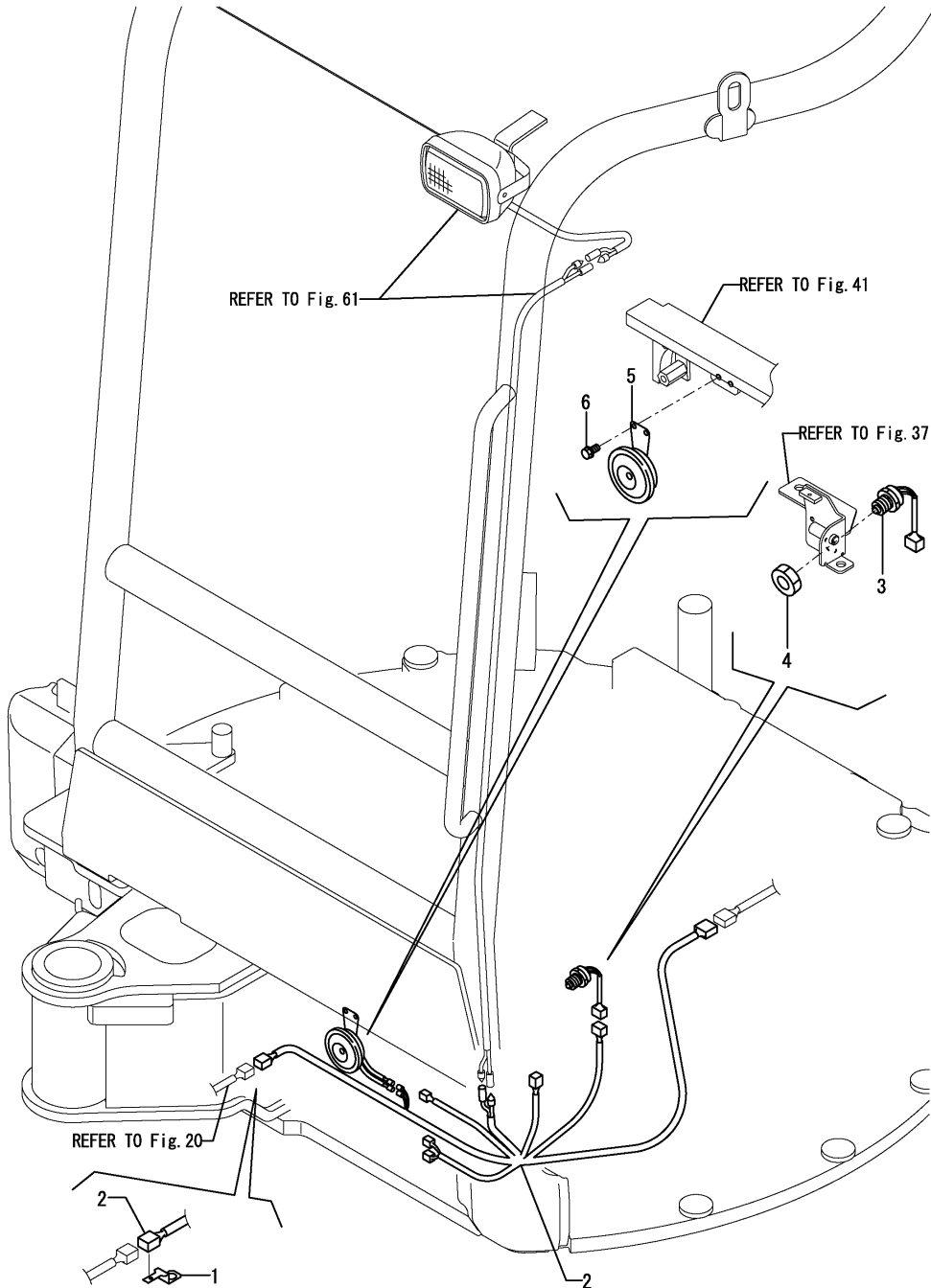


No.	Lev.	Parts No.	Description	Q'ty						I	R
				(A)	(B)	(C)	(D)	(E)	(F)		
1	1	172A46-16500	HARNESS A ASSY	1	1	1	1				
3	2	172458-16550	FUSE, SLOW BLOW (50A)	1	1	1	1				
5	1	172496-16600	SUPPORT, HARNESS	1	1	1	1				
6	1	172490-16741	SUPPORT ASSY	1	1	1	1				
7	1	194680-51670	BAND, CLIP	7	7	7	7				
8	1	129612-52100	PUMP ASSY, FUEL FEED	1	1	1	1				
9	1	22137-060000	WASHER, 6	2	2	2	2				
10	1	22137-100000	WASHER, 10	2	2	2	2				
11	1	22217-060000	WASHER, SPRING 6	1	1	1	1				
12	1	26013-060162	BOLT, M6X 16	2	2	2	2				
13	1	26013-100162	BOLT, M10X 16	3	3	3	3				
14	1	26013-100202	BOLT, M10X 20	2	2	2	2				
15	1	26716-060002	NUT, M6	1	1	1	1				
16	1	933171-15801	CORD, ENGINE EARTH	1	1	1	1				

Fig.16. ELECTRIC PART(AROUND FRAME)

(A)=VIO35-5(US)
 (B)=VIO35-5(AS)
 (C)=VIO35-5(NZ)

(D)=VIO35-5(SG)
 (E)=
 (F)=

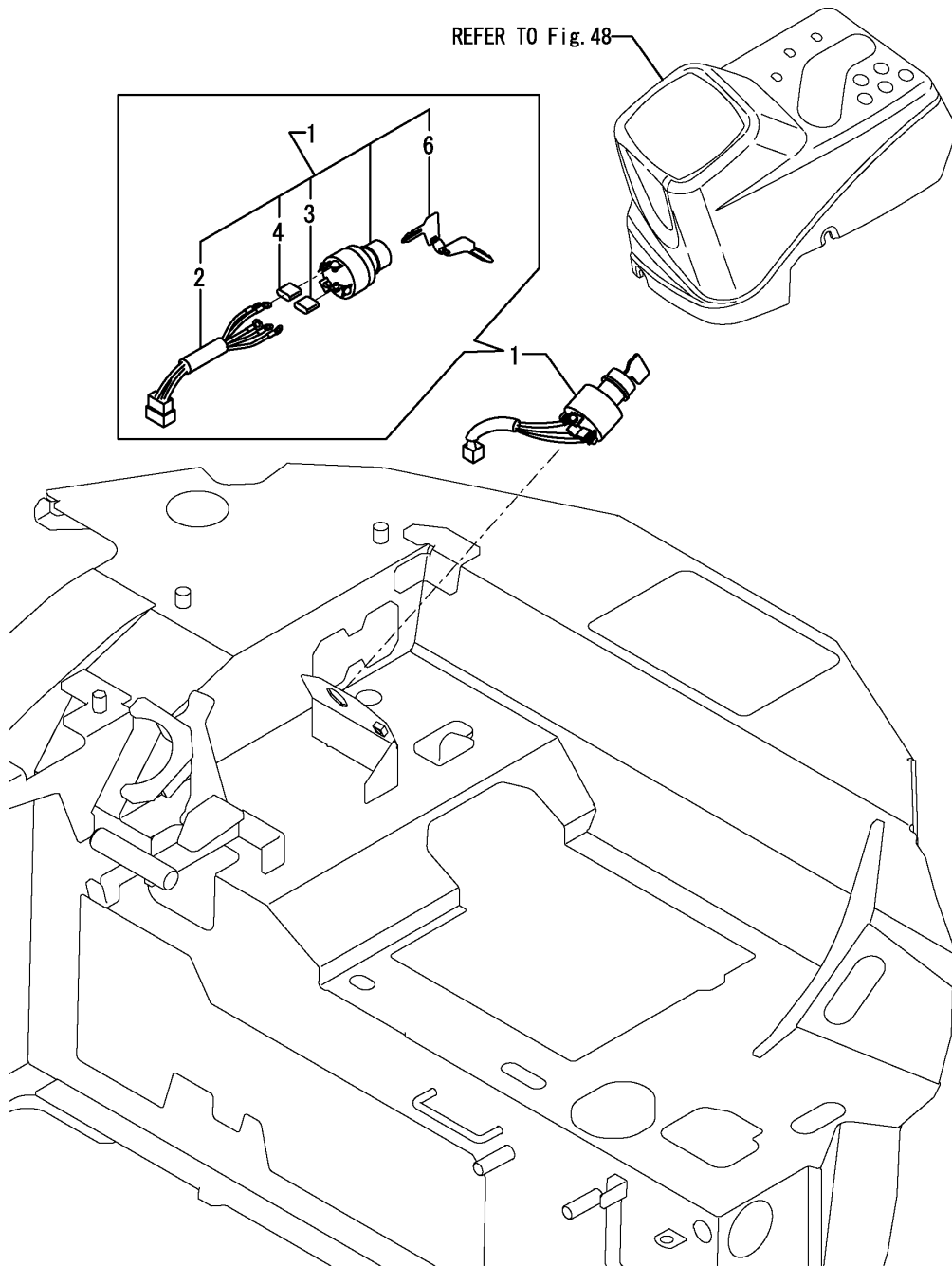


No.	Lev.	Parts No.	Description	Q'ty						I	R
				(A)	(B)	(C)	(D)	(E)	(F)		
1	1	172A23-14200 (A=M/#51497) (B=M/#51497) (C=M/#51497)	SUPPORT, CONNECTOR	1	1	1					Z
2	1	172A46-16540	HARNESS C ASSY	1	1	1	1				
3	1	194464-52190	SWITCH, SAFETY START	1	1	1	1				
4	1	26776-180002	NUT, LOCK M18	1	1	1	1				
5	1	194151-57100	HORN	1	1	1	1				
6	1	26013-060122	BOLT, M6X 12	2	2	2	2				

Fig.17. ELECTRIC PART(STARTING SWITCH)

(A)=VIO35-5(US)
 (B)=VIO35-5(AS)
 (C)=VIO35-5(NZ)

(D)=VIO35-5(SG)
 (E)=
 (F)=

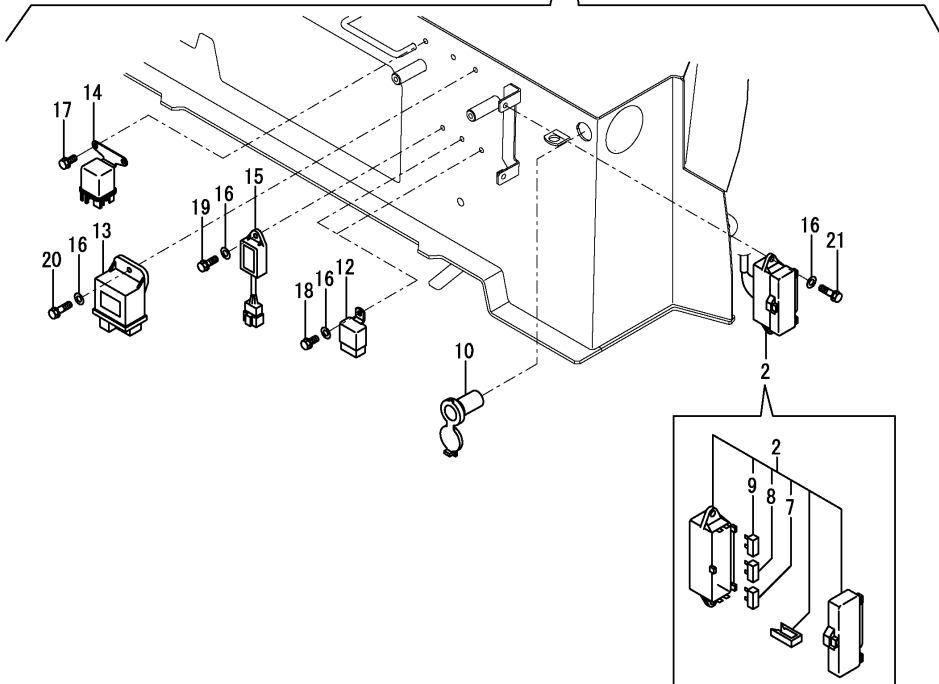
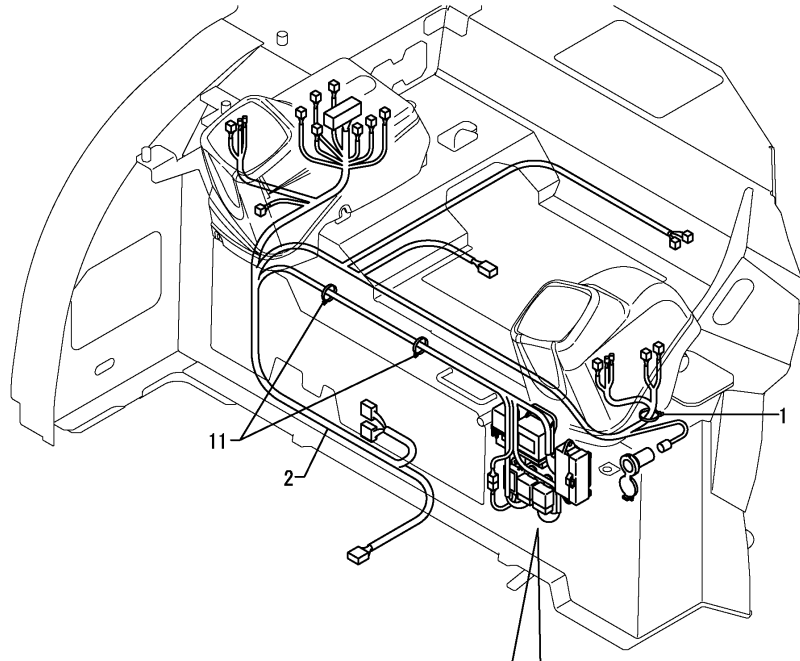


No.	Lev.	Parts No.	Description	Q'ty						I	R
				(A)	(B)	(C)	(D)	(E)	(F)		
1	1	172187-17100	SWITCH ASSY, STARTER	1	1	1	1				
2	2	172187-17070	CORD ASSY	1	1	1	1				
3	2	172187-17080	COVER	3	3	3	3				
4	2	172187-17090	COVER	2	2	2	2				
6	2	933110-00301	KEY ASSY	1	1	1	1				

Fig.18. ELECTRIC PART(AROUND SEAT)

(A)=VIO35-5(US)
 (B)=VIO35-5(AS)
 (C)=VIO35-5(NZ)

(D)=VIO35-5(SG)
 (E)=
 (F)=

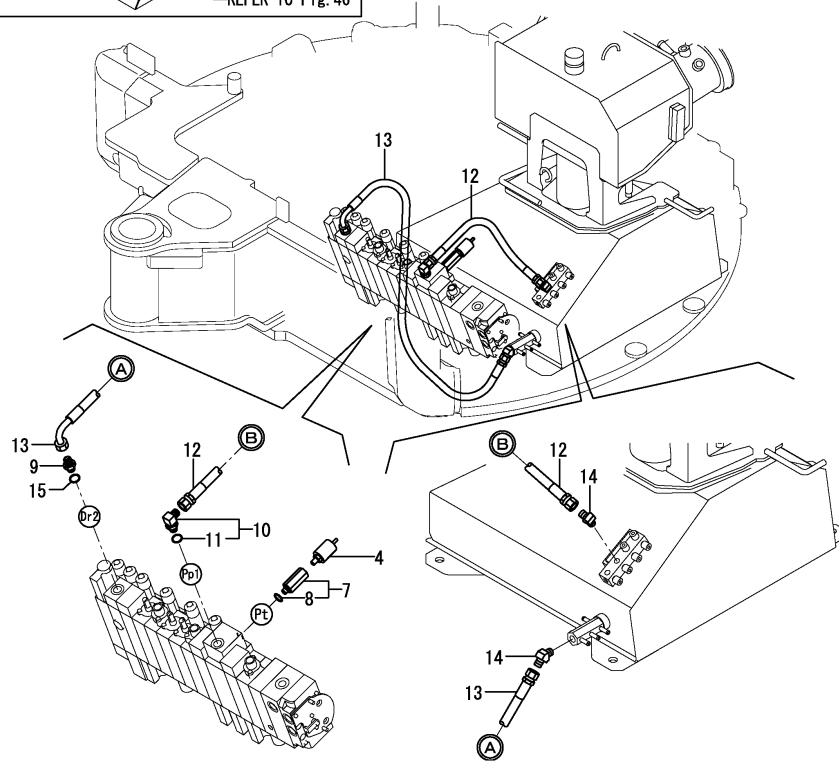
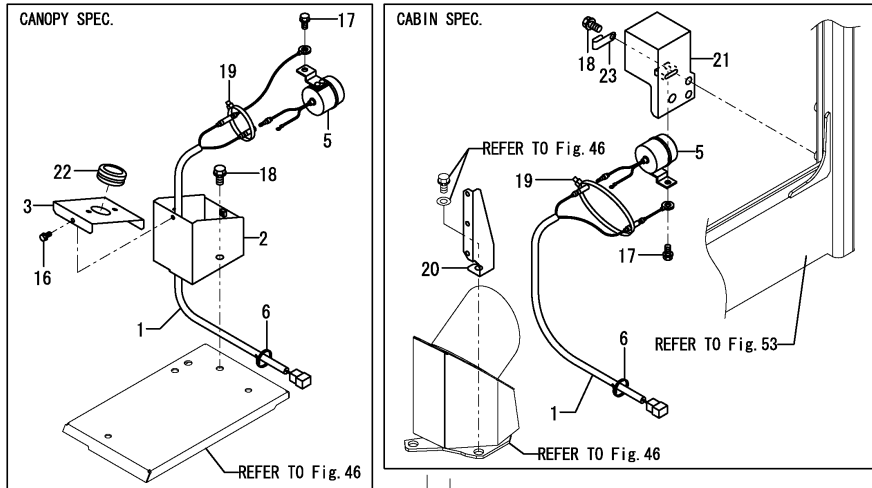


No.	Lev.	Parts No.	Description	Q'ty						I	R
				(A)	(B)	(C)	(D)	(E)	(F)		
1	1	172126-11510	BAND 300	1	1	1	1				
2	1	172A46-16520	HARNESS B ASSY	1	1	1	1				
7	2	29420-050000	FUSE, B 5A	2	2	2	2				
8	2	29420-150000	FUSE, B 15A	6	6	6	6				
9	2	29420-300000	FUSE, B 30A	2	2	2	2				
10	1	172A47-17250	SOCKET ASSY	1	1	1	1				
11	1	194680-51670	BAND, CLIP	2	2	2	2				
12	1	119247-77100	RELAY, SAFETY	2	2	2	2				
13	1	119802-77200	RELAY, SAFETY	1	1	1	1				
14	1	119650-77910	RELAY ASSY, GLOW	1	1	1	1				
15	1	129211-77920	TIMER	1	1	1	1				
16	1	22137-060000	WASHER, 6	6	6	6	6				
17	1	26013-060122	BOLT, M6X 12	2	2	2	2				
18	1	26013-060122	BOLT, M6X 12	2	2	2	2				
19	1	26013-060162	BOLT, M6X 16	1	1	1	1				
20	1	26013-060202	BOLT, M6X 20	1	1	1	1				
21	1	26013-060202	BOLT, M6X 20	2	2	2	2				

Fig.19. ELECTRIC PART(TRAVEL ALARM)

(A)=VIO35-5(US)
 (B)=VIO35-5(AS)
 (C)=VIO35-5(NZ)

(D)=VIO35-5(SG)
 (E)=
 (F)=



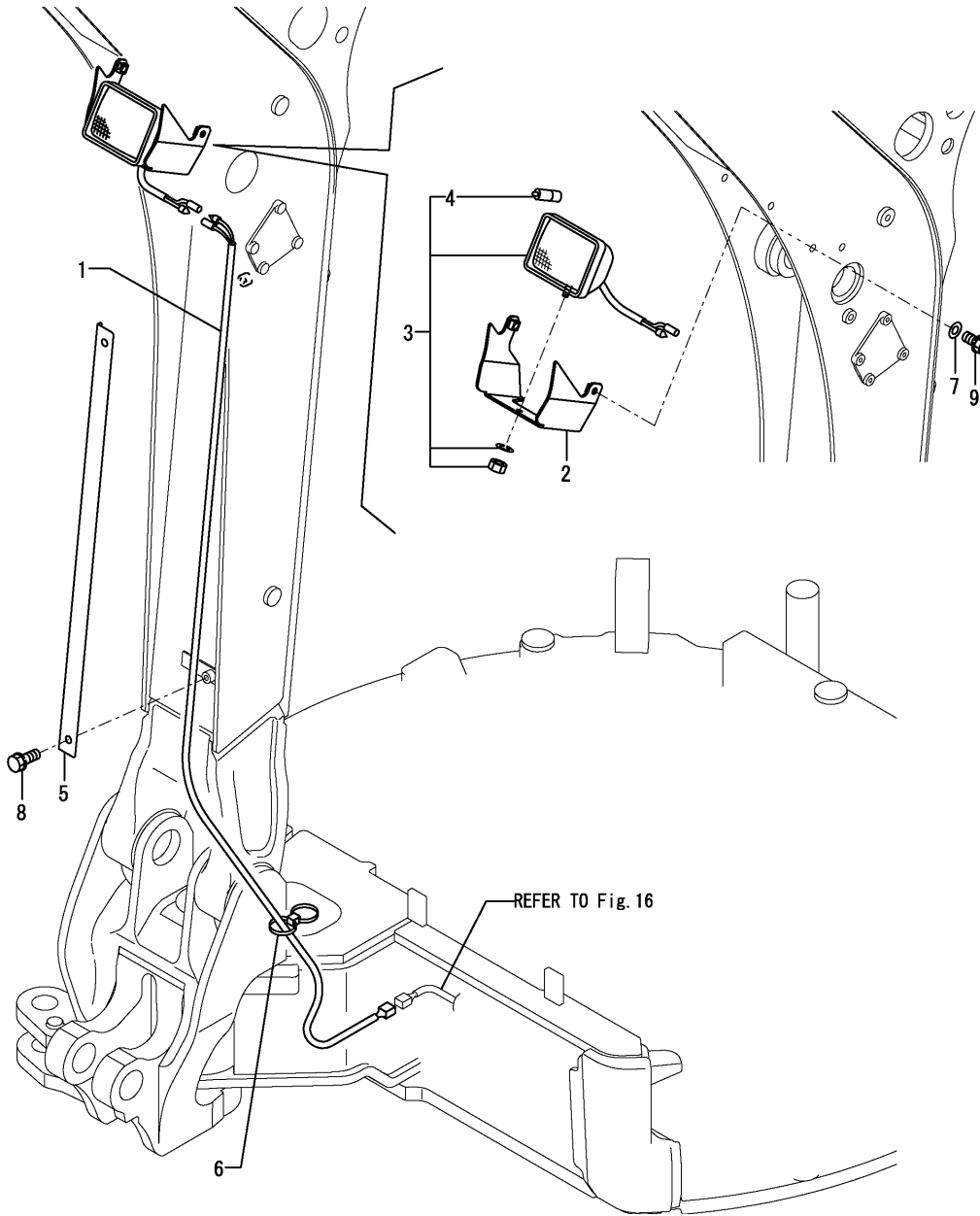
No.	Lev.	Parts No.	Description	Q'ty						I	R
				(A)	(B)	(C)	(D)	(E)	(F)		
1	1	172A46-16650	HARNES,TRAVEL	1	1	1					
1-1	1	172A46-16651	HARNES,TRAVEL	1	1	1	1				N
		(A=M/#50782) (B=M/#50782) (C=M/#50782)									
2	1	172A47-16810	COVER ASSY, BUZZER	1	1	1	1				1
3	1	172A47-16860	COVER, FLASHER	1	1	1	1				1
4	1	172A78-17200	SWITCH, PRESSURE	1	1	1	1				
5	1	172511-17351	BUZZER, BACK	1	1	1	1				
6	1	194202-56460	BAND, 200	3	3	3	3				
7	1	172A47-76110	CONNECTOR, G1/8XR1/8	1	1	1	1				
8	2	24315-000080	O-RING, 1BP8.0	1	1	1	1				
9	1	172123-76121	ADAPTER	1	1	1	1				
10	1	172141-76180	CONNECTOR ASSY	1	1	1	1				
11	2	24315-000110	O-RING, 1BP11.0	1	1	1	1				
12	1	172A46-79100	HOSE F403BB032S	1	1	1	1				
13	1	172A46-79110	HOSE G804BC065S	1	1	1	1				
14	1	23394-020000	JOINT, 45RGI-1/4	2	2	2	2				
15	1	24315-000110	O-RING, 1BP11.0	1	1	1	1				
16	1	26013-060122	BOLT, M6X 12	2	2	2	2				1
17	1	26013-080122	BOLT, M8X 12	1	1	1	1				
18	1	26013-100162	BOLT, M10X 16	2	2	2	2				
19	1	933168-55770	BAND 146	1	1	1	1				
20	1	172A46-16780	GUAIDE, HARNES	1	1	1	1				2
21	1	172A46-16810	BRACKET,BUZZER (73)	1	1	1	1				2
22	1	172456-53700	GROMMET	1	1	1	1				1
23	1	172126-16540	CLAMP	1	1	1	1				W 2
		(A=M/#50782) (B=M/#50782) (C=M/#50782)									

Remarks
 (1) ONLY CANOPY SPEC.
 (2) ONLY CABIN SPEC.

Fig.20. ELECTRIC PART(WORK LAMP)

(A)=VIO35-5(US)
 (B)=VIO35-5(AS)
 (C)=VIO35-5(NZ)

(D)=VIO35-5(SG)
 (E)=
 (F)=

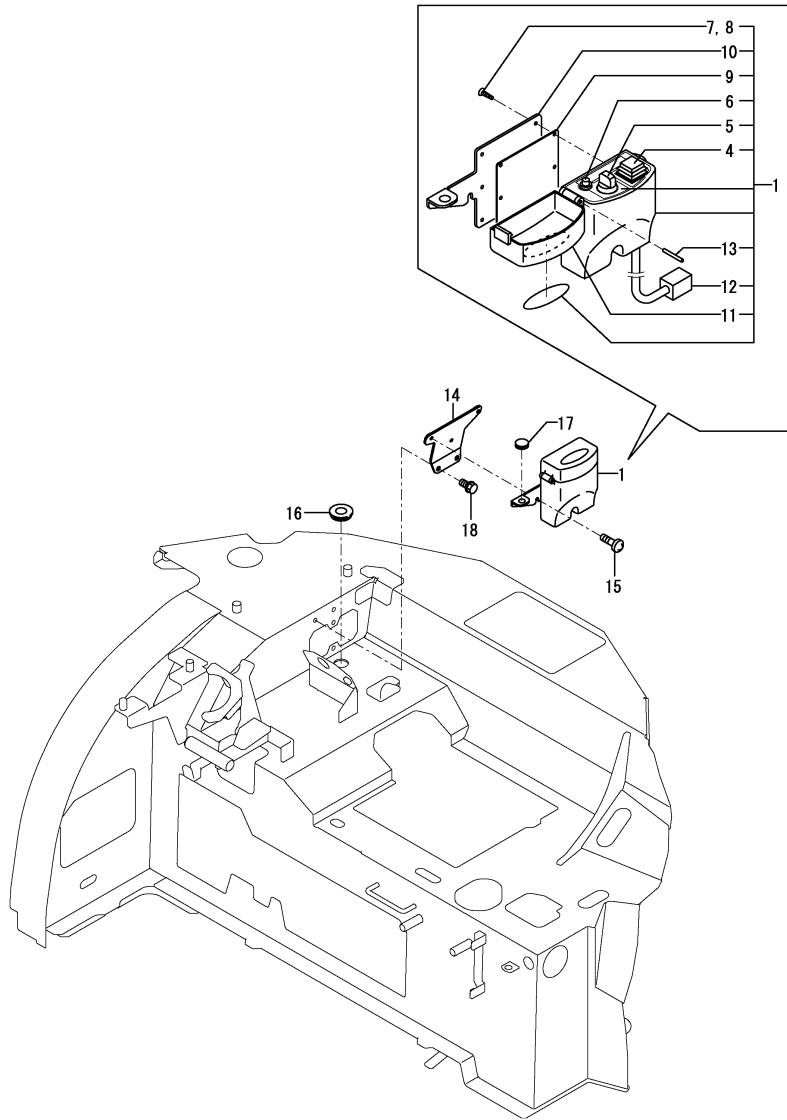


No.	Lev.	Parts No.	Description	Q'ty						I	R
				(A)	(B)	(C)	(D)	(E)	(F)		
1	1	172A46-16550	HARNES BOOM LAMP	1	1	1	1				
2	1	172A46-17400-1	COVER, LAMP	1	1	1	1				
3	1	172458-17450	LAMP,WORK	1	1	1	1				
4	2	172187-17540	BULB	1	1	1	1				
5	1	172A46-17460-1	COVER, HARNES	1	1	1	1				
6	1	172137-16560	BAND	1	1	1	1				
7	1	22137-100000	WASHER, 10	2	2	2	2				
8	1	26013-100162	BOLT, M10X 16	2	2	2	2				
9	1	26013-100252	BOLT, M10X 25	2	2	2	2				

Fig.21. ELECTRIC PART(QUICK COUPLER : SWITCH BOX)

(A)=VIO35-5(US)
 (B)=VIO35-5(AS)
 (C)=VIO35-5(NZ)

(D)=VIO35-5(SG)
 (E)=
 (F)=



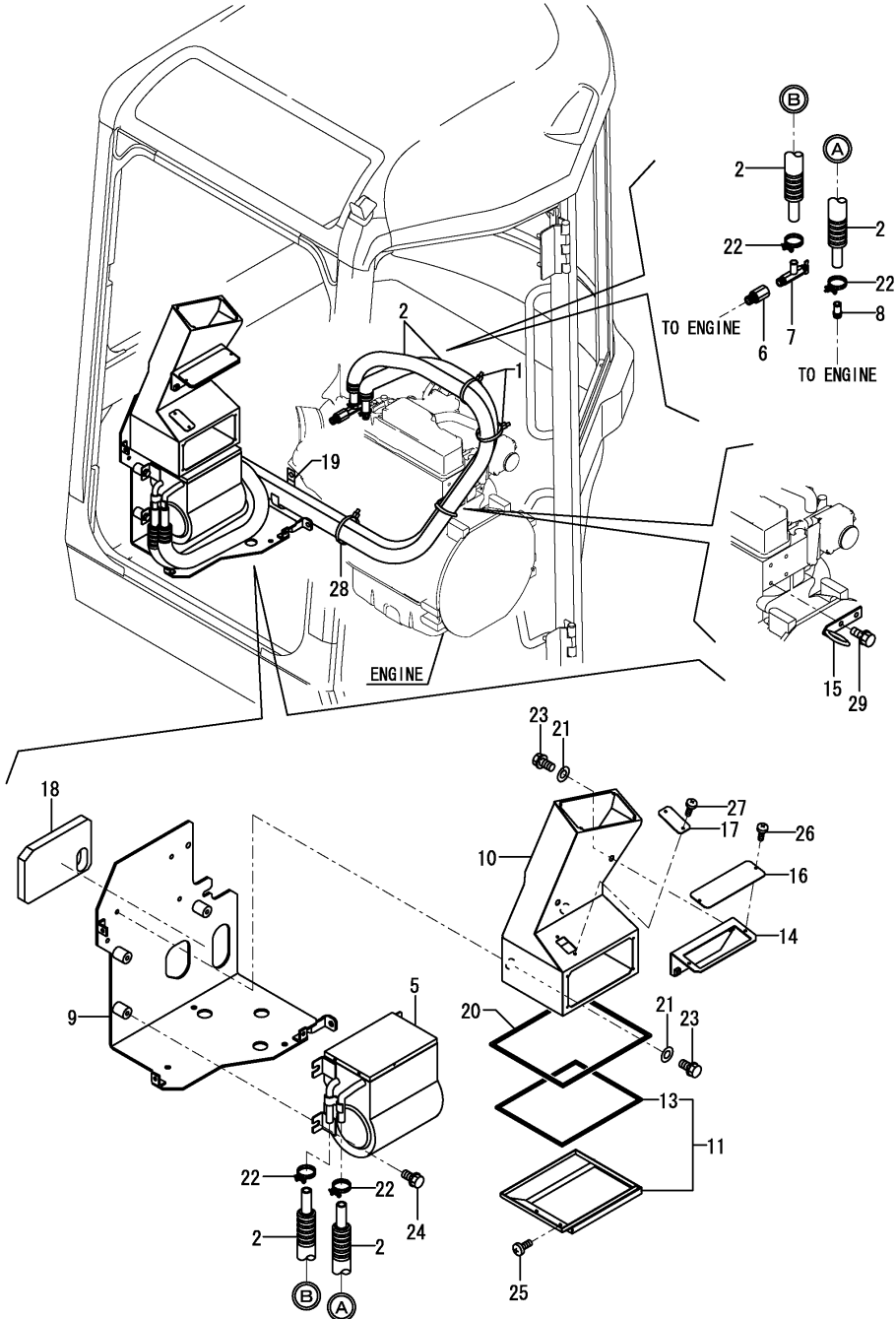
No.	Lev.	Parts No.	Description	Q'ty						I	R
				(A)	(B)	(C)	(D)	(E)	(F)		
1	1	172958-17101	BOX, SWITCH	1	1	1	1				1
4	2	172958-17140	SWITCH ASSY	1	1	1	1				
5	2	172958-17150	SWITCH ASSY	1	1	1	1				
6	2	172958-17160	INDICATER LAMP(CP	1	1	1	1				
7	2	172958-17170	SCREW, TAPPING	6	6	6	6				
8	2	172958-17180	SCREW, TAPPING	2	2	2	2				
9	2	172958-17190	PACKING	1	1	1	1				
10	2	172958-17200	BRACKET	1	1	1	1				
11	2	172958-17210	CASE	1	1	1	1				2
12	2	172958-17220	CORD	1	1	1	1				
13	2	22351-030028	PIN, SPRING 3.0X28	1	1	1	1				
14	1	172A47-17900	STAY ASSY	1	1	1	1				
15	1	172137-46210	SCREW	3	3	3	3				
16	1	172958-64500	PLUGE 28X302 Q	1	1	1	1				
17	1	172187-64900	PLUG	1	1	1	1				
18	1	26013-080162	BOLT, M8X 16	2	2	2	2				
19A	1	172472-03290	LABEL,SWITCH	1	1	1	1				3
20A	1	172472-03300	LABEL,COVER	1	1	1	1				3

Remarks
 (1)PLEASE USE THIS PART WITH FOLLOWING LABELS AT THE SAME TIME.
 REF.NO.19A
 (2)PLEASE USE THIS PART WITH FOLLOWING LABELS AT THE SAME TIME.
 REF.NO.20A
 (3)LABELS ARE NOT ILLUSTRATED.

Fig.22. HEATER

(A)=VIO35-5(US)
 (B)=VIO35-5(AS)
 (C)=VIO35-5(NZ)

(D)=VIO35-5(SG)
 (E)=
 (F)=

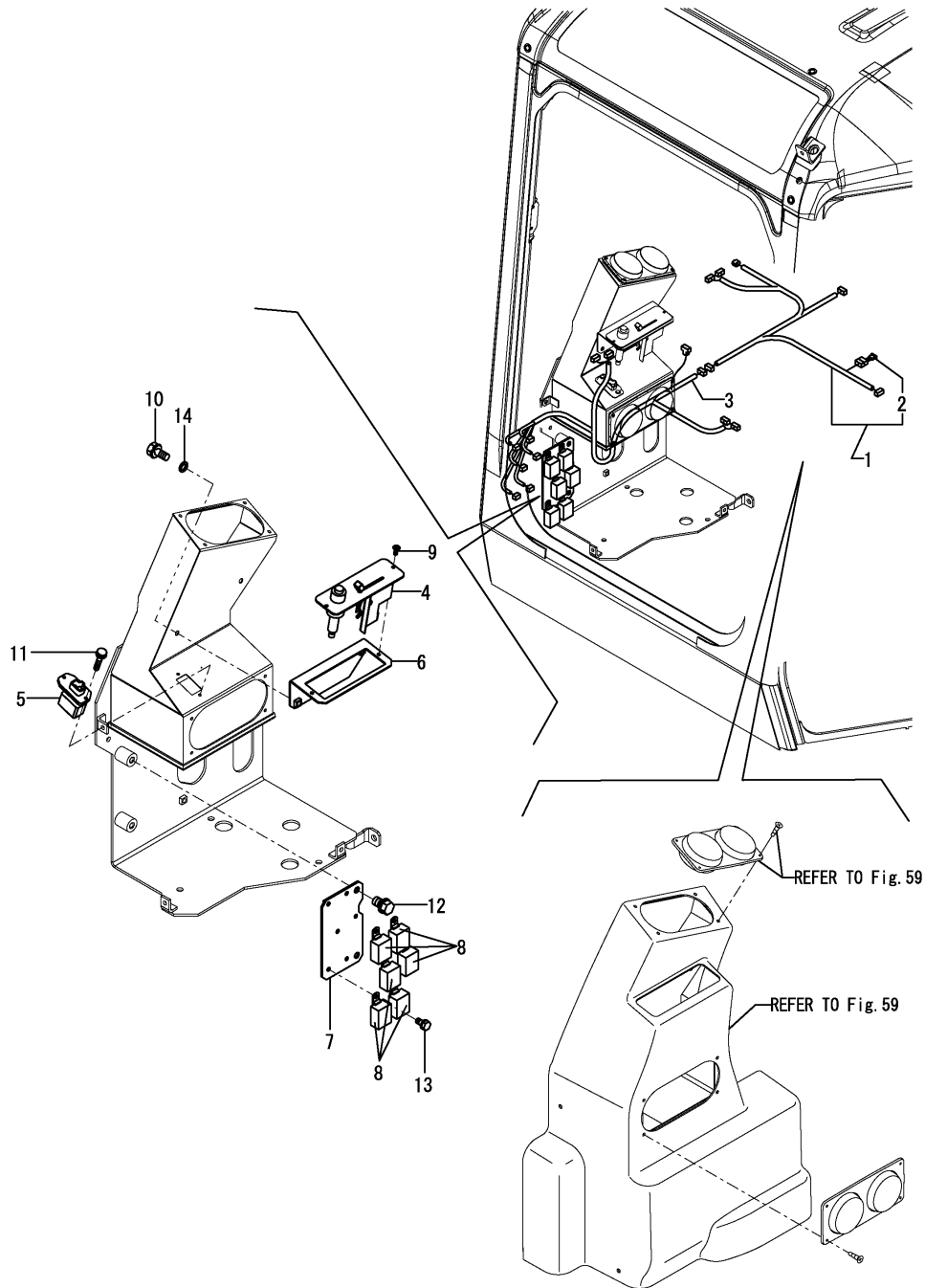


No.	Lev.	Parts No.	Description	Q'ty						I	R
				(A)	(B)	(C)	(D)	(E)	(F)		
1	1	172126-11510	BAND 300	2	2	2	2				
2	1	172A47-17500	HEATER HOSE ASSY	2	2	2	2				
5	1	172458-17551	HEATER	1	1	1	1				
6	1	172460-17611	JOINT, HEATER	1	1	1	1				
7	1	172425-17630	VALVE ASSY, HEATER	1	1	1	1				
8	1	172124-17640	JOINT, PIPE	1	1	1	1				
9	1	172A47-18351	BRACKET,UNIT(GRAY:73	1	1	1	1				
10	1	172A47-18391	DUCT ASSY	1	1	1	1				
11	1	172A47-18660	DUCT, HEATER	1	1	1	1				
13	2	172519-61550	CUSHION, BONNET	1	1	1	1				
14	1	172A47-18711-1	PLATE B ASSY(GRAY:73	1	1	1	1				
15	1	172A46-18770	GUIDE ASSY, HOSE	1	1	1	1				
16	1	172A47-18940	COVER, CONTROL	1	1	1	1				
17	1	172A47-18950	COVER, DUCT	1	1	1	1				
18	1	172A47-19400	SPONGE	1	1	1	1				
19	1	1A1380-59480	CLAMP, CORD	1	1	1	1				
20	1	172519-61550	CUSHION, BONNET	1	1	1	1				
21	1	22137-080000	WASHER, 8	4	4	4	4				
22	1	23001-022000	CLAMP, HOSE 22	4	4	4	4				
23	1	26013-080162	BOLT, M8X 16	2	2	2	2				
24	1	26013-100252	BOLT, M10X 25	3	3	3	3				
25	1	26587-040122	SCREW, M4X12	4	4	4	4				
26	1	26587-040122	SCREW, M4X12	2	2	2	2				
27	1	26587-040122	SCREW, M4X12	2	2	2	2				
28	1	172183-16560	CLIP, HOSE	1	1	1	1				
29	1	26013-080162	BOLT, M8X 16	2	2	2	2				

Fig.23. AIR CONDITIONER(ELECTRIC PART)

(A)=VIO35-5(US)
 (B)=VIO35-5(AS)
 (C)=VIO35-5(NZ)

(D)=VIO35-5(SG)
 (E)=
 (F)=

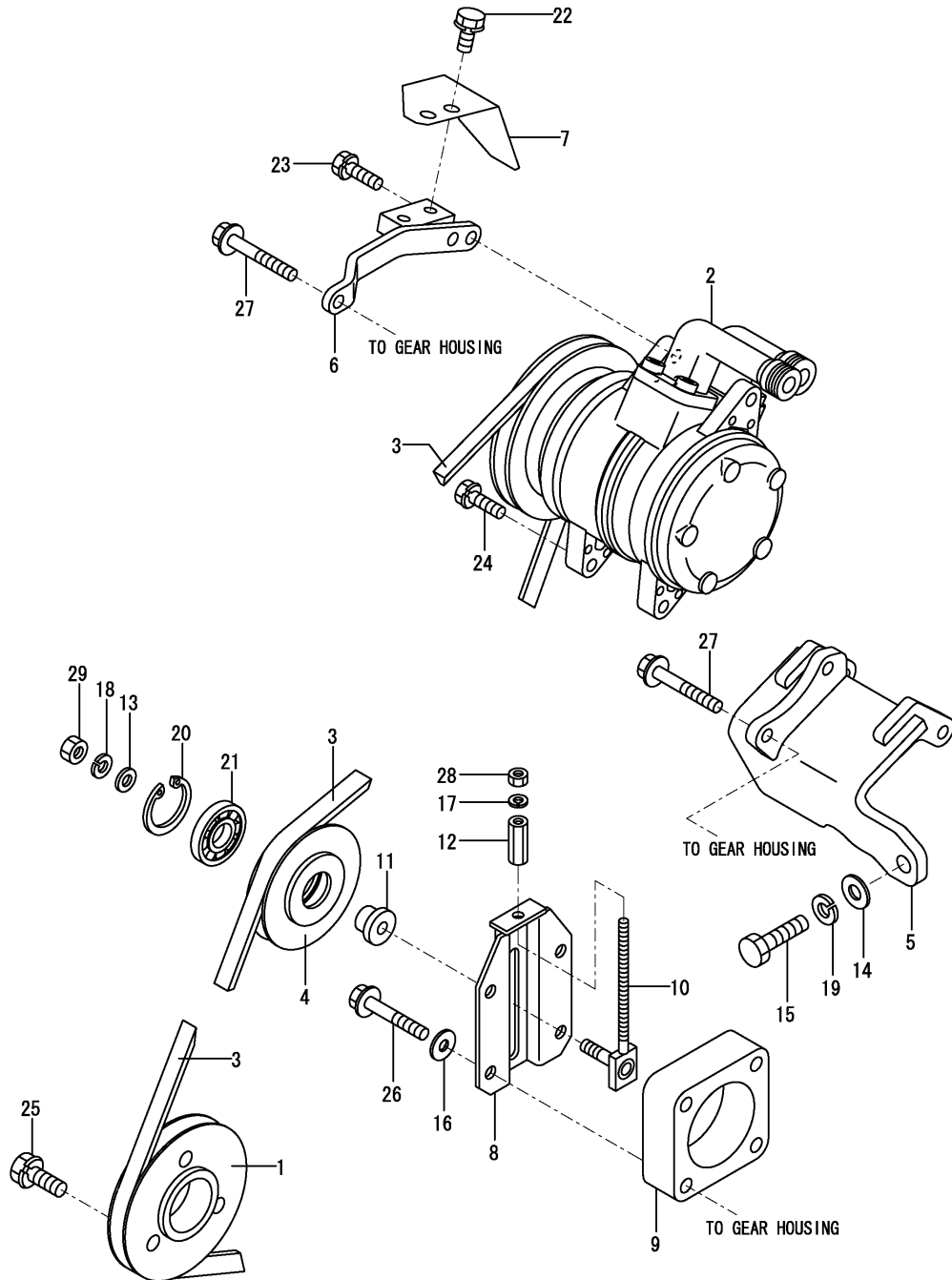


No.	Lev.	Parts No.	Description	Q'ty						I	R
				(A)	(B)	(C)	(D)	(E)	(F)		
1	1	172A46-16560	HARNES,AIR	1	1	1	1				
2	2	172648-16600	DIODE	1	1	1	1				
3	1	172A47-16590	HARNES B,AIR	1	1	1	1				
3-1	1	172A47-16591 (A=M/#XXXXX) (B=M/#XXXXX) (C=M/#XXXXX) (D=M/#XXXXX)	HARNES,B,AIR	1	1	1	1				N
4	1	1D4220-58150	PANEL(AC CONTROL	1	1	1	1				
5	1	1E8685-79940	RESISTOR, 100-40	1	1	1	1				
6	1	172A47-18711	PLATE B ASSY	1	1	1	1				
7	1	172A47-18760	PLATE ASSY,SR	1	1	1	1				
8	1	119247-77100	RELAY, SAFETY	6	6	6	6				
9	1	22867-400100	SCREW, 4X10	2	2	2	2				
10	1	26013-080162	BOLT, M8X 16	2	2	2	2				
11	1	26033-040202	SCREW, M4X20	2	2	2	2				
12	1	26013-100162	BOLT, M10X 16	2	2	2	2				
13	1	26013-060122	BOLT, M6X 12	6	6	6	6				
14	1	22137-080000	WASHER, 8	2	2	2	2				

Fig.24. AIR CONDITIONER(ENGINE RELATED)

(A)=VIO35-5(US)
 (B)=VIO35-5(AS)
 (C)=VIO35-5(NZ)

(D)=VIO35-5(SG)
 (E)=
 (F)=

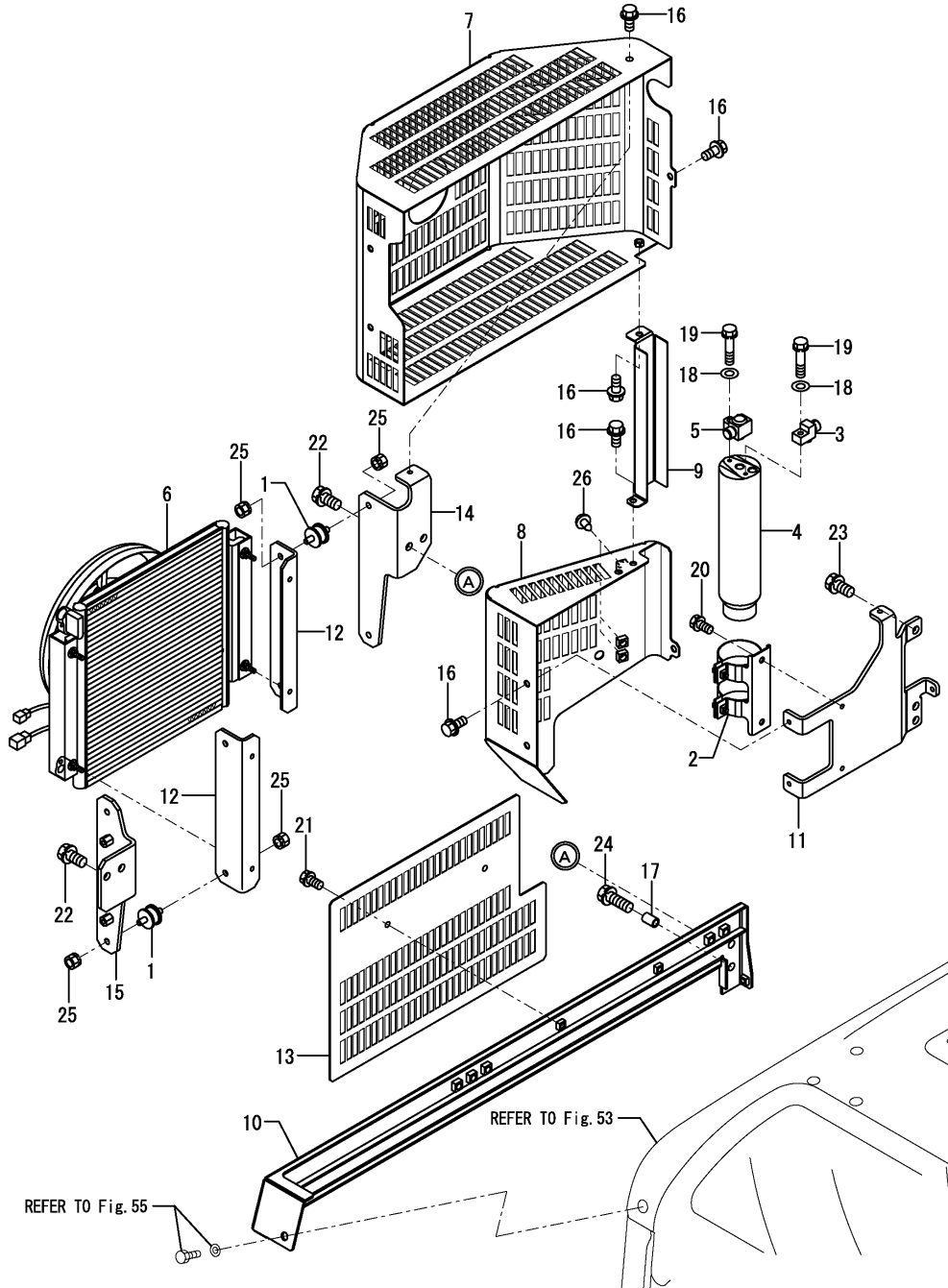


No.	Lev.	Parts No.	Description	Q'ty						I	R
				(A)	(B)	(C)	(D)	(E)	(F)		
1	1	172A47-11200	PULLY	1	1	1	1				
2	1	172460-18100	COMPRESSOR ASSY	1	1	1	1				
3	1	172460-18120	V-BELT	1	1	1	1				
4	1	172445-18131	PULLEY, TENSION (87	1	1	1	1				
5	1	172496-18300	BRACKET ASSY	1	1	1	1				
6	1	172A46-18361	PLATE ASSY,CON	1	1	1	1				
7	1	172A46-18371	COVER, BELT	1	1	1	1				
8	1	172165-18601	BRACKET ASSY	1	1	1	1				
9	1	172491-18620	PLATE	1	1	1	1				
10	1	172165-18630	ADJUSTER ASSY	1	1	1	1				
11	1	172165-18670	BOSS	1	1	1	1				
12	1	172164-19310	NUT	1	1	1	1				
13	1	1A1040-43900	WASHER, SPRING	1	1	1	1				
14	1	172137-46042	SEAT, SPRING	1	1	1	1				
15	1	172155-57610	BOLT M10X45	1	1	1	1				
16	1	22190-080002	WASHER, SEAL 6	4	4	4	4				
17	1	22217-060000	WASHER, SPRING 6	1	1	1	1				
18	1	22217-080000	WASHER, SPRING 8	1	1	1	1				
19	1	22217-100000	WASHER, SPRING 10	1	1	1	1				
20	1	22252-000400	RING, 40	1	1	1	1				
21	1	24104-062030	BEARING, 6203UUC3	1	1	1	1				
22	1	26013-080162	BOLT, M8X 16	2	2	2	2				
23	1	26013-080252	BOLT, M8X 25	1	1	1	1				
24	1	26013-080302	BOLT, M8X 30	2	2	2	2				
25	1	26013-100202	BOLT, M10X 20	3	3	3	3				
26	1	26106-080502	BOLT, M8X 50 PLATED	4	4	4	4				
27	1	26106-080602	BOLT, M8X 60 PLATED	3	3	3	3				
28	1	26716-060002	NUT, M6	1	1	1	1				
29	1	26716-080002	NUT, M8	1	1	1	1				

Fig.25. AIR CONDITIONER(CONDENSER RELATED)

(A)=VIO35-5(US)
 (B)=VIO35-5(AS)
 (C)=VIO35-5(NZ)

(D)=VIO35-5(SG)
 (E)=
 (F)=

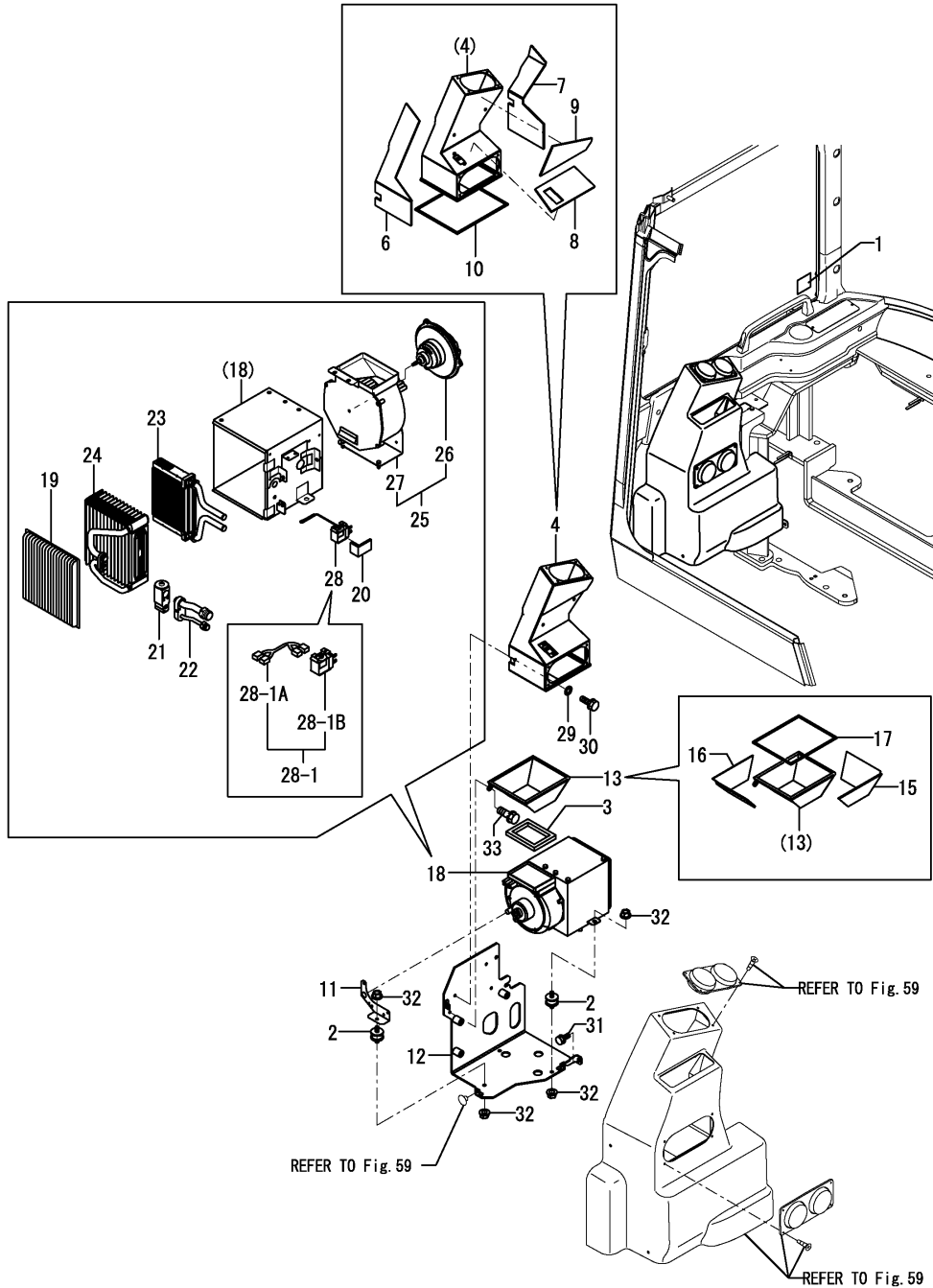


No.	Lev.	Parts No.	Description	Q'ty						I	R
				(A)	(B)	(C)	(D)	(E)	(F)		
1	1	172447-13550	MOUNT	4	4	4	4				
2	1	172162-18040	BRACKET	1	1	1	1				
3	1	172460-18250	CONNECTOR	1	1	1	1				
4	1	1E8545-80210	DRIER, RECEIVER	1	1	1	1				
5	1	1E8545-80250	JOINT, RECEIVER	1	1	1	1				
6	1	172A47-18120	CONDENSER ASSY	1	1	1	1				
7	1	172A46-18240	COVER ASSY	1	1	1	1				
8	1	172A46-18261	COVER ASSY	1	1	1	1				
9	1	172A46-18290	COVER	1	1	1	1				
10	1	172A46-18300	COVER	1	1	1	1				
11	1	172A46-18331	PLATE A	1	1	1	1				
12	1	172A46-18340	BRACKET,COND	2	2	2	2				
13	1	172A46-18350	COVER ASSY	1	1	1	1				
14	1	172A46-18380	PLATE B	1	1	1	1				
15	1	172A46-18390	PLATE C ASSY	1	1	1	1				
16	1	172519-63240	BOLT	10	10	10	10				
17	1	172175-76420	COLLAR	2	2	2	2				
18	1	22137-060000	WASHER, 6	2	2	2	2				
19	1	26013-060252	BOLT, M6X 25	2	2	2	2				
20	1	26013-080122	BOLT, M8X 12	2	2	2	2				
21	1	26013-080162	BOLT, M8X 16	2	2	2	2				
22	1	26013-100162	BOLT, M10X 16	4	4	4	4				
23	1	26013-100202	BOLT, M10X 20	3	3	3	3				
24	1	26013-100402	BOLT, M10X 40	2	2	2	2				
25	1	26051-080002	NUT, M8	8	8	8	8				
26	1	172444-68650	CLIP, TREE	3	3	3	3				

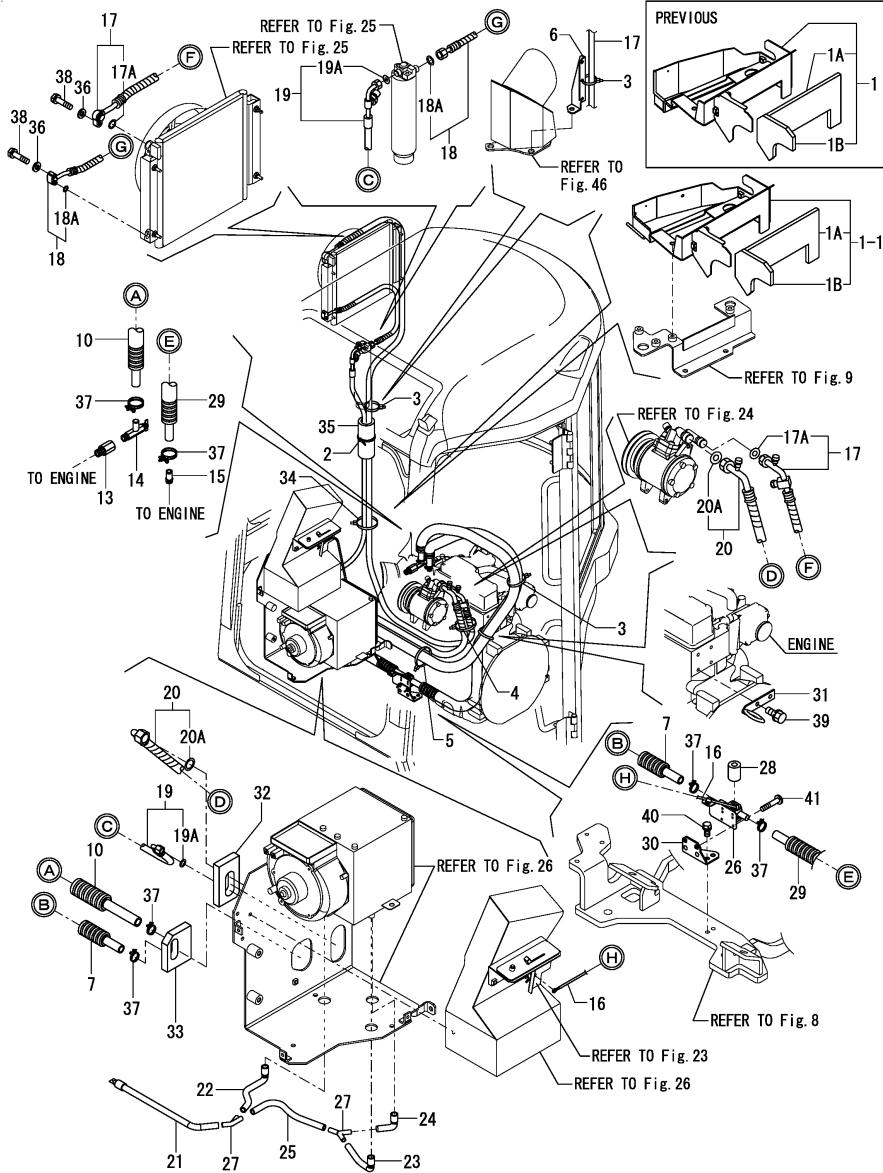
Fig.26. AIR CONDITIONER(CABIN RELATED)

(A)=VIO35-5(US)
(B)=VIO35-5(AS)
(C)=VIO35-5(NZ)

(D)=VIO35-5(SG)
(E)=
(F)=



No.	Lev.	Parts No.	Description	Q'ty						I	R
				(A)	(B)	(C)	(D)	(E)	(F)		
1	1	172A47-03900	LABEL_FRONGASS	1	1	1	1				
2	1	172447-13550	MOUNT	3	3	3	3				
3	1	172499-13750	SEAL, DUCT	1	1	1	1				
4	1	172A47-18261	DUCT ASSY	1	1	1	1				
6	2	172A47-19330	SHEET, INSULATOR	1	1	1	1				
7	2	172A47-19340	SHEET, INSULATOR	1	1	1	1				
8	2	172A47-19350	SHEET, INSULATOR	1	1	1	1				
9	2	172A47-19360	SHEET, INSULATOR	1	1	1	1				
10	2	172519-61550	CUSHION, BONNET	1	1	1	1				
11	1	172A47-18340	BRACKET,UNIT	1	1	1	1				
12	1	172A47-18351	BRACKET,UNIT(GRAY:73	1	1	1	1				
13	1	172A47-18600	DUCT ASSY	1	1	1	1				
15	2	172A47-19310	SHEET, INSULATOR	1	1	1	1				
16	2	172A47-19320	SHEET, INSULATOR	1	1	1	1				
17	2	172519-61550	CUSHION, BONNET	1	1	1	1				
18	1	1E9110-79610	AIR CON, UNIT ASY	1	1	1	1				
19	2	1E9110-79680	FILTER	1	1	1	1				
20	2	1E9110-80100	GASKET	1	1	1	1				
21	2	1E9110-80130	VALVE, EXPANSION	1	1	1	1				
22	2	1E9110-80140	TUBE ASSY	1	1	1	1				
23	2	1E9110-80150	CORE, HEATER	1	1	1	1				
24	2	1E9110-80160	EVAPORATOR	1	1	1	1				
25	2	1E9110-80170	BLOWER ASSY	1	1	1	1				
26	3	1E9110-80110	MOTOR	1	1	1	1				
27	3	1E9110-80180	FAN, BLOWER	1	1	1	1				W
		(A=E*****) (B=E*****) (C=E*****) (D=E*****)									
28	2	1A7030-88100	THERMOSTAT ASSY	1	1	1	1				
28-1	2	1A7030-87090	THERMOSTAT KIT	1	1	1	1				N
		(A=M/#XXXXXX) (B=M/#XXXXXX) (C=M/#XXXXXX) (D=M/#XXXXXX)									
28-1A	3	1A7951-51300	CABLE, THERMOSTAT	1	1	1	1				W
		(A=M/#XXXXXX) (B=M/#XXXXXX) (C=M/#XXXXXX) (D=M/#XXXXXX)									
28-1B	3	1A7030-88101	THERMOSTAT ASSY	1	1	1	1				W
		(A=M/#XXXXXX) (B=M/#XXXXXX) (C=M/#XXXXXX) (D=M/#XXXXXX)									
29	1	22137-080000	WASHER, 8	2	2	2	2				
30	1	26013-080252	BOLT, M8X 25	2	2	2	2				
31	1	26013-100202	BOLT, M10X 20	3	3	3	3				
32	1	26051-080002	NUT, M8	6	6	6	6				
33	1	26013-080202	BOLT, M8X 20	2	2	2	2				



(A)=VIO35-5(US)
 (B)=VIO35-5(AS)
 (C)=VIO35-5(NZ)

(D)=VIO35-5(SG)
 (E)=
 (F)=

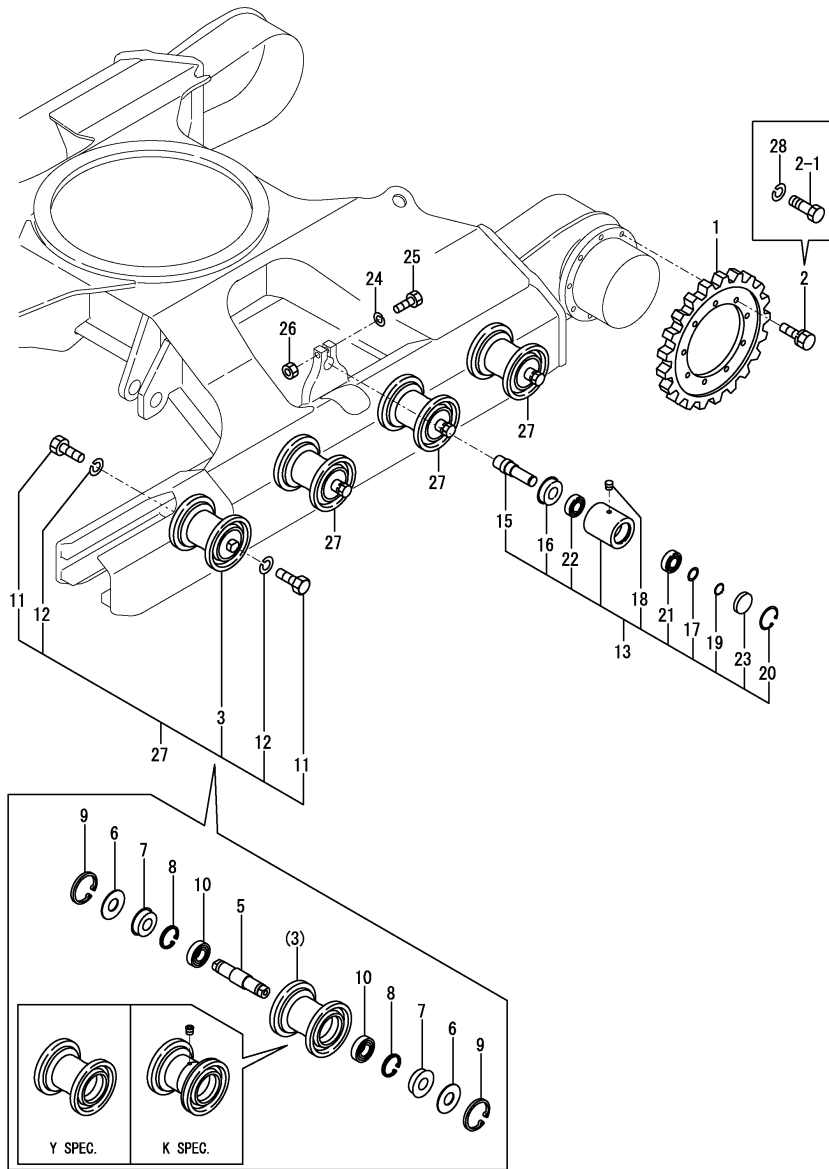
No.	Lev.	Parts No.	Description	Q'ty						I	R
				(A)	(B)	(C)	(D)	(E)	(F)		
1	1	172A46-05300	BRACKET AC ASSY,T	1	1	1	1				1
1-1	1	172A46-13121	BRACKET ASSY, DUCT	1	1	1	1				N 1
		(A=*2008.09)	(B=*2008.09)	(C=*2008.09)	(D=*2008.09)						
1A	2	172A46-13130	WOOL, GLASS	1	1	1	1				
1B	2	172A46-13140	WOOL, GLASS	1	1	1	1				
1C	1	172A38-03211	LABEL, ANTI-FREEZING	1	1	1	1				2
1D	1	172437-03391	LABEL, RADIATOR	1	1	1	1				2
2	1	172126-11510	BAND	1	1	1	1				
3	1	172126-11510	BAND	2	2	2	2				
4	1	172137-16560	BAND	1	1	1	1				
5	1	172183-16560	CLIP, HOSE	1	1	1	1				
6	1	172A46-16780	GUAIDE, HARNESS	1	1	1	1				
7	1	172A47-17530	HOSE ASSY, HEATER	1	1	1	1				
10	1	172A46-17600	HOSE, HEATER ASSY	1	1	1	1				
13	1	172460-17611	JOINT, HEATER	1	1	1	1				
14	1	172425-17630	VALVE ASSY, HEATER	1	1	1	1				
15	1	172124-17640	JOINT, PIPE	1	1	1	1				
16	1	172A47-18140	CABLE	1	1	1	1				
17	1	172A46-18190	HOSE, COMP-CON	1	1	1	1				
17A	2	1A7030-88820	O-RING	2	2	2	2				
18	1	172A46-18200	HOSE, COMP-R/D	1	1	1	1				
18A	2	1A7030-88760	O-RING	2	2	2	2				
19	1	172A46-18210	HOSE, R/D-UNIT	1	1	1	1				
19A	2	1A7030-88760	O-RING	2	2	2	2				
20	1	172A46-18220	HOSE, UNIT-COMP	1	1	1	1				
20A	2	1A7030-88840	O-RING	2	2	2	2				
21	1	172A46-18450	DREN	1	1	1	1				
22	1	172A46-18460	DREN	1	1	1	1				
23	1	172A46-18470	DREN	1	1	1	1				
24	1	172A46-18480	DREN	1	1	1	1				
25	1	172A46-18490	DREN	1	1	1	1				
26	1	1E8685-79920	VALVE, WATER	1	1	1	1				
27	1	1E8545-80030	JOINT, DRAIN	2	2	2	2				
28	1	172A47-18300	BUSH	1	1	1	1				
29	1	172458-18660	HOSE ASSY, HEATER	1	1	1	1				
30	1	172A47-18730	BRACKET ASSY	1	1	1	1				
31	1	172A46-18770	GUIDE ASSY, HOSE	1	1	1	1				
32	1	172A47-19380	SPONGE	1	1	1	1				
32-1	1	172A47-19381	SPONGE	1	1	1	1				N
		(A=M/#XXXXXX)	(B=M/#XXXXXX)	(C=M/#XXXXXX)	(D=M/#XXXXXX)						
33	1	172A47-19390	SPONGE	1	1	1	1				
33-1	1	172A47-19391	SPONGE	1	1	1	1				N
		(A=M/#XXXXXX)	(B=M/#XXXXXX)	(C=M/#XXXXXX)	(D=M/#XXXXXX)						
34	1	194680-51670	BAND, CLIP	3	3	3	3				
35	1	172458-63641	SPONGE, HOSE	1	1	1	1				
36	1	22137-060000	WASHER, 6	2	2	2	2				
37	1	23001-022000	CLAMP, HOSE 22	6	6	6	6				
38	1	26013-060252	BOLT, M6X 25	2	2	2	2				
39	1	26013-080162	BOLT, M8X 16	2	2	2	2				
40	1	26013-100202	BOLT, M10X 20	2	2	2	2				
41	1	26587-040202	SCREW, M4X20	2	2	2	2				

Remarks
 (1)PLEASE USE THIS PART WITH FOLLOWING LABELS AT THE SAME TIME. REF.NO.1C,1D.
 (2)LABELS ARE NOT ILLUSTRATED.

Fig.29. SPROCKET & ROLLER

(A)=VIO35-5(US)
(B)=VIO35-5(AS)
(C)=VIO35-5(NZ)

(D)=VIO35-5(SG)
(E)=
(F)=



No.	Lev.	Parts No.	Description	Q'ty						I	R
				(A)	(B)	(C)	(D)	(E)	(F)		
1	1	172141-29111	SPROCKET	2	2	2	2				
2	1	26013-120352	BOLT, SPRING M12X 35	18	18	18	18				
2-1	1	172B03-36350	BOLT, 10.9 M12X35	18	18	18	18			S	3
3	1	172441-37301-2	ROLLER, TRUCK (A=M51733) (B=M51733) (C=M51733) (D=M51733)	8	8	8	8				
3-1	1	172441-37302	ROLLER ASSY,TRACK	8	8	8	8				N
3-2	1	172441-37302	ROLLER ASSY,TRACK (A=M51733) (B=M51733) (C=M51733) (D=M51733)	8	8	8	8				Z
5	2	172422-37310	SHAFT, ROLLER	8	8	8	8				
6	2	172141-37320	SPACER	16	16	16	16				
7	2	1A1030-48250	SEAL,OIL QLF30621218	16	16	16	16				
8	2	22252-000620	RING, 62	16	16	16	16				
9	2	22252-000750	RING, 75	16	16	16	16				
10	2	933111-73800	BEARING, BALL	16	16	16	16				
11	1	172490-37320	BOLT	16	16	16	16				
12	1	22217-160000	WASHER, SPRING 16	16	16	16	16				
13	1	172458-37500-2	ROLLER ASSY, CARRIER	2	2	2	2				
15	2	172458-37570	SHAFT	2	2	2	2				
16	2	172458-37580	SEAL, OIL	2	2	2	2				
17	2	172458-37590	COLLAR	2	2	2	2				
18	2	194630-42120	PLUG, PT1/8	2	2	2	2				
19	2	22242-000250	RING, 25	2	2	2	2				
20	2	22252-000521	RING, 52	2	2	2	2				
21	2	24101-062054	BEARING, BALL 6205	2	2	2	2				
22	2	24102-062054	BEARING, BALL 6205U	2	2	2	2				
23	2	27260-520000	PLUG, 52	2	2	2	2				
24	1	22217-140000	WASHER, SPRING 14	2	2	2	2				
25	1	26116-140652	BOLT, M14X 65 PLATED	2	2	2	2				
26	1	26716-140002	NUT, M14	2	2	2	2				
27	1	772441-37300-2	ROLLER ASSY, TRUCK (A=M50512) (B=M50512) (C=M50512) (D=M50512)	8	8	8	8				W
27-1	1	772441-37300-2	ROLLER ASSY, TRUCK (A=M51733) (B=M51733) (C=M51733) (D=M51733)	8	8	8	8				Z
28	1	22217-120000	WASHER, SPRING 12 (A=M51733) (B=M51733) (C=M51733) (D=M51733)	18	18	18	18				W

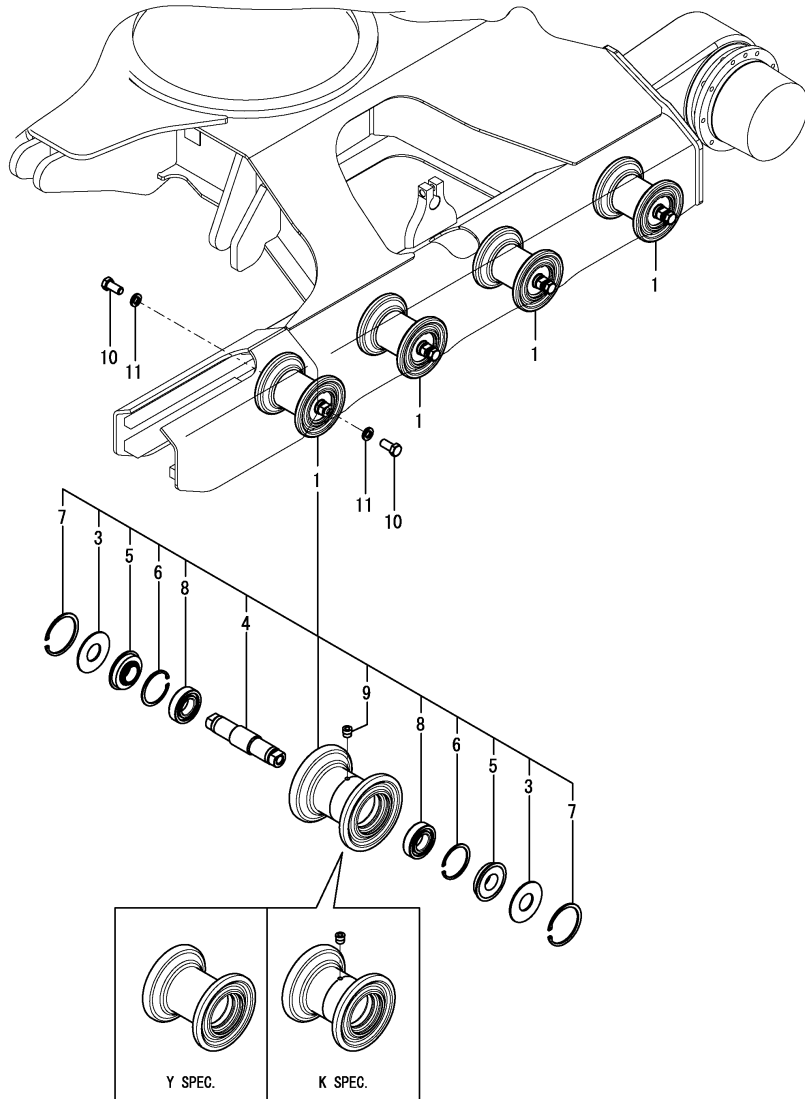
Remarks

- (1)INC.REF.NO.3,11,12.
- (2)Y specification. replacement with Fig.118(29A) No.1.
The inner parts are not compatible.
- (3)Interchangeable by simultaneous replacement with No.28.

Fig.118. (29A)TRACK ROLLER(K SPEC.)

(A)=VIO35-5(US)
 (B)=VIO35-5(AS)
 (C)=VIO35-5(NZ)

(D)=VIO35-5(SG)
 (E)=
 (F)=



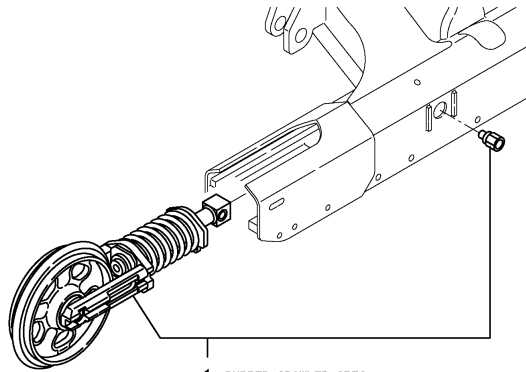
No.	Lev.	Parts No.	Description	Q'ty						I	R
				(A)	(B)	(C)	(D)	(E)	(F)		
1	1	172B03-37300 (A=*2014.05.) (B=*2014.05.)	ROLLER ASSY,LOWER (C=*2014.05.) (D=*2014.05.)	8	8	8	8				W
3	2	172141-37320	SPACER	16	16	16	16				
4	2	172B03-37320	SHAFT	8	8	8	8				
5	2	1A1030-48250	SEAL,OIL QLF30621218	16	16	16	16				
6	2	22252-000620	RING, 62	16	16	16	16				
7	2	22252-000750	RING, 75	16	16	16	16				
8	2	24101-062064	BEARING, BALL 6206	16	16	16	16				
9	2	933171-13691	PLUG	8	8	8	8				
10	1	172490-37320	BOLT	16	16	16	16				
11	1	22217-160000	WASHER, SPRING 16	16	16	16	16				

Remarks
 *Track roller(Y spec.) are shown in Fig.29.
 The inner parts are not compatible.

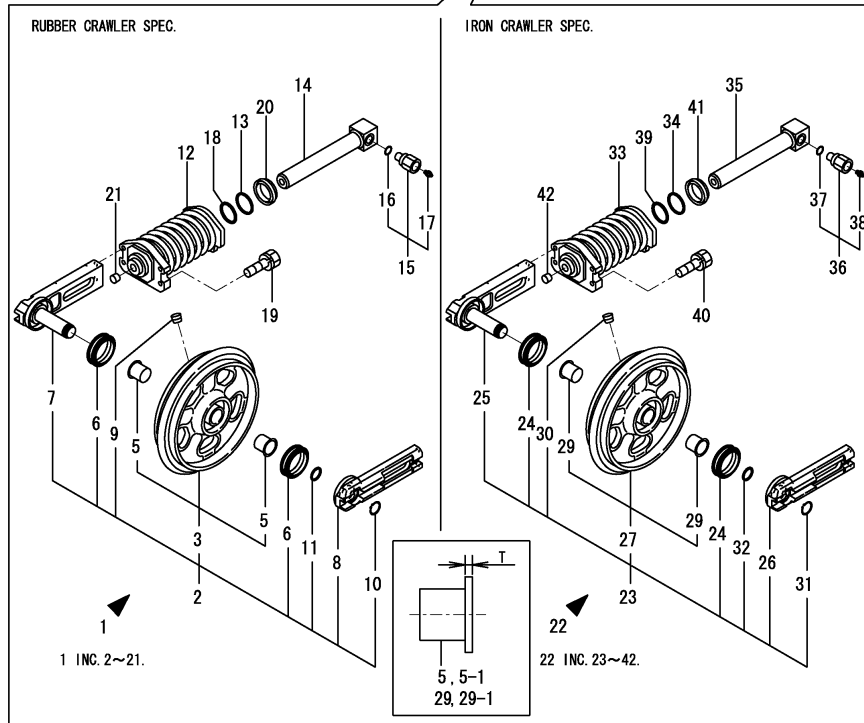
Fig.30. IDLER & ADJUST

(A)=VIO35-5(US)
(B)=VIO35-5(AS)
(C)=VIO35-5(NZ)

(D)=VIO35-5(SG)
(E)=
(F)=



1 RUBBER CRAWLER SPEC.
22 IRON CRAWLER SPEC.



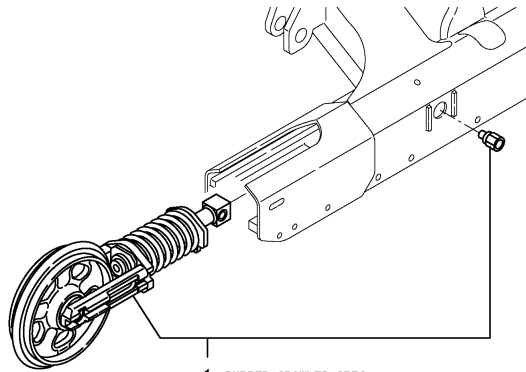
Remarks
(1)Rubber crawler spec.
(2)Iron crawler spec.
(3)T=Ref.No.5,29 2mm,
No.5-1,29-1 4.5mm.

No.	Lev.	Parts No.	Description	Q'ty						I	R
				(A)	(B)	(C)	(D)	(E)	(F)		
1	1	772458-37200-2	IDLER ASSY, RUBBER	2	2	2	2				1
2	2	772458-37100-2	IDLER ASSY	2	2	2	2				
3	3	172458-37100-2	IDLER ASSY	2	2	2					
3-1	3	172458-37101-2	IDLER ASSY	2	2	2	2				N
		(A=M/#51549) (B=M/#51549) (C=M/#51549)									
3-2	3	172458-37102-1	IDLER ASSY	2	2	2	2				N
		(A=MXXXXX) (B=MXXXXX) (C=MXXXXX) (D=MXXXXX)									
5	4	172423-37370	BUSH	4	4	4	4				
5-1	4	172A77-37370	BUSH	4	4	4	4				S 3
		(A=MXXXXX) (B=MXXXXX) (C=MXXXXX) (D=MXXXXX)									
6	3	172458-37120	SEAL, FLOATING	4	4	4	4				
7	3	172458-37130	SHAFT ASSY, IDLER	2	2	2	2				
7-1	3	172458-37131	SHAFT ASSY, IDLER	2	2	2	2				N
		(A=MXXXXX) (B=MXXXXX) (C=MXXXXX) (D=MXXXXX)									
8	3	172458-37150	COVER, SEAL	2	2	2	2				
8-1	3	172458-37151	COVER, SEAL	2	2	2	2				N
		(A=MXXXXX) (B=MXXXXX) (C=MXXXXX) (D=MXXXXX)									
9	3	194630-42120	PLUG, PT1/8	2	2	2	2				
10	3	22242-000300	RING, 30	2	2	2	2				
11	3	24321-000300	O-RING, 1AG30.0	2	2	2	2				
12	2	172458-37700	SPRING ASSY, CRAWLER	2	2	2	2				
13	2	172460-37750	BACKUP RING 40	2	2	2	2				
14	2	172422-37780	PISTON ASSY, ADJUST	2	2	2	2				
15	2	172122-37844	VALVE ASSY, NIPPLE	2	2	2	2				
16	3	24315-000140	O-RING, 1BP14.0	2	2	2	2				
17	3	24761-020000	NIPPLE, GREASE PT1/8	2	2	2	2				
18	2	24325-000400	O-RING, 1BG40.0	2	2	2	2				
19	2	26013-100402	BOLT, M10X 40	8	8	8	8				
20	2	933111-23600	SEAL, OIL	2	2	2	2				
21	2	933171-13691	PLUG PT1/8	2	2	2	2				
22	1	772458-37120-2	IDLER ASSY, IRON	2	2	2	2				2
23	2	772458-37110-2	IDLER ASSY	2	2	2	2				
24	3	172458-37120	SEAL, FLOATING	4	4	4	4				
25	3	172458-37130	SHAFT ASSY, IDLER	2	2	2	2				
25-1	3	172458-37131	SHAFT ASSY, IDLER	2	2	2	2				N
		(A=MXXXXX) (B=MXXXXX) (C=MXXXXX) (D=MXXXXX)									
26	3	172458-37150	COVER, SEAL	2	2	2	2				
26-1	3	172458-37151	COVER, SEAL	2	2	2	2				N
		(A=MXXXXX) (B=MXXXXX) (C=MXXXXX) (D=MXXXXX)									
27	3	172458-37170-2	IDLER ASSY	2	2	2					
27-1	3	172458-37171-2	IDLER ASSY	2	2	2	2				N
		(A=M/#51549) (B=M/#51549) (C=M/#51549)									
27-2	3	172458-37172-1	IDLER ASSY	2	2	2	2				N
		(A=MXXXXX) (B=MXXXXX) (C=MXXXXX) (D=MXXXXX)									
29	4	172423-37370	BUSH	4	4	4	4				
29-1	4	172A77-37370	BUSH	4	4	4	4				S 3
		(A=MXXXXX) (B=MXXXXX) (C=MXXXXX) (D=MXXXXX)									
30	3	194630-42120	PLUG, PT1/8	2	2	2	2				
31	3	22242-000300	RING, 30	2	2	2	2				
32	3	24321-000300	O-RING, 1AG30.0	2	2	2	2				
33	2	172458-37700	SPRING ASSY, CRAWLER	2	2	2	2				

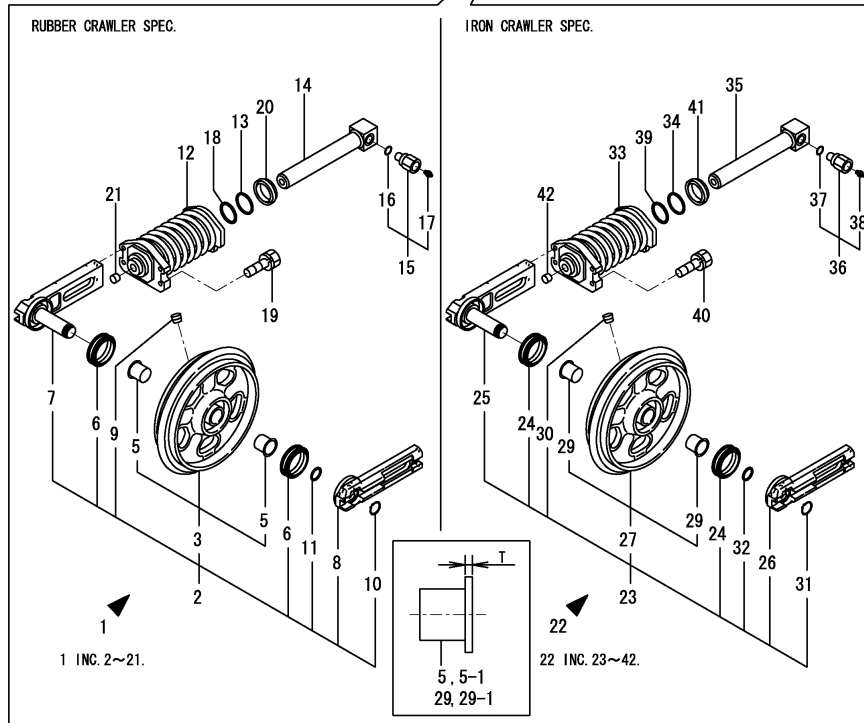
Fig.30. IDLER & ADJUST

(A)=VIO35-5(US)
 (B)=VIO35-5(AS)
 (C)=VIO35-5(NZ)

(D)=VIO35-5(SG)
 (E)=
 (F)=



1 RUBBER CRAWLER SPEC.
 22 IRON CRAWLER SPEC.



No.	Lev.	Parts No.	Description	Q'ty						I	R
				(A)	(B)	(C)	(D)	(E)	(F)		
34	2	172460-37750	BACKUP RING 40	2	2	2	2				
35	2	172422-37780	PISTON ASSY, ADJUST	2	2	2	2				
36	2	172122-37844	VALVE ASSY, NIPPLE	2	2	2	2				
37	3	24315-000140	O-RING, 1BP14.0	2	2	2	2				
38	3	24761-020000	NIPPLE, GREASE PT1/8	2	2	2	2				
39	2	24325-000400	O-RING, 1BG40.0	2	2	2	2				
40	2	26013-100402	BOLT, M10X 40	8	8	8	8				
41	2	933111-23600	SEAL, OIL	2	2	2	2				
42	2	933171-13691	PLUG PT1/8	2	2	2	2				

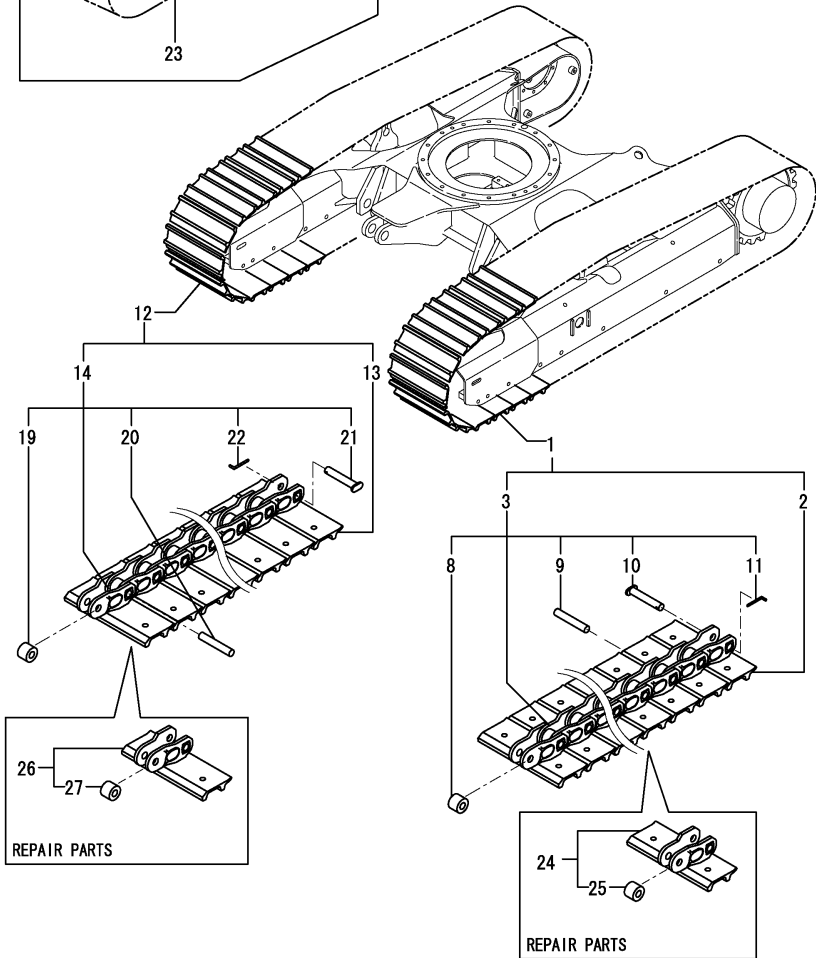
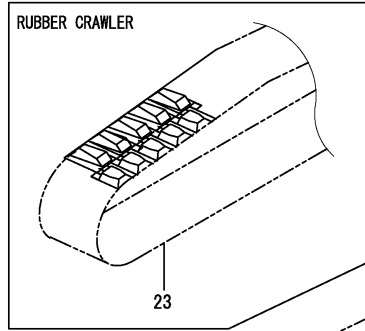
Remarks

- (1)Rubber crawler spec.
- (2)Iron crawler spec.
- (3)T=Ref.No.5,29 2mm,
No.5-1,29-1 4.5mm.

Fig.31. CRAWLER

(A)=VIO35-5(US)
 (B)=VIO35-5(AS)
 (C)=VIO35-5(NZ)

(D)=VIO35-5(SG)
 (E)=
 (F)=



No.	Lev.	Parts No.	Description	Q'ty						I	R
				(A)	(B)	(C)	(D)	(E)	(F)		
1	1	172458-38100-2	SHOE ASSY, TRACK 300	1	1	1	1				1
2	2	172458-38110-2	PLATE,SHOE 300L (49)	43	43	43	43				
3	2	172458-38140-2	LINK,TRACK (GRAY:49)	1	1	1	1				
8	3	172458-38200	BUSH,TRUCK	43	43	43	43				
9	3	172458-38210	PIN,TRUCK	42	42	42	42				
10	3	172458-38220	PIN,MASTER	1	1	1	1				
11	3	172458-38230	STOP PIN	1	1	1	1				
12	1	172458-38120-2	SHOE ASSY, TRACK 300	1	1	1	1				1
13	2	172458-38130-2	PLATE,SHOE 300R (49)	43	43	43	43				
14	2	172458-38140-2	LINK,TRACK (GRAY:49)	1	1	1	1				
19	3	172458-38200	BUSH,TRUCK	43	43	43	43				
20	3	172458-38210	PIN,TRUCK	42	42	42	42				
21	3	172458-38220	PIN,MASTER	1	1	1	1				
22	3	172458-38230	STOP PIN	1	1	1	1				
23	1	172422-38603	CRAWLER, RUBBER 300	2	2	2	2				2
24	1	172458-38300-2	TRACK ASSY, MASTER	1	1	1	1				3
25	2	172458-38200	BUSH,TRUCK	1	1	1	1				
26	1	172458-38310-2	TRACK ASSY, MASTER	1	1	1	1				3
27	2	172458-38200	BUSH,TRUCK	1	1	1	1				

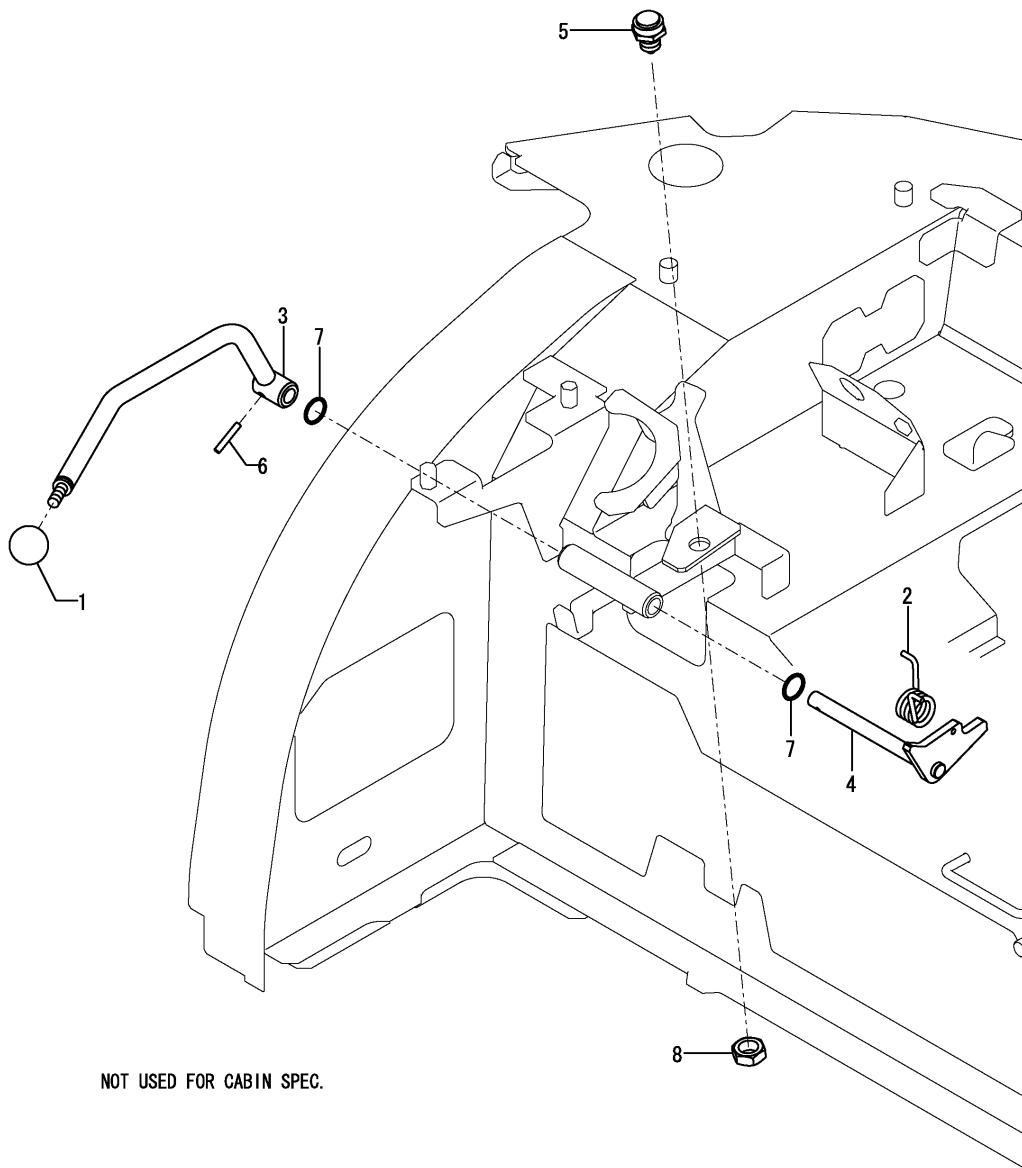
Remarks

- (1)IRON CRAWLER SPEC.
- (2)RUBBER CRAWLER SPEC.
- (3)REPAIR PARTS.

Fig.32. CONTROL EQUIPMENT(LOCK LEVER & STAND : RIGHT)

(A)=VIO35-5(US)
 (B)=VIO35-5(AS)
 (C)=VIO35-5(NZ)

(D)=VIO35-5(SG)
 (E)=
 (F)=



NOT USED FOR CABIN SPEC.

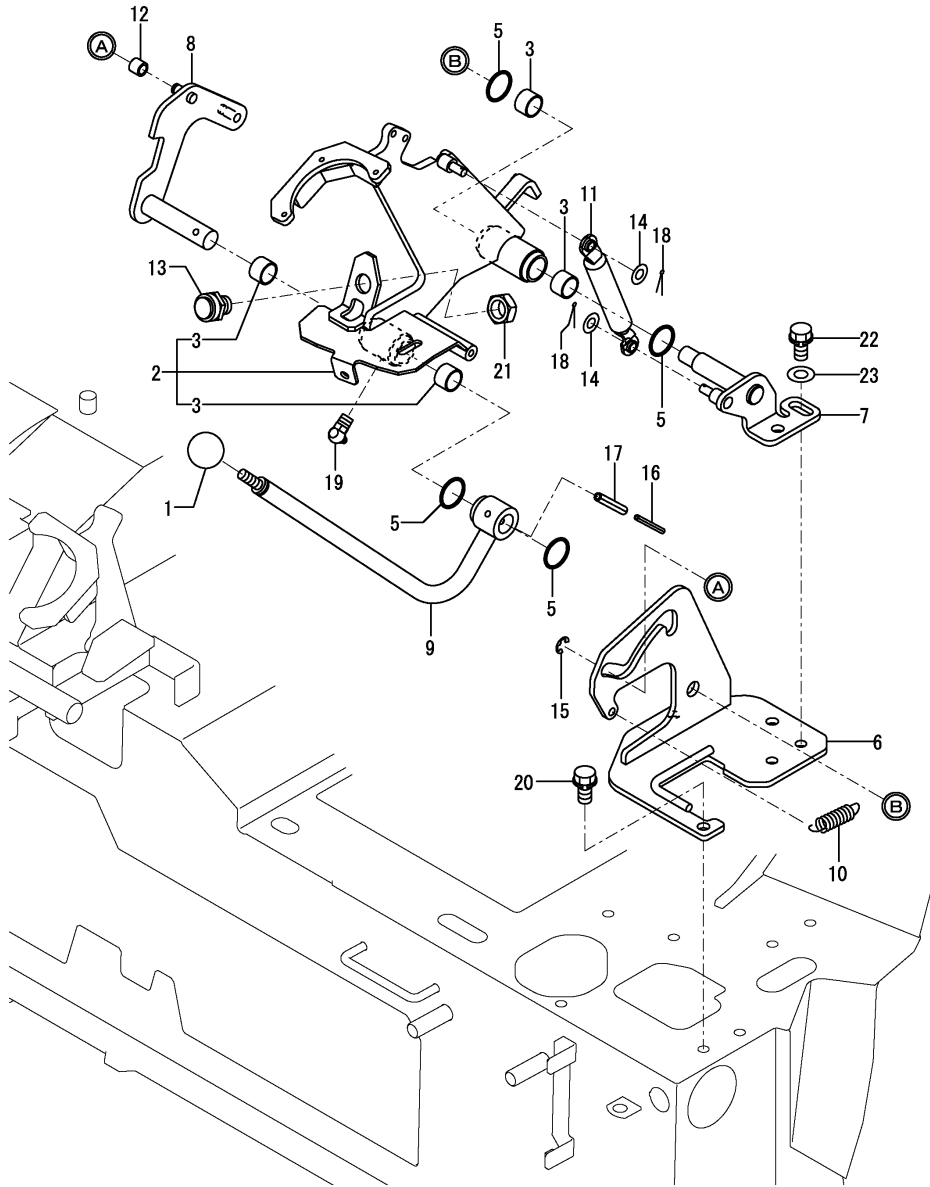
No.	Lev.	Parts No.	Description	Q'ty						I	R
				(A)	(B)	(C)	(D)	(E)	(F)		
1	1	1D4070-23580	GRIP	1	1	1	1				
2	1	172165-45970	SPRING	1	1	1	1				
3	1	172A47-46451	LOCK LEVER,R(GRAY:49	1	1	1	1				1
4	1	172A47-46470	SHAFT ASSY, LEVER	1	1	1	1				
4-1	1	172A47-46471	SHAFT ASSY, LEVER	1	1	1	1				N
		(A=MZZZZZ) (B=MZZZZZ) (C=MZZZZZ) (D=MZZZZZ)									
5	1	194464-52190	SWITCH, SAFETY START	1	1	1	1				
6	1	22351-050032	PIN, SPRING 5.0X32	1	1	1	1				
7	1	24311-000210	O-RING, 1AP21.0	2	2	2	2				
8	1	26776-180002	NUT, LOCK M18	1	1	1	1				
9A	1	172183-03280	LABEL,LOCK	1	1	1	1				2

Remarks
 (1)PLEASE USE THIS PART WITH FOLLOWING LABELS AT THE SAME TIME.
 REF.NO.9A
 (2)LABELS ARE NOT ILLUSTRATED.

Fig.33. CONTROL EQUIPMENT(LOCK LEVER & STAND : LEFT)

(A)=VIO35-5(US)
 (B)=VIO35-5(AS)
 (C)=VIO35-5(NZ)

(D)=VIO35-5(SG)
 (E)=
 (F)=



No.	Lev.	Parts No.	Description	Q'ty						I	R
				(A)	(B)	(C)	(D)	(E)	(F)		
1	1	1D4070-23580	GRIP	1	1	1	1				
2	1	172A47-46100-1	STAND ASSY, LEVER	1	1	1	1				
3	2	172141-41370	BUSH 2015	4	4	4	4				
5	1	172124-46200	O-RING	4	4	4	4				
6	1	172A47-46210	BASE ASSY, LEVER L	1	1	1	1				
7	1	172A47-46230	PLATE ASSY, BASE L	1	1	1	1				
8	1	172A47-46310	ROD ASSY, SPRING	1	1	1	1				
9	1	172A47-46343	LOCK LEVER, L (GRAY:49)	1	1	1	1				1
10	1	172162-46690	SPRING	1	1	1	1				
10-1	1	172A69-46270	SPRING	1	1	1	1				N
		(A=MZZZZZ) (B=MZZZZZ) (C=MZZZZZ) (D=MZZZZZ)									
11	1	172455-46890	SPRING, GAS	1	1	1	1				
12	1	172165-47550	BUSH	1	1	1	1				
13	1	194464-52190	SWITCH, SAFETY START	1	1	1	1				
14	1	22137-080000	WASHER, 8	2	2	2	2				
15	1	22272-000070	RING, E- 7	1	1	1	1				
16	1	22351-035040	PIN, SPRING 3.5X40	1	1	1	1				
17	1	22351-060040	PIN, SPRING 6.0X40	1	1	1	1				
18	1	22417-200200	PIN, COTTER 2.0X20	2	2	2	2				
19	1	24761-050000	NIPPLE, GREASE C	1	1	1	1				
20	1	26013-100202	BOLT, M10X 20	3	3	3	3				
21	1	26776-180002	NUT, LOCK M18	1	1	1	1				
22	1	26013-100252	BOLT, M10X 25	2	2	2	2				
23	1	22137-100000	WASHER, 10	2	2	2	2				
24A	1	172183-03280	LABEL, LOCK	1	1	1	1				2

Remarks

(1) PLEASE USE THIS PART WITH FOLLOWING LABELS AT THE SAME TIME.

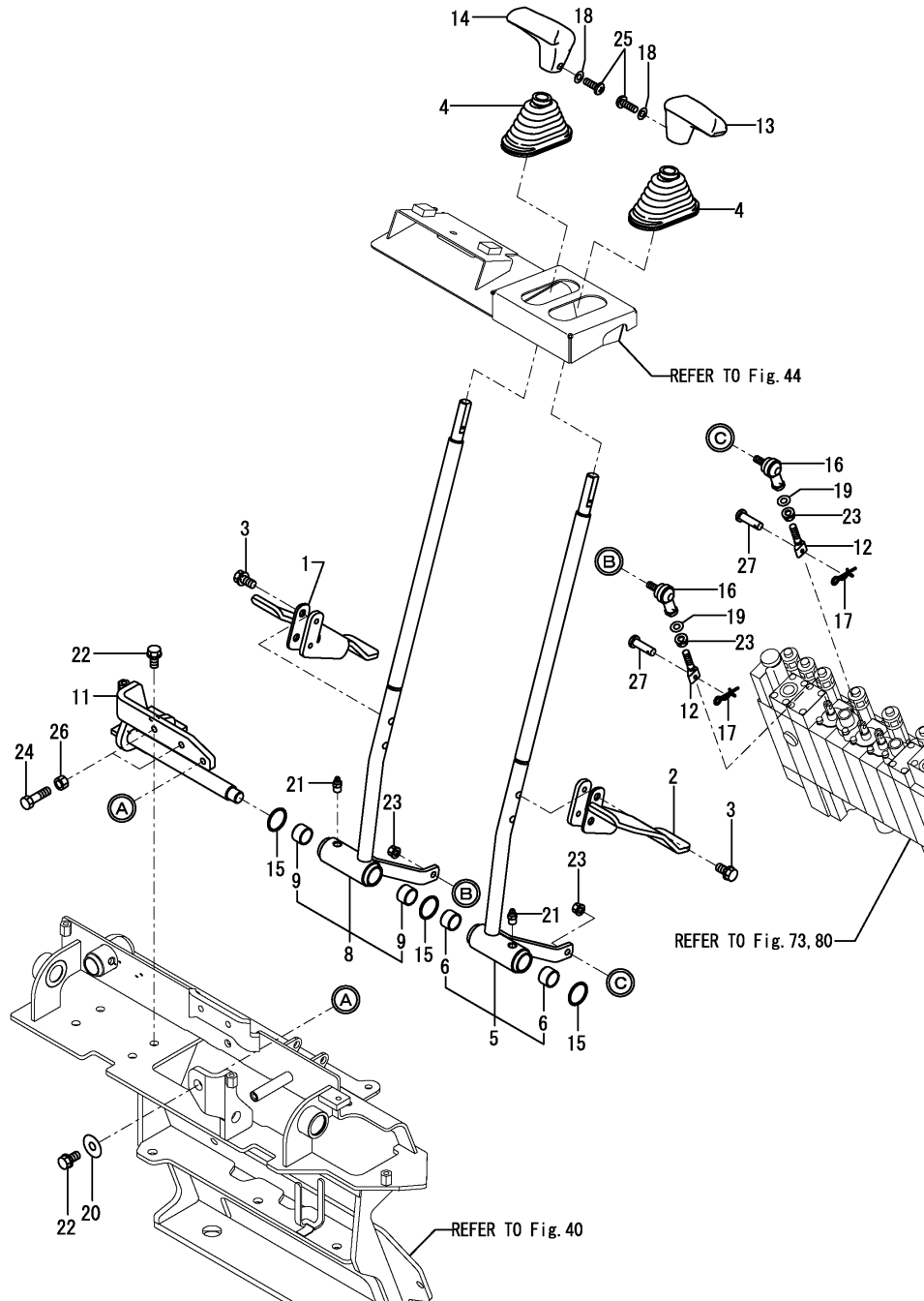
REF.NO.24A

(2) LABELS ARE NOT ILLUSTRATED.

Fig.34. CONTROL EQUIPMENT(TRAVEL LEVER)

(A)=VIO35-5(US)
 (B)=VIO35-5(AS)
 (C)=VIO35-5(NZ)

(D)=VIO35-5(SG)
 (E)=
 (F)=

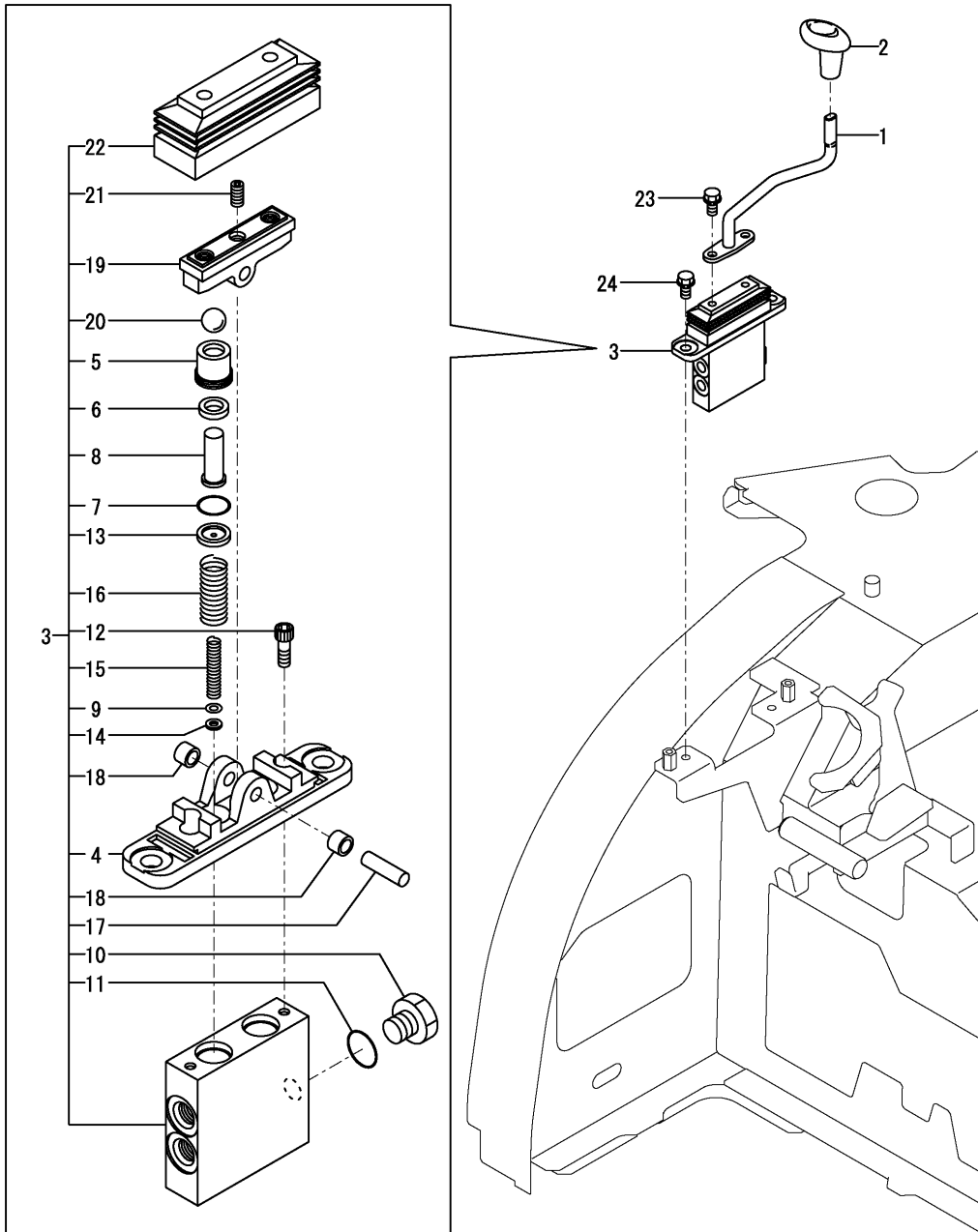


No.	Lev.	Parts No.	Description	Q'ty						I	R
				(A)	(B)	(C)	(D)	(E)	(F)		
1	1	172A47-44200	PEDAL R,TRACK (49)	1	1	1	1				
2	1	172A47-44230	PEDAL L,TRACK (49)	1	1	1	1				
3	1	26106-080302	BOLT, M8X 30 PLATED	4	4	4	4				
4	1	172141-41340	BOOTS	2	2	2	2				
5	1	172A47-45100	LEVER L,TRACK(GRAY49)	1	1	1	1				
6	2	172141-41370	BUSH 2015	2	2	2	2				
8	1	172A47-45150	LEVER R,TRACK(GRAY49)	1	1	1	1				
9	2	172141-41370	BUSH 2015	2	2	2	2				
11	1	172A47-45450	BRACKET,TRUCK(GRAY49)	1	1	1	1				
12	1	172146-45691	ROD(C), SPOOL	2	2	2	2				
13	1	172187-45870	GRIP, DRIVE	1	1	1	1				
14	1	172187-45880	GRIP, DRIVE	1	1	1	1				
15	1	172124-46200	O-RING	3	3	3	3				
16	1	172122-46590	ELBOW	2	2	2	2				
17	1	1C6281-52310	PIN, SNAP 6	2	2	2	2				
18	1	22117-040000	WASHER, 4	2	2	2	2				
19	1	22117-080000	WASHER, 8	2	2	2	2				
20	1	22157-100000	WASHER, 10	1	1	1	1				
21	1	24761-020000	NIPPLE, GREASE PT1/8	2	2	2	2				
22	1	26013-100252	BOLT, M10X 25	3	3	3	3				
23	1	26051-080002	NUT, M8	4	4	4	4				
24	1	26116-100354	BOLT, M10X 35 PLATED	2	2	2	2				
25	1	26587-040122	SCREW, M4X12	2	2	2	2				
26	1	26716-100002	NUT, M10	2	2	2	2				
27	1	933110-54100	PIN 4.75X14	2	2	2	2				

Fig.35. CONTROL EQUIPMENT(BLADE LEVER)

(A)=VIO35-5(US)
 (B)=VIO35-5(AS)
 (C)=VIO35-5(NZ)

(D)=VIO35-5(SG)
 (E)=
 (F)=

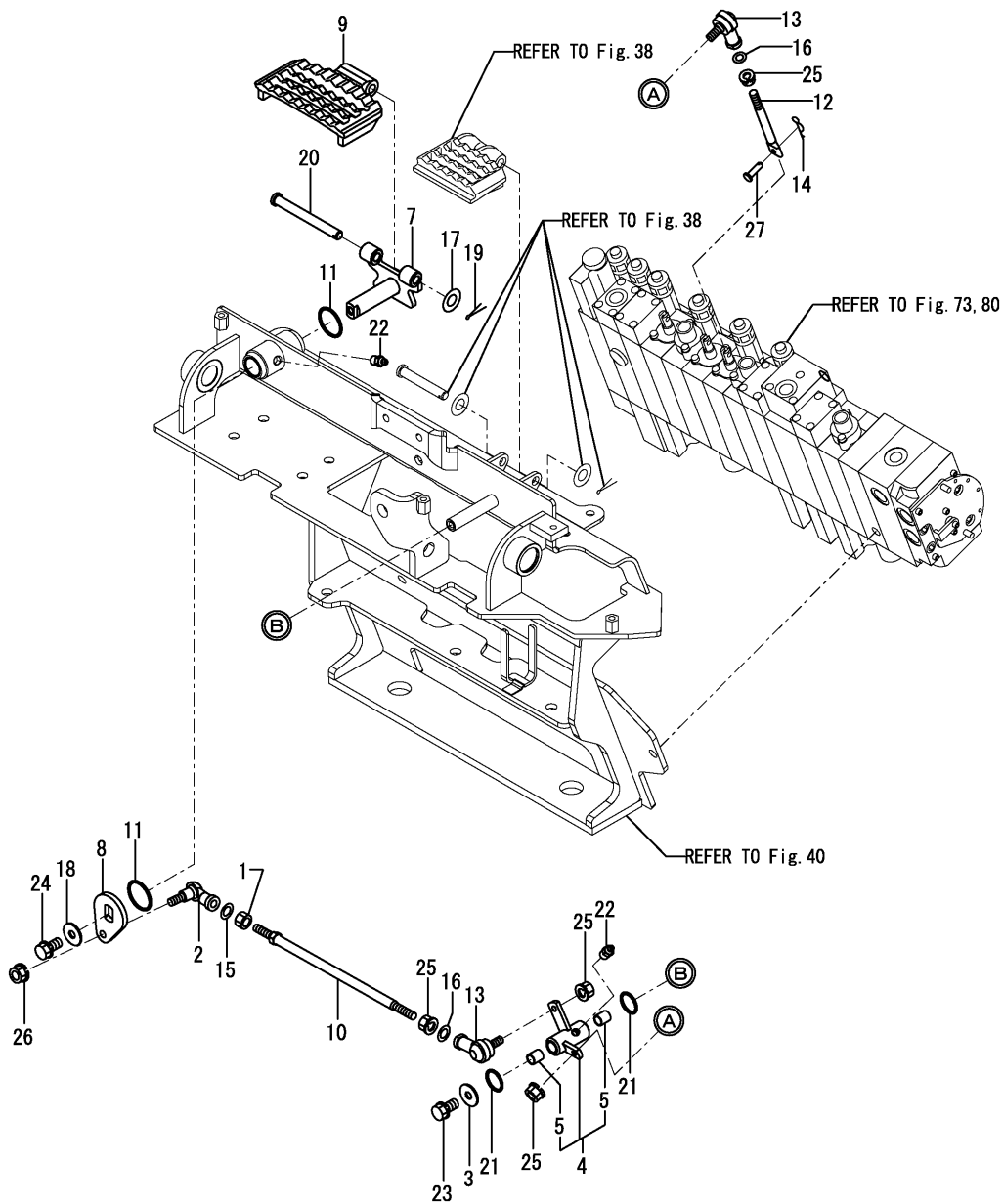


No.	Lev.	Parts No.	Description	Q'ty						I	R
				(A)	(B)	(C)	(D)	(E)	(F)		
1	1	172A46-45350	BLADE LEVER(GRAY:49)	1	1	1	1				
2	1	172164-45970	GRIP, BLADE	1	1	1	1				
3	1	172A47-74700	VALVE ASSY,BLADE	1	1	1	1				
4	2	172A47-74710	COVER	1	1	1	1				
5	2	172A47-74720	PLUG	2	2	2	2				
6	2	172A47-74730	PACKING	2	2	2	2				
7	2	172A47-74740	O-RING	2	2	2	2				
8	2	172A47-74750	ROD,PUSH	2	2	2	2				
9	2	172A47-74760	SHIM	2	2	2	2				
10	2	172A47-74770	RO PLUG	1	1	1	1				
11	2	172A47-74780	O-RING	1	1	1	1				
12	2	172A47-74790	SCREW,HEX.S.H.C	2	2	2	2				
13	2	172A47-74800	SEAT, SPRING	2	2	2	2				
14	2	172A47-74810	WASHER	2	2	2	2				
15	2	172A47-74820	SPRING	2	2	2	2				
16	2	172A47-74830	SPRING	2	2	2	2				
17	2	172A47-74840	SHAFT, CAM	1	1	1	1				
18	2	172A47-74850	BUSH	2	2	2	2				
19	2	172A47-74860	CAM	1	1	1	1				
20	2	172A47-74870	BALL,STEEL	2	2	2	2				
21	2	172A47-74880	SCREW, SETTING	1	1	1	1				
22	2	172A47-74890	BELLOWS	1	1	1	1				
23	1	26013-080162	BOLT, M8X 16	2	2	2	2				
24	1	26013-080202	BOLT, M8X 20	2	2	2	2				

Fig.36. CONTROL EQUIPMENT(SWING PEDAL)

(A)=VIO35-5(US)
 (B)=VIO35-5(AS)
 (C)=VIO35-5(NZ)

(D)=VIO35-5(SG)
 (E)=
 (F)=

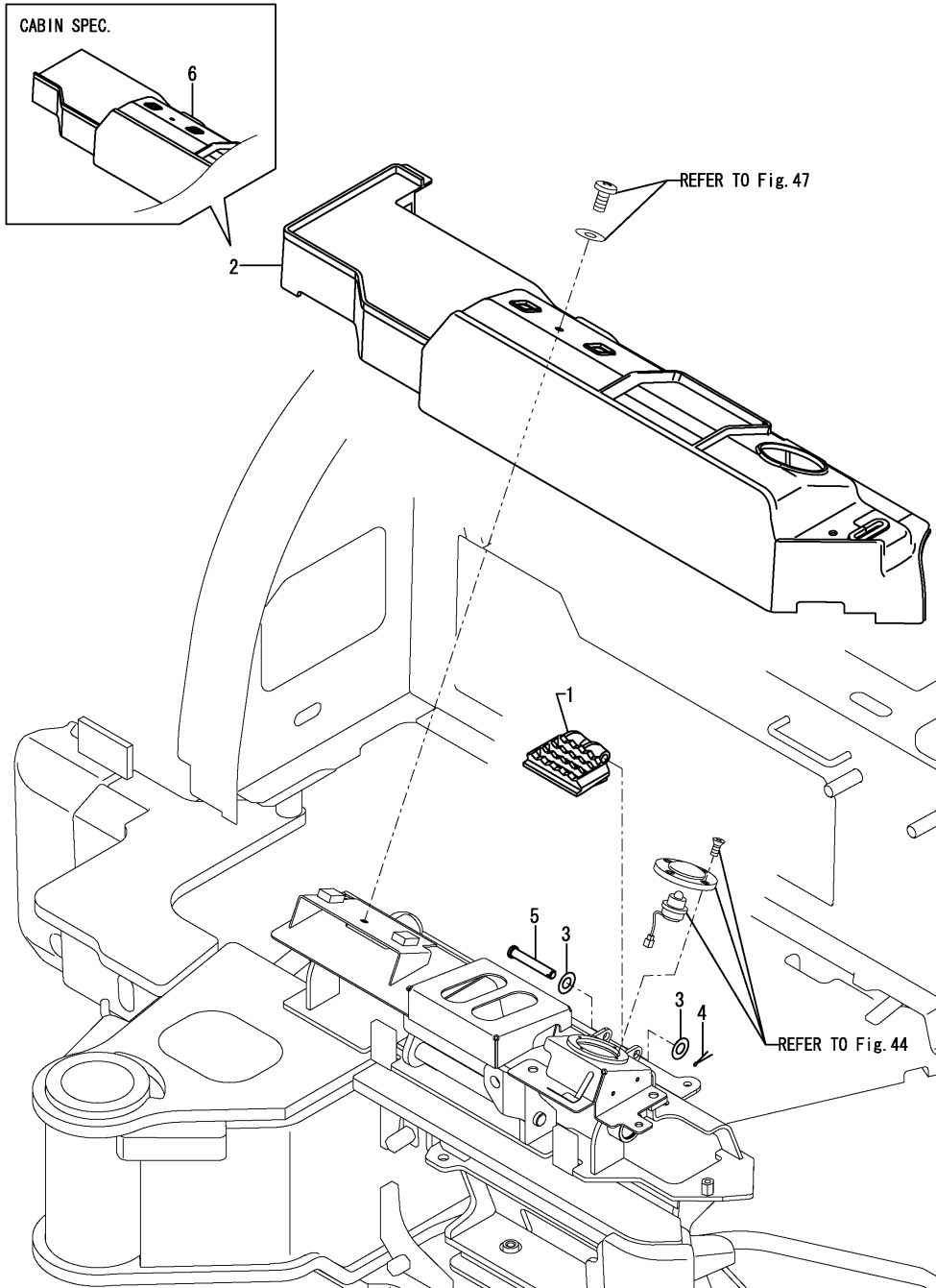


No.	Lev.	Parts No.	Description	Q'ty						I	R
				(A)	(B)	(C)	(D)	(E)	(F)		
1	1	194200-37780	NUT, M8	1	1	1	1				
2	1	172734-41300	JOINT, BALL	1	1	1	1				
3	1	1A1040-43900	WASHER, SPRING	1	1	1	1				
4	1	172A47-45200	LINK ASSY, SWING (49)	1	1	1	1				
5	2	172141-41360	BUSH 1415	2	2	2	2				
7	1	172A47-45260	PIN ASSY, SWING (49)	1	1	1	1				
8	1	172A47-45300	PLATE, SWING	1	1	1	1				
9	1	172A47-45430	PEDAL, R (GRAY:49)	1	1	1	1				
10	1	172142-45870	ROD	1	1	1	1				
11	1	172124-46200	O-RING	2	2	2	2				
12	1	172162-46210	ROD 98.5	1	1	1	1				
13	1	172122-46590	ELBOW	2	2	2	2				
14	1	1C6281-52310	PIN, SNAP 6	1	1	1	1				
15	1	22117-080000	WASHER, 8	1	1	1	1				
16	1	22117-080000	WASHER, 8	2	2	2	2				
17	1	22137-100000	WASHER, 10	1	1	1	1				
18	1	22157-080000	WASHER, 8	1	1	1	1				
19	1	22417-200200	PIN, COTTER 2.0X20	1	1	1	1				
20	1	22487-100900	PIN, H10X 90	1	1	1	1				
21	1	24311-000210	O-RING, 1AP21.0	2	2	2	2				
22	1	24761-020000	NIPPLE, GREASE PT1/8	2	2	2	2				
23	1	26013-080162	BOLT, M8X 16	1	1	1	1				
24	1	26013-080162	BOLT, M8X 16	1	1	1	1				
25	1	26051-080002	NUT, M8	4	4	4	4				
26	1	26051-080002	NUT, M8	1	1	1	1				
27	1	933110-54100	PIN 4.75X14	1	1	1	1				

Fig.38. CONTROL EQUIPMENT(P.T.O. PEDAL)

(A)=VIO35-5(US)
 (B)=VIO35-5(AS)
 (C)=VIO35-5(NZ)

(D)=VIO35-5(SG)
 (E)=
 (F)=

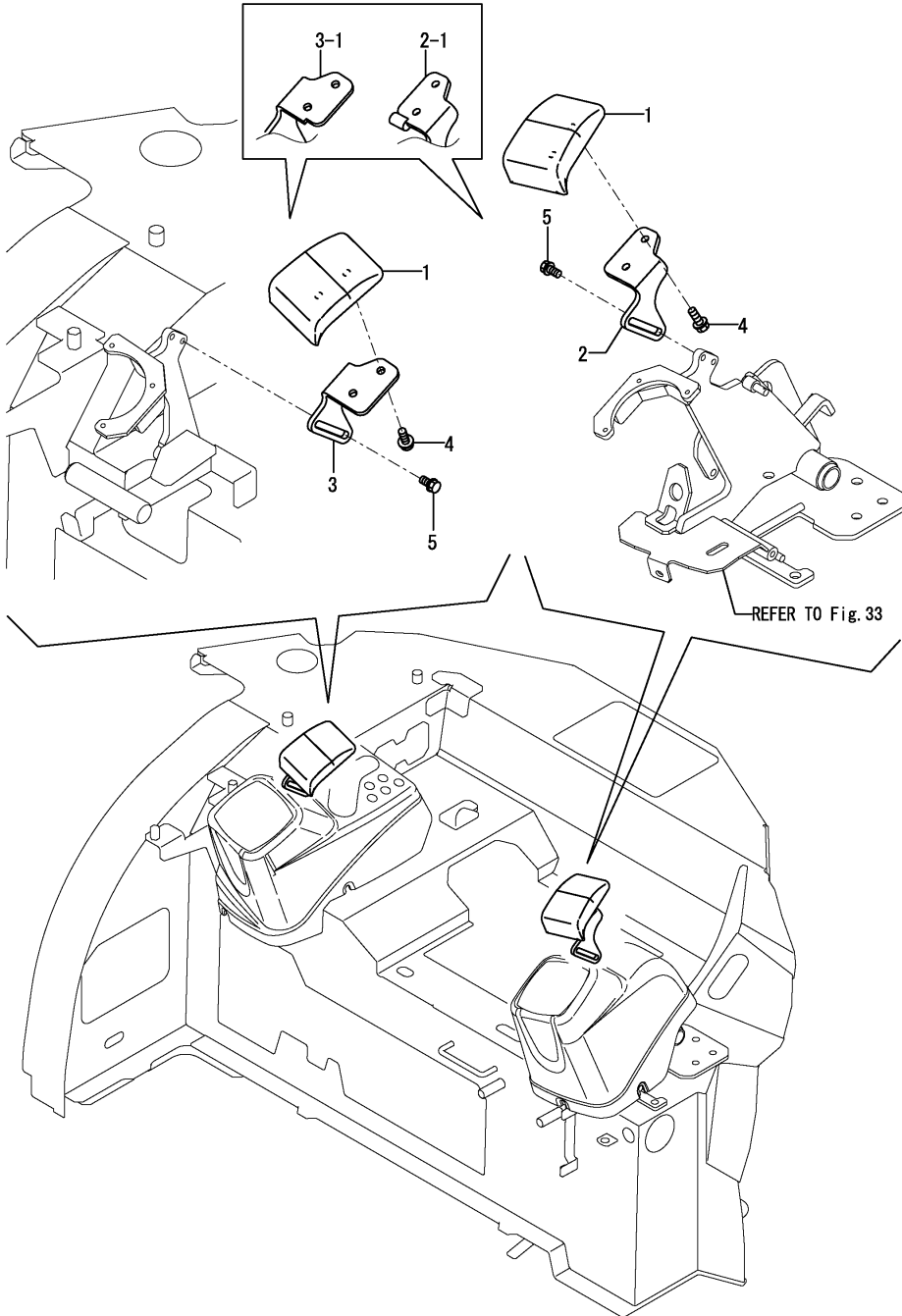


No.	Lev.	Parts No.	Description	Q'ty						I	R
				(A)	(B)	(C)	(D)	(E)	(F)		
1	1	172A47-45420	PEDAL,L (GRAY:49)	1	1	1	1				
2	1	172A47-62501	FLOOR MAT	1	1	1	1				
3	1	22137-100000	WASHER, 10	2	2	2	2				
4	1	22417-200200	PIN, COTTER 2.0X20	1	1	1	1				
5	1	22487-100600	PIN, H10X 60	1	1	1	1				
6	1	172A46-62520	FLOOR MAT,CAB	1	1	1	1				W
(A=M/#50501) (B=M/#50501) (C=M/#50501)											

Fig.39. ARM REST

(A)=VIO35-5(US)
 (B)=VIO35-5(AS)
 (C)=VIO35-5(NZ)

(D)=VIO35-5(SG)
 (E)=
 (F)=

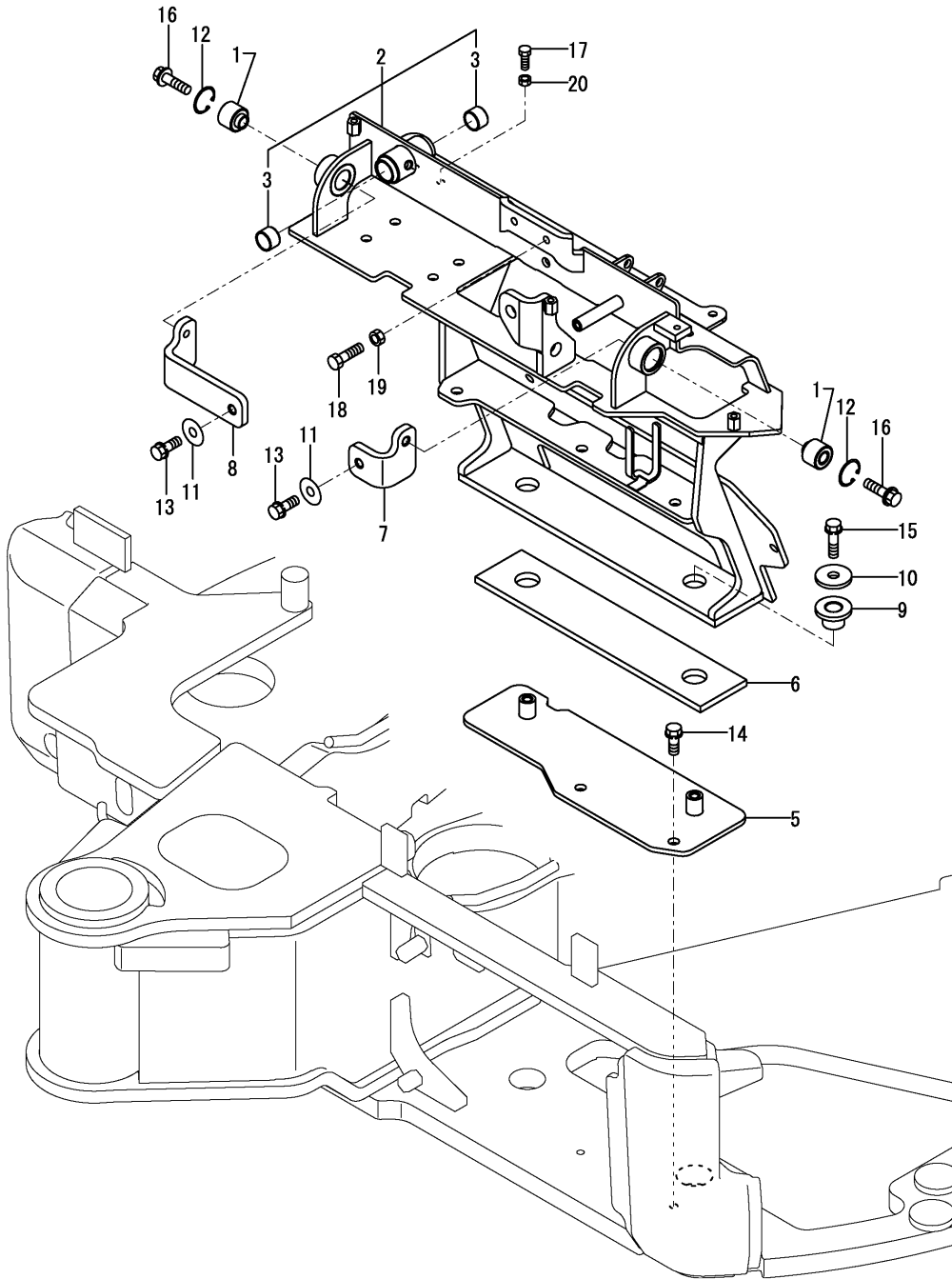


No.	Lev.	Parts No.	Description	Q'ty						I	R
				(A)	(B)	(C)	(D)	(E)	(F)		
1	1	172441-44320	ARMREST	2	2	2	2				
2	1	172A47-46510	PLATE,GUIDE L(GRAY49)	1	1	1					
2-1	1	172A46-46500	GUIDE ASSY	1	1	1	1				N
3	1	172A47-46520	PLATE,GUIDE R(GRAY49)	1	1	1					
3-1	1	172A46-46530	PLATE,GUIDE R(GRAY49)	1	1	1	1				N
4	1	172519-63240	BOLT	4	4	4	4				
5	1	172519-63240	BOLT	4	4	4	4				

Fig.40. CONTROL VALVE PLATE

(A)=VIO35-5(US)
 (B)=VIO35-5(AS)
 (C)=VIO35-5(NZ)

(D)=VIO35-5(SG)
 (E)=
 (F)=

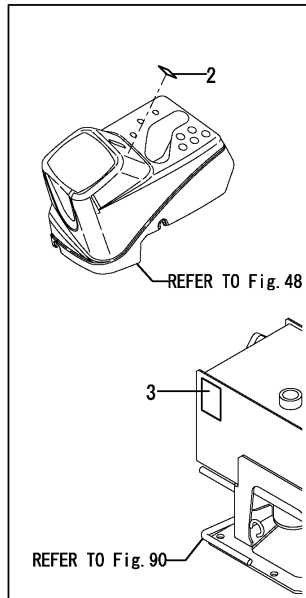
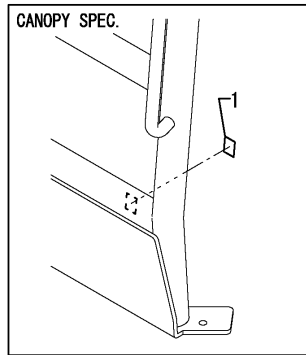
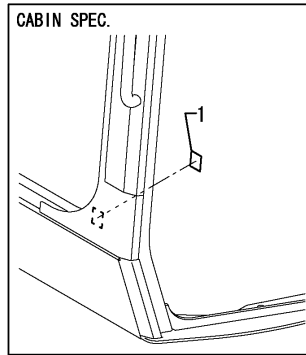
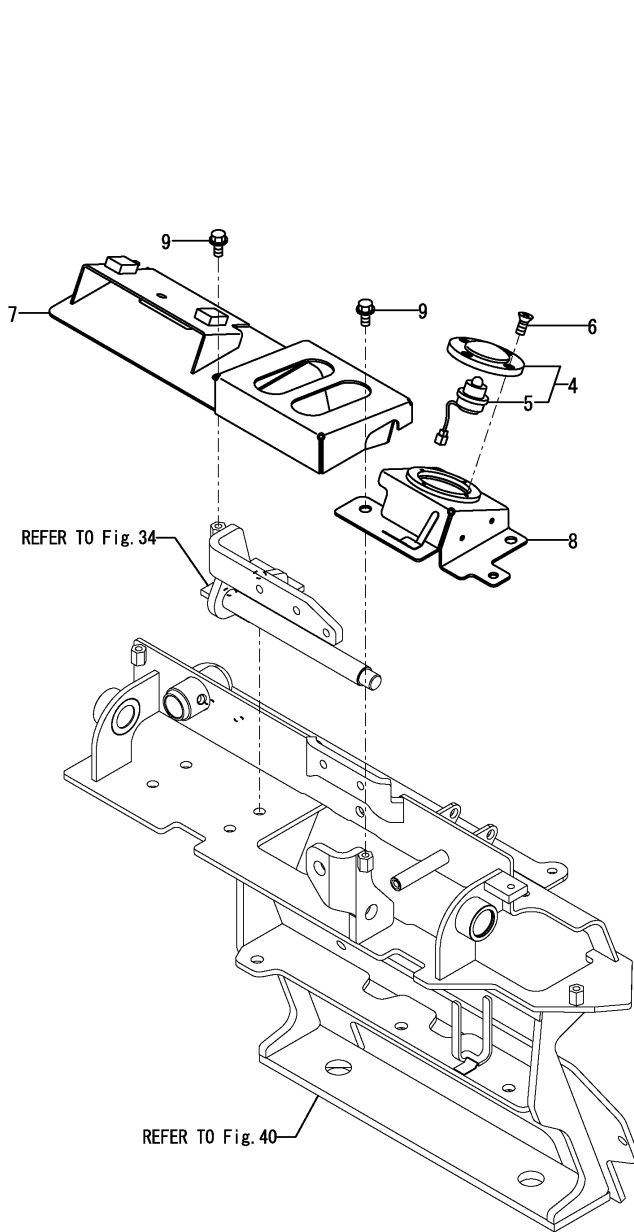


No.	Lev.	Parts No.	Description	Q'ty						I	R
				(A)	(B)	(C)	(D)	(E)	(F)		
1	1	172165-45490	CUSHION	2	2	2	2				
2	1	172A47-45601	MOUNT ASSY, LINK (49)	1	1	1	1				
3	2	172141-41370	BUSH 2015	2	2	2	2				
5	1	172A47-45800	BRACKET ASSY, DUMPA	1	1	1	1				
6	1	172A47-45840	PAD, ABSOBER	1	1	1	1				
7	1	172A47-45870	STAY, DAMPER	1	1	1	1				
8	1	172A47-45880	STAY, DAMPER	1	1	1	1				
9	1	172478-68870	GROMMET	2	2	2	2				
10	1	172478-68890	WASHER 12X40X4.5	2	2	2	2				
11	1	22157-100000	WASHER, 10	2	2	2	2				
12	1	22252-000280	RING, 28	2	2	2	2				
13	1	26013-100252	BOLT, M10X 25	2	2	2	2				
14	1	26013-100252	BOLT, M10X 25	2	2	2	2				
15	1	26013-100352	BOLT, M10X 35	2	2	2	2				
16	1	26106-100352	BOLT, M10X 35 PLATED	2	2	2	2				
17	1	26116-080202	BOLT, M8X 20 PLATED	2	2	2	2				
17-1	1	26116-080204	BOLT, M8X 20 PLATED	2	2	2	2				N
(A=M/#50663) (B=M/#50663) (C=M/#50663)											
18	1	26116-100354	BOLT, M10X 35 PLATED	2	2	2	2				
18-1	1	26116-100304	BOLT, M10X 30 PLATED	2	2	2	2				N
(A=MZZZZZ) (B=MZZZZZ) (C=MZZZZZ) (D=MZZZZZ)											
19	1	26716-100002	NUT, M10	2	2	2	2				
20	1	26756-080002	NUT, LOCK M8	2	2	2	2				

Fig.44. COVER(LINK : P.T.O. SWITCH)

(A)=VIO35-5(US)
 (B)=VIO35-5(AS)
 (C)=VIO35-5(NZ)

(D)=VIO35-5(SG)
 (E)=
 (F)=

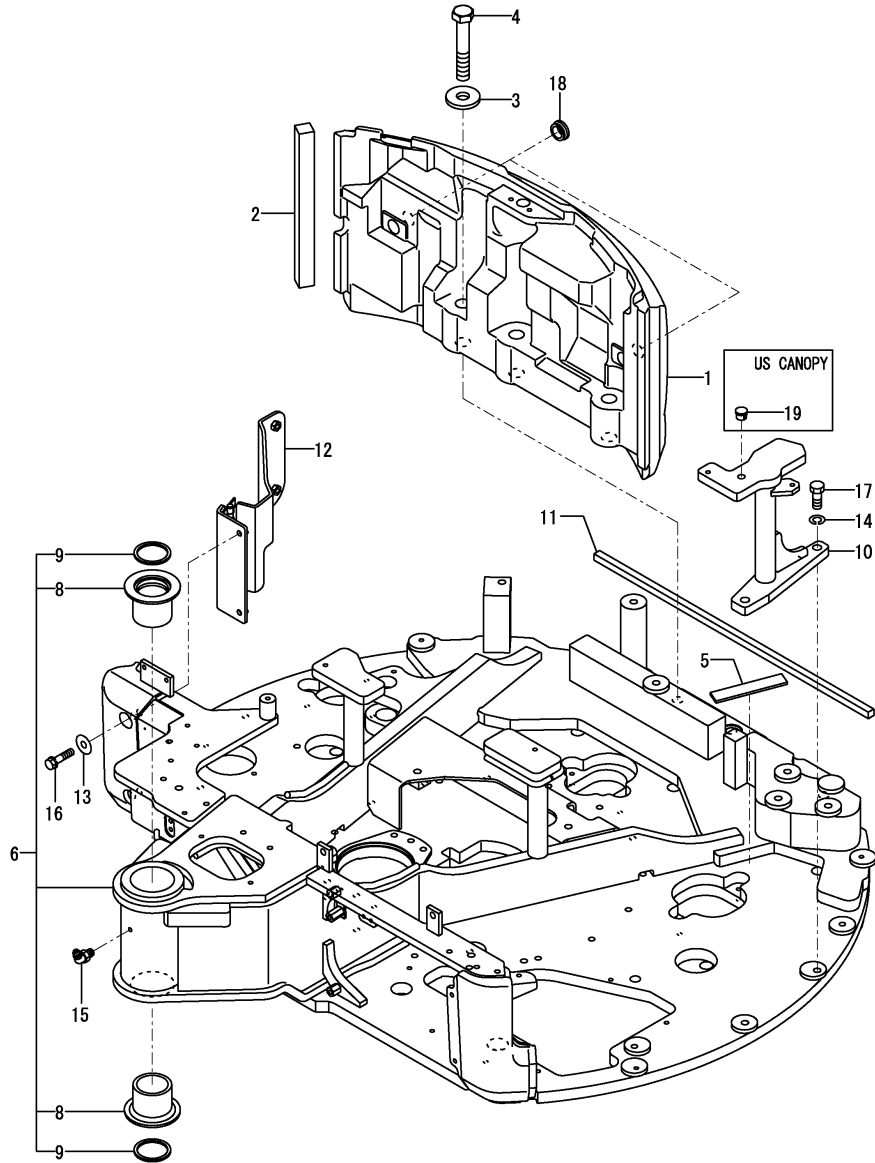


No.	Lev.	Parts No.	Description	Q'ty						I	R
				(A)	(B)	(C)	(D)	(E)	(F)		
1	1	172A47-03250	LABEL,PTO FOOT	1	1	1	1				
2	1	172A47-03260	LABEL,PTO SWITCH	1	1	1	1				
3	1	172A47-03270	LABEL,PTO SELECT	1	1	1	1				
4	1	172A46-17300	SWITCH ASSY, PTO	1	1	1	1				
5	2	172A46-17310	SWITCH, SAFETY	1	1	1	1				
6	1	26577-040162	SCREW, M4X16	4	4	4					
6-1	1	22869-400160	SCREW, 4X16	4	4	4	4				N
		(A=M/#50586) (B=M/#50586) (C=M/#50586)									
7	1	172A47-62200	STEP ASSY, CONTROL	1	1	1	1				
7-1	1	172A47-62201	STEP ASSY, CONTROL	1	1	1	1				N
		(A=MZZZZZ) (B=MZZZZZ)									
8	1	172A47-62350	STEP ASSY, CONTROL	1	1	1	1				
9	1	26106-080162	BOLT, M8X 16 PLATED	5	5	5	5				

Fig.41. TURNING FRAME

(A)=VIO35-5(US)
 (B)=VIO35-5(AS)
 (C)=VIO35-5(NZ)

(D)=VIO35-5(SG)
 (E)=
 (F)=



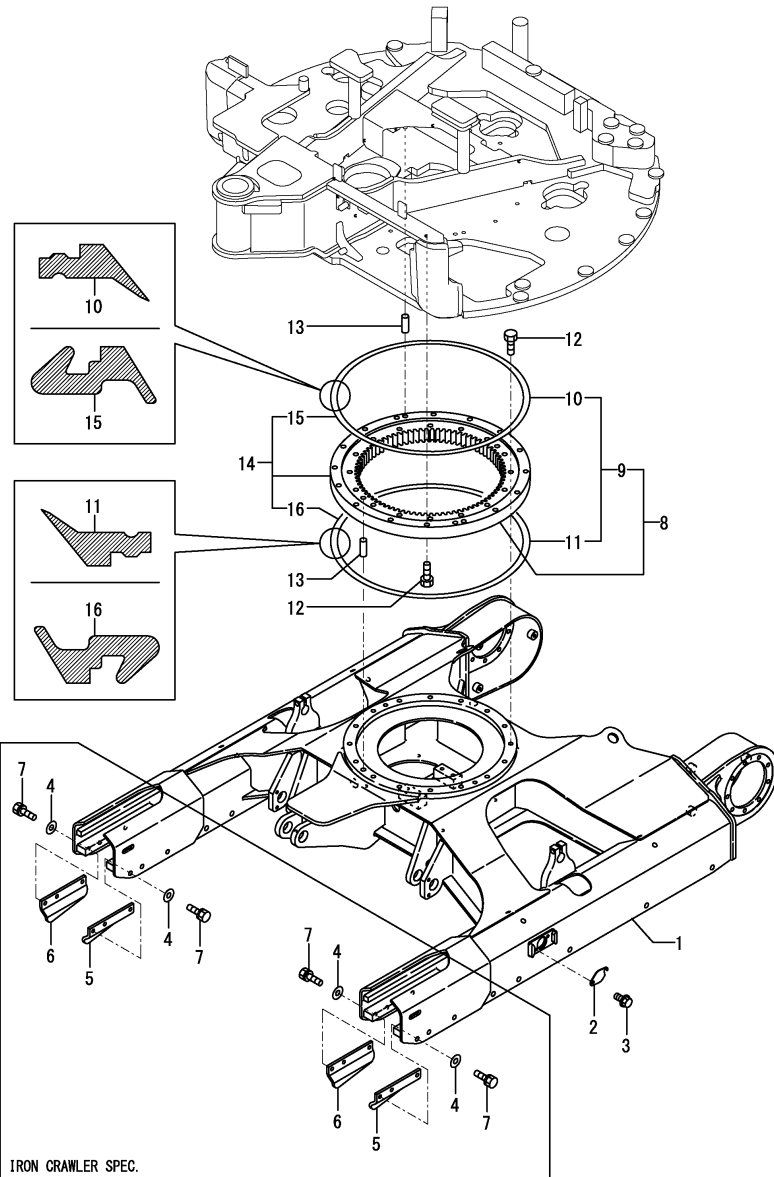
No.	Lev.	Parts No.	Description	Q'ty						I	R
				(A)	(B)	(C)	(D)	(E)	(F)		
1	1	172A46-53310	WEIGHT, COUNTER	1	1	1	1				
2	1	172A47-53320	SEAL, WEIGHT	1	1	1	1				
3	1	172187-53321	WASHER 24.5X65X8	3	3	3	3				
4	1	172455-53331	BOLT 24X140	3	3	3	3				
5	1	172458-14380	RUBBER PLATE D,FO	1	1	1	1				
6	1	172A46-54090	FRAME,TURNING (49)	1	1	1	1				1
8	2	172169-54750	BUSH 70X75	2	2	2	2				
9	2	172165-81770	SEAL, DUST	2	2	2	2				
10	1	172A46-54530	BOSS ASSY,L(GRAY:49)	1	1	1	1				
11	1	172458-54750	SEAL	1	1	1	1				
12	1	172A47-65911	HINGE ASSY,RF	1	1	1	1				
13	1	22157-100000	WASHER, 10	2	2	2	2				
13-1	1	22137-100000	WASHER, 10	2	2	2	2				N
		(A=M50501) (B=M50501) (C=M50501) (D=M50501)									
14	1	22217-160000	WASHER, SPRING 16	2	2	2	2				
15	1	24761-040000	NIPPLE, GREASE B	1	1	1					
15-1	1	24761-050000	NIPPLE, GREASE C	1	1	1	1				N
		(A=M/#50501) (B=M/#50501) (C=M/#50501)									
16	1	26013-100402	BOLT, M10X 40	2	2	2	2				
17	1	26116-160402	BOLT, M16X 40 PLATED	2	2	2	2				
18	1	172456-53700	GROMMET	2	2	2	2				W
		(A=M/#50501) (B=M/#50501) (C=M/#50501)									
19	1	172A47-54610	CLIP, ANCHOR	1							3
20A	1	172156-03740	LABEL, GREASE	1	1	1	1				2

Remarks
 (1)PLEASE USE THIS PART WITH FOLLOWING LABELS AT THE SAME TIME.
 REF.NO.20A
 (2)LABELS ARE NOT ILLUSTRATED.
 (3)ONLY CANOPY SPEC.(US)

Fig.43. TRACK FRAME & TURNING BEARING

(A)=VIO35-5(US)
 (B)=VIO35-5(AS)
 (C)=VIO35-5(NZ)

(D)=VIO35-5(SG)
 (E)=
 (F)=



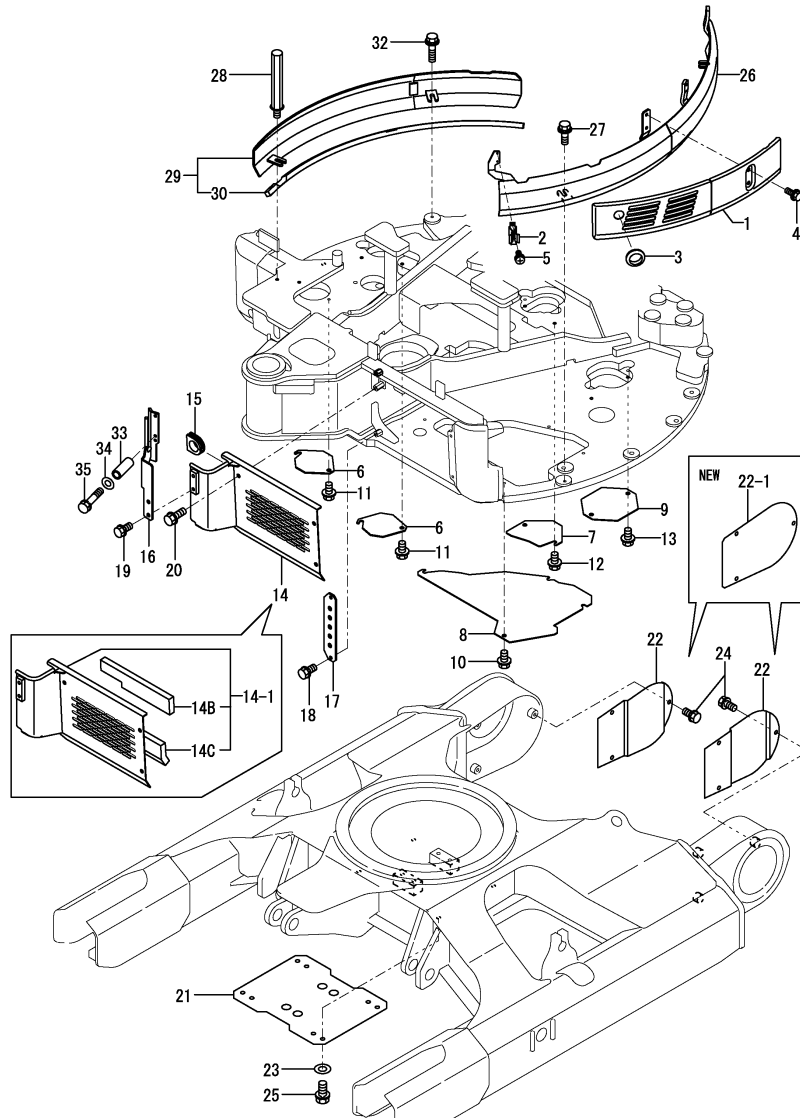
No.	Lev.	Parts No.	Description	Q'ty						I	R
				(A)	(B)	(C)	(D)	(E)	(F)		
1	1	172458-50102-2	FRAME	1	1	1					
1-1	1	172458-50103-2	FRAME	1	1	1	1				N
		(A=M/#50712) (B=M/#50712) (C=M/#50712)									
2	1	172458-50480-2	COVER, FRAME	2	2	2	2				
3	1	26106-100122	BOLT, M10X 12 PLATED	4	4	4	4				
4	1	172730-05250	WASHER	12	12	12	12				1
5	1	172458-50800-2	PLATE, GUARD	2	2	2	2				1
6	1	172458-50810-2	PLATE, GUARD	2	2	2	2				1
7	1	26013-120252	BOLT, SPRING M12X 25	12	12	12	12				1
8	1	172458-57600-2	BEARING, TURNING	1	1	1	1				Z 2
		(A=M51733) (B=M51733) (C=M51733) (D=M51733)									
9	2	172142-57610	SEAL SET	1	1	1	1				
10	3	172122-57630	SEAL, SWING	1	1	1	1				
11	3	172122-57640	SEAL, SWING	1	1	1	1				
12	1	172122-57610	BOLT	32	32	32					
12-1	1	172A46-57610	BOLT	32	32	32	32				N
		(A=M/#50608) (B=M/#50608) (C=M/#50608)									
13	1	172122-57620	PIN, PARALLEL	3	3	3					
13-1	1	172122-57620	PIN, PARALLEL	4	4	4	4				K
		(A=M/#50663) (B=M/#50663) (C=M/#50663)									
14	1	172458-57601-2	BEARING, SWING	1	1	1	1				W
		(A=M51733) (B=M51733) (C=M51733) (D=M51733)									
15	2	172B03-57630	SEAL, A	1	1	1	1				
16	2	172B03-57640	SEAL, B	1	1	1	1				

Remarks
 (1)IRON CRAWLER SPEC.
 (2)Interchangeable by Fig.14.
 seal is not compatible.

Fig.45. COVER(FRAME)

(A)=VIO35-5(US)
(B)=VIO35-5(AS)
(C)=VIO35-5(NZ)

(D)=VIO35-5(SG)
(E)=
(F)=



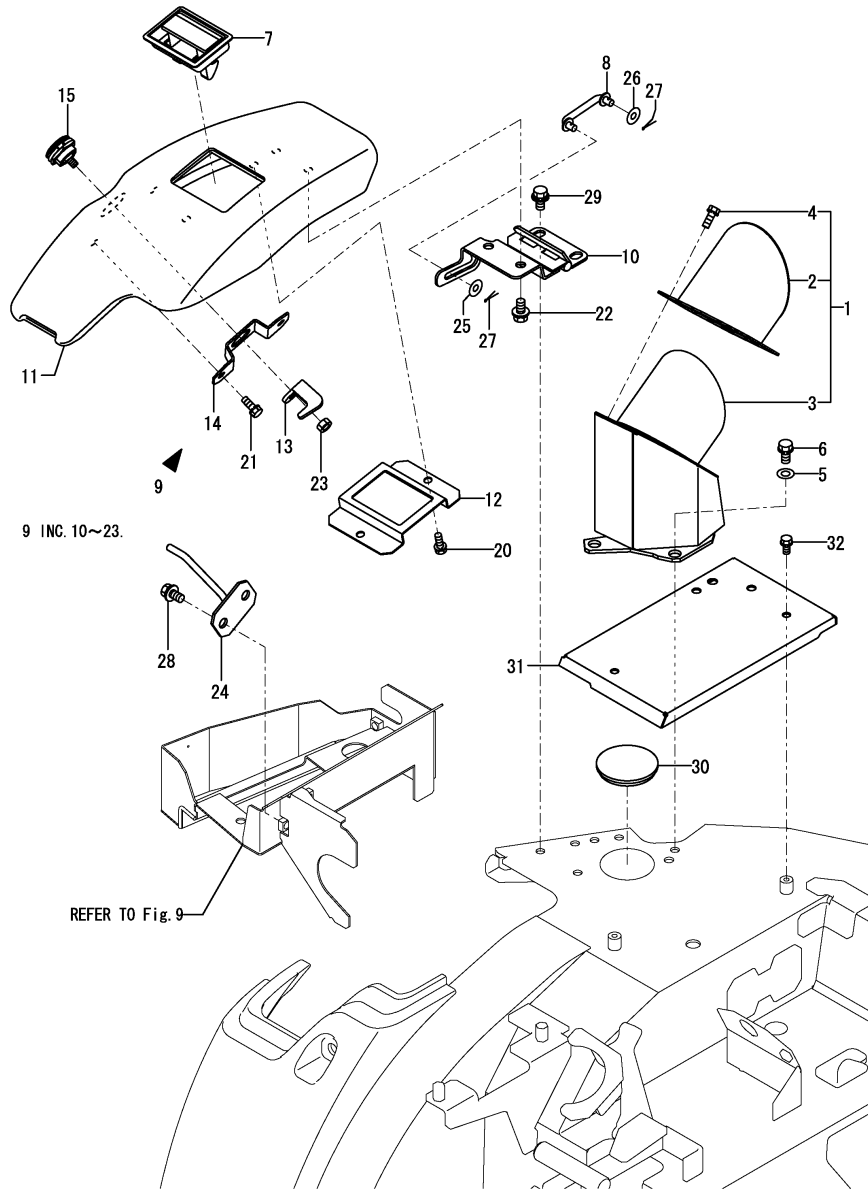
No.	Lev.	Parts No.	Description	Q'ty						I	R
				(A)	(B)	(C)	(D)	(E)	(F)		
1	1	172A47-61220	COVER ASSY, MULTI	1	1	1	1				
2	1	198220-61480	HOLDER, ROD	1	1	1	1				
3	1	172137-66230	GROMMET	1	1	1	1				
4	1	26014-080162	BOLT, M8X 16	2	2	2	2				
5	1	26023-050102	SCREW, M5X10	2	2	2	2				
6	1	172A47-61420	COVER, OIL SUMP	2	2	2	2				
7	1	172A46-61500	COVER, OIL SUMP	1	1	1	1				
8	1	172A46-61510	COVER, VALVE STAND	1	1	1	1				
9	1	172A46-61580	COVER, PUMP	1	1	1	1				
10	1	26106-100162	BOLT, M10X 16 PLATED	4	4	4	4				
11	1	26106-100162	BOLT, M10X 16 PLATED	4	4	4	4				
12	1	26106-100162	BOLT, M10X 16 PLATED	2	2	2	2				
13	1	26106-100162	BOLT, M10X 16 PLATED	2	2	2	2				
14	1	172A46-61181	COVER	1	1	1	1				
14-1	1	172A77-61270	COVER ASSY	1	1	1	1				N
		(A=MZZZZZ) (B=MZZZZZ) (C=MZZZZZ) (D=MZZZZZ)									
14B	2	172A77-61280	SPONGE	1	1	1	1				W
		(A=MZZZZZ) (B=MZZZZZ) (C=MZZZZZ) (D=MZZZZZ)									
14C	2	172A77-61290	SPONGE	1	1	1	1				W
		(A=MZZZZZ) (B=MZZZZZ) (C=MZZZZZ) (D=MZZZZZ)									
15	1	172165-62800	GROMMET	1	1	1	1				
16	1	172A46-76730	GUIDE ASSY, HOSE	1	1	1	1				
17	1	172A46-79210	PLATE ASSY, HOSE	1	1	1	1				
18	1	26013-100202	BOLT, M10X 20	2	2	2	2				
19	1	26013-100202	BOLT, M10X 20	2	2	2	2				
20	1	26014-100162	BOLT, M10X 16	3	3	3	3				
21	1	172141-50762-3	COVER	1	1	1	1				
22	1	172458-61100-2	COVER, TRAVEL	2	2	2					
22-1	1	172A46-61460	COVER, TRAVEL	2	2	2	2				S
		(A=M/#51376) (B=M/#51376) (C=M/#51376)									
23	1	22137-120000	WASHER, 12	6	6	6					
23-1	1	22137-120000	WASHER, 12	4	4	4	4				K
		(A=M/#50586) (B=M/#50586) (C=M/#50586)									
24	1	26013-100202	BOLT, M10X 20	6	6	6	6				
25	1	26013-120252	BOLT, M12X 25	6	6	6					
25-1	1	26013-120252	BOLT, M12X 25	4	4	4	4				K
		(A=M/#50586) (B=M/#50586) (C=M/#50586)									
26	1	172A46-61010	GUARD, FRAME	1	1	1	1				1
27	1	26014-100252	BOLT, M10X 25	2	2	2	2				
28	1	172A46-61050	BOLT ASSY	1	1	1	1				
29	1	172A46-61100	GUARD, FRAME	1	1	1	1				2
30	2	172458-54750	SEAL	1	1	1	1				
32	1	26014-100352	BOLT 10X35	1	1	1					
32-1	1	26014-100252	BOLT, M10X 25	1	1	1	1				R
		(A=M/#50608) (B=M/#50608) (C=M/#50608)									
33	1	172527-13320	COLLAR	1	1	1	1				
34	1	22137-080000	WASHER, 8	1	1	1	1				
35	1	26013-080452	BOLT, M8X 45	1	1	1	1				
36A	1	172437-03352	LABEL, GREASE CYL.	1	1	1	1				3
37A	1	172437-03352	LABEL, GREASE CYL.	1	1	1	1				3

Remarks
 (1)PLEASE USE THIS PART WITH FOLLOWING LABELS AT THE SAME TIME. REF.NO.36A
 (2)PLEASE USE THIS PART WITH FOLLOWING LABELS AT THE SAME TIME. REF.NO.37A
 (3)LABELS ARE NOT ILLUSTRATED.

Fig.46. COVER(BONNET)

(A)=VIO35-5(US)
(B)=VIO35-5(AS)
(C)=VIO35-5(NZ)

(D)=VIO35-5(SG)
(E)=
(F)=



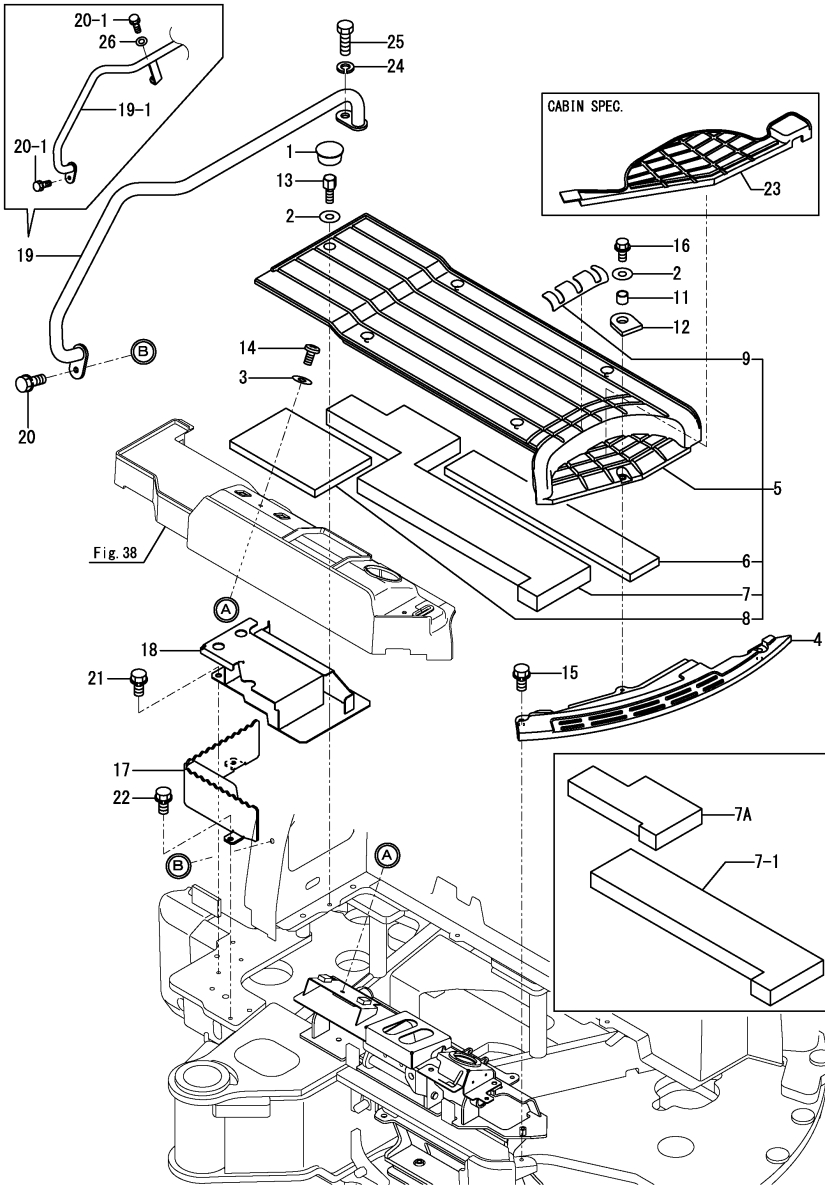
No.	Lev.	Parts No.	Description	Q'ty						I	R
				(A)	(B)	(C)	(D)	(E)	(F)		
1	1	172A46-61430	COVER ASSY, TAIL	1	1	1	1				1
2	2	172A46-61380	COVER ASSY, TAIL	1	1	1	1				
3	2	172A46-61450	COVER ASSY, TAIL	1	1	1	1				
4	2	26013-080162	BOLT, M8X 16	2	2	2	2				
5	1	22137-100000	WASHER, 10	2	2	2	2				
6	1	26013-100202	BOLT, M10X 20	2	2	2	2				
7	1	172187-61421	HANDLE, LOCK	1	1	1	1				
8	1	172A46-61561	ROD ASSY,STOPPER	1	1	1	1				
8-1	1	172A46-61562	ROD ASSY,STOPPER	1	1	1	1				N
		(A=M/#50586) (B=M/#50586) (C=M/#50586)									
9	1	172A46-61850	COVER	1	1	1	1				
10	2	172A46-61531	HINGE,COVER B ASSY	1	1	1	1				
11	2	172A46-61860	COVER	1	1	1	1				
12	2	172A46-61940	STAY, CATCH	1	1	1	1				
13	2	172A46-61951	STAY, KEY	1	1	1	1				
14	2	172A46-61960	ROCK PLATE	1	1	1	1				
15	2	172164-66170	KEY ASSY, CYLINDER	1	1	1	1				
20	2	26013-080122	BOLT, M8X 12	2	2	2	2				
21	2	26013-080122	BOLT, M8X 12	2	2	2	2				
22	2	26014-100162	BOLT, M10X 16	2	2	2	2				
23	2	26347-100002	NUT, M10	1	1	1	1				
24	1	172A46-61970	BAR ASSY, CATCH	1	1	1	1				
25	1	1A1380-62160	WASHER	1	1	1	1				
26	1	22137-080000	WASHER, 8	1	1	1	1				
27	1	22417-200200	PIN, COTTER 2.0X20	2	2	2	2				
28	1	26014-100202	BOLT, M10X 20	2	2	2	2				
29	1	26014-100252	BOLT, M10X 25	2	2	2	2				
30	1	172730-61890	CAP, ENGINE COVER	1	1	1	1				
31	1	172A46-64020	COVER, SEAT MOUNT	1	1	1	1				
32	1	26013-080162	BOLT, M8X 16	2	2	2	2				
32-1	1	26013-080162	BOLT, M8X 16	3	3	3	3				K
		(A=M/#51082) (B=M/#51082) (C=M/#51082)									
33A	1	172437-03422	LABEL, MUFFLER US	1	1	1	1				W 2
		(A=M/#50630) (B=M/#50630) (C=M/#50630)									

Remarks

(1)PLEASE USE THIS PART WITH FOLLOWING LABELS AT THE SAME TIME.
REF.NO.33A

(2)LABELS ARE NOT ILLUSTRATED.

Fig.47. STEP & FLOOR MAT



(A)=VIO35-5(US)
 (B)=VIO35-5(AS)
 (C)=VIO35-5(NZ)

(D)=VIO35-5(SG)
 (E)=
 (F)=

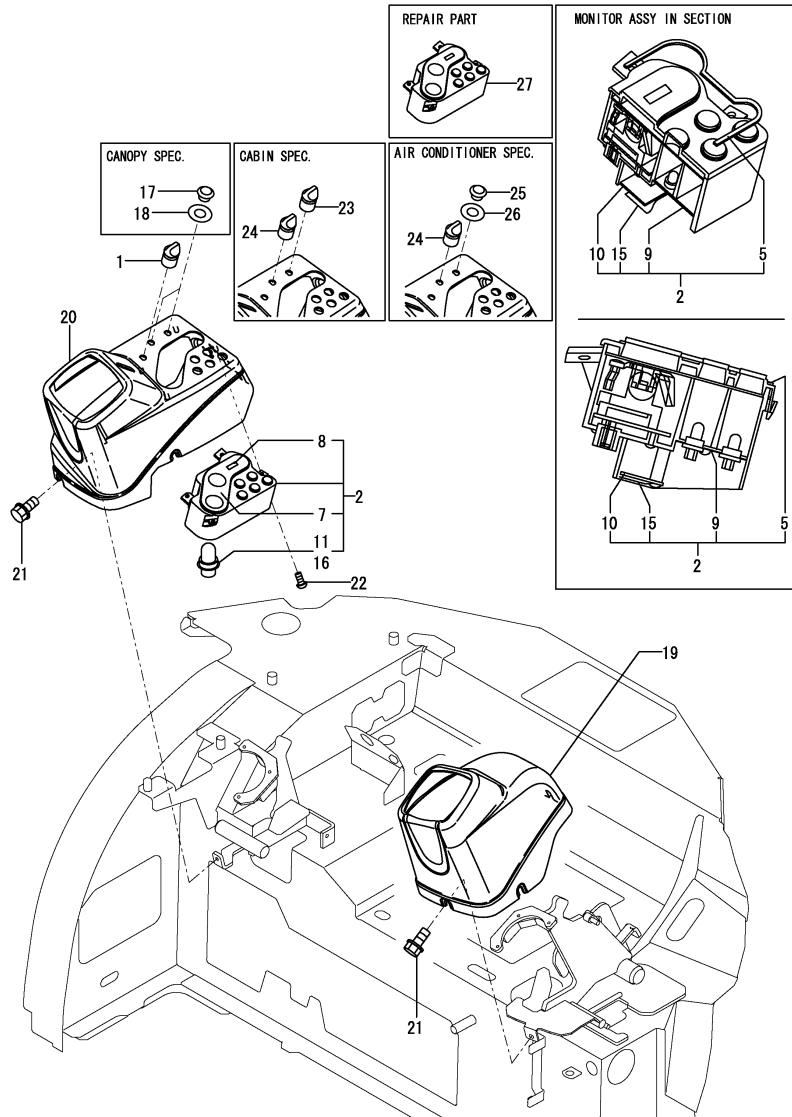
No.	Lev.	Parts No.	Description	Q'ty						I	R
				(A)	(B)	(C)	(D)	(E)	(F)		
1	1	172A47-62150	CAP, CLIP	3	3	3	3				
2	1	1A1380-62160	WASHER, BELT COVER	6	6	6	6				
3	1	172458-62430	WASHER	2	2	2	2				
4	1	172A47-62520	STEP, NON SLIP	1	1	1	1				
5	1	172A47-62550	STEP ASSY	1	1	1	1				
6	2	172A47-62261	SPONGE	1	1	1	1				
7	2	172A47-62450	SPONGE	1	1	1	1				
7-1	2	172A47-62451	SPONGE	1	1	1	1			S 3	
		(A=*2009.07.) (B=*2009.07.) (C=*2009.07.) (D=*2009.07.)									
7A	2	172A47-62470	SPONGE	1	1	1	1			W	
		(A=*2009.07.) (B=*2009.07.) (C=*2009.07.) (D=*2009.07.)									
8	2	172A47-62460	SPONGE	1	1	1	1				
9	2	172A47-62530	SHEET	1	1	1	1				
11	1	172A47-62570	COLLAR	3	3	3	3				
12	1	172A47-62580	PAD, ABSORBER	3	3	3	3				
13	1	172A47-62660	BOLT	3	3	3	3				
14	1	172137-69850	SCREW	2	2	2	2				
15	1	26013-100252	BOLT, SPRING M10X 25	2	2	2	2				
16	1	26106-080202	BOLT, M8X 20 PLATED	3	3	3	3				
17	1	172A46-61590	STEP ASSY	1	1	1				Z 1	
		(A=M/#50501) (B=M/#50501) (C=M/#50501)									
18	1	172A46-62100	STEP ASSY	1	1	1	1				
19	1	172A46-64851	HANDRAIL ASSY	1	1	1					
19-1	1	172A46-64852	HANDRAIL ASSY	1	1	1	1			N	
		(A=M/#50663) (B=M/#50663) (C=M/#50663)									
20	1	26013-100202	BOLT, SPRING M10X 20	1	1	1					
20-1	1	26013-100202	BOLT, SPRING M10X 20	2	2	2	2			K	
		(A=M/#50663) (B=M/#50663) (C=M/#50663)									
21	1	26013-100202	BOLT, SPRING M10X 20	2	2	2	2				
22	1	26013-100202	BOLT, SPRING M10X 20	2	2	2				Z 1	
		(A=M/#50501) (B=M/#50501) (C=M/#50501)									
23	1	172A47-62410	MAT, FLOOR	1	1	1	1			2	
24	1	22217-160000	WASHER, SPRING 16	1	1	1	1				
25	1	26116-160252	BOLT, M16X 25 PLATED	1	1	1	1				
26	1	22137-100000	WASHER, 10	1	1	1	1			W	
		(A=M/#51082) (B=M/#51082) (C=M/#51082)									

Remarks
 (1) ONLY CANOPY SPEC.
 (2) ONLY CABIN SPEC.
 (3) INTERCHANGEABLE BY SIMULTANEOUS REPLACEMENT WITH REF.NO.7A.

Fig.48. INSTRUMENT PANEL

(A)=VIO35-5(US)
 (B)=VIO35-5(AS)
 (C)=VIO35-5(NZ)

(D)=VIO35-5(SG)
 (E)=
 (F)=



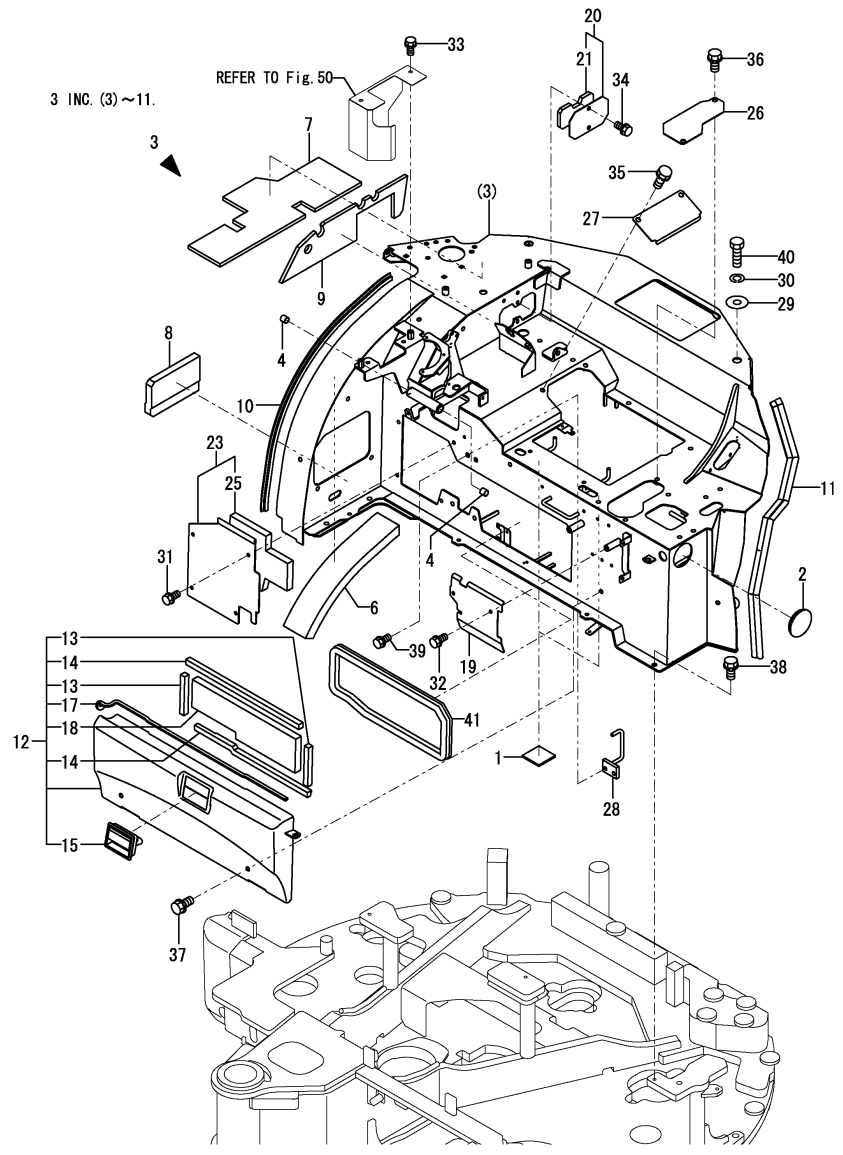
No.	Lev.	Parts No.	Description	Q'ty						I	R
				(A)	(B)	(C)	(D)	(E)	(F)		
1	1	172187-17280	SWITCH ASSY, LIGHT	1	1	1	1				
2	1	172472-17501	MONITOR PANEL ASSY	1	1	1	1				3
5	2	172187-17320	PACKING	1	1	1	1				
7	2	172187-17341	GAUGE ASSY	1	1	1	1				
8	2	172187-17350	METER ASSY, HOUR	1	1	1	1				
9	2	172187-17360	PRINT,CIRCUIT	1	1	1	1				
10	2	172187-17371	CIRCUIT ASSY	1	1	1	1				
11	2	172187-17380	BULB	4	4	4	4				
15	2	172187-17470	PLATE	1	1	1	1				
16	2	172187-17480	BULB	2	2	2	2				
17	1	172187-17560	CAP	2	2	2	2				
18	1	172187-17570	GASKET	2	2	2	2				
19	1	172A47-63110	IN-PANE,L	1	1	1	1				
20	1	172A47-63121	IN-PANE,R	1	1	1	1				1
21	1	172519-63240	BOLT	6	6	6	6				
22	1	22857-500121	SCREW 5X12	4	4	4	4				
23	1	172187-17290	SWITCH ASSY, HEATER	1	1	1	1				
24	1	172472-17300	SWITCH ASSY, WASHER	1	1	1	1				
25	1	172187-17560	CAP	1	1	1	1				
26	1	172187-17570	GASKET	1	1	1	1				
27	1	172A77-17500	MONITOR ASSY	1	1	1	1				W 4
				(A=MZZZZZ)	(B=MZZZZZ)	(C=MZZZZZ)	(D=MZZZZZ)				
28A	1	172A47-03200	LABEL,STARTER SWITCH	1	1	1	1				2
28B	1	172A47-03260	LABEL,PTO SWITCH	1	1	1	1				2

Remarks
 (1)PLEASE USE THIS PART WITH FOLLOWING LABELS AT THE SAME TIME. REF.NO.28A,28B.
 (2)LABELS ARE NOT ILLUSTRATED.
 (3)HOUR METER = ANALOG TYPE. COPE IN REF.NO.27.
 (4)HOUR METER = L.C.D. TYPE.

Fig.49. SEAT MOUNT

(A)=VIO35-5(US)
 (B)=VIO35-5(AS)
 (C)=VIO35-5(NZ)

(D)=VIO35-5(SG)
 (E)=
 (F)=



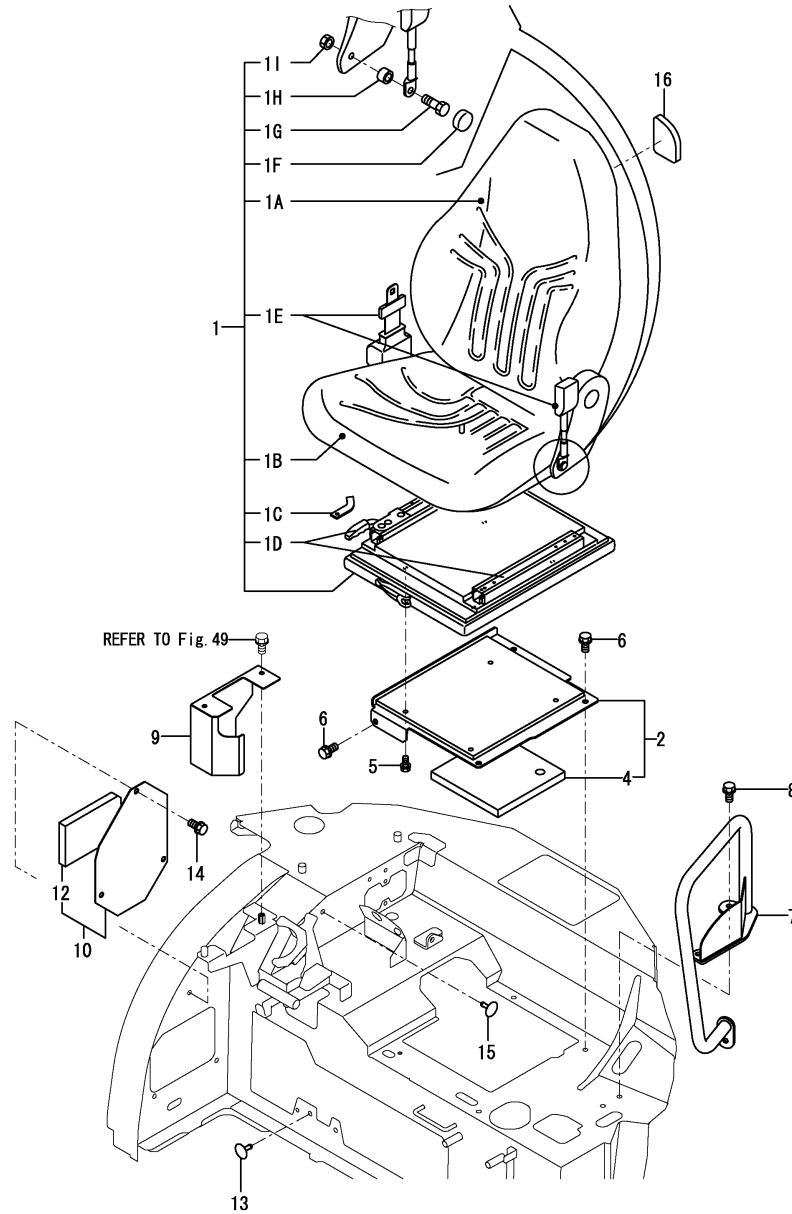
No.	Lev.	Parts No.	Description	Q'ty						I	R
				(A)	(B)	(C)	(D)	(E)	(F)		
1	1	172446-14250	RUBBER PLATE	2	2	2	2				
2	1	172730-61890	CAP, ENGINE COVER	1	1	1	1				
3	1	172A46-64101	SEAT MOUNT ASSY (73)	1	1	1	1				1
4	2	172141-41360	BUSH 1415	2	2	2	2				
6	2	172A47-64900	SPONGE	1	1	1	1				
7	2	172A46-64940	WOOL, GLASS	1	1	1	1				
8	2	172A47-64940	SPONGE	1	1	1	1				
9	2	172A46-64990	WOOL, GLASS	1	1	1	1				
10	2	172444-65610	SEAL, BONNET	1	1	1	1				
11	2	172164-65710	RUBBER, SEAL	1	1	1	1				
12	1	172A47-64501	COVER ASSY, MANUAL	1	1	1	1				2
13	2	172446-13580	SEAL, RADIATOR	2	2	2	2				
14	2	172455-18860	SEAL	2	2	2	2				
15	2	172187-61421	HANDLE, LOCK	1	1	1	1				
17	2	172A47-64550	SEAL	1	1	1	1				
18	2	172A47-64950	SPONGE	1	1	1	1				
19	1	172A47-64580	COVER, ELECTRIC	1	1	1	1				3
20	1	172A46-64820	COVER	1	1	1	1				
21	2	172A46-64830	WOOL, GLASS	1	1	1	1				
23	1	172A47-64871	COVER, SEAT MOUNT	1	1	1	1				
25	2	172A47-64960	SPONGE	1	1	1	1				
26	1	172A46-64951	COVER, SEAT MOUNT	1	1	1	1				
27	1	172A46-64970	COVER, SEAT MOUNT	1	1	1	1				
28	1	172A45-76710	CLAMP ASSY, HOSE	1	1	1	1				
29	1	22157-140000	WASHER, 14	1	1	1	1				
30	1	22217-160000	WASHER, SPRING 16	1	1	1	1				
31	1	26013-080162	BOLT, M8X 16	4	4	4	4				
32	1	26013-080162	BOLT, M8X 16	2	2	2	2				
33	1	26013-080162	BOLT, M8X 16	2	2	2	2				
34	1	26013-080162	BOLT, M8X 16	2	2	2	2				
35	1	26013-100162	BOLT, M10X 16	2	2	2	2				
36	1	26013-100162	BOLT, M10X 16	2	2	2	2				
37	1	26013-100202	BOLT, M10X 20	2	2	2	2				
38	1	26013-100202	BOLT, M10X 20	5	5	5	5				
38-1	1	26013-100252	BOLT, M10X 25	4	4	4	4				N
		(A=M/#51082) (B=M/#51082) (C=M/#51082)									
39	1	26013-100202	BOLT, M10X 20	2	2	2	2				
40	1	26116-160252	BOLT, M16X 25 PLATED	1	1	1	1				
41	1	172162-65650	SEAL	1	1	1	1				W
		(A=M/#51344) (B=M/#51344) (C=M/#51344)									
42A	1	172458-03220	LABEL,ACCELERATOR	1	1	1	1				4
42B	1	172437-03302	LABEL, MANUAL US	1	1	1	1				4
42C	1	172437-03471	LABEL, LEVER LOCK US	1	1	1	1				4
42D	1	172472-03241	LABEL, PIN US	1	1	1	1				4
42E	1	172472-03250	LABEL,OPERATION Q US	1	1	1	1				4
43A	1	172472-03141	LABEL, SUPPORT US	1	1	1	1				4
43B	1	172A46-03320	LAVEL,SPEC US	1	1	1	1				4
43C	1	172467-03150	LABEL,GREASE	1	1	1	1				4
43D	1	172A46-03330	LAVEL,SPEC US	1	1	1	1				4
43E	1	172437-03242	LABEL, CRAWLER US	1	1	1	1				4
44A	1	172A47-03340	LABEL,FUSE US	1	1	1	1				4

Remarks
 (1)USE W/REF.NO.42A,42B,42C.(CABIN)
 USE W/REF.NO.42A,42B,42C,42D,42E.
 (CANOPY)
 (2)USE W/REF.NO.43A,43B,43C,43D,43E.
 (3)USE W/REF.NO.44A.
 (4)LABELS ARE NOT ILLUSTRATED.

Fig.50. SEAT & HANDRAIL

(A)=VIO35-5(US)
 (B)=VIO35-5(AS)
 (C)=VIO35-5(NZ)

(D)=VIO35-5(SG)
 (E)=
 (F)=



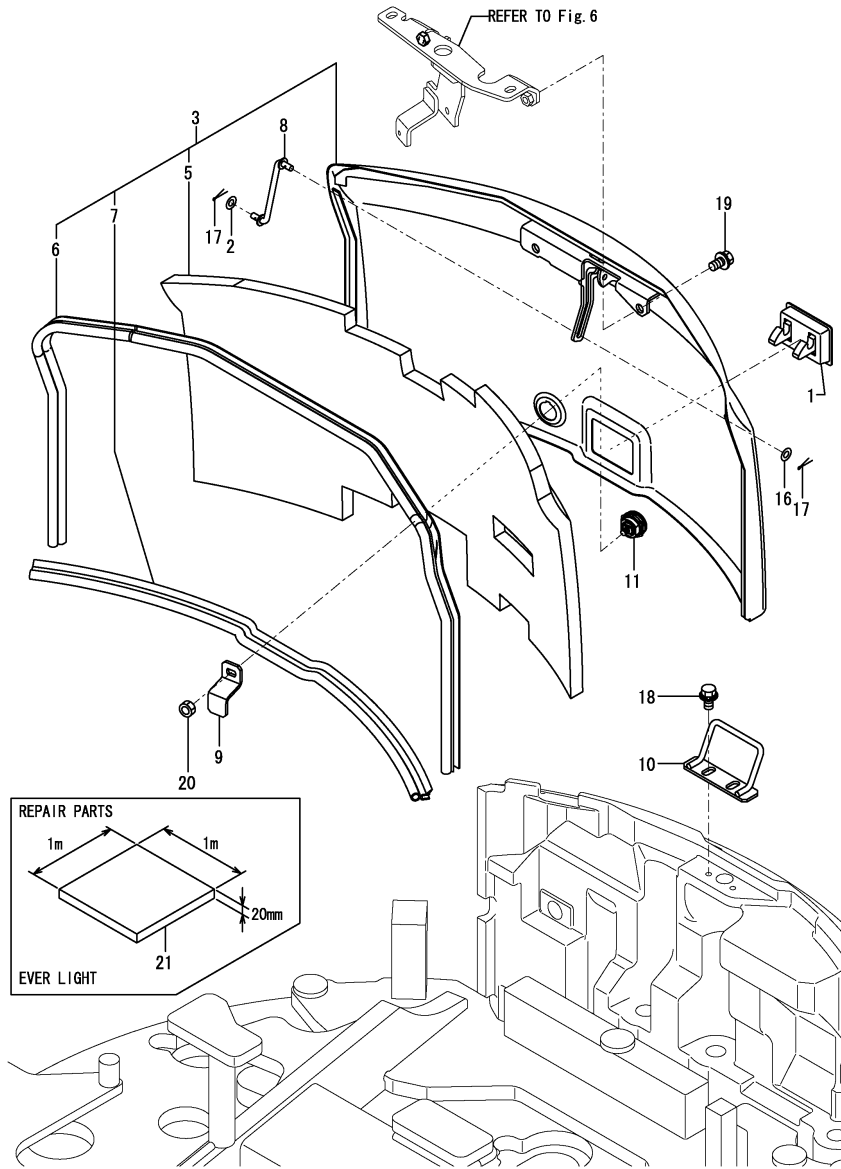
No.	Lev.	Parts No.	Description	Q'ty						I	R
				(A)	(B)	(C)	(D)	(E)	(F)		
1	1	172467-64101	SEAT, OPERATOR	1	1	1					1
1A	2	172467-64110	CUSHION, BACKREST (B=M/#####) (C=M/#####) (D=M/#####)	1	1	1					W
1B	2	172467-64120	CUSHION, SEAT (B=M/#####) (C=M/#####) (D=M/#####)	1	1	1					W
1C	2	172467-64130	STOPPER (B=M/#####) (C=M/#####) (D=M/#####)	1	1	1					W
1D	2	172467-64140	RAIL SET (B=M/#####) (C=M/#####) (D=M/#####)	1	1	1					W
1E	2	172467-64150	SEAT BELT (B=M/#####) (C=M/#####) (D=M/#####)	1	1	1					W
1F	2	172467-64160	COVER, CAP (B=M/#####) (C=M/#####) (D=M/#####)	2	2	2					W
1G	2	172467-64170	BOLT (B=M/#####) (C=M/#####) (D=M/#####)	2	2	2					W
1H	2	172467-64180	TUBE (B=M/#####) (C=M/#####) (D=M/#####)	2	2	2					W
1I	2	172467-64190	NUT (B=M/#####) (C=M/#####) (D=M/#####)	2	2	2					W
2	1	172A46-64810	PLATE,SEAT GRM (73)	1	1	1	1				
2-1	1	172A46-64811-1	PLATE,SEAT GRM (73) (A=M/#51733) (B=M/#51733) (C=M/#51733) (D=M/#51733)	1	1	1	1				N
4	2	172A46-64930	SPONGE	1	1	1	1				
5	1	26013-080162	BOLT, M8X 16		4	4	4				1
6	1	26013-100202	BOLT, M10X 20	4	4	4	4				
7	1	172A47-64701	HAND HOLD ASSY (73)	1	1	1	1				2
8	1	26013-100202	BOLT, M10X 20	2	2	2	2				2
9	1	172A47-61460-2	COVER, BLADE	1	1	1	1				2
10	1	172A47-64880	COVER, SEAT MOUNT	1	1	1	1				2
12	2	172A47-64940	SPONGE	1	1	1	1				2
13	1	172444-68650	CLIP, TREE	1	1	1	1				2
13-1	1	172122-17190	CLIP, TREE (A=M#####) (B=M#####) (C=M#####) (D=M#####)	1	1	1	1				R 2
14	1	26013-100202	BOLT, M10X 20	3	3	3	3				2
15	1	172444-68650	CLIP, TREE	4	4	4	4				
15-1	1	172122-17190	CLIP, TREE (A=M#####) (B=M#####) (C=M#####) (D=M#####)	4	4	4	4				R
16	1	172A47-64980	CUSHION, SEAT	1	1	1	1				3

Remarks
 (1)NOT APPLIED FOR US SPEC.
 (2)ONLY CANOPY SPEC.
 (3)ONLY CABIN SPEC.

Fig.51. BONNET(1)

(A)=VIO35-5(US)
 (B)=VIO35-5(AS)
 (C)=VIO35-5(NZ)

(D)=VIO35-5(SG)
 (E)=
 (F)=



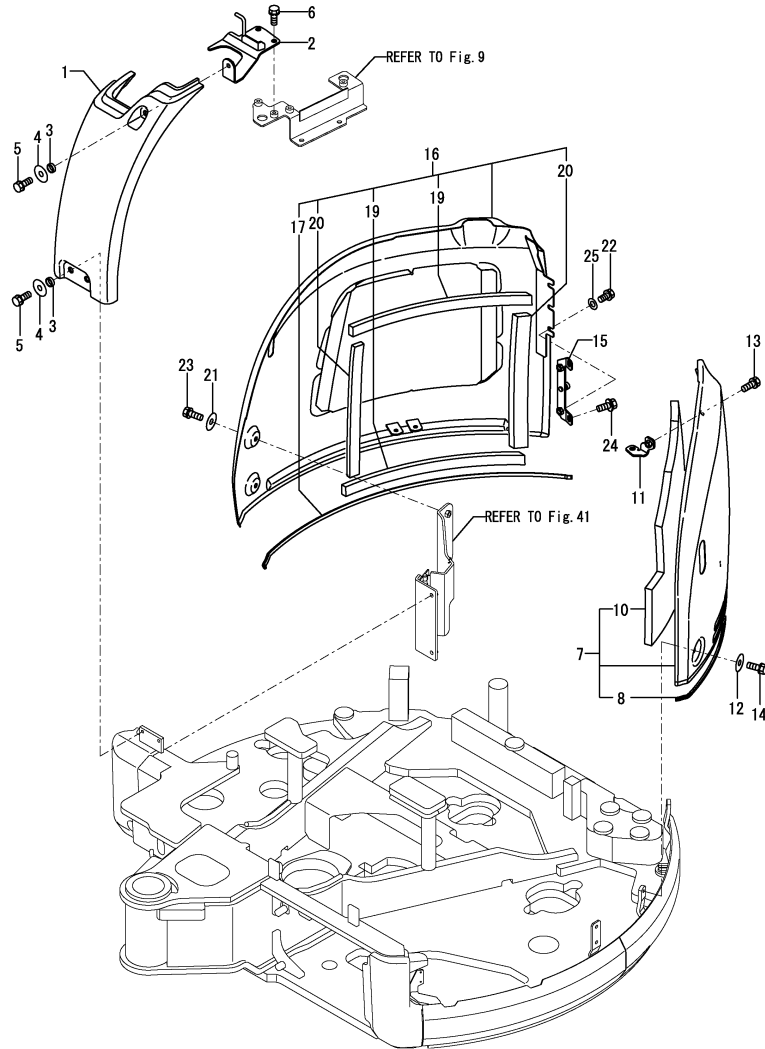
No.	Lev.	Parts No.	Description	Q'ty						I	R
				(A)	(B)	(C)	(D)	(E)	(F)		
1	1	172187-61421	HANDLE, LOCK	1	1	1	1				
2	1	1A1380-62160	WASHER	1	1	1	1				
3	1	172A46-65101-1	BONNET ASSY,A (87)	1	1	1	1				2
5	2	172A46-65170	SPONGE	1	1	1	1				
6	2	172A46-65180	RUBBER, SEAL	1	1	1	1				
7	2	172989-68640	RUBBER, SEAL	1	1	1	1				
8	1	172444-65190	ROD,STOPPER	1	1	1	1				
9	1	172458-65271	PLATE,ROCK	1	1	1	1				
10	1	172A46-65310	CATCH ASSY, LOCK	1	1	1	1				
11	1	172164-66170	KEY ASSY, CYLINDER	1	1	1	1				
16	1	22137-080000	WASHER, 8	1	1	1	1				
17	1	22417-200200	PIN, COTTER 2.0X20	2	2	2	2				
18	1	26014-100252	BOLT, M10X 25	2	2	2	2				
19	1	26014-100252	BOLT, M10X 25	2	2	2	2				
20	1	26347-100002	NUT, M10	1	1	1	1				
21	1	172478-65750	SPONGE	1	1	1	1				1
22A	1	172A46-03160	LABEL,REAR	1	1	1					3
22A-1	1	172A46-03161	LABEL,REAR	1	1	1	1				N 3
(A=M/#50608) (B=M/#50608) (C=M/#50608)											
22B	1	172463-03290	LABEL,HYD.OIL US	1	1	1	1				3
22C	1	172437-03322	LABEL, HYD.OIL TANK	1	1	1	1				3
22D	1	172437-03381	LABEL,SWING AREA US	1	1	1	1				3
22E	1	172437-03402	LABEL, ENG,COVER US	1	1	1	1				3

Remarks
 (1)REPAIR PARTS.
 (2)PLEASE USE THIS PART WITH FOLLOWI-
 NG LABELS AT THE SAME TIME.
 REF.NO.22A,22B,22C,22D,22E
 (3)LABELS ARE NOT ILLUSTRATED.

Fig.52. BONNET(2)

(A)=VIO35-5(US)
(B)=VIO35-5(AS)
(C)=VIO35-5(NZ)

(D)=VIO35-5(SG)
(E)=
(F)=



No.	Lev.	Parts No.	Description	Q'ty						I	R
				(A)	(B)	(C)	(D)	(E)	(F)		
1	1	172A46-65460	BON B(YELLOW	1	1	1	1				
2	1	172A46-65532	PLATE ASSY	1	1	1	1				
3	1	172A47-65550	COLLAR	3	3	3	3				
4	1	22157-100000	WASHER, 10	3	3	3	3				
5	1	26013-100252	BOLT, M10X 25	3	3	3	3				
6	1	26013-100252	BOLT, M10X 25	2	2	2	2				
7	1	172A46-65600-1	BONNET L ASSY (87)	1	1	1	1				1
8	2	172460-19180	TRIM	1	1	1	1				
10	2	172A46-65650	SPONGE	1	1	1	1				
11	1	172A46-65671	STAY, BONNET	1	1	1	1				
12	1	22157-100000	WASHER, 10	2	2	2	2				
13	1	26013-100252	BOLT, M10X 25	2	2	2	2				
14	1	26013-100252	BOLT, M10X 25	2	2	2	2				
15	1	172A46-65010	BRACKET ASSY,BR	1	1	1	1				
16	1	172A46-65800-1	BONNET R ASSY (87)	1	1	1	1				2
17	2	172480-62900	TRIM	1	1	1	1				
19	2	172A46-65940	SEAL, BONNET	2	2	2	2				
20	2	172A46-65950	SEAL, BONNET	2	2	2	2				
21	1	22157-100000	WASHER, 10	2	2	2	2				
22	1	26013-100202	BOLT, M10X 20	2	2	2	2				
23	1	26013-100252	BOLT, M10X 25	2	2	2	2				
24	1	26014-100202	BOLT, M10X 20	2	2	2	2				
25	1	172458-61261	WASHER	2	2	2	2				
26A	1	172A46-03150	LABEL,SPECIFICATION	1	1	1					3
26A-1	1	172A46-03151	LABEL,SPECIFICATION	1	1	1	1				N 3
		(A=M/#50608) (B=M/#50608) (C=M/#50608) (D=M/#50608)									
26A-2	1	172A46-03152	LABEL,SPECIFICATION	1	1	1	1				S 4
		(A=M/#XXXXXX) (B=M/#XXXXXX) (C=M/#XXXXXX) (D=M/#XXXXXX)									
26B	1	172437-03361	LABEL, BATTERY US	1	1	1	1				3
27A	1	172A36-03411	LABEL, ENG ROOM	1	1	1	1				3
27B	1	172A46-03170	LABEL,SPECIFICATION	1	1	1					3
27B-1	1	172A46-03171	LABEL,SPECIFICATION	1	1	1	1				N 3
		(A=M/#50608) (B=M/#50608) (C=M/#50608) (D=M/#50608)									
27B-2	1	172A46-03172	LABEL,SPECIFICATION	1	1	1	1				S 4
		(A=M/#XXXXXX) (B=M/#XXXXXX) (C=M/#XXXXXX) (D=M/#XXXXXX)									
27C	1	172437-03501	LABEL, FUEL US	1	1	1	1				3
27D	1	172437-03422	LABEL, MUFFLER US	1	1	1	1				3

Remarks

(1)PLEASE USE THIS PART WITH FOLLOWING LABELS AT THE SAME TIME.
REF.NO.26A,26B

(2)PLEASE USE THIS PART WITH FOLLOWING LABELS AT THE SAME TIME.
REF.NO.27A,27B,27C,27D

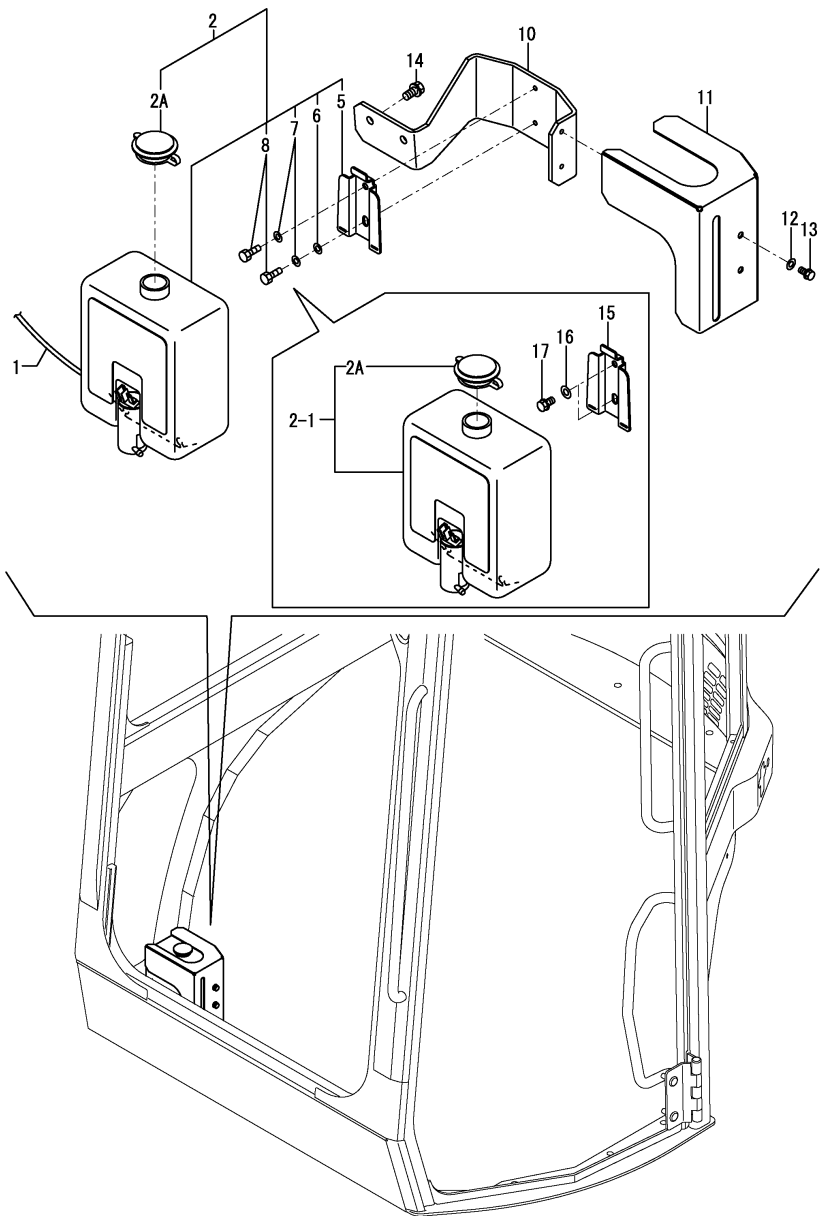
(3)LABELS ARE NOT ILLUSTRATED.

(4)INTERCHANGEABLE BY SIMULTANEOUS REPLACEMENT WITH REF.26A-2,27B-2. LABELS ARE NOT ILLUSTRATED.

Fig.28. WINDOW WASHER

(A)=VIO35-5(US)
 (B)=VIO35-5(AS)
 (C)=VIO35-5(NZ)

(D)=VIO35-5(SG)
 (E)=
 (F)=



No.	Lev.	Parts No.	Description	Q'ty						I	R	
				(A)	(B)	(C)	(D)	(E)	(F)			
1	1	172472-16610	HARNES, WASHER	1	1	1	1					
2	1	172472-17610	TANK ASSY, WASHER	1	1	1	1					
2-1	1	172A47-18980	TANK ASSY, WASHER	1	1	1	1				F 1	
2A	2	(A=M53528) (B=M53528) (C=M53528) (D=M53528)	172A47-18990	CAP	1	1	1	1				W
		(A=M53528) (B=M53528) (C=M53528) (D=M53528)										
5	3	172472-17650	BRACKET	1	1	1	1				Z	
6	3	(A=MXXXXX) (B=MXXXXX) (C=MXXXXX) (D=MXXXXX)	22137-060000	WASHER, 6	1	1	1	1				Z
		(A=MXXXXX) (B=MXXXXX) (C=MXXXXX) (D=MXXXXX)										
7	3	22217-060000	WASHER, SPRING 6	2	2	2	2				Z	
8	3	(A=MXXXXX) (B=MXXXXX) (C=MXXXXX) (D=MXXXXX)	26116-060162	BOLT, M6X 16 PLATED	2	2	2	2				Z
		(A=MXXXXX) (B=MXXXXX) (C=MXXXXX) (D=MXXXXX)										
10	1	172A47-18780	PLATE, WASHER	1	1	1	1					
11	1	172A47-18810	COVER, WASHER	1	1	1	1					
12	1	22137-060000	WASHER, 6	4	4	4	4					
12-1	1	22137-060000	WASHER, 6	2	2	2	2				K	
13	1	(A=MXXXXX) (B=MXXXXX) (C=MXXXXX) (D=MXXXXX)	26013-060102	BOLT, M6X 10	4	4	4	4				
		(A=MXXXXX) (B=MXXXXX) (C=MXXXXX) (D=MXXXXX)										
13-1	1	26013-060102	BOLT, M6X 10	2	2	2	2				K	
14	1	(A=MXXXXX) (B=MXXXXX) (C=MXXXXX) (D=MXXXXX)	26013-080202	BOLT, M8X 20	2	2	2	2				
		(A=MXXXXX) (B=MXXXXX) (C=MXXXXX) (D=MXXXXX)										
15	1	120147-44810	BRACKET	1	1	1	1				W	
16	1	(A=MXXXXX) (B=MXXXXX) (C=MXXXXX) (D=MXXXXX)	22137-060000	WASHER, 6	2	2	2	2				W
		(A=MXXXXX) (B=MXXXXX) (C=MXXXXX) (D=MXXXXX)										
17	1	(A=MXXXXX) (B=MXXXXX) (C=MXXXXX) (D=MXXXXX)	26013-060102	BOLT, M6X 10	2	2	2	2				W
		(A=MXXXXX) (B=MXXXXX) (C=MXXXXX) (D=MXXXXX)										

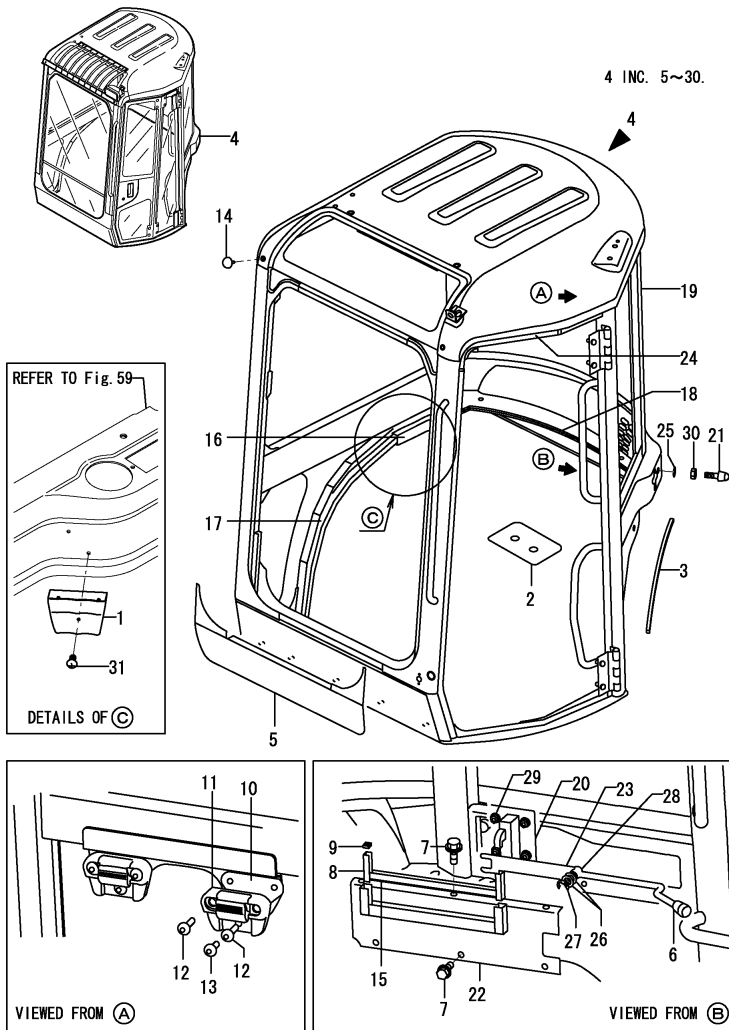
Remarks
 (1)Interchangeable by simultaneous replacement with Ref.No.15,16,17.

Fig.53. CABIN(BODY)

(A)=VIO35-5(US)
 (B)=VIO35-5(AS)
 (C)=VIO35-5(NZ)

(D)=VIO35-5(SG)
 (E)=
 (F)=

CABIN ASSY
 172A47-67801
 Fig. 53 Ref No. 4
 INC Fig. 53 Ref No. 5~30.
 Fig. 54 Ref No. 1~44.
 Fig. 55 Ref No. 1~18.
 Fig. 56 Ref No. 1~22.
 Fig. 57 Ref No. 1.



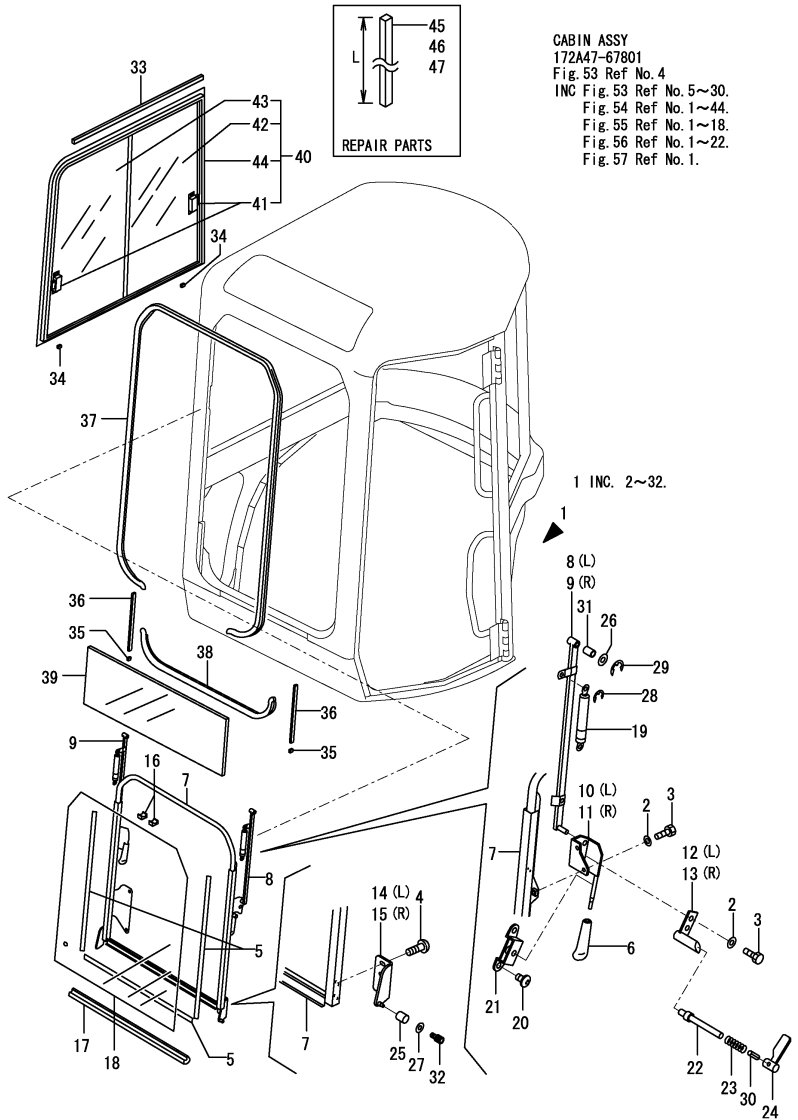
No.	Lev.	Parts No.	Description	Q'ty						I	R
				(A)	(B)	(C)	(D)	(E)	(F)		
1	1	172312-17250	ASHTRAY	1	1	1	1				
2	1	172458-63580	SPACER	1	1	1	1				
3	1	172164-65710	RUBBER, SEAL	1	1	1	1				
4	1	172A47-67801	CABIN ASSY	1	1	1	1				
5	2	172458-03310	LABEL	1	1	1	1				
6	2	1E5100-51430	KNOB CLUTCH(RED)	1	1	1	1				
7	2	172519-63240	BOLT	6	6	6	6				
8	2	172455-67310	RUN, GLASS	2	2	2	2				
9	2	172455-67320	CAP, CHANNEL	2	2	2	2				
10	2	172455-67330	PLATE ASSY LOW GLASS	2	2	2	2				
11	2	172455-67340	HOLDER GLASS UP	2	2	2	2				
12	2	172455-67350	SCREW	4	4	4	4				
13	2	172455-67360	SCREW	2	2	2	2				
14	2	172455-67440	CLIP, TREE	4	4	4	4				
15	2	172458-67840	RUN, GLASS	1	1	1	1				
16	2	172458-67960	SEAL	1	1	1	1				
17	2	172458-67970	SEAL	1	1	1	1				
18	2	172458-67981	SEAL	1	1	1	1				
19	2	172A47-68001	FRAME ASSY,CABIN(83)	1	1	1	1				1
20	2	172162-69050	LOCK ASSY	1	1	1	1				
21	2	172165-69190	RUBBER, STOPPER	1	1	1	1				
22	2	172458-69790	COVER ASSY	1	1	1	1				
23	2	172458-69830	LEVER	1	1	1	1				
24	2	172458-69930	SEAL, DOOR	1	1	1	1				
25	2	22117-100000	WASHER, 10	1	1	1	1				
26	2	22117-120000	WASHER, 12	2	2	2	2				
27	2	22272-000100	RING, E-10	1	1	1	1				
28	2	24550-012200	BUSH, 12X20	1	1	1	1				
29	2	26366-080002	NUT, M8	4	4	4	4				
30	2	26716-100002	NUT, M10	1	1	1	1				
31	1	22867-400100	SCREW, 4X10	3	3	3	3				
32A	1	172437-03441	LABEL, ROPS US	1	1	1	1				2
32B	1	172437-03451	LABEL, SEAT BELT US	1	1	1	1				2
32C	1	172A47-03250	LABEL,PTO FOOT	1	1	1	1				2

Remarks
 (1)PLEASE USE THIS PART WITH FOLLOWING LABELS AT THE SAME TIME.
 REF.NO.32A,32B,32C
 (2)LABELS ARE NOT ILLUSTRATED.

Fig.54. CABIN(GLASS)

(A)=VIO35-5(US)
 (B)=VIO35-5(AS)
 (C)=VIO35-5(NZ)

(D)=VIO35-5(SG)
 (E)=
 (F)=



CABIN ASSY
 172A47-67801
 Fig. 53 Ref No. 4
 INC Fig. 53 Ref No. 5~30.
 Fig. 54 Ref No. 1~44.
 Fig. 55 Ref No. 1~18.
 Fig. 56 Ref No. 1~22.
 Fig. 57 Ref No. 1.

No.	Lev.	Parts No.	Description	Q'ty						I	R
				(A)	(B)	(C)	(D)	(E)	(F)		
1	2	172459-67810	SASH ASSY	1	1	1	1				
2	3	172458-63670	HD WASHER	8	8	8	8				
3	3	172458-63680	BOLT 8X16	8	8	8	8				
4	3	172458-63730	SCREW	4	4	4	4				
5	3	172458-63790	SEAL, DAM	3	3	3	3				
6	3	172445-66750	GRIP	2	2	2	2				
7	3	172458-67340	FRAME,FRONT W (12)	1	1	1	1				
8	3	172458-67440	LINK L,FW (12)	1	1	1	1				
9	3	172458-67510	LINK R,FW (12)	1	1	1	1				
10	3	172458-67520	HANDLE L	1	1	1	1				
11	3	172458-67550	HANDLE R	1	1	1	1				
12	3	172458-67570	RUCHE	1	1	1	1				
13	3	172458-67610	RUCHE	1	1	1	1				
14	3	172458-67670	SHAFT ASSY, ROLLER	1	1	1	1				
15	3	172458-67680	SHAFT ASSY, ROLLER	1	1	1	1				
16	3	172458-67850	RUBBER, STOPPER	2	2	2	2				
17	3	172458-67870	RUBBER, SEAL	1	1	1	1				
18	3	172458-67900	GLASS	1	1	1	1				
19	3	172458-67920	SPRING, GAS	2	2	2	2				
20	3	172463-69150	SCREW	4	4	4	4				
21	3	172463-69160	HOLDER ASSY,F/W	2	2	2	2				
22	3	172463-69190	LATCH PIN	2	2	2	2				
23	3	172463-69200	SPRING	2	2	2	2				
24	3	172463-69210	LEVER ASSY,F/W	2	2	2	2				
25	3	172445-69740	ROLLER	2	2	2	2				
26	3	22117-120000	WASHER, 12	4	4	4	4				
27	3	22137-060000	WASHER, 6	2	2	2	2				
28	3	22272-000060	RING, E- 6	4	4	4	4				
29	3	22272-000080	RING, E- 8	4	4	4	4				
30	3	22351-030012	PIN, SPRING 3.0X12	2	2	2	2				
31	3	24550-012200	BUSH, 12X20	4	4	4	4				
32	3	26450-060102	BOLT, M6X 10	2	2	2	2				
33	2	172458-63760	SEAL, SPONGE	1	1	1	1				
34	2	172455-67610	SPACER	2	2	2	2				
35	2	172455-67710	RUBBER, STOPPER	2	2	2	2				
36	2	172458-67830	RUN, GLASS	2	2	2	2				
37	2	172458-67860	RUBBER, SEAL	1	1	1	1				
38	2	172458-67880	RUBBER, SEAL	1	1	1	1				
39	2	172458-67910	GLASS	1	1	1	1				
40	2	172458-69250	SASH ASSY	1	1	1	1				
41	3	172455-67770	LOCK ASSY, SASH	2	2	2	2				
42	3	172458-69260	GLASS, SASH	1	1	1	1				2
43	3	172458-69270	GLASS, SASH	1	1	1	1				
44	3	172458-69280	FRAME, SASH	1	1	1	1				
45	1	172478-68600	SEAL, DAM	1	1	1	1				1
46	1	172478-68610	SEAL, DAM	1	1	1	1				1
47	1	172478-68620	SEAL, DAM	1	1	1	1				1
48A	1	172490-03200	LABEL	1	1	1	1				3
48B	1	172437-03312	LABEL,SLOPE US	1	1	1	1				3
48C	1	172437-03372	LABEL, NEUTRAL US	1	1	1	1				3
48D	1	172437-03601	LABEL, 2-WAY US	1	1	1	1				3

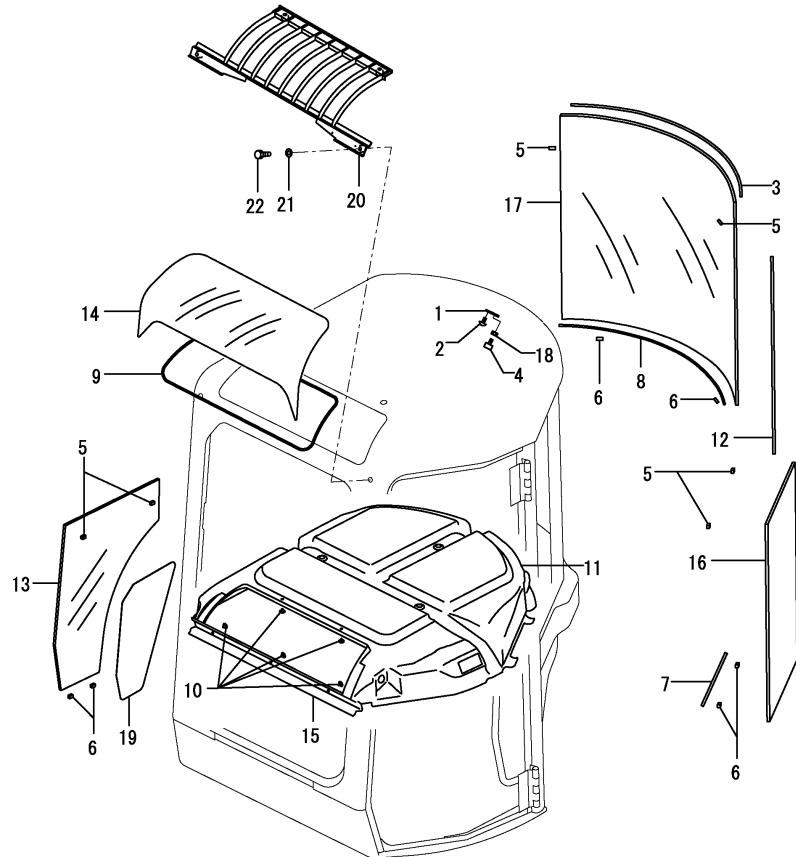
Remarks
 (1)REPAIR PARTS.
 L=REF.NO.45:1000MM,NO.46:2000MM,
 REF.NO.47:3000MM.
 (2)PLEASE USE THIS PART WITH FOLLOWI-
 NG LABELS AT THE SAME TIME.
 REF.NO.48A,48B,48C,48D
 (3)LABELS ARE NOT ILLUSTRATED.

Fig.55. CABIN(Accessory)

(A)=VIO35-5(US)
 (B)=VIO35-5(AS)
 (C)=VIO35-5(NZ)

(D)=VIO35-5(SG)
 (E)=
 (F)=

CABIN ASSY
 172A47-67801
 Fig. 53 Ref No. 4
 INC Fig. 53 Ref No. 5~30.
 Fig. 54 Ref No. 1~44.
 Fig. 55 Ref No. 1~18.
 Fig. 56 Ref No. 1~22.
 Fig. 57 Ref No. 1.



No.	Lev.	Parts No.	Description	Q'ty						I	R
				(A)	(B)	(C)	(D)	(E)	(F)		
1	2	172458-63700	PLATE	1	1	1	1				
2	2	172458-63730	SCREW	1	1	1	1				
3	2	172458-63770	TRIM	1	1	1	1				
4	2	172458-63800	RUBBER, STOPPER	1	1	1	1				
5	2	172458-63950	SPACER	6	6	6					
5-1	2	172458-63950	SPACER	4	4	4	4				K
(A=M/#50712) (B=M/#50712) (C=M/#50712)											
6	2	172458-63960	SPACER	6	6	6					
6-1	2	172458-63960	SPACER	4	4	4	4				K
(A=M/#50712) (B=M/#50712) (C=M/#50712)											
7	2	172458-63970	SEAL, DAM	1	1	1	1				
8	2	172458-63980	SEAL, DAM	1	1	1	1				
9	2	172458-63990	SEAL, DAM	1	1	1	1				
10	2	172455-67550	CLIP	15	15	15	15				
11	2	172458-68851	INNER ROOF	1	1	1	1				
12	2	172458-69090	TRIM	1	1	1	1				
13	2	172458-69200	GLASS	1	1	1					Z
(A=M/#50712) (B=M/#50712) (C=M/#50712)											
14	2	172458-69210	SUNROOF	1	1	1	1				
15	2	172458-69220	INNER FRONT	1	1	1	1				
16	2	172458-69230	GLASS	1	1	1	1				1
17	2	172458-69240	GLASS	1	1	1	1				2
18	2	26716-100002	NUT, M10	1	1	1	1				
19	1	172A47-03910	LABEL, GLASS R	1	1	1					Z
(A=M/#50712) (B=M/#50712) (C=M/#50712)											
20	1	172472-66611-2	GUARD, FOPS	1	1	1	1				
21	1	22137-100000	WASHER, 10	4	4	4	4				
22	1	26076-100352	BOLT, 10.910X 35	4	4	4	4				
23A	1	172463-03320	LABEL, F/W LOWER US	1	1	1	1				3
23B	1	172437-03551	LABEL, WINDOW US	1	1	1	1				3
23C	1	172472-03241	LABEL, PIN US	1	1	1	1				3
23D	1	172472-03250	LABEL, OPERATION Q US	1	1	1	1				3
24A	1	172A46-03350	LABEL, LIFT Q US	1	1	1					3
24A-1	1	172A46-03351	LABEL, LIFT Q US	1	1	1	1				N 3
(A=M/#51082) (B=M/#51082) (C=M/#51082)											

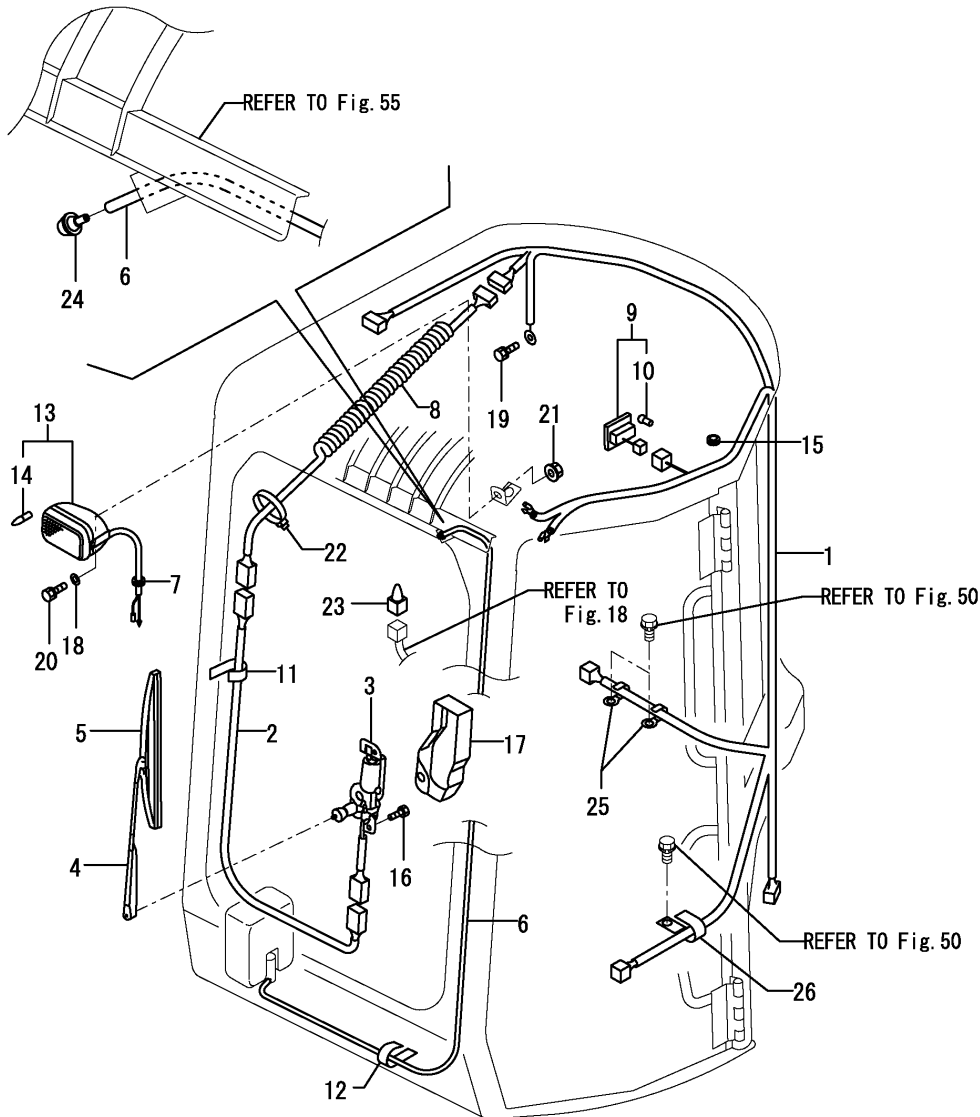
Remarks
 (1) PLEASE USE THIS PART WITH FOLLOWING LABELS AT THE SAME TIME.
 REF.NO. 23A, 23B, 23C, 23D
 (2) PLEASE USE THIS PART WITH FOLLOWING LABELS AT THE SAME TIME.
 REF.NO. 24A
 (3) LABELS ARE NOT ILLUSTRATED.

Fig.56. CABIN(ELECTRIC PART)

(A)=VIO35-5(US)
 (B)=VIO35-5(AS)
 (C)=VIO35-5(NZ)

(D)=VIO35-5(SG)
 (E)=
 (F)=

CABIN ASSY
 172A47-67801
 Fig. 53 Ref No. 4
 INC Fig. 53 Ref No. 5~30.
 Fig. 54 Ref No. 1~44.
 Fig. 55 Ref No. 1~18.
 Fig. 56 Ref No. 1~22.
 Fig. 57 Ref No. 1.



No.	Lev.	Parts No.	Description	Q'ty						I	R
				(A)	(B)	(C)	(D)	(E)	(F)		
1	2	172458-16612	HARNES A.WIRE(CABIN	1	1	1	1				
2	2	172458-16620	WIRE HARNES B	1	1	1	1				
3	2	172458-17210	WIPER MOTOR	1	1	1	1				
4	2	172458-17220	ARM, WIPER	1	1	1	1				
5	2	172458-17230	WIPER BLADE	1	1	1	1				
6	2	172472-17620	HOSE,WASHER	1	1	1	1				
7	2	172455-67870	GROMMET	2	2	2	2				
8	2	172455-67880	CORD	1	1	1	1				
9	2	172455-67900	ROOM LAMP	1	1	1	1				
10	3	172455-67930	BULB	1	1	1	1				
11	2	172455-67910	CLAMP, HARNES	3	3	3	3				
12	2	172455-67910	CLAMP, HARNES	3	3	3	3				
13	2	172455-67970	WORKING LAMP	1	1	1	1				
13-1	2	172455-67971	WORKING LAMP	1	1	1	1				N
				(A=M/#51497)	(B=M/#51497)	(C=M/#51497)					
14	3	172458-17420	BULB	1	1	1	1				
15	2	172458-69320	GROMMET	1	1	1	1				
16	2	172455-69410	SET SCREW	2	2	2	2				
17	2	172455-69490	COVER, WIPER	1	1	1	1				
18	2	22137-080000	WASHER, 8	1	1	1	1				
19	2	26013-080162	BOLT, M8X 16	1	1	1	1				
20	2	26116-080202	BOLT, M8X 20 PLATED	1	1	1	1				
21	2	26366-080002	NUT, M8	1	1	1	1				
22	2	933168-55770	BAND 146	1	1	1	1				
23	1	172190-16500	HARNES	1	1	1	1				
24	1	198094-86060	NOZZLE, WASHER	1	1	1	1				
25	1	172126-16540	CLAMP	2	2	2	2				W
				(A=M/#50608)	(B=M/#50608)	(C=M/#50608)					
26	1	1A1380-59480	CLAMP, CORD	1	1	1	1				
26-1	1	1A1380-59480	CLAMP, CORD	2	2	2	2				K
				(A=M/#50663)	(B=M/#50663)	(C=M/#50663)					

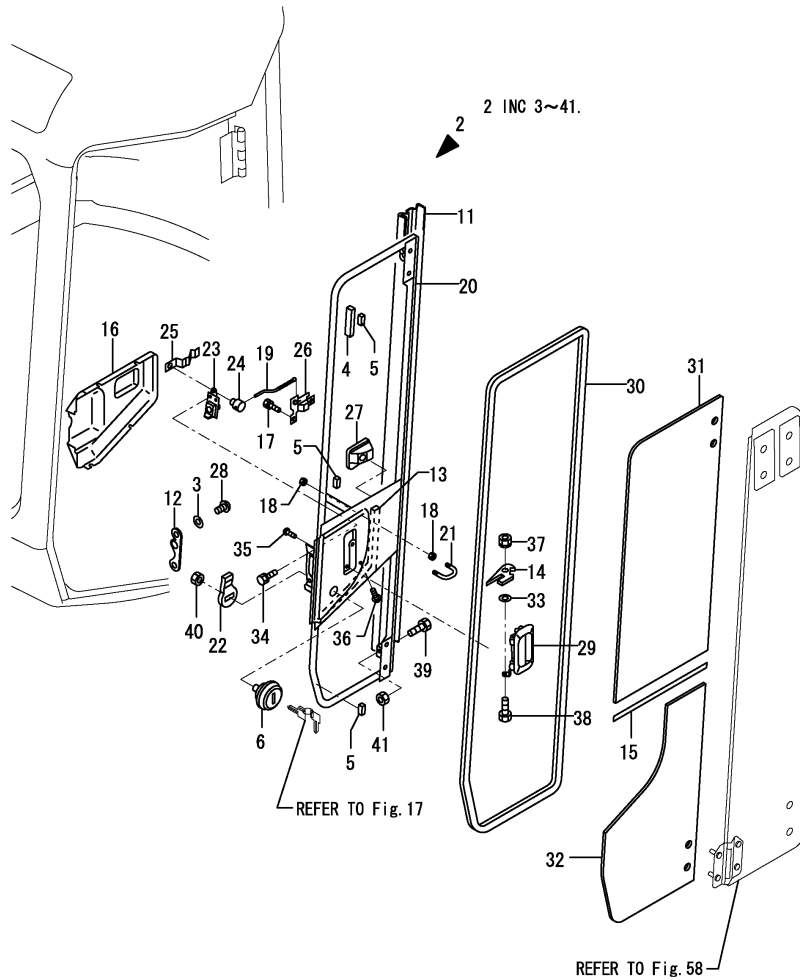
Fig.57. CABIN DOOR(FRONT)

(A)=VIO35-5(US)
(B)=VIO35-5(AS)
(C)=VIO35-5(NZ)

(D)=VIO35-5(SG)
(E)=
(F)=

CABIN ASSY
172A47-67801
Fig. 53 Ref No. 4
INC Fig. 53 Ref No. 5~30.
Fig. 54 Ref No. 1~44.
Fig. 55 Ref No. 1~18.
Fig. 56 Ref No. 1~22.
Fig. 57 Ref No. 1.

CABIN DOOR ASSY
172459-67821
Fig. 57 Ref No. 1
INC Fig. 57 Ref No. 2.
Fig. 58 Ref No. 1.



No.	Lev.	Parts No.	Description	Q'ty						I	R
				(A)	(B)	(C)	(D)	(E)	(F)		
1	2	172459-67821	DOOR ASSY	1	1	1	1				
2	3	172459-67831	DOOR ASSY	1	1	1	1				
3	4	172458-63670	HD WASHER	2	2	2	2				
4	4	172458-63930	STOPPER	1	1	1	1				
5	4	172458-63950	SPACER	3	3	3	3				
6	4	172164-66170	KEY ASSY, CYLINDER	1	1	1	1				
11	4	172458-66720	COVER, DOOR	1	1	1	1				
12	4	172458-67020	STRIKER ASSY	1	1	1	1				
13	4	172458-67650	SEAL, DAM	1	1	1	1				
14	4	172458-67940	PLATE	1	1	1	1				
15	4	172458-69100	TRIM	1	1	1	1				
16	4	172455-69170	COVER, LATCH	1	1	1	1				
17	4	172455-69300	SCREW	3	3	3	3				
18	4	172445-69320	NUT	4	4	4	4				
19	4	172445-69400	ROD	1	1	1	1				
20	4	172458-69400	FRAME, DOOR F (12)	1	1	1	1				1
21	4	172445-69420	DOOR HOOK	1	1	1	1				
22	4	172162-69470	LOCK PLATE	1	1	1	1				
23	4	172162-69480	LOCK ASSY	1	1	1	1				
24	4	172162-69490	PIN	1	1	1	1				
25	4	172162-69500	SPRING	1	1	1	1				
26	4	172162-69510	HANDLE ASSY	1	1	1	1				
27	4	172162-69520	COVER	1	1	1	1				
28	4	172455-69520	SCREW	2	2	2	2				
29	4	172162-69541	HANDLE, OUTER	1	1	1	1				
30	4	172458-69580	TRIM ASSY	1	1	1	1				
31	4	172458-69900	GLASS, DOOR	1	1	1	1				
32	4	172458-69910	GLASS, DOOR	1	1	1	1				
33	4	22137-080000	WASHER, 8	1	1	1	1				
34	4	26013-060162	BOLT, M6X 16	3	3	3	3				
35	4	26023-060122	SCREW, M6X12	2	2	2	2				
36	4	26023-060162	SCREW, M6X16	4	4	4	4				
37	4	26051-080002	NUT, M8	1	1	1	1				
38	4	26116-080202	BOLT, M8X 20 PLATED	1	1	1	1				
39	4	26116-100304	BOLT, M10X 30 PLATED	1	1	1	1				
40	4	26716-100002	NUT, M10	1	1	1	1				
41	4	26716-100002	NUT, M10	1	1	1	1				
42A	1	172458-03601	LABEL, DOOR KEY LOCK	1	1	1	1				2

Remarks
(1)PLEASE USE THIS PART WITH FOLLOWING LABELS AT THE SAME TIME.
REF.NO.42A
(2)LABELS ARE NOT ILLUSTRATED.

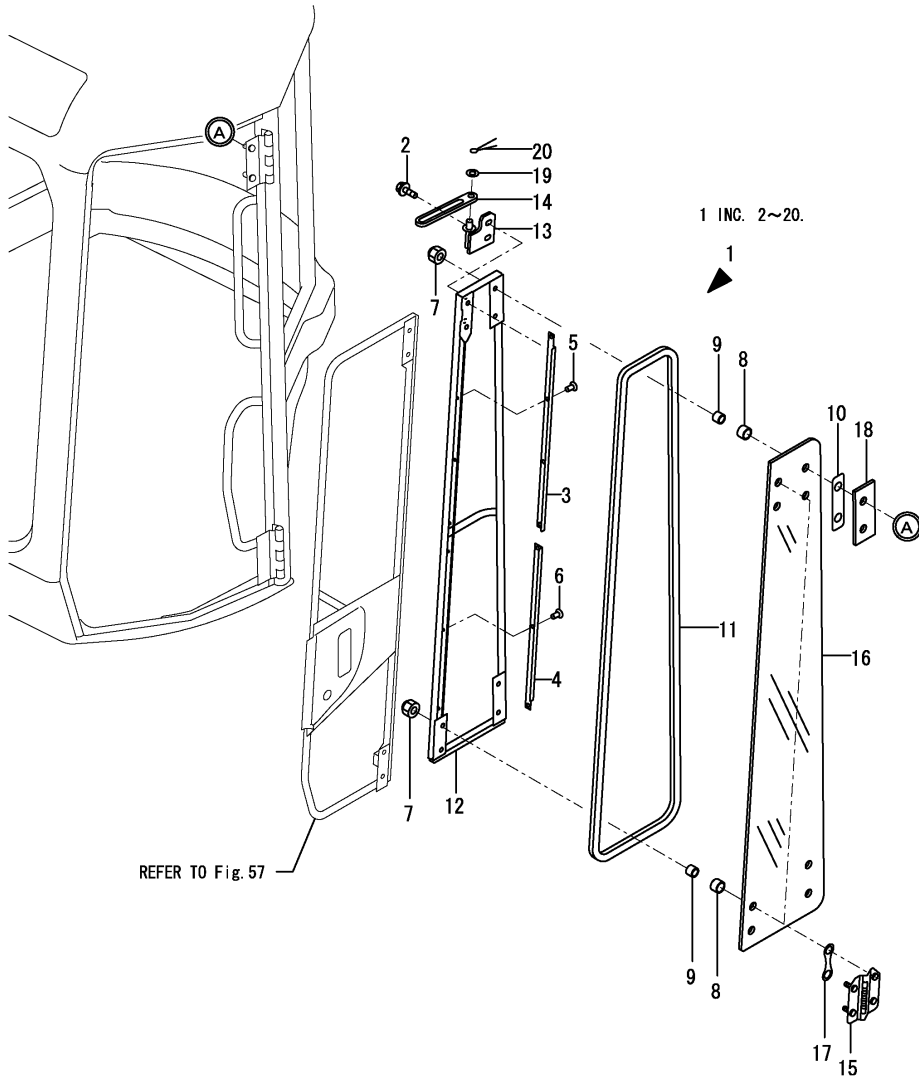
Fig.58. CABIN DOOR(REAR)

(A)=VIO35-5(US)
 (B)=VIO35-5(AS)
 (C)=VIO35-5(NZ)

(D)=VIO35-5(SG)
 (E)=
 (F)=

CABIN ASSY
 172A47-67801
 Fig. 53 Ref No. 4
 INC Fig. 53 Ref No. 5~30.
 Fig. 54 Ref No. 1~44.
 Fig. 55 Ref No. 1~18.
 Fig. 56 Ref No. 1~22.
 Fig. 57 Ref No. 1.

CABIN DOOR ASSY
 172459-67821
 Fig. 57 Ref No. 1
 INC Fig. 57 Ref No. 2.
 Fig. 58 Ref No. 1.

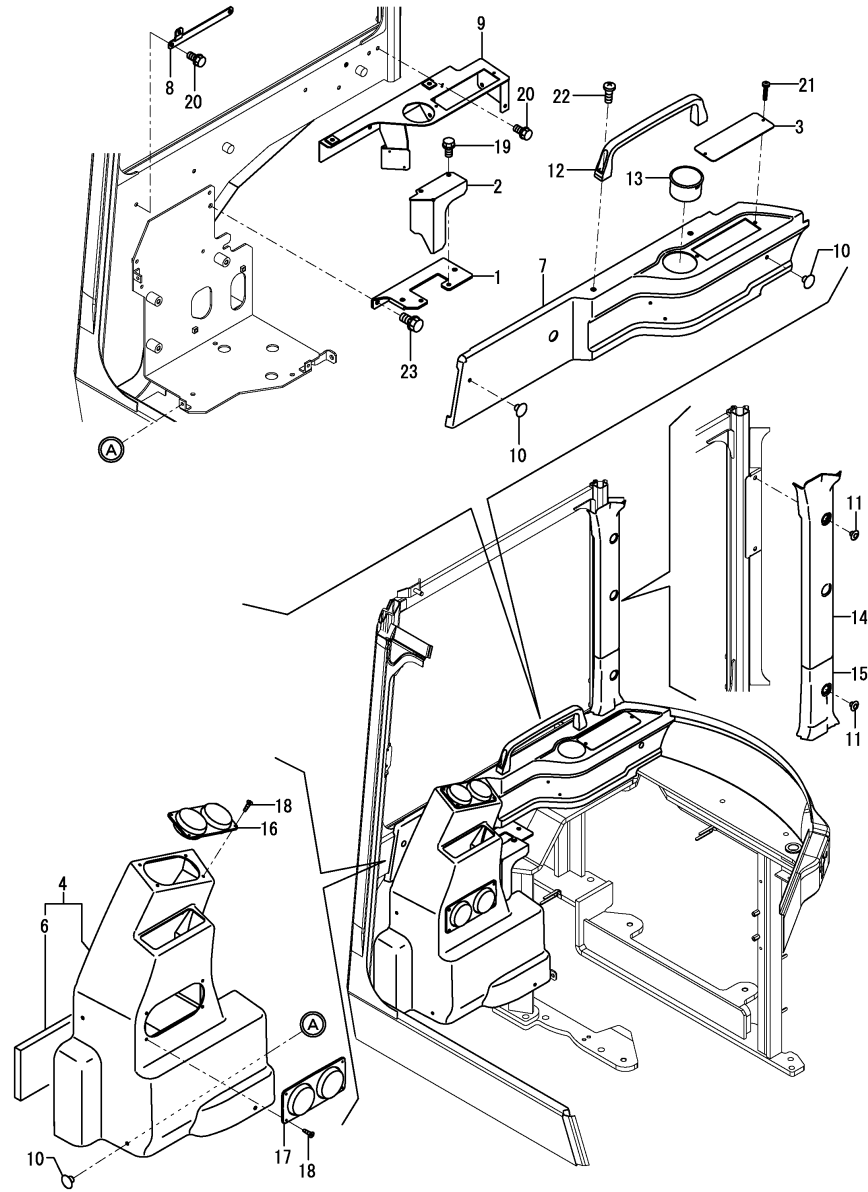


No.	Lev.	Parts No.	Description	Q'ty						I	R
				(A)	(B)	(C)	(D)	(E)	(F)		
1	3	172459-67841	DOOR ASSY	1	1	1	1				
2	4	172519-63240	BOLT	2	2	2	2				
3	4	172458-66780	UPPER PLATE,DOOR REA	1	1	1	1				
4	4	172458-66790	LOWER PLATE,DOOR REA	1	1	1	1				
5	4	172458-66800	SCREW	4	4	4	4				
6	4	172458-66800	SCREW	3	3	3	3				
7	4	172455-69140	NUT, CAP	12	12	12	12				
8	4	172455-69200	TUBE	12	12	12	12				
9	4	172455-69250	PIPE	12	12	12	12				
10	4	172455-69290	PACKING	4	4	4	4				
11	4	172458-69590	TRIM ASSY	1	1	1	1				
12	4	172458-69601	FRAME,DOOR REAR (12)	1	1	1	1				
13	4	172458-69730	PLATE	1	1	1	1				
14	4	172458-69760	GUIDE, STOPPER	1	1	1	1				
15	4	172458-69770	HINGE	2	2	2	2				
16	4	172458-69920	GLASS, DOOR	1	1	1	1				
17	4	172458-69960	GASKET	8	8	8	8				
18	4	172458-69990	COVER	2	2	2	2				
19	4	22137-080000	WASHER, 8	2	2	2	2				
20	4	22417-200160	PIN, COTTER 2.0X16	2	2	2	2				

Fig.59. CABIN(COVER)

(A)=VIO35-5(US)
 (B)=VIO35-5(AS)
 (C)=VIO35-5(NZ)

(D)=VIO35-5(SG)
 (E)=
 (F)=



No.	Lev.	Parts No.	Description	Q'ty						I	R
				(A)	(B)	(C)	(D)	(E)	(F)		
1	1	172A47-18270-1	BRACKET ASSY,BR (73)	1	1	1	1				
2	1	172A47-18280	COVER	1	1	1	1				
3	1	172A47-18930	COVER, RADIO	1	1	1	1				
4	1	172A47-61490	COVER ASSY, CABIN	1	1	1	1				1
6	2	172A47-61530	SPONGE	1	1	1	1				
7	1	172A47-61511	COVER, CABIN	1	1	1	1				
8	1	172A47-63190	STAY ASSY	1	1	1	1				
9	1	172A47-63220-1	STAY ASSY, TUBE	1	1	1	1				
10	1	1A6260-64200	CLIP	5	5	5	5				
11	1	172458-64600	CLIP, TREE	3	3	3	3				
12	1	172176-67181	GRIP	1	1	1	1				
13	1	172176-67880	HOLDER	1	1	1	1				
14	1	172458-68990	COVER, PILLAR	1	1	1	1				
15	1	172458-69000	COVER, PILLAR	1	1	1	1				
16	1	1E8545-80940	GRILLE, DUCT	1	1	1	1				
17	1	197821-88070	GRILLE	1	1	1	1				
18	1	22869-400160	SCREW, 4X16	8	8	8	8				
19	1	26013-080162	BOLT, M8X 16	2	2	2	2				
20	1	26013-080202	BOLT, M8X 20	4	4	4	4				
21	1	26033-040202	SCREW, M4X20	2	2	2	2				
22	1	26557-080202	SCREW, M8X20	2	2	2	2				
23	1	26013-100202	BOLT, M10X 20	3	3	3	3				
24A	1	172437-03343	LABEL, TRANSPORT US	1	1	1	1				2

Remarks

(1)PLEASE USE THIS PART WITH FOLLOWING LABELS AT THE SAME TIME.

REF.NO.24A

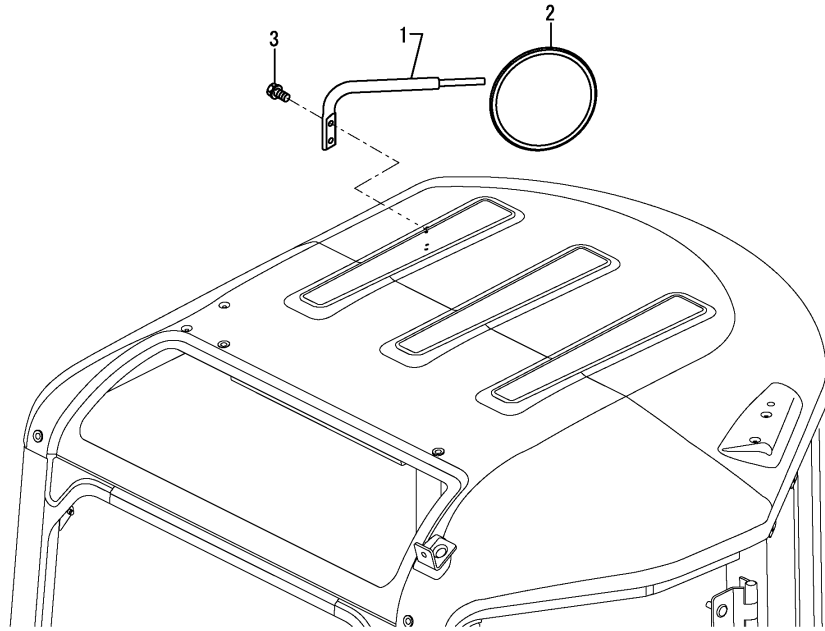
(2)LABELS ARE NOT ILLUSTRATED.

Fig.62. REARVIEW MIRROR

(A)=VIO35-5(US)
 (B)=VIO35-5(AS)
 (C)=VIO35-5(NZ)

(D)=VIO35-5(SG)
 (E)=
 (F)=

CABIN SPEC.



No.	Lev.	Parts No.	Description	Q'ty						I	R
				(A)	(B)	(C)	(D)	(E)	(F)		
1	1	172A25-68301-1	BRACKET,MIRROR C(73)	1	1	1	1				
2	1	172A25-68500	REARVIEW MIRROR	1	1	1	1				
3	1	26013-100162	BOLT, M10X 16	2	2	2	2				
3-1	1	26013-100252	BOLT, M10X 25	2	2	2	2				N
		(A=MZZZZZ)	(B=MZZZZZ)	(C=MZZZZZ)	(D=MZZZZZ)						

CANOPY SPEC.

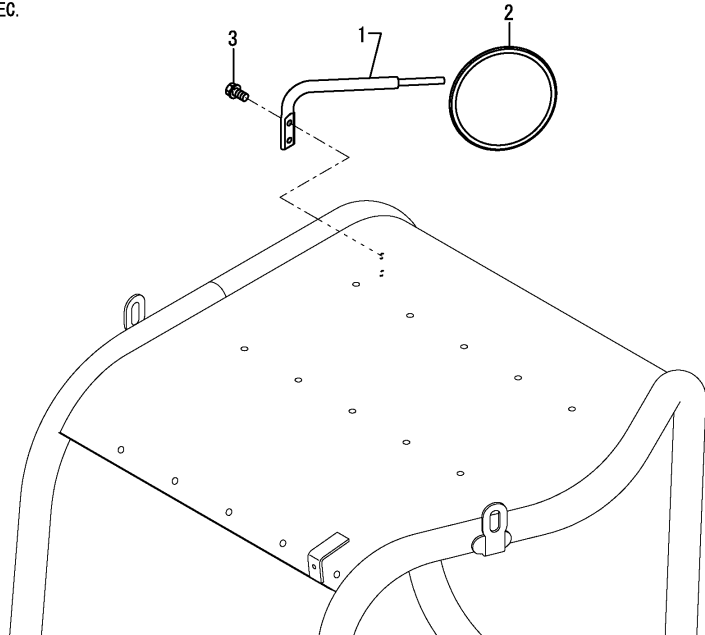
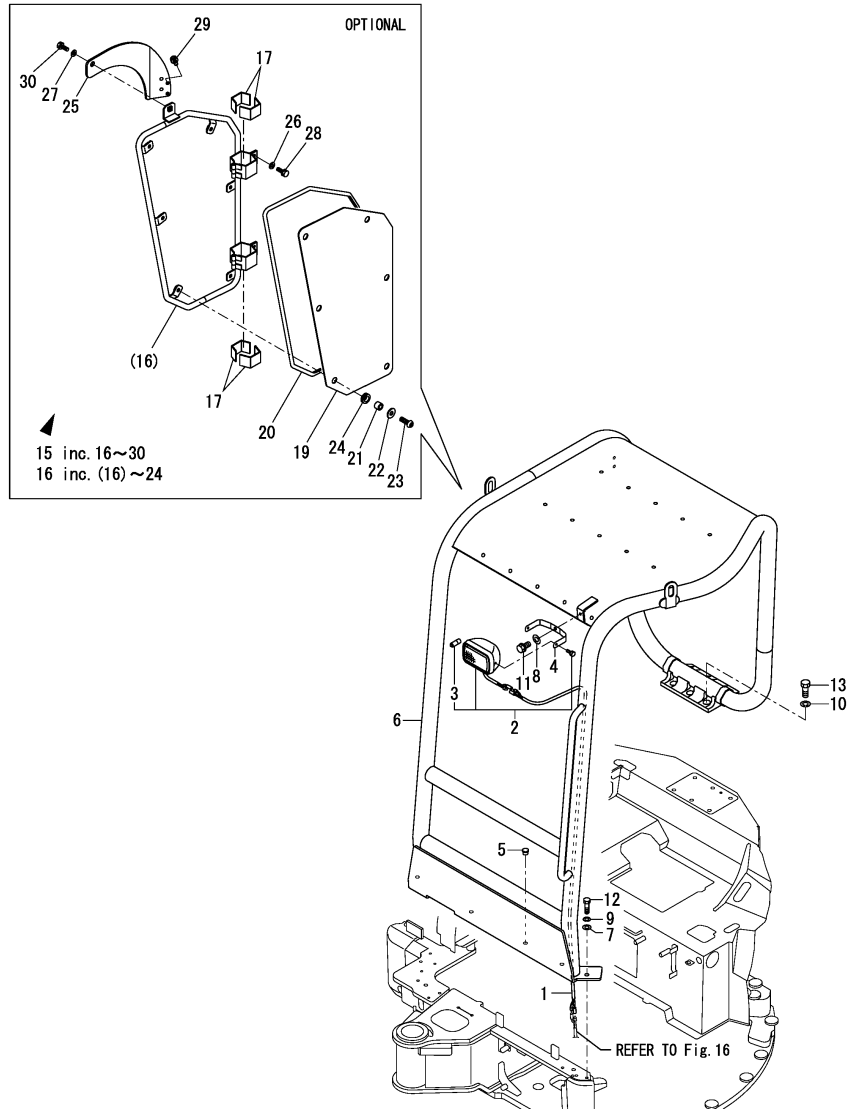


Fig.61. CANOPY

(A)=VIO35-5(US)
 (B)=VIO35-5(AS)
 (C)=VIO35-5(NZ)

(D)=VIO35-5(SG)
 (E)=
 (F)=



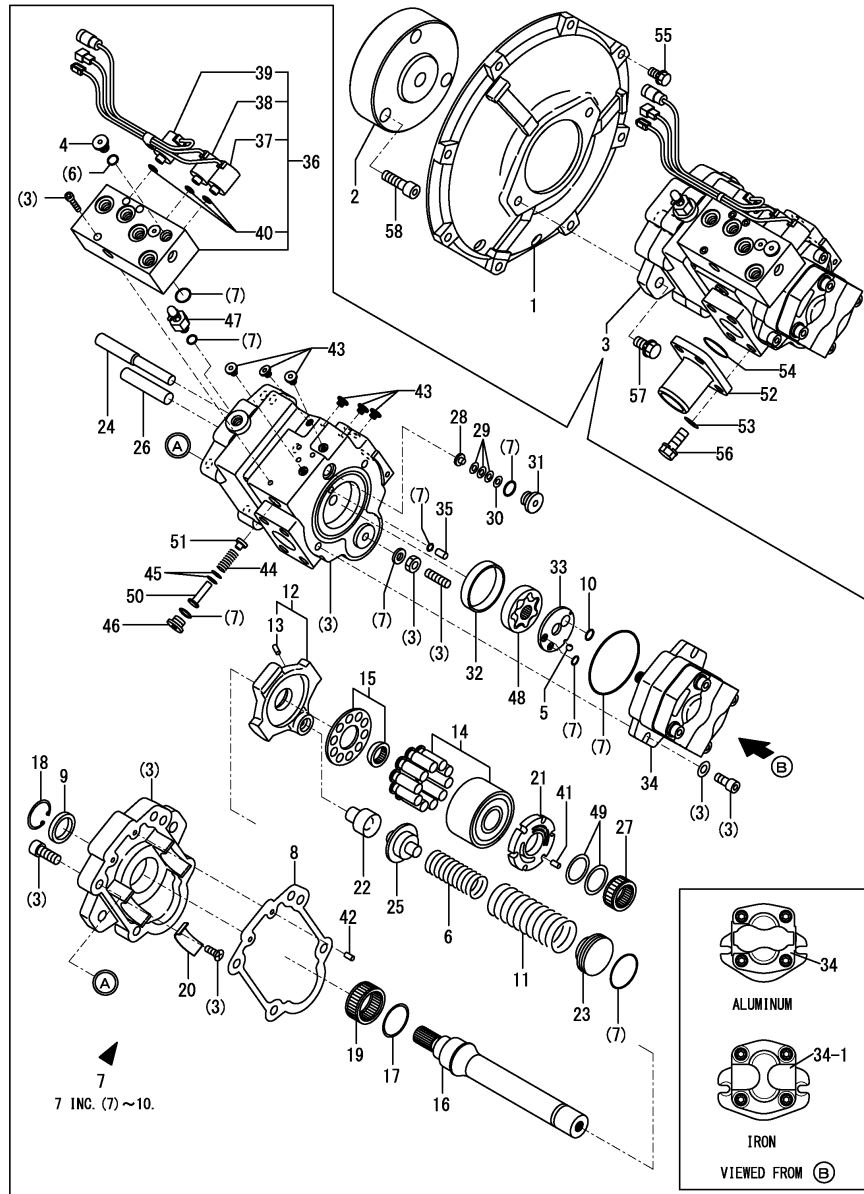
No.	Lev.	Parts No.	Description	Q'ty						I	R
				(A)	(B)	(C)	(D)	(E)	(F)		
1	1	172458-16562	HARNES, CANOPY LAMP	1	1	1					
2	1	172458-17400	LAMP 150X95	1	1	1					
2-1	1	172A47-17270	LIGHT ASSY	1	1	1					R
3	2	172458-17420	BULB	1	1	1					
3-1	2	172A47-17280	BULB	1	1	1					S
4	1	172458-17410	STAY, LAMP	1	1	1					
5	1	172A47-54610	CLIP, ANCHOR	1	1	1					
6	1	172467-66300-1	CANOPY ASSY	1	1	1					1
6-1	1	172467-66301-1	CANOPY ASSY, ROPS	1	1	1					F 1
7	1	172149-66550	WASHER	4	4	4					
8	1	22137-100000	WASHER, 10	1	1	1					
9	1	22217-120000	WASHER, SPRING 12	4	4	4					
10	1	22217-160000	WASHER, SPRING 16	6	6	6					
11	1	26013-100202	BOLT, M10X 20	1	1	1					
12	1	26076-120402	BOLT, 10.912X 40	4	4	4					
13	1	26076-160402	BOLT, 10.916X 40	6	6	6					
14A	1	172472-03141	LABEL, SUPPORT US	1	1	1					2
14B	1	172A46-03350	LABEL, LIFT Q US	1	1	1					2
14B-1	1	172A46-03351	LABEL, LIFT Q US	1	1	1					N 2
14C	1	172490-03200	LABEL	1	1	1					2
14D	1	172437-03312	LABEL, SLOPE US	1	1	1					2
14E	1	172437-03343	LABEL, TRANSPORT US	1	1	1					2
14F	1	172437-03372	LABEL, NEUTRAL US	1	1	1					2
14G	1	172437-03441	LABEL, ROPS US	1	1	1					2
14H	1	172437-03451	LABEL, SEAT BELT US	1	1	1					2
14I	1	172A47-03250	LABEL, PTO FOOT	1	1	1					2
14J	1	172437-03601	LABEL, 2-WAY US	1	1	1					2
15	1	172A77-08990	GUARD	1	1	1					W
16	2	172A78-67490	GUARD ASSY, CANOPY	1	1	1					
17	3	172496-17610	RUBBER	4	4	4					
19	3	172A78-67570	PLATE, ACRYL	1	1	1					
20	3	172A78-67580	RUBBER 2270	1	1	1					
21	3	172445-68810	BUSH 10.3X17.3X13	6	6	6					
22	3	172445-68840	COLLAR	6	6	6					
23	3	172445-68950	BOLT 10X 30	6	6	6					
24	3	29311-164000	GROMET, 16.0X4	6	6	6					
25	2	172A78-67550	STAY ASSY	1	1	1					
26	2	22137-080000	WASHER, 8	4	4	4					
27	2	22137-100000	WASHER, 10	1	1	1					
28	2	26013-080202	BOLT, M8X 20	4	4	4					
29	2	26013-100202	BOLT, M10X 20	2	2	2					
30	2	26013-100252	BOLT, M10X 25	1	1	1					

Remarks
 (1)IT SUPPLIES IT WITH SERIAL NUMBER LABEL AND PUTS FOLLOWS LABEL AGAIN, AND PLEASE USE IT ; REF.NO. 14A - 14J.
 (2)LABELS ARE NOT ILLUSTRATED.

Fig.63. HYD.OIL PUMP & JOINT

(A)=VIO35-5(US)
(B)=VIO35-5(AS)
(C)=VIO35-5(NZ)

(D)=VIO35-5(SG)
(E)=
(F)=



No.	Lev.	Parts No.	Description	Q'ty						I	R
				(A)	(B)	(C)	(D)	(E)	(F)		
1	1	172168-71101-4	COVER, FLYWHEEL	1	1	1	1				
2	1	172165-71200	COUPLING	1	1	1	1				
3	1	172A46-73100	PUMP ASSY	1	1	1	1				
4	2	172148-70301	PLUG	1	1	1	1				
5	2	172122-70350	BALL, STEEL	1	1	1	1				
6	2	172A46-73110	SPRING	1	1	1	1				
7	2	172460-73111	SEAL SET	1	1	1	1				
8	3	172460-73170	GASKET	1	1	1	1				
9	3	172460-73190	SEAL, OIL	1	1	1	1				
10	3	172460-73400	O-RING	1	1	1	1				
11	2	172461-73110	SPRING	1	1	1	1				
12	2	172A46-73120	PLATE, SWASH	1	1	1	1				
13	3	172312-74790	ORIFICE	1	1	1	1				
14	2	172460-73121	BLOCK KIT, CYLINDER	1	1	1	1				
15	2	172460-73130	RETAINER KIT	1	1	1	1				
16	2	172460-73150	SHAFT	1	1	1	1				
17	2	172460-73160	WASHER, THRUST	1	1	1	1				
18	2	172460-73180	RING, SNAP	1	1	1	1				
19	2	172460-73200	BEARING, NEEDLE	1	1	1	1				
20	2	172460-73210	BUSH	2	2	2	2				
21	2	172460-73231	PLATE, VALVE	1	1	1	1				
22	2	172460-73240	HOLDER	1	1	1	1				
23	2	172461-73270	SEAT, SPRING	1	1	1	1				
24	2	172460-73280	PIN	1	1	1	1				
25	2	172176-73290	SEAT, SPRING	1	1	1	1				
26	2	172460-73290	PIN	1	1	1	1				
27	2	172460-73330	BEARING, NEEDLE	1	1	1	1				
28	2	172460-73340	STOPPER	1	1	1	1				
29	2	172460-73350	SPRING, DISK	3	3	3	3				
30	2	172460-73360	WASHER	1	1	1	1				
31	2	172460-73370	PLUG	1	1	1	1				
32	2	172460-73380	BUSH	1	1	1	1				
33	2	172460-73390	PLATE	1	1	1	1				
34	2	172460-73410	PUMP, GEAR	1	1	1	1				
34-1	2	172A46-73200	REPAIR KIT, GEAR PUMP	1	1	1	1				N
		(A=FROM 1ST) (B=FROM 1ST) (C=FROM 1ST) (D=FROM 1ST)									
35	2	172460-73420	PIN	1	1	1	1				
36	2	172960-73430	VALVE	1	1	1	1				
37	3	172460-73900	VALVE, SOLENOID	1	1	1	1				1
38	3	172460-73910	VALVE, SOLENOID	1	1	1	1				2
39	3	172460-73920	VALVE, SOLENOID	1	1	1	1				3
40	3	24352-190110	O-RING, 219011	3	3	3	3				
41	2	172122-73480	PIN	1	1	1	1				
42	2	172122-73480	PIN	2	2	2	2				
43	2	172452-73480	PLUG	6	6	6	6				
44	2	172176-73560	SPRING	1	1	1	1				
45	2	172176-73590	SHIM	2	2	2	2				
46	2	172176-73600	PLUG	1	1	1	1				
47	2	172176-73690	BREEDER, AIR	1	1	1	1				
48	2	172176-73880	PUMP ASSY, TROCHOID	1	1	1	1				
49	2	172176-73910	WASHER, THRUST	2	2	2	2				

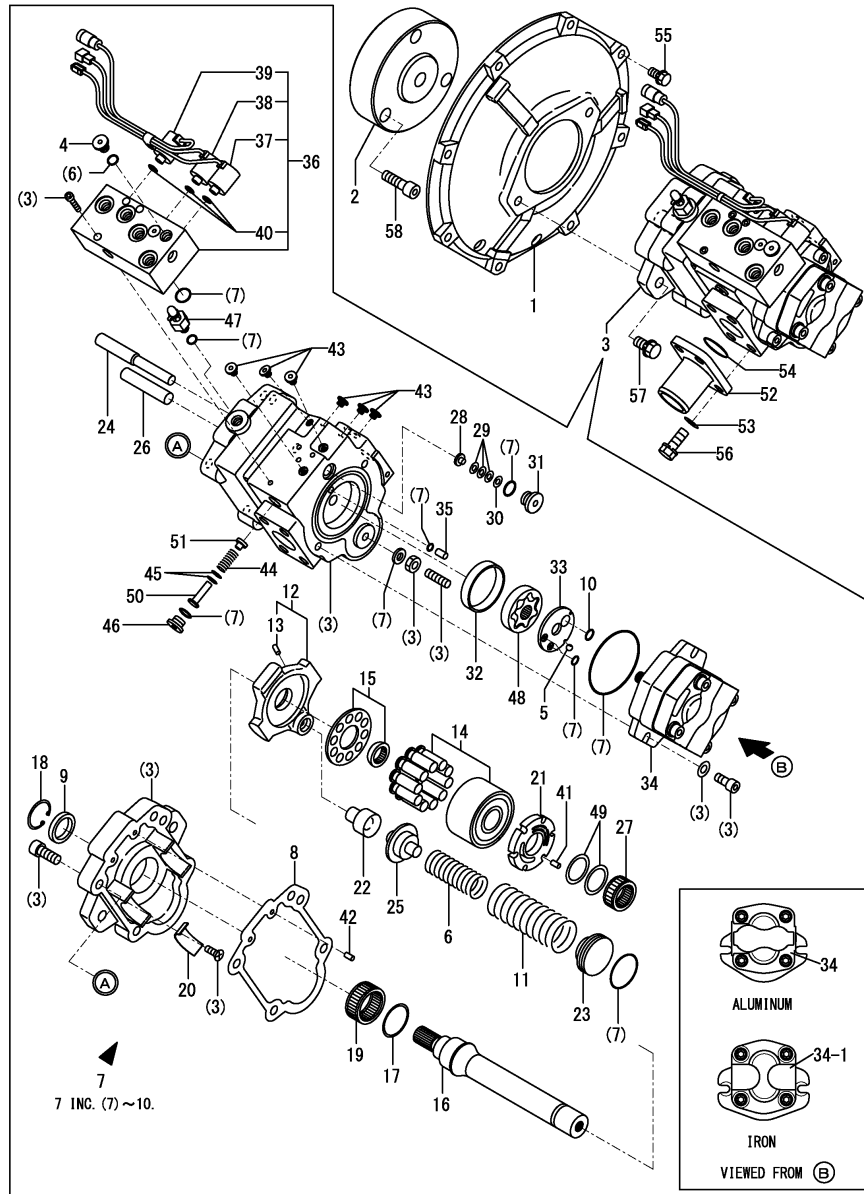
Remarks

- (1)For safety lock.
- (2)For second gear traveling.
- (3)For quick coupler.

Fig.63. HYD.OIL PUMP & JOINT

(A)=VIO35-5(US)
 (B)=VIO35-5(AS)
 (C)=VIO35-5(NZ)

(D)=VIO35-5(SG)
 (E)=
 (F)=



No.	Lev.	Parts No.	Description	Q'ty						I	R
				(A)	(B)	(C)	(D)	(E)	(F)		
50	2	172176-73930	PIN	1	1	1	1				
51	2	172176-73940	POPPET	1	1	1	1				
52	1	172165-76860	FLANGE	1	1	1	1				
53	1	22117-120000	WASHER, 12	4	4	4	4				
54	1	24321-000450	O-RING, 1AG45.0	1	1	1	1				
55	1	26013-100302	BOLT, SPRING M10X 30	8	8	8	8				
56	1	26013-120302	BOLT, SPRING M12X 30	4	4	4	4				
57	1	26013-120352	BOLT, SPRING M12X 35	2	2	2	2				
58	1	26450-120402	BOLT, M12X 40	3	3	3	3				

Remarks

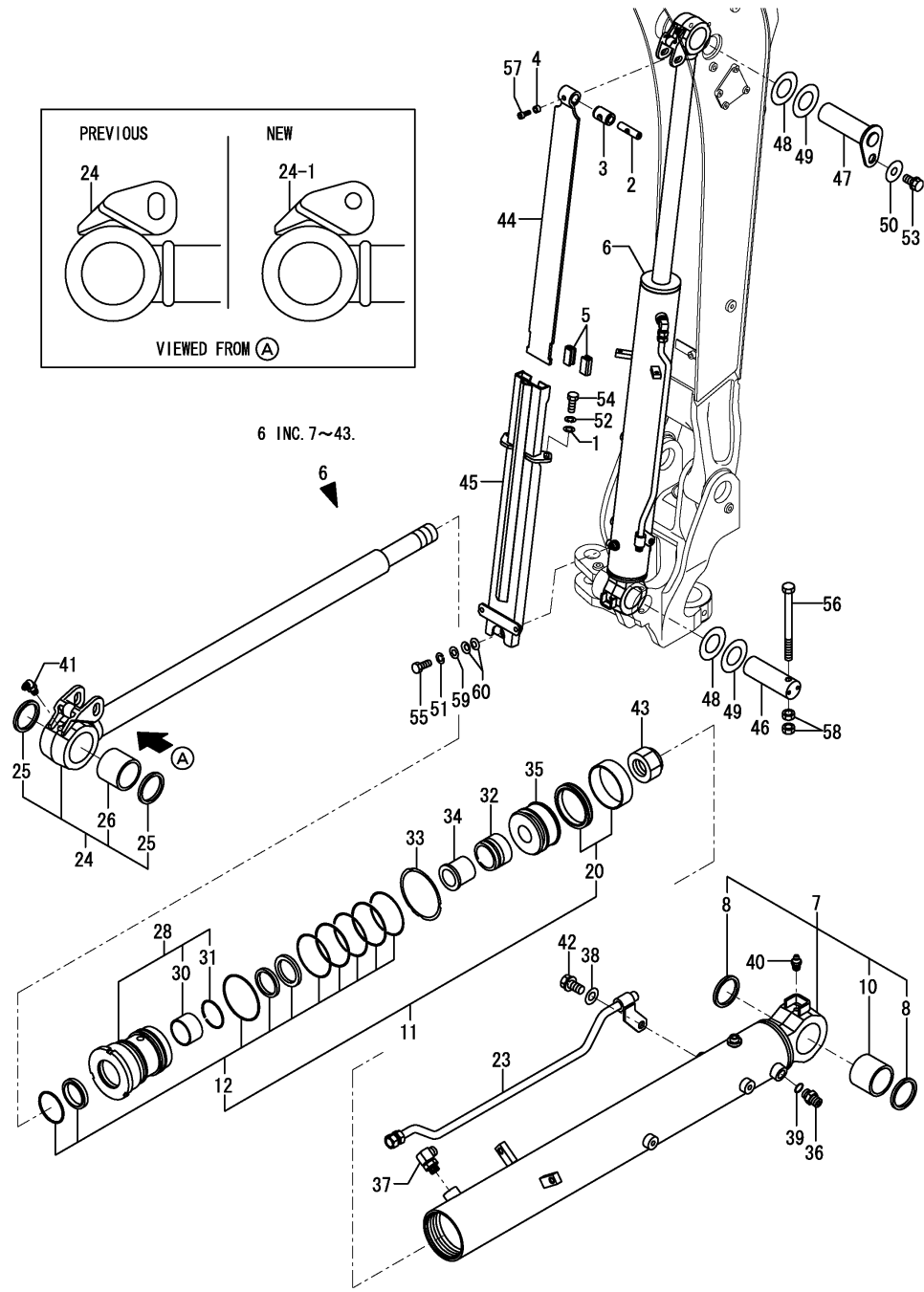
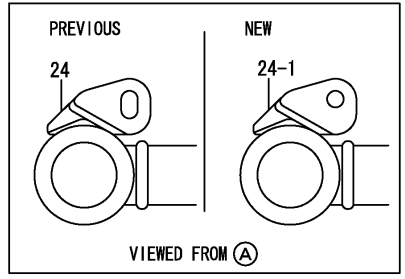
- (1)For safety lock.
- (2)For second gear traveling.
- (3)For quick coupler.

Fig.64. BOOM CYINDER

(A)=VIO35-5(US)
 (B)=VIO35-5(AS)
 (C)=VIO35-5(NZ)

(D)=VIO35-5(SG)
 (E)=
 (F)=

No.	Lev.	Parts No.	Description	Q'ty						I	R
				(A)	(B)	(C)	(D)	(E)	(F)		
1	1	172137-46040	SEAT, SPRING	2	2	2					
1-1	1	172137-46041	SEAT, SPRING	2	2	2					N
		(A=M/#50586) (B=M/#50586) (C=M/#50586)									
1-2	1	172137-46042	SEAT, SPRING	2	2	2	2				N
		(A=M/#50608) (B=M/#50608) (C=M/#50608)									
2	1	172A23-72043	SHAFT	1	1	1	1				
3	1	172A23-72051	GROMMET	1	1	1					
3-1	1	172A23-72052	GROMMET	1	1	1	1				N
		(A=M/#50608) (B=M/#50608) (C=M/#50608)									
4	1	172A46-72070	SPACER	1	1	1	1				
5	1	172A23-72081	GUIDE, SLIDE	2	2	2	2				
6	1	172A46-72100-1	CYLINDER ASSY, BOOM	1	1	1	1				
6-1	1	172A46-72101-1	CYLINDER ASSY, BOOM	1	1	1	1				S
		(A=M/#50713) (B=M/#50713) (C=M/#50713)									
7	2	172A46-72110-1	TUBE, BOOM	1	1	1	1				
8	3	172448-54120	SEAL, DUST	2	2	2	2				
10	3	172458-72130	BUSH 50-60	1	1	1	1				
11	2	172A46-72140	SEAL SET, CYLINDER	1	1	1	1				
12	3	172A46-72150	SEAL SET, HEAD	1	1	1	1				
20	3	172444-72951	SEAL SET, PISTON	1	1	1	1				
23	2	172A46-72170-1	PIPE ASSY, BOOM	1	1	1	1				
24	2	172A46-72200	ROD ASSY,BOOM	1	1	1					
24-1	2	172A46-72201	ROD ASSY,BOOM	1	1	1	1				S
		(A=M/#50713) (B=M/#50713) (C=M/#50713)									
25	3	172448-54120	SEAL, DUST	2	2	2	2				
26	3	172458-72130	BUSH 50-60	1	1	1	1				
28	2	172A46-72250	HEAD ASSY 85 X 45	1	1	1	1				
30	3	24550-045300	BUSH, 45X30	1	1	1	1				
31	3	933111-26600	RING 55, SPRING	1	1	1	1				
32	2	172458-72260	PLUNGER 56,CUSHON	1	1	1	1				
33	2	172146-72270	LOCK WASHER 85	1	1	1	1				
34	2	172458-72290	COLLAR, CUSHION	1	1	1	1				
35	2	172444-72441	PISTON 85 48	1	1	1	1				
36	2	172730-75141	ADAPTER	1	1	1	1				
37	2	172142-76181	JOINT ASSY	1	1	1	1				
38	2	22137-100000	WASHER, 10	1	1	1	1				
39	2	24315-000140	O-RING, 1BP14.0	1	1	1	1				
40	2	24761-020000	NIPPLE, GREASE PT1/8	1	1	1	1				
41	2	24761-040000	NIPPLE, GREASE B	1	1	1	1				
42	2	26013-100202	BOLT, M10X 20	1	1	1	1				
43	2	933111-20200	NUT	1	1	1	1				
44	1	172A47-72881-1	PLATE,SLIDE 760 (87)	1	1	1	1				
45	1	172A46-72950-1	GUIDE ASSY	1	1	1	1				
46	1	172458-81830	PIN 50X136	1	1	1					
46-1	1	172458-81831	PIN, 50X136	1	1	1	1				N
		(A=M/#51497) (B=M/#51497) (C=M/#51497)									
47	1	172A46-81910	PIN 50X160 CMP	1	1	1	1				
48	1	172165-82520	SHIM	2	2	2	2				
49	1	172165-82530	SHIM	2	2	2	2				
50	1	22157-120000	WASHER, 12	1	1	1	1				
51	1	22217-100000	WASHER, SPRING 10	1	1	1	1				

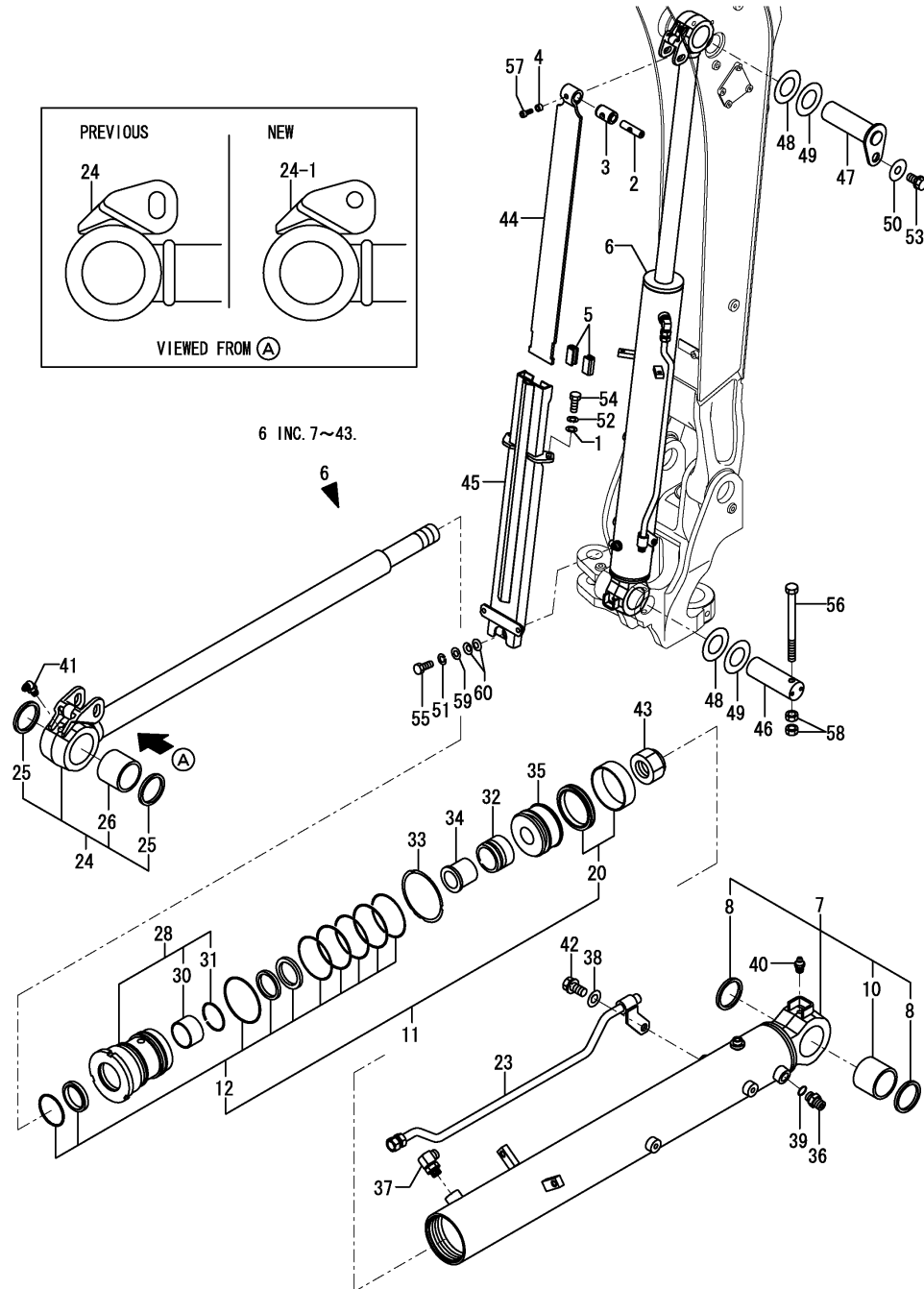
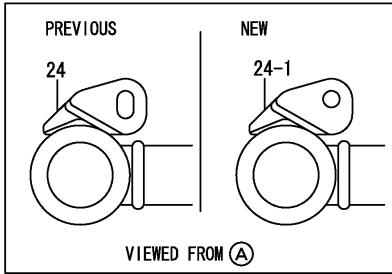


N:Old $\xrightarrow{\text{Yes}}$ New, Q:Old $\xrightarrow{\text{No}}$ New, R:Old $\xrightarrow{\text{Yes}}$ New, S:Old $\xrightarrow{\text{No}}$ New, W:Add, Z:Discontinued, F:Interchangeable by set, K:Q'ty Change
 ++ CONTINUE ++
 Copyright (C) YANMAR CO., LTD. All Rights Reserved.

Fig.64. BOOM CYINDER

(A)=VIO35-5(US)
(B)=VIO35-5(AS)
(C)=VIO35-5(NZ)

(D)=VIO35-5(SG)
(E)=
(F)=



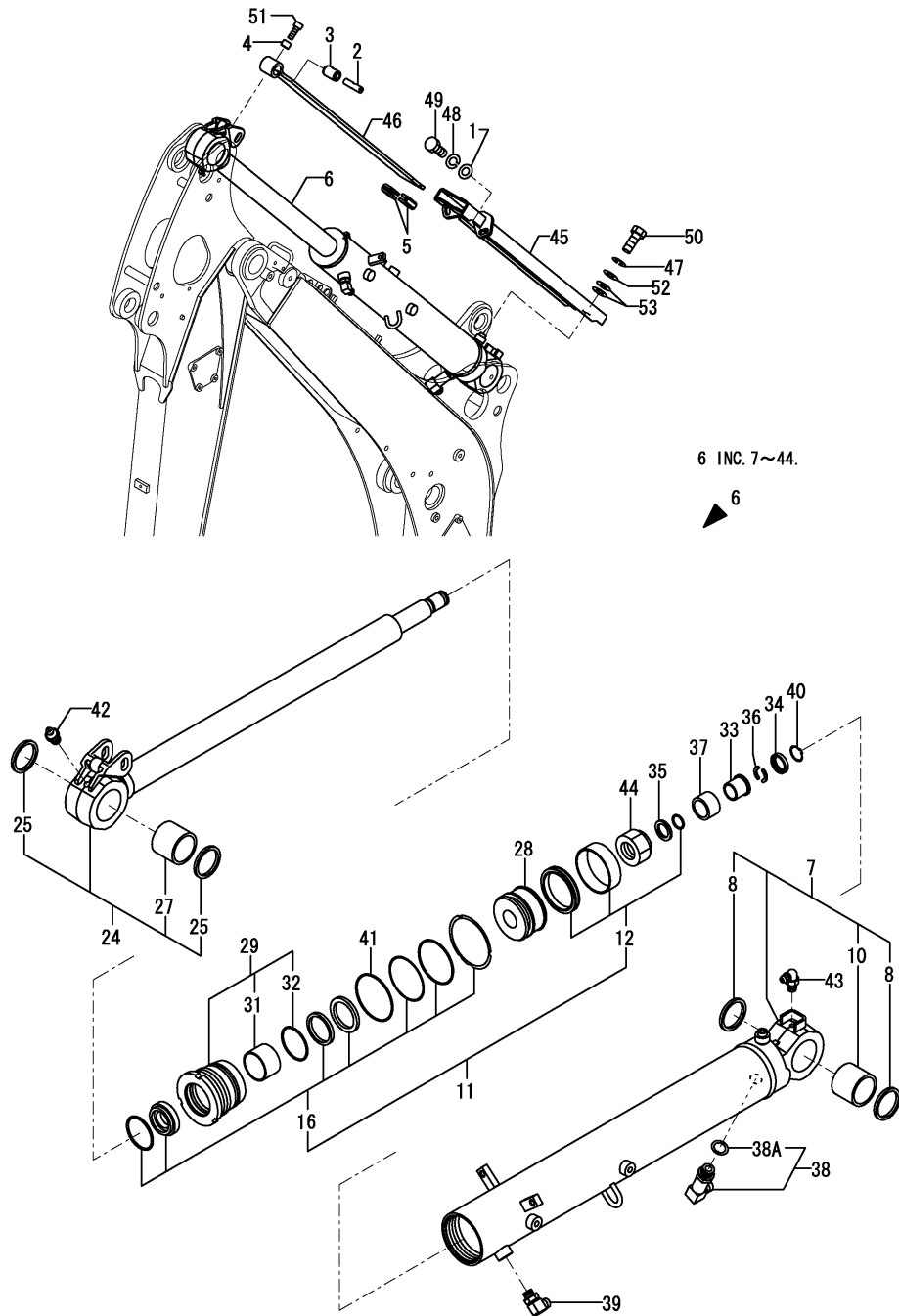
No.	Lev.	Parts No.	Description	Q'ty						I	R
				(A)	(B)	(C)	(D)	(E)	(F)		
52	1	22217-100000	WASHER, SPRING 10	2	2	2	2				
53	1	26013-120252	BOLT, M12X 25	1	1	1	1				
54	1	26076-100202	BOLT, 10.910X 20	2	2	2	2				
55	1	26116-100162	BOLT, M10X 16 PLATED	1	1	1	1				
56	1	26116-121402	BOLT, M12X165 PLATED	1	1	1	1				
57	1	26450-060162	BOLT, M6X 16	1	1	1					
57-1	1	172A47-72840	BOLT M16X16	1	1	1	1			N	
				(A=M/#51497)	(B=M/#51497)	(C=M/#51497)					
58	1	26716-120002	NUT, M12	2	2	2	2				
59	1	933147-03400	WASHER, BRAKE ARM	1	1	1	1				
60	1	933168-14170	SPRING	2	2	2	2				

N:Old \xrightarrow{Yes} New, Q:Old \xrightarrow{No} New, R:Old \xrightarrow{Yes} New, S:Old \xrightarrow{No} New, W:Add, Z:Discontinued, F:Interchangeable by set, K:Q'ty Change
Copyright (C) YANMAR CO., LTD. All Rights Reserved.

Fig.65. ARM CYLINDER

(A)=VIO35-5(US)
 (B)=VIO35-5(AS)
 (C)=VIO35-5(NZ)

(D)=VIO35-5(SG)
 (E)=
 (F)=



6 INC. 7~44.

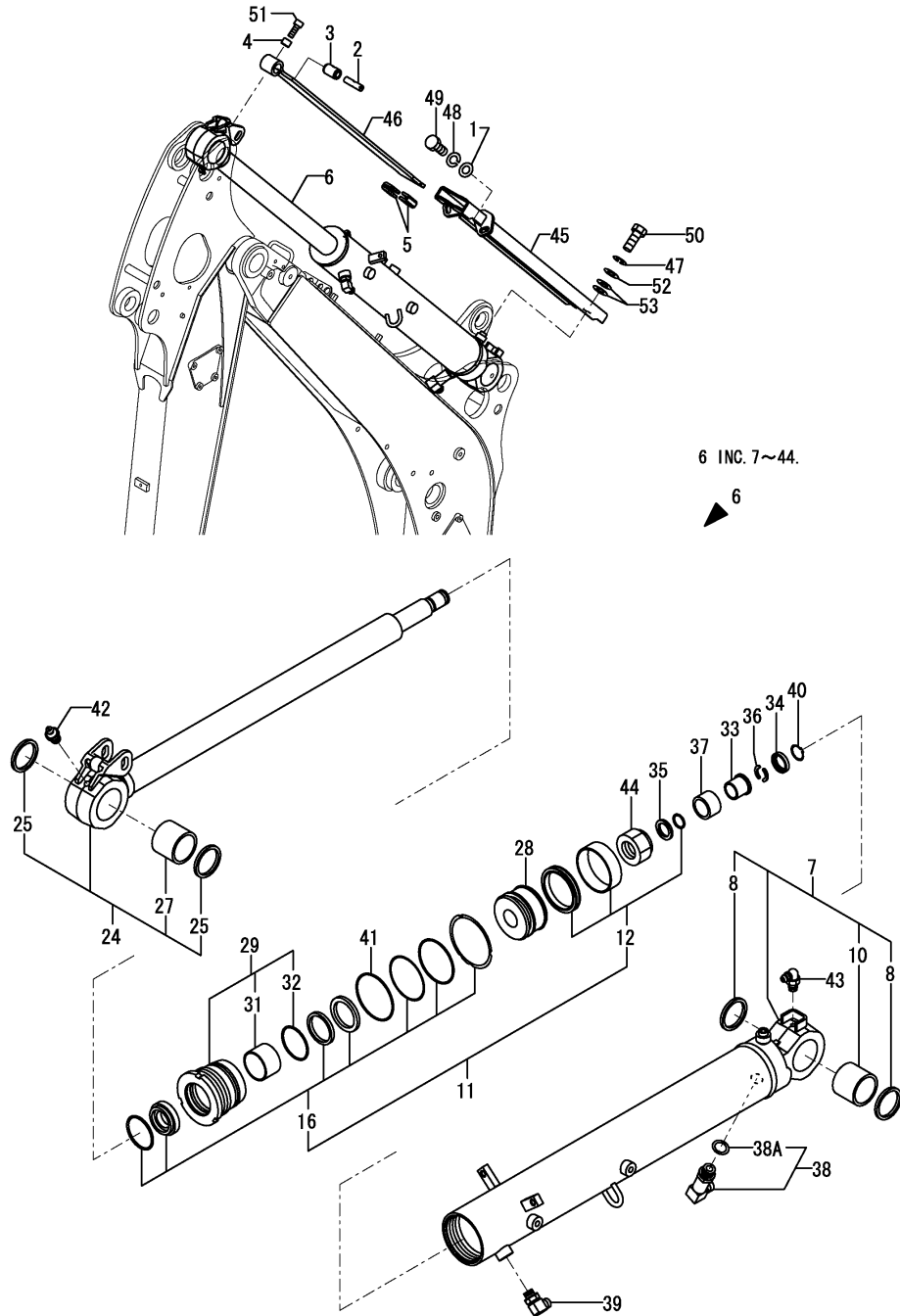
No.	Lev.	Parts No.	Description	Q'ty						I	R
				(A)	(B)	(C)	(D)	(E)	(F)		
1	1	172137-46040	SEAT, SPRING	2	2	2					
1-1	1	172137-46041	SEAT, SPRING	2	2	2					N
		(A=M/#50586) (B=M/#50586) (C=M/#50586)									
1-2	1	172137-46042	SEAT, SPRING	2	2	2	2				N
		(A=M/#50608) (B=M/#50608) (C=M/#50608)									
2	1	172A23-72043	SHAFT	1	1	1	1				
3	1	172A23-72051	GROMMET	1	1	1					
3-1	1	172A23-72052	GROMMET	1	1	1	1				N
		(A=M/#50558) (B=M/#50558) (C=M/#50558)									
4	1	172A46-72070	SPACER	1	1	1	1				
5	1	172A23-72081	GUIDE, SLIDE	2	2	2	2				
6	1	172A46-72300-1	CYLINDER ASSY, ARM	1	1	1					
6-1	1	172A46-72301-1	CYLINDER ASSY, ARM	1	1	1	1				N
		(A=M/#50712) (B=M/#50712) (C=M/#50712)									
7	2	172A46-72310-1	TUBE, ARM	1	1	1	1				
8	3	172448-54120	SEAL, DUST	2	2	2	2				
10	3	172151-72591	BUSH 50X60	1	1	1	1				
11	2	172A46-72340	SEAL SET, CYLINDER	1	1	1	1				
12	3	172461-72020	SEAL SET, PISTON	1	1	1	1				
16	3	172A46-72360	SEAL SET, HEAD	1	1	1	1				
24	2	172A46-72400	ROD ASSY,ARM	1	1	1					
24-1	2	172A46-72401	ROD ASSY,ARM	1	1	1	1				N
		(A=M/#50712) (B=M/#50712) (C=M/#50712)									
25	3	172448-54120	SEAL, DUST	2	2	2	2				
27	3	172151-72591	BUSH 50X60	1	1	1	1				
28	2	172444-72441	PISTON 85 48	1	1	1	1				
29	2	172A46-72450	HEAD ASSY 85 X 50	1	1	1	1				
31	3	172151-72540	BUSH 50 35, ROD	1	1	1	1				
32	3	933125-94500	RING 60, SPRING	1	1	1	1				
33	2	172458-72460	COLLAR, CUSHION	1	1	1	1				
34	2	172458-72470	COVER, STOPPER	1	1	1	1				
35	2	172423-72530	SPACER	1	1	1	1				
36	2	172423-72540	STOPPER	2	2	2	2				
37	2	172460-72941	PLUNGER	1	1	1	1				
38	2	172524-76110	ELBOW	1	1	1	1				
38A	3	24315-000180	O-RING, 1BP18.0	1	1	1	1				
39	2	172142-76181	JOINT ASSY	1	1	1	1				
40	2	22242-000260	RING, 26	1	1	1	1				
41	2	24325-000850	O-RING, 1BG85.0	1	1	1	1				
42	2	24761-020000	NIPPLE, GREASE PT1/8	1	1	1	1				
43	2	24761-050000	NIPPLE, GREASE C	1	1	1	1				
44	2	933111-20200	NUT	1	1	1	1				
45	1	172A47-72850	GUIDE ASSY	1	1	1	1				
46	1	172A47-72881-1	PLATE,SLIDE 760 (87)	1	1	1	1				
47	1	22217-100000	WASHER, SPRING 10	1	1	1	1				
48	1	22217-100000	WASHER, SPRING 10	2	2	2	2				
49	1	26076-100202	BOLT, 10.910X 20	2	2	2	2				
50	1	26116-100162	BOLT, M10X 16 PLATED	1	1	1	1				
51	1	26450-060162	BOLT, M6X 16	1	1	1	1				
51-1	1	172A47-72840	BOLT M16X16	1	1	1	1				N
		(A=M/#51497) (B=M/#51497) (C=M/#51497)									

N:Old $\frac{Yes}{No}$ New, Q:Old $\frac{No}{Yes}$ New, R:Old $\frac{Yes}{Yes}$ New, S:Old $\frac{No}{No}$ New, W:Add, Z:Discontinued, F:Interchangeable by set, K:Q'ty Change
 ++ CONTINUE ++
 Copyright (C) YANMAR CO., LTD. All Rights Reserved.

Fig.65. ARM CYLINDER

(A)=VIO35-5(US)
 (B)=VIO35-5(AS)
 (C)=VIO35-5(NZ)

(D)=VIO35-5(SG)
 (E)=
 (F)=

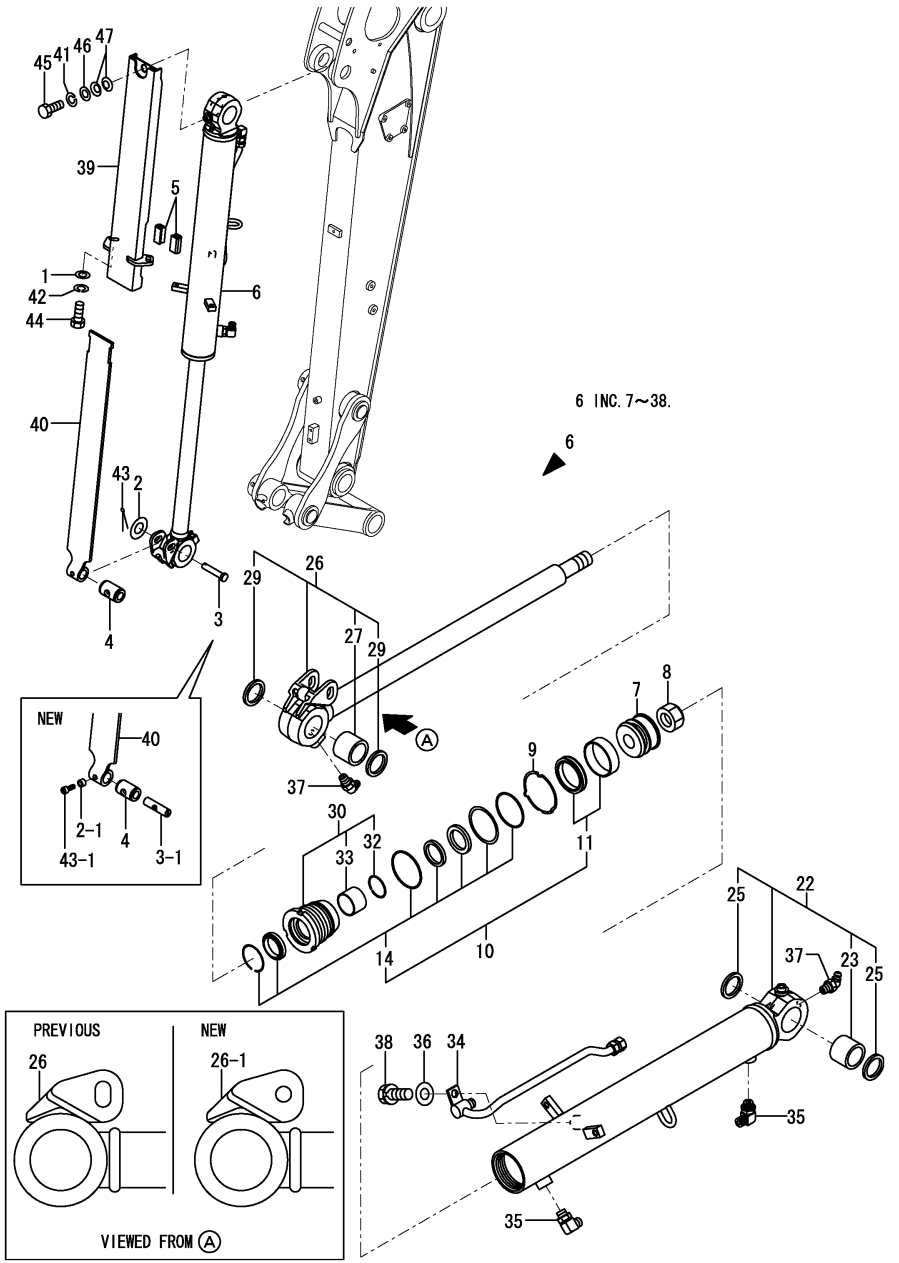


No.	Lev.	Parts No.	Description	Q'ty						I	R
				(A)	(B)	(C)	(D)	(E)	(F)		
52	1	933147-03400	WASHER, BRAKE ARM	1	1	1	1				
53	1	933168-14170	SPRING	2	2	2	2				

Fig.66. BUCKET CYLINDER(Y SPEC.)

(A)=VIO35-5(US)
(B)=VIO35-5(AS)
(C)=VIO35-5(NZ)

(D)=VIO35-5(SG)
(E)=
(F)=



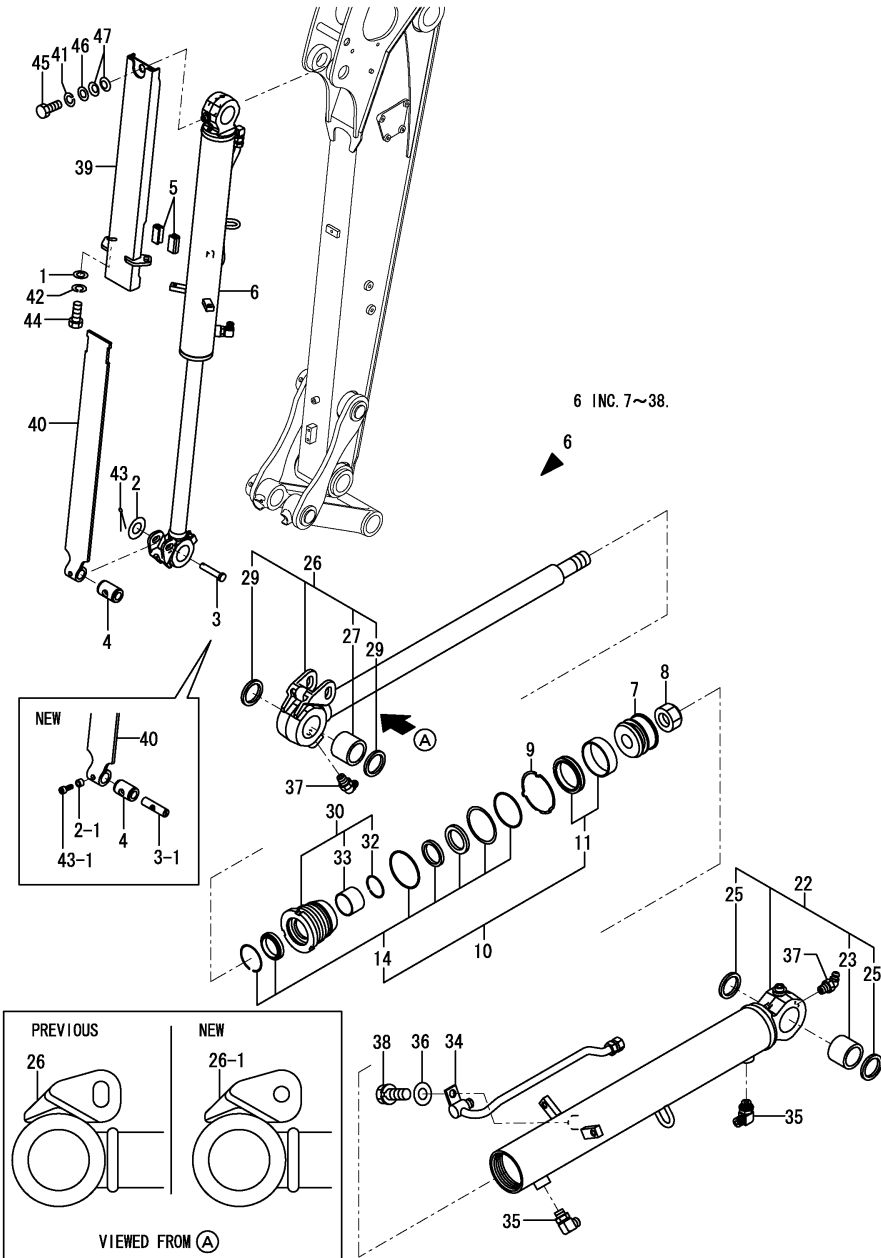
No.	Lev.	Parts No.	Description	Q'ty						I	R
				(A)	(B)	(C)	(D)	(E)	(F)		
1	1	172137-46040	SEAT, SPRING	2	2	2					
1-1	1	172137-46041	SEAT, SPRING	2	2	2					N
		(A=M/#50586) (B=M/#50586) (C=M/#50586)									
1-2	1	172137-46042	SEAT, SPRING	2	2	2	2				N
		(A=M/#50608) (B=M/#50608) (C=M/#50608)									
2	1	172A23-72020	WASHER	1	1	1					
2-1	1	172A46-72070	SPACER	1	1	1	1				S
		(A=M/#50616) (B=M/#50616) (C=M/#50616)									
3	1	172A46-72040	PIN	1	1	1					
3-1	1	172A23-72043	SHAFT	1	1	1	1				S
		(A=M/#50616) (B=M/#50616) (C=M/#50616)									
4	1	172A23-72051	GROMMET	1	1	1					
4-1	1	172A23-72052	GROMMET	1	1	1	1				N
		(A=M/#50558) (B=M/#50558) (C=M/#50558)									
5	1	172A23-72081	GUIDE, SLIDE	2	2	2	2				
6	1	172A46-72501-1	CYLINDER ASSY	1	1	1					
6-1	1	172A46-72502-1	CYLINDER ASSY	1	1	1	1				S 1
		(A=M/#50616) (B=M/#50616) (C=M/#50616)									
7	2	172456-72190	PISTON	1	1	1	1				
8	2	172141-72250	NUT	1	1	1	1				
9	2	172141-72420	WASHER, LOCK	1	1	1	1				
10	2	172A46-72470	SEAL SET, CYLINDER	1	1	1	1				
11	3	172460-72070	SEAL SET, PISTON	1	1	1	1				
14	3	172A46-72590	SEAL SET, HEAD	1	1	1	1				
22	2	172A46-72511-1	TUBE, BUCKET	1	1	1	1				
23	3	172168-72240	BUSH	1	1	1	1				
25	3	172168-81270	SEAL, DUST	2	2	2	2				
26	2	172A46-72540	ROD ASSY, BUCKET	1	1	1					
26-1	2	172A46-72541	ROD ASSY, BUCKET	1	1	1	1				S
		(A=M/#50616) (B=M/#50616) (C=M/#50616)									
27	3	172168-72240	BUSH	1	1	1	1				
29	3	172168-81270	SEAL, DUST	2	2	2	2				
30	2	172A46-72570	HEAD ASSY	1	1	1	1				
32	3	172141-73090	RING, SPRING	1	1	1	1				
33	3	24550-040300	BUSH, 40X30	1	1	1	1				
34	2	172A46-72601-1	PIPE ASSY, BUCKET	1	1	1	1				
35	2	172142-76181	JOINT ASSY	2	2	2	2				
36	2	22137-100000	WASHER, 10	1	1	1	1				
37	2	24761-040000	NIPPLE, GREASE B	2	2	2	2				
38	2	26013-100202	BOLT, M10X 20	1	1	1	1				
39	1	172A25-72900-1	GUIDE ASSY	1	1	1	1				
40	1	172A25-72951-1	PLATE, SLIDE	1	1	1	1				
41	1	22217-100000	WASHER, SPRING 10	1	1	1	1				
42	1	22217-100000	WASHER, SPRING 10	2	2	2	2				
43	1	22417-500250	PIN, COTTER 5.0X25	1	1	1					
43-1	1	26450-060162	BOLT, M6X 16	1	1	1					S
		(A=M/#51497) (B=M/#51497) (C=M/#51497)									
43-2	1	172A47-72840	BOLT	1	1	1	1				N
		(A=M/#51497) (B=M/#51497) (C=M/#51497)									
44	1	26076-100202	BOLT, 10.910X 20	2	2	2	2				
45	1	26116-100162	BOLT, M10X 16 PLATED	1	1	1	1				

Remarks
(1)Interchangeable by Fig.119(66A) No.1.

Fig.66. BUCKET CYLINDER(Y SPEC.)

(A)=VIO35-5(US)
 (B)=VIO35-5(AS)
 (C)=VIO35-5(NZ)

(D)=VIO35-5(SG)
 (E)=
 (F)=



No.	Lev.	Parts No.	Description	Q'ty						I	R
				(A)	(B)	(C)	(D)	(E)	(F)		
46	1	933147-03400	WASHER, BRAKE ARM	1	1	1	1				
47	1	933168-14170	SPRING	2	2						

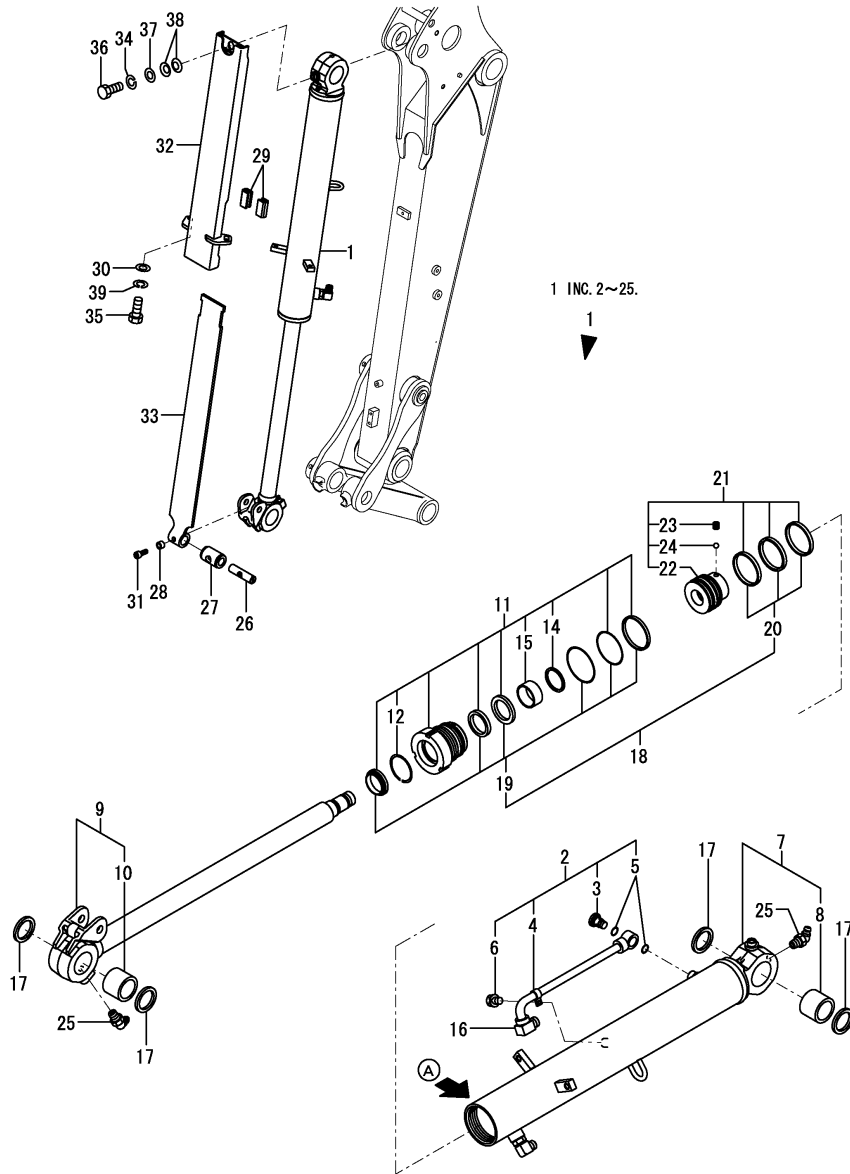
Remarks

(1)Interchangeable by Fig.119(66A) No.1.

Fig.119. (66A)BUCKET CYLINDER(K SPEC.)

(A)=VIO35-5(US)
 (B)=VIO35-5(AS)
 (C)=VIO35-5(NZ)

(D)=VIO35-5(SG)
 (E)=
 (F)=



No.	Lev.	Parts No.	Description	Q'ty						I	R
				(A)	(B)	(C)	(D)	(E)	(F)		
1	1	172A86-70700-1	CYLINDER ASSY,BT	1	1	1	1				
2	2	172A23-70600	PLUG ASSY	1	1	1	1				
3	3	172A23-70610	PLUG	1	1	1	1				
4	3	172A23-70620	HOLDER, PIPE	1	1	1	1				
5	3	24315-350220	O-RING, 1BP22A	2	2	2	2				
6	3	26013-080162	BOLT, M8X 16	1	1	1	1				
7	2	172A86-70710-1	TUBE ASSY	1	1	1	1				
8	3	172168-72240	BUSH	1	1	1	1				
9	2	172A86-70730	ROD ASSY	1	1	1	1				
10	3	172168-72240	BUSH	1	1	1	1				
11	2	172A86-70740	HEAD ASSY	1	1	1	1				
12	3	172A23-70210	RING, RETAINING	1	1	1	1				
14	3	172A86-70760	RING, SNAP	1	1	1	1				
15	3	172A23-71460	BEARING, SLEEVE	1	1	1	1				
16	2	172A86-70770	PIPE ASSY	1	1	1	1				
17	2	172168-81270	SEAL, DUST	4	4	4	4				
18	2	172A86-70790	SEAL KIT	1	1	1	1				
19	3	172A86-70800	SEAL KIT, HEAD	1	1	1	1				
20	3	172B04-72690	SEAL SET,PISTON 70	1	1	1	1				
21	2	172A23-71470	PISTON ASSY	1	1	1	1				
22	3	172A23-71480	PISTON	1	1	1	1				
23	3	172A79-72870	SCREW,M8	1	1	1	1				
24	3	24190-070002	BALL, STEEL 7/32	1	1	1	1				
25	2	24761-040000	NIPPLE, GREASE B	2	2	2	2				
26	1	172A23-72043	SHAFT	1	1	1	1				
27	1	172A23-72052	GROMMET	1	1	1	1				
28	1	172A46-72070	SPACER	1	1	1	1				
29	1	172A23-72081	GUIDE, SLIDE	2	2	2	2				
30	1	172A79-72570	WASHER	2	2	2	2				
31	1	172A47-72840	BOLT	1	1	1	1				
32	1	172A25-72900-1	GUIDE ASSY	1	1	1	1				
33	1	172A25-72951-1	PLATE, SLIDE	1	1	1	1				
34	1	22217-100000	WASHER, SPRING 10	1	1	1	1				
35	1	26076-100252	BOLT, 10.910X 25	2	2	2	2				
36	1	26116-100162	BOLT, M10X 16 PLATED	1	1	1	1				
37	1	933147-03400	WASHER, BRAKE ARM	1	1	1	1				
38	1	933168-14170	SPRING	2	2	2	2				
39	1	22217-100000	WASHER, SPRING 10	2	2	2	2				

Remarks

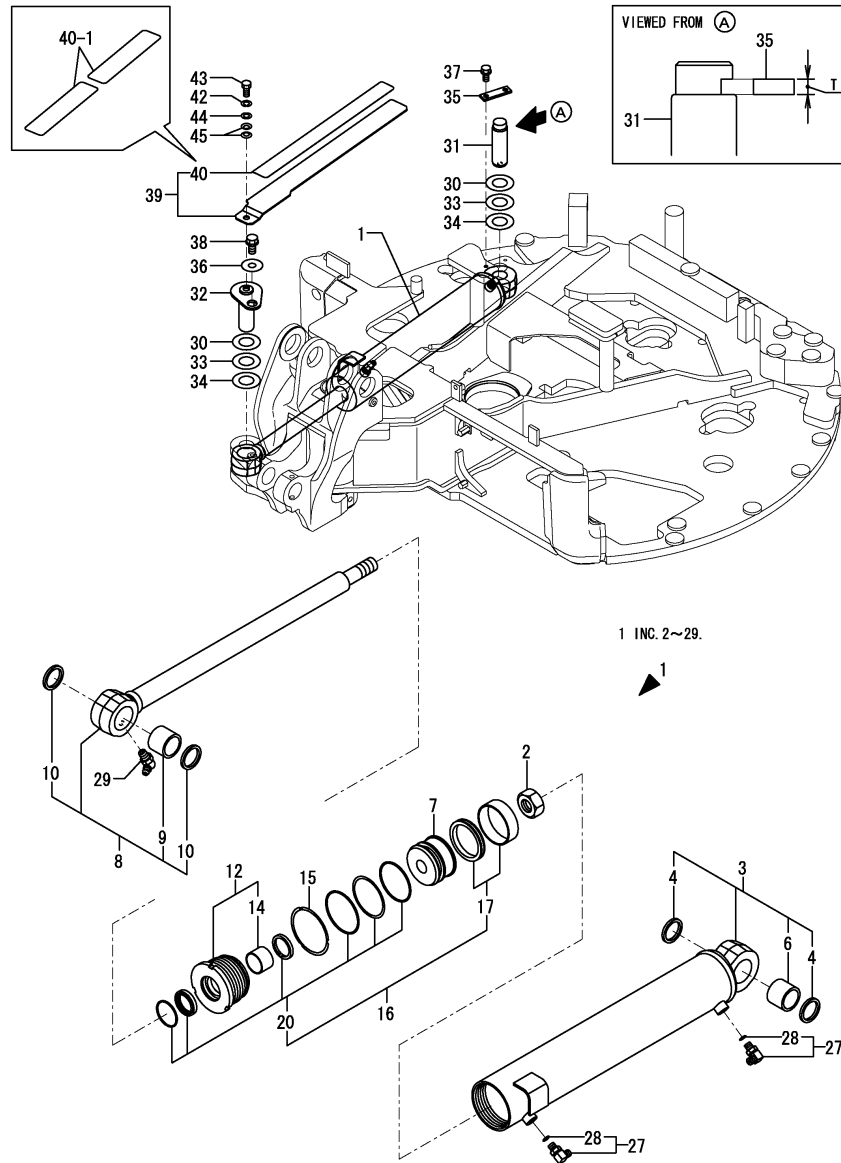
* A : There is serial No.(172A86-70700).

N:Old $\xrightarrow{\text{Yes}}$ New, Q:Old $\xrightarrow{\text{No}}$ New, R:Old $\xrightarrow{\text{Yes}}$ New, S:Old $\xrightarrow{\text{No}}$ New, W:Add, Z:Discontinued, F:Interchangeable by set, K:Q'ty Change

Fig.67. SWING CYLINDER

(A)=VIO35-5(US)
 (B)=VIO35-5(AS)
 (C)=VIO35-5(NZ)

(D)=VIO35-5(SG)
 (E)=
 (F)=



No.	Lev.	Parts No.	Description	Q'ty						I	R
				(A)	(B)	(C)	(D)	(E)	(F)		
1	1	172A46-72700	CYLINDER ASSY, SWING	1	1	1	1				
2	2	172141-72250	NUT	1	1	1	1				
3	2	172A46-72710	TUBE, SWING	1	1	1	1				
4	3	172448-72650	SEAL, DUST	2	2	2	2				
6	3	172458-72740	BUSH 40X40,SO	1	1	1	1				
7	2	172459-72760	PISTON 90 27	1	1	1	1				
8	2	172A46-72800	ROD ASSY,SWING	1	1	1	1				
9	3	172165-72310	BUSH 40X40	1	1	1	1				
10	3	172448-72650	SEAL, DUST	2	2	2	2				
12	2	172A46-72850	HEAD ASSY 90 40	1	1	1	1				
14	3	24550-040300	BUSH, 40X30	1	1	1	1				
15	2	172151-72870	LOCK WASHER 90	1	1	1	1				
16	2	172A46-72900	SEAL SET, CYLINDER	1	1	1	1				
17	3	172460-72050	SEAL SET, PISTON	1	1	1	1				
20	3	172A46-72910	SEAL SET, HEAD	1	1	1	1				
27	2	172141-76180	CONNECTOR ASSY	2	2	2	2				
28	3	24315-000110	O-RING, 1BP11.0	2	2	2	2				
29	2	24761-050000	NIPPLE, GREASE C	1	1	1	1				
30	1	172A25-81900	SHIM	2	2	2	2				
31	1	172A46-81900	PIN 40X123	1	1	1	1				
31-1	1	172A46-81901	PIN 40X123	1	1	1	1				F 3
		(A=MZZZZZ) (B=MZZZZZ) (C=MZZZZZ) (D=MZZZZZ)									
32	1	172458-81930-W	PIN 40X117	1	1	1	1				
33	1	172165-82580	SHIM	2	2	2	2				
34	1	172165-82590	SHIM	2	2	2	2				
35	1	172117-83970-7	PLATE(C),LOCK(GRAY49	1	1	1	1				
35-1	1	172A47-81980	PLATE	1	1	1	1				S 3
		(A=MZZZZZ) (B=MZZZZZ) (C=MZZZZZ) (D=MZZZZZ)									
36	1	22157-120000	WASHER, 12	1	1	1	1				
37	1	26013-100202	BOLT, M10X 20	2	2	2	2				
37-1	1	26013-100252	BOLT, M10X 25	2	2	2	2				S
		(A=MZZZZZ) (B=MZZZZZ) (C=MZZZZZ) (D=MZZZZZ)									
38	1	26013-120302	BOLT, M12X 30	1	1	1	1				
39	1	172A46-72870	COVER, SWING	1	1	1	1				1
40	2	172164-62430	SHEET	1	1	1	1				1
40-1	2	172164-62431	SHEET	2	2	2	2				F 2
		(A=M/#XXXXXX) (B=M/#XXXXXX) (C=M/#XXXXXX) (D=M/#XXXXXX)									
42	1	22217-100000	WASHER, SPRING 10	1	1	1	1				1
43	1	26116-100162	BOLT, M10X 16 PLATED	1	1	1	1				1
44	1	933147-03400	WASHER, BRAKE ARM	1	1	1	1				1
45	1	933168-14170	SPRING	2	2	2	2				1

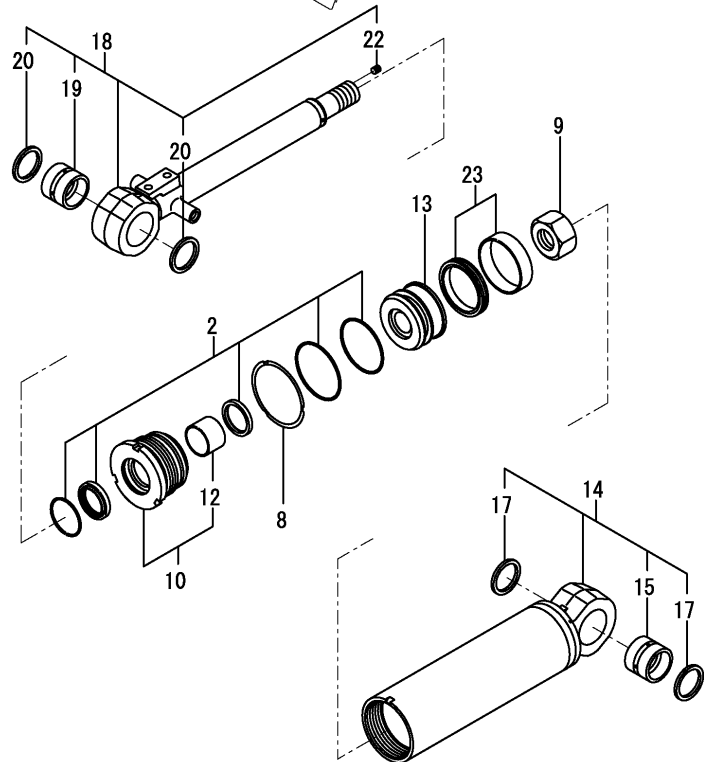
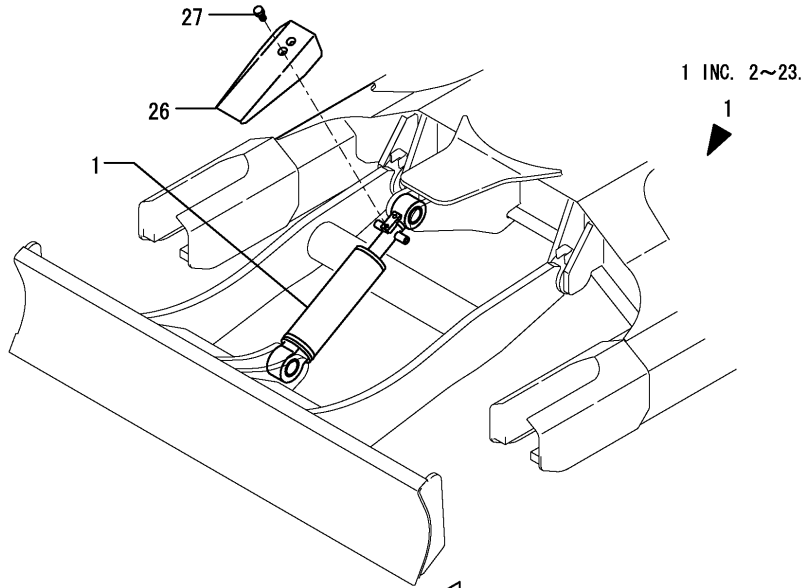
Remarks

- (1) ONLY CANOPY SPEC.
 - (2) PLEASE CHANGE TWO WITH A SET.
 - (3) T : Ref.No.31, 35 = 6mm,
 No.31-1, 35-1 = 9mm.
- Interchangeable by simultaneous replacement with Ref.No.35-1,37-1.

Fig.68. BLADE CYLINDER

(A)=VIO35-5(US)
 (B)=VIO35-5(AS)
 (C)=VIO35-5(NZ)

(D)=VIO35-5(SG)
 (E)=
 (F)=

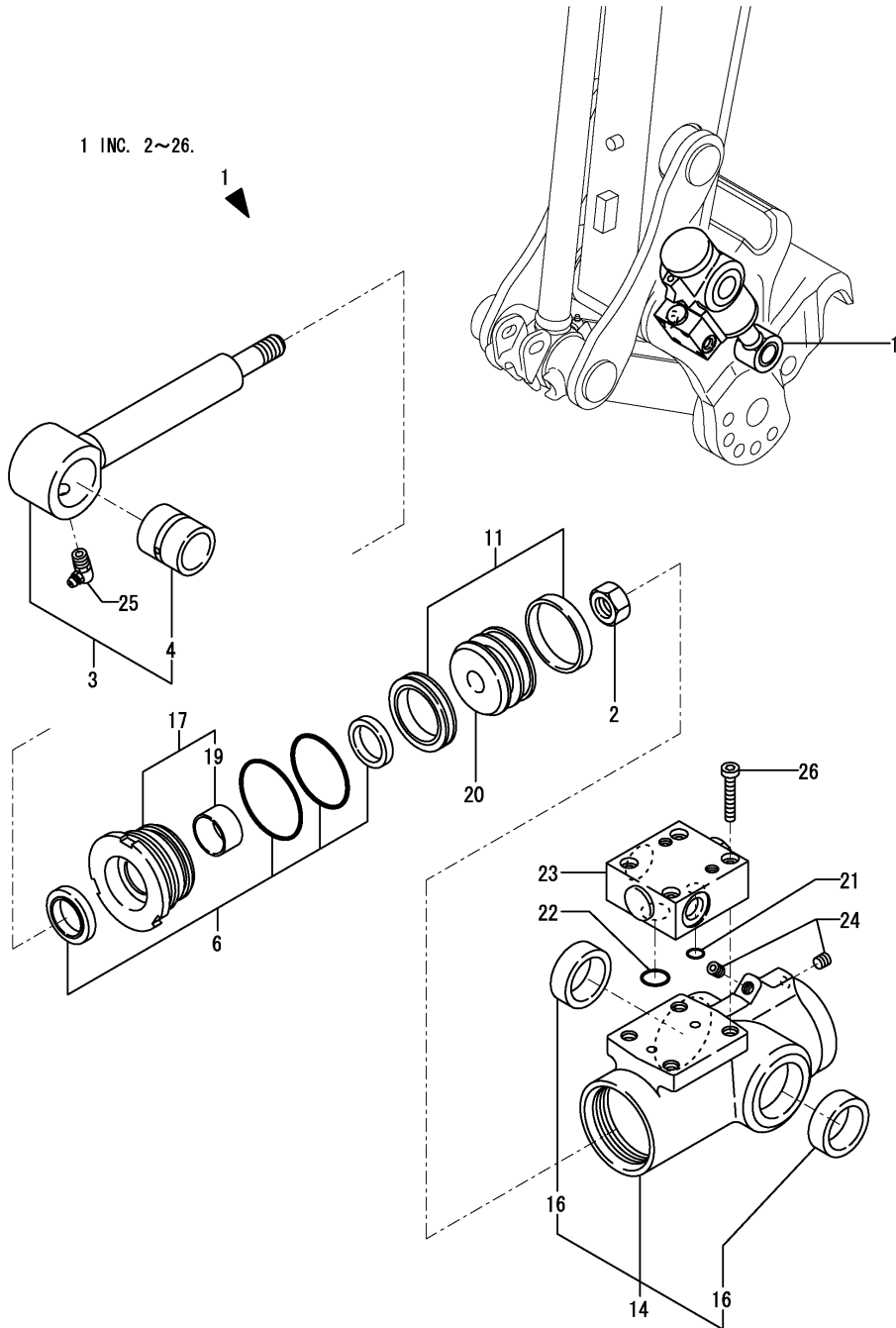


No.	Lev.	Parts No.	Description	Q'ty						I	R
				(A)	(B)	(C)	(D)	(E)	(F)		
1	1	172458-72610-2	CYLINDER ASSY, BLADE	1	1	1	1				
2	2	172458-72050	SEAL SET, HEAD	1	1	1	1				
8	2	172142-72260	WASHER 80 B	1	1	1	1				
9	2	172175-72550	NUT	1	1	1	1				
10	2	172142-72640	HEAD 80 40 W/BUSH	1	1	1	1				
12	3	24550-040300	BUSH, 40X30	1	1	1	1				
13	2	172458-72670	PISTON	1	1	1	1				
14	2	172458-72680-2	TUBE ASSY, BLADE	1	1	1	1				
15	3	172168-72410	BUSH 40X50X40	1	1	1	1				
17	3	172448-72650	SEAL, DUST	2	2	2	2				
18	2	172458-72690	ROD ASSY, BLADE	1	1	1	1				
19	3	172168-72410	BUSH 40X50X40	1	1	1	1				
20	3	172448-72650	SEAL, DUST	2	2	2	2				
22	4	23871-005000	PLUG, R005	1	1	1	1				
23	2	172142-72951	SEAL SET, PISTON	1	1	1	1				
26	1	172422-72790-2	COVER, BLADE	1	1	1	1				
27	1	26013-100162	BOLT, M10X 16	2	2	2	2				

Fig.69. HITCH CYLINDER(QUICK COUPLER)

(A)=VIO35-5(US)
 (B)=VIO35-5(AS)
 (C)=VIO35-5(NZ)

(D)=VIO35-5(SG)
 (E)=
 (F)=

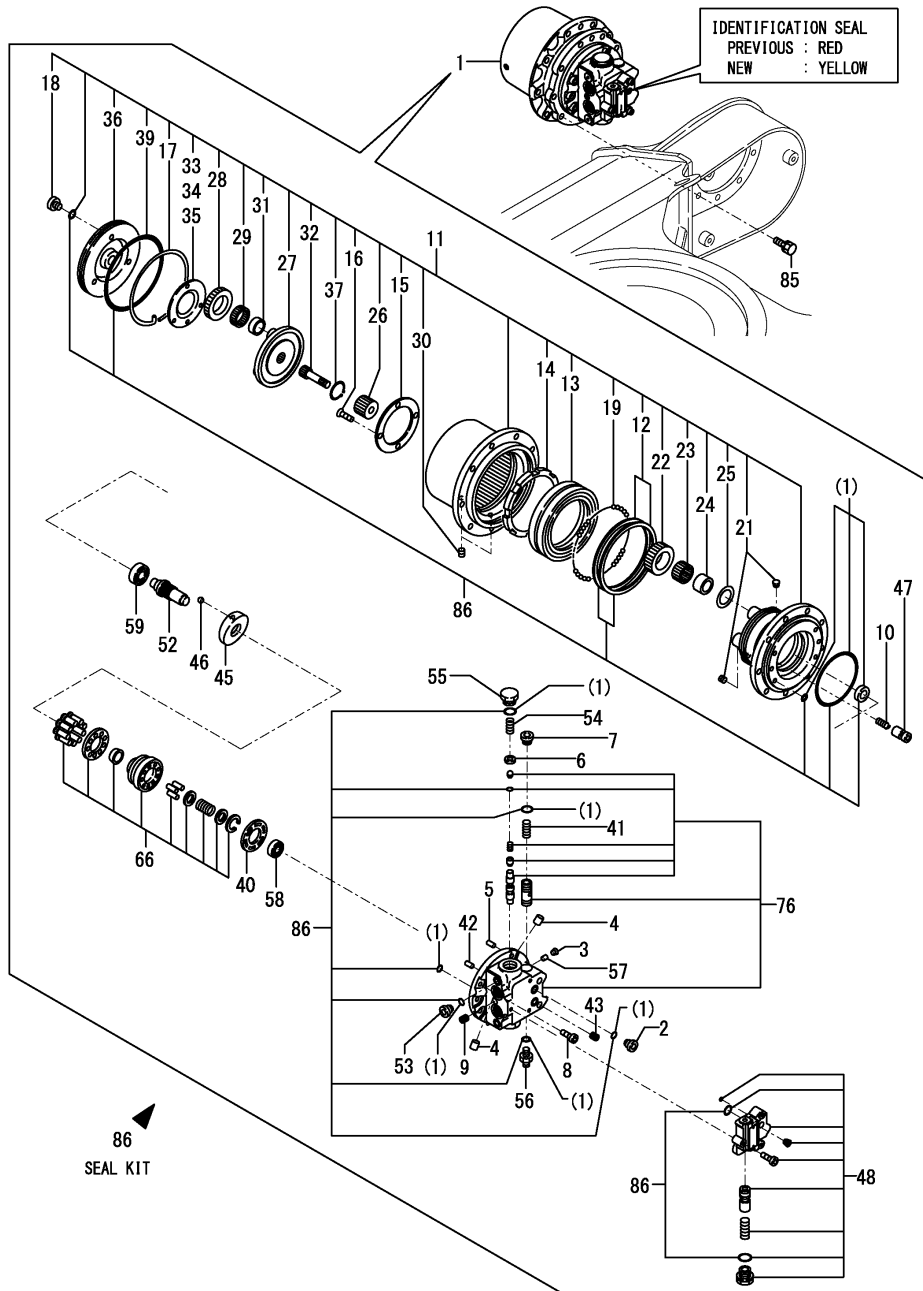


No.	Lev.	Parts No.	Description	Q'ty						I	R
				(A)	(B)	(C)	(D)	(E)	(F)		
1	1	172958-72801-1	CYLINDER ASSY, HITCH	1	1	1	1				
2	2	172156-72400	NUT	1	1	1	1				
3	2	172958-72750	ROD ASSY,HITCH	1	1	1	1				
4	3	172156-72770	BUSH, PIN 25 35 B	1	1	1	1				
6	2	172958-72760	SEAL SET, HEAD	1	1	1	1				
11	2	172958-72770	SEAL SET, PISTON	1	1	1	1				
14	2	172958-72811	TUBE, HITCH	1	1	1	1				
16	3	172958-72970	BUSH 30-40-13	2	2	2	2				
17	2	172958-72860	HEAD ASSY 50 25	1	1	1	1				
19	3	24550-025150	BUSH, 25X15	1	1	1	1				
20	2	172958-72890	PISTON 50 25	1	1	1	1				
21	2	172958-72950	O-RING	1	1	1	1				
22	2	172958-72960	O-RING	1	1	1	1				
23	2	172958-72982-1	CHECK VALVE (87)	1	1	1	1				
24	2	23871-005000	PLUG, R005	2	2	2	2				
25	2	24761-050000	NIPPLE, GREASE C	1	1	1	1				
26	2	26450-060352	BOLT, M6X 35	4	4	4	4				

Fig.70. TRAVEL MOTOR

(A)=VIO35-5(US)
 (B)=VIO35-5(AS)
 (C)=VIO35-5(NZ)

(D)=VIO35-5(SG)
 (E)=
 (F)=



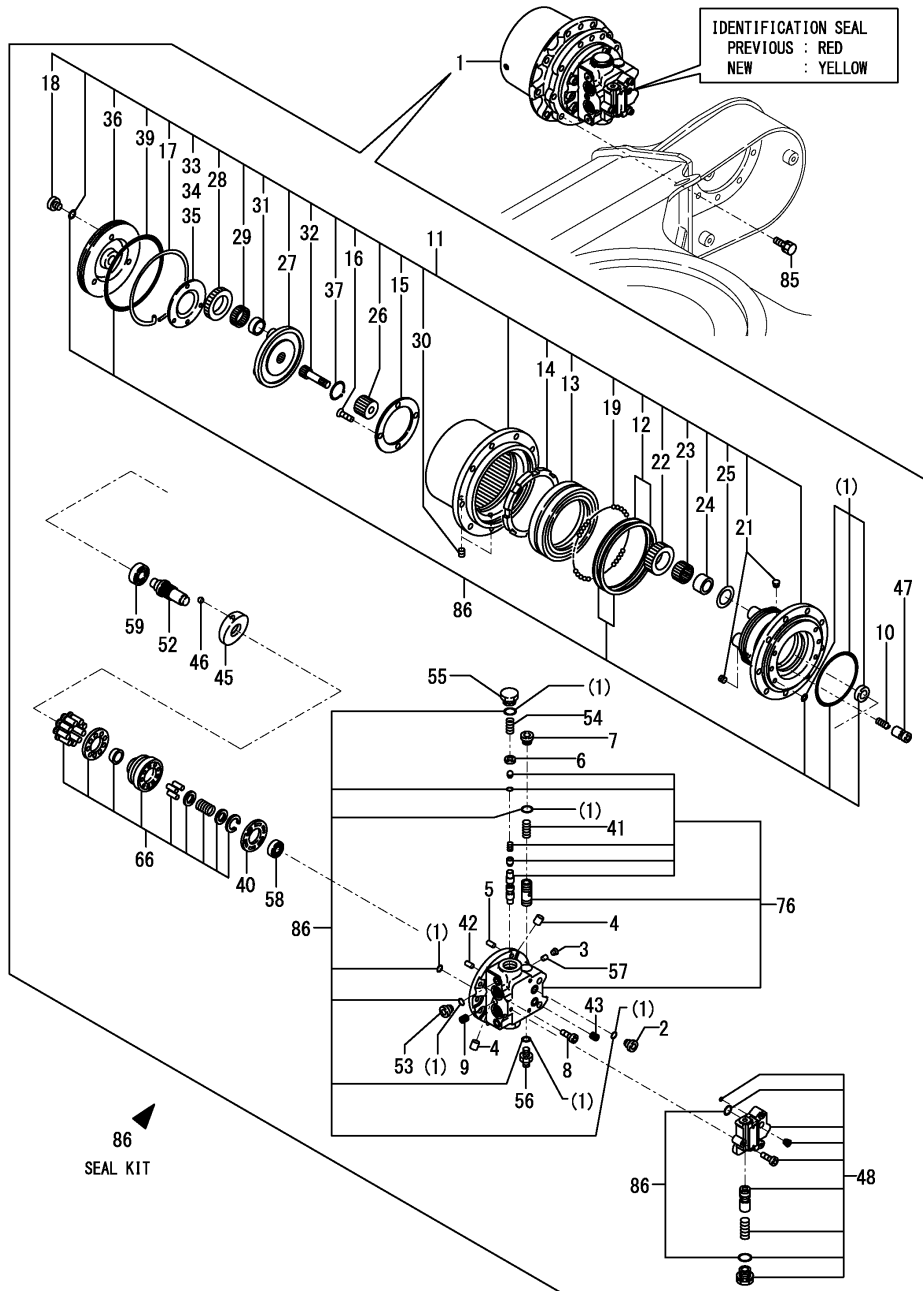
No.	Lev.	Parts No.	Description	Q'ty						I	R
				(A)	(B)	(C)	(D)	(E)	(F)		
1	1	172458-73700	MOTOR ASSY, TRAVEL	2	2	2					
1-1	1	172458-73701	MOTOR ASSY, TRAVEL	2	2	2	2				N
		(A=M/#51145) (B=M/#51145) (C=M/#51145)									
2	2	1A6240-37360	PLUG	4	4	4	4				
3	2	172147-70220	PLUG	4	4	4	4				
4	2	172148-70340	ORIFICE	8	8	8	8				
5	2	172122-70410	PIN	4	4	4					
5-1	2	172A46-73540	PIN	4	4	4	4				S
		(A=M/#51145) (B=M/#51145) (C=M/#51145)									
6	2	172122-70460	SEAT, SPRING	4	4	4	4				
7	2	172147-70500	PLUG	2	2	2	2				
8	2	172122-70540	BOLT, SOCKET	12	12	12					
8-1	2	172A46-73530	BOLT, SOCKET HEAD	12	12	12	12				S
		(A=M/#51145) (B=M/#51145) (C=M/#51145)									
9	2	172162-70780	PLUG	2	2	2					
9-1	2	23871-020000	PLUG, R02	4	4	4	4				S
		(A=M/#51145) (B=M/#51145) (C=M/#51145)									
10	2	172168-71950	SPRING	4	4	4					
10-1	2	172168-71951	SPRING	4	4	4	4				S
		(A=M/#51145) (B=M/#51145) (C=M/#51145)									
11	2	172450-73320	GEAR, REDUCTION	2	2	2					
11-1	2	172A46-73510	GEAR, REDUCTION	2	2	2	2				S
		(A=M/#51145) (B=M/#51145) (C=M/#51145)									
12	3	172141-70020-Z	SEAL, FLOATING	2	2	2	2				
13	3	172141-70030	BEARING, ANGULAR	2	2	2	2				
14	3	172141-70040	NUT, RING	2	2	2					
14-1	3	172141-70041	NUT, RING	2	2	2	2				N
		(A=M/#51145) (B=M/#51145) (C=M/#51145)									
15	3	172141-70100	PLATE, THRUST	2	2	2	2				
16	3	172141-70110	SCREW	8	8	8	8				
17	3	172141-70230	WIRE	2	2	2	2				
18	3	172148-70301	PLUG	4	4	4	4				
19	3	172122-70350	BALL, STEEL	264	264	264	264				
21	3	172450-73330	PLUG	4	4	4	4				
22	3	172450-73350	GEAR, PLANETARY	8	8	8	8				
23	3	172450-73360	BEARING, NEEDLE	8	8	8	8				
24	3	172450-73370	RACE, INNER	8	8	8	8				
25	3	172450-73380	WASHER, THRUST	8	8	8	8				
26	3	172450-73390	GEAR, SUN	2	2	2	2				
27	3	172450-73400	HOLDER	2	2	2	2				
28	3	172450-73410	GEAR, PLANETARY	6	6	6	6				
29	3	172450-73420	BEARING, NEEDLE	6	6	6	6				
30	3	172122-73430	PLUG	4	4	4	4				
31	3	172450-73430	RACE, INNER	6	6	6	6				
32	3	172450-73440	GEAR, DRIVE	2	2	2	2				
33	3	172450-73450	PLATE, THRUST	2	2	2	2				
34	3	172450-73460	PLATE, THRUST	2	2	2	2				
35	3	172450-73470	PLATE, THRUST	2	2	2	2				
36	3	172450-73480	COVER	2	2	2	2				
37	3	22242-000350	RING, 35	2	2	2	2				
39	3	24325-001550	O-RING, 1BG155.0	2	2	2	2				

N:Old $\frac{Yes}{No}$ New, Q:Old $\frac{No}{Yes}$ New, R:Old $\frac{Yes}{Yes}$ New, S:Old $\frac{No}{No}$ New, W:Add, Z:Discontinued, F:Interchangeable by set, K:Q'ty Change
 ++ CONTINUE ++
 Copyright (C) YANMAR CO., LTD. All Rights Reserved.

Fig.70. TRAVEL MOTOR

(A)=VIO35-5(US)
 (B)=VIO35-5(AS)
 (C)=VIO35-5(NZ)

(D)=VIO35-5(SG)
 (E)=
 (F)=

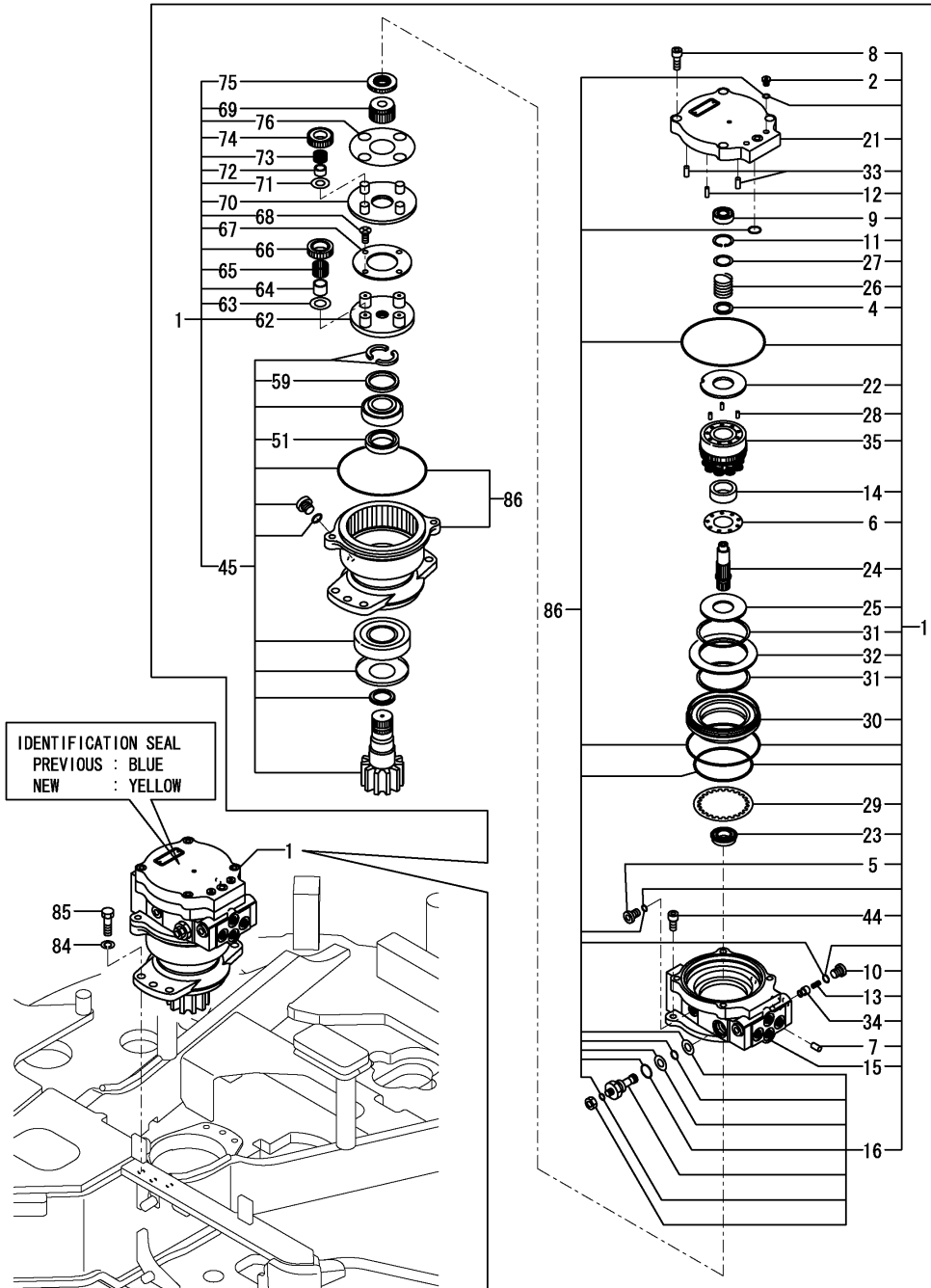


No.	Lev.	Parts No.	Description	Q'ty						I	R
				(A)	(B)	(C)	(D)	(E)	(F)		
40	2	172638-73330	PLATE, VALVE	2	2	2	2				
41	2	172422-73360	SPRING	2	2	2					
41-1	2	172A46-73520	SPRING	2	2	2	2				S
		(A=M/#51145) (B=M/#51145) (C=M/#51145)									
42	2	172122-73470	PIN	2	2	2	2				
43	2	172452-73480	PLUG	4	4	4					Z
		(A=M/#51145) (B=M/#51145) (C=M/#51145)									
45	2	172450-73500	PLATE, SWASH	2	2	2					
45-1	2	172450-73501	PLATE, SWASH	2	2	2	2				S
		(A=M/#51145) (B=M/#51145) (C=M/#51145)									
46	2	172450-73510	BALL, STEEL	4	4	4	4				
47	2	172450-73550	PISTON ASSY	4	4	4					
47-1	2	172450-73551	PISTON ASSY	4	4	4	4				S
		(A=M/#51145) (B=M/#51145) (C=M/#51145)									
48	2	172460-73580	VALVE ASSY	2	2	2	2				
52	2	172183-73670	SHAFT	2	2	2	2				
53	2	172183-73770	PLUG	4	4	4	4				
54	2	172458-73770	SPRING	4	4	4	4				
55	2	172458-73780	CAP	4	4	4	4				
56	2	172458-73830	PLUG	2	2	2					
56-1	2	172A46-73560	PLUG	2	2	2	2				S
		(A=M/#51145) (B=M/#51145) (C=M/#51145)									
57	2	172312-74790	ORIFICE	8	8	8	8				
58	2	24101-060024	BEARING, BALL 6002	2	2	2	2				
59	2	24101-060044	BEARING, BALL 6004	2	2	2	2				
66	2	172450-73620	BLOCK KIT, CYLINDER	2	2	2	2				
76	2	172458-73730	PLATE ASSY, BASE	2	2	2					
76-1	2	172A46-73550	PLATE KIT, BASE	2	2	2	2				S
		(A=M/#51145) (B=M/#51145) (C=M/#51145)									
85	1	26013-120302	BOLT, SPRING M12X 30	18	18	18	18				
86	1	172458-73720	SEAL SET	2	2	2	2				

Fig.71. TURNING MOTOR

(A)=VIO35-5(US)
(B)=VIO35-5(AS)
(C)=VIO35-5(NZ)

(D)=VIO35-5(SG)
(E)=
(F)=



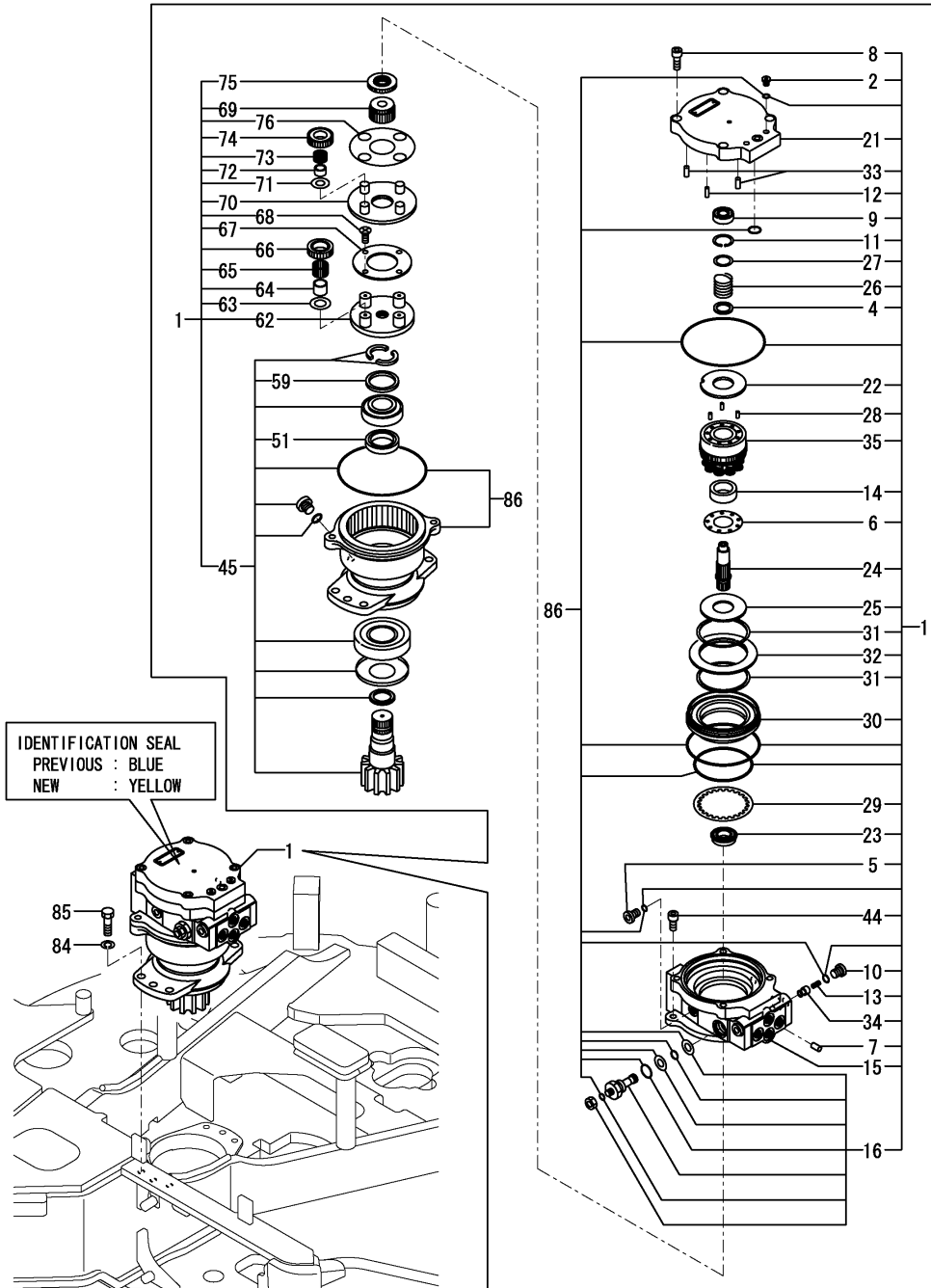
No.	Lev.	Parts No.	Description	Q'ty						I	R
				(A)	(B)	(C)	(D)	(E)	(F)		
1	1	172A46-73710	MOTOR ASSY,TURNING	1	1	1					
1-1	1	172A46-73711	MOTOR ASSY,TURNING	1	1	1	1				N
		(A=M/#51163) (B=M/#51163) (C=M/#51163)									
2	2	1A6240-37360	PLUG	2	2	2	2				
4	2	172147-70280	COLLAR	1	1	1	1				
5	2	172148-70301	PLUG	1	1	1	1				
6	2	172147-70330	HOLDER, RETAINER	1	1	1	1				
6-1	2	172147-70331	HOLDER, RETAINER	1	1	1	1				S
		(A=M/#51163) (B=M/#51163) (C=M/#51163)									
7	2	172124-70380	ORIFICE	1	1	1	1				
8	2	172124-70390	BOLT, SOCKET	5	5	5	5				
9	2	172147-70390	BALL BEARING	1	1	1	1				
10	2	172147-70500	PLUG	2	2	2	2				
11	2	172122-70630	SNAP RING	1	1	1	1				
12	2	172122-73470	PIN	1	1	1	1				
13	2	172638-73470	SPRING	2	2	2	2				
14	2	172423-73530	RETAINER PLATE	1	1	1	1				
15	2	172A46-73730	CASE	1	1	1	1				
16	2	172A46-73740	RELIEF VALVE	2	2	2	2				
21	2	172459-73740	COVER	1	1	1	1				
22	2	172459-73750	VALVE PLATE	1	1	1	1				
23	2	172450-77030	BALL BEARING	1	1	1	1				
24	2	172450-77040	SHAFT	1	1	1	1				
25	2	172450-77050	PLATE, THRUST	1	1	1	1				
26	2	172450-77070	SPRING	1	1	1	1				
27	2	172450-77080	WASHER	1	1	1	1				
28	2	172450-77090	PIN	3	3	3	3				
29	2	172450-77110	DISK	1	1	1	1				
30	2	172450-77120	PISTON, BRAKE	1	1	1	1				
31	2	172450-77130	SEAT, SPRING	2	2	2	2				
32	2	172450-77140	SPRING ASSY, DISK	1	1	1	1				
33	2	172450-77170	PIN	2	2	2	2				
34	2	172450-77190	CHECK VALVE	2	2	2	2				
35	2	172450-77220	KIT,CYLINDER BLOCK	1	1	1	1				
44	2	172124-70390	BOLT, SOCKET	2	2	2	2				
45	2	172A46-73720	HOUSING ASSY	1	1	1					
45-1	2	172A46-73750	HOUSING ASSY	1	1	1	1				S
		(A=M/#51163) (B=M/#51163) (C=M/#51163)									
51	3	172450-73750	SEAL, OIL	1	1	1					
51-1	2	172450-73751	SEAL, OIL	1	1	1	1				S
		(A=M/#51163) (B=M/#51163) (C=M/#51163)									
59	3	172450-73830	COLLAR	1	1	1	1				
62	2	172450-73840	HOLDER B	1	1	1	1				
63	2	172450-73850	WASHER, THRUST	4	4	4	4				
64	2	172450-73860	INNER RACE	4	4	4	4				
65	2	172450-73870	NEEDLE BEARING	4	4	4	4				
66	2	172450-73880	GEAR, PLANETARY	4	4	4	4				
67	2	172450-73890	THRUST PLATE	1	1	1	1				
68	2	172450-73900	SCREW	4	4	4	4				
69	2	172450-73910	GEAR, SUN	1	1	1	1				
70	2	172450-73920	HOLDER	1	1	1	1				

N:Old $\frac{Yes}{No}$ New, Q:Old $\frac{No}{Yes}$ New, R:Old $\frac{Yes}{Yes}$ New, S:Old $\frac{No}{No}$ New, W:Add, Z:Discontinued, F:Interchangeable by set, K:Q'ty Change
 ++ CONTINUE ++
 Copyright (C) YANMAR CO., LTD. All Rights Reserved.

Fig.71. TURNING MOTOR

(A)=VIO35-5(US)
 (B)=VIO35-5(AS)
 (C)=VIO35-5(NZ)

(D)=VIO35-5(SG)
 (E)=
 (F)=

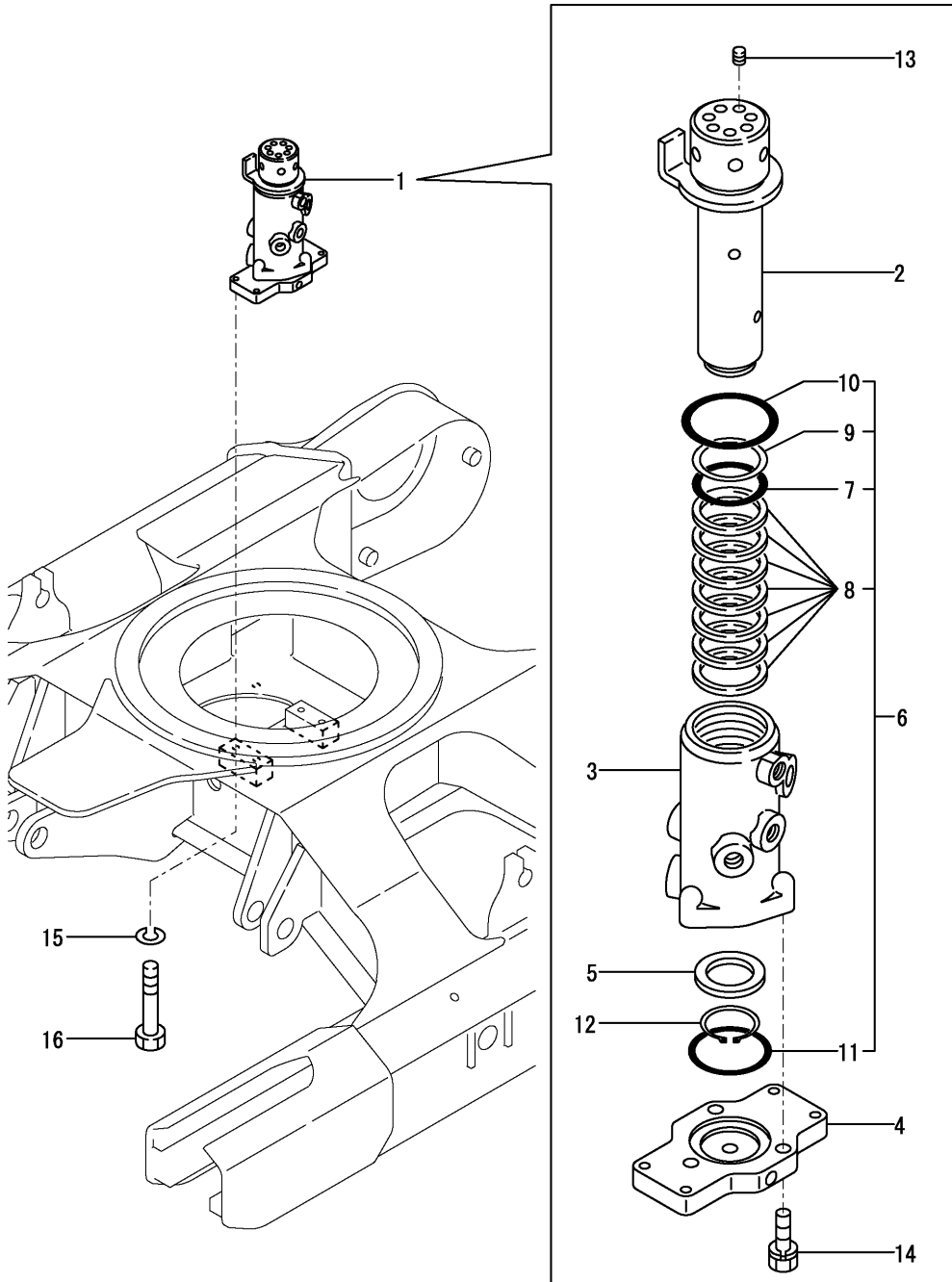


No.	Lev.	Parts No.	Description	Q'ty						I	R
				(A)	(B)	(C)	(D)	(E)	(F)		
71	2	172450-73930	THRUST WASHER	4	4	4	4				
72	2	172450-73940	INNER RACE	4	4	4	4				
73	2	172450-73950	BEARING, NEEDLE	4	4	4	4				
74	2	172450-73960	GEAR, PLANETARY	4	4	4	4				
75	2	172450-77000	GEAR, DRIVE	1	1	1	1				
76	2	172450-77230	THRUST PLATE KIT	1	1	1	1				
84	1	22217-140000	WASHER, SPRING 14	6	6	6					Z
		(A=M/#50608) (B=M/#50608) (C=M/#50608)									
85	1	26116-140452	BOLT, M14X 45 PLATED	6	6	6					
85-1	1	172455-29140	BOLT 14X35	6	6	6	6				N
		(A=M/#50608) (B=M/#50608) (C=M/#50608)									
86	1	172458-74910	REPAIR KIT	1	1	1	1				

Fig.72. SWIVEL JOINT

(A)=VIO35-5(US)
 (B)=VIO35-5(AS)
 (C)=VIO35-5(NZ)

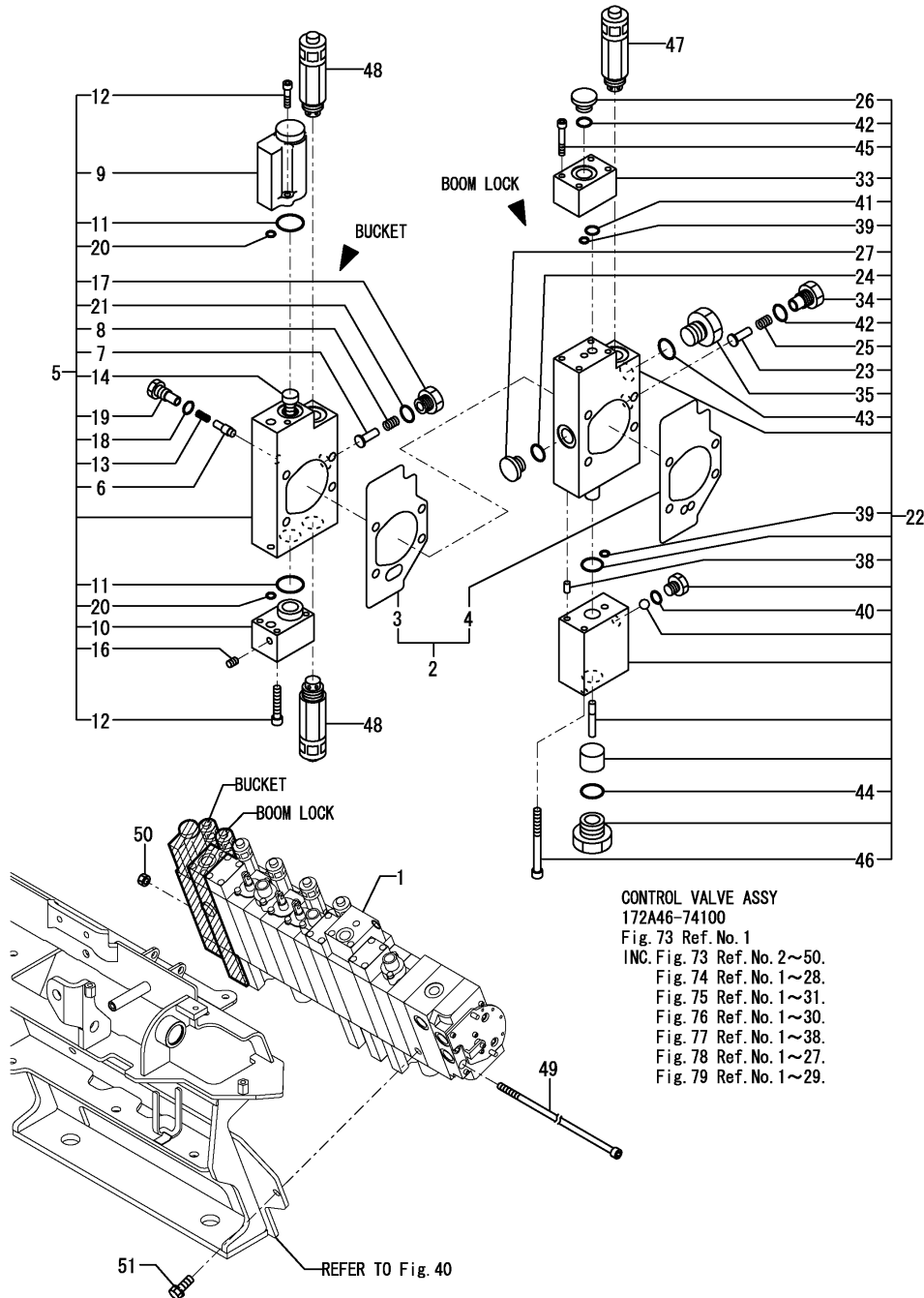
(D)=VIO35-5(SG)
 (E)=
 (F)=



No.	Lev.	Parts No.	Description	Q'ty						I	R
				(A)	(B)	(C)	(D)	(E)	(F)		
1	1	172444-73803	JOINT ASSY, SWIVEL	1	1	1	1				
2	2	172444-73810	SHAFT ASSY, SWIVEL	1	1	1	1				
3	2	172444-73831	HUB, SWIVEL	1	1	1	1				
4	2	172444-73840	FLANGE, SWIVEL	1	1	1	1				
5	2	172137-73860	SPACER, SWIVEL	1	1	1	1				
6	2	172444-73880	SEAL SET, SWIVEL	1	1	1	1				
7	3	172142-73800	O-RING	1	1	1	1				
8	3	172447-73840	SEAL	7	7	7	7				
9	3	172148-73870	RING EL, BACK UP	1	1	1	1				
10	3	24311-000750	O-RING, 1AP75.0	1	1	1	1				
11	3	24321-000700	O-RING, 1AG70.0	1	1	1	1				
12	2	22242-000451	RING, 45	1	1	1	1				
13	2	23871-020000	PLUG, R02	7	7	7	7				
14	2	26013-100352	BOLT, M10X 35	3	3	3	3				
15	1	22217-100000	WASHER, SPRING 10	4	4	4	4				
16	1	26116-100652	BOLT, M10X 65 PLATED	4	4	4	4				

(A)=VIO35-5(US)
 (B)=VIO35-5(AS)
 (C)=VIO35-5(NZ)

(D)=VIO35-5(SG)
 (E)=
 (F)=

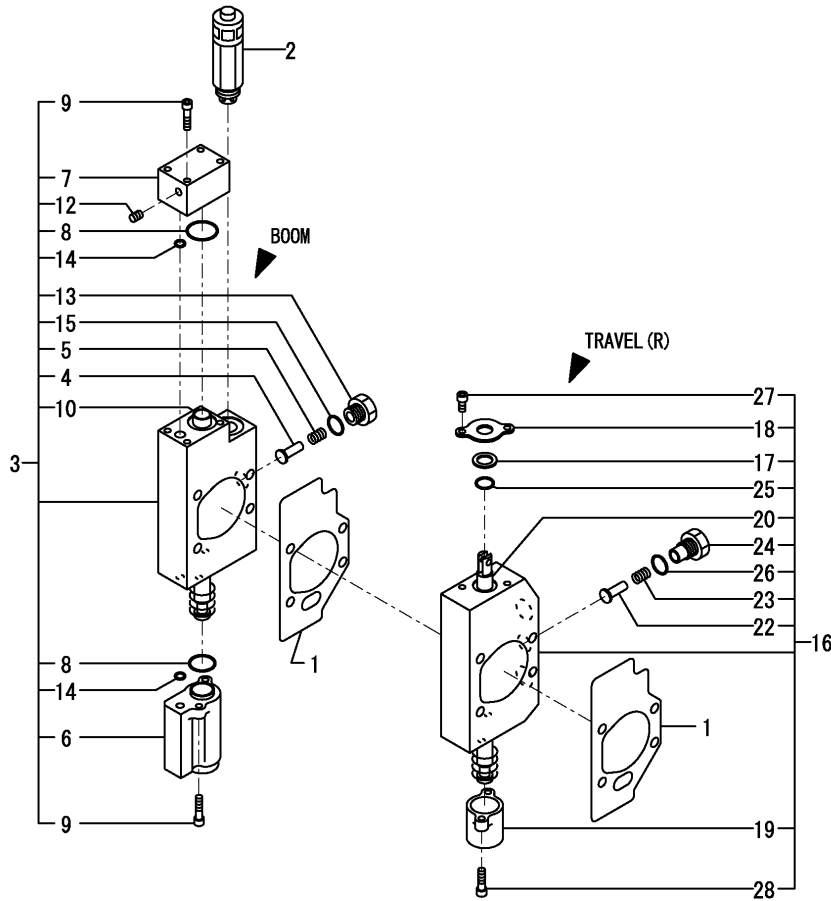


No.	Lev.	Parts No.	Description	Q'ty						I	R
				(A)	(B)	(C)	(D)	(E)	(F)		
1	1	172A46-74100	VALVE ASSY,CONTROL	1	1	1	1				
1-1	1	172A46-74101	VALVE ASSY,CONTROL	1	1	1	1				N
		(A=M/#XXXXX) (B=M/#XXXXX) (C=M/#XXXXX) (D=M/#XXXXX)									
1-2	1	172A46-74102	VALVE ASSY,CONTROL	1	1	1	1				N
		(A=M/#XXXXX) (B=M/#XXXXX) (C=M/#XXXXX) (D=M/#XXXXX)									
2	2	172A46-74330	GASKET SET	1	1	1	1				
3	3	172A47-75430	GASKET	1	1	1	1				
4	3	172A47-75440	GASKET	1	1	1	1				
5	2	172A46-74370	SECTION, BUCKET	1	1	1	1				
6	3	172499-70180	VALVE ASSY, REVERSE	1	1	1	1				
7	3	172458-74150	VALVE, REVERSE	1	1	1	1				
8	3	172458-74160	SPRING, VALVE	1	1	1	1				
9	3	172A47-74220	COVER, PILOT	1	1	1	1				
10	3	172A47-74230	COVER, PILOT	1	1	1	1				
11	3	172458-74230	O-RING	2	2	2	2				
12	3	172458-74260	SWP HEX.BOLT 5X20	4	4	4	4				
13	3	172173-74280	SPRING	1	1	1	1				
14	3	172A46-74310	SPOOL ASSY, BUCKET	1	1	1	1				
16	3	172458-74460	PLUG GPM1/32	1	1	1	1				
17	3	172458-74630	STAY, VALVE	1	1	1	1				
18	3	172A47-74950	O-RING	1	1	1	1				
19	3	172A47-74970	STAY, VALVE	1	1	1	1				
20	3	24311-000060	O-RING, 1AP6.0	2	2	2	2				
21	3	24315-000110	O-RING, 1BP11.0	1	1	1	1				
22	2	172A47-75610	LOCK VALVE ASSY	1	1	1	1				
23	3	172499-70180	VALVE ASSY, REVERSE	1	1	1	1				
24	3	172A47-74270	O-RING	1	1	1	1				
25	3	172173-74280	SPRING	1	1	1	1				
26	3	172183-74350	PLUG PF1/4	1	1	1	1				
27	3	172A47-74460	PLUG,M12X1.25	1	1	1	1				
33	3	172A47-74930	BODY,DISCHARGE	1	1	1	1				
34	3	172A47-74970	STAY, VALVE	1	1	1	1				
35	3	172A47-75620	STAY, VALVE	1	1	1	1				
38	3	22312-050100	PIN, PARALLEL M5X10	2	2	2	2				
39	3	24311-000060	O-RING, 1AP6.0	2	2	2	2				
40	3	24315-000080	O-RING, 1BP8.0	1	1	1	1				
41	3	24315-000100	O-RING, 1BP10.0	1	1	1	1				
42	3	24315-000110	O-RING, 1BP11.0	2	2	2	2				
43	3	24315-000140	O-RING, 1BP14.0	1	1	1	1				
44	3	24315-000180	O-RING, 1BP18.0	1	1	1	1				
45	3	26450-050302	BOLT, M5X 30	2	2	2	2				
46	3	26450-060652	BOLT, M6X 65	2	2	2	2				
47	2	172456-74440	VALVE, RELIEF	1	1	1	1				
48	2	172458-74710	VALVE, RELIEF	2	2	2	2				
49	2	172A47-75450	BOLT L=412	4	4	4	4				
50	2	26716-080002	NUT, M8	4	4	4	4				
51	1	26013-100162	BOLT, M10X 16	3	3	3	3				

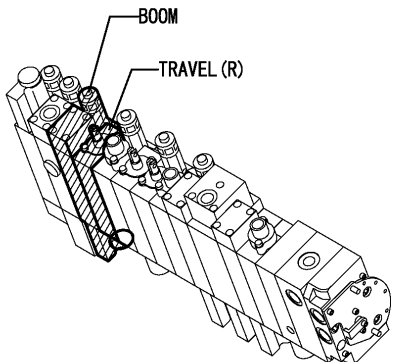
Fig.74. CONTROL VALVE(SG : 2/7)

(A)=VIO35-5(US)
 (B)=VIO35-5(AS)
 (C)=VIO35-5(NZ)

(D)=VIO35-5(SG)
 (E)=
 (F)=



No.	Lev.	Parts No.	Description	Q'ty						I	R
				(A)	(B)	(C)	(D)	(E)	(F)		
1	3	172A47-75430	GASKET	2	2	2	2				
2	2	172A46-74340	VALVE ASSY,OVERLOAD	1	1	1	1				
3	2	172A46-74390	SECTION, BOOM	1	1	1	1				
4	3	172458-74150	VALVE, REVERSE	1	1	1	1				
5	3	172458-74160	SPRING, VALVE	1	1	1	1				
6	3	172A47-74220	COVER, PILOT	1	1	1	1				
7	3	172A47-74230	COVER, PILOT	1	1	1	1				
8	3	172458-74230	O-RING	2	2	2	2				
9	3	172458-74260	SWP HEX.BOLT 5X20	4	4	4	4				
10	3	172A46-74281	SPOOL ASSY, BOOM	1	1	1	1				
12	3	172458-74460	PLUG GPM1/32	1	1	1	1				
13	3	172458-74630	STAY, VALVE	1	1	1	1				
14	3	24311-000060	O-RING, 1AP6.0	2	2	2	2				
15	3	24315-000110	O-RING, 1BP11.0	1	1	1	1				
16	2	172A46-74400	SECTION, TRAVEL	1	1	1	1				
16-1	2	172A46-74401	SECTION, TRAVEL	1	1	1	1				N
		(A=M/#XXXXXX) (B=M/#XXXXXX) (C=M/#XXXXXX) (D=M/#XXXXXX)									
17	3	172458-74130	DUST WIPER	1	1	1	1				
18	3	172458-74140	RETAINER, SEAL	1	1	1	1				
19	3	172458-74170	CAP, SPRING	1	1	1	1				
19-1	3	172A78-74170	CAP, SPRING	1	1	1	1				N
		(A=M/#XXXXXX) (B=M/#XXXXXX) (C=M/#XXXXXX) (D=M/#XXXXXX)									
20	3	172A46-74230	SPOOL ASSY, TRAVEL	1	1	1	1				
22	3	172458-74290	VALVE, REVERSE	1	1	1	1				
23	3	172458-74360	SPRING, VALVE	1	1	1	1				
24	3	172458-74640	STAY, VALVE	1	1	1	1				
25	3	24311-000120	O-RING, 1AP12.0	1	1	1	1				
26	3	24315-000110	O-RING, 1BP11.0	1	1	1	1				
27	3	26450-050102	BOLT, M5X 10	2	2	2	2				
28	3	26450-050182	BOLT, M5X 18	2	2	2	2				



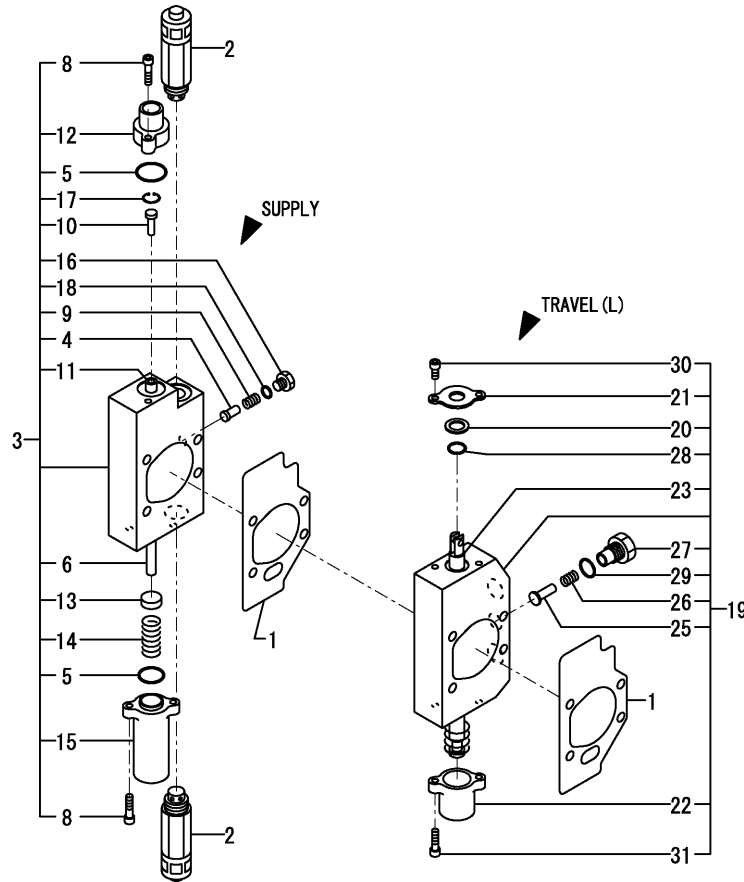
CONTROL VALVE ASSY
 172A46-74100

- Fig. 73 Ref. No. 1
 INC. Fig. 73 Ref. No. 2~50.
 Fig. 74 Ref. No. 1~28.
 Fig. 75 Ref. No. 1~31.
 Fig. 76 Ref. No. 1~30.
 Fig. 77 Ref. No. 1~38.
 Fig. 78 Ref. No. 1~27.
 Fig. 79 Ref. No. 1~29.

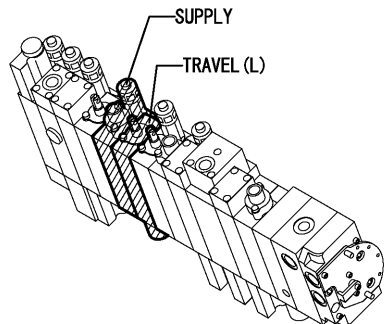
Fig.75. CONTROL VALVE(SG : 3/7)

(A)=VIO35-5(US)
 (B)=VIO35-5(AS)
 (C)=VIO35-5(NZ)

(D)=VIO35-5(SG)
 (E)=
 (F)=



CONTROL VALVE ASSY
 172A46-74100
 Fig. 73 Ref. No. 1
 INC. Fig. 73 Ref. No. 2~50.
 Fig. 74 Ref. No. 1~28.
 Fig. 75 Ref. No. 1~31.
 Fig. 76 Ref. No. 1~30.
 Fig. 77 Ref. No. 1~38.
 Fig. 78 Ref. No. 1~27.
 Fig. 79 Ref. No. 1~29.

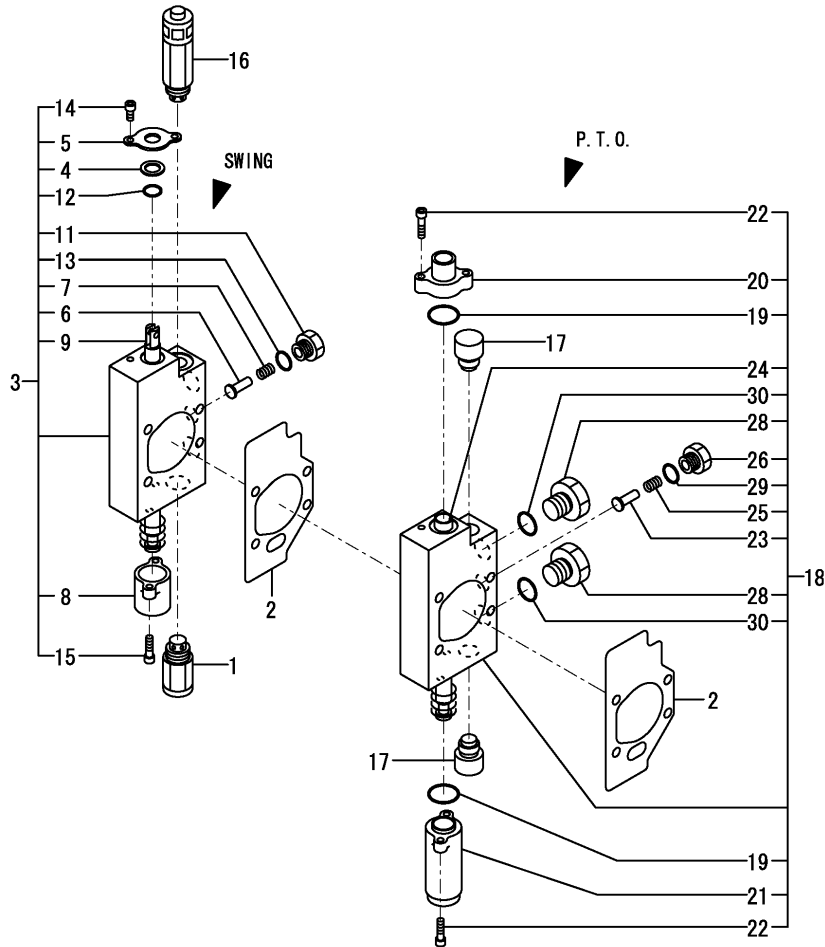


No.	Lev.	Parts No.	Description	Q'ty						I	R
				(A)	(B)	(C)	(D)	(E)	(F)		
1	3	172A47-75430	GASKET	2	2	2	2				
2	2	172A46-74360	RELIEF VALVE ASSY	2	2	2	2				
3	2	172A46-74410	PART, SUPPLY	1	1	1	1				
4	3	172499-70180	VALVE ASSY, REVERSE	1	1	1	1				
5	3	172458-74230	O-RING	2	2	2	2				
6	3	172A46-74250	SPOOL ASSY, INLET	1	1	1	1				
8	3	172458-74260	SWP HEX.BOLT 5X20	4	4	4	4				
9	3	172173-74280	SPRING	1	1	1	1				
10	3	172A47-74360	FILTER	1	1	1	1				
11	3	172A47-74370	PISTON	1	1	1	1				
12	3	172A47-74380	COVER, PILOT	1	1	1	1				
13	3	172458-74530	SEAT, SPRING	1	1	1	1				
14	3	172458-74540	SPRING, RETURN	1	1	1	1				
15	3	172458-74550	COVER, PILOT	1	1	1	1				
16	3	172458-74670	PLUG, PF1/8	1	1	1	1				
17	3	172A47-74980	CIRCLIP	1	1	1	1				
18	3	24315-000080	O-RING, 1BP8.0	1	1	1	1				
19	2	172A46-74420	SECTION, TRAVEL	1	1	1	1				N
19-1	2	172A46-74421	SECTION, TRAVEL	1	1	1	1				N
		(A=M/#XXXXXX) (B=M/#XXXXXX) (C=M/#XXXXXX) (D=M/#XXXXXX)									
20	3	172458-74130	DUST WIPER	1	1	1	1				
21	3	172458-74140	RETAINER, SEAL	1	1	1	1				
22	3	172458-74170	CAP, SPRING	1	1	1	1				
22-1	3	172A78-74170	CAP, SPRING	1	1	1	1				N
		(A=M/#XXXXXX) (B=M/#XXXXXX) (C=M/#XXXXXX) (D=M/#XXXXXX)									
23	3	172A46-74230	SPOOL ASSY, TRAVEL	1	1	1	1				
25	3	172458-74290	VALVE, REVERSE	1	1	1	1				
26	3	172458-74360	SPRING, VALVE	1	1	1	1				
27	3	172458-74640	STAY, VALVE	1	1	1	1				
28	3	24311-000120	O-RING, 1AP12.0	1	1	1	1				
29	3	24315-000110	O-RING, 1BP11.0	1	1	1	1				
30	3	26450-050102	BOLT, M5X 10	2	2	2	2				
31	3	26450-050182	BOLT, M5X 18	2	2	2	2				

Fig.76. CONTROL VALVE(SG : 4/7)

(A)=VIO35-5(US)
(B)=VIO35-5(AS)
(C)=VIO35-5(NZ)

(D)=VIO35-5(SG)
(E)=
(F)=



CONTROL VALVE ASSY

172A46-74100

Fig. 73 Ref. No. 1

INC. Fig. 73 Ref. No. 2~50.

Fig. 74 Ref. No. 1~28.

Fig. 75 Ref. No. 1~31.

Fig. 76 Ref. No. 1~30.

Fig. 77 Ref. No. 1~38.

Fig. 78 Ref. No. 1~27.

Fig. 79 Ref. No. 1~29.

No.	Lev.	Parts No.	Description	Q'ty						I	R
				(A)	(B)	(C)	(D)	(E)	(F)		
1	2	172447-74230	ANTI-CAVITATION	1	1	1	1				
2	3	172A47-75430	GASKET	2	2	2	2				
3	2	172A46-74430	SECTION, SWING	1	1	1	1				
3-1	2	172A46-74431	SECTION, SWING	1	1	1	1				N
		(A=M/#XXXXX) (B=M/#XXXXX) (C=M/#XXXXX) (D=M/#XXXXX)									
4	3	172458-74130	DUST WIPER	1	1	1	1				
5	3	172458-74140	RETAINER, SEAL	1	1	1	1				
6	3	172458-74150	VALVE, REVERSE	1	1	1	1				
7	3	172458-74160	SPRING, VALVE	1	1	1	1				
8	3	172458-74170	CAP, SPRING	1	1	1	1				
8-1	3	172A78-74170	CAP, SPRING	1	1	1	1				N
		(A=M/#XXXXX) (B=M/#XXXXX) (C=M/#XXXXX) (D=M/#XXXXX)									
9	3	172A46-74210	SPOOL ASSY, SWING	1	1	1	1				
11	3	172458-74630	STAY, VALVE	1	1	1	1				
12	3	24311-000120	O-RING, 1AP12.0	1	1	1	1				
13	3	24315-000110	O-RING, 1BP11.0	1	1	1	1				
14	3	26450-050102	BOLT, M5X 10	2	2	2	2				
15	3	26450-050182	BOLT, M5X 18	2	2	2	2				
16	2	172458-74710	VALVE, RELIEF	1	1	1	1				
17	2	172A47-75460	RELIEF VALVE PLUG AS	2	2	2	2				
18	2	172A47-75550	SECTION, PTO	1	1	1	1				
19	3	172458-74230	O-RING	2	2	2	2				
20	3	172458-74240	COVER, PILOT	1	1	1	1				
21	3	172458-74250	COVER, PILOT	1	1	1	1				
22	3	172458-74260	SWP HEX.BOLT 5X20	4	4	4	4				
23	3	172490-74310	VALVE, REVERSE	1	1	1	1				
24	3	172A47-74320	SPOOL ASSY, PTO	1	1	1	1				
25	3	172490-74320	SPRING, VALVE	1	1	1	1				
26	3	172490-74330	STAY, VALVE	1	1	1	1				
28	3	172458-74650	STAY, VALVE	2	2	2	2				
29	3	24315-000110	O-RING, 1BP11.0	1	1	1	1				
30	3	24315-000140	O-RING, 1BP14.0	2	2	2	2				

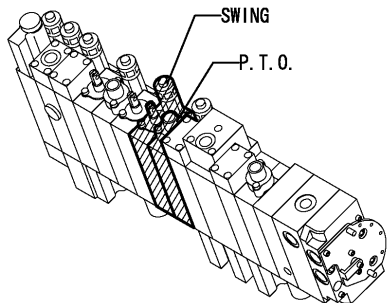
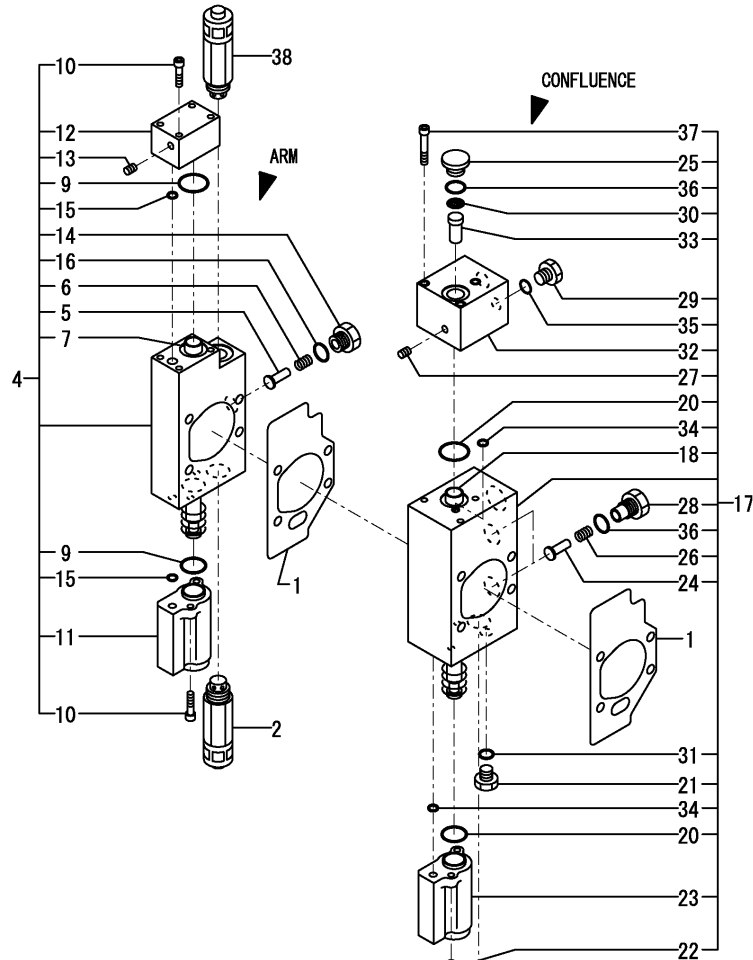


Fig.77. CONTROL VALVE(SG : 5/7)

(A)=VIO35-5(US)
 (B)=VIO35-5(AS)
 (C)=VIO35-5(NZ)

(D)=VIO35-5(SG)
 (E)=
 (F)=



CONTROL VALVE ASSY
 172A46-74100

Fig. 73 Ref. No. 1

INC. Fig. 73 Ref. No. 2~50.

Fig. 74 Ref. No. 1~28.

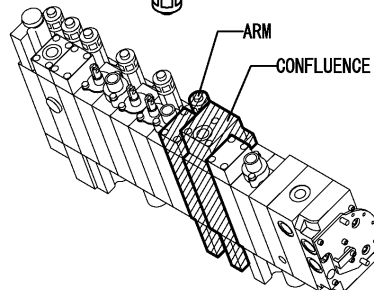
Fig. 75 Ref. No. 1~31.

Fig. 76 Ref. No. 1~30.

Fig. 77 Ref. No. 1~38.

Fig. 78 Ref. No. 1~27.

Fig. 79 Ref. No. 1~29.

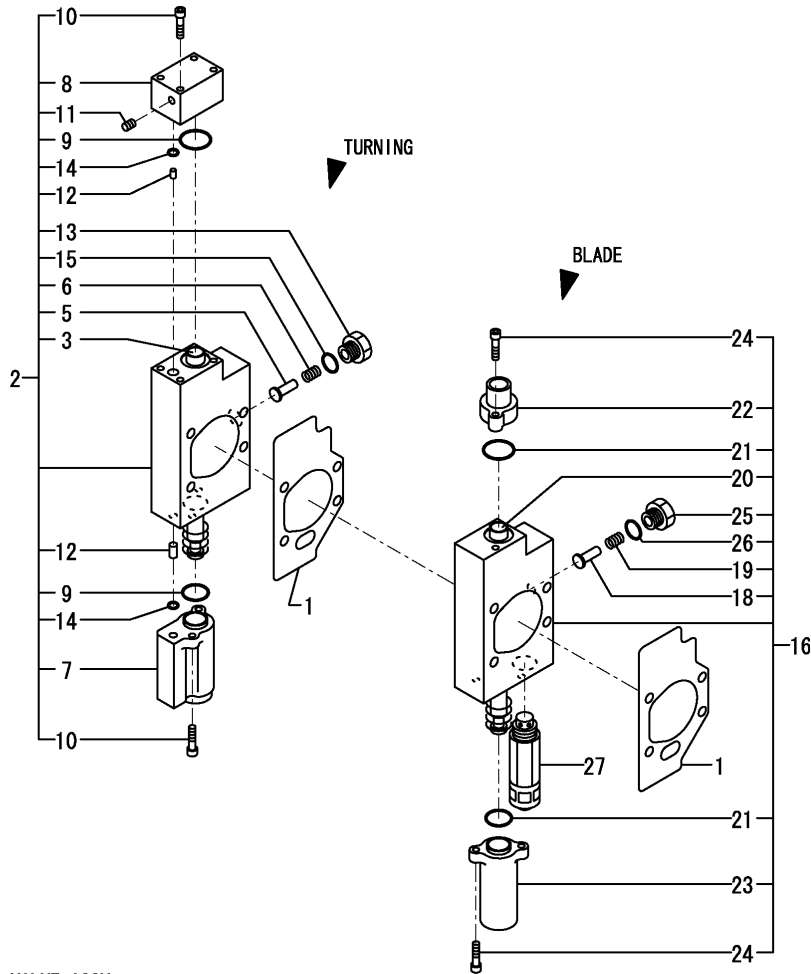


No.	Lev.	Parts No.	Description	Q'ty						I	R
				(A)	(B)	(C)	(D)	(E)	(F)		
1	3	172A47-75430	GASKET	2	2	2	2				
2	2	172A46-74340	VALVE ASSY,OVERLOAD	1	1	1	1				
3	2	172A46-74350	RELIEF VALVE ASSY	1	1	1	1				
4	2	172A46-74440	SECTION, ARM	1	1	1	1				
5	3	172458-74150	VALVE, REVERSE	1	1	1	1				
6	3	172458-74160	SPRING, VALVE	1	1	1	1				
7	3	172A46-74170	SPOOL ASSY, ARM	1	1	1	1				
9	3	172458-74230	O-RING	2	2	2	2				
10	3	172458-74260	SWP HEX.BOLT 5X20	4	4	4	4				
11	3	172A47-74280	COVER, PILOT	1	1	1	1				
12	3	172A47-74300	COVER, PILOT	1	1	1	1				
13	3	172458-74460	PLUG GPM1/32	1	1	1	1				
14	3	172458-74630	STAY, VALVE	1	1	1	1				
15	3	24311-000060	O-RING, 1AP6.0	2	2	2	2				
16	3	24315-000110	O-RING, 1BP11.0	1	1	1	1				
17	2	172A46-74450	SECTION ASSY	1	1	1	1				
18	3	172A46-74150	SPOOL ASSY	1	1	1	1				
20	3	172458-74230	O-RING	2	2	2	2				
21	3	172A47-74260	PLUG (SAE1/4)	1	1	1	1				
22	3	172458-74260	SWP HEX.BOLT 5X20	2	2	2	2				
23	3	172A47-74280	COVER, PILOT	1	1	1	1				
24	3	172458-74290	VALVE, REVERSE	2	2	2	2				
25	3	172183-74350	PLUG PF1/4	1	1	1	1				
26	3	172458-74360	SPRING, VALVE	2	2	2	2				
27	3	172458-74460	PLUG GPM1/32	2	2	2	2				
28	3	172458-74640	STAY, VALVE	2	2	2	2				
29	3	172458-74670	PLUG,PF1/8	1	1	1	1				
30	3	172499-74860	FILTER	1	1	1	1				
31	3	172A47-74950	O-RING	1	1	1	1				
32	3	172A47-74960	BODY, PILOT	1	1	1	1				
33	3	172499-74960	PLUG	1	1	1	1				
34	3	24311-000060	O-RING, 1AP6.0	2	2	2	2				
35	3	24315-000080	O-RING, 1BP8.0	1	1	1	1				
36	3	24315-000110	O-RING, 1BP11.0	3	3	3	3				
37	3	26450-050452	BOLT, M5X 45	3	3	3	3				
38	2	172458-74710	VALVE, RELIEF	1	1	1	1				

Fig.78. CONTROL VALVE(SG : 6/7)

(A)=VIO35-5(US)
 (B)=VIO35-5(AS)
 (C)=VIO35-5(NZ)

(D)=VIO35-5(SG)
 (E)=
 (F)=



No.	Lev.	Parts No.	Description	Q'ty						I	R
				(A)	(B)	(C)	(D)	(E)	(F)		
1	3	172A47-75430	GASKET	2	2	2	2				
2	2	172A46-74460	SECTION, SWING	1	1	1	1				
3	3	172A46-74130	SPOOL ASSY, SWING	1	1	1	1				
5	3	172458-74150	VALVE, REVERSE	1	1	1	1				
6	3	172458-74160	SPRING, VALVE	1	1	1	1				
7	3	172A47-74220	COVER, PILOT	1	1	1	1				
8	3	172A47-74230	COVER, PILOT	1	1	1	1				
9	3	172458-74230	O-RING	2	2	2	2				
10	3	172458-74260	SWP HEX.BOLT 5X20	4	4	4	4				
11	3	172458-74460	PLUG GPM1/32	1	1	1	1				
12	3	172A46-74480	THROTTLE	2	2	2	2				
13	3	172458-74630	STAY, VALVE	1	1	1	1				
14	3	24311-000060	O-RING, 1AP6.0	2	2	2	2				
15	3	24315-000110	O-RING, 1BP11.0	1	1	1	1				
16	2	172A46-74470	SECTION, BLADE	1	1	1	1				
18	3	172458-74150	VALVE, REVERSE	1	1	1	1				
19	3	172458-74160	SPRING, VALVE	1	1	1	1				
20	3	172A46-74190	SPOOL ASSY, BLADE	1	1	1	1				
21	3	172458-74230	O-RING	2	2	2	2				
22	3	172458-74240	COVER, PILOT	1	1	1	1				
23	3	172458-74250	COVER, PILOT	1	1	1	1				
24	3	172458-74260	SWP HEX.BOLT 5X20	4	4	4	4				
25	3	172458-74630	STAY, VALVE	1	1	1	1				
26	3	24315-000110	O-RING, 1BP11.0	1	1	1	1				
27	2	172458-74700	VALVE, RELIEF	1	1	1	1				

CONTROL VALVE ASSY
 172A46-74100

Fig. 73 Ref. No. 1

INC. Fig. 73 Ref. No. 2~50.

Fig. 74 Ref. No. 1~28.

Fig. 75 Ref. No. 1~31.

Fig. 76 Ref. No. 1~30.

Fig. 77 Ref. No. 1~38.

Fig. 78 Ref. No. 1~27.

Fig. 79 Ref. No. 1~29.

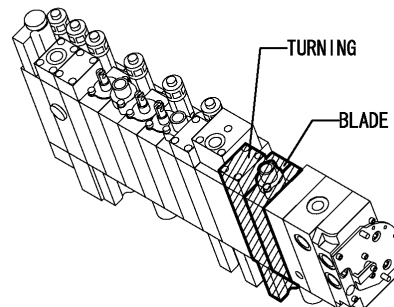
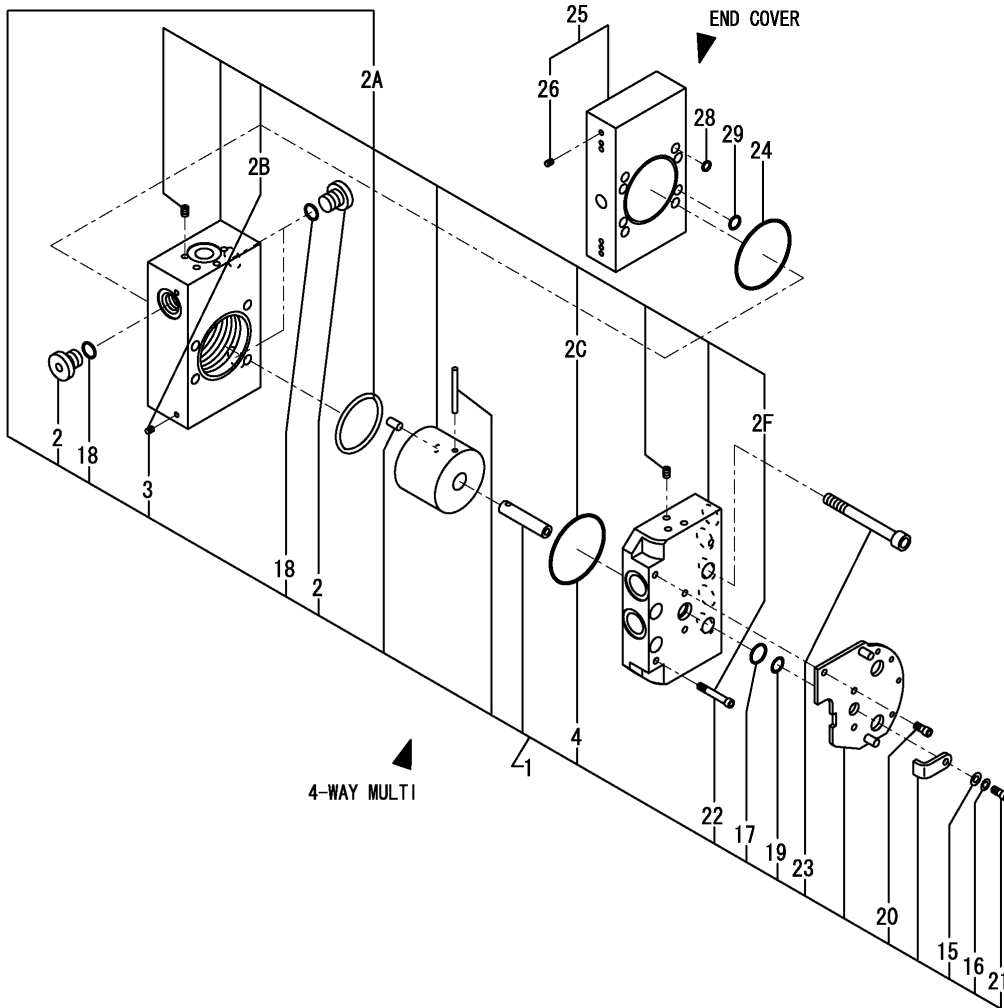


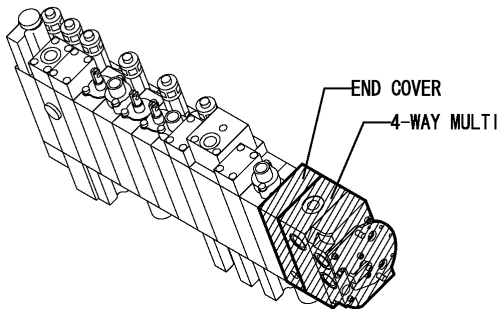
Fig.79. CONTROL VALVE(SG : 7/7)

(A)=VIO35-5(US)
 (B)=VIO35-5(AS)
 (C)=VIO35-5(NZ)

(D)=VIO35-5(SG)
 (E)=
 (F)=



CONTROL VALVE ASSY
 172A46-74100
 Fig.73 Ref. No. 1
 INC. Fig. 73 Ref. No. 2~50.
 Fig. 74 Ref. No. 1~28.
 Fig. 75 Ref. No. 1~31.
 Fig. 76 Ref. No. 1~30.
 Fig. 77 Ref. No. 1~38.
 Fig. 78 Ref. No. 1~27.
 Fig. 79 Ref. No. 1~29.

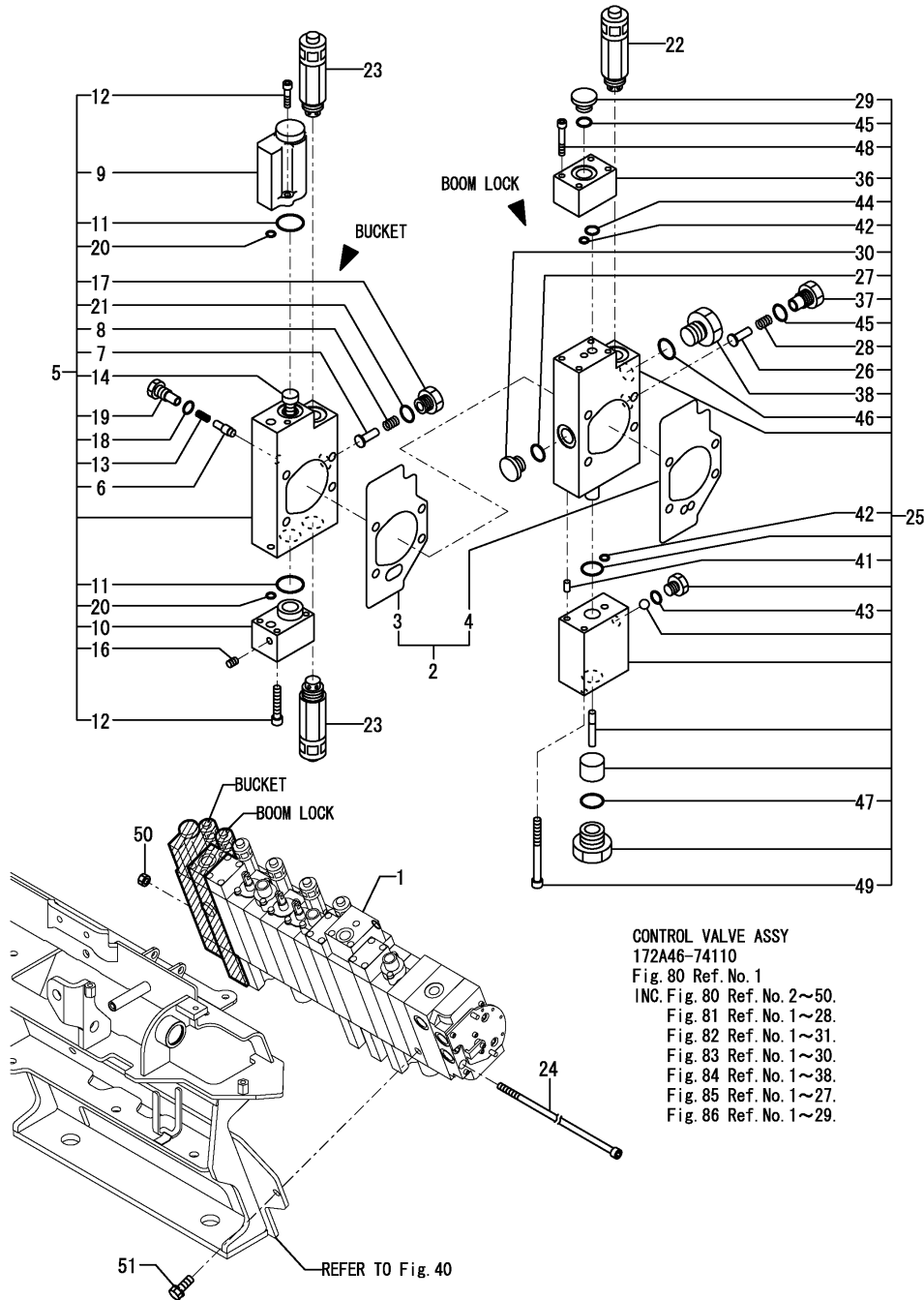


No.	Lev.	Parts No.	Description	Q'ty						I	R
				(A)	(B)	(C)	(D)	(E)	(F)		
1	2	172A47-74200	CP MCV 4WAY	1	1	1	1				
2	3	172183-74350	PLUG PF1/4	3	3	3	3				
2A	3	172A47-75900	BODY 4WAY KIT	1	1	1	1				W
2B	4	172458-74460	PLUG GPM1/32	2	2	2	2				
2C	4	172A47-75420	O-RING	1	1	1	1				
2F	4	26450-050302	BOLT, M5X 30	2	2	2	2				
3	3	172458-74460	PLUG GPM1/32	2	2	2	2				Z
4	3	172A47-75420	O-RING	1	1	1	1				Z
15	3	22137-050000	WASHER, 5	1	1	1	1				
16	3	22217-050000	WASHER, SPRING 5	1	1	1	1				
17	3	24311-240100	O-RING, 1AP10A	1	1	1	1				
18	3	24315-000110	O-RING, 1BP11.0	3	3	3	3				
19	3	24373-240100	RING, BACK UP T3P10A	1	1	1	1				
20	3	26450-050102	BOLT, M5X 10	3	3	3	3				
21	3	26450-050102	BOLT, M5X 10	1	1	1	1				
22	3	26450-050302	BOLT, M5X 30	2	2	2	2				Z
23	3	26450-080752	BOLT, M8X 75	4	4	4	4				
24	2	172A47-75420	O-RING	1	1	1	1				
25	2	172A47-75600	COVER ASSY, END	1	1	1	1				
26	3	172458-74460	PLUG GPM1/32	8	8	8	8				
28	2	24311-000060	O-RING, 1AP6.0	7	7	7	7				
29	2	24311-000090	O-RING, 1AP9.0	2	2	2	2				

Fig.80. CONTROL VALVE(US,AS,NZ : 1/7)

(A)=VIO35-5(US)
 (B)=VIO35-5(AS)
 (C)=VIO35-5(NZ)

(D)=VIO35-5(SG)
 (E)=
 (F)=



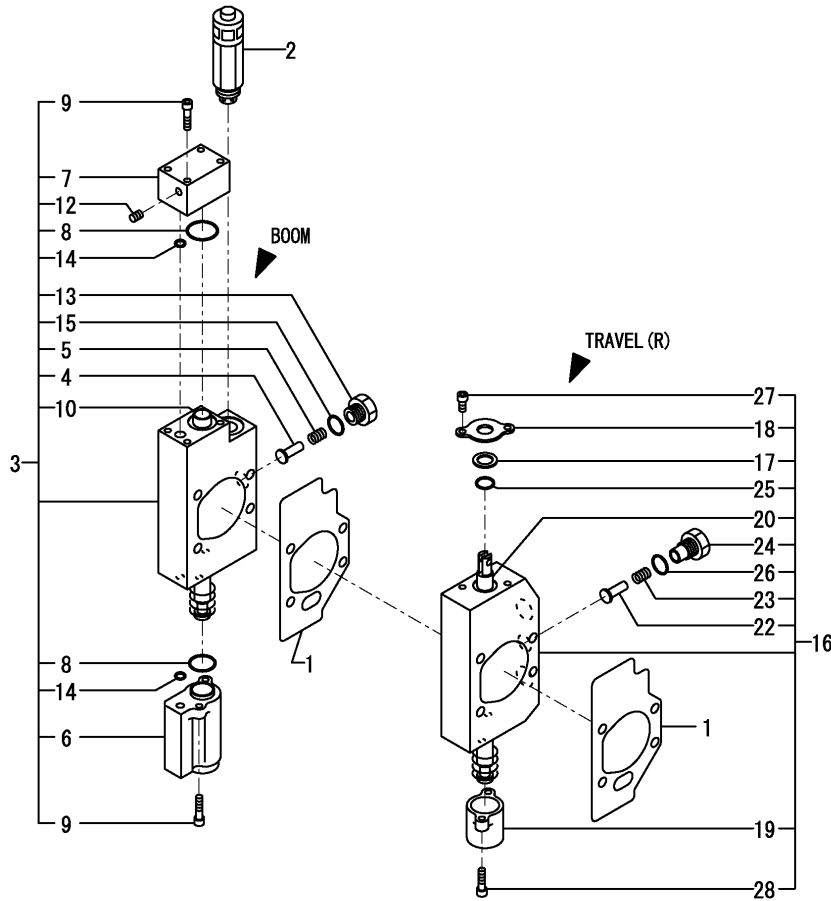
CONTROL VALVE ASSY
 172A46-74110
 Fig. 80 Ref. No. 1
 INC. Fig. 80 Ref. No. 2~50.
 Fig. 81 Ref. No. 1~28.
 Fig. 82 Ref. No. 1~31.
 Fig. 83 Ref. No. 1~30.
 Fig. 84 Ref. No. 1~38.
 Fig. 85 Ref. No. 1~27.
 Fig. 86 Ref. No. 1~29.

No.	Lev.	Parts No.	Description	Q'ty						I	R
				(A)	(B)	(C)	(D)	(E)	(F)		
1	1	172A46-74110	VALVE ASSY,CONTROL	1	1	1	1				
1-1	1	172A46-74111	VALVE ASSY,CONTROL	1	1	1	1				N
		(A=M/#XXXXX) (B=M/#XXXXX) (C=M/#XXXXX) (D=M/#XXXXX)									
1-2	1	172A46-74112	VALVE ASSY,CONTROL	1	1	1	1				N
		(A=M/#XXXXX) (B=M/#XXXXX) (C=M/#XXXXX) (D=M/#XXXXX)									
2	2	172A46-74330	GASKET SET	1	1	1	1				
3	3	172A47-75430	GASKET	1	1	1	1				
4	3	172A47-75440	GASKET	1	1	1	1				
5	2	172A46-74370	SECTION, BUCKET	1	1	1	1				
6	3	172499-70180	VALVE ASSY, REVERSE	1	1	1	1				
7	3	172458-74150	VALVE, REVERSE	1	1	1	1				
8	3	172458-74160	SPRING, VALVE	1	1	1	1				
9	3	172A47-74220	COVER, PILOT	1	1	1	1				
10	3	172A47-74230	COVER, PILOT	1	1	1	1				
11	3	172458-74230	O-RING	2	2	2	2				
12	3	172458-74260	SWP HEX.BOLT 5X20	4	4	4	4				
13	3	172173-74280	SPRING	1	1	1	1				
14	3	172A46-74310	SPOOL ASSY, BUCKET	1	1	1	1				
16	3	172458-74460	PLUG GPM1/32	1	1	1	1				
17	3	172458-74630	STAY, VALVE	1	1	1	1				
18	3	172A47-74950	O-RING	1	1	1	1				
19	3	172A47-74970	STAY, VALVE	1	1	1	1				
20	3	24311-000060	O-RING, 1AP6.0	2	2	2	2				
21	3	24315-000110	O-RING, 1BP11.0	1	1	1	1				
22	2	172456-74440	VALVE, RELIEF	1	1	1	1				
23	2	172458-74710	VALVE, RELIEF	2	2	2	2				
24	2	172A47-75450	BOLT L=412	4	4	4	4				
25	2	172A47-75610	LOCK VALVE ASSY	1	1	1	1				
26	3	172499-70180	VALVE ASSY, REVERSE	1	1	1	1				
27	3	172A47-74270	O-RING	1	1	1	1				
28	3	172173-74280	SPRING	1	1	1	1				
29	3	172183-74350	PLUG PF1/4	1	1	1	1				
30	3	172A47-74460	PLUG,M12X1.25	1	1	1	1				
36	3	172A47-74930	BODY,DISCHARGE	1	1	1	1				
37	3	172A47-74970	STAY, VALVE	1	1	1	1				
38	3	172A47-75620	STAY, VALVE	1	1	1	1				
41	3	22312-050100	PIN, PARALLEL M5X10	2	2	2	2				
42	3	24311-000060	O-RING, 1AP6.0	2	2	2	2				
43	3	24315-000080	O-RING, 1BP8.0	1	1	1	1				
44	3	24315-000100	O-RING, 1BP10.0	1	1	1	1				
45	3	24315-000110	O-RING, 1BP11.0	2	2	2	2				
46	3	24315-000140	O-RING, 1BP14.0	1	1	1	1				
47	3	24315-000180	O-RING, 1BP18.0	1	1	1	1				
48	3	26450-050302	BOLT, M5X 30	2	2	2	2				
49	3	26450-060652	BOLT, M6X 65	2	2	2	2				
50	2	26716-080002	NUT, M8	4	4	4	4				
51	1	26013-100162	BOLT, M10X 16	3	3	3	3				

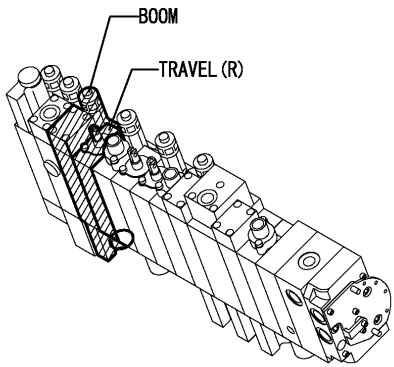
Fig.81. CONTROL VALVE(US,AS,NZ : 2/7)

(A)=VIO35-5(US)
 (B)=VIO35-5(AS)
 (C)=VIO35-5(NZ)

(D)=VIO35-5(SG)
 (E)=
 (F)=



No.	Lev.	Parts No.	Description	Q'ty						I	R
				(A)	(B)	(C)	(D)	(E)	(F)		
1	2	172A47-75430	GASKET	2	2	2	2				
2	2	172A46-74340	VALVE ASSY,OVERLOAD	1	1	1	1				
3	2	172A46-74390	SECTION, BOOM	1	1	1	1				
4	3	172458-74150	VALVE, REVERSE	1	1	1	1				
5	3	172458-74160	SPRING, VALVE	1	1	1	1				
6	3	172A47-74220	COVER, PILOT	1	1	1	1				
7	3	172A47-74230	COVER, PILOT	1	1	1	1				
8	3	172458-74230	O-RING	2	2	2	2				
9	3	172458-74260	SWP HEX.BOLT 5X20	4	4	4	4				
10	3	172A46-74281	SPOOL ASSY, BOOM	1	1	1	1				
12	3	172458-74460	PLUG GPM1/32	1	1	1	1				
13	3	172458-74630	STAY, VALVE	1	1	1	1				
14	3	24311-000060	O-RING, 1AP6.0	2	2	2	2				
15	3	24315-000110	O-RING, 1BP11.0	1	1	1	1				
16	2	172A46-74400	SECTION, TRAVEL	1	1	1	1				
16-1	2	172A46-74401	SECTION, TRAVEL	1	1	1	1				N
		(A=M/#XXXXXX) (B=M/#XXXXXX) (C=M/#XXXXXX) (D=M/#XXXXXX)									
17	3	172458-74130	DUST WIPER	1	1	1	1				
18	3	172458-74140	RETAINER, SEAL	1	1	1	1				
19	3	172458-74170	CAP, SPRING	1	1	1	1				
19-1	3	172A78-74170	CAP, SPRING	1	1	1	1				N
		(A=M/#XXXXXX) (B=M/#XXXXXX) (C=M/#XXXXXX) (D=M/#XXXXXX)									
20	3	172A46-74230	SPOOL ASSY, TRAVEL	1	1	1	1				
22	3	172458-74290	VALVE, REVERSE	1	1	1	1				
23	3	172458-74360	SPRING, VALVE	1	1	1	1				
24	3	172458-74640	STAY, VALVE	1	1	1	1				
25	3	24311-000120	O-RING, 1AP12.0	1	1	1	1				
26	3	24315-000110	O-RING, 1BP11.0	1	1	1	1				
27	3	26450-050102	BOLT, M5X 10	2	2	2	2				
28	3	26450-050182	BOLT, M5X 18	2	2	2	2				



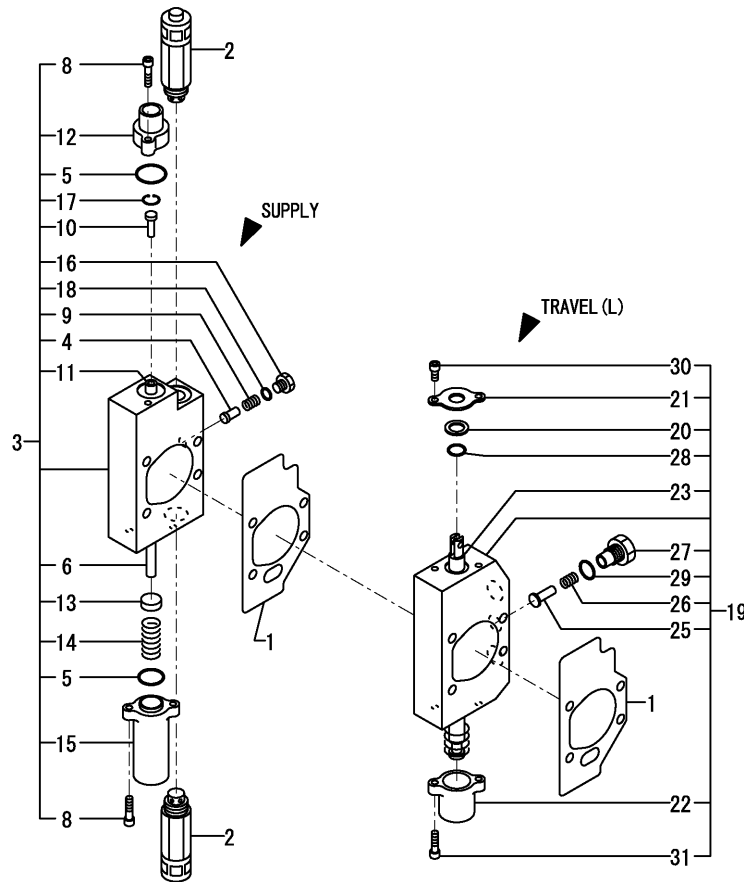
CONTROL VALVE ASSY
 172A46-74110

- Fig. 80 Ref. No. 1
- INC. Fig. 80 Ref. No. 2~50.
- Fig. 81 Ref. No. 1~28.
- Fig. 82 Ref. No. 1~31.
- Fig. 83 Ref. No. 1~30.
- Fig. 84 Ref. No. 1~38.
- Fig. 85 Ref. No. 1~27.
- Fig. 86 Ref. No. 1~29.

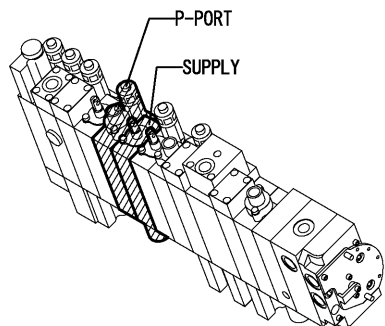
Fig.82. CONTROL VALVE(US,AS,NZ : 3/7)

(A)=VIO35-5(US)
 (B)=VIO35-5(AS)
 (C)=VIO35-5(NZ)

(D)=VIO35-5(SG)
 (E)=
 (F)=



No.	Lev.	Parts No.	Description	Q'ty						I	R
				(A)	(B)	(C)	(D)	(E)	(F)		
1	2	172A47-75430	GASKET	2	2	2	2				
2	2	172A46-74360	RELIEF VALVE ASSY	2	2	2	2				
3	2	172A46-74410	PART, SUPPLY	1	1	1	1				
4	3	172499-70180	VALVE ASSY, REVERSE	1	1	1	1				
5	3	172458-74230	O-RING	2	2	2	2				
6	3	172A46-74250	SPOOL ASSY, INLET	1	1	1	1				
8	3	172458-74260	SWP HEX.BOLT 5X20	4	4	4	4				
9	3	172173-74280	SPRING	1	1	1	1				
10	3	172A47-74360	FILTER	1	1	1	1				
11	3	172A47-74370	PISTON	1	1	1	1				
12	3	172A47-74380	COVER, PILOT	1	1	1	1				
13	3	172458-74530	SEAT, SPRING	1	1	1	1				
14	3	172458-74540	SPRING, RETURN	1	1	1	1				
15	3	172458-74550	COVER, PILOT	1	1	1	1				
16	3	172458-74670	PLUG,PF1/8	1	1	1	1				
17	3	172A47-74980	CIRCLIP	1	1	1	1				
18	3	24315-000080	O-RING, 1BP8.0	1	1	1	1				
19	2	172A46-74420	SECTION, TRAVEL	1	1	1	1				N
		(A=M/#XXXXXX) (B=M/#XXXXXX) (C=M/#XXXXXX) (D=M/#XXXXXX)									
20	3	172458-74130	DUST WIPER	1	1	1	1				
21	3	172458-74140	RETAINER, SEAL	1	1	1	1				
22	3	172458-74170	CAP, SPRING	1	1	1	1				
22-1	3	172A78-74170	CAP, SPRING	1	1	1	1				N
		(A=M/#XXXXXX) (B=M/#XXXXXX) (C=M/#XXXXXX) (D=M/#XXXXXX)									
23	3	172A46-74230	SPOOL ASSY, TRAVEL	1	1	1	1				
25	3	172458-74290	VALVE, REVERSE	1	1	1	1				
26	3	172458-74360	SPRING, VALVE	1	1	1	1				
27	3	172458-74640	STAY, VALVE	1	1	1	1				
28	3	24311-000120	O-RING, 1AP12.0	1	1	1	1				
29	3	24315-000110	O-RING, 1BP11.0	1	1	1	1				
30	3	26450-050102	BOLT, M5X 10	2	2	2	2				
31	3	26450-050182	BOLT, M5X 18	2	2	2	2				



CONTROL VALVE ASSY
 172A46-74110

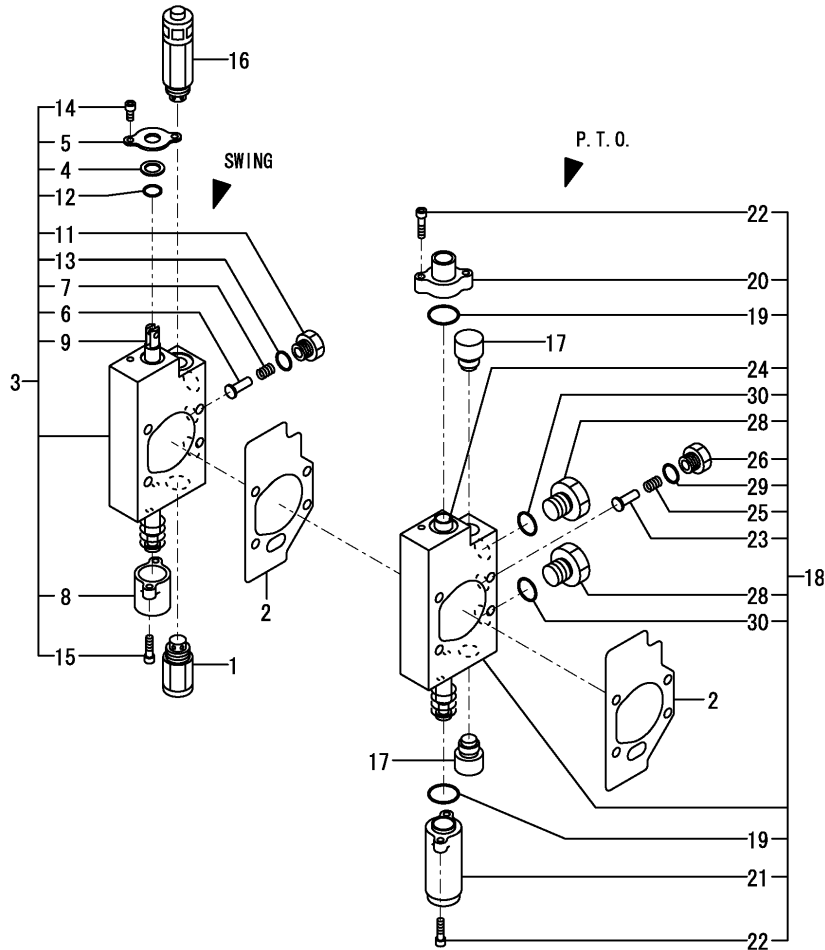
Fig. 80 Ref. No. 1

- INC. Fig. 80 Ref. No. 2~50.
- Fig. 81 Ref. No. 1~28.
- Fig. 82 Ref. No. 1~31.
- Fig. 83 Ref. No. 1~30.
- Fig. 84 Ref. No. 1~38.
- Fig. 85 Ref. No. 1~27.
- Fig. 86 Ref. No. 1~29.

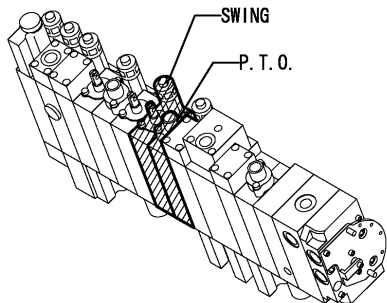
Fig.83. CONTROL VALVE(US,AS,NZ : 4/7)

(A)=VIO35-5(US)
 (B)=VIO35-5(AS)
 (C)=VIO35-5(NZ)

(D)=VIO35-5(SG)
 (E)=
 (F)=



No.	Lev.	Parts No.	Description	Q'ty						I	R
				(A)	(B)	(C)	(D)	(E)	(F)		
1	2	172447-74230	ANTI-CAVITATION	1	1	1	1				
2	2	172A47-75430	GASKET	2	2	2	2				
3	2	172A46-74430	SECTION, SWING	1	1	1	1				
3-1	2	172A46-74431	SECTION, SWING	1	1	1	1				N
		(A=M/#XXXXX) (B=M/#XXXXX) (C=M/#XXXXX) (D=M/#XXXXX)									
4	3	172458-74130	DUST WIPER	1	1	1	1				
5	3	172458-74140	RETAINER, SEAL	1	1	1	1				
6	3	172458-74150	VALVE, REVERSE	1	1	1	1				
7	3	172458-74160	SPRING, VALVE	1	1	1	1				
8	3	172458-74170	CAP, SPRING	1	1	1	1				
8-1	3	172A78-74170	CAP, SPRING	1	1	1	1				N
		(A=M/#XXXXX) (B=M/#XXXXX) (C=M/#XXXXX) (D=M/#XXXXX)									
9	3	172A46-74210	SPOOL ASSY, SWING	1	1	1	1				
11	3	172458-74630	STAY, VALVE	1	1	1	1				
12	3	24311-000120	O-RING, 1AP12.0	1	1	1	1				
13	3	24315-000110	O-RING, 1BP11.0	1	1	1	1				
14	3	26450-050102	BOLT, M5X 10	2	2	2	2				
15	3	26450-050182	BOLT, M5X 18	2	2	2	2				
16	2	172458-74710	VALVE, RELIEF	1	1	1	1				
17	2	172A47-75460	RELIEF VALVE PLUG AS	2	2	2	2				
18	2	172A47-75550	SECTION, PTO	1	1	1	1				
19	3	172458-74230	O-RING	2	2	2	2				
20	3	172458-74240	COVER, PILOT	1	1	1	1				
21	3	172458-74250	COVER, PILOT	1	1	1	1				
22	3	172458-74260	SWP HEX.BOLT 5X20	4	4	4	4				
23	3	172490-74310	VALVE, REVERSE	1	1	1	1				
24	3	172A47-74320	SPOOL ASSY, PTO	1	1	1	1				
25	3	172490-74320	SPRING, VALVE	1	1	1	1				
26	3	172490-74330	STAY, VALVE	1	1	1	1				
28	3	172458-74650	STAY, VALVE	2	2	2	2				
29	3	24315-000110	O-RING, 1BP11.0	1	1	1	1				
30	3	24315-000140	O-RING, 1BP14.0	2	2	2	2				

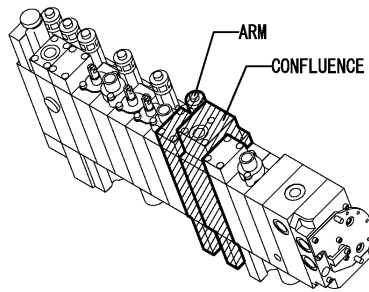
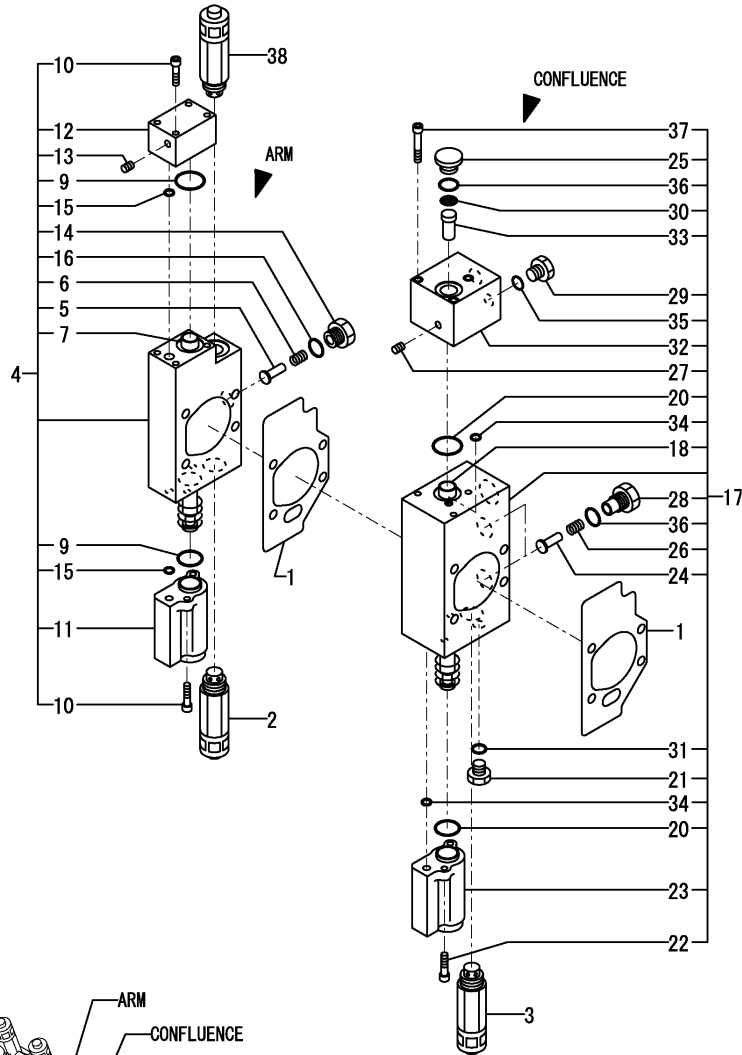


CONTROL VALVE ASSY
 172A46-74110
 Fig. 80 Ref. No. 1
 INC. Fig. 80 Ref. No. 2~50.
 Fig. 81 Ref. No. 1~28.
 Fig. 82 Ref. No. 1~31.
 Fig. 83 Ref. No. 1~30.
 Fig. 84 Ref. No. 1~38.
 Fig. 85 Ref. No. 1~27.
 Fig. 86 Ref. No. 1~29.

Fig.84. CONTROL VALVE(US,AS,NZ : 5/7)

(A)=VIO35-5(US)
 (B)=VIO35-5(AS)
 (C)=VIO35-5(NZ)

(D)=VIO35-5(SG)
 (E)=
 (F)=



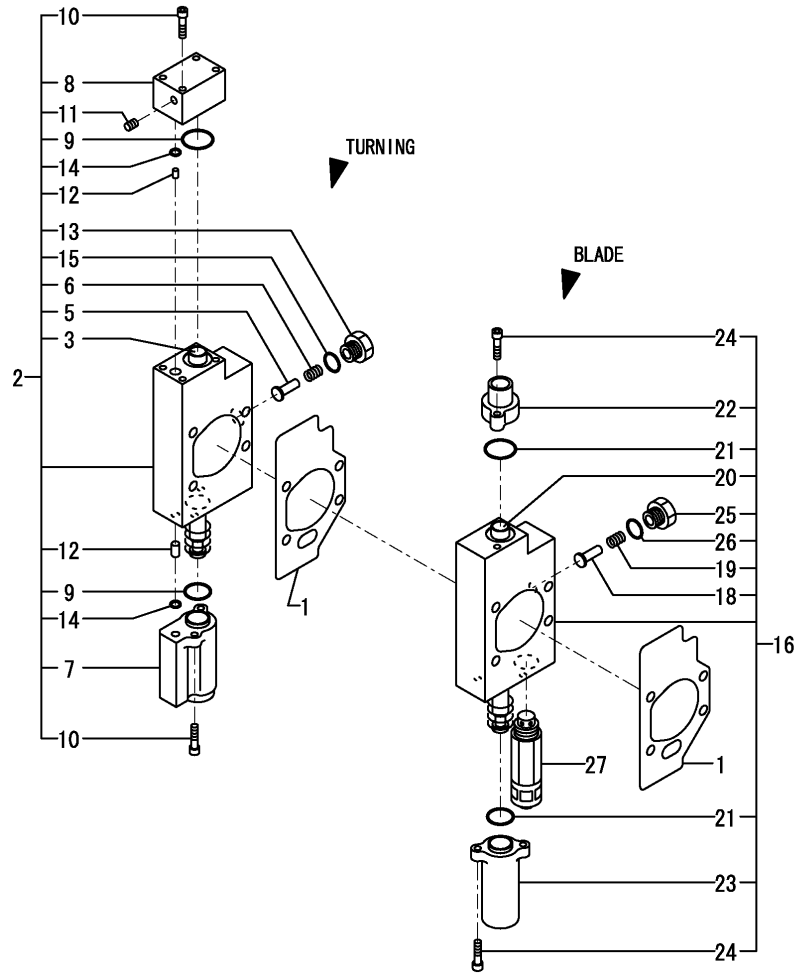
CONTROL VALVE ASSY
 172A46-74110
 Fig. 80 Ref. No. 1
 INC. Fig. 80 Ref. No. 2~50.
 Fig. 81 Ref. No. 1~28.
 Fig. 82 Ref. No. 1~31.
 Fig. 83 Ref. No. 1~30.
 Fig. 84 Ref. No. 1~38.
 Fig. 85 Ref. No. 1~27.
 Fig. 86 Ref. No. 1~29.

No.	Lev.	Parts No.	Description	Q'ty						I	R
				(A)	(B)	(C)	(D)	(E)	(F)		
1	2	172A47-75430	GASKET	2	2	2	2				
2	2	172A46-74340	VALVE ASSY,OVERLOAD	1	1	1	1				
3	2	172A46-74350	RELIEF VALVE ASSY	1	1	1	1				
4	2	172A46-74440	SECTION, ARM	1	1	1	1				
5	3	172458-74150	VALVE, REVERSE	1	1	1	1				
6	3	172458-74160	SPRING, VALVE	1	1	1	1				
7	3	172A46-74170	SPOOL ASSY, ARM	1	1	1	1				
9	3	172458-74230	O-RING	2	2	2	2				
10	3	172458-74260	SWP HEX.BOLT 5X20	4	4	4	4				
11	3	172A47-74280	COVER, PILOT	1	1	1	1				
12	3	172A47-74300	COVER, PILOT	1	1	1	1				
13	3	172458-74460	PLUG GPM1/32	1	1	1	1				
14	3	172458-74630	STAY, VALVE	1	1	1	1				
15	3	24311-000060	O-RING, 1AP6.0	2	2	2	2				
16	3	24315-000110	O-RING, 1BP11.0	1	1	1	1				
17	2	172A46-74450	SECTION ASSY	1	1	1	1				
18	3	172A46-74150	SPOOL ASSY	1	1	1	1				
20	3	172458-74230	O-RING	2	2	2	2				
21	3	172A47-74260	PLUG (SAE1/4)	1	1	1	1				
22	3	172458-74260	SWP HEX.BOLT 5X20	2	2	2	2				
23	3	172A47-74280	COVER, PILOT	1	1	1	1				
24	3	172458-74290	VALVE, REVERSE	2	2	2	2				
25	3	172183-74350	PLUG PF1/4	1	1	1	1				
26	3	172458-74360	SPRING, VALVE	2	2	2	2				
27	3	172458-74460	PLUG GPM1/32	2	2	2	2				
28	3	172458-74640	STAY, VALVE	2	2	2	2				
29	3	172458-74670	PLUG,PF1/8	1	1	1	1				
30	3	172499-74860	FILTER	1	1	1	1				
31	3	172A47-74950	O-RING	1	1	1	1				
32	3	172A47-74960	BODY, PILOT	1	1	1	1				
33	3	172499-74960	PLUG	1	1	1	1				
34	3	24311-000060	O-RING, 1AP6.0	2	2	2	2				
35	3	24315-000080	O-RING, 1BP8.0	1	1	1	1				
36	3	24315-000110	O-RING, 1BP11.0	3	3	3	3				
37	3	26450-050452	BOLT, M5X 45	3	3	3	3				
38	2	172458-74710	VALVE, RELIEF	1	1	1	1				

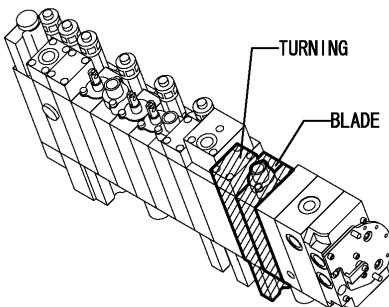
Fig.85. CONTROL VALVE(US,AS,NZ : 6/7)

(A)=VIO35-5(US)
 (B)=VIO35-5(AS)
 (C)=VIO35-5(NZ)

(D)=VIO35-5(SG)
 (E)=
 (F)=



No.	Lev.	Parts No.	Description	Q'ty						I	R
				(A)	(B)	(C)	(D)	(E)	(F)		
1	2	172A47-75430	GASKET	2	2	2	2				
2	2	172A46-74460	SECTION, SWING	1	1	1	1				
3	3	172A46-74130	SPOOL ASSY, SWING	1	1	1	1				
5	3	172458-74150	VALVE, REVERSE	1	1	1	1				
6	3	172458-74160	SPRING, VALVE	1	1	1	1				
7	3	172A47-74220	COVER, PILOT	1	1	1	1				
8	3	172A47-74230	COVER, PILOT	1	1	1	1				
9	3	172458-74230	O-RING	2	2	2	2				
10	3	172458-74260	SWP HEX.BOLT 5X20	4	4	4	4				
11	3	172458-74460	PLUG GPM1/32	1	1	1	1				
12	3	172A46-74480	THROTTLE	2	2	2	2				
13	3	172458-74630	STAY, VALVE	1	1	1	1				
14	3	24311-000060	O-RING, 1AP6.0	2	2	2	2				
15	3	24315-000110	O-RING, 1BP11.0	1	1	1	1				
16	2	172A46-74470	SECTION, BLADE	1	1	1	1				
18	3	172458-74150	VALVE, REVERSE	1	1	1	1				
19	3	172458-74160	SPRING, VALVE	1	1	1	1				
20	3	172A46-74190	SPOOL ASSY, BLADE	1	1	1	1				
21	3	172458-74230	O-RING	2	2	2	2				
22	3	172458-74240	COVER, PILOT	1	1	1	1				
23	3	172458-74250	COVER, PILOT	1	1	1	1				
24	3	172458-74260	SWP HEX.BOLT 5X20	4	4	4	4				
25	3	172458-74630	STAY, VALVE	1	1	1	1				
26	3	24315-000110	O-RING, 1BP11.0	1	1	1	1				
27	2	172458-74700	VALVE, RELIEF	1	1	1	1				

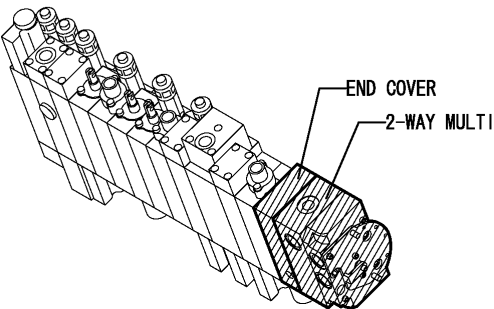
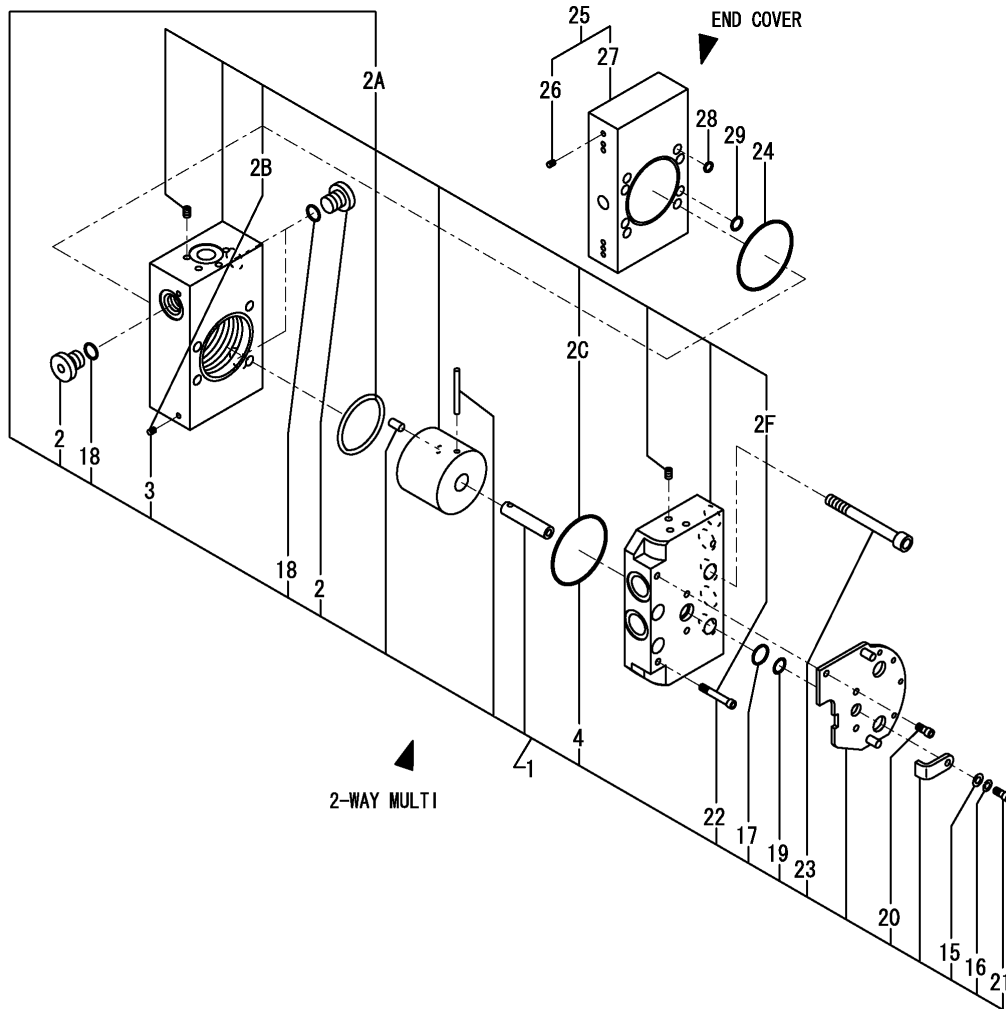


CONTROL VALVE ASSY
 172A46-74110
 Fig. 80 Ref. No. 1
 INC. Fig. 80 Ref. No. 2~50.
 Fig. 81 Ref. No. 1~28.
 Fig. 82 Ref. No. 1~31.
 Fig. 83 Ref. No. 1~30.
 Fig. 84 Ref. No. 1~38.
 Fig. 85 Ref. No. 1~27.
 Fig. 86 Ref. No. 1~29.

Fig.86. CONTROL VALVE(US,AS,NZ : 7/7)

(A)=VIO35-5(US)
(B)=VIO35-5(AS)
(C)=VIO35-5(NZ)

(D)=VIO35-5(SG)
(E)=
(F)=



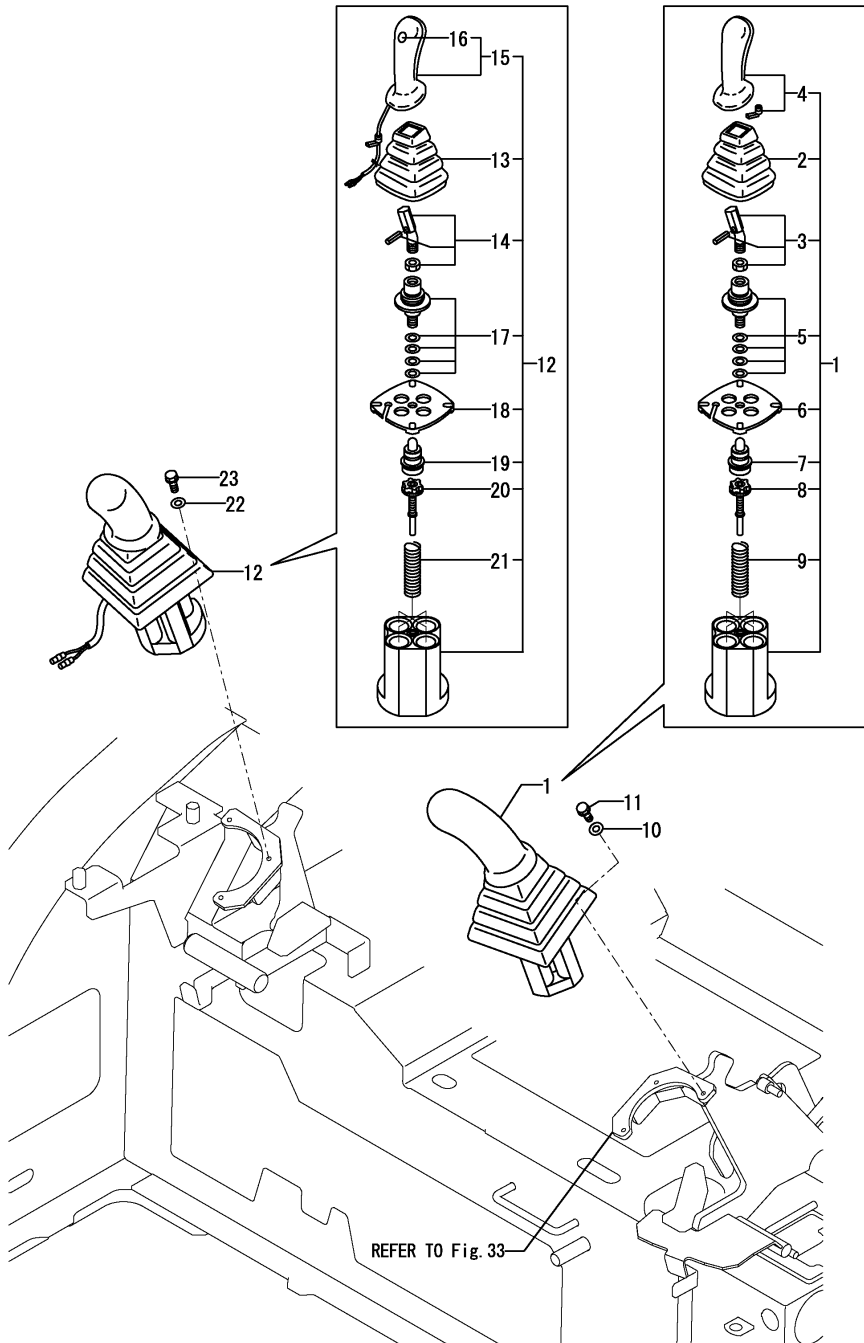
CONTROL VALVE ASSY
172A46-74110
Fig. 80 Ref. No. 1
INC. Fig. 80 Ref. No. 2~50.
Fig. 81 Ref. No. 1~28.
Fig. 82 Ref. No. 1~31.
Fig. 83 Ref. No. 1~30.
Fig. 84 Ref. No. 1~38.
Fig. 85 Ref. No. 1~27.
Fig. 86 Ref. No. 1~29.

No.	Lev.	Parts No.	Description	Q'ty						I	R
				(A)	(B)	(C)	(D)	(E)	(F)		
1	2	172A47-74210	CP MCV 2WAY-JD	1	1	1	1				
2	3	172183-74350	PLUG PF1/4	3	3	3	3				
2A	3	172A47-75910	BODY 2-WAY KIT	1	1	1	1				W
2B	4	172458-74460	PLUG GPM1/32	2	2	2	2				
2C	4	172A47-75420	O-RING	1	1	1	1				
2F	4	26450-050302	BOLT, M5X 30	2	2	2	2				
3	3	172458-74460	PLUG GPM1/32	2	2	2	2				Z
4	3	172A47-75420	O-RING	1	1	1	1				Z
15	3	22137-050000	WASHER, 5	1	1	1	1				
16	3	22217-050000	WASHER, SPRING 5	1	1	1	1				
17	3	24311-240100	O-RING, 1AP10A	1	1	1	1				
18	3	24315-000110	O-RING, 1BP11.0	3	3	3	3				
19	3	24373-240100	RING, BACK UP T3P10A	1	1	1	1				
20	3	26450-050102	BOLT, M5X 10	3	3	3	3				
21	3	26450-050102	BOLT, M5X 10	1	1	1	1				
22	3	26450-050302	BOLT, M5X 30	2	2	2	2				Z
23	3	26450-080752	BOLT, M8X 75	4	4	4	4				
24	2	172A47-75420	O-RING	1	1	1	1				
25	2	172A47-75600	COVER ASSY, END	1	1	1	1				
26	3	172458-74460	PLUG GPM1/32	8	8	8	8				
27	3	172A47-75410	COVER, END	1	1	1	1				
28	2	24311-000060	O-RING, 1AP6.0	7	7	7	7				
29	2	24311-000090	O-RING, 1AP9.0	2	2	2	2				

Fig.87. REMOTE CONTROL VALVE

(A)=VIO35-5(US)
 (B)=VIO35-5(AS)
 (C)=VIO35-5(NZ)

(D)=VIO35-5(SG)
 (E)=
 (F)=

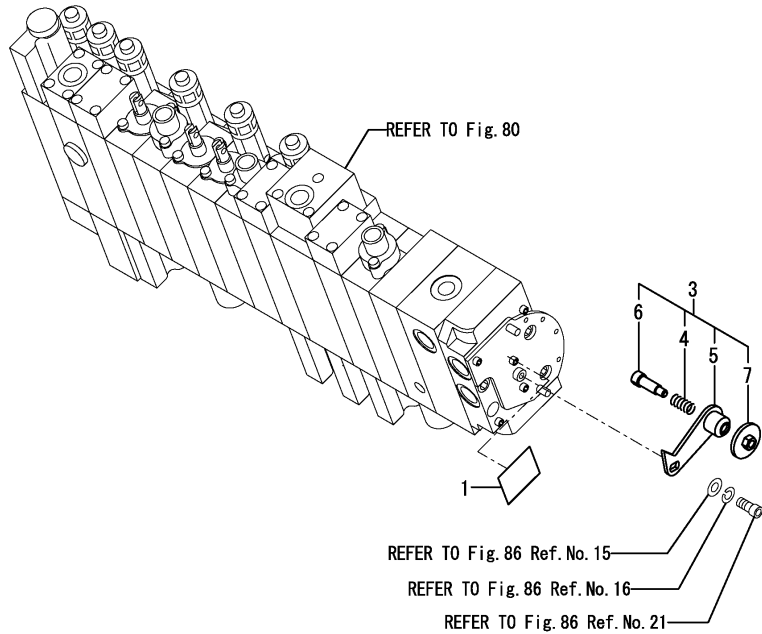


No.	Lev.	Parts No.	Description	Q'ty						I	R
				(A)	(B)	(C)	(D)	(E)	(F)		
1	1	172463-74521	VALVE ASSY, L.US	1	1	1	1				
2	2	172441-74030	BELLOWS	1	1	1	1				
3	2	172441-74040	COMMAND KIT	1	1	1	1				
4	2	172441-74050	HANDLE L	1	1	1	1				
5	2	172463-74530	CARDAN KIT	1	1	1	1				
6	2	172463-74540	RETAINING PLATE	1	1	1	1				
7	2	172463-74551	PLUNGER KIT	1	1	1	1				
8	2	172463-74561	REGULATION KIT	4	4	4	4				
9	2	172463-74570	SPRING KIT	1	1	1	1				
10	1	22137-060000	WASHER, 6	3	3	3	3				
11	1	26013-060202	BOLT, M6X 20	3	3	3	3				
12	1	172A47-74510	VALVE ASSY,R PTO	1	1	1	1				
13	2	172441-74030	BELLOWS	1	1	1	1				
14	2	172441-74040	COMMAND KIT	1	1	1	1				
15	2	172A47-74520	HANDLE YT	1	1	1	1				
16	3	172463-74580	SWITCH, BUTTON	1	1	1	1				
17	2	172463-74530	CARDAN KIT	1	1	1	1				
18	2	172463-74540	RETAINING PLATE	1	1	1	1				
19	2	172463-74551	PLUNGER KIT	1	1	1	1				
20	2	172463-74561	REGULATION KIT	4	4	4	4				
21	2	172463-74570	SPRING KIT	1	1	1	1				
22	1	22137-060000	WASHER, 6	3	3	3	3				
23	1	26013-060202	BOLT, M6X 20	3	3	3	3				

Fig.88. 2-WAY MULTI LEVER(US,AS,NZ)

(A)=VIO35-5(US)
 (B)=VIO35-5(AS)
 (C)=VIO35-5(NZ)

(D)=VIO35-5(SG)
 (E)=
 (F)=



No.	Lev.	Parts No.	Description	Q'ty						I	R
				(A)	(B)	(C)	(D)	(E)	(F)		
1	1	172A47-03220	LABEL, 2-WAY	1	1	1					
2	1	172437-03601	LABEL, 2-WAY US	1	1	1					
3	1	172A47-74600	MULTI V LEVER ASSY	1	1	1					
3-1	1	172A47-74601	MULTI V LEVER ASSY	1	1	1					R
		(A=M/#51439) (B=M/#51439) (C=M/#51439)									
4	2	1C6141-35370	SPRING, LOCK	1	1	1					
5	2	172A47-74610	LEVER ASSY	1	1	1					
5-1	2	172A47-74611	LEVER ASSY	1	1	1					R
		(A=M/#51439) (B=M/#51439) (C=M/#51439)									
6	2	172A47-74650	SHAFT	1	1	1					
7	2	172A47-74660	KNOB ASSY	1	1	1					

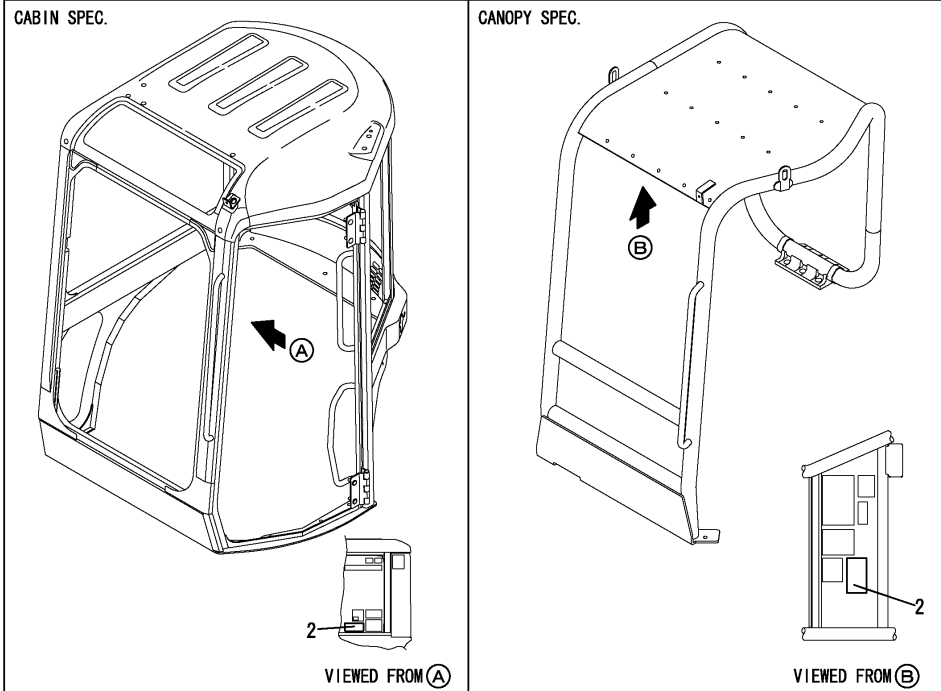
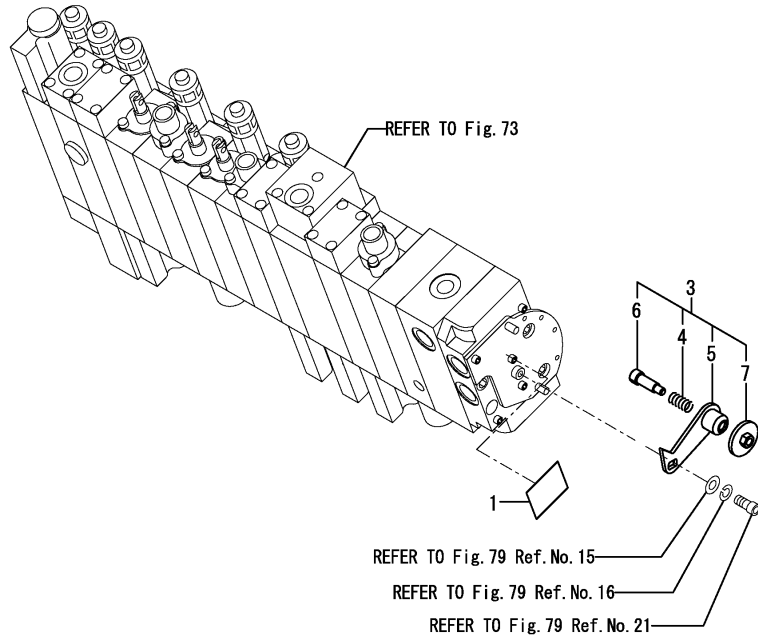


Fig.89. 4-WAY MULTI LEVER(SG)

(A)=VIO35-5(US)
 (B)=VIO35-5(AS)
 (C)=VIO35-5(NZ)

(D)=VIO35-5(SG)
 (E)=
 (F)=



No.	Lev.	Parts No.	Description	Q'ty						I	R	
				(A)	(B)	(C)	(D)	(E)	(F)			
1	1	172A47-03390	LABEL,MULTILEVER US				1					
2	1	172A47-03410	LABEL,4 WAY US				1					
3	1	172A47-74601	MULTI V LEVER ASSY				1					
4	2	1C6141-35370	SPRING, LOCK				1					
5	2	172A47-74611	LEVER ASSY				1					
6	2	172A47-74650	SHAFT				1					
7	2	172A47-74660	KNOB ASSY				1					

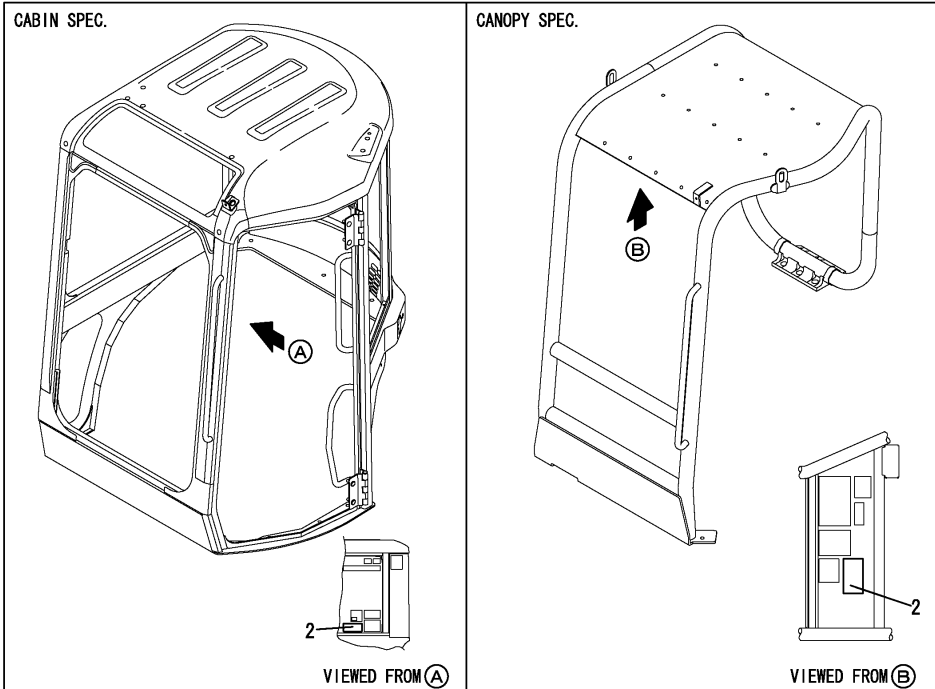
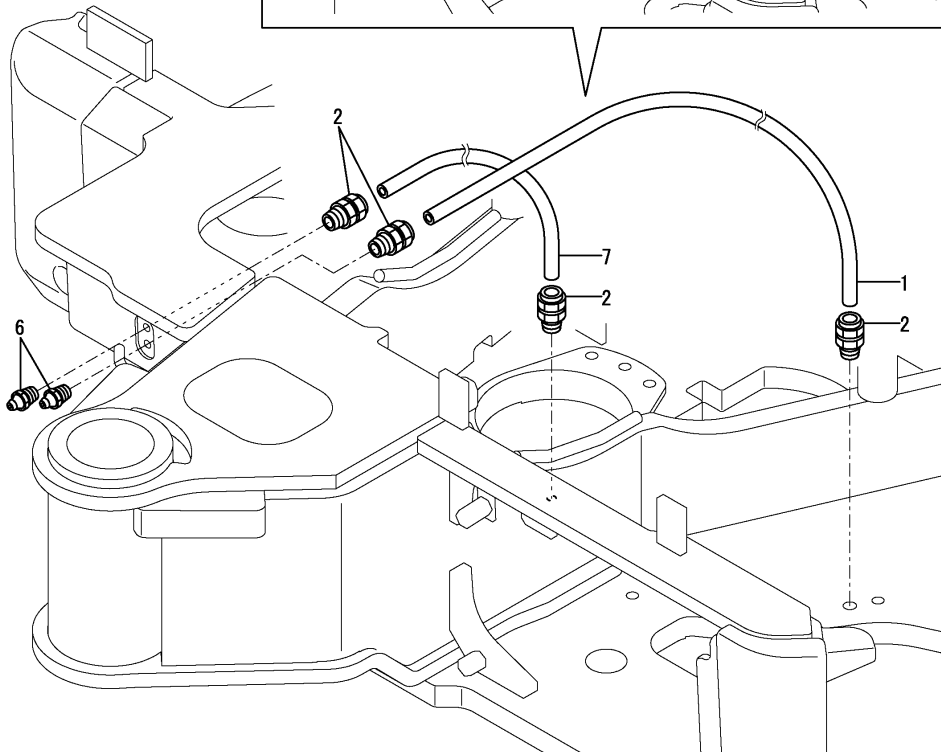
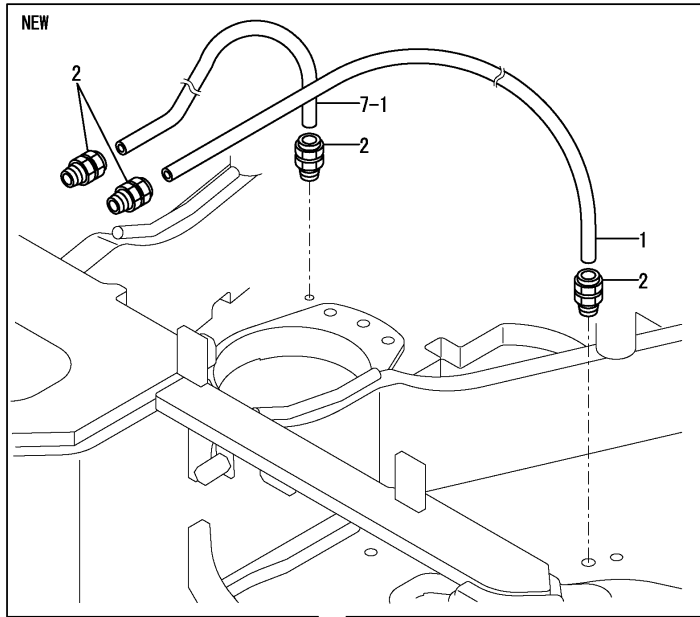


Fig.42. GREASING

(A)=VIO35-5(US)
 (B)=VIO35-5(AS)
 (C)=VIO35-5(NZ)

(D)=VIO35-5(SG)
 (E)=
 (F)=

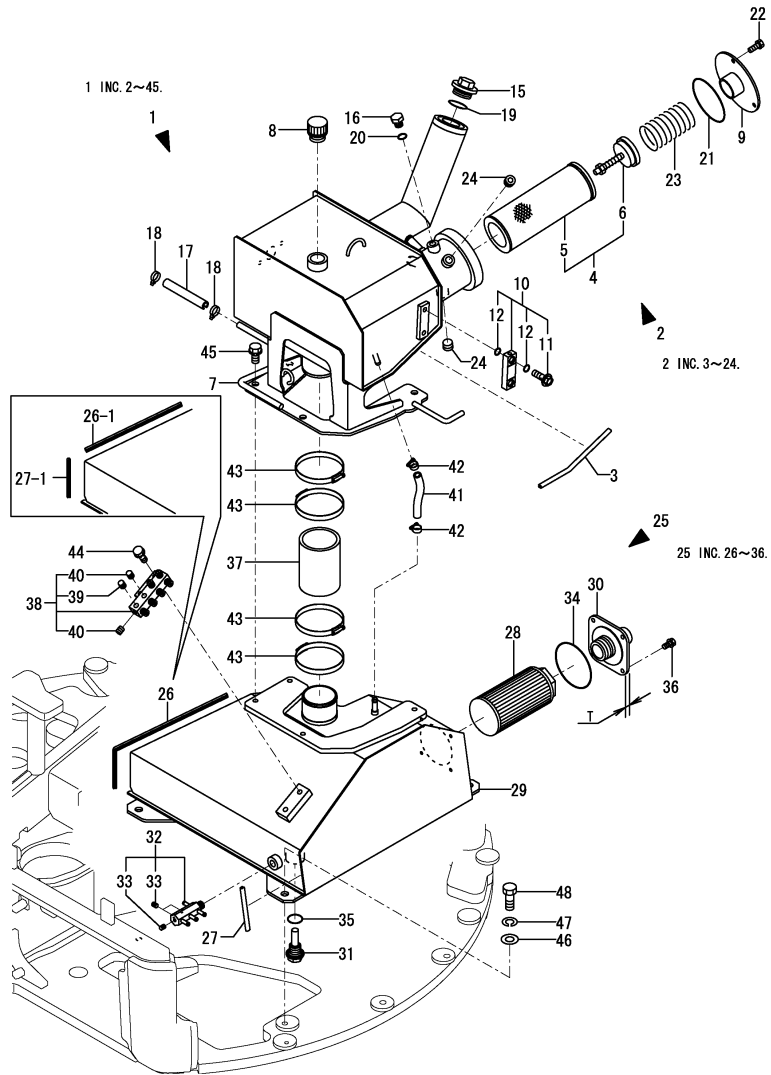


No.	Lev.	Parts No.	Description	Q'ty						I	R
				(A)	(B)	(C)	(D)	(E)	(F)		
1	1	172A46-77800	HOSE P602YY050W	1	1	1	1				
2	1	172A47-77820	JOINT, GREASE	4	4	4	4				
6	1	24761-020000	NIPPLE, GREASE PT1/8	2	2	2					
6-1	1	24761-040000	NIPPLE, GREASE B	2	2	2	2				N
		(A=M/#50501) (B=M/#50501) (C=M/#50501)									
7	1	172A46-77800	HOSE P602YY050W	1	1	1					
7-1	1	172A52-77800	HOSE P602YY066	1	1	1	1				S
		(A=M/#50782) (B=M/#50782) (C=M/#50782)									

Fig.90. HYD.OIL TANK

(A)=VIO35-5(US)
 (B)=VIO35-5(AS)
 (C)=VIO35-5(NZ)

(D)=VIO35-5(SG)
 (E)=
 (F)=



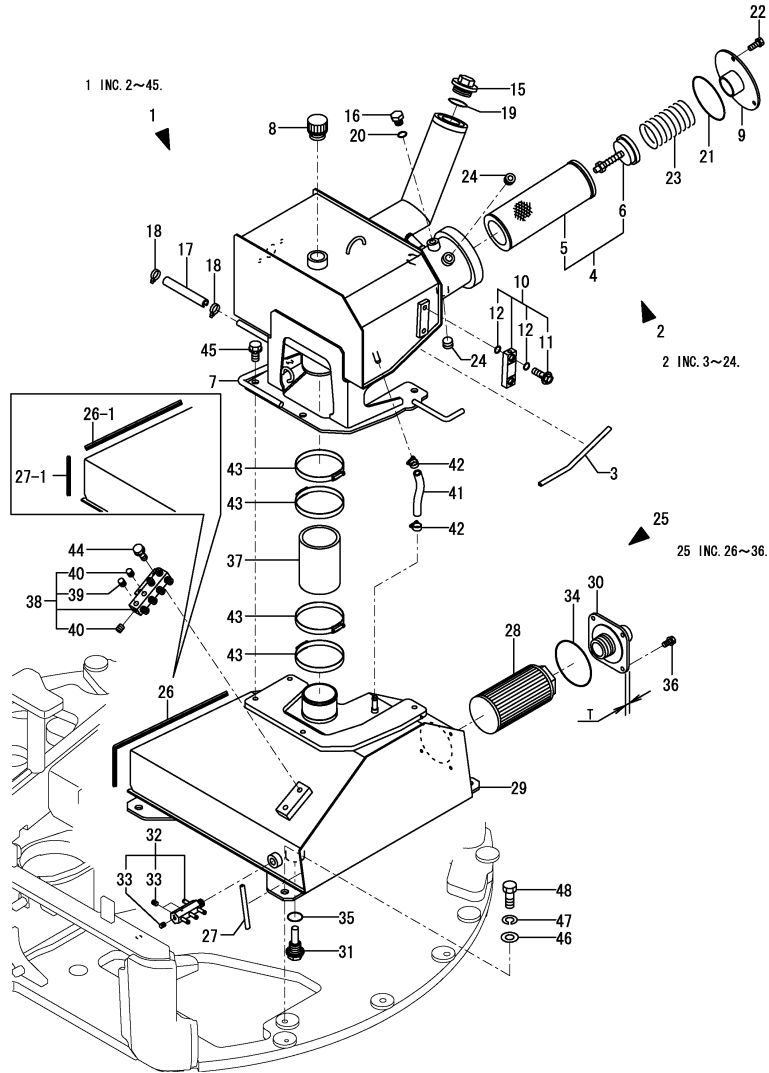
Remarks
 (1)PLEASE USE THIS PART WITH FOLLOWING LABELS AT THE SAME TIME. REF.NO.49A
 (2)LABELS ARE NOT ILLUSTRATED.
 (3)INTERCHANGEABLE BY SIMULTANEOUS WITH REF.NO.27-1.
 (4)T=REF.NO.30 6MM, NO.30-1 12MM. INTERCHANGEABLE BY SIMULTANEOUS REPLACEMENT WITH REF.36-1.

No.	Lev.	Parts No.	Description	Q'ty						I	R
				(A)	(B)	(C)	(D)	(E)	(F)		
1	1	772A46-75100	TANK ASSY, OIL	1	1	1	1				
2	2	772A46-75200	TANK ASSY, OIL	1	1	1	1				
3	3	172434-61190	TRIM	1	1	1	1				
4	3	172175-73700	FILTER ASSY, RETURN	1	1	1	1				
5	4	172175-73710	ELEMENT, FILTER	1	1	1	1				
6	4	172141-73770	VALVE ASSY, BYPASS	1	1	1	1				
7	3	172A46-75201	TANK ASSY, RESERVOIR	1	1	1	1				1
7-1	3	172A46-75202	TANK ASSY, RESERVOIR	1	1	1	1				N
		(A=M/#XXXXX) (B=M/#XXXXX) (C=M/#XXXXX) (D=M/#XXXXX)									
8	3	172446-75250	CAP, RESERVER	1	1	1	1				
9	3	172A47-75340	COVER, TANK	1	1	1	1				
10	3	172447-75600	GAUGE ASSY	1	1	1	1				
11	4	172455-75290	BOLT M10	2	2	2	2				
12	4	172455-75300	O-RING	4	4	4	4				
15	3	172116-75850-B	PLUG, OIL FEED	1	1	1	1				
16	3	172165-76590	PLUG PF1/4	1	1	1	1				
17	3	172A46-79200	HOSE G806YY012S	1	1	1	1				
18	3	172122-79930	CLAMP, HOSE	2	2	2	2				
19	3	24311-000380	O-RING, 1AP38.0	1	1	1	1				
20	3	24315-000110	O-RING, 1BP11.0	1	1	1	1				
21	3	24321-001050	O-RING, 1AG105.0	1	1	1	1				
22	3	26013-080202	BOLT, M8X 20	3	3	3	3				
23	3	933152-02710	SPRING, CLUTCH	1	1	1	1				
24	3	23871-030000	PLUG, R03	2	2	2	2				
25	2	772A46-75110	TANK ASSY, RESERVOIR	1	1	1	1				
26	3	172186-13590	TRIM	1	1	1	1				
26-1	3	172183-05330	TRIM	1	1	1	1				F 3
		(A=M/#50663) (B=M/#50663) (C=M/#50663)									
27	3	172458-18850	TRIM	1	1	1	1				
27-1	3	172458-18850	TRIM	2	2	2	2				K
		(A=M/#50663) (B=M/#50663) (C=M/#50663)									
28	3	172146-73730	FILTER, SUCTION	1	1	1	1				
29	3	172A46-75100	TANK ASSY, RESERVOIR	1	1	1	1				
30	3	172183-75410	FLANGE,SUCTION (ZN)	1	1	1	1				
30-1	3	172A46-75500	FRANGE, SUCTION	1	1	1	1				F 4
		(A=MZZZZZ) (B=MZZZZZ) (C=MZZZZZ) (D=MZZZZZ)									
31	3	172187-75500	PLUG 24	1	1	1	1				
32	3	172A47-76300	DRAIN BLOCK	1	1	1	1				
33	4	23871-020000	PLUG, R02	3	3	3	3				
34	3	24321-001050	O-RING, 1AG105.0	1	1	1	1				
35	3	24341-000300	O-RING, 1AS30.0	1	1	1	1				
36	3	26013-080162	BOLT, M8X 16	4	4	4	4				
36-1	3	26014-080252	BOLT, M8X 25	4	4	4	4				S
		(A=MZZZZZ) (B=MZZZZZ) (C=MZZZZZ) (D=MZZZZZ)									
37	2	172A46-75300	HOSE RESERVOIR	1	1	1	1				
38	2	172A47-76310	PILOT BLOCK	1	1	1	1				
39	3	23871-010000	PLUG, R01	1	1	1	1				
40	3	23871-020000	PLUG, R02	2	2	2	2				
41	2	172A46-79120	HOSE G806YY014S	1	1	1	1				
42	2	23001-016000	CLAMP, HOSE 16	2	2	2	2				
43	2	23001-102000	CLAMP, HOSE 102	4	4	4	4				

Fig.90. HYD.OIL TANK

(A)=VIO35-5(US)
 (B)=VIO35-5(AS)
 (C)=VIO35-5(NZ)

(D)=VIO35-5(SG)
 (E)=
 (F)=



No.	Lev.	Parts No.	Description	Q'ty						I	R
				(A)	(B)	(C)	(D)	(E)	(F)		
44	2	26013-100162	BOLT, M10X 16	2	2	2	2				
44-1	2	26013-100202	BOLT, M10X 20	2	2	2	2				N
		(A=MZZZZZ) (B=MZZZZZ) (C=MZZZZZ) (D=MZZZZZ)									
45	2	26013-120252	BOLT, M12X 25	3	3	3	3				
46	1	22137-140000	WASHER, 14	3	3	3	3				
47	1	22217-140000	WASHER, SPRING 14	3	3	3	3				
48	1	26116-140352	BOLT, M14X 35 PLATED	3	3	3	3				
49A	1	172A47-03270	LABEL,PTO SELECT	1	1	1	1				2

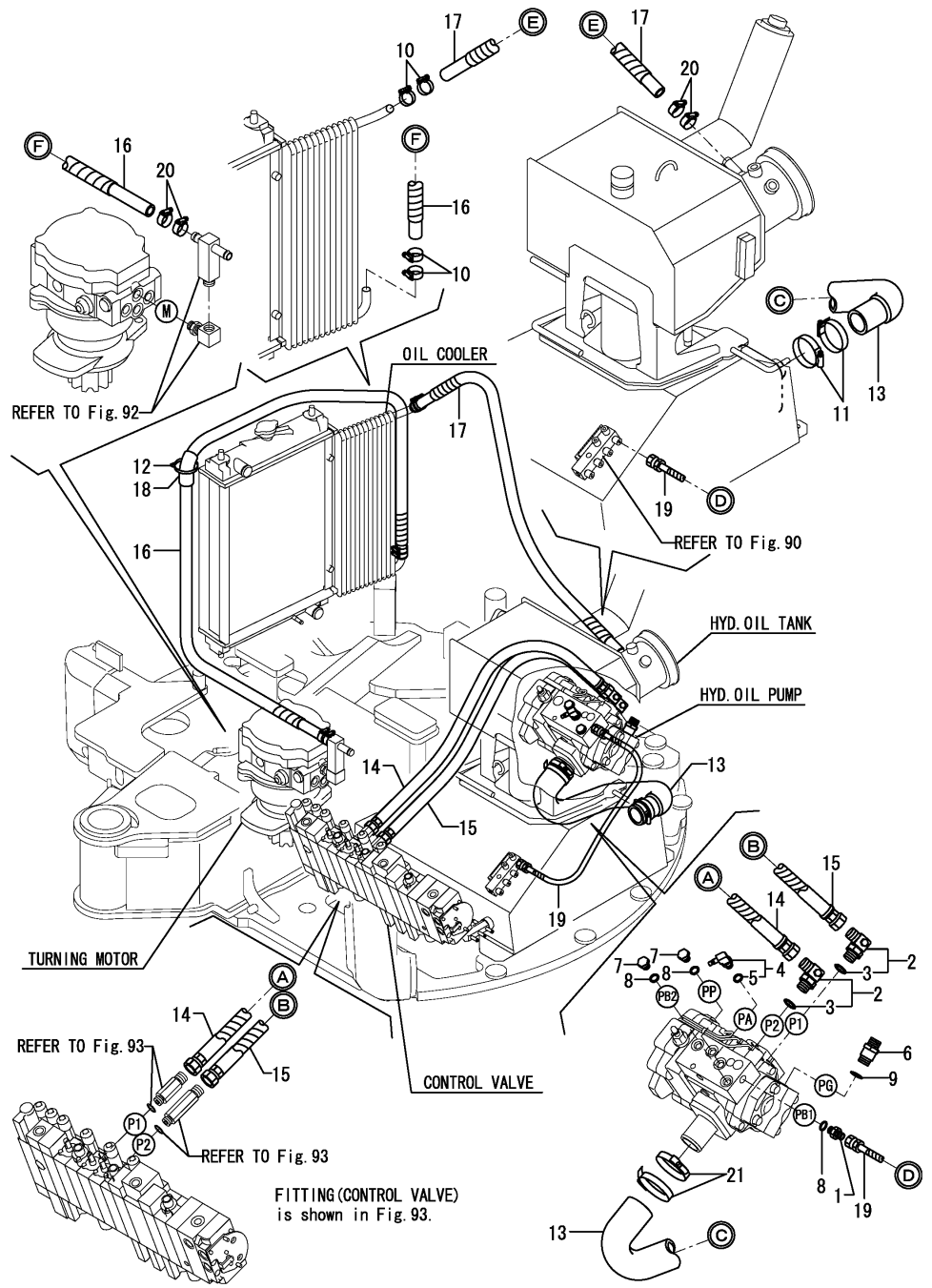
Remarks

- (1)PLEASE USE THIS PART WITH FOLLOWING LABELS AT THE SAME TIME.
REF.NO.49A
- (2)LABELS ARE NOT ILLUSTRATED.
- (3)INTERCHANGEABLE BY SIMULTANEOUS WITH REF.NO.27-1.
- (4)T=REF.NO.30 6MM, NO.30-1 12MM.
INTERCHANGEABLE BY SIMULTANEOUS REPLACEMENT WITH REF.36-1.

Fig.91. HYD.OIL PIPING(TANK - PUMP, CONTROL VALVE)

(A)=VIO35-5(US)
 (B)=VIO35-5(AS)
 (C)=VIO35-5(NZ)

(D)=VIO35-5(SG)
 (E)=
 (F)=

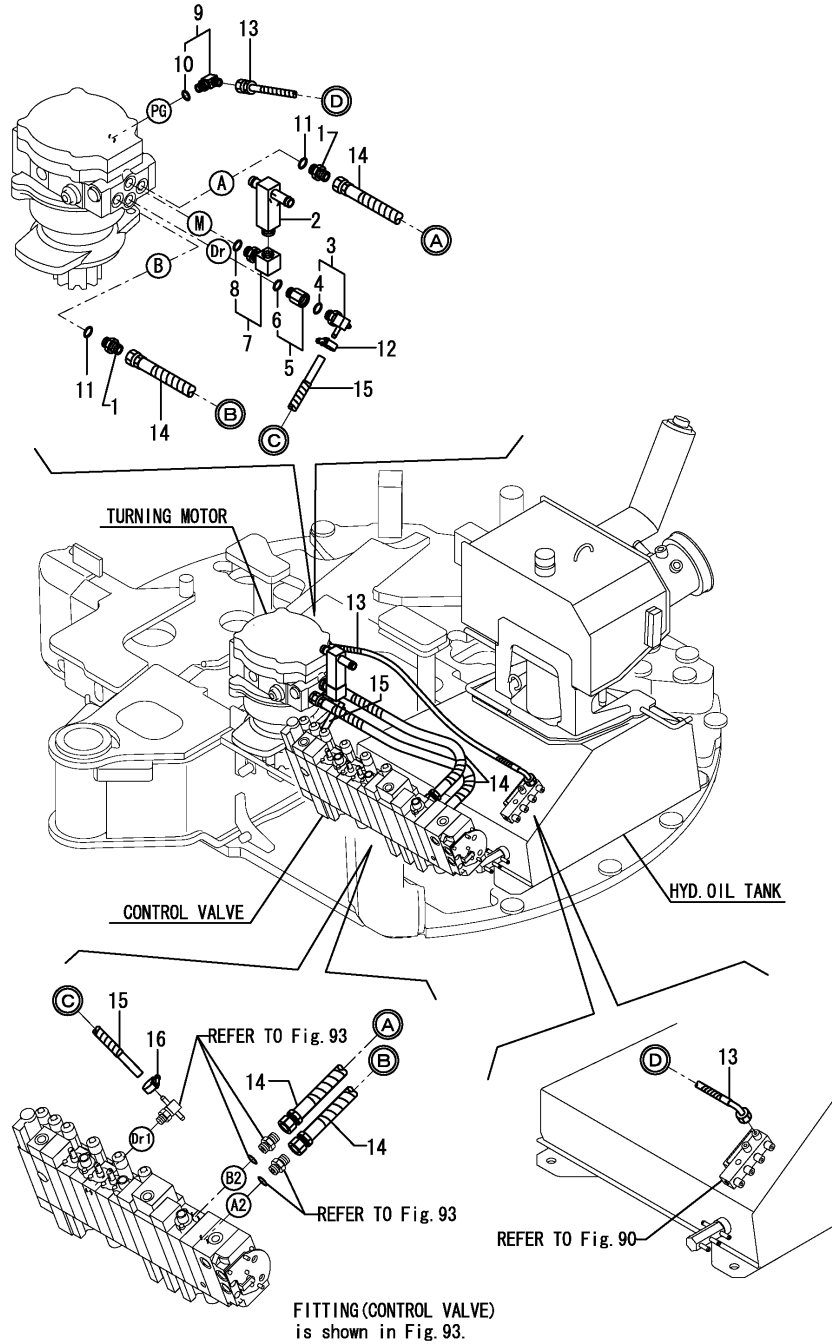


No.	Lev.	Parts No.	Description	Q'ty						I	R	
				(A)	(B)	(C)	(D)	(E)	(F)			
1	1	172123-76121	ADAPTER	1	1	1	1					
2	1	172A47-76150	ELBOW	2	2	2	2					
3	2	24315-000180	O-RING, 1BP18.0	2	2	2	2					
4	1	172A47-76260	ELBOW, COUPLER	1	1	1	1					
5	2	24315-000110	O-RING, 1BP11.0	1	1	1	1					
6	1	172147-76271	CONNECTOR, 1/2X1/2	1	1	1	1					
7	1	172165-76590	PLUG PF1/4	2	2	2	2					
8	1	24315-000110	O-RING, 1BP11.0	3	3	3	3					
9	1	24315-000180	O-RING, 1BP18.0	1	1	1	1					
10	1	23001-025000	CLAMP, HOSE 25	4	4	4	4					
11	1	23001-060000	CLAMP, HOSE 60	2	2	2	2					
12	1	172183-16560	CLIP, HOSE	1	1	1	1					
13	1	172A46-78100	HOSE,SUCTION	1	1	1	1					
14	1	172A46-78111	HOSE H208BB079K	1	1	1	1					
15	1	172A46-78121	HOSE H208BB079K	1	1	1	1					
16	1	172A46-78320	HOSE G610YY202S	1	1	1						
16-1	1	172A46-78321	HOSE G610YY198S	1	1	1	1				R	
(A)=M/#50630) (B)=M/#50630) (C)=M/#50630)												
17	1	172A46-78330	HOSE G610YY112S	1	1	1	1					
18	1	172A46-78500	HOSE G812YY006	1	1	1	1					
19	1	172A46-78570	HOSE F403BB066R	1	1	1	1					
20	1	23001-025000	CLAMP, HOSE 25	4	4	4	4					
21	1	23001-070000	CLAMP, HOSE 70	2	2	2	2					

Fig.92. HYD.OIL PIPING(CONTROL VALVE - TURNING MOTOR)

(A)=VIO35-5(US)
(B)=VIO35-5(AS)
(C)=VIO35-5(NZ)

(D)=VIO35-5(SG)
(E)=
(F)=

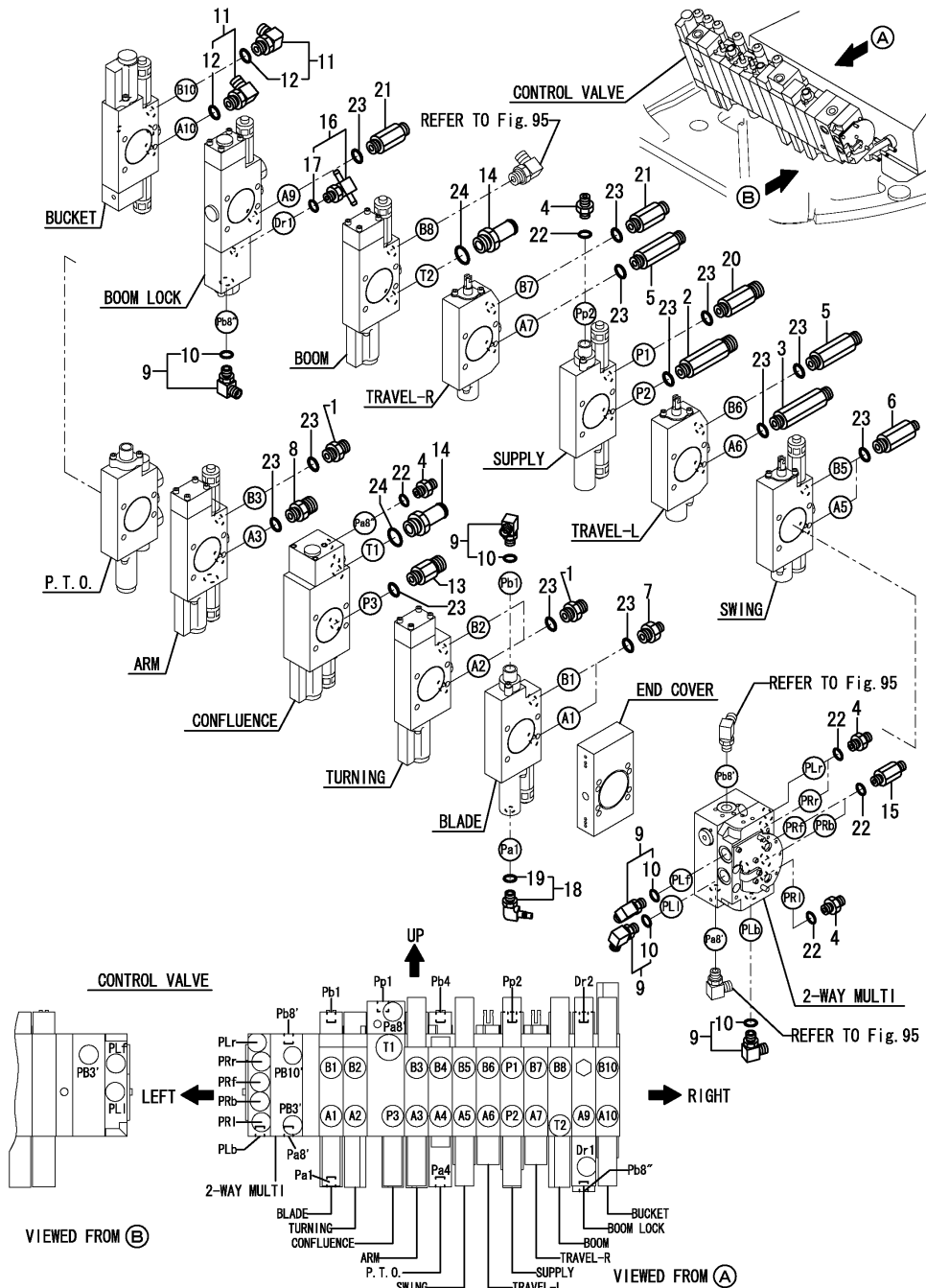


No.	Lev.	Parts No.	Description	Q'ty						I	R
				(A)	(B)	(C)	(D)	(E)	(F)		
1	1	172730-75141	ADAPTER	2	2	2	2				
2	1	172A46-76100	NIPPLE, TEE	1	1	1	1				
3	1	172A52-76110	NIPPLE, TEE	1	1	1	1				
4	2	24315-000140	O-RING, 1BP14.0	1	1	1	1				
5	1	172A52-76130	ADAPTER	1	1	1	1				
6	2	24315-000140	O-RING, 1BP14.0	1	1	1	1				
7	1	172458-76160	ELBOW	1	1	1	1				
8	2	24315-000140	O-RING, 1BP14.0	1	1	1	1				
9	1	172141-76180	CONNECTOR ASSY	1	1	1	1				
10	2	24315-000110	O-RING, 1BP11.0	1	1	1	1				
11	1	24315-000140	O-RING, 1BP14.0	2	2	2	2				
12	1	23000-013000	CLAMP, 13	1	1	1	1				
13	1	172A46-78580	HOSE F403BC078S	1	1	1	1				
13-1	1	172A46-78581	HOSE F403BC081S	1	1	1	1			N	
(A=M/#50608) (B=M/#50608) (C=M/#50608)											
14	1	172A46-78260	HOSE F206BB073S	2	2	2	2				
15	1	172A46-78350	HOSE G804YY040S	1	1	1	1				
16	1	23000-013000	CLAMP, 13	1	1	1	1				

Fig.93. HYD.OIL PIPING(CONTROL VALVE : FITTING)

(A)=VIO35-5(US)
(B)=VIO35-5(AS)
(C)=VIO35-5(NZ)

(D)=VIO35-5(SG)
(E)=
(F)=

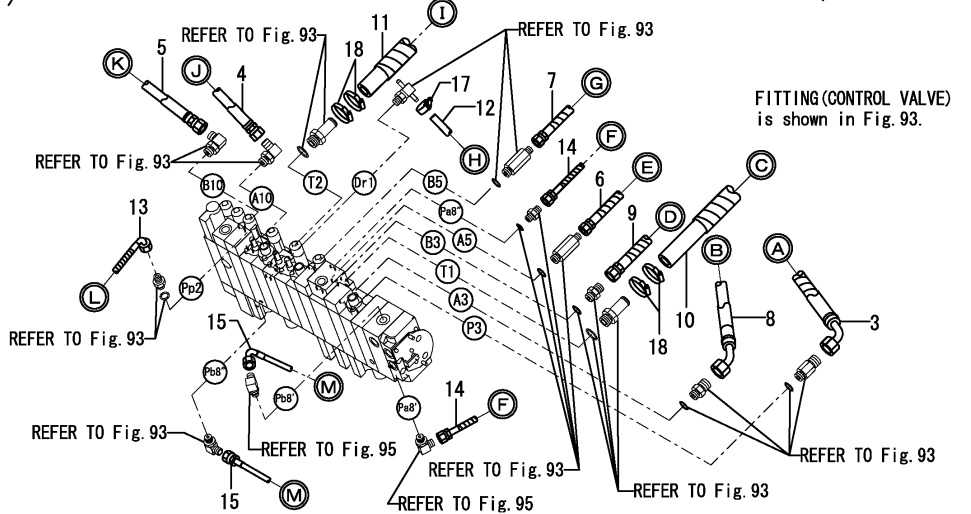
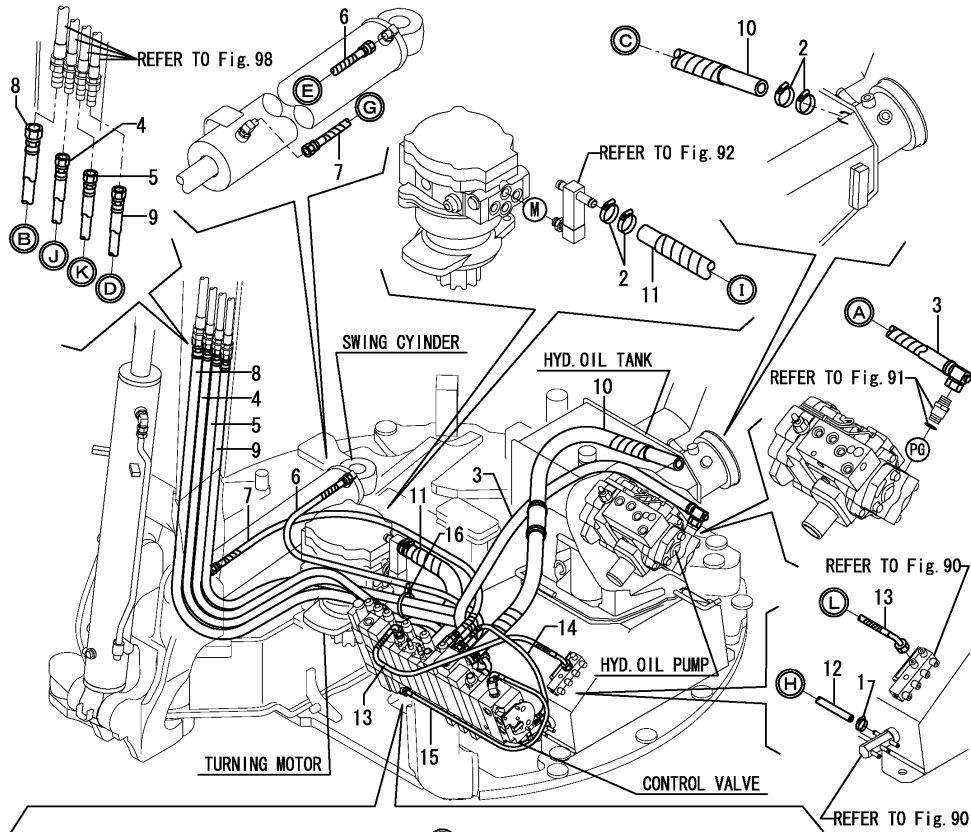


No.	Lev.	Parts No.	Description	Q'ty						I	R
				(A)	(B)	(C)	(D)	(E)	(F)		
1	1	172730-75141	ADAPTER	3	3	3	3				
2	1	172A46-76110	CONNECTOR	1	1	1	1				
3	1	172A46-76120	CONNECTOR	1	1	1	1				
4	1	172123-76121	ADAPTER	5	5	5	5				
5	1	172162-76131	ADAPTER	2	2	2	2				
6	1	172422-76130	CONNECTOR	2	2	2	2				
7	1	172124-76160	CONNECTOR	2	2	2	2				
8	1	172168-76162	CONNECTOR, PF1/2X3/8	1	1	1	1				
9	1	172141-76180	CONNECTOR ASSY	5	5	5	5				
10	2	24315-000110	O-RING, 1BP11.0	5	5	5	5				
11	1	172142-76181	JOINT ASSY	2	2	2	2				
12	2	24315-000140	O-RING, 1BP14.0	2	2	2	2				
13	1	172422-76180	CONNECTOR, PF3/8X1/2	1	1	1	1				
14	1	172A47-76190	NIPPLE	2	2	2	2				
14-1	1	172A47-76191	NIPPLE	2	2	2	2			N	
(A=M/#50630) (B=M/#50630) (C=M/#50630)											
15	1	172183-76200	CONNECTOR	2	2	2	2				
16	1	172A47-76230	NIPPLE, TEE	1	1	1	1				
17	2	24315-000110	O-RING, 1BP11.0	1	1	1	1				
18	1	172A47-76260	ELBOW, COUPLER	1	1	1	1				
19	2	24315-000110	O-RING, 1BP11.0	1	1	1	1				
20	1	172192-76340	CONNECTOR	1	1	1	1				
21	1	172116-76381	ADAPTER, 64	2	2	2	2				
22	1	24315-000110	O-RING, 1BP11.0	7	7	7	7				
23	1	24315-000140	O-RING, 1BP14.0	16	16	16	16				
24	1	24315-000180	O-RING, 1BP18.0	2	2	2	2				

Fig.94. HYD.OIL PIPING(CONTROL VALVE - BOOM, SWING)

(A)=VIO35-5(US)
 (B)=VIO35-5(AS)
 (C)=VIO35-5(NZ)

(D)=VIO35-5(SG)
 (E)=
 (F)=

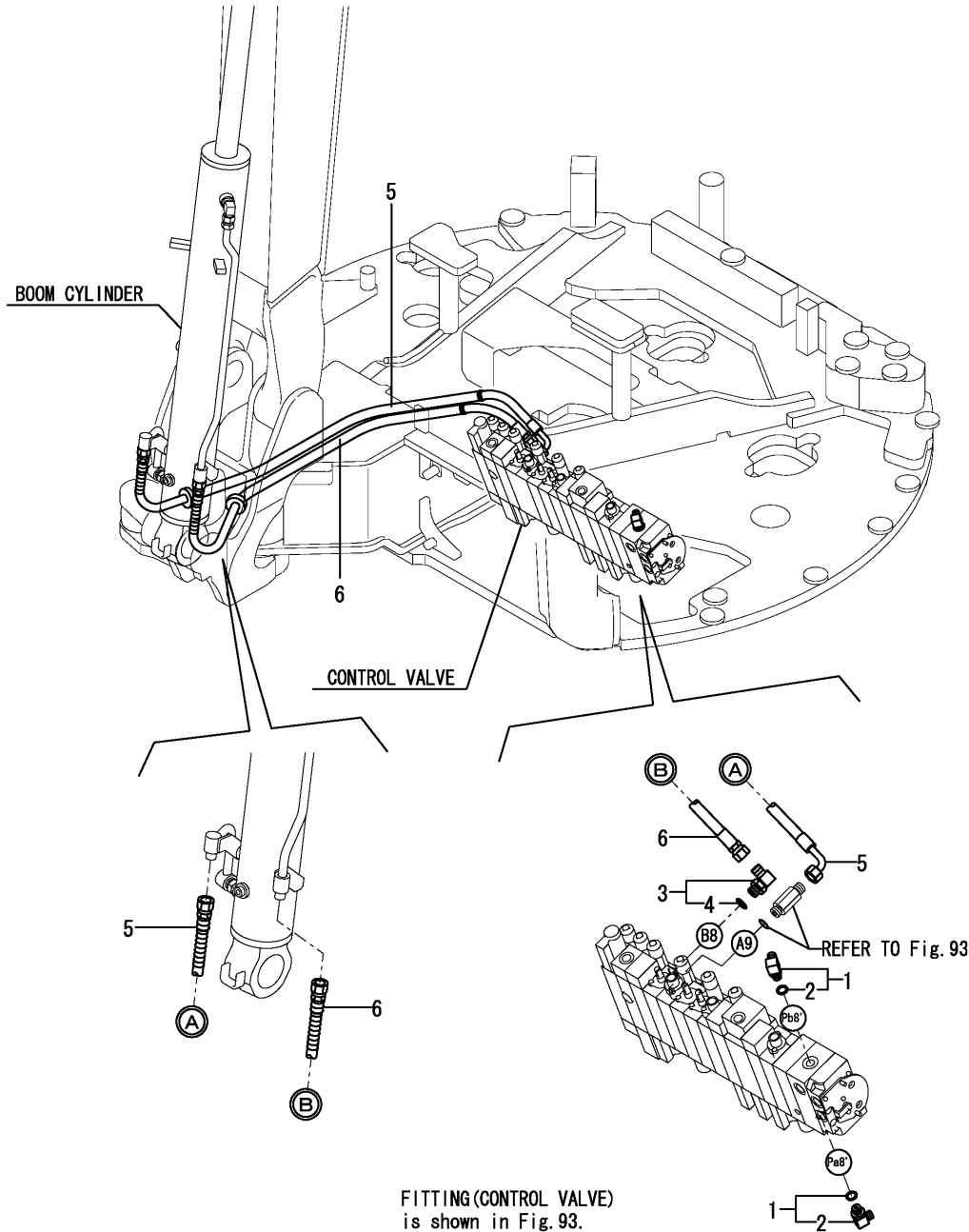


No.	Lev.	Parts No.	Description	Q'ty						I	R
				(A)	(B)	(C)	(D)	(E)	(F)		
1	1	23000-013000	CLAMP, 13	1	1	1	1				
2	1	23001-025000	CLAMP, HOSE 25	4	4	4	4				
3	1	172A46-78131	HOSE H208EZ090K	1	1	1	1				
4	1	172A46-78140	HOSE H206BB146K	1	1	1	1				
5	1	172A46-78150	HOSE H206BB141K	1	1	1	1				
6	1	172A46-78220	HOSE F204BB114S	1	1	1	1				
7	1	172A46-78230	HOSE F204BB114S	1	1	1	1				
8	1	172A46-78240	HOSE H208BL189K	1	1	1	1				
9	1	172A46-78250	HOSE H206BB195K	1	1	1	1				
10	1	172A46-78300	HOSE G612YY088R	1	1	1	1				
11	1	172A46-78310	HOSE G612YY036S	1	1	1	1				
12	1	172A46-78360	HOSE G804YY039S	1	1	1	1				
13	1	172A46-78590	HOSE F403CC067S	1	1	1	1				
14	1	172A47-78610	HOSE F403BB046S	1	1	1	1				
15	1	172A47-78620	HOSE F403BE061	1	1	1	1				
16	1	172122-79890	CLAMP, HOSE	1	1	1	1				
17	1	23000-013000	CLAMP, 13	1	1	1	1				
18	1	23001-025000	CLAMP, HOSE 25	4	4	4	4				

Fig.95. HYD.OIL PIPING(CONTROL VALVE - BOOM CYLINDER)

(A)=VIO35-5(US)
 (B)=VIO35-5(AS)
 (C)=VIO35-5(NZ)

(D)=VIO35-5(SG)
 (E)=
 (F)=



No.	Lev.	Parts No.	Description	Q'ty						I	R
				(A)	(B)	(C)	(D)	(E)	(F)		
1	1	172141-76180	CONNECTOR ASSY	2	2	2	2				
2	2	24315-000110	O-RING, 1BP11.0	2	2	2	2				
3	1	172142-76181	JOINT ASSY	1	1	1	1				
4	2	24315-000140	O-RING, 1BP14.0	1	1	1	1				
5	1	172A46-78160	HOSE H206BC142W	1	1	1	1				
6	1	172A46-78170	HOSE H206BB142W	1	1	1	1				

Fig.96. HYD.OIL PIPING(CONTROL VALVE - SWIVEL JOINT)

(A)=VIO35-5(US)
 (B)=VIO35-5(AS)
 (C)=VIO35-5(NZ)

(D)=VIO35-5(SG)
 (E)=
 (F)=

No.	Lev.	Parts No.	Description	Q'ty						I	R
				(A)	(B)	(C)	(D)	(E)	(F)		
1	1	172141-76180	CONNECTOR ASSY	3	3	3	3				
2	2	24315-000110	O-RING, 1BP11.0	3	3	3	3				
3	1	172142-76181	JOINT ASSY	4	4	4	4				
4	2	24315-000140	O-RING, 1BP14.0	4	4	4	4				
5	1	172141-76220	NIPPLE	1	1	1	1				
6	1	23000-013000	CLAMP, 13	1	1	1	1				
7	1	172A46-78180	HOSE F206BB059S	1	1	1	1				
8	1	172A46-78190	HOSE F206BB065S	1	1	1	1				
9	1	172A46-78200	HOSE F206BB061S	2	2	2	2				
10	1	172A46-78280	HOSE F204BB095S	1	1	1	1				
11	1	172A46-78290	HOSE F204BB090S	1	1	1	1				
12	1	172A46-78340	HOSE G804YY018S	1	1	1	1				
13	1	172A46-78600	HOSE H603BT090S	1	1	1	1				
14	1	172122-79930	CLAMP, HOSE	1	1	1	1				
15	1	23000-013000	CLAMP, 13	1	1	1	1				

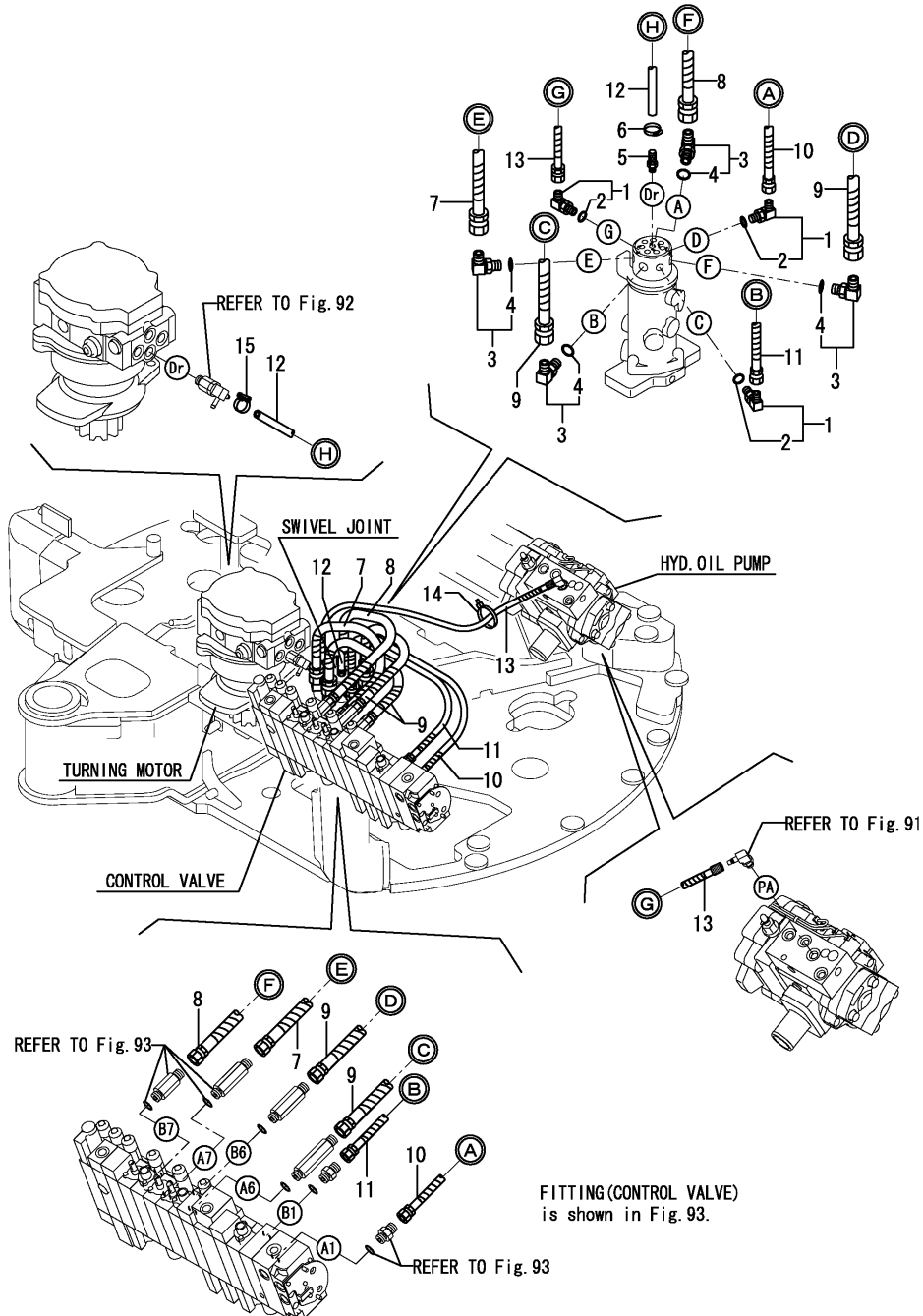
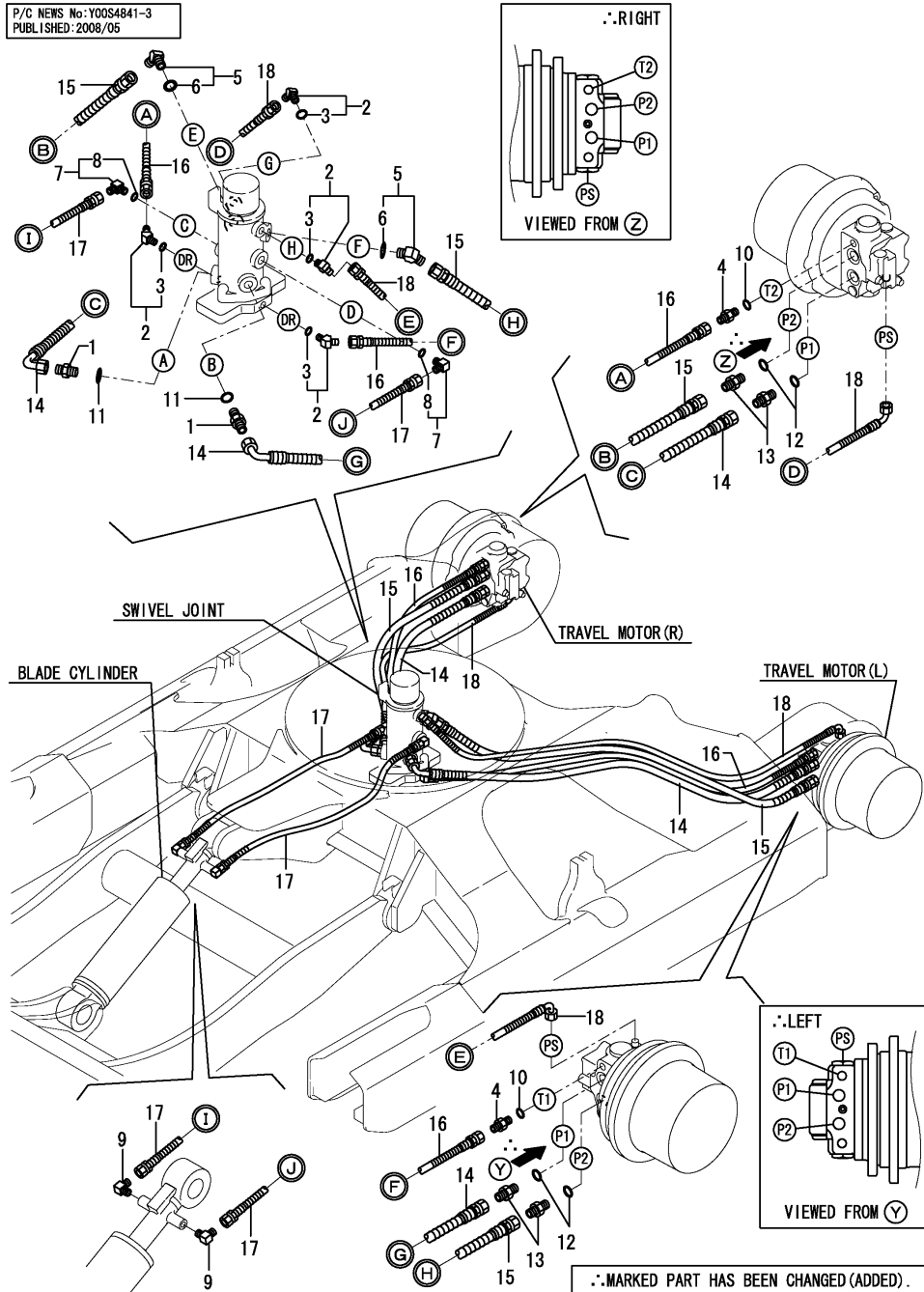


Fig.97. HYD.OIL PIPING(TRACK FRAME)

(A)=VIO35-5(US)
 (B)=VIO35-5(AS)
 (C)=VIO35-5(NZ)

(D)=VIO35-5(SG)
 (E)=
 (F)=

P/C NEWS No:Y00S4841-3
 PUBLISHED:2008/05

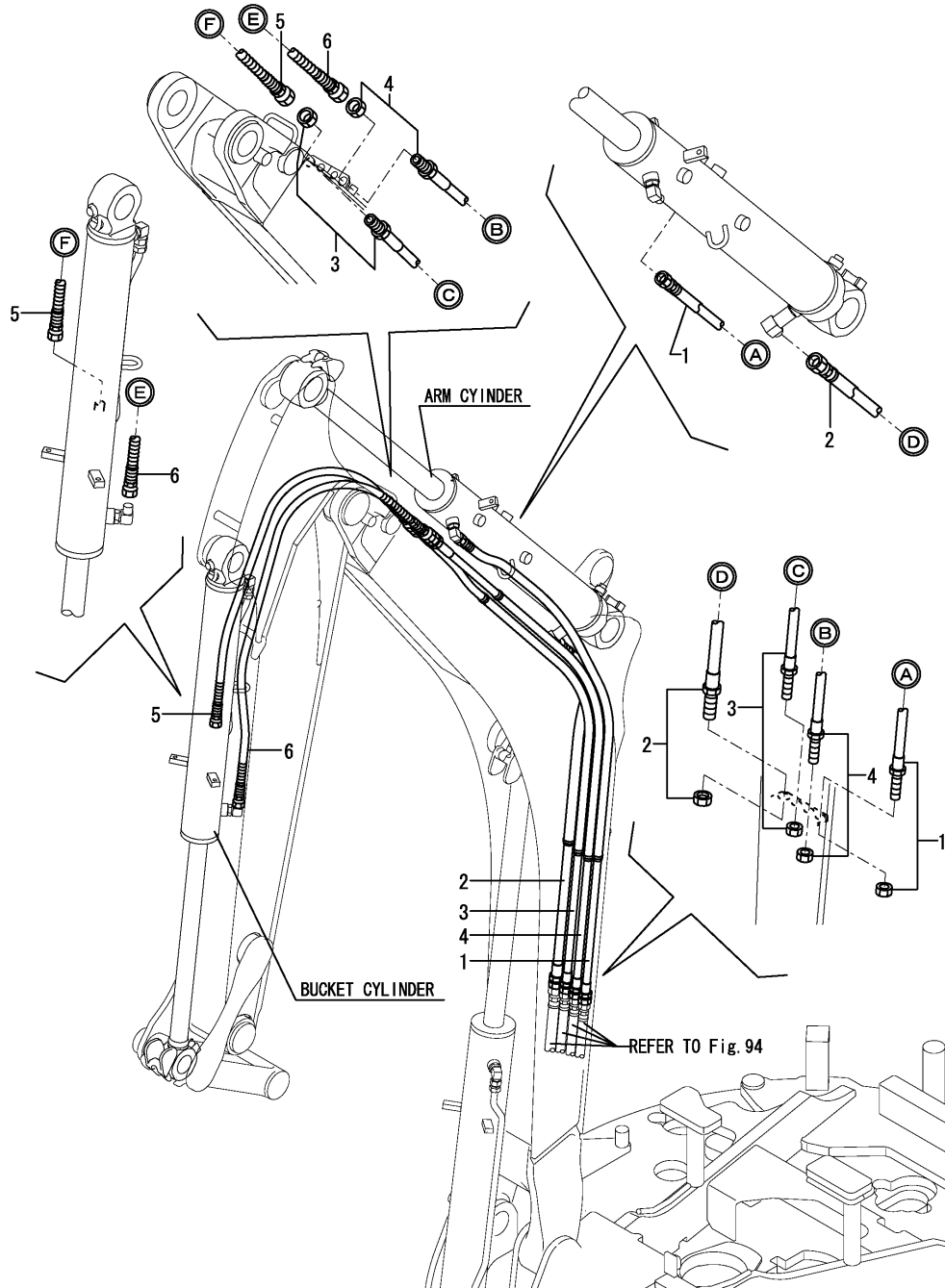


No.	Lev.	Parts No.	Description	Q'ty						I	R
				(A)	(B)	(C)	(D)	(E)	(F)		
1	1	172730-75141	ADAPTER	2	2	2	2				
2	1	172173-76101	CONNECTOR ASSY	4	4	4	4				
3	2	24315-000110	O-RING, 1BP11.0	4	4	4	4				
4	1	172123-76121	ADAPTER	2	2	2	2				
5	1	172644-76161	ELBOW, ADJUST	2	2	2	2				
6	2	24315-000140	O-RING, 1BP14.0	2	2	2	2				
7	1	172141-76180	CONNECTOR ASSY	2	2	2	2				
8	2	24315-000110	O-RING, 1BP11.0	2	2	2	2				
9	1	23393-020000	JOINT, 90RG1-1/4	2	2	2	2				
10	1	24315-000110	O-RING, 1BP11.0	2	2	2	2				
11	1	24315-000140	O-RING, 1BP14.0	2	2	2	2				
12	1	24315-000180	O-RING, 1BP18.0	4	4	4	4				
13	1	933160-01370	CONNECTOR,PF1/2PF3/8	4	4	4	4				
14	1	172422-78362	HOSE F206BC108W	2	2	2	2				
15	1	172422-78372	HOSE F206BB105W	2	2	2	2				
16	1	172422-78383	HOSE F204BB100W	2	2	2	2				
17	1	172422-78390	HOSE F204BB068W	2	2	2	2				
18	1	172458-78562	HOSE F204BC119W	2	2	2	2				

Fig.98. HYD.OIL PIPING(BOOM)

(A)=VIO35-5(US)
 (B)=VIO35-5(AS)
 (C)=VIO35-5(NZ)

(D)=VIO35-5(SG)
 (E)=
 (F)=

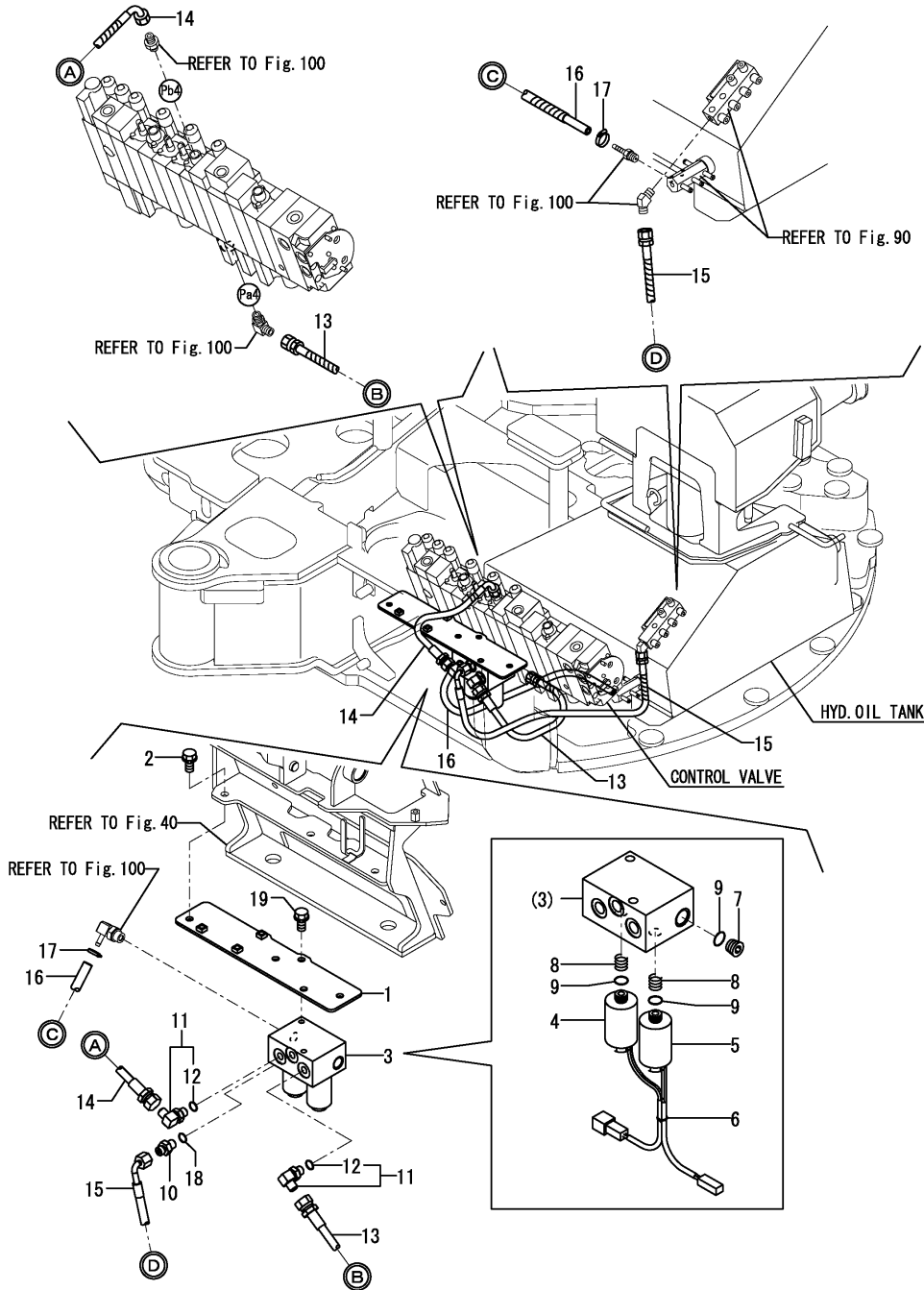


No.	Lev.	Parts No.	Description	Q'ty						I	R
				(A)	(B)	(C)	(D)	(E)	(F)		
1	1	172A46-78400	HOSE H206BX167K	1	1	1	1				
2	1	172A46-78390	HOSE H208BX099K	1	1	1	1				
3	1	172A46-78410	HOSE H206XX173K	1	1	1	1				
4	1	172A46-78420	HOSE H206XX173K	1	1	1	1				
5	1	172A46-78432	HOSE H206BB106W	1	1	1	1				
6	1	172A46-78692	HOSE H206BB132W	1	1	1	1				

Fig.99. HYD.OIL PIPING(P.T.O. : SOLENOID VALVE - CONTROL VALVE)

(A)=VIO35-5(US)
 (B)=VIO35-5(AS)
 (C)=VIO35-5(NZ)

(D)=VIO35-5(SG)
 (E)=
 (F)=

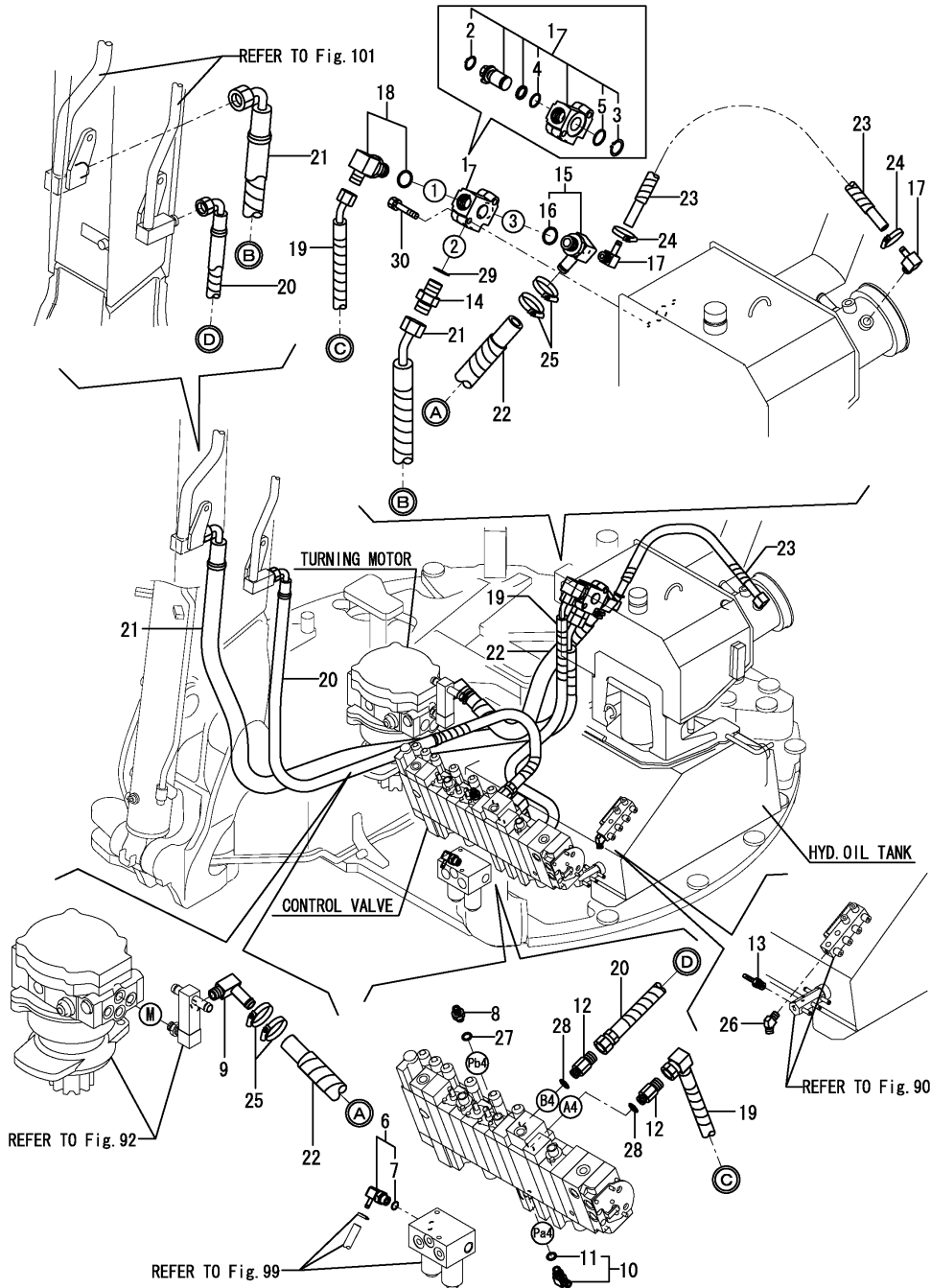


No.	Lev.	Parts No.	Description	Q'ty						I	R
				(A)	(B)	(C)	(D)	(E)	(F)		
1	1	172A47-71300	BRACKET ASSY	1	1	1	1				
2	1	26013-100252	BOLT, M10X 25	3	3	3	3				
3	1	172A47-74130	VALVE ASSY,SOL PTO	1	1	1	1				
4	2	172A47-74140	SOL SW36CU148	1	1	1	1				
5	2	172A47-74150	SOL SW36CU149	1	1	1	1				
6	2	172A47-74160	BAND,BIBDER	1	1	1	1				
7	2	172142-74670	PLUG, 3/8	1	1	1	1				
8	2	172449-74720	SPRING	2	2	2	2				
9	2	24315-000140	O-RING, 1BP14.0	3	3	3	3				
10	1	172123-76121	ADAPTER	1	1	1	1				
11	1	172141-76180	CONNECTOR ASSY	2	2	2	2				
12	2	24315-000110	O-RING, 1BP11.0	2	2	2	2				
13	1	172A47-78660	HOSE F403BB045S	1	1	1	1				
14	1	172A47-78670	HOSE F403BC027S	1	1	1	1				
15	1	172A47-78680	HOSE F403BC055S	1	1	1	1				
16	1	172A47-78760	HOSE G804YY047S	1	1	1	1				
17	1	23000-013000	CLAMP, 13	2	2	2	2				
18	1	24315-000110	O-RING, 1BP11.0	1	1	1	1				
19	1	26013-100202	BOLT, M10X 20	2	2	2	2				

Fig.100. HYD.OIL PIPING(P.T.O. : CONTROL VALVE - BOOM)

(A)=VIO35-5(US)
 (B)=VIO35-5(AS)
 (C)=VIO35-5(NZ)

(D)=VIO35-5(SG)
 (E)=
 (F)=

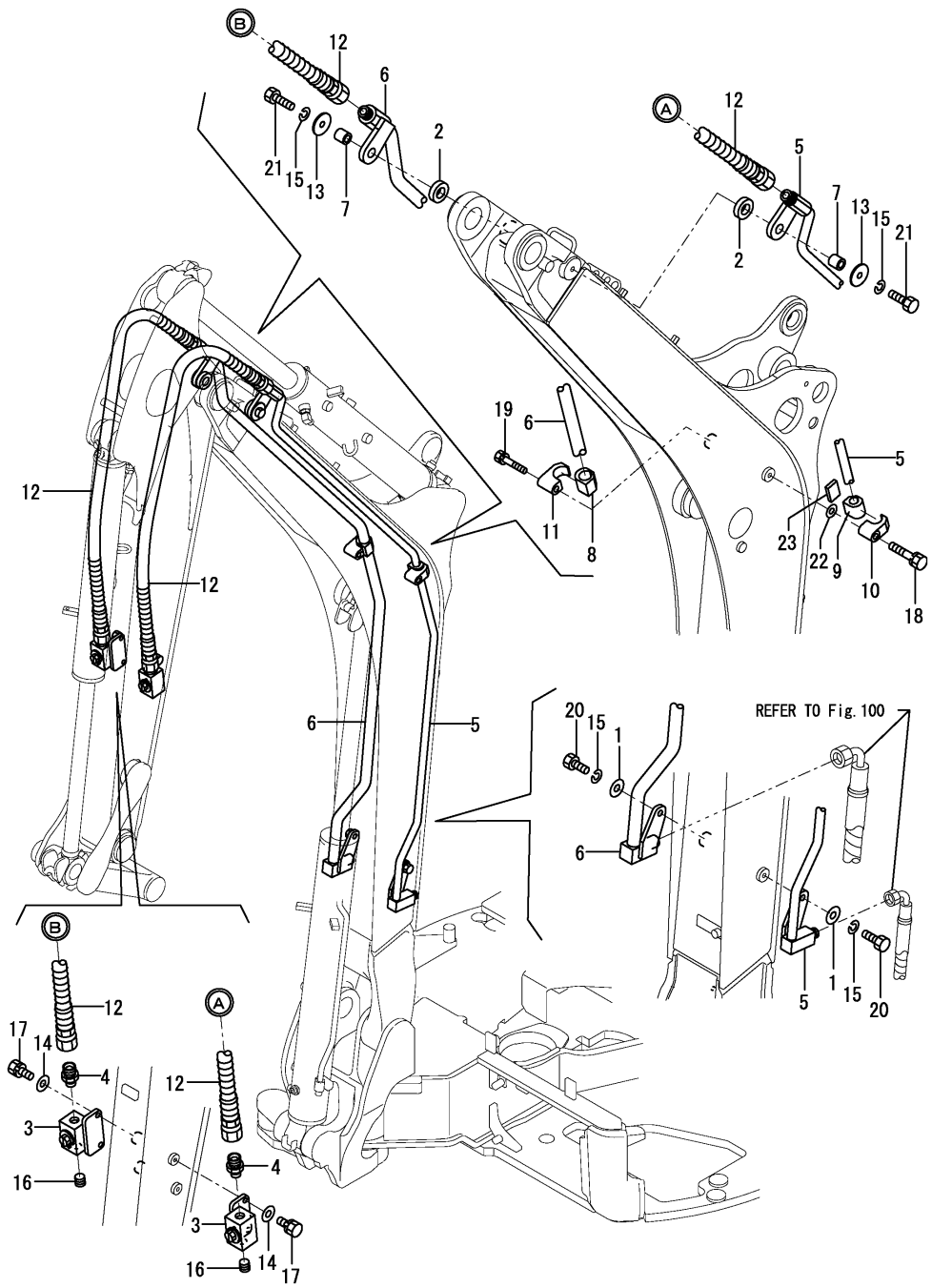


No.	Lev.	Parts No.	Description	Q'ty						I	R
				(A)	(B)	(C)	(D)	(E)	(F)		
1	1	172A47-74120	VALVE ASSY,SELECOR	1	1	1	1				
2	2	22242-000210	RING, 21	1	1	1	1				
3	2	22242-000250	RING, 25	1	1	1	1				
4	2	24315-000210	O-RING, 1BP21.0	1	1	1	1				
5	2	24315-000250	O-RING, 1BP25.0	1	1	1	1				
6	1	172A47-76120	NIPPLE, ELBOW	1	1	1	1				
7	2	24315-000140	O-RING, 1BP14.0	1	1	1	1				
8	1	172123-76121	ADAPTER	1	1	1	1				
9	1	172455-76160	ELBOW	1	1	1	1				
10	1	172141-76180	CONNECTOR ASSY	1	1	1	1				
11	2	24315-000110	O-RING, 1BP11.0	1	1	1	1				
12	1	172422-76180	CONNECTOR, PF3/8X1/2	2	2	2	2				
13	1	172141-76220	NIPPLE	1	1	1	1				
14	1	172142-76240	JOINT	1	1	1	1				
15	1	172A47-76250	NIPPLE, ELBOW	1	1	1	1				
15-1	1	172A46-76130	NIPPLE, ELBOW	1	1	1	1				N
		(A=M/#51344) (B=M/#51344) (C=M/#51344)									
16	2	24315-000240	O-RING, 1BP24.0	1	1	1	1				
17	1	172168-76370	ELBOW	2	2	2	2				
18	1	172534-76760	ELBOW	1	1	1	1				
19	1	172A46-78771	HOSE H208EV095S	1	1	1	1				
20	1	172A46-78780	HOSE H208BC161K	1	1	1	1				
21	1	172A46-78791	HOSE G112CE187K	1	1	1	1				
22	1	172A46-78801	HOSE G612YY049S	1	1	1	1				
23	1	172A46-78811	HOSE G606YY052S	1	1	1	1				
24	1	23001-016000	CLAMP, HOSE 16	2	2	2	2				
25	1	23001-025000	CLAMP, HOSE 25	4	4	4	4				
26	1	23394-020000	JOINT, 45RGI-1/4	1	1	1	1				
27	1	24315-000110	O-RING, 1BP11.0	1	1	1	1				
28	1	24315-000140	O-RING, 1BP14.0	2	2	2	2				
29	1	24315-000240	O-RING, 1BP24.0	1	1	1	1				
30	1	26013-100502	BOLT, M10X 50	2	2	2	2				

Fig.101. HYD.OIL PIPING(P.T.O. : BOOM - ARM END)

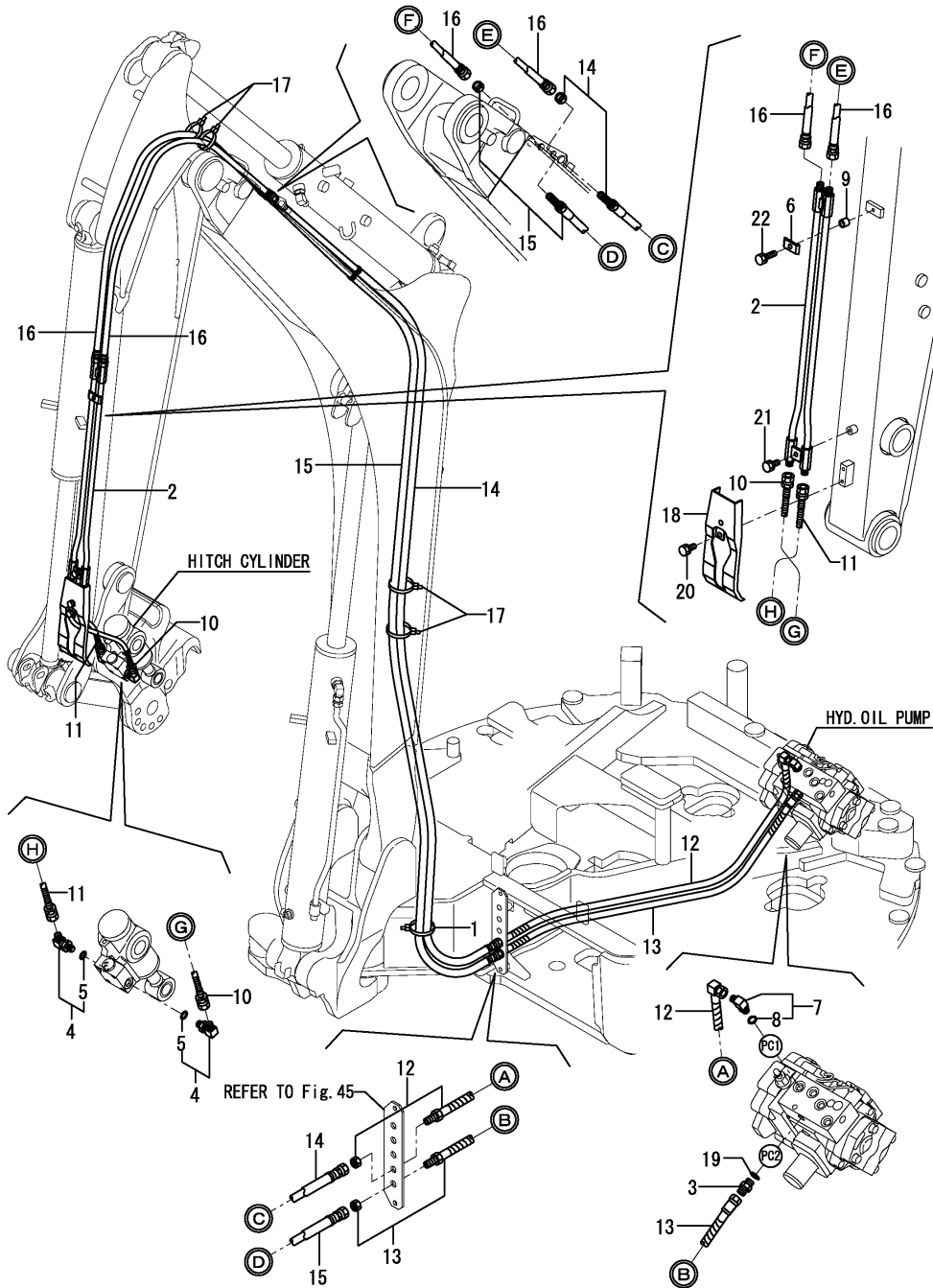
(A)=VIO35-5(US)
(B)=VIO35-5(AS)
(C)=VIO35-5(NZ)

(D)=VIO35-5(SG)
(E)=
(F)=



No.	Lev.	Parts No.	Description	Q'ty						I	R
				(A)	(B)	(C)	(D)	(E)	(F)		
1	1	172147-13150	WASHER 32X 12.5	2	2	2	2				
1-1	1	172147-13151	WASHER, 32X12.5	2	2	2	2				N
		(A=MZZZZZ) (B=MZZZZZ) (C=MZZZZZ) (D=MZZZZZ)									
2	1	172A52-14200	PATT	2	2	2	2				
3	1	172183-74821	VALVE, STOP (87)	2	2	2	2				
4	1	172633-76160	ADAPTER	2	2	2	2				
4-1	1	172162-76141	ADAPTER, 1/2-3/4	2	2	2	2				N
		(A=MZZZZZ) (B=MZZZZZ) (C=MZZZZZ) (D=MZZZZZ)									
5	1	172A46-76401-1	TUBE ASSY, PTO	1	1	1	1				
6	1	172A46-76451-1	TUBE ASSY, PTO	1	1	1	1				
7	1	172A47-76460	COLLAR	2	2	2	2				
8	1	172A46-76470	RUBBER, TUBE	1	1	1	1				
9	1	172A46-76480	RUBBER, TUBE	1	1	1	1				
10	1	172142-76940	CLAMP	1	1	1	1				
11	1	172151-76990-1	CLAMP	1	1	1	1				
12	1	172A46-78850	HOSE G112BB112W	2	2	2	2				
12-1	1	172A46-78851	HOSE G112BB112W	2	2	2	2				N
		(A=M/#XXXXX) (B=M/#XXXXX) (C=M/#XXXXX) (D=M/#XXXXX)									
13	1	172444-82990	WASHER	2	2	2					
13-1	1	172146-82910	SPACER	2	2	2	2				N
		(A=M/#50586) (B=M/#50586) (C=M/#50586)									
14	1	22117-100000	WASHER, 10	4	4	4	4				
15	1	22217-120000	WASHER, SPRING 12	4	4	4	4				
16	1	23871-040000	PLUG, R04	2	2	2	2				
17	1	26013-100252	BOLT, M10X 25	4	4	4	4				
18	1	26013-120552	BOLT, M12X 55	1	1	1	1				
18-1	1	26013-120602	BOLT, M12X 60	1	1	1	1				N
		(A=MZZZZZ) (B=MZZZZZ) (C=MZZZZZ) (D=MZZZZZ)									
19	1	26013-120602	BOLT, M12X 60	1	1	1	1				
20	1	26076-120302	BOLT, 10.912X 30	2	2	2	2				
21	1	26076-120402	BOLT, 10.912X 40	2	2	2	2				
22	1	172149-66550	WASHER	1	1	1	1				W
		(A=MZZZZZ) (B=MZZZZZ) (C=MZZZZZ) (D=MZZZZZ)									
23	1	172A46-76530	PLATE,RUBBER PTO	1	1	1	1				W
		(A=MZZZZZ) (B=MZZZZZ) (C=MZZZZZ) (D=MZZZZZ)									

Fig.102. HYD.OIL PIPING(QUICK COUPLER)



(A)=VIO35-5(US)
 (B)=VIO35-5(AS)
 (C)=VIO35-5(NZ)

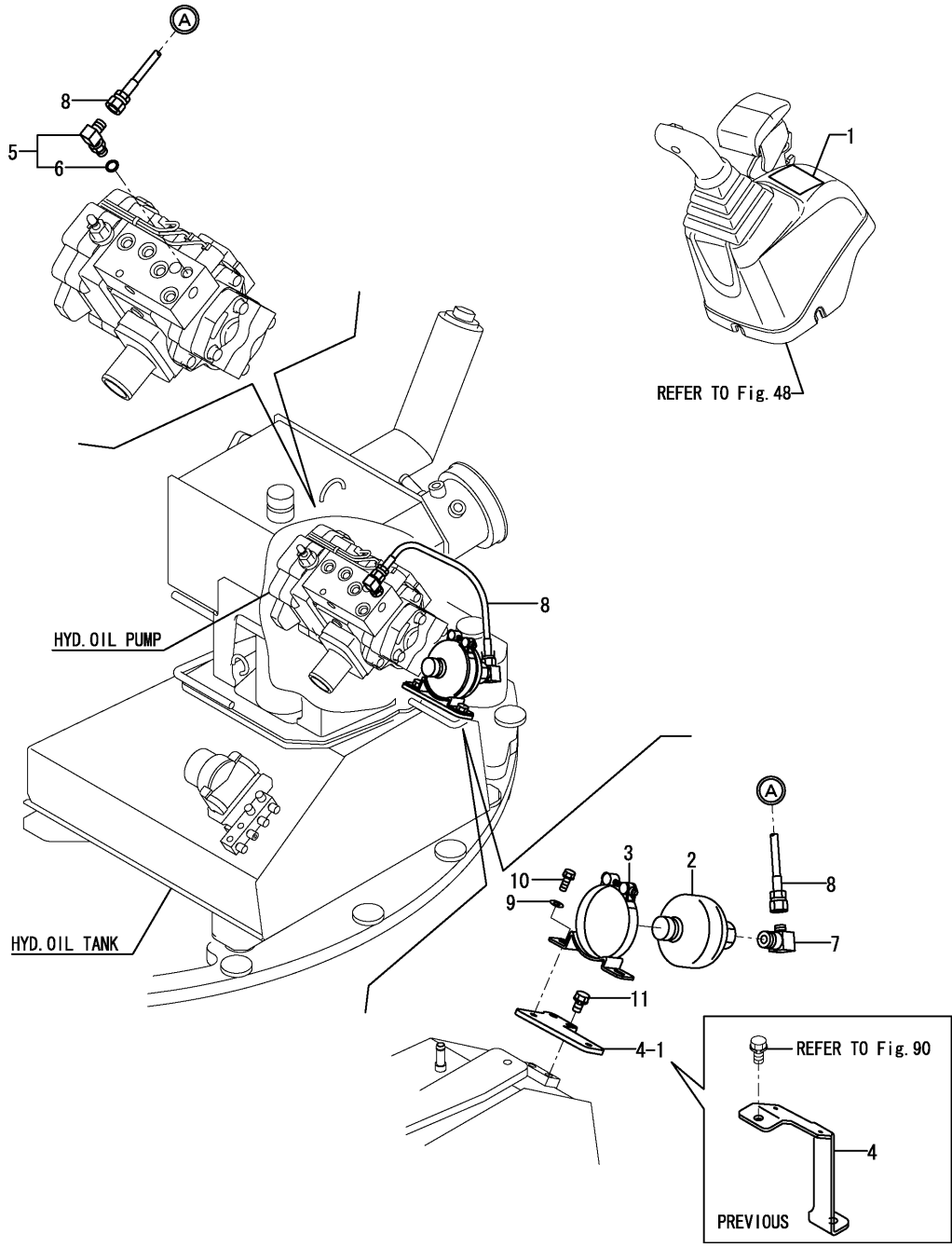
(D)=VIO35-5(SG)
 (E)=
 (F)=

No.	Lev.	Parts No.	Description	Q'ty						I	R
				(A)	(B)	(C)	(D)	(E)	(F)		
1	1	194202-56460	BAND, 200	2	2	2	2				
2	1	172958-76102-1	TUBE, HITCH	1	1	1	1				
3	1	172123-76121	ADAPTER	1	1	1	1				
4	1	172958-76130	ELBOW	2	2	2	2				
5	2	24315-000110	O-RING, 1BP11.0	2	2	2	2				
6	1	172110-76170-1	PLATE (YELLOW:87)	1	1	1	1				
7	1	172141-76180	CONNECTOR ASSY	1	1	1	1				
8	2	24315-000110	O-RING, 1BP11.0	1	1	1	1				
9	1	172137-76580	COLLAR	1	1	1	1				
10	1	172958-78200	HOSE F102BB050W	1	1	1	1				
11	1	172958-78210	HOSE F102BB052W	1	1	1	1				
12	1	172A46-78900	HOSE F405VX108S	1	1	1	1				
13	1	172A46-78910	HOSE F405VX104S	1	1	1	1				
14	1	172A46-78960	HOSE H205BX316K	1	1	1	1				
15	1	172A46-78970	HOSE H205BX316K	1	1	1	1				
16	1	172A46-78980	HOSE H604BB108K	2	2	2	2				
17	1	172122-79930	CLAMP, HOSE	4	4	4	4				
18	1	172958-81903-1	COVER, ARM	1	1	1	1				
18-1	1	172958-81904-2	COVER, ARM	1	1	1	1				N
19	1	24315-000110	O-RING, 1BP11.0	1	1	1	1				
20	1	26013-080162	BOLT, M8X 16	2	2	2	2				
21	1	26013-080162	BOLT, M8X 16	1	1	1	1				
22	1	26013-080252	BOLT, M8X 25	1	1	1	1				

Fig.103. ACCUMULATOR

(A)=VIO35-5(US)
 (B)=VIO35-5(AS)
 (C)=VIO35-5(NZ)

(D)=VIO35-5(SG)
 (E)=
 (F)=

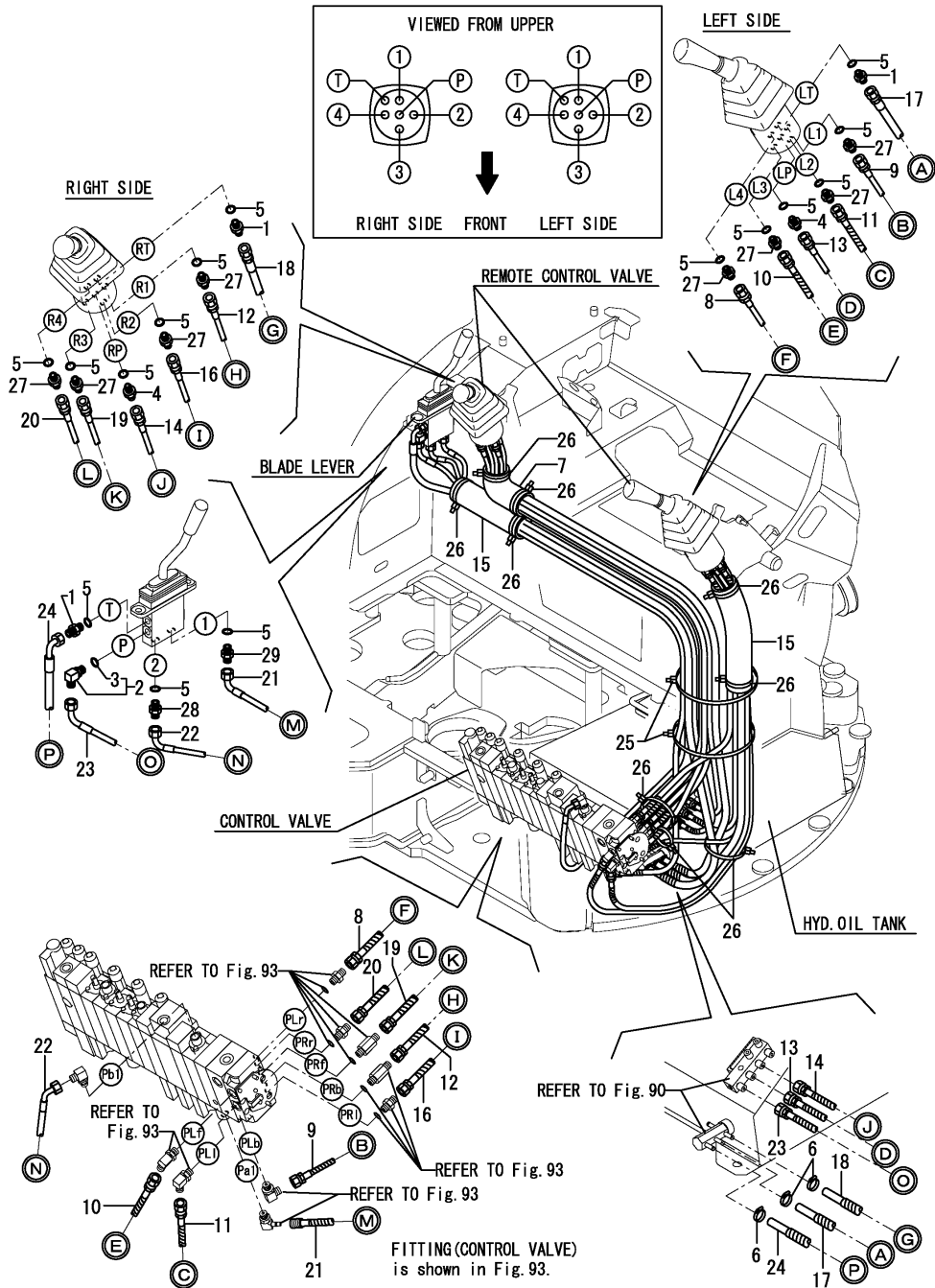


No.	Lev.	Parts No.	Description	Q'ty						I	R
				(A)	(B)	(C)	(D)	(E)	(F)		
1	1	172A47-03371	LABEL,PTO EX	1	1	1	1				
2	1	172478-73600	ACCUMULATOR	1	1	1	1				
3	1	172478-73630	CLAMP	1	1	1	1				
4	1	172A46-75430	BRACKET	1	1	1					
4-1	1	172A46-75440	BRACKET	1	1	1	1				S
		(A=M/#50612) (B=M/#50612) (C=M/#50612)									
5	1	172141-76180	CONNECTOR ASSY	1	1	1	1				
6	2	24315-000110	O-RING, 1BP11.0	1	1	1	1				
7	1	172478-76200	CONNECTOR	1	1	1	1				
8	1	172480-78940	HOSE F403BB041	1	1	1	1				
9	1	22137-080000	WASHER, 8	2	2	2	2				
10	1	26013-080162	BOLT, M8X 16	2	2	2	2				
11	1	26013-100162	BOLT, M10X 16	2	2	2	2				

Fig.104. CONTROL PIPING

(A)=VIO35-5(US)
 (B)=VIO35-5(AS)
 (C)=VIO35-5(NZ)

(D)=VIO35-5(SG)
 (E)=
 (F)=

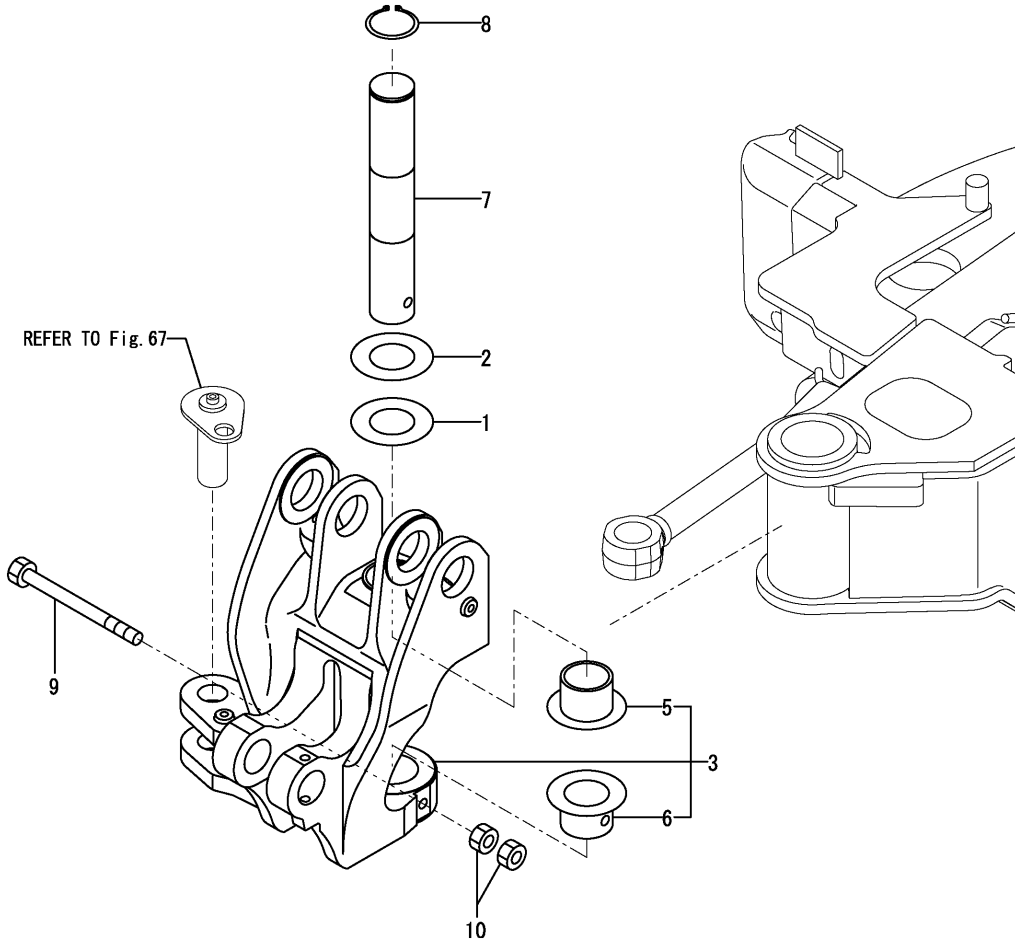


No.	Lev.	Parts No.	Description	Q'ty						I	R
				(A)	(B)	(C)	(D)	(E)	(F)		
1	1	172123-76121	ADAPTER	3	3	3	3				
2	1	172958-76130	ELBOW	1	1	1	1				
3	2	24315-000110	O-RING, 1BP11.0	1	1	1	1				
4	1	172455-76220	CONNECTOR	2	2	2	2				
5	1	24315-000110	O-RING, 1BP11.0	15	15	15	15				
6	1	23000-013000	CLAMP, 13	3	3	3	3				
7	1	172458-63640	SPONGE, HOSE	1	1	1					
7-1	1	172458-63641	SPONGE, HOSE	1	1	1	1			N	
		(A=M/#51169) (B=M/#51169) (C=M/#51169)									
8	1	172A47-78502	HOSE F403BB128S	1	1	1	1				
9	1	172A47-78512	HOSE F403BB130S	1	1	1	1				
10	1	172A47-78521	HOSE F303BB156S	1	1	1	1				
11	1	172A47-78531	HOSE F403BB152S	1	1	1	1				
12	1	172A47-78542	HOSE F303BB189S	1	1	1	1				
13	1	172A47-78552	HOSE F403BB120S	1	1	1	1				
14	1	172A47-78561	HOSE F303BB185S	1	1	1	1				
15	1	172458-78570	SPONGE, HOSE	2	2	2	2				
15-1	1	172458-78571	SPONGE, HOSE	2	2	2	2			N	
		(A=M/#51169) (B=M/#51169) (C=M/#51169)									
16	1	172A47-78632	HOSE F303BB189S	1	1	1	1				
17	1	172A47-78642	HOSE G804BY131S	1	1	1	1				
18	1	172A47-78652	HOSE G804BY193S	1	1	1	1				
19	1	172A47-78882	HOSE F303BB191S	1	1	1	1				
20	1	172A47-78892	HOSE F303BB196S	1	1	1	1				
21	1	172A47-78921	HOSE H603CT203S	1	1	1	1				
22	1	172A47-78931	HOSE F403CE240S	1	1	1	1				
23	1	172A47-78942	HOSE F403BE194S	1	1	1	1				
24	1	172A47-78952	HOSE G804CY212S	1	1	1	1				
25	1	172122-79890	CLAMP, HOSE	2	2	2	2				
26	1	172122-79930	CLAMP, HOSE	13	13	13	13				
27	1	172123-76121	ADAPTER	8	8	8	8				
28	1	172123-76121	ADAPTER	1	1	1					
28-1	1	172A47-76171	CONNECTOR, G1/4X0.6	1	1	1	1			N	
		(A=M/#50691) (B=M/#50691) (C=M/#50691)									
29	1	172123-76121	ADAPTER	1	1	1					
29-1	1	172164-76330	JOINT, PF1/4-0.7	1	1	1	1			N	
		(A=M/#50691) (B=M/#50691) (C=M/#50691)									

Fig.105. BOOM BRACKET

(A)=VIO35-5(US)
 (B)=VIO35-5(AS)
 (C)=VIO35-5(NZ)

(D)=VIO35-5(SG)
 (E)=
 (F)=



No.	Lev.	Parts No.	Description	Q'ty						I	R
				(A)	(B)	(C)	(D)	(E)	(F)		
1	1	172176-81700	SHIM	1	1	1	1				
2	1	172176-81710	SHIM	1	1	1	1				
3	1	172459-82300-1	BRACKET,BOOM (87)	1	1	1	1				
5	2	172148-82320	BUSH 70X60	1	1	1	1				
6	2	172459-82320	BUSH 80X70	1	1	1	1				
7	1	172459-82330	PIN 70X345	1	1	1	1				
8	1	22242-000700	RING, 70	1	1	1	1				
9	1	26206-141502	BOLT, M14X150 PLATED	1	1	1	1				
10	1	26716-140002	NUT, M14	2	2	2	2				

Fig.106. BOOM

(A)=VIO35-5(US)

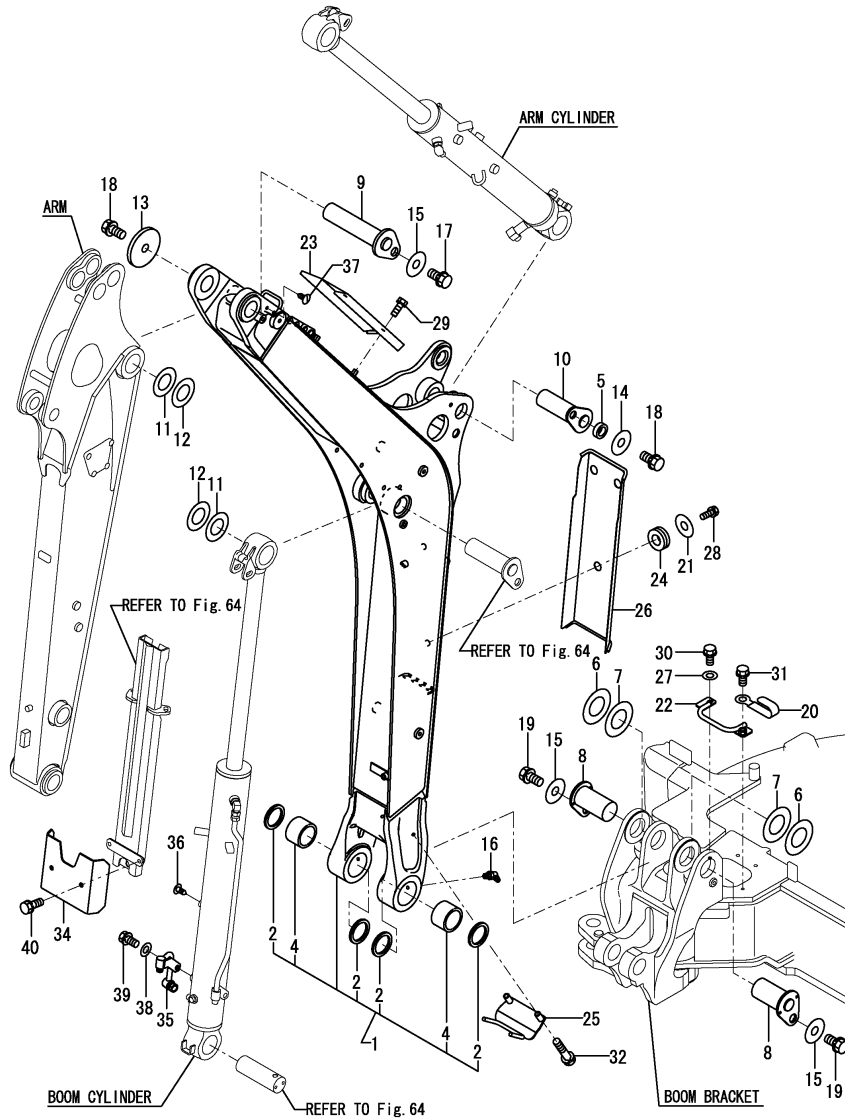
(B)=VIO35-5(AS)

(C)=VIO35-5(NZ)

(D)=VIO35-5(SG)

(E)=

(F)=



No.	Lev.	Parts No.	Description	Q'ty						I	R
				(A)	(B)	(C)	(D)	(E)	(F)		
1	1	172A46-81100	BOOM,EX (YELLOW:87)	1	1	1					1
1-1	1	172A46-81101	BOOM ASSY(EX	1	1	1	1				N
		(A=M/#51439) (B=M/#51439) (C=M/#51439)									
2	2	172020-10620	SEAL, DUST	4	4	4	4				
4	2	172458-81400	BUSH 60X75X50	2	2	2	2				
5	1	172164-81670	SPACER	1	1	1	1				
6	1	172175-81700	SHIM	2	2	2	2				
7	1	172175-81710	SHIM	2	2	2	2				
8	1	172458-81800	PIN 60X113	2	2	2	2				
9	1	172A46-81930	PIN 50X219 CMP	1	1	1	1				
10	1	172A46-81950	PIN 50X168 CMP	1	1	1	1				
11	1	172165-82520	SHIM	2	2	2	2				
12	1	172165-82530	SHIM	2	2	2	2				
13	1	172146-82910	SPACER	1	1	1	1				
14	1	22157-120000	WASHER, 12	1	1	1	1				
15	1	22157-120000	WASHER, 12	3	3	3	3				
16	1	24761-050000	NIPPLE, GREASE C	2	2	2	2				
17	1	26013-120202	BOLT, M12X 20	1	1	1	1				
18	1	26013-120252	BOLT, M12X 25	2	2	2	2				
19	1	26013-120302	BOLT, M12X 30	2	2	2	2				
20	1	172126-16540	CLAMP	1	1	1	1				
21	1	1A1040-43900	WASHER, SPRING	3	3	3	3				
22	1	172A46-61150-1	COVER, HOSE	1	1	1	1				
23	1	172456-61963-1	COVER, BOOM	1	1	1	1				
24	1	172137-62970	GROMMET	3	3	3	3				
25	1	172A46-79300-1	GUIDE, HOSE	1	1	1	1				
26	1	172A46-81800-1	COVER, BOOM	1	1	1	1				2
27	1	22137-100000	WASHER, 10	1	1	1	1				
28	1	26013-080162	BOLT, M8X 16	3	3	3	3				
29	1	26013-080162	BOLT, M8X 16	2	2	2	2				
30	1	26013-100202	BOLT, M10X 20	1	1	1	1				
31	1	26013-100302	BOLT, M10X 30	1	1	1	1				
32	1	26013-100452	BOLT, M10X 45	2	2	2	2				
34	1	172A46-72680-1	COVER, HOSE	1	1	1	1				
35	1	172A47-72770-1	PIPE ASSY, BOOM	1	1	1	1				
36	1	172183-81160	CLIP, TREE	1	1	1	1				
37	1	172183-81160	CLIP, TREE	2	2	2	2				
38	1	22137-100000	WASHER, 10	1	1	1	1				
39	1	26013-100202	BOLT, M10X 20	1	1	1	1				
40	1	26013-100202	BOLT, M10X 20	2	2	2	2				
41A	1	172531-03030	LABEL, YANMAR	1	1	1	1				3
41B	1	172437-03511	LABEL, HOOK US	1	1	1	1				3
41C	1	172437-03461	LABEL, BOOM US	1	1	1	1				3
42A	1	172472-03271	LABEL, SAND US	1	1	1	1				3
42B	1	172472-03281	LABEL, WARNING HITCH	1	1	1	1				3
42C	1	172437-03432	LABEL, STEERING US	1	1	1	1				3

Remarks

(1)PLEASE USE THIS PART WITH FOLLOWING LABELS AT THE SAME TIME.

REF.NO.41A,41B,41C

(2)PLEASE USE THIS PART WITH FOLLOWING LABELS AT THE SAME TIME.

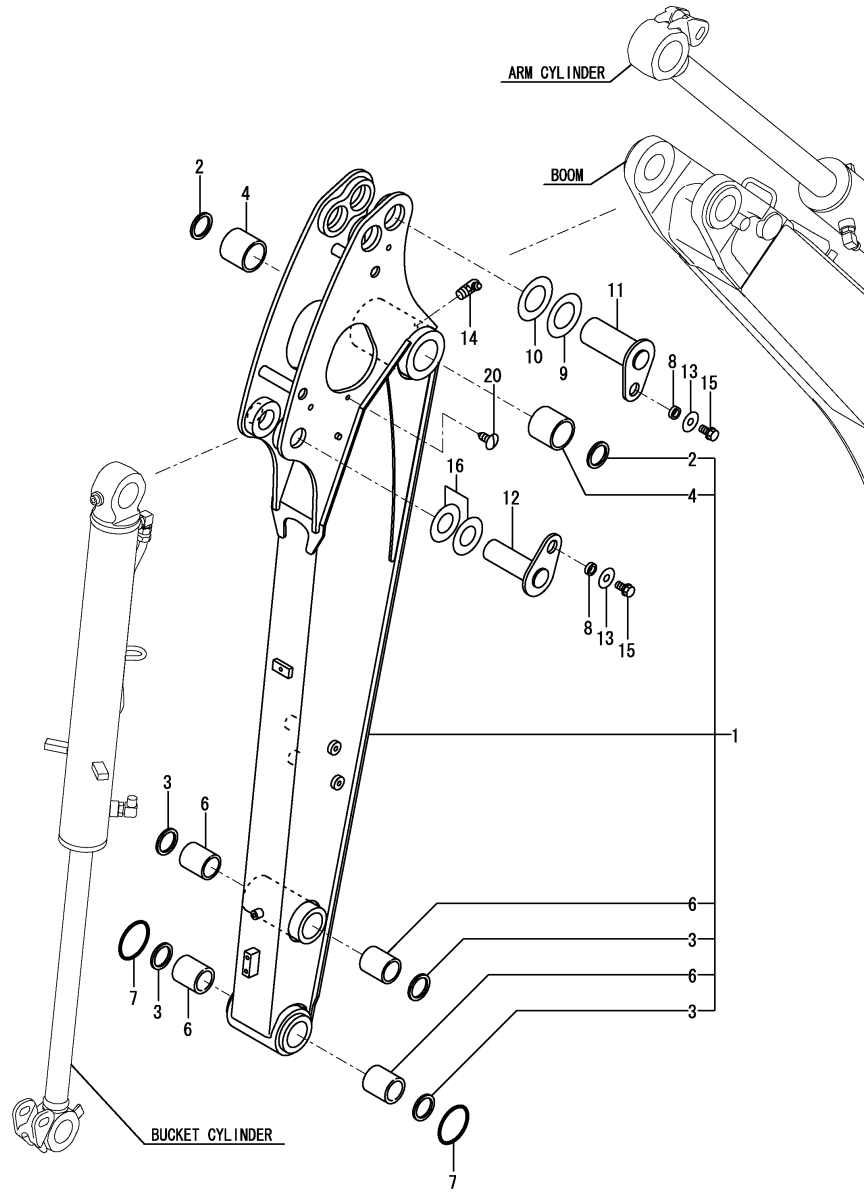
REF.NO.42A,42B,42C

(3)LABELS ARE NOT ILLUSTRATED.

Fig.107. ARM

(A)=VIO35-5(US)
 (B)=VIO35-5(AS)
 (C)=VIO35-5(NZ)

(D)=VIO35-5(SG)
 (E)=
 (F)=



No.	Lev.	Parts No.	Description	Q'ty						I	R
				(A)	(B)	(C)	(D)	(E)	(F)		
1	1	172A46-81500	ARM	1	1	1	1				1
2	2	172448-54120	SEAL, DUST	2	2	2	2				
3	2	172168-81270	SEAL, DUST	4	4	4	4				
4	2	172444-81310	BUSH	2	2	2	2				
6	2	172458-81630	BUSH 38-55	4	4	4	4				
7	1	172142-81620	O-RING	2	2	2	2				
8	1	172164-81670	SPACER	2	2	2	2				
9	1	172165-82520	SHIM	1	1	1	1				
10	1	172165-82530	SHIM	1	1	1	1				
11	1	172458-83690	PIN 50X118 ASSY	1	1	1	1				
12	1	172458-83710	PIN 38X116 ASSY	1	1	1	1				
13	1	22157-120000	WASHER, 12	2	2	2	2				
14	1	24761-040000	NIPPLE, GREASE B	1	1	1	1				
15	1	26013-120252	BOLT, M12X 25	2	2	2	2				
16	1	933171-29751	SHIM SET	1	1	1	1				
20	1	172183-81160	CLIP, TREE	1	1	1	1				
21A	1	172472-03230	LABEL, OPERATION PIN	1	1	1	1				2
21B	1	172472-03261	LABEL, FINGER US	1	1	1	1				2
21C	1	172472-03330	LABEL, LOCK PIN(US)	1	1	1	1				2

Remarks

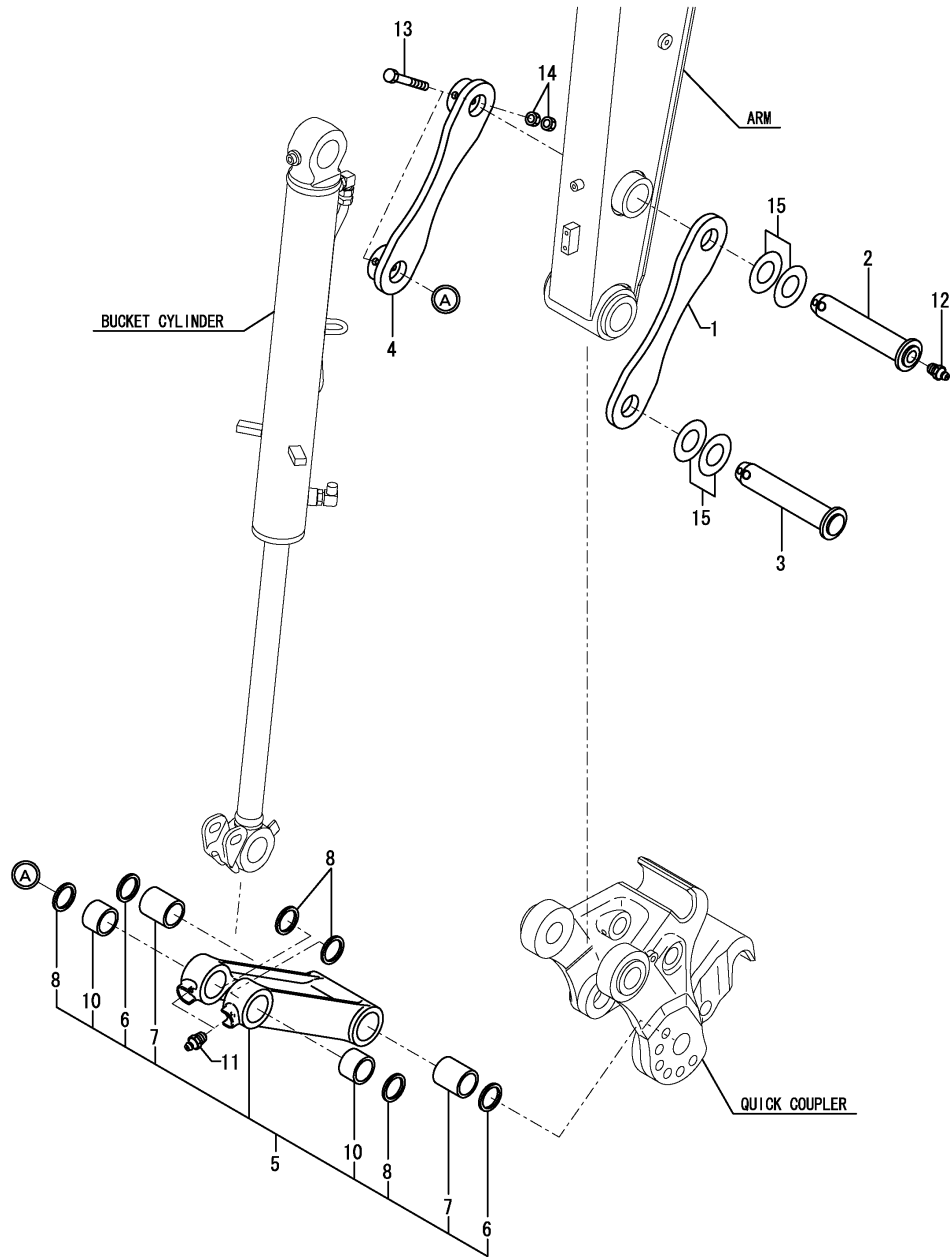
(1)PLEASE USE THIS PART WITH FOLLOWING LABELS AT THE SAME TIME.
 REF.NO.21A,21B,21C

(2)LABELS ARE NOT ILLUSTRATED.

Fig.108. BUCKET ARM & LINK

(A)=VIO35-5(US)
 (B)=VIO35-5(AS)
 (C)=VIO35-5(NZ)

(D)=VIO35-5(SG)
 (E)=
 (F)=

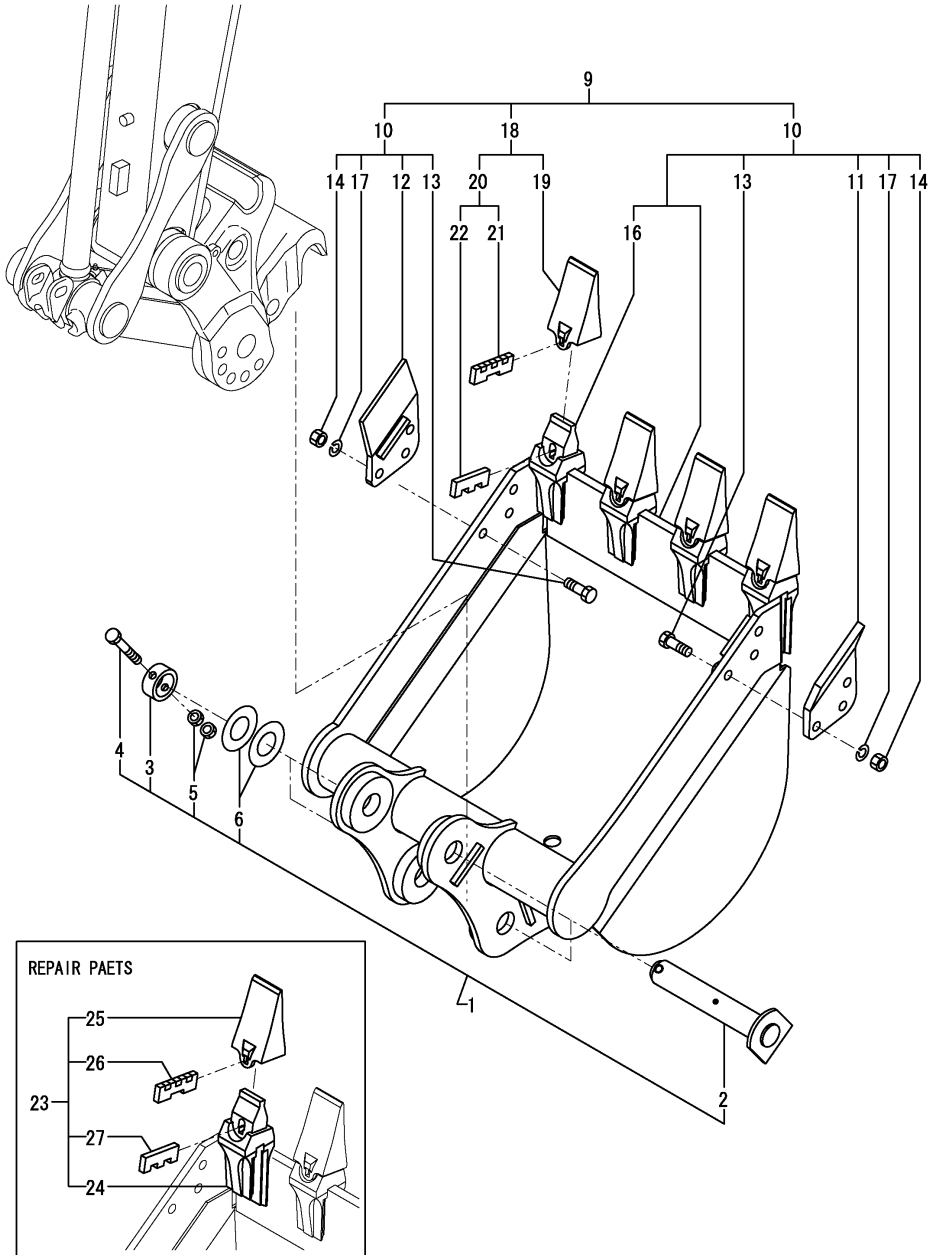


No.	Lev.	Parts No.	Description	Q'ty						I	R
				(A)	(B)	(C)	(D)	(E)	(F)		
1	1	172164-81820-5	ARM, BUCKET	1	1	1	1				
2	1	172458-81860	PIN ASSY	1	1	1	1				
3	1	172458-81890	PIN ASSY	1	1	1	1				
4	1	172458-82600-1	ARM, BUCKET	1	1	1	1				
5	1	172458-82651-1	LINK, BUCKET	1	1	1	1				
6	2	172168-81270	SEAL, DUST	2	2	2	2				
7	2	172458-81630	BUSH	2	2	2	2				
8	2	172122-82290	SEAL, DUST	4	4	4	4				
10	2	172168-84411	BUSH	2	2	2	2				
11	1	24761-020000	NIPPLE, GREASE PT1/8	2	2	2	2				
12	1	24761-020000	NIPPLE, GREASE PT1/8	1	1	1	1				
13	1	26116-100752	BOLT, M10X 75 PLATED	2	2	2	2				
14	1	26716-100002	NUT, M10	4	4	4	4				
15	1	933171-29751	SHIM SET	2	2	2	2				

Fig.109. BUCKET

(A)=VIO35-5(US)
 (B)=VIO35-5(AS)
 (C)=VIO35-5(NZ)

(D)=VIO35-5(SG)
 (E)=
 (F)=



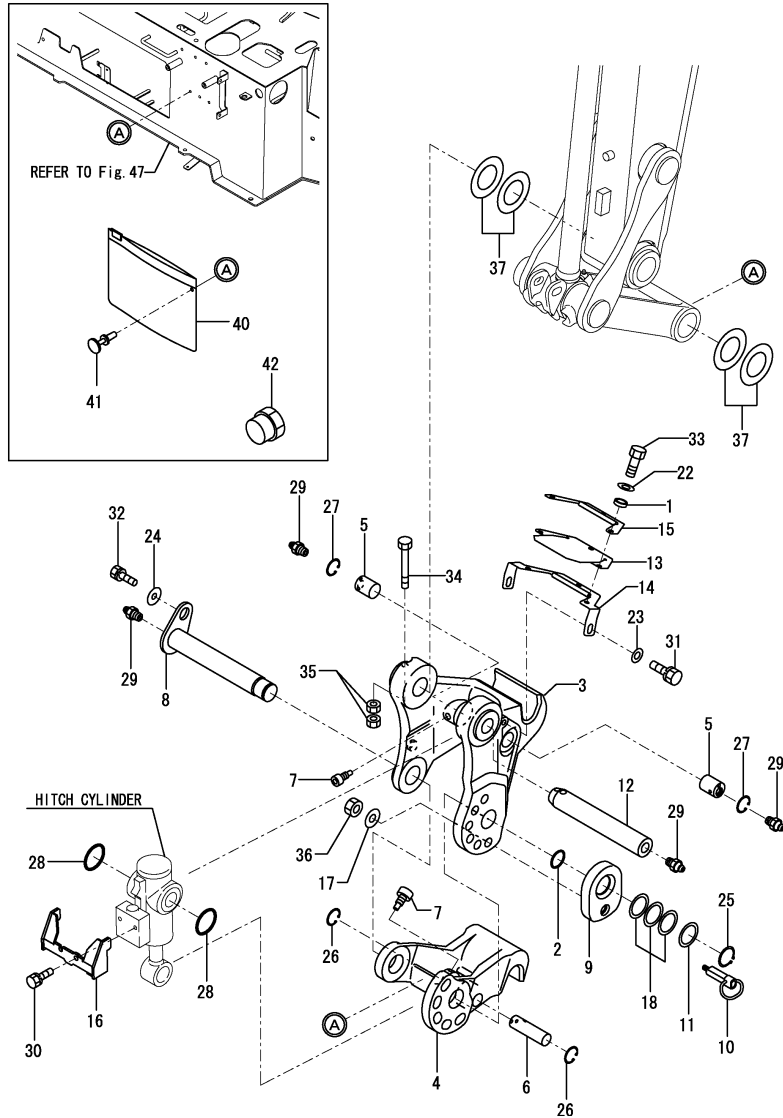
No.	Lev.	Parts No.	Description	Q'ty						I	R
				(A)	(B)	(C)	(D)	(E)	(F)		
1	1	172958-81590	PIN KIT Q,BUCKET		2	2	2				
2	2	172958-81600	PIN 38X229 ASSY		2	2	2				
3	2	172164-81700	COLLAR		2	2	2				
4	2	26116-100652	BOLT, M10X 65 PLATED		2	2	2				
5	2	26716-100002	NUT, M10		4	4	4				
6	2	933171-29751	SHIM SET		2	2	2				
9	1	172458-82400-2	BUCKET ASSY			1	1				
10	2	172458-82480-2	BUCKET ASSY			1	1				
11	3	172458-82240-2	CUTTER, SIDE			1	1				
12	3	172458-82260-2	CUTTER, SIDE			1	1				
13	3	172458-82280	BOLT, M14X 40			6	6				
14	3	172458-82290	NUT			6	6				
16	4	172458-82231	ADAPTER			4	4				
17	3	22217-140000	WASHER, SPRING 14			6	6				
18	2	172448-82950-2	TOOTH KIT, POINT			4	4				
19	3	172448-82570-2	TOOTH, POINT			4	4				
20	3	172448-82960	PIN ASSY, LOCK			4	4				
21	4	172448-82580	PIN, LOCK			4	4				
22	4	172448-82590	RUBBER, PIN			4	4				
23	1	772458-82231-2	TOOTH ASSY			4	4				1
24	2	172458-82231	ADAPTER			4	4				
25	2	172448-82570-2	TOOTH, POINT			4	4				
26	2	172448-82580	PIN, LOCK			4	4				
27	2	172448-82590	RUBBER, PIN			4	4				

Remarks
 (1)REPAIR KIT.

Fig.110. QUICK COUPLER

(A)=VIO35-5(US)
 (B)=VIO35-5(AS)
 (C)=VIO35-5(NZ)

(D)=VIO35-5(SG)
 (E)=
 (F)=



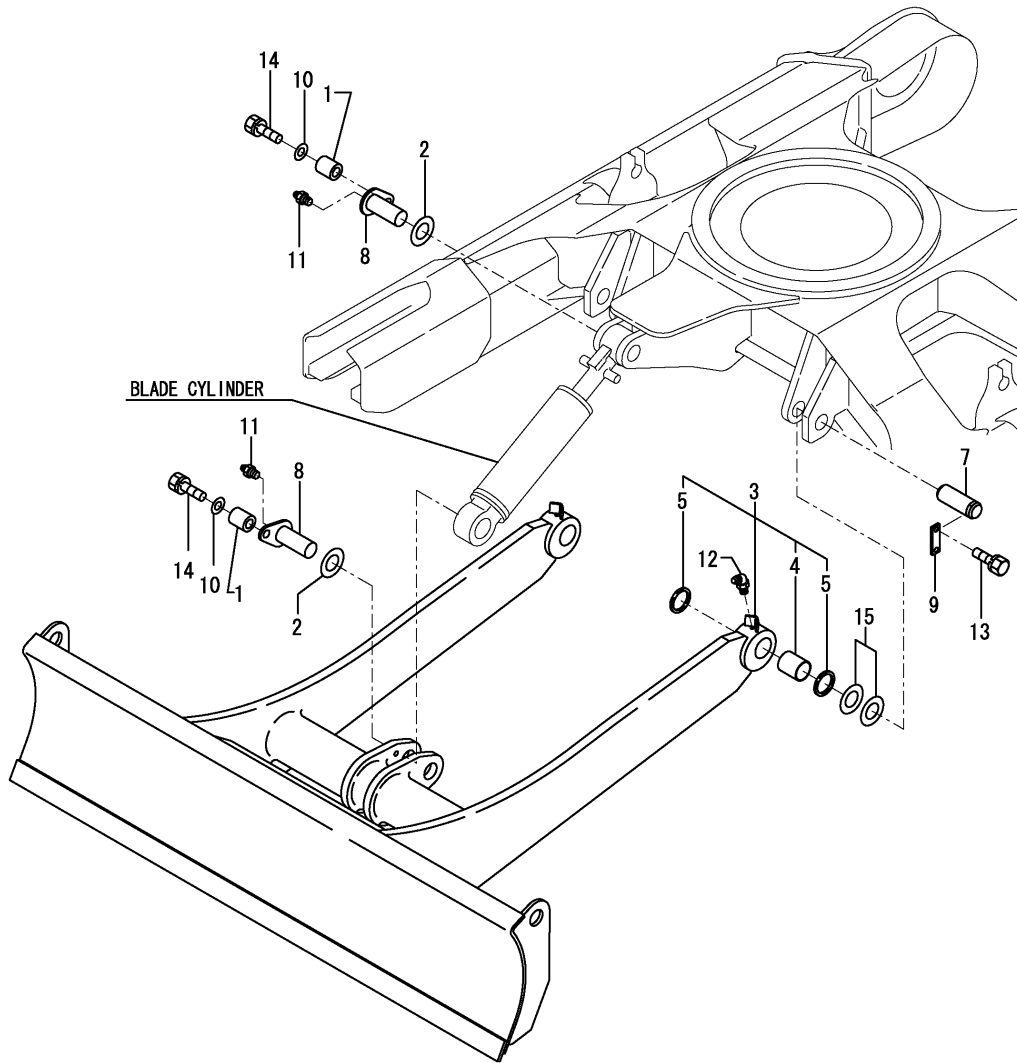
No.	Lev.	Parts No.	Description	Q'ty						I	R
				(A)	(B)	(C)	(D)	(E)	(F)		
1	1	172958-17120	COLLAR	3	3	3	3				
2	1	172124-46200	O-RING	1	1	1	1				
3	1	172958-83102-1	BRACKET A(YELLOW:87)	1	1	1	1				
4	1	172958-83111-1	BRACKET B(YELLOW:87)	1	1	1	1				
5	1	172958-83120	PIN 30X37	2	2	2	2				
6	1	172958-83130	PIN 25X86	1	1	1	1				
6-1	1	172958-83131	PIN 25X86	1	1	1	1			N	
7	1	172958-83140	BOLT	3	3	3	3				
8	1	172958-83150	PIN 38X237	1	1	1	1				
9	1	172958-83171-1	PLATE,LOCK(YELLOW:87)	1	1	1	1			1	
10	1	172958-83182	PIN ASSY, LOCK	1	1	1	1			2	
11	1	172960-83210	COLLAR	1	1	1	1				
12	1	172958-83220	PIN 38X242	1	1	1	1				
13	1	172958-83251	PLATE, RUBBER	1	1	1	1				
14	1	172958-83271-1	GUARD ASSY	1	1	1	1				
15	1	172958-83281-1	GUARD ASSY	1	1	1	1				
16	1	172958-83292-1	COVER, HITCH	1	1	1	1				
17	1	172958-83330	WASHER 6.4X15.5X1.5	1	1	1	1				
18	1	172141-84601	SHIM	1	1	1	1				
22	1	22137-080000	WASHER, 8	3	3	3	3				
23	1	22137-100000	WASHER, 10	2	2	2	2				
24	1	22157-120000	WASHER, 12	1	1	1	1				
25	1	22242-000350	RING, 35	1	1	1	1				
26	1	22252-000250	RING, 25	2	2	2	2				
27	1	22252-000300	RING, 30	2	2	2	2				
28	1	24311-000480	O-RING, 1AP48.0	2	2	2	2				
29	1	24761-020000	NIPPLE, GREASE PT1/8	4	4	4	4				
30	1	26013-080162	BOLT, M8X 16	2	2	2	2				
31	1	26013-100202	BOLT, M10X 20	2	2	2	2				
32	1	26013-120302	BOLT, M12X 30	1	1	1	1				
33	1	26116-080202	BOLT, M8X 20 PLATED	3	3	3	3				
34	1	26116-100802	BOLT, M10X 80 PLATED	1	1	1	1				
35	1	26716-100002	NUT, M10	2	2	2	2				
36	1	26756-060002	NUT, LOCK M6	1	1	1	1				
37	1	933171-29751	SHIM SET	2	2	2	2				
40	1	172958-05100	CASE, PLUG	1	1	1	1			W	
41	1	172958-05110	RIVET	1	1	1	1			W	
42	1	1E3030-78370	CAP, SCREW	4	4	4	4			W	
43A	1	172458-03240	LABEL,LOCK	1	1	1	1			3	
44A	1	172958-03160	LABEL	1	1	1	1			3	

Remarks
 (1)PLEASE USE THIS PART WITH FOLLOWING LABELS AT THE SAME TIME.
 REF.NO.43A
 (2)PLEASE USE THIS PART WITH FOLLOWING LABELS AT THE SAME TIME.
 REF.NO.44A
 (3)LABELS ARE NOT ILLUSTRATED.

Fig.111. BLADE

(A)=VIO35-5(US)
 (B)=VIO35-5(AS)
 (C)=VIO35-5(NZ)

(D)=VIO35-5(SG)
 (E)=
 (F)=



No.	Lev.	Parts No.	Description	Q'ty						I	R
				(A)	(B)	(C)	(D)	(E)	(F)		
1	1	172164-81670	SPACER	2	2	2	2				
2	1	172112-87860	SHIM	2	2	2	2				
3	1	172A26-94100-2	BLADE (GRAY:49)	1	1	1	1				1
4	2	172168-72240	BUSH 38X50X40	2	2	2	2				
5	2	172168-81270	SEAL, DUST	4	4	4	4				
7	1	172422-94210	PIN 38X 114	2	2	2	2				
8	1	172142-94241-W	PIN 40X106	2	2	2	2				
9	1	172124-94310-5	PLATE,LOCK (GRAY:49)	2	2	2	2				
10	1	22157-120000	WASHER, 12	2	2	2	2				
11	1	24761-020000	NIPPLE, GREASE PT1/8	2	2	2	2				
12	1	24761-040000	NIPPLE, GREASE B	2	2	2	2				
13	1	26013-100252	BOLT, M10X 25	4	4	4	4				
14	1	26013-120302	BOLT, M12X 30	2	2	2	2				
15	1	933171-29751	SHIM SET	2	2	2	2				
18A	1	172437-03511	LABEL, HOOK US	2	2	2	2				2

Remarks

(1)PLEASE USE THIS PART WITH FOLLOWING LABELS AT THE SAME TIME.

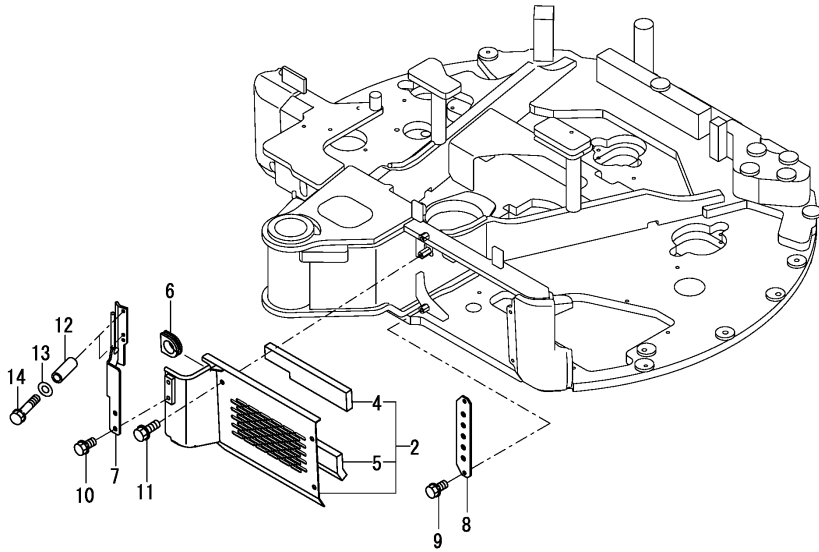
REF.NO.18A

(2)LABELS ARE NOT ILLUSTRATED.

Fig.112. HOLDING VALVE KIT(1)(OPTIONAL)

(A)=VIO35-5(US)
 (B)=VIO35-5(AS)
 (C)=VIO35-5(NZ)

(D)=VIO35-5(SG)
 (E)=
 (F)=



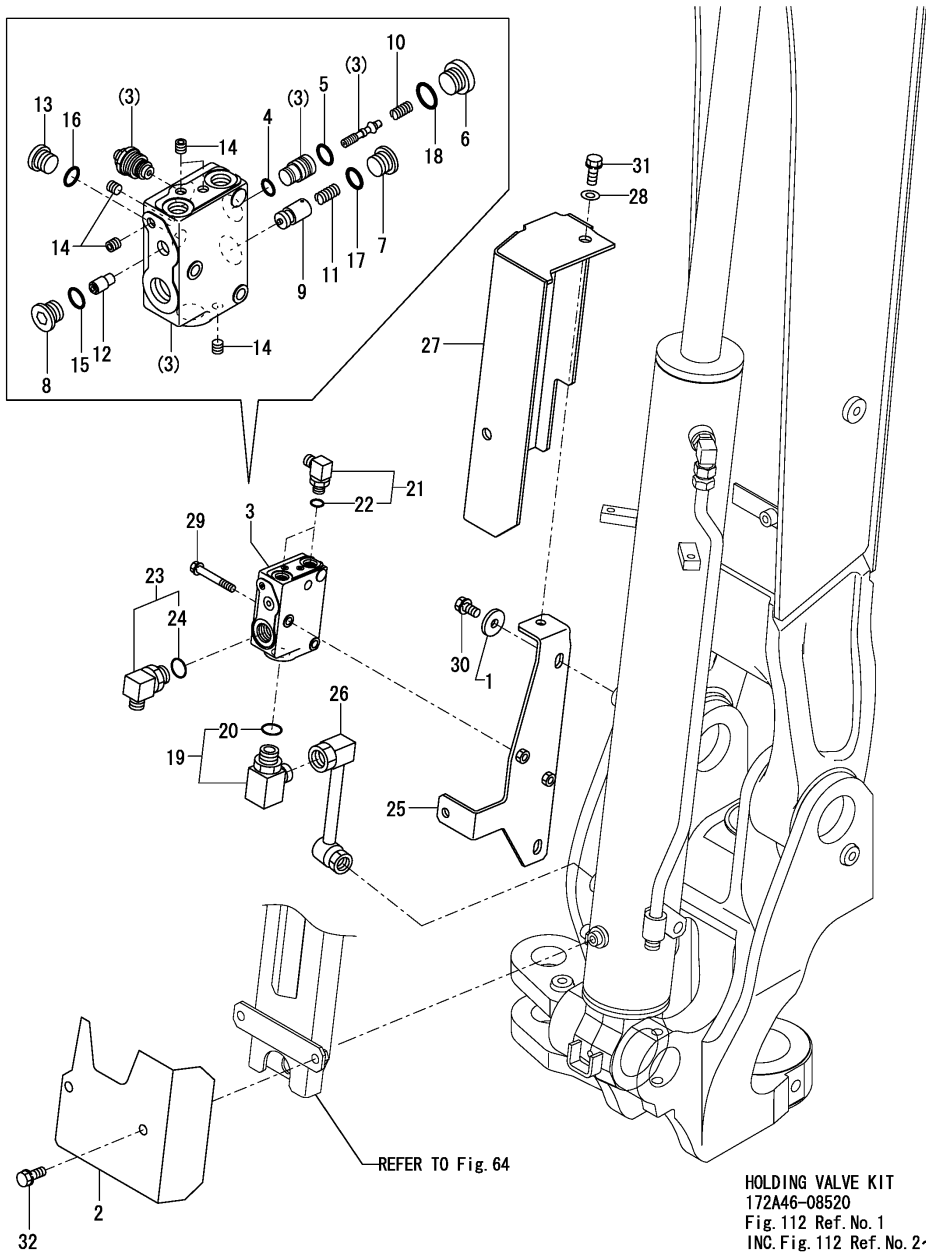
No.	Lev.	Parts No.	Description	Q'ty						I	R
				(A)	(B)	(C)	(D)	(E)	(F)		
1	1	172A46-08520 (B=*2008.01)	HOLDING VALVE KIT		1						W
2	2	172A77-61180	COVER		1						
4	3	172A77-61190	SPONGE		1						
5	3	172A77-61200	SPONGE		1						
6	2	172165-62800	GROMMET		1						
7	2	172A46-76730	GUIDE ASSY, HOSE		1						
8	2	172A46-79210	PLATE ASSY,HOSE		1						
9	2	26013-100202	BOLT, M10X 20		2						
10	2	26013-100202	BOLT, M10X 20		2						
11	2	26014-100162	BOLT, M10X 16		3						
12	2	172527-13320	COLLAR		2						
13	2	22137-080000	WASHER, 8		2						
14	2	26013-080452	BOLT, M8X 45		2						

HOLDING VALVE KIT
 172A46-08520
 Fig. 112 Ref. No. 1
 INC. Fig. 112 Ref. No. 2~14.
 Fig. 113 Ref. No. 1~32.
 Fig. 114 Ref. No. 1~30.
 Fig. 115 Ref. No. 1~8.
 Fig. 116 Ref. No. 1~15.

Fig.113. HOLDING VALVE KIT(2)(OPTIONAL)

(A)=VIO35-5(US)
 (B)=VIO35-5(AS)
 (C)=VIO35-5(NZ)

(D)=VIO35-5(SG)
 (E)=
 (F)=



HOLDING VALVE KIT
 172A46-08520
 Fig. 112 Ref. No. 1
 INC. Fig. 112 Ref. No. 2~14.
 Fig. 113 Ref. No. 1~32.
 Fig. 114 Ref. No. 1~30.
 Fig. 115 Ref. No. 1~8.
 Fig. 116 Ref. No. 1~15.

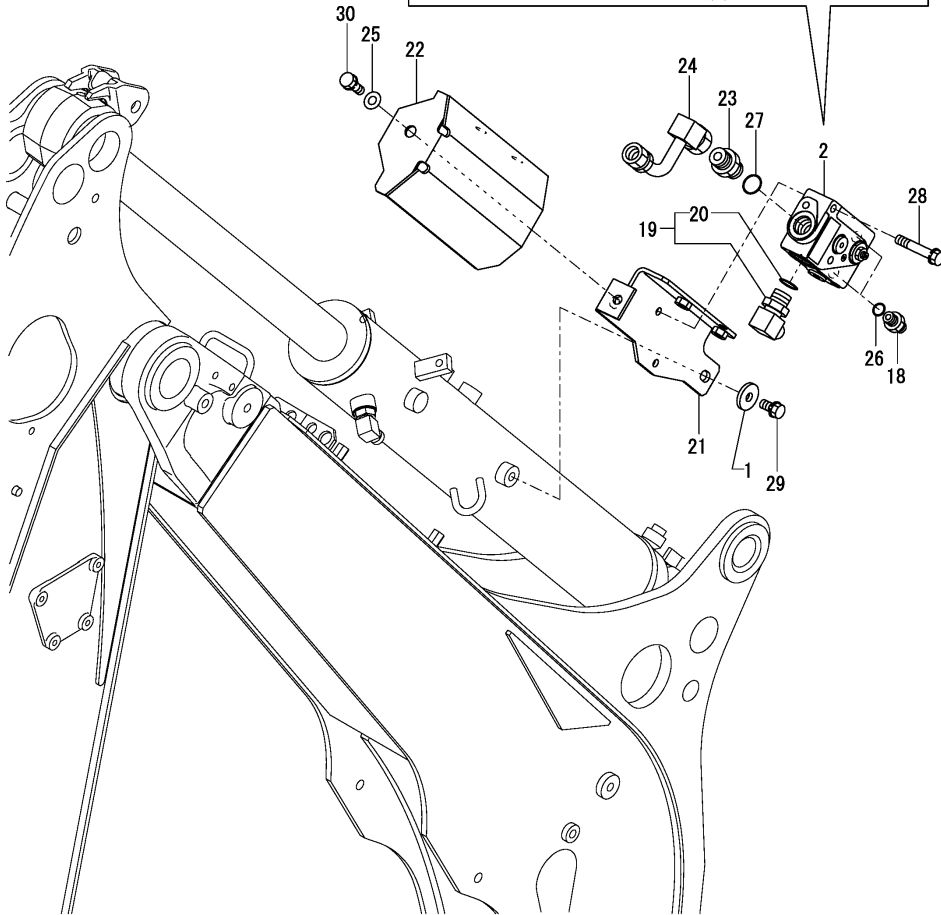
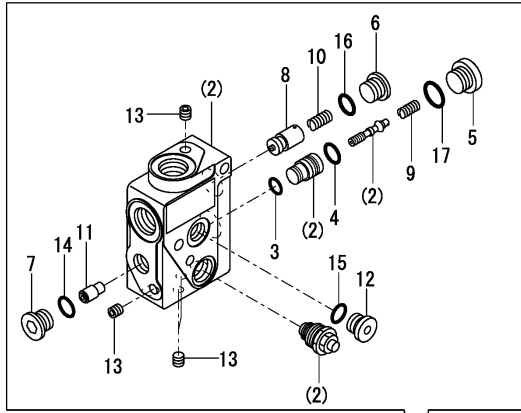
No.	Lev.	Parts No.	Description	Q'ty						I	R
				(A)	(B)	(C)	(D)	(E)	(F)		
1	2	172458-61261	WASHER		2						
2	2	172A46-72930-1	COVER, HOSE		1						
3	2	172A25-74401	HOLD VALVE,BOOM&ARM		1						
4	3	172A25-74420	O-RING		1						
5	3	172A25-74430	O-RING		1						
6	3	172A25-74440	PLUG		1						
7	3	172A25-74450	PLUG		1						
8	3	172A25-74460	PLUG		1						
9	3	172A25-74470	POPPET		1						
10	3	172A25-74480	SPRING		1						
11	3	172A25-74490	SPRING		1						
12	3	172A25-74501	PISTON		1						
13	3	172455-77140	PLUG		1						
14	3	172455-77150	PLUG		5						
15	3	24315-000100	O-RING, 1BP10.0		1						
16	3	24315-000110	O-RING, 1BP11.0		1						
17	3	24315-000140	O-RING, 1BP14.0		1						
18	3	24315-000160	O-RING, 1BP16.0		1						
19	2	172141-76900	CONNECTOR ASSY		1						
20	3	24315-000180	O-RING, 1BP18.0		1						
21	2	172141-76181	CONNECTOR ASSY, 02FF		2						
22	3	41851-000110	O-RING		2						
23	2	172157-76300	ELBOW ASSY		1						
24	3	24315-000180	O-RING, 1BP18.0		1						
25	2	172A46-77100	BRACKET ASSY,BOOM K		1						
26	2	172A46-77120-1	TUBE ASSY, BOOM		1						
27	2	172A46-77150-1	COVER, BOOM		1						
28	2	22137-100000	WASHER, 10		2						
29	2	26013-080552	BOLT, M8X 55		2						
30	2	26013-100202	BOLT, M10X 20		2						
31	2	26013-100252	BOLT, M10X 25		2						
32	2	26013-100202	BOLT, M10X 20		2						

Fig.114. HOLDING VALVE KIT(3)(OPTIONAL)

(A)=VIO35-5(US)
 (B)=VIO35-5(AS)
 (C)=VIO35-5(NZ)

(D)=VIO35-5(SG)
 (E)=
 (F)=

HOLDING VALVE KIT
 172A46-08520
 Fig. 112 Ref. No. 1
 INC. Fig. 112 Ref. No. 2~14.
 Fig. 113 Ref. No. 1~32.
 Fig. 114 Ref. No. 1~30.
 Fig. 115 Ref. No. 1~8.
 Fig. 116 Ref. No. 1~15.



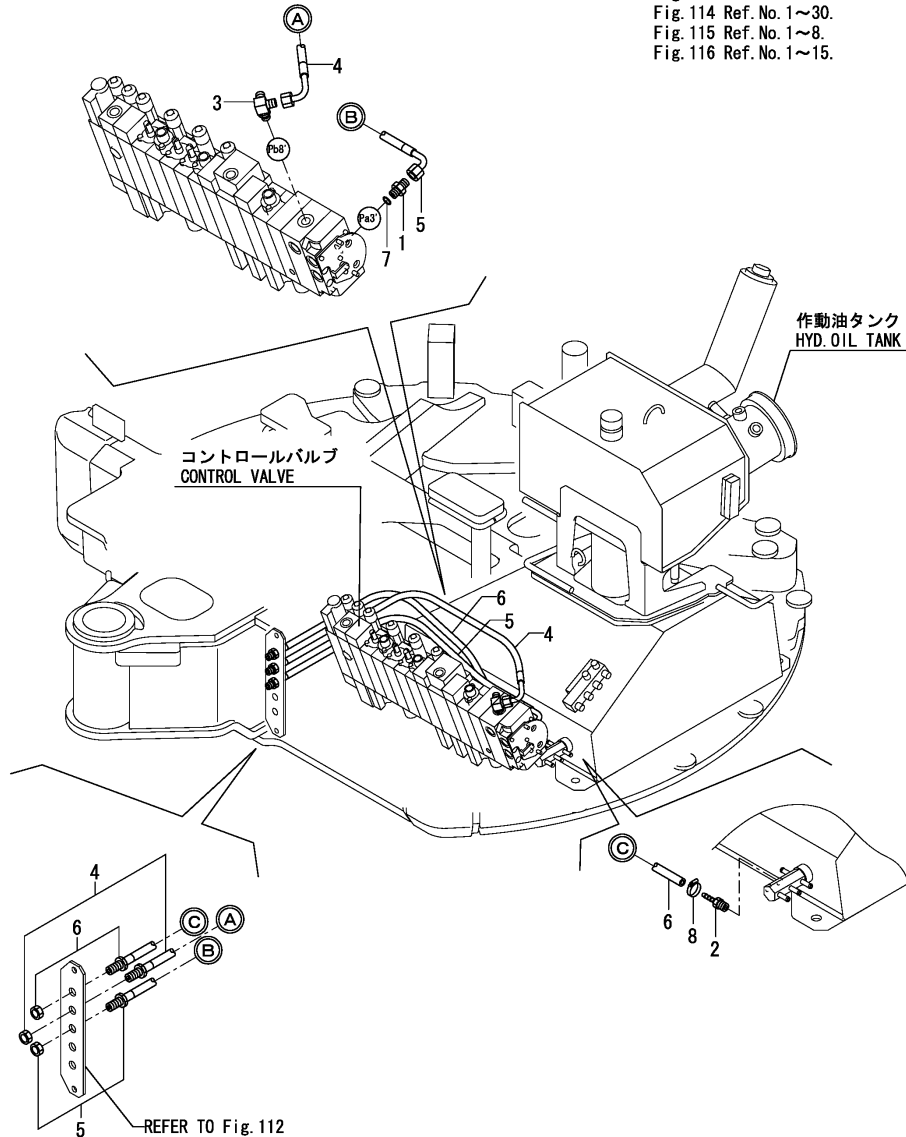
No.	Lev.	Parts No.	Description	Q'ty						I	R
				(A)	(B)	(C)	(D)	(E)	(F)		
1	2	172458-61261	WASHER		2						
2	2	172A25-74401	HOLD VALVE,BOOM&ARM		1						
3	3	172A25-74420	O-RING		1						
4	3	172A25-74430	O-RING		1						
5	3	172A25-74440	PLUG		1						
6	3	172A25-74450	PLUG		1						
7	3	172A25-74460	PLUG		1						
8	3	172A25-74470	POPPET		1						
9	3	172A25-74480	SPRING		1						
10	3	172A25-74490	SPRING		1						
11	3	172A25-74501	PISTON		1						
12	3	172455-77140	PLUG		1						
13	3	172455-77150	PLUG		5						
14	3	24315-000100	O-RING, 1BP10.0		1						
15	3	24315-000110	O-RING, 1BP11.0		1						
16	3	24315-000140	O-RING, 1BP14.0		1						
17	3	24315-000160	O-RING, 1BP16.0		1						
18	2	172123-76121	ADAPTER		2						
19	2	172157-76300	ELBOW ASSY		1						
20	3	24315-000180	O-RING, 1BP18.0		1						
21	2	172A46-77200	BRACKET ASSY,ARM K		1						
22	2	172A46-77230-1	COVER, ARM		1						
23	2	172112-77361	CONNECTOR		1						
24	2	172A25-77370-2	TUBE, ARM		1						
25	2	22137-100000	WASHER, 10		3						
26	2	41851-000110	O-RING		2						
27	2	41851-000180	O RING		1						
28	2	26013-080552	BOLT, M8X 55		2						
29	2	26013-100202	BOLT, M10X 20		2						
30	2	26013-100252	BOLT, M10X 25		3						

Fig.115. HOLDING VALVE KIT(4)(OPTIONAL)

(A)=VIO35-5(US)
 (B)=VIO35-5(AS)
 (C)=VIO35-5(NZ)

(D)=VIO35-5(SG)
 (E)=
 (F)=

HOLDING VALVE KIT
 172A46-08520
 Fig. 112 Ref. No. 1
 INC. Fig. 112 Ref. No. 2~14.
 Fig. 113 Ref. No. 1~32.
 Fig. 114 Ref. No. 1~30.
 Fig. 115 Ref. No. 1~8.
 Fig. 116 Ref. No. 1~15.

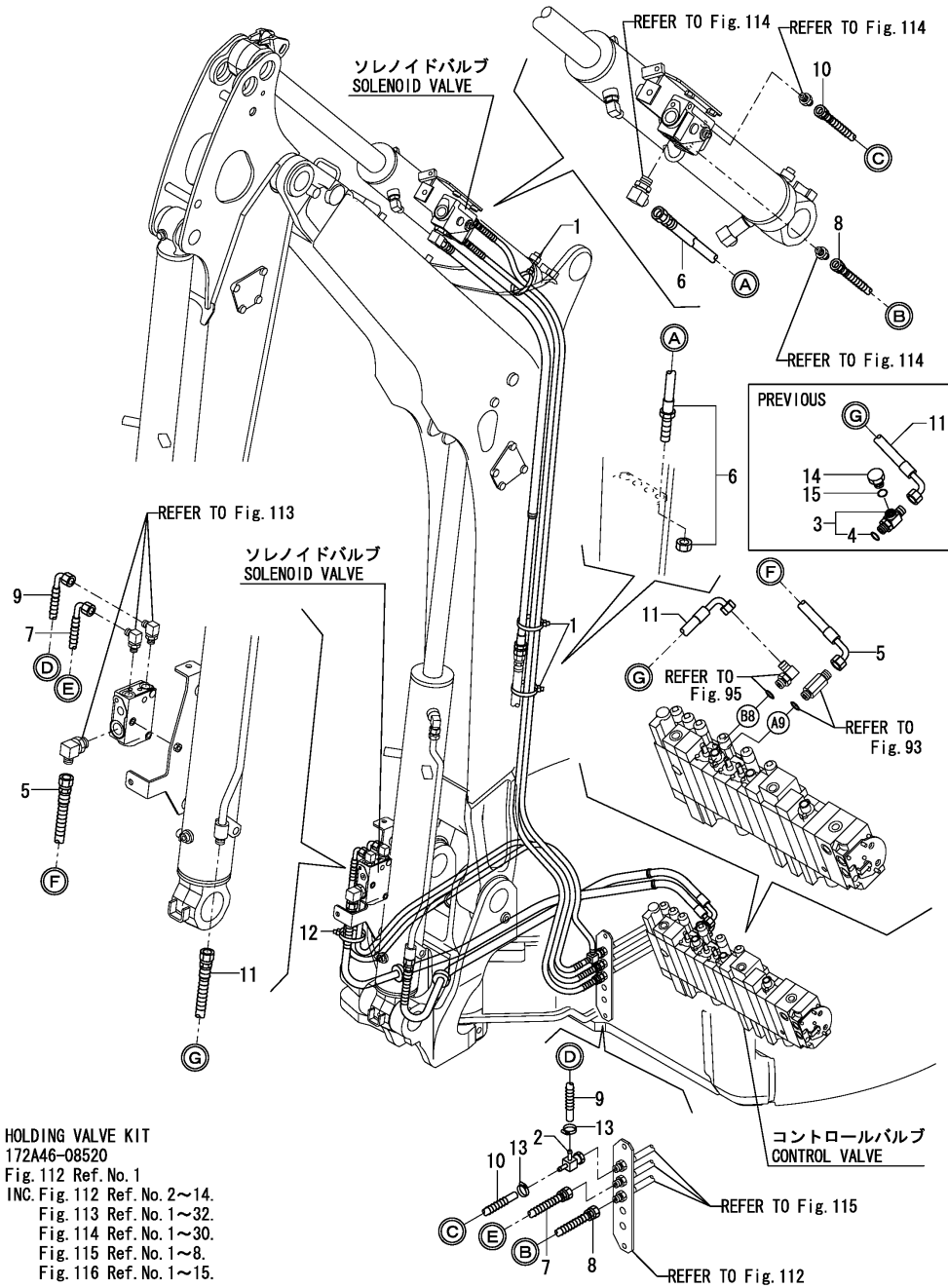


No.	Lev.	Parts No.	Description	Q'ty						I	R
				(A)	(B)	(C)	(D)	(E)	(F)		
1	2	172123-76121	ADAPTER		1						
2	2	172141-76220	NIPPLE		1						
3	2	172491-76330	ELBOW, ADJUSTABLE		1						
4	2	172A46-78700	HOSE F204CX095S		1						
5	2	172A46-78710	HOSE F204CX078S		1						
6	2	172A46-78720	HOSE G804XY078S		1						
7	2	41851-000110	O-RING		1						
8	2	23000-013000	CLAMP, 13		1						

Fig.116. HOLDING VALVE KIT(5)(OPTIONAL)

(A)=VIO35-5(US)
 (B)=VIO35-5(AS)
 (C)=VIO35-5(NZ)

(D)=VIO35-5(SG)
 (E)=
 (F)=



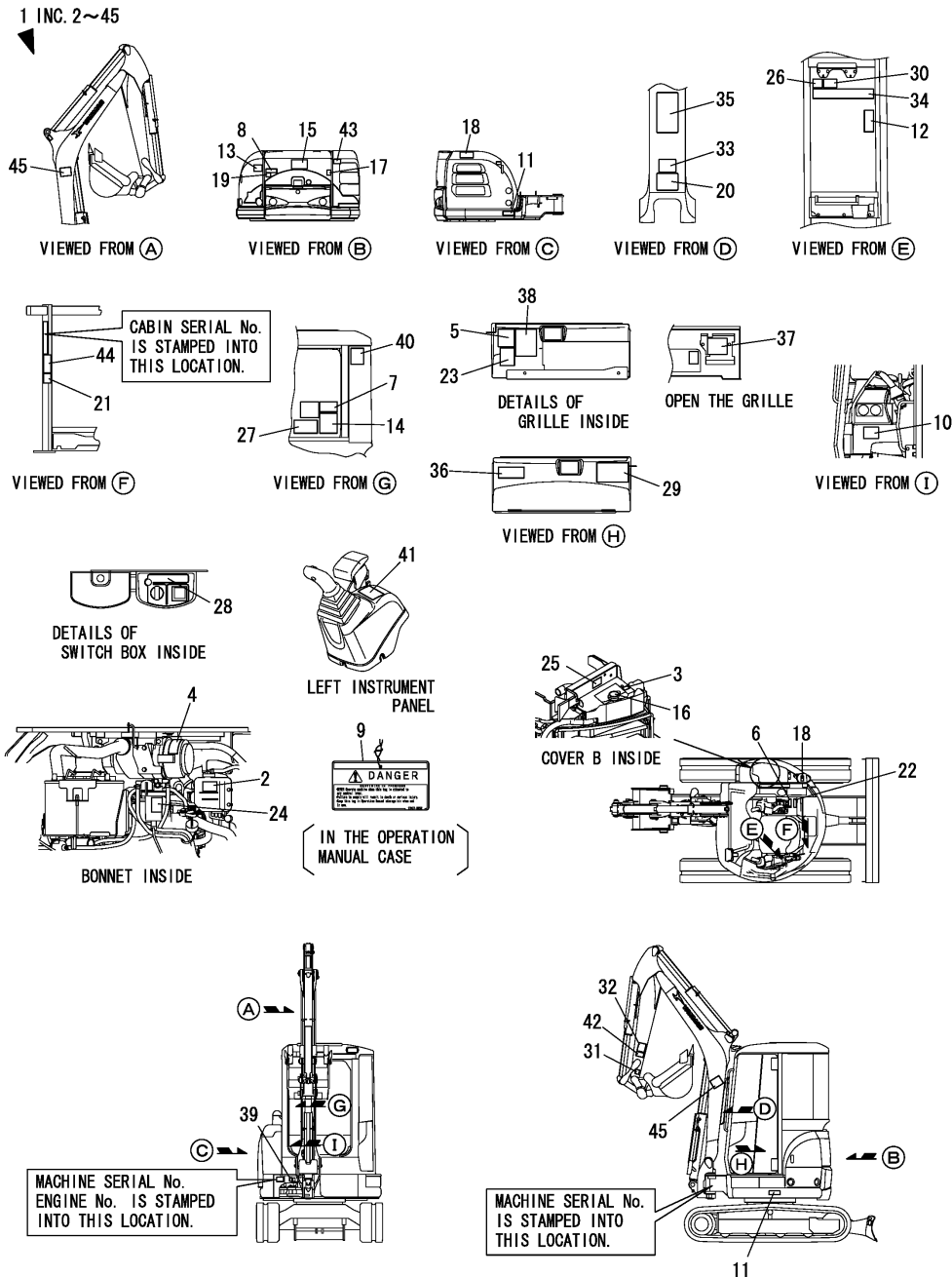
HOLDING VALVE KIT
 172A46-08520
 Fig. 112 Ref. No. 1
 INC. Fig. 112 Ref. No. 2~14.
 Fig. 113 Ref. No. 1~32.
 Fig. 114 Ref. No. 1~30.
 Fig. 115 Ref. No. 1~8.
 Fig. 116 Ref. No. 1~15.

No.	Lev.	Parts No.	Description	Q'ty						I	R
				(A)	(B)	(C)	(D)	(E)	(F)		
1	2	194202-56460	BAND, 200		3						
2	2	172A47-76320	NIPPLE		1						
3	2	172460-76700	CONNECTOR, 2X3/8X1/4		1						Z
			(B=M/#XXXXXX)								
4	3	24315-000140	O-RING, 1BP14.0		1						Z
			(B=M/#XXXXXX)								
5	2	172A46-78440	HOSE H206BC150W		1						
6	2	172A46-78450	HOSE H206BX151K		1						
7	2	172A46-78460	HOSE H604BC157K		1						
8	2	172A46-78470	HOSE H604BB276K		1						
9	2	172A46-78480	HOSE G804CY154K		1						
10	2	172A46-78490	HOSE G804BY275K		1						
11	2	172A46-78860	HOSE H206BC140W		1						
12	2	172122-79930	CLAMP, HOSE		1						
13	2	23000-013000	CLAMP, 13		2						
14	2	172165-76590	PLUG, PF1/4		1						Z
			(B=M/#XXXXXX)								
15	2	41851-000110	O-RING		1						Z
			(B=M/#XXXXXX)								

Fig.117. LABEL(FRANCH FOR CANADA)

(A)=VIO35-5(US)
 (B)=VIO35-5(AS)
 (C)=VIO35-5(NZ)

(D)=VIO35-5(SG)
 (E)=
 (F)=



No.	Lev.	Parts No.	Description	Q'ty						I	R
				(A)	(B)	(C)	(D)	(E)	(F)		
1	1	172A46-03020 (A=M/#51344)	CA LABEL KIT,VIO35-5	1							W
2	2	172A37-03150	LABEL,SUB-TANK CA	1							
3	2	172A37-03160	LABEL,ANTI-FREEZE CA	1							
4	2	172A37-03180	LABEL J, AIR CLEANER	1							
5	2	172A37-03220	LABEL,ADJUST CRAWLER	1							
6	2	172A37-03231	LABEL,MANUAL CA.	1							
7	2	172A37-03241	LABEL,SLOPE CA.	1							
8	2	172A37-03250	LABEL,RESERVOIR CA	1							
9	2	172469-03261	TAG ASSY, SERVICING	1							
10	2	172A37-03271	LABEL,TRANSPORT CA.	1							
11	2	172A37-03280	LABEL,GREASE CYL CA	2							
12	2	172478-03290	LABEL,F/W LOWER	1							
13	2	172A37-03290	LABEL,BATTERY CA	1							
14	2	172A37-03300	LABEL,NEWTRAL CA	1							
15	2	172A37-03310	LABEL,SWING AREA CA	1							
16	2	172469-03320	LABEL,RADIATOR CAP	1							
17	2	172A37-03330	LABEL,ENGINE COVER	1							
18	2	172A37-03350	LABEL,SILENCER CA	2							
19	2	172469-03360	LABEL,OIL	1							
20	2	172A37-03360	LABEL,STERRING CA	1							
21	2	172A37-03370	LABEL,ROPS CA	1							
22	2	172A37-03400	LABEL,LEVER LOCK CA	1							
23	2	172467-03411	LABEL,GREASING CA	1							
24	2	172A07-03410	LABEL,WATER DRAIN	1							
25	2	172A37-03410	LABEL,RADIATOR CA	1							
26	2	172A37-03420	LABEL,WINDOW CA	1							
27	2	172A37-03430	LABEL,2 WAY CA	1							
28	2	172469-03480	LABEL,SWITCH	1							
29	2	172A37-03500	LABEL,SUPPORT CA	1							
30	2	172A37-03520	LABEL,PIN CA	1							
31	2	172A37-03530	LABEL,FINGER CA	1							
32	2	172469-03540	LABEL,OPERATION PIN	1							
33	2	172A37-03540	LABEL,SAND CA	1							
34	2	172469-03550	LABEL,OP HITCH	1							
35	2	172A37-03550	LABEL,WARNING HITCH	1							
36	2	172A46-03600	LABEL,SPEC CA	1							
37	2	172A47-03601	LABEL,FUSE CA	1							
38	2	172A46-03610	LABEL,OIL & WATER	1							
39	2	172A47-03610	LABEL, GREASE CA	1							
40	2	172A46-03620	LABEL,LIFT Q CA	1							
41	2	172A47-03651	LABEL,PTO CA	1							
42	2	172A37-03680	LABEL,LOCK PIN CA	1							
43	2	172A37-03710	LABEL,ENGROOM CA	2							
44	2	172A37-03720	LABEL,SEAT BELT CA	1							
45	2	172A37-03730	LABEL,BOOM CA	2							

Parts No. Index

Parts No.	Fig. No.	Ref. No.
119247-77100	18	12
	23	8
119650-77910	18	14
119802-55710	13	12
119802-77200	18	13
119808-12540	6	3 C
119866-12530	6	3 B
120147-44810	28	15
121250-49121	10	6
121450-44531	10	11
121468-44510	10	9
121468-44540	10	12
121470-44581	10	14
124450-44560	10	13
124701-11911	6	10
124766-59050	10	17
	13	15
129004-12520	6	3 A
129100-55690	13	11
129211-77920	18	15
129400-13201	6	11
		11 -1
129612-52100	15	8
172020-10620	106	2
172110-76170-1	102	6
172112-77361	114	23
172112-87860	111	2
172113-12522	7	8
172116-75850-B	90	15
172116-76381	93	21
172117-83970-7	67	35
172122-17190	50	13 -1
		15 -1
172122-37844	30	15
		36
172122-46590	34	16
		36
172122-57610	43	12
172122-57620	43	13
		13 -1
172122-57630	43	10
172122-57640	43	11
172122-70350	63	5
		70
172122-70410	70	5
172122-70460	70	6
172122-70540	70	8
172122-70630	71	11
172122-73430	70	30
172122-73470	70	42

Parts No.	Fig. No.	Ref. No.
172122-73470	71	12
172122-73480	63	41
		42
172122-79890	94	16
	104	25
172122-79930	90	18
	96	14
	102	17
	104	26
	116	12
172122-82290	108	8
172123-76121	19	9
	91	1
	93	4
	97	4
	99	10
	100	8
	102	3
	104	1
		27
		28
		29
	114	18
	115	1
172124-13230-5	8	10
172124-13411	10	8 -1
172124-17640	22	8
	27	15
172124-46200	33	5
	34	15
	36	11
	110	2
172124-70380	71	7
172124-70390	71	8
		44
172124-76160	93	7
172124-94310-5	111	9
172125-03951	1	40
	2	36
	3	12
	4	11
	6	17 A
172126-11510	14	7 A
	18	1
	22	1
	27	2
		3
172126-16540	19	23
	56	25
	106	20

Parts No.	Fig. No.	Ref. No.
172137-12270	7	7
172137-14610	13	9
172137-16560	20	6
	27	4
172137-46040	8	11
		12
	64	1
	65	1
	66	1
172137-46041	8	11 -1
		12 -1
	64	1 -1
	65	1 -1
	66	1 -1
172137-46042	8	11 -2
		12 -2
	24	14
	64	1 -2
	65	1 -2
	66	1 -2
172137-46210	21	15
172137-62970	106	24
172137-66230	45	3
172137-69850	47	14
172137-73860	72	5
172137-76580	102	9
172141-29111	29	1
172141-37320	29	6
	118	3
172141-41340	7	9
	34	4
172141-41360	36	5
	37	3
	49	4
172141-41370	33	3
	34	6
		9
	40	3
172141-50762-3	45	21
172141-70020-Z	70	12
172141-70030	70	13
172141-70040	70	14
172141-70041	70	14 -1
172141-70100	70	15
172141-70110	70	16
172141-70230	70	17
172141-72250	66	8
	67	2
172141-72420	66	9
172141-73090	66	32

Parts No.	Fig. No.	Ref. No.
172141-73770	90	6
172141-76180	19	10
	67	27
	92	9
	93	9
	95	1
	96	1
	97	7
	99	11
	100	10
	102	7
	103	5
172141-76181	113	21
172141-76220	96	5
	100	13
	115	2
172141-76900	113	19
172141-84601	110	18
172142-45870	36	10
172142-57610	43	9
172142-72260	68	8
172142-72640	68	10
172142-72951	68	23
172142-73800	72	7
172142-74670	99	7
172142-76181	64	37
	65	39
	66	35
	93	11
	95	3
	96	3
172142-76240	100	14
172142-76940	101	10
172142-81620	107	7
172142-94241-W	111	8
172146-45691	34	12
172146-72270	64	33
172146-73730	90	28
172146-82910	101	13 -1
	106	13
172147-13150	101	1
172147-13151	101	1 -1
172147-70220	70	3
172147-70280	71	4
172147-70330	71	6
172147-70331	71	6 -1
172147-70390	71	9
172147-70500	70	7
	71	10
172147-76271	91	6

Parts No. Index

Parts No.	Fig. No.	Ref. No.
172148-70301	63	4
	70	18
	71	5
172148-70340	70	4
172148-73870	72	9
172148-82320	105	5
172149-66550	61	7
	101	22
172151-72540	65	31
172151-72591	65	10
		27
172151-72870	67	15
172151-76990-1	101	11
172155-57610	24	15
172155-83170	9	24
172156-03740	1	39
	2	35
	41	20 A
172156-72400	69	2
172156-72770	69	4
172157-76300	113	23
	114	19
172162-13200	8	7
		8
172162-14200	12	10
172162-18040	25	2
172162-46210	36	12
172162-46690	33	10
172162-65650	49	41
172162-69050	53	20
172162-69470	57	22
172162-69480	57	23
172162-69490	57	24
172162-69500	57	25
172162-69510	57	26
172162-69520	57	27
172162-69541	57	29
172162-70780	70	9
172162-76131	93	5
172162-76141	101	4 -1
172164-13100	8	3
172164-19310	24	12
172164-45970	35	2
172164-62430	67	40
172164-62431	67	40 -1
172164-65710	49	11
	53	3
172164-66170	46	15
	51	11
	57	6

Parts No.	Fig. No.	Ref. No.
172164-76330	104	29 -1
172164-81670	106	5
	107	8
	111	1
172164-81700	109	3
172164-81820-5	108	1
172165-12140	7	6
172165-18601	24	8
172165-18630	24	10
172165-18670	24	11
172165-45490	40	1
172165-45970	32	2
172165-47550	33	12
172165-62800	45	15
	112	6
172165-69190	53	21
172165-71200	63	2
172165-72310	67	9
172165-76590	90	16
	91	7
	116	14
172165-76860	63	52
172165-81770	41	9
172165-82520	64	48
	106	11
	107	9
172165-82530	64	49
	106	12
	107	10
172165-82580	67	33
172165-82590	67	34
172168-71101-4	63	1
172168-71950	70	10
172168-71951	70	10 -1
172168-72240	66	23
		27
	111	4
	119	8
		10
172168-72410	68	15
		19
172168-76162	93	8
172168-76370	100	17
172168-81270	66	25
		29
	107	3
	108	6
	111	5
	119	17
172168-84411	108	10

Parts No.	Fig. No.	Ref. No.
172169-54750	41	8
172171-13461	10	8
172173-74280	73	13
		25
	75	9
	80	13
		28
	82	9
172173-76101	97	2
172175-13110	8	4
172175-72550	68	9
172175-73700	90	4
172175-73710	90	5
172175-76420	25	17
172175-81700	106	6
172175-81710	106	7
172176-67181	59	12
172176-67880	59	13
172176-73290	63	25
172176-73560	63	44
172176-73590	63	45
172176-73600	63	46
172176-73690	63	47
172176-73880	63	48
172176-73910	63	49
172176-73930	63	50
172176-73940	63	51
172176-81700	105	1
172176-81710	105	2
172183-03280	1	4
	2	3
	32	9 A
	33	24 A
172183-05330	90	26 -1
172183-14250	12	18
172183-16560	22	28
	27	5
	91	12
172183-73670	70	52
172183-73770	70	53
172183-74350	73	26
	77	25
	79	2
	80	29
	84	25
	86	2
172183-74821	101	3
172183-75410	90	30
172183-76200	93	15
172183-81160	106	36

Parts No.	Fig. No.	Ref. No.
172183-81160	106	37
	107	20
172186-13590	90	26
172187-17070	17	2
172187-17080	17	3
172187-17090	17	4
172187-17100	17	1
172187-17280	48	1
172187-17290	48	23
172187-17320	48	5
172187-17341	48	7
172187-17350	48	8
172187-17360	48	9
172187-17371	48	10
172187-17380	48	11
172187-17470	48	15
172187-17480	48	16
172187-17540	20	4
172187-17560	48	17
		25
172187-17570	48	18
		26
172187-45870	34	13
172187-45880	34	14
172187-53321	41	3
172187-61421	46	7
	49	15
	51	1
172187-64900	21	17
172187-75500	90	31
172190-16500	56	23
172192-76340	93	20
172312-17250	53	1
172312-74790	63	13
	70	57
172422-37310	29	5
172422-37780	30	14
		35
172422-38603	31	23
172422-72790-2	68	26
172422-73360	70	41
172422-76130	93	6
172422-76180	93	13
	100	12
172422-78362	97	14
172422-78372	97	15
172422-78383	97	16
172422-78390	97	17
172422-94210	111	7
172423-37370	30	5

Parts No. Index

Parts No.	Fig. No.	Ref. No.
172423-37370	30	29
172423-72530	65	35
172423-72540	65	36
172423-73530	71	14
172425-17630	22	7
	27	14
172434-61190	90	3
172437-03242	1	3
	2	54
	49	43 E
172437-03252	1	41
	2	37
	3	13
	4	12
172437-03302	1	42
	2	38
	3	14
	4	13
	49	42 B
172437-03312	1	43
	2	39
	3	15
	4	14
	54	48 B
	61	14 D
172437-03322	1	44
	2	40
	3	16
	4	15
	51	22 C
172437-03343	1	45
	2	41
	3	17
	4	16
	59	24 A
	61	14 E
172437-03352	1	46
	2	42
	3	18
	4	17
	45	36 A
		37 A
172437-03361	1	47
	2	43
	3	19
	4	18
	52	26 B
172437-03372	1	48
	2	44
	3	20

Parts No.	Fig. No.	Ref. No.
172437-03372	4	19
	54	48 C
	61	14 F
172437-03381	1	49
	2	45
	3	21
	4	20
	51	22 D
172437-03391	1	50
	2	46
	3	22
	4	21
	9	34 B
	27	1 D
172437-03402	1	51
	2	47
	3	23
	4	22
	51	22 E
172437-03422	1	52
		52 -1
	2	48
		48 -1
	3	24
		24 -1
	4	23
		23 -1
	46	33 A
	52	27 D
172437-03432	1	53
	2	49
	3	25
	4	24
	106	42 C
172437-03441	1	54
	2	50
	3	26
	4	25
	53	32 A
	61	14 G
172437-03451	1	55
	2	51
	3	27
	4	26
	53	32 B
	61	14 H
172437-03461	1	56
	2	52
	3	28
	4	27

Parts No.	Fig. No.	Ref. No.
172437-03461	106	41 C
172437-03471	1	57
	2	53
	3	29
	4	28
	49	42 C
172437-03501	1	37
	2	33
	52	27 C
172437-03511	1	38
	2	34
	106	41 B
	111	18 A
172437-03551	1	8
	3	3
	55	23 B
172437-03601	54	48 D
	61	14 J
	88	2
172441-37301-2	29	3
172441-37302	29	3 -1
		3 -2
172441-44320	39	1
172441-74030	87	2
		13
172441-74040	87	3
		14
172441-74050	87	4
172444-13210	10	4
172444-13220	10	5
172444-14130	12	23
		23 -1
172444-14200	12	11
172444-14450	12	12
172444-14460	12	13
172444-14470	12	14
172444-14480	12	15
172444-14490	12	16
172444-65190	51	8
172444-65610	49	10
172444-68650	25	26
	50	13
		15
172444-72441	64	35
	65	28
172444-72951	64	20
172444-73803	72	1
172444-73810	72	2
172444-73831	72	3
172444-73840	72	4

Parts No.	Fig. No.	Ref. No.
172444-73880	72	6
172444-81310	107	4
172444-82990	101	13
172445-18131	24	4
172445-66750	54	6
172445-68810	61	21
172445-68840	61	22
172445-68950	61	23
172445-69320	57	18
172445-69400	57	19
172445-69420	57	21
172445-69740	54	25
172446-13530	11	5 A
172446-13580	49	13
172446-14250	49	1
172446-49280	9	16
	11	7
172446-75250	90	8
172447-13550	25	1
	26	2
172447-14160	12	9
172447-14310	12	4
172447-73840	72	8
172447-74230	76	1
	83	1
172447-75600	90	10
172448-54120	64	8
		25
	65	8
		25
	107	2
172448-72650	67	4
		10
	68	17
		20
172448-82570-2	109	19
		25
172448-82580	109	21
		26
172448-82590	109	22
		27
172448-82950-2	109	18
172448-82960	109	20
172449-74720	99	8
172450-73320	70	11
172450-73330	70	21
172450-73350	70	22
172450-73360	70	23
172450-73370	70	24
172450-73380	70	25

Parts No. Index

Parts No.	Fig. No.	Ref. No.
172450-73390	70	26
172450-73400	70	27
172450-73410	70	28
172450-73420	70	29
172450-73430	70	31
172450-73440	70	32
172450-73450	70	33
172450-73460	70	34
172450-73470	70	35
172450-73480	70	36
172450-73500	70	45
172450-73501	70	45 -1
172450-73510	70	46
172450-73550	70	47
172450-73551	70	47 -1
172450-73620	70	66
172450-73750	71	51
172450-73751	71	51 -1
172450-73830	71	59
172450-73840	71	62
172450-73850	71	63
172450-73860	71	64
172450-73870	71	65
172450-73880	71	66
172450-73890	71	67
172450-73900	71	68
172450-73910	71	69
172450-73920	71	70
172450-73930	71	71
172450-73940	71	72
172450-73950	71	73
172450-73960	71	74
172450-77000	71	75
172450-77030	71	23
172450-77040	71	24
172450-77050	71	25
172450-77070	71	26
172450-77080	71	27
172450-77090	71	28
172450-77110	71	29
172450-77120	71	30
172450-77130	71	31
172450-77140	71	32
172450-77170	71	33
172450-77190	71	34
172450-77220	71	35
172450-77230	71	76
172452-73480	63	43
	70	43
172455-13620	11	5 -1

Parts No.	Fig. No.	Ref. No.
172455-18860	49	14
172455-29140	71	85 -1
172455-46890	33	11
172455-53331	41	4
172455-67310	53	8
172455-67320	53	9
172455-67330	53	10
172455-67340	53	11
172455-67350	53	12
172455-67360	53	13
172455-67440	53	14
172455-67550	55	10
172455-67610	54	34
172455-67710	54	35
172455-67770	54	41
172455-67870	56	7
172455-67880	56	8
172455-67900	56	9
172455-67910	56	11
		12
172455-67930	56	10
172455-67970	56	13
172455-67971	56	13 -1
172455-69140	58	7
172455-69170	57	16
172455-69200	58	8
172455-69250	58	9
172455-69290	58	10
172455-69300	57	17
172455-69410	56	16
172455-69490	56	17
172455-69520	57	28
172455-75290	90	11
172455-75300	90	12
172455-76160	100	9
172455-76220	104	4
172455-77140	113	13
		114
		114
172455-77150	113	14
		114
172456-53700	19	22
	41	18
172456-61963-1	106	23
172456-72190	66	7
172456-74440	73	47
	80	22
172458-03220	1	33
	2	29
	49	42 A
172458-03240	1	18

Parts No.	Fig. No.	Ref. No.
172458-03240	2	14
	110	43 A
172458-03310	53	5
172458-03601	1	9
	57	42 A
172458-12150	7	16
172458-12170	7	17
172458-12180	7	18
172458-12200	7	19
172458-14202	12	17
172458-14203	12	17 -1
172458-14370	12	20
172458-14380	12	25
	41	5
172458-16140	14	3
172458-16550	15	3
172458-16562	61	1
172458-16612	56	1
172458-16620	56	2
172458-17210	56	3
172458-17220	56	4
172458-17230	56	5
172458-17400	61	2
172458-17410	61	4
172458-17420	56	14
	61	3
172458-17450	20	3
172458-17551	22	5
172458-18660	27	29
172458-18850	90	27
		27 -1
172458-37100-2	30	3
172458-37101-2	30	3 -1
172458-37102-1	30	3 -2
172458-37120	30	6
		24
172458-37130	30	7
		25
172458-37131	30	7 -1
		25 -1
172458-37150	30	8
		26
172458-37151	30	8 -1
		26 -1
172458-37170-2	30	27
172458-37171-2	30	27 -1
172458-37172-1	30	27 -2
172458-37500-2	29	13
172458-37570	29	15
172458-37580	29	16

Parts No.	Fig. No.	Ref. No.
172458-37590	29	17
172458-37700	30	12
		33
172458-38100-2	31	1
172458-38110-2	31	2
172458-38120-2	31	12
172458-38130-2	31	13
172458-38140-2	31	3
		14
172458-38200	31	8
		19
		25
		27
172458-38210	31	9
		20
172458-38220	31	10
		21
172458-38230	31	11
		22
172458-38300-2	31	24
172458-38310-2	31	26
172458-45950	37	7
172458-50102-2	43	1
172458-50103-2	43	1 -1
172458-50480-2	43	2
172458-50800-2	43	5
172458-50810-2	43	6
172458-54750	41	11
		45
		30
172458-57600-2	43	8
172458-57601-2	43	14
172458-61100-2	45	22
172458-61261	52	25
	113	1
	114	1
172458-61500	9	13
172458-62430	47	3
172458-63580	53	2
172458-63640	104	7
172458-63641	27	35
	104	7 -1
172458-63670	54	2
	57	3
172458-63680	54	3
172458-63700	55	1
172458-63730	54	4
	55	2
172458-63760	54	33
172458-63770	55	3
172458-63790	54	5

Parts No. Index

Parts No.	Fig. No.	Ref. No.
172458-63800	55	4
172458-63930	57	4
172458-63950	55	5
		5 -1
	57	5
172458-63960	55	6
		6 -1
172458-63970	55	7
172458-63980	55	8
172458-63990	55	9
172458-64600	59	11
172458-65271	51	9
172458-66720	57	11
172458-66780	58	3
172458-66790	58	4
172458-66800	58	5
		6
172458-67020	57	12
172458-67340	54	7
172458-67440	54	8
172458-67510	54	9
172458-67520	54	10
172458-67550	54	11
172458-67570	54	12
172458-67610	54	13
172458-67650	57	13
172458-67670	54	14
172458-67680	54	15
172458-67830	54	36
172458-67840	53	15
172458-67850	54	16
172458-67860	54	37
172458-67870	54	17
172458-67880	54	38
172458-67900	54	18
172458-67910	54	39
172458-67920	54	19
172458-67940	57	14
172458-67960	53	16
172458-67970	53	17
172458-67981	53	18
172458-68851	55	11
172458-68990	59	14
172458-69000	59	15
172458-69090	55	12
172458-69100	57	15
172458-69200	55	13
172458-69210	55	14
172458-69220	55	15
172458-69230	55	16

Parts No.	Fig. No.	Ref. No.
172458-69240	55	17
172458-69250	54	40
172458-69260	54	42
172458-69270	54	43
172458-69280	54	44
172458-69320	56	15
172458-69400	57	20
172458-69580	57	30
172458-69590	58	11
172458-69601	58	12
172458-69730	58	13
172458-69760	58	14
172458-69770	58	15
172458-69790	53	22
172458-69830	53	23
172458-69900	57	31
172458-69910	57	32
172458-69920	58	16
172458-69930	53	24
172458-69960	58	17
172458-69990	58	18
172458-72050	68	2
172458-72130	64	10
		26
172458-72260	64	32
172458-72290	64	34
172458-72460	65	33
172458-72470	65	34
172458-72610-2	68	1
172458-72670	68	13
172458-72680-2	68	14
172458-72690	68	18
172458-72740	67	6
172458-73700	70	1
172458-73701	70	1 -1
172458-73720	70	86
172458-73730	70	76
172458-73770	70	54
172458-73780	70	55
172458-73830	70	56
172458-74130	74	17
	75	20
	76	4
	81	17
	82	20
	83	4
172458-74140	74	18
	75	21
	76	5
	81	18

Parts No.	Fig. No.	Ref. No.
172458-74140	82	21
	83	5
172458-74150	73	7
	74	4
	76	6
	77	5
	78	5
		18
	80	7
	81	4
	83	6
	84	5
	85	5
		18
172458-74160	73	8
	74	5
	76	7
	77	6
	78	6
		19
	80	8
	81	5
	83	7
	84	6
	85	6
		19
172458-74170	74	19
	75	22
	76	8
	81	19
	82	22
	83	8
172458-74230	73	11
	74	8
	75	5
	76	19
	77	9
		20
	78	9
		21
	80	11
	81	8
	82	5
	83	19
	84	9
		20
	85	9
		21
172458-74240	76	20
	78	22

Parts No.	Fig. No.	Ref. No.
172458-74240	83	20
	85	22
172458-74250	76	21
	78	23
	83	21
	85	23
172458-74260	73	12
	74	9
	75	8
	76	22
	77	10
		22
	78	10
		24
	80	12
	81	9
	82	8
	83	22
	84	10
		22
	85	10
		24
172458-74290	74	22
	75	25
	77	24
	81	22
	82	25
	84	24
172458-74360	74	23
	75	26
	77	26
	81	23
	82	26
	84	26
172458-74460	73	16
	74	12
	77	13
		27
	78	11
	79	2 B
		3
		26
	80	16
	81	12
	84	13
		27
	85	11
	86	2 B
		3
		26

Parts No. Index

Parts No.	Fig. No.	Ref. No.
172458-74530	75	13
	82	13
172458-74540	75	14
	82	14
172458-74550	75	15
	82	15
172458-74630	73	17
	74	13
	76	11
	77	14
	78	13
		25
	80	17
	81	13
	83	11
	84	14
	85	13
		25
172458-74640	74	24
	75	27
	77	28
	81	24
	82	27
	84	28
172458-74650	76	28
	83	28
172458-74670	75	16
	77	29
	82	16
	84	29
172458-74700	78	27
	85	27
172458-74710	73	48
	76	16
	77	38
	80	23
	83	16
	84	38
172458-74910	71	86
172458-76160	92	7
172458-78562	97	18
172458-78570	104	15
172458-78571	104	15 -1
172458-81400	106	4
172458-81630	107	6
	108	7
172458-81800	106	8
172458-81830	64	46
172458-81831	64	46 -1
172458-81860	108	2

Parts No.	Fig. No.	Ref. No.
172458-81890	108	3
172458-81930-W	67	32
172458-82231	109	16
		24
172458-82240-2	109	11
172458-82260-2	109	12
172458-82280	109	13
172458-82290	109	14
172458-82400-2	109	9
172458-82480-2	109	10
172458-82600-1	108	4
172458-82651-1	108	5
172458-83690	107	11
172458-83710	107	12
172459-67810	54	1
172459-67821	57	1
172459-67831	57	2
172459-67841	58	1
172459-72760	67	7
172459-73740	71	21
172459-73750	71	22
172459-82300-1	105	3
172459-82320	105	6
172459-82330	105	7
172460-17611	22	6
		27
		13
172460-18100	24	2
172460-18120	24	3
172460-18250	25	3
172460-19180	52	8
172460-37750	30	13
		34
172460-72050	67	17
172460-72070	66	11
172460-72941	65	37
172460-73111	63	7
172460-73121	63	14
172460-73130	63	15
172460-73150	63	16
172460-73160	63	17
172460-73170	63	8
172460-73180	63	18
172460-73190	63	9
172460-73200	63	19
172460-73210	63	20
172460-73231	63	21
172460-73240	63	22
172460-73280	63	24
172460-73290	63	26
172460-73330	63	27

Parts No.	Fig. No.	Ref. No.
172460-73340	63	28
172460-73350	63	29
172460-73360	63	30
172460-73370	63	31
172460-73380	63	32
172460-73390	63	33
172460-73400	63	10
172460-73410	63	34
172460-73420	63	35
172460-73580	70	48
172460-73900	63	37
172460-73910	63	38
172460-73920	63	39
172460-76700	116	3
172461-72020	65	12
172461-73110	63	11
172461-73270	63	23
172462-03320	1	35
	2	31
	10	25 A
172463-03290	1	34
	2	30
	51	22 B
172463-03320	1	6
	55	23 A
172463-69150	54	20
172463-69160	54	21
172463-69190	54	22
172463-69200	54	23
172463-69210	54	24
172463-74521	87	1
172463-74530	87	5
		17
172463-74540	87	6
		18
172463-74551	87	7
		19
172463-74561	87	8
		20
172463-74570	87	9
		21
172463-74580	87	16
172467-03150	1	12
	2	8
	49	43 C
172467-03411	117	23
172467-64101	50	1
172467-64110	50	1 A
172467-64120	50	1 B
172467-64130	50	1 C

Parts No.	Fig. No.	Ref. No.
172467-64140	50	1 D
172467-64150	50	1 E
172467-64160	50	1 F
172467-64170	50	1 G
172467-64180	50	1 H
172467-64190	50	1 I
172467-66300-1	61	6
172467-66301-1	61	6 -1
172469-03261	117	9
172469-03320	117	16
172469-03360	117	19
172469-03480	117	28
172469-03540	117	32
172469-03550	117	34
172472-03141	1	2
	2	2
		2 -1
	3	1
	4	1
	49	43 A
	61	14 A
172472-03230	1	17
	2	13
	107	21 A
172472-03241	1	19
	2	15
	3	4
	4	3
	49	42 D
	55	23 C
172472-03250	1	20
	2	16
	49	42 E
	55	23 D
172472-03261	1	21
	2	17
	3	5
	4	4
	107	21 B
172472-03271	1	22
	2	18
	3	6
	4	5
	106	42 A
172472-03281	1	23
	2	19
	3	7
	4	6
	106	42 B
172472-03290	1	24

Parts No. Index

Parts No.	Fig. No.	Ref. No.
172472-03290	2	20
	21	19 A
172472-03300	1	25
	2	21
	21	20 A
172472-03330	1	27
	2	23
	3	8
	4	7
	107	21 C
172472-16610	28	1
172472-17300	48	24
172472-17501	48	2
172472-17610	28	2
172472-17620	56	6
172472-17650	28	5
172472-66611-2	55	20
172478-03290	117	12
172478-17200	19	4
172478-65750	5	1
	51	21
172478-68600	5	2
	54	45
172478-68610	5	3
	54	46
172478-68620	5	4
	54	47
172478-68870	40	9
172478-68890	40	10
172478-73600	103	2
172478-73630	103	3
172478-76200	103	7
172480-62900	52	17
172480-78940	103	8
172490-03200	1	31
	2	27
	54	48 A
	61	14 C
172490-13110	8	5
172490-16741	15	6
172490-37320	29	11
	118	10
172490-74310	76	23
	83	23
172490-74320	76	25
	83	25
172490-74330	76	26
	83	26
172491-18620	24	9
172491-76330	115	3

Parts No.	Fig. No.	Ref. No.
172496-16600	15	5
172496-17610	61	17
172496-18300	24	5
172498-12250	7	24
172499-03270	2	50 -1
	4	25 -1
172499-13750	26	3
172499-70180	73	6
		23
	75	4
	80	6
		26
	82	4
172499-74860	77	30
	84	30
172499-74960	77	33
	84	33
172511-17351	19	5
172519-61550	22	13
		20
	26	10
		17
172519-63240	25	16
	39	4
		5
	48	21
	53	7
	58	2
172524-76110	65	38
172527-13320	45	33
	112	12
172531-03030	1	10
	2	6
	106	41 A
172534-76760	100	18
172633-76160	101	4
172638-73330	70	40
172638-73470	71	13
172644-76161	97	5
172648-16600	23	2
172653-16100	14	4
172730-05250	43	4
172730-61890	46	30
	49	2
172730-75141	64	36
	92	1
	93	1
	97	1
172734-41300	36	2
172958-03160	1	15

Parts No.	Fig. No.	Ref. No.
172958-03160	2	11
	110	44 A
172958-05100	110	40
172958-05110	110	41
172958-17101	21	1
172958-17120	110	1
172958-17140	21	4
172958-17150	21	5
172958-17160	21	6
172958-17170	21	7
172958-17180	21	8
172958-17190	21	9
172958-17200	21	10
172958-17210	21	11
172958-17220	21	12
172958-64500	21	16
172958-72750	69	3
172958-72760	69	6
172958-72770	69	11
172958-72801-1	69	1
172958-72811	69	14
172958-72860	69	17
172958-72890	69	20
172958-72950	69	21
172958-72960	69	22
172958-72970	69	16
172958-72982-1	69	23
172958-76102-1	102	2
172958-76130	102	4
	104	2
172958-78200	102	10
172958-78210	102	11
172958-81590	109	1
172958-81600	109	2
172958-81903-1	102	18
172958-81904-2	102	18 -1
172958-83102-1	110	3
172958-83111-1	110	4
172958-83120	110	5
172958-83130	110	6
172958-83131	110	6 -1
172958-83140	110	7
172958-83150	110	8
172958-83171-1	110	9
172958-83182	110	10
172958-83220	110	12
172958-83251	110	13
172958-83271-1	110	14
172958-83281-1	110	15
172958-83292-1	110	16

Parts No.	Fig. No.	Ref. No.
172958-83330	110	17
172960-73430	63	36
172960-83210	110	11
172989-68640	51	7
172A07-03160	1	13
	2	9
	13	23 A
172A07-03410	117	24
172A23-14200	16	1
172A23-70210	119	12
172A23-70600	119	2
172A23-70610	119	3
172A23-70620	119	4
172A23-71460	119	15
172A23-71470	119	21
172A23-71480	119	22
172A23-72020	66	2
172A23-72043	64	2
	65	2
	66	3 -1
	119	26
172A23-72051	64	3
	65	3
	66	4
172A23-72052	64	3 -1
	65	3 -1
	66	4 -1
	119	27
172A23-72081	64	5
	65	5
	66	5
	119	29
172A25-68301-1	62	1
172A25-68500	62	2
172A25-72900-1	66	39
	119	32
172A25-72951-1	66	40
	119	33
172A25-74401	113	3
	114	2
172A25-74420	113	4
	114	3
172A25-74430	113	5
	114	4
172A25-74440	113	6
	114	5
172A25-74450	113	7
	114	6
172A25-74460	113	8
	114	7

Parts No. Index

Parts No.	Fig. No.	Ref. No.
172A25-74470	113	9
	114	8
172A25-74480	113	10
	114	9
172A25-74490	113	11
	114	10
172A25-74501	113	12
	114	11
172A25-77370-2	114	24
172A25-81900	67	30
172A26-94100-2	111	3
172A36-03411	1	7
	2	5
	3	2
	4	2
	52	27 A
172A37-03150	117	2
172A37-03160	117	3
172A37-03180	117	4
172A37-03220	117	5
172A37-03231	117	6
172A37-03241	117	7
172A37-03250	117	8
172A37-03271	117	10
172A37-03280	117	11
172A37-03290	117	13
172A37-03300	117	14
172A37-03310	117	15
172A37-03330	117	17
172A37-03350	117	18
172A37-03360	117	20
172A37-03370	117	21
172A37-03400	117	22
172A37-03410	117	25
172A37-03420	117	26
172A37-03430	117	27
172A37-03500	117	29
172A37-03520	117	30
172A37-03530	117	31
172A37-03540	117	33
172A37-03550	117	35
172A37-03680	117	42
172A37-03710	117	43
172A37-03720	117	44
172A37-03730	117	45
172A38-03201	1	29
	2	25
	3	10
	4	9
	10	26 A

Parts No.	Fig. No.	Ref. No.
172A38-03211	1	32
	2	28
	3	11
	4	10
	9	34 A
	27	1 C
172A45-76710	49	28
172A46-03020	117	1
172A46-03150	1	11
	2	7
	52	26 A
172A46-03151	1	11 -1
	2	7 -1
	52	26 A-1
172A46-03152	1	11 -2
	2	7 -2
	52	26 A-2
172A46-03160	1	14
	2	10
	51	22 A
172A46-03161	1	14 -1
	2	10 -1
	51	22 A-1
172A46-03170	1	16
	2	12
	52	27 B
172A46-03171	1	16 -1
	2	12 -1
	52	27 B-1
172A46-03172	1	16 -2
	2	12 -2
	52	27 B-2
172A46-03320	1	5
	2	4
	49	43 B
172A46-03330	1	26
	2	22
	49	43 D
172A46-03350	1	28
	2	24
	3	9
	4	8
	55	24 A
	61	14 B
172A46-03351	1	28 -1
	2	24 -1
	3	9 -1
	4	8 -1
	55	24 A-1
	61	14 B-1

Parts No.	Fig. No.	Ref. No.
172A46-03600	117	36
172A46-03610	117	38
172A46-03620	117	40
172A46-05300	27	1
172A46-08520	112	1
172A46-11210	6	1
172A46-11300	6	2
172A46-11301	6	2 -1
172A46-11310	8	2
172A46-11500	6	3
172A46-11510	6	4
172A46-11520	6	5
172A46-11550	6	6
172A46-11700	6	7
172A46-12101	7	1
172A46-12150	7	2
172A46-13000	11	1
172A46-13001	11	1 -1
172A46-13002	11	1 -2
172A46-13020	10	1
172A46-13021	10	1 -1
172A46-13030	9	1
172A46-13050	10	2
172A46-13051	10	2 -1
172A46-13060	9	2
		10
172A46-13070	9	11
172A46-13090	9	3
172A46-13120	9	4
172A46-13121	27	1 -1
172A46-13130	9	5
	27	1 A
172A46-13140	9	6
	27	1 B
172A46-13150	10	3
172A46-13160	10	3 A
172A46-13170	8	6
172A46-13200	10	3 B
172A46-13212	8	9
172A46-13213	8	9 -1
172A46-13214	8	9 -2
172A46-13530	9	8
172A46-13540	9	9
172A46-13541	9	9 -1
172A46-13660	9	14
172A46-13780	11	3
172A46-13800	11	4
		4 -1
172A46-13810	11	5
172A46-13900	9	15

Parts No.	Fig. No.	Ref. No.
172A46-13910	9	31
172A46-14110	12	2
172A46-14150	12	26
172A46-14180	12	28
172A46-14190	12	29
172A46-14230	13	1
172A46-14231	13	1 -1
172A46-14240	12	30
172A46-14250	12	24
172A46-14300	12	19
172A46-14550	12	7 -1
172A46-14600	13	5
172A46-14601	13	5 -1
172A46-14650	13	16 -1
172A46-16100	14	1
172A46-16110	14	5
172A46-16111	14	5 -1
172A46-16250	14	7 -1
172A46-16260	14	6
172A46-16261	14	6 -1
172A46-16310	14	7
172A46-16340	14	8
172A46-16360	14	7 C
172A46-16500	15	1
172A46-16520	18	2
172A46-16540	16	2
172A46-16550	20	1
172A46-16560	23	1
172A46-16650	19	1
172A46-16651	19	1 -1
172A46-16780	19	20
	27	6
172A46-16810	19	21
172A46-17300	44	4
172A46-17310	44	5
172A46-17400-1	20	2
172A46-17460-1	20	5
172A46-17600	27	10
172A46-18190	27	17
172A46-18200	27	18
172A46-18210	27	19
172A46-18220	27	20
172A46-18240	25	7
172A46-18261	25	8
172A46-18290	25	9
172A46-18300	25	10
172A46-18331	25	11
172A46-18340	25	12
172A46-18350	25	13
172A46-18361	24	6

Parts No. Index

Parts No.	Fig. No.	Ref. No.
172A46-18371	24	7
172A46-18380	25	14
172A46-18390	25	15
172A46-18450	27	21
172A46-18460	27	22
172A46-18470	27	23
172A46-18480	27	24
172A46-18490	27	25
172A46-18770	22	15
	27	31
172A46-45350	35	1
172A46-46500	39	2 -1
172A46-46530	39	3 -1
172A46-53310	41	1
172A46-54090	41	6
172A46-54530	41	10
172A46-57610	43	12 -1
172A46-61010	45	26
172A46-61050	45	28
172A46-61100	45	29
172A46-61150-1	106	22
172A46-61181	45	14
172A46-61250	9	21
172A46-61260	9	22
172A46-61270	9	23
172A46-61340	9	19
172A46-61380	46	2
172A46-61430	46	1
172A46-61450	46	3
172A46-61460	45	22 -1
172A46-61500	45	7
172A46-61510	45	8
172A46-61531	46	10
172A46-61561	46	8
172A46-61562	46	8 -1
172A46-61580	45	9
172A46-61590	47	17
172A46-61850	46	9
172A46-61860	46	11
172A46-61940	46	12
172A46-61951	46	13
172A46-61960	46	14
172A46-61970	46	24
172A46-62100	47	18
172A46-62520	38	6
172A46-64020	46	31
172A46-64101	49	3
172A46-64810	50	2
172A46-64811-1	50	2 -1
172A46-64820	49	20

Parts No.	Fig. No.	Ref. No.
172A46-64830	49	21
172A46-64851	47	19
172A46-64852	47	19 -1
172A46-64930	50	4
172A46-64940	49	7
172A46-64951	49	26
172A46-64970	49	27
172A46-64990	49	9
172A46-65010	52	15
172A46-65101-1	51	3
172A46-65170	51	5
172A46-65180	51	6
172A46-65310	51	10
172A46-65460	52	1
172A46-65532	52	2
172A46-65600-1	52	7
172A46-65650	52	10
172A46-65671	52	11
172A46-65800-1	52	16
172A46-65940	52	19
172A46-65950	52	20
172A46-72040	66	3
172A46-72070	64	4
	65	4
	66	2 -1
	119	28
172A46-72100-1	64	6
172A46-72101-1	64	6 -1
172A46-72110-1	64	7
172A46-72140	64	11
172A46-72150	64	12
172A46-72170-1	64	23
172A46-72200	64	24
172A46-72201	64	24 -1
172A46-72250	64	28
172A46-72300-1	65	6
172A46-72301-1	65	6 -1
172A46-72310-1	65	7
172A46-72340	65	11
172A46-72360	65	16
172A46-72400	65	24
172A46-72401	65	24 -1
172A46-72450	65	29
172A46-72470	66	10
172A46-72501-1	66	6
172A46-72502-1	66	6 -1
172A46-72511-1	66	22
172A46-72540	66	26
172A46-72541	66	26 -1
172A46-72570	66	30

Parts No.	Fig. No.	Ref. No.
172A46-72590	66	14
172A46-72601-1	66	34
172A46-72680-1	106	34
172A46-72700	67	1
172A46-72710	67	3
172A46-72800	67	8
172A46-72850	67	12
172A46-72870	67	39
172A46-72900	67	16
172A46-72910	67	20
172A46-72930-1	113	2
172A46-72950-1	64	45
172A46-73100	63	3
172A46-73110	63	6
172A46-73120	63	12
172A46-73200	63	34 -1
172A46-73510	70	11 -1
172A46-73520	70	41 -1
172A46-73530	70	8 -1
172A46-73540	70	5 -1
172A46-73550	70	76 -1
172A46-73560	70	56 -1
172A46-73710	71	1
172A46-73711	71	1 -1
172A46-73720	71	45
172A46-73730	71	15
172A46-73740	71	16
172A46-73750	71	45 -1
172A46-74100	73	1
172A46-74101	73	1 -1
172A46-74102	73	1 -2
172A46-74110	80	1
172A46-74111	80	1 -1
172A46-74112	80	1 -2
172A46-74130	78	3
	85	3
172A46-74150	77	18
	84	18
	77	7
	84	7
172A46-74190	78	20
	85	20
172A46-74210	76	9
	83	9
172A46-74230	74	20
	75	23
	81	20
	82	23
172A46-74250	75	6
	82	6

Parts No.	Fig. No.	Ref. No.
172A46-74281	74	10
	81	10
172A46-74310	73	14
	80	14
172A46-74330	73	2
	80	2
172A46-74340	74	2
	77	2
	81	2
	84	2
172A46-74350	77	3
	84	3
172A46-74360	75	2
	82	2
172A46-74370	73	5
	80	5
172A46-74390	74	3
	81	3
172A46-74400	74	16
	81	16
172A46-74401	74	16 -1
	81	16 -1
172A46-74410	75	3
	82	3
172A46-74420	75	19
	82	19
172A46-74421	75	19 -1
	82	19 -1
172A46-74430	76	3
	83	3
172A46-74431	76	3 -1
	83	3 -1
172A46-74440	77	4
	84	4
172A46-74450	77	17
	84	17
172A46-74460	78	2
	85	2
172A46-74470	78	16
	85	16
172A46-74480	78	12
	85	12
172A46-75100	90	29
172A46-75201	90	7
172A46-75202	90	7 -1
172A46-75300	90	37
172A46-75430	103	4
172A46-75440	103	4 -1
172A46-75500	90	30 -1
172A46-76100	92	2

Parts No. Index

Parts No.	Fig. No.	Ref. No.
172A46-76110	93	2
172A46-76120	93	3
172A46-76130	100	15 -1
172A46-76401-1	101	5
172A46-76451-1	101	6
172A46-76470	101	8
172A46-76480	101	9
172A46-76530	101	23
172A46-76730	45	16
	112	7
172A46-77100	113	25
172A46-77120-1	113	26
172A46-77150-1	113	27
172A46-77200	114	21
172A46-77230-1	114	22
172A46-77800	42	1
		7
172A46-78100	91	13
172A46-78111	91	14
172A46-78121	91	15
172A46-78131	94	3
172A46-78140	94	4
172A46-78150	94	5
172A46-78160	95	5
172A46-78170	95	6
172A46-78180	96	7
172A46-78190	96	8
172A46-78200	96	9
172A46-78220	94	6
172A46-78230	94	7
172A46-78240	94	8
172A46-78250	94	9
172A46-78260	92	14
172A46-78280	96	10
172A46-78290	96	11
172A46-78300	94	10
172A46-78310	94	11
172A46-78320	91	16
172A46-78321	91	16 -1
172A46-78330	91	17
172A46-78340	96	12
172A46-78350	92	15
172A46-78360	94	12
172A46-78390	98	2
172A46-78400	98	1
172A46-78410	98	3
172A46-78420	98	4
172A46-78432	98	5
172A46-78440	116	5
172A46-78450	116	6

Parts No.	Fig. No.	Ref. No.
172A46-78460	116	7
172A46-78470	116	8
172A46-78480	116	9
172A46-78490	116	10
172A46-78500	91	18
172A46-78570	91	19
172A46-78580	92	13
172A46-78581	92	13 -1
172A46-78590	94	13
172A46-78600	96	13
172A46-78692	98	6
172A46-78700	115	4
172A46-78710	115	5
172A46-78720	115	6
172A46-78771	100	19
172A46-78780	100	20
172A46-78791	100	21
172A46-78801	100	22
172A46-78811	100	23
172A46-78850	101	12
172A46-78851	101	12 -1
172A46-78860	116	11
172A46-78900	102	12
172A46-78910	102	13
172A46-78960	102	14
172A46-78970	102	15
172A46-78980	102	16
172A46-79100	19	12
172A46-79110	19	13
172A46-79120	90	41
172A46-79200	90	17
172A46-79210	45	17
	112	8
172A46-79300-1	106	25
172A46-81100	106	1
172A46-81101	106	1 -1
172A46-81500	107	1
172A46-81800-1	106	26
172A46-81900	67	31
172A46-81901	67	31 -1
172A46-81910	64	47
172A46-81930	106	9
172A46-81950	106	10
172A47-03200	1	30
	2	26
	48	28 A
172A47-03220	88	1
172A47-03250	44	1
	53	32 C
	61	14 I

Parts No.	Fig. No.	Ref. No.
172A47-03260	44	2
	48	28 B
172A47-03270	44	3
	90	49 A
172A47-03340	1	36
	2	32
	49	44 A
172A47-03371	1	58
	2	55
	103	1
172A47-03390	89	1
172A47-03410	89	2
172A47-03601	117	37
172A47-03610	117	39
172A47-03651	117	41
172A47-03900	26	1
172A47-03910	55	19
172A47-11200	24	1
172A47-12110	7	4
172A47-12140	7	5
172A47-12141	7	5 -1
		5 -2
172A47-12142	7	15
172A47-13780	11	6
172A47-14520	12	36
172A47-16150	14	15
172A47-16590	23	3
172A47-16591	23	3 -1
172A47-16810	19	2
172A47-16860	19	3
172A47-17250	18	10
172A47-17270	61	2 -1
172A47-17280	61	3 -1
172A47-17500	22	2
172A47-17530	27	7
172A47-17900	21	14
172A47-18120	25	6
172A47-18140	27	16
172A47-18261	26	4
172A47-18270-1	59	1
172A47-18280	59	2
172A47-18300	27	28
172A47-18340	26	11
172A47-18351	22	9
	26	12
172A47-18391	22	10
172A47-18600	26	13
172A47-18660	22	11
172A47-18711	23	6
172A47-18711-1	22	14

Parts No.	Fig. No.	Ref. No.
172A47-18730	27	30
172A47-18760	23	7
172A47-18780	28	10
172A47-18810	28	11
172A47-18930	59	3
172A47-18940	22	16
172A47-18950	22	17
172A47-18980	28	2 -1
172A47-18990	28	2 A
172A47-19310	26	15
172A47-19320	26	16
172A47-19330	26	6
172A47-19340	26	7
172A47-19350	26	8
172A47-19360	26	9
172A47-19380	27	32
172A47-19381	27	32 -1
172A47-19390	27	33
172A47-19391	27	33 -1
172A47-19400	22	18
172A47-44200	34	1
172A47-44230	34	2
172A47-45100	34	5
172A47-45150	34	8
172A47-45200	36	4
172A47-45260	36	7
172A47-45300	36	8
172A47-45420	38	1
172A47-45430	36	9
172A47-45450	34	11
172A47-45501	37	2
172A47-45531	37	5
172A47-45580	37	6
172A47-45601	40	2
172A47-45800	40	5
172A47-45840	40	6
172A47-45870	40	7
172A47-45880	40	8
172A47-46100-1	33	2
172A47-46210	33	6
172A47-46230	33	7
172A47-46310	33	8
172A47-46343	33	9
172A47-46451	32	3
172A47-46470	32	4
172A47-46471	32	4 -1
172A47-46510	39	2
172A47-46520	39	3
172A47-53320	41	2
172A47-54610	41	19

Parts No. Index

Parts No.	Fig. No.	Ref. No.
172A47-54610	61	5
172A47-61220	45	1
172A47-61420	45	6
172A47-61460-2	50	9
172A47-61490	59	4
172A47-61511	59	7
172A47-61530	59	6
172A47-61550	60	1
172A47-61560	60	2
172A47-62150	47	1
172A47-62200	44	7
172A47-62201	44	7 -1
172A47-62261	47	6
172A47-62350	44	8
172A47-62410	47	23
172A47-62450	47	7
172A47-62451	47	7 -1
172A47-62460	47	8
172A47-62470	47	7 A
172A47-62501	38	2
172A47-62520	47	4
172A47-62530	47	9
172A47-62550	47	5
172A47-62570	47	11
172A47-62580	47	12
172A47-62660	47	13
172A47-63110	48	19
172A47-63121	48	20
172A47-63190	59	8
172A47-63220-1	59	9
172A47-64501	49	12
172A47-64550	49	17
172A47-64580	49	19
172A47-64701	50	7
172A47-64871	49	23
172A47-64880	50	10
172A47-64900	49	6
172A47-64940	49	8
	50	12
172A47-64950	49	18
172A47-64960	49	25
172A47-64980	50	16
172A47-65550	52	3
172A47-65911	41	12
172A47-67801	53	4
172A47-68001	53	19
172A47-68820	60	3
172A47-68830	60	4
172A47-68840	60	5
172A47-68850	60	6

Parts No.	Fig. No.	Ref. No.
172A47-68860	60	7
172A47-68870	60	8
172A47-68880	60	9
172A47-68890	60	10
172A47-68900	60	11
172A47-68920	60	12
172A47-68930	60	13
172A47-68940	60	14
172A47-68980	60	15
172A47-68990	60	16
172A47-71300	99	1
172A47-72770-1	106	35
172A47-72840	64	57 -1
	65	51 -1
	66	43 -2
	119	31
172A47-72850	65	45
172A47-72881-1	64	44
	65	46
172A47-74120	100	1
172A47-74130	99	3
172A47-74140	99	4
172A47-74150	99	5
172A47-74160	99	6
172A47-74200	79	1
172A47-74210	86	1
172A47-74220	73	9
	74	6
	78	7
	80	9
	81	6
	85	7
172A47-74230	73	10
	74	7
	78	8
	80	10
	81	7
	85	8
172A47-74260	77	21
	84	21
172A47-74270	73	24
	80	27
172A47-74280	77	11
		23
	84	11
		23
172A47-74300	77	12
	84	12
172A47-74320	76	24
	83	24

Parts No.	Fig. No.	Ref. No.
172A47-74360	75	10
	82	10
172A47-74370	75	11
	82	11
172A47-74380	75	12
	82	12
172A47-74460	73	27
	80	30
172A47-74510	87	12
172A47-74520	87	15
172A47-74600	88	3
172A47-74601	88	3 -1
	89	3
172A47-74610	88	5
172A47-74611	88	5 -1
	89	5
172A47-74650	88	6
	89	6
172A47-74660	88	7
	89	7
172A47-74700	35	3
172A47-74710	35	4
172A47-74720	35	5
172A47-74730	35	6
172A47-74740	35	7
172A47-74750	35	8
172A47-74760	35	9
172A47-74770	35	10
172A47-74780	35	11
172A47-74790	35	12
172A47-74800	35	13
172A47-74810	35	14
172A47-74820	35	15
172A47-74830	35	16
172A47-74840	35	17
172A47-74850	35	18
172A47-74860	35	19
172A47-74870	35	20
172A47-74880	35	21
172A47-74890	35	22
172A47-74930	73	33
	80	36
172A47-74950	73	18
	77	31
	80	18
	84	31
172A47-74960	77	32
	84	32
172A47-74970	73	19
		34

Parts No.	Fig. No.	Ref. No.
172A47-74970	80	19
		37
172A47-74980	75	17
	82	17
172A47-75340	90	9
172A47-75410	86	27
172A47-75420	79	2 C
		4
		24
	86	2 C
		4
		24
172A47-75430	73	3
	74	1
	75	1
	76	2
	77	1
	78	1
	80	3
	81	1
	82	1
	83	2
	84	1
	85	1
172A47-75440	73	4
	80	4
172A47-75450	73	49
	80	24
172A47-75460	76	17
	83	17
172A47-75550	76	18
	83	18
172A47-75600	79	25
	86	25
172A47-75610	73	22
	80	25
172A47-75620	73	35
	80	38
172A47-75900	79	2 A
172A47-75910	86	2 A
172A47-76110	19	7
172A47-76120	100	6
172A47-76150	91	2
172A47-76171	104	28 -1
172A47-76190	93	14
172A47-76191	93	14 -1
172A47-76230	93	16
172A47-76250	100	15
172A47-76260	91	4
	93	18

Parts No. Index

Parts No.	Fig. No.	Ref. No.
172A47-76300	90	32
172A47-76310	90	38
172A47-76320	116	2
172A47-76460	101	7
172A47-77820	42	2
172A47-78502	104	8
172A47-78512	104	9
172A47-78521	104	10
172A47-78531	104	11
172A47-78542	104	12
172A47-78552	104	13
172A47-78561	104	14
172A47-78610	94	14
172A47-78620	94	15
172A47-78632	104	16
172A47-78642	104	17
172A47-78652	104	18
172A47-78660	99	13
172A47-78670	99	14
172A47-78680	99	15
172A47-78760	99	16
172A47-78882	104	19
172A47-78892	104	20
172A47-78921	104	21
172A47-78931	104	22
172A47-78942	104	23
172A47-78952	104	24
172A47-81980	67	35 -1
172A52-14200	101	2
172A52-76110	92	3
172A52-76130	92	5
172A52-77800	42	7 -1
172A69-46270	33	10 -1
172A77-08990	61	15
172A77-13710	11	1 A
172A77-13720	11	1 B
172A77-14290	9	33
172A77-17500	48	27
172A77-37370	30	5 -1
		29 -1
172A77-61180	112	2
172A77-61190	112	4
172A77-61200	112	5
172A77-61270	45	14 -1
172A77-61280	45	14 B
172A77-61290	45	14 C
172A78-67490	61	16
172A78-67550	61	25
172A78-67570	61	19
172A78-67580	61	20

Parts No.	Fig. No.	Ref. No.
172A78-74170	74	19 -1
	75	22 -1
	76	8 -1
	81	19 -1
	82	22 -1
	83	8 -1
172A79-12150	7	6 -1
172A79-72570	119	30
172A79-72870	119	23
172A86-70700-1	119	1
172A86-70710-1	119	7
172A86-70730	119	9
172A86-70740	119	11
172A86-70760	119	14
172A86-70770	119	16
172A86-70790	119	18
172A86-70800	119	19
172B03-36350	29	2 -1
172B03-37300	118	1
172B03-37320	118	4
172B03-57630	43	15
172B03-57640	43	16
172B04-72690	119	20
184014-59450	10	18
184015-44680	10	16
184015-59130	13	16
184016-55700	13	10
184016-55701	13	10 -1
194151-57100	16	5
194200-37780	36	1
194202-56460	19	6
	102	1
	116	1
194464-52190	16	3
	32	5
	33	13
194630-42120	29	18
	30	9
	30	30
194680-51630	13	23
194680-51670	9	17
	15	7
	18	11
	27	34
196420-02310	8	1
197821-88070	59	17
198094-86060	56	24
198220-61480	45	2
1A1030-48250	29	7
	118	5

Parts No.	Fig. No.	Ref. No.
1A1040-43900	24	13
	36	3
	37	1
	106	21
1A1040-56900	7	11
1A1380-59480	22	19
	56	26
		26 -1
1A1380-62160	46	25
	47	2
	51	2
1A6240-37360	70	2
	71	2
1A6260-64200	59	10
1A7030-87090	26	28 -1
1A7030-88100	26	28
1A7030-88101	26	28 -1B
1A7030-88760	27	18 A
		19 A
1A7030-88820	27	17 A
1A7030-88840	27	20 A
1A7400-61250	9	18
1A7951-51300	26	28 -1A
1C6141-35370	88	4
	89	4
1C6281-52310	7	10
	34	17
	36	14
1D4070-23580	32	1
	33	1
1D4220-58150	23	4
1E3030-78370	110	42
1E5100-51430	53	6
1E8545-80030	27	27
1E8545-80210	25	4
1E8545-80250	25	5
1E8545-80940	59	16
1E8685-79920	27	26
1E8685-79940	23	5
1E9110-79610	26	18
1E9110-79680	26	19
1E9110-80100	26	20
1E9110-80110	26	26
1E9110-80130	26	21
1E9110-80140	26	22
1E9110-80150	26	23
1E9110-80160	26	24
1E9110-80170	26	25
1E9110-80180	26	27
22117-040000	34	18

Parts No.	Fig. No.	Ref. No.
22117-080000	34	19
	36	15
		16
22117-100000	53	25
	101	14
22117-120000	53	26
	54	26
	63	53
22137-050000	79	15
	86	15
22137-060000	7	12
	15	9
	18	16
	25	18
	27	36
	28	6
		12
		12 -1
		16
	54	27
	87	10
		22
22137-080000	11	8
	14	9
	22	21
	23	14
	26	29
	33	14
	45	34
	46	26
	51	16
	56	18
	57	33
	58	19
	61	26
	103	9
	110	22
	112	13
22137-100000	12	31
	15	10
	20	7
	33	23
	36	17
	38	3
	41	13 -1
	46	5
	47	26
	55	21
	61	8
		27

Parts No. Index

Parts No.	Fig. No.	Ref. No.
22137-100000	64	38
	66	36
	106	27
		38
	110	23
	113	28
	114	25
22137-120000	8	14
		15
	45	23
		23 -1
22137-140000	90	46
22137-160000	8	16
		24
22157-080000	36	18
22157-100000	9	25
	34	20
	40	11
	41	13
	52	4
		12
		21
22157-120000	64	50
	67	36
	106	14
		15
	107	13
	110	24
	111	10
22157-140000	49	29
22157-160000	8	24 -1
22190-080002	24	16
22217-050000	79	16
	86	16
22217-060000	15	11
	24	17
	28	7
22217-080000	13	20
	14	10
	24	18
22217-100000	8	13
	24	19
	64	51
		52
	65	47
		48
	66	41
		42
	67	42
	72	15

Parts No.	Fig. No.	Ref. No.
22217-100000	119	34
		39
22217-120000	8	17
		18
		28
	29	28
	61	9
	101	15
22217-140000	29	24
	71	84
	90	47
	109	17
22217-160000	8	19
	29	12
	41	14
	47	24
	49	30
	60	17
	61	10
	118	11
22242-000210	100	2
22242-000250	29	19
	100	3
22242-000260	65	40
22242-000300	30	10
		31
22242-000350	70	37
	110	25
22242-000451	72	12
22242-000700	105	8
22252-000250	110	26
22252-000280	40	12
22252-000300	110	27
22252-000400	24	20
22252-000521	29	20
22252-000620	29	8
	118	6
22252-000750	29	9
	118	7
22272-000060	54	28
22272-000070	33	15
22272-000080	54	29
22272-000100	53	27
22312-050100	73	38
	80	41
22351-030012	54	30
22351-030028	21	13
22351-035040	33	16
22351-050032	32	6
22351-060040	33	17
22372-080000	11	9

Parts No.	Fig. No.	Ref. No.
22417-200160	58	20
22417-200200	33	18
	36	19
	38	4
	46	27
	51	17
22417-500250	66	43
22487-100600	38	5
22487-100900	36	20
22857-500121	48	22
22867-400100	23	9
	53	31
22869-400160	44	6 -1
	59	18
23000-013000	12	21
	92	12
		16
	94	1
		17
	96	6
		15
	99	17
	104	6
	115	8
	116	13
23000-070000	6	12
23001-016000	90	42
	100	24
23001-022000	22	22
	27	37
23001-025000	91	10
		20
	94	2
		18
	100	25
23001-041000	10	22
23001-060000	91	11
23001-070000	91	21
23001-102000	90	43
23061-050300	13	21
23065-070130	10	15
23080-013000	12	32
23393-020000	97	9
23394-020000	19	14
	100	26
23491-080002	12	5
23871-005000	68	22
	69	24
23871-010000	90	39
23871-020000	70	9 -1

Parts No.	Fig. No.	Ref. No.
23871-020000	72	13
	90	33
		40
23871-030000	90	24
23871-040000	101	16
24101-060024	70	58
24101-060044	70	59
24101-062054	29	21
24101-062064	118	8
24102-062054	29	22
24104-062030	24	21
24190-070002	119	24
24311-000060	73	20
		39
	74	14
	77	15
		34
	78	14
	79	28
	80	20
		42
	81	14
	84	15
		34
	85	14
	86	28
24311-000090	12	6
	79	29
	86	29
24311-000120	74	25
	75	28
	76	12
	81	25
	82	28
	83	12
24311-000160	10	7
	12	7
	13	13
24311-000210	32	7
	36	21
	37	8
24311-000380	90	19
24311-000480	110	28
24311-000750	72	10
24311-240100	79	17
	86	17
24315-000080	19	8
	73	40
	75	18
	77	35

Parts No. Index

Parts No.	Fig. No.	Ref. No.
24315-000080	80	43
	82	18
	84	35
24315-000100	73	41
	80	44
	113	15
	114	14
24315-000110	19	11
		15
	67	28
	73	21
		42
	74	15
		26
	75	29
	76	13
		29
	77	16
		36
	78	15
		26
	79	18
	80	21
		45
	81	15
		26
	82	29
83	13	
	29	
84	16	
	36	
85	15	
	26	
86	18	
90	20	
91	5	
	8	
92	10	
93	10	
	17	
	19	
	22	
95	2	
96	2	
97	3	
	8	
	10	
99	12	
	18	
100	11	

Parts No.	Fig. No.	Ref. No.
24315-000110	100	27
	102	5
		8
		19
	103	6
	104	3
		5
	113	16
	114	15
24315-000140	30	16
		37
		39
	64	39
	73	43
	76	30
	80	46
	83	30
	92	4
		6
		8
		11
		12
	93	23
		4
	95	4
	96	4
	97	6
		11
	99	9
100	7	
	28	
	17	
	16	
	4	
24315-000160	113	18
	114	17
24315-000180	65	38 A
	73	44
	80	47
	91	3
		9
	93	24
	97	12
	113	20
		24
	114	20
24315-000210	100	4
24315-000240	100	16
		29
24315-000250	100	5
24315-350220	119	5
24321-000300	30	11

Parts No.	Fig. No.	Ref. No.
24321-000300	30	32
24321-000450	63	54
24321-000650	13	14
24321-000700	72	11
24321-001050	90	21
		34
24325-000400	30	18
		39
24325-000850	65	41
24325-001550	70	39
24341-000300	90	35
24352-190110	63	40
24373-240100	79	19
	86	19
24550-012200	53	28
	54	31
24550-025150	69	19
24550-040300	66	33
	67	14
	68	12
24550-045300	64	30
24761-020000	30	17
		38
	34	21
	36	22
	42	6
	64	40
	65	42
	108	11
		12
	110	29
	111	11
24761-040000	41	15
	42	6 -1
	64	41
	66	37
	107	14
	111	12
	119	25
24761-050000	33	19
	41	15 -1
	65	43
	67	29
	69	25
	106	16
26013-060102	28	13
		13 -1
		17
26013-060122	16	6
		17

Parts No.	Fig. No.	Ref. No.
26013-060122	18	18
	19	16
	23	13
26013-060162	15	12
	18	19
	57	34
26013-060202	10	23
	18	20
		21
	87	11
		23
26013-060252	25	19
	27	38
26013-080122	19	17
	25	20
	46	20
		21
26013-080162	7	3
	21	18
	22	23
		29
		23
		24
		25
		27
		35
		36
	24	
	37	9
	46	4
		32
		32 -1
	49	31
		32
		33
		34
	50	5
	56	19
	59	19
	90	36
	102	20
		21
	103	10
	106	28
		29
	110	30
	119	6
26013-080202	6	13
	10	24
	26	33

Parts No. Index

Parts No.	Fig. No.	Ref. No.
26013-080202	28	14
	35	24
	59	20
	61	28
	90	22
26013-080252	6	14
	24	23
	26	30
	102	22
	24	24
26013-080302	24	24
26013-080452	45	35
26013-080552	112	14
	113	29
26013-100162	114	28
	9	26
26013-100202		32
		15
		19
		20
		23
		25
		49
		36
		62
		68
		73
		80
		90
		103
		7
		9
		27
		28
		29
		11
	12	
	34	
	14	
	15	
	24	
	25	
	26	
	27	
	33	
	45	
	19	
	24	
	46	
	47	
	20	
	20	
	21	

Parts No.	Fig. No.	Ref. No.
26013-100202	47	22
	49	37
		38
		39
	50	6
		8
		14
	52	22
	59	23
	61	11
26013-100252		29
	64	42
	66	38
	67	37
	90	44
	99	19
	106	30
		39
		40
		110
	112	
	10	
	30	
	32	
	114	
	7	
	13	
	14	
	8	
	9	
	34	
	20	
	22	
	33	
	34	
	40	
	14	
	47	
	15	
	49	
	52	
	5	
	6	
	13	
	14	
	23	
	61	
	30	
	62	
	67	
	99	
	101	
	111	
	113	
	3	
	3	
	2	
	17	
	13	
	31	

Parts No.	Fig. No.	Ref. No.
26013-100252	114	30
26013-100302	63	55
	106	31
	14	12
26013-100352	40	15
	72	14
	25	24
26013-100402	30	19
	41	16
26013-100452	106	32
	100	30
26013-120202	106	17
26013-120252	43	7
	45	25
		25
		-1
	64	53
	90	45
	106	18
26013-120302	107	15
	63	56
	67	38
	70	85
	106	19
	110	32
	111	14
26013-120352	29	2
	63	57
26013-120552	101	18
26013-120602	101	18
		-1
	19	
	45	4
26014-080162	90	36
26014-080252	45	20
26014-100162	46	22
	112	11
26014-100202	46	28
	52	24
26014-100252	6	15
	45	27
		32
		-1
	46	29
	51	18
		19
26014-100352	45	32
26022-050122	12	22
26023-050102	45	5
26023-060122	57	35
26023-060162	57	36
26033-040202	23	11

Parts No.	Fig. No.	Ref. No.
26033-040202	59	21
26051-080002	6	16
	25	25
	26	32
	34	23
	36	25
		26
	57	37
26076-100202	64	54
	65	49
	66	44
26076-100252	119	35
26076-100352	55	22
26076-120302	101	20
26076-120402	8	21
	61	12
	101	21
26076-160402	8	22
	61	13
26076-160552	60	18
26106-080162	37	10
	44	9
26106-080202	47	16
26106-080302	34	3
26106-080502	24	26
26106-080602	24	27
26106-100122	43	3
26106-100162	45	10
		11
		12
		13
26106-100352	40	16
26116-060162	28	8
26116-080202	40	17
	56	20
	57	38
	110	33
26116-080204	40	17
26116-080702	13	22
26116-100162	64	55
	65	50
	66	45
	67	43
	119	36
26116-100304	40	18
	57	39
26116-100354	34	24
	40	18
26116-100652	72	16
	109	4

Parts No. Index

Parts No.	Fig. No.	Ref. No.
26116-100752	108	13
26116-100802	110	34
26116-121402	64	56
26116-140352	90	48
26116-140452	71	85
26116-140652	29	25
26116-160252	47	25
	49	40
26116-160402	41	17
26117-060554	7	25
26206-141502	105	9
26347-100002	46	23
	51	20
26366-080002	53	29
	56	21
26367-100002	12	35
26450-050102	74	27
	75	30
	76	14
	79	20
		21
	81	27
	82	30
	83	14
	86	20
		21
26450-050182	74	28
	75	31
	76	15
	81	28
	82	31
	83	15
26450-050302	73	45
	79	2 F
		22
	80	48
	86	2 F
		22
26450-050452	77	37
	84	37
26450-060102	7	26
	12	8
	54	32
26450-060162	64	57
	65	51
	66	43 -1
26450-060352	69	26
26450-060652	73	46
	80	49
26450-080752	79	23

Parts No.	Fig. No.	Ref. No.
26450-080752	86	23
26450-120402	63	58
26557-080202	59	22
26577-040162	44	6
26587-040122	22	25
		26
		27
	34	25
26587-040202	27	41
26716-060002	15	15
	24	28
26716-080002	14	13
		14
	24	29
	73	50
	80	50
26716-100002	34	26
	40	19
	53	30
	55	18
	57	40
		41
	108	14
	109	5
	110	35
26716-120002	8	23
	64	58
26716-140002	29	26
	105	10
26756-060002	110	36
26756-080002	40	20
26757-100002	7	27
26776-180002	16	4
	32	8
	33	21
26857-060002	7	28
27260-520000	29	23
29311-164000	61	24
29420-050000	18	7
29420-150000	18	8
29420-300000	18	9
41851-000110	113	22
	114	26
	115	7
	116	15
41851-000180	114	27
772441-37300-2	29	27
		27 -1
772458-37100-2	30	2
772458-37110-2	30	23

Parts No.	Fig. No.	Ref. No.
772458-37120-2	30	22
772458-37200-2	30	1
772458-82231-2	109	23
772A46-03150	2	1
772A46-03170	1	1
772A46-14100	12	1
772A46-75100	90	1
772A46-75110	90	25
772A46-75200	90	2
933110-00301	17	6
933110-54100	34	27
	36	27
933111-20200	64	43
	65	44
933111-23600	30	20
		41
933111-26600	64	31
933111-73800	29	10
933125-94500	65	32
933147-03400	64	59
	65	52
	66	46
	67	44
	119	37
933152-02710	90	23
933160-01370	97	13
933168-14170	64	60
	65	53
	66	47
	67	45
	119	38
933168-55770	19	19
	56	22
933171-13691	30	21
		42
	118	9
933171-15801	15	16
933171-29751	107	16
	108	15
	109	6
	110	37
	111	15

Parts No.	Fig. No.	Ref. No.
-----------	----------	----------