

0CS10-M45702EN

PREFACE

1. This parts catalog is the last edition of Yanmar excavator (rubber crawler carrier) C12R-A (for U. S. A)

2. Parts catalog history

	Parts catalog No.		Date of issue	Remarks
First edition	Vehicle	000Y00S4570	Feb. , 2005	No need
	Engine	000Y00B7300		
Suppl ement version	Vehicle	000Y00S4571	Mar. , 2007	No need
	Engine	000Y00B7301		
Last edition	Vehicle	000Y00S4572	Aug. , 2008	
	Engine	000Y00B7302		

3. Model name

SECTION	Column	Model name	M / #	Manufactured
I (Vehicle)	A	C12R-A (US)	22501~	2005/ 1~
II (Engine)	A	2TE67L-FW	00957~	2004/12~

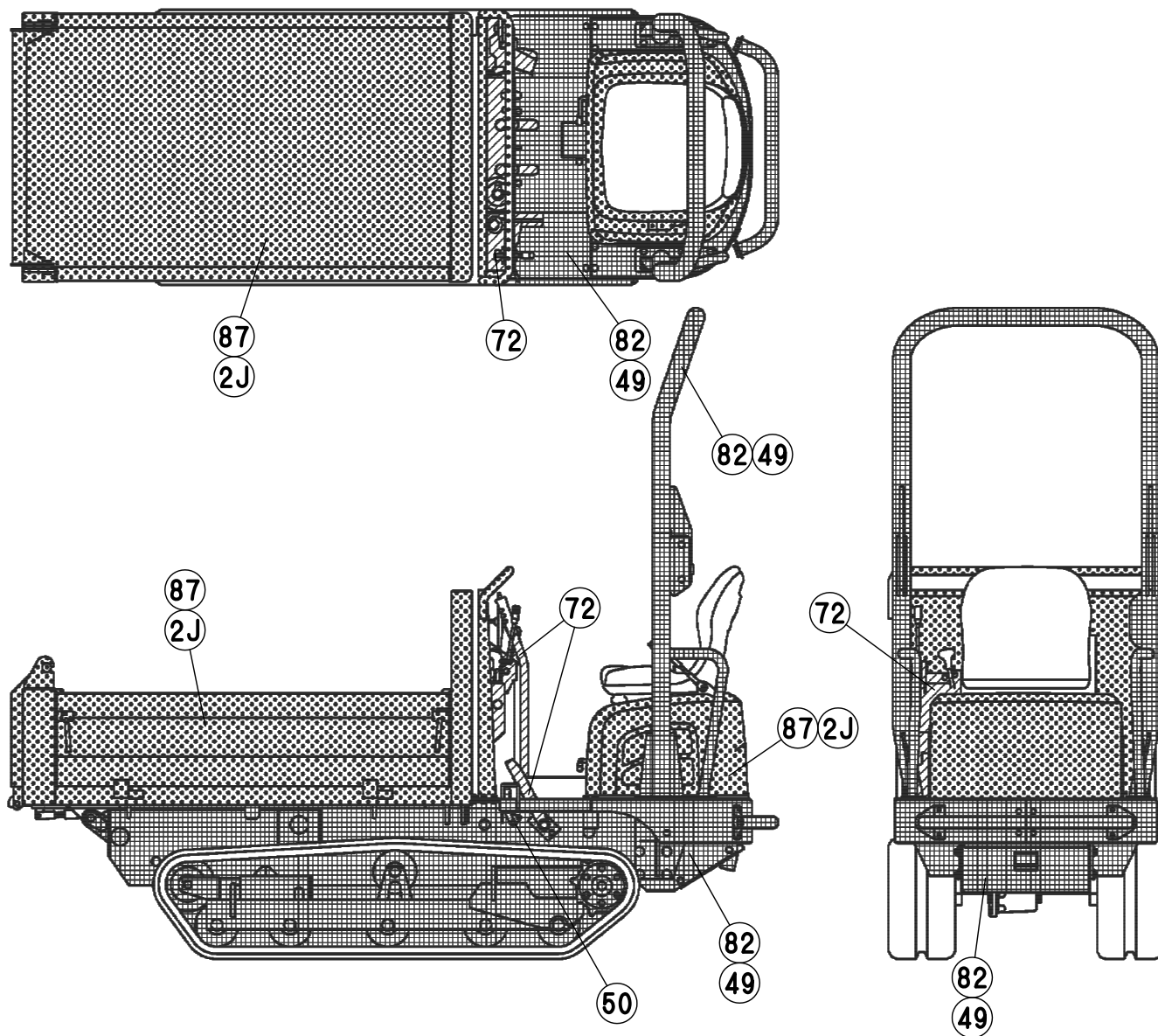
4. This parts catalog does not contain the technical data needed for maintenance service.







The illustrations used in this parts catalog have been simplified for clarity. The contents of this parts catalog are subject to change without notice.

Be sure to use only Yanmar genuine parts for repairs. If imitation parts are used, it may cause engine defects.

PAINTED COLOR LIST

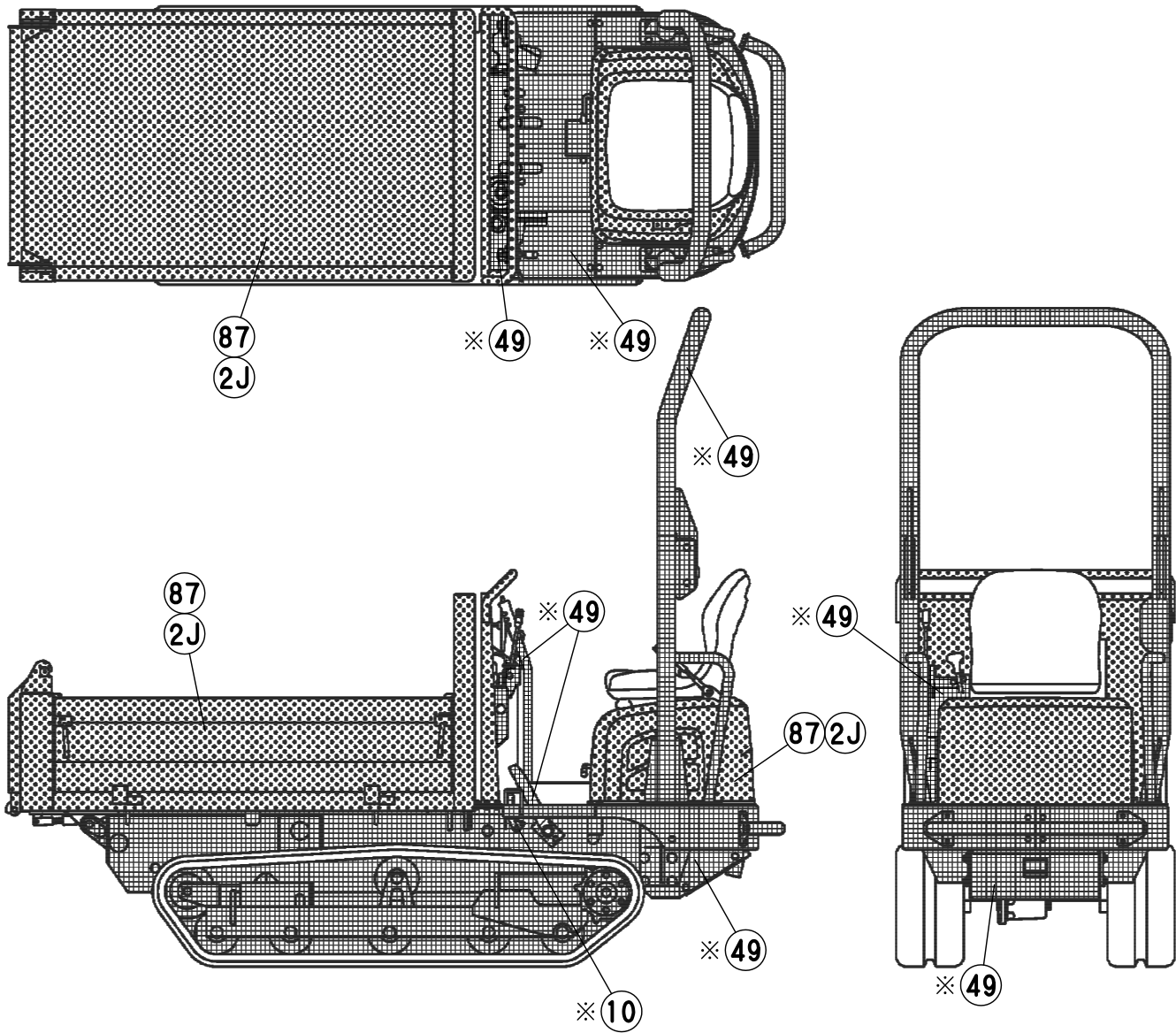
(OLD COLOR M/#22501~M/#23039)







COLOR CODE	DESCRIPTION	PAINTED COLOR	PAINT PART No.		
			16ℓCAN	4ℓCAN	SPRAY
87		YANMAR NEW PERMANENT YELLOW	981101-09519	977620-40870	977620-30871
2J		YANMAR NEW PERMANENT YELLOW 2	981101-09520	977620-40871	977620-30872
82		YANMAR DEEP GREEN	981101-09517	977620-40820	977620-30N31
49		YANMAR NAVY GRAY	-----	TOR-91390000	TOR-94800490
72		YANMAR DARK OLIVE GRAY	-----	977620-40720	TOR-94800720
50		YANMAR RED 1	-----	977620-40500	TOR-94800500

PAINTED COLOR LIST

(NEW COLOR M/#23040~)

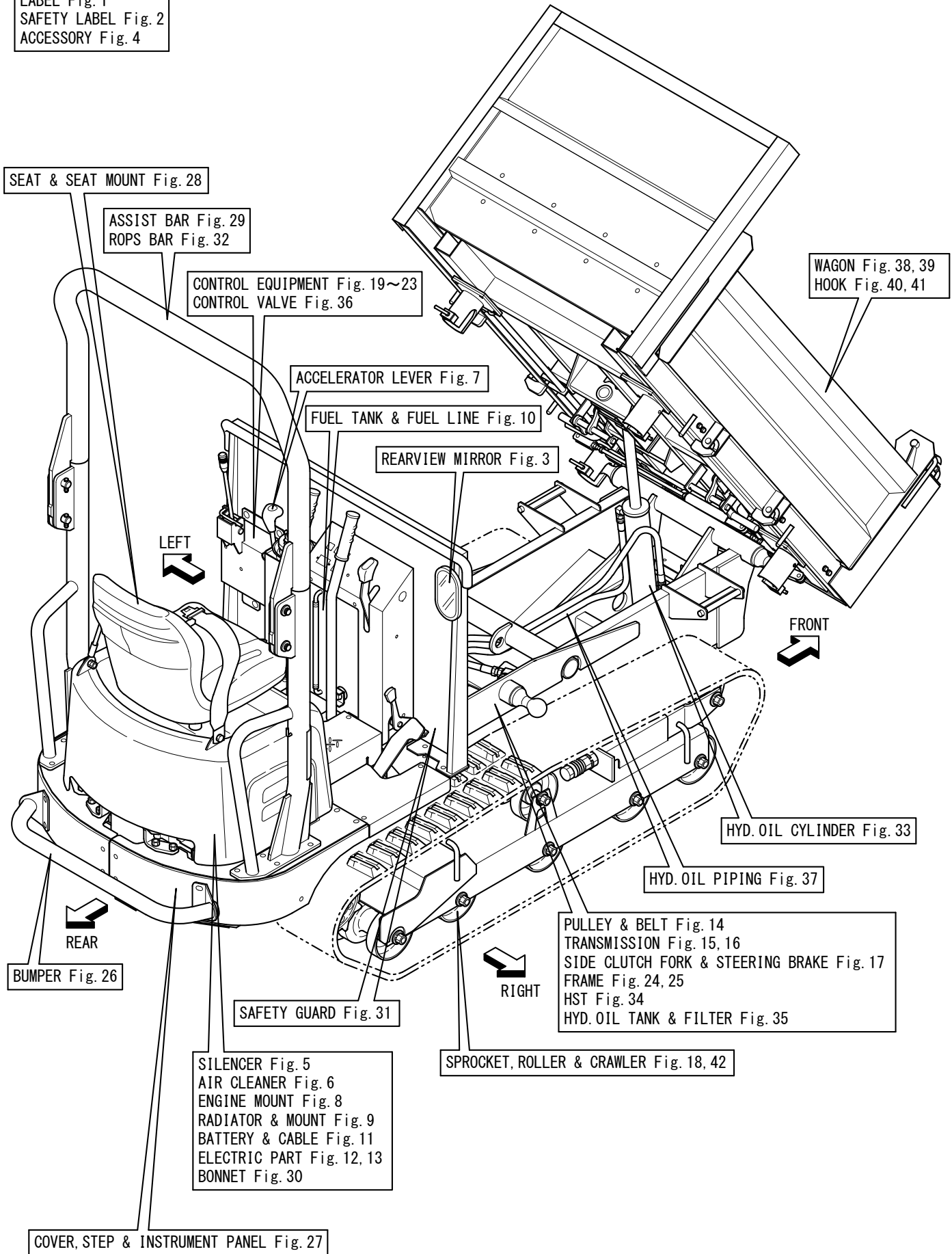


※symbol signifies a color change from the old model.

COLOR CODE	DESCRIPTION	PAINTED COLOR	PAINT PART No.		
			16ℓCAN	4ℓCAN	SPRAY
87		YANMAR NEW PERMANENT YELLOW	981101-09519	977620-40870	977620-30871
2J		YANMAR NEW PERMANENT YELLOW 2	981101-09520	977620-40871	977620-30872
49		YANMAR NAVY GRAY	-----	TOR-91390000	TOR-94800490
10		YANMAR RED 2	-----	TOR-91000002	TOR-94800100

PICTURESQUE INDEX (1) ■ ■ ■ MAIN PARTS

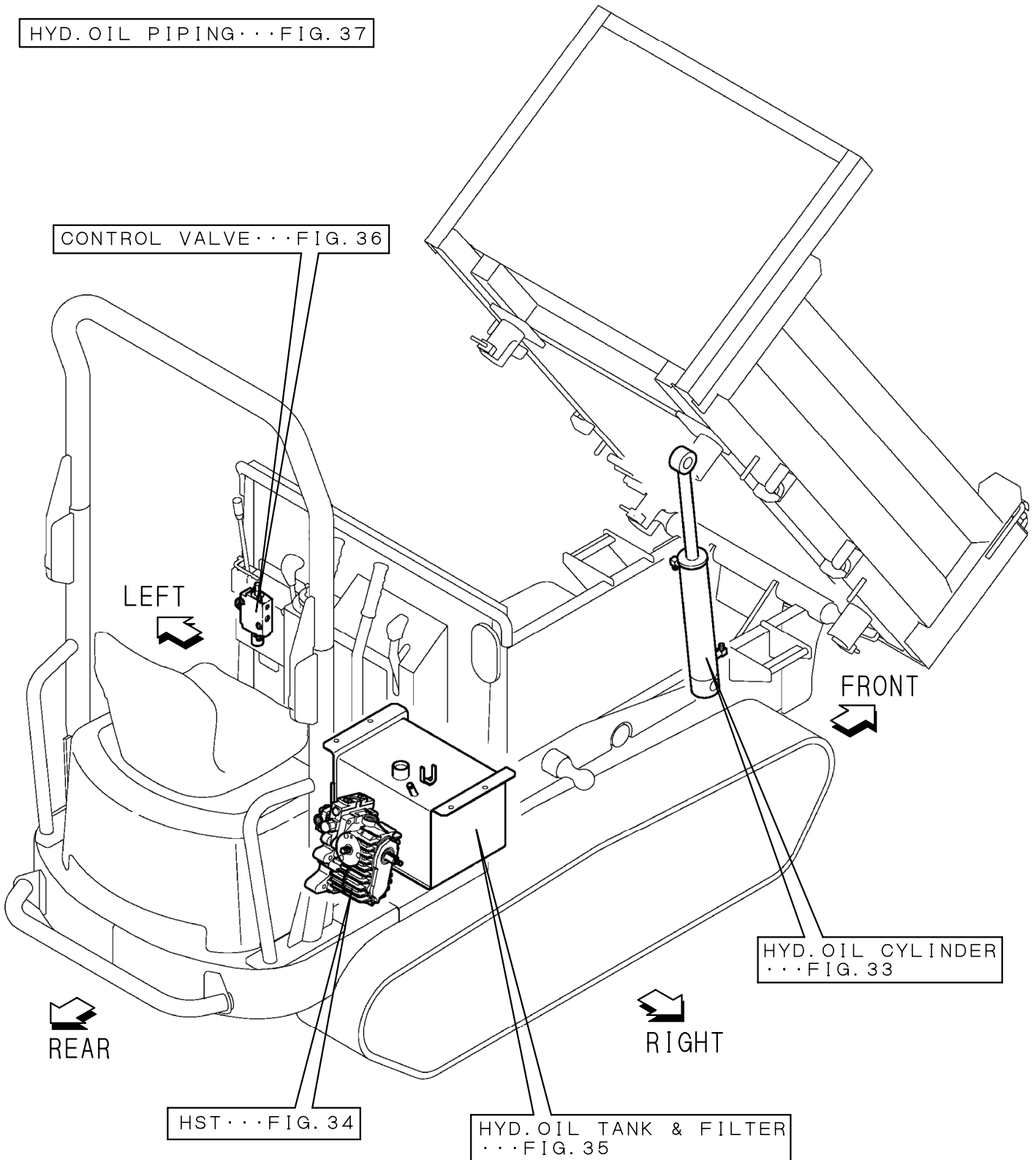
LABEL Fig. 1
SAFETY LABEL Fig. 2
ACCESSORY Fig. 4



PICTURESQUE INDEX (2) ···HYDRAULIC SECTION

HYD.OIL PIPING···FIG. 37

CONTROL VALVE···FIG. 36



HST···FIG. 34

HYD.OIL TANK & FILTER
···FIG. 35

HYD.OIL CYLINDER
···FIG. 33

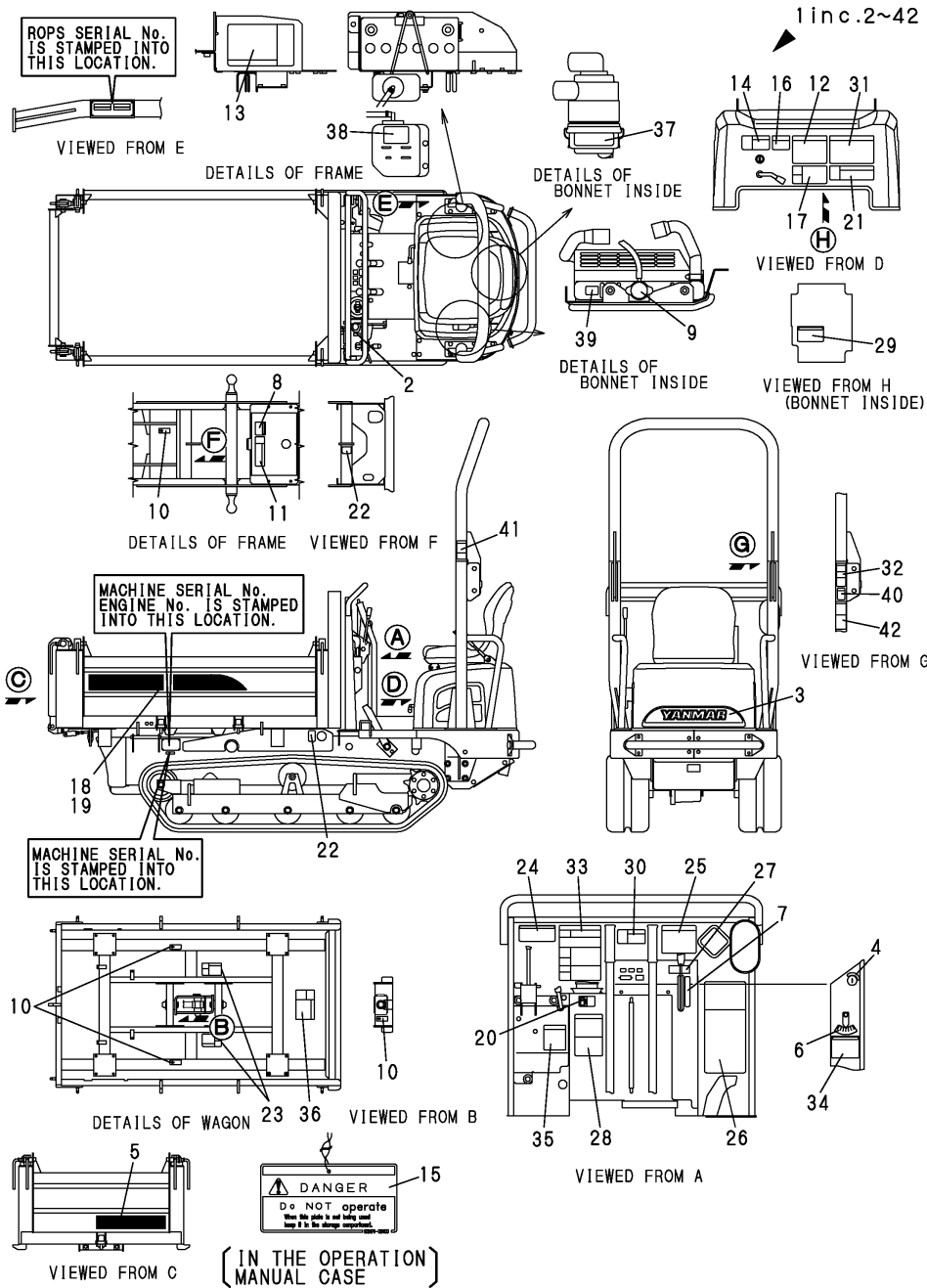
Contents

OCS10-M45702

Fig. No.	Fig. Name
C12R-A(US)	
1.	LABEL
2.	SAFETY LABEL
3.	REARVIEW MIRROR
4.	ACCESSORY
5.	SILENCER
6.	AIR CLEANER
7.	ACCELERATOR LEVER
8.	ENGINE MOUNT
9.	RADIATOR & MOUNT
10.	FUEL TANK & FUEL PIPE
11.	BATTERY & CABLE
12.	ELECTRIC PART(WIRING)
13.	ELECTRIC PART(EQUIPMENT)
14.	PULLEY & BELT
15.	TRANSMISSION(CASE)
16.	TRANSMISSION(SHAFT & GEAR)
17.	SIDE CLUTCH FORK & STEERING BRAKE
18.	SPROCKET & TRACK ROLLER(Y SPEC.) & CRAWLER
42.	(18A)TRACK ROLLER(S SPEC.)
19.	CONTROL EQUIPMENT(F.R. LEVER)
20.	CONTROL EQUIPMENT(TRAVEL PEDAL)
21.	CONTROL EQUIPMENT(BRAKE PEDAL & PARKING LEVER)
22.	CONTROL EQUIPMENT(DUMP LEVER)
23.	CONTROL EQUIPMENT(STEERING LEV

Fig. No.	Fig. Name
24.	FRAME(STANDARD SPEC.)
25.	FRAME(3WD SPEC.)
26.	BUMPER
27.	COVER,STEP & INSTRUMENT PANEL
28.	SEAT & SEAT MOUNT
29.	ASSIST BAR
30.	BONNET
31.	SAFETY GUARD
32.	ROPS BAR
33.	HYD.OIL CYLINDER
34.	HST
35.	HYD.OIL TANK & FILTER
36.	CONTROL VALVE
37.	HYD.OIL PIPING
38.	WAGON(3WD SPEC.)
39.	WAGON(STANDARD SPEC.)
40.	HOOK(3WD SPEC.)
41.	HOOK(STANDARD SPEC.)

Fig.1. LABEL

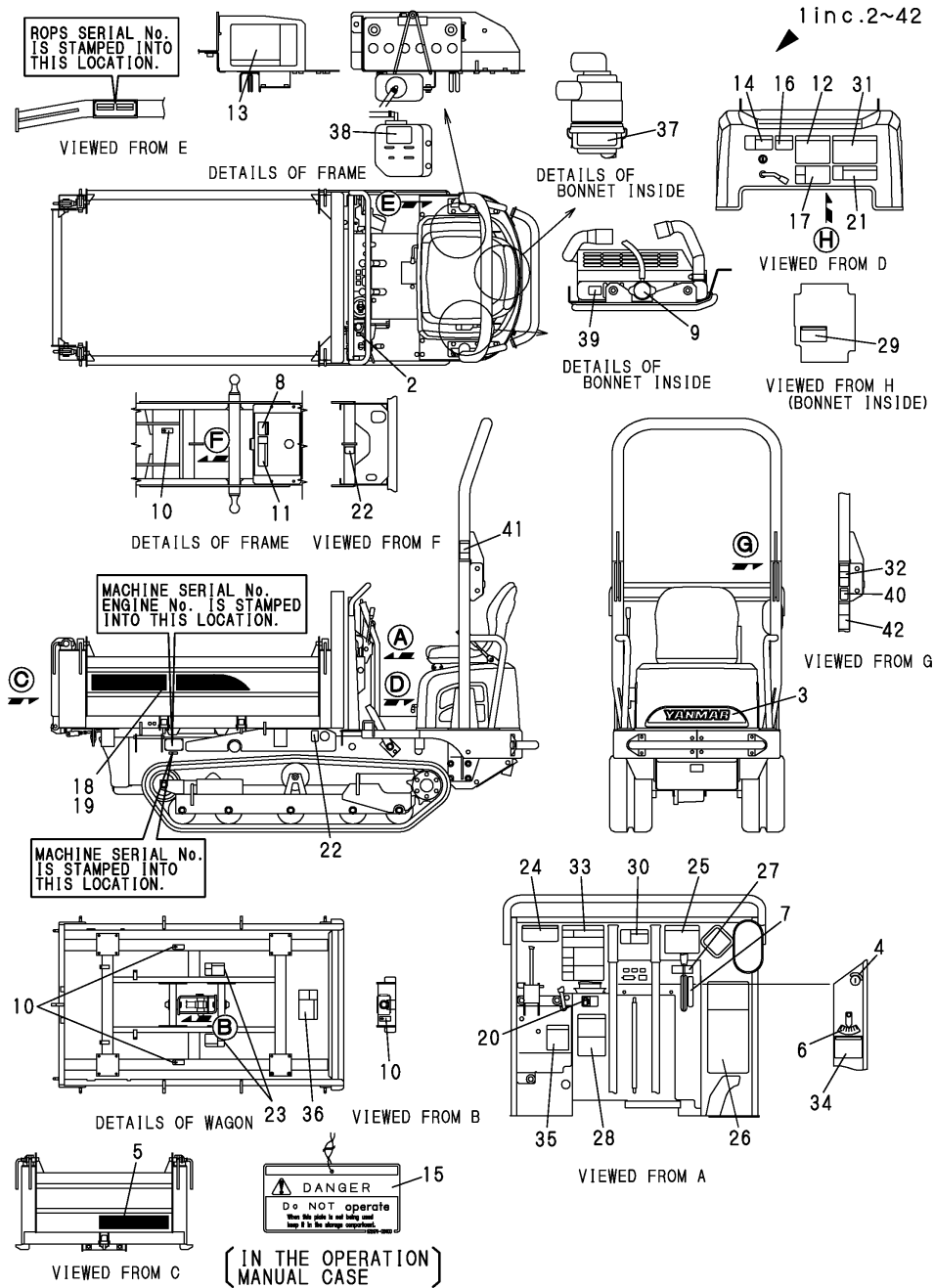


(A)=C12R-A(US)
(B)=
(C)=

(D)=
(E)=
(F)=

No.	Lev.	Parts No.	Description	(A)	(B)	(C)	(D)	(E)	(F)	Q'ty	I	R
1	1	772655-03130	LABEL SET,C12R-A-US	1								
1-1	1	172655-03600	LABEL SET,C12R-US	1								N
(A=FROM 1ST)												
2	2	172519-03151	LABEL, ACCELERATOR	1								
3	2	172652-03150	LABEL	1								
4	2	172157-03170	LABEL, KEY SWITCH	1								
5	2	172186-03200	LABEL, BRAND	1								
5-1	2	172A55-03310	LABEL, BRAND 450	1								N
(A=M/#23040)												
6	2	172652-03220	LABEL, ANGEL	1								
7	2	172652-03260	LABEL	1								
8	2	172463-03290	LABEL, HYD.OIL	1								
9	2	172462-03320	LABEL, RADIATOR	1								
10	2	172648-03330	LABEL	6								
11	2	172437-03322	LABEL, RESEVOIR	1								
12	2	172437-03342	LABEL, TRANSPORT US	1								
12-1	2	172437-03343	LABEL, TRANSPORT	1								S
(A=M/#23040)												
13	2	172437-03361	LABEL, BATTERY	1								
14	2	172437-03391	LABEL, RADIATOR	1								
15	2	172171-03400	TAG ASSY, CAUTION	1								
15-1	2	172437-03252	TAG ASSY, CAUTION	1								N
(A=M/#23300)												
16	2	172437-03402	LABEL, ENGINE COVER	1								
17	2	172A36-03411	LABEL, ENGINE ROOM	1								
18	2	172652-03410	LABEL L, STRIPE	1								
19	2	172652-03420	LABEL R, STRIPE	1								
20	2	172437-03501	LABEL, FUEL	1								
21	2	172437-03422	LABEL, MUFFLER	1								
22	2	172437-03511	LABEL, HOOK	3								
23	2	172655-03740	LABEL, WAGON 3WD US	2								
24	2	172655-03610	LABEL, SPECIFICATION	1								
25	2	172638-03623	LABEL, DUMP US	1								
26	2	172655-03620	LABEL, OPERATION, LUB	1								
27	2	172652-03630	LABEL, F E CAUTION	1								
28	2	172652-03641	LABEL, LIFT US	1								
28-1	2	172652-03642	LABEL, LIFT US	1								N
(A=M/#22777)												
29	2	172652-03651	LABEL, FUSE US	1								
30	2	172652-03661	LABEL, CAUTION-OPE.US	1								
31	2	172472-03141	LABEL, SUPPORT	1								
32	2	172652-03681	LABEL, SEAT BELT US	1								
33	2	172652-03691	LABEL, OPERATE US	1								
34	2	172652-03701	LABEL, SPEED SELECT	1								
35	2	172652-03711	LABEL, PARKING US	1								
36	2	172652-03731	LABEL, WAGON US	1								
37	2	172125-03951	LABEL, AIR CLEANER	1								
38	2	172A38-03200	LABEL, SUB-TANK US	1								
38-1	2	172A38-03201	LABEL, SUB TANK	1								S
(A=M/#23040)												
39	2	172A38-03210	LABEL, ANTI-FREEZING	1								

Fig.1. LABEL



(A)=C12R-A(US)

(B)=

(C)=

(D)=

(E)=

(F)=

No.	Lev.	Parts No.	Description	Qty						I	R	
				(A)	(B)	(C)	(D)	(E)	(F)			
39-1	2	172A38-03211 (A=M/323040)	LABEL, ANTI-FREEZING	1							S	
40	2	172437-03441	LABEL, ROPS	1								
41	2	172A29-03740	LABEL, PINCH ROPS	2								
42	2	172A29-03750	LABEL, FOLDING ROPS	1								

Fig.2. SAFETY LABEL

(A)=C12R-A(US)

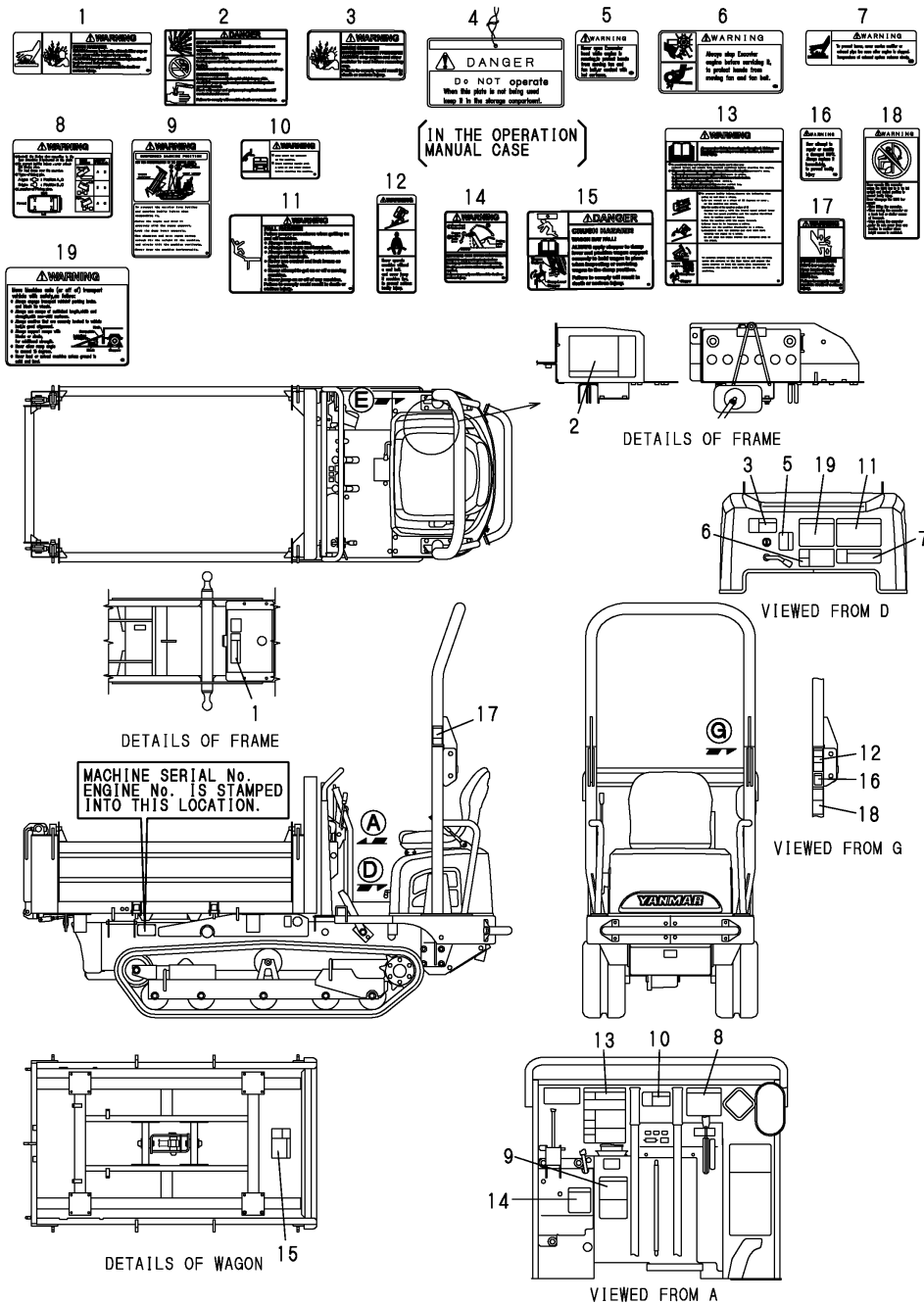
(B)=

(C)=

(D)=

(E)=

(F)=



No.	Lev.	Parts No.	Description	Q'ty						I	R
				(A)	(B)	(C)	(D)	(E)	(F)		
1	1	172437-03322	LABEL, RESEVOIR	1							
2	1	172437-03361	LABEL, BATTERY	1							
3	1	172437-03391	LABEL, RADIATOR	1							
4	1	172171-03400	TAG ASSY, CAUTION	1							
4-1	1	172437-03252	TAG ASSY, CAUTION	1							N
(A=M/#23300)											
5	1	172437-03402	LABEL, ENGINE COVER	1							
6	1	172A36-03411	LABEL, ENGINE ROOM	1							
7	1	172437-03422	LABEL, MUFFLER	1							
8	1	172638-03623	LABEL, DUMP US	1							
9	1	172652-03641	LABEL, LIFT US	1							
9-1	1	172652-03642	LABEL, LIFT US	1							N
(A=M/#22777)											
10	1	172652-03661	LABEL,CAUTION-OPE.US	1							
11	1	172472-03141	LABEL, SUPPORT	1							
12	1	172652-03681	LABEL, SEAT BELT US	1							
13	1	172652-03691	LABEL, OPERATE US	1							
14	1	172652-03711	LABEL, PARKING US	1							
15	1	172652-03731	LABEL, WAGON US	1							
16	1	172437-03441	LABEL, ROPS	1							
17	1	172A29-03740	LABEL, PINCH ROPS	2							
18	1	172A29-03750	LABEL, FOLDING ROPS	1							
19	1	172437-03342	LABEL, TRANSPORT US	1							
19-1	1	172437-03343	LABEL, TRANSPORT	1							S
(A=M/#23040)											

Fig.4. ACCESSORY

(A)=C12R-A(US)
 (B)=
 (C)=

(D)=
 (E)=
 (F)=

No.	Lev.	Parts No.	Description	Q'ty						I	R
				(A)	(B)	(C)	(D)	(E)	(F)		
1	1	172176-07330	BAG, MANUAL	1							
1-1	1	172469-07330	CASE, MANUAL	1							N
(A=FROM 1ST)											

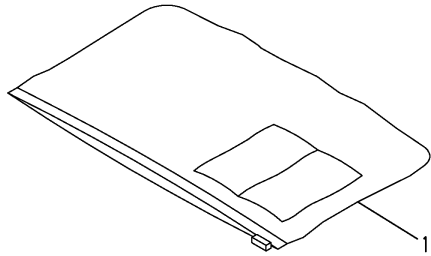
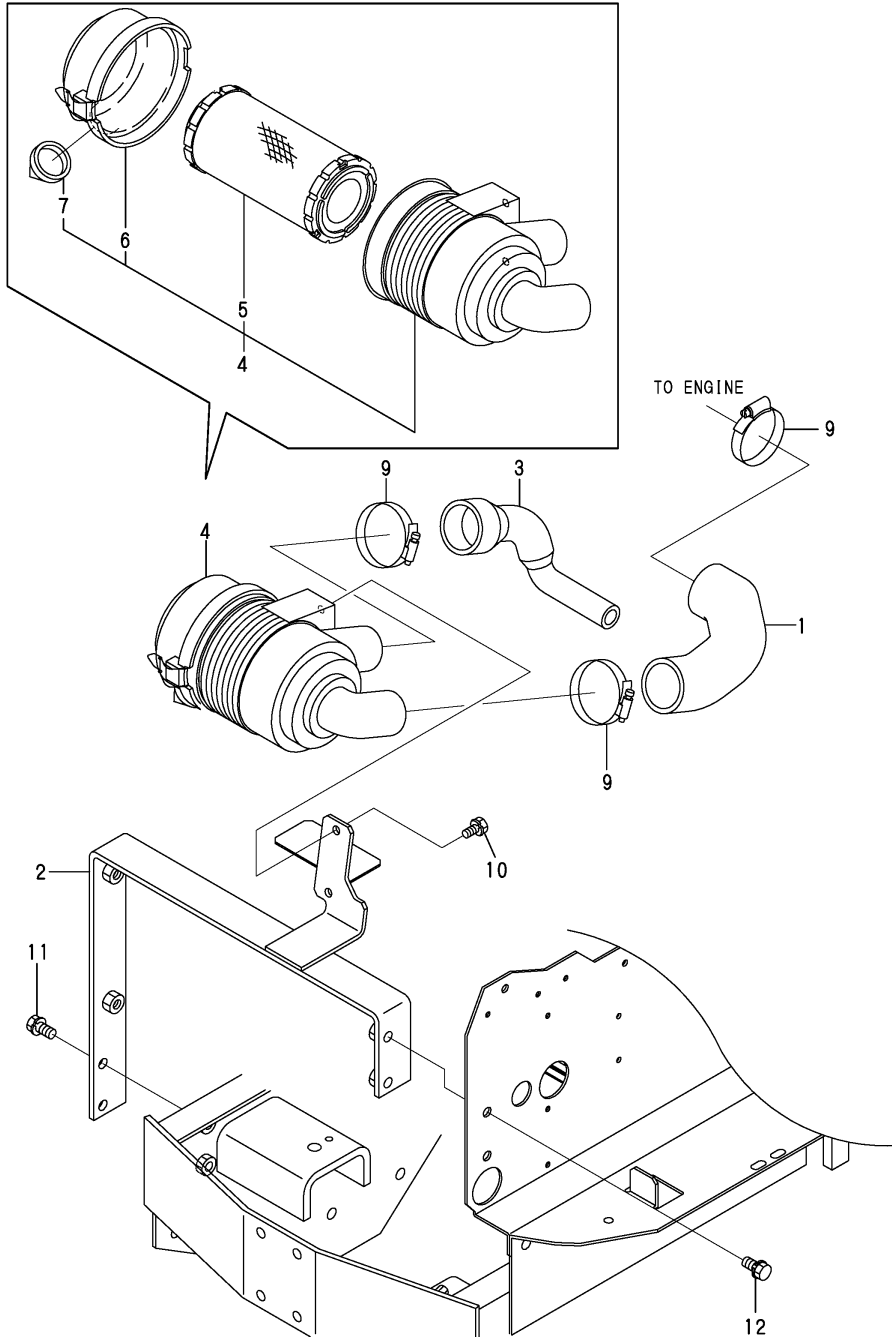


Fig.6. AIR CLEANER



(A)=C12R-A(US)
(B)=
(C)=

(D)=
(E)=
(F)=

No.	Lev.	Parts No.	Description	Q'ty						I	R
				(A)	(B)	(C)	(D)	(E)	(F)		
1	1	172A20-11510	HOSE, AIR CLEANER	1							
2	1	172655-11500	MOUNT, AIR CLEANER	1							
2-1	1	172655-11500-1	MOUNT, AIR CLEANER	1							S
(A=M/#23040)											
3	1	172446-11510	HOSE, AIR CLEANER	1							
4	1	172A20-11550	CLEANER ASSY, AIR	1							
5	2	119515-12520	ELEMENT	1							
6	2	119655-12570	COVER ASSY	1							
7	2	119808-12540	VALVE, UNLOADER	1							
9	1	23000-054000	CLAMP, 54	3							
10	1	26013-080162	BOLT, M8X 16	2							
11	1	26013-100252	BOLT, M10X 25	2							
12	1	26013-100202	BOLT, M10X 20	2							

Fig.7. ACCELERATOR LEVER

(A)=C12R-A(US)
(B)=
(C)=

(D)=
(E)=
(F)=

No.	Lev.	Parts No.	Description	Q'ty						I	R
				(A)	(B)	(C)	(D)	(E)	(F)		
1	1	172655-12100	CABLE, ACCELERATOR	1							
1-1	1	172655-12101	CABLE, ACCELERATOR	1							R
(A=M/#23732)											
2	1	172652-12110	LEVER, ACCELERATOR	1							
2-1	1	172652-12110-1	LEVER, ACCELERATOR	1							S
(A=M/#23040)											
3	2	24550-012200	BUSH, 12X20	1							
4	1	172146-12150	GRIP, ACCELERATOR	1							
5	1	22487-080160	PIN, H 8X 16	1							
6	1	1C6281-52310	PIN, SNAP 6	1							
7	1	22137-060000	WASHER, 6	1							
8	1	22137-120000	WASHER, 12	2							
9	1	1C6281-52320	PIN, SNAP 8	1							
10	1	26116-080304	BOLT, M8X 30 PLATED	1							
11	1	26756-080002	NUT, LOCK M8	1							
12	1	26756-120002	NUT, LOCK M12	2							
13	1	933170-01490	SPRING	2							

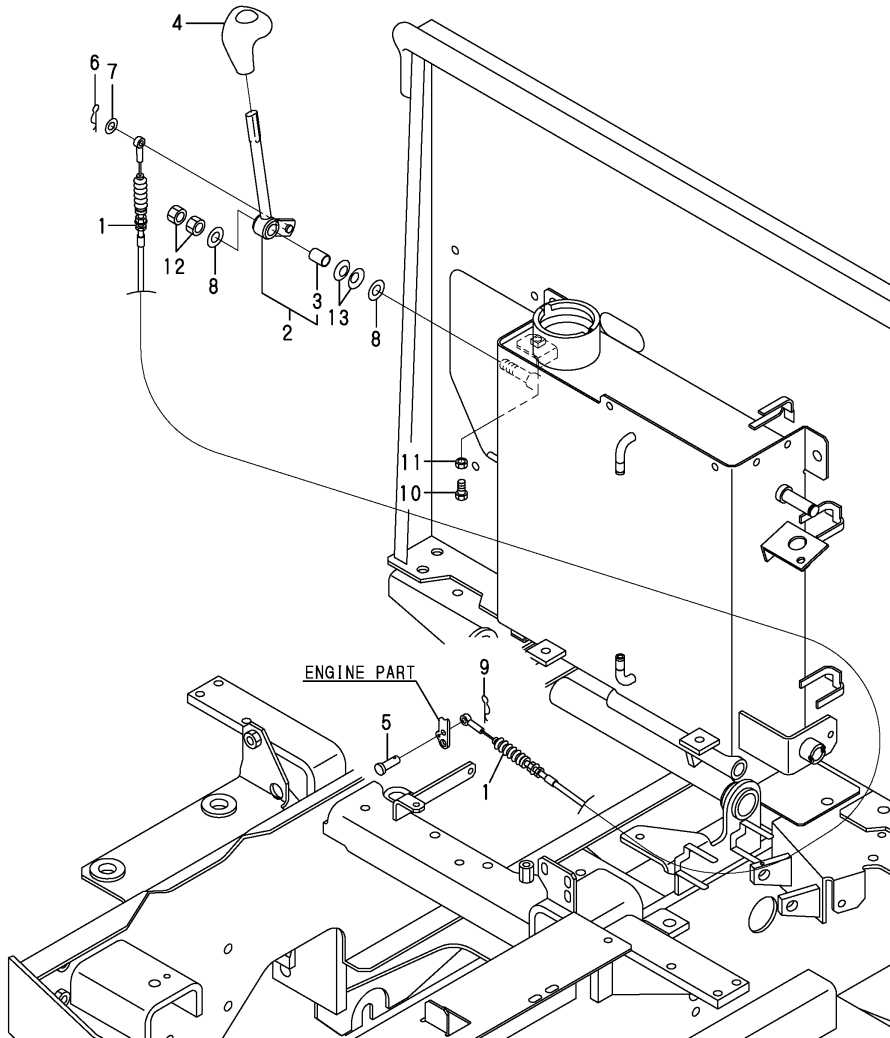
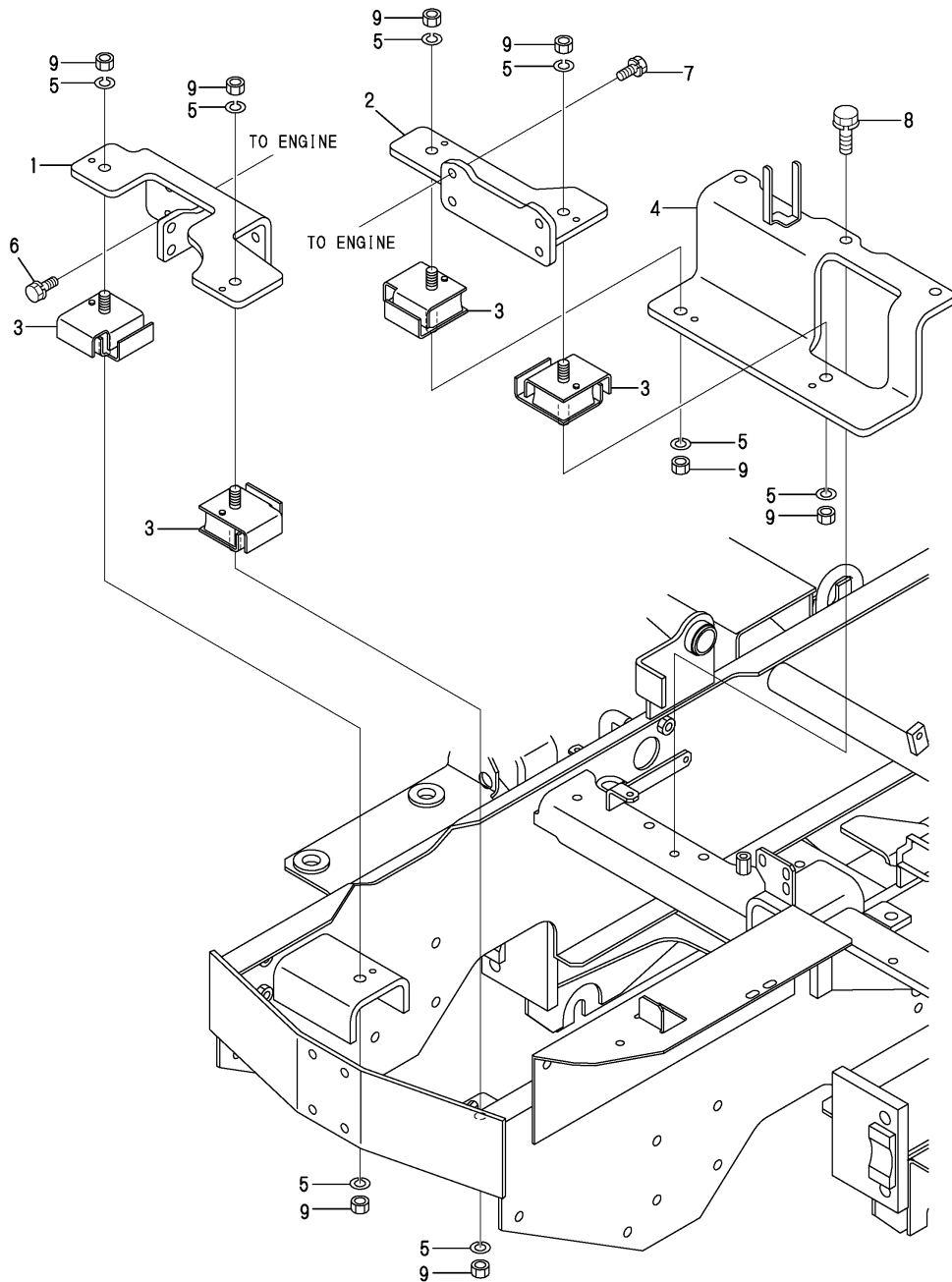


Fig.8. ENGINE MOUNT

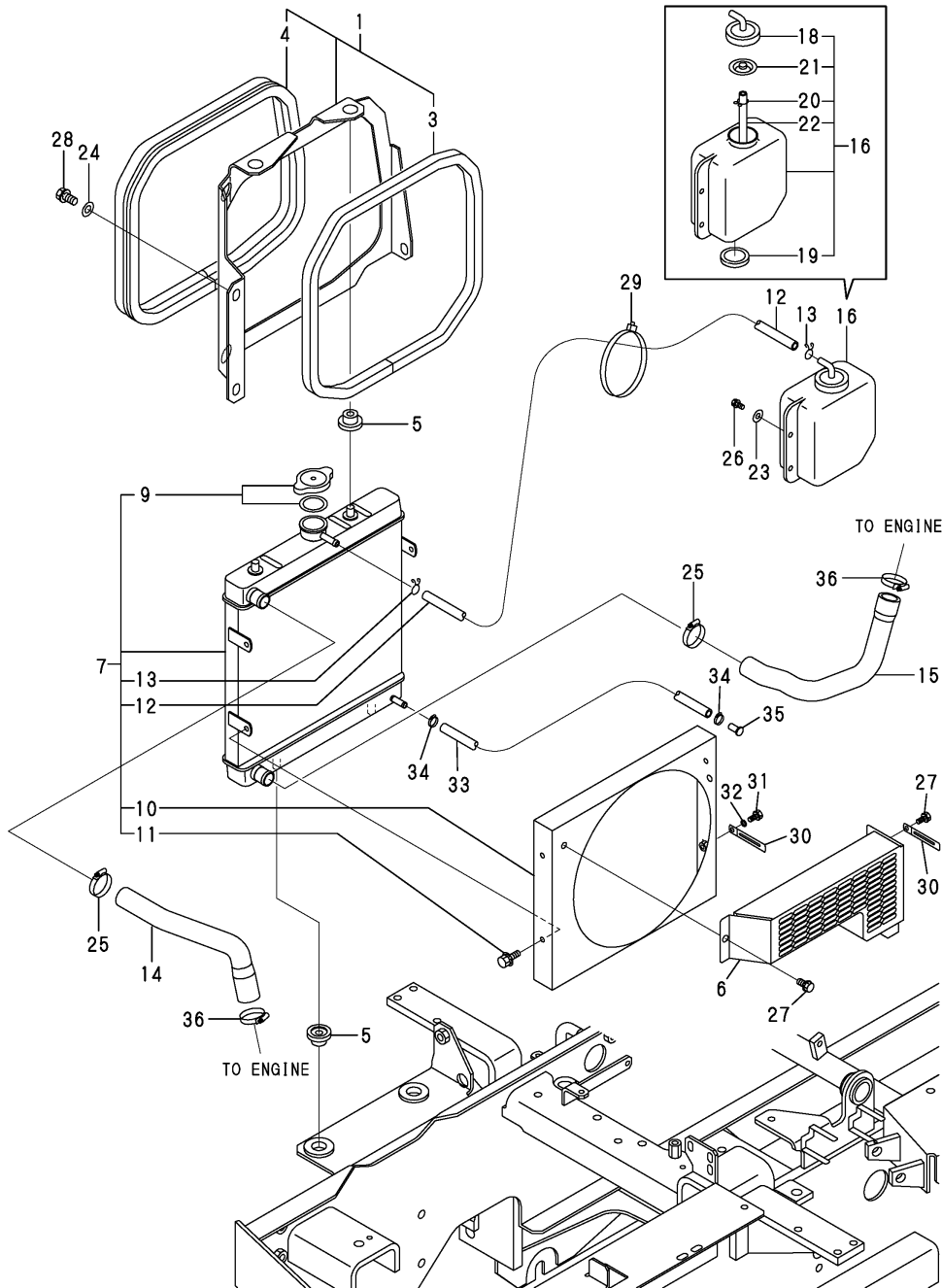
(A)=C12R-A(US)
(B)=
(C)=

(D)=
(E)=
(F)=



No.	Lev.	Parts No.	Description	Qty						I	R
				(A)	(B)	(C)	(D)	(E)	(F)		
1	1	172655-13100	MOUNT, ENGINE	1							
1-1	1	172655-13100-1	MOUNT, ENGINE	1							S
(A=M/#23040)											
2	1	172655-13130	MOUNT, ENGINE	1							
2-1	1	172655-13130-1	MOUNT, ENGINE	1							S
(A=M/#23040)											
3	1	172652-13200	ABSORBER,SHOCK	4							
4	1	172655-13200	PLATE, MOUNT	1							
4-1	1	172655-13200-1	PLATE, MOUNT	1							S
(A=M/#23040)											
5	1	22217-120000	WASHER, SPRING 12	8							
6	1	26013-100252	BOLT, M10X 25	4							
7	1	26013-100252	BOLT, M10X 25	4							
8	1	26013-100302	BOLT, M10X 30	3							
9	1	26716-120002	NUT, M12	8							

Fig.9. RADIATOR & MOUNT



(A)=C12R-A(US)

(B)=

(C)=

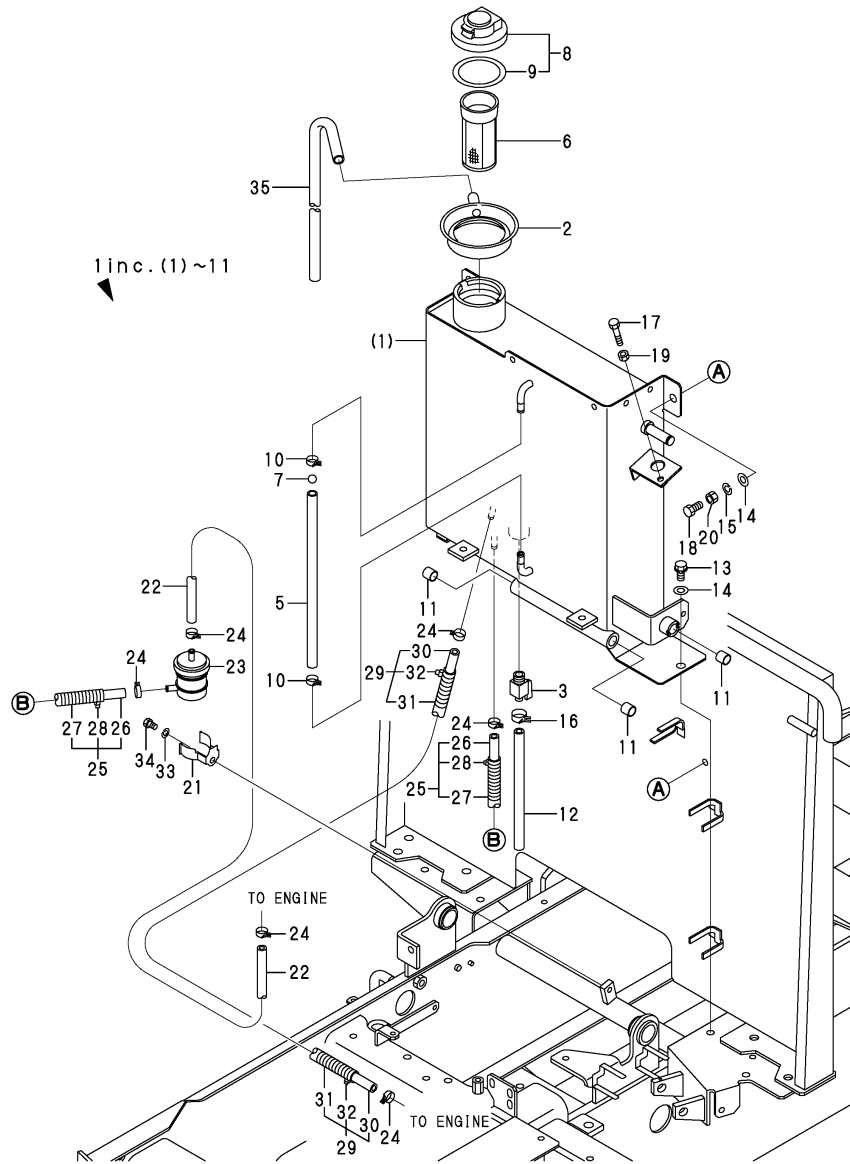
(D)=

(E)=

(F)=

No.	Lev.	Parts No.	Description	Q'ty						I	R
				(A)	(B)	(C)	(D)	(E)	(F)		
1	1	172652-13301	MOUNT, RADIATOR	1							
1-1	1	172652-13301-1	MOUNT, RADIATOR	1							S
(A=M/#23040)											
3	2	172652-13320	SEAL, RADIATOR	1							
4	2	172447-65480	RUBBER, SEAL 1050	1							
5	1	172446-13330	ABSORBER, SHOCK	4							
6	1	172A20-13350	GUARD, FAN	1							
6-1	1	172A20-13350-1	GUARD, FAN	1							S
(A=M/#23040)											
7	1	172A20-13430	RADIATOR ASSY	1							
9	2	172446-13450	CAP, PRESSURE	1							
10	2	172446-13460	SHROUD ASSY	1							
11	2	172446-13470	BOLT ASSY	3							
12	2	172446-13480	HOSE, RUBBER	1							
13	2	172446-13490	CLIP	2							
14	1	172498-13600	HOSE, RADIATOR	1							
15	1	172498-13610	HOSE, RADIATOR	1							
15-1	1	172498-13611	HOSE, RADIATOR	1							N
(A=M/#22777)											
16	1	121468-44510	TANK ASSY	1							
18	2	121450-44531	CAP	1							
19	2	121468-44540	PLUG	1							
20	2	124450-44560	RETAINER	1							
21	2	121470-44581	GASKET	1							
22	2	23065-070130	PIPE, 7X 130	1							
23	1	22137-060000	WASHER, 6	2							
24	1	22137-100000	WASHER, 10	3							
25	1	23001-025000	CLAMP, HOSE 25	2							
26	1	26013-060162	BOLT, M6X 16	2							
27	1	26013-080162	BOLT, M8X 16	2							
28	1	26013-100252	BOLT, M10X 25	3							
29	1	172137-16560	BAND	1							
30	1	1A1686-57850	CLAMP, 80	2							
31	1	26013-060122	BOLT, M6X 12	1							
32	1	22137-060000	WASHER, 6	1							
33	1	184015-59230	HOSE ASSY, FUEL	1							
34	1	124766-59050	CLIP, HOSE 12	2							
35	1	22487-080160	PIN, H 8X 16	1							
36	1	23001-035000	CLAMP, HOSE 35	2							

Fig.10. FUEL TANK & FUEL PIPE



(A)=C12R-A(US)
(B)=
(C)=

(D)=
(E)=
(F)=

No.	Lev.	Parts No.	Description	Q'ty						I	R
				(A)	(B)	(C)	(D)	(E)	(F)		
1	1	772652-14100	TANK ASSY, FUEL	1							1
1-1	1	772652-14100-1	TANK ASSY, FUEL	1							S 1
(A=M/#23040)											
2	2	194940-04240	SUMP, TANK	1							
3	2	104200-11920	COCK, WATER	1							
5	2	172149-14251	HOSE, FUEL GAUGE	1							
6	2	172183-14250	FILTER, FUEL	1							
7	2	172141-14260	FLOAT	1							
8	2	172122-14301	CAP ASSY, TANK	1							
9	3	172122-14350	GASKET	1							
10	2	23010-014000	CLAMP, 14	2							
11	2	24550-014150	BUSH, 14X15	3							
12	1	172149-14251	HOSE, FUEL GAUGE	1							
13	1	26013-100202	BOLT, M10X 20	3							
14	1	22137-100000	WASHER, 10	4							
15	1	22217-100000	WASHER, SPRING 10	1							
16	1	23080-013000	CLAMP, 13	1							
17	1	26116-080404	BOLT, M8X 40 PLATED	1							
18	1	26116-100304	BOLT, M10X 30 PLATED	1							
19	1	26716-080002	NUT, M8	1							
20	1	26716-100002	NUT, M10	1							
21	1	198072-04320	CLAMP, FILTER	1							
22	1	172124-14620	HOSE, FUEL OIL	1							
23	1	129052-55630	FILTER, FUEL	1							
24	1	124766-59050	CLIP, HOSE 12	6							
25	1	184015-59190	HOSE ASSY, FUEL	1							
26	2	172120-14660	HOSE	1							
27	2	184015-59200	TUBE, CORRUGATED	1							
28	2	933168-55770	BAND	2							
29	1	184015-59190	HOSE ASSY, FUEL	1							
30	2	172120-14660	HOSE	1							
31	2	184015-59200	TUBE, CORRUGATED	1							
32	2	933168-55770	BAND	2							
33	1	22217-080000	WASHER, SPRING 8	1							
34	1	26116-080122	BOLT, M8X 12 PLATED	1							
35	1	172648-14200	PIPE, FUEL SUMP	1							
36A	1	172652-03641	LABEL, LIFT US	1							2
36A-1	1	172652-03642	LABEL, LIFT US	1							N 2
(A=M/#22777)											

Remarks

(1)PLEASE USE THIS PART WITH FOLLOWING LABELS AT THE SAME TIME.
REF.NO.36A,36A-1

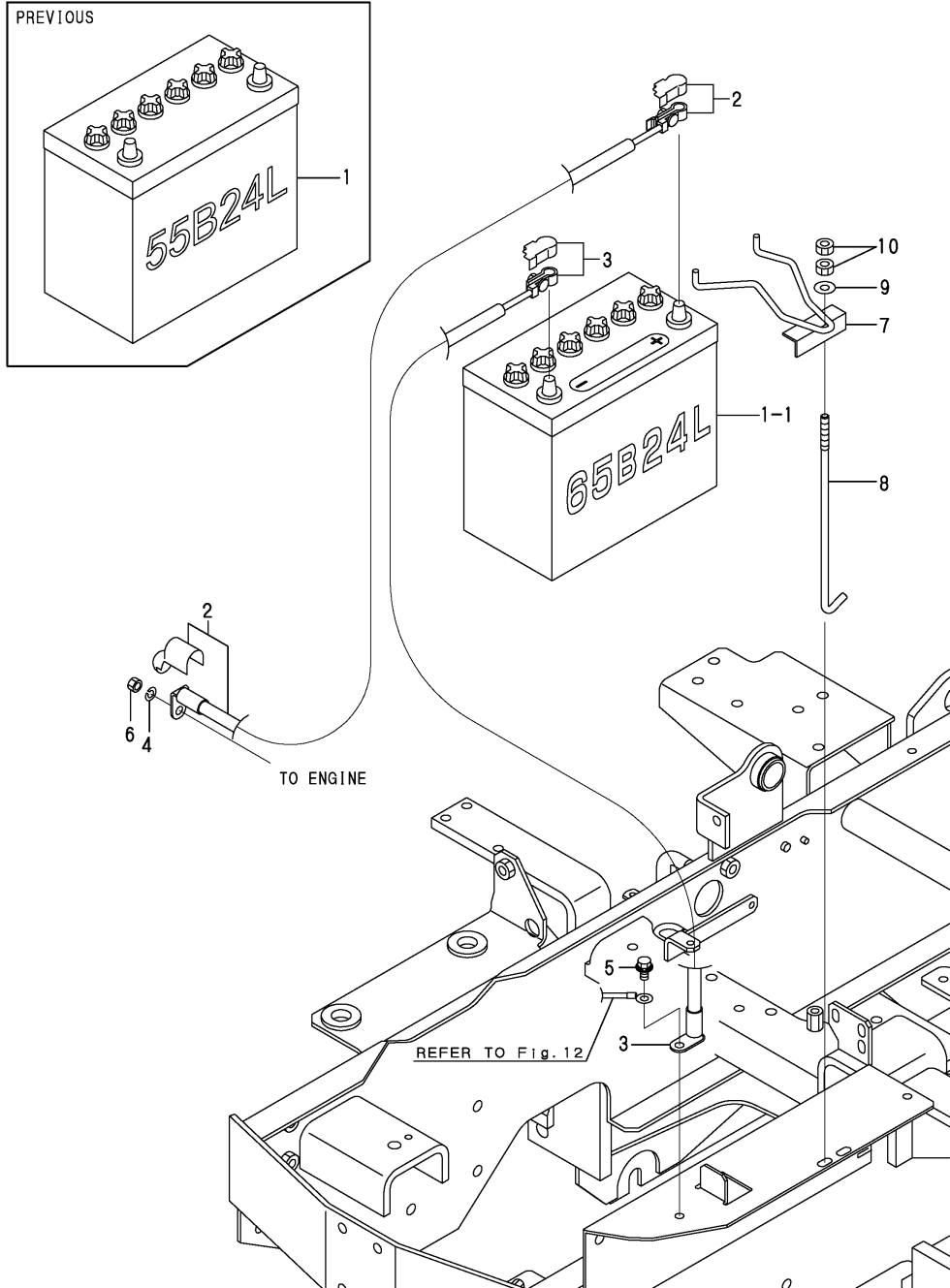
(2)LABELS ARE NOT ILLUSTRATED.

Fig.11. BATTERY & CABLE

(A)=C12R-A(US)
(B)=
(C)=

(D)=
(E)=
(F)=

PREVIOUS

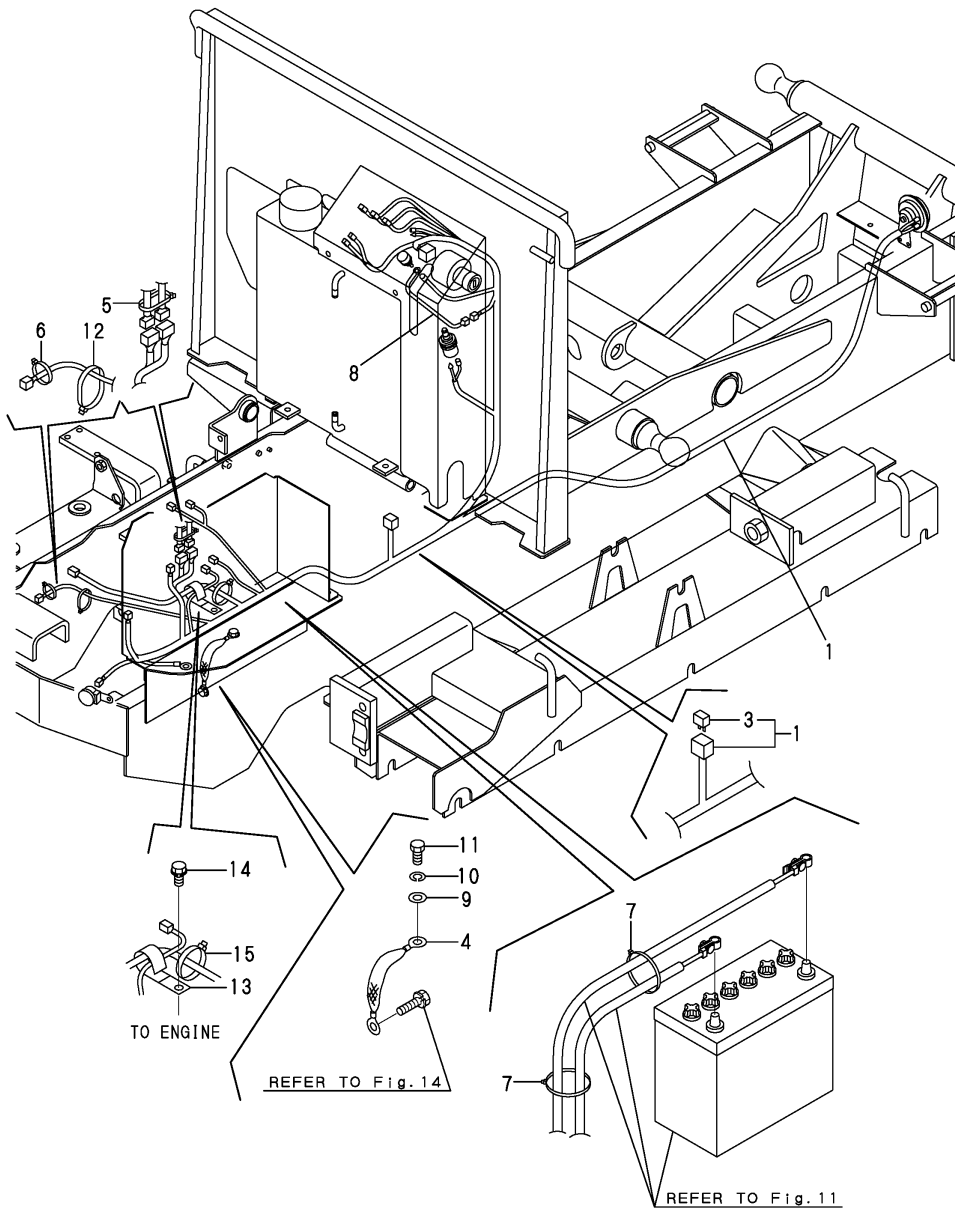


No.	Lev.	Parts No.	Description	Q'ty						I	R
				(A)	(B)	(C)	(D)	(E)	(F)		
1	1	172447-16100	BATTERY	1							
1-1	1	172458-16110	BATTERY	1							R
(A=M/#23392)											
2	1	172655-16110	CORD, BATTERY	1							
3	1	172652-16120	CORD, BATTERY	1							
4	1	22217-080000	WASHER, SPRING 8	1							
5	1	26014-080202	BOLT, M8X 20	1							
6	1	26716-080002	NUT, M8	1							
7	1	172446-16320	CLAMP, BATTERY	1							
7-1	1	172446-16320-1	CLAMP, BATTERY	1							S
(A=M/#23040)											
8	1	172164-16370	ROD	1							
9	1	22137-080000	WASHER, 8	1							
10	1	26716-080002	NUT, M8	2							

Fig.12. ELECTRIC PART(WIRING)

(A)=C12R-A(US)
(B)=
(C)=

(D)=
(E)=
(F)=



No.	Lev.	Parts No.	Description	Qty						I	R
				(A)	(B)	(C)	(D)	(E)	(F)		
1	1	172655-16500	WIRE HARNESS ASSY A	1							
3	2	172648-16600	DIODE	1							
4	1	172648-16540	WIRE, EARTH	1							
5	1	933168-55770	BAND	1							
6	1	172122-79920	CLIP, HOSE	1							
7	1	933168-55770	BAND	2							
8	1	172652-16520	HARNESS B	1							
9	1	22137-100000	WASHER, 10	1							
10	1	22217-100000	WASHER, SPRING 10	1							
11	1	26116-100162	BOLT, M10X 16 PLATED	1							
12	1	172183-16560	CLIP, HOSE	1							
13	1	1A1686-57850	CLAMP, 80	1							
14	1	26013-080162	BOLT, M8X 16	1							
15	1	172614-16520	BAND 100	1							

Fig.13. ELECTRIC PART(EQUIPMENT)

(A)=C12R-A(US)

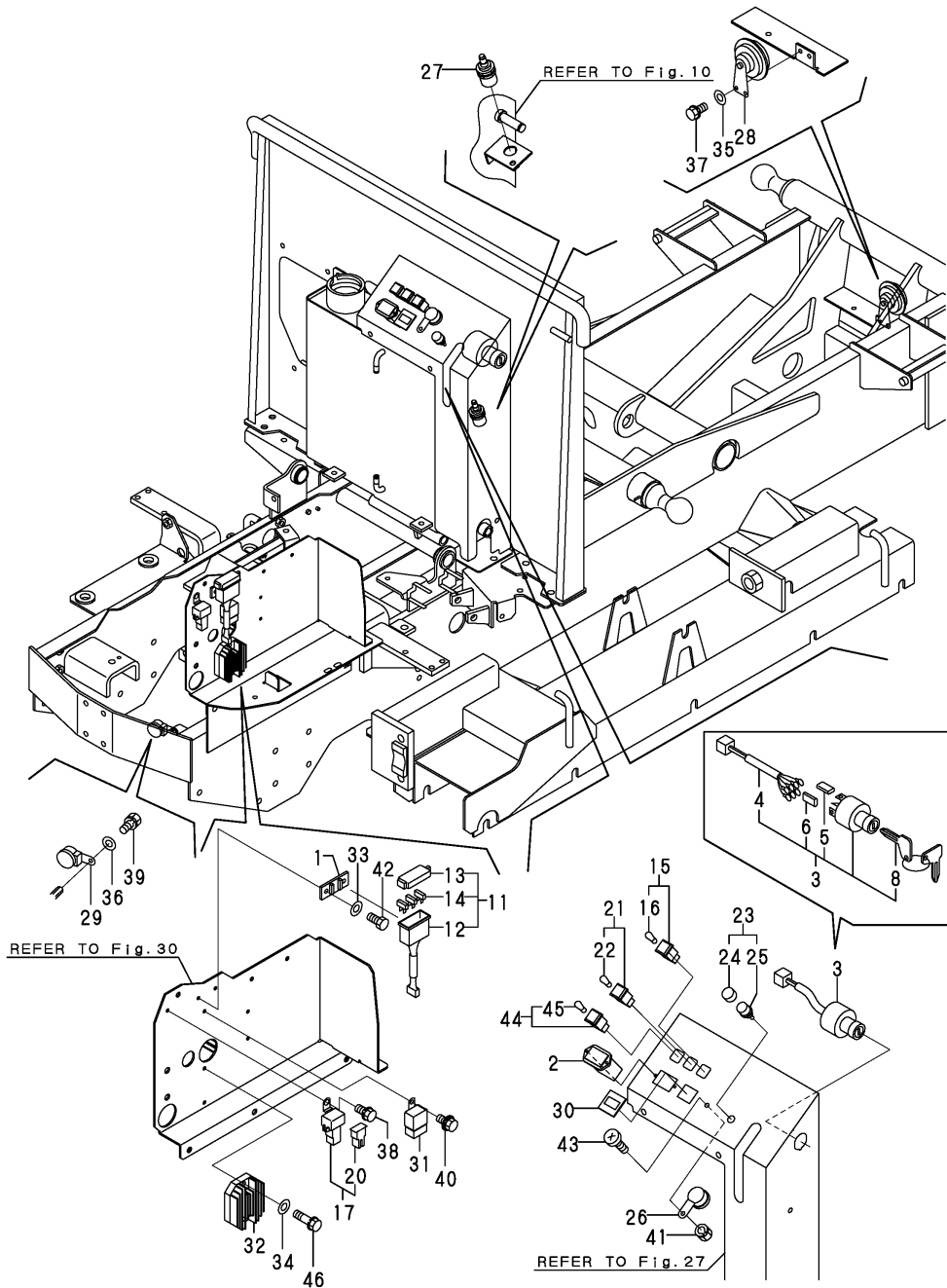
(B)=

(C)=

(D)=

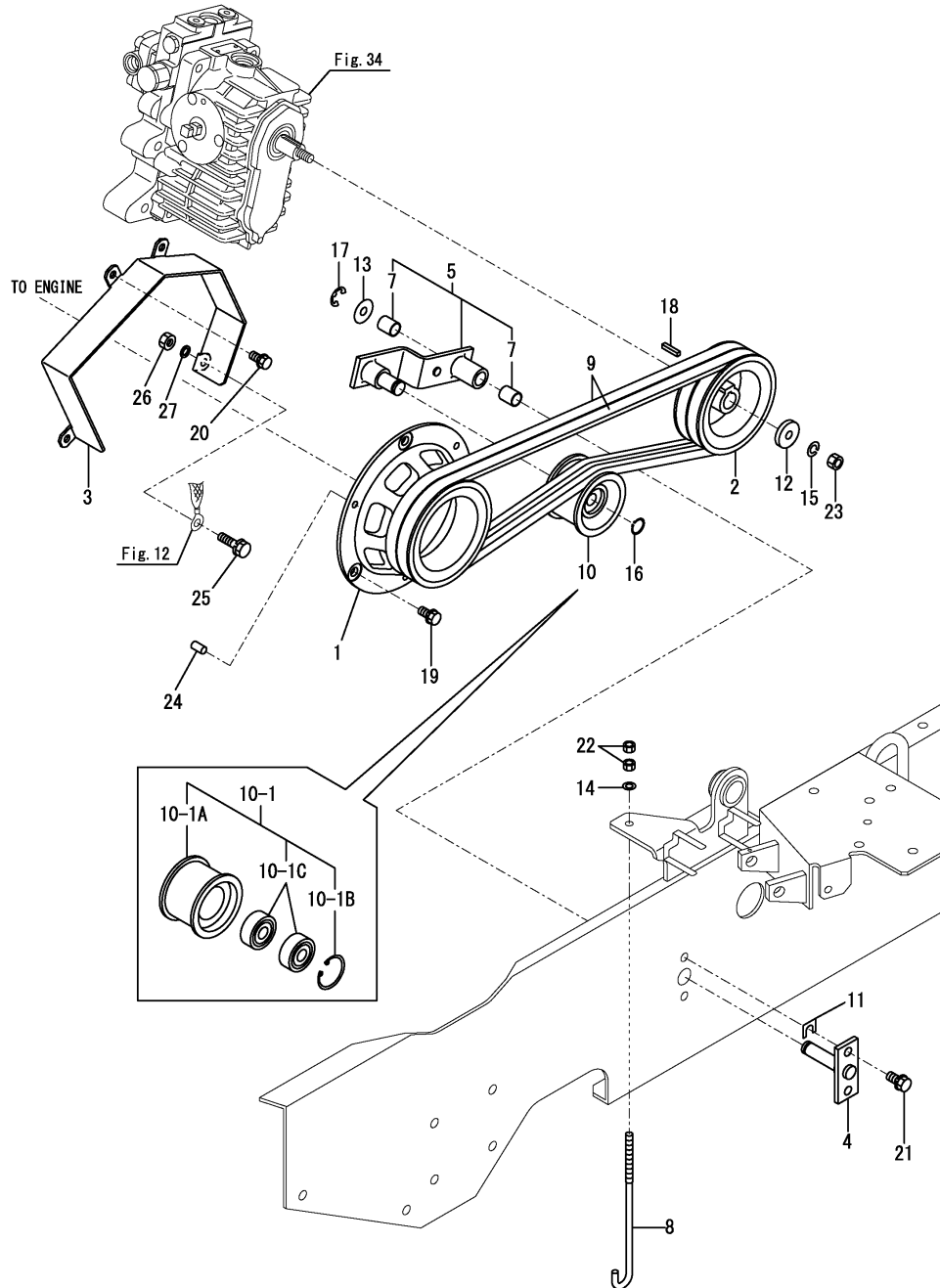
(E)=

(F)=



No.	Lev.	Parts No.	Description	Q'ty						I	R
				(A)	(B)	(C)	(D)	(E)	(F)		
1	1	172183-16550	BRACKET,FUSE	1							
2	1	172186-17100	METER, HOUR	1							
3	1	172187-17100	SWITCH ASSY, STARTER	1							
4	2	172187-17070	CORD ASSY	1							
5	2	172187-17080	COVER	3							
6	2	172187-17090	COVER	2							
8	2	933110-00301	KEY ASSY	1							
11	1	172447-17110	FUSE CMP,4P	1							
12	2	172183-16580	BODY,FUSER	1							
13	2	172183-16590	COVER	1							
14	2	29420-100000	FUSE, B 10A	3							
15	1	172149-17120	LAMP	1							
16	2	172149-17140	BULB, 12V 3.4W	1							
17	1	172447-17120	FUSE 40A	1							
20	2	172447-17150	FUSE 40A	1							
21	1	172149-17130	LAMP	1							
22	2	172149-17140	BULB, 12V 3.4W	1							
23	1	172648-17130	SWITCH ASSY, HORN	1							
24	2	172648-17140	CAP	1							
25	2	194630-52160	SWITCH, HORN	1							
26	1	172141-17150	BUZZER	1							
27	1	194630-52190	SWITCH, SAFETY START	1							
28	1	194151-57100	HORN	1							
29	1	198071-57110	BUZZER, BACK	1							
30	1	172165-63660	CAP	1							
31	1	119247-77100	RELAY, SAFETY	1							
32	1	172A20-17110	LIMITER,CURRENT	1							
32-1	1	172A20-17111	LIMITER,CURRENT	1							R
(A=M/#XXXXXX)											
33	1	22137-060000	WASHER, 6	2							
34	1	22137-060000	WASHER, 6	2							
35	1	22137-060000	WASHER, 6	2							
36	1	22137-060000	WASHER, 6	1							
37	1	26013-060122	BOLT, M6X 12	2							
38	1	26013-060122	BOLT, M6X 12	1							
39	1	26013-060122	BOLT, M6X 12	1							
40	1	26014-060122	BOLT, M6X 12	1							
41	1	26051-060002	NUT, M6	1							
42	1	26116-060162	BOLT, M6X 16 PLATED	2							
43	1	26589-060162	SCREW, M6	1							
44	1	933113-05190	LAMP, OIL	1							
45	2	933113-05180	BULB, 12V 3W	1							
46	1	26013-060252	BOLT, M6X 25	2							

Fig.14. PULLEY & BELT



(A)=C12R-A(US)
(B)=
(C)=

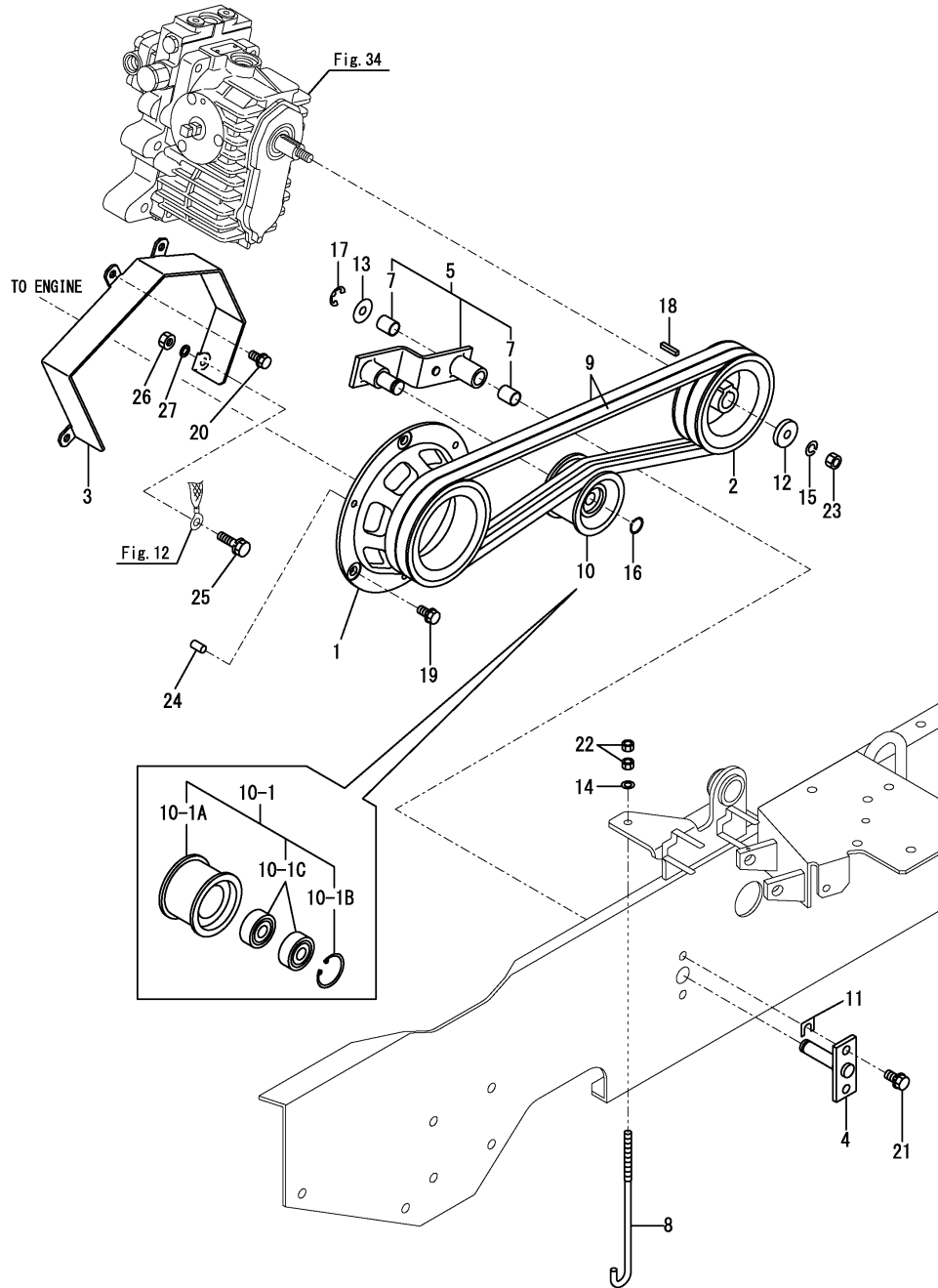
(D)=
(E)=
(F)=

No.	Lev.	Parts No.	Description	Q'ty						I	R
				(A)	(B)	(C)	(D)	(E)	(F)		
1	1	172655-21100-1	PULLEY, ENGINE	1							
1-1	1	172655-21100-2	PULLEY, ENGINE	1							S
(A=M/#23040)											
2	1	172652-21120-1	PULLEY, HST	1							
2-1	1	172652-21120-2	PULLEY, HST	1							S
(A=M/#23040)											
3	1	172655-21130-1	COVER, FLYWHEEL	1							
3-1	1	172655-21130-2	COVER, FLYWHEEL	1							S
(A=M/#23040)											
4	1	172652-21150-1	SHAFT, TENSION	1							
4-1	1	172652-21150-2	SHAFT, TENSION	1							S
(A=M/#23040)											
4-2	1	172652-21151-2	SHAFT, TENSION	1							N
(A=M25445)											
5	1	172652-21200-1	ARM, TENSION	1							
5-1	1	172652-21200-2	ARM, TENSION	1							S
(A=M/#23040)											
5-2	1	172652-21201-2	ARM, TENSION	1							N
(A=M25445)											
7	2	24550-015200	BUSH, 15X20	2							
8	1	172652-21250	ROD, TENSION	1							
8-1	1	172652-21251	ROD, TENSION	1							S
(A=M25445)											
9	1	172652-21300	V-BELT, SB53W800	2							
10	1	1E6210-34030	PULLEY, TENSION 72	1							
10-1	1	172658-21110	PULLEY ASSY, TENSION	1							N
(A=*2014.09)											
10-1A	2	1E8235-51051	PULLEY, 80X47	1							W
(A=*2014.09)											
10-1B	2	22252-000400	RING, 40	1							W
(A=*2014.09)											
10-1C	2	24104-062034	BEARING, BALL 6203UU	2							W
(A=*2014.09)											
11	1	172725-42250	SHIM	3							
12	1	1A1380-46460	WASHER, 10X33X6	1							
13	1	22137-140000	WASHER, 14	1							
14	1	22137-080000	WASHER, 8	1							
14-1	1	22137-100000	WASHER, 10	1							S
(A=M25445)											
15	1	22217-100000	WASHER, SPRING 10	1							
16	1	22242-000170	RING, 17	1							
17	1	22272-000120	RING, E-12	1							
18	1	22512-050250	KEY, 5X 25	1							
19	1	26013-100202	BOLT, SPRING M10X 20	3							
20	1	26013-080202	BOLT, SPRING M8X 20	2							
21	1	26013-100252	BOLT, SPRING M10X 25	2							
21-1	1	26013-100302	BOLT, SPRING M10X 30	2							S
(A=M25445)											
22	1	26716-080002	NUT, M8	2							
22-1	1	26716-100002	NUT, M10	2							S
(A=M25445)											

Fig.14. PULLEY & BELT

(A)=C12R-A(US)
(B)=
(C)=

(D)=
(E)=
(F)=

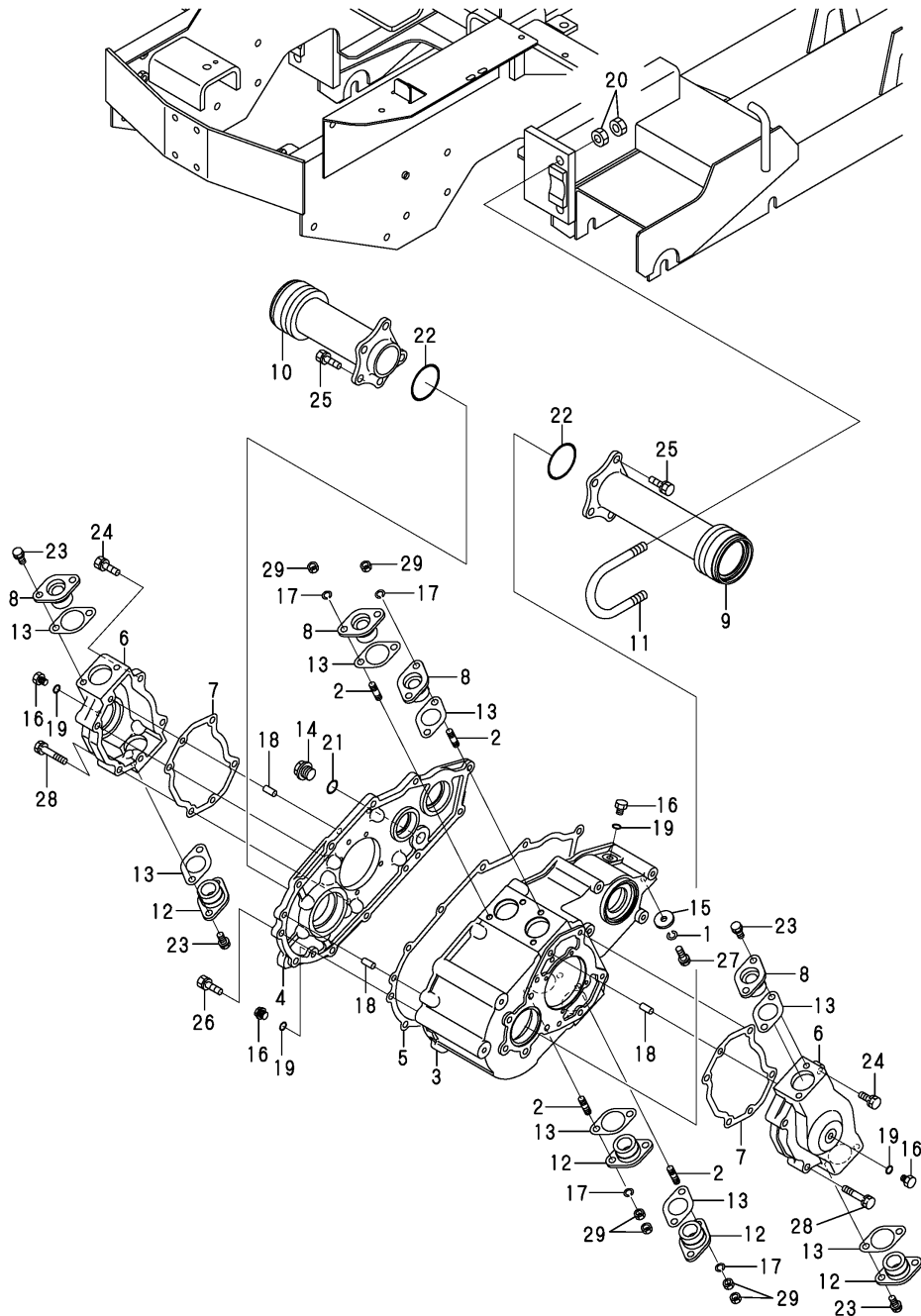


No.	Lev.	Parts No.	Description	Q'ty						I	R
				(A)	(B)	(C)	(D)	(E)	(F)		
23	1	26736-100002	NUT, M10	1							
24	1	22312-080200	PIN, PARALLEL M8X20	3							
25	1	26013-080252	BOLT, SPRING M8X 25	2							
26	1	26716-080002	NUT, M8	2							
27	1	22137-080000	WASHER, 8	2							

Fig.15. TRANSMISSION(CASE)

(A)=C12R-A(US)
(B)=
(C)=

(D)=
(E)=
(F)=

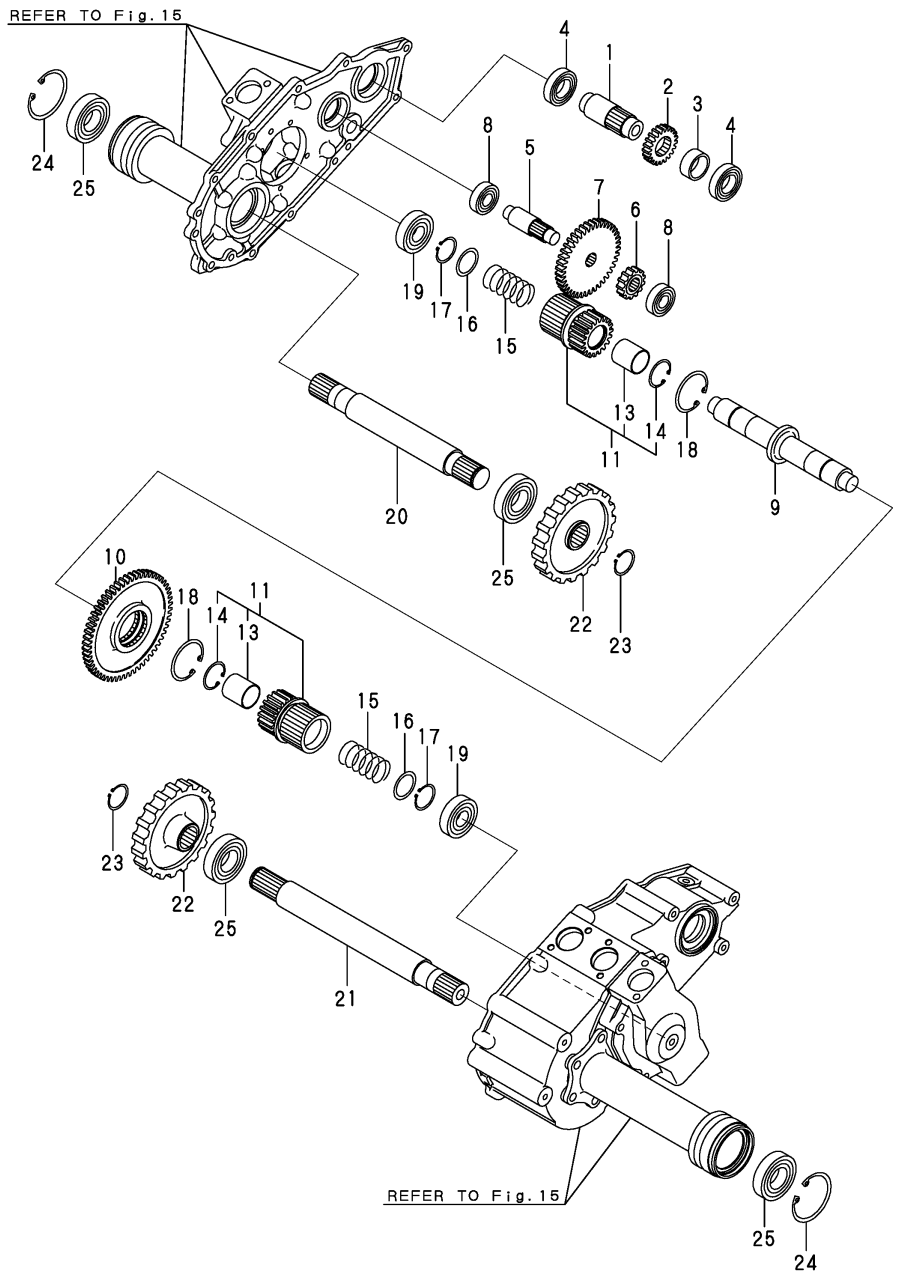


No.	Lev.	Parts No.	Description	Qty						I	R
				(A)	(B)	(C)	(D)	(E)	(F)		
1	1	22217-100000	WASHER, SPRING 10	4							
2	1	195194-12130	STUD	8							
3	1	172652-22110	HOUSING, MISSION	1							
4	1	172648-22120	PLATE	1							
5	1	172638-22131	GASKET, MISSION	1							
6	1	172652-22140	COVER, BRAKE	2							
7	1	172638-22151	PACKING	2							
8	1	172638-22170	BRACKET	4							
9	1	172648-22200	HOUSING L	1							
10	1	172648-22210	HOUSING ASSY	1							
11	1	172648-22350	U-BOLT M14	2							
12	1	172738-27230	BRACKET	4							
13	1	172738-27290	GASKET	8							
14	1	1A1380-28040	PLUG, OIL 20X13.5	1							
15	1	1A1040-46460	WASHER, 10X33X4.5	4							
16	1	1A1040-48070	PLUG 10, OIL	4							
17	1	22217-100000	WASHER, SPRING 10	8							
18	1	22312-100220	PIN, PARALLEL M10X22	6							
19	1	24311-000120	O-RING, 1AP12.0	4							
20	1	26716-140002	NUT, M14	8							
21	1	24311-000210	O-RING, 1AP21.0	1							
22	1	24321-000650	O-RING, 1AG65.0	2							
23	1	26013-100202	BOLT, M10X 20	8							
24	1	26013-100302	BOLT, M10X 30	4							
25	1	26013-120252	BOLT, M12X 25	10							
26	1	26013-100302	BOLT, M10X 30	11							
27	1	172162-13200	BOLT	4							
28	1	26013-100502	BOLT, M10X 50	4							
29	1	26716-100002	NUT, M10	12							

Fig.16. TRANSMISSION(SHAFT & GEAR)

(A)=C12R-A(US)
(B)=
(C)=

(D)=
(E)=
(F)=

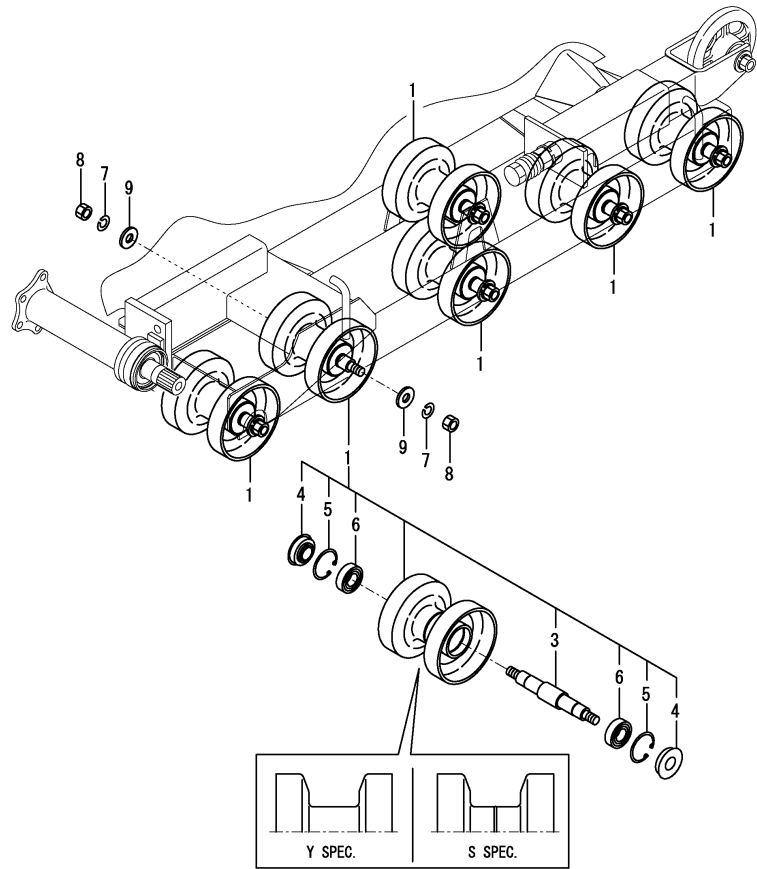


No.	Lev.	Parts No.	Description	Q'ty						I	R
				(A)	(B)	(C)	(D)	(E)	(F)		
1	1	172648-23110	SHAFT	1							
2	1	172638-23120	GEAR, N=21	1							
3	1	172638-23130	COLLAR, 35X42.7X18	1							
4	1	24101-060064	BEARING, BALL 6006	2							
5	1	172648-23210	SHAFT	1							
6	1	172648-23220	GEAR, N=13	1							
7	1	172638-23230	GEAR, N=40	1							
8	1	172638-23250	BALL BEARING	2							
9	1	172652-23310	SHAFT	1							
10	1	172652-23320	GEAR 56T	1							
11	1	172652-23330	GEAR 19	2							
13	2	172652-23380	BUSH 35X38X40	2							
14	2	1E8130-55080	CIRCLIP	2							
15	1	172652-23350	SPRING, 40.5X69	2							
16	1	194250-25520	SPACER, 35X45X2	2							
17	1	22242-000350	RING, 35	2							
18	1	22252-000580	RING, 58	2							
19	1	24101-063054	BEARING, BALL 6305	2							
20	1	172652-23410	SHAFT 4,L	1							
21	1	172652-23420	SHAFT 4,R	1							
22	1	172648-23430	GEAR 48	2							
23	1	22242-000350	RING, 35	2							
24	1	22252-000720	RING, 72	2							
25	1	24101-062074	BEARING, BALL 6207	4							

Fig.42. (18A)TRACK ROLLER(S SPEC.)

(A)=C12R-A(US)
(B)=
(C)=

(D)=
(E)=
(F)=

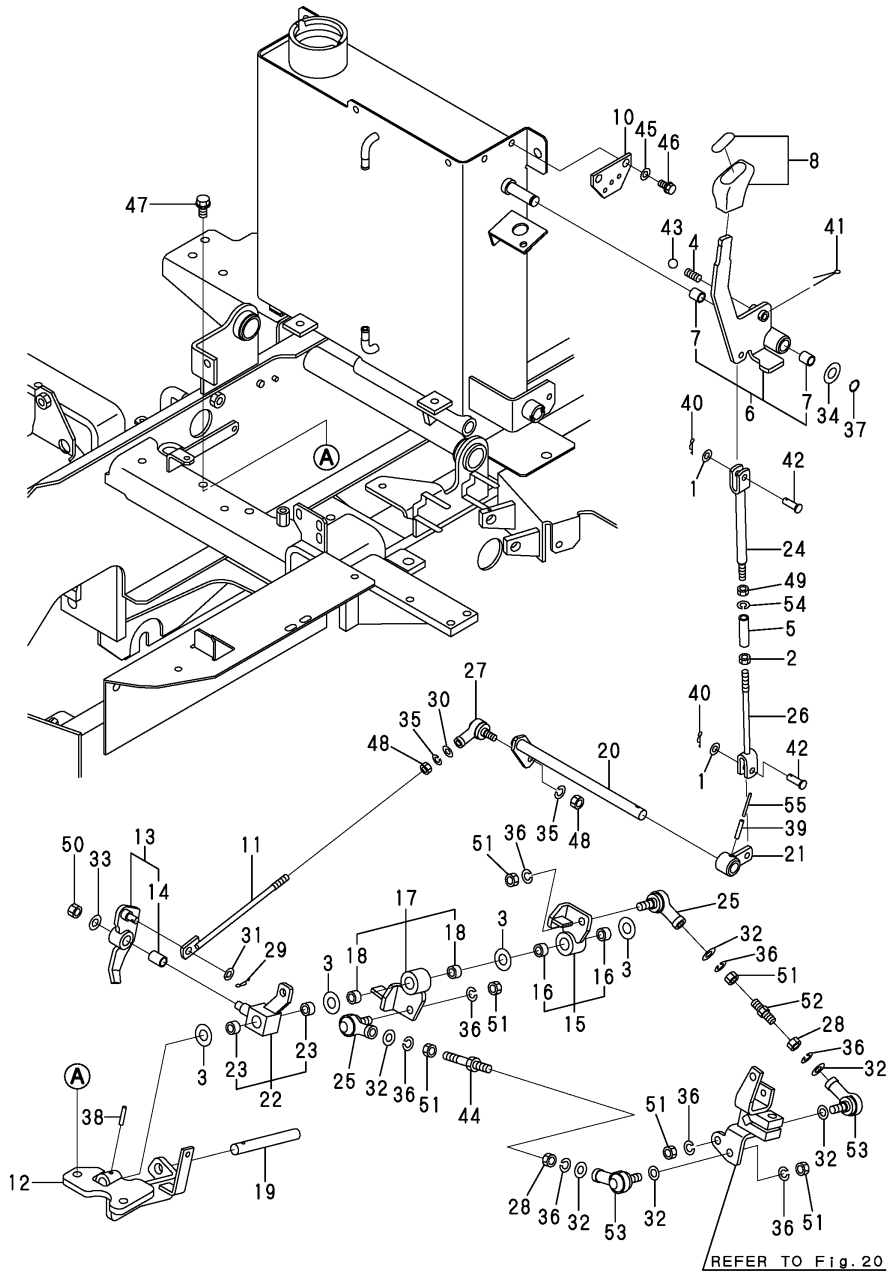


No.	Lev.	Parts No.	Description	Q'ty						I	R
				(A)	(B)	(C)	(D)	(E)	(F)		
1	1	172658-37300 (A=*2015.08)	ROLLER ASSY	12							W
3	2	172658-37320	SHAFT	12							
4	2	1E6140-73420	SEAL, OIL 25X52X18	24							
5	2	22252-000520	RING, 52	24							
6	2	24101-062054	BEARING, BALL 6205	24							
7	1	22217-160000	WASHER, SPRING 16	24							
8	1	26736-160002	NUT, M16	24							
9	1	933147-08501	WASHER	24							

Remarks

* Track roller(y specification.) are shown in Fig.18.
The inner parts are not compatible.

Fig.19. CONTROL EQUIPMENT(F.R. LEVER)

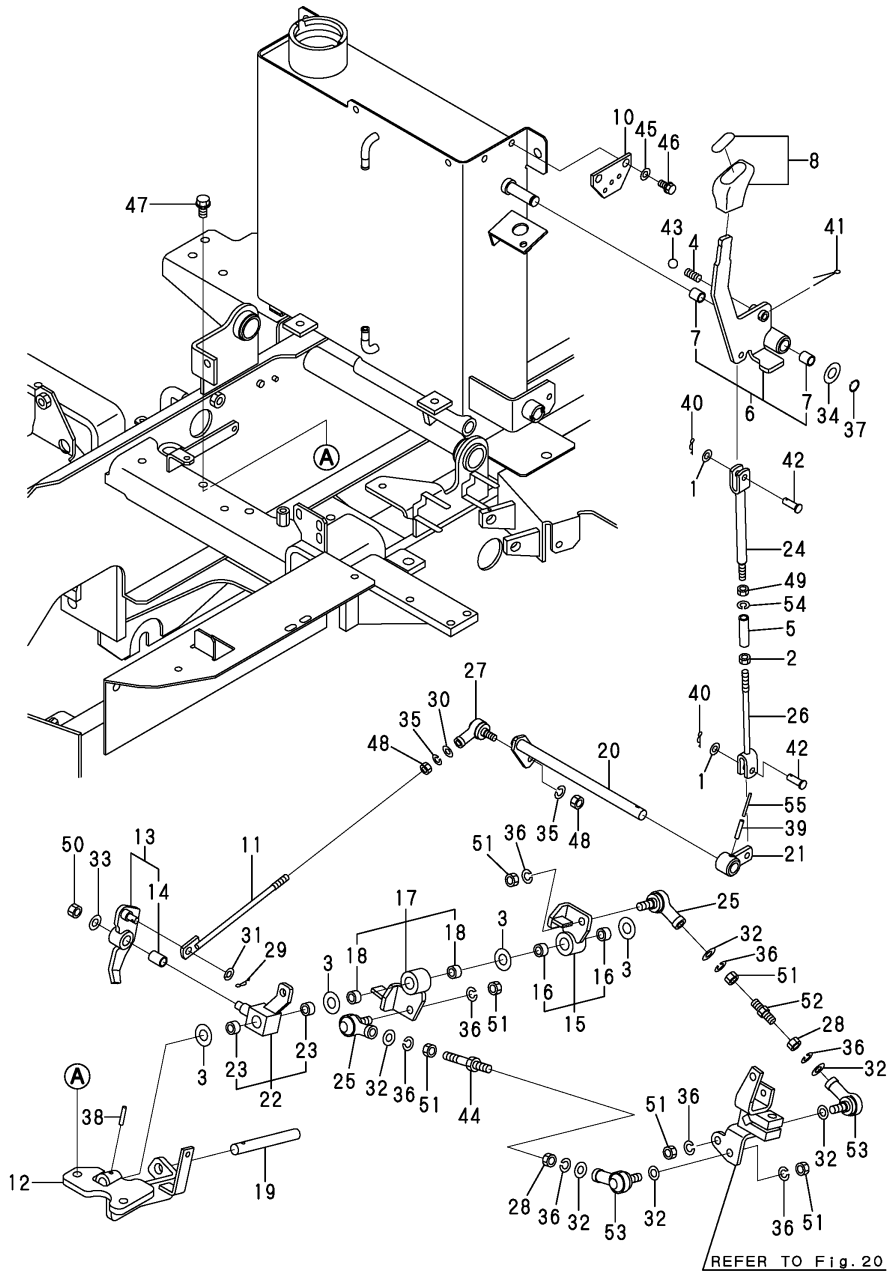


(A)=C12R-A(US)
(B)=
(C)=

(D)=
(E)=
(F)=

No.	Lev.	Parts No.	Description	Q'ty						I	R
				(A)	(B)	(C)	(D)	(E)	(F)		
1	1	22137-08000	WASHER, 8	2							
2	1	194990-20170	NUT, M8	1							
3	1	172730-25271	WASHER 1629	4							
4	1	172725-25810	SPRING, 1.4X6.6X17.4	1							
5	1	195412-33280	TURNBUCKLE	1							
6	1	172652-41290	LEVER	1							
6-1	1	172652-41290-1	LEVER	1							S
(A=M/#23040)											
7	2	24550-014150	BUSH, 14X15	2							
8	1	172652-41320	KNOB ASSY	1							
10	1	172652-41350	PLATE	1							
11	1	172652-41370	ROD	1							
12	1	172655-41620	BRACKET	1							
12-1	1	172655-41620-1	BRACKET	1							S
(A=M/#23040)											
13	1	172652-41730	LEVER	1							
13-1	1	172652-41730-1	LEVER	1							S
(A=M/#23040)											
14	2	24550-014200	BUSH, 14X20	1							
15	1	172652-41780	ARM ASSY	1							
15-1	1	172652-41780-1	ARM ASSY	1							S
(A=M/#23040)											
16	2	24550-014100	BUSH, 14X10	2							
17	1	172652-41820	ARM ASSY	1							
17-1	1	172652-41820-1	ARM ASSY	1							S
(A=M/#23040)											
18	2	24550-014100	BUSH, 14X10	2							
19	1	172652-41870	PIN 14X118,FR	1							
20	1	172652-41880	ARM ASSY	1							
21	1	172652-41920	ARM, LEVER	1							
21-1	1	172652-41920-1	ARM, LEVER	1							S
(A=M/#23040)											
22	1	172652-41950	BOSS	1							
22-1	1	172652-41950-1	HOSE	1							S
(A=M/#23040)											
23	2	24550-014100	BUSH, 14X10	2							
24	1	172112-42000	ROD, BUCKET	1							
24-1	1	172112-42000-1	ROD, BUCKET	1							S
(A=M/#23040)											
25	1	172122-46560	END, ROD	2							
26	1	172137-46560	ROD, SELECTOR	1							
26-1	1	172137-46560-1	ROD, SELECTOR	1							S
(A=M/#23040)											
27	1	172122-46590	ELBOW	1							
28	1	172738-47900	NUT, M10 L	2							
29	1	1C6281-52320	PIN, SNAP 8	1							
30	1	22137-08000	WASHER, 8	1							
31	1	22137-08000	WASHER, 8	1							
32	1	22137-100000	WASHER, 10	6							
33	1	22137-100000	WASHER, 10	1							
34	1	22137-140000	WASHER, 14	1							

Fig.19. CONTROL EQUIPMENT(F.R. LEVER)



(A)=C12R-A(US)

(B)=

(C)=

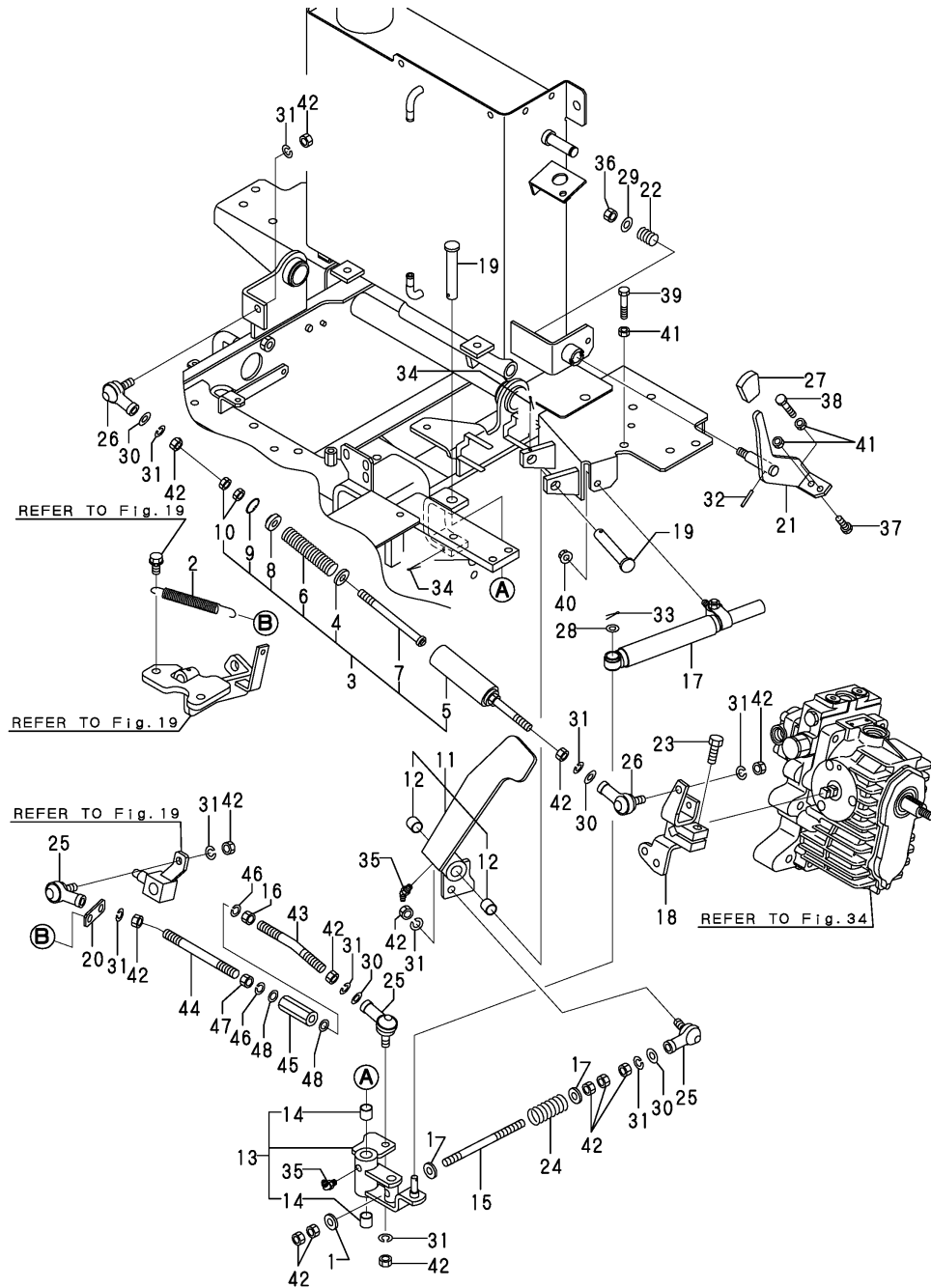
(D)=

(E)=

(F)=

No.	Lev.	Parts No.	Description	Q'ty						I	R
				(A)	(B)	(C)	(D)	(E)	(F)		
35	1	22217-080000	WASHER, SPRING 8	2							
36	1	22217-100000	WASHER, SPRING 10	8							
37	1	22242-000140	RING, 14	1							
38	1	22351-050025	PIN, SPRING 5.0X25	1							
39	1	22351-050025	PIN, SPRING 5.0X25	1							
39-1	1	22351-050032	PIN, SPRING 5.0X32	1							N
(A=*2008.04)											
40	1	1C6281-52320	PIN, SNAP 8	2							
41	1	22417-250200	PIN, COTTER 2.5X20	1							
42	1	22486-080200	PIN, H 8X 20	2							
43	1	24190-100001	BALL, STEEL 5/16	1							
44	1	172643-41470	RINK ROD, SHIFT	1							
45	1	22137-080000	WASHER, 8	2							
46	1	26013-080202	BOLT, M8X 20	2							
47	1	26013-100302	BOLT, M10X 30	2							
48	1	26716-080002	NUT, M8	2							
49	1	26716-080002	NUT, M8	1							
50	1	26716-100002	NUT, M10	1							
51	1	26736-100002	NUT, M10	6							
52	1	933164-04460	TURNBUCKLE	1							
53	1	933164-04470	BALL RBL-10LD, LINK	2							
54	1	22217-080000	WASHER, SPRING 8	1							W
(A=M/#23165)											
55	1	22351-030032	PIN, SPRING 3.0X32	1							W
(A=*2008.04)											

Fig.20. CONTROL EQUIPMENT(TRAVEL PEDAL)



(A)=C12R-A(US)

(B)=

(C)=

(D)=

(E)=

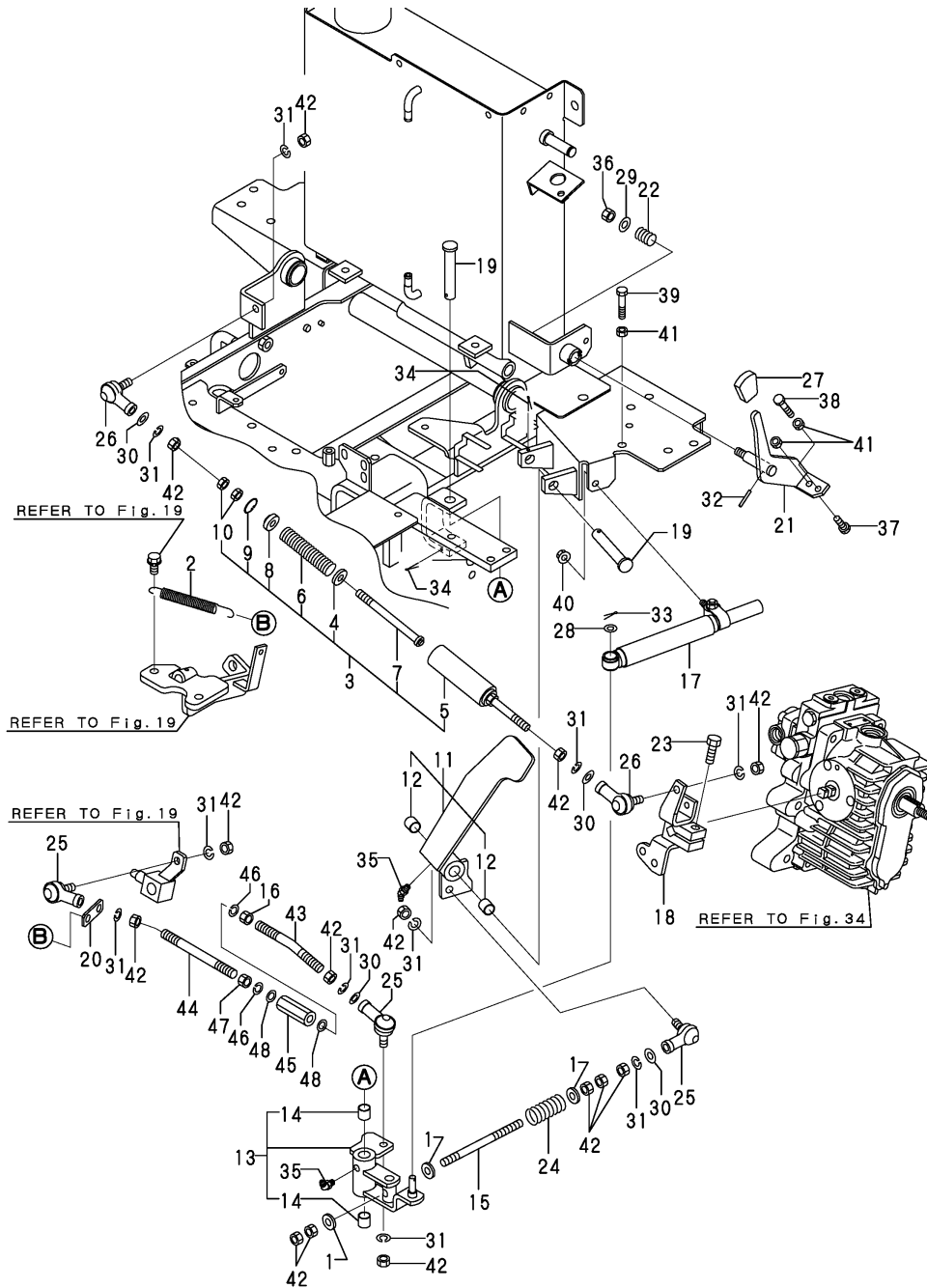
(F)=

No.	Lev.	Parts No.	Description	Qty						I	R
				(A)	(B)	(C)	(D)	(E)	(F)		
1	1	194145-04810	WASHER	3							
2	1	172652-42030	SPRING, RETURN	1							
3	1	172652-41201	SPRING ASSY, RETURN	1							
4	2	172648-41210	STOPPER, LINK	1							
5	2	172652-41211	PIPE ASSY, RETURN	1							
6	2	172652-41260	SPRING, 18X88	1							
7	2	172519-41601	ROD, F & R LINK	1							
8	2	172519-41631	STOPPER, LINK	1							
9	2	172519-42780	CIRCLIP, IRTW-24	1							
10	2	26776-100002	NUT, LOCK M10	2							
11	1	172652-41401	PEDAL, FRONT	1							
11-1	1	172652-41401-1	PEDAL, FRONT	1							S
(A=M/#23040)											
12	2	24550-014150	BUSH, 14X15	2							
13	1	172652-41450	LINK ASSY, PEDAL	1							
13-1	1	172652-41450-1	LINK ASSY, PEDAL	1							S
(A=M/#23040)											
14	2	24550-014150	BUSH, 14X15	2							
15	1	172652-41500	ROD, PEDAL	1							
16	1	194150-22480	NUT, M10 L	1							
17	1	172638-41540	DAMPER	1							
18	1	172652-41560-1	LEVER	1							
18-1	1	172652-41560-2	LEVER	1							S
(A=M/#23040)											
19	1	172638-41630	PIN 14X75	2							
20	1	172652-41690	PLATE, SPRING	1							
20-1	1	172652-41690-1	PLATE, SPRING	1							S
(A=M/#23040)											
21	1	172652-41700	STOPPER, LEVER	1							
21-1	1	172652-41700-1	STOPPER, LEVER	1							S
(A=M/#23040)											
22	1	172648-41750	SPRING, 17X22.5X2.3	1							
23	1	26013-100302	BOLT, M10X 30	1							
24	1	172638-42300	SPRING	1							
25	1	172122-46560	END, ROD	3							
26	1	172122-46560	END, ROD	2							
27	1	194273-47910	KNOB, LEVER	1							
28	1	22137-080000	WASHER, 8	1							
29	1	22137-100000	WASHER, 10	1							
30	1	22137-100000	WASHER, 10	4							
31	1	22217-100000	WASHER, SPRING 10	10							
32	1	22351-035025	PIN, SPRING 3.5X25	1							
33	1	22417-200160	PIN, COTTER 2.0X16	1							
34	1	22417-400350	PIN, COTTER 4.0X35	2							
34-1	1	22417-400400	PIN, COTTER 4.0X40	2							R
(A=*2007.12)											
35	1	24761-040000	NIPPLE, GREASE B	2							
36	1	26051-100002	NUT, M10	1							
37	1	26116-080254	BOLT, M8X 25 PLATED	1							
38	1	26116-080304	BOLT, M8X 30 PLATED	1							
39	1	26116-080404	BOLT, M8X 40 PLATED	1							

Fig.20. CONTROL EQUIPMENT(TRAVEL PEDAL)

(A)=C12R-A(US)
(B)=
(C)=

(D)=
(E)=
(F)=



No.	Lev.	Parts No.	Description	Qty						I	R
				(A)	(B)	(C)	(D)	(E)	(F)		
40	1	26366-080002	NUT, M8	1							
41	1	26716-080002	NUT, M8	3							
42	1	26736-100002	NUT, M10	14							
43	1	172655-42010	ROD, M10X117	1							
44	1	172655-42020	ROD, M10X104	1							
45	1	172137-46400	TURNBUCKLE ASSY	1							
46	1	22217-100000	WASHER, SPRING 10	2							
47	1	26716-100002	NUT, M10	1							
48	1	22137-100000	WASHER, 10	2							W

(A=M/#23165)

Fig.21. CONTROL EQUIPMENT(BRAKE PEDAL & PARKING LEVER)

(A)=C12R-A(US)

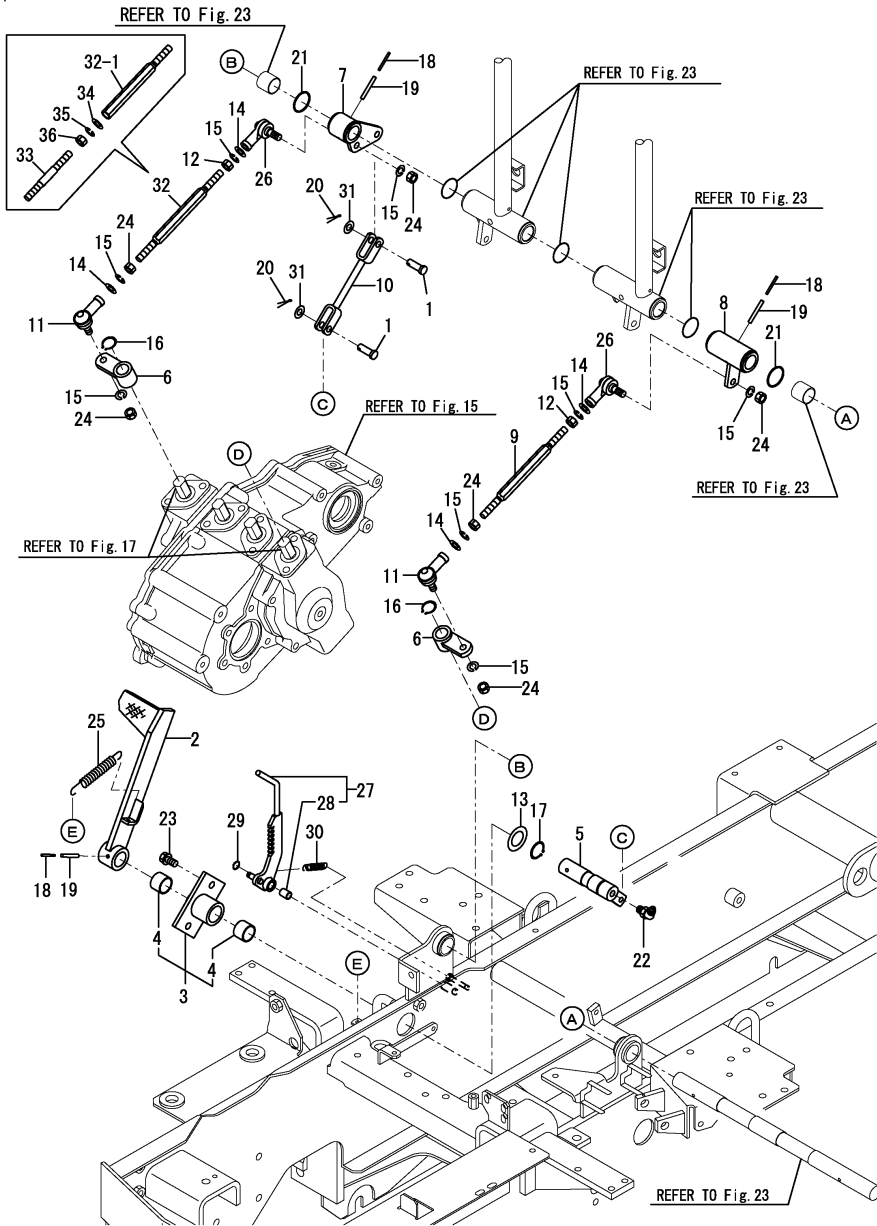
(B)=

(C)=

(D)=

(E)=

(F)=



No.	Lev.	Parts No.	Description	Q'ty						I	R
				(A)	(B)	(C)	(D)	(E)	(F)		
1	1	172730-11451	PIN 10.25.29	2							
2	1	172652-42401	PEDAL, BRAKE	1							
2-1	1	172652-42401-1	PEDAL, BRAKE	1							S
(A=M/#23040)											
3	1	172652-42450	BRACKET	1							
3-1	1	172652-42450-1	BRACKET	1							S
(A=M/#23040)											
4	2	24550-025200	BUSH, 25X20	2							
5	1	172652-42501	SHAFT ASSY, PEDAL	1							
6	1	172638-42521	ARM ASSY, BRAKE	2							
7	1	172652-42530	LINK, BRAKE	1							
7-1	1	172652-42530-1	LINK, BRAKE	1							S
(A=M/#23040)											
8	1	172652-42570	LINK, BRAKE	1							
8-1	1	172652-42570-1	LINK, BRAKE	1							S
(A=M/#23040)											
9	1	172652-42640	ROD M10X205	1							
10	1	172652-42650	ROD, BRAKE	1							
11	1	172122-46560	END, ROD	2							
12	1	172738-47900	NUT, M10 L	2							
13	1	172165-47990	WASHER	1							
14	1	22137-100000	WASHER, 10	4							
15	1	22217-100000	WASHER, SPRING 10	8							
16	1	22242-000200	RING, 20	2							
17	1	22242-000250	RING, 25	1							
18	1	22351-030040	PIN, SPRING 3.0X40	3							
19	1	22351-050040	PIN, SPRING 5.0X40	3							
20	1	22417-320200	PIN, COTTER 3.2X20	2							
21	1	24311-000320	O-RING, 1AP32.0	2							
22	1	24761-050000	NIPPLE, GREASE C	1							
23	1	26013-100202	BOLT, M10X 20	2							
24	1	26736-100002	NUT, M10	6							
25	1	933153-01280	SPRING, RETURN	1							
26	1	933164-04470	BALL RBL-10LD, LINK	2							
27	1	172652-42600	LEVER, PARKING	1							
27-1	1	172652-42600-1	LEVER, PARKING	1							S
(A=M/#23040)											
28	2	24550-012150	BUSH, 12X15	1							
29	1	22242-000120	RING, 12	1							
30	1	933169-11330	SPRING, BRAKE SHOE	1							
31	1	22137-100000	WASHER, 10	2							
32	1	172652-42640	ROD M10X205	1							
32-1	1	172652-42700	ROD M10X133	1							F 1
(A=MXXXXX)											
33	1	172652-42710	ROD M10X85	1							W
(A=MXXXXX)											
34	1	22137-100000	WASHER, 10	1							W
(A=MXXXXX)											
35	1	22217-100000	WASHER, SPRING 10	1							W
(A=MXXXXX)											
36	1	26736-100002	NUT, M10	1							W

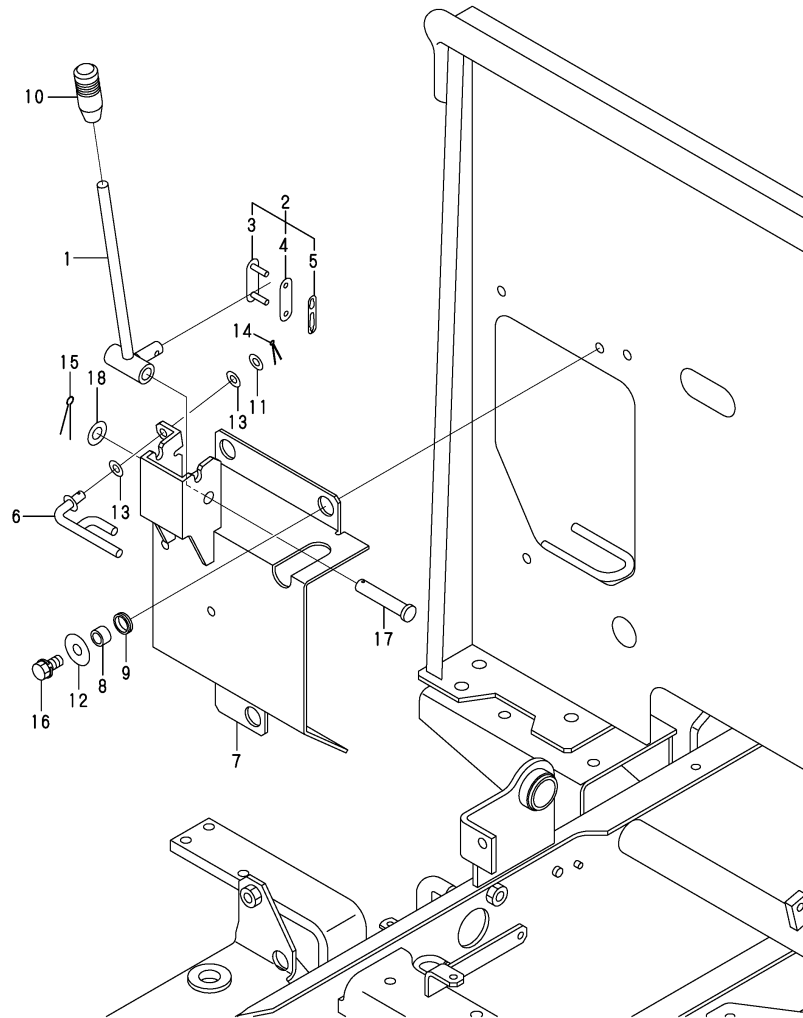
Remarks

(1)Interchangeable by simultaneous replacement with Ref.No.33,34,35,36.

Fig.22. CONTROL EQUIPMENT(DUMP LEVER)

(A)=C12R-A(US)
(B)=
(C)=

(D)=
(E)=
(F)=



No.	Lev.	Parts No.	Description	Q'ty						I	R
				(A)	(B)	(C)	(D)	(E)	(F)		
1	1	172652-45100	LEVER, DUMP	1							
1-1	1	172652-45100-1	LEVER, DUMP	1							S
(A=M/#23040)											
2	1	172648-45150	JOINT	1							
3	2	172648-45160	JOINT	1							
4	2	172648-45170	JOINT	1							
5	2	172648-45180	JOINT	1							
6	1	172652-45150	STOPPER, LEVER	1							
6-1	1	172652-45150-1	STOPPER, LEVER	1							S
(A=M/#23040)											
7	1	172652-45200	BRACKET, VALVE	1							1
7-1	1	172652-45200-1	BRACKET, VALVE	1							S 1
(A=M/#23040)											
8	1	172652-45250	COLLAR	3							
9	1	1A1380-58050	GROMMET, 16X20X4.5	3							
10	1	1E6570-65751	GRIP, LEVER	1							
11	1	22137-080000	WASHER, 8	1							
12	1	22157-100000	WASHER, 10	3							
13	1	22190-080003	WASHER, SEAL 8	2							
14	1	22417-200150	PIN, COTTER 2.0X15	1							
15	1	22417-250200	PIN, COTTER 2.5X20	1							
16	1	26013-100252	BOLT, M10X 25	3							
17	1	933171-18390	PIN, FOOT BAR	1							
17-1	1	22487-120600	PIN, 12 X 60	1							N
(A=*2008.04)											
18	1	22137-120000	WASHER, 12	1							W
(A=*2008.04)											
18A	1	172652-03711	LABEL, PARKING US	1							2

Remarks

(1)PLEASE USE THIS PART WITH FOLLOWING LABELS AT THE SAME TIME.
REF.NO.18A

(2)LABELS ARE NOT ILLUSTRATED.

Fig.23. CONTROL EQUIPMENT(STEERING LEV

(A)=C12R-A(US)

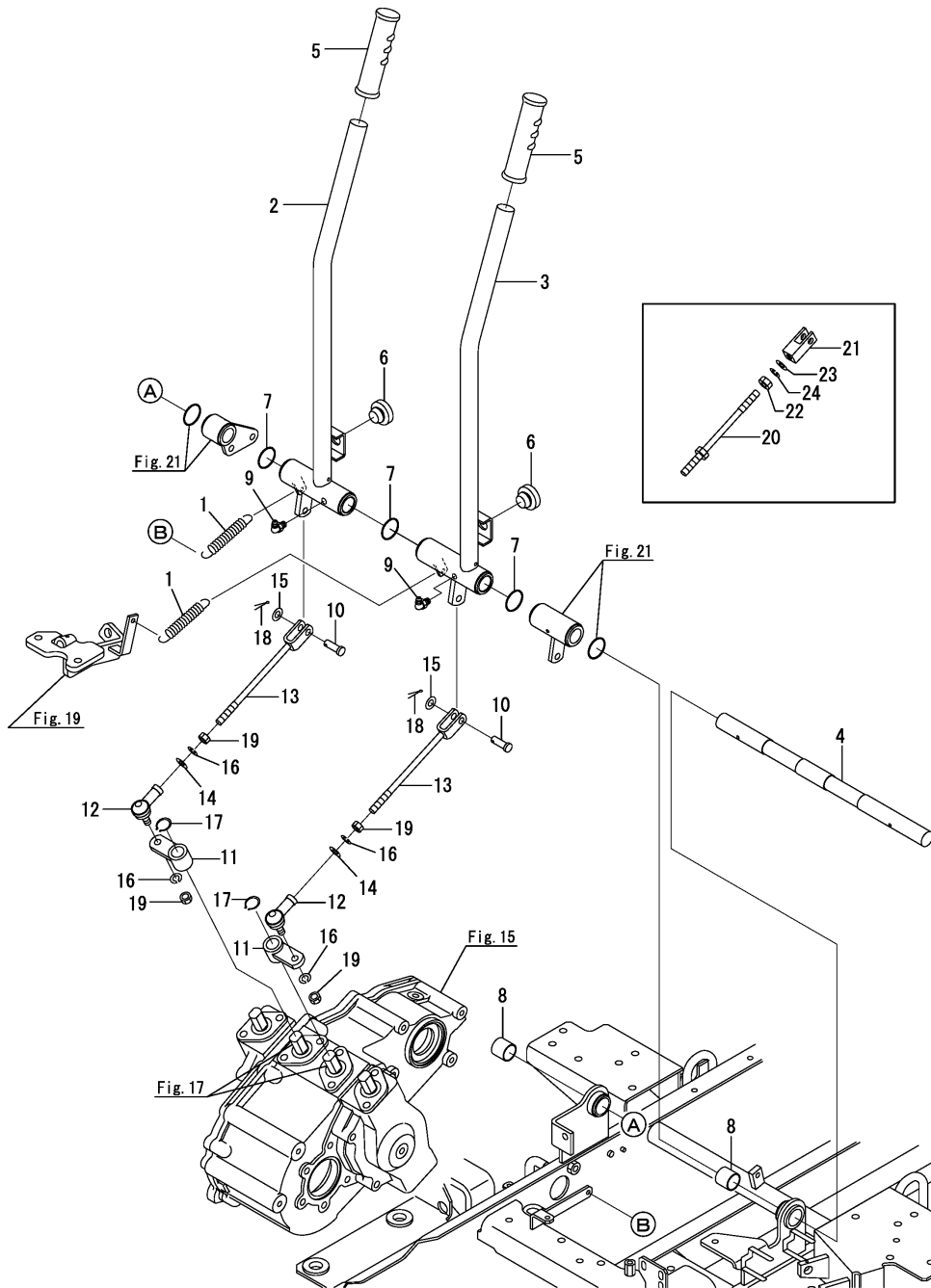
(B)=

(C)=

(D)=

(E)=

(F)=



No.	Lev.	Parts No.	Description	Q'ty						I	R
				(A)	(B)	(C)	(D)	(E)	(F)		
1	1	194200-37510	SPRING, RETURN	2							
2	1	172652-47101	LEVER, STEERING	1							
2-1	1	172652-47101-1	LEVER, STEERING	1							S
(A=M/#23040)											
3	1	172652-47151	LEVER, STEERING	1							
3-1	1	172652-47151-1	LEVER, STEERING	1							S
(A=M/#23040)											
4	1	172652-47190	SHAFT	1							
5	1	1A1040-58170	GRIP, HANDLE	2							
6	1	1A6472-63270	RUBBER, CUSHION L	2							
7	1	24311-000320	O-RING, 1AP32.0	3							
8	1	24550-025250	BUSH, 25X25	2							
9	1	24761-050000	NIPPLE, GREASE C	2							
10	1	172730-11451	PIN 10.25.29	2							
11	1	172638-42521	ARM ASSY, BRAKE	2							
12	1	172122-46560	END, ROD	2							
13	1	172652-47210	ROD,ST	2							Z
(A=MZZZZZ)											
14	1	22137-100000	WASHER, 10	2							
15	1	22137-100000	WASHER, 10	2							
16	1	22217-100000	WASHER, SPRING 10	4							
17	1	22242-000200	RING, 20	2							
18	1	22417-320200	PIN, COTTER 3.2X20	2							
19	1	26736-100002	NUT, M10	4							
20	1	172652-47250	ROD CMP	2							W
(A=MZZZZZ)											
21	1	172652-47270	ROD,JOINT	2							W
(A=MZZZZZ)											
22	1	172738-47900	NUT, M10 L	2							W
(A=MZZZZZ)											
23	1	22137-100000	WASHER, 10	2							W
(A=MZZZZZ)											
24	1	22217-100000	WASHER, SPRING 10	2							W
(A=MZZZZZ)											

Fig.24. FRAME(STANDARD SPEC.)

(A)=C12R-A(US)
(B)=
(C)=

(D)=
(E)=
(F)=

No.	Lev.	Parts No.	Description	Qty						I	R
				(A)	(B)	(C)	(D)	(E)	(F)		
1	1	172162-13200	BOLT	8							
2	1	172162-13200	BOLT	2							
3	1	1A1040-46460	WASHER, 10X33X4.5	8							
4	1	1A1040-46460	WASHER, 10X33X4.5	2							
5	1	172141-50890	GROMMET	1							
6	1	172655-51100-1	FRAME	1							
6-1	1	172655-51100-2	FRAME	1							S
		(A=M/#23040)									
6-2	1	172655-51101	FRAME (GRAY:49)	1							S
		(A=*2009.11)									
7	1	172652-52120-1	BRACKET, MISSION	1							
7-1	1	172652-52120-2	BRACKET, MISSION	1							S
		(A=M/#23040)									
8	1	172652-52130-1	MEMBER, REAR	1							
8-1	1	172652-52130-2	MEMBER, REAR	1							S
		(A=M/#23040)									
9	1	172165-62830	GROMMET	2							
10	1	172725-85870	RUBBER, INTERVENTION	2							
11	1	22137-080000	WASHER, 8	4							Z
		(A=M/#23165)									
12	1	22217-100000	WASHER, SPRING 10	8							
13	1	22217-100000	WASHER, SPRING 10	2							
14	1	22360-080000	SNAP PIN 8	4							
14-1	1	22372-080000	PIN, SNAP 8	4							R
		(A=*2007.10)									
15	1	22487-080300	PIN, H 8X 30	4							
16	1	172637-51750	RUBBER, SUPPORT	1							
16-1	1	172658-51750	RUBBER, WAGON MOUNT	1							N
		(A=MXXXXX)									

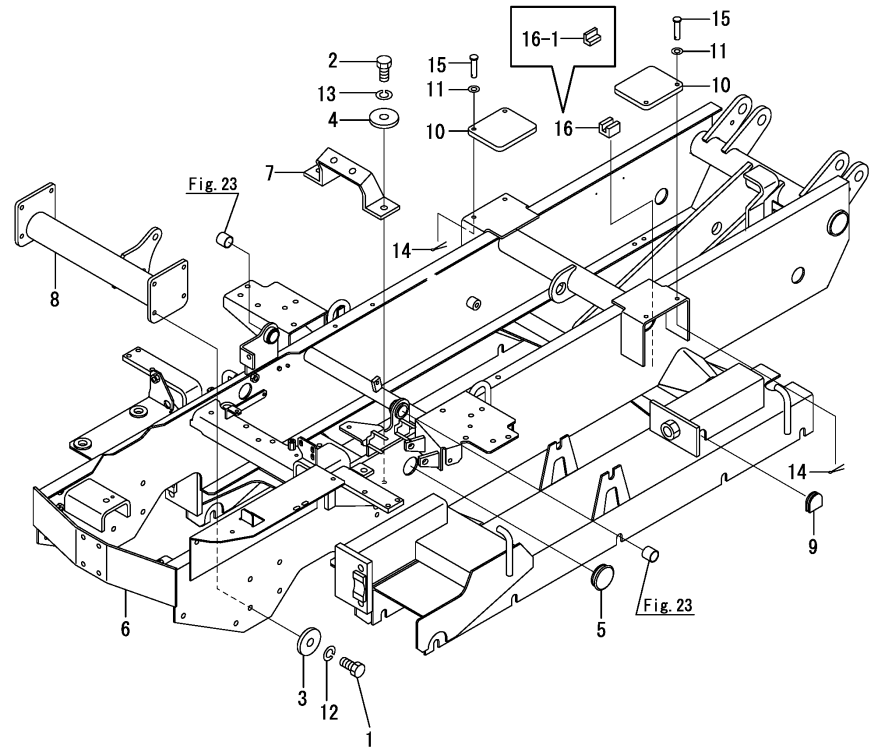
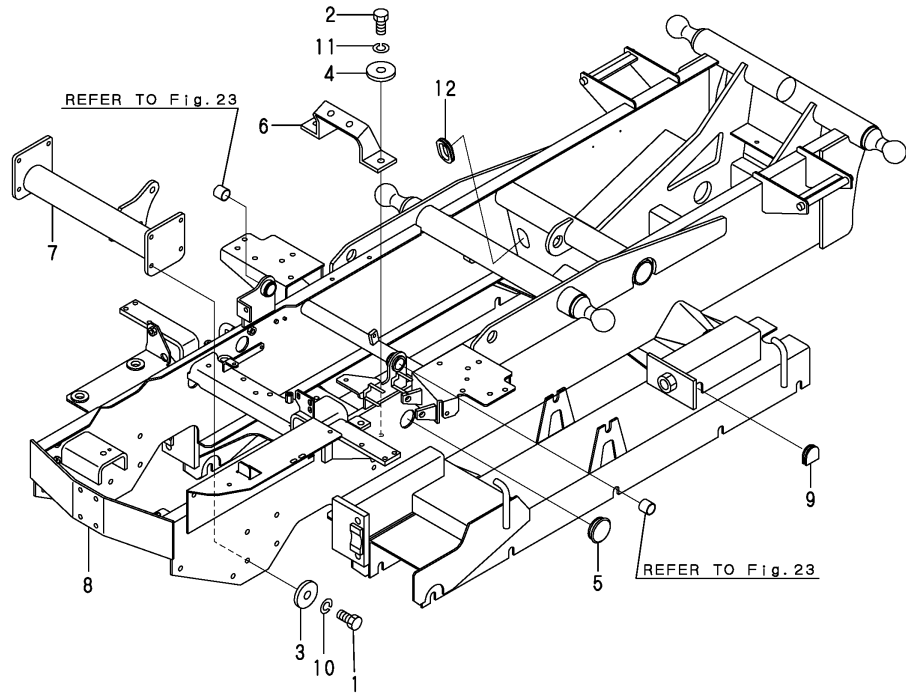


Fig.25. FRAME(3WD SPEC.)

(A)=C12R-A(US)
(B)=
(C)=

(D)=
(E)=
(F)=



No.	Lev.	Parts No.	Description	Q'ty						I	R
				(A)	(B)	(C)	(D)	(E)	(F)		
1	1	172162-13200	BOLT	8							
2	1	172162-13200	BOLT	2							
3	1	1A1040-46460	WASHER, 10X33X4.5	8							
4	1	1A1040-46460	WASHER, 10X33X4.5	2							
5	1	172141-50890	GROMMET	1							
6	1	172652-52120-1	BRACKET, MISSION	1							
6-1	1	172652-52120-2	BRACKET, MISSION	1							S
		(A=M/#23040)									
7	1	172652-52130-1	MEMBER, REAR	1							
7-1	1	172652-52130-2	MEMBER, REAR	1							S
		(A=M/#23040)									
8	1	172655-55100-1	FRAME, 3WD	1							
8-1	1	172655-55100-2	FRAME, 3WD	1							S
		(A=M/#23040)									
8-2	1	172655-55101	FRAME,3RD (GRAY:49)	1							S
		(A=*2009.11)									
9	1	172165-62830	GROMMET	2							
10	1	22217-100000	WASHER, SPRING 10	8							
11	1	22217-100000	WASHER, SPRING 10	2							
12	1	29321-255050	GROMMET, 25X5.0X50	1							

Fig.26. BUMPER

(A)=C12R-A(US)
(B)=
(C)=

(D)=
(E)=
(F)=

No.	Lev.	Parts No.	Description	Q'ty						I	R
				(A)	(B)	(C)	(D)	(E)	(F)		
1	1	26013-120252	BOLT, M12X 25	4							
2	1	172652-53100	BUMPER ASSY	1							
2-1	1	172652-53100-1	BUMPER ASSY	1							S
(A=M/#23040)											
3	1	22137-120000	WASHER, 12	4							

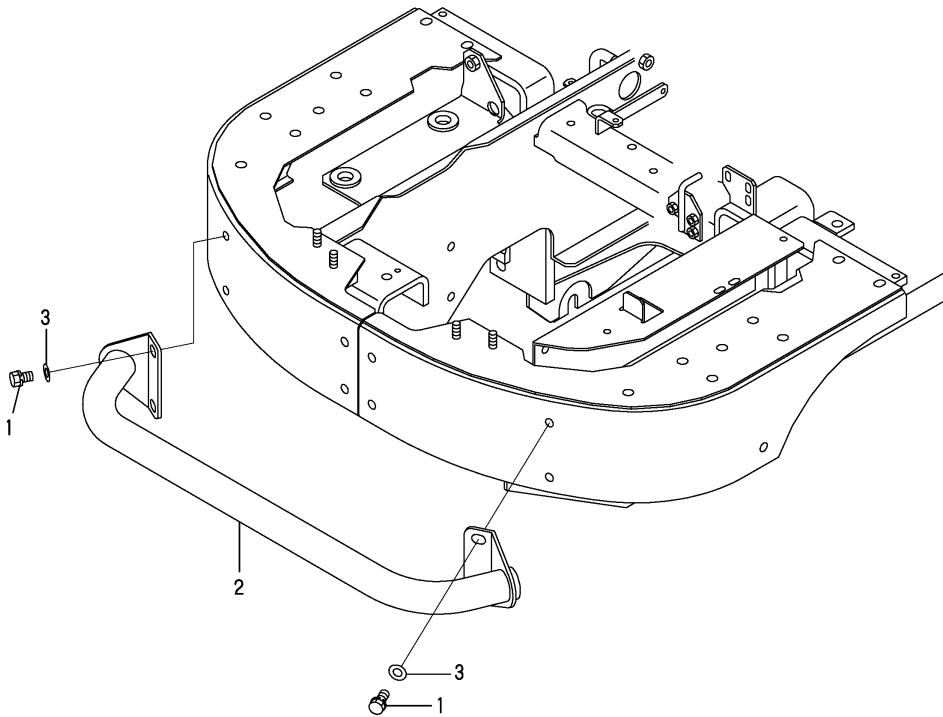
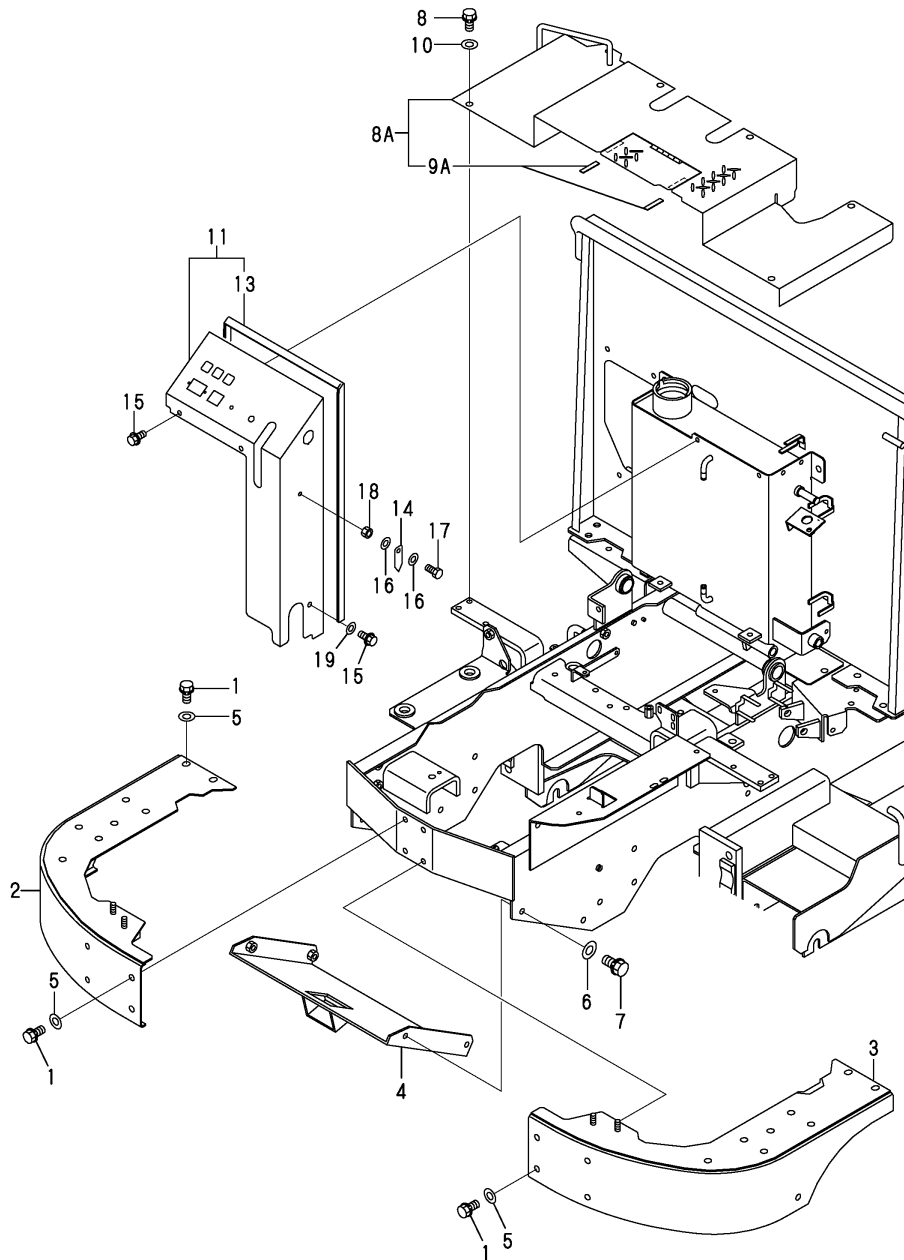


Fig.27. COVER,STEP & INSTRUMENT PANEL

(A)=C12R-A(US)
(B)=
(C)=

(D)=
(E)=
(F)=



No.	Lev.	Parts No.	Description	Q'ty						I	R
				(A)	(B)	(C)	(D)	(E)	(F)		
1	1	26013-100252	BOLT, M10X 25	8							
2	1	172652-61300	COVER	1							
2-1	1	172652-61300-1	COVER	1							S
(A=M/#23040)											
3	1	172652-61350	COVER	1							
3-1	1	172652-61350-1	COVER	1							S
(A=M/#23040)											
4	1	172655-61400-1	COVER	1							
4-1	1	172655-61400-2	COVER	1							S
(A=M/#23040)											
5	1	22137-100000	WASHER, 10	8							
6	1	22137-100000	WASHER, 10	4							
7	1	26013-100252	BOLT, M10X 25	4							
8	1	26013-100252	BOLT, M10X 25	7							
8A	1	172655-62090-1	STEP ASSY	1							W
(A=M/#22529)											
8A-1	1	172655-62090-2	STEP ASSY	1							S
(A=M/#23040)											
9A	2	172655-62140	RUBBER PLATE, STEP	2							W
(A=M/#22529)											
10	1	22137-100000	WASHER, 10	7							
11	1	172652-63090	PANEL ASSY	1							
11-1	1	172652-63090-1	PANEL ASSY	1							S
(A=M/#23040)											
13	2	172652-63140	TRIM	1							
14	1	172652-63150	STAY, GAUGE	1							
14-1	1	172652-63150-2	STAY, GAUGE	1							S
(A=M/#23040)											
15	1	172519-63240	BOLT	3							
16	1	22137-080000	WASHER, 8	2							
17	1	26116-080202	BOLT, M8X 20 PLATED	1							
18	1	26756-080002	NUT, LOCK M8	1							
19	1	22137-100000	WASHER, 10	1							

Fig.28. SEAT & SEAT MOUNT

(A)=C12R-A(US)

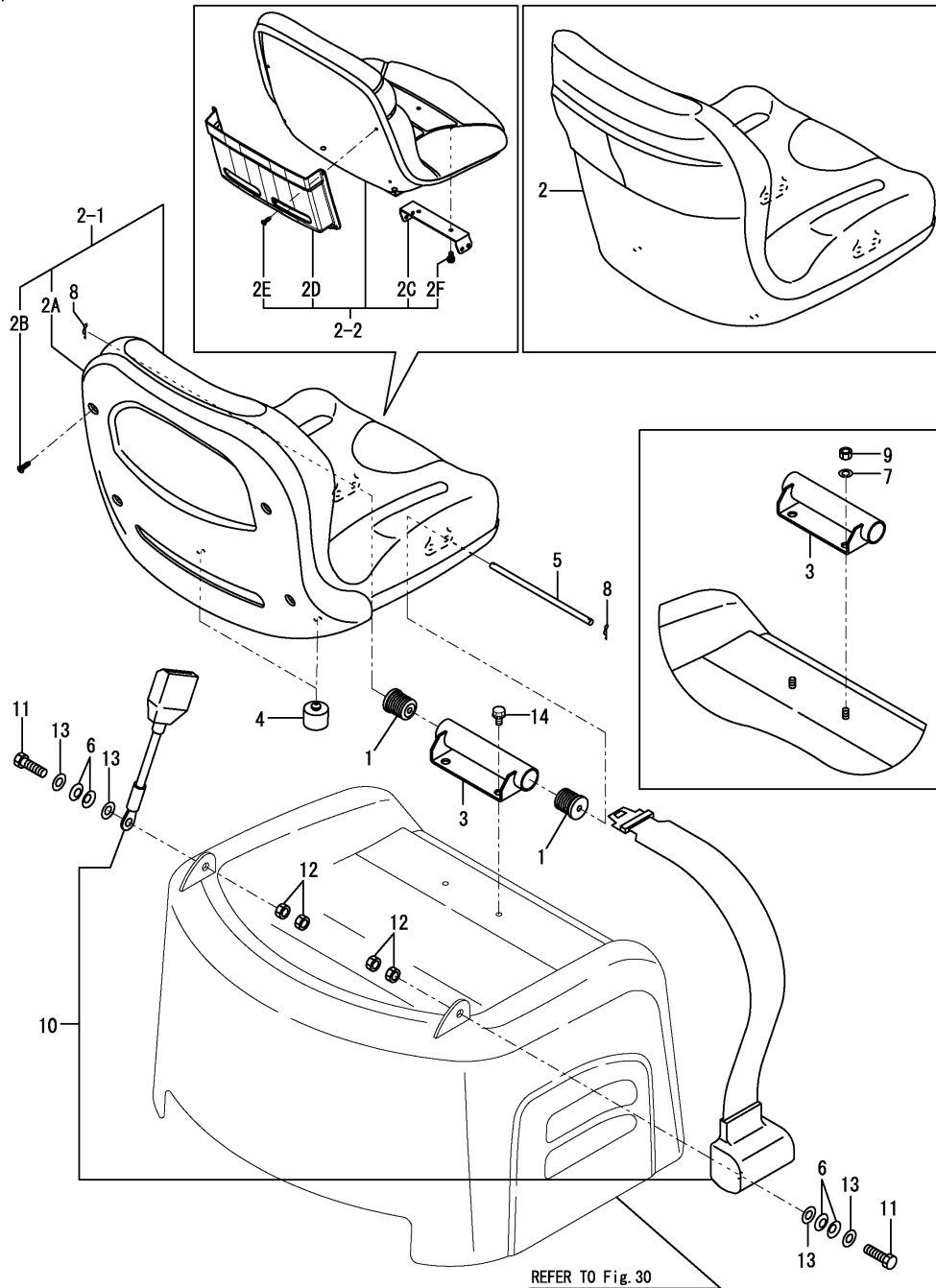
(B)=

(C)=

(D)=

(E)=

(F)=



No.	Lev.	Parts No.	Description	Q'ty						I	R
				(A)	(B)	(C)	(D)	(E)	(F)		
1	1	194140-63270	DAMPER	2							
2	1	172649-64101	SEAT ASSY, OPERATOR	1							
2-1	1	172A54-64100	SEAT ASSY, OPERATOR	1							N
		(A=M/#23246)									
2-2	1	172A64-64010	SEAT ASSY	1							N
		(A=MZZZZZ)									
2A	2	172A54-64110	COVER	1							W
		(A=M/#23246)									
2A-1	2	172A54-64110	COVER	1							Z
		(A=MZZZZZ)									
2B	2	172A54-64120	SCREW, M5X16	4							W
		(A=M/#23246)									
2B-1	2	172A54-64120	SCREW, M5X16	4							Z
		(A=MZZZZZ)									
2C	2	172A64-64020	STAY, SEAT	1							W
		(A=MZZZZZ)									
2D	2	172A64-64030	CASE, LETTER	1							W
		(A=MZZZZZ)									
2E	2	172A64-64050	SCREW, M6.0X16	4							W
		(A=MZZZZZ)									
2F	2	26013-080202	BOLT, M8X 20	2							W
		(A=MZZZZZ)									
3	1	172652-64100-1	BRACKET, SEAT	1							
4	1	172649-64150	CUSHION, SEAT	2							
5	1	172156-64420	PIN	1							
6	1	172652-64220	SPRING	4							
7	1	22217-100000	WASHER, SPRING 10	2							Z
		(A=*2008.05)									
8	1	22372-080000	PIN, SNAP 8	2							
9	1	26716-100002	NUT, M10	2							Z
		(A=*2008.05)									
10	1	172A23-64770	BELT ASSY, SEAT	1							
11	1	172433-64511	BOLT	2							
12	1	172187-64831	NUT	4							
13	1	22137-120000	WASHER, 12	4							
14	1	26013-100162	BOLT, M10X 16	2							W
		(A=*2008.05)									

Fig.30. BONNET

(A)=C12R-A(US)

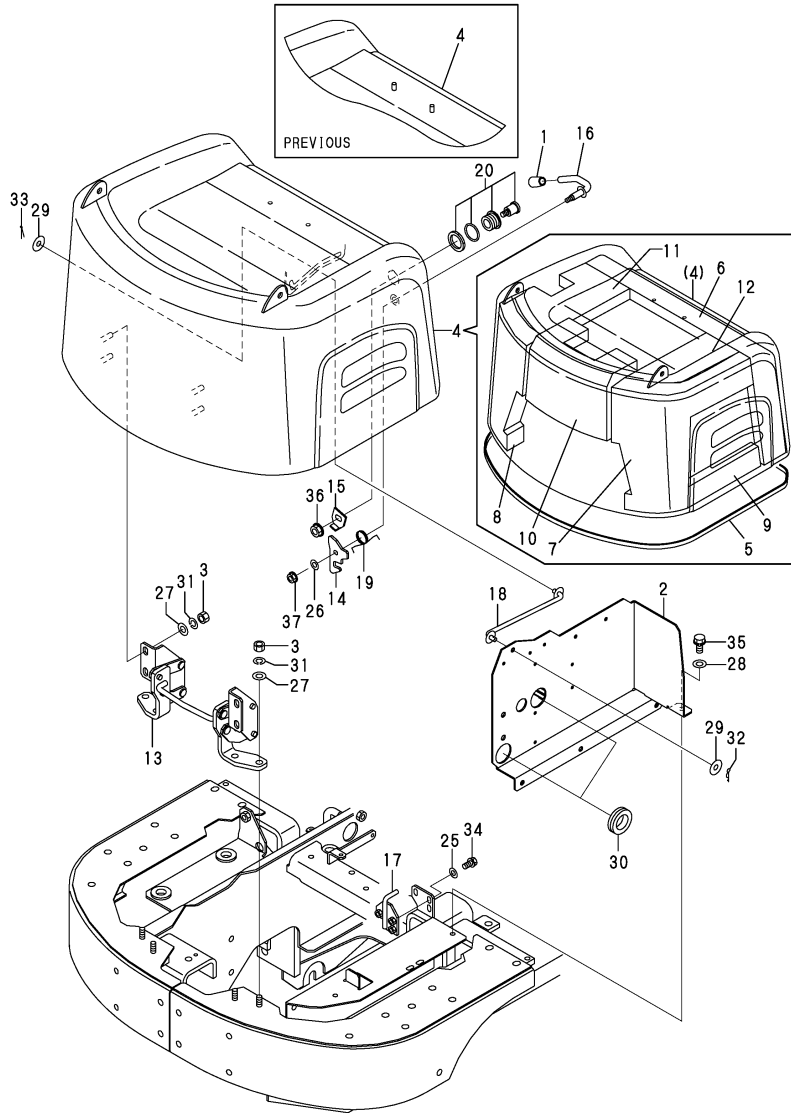
(B)=

(C)=

(D)=

(E)=

(F)=



No.	Lev.	Parts No.	Description	Q'ty						I	R
				(A)	(B)	(C)	(D)	(E)	(F)		
1	1	172116-46630	KNOB, LEVER	1							
2	1	172655-62810	PARTITION	1							1
2-1	1	172655-62810-1	PARTITION	1							S 1
(A=M/#23040)											
3	1	26716-100002	NUT, M10	8							
4	1	172655-65100-1	BONNET	1							2
5	2	172446-65190	TRIM, 2300	1							
6	2	172655-65600	SPONGE	1							
6-1	2	172655-65601	SPONGE	1							N
(A=*2008.05)											
7	2	172655-65610	SPONGE	1							
8	2	172652-65620	SPONGE	1							
9	2	172652-65630	SPONGE	1							
10	2	172655-65640	SPONGE	1							
11	2	172652-65651	SPONGE	1							
12	2	172652-65660	SPONGE	1							
13	1	172652-65300	RINK	1							
14	1	172446-65371	PLATE	1							
15	1	172446-65380	PLATE	1							
16	1	172480-65450	LEVER ASSY	1							
17	1	172655-65450	HOOK ASSY	1							
18	1	172480-65470	LINK, OPEN & SHUT	1							
19	1	172156-65690	SPRING, STOPPER	1							
20	1	172164-66170	KEY ASSY, CYLINDER	1							
25	1	22137-080000	WASHER, 8	3							
26	1	22137-080000	WASHER, 8	1							
27	1	22137-100000	WASHER, 10	8							
28	1	22137-100000	WASHER, 10	3							
29	1	22157-080000	WASHER, 8	2							
30	1	29311-323000	GROMET, 32.0X3	2							
31	1	22217-100000	WASHER, SPRING 10	8							
32	1	22372-080000	PIN, SNAP 8	1							
33	1	22417-200200	PIN, COTTER 2.0X20	1							
34	1	26013-080202	BOLT, M8X 20	3							
35	1	26013-100202	BOLT, M10X 20	3							
36	1	26347-100002	NUT, M10	1							
37	1	26347-080002	NUT, M8	1							
38A	1	172437-03361	LABEL, BATTERY	1							3
39A	1	172437-03391	LABEL, RADIATOR	1							3
39B	1	172437-03402	LABEL, ENGINE COVER	1							3
39C	1	172A36-03411	LABEL, ENGINE ROOM	1							3
39D	1	172437-03422	LABEL, MUFFLER	1							3
39E	1	172472-03141	LABEL, SUPPORT	1							3

Remarks

(1)PLEASE USE THIS PART WITH FOLLOWING LABELS AT THE SAME TIME.

REF.NO.38A

(2)PLEASE USE THIS PART WITH FOLLOWING LABELS AT THE SAME TIME.

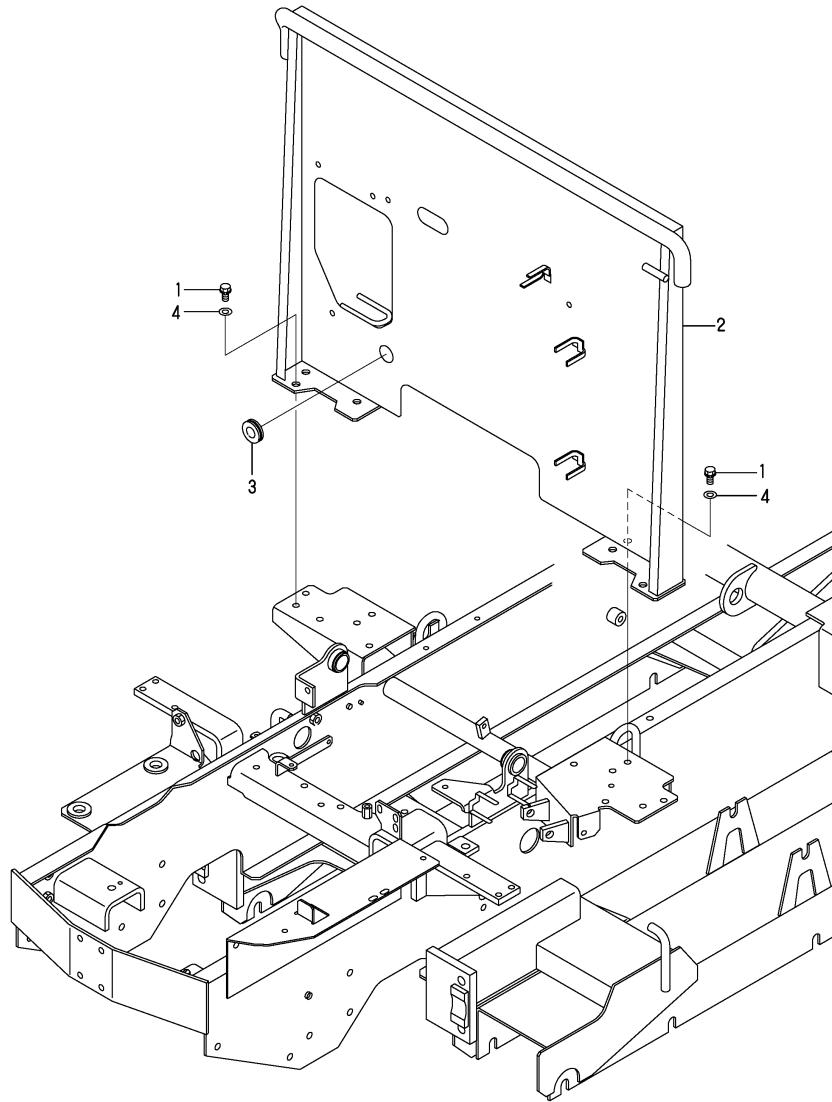
REF.NO.39A,39B,39C,39D,39E

(3)LABELS ARE NOT ILLUSTRATED.

Fig.31. SAFETY GUARD

(A)=C12R-A(US)
(B)=
(C)=

(D)=
(E)=
(F)=



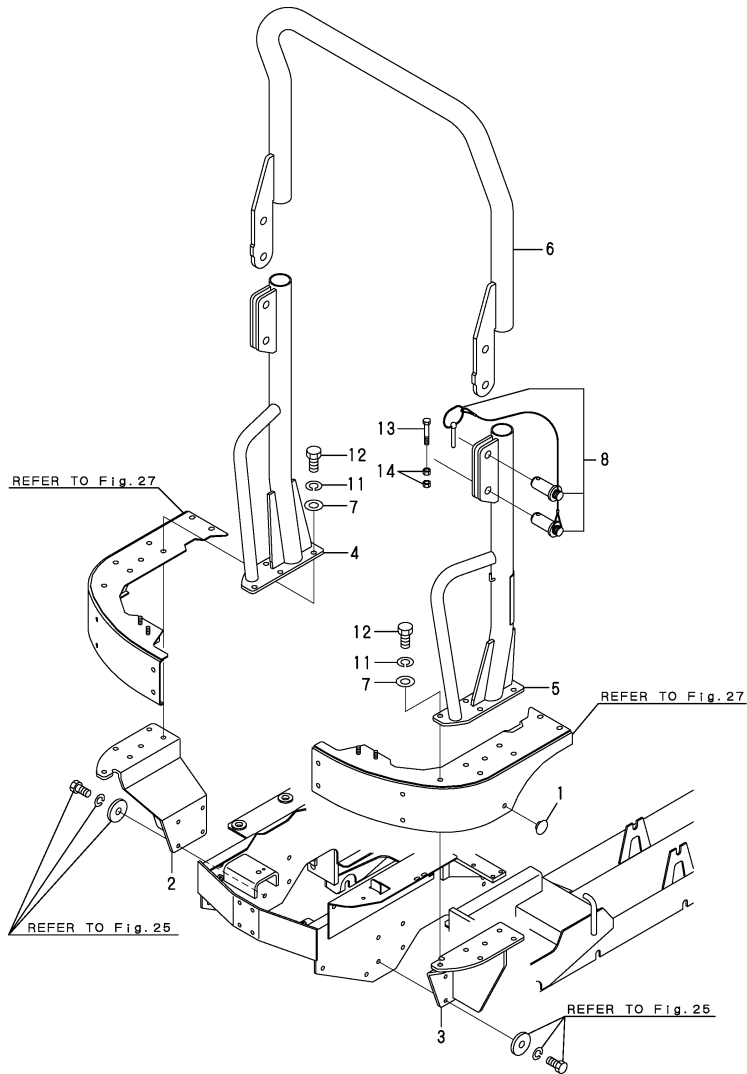
No.	Lev.	Parts No.	Description	Q'ty						I	R
				(A)	(B)	(C)	(D)	(E)	(F)		
1	1	26013-100252	BOLT, M10X 25	8							
2	1	172652-66100-1	GUARD, SAFETY	1							1
3	1	172137-66230	GROMMET	1							
4	1	22137-100000	WASHER, 10	8							
5A	1	172638-03623	LABEL, DUMP US	1							2
5B	1	172652-03661	LABEL, CAUTION-OPE.US	1							2
5C	1	172652-03691	LABEL, OPERATE US	1							2

Remarks
(1) PLEASE USE THIS PART WITH FOLLOWING LABELS AT THE SAME TIME.
REF.NO.5A,5B,5C
(2) LABELS ARE NOT ILLUSTRATED.

Fig.32. ROPS BAR

(A)=C12R-A(US)
(B)=
(C)=

(D)=
(E)=
(F)=



No.	Lev.	Parts No.	Description	Q'ty						I	R
				(A)	(B)	(C)	(D)	(E)	(F)		
1	1	172187-64900	PLUG	2							
2	1	172652-66300	BRACKET ASSY, ROPS	1							
2-1	1	172652-66300-1	BRACKET ASSY, ROPS	1							S
(A=M/#23040)											
3	1	172652-66350	BRACKET ASSY, ROPS	1							
3-1	1	172652-66350-1	BRACKET ASSY, ROPS	1							S
(A=M/#23040)											
4	1	172652-66390	FRAME ASSY, ROPS	1							
4-1	1	172652-66390-1	FRAME ASSY, ROPS	1							S
(A=M/#23040)											
5	1	172652-66440	FRAME ASSY, ROPS	1							1
5-1	1	172652-66440-1	FRAME ASSY, ROPS	1							S 1
(A=M/#23040)											
6	1	172652-66450	POLE, ROPS ROOF	1							2
6-1	1	172652-66450-1	POLE, ROPS ROOF	1							S 2
(A=M/#23040)											
7	1	172149-66550	WASHER	10							
8	1	172480-68742	PIN ASSY(ROPS)	2							
11	1	22217-120000	WASHER, SPRING 12	10							
12	1	26076-120452	BOLT, 10.912X 45	10							
13	1	26116-060352	BOLT, M6X 35 PLATED	2							
14	1	26716-060002	NUT, M6	4							
15A	1	172652-03681	LABEL, SEAT BELT US	1							3
15B	1	172437-03441	LABEL, ROPS	1							3
15C	1	172A29-03750	LABEL, FOLDING ROPS	1							3
16A	1	172A29-03740	LABEL, PINCH ROPS	1							3

Remarks

(1)PLEASE USE THIS PART WITH FOLLOWING LABELS AT THE SAME TIME.

REF.NO.15A,15B,15C

(2)PLEASE USE THIS PART WITH FOLLOWING LABELS AT THE SAME TIME.

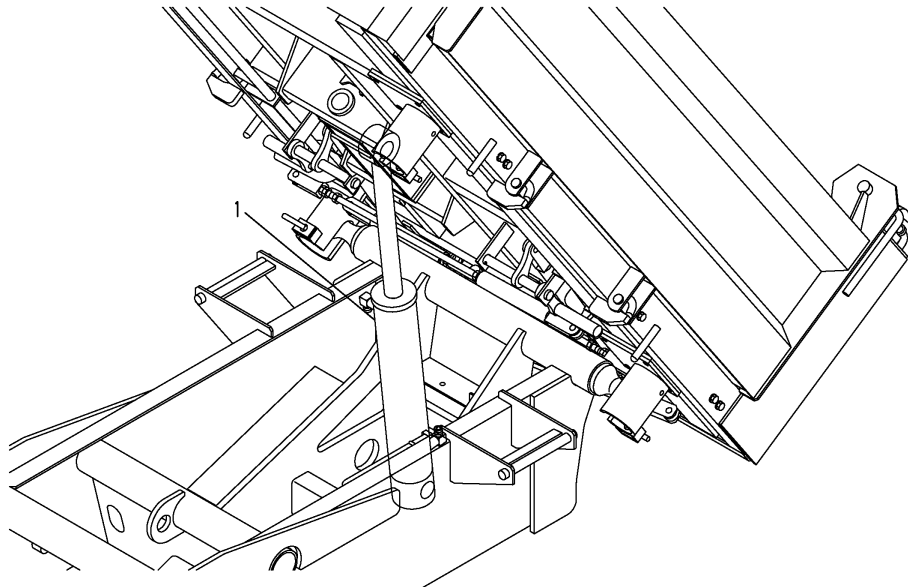
REF.NO.16A

(3)LABELS ARE NOT ILLUSTRATED.

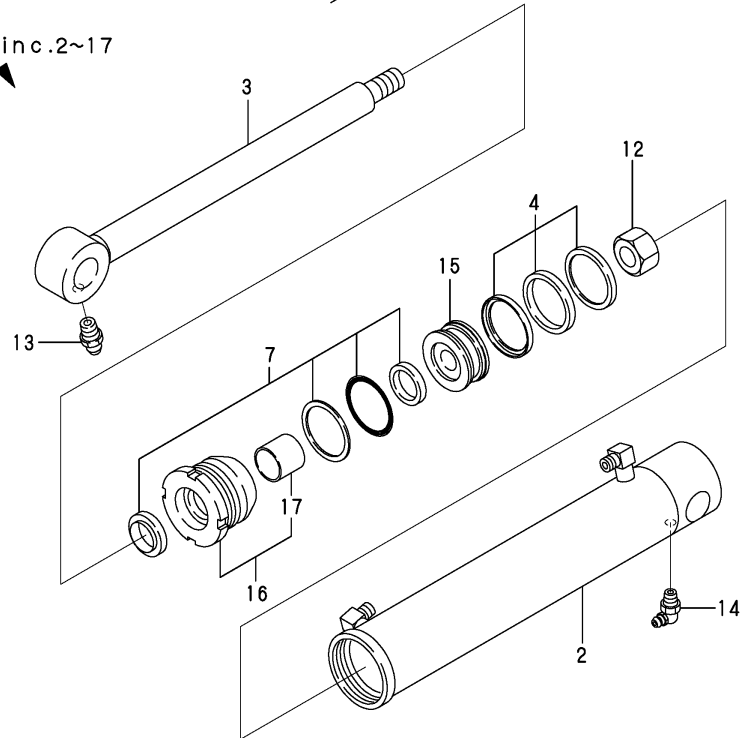
Fig.33. HYD.OIL CYLINDER

(A)=C12R-A(US)
(B)=
(C)=

(D)=
(E)=
(F)=

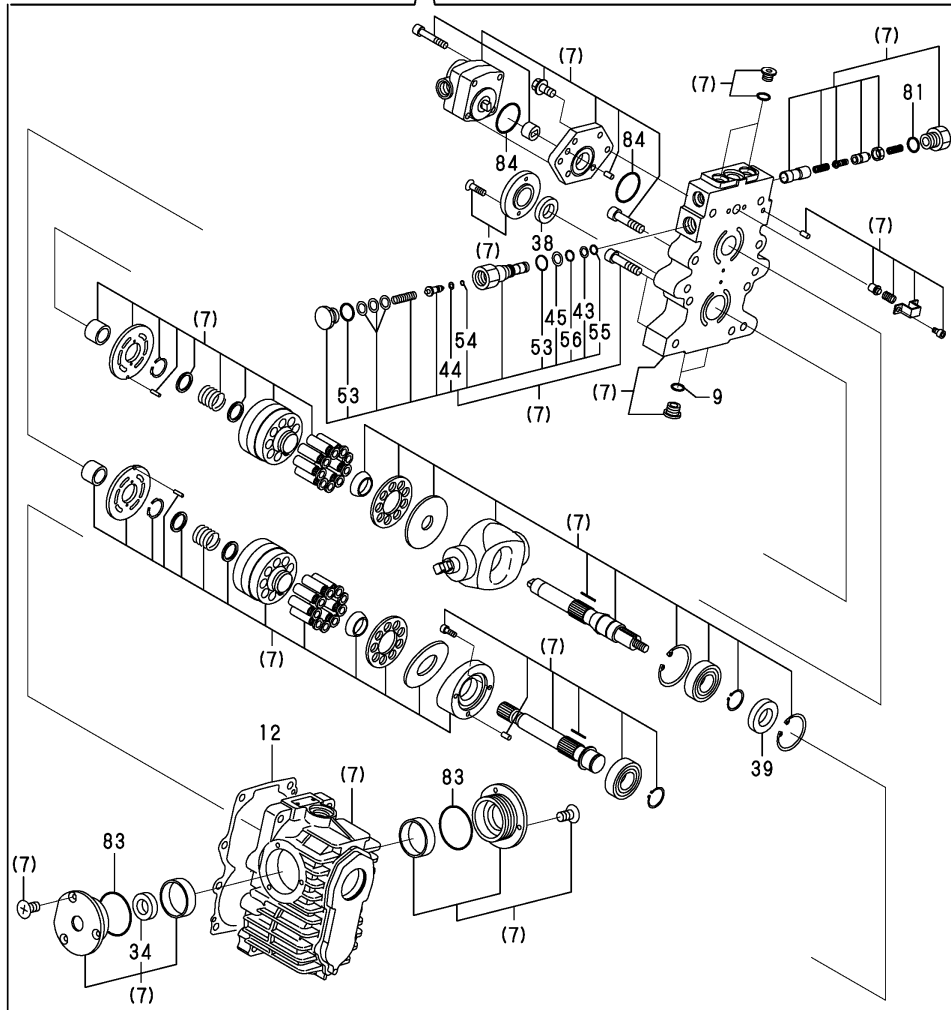
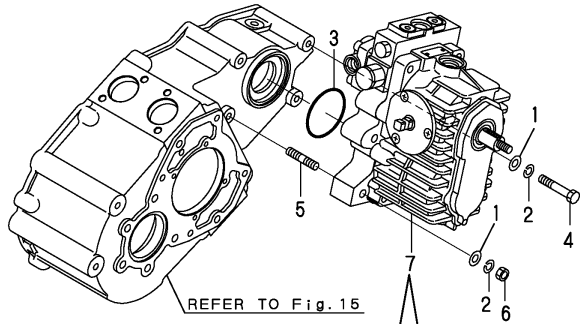


1 inc.2~17



No.	Lev.	Parts No.	Description	Q'ty						I	R
				(A)	(B)	(C)	(D)	(E)	(F)		
1	1	172648-72101-1	CYLINDER ASSY, DUMP	1							
1-1	1	172648-72101-2	CYLINDER ASSY, DUMP	1							S
(A=M/#23040)											
2	2	172648-72111-1	TUBE, DUMP	1							
2-1	2	172648-72111-2	TUBE, DUMP	1							S
(A=M/#23040)											
3	2	172648-72150	ROD ASSY, DUMP	1							
4	2	172638-72200	PACKING	1							
4-1	2	172638-72201	SEAL SET	1							N
(A=*2008.01)											
7	2	172648-72300	SEAL SET, HEAD	1							
12	2	172141-72580	NUT, M20	1							
13	2	24761-020000	NIPPLE, GREASE PT1/8	1							
14	2	24761-050000	NIPPLE, GREASE C	1							
15	2	933123-73902	PISTON 60	1							
16	2	933133-96300	HEAD 60 30 ASSY	1							
17	3	24550-030300	BUSH, 30X30	1							

Fig.34. HST



(A)=C12R-A(US)
(B)=
(C)=

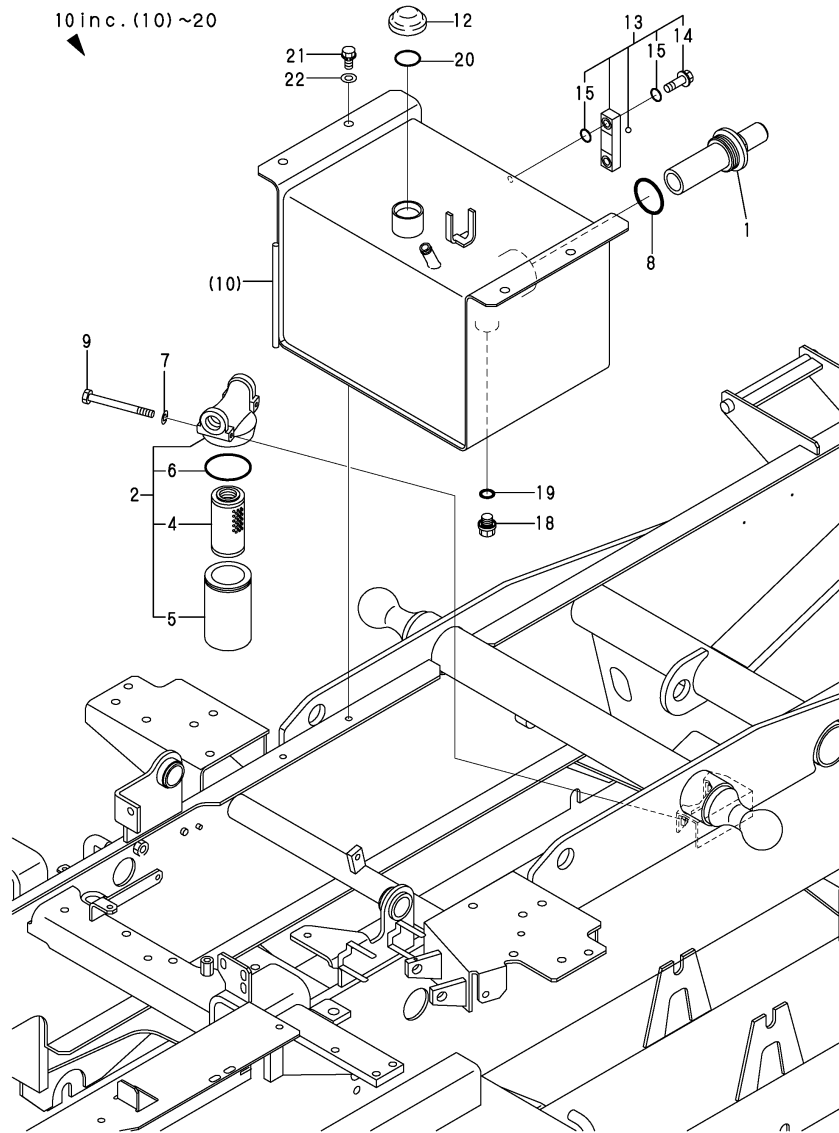
(D)=
(E)=
(F)=

No.	Lev.	Parts No.	Description	Q'ty						I	R
				(A)	(B)	(C)	(D)	(E)	(F)		
1	1	22137-100000	WASHER, 10	4							
2	1	22217-100000	WASHER, SPRING 10	4							
3	1	24321-000650	O-RING, 1AG65.0	1							
4	1	26116-100552	BOLT, M10X 55 PLATED	3							
5	1	26216-100502	STUD, M10X 50	1							
6	1	26716-100002	NUT, M10	1							
7	1	758804-85101	HST ASSY	1							
9	2	24315-000140	O-RING, 1BP14.0	2							
12	2	158802-85030	PACKING	1							
34	3	158802-85421	SEAL, 20358	1							
38	2	158802-85421	SEAL, 20358	2							
39	2	158805-85420	SEAL 25*45*8.OIL	1							
43	3	158802-85440	RING 10,BACKUP	2							
44	3	158800-85450	RING,BUCK UP	1							
45	3	158802-85450	RING 12,BACKUP	1							
53	3	24315-000180	O-RING, 1BP18.0	2							
54	3	24316-000050	O-RING, 4DP5.0	1							
55	3	24316-000100	O-RING, 4DP10.0	1							
56	3	24316-000120	O-RING, 4DP12.0	1							
81	2	24315-000110	O-RING, 1BP11.0	4							
83	2	24321-000550	O-RING, 1AG55.0	2							
84	2	24341-000390	O-RING, 1AS39.0	2							

Fig.35. HYD.OIL TANK & FILTER

(A)=C12R-A(US)
(B)=
(C)=

(D)=
(E)=
(F)=



No.	Lev.	Parts No.	Description	Qty						I	R
				(A)	(B)	(C)	(D)	(E)	(F)		
1	1	172480-73700	FILTER,SUCTION	1							
2	1	172652-73750	FILTER,LINE	1							
4	2	172652-73770	ELEMENT, FILTER	1							
5	2	172652-73780	CASE	1							
6	2	172652-73790	O-RING, JAS02053	1							
7	1	22217-060000	WASHER, SPRING 6	2							
8	1	24315-000440	O-RING 1B P-44.0	1							
9	1	26116-060602	BOLT, M6X 60 PLATED	2							
10	1	772652-75100	TANK ASSY, RESERVOIR	1							1
10-1	1	772652-75100-1	TANK ASSY, RESERVOIR	1							S 1
(A=M/#23040)											
12	2	172638-75350	CAP, OIL	1							
13	2	172447-75600	GAUGE ASSY	1							
14	3	172455-75290	BOLT	2							
15	3	172455-75300	O-RING	4							
18	2	23491-140002	PLUG, 14	1							
19	2	24311-000160	O-RING, 1AP16.0	1							
20	2	24321-000300	O-RING, 1AG30.0	1							
21	1	26013-100252	BOLT, M10X 25	4							
22	1	172446-13150	WASHER	4							W
(A=M/#23040)											
22A	1	172437-03322	LABEL, RESEVOIR	1							2

Remarks

(1)PLEASE USE THIS PART WITH FOLLOWING LABELS AT THE SAME TIME.
REF.NO.22A

(2)LABELS ARE NOT ILLUSTRATED.

Fig.36. CONTROL VALVE

(A)=C12R-A(US)
(B)=
(C)=

(D)=
(E)=
(F)=

No.	Lev.	Parts No.	Description	Qty						I	R
				(A)	(B)	(C)	(D)	(E)	(F)		
1	1	22217-080000	WASHER, SPRING 8	2							
2	1	26116-080502	BOLT, M8X 50 PLATED	2							
3	1	26716-080002	NUT, M8	2							
4	1	172648-74100	VALVE	1							
5	2	172648-74250	SEAL SET	1							
6	3	933171-80610	O-RING	2							
7	3	933166-80520	WIPER	2							
8	2	172648-74300	VALVE	1							
9	3	24315-000200	O-RING, 1BP20.0	1							

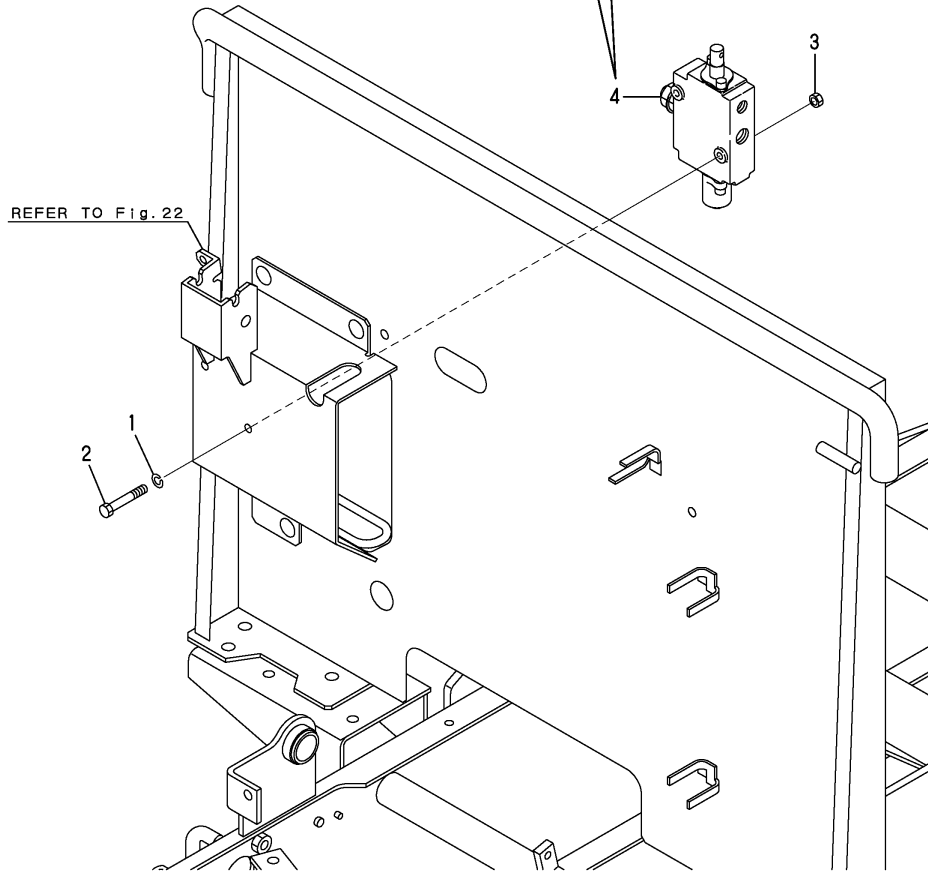
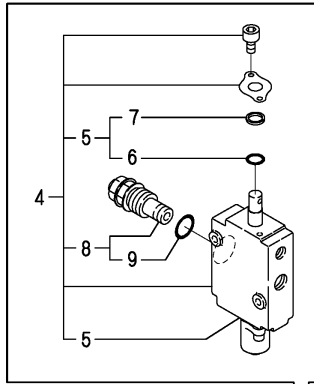
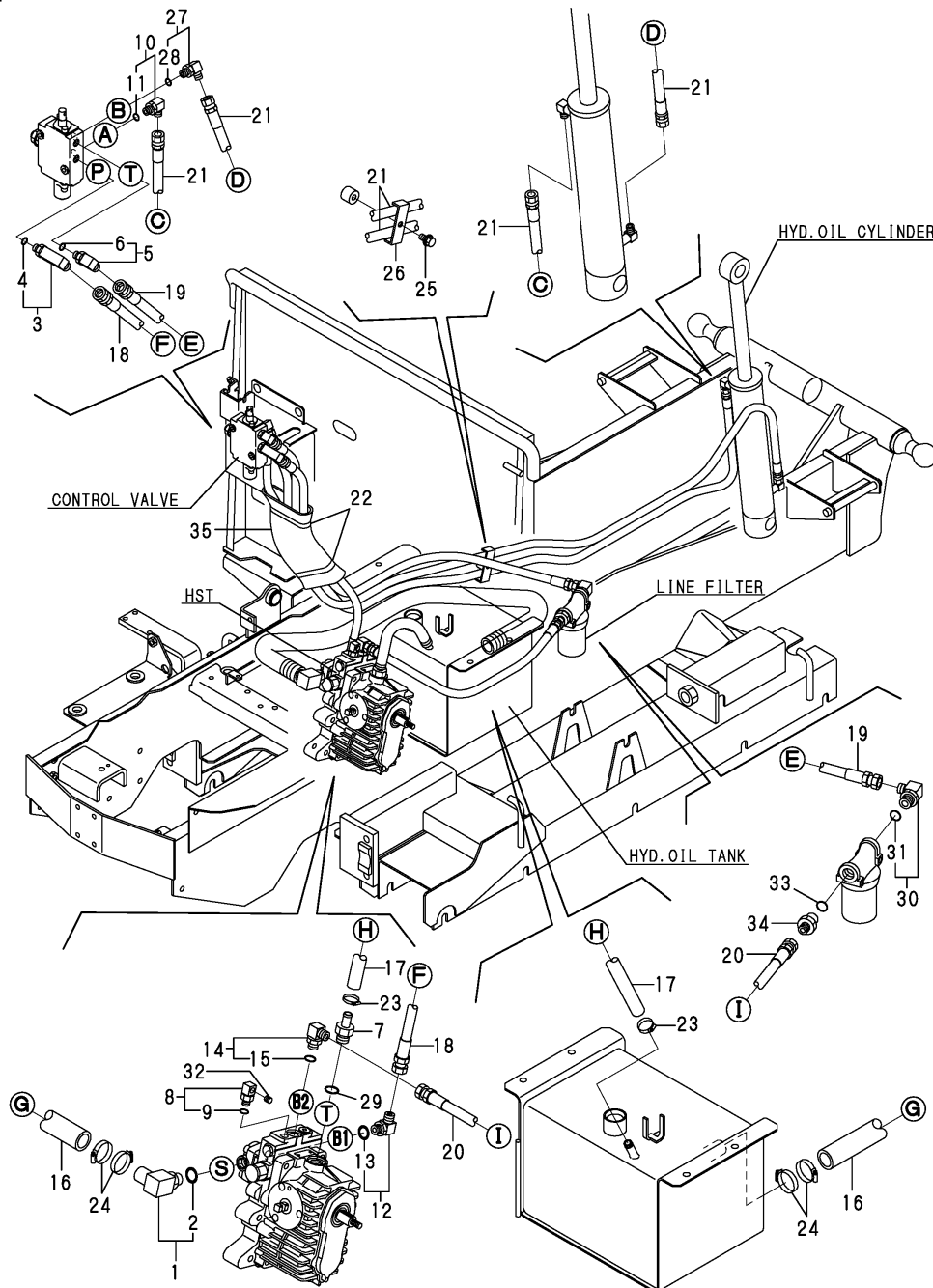


Fig.37. HYD.OIL PIPING



(A)=C12R-A(US)

(B)=

(C)=

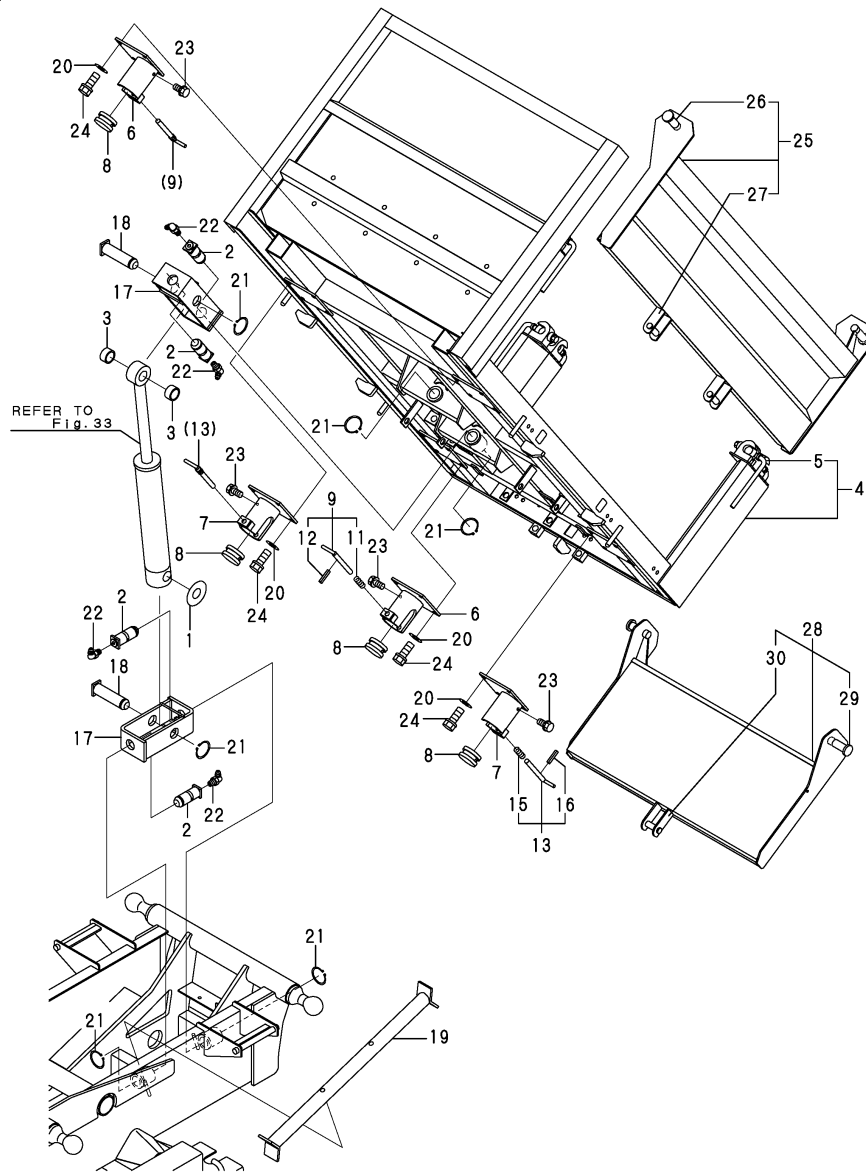
(D)=

(E)=

(F)=

No.	Lev.	Parts No.	Description	Q'ty						I	R
				(A)	(B)	(C)	(D)	(E)	(F)		
1	1	172652-76100	ELBOW	1							
2	2	24315-000180	O-RING, 1BP18.0	1							
3	1	172652-76120	ELBOW, ADJUST	1							
4	2	24315-000110	O-RING, 1BP11.0	1							
5	1	172652-76130	ELBOW, ADJUST	1							
6	2	24315-000110	O-RING, 1BP11.0	1							
7	1	172652-76150	ADAPTER, 1/2-53	1							
8	1	172652-76160	ELBOW	1							
9	2	24315-000110	O-RING, 1BP11.0	1							
10	1	172141-76180	CONNECTOR ASSY	1							
10-1	1	172141-76181	CONNECTOR ASSY, 02FF	1							N
(A=*2008.02)											
11	2	24315-000110	O-RING, 1BP11.0	1							
11-1	2	41851-000110	O-RING	1							N
(A=*2008.02)											
12	1	172142-76181	JOINT ASSY	1							
13	2	24315-000140	O-RING, 1BP14.0	1							
14	1	172142-76181	JOINT ASSY	1							
15	2	24315-000140	O-RING, 1BP14.0	1							
16	1	172652-78100	HOSE	1							
17	1	172652-78120	HOSE	1							
18	1	172652-78150	HOSE	1							
19	1	172652-78160	HOSE	1							
20	1	172652-78170	HOSE	1							
21	1	172652-78180	HOSE	2							
22	1	172122-79930	CLAMP, HOSE	2							
23	1	23001-022000	CLAMP, HOSE 22	2							
24	1	23001-041000	CLAMP, HOSE 41	4							
25	1	26014-100302	BOLT, M10X 30	1							
26	1	933168-53680-1	STAY, HOSE	1							
26-1	1	933168-53680-2	STAY, HOSE	1							S
(A=M/#23040)											
27	1	172187-76210	ELBOW	1							
27-1	1	172187-76211	ELBOW	1							N
(A=*2008.02)											
28	2	24315-000110	O-RING, 1BP11.0	1							
28-1	2	41851-000110	O-RING	1							N
(A=*2008.02)											
29	1	24315-000180	O-RING, 1BP18.0	1							
30	1	172157-76300	ELBOW ASSY	1							
31	2	24315-000180	O-RING, 1BP18.0	1							
32	1	23871-010000	PLUG, R01	1							
33	1	24315-000180	O-RING, 1BP18.0	1							
34	1	933160-01370	CONNECTOR, PF1/2PF3/8	1							
35	1	172146-77900	COVER, HOSE	1							

Fig.38. WAGON(3WD SPEC.)



(A)=C12R-A(US)

(B)=

(C)=

(D)=

(E)=

(F)=

No.	Lev.	Parts No.	Description	Q'ty						I	R
				(A)	(B)	(C)	(D)	(E)	(F)		
1	1	172312-32510	SHIM, 30X1.0	1							
1-1	1	933160-06781	SHIM	1							R
(A=M/#23165)											
2	1	172739-52851-1	PIN,CYLINDER (82)	4							
2-1	1	172739-52851-3	PIN,CYLINDER (49)	4							S
(A=M/#23040)											
3	1	172638-81580-1	SPACER	2							
3-1	1	172638-81580-2	SPACER	2							S
(A=M/#23040)											
4	1	172652-85100-1	VESSEL ASSY	1							1
4-1	1	172652-85101-1	VESSEL ASSY	1							N 1
(A=M/#23040)											
5	2	172652-85330	FULCRUM ASSY, BOARD	6							
6	1	172638-85560-5	CATCH ASSY, FULCRUM	2							
7	1	172638-85610-5	CATCH ASSY, FULCRUM	2							
8	1	172638-85710	BUSH	4							
9	1	172638-85731	HANDLE ASSY A	1							
11	2	172638-85780	SPRING	1							
12	2	22351-050020	PIN, SPRING 5.0X20	1							
13	1	172638-85741	HANDLE ASSY B	1							
15	2	172638-85780	SPRING	1							
16	2	22351-050016	PIN, SPRING 5.0X16	1							
17	1	172652-86100-1	BRACKET, CYLINDER	2							
17-1	1	172652-86100-2	BRACKET, CYLINDER	2							S
(A=M/#23040)											
18	1	172652-86150-W	PIN 33X99	2							
19	1	172652-86200	SUPPORT, VESSEL	1							
19-1	1	172652-86200-1	SUPPORT, VESSEL	1							S
(A=M/#23040)											
20	1	22137-100000	WASHER, 10	16							Z
(A=M/#23165)											
21	1	22242-000300	RING, 30	6							
22	1	24761-050000	NIPPLE, GREASE C	4							
23	1	26013-080122	BOLT, M8X 12	4							
24	1	26013-100252	BOLT, M10X 25	16							
25	1	172652-85600-1	GATE, 3RD	2							
26	2	172614-96071	FULCRUM, BOARD	4							
27	2	172649-95940	HOOK ASSY	4							
28	1	172652-85500-1	GATE, 3RD	1							
29	2	172614-96071	FULCRUM, BOARD	2							
30	2	172649-95940	HOOK ASSY	1							
31A	1	172655-03740	LABEL,WAGON 3WD US	2							2

Remarks

(1)PLEASE USE THIS PART WITH FOLLOWING LABELS AT THE SAME TIME.
REF.NO.31A

(2)LABELS ARE NOT ILLUSTRATED.

Fig.39. WAGON(STANDARD SPEC.)

(A)=C12R-A(US)

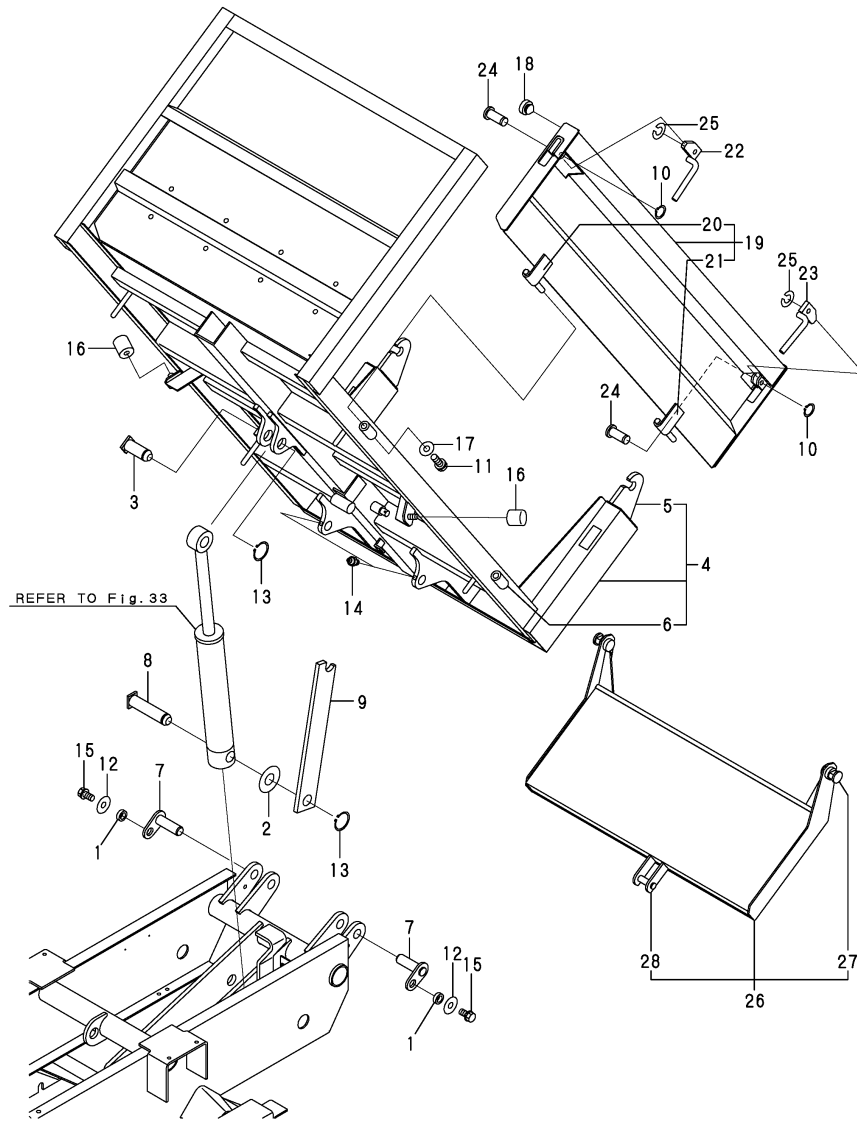
(B)=

(C)=

(D)=

(E)=

(F)=



No.	Lev.	Parts No.	Description	Qty						I	R
				(A)	(B)	(C)	(D)	(E)	(F)		
1	1	172010-01640	SPACER	2							
2	1	172141-37320	SPACER	1							
2-1	1	1D4100-21450	WASHER, 30X50X3.2	1							R
(A=*2008.02)											
3	1	172739-52801-1	PIN,BODY FULCRUM(82)	1							
3-1	1	172739-52801-2	PIN,BODY FULCRUM(49)	1							S
(A=M/#23040)											
4	1	172652-95100-1	VESSEL ASSY	1							1
4-1	1	172652-95101-1	VESSEL ASSY	1							N 1
(A=M/#23040)											
5	2	172730-84151	PLATE	2							
6	2	172068-27620	BOSS A,HINGE	4							
7	1	172648-95450-W	PIN 25-77	2							
8	1	172638-95661-W	PIN 30-119	1							
9	1	172638-95690	LOCK, BED SUPPORT	1							
9-1	1	172638-95690-2	LOCK, BED SUPPORT	1							S
(A=M/#23040)											
10	1	22242-000120	RING, 12	4							
11	1	26013-080202	BOLT, M8X 20	2							
11-1	1	26013-080162	BOLT, M8X 16	2							R
(A=M/#23165)											
12	1	22157-100000	WASHER, 10	2							
13	1	22242-000300	RING, 30	2							
14	1	24761-020000	NIPPLE, GREASE PT1/8	2							
15	1	26013-100202	BOLT, M10X 20	2							
16	1	933172-27150	RUBBER, SUPPORT	2							
17	1	1C6053-32020	WASHER, 8.5X20X3.2	2							
18	1	1N1730-61190	RUBBER,CONTACT	4							
19	1	172652-95500-1	GATE	2							
20	2	172649-95750	HINGE ASSY	2							
21	2	172649-95770	HINGE ASSY	2							
22	1	172648-95600-5	LEVER, SIDE FRAME	2							
23	1	172648-95620-5	LEVER, SIDE FRAME	2							
24	1	172648-95650	PIN	4							
25	1	22217-120000	WASHER, SPRING 12	4							
26	1	172648-95800-5	GATE	1							
27	2	172648-95840	FULCRUM PIN,BOARD	2							
28	2	172649-95940	HOOK ASSY	1							
29A	1	172652-03731	LABEL, WAGON US	1							2

Remarks

(1)PLEASE USE THIS PART WITH FOLLOWING LABELS AT THE SAME TIME.

REF.NO.29A

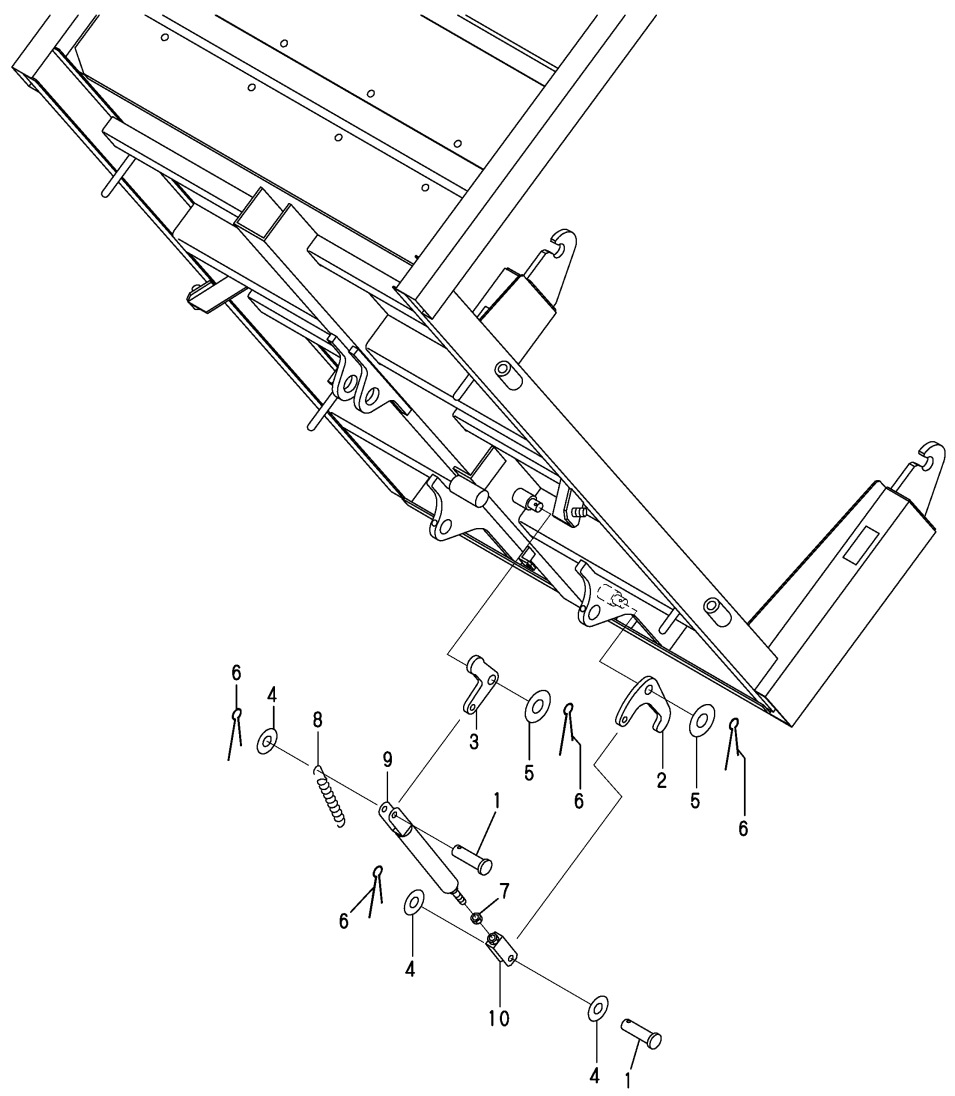
(2)LABELS ARE NOT ILLUSTRATED.

Fig.41. HOOK(STANDARD SPEC.)

(A)=C12R-A(US)
(B)=
(C)=

(D)=
(E)=
(F)=

No.	Lev.	Parts No.	Description	Q'ty						I	R
				(A)	(B)	(C)	(D)	(E)	(F)		
1	1	172730-11451	PIN 10.25.29	2							
2	1	172648-95700-5	HOOK, OPEN/CLOSE	1							
3	1	172648-95710-5	ARM	1							
4	1	22137-100000	WASHER, 10	3							
5	1	22137-160000	WASHER, 16	2							
6	1	22417-400250	PIN, COTTER 4.0X25	4							
7	1	26716-100002	NUT, M10	1							
8	1	933153-01280	SPRING, RETURN	1							
9	1	933168-51700-5	ROD, HOOK DRIVE	1							
10	1	933168-51780	JOINT, ROD	1							



Parts No. Index

Parts No.	Fig. No.	Ref. No.
104200-11920	10	3
119247-77100	13	31
119515-12520	6	5
119655-12570	6	6
119808-12540	6	7
121450-44531	9	18
121468-44510	9	16
121468-44540	9	19
121470-44581	9	21
124450-44560	9	20
124766-59050	9	34
	10	24
129052-55630	10	23
158800-85450	34	44
158802-85030	34	12
158802-85421	34	34
		38
158802-85440	34	43
158802-85450	34	45
158805-85420	34	39
172010-01640	39	1
172068-27620	39	6
172112-42000	19	24
172112-42000-1	19	24 -1
172116-46630	30	1
172120-14660	10	26
		30
172122-14301	10	8
172122-14350	10	9
172122-46560	19	25
	20	25
		26
	21	11
	23	12
172122-46590	19	27
172122-79920	12	6
172122-79930	37	22
172124-14620	10	22
172125-03951	1	37
172137-16560	9	29
172137-46400	20	45
172137-46560	19	26
172137-46560-1	19	26 -1
172137-66230	31	3
172141-14260	10	7
172141-17150	13	26
172141-37320	39	2
172141-50890	24	5
	25	5
172141-72580	33	12

Parts No.	Fig. No.	Ref. No.
172141-76180	37	10
172141-76181	37	10 -1
172142-76181	37	12
		14
172146-12150	7	4
172146-77900	37	35
172149-14251	10	5
		12
172149-17120	13	15
172149-17130	13	21
172149-17140	13	16
		22
172149-66550	32	7
172151-86240	18	5
172156-64420	28	5
172156-65690	30	19
172157-03170	1	4
172157-76300	37	30
172162-13200	15	27
	24	1
		2
	25	1
		2
172164-16370	11	8
172164-66170	30	20
172165-47990	21	13
172165-62830	24	9
	25	9
172165-63660	13	30
172171-03400	1	15
	2	4
172176-07330	4	1
172176-68210	29	6
172183-14250	10	6
172183-16550	13	1
172183-16560	12	12
172183-16580	13	12
172183-16590	13	13
172186-03200	1	5
172186-17100	13	2
172187-17070	13	4
172187-17080	13	5
172187-17090	13	6
172187-17100	13	3
172187-64831	28	12
172187-64900	32	1
172187-76210	37	27
172187-76211	37	27 -1
172312-32510	38	1
172433-64511	28	11

Parts No.	Fig. No.	Ref. No.
172437-03252	1	15 -1
	2	4 -1
172437-03322	1	11
	2	1
	35	22 A
172437-03342	1	12
	2	19
172437-03343	1	12 -1
	2	19 -1
172437-03361	1	13
	2	2
	30	38 A
172437-03391	1	14
	2	3
	30	39 A
172437-03402	1	16
	2	5
	30	39 B
172437-03422	1	21
	2	7
	30	39 D
172437-03441	1	40
	2	16
	32	15 B
172437-03501	1	20
172437-03511	1	22
172446-11510	6	3
172446-13150	35	22
172446-13330	9	5
172446-13450	9	9
172446-13460	9	10
172446-13470	9	11
172446-13480	9	12
172446-13490	9	13
172446-16320	11	7
172446-16320-1	11	7 -1
172446-65190	30	5
172446-65371	30	14
172446-65380	30	15
172447-16100	11	1
172447-17110	13	11
172447-17120	13	17
172447-17150	13	20
172447-65480	9	4
172447-75600	35	13
172455-75290	35	14
172455-75300	35	15
172458-16110	11	1 -1
172462-03320	1	9
172463-03290	1	8

Parts No.	Fig. No.	Ref. No.
172469-07330	4	1 -1
172472-03141	1	31
	2	11
	30	39 E
172480-65450	30	16
172480-65470	30	18
172480-68742	32	8
172480-73700	35	1
172498-11330	5	1
172498-13600	9	14
172498-13610	9	15
172498-13611	9	15 -1
172519-03151	1	2
172519-41601	20	7
172519-41631	20	8
172519-42780	20	9
172519-63240	27	15
172614-16520	12	15
172614-96071	38	26
		29
172637-51750	24	16
172638-03623	1	25
	2	8
	31	5 A
172638-22131	15	5
172638-22151	15	7
172638-22170	15	8
172638-23120	16	2
172638-23130	16	3
172638-23230	16	7
172638-23250	16	8
172638-27410	17	1
172638-37150	18	14
172638-41540	20	17
172638-41630	20	19
172638-42300	20	24
172638-42521	21	6
	23	11
172638-72200	33	4
172638-72201	33	4 -1
172638-75350	35	12
172638-81580-1	38	3
172638-81580-2	38	3 -1
172638-85560-5	38	6
172638-85610-5	38	7
172638-85710	38	8
172638-85731	38	9
172638-85741	38	13
172638-85780	38	11
		15

Parts No. Index

Parts No.	Fig. No.	Ref. No.
172638-86410-5	40	13
172638-86510-5	40	14
172638-95661-W	39	8
172638-95690	39	9
172638-95690-2	39	9 -1
172643-41470	19	44
172648-03330	1	10
172648-14200	10	35
172648-16540	12	4
172648-16600	12	3
172648-17130	13	23
172648-17140	13	24
172648-22120	15	4
172648-22200	15	9
172648-22210	15	10
172648-22350	15	11
172648-23110	16	1
172648-23210	16	5
172648-23220	16	6
172648-23430	16	22
172648-27520	17	5
172648-29101-1	18	1
172648-29101-2	18	1 -1
172648-29110	18	2
172648-29120	18	3
172648-29150	18	4
172648-37040	18	7
172648-37050-1	18	8
172648-37050-2	18	8 -1
172648-37100-1	18	9
172648-37100-2	18	9 -1
172648-37110	18	10
172648-41210	20	4
172648-41750	20	22
172648-45150	22	2
172648-45160	22	3
172648-45170	22	4
172648-45180	22	5
172648-72101-1	33	1
172648-72101-2	33	1 -1
172648-72111-1	33	2
172648-72111-2	33	2 -1
172648-72150	33	3
172648-72300	33	7
172648-74100	36	4
172648-74250	36	5
172648-74300	36	8
172648-95450-W	39	7
172648-95600-5	39	22
172648-95620-5	39	23

Parts No.	Fig. No.	Ref. No.
172648-95650	39	24
172648-95700-5	41	2
172648-95710-5	41	3
172648-95800-5	39	26
172648-95840	39	27
172649-64101	28	2
172649-64150	28	4
172649-95750	39	20
172649-95770	39	21
172649-95940	38	27
		30
	39	28
172652-03150	1	3
172652-03220	1	6
172652-03260	1	7
172652-03410	1	18
172652-03420	1	19
172652-03630	1	27
172652-03641	1	28
	2	9
	10	36 A
172652-03642	1	28 -1
	2	9 -1
	10	36 A-1
172652-03651	1	29
172652-03661	1	30
	2	10
	31	5 B
172652-03681	1	32
	2	12
	32	15 A
172652-03691	1	33
	2	13
	31	5 C
172652-03701	1	34
172652-03711	1	35
	2	14
	22	18 A
172652-03731	1	36
	2	15
	39	29 A
172652-12110	7	2
172652-12110-1	7	2 -1
172652-13200	8	3
172652-13301	9	1
172652-13301-1	9	1 -1
172652-13320	9	3
172652-16120	11	3
172652-16520	12	8
172652-21120-1	14	2

Parts No.	Fig. No.	Ref. No.
172652-21120-2	14	2 -1
172652-21150-1	14	4
172652-21150-2	14	4 -1
172652-21151-2	14	4 -2
172652-21200-1	14	5
172652-21200-2	14	5 -1
172652-21201-2	14	5 -2
172652-21250	14	8
172652-21251	14	8 -1
172652-21300	14	9
172652-22110	15	3
172652-22140	15	6
172652-23310	16	9
172652-23320	16	10
172652-23330	16	11
172652-23350	16	15
172652-23380	16	13
172652-23410	16	20
172652-23420	16	21
172652-27420	17	2
172652-27510	17	4
172652-27530	17	6
172652-37310	18	24
172652-38600	18	31
172652-41201	20	3
172652-41211	20	5
172652-41260	20	6
172652-41290	19	6
172652-41290-1	19	6 -1
172652-41320	19	8
172652-41350	19	10
172652-41370	19	11
172652-41401	20	11
172652-41401-1	20	11 -1
172652-41450	20	13
172652-41450-1	20	13 -1
172652-41500	20	15
172652-41560-1	20	18
172652-41560-2	20	18 -1
172652-41690	20	20
172652-41690-1	20	20 -1
172652-41700	20	21
172652-41700-1	20	21 -1
172652-41730	19	13
172652-41730-1	19	13 -1
172652-41780	19	15
172652-41780-1	19	15 -1
172652-41820	19	17
172652-41820-1	19	17 -1
172652-41870	19	19

Parts No.	Fig. No.	Ref. No.
172652-41880	19	20
172652-41920	19	21
172652-41920-1	19	21 -1
172652-41950	19	22
172652-41950-1	19	22 -1
172652-42030	20	2
172652-42401	21	2
172652-42401-1	21	2 -1
172652-42450	21	3
172652-42450-1	21	3 -1
172652-42501	21	5
172652-42530	21	7
172652-42530-1	21	7 -1
172652-42570	21	8
172652-42570-1	21	8 -1
172652-42600	21	27
172652-42600-1	21	27 -1
172652-42640	21	9
		32
172652-42650	21	10
172652-42700	21	32 -1
172652-42710	21	33
172652-45100	22	1
172652-45100-1	22	1 -1
172652-45150	22	6
172652-45150-1	22	6 -1
172652-45200	22	7
172652-45200-1	22	7 -1
172652-45250	22	8
172652-47101	23	2
172652-47101-1	23	2 -1
172652-47151	23	3
172652-47151-1	23	3 -1
172652-47190	23	4
172652-47210	23	13
172652-47250	23	20
172652-47270	23	21
172652-52120-1	24	7
		25
		6
172652-52120-2	24	7 -1
		25
		6 -1
172652-52130-1	24	8
		25
		7
172652-52130-2	24	8 -1
		25
		7 -1
172652-53100	26	2
172652-53100-1	26	2 -1
172652-61210-1	29	3
172652-61210-2	29	3 -1
172652-61300	27	2

Parts No. Index

Parts No.	Fig. No.	Ref. No.
172652-61300-1	27	2 -1
172652-61350	27	3
172652-61350-1	27	3 -1
172652-63090	27	11
172652-63090-1	27	11 -1
172652-63140	27	13
172652-63150	27	14
172652-63150-2	27	14 -1
172652-64100-1	28	3
172652-64220	28	6
172652-64400	29	4
172652-64400-1	29	4 -1
172652-64430	29	5
172652-64430-1	29	5 -1
172652-65300	30	13
172652-65620	30	8
172652-65630	30	9
172652-65651	30	11
172652-65660	30	12
172652-66100-1	31	2
172652-66300	32	2
172652-66300-1	32	2 -1
172652-66350	32	3
172652-66350-1	32	3 -1
172652-66390	32	4
172652-66390-1	32	4 -1
172652-66440	32	5
172652-66440-1	32	5 -1
172652-66450	32	6
172652-66450-1	32	6 -1
172652-73750	35	2
172652-73770	35	4
172652-73780	35	5
172652-73790	35	6
172652-76100	37	1
172652-76120	37	3
172652-76130	37	5
172652-76150	37	7
172652-76160	37	8
172652-78100	37	16
172652-78120	37	17
172652-78150	37	18
172652-78160	37	19
172652-78170	37	20
172652-78180	37	21
172652-85100-1	38	4
172652-85101-1	38	4 -1
172652-85330	38	5
172652-85500-1	38	28
172652-85600-1	38	25

Parts No.	Fig. No.	Ref. No.
172652-85700	40	2
172652-85740	40	3
172652-85750	40	4
172652-85770	40	5
172652-85780	40	6
172652-85781	40	6 -1
172652-85820	40	7
172652-85821	40	7 -1
172652-85840-1	40	8
172652-85870-1	40	9
172652-85871-1	40	9 -1
172652-85900	40	10
172652-85930	40	11
172652-85950	40	12
172652-86100-1	38	17
172652-86100-2	38	17 -1
172652-86150-W	38	18
172652-86200	38	19
172652-86200-1	38	19 -1
172652-95100-1	39	4
172652-95101-1	39	4 -1
172652-95500-1	39	19
172655-03600	1	1 -1
172655-03610	1	24
172655-03620	1	26
172655-03740	1	23
	38	31 A
172655-11310	5	2
172655-11500	6	2
172655-11500-1	6	2 -1
172655-12100	7	1
172655-12101	7	1 -1
172655-13100	8	1
172655-13100-1	8	1 -1
172655-13130	8	2
172655-13130-1	8	2 -1
172655-13200	8	4
172655-13200-1	8	4 -1
172655-16110	11	2
172655-16500	12	1
172655-21100-1	14	1
172655-21100-2	14	1 -1
172655-21130-1	14	3
172655-21130-2	14	3 -1
172655-41620	19	12
172655-41620-1	19	12 -1
172655-42010	20	43
172655-42020	20	44
172655-51100-1	24	6
172655-51100-2	24	6 -1

Parts No.	Fig. No.	Ref. No.
172655-51101	24	6 -2
172655-55100-1	25	8
172655-55100-2	25	8 -1
172655-55101	25	8 -2
172655-61400-1	27	4
172655-61400-2	27	4 -1
172655-62090-1	27	8 A
172655-62090-2	27	8 A-1
172655-62140	27	9 A
172655-62810	30	2
172655-62810-1	30	2 -1
172655-65100-1	30	4
172655-65450	30	17
172655-65600	30	6
172655-65601	30	6 -1
172655-65610	30	7
172655-65640	30	10
172658-21110	14	10 -1
172658-37300	42	1
172658-37320	42	3
172658-51750	24	16 -1
172725-25810	19	4
172725-42250	14	11
172725-85870	24	10
172730-11451	21	1
	23	10
	40	1
	41	1
172730-25271	19	3
172730-84151	39	5
172738-27230	15	12
172738-27290	15	13
172738-47900	19	28
	21	12
	23	22
172739-52801-1	39	3
172739-52801-2	39	3 -1
172739-52851-1	38	2
172739-52851-3	38	2 -1
172A20-11510	6	1
172A20-11550	6	4
172A20-13350	9	6
172A20-13350-1	9	6 -1
172A20-13430	9	7
172A20-17110	13	32
172A20-17111	13	32 -1
172A23-64770	28	10
172A29-03740	1	41
	2	17
	32	16 A

Parts No.	Fig. No.	Ref. No.
172A29-03750	1	42
	2	18
	32	15 C
172A36-03411	1	17
	2	6
	30	39 C
172A38-03200	1	38
172A38-03201	1	38 -1
172A38-03210	1	39
172A38-03211	1	39 -1
172A54-64100	28	2 -1
172A54-64110	28	2 A
		2 A-1
172A54-64120	28	2 B
		2 B-1
172A55-03310	1	5 -1
172A64-64010	28	2 -2
172A64-64020	28	2 C
172A64-64030	28	2 D
172A64-64050	28	2 E
184015-59190	10	25
		29
184015-59200	10	27
		31
184015-59230	9	33
194140-63270	28	1
194145-04810	20	1
194150-22480	20	16
194151-57100	13	28
194200-37510	23	1
194250-25520	16	16
194273-47910	20	27
194630-52160	13	25
194630-52190	13	27
194630-64110	3	1
194940-04240	10	2
194990-20170	19	2
195194-12130	15	2
195412-33280	19	5
198071-57110	13	29
198072-04320	10	21
1A1040-46460	15	15
	24	3
		4
	25	3
		4
1A1040-48070	15	16
1A1040-58170	23	5
1A1380-28040	15	14
1A1380-46460	14	12

Parts No. Index

Parts No.	Fig. No.	Ref. No.
1A1380-58050	22	9
1A1686-57850	9	30
	12	13
1A6472-63270	23	6
1C6053-32020	39	17
1C6281-52310	7	6
1C6281-52320	7	9
	19	29
		40
1D4100-21450	39	2 -1
1E6140-73420	18	25
	42	4
1E6210-34030	14	10
1E6570-65751	22	10
1E6740-54440	17	7
1E6740-54450	17	8
1E8130-55080	16	14
1E8235-51051	14	10 -1A
1E8940-73240	18	17 -1
		30 -1
1N1730-61190	39	18
22137-060000	7	7
	9	23
		32
	13	33
		34
		35
		36
22137-080000	11	9
	14	14
		27
	19	1
		30
		31
		45
	20	28
	22	11
	24	11
	27	16
	30	25
		26
	40	15
22137-100000	9	24
	10	14
	12	9
	14	14 -1
	19	32
		33
	20	29
		30

Parts No.	Fig. No.	Ref. No.
22137-100000	20	48
	21	14
		31
		34
	23	14
		15
		23
	27	5
		6
		10
		19
	29	7
	30	27
	31	4
	34	1
	38	20
	40	16
	41	4
22137-120000	7	8
	22	18
	26	3
	28	13
	29	8
22137-140000	14	13
	19	34
22137-160000	40	17
		18
		19
	41	5
22157-080000	30	29
22157-100000	22	12
	39	12
22190-080003	22	13
22217-060000	35	7
22217-080000	5	3
	10	33
	11	4
	19	35
		54
	36	1
22217-100000	10	15
	12	10
	14	15
	15	1
		17
	19	36
	20	31
		46
	21	15

Parts No.	Fig. No.	Ref. No.
22217-100000	21	35
	23	16
		24
	24	12
		13
	25	10
		11
	28	7
	30	31
	34	2
22217-120000	8	5
	32	11
	39	25
22217-160000	18	6
		15
		28
	42	7
22217-240000	18	19
22242-000120	21	29
	39	10
22242-000140	19	37
22242-000170	14	16
22242-000200	21	16
	23	17
22242-000250	21	17
22242-000300	38	21
	39	13
22242-000350	16	17
		23
22252-000400	14	10 -1B
22252-000470	18	11
22252-000520	18	26
	42	5
22252-000580	16	18
22252-000720	16	24
22272-000120	14	17
22312-080200	14	24
22312-100220	15	18
22351-030032	19	55
22351-030040	21	18
22351-035025	20	32
22351-050016	38	16
22351-050020	38	12
22351-050025	19	38
		39
22351-050032	19	39 -1
22351-050040	21	19
22360-080000	24	14
22372-080000	24	14 -1
	28	8

Parts No.	Fig. No.	Ref. No.
22372-080000	30	32
22417-200150	22	14
22417-200160	20	33
22417-200200	30	33
22417-250200	19	41
	22	15
22417-320200	21	20
	23	18
22417-400250	40	20
		21
		22
		23
	41	6
22417-400350	20	34
22417-400400	20	34 -1
22486-080200	19	42
22487-080160	7	5
	9	35
22487-080300	24	15
22487-120600	22	17 -1
22512-050250	14	18
23000-054000	6	9
23001-022000	37	23
23001-025000	9	25
23001-035000	9	36
23001-041000	37	24
23010-014000	10	10
23065-070130	9	22
23080-013000	10	16
23491-140002	35	18
23871-010000	37	32
24101-060054	18	12
24101-060064	16	4
24101-062054	18	27
	42	6
24101-062074	16	25
24101-063054	16	19
24104-062034	14	10 -1C
24190-100001	19	43
24311-000120	15	19
24311-000160	35	19
24311-000210	15	21
24311-000320	21	21
	23	7
24315-000110	34	81
	37	4
		6
		9
		11
		28

Parts No. Index

Parts No.	Fig. No.	Ref. No.
24315-000140	34	9
	37	13
		15
24315-000180	34	53
	37	2
		29
		31
		33
24315-000200	36	9
24315-000440	35	8
24316-000050	34	54
24316-000100	34	55
24316-000120	34	56
24321-000300	35	20
24321-000350	18	32
24321-000550	34	83
24321-000650	15	22
	34	3
24341-000390	34	84
24421-203208	17	3
24550-012150	21	28
24550-012200	7	3
24550-014100	19	16
		18
		23
	10	11
	19	7
	20	12
		14
24550-014200	19	14
24550-015200	14	7
24550-025200	21	4
24550-025250	23	8
24550-030300	33	17
24761-020000	33	13
	39	14
	20	35
24761-040000	21	22
	23	9
	33	14
	38	22
	9	31
24761-050000	13	37
		38
		39
	9	26
	13	46
26013-060122	38	23
26013-060162	6	10
	9	27

Parts No.	Fig. No.	Ref. No.	
26013-080162	12	14	
	39	11 -1	
26013-080202	14	20	
	19	46	
	28	2 F	
	30	34	
	39	11	
	40	24	
	26013-080252	14	25
	26013-080302	17	9
26013-100162	28	14	
26013-100202	6	12	
	10	13	
	14	19	
	15	23	
	21	23	
	30	35	
	39	15	
26013-100252	6	11	
	8	6	
		7	
	9	28	
	14	21	
	22	16	
	27	1	
		7	
		8	
	29	2	
	31	1	
	35	21	
	38	24	
26013-100302	5	4	
	8	8	
	14	21 -1	
	15	24	
	19	47	
	20	23	
26013-100502	15	28	
26013-120252	15	25	
	26	1	
26013-120302	29	1	
26014-060122	13	40	
26014-080202	11	5	
26014-100302	37	25	
26051-060002	13	41	
26051-100002	20	36	
26076-120452	32	12	
26116-060162	13	42	
26116-060352	32	13	

Parts No.	Fig. No.	Ref. No.
26116-060602	35	9
26116-080122	10	34
26116-080202	27	17
26116-080254	20	37
26116-080304	7	10
	20	38
	10	17
26116-080404	20	39
	36	2
26116-080502	12	11
26116-100162	10	18
26116-100304	34	4
26116-100552	18	21
26116-241704	34	5
26216-100502	30	37
26347-080002	30	36
26347-100002	20	40
26366-080002	13	43
26589-060162	32	14
26716-060002	5	5
26716-080002	10	19
	11	6
	14	22
	19	48
		49
	20	41
	36	3
26716-100002	10	20
	14	22 -1
	15	29
	19	50
	20	47
	28	9
	30	3
34	6	
	40	25
	41	7
26716-120002	8	9
	29	9
26716-140002	15	20
26716-240002	18	18
26736-100002	14	23
	19	51
	20	42
	21	24
		36
	23	19
26736-160002	18	16

Parts No.	Fig. No.	Ref. No.
26736-160002	18	29
	42	8
26756-080002	7	11
	27	18
	7	12
26756-120002	20	10
26776-100002	30	30
29311-323000	25	12
29420-100000	13	14
41851-000110	37	11 -1
		28 -1
758804-85101	34	7
772652-14100	10	1
772652-14100-1	10	1 -1
772652-37300-1	18	22
772652-37300-2	18	22 -1
		22 -2
772652-75100	35	10
772652-75100-1	35	10 -1
772655-03130	1	1
933110-00301	13	8
933111-96200	18	20
933113-05180	13	45
933113-05190	13	44
933123-73902	33	15
933133-96300	33	16
933147-08501	18	17
		30
	42	9
933147-10350	18	13
933153-01280	21	25
	40	26
	41	8
933160-01370	37	34
933160-06781	38	1 -1
933164-04460	19	52
933164-04470	19	53
	21	26
933166-80520	36	7
933168-51700-5	41	9
933168-51780	40	27
	41	10
933168-53680-1	37	26
933168-53680-2	37	26 -1
	10	28
933168-55770		32
	12	5
		7
933169-11330	21	30
933170-01490	7	13

Parts No. Index

Parts No.	Fig. No.	Ref. No.
933171-18390	22	17
933171-80610	36	6
933172-27150	39	16

Parts No.	Fig. No.	Ref. No.
-----------	----------	----------

Parts No.	Fig. No.	Ref. No.
-----------	----------	----------

Parts No.	Fig. No.	Ref. No.
-----------	----------	----------