

0CS10-M45401EN

PREFACE

1. This parts catalog is the 1st edition of Yanmar crawler back-hoe Vio50-3 for U. S. A. , Australia & New Zealand.

2. Parts catalog history

	Parts catalog No.	Date of issue	Remarks
First edition	000Y00S4540	Sep. , 2004	Disuse old edition
Last edition	000Y00S4541	June, 2006	

3. Model name

SECTION	Column	Model name	Manufactured	M / #
I (Vehicle)	A	Vio50-3 (C)US	2004/6~2005/5	30501~30984
	B	Vio50-3 (P)US	2004/6~2005/5	30501~30984
	C	Vio50-3 (C)AS	2004/6~2005/5	30501~30984
	D	Vio50-3 (P)AS	2004/6~2005/5	30501~30984
	E	Vio50-3 (C)NZ	2004/6~2005/5	30501~30984
	F	Vio50-3 (P)NZ	2004/6~2005/5	30501~30984
II (Engine)	A	4TNV88-XBV	2004/6~2005/5	03959~28307

(NOTE) US:U. S. A. , AS:Australia, NZ:New Zealand
C:cabin, P:canopy

4. Your understanding is asking that this parts catalog is not a technical data manual setting forth as servicing procedures, This parts catalog is using simplified illustration.

Be sure to use Yanmer Genuine Parts in your maintenance servicing of Yanmar products.

Be careful not to use the simple parts available in the market, otherwise their use in repairing causes such as an early breakage, for instance.

Directions for the Parts Catalog.

1. This Parts Catalog shows both standard and optional parts.
2. Parts may change without prior notice.
3. The following is an example of the Parts Catalog format.

REF.	LEV.	PARTS NO.	DESCRIPTION	Q'TY						I	R
				(A)	(B)	(C)	(D)	(E)	(F)		
1	1	729595-51390	FUEL INJECTION PUMP	1	1	1	1	1			1
1-1	1	729595-51391	FUEL INJECTION PUMP	1	1	1	1	1		N	1
		(A=E00185) (B=E00200)									
3	2	26022-060162	SCREW M 6X 16	9	9	9	9	9			
3-1	2	26022-060162	SCREW M 6X 16	4	4	4	4	4		K	
		(A=E00156) (B=E00156) (C=E00156) (D=E00156) (E=E00156)									
4	2	129470-51040	CAMSHAFT	1	1	1	1	1			
5	2	122710-51050	BEARING, ROLLER	2	2	2	2	2			
6	2	129470-51060	RETAINER	1	1	1	1	1			

Remarks
(1) BOOST COMPEMSATOR TYPE. OPTIONAL PART, TO E00155,(4JH-DT, 4JH-DTZ

① Ref. No.

The Ref. No. listed may not be in accordance with the illustration Ref. No.

(Ex.) Illustration No.

List Ref No.

1

1

(Before change)

1-1

(After change)

For interchangeable symbols N, R and K, illustrations for new parts may be abbreviated.

② Lev. (Level)

Level indication

The numbers below indicate the level of relativity towards the main part.

1 ----- Main parts (Assembly parts)

2 ----- Sub component included in " 1 ".

3 ----- Sub component included in " 2 ".

Note) Parts that are not for sale are partially illustrated but not listed.

③ Interchangeability Symbol

When a part change takes place, one of the following interchangeability symbols is indicated beside the part.

Symbol	Interchangeability	Contents note
N	Old $\begin{matrix} \leftarrow \text{Yes} \\ \text{No} \rightarrow \end{matrix}$ New	New Part is interchangeable for Old Part but Old Part is not interchangeable for New Part.
Q	Old $\begin{matrix} \leftarrow \text{No} \\ \text{Yes} \rightarrow \end{matrix}$ New	New Part is not interchangeable for Old Part but Old Part is interchangeable for New Part.
R	Old $\begin{matrix} \leftarrow \text{Yes} \\ \text{Yes} \rightarrow \end{matrix}$ New	New/ Old Parts are both interchangeable.
S	Old $\begin{matrix} \leftarrow \text{No} \\ \text{No} \rightarrow \end{matrix}$ New	New/ Old Parts are both not interchangeable.
W		Part newly added.
Z		Part discontinued.
F		Not interchangeable by a single part but interchangeable together with related parts.
K		Changes only for used parts quantities.

④ Effective Machine No.

When a part changes, the effective Machine No. will be indicated in the (A)-(F) column.

Product Symbol	Product No.	Product Symbol	Product No.
C	Clutch No. Compressor No.	F	Machine No. (Agricultural Equip.)
D	Drive No.	M	Machine No.
E	Engine No.		

Note 1) A date may follow the symbol. (Ex.) 1996.01

Note 2) "XXXXX" and "ZZZZZ" are for parts that could not be predicted or for engine models that could not be identified.

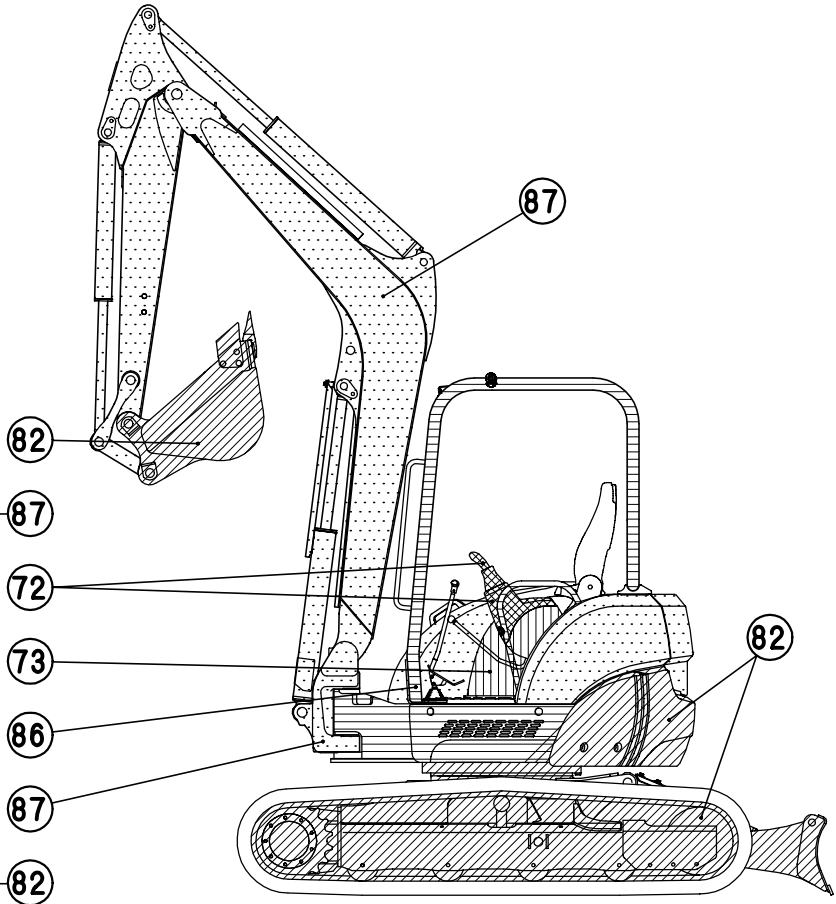
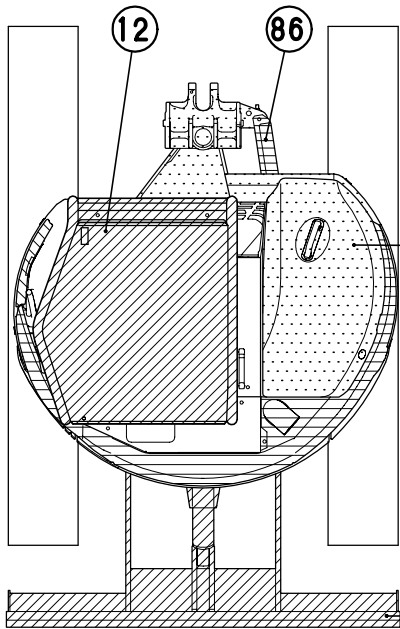
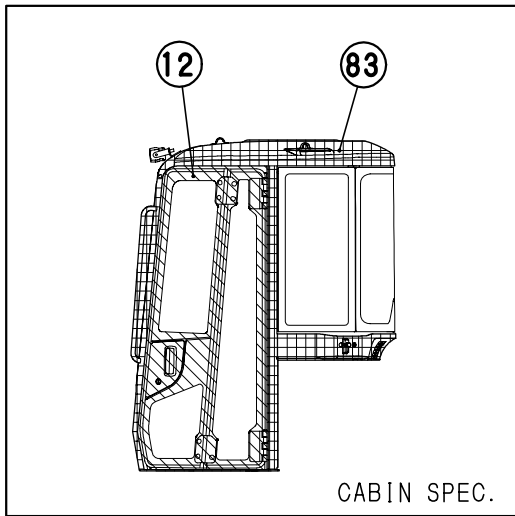
Note 3) (A=E00185) is the E (Engine Serial Number) for the column (A) model (in this case 4JH-DT) after the parts design change.

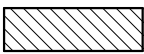


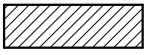


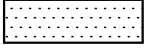
⑤ Remarks

Figures or alphabets (symbols) are entered in the remarks column.

The comments (remarks) on parts that are indicated at the bottom of the illustration are the same symbols as those stated above.

1 [PAINTED COLOR LIST]



COLOR CODE	DESCRIPTION	PAINTED COLOR MUNSEL No.	PAINT PART No.		
			16ℓCAN	4ℓCAN	SPRAY
12	 YANMAR BLACK 4.90PB0.08/0.41		-----	TOR-91220001	TOR-90220003
72	 YANMAR DARK OLIVE GRAY 7.21Y2.92/0.79		-----	977620-40720	TOR-90460003
73	 YANMAR WARM GRAY 5.52Y4.91/1.09		-----	-----	TOR-90450003
82	 YANMAR DEEP GREEN 6.39BG2.13/1.73		981101-09517	977620-40820	977620-30N31
83	 YANMAR GRAYISH GREEN 2.15G4.87/1.52		981101-09615	977620-40830	977620-30N41
86	 YANMAR NEW GRAYISH GREEN 2.62BG4.76/2.87		981101-09616	977620-40860	977620-30861
87	 YANMAR NEW PERMANENT YELLOW 5.15Y8.45/10.81		981101-09519	977620-40870	977620-30871

PICTURESQUE INDEX (1) ■ ■ ■ MAIN PARTS

1. LABEL & ACCESSORY

Fig. 1~3

16. OPTIONAL & KIT

Fig. 84

3. ELECTRICAL PARTS

Fig. 9~14

4. AIR CONDITIONER & HEATER

Fig. 15, 16, 18~20

11. CABIN

Fig. 17, 37~48

12. CANOPY

Fig. 49

9. AROUND SEAT

Fig. 34, 35

2. ENGINE RELATED

Fig. 4~8

10. BONNET

Fig. 36

6. CONTROL EQUIPMENT

Fig. 23~29

14. HYDRAULIC OIL PIPING

Fig. 68~78

RIGHT

REAR

7. FRAME

Fig. 30

8. COVER

Fig. 31~33

5. TRAVELING

Fig. 21, 22

FRONT

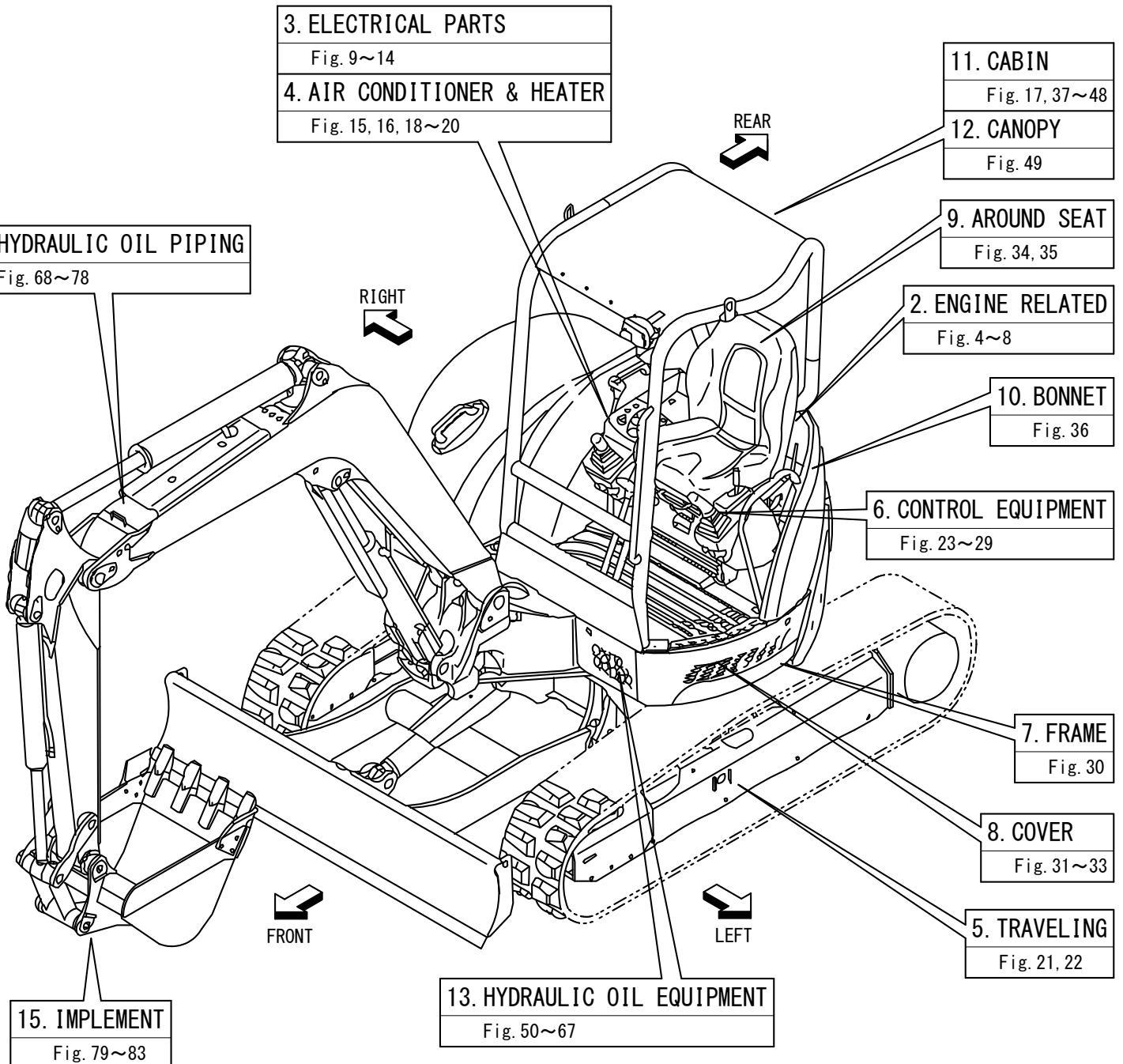
LEFT

13. HYDRAULIC OIL EQUIPMENT

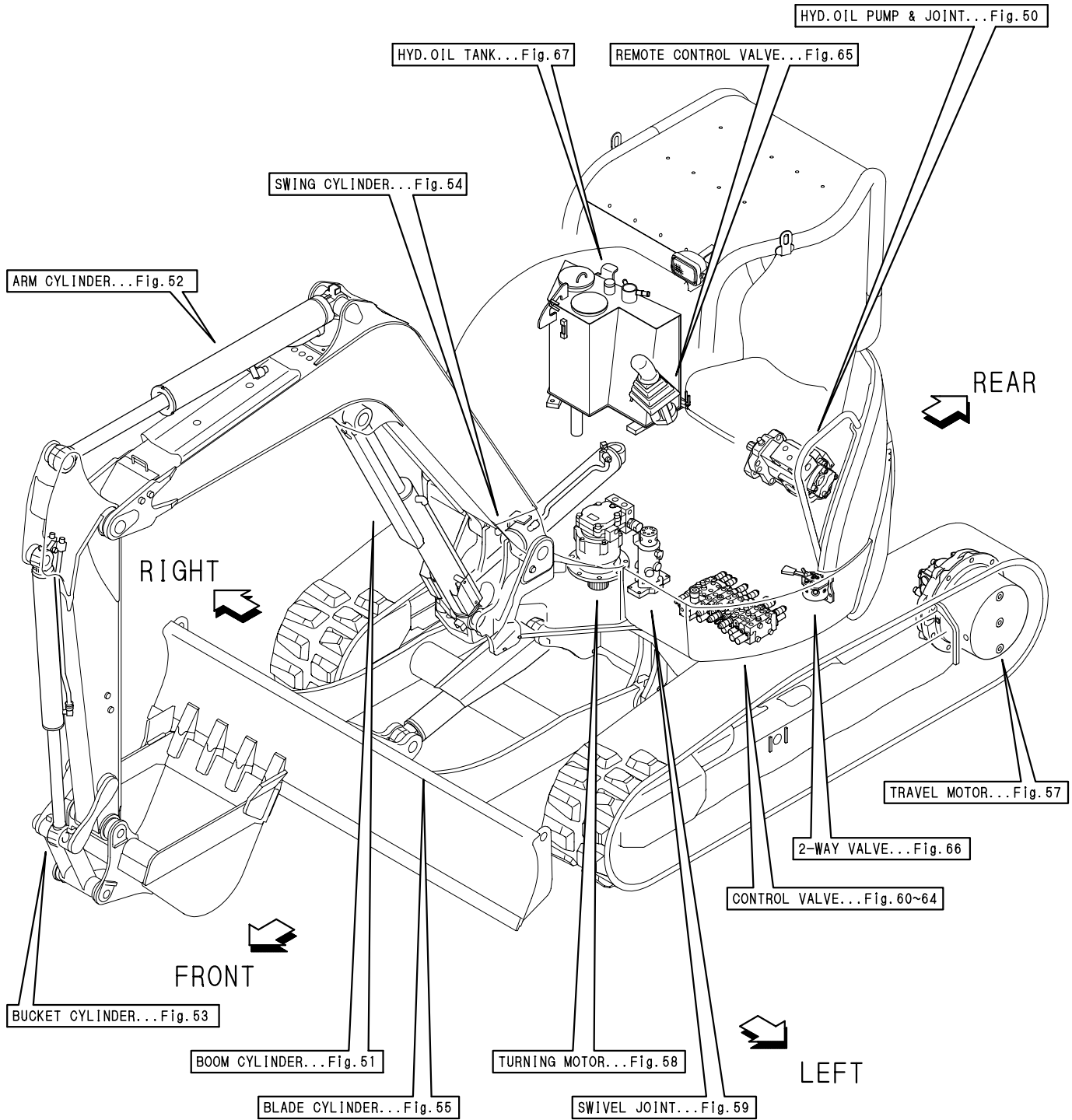
Fig. 50~67

15. IMPLEMENT

Fig. 79~83



PICTUREAQUE INDEX (2) ···HYDRAULIC SECTION



Contents

OCS10-M45401

Fig. No.	Fig. Name
LABEL & ACCESSORY	
1.	LABEL(CABIN)
2.	LABEL(CANOPY)
3.	SAFETY LABEL
ENGINE RELATED	
4.	SILENSER & AIR CLEANER
5.	ACCELERATOR
6.	ENGINE MOUNT
7.	RADIATOR & MOUNT
8.	FUEL TANK & FUEL PIPE
ELECTRICAL PARTS	
9.	BATTERY
10.	ELECTRIC PART(WIRING)
11.	ELECTRIC PART(EQUIPMENT)
12.	ELECTRIC PART(AIR CON. SPEC.)
13.	TRAVEL ALARM
14.	WORK LAMP & CANOPY LAMP
AIR CONDITIONER & HEATER	
15.	HEATER
16.	HEATER(AIR CON. SPEC.)
18.	COMPRESSOR & PULLEY(AIR CON.SPEC.)
19.	PIPING(AIR CON. SPEC.)

Fig. No.	Fig. Name
20.	COVER(AIR CON. SPEC.)
TRAVELING	
21.	ROLLER & ADJUST
22.	CRAWLER
CONTROL EQUIPMENT	
23.	LOCK LEVER & STAND(RIGHT)
24.	LOCK LEVER & STAND(LEFT)
25.	TRAVEL LEVER
26.	BLADE LEVER
27.	SWING PEDAL
28.	LOW-HIGH PEDAL
29.	P.T.O.PEDAL
FRAME	
30.	FRAME & TURNING BEARING
COVER	
31.	COVER(FRAME)
32.	COVER(CABIN)
33.	COVER(CANOPY)
AROUND SEAT	
34.	STEP & INSTRUMENT PANEL

Contents

OCS10-M45401

Fig. No.	Fig. Name	Fig. No.	Fig. Name
35.	SEAT & SEAT MOUNT	51.	BOOM CYLINDER
BONNET		52.	ARM CYLINDER
36.	BONNET	53.	BUCKET CYLINDER
CABIN		54.	SWING CYLINDER
17.	WINDOW WASHER	55.	BLADE CYLINDER
37.	CABIN(BODY)	56.	QUICK COUPLER CYLINDER
38.	CABIN(ELECTRIC PART)	57.	TRAVEL MOTOR
39.	CABIN(GLASS)	58.	TURNING MOTOR
40.	CABIN(DOOR)	59.	SWIVEL JOINT
41.	TIM CABIN(BODY)	60.	CONTROL VALVE(P PORT)
42.	TIM CABIN(ACCESSORY)	61.	CONTROL VALVE(TRAVEL & P.T.O.)
43.	TIM CABIN(ELECTRIC PART & WIPER)	62.	CONTROL VALVE(ARM & SWING)
44.	TIM CABIN(HEATER & DUCT COVER)	63.	CONTROL VALVE(BOOM & BUCKET)
45.	TIM CABIN(FRONT GLASS)	64.	CONTROL VALVE(TURNING & BLADE)
46.	TIM CABIN DOOR(BODY)	65.	REMOTE CONTROL VALVE
47.	TIM CABIN DOOR(ACCESSORY)	66.	2-WAY VALVE
48.	TIM CABIN(PACKAGE)	67.	HYD.OIL TANK
CANOPY		HYDRAULIC OIL PIPING	
49.	CANOPY & CANOPY MOUNT	68.	HYD.OIL PIPING(TANK-PUMP-VALVE)
HYDRAULIC OIL EQUIPMENT		69.	HYD.OIL PIPING(PUMP-VALVE-MOTOR)
50.	HYD.OIL PUMP & JOINT	70.	HYD.OIL PIPING(VALVE-SWIVEL-SWING)
		71.	HYD.OIL PIPING(RETURN)
		72.	HYD.OIL PIPING(TRAVEL)
		73.	HYD.OIL PIPING(BOOM)

Contents

0CS10-M45401

Fig. No. Fig. Name

- 74. HYD.OIL PIPING(P.T.O.)
- 75. HYD.OIL PIPING(QUICK COUPLER SPEC.)
- 76. CONTROL PIPING(PUMP-VALVE-RETURN)
- 77. CONTROL PIPING(VALVE-2-WAY VALVE)
- 78. GREASING

Fig. No. Fig. Name

IMPLEMENT

- 79. BOOM & BOOM BRACKET
- 80. ARM & BUCKET LINK
- 81. ARM & QUICK COUPLER
- 82. BUCKET
- 83. BLADE

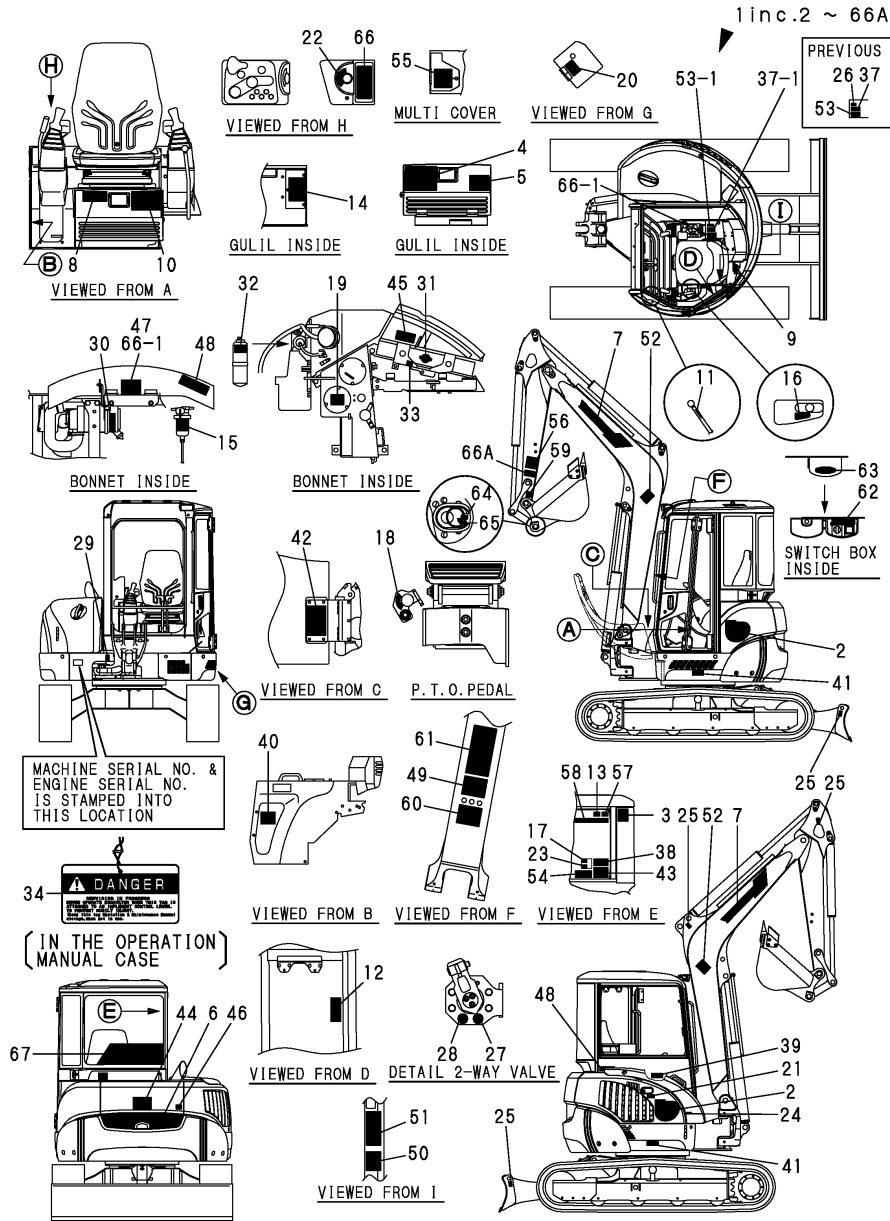
OPTIONAL & KIT

- 84. SEAT KIT(OPTIONAL)

Fig.1. LABEL(CABIN)

(A)=VIO50-3C(US)
 (B)=VIO50-3P(US)
 (C)=VIO50-3C(AS)

(D)=VIO50-3P(AS)
 (E)=VIO50-3C(NZ)
 (F)=VIO50-3P(NZ)



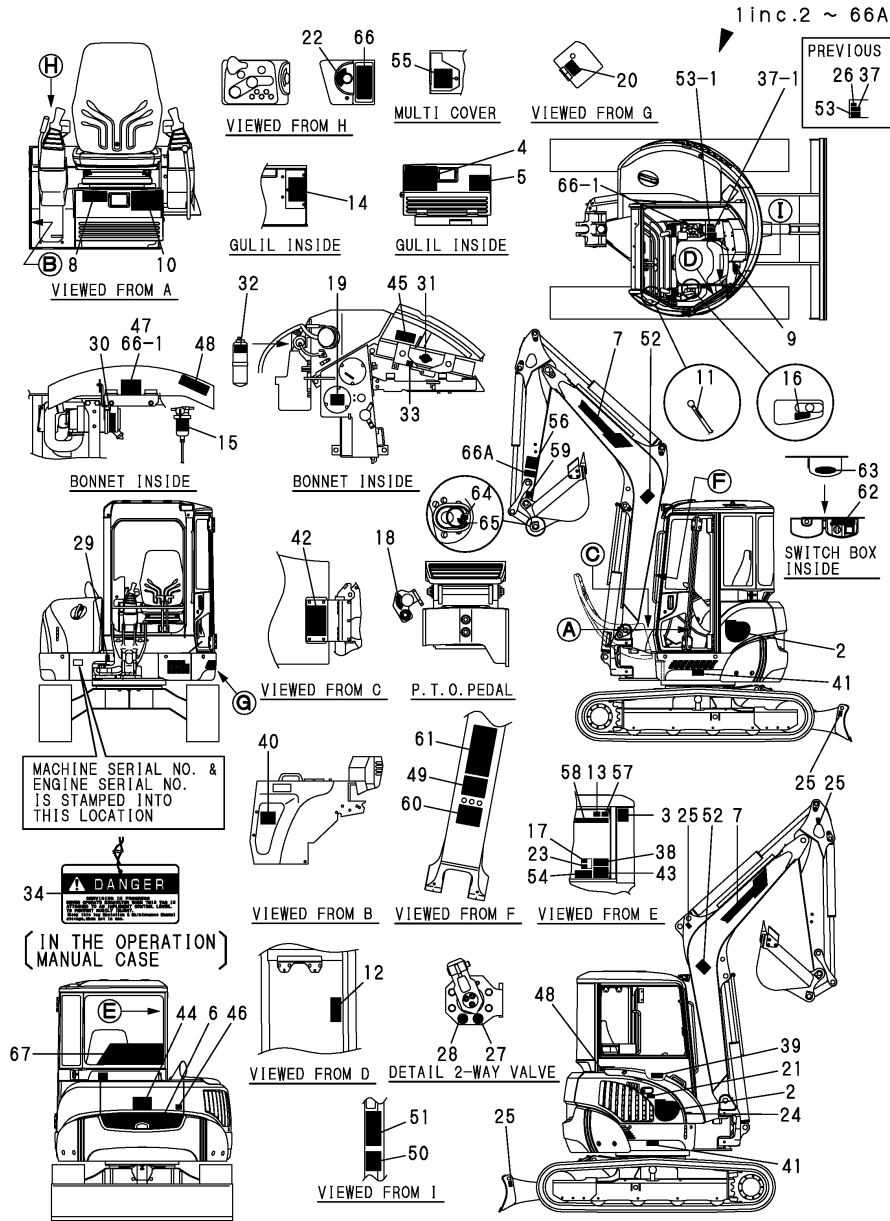
No.	Lev.	Parts No.	Description	Q'ty						I	R
				(A)	(B)	(C)	(D)	(E)	(F)		
1	1	772A40-03120	LABEL ASSY	1	1		1				
2	2	172467-03121	LABEL, MODEL	2	2		2				
3	2	172467-03192	LABEL, LIFT Q US	1	1		1				1
3-1	2	172467-03193	LABEL, LIFT Q US (A=M/#30831) (C=M/#30831)	1	1		1				N 1
4	2	172A07-03140	LABEL,OIL & WATER	1	1		1				
5	2	172467-03150	LABEL,GREASE	1	1		1				
6	2	172460-03160	LABEL	1	1		1				
7	2	172165-03261	LABEL, BOOM	2	2		2				
8	2	172A40-03110	LABEL,SPECIFICATION	1	1		1				
8-1	2	172A40-03111	LABEL, SPECIFICATION (A=M/#30751) (C=M/#30751)	1	1		1				N
9	2	172472-03180	LABEL,VENTILATION	1	1		1				
10	2	172472-03200	LABEL,SUPORT C US	1	1		1				
10-1	2	172472-03141	LABEL, SUPPORT US (A=M/#30831) (C=M/#30831)	1	1		1				N
11	2	172183-03280	LABEL,LOCK	1	1		1				
12	2	172463-03320	LABEL,F/W LOWER US	1	1		1				
13	2	172437-03550	LABEL,WINDOW	1	1		1				1
13-1	2	172437-03551	LABEL, WINDOW US (A=M/#30831) (C=M/#30831)	1	1		1				N 1
14	2	172472-03171	LABEL,FUSE US	1	1		1				
15	2	172A07-03160	LABEL	1	1		1				
16	2	172458-03220	LABEL,ACCELERATOR	1	1		1				
17	2	172496-03250	LABEL, P.T.O.	1	1		1				
18	2	172458-03240	LABEL,LOCK	1	1		1				
19	2	172463-03290	LABEL,HYD.OIL US	1	1		1				
20	2	172438-03300	LABEL	1	1		1				
21	2	172463-03330	LABEL,COVER	1	1		1				
22	2	172141-03360	LABEL, START SWITCH	1	1		1				
23	2	172490-03200	LABEL	1	1		1				1
24	2	172437-03500	LABEL,FUEL	1	1		1				
24-1	2	172437-03501	LABEL, FUEL US (A=M/#30831) (C=M/#30831)	1	1		1				N
25	2	172437-03510	LABEL,HOOK	4	4		4				
25-1	2	172437-03511	LABEL, HOOK US (A=M/#30831) (C=M/#30831)	4	4		4				N
26	2	172437-03530	LABEL,RE-START (A=M/#30831) (C=M/#30831)	1	1		1				Z
27	2	172437-03610	LABEL	1	1		1				
28	2	172437-03620	LABEL	1	1		1				
29	2	172157-03740	LABEL	1	1		1				
29-1	2	172157-03741	LABEL, GREASE US (A=M/#30831) (C=M/#30831)	1	1		1				N
30	2	172125-03950	LABEL, AIR CLEANER	1	1		1				
30-1	2	172125-03951	LABEL, AIR CLEANER (A=M/#30831) (C=M/#30831)	1	1		1				N
31	2	172462-03320	LABEL	1	1		1				
32	2	124764-44810	LABEL,SUB-TANK	1	1		1				
32-1	2	172A38-03200	LABEL, SUB-TANK US (A=M/#30831) (C=M/#30831)	1	1		1				N

Remarks
 (1)TIM CABIN SPEC.IS ANOTHER PACK.
 (2)AIR CON.SPEC.

Fig.1. LABEL(CABIN)

(A)=VIO50-3C(US)
 (B)=VIO50-3P(US)
 (C)=VIO50-3C(AS)

(D)=VIO50-3P(AS)
 (E)=VIO50-3C(NZ)
 (F)=VIO50-3P(NZ)



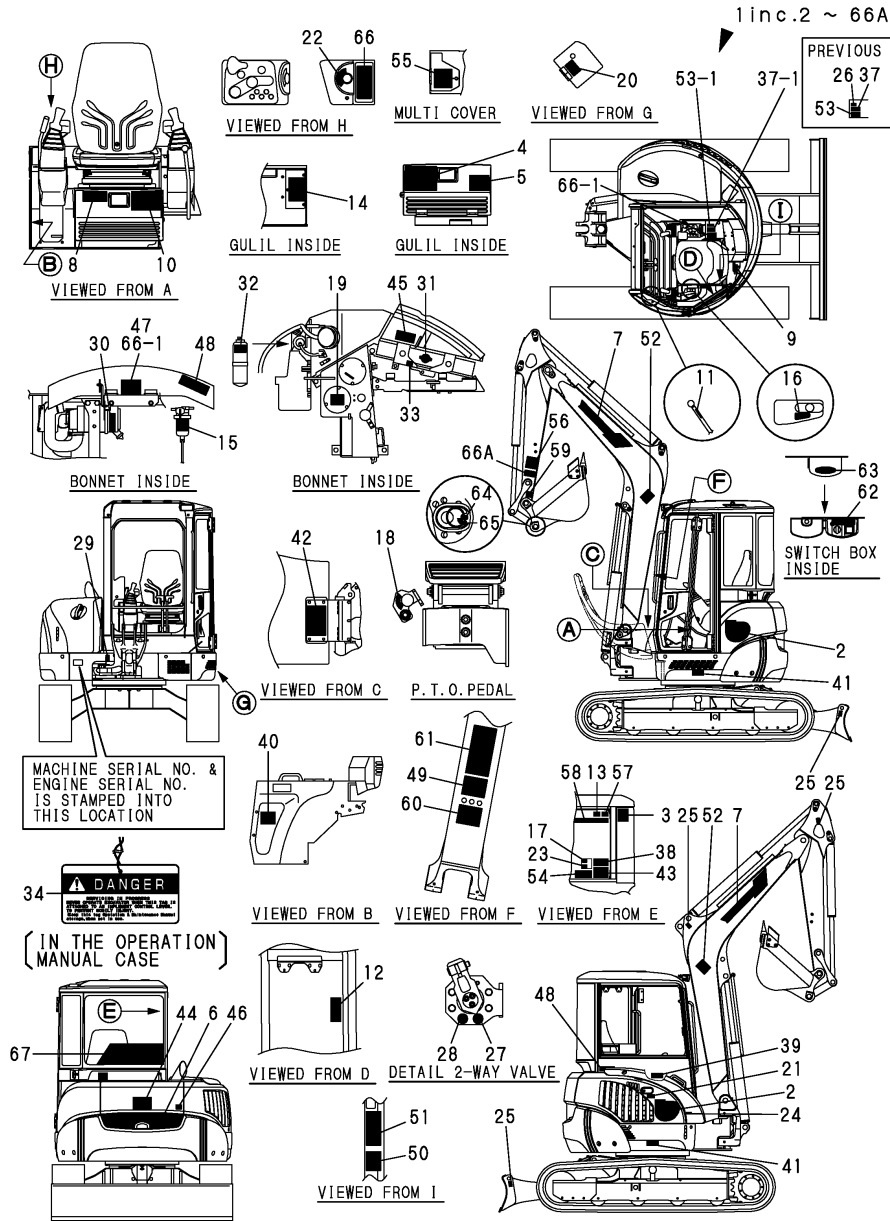
No.	Lev.	Parts No.	Description	Q'ty						I	R
				(A)	(B)	(C)	(D)	(E)	(F)		
32-2	2	172A38-03201 (A=M/#30985)	LABEL, SUB-TANK US (C=M/#30985)	1	1		1				S
33	2	124764-44920	LABEL, ANTI-FREEZING	1	1		1				
33-1	2	172A38-03210 (A=M/#30831)	LABEL, ANTI-FREEZING (C=M/#30831)	1	1		1				N
33-2	2	172A38-03211 (A=M/#30985)	LABEL, ANTI-FREEZING (C=M/#30985)	1	1		1				S
34	2	172437-03250	TAG ASSY, CAUTION	1	1		1				
34-1	2	172437-03251 (A=M/#30985)	TAG ASSY, CAUTION (C=M/#30985)	1	1		1				N
34-2	2	172437-03252 (A=M/#30985)	TAG ASSY, CAUTION (C=M/#30985)	1	1		1				S
37	2	172437-03300	LABEL, MANUAL	1	1		1				
37-1	2	172437-03301 (A=M/#30831)	LABEL, MANUAL US (C=M/#30831)	1	1		1				N
37-2	2	172437-03302 (A=M/#30985)	LABEL, MANUAL US (C=M/#30985)	1	1		1				S
38	2	172437-03310	LABEL, SLOPE	1	1		1				1
38-1	2	172437-03311 (A=M/#30831)	LABEL, SLOPE US (C=M/#30831)	1	1		1				N
38-2	2	172437-03312 (A=M/#30985)	LABEL, SLOPE US (C=M/#30985)	1	1		1				N
39	2	172437-03321	LABEL, HYD.OIL TANK	1	1		1				
39-1	2	172437-03322 (A=M/#30831)	LABEL, HYD.OIL TANK (C=M/#30831)	1	1		1				N
40	2	172437-03341	LABEL, TRANSPORT	1	1		1				1
40-1	2	172437-03342 (A=M/#30831)	LABEL, TRANSPORT US (C=M/#30831)	1	1		1				N
40-2	2	172437-03343 (A=M/#30985)	LABEL, TRANSPORT US (C=M/#30985)	1	1		1				S
41	2	172437-03351	LABEL, GREASE CYL.	2	2		2				
41-1	2	172437-03352 (A=M/#30831)	LABEL, GREASE CYL. (C=M/#30831)	2	2		2				N
42	2	172437-03360	LABEL, BATTERY	1	1		1				
42-1	2	172437-03361 (A=M/#30831)	LABEL, BATTERY US (C=M/#30831)	1	1		1				N
43	2	172437-03371	LABEL	1	1		1				1
43-1	2	172437-03372 (A=M/#30831)	LABEL, NEUTRAL US (C=M/#30831)	1	1		1				N
44	2	172437-03380	LABEL, SWING AREA	1	1		1				
44-1	2	172437-03381 (A=M/#30831)	LABEL, SWING AREA US (C=M/#30831)	1	1		1				N
45	2	172437-03390	LABEL, RADIATOR	1	1		1				
45-1	2	172437-03391 (A=M/#30831)	LABEL, RADIATOR US (C=M/#30831)	1	1		1				N
46	2	172437-03401	LABEL (ENG COVER US)	1	1		1				
46-1	2	172437-03402 (A=M/#30831)	LABEL, ENG. COVER US (C=M/#30831)	1	1		1				N
47	2	172437-03411 (A=M/#30831)	LABEL (ENG ROOM US) (C=M/#30831)	1	1		1				Z
48	2	172437-03421	LABEL, MUFFLER	2	2		2				1

Remarks
 (1)TIM CABIN SPEC.IS ANOTHER PACK.
 (2)AIR CON.SPEC.

Fig.1. LABEL(CABIN)

(A)=VIO50-3C(US)
 (B)=VIO50-3P(US)
 (C)=VIO50-3C(AS)

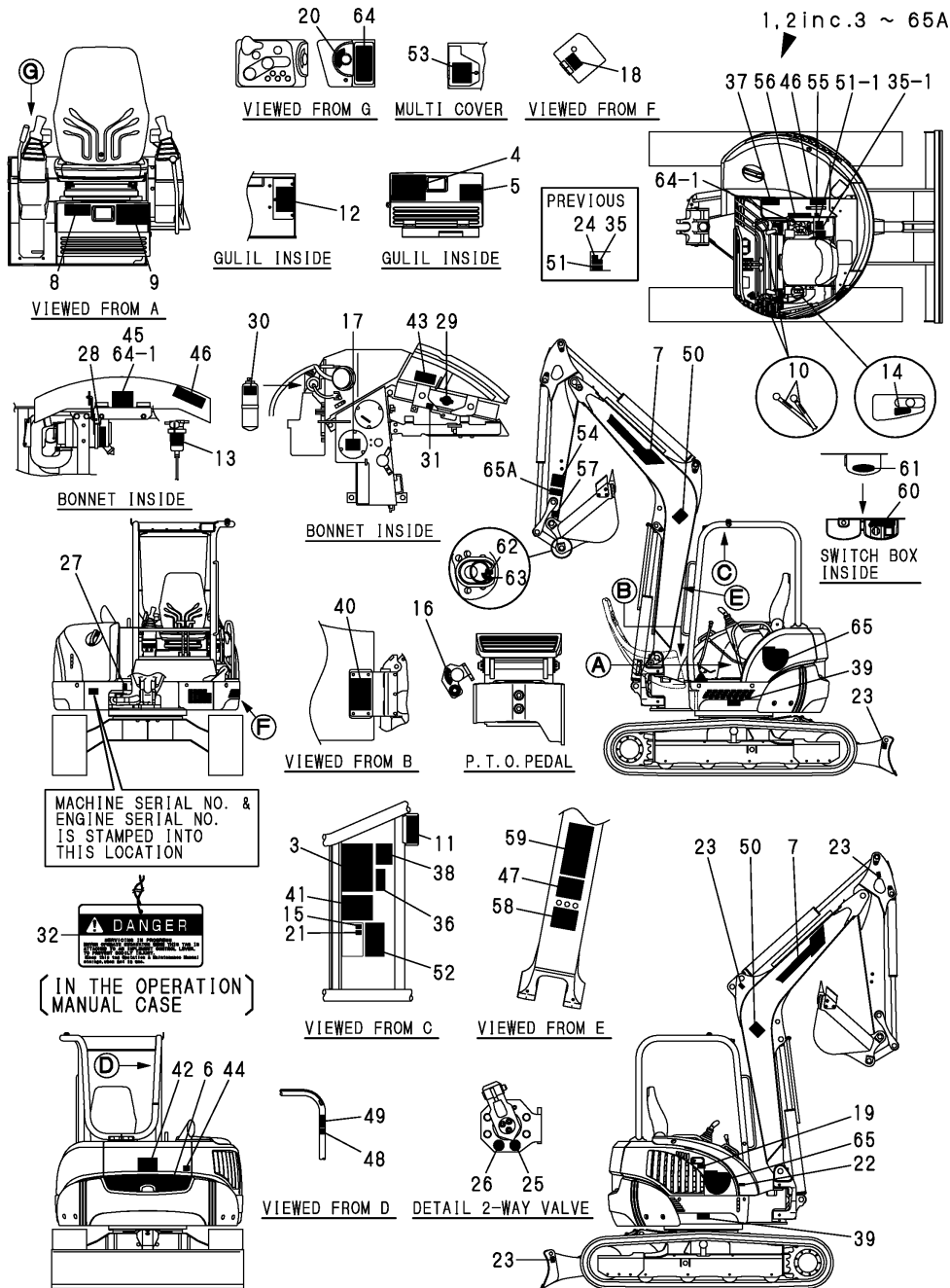
(D)=VIO50-3P(AS)
 (E)=VIO50-3C(NZ)
 (F)=VIO50-3P(NZ)



No.	Lev.	Parts No.	Description	Q'ty						I	R
				(A)	(B)	(C)	(D)	(E)	(F)		
48-1	2	172437-03422 (A=M/#30831)	LABEL, MUFFLER US (C=M/#30831)	2	2		2			N	1
49	2	172437-03431	LABEL,STEERING	1	1		1				
49-1	2	172437-03432 (A=M/#30831)	LABEL, STEERING US (C=M/#30831)	1	1		1			N	
50	2	172437-03440	LABEL,ROPS	1	1		1				1
50-1	2	172437-03441 (A=M/#30831)	LABEL, ROPS US (C=M/#30831)	1	1		1			N	1
51	2	172437-03450	LABEL,SEAT BELT	1	1		1				1
51-1	2	172437-03451 (A=M/#30831)	LABEL, SEAT BELT US (C=M/#30831)	1	1		1			N	1
52	2	172437-03460	LABEL, BOOM	2	2		2				
52-1	2	172437-03461 (A=M/#30831)	LABEL, BOOM US (C=M/#30831)	2	2		2			N	
53	2	172437-03470	LABEL,LEVER LOCK	1	1		1				
53-1	2	172437-03471 (A=M/#30831)	LABEL, LEVER LOCK US (C=M/#30831)	1	1		1			N	
54	2	172437-03600	LABEL	1	1		1				1
54-1	2	172437-03601 (A=M/#30831)	LABEL, 2-WAY US (C=M/#30831)	1	1		1			N	1
55	2	172437-03241	LABEL,CRAWLER	1	1		1				
55-1	2	172437-03242 (A=M/#30831)	LABEL, CRAWLER US (C=M/#30831)	1	1		1			N	
56	2	172472-03230	LABEL,OPERATION PIN	1	1		1				
57	2	172472-03240	LABEL,PIN US	1	1		1				1
57-1	2	172472-03241 (A=M/#30831)	LABEL, PIN US (C=M/#30831)	1	1		1			N	1
58	2	172472-03250	LABEL,OPERATION Q US	1	1		1				1
59	2	172472-03260	LABEL,FINGER	1	1		1				
59-1	2	172472-03261 (A=M/#30831)	LABEL, FINGER US (C=M/#30831)	1	1		1			N	
60	2	172472-03270	LABEL,SAND US	1	1		1				
60-1	2	172472-03271 (A=M/#30831)	LABEL, SAND US (C=M/#30831)	1	1		1			N	
61	2	172472-03280	LABEL	1	1		1				
61-1	2	172472-03281 (A=M/#30831)	LABEL, WARNING HITCH (C=M/#30831)	1	1		1			N	
62	2	172472-03290	LABEL,SWITCH	1	1		1				
63	2	172472-03300	LABEL,COVER	1	1		1				
64	2	172958-03160	LABEL	1	1		1				
65	2	172458-03240	LABEL,LOCK	1	1		1				
66	2	172A36-03410	LABEL,ENG ROOM US	1	1		1				
66-1	2	172A36-03411 (A=M/#30751)	LABEL, ENG ROOM (C=M/#30751)	2	2		2			N	
66A	2	172472-03330 (A=M/#30851)	LABEL,LOCK PIN(US) (C=M/#30851)	1	1		1			W	1
67	1	172460-03180	LABEL	1	1		1				2

Remarks
 (1)TIM CABIN SPEC.IS ANOTHER PACK.
 (2)AIR CON.SPEC.

Fig.2. LABEL(CANOPY)

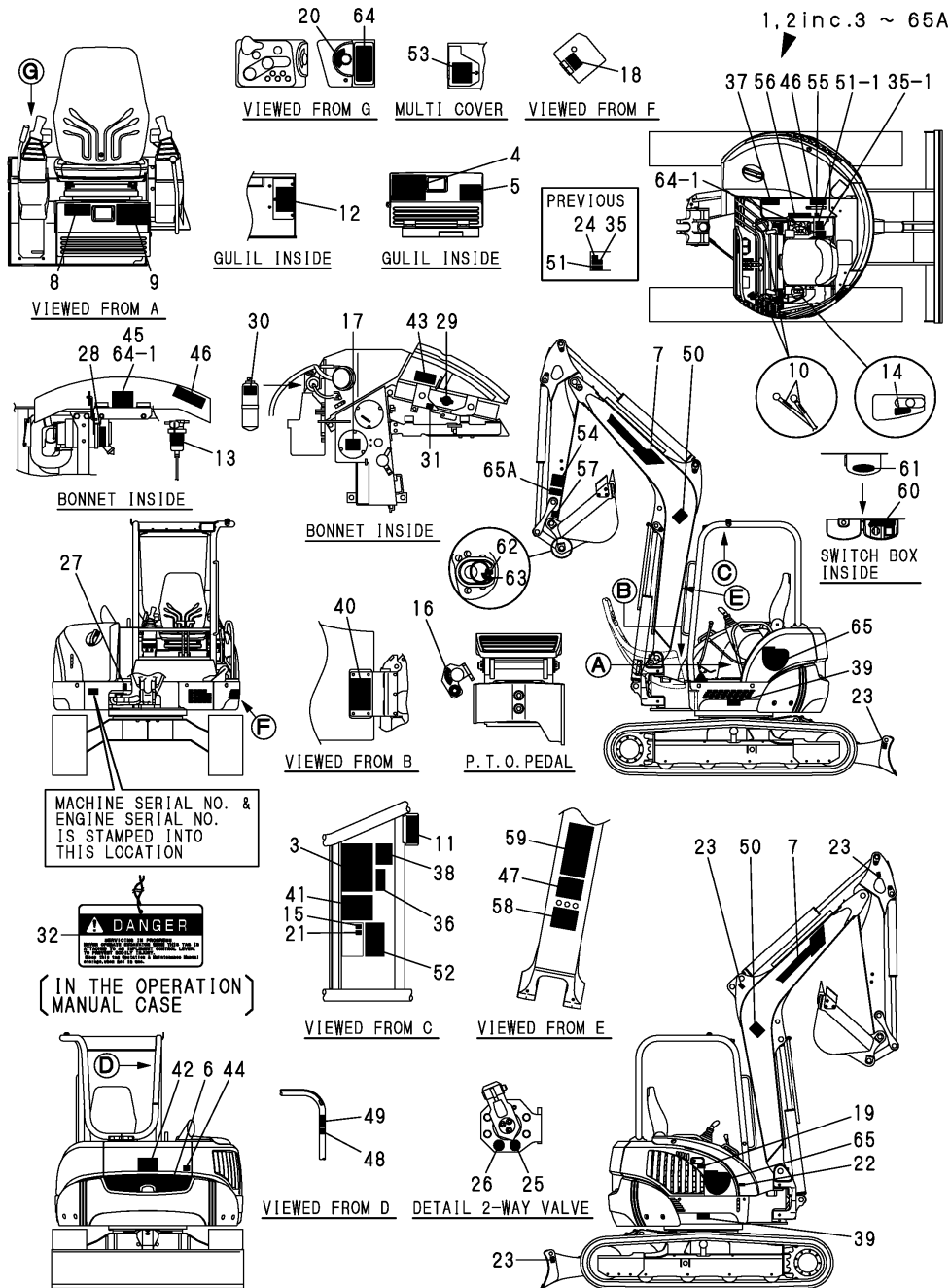


(A)=VIO50-3C(US)
 (B)=VIO50-3P(US)
 (C)=VIO50-3C(AS)

(D)=VIO50-3P(AS)
 (E)=VIO50-3C(NZ)
 (F)=VIO50-3P(NZ)

No.	Lev.	Parts No.	Description	Q'ty						I	R
				(A)	(B)	(C)	(D)	(E)	(F)		
1	1	772A40-03130	LABEL ASSY	1						1	
2	1	772A40-03140	LABEL ASSY						1		
3	2	172467-03192	LABEL, LIFT Q US						1		
3-1	2	172467-03193	LABEL, LIFT Q US (D=M/#30831)						1		N
4	2	172A07-03140	LABEL,OIL & WATER		1		1			1	
5	2	172467-03150	LABEL,GREASE		1		1			1	
6	2	172460-03160	LABEL		1		1			1	
7	2	172165-03261	LABEL, BOOM		2		2			2	
8	2	172A40-03110	LABEL,SPECIFICATION		1		1			1	
8-1	2	172A40-03111	LABEL, SPECIFICATION (B=M/#30751)		1		1			1	N
9	2	172467-03170	LABEL,SUPPORT US		1		1			1	
9-1	2	172472-03141	LABEL, SUPPORT US (B=M/#30831)		1		1			1	N
10	2	172183-03280	LABEL,LOCK		2		2			2	
11	2	172472-03701	LABEL				1				
11-1	2	172472-03702	LABEL, ROPS P (D=M/#30751)				1				N
12	2	172472-03171	LABEL,FUSE US		1		1			1	
13	2	172A07-03160	LABEL		1		1			1	
14	2	172458-03220	LABEL,ACCELERATOR		1		1			1	
15	2	172496-03250	LABEL,P.T.O.				1				
16	2	172458-03240	LABEL,LOCK		1		1			1	
17	2	172463-03290	LABEL,HYD.OIL US		1		1			1	
18	2	172438-03300	LABEL		1		1			1	
19	2	172463-03330	LABEL,COVER		1		1			1	
20	2	172141-03360	LABEL, START SWITCH		1		1			1	
21	2	172490-03200	LABEL				1				
22	2	172437-03500	LABEL,FUEL		1		1			1	
22-1	2	172437-03501	LABEL, FUEL US (B=M/#30831)		1		1			1	N
23	2	172437-03510	LABEL,HOOK		4		4			4	
23-1	2	172437-03511	LABEL, HOOK US (B=M/#30831)		4		4			4	N
24	2	172437-03530	LABEL,RE-START (B=M/#30831)		1		1			1	Z
25	2	172437-03610	LABEL		1		1			1	
26	2	172437-03620	LABEL		1		1			1	
27	2	172157-03740	LABEL		1		1			1	
27-1	2	172157-03741	LABEL, GREASE US (B=M/#30831)		1		1			1	N
28	2	172125-03950	LABEL, AIR CLEANER		1		1			1	
28-1	2	172125-03951	LABEL, AIR CLEANER (B=M/#30831)		1		1			1	N
29	2	172462-03320	LABEL		1		1			1	
30	2	124764-44810	LABEL,SUB-TANK		1		1			1	
30-1	2	172A38-03200	LABEL, SUB-TANK US (B=M/#30831)		1		1			1	N
30-2	2	172A38-03201	LABEL, SUB-TANK US (B=M/#30985)		1		1			1	S

Fig.2. LABEL(CANOPY)



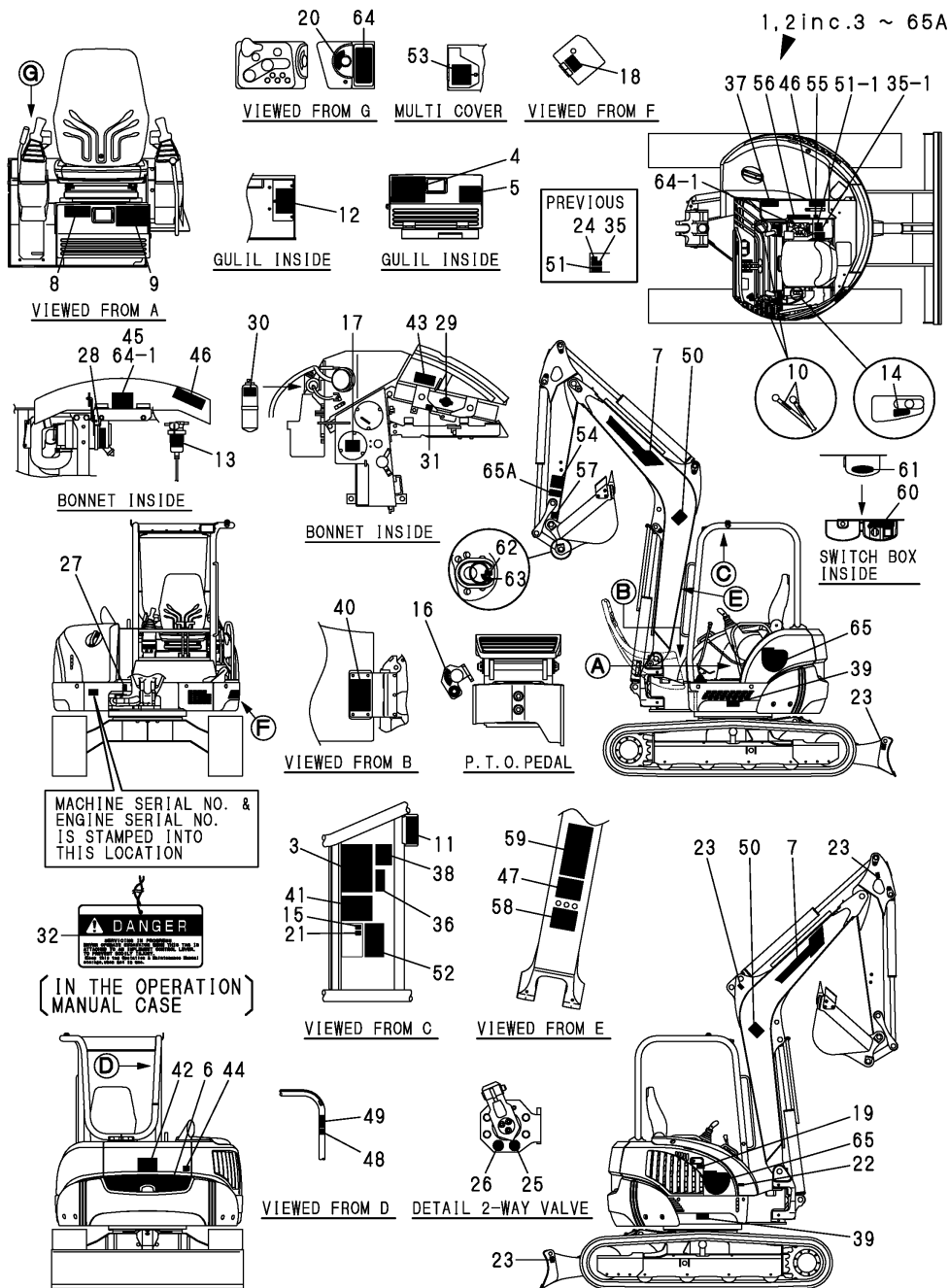
(A)=VIO50-3C(US)
 (B)=VIO50-3P(US)
 (C)=VIO50-3C(AS)

(D)=VIO50-3P(AS)
 (E)=VIO50-3C(NZ)
 (F)=VIO50-3P(NZ)

No.	Lev.	Parts No.	Description	Q'ty						I	R	
				(A)	(B)	(C)	(D)	(E)	(F)			
31	2	124764-44920	LABEL, ANTI-FREEZING	1			1					
31-1	2	172A38-03210 (B=M/#30831)	LABEL, ANTI-FREEZING (D=M/#30831)		1				1			N
31-2	2	172A38-03211 (B=M/#30985)	LABEL, ANTI-FREEZING (D=M/#30985)		1				1			S
32	2	172437-03250	TAG ASSY, CAUTION	1			1					
32-1	2	172437-03251 (B=M/#30985)	TAG ASSY, CAUTION (D=M/#30985)		1				1			N
32-2	2	172437-03252 (B=M/#30985)	TAG ASSY, CAUTION (D=M/#30985)		1				1			S
35	2	172437-03300	LABEL, MANUAL	1			1					
35-1	2	172437-03301 (B=M/#30831)	LABEL, MANUAL US (D=M/#30831)		1				1			N
35-2	2	172437-03302 (B=M/#30985)	LABEL, MANUAL US (D=M/#30985)		1				1			S
36	2	172437-03310	LABEL, SLOPE						1			
36-1	2	172437-03311 (D=M/#30831)	LABEL, SLOPE US (D=M/#30831)						1			N
36-2	2	172437-03312 (D=M/#30985)	LABEL, SLOPE US (D=M/#30985)						1			N
37	2	172437-03321	LABEL, HYD. OIL TANK	1			1			1		
37-1	2	172437-03322 (B=M/#30831)	LABEL, HYD. OIL TANK (D=M/#30831)		1				1			N
38	2	172437-03341	LABEL, TRANSPORT	1			1					
38-1	2	172437-03342 (B=M/#30831)	LABEL, TRANSPORT US (D=M/#30831)		1				1			N
38-2	2	172437-03343 (B=M/#30985)	LABEL, TRANSPORT US (D=M/#30985)		1				1			S
39	2	172437-03351	LABEL, GREASE CYL.		2				2			
39-1	2	172437-03352 (B=M/#30831)	LABEL, GREASE CYL. (D=M/#30831)		2				2			N
40	2	172437-03360	LABEL, BATTERY	1			1			1		
40-1	2	172437-03361 (B=M/#30831)	LABEL, BATTERY US (D=M/#30831)		1				1			N
41	2	172437-03371	LABEL						1			
41-1	2	172437-03372 (D=M/#30831)	LABEL, NEUTRAL US (D=M/#30831)						1			N
42	2	172437-03380	LABEL, SWING AREA		1				1			
42-1	2	172437-03381 (B=M/#30831)	LABEL, SWING AREA US (D=M/#30831)		1				1			N
43	2	172437-03390	LABEL, RADIATOR		1				1			
43-1	2	172437-03391 (B=M/#30831)	LABEL, RADIATOR US (D=M/#30831)		1				1			N
44	2	172437-03401	LABEL (ENG COVER US)		1				1			
44-1	2	172437-03402 (B=M/#30831)	LABEL, ENG. COVER US (D=M/#30831)		1				1			N
45	2	172437-03411 (B=M/#30831)	LABEL (ENG ROOM US) (D=M/#30831)		1				1			Z
46	2	172437-03421	LABEL, MUFFLER		2				2			
46-1	2	172437-03422 (B=M/#30831)	LABEL, MUFFLER US (D=M/#30831)		2				2			N

N:Old $\begin{matrix} \text{Yes} \\ \text{No} \end{matrix}$ New, Q:Old $\begin{matrix} \text{No} \\ \text{Yes} \end{matrix}$ New, R:Old $\begin{matrix} \text{Yes} \\ \text{No} \end{matrix}$ New, S:Old $\begin{matrix} \text{No} \\ \text{Yes} \end{matrix}$ New, W:Add, Z:Discontinued, F:Interchangeable by set, K:Q'ty Change
 ++ CONTINUE ++
 Copyright (C) YANMAR CO., LTD. All Rights Reserved.

Fig.2. LABEL(CANOPY)

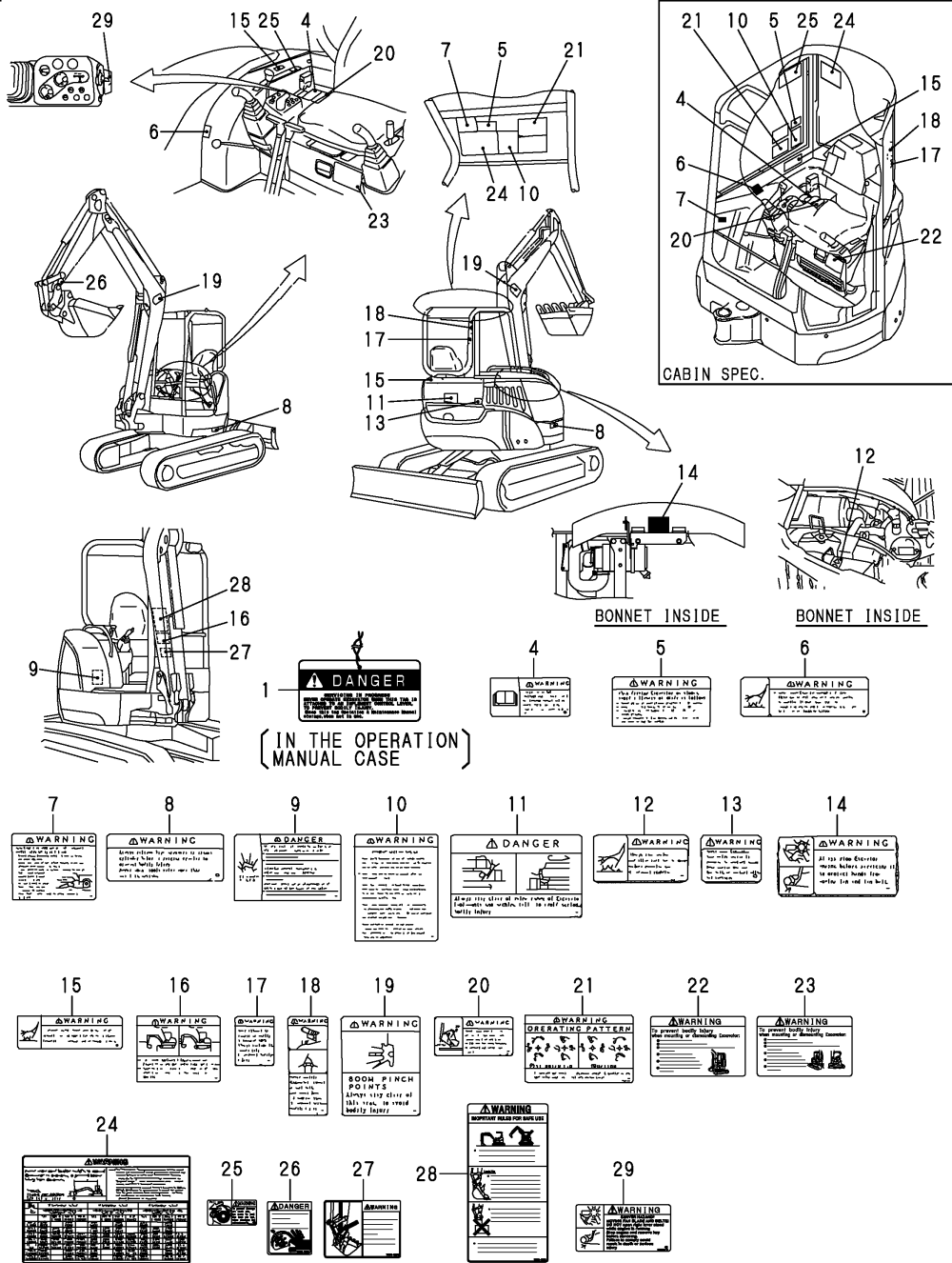


(A)=VIO50-3C(US)
 (B)=VIO50-3P(US)
 (C)=VIO50-3C(AS)

(D)=VIO50-3P(AS)
 (E)=VIO50-3C(NZ)
 (F)=VIO50-3P(NZ)

No.	Lev.	Parts No.	Description	Q'ty						I	R	
				(A)	(B)	(C)	(D)	(E)	(F)			
47	2	172437-03431	LABEL,STEERING	1			1					
47-1	2	172437-03432 (B=M/#30831)	LABEL, STEERING US (D=M/#30831)	1			1					N
48	2	172437-03440	LABEL,ROPS						1			
48-1	2	172437-03441 (D=M/#30831)	LABEL, ROPS US (D=M/#30831)						1			N
49	2	172437-03450	LABEL,SEAT BELT						1			
49-1	2	172437-03451 (D=M/#30831)	LABEL, SEAT BELT US (D=M/#30831)						1			N
50	2	172437-03460	LABEL, BOOM	2			2		2			
50-1	2	172437-03461 (B=M/#30831)	LABEL, BOOM US (D=M/#30831)	2			2		2			N
51	2	172437-03470	LABEL,LEVER LOCK	1			1		1			
51-1	2	172437-03471 (B=M/#30831)	LABEL, LEVER LOCK US (D=M/#30831)	1			1		1			N
52	2	172437-03600	LABEL						1			
52-1	2	172437-03601 (D=M/#30831)	LABEL, 2-WAY US (D=M/#30831)						1			N
53	2	172437-03241	LABEL,CRAWLER	1			1		1			
53-1	2	172437-03242 (B=M/#30831)	LABEL, CRAWLER US (D=M/#30831)	1			1		1			N
54	2	172472-03230	LABEL,OPERATION PIN	1			1		1			
55	2	172472-03240	LABEL,PIN US	1			1		1			
55-1	2	172472-03241 (B=M/#30831)	LABEL, PIN US (D=M/#30831)	1			1		1			N
56	2	172472-03250	LABEL,OPERATION Q US	1			1		1			
57	2	172472-03260	LABEL,FINGER	1			1		1			
57-1	2	172472-03261 (B=M/#30831)	LABEL, FINGER US (D=M/#30831)	1			1		1			N
58	2	172472-03270	LABEL,SAND US	1			1		1			
58-1	2	172472-03271 (B=M/#30831)	LABEL, SAND US (D=M/#30831)	1			1		1			N
59	2	172472-03280	LABEL	1			1		1			
59-1	2	172472-03281 (B=M/#30831)	LABEL, WARNING HITCH (D=M/#30831)	1			1		1			N
60	2	172472-03290	LABEL,SWITCH	1			1		1			
61	2	172472-03300	LABEL,COVER	1			1		1			
62	2	172958-03160	LABEL	1			1		1			
63	2	172458-03240	LABEL,LOCK	1			1		1			
64	2	172A36-03410	LABEL,ENG ROOM US	1			1		1			
64-1	2	172A36-03411 (B=M/#30751)	LABEL, ENG ROOM (D=M/#30751)	2			2		2			N
65	2	172467-03121	LABEL, MODEL	2			2		2			
65A	2	172472-03330 (B=M/#30851)	LABEL,LOCK PIN(US) (D=M/#30851)	1			1		1			W

Fig.3. SAFETY LABEL



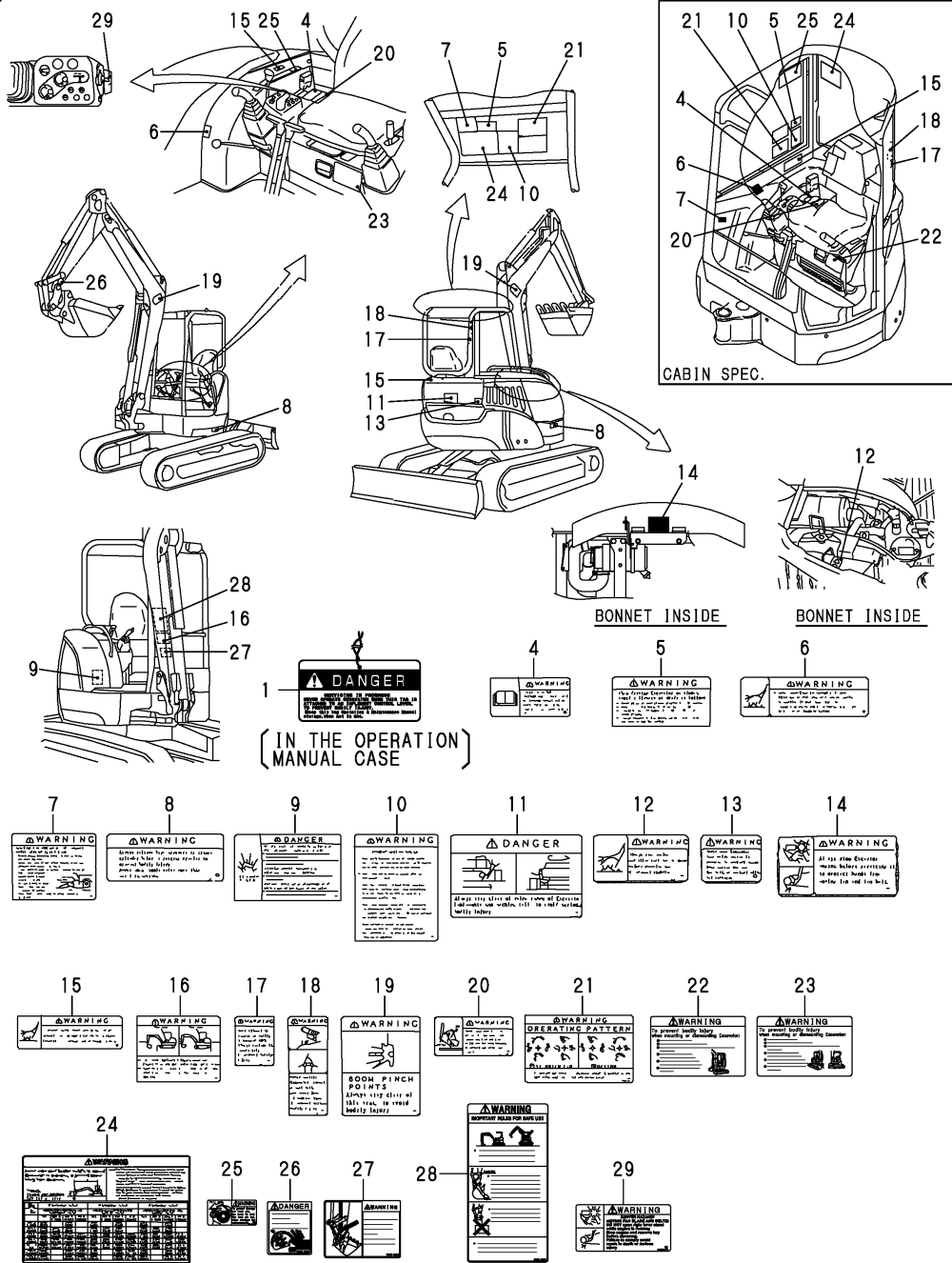
(A)=VIO50-3C(US)
(B)=VIO50-3P(US)
(C)=VIO50-3C(AS)

(D)=VIO50-3P(AS)
(E)=VIO50-3C(NZ)
(F)=VIO50-3P(NZ)

No.	Lev.	Parts No.	Description	Qty						I	R
				(A)	(B)	(C)	(D)	(E)	(F)		
1	1	172437-03250	TAG ASSY, CAUTION	1	1	1	1	1	1		
1-1	1	172437-03251	TAG ASSY, CAUTION	1	1	1	1	1	1		N
		(A=M/#30985) (B=M/#30985) (C=M/#30985) (D=M/#30985)		(E=M/#30985)				(F=M/#30985)			
1-2	1	172437-03252	TAG ASSY, CAUTION	1	1	1	1	1	1		S
		(A=M/#30985) (B=M/#30985) (C=M/#30985) (D=M/#30985)		(E=M/#30985)				(F=M/#30985)			
4	1	172437-03300	LABEL, MANUAL	1	1	1	1	1	1		
4-1	1	172437-03301	LABEL, MANUAL US	1	1	1	1	1	1		N
		(A=M/#30831) (B=M/#30831) (C=M/#30831) (D=M/#30831)		(E=M/#30831)				(F=M/#30831)			
4-2	1	172437-03302	LABEL, MANUAL US	1	1	1	1	1	1		S
		(A=M/#30985) (B=M/#30985) (C=M/#30985) (D=M/#30985)		(E=M/#30985)				(F=M/#30985)			
5	1	172437-03310	LABEL, SLOPE	1	1	1	1	1	1		
5-1	1	172437-03311	LABEL, SLOPE US	1	1	1	1	1	1		N
		(A=M/#30831) (C=M/#30831) (D=M/#30831) (E=M/#30831)									
5-2	1	172437-03312	LABEL, SLOPE US	1	1	1	1	1	1		N
		(A=M/#30985) (C=M/#30985) (D=M/#30985) (E=M/#30985)									
6	1	172437-03321	LABEL, HYD. OIL TANK	1	1	1	1	1	1		
6-1	1	172437-03322	LABEL, HYD. OIL TANK	1	1	1	1	1	1		N
		(A=M/#30831) (B=M/#30831) (C=M/#30831) (D=M/#30831)		(E=M/#30831)				(F=M/#30831)			
7	1	172437-03341	LABEL, TRANSPORT	1	1	1	1	1	1		
7-1	1	172437-03342	LABEL, TRANSPORT US	1	1	1	1	1	1		N
		(A=M/#30831) (B=M/#30831) (C=M/#30831) (D=M/#30831)		(E=M/#30831)				(F=M/#30831)			
7-2	1	172437-03343	LABEL, TRANSPORT US	1	1	1	1	1	1		S
		(A=M/#30985) (B=M/#30985) (C=M/#30985) (D=M/#30985)		(E=M/#30985)				(F=M/#30985)			
8	1	172437-03351	LABEL, GREASE CYL.	2	2	2	2	2	2		
8-1	1	172437-03352	LABEL, GREASE CYL.	2	2	2	2	2	2		N
		(A=M/#30831) (B=M/#30831) (C=M/#30831) (D=M/#30831)		(E=M/#30831)				(F=M/#30831)			
9	1	172437-03360	LABEL, BATTERY	1	1	1	1	1	1		
9-1	1	172437-03361	LABEL, BATTERY US	1	1	1	1	1	1		N
		(A=M/#30831) (B=M/#30831) (C=M/#30831) (D=M/#30831)		(E=M/#30831)				(F=M/#30831)			
10	1	172437-03371	LABEL	1	1	1	1	1	1		
10-1	1	172437-03372	LABEL, NEUTRAL US	1	1	1	1	1	1		N
		(A=M/#30831) (B=M/#30831) (C=M/#30831) (D=M/#30831)		(E=M/#30831)				(F=M/#30831)			
11	1	172437-03380	LABEL, SWING AREA	1	1	1	1	1	1		
11-1	1	172437-03381	LABEL, SWING AREA US	1	1	1	1	1	1		N
		(A=M/#30831) (B=M/#30831) (C=M/#30831) (D=M/#30831)		(E=M/#30831)				(F=M/#30831)			
12	1	172437-03390	LABEL, RADIATOR	1	1	1	1	1	1		
12-1	1	172437-03391	LABEL, RADIATOR US	1	1	1	1	1	1		N
		(A=M/#30831) (B=M/#30831) (C=M/#30831) (D=M/#30831)		(E=M/#30831)				(F=M/#30831)			
13	1	172437-03401	LABEL (ENG COVER US	1	1	1	1	1	1		
13-1	1	172437-03402	LABEL, ENG. COVER US	1	1	1	1	1	1		N
		(A=M/#30831) (B=M/#30831) (C=M/#30831) (D=M/#30831)		(E=M/#30831)				(F=M/#30831)			
14	1	172437-03411	LABEL (ENG ROOM US	1	1	1	1	1	1		Z
		(A=M/#30831) (B=M/#30831) (C=M/#30831) (D=M/#30831)		(E=M/#30831)				(F=M/#30831)			
15	1	172437-03421	LABEL, MUFFLER	2	2	2	2	2	2		
15-1	1	172437-03422	LABEL, MUFFLER US	2	2	2	2	2	2		N
		(A=M/#30831) (B=M/#30831) (C=M/#30831) (D=M/#30831)		(E=M/#30831)				(F=M/#30831)			
16	1	172437-03431	LABEL, STEERING	1	1	1	1	1	1		
16-1	1	172437-03432	LABEL, STEERING US	1	1	1	1	1	1		N
		(A=M/#30831) (B=M/#30831) (C=M/#30831) (D=M/#30831)		(E=M/#30831)				(F=M/#30831)			
17	1	172437-03440	LABEL, ROPS	1	1	1	1	1	1		
17-1	1	172437-03441	LABEL, ROPS US	1	1	1	1	1	1		N

N:Old $\frac{Yes}{No}$ New, Q:Old $\frac{No}{Yes}$ New, R:Old $\frac{Yes}{No}$ New, S:Old $\frac{No}{Yes}$ New, W:Add, Z:Discontinued, F:Interchangeable by set, K:Q'ty Change
 ++ CONTINUE ++
 Copyright (C) YANMAR CO., LTD. All Rights Reserved.

Fig.3. SAFETY LABEL



(A)=VIO50-3C(US)
 (B)=VIO50-3P(US)
 (C)=VIO50-3C(AS)

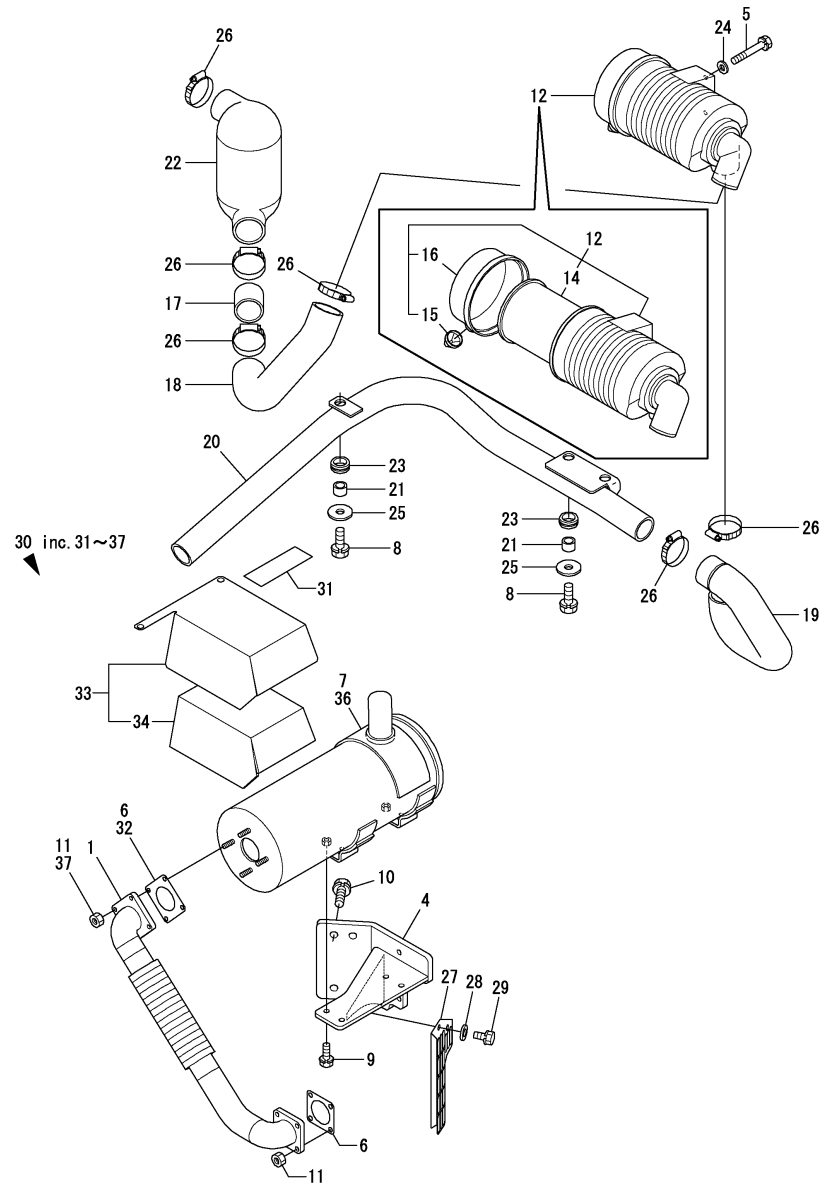
(D)=VIO50-3P(AS)
 (E)=VIO50-3C(NZ)
 (F)=VIO50-3P(NZ)

No.	Lev.	Parts No.	Description	Q'ty						I	R
				(A)	(B)	(C)	(D)	(E)	(F)		
		(A=M/#30831)	(C=M/#30831)	(D=M/#30831)	(E=M/#30831)						
18	1	172437-03450	LABEL, SEAT BELT	1	1	1	1				
18-1	1	172437-03451	LABEL, SEAT BELT US	1	1	1	1				N
		(A=M/#30831)	(C=M/#30831)	(D=M/#30831)	(E=M/#30831)						
19	1	172437-03460	LABEL, BOOM	2	2	2	2	2	2		
19-1	1	172437-03461	LABEL, BOOM US	2	2	2	2	2	2		N
		(A=M/#30831)	(B=M/#30831)	(C=M/#30831)	(D=M/#30831)	(E=M/#30831)	(F=M/#30831)				
20	1	172437-03470	LABEL, LEVER LOCK	1	1	1	1	1	1		
20-1	1	172437-03471	LABEL, LEVER LOCK US	1	1	1	1	1	1		N
		(A=M/#30831)	(B=M/#30831)	(C=M/#30831)	(D=M/#30831)	(E=M/#30831)	(F=M/#30831)				
21	1	172437-03600	LABEL	1	1	1	1				
21-1	1	172437-03601	LABEL, 2-WAY US	1	1	1	1				N
		(A=M/#30831)	(C=M/#30831)	(D=M/#30831)	(E=M/#30831)						
22	1	172472-03200	LABEL, SUPPORT C US	1	1			1			
22-1	1	172472-03141	LABEL, SUPPORT US	1	1			1			N
		(A=M/#30831)	(C=M/#30831)		(E=M/#30831)						
23	1	172467-03170	LABEL, SUPPORT US		1		1		1		
23-1	1	172472-03141	LABEL, SUPPORT US		1		1		1		N
		(B=M/#30831)	(D=M/#30831)						(F=M/#30831)		
24	1	172467-03192	LABEL, LIFT Q US	1	1	1	1				
24-1	1	172467-03193	LABEL, LIFT Q US	1	1	1	1				N
		(A=M/#30831)	(C=M/#30831)	(D=M/#30831)	(E=M/#30831)						
25	1	172472-03240	LABEL, PIN US	1	1	1	1	1	1		
25-1	1	172472-03241	LABEL, PIN US	1	1	1	1	1	1		N
		(A=M/#30831)	(B=M/#30831)	(C=M/#30831)	(D=M/#30831)	(E=M/#30831)	(F=M/#30831)				
26	1	172472-03260	LABEL, FINGER	1	1	1	1	1	1		
26-1	1	172472-03261	LABEL, FINGER US	1	1	1	1	1	1		N
		(A=M/#30831)	(B=M/#30831)	(C=M/#30831)	(D=M/#30831)	(E=M/#30831)	(F=M/#30831)				
27	1	172472-03270	LABEL, SAND US	1	1	1	1	1	1		
27-1	1	172472-03271	LABEL, SAND US	1	1	1	1	1	1		N
		(A=M/#30831)	(B=M/#30831)	(C=M/#30831)	(D=M/#30831)	(E=M/#30831)	(F=M/#30831)				
28	1	172472-03280	LABEL	1	1	1	1	1	1		
28-1	1	172472-03281	LABEL, WARNING HITCH	1	1	1	1	1	1		N
		(A=M/#30831)	(B=M/#30831)	(C=M/#30831)	(D=M/#30831)	(E=M/#30831)	(F=M/#30831)				
29	1	172A36-03410	LABEL, ENG ROOM US	1	1	1	1	1	1		
29-1	1	172A36-03411	LABEL, ENG ROOM	2	2	2	2	2	2		N
		(A=M/#30751)	(B=M/#30751)	(C=M/#30751)	(D=M/#30751)	(E=M/#30751)	(F=M/#30751)				

Fig.4. SILENSER & AIR CLEANER

(A)=VIO50-3C(US)
 (B)=VIO50-3P(US)
 (C)=VIO50-3C(AS)

(D)=VIO50-3P(AS)
 (E)=VIO50-3C(NZ)
 (F)=VIO50-3P(NZ)



No.	Lev.	Parts No.	Description	Q'ty						I	R
				(A)	(B)	(C)	(D)	(E)	(F)		
1	1	172461-11330	TUBE ASSY	1	1	1	1	1	1		
4	1	172496-13400	BRACKET ASSY(GRAY:73	1	1	1	1	1	1		
5	1	26013-080502	BOLT, M8X 50	2	2	2	2	2	2		
6	1	129400-13201	GASKET, SILENCER	2	2	2	2	2	2		
7	1	129612-13662	SILENCER	1	1	1	1	1	1		
7-1	1	129612-13663	SILENCER	1	1	1	1	1	1		N
		(A=M/#30974) (B=M/#30974) (C=M/#30974) (D=M/#30974) (E=M/#30974) (F=M/#30974)									
8	1	26013-100252	BOLT, M10X 25	3	3	3	3	3	3		
9	1	26013-080202	BOLT, M8X 20	4	4	4	4	4	4		
10	1	26013-120352	BOLT, M12X 35	4	4	4	4	4	4		
11	1	26051-080002	NUT, M8	8	8	8	8	8	8		
12	1	172460-11500	CLEANER ASSY, AIR	1	1	1	1	1	1		1
14	2	119808-12520	ELEMENT	1	1	1	1	1	1		
15	2	119808-12540	VALVE, UNLOADER	1	1	1	1	1	1		
16	2	119866-12540	COVER ASSY	1	1	1	1	1	1		
16A	1	172125-03950	LABEL, AIR CLEANER	1	1	1	1	1	1		2
16A-1	1	172125-03951	LABEL, AIR CLEANER	1	1	1	1	1	1		N 2
		(A=M/#30831) (B=M/#30831) (C=M/#30831) (D=M/#30831) (E=M/#30831) (F=M/#30831)									
17	1	172461-11530	TUBE	1	1	1	1	1	1		
18	1	172461-11520	HOSE, AIR INTAKE	1	1	1	1	1	1		
19	1	172460-11530	HOSE, AIR INTAKE	1	1	1	1	1	1		
20	1	172496-11550	TUBE, INTAKE	1	1	1	1	1	1		
21	1	172460-11780	COLLAR	3	3	3	3	3	3		
22	1	129612-12280	SILENCER, INTAKE	1	1	1	1	1	1		
23	1	1A1380-58050	GROMMET, 16X20X4.5	3	3	3	3	3	3		
24	1	22137-080000	WASHER, 8	2	2	2	2	2	2		
25	1	22157-100000	WASHER, 10	3	3	3	3	3	3		
26	1	23000-070000	CLAMP, 70	6	6	6	6	6	6		
27	1	172496-13971	GUARD, FAN	1	1	1	1	1	1		
28	1	22137-080000	WASHER, 8	2	2	2	2	2	2		
29	1	26013-080162	BOLT, M8X 16	2	2	2	2	2	2		
30	1	172A28-08420	CHANGE KIT, MUFFLER	1	1	1	1	1	1		W
		(A=*2007.08) (B=*2007.08) (C=*2007.08) (D=*2007.08) (E=*2007.08) (F=*2007.08)									
31	2	172437-03422	LABEL, MUFFLER US	1	1	1	1	1	1		W
		(A=*2007.08) (B=*2007.08) (C=*2007.08) (D=*2007.08) (E=*2007.08) (F=*2007.08)									
32	2	129400-13201	GASKET, SILENCER	1	1	1	1	1	1		W
		(A=*2007.08) (B=*2007.08) (C=*2007.08) (D=*2007.08) (E=*2007.08) (F=*2007.08)									
33	2	172496-13250	GUARD ASSY, MUFFLER	1	1	1	1	1	1		W
		(A=*2007.08) (B=*2007.08) (C=*2007.08) (D=*2007.08) (E=*2007.08) (F=*2007.08)									
34	3	172496-13270	WOOL, GLASS	1	1	1	1	1	1		W
		(A=*2007.08) (B=*2007.08) (C=*2007.08) (D=*2007.08) (E=*2007.08) (F=*2007.08)									
36	2	129612-13663	SILENCER	1	1	1	1	1	1		W
		(A=*2007.08) (B=*2007.08) (C=*2007.08) (D=*2007.08) (E=*2007.08) (F=*2007.08)									
37	2	26051-080002	NUT, M8	4	4	4	4	4	4		W
		(A=*2007.08) (B=*2007.08) (C=*2007.08) (D=*2007.08) (E=*2007.08) (F=*2007.08)									

Remarks

(1)PLEASE USE THIS PART WITH FOLLOWING LABELS AT THE SAME TIME.

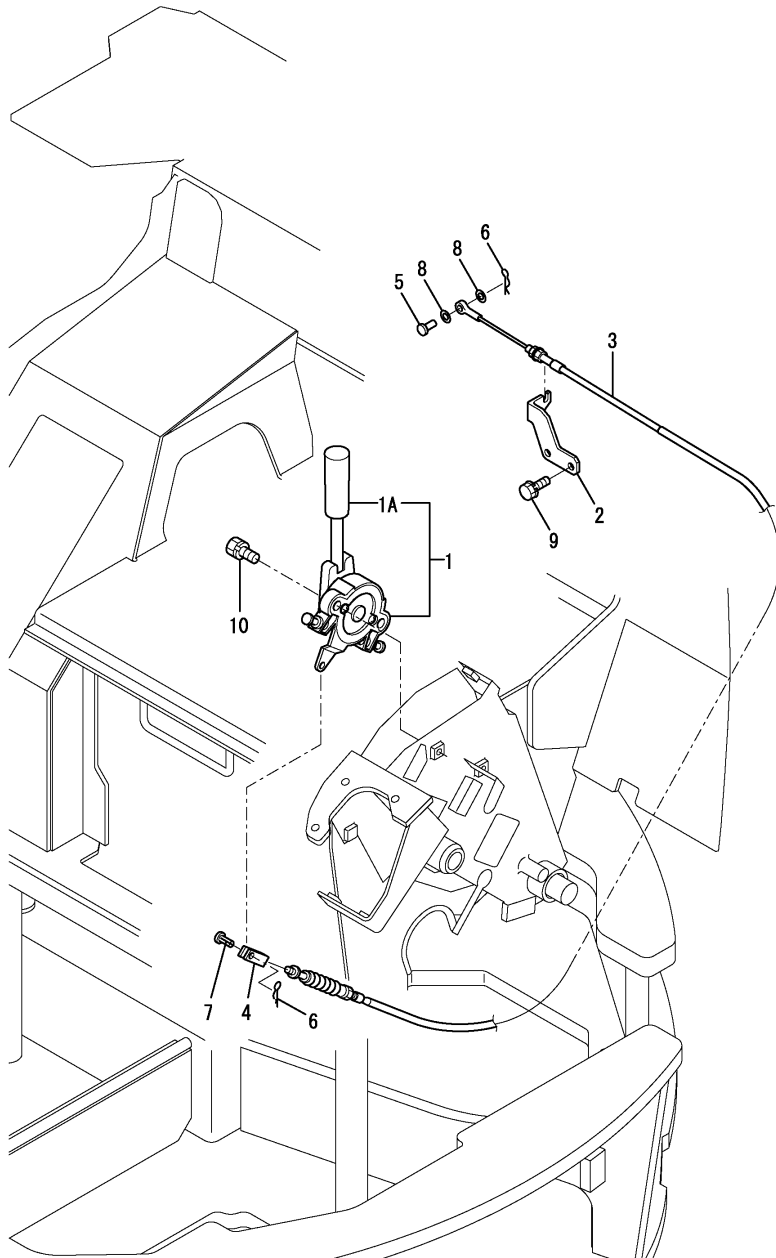
REF. NO. 16A-1.

(2)LABELS ARE NOT ILLUSTRATED.

Fig.5. ACCELERATOR

(A)=VIO50-3C(US)
 (B)=VIO50-3P(US)
 (C)=VIO50-3C(AS)

(D)=VIO50-3P(AS)
 (E)=VIO50-3C(NZ)
 (F)=VIO50-3P(NZ)

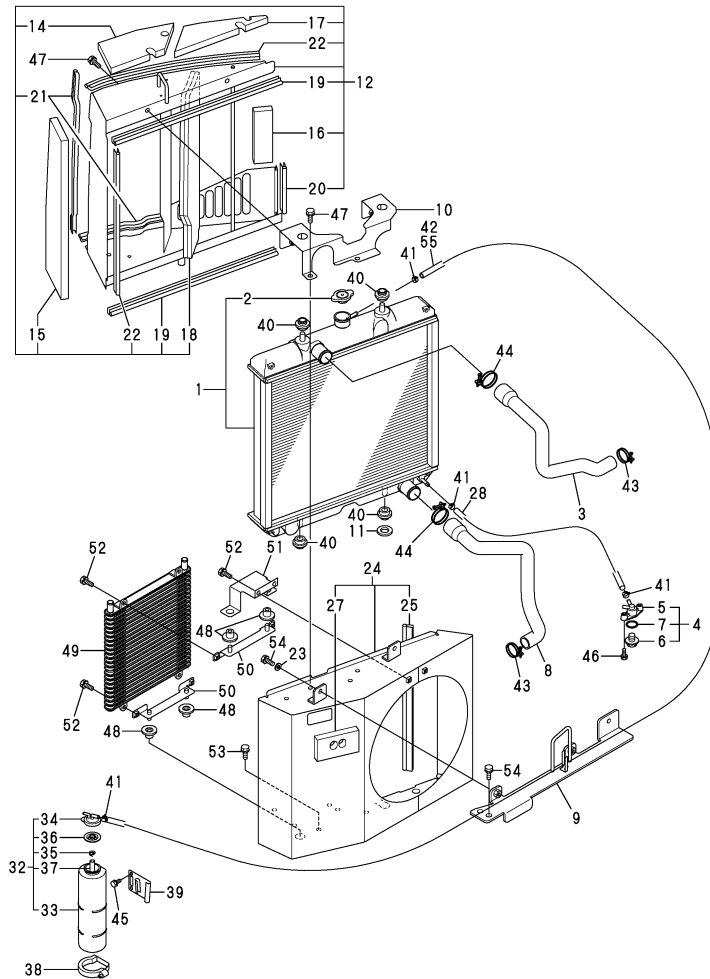


No.	Lev.	Parts No.	Description	Q'ty						I	R
				(A)	(B)	(C)	(D)	(E)	(F)		
1	1	172458-12100	LEVER,ACCELERATOR	1	1	1	1	1	1		
1A	2	172A79-12150	GRIP	1	1	1	1	1	1		W
		(A=MXXXXX) (B=MXXXXX) (C=MXXXXX) (D=MXXXXX)		(E=MXXXXX)	(F=MXXXXX)						
2	1	172491-12100	SUPPORT ASSY, CABLE	1	1	1	1	1	1		
3	1	172467-12120	CABLE, ACCELERATOR	1	1	1	1	1	1		
4	1	172137-12270	JOINT, CABLE	1	1	1	1	1	1		
5	1	172113-12522	PIN	1	1	1	1	1	1		
6	1	1C6281-52310	PIN, SNAP 6	2	2	2	2	2	2		
7	1	1A1040-56900	PIN, 6X17	1	1	1	1	1	1		
8	1	22137-060000	WASHER, 6	2	2	2	2	2	2		
9	1	26013-080202	BOLT, M8X 20	2	2	2	2	2	2		
10	1	26013-100252	BOLT, M10X 25	2	2	2	2	2	2		

Fig.7. RADIATOR & MOUNT

(A)=VIO50-3C(US)
(B)=VIO50-3P(US)
(C)=VIO50-3C(AS)

(D)=VIO50-3P(AS)
(E)=VIO50-3C(NZ)
(F)=VIO50-3P(NZ)



Remarks

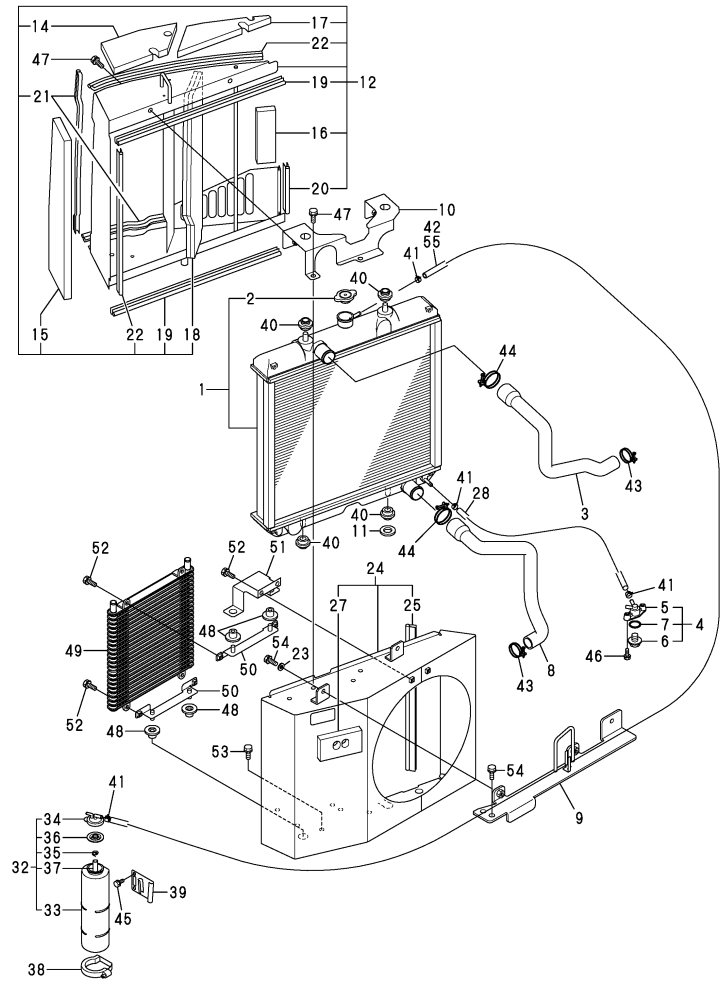
- (1)PLEASE USE THIS PART WITH FOLLOWING LABELS AT THE SAME TIME. 2A.
- (2)PLEASE USE THIS PART WITH FOLLOWING LABELS AT THE SAME TIME. REF. NO. 22A-1,22B-1.
- (3)PLEASE USE THIS PART WITH FOLLOWING LABELS AT THE SAME TIME.37A-2.
- (4)LABELS ARE NOT ILLUSTRATED.
- (5)AIR CON. SPEC.
- (6)PLEASE USE THIS PART WITH FOLLOWING LABELS AT THE SAME TIME.10A-2.

No.	Lev.	Parts No.	Description	Q'ty						I	R
				(A)	(B)	(C)	(D)	(E)	(F)		
1	1	184015-44501	RADIATOR	1	1	1	1	1	1		
2	2	129107-44590	CAP, RADIATOR	1	1	1	1	1	1		1
2A	1	172462-03320	LABEL	1	1	1	1	1	1		4
3	1	172496-13170	HOSE, RADIATOR	1	1	1	1	1	1		
4	1	172444-13210	COCK ASSY, 2-WAY	1	1	1	1	1	1		
5	2	172444-13220	BODY	1	1	1	1	1	1		
6	2	121250-49121	PLUG, DRAIN	1	1	1	1	1	1		
7	2	24311-000160	O-RING, 1AP16.0	1	1	1	1	1	1		
8	1	172496-13160	HOSE, RADIATOR	1	1	1	1	1	1		
9	1	172496-13530-2	BRACKET ASSY (87)	1	1	1	1	1	1		
10	1	172496-13560-2	BRACKET ASSY (87)	1	1	1	1	1	1		6
10A	1	124764-44920	LABEL, ANTI-FREEZING	1	1	1	1	1	1		4
10A-1	1	172A38-03210	LABEL,ANTI-FREEZING	1	1	1	1	1	1		N 4
		(A=M/#30831) (B=M/#30831) (C=M/#30831) (D=M/#30831) (E=M/#30831) (F=M/#30831)									
10A-2	1	172A38-03211	LABEL,ANTI-FREEZING	1	1	1	1	1	1		S 4
		(A=M/#30985) (B=M/#30985) (C=M/#30985) (D=M/#30985) (E=M/#30985) (F=M/#30985)									
11	1	172156-81430	SHIM	1	1	1	1	1	1		
12	1	172496-13640-1	DUCT ASSY	1	1	1	1	1	1		2
14	2	172496-13300	SPONGE	1	1	1	1	1	1		
15	2	172496-13310	SPONGE	1	1	1	1	1	1		
16	2	172496-13320	SPONGE	1	1	1	1	1	1		
17	2	172496-13330	SPONGE	1	1	1	1	1	1		
18	2	172496-13340	SPONGE	1	1	1	1	1	1		
19	2	172446-13520	SEAL, RADIATOR	2	2	2	2	2	2		
20	2	172455-13610	RUBBER, SEAL	1	1	1	1	1	1		
21	2	172164-66630	RUBBER, SEAL	2	2	2	2	2	2		
22	2	172455-13620	RUBBER, SEAL	2	2	2	2	2	2		
22A	1	172437-03321	LABEL,HYD.OIL TANK	1	1	1	1	1	1		4
22A-1	1	172437-03322	LABEL, HYD.OIL TANK	1	1	1	1	1	1		N 4
		(A=M/#30831) (B=M/#30831) (C=M/#30831) (D=M/#30831) (E=M/#30831) (F=M/#30831)									
22B	1	172437-03390	LABEL,RADIATOR	1	1	1	1	1	1		4
22B-1	1	172437-03391	LABEL, RADIATOR US	1	1	1	1	1	1		N 4
		(A=M/#30831) (B=M/#30831) (C=M/#30831) (D=M/#30831) (E=M/#30831) (F=M/#30831)									
23	1	22137-100000	WASHER, 10	2	2	2	2	2	2		
24	1	172496-13750-1	SHROUD ASSY	1	1	1	1	1	1		
25	2	172455-13620	RUBBER, SEAL	1	1	1	1	1	1		
27	2	172496-13870	SEAL	1	1	1	1	1	1		
28	1	184015-59230	HOSE ASSY, FUEL	1	1	1	1	1	1		
32	1	171064-44510	TANK ASSY, SUB	1	1	1	1	1	1		3
33	2	171064-44520	BODY, TANK	1	1	1	1	1	1		
34	2	121450-44531	CAP	1	1	1	1	1	1		
35	2	124450-44560	RETAINER	1	1	1	1	1	1		
36	2	121470-44581	GASKET	1	1	1	1	1	1		
37	2	23065-070225	HOSE 7X 225	1	1	1	1	1	1		
37A	1	124764-44810	LABEL,SUB-TANK	1	1	1	1	1	1		4
37A-1	1	172A38-03200	LABEL, SUB-TANK US	1	1	1	1	1	1		N 4
		(A=M/#30831) (B=M/#30831) (C=M/#30831) (D=M/#30831) (E=M/#30831) (F=M/#30831)									
37A-2	1	172A38-03201	LABEL, SUB-TANK US	1	1	1	1	1	1		S 4
		(A=M/#30985) (B=M/#30985) (C=M/#30985) (D=M/#30985) (E=M/#30985) (F=M/#30985)									
38	1	124450-44550	BAND	1	1	1	1	1	1		
39	1	121256-44600-2	BRACKET (YELLOW:87)	1	1	1	1	1	1		

Fig.7. RADIATOR & MOUNT

(A)=VIO50-3C(US)
 (B)=VIO50-3P(US)
 (C)=VIO50-3C(AS)

(D)=VIO50-3P(AS)
 (E)=VIO50-3C(NZ)
 (F)=VIO50-3P(NZ)



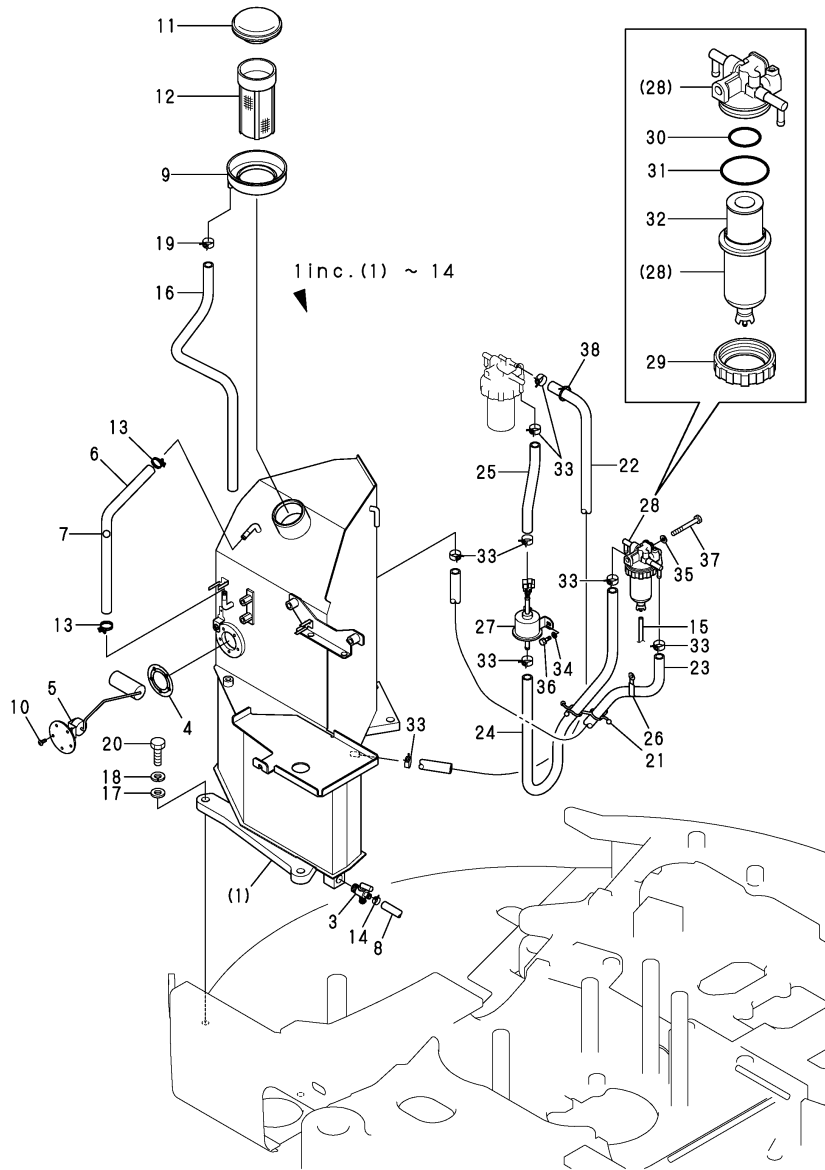
No.	Lev.	Parts No.	Description	Q'ty						I	R
				(A)	(B)	(C)	(D)	(E)	(F)		
40	1	184015-44680	RUBBER, RADIATOR	4	4	4	4	4	4		
41	1	124766-59050	CLIP, HOSE 12	4	4	4	4	4	4		
42	1	172124-14650	HOSE, FUEL OIL	1	1	1	1	1	1		
43	1	23001-041000	CLAMP, HOSE 41	2	2	2	2	2	2		
44	1	23001-048000	CLAMP, HOSE 48	2	2	2	2	2	2		
45	1	26013-080162	BOLT, M8X 16	2	2	2	2	2	2		
46	1	26013-080202	BOLT, M8X 20	2	2	2	2	2	2		
47	1	26013-100202	BOLT, M10X 20	6	6	6	6	6	6		
48	1	172446-13330	ABSOBER,SHOCK	4	4	4	4	4	4		
49	1	172460-74820	COOLER ASSY, OIL	1	1	1	1	1	1		
50	1	172496-75710	BRACKET A(YELLOW:87)	2	2	2	2	2	2		
51	1	172496-75750	BRACKET C(YELLOW:87)	1	1	1	1	1	1		
52	1	26013-100162	BOLT, M10X 16	6	6	6	6	6	6		
53	1	26013-100202	BOLT, M10X 20	4	4	4	4	4	4		
54	1	26013-100202	BOLT, M10X 20	5	5	5	5	5	5		
55	1	172187-14400	HOSE	1	1	1	1	1	1		5

Remarks
 (1)PLEASE USE THIS PART WITH FOLLOWING LABELS AT THE SAME TIME. 2A.
 (2)PLEASE USE THIS PART WITH FOLLOWING LABELS AT THE SAME TIME. REF. NO. 22A-1,22B-1.
 (3)PLEASE USE THIS PART WITH FOLLOWING LABELS AT THE SAME TIME.37A-2.
 (4)LABELS ARE NOT ILLUSTRATED.
 (5)AIR CON. SPEC.
 (6)PLEASE USE THIS PART WITH FOLLOWING LABELS AT THE SAME TIME.10A-2.

Fig.8. FUEL TANK & FUEL PIPE

(A)=VIO50-3C(US)
 (B)=VIO50-3P(US)
 (C)=VIO50-3C(AS)

(D)=VIO50-3P(AS)
 (E)=VIO50-3C(NZ)
 (F)=VIO50-3P(NZ)



No.	Lev.	Parts No.	Description	Q'ty						I	R
				(A)	(B)	(C)	(D)	(E)	(F)		
1	1	772496-14100-1	TANK ASSY, FUEL	1	1	1	1	1	1		
3	2	104200-11920	COCK, WATER	1	1	1	1	1	1		
4	2	172162-14200	GASKET	1	1	1	1	1	1		
5	2	172187-14221	GAUGE, FUEL	1	1	1	1	1	1		
6	2	172155-14161	HOSE, FUEL GAUGE	1	1	1	1	1	1		
7	2	172141-14260	FLOAT	1	1	1	1	1	1		
8	2	172444-14410	HOSE, DRAIN	1	1	1	1	1	1		
9	2	172458-14370	SUMP, FUEL	1	1	1	1	1	1		
10	2	26022-050122	SCREW, M5X12	5	5	5	5	5	5		
11	2	105340-55040	CAP, FUEL TANK	1	1	1	1	1	1		
12	2	172183-14250	FILTER (FUEL	1	1	1	1	1	1		
13	2	23010-014000	CLAMP, 14	2	2	2	2	2	2		
14	2	106990-44660	CLIP, HOSE 12.5	1	1	1	1	1	1		
15	1	23061-050300	PIPE, 5X 300	1	1	1	1	1	1		
16	1	172187-14510	HOSE	1	1	1	1	1	1		
17	1	22137-140000	WASHER, 14	4	4	4	4	4	4		
18	1	22217-140000	WASHER, SPRING 14	4	4	4	4	4	4		
19	1	23080-013000	CLAMP, 13	1	1	1	1	1	1		
20	1	26116-140402	BOLT, M14X 40 PLATED	4	4	4	4	4	4		
21	1	172171-14300	CLAMP	1	1	1	1	1	1		
22	1	172487-14520	HOSE	1	1	1	1	1	1		
23	1	172496-14500	HOSE ASSY, FUEL	1	1	1	1	1	1		
24	1	184014-59100	PIPE ASSY, FUEL	1	1	1	1	1	1		
25	1	172734-14620	HOSE, FUEL OIL	1	1	1	1	1	1		
26	1	1E6212-82820	CLIP 173219	1	1	1	1	1	1		
27	1	129612-52100	PUMP ASSY, FUEL FEED	1	1	1	1	1	1		
28	1	184016-55700	SEPARATOR ASSY,WATER	1	1	1	1	1	1		1
28-1	1	184016-55701	SEPARATOR ASSY,WATER	1	1	1	1	1	1		N 1
		(A=M53337)	(B=M53337)	(C=M53337)	(D=M53337)	(E=M53337)	(F=M53337)				
29	2	129100-55690	RING, RETAINING	1	1	1	1	1	1		
30	2	24311-000160	O-RING, 1AP16.0	1	1	1	1	1	1		
31	2	24321-000650	O-RING, 1AG65.0	1	1	1	1	1	1		
32	2	119802-55710	ELEMENT	1	1	1	1	1	1		
32A	1	172A07-03160	LABEL	1	1	1	1	1	1		2
33	1	124766-59050	CLIP, HOSE 12	8	8	8	8	8	8		
34	1	22137-060000	WASHER, 6	2	2	2	2	2	2		
35	1	22217-080000	WASHER, SPRING 8	1	1	1	1	1	1		
36	1	26013-060162	BOLT, M6X 16	2	2	2	2	2	2		
37	1	26116-080702	BOLT, M8X 70 PLATED	1	1	1	1	1	1		
38	1	933152-09280	BAND 170	3	3	3	3	3	3		

Remarks

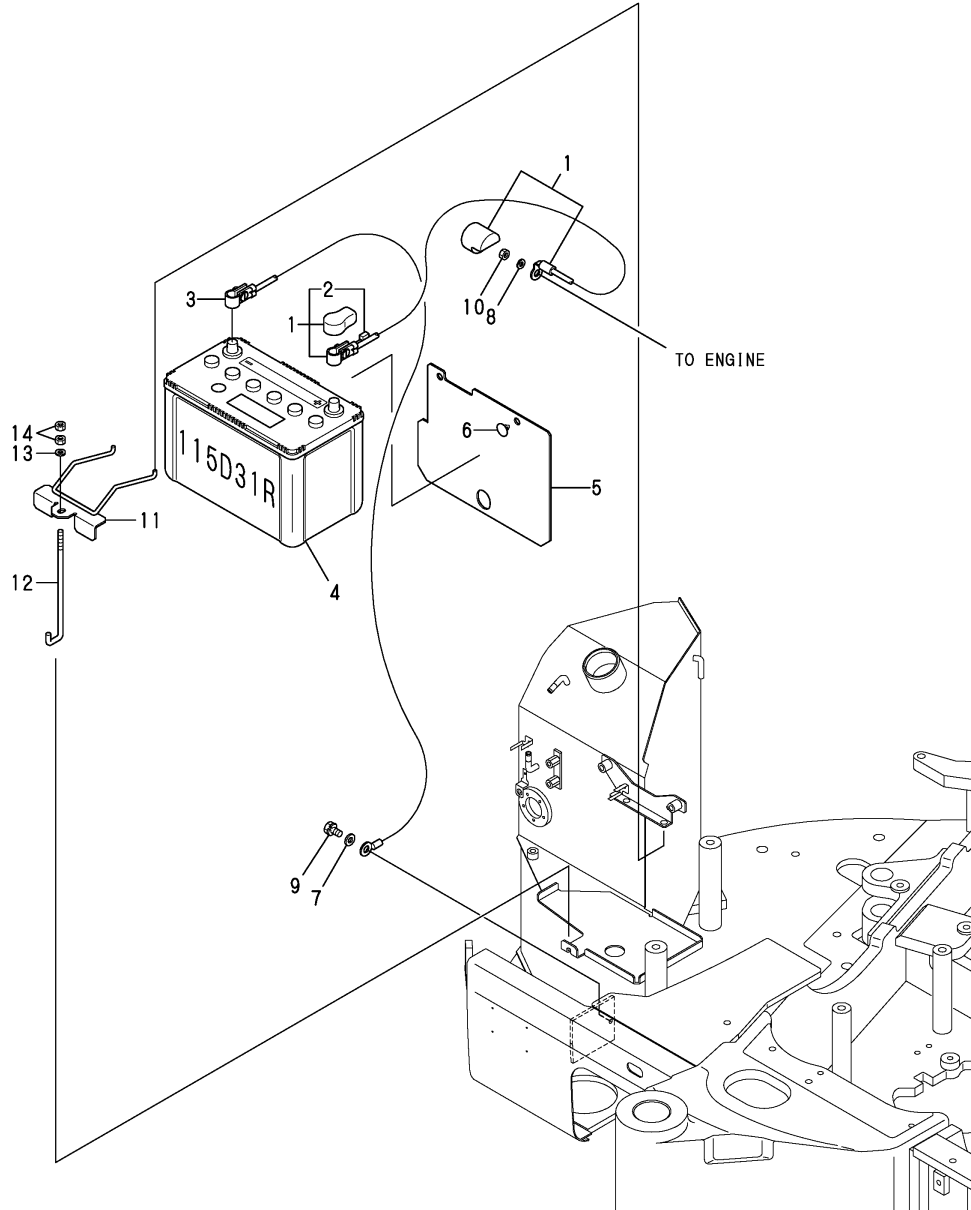
(1)PLEASE USE THIS PART WITH FOLLOWING LABELS AT THE SAME TIME.
 REF. NO. 32A.

(2)LABELS ARE NOT ILLUSTRATED.

Fig.9. BATTERY

(A)=VIO50-3C(US)
 (B)=VIO50-3P(US)
 (C)=VIO50-3C(AS)

(D)=VIO50-3P(AS)
 (E)=VIO50-3C(NZ)
 (F)=VIO50-3P(NZ)

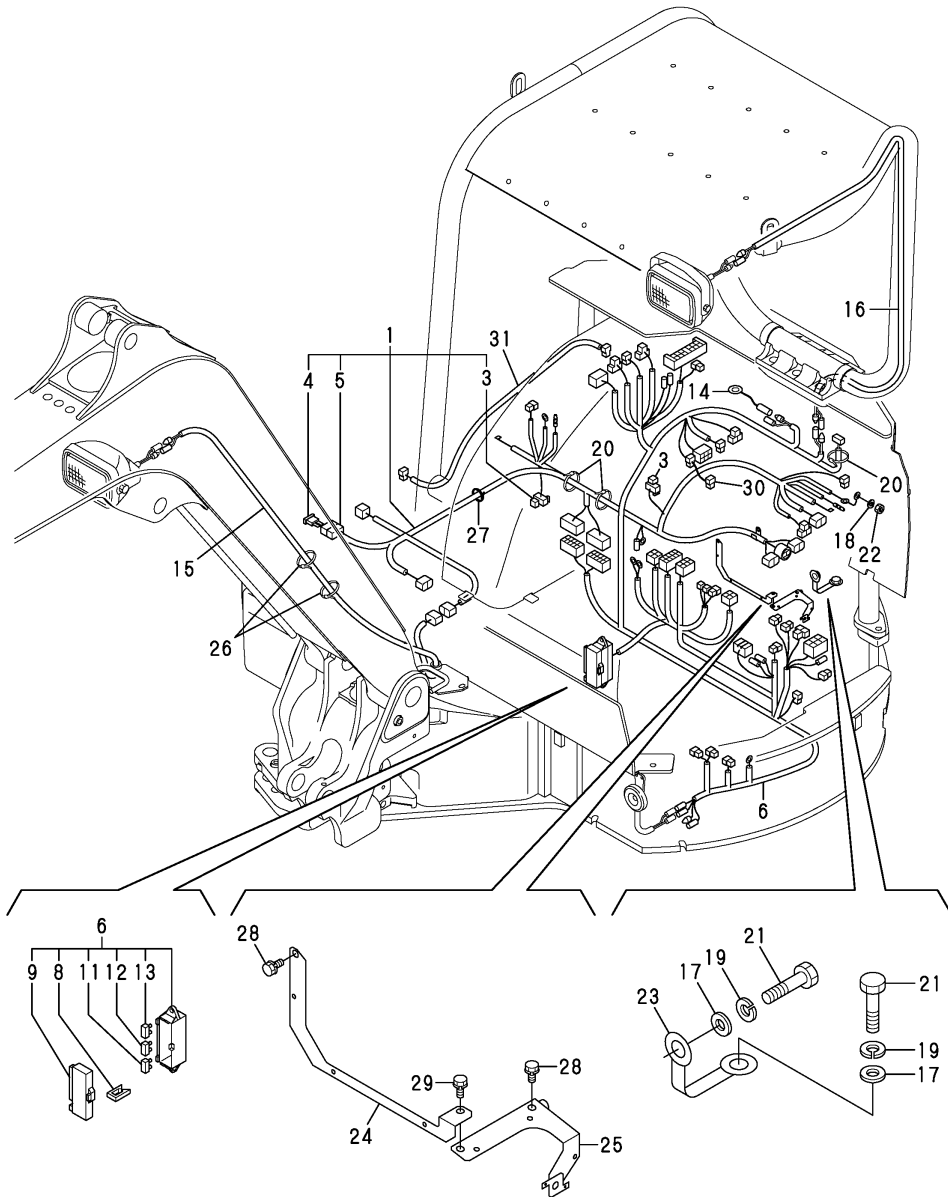


No.	Lev.	Parts No.	Description	Q'ty						I	R
				(A)	(B)	(C)	(D)	(E)	(F)		
1	1	172460-16101	CORD ASSY, BATTERY	1	1	1	1	1	1		
2	2	172458-16140	HARNESS C	1	1	1	1	1	1		
3	1	172460-16111	CORD, BATTERY	1	1	1	1	1	1		
4	1	172460-16130	BATTERY	1	1	1	1	1	1		
5	1	172460-16160	COVER, BATTERY	1	1	1	1	1	1		
6	1	172122-17190	CLIP, TREE	2	2	2	2	2	2		
7	1	22137-100000	WASHER, 10	2	2	2	2	2	2		
8	1	22217-080000	WASHER, SPRING 8	1	1	1	1	1	1		
9	1	26013-100162	BOLT, M10X 16	2	2	2	2	2	2		
10	1	26716-080002	NUT, M8	1	1	1	1	1	1		
11	1	172460-16300	CLAMP ASSY, BATTERY	1	1	1	1	1	1		
12	1	172164-16370	ROD	1	1	1	1	1	1		
13	1	22137-080000	WASHER, 8	1	1	1	1	1	1		
14	1	26716-080002	NUT, M8	2	2	2	2	2	2		

Fig.10. ELECTRIC PART(WIRING)

(A)=VIO50-3C(US)
 (B)=VIO50-3P(US)
 (C)=VIO50-3C(AS)

(D)=VIO50-3P(AS)
 (E)=VIO50-3C(NZ)
 (F)=VIO50-3P(NZ)

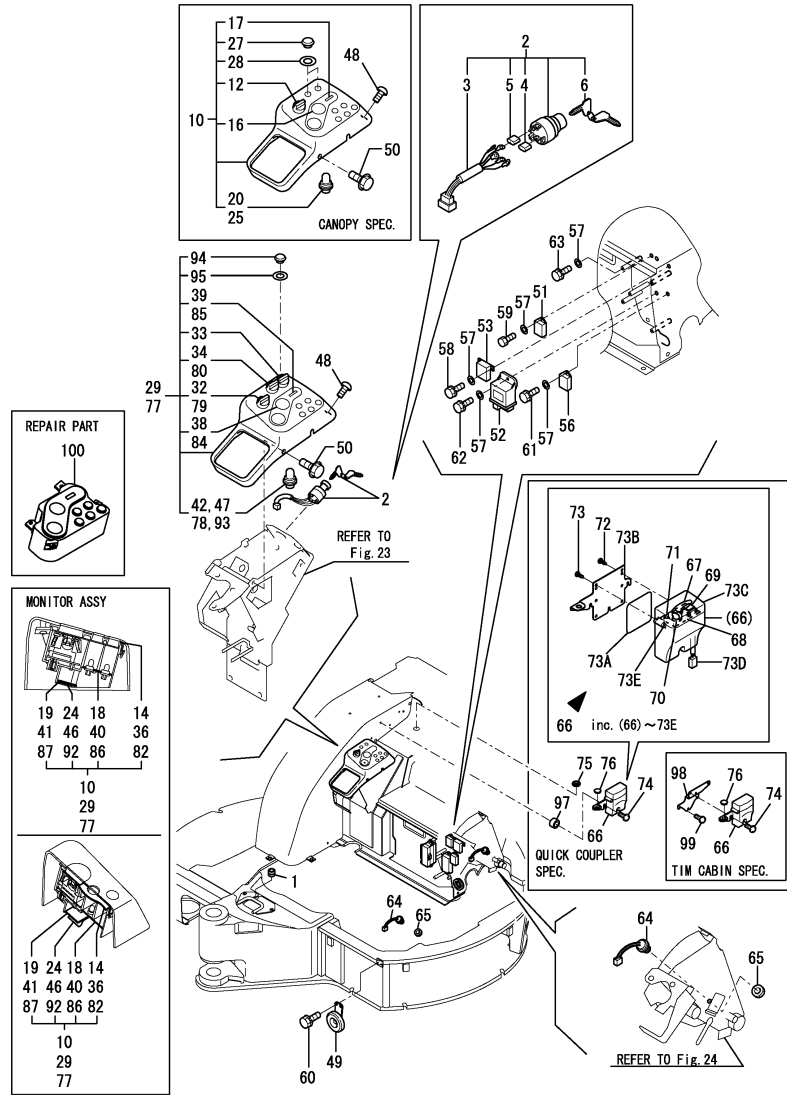


No.	Lev.	Parts No.	Description	Q'ty						I	R
				(A)	(B)	(C)	(D)	(E)	(F)		
1	1	172496-16500	HARNESS	1	1	1	1	1	1		
3	2	172648-16600	DIODE	2	2	2	2	2	2		
4	2	172458-16550	HUSE,SLOW BLOW (50A)	1	1	1	1	1	1		
5	2	172447-17140	HOUSING	1	1	1	1	1	1		
6	1	172A07-16520	WIRE HARNESS ASSY,B	1	1	1	1	1	1		
8	2	172175-17120	PULLER	1	1	1	1	1	1		
9	2	172187-17220	COVER	1	1	1	1	1	1		
11	2	29420-050000	FUSE, B 5A	2	2	2	2	2	2		
12	2	29420-150000	FUSE, B 15A	6	6	6	6	6	6		
13	2	29420-300000	FUSE, B 30A	2	2	2	2	2	2		
14	2	172469-16540	HARNESS, ALARM	1	1	1	1	1	1		
15	1	172460-16531	HARNESS,BOOM LAMP	1	1	1	1	1	1		
16	1	172458-16561	HARNESS,CANOPY LAMP		1		1		1		
16-1	1	172458-16562	HARNESS,CANOPY LAMP		1		1		1		N
		(B=M/#30647)	(D=M/#30647)				(F=M/#30647)				
17	1	22137-100000	WASHER, 10	2	2	2	2	2	2		
18	1	22217-060000	WASHER, SPRING 6	1	1	1	1	1	1		
19	1	22217-100000	WASHER, SPRING 10	2	2	2	2	2	2		
20	1	194680-51670	BAND, CLIP	6	6	6	6	6	6		
21	1	26116-100162	BOLT, M10X 16 PLATED	2	2	2	2	2	2		
22	1	26716-060002	NUT, M6	1	1	1	1	1	1		
23	1	933171-15801	CORD, ENGINE EARTH	1	1	1	1	1	1		
24	1	172497-16550	SUPPORT, HARNESS	1	1	1	1	1	1		
25	1	172490-16741	SUPPORT ASSY	1	1	1	1	1	1		
26	1	172187-78580	BAND W 397	2	2	2	2	2	2		
27	1	933152-09280	BAND 170	1	1	1	1	1	1		
28	1	26013-100162	BOLT, M10X 16	3	3	3	3	3	3		
29	1	26013-100202	BOLT, M10X 20	1	1	1	1	1	1		
30	1	172190-16500	HARNESS	1		1		1			
31	1	172472-16610	HARNESS, WASHER	1		1		1			

Fig.11. ELECTRIC PART(EQUIPMENT)

(A)=VIO50-3C(US)
(B)=VIO50-3P(US)
(C)=VIO50-3C(AS)

(D)=VIO50-3P(AS)
(E)=VIO50-3C(NZ)
(F)=VIO50-3P(NZ)



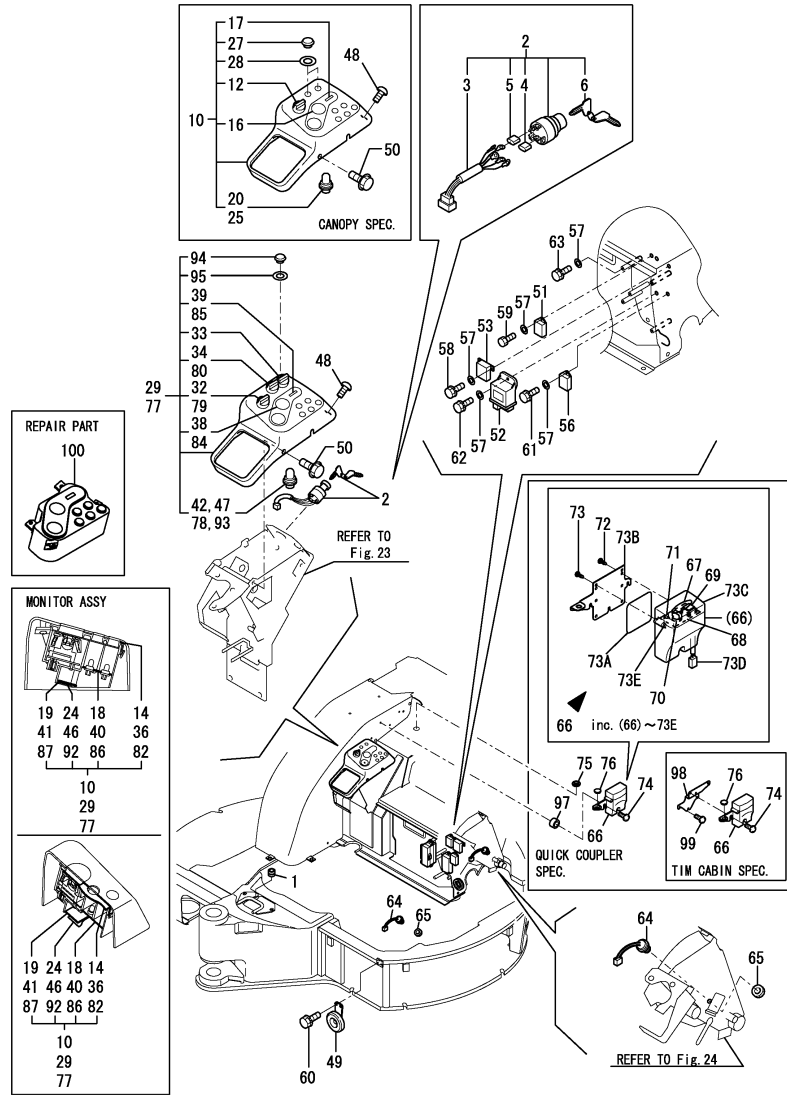
No.	Lev.	Parts No.	Description	Q'ty						I	R
				(A)	(B)	(C)	(D)	(E)	(F)		
1	1	172187-16560	GROMMET	1	1	1	1	1	1		
2	1	172187-17100	SWITCH ASSY, STARTER	1	1	1	1	1	1		
3	2	172187-17070	CORD ASSY	1	1	1	1	1	1		
4	2	172187-17080	COVER	3	3	3	3	3	3		
5	2	172187-17090	COVER	2	2	2	2	2	2		
6	2	933110-00301	KEY ASSY	1	1	1	1	1	1		
10	1	172458-17501	BOX,INDICATOR(CANOPY			1			1		4
12	2	172187-17280	SWITCH ASSY, LIGHT		1		1		1		
14	2	172187-17320	PACKING		1		1		1		
16	2	172187-17341	GAUGE ASSY		1		1		1		
17	2	172187-17350	METER ASSY, HOUR		1		1		1		
18	2	172187-17360	PRINT,CIRCUIT		1		1		1		
19	2	172187-17371	CIRCUIT ASSY		1		1		1		
20	2	172187-17380	BULB		4		4		4		
24	2	172187-17470	PLATE		1		1		1		
25	2	172187-17480	BULB		2		2		2		
27	2	172187-17560	CAP		2		2		2		
28	2	172187-17570	GASKET		2		2		2		
28A	1	172141-03360	LABEL, START SWITCH	1	1	1	1	1	1		3
29	1	172472-17351	INDICATOR BOX(CABIN	1		1		1			4
32	2	172187-17280	SWITCH ASSY, LIGHT	1		1		1			
33	2	172187-17290	SWITCH ASSY, HEATER	1		1		1			
34	2	172472-17300	SWITCH ASSY, WASHER	1		1		1			
36	2	172187-17320	PACKING	1		1		1			
38	2	172187-17341	GAUGE ASSY	1		1		1			
39	2	172187-17350	METER ASSY, HOUR	1		1		1			
40	2	172187-17360	PRINT,CIRCUIT	1		1		1			
41	2	172187-17371	CIRCUIT ASSY	1		1		1			
42	2	172187-17380	BULB	4		4		4			
46	2	172187-17470	PLATE	1		1		1			
47	2	172187-17480	BULB	2		2		2			
48	1	172458-46720	BOLT 8X20	1	1	1	1	1	1		
49	1	194151-57100	HORN	1	1	1	1	1	1		
50	1	172519-63240	BOLT	3	3	3	3	3	3		
51	1	119247-77100	RELAY, SAFETY	1	1	1	1	1	1		
52	1	119802-77200	RELAY, SAFETY	1	1	1	1	1	1		
53	1	119650-77910	RELAY ASSY, GLOW	1	1	1	1	1	1		
56	1	129211-77920	TIMER	1	1	1	1	1	1		
57	1	22137-060000	WASHER, 6	8	8	8	8	8	8		
58	1	26013-060122	BOLT, M6X 12	2	2	2	2	2	2		
59	1	26013-060122	BOLT, M6X 12	1	1	1	1	1	1		
60	1	26013-060162	BOLT, M6X 16	2	2	2	2	2	2		
61	1	26013-060162	BOLT, M6X 16	1	1	1	1	1	1		
62	1	26013-060202	BOLT, M6X 20	1	1	1	1	1	1		
63	1	26013-060202	BOLT, M6X 20	2	2	2	2	2	2		
64	1	194464-52190	SWITCH, SAFETY START	1	2	1	2	1	2		
65	1	26776-180002	NUT, LOCK M18	1	2	1	2	1	2		
66	1	172958-17101	BOX, SWITCH	1	1	1	1	1	1		2
67	2	172958-03180	LABEL	1	1	1	1	1	1		
68	2	172958-03190	LABEL	1	1	1	1	1	1		
69	2	172958-17140	SWITCH ASSY	1	1	1	1	1	1		

Remarks
 (1)QUICK COUPLER SPEC.
 (2)USE WITH 73F & 73G.
 (3)LABELS ARE NOT ILLUSTRATED.
 (4)HOUR METER = ANALOG TYPE.
 ONLY THE MONITOR PORT COPIES IN
 REF.NO.100. PLEASE PUT REF.NO.28A.
 (5)TIM CABIN SPEC.
 (6)HOUR METER = L.C.D. TYPE.

Fig.11. ELECTRIC PART(EQUIPMENT)

(A)=VIO50-3C(US)
 (B)=VIO50-3P(US)
 (C)=VIO50-3C(AS)

(D)=VIO50-3P(AS)
 (E)=VIO50-3C(NZ)
 (F)=VIO50-3P(NZ)



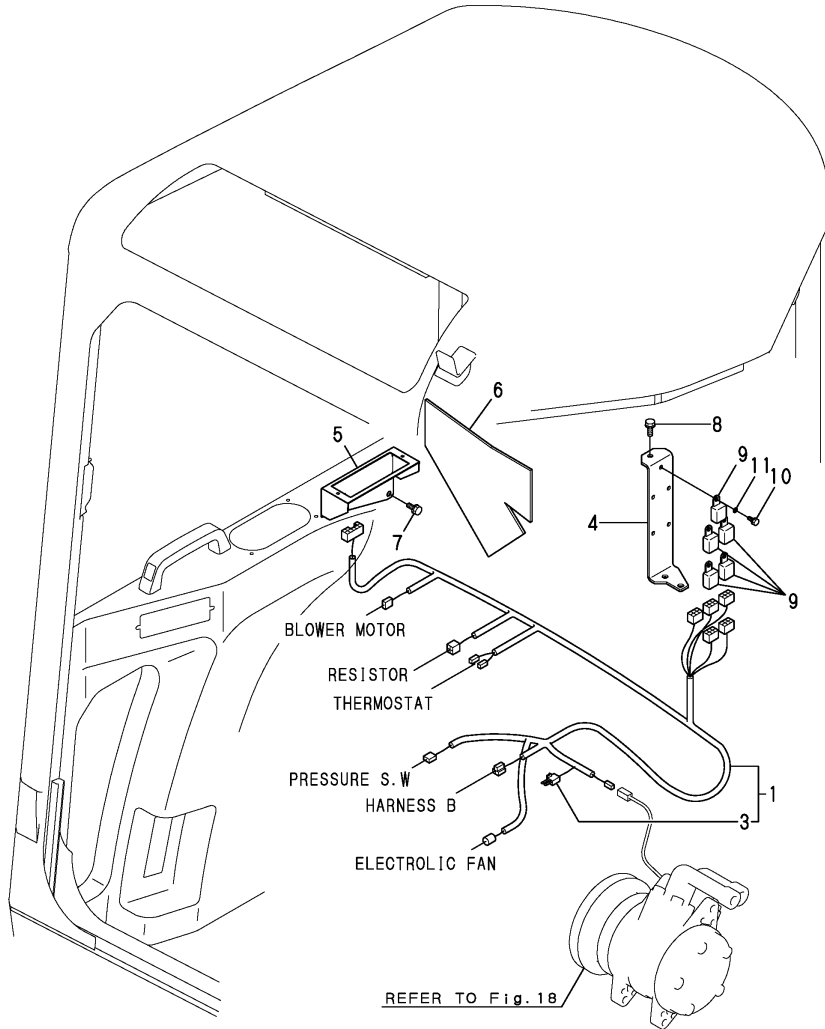
No.	Lev.	Parts No.	Description	Q'ty						I	R
				(A)	(B)	(C)	(D)	(E)	(F)		
70	2	172958-17150	SWITCH ASSY	1	1	1	1	1	1		
71	2	172958-17160	INDICATER LAMP(CP)	1	1	1	1	1	1		
72	2	172958-17170	SCREW, TAPPING	1	1	1	1	1	1		
72-1	2	172958-17170	SCREW, TAPPING	6	6	6	6	6	6	K	
		(A=M/#30985) (B=M/#30985) (C=M/#30985) (D=M/#30985)		(E=M/#30985)	(F=M/#30985)						
73	2	172958-17180	SCREW, TAPPING	1	1	1	1	1	1		
73-1	2	172958-17180	SCREW, TAPPING	2	2	2	2	2	2	K	
		(A=M/#30985) (B=M/#30985) (C=M/#30985) (D=M/#30985)		(E=M/#30985)	(F=M/#30985)						
73A	2	172958-17190	PACKING	1	1	1	1	1	1	W	
		(A=M/#30985) (B=M/#30985) (C=M/#30985) (D=M/#30985)		(E=M/#30985)	(F=M/#30985)						
73B	2	172958-17200	BRACKET	1	1	1	1	1	1	W	
		(A=M/#30985) (B=M/#30985) (C=M/#30985) (D=M/#30985)		(E=M/#30985)	(F=M/#30985)						
73C	2	172958-17210	CASE	1	1	1	1	1	1	W	
		(A=M/#30985) (B=M/#30985) (C=M/#30985) (D=M/#30985)		(E=M/#30985)	(F=M/#30985)						
73D	2	172958-17220	CORD	1	1	1	1	1	1	W	
		(A=M/#30985) (B=M/#30985) (C=M/#30985) (D=M/#30985)		(E=M/#30985)	(F=M/#30985)						
73E	2	22351-030028	PIN, SPRING 3.0X28	1	1	1	1	1	1	W	
		(A=M/#30985) (B=M/#30985) (C=M/#30985) (D=M/#30985)		(E=M/#30985)	(F=M/#30985)						
73F	1	172472-03290	LABEL, SWITCH	1	1	1	1	1	1	3	
73G	1	172472-03300	LABEL, COVER	1	1	1	1	1	1	3	
74	1	172137-46210	SCREW	3	3	3	3	3	3	1	
75	1	172958-64500	PLUGE 28X302 Q	1	1	1	1	1	1	1	
76	1	172187-64900	PLUG	1	1	1	1	1	1	1	
77	1	172478-17351	INDICATOR BOX(A/C)	1	1	1	1	1	1	4	
78	2	172187-17380	BULB	4	4	4	4	4	4		
79	2	172187-17280	SWITCH ASSY, LIGHT	1	1	1	1	1	1		
80	2	172472-17300	SWITCH ASSY, WASHER	1	1	1	1	1	1		
82	2	172187-17320	PACKING	1	1	1	1	1	1		
84	2	172187-17341	GAUGE ASSY	1	1	1	1	1	1		
85	2	172187-17350	METER ASSY, HOUR	1	1	1	1	1	1		
86	2	172187-17360	PRINT, CIRCUIT	1	1	1	1	1	1		
87	2	172187-17371	CIRCUIT ASSY	1	1	1	1	1	1		
92	2	172187-17470	PLATE	1	1	1	1	1	1		
93	2	172187-17480	BULB	2	2	2	2	2	2		
94	2	172187-17560	CAP	1	1	1	1	1	1		
95	2	172187-17570	GASKET	1	1	1	1	1	1		
97	1	172958-17130	COLLAR	3	3	3	3	3	3		
98	1	172472-17900	STAY ASSY	1	1	1	1	1	1	5	
99	1	26587-060202	SCREW, M6X20	3	3	3	3	3	3	5	
100	1	172A77-17500	MONITOR ASSY	1	1	1	1	1	1	W	6
		(A=MZZZZZ) (B=MZZZZZ) (C=MZZZZZ) (D=MZZZZZ)		(E=MZZZZZ)	(F=MZZZZZ)						

Remarks
 (1)QUICK COUPLER SPEC.
 (2)USE WITH 73F & 73G.
 (3)LABELS ARE NOT ILLUSTRATED.
 (4)HOUR METER = ANALOG TYPE.
 ONLY THE MONITOR PORT COPES IN REF.NO.100. PLEASE PUT REF.NO.28A.
 (5)TIM CABIN SPEC.
 (6)HOUR METER = L.C.D. TYPE.

Fig.12. ELECTRIC PART(AIR CON. SPEC.)

(A)=VIO50-3C(US)
 (B)=VIO50-3P(US)
 (C)=VIO50-3C(AS)

(D)=VIO50-3P(AS)
 (E)=VIO50-3C(NZ)
 (F)=VIO50-3P(NZ)

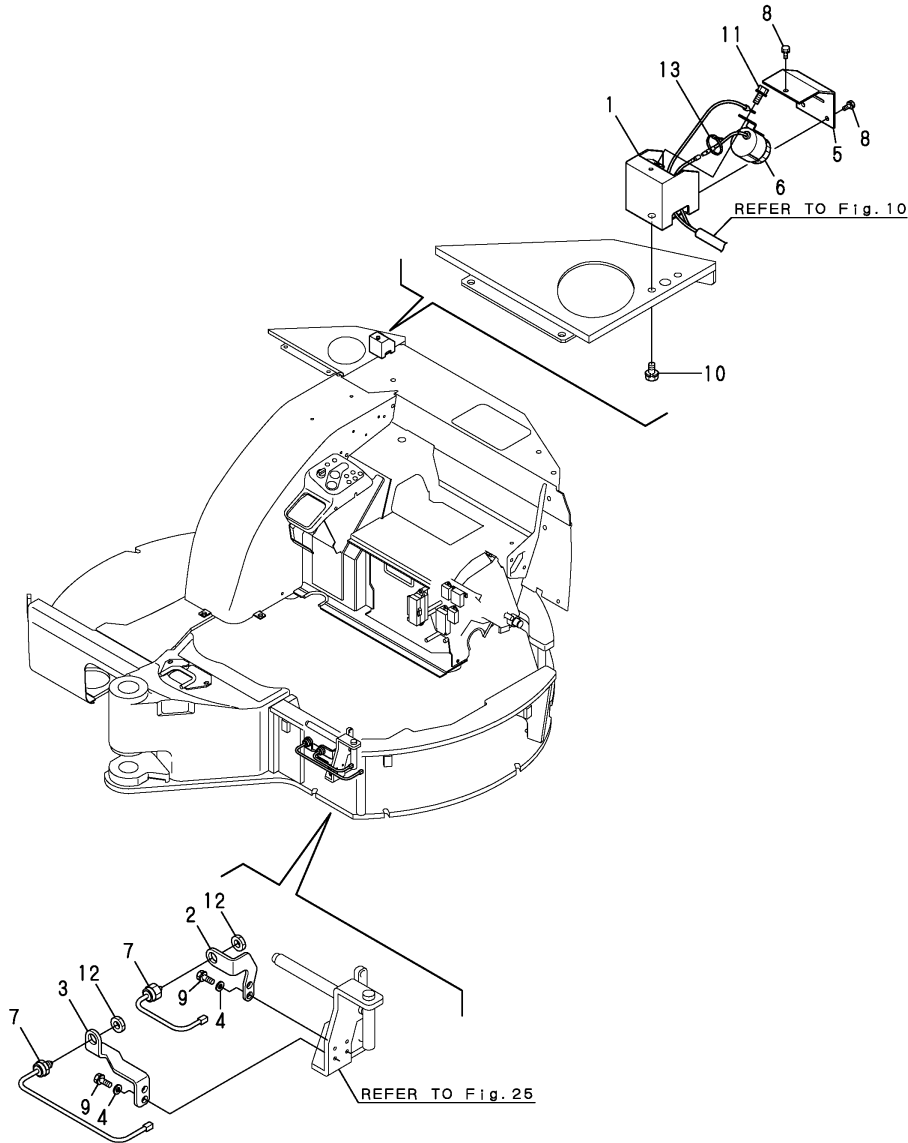


No.	Lev.	Parts No.	Description	Q'ty						I	R
				(A)	(B)	(C)	(D)	(E)	(F)		
1	1	172496-16540	HARNES	1	1			1			
1-1	1	172496-16541	HARNES ASSY	1	1			1			N
		(A=M/#30831)	(C=M/#30831)					(E=M/#30831)			
3	2	172648-16600	DIODE	1		1		1			
4	1	172460-18651	BRACKET J ASSY	1		1		1			
5	1	172460-18800	PLATE B	1		1		1			
6	1	172460-19190	SHEET, INSULATOR	1		1		1			
7	1	26013-080162	BOLT, M8X 16	2		2		2			
8	1	26013-080202	BOLT, M8X 20	2		2		2			
9	1	119247-77100	RELAY, SAFETY	5		5		5			
10	1	26013-060122	BOLT, M6X 12	5		5		5			
11	1	22137-060000	WASHER, 6	5		5		5			

Fig.13. TRAVEL ALARM

(A)=VIO50-3C(US)
 (B)=VIO50-3P(US)
 (C)=VIO50-3C(AS)

(D)=VIO50-3P(AS)
 (E)=VIO50-3C(NZ)
 (F)=VIO50-3P(NZ)

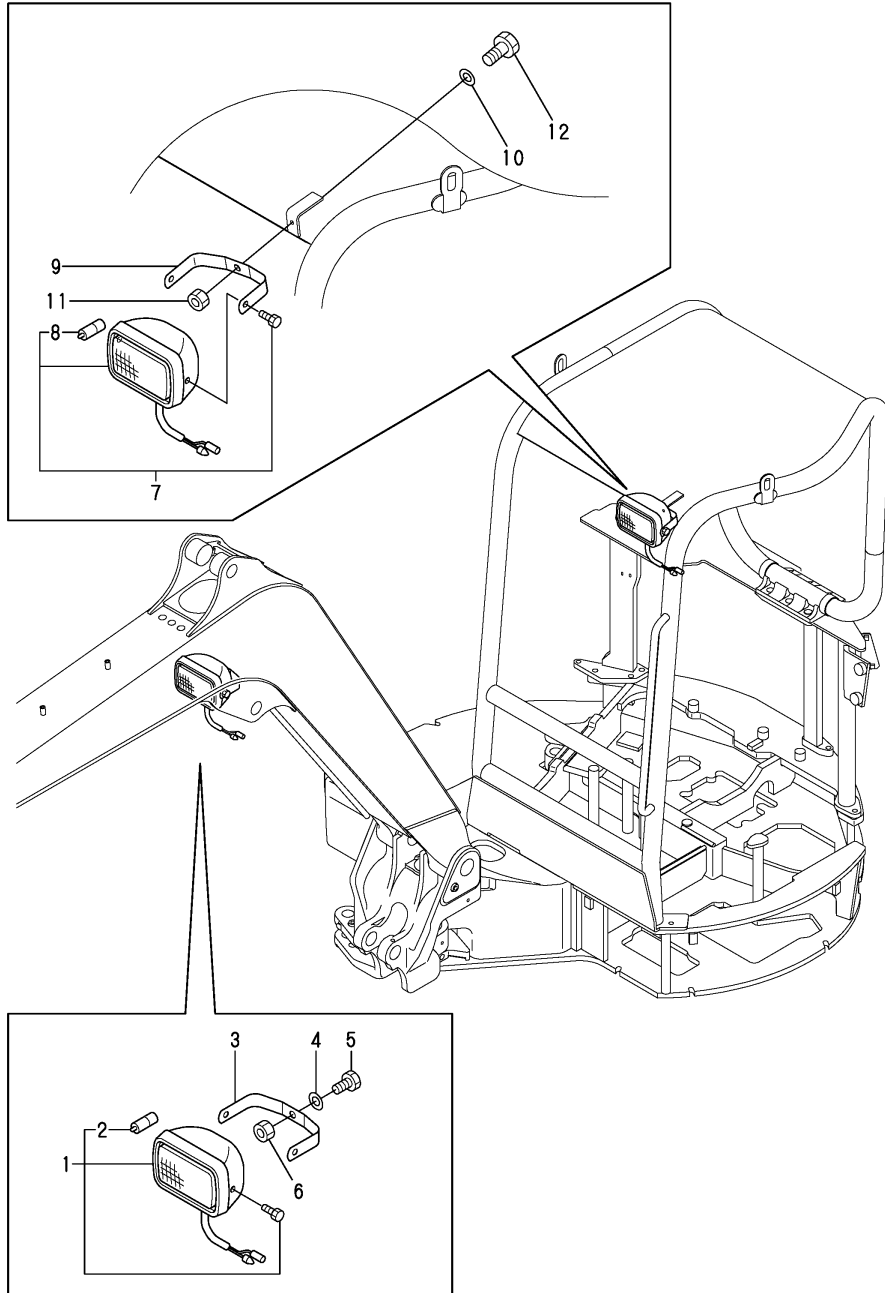


No.	Lev.	Parts No.	Description	Q'ty						I	R
				(A)	(B)	(C)	(D)	(E)	(F)		
1	1	172472-17400	CASE ASSY, ALARM	1	1	1	1	1	1		
2	1	172472-17250	BRACKET A SSW	1	1	1	1	1	1		
3	1	172472-17260	BRACKET B SSW	1	1	1	1	1	1		
4	1	172157-45840	WASHER 8X18X4	4	4	4	4	4	4		
5	1	172472-17470	COVER, ALARM CASE	1	1	1	1	1	1		
6	1	172511-17351	BUZZER, BACK	1	1	1	1	1	1		
7	1	194464-52190	SWITCH, SAFETY START	2	2	2	2	2	2		
8	1	26013-060122	BOLT, M6X 12	3	3	3	3	3	3		
9	1	26013-080252	BOLT, M8X 25	4	4	4	4	4	4		
10	1	26013-100162	BOLT, M10X 16	2	2	2	2	2	2		
11	1	26013-080122	BOLT, M8X 12	1	1	1	1	1	1		
12	1	26776-180002	NUT, LOCK M18	2	2	2	2	2	2		
13	1	933168-55770	BAND 146	1	1	1	1	1	1		

Fig.14. WORK LAMP & CANOPY LAMP

(A)=VIO50-3C(US)
 (B)=VIO50-3P(US)
 (C)=VIO50-3C(AS)

(D)=VIO50-3P(AS)
 (E)=VIO50-3C(NZ)
 (F)=VIO50-3P(NZ)

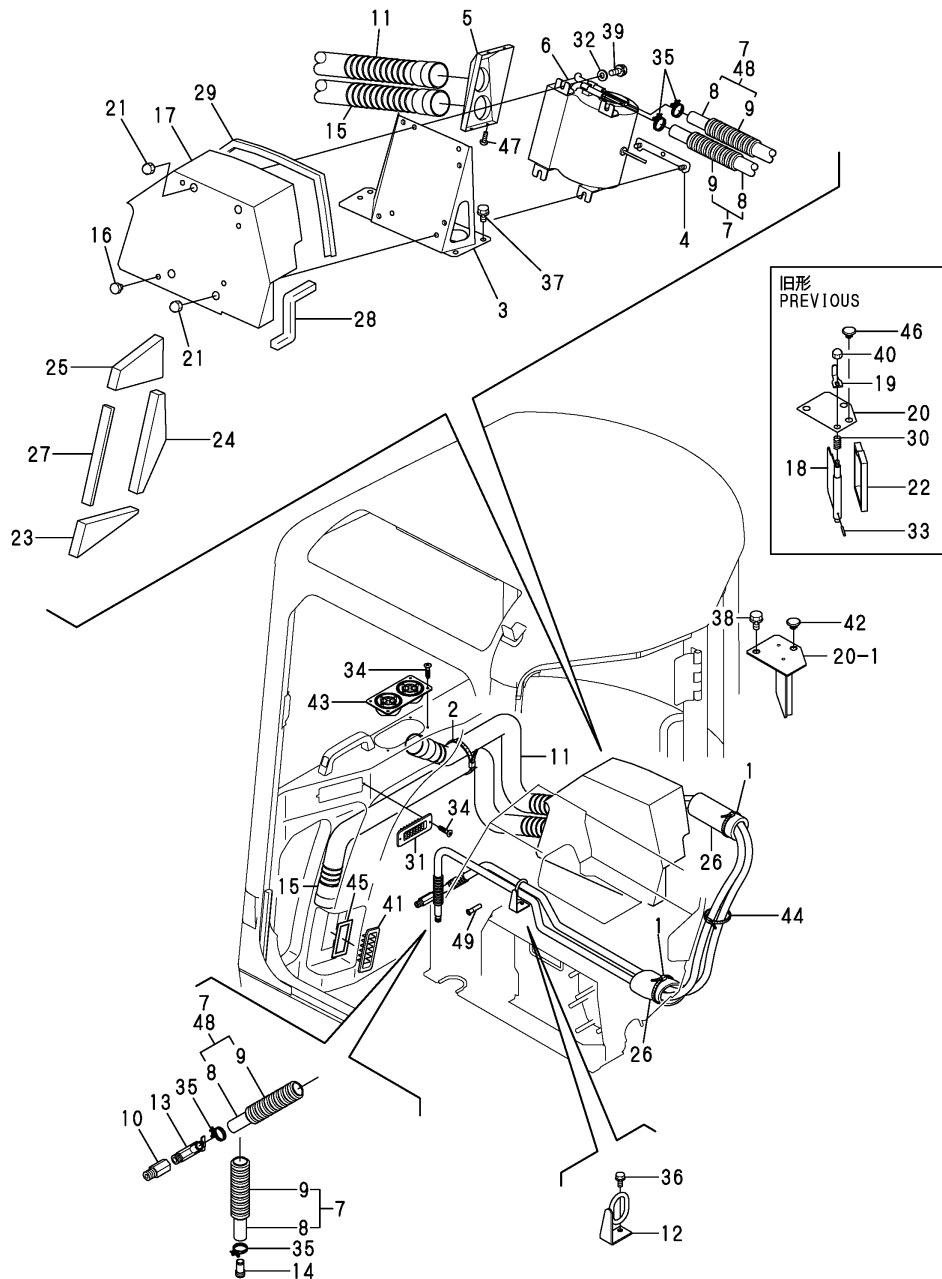


No.	Lev.	Parts No.	Description	Q'ty						I	R
				(A)	(B)	(C)	(D)	(E)	(F)		
1	1	172458-17400	LAMP 150X95	1	1	1	1	1	1		
2	2	172458-17420	BULB	1	1	1	1	1	1		
3	1	172458-17410-1	STAY, LAMP	1	1	1	1	1	1		
4	1	22137-100000	WASHER, 10	1	1	1	1	1	1		
5	1	26013-100202	BOLT, M10X 20	1	1	1	1	1	1		
6	1	26706-100002	NUT, M10	1	1	1	1	1	1		
7	1	172458-17400	LAMP 150X95						1		1
8	2	172458-17420	BULB						1		1
9	1	172458-17410-1	STAY, LAMP						1		1
10	1	22137-100000	WASHER, 10						1		1
11	1	26346-100002	NUT, M10						1		1
12	1	26013-100202	BOLT, M10X 20						1		1

Fig.15. HEATER

(A)=VIO50-3C(US)
(B)=VIO50-3P(US)
(C)=VIO50-3C(AS)

(D)=VIO50-3P(AS)
(E)=VIO50-3C(NZ)
(F)=VIO50-3P(NZ)

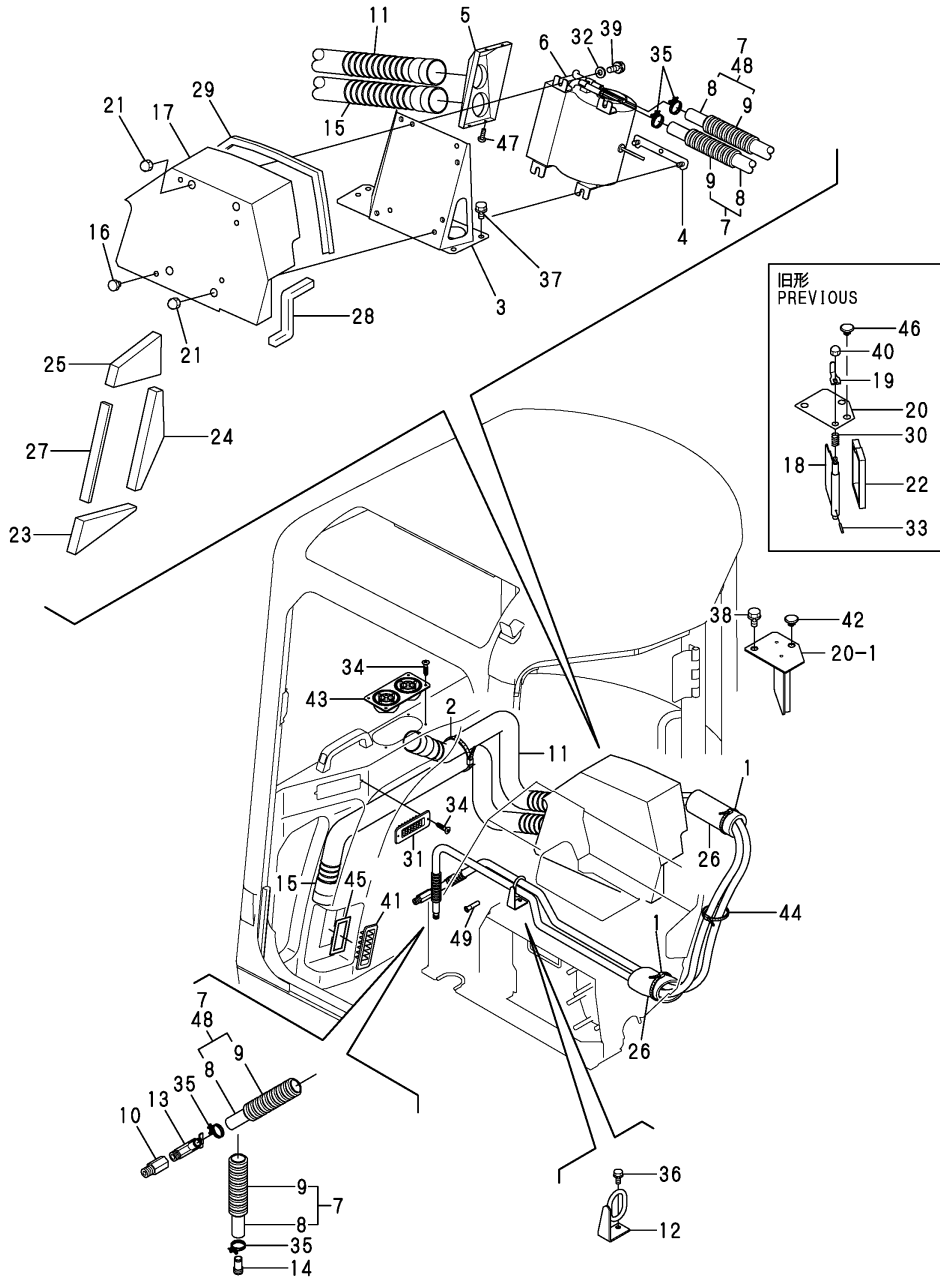


No.	Lev.	Parts No.	Description	Q'ty						I	R
				(A)	(B)	(C)	(D)	(E)	(F)		
1	1	172126-11510	BAND 300			2			2		
2	1	172183-16560	CLIP, HOSE			1			1		
3	1	172458-16650	HEATER FRAME			1			1		
4	1	172458-16690	NUT			1			1		
5	1	172458-16700	DUCT ASSY, HEATER			1			1		
6	1	172458-17551	HEATER			1			1		
7	1	172460-17600	HOSE ASSY, HEATER			2			2		
8	2	172164-17630	HOSE, HEATER			2			2		
9	2	172312-17650	TUBE, CORRUGATED			2			2		
10	1	172460-17611	JOINT, HEATER	1		1			1		
11	1	172458-17620	HOSE ASSY, DEFROSTER			1			1		
12	1	172460-17620	GUIDE ASSY, HOSE	1		1			1		
13	1	172425-17630	VALVE ASSY, HEATER	1		1			1		
14	1	172124-17640	JOINT, PIPE	1		1			1		
15	1	172458-17640	HOSE ASSY, HEATER			1			1		
16	1	172168-46760	BOLT M10X20			4			4		
17	1	172458-63410	COVER, HEATER			1			1		
18	1	172458-63420	SHAFT ASSY			1			1		Z
19	1	172458-63450	LEVER (C=M/#30647)			(E=M/#30647) 1			1		Z
20	1	172458-63460	PLATE			1			1		
20-1	1	172458-63820	PLATE ASSY (C=M/#30647)			1			1		N
21	1	172458-63470	NUT, CAP			4			4		
22	1	172458-63600	SEAL, SPONGE (C=M/#30647)			2			2		Z
23	1	172458-63610	SEAL, SPONGE			1			1		
24	1	172458-63620	SEAL, SPONGE			1			1		
25	1	172458-63630	SEAL, SPONGE			1			1		
26	1	172458-63640	SPONGE, HOSE			2			2		
27	1	172458-63650	SEAL, SPONGE			1			1		
28	1	172422-65750	SEAL, DUCT			1			1		
29	1	172989-68640	RUBBER, SEAL			1			1		
30	1	172157-76441	SPRING (C=M/#30647)			1			1		Z
31	1	197830-88611	GRILLE			1			1		
32	1	22137-100000	WASHER, 10			2			2		
33	1	22351-030025	PIN, SPRING 3.0X25 (C=M/#30647)			1			1		Z
34	1	22869-400160	SCREW, 4X16			6			6		
35	1	23001-022000	CLAMP, HOSE 22	2		4			4		
36	1	26013-080162	BOLT, M8X 16	2		2			2		
37	1	26013-100162	BOLT, M10X 16			4			4		
38	1	26013-100162	BOLT, M10X 16			2			2		
39	1	26013-100202	BOLT, M10X 20			2			2		
40	1	26657-080002	NUT, CAP M8 (C=M/#30647)			1			1		Z
41	1	172458-17700	GRILLE (C=M/#30647)			1			1		
42	1	172444-17660	CLIP, TREE			1			1		
43	1	1E8545-80940	GRILLE, DUCT			1			1		

Fig.15. HEATER

(A)=VIO50-3C(US)
 (B)=VIO50-3P(US)
 (C)=VIO50-3C(AS)

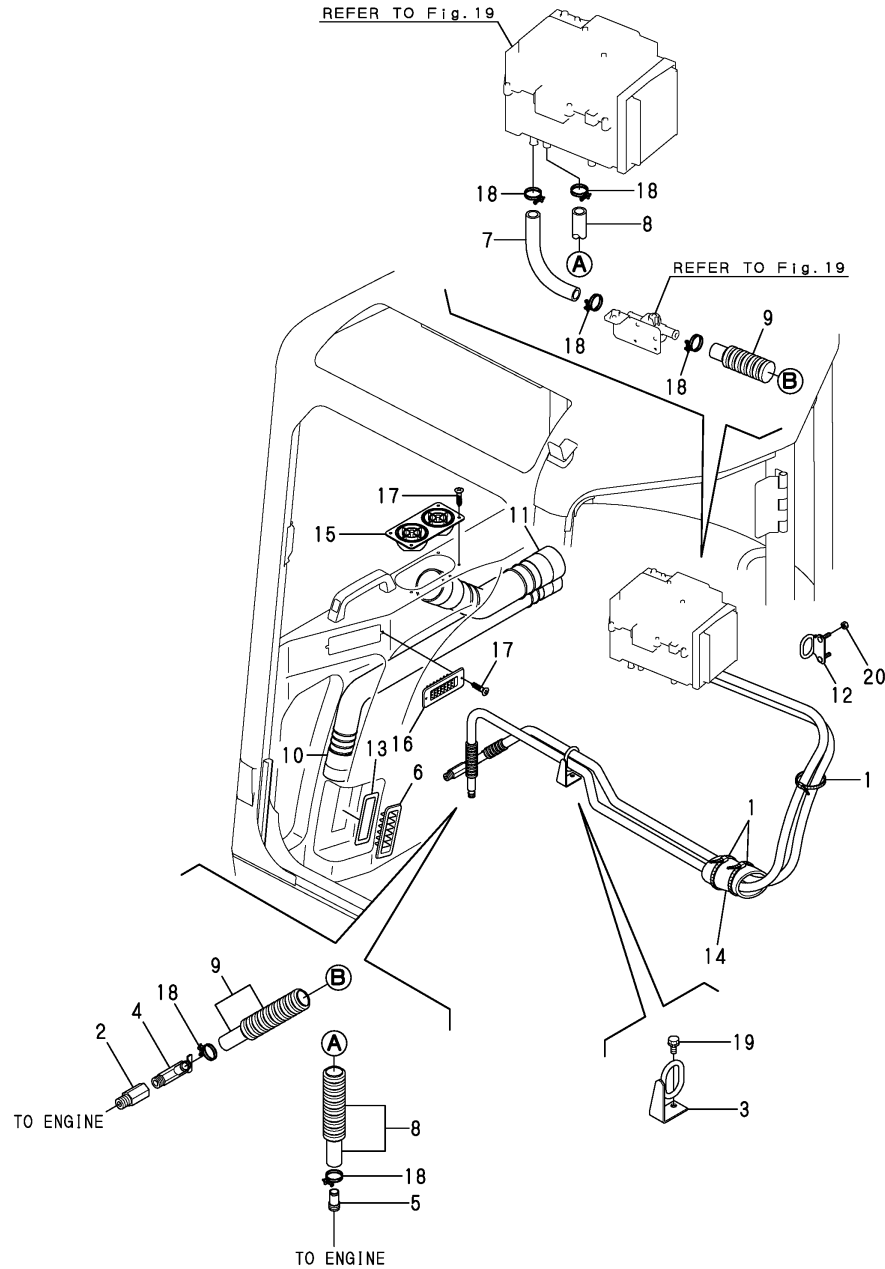
(D)=VIO50-3P(AS)
 (E)=VIO50-3C(NZ)
 (F)=VIO50-3P(NZ)



No.	Lev.	Parts No.	Description	Q'ty						I	R
				(A)	(B)	(C)	(D)	(E)	(F)		
44	1	172126-11510	BAND 300			1			1		
45	1	172458-63400	SPONGE, GRILLE			1			1		
46	1	172444-68650	CLIP, TREE			1			1		Z
			(C=M/#30647)			(E=M/#30647)					
47	1	26587-040122	SCREW, M4X12			4			4		
48	1	172472-17800	HOSE, HEATER	1							
49	1	172126-16540	CLAMP			1			1		

(A)=VIO50-3C(US)
 (B)=VIO50-3P(US)
 (C)=VIO50-3C(AS)

(D)=VIO50-3P(AS)
 (E)=VIO50-3C(NZ)
 (F)=VIO50-3P(NZ)

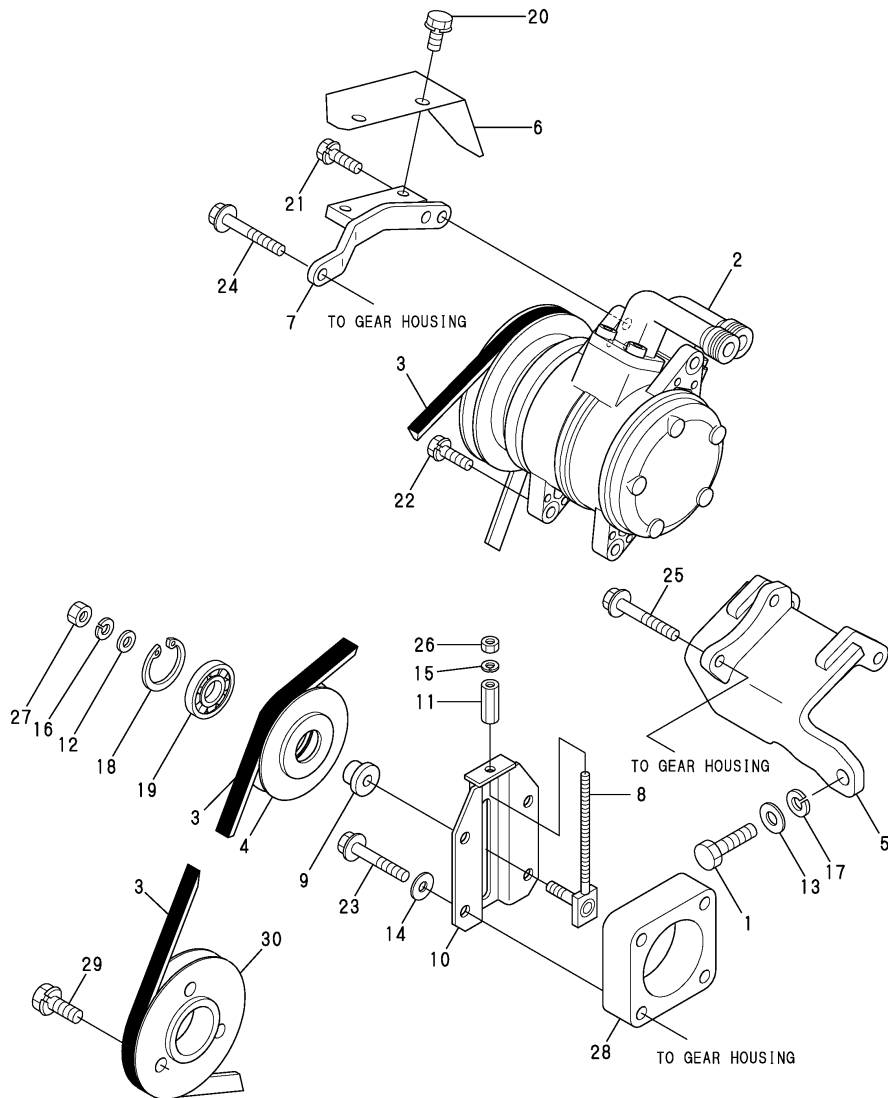


No.	Lev.	Parts No.	Description	Q'ty						I	R
				(A)	(B)	(C)	(D)	(E)	(F)		
1	1	172126-11510	BAND 300	4	4	4					
2	1	172460-17611	JOINT, HEATER	1	1	1					
3	1	172460-17620	GUIDE ASSY, HOSE	1	1	1					
4	1	172425-17630	VALVE ASSY, HEATER	1	1	1					
5	1	172124-17640	JOINT, PIPE	1	1	1					
6	1	172458-17700	GRILLE	1	1	1					
7	1	172460-17710	HOSE, HEATER	1	1	1					
8	1	172460-17720	HOSE ASSY, HEATER	1	1	1					
9	1	172460-17750	HOSE ASSY, HEATER	1	1	1					
10	1	172460-17780	HOSE ASSY	1	1	1					
11	1	172460-17800	HOSE ASSY	1	1	1					
12	1	172460-18971	STAY ASSY	1	1	1					
13	1	172458-63400	SPONGE, GRILLE	1	1	1					
14	1	172458-63640	SPONGE, HOSE	1	1	1					
15	1	1E8545-80940	GRILLE, DUCT	1	1	1					
16	1	197830-88611	GRILLE	1	1	1					
17	1	22869-400160	SCREW, 4X16	6	6	6					
18	1	23001-022000	CLAMP, HOSE 22	6	6	6					
19	1	26013-080162	BOLT, M8X 16	2	2	2					
20	1	26051-080002	NUT, M8	2	2	2					

Fig.18. COMPRESSOR & PULLEY(AIR CON.SPEC.)

(A)=VIO50-3C(US)
 (B)=VIO50-3P(US)
 (C)=VIO50-3C(AS)

(D)=VIO50-3P(AS)
 (E)=VIO50-3C(NZ)
 (F)=VIO50-3P(NZ)



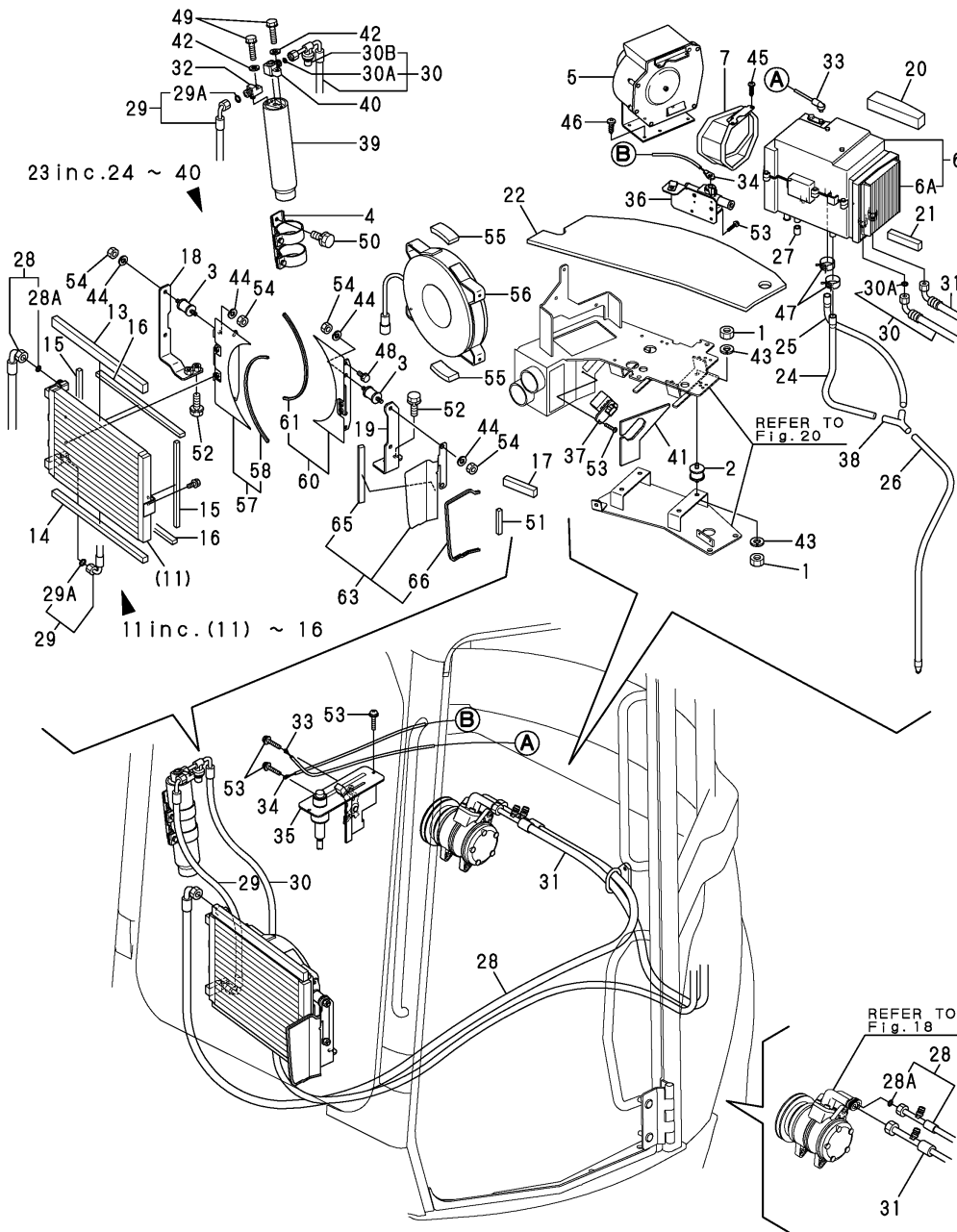
No.	Lev.	Parts No.	Description	Q'ty						I	R
				(A)	(B)	(C)	(D)	(E)	(F)		
1	1	172165-13610	BOLT M10X 40	1	1		1				
2	1	172460-18100	COMPRESSOR ASSY	1	1		1				
3	1	172460-18120	V-BELT	1	1		1				
4	1	172445-18130	PULLEY	1	1		1				
4-1	1	172445-18131 (A=M/#30985)	PULLEY, TENSION (87 (C=M/#30985)	1	1		1			F	1
5	1	172496-18300	BRACKET ASSY	1	1		1				
6	1	172460-18351	PLATE D	1	1		1				
7	1	172496-18360	PLATE ASSY, F	1	1		1				
8	1	172165-18630	ADJUSTER ASSY	1	1		1				
9	1	172165-18670	BOSS	1	1		1				
10	1	172165-18601	BRACKET ASSY	1	1		1				
11	1	172164-19310	NUT	1	1		1				
12	1	1A1040-43900	WASHER, SPRING	1	1		1				
13	1	172137-46040	SEAT, SPRING	1	1		1				
14	1	22190-080002	WASHER, SEAL 6	4	4		4				
15	1	22217-060000	WASHER, SPRING 6	1	1		1				
16	1	22217-080000	WASHER, SPRING 8	1	1		1				
17	1	22217-100000	WASHER, SPRING 10	1	1		1				
18	1	22252-000400	RING, 40	1	1		1				
19	1	24104-062034	BEARING, BALL 6203UU	1	1		1				
19-1	1	24104-062030 (A=M/#30985)	BEARING, 6203UUC3 (C=M/#30985)	1	1		1				S
20	1	26013-080162	BOLT, M8X 16	2	2		2				
21	1	26013-080252	BOLT, M8X 25	1	1		1				
22	1	26013-080302	BOLT, M8X 30	2	2		2				
23	1	26106-080202	BOLT, M8X 20 PLATED	4	4		4				
24	1	26106-080552	BOLT, M8X 55 PLATED	1	1		1				
25	1	26106-080552	BOLT, M8X 55 PLATED	2	2		2				
26	1	26716-060002	NUT, M6	1	1		1				
27	1	26716-080002	NUT, M8	1	1		1				
28	1	172491-18620	PLATE	1	1		1				
29	1	26013-100252	BOLT, M10X 25	3	3		3				
30	1	172460-11600	PULLY	1	1		1				

Remarks
 (1)INTERCHANGEABLE BY SIMULTANEOUS
 REPLACEMENT WITH REF.NO.19-1.

Fig.19. PIPING(AIR CON. SPEC.)

(A)=VIO50-3C(US)
 (B)=VIO50-3P(US)
 (C)=VIO50-3C(AS)

(D)=VIO50-3P(AS)
 (E)=VIO50-3C(NZ)
 (F)=VIO50-3P(NZ)

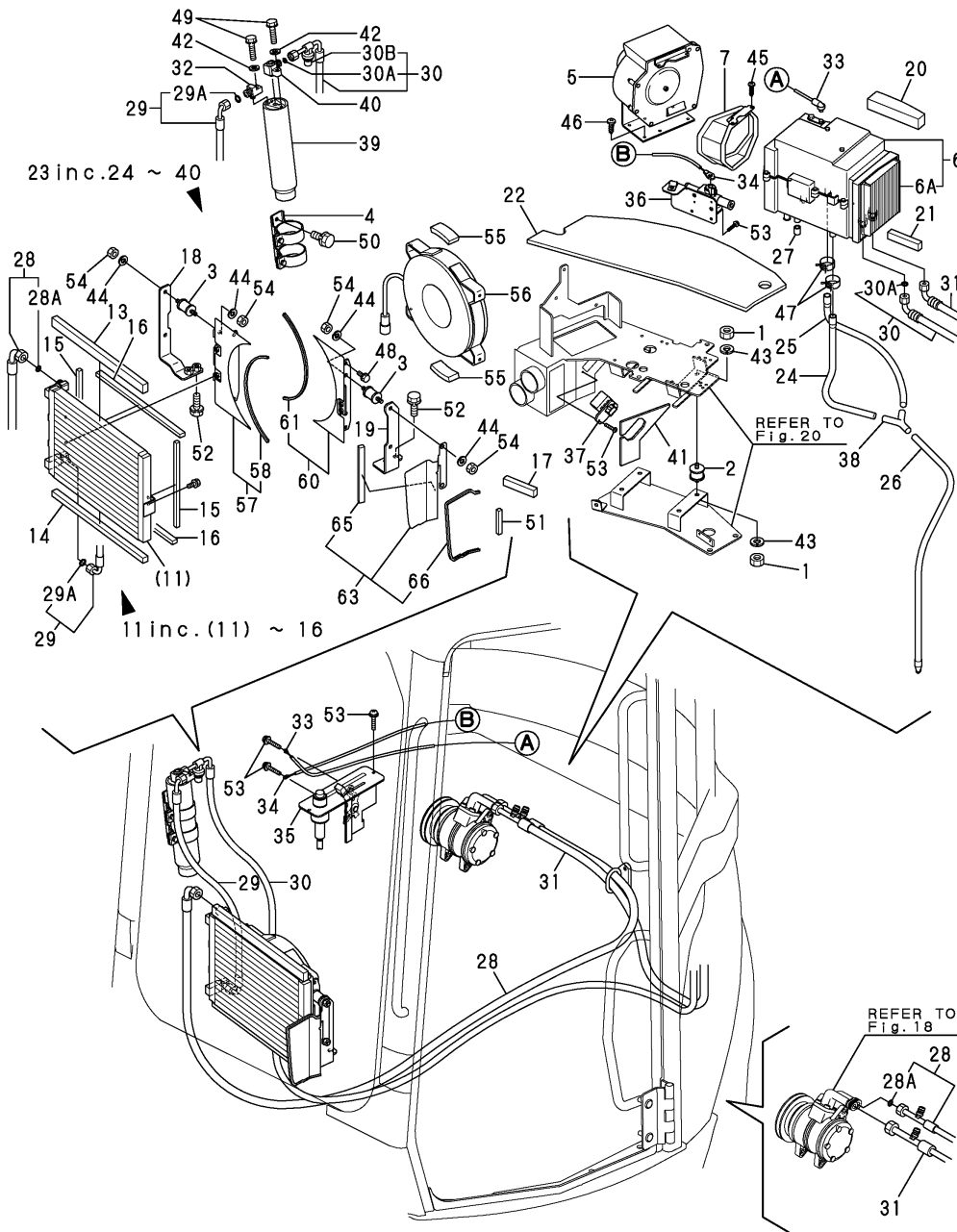


No.	Lev.	Parts No.	Description	Qty						I	R
				(A)	(B)	(C)	(D)	(E)	(F)		
1	1	26716-080002	NUT, M8	8	8		8				
2	1	172122-13310	MOUNT, PAD	4	4		4				
3	1	172447-13550	MOUNT, PAD	4	4		4				
4	1	172162-18040	BRACKET, RADIATOR	1	1		1				
5	1	172460-18130	MOTOR	1	1		1				
6	1	172460-18140	CONDITIONER, AIR	1	1		1				
6A	2	172460-18470	ELEMENT ASSY	1	1		1				W
		(A=M/#30930)	(C=M/#30930)				(E=M/#30930)				
7	1	172460-18170	DUCT ASSY, FAN	1	1		1				
11	1	172496-18230	CONDENSER ASSY	1	1		1				
13	2	172496-18590	SEAL	1	1		1				
14	2	172496-18600	SEAL	1	1		1				
15	2	172496-18610	SEAL	2	2		2				
16	2	172460-65840	SEAL, SPONGE	2	2		2				
17	1	172455-18870	SEAL	1	1		1				
18	1	172496-18420	BRACKET ASSY	1	1		1				
19	1	172496-18430	BRACKET ASSY	1	1		1				
20	1	172460-19110	SEAL	1	1		1				
21	1	172460-19120	SEAL	1	1		1				
22	1	172460-19210	SPONGE	1	1		1				
23	1	172496-19260	HOSE KIT,AIRCON	1	1		1				
24	2	172460-18060	HOSE, DRAIN	1	1		1				
25	2	172460-18070	HOSE, DRAIN	1	1		1				
26	2	172460-18080	HOSE, DRAIN	1	1		1				
27	2	172460-18150	PLUG	1	1		1				
28	2	172496-18250	HOSE	1	1		1				
28A	3	1A7030-88760	O-RING	2	2		2				W
		(A=M/#30985)	(C=M/#30985)				(E=M/#30985)				
29	2	172496-18210	HOSE	1	1		1				
29A	3	1A7030-88760	O-RING	2	2		2				W
		(A=M/#30985)	(C=M/#30985)				(E=M/#30985)				
30	2	172496-18220	HOSE	1	1		1				
30A	3	1A7030-88760	O-RING	2	2		2				W
		(A=M/#30985)	(C=M/#30985)				(E=M/#30985)				
30B	3	1A7030-87120	SWITCH, PRESSURE	1	1		1				W
		(A=M/#30985)	(C=M/#30985)				(E=M/#30985)				
31	2	172496-18240	HOSE	1	1		1				
32	2	172460-18250	CONNECTOR	1	1		1				
33	2	172460-18260	CABLE	1	1		1				
34	2	172460-18270	CABLE, VALVE	1	1		1				
35	2	1E8685-79911	PANEL, CONTROL	1	1		1				
36	2	1E8685-79920	VALVE, WATER	1	1		1				
37	2	1E8685-79940	RESISTOR, 100-40	1	1		1				
38	2	1E8545-80030	JOINT, DRAIN	1	1		1				
39	2	1E8545-80210	DRIER, RECEIVER	1	1		1				
40	2	1E8545-80250	JOINT, RECEIVER	1	1		1				
41	1	172460-19330	SHEET, INSULATOR	1	1		1				
42	1	22137-060000	WASHER, 6	2	2		2				
43	1	22217-080000	WASHER, SPRING 8	8	8		8				
44	1	22217-080000	WASHER, SPRING 8	8	8		8				
45	1	22857-400161	SCREW, 4X16	2	2		2				

Fig.19. PIPING(AIR CON. SPEC.)

(A)=VIO50-3C(US)
 (B)=VIO50-3P(US)
 (C)=VIO50-3C(AS)

(D)=VIO50-3P(AS)
 (E)=VIO50-3C(NZ)
 (F)=VIO50-3P(NZ)

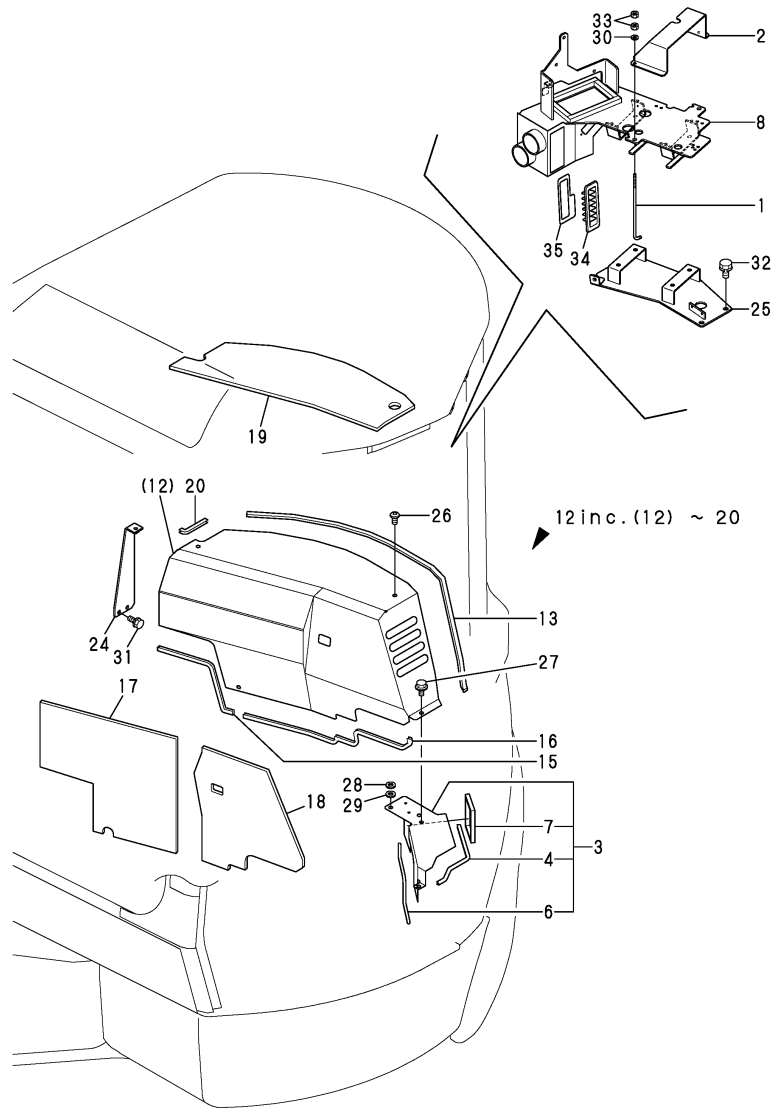


No.	Lev.	Parts No.	Description	Q'ty						I	R
				(A)	(B)	(C)	(D)	(E)	(F)		
46	1	22877-500161	SCREW, 5X16	8	8		8				
47	1	23001-022000	CLAMP, HOSE 22	3		3		3			
48	1	26013-060122	BOLT, M6X 12	8		8		8			
49	1	26013-060252	BOLT, M6X 25	2		2		2			
50	1	26013-080162	BOLT, M8X 16	2		2		2			
51	1	172456-61500	SEAL	1		1		1			
52	1	26013-100202	BOLT, M10X 20	4		4		4			
53	1	26033-040202	SCREW, M4X20	6		6		6			
54	1	26716-080002	NUT, M8	8		8		8			
55	1	172446-13580	SEAL, RADIATOR	2		2		2			
56	1	172496-18500	FAN	1		1		1			
57	1	172496-18540	BRACKET ASSY	1		1		1			
58	2	172456-13480	TRIM	1		1		1			
60	1	172496-18550	BRACKET ASSY	1		1		1			
61	2	172456-13480	TRIM	1		1		1			
63	1	172496-18560	PLATE ASSY	1		1		1			
65	2	172446-49280	SEAL	1		1		1			
66	2	172187-66320	TRIM	1		1		1			

Fig.20. COVER(AIR CON. SPEC.)

(A)=VIO50-3C(US)
 (B)=VIO50-3P(US)
 (C)=VIO50-3C(AS)

(D)=VIO50-3P(AS)
 (E)=VIO50-3C(NZ)
 (F)=VIO50-3P(NZ)



No.	Lev.	Parts No.	Description	Q'ty						I	R
				(A)	(B)	(C)	(D)	(E)	(F)		
1	1	172631-16350	ROD,BATTERY CLAMP	2	2		2				
2	1	172460-17650	CLAMP ASSY	1	1		1				
3	1	172460-18010	COVER ASSY, HOSE	1	1		1				
4	2	172183-05330	TRIM	1	1		1				
6	2	172460-18110	TRIM	1	1		1				
7	2	172458-63600	SEAL, SPONGE	1	1		1				
8	1	172460-18180	BRACKET F	1	1		1				
12	1	172460-18240	PLATE R ASSY	1	1		1				1
13	2	172460-19060	RUBBER, SEAL	1	1		1				
15	2	172460-19170	TRIM	1	1		1				
16	2	172460-19180	TRIM	1	1		1				
17	2	172460-19220	SPONGE	1	1		1				
18	2	172460-19230	SPONGE	1	1		1				
19	2	172460-19300	SPONGE	1	1		1				
20	2	172434-61170	TRIM	1	1		1				
23A	1	172460-03180	LABEL	1	1		1				2
24	1	172460-18530	BRACKET G	1	1		1				
25	1	172460-18670	PLATE P	1	1		1				
26	1	172186-45840	BOLT, BUTTON	4	4		1				
27	1	172519-63240	BOLT	3	3		4				
28	1	1E8385-79310	WASHER, 8	3	3		3				
29	1	22117-080000	WASHER, 8	3	3		3				
30	1	22137-060000	WASHER, 6	2	2		2				
31	1	26013-080202	BOLT, M8X 20	2	2		2				
32	1	26013-100162	BOLT, M10X 16	4	4		4				
33	1	26716-060002	NUT, M6	4	4		4				
34	1	172458-17700	GRILLE	1	1		1				
35	1	172460-19320	SPONGE, GRILLE	1	1		1				

Remarks

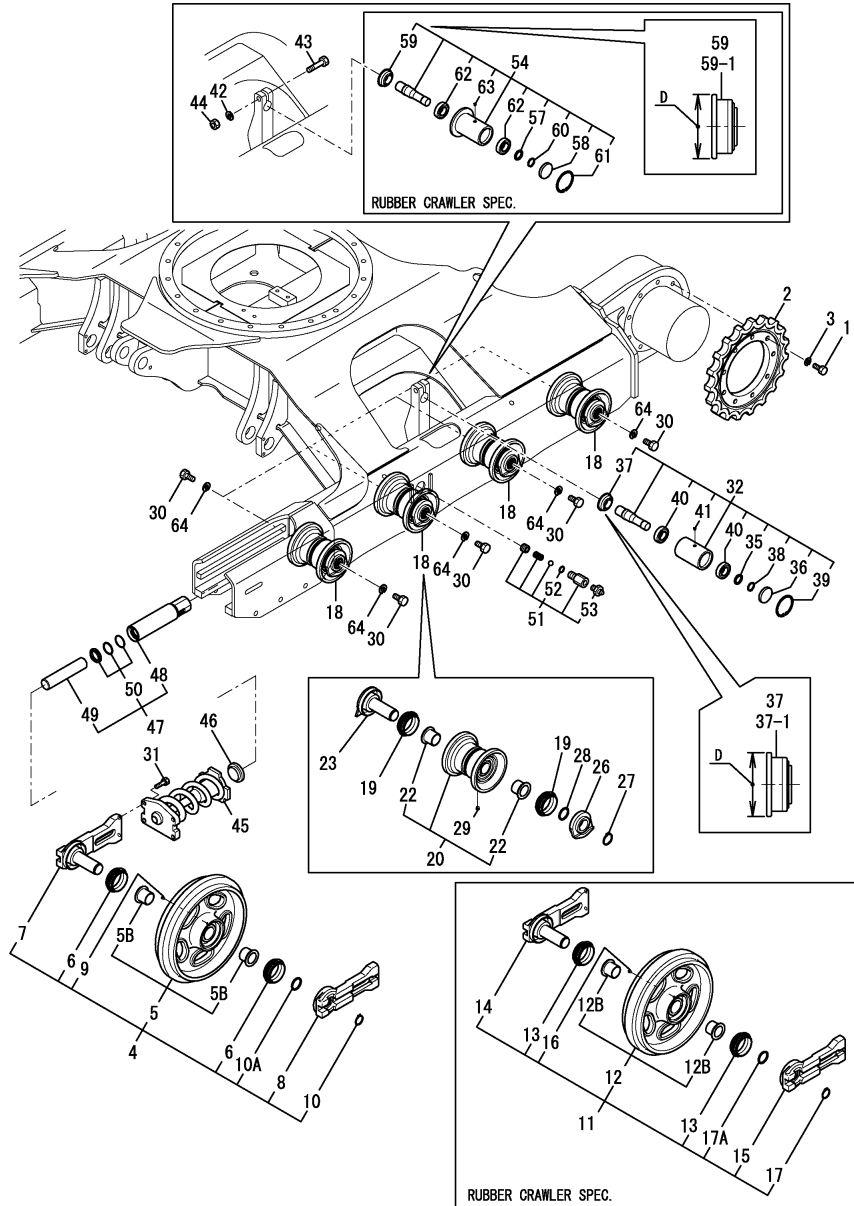
(1)PLEASE USE THIS PART WITH FOLLOWING LABELS AT THE SAME TIME.
 REF. NO. 23A.

(2)LABELS ARE NOT ILLUSTRATED.

Fig.21. ROLLER & ADJUST

(A)=VIO50-3C(US)
 (B)=VIO50-3P(US)
 (C)=VIO50-3C(AS)

(D)=VIO50-3P(AS)
 (E)=VIO50-3C(NZ)
 (F)=VIO50-3P(NZ)



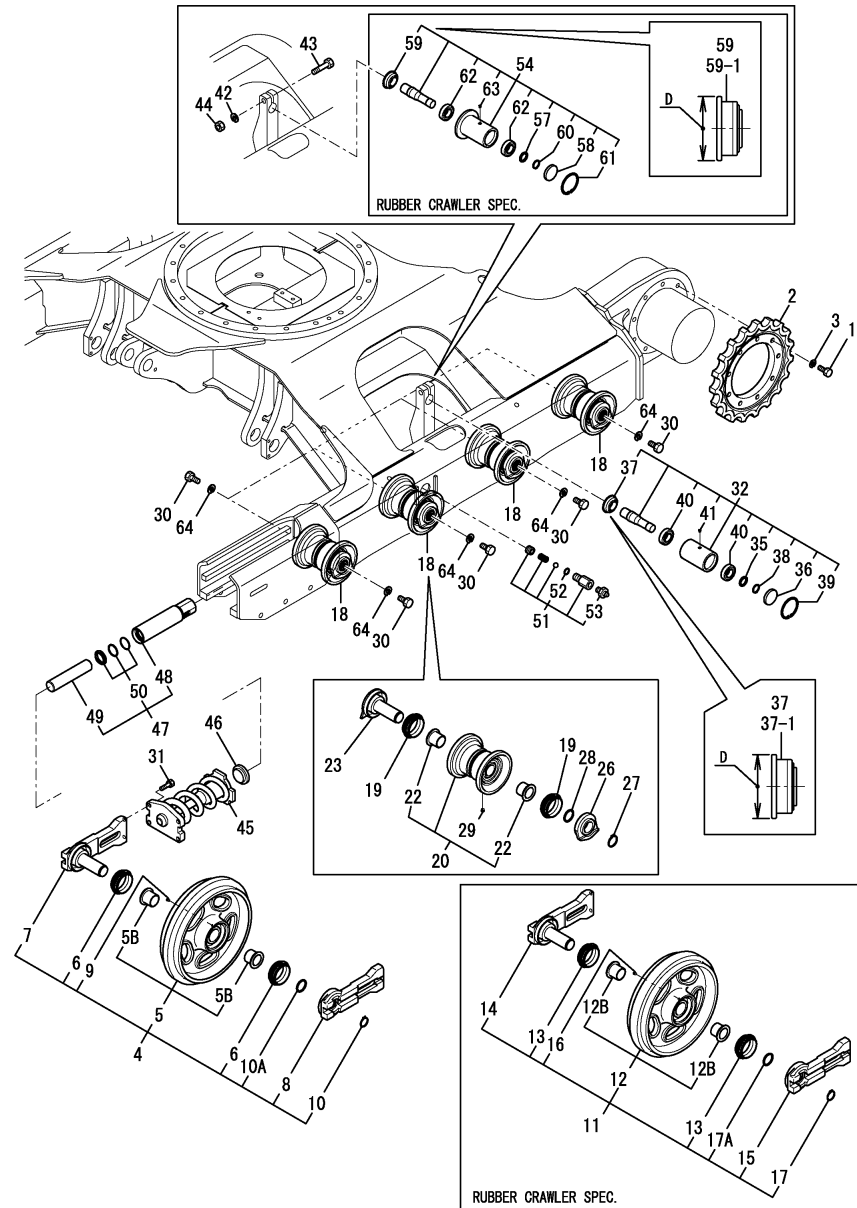
No.	Lev.	Parts No.	Description	Q'ty						I	R
				(A)	(B)	(C)	(D)	(E)	(F)		
1	1	172455-29140	BOLT 14X35	18	18	18	18	18	18		
2	1	172119-35010-4	SPROCKET	2	2	2	2	2	2		
2-1	1	172119-35011	SPROCKET	2	2	2	2	2	2		N
3	1	22217-140000	WASHER, SPRING 14	18	18	18	18	18	18		
4	1	772460-37110-2	IDLER ASSY	2	2	2	2	2	2		2
4-1	1	172460-37061-1	IDLER ASSY, FRONT	2	2	2	2	2	2		N 2
5	2	172460-37170-2	IDLER ASSY	2	2	2	2	2	2		2
5-1	2	172460-37171-2	IDLER ASSY	2	2	2	2	2	2		N
5B	3	172124-37120	BUSH 40	4	4	4	4	4	4		
6	2	172460-37120	SEAL, FLOATING	4	4	4	4	4	4		
7	2	172460-37130-2	SHAFT, IDLER	2	2	2	2	2	2		
8	2	172460-37150-2	COVER, IDLER SEAL	2	2	2	2	2	2		
9	2	194630-42120	PLUG, PT1/8	2	2	2	2	2	2		
10	2	22242-000350	RING, 35	2	2	2	2	2	2		
10A	2	24321-000400	O-RING, 1AG40.0	2	2	2	2	2	2		
11	1	772460-37100-2	IDLER ASSY, RUBBER	2	2	2	2	2	2		1
12	2	172460-37100-2	IDLER ASSY	2	2	2	2	2	2		1
12B	3	172124-37120	BUSH 40	4	4	4	4	4	4		
13	2	172460-37120	SEAL, FLOATING	4	4	4	4	4	4		
14	2	172460-37130-2	SHAFT, IDLER	2	2	2	2	2	2		
15	2	172460-37150-2	COVER, IDLER SEAL	2	2	2	2	2	2		
16	2	194630-42120	PLUG, PT1/8	2	2	2	2	2	2		
17	2	22242-000350	RING, 35	2	2	2	2	2	2		
17A	2	24321-000400	O-RING, 1AG40.0	2	2	2	2	2	2		
18	1	772423-37321-1	TRACK ROLLER(GREEN82)	8	8	8	8	8	8		
19	2	172458-37120	SEAL, FLOATING	16	16	16	16	16	16		
20	2	172423-37301-2	ROLLER ASSY (82)	8	8	8	8	8	8		
22	3	172423-37370	BUSH	16	16	16	16	16	16		
23	2	172423-37330-1	SHAFT, ROLLER	8	8	8	8	8	8		
26	2	172423-37360-1	COVER, ROLLER SEAL	8	8	8	8	8	8		
27	2	22242-000300	RING, 30	8	8	8	8	8	8		
28	2	24315-000290	O-RING, 1BP29.0	8	8	8	8	8	8		
29	2	933171-13691	PLUG PT1/8	8	8	8	8	8	8		
30	1	172490-37310	BOLT M16X30	16	16	16	16	16	16		
30-1	1	172490-37320	BOLT, M16X35	16	16	16	16	16	16		N
31	1	26013-120402	BOLT, M12X 40	8	8	8	8	8	8		
32	1	172478-37500-1	ROLLER, CARRIER (82)	2	2	2	2	2	2		
32-1	1	172478-37501	ROLLER ASSY, CARRIER	2	2	2	2	2	2		N
35	2	172478-37550	WASHER, CARRIER	2	2	2	2	2	2		
36	2	172478-37540	CAP, ROLLER	2	2	2	2	2	2		
37	2	172478-37530	SEAL, CARRIER ROLLER	2	2	2	2	2	2		
37-1	2	172164-37351	SEAL, OIL	2	2	2	2	2	2		S 3
38	2	22242-000300	RING, 30	2	2	2	2	2	2		
39	2	22252-000621	RING, 62	2	2	2	2	2	2		
40	2	24105-062064	BEARING, BALL 6206Z	4	4	4	4	4	4		

Remarks
 (1)RUBBER CRAWLER SPEC.
 (2)IRON CRAWLER SPEC.
 (3)D : Ref.No.37,59 71mm,
 No.37-1,59-1 80mm.

Fig.21. ROLLER & ADJUST

(A)=VIO50-3C(US)
 (B)=VIO50-3P(US)
 (C)=VIO50-3C(AS)

(D)=VIO50-3P(AS)
 (E)=VIO50-3C(NZ)
 (F)=VIO50-3P(NZ)



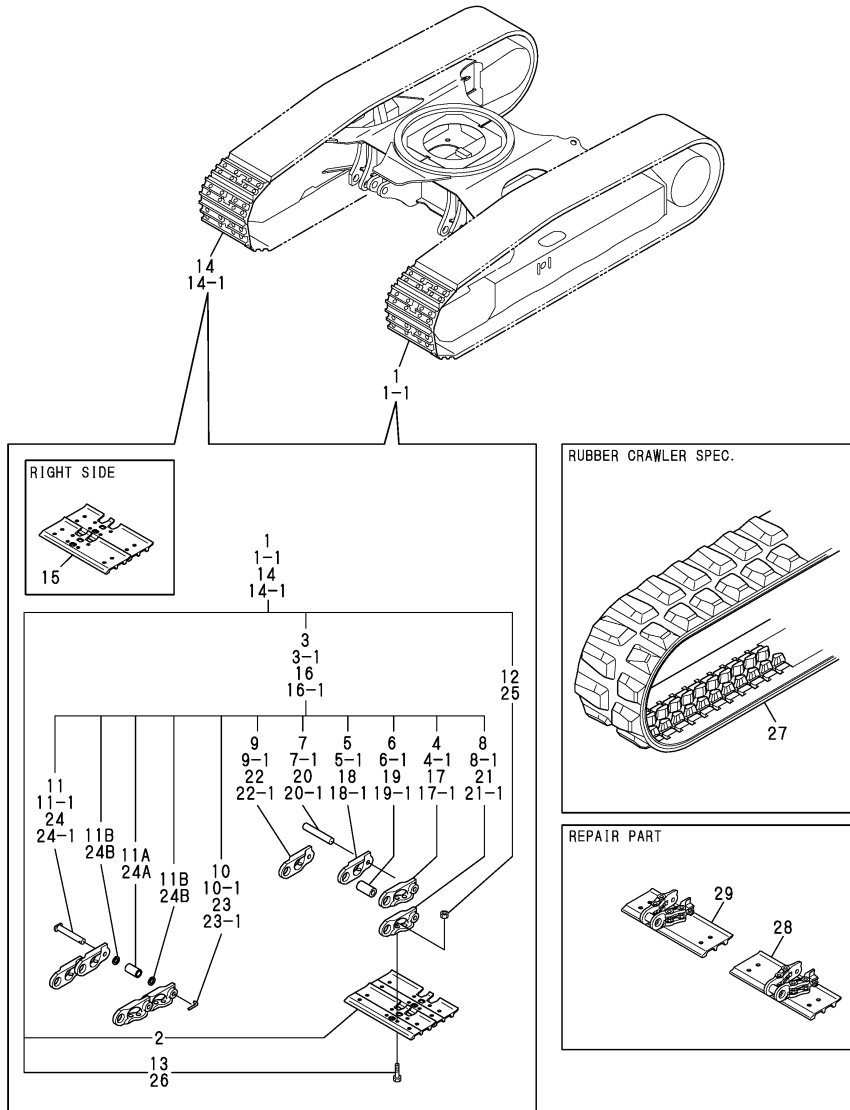
No.	Lev.	Parts No.	Description	Q'ty						I	R
				(A)	(B)	(C)	(D)	(E)	(F)		
41	2	933171-13691	PLUG PT1/8	2	2	2	2	2	2		
42	1	22217-160000	WASHER, SPRING 16	2	2	2	2	2	2		
43	1	26116-160702	BOLT M16X 70 PLATED	2	2	2	2	2	2		
43-1	1	26116-160852	BOLT, M16X 85 PLATED	2	2	2	2	2	2		N
		(A=M/#30930) (B=M/#30930) (C=M/#30930) (D=M/#30930)		(E=M/#30930)	(F=M/#30930)						
44	1	26716-160002	NUT, M16	2	2	2	2	2	2		
45	1	172460-37700	SPRING ASSY, CRAWLER	2	2	2	2	2	2		
46	1	172122-37710-3	HOLDER, ADJUSTER(82)	2	2	2	2	2	2		
47	1	172122-37752	CYLINDER ASSY	2	2	2	2	2	2		
48	2	172122-37782	TUBE ASSY, ADJUST	2	2	2	2	2	2		
49	2	172122-37810	PISTON	2	2	2	2	2	2		
50	2	172122-37820	SEAL SET, ADJUST	2	2	2	2	2	2		
51	1	172122-37844	VALVE ASSY, NIPPLE	2	2	2	2	2	2		
52	2	24315-000140	O-RING, 1BP14.0	2	2	2	2	2	2		
53	2	24761-020000	NIPPLE, GREASE PT1/8	2	2	2	2	2	2		
54	1	172461-37500-1	ROLLER, CARRIER(82)	2	2	2	2	2	2		1
54-1	1	172461-37501	ROLLER ASSY, CARRIER	2	2	2	2	2	2		N
		(A=MXXXXX) (B=MXXXXX)									
57	2	172478-37550	WASHER, CARRIER	2	2	2	2	2	2		
58	2	172478-37540	CAP, ROLLER	2	2	2	2	2	2		
59	2	172478-37530	SEAL, CARRIER ROLLER	2	2	2	2	2	2		
59-1	2	172164-37351	SEAL, OIL	2	2	2	2	2	2		S 3
		(A=MXXXXX) (B=MXXXXX) (C=MXXXXX) (D=MXXXXX)		(E=MXXXXX)	(F=MXXXXX)						
60	2	22242-000300	RING, 30	2	2	2	2	2	2		
61	2	22252-000621	RING, 62	2	2	2	2	2	2		
62	2	24105-062064	BEARING, BALL 6206Z	4	4	4	4	4	4		
63	2	933171-13691	PLUG PT1/8	2	2	2	2	2	2		
64	1	22217-160000	WASHER, SPRING 16	16	16	16	16	16	16	16	W
		(A=M/#30698) (B=M/#30698) (C=M/#30698) (D=M/#30698)		(E=M/#30698)	(F=M/#30698)						

Remarks
 (1)RUBBER CRAWLER SPEC.
 (2)IRON CRAWLER SPEC.
 (3)D : Ref.No.37,59 71mm,
 No.37-1,59-1 80mm.

Fig.22. CRAWLER

(A)=VIO50-3C(US)
(B)=VIO50-3P(US)
(C)=VIO50-3C(AS)

(D)=VIO50-3P(AS)
(E)=VIO50-3C(NZ)
(F)=VIO50-3P(NZ)



No.	Lev.	Parts No.	Description	Q'ty						I	R
				(A)	(B)	(C)	(D)	(E)	(F)		
1	1	172425-38100	SHOE ASSY, TRACK	1	1	1	1	1	1		
1-1	1	172425-38101	SHOE ASSY, TRACK	1	1	1	1	1	1	S	3
		(A=M/#30985) (B=M/#30985) (C=M/#30985) (D=M/#30985)		(E=M/#30985)	(F=M/#30985)						
2	2	172425-38110	SHOE PLATE 400L	40	40	40	40	40	40		
3	2	172425-38120	LINK ASSY	1	1	1	1	1	1		
3-1	2	172425-38121	LINK ASSY	1	1	1	1	1	1	S	4
		(A=M/#30985) (B=M/#30985) (C=M/#30985) (D=M/#30985)		(E=M/#30985)	(F=M/#30985)						
4	3	172425-38200	LINK (L), TRACK	39	39	39	39	39	39		
4-1	3	172425-38201	LINK (L), TRACK	39	39	39	39	39	39	S	
		(A=M/#30985) (B=M/#30985) (C=M/#30985) (D=M/#30985)		(E=M/#30985)	(F=M/#30985)						
5	3	172425-38210	LINK (R), TRACK	39	39	39	39	39	39		
5-1	3	172425-38211	LINK (R), TRACK	39	39	39	39	39	39	S	
		(A=M/#30985) (B=M/#30985) (C=M/#30985) (D=M/#30985)		(E=M/#30985)	(F=M/#30985)						
6	3	172425-38150	BUSH	40	40	40	40	40	40		
6-1	3	172425-38151	BUSH	39	39	39	39	39	39	S	
		(A=M/#30985) (B=M/#30985) (C=M/#30985) (D=M/#30985)		(E=M/#30985)	(F=M/#30985)						
7	3	172425-38160	PIN, TRACK	39	39	39	39	39	39		
7-1	3	172425-38161	PIN, TRACK	39	39	39	39	39	39	S	
		(A=M/#30985) (B=M/#30985) (C=M/#30985) (D=M/#30985)		(E=M/#30985)	(F=M/#30985)						
8	3	172425-38170	LINK (L), MASTER	1	1	1	1	1	1		
8-1	3	172425-38171	LINK (L), MASTER	1	1	1	1	1	1	S	
		(A=M/#30985) (B=M/#30985) (C=M/#30985) (D=M/#30985)		(E=M/#30985)	(F=M/#30985)						
9	3	172425-38180	LINK (R), MASTER	1	1	1	1	1	1		
9-1	3	172425-38181	LINK (R), MASTER	1	1	1	1	1	1	S	
		(A=M/#30985) (B=M/#30985) (C=M/#30985) (D=M/#30985)		(E=M/#30985)	(F=M/#30985)						
10	3	172614-38300	PIN 5X45, LOCK	1	1	1	1	1	1		
10-1	3	172425-38240	PIN	1	1	1	1	1	1	S	
		(A=M/#30985) (B=M/#30985) (C=M/#30985) (D=M/#30985)		(E=M/#30985)	(F=M/#30985)						
11	3	172425-38190	PIN, MASTER	1	1	1	1	1	1		
11-1	3	172425-38191	PIN, MASTER	1	1	1	1	1	1	S	
		(A=M/#30985) (B=M/#30985) (C=M/#30985) (D=M/#30985)		(E=M/#30985)	(F=M/#30985)						
11A	3	172425-38220	BUSH, MASTER	1	1	1	1	1	1		W
		(A=M/#30985) (B=M/#30985) (C=M/#30985) (D=M/#30985)		(E=M/#30985)	(F=M/#30985)						
11B	3	172425-38230	COLLAR	2	2	2	2	2	2		W
		(A=M/#30985) (B=M/#30985) (C=M/#30985) (D=M/#30985)		(E=M/#30985)	(F=M/#30985)						
12	2	172112-38140	NUT, SHOE	160	160	160	160	160	160		
13	2	172112-38130	BOLT, SHOE	160	160	160	160	160	160		
14	1	172425-38130	SHOE ASSY, TRACK	1	1	1	1	1	1		
14-1	1	172425-38131	SHOE ASSY, TRACK	1	1	1	1	1	1	S	3
		(A=M/#30985) (B=M/#30985) (C=M/#30985) (D=M/#30985)		(E=M/#30985)	(F=M/#30985)						
15	2	172425-38140	SHOE PLATE 400R	40	40	40	40	40	40		
16	2	172425-38120	LINK ASSY	1	1	1	1	1	1		
16-1	2	172425-38121	LINK ASSY	1	1	1	1	1	1	S	4
		(A=M/#30985) (B=M/#30985) (C=M/#30985) (D=M/#30985)		(E=M/#30985)	(F=M/#30985)						
17	3	172425-38200	LINK (L), TRACK	39	39	39	39	39	39		
17-1	3	172425-38201	LINK (L), TRACK	39	39	39	39	39	39	S	
		(A=M/#30985) (B=M/#30985) (C=M/#30985) (D=M/#30985)		(E=M/#30985)	(F=M/#30985)						
18	3	172425-38210	LINK (R), TRACK	39	39	39	39	39	39		
18-1	3	172425-38211	LINK (R), TRACK	39	39	39	39	39	39	S	
		(A=M/#30985) (B=M/#30985) (C=M/#30985) (D=M/#30985)		(E=M/#30985)	(F=M/#30985)						
19	3	172425-38150	BUSH	40	40	40	40	40	40		

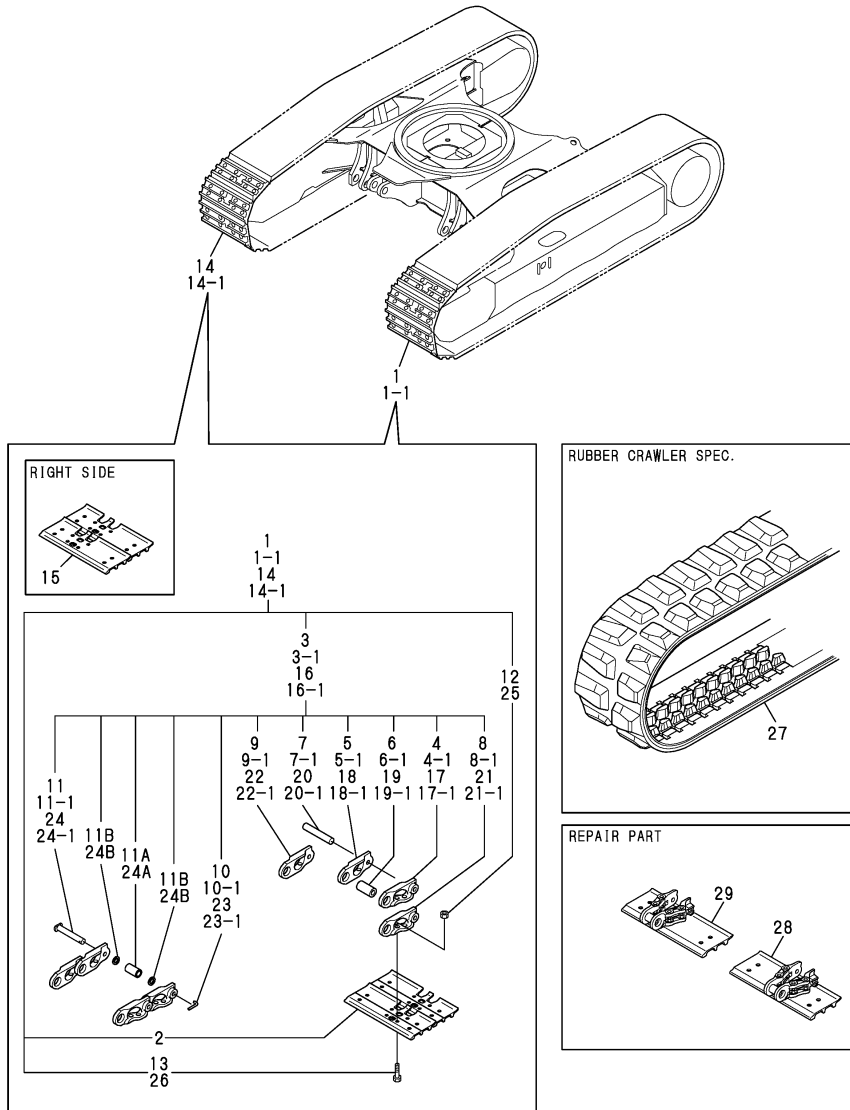
Remarks

- (1)RUBBER CRAWLER SPEC.
- (2)REPAIR PART.
- (3)INTERCHANGEABLE BY SIMULTANEOUS REPLACEMENT WITH NO.1-1 AND 14-1.
- (4)INTERCHANGEABLE BY SIMULTANEOUS REPLACEMENT WITH NO.3-1 AND 16-1.

Fig.22. CRAWLER

(A)=VIO50-3C(US)
 (B)=VIO50-3P(US)
 (C)=VIO50-3C(AS)

(D)=VIO50-3P(AS)
 (E)=VIO50-3C(NZ)
 (F)=VIO50-3P(NZ)



No.	Lev.	Parts No.	Description	Q'ty						I	R
				(A)	(B)	(C)	(D)	(E)	(F)		
19-1	3	172425-38151	BUSH (A=M/#30985) (B=M/#30985) (C=M/#30985) (D=M/#30985)	39	39	39	39	39	39	S	
20	3	172425-38160	PIN, TRACK (A=M/#30985) (B=M/#30985) (C=M/#30985) (D=M/#30985)	39	39	39	39	39	39		
20-1	3	172425-38161	PIN, TRACK (A=M/#30985) (B=M/#30985) (C=M/#30985) (D=M/#30985)	39	39	39	39	39	39	S	
21	3	172425-38170	LINK (L), MASTER (A=M/#30985) (B=M/#30985) (C=M/#30985) (D=M/#30985)	1	1	1	1	1	1		
21-1	3	172425-38171	LINK (L), MASTER (A=M/#30985) (B=M/#30985) (C=M/#30985) (D=M/#30985)	1	1	1	1	1	1	S	
22	3	172425-38180	LINK (R), MASTER (A=M/#30985) (B=M/#30985) (C=M/#30985) (D=M/#30985)	1	1	1	1	1	1		
22-1	3	172425-38181	LINK (R), MASTER (A=M/#30985) (B=M/#30985) (C=M/#30985) (D=M/#30985)	1	1	1	1	1	1	S	
23	3	172614-38300	PIN 5X45, LOCK (A=M/#30985) (B=M/#30985) (C=M/#30985) (D=M/#30985)	1	1	1	1	1	1		
23-1	3	172425-38240	PIN (A=M/#30985) (B=M/#30985) (C=M/#30985) (D=M/#30985)	1	1	1	1	1	1	S	
24	3	172425-38190	PIN, MASTER (A=M/#30985) (B=M/#30985) (C=M/#30985) (D=M/#30985)	1	1	1	1	1	1		
24-1	3	172425-38191	PIN, MASTER (A=M/#30985) (B=M/#30985) (C=M/#30985) (D=M/#30985)	1	1	1	1	1	1	S	
24A	3	172425-38220	BUSH, MASTER (A=M/#30985) (B=M/#30985) (C=M/#30985) (D=M/#30985)	1	1	1	1	1	1	W	
24B	3	172425-38230	COLLAR (A=M/#30985) (B=M/#30985) (C=M/#30985) (D=M/#30985)	2	2	2	2	2	2	W	
25	2	172112-38140	NUT, SHOE	160	160	160	160	160	160		
26	2	172112-38130	BOLT, SHOE	160	160	160	160	160	160		
27	1	172425-38603	CRAWLER ASSY, RUBBER	2	2	2	2	2	2		1
28	1	172425-38260	TRACK ASSY, MASTER	1	1	1	1	1	1		2
28-1	1	172425-38261	TRACK ASSY, MASTER (A=M/#30985) (B=M/#30985) (C=M/#30985) (D=M/#30985)	1	1	1	1	1	1	S	2
29	1	172425-38270	TRACK ASSY, MASTER	1	1	1	1	1	1		2
29-1	1	172425-38271	TRACK ASSY, MASTER (A=M/#30985) (B=M/#30985) (C=M/#30985) (D=M/#30985)	1	1	1	1	1	1	S	2

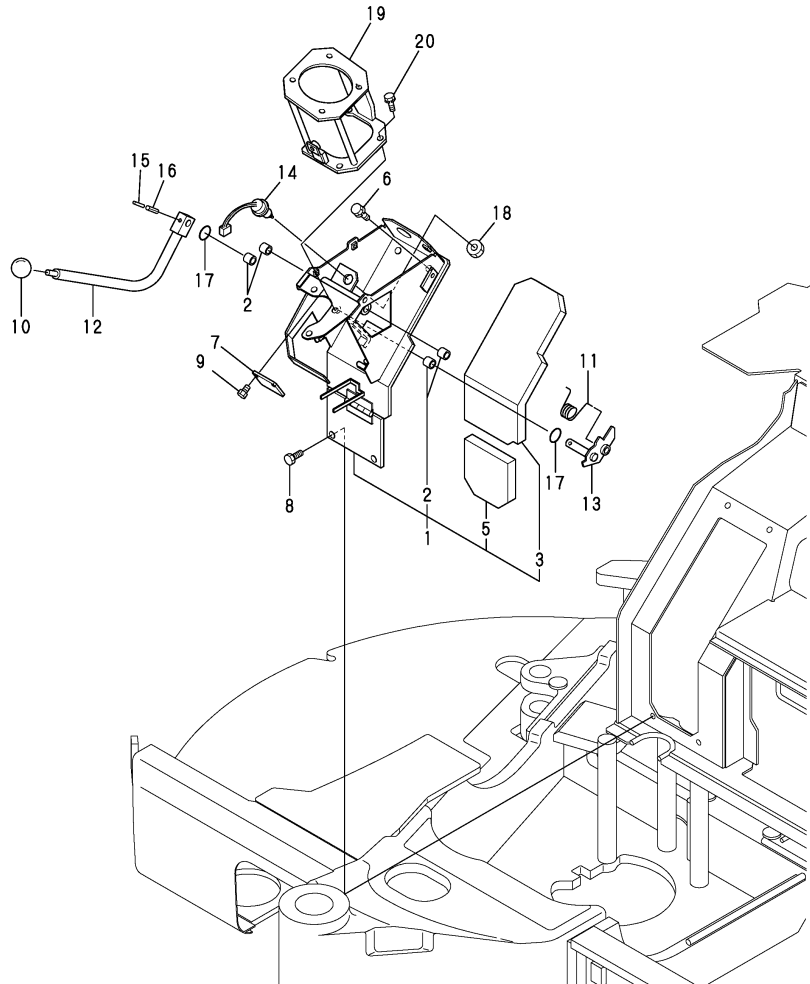
Remarks

- (1)RUBBER CRAWLER SPEC.
- (2)REPAIR PART.
- (3)INTERCHANGEABLE BY SIMULTANEOUS REPLACEMENT WITH NO.1-1 AND 14-1.
- (4)INTERCHANGEABLE BY SIMULTANEOUS REPLACEMENT WITH NO.3-1 AND 16-1.

Fig.23. LOCK LEVER & STAND(RIGHT)

(A)=VIO50-3C(US)
 (B)=VIO50-3P(US)
 (C)=VIO50-3C(AS)

(D)=VIO50-3P(AS)
 (E)=VIO50-3C(NZ)
 (F)=VIO50-3P(NZ)



No.	Lev.	Parts No.	Description	Q'ty						I	R	
				(A)	(B)	(C)	(D)	(E)	(F)			
1	1	172A36-46800	STAND ASSY, LEVER	1	1	1	1	1	1			
1-1	1	172A36-46801	STAND ASSY, LEVER	1	1	1	1	1	1	N	1	
		(A=M/#30930) (B=M/#30930) (C=M/#30930) (D=M/#30930)						(E=M/#30930)		(F=M/#30930)		
1-2	1	172A36-46802	STAND ASSY, LEVER	1	1	1	1	1	1	N	1	
		(A=MZZZZZ) (B=MZZZZZ) (C=MZZZZZ) (D=MZZZZZ)						(E=MZZZZZ)		(F=MZZZZZ)		
2	2	172141-41360	BUSH 1415	4	4	4	4	4	4			
3	2	172A23-46840	SPONGE	1	1	1	1	1	1			
5	2	172A23-46850	SPONGE	1	1	1	1	1	1			
5A	1	172A36-03410	LABEL,ENG ROOM US	1	1	1	1	1	1		2	
5A-1	1	172A36-03411	LABEL, ENG ROOM	1	1	1	1	1	1	N	2	
		(A=M/#30751) (B=M/#30751) (C=M/#30751) (D=M/#30751)						(E=M/#30751)		(F=M/#30751)		
6	1	26013-100202	BOLT, M10X 20	2	2	2	2	2	2			
7	1	172458-46950	PLATE (GRAY:73)	1	1	1	1	1	1			
8	1	26013-100202	BOLT, M10X 20	2	2	2	2	2	2			
9	1	26013-080162	BOLT, M8X 16	2	2	2	2	2	2			
10	1	1D4070-23580	GRIP		1		1		1			
11	1	172165-45970	SPRING		1		1		1			
12	1	172458-47680	LEVER R (GRAY:72)		1		1		1			
13	1	172458-47710	SHAFT ASSY		1		1		1			
14	1	194464-52190	SWITCH, SAFETY START		1		1		1			
15	1	22351-030032	PIN, SPRING 3.0X32		1		1		1			
16	1	22351-050032	PIN, SPRING 5.0X32		1		1		1			
17	1	24311-000210	O-RING, 1AP21.0		2		2		2			
18	1	26776-180002	NUT, LOCK M18		1		1		1			
19	1	172472-46210	BRACKET ASSY,R (73)	1	1	1	1	1	1			
20	1	26013-080202	BOLT, M8X 20	3	3	3	3	3	3			

Remarks

(1)PLEASE USE THIS PART WITH FOLLOWING LABELS AT THE SAME TIME.
 REF. NO. 5A-1.

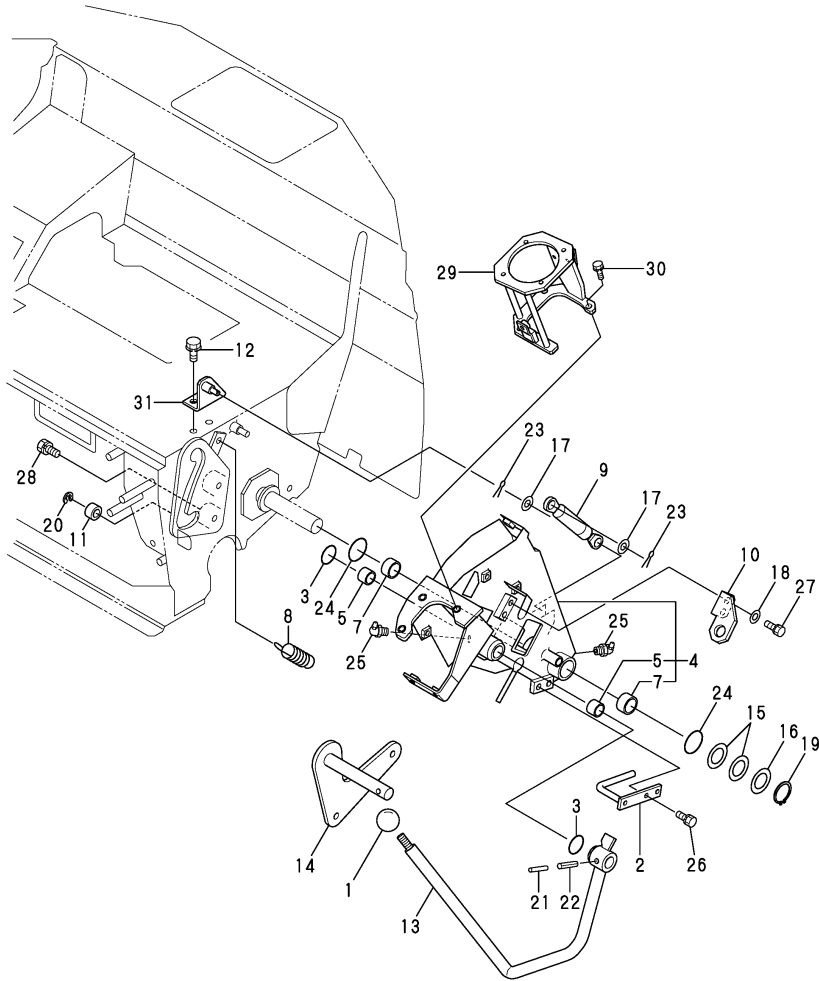
(2)LABELS ARE NOT ILLUSTRATED.

Fig.24. LOCK LEVER & STAND(LEFT)

(A)=VIO50-3C(US)
 (B)=VIO50-3P(US)
 (C)=VIO50-3C(AS)

(D)=VIO50-3P(AS)
 (E)=VIO50-3C(NZ)
 (F)=VIO50-3P(NZ)

No.	Lev.	Parts No.	Description	Q'ty						I	R
				(A)	(B)	(C)	(D)	(E)	(F)		
1	1	1D4070-23580	GRIP	1	1	1	1	1	1		
2	1	172458-45850	GUIDE, HOSE	1	1	1	1	1	1		
3	1	172124-46200	O-RING	2	2	2	2	2	2		
4	1	172472-46600	STAND, LEVER	1	1	1	1	1	1		
5	2	172141-41370	BUSH 2015	2	2	2	2	2	2		
7	2	24550-025150	BUSH, 25X15	2	2	2	2	2	2		
8	1	172162-46690	SPRING	1	1	1	1	1	1		
9	1	172455-46890	SPRING, GAS	1	1	1	1	1	1		
10	1	172455-46950	BRACKET, SWITCH	1	1	1	1	1	1		
11	1	172165-47550	BUSH	1	1	1	1	1	1		
12	1	26013-100202	BOLT, M10X 20	2	2	2	2	2	2		
13	1	172472-47620	LOCK LEVER L-US (72)	1	1	1	1	1	1		1
13A	1	172183-03280	LABEL, LOCK	1	1	1	1	1	1		2
14	1	172458-47640	ROD, SPRING (GRAY:73)	1	1	1	1	1	1		
15	1	172165-47980	SHIM	2	2	2	2	2	2		
16	1	172165-47990	WASHER 25.5X42	1	1	1	1	1	1		
17	1	22137-080000	WASHER, 8	2	2	2	2	2	2		
18	1	22137-080000	WASHER, 8	2	2	2	2	2	2		
19	1	22242-000250	RING, 25	1	1	1	1	1	1		
20	1	22272-000070	RING, E- 7	1	1	1	1	1	1		
21	1	22351-035040	PIN, SPRING 3.5X40	1	1	1	1	1	1		
22	1	22351-060040	PIN, SPRING 6.0X40	1	1	1	1	1	1		
23	1	22417-200200	PIN, COTTER 2.0X20	2	2	2	2	2	2		
24	1	24311-000340	O-RING, 1AP34.0	2	2	2	2	2	2		
25	1	24761-050000	NIPPLE, GREASE C	2	2	2	2	2	2		
26	1	26013-080162	BOLT, M8X 16	2	2	2	2	2	2		
27	1	26013-080202	BOLT, M8X 20	2	2	2	2	2	2		
28	1	26013-100202	BOLT, M10X 20	3	3	3	3	3	3		
29	1	172472-46220	BRACKET ASSY,L (73)	1	1	1	1	1	1		
30	1	26013-080202	BOLT, M8X 20	3	3	3	3	3	3		
31	1	172472-64600	BRACKET (GRAY:73)	1	1	1	1	1	1		



Remarks

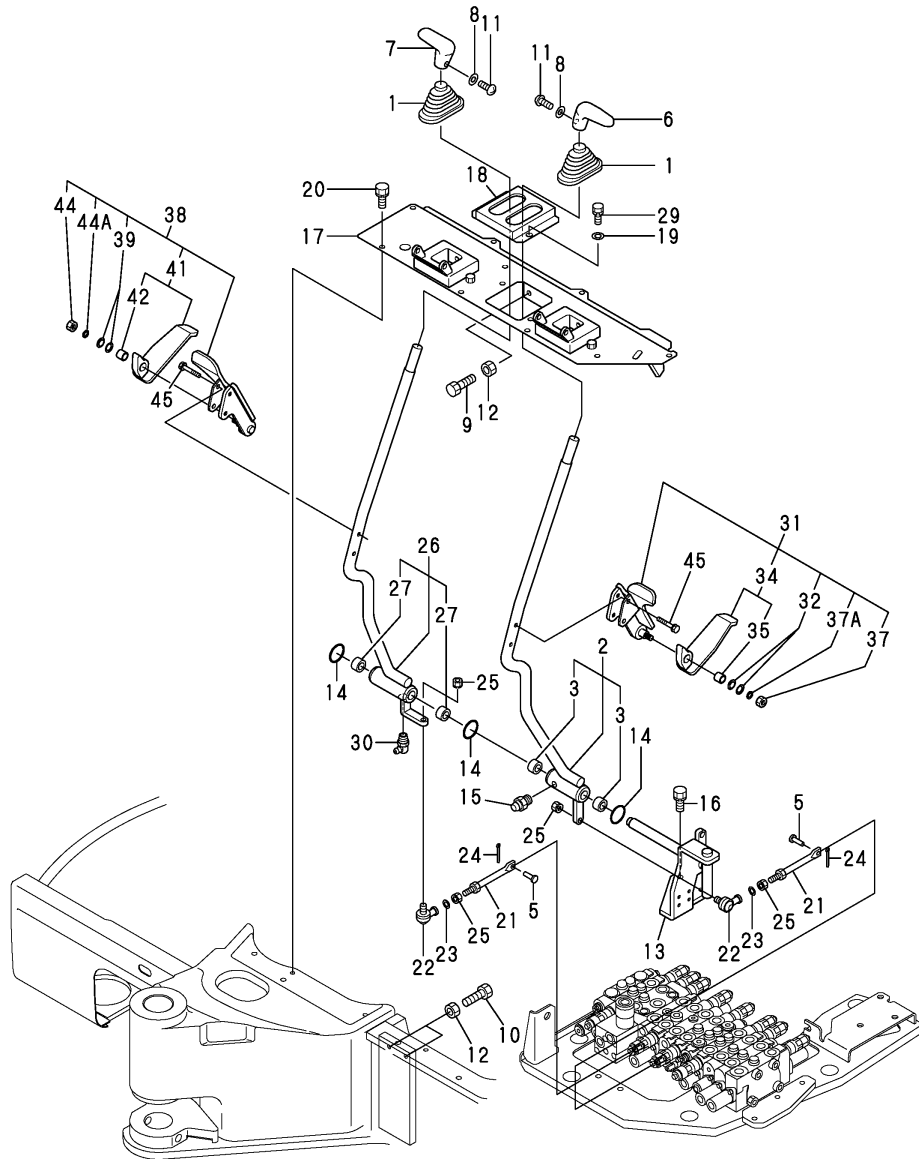
(1)PLEASE USE THIS PART WITH FOLLOWING LABELS AT THE SAME TIME.
 REF. NO. 13A.

(2)LABELS ARE NOT ILLUSTRATED.

Fig.25. TRAVEL LEVER

(A)=VIO50-3C(US)
 (B)=VIO50-3P(US)
 (C)=VIO50-3C(AS)

(D)=VIO50-3P(AS)
 (E)=VIO50-3C(NZ)
 (F)=VIO50-3P(NZ)

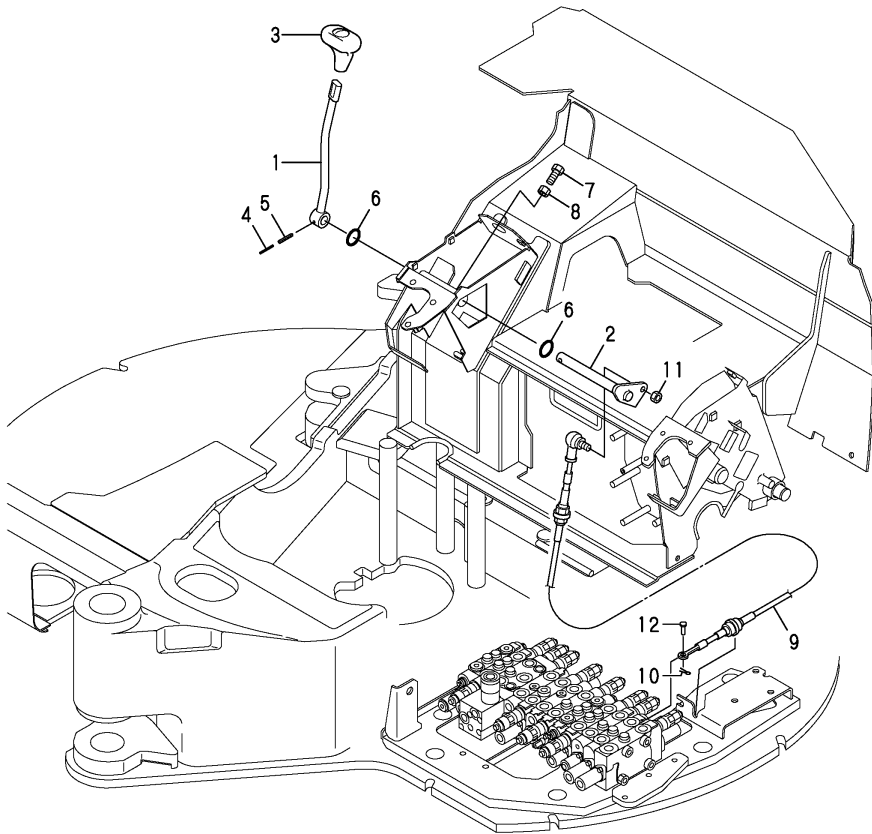


No.	Lev.	Parts No.	Description	Q'ty						I	R
				(A)	(B)	(C)	(D)	(E)	(F)		
1	1	172141-41340	BOOTS	2	2	2	2	2	2		
2	1	172472-45100	LEVER L,TRACK(GRAY72)	1	1	1	1	1	1		
3	2	172141-41370	BUSH 2015	2	2	2	2	2	2		
5	1	933110-54100	PIN 4.75X14	2	2	2	2	2	2		
6	1	172187-45870	GRIP, DRIVE	1	1	1	1	1	1		
7	1	172187-45880	GRIP, DRIVE	1	1	1	1	1	1		
8	1	22117-040000	WASHER, 4	2	2	2	2	2	2		
9	1	26116-100404	BOLT, M10X 40 PLATED	2	2	2	2	2	2		
10	1	26116-100604	BOLT, M10X 60 PLATED	2	2	2	2	2	2		
11	1	26587-040122	SCREW, M4X12	2	2	2	2	2	2		
12	1	26716-100002	NUT, M10	4	4	4	4	4	4		
13	1	172460-45180	BRACKET ASSY(GRAY:72)	1	1	1	1	1	1		
14	1	172124-46200	O-RING	3	3	3	3	3	3		
15	1	24761-020000	NIPPLE, GREASE PT1/8	1	1	1	1	1	1		
16	1	26013-100252	BOLT, M10X 25	2	2	2	2	2	2		
17	1	172472-45400	STAND ASSY, LINK	1	1	1	1	1	1		
17-1	1	172472-45401	STAND ASSY, LINK	1	1	1	1	1	1		N
		(A=MZZZZZ)	(B=MZZZZZ)	(C=MZZZZZ)	(D=MZZZZZ)	(E=MZZZZZ)	(F=MZZZZZ)				
18	1	172458-45510	BRACKET,BOOT(BLACK12)	1	1	1	1	1	1		
19	1	22137-080000	WASHER, 8	2	2	2	2	2	2		
20	1	26013-100202	BOLT, M10X 20	6	6	6	6	6	6		
21	1	172458-45250	ROD 91 ASSY	2	2	2	2	2	2		
22	1	172122-46590	ELBOW	2	2	2	2	2	2		
23	1	22117-080000	WASHER, 8	2	2	2	2	2	2		
24	1	22417-160160	PIN, COTTER 1.6X16	2	2	2	2	2	2		
25	1	26051-080002	NUT, M8	4	4	4	4	4	4		
26	1	172472-45140	LEVER R,TRACK(GRAY72)	1	1	1	1	1	1		
27	2	172141-41370	BUSH 2015	2	2	2	2	2	2		
29	1	26013-080162	BOLT, M8X 16	2	2	2	2	2	2		
30	1	24761-050000	NIPPLE, GREASE C	1	1	1	1	1	1		
31	1	172472-45601	PEDAL L, TRACK (72)	1	1	1	1	1	1		
32	2	172068-28490	SPRING	2	2	2	2	2	2		
34	2	172472-45810	PEDAL RL,TRACK (72)	1	1	1	1	1	1		
35	3	172110-45050	BUSH 12X12	1	1	1	1	1	1		
37	2	26347-080002	NUT, M8	1	1	1	1	1	1		
37A	2	22137-080000	WASHER, 8	1	1	1	1	1	1		W
		(A=M/#30795)	(B=M/#30795)	(C=M/#30795)	(D=M/#30795)	(E=M/#30795)	(F=M/#30795)				
38	1	172472-45621	PEDAL R, TRACK (72)	1	1	1	1	1	1		
39	2	172068-28490	SPRING	2	2	2	2	2	2		
41	2	172472-45850	PEDAL RR,TRACK (72)	1	1	1	1	1	1		
42	3	172110-45050	BUSH 12X12	1	1	1	1	1	1		
44	2	26347-080002	NUT, M8	1	1	1	1	1	1		
44A	2	22137-080000	WASHER, 8	1	1	1	1	1	1		W
		(A=M/#30795)	(B=M/#30795)	(C=M/#30795)	(D=M/#30795)	(E=M/#30795)	(F=M/#30795)				
45	1	26013-060302	BOLT, M6X 30	4	4	4	4	4	4		

Fig.26. BLADE LEVER

(A)=VIO50-3C(US)
 (B)=VIO50-3P(US)
 (C)=VIO50-3C(AS)

(D)=VIO50-3P(AS)
 (E)=VIO50-3C(NZ)
 (F)=VIO50-3P(NZ)

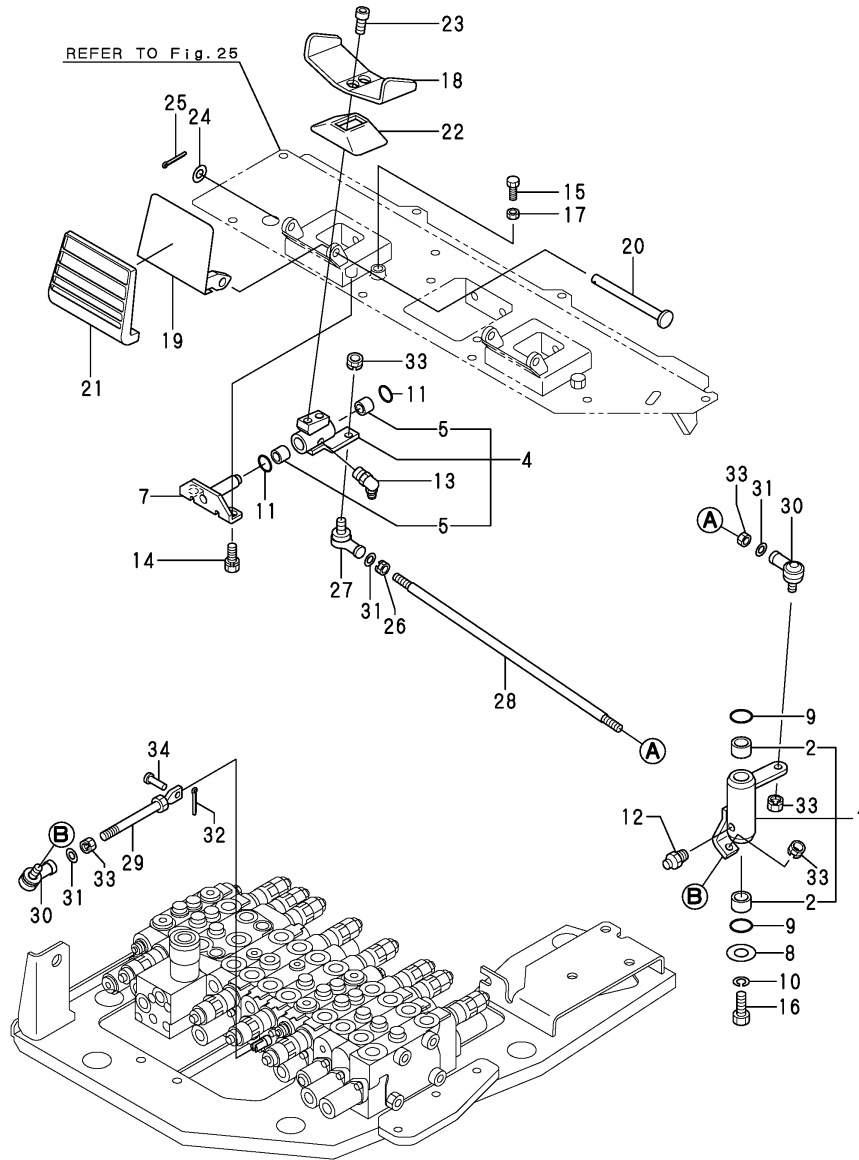


No.	Lev.	Parts No.	Description	Q'ty						I	R
				(A)	(B)	(C)	(D)	(E)	(F)		
1	1	172472-45700	LEVER, BLADE (GRAY:72)	1	1	1	1	1	1		
2	1	172458-45720	SHAFT ASSY	1	1	1	1	1	1		
3	1	172164-45970	GRIP, BLADE	1	1	1	1	1	1		
4	1	22351-030032	PIN, SPRING 3.0X32	1	1	1	1	1	1		
5	1	22351-050032	PIN, SPRING 5.0X32	1	1	1	1	1	1		
6	1	24311-000210	O-RING, 1AP21.0	2	2	2	2	2	2		
7	1	26116-080254	BOLT, M8X 25 PLATED	2	2	2	2	2	2		
8	1	26716-080002	NUT, M8	2	2	2	2	2	2		
9	1	172472-45800	CABLE, BLADE	1	1	1	1	1	1		
10	1	22417-160160	PIN, COTTER 1.6X16	1	1	1	1	1	1		
11	1	26051-080002	NUT, M8	1	1	1	1	1	1		
12	1	933110-54100	PIN 4.75X14	1	1	1	1	1	1		

Fig.27. SWING PEDAL

(A)=VIO50-3C(US)
 (B)=VIO50-3P(US)
 (C)=VIO50-3C(AS)

(D)=VIO50-3P(AS)
 (E)=VIO50-3C(NZ)
 (F)=VIO50-3P(NZ)

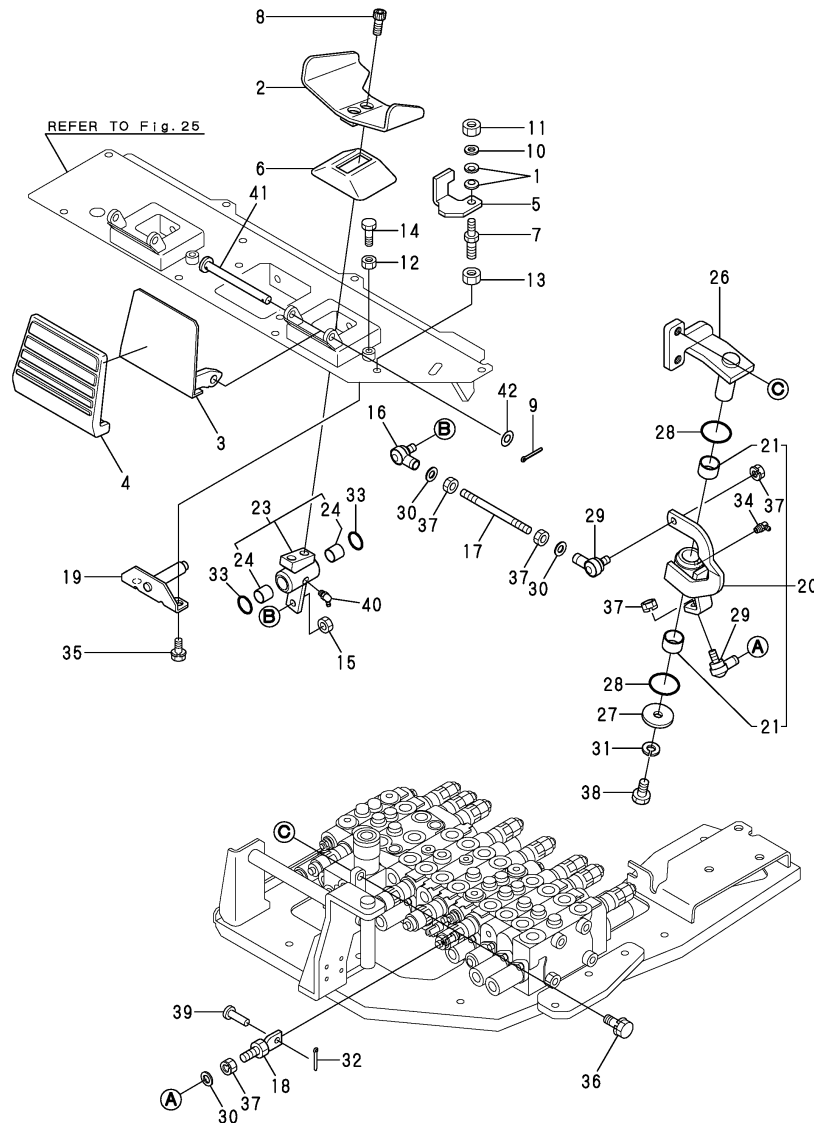


No.	Lev.	Parts No.	Description	Q'ty						I	R
				(A)	(B)	(C)	(D)	(E)	(F)		
1	1	172458-45180	LINK,SWING (GRAY:72)	1	1	1	1	1	1		
2	2	172141-41370	BUSH 2015	2	2	2	2	2	2		
4	1	172458-45200	LINK,PEDAL (GRAY:72)	1	1	1	1	1	1		
5	2	172141-41360	BUSH 1415	2	2	2	2	2	2		
7	1	172458-45230	SHAFT, PEDAL	1	1	1	1	1	1		
8	1	1A1040-45890	WASHER, 10X36X4.5	1	1	1	1	1	1		
9	1	172124-46200	O-RING	2	2	2	2	2	2		
10	1	22217-100000	WASHER, SPRING 10	1	1	1	1	1	1		
11	1	24311-000210	O-RING, 1AP21.0	2	2	2	2	2	2		
12	1	24761-020000	NIPPLE, GREASE PT1/8	1	1	1	1	1	1		
13	1	24761-040000	NIPPLE, GREASE B	1	1	1	1	1	1		
14	1	26013-080162	BOLT, M8X 16	2	2	2	2	2	2		
15	1	26116-080254	BOLT, M8X 25 PLATED	2	2	2	2	2	2		
16	1	26116-100202	BOLT, M10X 20 PLATED	1	1	1	1	1	1		
17	1	26716-080002	NUT, M8	2	2	2	2	2	2		
18	1	172458-45521	PEDAL,SWING(GRAY:72)	1	1	1	1	1	1		
19	1	172458-45540	COVER, PEDAL	1	1	1	1	1	1		
20	1	172187-45651	SHAFT	1	1	1	1	1	1		
21	1	172187-45760	COVER PAD	1	1	1	1	1	1		
22	1	172157-45990	BOOTS, PEDAL	1	1	1	1	1	1		
23	1	172165-46340	BOLT	2	2	2	2	2	2		
24	1	22137-100000	WASHER, 10	1	1	1	1	1	1		
25	1	22417-250200	PIN, COTTER 2.5X20	1	1	1	1	1	1		
26	1	194200-37780	NUT, M8	1	1	1	1	1	1		
27	1	172734-41300	JOINT, BALL	1	1	1	1	1	1		
28	1	172146-45610	ROD(R), LINK	1	1	1	1	1	1		
29	1	172823-45940	ROD 130 COMP.	1	1	1	1	1	1		
30	1	172122-46590	ELBOW	2	2	2	2	2	2		
31	1	22117-080000	WASHER, 8	3	3	3	3	3	3		
32	1	22417-160160	PIN, COTTER 1.6X16	1	1	1	1	1	1		
33	1	26051-080002	NUT, M8	5	5	5	5	5	5		
34	1	933110-54100	PIN 4.75X14	1	1	1	1	1	1		

Fig.29. P.T.O.PEDAL

(A)=VIO50-3C(US)
 (B)=VIO50-3P(US)
 (C)=VIO50-3C(AS)

(D)=VIO50-3P(AS)
 (E)=VIO50-3C(NZ)
 (F)=VIO50-3P(NZ)



No.	Lev.	Parts No.	Description	Q'ty						I	R
				(A)	(B)	(C)	(D)	(E)	(F)		
1	1	172068-28490	SPRING	2	2	2	2	2	2		
2	1	172472-45500	PEDAL,P.T.O(GRAY:72)	1	1	1	1	1	1		
3	1	172458-45540	COVER, PEDAL	1	1	1	1	1	1		
4	1	172187-45760	COVER PAD	1	1	1	1	1	1		
5	1	172448-45800-1	LOCK ASSY (GRAY:72)	1	1	1	1	1	1		1
5A	1	172458-03240	LABEL,LOCK	1	1	1	1	1	1		2
6	1	172157-45990	BOOTS, PEDAL	1	1	1	1	1	1		
7	1	172462-46230	BOLT 8X10	1	1	1	1	1	1		
8	1	172165-46340	BOLT	2	2	2	2	2	2		
9	1	22417-250200	PIN, COTTER 2.5X20	1	1	1	1	1	1		
10	1	22137-080000	WASHER, 8	1	1	1	1	1	1		
11	1	26347-080002	NUT, M8	1	1	1	1	1	1		
12	1	26716-080002	NUT, M8	2	2	2	2	2	2		
13	1	26757-100002	NUT, LOCK M10	1	1	1	1	1	1		
14	1	26116-080254	BOLT, M8X 25 PLATED	2	2	2	2	2	2		
15	1	194200-37780	NUT, M8	1	1	1	1	1	1		
16	1	172734-41300	JOINT, BALL	1	1	1	1	1	1		
17	1	172732-42450	ROD	1	1	1	1	1	1		
18	1	172823-45000	ROD 54, SPOOL	1	1	1	1	1	1		
19	1	172458-45230	SHAFT, PEDAL	1	1	1	1	1	1		
20	1	172467-45300	LINK A ASSY	1	1	1	1	1	1		
21	2	172141-41370	BUSH 2015	2	2	2	2	2	2		
23	1	172472-45330	LINK B ASSY	1	1	1	1	1	1		
24	2	172141-41370	BUSH 2015	2	2	2	2	2	2		
26	1	172467-45370	BRACKET ASSY	1	1	1	1	1	1		
27	1	1A1040-45890	WASHER, 10X36X4.5	1	1	1	1	1	1		
28	1	172124-46200	O-RING	2	2	2	2	2	2		
29	1	172122-46590	ELBOW	2	2	2	2	2	2		
30	1	22117-080000	WASHER, 8	3	3	3	3	3	3		
31	1	22217-100000	WASHER, SPRING 10	1	1	1	1	1	1		
32	1	22417-160160	PIN, COTTER 1.6X16	1	1	1	1	1	1		
33	1	24311-000210	O-RING, 1AP21.0	2	2	2	2	2	2		
34	1	24761-050000	NIPPLE, GREASE C	1	1	1	1	1	1		
35	1	26013-080162	BOLT, M8X 16	2	2	2	2	2	2		
36	1	26013-100202	BOLT, M10X 20	2	2	2	2	2	2		
37	1	26051-080002	NUT, M8	5	5	5	5	5	5		
38	1	26116-100202	BOLT, M10X 20 PLATED	1	1	1	1	1	1		
39	1	933110-54100	PIN 4.75X14	1	1	1	1	1	1		
40	1	24761-040000	NIPPLE, GREASE B	1	1	1	1	1	1		
41	1	172187-45651	SHAFT	1	1	1	1	1	1		
42	1	22137-100000	WASHER, 10	1	1	1	1	1	1		

Remarks

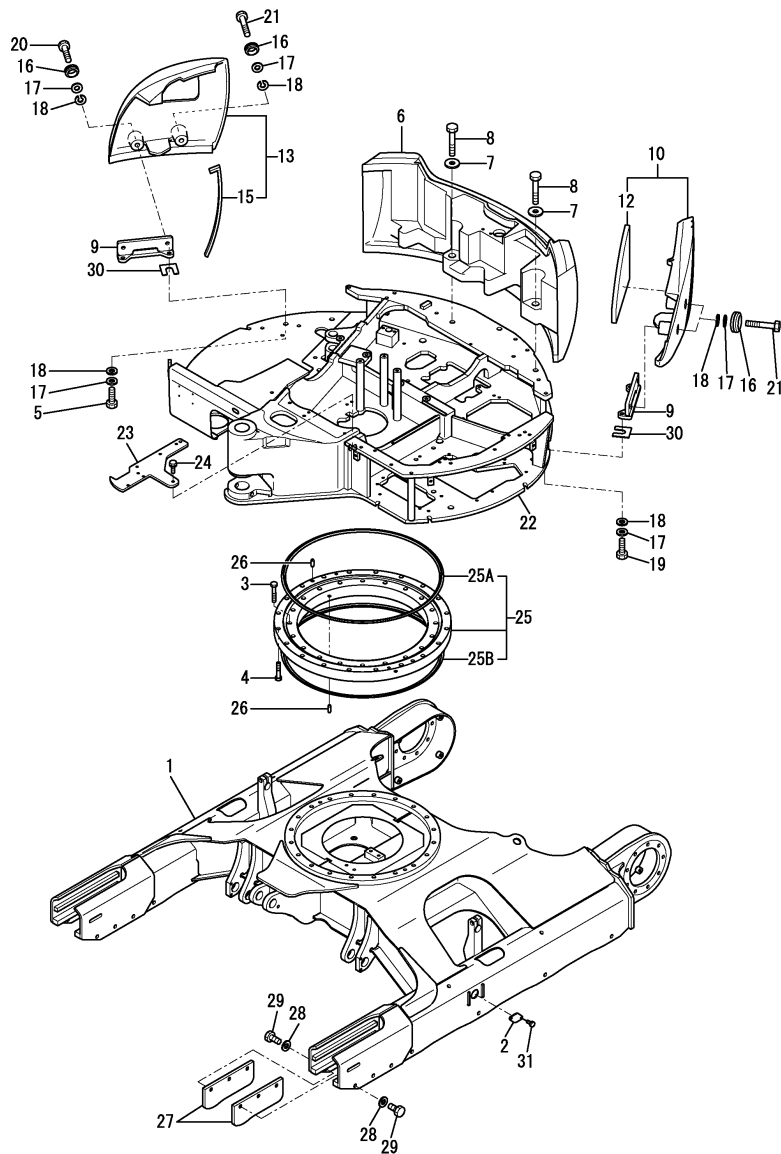
(1)PLEASE USE THIS PART WITH FOLLOWING LABELS AT THE SAME TIME. REF. NO. 5A.

(2)LABELS ARE NOT ILLUSTRATED.

Fig.30. FRAME & TURNING BEARING

(A)=VIO50-3C(US)
(B)=VIO50-3P(US)
(C)=VIO50-3C(AS)

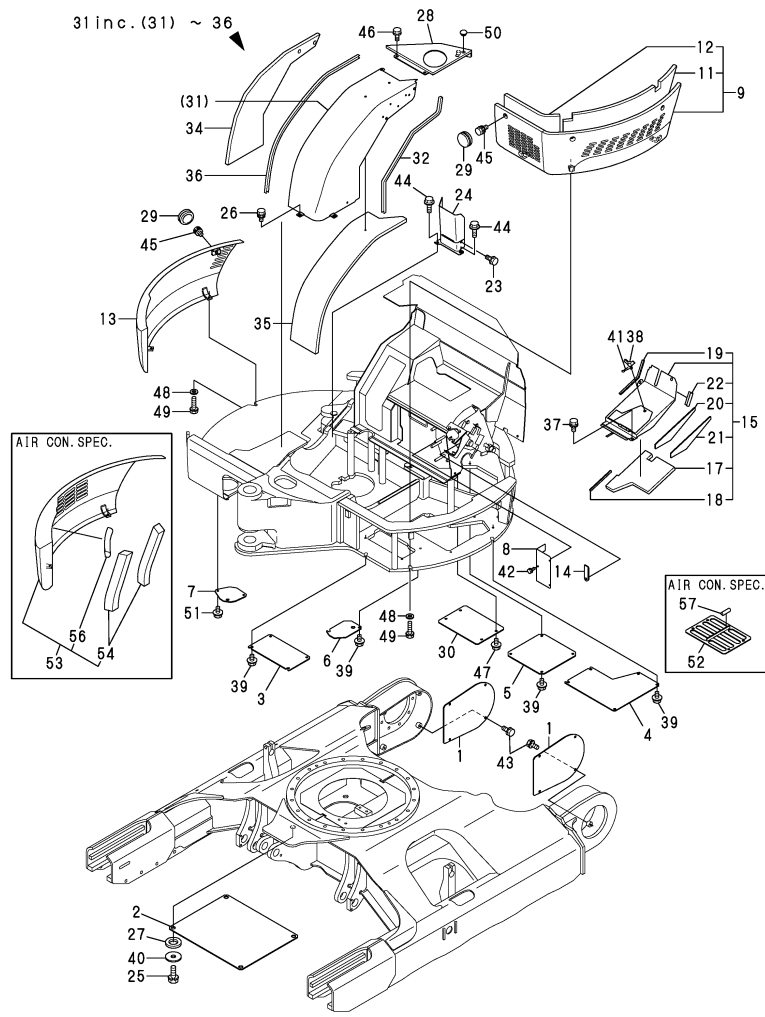
(D)=VIO50-3P(AS)
(E)=VIO50-3C(NZ)
(F)=VIO50-3P(NZ)



No.	Lev.	Parts No.	Description	Q'ty						I	R
				(A)	(B)	(C)	(D)	(E)	(F)		
1	1	172460-50101-1	FRAME ASSY	1	1	1	1	1	1		
1-1	1	172460-50102-1	FRAME ASSY, LOWER	1	1	1	1	1	1		R
		(A=M/#30930) (B=M/#30930) (C=M/#30930) (D=M/#30930)		(E=M/#30930)	(F=M/#30930)						
2	1	172458-50480-1	COVER, FRAME	2	2	2	2	2	2		
3	1	172455-57650	BOLT	20	20	20	20	20	20		
4	1	172455-57661	BOLT	20	20	20	20	20	20		
5	1	26116-160402	BOLT, M16X 40 PLATED	2	2	2	2	2	2		
6	1	172461-53300-1	WEIGHT, COUNTER	1	1	1	1	1	1		
7	1	172187-53320	WASHER	2	2	2	2	2	2		
8	1	172455-53330	BOLT	2	2	2	2	2	2		
9	1	172460-53330-1	BRACKET ASSY	2	2	2	2	2	2		
10	1	172460-53360-1	WEIGHT, SIDE	1	1	1	1	1	1		
12	2	172460-53370	SPONGE	1	1	1	1	1	1		
13	1	172496-53380-1	WEIGHT, SIDE	1	1	1	1	1	1		
15	2	172458-75070	SEAL	1	1	1	1	1	1		
16	1	172456-53700	GROMMET	4	4	4	4	4	4		
17	1	172165-53500	WASHER	8	8	8	8	8	8		
18	1	22217-160000	WASHER, SPRING 16	8	8	8	8	8	8		
19	1	26116-160502	BOLT, M16X 50 PLATED	2	2	2	2	2	2		
20	1	26116-160702	BOLT M16X 70 PLATED	1	1	1	1	1	1		
21	1	26116-160902	BOLT M16X 90 PLATED	3	3	3	3	3	3		
22	1	172497-54100	FRAME ASSY, TURNING	1	1	1	1	1	1		1
22A	1	172157-03740	LABEL	1	1	1	1	1	1		2
22A-1	1	172157-03741	LABEL, GREASE US	1	1	1	1	1	1		N 2
		(A=M/#30831) (B=M/#30831) (C=M/#30831) (D=M/#30831)		(E=M/#30831)	(F=M/#30831)						
23	1	172460-54590-1	PLATE, BASE	1	1	1	1	1	1		
24	1	26013-100252	BOLT, M10X 25	1	1	1	1	1	1		
25	1	172445-57600	BEARING, TURNING	1	1	1	1	1	1		
25A	2	172124-57620	SEAL, TURNING	1	1	1	1	1	1		
25B	2	172124-57630	SEAL, TURNING	1	1	1	1	1	1		
26	1	172122-57620	PIN, PARALLEL	4	4	4	4	4	4		
27	1	172423-50810-1	GUARD, CRAWLER	4	4	4	4	4	4		
28	1	22217-160000	WASHER, SPRING 16	12	12	12	12	12	12		
29	1	26116-160352	BOLT, M16X 35 PLATED	12	12	12	12	12	12		
30	1	172117-53320	SPACER ASSY	2	2	2	2	2	2		
31	1	26106-100122	BOLT, M10X 12 PLATED	4	4	4	4	4	4		

Remarks
(1)PLEASE USE THIS PART WITH FOLLOWING LABELS AT THE SAME TIME.
REF. NO. 22A-1.
(2)LABELS ARE NOT ILLUSTRATED.

Fig.31. COVER(FRAME)



(A)=VIO50-3C(US)
(B)=VIO50-3P(US)
(C)=VIO50-3C(AS)

(D)=VIO50-3P(AS)
(E)=VIO50-3C(NZ)
(F)=VIO50-3P(NZ)

No.	Lev.	Parts No.	Description	Q'ty						I	R
				(A)	(B)	(C)	(D)	(E)	(F)		
1	1	172460-61100-2	COVER, MOTOR	2	2	2	2	2	2		
2	1	172460-61120-1	COVER	1	1	1	1	1	1		
2-1	1	172460-61121-3	COVER	1	1	1	1	1	1		N
		(A=M/#XXXXX) (B=M/#XXXXX) (C=M/#XXXXX) (D=M/#XXXXX) (E=M/#XXXXX) (F=M/#XXXXX)									
3	1	172460-61130-1	COVER	1	1	1	1	1	1		
4	1	172460-61140-1	COVER	1	1	1	1	1	1		
5	1	172460-61150-1	COVER	1	1	1	1	1	1		
6	1	172460-61160-1	COVER	1	1	1	1	1	1		
7	1	172460-61170-1	COVER	1	1	1	1	1	1		
8	1	172460-64780	COVER ASSY, ELECTRIC	1	1	1	1	1	1		
9	1	172460-61200-1	COVER, FRAME	1	1	1	1	1	1		1
11	2	172460-61240	SPONGE	1	1	1	1	1	1		
12	2	172460-61260	SPONGE	1	1	1	1	1	1		
12A	1	172437-03351	LABEL, GREASE CYL.	1	1	1	1	1	1		4
12A-1	1	172437-03352	LABEL, GREASE CYL.	1	1	1	1	1	1		N 4
		(A=M/#30831) (B=M/#30831) (C=M/#30831) (D=M/#30831) (E=M/#30831) (F=M/#30831)									
13	1	172496-61270-1	COVER, FRAME	1	1	1	1	1	1		2
13A	1	172437-03351	LABEL, GREASE CYL.	1	1	1	1	1	1		4
13A-1	1	172437-03352	LABEL, GREASE CYL.	1	1	1	1	1	1		N 4
		(A=M/#30831) (B=M/#30831) (C=M/#30831) (D=M/#30831) (E=M/#30831) (F=M/#30831)									
14	1	172458-61300	GROMMET	1	1	1	1	1	1		
15	1	172460-61322	COVER, MULTI	1	1	1	1	1	1		6
15-1	1	172460-61323	COVER, MULTI	1	1	1	1	1	1		N 6
		(A=M/#30930) (B=M/#30930) (C=M/#30930) (D=M/#30930) (E=M/#30930) (F=M/#30930)									
17	2	172458-61521	SPONGE	1	1	1	1	1	1		
17-1	2	172458-61522	SPONGE	1	1	1	1	1	1		N
		(A=M/#30930) (B=M/#30930) (C=M/#30930) (D=M/#30930) (E=M/#30930) (F=M/#30930)									
18	2	172458-61540	SEAL, MULTI COVER	1	1	1	1	1	1		
19	2	172146-61370	RUBBER, SEAL	1	1	1	1	1	1		
20	2	172458-61580	SEAL	1	1	1	1	1	1		
21	2	172458-61590	SEAL	1	1	1	1	1	1		
22	2	172168-65800	RUBBER, SEAL	1	1	1	1	1	1		
22A	1	172437-03241	LABEL, CRAWLER	1	1	1	1	1	1		4
22A-1	1	172437-03242	LABEL, CRAWLER US	1	1	1	1	1	1		N 4
		(A=M/#30831) (B=M/#30831) (C=M/#30831) (D=M/#30831) (E=M/#30831) (F=M/#30831)									
23	1	26013-100162	BOLT, M10X 16	1	1	1	1	1	1		
24	1	172A36-61410	PLATE ASSY	1	1	1	1	1	1		
25	1	26013-120302	BOLT, M12X 30	4	4	4	4	4	4		
26	1	26014-100202	BOLT, M10X 20	4	4	4	4	4	4		
27	1	172162-61500	TRIM	4	4	4	4	4	4		
28	1	172496-61501-1	COVER	1	1	1	1	1	1		
29	1	172463-61600	PLUG 28X3.2	5	5	5	5	5	5		
30	1	172496-61600-1	COVER, OIL SUMP	1	1	1	1	1	1		
31	1	172460-61690	COVER	1	1	1	1	1	1		3
32	2	172458-61650	SEAL	1	1	1	1	1	1		
34	2	172460-61730	SPONGE	1	1	1	1	1	1		
35	2	172460-61740	SPONGE	1	1	1	1	1	1		
36	2	172649-65760	RUBBER, SEAL	1	1	1	1	1	1		
36A	1	172472-03250	LABEL, OPERATION Q US	1	1	1	1	1	1		4
36B	1	172472-03240	LABEL, PIN US	1	1	1	1	1	1		4
36B-1	1	172472-03241	LABEL, PIN US	1	1	1	1	1	1		N 4

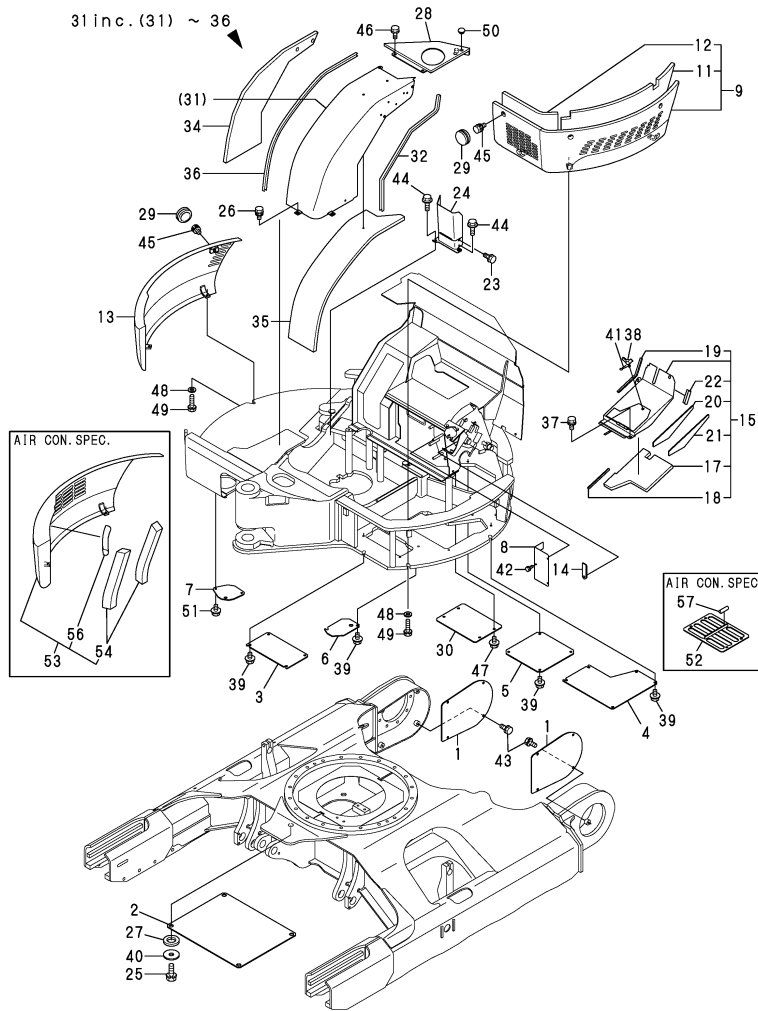
Remarks

- (1)PLEASE USE THIS PART WITH FOLLOWING LABELS AT THE SAME TIME. REF. NO. 12A-1.
- (2)PLEASE USE THIS PART WITH FOLLOWING LABELS AT THE SAME TIME. REF. NO. 13A-1.
- (3)PLEASE USE THIS PART WITH FOLLOWING LABELS AT THE SAME TIME. REF. NO. 36A,36B-1.
- (4)LABELS ARE NOT ILLUSTRATED.
- (5)AIR CON. SPEC.(6)REF. NO. 22A-1.

Fig.31. COVER(FRAME)

(A)=VIO50-3C(US)
 (B)=VIO50-3P(US)
 (C)=VIO50-3C(AS)

(D)=VIO50-3P(AS)
 (E)=VIO50-3C(NZ)
 (F)=VIO50-3P(NZ)



No.	Lev.	Parts No.	Description	Q'ty						I	R
				(A)	(B)	(C)	(D)	(E)	(F)		
		(A=M/#30831)	(B=M/#30831)	(C=M/#30831)	(D=M/#30831)	(E=M/#30831)	(F=M/#30831)				
37	1	26014-100202	BOLT, M10X 20	2	2	2	2	2	2		
38	1	172142-62300	WING BOLT M10X15	1	1	1	1	1	1		
39	1	26106-100162	BOLT, M10X 16 PLATED	15	15	15	15	15	15		
40	1	22157-120000	WASHER, 12	4	4	4	4	4	4		
41	1	22417-320200	PIN, COTTER 3.2X20	1	1	1	1	1	1		
42	1	26013-060122	BOLT, M6X 12	3	3	3	3	3	3		
43	1	26013-100202	BOLT, M10X 20	8	8	8	8	8	8		
44	1	26106-100202	BOLT, M10X 20 PLATED	2	2	2	2	2	2		
45	1	26014-100202	BOLT, M10X 20	5	5	5	5	5	5		
46	1	26013-100202	BOLT, M10X 20	3	3	3	3	3	3		
47	1	26106-100162	BOLT, M10X 16 PLATED	4	4	4	4	4	4		
48	1	172458-61261	WASHER	5	5	5	5	5	5		
49	1	26013-100352	BOLT, M10X 35	5	5	5	5	5	5		
50	1	172187-64900	PLUG	2	2	2	2	2	2		
51	1	26106-100122	BOLT, M10X 12 PLATED	2	2	2	2	2	2		
52	1	172460-61650-1	COVER, OIL SUMP	1	1	1	1	1	1		5
53	1	172496-61260	COVER, FRAME	1	1	1	1	1	1		5
54	2	172496-18630	SPONGE	2	2	2	2	2	2		5
56	2	172458-61500	RUBBER, SEAL	1	1	1	1	1	1		5
57	1	172519-65300	TRIM	1	1	1	1	1	1		5

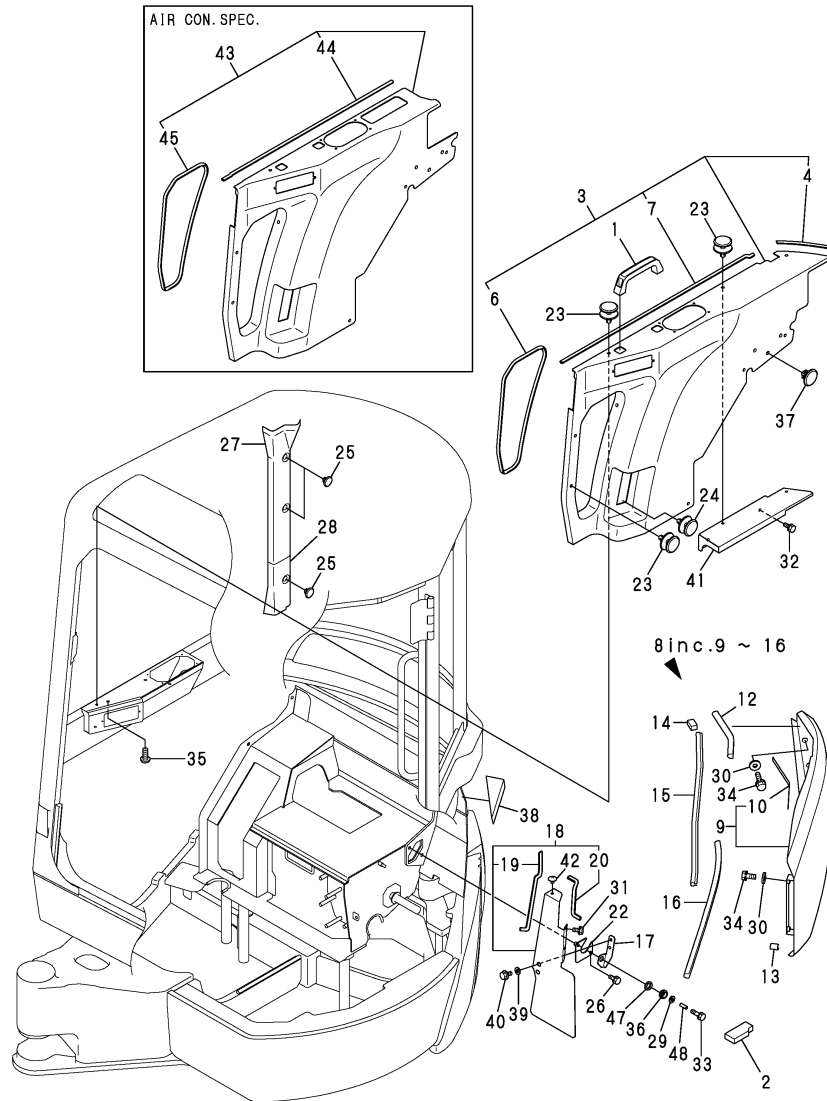
Remarks

- (1)PLEASE USE THIS PART WITH FOLLOWING LABELS AT THE SAME TIME. REF. NO. 12A-1.
- (2)PLEASE USE THIS PART WITH FOLLOWING LABELS AT THE SAME TIME. REF. NO. 13A-1.
- (3)PLEASE USE THIS PART WITH FOLLOWING LABELS AT THE SAME TIME. REF. NO. 36A,36B-1.
- (4)LABELS ARE NOT ILLUSTRATED.
- (5)AIR CON. SPEC.(6)REF. NO. 22A-1.

Fig.32. COVER(CABIN)

(A)=VIO50-3C(US)
 (B)=VIO50-3P(US)
 (C)=VIO50-3C(AS)

(D)=VIO50-3P(AS)
 (E)=VIO50-3C(NZ)
 (F)=VIO50-3P(NZ)



No.	Lev.	Parts No.	Description	Q'ty						I	R
				(A)	(B)	(C)	(D)	(E)	(F)		
1	1	172164-45980	GRIP, BONNET	1	1		1				
2	1	172458-63350	SPONGE	1	1		1				
3	1	172458-61791	COVER ASSY, DUCT	1	1		1				
4	2	172146-61370	RUBBER, SEAL	1	1		1				
6	2	172458-61820	TRIM	1	1		1				
7	2	172444-68810	RUBBER, SEAL	1	1		1				
8	1	172496-61900-1	COVER, CABIN	1	1		1				2
9	2	172496-61910-1	COVER, CABIN	1	1		1				
10	3	172460-61460	SEAL	1	1		1				
12	2	172460-61480	RUBBER, SEAL	1	1		1				
13	2	172458-61510	RUBBER, SEAL	1	1		1				
14	2	172458-63900	STOPPER	1	1		1				
15	2	172175-65870	SEAL, DUCT	1	1		1				
16	2	172444-61320	RUBBER, SEAL	1	1		1				
16A	1	172467-03121	LABEL, MODEL	1	1		1				3
17	1	172458-63520	PLATE (GRAY:73)	1	1		1				
18	1	172458-63540	COVER ASSY, HOSE	1	1		1				
19	2	172823-61520	TRIM	1	1		1				
20	2	172162-61870	TRIM	1	1		1				
22	1	172458-63570	COVER, SEAT MOUNT	1	1		1				
23	1	1A6260-64200	CLIP	9	9		9				
24	1	1A6260-64200	CLIP	3	3		3				
25	1	172458-64600	CLIP, TREE	3	3		3				
26	1	26013-080162	BOLT, M8X 16	1	1		1				
27	1	172458-68990	COVER, PILLAR	1	1		1				
28	1	172458-69000	COVER, PILLAR	1	1		1				
29	1	22137-080000	WASHER, 8	1	1		1				
30	1	22157-100000	WASHER, 10	4	4		4				
31	1	26013-080162	BOLT, M8X 16	2	2		2				
32	1	26013-080162	BOLT, M8X 16	2	2		2				
33	1	26013-080252	BOLT, M8X 25	1	1		1				
34	1	26013-100252	BOLT, M10X 25	4	4		4				
35	1	26557-080202	SCREW, M8X20	2	2		2				
36	1	933160-09220	GROMMET	1	1		1				
37	1	172458-64610	CLIP, TREE	3	3		3				
38	1	172460-61960	SEAL	1	1		1				
39	1	172458-62430	WASHER M8	2	2		2				
40	1	172519-63240	BOLT	2	2		2				
41	1	172458-63300	PLATE	1	1		1				
42	1	172444-17660	CLIP, TREE	1	1		1				
43	1	172460-61810	COVER ASSY, DUCT	1	1		1				1
44	2	172519-61550	CUSHION, BONNET	1	1		1				
45	2	172458-61820	TRIM	1	1		1				
47	1	172176-68030	WASHER	1	1		1				1
48	1	172137-76580	COLLAR	1	1		1				1

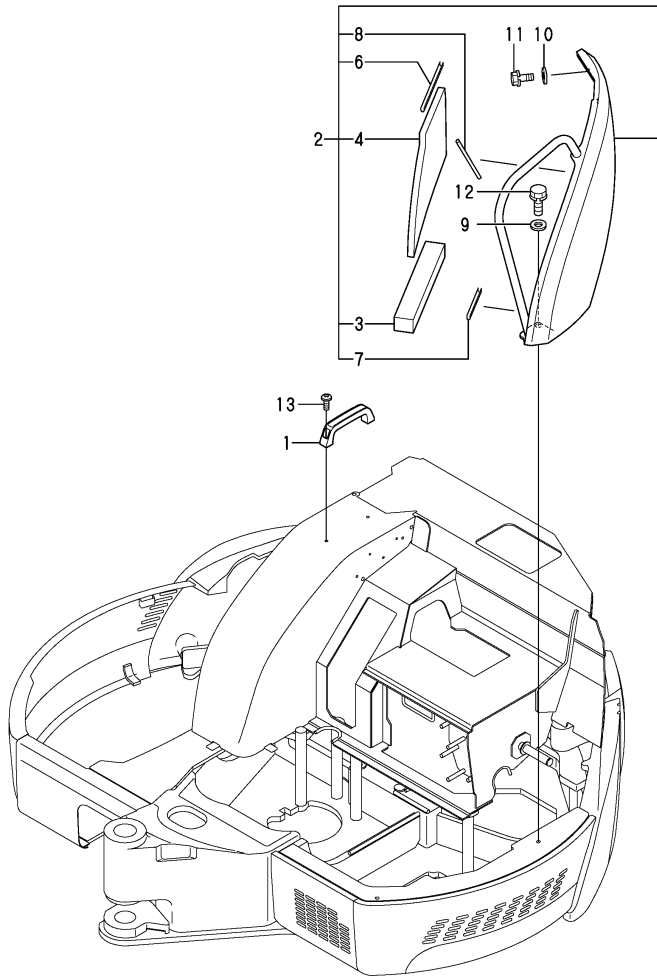
Remarks

- (1)AIR CON. SPEC.
- (2)PLEASE USE THIS PART WITH FOLLOWING LABELS AT THE SAME TIME. REF. NO. 16A.
- (3)LABELS ARE NOT ILLUSTRATED.

Fig.33. COVER(CANOPY)

(A)=VIO50-3C(US)
 (B)=VIO50-3P(US)
 (C)=VIO50-3C(AS)

(D)=VIO50-3P(AS)
 (E)=VIO50-3C(NZ)
 (F)=VIO50-3P(NZ)



No.	Lev.	Parts No.	Description	Q'ty						I	R
				(A)	(B)	(C)	(D)	(E)	(F)		
1	1	172164-45980	GRIP, BONNET		1		1		1		
2	1	172496-61400-1	COVER		1		1		1		1
3	2	172444-61320	RUBBER, SEAL		1		1		1		
4	2	172460-61390	SPONGE		1		1		1		
6	2	172460-61480	RUBBER, SEAL		1		1		1		
7	2	172458-61510	RUBBER, SEAL		1		1		1		
8	2	172519-65300	TRIM		1		1		1		
8A	1	172467-03121	LABEL, MODEL		1		1		1		2
9	1	22137-120000	WASHER, 12		1		1		1		
10	1	22157-100000	WASHER, 10		2		2		2		
11	1	26013-100252	BOLT, M10X 25		2		2		2		
12	1	26013-120302	BOLT, M12X 30		1		1		1		
13	1	26557-080202	SCREW, M8X20		2		2		2		

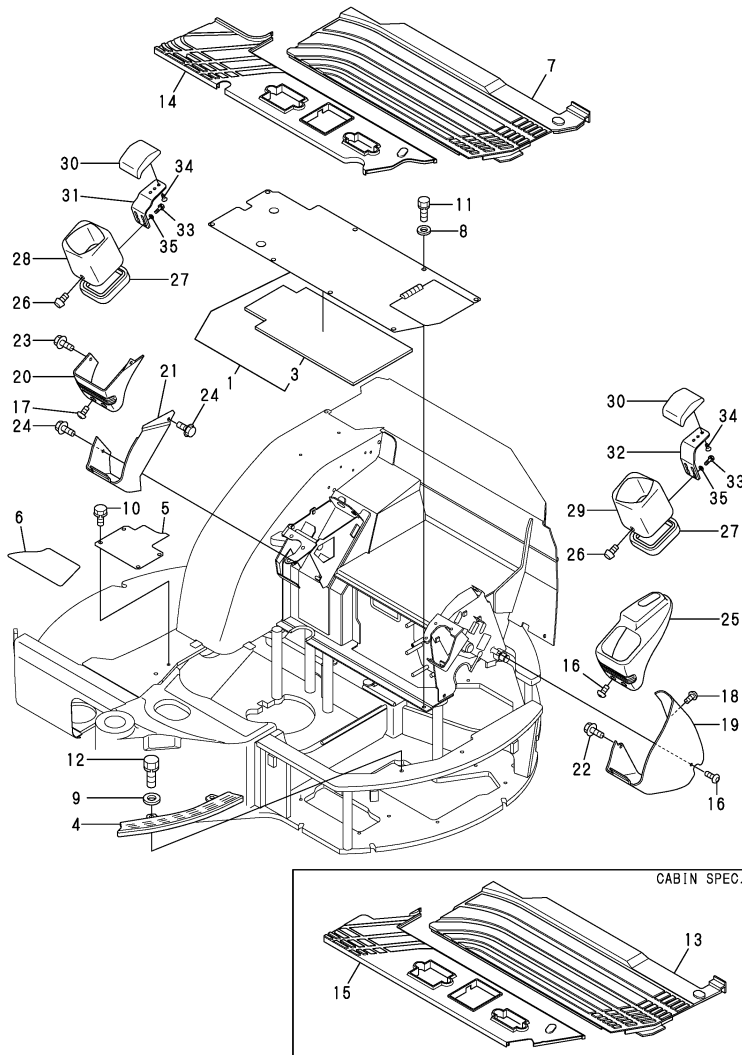
Remarks

- (1) PLEASE USE THIS PART WITH FOLLOWING LABELS AT THE SAME TIME. REF. NO. 8A.
- (2) LABELS ARE NOT ILLUSTRATED.

Fig.34. STEP & INSTRUMENT PANEL

(A)=VIO50-3C(US)
 (B)=VIO50-3P(US)
 (C)=VIO50-3C(AS)

(D)=VIO50-3P(AS)
 (E)=VIO50-3C(NZ)
 (F)=VIO50-3P(NZ)



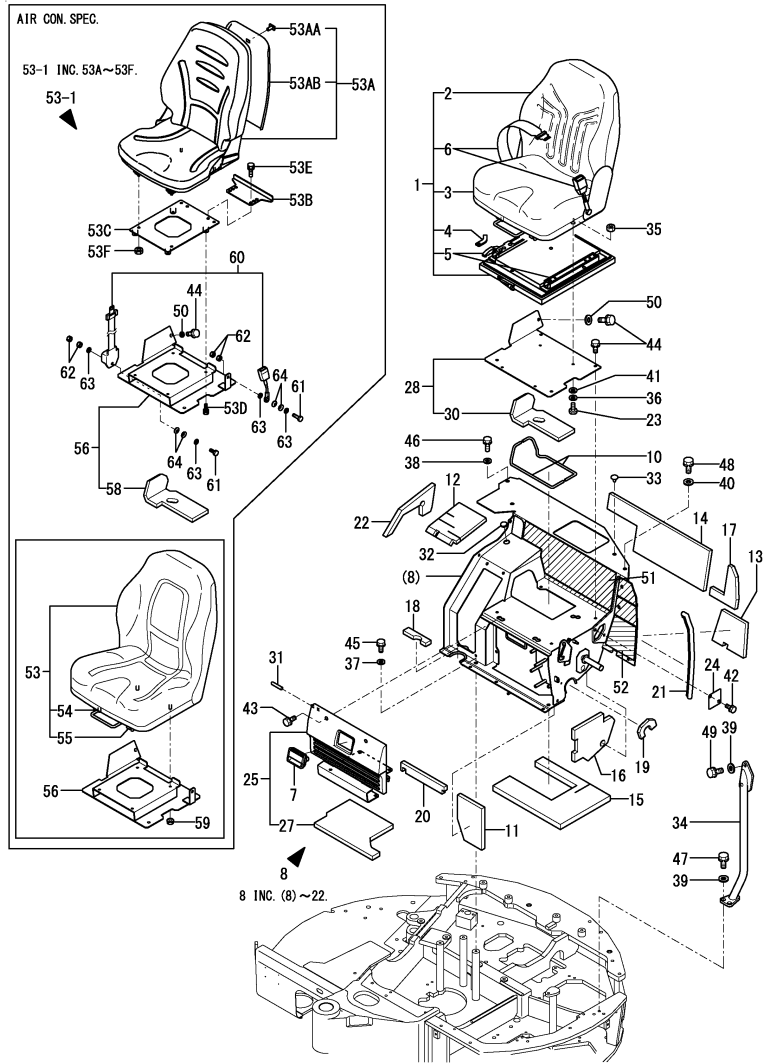
No.	Lev.	Parts No.	Description	Q'ty						I	R
				(A)	(B)	(C)	(D)	(E)	(F)		
1	1	172472-62210	STEP ASSY	1	1	1	1	1	1		2
3	2	172472-62310	SEAL, STEP	1	1	1	1	1	1		
3A	1	172438-03300	LABEL	1	1	1	1	1	1		4
4	1	172458-62110	STEP		1		1		1		
5	1	172460-62110	STEP	1	1	1	1	1	1		
6	1	172460-62120	SHEET	1	1	1	1	1	1		
7	1	172458-62200	MAT,FLOOR A		1		1		1		
8	1	22137-100000	WASHER, 10	8	8	8	8	8	8		
9	1	22137-120000	WASHER, 12		2		2		2		
10	1	26013-100202	BOLT, M10X 20	3	3	3	3	3	3		
11	1	26013-100202	BOLT, M10X 20	8	8	8	8	8	8		
12	1	26013-120302	BOLT, M12X 30		2		2		2		
13	1	172458-62400	MAT,FLOOR A(CABIN	1		1		1			1
14	1	172467-62500	FLOOR MAT B (CANOPY		1		1		1		
15	1	172472-62600	FLOOR MAT B (CABIN	1		1		1			1
16	1	172458-46720	BOLT 8X20	3	3	3	3	3	3		
17	1	172458-46720	BOLT 8X20	2	2	2	2	2	2		
18	1	172458-46720	BOLT 8X20	1	1	1	1	1	1		
19	1	172458-63120	INSTRUMENT PANEL L	1	1	1	1	1	1		
20	1	172458-63130	INSTRUMENT PANEL R	1	1	1	1	1	1		
21	1	172458-63140	INSTRUMENT PANEL R	1	1	1	1	1	1		
22	1	172519-63240	BOLT	2	2	2	2	2	2		
23	1	172519-63240	BOLT	1	1	1	1	1	1		
24	1	172519-63240	BOLT	2	2	2	2	2	2		
25	1	172458-63100	INSTRUMENT PANEL L	1	1	1	1	1	1		3
25A	1	172458-03220	LABEL,ACCELERATOR	1	1	1	1	1	1		4
26	1	172458-46720	BOLT 8X20	2	2	2	2	2	2		
27	1	172162-62540	SEAL, STEP	2	2	2	2	2	2		
28	1	172472-63210	COVER	1	1	1	1	1	1		
29	1	172472-63220	COVER	1	1	1	1	1	1		
30	1	172441-44320	ARMREST	2	2	2	2	2	2		
31	1	172472-64532	PLATE R,ARM REST(73)	1	1	1	1	1	1		
32	1	172472-64542	PLATE L,ARM REST(73)	1	1	1	1	1	1		
33	1	172165-66980	BOLT	4	4	4	4	4	4		
34	1	26577-080122	SCREW, M8X12	4	4	4	4	4	4		
35	1	22137-080000	WASHER, 8	4	4	4	4	4	4		

Remarks

- (1)CABIN SPEC.
- (2)PLEASE USE THIS PART WITH FOLLOWING LABELS AT THE SAME TIME. REF. NO. 3A.
- (3)PLEASE USE THIS PART WITH FOLLOWING LABELS AT THE SAME TIME. REF. NO. 25A.
- (4)LABELS ARE NOT ILLUSTRATED.

Fig.35. SEAT & SEAT MOUNT

(A)=VIO50-3C(US) (D)=VIO50-3P(AS)
 (B)=VIO50-3P(US) (E)=VIO50-3C(NZ)
 (C)=VIO50-3C(AS) (F)=VIO50-3P(NZ)



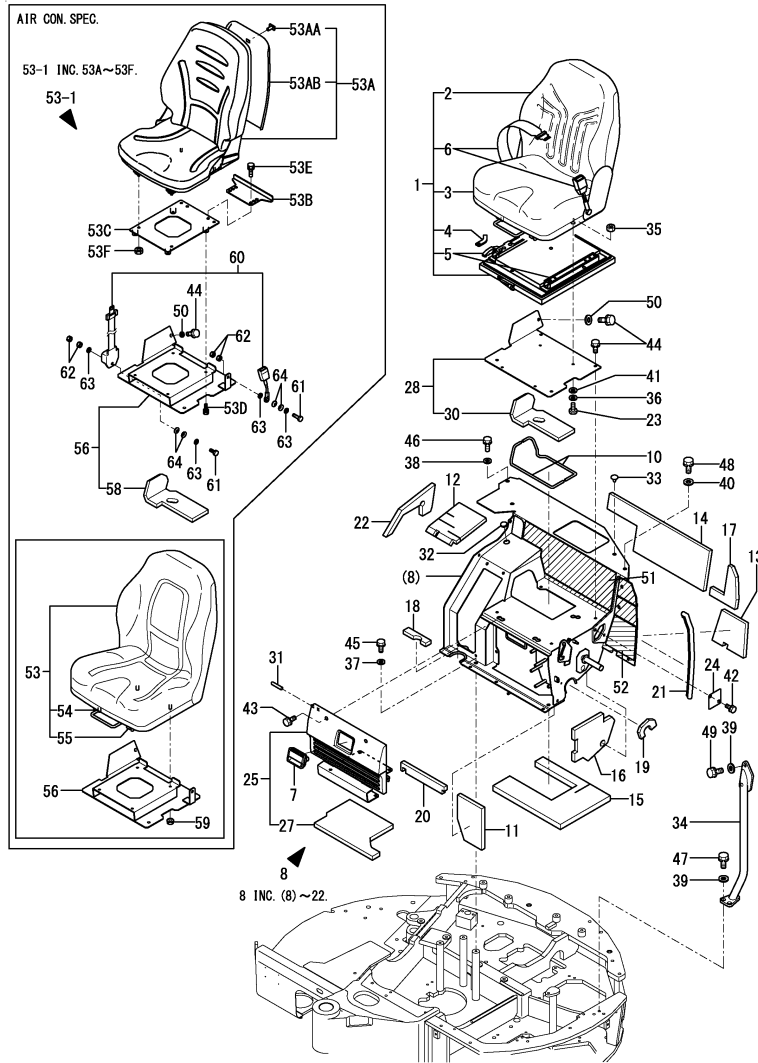
Remarks
 (1)PLEASE USE THIS PART WITH FOLLOW-
 ING LABELS AT THE SAME TIME.
 REF. NO. 22A-1,22B-1,22C.
 (2)PLEASE USE THIS PART WITH FOLLOW-
 ING LABELS AT THE SAME TIME.
 REF. NO. 27A-1,27B-1,27C,27D,27E-1
 (3)LABELS ARE NOT ILLUSTRATED.
 (4)AIR CON. SPEC.
 (5)Spare parts is shown in Fig.84 No.1.

No.	Lev.	Parts No.	Description	Q'ty						I	R
				(A)	(B)	(C)	(D)	(E)	(F)		
1	1	172467-64101	SEAT, OPERATOR	1	1	1	1	1	1		
2	2	172467-64110	CUSHION, BACKREST	1	1	1	1	1	1		
3	2	172467-64120	CUSHION, SEAT	1	1	1	1	1	1		
4	2	172467-64130	STOPPER	1	1	1	1	1	1		
5	2	172467-64140	RAIL SET	1	1	1	1	1	1		
6	2	172989-64451	BELT, SEAT	1	1	1	1	1	1		
7	1	172187-61421	HANDLE, LOCK	1	1	1	1	1	1		
8	1	172A39-64200	MOUNT ASSY, SEAT	1	1	1	1	1	1		1
10	2	172458-64140	SEAL	2	2	2	2	2	2		
11	2	172458-64150	SPONGE	1	1	1	1	1	1		
12	2	172458-64160	SPONGE	1	1	1	1	1	1		
13	2	172458-64170	SPONGE	1	1	1	1	1	1		
14	2	172A25-64390	SPONGE	1	1	1	1	1	1		
15	2	172460-64240	SPONGE	1	1	1	1	1	1		
16	2	172460-64300	SPONGE	1	1	1	1	1	1		
17	2	172460-64310	SPONGE	1	1	1	1	1	1		
18	2	172458-64650	SPONGE	1	1	1	1	1	1		
19	2	172458-64660	SEAL	1	1	1	1	1	1		
20	2	172458-64740	SPONGE	1	1	1	1	1	1		
21	2	172164-65730	RUBBER, SEAL	1	1	1	1	1	1		
21-1	2	172164-66640	RUBBER, SEAL	1	1	1	1	1	1		R
		(A=M/#30698) (B=M/#30698) (C=M/#30698) (D=M/#30698) (E=M/#30698) (F=M/#30698)									
22	2	172458-64710	SPONGE	1	1	1	1	1	1		
22A	1	172437-03300	LABEL,MANUAL	1	1	1	1	1	1		3
22A-1	1	172437-03301	LABEL, MANUAL US	1	1	1	1	1	1	N	3
		(A=M/#30831) (B=M/#30831) (C=M/#30831) (D=M/#30831) (E=M/#30831) (F=M/#30831)									
22B	1	172437-03470	LABEL,LEVER LOCK	1	1	1	1	1	1		3
22B-1	1	172437-03471	LABEL, LEVER LOCK	1	1	1	1	1	1	N	3
		(A=M/#30831) (B=M/#30831) (C=M/#30831) (D=M/#30831) (E=M/#30831) (F=M/#30831)									
22C	1	172437-03530	LABEL,RE-START	1	1	1	1	1	1		3
23	1	26013-080162	BOLT, SPRING M8X 16	4	4	4	4	4	4		
24	1	172458-64510	COVER, SEAT MOUNT		1		1		1		
25	1	172A25-64440	GRILLE ASSY	1	1	1	1	1	1		2
27	2	172A25-64480	SPONGE	1	1	1	1	1	1		
27A	1	172467-03170	LABEL,SUPPORT US		1		1		1		3
27A-1	1	172472-03141	LABEL, SUPPORT		1		1		1	N	3
		(B=M/#30831) (D=M/#30831) (F=M/#30831)									
27B	1	172472-03200	LABEL,SUPPORT C US	1		1		1			3
27B-1	1	172472-03141	LABEL, SUPPORT	1		1		1		N	3
		(A=M/#30831) (C=M/#30831) (E=M/#30831)									
27C	1	172A07-03140	LABEL,OIL & WATER	1	1	1	1	1	1		3
27D	1	172467-03150	LABEL, GREASING	1	1	1	1	1	1		3
27E	1	172A40-03110	LABEL,SPECIFICATION	1	1	1	1	1	1		3
27E-1	1	172A40-03111	LABEL, SPECIFICATION	1	1	1	1	1	1	N	3
		(A=M/#30751) (B=M/#30751) (C=M/#30751) (D=M/#30751) (E=M/#30751) (F=M/#30751)									
28	1	172A39-64260	PLATE, SEAT	1	1	1	1	1	1		
30	2	172A27-64510	SPONGE	1	1	1	1	1	1		
31	1	172187-64800	CAP	1	1	1	1	1	1		
32	1	172458-64590	PLUG	1	1	1	1	1	1		
33	1	172458-64600	CLIP, TREE		2		2		2		
34	1	172472-64700	PIPE		1		1		1		

Fig.35. SEAT & SEAT MOUNT

(A)=VIO50-3C(US)
 (B)=VIO50-3P(US)
 (C)=VIO50-3C(AS)

(D)=VIO50-3P(AS)
 (E)=VIO50-3C(NZ)
 (F)=VIO50-3P(NZ)



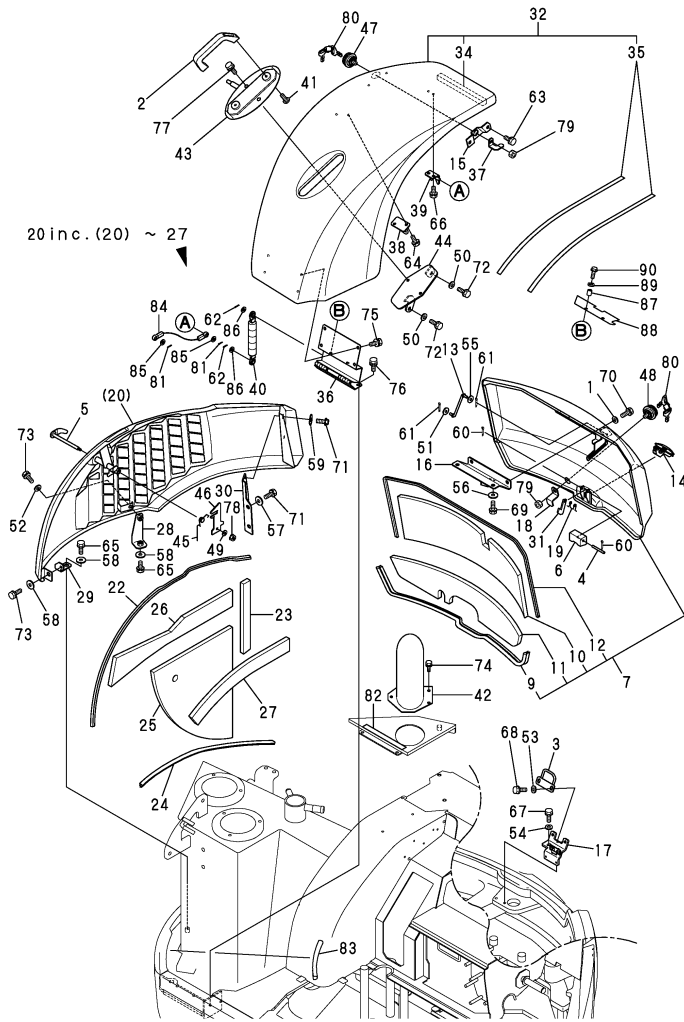
No.	Lev.	Parts No.	Description	Q'ty						I	R
				(A)	(B)	(C)	(D)	(E)	(F)		
35	1	26716-080002	NUT, M8	4	4	4	4	4	4		
36	1	22217-080000	WASHER, SPRING 8	4	4	4	4	4	4		
37	1	22137-100000	WASHER, 10	3	3	3	3	3	3		
38	1	22137-100000	WASHER, 10		1			1		1	
39	1	22137-120000	WASHER, 12		4			4		4	
40	1	22137-120000	WASHER, 12		2			2		2	
41	1	22137-080000	WASHER, 8	4	4	4	4	4	4		
42	1	26013-080162	BOLT, SPRING M8X 16		2			2		2	
43	1	26013-100202	BOLT, SPRING M10X 20	4	4	4	4	4	4		
44	1	26013-100202	BOLT, SPRING M10X 20	5	5	5	5	5	5		
45	1	26013-100252	BOLT, SPRING M10X 25	3	3	3	3	3	3		
46	1	26013-100252	BOLT, SPRING M10X 25		1			1		1	
47	1	26013-120302	BOLT, SPRING M12X 30		2			2		2	
48	1	26013-120302	BOLT, SPRING M12X 30		2			2		2	
49	1	26013-120452	BOLT, SPRING M12X 45		2			2		2	
50	1	22137-100000	WASHER, 10	1	1	1	1	1	1		
51	1	172458-67810	SHEET, INSULATOR	1	1			1			
52	1	172458-67820	SHEET, INSULATOR	1	1			1			
53	1	172455-64200	SHEET	1	1			1			5
53-1	1	172457-08600	SEAT KIT	1	1			1			N
		(A=*2007.01)	(C=*2007.01)					(E=*2007.01)			
53-2	1	172457-08600	SEAT KIT	1	1			1			Z 5
		(A=*2017.11.)	(C=*2017.11.)					(E=*2017.11.)			
53A	2	172A46-64200	SEAT, OPERATOR	1	1			1			W
		(A=*2007.01)	(C=*2007.01)					(E=*2007.01)			
53AA	3	172A46-64180	LOCK-FUSE,LID	1	1			1			W
		(A=*2010.04.)	(C=*2010.04.)					(E=*2010.04.)			
53AB	3	172A46-64190	COVER, BACK	1	1			1			W
		(A=*2010.04.)	(C=*2010.04.)					(E=*2010.04.)			
53B	2	172A46-64490	STOPPER	1	1			1			W
		(A=*2007.01)	(C=*2007.01)					(E=*2007.01)			
53C	2	172A46-64500	PLATE ASSY,SEAT	1	1			1			W
		(A=*2007.01)	(C=*2007.01)					(E=*2007.01)			
53D	2	26013-080202	BOLT, SPRING M8X 20	4	4			4			W
		(A=*2007.01)	(C=*2007.01)					(E=*2007.01)			
53E	2	26013-100202	BOLT, SPRING M10X 20	2	2			2			W
		(A=*2007.01)	(C=*2007.01)					(E=*2007.01)			
53F	2	26051-080002	NUT, M8	4	4			4			W
		(A=*2007.01)	(C=*2007.01)					(E=*2007.01)			
54	2	172455-64600	TRACK ASSY, SEAT	1	1			1			
55	2	172455-64610	TRACK ASSY, SEAT	1	1			1			
56	1	172A39-64270	PLATE ASSY	1	1			1			4
58	2	172A27-64510	SPONGE	1	1			1			
59	1	26051-080002	NUT, M8	4	4			4			Z 4
		(A=*2007.01)	(C=*2007.01)					(E=*2007.01)			
60	1	172A23-64770	BELT ASSY, SEAT	1	1			1			4
61	1	172433-64511	BOLT	2	2			2			4
62	1	172187-64831	NUT	4	4			4			4
63	1	22137-120000	WASHER, 12	4	4			4			4
64	1	172652-64220	SPRING	4	4			4			4

Remarks
 (1)PLEASE USE THIS PART WITH FOLLOWING LABELS AT THE SAME TIME.
 REF. NO. 22A-1,22B-1,22C.
 (2)PLEASE USE THIS PART WITH FOLLOWING LABELS AT THE SAME TIME.
 REF. NO. 27A-1,27B-1,27C,27D,27E-1
 (3)LABELS ARE NOT ILLUSTRATED.
 (4)AIR CON. SPEC.
 (5)Spare parts is shown in Fig.84 No.1.

Fig.36. BONNET

(A)=VIO50-3C(US)
 (B)=VIO50-3P(US)
 (C)=VIO50-3C(AS)

(D)=VIO50-3P(AS)
 (E)=VIO50-3C(NZ)
 (F)=VIO50-3P(NZ)



No.	Lev.	Parts No.	Description	Q'ty						I	R
				(A)	(B)	(C)	(D)	(E)	(F)		
1	1	194145-04810	WASHER 10	2	2	2	2	2	2		
2	1	172164-45980	GRIP, BONNET	1	1	1	1	1	1		
3	1	172458-65021	BRACKET B, LOCK	1	1	1	1	1	1		
4	1	172458-65050	SHAFT	1	1	1	1	1	1		
5	1	172496-65150	HOOK	1	1	1	1	1	1		
6	1	172458-65060	COVER, LOCK	1	1	1	1	1	1		
7	1	172460-65100-1	BONNET A (YELLOW:87)	1	1	1	1	1	1		1
9	2	172164-19210	RUBBER, SEAL	1	1	1	1	1	1		
10	2	172460-65420	SEAL	1	1	1	1	1	1		
11	2	172460-65430	SEAL	1	1	1	1	1	1		
12	2	172649-65750	RUBBER, SEAL	1	1	1	1	1	1		
12A	1	172437-03380	LABEL, SWING AREA	1	1	1	1	1	1		3
12A-1	1	172437-03381	LABEL, SWING AREA US	1	1	1	1	1	1	N	3
		(A=M/#30831) (B=M/#30831) (C=M/#30831) (D=M/#30831) (E=M/#30831) (F=M/#30831)									
12B	1	172437-03401	LABEL (ENG COVER US	1	1	1	1	1	1		3
12B-1	1	172437-03402	LABEL, ENG, COVER US	1	1	1	1	1	1	N	3
		(A=M/#30831) (B=M/#30831) (C=M/#30831) (D=M/#30831) (E=M/#30831) (F=M/#30831)									
12C	1	172460-03160	LABEL	1	1	1	1	1	1		3
13	1	172444-65190	ROD, STOPPER	1	1	1	1	1	1		
14	1	172187-65210	LEVER ASSY, LOCK	1	1	1	1	1	1		
15	1	172455-65230	PLATE, KEY (GILT	1	1	1	1	1	1		
16	1	172460-65230-2	BRACKET B (YELLOW:87)	1	1	1	1	1	1		
17	1	172496-65880-1	BRACKET (GRAY:73)	1	1	1	1	1	1		
18	1	172458-65271	PLATE, ROCK	1	1	1	1	1	1		
19	1	172734-65270	SPRING, CATCH	1	1	1	1	1	1		
20	1	172496-65300-1	BONNET R (YELLOW:87)	1	1	1	1	1	1		4
22	2	172458-65390	RUBBER, SEAL	1	1	1	1	1	1		
23	2	172455-65970	RUBBER, SEAL	1	1	1	1	1	1		
24	2	172168-65760	RUBBER, SEAL	1	1	1	1	1	1		
25	2	172496-65070	SPONGE	1	1	1	1	1	1		
26	2	172496-65670	SPONGE	1	1	1	1	1	1		
27	2	172496-65680	SPONGE	1	1	1	1	1	1		
27A	1	172467-03121	LABEL, MODEL	1	1	1	1	1	1		3
27B	1	172463-03330	LABEL, COVER	1	1	1	1	1	1		3
28	1	172496-65600	BRACKET B (GRAY:73)	1	1	1	1	1	1		
29	1	172460-65391	BRACKET C ASSY (73)	1	1	1	1	1	1		
30	1	172460-65450	BRACKET R (GRAY:73)	1	1	1	1	1	1		
31	1	172124-65480	CATCHER	1	1	1	1	1	1		
32	1	172A07-65490	BONNET ASSY	1	1	1	1	1	1		5
34	2	172460-65840	SEAL, SPONGE	1	1	1	1	1	1		
35	2	172496-65940	SEAL, BONNET	2	2	2	2	2	2		
35A	1	172437-03500	LABEL, FUEL	1	1	1	1	1	1		3
35A-1	1	172437-03501	LABEL, FUEL US	1	1	1	1	1	1	N	3
		(A=M/#30831) (B=M/#30831) (C=M/#30831) (D=M/#30831) (E=M/#30831) (F=M/#30831)									
36	1	172496-65511-1	HINGE ASSY (GREEN:86)	1	1	1	1	1	1		2
36-1	1	172496-65511-2	HINGE ASSY	1	1	1	1	1	1	N	
		(A=M/#XXXXX) (B=M/#XXXXX) (C=M/#XXXXX) (D=M/#XXXXX) (E=M/#XXXXX) (F=M/#XXXXX)									
36A	1	172437-03360	LABEL, BATTERY	1	1	1	1	1	1		3
36A-1	1	172437-03361	LABEL, BATTERY US	1	1	1	1	1	1	N	3
		(A=M/#30831) (B=M/#30831) (C=M/#30831) (D=M/#30831) (E=M/#30831) (F=M/#30831)									
37	1	172458-65531-1	PLATE, LOCK (GREEN:86)	1	1	1	1	1	1		

Remarks

- (1) PLEASE USE THIS PART WITH FOLLOWING LABELS AT THE SAME TIME. REF. NO. 12A-1, 12B-1, 12C.
- (2) PLEASE USE THIS PART WITH FOLLOWING LABELS AT THE SAME TIME. 36A-1.
- (3) LABELS ARE NOT ILLUSTRATED.
- (4) PLEASE USE THIS PART WITH FOLLOWING LABELS AT THE SAME TIME. REF. NO. 27A, 27B.
- (5) PLEASE USE THIS PART WITH FOLLOWING LABELS AT THE SAME TIME. 35A-1.

Fig.36. BONNET

(A)=VIO50-3C(US)

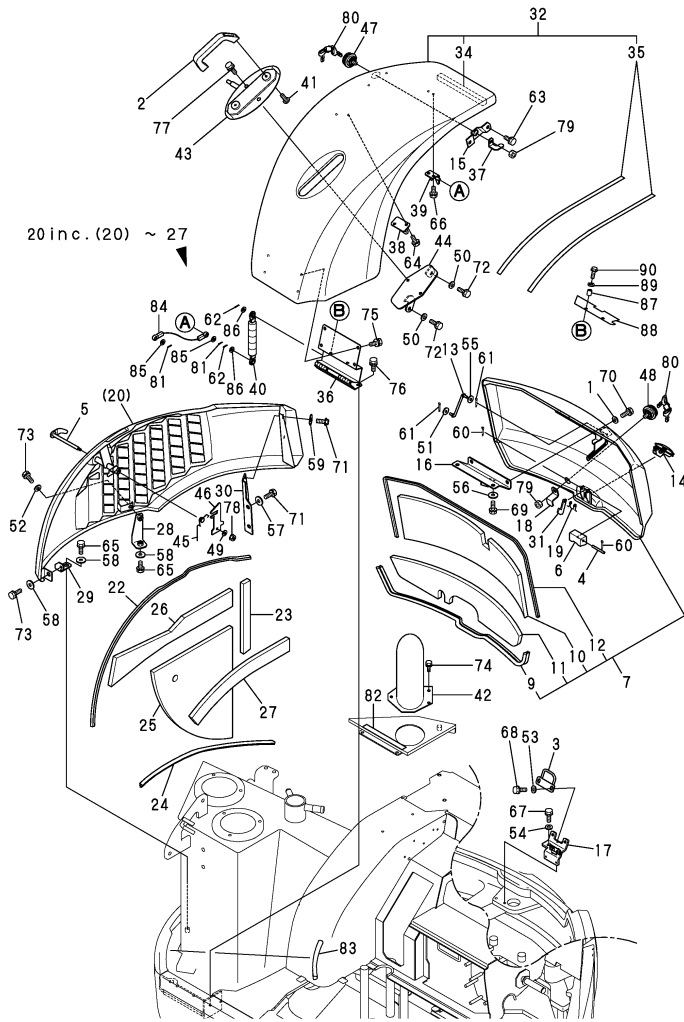
(B)=VIO50-3P(US)

(C)=VIO50-3C(AS)

(D)=VIO50-3P(AS)

(E)=VIO50-3C(NZ)

(F)=VIO50-3P(NZ)



No.	Lev.	Parts No.	Description	Q'ty						I	R
				(A)	(B)	(C)	(D)	(E)	(F)		
38	1	172496-65850	BRACKET	1	1	1	1	1	1		
39	1	172460-65900	PLATE ASSY, GUIDE	1	1	1	1	1	1		
40	1	172455-46890	SPRING, GAS	1	1	1	1	1	1		
41	1	26557-080202	SCREW, M8X20	2	2	2	2	2	2		
42	1	172460-65600	COVER ASSY, TAIL	1	1	1	1	1	1		
42-1	1	172460-65601	COVER ASSY, TAIL	1	1	1	1	1	1		N
		(A=M/#30985)	(B=M/#30985)	(C=M/#30985)	(D=M/#30985)	(E=M/#30985)	(F=M/#30985)				
43	1	172460-65621	PLATE, GRIP (GRAY:73)	1	1	1	1	1	1		
44	1	172460-65660	BASE (GRAY:73)	1	1	1	1	1	1		
45	1	172156-65690	SPRING, STOPPER	1	1	1	1	1	1		
46	1	172455-65800	PLATE, LOCK	1	1	1	1	1	1		
47	1	172164-66170	KEY ASSY, CYLINDER	1	1	1	1	1	1		
48	1	172164-66170	KEY ASSY, CYLINDER	1	1	1	1	1	1		
49	1	22137-080000	WASHER, 8	1	1	1	1	1	1		
50	1	22137-100000	WASHER, 10	2	2	2	2	2	2		
51	1	1A1380-62160	WASHER	1	1	1	1	1	1		
52	1	22137-100000	WASHER, 10	1	1	1	1	1	1		
53	1	22137-100000	WASHER, 10	2	2	2	2	2	2		
54	1	22137-100000	WASHER, 10	2	2	2	2	2	2		
55	1	22137-080000	WASHER, 8	1	1	1	1	1	1		
56	1	22157-100000	WASHER, 10	2	2	2	2	2	2		
57	1	22157-100000	WASHER, 10	2	2	2	2	2	2		
58	1	22157-100000	WASHER, 10	3	3	3	3	3	3		
59	1	22157-100000	WASHER, 10	2	2	2	2	2	2		
60	1	22417-200200	PIN, COTTER 2.0X20	2	2	2	2	2	2		
61	1	22417-200200	PIN, COTTER 2.0X20	2	2	2	2	2	2		
62	1	22417-200200	PIN, COTTER 2.0X20	2	2	2	2	2	2		
63	1	26013-100202	BOLT, M10X 20	2	2	2	2	2	2		
64	1	26013-100202	BOLT, M10X 20	2	2	2	2	2	2		
65	1	26013-100202	BOLT, M10X 20	2	2	2	2	2	2		
66	1	26013-100202	BOLT, M10X 20	2	2	2	2	2	2		
67	1	26013-100252	BOLT, M10X 25	2	2	2	2	2	2		
68	1	26013-100252	BOLT, M10X 25	2	2	2	2	2	2		
69	1	26013-100252	BOLT, M10X 25	2	2	2	2	2	2		
70	1	26013-100252	BOLT, M10X 25	2	2	2	2	2	2		
71	1	26013-100252	BOLT, M10X 25	4	4	4	4	4	4		
72	1	26013-100252	BOLT, M10X 25	2	2	2	2	2	2		
73	1	26013-100302	BOLT, M10X 30	2	2	2	2	2	2		
74	1	26014-080162	BOLT, M8X 16	3	3	3	3	3	3		
75	1	26014-100202	BOLT, M10X 20	4	4	4	4	4	4		
76	1	26014-100202	BOLT, M10X 20	3	3	3	3	3	3		
77	1	26014-100202	BOLT, M10X 20	2	2	2	2	2	2		
78	1	26347-080002	NUT, M8	1	1	1	1	1	1		
79	1	26347-100002	NUT, M10	2	2	2	2	2	2		
80	1	172524-17330	KEY ASSY	2	2	2	2	2	2		
81	1	22417-200200	PIN, COTTER 2.0X20	2	2	2	2	2	2		
82	1	172460-65840	SEAL, SPONGE	1	1	1	1	1	1		
83	1	172460-65830	RUBBER, SEAL	1	1	1	1	1	1		
84	1	172460-65970	CABLE	1	1	1	1	1	1		
85	1	22137-080000	WASHER, 8	2	2	2	2	2	2		
86	1	22137-080000	WASHER, 8	2	2	2	2	2	2		

Remarks

- (1)PLEASE USE THIS PART WITH FOLLOWING LABELS AT THE SAME TIME. REF. NO. 12A-1,12B-1,12C.
- (2)PLEASE USE THIS PART WITH FOLLOWING LABELS AT THE SAME TIME.36A-1.
- (3)LABELS ARE NOT ILLUSTRATED.
- (4)PLEASE USE THIS PART WITH FOLLOWING LABELS AT THE SAME TIME. REF. NO. 27A,27B.
- (5)PLEASE USE THIS PART WITH FOLLOWING LABELS AT THE SAME TIME.35A-1.

Fig.36. BONNET

(A)=VIO50-3C(US)

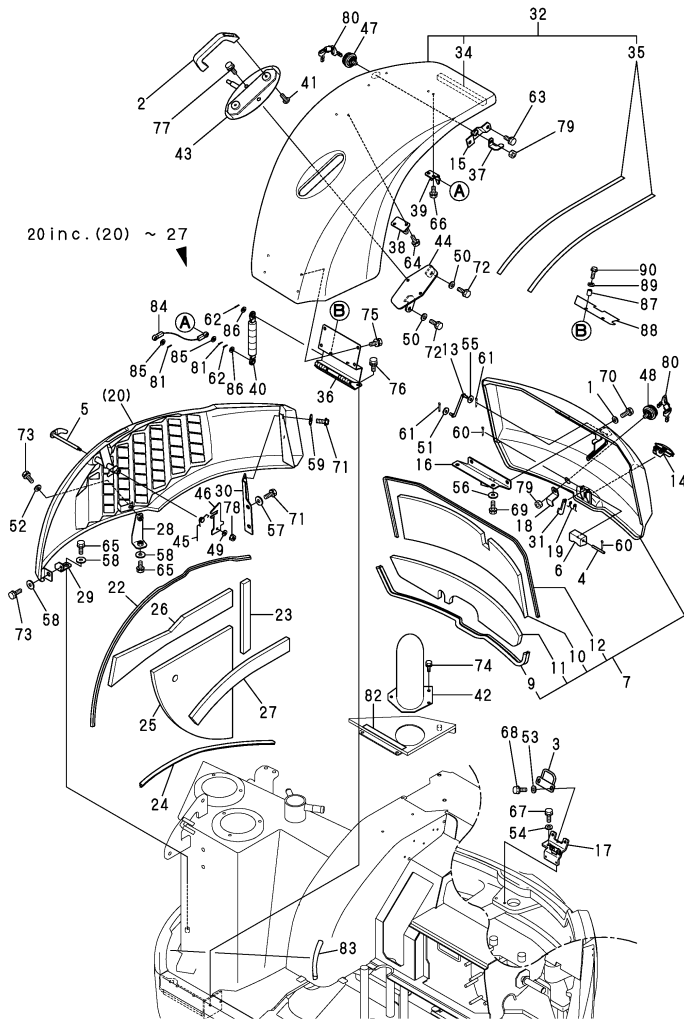
(B)=VIO50-3P(US)

(C)=VIO50-3C(AS)

(D)=VIO50-3P(AS)

(E)=VIO50-3C(NZ)

(F)=VIO50-3P(NZ)



No.	Lev.	Parts No.	Description	Q'ty						I	R
				(A)	(B)	(C)	(D)	(E)	(F)		
87	1	172958-17120	COLLAR	2	2		2				
88	1	172496-18640	COVER	1		1		1			
89	1	22157-060000	WASHER, 6	2		2		2			
90	1	26013-060162	BOLT, M6X 16	2		2		2			

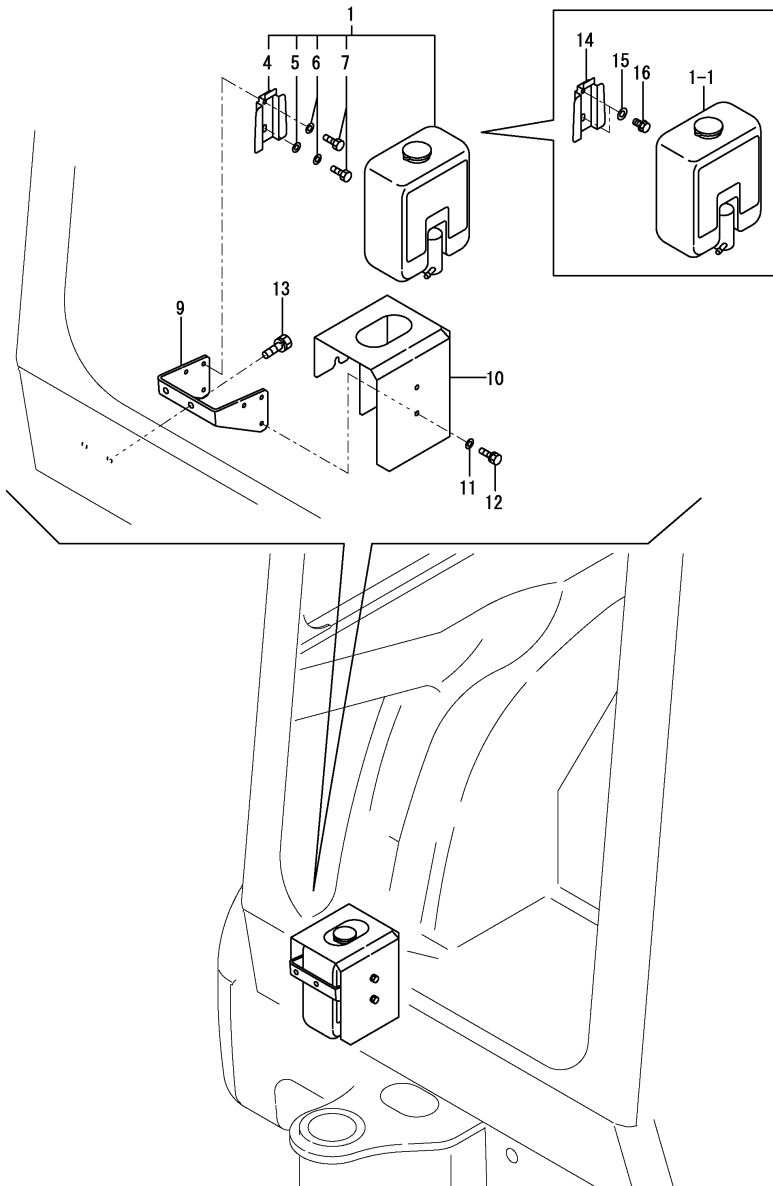
Remarks

- (1)PLEASE USE THIS PART WITH FOLLOWING LABELS AT THE SAME TIME.
REF. NO. 12A-1,12B-1,12C.
- (2)PLEASE USE THIS PART WITH FOLLOWING LABELS AT THE SAME TIME.36A-1.
- (3)LABELS ARE NOT ILLUSTRATED.
- (4)PLEASE USE THIS PART WITH FOLLOWING LABELS AT THE SAME TIME.
REF. NO. 27A,27B.
- (5)PLEASE USE THIS PART WITH FOLLOWING LABELS AT THE SAME TIME.35A-1.

Fig.17. WINDOW WASHER

(A)=VIO50-3C(US)
 (B)=VIO50-3P(US)
 (C)=VIO50-3C(AS)

(D)=VIO50-3P(AS)
 (E)=VIO50-3C(NZ)
 (F)=VIO50-3P(NZ)



No.	Lev.	Parts No.	Description	Q'ty						I	R
				(A)	(B)	(C)	(D)	(E)	(F)		
1	1	172472-17610	TANK ASSY, WASHER	1	1		1				
1-1	1	172472-17611 (A=MXXXXX)	TANK ASSY, WASHER (C=MXXXXX)	1	1		1			F	1
4	2	172472-17650 (A=MXXXXX)	BRACKET (C=MXXXXX)	1		1		1		Z	
5	2	22137-060000 (A=MXXXXX)	WASHER, 6 (C=MXXXXX)	1		1		1		Z	
6	2	22217-060000 (A=MXXXXX)	WASHER, SPRING 6 (C=MXXXXX)	2		2		2		Z	
7	2	26116-060162 (A=MXXXXX)	BOLT, M6X 16 PLATED (C=MXXXXX)	2		2		2		Z	
9	1	172472-17660	BRACKET, WASHER	1		1		1			
10	1	172472-17670	COVER ASSY, WASHER	1		1		1			
11	1	22137-060000	WASHER, 6	3		3		3			
12	1	26013-060122	BOLT, M6X 12	3		3		3			
13	1	26013-080202	BOLT, M8X 20	2		2		2			
14	1	120147-44810 (A=MXXXXX)	BRACKET (C=MXXXXX)	1		1		1			W
15	1	22137-060000 (A=MXXXXX)	WASHER, 6 (C=MXXXXX)	2		2		2			W
16	1	26013-060102 (A=MXXXXX)	BOLT, M6X 10 (C=MXXXXX)	2		2		2			W

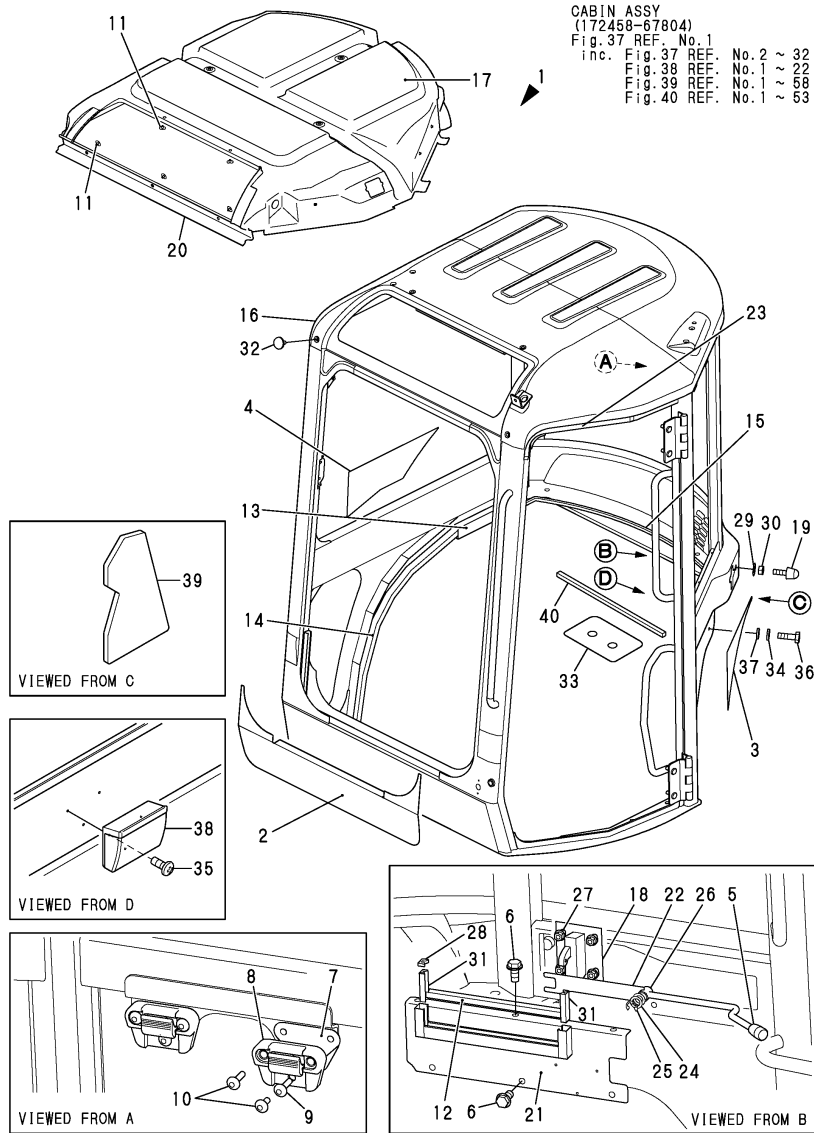
Remarks

(1)Interchangeable by simultaneous replacement with Ref.No.14,15,16.

Fig.37. CABIN(BODY)

(A)=VIO50-3C(US)
(B)=VIO50-3P(US)
(C)=VIO50-3C(AS)

(D)=VIO50-3P(AS)
(E)=VIO50-3C(NZ)
(F)=VIO50-3P(NZ)



No.	Lev.	Parts No.	Description	Q'ty						I	R
				(A)	(B)	(C)	(D)	(E)	(F)		
1	1	172458-67804	CABIN ASSY	1	1		1				
2	2	172458-03310	LABEL	1	1		1				
3	2	172458-03320	LABEL	1	1		1				
4	2	172458-03330	LABEL	1	1		1				
5	2	1E5100-51430	KNOB CLUTCH(RED)	1	1		1				
6	2	172519-63240	BOLT	6	6		6				
7	2	172455-67330	PLATE ASSY LOW GLASS	2	2		2				
8	2	172455-67340	HOLDER GLASS UP	2	2		2				
9	2	172455-67350	SCREW	4	4		4				
10	2	172455-67360	SCREW	2	2		2				
11	2	172455-67550	CLIP	15	15		15				
12	2	172458-67840	RUN, GLASS	1	1		1				
13	2	172458-67960	SEAL	1	1		1				
14	2	172458-67970	SEAL	1	1		1				
15	2	172458-67981	SEAL	1	1		1				
16	2	172458-68004	FRAME,CABIN(GREEN:83	1	1		1				1
17	2	172458-68851	INNER ROOF	1	1		1				
18	2	172162-69050	LOCK ASSY	1	1		1				
19	2	172165-69190	RUBBER, STOPPER	1	1		1				
20	2	172458-69220	INNER FRONT	1	1		1				
21	2	172458-69790	COVER ASSY	1	1		1				
22	2	172458-69830	LEVER	1	1		1				
23	2	172458-69930	SEAL, DOOR	1	1		1				
24	2	22117-120000	WASHER, 12	2	2		2				
25	2	22272-000100	RING, E-10	1	1		1				
26	2	24550-012200	BUSH, 12X20	1	1		1				
27	2	26366-080002	NUT, M8	4	4		4				
28	2	172455-67320	CAP, CHANNEL	2	2		2				
29	2	22117-100000	WASHER, 10	1	1		1				
30	2	26716-100002	NUT, M10	1	1		1				
31	2	172455-67310	RUN, GLASS	2	2		2				
32	2	172455-67440	CLIP, TREE	4	4		4				
32A	1	172437-03440	LABEL,ROPS	1	1		1				2
32A-1	1	172437-03441	LABEL, ROPS US	1	1		1				N 2
		(A=M/#30831)	(C=M/#30831)				(E=M/#30831)				
32B	1	172437-03450	LABEL,SEAT BELT	1	1		1				2
32B-1	1	172437-03451	LABEL, SEAT BELT US	1	1		1				N 2
		(A=M/#30831)	(C=M/#30831)				(E=M/#30831)				
33	1	172458-63580	SPACER	1	1		1				
34	1	22217-120000	WASHER, SPRING 12	13	13		13				
35	1	22867-400100	SCREW, 4X10	3	3		3				
36	1	26076-120402	BOLT, 10.912X 40	13	13		13				
37	1	172165-13220	WASHER	13	13		13				
38	1	172312-17250	ASHTRAY	1	1		1				
39	1	172458-63360	SHEET	1	1		1				
40	1	172458-63480	SEAL, SPONGE	1	1		1				

Remarks

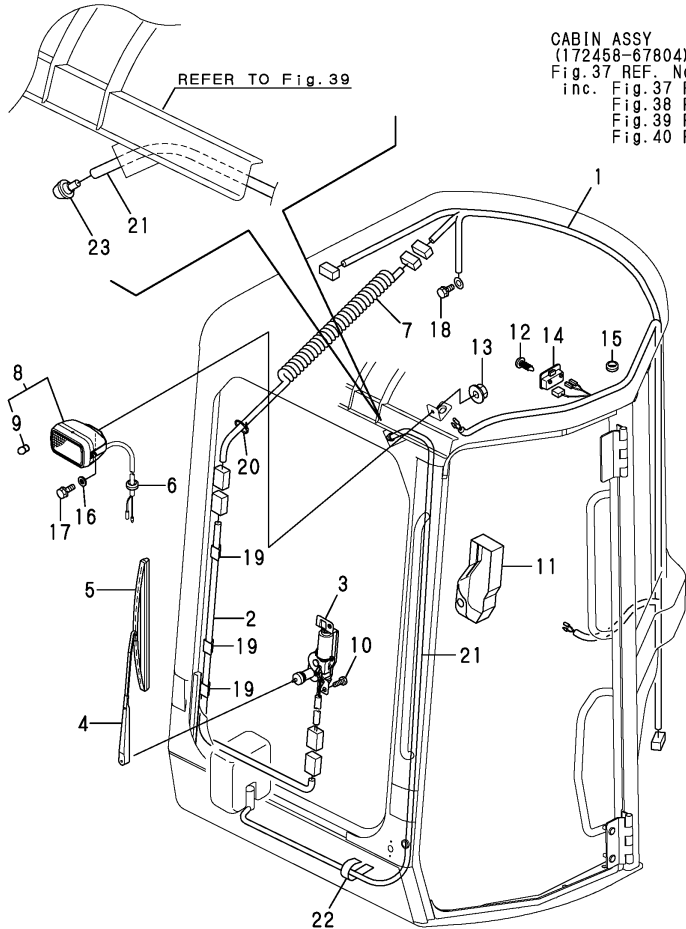
(1)PLEASE USE THIS PART WITH FOLLOWING LABELS AT THE SAME TIME.
REF. NO. 32A-1,32B-1.

(2)LABELS ARE NOT ILLUSTRATED.

Fig.38. CABIN(ELECTRIC PART)

(A)=VIO50-3C(US)
 (B)=VIO50-3P(US)
 (C)=VIO50-3C(AS)

(D)=VIO50-3P(AS)
 (E)=VIO50-3C(NZ)
 (F)=VIO50-3P(NZ)

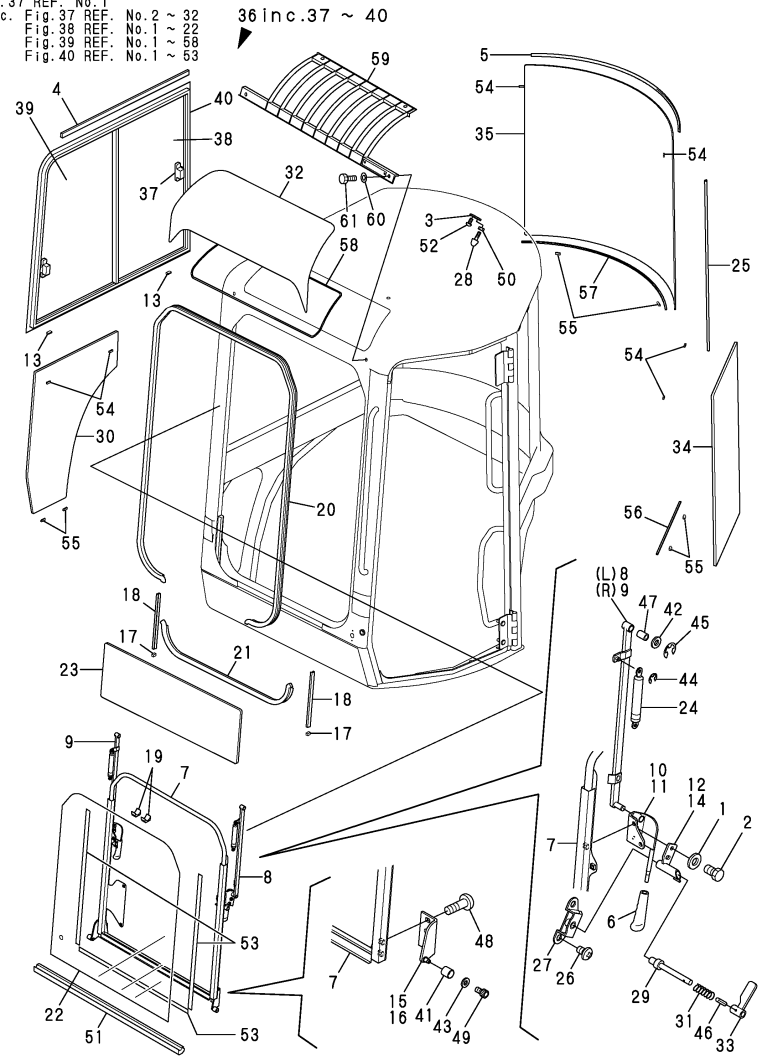


CABIN ASSY
 (172458-67804)
 Fig. 37 REF. No. 1
 inc. Fig. 37 REF. No. 2 ~ 32
 Fig. 38 REF. No. 1 ~ 22
 Fig. 39 REF. No. 1 ~ 58
 Fig. 40 REF. No. 1 ~ 53

No.	Lev.	Parts No.	Description	Q'ty						I	R
				(A)	(B)	(C)	(D)	(E)	(F)		
1	2	172458-16612	HARNES A.WIRE(CABIN	1	1		1				
2	2	172458-16620	WIRE HARNES B	1	1		1				
3	2	172458-17210	WIPER MOTOR	1	1		1				
4	2	172458-17220	ARM, WIPER	1	1		1				
5	2	172458-17230	WIPER BLADE	1	1		1				
6	2	172455-67870	GROMMET	2	2		2				
7	2	172455-67880	CORD	1	1		1				
8	2	172455-67970	WORKING LAMP	1	1		1				
9	3	172458-17420	BULB	1	1		1				
10	2	172455-69410	SET SCREW	2	2		2				
11	2	172455-69490	COVER, WIPER	1	1		1				
12	2	22857-400100	SCREW, 4X10	2	2		2				
13	2	26366-080002	NUT, M8	1	1		1				
14	2	172455-67900	ROOM LAMP	1	1		1				
15	2	172458-69320	GROMMET	1	1		1				
16	2	22137-080000	WASHER, 8	1	1		1				
17	2	26116-080202	BOLT, M8X 20 PLATED	1	1		1				
18	2	26013-080162	BOLT, M8X 16	1	1		1				
19	2	172455-67910	CLAMP, HARNES	3	3		3				
20	2	933168-55770	BAND 146	1	1		1				
21	2	172472-17620	HOSE, WASHER	1	1		1				
22	2	172455-67910	CLAMP, HARNES	3	3		3				
23	1	198094-86060	NOZZLE, WASHER	1	1		1				

Fig.39. CABIN(GLASS)

CABIN ASSY
(172458-67804)
Fig. 37 REF. No. 1
inc. Fig. 37 REF. No. 2 ~ 32
Fig. 38 REF. No. 1 ~ 22
Fig. 39 REF. No. 1 ~ 58
Fig. 40 REF. No. 1 ~ 53



(A)=VIO50-3C(US)
(B)=VIO50-3P(US)
(C)=VIO50-3C(AS)

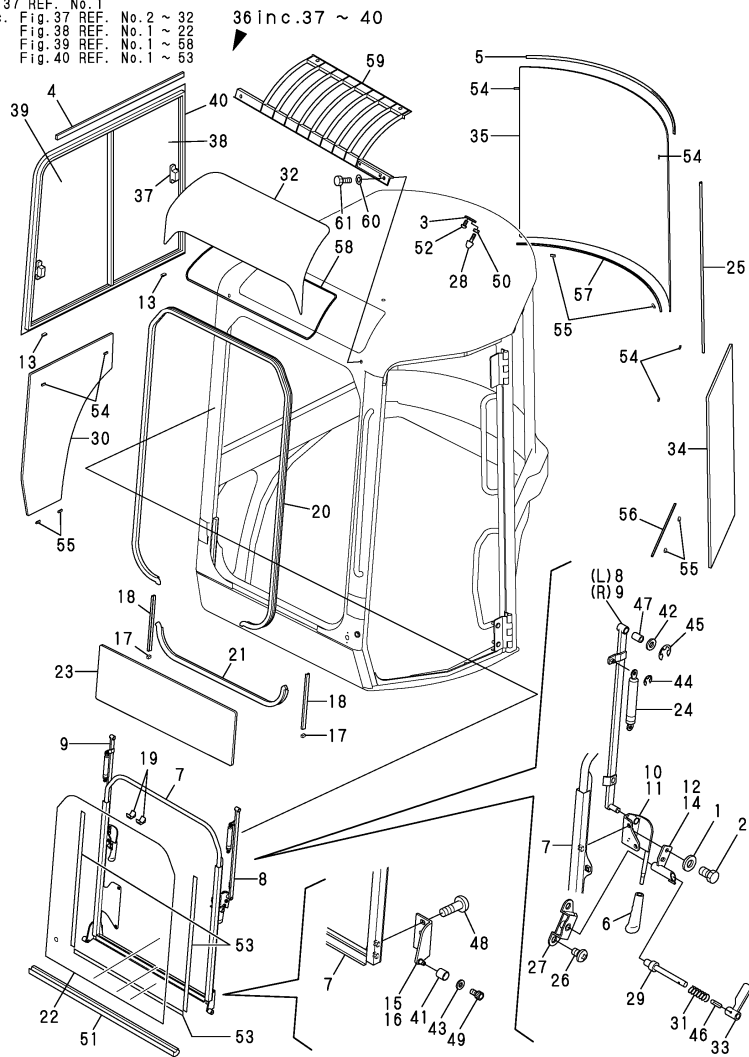
(D)=VIO50-3P(AS)
(E)=VIO50-3C(NZ)
(F)=VIO50-3P(NZ)

No.	Lev.	Parts No.	Description	Q'ty						I	R
				(A)	(B)	(C)	(D)	(E)	(F)		
1	2	172458-63670	HD WASHER	8	8		8				
2	2	172458-63680	BOLT 8X16	8	8		8				
3	2	172458-63700	PLATE	1	1		1				
4	2	172458-63760	SEAL, SPONGE	1	1		1				
5	2	172458-63770	TRIM	1	1		1				
6	2	172445-66750	GRIP	2	2		2				
7	2	172458-67340	FRAME,FRONT W (12)	1	1		1				
8	2	172458-67440	LINK L,FW (12)	1	1		1				
9	2	172458-67510	LINK R,FW (12)	1	1		1				
10	2	172458-67520	HANDLE L	1	1		1				
11	2	172458-67550	HANDLE R	1	1		1				
12	2	172458-67570	RUCHE	1	1		1				
13	2	172455-67610	SPACER	2	2		2				
14	2	172458-67610	RUCHE	1	1		1				
15	2	172458-67670	SHAFT ASSY, ROLLER	1	1		1				
16	2	172458-67680	SHAFT ASSY, ROLLER	1	1		1				
17	2	172455-67710	RUBBER, STOPPER	2	2		2				
18	2	172458-67830	RUN, GLASS	2	2		2				
19	2	172458-67850	RUBBER, STOPPER	2	2		2				
20	2	172458-67860	RUBBER, SEAL	1	1		1				
21	2	172458-67880	RUBBER, SEAL	1	1		1				
22	2	172458-67900	GLASS	1	1		1				
23	2	172458-67910	GLASS	1	1		1				
24	2	172458-67920	SPRING, GAS	2	2		2				
25	2	172458-69090	TRIM	1	1		1				
26	2	172463-69150	SCREW	4	4		4				
27	2	172463-69160	HOLDER ASSY,F/W	2	2		2				
28	2	172458-63800	RUBBER, STOPPER	1	1		1				
29	2	172463-69190	LATCH PIN	2	2		2				
30	2	172458-69200	GLASS	1	1		1				
31	2	172463-69200	SPRING	2	2		2				
32	2	172458-69210	SUNROOF	1	1		1				
33	2	172463-69210	LEVER ASSY,F/W	2	2		2				
34	2	172458-69230	GLASS	1	1		1				1
35	2	172458-69240	GLASS	1	1		1				
36	2	172458-69250	SASH ASSY	1	1		1				2
37	3	172455-67770	LOCK ASSY, SASH	2	2		2				
38	3	172458-69260	GLASS, SASH	1	1		1				
39	3	172458-69270	GLASS, SASH	1	1		1				
40	3	172458-69280	FRAME, SASH	1	1		1				
41	2	172445-69740	ROLLER	2	2		2				
42	2	22117-120000	WASHER, 12	4	4		4				
43	2	22137-060000	WASHER, 6	2	2		2				
44	2	22272-000060	RING, E- 6	4	4		4				
45	2	22272-000080	RING, E- 8	4	4		4				
46	2	22351-030012	PIN, SPRING 3.0X12	2	2		2				
47	2	24550-012200	BUSH, 12X20	4	4		4				
48	2	172458-63730	SCREW	4	4		4				
49	2	26450-060102	BOLT, M6X 10	2	2		2				
50	2	26716-100002	NUT, M10	1	1		1				
51	2	172458-67870	RUBBER, SEAL	1	1		1				

Remarks
(1)PLEASE USE THIS PART WITH FOLLOWING LABELS AT THE SAME TIME. REF. NO. 62.
(2)PLEASE USE THIS PART WITH FOLLOWING LABELS AT THE SAME TIME. REF. NO. 63-71.
(3)LABELS ARE NOT ILLUSTRATED.

Fig.39. CABIN(GLASS)

CABIN ASSY
(172458-67804)
Fig. 37 REF. No. 1
inc. Fig. 37 REF. No. 2 ~ 32
Fig. 38 REF. No. 1 ~ 22
Fig. 39 REF. No. 1 ~ 68
Fig. 40 REF. No. 1 ~ 53



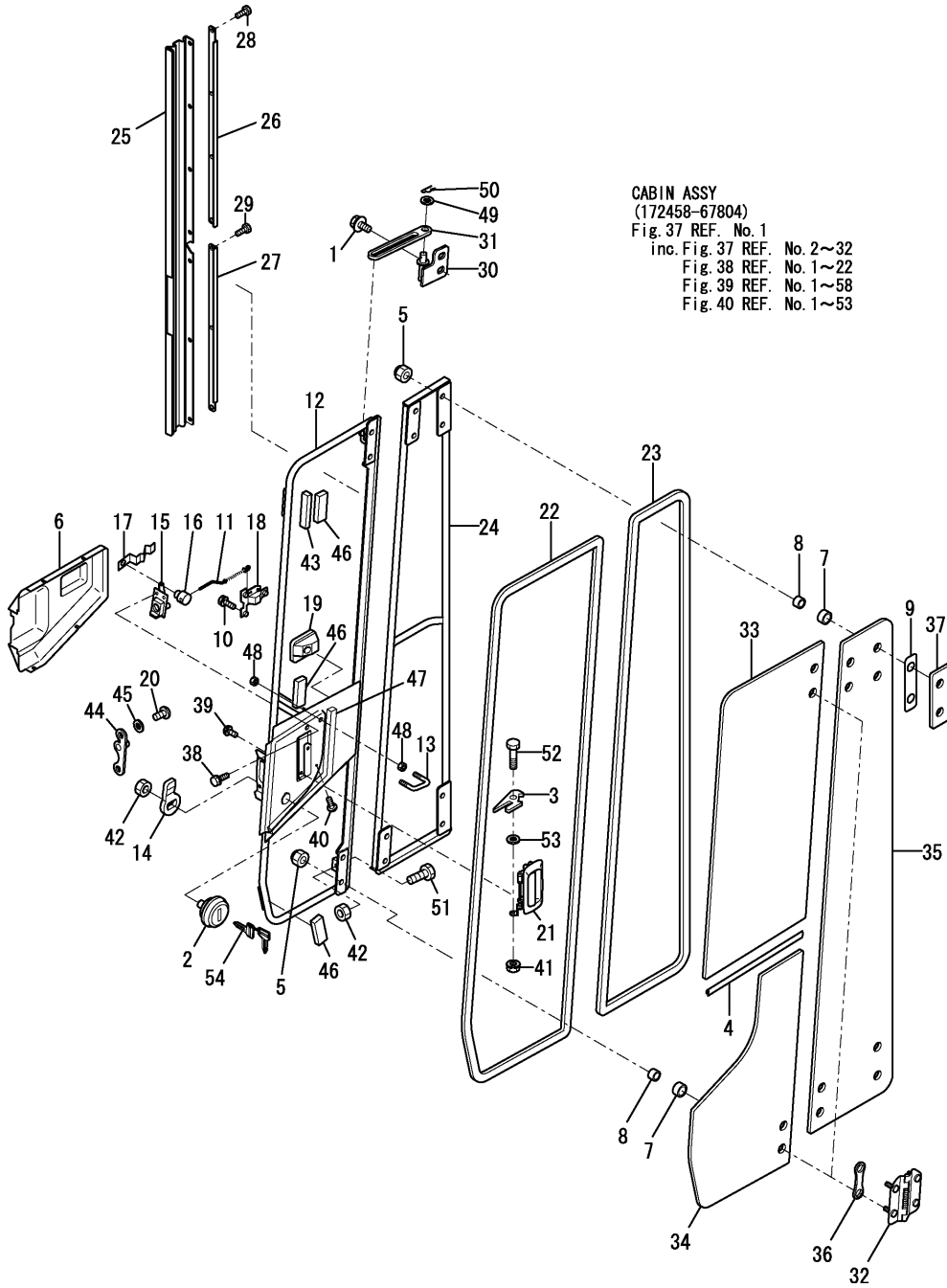
(A)=VIO50-3C(US)
(B)=VIO50-3P(US)
(C)=VIO50-3C(AS)

(D)=VIO50-3P(AS)
(E)=VIO50-3C(NZ)
(F)=VIO50-3P(NZ)

No.	Lev.	Parts No.	Description	Q'ty						I	R
				(A)	(B)	(C)	(D)	(E)	(F)		
52	2	172458-63730	SCREW	1	1		1				
53	2	172458-63790	SEAL, DAM	3		3		3			
54	2	172458-63950	SPACER	6		6		6			
55	2	172458-63960	SPACER	6		6		6			
56	2	172458-63970	SEAL, DAM	1		1		1			
57	2	172458-63980	SEAL, DAM	1		1		1			
58	2	172458-63990	SEAL, DAM	1		1		1			
59	1	172472-66611	GUARD, FOPS	1		1		1			
60	1	22137-100000	WASHER, 10	4		4		4			
61	1	26076-100352	BOLT, 10.910X 35	4		4		4			
62	1	172463-03320	LABEL,F/W LOWER US	1		1		1			3
63	1	172467-03192	LABEL, LIFT Q US	1		1		1			3
63-1	1	172467-03193	LABEL, LIFT Q US	1		1		1			N 3
		(A=M/#30831)	(C=M/#30831)			(E=M/#30831)					
64	1	172437-03600	LABEL	1		1		1			3
64-1	1	172437-03601	LABEL, 2-WAY US	1		1		1			N 3
		(A=M/#30831)	(C=M/#30831)			(E=M/#30831)					
65	1	172472-03240	LABEL,PIN US	1		1		1			3
65-1	1	172472-03241	LABEL, PIN US	1		1		1			N 3
		(A=M/#30831)	(C=M/#30831)			(E=M/#30831)					
66	1	172437-03310	LABEL,SLOPE	1		1		1			3
66-1	1	172437-03311	LABEL, SLOPE US	1		1		1			N 3
		(A=M/#30831)	(C=M/#30831)			(E=M/#30831)					
66-2	1	172437-03312	LABEL,SLOPE US	1		1		1			N 3
		(A=M/#30985)	(C=M/#30985)			(E=M/#30985)					
67	1	172437-03371	LABEL	1		1		1			3
67-1	1	172437-03372	LABEL, NEUTRAL US	1		1		1			N 3
		(A=M/#30831)	(C=M/#30831)			(E=M/#30831)					
68	1	172437-03550	LABEL,WINDOW	1		1		1			3
68-1	1	172437-03551	LABEL, WINDOW US	1		1		1			N 3
		(A=M/#30831)	(C=M/#30831)			(E=M/#30831)					
69	1	172496-03250	LABEL, P.T.O.	1		1		1			3
70	1	172490-03200	LABEL	1		1		1			3
71	1	172472-03250	LABEL,OPERATION Q US	1		1		1			3

Remarks
(1)PLEASE USE THIS PART WITH FOLLOWING LABELS AT THE SAME TIME. REF. NO. 62.
(2)PLEASE USE THIS PART WITH FOLLOWING LABELS AT THE SAME TIME. REF. NO. 63-71.
(3)LABELS ARE NOT ILLUSTRATED.

Fig.40. CABIN(DOOR)



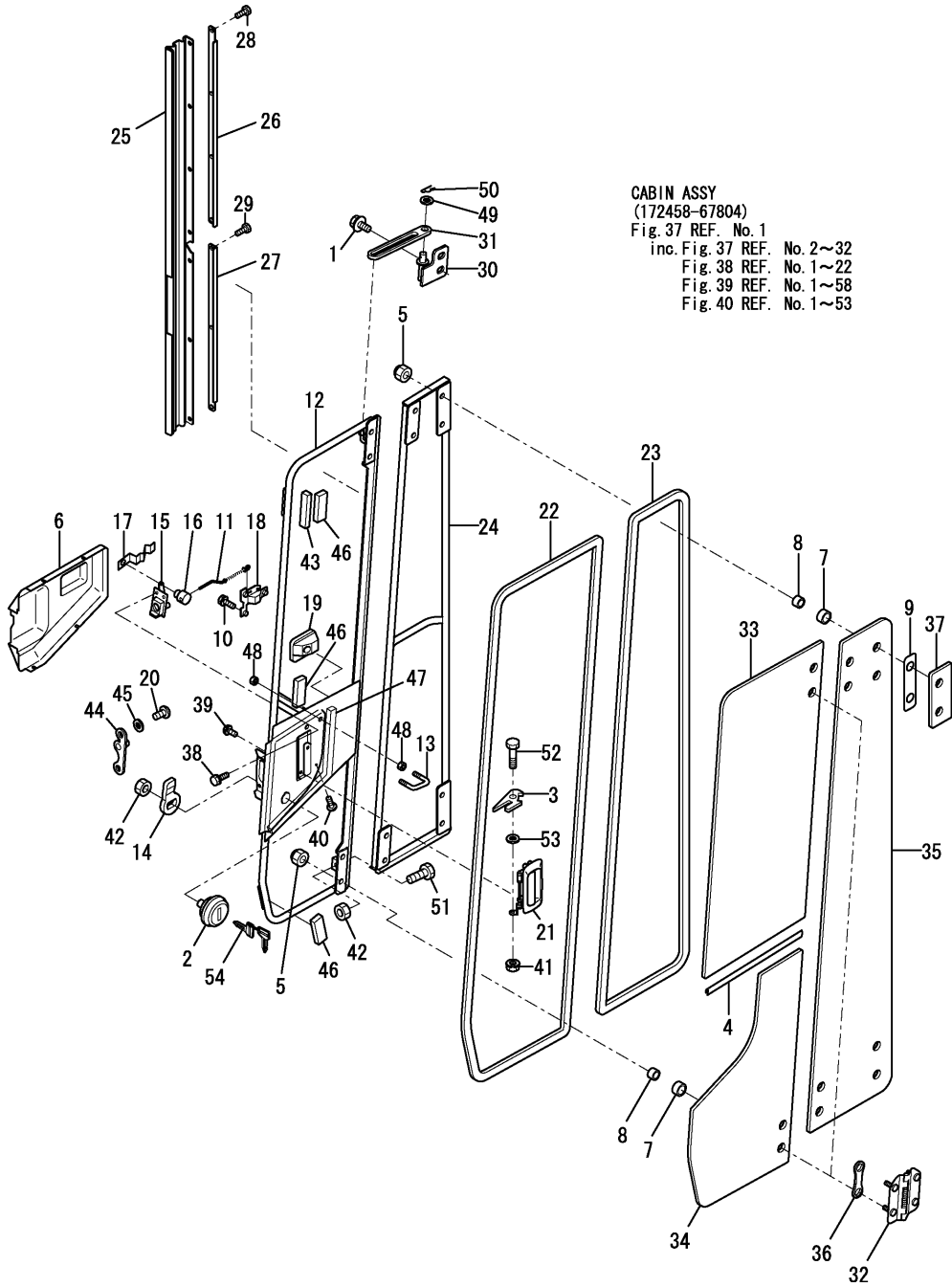
CABIN ASSY
(172458-67804)
Fig. 37 REF. No. 1
inc. Fig. 37 REF. No. 2~32
Fig. 38 REF. No. 1~22
Fig. 39 REF. No. 1~58
Fig. 40 REF. No. 1~53

(A)=VIO50-3C(US)
(B)=VIO50-3P(US)
(C)=VIO50-3C(AS)

(D)=VIO50-3P(AS)
(E)=VIO50-3C(NZ)
(F)=VIO50-3P(NZ)

No.	Lev.	Parts No.	Description	Q'ty						I	R
				(A)	(B)	(C)	(D)	(E)	(F)		
1	2	172519-63240	BOLT	2	2		2				
2	2	172164-66170	KEY ASSY, CYLINDER	1		1		1			
3	2	172458-67940	PLATE	1		1		1			
4	2	172458-69100	TRIM	1		1		1			
5	2	172455-69140	NUT, CAP	12		12		12			
6	2	172455-69170	COVER, LATCH	1		1		1			
7	2	172455-69200	TUBE	12		12		12			
8	2	172455-69250	PIPE	12		12		12			
9	2	172455-69290	PACKING	4		4		4			
10	2	172455-69300	SCREW	3		3		3			
11	2	172445-69400	ROD	1		1		1			
12	2	172458-69400	FRAME,DOOR F (12)	1		1		1			
13	2	172445-69420	DOOR HOOK	1		1		1			
14	2	172162-69470	LOCK PLATE	1		1		1			
15	2	172162-69480	LOCK ASSY	1		1		1			
16	2	172162-69490	PIN	1		1		1			
17	2	172162-69500	SPRING	1		1		1			
18	2	172162-69510	HANDLE ASSY	1		1		1			
19	2	172162-69520	COVER	1		1		1			
20	2	172455-69520	SCREW	2		2		2			
21	2	172162-69541	HANDLE, OUTER	1		1		1			
22	2	172458-69580	TRIM ASSY	1		1		1			
23	2	172458-69590	TRIM ASSY	1		1		1			
24	2	172458-69601	FRAME,DOOR REAR (12)	1		1		1			
25	2	172458-66720	COVER, DOOR	1		1		1			
26	2	172458-66780	UPPER PLATE,DOOR REA	1		1		1			
27	2	172458-66790	LOWER PLATE,DOOR REA	1		1		1			
28	2	172458-66800	SCREW	4		4		4			
29	2	172458-66800	SCREW	3		3		3			
30	2	172458-69730	PLATE	1		1		1			
31	2	172458-69760	GUIDE, STOPPER	1		1		1			
32	2	172458-69770	HINGE	2		2		2			
33	2	172458-69900	GLASS, DOOR	1		1		1			
34	2	172458-69910	GLASS, DOOR	1		1		1			
35	2	172458-69920	GLASS, DOOR	1		1		1			
36	2	172458-69960	GASKET	8		8		8			
37	2	172458-69990	COVER	2		2		2			
38	2	26013-060162	BOLT, M6X 16	3		3		3			
39	2	26023-060122	SCREW, M6X12	2		2		2			
40	2	26023-060162	SCREW, M6X16	4		4		4			
41	2	26051-080002	NUT, M8	1		1		1			
42	2	26716-100002	NUT, M10	2		2		2			
43	2	172458-63930	STOPPER	1		1		1			
44	2	172458-67020	STRIKER ASSY	1		1		1			
45	2	172458-63670	HD WASHER	2		2		2			
46	2	172458-63950	SPACER	3		3		3			
47	2	172458-67650	SEAL, DAM	1		1		1			
48	2	172445-69320	NUT	4		4		4			
49	2	22137-080000	WASHER, 8	2		2		2			
50	2	22417-200160	PIN, COTTER 2.0X16	2		2		2			
51	2	26116-100304	BOLT, M10X 30 PLATED	1		1		1			

Fig.40. CABIN(DOOR)



CABIN ASSY
 (172458-67804)
 Fig. 37 REF. No. 1
 inc. Fig. 37 REF. No. 2~32
 Fig. 38 REF. No. 1~22
 Fig. 39 REF. No. 1~58
 Fig. 40 REF. No. 1~53

(A)=VIO50-3C(US)
 (B)=VIO50-3P(US)
 (C)=VIO50-3C(AS)

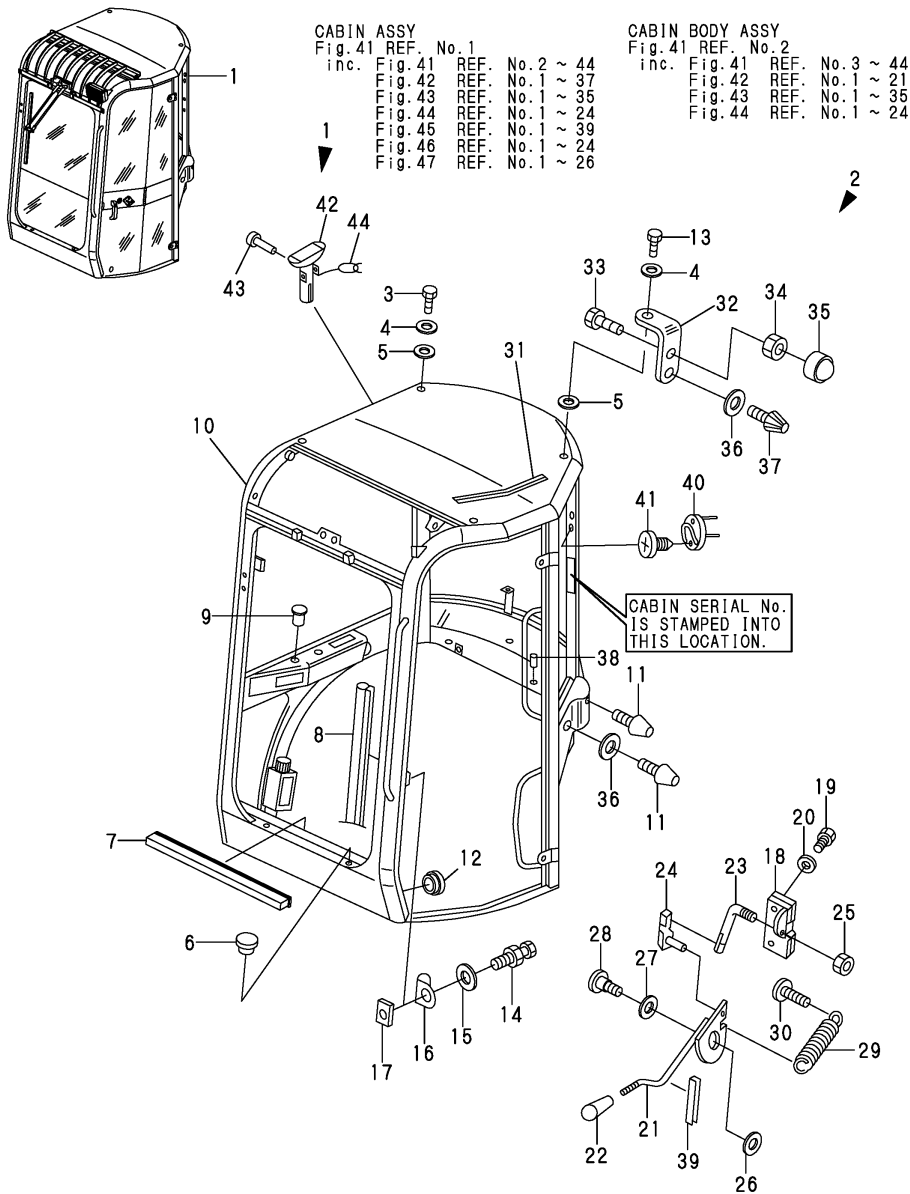
(D)=VIO50-3P(AS)
 (E)=VIO50-3C(NZ)
 (F)=VIO50-3P(NZ)

No.	Lev.	Parts No.	Description	Q'ty						I	R
				(A)	(B)	(C)	(D)	(E)	(F)		
52	2	26116-080202	BOLT, M8X 20 PLATED	1		1		1			
53	2	22137-080000	WASHER, 8	1		1		1			
54	1	172524-17330	KEY ASSY	1		1		1			

Fig.41. TIM CABIN(BODY)

(A)=VIO50-3C(US)
 (B)=VIO50-3P(US)
 (C)=VIO50-3C(AS)

(D)=VIO50-3P(AS)
 (E)=VIO50-3C(NZ)
 (F)=VIO50-3P(NZ)



CABIN ASSY
 Fig.41 REF. No. 1
 inc. Fig. 41 REF. No. 2 ~ 44
 Fig. 42 REF. No. 1 ~ 37
 Fig. 43 REF. No. 1 ~ 35
 Fig. 44 REF. No. 1 ~ 24
 Fig. 45 REF. No. 1 ~ 39
 Fig. 46 REF. No. 1 ~ 24
 Fig. 47 REF. No. 1 ~ 26

CABIN BODY ASSY
 Fig.41 REF. No. 2
 inc. Fig. 41 REF. No. 3 ~ 44
 Fig. 42 REF. No. 1 ~ 21
 Fig. 43 REF. No. 1 ~ 35
 Fig. 44 REF. No. 1 ~ 24

No.	Lev.	Parts No.	Description	Q'ty						I	R
				(A)	(B)	(C)	(D)	(E)	(F)		
1	1	172472-68400	CABIN ASSY	1							
2	2	172472-68410	CABIN ASSY	1							
3	3	172456-68180	BOLT 16X30	1							
4	3	172A21-68990	WASHER	2							
5	3	172A21-68840	WASHER, 15X30X2	2							
6	3	172456-68550	STOPPER	4							
7	3	172472-68550	SEAL, 820	1							
8	3	172472-68560	SEAL, 3300	1							
9	3	172472-68840	NUT, M5	2							
10	3	172472-68470	CABINE BASE ASSY	1							
11	3	172437-68640	STOPPER, DOOR	2							
12	3	172456-68570	PLUG	2							
13	3	172472-68570	BOLT 16X40	1							
14	3	172456-68720	CATCH, DOOR	1							
15	3	172456-68750	WASHER, 12X30X2	1							
16	3	172456-68730	PROTECTOR L	1							
17	3	172456-68380	PLATE	1							
18	3	172456-68880	CATCH, DOOR	1							
19	3	172456-68390	BOLT 6X35	4							
20	3	172456-68930	WASHER	4							
21	3	172472-68590	REVER DOOR LOCK	1							
22	3	172456-68770	KNOB, LEVER	1							
23	3	172456-68850	LINKAGE	1							
24	3	172456-68860	CLIP	1							
25	3	172456-68870	NUT, SAFETY	1							
26	3	172456-68780	WASHER	1							
27	3	172456-68790	COLLAR, NYLON	1							
28	3	172456-68800	SCREW	1							
29	3	172456-68830	SPRING, 1.5X10X50	1							
30	3	172456-68840	SCREW, M8X20	1							
31	3	172472-68710	SEAL, 360	1							
32	3	172472-68780	SUPPORT, DOOR	1							
33	3	172472-68790	BOLT	1							
34	3	172456-68100	NUT, M8	1							
35	3	172A21-69030	CAP, NUT M8	1							
36	3	172456-68710	WASHER, 10X38X5	2							
37	3	172437-68640	STOPPER, DOOR	1							
38	3	172A21-69020	NUT, M6	2							
39	3	172456-69320	SEAL, 90	1							
40	3	172456-68640	HOOK	1							
41	3	172456-68650	SCREW, M3.5X12.7	2							
42	3	172456-68660	HAMMER	1							
43	3	172456-68670	RIVET 3.2X8	2							
44	3	172456-68680	SEAL, BAND	1							

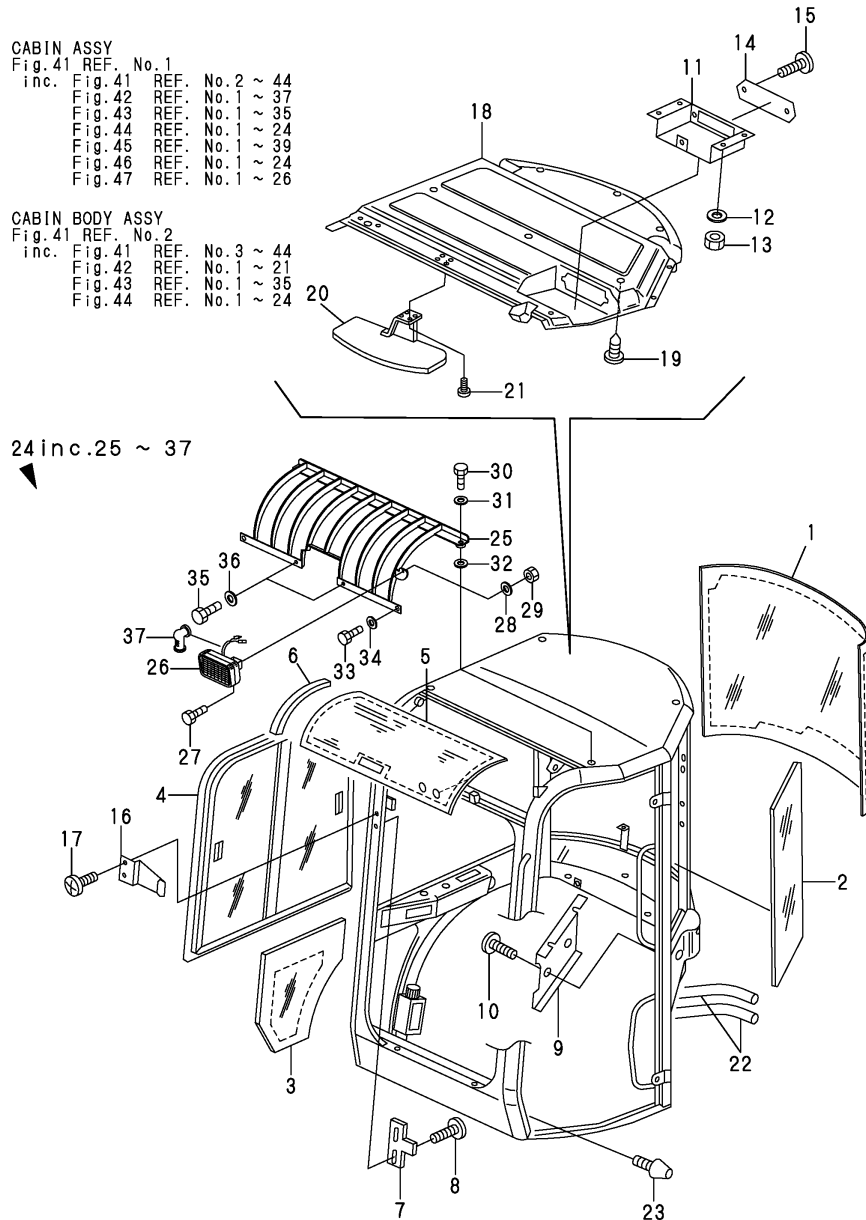
Fig.42. TIM CABIN(ACCESSORY)

(A)=VIO50-3C(US)
 (B)=VIO50-3P(US)
 (C)=VIO50-3C(AS)

(D)=VIO50-3P(AS)
 (E)=VIO50-3C(NZ)
 (F)=VIO50-3P(NZ)

CABIN ASSY
 Fig.41 REF. No.1
 inc. Fig.41 REF. No.2 ~ 44
 Fig.42 REF. No.1 ~ 37
 Fig.43 REF. No.1 ~ 35
 Fig.44 REF. No.1 ~ 24
 Fig.45 REF. No.1 ~ 39
 Fig.46 REF. No.1 ~ 24
 Fig.47 REF. No.1 ~ 26

CABIN BODY ASSY
 Fig.41 REF. No.2
 inc. Fig.41 REF. No.3 ~ 44
 Fig.42 REF. No.1 ~ 21
 Fig.43 REF. No.1 ~ 35
 Fig.44 REF. No.1 ~ 24



No.	Lev.	Parts No.	Description	Q'ty						I	R
				(A)	(B)	(C)	(D)	(E)	(F)		
1	3	172472-68480	GLASS	1							
2	3	172472-68490	GLASS	1							
3	3	172472-68500	GLASS	1							
4	3	172472-68510	SASH ASSY	1							
5	3	172472-68520	GLASS, SKYLIGHT	1							
6	3	172456-68490	SEAL, JOINT 300	2							
7	3	172437-68780	HOLDER,FRONT WINDOW	2							
8	3	172456-68950	SCREW, M6X16	4							
9	3	172472-68600	COVER, LOCK	1							
10	3	172456-68950	SCREW, M6X16	4							
11	3	172472-68620	SUPPORT, RADIO	1							
12	3	172456-68930	WASHER	4							
13	3	172456-69900	NUT, M6	4							
14	3	172A21-68610	PLATE,RADIO	1							
15	3	172456-68950	SCREW, M6X16	2							
16	3	172456-68600	SUPPORT, WIPER BLADE	1							
17	3	172456-68610	SCREW, M5X8	2							
18	3	172472-68700	INNER ROOF	1							
19	3	172A21-68870	CAP	10							
20	3	172437-68600	SUNVISOR	1							
21	3	172456-68220	SCREW, M4.8X15.9	3							
22	2	172472-68450	HOSE, HEATER	2							
23	2	172472-68460	STOPPER, RUBBER	1							
24	2	172472-68440	GRILLE ASSY	1							
25	3	172472-69200	GRILLE ASSY	1							
26	3	172472-69210	WORK LAMP	1							
27	3	172456-69980	SCREW, M8X16	1							
28	3	172456-69990	WASHER, 8	1							
29	3	172456-68100	NUT, M8	1							
30	3	172472-68570	BOLT 16X40	2							
31	3	172A21-68990	WASHER	2							
32	3	172A21-68840	WASHER, 15X30X2	2							
33	3	172472-69220	BOLT 16X25	2							
34	3	172A21-68990	WASHER	2							
35	3	172472-69230	BOLT M10X20	2							
36	3	172437-68350	WASHER 10.5X30X2.5	2							
37	3	172456-68110	CAP	2							

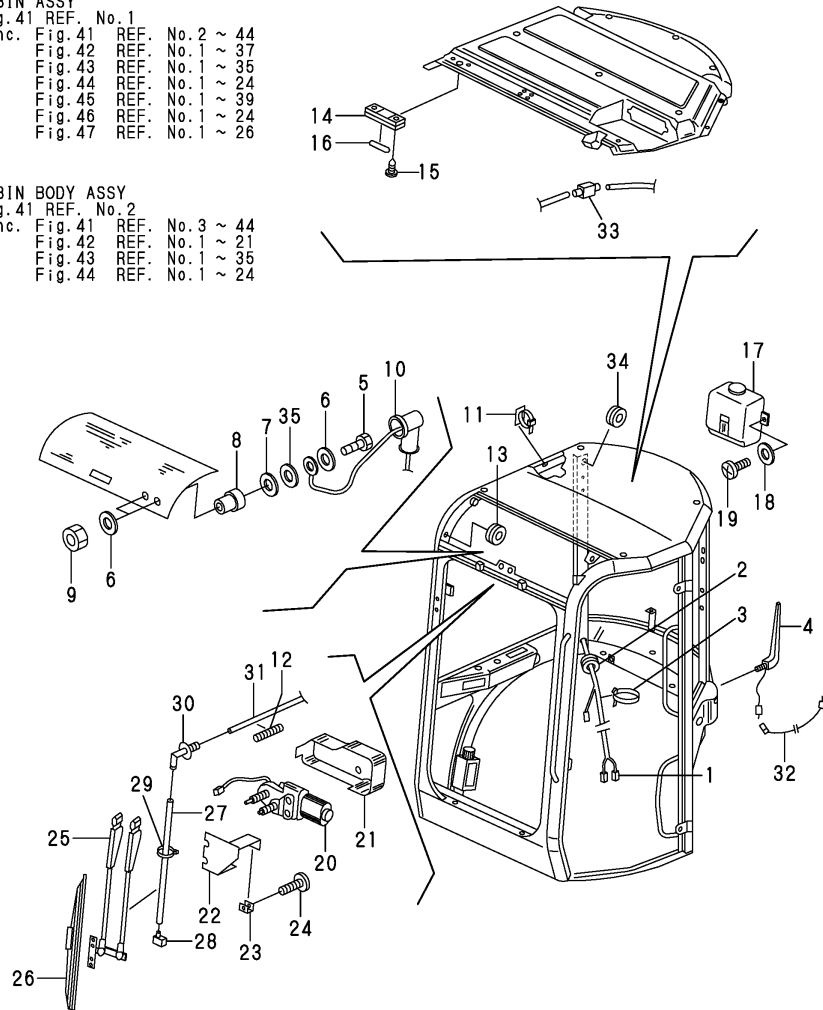
Fig.43. TIM CABIN(ELECTRIC PART & WIPER)

(A)=VIO50-3C(US)
 (B)=VIO50-3P(US)
 (C)=VIO50-3C(AS)

(D)=VIO50-3P(AS)
 (E)=VIO50-3C(NZ)
 (F)=VIO50-3P(NZ)

CABIN ASSY
 Fig.41 REF. No.1
 inc. Fig.41 REF. No.2 ~ 44
 Fig.42 REF. No.1 ~ 37
 Fig.43 REF. No.1 ~ 35
 Fig.44 REF. No.1 ~ 24
 Fig.45 REF. No.1 ~ 39
 Fig.46 REF. No.1 ~ 24
 Fig.47 REF. No.1 ~ 26

CABIN BODY ASSY
 Fig.41 REF. No.2
 inc. Fig.41 REF. No.3 ~ 44
 Fig.42 REF. No.1 ~ 21
 Fig.43 REF. No.1 ~ 35
 Fig.44 REF. No.1 ~ 24



No.	Lev.	Parts No.	Description	Q'ty						I	R
				(A)	(B)	(C)	(D)	(E)	(F)		
1	3	172472-68530	WIRE HARNESS CABIN	1							
2	3	172456-68510	GROMMET	1							
3	3	172472-68540	BAND	4							
4	3	172A21-68950	ANTENNA	1							
5	3	172456-68120	SCREW	2							
6	3	172456-68130	WASHER, 7X16X3	4							
7	3	172456-68150	WASHER, 6X18X1	2							
8	3	172456-68160	NUT, SEAL M6	2							
9	3	172456-68170	NUT, BRASS M6	2							
10	3	172456-68110	CAP	2							
11	3	172456-68520	CLAMP, CABLE	7							
12	3	172472-68830	SPRING	1							
13	3	172456-68530	GROMMET, 16X22X3	2							
14	3	172456-68960	ROOM LAMP	1							
15	3	172456-68650	SCREW, M3.5X12.7	2							
16	3	172456-68970	LAMP	1							
17	3	172437-68760	TANK, WASHER	1							
18	3	172456-68150	WASHER, 6X18X1	2							
19	3	172456-68590	SCREW, M6X12	2							
20	3	172437-68540	WIPER MOTOR	1							
21	3	172456-69200	COVER, MOTOR	1							
22	3	172456-69170	SUPPORT, MOTOR	1							
23	3	172456-69180	CLIP	2							
24	3	172456-69190	SCREW, M5X12	2							
25	3	172456-69210	ARM, WIPER	1							
26	3	172456-69220	BLADE, WIPER	1							
27	3	172472-68660	HOSE	1							
28	3	172437-68520	NOZZLE, WASHER	1							
29	3	172437-68400	CLAMP	2							
30	3	172A21-68930	BEND UNION	1							
31	3	172472-68670	HOSE	1							
32	3	172472-68730	WIRE ANTENNA	1							
33	3	172437-68460	CHECK VALVE, WASHER	1							
34	3	172A21-68970	GROMMET, 20X28X4	2							
35	3	172456-68140	WASHER, 6	2							

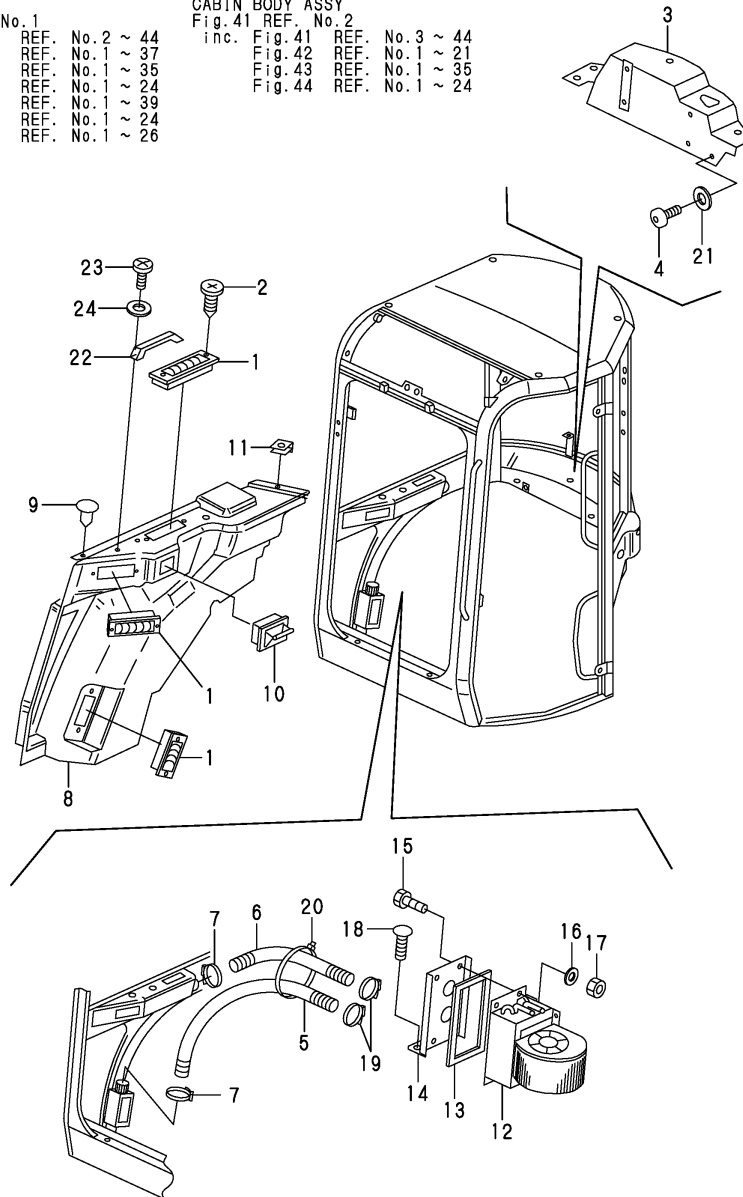
Fig.44. TIM CABIN(HEATER & DUCT COVER)

(A)=VIO50-3C(US)
 (B)=VIO50-3P(US)
 (C)=VIO50-3C(AS)

(D)=VIO50-3P(AS)
 (E)=VIO50-3C(NZ)
 (F)=VIO50-3P(NZ)

CABIN ASSY
 Fig.41 REF. No.1
 inc. Fig.41 REF. No.2 ~ 44
 Fig.42 REF. No.1 ~ 37
 Fig.43 REF. No.1 ~ 35
 Fig.44 REF. No.1 ~ 24
 Fig.45 REF. No.1 ~ 39
 Fig.46 REF. No.1 ~ 24
 Fig.47 REF. No.1 ~ 26

CABIN BODY ASSY
 Fig.41 REF. No.2
 inc. Fig.41 REF. No.3 ~ 44
 Fig.42 REF. No.1 ~ 21
 Fig.43 REF. No.1 ~ 35
 Fig.44 REF. No.1 ~ 24



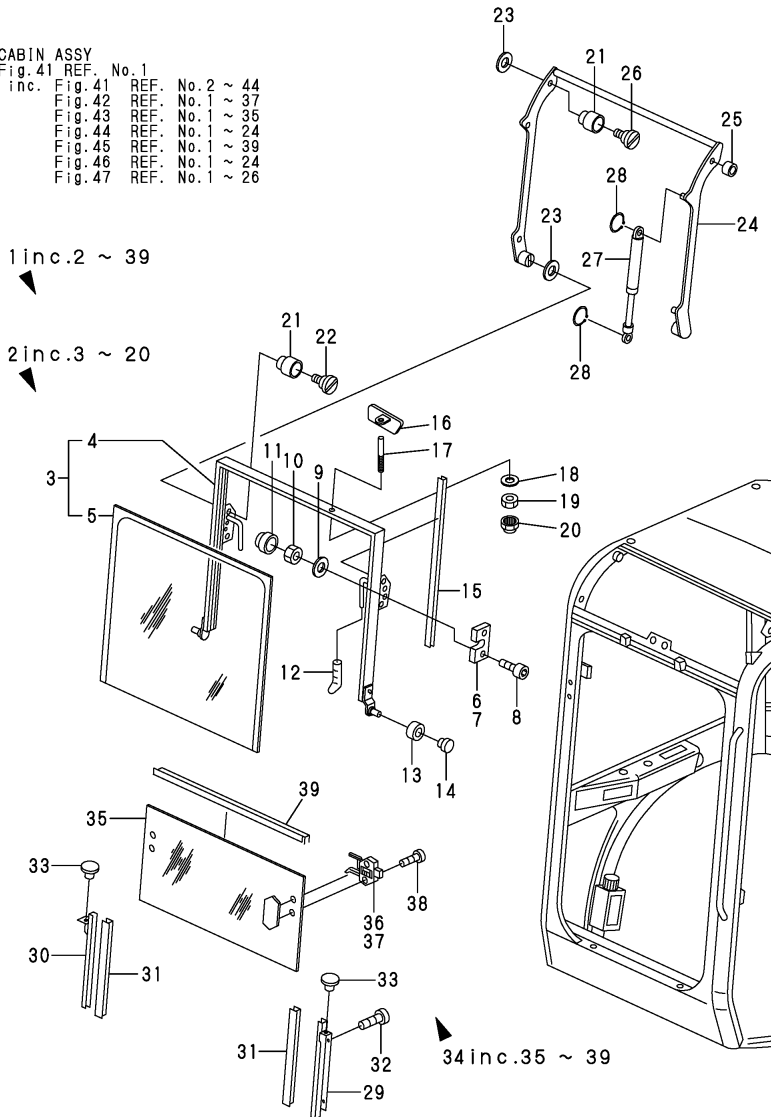
No.	Lev.	Parts No.	Description	Q'ty						I	R
				(A)	(B)	(C)	(D)	(E)	(F)		
1	3	172472-68580	DEFROSTER	3							
2	3	172A21-68910	SCREW, M3.9X19	6							
3	3	172472-68610	COVER, HEATER	1							
4	3	172456-68950	SCREW, M6X16	6							
5	3	172472-68630	HOSE, DEFROSTER	1							
6	3	172472-68640	HOSE, DEFROSTER	1							
7	3	172472-68650	CLAMP	2							
8	3	172472-68680	COVER, DUCT	1							
9	3	172472-68690	CLIP	10							
10	3	172456-68620	ASHTRAY	1							
11	3	172472-68720	CLIP	1							
12	3	172472-68740	HEATER	1							
13	3	172472-68750	SEAL, 720	1							
14	3	172472-68760	SUPPORT, HEATER	1							
15	3	172A21-69060	SCREW, M6X16	5							
16	3	172456-68930	WASHER	5							
17	3	172456-69900	NUT, M6	5							
18	3	172456-68950	SCREW, M6X16	2							
19	3	172472-68650	CLAMP	2							
20	3	172472-68810	BAND	3							
21	3	172472-68820	WASHER, 6.5X17X1	6							
22	3	172437-68430	GRIP	1							
23	3	172437-68210	SCREW, M5X20	2							
24	3	172437-68440	WASHER 5.5X10X1	2							

Fig.45. TIM CABIN(FRONT GLASS)

(A)=VIO50-3C(US)
 (B)=VIO50-3P(US)
 (C)=VIO50-3C(AS)

(D)=VIO50-3P(AS)
 (E)=VIO50-3C(NZ)
 (F)=VIO50-3P(NZ)

CABIN ASSY
 Fig.41 REF. No.1
 inc. Fig.41 REF. No.2 ~ 44
 Fig.42 REF. No.1 ~ 37
 Fig.43 REF. No.1 ~ 35
 Fig.44 REF. No.1 ~ 24
 Fig.45 REF. No.1 ~ 39
 Fig.46 REF. No.1 ~ 24
 Fig.47 REF. No.1 ~ 26



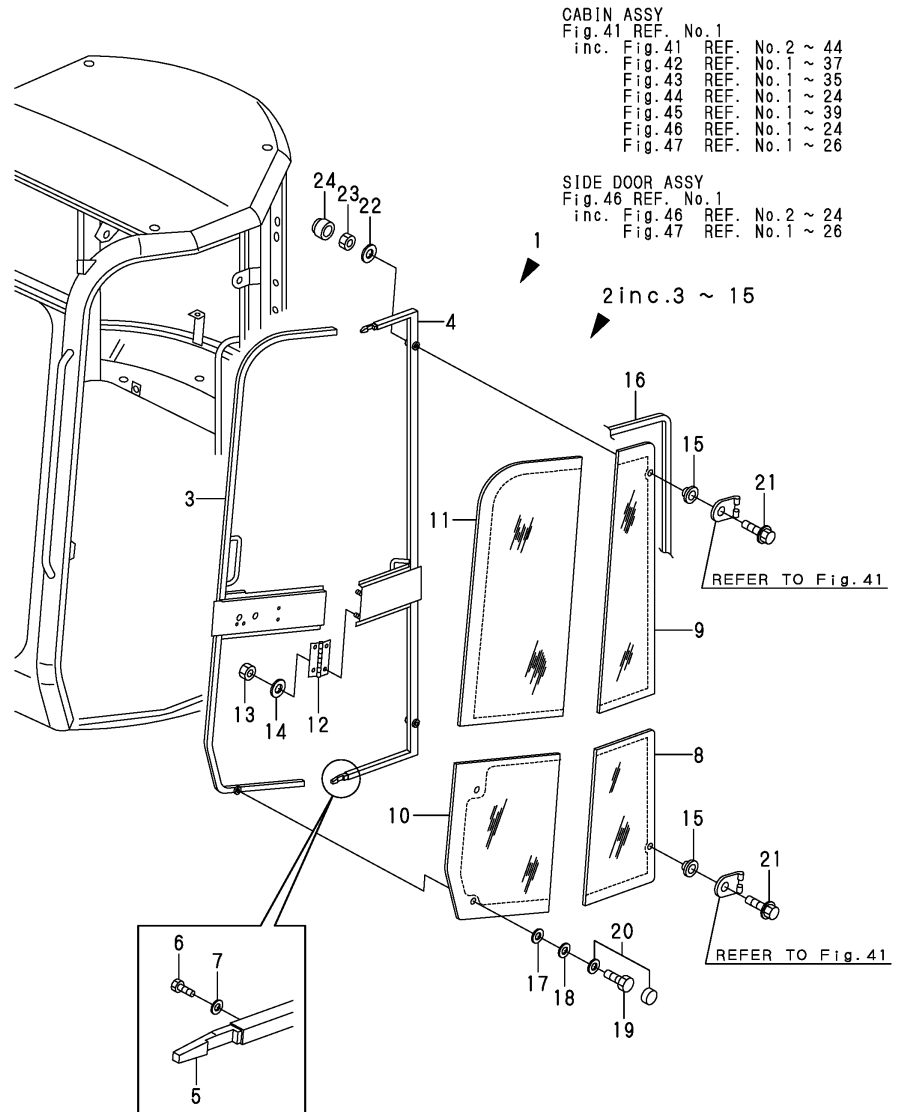
No.	Lev.	Parts No.	Description	Q'ty						I	R
				(A)	(B)	(C)	(D)	(E)	(F)		
1	2	172472-68420	GLASS ASSY	1							
2	3	172472-68850	GLASS ASSY	1							
3	4	172472-68860	GLASS ASSY	1							
4	4	172472-68870	FLAME FRONT GLASS	1							1
5	4	172472-68880	GLASS	1							1
6	4	172437-68690	LOCK L,UPPER WINDOW	1							
7	4	172437-68710	LOCK R,UPPER WINDOW	1							
8	4	172456-69840	SCREW, M8X40	4							
9	4	172456-69990	WASHER, 8	4							
10	4	172456-68100	NUT, M8	4							
11	4	172A21-69030	CAP, NUT M8	4							
12	4	172456-69380	GRIP	2							
13	4	172456-69390	BUSH, NYLON	2							
14	4	172456-69400	PLUG	1							
15	4	172456-69410	SEAL, 780	2							
16	4	172472-68890	MIRROR	1							
17	4	172472-68900	SUPPORT, MIRROR	1							
18	4	172437-68170	WASHER, 8	1							
19	4	172456-68100	NUT, M8	1							
20	4	172A21-69030	CAP, NUT M8	1							
21	3	172456-69420	SPACER, NYLON	3							
22	3	172456-68800	SCREW	2							
23	3	172456-68780	WASHER	4							
24	3	172472-68910	LINK	1							
25	3	172456-69430	WASHER, NYLON	1							
26	3	172456-68800	SCREW	2							
27	3	172456-69450	SPRING, GAS	2							
28	3	172456-69460	CIRCLIP	4							
29	3	172456-68080	GUIDE	1							
30	3	172456-68090	GUIDE	1							
31	3	172437-69080	SEAL, NYLON 440	2							
32	3	172456-68950	SCREW, M6X16	4							
33	3	172456-68550	STOPPER	2							
34	3	172472-68920	GLASS ASSY	1							
35	4	172472-68930	GLASS	1							
36	4	172456-69550	LOCK L, UNDER GLASS	1							
36-1	4	172456-69551	LOCK, L UNDER GLASS	1							N
(A=MXXXXX)											
37	4	172456-69560	LOCK R, UNDER GLASS	1							
37-1	4	172456-69561	LOCK, R UNDER GLASS	1							N
(A=MXXXXX)											
38	4	172456-69570	SCREW, M5X25	4							
39	4	172472-69240	SEAL, 790	1							

Remarks
 (1)REF.NO.3 INCLUDE REF0NO.4,5.

Fig.46. TIM CABIN D00R(BODY)

(A)=VIO50-3C(US)
 (B)=VIO50-3P(US)
 (C)=VIO50-3C(AS)

(D)=VIO50-3P(AS)
 (E)=VIO50-3C(NZ)
 (F)=VIO50-3P(NZ)



No.	Lev.	Parts No.	Description	Q'ty						I	R
				(A)	(B)	(C)	(D)	(E)	(F)		
1	2	172472-68430	DOOR ASSY	1							
2	3	172472-68940	DOOR ASSY	1							
3	4	172472-68950	FRAME FRONT	1							
4	4	172472-68960	FRAME REAR	1							
5	4	172456-69660	BAR	2							
6	4	172456-69670	SCREW, M5X15	4							
7	4	172456-69680	WASHER	4							
8	4	172472-68970	GLASS	1							
9	4	172472-68980	GLASS	1							
10	4	172472-68990	GLASS	1							
11	4	172472-69100	GLASS	1							
12	4	172472-69110	HINGE	1							
13	4	172456-69900	NUT, M6	4							
14	4	172456-68930	WASHER	4							
15	4	172456-69690	SPACER, RUBBER	2							
16	3	172472-69250	SEAL, 4270	1							
17	3	172472-69140	SLEEVE, 9.5X50	1							
18	3	172472-69150	WASHER, 10.5X50X3	1							
19	3	172456-69250	SCREW, M10X16	1							
20	3	172456-69240	CAP, NUT	1							
21	3	172456-69920	BOLT BM12X60	2							
22	3	172456-69930	WASHER 12X22.5X2.5	2							
23	3	172456-69940	NUT, M12	2							
24	3	172456-69950	CAP, 12	2							

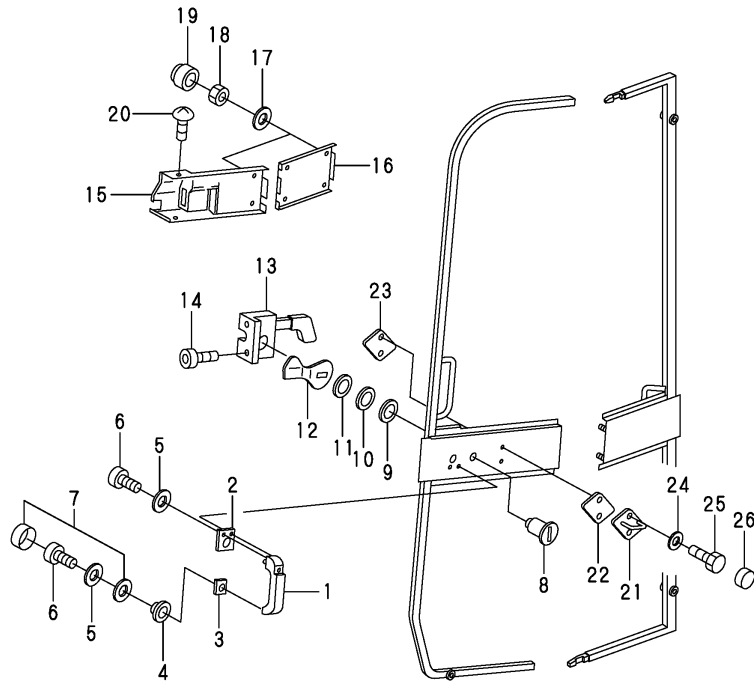
Fig.47. TIM CABIN DOOR(Accessory)

(A)=VIO50-3C(US)
 (B)=VIO50-3P(US)
 (C)=VIO50-3C(AS)

(D)=VIO50-3P(AS)
 (E)=VIO50-3C(NZ)
 (F)=VIO50-3P(NZ)

CABIN ASSY
 Fig.41 REF. No.1
 inc. Fig.41 REF. No.2 ~ 44
 Fig.42 REF. No.1 ~ 37
 Fig.43 REF. No.1 ~ 35
 Fig.44 REF. No.1 ~ 24
 Fig.45 REF. No.1 ~ 39
 Fig.46 REF. No.1 ~ 24
 Fig.47 REF. No.1 ~ 26

SIDE DOOR ASSY
 Fig.46 REF. No.1
 inc. Fig.46 REF. No.2 ~ 24
 Fig.47 REF. No.1 ~ 26

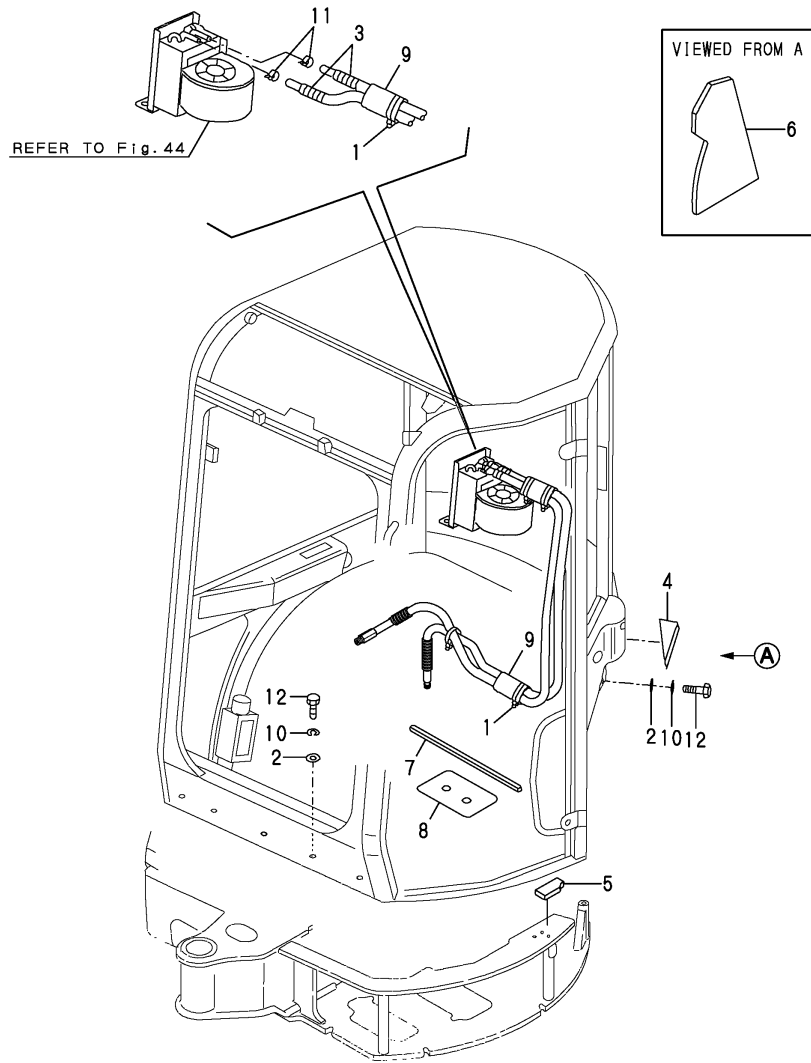


No.	Lev.	Parts No.	Description	Q'ty						I	R
				(A)	(B)	(C)	(D)	(E)	(F)		
1	3	172456-69720	HANDLE, OUTER	1							
2	3	172456-69730	SOLE, HANDLE	1							
3	3	172456-69740	SOLE, HANDLE	1							
4	3	172456-69750	SPACER, PLASTIC	1							
5	3	172456-69760	WASHER, 8X19X1.5	3							
6	3	172456-69770	SCREW, M6X20	3							
7	3	172456-69240	CAP, NUT	1							
8	3	172456-69780	LOCK, KEY	1							
9	3	172456-69790	SPACER, BOLT	1							
10	3	172456-69800	WASHER	1							
11	3	172456-69810	BRACE, BOLT	1							
12	3	172456-69820	LOCK, BOLT	1							
13	3	172456-69830	LOCK ASSY	1							
14	3	172456-69840	SCREW, M8X40	2							
15	3	172472-69120	COVER	1							
16	3	172472-69130	COVER	1							
17	3	172456-68930	WASHER	6							
18	3	172456-69900	NUT, M6	6							
19	3	172456-69910	CAP, NUT M6	6							
20	3	172456-68670	RIVET 3.2X8	2							
21	3	172472-69160	CATCH	1							
22	3	172472-69170	SPACER	1							
23	3	172472-69180	MOUNT	1							
24	3	172472-69190	WASHER, 8.4X16X1.6	2							
25	3	172437-68250	BOLT M8X25	2							
26	3	172A21-69030	CAP, NUT M8	2							

Fig.48. TIM CABIN(PACKAGE)

(A)=VIO50-3C(US)
 (B)=VIO50-3P(US)
 (C)=VIO50-3C(AS)

(D)=VIO50-3P(AS)
 (E)=VIO50-3C(NZ)
 (F)=VIO50-3P(NZ)

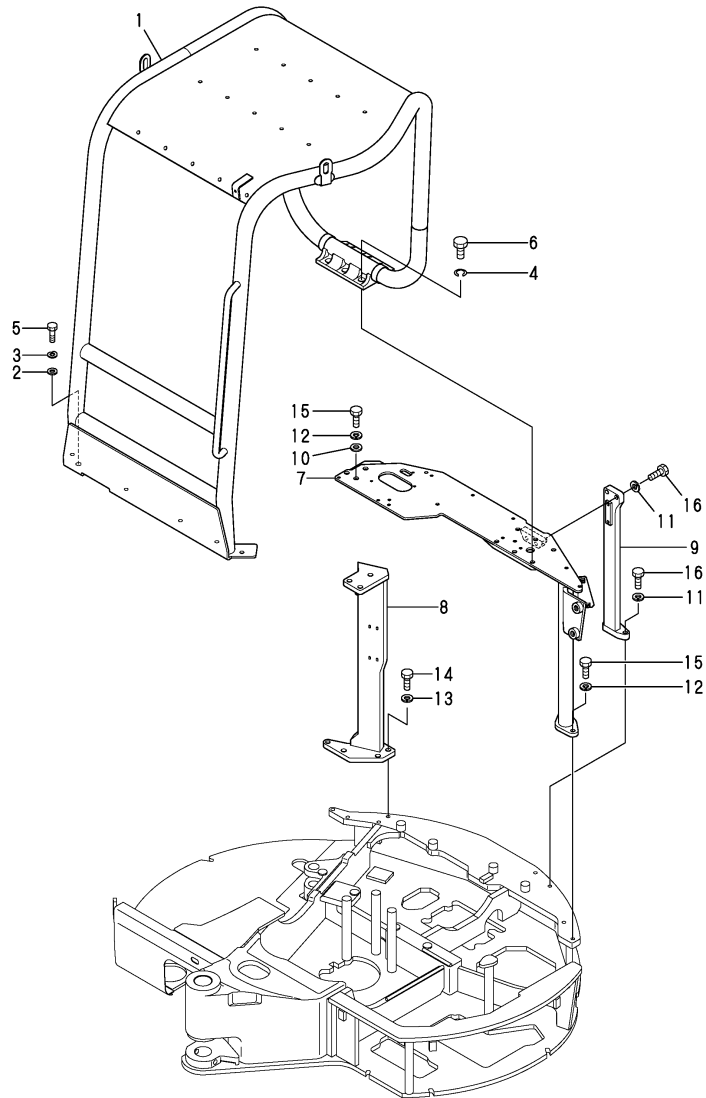


No.	Lev.	Parts No.	Description	Q'ty						I	R
				(A)	(B)	(C)	(D)	(E)	(F)		
1	1	172126-11510	BAND 300	2							
2	1	172165-13220	WASHER	13							
3	1	172312-17650	TUBE, CORRUGATED	2							
4	1	172460-61960	SEAL	1							
5	1	172458-63350	SPONGE	1							
6	1	172458-63360	SHEET	1							
7	1	172458-63480	SEAL, SPONGE	1							
8	1	172458-63580	SPACER	1							
9	1	172458-63640	SPONGE, HOSE	2							
10	1	22217-120000	WASHER, SPRING 12	13							
11	1	23000-022000	CLAMP, 22	2							
12	1	26076-120402	BOLT, 10.912X 40	13							

Fig.49. CANOPY & CANOPY MOUNT

(A)=VIO50-3C(US)
 (B)=VIO50-3P(US)
 (C)=VIO50-3C(AS)

(D)=VIO50-3P(AS)
 (E)=VIO50-3C(NZ)
 (F)=VIO50-3P(NZ)



No.	Lev.	Parts No.	Description	Q'ty						I	R	
				(A)	(B)	(C)	(D)	(E)	(F)			
1	1	172467-66300	CANOPY ASSY				1			1	W	1
							(F=M/#30795)					
1-1	1	172467-66301	CANOPY ASSY, ROPS				1			1	F	1
			(D=MXXXXX)									
1A	1	172467-03192	LABEL, LIFT Q US				1			1	W	2
							(F=M/#30795)					
1A-1	1	172467-03193	LABEL, LIFT Q US				1			1	N	2
			(D=M/#30831)				(F=M/#30831)					
1B	1	172437-03310	LABEL,SLOPE				1			1	W	2
							(F=M/#30795)					
1B-1	1	172437-03311	LABEL, SLOPE US				1			1	N	2
			(D=M/#30831)				(F=M/#30831)					
1B-2	1	172437-03312	LABEL,SLOPE US				1			1	N	2
			(D=M/#30985)				(F=M/#30985)					
1C	1	172437-03440	LABEL,ROPS				1			1	W	2
							(F=M/#30795)					
1C-1	1	172437-03441	LABEL, ROPS US				1			1	N	2
			(D=M/#30831)				(F=M/#30831)					
1D	1	172437-03450	LABEL,SEAT BELT				1			1	W	2
							(F=M/#30795)					
1D-1	1	172437-03451	LABEL, SEAT BELT US				1			1	N	2
			(D=M/#30831)				(F=M/#30831)					
1E	1	172437-03600	LABEL				1			1	W	2
							(F=M/#30795)					
1E-1	1	172437-03601	LABEL, 2-WAY US				1			1	N	2
			(D=M/#30831)				(F=M/#30831)					
1F	1	172437-03341	LABEL,TRANSPORT				1			1	W	2
							(F=M/#30795)					
1F-1	1	172437-03342	LABEL, TRANSPORT US				1			1	N	2
			(D=M/#30831)				(F=M/#30831)					
1F-2	1	172437-03343	LABEL, TRANSPORT US				1			1	S	2
			(D=M/#30985)				(F=M/#30985)					
1G	1	172437-03371	LABEL				1			1	W	2
							(F=M/#30795)					
1G-1	1	172437-03372	LABEL, NEUTRAL US				1			1	N	2
			(D=M/#30831)				(F=M/#30831)					
1H	1	172472-03701	LABEL				1			1	W	2
							(F=M/#30795)					
1H-1	1	172472-03702	LABEL, ROPS P				1			1	N	2
			(D=M/#30751)				(F=M/#30751)					
1I	1	172490-03200	LABEL				1			1	W	2
							(F=M/#30795)					
1J	1	172496-03250	LABEL, P.T.O.				1			1	W	2
							(F=M/#30795)					
1K	1	172519-04350	SCREW				4			4	W	2
							(F=M/#30795)					
2	1	172149-66550	WASHER				6			6	W	
							(F=M/#30795)					
3	1	22217-120000	WASHER, SPRING 12				6			6	W	
							(F=M/#30795)					
4	1	22217-160000	WASHER, SPRING 16				6			6	W	

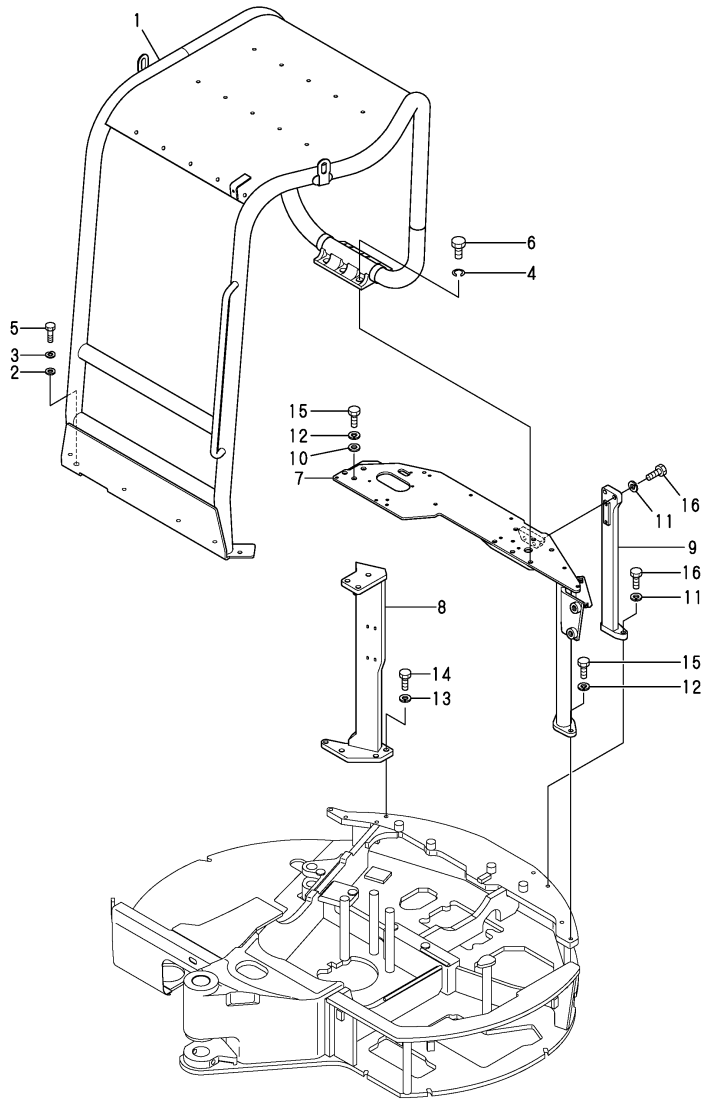
Remarks

(1)IT SUPPLIES IT WITH SERIAL NAMB
 LABEL A ND PUTS FOLLOWS LABEL
 AGAIN, AND PLEASE USE IT ; REF.NO.
 1A - 1K.
 (2)LABELS ARE NOT ILLUSTRATED.

Fig.49. CANOPY & CANOPY MOUNT

(A)=VIO50-3C(US)
 (B)=VIO50-3P(US)
 (C)=VIO50-3C(AS)

(D)=VIO50-3P(AS)
 (E)=VIO50-3C(NZ)
 (F)=VIO50-3P(NZ)



No.	Lev.	Parts No.	Description	Q'ty						I	R	
				(A)	(B)	(C)	(D)	(E)	(F)			
5	1	26076-120402	BOLT, 10.912X 40				6					W
6	1	26076-160402	BOLT, 10.916X 40				6					W
7	1	172496-68201	MOUNT A (GRAY:73)	1	1	1	1	1	1			
8	1	172496-68210	MOUNT B (GRAY:73)	1	1	1	1	1	1			
9	1	172460-68401	MOUNT C (GRAY:73)	1	1	1	1	1	1			
10	1	22137-140000	WASHER, 14	3	3	3	3	3	3			
11	1	22217-140000	WASHER, SPRING 14	4	4	4	4	4	4			
12	1	22217-140000	WASHER, SPRING 14	5	5	5	5	5	5			
13	1	22217-140000	WASHER, SPRING 14	3	3	3	3	3	3			
14	1	26116-140402	BOLT, M14X 40 PLATED	3	3	3	3	3	3			
15	1	26116-140402	BOLT, M14X 40 PLATED	5	5	5	5	5	5			
16	1	26116-140502	BOLT, M14X 50 PLATED	4	4	4	4	4	4			

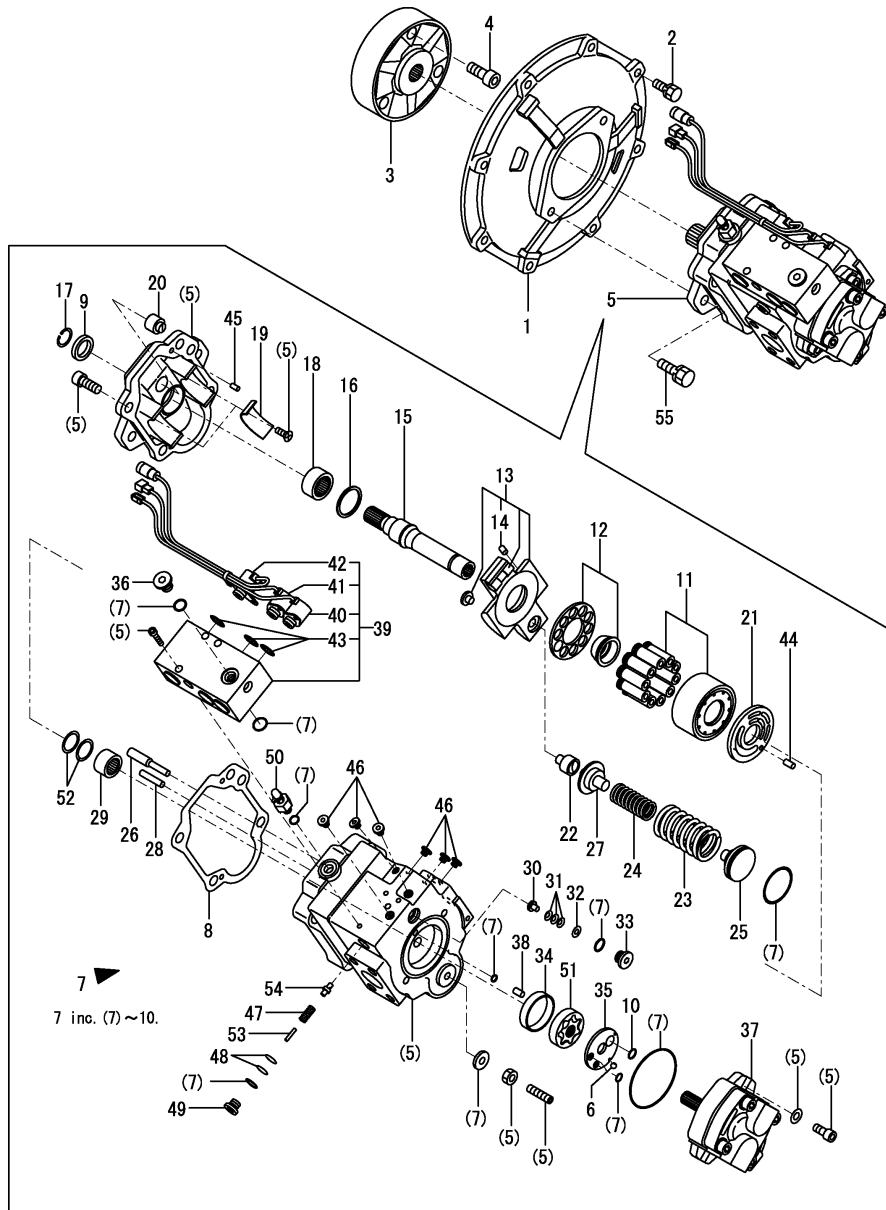
Remarks

- (1)IT SUPPLIES IT WITH SERIAL NAMBER LABEL A ND PUTS FOLLOWS LABEL AGAIN, AND PLEASE USE IT ; REF.NO. 1A - 1K.
- (2)LABELS ARE NOT ILLUSTRATED.

Fig.50. HYD.OIL PUMP & JOINT

(A)=VIO50-3C(US)
(B)=VIO50-3P(US)
(C)=VIO50-3C(AS)

(D)=VIO50-3P(AS)
(E)=VIO50-3C(NZ)
(F)=VIO50-3P(NZ)



No.	Lev.	Parts No.	Description	Q'ty						I	R
				(A)	(B)	(C)	(D)	(E)	(F)		
1	1	172168-71101-2	COVER, FLYWHEEL	1	1	1	1	1	1		
2	1	26013-100302	BOLT, M10X 30	8	8	8	8	8	8		
3	1	172165-71200	COUPLING	1	1	1	1	1	1		
4	1	26450-120402	BOLT, M12X 40	3	3	3	3	3	3		
5	1	172961-73102	PUMP ASSY	1	1	1	1	1	1		
5-1	1	172961-73103	PUMP ASSY	1	1	1	1	1	1		N
		(A=M/#XXXXX) (B=M/#XXXXX) (C=M/#XXXXX) (D=M/#XXXXX) (E=M/#XXXXX) (F=M/#XXXXX)									
6	2	172122-70350	BALL, STEEL	1	1	1	1	1	1		
7	2	172460-73111	SEAL SET	1	1	1	1	1	1		
8	3	172460-73170	GASKET	1	1	1	1	1	1		
9	3	172460-73190	SEAL, OIL	1	1	1	1	1	1		
10	3	172460-73400	O-RING	1	1	1	1	1	1		
11	2	172460-73121	BLOCK KIT, CYLINDER	1	1	1	1	1	1		
12	2	172460-73130	RETAINER KIT	1	1	1	1	1	1		
13	2	172460-73140	PLATE, SWASH	1	1	1	1	1	1		
14	3	172312-74790	ORIFICE	1	1	1	1	1	1		
15	2	172460-73150	SHAFT	1	1	1	1	1	1		
16	2	172460-73160	WASHER, THRUST	1	1	1	1	1	1		
17	2	172460-73180	RING, SNAP	1	1	1	1	1	1		
18	2	172460-73200	BEARING, NEEDLE	1	1	1	1	1	1		
19	2	172460-73210	BUSH	2	2	2	2	2	2		
20	2	172460-73220	STOPPER	1	1	1	1	1	1		
20-1	1	172460-73450	STOPPER	1	1	1	1	1	1		N
		(A=M/#XXXXX) (B=M/#XXXXX) (C=M/#XXXXX) (D=M/#XXXXX) (E=M/#XXXXX) (F=M/#XXXXX)									
21	2	172460-73231	PLATE, VALVE	1	1	1	1	1	1		
22	2	172460-73240	HOLDER	1	1	1	1	1	1		
23	2	172461-73150	SPRING	1	1	1	1	1	1		
24	2	172461-73140	SPRING	1	1	1	1	1	1		
25	2	172461-73270	SEAT, SPRING	1	1	1	1	1	1		
26	2	172460-73280	PIN	1	1	1	1	1	1		
27	2	172176-73290	SEAT, SPRING	1	1	1	1	1	1		
28	2	172460-73290	PIN	1	1	1	1	1	1		
29	2	172460-73330	BEARING, NEEDLE	1	1	1	1	1	1		
30	2	172460-73340	STOPPER	1	1	1	1	1	1		
31	2	172460-73350	SPRING, DISK	3	3	3	3	3	3		
32	2	172460-73360	WASHER	1	1	1	1	1	1		
33	2	172460-73370	PLUG	1	1	1	1	1	1		
34	2	172460-73380	BUSH	1	1	1	1	1	1		
35	2	172460-73390	PLATE	1	1	1	1	1	1		
36	2	172148-70301	PLUG	1	1	1	1	1	1		
37	2	172461-73131	PUMP, GEAR	1	1	1	1	1	1		
38	2	172460-73420	PIN	1	1	1	1	1	1		
39	2	172960-73430	VALVE	1	1	1	1	1	1		
40	3	172460-73900	VALVE, SOLENOID	1	1	1	1	1	1		1
41	3	172460-73910	VALVE, SOLENOID	1	1	1	1	1	1		2
42	3	172460-73920	VALVE, SOLENOID	1	1	1	1	1	1		3
43	3	24352-190110	O-RING, 219011	3	3	3	3	3	3		
44	2	172122-73480	PIN	1	1	1	1	1	1		
45	2	172122-73480	PIN	2	2	2	2	2	2		
46	2	172452-73480	PLUG	6	6	6	6	6	6		
47	2	172176-73560	SPRING	1	1	1	1	1	1		

Remarks

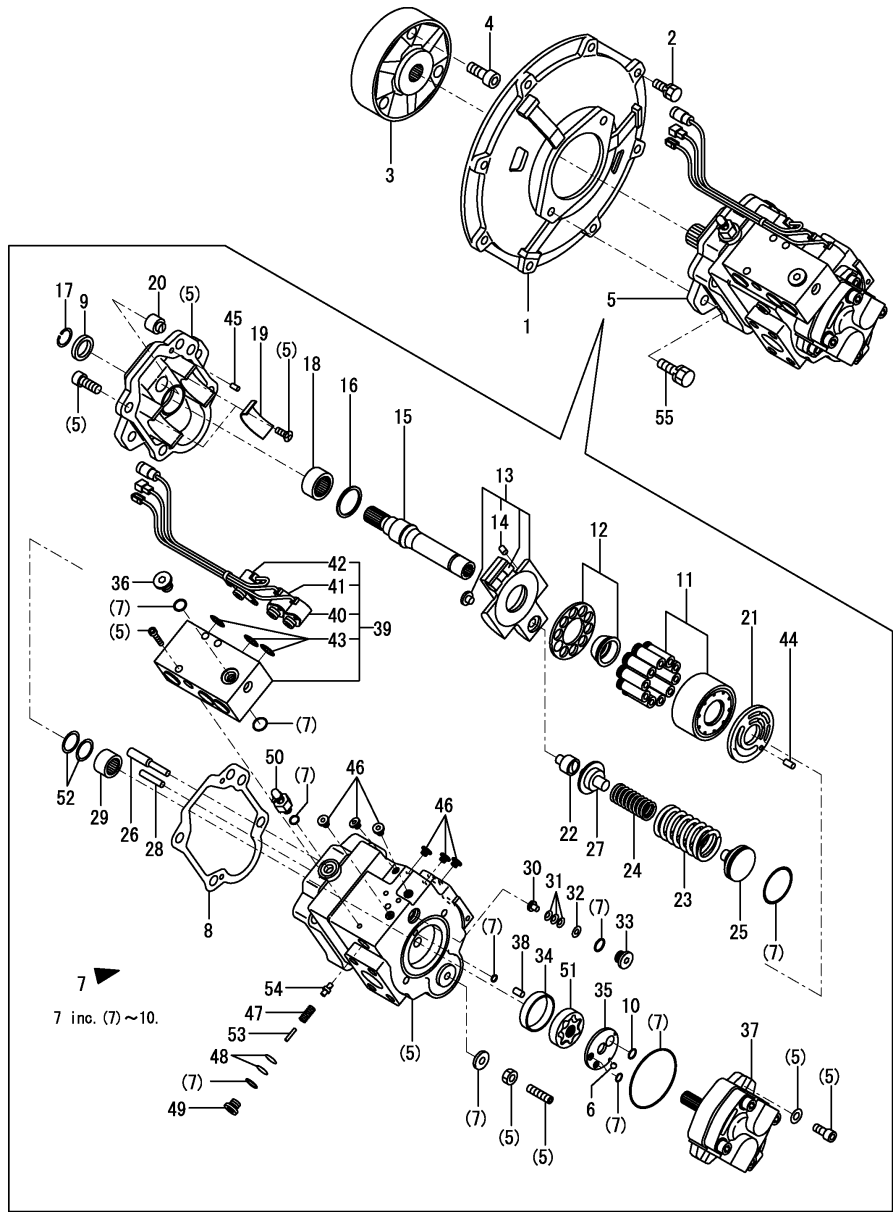
- (1)For safety lock.
- (2)For second gear traveling.
- (3)For quick coupler.

Fig.50. HYD.OIL PUMP & JOINT

(A)=VIO50-3C(US)
 (B)=VIO50-3P(US)
 (C)=VIO50-3C(AS)

(D)=VIO50-3P(AS)
 (E)=VIO50-3C(NZ)
 (F)=VIO50-3P(NZ)

No.	Lev.	Parts No.	Description	Q'ty						I	R
				(A)	(B)	(C)	(D)	(E)	(F)		
48	2	172176-73590	SHIM	2	2	2	2	2	2		
49	2	172176-73600	PLUG	1	1	1	1	1	1		
50	2	172176-73690	BREEDER, AIR	1	1	1	1	1	1		
51	2	172176-73880	PUMP ASSY, TROCHOID	1	1	1	1	1	1		
52	2	172176-73910	WASHER, THRUST	2	2	2	2	2	2		
53	2	172176-73930	PIN	1	1	1	1	1	1		
54	2	172176-73940	POPPET	1	1	1	1	1	1		
55	1	26013-120352	BOLT, M12X 35	2	2	2	2	2	2		

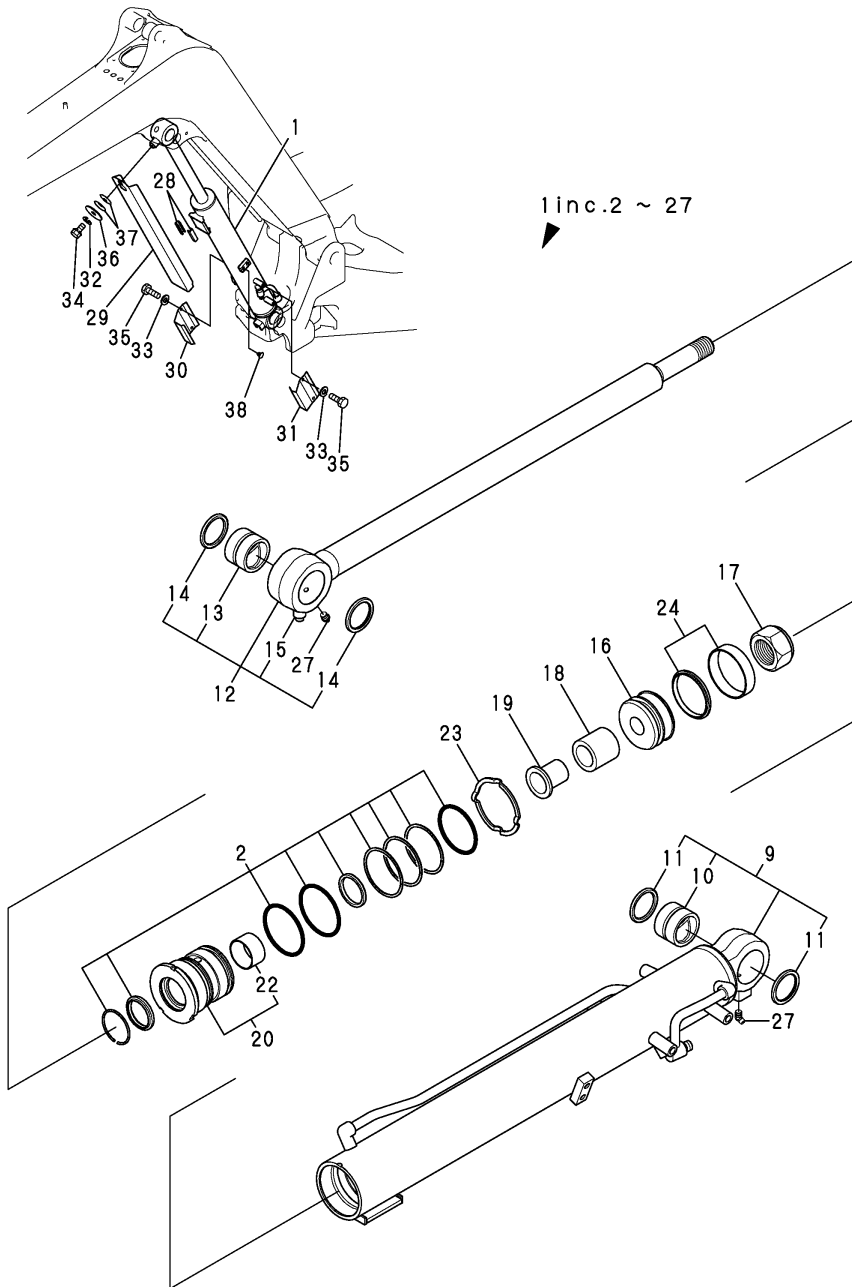


Remarks
 (1)For safety lock.
 (2)For second gear traveling.
 (3)For quick coupler.

Fig.51. BOOM CYLINDER

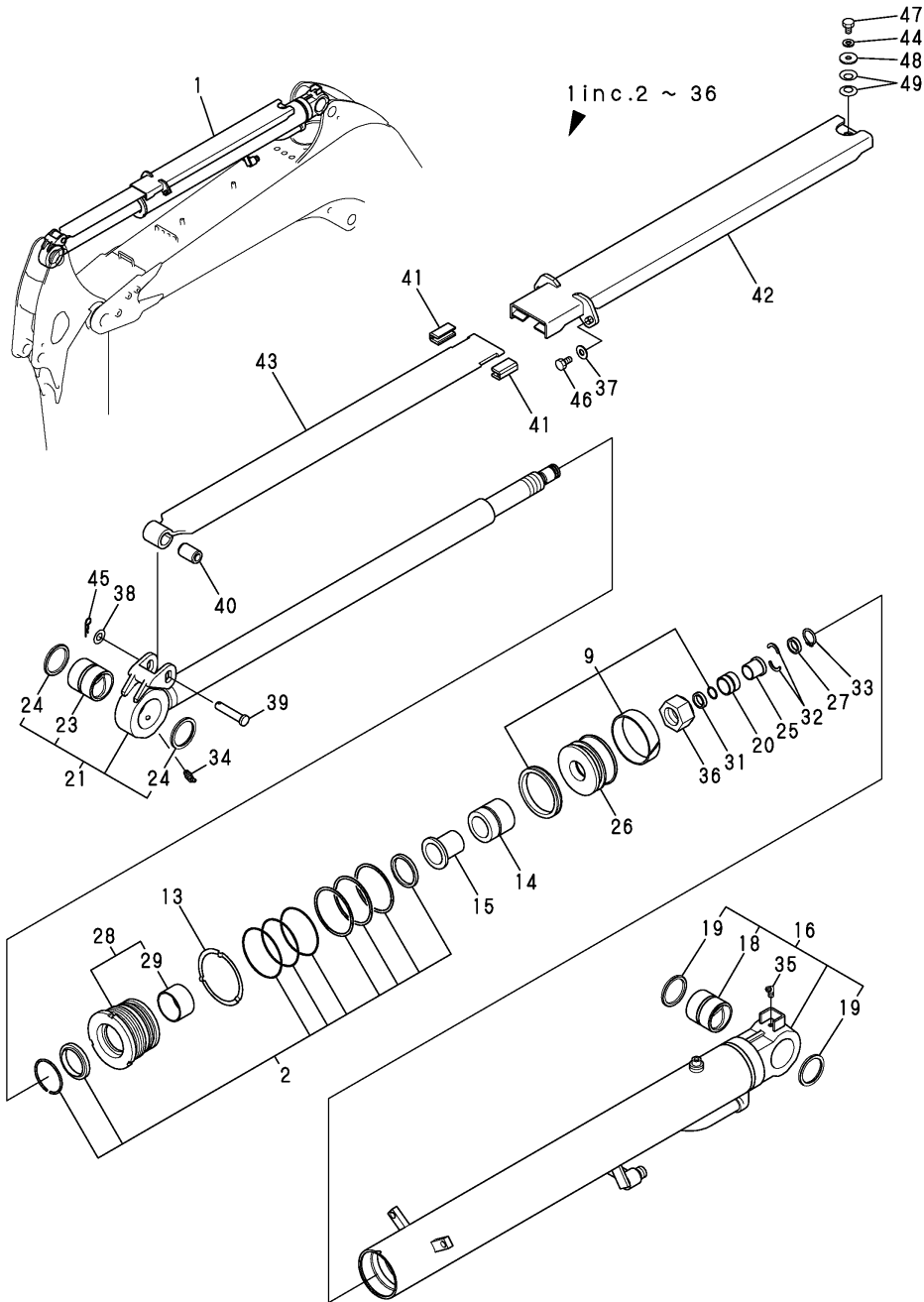
(A)=VIO50-3C(US)
 (B)=VIO50-3P(US)
 (C)=VIO50-3C(AS)

(D)=VIO50-3P(AS)
 (E)=VIO50-3C(NZ)
 (F)=VIO50-3P(NZ)



No.	Lev.	Parts No.	Description	Q'ty						I	R
				(A)	(B)	(C)	(D)	(E)	(F)		
1	1	172460-72322-1	CYLINDER ASSY, BOOM	1	1	1	1	1	1		
2	2	172460-72010	SEAL SET, HEAD	1	1	1	1	1	1		
9	2	172460-72112-1	TUBE, BOOM	1	1	1	1	1	1		
10	3	172460-72180	BUSH	1	1	1	1	1	1		
11	3	172448-54120	SEAL, DUST	2	2	2	2	2	2		
12	2	172460-72201	ROD	1	1	1	1	1	1		
13	3	172460-72180	BUSH	1	1	1	1	1	1		
14	3	172448-54120	SEAL, DUST	2	2	2	2	2	2		
15	3	172020-10280	SEAT, SCREW	1	1	1	1	1	1		
16	2	172460-72260	PISTON	1	1	1	1	1	1		
17	2	172151-72270	NUT	1	1	1	1	1	1		
18	2	172460-72271	PLANGER	1	1	1	1	1	1		
19	2	172460-72280	COLLAR, CUSHION	1	1	1	1	1	1		
20	2	172460-72330	HEAD	1	1	1	1	1	1		
22	3	172151-72540	BUSH 50 35, ROD	1	1	1	1	1	1		
23	2	172444-72430	LOCK WASHER	1	1	1	1	1	1		
24	2	172444-72890	SEAL SET, PISTON	1	1	1	1	1	1		
27	2	24761-020000	NIPPLE, GREASE PT1/8	2	2	2	2	2	2		
28	1	172186-72480	GUIDE, SLIDE	2	2	2	2	2	2		
29	1	172459-72170-1	COVER, SLIDE	1	1	1	1	1	1		
30	1	172457-72230-1	COVER ASSY, CYLINDER	1	1	1	1	1	1		
31	1	172457-72240-1	COVER, CYLINDER	1	1	1	1	1	1		
32	1	22217-100000	WASHER, SPRING 10	1	1	1	1	1	1		
33	1	22217-100000	WASHER, SPRING 10	4	4	4	4	4	4		
34	1	26116-100162	BOLT, M10X 16 PLATED	1	1	1	1	1	1		
35	1	26116-100162	BOLT, M10X 16 PLATED	4	4	4	4	4	4		
36	1	933147-03400	WASHER, BRAKE ARM	1	1	1	1	1	1		
37	1	933168-14170	SPRING	2	2	2	2	2	2		
38	1	172183-81160	CLIP, TREE	2		2		2			

Fig.52. ARM CYLINDER



(A)=VIO50-3C(US)
 (B)=VIO50-3P(US)
 (C)=VIO50-3C(AS)

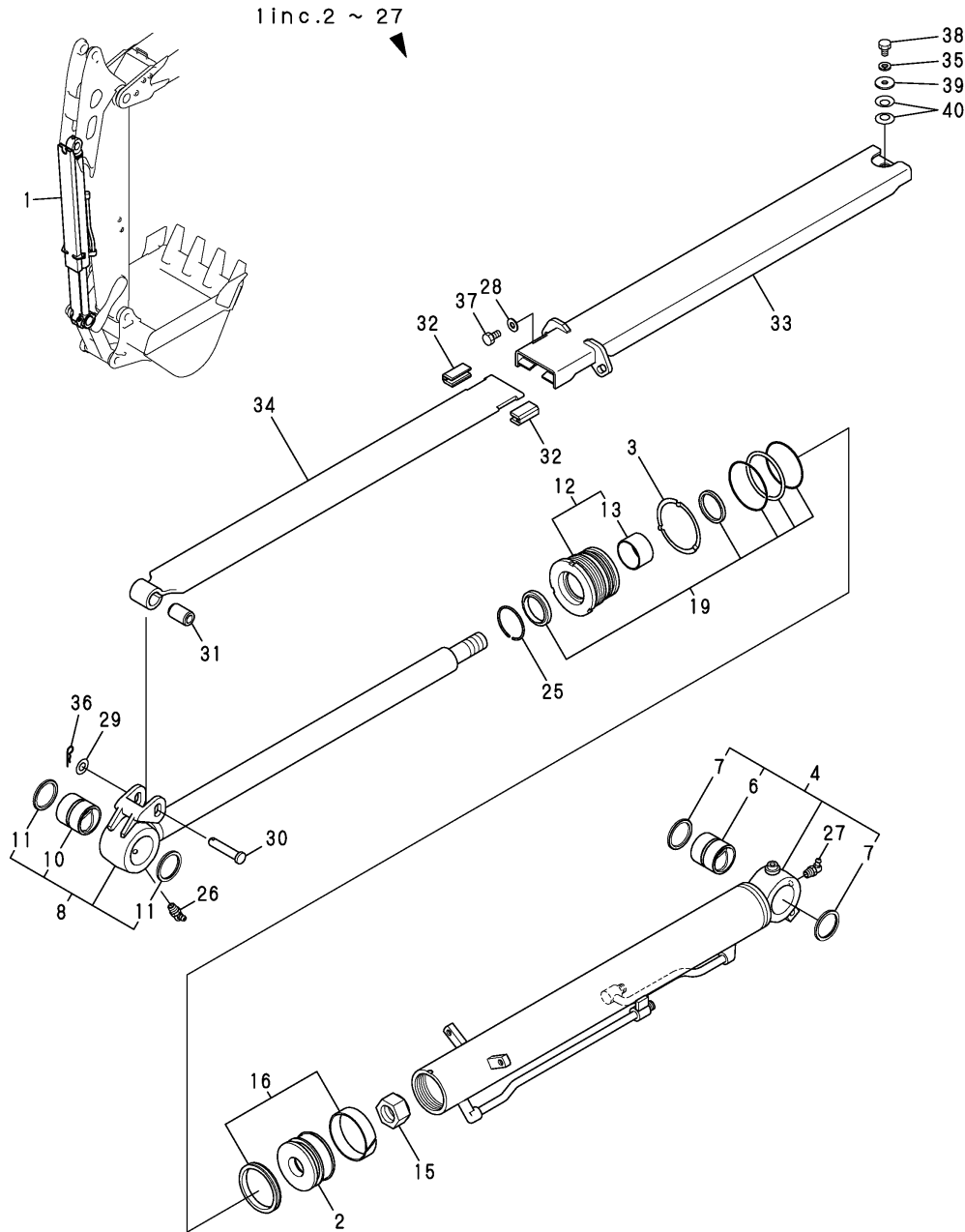
(D)=VIO50-3P(AS)
 (E)=VIO50-3C(NZ)
 (F)=VIO50-3P(NZ)

No.	Lev.	Parts No.	Description	Q'ty						I	R
				(A)	(B)	(C)	(D)	(E)	(F)		
1	1	172A28-72300	CYLINDER ASSY, ARM	1	1	1	1	1	1		
2	2	172461-72010	SEAL SET, HEAD	1	1	1	1	1	1		
9	2	172461-72020	SEAL SET, PISTON	1	1	1	1	1	1		
13	2	172146-72270	LOCK WASHER 85	1	1	1	1	1	1		
14	2	172461-72511	PLUNGER	1	1	1	1	1	1		
15	2	172461-72520	COLLAR, CUSHION	1	1	1	1	1	1		
16	2	172A28-72321	TUBE, ARM	1	1	1	1	1	1		
18	3	172151-72591	BUSH 50X60	1	1	1	1	1	1		
19	3	172448-54120	SEAL, DUST	2	2	2	2	2	2		
20	2	172460-72941	PLUNGER	1	1	1	1	1	1		
21	2	172A28-72360	ROD ASSY	1	1	1	1	1	1		
23	3	172151-72591	BUSH 50X60	1	1	1	1	1	1		
24	3	172448-54120	SEAL, DUST	2	2	2	2	2	2		
25	2	172458-72460	COLLAR, CUSHION	1	1	1	1	1	1		
26	2	172461-72500	PISTON	1	1	1	1	1	1		
27	2	172458-72470	COVER, STOPPER	1	1	1	1	1	1		
28	2	172461-72480	HEAD	1	1	1	1	1	1		
29	3	172151-72540	BUSH 50 35, ROD	1	1	1	1	1	1		
31	2	172423-72530	SPACER	1	1	1	1	1	1		
32	2	172423-72540	STOPPER	2	2	2	2	2	2		
33	2	22242-000260	RING, 26	1	1	1	1	1	1		
34	2	24761-040000	NIPPLE, GREASE B	1	1	1	1	1	1		
35	2	24761-050000	NIPPLE, GREASE C	1	1	1	1	1	1		
36	2	172151-72580	NUT	1	1	1	1	1	1		
37	1	172137-46040	SEAT, SPRING	2	2	2	2	2	2		
38	1	172A23-72020	WASHER 15X30X1	1	1	1	1	1	1		
39	1	172A23-72042	PIN 14X70	1	1	1	1	1	1		
40	1	172A23-72050	GROMMET	1	1	1	1	1	1		
41	1	172A23-72081	GUIDE, SLIDE	2	2	2	2	2	2		
42	1	172A27-72900-1	GUIDE ASSY	1	1	1	1	1	1		
43	1	172A27-72950-1	PLATE, SLIDE 860 (87)	1	1	1	1	1	1		
44	1	22217-100000	WASHER, SPRING 10	1	1	1	1	1	1		
45	1	22417-500250	PIN, COTTER 5.0X25	1	1	1	1	1	1		
46	1	26076-100202	BOLT, 10.910X 20	2	2	2	2	2	2		
47	1	26116-100162	BOLT, M10X 16 PLATED	1	1	1	1	1	1		
48	1	933147-03400	WASHER, BRAKE ARM	1	1	1	1	1	1		
49	1	933168-14170	SPRING	2	2	2	2	2	2		

Fig.53. BUCKET CYLINDER

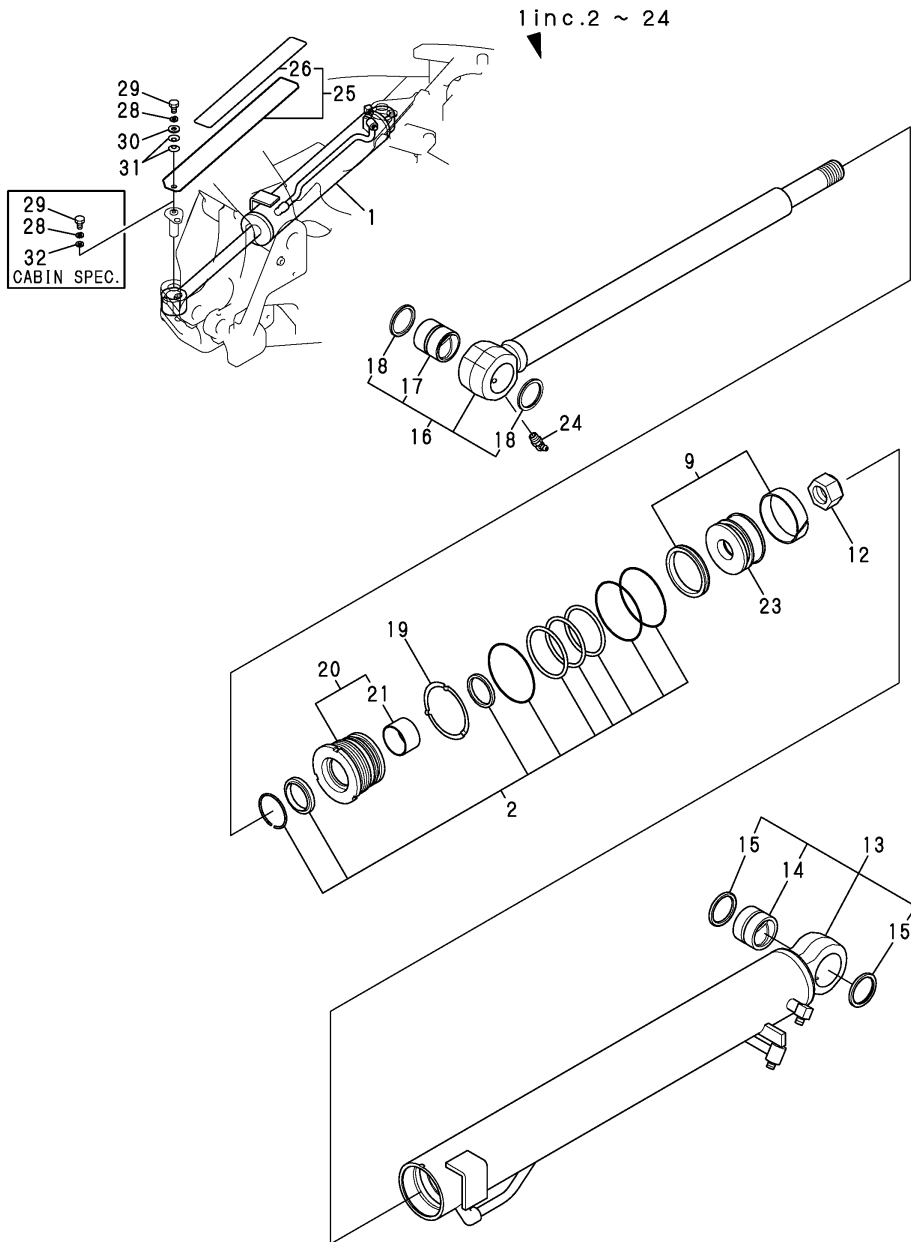
(A)=VIO50-3C(US)
 (B)=VIO50-3P(US)
 (C)=VIO50-3C(AS)

(D)=VIO50-3P(AS)
 (E)=VIO50-3C(NZ)
 (F)=VIO50-3P(NZ)



No.	Lev.	Parts No.	Description	Q'ty						I	R
				(A)	(B)	(C)	(D)	(E)	(F)		
1	1	172A27-72700-1	CYLINDER ASSY	1	1	1	1	1	1		
2	2	172148-72050	PISTON 75	1	1	1	1	1	1		
3	2	172141-72190	WASHER 75	1	1	1	1	1	1		
4	2	172A27-72721-1	TUBE, BUCKET	1	1	1	1	1	1		
6	3	172165-72320	BUSH 45X40	1	1	1	1	1	1		
7	3	172168-81410	SEAL, DUST	2	2	2	2	2	2		
8	2	172A27-72740	ROD ASSY,BUCKET Q	1	1	1	1	1	1		
10	3	172151-72670	BUSH 45 50	1	1	1	1	1	1		
11	3	172168-81410	SEAL, DUST	2	2	2	2	2	2		
12	2	172151-72711	HEAD ASSY	1	1	1	1	1	1		
13	3	172151-72540	BUSH 50 35, ROD	1	1	1	1	1	1		
15	2	933111-20200	NUT	1	1	1	1	1	1		
16	2	172960-72630	SEAL SET, PISTON	1	1	1	1	1	1		
19	2	172151-71841	SEAL SET, HEAD	1	1	1	1	1	1		
25	2	933111-26700	RING 65, SPRING	1	1	1	1	1	1		
26	2	24761-040000	NIPPLE, GREASE B	1	1	1	1	1	1		
27	2	24761-050000	NIPPLE, GREASE C	1	1	1	1	1	1		
28	1	172137-46040	SEAT, SPRING	2	2	2	2	2	2		
29	1	172A23-72020	WASHER 15X30X1	1	1	1	1	1	1		
30	1	172A23-72042	PIN 14X70	1	1	1	1	1	1		
31	1	172A23-72050	GROMMET	1	1	1	1	1	1		
32	1	172A23-72081	GUIDE, SLIDE	2	2	2	2	2	2		
33	1	172A27-72900-1	GUIDE ASSY	1	1	1	1	1	1		
34	1	172A27-72950-1	PLATE,SLIDE 860 (87)	1	1	1	1	1	1		
35	1	22217-100000	WASHER, SPRING 10	1	1	1	1	1	1		
36	1	22417-500250	PIN, COTTER 5.0X25	1	1	1	1	1	1		
37	1	26076-100202	BOLT, 10.910X 20	2	2	2	2	2	2		
38	1	26116-100162	BOLT, M10X 16 PLATED	1	1	1	1	1	1		
39	1	933147-03400	WASHER, BRAKE ARM	1	1	1	1	1	1		
40	1	933168-14170	SPRING	2	2	2	2	2	2		

Fig.54. SWING CYLINDER



(A)=VIO50-3C(US)
(B)=VIO50-3P(US)
(C)=VIO50-3C(AS)

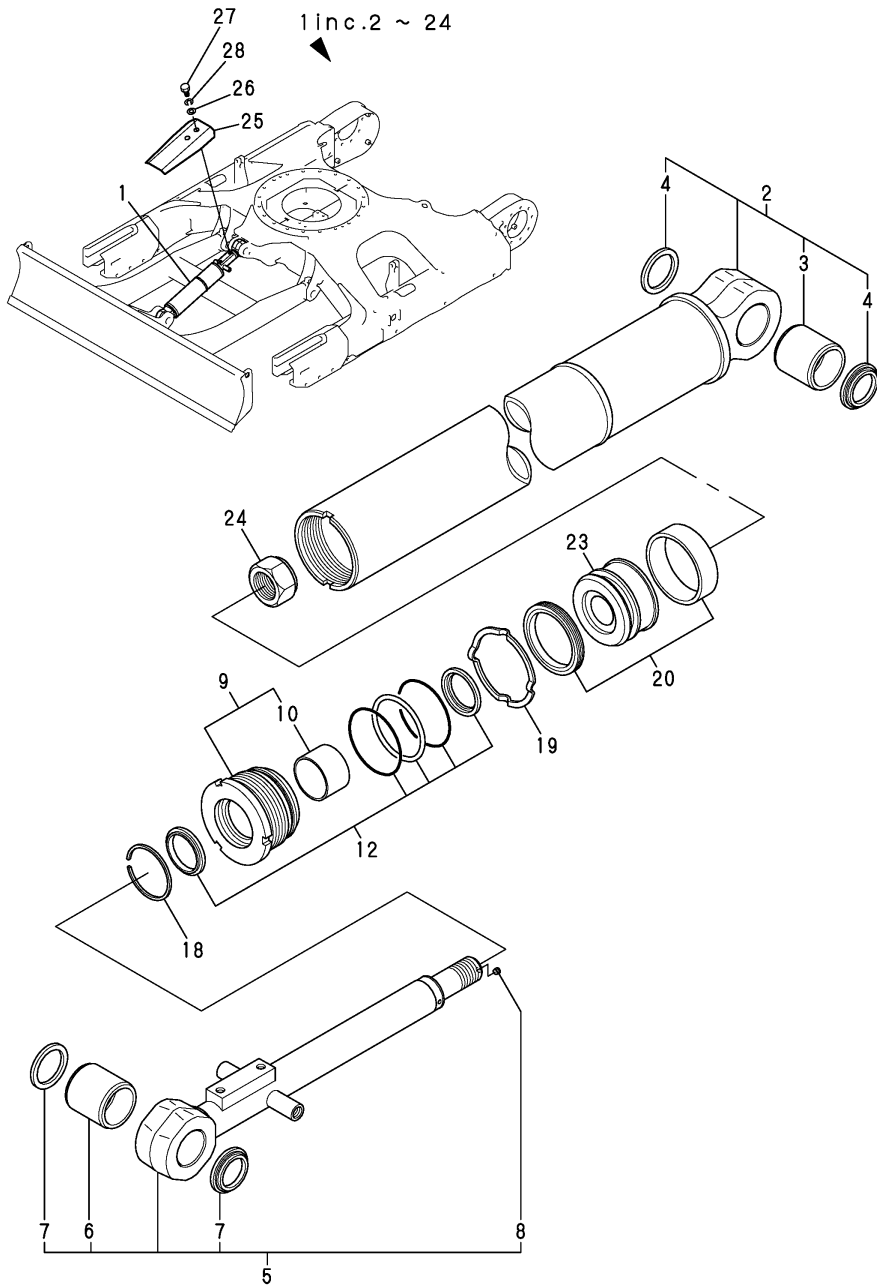
(D)=VIO50-3P(AS)
(E)=VIO50-3C(NZ)
(F)=VIO50-3P(NZ)

No.	Lev.	Parts No.	Description	Q'ty						I	R
				(A)	(B)	(C)	(D)	(E)	(F)		
1	1	172460-72750-1	CYLINDER ASSY, SWING	1	1	1	1	1	1		
2	2	172460-72040	SEAL SET, HEAD	1	1	1	1	1	1		
9	2	172460-72050	SEAL SET, PISTON	1	1	1	1	1	1		
12	2	933111-20200	NUT	1	1	1	1	1	1		
13	2	172460-72530	TUBE ASSY, SWING	1	1	1	1	1	1		W
		(A=M/#30985) (B=M/#30985) (C=M/#30985) (D=M/#30985) (E=M/#30985) (F=M/#30985)									
14	3	172458-72740	BUSH 40X40,SO	1	1	1	1	1	1		
15	3	172448-72650	SEAL, DUST	2	2	2	2	2	2		
16	2	172460-72540	ROD ASSY,SWING	1	1	1	1	1	1		W
		(A=M/#30985) (B=M/#30985) (C=M/#30985) (D=M/#30985) (E=M/#30985) (F=M/#30985)									
17	3	172165-72310	BUSH 40X40	1	1	1	1	1	1		
18	3	172448-72650	SEAL, DUST	2	2	2	2	2	2		
19	2	172151-72870	LOCK WASHER 90	1	1	1	1	1	1		
20	2	172460-72880	HEAD	1	1	1	1	1	1		
21	3	24550-045300	BUSH, 45X30	1	1	1	1	1	1		
23	2	172460-72900	PISTON	1	1	1	1	1	1		
24	2	24761-050000	NIPPLE, GREASE C	1	1	1	1	1	1		
25	1	172460-72950-1	COVER, SWING			1					
26	2	172164-62430	SHEET		1		1		1		
28	1	22217-100000	WASHER, SPRING 10	1	1	1	1	1	1		
29	1	26116-100162	BOLT, M10X 16 PLATED	1	1	1	1	1	1		
30	1	933147-03400	WASHER, BRAKE ARM			1		1			1
31	1	933168-14170	SPRING			2		2			2
32	1	22157-100000	WASHER, 10	1		1			1		

Fig.55. BLADE CYLINDER

(A)=VIO50-3C(US)
 (B)=VIO50-3P(US)
 (C)=VIO50-3C(AS)

(D)=VIO50-3P(AS)
 (E)=VIO50-3C(NZ)
 (F)=VIO50-3P(NZ)

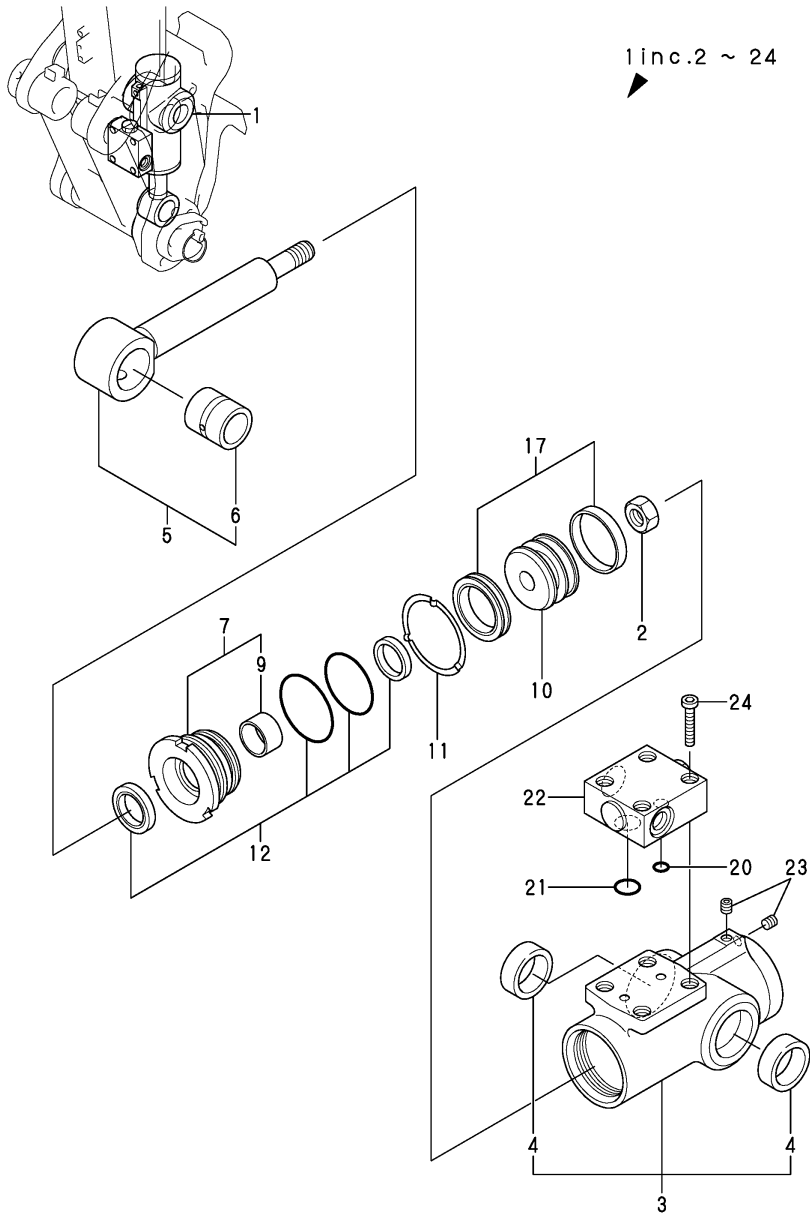


No.	Lev.	Parts No.	Description	Q'ty						I	R
				(A)	(B)	(C)	(D)	(E)	(F)		
1	1	172960-72600-1	CYLINDER ASSY, BLADE	1	1	1	1	1	1		
2	2	172960-72640	TUBE ASSY, BLADE	1	1	1	1	1	1		W
		(A=M/#30985) (B=M/#30985) (C=M/#30985) (D=M/#30985)		(E=M/#30985)	(F=M/#30985)						
3	3	172151-72670	BUSH 45 50	1	1	1	1	1	1		
4	3	172168-81410	SEAL, DUST	2	2	2	2	2	2		
5	2	172423-72620	ROD ASSY, BLADE	1	1	1	1	1	1		W
		(A=M/#30985) (B=M/#30985) (C=M/#30985) (D=M/#30985)		(E=M/#30985)	(F=M/#30985)						
6	3	172151-72670	BUSH 45 50	1	1	1	1	1	1		
7	3	172168-81410	SEAL, DUST	2	2	2	2	2	2		
8	3	23871-010000	PLUG, R01	1	1	1	1	1	1		
9	2	172151-71591	HEAD ASSY 90 50	1	1	1	1	1	1		
10	3	172151-72540	BUSH 50 35, ROD	1	1	1	1	1	1		
12	2	172151-71881	SEAL SET, HEAD	1	1	1	1	1	1		
18	2	933111-26700	RING 65, SPRING	1	1	1	1	1	1		
19	2	172151-72870	LOCK WASHER 90	1	1	1	1	1	1		
20	2	172460-72050	SEAL SET, PISTON	1	1	1	1	1	1		
23	2	172423-72800	PISTON 90	1	1	1	1	1	1		
24	2	172151-72580	NUT	1	1	1	1	1	1		
25	1	172445-72670-2	COVER, BLADE	1	1	1	1	1	1		
26	1	22137-120000	WASHER, 12	2	2	2	2	2	2		
27	1	26116-120252	BOLT, M12X 25 PLATED	2	2	2	2	2	2		
27-1	1	26013-120202	BOLT, M12X 20	2	2	2	2	2	2		N
		(A=MZZZZZ) (B=MZZZZZ) (C=MZZZZZ) (D=MZZZZZ)		(E=MZZZZZ)	(F=MZZZZZ)						
28	1	22217-120000	WASHER, SPRING 12	2	2	2	2	2	2		Z
		(A=MZZZZZ) (B=MZZZZZ) (C=MZZZZZ) (D=MZZZZZ)		(E=MZZZZZ)	(F=MZZZZZ)						

Fig.56. QUICK COUPLER CYLINDER

(A)=VIO50-3C(US)
 (B)=VIO50-3P(US)
 (C)=VIO50-3C(AS)

(D)=VIO50-3P(AS)
 (E)=VIO50-3C(NZ)
 (F)=VIO50-3P(NZ)

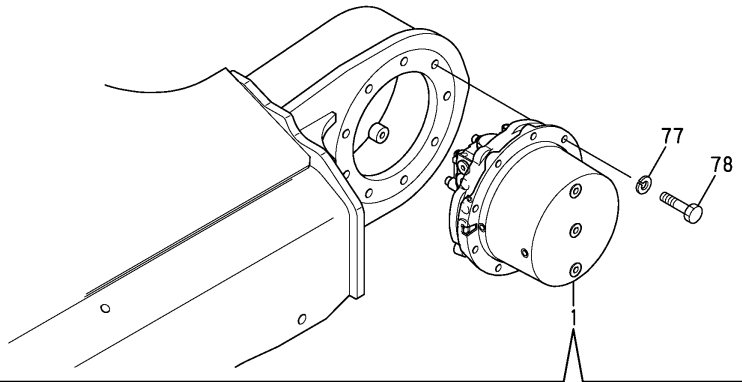


No.	Lev.	Parts No.	Description	Q'ty						I	R
				(A)	(B)	(C)	(D)	(E)	(F)		
1	1	172960-72800-1	CYLINDER ASSY, HITCH	1	1	1	1	1	1		
2	2	172171-72130	NUT, M24	1	1	1	1	1	1		
3	2	172960-72810-1	TUBE, HITCH	1	1	1	1	1	1		
4	3	172960-72950	BUSH	2	2	2	2	2	2		
5	2	172960-72880	ROD ASSY, COUPLER	1	1	1	1	1	1		W
		(A=M/#30985)	(B=M/#30985)	(C=M/#30985)	(D=M/#30985)	(E=M/#30985)	(F=M/#30985)				
6	3	172960-72920	BUSH	1	1	1	1	1	1		
7	2	172960-72860	HEAD	1	1	1	1	1	1		
9	3	24550-035200	BUSH, 35X20	1	1	1	1	1	1		
10	2	172960-72890	PISTON	1	1	1	1	1	1		
11	2	172960-72900	WASHER	1	1	1	1	1	1		
12	2	172960-72960	SEAL SET, HEAD	1	1	1	1	1	1		
17	2	172960-72970	SEAL SET, PISTON	1	1	1	1	1	1		
20	2	172958-72950	O-RING	1	1	1	1	1	1		
21	2	172958-72960	O-RING	1	1	1	1	1	1		
22	2	172958-72982-1	CHECK VALVE (87)	1	1	1	1	1	1		
23	2	23871-005000	PLUG, R005	2	2	2	2	2	2		
24	2	26450-060352	BOLT, M6X 35	4	4	4	4	4	4		

Fig.57. TRAVEL MOTOR

(A)=VIO50-3C(US)
 (B)=VIO50-3P(US)
 (C)=VIO50-3C(AS)

(D)=VIO50-3P(AS)
 (E)=VIO50-3C(NZ)
 (F)=VIO50-3P(NZ)



No.	Lev.	Parts No.	Description	Q'ty						I	R
				(A)	(B)	(C)	(D)	(E)	(F)		
1	1	172460-73300	TRAVEL MOTOR	2	2	2	2	2	2		
2	2	172147-70360	SPRING	4	4	4	4	4	4		
3	2	172147-70370	PLATE VALVE	2	2	2	2	2	2		
4	2	172147-70390	BALL BEARING	2	2	2	2	2	2		
5	2	172122-70410	PIN	4	4	4	4	4	4		
6	2	172122-70460	SEAT, SPRING	4	4	4	4	4	4		
7	2	172147-70500	PLUG	6	6	6	6	6	6		
8	2	172147-70520	PLUG	2	2	2	2	2	2		
9	2	172147-70540	HEAD BOLT, SOCKET	12	12	12	12	12	12		
10	2	172122-73470	PIN	2	2	2	2	2	2		
11	2	172423-73470	SHAFT	2	2	2	2	2	2		
12	2	172423-73480	BEARING	2	2	2	2	2	2		
13	2	172460-73500	GEAR, REDUCTION	2	2	2	2	2	2		
14	3	172124-70010	BEARING	2	2	2	2	2	2		
15	3	172124-70030	BALL	198	198	198	198	198	198		
16	3	172124-70050	NUT, RING	2	2	2	2	2	2		
17	3	172147-70070	PLATE	2	2	2	2	2	2		
18	3	172147-70090	SNAP RING	2	2	2	2	2	2		
19	3	172141-70110	SCREW	8	8	8	8	8	8		
20	3	172147-70110	GEAR, PLANETARY	6	6	6	6	6	6		
21	3	172147-70120	GAUGE ASSY	6	6	6	6	6	6		
22	3	172147-70210	WIRE	2	2	2	2	2	2		
23	3	172423-73330	PLUG	4	4	4	4	4	4		
24	3	172423-73340	GEAR, PLANETARY	8	8	8	8	8	8		
25	3	172423-73350	BEARING	8	8	8	8	8	8		
26	3	172423-73360	LATHE	8	8	8	8	8	8		
27	3	172423-73370	WASHER	8	8	8	8	8	8		
28	3	172423-73380	GEAR, SUN	2	2	2	2	2	2		
29	3	172423-73410	LATHE	6	6	6	6	6	6		
30	3	172122-73430	PLUG	4	4	4	4	4	4		
31	3	172460-73510	HOLDER	2	2	2	2	2	2		
32	3	172460-73530	GEAR, DRIVE	2	2	2	2	2	2		
33	3	172460-73540	COVER	2	2	2	2	2	2		
34	3	172460-73600	SEAL SET, REDUCTION	2	2	2	2	2	2		
35	4	172147-70020	SEAL, FLOATING	2	2	2	2	2	2		
36	4	24315-000110	O-RING, 1BP11.0	6	6	6	6	6	6		
37	4	172423-73690	O-RING	2	2	2	2	2	2		
38	3	172460-73620	FRAMGE	2	2	2	2	2	2		
40	3	172460-73630	PLATE	2	2	2	2	2	2		
44	3	172183-73770	PLUG	6	6	6	6	6	6		
45	2	172423-73510	BOLL	4	4	4	4	4	4		
46	2	172460-73550	PLATE	2	2	2	2	2	2		
47	2	172460-73560	SPRING	4	4	4	4	4	4		
48	2	172460-73570	CAP	4	4	4	4	4	4		
49	2	172460-73580	VALVE	2	2	2	2	2	2		
50	3	172460-73520	HEAD BOLT	6	6	6	6	6	6		
51	2	172460-73590	PLUG	4	4	4	4	4	4		
52	2	172423-73600	SPRING	2	2	2	2	2	2		
53	2	172460-73610	SEAL SET, MOTOR	2	2	2	2	2	2		
54	3	172423-73490	SEAL, OIL	2	2	2	2	2	2		
55	3	172423-73560	O-RING	2	2	2	2	2	2		

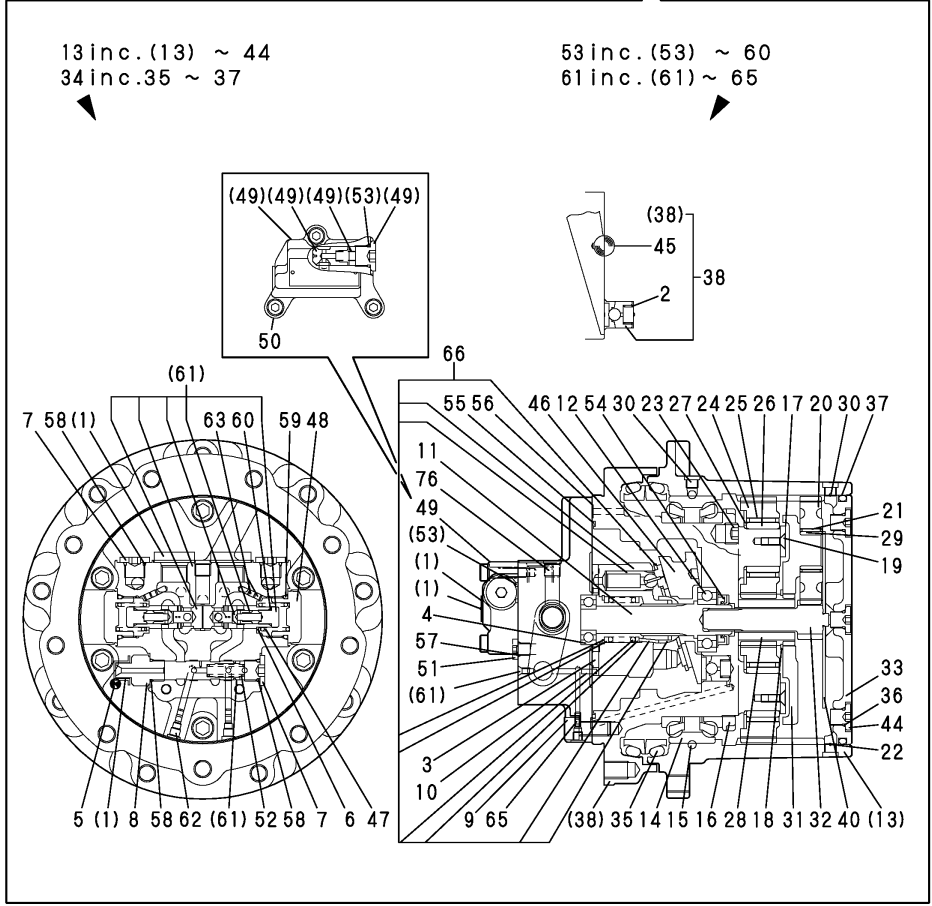
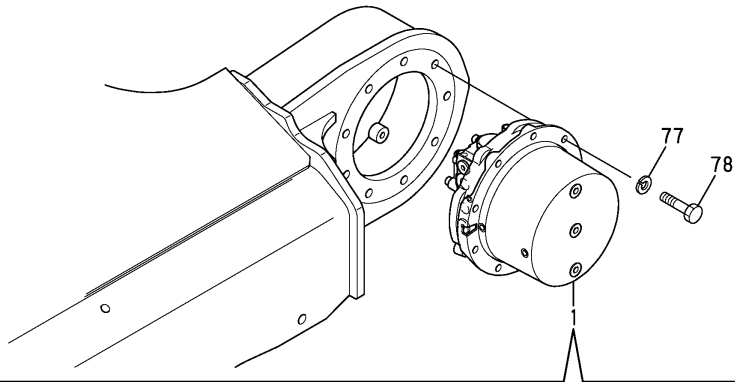


Fig.57. TRAVEL MOTOR

(A)=VIO50-3C(US)
 (B)=VIO50-3P(US)
 (C)=VIO50-3C(AS)

(D)=VIO50-3P(AS)
 (E)=VIO50-3C(NZ)
 (F)=VIO50-3P(NZ)



No.	Lev.	Parts No.	Description	Q'ty						I	R
				(A)	(B)	(C)	(D)	(E)	(F)		
56	3	24315-000070	O-RING, 1BP7.0	6	6	6	6	6	6		
57	3	24315-000080	O-RING, 1BP8.0	4	4	4	4	4	4		
58	3	24315-000140	O-RING, 1BP14.0	8	8	8	8	8	8		
59	3	24315-000290	O-RING, 1BP29.0	4	4	4	4	4	4		
60	3	24315-000100	O-RING, 1BP10.0	4	4	4	4	4	4		
61	2	172460-73640	PLATE KIT	2	2	2	2	2	2		
62	3	172147-70220	PLUG	4	4	4	4	4	4		
63	3	172148-70340	ORIFICE	8	8	8	8	8	8		
65	3	172312-74790	ORIFICE	8	8	8	8	8	8		
66	2	172423-73650	BROCK KIT	2	2	2	2	2	2		
76	2	23871-020000	PLUG, R02	2	2	2	2	2	2		
77	1	22217-140000	WASHER, SPRING 14	18	18	18	18	18	18		
78	1	172455-29140	BOLT 14X35	18	18	18	18	18	18		

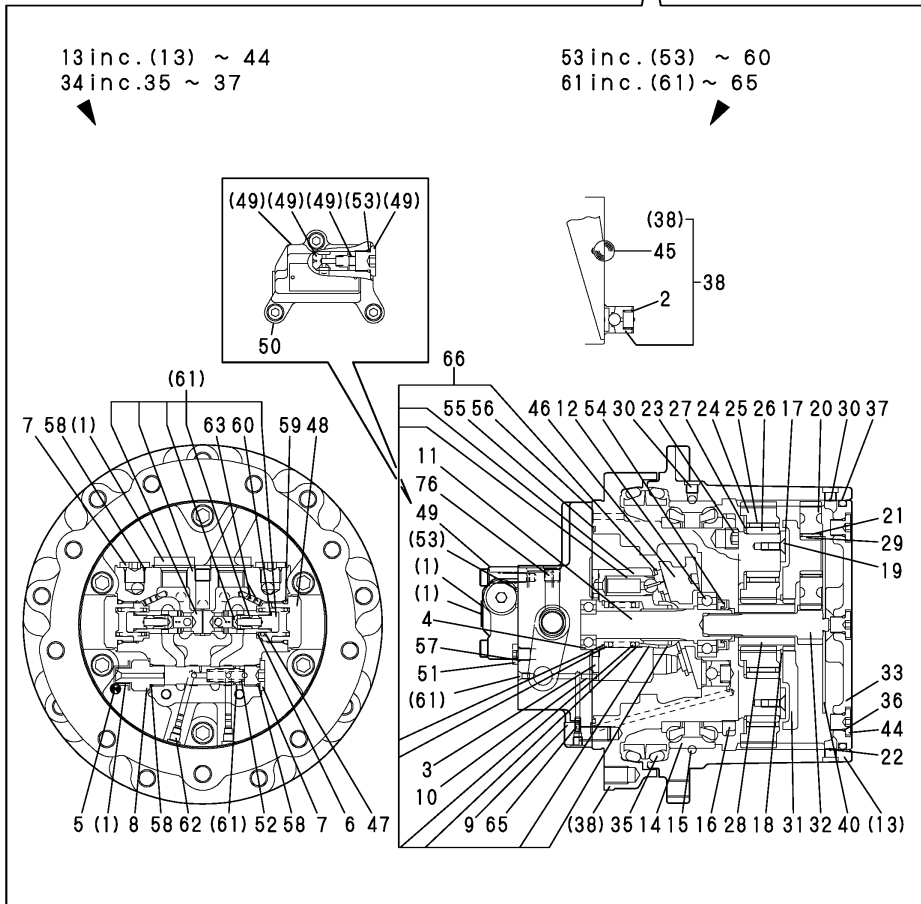
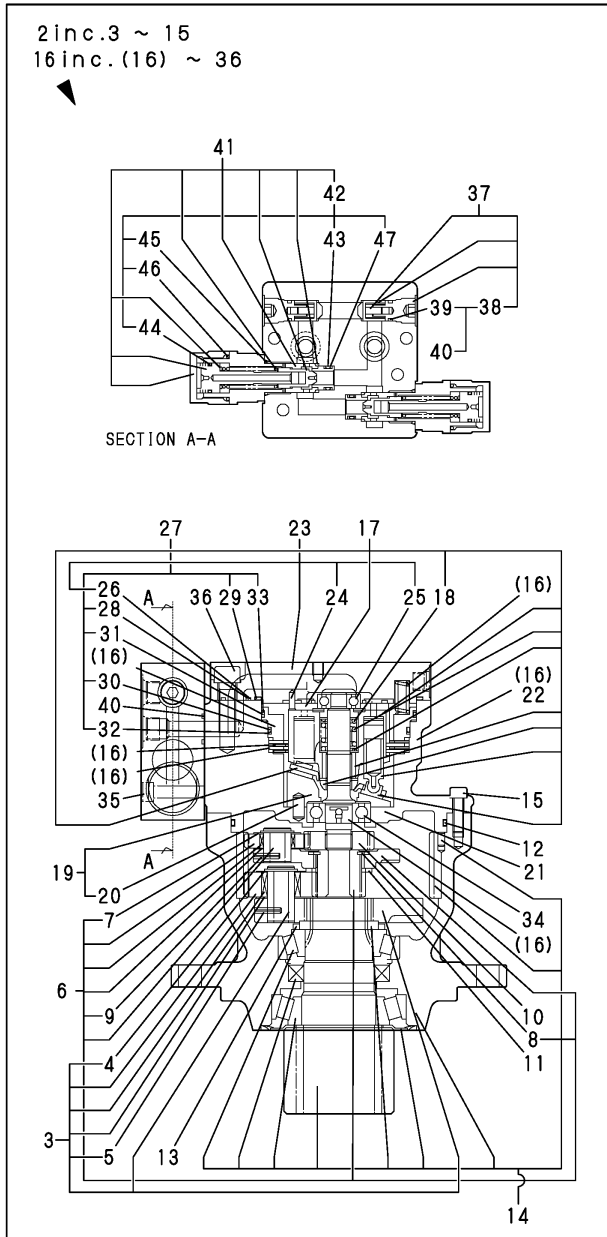


Fig.58. TURNING MOTOR

(A)=VIO50-3C(US)
 (B)=VIO50-3P(US)
 (C)=VIO50-3C(AS)

(D)=VIO50-3P(AS)
 (E)=VIO50-3C(NZ)
 (F)=VIO50-3P(NZ)

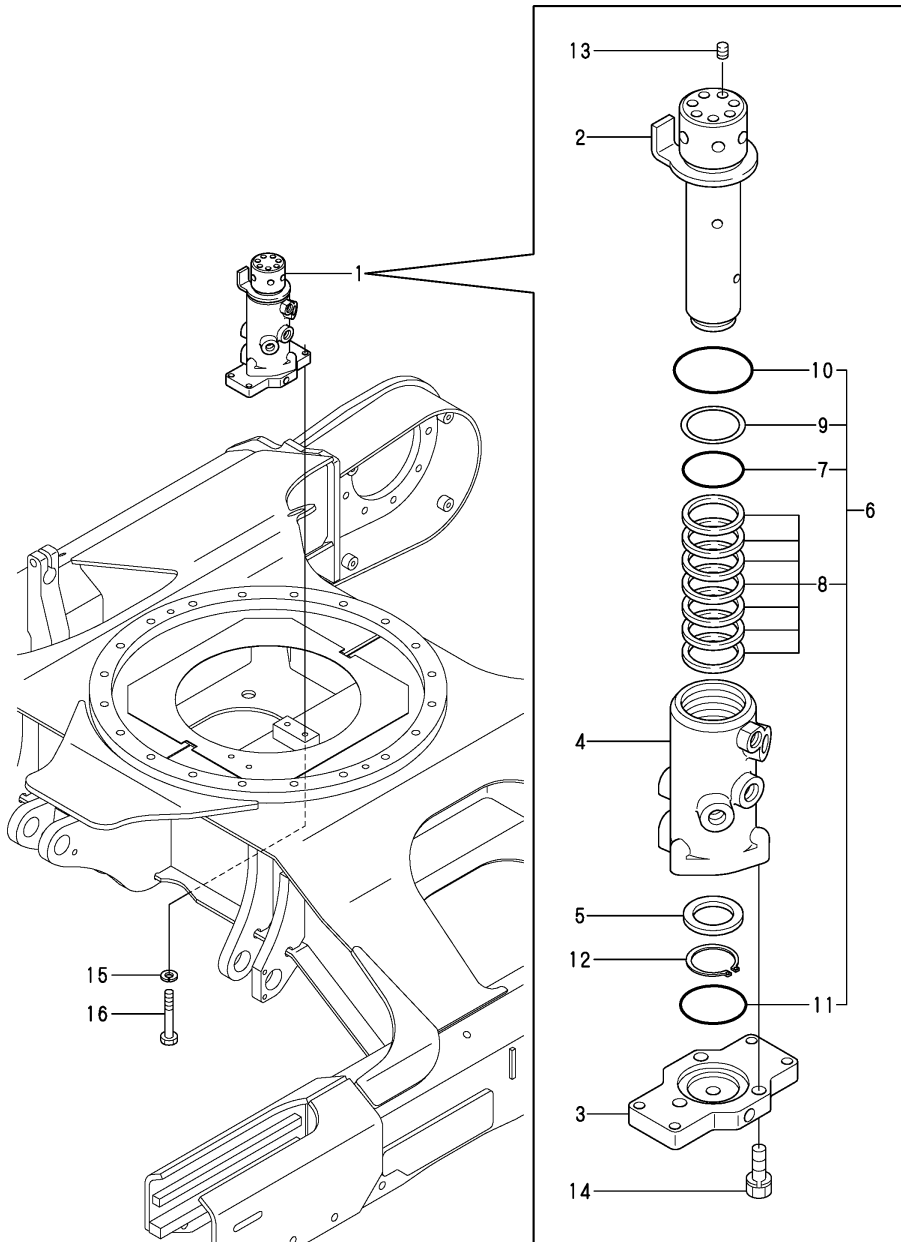


No.	Lev.	Parts No.	Description	Q'ty						I	R
				(A)	(B)	(C)	(D)	(E)	(F)		
1	1	172461-73310	MOTOR COMP., SWING	1	1	1	1	1	1		
2	2	172460-73700	GEAR, REDUCTION	1	1	1	1	1	1		
3	3	172425-73410	CARRIER KIT	1	1	1	1	1	1		
4	4	22242-000200	RING, 20	4	4	4	4	4	4		
5	4	22351-040020	PIN, SPRING 4.0X20	4	4	4	4	4	4		
6	3	172425-73420	CARRIER KIT	1	1	1	1	1	1		
7	4	22242-000200	RING, 20	3	3	3	3	3	3		
8	4	22242-000300	RING, 30	1	1	1	1	1	1		
9	4	22351-040020	PIN, SPRING 4.0X20	3	3	3	3	3	3		
10	3	172460-73790	GEAR	1	1	1	1	1	1		
11	3	172425-73490	COLLAR, THRUST	1	1	1	1	1	1		
12	3	172425-73510	O-RING	1	1	1	1	1	1		
13	3	172425-73520	RING	1	1	1	1	1	1		
14	3	172460-73710	PINION	1	1	1	1	1	1		
15	3	26450-080252	BOLT, M8X 25	6	6	6	6	6	6		
16	2	172460-73720	HYD.MOTOR	1	1	1	1	1	1		
17	3	172425-73440	BARREL KIT	1	1	1	1	1	1		
18	4	22252-000280	RING, 28	1	1	1	1	1	1		
19	3	172425-73450	PLATE KIT	1	1	1	1	1	1		
20	4	172425-73550	PIN	1	1	1	1	1	1		
21	3	172425-73530	FILTER	2	2	2	2	2	2		
22	3	172425-73540	PIN	1	1	1	1	1	1		
23	3	172460-73730	BODY H KIT	1	1	1	1	1	1		
24	4	22351-050012	PIN, SPRING 5.0X12	1	1	1	1	1	1		
25	4	24101-062010	BEARING, BALL 6201C3	2	2	2	2	2	2		
26	4	24315-000180	O-RING, 1BP18.0	2	2	2	2	2	2		
27	3	172460-73740	SEAL SET, MOTOR	1	1	1	1	1	1		
28	4	24315-000180	O-RING, 1BP18.0	1	1	1	1	1	1		
29	4	24325-001200	O-RING, 1BG120.0	1	1	1	1	1	1		
30	4	24325-001000	O-RING, 1BG100.0	1	1	1	1	1	1		
31	4	24325-001100	O-RING, 1BG110.0	1	1	1	1	1	1		
32	4	24376-001000	RING, BACK UP T3G100	1	1	1	1	1	1		
33	4	24376-001100	RING, BACK UP T3G110	1	1	1	1	1	1		
34	3	24105-062044	BEARING, BALL 6204Z	1	1	1	1	1	1		
35	3	26450-080502	BOLT, M8X 50	4	4	4	4	4	4		
36	3	26450-120352	BOLT, M12X 35	5	5	5	5	5	5		
37	2	172460-73750	VALVE	1	1	1	1	1	1		
38	3	172460-73760	SEAL SET, VALVE	1	1	1	1	1	1		
39	4	24315-000110	O-RING, 1BP11.0	2	2	2	2	2	2		
40	4	24315-000180	O-RING, 1BP18.0	2	2	2	2	2	2		
41	2	172461-73770	VALVE ASSY	2	2	2	2	2	2		
42	3	172460-73780	SEAL SET, VALVE	2	2	2	2	2	2		
43	4	24315-000140	O-RING, 1BP14.0	2	2	2	2	2	2		
44	4	24315-000180	O-RING, 1BP18.0	2	2	2	2	2	2		
45	4	24315-000220	O-RING, 1BP22.0	2	2	2	2	2	2		
46	4	24315-000280	O-RING, 1BP28.0	2	2	2	2	2	2		
47	4	24372-000140	RING, BACK UP T2P14	4	4	4	4	4	4		
48	1	172460-73320	BOLT	9	9	9	9	9	9		

Fig.59. SWIVEL JOINT

(A)=VIO50-3C(US)
 (B)=VIO50-3P(US)
 (C)=VIO50-3C(AS)

(D)=VIO50-3P(AS)
 (E)=VIO50-3C(NZ)
 (F)=VIO50-3P(NZ)

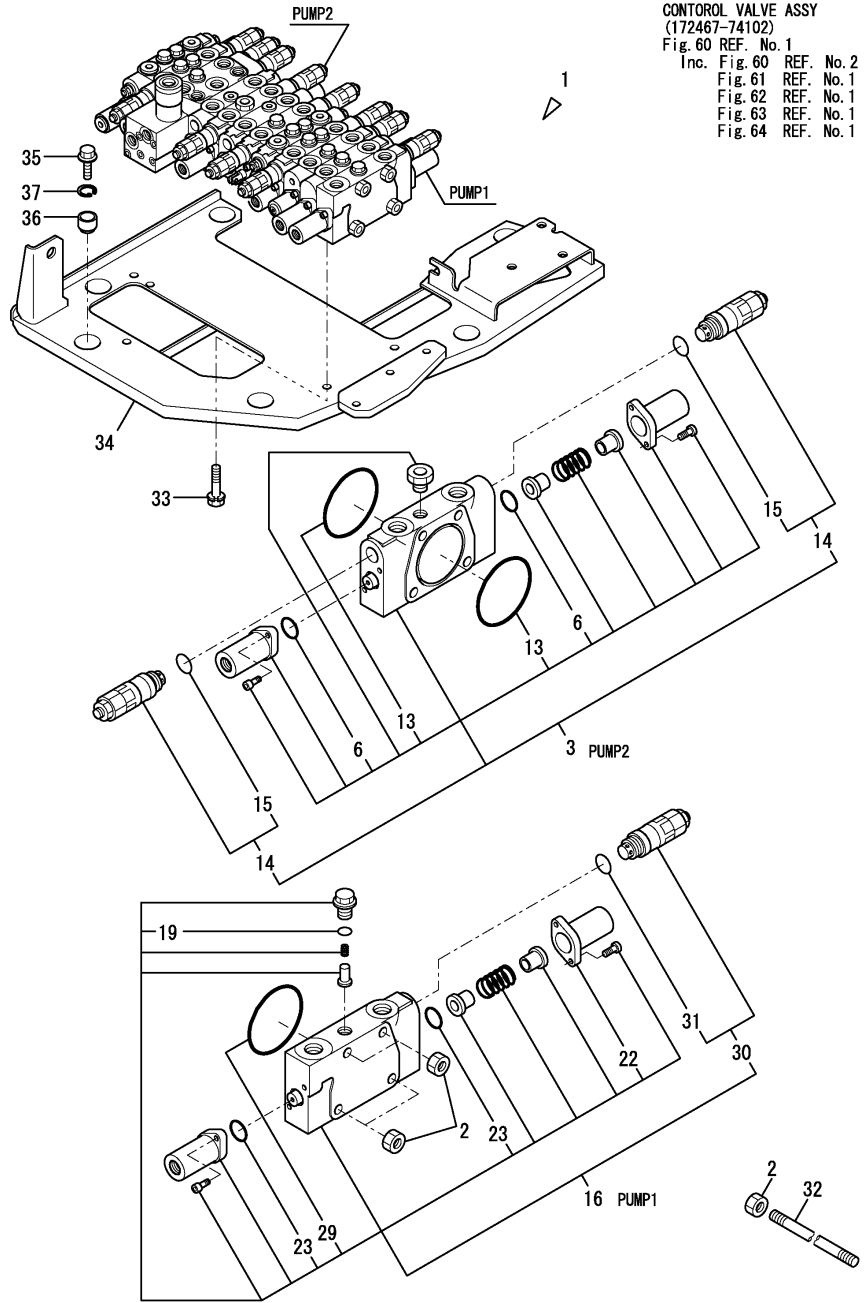


No.	Lev.	Parts No.	Description	Q'ty						I	R
				(A)	(B)	(C)	(D)	(E)	(F)		
1	1	172444-73802	JOINT ASSY, SWIVEL	1	1	1	1	1	1		
2	2	172444-73810	SHAFT ASSY, SWIVEL	1	1	1	1	1	1		
3	2	172444-73840	FLANGE, SWIVEL	1	1	1	1	1	1		
4	2	172444-73831	HUB, SWIVEL	1	1	1	1	1	1		
5	2	172137-73860	SPACER, SWIVEL	1	1	1	1	1	1		
6	2	172444-73880	SEAL SET, SWIVEL	1	1	1	1	1	1		
7	3	172142-73800	O-RING	1	1	1	1	1	1		
8	3	172458-73820	SEAL, SWIVEL	7	7	7	7	7	7		
9	3	172148-73870	RING EL, BACK UP	1	1	1	1	1	1		
10	3	24311-000750	O-RING, 1AP75.0	1	1	1	1	1	1		
11	3	24321-000700	O-RING, 1AG70.0	1	1	1	1	1	1		
12	2	22242-000451	RING, 45	1	1	1	1	1	1		
13	2	23871-020000	PLUG, R02	7	7	7	7	7	7		
14	2	26013-100352	BOLT, M10X 35	3	3	3	3	3	3		
15	1	22217-100000	WASHER, SPRING 10	4	4	4	4	4	4		
16	1	26116-100652	BOLT, M10X 65 PLATED	4	4	4	4	4	4		

Fig.60. CONTROL VALVE(P PORT)

(A)=VIO50-3C(US)
 (B)=VIO50-3P(US)
 (C)=VIO50-3C(AS)

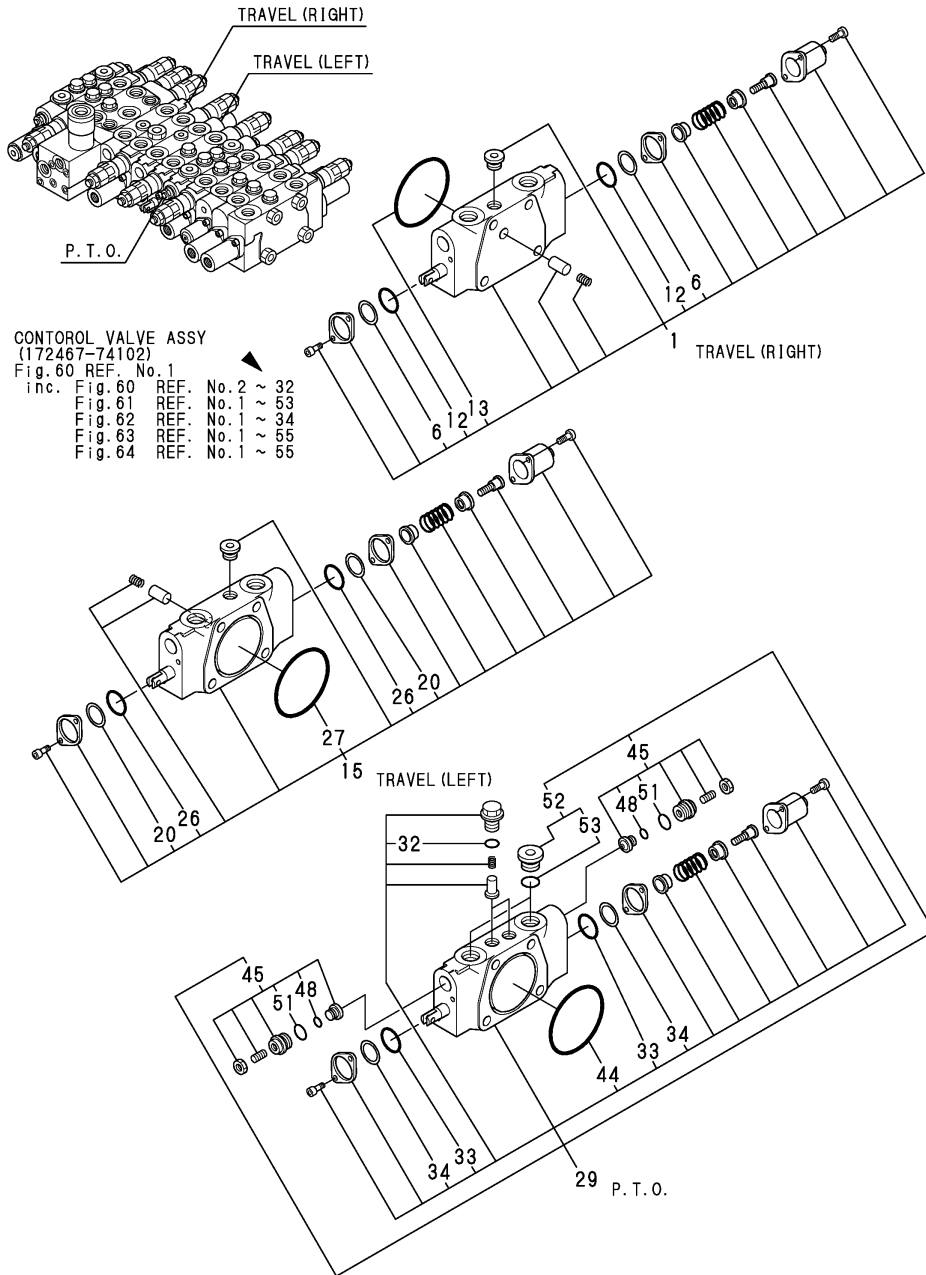
(D)=VIO50-3P(AS)
 (E)=VIO50-3C(NZ)
 (F)=VIO50-3P(NZ)



CONTROL VALVE ASSY
 (172467-74102)
 Fig. 60 REF. No. 1
 Inc. Fig. 60 REF. No. 2 ~ 32
 Fig. 61 REF. No. 1 ~ 53
 Fig. 62 REF. No. 1 ~ 34
 Fig. 63 REF. No. 1 ~ 55
 Fig. 64 REF. No. 1 ~ 55

No.	Lev.	Parts No.	Description	Q'ty						I	R
				(A)	(B)	(C)	(D)	(E)	(F)		
1	1	172467-74102	VALVE ASSY, CONTROL	1	1	1	1	1	1		
2	2	172422-74110	NUT	8	8	8	8	8	8		
3	2	172461-74140	SECTION ASSY, INLET	1	1	1	1	1	1		
6	4	172422-74220	O-RING	2	2	2	2	2	2		
13	4	172460-74370	O-RING	2	2	2	2	2	2		
14	3	172461-74310	VALVE, RELIEF	2	2	2	2	2	2		
15	4	172116-74150	O-RING	2	2	2	2	2	2		
16	2	172461-74210	SECTION ASSY, BLADE	1	1	1	1	1	1		
19	4	24315-000110	O-RING, 1BP11.0	1	1	1	1	1	1		
22	4	172460-74420	CAP	1	1	1	1	1	1		
23	4	172422-74220	O-RING	2	2	2	2	2	2		
29	4	172460-74370	O-RING	1	1	1	1	1	1		
30	3	172461-74310	VALVE, RELIEF	1	1	1	1	1	1		
31	4	172116-74150	O-RING	1	1	1	1	1	1		
32	2	172467-74130	ROD, TIE	4	4	4	4	4	4		
33	1	26013-100162	BOLT, M10X 16	3	3	3	3	3	3		
34	1	172460-45601	PLATE, VALVE	1	1	1	1	1	1		
35	1	26106-100352	BOLT, M10X 35 PLATED	6	6	6	6	6	6		
36	1	172165-45490	CUSHION	6	6	6	6	6	6		
37	1	22252-000280	RING, 28	6	6	6	6	6	6		

Fig.61. CONTROL VALVE(TRAVEL & P.T.O.)



(A)=VIO50-3C(US)
(B)=VIO50-3P(US)
(C)=VIO50-3C(AS)

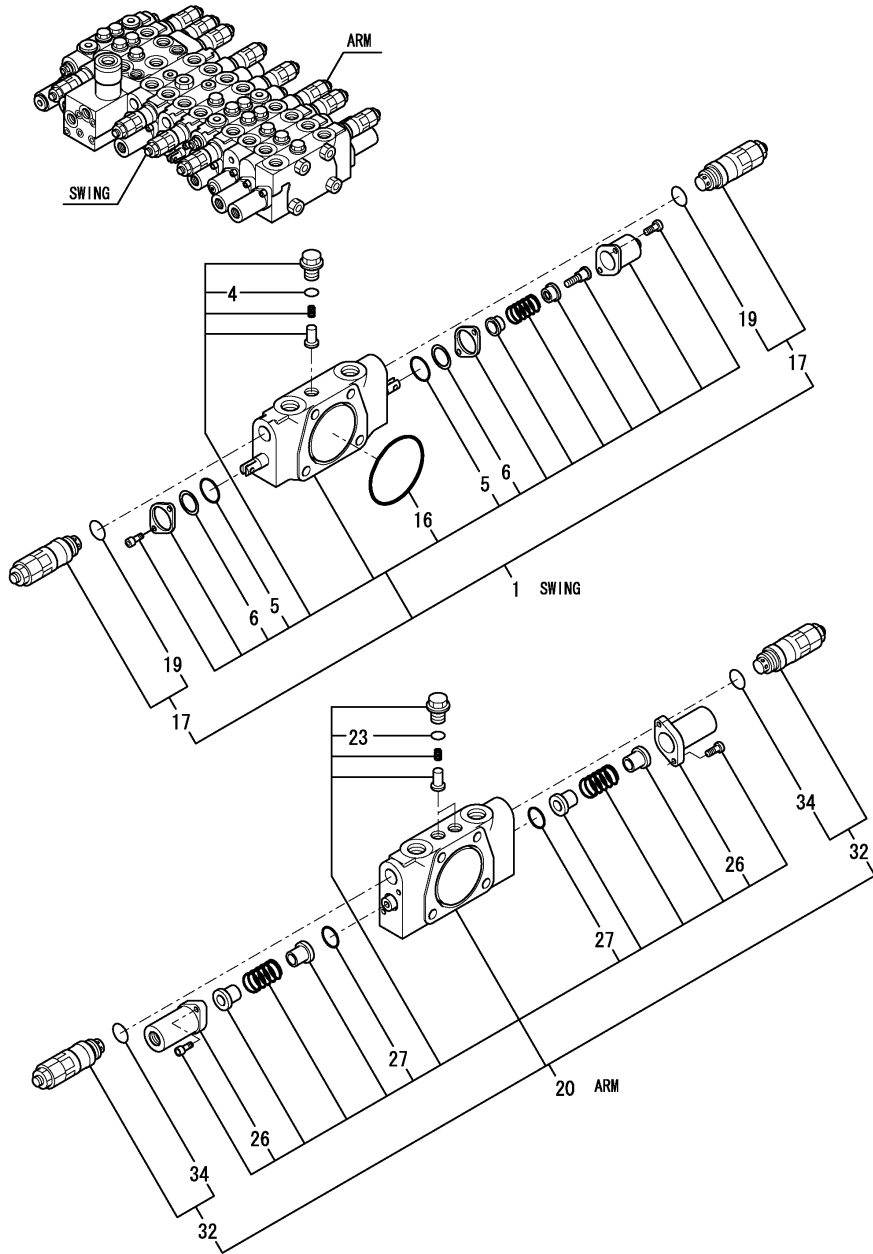
(D)=VIO50-3P(AS)
(E)=VIO50-3C(NZ)
(F)=VIO50-3P(NZ)

No.	Lev.	Parts No.	Description	Q'ty						I	R
				(A)	(B)	(C)	(D)	(E)	(F)		
1	2	172460-74130	SECTION ASSY, TRAVEL	1	1	1	1	1	1		
6	3	172614-74290	WIPER	2	2	2	2	2	2		
12	3	172422-74370	O-RING	2	2	2	2	2	2		
13	3	172460-74370	O-RING	1	1	1	1	1	1		
15	2	172460-74150	SECTION ASSY, TRAVEL	1	1	1	1	1	1		
20	3	172614-74290	WIPER	2	2	2	2	2	2		
26	3	172422-74370	O-RING	2	2	2	2	2	2		
27	3	172460-74370	O-RING	1	1	1	1	1	1		
29	2	172460-74170	SECTION ASSY, PTO	1	1	1	1	1	1		
32	4	24315-000110	O-RING, 1BP11.0	2	2	2	2	2	2		
33	4	172422-74370	O-RING	2	2	2	2	2	2		
34	4	172614-74290	WIPER	2	2	2	2	2	2		
44	4	172460-74370	O-RING	1	1	1	1	1	1		
45	3	172455-74320	SHUTOFF VALVE	2	2	2	2	2	2		
48	4	172455-74030	O-RING	2	2	2	2	2	2		
51	4	172116-74150	O-RING	2	2	2	2	2	2		
52	3	172187-74540	PLUG	2	2	2	2	2	2		
53	4	24315-000140	O-RING, 1BP14.0	2	2	2	2	2	2		

Fig.62. CONTROL VALVE(ARM & SWING)

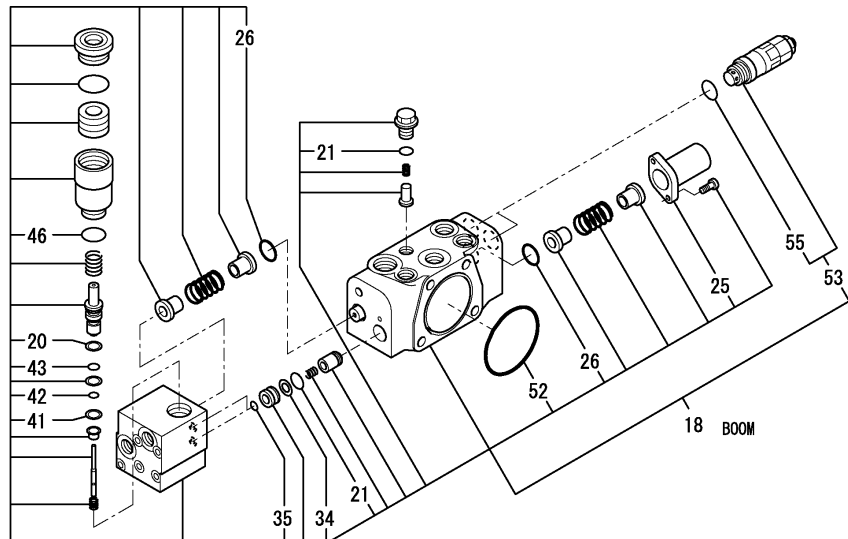
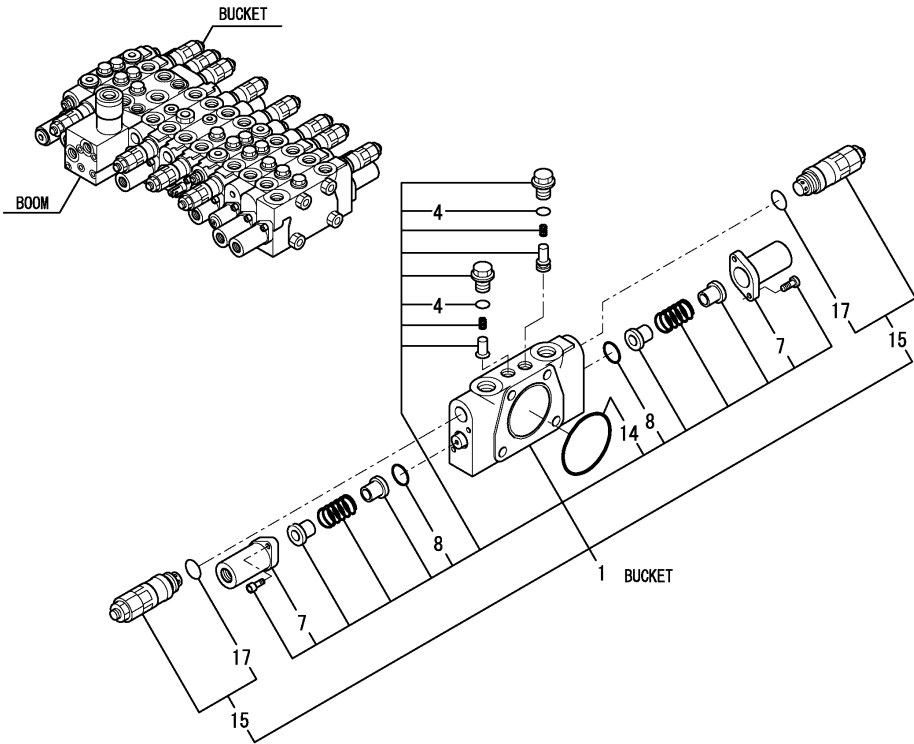
(A)=VIO50-3C(US)
 (B)=VIO50-3P(US)
 (C)=VIO50-3C(AS)

(D)=VIO50-3P(AS)
 (E)=VIO50-3C(NZ)
 (F)=VIO50-3P(NZ)



No.	Lev.	Parts No.	Description	Q'ty						I	R
				(A)	(B)	(C)	(D)	(E)	(F)		
1	2	172461-74161	SECTION ASSY, SWING	1	1	1	1	1	1		
4	4	24315-000110	O-RING, 1BP11.0	1	1	1	1	1	1		
5	4	172422-74370	O-RING	2	2	2	2	2	2		
6	4	172614-74290	WIPER	2	2	2	2	2	2		
16	4	172460-74370	O-RING	1	1	1	1	1	1		
17	3	172491-74280	VALVE ASSY, RELIEF	2	2	2	2	2	2		
19	4	24315-000110	O-RING, 1BP11.0	2	2	2	2	2	2		
20	2	172461-74181	SECTION ASSY, ARM	1	1	1	1	1	1		
23	4	24315-000110	O-RING, 1BP11.0	2	2	2	2	2	2		
26	4	172460-74420	CAP	2	2	2	2	2	2		
27	4	172422-74220	O-RING	2	2	2	2	2	2		
32	3	172491-74280	VALVE ASSY, RELIEF	2	2	2	2	2	2		
34	4	24315-000110	O-RING, 1BP11.0	2	2	2	2	2	2		

Fig.63. CONTROL VALVE(BOOM & BUCKET)

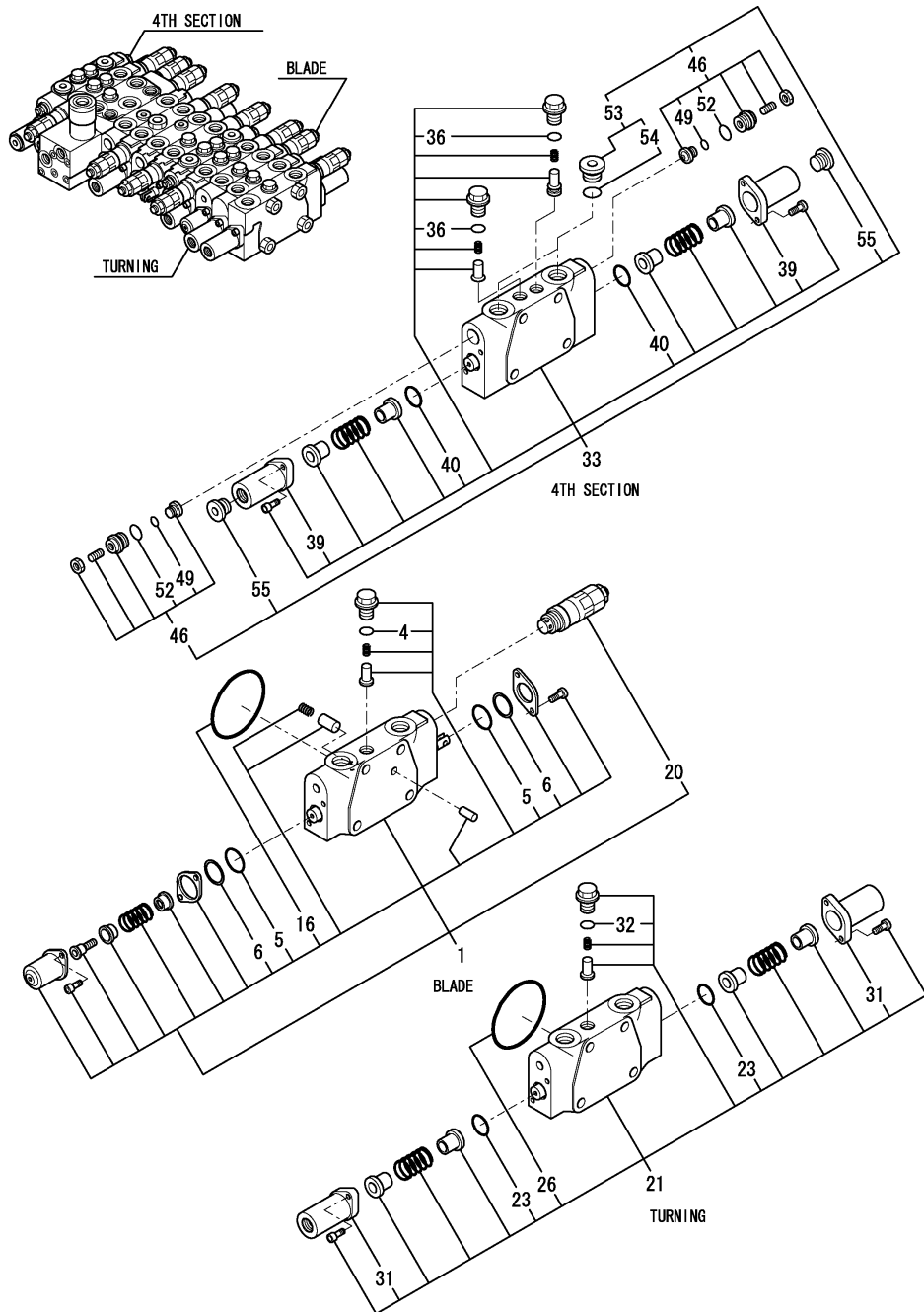


(A)=VIO50-3C(US)
(B)=VIO50-3P(US)
(C)=VIO50-3C(AS)

(D)=VIO50-3P(AS)
(E)=VIO50-3C(NZ)
(F)=VIO50-3P(NZ)

No.	Lev.	Parts No.	Description	Q'ty						I	R
				(A)	(B)	(C)	(D)	(E)	(F)		
1	2	172467-74111	SECTION ASSY, BUCKET	1	1	1	1	1	1		
4	4	24315-000110	O-RING, 1BP11.0	2	2	2	2	2	2		
7	4	172460-74420	CAP	2	2	2	2	2	2		
8	4	172422-74220	O-RING	2	2	2	2	2	2		
14	4	172460-74370	O-RING	1	1	1	1	1	1		
15	3	172491-74280	VALVE ASSY, RELIEF	2	2	2	2	2	2		
17	4	24315-000110	O-RING, 1BP11.0	2	2	2	2	2	2		
18	2	172461-74121	SECTION ASSY, BOOM	1	1	1	1	1	1		
20	4	172638-73650	RING, BUCK UP	1	1	1	1	1	1		
21	4	24315-000110	O-RING, 1BP11.0	2	2	2	2	2	2		
25	4	172460-74420	CAP	1	1	1	1	1	1		
26	4	172422-74220	O-RING	2	2	2	2	2	2		
34	4	172460-74500	RING, BUCK UP	1	1	1	1	1	1		
35	4	172455-74690	O-RING	2	2	2	2	2	2		
41	4	172455-74680	RING, BUCK UP	1	1	1	1	1	1		
42	4	172455-74660	O-RING	1	1	1	1	1	1		
43	4	172455-74670	O-RING	1	1	1	1	1	1		
46	4	172116-74150	O-RING	1	1	1	1	1	1		
52	4	172460-74370	O-RING	1	1	1	1	1	1		
53	3	172491-74280	VALVE ASSY, RELIEF	2	2	2	2	2	2		
55	4	24315-000110	O-RING, 1BP11.0	2	2	2	2	2	2		

Fig.64. CONTROL VALVE(TURNING & BLADE)



(A)=VIO50-3C(US)
 (B)=VIO50-3P(US)
 (C)=VIO50-3C(AS)

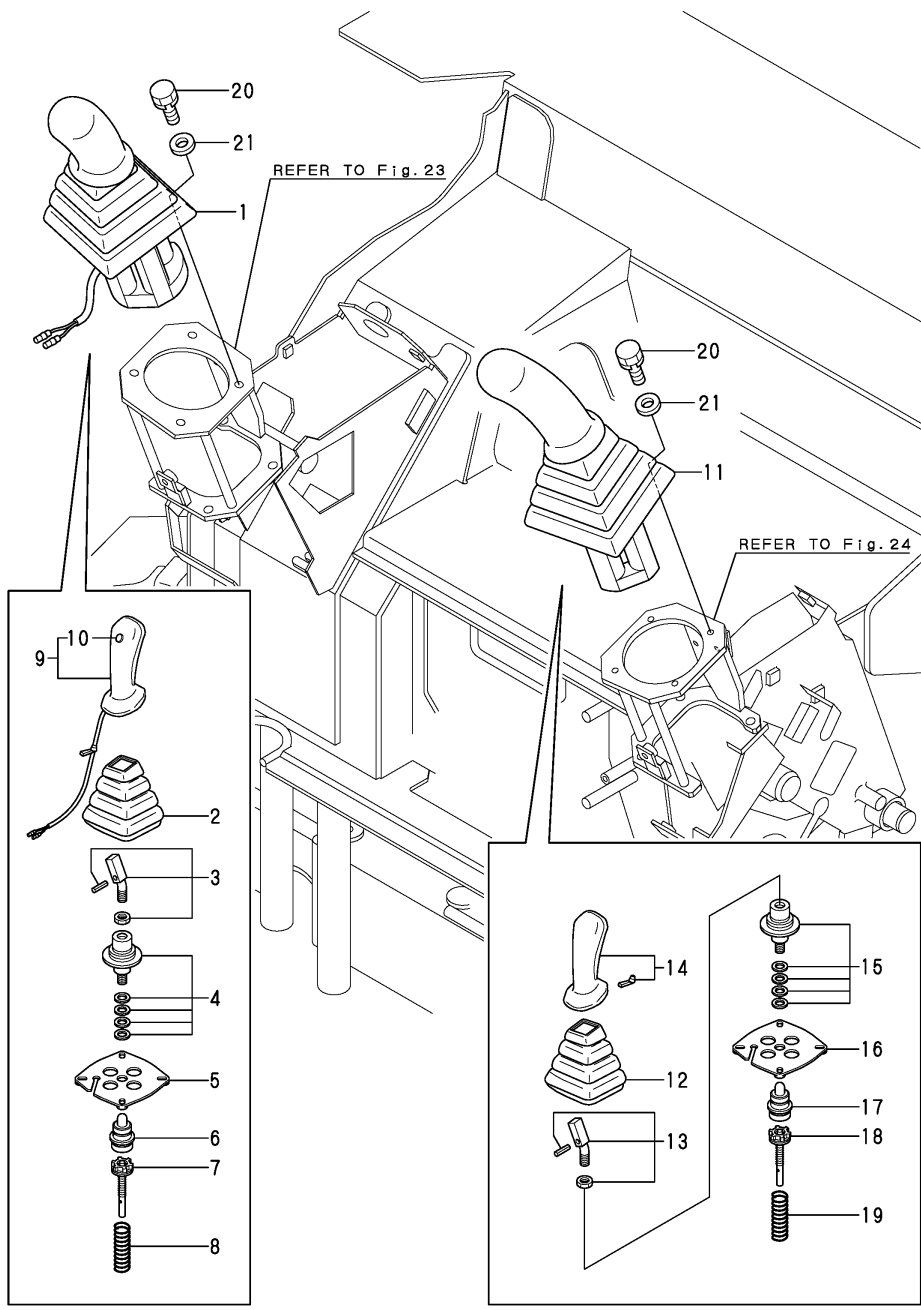
(D)=VIO50-3P(AS)
 (E)=VIO50-3C(NZ)
 (F)=VIO50-3P(NZ)

No.	Lev.	Parts No.	Description	Q'ty						I	R
				(A)	(B)	(C)	(D)	(E)	(F)		
1	2	172460-74191	SECTION ASSY, BLADE	1	1	1	1	1	1		
4	4	24315-000110	O-RING, 1BP11.0	1	1	1	1	1	1		
5	4	172422-74370	O-RING	2	2	2	2	2	2		
6	4	172614-74290	WIPER	2	2	2	2	2	2		
16	4	172460-74370	O-RING	1	1	1	1	1	1		
20	3	172491-74270	VALVE ASSY, RELIEF	1	1	1	1	1	1		
21	2	172461-74200	SECTION ASSY, SWING	1	1	1	1	1	1		
23	3	172422-74220	O-RING	2	2	2	2	2	2		
26	3	172460-74370	O-RING	1	1	1	1	1	1		
31	3	172460-74420	CAP	2	2	2	2	2	2		
32	3	24315-000110	O-RING, 1BP11.0	1	1	1	1	1	1		
33	2	172467-74120	SECTION ASSY	1	1	1	1	1	1		
36	4	24315-000110	O-RING, 1BP11.0	2	2	2	2	2	2		
39	4	172460-74420	CAP	2	2	2	2	2	2		
40	4	172422-74220	O-RING	2	2	2	2	2	2		
46	3	172455-74320	VALVE ASSY, SHUT-OFF	2	2	2	2	2	2		
49	4	172455-74030	O-RING	2	2	2	2	2	2		
52	4	172116-74150	O-RING	2	2	2	2	2	2		
53	3	172187-74540	PLUG ASSY	2	2	2	2	2	2		
54	4	24315-000140	O-RING, 1BP14.0	2	2	2	2	2	2		
55	3	172422-74330	PLUG ASSY	2	2	2	2	2	2		

Fig.65. REMOTE CONTROL VALVE

(A)=VIO50-3C(US)
 (B)=VIO50-3P(US)
 (C)=VIO50-3C(AS)

(D)=VIO50-3P(AS)
 (E)=VIO50-3C(NZ)
 (F)=VIO50-3P(NZ)

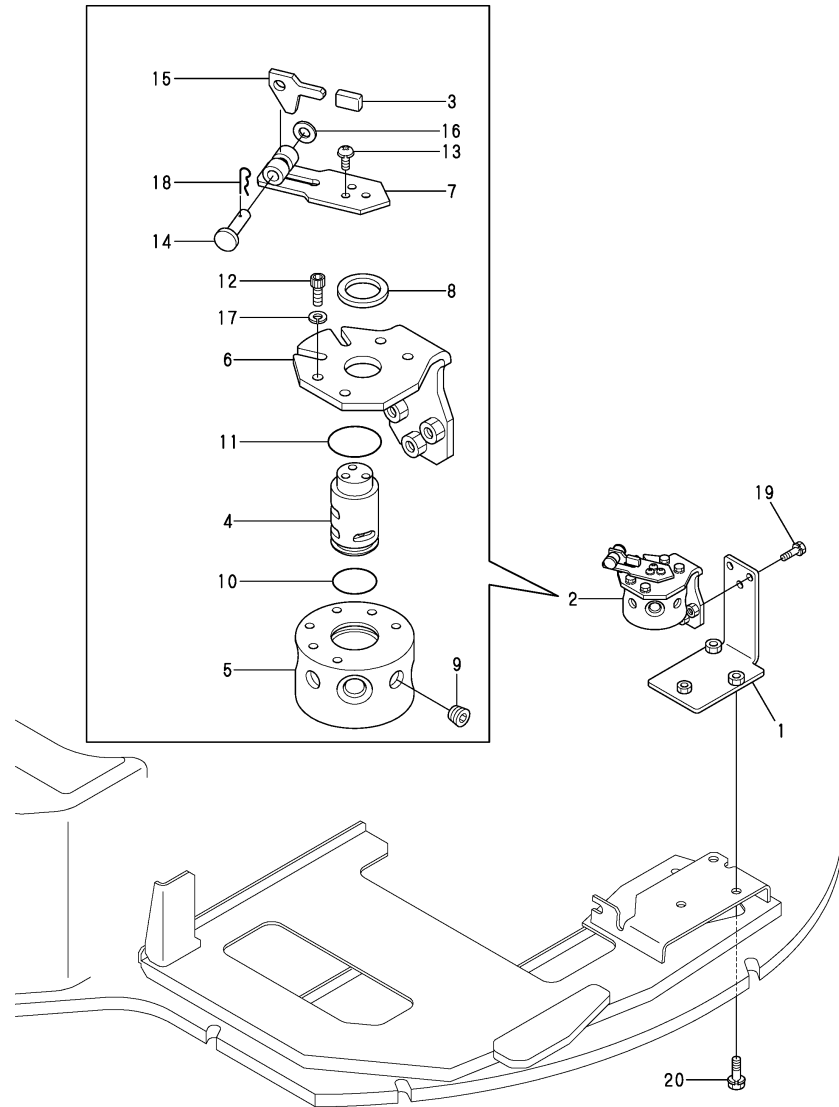


No.	Lev.	Parts No.	Description	Q'ty						I	R
				(A)	(B)	(C)	(D)	(E)	(F)		
1	1	172463-74511	VALVE ASSY, R.US	1	1	1	1	1	1		
2	2	172441-74030	BELLOWS	1	1	1	1	1	1		
3	2	172441-74040	COMMAND KIT	1	1	1	1	1	1		
4	2	172463-74530	CARDAN KIT	1	1	1	1	1	1		
5	2	172463-74540	RETAINING PLATE	1	1	1	1	1	1		
6	2	172463-74551	PLUNGER KIT	1	1	1	1	1	1		
7	2	172463-74561	REGULATION KIT	4	4	4	4	4	4		
8	2	172463-74570	SPRING KIT	1	1	1	1	1	1		
9	2	172463-74590	HANDLE R	1	1	1	1	1	1		
10	3	172463-74580	SWITCH, BUTTON	1	1	1	1	1	1		
11	1	172463-74521	VALVE ASSY, L.US	1	1	1	1	1	1		
12	2	172441-74030	BELLOWS	1	1	1	1	1	1		
13	2	172441-74040	COMMAND KIT	1	1	1	1	1	1		
14	2	172441-74050	HANDLE L	1	1	1	1	1	1		
15	2	172463-74530	CARDAN KIT	1	1	1	1	1	1		
16	2	172463-74540	RETAINING PLATE	1	1	1	1	1	1		
17	2	172463-74551	PLUNGER KIT	1	1	1	1	1	1		
18	2	172463-74561	REGULATION KIT	4	4	4	4	4	4		
19	2	172463-74570	SPRING KIT	1	1	1	1	1	1		
20	1	26013-060202	BOLT, M6X 20	8	8	8	8	8	8		
21	1	22137-060000	WASHER, 6	8	8	8	8	8	8		

Fig.66. 2-WAY VALVE

(A)=VIO50-3C(US)
 (B)=VIO50-3P(US)
 (C)=VIO50-3C(AS)

(D)=VIO50-3P(AS)
 (E)=VIO50-3C(NZ)
 (F)=VIO50-3P(NZ)



No.	Lev.	Parts No.	Description	Q'ty						I	R
				(A)	(B)	(C)	(D)	(E)	(F)		
1	1	172467-74200	BRACKET ASSY, 2-WAY	1	1	1	1	1	1		
2	1	172A36-74700	VALVE ASSY,2WAY	1	1	1	1	1	1		
3	2	172157-58830	KNOB, 6.5X18X35	1	1	1	1	1	1		
4	2	172437-74711	SHAFT	1	1	1	1	1	1		
5	2	172437-74720	BLOCK,VALVE	1	1	1	1	1	1		
6	2	172437-74732	STAY ASSY	1	1	1	1	1	1		1
7	2	172A36-74750	LEVER	1	1	1	1	1	1		
8	2	22137-240000	WASHER, 24	1	1	1	1	1	1		
9	2	23871-010000	PLUG, R01	4	4	4	4	4	4		
10	2	24311-000250	O-RING, 1AP25.0	1	1	1	1	1	1		
11	2	24311-000320	O-RING, 1AP32.0	1	1	1	1	1	1		
12	2	26450-060162	BOLT, M6X 16	4	4	4	4	4	4		
13	2	26022-050122	SCREW, M5X12	3	3	3	3	3	3		
14	2	22487-080300	PIN, H 8X 30	1	1	1	1	1	1		
15	2	172A36-74780	PLATE,LOCK	1	1	1	1	1	1		
16	2	22117-080000	WASHER, 8	1	1	1	1	1	1		
17	2	22217-060000	WASHER, SPRING 6	4	4	4	4	4	4		
18	2	22417-200160	PIN, COTTER 2.0X16	1	1	1	1	1	1		
18A	1	172437-03610	LABEL	1	1	1	1	1	1		2
18B	1	172437-03620	LABEL	1	1	1	1	1	1		2
19	1	26013-080252	BOLT, M8X 25	3	3	3	3	3	3		
20	1	26013-100202	BOLT, M10X 20	3	3	3	3	3	3		

Remarks

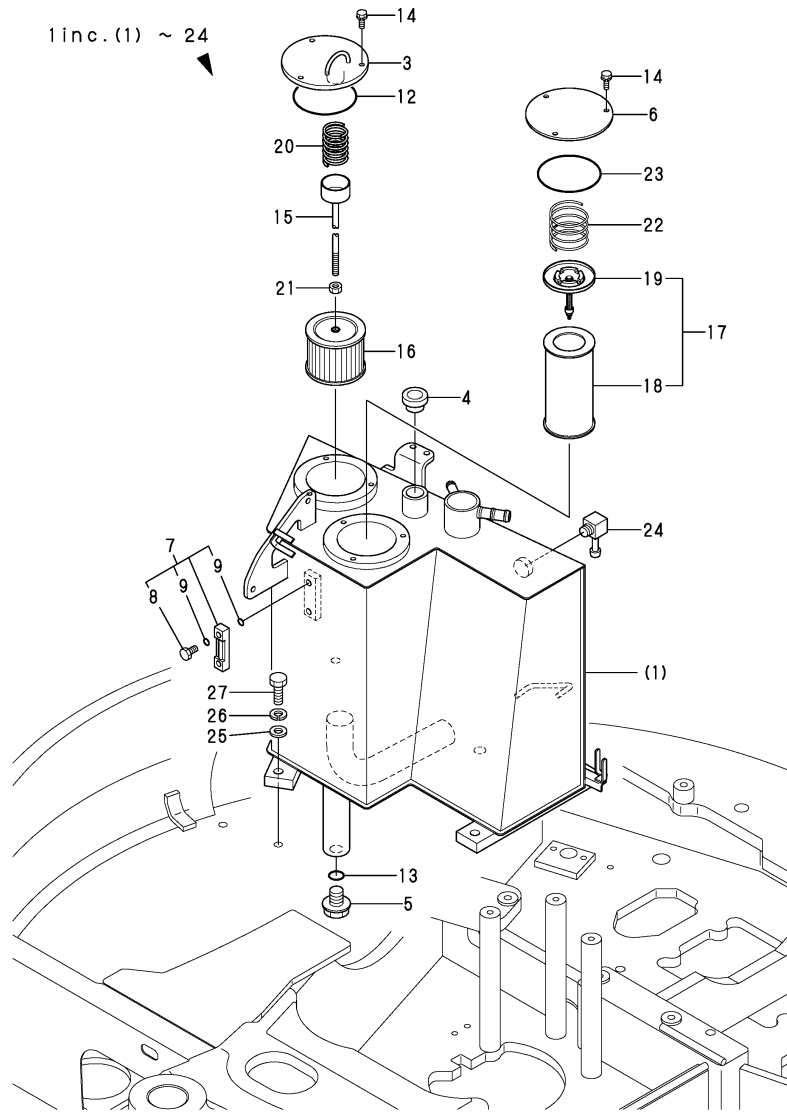
(1)PLEASE USE THIS PART WITH FOLLOW-
 ING LABELS AT THE SAME TIME.
 REF. NO. 18A,18B.

(2)LABELS ARE NOT ILLUSTRATED.

Fig.67. HYD.OIL TANK

(A)=VIO50-3C(US)
 (B)=VIO50-3P(US)
 (C)=VIO50-3C(AS)

(D)=VIO50-3P(AS)
 (E)=VIO50-3C(NZ)
 (F)=VIO50-3P(NZ)



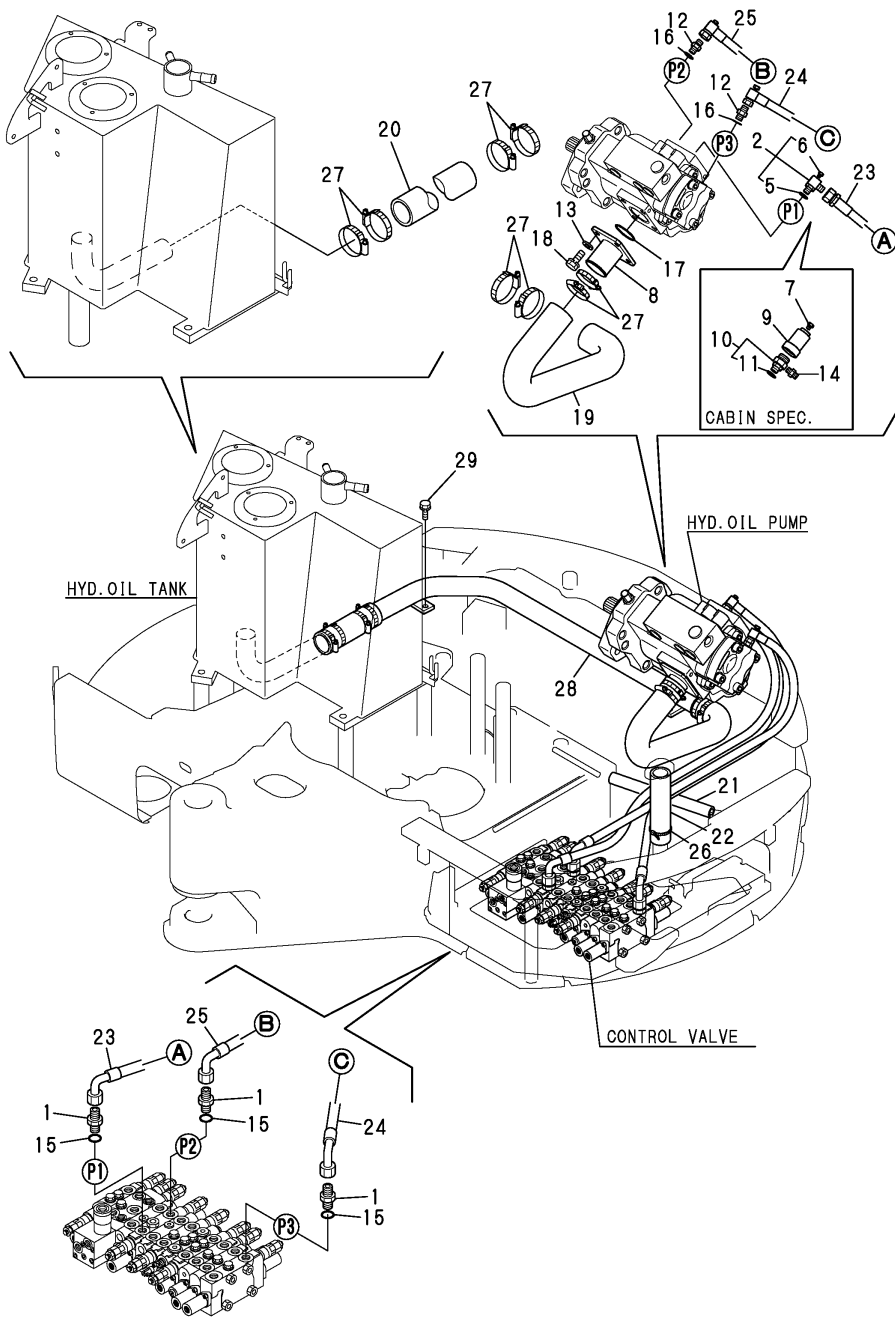
No.	Lev.	Parts No.	Description	Q'ty						I	R
				(A)	(B)	(C)	(D)	(E)	(F)		
1	1	772496-75100-1	TANK ASSY, OIL	1	1	1	1	1	1		1
3	2	172496-75200-1	COVER, RESERVOIR	1	1	1	1	1	1		
4	2	172446-75250	CAP, RESERVER	1	1	1	1	1	1		
5	2	172455-75330	DRAIN PLIG 24	1	1	1	1	1	1		
6	2	172460-75410-1	COVER, TANK	1	1	1	1	1	1		
7	2	172447-75600	GAUGE ASSY	1	1	1	1	1	1		
8	3	172455-75290	BOLT M10	2	2	2	2	2	2		
9	3	172455-75300	O-RING	4	4	4	4	4	4		
12	2	24321-001050	O-RING, 1AG105.0	1	1	1	1	1	1		
13	2	24341-000300	O-RING, 1AS30.0	1	1	1	1	1	1		
14	2	26013-080202	BOLT, M8X 20	6	6	6	6	6	6		
15	2	172112-75792	ROD ASSY, FILTER	1	1	1	1	1	1		
16	2	172137-73700	FILTER, SUCTION	1	1	1	1	1	1		
17	2	172175-73700	FILTER ASSY, RETURN	1	1	1	1	1	1		
18	3	172175-73710	ELEMENT, FILTER	1	1	1	1	1	1		
19	3	172141-73770	VALVE ASSY, BYPASS	1	1	1	1	1	1		
20	2	172112-75780	SPRING, FILTER	1	1	1	1	1	1		
21	2	26716-100002	NUT, M10	1	1	1	1	1	1		
22	2	933152-02710	SPRING, CLUTCH	1	1	1	1	1	1		
23	2	24321-001050	O-RING, 1AG105.0	1	1	1	1	1	1		
24	2	172168-76370	ELBOW	1	1	1	1	1	1		
24A	1	172463-03290	LABEL, HYD.OIL US	1	1	1	1	1	1		2
25	1	22137-140000	WASHER, 14	4	4	4	4	4	4		
26	1	22217-140000	WASHER, SPRING 14	4	4	4	4	4	4		
27	1	26116-140402	BOLT, M14X 40 PLATED	4	4	4	4	4	4		

Remarks

(1) PLEASE USE THIS PART WITH FOLLOWING LABELS AT THE SAME TIME.
 REF. NO. 24A.

(2) LABELS ARE NOT ILLUSTRATED.

Fig.68. HYD.OIL PIPING(TANK-PUMP-VALVE)



(A)=VIO50-3C(US)
 (B)=VIO50-3P(US)
 (C)=VIO50-3C(AS)

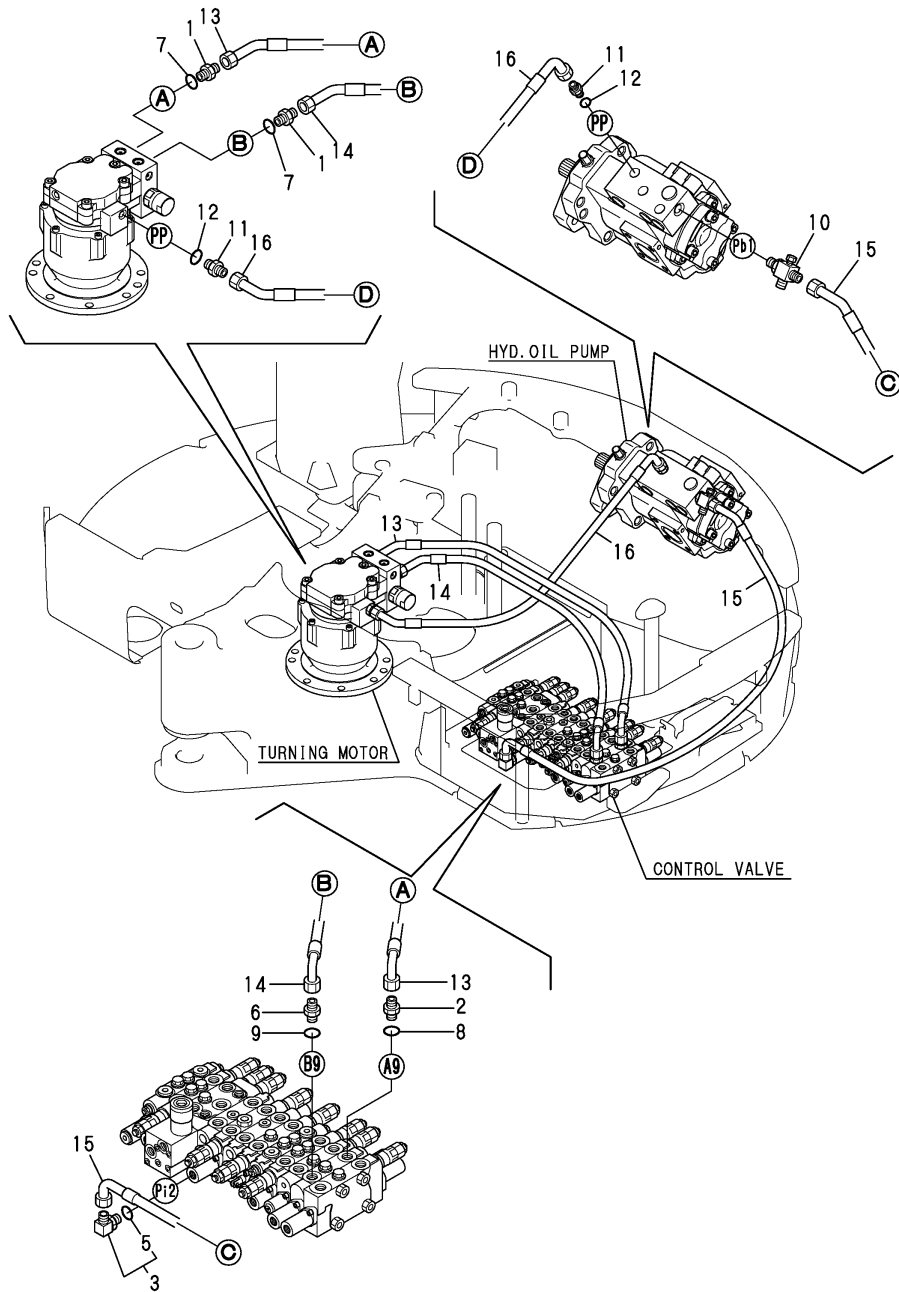
(D)=VIO50-3P(AS)
 (E)=VIO50-3C(NZ)
 (F)=VIO50-3P(NZ)

No.	Lev.	Parts No.	Description	Q'ty						I	R
				(A)	(B)	(C)	(D)	(E)	(F)		
1	1	172168-76162	CONNECTOR, PF1/2X3/8	3	3	3	3	3	3		
2	1	172460-76560	CONNECTOR, PF1/2		1		1		1		
5	3	24315-000180	O-RING, 1BP18.0		1		1		1		
6	2	172460-76570	PLUG		1		1		1		
7	1	172460-76570	PLUG	1		1		1			
8	1	172165-76860	FLANGE	1	1	1	1	1	1		
9	1	172460-76900	BODY	1		1		1			
10	1	172164-76950	CONNECTOR	1		1		1			
11	2	24315-000180	O-RING, 1BP18.0	1		1		1			
12	1	172112-77361	CONNECTOR	2	2	2	2	2	2		
13	1	22117-120000	WASHER, 12	4	4	4	4	4	4		
14	1	23391-040000	JOINT, RGI-1/2	1		1		1			
15	1	24315-000140	O-RING, 1BP14.0	3	3	3	3	3	3		
16	1	24315-000180	O-RING, 1BP18.0	2	2	2	2	2	2		
17	1	24321-000450	O-RING, 1AG45.0	1	1	1	1	1	1		
18	1	26013-120302	BOLT, M12X 30	4	4	4	4	4	4		
19	1	172460-78100	HOSE	1	1	1	1	1	1		
20	1	172496-78110	HOSE	1	1	1	1	1	1		
21	1	172460-78180	GUARD, HOSE	1	1	1	1	1	1		
22	1	172460-78390	GUARD, HOSE	1	1	1	1	1	1		
23	1	172460-78431	HOSE	1	1	1	1	1	1		
24	1	172460-78440	HOSE	1	1	1	1	1	1		
25	1	172460-78530	HOSE	1	1	1	1	1	1		
26	1	172122-79930	CLAMP, HOSE	1	1	1	1	1	1		
27	1	23001-070000	CLAMP, HOSE 70	8	8	8	8	8	8		
28	1	172497-76100	TUBE, SUCTION	1	1	1	1	1	1		
29	1	26013-100252	BOLT, M10X 25	2	2	2	2	2	2		

Fig.69. HYD.OIL PIPING(PUMP-VALVE-MOTOR)

(A)=VIO50-3C(US)
 (B)=VIO50-3P(US)
 (C)=VIO50-3C(AS)

(D)=VIO50-3P(AS)
 (E)=VIO50-3C(NZ)
 (F)=VIO50-3P(NZ)

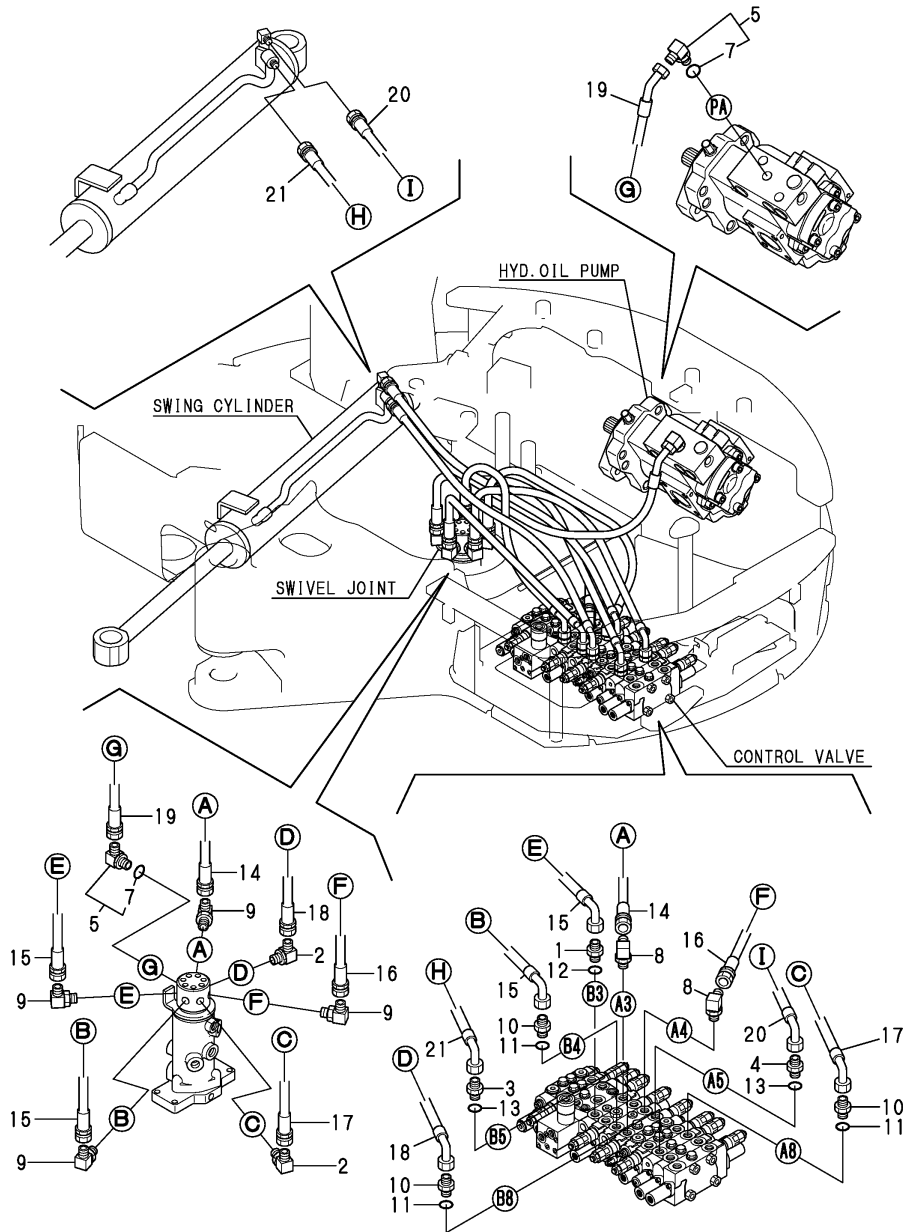


No.	Lev.	Parts No.	Description	Q'ty						I	R
				(A)	(B)	(C)	(D)	(E)	(F)		
1	1	172730-75141	ADAPTER	2	2	2	2	2	2		
2	1	172162-76131	ADAPTER	1	1	1	1	1	1		
3	1	172141-76180	CONNECTOR ASSY	1	1	1	1	1	1		
5	2	24315-000110	O-RING, 1BP11.0	1	1	1	1	1	1		
6	1	172116-76381	ADAPTER, 64	1	1	1	1	1	1		
7	1	24315-000140	O-RING, 1BP14.0	2	2	2	2	2	2		
8	1	24315-000140	O-RING, 1BP14.0	1	1	1	1	1	1		
9	1	24315-000140	O-RING, 1BP14.0	1	1	1	1	1	1		
10	1	172457-76100	TEE, ADJUSTABLE	1	1	1	1	1	1		
11	1	172123-76121	ADAPTER	2	2	2	2	2	2		
12	1	24315-000110	O-RING, 1BP11.0	2	2	2	2	2	2		
13	1	172460-78400	HOSE	1	1	1	1	1	1		
14	1	172460-78410	HOSE	1	1	1	1	1	1		
15	1	172460-78480	HOSE	1	1	1	1	1	1		
16	1	172460-78500	HOSE	1	1	1	1	1	1		

Fig.70. HYD.OIL PIPING(VALUE-SWIVEL-SWING)

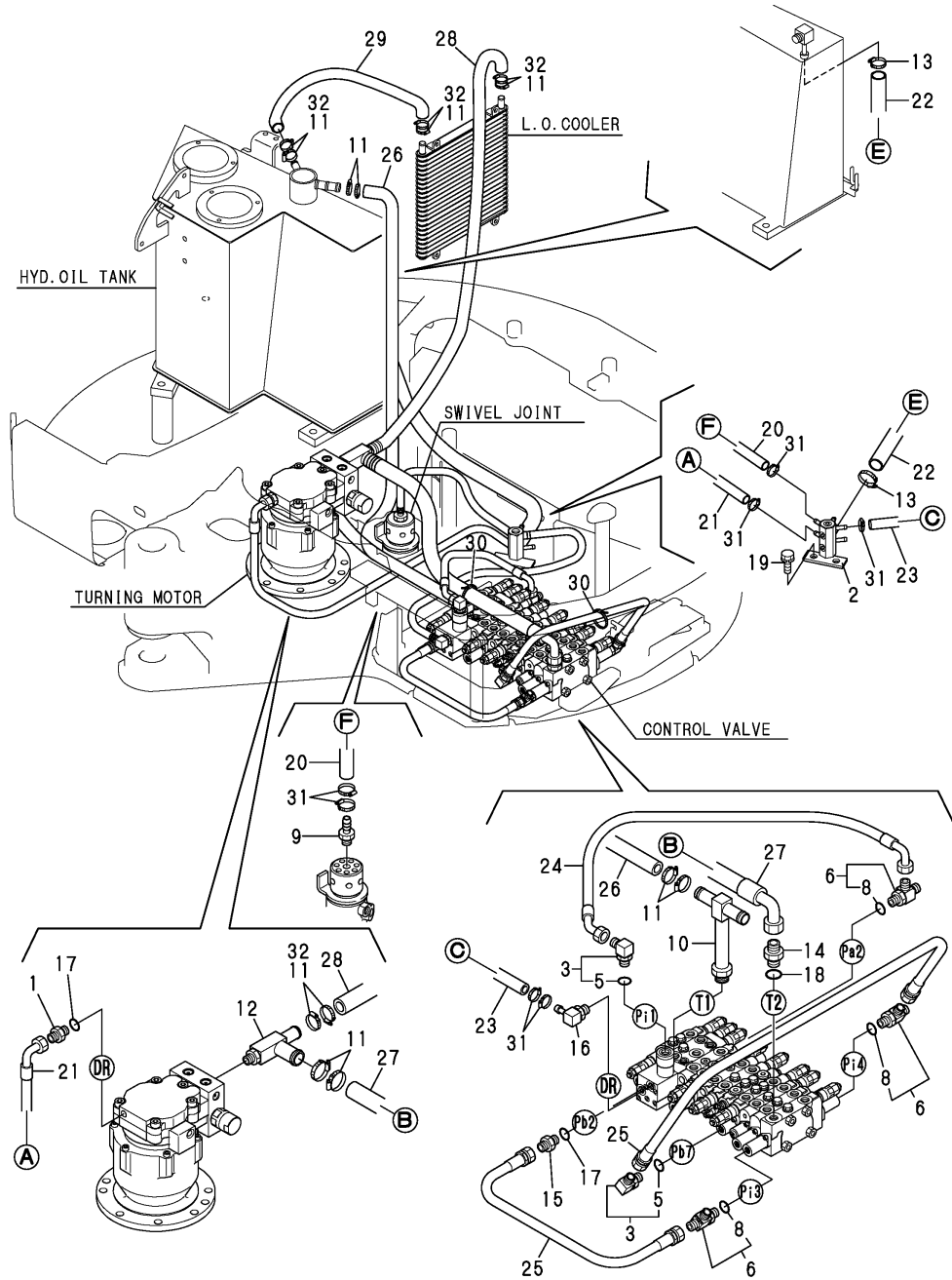
(A)=VIO50-3C(US)
 (B)=VIO50-3P(US)
 (C)=VIO50-3C(AS)

(D)=VIO50-3P(AS)
 (E)=VIO50-3C(NZ)
 (F)=VIO50-3P(NZ)



No.	Lev.	Parts No.	Description	Q'ty						I	R
				(A)	(B)	(C)	(D)	(E)	(F)		
1	1	172730-75141	ADAPTER	1	1	1	1	1	1		
2	1	172173-76121	CONNECTOR ASSY	2	2	2	2	2	2		
3	1	172444-76140	CONNECTOR	1	1	1	1	1	1		
4	1	172124-76160	CONNECTOR	1	1	1	1	1	1		
5	1	172141-76180	CONNECTOR ASSY	2	2	2	2	2	2		
7	2	24315-000110	O-RING, 1BP11.0	2	2	2	2	2	2		
8	1	172142-76181	JOINT ASSY	2	2	2	2	2	2		
9	1	172142-76181	JOINT ASSY	4	4	4	4	4	4		
10	1	172116-76381	ADAPTER, 64	3	3	3	3	3	3		
11	1	24315-000140	O-RING, 1BP14.0	3	3	3	3	3	3		
12	1	24315-000140	O-RING, 1BP14.0	1	1	1	1	1	1		
13	1	24315-000140	O-RING, 1BP14.0	2	2	2	2	2	2		
14	1	172460-78150	HOSE	1	1	1	1	1	1		
15	1	172460-78160	HOSE	2	2	2	2	2	2		
16	1	172460-78170	HOSE	1	1	1	1	1	1		
17	1	172460-78190	HOSE	1	1	1	1	1	1		
18	1	172460-78200	HOSE	1	1	1	1	1	1		
19	1	172460-78490	HOSE	1	1	1	1	1	1		
20	1	172460-78560	HOSE	1	1	1	1	1	1		
21	1	172460-78570	HOSE	1	1	1	1	1	1		

Fig.71. HYD.OIL PIPING(RETURN)



(A)=VIO50-3C(US)
 (B)=VIO50-3P(US)
 (C)=VIO50-3C(AS)

(D)=VIO50-3P(AS)
 (E)=VIO50-3C(NZ)
 (F)=VIO50-3P(NZ)

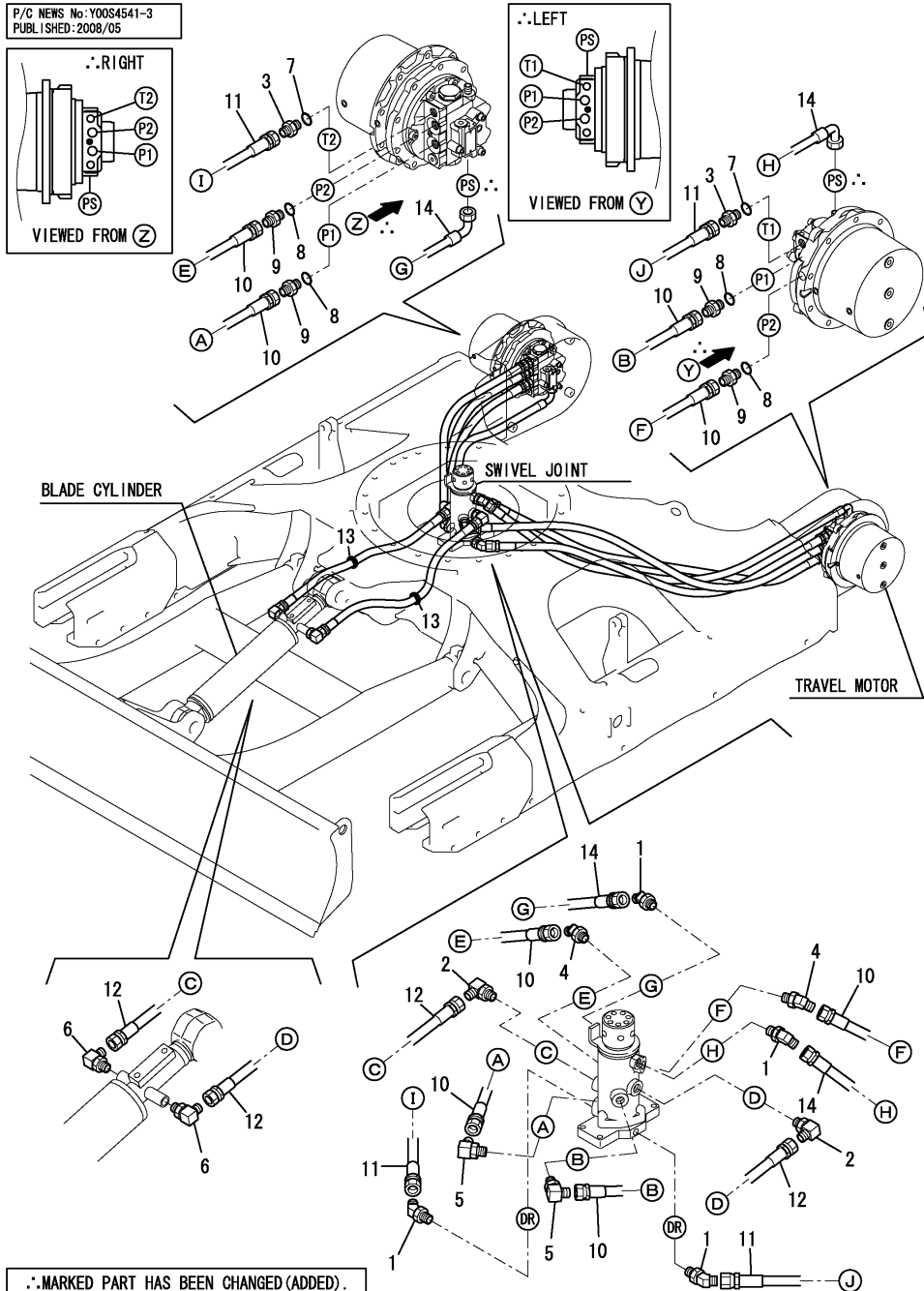
No.	Lev.	Parts No.	Description	Q'ty						I	R
				(A)	(B)	(C)	(D)	(E)	(F)		
1	1	172123-76121	ADAPTER	1	1	1	1	1	1		
2	1	172445-76152	BLOCK, DRAIN	1	1	1	1	1	1		
2-1	1	172445-76153	BLOCK, DRAIN	1	1	1	1	1	1		R
3	1	172141-76180	CONNECTOR ASSY	2	2	2	2	2	2		
5	2	24315-000110	O-RING, 1BP11.0	2	2	2	2	2	2		
6	1	172162-76180	JOINT ASSY, 3-1/4	3	3	3	3	3	3		
8	2	24315-000110	O-RING, 1BP11.0	3	3	3	3	3	3		
9	1	172141-76220	NIPPLE	1	1	1	1	1	1		
10	1	172467-76130	CONNECTOR	1	1	1	1	1	1		
11	1	23001-025000	CLAMP, HOSE 25	14	14	14	14	14	14		
11-1	1	23001-025000	CLAMP, HOSE 25	6	6	6	6	6	6		K
12	1	172496-76230	CONNECTOR	1	1	1	1	1	1		
13	1	23001-016000	CLAMP, HOSE 16	2	2	2	2	2	2		
14	1	172460-76240	CONNECTOR	1	1	1	1	1	1		
15	1	172164-76330	JOINT, PF1/4-0.7	1	1	1	1	1	1		
16	1	172186-76430	NIPPLE, ELBOW	1	1	1	1	1	1		
17	1	24315-000110	O-RING, 1BP11.0	2	2	2	2	2	2		
18	1	24315-000180	O-RING, 1BP18.0	1	1	1	1	1	1		
19	1	26013-100202	BOLT, M10X 20	2	2	2	2	2	2		
20	1	172460-78300	HOSE	1	1	1	1	1	1		
21	1	172460-78310	HOSE	1	1	1	1	1	1		
22	1	172460-78320	HOSE	1	1	1	1	1	1		
23	1	172460-78330	HOSE	1	1	1	1	1	1		
24	1	172460-78360	HOSE	1	1	1	1	1	1		
25	1	172460-78370	HOSE	2	2	2	2	2	2		
26	1	172496-78450	HOSE	1	1	1	1	1	1		
27	1	172460-78460	HOSE	1	1	1	1	1	1		
28	1	172496-78470	HOSE	1	1	1	1	1	1		
29	1	172496-78580	HOSE	1	1	1	1	1	1		
30	1	172122-79930	CLAMP, HOSE	2	2	2	2	2	2		
31	1	23000-013000	CLAMP, 13	7	7	7	7	7	7		
32	1	23001-022000	CLAMP, HOSE 22	8	8	8	8	8	8		W

Fig.72. HYD.OIL PIPING(TRAVEL)

(A)=VIO50-3C(US)
 (B)=VIO50-3P(US)
 (C)=VIO50-3C(AS)

(D)=VIO50-3P(AS)
 (E)=VIO50-3C(NZ)
 (F)=VIO50-3P(NZ)

P/C NEWS No:Y00S4541-3
 PUBLISHED:2008/05

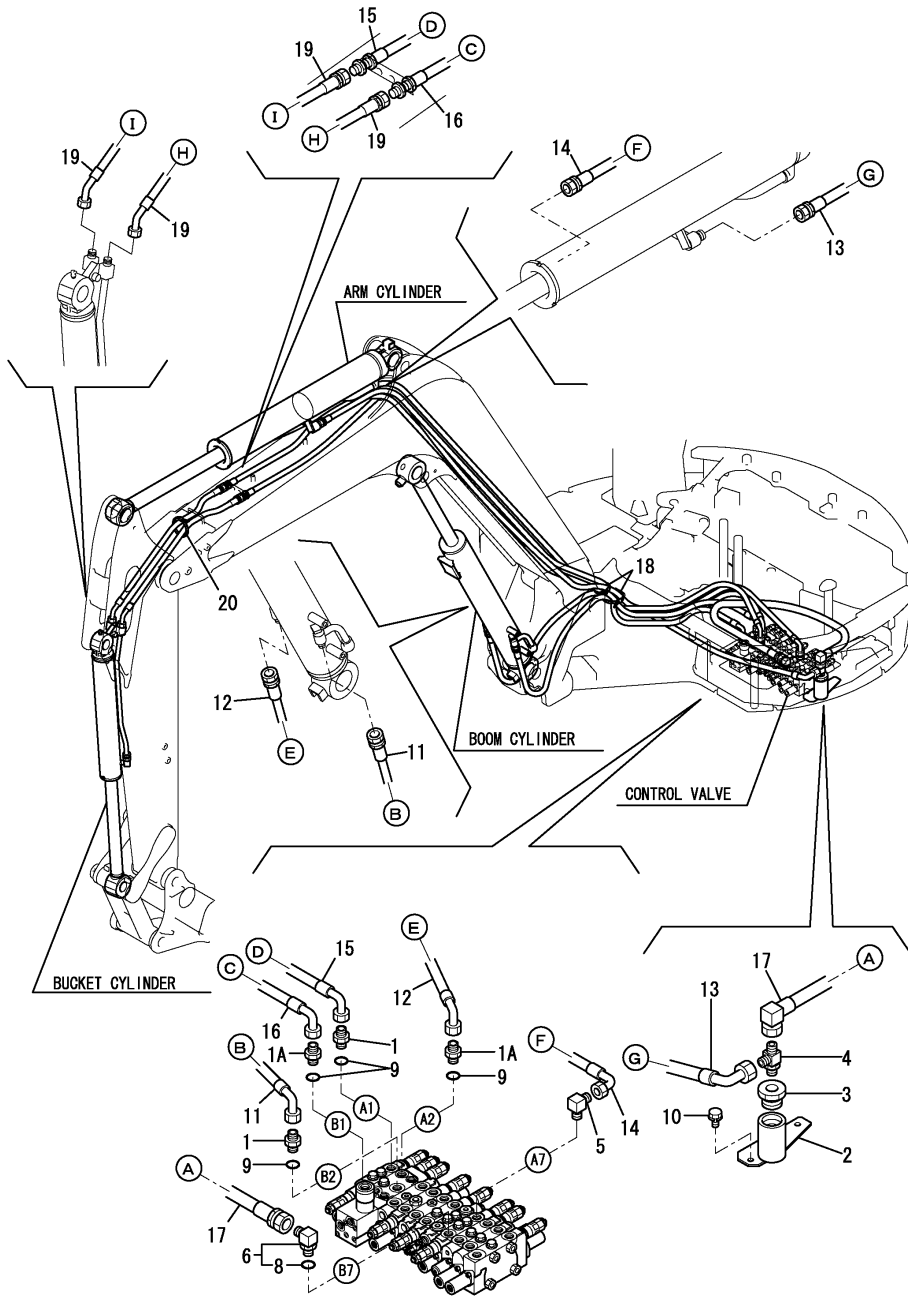


No.	Lev.	Parts No.	Description	Q'ty						I	R
				(A)	(B)	(C)	(D)	(E)	(F)		
1	1	172173-76101	CONNECTOR ASSY	4	4	4	4	4	4		
2	1	172173-76121	CONNECTOR ASSY	2	2	2	2	2	2		
3	1	172124-76160	CONNECTOR	2	2	2	2	2	2		
4	1	172644-76161	ELBOW, ADJUST	2	2	2	2	2	2		
5	1	172142-76181	JOINT ASSY	2	2	2	2	2	2		
6	1	23393-030000	JOINT, 90RGI-3/8	2	2	2	2	2	2		
7	1	24315-000140	O-RING, 1BP14.0	2	2	2	2	2	2		
8	1	24315-000180	O-RING, 1BP18.0	4	4	4	4	4	4		
9	1	933160-01370	CONNECTOR,PF1/2PF3/8	4	4	4	4	4	4		
10	1	172460-78121	HOSE	4	4	4	4	4	4		
11	1	172460-78141	HOSE	2	2	2	2	2	2		
12	1	172460-78540	HOSE	2	2	2	2	2	2		
13	1	172422-78760	GROMMET	2	2	2	2	2	2		
14	1	172423-78431	HOSE	2	2	2	2	2	2		

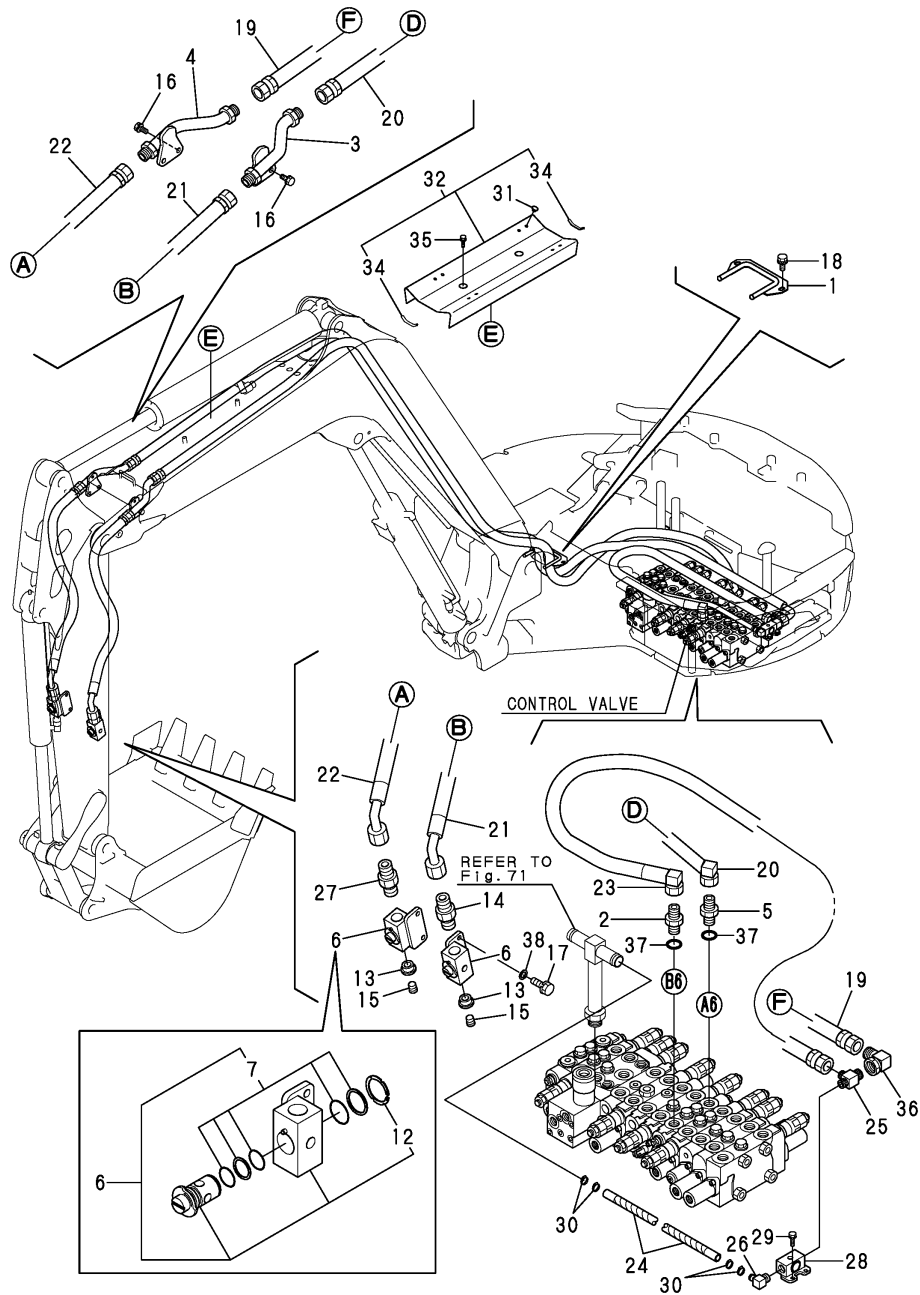
Fig.73. HYD.OIL PIPING(BOOM)

(A)=VIO50-3C(US)
 (B)=VIO50-3P(US)
 (C)=VIO50-3C(AS)

(D)=VIO50-3P(AS)
 (E)=VIO50-3C(NZ)
 (F)=VIO50-3P(NZ)



No.	Lev.	Parts No.	Description	Q'ty						I	R
				(A)	(B)	(C)	(D)	(E)	(F)		
1	1	172730-75141	ADAPTER	2	2	2	2	2	2		
1A	1	172116-76381	ADAPTER, 64	2	2	2	2	2	2		
2	1	172460-76300	BODY	1	1	1	1	1	1		
3	1	172460-76330	CONNECTOR	1	1	1	1	1	1		
4	1	172460-76340	CONNECTOR	1	1	1	1	1	1		
5	1	172142-76181	JOINT ASSY	1	1	1	1	1	1		
6	1	172645-76570	CONNECTOR ASSY	1	1	1	1	1	1		
8	2	24315-000140	O-RING, 1BP14.0	1	1	1	1	1	1		
9	1	24315-000140	O-RING, 1BP14.0	4	4	4	4	4	4		
10	1	26013-100162	BOLT, M10X 16	3	3	3	3	3	3		
11	1	172460-78211	HOSE	1	1	1	1	1	1		
12	1	172460-78221	HOSE	1	1	1	1	1	1		
13	1	172461-78230	HOSE	1	1	1	1	1	1		
14	1	172461-78240	HOSE	1	1	1	1	1	1		
15	1	172461-78250	HOSE	1	1	1	1	1	1		
16	1	172461-78260	HOSE	1	1	1	1	1	1		
17	1	172460-78380	HOSE	1	1	1	1	1	1		
18	1	172122-79890	CLAMP, HOSE	2	2	2	2	2	2		
19	1	172961-78130	HOSE	2	2	2	2	2	2		
20	1	172122-79930	CLAMP, HOSE	1	1	1	1	1	1		



(A)=VIO50-3C(US)
 (B)=VIO50-3P(US)
 (C)=VIO50-3C(AS)

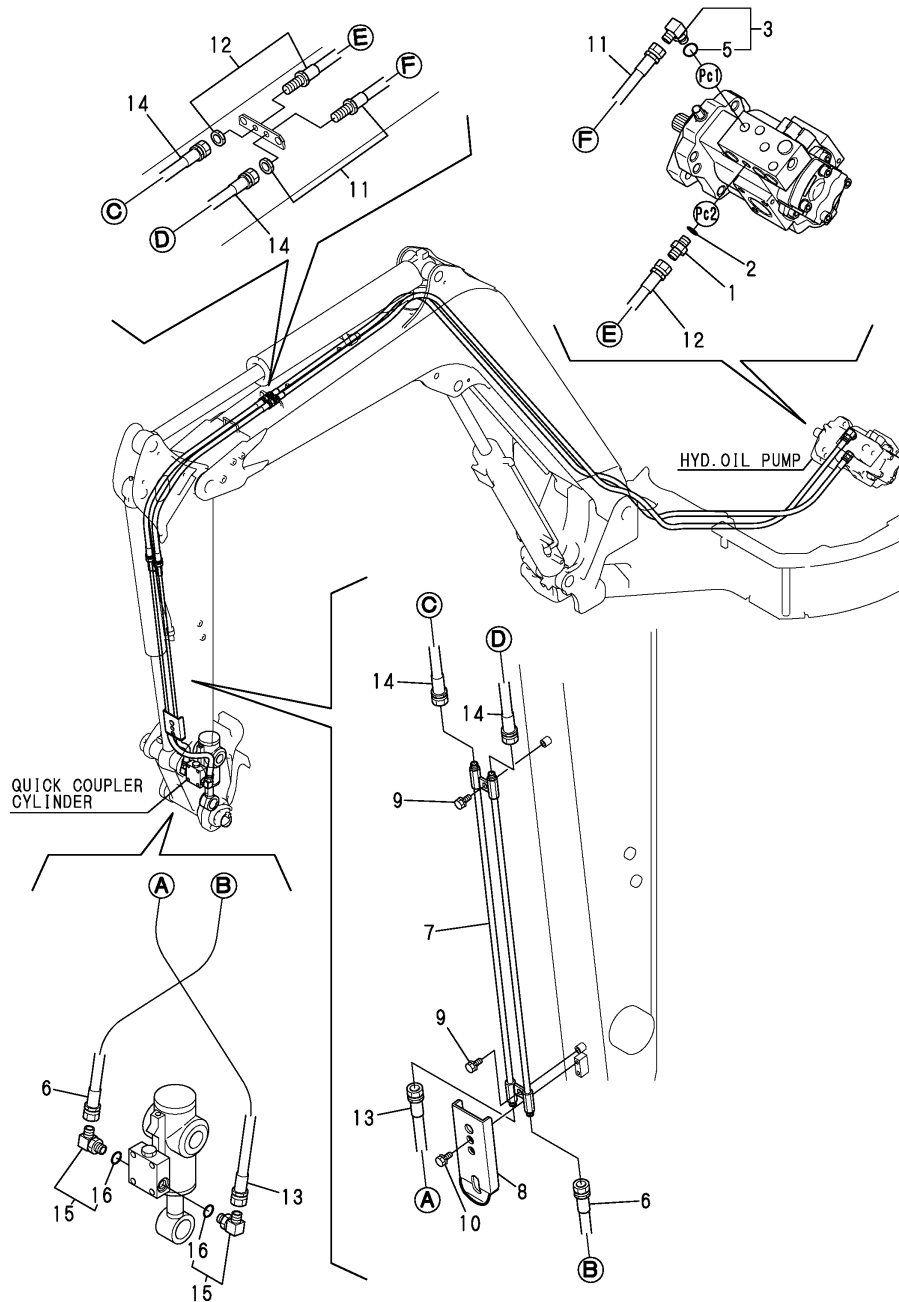
(D)=VIO50-3P(AS)
 (E)=VIO50-3C(NZ)
 (F)=VIO50-3P(NZ)

No.	Lev.	Parts No.	Description	Qty						I	R
				(A)	(B)	(C)	(D)	(E)	(F)		
1	1	172460-61600	COVER ASSY, HOSE	1	1	1	1	1	1		
1-1	1	172460-61601	COVER ASSY, HOSE	1	1	1	1	1	1		N
		(A=M/#30698) (B=M/#30698) (C=M/#30698) (D=M/#30698)		(E=M/#30698)	(F=M/#30698)						
2	1	172422-76191	CONNECTOR, PF3/8X3/4	1	1	1	1	1	1		
3	1	172467-76500	TUBE, PTO	1	1	1	1	1	1		
4	1	172467-76530	TUBE, PTO	1	1	1	1	1	1		
5	1	172422-76191	CONNECTOR, PF3/8X3/4	1	1	1	1	1	1		
6	1	172176-76580-2	STOP VALVE (YELLOW87	2	2	2	2	2	2		
6-1	1	172176-76581-2	VALVE, STOP (87)	2	2	2	2	2	2		R
		(A=M/#30985) (B=M/#30985) (C=M/#30985) (D=M/#30985)		(E=M/#30985)	(F=M/#30985)						
7	2	172142-77150	SEAL SET	2	2	2	2	2	2		
12	2	22242-000300	RING, 30	2	2	2	2	2	2		
13	1	172164-76650	BUSH	2	2	2	2	2	2		
14	1	23391-060000	JOINT, RGI-3/4	1	1	1	1	1	1		
15	1	23871-040000	PLUG, R04	2	2	2	2	2	2		
16	1	26013-100202	BOLT, M10X 20	4	4	4	4	4	4		
17	1	26013-100252	BOLT, M10X 25	4	4	4	4	4	4		
18	1	26014-100202	BOLT, M10X 20	2	2	2	2	2	2		
19	1	172467-78511	HOSE	1	1	1	1	1	1		
20	1	172461-78621	HOSE	1	1	1	1	1	1		
21	1	172460-78630	HOSE	1	1	1	1	1	1		
22	1	172467-78540	HOSE	1	1	1	1	1	1		
23	1	172467-78520	HOSE	1	1	1	1	1	1		
24	1	172467-78530	HOSE	1	1	1	1	1	1		
25	1	172467-76110	JOINT	1	1	1	1	1	1		
26	1	172467-76120	ELBOW	1	1	1	1	1	1		
27	1	172187-76131	CONNECTOR, PF3/4	1	1	1	1	1	1		
28	1	172472-76200	VALVE ASSY, STOP	1	1	1	1	1	1		
29	1	26013-100302	BOLT, M10X 30	2	2	2	2	2	2		
30	1	23001-025000	CLAMP, HOSE 25	4	4	4	4	4	4		
31	1	172444-17660	CLIP, TREE	8	8	8	8	8	8		
32	1	172467-79110	COVER ASSY, BOOM	1	1	1	1	1	1		
34	2	172460-79140	TRIM	2	2	2	2	2	2		
35	1	26014-080252	BOLT, M8X 25	2	2	2	2	2	2		
36	1	172467-76200	CONNECTOR	1	1	1	1	1	1		
37	1	24315-000140	O-RING, 1BP14.0	2	2	2	2	2	2		
38	1	22117-100000	WASHER, 10	4	4	4	4	4	4		W
		(A=M/#30698) (B=M/#30698) (C=M/#30698) (D=M/#30698)		(E=M/#30698)	(F=M/#30698)						

Fig.75. HYD.OIL PIPING(QUICK COUPLER SPEC.)

(A)=VIO50-3C(US)
 (B)=VIO50-3P(US)
 (C)=VIO50-3C(AS)

(D)=VIO50-3P(AS)
 (E)=VIO50-3C(NZ)
 (F)=VIO50-3P(NZ)



No.	Lev.	Parts No.	Description	Q'ty						I	R
				(A)	(B)	(C)	(D)	(E)	(F)		
1	1	172123-76121	ADAPTER	1	1	1	1	1	1		
2	1	24315-000110	O-RING, 1BP11.0	1	1	1	1	1	1		
3	1	172141-76180	CONNECTOR ASSY	1	1	1	1	1	1		
5	2	24315-000110	O-RING, 1BP11.0	1	1	1	1	1	1		
6	1	172958-78160	HOSE	1	1	1	1	1	1		
7	1	172960-76100-1	TUBE, HITCH	1	1	1	1	1	1		
8	1	172960-81952-1	COVER ASSY	1	1	1	1	1	1		
9	1	26013-100202	BOLT, M10X 20	2	2	2	2	2	2		
10	1	26013-080162	BOLT, M8X 16	2	2	2	2	2	2		
11	1	172960-78100	HOSE	1	1	1	1	1	1		
12	1	172960-78110	HOSE	1	1	1	1	1	1		
13	1	172958-78120	HOSE	1	1	1	1	1	1		
14	1	172961-78120	HOSE	2	2	2	2	2	2		
15	1	172958-76130	ELBOW	2	2	2	2	2	2		
16	2	24315-000110	O-RING, 1BP11.0	2	2	2	2	2	2		

Fig.76. CONTROL PIPING(PUMP-VALVE-RETURN)

(A)=VIO50-3C(US)
 (B)=VIO50-3P(US)
 (C)=VIO50-3C(AS)

(D)=VIO50-3P(AS)
 (E)=VIO50-3C(NZ)
 (F)=VIO50-3P(NZ)

No.	Lev.	Parts No.	Description	Q'ty						I	R
				(A)	(B)	(C)	(D)	(E)	(F)		
1	1	172123-76121	ADAPTER	2	2	2	2	2	2		
2	1	172141-76180	CONNECTOR ASSY	1	1	1	1	1	1		
4	2	24315-000110	O-RING, 1BP11.0	1	1	1	1	1	1		
5	1	172455-76220	CONNECTOR	2	2	2	2	2	2		
6	1	24315-000110	O-RING, 1BP11.0	2	2	2	2	2	2		
7	1	24315-000110	O-RING, 1BP11.0	2	2	2	2	2	2		
8	1	23000-013000	CLAMP, 13	2	2	2	2	2	2		
9	1	172467-78180	HOSE	1	1	1	1	1	1		
10	1	172467-78190	HOSE	1	1	1	1	1	1		
11	1	172467-78200	HOSE	1	1	1	1	1	1		
12	1	172467-78210	HOSE	1	1	1	1	1	1		

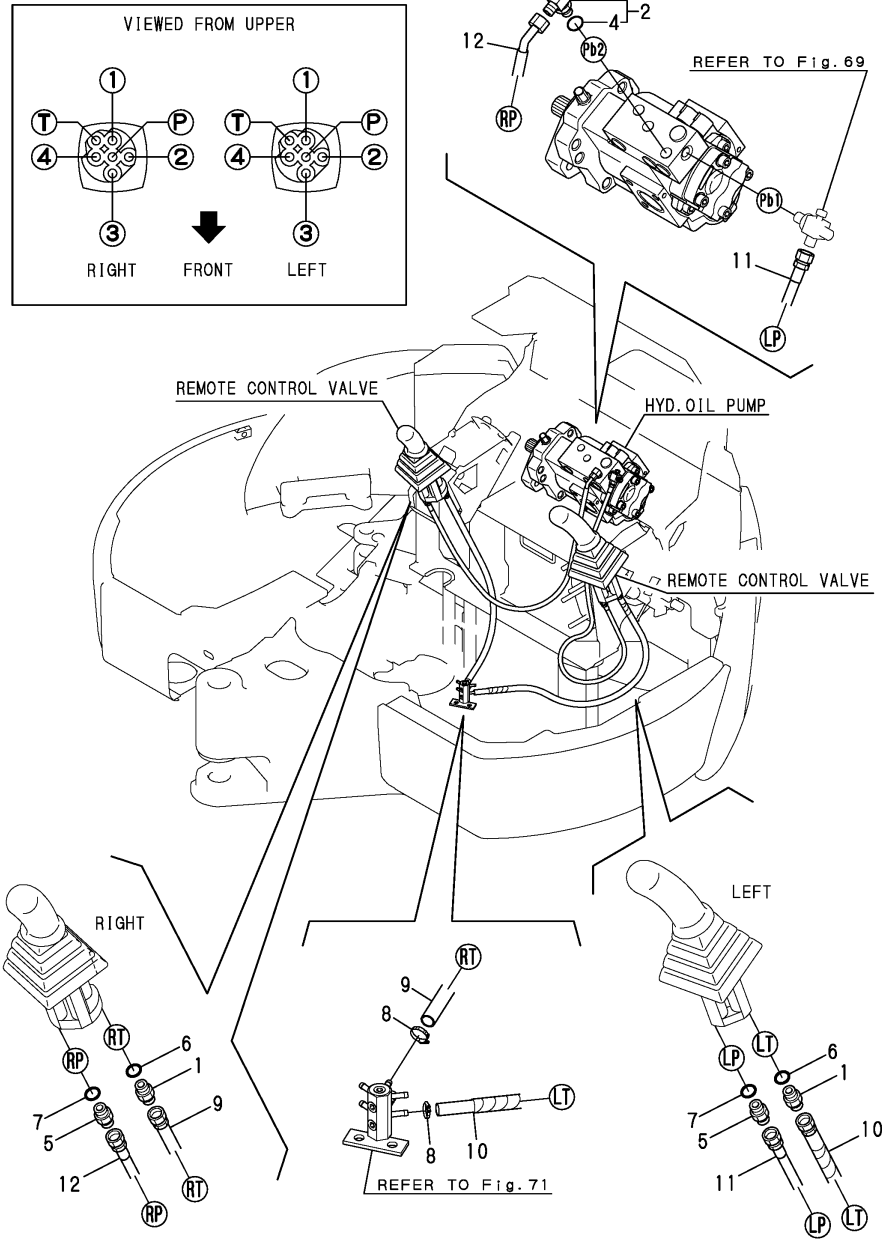
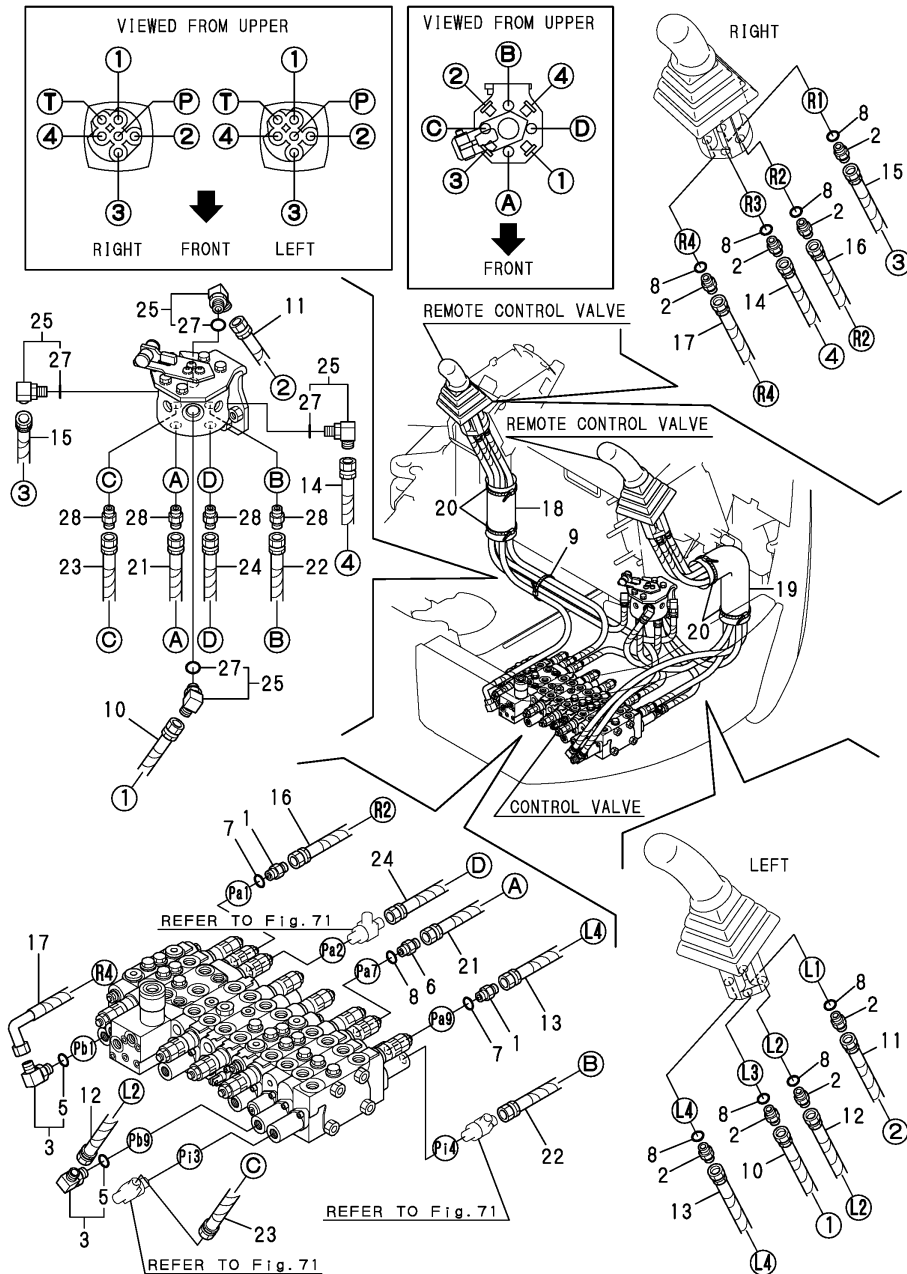


Fig.77. CONTROL PIPING(VALVE-2-WAY VALVE)

(A)=VIO50-3C(US)
 (B)=VIO50-3P(US)
 (C)=VIO50-3C(AS)

(D)=VIO50-3P(AS)
 (E)=VIO50-3C(NZ)
 (F)=VIO50-3P(NZ)

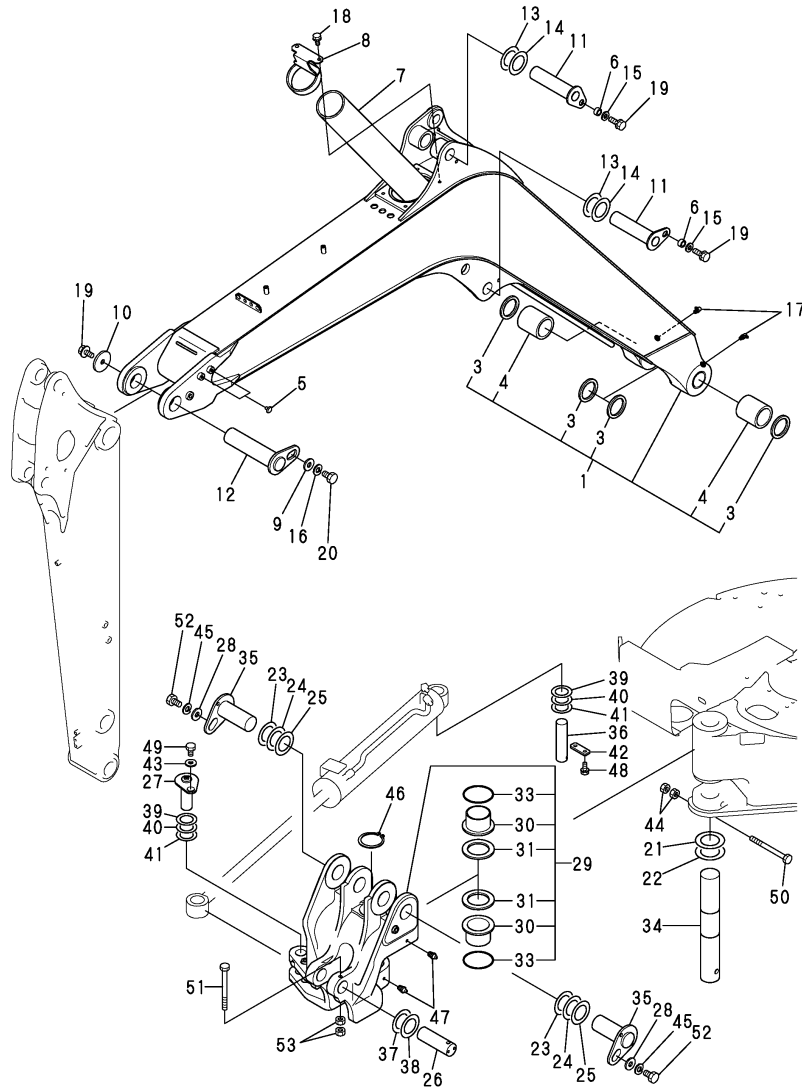


No.	Lev.	Parts No.	Description	Q'ty						I	R
				(A)	(B)	(C)	(D)	(E)	(F)		
1	1	172123-76121	ADAPTER	2	2	2	2	2	2		
2	1	172123-76121	ADAPTER	8	8	8	8	8	8		
3	1	172141-76180	CONNECTOR ASSY	2	2	2	2	2	2		
5	2	24315-000110	O-RING, 1BP11.0	2	2	2	2	2	2		
6	1	172164-76330	JOINT, PF1/4-0.7	1	1	1	1	1	1		
7	1	24315-000110	O-RING, 1BP11.0	2	2	2	2	2	2		
8	1	24315-000110	O-RING, 1BP11.0	9	9	9	9	9	9		
9	1	172122-79930	CLAMP, HOSE	1	1	1	1	1	1		
10	1	172467-78100	HOSE	1	1	1	1	1	1		
11	1	172467-78110	HOSE	1	1	1	1	1	1		
12	1	172467-78280	HOSE	1	1	1	1	1	1		
13	1	172472-78190	HOSE	1	1	1	1	1	1		
14	1	172467-78130	HOSE	1	1	1	1	1	1		
15	1	172467-78120	HOSE	1	1	1	1	1	1		
16	1	172472-78200	HOSE	1	1	1	1	1	1		
17	1	172472-78210	HOSE	1	1	1	1	1	1		
18	1	172165-79810	SPONGE, HOSE	1	1	1	1	1	1		
19	1	172472-78800	SPONGE, HOSE	1	1	1	1	1	1		
20	1	172122-79930	CLAMP, HOSE	4	4	4	4	4	4		
21	1	172467-78140	HOSE	1	1	1	1	1	1		
22	1	172467-78150	HOSE	1	1	1	1	1	1		
23	1	172467-78160	HOSE	1	1	1	1	1	1		
24	1	172467-78170	HOSE	1	1	1	1	1	1		
25	1	172141-76180	CONNECTOR ASSY	4	4	4	4	4	4		
27	2	24315-000110	O-RING, 1BP11.0	4	4	4	4	4	4		
28	1	23391-020000	JOINT, RGI-1/4	4	4	4	4	4	4		

Fig.79. BOOM & BOOM BRACKET

(A)=VIO50-3C(US)
 (B)=VIO50-3P(US)
 (C)=VIO50-3C(AS)

(D)=VIO50-3P(AS)
 (E)=VIO50-3C(NZ)
 (F)=VIO50-3P(NZ)



No.	Lev.	Parts No.	Description	Q'ty						I	R
				(A)	(B)	(C)	(D)	(E)	(F)		
1	1	172A28-81090	BOOM ASSY	1	1	1	1	1	1	1	1
3	2	172020-10620	SEAL, DUST	4	4	4	4	4	4	4	
4	2	172460-81400	BUSH	2	2	2	2	2	2	2	
4A	1	172472-03280	LABEL	1	1	1	1	1	1	1	2
4A-1	1	172472-03281	LABEL, WARNING HITCH	1	1	1	1	1	1	1	N 2
		(A=M/#30831) (B=M/#30831) (C=M/#30831) (D=M/#30831) (E=M/#30831) (F=M/#30831)									
4B	1	172437-03460	LABEL, BOOM	2	2	2	2	2	2	2	2
4B-1	1	172437-03461	LABEL, BOOM	2	2	2	2	2	2	2	N 2
		(A=M/#30831) (B=M/#30831) (C=M/#30831) (D=M/#30831) (E=M/#30831) (F=M/#30831)									
4C	1	172472-03270	LABEL, SAND US	1	1	1	1	1	1	1	2
4C-1	1	172472-03271	LABEL, SANDUS	1	1	1	1	1	1	1	N 2
		(A=M/#30831) (B=M/#30831) (C=M/#30831) (D=M/#30831) (E=M/#30831) (F=M/#30831)									
4D	1	172165-03261	LABEL, BOOM	2	2	2	2	2	2	2	2
4E	1	172437-03510	LABEL, HOOK	1	1	1	1	1	1	1	2
4E-1	1	172437-03511	LABEL, HOOK	1	1	1	1	1	1	1	N 2
		(A=M/#30831) (B=M/#30831) (C=M/#30831) (D=M/#30831) (E=M/#30831) (F=M/#30831)									
4F	1	172437-03431	LABEL, STEERING	1	1	1	1	1	1	1	2
4F-1	1	172437-03432	LABEL, STEERING	1	1	1	1	1	1	1	N 2
		(A=M/#30831) (B=M/#30831) (C=M/#30831) (D=M/#30831) (E=M/#30831) (F=M/#30831)									
5	1	172183-81160	CLIP, TREE	4	4	4	4	4	4	4	
6	1	172164-81670	SPACER	2	2	2	2	2	2	2	
7	1	172461-81710	PIPE	1	1	1	1	1	1	1	
8	1	172461-81740-1	PLATE ASSY	1	1	1	1	1	1	1	
9	1	172187-81970	WASHER	1	1	1	1	1	1	1	
10	1	172147-82140	WASHER	1	1	1	1	1	1	1	
11	1	172460-82480-1	PIN	2	2	2	2	2	2	2	
12	1	172460-82500-1	PIN	1	1	1	1	1	1	1	
13	1	172165-82520	SHIM	2	2	2	2	2	2	2	
14	1	172165-82530	SHIM	2	2	2	2	2	2	2	
15	1	22157-120000	WASHER, 12	2	2	2	2	2	2	2	
16	1	22217-140000	WASHER, SPRING 14	1	1	1	1	1	1	1	
17	1	24761-040000	NIPPLE, GREASE B	2	2	2	2	2	2	2	
18	1	26013-100162	BOLT, M10X 16	2	2	2	2	2	2	2	
19	1	26013-120252	BOLT, M12X 25	3	3	3	3	3	3	3	
20	1	26116-140252	BOLT, M14X 25 PLATED	1	1	1	1	1	1	1	
21	1	172176-81700	SHIM	1	1	1	1	1	1	1	
22	1	172176-81710	SHIM	1	1	1	1	1	1	1	
23	1	172460-81800	SHIM	2	2	2	2	2	2	2	
24	1	172460-81810	SHIM	2	2	2	2	2	2	2	
25	1	172460-81820	SHIM	2	2	2	2	2	2	2	
26	1	172458-81830	PIN	1	1	1	1	1	1	1	
27	1	172458-81930-1	PIN	1	1	1	1	1	1	1	
28	1	172187-81970	WASHER	2	2	2	2	2	2	2	
29	1	172460-82300-1	BRACKET, BOOM	1	1	1	1	1	1	1	
30	2	172165-81710	BUSH	2	2	2	2	2	2	2	
31	2	172165-81770	SEAL, DUST	2	2	2	2	2	2	2	
33	2	24321-000700	O-RING, 1AG70.0	2	2	2	2	2	2	2	
34	1	172460-82400	PIN	1	1	1	1	1	1	1	
35	1	172460-82410-1	PIN	2	2	2	2	2	2	2	
36	1	172460-82430	PIN	1	1	1	1	1	1	1	
37	1	172165-82520	SHIM	2	2	2	2	2	2	2	

Remarks

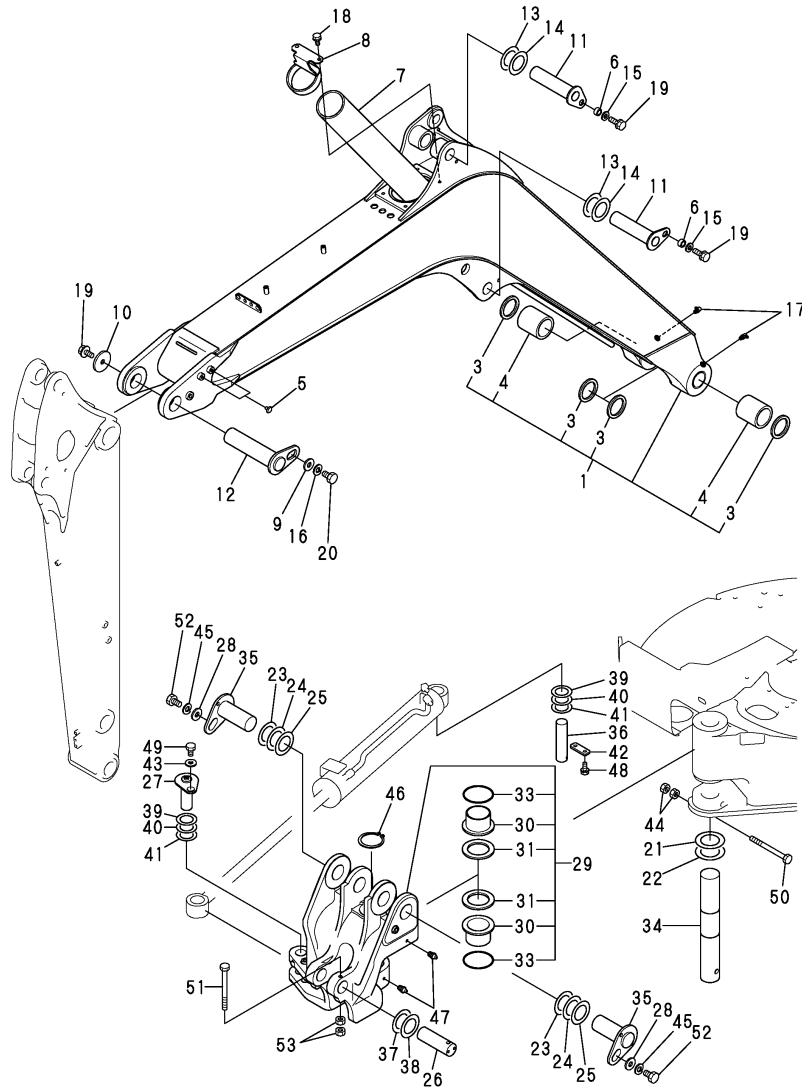
(1) PLEASE USE THIS PART WITH FOLLOWING LABELS AT THE SAME TIME. REF. NO. 4A,-4F-1.

(2) LABELS ARE NOT ILLUSTRATED.

Fig.79. BOOM & BOOM BRACKET

(A)=VIO50-3C(US)
 (B)=VIO50-3P(US)
 (C)=VIO50-3C(AS)

(D)=VIO50-3P(AS)
 (E)=VIO50-3C(NZ)
 (F)=VIO50-3P(NZ)



No.	Lev.	Parts No.	Description	Q'ty						I	R
				(A)	(B)	(C)	(D)	(E)	(F)		
38	1	172165-82530	SHIM	2	2	2	2	2	2		
39	1	172165-82580	SHIM	4	4	4	4	4	4		
40	1	172165-82590	SHIM	4	4	4	4	4	4		
41	1	172165-82600	SHIM	4	4	4	4	4	4		
42	1	172117-83970-5	PLATE, LOCK	1	1	1	1	1	1		
43	1	22157-120000	WASHER, 12	1	1	1	1	1	1		
44	1	26716-160002	NUT, M16	2	2	2	2	2	2		
45	1	22217-140000	WASHER, SPRING 14	2	2	2	2	2	2		
46	1	22242-000700	RING, 70	1	1	1	1	1	1		
47	1	24761-020000	NIPPLE, GREASE PT1/8	2	2	2	2	2	2		
48	1	26013-100202	BOLT, M10X 20	2	2	2	2	2	2		
49	1	26013-120252	BOLT, M12X 25	1	1	1	1	1	1		
50	1	26076-161702	BOLT, 10.916X170	1	1	1	1	1	1		
51	1	26116-121302	BOLT, M12X130 PLATED	1	1	1	1	1	1		
51-1	1	26116-121402	BOLT, M12X140 PLATED	1	1	1	1	1	1		N
		(A=*2013.09)	(B=*2013.09)	(C=*2013.09)	(D=*2013.09)	(E=*2013.09)	(F=*2013.09)				
52	1	26116-140352	BOLT, M14X 35 PLATED	2	2	2	2	2	2		
53	1	26716-120002	NUT, M12	2	2	2	2	2	2		

Remarks

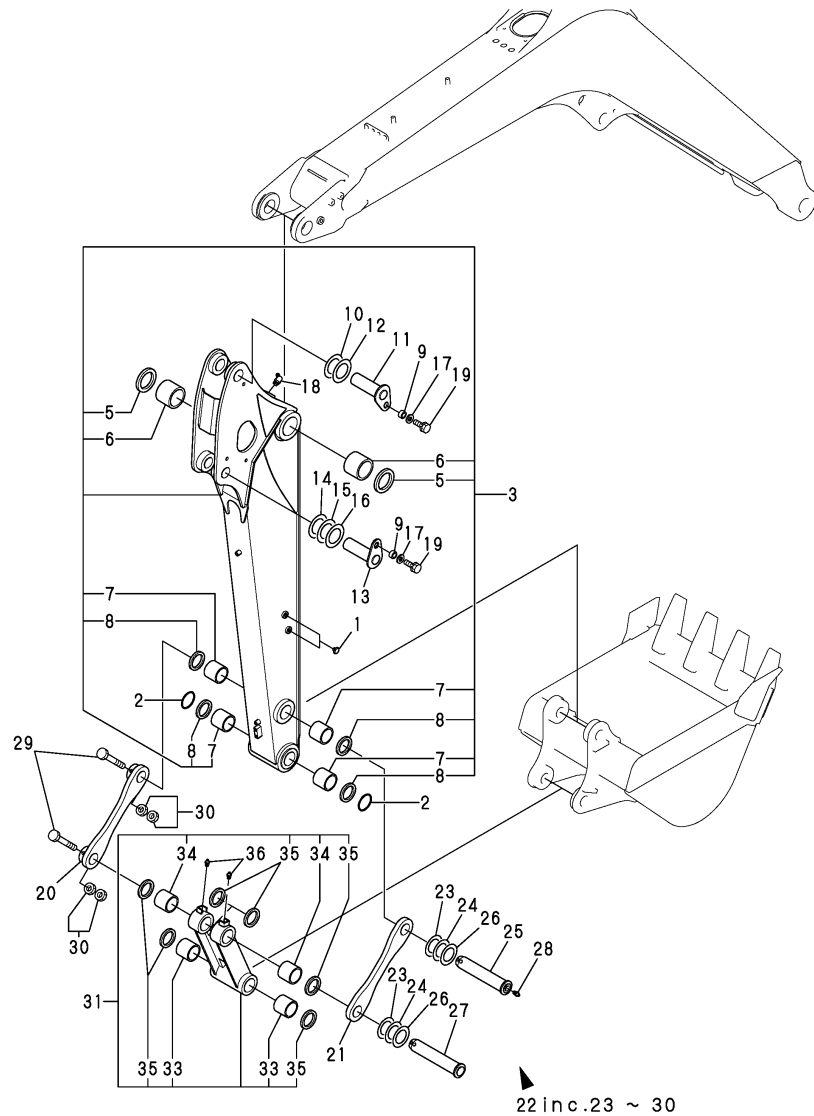
(1)PLEASE USE THIS PART WITH FOLLOWING LABELS AT THE SAME TIME.
 REF. NO. 4A,-4F-1.

(2)LABELS ARE NOT ILLUSTRATED.

Fig.80. ARM & BUCKET LINK

(A)=VIO50-3C(US)
 (B)=VIO50-3P(US)
 (C)=VIO50-3C(AS)

(D)=VIO50-3P(AS)
 (E)=VIO50-3C(NZ)
 (F)=VIO50-3P(NZ)



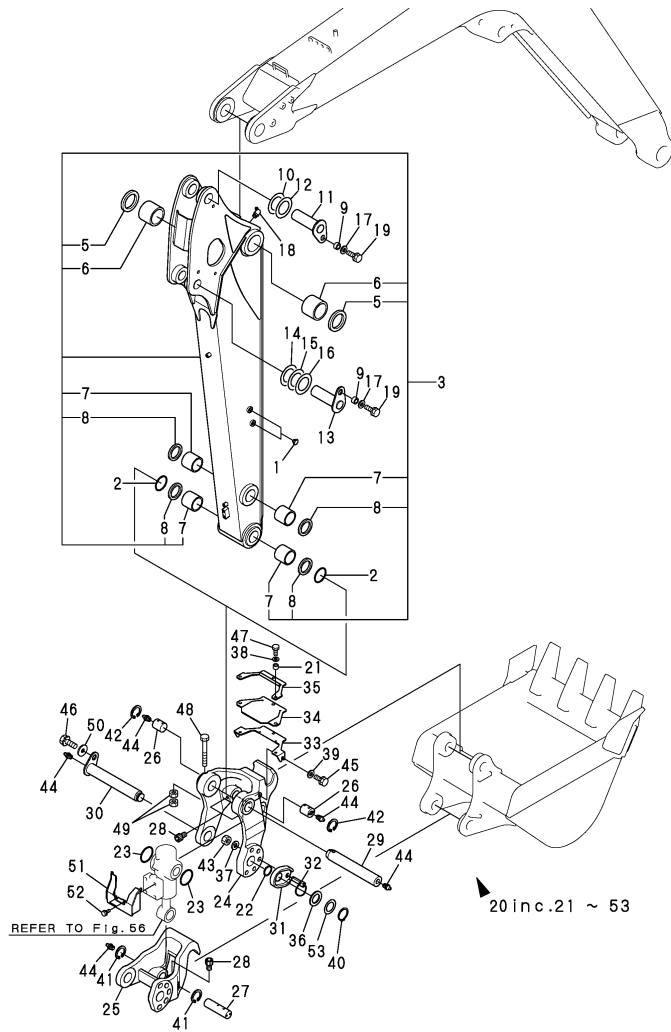
No.	Lev.	Parts No.	Description	Q'ty						I	R
				(A)	(B)	(C)	(D)	(E)	(F)		
1	1	172183-81160	CLIP, TREE	4	4	4	4	4	4		
2	1	172125-81280	O-RING	2	2	2	2	2	2		
3	1	172961-81490	ARM ASSY	1	1	1	1	1	1		1
5	2	172020-10620	SEAL, DUST	2	2	2	2	2	2		
6	2	172445-81360	BUSH 60X75	2	2	2	2	2	2		
7	2	172112-83500	PIN BUSH 45X60	4	4	4	4	4	4		
8	2	172168-81410	SEAL, DUST	4	4	4	4	4	4		
8A	1	172472-03260	LABEL, FINGER	1	1	1	1	1	1		2
8A-1	1	172472-03261	LABEL, FINGER US	1	1	1	1	1	1	N	2
		(A=M/#30831)	(B=M/#30831)	(C=M/#30831)	(D=M/#30831)	(E=M/#30831)	(F=M/#30831)				
8B	1	172472-03230	LABEL, OPERATION PIN	1	1	1	1	1	1		2
8C	1	172437-03510	LABEL, HOOK	1	1	1	1	1	1		2
8C-1	1	172437-03511	LABEL, HOOK US	1	1	1	1	1	1	N	2
		(A=M/#30831)	(B=M/#30831)	(C=M/#30831)	(D=M/#30831)	(E=M/#30831)	(F=M/#30831)				
9	1	172164-81670	SPACER	2	2	2	2	2	2		
10	1	172165-82520	SHIM	1	1	1	1	1	1		
11	1	172460-82520-1	PIN 50X134(YELLOW:87)	1	1	1	1	1	1		
12	1	172165-82530	SHIM	1	1	1	1	1	1		
13	1	172460-82540-1	PIN 45X138(YELLOW:87)	1	1	1	1	1	1		
14	1	172165-82550	SHIM	1	1	1	1	1	1		
15	1	172165-82560	SHIM	1	1	1	1	1	1		
16	1	172165-82570	SHIM	1	1	1	1	1	1		
17	1	22157-120000	WASHER, 12	2	2	2	2	2	2		
18	1	24761-040000	NIPPLE, GREASE B	1	1	1	1	1	1		
19	1	26013-120252	BOLT, M12X 25	2	2	2	2	2	2		
20	1	172460-82350-1	ARM, BUCKET	1	1	1	1	1	1		
21	1	172460-82360-1	ARM, BUCKET	1	1	1	1	1	1		
22	1	172460-82650-1	PIN KIT, ARM (87)	1	1	1	1	1	1		
23	2	172165-82550	SHIM	2	2	2	2	2	2		
24	2	172165-82560	SHIM	2	2	2	2	2	2		
25	2	172460-82560-1	PIN 45X217(YELLOW:87)	1	1	1	1	1	1		
26	2	172165-82570	SHIM	2	2	2	2	2	2		
27	2	172460-82590-1	PIN 45X217(YELLOW:87)	1	1	1	1	1	1		
28	2	24761-020000	NIPPLE, GREASE PT1/8	1	1	1	1	1	1		
29	2	26116-100802	BOLT, M10X 80 PLATED	2	2	2	2	2	2		
30	2	26716-100002	NUT, M10	4	4	4	4	4	4		
31	1	172460-82380	LINK, BUCKET (87)	1	1	1	1	1	1		
33	2	172112-83500	PIN BUSH 45X60	2	2	2	2	2	2		
34	2	172112-86250	BUSH 45X39, PIN	2	2	2	2	2	2		
35	2	172168-81410	SEAL, DUST	6	6	6	6	6	6		
36	1	24761-020000	NIPPLE, GREASE PT1/8	2	2	2	2	2	2		

Remarks
 (1) PLEASE USE THIS PART WITH FOLLOWING LABELS AT THE SAME TIME.
 REF. NO. 8A-1, 8B, 8C-1.
 (2) LABELS ARE NOT ILLUSTRATED.

Fig.81. ARM & QUICK COUPLER

(A)=VIO50-3C(US)
(B)=VIO50-3P(US)
(C)=VIO50-3C(AS)

(D)=VIO50-3P(AS)
(E)=VIO50-3C(NZ)
(F)=VIO50-3P(NZ)



No.	Lev.	Parts No.	Description	Q'ty						I	R
				(A)	(B)	(C)	(D)	(E)	(F)		
1	1	172183-81160	CLIP, TREE	4	4	4	4	4	4		
2	1	172125-81280	O-RING	2	2	2	2	2	2		
3	1	172961-81490	ARM ASSY	1	1	1	1	1	1		1
5	2	172020-10620	SEAL, DUST	2	2	2	2	2	2		
6	2	172445-81360	BUSH	2	2	2	2	2	2		
7	2	172112-83500	BUSH, PIN	4	4	4	4	4	4		
8	2	172168-81410	SEAL, DUST	4	4	4	4	4	4		
8A	1	172472-03260	LABEL, FINGER	1	1	1	1	1	1		4
8A-1	1	172472-03261	LABEL, FINGER	1	1	1	1	1	1	N	4
8B	1	(A=M/#30831) 172472-03230	LABEL, OPERATION	1	1	1	1	1	1		4
8C	1	172437-03510	LABEL, HOOK	1	1	1	1	1	1		4
8C-1	1	172437-03511	LABEL, HOOK	1	1	1	1	1	1	N	4
9	1	(A=M/#30831) 172164-81670	SPACER	2	2	2	2	2	2		
10	1	172165-82520	SHIM	1	1	1	1	1	1		
11	1	172460-82520-1	PIN	1	1	1	1	1	1		
12	1	172165-82530	SHIM	1	1	1	1	1	1		
13	1	172460-82540-1	PIN	1	1	1	1	1	1		
14	1	172165-82550	SHIM	1	1	1	1	1	1		
15	1	172165-82560	SHIM	1	1	1	1	1	1		
16	1	172165-82570	SHIM	1	1	1	1	1	1		
17	1	22157-120000	WASHER, 12	2	2	2	2	2	2		
18	1	24761-040000	NIPPLE, GREASE B	1	1	1	1	1	1		
19	1	26013-120252	BOLT, M12X 25	2	2	2	2	2	2		
20	1	172960-08700	QUICK HITCH ASSY	1	1	1	1	1	1		
21	2	172958-17120	COLLAR	3	3	3	3	3	3		
22	2	172124-46200	O-RING	1	1	1	1	1	1		
23	2	172171-81270	O-RING, 61X6.0	2	2	2	2	2	2		
24	2	172960-83101-1	BRACKET	1	1	1	1	1	1		
24-1	2	172960-83102-2	BRACKET,A	1	1	1	1	1	1		N
25	2	(A=*2010.12.) 172960-83111-1	BRACKET	1	1	1	1	1	1		
25-1	2	(B=*2010.12.) 172960-83112-1	BRACKET B(YELLOW:87)	1	1	1	1	1	1		N
25-2	2	(C=*2010.12.) 172960-83113-2	BRACKET,B	1	1	1	1	1	1		N
26	2	(D=*2010.12.) 172960-83120	PIN	2	2	2	2	2	2		
27	2	172960-83130	PIN	1	1	1	1	1	1		
28	2	172958-83140	BOLT	3	3	3	3	3	3		
29	2	172960-83140	PIN	1	1	1	1	1	1		
30	2	172960-83151	PIN 45X299(YELLOW:87)	1	1	1	1	1	1		
31	2	172958-83171-1	PLATE, LOCK	1	1	1	1	1	1		2
31A	2	172458-03240	LABEL, LOCK	1	1	1	1	1	1		4
32	2	172960-83191	PIN ASSY, LOCK	1	1	1	1	1	1		3
32A	2	172958-03160	LABEL	1	1	1	1	1	1		4
33	2	172960-83252-1	GUARD ASSY	1	1	1	1	1	1		
34	2	172960-83281	PLATE, RUBBER	1	1	1	1	1	1		
35	2	172960-83292-1	PLATE ASSY	1	1	1	1	1	1		
36	2	172960-83210	COLLAR	1	1	1	1	1	1		
37	2	172958-83330	WASHER	1	1	1	1	1	1		

Remarks

(1)PLEASE USE THIS PART WITH FOLLOWING LABELS AT THE SAME TIME. REF. NO. 8A-1,8B,8C-1.

(2)PLEASE USE THIS PART WITH FOLLOWING LABELS AT THE SAME TIME. REF. NO. 31A.

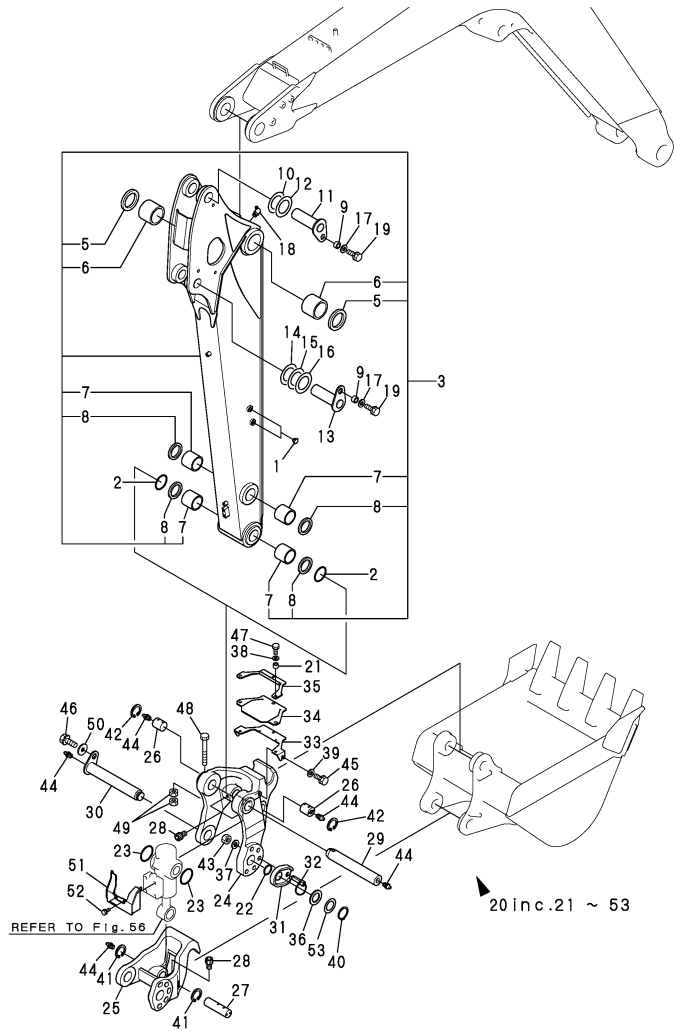
(3)PLEASE USE THIS PART WITH FOLLOWING LABELS AT THE SAME TIME. REF. NO. 32A.

(4)LABELS ARE NOT ILLUSTRATED.

Fig.81. ARM & QUICK COUPLER

(A)=VIO50-3C(US)
 (B)=VIO50-3P(US)
 (C)=VIO50-3C(AS)

(D)=VIO50-3P(AS)
 (E)=VIO50-3C(NZ)
 (F)=VIO50-3P(NZ)



No.	Lev.	Parts No.	Description	Q'ty						I	R
				(A)	(B)	(C)	(D)	(E)	(F)		
38	2	22137-080000	WASHER, 8	3	3	3	3	3	3		
39	2	22137-100000	WASHER, 10	2	2	2	2	2	2		
40	2	22242-000350	RING, 35	1	1	1	1	1	1		
41	2	22252-000350	RING, 35	2	2	2	2	2	2		
42	2	22252-000400	RING, 40	2	2	2	2	2	2		
43	2	26756-060002	NUT, LOCK M6	1	1	1	1	1	1		
44	2	24761-020000	NIPPLE, GREASE PT1/8	5	5	5	5	5	5		
45	2	26013-100202	BOLT, M10X 20	2	2	2	2	2	2		
46	2	26013-120302	BOLT, M12X 30	1	1	1	1	1	1		
47	2	26116-080202	BOLT, M8X 20 PLATED	3	3	3	3	3	3		
48	2	26116-100802	BOLT, M10X 80 PLATED	1	1	1	1	1	1		
49	2	26716-100002	NUT, M10	2	2	2	2	2	2		
50	2	22157-120000	WASHER, 12	1	1	1	1	1	1		
51	2	172960-83312-1	COVER ASSY	1	1	1	1	1	1		
52	2	26013-080162	BOLT, M8X 16	2	2	2	2	2	2		
53	2	172141-84601	SHIM	1	1	1	1	1	1		

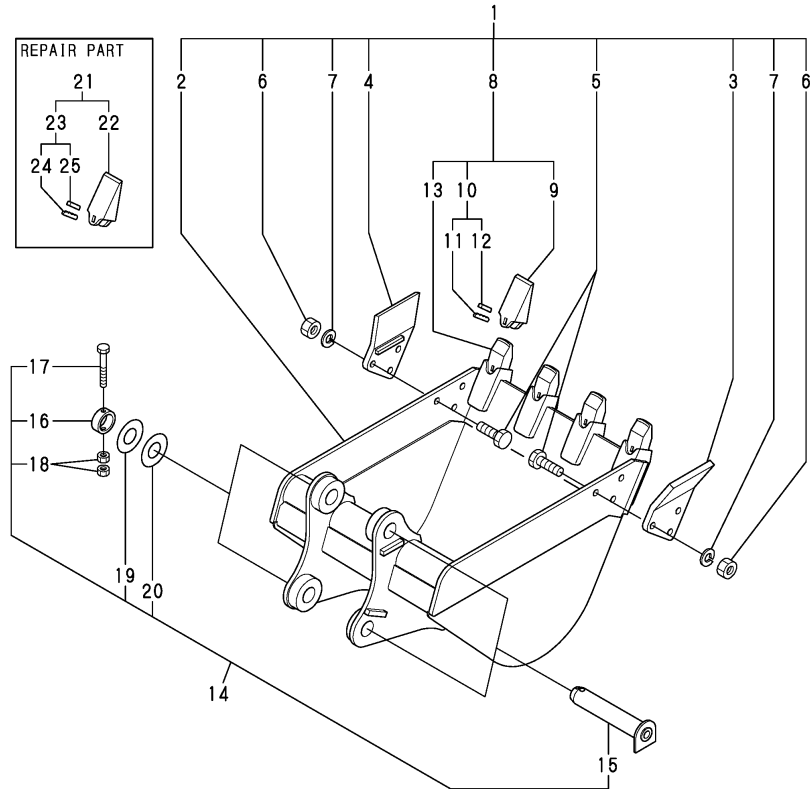
Remarks

- (1) PLEASE USE THIS PART WITH FOLLOWING LABELS AT THE SAME TIME. REF. NO. 8A-1,8B,8C-1.
- (2) PLEASE USE THIS PART WITH FOLLOWING LABELS AT THE SAME TIME. REF. NO. 31A.
- (3) PLEASE USE THIS PART WITH FOLLOWING LABELS AT THE SAME TIME. REF. NO. 32A.
- (4) LABELS ARE NOT ILLUSTRATED.

Fig.82. BUCKET

(A)=VIO50-3C(US)
 (B)=VIO50-3P(US)
 (C)=VIO50-3C(AS)

(D)=VIO50-3P(AS)
 (E)=VIO50-3C(NZ)
 (F)=VIO50-3P(NZ)



No.	Lev.	Parts No.	Description	Q'ty						I	R
				(A)	(B)	(C)	(D)	(E)	(F)		
1	1	172461-81901-1	BUCKET ASSY, 700S	1	1			1	1		
2	2	172461-81911-1	BUCKET ASSY	1	1			1	1		
3	2	172460-82180-1	CUTTER, SIDE	1	1			1	1		
4	2	172460-82200-1	CUTTER, SIDE	1	1			1	1		
5	2	172460-82220	BOLT M16X 50	6	6			6	6		
6	2	172460-82230	NUT	6	6			6	6		
7	2	22217-160000	WASHER, SPRING 16	6	6			6	6		
8	2	772151-81611-1	TOOTH ASSY	4	4			4	4		
9	3	172448-82570-1	TOOTH, POINT	4	4			4	4		
10	3	172448-82960	PIN ASSY, LOCK	4	4			4	4		
11	4	172448-82580	PIN,LOCK	4	4			4	4		
12	4	172448-82590	RUBBER,PIN	4	4			4	4		
13	3	172151-81611-1	ADAPTER	4	4			4	4		
14	1	172960-81600-1	BUCKET PIN KIT (Z1)	2	2	2	2	2	2		
15	2	172960-83170-1	PIN 45X271Q (GILT)	2	2	2	2	2	2		
16	2	172176-81640	COLLAR	2	2	2	2	2	2		
17	2	26116-100752	BOLT, M10X 75 PLATED	2	2	2	2	2	2		
18	2	26716-100002	NUT, M10	4	4	4	4	4	4		
19	2	172165-82550	SHIM	2	2	2	2	2	2		
20	2	172165-82560	SHIM	2	2	2	2	2	2		
21	1	172448-82950	TOOTH KIT, POINT	4	4			4	4		1
22	2	172448-82570-1	TOOTH, POINT	4	4			4	4		1
23	2	172448-82960	PIN ASSY, LOCK	4	4			4	4		1
24	3	172448-82580	PIN,LOCK	4	4			4	4		1
25	3	172448-82590	RUBBER,PIN	4	4			4	4		1

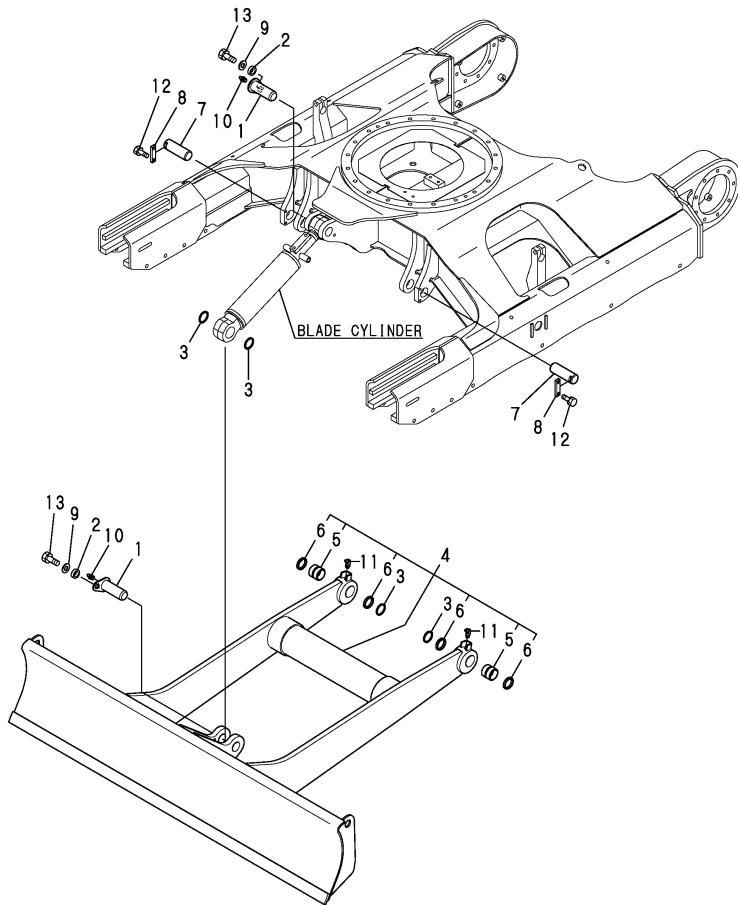
Remarks

(1)REPAIR PART

Fig.83. BLADE

(A)=VIO50-3C(US)
 (B)=VIO50-3P(US)
 (C)=VIO50-3C(AS)

(D)=VIO50-3P(AS)
 (E)=VIO50-3C(NZ)
 (F)=VIO50-3P(NZ)



No.	Lev.	Parts No.	Description	Q'ty						I	R
				(A)	(B)	(C)	(D)	(E)	(F)		
1	1	172164-81650-2	PIN 45X122(GREEN:82)	2	2	2	2	2	2		
2	1	172164-81670	SPACER	2	2	2	2	2	2		
3	1	172112-87840	SHIM	4	4	4	4	4	4		
4	1	172A34-94100-1	BLADE ASSY (82)	1	1	1	1	1	1		1
5	2	172151-72670	BUSH 45 50	2	2	2	2	2	2		
6	2	172168-81410	SEAL, DUST	4	4	4	4	4	4		
6A	1	172437-03510	LABEL,HOOK	2	2	2	2	2	2		2
6A-1	1	172437-03511	LABEL, HOOK US	2	2	2	2	2	2		N 2
		(A=M/#30831) (B=M/#30831) (C=M/#30831) (D=M/#30831) (E=M/#30831) (F=M/#30831)									
7	1	172423-94210	PIN 45X120	2	2	2	2	2	2		
8	1	172124-94310-2	PLATE,LOCK(GREEN:82)	2	2	2	2	2	2		
9	1	22157-120000	WASHER, 12	2	2	2	2	2	2		
10	1	24761-020000	NIPPLE, GREASE PT1/8	2	2	2	2	2	2		
11	1	24761-040000	NIPPLE, GREASE B	2	2	2	2	2	2		
12	1	26013-100252	BOLT, M10X 25	4	4	4	4	4	4		
13	1	26013-120302	BOLT, M12X 30	2	2	2	2	2	2		

Remarks

(1)PLEASE USE THIS PART WITH FOLLOWING LABELS AT THE SAME TIME.
 REF. NO. 6A-1.

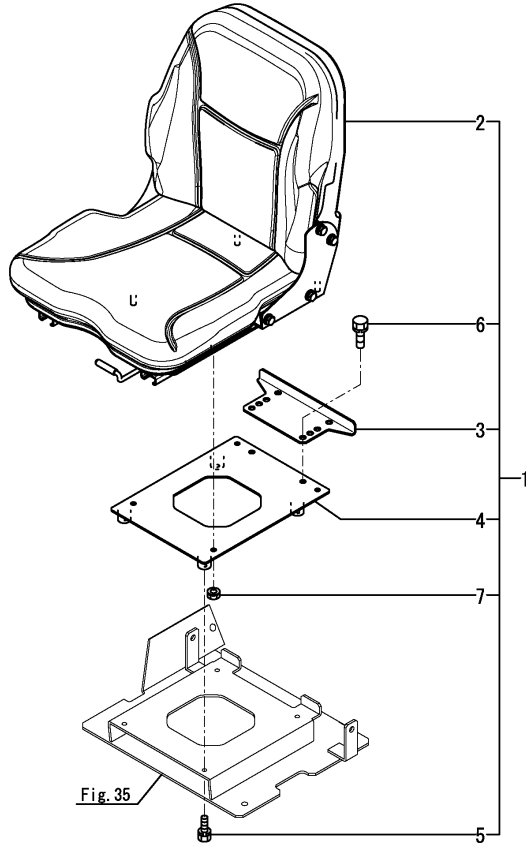
(2)LABELS ARE NOT ILLUSTRATED.

Fig.84. SEAT KIT(OPTIONAL)

(A)=VIO50-3C(US)
 (B)=VIO50-3P(US)
 (C)=VIO50-3C(AS)

(D)=VIO50-3P(AS)
 (E)=VIO50-3C(NZ)
 (F)=VIO50-3P(NZ)

No.	Lev.	Parts No.	Description	Q'ty						I	R
				(A)	(B)	(C)	(D)	(E)	(F)		
1	1	172457-08601 (A=*2017.11.)	SEAT KIT,WOCHANG SP (C=*2017.11.)	1	1		1				W
2	2	172A23-64050	SEAT ASSY	1		1			1		
3	2	172A46-64491	STOPPER, A	1		1			1		
4	2	172A46-64500	PLATE ASSY, SEAT	1		1			1		
5	2	26013-080202	BOLT, M8X 20	4		4			4		
6	2	26013-100202	BOLT, M10X 20	2		2			2		
7	2	26051-080002	NUT, M8	4		4			4		



Parts No. Index

Parts No.	Fig. No.	Ref. No.
104200-11920	8	3
105340-55040	8	11
106990-44660	8	14
119247-77100	11	51
	12	9
119650-77910	11	53
119802-55710	8	32
119802-77200	11	52
119808-12520	4	14
119808-12540	4	15
119866-12540	4	16
120147-44810	17	14
121250-49121	7	6
121256-44600-2	7	39
121450-44531	7	34
121470-44581	7	36
124450-44550	7	38
124450-44560	7	35
124764-44810	1	32
	2	30
	7	37 A
124764-44920	1	33
	2	31
	7	10 A
124766-59050	7	41
	8	33
129100-55690	8	29
129107-44590	7	2
129211-77920	11	56
129400-13201	4	6
		32
129612-12280	4	22
129612-13662	4	7
129612-13663	4	7 -1
		36
129612-52100	8	27
171064-44510	7	32
171064-44520	7	33
172020-10280	51	15
172020-10620	79	3
	80	5
	81	5
172068-28490	25	32
		39
	29	1
172110-45050	25	35
		42
172112-38130	22	13
		26
172112-38140	22	12

Parts No.	Fig. No.	Ref. No.
172112-38140	22	25
172112-75780	67	20
172112-75792	67	15
172112-77361	68	12
172112-83500	80	7
		33
	81	7
172112-86250	80	34
172112-87840	83	3
172113-12522	5	5
172116-74150	60	15
		31
	61	51
	63	46
	64	52
172116-76381	69	6
	70	10
	73	1 A
172117-53320	30	30
172117-83970-5	79	42
172119-35010-4	21	2
172119-35011	21	2 -1
172122-13310	19	2
172122-17190	9	6
172122-37710-3	21	46
172122-37752	21	47
172122-37782	21	48
172122-37810	21	49
172122-37820	21	50
172122-37844	21	51
172122-46590	25	22
	27	30
	29	29
172122-57620	30	26
172122-70350	50	6
172122-70410	57	5
172122-70460	57	6
172122-73430	57	30
172122-73470	57	10
172122-73480	50	44
		45
172122-79890	73	18
172122-79930	68	26
	71	30
	73	20
	77	9
		20
172123-76121	69	11
	71	1
	75	1

Parts No.	Fig. No.	Ref. No.
172123-76121	76	1
	77	1
		2
172124-14650	7	42
172124-17640	15	14
	16	5
172124-37120	21	5 B
		12 B
172124-46200	24	3
	25	14
	27	9
	29	28
	81	22
172124-57620	30	25 A
172124-57630	30	25 B
172124-65480	36	31
172124-70010	57	14
172124-70030	57	15
172124-70050	57	16
172124-76160	70	4
	72	3
172124-94310-2	83	8
172125-03950	1	30
	2	28
	4	16 A
172125-03951	1	30 -1
	2	28 -1
	4	16 A-1
172125-81280	80	2
	81	2
172126-11510	15	1
		44
	16	1
	48	1
172126-16540	15	49
172137-12270	5	4
172137-46040	6	11
	18	13
	52	37
	53	28
172137-46210	11	74
172137-73700	67	16
172137-73860	59	5
172137-76580	32	48
172141-03360	1	22
	2	20
	11	28 A
172141-14260	8	7
172141-41340	25	1
172141-41360	23	2

Parts No.	Fig. No.	Ref. No.
172141-41360	27	5
	28	5
172141-41370	24	5
	25	3
		27
	27	2
	29	21
		24
172141-70110	57	19
172141-72190	53	3
172141-73770	67	19
172141-76180	69	3
	70	5
	71	3
	75	3
	76	2
	77	3
		25
172141-76220	71	9
172141-77800	78	1
172141-84601	81	53
172142-62300	31	38
172142-73800	59	7
172142-76181	70	8
		9
	72	5
	73	5
172142-77150	74	7
172146-45610	27	28
172146-61370	31	19
	32	4
172146-72270	52	13
172147-70020	57	35
172147-70070	57	17
172147-70090	57	18
172147-70110	57	20
172147-70120	57	21
172147-70210	57	22
172147-70220	57	62
172147-70360	57	2
172147-70370	57	3
172147-70390	57	4
172147-70500	57	7
172147-70520	57	8
172147-70540	57	9
172147-82140	79	10
172148-70301	50	36
172148-70340	57	63
172148-72050	53	2
172148-73870	59	9

Parts No. Index

Parts No.	Fig. No.	Ref. No.
172149-66550	49	2
172151-71591	55	9
172151-71841	53	19
172151-71881	55	12
172151-72270	51	17
172151-72540	51	22
	52	29
	53	13
	55	10
172151-72580	52	36
	55	24
172151-72591	52	18
		23
172151-72670	53	10
	55	3
		6
	83	5
172151-72711	53	12
172151-72870	54	19
	55	19
172151-81611-1	82	13
172155-14161	8	6
172156-65690	36	45
172156-81430	7	11
172157-03740	1	29
	2	27
	30	22 A
172157-03741	1	29 -1
	2	27 -1
	30	22 A-1
172157-45840	13	4
172157-45990	27	22
	29	6
172157-58830	66	3
172157-76441	15	30
172162-12480	28	1
172162-13170	6	5
172162-13190	6	6
172162-13200	6	8
172162-14200	8	4
172162-18040	19	4
172162-46690	24	8
172162-61500	31	27
172162-61870	32	20
172162-62540	34	27
172162-69050	37	18
172162-69470	40	14
172162-69480	40	15
172162-69490	40	16
172162-69500	40	17

Parts No.	Fig. No.	Ref. No.
172162-69510	40	18
172162-69520	40	19
172162-69541	40	21
172162-76131	69	2
172162-76180	71	6
172164-16370	9	12
172164-17630	15	8
172164-19210	36	9
172164-19310	18	11
172164-37351	21	37 -1
		59 -1
172164-45970	26	3
172164-45980	32	1
	33	1
	36	2
172164-62430	54	26
172164-65730	35	21
172164-66170	36	47
		48
	40	2
172164-66630	7	21
172164-66640	35	21 -1
172164-76330	71	15
	77	6
172164-76650	74	13
172164-76950	68	10
172164-81650-2	83	1
172164-81670	79	6
	80	9
	81	9
	83	2
172165-03261	1	7
	2	7
	79	4 D
172165-13220	37	37
	48	2
172165-13241	6	9
172165-13242	6	9 -1
172165-13270	6	10
172165-13610	18	1
172165-18601	18	10
172165-18630	18	8
172165-18670	18	9
172165-45490	60	36
172165-45970	23	11
172165-46340	27	23
	29	8
172165-47550	24	11
172165-47980	24	15
172165-47990	24	16

Parts No.	Fig. No.	Ref. No.
172165-53500	30	17
172165-66980	34	33
172165-69190	37	19
172165-71200	50	3
172165-72310	54	17
172165-72320	53	6
172165-76860	68	8
172165-79810	77	18
172165-81710	79	30
172165-81770	79	31
172165-82520	79	13
		37
	80	10
	81	10
172165-82530	79	14
		38
	80	12
	81	12
172165-82550	80	14
		23
	81	14
	82	19
172165-82560	80	15
		24
	81	15
	82	20
172165-82570	80	16
		26
	81	16
172165-82580	79	39
172165-82590	79	40
172165-82600	79	41
172168-46760	15	16
172168-65760	36	24
172168-65800	31	22
172168-71101-2	50	1
172168-76162	68	1
172168-76370	67	24
172168-81410	53	7
		11
	55	4
		7
	80	8
		35
	81	8
	83	6
172171-14300	8	21
172171-72130	56	2
172171-81270	81	23
172173-76101	72	1

Parts No.	Fig. No.	Ref. No.
172173-76121	70	2
	72	2
172175-17120	10	8
172175-65870	32	15
172175-73700	67	17
172175-73710	67	18
172176-68030	32	47
172176-73290	50	27
172176-73560	50	47
172176-73590	50	48
172176-73600	50	49
172176-73690	50	50
172176-73880	50	51
172176-73910	50	52
172176-73930	50	53
172176-73940	50	54
172176-76580-2	74	6
172176-76581-2	74	6 -1
172176-81640	82	16
172176-81700	79	21
172176-81710	79	22
172183-03280	1	11
	2	10
	24	13 A
172183-05330	20	4
172183-14250	8	12
172183-16560	15	2
172183-73770	57	44
172183-81160	51	38
	79	5
	80	1
	81	1
172186-45840	20	26
172186-72480	51	28
172186-76430	71	16
172187-14221	8	5
172187-14400	7	55
172187-14510	8	16
172187-16560	11	1
172187-17070	11	3
172187-17080	11	4
172187-17090	11	5
172187-17100	11	2
172187-17220	10	9
172187-17280	11	12
		32
		79
172187-17290	11	33
172187-17320	11	14
		36

Parts No. Index

Parts No.	Fig. No.	Ref. No.
172187-17320	11	82
172187-17341	11	16
		38
		84
172187-17350	11	17
		39
		85
172187-17360	11	18
		40
		86
172187-17371	11	19
		41
		87
172187-17380	11	20
		42
		78
172187-17470	11	24
		46
		92
172187-17480	11	25
		47
		93
172187-17560	11	27
		94
172187-17570	11	28
		95
172187-45651	27	20
	29	41
172187-45760	27	21
	29	4
172187-45870	25	6
172187-45880	25	7
172187-53320	30	7
172187-61421	35	7
172187-64800	35	31
172187-64831	35	62
172187-64900	11	76
	31	50
172187-65210	36	14
172187-66320	19	66
172187-74540	61	52
	64	53
172187-76131	74	27
172187-77810	78	3
172187-78580	10	26
172187-81970	79	9
		28
172190-16500	10	30
172312-17250	37	38
172312-17650	15	9

Parts No.	Fig. No.	Ref. No.
172312-17650	48	3
172312-74790	50	14
	57	65
172422-65750	15	28
172422-74110	60	2
172422-74220	60	6
		23
	62	27
	63	8
		26
	64	23
		40
172422-74330	64	55
172422-74370	61	12
		26
		33
	62	5
	64	5
172422-76191	74	2
		5
172422-78760	72	13
172423-37301-2	21	20
172423-37330-1	21	23
172423-37360-1	21	26
172423-37370	21	22
172423-50810-1	30	27
172423-72530	52	31
172423-72540	52	32
172423-72620	55	5
172423-72800	55	23
172423-73330	57	23
172423-73340	57	24
172423-73350	57	25
172423-73360	57	26
172423-73370	57	27
172423-73380	57	28
172423-73410	57	29
172423-73470	57	11
172423-73480	57	12
172423-73490	57	54
172423-73510	57	45
172423-73560	57	55
172423-73600	57	52
172423-73650	57	66
172423-73690	57	37
172423-78431	72	14
172423-94210	83	7
172425-17630	15	13
	16	4
172425-38100	22	1

Parts No.	Fig. No.	Ref. No.
172425-38101	22	1 -1
172425-38110	22	2
172425-38120	22	3
		16
172425-38121	22	3 -1
		16 -1
172425-38130	22	14
172425-38131	22	14 -1
172425-38140	22	15
172425-38150	22	6
		19
172425-38151	22	6 -1
		19 -1
172425-38160	22	7
		20
172425-38161	22	7 -1
		20 -1
172425-38170	22	8
		21
172425-38171	22	8 -1
		21 -1
172425-38180	22	9
		22
172425-38181	22	9 -1
		22 -1
172425-38190	22	11
		24
172425-38191	22	11 -1
		24 -1
172425-38200	22	4
		17
172425-38201	22	4 -1
		17 -1
172425-38210	22	5
		18
172425-38211	22	5 -1
		18 -1
172425-38220	22	11 A
		24 A
172425-38230	22	11 B
		24 B
172425-38240	22	10 -1
		23 -1
172425-38260	22	28
172425-38261	22	28 -1
172425-38270	22	29
172425-38271	22	29 -1
172425-38603	22	27
172425-73410	58	3
172425-73420	58	6

Parts No.	Fig. No.	Ref. No.
172425-73440	58	17
172425-73450	58	19
172425-73490	58	11
172425-73510	58	12
172425-73520	58	13
172425-73530	58	21
172425-73540	58	22
172425-73550	58	20
172433-64511	35	61
172434-61170	20	20
172437-03241	1	55
	2	53
	31	22 A
172437-03242	1	55 -1
	2	53 -1
	31	22 A-1
172437-03250	1	34
	2	32
	3	1
172437-03251	1	34 -1
	2	32 -1
	3	1 -1
172437-03252	1	34 -2
	2	32 -2
	3	1 -2
172437-03300	1	37
	2	35
	3	4
	35	22 A
172437-03301	1	37 -1
	2	35 -1
	3	4 -1
	35	22 A-1
172437-03302	1	37 -2
	2	35 -2
	3	4 -2
172437-03310	1	38
	2	36
	3	5
	39	66
	49	1 B
172437-03311	1	38 -1
	2	36 -1
	3	5 -1
	39	66 -1
	49	1 B-1
172437-03312	1	38 -2
	2	36 -2
	3	5 -2
	39	66 -2

Parts No. Index

Parts No.	Fig. No.	Ref. No.
172437-03312	49	1 B-2
172437-03321	1	39
	2	37
	3	6
	7	22 A
172437-03322	1	39 -1
	2	37 -1
	3	6 -1
	7	22 A-1
172437-03341	1	40
	2	38
	3	7
	49	1 F
172437-03342	1	40 -1
	2	38 -1
	3	7 -1
	49	1 F-1
172437-03343	1	40 -2
	2	38 -2
	3	7 -2
	49	1 F-2
172437-03351	1	41
	2	39
	3	8
	31	12 A
		13 A
172437-03352	1	41 -1
	2	39 -1
	3	8 -1
	31	12 A-1
		13 A-1
172437-03360	1	42
	2	40
	3	9
	36	36 A
172437-03361	1	42 -1
	2	40 -1
	3	9 -1
	36	36 A-1
172437-03371	1	43
	2	41
	3	10
	39	67
	49	1 G
172437-03372	1	43 -1
	2	41 -1
	3	10 -1
	39	67 -1
	49	1 G-1
172437-03380	1	44

Parts No.	Fig. No.	Ref. No.
172437-03380	2	42
	3	11
	36	12 A
172437-03381	1	44 -1
	2	42 -1
	3	11 -1
	36	12 A-1
172437-03390	1	45
	2	43
	3	12
	7	22 B
172437-03391	1	45 -1
	2	43 -1
	3	12 -1
	7	22 B-1
172437-03401	1	46
	2	44
	3	13
	36	12 B
172437-03402	1	46 -1
	2	44 -1
	3	13 -1
	36	12 B-1
172437-03411	1	47
	2	45
	3	14
172437-03421	1	48
	2	46
	3	15
172437-03422	1	48 -1
	2	46 -1
	3	15 -1
	4	31
172437-03431	1	49
	2	47
	3	16
	79	4 F
172437-03432	1	49 -1
	2	47 -1
	3	16 -1
	79	4 F-1
172437-03440	1	50
	2	48
	3	17
	37	32 A
	49	1 C
172437-03441	1	50 -1
	2	48 -1
	3	17 -1
	37	32 A-1

Parts No.	Fig. No.	Ref. No.
172437-03441	49	1 C-1
172437-03450	1	51
	2	49
	3	18
	37	32 B
	49	1 D
172437-03451	1	51 -1
	2	49 -1
	3	18 -1
	37	32 B-1
	49	1 D-1
172437-03460	1	52
	2	50
	3	19
	79	4 B
172437-03461	1	52 -1
	2	50 -1
	3	19 -1
	79	4 B-1
172437-03470	1	53
	2	51
	3	20
	35	22 B
172437-03471	1	53 -1
	2	51 -1
	3	20 -1
	35	22 B-1
172437-03500	1	24
	2	22
	36	35 A
172437-03501	1	24 -1
	2	22 -1
	36	35 A-1
172437-03510	1	25
	2	23
	79	4 E
	80	8 C
	81	8 C
	83	6 A
172437-03511	1	25 -1
	2	23 -1
	79	4 E-1
	80	8 C-1
	81	8 C-1
	83	6 A-1
172437-03530	1	26
	2	24
	35	22 C
172437-03550	1	13
	39	68

Parts No.	Fig. No.	Ref. No.
172437-03551	1	13 -1
	39	68 -1
172437-03600	1	54
	2	52
	3	21
	39	64
	49	1 E
172437-03601	1	54 -1
	2	52 -1
	3	21 -1
	39	64 -1
	49	1 E-1
172437-03610	1	27
	2	25
	66	18 A
172437-03620	1	28
	2	26
	66	18 B
172437-68170	45	18
172437-68210	44	23
172437-68250	47	25
172437-68350	42	36
172437-68400	43	29
172437-68430	44	22
172437-68440	44	24
172437-68460	43	33
172437-68520	43	28
172437-68540	43	20
172437-68600	42	20
172437-68640	41	11
		37
172437-68690	45	6
172437-68710	45	7
172437-68760	43	17
172437-68780	42	7
172437-69080	45	31
172437-74711	66	4
172437-74720	66	5
172437-74732	66	6
172438-03300	1	20
	2	18
	34	3 A
172441-44320	34	30
172441-74030	65	2
		12
172441-74040	65	3
		13
172441-74050	65	14
172444-13210	7	4
172444-13220	7	5

Parts No. Index

Parts No.	Fig. No.	Ref. No.
172444-14410	8	8
172444-17660	15	42
	32	42
	74	31
172444-61320	32	16
	33	3
172444-65190	36	13
172444-68650	15	46
172444-68810	32	7
172444-72430	51	23
172444-72890	51	24
172444-73802	59	1
172444-73810	59	2
172444-73831	59	4
172444-73840	59	3
172444-73880	59	6
172444-76140	70	3
172445-18130	18	4
172445-18131	18	4 -1
172445-57600	30	25
172445-66750	39	6
172445-69320	40	48
172445-69400	40	11
172445-69420	40	13
172445-69740	39	41
172445-72670-2	55	25
172445-76152	71	2
172445-76153	71	2 -1
172445-81360	80	6
	81	6
172446-13330	7	48
172446-13520	7	19
172446-13580	19	55
172446-49280	19	65
172446-75250	67	4
172447-13550	19	3
172447-17140	10	5
172447-75600	67	7
172448-45800-1	29	5
172448-54120	51	11
		14
	52	19
		24
172448-72650	54	15
		18
172448-82570-1	82	9
		22
172448-82580	82	11
		24
172448-82590	82	12

Parts No.	Fig. No.	Ref. No.
172448-82590	82	25
172448-82950	82	21
172448-82960	82	10
		23
172452-73480	50	46
172455-13610	7	20
172455-13620	7	22
		25
172455-18870	19	17
172455-29140	21	1
	57	78
172455-46890	24	9
	36	40
172455-46950	24	10
172455-53330	30	8
172455-57650	30	3
172455-57661	30	4
172455-64200	35	53
172455-64600	35	54
172455-64610	35	55
172455-65230	36	15
172455-65800	36	46
172455-65970	36	23
172455-67310	37	31
172455-67320	37	28
172455-67330	37	7
172455-67340	37	8
172455-67350	37	9
172455-67360	37	10
172455-67440	37	32
172455-67550	37	11
172455-67610	39	13
172455-67710	39	17
172455-67770	39	37
172455-67870	38	6
172455-67880	38	7
172455-67900	38	14
172455-67910	38	19
		22
172455-67970	38	8
172455-69140	40	5
172455-69170	40	6
172455-69200	40	7
172455-69250	40	8
172455-69290	40	9
172455-69300	40	10
172455-69410	38	10
172455-69490	38	11
172455-69520	40	20
172455-74030	61	48

Parts No.	Fig. No.	Ref. No.
172455-74030	64	49
172455-74320	61	45
	64	46
172455-74660	63	42
172455-74670	63	43
172455-74680	63	41
172455-74690	63	35
172455-75290	67	8
172455-75300	67	9
172455-75330	67	5
172455-76220	76	5
172456-13480	19	58
		61
172456-53700	30	16
172456-61500	19	51
172456-68080	45	29
172456-68090	45	30
172456-68100	41	34
	42	29
	45	10
		19
172456-68110	42	37
	43	10
172456-68120	43	5
172456-68130	43	6
172456-68140	43	35
172456-68150	43	7
		18
172456-68160	43	8
172456-68170	43	9
172456-68180	41	3
172456-68220	42	21
172456-68380	41	17
172456-68390	41	19
172456-68490	42	6
172456-68510	43	2
172456-68520	43	11
172456-68530	43	13
172456-68550	41	6
	45	33
172456-68570	41	12
172456-68590	43	19
172456-68600	42	16
172456-68610	42	17
172456-68620	44	10
172456-68640	41	40
172456-68650	41	41
	43	15
172456-68660	41	42
172456-68670	41	43

Parts No.	Fig. No.	Ref. No.
172456-68670	47	20
172456-68680	41	44
172456-68710	41	36
172456-68720	41	14
172456-68730	41	16
172456-68750	41	15
172456-68770	41	22
172456-68780	41	26
	45	23
172456-68790	41	27
172456-68800	41	28
	45	22
		26
172456-68830	41	29
172456-68840	41	30
172456-68850	41	23
172456-68860	41	24
172456-68870	41	25
172456-68880	41	18
172456-68930	41	20
	42	12
	44	16
	46	14
	47	17
172456-68950	42	8
		10
		15
	44	4
		18
	45	32
172456-68960	43	14
172456-68970	43	16
172456-69170	43	22
172456-69180	43	23
172456-69190	43	24
172456-69200	43	21
172456-69210	43	25
172456-69220	43	26
172456-69240	46	20
	47	7
172456-69250	46	19
172456-69320	41	39
172456-69380	45	12
172456-69390	45	13
172456-69400	45	14
172456-69410	45	15
172456-69420	45	21
172456-69430	45	25
172456-69450	45	27
172456-69460	45	28

Parts No. Index

Parts No.	Fig. No.	Ref. No.
172456-69550	45	36
172456-69551	45	36 -1
172456-69560	45	37
172456-69561	45	37 -1
172456-69570	45	38
172456-69660	46	5
172456-69670	46	6
172456-69680	46	7
172456-69690	46	15
172456-69720	47	1
172456-69730	47	2
172456-69740	47	3
172456-69750	47	4
172456-69760	47	5
172456-69770	47	6
172456-69780	47	8
172456-69790	47	9
172456-69800	47	10
172456-69810	47	11
172456-69820	47	12
172456-69830	47	13
172456-69840	45	8
	47	14
172456-69900	42	13
	44	17
	46	13
	47	18
172456-69910	47	19
172456-69920	46	21
172456-69930	46	22
172456-69940	46	23
172456-69950	46	24
172456-69980	42	27
172456-69990	42	28
	45	9
172457-08600	35	53 -1
		53 -2
172457-08601	84	1
172457-72230-1	51	30
172457-72240-1	51	31
172457-76100	69	10
172458-03220	1	16
	2	14
	34	25 A
172458-03240	1	18
		65
	2	16
		63
	29	5 A
	81	31 A

Parts No.	Fig. No.	Ref. No.
172458-03310	37	2
172458-03320	37	3
172458-03330	37	4
172458-12100	5	1
172458-14370	8	9
172458-16140	9	2
172458-16550	10	4
172458-16561	10	16
172458-16562	10	16 -1
172458-16612	38	1
172458-16620	38	2
172458-16650	15	3
172458-16690	15	4
172458-16700	15	5
172458-17210	38	3
172458-17220	38	4
172458-17230	38	5
172458-17400	14	1
		7
172458-17410-1	14	3
		9
172458-17420	14	2
		8
		38
		9
172458-17501	11	10
172458-17551	15	6
172458-17620	15	11
172458-17640	15	15
172458-17700	15	41
	16	6
	20	34
172458-37120	21	19
172458-45180	27	1
172458-45200	27	4
172458-45230	27	7
	29	19
172458-45250	25	21
172458-45510	25	18
172458-45521	27	18
172458-45540	27	19
	29	3
172458-45720	26	2
172458-45850	24	2
172458-45920	28	4
172458-45950	28	7
172458-46720	11	48
	34	16
		17
		18
		26

Parts No.	Fig. No.	Ref. No.
172458-46950	23	7
172458-47640	24	14
172458-47680	23	12
172458-47710	23	13
172458-50480-1	30	2
172458-61261	31	48
172458-61300	31	14
172458-61500	31	56
172458-61510	32	13
	33	7
172458-61521	31	17
172458-61522	31	17 -1
172458-61540	31	18
172458-61580	31	20
172458-61590	31	21
172458-61650	31	32
172458-61791	32	3
172458-61820	32	6
		45
172458-62110	34	4
172458-62200	34	7
172458-62400	34	13
172458-62430	32	39
172458-63100	34	25
172458-63120	34	19
172458-63130	34	20
172458-63140	34	21
172458-63300	32	41
172458-63350	32	2
	48	5
172458-63360	37	39
	48	6
172458-63400	15	45
	16	13
172458-63410	15	17
172458-63420	15	18
172458-63450	15	19
172458-63460	15	20
172458-63470	15	21
172458-63480	37	40
	48	7
172458-63520	32	17
172458-63540	32	18
172458-63570	32	22
172458-63580	37	33
	48	8
172458-63600	15	22
	20	7
172458-63610	15	23
172458-63620	15	24

Parts No.	Fig. No.	Ref. No.
172458-63630	15	25
172458-63640	15	26
	16	14
	48	9
172458-63650	15	27
172458-63670	39	1
	40	45
172458-63680	39	2
172458-63700	39	3
172458-63730	39	48
		52
172458-63760	39	4
172458-63770	39	5
172458-63790	39	53
172458-63800	39	28
172458-63820	15	20 -1
172458-63900	32	14
172458-63930	40	43
172458-63950	39	54
	40	46
172458-63960	39	55
172458-63970	39	56
172458-63980	39	57
172458-63990	39	58
172458-64140	35	10
172458-64150	35	11
172458-64160	35	12
172458-64170	35	13
172458-64510	35	24
172458-64590	35	32
172458-64600	32	25
	35	33
172458-64610	32	37
172458-64650	35	18
172458-64660	35	19
172458-64710	35	22
172458-64740	35	20
172458-65021	36	3
172458-65050	36	4
172458-65060	36	6
172458-65271	36	18
172458-65390	36	22
172458-65531-1	36	37
172458-66720	40	25
172458-66780	40	26
172458-66790	40	27
172458-66800	40	28
		29
172458-67020	40	44
172458-67340	39	7

Parts No. Index

Parts No.	Fig. No.	Ref. No.
172458-67440	39	8
172458-67510	39	9
172458-67520	39	10
172458-67550	39	11
172458-67570	39	12
172458-67610	39	14
172458-67650	40	47
172458-67670	39	15
172458-67680	39	16
172458-67804	37	1
172458-67810	35	51
172458-67820	35	52
172458-67830	39	18
172458-67840	37	12
172458-67850	39	19
172458-67860	39	20
172458-67870	39	51
172458-67880	39	21
172458-67900	39	22
172458-67910	39	23
172458-67920	39	24
172458-67940	40	3
172458-67960	37	13
172458-67970	37	14
172458-67981	37	15
172458-68004	37	16
172458-68851	37	17
172458-68990	32	27
172458-69000	32	28
172458-69090	39	25
172458-69100	40	4
172458-69200	39	30
172458-69210	39	32
172458-69220	37	20
172458-69230	39	34
172458-69240	39	35
172458-69250	39	36
172458-69260	39	38
172458-69270	39	39
172458-69280	39	40
172458-69320	38	15
172458-69400	40	12
172458-69580	40	22
172458-69590	40	23
172458-69601	40	24
172458-69730	40	30
172458-69760	40	31
172458-69770	40	32
172458-69790	37	21
172458-69830	37	22

Parts No.	Fig. No.	Ref. No.
172458-69900	40	33
172458-69910	40	34
172458-69920	40	35
172458-69930	37	23
172458-69960	40	36
172458-69990	40	37
172458-72460	52	25
172458-72470	52	27
172458-72740	54	14
172458-73820	59	8
172458-75070	30	15
172458-81830	79	26
172458-81930-1	79	27
172459-72170-1	51	29
172460-03160	1	6
	2	6
	36	12 C
172460-03180	1	67
	20	23 A
172460-11500	4	12
172460-11530	4	19
172460-11600	18	30
172460-11780	4	21
172460-16101	9	1
172460-16111	9	3
172460-16130	9	4
172460-16160	9	5
172460-16300	9	11
172460-16531	10	15
172460-17600	15	7
172460-17611	15	10
	16	2
172460-17620	15	12
	16	3
172460-17650	20	2
172460-17710	16	7
172460-17720	16	8
172460-17750	16	9
172460-17780	16	10
172460-17800	16	11
172460-18010	20	3
172460-18060	19	24
172460-18070	19	25
172460-18080	19	26
172460-18100	18	2
172460-18110	20	6
172460-18120	18	3
172460-18130	19	5
172460-18140	19	6
172460-18150	19	27

Parts No.	Fig. No.	Ref. No.
172460-18170	19	7
172460-18180	20	8
172460-18240	20	12
172460-18250	19	32
172460-18260	19	33
172460-18270	19	34
172460-18351	18	6
172460-18470	19	6 A
172460-18530	20	24
172460-18651	12	4
172460-18670	20	25
172460-18800	12	5
172460-18971	16	12
172460-19060	20	13
172460-19110	19	20
172460-19120	19	21
172460-19170	20	15
172460-19180	20	16
172460-19190	12	6
172460-19210	19	22
172460-19220	20	17
172460-19230	20	18
172460-19300	20	19
172460-19320	20	35
172460-19330	19	41
172460-37061-1	21	4 -1
172460-37100-2	21	12
172460-37120	21	6
		13
172460-37130-2	21	7
		14
172460-37150-2	21	8
		15
172460-37170-2	21	5
172460-37171-2	21	5 -1
172460-37700	21	45
172460-45180	25	13
172460-45601	60	34
172460-50101-1	30	1
172460-50102-1	30	1 -1
172460-53330-1	30	9
172460-53360-1	30	10
172460-53370	30	12
172460-54590-1	30	23
172460-61100-2	31	1
172460-61120-1	31	2
172460-61121-3	31	2 -1
172460-61130-1	31	3
172460-61140-1	31	4
172460-61150-1	31	5

Parts No.	Fig. No.	Ref. No.
172460-61160-1	31	6
172460-61170-1	31	7
172460-61200-1	31	9
172460-61240	31	11
172460-61260	31	12
172460-61322	31	15
172460-61323	31	15 -1
172460-61390	33	4
172460-61460	32	10
172460-61480	32	12
	33	6
172460-61600	74	1
172460-61601	74	1 -1
172460-61650-1	31	52
172460-61690	31	31
172460-61730	31	34
172460-61740	31	35
172460-61810	32	43
172460-61960	32	38
	48	4
172460-62110	34	5
172460-62120	34	6
172460-64240	35	15
172460-64300	35	16
172460-64310	35	17
172460-64780	31	8
172460-65100-1	36	7
172460-65230-2	36	16
172460-65391	36	29
172460-65420	36	10
172460-65430	36	11
172460-65450	36	30
172460-65600	36	42
172460-65601	36	42 -1
172460-65621	36	43
172460-65660	36	44
172460-65830	36	83
172460-65840	19	16
	36	34
		82
172460-65900	36	39
172460-65970	36	84
172460-68401	49	9
172460-72010	51	2
172460-72040	54	2
172460-72050	54	9
	55	20
172460-72112-1	51	9
172460-72180	51	10
		13

Parts No. Index

Parts No.	Fig. No.	Ref. No.
172460-72201	51	12
172460-72260	51	16
172460-72271	51	18
172460-72280	51	19
172460-72322-1	51	1
172460-72330	51	20
172460-72530	54	13
172460-72540	54	16
172460-72750-1	54	1
172460-72880	54	20
172460-72900	54	23
172460-72941	52	20
172460-72950-1	54	25
172460-73111	50	7
172460-73121	50	11
172460-73130	50	12
172460-73140	50	13
172460-73150	50	15
172460-73160	50	16
172460-73170	50	8
172460-73180	50	17
172460-73190	50	9
172460-73200	50	18
172460-73210	50	19
172460-73220	50	20
172460-73231	50	21
172460-73240	50	22
172460-73280	50	26
172460-73290	50	28
172460-73300	57	1
172460-73320	58	48
172460-73330	50	29
172460-73340	50	30
172460-73350	50	31
172460-73360	50	32
172460-73370	50	33
172460-73380	50	34
172460-73390	50	35
172460-73400	50	10
172460-73420	50	38
172460-73450	50	20 -1
172460-73500	57	13
172460-73510	57	31
172460-73520	57	50
172460-73530	57	32
172460-73540	57	33
172460-73550	57	46
172460-73560	57	47
172460-73570	57	48
172460-73580	57	49

Parts No.	Fig. No.	Ref. No.
172460-73590	57	51
172460-73600	57	34
172460-73610	57	53
172460-73620	57	38
172460-73630	57	40
172460-73640	57	61
172460-73700	58	2
172460-73710	58	14
172460-73720	58	16
172460-73730	58	23
172460-73740	58	27
172460-73750	58	37
172460-73760	58	38
172460-73780	58	42
172460-73790	58	10
172460-73900	50	40
172460-73910	50	41
172460-73920	50	42
172460-74130	61	1
172460-74150	61	15
172460-74170	61	29
172460-74191	64	1
172460-74370	60	13
		29
	61	13
		27
		44
	62	16
	63	14
		52
	64	16
		26
172460-74420	60	22
	62	26
	63	7
		25
	64	31
		39
172460-74500	63	34
172460-74820	7	49
172460-75410-1	67	6
172460-76240	71	14
172460-76300	73	2
172460-76330	73	3
172460-76340	73	4
172460-76560	68	2
172460-76570	68	6
		7
172460-76900	68	9
172460-77800	78	2

Parts No.	Fig. No.	Ref. No.
172460-78100	68	19
172460-78121	72	10
172460-78141	72	11
172460-78150	70	14
172460-78160	70	15
172460-78170	70	16
172460-78180	68	21
172460-78190	70	17
172460-78200	70	18
172460-78211	73	11
172460-78221	73	12
172460-78300	71	20
172460-78310	71	21
172460-78320	71	22
172460-78330	71	23
172460-78360	71	24
172460-78370	71	25
172460-78380	73	17
172460-78390	68	22
172460-78400	69	13
172460-78410	69	14
172460-78431	68	23
172460-78440	68	24
172460-78460	71	27
172460-78480	69	15
172460-78490	70	19
172460-78500	69	16
172460-78530	68	25
172460-78540	72	12
172460-78560	70	20
172460-78570	70	21
172460-78630	74	21
172460-79140	74	34
172460-81400	79	4
172460-81800	79	23
172460-81810	79	24
172460-81820	79	25
172460-82180-1	82	3
172460-82200-1	82	4
172460-82220	82	5
172460-82230	82	6
172460-82300-1	79	29
172460-82350-1	80	20
172460-82360-1	80	21
172460-82380	80	31
172460-82400	79	34
172460-82410-1	79	35
172460-82430	79	36
172460-82480-1	79	11
172460-82500-1	79	12

Parts No.	Fig. No.	Ref. No.
172460-82520-1	80	11
	81	11
172460-82540-1	80	13
	81	13
172460-82560-1	80	25
172460-82590-1	80	27
172460-82650-1	80	22
172461-11330	4	1
172461-11520	4	18
172461-11530	4	17
172461-13120	6	1
172461-13130	6	2
172461-13140	6	3
172461-37500-1	21	54
172461-37501	21	54 -1
172461-53300-1	30	6
172461-72010	52	2
172461-72020	52	9
172461-72480	52	28
172461-72500	52	26
172461-72511	52	14
172461-72520	52	15
172461-73131	50	37
172461-73140	50	24
172461-73150	50	23
172461-73270	50	25
172461-73310	58	1
172461-73770	58	41
172461-74121	63	18
172461-74140	60	3
172461-74161	62	1
172461-74181	62	20
172461-74200	64	21
172461-74210	60	16
172461-74310	60	14
		30
172461-78230	73	13
172461-78240	73	14
172461-78250	73	15
172461-78260	73	16
172461-78621	74	20
172461-81710	79	7
172461-81740-1	79	8
172461-81901-1	82	1
172461-81911-1	82	2
172462-03320	1	31
	2	29
	7	2 A
172462-46230	29	7
172463-03290	1	19

Parts No. Index

Parts No.	Fig. No.	Ref. No.
172463-03290	2	17
	67	24 A
172463-03320	1	12
	39	62
172463-03330	1	21
	2	19
	36	27 B
172463-61600	31	29
172463-69150	39	26
172463-69160	39	27
172463-69190	39	29
172463-69200	39	31
172463-69210	39	33
172463-74511	65	1
172463-74521	65	11
172463-74530	65	4
		15
172463-74540	65	5
		16
172463-74551	65	6
		17
172463-74561	65	7
		18
172463-74570	65	8
		19
172463-74580	65	10
172463-74590	65	9
172467-03121	1	2
	2	65
	32	16 A
	33	8 A
	36	27 A
172467-03150	1	5
	2	5
	35	27 D
172467-03170	2	9
	3	23
	35	27 A
172467-03192	1	3
	2	3
	3	24
	39	63
	49	1 A
172467-03193	1	3 -1
	2	3 -1
	3	24 -1
	39	63 -1
	49	1 A-1
172467-12120	5	3
172467-45300	29	20

Parts No.	Fig. No.	Ref. No.
172467-45370	29	26
172467-62500	34	14
172467-64101	35	1
172467-64110	35	2
172467-64120	35	3
172467-64130	35	4
172467-64140	35	5
172467-66300	49	1
172467-66301	49	1 -1
172467-74102	60	1
172467-74111	63	1
172467-74120	64	33
172467-74130	60	32
172467-74200	66	1
172467-76110	74	25
172467-76120	74	26
172467-76130	71	10
172467-76200	74	36
172467-76500	74	3
172467-76530	74	4
172467-78100	77	10
172467-78110	77	11
172467-78120	77	15
172467-78130	77	14
172467-78140	77	21
172467-78150	77	22
172467-78160	77	23
172467-78170	77	24
172467-78180	76	9
172467-78190	76	10
172467-78200	76	11
172467-78210	76	12
172467-78280	77	12
172467-78511	74	19
172467-78520	74	23
172467-78530	74	24
172467-78540	74	22
172467-79110	74	32
172469-16540	10	14
172472-03141	1	10 -1
	2	9 -1
	3	22 -1
		23 -1
	35	27 A-1
		27 B-1
172472-03171	1	14
	2	12
172472-03180	1	9
172472-03200	1	10
	3	22

Parts No.	Fig. No.	Ref. No.
172472-03200	35	27 B
172472-03230	1	56
	2	54
	80	8 B
	81	8 B
172472-03240	1	57
	2	55
	3	25
	31	36 B
	39	65
172472-03241	1	57 -1
	2	55 -1
	3	25 -1
	31	36 B-1
	39	65 -1
172472-03250	1	58
	2	56
	31	36 A
	39	71
172472-03260	1	59
	2	57
	3	26
	80	8 A
	81	8 A
172472-03261	1	59 -1
	2	57 -1
	3	26 -1
	80	8 A-1
	81	8 A-1
172472-03270	1	60
	2	58
	3	27
	79	4 C
172472-03271	1	60 -1
	2	58 -1
	3	27 -1
	79	4 C-1
172472-03280	1	61
	2	59
	3	28
	79	4 A
172472-03281	1	61 -1
	2	59 -1
	3	28 -1
	79	4 A-1
172472-03290	1	62
	2	60
	11	73 F
172472-03300	1	63
	2	61

Parts No.	Fig. No.	Ref. No.
172472-03300	11	73 G
172472-03330	1	66 A
	2	65 A
172472-03701	2	11
	49	1 H
172472-03702	2	11 -1
	49	1 H-1
172472-16610	10	31
172472-17250	13	2
172472-17260	13	3
172472-17300	11	34
		80
172472-17351	11	29
172472-17400	13	1
172472-17470	13	5
172472-17610	17	1
172472-17611	17	1 -1
172472-17620	38	21
172472-17650	17	4
172472-17660	17	9
172472-17670	17	10
172472-17800	15	48
172472-17900	11	98
172472-45100	25	2
172472-45140	25	26
172472-45330	29	23
172472-45400	25	17
172472-45401	25	17 -1
172472-45500	29	2
172472-45601	25	31
172472-45621	25	38
172472-45700	26	1
172472-45800	26	9
172472-45810	25	34
172472-45850	25	41
172472-46210	23	19
172472-46220	24	29
172472-46600	24	4
172472-47620	24	13
172472-62210	34	1
172472-62310	34	3
172472-62600	34	15
172472-63210	34	28
172472-63220	34	29
172472-64532	34	31
172472-64542	34	32
172472-64600	24	31
172472-64700	35	34
172472-66611	39	59
172472-68400	41	1

Parts No. Index

Parts No.	Fig. No.	Ref. No.
172472-68410	41	2
172472-68420	45	1
172472-68430	46	1
172472-68440	42	24
172472-68450	42	22
172472-68460	42	23
172472-68470	41	10
172472-68480	42	1
172472-68490	42	2
172472-68500	42	3
172472-68510	42	4
172472-68520	42	5
172472-68530	43	1
172472-68540	43	3
172472-68550	41	7
172472-68560	41	8
172472-68570	41	13
	42	30
172472-68580	44	1
172472-68590	41	21
172472-68600	42	9
172472-68610	44	3
172472-68620	42	11
172472-68630	44	5
172472-68640	44	6
172472-68650	44	7
		19
172472-68660	43	27
172472-68670	43	31
172472-68680	44	8
172472-68690	44	9
172472-68700	42	18
172472-68710	41	31
172472-68720	44	11
172472-68730	43	32
172472-68740	44	12
172472-68750	44	13
172472-68760	44	14
172472-68780	41	32
172472-68790	41	33
172472-68810	44	20
172472-68820	44	21
172472-68830	43	12
172472-68840	41	9
172472-68850	45	2
172472-68860	45	3
172472-68870	45	4
172472-68880	45	5
172472-68890	45	16
172472-68900	45	17

Parts No.	Fig. No.	Ref. No.
172472-68910	45	24
172472-68920	45	34
172472-68930	45	35
172472-68940	46	2
172472-68950	46	3
172472-68960	46	4
172472-68970	46	8
172472-68980	46	9
172472-68990	46	10
172472-69100	46	11
172472-69110	46	12
172472-69120	47	15
172472-69130	47	16
172472-69140	46	17
172472-69150	46	18
172472-69160	47	21
172472-69170	47	22
172472-69180	47	23
172472-69190	47	24
172472-69200	42	25
172472-69210	42	26
172472-69220	42	33
172472-69230	42	35
172472-69240	45	39
172472-69250	46	16
172472-76200	74	28
172472-78190	77	13
172472-78200	77	16
172472-78210	77	17
172472-78800	77	19
172478-17351	11	77
172478-37500-1	21	32
172478-37501	21	32 -1
172478-37530	21	37
		59
172478-37540	21	36
		58
172478-37550	21	35
		57
172487-14520	8	22
172487-45900	28	3
172490-03200	1	23
		2
		21
		39
		70
		49
		1 I
172490-16741	10	25
172490-37310	21	30
172490-37320	21	30 -1
172491-12100	5	2
172491-13101	6	7

Parts No.	Fig. No.	Ref. No.
172491-13111	6	4
172491-18620	18	28
172491-74270	64	20
172491-74280	62	17
		32
	63	15
		53
172496-03250	1	17
	2	15
	39	69
	49	1 J
172496-11550	4	20
172496-13160	7	8
172496-13170	7	3
172496-13250	4	33
172496-13270	4	34
172496-13300	7	14
172496-13310	7	15
172496-13320	7	16
172496-13330	7	17
172496-13340	7	18
172496-13400	4	4
172496-13530-2	7	9
172496-13560-2	7	10
172496-13640-1	7	12
172496-13750-1	7	24
172496-13870	7	27
172496-13971	4	27
172496-14500	8	23
172496-16500	10	1
172496-16540	12	1
172496-16541	12	1 -1
172496-18210	19	29
172496-18220	19	30
172496-18230	19	11
172496-18240	19	31
172496-18250	19	28
172496-18300	18	5
172496-18360	18	7
172496-18420	19	18
172496-18430	19	19
172496-18500	19	56
172496-18540	19	57
172496-18550	19	60
172496-18560	19	63
172496-18590	19	13
172496-18600	19	14
172496-18610	19	15
172496-18630	31	54
172496-18640	36	88

Parts No.	Fig. No.	Ref. No.
172496-19260	19	23
172496-53380-1	30	13
172496-61260	31	53
172496-61270-1	31	13
172496-61400-1	33	2
172496-61501-1	31	28
172496-61600-1	31	30
172496-61900-1	32	8
172496-61910-1	32	9
172496-65070	36	25
172496-65150	36	5
172496-65300-1	36	20
172496-65511-1	36	36
172496-65511-2	36	36 -1
172496-65600	36	28
172496-65670	36	26
172496-65680	36	27
172496-65850	36	38
172496-65880-1	36	17
172496-65940	36	35
172496-68201	49	7
172496-68210	49	8
172496-75200-1	67	3
172496-75710	7	50
172496-75750	7	51
172496-76230	71	12
172496-78110	68	20
172496-78450	71	26
172496-78470	71	28
172496-78580	71	29
172497-16550	10	24
172497-54100	30	22
172497-76100	68	28
172511-17351	13	6
172519-04350	49	1 K
172519-61550	32	44
172519-63240	11	50
	20	27
	32	40
	34	22
		23
		24
	37	6
	40	1
172519-65300	31	57
	33	8
172524-17330	36	80
	40	54
172614-38300	22	10
		23

Parts No. Index

Parts No.	Fig. No.	Ref. No.	
172614-74290	61	6	
		20	
		34	
	62	6	
		6	
	64	6	
	172631-16350	20	1
	172638-73650	63	20
	172644-76161	72	4
	172645-76570	73	6
172648-16600	10	3	
	12	3	
	36	12	
172649-65750	31	36	
172652-64220	35	64	
172730-75141	69	1	
	70	1	
	73	1	
	29	17	
172732-42450	8	25	
172734-14620	27	27	
172734-41300	29	16	
	36	19	
172823-45000	29	18	
172823-45940	27	29	
172823-61520	32	19	
172958-03160	1	64	
	2	62	
	81	32 A	
172958-03180	11	67	
172958-03190	11	68	
172958-17101	11	66	
172958-17120	36	87	
	81	21	
172958-17130	11	97	
172958-17140	11	69	
172958-17150	11	70	
172958-17160	11	71	
172958-17170	11	72	
	72	-1	
172958-17180	11	73	
	73	-1	
172958-17190	11	73 A	
172958-17200	11	73 B	
172958-17210	11	73 C	
172958-17220	11	73 D	
172958-64500	11	75	
172958-72950	56	20	
172958-72960	56	21	
172958-72982-1	56	22	
172958-76130	75	15	

Parts No.	Fig. No.	Ref. No.
172958-78120	75	13
172958-78160	75	6
172958-83140	81	28
172958-83171-1	81	31
172958-83330	81	37
172960-08700	81	20
172960-72600-1	55	1
172960-72630	53	16
172960-72640	55	2
172960-72800-1	56	1
172960-72810-1	56	3
172960-72860	56	7
172960-72880	56	5
172960-72890	56	10
172960-72900	56	11
172960-72920	56	6
172960-72950	56	4
172960-72960	56	12
172960-72970	56	17
172960-73430	50	39
172960-76100-1	75	7
172960-78100	75	11
172960-78110	75	12
172960-81600-1	82	14
172960-81952-1	75	8
172960-83101-1	81	24
172960-83102-2	81	24 -1
172960-83111-1	81	25
172960-83112-1	81	25 -1
172960-83113-2	81	25 -2
172960-83120	81	26
172960-83130	81	27
172960-83140	81	29
172960-83151	81	30
172960-83170-1	82	15
172960-83191	81	32
172960-83210	81	36
172960-83252-1	81	33
172960-83281	81	34
172960-83292-1	81	35
172960-83312-1	81	51
172961-73102	50	5
172961-73103	50	5 -1
172961-78120	75	14
172961-78130	73	19
172961-81490	80	3
	81	3
172989-64451	35	6
172989-68640	15	29
172A07-03140	1	4

Parts No.	Fig. No.	Ref. No.
172A07-03140	2	4
	35	27 C
172A07-03160	1	15
	2	13
	8	32 A
	10	6
172A07-16520	36	32
172A07-65490	42	14
172A21-68610	41	5
172A21-68840	42	32
	42	19
172A21-68870	44	2
172A21-68910	43	30
172A21-68930	43	4
172A21-68950	43	34
172A21-68970	41	4
172A21-68990	42	31
	34	34
172A21-69020	41	38
172A21-69030	41	35
	45	11
	20	26
	47	26
172A21-69060	44	15
172A23-46840	23	3
172A23-46850	23	5
172A23-64050	84	2
172A23-64770	35	60
172A23-72020	52	38
	53	29
172A23-72042	52	39
	53	30
172A23-72050	52	40
	53	31
172A23-72081	52	41
	53	32
172A25-64390	35	14
172A25-64440	35	25
172A25-64480	35	27
172A27-64510	35	30
		58
172A27-72700-1	53	1
172A27-72721-1	53	4
172A27-72740	53	8
172A27-72900-1	52	42
	53	33
172A27-72950-1	52	43
	53	34
	53	34
172A28-08420	4	30
172A28-72300	52	1

Parts No.	Fig. No.	Ref. No.
172A28-72321	52	16
172A28-72360	52	21
172A28-81090	79	1
172A34-94100-1	83	4
172A36-03410	1	66
	2	64
	3	29
	23	5 A
172A36-03411	1	66 -1
	2	64 -1
	3	29 -1
	23	5 A-1
172A36-46800	23	1
172A36-46801	23	1 -1
172A36-46802	23	1 -2
172A36-61410	31	24
172A36-74700	66	2
172A36-74750	66	7
172A36-74780	66	15
172A38-03200	1	32 -1
	2	30 -1
	7	37 A-1
172A38-03201	1	32 -2
	2	30 -2
	7	37 A-2
172A38-03210	1	33 -1
	2	31 -1
	7	10 A-1
172A38-03211	1	33 -2
	2	31 -2
	7	10 A-2
172A39-64200	35	8
172A39-64260	35	28
172A39-64270	35	56
172A40-03110	1	8
	2	8
	35	27 E
172A40-03111	1	8 -1
	2	8 -1
	35	27 E-1
172A46-64180	35	53 AA
172A46-64190	35	53 AB
172A46-64200	35	53 A
172A46-64490	35	53 B
172A46-64491	84	3
172A46-64500	35	53 C
	84	4
172A77-17500	11	100
172A79-12150	5	1 A
184014-59100	8	24

Parts No. Index

Parts No.	Fig. No.	Ref. No.
184015-44501	7	1
184015-44680	7	40
184015-59230	7	28
184016-55700	8	28
184016-55701	8	28 -1
194145-04810	36	1
194151-57100	11	49
194200-37780	27	26
	29	15
194464-52190	11	64
	13	7
	23	14
194630-42120	21	9
		16
194680-51670	10	20
197830-88611	15	31
	16	16
198094-86060	38	23
1A1040-43900	18	12
	28	2
1A1040-45890	27	8
	29	27
1A1040-56900	5	7
1A1380-58050	4	23
1A1380-62160	36	51
1A6260-64200	32	23
		24
1A7030-87120	19	30 B
1A7030-88760	19	28 A
		29 A
		30 A
1C6281-52310	5	6
1D4070-23580	23	10
	24	1
1E5100-51430	37	5
1E6212-82820	8	26
1E8385-79310	20	28
1E8545-80030	19	38
1E8545-80210	19	39
1E8545-80250	19	40
1E8545-80940	15	43
	16	15
1E8685-79911	19	35
1E8685-79920	19	36
1E8685-79940	19	37
22117-040000	25	8
22117-080000	20	29
	25	23
	27	31
	29	30

Parts No.	Fig. No.	Ref. No.
22117-080000	66	16
22117-100000	37	29
	74	38
22117-120000	37	24
	39	42
	68	13
22137-060000	5	8
	8	34
	11	57
	12	11
	17	5
		11
		15
	19	42
	20	30
	39	43
	65	21
22137-080000	4	24
		28
	9	13
	24	17
		18
	25	19
		37 A
		44 A
	29	10
	32	29
	34	35
	35	41
	36	49
		55
		85
		86
	38	16
	40	49
		53
	81	38
22137-100000	7	23
	9	7
	10	17
	14	4
		10
	15	32
	27	24
	29	42
	34	8
	35	37
		38
		50
		38
		50
	36	50

Parts No.	Fig. No.	Ref. No.
22137-100000	36	52
		53
		54
	39	60
	81	39
22137-120000	33	9
	34	9
	35	39
		40
		63
	55	26
22137-140000	8	17
	49	10
	67	25
22137-240000	66	8
22157-060000	36	89
22157-100000	4	25
	32	30
	33	10
	36	56
		57
		58
		59
	54	32
22157-120000	31	40
	79	15
		43
	80	17
	81	17
		50
	83	9
22190-080002	18	14
22217-060000	10	18
	17	6
	18	15
	66	17
22217-080000	8	35
	9	8
	18	16
	19	43
		44
	35	36
22217-100000	6	12
	10	19
	18	17
	27	10
	29	31
	51	32
		33
		33
	52	44

Parts No.	Fig. No.	Ref. No.
22217-100000	53	35
	54	28
	59	15
22217-120000	37	34
	48	10
	49	3
	55	28
22217-140000	8	18
	21	3
	49	11
		12
		13
	57	77
	67	26
	79	16
		45
22217-160000	6	13
	21	42
		64
	30	18
		28
	49	4
	82	7
22242-000200	58	4
		7
22242-000250	24	19
22242-000260	52	33
22242-000300	21	27
		38
		60
	58	8
	74	12
22242-000350	21	10
		17
	81	40
22242-000451	59	12
22242-000700	79	46
22252-000280	58	18
	60	37
22252-000350	81	41
22252-000400	18	18
	81	42
22252-000621	21	39
		61
22272-000060	39	44
22272-000070	24	20
22272-000080	39	45
22272-000100	37	25
22351-030012	39	46
22351-030025	15	33

Parts No. Index

Parts No.	Fig. No.	Ref. No.
22351-030028	11	73 E
22351-030032	23	15
	26	4
22351-035040	24	21
22351-040020	58	5
		9
22351-050012	58	24
22351-050032	23	16
	26	5
22351-060040	24	22
22417-160160	25	24
	26	10
	27	32
	29	32
22417-200160	40	50
	66	18
22417-200200	24	23
	36	60
		61
		62
		81
22417-250200	27	25
	29	9
22417-320200	31	41
22417-500250	52	45
	53	36
22487-080300	66	14
22857-400100	38	12
22857-400161	19	45
22867-400100	37	35
22869-400160	15	34
	16	17
22877-500161	19	46
23000-013000	71	31
	76	8
23000-022000	48	11
23000-070000	4	26
23001-016000	71	13
23001-022000	15	35
	16	18
	19	47
	71	32
23001-025000	71	11
		11 -1
	74	30
23001-041000	7	43
23001-048000	7	44
23001-070000	68	27
23010-014000	8	13
23061-050300	8	15

Parts No.	Fig. No.	Ref. No.
23065-070225	7	37
23080-013000	8	19
23391-020000	77	28
23391-040000	68	14
23391-060000	74	14
23393-030000	72	6
23871-005000	56	23
23871-010000	55	8
	66	9
23871-020000	57	76
	59	13
	74	15
23871-040000	58	25
24101-062010	18	19 -1
24104-062030	18	19
24104-062034	58	34
24105-062044	21	40
24105-062064		62
24311-000160	7	7
	8	30
24311-000210	23	17
	26	6
	27	11
	28	8
	29	33
24311-000250	66	10
24311-000320	66	11
24311-000340	24	24
24311-000750	59	10
24315-000070	57	56
24315-000080	57	57
24315-000100	57	60
24315-000110	57	36
	58	39
	60	19
	61	32
	62	4
		19
		23
		34
	63	4
		17
		21
		55
	64	4
		32
		36
	69	5
		12
	70	7

Parts No.	Fig. No.	Ref. No.
24315-000110	71	5
		8
		17
	75	2
		5
		16
	76	4
		6
		7
	77	5
		7
		8
		27
24315-000140	21	52
	57	58
	58	43
	61	53
	64	54
	68	15
	69	7
		8
		9
	70	11
		12
		13
	72	7
	73	8
		9
	74	37
24315-000180	58	26
		28
		40
		44
	68	5
		11
		16
	71	18
	72	8
24315-000220	58	45
24315-000280	58	46
24315-000290	21	28
	57	59
24321-000400	21	10 A
		17 A
24321-000450	68	17
24321-000650	8	31
24321-000700	59	11
	79	33
24321-001050	67	12
		23

Parts No.	Fig. No.	Ref. No.
24325-001000	58	30
24325-001100	58	31
24325-001200	58	29
24341-000300	67	13
24352-190110	50	43
24372-000140	58	47
24376-001000	58	32
24376-001100	58	33
24550-012200	37	26
	39	47
24550-025150	24	7
24550-035200	56	9
24550-045300	54	21
24761-020000	21	53
	25	15
	27	12
	51	27
	78	4
	79	47
	80	28
		36
	81	44
	83	10
24761-040000	27	13
	29	40
	52	34
	53	26
	79	17
	80	18
	81	18
	83	11
24761-050000	24	25
	25	30
	29	34
	52	35
	53	27
	54	24
26013-060102	17	16
26013-060122	11	58
		59
	12	10
	13	8
	17	12
	19	48
	31	42
26013-060162	8	36
	11	60
		61
	36	90
	40	38

Parts No. Index

Parts No.	Fig. No.	Ref. No.
26013-060202	11	62
		63
26013-060252	19	20
		49
		45
		11
		29
		45
		7
		12
		15
		16
		18
		19
		23
26013-080122	4	26
		29
		26
		29
		14
		9
		23
		24
		25
		27
		28
		29
		26013-080162
7		
36		
19		
20		
50		
9		
26		
29		
14		
9		
35		
26		
26013-080202	4	9
		9
		46
		8
		13
		31
		20
		27
		30
		10
		53 D
		14
		5
26013-080252	13	9
		21
		33
		19
26013-080302	18	22
		5
26013-080502	4	5
		52
26013-100162	7	9
		9
		28
		10
		13

Parts No.	Fig. No.	Ref. No.
26013-100162	15	37
		38
		32
		23
		33
		10
		18
		47
		53
		54
26013-100202	7	29
		5
		12
		39
		52
		6
		8
		12
		28
		20
26013-100252	4	8
		64
		65
		66
		20
		19
		16
		9
		48
		45
26013-100252	5	8
		10
		29
		16
		24
		34
		11
		6
		8
		10
26013-100252	35	45
		46
		67
		68
		53 E
		63
		64
		65
		66
		20

Parts No.	Fig. No.	Ref. No.
26013-100252	36	69
		70
		71
		72
		29
		17
		12
		73
		2
		29
26013-100302	36	49
		14
		27 -1
		19
		49
		19
		19
		25
		12
		12
26013-100352	31	47
		48
		18
		46
		13
		10
		55
		31
		49
		74
26013-120202	55	27 -1
		19
		49
		19
		19
		25
		12
		47
		48
		18
26013-120252	79	19
		49
		19
		19
		25
		12
		47
		48
		18
		46
26013-120302	31	13
		10
		55
		31
		49
		74
		35
		35
		26
		37
26013-120352	4	10
		55
		31
		49
		74
		35
		26
		37
		45
		75
26013-120402	36	75
		76
		77
		18
		10
		13
		39
		40
		53
		11
26013-120452	40	37
		20
		25
		11
		25
		11
		33
		33
		37
		37
26014-080162	36	74
		35
		74
		26
		37
		45
		75
		76
		77
		18
26014-080252	74	35
		35
		26
		37
		45
		75
		76
		77
		18
		10
26014-100202	31	26
		37
		45
		75
		76
		77
		18
		10
		13
		39
26022-050122	8	10
		13
		39
		40
		53
		11
		37
		20
		25
		11
26023-060122	40	33
		40
		53
		11
		37
		20
		25
		11
		33
		37
26023-060162	40	40
		40
		53
		11
		37
		20
		25
		11
		33
		37
26033-040202	19	53
		11
		37
		20
		25
		11
		33
		37
		20
		25
26051-080002	4	11
		37
		20
		25
		11
		33
		37
		20
		25
		37

Parts No.	Fig. No.	Ref. No.
26051-080002	35	53 F
		59
26076-100202	52	41
		7
		46
		37
26076-100352	39	61
		36
26076-120402	37	12
		5
		6
		50
		23
26076-160402	49	24
		25
26106-080202	18	31
		31
26106-080552	18	51
		39
26106-100122	30	47
		44
26106-100162	31	35
		7
26106-100202	31	17
		38
26106-100352	60	17
		38
26116-060162	17	40
		52
26116-080202	38	52
		47
26116-080254	26	7
		15
26116-080702	8	14
		37
26116-100162	10	21
		34
26116-100202	27	35
		47
26116-100304	40	38
		29
26116-100404	25	29
		16
26116-100604	25	10
		16
26116-100652	59	17
		29
26116-100752	82	48
		27
26116-100802	80	27
		51
26116-120252	55	27
		51
26116-121302	79	51
		20
26116-121402	79	51 -1
		20
26116-140252	79	52
		52
26116-140352	79	8
		20
26116-140402	8	20
		20

Parts No. Index

Parts No.	Fig. No.	Ref. No.
26116-140402	49	14
		15
	67	27
26116-140502	49	16
26116-160352	30	29
26116-160402	30	5
26116-160502	30	19
26116-160702	21	43
	30	20
26116-160852	21	43 -1
26116-160902	30	21
26346-100002	14	11
26347-080002	25	37
		44
	29	11
	36	78
26347-100002	36	79
26366-080002	37	27
	38	13
26450-060102	39	49
26450-060162	66	12
26450-060352	56	24
26450-080252	58	15
26450-080502	58	35
26450-120352	58	36
26450-120402	50	4
26557-080202	32	35
		33
	36	41
	36	41
26577-080122	34	34
26587-040122	15	47
		25
26587-060202	11	99
26657-080002	15	40
26706-100002	14	6
26716-060002	10	22
		18
	20	33
	20	33
26716-080002	9	10
		14
	18	27
	19	1
		54
	26	8
	27	17
	29	12
26716-100002	25	35
		35
	37	30
	39	50

Parts No.	Fig. No.	Ref. No.
26716-100002	40	42
		67
	80	30
	81	49
	82	18
	26716-120002	79
26716-160002	21	44
		79
26756-060002	81	43
26757-100002	29	13
26776-180002	11	65
		13
	23	18
29420-050000	10	11
29420-150000	10	12
29420-300000	10	13
772151-81611-1	82	8
772423-37321-1	21	18
772460-37100-2	21	11
772460-37110-2	21	4
772496-14100-1	8	1
772496-75100-1	67	1
772A40-03120	1	1
772A40-03130	2	1
772A40-03140	2	2
933110-00301	11	6
933110-54100	25	5
		26
	27	34
	29	39
	53	15
933111-20200	54	12
		53
933111-26700	55	18
		51
933147-03400	52	48
		53
	54	30
	67	22
	8	38
933152-02710	10	27
		72
933152-09280	32	36
933160-01370	51	37
933160-09220	52	49
933168-14170	53	40
		54
	53	40
933168-55770	13	13
933171-13691	38	20
		21
	21	29

Parts No.	Fig. No.	Ref. No.
933171-13691	21	41
		63
933171-15801	10	23

Parts No.	Fig. No.	Ref. No.
-----------	----------	----------