

0CS10-M45301EN

PREFACE

1. This parts catalog is the 1st revised edition of Yanmar Wheel loader V3-5A(for U.S.A.) & the 1st edition of V3-5B(for U.S.A.).

2. Parts catalog history

	Parts catalog No.	Date of issue	Remarks
First edition	000Y00S4530	Sep. , 2004	No need
1st edition(supplement)	000Y00S4531	Jan. , 2006	

3. Model name

SECTION	Column	Model name	Manufactured	M / #	Remarks
I (Vehicle)	A	V3-5A (US)	2004/7~	53001~	
	B	V3-5B (US)	2005/7~	53501~	
II (Engine)	A	3TNV84-XKAH	2004/6~	10232~	for V3-5A, -5B (US)

4. This parts catalog does not contain the technical data needed for maintenance service.

The illustrations used in this parts catalog have been simplified for clarity.
The contents of this parts catalog are subject to change without notice.

Be sure to use only Yanmar genuine part for repairs. If imitation parts are used, it may cause engine defects.

Directions for the Parts Catalog.

1. The parts stipulated in this Parts Catalog are not necessarily standard equipped parts.
2. Parts may change without prior notice.
3. The following is an example of the Parts Catalog format.

REF.	LEV.	PARTS NO.	DESCRIPTION	Q'TY						I	R
				(A)	(B)	(C)	(D)	(E)	(F)		
1	1	729595-51390	FUEL INJECTION PUMP	1	1	1	1	1			1
1-1	1	729595-51391	FUEL INJECTION PUMP	1	1	1	1	1		N	1
		(A=E00185) (B=E00200)									
3	2	26022-060162	SCREW M 6X 16	9	9	9	9	9			
3-1	2	26022-060162	SCREW M 6X 16	4	4	4	4	4		K	
		(A=E00156) (B=E00156) (C=E00156) (D=E00156) (E=E00156)									
4	2	129470-51040	CAMSHAFT	1	1	1	1	1			
5	2	122710-51050	BEARING, ROLLER	2	2	2	2	2			
6	2	129470-51060	RETAINER	1	1	1	1	1			

Remarks
(1) BOOST COMPEMSATOR TYPE. OPTIONAL PART, TO E00155,(4JH-DT, 4JH-DTZ

① Ref. No.

The Ref. No. listed may not be in accordance with the illustration Ref. No.

(Ex.) Illustration No.

List Ref No.

1

1

(Before change)

1-1

(After change)

For interchangeable symbols N, R and K, illustrations for new parts may be abbreviated.

② Lev. (Level)

Level indication

The numbers below indicate the level of relativity towards the main part.

1 ----- Main parts (Assembly parts)

2 ----- Sub component included in " 1 ".

3 ----- Sub component included in " 2 ".

Note) Parts that are not for sale are partially illustrated but not listed.

③ Interchangeability Mark

When a part change takes place, one of the following interchangeability symbols is indicated beside the part.

Symbol	Interchangeability	Contents note
N	Old $\begin{matrix} \leftarrow \text{Yes} \\ \text{No} \rightarrow \end{matrix}$ New	New Part is interchangeable for Old Part but Old Part is not interchangeable for New Part.
Q	Old $\begin{matrix} \leftarrow \text{No} \\ \text{Yes} \rightarrow \end{matrix}$ New	New Part is not interchangeable for Old Part but Old Part is interchangeable for New Part.
R	Old $\begin{matrix} \leftarrow \text{Yes} \\ \text{Yes} \rightarrow \end{matrix}$ New	New/ Old Parts are both interchangeable.
S	Old $\begin{matrix} \leftarrow \text{No} \\ \text{No} \rightarrow \end{matrix}$ New	New/ Old Parts are both not interchangeable.
W		Part newly added.
Z		Part discontinued.
F		Not interchangeable by a single part but interchangeable together with related parts.
K		Changes only for used parts quantities.

④ Effective Machine No.

When a part changes, the effective Machine No. will be indicated in the (A)-(F) column.

Product Symbol	Product No.	Product Symbol	Product No.
C	Clutch No. Compressor No.	F	Machine No. (Agricultural Equip.)
D	Drive No.	M	Machine No.
E	Engine No.		

Note 1) A date may follow the symbol. (Ex.) 1996.01

Note 2) "XXXXX" and "ZZZZZ" are for parts that could not be predicted or for engine models that could not be identified.

Note 3) (A=E00185) is the E (Engine Serial Number) for the column (A) model (in this case 4JH-DT) after the parts design change.

⑤ Remarks Mark

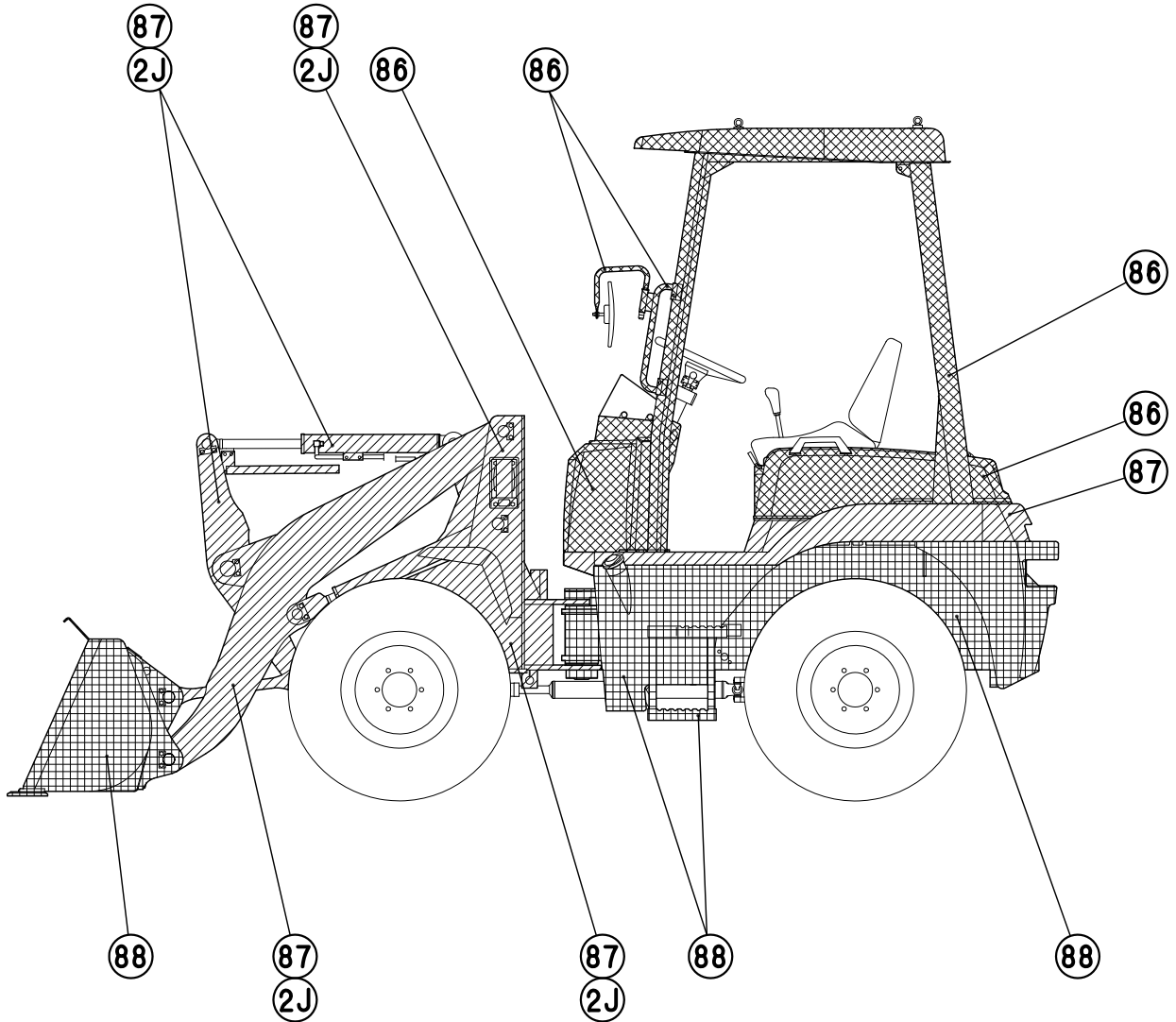
Figures or alphabets (symbols) are entered in the remarks column.

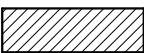
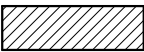

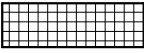
The comments (remarks) on parts that are indicated at the bottom of the illustration are the same symbols as those stated above.

1 [PAINTED COLOR LIST]

V3-5B (US)

(OLD COLOR M/#53501~M/#53660)

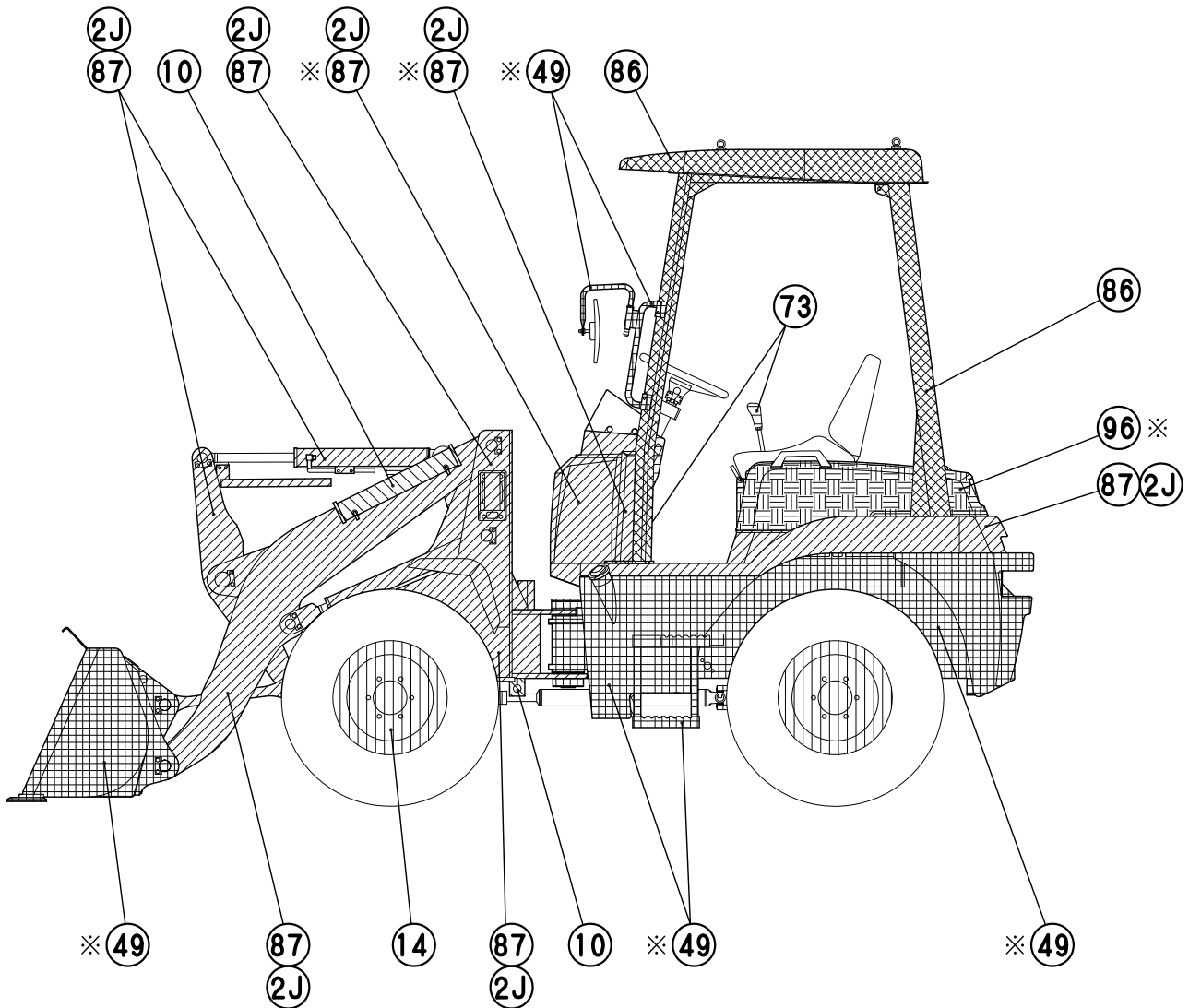


COLOR CODE	DESCRIPTION	PAINTED COLOR	PAINT PART No.		
			16QCAN	4QCAN	SPRAY
87		YANMAR NEW PERMANENT YELLOW	981101-09519	977620-40870	977620-30871
2J		YANMAR NEW PERMANENT YELLOW 2	981101-09520	977620-40871	977620-30872
86		YANMAR NEW GRAYISH GREEN	981101-09616	977620-40860	977620-30861
88		YANMAR NEW DEEP GREEN	981101-09588	977620-40880	977620-30881

1 [PAINTED COLOR LIST]

V3-5B (US)

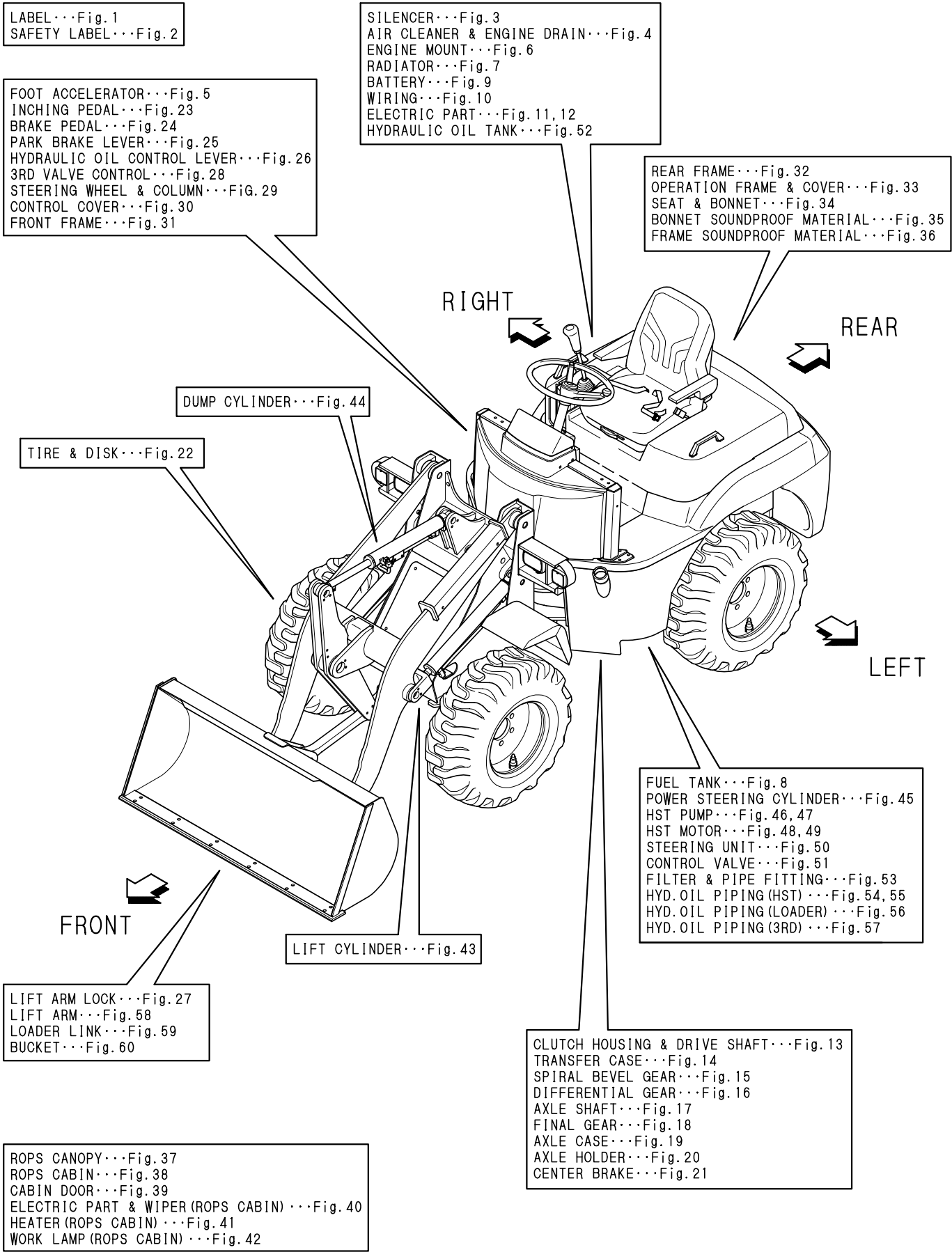
(NEW COLOR M/#53661~)



*symbol signifies a color change from the old model.

COLOR CODE	DESCRIPTION	PAINTED COLOR	PAINT PART No.		
			16L CAN	4L CAN	SPRAY
87		YANMAR NEW PERMANENT YELLOW	981101-09519	977620-40870	977620-30871
2J		YANMAR NEW PERMANENT YELLOW 2	981101-09520	977620-40871	977620-30872
96		YANMAR CITRUS GREEN	-----	977620-40990	977620-30991
73		YANMAR WARM GRAY	-----	TOR-91450000	TOR-94800730
49		YANMAR NAVY GRAY	-----	TOR-91390000	TOR-94800490
14		YANMAR WHITE	-----	TOR-91250001	TOR-94800140
10		YANMAR RED2	-----	TOR-91000002	TOR-94800100
86		YANMAR NEW GRAYISH GREEN	981101-09616	977620-40860	977620-30861

PICTURESQUE INDEX (1)MAIN PARTS



LABEL...Fig.1
SAFETY LABEL...Fig.2

FOOT ACCELERATOR...Fig.5
INCHING PEDAL...Fig.23
BRAKE PEDAL...Fig.24
PARK BRAKE LEVER...Fig.25
HYDRAULIC OIL CONTROL LEVER...Fig.26
3RD VALVE CONTROL...Fig.28
STEERING WHEEL & COLUMN...Fig.29
CONTROL COVER...Fig.30
FRONT FRAME...Fig.31

SILENCER...Fig.3
AIR CLEANER & ENGINE DRAIN...Fig.4
ENGINE MOUNT...Fig.6
RADIATOR...Fig.7
BATTERY...Fig.9
WIRING...Fig.10
ELECTRIC PART...Fig.11,12
HYDRAULIC OIL TANK...Fig.52

REAR FRAME...Fig.32
OPERATION FRAME & COVER...Fig.33
SEAT & BONNET...Fig.34
BONNET SOUNDPROOF MATERIAL...Fig.35
FRAME SOUNDPROOF MATERIAL...Fig.36

DUMP CYLINDER...Fig.44

TIRE & DISK...Fig.22

LIFT CYLINDER...Fig.43

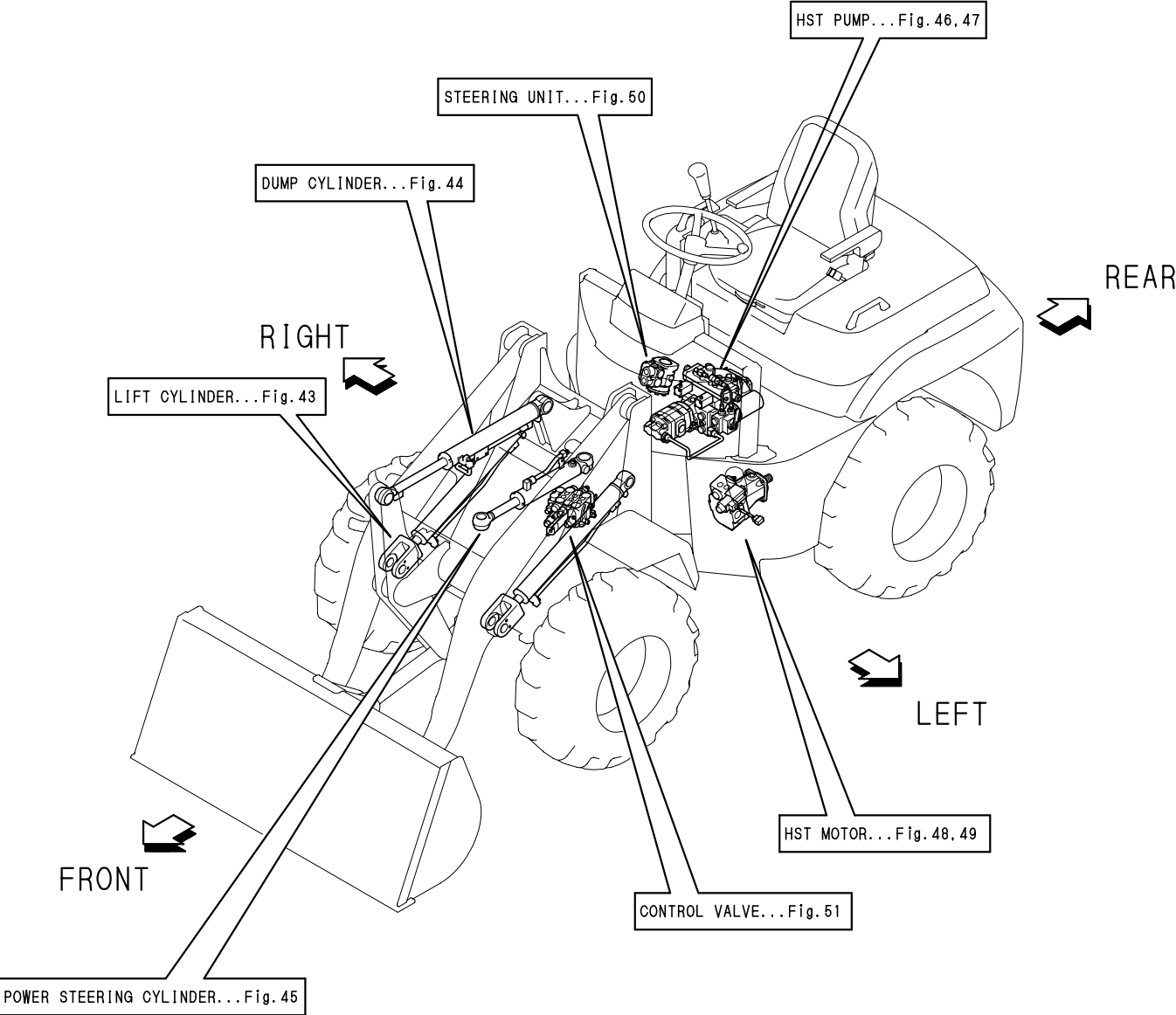
LIFT ARM LOCK...Fig.27
LIFT ARM...Fig.58
LOADER LINK...Fig.59
BUCKET...Fig.60

ROPS CANOPY...Fig.37
ROPS CABIN...Fig.38
CABIN DOOR...Fig.39
ELECTRIC PART & WIPER (ROPS CABIN) ...Fig.40
HEATER (ROPS CABIN) ...Fig.41
WORK LAMP (ROPS CABIN) ...Fig.42

FUEL TANK...Fig.8
POWER STEERING CYLINDER...Fig.45
HST PUMP...Fig.46,47
HST MOTOR...Fig.48,49
STEERING UNIT...Fig.50
CONTROL VALVE...Fig.51
FILTER & PIPE FITTING...Fig.53
HYD. OIL PIPING (HST) ...Fig.54,55
HYD. OIL PIPING (LOADER) ...Fig.56
HYD. OIL PIPING (3RD) ...Fig.57

CLUTCH HOUSING & DRIVE SHAFT...Fig.13
TRANSFER CASE...Fig.14
SPIRAL BEVEL GEAR...Fig.15
DIFFERENTIAL GEAR...Fig.16
AXLE SHAFT...Fig.17
FINAL GEAR...Fig.18
AXLE CASE...Fig.19
AXLE HOLDER...Fig.20
CENTER BRAKE...Fig.21

PICTURESQUE INDEX (2)HYDRAULIC SECTION



Contents

OCS10-M45301

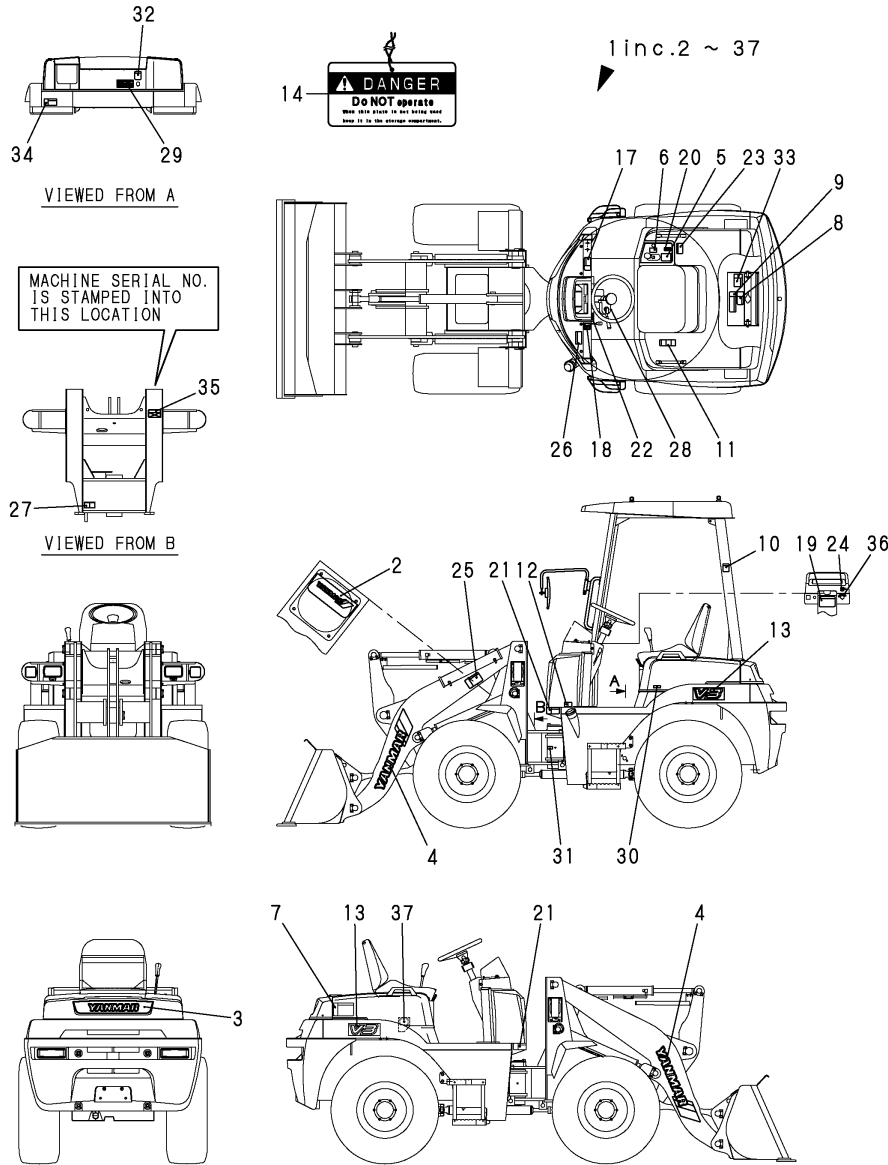
Fig. No.	Fig. Name	Fig. No.	Fig. Name
V3-5A,5B(US)		25.	PARK BRAKE LEVER
1.	LABEL	26.	HYD.OIL CONTROL LEVER
2.	SAFETY LABEL	27.	LIFT ARM LOCK
3.	SILENCER	28.	3RD VALVE CONTROL
4.	AIR CLEANER & ENGINE DRAIN	29.	STEERING WHEEL & COLUMN
5.	FOOT ACCELERATOR	30.	CONTROL COVER
6.	ENGINE MOUNT	31.	FRONT FRAME
7.	RADIATOR	32.	REAR FRAME
8.	FUEL TANK	33.	OPERATION FRAME & COVER
9.	BATTERY	34.	SEAT & BONNET
10.	WIRING	35.	BONNET SOUNDPROOF MATERIAL
11.	ELECTRIC PART	36.	FRAME SOUNDPROOF MATERIAL
12.	ELECTRIC PART(AUTO LEVELLER)	37.	ROPS CANOPY
13.	CLUTCH HOUSING & DRIVE SHAFT	38.	ROPS CABIN
14.	TRANSFER CASE	39.	CABIN DOOR
15.	SPIRAL BEVEL GEAR	40.	ELECTRIC PART & WIPER(ROPS CABIN)
16.	DIFFERENTIAL GEAR	41.	HEATER(ROPS CABIN)
17.	AXLE SHAFT	42.	WORK LAMP(ROPS CABIN)
18.	FINAL GEAR	43.	LIFT CYLINDER
19.	AXLE CASE	44.	DUMP CYLINDER
20.	AXLE HOLDER	45.	POWER STEERING CYLINDER
21.	CENTER BRAKE	46.	HST PUMP(V3-5A)
22.	TIRE & DISK	47.	HST PUMP(V3-5B)
23.	INCHING PEDAL	61.	(47A)HST PUMP(V3-5B)(COMPONENT PART)
24.	BRAKE PEDAL	48.	HST MOTOR(V3-5A)

Contents

0CS10-M45301

Fig. No.	Fig. Name	Fig. No.	Fig. Name
49.	HST MOTOR(V3-5B)		
62.	(49A)HST MOTOR(V3-5B)(COMPONENT PART)		
50.	STEERING UNIT		
51.	CONTROL VALVE		
52.	HYD.OIL TANK		
53.	FILTER & PIPE FITTING		
54.	HYD.OIL PIPING(HST)(V3-5A)		
55.	HYD.OIL PIPING(HST)(V3-5B)		
56.	HYD.OIL PIPING(LOADER)		
57.	HYD.OIL PIPING(3RD)		
58.	LIFT ARM		
59.	LOADER LINK		
60.	BUCKET		

Fig.1. LABEL



(A)=V3-5A(US)
(B)=V3-5B(US)
(C)=

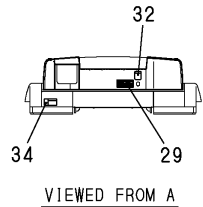
(D)=
(E)=
(F)=

No.	Lev.	Parts No.	Description	Q'ty						I	R
				(A)	(B)	(C)	(D)	(E)	(F)		
1	1	772527-03510	LABEL ASSY	1							
1A	1	772534-03500	LABEL ASSY		1						
2	2	172527-03130	LABEL	1	1						
3	2	172527-03140	LABEL	1	1						
4	2	172169-03180	LABEL	2	2						
5	2	172511-03230	LABEL	1	1						
6	2	172524-03290	LABEL, LEVER LOCK	1	1						
7	2	172437-03360	LABEL, BATTERY	1							
7-1	2	172437-03361	LABEL, BATTERY	1	1						N
(A=M/#53085)											
8	2	172437-03390	LABEL, RADIATOR	1							
8-1	2	172437-03391	LABEL, RADIATOR	1	1						N
(A=M/#53085)											
9	2	172437-03421	LABEL, MUFFLER	1							
9-1	2	172437-03422	LABEL, MUFFLER	1	1						N
(A=M/#53085)											
10	2	172437-03440	LABEL, ROPS	1							
10-1	2	172437-03441	LABEL, ROPS	1	1						N
(A=M/#53085)											
11	2	172524-03470	LABEL	1							
11-1	2	172524-03471	LABEL	1	1						N
(A=M/#53105)											
12	2	172437-03500	LABEL, FUEL	1							
12-1	2	172437-03501	LABEL, FUEL	1	1						N
(A=M/#53085)											
13	2	172527-03510	LABEL	2	2						
14	2	172171-03400	TAG ASSY, CAUTION	1	1						
17	2	172437-03300	LABEL, MANUAL	1							
17-1	2	172437-03301	LABEL, MANUAL US	1	1						N
(A=M/#53085)											
18	2	172527-03610	LABEL	1	1						
19	2	172524-03620	LABEL	1							
19-1	2	172524-03621	LABEL	1	1						N
(A=M/#53105)											
20	2	172527-03620	LABEL	1	1						
21	2	172524-03630	LABEL	2							
21-1	2	172524-03631	LABEL	2	2						N
(A=M/#53105)											
22	2	172527-03630	LABEL	1	1						
23	2	172524-03640	LABEL	1							
23-1	2	172524-03641	LABEL	1	1						N
(A=M/#53105)											
24	2	172527-03640	LABEL	1	1						
25	2	172524-03650	LABEL	1							
25-1	2	172524-03651	LABEL	1	1						N
(A=M/#53105)											
26	2	172524-03660	LABEL	1							Z
(A=M/#53105)											
27	2	172524-03670	LABEL	1							
27-1	2	172524-03671	LABEL	1	1						N
(A=M/#53105)											

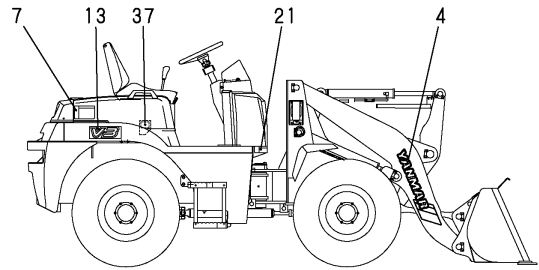
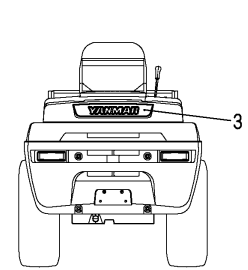
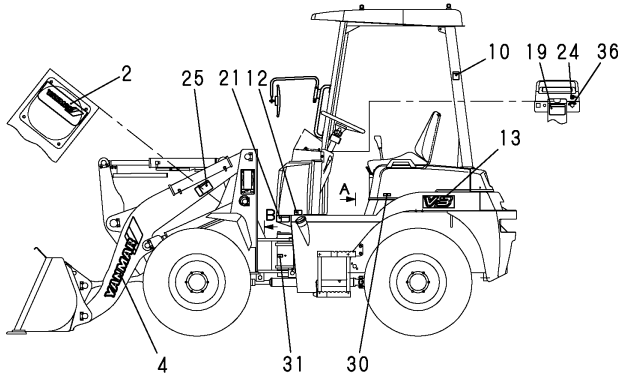
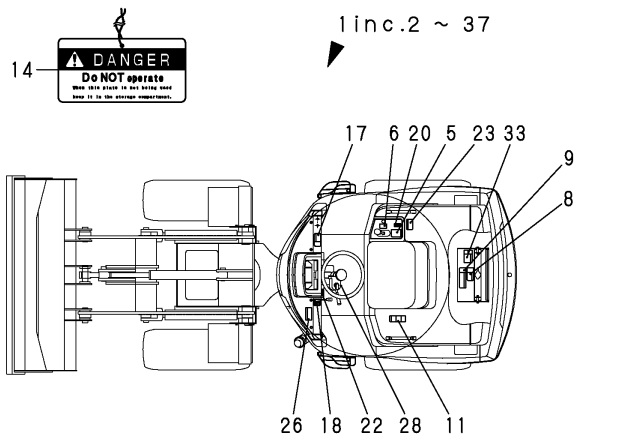
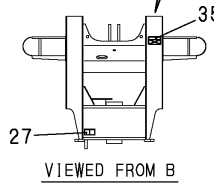
Fig.1. LABEL

(A)=V3-5A(US)
 (B)=V3-5B(US)
 (C)=

(D)=
 (E)=
 (F)=



MACHINE SERIAL NO. IS STAMPED INTO THIS LOCATION

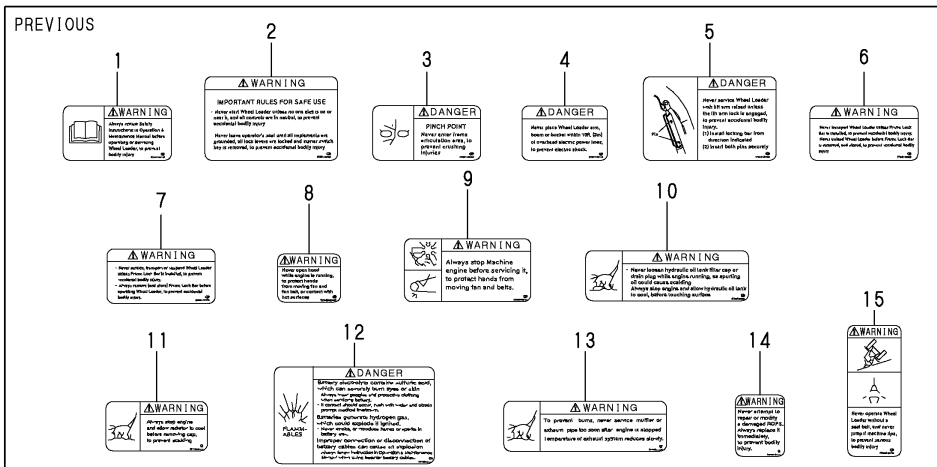
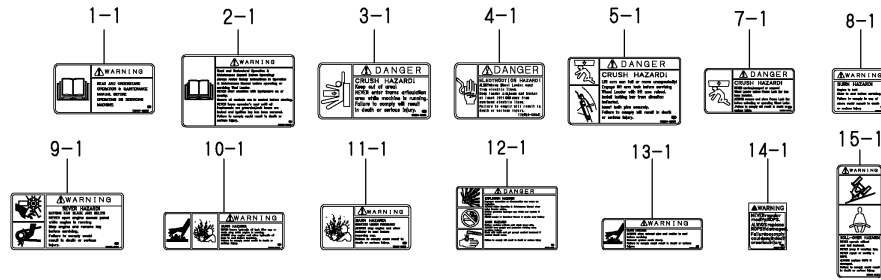
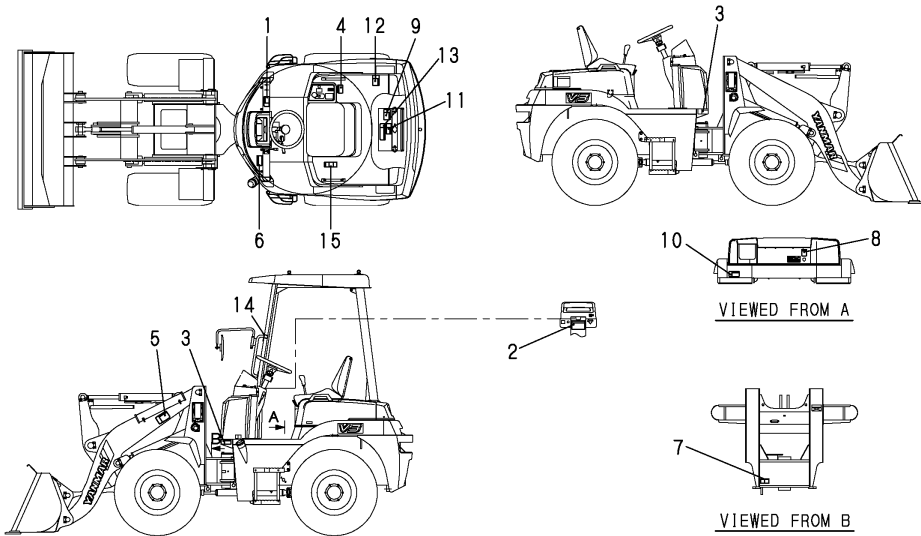


No.	Lev.	Parts No.	Description	Q'ty						I	R
				(A)	(B)	(C)	(D)	(E)	(F)		
28	2	172524-03690	LABEL	1	1						
29	2	172527-03780	LABEL,SPECIFICATION	1							
29-1	2	172527-03781	LABEL, SPECIFICATION	1							N
(A=M/#53068)											
29A	2	172534-03700	LABEL,SPECIFICATION		1						
30	2	172524-03770	LABEL	1	1						
31	2	172519-03820	LABEL	3	3						
32	2	172437-03401	LABEL (ENG COVER US	1							
32-1	2	172437-03402	LABEL, ENGINE COVER	1	1						N
(A=M/#53085)											
33	2	172437-03411	LABEL (ENG ROOM US	1							
33-1	2	172A36-03411	LABEL, ENGINE ROOM	1	1						N
(A=M/#53105)											
34	2	172437-03321	LABEL,HYD.OIL TANK	1							
34-1	2	172437-03322	LABEL, RESEVOIR	1	1						N
(A=M/#53085)											
35	2	172519-04350	SCREW	4	4						
36	2	172141-03360	LABEL, START SWITCH	1	1						
37	2	124764-44810	LABEL, SUB TANK	1							
37-1	2	172A38-03200	LABEL, SUB-TANK US	1	1						N
(A=M/#53085)											

Fig.2. SAFETY LABEL

(A)=V3-5A(US)
(B)=V3-5B(US)
(C)=

(D)=
(E)=
(F)=

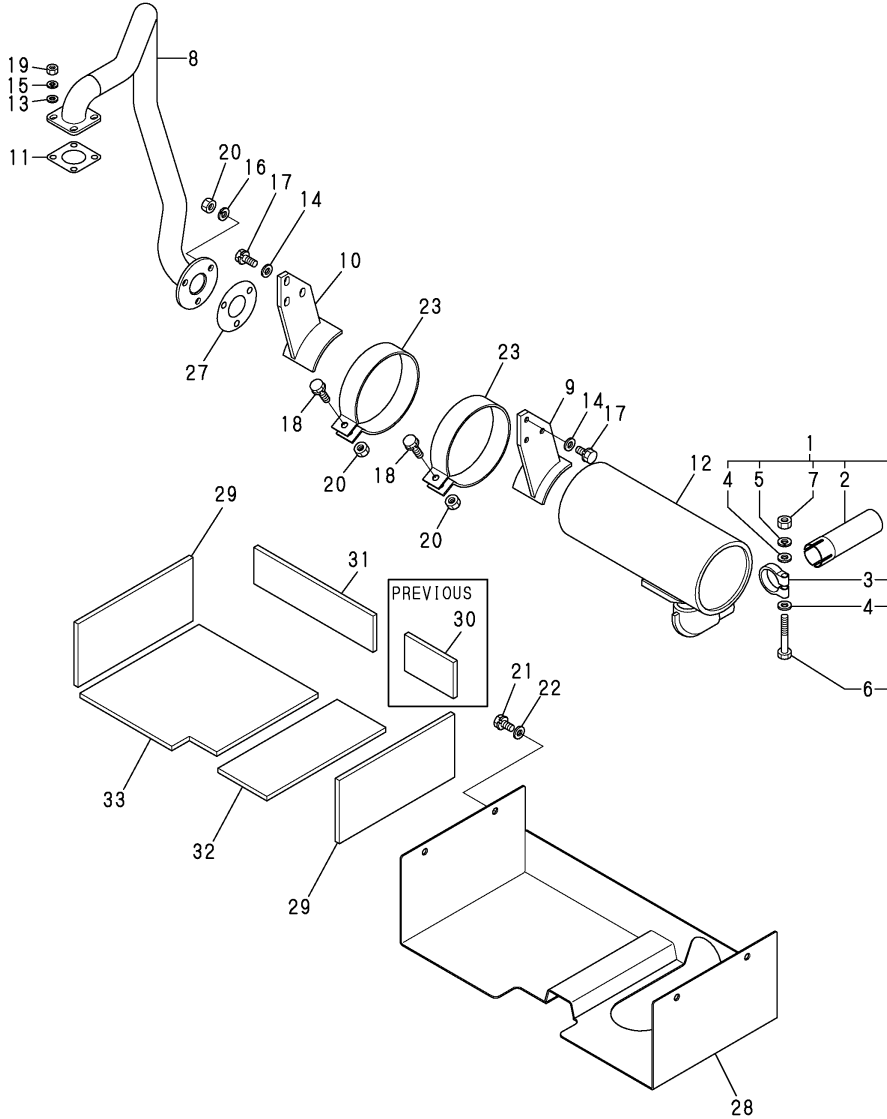


No.	Lev.	Parts No.	Description	Q'ty						I	R
				(A)	(B)	(C)	(D)	(E)	(F)		
1	1	172437-03300	LABEL,MANUAL	1							
1-1	1	172437-03301	LABEL, MANUAL US	1	1						N
(A=M/#53085)											
2	1	172524-03620	LABEL	1							
2-1	1	172524-03621	LABEL	1	1						N
(A=M/#53105)											
3	1	172524-03630	LABEL		2						
3-1	1	172524-03631	LABEL		2	2					N
(A=M/#53105)											
4	1	172524-03640	LABEL	1							
4-1	1	172524-03641	LABEL	1	1						N
(A=M/#53105)											
5	1	172524-03650	LABEL	1							
5-1	1	172524-03651	LABEL	1	1						N
(A=M/#53105)											
6	1	172524-03660	LABEL	1							Z
(A=M/#53105)											
7	1	172524-03670	LABEL	1							
7-1	1	172524-03671	LABEL	1	1						N
(A=M/#53105)											
8	1	172437-03401	LABEL (ENG COVER US	1							
8-1	1	172437-03402	LABEL, ENGINE COVER	1	1						N
(A=M/#53085)											
9	1	172437-03411	LABEL (ENG ROOM US	1							
9-1	1	172A36-03411	LABEL, ENGINE ROOM	1	1						N
(A=M/#53105)											
10	1	172437-03321	LABEL,HYD.OIL TANK	1							
10-1	1	172437-03322	LABEL, RESEVOIR	1	1						N
(A=M/#53085)											
11	1	172437-03390	LABEL,RADIATOR	1							
11-1	1	172437-03391	LABEL, RADIATOR	1	1						N
(A=M/#53085)											
12	1	172437-03360	LABEL,BATTERY	1							
12-1	1	172437-03361	LABEL, BATTERY	1	1						N
(A=M/#53085)											
13	1	172437-03421	LABEL,MUFFLER	1							
13-1	1	172437-03422	LABEL, MUFFLER	1	1						N
(A=M/#53085)											
14	1	172437-03440	LABEL,ROPS	1							
14-1	1	172437-03441	LABEL, ROPS	1	1						N
(A=M/#53085)											
15	1	172524-03470	LABEL	1							
15-1	1	172524-03471	LABEL	1	1						N
(A=M/#53105)											

Fig.3. SILENCER

(A)=V3-5A(US)
(B)=V3-5B(US)
(C)=

(D)=
(E)=
(F)=

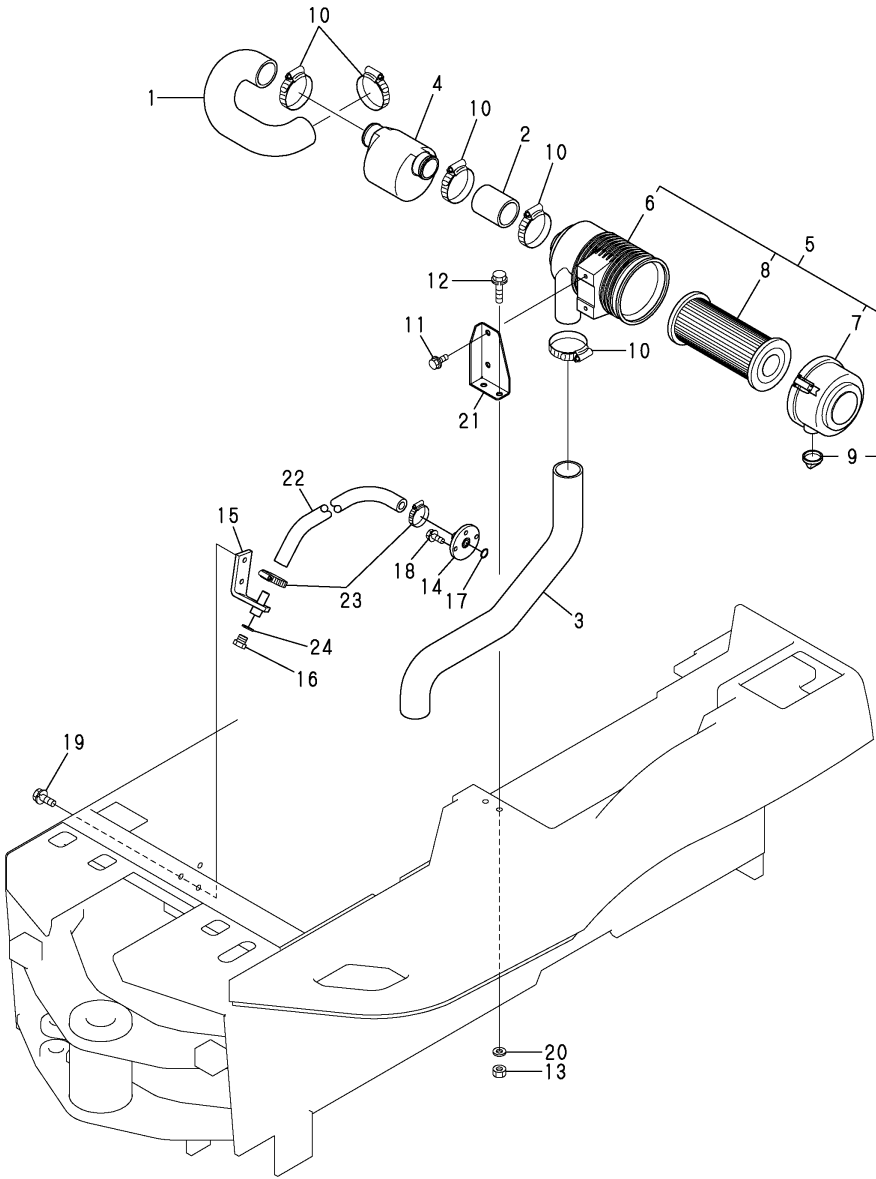


No.	Lev.	Parts No.	Description	Q'ty						I	R
				(A)	(B)	(C)	(D)	(E)	(F)		
1	1	172520-11300	PIPE, TAIL	1	1						
2	2	172520-11350	PIPE, TAIL	1	1						
3	2	121120-13580	CLAMP	1	1						
4	2	22137-100000	WASHER, 10	2	2						
5	2	22217-100000	WASHER, SPRING 10	1	1						
6	2	26116-100652	BOLT, M10X 65 PLATED	1	1						
7	2	26716-100002	NUT, M10	1	1						
8	1	172527-11310	PIPE, CONNECTING	1	1						
9	1	172527-11320	BRACKET L	1	1						
10	1	172527-11330	BRACKET R	1	1						
11	1	124701-11911	GASKET, SILENCER	1	1						
12	1	119869-13501	SILENCER	1	1						
13	1	22137-080000	WASHER, 8	4	4						
14	1	22137-100000	WASHER, 10	6	6						
15	1	22217-080000	WASHER, SPRING 8	4	4						
16	1	22217-100000	WASHER, SPRING 10	3	3						
17	1	26013-100302	BOLT, M10X 30	6	6						
18	1	26013-100352	BOLT, M10X 35	2	2						
19	1	26716-080002	NUT, M8	4	4						
20	1	26716-100002	NUT, M10	5	5						
21	1	26013-100252	BOLT, M10X 25	4	4						
22	1	22137-100000	WASHER, 10	4	4						
23	1	172527-11340	BAND, SILENCER	2	2						
27	1	103954-13201	GASKET, SILENCER	1	1						
28	1	172527-11490	COVER, MUFFLER	1	1						
29	1	172527-63350	SOUND-PROOF MFC-S	2	2						
30	1	172527-63360	SOUND-PROOF MFC-RL	1							Z
(A=M/#53068)											
31	1	172527-63370	SOUND-PROOF MFC-RR	1	1						
32	1	172527-63380	SOUND-PROOF MFC-BL	1	1						
33	1	172527-63390	SOUND-PROOF MFC-BR	1	1						

Fig.4. AIR CLEANER & ENGINE DRAIN

(A)=V3-5A(US)
 (B)=V3-5B(US)
 (C)=

(D)=
 (E)=
 (F)=

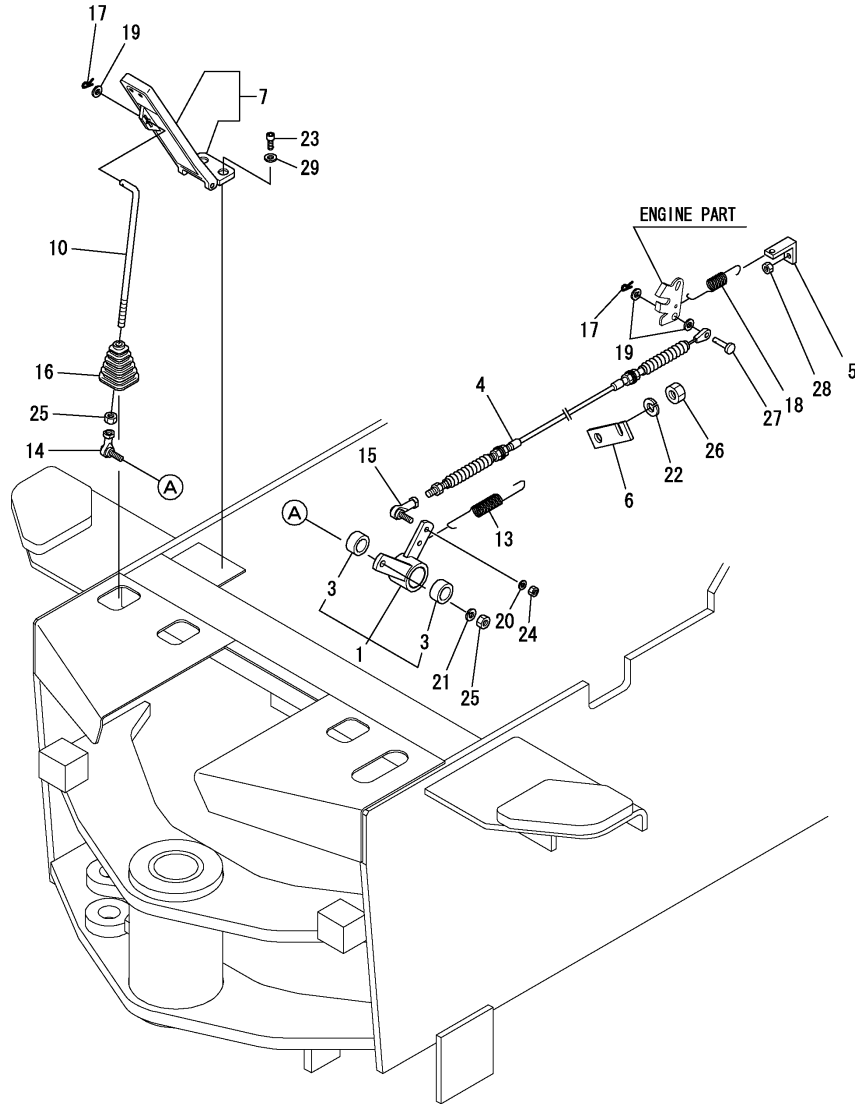


No.	Lev.	Parts No.	Description	Q'ty						I	R
				(A)	(B)	(C)	(D)	(E)	(F)		
1	1	172527-11560	HOSE A	1	1						
2	1	172527-11570	HOSE B	1	1						
3	1	172527-11580	HOSE C	1	1						
4	1	121855-12060	SILENCER ASSY	1	1						
5	1	129012-12500	CLEANER ASSY, AIR	1	1						
6	2	129012-12510	BODY, AIR CLEANER	1	1						
7	2	129012-12530	COVER ASSY	1	1						
8	2	119808-12520	ELEMENT	1	1						
9	2	119808-12540	VALVE, UNLOADER	1	1						
10	1	23000-060000	CLAMP, 60	5	5						
11	1	26013-080202	BOLT, M8X 20	2	2						
12	1	26013-100402	BOLT, M10X 40	2	2						
13	1	26716-100002	NUT, M10	2	2						
14	1	172527-11910	PLATE	1	1						
15	1	172527-11920	STAY	1	1						
16	1	23491-140002	PLUG, 14	1	1						
17	1	24311-000180	O-RING, 1AP18.0	1	1						
18	1	26013-080202	BOLT, M8X 20	3	3						
19	1	26013-100252	BOLT, M10X 25	2	2						
20	1	22137-100000	WASHER, 10	2	2						
21	1	172527-11512	BRACKET, CLEANER	1	1						
22	1	172527-11931	HOSE,LO DRAIN	1	1						
23	1	23001-025000	CLAMP, HOSE 25	2	2						
24	1	24311-000160	O-RING, 1AP16.0	1	1						

Fig.5. FOOT ACCELERATOR

(A)=V3-5A(US)
 (B)=V3-5B(US)
 (C)=

(D)=
 (E)=
 (F)=

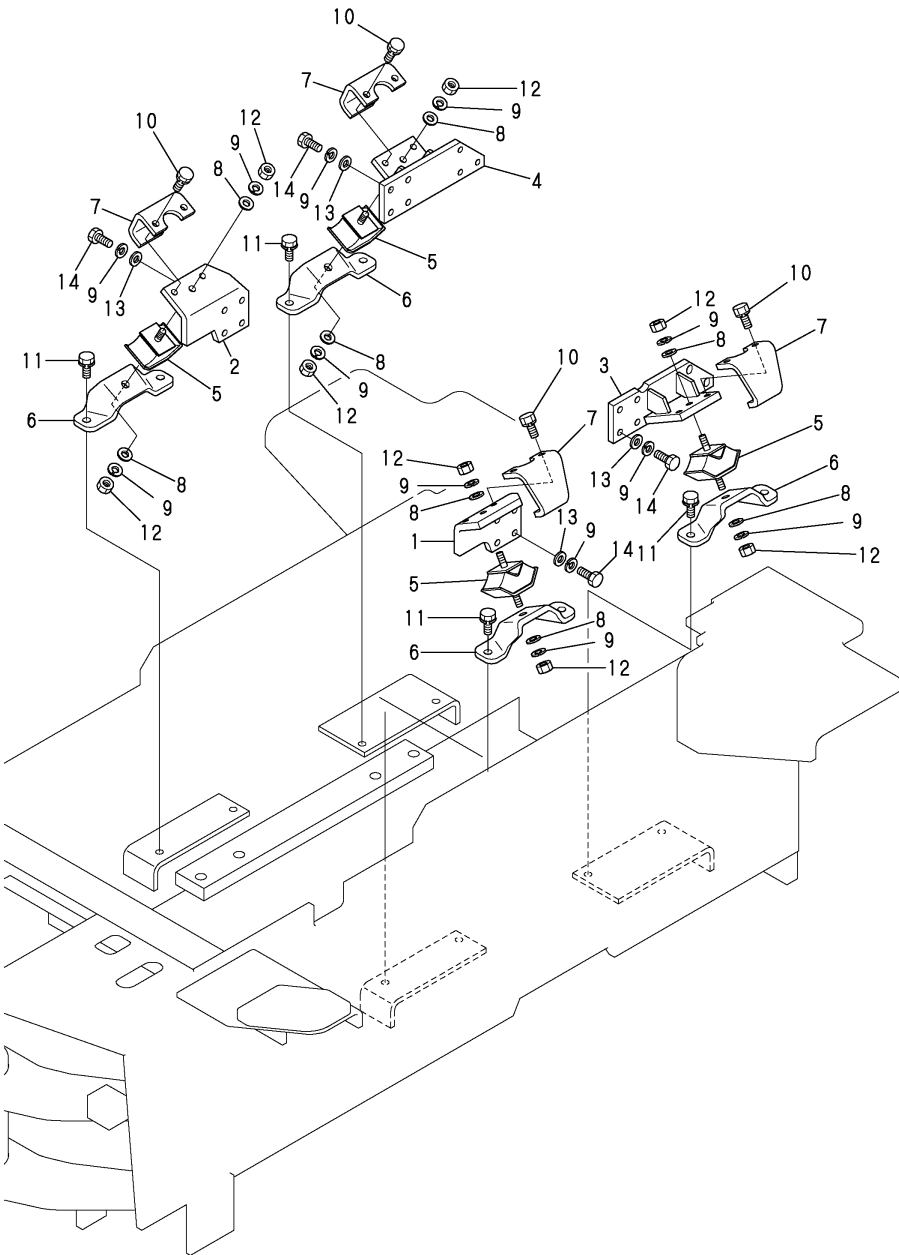


No.	Lev.	Parts No.	Description	Q'ty						I	R
				(A)	(B)	(C)	(D)	(E)	(F)		
1	1	172527-12200	LEVER	1	1						
1-1	1	172527-12201	LEVER ASSY,AXLE CAM	1	1						N
		(A=*2013.10) (B=*2013.10)									
3	2	24550-025150	BUSH, 25X15	2	2						
4	1	172527-12251	WIRE	1	1						
5	1	172528-12260	HOOK, SPRING	1	1						
6	1	172524-12260	BRACKET E,WIRE	1	1						
7	1	172520-12310	PEDAL ASSY, THROTTLE	1	1						
7-1	1	172538-12310	PEDAL ASSY,ACCEL	1	1						N
		(A=*2010.02) (B=*2010.02)									
10	1	172524-12362	ROD A ASSY, LINK	1	1						
13	1	172524-12380	SPRING, RETURN	1	1						
14	1	1E4760-43090	BALL RBL8,LINK	1	1						
15	1	172446-45820	LINK BALL 6	1	1						
16	1	172520-46150	BOOT	1	1						
17	1	1C6281-52310	PIN, SNAP 6	2	2						
18	1	1C6320-66451	SPRING, SIDE FLOAT	1	1						
19	1	22137-060000	WASHER, 6	3	3						
20	1	22217-060000	WASHER, SPRING 6	1	1						
21	1	22217-080000	WASHER, SPRING 8	1	1						
22	1	22217-120000	WASHER, SPRING 12	1	1						
23	1	26450-060162	BOLT, M6X 16	2	2						
24	1	26716-060002	NUT, M6	1	1						
25	1	26716-080002	NUT, M8	2	2						
26	1	26716-120002	NUT, M12	1	1						
27	1	172113-12522	PIN, CABLE	1	1						
28	1	26716-080002	NUT, M8	1	1						
29	1	22137-060000	WASHER, 6	2	2						W
		(A=*2010.02) (B=*2010.02)									

Fig.6. ENGINE MOUNT

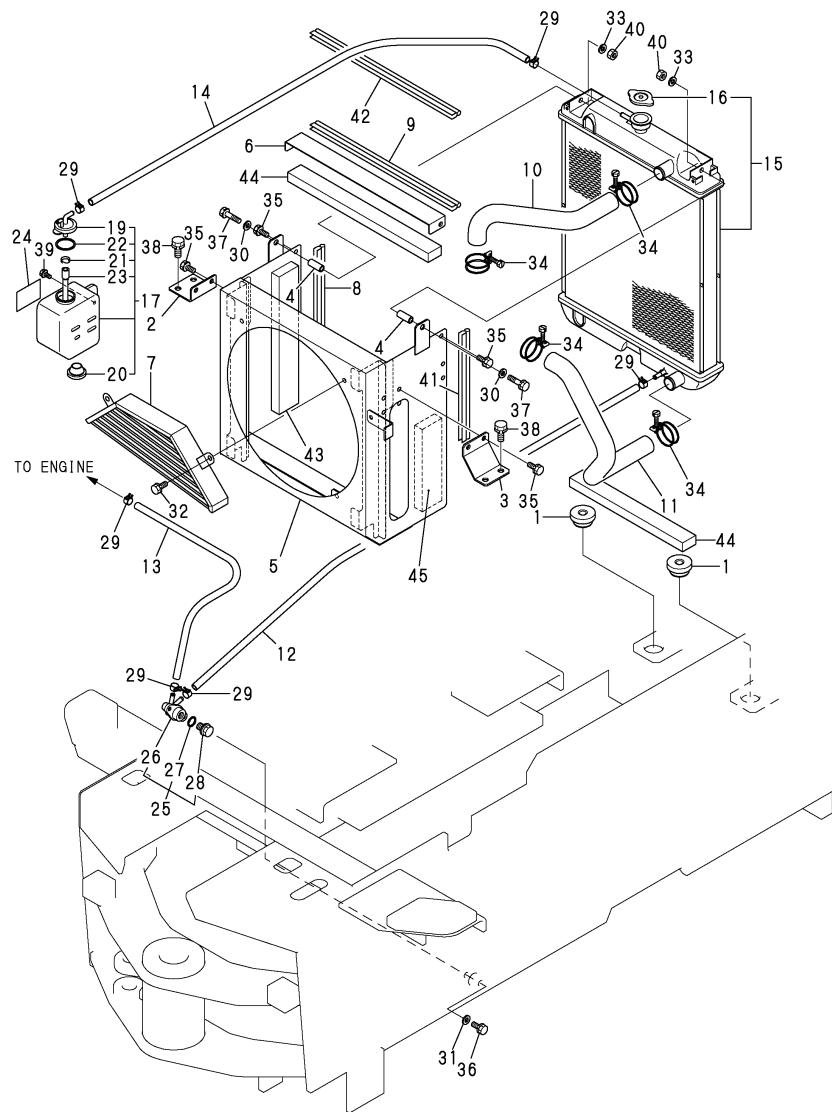
(A)=V3-5A(US)
 (B)=V3-5B(US)
 (C)=

(D)=
 (E)=
 (F)=



No.	Lev.	Parts No.	Description	Qty						I	R
				(A)	(B)	(C)	(D)	(E)	(F)		
1	1	172527-13130	BRACKET, ENGINE	1	1						
2	1	172527-13140	BRACKET, ENGINE	1	1						
3	1	172527-13150	BRACKET, ENGINE	1	1						
4	1	172527-13160	BRACKET, ENGINE	1	1						
5	1	172524-13180	ABSORBER, SHOCK	4	4						
6	1	172527-13180	BRACKET,ENGINE	4	4						
7	1	172527-13190	STOPPER	4	4						
8	1	22137-100000	WASHER, 10	8	8						
9	1	22217-100000	WASHER, SPRING 10	24	24						
10	1	26013-100202	BOLT, M10X 20	8	8						
11	1	26013-100352	BOLT, M10X 35	8	8						
12	1	26716-100002	NUT, M10	8	8						
13	1	22137-100000	WASHER, 10	16	16						
14	1	26076-100302	BOLT, 10.910X 30	16	16						

Fig.7. RADIATOR



(A)=V3-5A(US)
(B)=V3-5B(US)
(C)=

(D)=
(E)=
(F)=

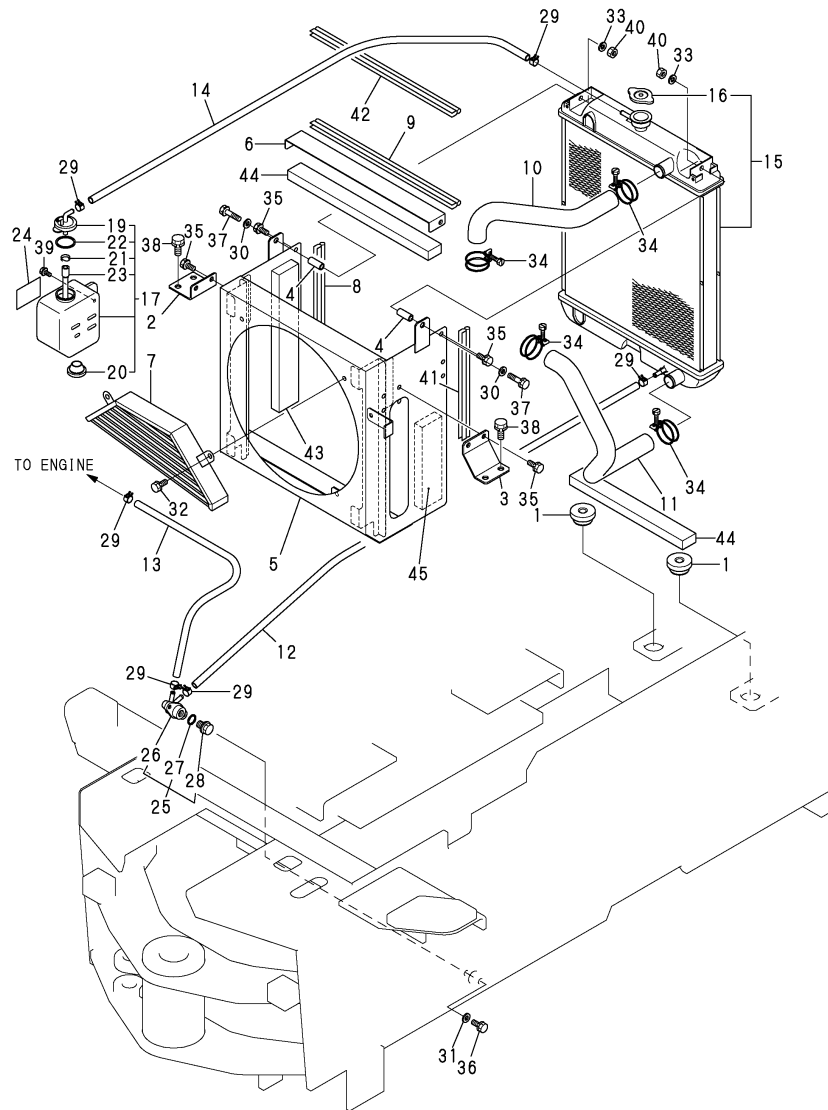
No.	Lev.	Parts No.	Description	Q'ty						I	R
				(A)	(B)	(C)	(D)	(E)	(F)		
1	1	198162-00640	SUPPORT, RADIATOR	2	2						
2	1	172527-13310	STAY, RADIATOR	1	1						
3	1	172527-13340	STAY, RADIATOR	1	1						
4	1	172527-13320	COLLAR	2	2						
5	1	172527-13700	SHROUD ASSY	1	1						1
5A	1	172437-03390	LABEL,RADIATOR	1							2
5A-1	1	172437-03391	LABEL, RADIATOR	1	1						N 2
		(A=M/#53085)									
5B	1	172437-03421	LABEL,MUFFLER	1							2
5B-1	1	172437-03422	LABEL, MUFFLER	1	1						N 2
		(A=M/#53085)									
5C	1	172437-03411	LABEL (ENG ROOM US	1							2
5C-1	1	172A36-03411	LABEL, ENGINE ROOM	1	1						N 2
		(A=M/#53105)									
6	1	172527-13361	COVER, SHROUD	1	1						
7	1	172527-13370	GUARD, FAN	1	1						
8	1	172162-61380	SEAL, COVER	1	1						
9	1	172164-65730	RUBBER, SEAL	1							
9-1	1	172164-66640	RUBBER, SEAL	1	1						R
		(A=M/#53051)									
10	1	172527-13410	PIPE, WATER	1	1						
11	1	172527-13420	PIPE, WATER	1	1						
12	1	1E6299-03000	PIPE, FUEL RETURN	1	1						
13	1	172141-14610	HOSE, FUEL	1	1						
14	1	172124-14650	HOSE L=1100, FUEL	1	1						
15	1	172528-13910	RADIATOR	1	1						
16	2	129107-44590	CAP, RADIATOR	1	1						
17	1	121468-44510	TANK ASSY	1	1						
19	2	121450-44531	CAP	1	1						
20	2	121468-44540	PLUG	1	1						
21	2	124450-44560	RETAINER	1	1						
22	2	121470-44581	GASKET	1	1						
23	2	23065-070130	PIPE, 7X 130	1	1						
24	1	124764-44810	LABEL, SUB TANK	1	1						
25	1	121450-49110	COCK ASSY, 3-WAY	1	1						
26	2	121450-49100	BODY, 3-WAY COCK	1	1						
27	2	24311-000160	O-RING, 1AP16.0	1	1						
28	2	23491-140002	PLUG, 14	1	1						
29	1	124766-59050	CLIP, HOSE 12	6	6						
30	1	22137-080000	WASHER, 8	2	2						
31	1	22137-080000	WASHER, 8	2	2						
32	1	26013-080162	BOLT, M8X 16	2	2						
33	1	22217-080000	WASHER, SPRING 8	2	2						
34	1	23001-041000	CLAMP, HOSE 41	4	4						
35	1	26013-080162	BOLT, M8X 16	6	6						
36	1	26013-080352	BOLT, M8X 35	2	2						
37	1	26013-080552	BOLT, M8X 55	2	2						
38	1	26013-100202	BOLT, M10X 20	4	4						
39	1	26014-060162	BOLT, M6X 16	2	2						
40	1	26716-080002	NUT, M8	2	2						
41	1	172455-65970	RUBBER, SEAL	1	1						

Remarks

(1)PLEASE USE THIS PART WITH FOLLOWING LABELS AT THE SAME TIME.
REF. NO. 5A,5B & 5C.

(2)LABELS ARE NOT ILLUSTRATED.

Fig.7. RADIATOR



(A)=V3-5A(US)
 (B)=V3-5B(US)
 (C)=

(D)=
 (E)=
 (F)=

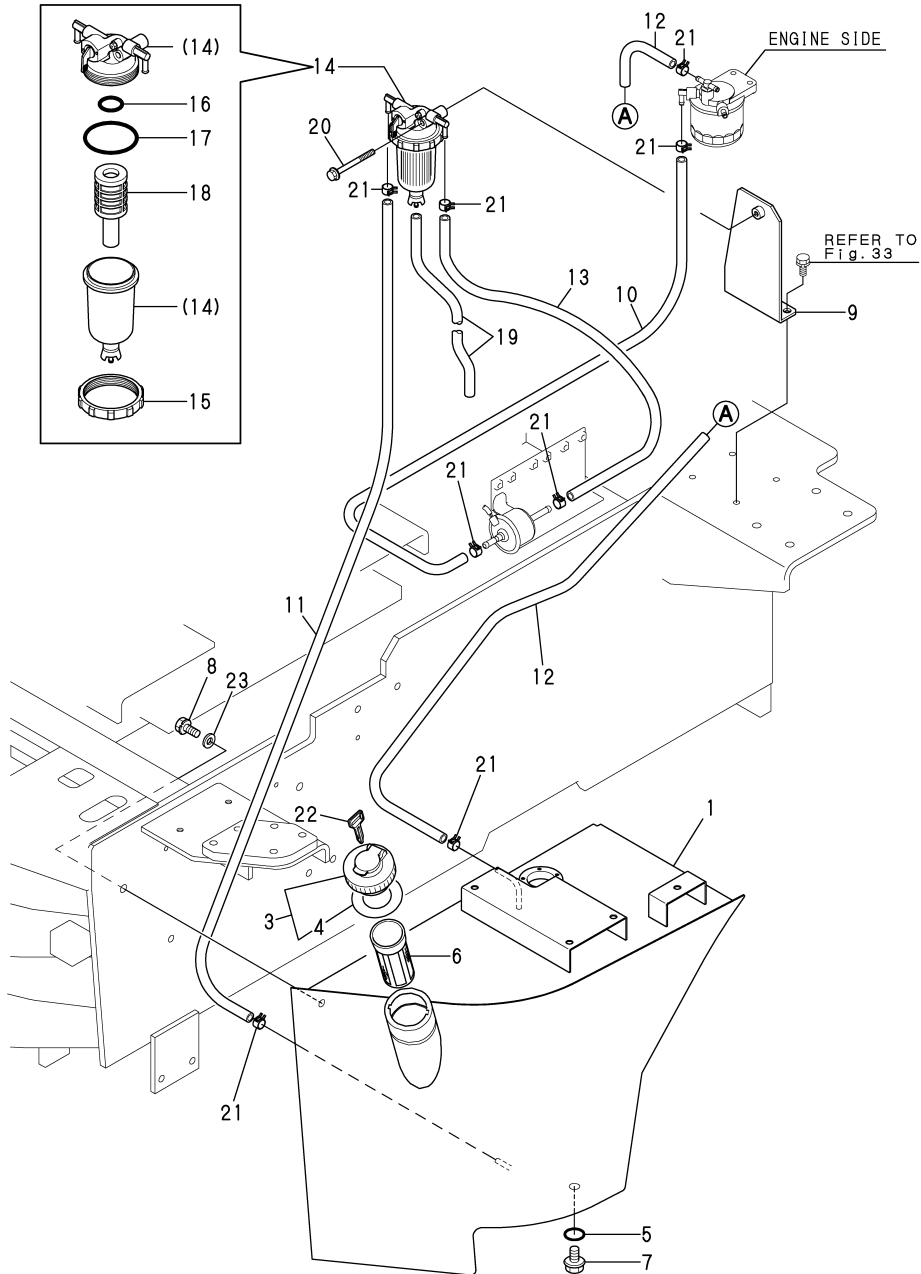
No.	Lev.	Parts No.	Description	Q'ty						I	R
				(A)	(B)	(C)	(D)	(E)	(F)		
42	1	184015-03250	SEAL, DOOR	1	1						
43	1	172527-63450	SOUND-PROOF SRD-R	1	1						
44	1	172527-63460	SOUND-PROOF SRD-M	2	2						
45	1	172527-63470	SOUND-PROOF SRD-L	1	1						

Remarks

- (1)PLEASE USE THIS PART WITH FOLLOWING LABELS AT THE SAME TIME.
REF. NO. 5A,5B & 5C.
- (2)LABELS ARE NOT ILLUSTRATED.

Fig.8. FUEL TANK

P/C NEWS No:Y0094531-3
PUBLISHED:2007/3



(A)=V3-5A(US)
(B)=V3-5B(US)
(C)=

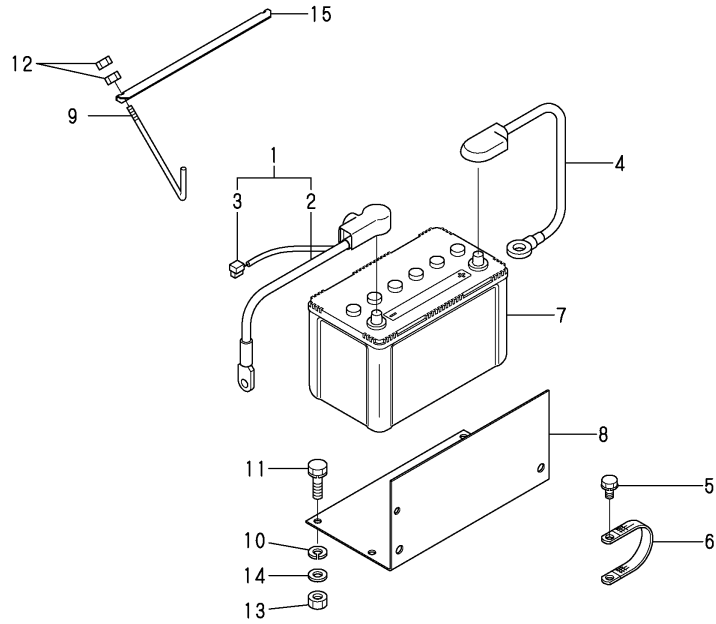
(D)=
(E)=
(F)=

No.	Lev.	Parts No.	Description	Q'ty						I	R
				(A)	(B)	(C)	(D)	(E)	(F)		
1	1	172527-14101-1	TANK ASSY, FUEL	1	1						
1-1	1	172527-14101-2	TANK ASSY, FUEL (B=M/#53661)		1						S
3	1	172122-14301	CAP ASSY, TANK	1	1						
4	2	172122-14350	GASKET	1	1						
5	1	24311-000160	O-RING, 1AP16.0	1	1						
6	1	101504-55101	STRAINER, FUEL	1	1						
7	1	23491-140002	PLUG, 14	1	1						
8	1	26013-120302	BOLT, M12X 30	3	3						
9	1	172528-14610	BRACKET	1	1						
10	1	172137-14620	PIPE, FUEL	1	1						
11	1	172122-14620	PIPE, FUEL	1	1						
12	1	172141-14610	HOSE, FUEL	1	1						
13	1	172183-14640	HOSE, FUEL	1	1						
14	1	184016-55700	SEPARATOR ASSY,WATER	1	1						
14-1	1	184016-55701	SEPARATOR ASSY (A=M60968) (B=M60968)	1	1						N
15	2	129100-55690	RING, RETAINING	1	1						
16	2	24311-000160	O-RING, 1AP16.0	1	1						
17	2	24321-000650	O-RING, 1AG65.0	1	1						
18	2	119802-55710	ELEMENT	1	1						
19	1	23061-050300	PIPE, 5X 300	1	1						
20	1	26106-080652	BOLT, M8X 65 PLATED	1	1						
21	1	124766-59050	CLIP, HOSE 12	8	8						
22	1	933110-07101	KEY	1	1						
23	1	22137-120000	WASHER, 12	3	3						

Fig.9. BATTERY

(A)=V3-5A(US)
 (B)=V3-5B(US)
 (C)=

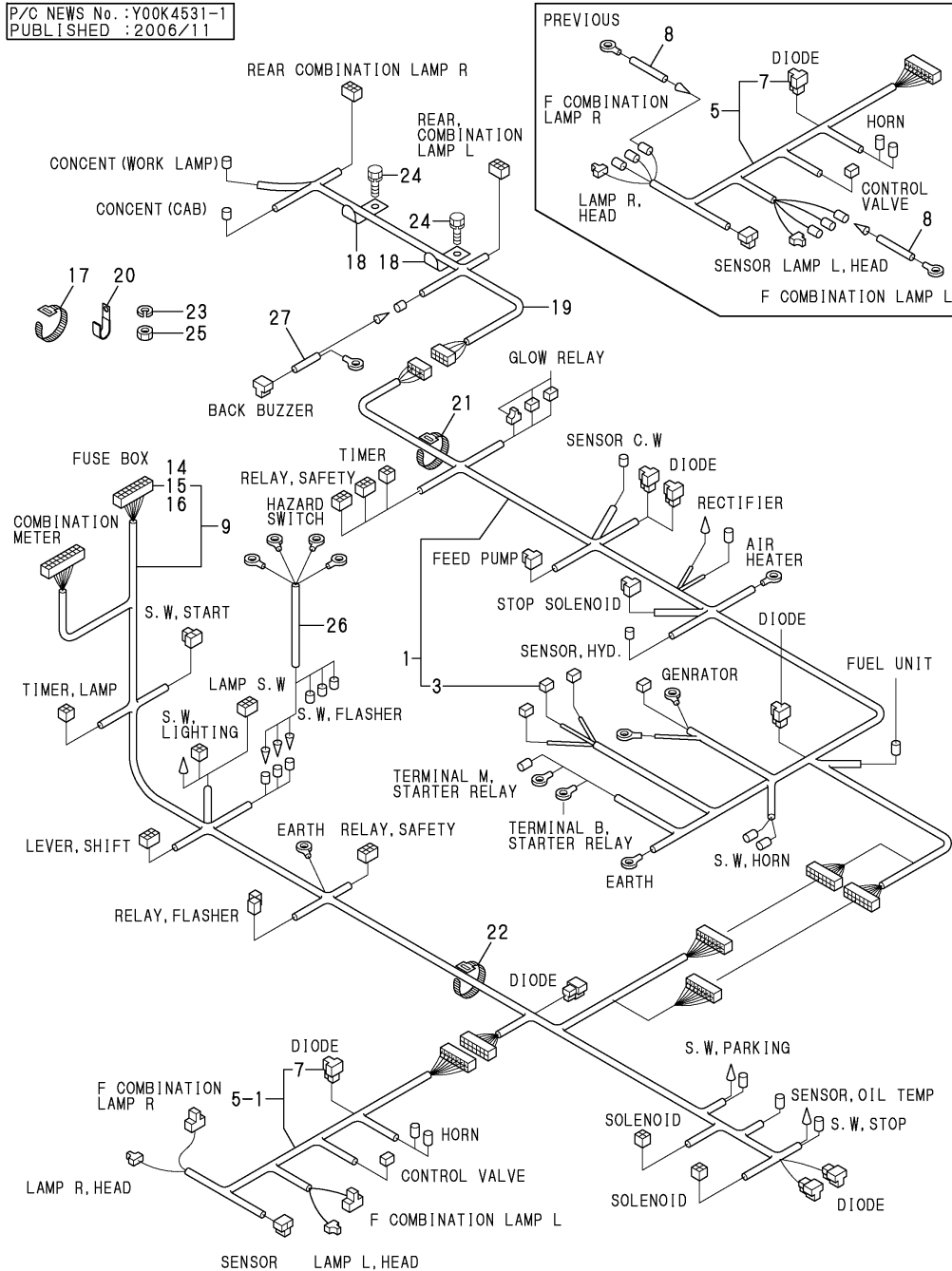
(D)=
 (E)=
 (F)=



No.	Lev.	Parts No.	Description	Q'ty						I	R
				(A)	(B)	(C)	(D)	(E)	(F)		
1	1	172527-16100	CABLE ASSY, BATTERY	1	1						
2	2	172527-16130	CORD, BATTERY	1	1						
3	2	172527-16150	HARNESS C,WIRE	1	1						
4	1	172527-16120	CABLE, BATTERY EARTH	1	1						
5	1	26013-100162	BOLT, M10X 16	2	2						
6	1	933171-15801	CORD, ENGINE EARTH	1	1						
7	1	198010-51500	BATTERY	1	1						
8	1	172527-16310	HOLDER, BATTERY	1	1						
9	1	172521-16320	ROD, CLAMP	2	2						
10	1	22217-100000	WASHER, SPRING 10	4	4						
11	1	26013-100352	BOLT, M10X 35	4	4						
12	1	26716-080002	NUT, M8	4	4						
13	1	26716-100002	NUT, M10	4	4						
14	1	194145-04810	WASHER	4	4						
15	1	172116-16310-1	RETAINER, BATTERY	1	1						

Fig.10. WIRING

P/C NEWS No. : Y00K4531-1
 PUBLISHED : 2006/11



(A)=V3-5A(US)
 (B)=V3-5B(US)
 (C)=

(D)=
 (E)=
 (F)=

No.	Lev.	Parts No.	Description	Q'ty						I	R
				(A)	(B)	(C)	(D)	(E)	(F)		
1	1	172527-16200	HARNES ASSY,REAR	1	1						
3	2	172458-16550	FUSE, SLOWBLOW	1	1						
5	1	172527-16300	HARNES ASSY,F	1	1						
5-1	1	172534-16300 (A=M/#53194) (B=M/#53640)	HARNES ASSY,FRONT	1	1						S
7	2	172648-16600	DIODE	1	1						
8	1	172527-16320 (A=M/#53194) (B=M/#53640)	HARNES,FC	2	2						Z
9	1	172527-16600	HARNES ASSY,M US	1							
9-1	1	172534-16600 (A=M/#53194)	HARNES ASSY,M US	1							S
9A	1	172534-16600	HARNES ASSY,M US		1						
14	2	29420-050000	FUSE, B 5A	2	2						
15	2	29420-150000	FUSE, B 15A	6	6						
16	2	29420-300000	FUSE, B 30A	2	2						
17	1	172137-16560	BAND	2	2						
18	1	172512-16560	CLAMP, HARNES	5	5						
19	1	172527-16570	HARNES,WIRE R3	1	1						
19-1	1	172534-16570 (A=M/#53194) (B=M/#53640)	WIRE HARNES,R3	1	1						S
20	1	1A1380-59480	CLAMP, CORD	1	1						
21	1	172122-79930	CLAMP, HOSE	14	14						
22	1	172122-79940	CLIP, HOSE	10	10						
23	1	22217-060000	WASHER, SPRING 6	1	1						
24	1	26013-080162	BOLT, M8X 16	5	5						
25	1	26716-060002	NUT, M6	1	1						
26	1	172527-16450	HARNES B,WIRE	1	1						
27	1	172524-16970	HARNES B,WIRE	1	1						

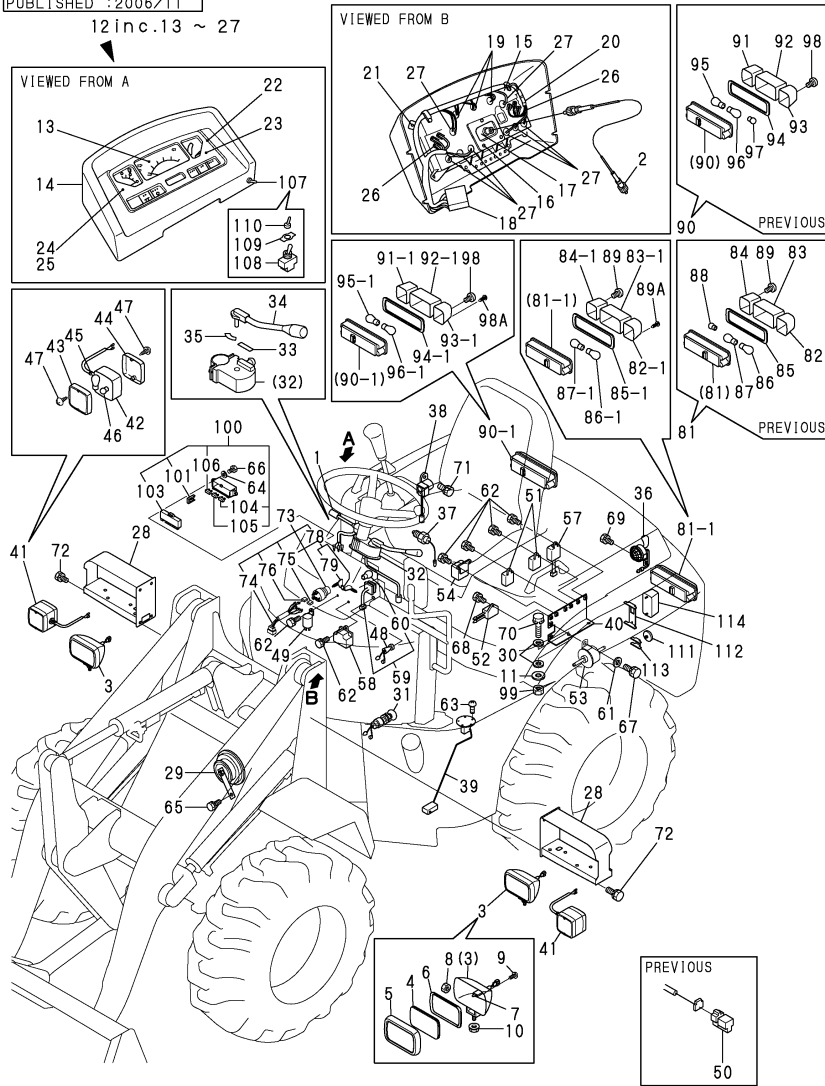
Fig.11. ELECTRIC PART

(A)=V3-5A(US)
(B)=V3-5B(US)
(C)=

(D)=
(E)=
(F)=

P/C NEWS No.:Y00K4531-1
PUBLISHED:2006/11

12inc.13 ~ 27



No.	Lev.	Parts No.	Description	Q'ty						I	R
				(A)	(B)	(C)	(D)	(E)	(F)		
1	1	172515-08790	SWITCH, FLASHER	1	1						
2	1	172527-17080	CABLE ASSY, METER	1	1						
3	1	172527-17110	LAMP,HEAD	2	2						
4	2	172527-17250	LENS	2	2						
5	2	172527-17260	LIM	2	2						
6	2	172527-17280	GASKET	2	2						
7	2	172527-17290	BULB, 12V 55W	2	2						
8	2	172527-17310	NUT	2	2						
9	2	172527-17340	SCREW	8	8						
10	2	172527-17350	NUT	2	2						
11	1	194145-04810	WASHER	2	2						
12	1	172527-17200	METER,COMBINATION	1	1						1
13	2	172524-17210	METERS CMP,HR.&TACHO	1	1						
14	2	172524-17220	VISOR	1	1						
15	2	172527-17360	CASE COMPL.	1	1						
16	3	198220-53170	SCREW	3	3						
17	2	172524-17240	SCREW,BODY LOCK	2	2						
18	2	172524-17250	HARNESS, WIRE	1	1						
19	2	172524-17260	LAMP 12V-11.7W	3	3						
20	2	172524-17270	CLAMP, CORD	1	1						
21	2	198220-53170	SCREW	11	11						
22	2	198220-56130	PACKING	1	1						
23	2	198220-56140	GLASS	1	1						
24	2	198220-56150	REFLECTOR	1	1						
25	2	198220-56160	PACKING	1	1						
26	2	198220-56230	SCREW, M3X22	6	6						
27	2	124617-91920	BULB, 12V-3W	8	8						
27A	1	172527-03640	LABEL	1	1						3
28	1	172530-17150-1	SUPPORT, LAMP	2	2						
29	1	1A6780-57110	HORN ASSY	1	1						
30	1	22137-100000	WASHER, 10	4	4						
31	1	172524-17280	SWITCH, STOP LAMP	2	2						
32	1	172524-17310	LEVER, SHIFT	1	1						2
33	2	172524-17320	LABEL	1	1						
34	2	172524-17380	LEVER ASSY	1	1						
35	2	172520-17390	LABEL	1	1						
35A	1	172524-03690	LABEL	1	1						3
36	1	172524-17350	BUZZER, BACK	1	1						
37	1	172520-17351	SWITCH, THERMO	1	1						
38	1	172524-17360	RELY,STARTER	1	1						
39	1	172527-17411	GAUGE, FUEL	1	1						
40	1	172527-17451	STAY, RELAY	1	1						
41	1	172524-17660	LAMP,FRONT COMBI.	2	2						
41-1	1	1E9110-81100	LAMP, COMBINATION	2	2						S
		(A=M/#53194) (B=M/#53640)									
42	2	172524-17670	BODY	2	2						Z
		(A=M/#53194) (B=M/#53640)									
43	2	172524-17680	LENS	2	2						Z
		(A=M/#53194) (B=M/#53640)									
44	2	172524-17690	LENS	2	2						Z
		(A=M/#53194) (B=M/#53640)									

Remarks

(1)PLEASE USE THIS PART WITH FOLLOWING LABELS AT THE SAME TIME.
REF. NO. 27A.

(2)PLEASE USE THIS PART WITH FOLLOWING LABELS AT THE SAME TIME.
REF. NO. 35A.

(3)LABELS ARE NOT ILLUSTRATED.

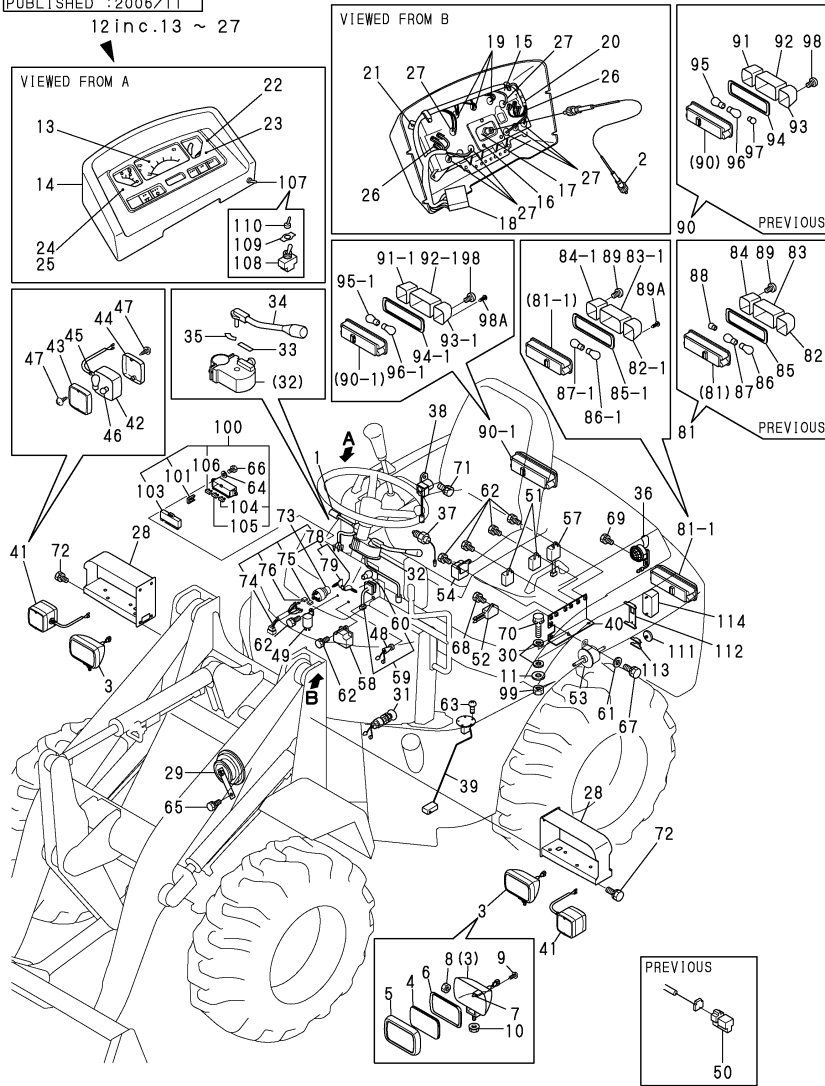
Fig.11. ELECTRIC PART

(A)=V3-5A(US)
(B)=V3-5B(US)
(C)=

(D)=
(E)=
(F)=

P/C NEWS No.:Y00K4531-1
PUBLISHED :2006/11

12inc.13 ~ 27



Remarks
(1)PLEASE USE THIS PART WITH FOLLOWING LABELS AT THE SAME TIME.
REF. NO. 27A.
(2)PLEASE USE THIS PART WITH FOLLOWING LABELS AT THE SAME TIME.
REF. NO. 35A.
(3)LABELS ARE NOT ILLUSTRATED.

No.	Lev.	Parts No.	Description	Q'ty						I	R
				(A)	(B)	(C)	(D)	(E)	(F)		
45	2	172524-17810 (A=M/#53194) (B=M/#53640)	BULB, 12V 21W	2	2					Z	
46	2	172524-17820 (A=M/#53194) (B=M/#53640)	BULB, 12V 5W	2	2					Z	
47	2	172524-17830 (A=M/#53194) (B=M/#53640)	SCREW	4	4					Z	
48	1	194420-52120	SWITCH, LIGHTING	1	1						
49	1	194080-57202	RELAY, FLASHER	1	1						
50	1	119643-66900	DIODE	1						Z	
51	1	119247-77100 (A=M/#53172)	RELAY, SAFETY	2	2						
52	1	160970-77350	RECTIFIER, ZR2117	1	1						
53	1	129612-52100	PUMP ASSY, FUEL FEED	1	1						
54	1	119650-77910	RELAY ASSY, GLOW	1	1						
57	1	129211-77920	TIMER	1	1						
58	1	124970-77920	TIMER	1	1						
59	1	1E6690-81530	SWITCH	1	1						
60	2	1E6480-82280	BULB,12V-34W	1	1						
61	1	22137-060000	WASHER, 6	2	2						
62	1	26013-060162	BOLT, M6X 16	7	7						
63	1	26022-050162	SCREW, M5X16	5	5						
64	1	22137-060000	WASHER, 6	2	2						
65	1	26013-080162	BOLT, M8X 16	1	1						
66	1	26013-060162	BOLT, M6X 16	2	2						
67	1	26013-060162	BOLT, M6X 16	2	2						
68	1	26013-060252	BOLT, M6X 25	1	1						
69	1	26013-080122	BOLT, M8X 12	1	1						
70	1	26013-100352	BOLT, M10X 35	2	2						
71	1	26013-080202	BOLT, M8X 20	1	1						
72	1	26013-100252	BOLT, M10X 25	8	8						
73	1	172527-17100	SWITCH ASSY, STARTER	1	1						
74	2	172187-17070	CORD ASSY	1	1						
75	2	172187-17080	COVER	3	3						
76	2	172187-17090	COVER	2	2						
78	2	172524-17330	KEY ASSY	1	1						
79	3	172524-17340	KEY	2	2						
81	1	172527-17210	LAMP,REAR COMBI.L	1	1						
81-1	1	1A7400-53110 (A=M/#53194) (B=M/#53640)	LAMP ASSY, L	1	1						S
82	2	172527-17420 (A=M/#53194) (B=M/#53640)	LENS L	1	1						
82-1	2	1A7400-53590 (A=M/#53194) (B=M/#53640)	LENS, L	1	1						S
83	2	172527-17440 (A=M/#53194) (B=M/#53640)	LENS L	1	1						
83-1	2	1A7400-53570 (A=M/#53194) (B=M/#53640)	LENS, L	1	1						S
84	2	172527-17470 (A=M/#53194) (B=M/#53640)	LENS L	1	1						
84-1	2	1A7400-53610 (A=M/#53194) (B=M/#53640)	LENS, L	1	1						S
85	2	172527-17560 (A=M/#53194) (B=M/#53640)	GASKET	1	1						
85-1	2	1A7400-53560 (A=M/#53194) (B=M/#53640)	GASKET	1	1						S

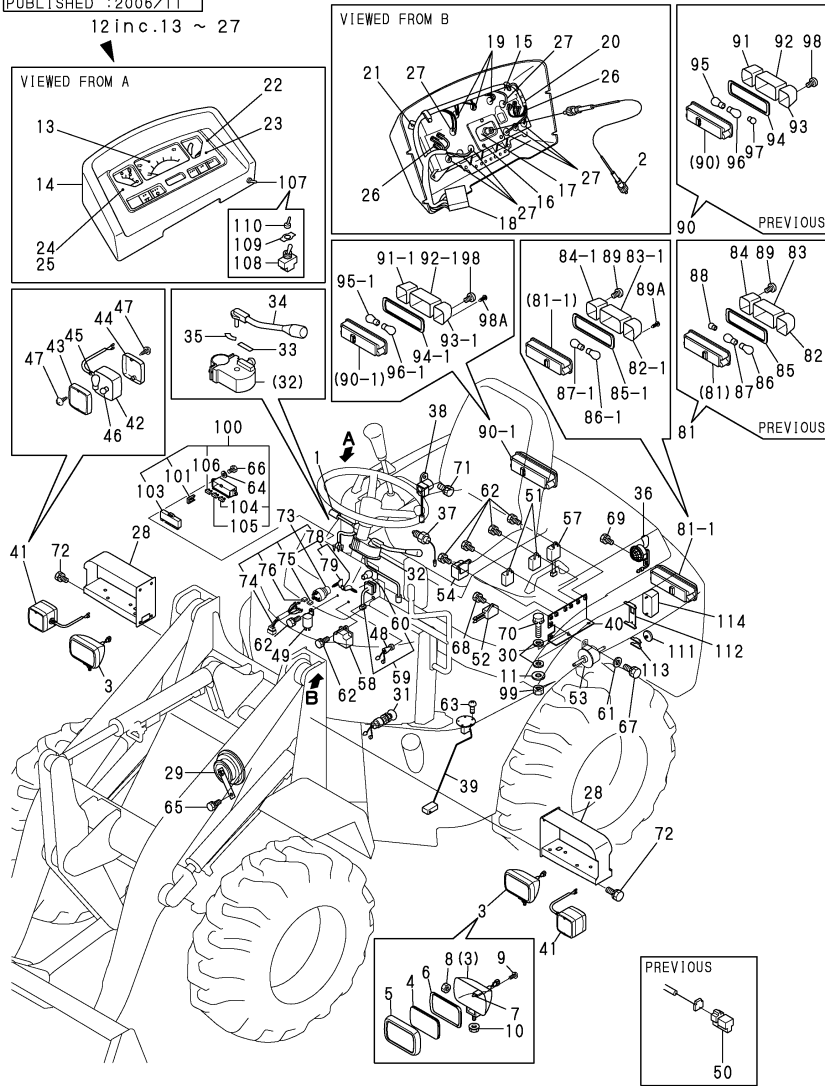
Fig.11. ELECTRIC PART

(A)=V3-5A(US)
(B)=V3-5B(US)
(C)=

(D)=
(E)=
(F)=

P/C NEWS No. :Y00K4531-1
PUBLISHED :2006/11

12inc.13 ~ 27



Remarks
(1)PLEASE USE THIS PART WITH FOLLOWING LABELS AT THE SAME TIME.
REF. NO. 27A.
(2)PLEASE USE THIS PART WITH FOLLOWING LABELS AT THE SAME TIME.
REF. NO. 35A.
(3)LABELS ARE NOT ILLUSTRATED.

No.	Lev.	Parts No.	Description	(A)	(B)	(C)	(D)	(E)	(F)	Q'ty	I	R
86	2	172527-17520	BULB, 12V 23W	1	1							
86-1	2	1A7400-53520	VALVE, 12V21W	1	1							S
		(A=M/#53194) (B=M/#53640)										
87	2	172527-17540	BULB, 12V 23/8W	1	1							
87-1	2	1A7400-53530	VALVE, 12V21/5W	1	1							S
		(A=M/#53194) (B=M/#53640)										
88	2	172527-17550	BULB, 12V 10W	1	1							Z
		(A=M/#53194) (B=M/#53640)										
89	2	172527-17570	SCREW	2	2							
89A	2	1A7400-53550	SCREW, TAPPING	2	2							W
		(A=M/#53194) (B=M/#53640)										
90	1	172527-17220	LAMP,REAR COMBI.R	1	1							
90-1	1	1A7400-53120	LAMP ASSY, R	1	1							S
		(A=M/#53194) (B=M/#53640)										
91	2	172527-17430	LENS R	1	1							
91-1	2	1A7400-53600	LENS, R	1	1							S
		(A=M/#53194) (B=M/#53640)										
92	2	172527-17460	LENS R	1	1							
92-1	2	1A7400-53580	LENS, R	1	1							S
		(A=M/#53194) (B=M/#53640)										
93	2	172527-17480	LENS R	1	1							
93-1	2	1A7400-53620	LENS, R	1	1							S
		(A=M/#53194) (B=M/#53640)										
94	2	172527-17560	GASKET	1	1							
94-1	2	1A7400-53560	GASKET	1	1							S
		(A=M/#53194) (B=M/#53640)										
95	2	172527-17520	BULB, 12V 23W	1	1							
95-1	2	1A7400-53520	VALVE, 12V21W	1	1							S
		(A=M/#53194) (B=M/#53640)										
96	2	172527-17540	BULB, 12V 23/8W	1	1							
96-1	2	1A7400-53530	VALVE, 12V21/5W	1	1							S
		(A=M/#53194) (B=M/#53640)										
97	2	172527-17550	BULB, 12V 10W	1	1							Z
		(A=M/#53194) (B=M/#53640)										
98	2	172527-17570	SCREW	2	2							
98A	2	1A7400-53550	SCREW, TAPPING	2	2							W
		(A=M/#53194) (B=M/#53640)										
99	1	26716-100002	NUT, M10	2	2							
100	1	172187-17200	BOX, FUSE	1	1							Z
		(A=M/#53187) (B=M/#53554)										
101	2	172175-17120	PULLER	1	1							Z
		(A=M/#53187) (B=M/#53554)										
103	2	172187-17220	COVER	1	1							Z
		(A=M/#53187) (B=M/#53554)										
104	2	29420-050000	FUSE, B 5A	2	2							Z
		(A=M/#53187) (B=M/#53554)										
105	2	29420-150000	FUSE, B 15A	6	6							Z
		(A=M/#53187) (B=M/#53554)										
106	2	29420-300000	FUSE, B 30A	2	2							Z
		(A=M/#53187) (B=M/#53554)										
107	1	172519-17280	SWITCH, TOGGLE	1	1							

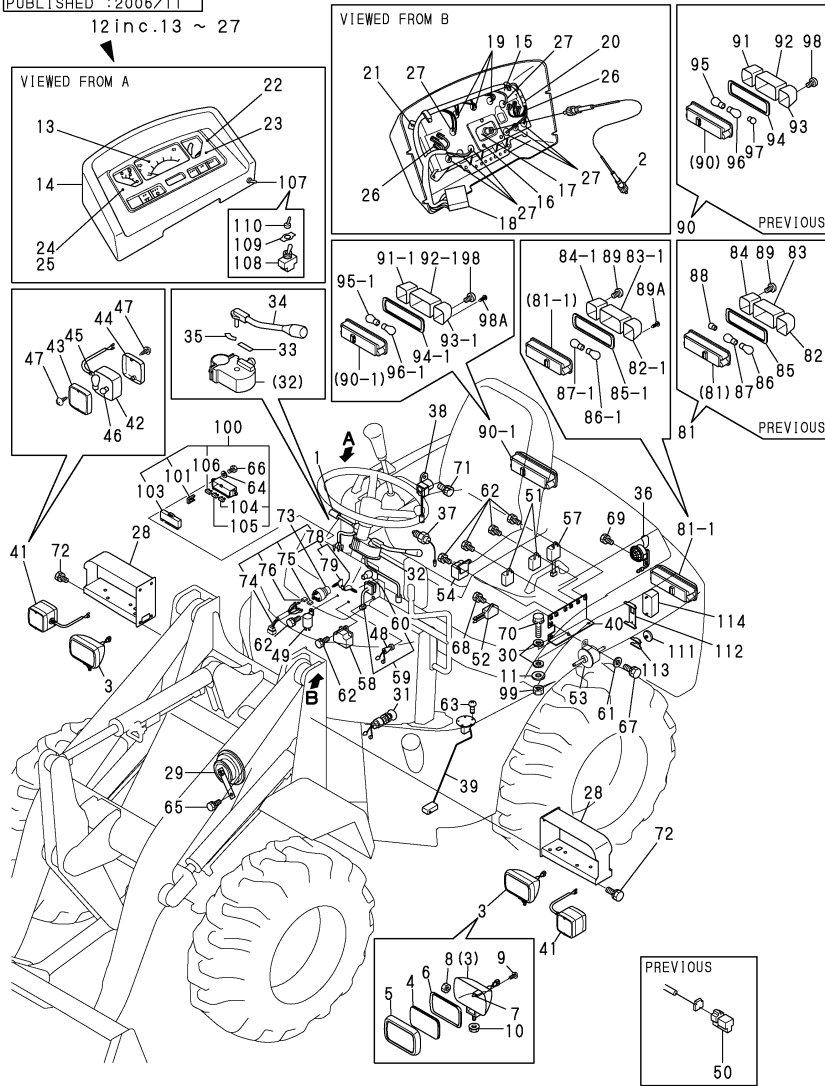
Fig.11. ELECTRIC PART

(A)=V3-5A(US)
 (B)=V3-5B(US)
 (C)=

(D)=
 (E)=
 (F)=

P/C NEWS No. :Y00K4531-1
 PUBLISHED :2006/11

12inc.13 ~ 27



No.	Lev.	Parts No.	Description	Q'ty						I	R
				(A)	(B)	(C)	(D)	(E)	(F)		
108	2	172519-17370	SWITCH, TOGGLE	1	1						
109	2	172519-17380	PLATE, TOGGLE SWITCH	1	1						
110	2	172519-17390	CAP	1	1						
111	1	172532-17170	REFLECTOR	2	2						W
		(A=M/#53194) (B=M/#53640)									
112	1	172534-17210	PLATE, BACK LAMP	1	1						W
		(A=M/#53194) (B=M/#53640)									
113	1	172534-17220	PLATE, REFLECTOR	2	2						W
		(A=M/#53194) (B=M/#53640)									
114	1	1E9000-82000	LAMP, BACK	1	1						W
		(A=M/#53194) (B=M/#53640)									

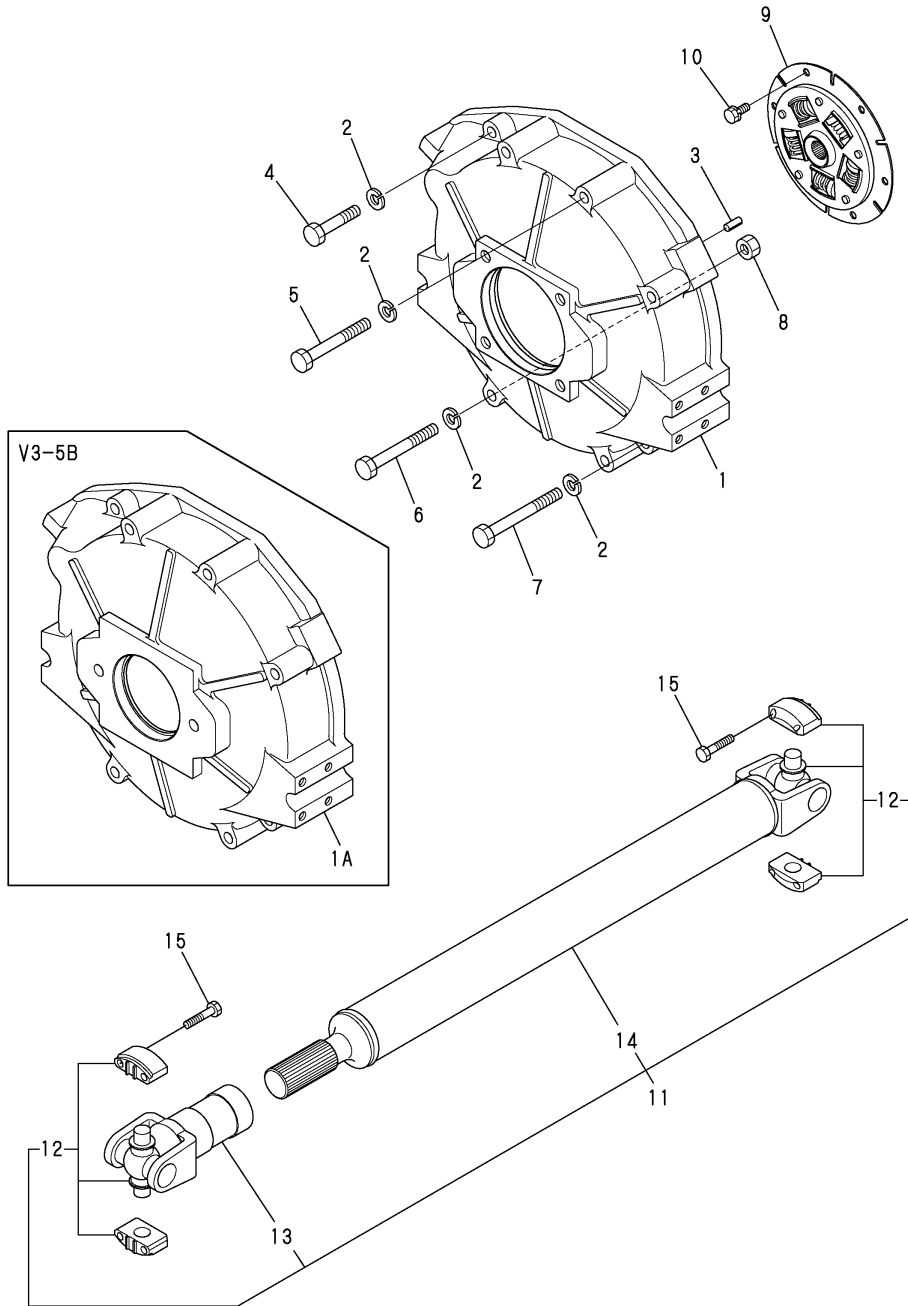
Remarks

- (1) PLEASE USE THIS PART WITH FOLLOWING LABELS AT THE SAME TIME. REF. NO. 27A.
- (2) PLEASE USE THIS PART WITH FOLLOWING LABELS AT THE SAME TIME. REF. NO. 35A.
- (3) LABELS ARE NOT ILLUSTRATED.

Fig.13. CLUTCH HOUSING & DRIVE SHAFT

(A)=V3-5A(US)
 (B)=V3-5B(US)
 (C)=

(D)=
 (E)=
 (F)=

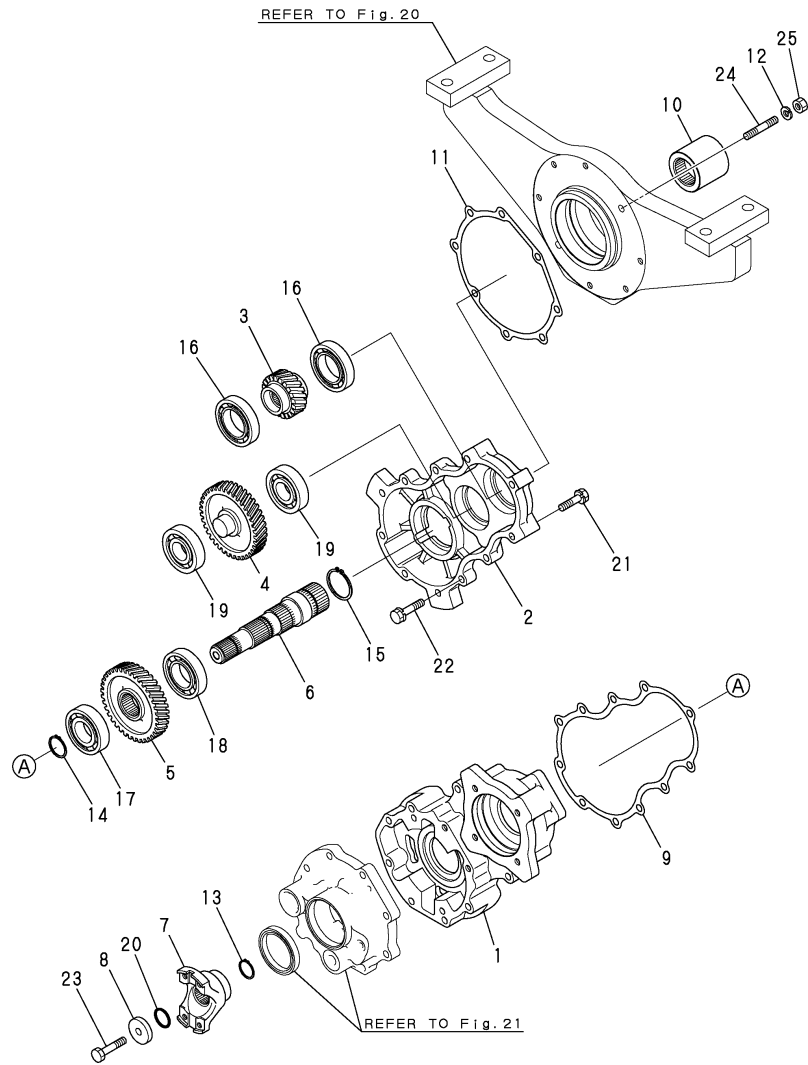


No.	Lev.	Parts No.	Description	Q'ty						I	R
				(A)	(B)	(C)	(D)	(E)	(F)		
1	1	172527-21310	COVER, FLYWHEEL	1							
1A	1	172534-21210	COVER, FLYWHEEL		1						
2	1	22217-120000	WASHER, SPRING 12	8	8						
3	1	22351-080020	PIN, SPRING 8.0X20	2	2						
4	1	26116-120602	BOLT, M12X 60 PLATED	1	1						
5	1	26116-120952	BOLT, M12X 95 PLATED	2	2						
6	1	26116-121002	BOLT, M12X100 PLATED	2	2						
7	1	26116-121102	BOLT, M12X110 PLATED	3	3						
8	1	26716-120002	NUT, M12	2	2						
9	1	172520-21511	DISK, DAMPER	1							
9A	1	172534-21510	DISK, DAMPER		1						
10	1	26013-080162	BOLT, M8X 16	6	6						
11	1	172527-21800	SHAFT ASSY,PROPELLER	1	1						
12	2	172527-21810	JOINT, UNIVERSAL	2	2						
13	2	172527-21820	YOKE,SLEEVE	1	1						
14	2	172527-21830	YOKE,SHAFT	1	1						
15	1	26116-080402	BOLT, M8X 40 PLATED	8	8						

Fig.14. TRANSFER CASE

(A)=V3-5A(US)
(B)=V3-5B(US)
(C)=

(D)=
(E)=
(F)=



No.	Lev.	Parts No.	Description	Q'ty						I	R
				(A)	(B)	(C)	(D)	(E)	(F)		
1	1	172528-25710	CASE	1							
1A	1	187B01-25710	CASE		1						
2	1	172527-25720	CASE	1	1						
3	1	172527-25910	GEAR, INPUT Z=26T	1							
3A	1	187B01-25910	GEAR, INPUT Z=26T		1						
4	1	172527-25920	GEAR, IDLE Z=26	1	1						
5	1	172527-25930	GEAR, N=42	1	1						
6	1	172527-25770	SHAFT, BRAKE	1	1						
6-1	1	172527-25771	SHAFT, BRAKE	1	1					F	1
		(A=MZZZZZ) (B=MZZZZZ)									
7	1	172527-25790	FLANGE, JOINT	1	1						
8	1	172527-25810	WASHER, 11X40.5X9	1	1						
9	1	172527-25820	GASKET	1	1						
10	1	172527-25840	COUPLING	1	1						
10-1	1	172527-25841	COUPLING, SPLINE	1	1					F	1
		(A=MZZZZZ) (B=MZZZZZ)									
11	1	172527-25850	GASKET	1	1						
12	1	22217-100000	WASHER, SPRING 10	2	2						
13	1	22242-000300	RING, 30	1	1						
14	1	22242-000350	RING, 35	1	1						
15	1	22242-000450	RING, 45	1	1						
16	1	24101-060094	BEARING, BALL 6009	2	2						
17	1	24101-062074	BEARING, BALL 6207	1	1						
18	1	24101-062084	BEARING, BALL 6208	1	1						
19	1	24101-063064	BEARING, BALL 6306	2	2						
20	1	24311-000240	O-RING, 1AP24.0	1	1						
21	1	26013-100452	BOLT, M10X 45	3	3						
22	1	26013-100452	BOLT, M10X 45	6	6						
23	1	26156-100502	BOLT, M10X 5 PLATED0	1	1						
24	1	26216-100452	STUD, M10X 45	2	2						
25	1	26716-100002	NUT, M10	2	2						

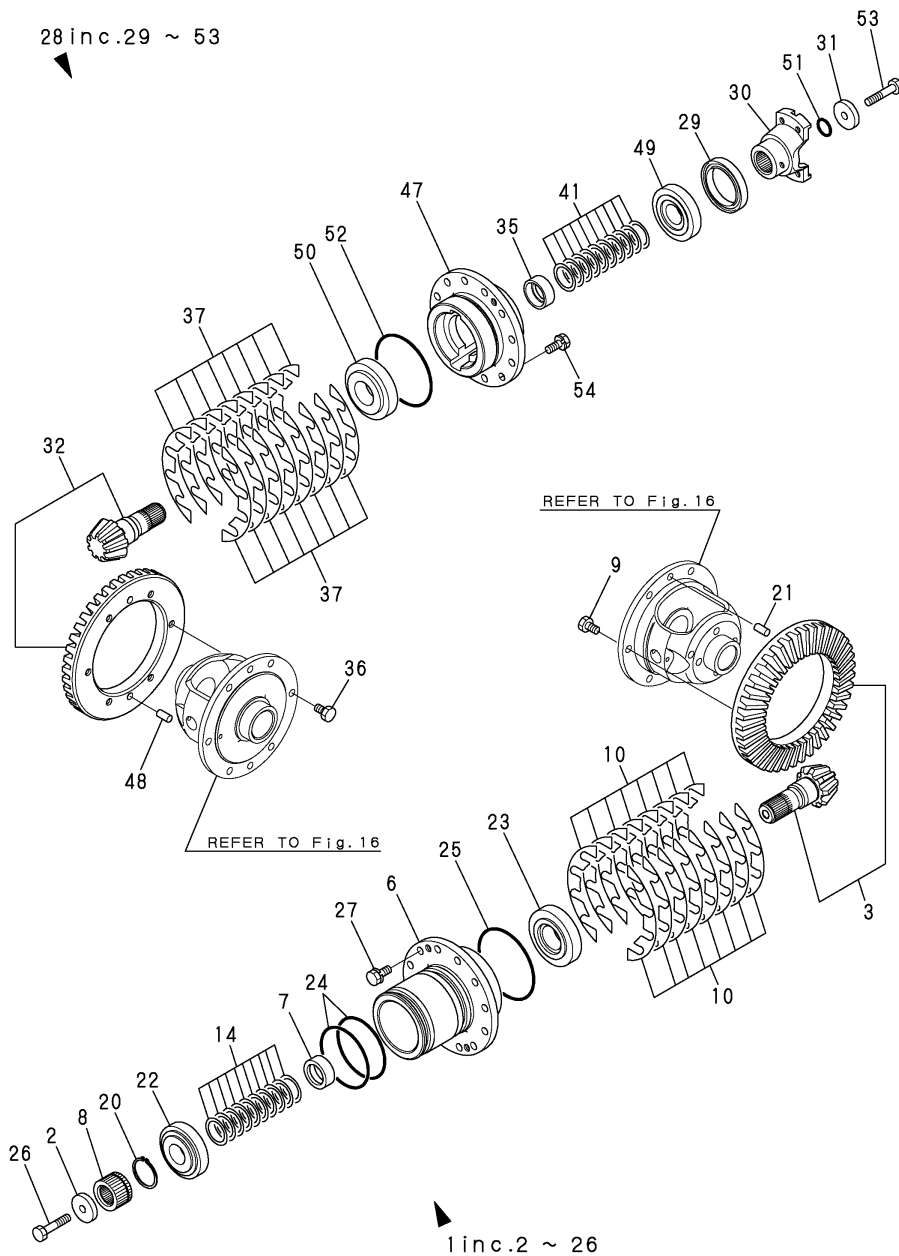
Remarks

(1)Interchangeable by simultaneous replacement with Ref.No.6-1,10-1.

Fig.15. SPIRAL BEVEL GEAR

(A)=V3-5A(US)
 (B)=V3-5B(US)
 (C)=

(D)=
 (E)=
 (F)=

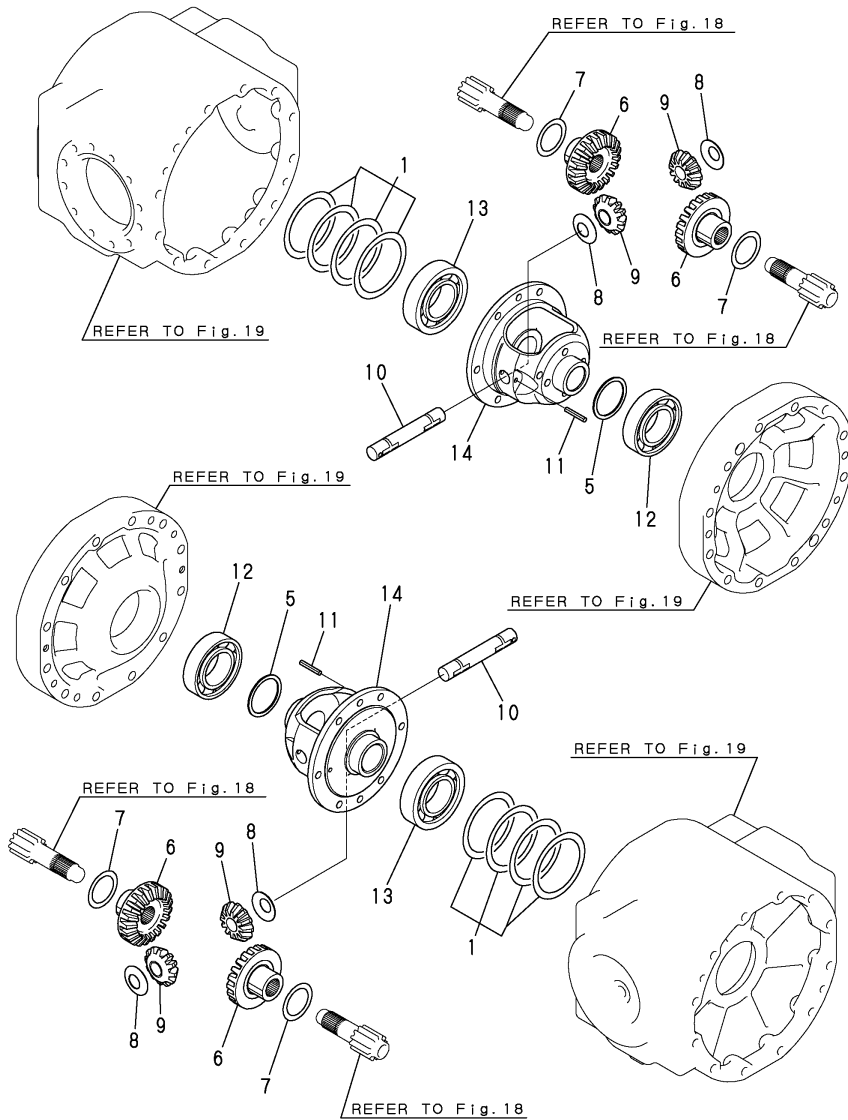


No.	Lev.	Parts No.	Description	Q'ty						I	R
				(A)	(B)	(C)	(D)	(E)	(F)		
1	1	172527-26300	GEAR ASSY, BEVEL	1	1						
2	2	172527-25810	WASHER, 11X40.5X9	1	1						
3	2	172527-26210	GEAR SET, BEVEL	1	1						
6	2	172527-26040	HOLDER, BEARING	1	1						
7	2	172527-26050	COLLAR	1	1						
8	2	172527-26060	COLLAR, SPLINE	1	1						
9	2	172527-26070	BOLT, M10X18	6	6						
10	2	172527-26080	SHIM SET	1	1						
14	2	172527-26130	SHIM SET	1	1						
20	2	22242-000450	RING, 45	1	1						
21	2	22312-100160	PIN, PARALLEL M10X16	2	2						
22	2	24143-303060	BEARING, 30306D	1	1						
23	2	24144-303070	BEARING, 30307DH	1	1						
24	2	24311-000900	O-RING, 1AP90.0	2	2						
25	2	24321-001050	O-RING, 1AG105.0	1	1						
26	2	26156-100502	BOLT, M10X 5 PLATED0	1	1						
27	1	26013-100252	BOLT, M10X 25	12	12						
28	1	172527-26400	GEAR ASSY, BEVEL	1	1						
29	2	194447-14140	SEAL, OIL TC6Y577512	1	1						
30	2	172527-25790	FLANGE, JOINT	1	1						
31	2	172527-25810	WASHER, 11X40.5X9	1	1						
32	2	172527-26210	GEAR SET, BEVEL	1	1						
35	2	172527-26050	COLLAR	1	1						
36	2	172527-26070	BOLT, M10X18	6	6						
37	2	172527-26080	SHIM SET	1	1						
41	2	172527-26130	SHIM SET	1	1						
47	2	172527-26310	HOLDER, BEARING	1	1						
48	2	22312-100160	PIN, PARALLEL M10X16	2	2						
49	2	24143-303060	BEARING, 30306D	1	1						
50	2	24144-303070	BEARING, 30307DH	1	1						
51	2	24311-000240	O-RING, 1AP24.0	1	1						
52	2	24321-001050	O-RING, 1AG105.0	1	1						
53	2	26156-100502	BOLT, M10X 5 PLATED0	1	1						
54	1	26013-100252	BOLT, M10X 25	12	12						

Fig.16. DIFFERENTIAL GEAR

(A)=V3-5A(US)
 (B)=V3-5B(US)
 (C)=

(D)=
 (E)=
 (F)=

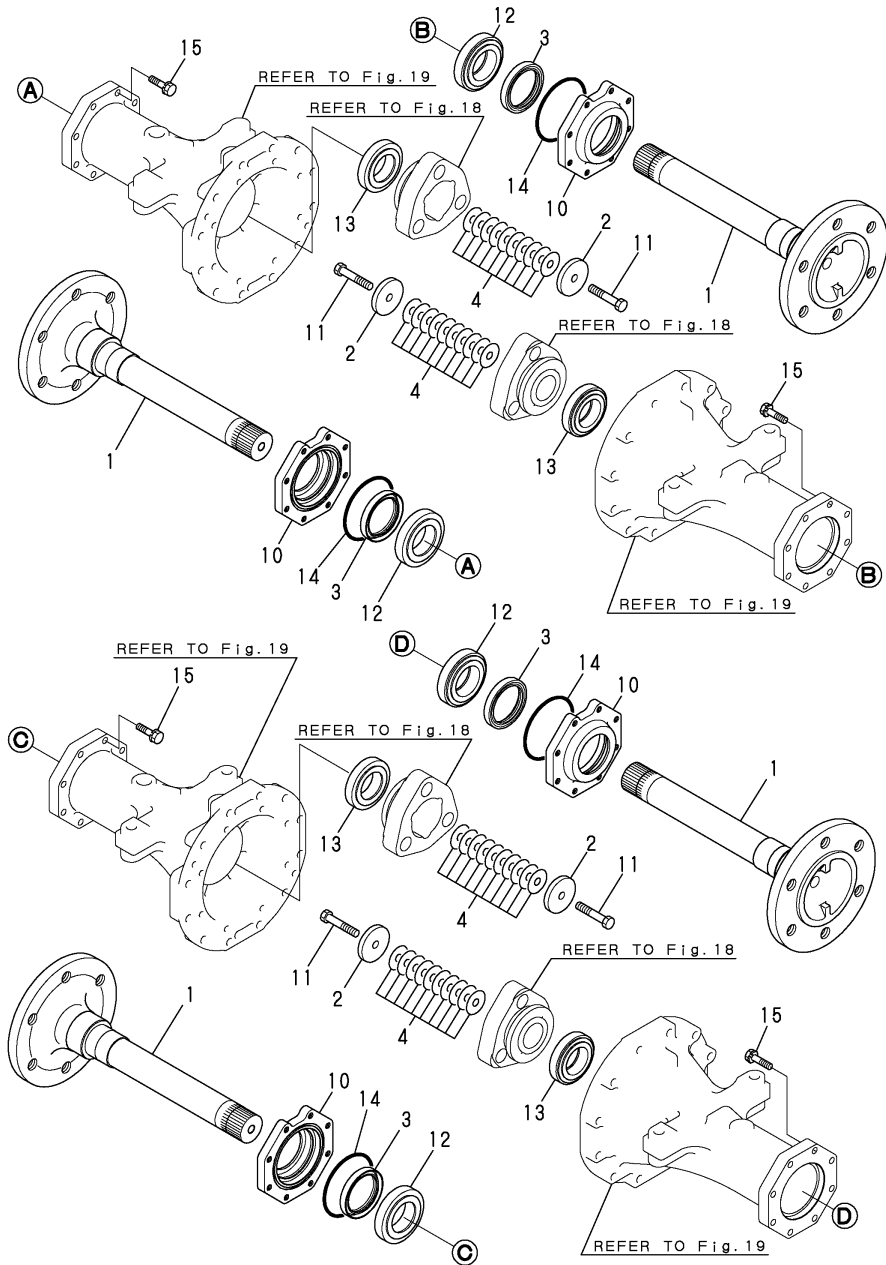


No.	Lev.	Parts No.	Description	Q'ty						I	R
				(A)	(B)	(C)	(D)	(E)	(F)		
1	1	794251-13910	SHIM SET	4	4						
5	1	172527-26410	WASHER, W52X62X2	2	2						
6	1	194145-31520	GEAR, DIFFERENTIAL	4	4						
7	1	198360-31530	LINER, PINION	4	4						
8	1	198250-31630	WASHER, DIFFERENTIAL	4	4						
9	1	198250-31810	PINION, DIFFERENTIAL	4	4						
10	1	198250-31820	SHAFT, DIFFERENTIAL	2	2						
11	1	22351-060036	PIN, SPRING 6.0X36	2	2						
12	1	24101-062104	BEARING, BALL 6210	2	2						
13	1	24101-062114	BEARING, BALL 6211	2	2						
14	1	172527-26320	CASE, DIFFERENTIAL	2	2						

Fig.17. AXLE SHAFT

(A)=V3-5A(US)
 (B)=V3-5B(US)
 (C)=

(D)=
 (E)=
 (F)=

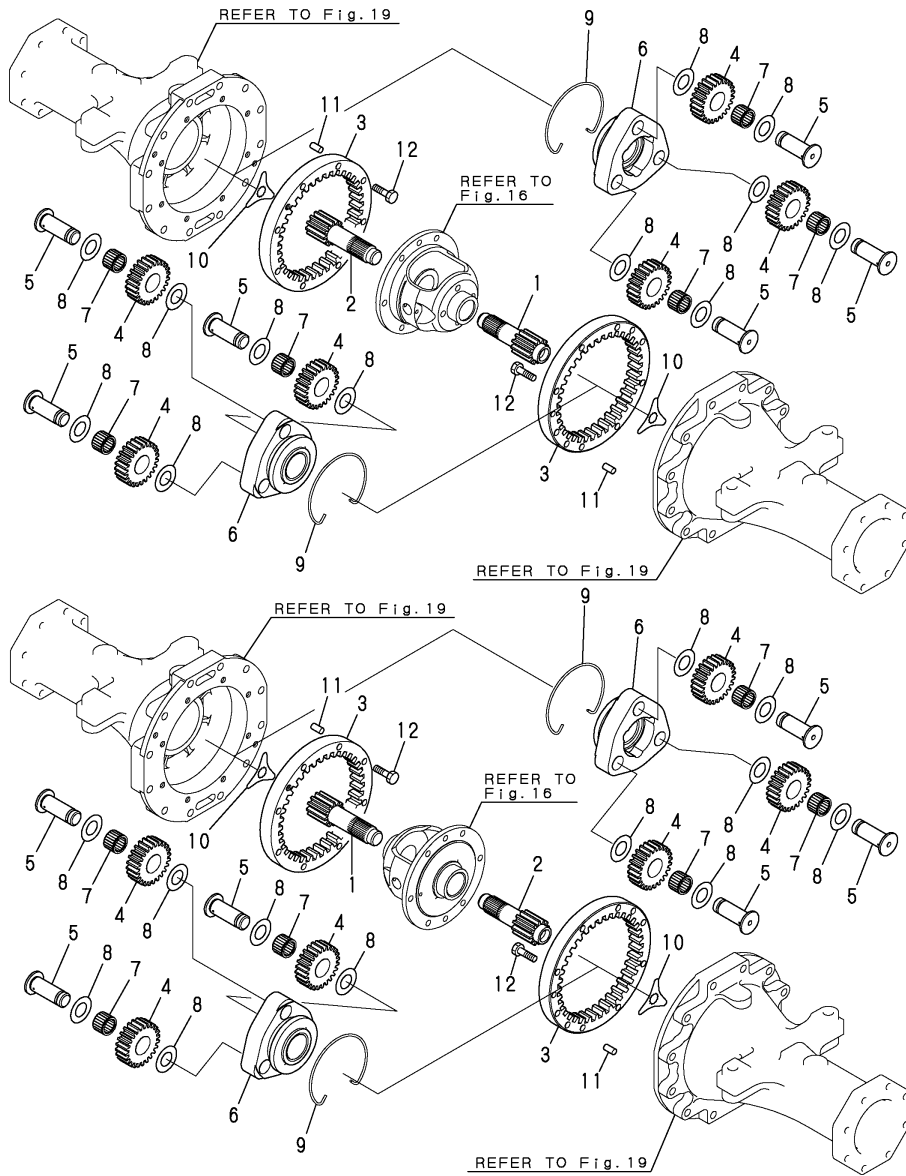


No.	Lev.	Parts No.	Description	Q'ty						I	R
				(A)	(B)	(C)	(D)	(E)	(F)		
1	1	172527-26710	SHAFT, AXLE	4	4						
2	1	172527-26730	WASHER, W13X63X9	4	4						
3	1	172520-26740	SEAL TC6Y 70X88X12	4	4						
4	1	172527-26740	SHIM SET	4	4						
10	1	172520-26780	COVER, AXLE	4	4						
11	1	172527-26910	BOLT, M12X65	4	4						
12	1	24141-302110	BEARING, 30211	4	4						
13	1	24141-322100	BEARING, 32210	4	4						
14	1	24321-001100	O-RING, 1AG110.0	4	4						
15	1	26013-100402	BOLT, M10X 40	32	32						

Fig.18. FINAL GEAR

(A)=V3-5A(US)
 (B)=V3-5B(US)
 (C)=

(D)=
 (E)=
 (F)=

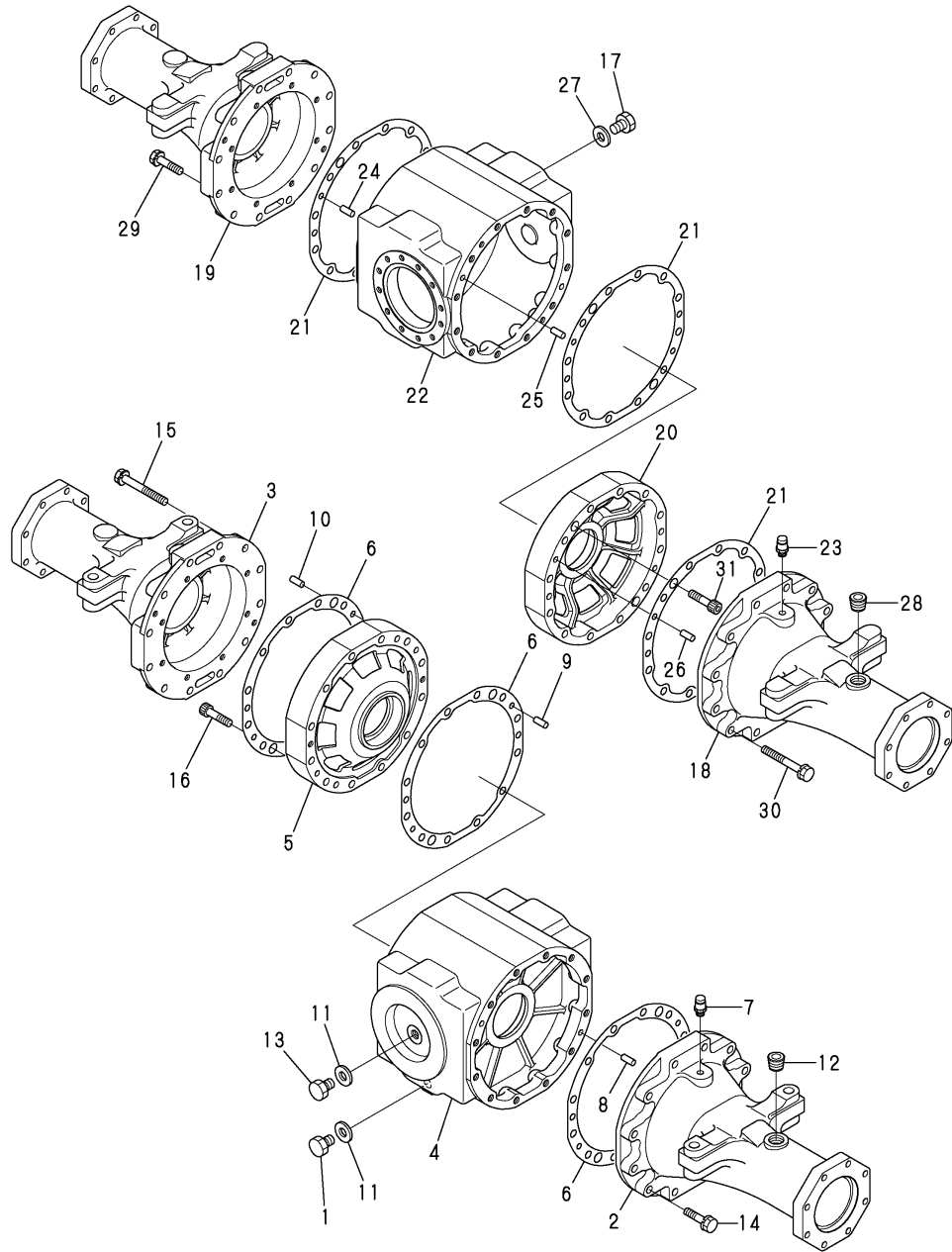


No.	Lev.	Parts No.	Description	Qty						I	R
				(A)	(B)	(C)	(D)	(E)	(F)		
1	1	172527-28310	GEAR, SUN	2	2						
2	1	172527-28320	GEAR, SUN	2	2						
3	1	172527-28330	GEAR, INTERNAL	4	4						
4	1	198250-33540	PINION, PLANETARY	12	12						
5	1	198250-33550	SHAFT, PLANETARY	12	12						
6	1	198240-33570	CARRIER, PLANETARY	4	4						
7	1	198250-33570	NEEDLE, T253324	12	12						
8	1	194640-33590	WASHER, 25X42X1	24	24						
9	1	198240-33630	CIRCLIP, 124	4	4						
10	1	194640-34150	WASHER, THRUST	4	4						
11	1	22312-100200	PIN, PARALLEL M10X20	8	8						
12	1	26116-100352	BOLT, M10X 35 PLATED	32	32						

Fig.19. AXLE CASE

(A)=V3-5A(US)
(B)=V3-5B(US)
(C)=

(D)=
(E)=
(F)=

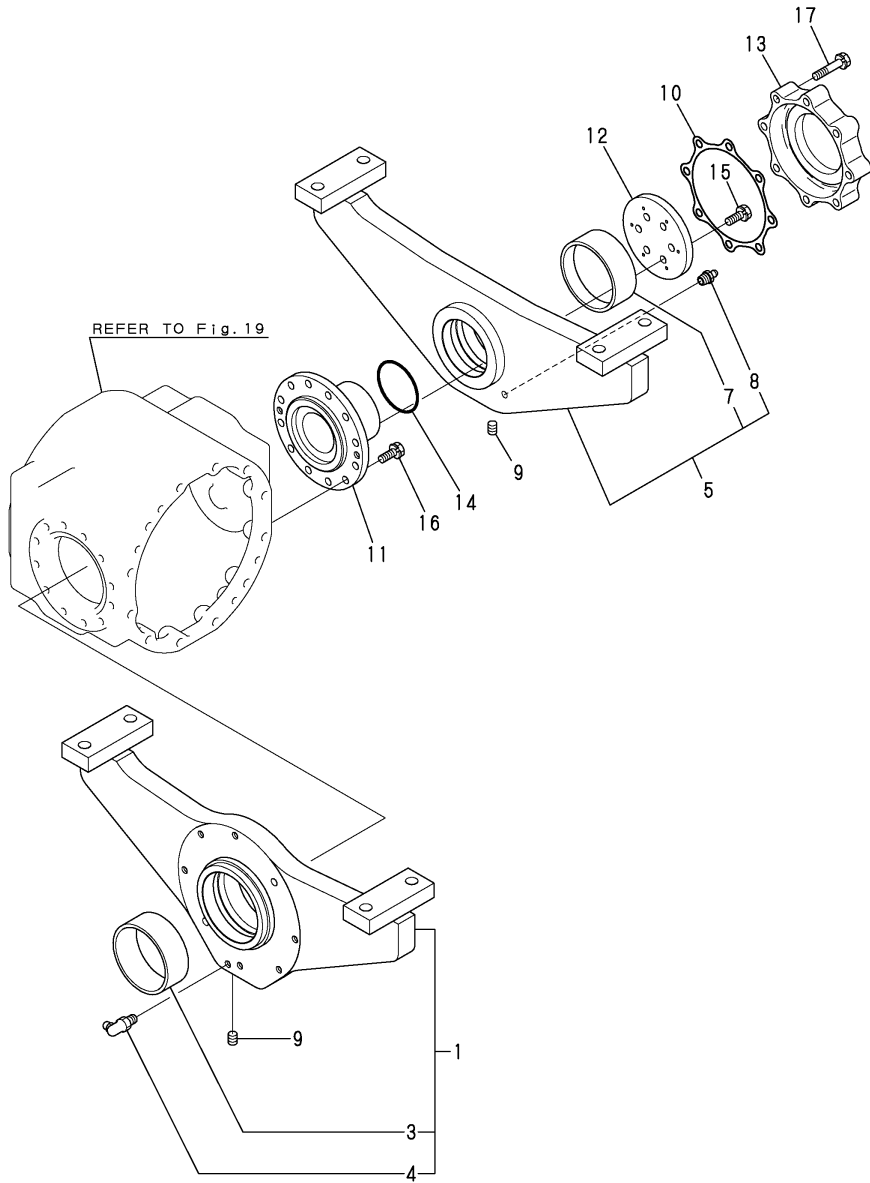


No.	Lev.	Parts No.	Description	Q'ty						I	R
				(A)	(B)	(C)	(D)	(E)	(F)		
1	1	177035-02920	PLUG, MAGNET M16X1.5	1	1						
2	1	172527-31110	CASE, AXLE	1	1						
3	1	172527-31120	CASE, AXLE	1	1						
4	1	172527-31150	CASE	1	1						
5	1	172527-31160	HOLDER, BEARING	1	1						
6	1	172527-31170	GASKET, AXLE CASE	3	3						
7	1	1E6681-56621	BREATHER	1							
7-1	1	172527-35900	BREATHER(ACCEL.	1	1						R
(A=M/#53078)											
8	1	22312-100200	PIN, PARALLEL M10X20	2	2						
9	1	22312-100200	PIN, PARALLEL M10X20	2	2						
10	1	22312-100200	PIN, PARALLEL M10X20	2	2						
11	1	23414-160000	GASKET, 16X1.0	2	2						
12	1	23871-060000	PLUG, R06	1	1						
13	1	23887-160002	PLUG, 16	1	1						
14	1	26013-120502	BOLT, M12X 50	12	12						
15	1	26013-120952	BOLT, M12X 95	12	12						
16	1	26450-100452	BOLT, M10X 45	2	2						
17	1	177035-02920	PLUG, MAGNET M16X1.5	1	1						
18	1	172527-31130	CASE, AXLE	1	1						
19	1	172527-31140	CASE, AXLE	1	1						
20	1	172527-31160	HOLDER, BEARING	1	1						
21	1	172527-31170	GASKET, AXLE CASE	3	3						
22	1	172527-31250	CASE	1	1						
23	1	1E6681-56621	BREATHER	1							
23-1	1	172527-35900	BREATHER(ACCEL.	1	1						R
(A=M/#53078)											
24	1	22312-100200	PIN, PARALLEL M10X20	2	2						
25	1	22312-100200	PIN, PARALLEL M10X20	2	2						
26	1	22312-100200	PIN, PARALLEL M10X20	2	2						
27	1	23414-160000	GASKET, 16X1.0	1	1						
28	1	23871-060000	PLUG, R06	1	1						
29	1	26013-120502	BOLT, M12X 50	12	12						
30	1	26013-120952	BOLT, M12X 95	12	12						
31	1	26450-100452	BOLT, M10X 45	2	2						

Fig.20. AXLE HOLDER

(A)=V3-5A(US)
 (B)=V3-5B(US)
 (C)=

(D)=
 (E)=
 (F)=



No.	Lev.	Parts No.	Description	Q'ty						I	R
				(A)	(B)	(C)	(D)	(E)	(F)		
1	1	172527-33100	HOLDER ASSY, AXLE	1	1						
3	2	172513-52541	BUSH	1	1						
4	2	24764-040000	NIPPLE, GREASE B	1	1						
5	1	172527-33200	HOLDER, AXEL R	1	1						
7	2	172527-33260	BUSH, 85X40	1	1						
8	2	24764-020000	NIPPLE, GREASE R1/8	1	1						
9	1	23871-010000	PLUG, R01	2	2						
10	1	172527-31190	GASKET	1	1						
11	1	172527-33510	PIN	1	1						
12	1	172527-33520	PLATE	1	1						
13	1	172527-33530	COVER	1	1						
14	1	24311-000750	O-RING, 1AP75.0	1	1						
15	1	26013-100252	BOLT, M10X 25	6	6						
16	1	26013-100252	BOLT, M10X 25	12	12						
17	1	26013-100452	BOLT, M10X 45	8							
17-1	1	26013-100502	BOLT, M10X 50	8	8						N
			(A=M/#53116)								

Fig.21. CENTER BRAKE

(A)=V3-5A(US)
 (B)=V3-5B(US)
 (C)=

(D)=
 (E)=
 (F)=

No.	Lev.	Parts No.	Description	Qty						I	R
				(A)	(B)	(C)	(D)	(E)	(F)		
1	1	177035-02920	PLUG, MAGNET M16X1.5	1	1						
2	1	194447-14140	SEAL, OIL TC6Y577512	1	1						
3	1	172527-34400	BRAKE ASSY	1	1						
4	2	198290-32750	SEAL, OIL TC253506	1	1						
5	2	172527-34410	CASE, BRAKE	1	1						
6	2	172527-34420	CAMSHAFT, BRAKE	1	1						
9	2	172527-34430	DISK, FRICTION	4	4						
10	2	172527-34440	GASKET, CASE	1	1						
11	2	198010-36310	ACTUATOR	1	1						
12	2	194205-36320	SPRING, ACTUATOR	2	2						
13	2	198010-36390	PLATE, STEEL 118	4	4						
14	2	22242-000250	RING, 25	1	1						
15	2	24190-160001	BALL, STEEL 1/2	6	6						
16	1	22217-100000	WASHER, SPRING 10	6	6						
17	1	22312-100200	PIN, PARALLEL M10X20	2	2						
18	1	23414-160000	GASKET, 16X1.0	1	1						
19	1	23490-080002	PLUG, 8	1	1						
20	1	26013-100302	BOLT, M10X 30	2	2						
21	1	26116-100902	BOLT, M10X 90 PLATED	6	6						

3 inc.4 ~ 15

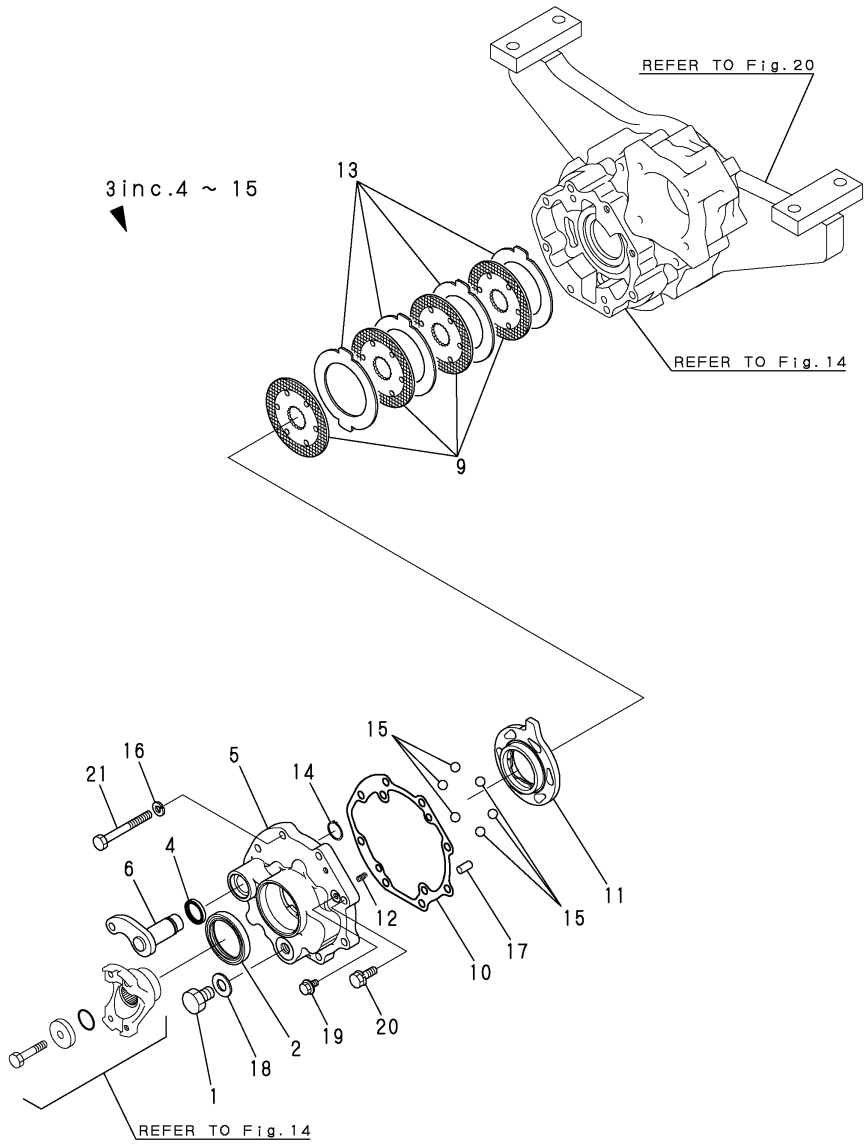


Fig.22. TIRE & DISK

(A)=V3-5A(US)
 (B)=V3-5B(US)
 (C)=

(D)=
 (E)=
 (F)=

No.	Lev.	Parts No.	Description	Q'ty						I	R
				(A)	(B)	(C)	(D)	(E)	(F)		
1	1	172520-31210	WASHER	24	24						
2	1	172527-35110	TIRE ASSY, L	2	2						
3	2	172516-35130	TIRE	2	2						
4	2	172527-35150	DISK	2	2						
5	2	172513-35161	VALVE	2	2						
6	1	172527-35120	TIRE ASSY, R	2	2						
7	2	172516-35130	TIRE	2	2						
8	2	172527-35150	DISK	2	2						
9	2	172513-35161	VALVE	2	2						
10	1	26156-200352	BOLT, M20X 35 PLATED	24	24						

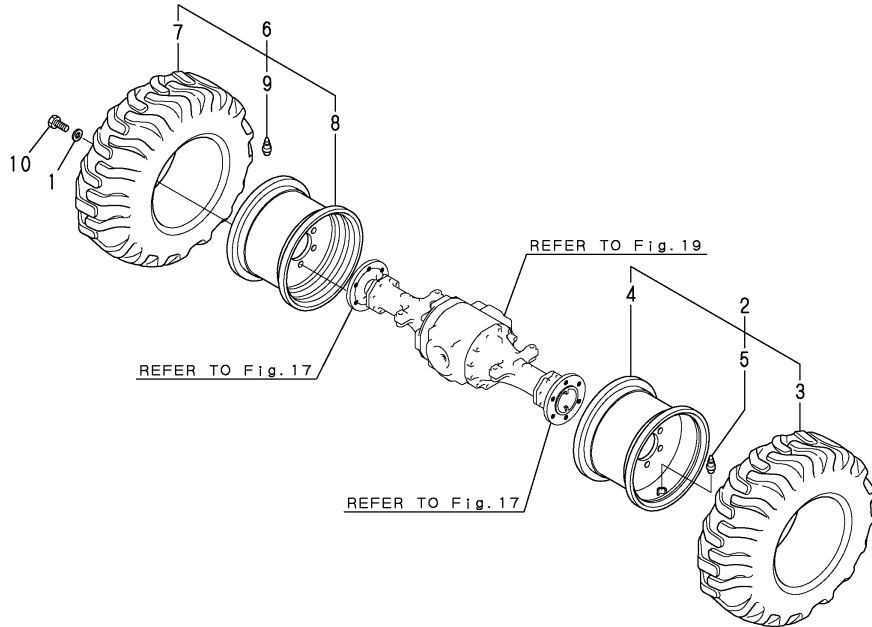
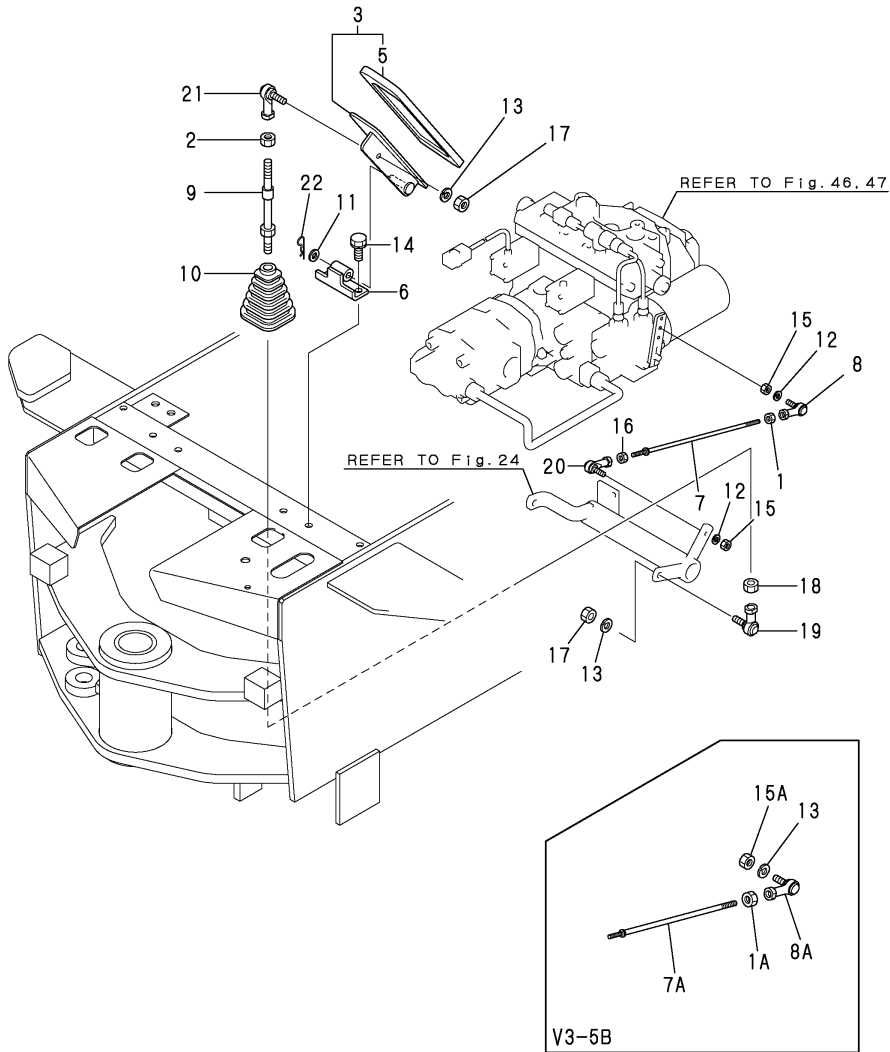


Fig.23. INCHING PEDAL

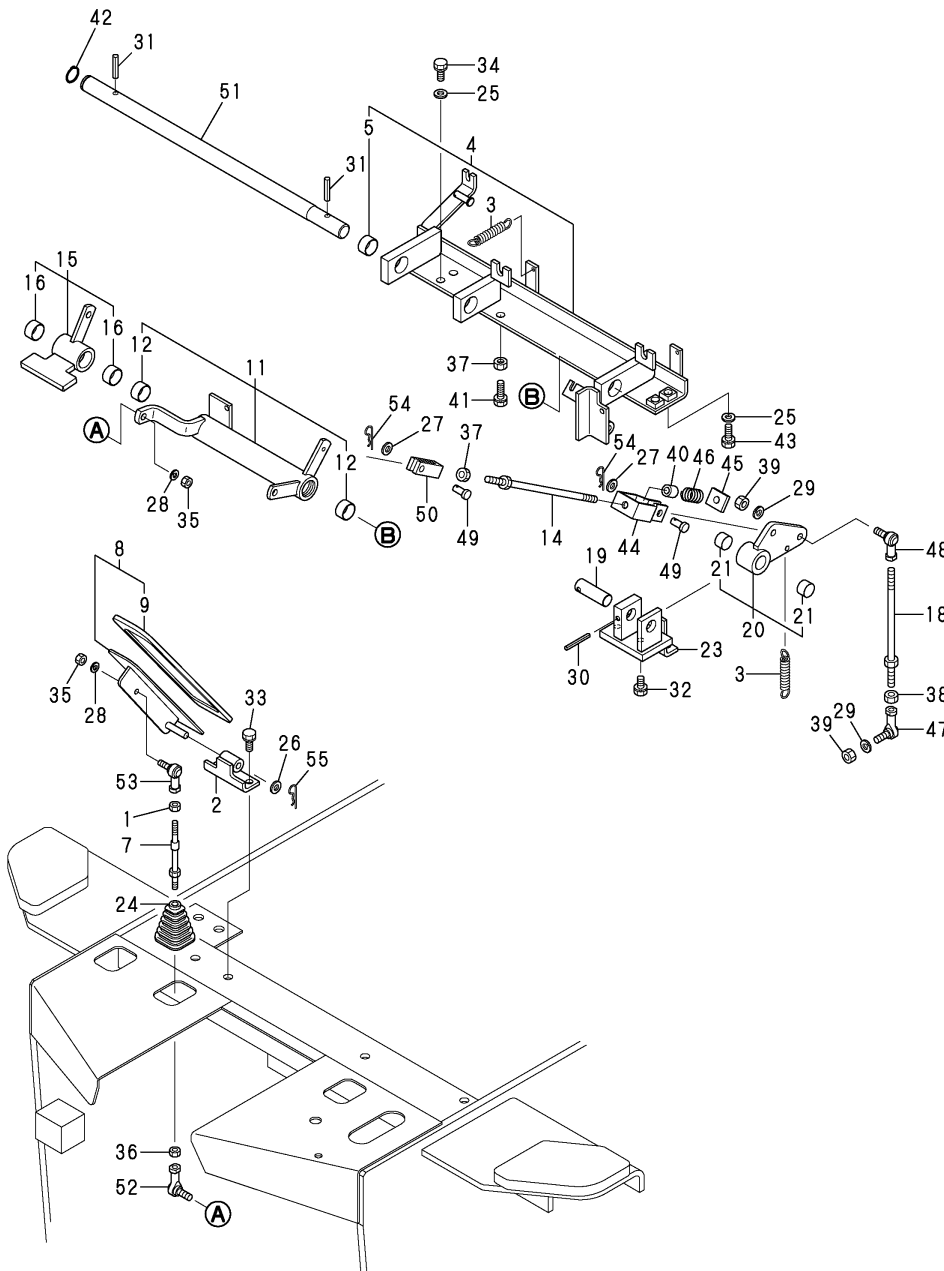


(A)=V3-5A(US)
(B)=V3-5B(US)
(C)=

(D)=
(E)=
(F)=

No.	Lev.	Parts No.	Description	Q'ty						I	R
				(A)	(B)	(C)	(D)	(E)	(F)		
1	1	194130-01390	NUT, M6	1							
1A	1	194990-20170	NUT, M8		1						
2	1	194990-20170	NUT, M8	1	1						
3	1	172527-42100	PEDAL ASSY, INCHING	1	1						
5	2	172524-42180	PAD, PEDAL	1	1						
6	1	172527-42140	STAY	1	1						
7	1	172527-42050	ROD, LINK M6X273	1							
7A	1	172534-42170	ROD ASSY, INCHING		1						
8	1	172527-42240	BALL, LINK 6L	1							
8A	1	1E6740-64200	BALL, LINK		1						
9	1	172524-42360	LINK ROD	1	1						
10	1	172520-46150	BOOT	1	1						
11	1	22137-100000	WASHER, 10	1	1						
12	1	22217-060000	WASHER, SPRING 6	2	1						
13	1	22217-080000	WASHER, SPRING 8	2	3						
14	1	26013-100252	BOLT, M10X 25	2	2						
15	1	26716-060002	NUT, M6	2	1						
15A	1	26716-080002	NUT, M8		1						
16	1	26716-060002	NUT, M6	1	1						
17	1	26716-080002	NUT, M8	2	2						
18	1	26716-080002	NUT, M8	1	1						
19	1	1E4760-43090	BALL RBL8, LINK	1	1						
20	1	172446-45820	LINK BALL 6	1	1						
21	1	1E6740-64200	BALL, LINK	1	1						
22	1	22372-100000	PIN, SNAP 10	1	1						

Fig.24. BRAKE PEDAL



(A)=V3-5A(US)
 (B)=V3-5B(US)
 (C)=

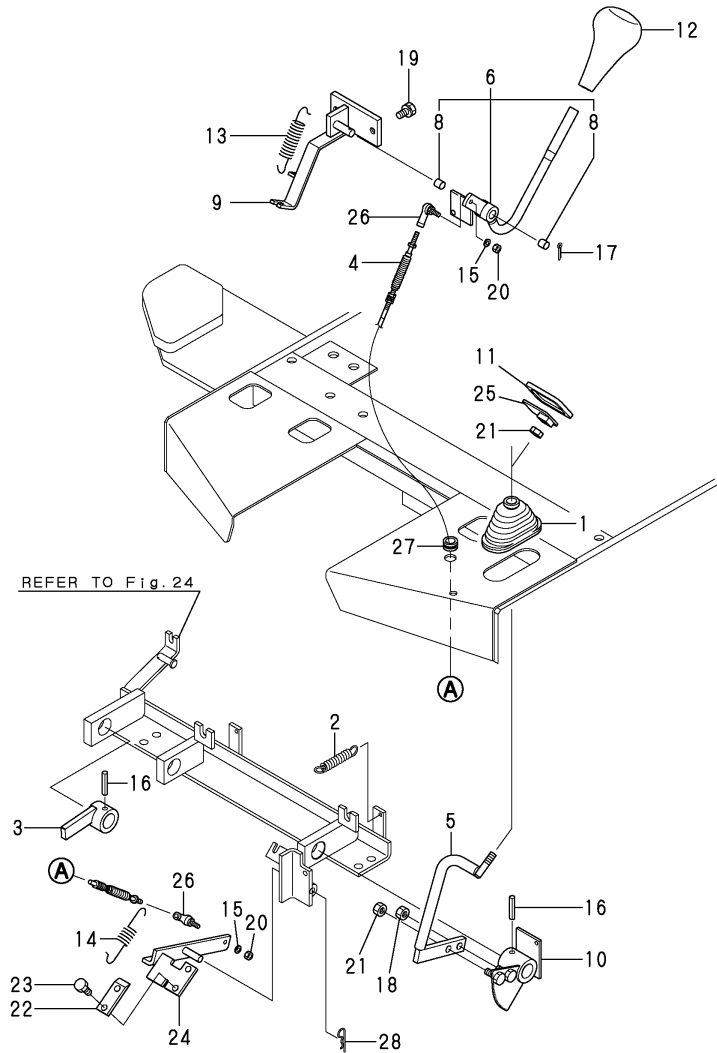
(D)=
 (E)=
 (F)=

No.	Lev.	Parts No.	Description	Q'ty						I	R
				(A)	(B)	(C)	(D)	(E)	(F)		
1	1	194990-20170	NUT, M8	1	1						
2	1	172527-42140	STAY	1	1						
3	1	172524-42190	SPRING, RETURN	2	2						
4	1	172527-42300	HOLDER,CAM	1	1						
5	2	24550-025150	BUSH, 25X15	3	3						
7	1	172524-42360	LINK ROD	1	1						
8	1	172527-42400	PEDAL, BRAKE	1	1						
9	2	172524-42180	PAD, PEDAL	1	1						
11	1	172527-42500	CAM ASSY, LINK	1	1						
12	2	24550-025150	BUSH, 25X15	2	2						
14	1	172524-42520	ROD B,LINK	1	1						
15	1	172527-42600	CAM ASSY, LINK	1	1						
16	2	24550-025150	BUSH, 25X15	2	2						
18	1	172522-42620	LINK ROD	1	1						
19	1	172527-42680	SHAFT	1	1						
20	1	172527-42700	CAM ASSY, LINK	1	1						
21	2	24550-020150	BUSH, 20X15	2	2						
23	1	172527-42730	HOLDER,CAM B	1	1						
24	1	172520-46150	BOOT	1	1						
25	1	22137-100000	WASHER, 10	4	4						
26	1	22137-100000	WASHER, 10	1	1						
27	1	22137-100000	WASHER, 10	2	2						
28	1	22217-080000	WASHER, SPRING 8	2	2						
29	1	22217-100000	WASHER, SPRING 10	2	2						
30	1	22351-060050	PIN, SPRING 6.0X50	1	1						
31	1	22351-080040	PIN, SPRING 8.0X40	2	2						
32	1	26013-100202	BOLT, M10X 20	2	2						
33	1	26013-100252	BOLT, M10X 25	2	2						
34	1	26013-100252	BOLT, M10X 25	2	2						
35	1	26716-080002	NUT, M8	2	2						
36	1	26716-080002	NUT, M8	1	1						
37	1	26716-100002	NUT, M10	2	2						
38	1	26736-100002	NUT, M10	1	1						
39	1	26736-100002	NUT, M10	2	2						
40	1	1C6410-52690	COLLAR, 11X14X27	1	1						
41	1	26116-100454	BOLT, M10X 45 PLATED	1	1						
42	1	22242-000250	RING, 25	1	1						
43	1	26013-100352	BOLT, M10X 35	2	2						
44	1	172527-42010	CONNECTOR	1	1						
45	1	172527-42020	NUT	1	1						
46	1	172527-42030	SPRING, 415X19.5X32	1	1						
47	1	1A6210-16150	BALL, LINK BL10D	1	1						
48	1	1A6210-16160	BALL, LINK BL10DL	1	1						
49	1	172527-42190	PIN, 10X22	2	2						
50	1	172527-42200	JOINT	1	1						
51	1	172527-42671	SHAFT, 25X566	1	1						
52	1	1E4760-43090	BALL RBL8,LINK	1	1						
53	1	1E6740-64200	BALL, LINK	1	1						
54	1	22372-100000	PIN, SNAP 10	2	2						
55	1	22372-100000	PIN, SNAP 10	1	1						

Fig.25. PARK BRAKE LEVER

(A)=V3-5A(US)
 (B)=V3-5B(US)
 (C)=

(D)=
 (E)=
 (F)=

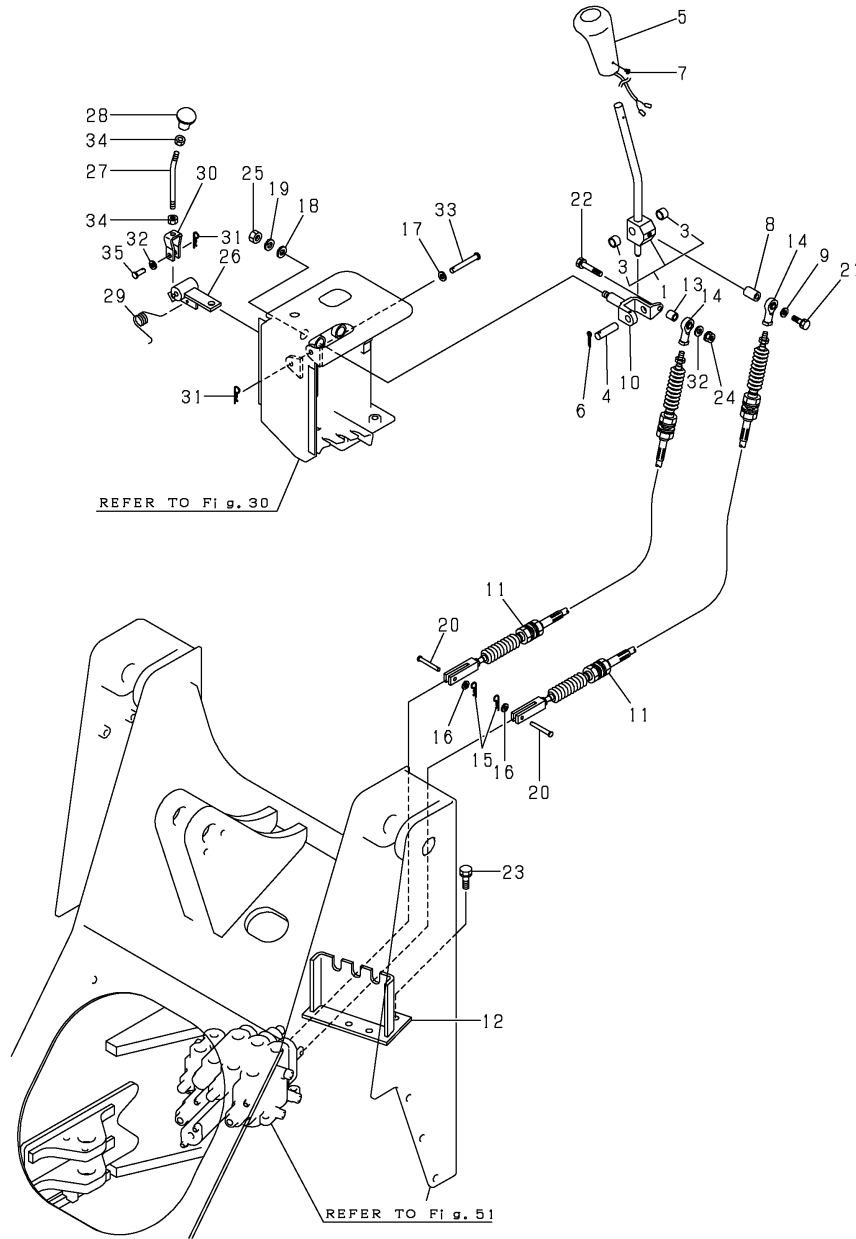


No.	Lev.	Parts No.	Description	Q'ty						I	R
				(A)	(B)	(C)	(D)	(E)	(F)		
1	1	172141-41340	BOOT	1	1						
2	1	172524-42190	SPRING, RETURN	1	1						
3	1	172527-42250	CAM, PARKING	1	1						
4	1	172527-42320	WIRE	1	1						
5	1	172527-42350	LEVER, PEDAL	1	1						
6	1	172530-42800	LEVER, PARKING	1	1						
8	2	24550-012120	BUSH, 12X12	2	2						
9	1	172527-42860	HOLDER,CAM	1	1						
10	1	172527-42962	CAM, RATCHET	1	1						
11	1	172122-45830	PAD, METAL	1	1						
12	1	1C6560-47000	GRIP, LEVER	1	1						
13	1	1C6710-83170	SPRING, TENSION	1	1						
14	1	172527-42391	SPRING, 1.4X12X61.5	1	1						
15	1	22217-060000	WASHER, SPRING 6	2	2						
16	1	22351-080050	PIN, SPRING 8.0X50	2	2						
17	1	22411-250200	COTTER PIN 2.5X20	1	1						
18	1	26716-100002	NUT, M10	1	1						
19	1	26013-100202	BOLT, M10X 20	2	2						
20	1	26716-060002	NUT, M6	2	2						
21	1	26716-100002	NUT, M10	2	2						
22	1	172527-43390	PLATE	1	1						
23	1	26013-080202	BOLT, M8X 20	2	2						
24	1	172527-42283	PEDAL LOCK ASSY	1	1						
25	1	172527-42921	PEDAL, HEAD	1	1						
26	1	172446-45820	LINK BALL 6	2	2						
27	1	172162-61850	GROMMET	1	1						
28	1	22372-100000	PIN, SNAP 10	1	1						

Fig.26. HYD.OIL CONTROL LEVER

(A)=V3-5A(US)
 (B)=V3-5B(US)
 (C)=

(D)=
 (E)=
 (F)=



No.	Lev.	Parts No.	Description	Q'ty						I	R
				(A)	(B)	(C)	(D)	(E)	(F)		
1	1	172527-45101	LEVER ASSY, LOADER	1	1						
3	2	24550-012120	BUSH, 12X12	2	2						
4	1	172512-45160	PIN	1	1						
5	1	172165-47871	KNOB ASSY	1	1						1
6	1	22417-250320	PIN, COTTER 2.5X32	1	1						
7	1	26587-040062	SCREW, M4X 6	1	1						
8	1	1C6650-44090	COLLAR, 8X12X10	1	1						
9	1	172524-45190	COLLAR, 8X12X2	1	1						
10	1	172512-45201	LINK, LEVER	1	1						
11	1	172527-45210	CABLE, LOADER LINK	2	2						
12	1	172527-45221	STAY, CABLE	1	1						
13	1	172524-45250	SPACER	1	1						
14	1	172122-46571	END, ROD	2	2						
15	1	1C6281-52310	PIN, SNAP 6	2	2						
16	1	22137-060000	WASHER, 6	2	2						
17	1	22137-080000	WASHER, 8	1	1						
18	1	22137-100000	WASHER, 10	1	1						
19	1	22217-100000	WASHER, SPRING 10	1	1						
20	1	22486-060180	PIN, H 6X 18	2	2						
21	1	26013-080352	BOLT, M8X 35	1	1						
22	1	26013-080452	BOLT, M8X 45	1	1						
23	1	26013-100252	BOLT, M10X 25	4	4						
24	1	26716-080002	NUT, M8	1	1						
25	1	26716-100002	NUT, M10	1	1						
26	1	172524-45511	LEVER ASSY, CAM LOCK	1	1						
27	1	172524-45550	ROD, LOCK LEVER	1	1						
28	1	172524-45560	KNOB	1	1						
29	1	172524-45580	SPRING	1	1						
30	1	172527-45580	JOINT ASSY	1	1						
31	1	1C6281-52320	PIN, SNAP 8	2	2						
32	1	22137-080000	WASHER, 8	2	2						
33	1	22487-080600	PIN 8X 60	1	1						
34	1	26716-080002	NUT, M8	2	2						
35	1	933171-21700	PIN (B), SPOOL LINK	1	1						

Remarks
 (1)A KNOB WITH A BUILT-IN HORN SWITCH.

Fig.27. LIFT ARM LOCK

(A)=V3-5A(US)
 (B)=V3-5B(US)
 (C)=

(D)=
 (E)=
 (F)=

No.	Lev.	Parts No.	Description	Q'ty						I	R
				(A)	(B)	(C)	(D)	(E)	(F)		
1	1	172527-45860	PIN ASSY,ARM LOCK	2	2						
2	1	172527-45870	LOCK, LIFT ARM	1	1						
3	1	22360-100000	PIN, SNAP 10	2	2						

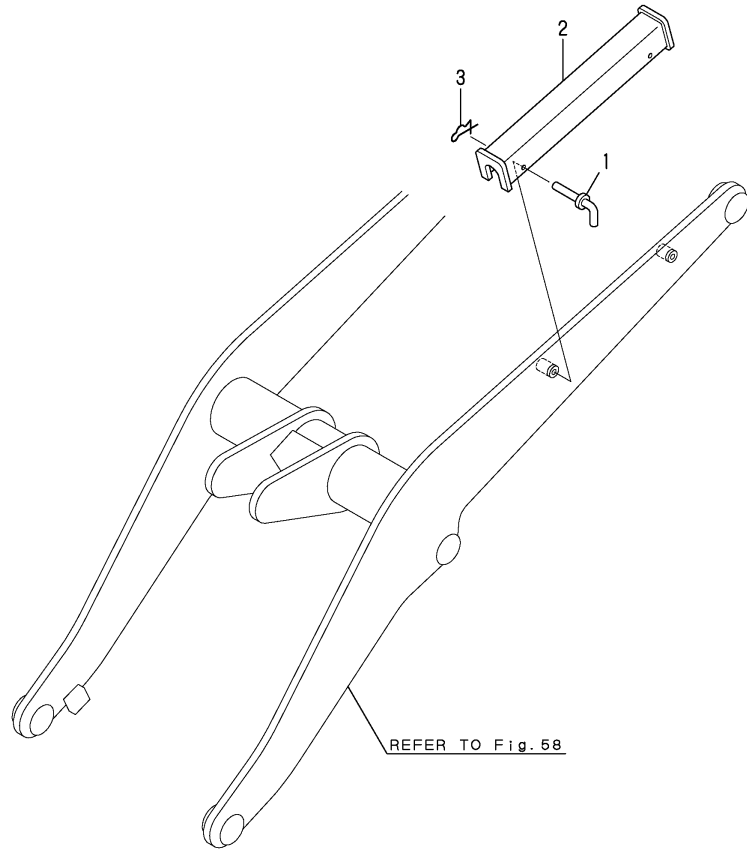
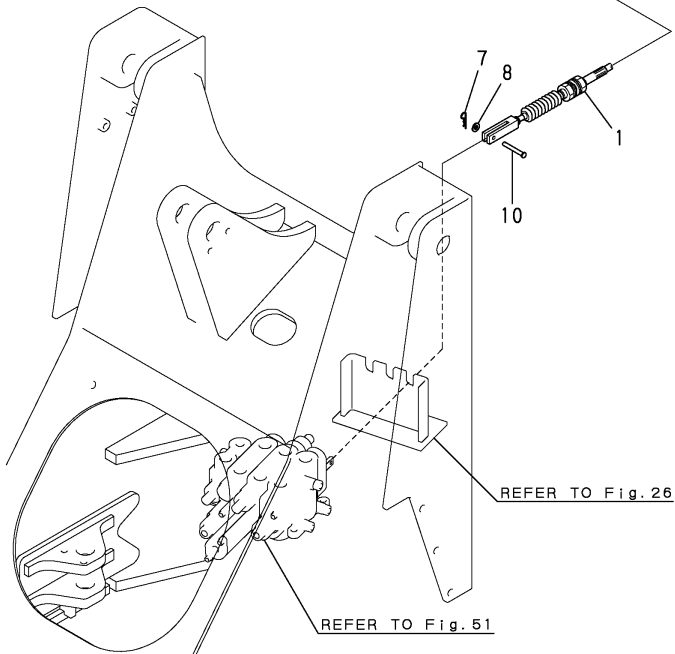
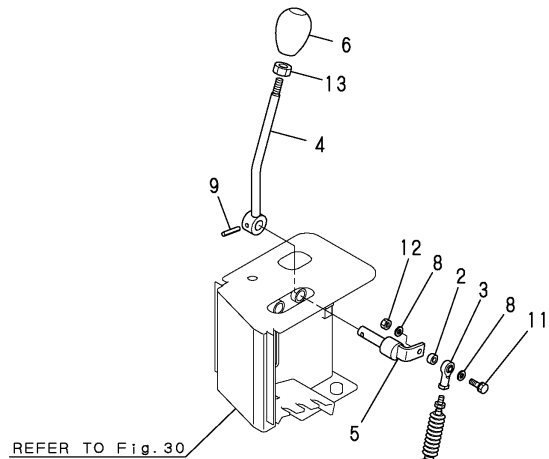


Fig.28. 3RD VALVE CONTROL

(A)=V3-5A(US)
 (B)=V3-5B(US)
 (C)=

(D)=
 (E)=
 (F)=

No.	Lev.	Parts No.	Description	Q'ty						I	R
				(A)	(B)	(C)	(D)	(E)	(F)		
1	1	172527-45210	CABLE, LOADER LINK	1	1						
2	1	172524-45250	SPACER	1	1						
3	1	172122-46571	END, ROD	1	1						
4	1	172527-46110	LEVER ASSY, 3RD	1	1						
5	1	172527-46140	PIN, LEVER ASSY	1	1						
6	1	172312-46321	KNOB	1	1						
7	1	1C6281-52310	PIN, SNAP 6	1	1						
8	1	22137-080000	WASHER, 8	3	3						
9	1	22351-060032	PIN, SPRING 6.0X32	1	1						
10	1	22486-060180	PIN, H 6X 18	1	1						
11	1	26013-080502	BOLT, M8X 50	1	1						
12	1	26716-080002	NUT, M8	1	1						
13	1	26756-100002	NUT, LOCK M10	1	1						

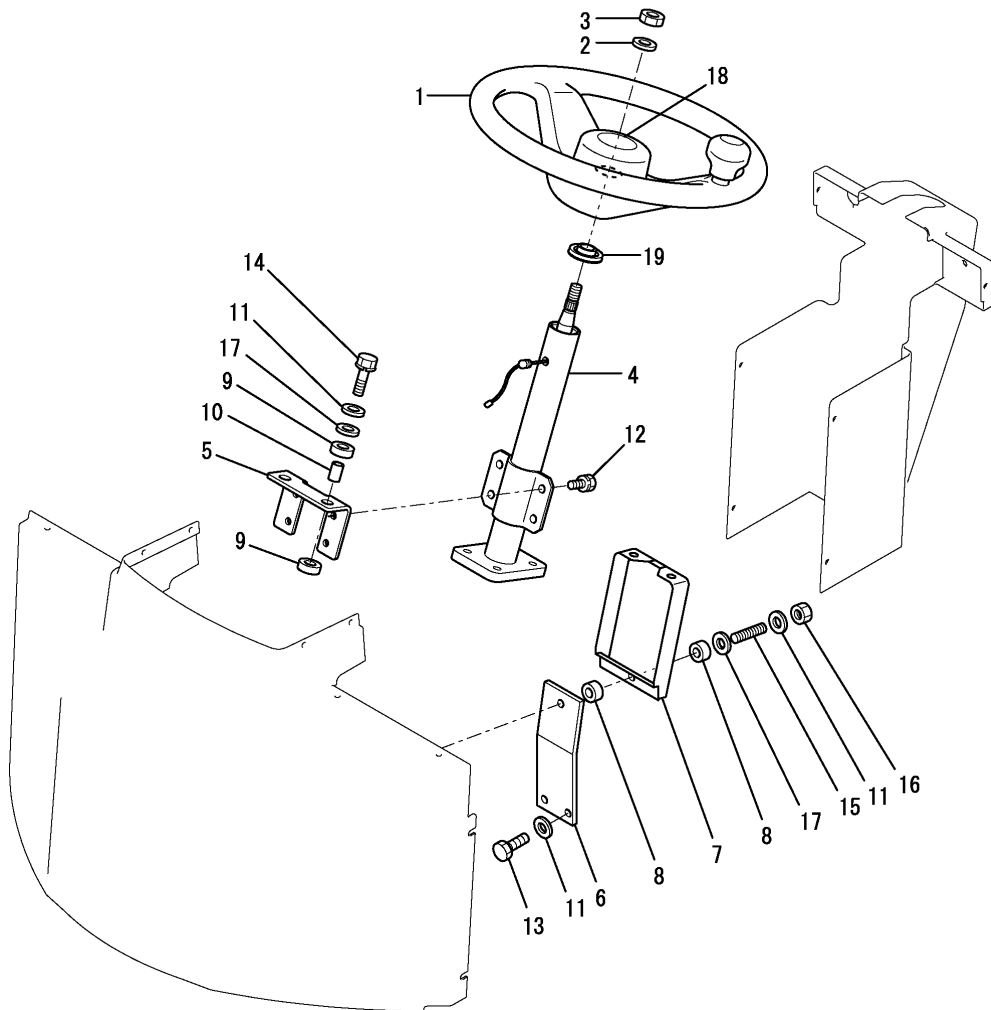
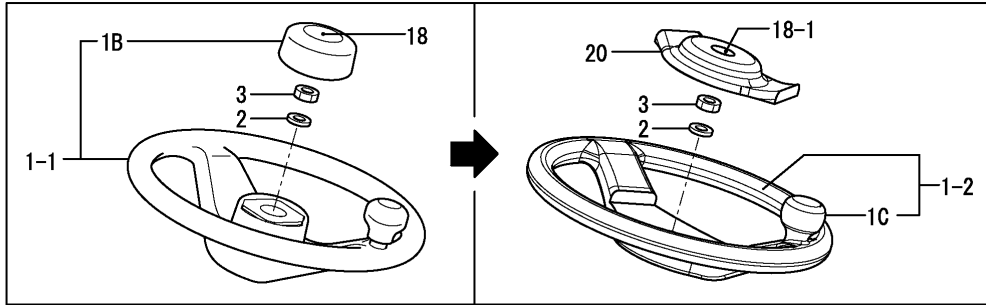


REFER TO Fig. 51

Fig.29. STEERING WHEEL & COLUMN

(A)=V3-5A(US)
(B)=V3-5B(US)
(C)=

(D)=
(E)=
(F)=



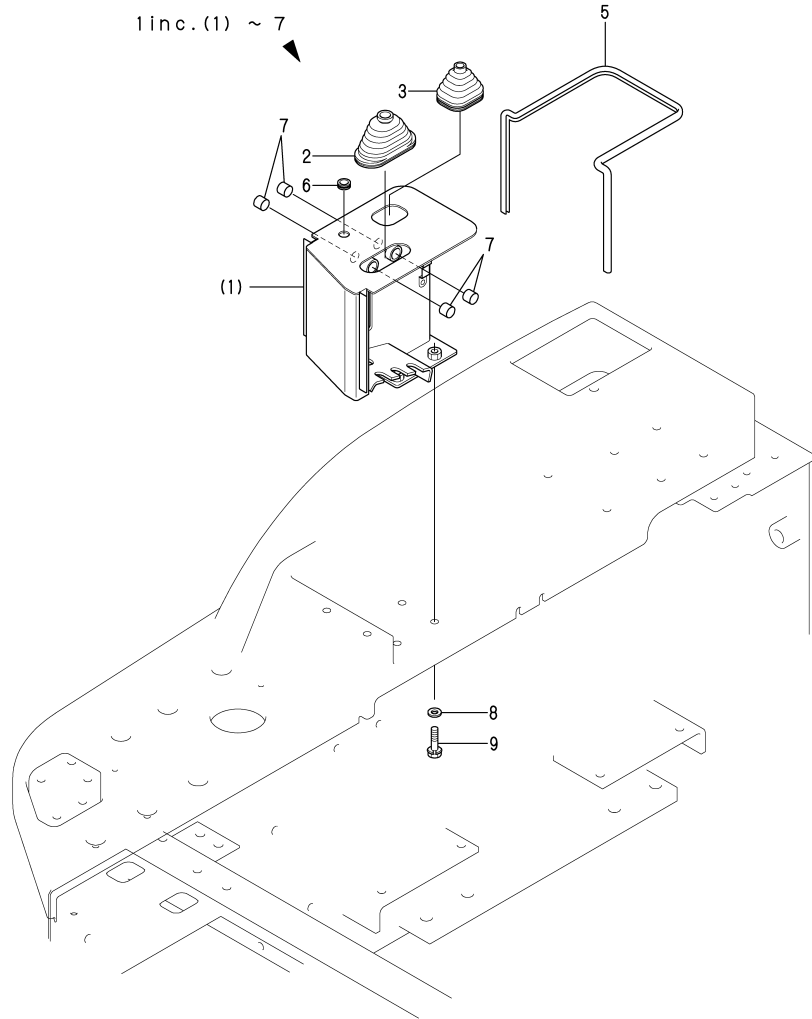
No.	Lev.	Parts No.	Description	Q'ty						I	R
				(A)	(B)	(C)	(D)	(E)	(F)		
1	1	172527-47600	HANDLE ASSY, STEER.	1	1						
1-1	1	172527-47601	HANDLE ASSY, STEER.	1	1						R
		(A=M/#54082) (B=M/#54082)									
1-2	1	172538-47600	HANDLE,STEERING	1	1						N
		(A=MZZZZZ) (B=MZZZZZ)									
1B	2	172527-47620	COVER, HORN	1	1						W
		(A=M/#54082) (B=M/#54082)									
1B-1	2	172527-47620	COVER, HORN	1	1						Z
		(A=MZZZZZ) (B=MZZZZZ)									
1C	2	172538-47630	KNOB ASSY	1	1						W
		(A=MZZZZZ) (B=MZZZZZ)									
2	1	22137-140000	WASHER, 14	1	1						
3	1	26776-140002	NUT, LOCK M14	1	1						
4	1	172527-47810	COLUMN ASSY	1	1						
5	1	172527-47910	HOLDER, COLUMN	1	1						
6	1	172527-47920	SUPPORT	1	1						
7	1	172524-47931	HOLDER, ST	1	1						
8	1	172524-47980	RUBBER	2	2						
9	1	172527-47980	RUBBER	4	4						
10	1	172527-47990	COLLAR, 11X17X25.5	2	2						
11	1	22137-100000	WASHER, 10	5	5						
12	1	26013-100202	BOLT, M10X 20	4	4						
13	1	26013-100302	BOLT, M10X 30	2	2						
14	1	26013-100502	BOLT, M10X 50	2	2						
15	1	26216-100402	STUD, M10X 40	1	1						
16	1	26716-100002	NUT, M10	1	1						
17	1	933147-03400	WASHER, BRAKE ARM	3	3						
18	1	172527-47630	SEAL, HORN	1	1						
18-1	1	172537-03100	LABEL	1	1						S
		(A=MZZZZZ) (B=MZZZZZ)									
19	1	172527-47880	CAP, COLUMN	1	1						
20	1	172538-47610	CAP, HANDLE	1	1						W
		(A=MZZZZZ) (B=MZZZZZ)									

Fig.30. CONTROL COVER

P/C NEWS No.:Y00S4531-3
PUBLISHED:2007/3

(A)=V3-5A(US)
(B)=V3-5B(US)
(C)=

(D)=
(E)=
(F)=



No.	Lev.	Parts No.	Description	Q'ty						I	R
				(A)	(B)	(C)	(D)	(E)	(F)		
1	1	172527-49600-1	STAY ASSY, LEVER	1	1						1
1-1	1	172527-49600	STAY ASSY, LEVER (B=M/#53661)		1						S 1
2	2	172141-41340	BOOT	1	1						
3	2	172520-46150	BOOT	1	1						
5	2	172458-61660	RUBBER, SEAL 930	1	1						
6	2	172162-61850	GROMMET	1	1						
7	2	24550-016150	BUSH, 16X15	4	4						
7A	1	172511-03230	LABEL	1	1						2
7B	1	172524-03290	LABEL, LEVER LOCK	1	1						2
7C	1	172527-03620	LABEL	1	1						2
8	1	194145-04810	WASHER	6	6						
9	1	26013-100352	BOLT, M10X 35	6	6						

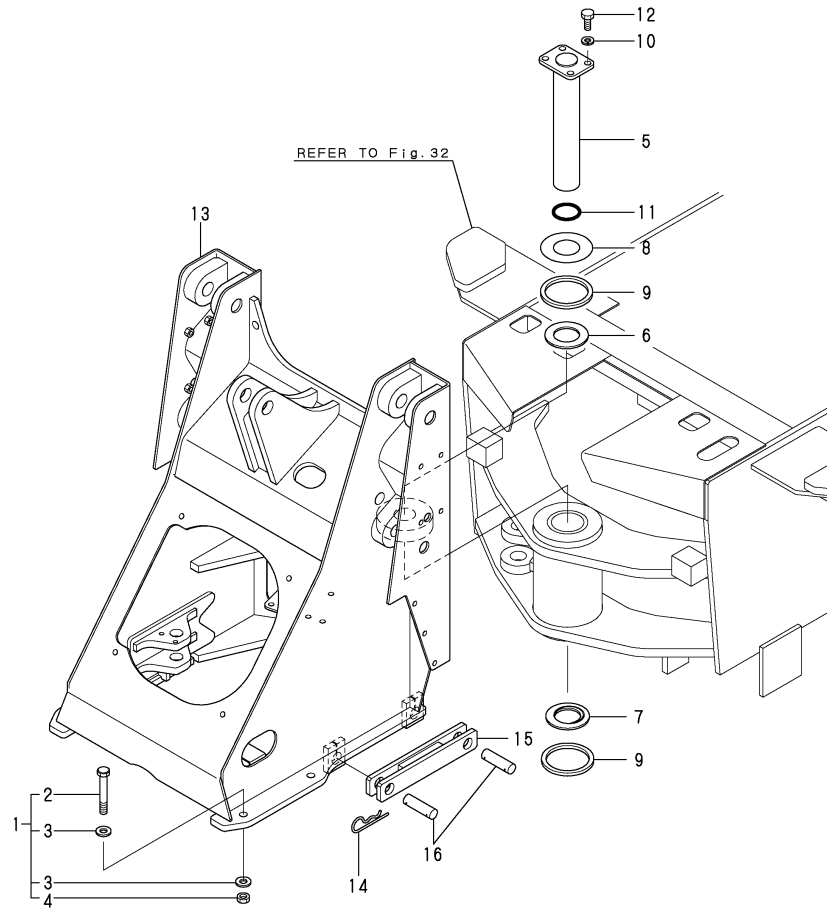
Remarks

- (1) PLEASE USE THIS PART WITH FOLLOWING LABELS AT THE SAME TIME. REF. NO. 7A, 7B & 7C.
- (2) LABELS ARE NOT ILLUSTRATED.

Fig.31. FRONT FRAME

(A)=V3-5A(US)
 (B)=V3-5B(US)
 (C)=

(D)=
 (E)=
 (F)=



No.	Lev.	Parts No.	Description	Q'ty						I	R
				(A)	(B)	(C)	(D)	(E)	(F)		
1	1	172527-52411	BOLT F SET	4	4						
2	2	172527-52421	BOLT 16X110	4	4						
3	2	172527-52431	WASHER 17X35X4.5	8	8						
4	2	172527-52451	NUT, M16	4	4						
5	1	172527-52800	PIN 60X346.5	1	1						
6	1	172524-52830	COLLAR, THRUST	1	1						
7	1	172524-52840	PLATE, THRUST	1	1						
8	1	172524-52850	SHIM	1	1						
9	1	172524-52870	GASKET	2	2						
10	1	22217-140000	WASHER, SPRING 14	4	4						
11	1	24321-000600	O-RING, 1AG60.0	1	1						
12	1	26116-140352	BOLT, M14X 35 PLATED	4	4						
13	1	172527-52101-1	FRAME ASSY, FRONT	1	1						1
13A	1	172524-03670	LABEL	1							2
13A-1	1	172524-03671	LABEL	1	1						N 2
(A=M/#53105)											
14	1	194080-75790	PIN, SNAP 28	2	2						
15	1	172527-52950	STOPPER ASSY, FRAME	1	1						
16	1	172527-52990	PIN	2	2						

Remarks

(1)PLEASE USE THIS PART WITH FOLLOW-
 ING LABELS AT THE SAME TIME.
 REF. NO. 13A.

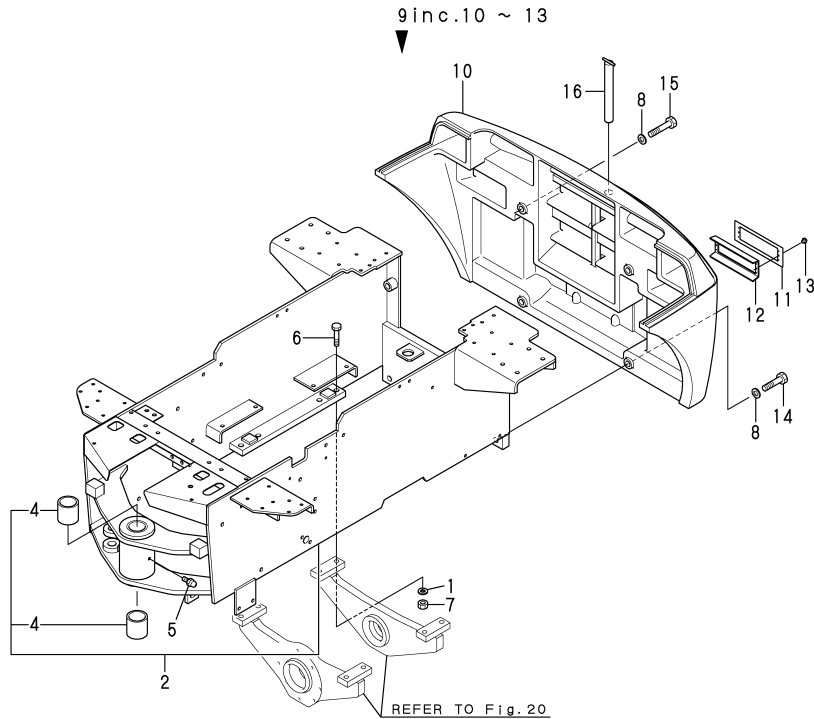
(2)LABELS ARE NOT ILLUSTRATED.

Fig.32. REAR FRAME

P/C NEWS No.:Y00S4531-3
PUBLISHED:2007/3

(A)=V3-5A(US)
(B)=V3-5B(US)
(C)=

(D)=
(E)=
(F)=



No.	Lev.	Parts No.	Description	Q'ty						I	R
				(A)	(B)	(C)	(D)	(E)	(F)		
1	1	172527-52431	WASHER 17X35X4.5	8	8						
2	1	172527-52060	FRAME, REAR	1	1						1
2-1	1	172527-52060-1	FRAME, REAR		1						S 1
(B=M/#53661)											
4	2	172524-33521	BUSH	2	2						
4A	1	172524-03630	LABEL	2							2
4A-1	1	172524-03631	LABEL	2	2						N 2
(A=M/#53105)											
5	1	24764-020000	NIPPLE, GREASE R1/8	1	1						
6	1	172527-52920	BOLT 16X75	8	8						
7	1	172527-52451	NUT, M16	8	8						
8	1	172520-31210	WASHER	4	4						
9	1	172528-53300-1	WEIGHT ASSY, COUNTER	1	1						
9-1	1	172528-53300-2	WEIGHT ASSY, COUNTER		1						S
(B=M/#53661)											
10	2	172528-53310-1	WEIGHT, COUNTER	1	1						
10-1	2	172528-53310-2	WEIGHT, COUNTER		1						S
(B=M/#53661)											
11	2	172527-53350	PLATE, LAMP	2	2						
12	2	172527-53361	HOLDER ASSY, LAMP	2	2						
13	2	22695-320641	RIVET, 3.2X 6.4	8	8						
14	1	26116-200852	BOLT, M20X 85 PLATED	2	2						
15	1	26116-201002	BOLT, M20X100 PLATED	2	2						
16	1	172527-53550	PIN ASSY, HITCH	1	1						

Remarks

(1)PLEASE USE THIS PART WITH FOLLOWING LABELS AT THE SAME TIME.
REF. NO. 4A.

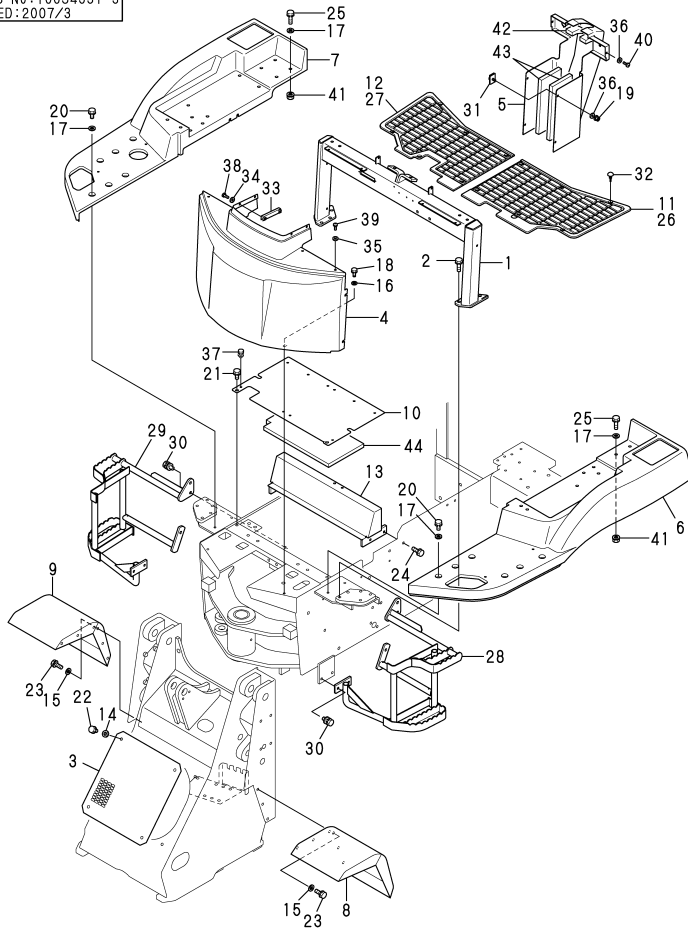
(2)LABELS ARE NOT ILLUSTRATED.

Fig.33. OPERATION FRAME & COVER

(A)=V3-5A(US)
(B)=V3-5B(US)
(C)=

(D)=
(E)=
(F)=

P/C NEWS No:Y00S4531-3
PUBLISHED:2007/3



Remarks

- (1) PLEASE USE THIS PART WITH FOLLOWING LABELS AT THE SAME TIME. REF. NO. 1A & 1B
- (2) PLEASE USE THIS PART WITH FOLLOWING LABELS AT THE SAME TIME. REF. NO. 4A.
- (3) PLEASE USE THIS PART WITH FOLLOWING LABELS AT THE SAME TIME. REF. NO. 5A, 5B, 5C.
- (4) PLEASE USE THIS PART WITH FOLLOWING LABELS AT THE SAME TIME. REF. NO. 6A.
- (5) PLEASE USE THIS PART WITH FOLLOWING LABELS AT THE SAME TIME. REF. NO. 7A.
- (6) LABELS ARE NOT ILLUSTRATED.
- (7) ROPS CABIN SPEC.

Remarks

- (4)PLEASE USE THIS PART WITH FOLLOWING LABELS AT THE SAME TIME. REF. NO. 6A.
- (5)PLEASE USE THIS PART WITH FOLLOWING LABELS AT THE SAME TIME. REF. NO. 7A.
- (6)LABELS ARE NOT ILLUSTRATED.
- (7)ROPS CABIN SPEC.

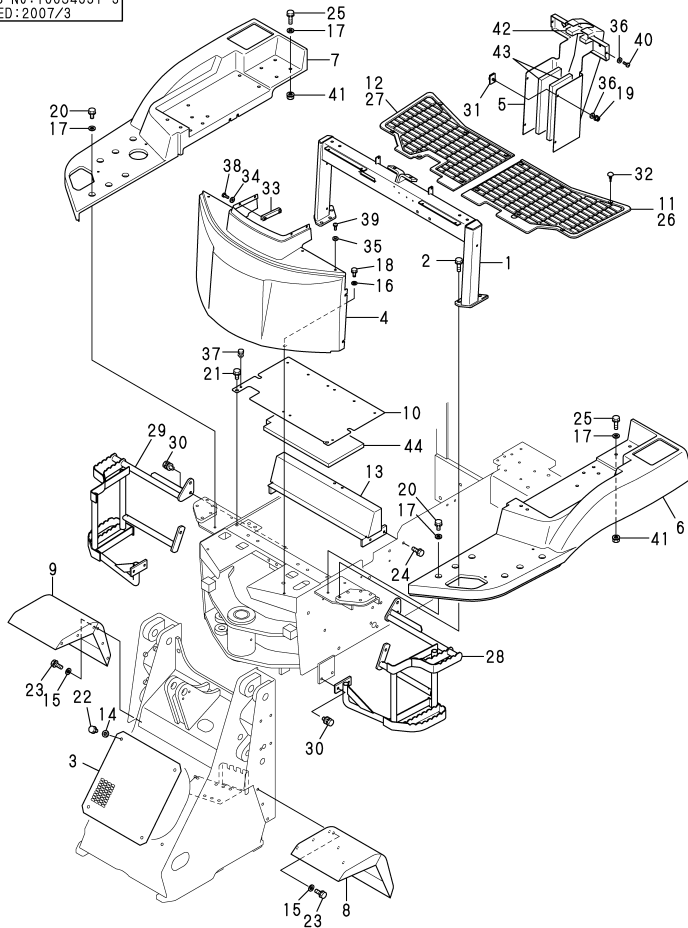
No.	Lev.	Parts No.	Description	(A)	(B)	(C)	(D)	(E)	(F)	Q'ty	I	R
1	1	172527-55510-1	FRAME ASSY, OPERATOR	1	1							1
1-1	1	172527-55510-2	FRAME ASSY, OPERATOR		1						S	1
(B=M/#53661)												
1A	1	172437-03300	LABEL, MANUAL	1								6
1A-1	1	172437-03301	LABEL, MANUAL US	1	1						N	6
(A=M/#53085)												
1B	1	172527-03610	LABEL	1	1							6
2	1	26013-100502	BOLT, M10X 50	6	6							
3	1	172527-61120-1	COVER	1	1							
4	1	172527-61340	COVER, OPERATOR	1	1							2
4-1	1	172527-61340-1	COVER, OPERATOR		1						S	2
(B=M/#53661)												
4A	1	172524-03660	LABEL	1							Z	6
(A=M/#53105)												
5	1	172527-61410	COVER, COLUMN	1	1							3
5A	1	172524-03620	LABEL	1								6
5A-1	1	172524-03621	LABEL	1	1						N	6
(A=M/#53105)												
5B	1	172141-03360	LABEL, START SWITCH	1	1							6
5C	1	172527-03630	LABEL	1	1							6
6	1	172527-61350	FENDER, REAR	1	1							4
6A	1	172437-03500	LABEL, FUEL	1								6
6A-1	1	172437-03501	LABEL, FUEL	1	1						N	6
(A=M/#53085)												
7	1	172527-61360	FENDER, REAR	1	1							5
7A	1	172437-03321	LABEL, HYD. OIL TANK	1								6
7A-1	1	172437-03322	LABEL, RESEVOIR	1	1						N	6
(A=M/#53085)												
8	1	172527-61710-1	FENDER	1	1							
9	1	172527-61720-1	FENDER	1	1							
10	1	172527-61810-1	FLOOR	1	1							
10-1	1	172527-61810-4	FLOOR		1						S	
(B=M/#53661)												
11	1	172527-61850	FLOOR MAT L	1	1							
12	1	172527-61860	FLOOR MAT R	1	1							
13	1	172527-61540-1	MEMBER ASSY, CROSS	1	1							
14	1	22137-100000	WASHER, 10	4	4							
15	1	22137-100000	WASHER, 10	6	6							
16	1	22157-080000	WASHER, 8	6	6							
17	1	22157-100000	WASHER, 10	20	20							
18	1	26013-080202	BOLT, M8X 20	6	6							
19	1	194990-22130	NUT, M6	4	4							
20	1	26013-100202	BOLT, M10X 20	12	12							
21	1	26013-100202	BOLT, M10X 20	2	2							
22	1	26013-100202	BOLT, M10X 20	4	4							
23	1	26013-100252	BOLT, M10X 25	6	6							
24	1	26013-100302	BOLT, M10X 30	4	4							
25	1	26013-100452	BOLT, M10X 45	8	8							
26	1	172527-61880	FLOOR MAT L CAB	1	1							7
27	1	172527-61890	FLOOR MAT R CAB	1	1							7
28	1	172527-62050	STEP	1	1							

Fig.33. OPERATION FRAME & COVER

(A)=V3-5A(US)
(B)=V3-5B(US)
(C)=

(D)=
(E)=
(F)=

P/C NEWS No.:Y00S4531-3
PUBLISHED:2007/3



Remarks
 (1) PLEASE USE THIS PART WITH FOLLOWING LABELS AT THE SAME TIME. REF. NO. 1A & 1B.
 (2) PLEASE USE THIS PART WITH FOLLOWING LABELS AT THE SAME TIME. REF. NO. 4A.
 (3) PLEASE USE THIS PART WITH FOLLOWING LABELS AT THE SAME TIME. REF. NO. 5A, 5B, 5C.
 (4) PLEASE USE THIS PART WITH FOLLOWING LABELS AT THE SAME TIME. REF. NO. 6A.
 (5) PLEASE USE THIS PART WITH FOLLOWING LABELS AT THE SAME TIME. REF. NO. 7A.
 (6) LABELS ARE NOT ILLUSTRATED.
 (7) ROPS CABIN SPEC.

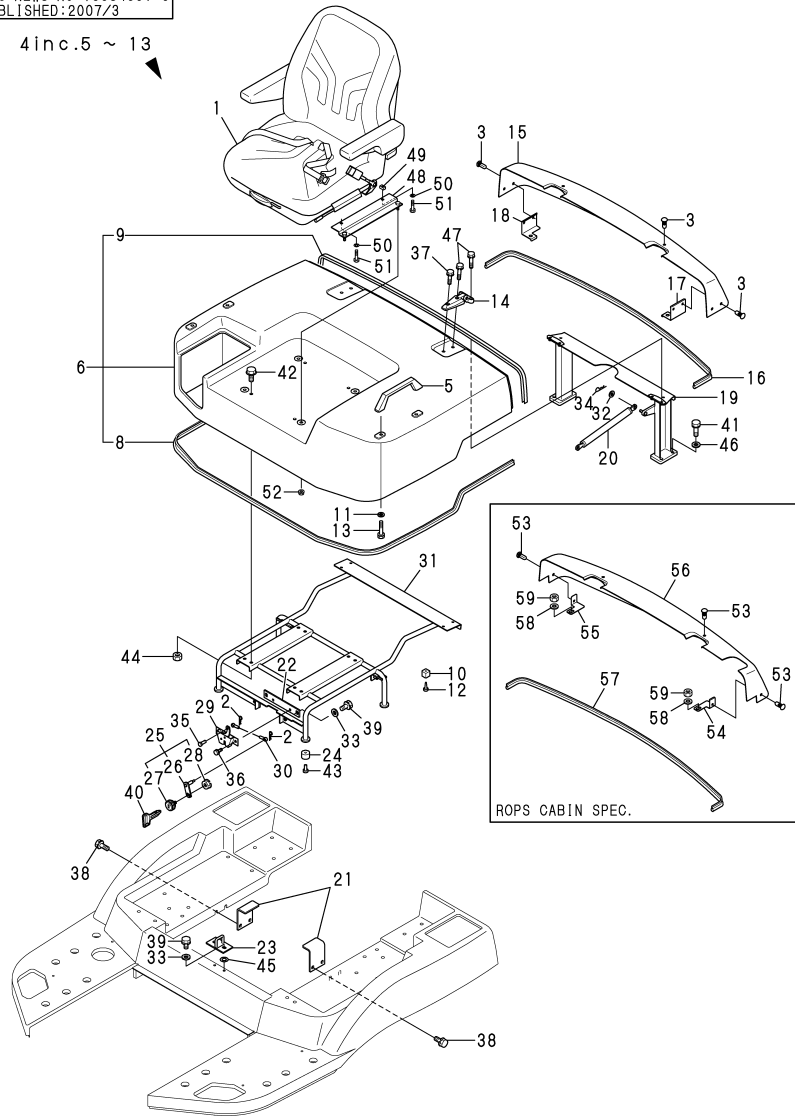
Remarks
 (4)PLEASE USE THIS PART WITH FOLLOWING LABELS AT THE SAME TIME. REF. NO. 6A.
 (5)PLEASE USE THIS PART WITH FOLLOWING LABELS AT THE SAME TIME. REF. NO. 7A.
 (6)LABELS ARE NOT ILLUSTRATED.
 (7)ROPS CABIN SPEC.

No.	Lev.	Parts No.	Description	Q'ty						I	R
				(A)	(B)	(C)	(D)	(E)	(F)		
28-1	1	172527-62050-1 (B=M/#53661)	STEP		1						S
29	1	172527-62060	STEP		1	1					
29-1	1	172527-62060-1 (B=M/#53661)	STEP			1					S
30	1	26014-100302	BOLT, M10X 30	10	10						
31	1	172527-61421	CLAMP ASSY, COLUMN	4	4						
32	1	172527-61980	CLIP	12	12						
33	1	172524-63151	CLAMP ASSY, VISOR	2	2						
34	1	22157-060000	WASHER, 6	4	4						
35	1	22157-060000	WASHER, 6	4	4						
36	1	1A1040-63400	WASHER, 6.4X16X1.6	6	6						
37	1	26014-060162	BOLT, M6X 16	2	2						
38	1	26022-060162	SCREW, M6X16	4	4						
39	1	26022-060162	SCREW, M6X16	4	4						
40	1	26022-060162	SCREW, M6X16	2	2						
41	1	26366-100002	NUT, M10	8	8						
42	1	172527-63750	SOUND-PROOF CC-M-20	1	1						
43	1	172527-63760	SOUND-PROOF CC-S-20	2	2						
44	1	172527-63770	SOUND-PROOF FLR-20	1	1						

Fig.34. SEAT & BONNET

P/C NEWS No.:Y00S4531-3
PUBLISHED:2007/3

4inc.5 ~ 13



Remarks

- (1)PLEASE USE THIS PART WITH FOLLOW-
ING LABELS AT THE SAME TIME.
REF. NO. 13A - 13G.
- (2)LABELS ARE NOT ILLUSTRATED.
- (3)SELECT PART.
- (4)ROPS CABIN SPEC.

(A)=V3-5A(US)
(B)=V3-5B(US)
(C)=

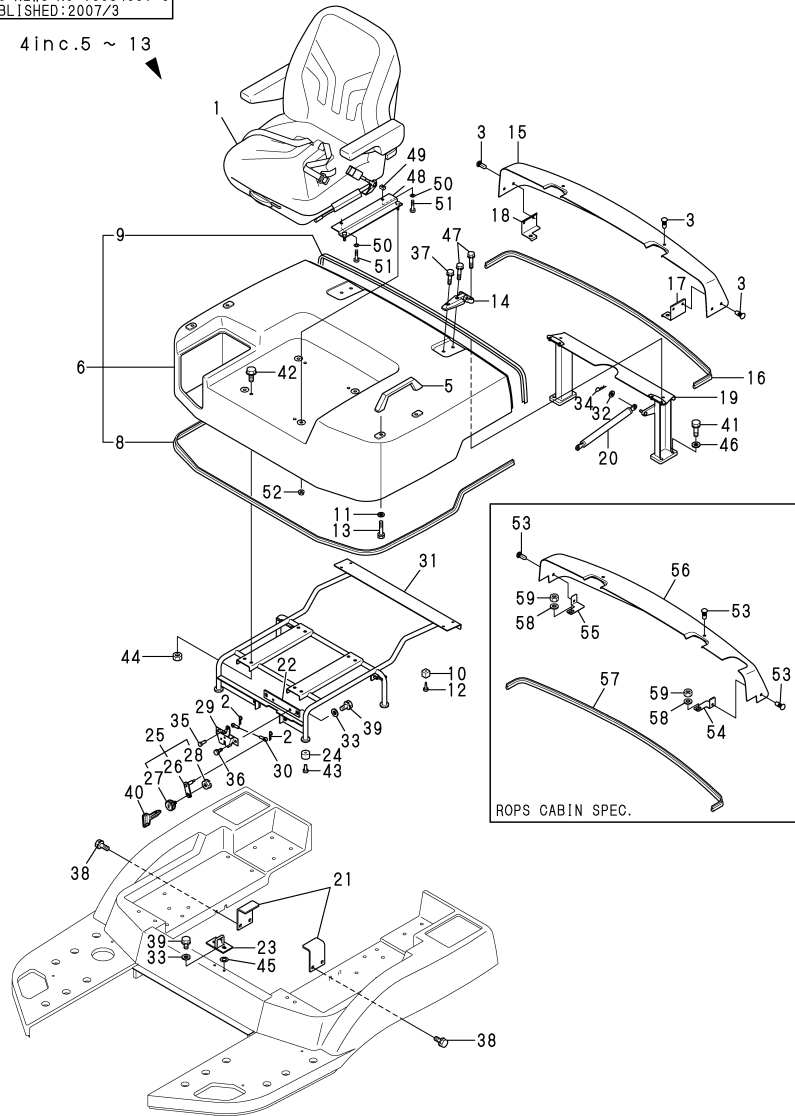
(D)=
(E)=
(F)=

No.	Lev.	Parts No.	Description	(A)	(B)	(C)	(D)	(E)	(F)	Q'ty	I	R
1	1	172527-64310	SEAT ASSY	1	1							
2	1	1C6281-52310	PIN, SNAP 6	2	2							
3	1	172527-61990	FASTENER	6	6							
4	1	172527-65100-1	BONNET ASSY	1	1							1
4-1	1	172527-65100	BONNET ASSY (B=M/#53661)		1						S	1
5	2	198220-62410	BAR, ASSIST	2	2							
6	2	172527-65120-1	BONNET ASSY, W/PAD	1	1							
6-1	2	172527-65120	BONNET ASSY, W/PAD (B=M/#53661)		1							S
8	3	172527-65130	SEAL, BONNET	1	1							
9	3	172527-65140	SEAL, BONNET	1	1							
10	2	172524-65140	RUBBER	4	4							
11	2	22137-080000	WASHER, 8	4	4							
12	2	22857-500160	SCREW, 5X16	4	4							
13	2	26013-080302	BOLT, M8X 30	4	4							
13A	1	172437-03360	LABEL,BATTERY	1								2
13A-1	1	172437-03361	LABEL, BATTERY	1	1							N 2
		(A=M/#53085)										
13B	1	172524-03470	LABEL	1								2
13B-1	1	172524-03471	LABEL	1	1							N 2
		(A=M/#53105)										
13C	1	172524-03640	LABEL	1								2
13C-1	1	172524-03641	LABEL	1	1							N 2
		(A=M/#53105)										
13D	1	172524-03770	LABEL	1	1							2
13E	1	172527-03780	LABEL,SPECIFICATION	1								2
13E-1	1	172527-03781	LABEL, SPECIFICATION	1								N 2
		(A=M/#53068)										
13F	1	172534-03700	LABEL,SPECIFICATION		1							2
13G	1	172437-03401	LABEL (ENG COVER US	1								2
13G-1	1	172437-03402	LABEL, ENGINE COVER	1	1							N 2
		(A=M/#53085)										
14	1	172520-65151	HINGE	2	2							
15	1	172527-65150-1	COVER	1	1							
15-1	1	172527-65150	COVER		1							S
		(B=M/#53661)										
16	1	172527-65170	SEAL, COVER	1	1							
17	1	172527-65181	BRACKET L,REAR COVER	1	1							
18	1	172527-65191	BRACKET R,REAR COVER	1	1							
19	1	172527-65211	STAY ASSY, HINGE	1	1							
19-1	1	172527-65211-1	STAY ASSY, HINGE		1							S
		(B=M/#53661)										
20	1	172527-65970	SPRING, GAS	1	1							
21	1	172527-65312	STAY, BONNET	2	2							
22	1	172527-65351	PLATE ASSY, ROCK	1	1							
23	1	172527-65361	PLATE ASSY, CATCH	1	1							
24	1	172524-65670	CUSHION, RUBBER	4	4							
25	1	172524-65700	KEY ASSY, CYLINDER	1	1							
26	2	172524-65711	PLATE ASSY, KEY	1	1							
27	2	172164-66170	KEY ASSY, CYLINDER	1	1							

Fig.34. SEAT & BONNET

P/C NEWS No.:Y00S4531-3
PUBLISHED:2007/3

4inc.5 ~ 13



(A)=V3-5A(US)
(B)=V3-5B(US)
(C)=

(D)=
(E)=
(F)=

No.	Lev.	Parts No.	Description	Q'ty						I	R
				(A)	(B)	(C)	(D)	(E)	(F)		
28	2	26346-100002	NUT, M10	1	1						
29	1	172527-65730	ROCK, BONNET	1	1						
30	1	172527-65750	WIRE, BONNET	1	1						
31	1	172527-65811	FRAME, BONNET	1	1						
32	1	22137-080000	WASHER, 8	2	2						
33	1	22137-100000	WASHER, 10	4	4						
34	1	22360-080000	SNAP PIN 8	2	2						
35	1	22487-060160	PIN, H 6X 16	1	1						
36	1	26013-080162	BOLT, M8X 16	2	2						
37	1	26014-080302	BOLT, M8X 30	2	2						
38	1	26013-080352	BOLT, M8X 35	4	4						
39	1	26013-100252	BOLT, M10X 25	4	4						
40	1	933110-07101	KEY	1	1						
41	1	26013-100302	BOLT, M10X 30	4	4						
42	1	26014-080252	BOLT, M8X 25	4	4						
43	1	26023-060162	SCREW, M6X16	4	4						
44	1	26366-080002	NUT, M8	4	4						
45	1	172527-65370	SHIM	1	1						3
46	1	22137-100000	WASHER, 10	4	4						
47	1	26014-080352	BOLT, M8X 35	6	6						
48	1	172527-64330	SEAT BRACKET ASSY,US	2	2						
49	1	172527-64350	PLATE	2	2						
50	1	22137-080000	WASHER, 8	4	4						
51	1	26013-080162	BOLT, M8X 16	4	4						
52	1	26366-080002	NUT, M8	4	4						
53	1	172527-61990	FASTENER	4	4						4
54	1	172527-65610	STAY, COVER	1	1						4
55	1	172527-65620	STAY, COVER	1	1						4
56	1	172527-65930	COVER	1	1						4
56-1	1	172527-65930-1	COVER		1						S 4
(B=M/#53661)											
57	1	172527-65940	SEAL	1	1						4
58	1	22137-120000	WASHER, 12	2	2						4
59	1	26756-120002	NUT, LOCK M12	2	2						4

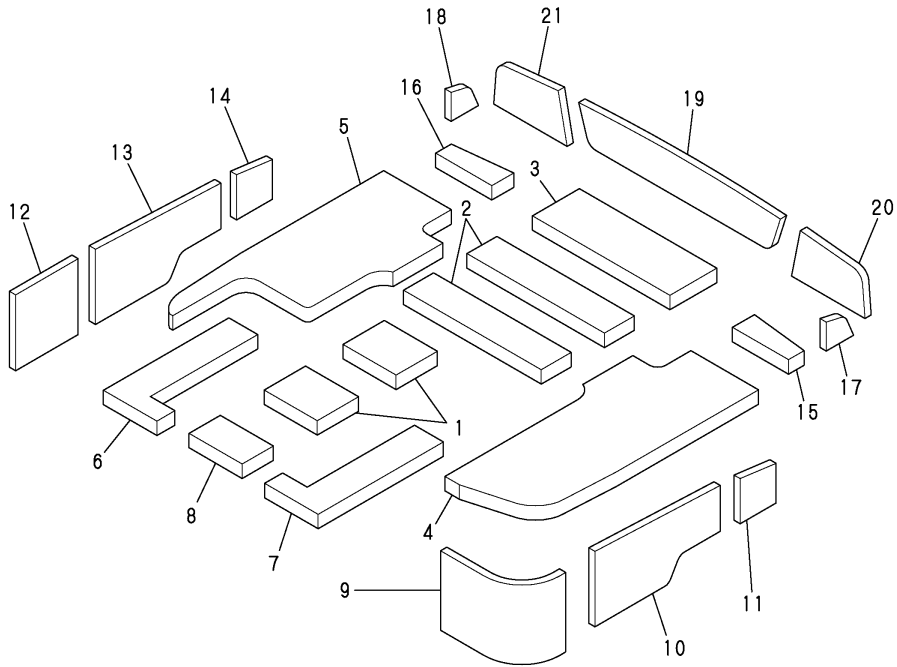
Remarks

- (1)PLEASE USE THIS PART WITH FOLLOWING LABELS AT THE SAME TIME. REF. NO. 13A - 13G.
- (2)LABELS ARE NOT ILLUSTRATED.
- (3)SELECT PART.
- (4)ROPS CABIN SPEC.

Fig.35. BONNET SOUNDPROOF MATERIAL

(A)=V3-5A(US)
 (B)=V3-5B(US)
 (C)=

(D)=
 (E)=
 (F)=

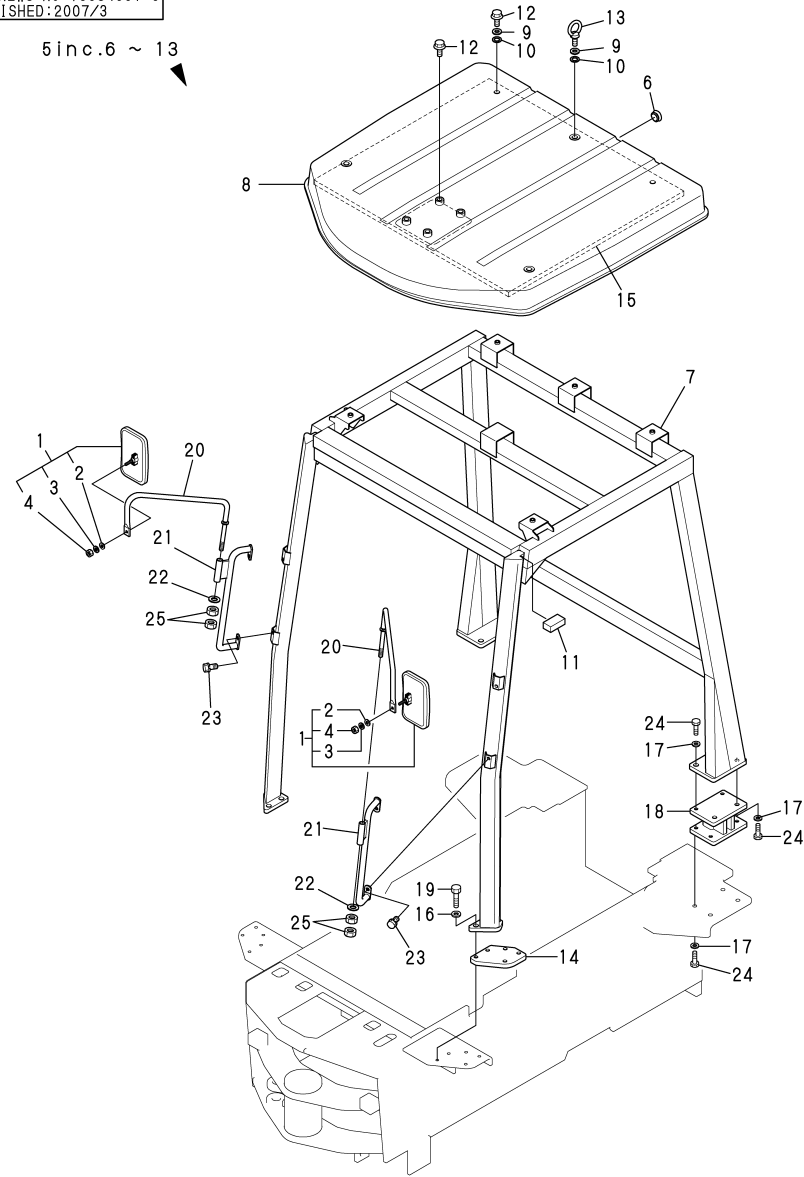


No.	Lev.	Parts No.	Description	Q'ty						I	R
				(A)	(B)	(C)	(D)	(E)	(F)		
1	1	172527-63510	SOUNDPROOFBNT-UC1-20	2	2						
2	1	172527-63520	SOUNDPROOFBNT-UC2-40	2	2						
3	1	172527-63530	SOUNDPROOFBNT-UC3-20	1	1						
4	1	172527-63540	SOUNDPROOFBNT-UL1-20	1	1						
5	1	172527-63550	SOUNDPROOFBNT-UR-20	1	1						
6	1	172527-63560	SOUNDPROOFBNT-UCL-20	1	1						
7	1	172527-63570	SOUNDPROOFBNT-UCR-20	1	1						
8	1	172527-63580	SOUNDPROOFBNT-UCF-20	1	1						
9	1	172527-63590	SOUNDPROOF BNT-LF-20	1	1						
10	1	172527-63610	SOUNDPROOF BNT-LC-20	1	1						
11	1	172527-63620	SOUNDPROOF BNT-LR-20	1	1						
12	1	172527-63630	SOUNDPROOF BNT-RF-20	1	1						
13	1	172527-63640	SOUNDPROOFBNT-RC-20	1	1						
14	1	172527-63650	SOUNDPROOFBNT-RR-20	1	1						
15	1	172527-63660	SOUNDPROOF RC-UL-20	1	1						
16	1	172527-63670	SOUNDPROOF RC-UR-20	1	1						
17	1	172527-63680	SOUNDPROOF RC-LS-20	1	1						
18	1	172527-63690	SOUNDPROOF RC-RS-20	1	1						
19	1	172527-63710	SOUNDPROOF RC-R-20	1	1						
20	1	172527-63720	SOUNDPROOF RC-RL-20	1	1						
21	1	172527-63730	SOUNDPROOF RC-RR-20	1	1						

Fig.37. ROPS CANOPY

P/C NEWS No.:Y00S4531-3
PUBLISHED:2007/3

5 inc.6 ~ 13



(A)=V3-5A(US)
(B)=V3-5B(US)
(C)=

(D)=
(E)=
(F)=

No.	Lev.	Parts No.	Description	Q'ty						I	R
				(A)	(B)	(C)	(D)	(E)	(F)		
1	1	172524-06900	MIRROR	2	2						
2	2	22137-080000	WASHER, 8	2	2						
3	2	22217-080000	WASHER, SPRING 8	2	2						
4	2	26716-080002	NUT, M8	2	2						
5	1	172527-67100	CANOPY, ROPS	1							1
5-1	1	172527-67101	CANOPY, ROPS	1	1						R 1
(A=M/#53164)											
6	2	172527-17830	CAP	1	1						
7	2	172527-67130	CANOPY, ROPS	1							
7-1	2	172527-67131	CANOPY, ROPS	1	1						R
(A=M/#53164)											
8	2	172527-67140	ROOF	1							
8-1	2	172527-68512	ROOF ASSY(YELLOW:2J)	1	1						R
(A=M/#53164)											
9	2	172524-68710	WASHER	5	5						
10	2	172524-68720	SEAL	10	10						
11	2	172527-69280	SEAL	2	2						
12	2	172527-69630	BOLT	6	6						
13	2	26617-080002	BOLT, EYE M8	3	3						
13A	1	172437-03440	LABEL,ROPS	1							2
13A-1	1	172437-03441	LABEL, ROPS	1	1						N 2
(A=M/#53085)											
14	1	172527-54230	PLATE	2	2						
15	1	172527-62850	SEAL	1	1						
16	1	172527-67110	WASHER	4	4						
17	1	172527-67120	WASHER	16	16						
18	1	172527-67150	BASE	2							
18-1	1	172527-67151	BASE ASSY, ROPS	2	2						R
(A=M/#53164)											
19	1	26076-100502	BOLT, 10.910X 50	4	4						
20	1	172527-68671-1	STAY ASSY, MIRROR	2	2						
20-1	1	172527-68671-2	STAY ASSY, MIRROR		2						S
(B=M/#53661)											
21	1	172524-69411-1	GRIP ASSY, CABIN	2	2						
21-1	1	172524-69411-2	GRIP ASSY, CABIN		2						S
(B=M/#53661)											
22	1	22137-140000	WASHER, 14	2	2						
23	1	26013-100202	BOLT, M10X 20	4	4						
24	1	26076-120402	BOLT, 10.912X 40	16	16						
25	1	26736-140002	NUT, M14	4	4						

Remarks

(1)PLEASE USE THIS PART WITH FOLLOWING LABELS AT THE SAME TIME.
REF. NO. 13A.

(2)LABELS ARE NOT ILLUSTRATED.

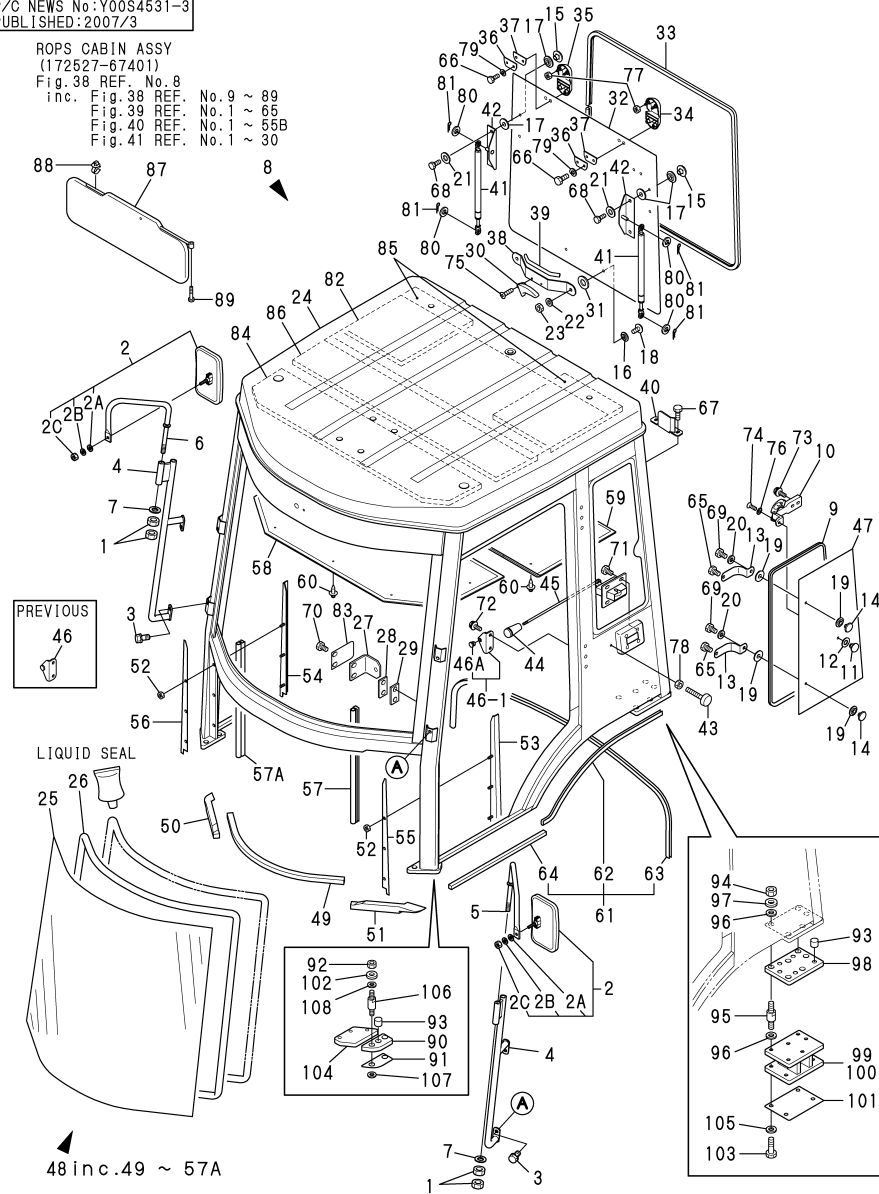
Fig.38. ROPS CABIN

(A)=V3-5A(US)
(B)=V3-5B(US)
(C)=

(D)=
(E)=
(F)=

P/C NEWS No.:Y00S4531-3
PUBLISHED:2007/3

ROPS CABIN ASSY
(172527-67401)
Fig.38 REF. No.8
inc. Fig.39 REF. No.9 ~ 89
Fig.40 REF. No.1 ~ 65
Fig.41 REF. No.1 ~ 55B
Fig.42 REF. No.1 ~ 30



No.	Lev.	Parts No.	Description	Q'ty						I	R
				(A)	(B)	(C)	(D)	(E)	(F)		
1	1	26736-140002	NUT, M14	4	4						
2	1	172524-06900	MIRROR	2	2						
2A	2	22137-080000	WASHER, 8	2	2						
2B	2	22217-080000	WASHER, SPRING 8	2	2						
2C	2	26716-080002	NUT, M8	2	2						
3	1	26013-100202	BOLT, M10X 20	4	4						
4	1	172527-67510	GRIP	2	2						
4-1	1	172527-67510-1 (B=M/#53661)	GRIP		2						S
5	1	172527-67010	STAY, MIRROR	1	1						
5-1	1	172527-67010-1 (B=M/#53661)	STAY, MIRROR		1						S
6	1	172527-67030	STAY, MIRROR	1	1						
6-1	1	172527-67030-1 (B=M/#53661)	STAY, MIRROR		1						S
7	1	22137-140000	WASHER, 14	2	2						
8	1	172527-67400	CABIN, ROPS	1							1
8-1	1	172527-67401	CABIN, ROPS	1	1						S 1
(A=M/#53172)											
9	2	172527-68220	TRIM	2	2						
10	2	172527-68230	HANDLE	2	2						
11	2	172527-68240	RETAINER	2	2						
12	2	172527-68251	CUSHION	2	2						
13	2	172527-68260	SPRING	4	4						
14	2	172527-68270	RETAINER	4	4						
15	2	172527-68270	RETAINER	4	4						
16	2	172527-68251	CUSHION	2	2						
17	2	172527-68280	CUSHION	8	8						
18	2	172527-68870	BOLT	2	2						
19	2	172527-68280	CUSHION	8	8						
20	2	172527-68290	WASHER	4	4						
21	2	172527-68290	WASHER	4	4						
22	2	172527-69830	WASHER	2	2						
23	2	172527-69570	NUT	2	2						
24	2	172527-67490	ROPS CABIN	1							
24-1	2	172527-67491	ROPS CABIN BODY	1	1						R
(A=M/#53172)											
25	2	172527-67170	GLASS	1	1						
26	2	172527-68430	RUBBER	1	1						
27	2	172527-68450	STRIKER	2	2						
28	2	172527-67530	SHIM	2							
28-1	2	172527-68460	PLATE	2	2						R
(A=M/#53172)											
29	2	172527-67540	SHIM	6							
29-1	2	172527-68470	PLATE	6	6						R
(A=M/#53172)											
30	2	172527-68480	HANDLE	1	1						
31	2	172527-68491	CUSHION	2	2						
32	2	172527-67190	GLASS	1							
32-1	2	172528-67050	GLASS	1	1						S
(A=M/#53172)											

Remarks
(1)PLEASE USE THIS PART WITH FOLLOW-
ING LABELS AT THE SAME TIME.
REF. NO.89A.
(2)LABELS ARE NOT ILLUSTRATED.

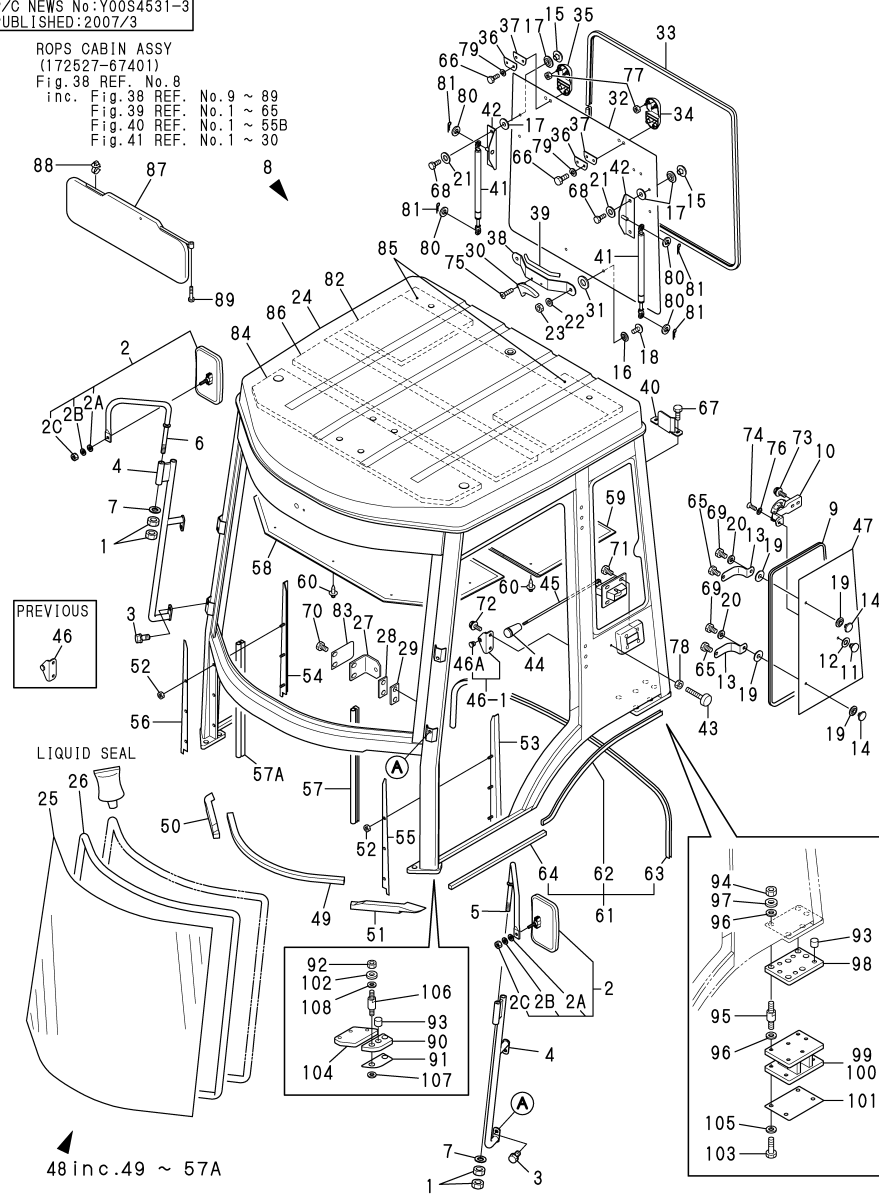
Fig.38. ROPS CABIN

(A)=V3-5A(US)
(B)=V3-5B(US)
(C)=

(D)=
(E)=
(F)=

P/C NEWS No.:Y00S4531-3
PUBLISHED:2007/3

ROPS CABIN ASSY
(172527-67401)
Fig.38 REF. No.8
inc. Fig.39 REF. No.9 ~ 89
Fig.40 REF. No.1 ~ 65
Fig.41 REF. No.1 ~ 55B
Fig.42 REF. No.1 ~ 30



No.	Lev.	Parts No.	Description	(A)	(B)	Qty	(D)	(E)	(F)	I	R
33	2	172527-68620	TRIM	1	1						
34	2	172527-68630	HINGE L	1	1						
35	2	172527-68640	HINGE R	1	1						
36	2	172527-68650	PLATE	2	2						
37	2	172527-68660	CUSHION	2	2						
38	2	172527-68681	BRACKET, RGH	1	1						
39	2	172527-68690	TRIM	1	1						
40	2	172527-68711	STOPPER	1	1						
41	2	172527-68720	SPRING, GAS	2	2						
42	2	172527-68730	STAY	2	2						
43	2	172527-68750	STOPPER	2	2						
44	2	172527-68760	GRIP	2	2						
45	2	172527-68770	LATCH	2	2						
46	2	172527-67880	BRACKET	2	2						
46-1	2	172527-68780	BRACKET	2	2						R
(A=M/#53172)											
46A	3	172528-69420	GROMMET	2	2						W
(A=M/#53172)											
47	2	172527-67180	GLASS	2	2						
48	2	172527-69800	SEAL	1							
48-1	2	172527-69101	SEAL	1	1						R
(A=M/#53172)											
49	3	172527-69130	SEAL	1	1						
50	3	172527-69140	SEAL	1	1						
51	3	172527-69150	SEAL	1	1						
52	3	172527-69850	NUT, 6H	6	6						
53	3	172527-67630	PLATE	1							
53-1	3	172527-69951	PLATE, SEAL L	1	1						R
(A=M/#53172)											
54	3	172527-67640	PLATE	1							
54-1	3	172527-69961	PLATE, SEAL R	1	1						R
(A=M/#53172)											
55	3	172527-69971	SEAL	1	1						
56	3	172527-69981	SEAL	1	1						
57	3	172527-69991	RUBBER, TRIM	1	1						
57A	3	172527-69090	RUBBER, TRIM R	1	1						
58	2	172527-69170	COVER	1	1						
59	2	172527-69181	COVER	1	1						
60	2	172527-69190	RIVET	13	13						
61	2	172527-69200	SEAL	1	1						
62	3	172527-69210	SEAL	2	2						
63	3	172527-69220	SEAL	1	1						
64	3	172527-69230	SEAL	2	2						
65	2	172527-69610	BOLT M6X16	4	4						
66	2	172527-69610	BOLT M6X16	4	4						
67	2	172527-69610	BOLT M6X16	2	2						
68	2	172527-69620	BOLT	4	4						
69	2	172527-69620	BOLT	4	4						
70	2	172527-69630	BOLT	4	4						
71	2	172527-69640	BOLT	8	8						
72	2	172527-69720	SCREW, M6X16	4	4						

Remarks
(1)PLEASE USE THIS PART WITH FOLLOW-
ING LABELS AT THE SAME TIME.
REF. NO.89A.
(2)LABELS ARE NOT ILLUSTRATED.

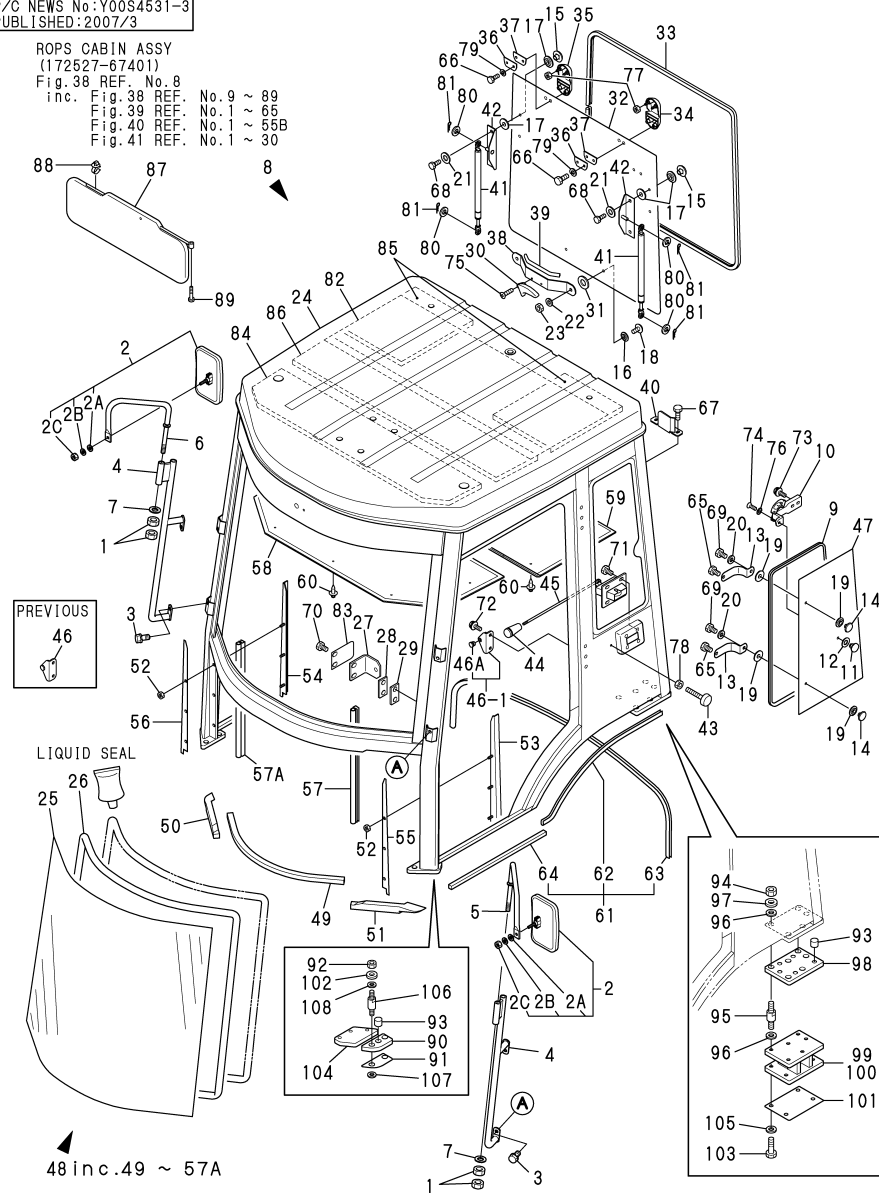
Fig.38. ROPS CABIN

(A)=V3-5A(US)
(B)=V3-5B(US)
(C)=

(D)=
(E)=
(F)=

P/C NEWS No.:Y00S4531-3
PUBLISHED:2007/3

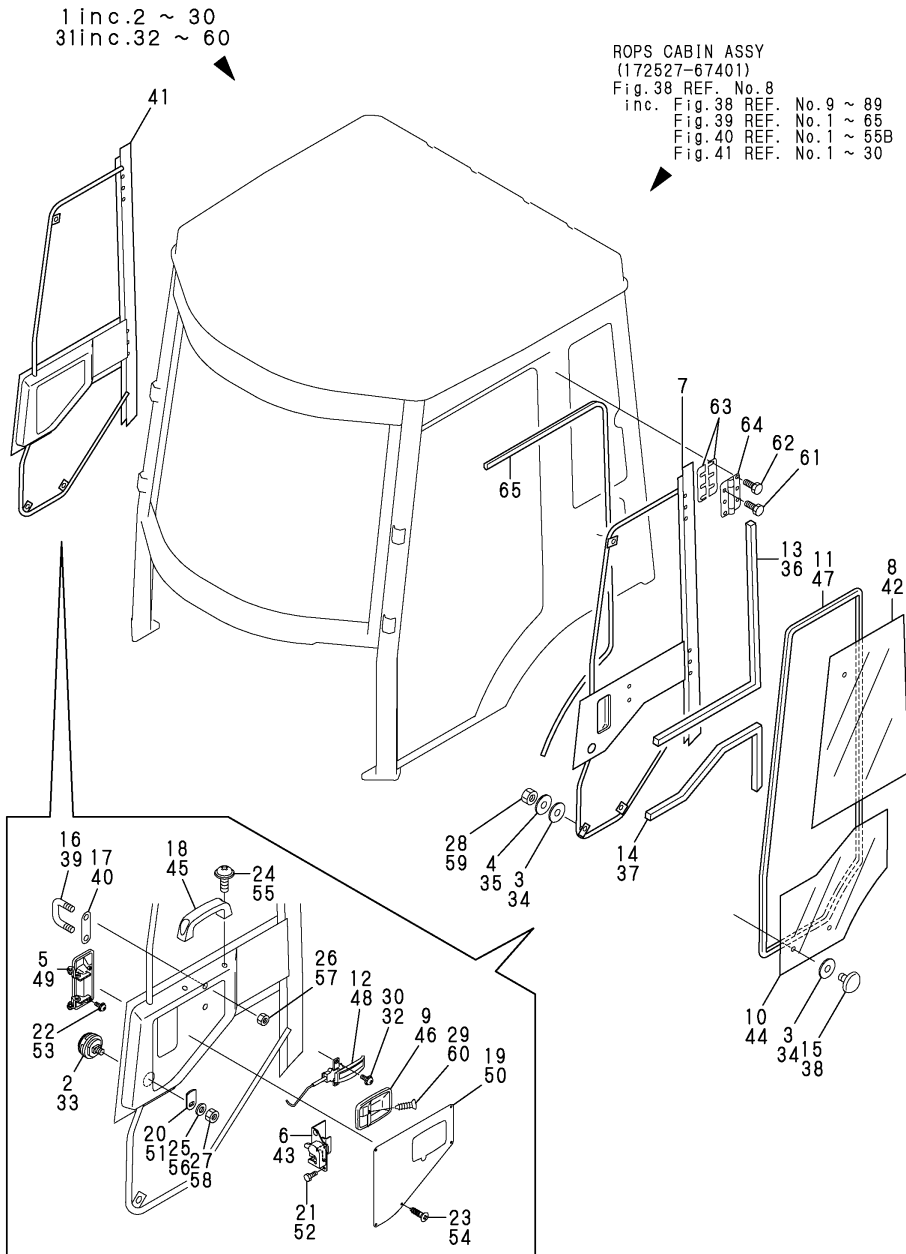
ROPS CABIN ASSY
(172527-67401)
Fig.38 REF. No.8
inc. Fig.39 REF. No.9 ~ 89
Fig.40 REF. No.1 ~ 65
Fig.41 REF. No.1 ~ 55B
Fig.42 REF. No.1 ~ 30



No.	Lev.	Parts No.	Description	(A)	(B)	Qty						I	R
				(C)	(D)	(E)	(F)						
73	2	172527-69720	SCREW, M6X16	4	4								
74	2	172527-69730	SCREW, M5X12	2	2								
75	2	172527-69740	SCREW, M5X16	2	2								
76	2	172527-69820	WASHER, 5	2	2								
77	2	172527-69850	NUT, 6H	4	4								
78	2	172527-69860	NUT, 10H	2	2								
79	2	22217-060000	WASHER, SPRING 6	4	4								
80	2	22217-080000	WASHER, SPRING 8	4	4								
81	2	22372-080000	PIN, SNAP 8	4	4								
82	2	172527-69940	INSULATOR	1	1								
83	2	172527-67290	COVER	2	2								
84	2	172527-62870	SEAL	1	1								
85	2	172527-62880	SEAL	2	2								
86	2	172527-62890	SEAL	1	1								
87	2	172527-67680	VISOR	1	1								
88	2	172527-67690	CLAMP	2	2								
89	2	172527-69600	BOLT	1	1								
89A	1	172437-03440	LABEL,ROPS	1									2
89A-1	1	172437-03441	LABEL, ROPS	1	1							N	2
(A=M/#53085)													
90	1	172527-67350	RUBBER	2	2								
91	1	172527-67360	SHIM	2	2								
92	1	172527-67370	NUT, M10X8T	4	4								
93	1	172527-67380	STOPPER	14	14								
94	1	172527-67390	NUT, M12X8T	12	12								
95	1	172527-67480	BOLT	12	12								
96	1	172527-67420	WASHER	24	24								
97	1	172527-67430	WASHER	12	12								
98	1	172527-67440	RUBBER	2	2								
99	1	172527-67450	BASE	1	1								
100	1	172527-67460	BASE	1	1								
101	1	172527-67470	SHIM	2	2								
102	1	172527-67340	WASHER	4	4								
103	1	26076-120402	BOLT, 10.912X 40	8	8								
104	1	172527-54930	PLATE	2	2								
105	1	172527-67120	WASHER	8	8								
106	1	172527-67310	BOLT	4	4								
107	1	172527-67320	WASHER	4	4								
108	1	172527-67330	WASHER	4	4								

Remarks
(1)PLEASE USE THIS PART WITH FOLLOW-
ING LABELS AT THE SAME TIME.
REF. NO.89A.
(2)LABELS ARE NOT ILLUSTRATED.

Fig.39. CABIN DOOR



(A)=V3-5A(US)
(B)=V3-5B(US)
(C)=

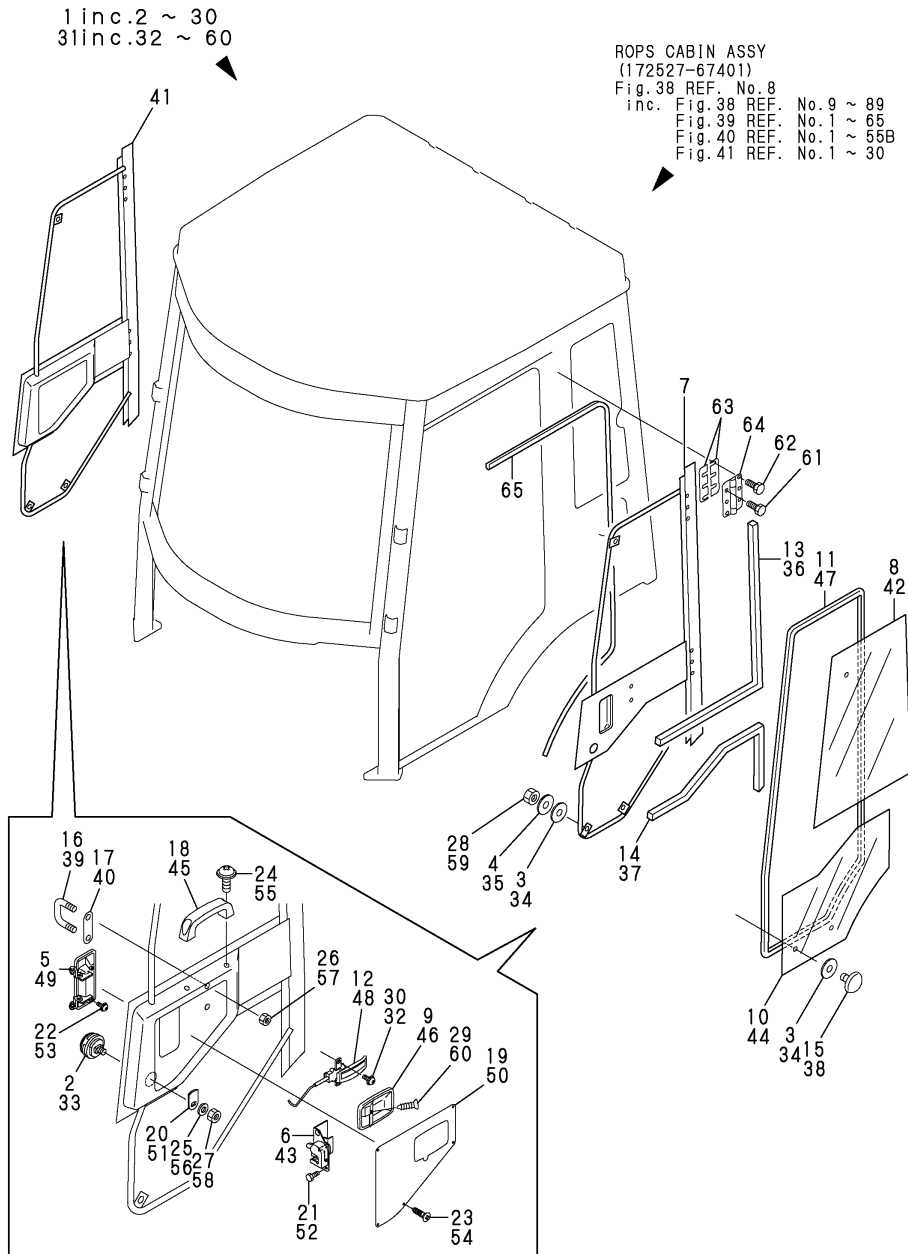
(D)=
(E)=
(F)=

No.	Lev.	Parts No.	Description	Q'ty						I	R
				(A)	(B)	(C)	(D)	(E)	(F)		
1	2	172527-67210	DOOR ASSY	1							
1-1	2	172527-67211	DOOR ASSY	1	1						R
(A=M/#53172)											
2	3	172524-65720	KEY SET, CYLINDER	1	1						
3	3	172527-68251	CUSHION	6	6						
4	3	172527-68290	WASHER	3	3						
5	3	172524-68781	HANDLE	1	1						
6	3	172524-68810	LATCH L	1	1						
7	3	172527-67220	BODY, DOOR	1							
7-1	3	172527-67221	BODY, DOOR	1	1						S
(A=M/#53172)											
8	3	172527-67230	GLASS	1	1						
9	3	172524-68830	HANDLE L,ESC	1	1						
10	3	172527-67240	GLASS	1	1						
11	3	172527-67950	TRIM	1	1						
12	3	172524-68850	HANDLE L,IS	1	1						
13	3	172527-68850	RUBBER	1	1						
14	3	172527-68860	RUBBER	1	1						
15	3	172527-68870	BOLT	3	3						
16	3	172527-68880	STRIKER	1	1						
17	3	172527-67890	PLATE	1							
17-1	3	172527-68890	PLATE	1	1						R
(A=M/#53172)											
18	3	172520-68940	HANDLE	1	1						
19	3	172527-67960	PLATE	1							
19-1	3	172527-68960	PLATE	1	1						R
(A=M/#53172)											
20	3	172524-69360	PLATE	1	1						
21	3	172527-69650	BOLT M6X16	3	3						
22	3	26023-060162	SCREW, M6X16	2	2						
23	3	172527-69790	SCREW, M4X16	5	5						
24	3	172527-69810	SCREW, M6X16	2	2						
25	3	172527-69840	WASHER	1	1						
26	3	172527-69860	NUT, 10H	4	4						
27	3	172527-69860	NUT, 10H	1	1						
28	3	172527-69870	NUT	3	3						
29	3	172527-69880	SCREW, M4X20	2	2						
30	3	26023-060162	SCREW, M6X16	2	2						
31	2	172527-67250	DOOR ASSY	1							
31-1	2	172527-67251	DOOR ASSY	1	1						R
(A=M/#53172)											
32	3	26023-060162	SCREW, M6X16	2	2						
33	3	172524-65720	KEY SET, CYLINDER	1	1						
34	3	172527-68251	CUSHION	6	6						
35	3	172527-68290	WASHER	3	3						
36	3	172527-68850	RUBBER	1	1						
37	3	172527-68860	RUBBER	1	1						
38	3	172527-68870	BOLT	3	3						
39	3	172527-68880	STRIKER	1	1						
40	3	172527-67890	PLATE	1							
40-1	3	172527-68890	PLATE	1	1						R

Fig.39. CABIN DOOR

(A)=V3-5A(US)
(B)=V3-5B(US)
(C)=

(D)=
(E)=
(F)=



No.	Lev.	Parts No.	Description	Q'ty						I	R
				(A)	(B)	(C)	(D)	(E)	(F)		
(A=M/#53172)											
41	3	172527-67260	BODY, DOOR	1							
41-1	3	172527-67261	BODY, DOOR	1	1						S
(A=M/#53172)											
42	3	172527-67270	GLASS	1	1						
43	3	172524-68930	LATCH R	1	1						
44	3	172527-67280	GLASS	1	1						
45	3	172520-68940	HANDLE	1	1						
46	3	172524-68940	HANDLE R,ESC	1	1						
47	3	172527-67850	TRIM	1	1						
48	3	172524-68950	HANDLE R,IS	1	1						
49	3	172527-68950	HANDLE	1	1						
50	3	172527-67960	PLATE	1							
50-1	3	172527-68960	PLATE	1	1						R
(A=M/#53172)											
51	3	172524-69360	PLATE	1	1						
52	3	172527-69650	BOLT M6X16	3	3						
53	3	26023-060162	SCREW, M6X16	2	2						
54	3	172527-69790	SCREW, M4X16	5	5						
55	3	172527-69810	SCREW, M6X16	2	2						
56	3	172527-69840	WASHER	1	1						
57	3	172527-69860	NUT, 10H	4	4						
58	3	172527-69860	NUT, 10H	1	1						
59	3	172527-69870	NUT	3	3						
60	3	172527-69880	SCREW, M4X20	2	2						
61	2	172527-69670	BOLT	12	12						
62	2	172527-69680	BOLT	12	12						
63	2	172527-67970	SHIM	8							
63-1	2	172527-68970	SHIM	4	4						R
(A=M/#53172)											
64	2	172527-67980	HINGE	4							
64-1	2	172527-68980	HINGE, DOOR	4	4						R
(A=M/#53172)											
65	2	172527-68990	TRIM	2	2						

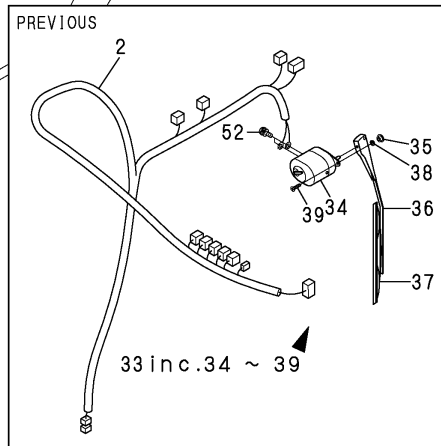
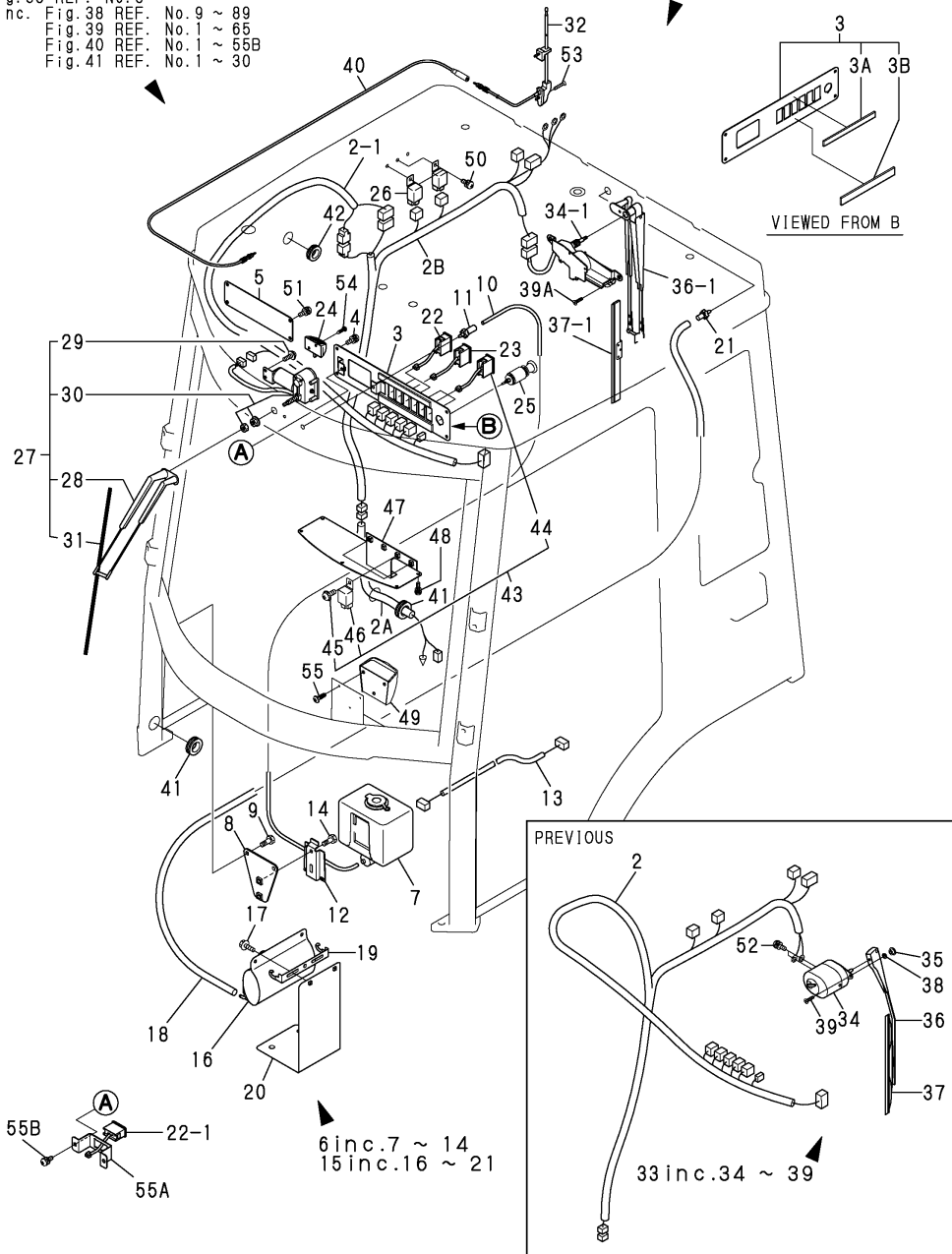
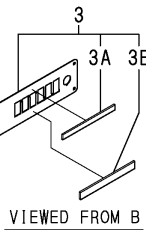
Fig.40. ELECTRIC PART & WIPER(ROPS CABIN)

ROPS CABIN ASSY
(172527-67401)

Fig. 38 REF. No. 8

inc. Fig. 38 REF. No. 9 ~ 89
Fig. 39 REF. No. 1 ~ 65
Fig. 40 REF. No. 1 ~ 55B
Fig. 41 REF. No. 1 ~ 30

1 inc. 2 ~ 55B
33-1 inc. 34-1 ~ 39A



(A)=V3-5A(US)
(B)=V3-5B(US)
(C)=

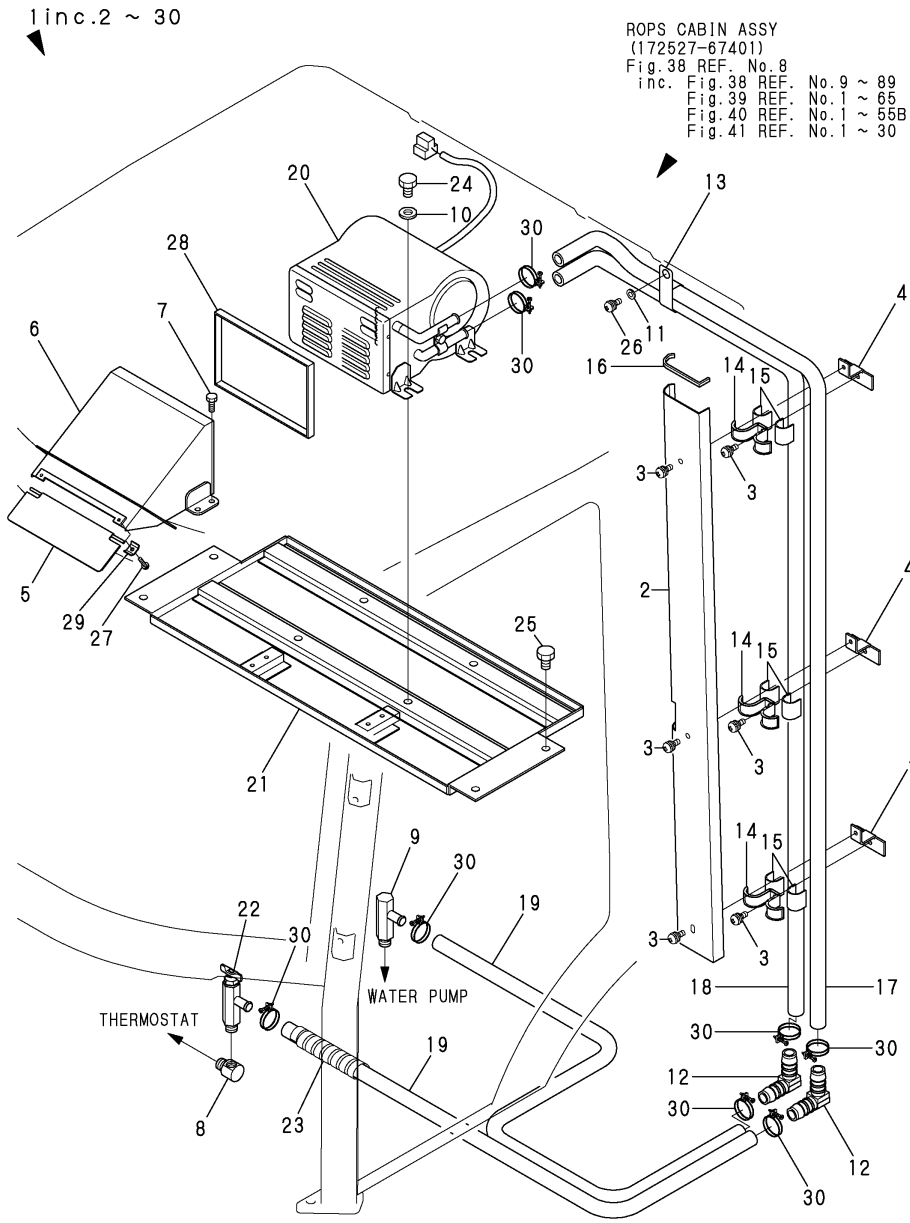
(D)=
(E)=
(F)=

No.	Lev.	Parts No.	Description	Q'ty						I	R
				(A)	(B)	(C)	(D)	(E)	(F)		
1	2	172527-17700	ELECTRICAL ASSY, CAB	1	1						
2	3	172527-16710	HARNESS, WIRE	1							
2-1	3	172528-17700	HARNESS, WIRE ROPS C	1	1						S
2A	3	172528-17630	WIRING HARNESS A	1	1						W
2B	3	172528-17710	WIRING HARNESS B	1	1						W
3	3	172527-16820	PANEL	1	1						
3A	4	172528-03900	DECAL, PANEL U	1	1						W
3B	4	172528-03910	DECAL, PANEL L	1	1						W
4	3	172527-69720	SCREW, M6X16	5	5						
5	3	172527-16840	PLATE	1							
5-1	3	172527-17840	PLATE	1	1						R
6	3	172527-17400	WASHER SET, WINDOW	1	1						
7	4	172527-17910	TANK, WASHER	1	1						
8	4	172527-69590	STAY, TANK	1	1						
9	4	26018-060162	BOLT, M6X 16	2	2						
10	4	172527-17920	HOSE	1	1						
11	4	172527-17930	NOZZLE, WASHER	1	1						
12	4	172527-17940	BRACKET	1	1						
13	4	172527-17950	HARNESS, WIRE	1	1						
14	4	172527-69650	BOLT M6X16	2	2						
15	3	172527-17500	WASHER SET, WINDOW	1	1						
16	4	172527-16910	TANK	1	1						
17	4	172527-69700	BOLT	2	2						
18	4	172527-16920	HOSE (RW)	1	1						
19	4	172527-16930	FOOK	1	1						
20	4	172527-16940	BRACKET	1	1						
21	4	172527-17930	NOZZLE, WASHER	1	1						
22	3	172527-17630	SWITCH, WIPER	2							
22-1	3	172527-17630	SWITCH, WIPER	3	3						K
23	3	172527-17640	SWITCH, HEATER	1	1						
24	3	172527-17650	LAMP	1	1						
25	3	172520-17680	LIGHTER, CIGAR	1	1						
26	3	172520-17690	RELAY	2	2						
27	3	172527-17710	WIPER ASSY, FRONT	1	1						
28	4	172527-17720	ARM, WIPER	1	1						
29	4	172527-69810	SCREW, M6X16	1							
29-1	4	172527-69810	SCREW, M6X16	2	2						K
30	4	172524-17741	MOTOR, WIPER	1	1						
31	4	172527-17730	BLADE, WIPER	1	1						
32	3	172524-17730	ANTENNA	1	1						
33	3	172527-17750	WIPER, REAR ASSY	1							
33-1	3	172528-17750	WIPER, REAR ASSY	1	1						S

Fig.41. HEATER(ROPS CABIN)

(A)=V3-5A(US)
(B)=V3-5B(US)
(C)=

(D)=
(E)=
(F)=

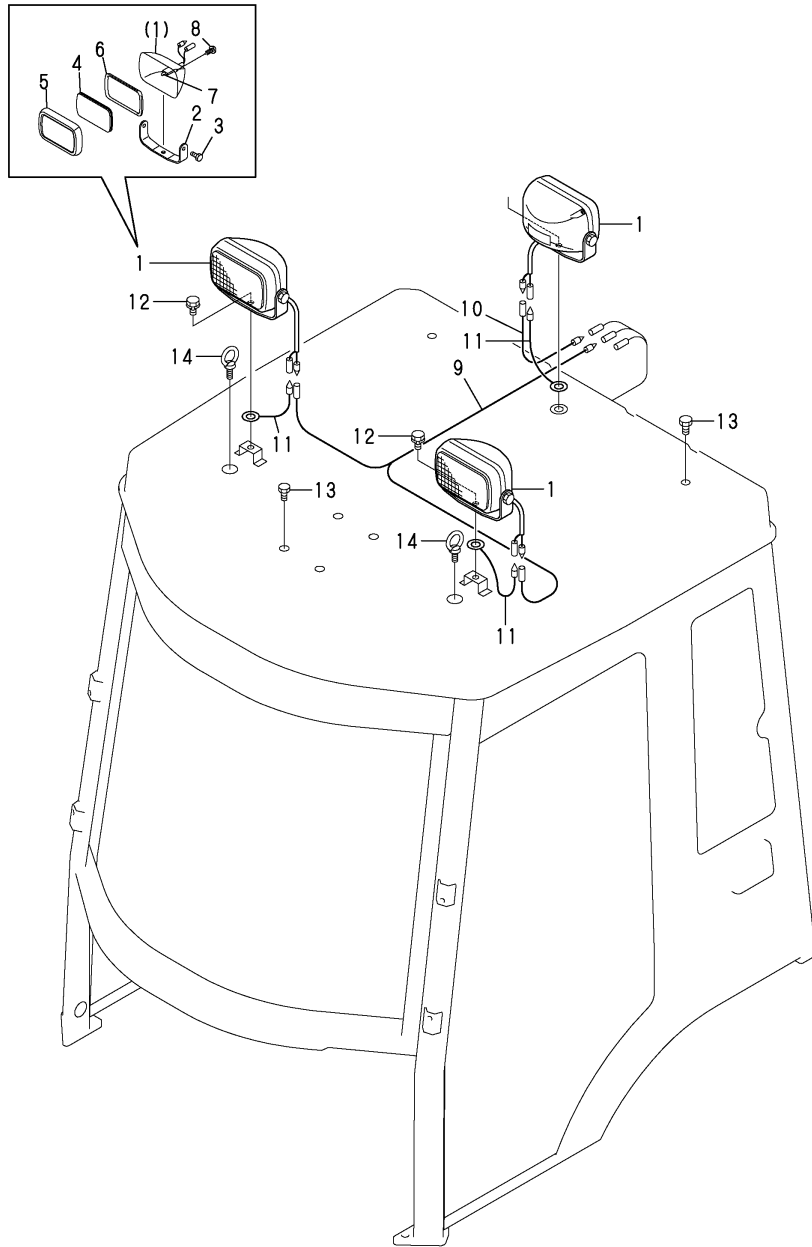


No.	Lev.	Parts No.	Description	Q'ty						I	R
				(A)	(B)	(C)	(D)	(E)	(F)		
1	2	172527-69900	HEATER	1							
1-1	2	172527-69400	HEATER ASSY	1	1						R
(A=M/#53172)											
2	3	172527-67570	COVER	1							
2-1	3	172527-68570	COVER, HOSE	1	1						R
(A=M/#53172)											
3	3	172527-69720	SCREW, M6X16	6	6						
4	3	172527-67580	PLATE	3							
4-1	3	172527-68580	PLATE	3	3						R
(A=M/#53172)											
5	3	172527-67930	PLATE	1							
5-1	3	172527-69930	PLATE	1	1						R
(A=M/#53172)											
6	3	172527-67940	DUCT	1							
6-1	3	172527-69440	DUCT, HEATER	1	1						R
(A=M/#53172)											
7	3	172527-69610	BOLT M6X16	4	4						
8	3	172524-68280	ELBOW	1	1						
9	3	172524-68290	CONNECTOR	1	1						
10	3	172527-68370	WASHER	4	4						
11	3	172527-68380	WASHER	1	1						
12	3	172527-68550	CONNECTOR	2	2						
13	3	172527-68560	CLAMP	1	1						
14	3	172527-68590	CLAMP, HOSE	3	3						
15	3	172527-68740	RUBBER	6	6						
16	3	172527-69360	GROMMET	1	1						
17	3	172527-69371	HOSE	1	1						
18	3	172527-69381	HOSE	1	1						
19	3	172527-69390	HOSE G808Y040	2	2						
20	3	172527-69410	HEATER	1	1						
21	3	172527-69430	BASE	1	1						
22	3	172520-69580	COCK	1	1						
23	3	172520-69650	TUBE, SPIRAL	2	2						
24	3	172527-69670	BOLT	4	4						
25	3	172527-69670	BOLT	4	4						
26	3	172527-69720	SCREW, M6X16	1	1						
27	3	172527-69770	SCREW, M4X16	2	2						
28	3	172527-69910	SEAL, HEATER	1	1						
29	3	172527-69920	CLAMP	2	2						
30	3	23000-022000	CLAMP, 22	8	8						

Fig.42. WORK LAMP(ROPS CABIN)

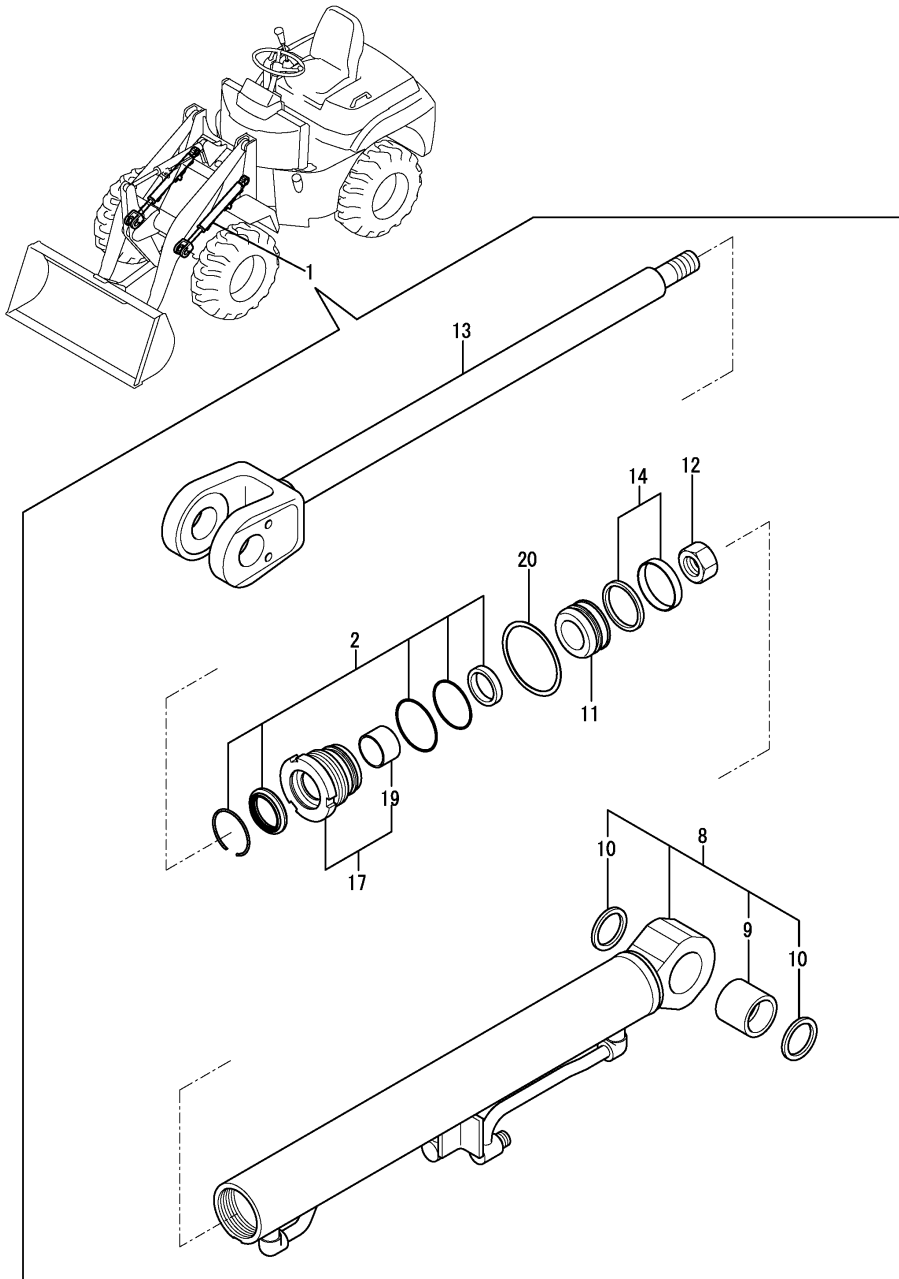
(A)=V3-5A(US)
(B)=V3-5B(US)
(C)=

(D)=
(E)=
(F)=



No.	Lev.	Parts No.	Description	Q'ty						I	R
				(A)	(B)	(C)	(D)	(E)	(F)		
1	1	172527-17060	LAMP,WORK	3	3						
2	2	172527-17070	STAY	3	3						
3	2	172527-17090	BOLT	6	6						
4	2	172527-17250	LENS	3	3						
5	2	172527-17260	LIM	3	3						
6	2	172527-17280	GASKET	3	3						
7	2	172527-17290	BULB, 12V 55W	3	3						
8	2	172527-17340	SCREW	12	12						
9	1	172527-16510	WIRE	1	1						
10	1	172527-16520	WIRE	1	1						
11	1	172527-16530	WIRE	3	3						
12	1	26013-080162	BOLT, M8X 16	3	3						
13	1	172527-69630	BOLT	6	6						
14	1	26617-080002	BOLT, EYE M8	2	2						

Fig.43. LIFT CYLINDER

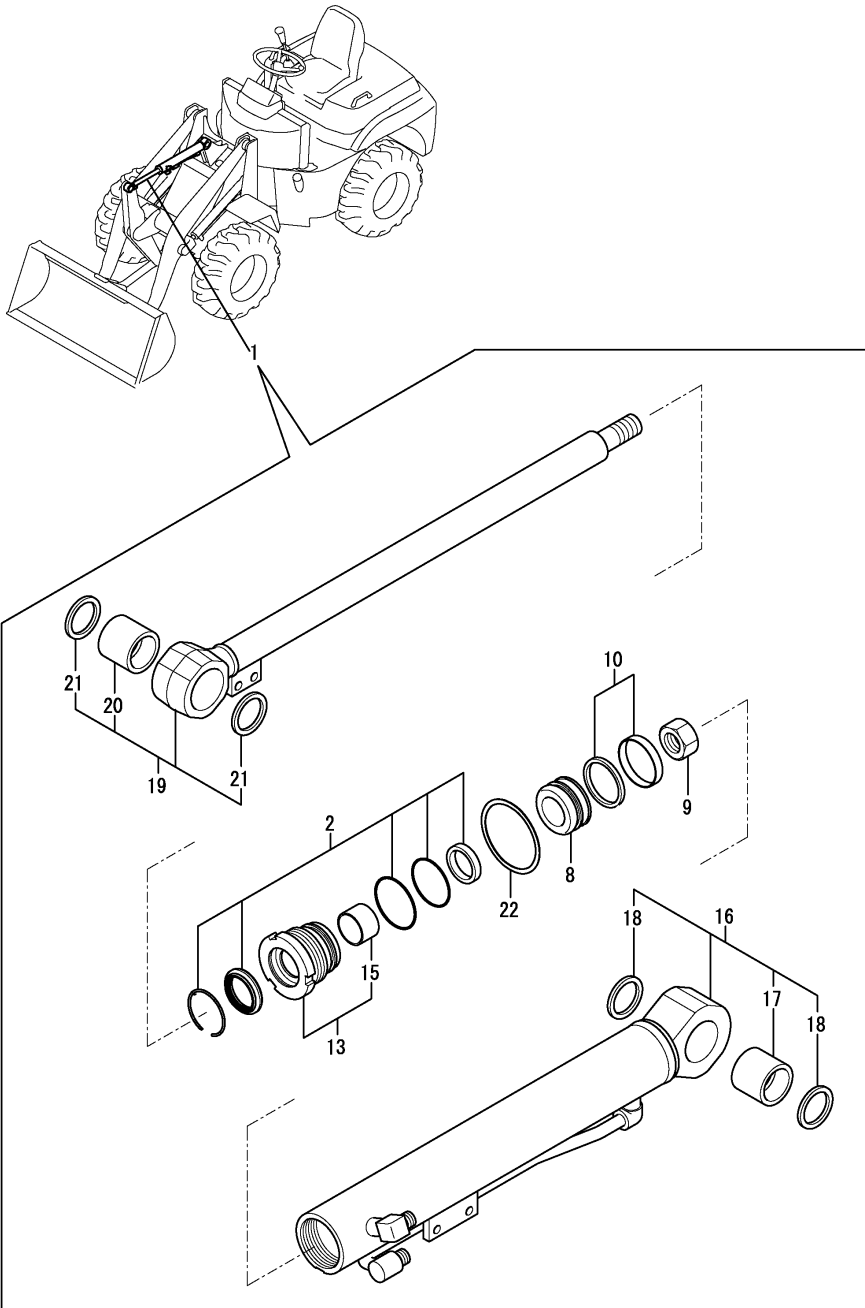


(A)=V3-5A(US)
(B)=V3-5B(US)
(C)=

(D)=
(E)=
(F)=

No.	Lev.	Parts No.	Description	Q'ty						I	R
				(A)	(B)	(C)	(D)	(E)	(F)		
1	1	172527-72502-1	CYLINDER ASSY, LIFT	2	2						
2	2	172457-72050	SEAL SET, HEAD	2	2						
8	2	172527-72110-1	TUBE ASSY, LIFT	2	2						
9	3	172168-72410	BUSH	2	2						
10	3	172448-72650	SEAL, DUST	4	4						
11	2	172171-72120	PISTON	2	2						
12	2	172171-72130	NUT, M24	2	2						
13	2	172527-72310	ROD ASSY, LIFT	2	2						
14	2	172137-72453	SEAL SET, PISTON 60A	2	2						
17	2	172141-72540	HEAD 6035, CYLINDER	2	2						
19	3	24550-035300	BUSH, 35X30	2	2						
20	2	933125-59600	WASHER 60 B, LOCK	2	2						

Fig.44. DUMP CYLINDER

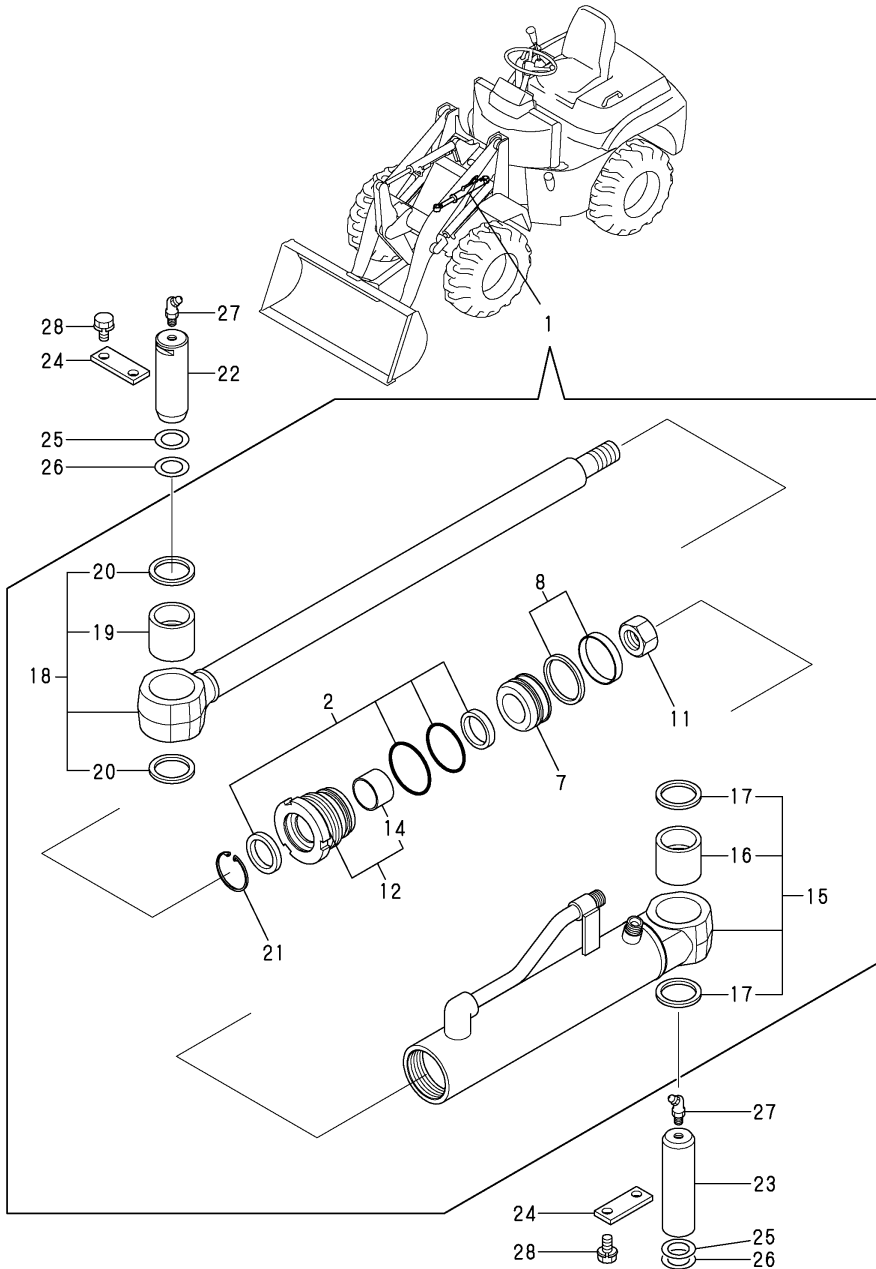


(A)=V3-5A(US)
 (B)=V3-5B(US)
 (C)=

(D)=
 (E)=
 (F)=

No.	Lev.	Parts No.	Description	Q'ty						I	R
				(A)	(B)	(C)	(D)	(E)	(F)		
1	1	172527-72601-1	CYLINDER ASSY, DUMP	1	1						
2	2	172457-72050	SEAL SET, HEAD	1	1						
8	2	172171-72120	PISTON	1	1						
9	2	172171-72130	NUT, M24	1	1						
10	2	172137-72453	SEAL SET, PISTON 60A	1	1						
13	2	172141-72540	HEAD 6035, CYLINDER	1	1						
15	3	24550-035300	BUSH, 35X30	1	1						
16	2	172527-72670-1	TUBE ASSY, DUMP	1	1						
17	3	172168-72410	BUSH	1	1						
18	3	172448-72650	SEAL, DUST	2	2						
19	2	172527-72750	ROD ASSY, DUMP	1	1						
20	3	172168-72410	BUSH	1	1						
21	3	172448-72650	SEAL, DUST	2	2						
22	2	933125-59600	WASHER 60 B, LOCK	1	1						

Fig.45. POWER STEERING CYLINDER



(A)=V3-5A(US)
 (B)=V3-5B(US)
 (C)=

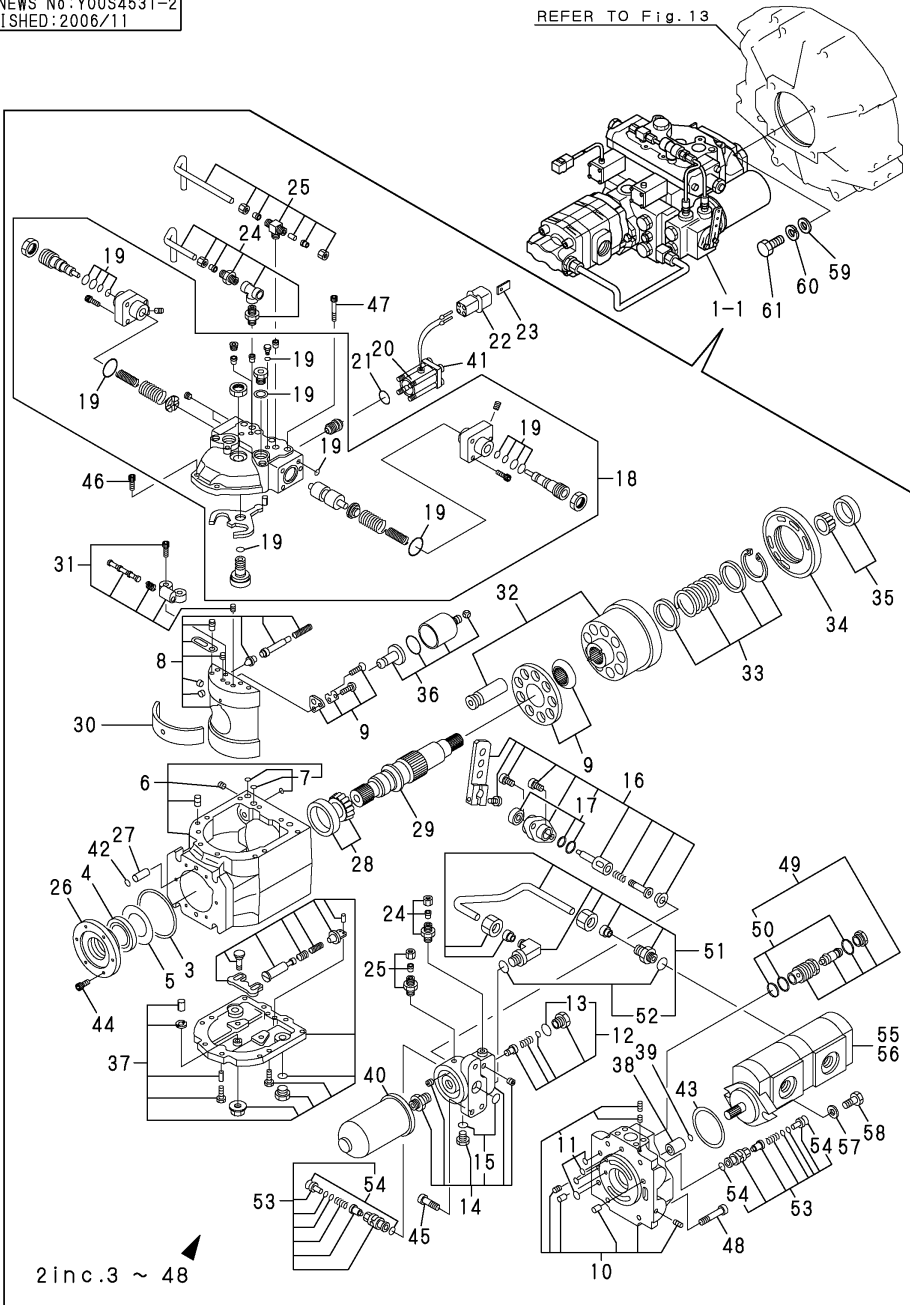
(D)=
 (E)=
 (F)=

No.	Lev.	Parts No.	Description	Q'ty						I	R
				(A)	(B)	(C)	(D)	(E)	(F)		
1	1	172527-72801-1	CYLINDER ASSY	1	1						
2	2	172447-72020	SEAL SET, HEAD 60 30	1	1						
7	2	172137-72431	PISTON 60G	1	1						
8	2	172137-72453	SEAL SET, PISTON 60A	1	1						
11	2	172141-72580	NUT, M20	1	1						
12	2	172447-72860	HEAD 60 30	1	1						
14	3	24550-030300	BUSH, 30X30	1	1						
15	2	172527-72900-1	TUBE ASSY, STEERING	1	1						
16	3	172527-72960	PIN BUSH,35 35	1	1						
17	3	172448-81610	SEAL, DUST 35X45X4	2	2						
18	2	172527-72970	ROD ASSY, STEERING	1	1						
19	3	172527-72960	PIN BUSH,35 35	1	1						
20	3	172448-81610	SEAL, DUST 35X45X4	2	2						
21	2	933125-59600	WASHER 60 B, LOCK	1	1						
22	1	172524-72420	PIN 35X103	1	1						
23	1	172527-72420	PIN 35X122	1	1						
24	1	172512-91210	PLATE, PIN LOCK	2	2						
25	1	172141-84610	SHIM, 35X1.2	1	1						
26	1	172141-84620	SHIM, 35X0.8	1	1						
27	1	24764-040000	NIPPLE, GREASE B	2	2						
28	1	26013-100202	BOLT, M10X 20	4	4						

Fig.46. HST PUMP(V3-5A)

P/C NEWS No:Y00S4531-2
PUBLISHED:2006/11

REFER TO Fig.13



(A)=V3-5A(US)
(B)=V3-5B(US)
(C)=

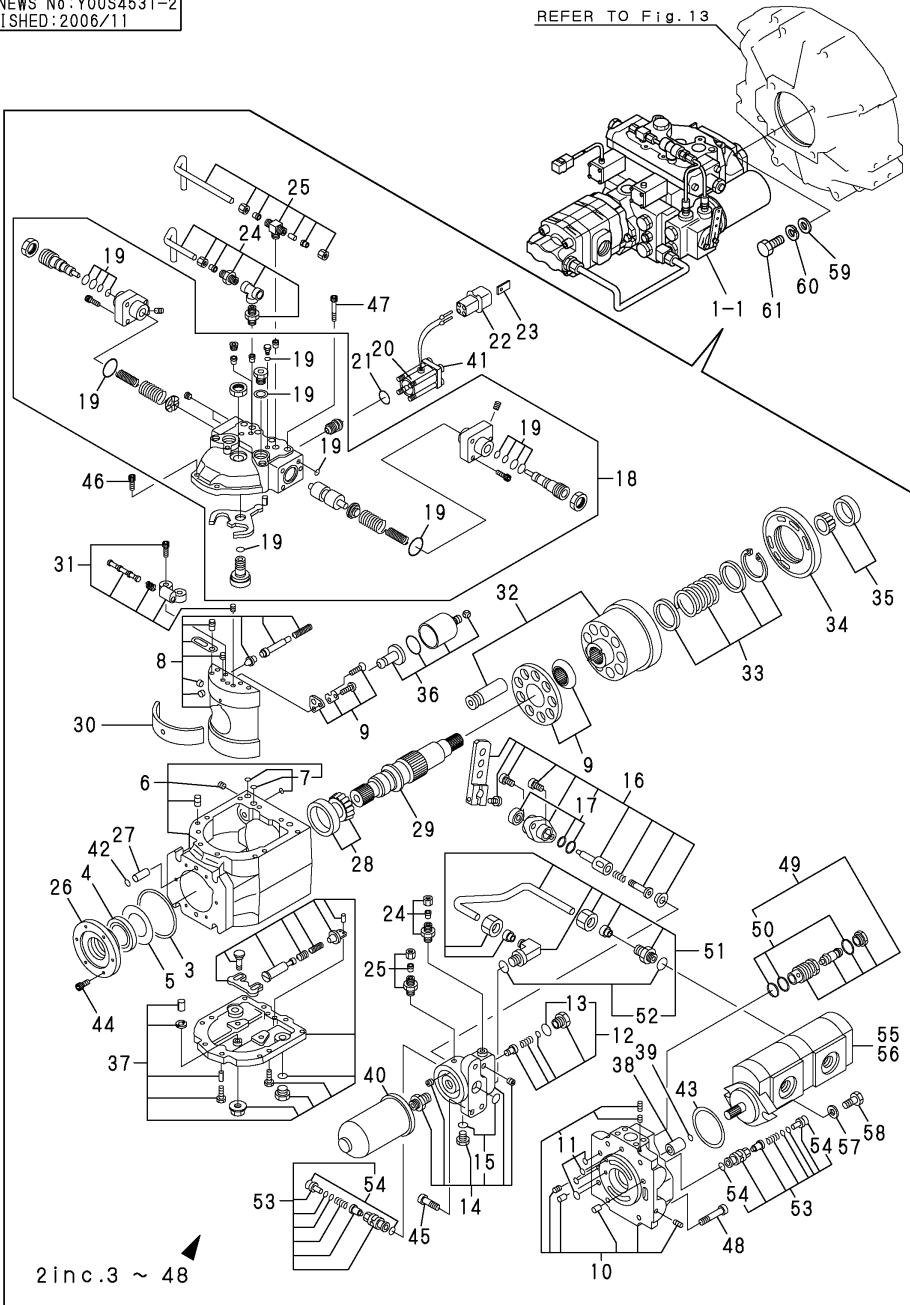
(D)=
(E)=
(F)=

No.	Lev.	Parts No.	Description	Q'ty						I	R
				(A)	(B)	(C)	(D)	(E)	(F)		
1-1	1	172527-71100	PUMP ASSY H.S.T.	1							
2	2	172527-71110	PUMO H.S.T.	1							
3	3	172527-71140	O-RING, 043	1							
4	3	172527-71150	SEAL, 355511	1							
5	3	172527-71160	SHIM SET	1							
6	3	172527-71200	HOUSING	1							
7	4	172524-73220	SEAL SET	1							
8	3	172527-71230	PLATE	1							
9	3	172527-71240	RETAINER	1							
10	3	172527-71330	HOLDER	1							
11	4	172527-71340	SEAL SET	1							
12	3	172527-71390	RELIFE SET	1							
13	4	24315-000180	O-RING, 1BP18.0	1							
14	3	172527-71440	FRANGE	1							
15	4	172527-71450	SEAL SET	1							
16	3	172527-71480	VALVE SET	1							
17	4	172527-71490	SEAL SET	1							
18	3	172527-71510	COVER SET	1							
19	4	172527-71520	SEAL SET	1							
20	3	172527-71550	SOLENOID	2							
21	3	172527-71560	O-RING, 021	2							
22	3	172527-71570	HOUSING	1							
23	3	172527-71580	RETAINER	1							
24	3	172527-71610	PIPE SET B	1							
25	3	172527-71620	PIPE SET C	1							
26	3	172524-73130	COVER, OIL SEAL	1							
27	3	172520-73180	PIN	1							
28	3	172520-73190	BEARING	1							
29	3	172524-73210	SHAFT, DRIVE	1							
30	3	172520-73220	BEARING	2							
31	3	172524-73230	PLATE SET	1							
32	3	172524-73250	CYLINDER SET, PISTON	1							
33	3	172524-73260	SPRING SET	1							
34	3	172524-73270	PLATE, VALVE	1							
35	3	172520-73280	BEARING	1							
36	3	172524-73290	PISTON SET	1							
37	3	172524-73330	COVER SET	1							
38	3	172524-73410	COUPLING	1							
39	3	172524-73420	SNAP RING	1							
40	3	172520-73460	FILTER	1							
41	3	172524-73890	BOLT M 4X 75	8							
42	3	24311-000050	O-RING, 1AP5.0	2							
43	3	24341-000850	O-RING, 1AS85.0	1							
44	3	26450-060122	BOLT, M6X 12	1							
45	3	26450-080252	BOLT, M8X 25	3							
46	3	26450-080302	BOLT, M8X 30	2							
47	3	26450-080602	BOLT, M8X 60	6							
48	3	26450-100502	BOLT, M10X 50	4							
49	2	172527-71250	VALVE,RELIFE 350K	2							
50	3	172527-73540	O-RING, 121	2							
51	2	172527-71410	PIPE SET	1							

Fig.46. HST PUMP(V3-5A)

P/C NEWS No:Y00S4531-2
PUBLISHED:2006/11

REFER TO Fig.13



(A)=V3-5A(US)
(B)=V3-5B(US)
(C)=

(D)=
(E)=
(F)=

No.	Lev.	Parts No.	Description	Q'ty						I	R
				(A)	(B)	(C)	(D)	(E)	(F)		
52	3	24315-000180	O-RING, 1BP18.0	2							
53	2	172527-73490	VALVE,RELIFE 16K	2							
54	3	172527-73590	O-RING KIT	4							
55	2	172527-73640	PUMP 14.3X8.1	1							
56	3	172527-73840	SEAL SET	1							
57	2	22137-100000	WASHER, 10	2							
58	2	26116-100252	BOLT, M10X 25 PLATED	2							
59	1	22137-160000	WASHER, 16	4							
60	1	22217-160000	WASHER, SPRING 16	4							
61	1	26156-160402	BOLT, M16X 40 PLATED	4							

Fig.47. HST PUMP(V3-5B)

(A)=V3-5A(US)
 (B)=V3-5B(US)
 (C)=

(D)=
 (E)=
 (F)=

No.	Lev.	Parts No.	Description	Q'ty						I	R
				(A)	(B)	(C)	(D)	(E)	(F)		
1	1	172534-73100	PUMP ASSY, HST		1						
2	1	22137-140000	WASHER, 14		4						
3	1	22217-140000	WASHER, SPRING 14		4						
4	1	26156-140452	BOLT, M14X 45 PLATED		4						

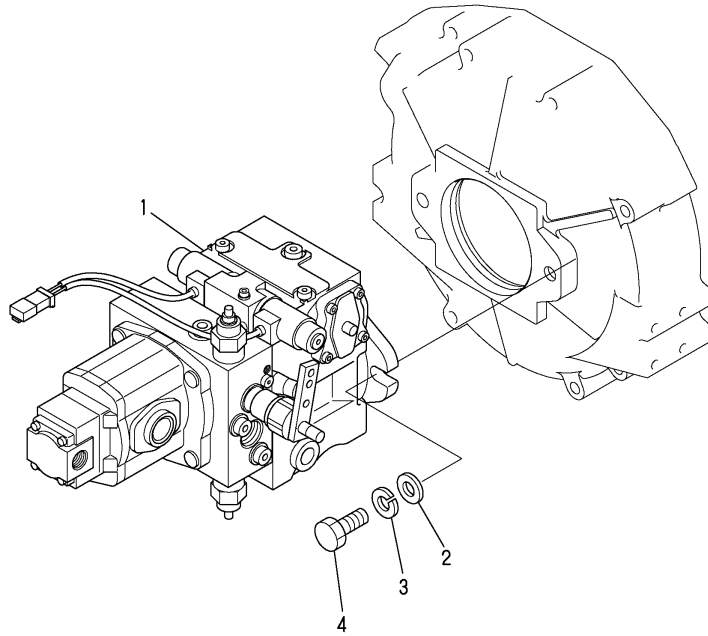
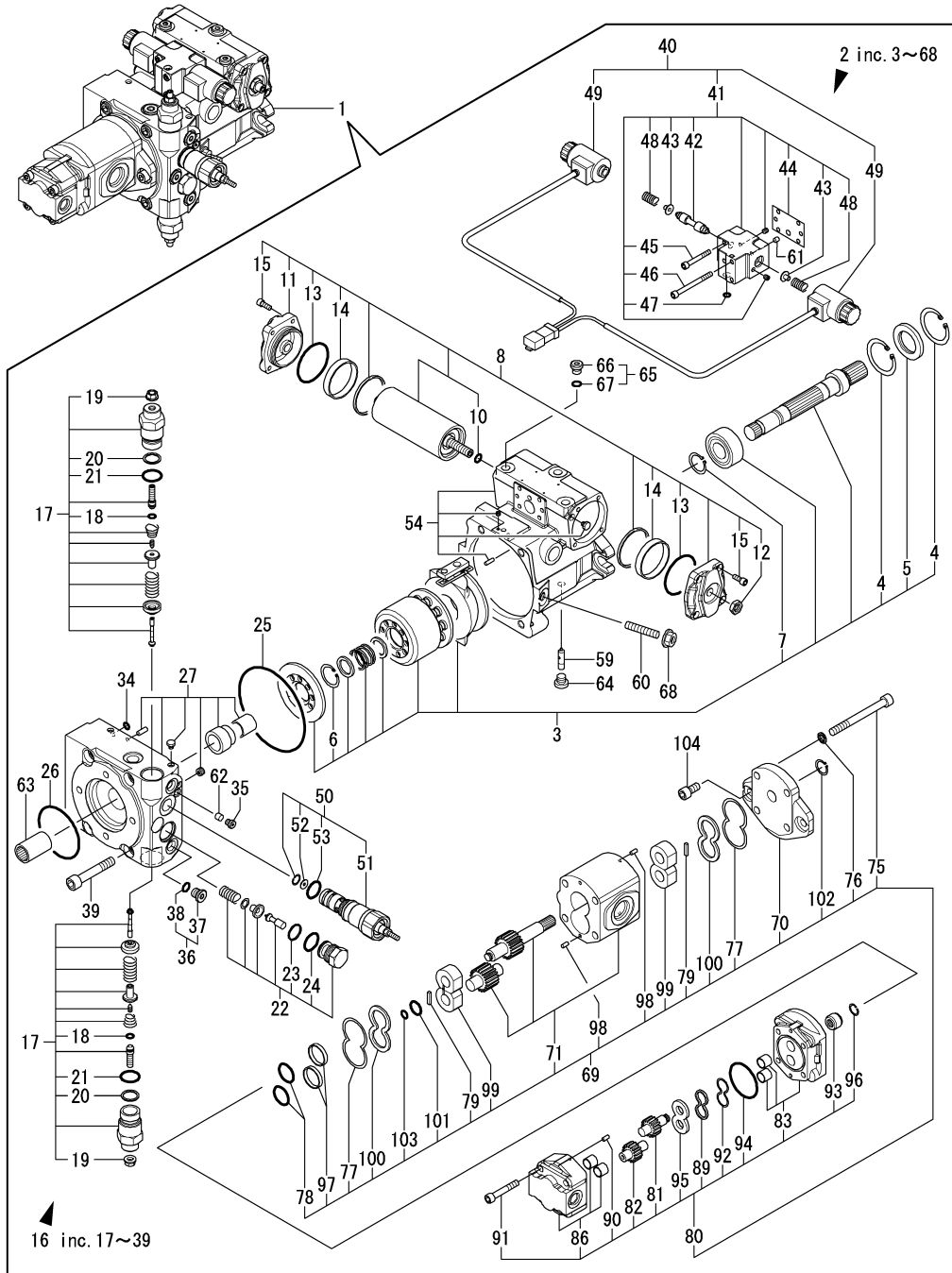


Fig.61. (47A)HST PUMP(V3-5B)(COMPONENT PART)

(A)=V3-5A(US)
(B)=V3-5B(US)
(C)=

(D)=
(E)=
(F)=

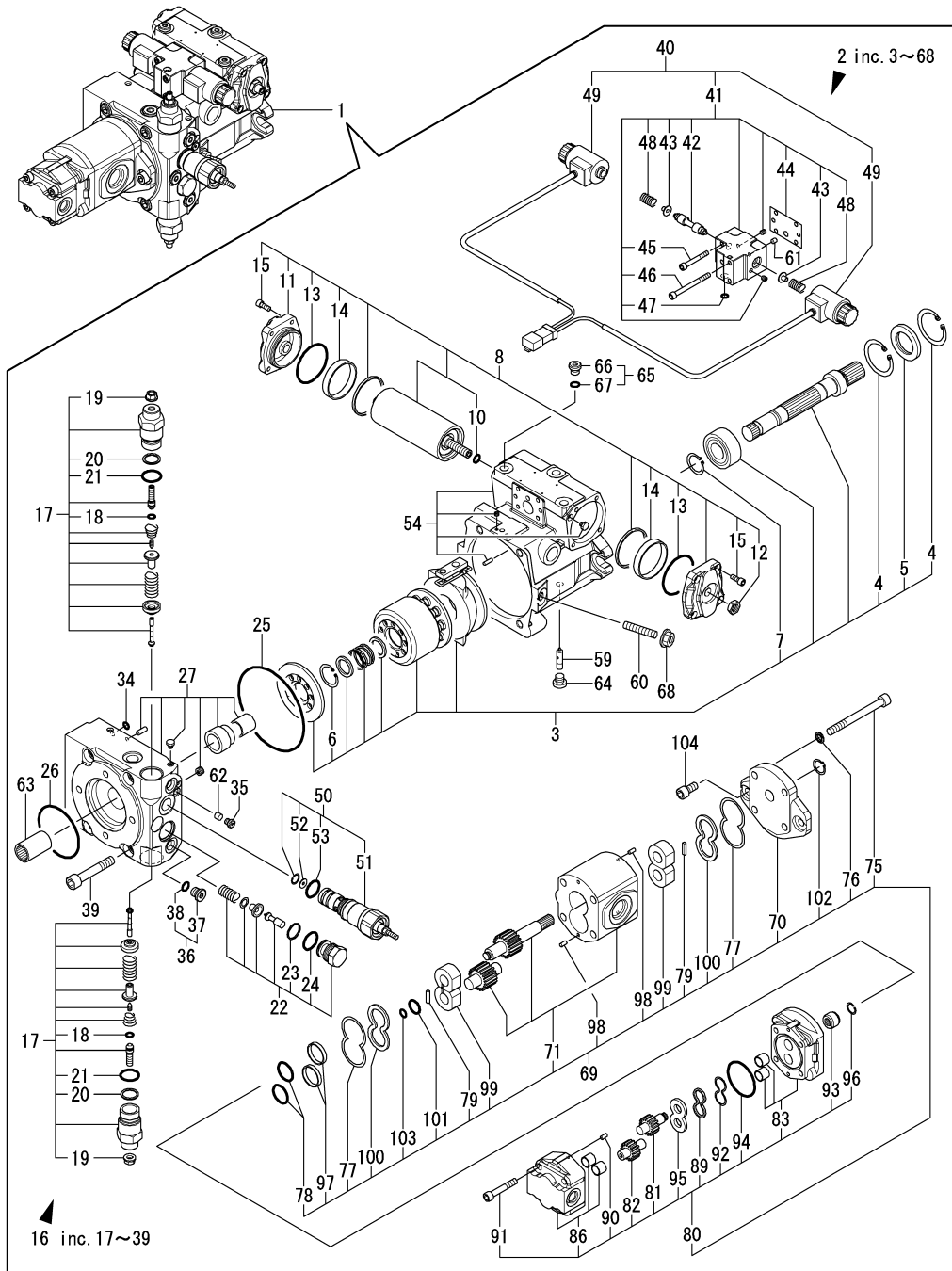


No.	Lev.	Parts No.	Description	Qty						I	R
				(A)	(B)	(C)	(D)	(E)	(F)		
1	1	172534-73100	PUMP ASSY, HST	1							
2	2	172534-73110	PISTON PUMP ASSY	1							
3	3	172653-71310	ROTARY GROUP	1							
4	4	172653-71420	RING,RETANING		2						
5	4	172653-71430	RING,SEAL	1							
6	4	172653-71440	RING,RETANING	1							
7	4	22242-000250	RING, 25	1							
8	3	172653-71320	CONTROL, HYDRAULIC	1							
10	5	172179-73540	O-RING	1							
11	4	172653-71460	COVER	1							
12	4	172653-71470	NUT,M12	1							
13	4	172653-71480	O-RING	2							
14	4	172653-71490	RING,GUIDE	2							
15	4	26450-060162	BOLT, M6X 16	8							
16	3	172534-71330	PORT PLATE ASSY	1							
17	4	172534-71500	RELIEF VALVE	2							
18	5	172534-71510	O-RING, AS 568A	1							
19	5	172482-73490	NUT	1							
20	5	172651-73610	BACK-UP RING	1							
21	5	172650-73640	O-RING, NBR HS90	1							
22	4	172653-71520	VALVE	1							
23	5	172653-71550	PISTON RING	1							
24	5	172650-73640	O-RING, NBR HS90	1							
25	4	172653-71530	O-RING	1							
26	4	172653-71540	O-RING	1							
27	4	172534-71600	PORT PLATE ASSY	1							
34	4	172179-73540	O-RING	1							
35	4	172162-73630	PLUG	1							
36	4	172142-74600	PLUG	2							
37	5	172142-74660	PLUG	1							
38	5	24315-000110	O-RING, 1BP11.0	1							
39	4	26450-120702	BOLT, M12X 70	4							
40	3	172534-71340	CONTROL MODULE ASSY	1							
41	4	172653-71560	HOUSING, VALVE	1							
42	5	172653-71580	PISTON,CONTROL	1							
43	5	172653-71590	COLLAR, SPRING	2							
44	5	172653-71600	GASKET	1							
45	5	172653-71610	BOLT	3							
46	5	172653-71620	BOLT	2							
47	5	172653-71630	O-RING	1							
48	5	172649-72600	SPRING	2							
49	4	172534-71700	SOLENOID, CONTROL	2							
50	3	172534-71350	CONTROL ASSY	1							
51	4	172534-71410	CONTROL, CARTRIDGE	1							
52	4	172534-71420	ORIFICE	1							
53	4	172650-73640	O-RING, NBR HS90	1							
54	3	172534-71360	HOUSING ASSY	1							
59	3	172653-71360	PIN,JOINT	1							
60	3	172534-71380	SCREW	1							
61	3	172534-71390	ORIFICE	1							
62	3	172653-71390	ORIFICE	1							

Fig.61. (47A)HST PUMP(V3-5B)(COMPONENT PART)

(A)=V3-5A(US)
 (B)=V3-5B(US)
 (C)=

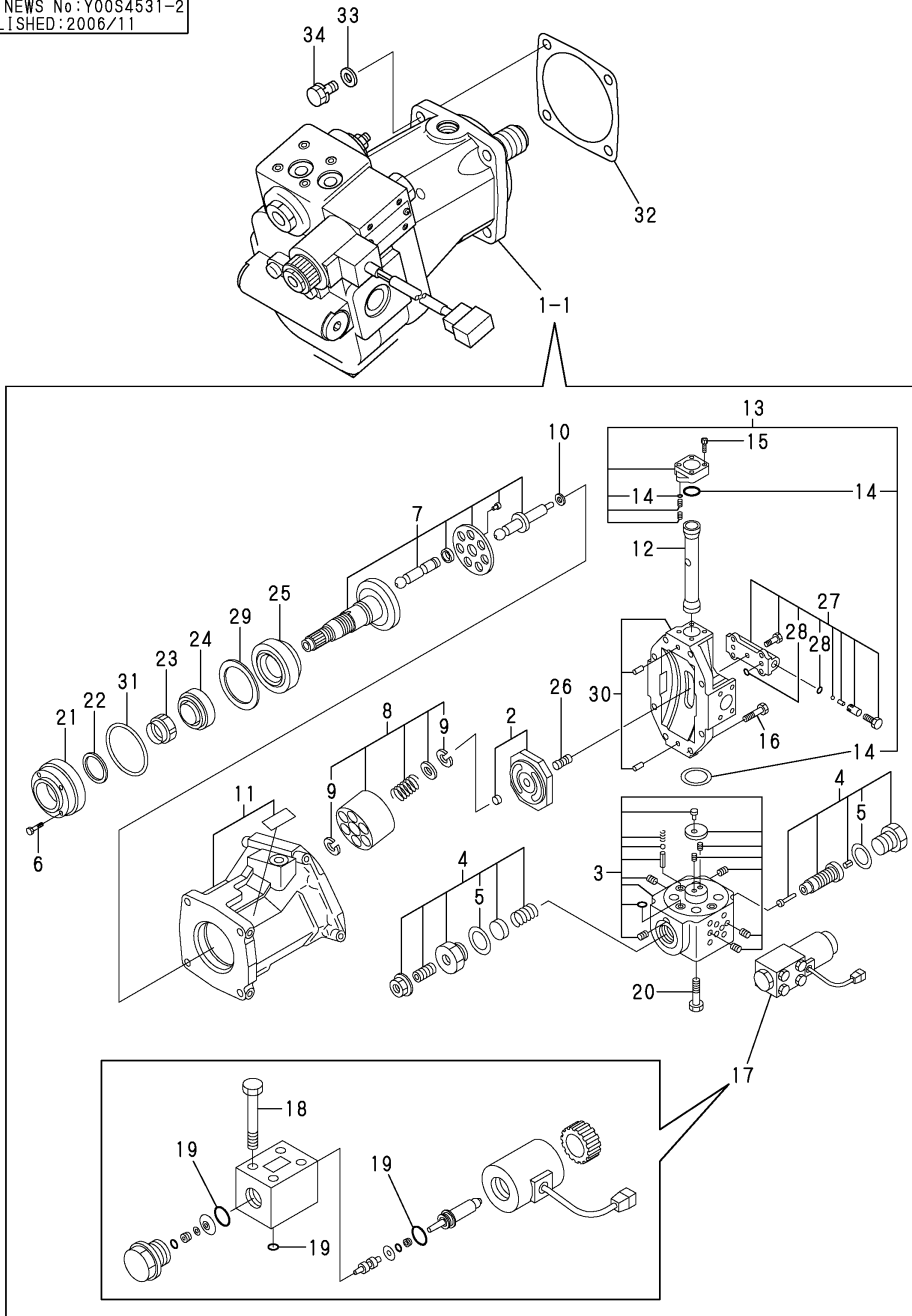
(D)=
 (E)=
 (F)=



No.	Lev.	Parts No.	Description	Q'ty						I	R
				(A)	(B)	(C)	(D)	(E)	(F)		
63	3	172653-71410	JOINT		1						
64	3	172649-73680	PLUG		1						
65	3	172142-74600	PLUG		3						
66	4	172142-74660	PLUG		1						
67	4	24315-000110	O-RING, 1BP11.0		1						
68	3	172162-74870	NUT, M10X1		1						
69	2	172534-73120	GEAR PUMP ASSY		1						
70	3	172534-71430	FRAME		1						
71	3	172534-71440	CASE ASSY		1						
75	3	172534-71480	CAP SCREW 10X105		4						
76	3	172534-71490	SEAL, FASTENER		4						
77	3	172141-71520	RING		2						
78	3	172141-71550	O-RING		2						
79	3	172141-71560	RING		2						
80	3	172534-73140	GEAR PUMP		1						
81	4	172534-71540	GEAR, DRIVE		1						
82	4	172534-71550	GEAR, IDLE		1						
83	4	172534-71560	FRAME ASSY		1						
86	4	172534-71570	HOUSING ASSY		1						
89	4	172649-72750	RING		1						
90	4	172141-73240	PIN, PARALLEL		2						
91	4	172651-73730	SOCKET BOLT M 8X 50		4						
92	4	172165-73850	RING, BUCK UP		1						
93	4	172164-73870	COUPLING		1						
94	4	172165-73870	O-RING		1						
95	4	172164-73950	PLATE		1						
96	4	22252-000120	RING, 12		1						
97	3	172141-73230	GUIDE		2						
98	3	172141-73240	PIN, PARALLEL		4						
99	3	172482-73560	THRUST PLATE ASSY		2						
100	3	172482-73570	PLATE		5						
101	3	172164-73880	O-RING, NBR HS70		1						
102	3	22242-000180	RING, 18		1						
103	3	24315-000100	O-RING, 1BP10.0		1						
104	2	172534-73130	BOLT, 10X20HE		2						

Fig.48. HST MOTOR(V3-5A)

P/C NEWS No:Y00S4531-2
PUBLISHED:2006/11



(A)=V3-5A(US)
(B)=V3-5B(US)
(C)=

(D)=
(E)=
(F)=

No.	Lev.	Parts No.	Description	Q'ty						I	R
				(A)	(B)	(C)	(D)	(E)	(F)		
1-1	1	172527-71300	MOTOR ASSY H.S.T.	1							
2	2	172527-71350	PLATE	1							
3	2	172527-71360	BODY SET V3	1							
4	2	172527-71370	SPOOL	1							
5	3	172527-73650	O-RING 1B P 18	2							
6	2	172527-73150	BOLT	4							
7	2	172528-73320	SHAFT SET	1							
8	2	172528-73330	BLOCK	1							
9	3	22252-000260	RING, 26	2							
10	2	172528-73340	SHIM SET	1							
11	2	172528-73350	HOUSING	1							
12	2	172528-73360	PISTON	1							
13	2	172528-73370	COVER	1							
14	3	172524-74760	SEAL SET	1							
15	2	172528-73410	BOLT	4							
16	2	172527-73750	BOLT M8X30-12.9	8							
17	2	172527-73800	SOLENOID VALVE ASSY	1							
18	3	172527-73550	BOLT M5X45-12.9	4							
19	3	172527-73960	O-RING KIT	1							
20	2	172527-73810	BOLT M6X60X12.9	4							
21	2	172520-74340	RETAINER, SEAL	1							
22	2	172520-74350	SEAL, OIL	1							
23	2	172520-74360	NUT, 40X1.5	1							
24	2	172520-74370	BEARING	1							
25	2	172520-74390	BEARING	1							
26	2	172520-74460	PIN	1							
27	2	172520-74520	BLOCK ASSY, VALVE	1							
28	3	172520-74530	SEAL SET	1							
29	2	172524-74610	SHIM KIT	1							
30	2	172524-74640	HOLDER, VALVE	1							
31	2	24341-000700	O-RING, 1AS70.0	1							
32	1	172527-73310	GASKET, MOTOR	1							
33	1	22137-100000	WASHER, 10	4							
34	1	26013-100302	BOLT, M10X 30	4							

Fig.49. HST MOTOR(V3-5B)

(A)=V3-5A(US)
 (B)=V3-5B(US)
 (C)=

(D)=
 (E)=
 (F)=

No.	Lev.	Parts No.	Description	Q'ty						I	R
				(A)	(B)	(C)	(D)	(E)	(F)		
1	1	172534-73400	MOTOR ASSY, HST US		1						
2	1	172534-73310	GASKET, MOTOR		1						
3	1	26013-120402	BOLT, M12X 40		4						

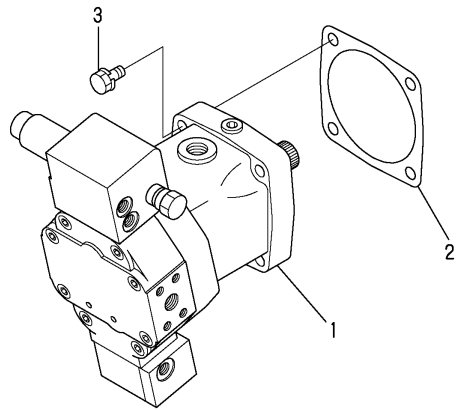
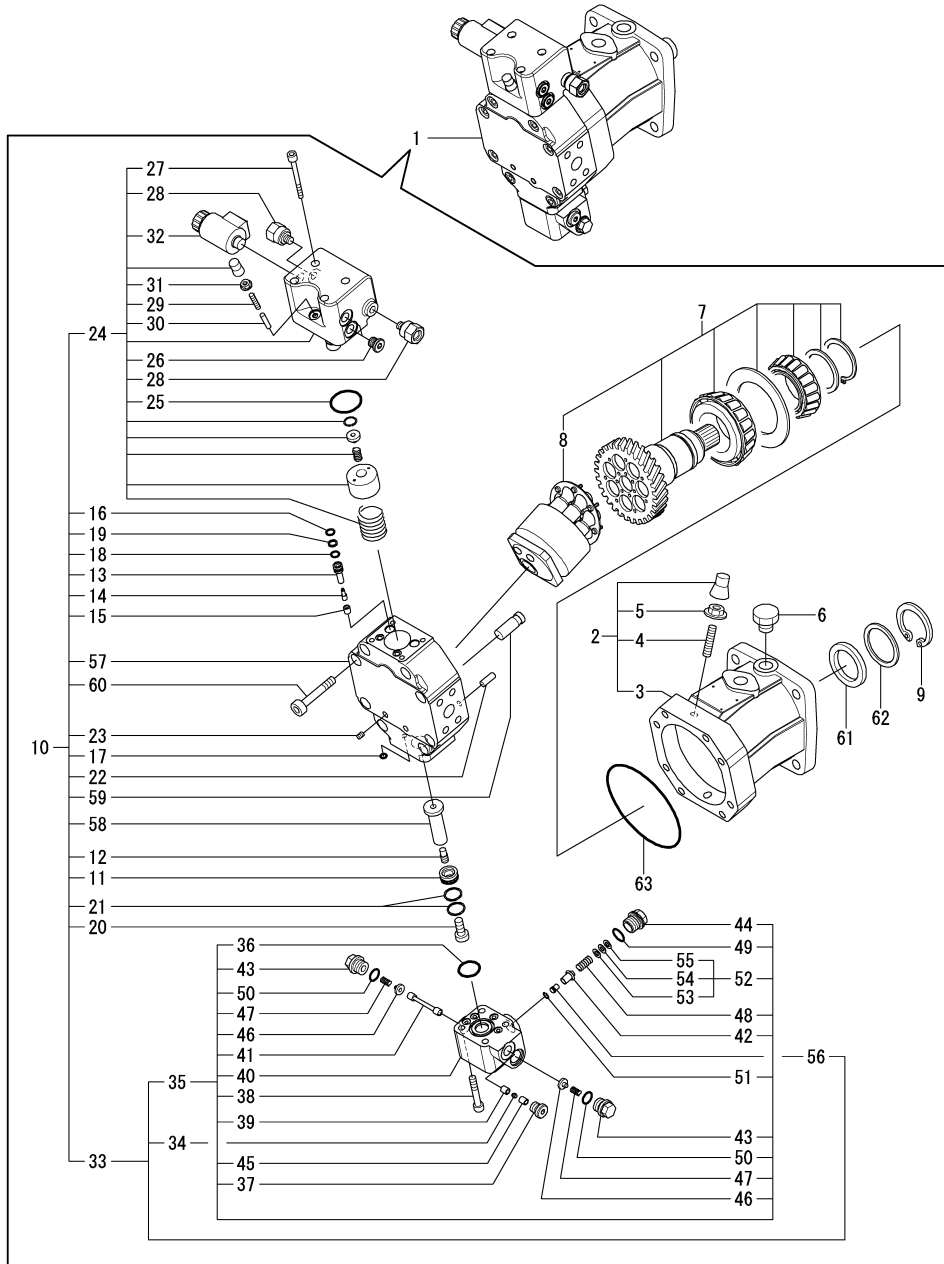


Fig.62. (49A)HST MOTOR(V3-5B)(COMPONENT PART)

(A)=V3-5A(US)
(B)=V3-5B(US)
(C)=

(D)=
(E)=
(F)=



No.	Lev.	Parts No.	Description	Q'ty						I	R
				(A)	(B)	(C)	(D)	(E)	(F)		
1	1	172534-73400	MOTOR ASSY, HST US		1						
2	2	172534-73320	HOUSING ASSY		1						
3	3	172534-73610	HOUSING		1						
4	3	172534-73620	THREADED PIN		2						
5	3	172534-73630	NUT, SEAL LOCK		2						
6	2	172653-73320	PLUG ASSY		1						
7	2	172534-73330	ROTARY GROUP		1						
8	3	172534-73640	CYLINDER BLOCK ASSY		1						
9	2	172653-73330	RING,62		1						
10	2	172534-73340	CONTROL		1						
11	3	172653-73390	PISTON		1						
12	3	172653-73400	PIN,THREAD		1						
13	3	172653-73410	GUIDE,VALVE		2						
14	3	172653-73420	POPPET		2						
15	3	172653-73430	SEAT,VALVE		2						
16	3	172653-73440	O-RING		2						
17	3	172653-73450	O-RING		6						
18	3	172653-73460	O-RING		2						
19	3	172653-73470	RING,BACKUP		2						
20	3	172653-73480	BOLT,10X25		1						
21	3	172653-73490	RING,PISTON		3						
22	3	172653-73500	PIN, 8H6X16		2						
23	3	172164-73650	PLUG		1						
24	3	172534-73650	PARTS, CONTROL		1						
25	4	172653-73530	O-RING		1						
26	4	172653-73580	PLUG ASSY		2						
27	4	172650-73690	SOCKET BOLT M 6X 70		4						
28	4	172534-73700	BUSHING ASSY		1						
29	4	172534-73710	SCREW, M6X30		1						
30	4	172534-73720	CYLINDER PIN		1						
31	4	172534-73730	NUT, SEAL LOCK		1						
32	4	172534-73740	SOLENOID, CONTROL		1						
33	3	172534-73660	FLUSH & BOOST VALVE		1						
34	4	172653-73550	ORIFICE		1						
35	4	172534-73750	FLUSH & BOOST VALVE		1						
36	5	172653-73570	O-RING		1						
37	5	172653-73580	PLUG ASSY		1						
38	5	172651-73730	SOCKET BOLT M 8X 50		4						
39	5	172649-73740	GUIDE		1						
40	5	172534-73770	HOUSING, VALVE		1						
41	5	172534-73780	PISTON,FLUSHING		1						
42	5	172534-73790	PLUNGER		1						
43	5	172534-73800	PLUG		2						
44	5	172534-73810	PLUG		1						
45	5	172649-73810	GUIDE		1						
46	5	172534-73820	SEAT, SPRING		2						
47	5	172534-73830	SPRING		2						
48	5	172534-73840	SPRING		1						
49	5	172534-73850	O-RING		1						
50	5	172534-73860	O-RING		2						
51	5	172534-73870	CIRCLIP		1						

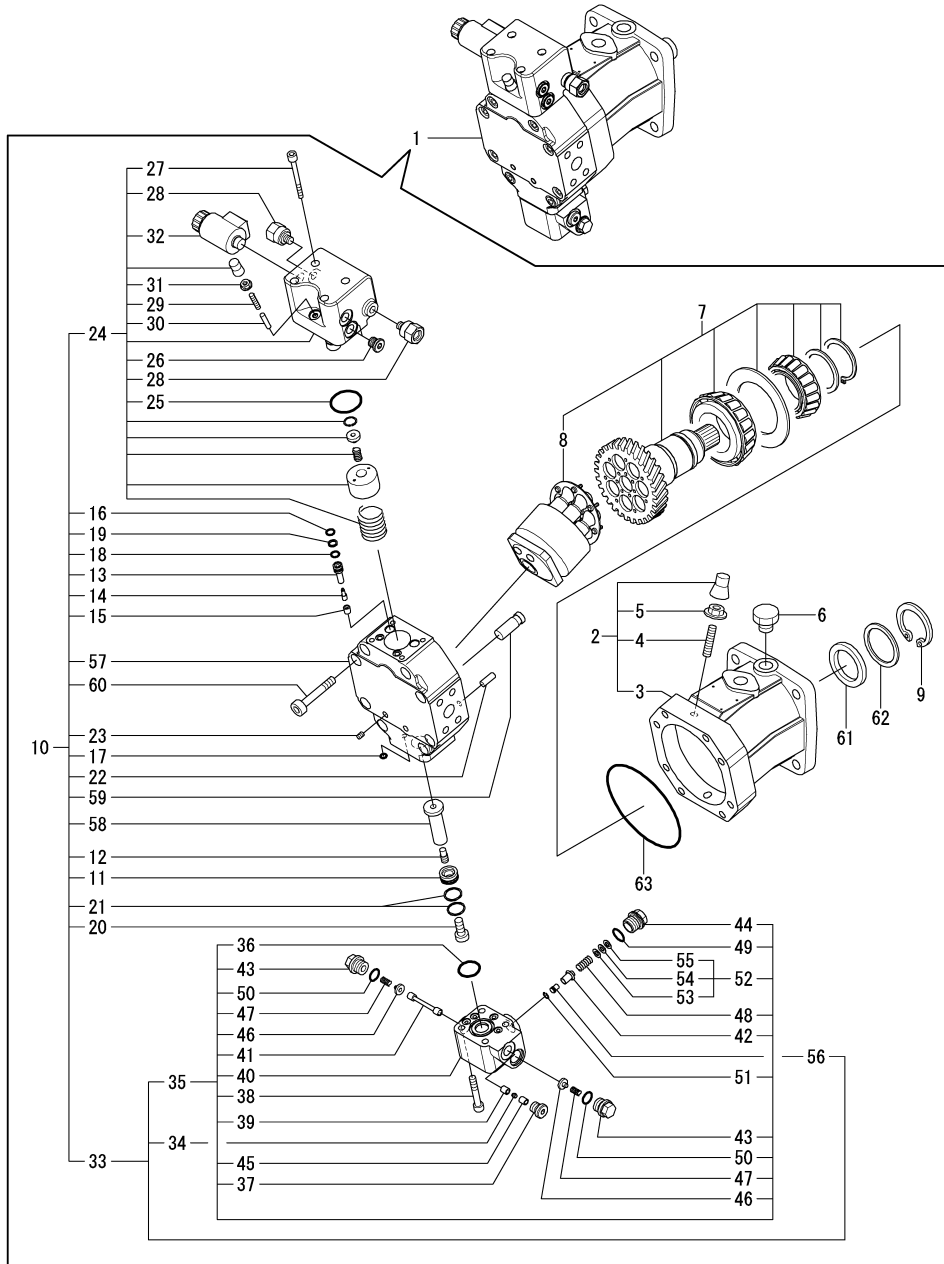
Remarks

(1)Selection use parts

Fig.62. (49A)HST MOTOR(V3-5B)(COMPONENT PART)

(A)=V3-5A(US)
 (B)=V3-5B(US)
 (C)=

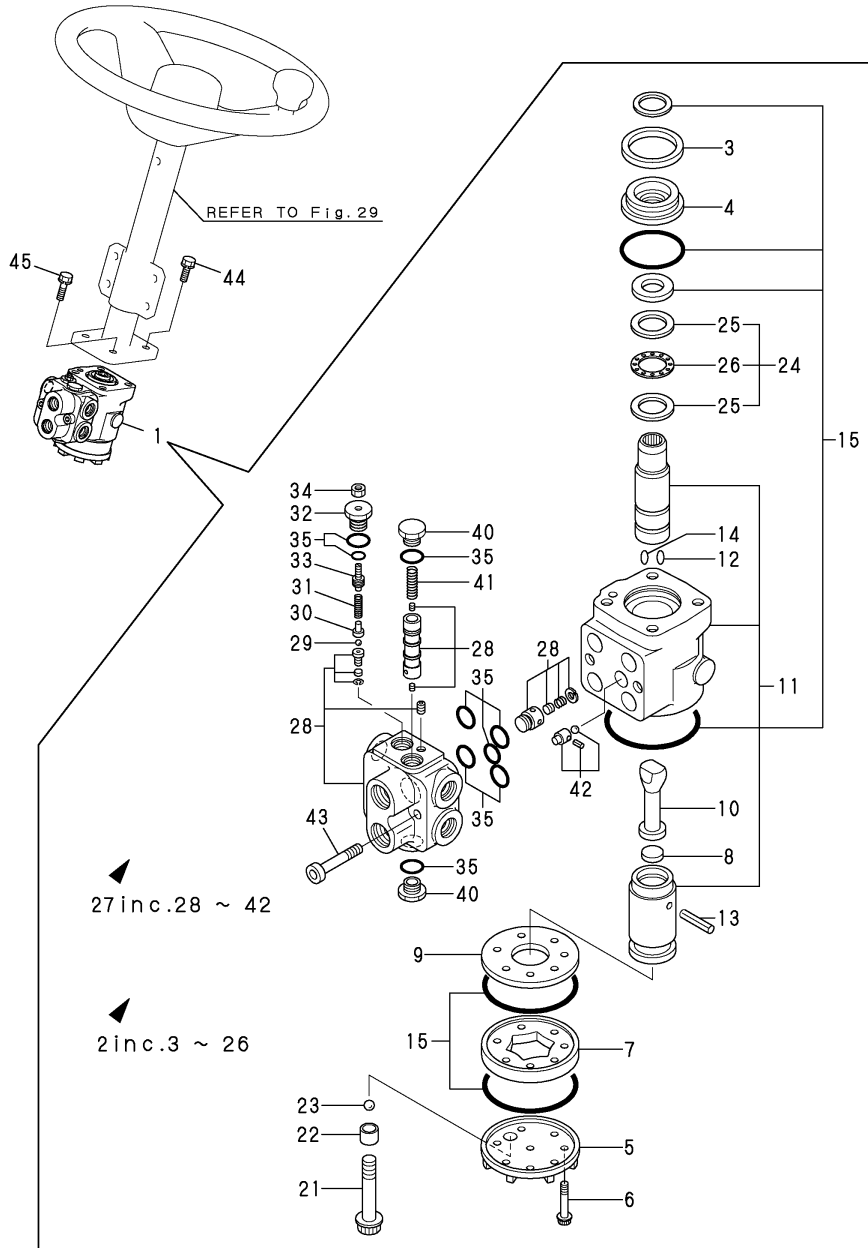
(D)=
 (E)=
 (F)=



No.	Lev.	Parts No.	Description	Q'ty						I	R
				(A)	(B)	(C)	(D)	(E)	(F)		
52	5	172534-73900	SHIM SET		1						
53	6	172534-73880	SHIM		1						1
54	6	172534-73890	SHIM		1						1
55	6	172534-73910	SHIM		1						1
56	4	172534-73760	ORIFICE		1						
57	3	172534-73670	PORT PLATE		1						
58	3	172534-73680	POSITIONING PISTON		1						
59	3	172534-73690	POSITIONING TRANNION		1						
60	3	172650-73870	SOCKET BOLT M10X 60		8						
61	2	172653-73340	SEAL, OIL		1						
62	2	172653-73350	SHIM		1						
63	2	172653-73360	O-RING		1						

Remarks
 (1) Selection use parts

Fig.50. STEERING UNIT



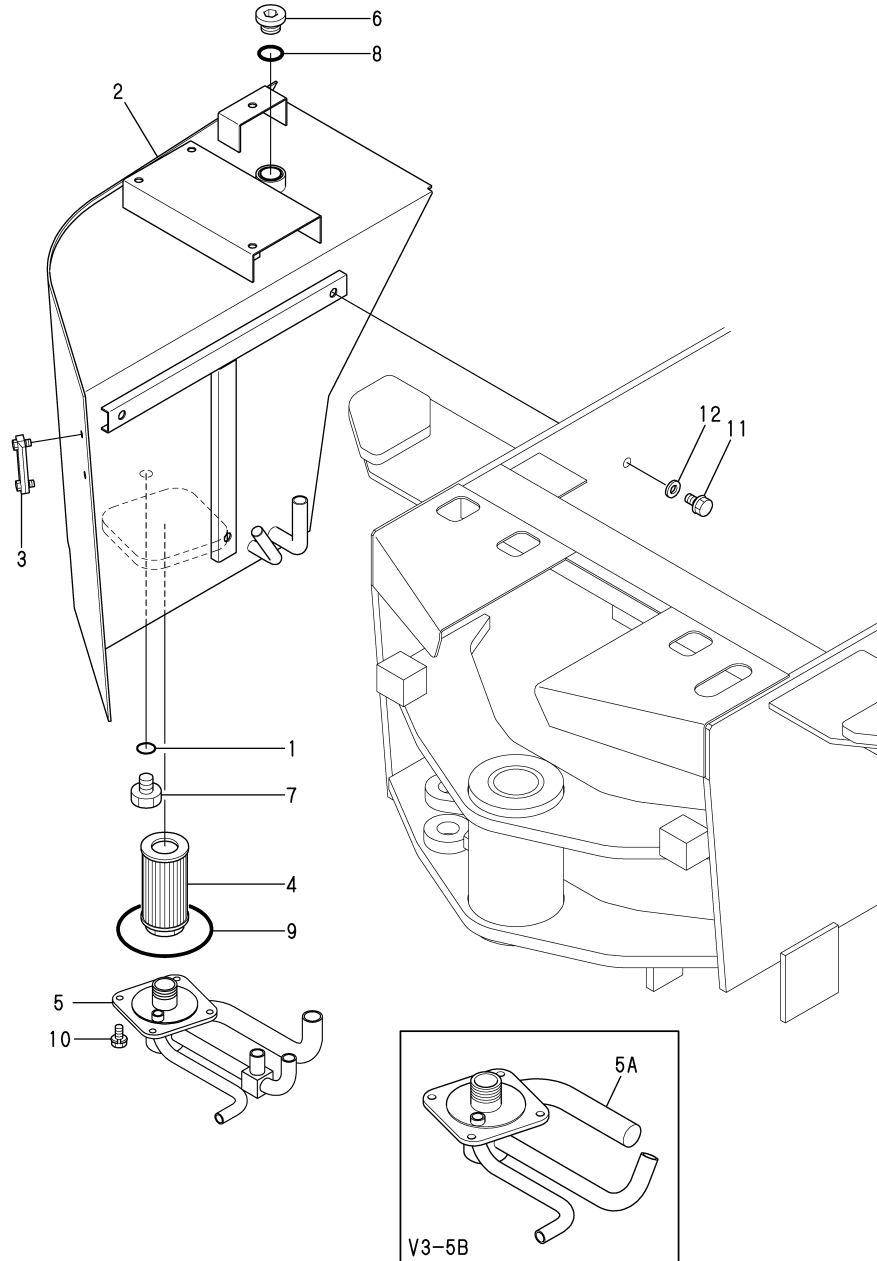
(A)=V3-5A(US)
(B)=V3-5B(US)
(C)=

(D)=
(E)=
(F)=

No.	Lev.	Parts No.	Description	Q'ty						I	R
				(A)	(B)	(C)	(D)	(E)	(F)		
1	1	172524-73512	STEERING ASSY	1	1						
2	2	172524-73522	ROLL ASSY, ORBITAL	1	1						
3	3	172312-73110	RETAINING RING	1	1						
4	3	172524-73530	BUSH, SEAL GLAND	1	1						
5	3	172312-73520	CAP, END	1	1						
6	3	172520-73530	SCREW	6	6						
7	3	172520-73540	GEROTOR	1	1						
8	3	172524-73550	SPACER	1	1						
9	3	172312-73560	PLATE, SPACER	1	1						
10	3	172520-73560	DRIVE	1	1						
11	3	172524-73571	PARTS SET, CONTROL	1	1						
12	3	172519-73590	SPRING, CENTERING	4	4						
13	3	172519-73610	PIN	1	1						
14	3	172524-73650	SPRING	2	2						
15	3	172524-73582	SEAL SET	1	1						
21	3	172524-73540	SCREW, RETAINER	1	1						
22	3	172524-73780	SCREW, ADAPTER	1	1						
23	3	172524-73790	BALL	1	1						
24	3	172524-73640	BEARING SET, NEEDLE	1	1						
25	4	172312-73660	RACE BEARING	2	2						
26	4	172312-73670	NEEDLE, THRUST	1	1						
27	2	172524-73610	VALVE COMPL.	1	1						
28	3	172524-73620	HOUSING ASSY	1	1						
29	3	172520-73630	BALL	1	1						
30	3	172520-73640	GUIDE, BALL	1	1						
31	3	172520-73650	SPRING, RELIEF	1	1						
32	3	172520-73660	PLUG, RELIEF	1	1						
33	3	172520-73670	SCREW, ADJUST	1	1						
34	3	172520-73680	NUT, LOCK	1	1						
35	3	172524-73590	SEAL SET	1	1						
40	3	172520-73740	PLUG, SPOOL	2	2						
41	3	172524-73750	SPRING, CONTROL	1	1						
42	3	172520-73770	ORIFICE SET	1	1						
43	2	26450-100502	BOLT, M10X 50	2	2						
44	1	26013-100352	BOLT, M10X 35	2	2						
45	1	26013-100302	BOLT, M10X 30	2	2						

Fig.52. HYD.OIL TANK

P/C NEWS No:Y0094531-3
PUBLISHED:2007/3



(A)=V3-5A(US)
(B)=V3-5B(US)
(C)=

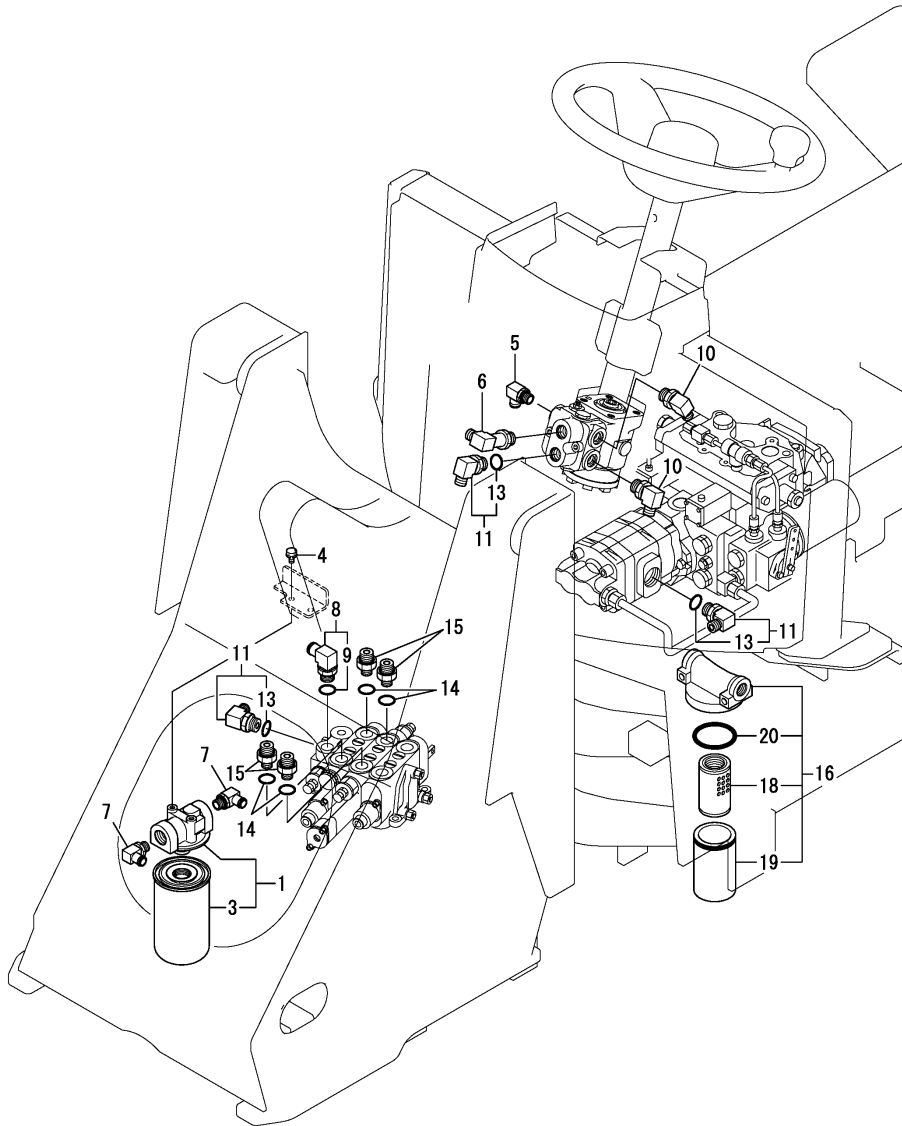
(D)=
(E)=
(F)=

No.	Lev.	Parts No.	Description	Q'ty						I	R
				(A)	(B)	(C)	(D)	(E)	(F)		
1	1	24311-000160	O-RING, 1AP16.0	1	1						
2	1	172527-75111-1	TANK ASSY, RESERVOIR	1	1						
2-1	1	172527-75111-2	TANK ASSY, RESERVOIR		1						S
(B=M/#53661)											
3	1	172524-75190	GAUGE, OIL LEVEL	1	1						
4	1	172520-75320	FILTER, SUCTION	1	1						
5	1	172527-75520	FLANGE ASSY,US SUC	1							
5A	1	172534-75410	FLANGE ASSY,SUCTION		1						
6	1	172116-75850-A	PLUG, OIL FEED	1	1						
7	1	23491-140002	PLUG, 14	1	1						
8	1	24311-000380	O-RING, 1AP38.0	1	1						
9	1	24321-001050	O-RING, 1AG105.0	1	1						
10	1	26013-100202	BOLT, M10X 20	4	4						
11	1	26013-120302	BOLT, M12X 30	3	3						
12	1	22137-120000	WASHER, 12	3	3						

Fig.53. FILTER & PIPE FITTING

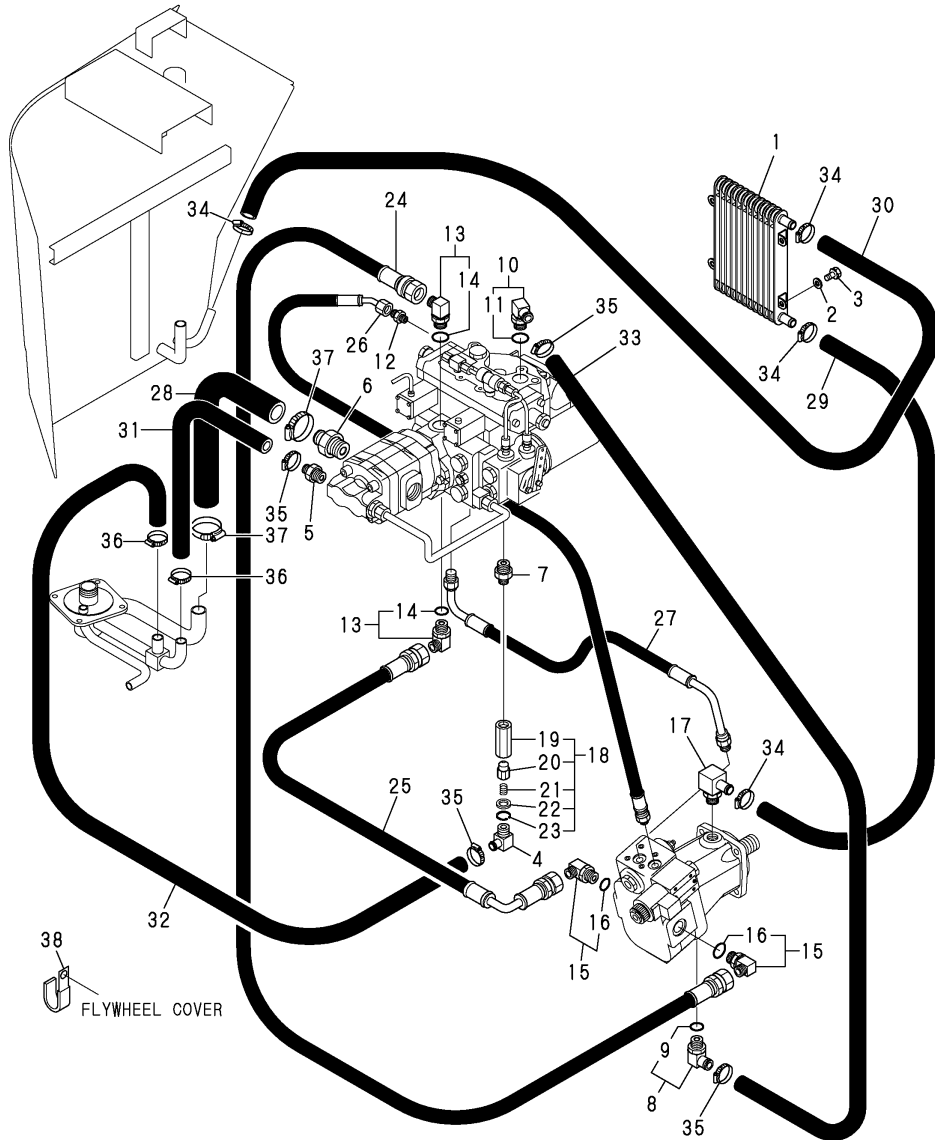
(A)=V3-5A(US)
 (B)=V3-5B(US)
 (C)=

(D)=
 (E)=
 (F)=



No.	Lev.	Parts No.	Description	Q'ty						I	R
				(A)	(B)	(C)	(D)	(E)	(F)		
1	1	172527-73850	FILTER, OIL	1	1						
3	2	172527-73870	ELEMENT	1	1						
4	1	26013-080162	BOLT, M8X 16	2	2						
5	1	1A6380-24080	NIPPLE, 3/8X16 90	1	1						
6	1	172524-76110	ELBOW	1	1						
7	1	172467-76120	ELBOW	2	2						
8	1	172164-76131	ELBOW	1	1						
9	2	24315-000180	O-RING, 1BP18.0	1	1						
10	1	172142-76181	JOINT ASSY	2	2						
11	1	172141-76900	CONNECTOR ASSY	3	3						
13	2	24315-000180	O-RING, 1BP18.0	3	3						
14	1	24311-000180	O-RING, 1AP18.0	4	4						
15	1	933160-01370	CONNECTOR,PF1/2PF3/8	4	4						
16	1	172652-73750	FILTER,LINE	1	1						W
		(A=M/#53188) (B=M/#53511)									
18	2	172652-73770	ELEMENT, FILTER	1	1						W
		(A=M/#53188) (B=M/#53511)									
19	2	172652-73780	CASE	1	1						W
		(A=M/#53188) (B=M/#53511)									
20	2	172652-73790	O-RING, JAS02053	1	1						W
		(A=M/#53188) (B=M/#53511)									

Fig.54. HYD.OIL PIPING(HST)(V3-5A)

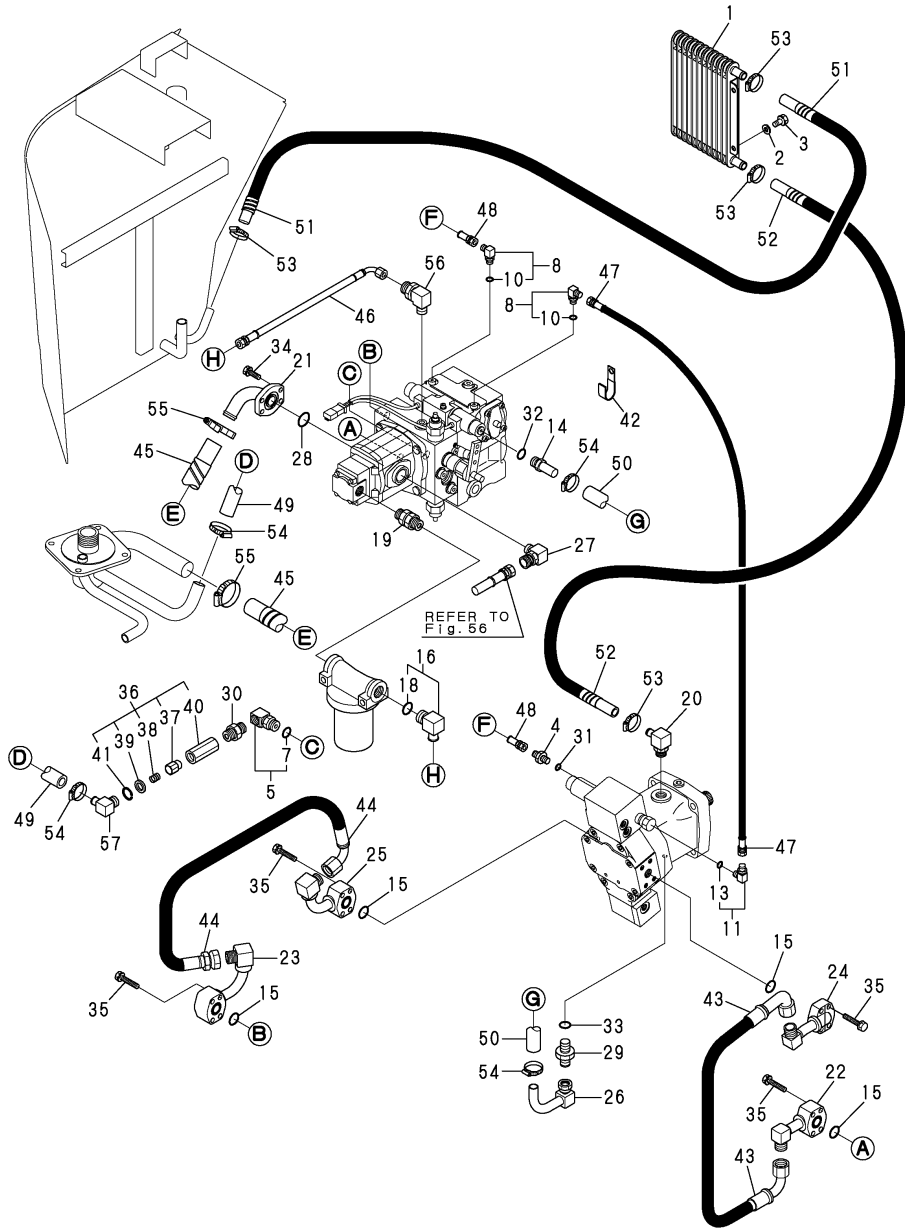


(A)=V3-5A(US)
(B)=V3-5B(US)
(C)=

(D)=
(E)=
(F)=

No.	Lev.	Parts No.	Description	Q'ty						I	R
				(A)	(B)	(C)	(D)	(E)	(F)		
1	1	198138-49100	COOLER ASSY, OIL	1							
2	1	22137-080000	WASHER, 8	4							
3	1	26013-080202	BOLT, M8X 20	4							
4	1	172467-76120	ELBOW	1							
5	1	172524-76210	NIPPLE, HOSE 3/4	1							
6	1	172527-76210	NIPPLE, 1-25	1							
7	1	172524-76230	NIPPLE, PF1/2-PT1/2	1							
8	1	172164-76131	ELBOW	1							
9	2	24315-000180	O-RING, 1BP18.0	1							
10	1	172164-76131	ELBOW	1							
11	2	24315-000180	O-RING, 1BP18.0	1							
12	1	23391-020000	JOINT, RGI-1/4	1							
13	1	172455-76190	ELBOW, ADJUST	2							
14	2	24315-000240	O-RING, 1BP24.0	2							
15	1	172455-76190	ELBOW, ADJUST	2							
16	2	24315-000240	O-RING, 1BP24.0	2							
17	1	172527-76460	CONNECTOR, 1/2X16	1							
18	1	172524-76801	RELIEF COMP.,2ND	1							
19	2	172524-76810	BODY,VALVE	1							
20	2	172649-74470	POPPET VALVE	1							
21	2	172649-74480	SPRING, VALVE	1							
22	2	172649-74490	SEAT, SPRING	1							
23	2	22252-000220	RING, 22	1							
24	1	172527-78600	HOSE H110BB073	1							
25	1	172527-78380	HOSE B	1							
26	1	172527-78351	HOSE C1	1							
27	1	172527-78610	HOSE P404KK050	1							
28	1	172527-78391	HOSE G616YY045	1							
29	1	172527-78492	HOSE G610YY098	1							
30	1	172527-78442	HOSE G610YY163S	1							
31	1	172175-78121	HOSE	1							
32	1	172175-78121	HOSE	1							
33	1	172527-78590	HOSE G612YY065	1							
34	1	23000-022000	CLAMP, 22	4							
35	1	23000-025000	CLAMP, 25	4							
36	1	23000-035000	CLAMP, 35	2							
37	1	23000-041000	CLAMP, 41	2							
38	1	1A1380-59480	CLAMP, CORD	1							

Fig.55. HYD.OIL PIPING(HST)(V3-5B)



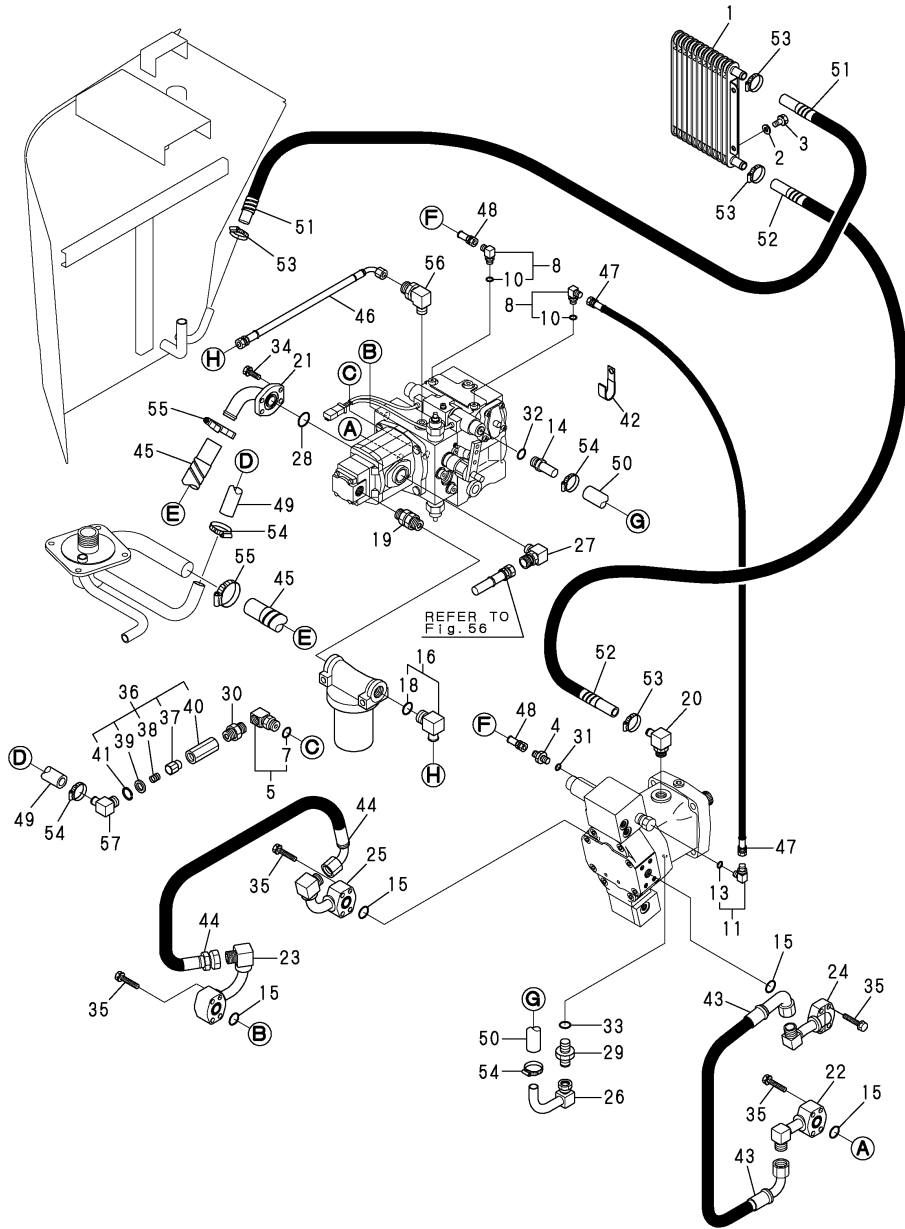
(A)=V3-5A(US)
(B)=V3-5B(US)
(C)=

(D)=
(E)=
(F)=

No.	Lev.	Parts No.	Description	Q'ty						I	R
				(A)	(B)	(C)	(D)	(E)	(F)		
1	1	198138-49100	COOLER ASSY, OIL		1						
2	1	22137-080000	WASHER, 8		3						
3	1	26013-080202	BOLT, M8X 20		3						
4	1	172123-76121	ADAPTER		1						
5	1	172122-76131	CONNECTOR, PT1/2X45		1						
7	2	24315-000180	O-RING, 1BP18.0		1						
8	1	172141-76180	CONNECTOR ASSY		2						
10	2	24315-000110	O-RING, 1BP11.0		2						
11	1	172141-76180	CONNECTOR ASSY		1						
13	2	24315-000110	O-RING, 1BP11.0		1						
14	1	172183-76190	JOINT, PF1/2		1						
15	1	172520-76240	O-RING, AN6227-19		4						
15-1	1	24315-000300	O-RING, 1BP30.0		4						S
		(B=M/# 54082)									
16	1	172157-76300	ELBOW ASSY		1						
18	2	24315-000180	O-RING, 1BP18.0		1						
19	1	172527-76350	CONNECTOR, PF1/2X1/2		1						
20	1	172527-76460	CONNECTOR, 1/2X16		1						
21	1	172534-76700	PIPE, SUCTION		1						
21-1	1	172534-76701	PIPE, SUCTION		1						N
		(B=M/# 54082)									
22	1	172534-76710	PIPE, MAIN		1						
22-1	1	172534-76711	PIPE, MAIN		1						S 1
		(B=M/# 54082)									
23	1	172534-76720	PIPE, MAIN		1						
23-1	1	172534-76721	PIPE, MAIN		1						S 1
		(B=M/# 54082)									
24	1	172534-76730	PIPE, MAIN		1						
24-1	1	172534-76731	PIPE, MAIN		1						S 1
		(B=M/# 54082)									
25	1	172534-76740	PIPE, MAIN		1						
25-1	1	172534-76741	PIPE, MAIN		1						S 1
		(B=M/# 54082)									
26	1	172534-76750	PIPE, DRAIN		1						
26-1	1	172534-76751	PIPE, DRAIN		1						N
		(B=M/# 54082)									
27	1	172534-76760	ELBOW		1						
28	1	172534-76770	O-RING, AN6227-27		1						
29	1	172112-77361	CONNECTOR		1						
30	1	23395-040000	JOINT, RRR-1/2		1						
31	1	24315-000110	O-RING, 1BP11.0		1						
32	1	24315-000180	O-RING, 1BP18.0		1						
33	1	24315-000180	O-RING, 1BP18.0		1						
34	1	26013-100302	BOLT, M10X 30		4						
35	1	26013-100502	BOLT, M10X 50		16						
36	1	172524-76801	RELIEF COMP.,2ND		1						
37	2	172649-74470	POPPET VALVE		1						
38	2	172649-74480	SPRING, VALVE		1						
39	2	172649-74490	SEAT, SPRING		1						
40	2	172524-76810	BODY,VALVE		1						
41	2	22252-000220	RING, 22		1						

Remarks
(1) INTERCHANGEABLE BY SIMULTANEOUS REPLACEMENT WITH REF. NO.15-1.

Fig.55. HYD.OIL PIPING(HST)(V3-5B)



(A)=V3-5A(US)
 (B)=V3-5B(US)
 (C)=

(D)=
 (E)=
 (F)=

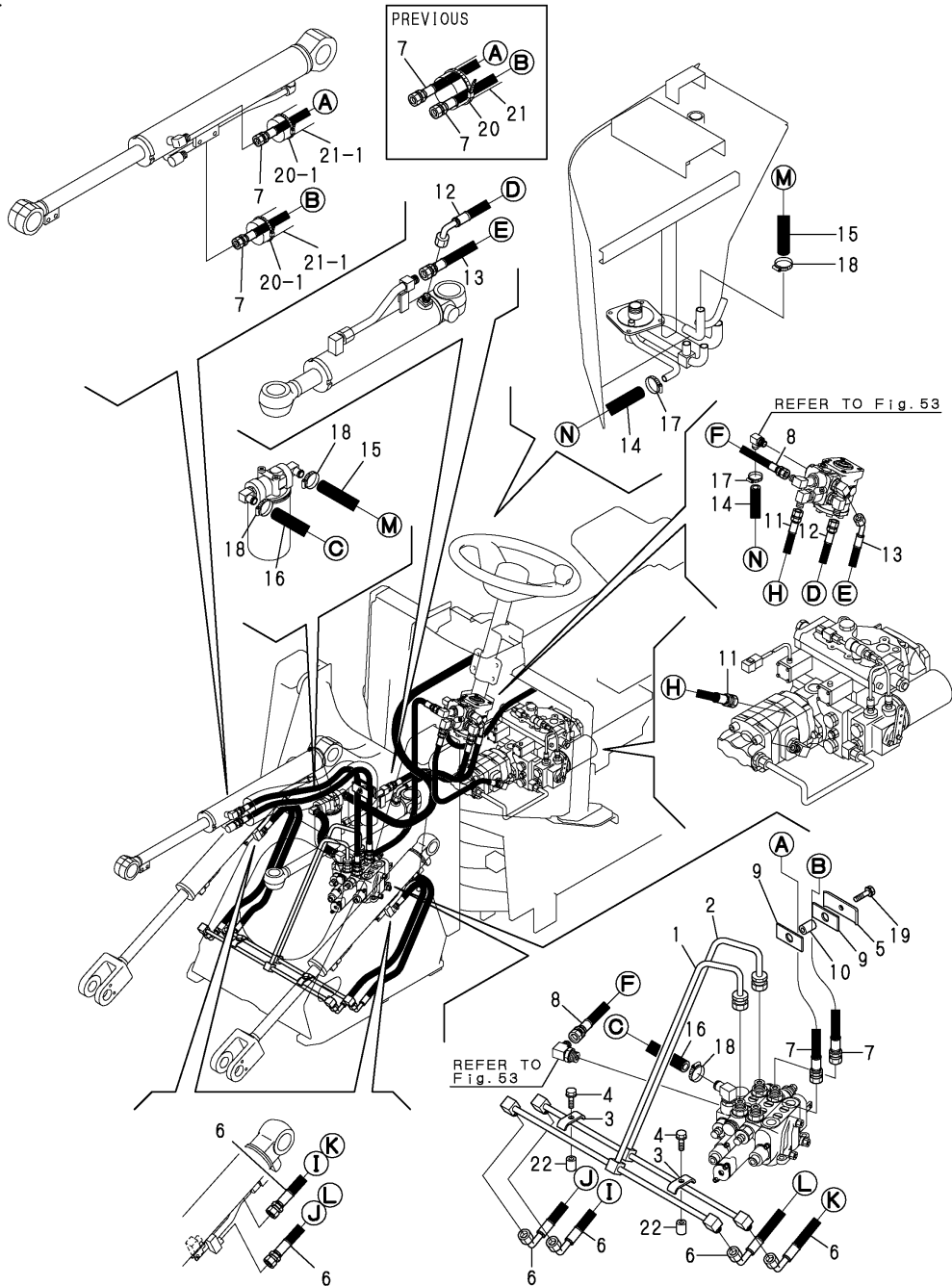
No.	Lev.	Parts No.	Description	Q'ty						I	R
				(A)	(B)	(C)	(D)	(E)	(F)		
42	1	1A1380-59480	CLAMP, CORD		1						
43	1	172534-78100	HOSE H112CC059		1						
44	1	172534-78110	HOSE H112BC063		1						
45	1	172534-78120	HOSE G616YY055S		1						
46	1	172534-78130	HOSE, P406BC042		1						
47	1	172534-78140	HOSE, P404BB040		1						
48	1	172480-78970	HOSE F403BB046		1						
49	1	172534-78160	HOSE, G612YY040		1						
50	1	172534-78170	HOSE G610YY093S		1						
51	1	172527-78442	HOSE G610YY163S		1						
52	1	172534-78180	HOSE G610YY098S		1						
53	1	23001-022000	CLAMP, HOSE 22		4						
54	1	23001-035000	CLAMP, HOSE 35		4						
55	1	23001-041000	CLAMP, HOSE 41		2						
56	1	172142-76181	JOINT ASSY		1						
57	1	172467-76120	ELBOW		1						

Remarks
 (1) INTERCHANGEABLE BY SIMULTANEOUS
 REPLACEMENT WITH REF. NO.15-1.

Fig.56. HYD.OIL PIPING(LOADER)

(A)=V3-5A(US)
 (B)=V3-5B(US)
 (C)=

(D)=
 (E)=
 (F)=

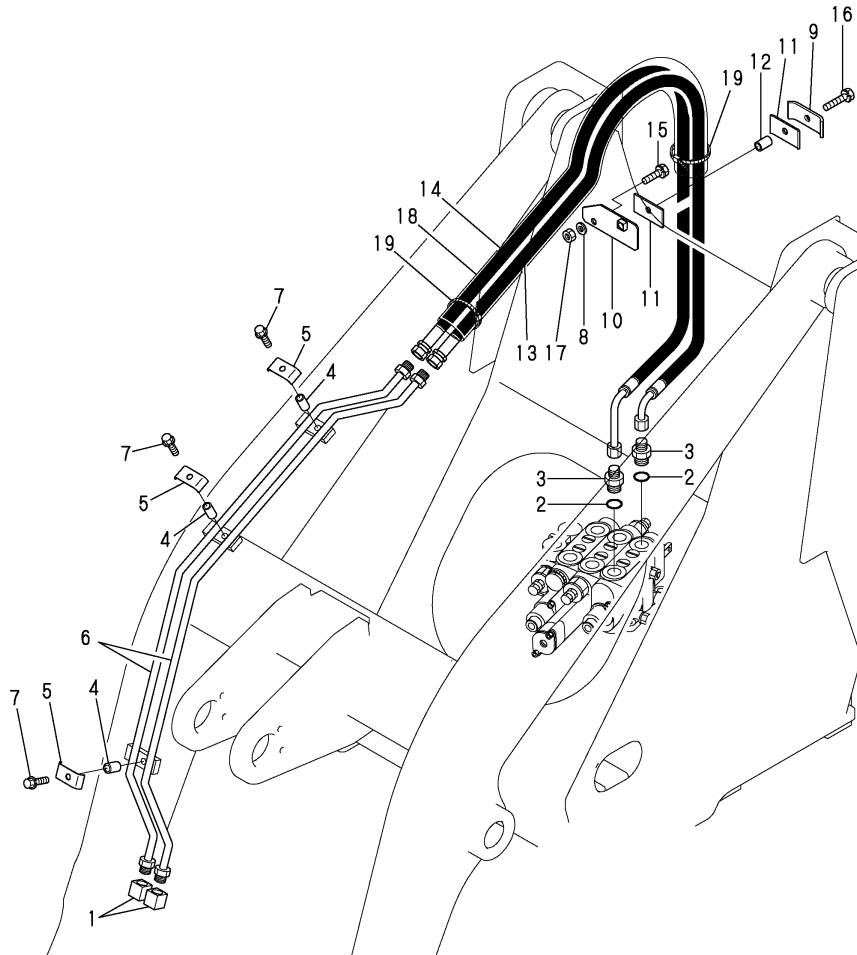


No.	Lev.	Parts No.	Description	Qty						I	R
				(A)	(B)	(C)	(D)	(E)	(F)		
1	1	172527-76511-1	PIPE ASSY, LIFT	1	1						
2	1	172527-76521-1	PIPE ASSY, LIFT	1	1						
3	1	172110-76170-1	PLATE	2	2						
4	1	26013-080352	BOLT, M8X 35	2	2						
5	1	172520-77380	W.P BACH PLATE	1	1						
6	1	172527-78111	HOSE	4	4						
7	1	172527-78130	HOSE	2	2						
8	1	172527-78140	HOSE	1	1						
9	1	172524-78150	RUBBER	2	2						
10	1	172524-78170	PIPE	1	1						
11	1	172527-78210	HOSE	1	1						
12	1	172527-78230	HOSE	1	1						
13	1	172527-78240	HOSE	1	1						
14	1	172527-78750	HOSE G610YY105	1	1						
15	1	172527-78251	HOSE G612YY090S	1	1						
16	1	172527-78731	HOSE G612YY027	1	1						
17	1	23001-022000	CLAMP, HOSE 22	2	2						
18	1	23001-035000	CLAMP, HOSE 35	4	4						
19	1	26013-100502	BOLT, M10X 50	1	1						
20	1	172122-79930	CLAMP, HOSE	2							
20-1	1	933168-55770	BAND	4	4						N
(A=M/#53164)											
21	1	172192-78900	COVER, HOSE	1							
21-1	1	172151-79430	COVER, HOSE	2	2						N
(A=M/#53164)											
22	1	194630-15520	COLLAR, 9.2X13.8X11	2	2						

Fig.57. HYD.OIL PIPING(3RD)

(A)=V3-5A(US)
 (B)=V3-5B(US)
 (C)=

(D)=
 (E)=
 (F)=



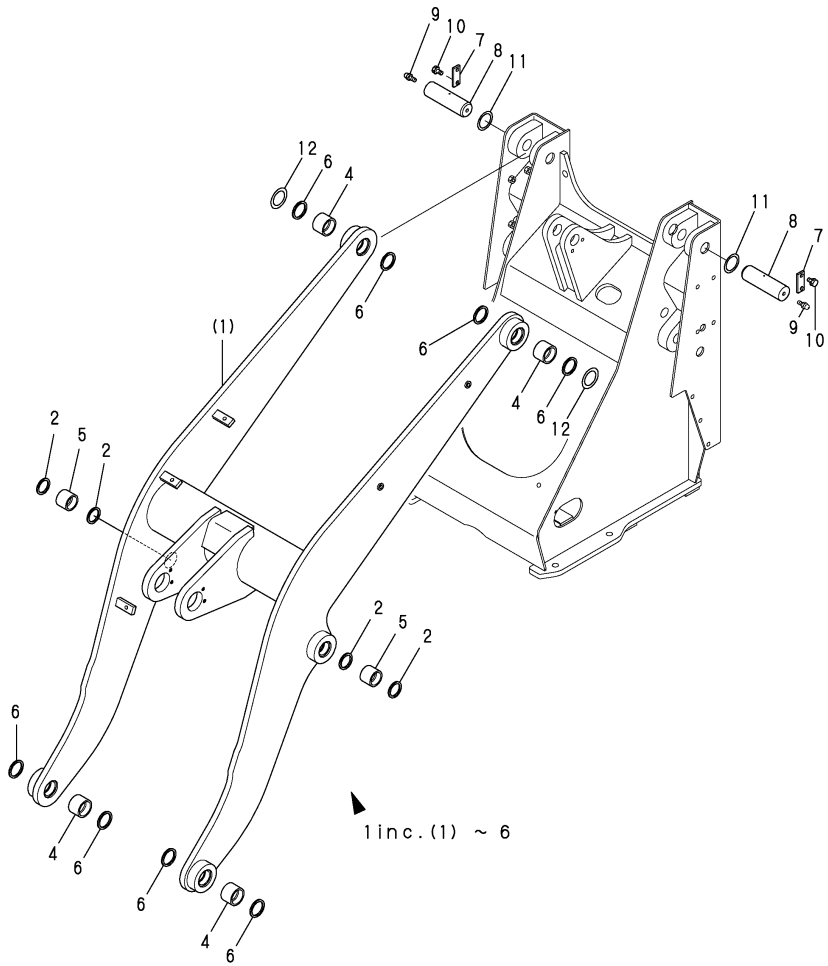
No.	Lev.	Parts No.	Description	Q'ty						I	R
				(A)	(B)	(C)	(D)	(E)	(F)		
1	1	1A6380-48870	CAP, G3/8	2	2						
2	1	24311-000180	O-RING, 1AP18.0	2	2						
3	1	933160-01370	CONNECTOR,PF1/2PF3/8	2	2						
4	1	194630-15520	COLLAR, 9.2X13.8X11	3	3						
5	1	172110-76170-1	PLATE	3	3						
6	1	172527-77370	PIPE ASSY, 3RD	2	2						
7	1	26013-080352	BOLT, M8X 35	3	3						
8	1	194145-04810	WASHER	1	1						
9	1	172520-77380	W.P BACH PLATE	1	1						
10	1	172527-77400	STAY ASSY, HOSE	1	1						
11	1	172524-78150	RUBBER	2	2						
12	1	172524-78170	PIPE	1	1						
13	1	172527-78570	HOSE,H206BC135	1	1						
14	1	172527-78580	HOSE,H206BC145	1	1						
15	1	26013-100352	BOLT, M10X 35	1	1						
16	1	26013-100452	BOLT, M10X 45	1	1						
17	1	26716-100002	NUT, M10	1	1						
18	1	172151-79400	COVER, HOSE	1	1						
19	1	172122-79930	CLAMP, HOSE	2	2						

Fig.58. LIFT ARM

(A)=V3-5A(US)
 (B)=V3-5B(US)
 (C)=

(D)=
 (E)=
 (F)=

No.	Lev.	Parts No.	Description	Q'ty						I	R
				(A)	(B)	(C)	(D)	(E)	(F)		
1	1	172527-92200	ARM ASSY, LIFT	1	1						1
2	2	172448-72650	SEAL, DUST	4	4						
4	2	172527-91180	BUSH	4	4						
5	2	172527-91190	BUSH	2	2						
6	2	172168-81410	SEAL, DUST	8	8						
6A	1	172524-03650	LABEL	1							2
6A-1	1	172524-03651	LABEL	1	1						N 2
(A=M/#53105)											
7	1	172512-91210	PLATE, PIN LOCK	2	2						
8	1	172527-91210	PIN 45X153	2	2						
9	1	24764-020000	NIPPLE, GREASE R1/8	2	2						
10	1	26013-100202	BOLT, M10X 20	4	4						
11	1	172176-81660	COLLAR, 45.5X65X1	2	2						
12	1	172527-91230	SHIM, 45X65X2.6	2	2						

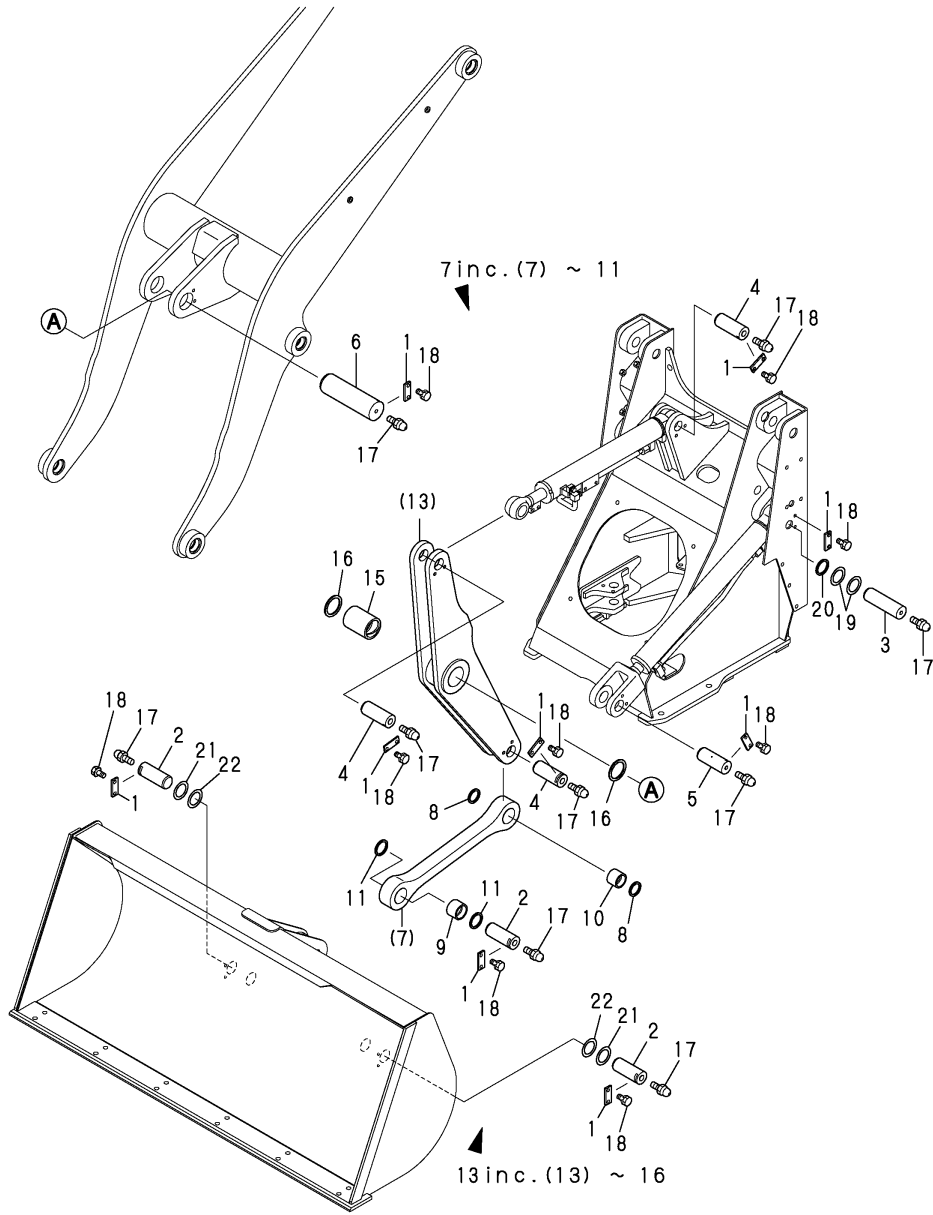


Remarks

(1)PLEASE USE THIS PART WITH FOLLOWING LABELS AT THE SAME TIME.
 REF. NO.6A.

(2)LABELS ARE NOT ILLUSTRATED.

Fig.59. LOADER LINK



(A)=V3-5A(US)
(B)=V3-5B(US)
(C)=

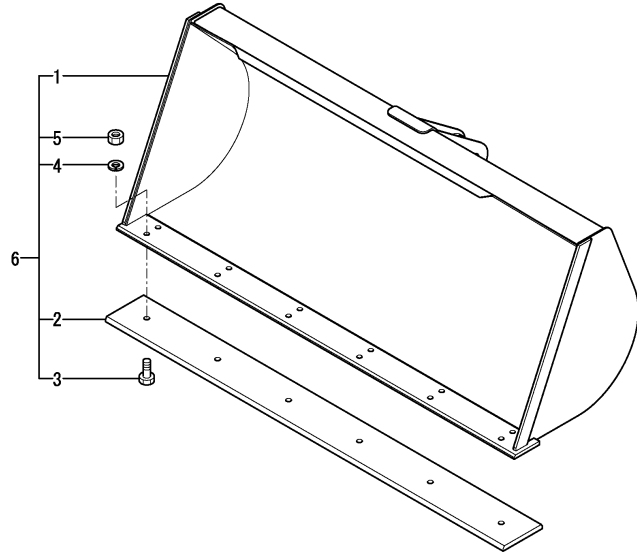
(D)=
(E)=
(F)=

No.	Lev.	Parts No.	Description	Qty						I	R
				(A)	(B)	(C)	(D)	(E)	(F)		
1	1	172512-91210	PLATE, PIN LOCK	11	11						
2	1	172527-91250	PIN 45X115	3	3						
3	1	172527-91260	PIN 40X153	2	2						
4	1	172527-91270	PIN 40X107	3	3						
5	1	172527-91280	PIN 40X114.5	2	2						
6	1	172527-91290	PIN 60X172	1	1						
7	1	172527-91301-1	LINK ASSY	1	1						
8	2	172448-72650	SEAL, DUST	2	2						
9	2	172527-91180	BUSH	1	1						
10	2	172527-91190	BUSH	1	1						
11	2	172168-81410	SEAL, DUST	2	2						
13	1	172527-91600-1	BELL CRANK ASSY	1	1						
15	2	172527-91650	BUSH	1	1						
16	2	172020-10620	SEAL, DUST	2	2						
17	1	24764-020000	NIPPLE, GREASE R1/8	11	11						
18	1	26013-100202	BOLT, M10X 20	22	22						
19	1	172164-81770	COLLAR, 40.5X60X1	4	4						
20	1	172176-81660	COLLAR, 45.5X65X1	2	2						
21	1	172527-91230	SHIM, 45X65X2.6	2	2						
22	1	172527-91220	SHIM, 45X65X1.2	2	2						

Fig.60. BUCKET

(A)=V3-5A(US)
 (B)=V3-5B(US)
 (C)=

(D)=
 (E)=
 (F)=



No.	Lev.	Parts No.	Description	Q'ty						I	R
				(A)	(B)	(C)	(D)	(E)	(F)		
1	1	172527-91400-1	BUCKET ASSY	1	1						
1-1	1	172527-91400-2 (B=M/#53661)	BUCKET ASSY		1						S
2	1	172527-91390-1	CRAW	1	1						
2-1	1	172527-91390-2 (B=M/#53661)	CRAW		1						S
3	1	172524-91520	BOLT M14X 35 PLATED	6	6						
4	1	22217-140000	WASHER, SPRING 14	6	6						
5	1	26736-140002	NUT, M14	6	6						
6	1	172538-08400-1	BUCKET KIT	1	1						1
6-1	1	172538-08400 (B=M53661)	BUCKET KIT		1						2

Remarks

- (1)Include No.1, 2, 3, 4 & 5.
- (2)Include No.1-1, 2-1, 3, 4 & 5.

Parts No. Index

Parts No.	Fig. No.	Ref. No.
101504-55101	8	6
103954-13201	3	27
119247-77100	11	51
	12	2
119643-66900	11	50
	12	9
119650-77910	11	54
119802-55710	8	18
119808-12520	4	8
119808-12540	4	9
119869-13501	3	12
121120-13580	3	3
121450-44531	7	19
121450-49100	7	26
121450-49110	7	25
121468-44510	7	17
121468-44540	7	20
121470-44581	7	22
121855-12060	4	4
124450-44560	7	21
124617-91920	11	27
124701-11911	3	11
124764-44810	1	37
	7	24
124766-59050	7	29
	8	21
124970-77920	11	58
129012-12500	4	5
129012-12510	4	6
129012-12530	4	7
129100-55690	8	15
129107-44590	7	16
129211-77920	11	57
129612-52100	11	53
160970-77350	11	52
172020-10620	59	16
172110-76170-1	56	3
	57	5
172112-77361	55	29
172113-12522	5	27
172116-16310-1	9	15
172116-75850-A	52	6
172122-14301	8	3
172122-14350	8	4
172122-14620	8	11
172122-45830	25	11
172122-46571	26	14
	28	3
172122-76131	55	5
172122-79930	10	21

Parts No.	Fig. No.	Ref. No.
172122-79930	56	20
	57	19
172122-79940	10	22
172123-76121	55	4
172124-14650	7	14
172137-14620	8	10
172137-16560	10	17
172137-72431	45	7
172137-72453	43	14
	44	10
	45	8
172141-03360	1	36
	33	5 B
172141-14610	7	13
	8	12
172141-41340	25	1
	30	2
172141-71520	61	77
172141-71550	61	78
172141-71560	61	79
172141-72540	43	17
	44	13
172141-72580	45	11
172141-73230	61	97
172141-73240	61	90
		98
172141-76180	55	8
		11
172141-76900	53	11
172141-84610	45	25
172141-84620	45	26
172142-74600	61	36
		65
172142-74660	61	37
		66
172142-76181	53	10
	55	56
172151-79400	57	18
172151-79430	56	21 -1
172157-76300	55	16
172162-61380	7	8
172162-61850	25	27
	30	6
172162-73630	61	35
172162-74870	61	68
172164-65730	7	9
172164-66170	34	27
172164-66640	7	9 -1
172164-73650	62	23
172164-73870	61	93

Parts No.	Fig. No.	Ref. No.
172164-73880	61	101
172164-73950	61	95
172164-76131	53	8
	54	8
		10
172164-81770	59	19
172165-47871	26	5
172165-73850	61	92
172165-73870	61	94
172168-72410	43	9
	44	17
		20
172168-81410	58	6
	59	11
172169-03180	1	4
172171-03400	1	14
172171-72120	43	11
	44	8
172171-72130	43	12
	44	9
172175-17120	11	101
172175-78121	54	31
		32
172176-81660	58	11
	59	20
172179-73540	61	10
		34
172183-14640	8	13
172183-76190	55	14
172187-17070	11	74
172187-17080	11	75
172187-17090	11	76
172187-17200	11	100
172187-17220	11	103
172192-78900	56	21
172312-46321	28	6
172312-73110	50	3
172312-73520	50	5
172312-73560	50	9
172312-73660	50	25
172312-73670	50	26
172437-03300	1	17
	2	1
	33	1 A
172437-03301	1	17 -1
	2	1 -1
	33	1 A-1
172437-03321	1	34
	2	10
	33	7 A

Parts No.	Fig. No.	Ref. No.
172437-03322	1	34 -1
	2	10 -1
	33	7 A-1
172437-03360	1	7
	2	12
	34	13 A
172437-03361	1	7 -1
	2	12 -1
	34	13 A-1
172437-03390	1	8
	2	11
	7	5 A
172437-03391	1	8 -1
	2	11 -1
	7	5 A-1
172437-03401	1	32
	2	8
	34	13 G
172437-03402	1	32 -1
	2	8 -1
	34	13 G-1
172437-03411	1	33
	2	9
	7	5 C
172437-03421	1	9
	2	13
	7	5 B
172437-03422	1	9 -1
	2	13 -1
	7	5 B-1
172437-03440	1	10
	2	14
	37	13 A
	38	89 A
172437-03441	1	10 -1
	2	14 -1
	37	13 A-1
	38	89 A-1
172437-03500	1	12
	33	6 A
172437-03501	1	12 -1
	33	6 A-1
172446-45820	5	15
	23	20
	25	26
172447-72020	45	2
172447-72860	45	12
172448-72650	43	10
	44	18
		21

Parts No. Index

Parts No.	Fig. No.	Ref. No.
172448-72650	58	2
	59	8
172448-81610	45	17
		20
172455-65970	7	41
172455-76190	54	13
		15
172457-72050	43	2
	44	2
172458-16550	10	3
172458-61660	30	5
172467-76120	53	7
	54	4
	55	57
172480-78970	55	48
172482-73490	61	19
172482-73560	61	99
172482-73570	61	100
172511-03230	1	5
	30	7 A
172512-16560	10	18
172512-45160	26	4
172512-45201	26	10
172512-91210	45	24
	58	7
	59	1
172513-35161	22	5
		9
172513-52541	20	3
172515-08790	11	1
172516-35130	22	3
		7
172519-03820	1	31
172519-04350	1	35
172519-17280	11	107
172519-17370	11	108
172519-17380	11	109
172519-17390	11	110
172519-73590	50	12
172519-73610	50	13
172520-11300	3	1
172520-11350	3	2
172520-12310	5	7
172520-17351	11	37
172520-17390	11	35
172520-17680	40	25
172520-17690	40	26
		46
172520-21511	13	9
172520-26740	17	3

Parts No.	Fig. No.	Ref. No.
172520-26780	17	10
172520-31210	22	1
	32	8
172520-46150	5	16
	23	10
	24	24
	30	3
172520-65151	34	14
172520-68940	39	18
		45
172520-69580	41	22
172520-69650	41	23
172520-73180	46	27
172520-73190	46	28
172520-73220	46	30
172520-73280	46	35
172520-73460	46	40
172520-73530	50	6
172520-73540	50	7
172520-73560	50	10
172520-73630	50	29
172520-73640	50	30
172520-73650	50	31
172520-73660	50	32
172520-73670	50	33
172520-73680	50	34
172520-73740	50	40
172520-73770	50	42
172520-74340	48	21
172520-74350	48	22
172520-74360	48	23
172520-74370	48	24
172520-74390	48	25
172520-74460	48	26
172520-74520	48	27
172520-74530	48	28
172520-75320	52	4
172520-76240	55	15
172520-77380	56	5
	57	9
172521-16320	9	9
172522-42620	24	18
172524-03290	1	6
	30	7 B
172524-03470	1	11
	2	15
	34	13 B
172524-03471	1	11 -1
	2	15 -1
	34	13 B-1

Parts No.	Fig. No.	Ref. No.
172524-03620	1	19
	2	2
	33	5 A
172524-03621	1	19 -1
	2	2 -1
	33	5 A-1
172524-03630	1	21
	2	3
	32	4 A
172524-03631	1	21 -1
	2	3 -1
	32	4 A-1
172524-03640	1	23
	2	4
	34	13 C
172524-03641	1	23 -1
	2	4 -1
	34	13 C-1
172524-03650	1	25
	2	5
	58	6 A
172524-03651	1	25 -1
	2	5 -1
	58	6 A-1
172524-03660	1	26
	2	6
	33	4 A
172524-03670	1	27
	2	7
	31	13 A
172524-03671	1	27 -1
	2	7 -1
	31	13 A-1
172524-03690	1	28
	11	35 A
172524-03770	1	30
	34	13 D
172524-06900	37	1
	38	2
172524-12260	5	6
172524-12362	5	10
172524-12380	5	13
172524-13180	6	5
172524-16970	10	27
172524-17210	11	13
172524-17220	11	14
172524-17240	11	17
172524-17250	11	18
172524-17260	11	19
172524-17270	11	20

Parts No.	Fig. No.	Ref. No.
172524-17280	11	31
172524-17290	40	44
172524-17310	11	32
172524-17320	11	33
172524-17330	11	78
172524-17340	11	79
172524-17350	11	36
172524-17360	11	38
172524-17380	11	34
172524-17522-1	12	6
172524-17660	11	41
172524-17670	11	42
172524-17680	11	43
172524-17690	11	44
172524-17730	40	32
172524-17741	40	30
172524-17780	40	40
172524-17810	11	45
172524-17820	11	46
172524-17830	11	47
172524-33521	32	4
172524-42180	23	5
	24	9
172524-42190	24	3
	25	2
172524-42360	23	9
	24	7
172524-42520	24	14
172524-45190	26	9
172524-45250	26	13
	28	2
172524-45511	26	26
172524-45550	26	27
172524-45560	26	28
172524-45580	26	29
172524-47931	29	7
172524-47980	29	8
172524-52830	31	6
172524-52840	31	7
172524-52850	31	8
172524-52870	31	9
172524-63151	33	33
172524-65140	34	10
172524-65670	34	24
172524-65700	34	25
172524-65711	34	26
172524-65720	39	2
		33
172524-68280	41	8
172524-68290	41	9

Parts No. Index

Parts No.	Fig. No.	Ref. No.
172524-68710	37	9
172524-68720	37	10
172524-68781	39	5
172524-68810	39	6
172524-68830	39	9
172524-68850	39	12
172524-68930	39	43
172524-68940	39	46
172524-68950	39	48
172524-69360	39	20
		51
172524-69411-1	37	21
172524-69411-2	37	21 -1
172524-69610	40	49
172524-72420	45	22
172524-73130	46	26
172524-73210	46	29
172524-73220	46	7
172524-73230	46	31
172524-73250	46	32
172524-73260	46	33
172524-73270	46	34
172524-73290	46	36
172524-73330	46	37
172524-73410	46	38
172524-73420	46	39
172524-73512	50	1
172524-73522	50	2
172524-73530	50	4
172524-73540	50	21
172524-73550	50	8
172524-73571	50	11
172524-73582	50	15
172524-73590	50	35
172524-73610	50	27
172524-73620	50	28
172524-73640	50	24
172524-73650	50	14
172524-73750	50	41
172524-73780	50	22
172524-73790	50	23
172524-73890	46	41
172524-74610	48	29
172524-74640	48	30
172524-74760	48	14
172524-75190	52	3
172524-76110	53	6
172524-76210	54	5
172524-76230	54	7
172524-76801	54	18

Parts No.	Fig. No.	Ref. No.
172524-76801	55	36
172524-76810	54	19
	55	40
172524-78150	56	9
	57	11
172524-78170	56	10
	57	12
172524-91520	60	3
172527-03130	1	2
172527-03140	1	3
172527-03510	1	13
172527-03610	1	18
	33	1 B
172527-03620	1	20
	30	7 C
172527-03630	1	22
	33	5 C
172527-03640	1	24
	11	27 A
172527-03780	1	29
	34	13 E
172527-03781	1	29 -1
	34	13 E-1
172527-11310	3	8
172527-11320	3	9
172527-11330	3	10
172527-11340	3	23
172527-11490	3	28
172527-11512	4	21
172527-11560	4	1
172527-11570	4	2
172527-11580	4	3
172527-11910	4	14
172527-11920	4	15
172527-11931	4	22
172527-12200	5	1
172527-12201	5	1 -1
172527-12251	5	4
172527-13130	6	1
172527-13140	6	2
172527-13150	6	3
172527-13160	6	4
172527-13180	6	6
172527-13190	6	7
172527-13310	7	2
172527-13320	7	4
172527-13340	7	3
172527-13361	7	6
172527-13370	7	7
172527-13410	7	10

Parts No.	Fig. No.	Ref. No.
172527-13420	7	11
172527-13700	7	5
172527-14101-1	8	1
172527-14101-2	8	1 -1
172527-16100	9	1
172527-16120	9	4
172527-16130	9	2
172527-16150	9	3
172527-16200	10	1
172527-16300	10	5
172527-16310	9	8
172527-16320	10	8
172527-16450	10	26
172527-16510	42	9
172527-16520	42	10
172527-16530	42	11
172527-16570	10	19
172527-16600	10	9
172527-16650	12	8
172527-16710	40	2
172527-16820	40	3
172527-16840	40	5
172527-16910	40	16
172527-16920	40	18
172527-16930	40	19
172527-16940	40	20
172527-17060	42	1
172527-17070	42	2
172527-17080	11	2
172527-17090	42	3
172527-17100	11	73
172527-17110	11	3
172527-17200	11	12
172527-17210	11	81
172527-17220	11	90
172527-17250	11	4
	42	4
172527-17260	11	5
	42	5
172527-17280	11	6
	42	6
172527-17290	11	7
	42	7
172527-17310	11	8
172527-17340	11	9
	42	8
172527-17350	11	10
172527-17360	11	15
172527-17400	40	6
172527-17411	11	39

Parts No.	Fig. No.	Ref. No.
172527-17420	11	82
172527-17430	11	91
172527-17440	11	83
172527-17451	11	40
172527-17460	11	92
172527-17470	11	84
172527-17480	11	93
172527-17500	40	15
172527-17510	12	1
172527-17520	11	86
		95
172527-17531-1	12	7
172527-17540	11	87
		96
172527-17550	11	88
		97
172527-17560	11	85
		94
172527-17570	11	89
		98
172527-17630	40	22
		22 -1
172527-17640	40	23
172527-17650	40	24
172527-17700	40	1
172527-17710	40	27
172527-17720	40	28
172527-17730	40	31
172527-17750	40	33
172527-17760	40	34
172527-17770	40	36
172527-17780	40	37
172527-17810	40	41
172527-17820	40	42
172527-17830	37	6
172527-17840	40	5 -1
172527-17910	40	7
172527-17920	40	10
172527-17930	40	11
		21
172527-17940	40	12
172527-17950	40	13
172527-17970	40	43
172527-21310	13	1
172527-21800	13	11
172527-21810	13	12
172527-21820	13	13
172527-21830	13	14
172527-25720	14	2
172527-25770	14	6

Parts No. Index

Parts No.	Fig. No.	Ref. No.
172527-25771	14	6 -1
172527-25790	14	7
	15	30
172527-25810	14	8
	15	2
		31
172527-25820	14	9
172527-25840	14	10
172527-25841	14	10 -1
172527-25850	14	11
172527-25910	14	3
172527-25920	14	4
172527-25930	14	5
172527-26040	15	6
172527-26050	15	7
		35
172527-26060	15	8
172527-26070	15	9
		36
172527-26080	15	10
		37
172527-26130	15	14
		41
172527-26210	15	3
		32
172527-26300	15	1
172527-26310	15	47
172527-26320	16	14
172527-26400	15	28
172527-26410	16	5
172527-26710	17	1
172527-26730	17	2
172527-26740	17	4
172527-26910	17	11
172527-28310	18	1
172527-28320	18	2
172527-28330	18	3
172527-31110	19	2
172527-31120	19	3
172527-31130	19	18
172527-31140	19	19
172527-31150	19	4
172527-31160	19	5
		20
172527-31170	19	6
		21
172527-31190	20	10
172527-31250	19	22
172527-33100	20	1
172527-33200	20	5

Parts No.	Fig. No.	Ref. No.
172527-33260	20	7
172527-33510	20	11
172527-33520	20	12
172527-33530	20	13
172527-34400	21	3
172527-34410	21	5
172527-34420	21	6
172527-34430	21	9
172527-34440	21	10
172527-35110	22	2
172527-35120	22	6
172527-35150	22	4
		8
172527-35900	19	7 -1
		23 -1
172527-42010	24	44
172527-42020	24	45
172527-42030	24	46
172527-42050	23	7
172527-42100	23	3
172527-42140	23	6
	24	2
172527-42190	24	49
172527-42200	24	50
172527-42240	23	8
172527-42250	25	3
172527-42283	25	24
172527-42300	24	4
172527-42320	25	4
172527-42350	25	5
172527-42391	25	14
172527-42400	24	8
172527-42500	24	11
172527-42600	24	15
172527-42671	24	51
172527-42680	24	19
172527-42700	24	20
172527-42730	24	23
172527-42860	25	9
172527-42921	25	25
172527-42962	25	10
172527-43390	25	22
172527-45101	26	1
172527-45210	26	11
	28	1
172527-45221	26	12
172527-45580	26	30
172527-45860	27	1
172527-45870	27	2
172527-46110	28	4

Parts No.	Fig. No.	Ref. No.
172527-46140	28	5
172527-47600	29	1
172527-47601	29	1 -1
172527-47620	29	1 B
		1 B-1
172527-47630	29	18
172527-47810	29	4
172527-47880	29	19
172527-47910	29	5
172527-47920	29	6
172527-47980	29	9
172527-47990	29	10
172527-49600	30	1 -1
172527-49600-1	30	1
172527-52060	32	2
172527-52060-1	32	2 -1
172527-52101-1	31	13
172527-52411	31	1
172527-52421	31	2
172527-52431	31	3
	32	1
172527-52451	31	4
	32	7
172527-52800	31	5
172527-52920	32	6
172527-52950	31	15
172527-52990	31	16
172527-53350	32	11
172527-53361	32	12
172527-53550	32	16
172527-54230	37	14
172527-54930	38	104
172527-55510-1	33	1
172527-55510-2	33	1 -1
172527-61120-1	33	3
172527-61340	33	4
172527-61340-1	33	4 -1
172527-61350	33	6
172527-61360	33	7
172527-61410	33	5
172527-61421	33	31
172527-61540-1	33	13
172527-61710-1	33	8
172527-61720-1	33	9
172527-61810-1	33	10
172527-61810-4	33	10 -1
172527-61850	33	11
172527-61860	33	12
172527-61880	33	26
172527-61890	33	27

Parts No.	Fig. No.	Ref. No.
172527-61980	33	32
172527-61990	34	3
		53
172527-62050	33	28
172527-62050-1	33	28 -1
172527-62060	33	29
172527-62060-1	33	29 -1
172527-62850	37	15
172527-62870	38	84
172527-62880	38	85
172527-62890	38	86
172527-63350	3	29
172527-63360	3	30
172527-63370	3	31
172527-63380	3	32
172527-63390	3	33
172527-63450	7	43
172527-63460	7	44
172527-63470	7	45
172527-63510	35	1
172527-63520	35	2
172527-63530	35	3
172527-63540	35	4
172527-63550	35	5
172527-63560	35	6
172527-63570	35	7
172527-63580	35	8
172527-63590	35	9
172527-63610	35	10
172527-63620	35	11
172527-63630	35	12
172527-63640	35	13
172527-63650	35	14
172527-63660	35	15
172527-63670	35	16
172527-63680	35	17
172527-63690	35	18
172527-63710	35	19
172527-63720	35	20
172527-63730	35	21
172527-63750	33	42
172527-63760	33	43
172527-63770	33	44
172527-63910	36	1
172527-63920	36	2
172527-63950	36	3
172527-63960	36	4
172527-63970	36	5
172527-63980	36	6
172527-63990	36	7

Parts No. Index

Parts No.	Fig. No.	Ref. No.
172527-64310	34	1
172527-64330	34	48
172527-64350	34	49
172527-65100	34	4 -1
172527-65100-1	34	4
172527-65120	34	6 -1
172527-65120-1	34	6
172527-65130	34	8
172527-65140	34	9
172527-65150	34	15 -1
172527-65150-1	34	15
172527-65170	34	16
172527-65181	34	17
172527-65191	34	18
172527-65211	34	19
172527-65211-1	34	19 -1
172527-65312	34	21
172527-65351	34	22
172527-65361	34	23
172527-65370	34	45
172527-65610	34	54
172527-65620	34	55
172527-65730	34	29
172527-65750	34	30
172527-65811	34	31
172527-65930	34	56
172527-65930-1	34	56 -1
172527-65940	34	57
172527-65970	34	20
172527-67010	38	5
172527-67010-1	38	5 -1
172527-67030	38	6
172527-67030-1	38	6 -1
172527-67100	37	5
172527-67101	37	5 -1
172527-67110	37	16
172527-67120	37	17
	38	105
172527-67130	37	7
172527-67131	37	7 -1
172527-67140	37	8
172527-67150	37	18
172527-67151	37	18 -1
172527-67170	38	25
172527-67180	38	47
172527-67190	38	32
172527-67210	39	1
172527-67211	39	1 -1
172527-67220	39	7
172527-67221	39	7 -1

Parts No.	Fig. No.	Ref. No.
172527-67230	39	8
172527-67240	39	10
172527-67250	39	31
172527-67251	39	31 -1
172527-67260	39	41
172527-67261	39	41 -1
172527-67270	39	42
172527-67280	39	44
172527-67290	38	83
172527-67310	38	106
172527-67320	38	107
172527-67330	38	108
172527-67340	38	102
172527-67350	38	90
172527-67360	38	91
172527-67370	38	92
172527-67380	38	93
172527-67390	38	94
172527-67400	38	8
172527-67401	38	8 -1
172527-67420	38	96
172527-67430	38	97
172527-67440	38	98
172527-67450	38	99
172527-67460	38	100
172527-67470	38	101
172527-67480	38	95
172527-67490	38	24
172527-67491	38	24 -1
172527-67510	38	4
172527-67510-1	38	4 -1
172527-67530	38	28
172527-67540	38	29
172527-67570	41	2
172527-67580	41	4
172527-67630	38	53
172527-67640	38	54
172527-67680	38	87
172527-67690	38	88
172527-67850	39	47
172527-67860	40	47
172527-67880	38	46
172527-67890	39	17
	40	40
172527-67930	41	5
172527-67940	41	6
172527-67950	39	11
172527-67960	39	19
	50	50
172527-67970	39	63

Parts No.	Fig. No.	Ref. No.
172527-67980	39	64
172527-68220	38	9
172527-68230	38	10
172527-68240	38	11
	40	35
		35 -1
172527-68250	40	38
		38 -1
172527-68251	38	12
		16
	39	3
		34
172527-68260	38	13
172527-68270	38	14
		15
172527-68280	38	17
		19
172527-68290	38	20
		21
	39	4
		35
172527-68370	41	10
172527-68380	41	11
172527-68430	38	26
172527-68450	38	27
172527-68460	38	28 -1
172527-68470	38	29 -1
172527-68480	38	30
172527-68491	38	31
172527-68512	37	8 -1
172527-68550	41	12
172527-68560	41	13
172527-68570	41	2 -1
172527-68580	41	4 -1
172527-68590	41	14
172527-68620	38	33
172527-68630	38	34
172527-68640	38	35
172527-68650	38	36
172527-68660	38	37
172527-68671-1	37	20
172527-68671-2	37	20 -1
172527-68681	38	38
172527-68690	38	39
172527-68711	38	40
172527-68720	38	41
172527-68730	38	42
172527-68740	41	15
172527-68750	38	43
172527-68760	38	44

Parts No.	Fig. No.	Ref. No.
172527-68770	38	45
172527-68780	38	46 -1
172527-68850	39	13
		36
172527-68860	39	14
		37
172527-68870	38	18
	39	15
		38
172527-68880	39	16
		39
172527-68890	39	17 -1
		40 -1
172527-68950	39	49
172527-68960	39	19 -1
		50 -1
172527-68970	39	63 -1
172527-68980	39	64 -1
172527-68990	39	65
172527-69090	38	57 A
172527-69101	38	48 -1
172527-69130	38	49
172527-69140	38	50
172527-69150	38	51
172527-69170	38	58
172527-69181	38	59
172527-69190	38	60
172527-69200	38	61
172527-69210	38	62
172527-69220	38	63
172527-69230	38	64
172527-69260	40	47 -1
172527-69280	37	11
172527-69360	41	16
172527-69371	41	17
172527-69381	41	18
172527-69390	41	19
172527-69400	41	1 -1
172527-69410	41	20
172527-69430	41	21
172527-69440	41	6 -1
172527-69570	38	23
172527-69590	40	8
172527-69600	38	89
172527-69610	38	65
		66
		67
	41	7
172527-69620	38	68
		69

Parts No. Index

Parts No.	Fig. No.	Ref. No.
172527-69630	37	12
	38	70
	42	13
172527-69640	38	71
172527-69650	39	21
		52
172527-69670	40	14
	39	61
	41	24
	25	
172527-69680	39	62
172527-69700	40	17
172527-69720	38	72
		73
	40	4
		45
		50
		51
		52
		55 B
	41	3
		26
172527-69730	38	74
172527-69740	38	75
	40	39
		39 -1
172527-69760	40	48
172527-69770	41	27
172527-69780	40	53
172527-69790	39	23
		54
	40	54
172527-69800	38	48
172527-69810	39	24
		55
	40	29
	29	-1
172527-69820	38	76
172527-69830	38	22
172527-69840	39	25
		56
172527-69850	38	52
		77
172527-69860	38	78
	39	26
		27
		57
	58	
172527-69870	39	28
		59

Parts No.	Fig. No.	Ref. No.
172527-69880	39	29
		60
172527-69890	40	55
172527-69900	41	1
172527-69910	41	28
172527-69920	41	29
172527-69930	41	5 -1
172527-69940	38	82
172527-69951	38	53 -1
172527-69961	38	54 -1
172527-69971	38	55
172527-69981	38	56
172527-69991	38	57
172527-71100	46	1 -1
172527-71110	46	2
172527-71140	46	3
172527-71150	46	4
172527-71160	46	5
172527-71200	46	6
172527-71230	46	8
172527-71240	46	9
172527-71250	46	49
172527-71300	48	1 -1
172527-71330	46	10
172527-71340	46	11
172527-71350	48	2
172527-71360	48	3
172527-71370	48	4
172527-71390	46	12
172527-71410	46	51
172527-71440	46	14
172527-71450	46	15
172527-71480	46	16
172527-71490	46	17
172527-71510	46	18
172527-71520	46	19
172527-71550	46	20
172527-71560	46	21
172527-71570	46	22
172527-71580	46	23
172527-71610	46	24
172527-71620	46	25
172527-72110-1	43	8
172527-72310	43	13
172527-72420	45	23
172527-72502-1	43	1
172527-72601-1	44	1
172527-72670-1	44	16
172527-72750	44	19
172527-72801-1	45	1

Parts No.	Fig. No.	Ref. No.
172527-72900-1	45	15
172527-72960	45	16
		19
172527-72970	45	18
172527-73150	48	6
172527-73310	48	32
172527-73490	46	53
172527-73540	46	50
172527-73550	48	18
172527-73590	46	54
172527-73640	46	55
172527-73650	48	5
172527-73750	48	16
172527-73800	48	17
172527-73810	48	20
172527-73840	46	56
172527-73850	53	1
172527-73870	53	3
172527-73960	48	19
172527-74130	51	2
172527-74140	51	3
172527-74150	51	4
172527-74160	51	5
172527-74170	51	6
172527-74180	51	7
172527-74190	51	8
172527-74220	51	9
172527-74410	51	10
172527-74420	51	11
172527-74430	51	12
172527-74450	51	1
172527-75111-1	52	2
172527-75111-2	52	2 -1
172527-75520	52	5
172527-76210	54	6
172527-76350	55	19
172527-76460	54	17
	55	20
172527-76511-1	56	1
172527-76521-1	56	2
172527-77370	57	6
172527-77400	57	10
172527-78111	56	6
172527-78130	56	7
172527-78140	56	8
172527-78210	56	11
172527-78230	56	12
172527-78240	56	13
172527-78251	56	15
172527-78351	54	26

Parts No.	Fig. No.	Ref. No.
172527-78380	54	25
172527-78391	54	28
172527-78442	54	30
	55	51
172527-78492	54	29
172527-78570	57	13
172527-78580	57	14
172527-78590	54	33
172527-78600	54	24
172527-78610	54	27
172527-78731	56	16
172527-78750	56	14
172527-91180	58	4
	59	9
172527-91190	58	5
	59	10
172527-91210	58	8
172527-91220	59	22
172527-91230	58	12
	59	21
172527-91250	59	2
172527-91260	59	3
172527-91270	59	4
172527-91280	59	5
172527-91290	59	6
172527-91301-1	59	7
172527-91390-1	60	2
172527-91390-2	60	2 -1
172527-91400-1	60	1
172527-91400-2	60	1 -1
172527-91600-1	59	13
172527-91650	59	15
172527-92200	58	1
172528-03900	40	3 A
172528-03910	40	3 B
172528-12260	5	5
172528-13910	7	15
172528-14610	8	9
172528-17630	40	2 A
172528-17700	40	2 -1
172528-17710	40	2 B
172528-17750	40	33 -1
172528-17760	40	34 -1
172528-17770	40	36 -1
172528-17780	40	37 -1
172528-17800	40	55 A
172528-25710	14	1
172528-53300-1	32	9
172528-53300-2	32	9 -1
172528-53310-1	32	10

Parts No. Index

Parts No.	Fig. No.	Ref. No.
172528-53310-2	32	10 -1
172528-67050	38	32 -1
172528-69420	38	46 A
172528-69920	40	39 A
172528-73320	48	7
172528-73330	48	8
172528-73340	48	10
172528-73350	48	11
172528-73360	48	12
172528-73370	48	13
172528-73410	48	15
172530-17150-1	11	28
172530-42800	25	6
172532-17170	11	111
172534-03700	1	29 A
	34	13 F
172534-16300	10	5 -1
172534-16570	10	19 -1
172534-16600	10	9 -1
		9 A
172534-17210	11	112
172534-17220	11	113
172534-21210	13	1 A
172534-21510	13	9 A
172534-42170	23	7 A
172534-71330	61	16
172534-71340	61	40
172534-71350	61	50
172534-71360	61	54
172534-71380	61	60
172534-71390	61	61
172534-71410	61	51
172534-71420	61	52
172534-71430	61	70
172534-71440	61	71
172534-71480	61	75
172534-71490	61	76
172534-71500	61	17
172534-71510	61	18
172534-71540	61	81
172534-71550	61	82
172534-71560	61	83
172534-71570	61	86
172534-71600	61	27
172534-71700	61	49
172534-73100	47	1
	61	1
172534-73110	61	2
172534-73120	61	69
172534-73130	61	104

Parts No.	Fig. No.	Ref. No.
172534-73140	61	80
172534-73310	49	2
172534-73320	62	2
172534-73330	62	7
172534-73340	62	10
172534-73400	49	1
	62	1
172534-73610	62	3
172534-73620	62	4
172534-73630	62	5
172534-73640	62	8
172534-73650	62	24
172534-73660	62	33
172534-73670	62	57
172534-73680	62	58
172534-73690	62	59
172534-73700	62	28
172534-73710	62	29
172534-73720	62	30
172534-73730	62	31
172534-73740	62	32
172534-73750	62	35
172534-73760	62	56
172534-73770	62	40
172534-73780	62	41
172534-73790	62	42
172534-73800	62	43
172534-73810	62	44
172534-73820	62	46
172534-73830	62	47
172534-73840	62	48
172534-73850	62	49
172534-73860	62	50
172534-73870	62	51
172534-73880	62	53
172534-73890	62	54
172534-73900	62	52
172534-73910	62	55
172534-75410	52	5 A
172534-76700	55	21
172534-76701	55	21 -1
172534-76710	55	22
172534-76711	55	22 -1
172534-76720	55	23
172534-76721	55	23 -1
172534-76730	55	24
172534-76731	55	24 -1
172534-76740	55	25
172534-76741	55	25 -1
172534-76750	55	26

Parts No.	Fig. No.	Ref. No.
172534-76751	55	26 -1
172534-76760	55	27
172534-76770	55	28
172534-78100	55	43
172534-78110	55	44
172534-78120	55	45
172534-78130	55	46
172534-78140	55	47
172534-78160	55	49
172534-78170	55	50
172534-78180	55	52
172537-03100	29	18 -1
172538-08400	60	6 -1
172538-08400-1	60	6
172538-12310	5	7 -1
172538-47600	29	1 -2
172538-47610	29	20
172538-47630	29	1 C
172648-16600	10	7
172649-72600	61	48
172649-72750	61	89
172649-73680	61	64
172649-73740	62	39
172649-73810	62	45
172649-74470	54	20
	55	37
172649-74480	54	21
	55	38
172649-74490	54	22
	55	39
172650-73640	61	21
		24
		53
172650-73690	62	27
172650-73870	62	60
172651-73610	61	20
172651-73730	61	91
	62	38
172652-73750	53	16
172652-73770	53	18
172652-73780	53	19
172652-73790	53	20
172653-71310	61	3
172653-71320	61	8
172653-71360	61	59
172653-71390	61	62
172653-71410	61	63
172653-71420	61	4
172653-71430	61	5
172653-71440	61	6

Parts No.	Fig. No.	Ref. No.
172653-71460	61	11
172653-71470	61	12
172653-71480	61	13
172653-71490	61	14
172653-71520	61	22
172653-71530	61	25
172653-71540	61	26
172653-71550	61	23
172653-71560	61	41
172653-71580	61	42
172653-71590	61	43
172653-71600	61	44
172653-71610	61	45
172653-71620	61	46
172653-71630	61	47
172653-73320	62	6
172653-73330	62	9
172653-73340	62	61
172653-73350	62	62
172653-73360	62	63
172653-73390	62	11
172653-73400	62	12
172653-73410	62	13
172653-73420	62	14
172653-73430	62	15
172653-73440	62	16
172653-73450	62	17
172653-73460	62	18
172653-73470	62	19
172653-73480	62	20
172653-73490	62	21
172653-73500	62	22
172653-73530	62	25
172653-73550	62	34
172653-73570	62	36
172653-73580	62	26
		37
172A36-03411	1	33 -1
	2	9 -1
	7	5 C-1
172A38-03200	1	37 -1
177035-02920	19	1
		17
	21	1
184015-03250	7	42
184016-55700	8	14
184016-55701	8	14 -1
187B01-25710	14	1 A
187B01-25910	14	3 A
194080-57202	11	49

Parts No. Index

Parts No.	Fig. No.	Ref. No.
194080-75790	31	14
194130-01390	23	1
194145-04810	9	14
	11	11
	30	8
	57	8
194145-31520	16	6
194205-36320	21	12
194420-52120	11	48
194447-14140	15	29
	21	2
194630-15520	56	22
	57	4
194640-33590	18	8
194640-34150	18	10
194990-20170	23	1 A
	24	1
194990-22130	33	19
198010-36310	21	11
198010-36390	21	13
198010-51500	9	7
198138-49100	54	1
	55	1
198162-00640	7	1
198220-53170	11	16
		21
198220-56130	11	22
198220-56140	11	23
198220-56150	11	24
198220-56160	11	25
198220-56230	11	26
198220-62410	34	5
198240-33570	18	6
198240-33630	18	9
198250-31630	16	8
198250-31810	16	9
198250-31820	16	10
198250-33540	18	4
198250-33550	18	5
198250-33570	18	7
198290-32750	21	4
198360-31530	16	7
1A1040-63400	33	36
1A1380-59480	10	20
	54	38
	55	42
1A6210-16150	24	47
1A6210-16160	24	48
1A6380-24080	53	5

Parts No.	Fig. No.	Ref. No.
1A6380-48870	57	1
1A6780-57110	11	29
1A7400-53110	11	81 -1
1A7400-53120	11	90 -1
1A7400-53520	11	86 -1
		95 -1
1A7400-53530	11	87 -1
		96 -1
1A7400-53550	11	89 A
		98 A
1A7400-53560	11	85 -1
		94 -1
1A7400-53570	11	83 -1
1A7400-53580	11	92 -1
1A7400-53590	11	82 -1
1A7400-53600	11	91 -1
1A7400-53610	11	84 -1
1A7400-53620	11	93 -1
1C6281-52310	5	17
	26	15
	28	7
	34	2
1C6281-52320	26	31
1C6320-66451	5	18
1C6410-52690	24	40
1C6560-47000	25	12
1C6650-44090	26	8
1C6710-83170	25	13
1E4760-43090	5	14
	23	19
	24	52
1E6299-03000	7	12
1E6480-82280	11	60
1E6681-56621	19	7
		23
1E6690-81530	11	59
1E6740-64200	23	8 A
		21
	24	53
1E9000-82000	11	114
1E9110-81100	11	41 -1
22137-060000	5	19
		29
	11	61
		64
	26	16
22137-080000	3	13
	7	30
		31
	26	17

Parts No.	Fig. No.	Ref. No.
22137-080000	26	32
	28	8
	34	11
		32
		50
	37	2
	38	2 A
	54	2
	55	2
22137-100000	3	4
		14
		22
	4	20
	6	8
		13
	11	30
	12	3
	23	11
	24	25
		26
		27
	26	18
	29	11
	33	14
		15
	34	33
		46
	46	57
	48	33
22137-120000	8	23
	34	58
	52	12
22137-140000	29	2
	37	22
	38	7
	47	2
22137-160000	46	59
22157-060000	33	34
		35
22157-080000	33	16
22157-100000	33	17
22217-060000	5	20
	10	23
	23	12
	25	15
	38	79
22217-080000	3	15
	5	21
	7	33
	23	13

Parts No.	Fig. No.	Ref. No.
22217-080000	24	28
	37	3
	38	2 B
		80
22217-100000	3	5
		16
	6	9
	9	10
	14	12
	21	16
	24	29
	26	19
	51	13
22217-120000	5	22
	13	2
22217-140000	31	10
	47	3
	60	4
22217-160000	46	60
22242-000180	61	102
22242-000250	21	14
	24	42
	61	7
22242-000300	14	13
22242-000350	14	14
22242-000450	14	15
	15	20
22252-000120	61	96
22252-000220	54	23
	55	41
22252-000260	48	9
22312-100160	15	21
		48
22312-100200	18	11
	19	8
		9
		10
		24
		25
		26
	21	17
22351-060032	28	9
22351-060036	16	11
22351-060050	24	30
22351-080020	13	3
22351-080040	24	31
22351-080050	25	16
22360-080000	34	34
22360-100000	27	3
22372-080000	38	81

Parts No. Index

Parts No.	Fig. No.	Ref. No.
22372-100000	23	22
	24	54
		55
	25	28
22411-250200	25	17
22417-250320	26	6
22486-060180	26	20
	28	10
22487-060160	34	35
22487-080600	26	33
22695-320641	32	13
22857-500160	34	12
23000-022000	41	30
	54	34
23000-025000	54	35
23000-035000	54	36
23000-041000	54	37
23000-060000	4	10
23001-022000	55	53
	56	17
23001-025000	4	23
23001-035000	55	54
	56	18
23001-041000	7	34
	55	55
23061-050300	8	19
23065-070130	7	23
23391-020000	54	12
23395-040000	55	30
23414-160000	19	11
		27
	21	18
23490-080002	21	19
23491-140002	4	16
	7	28
	8	7
	52	7
23871-010000	20	9
23871-060000	19	12
		28
23887-160002	19	13
24101-060094	14	16
24101-062074	14	17
24101-062084	14	18
24101-062104	16	12
24101-062114	16	13
24101-063064	14	19
24141-302110	17	12
24141-322100	17	13
24143-303060	15	22

Parts No.	Fig. No.	Ref. No.
24143-303060	15	49
24144-303070	15	23
		50
24190-160001	21	15
24311-000050	46	42
24311-000160	4	24
	7	27
	8	5
		16
	52	1
24311-000180	4	17
	53	14
	57	2
24311-000240	14	20
	15	51
24311-000380	52	8
24311-000750	20	14
24311-000900	15	24
24315-000100	61	103
24315-000110	55	10
		13
		31
	61	38
		67
24315-000180	46	13
		52
		53
		9
		13
	54	9
		11
	55	7
		18
		32
		33
24315-000240	54	14
		16
24315-000300	55	15 -1
24321-000600	31	11
24321-000650	8	17
24321-001050	15	25
		52
		52
	52	9
24321-001100	17	14
24341-000700	48	31
24341-000850	46	43
24550-012120	25	8
	26	3
24550-016150	30	7
24550-020150	24	21
24550-025150	5	3

Parts No.	Fig. No.	Ref. No.
24550-025150	24	5
		12
		16
24550-030300	45	14
24550-035300	43	19
	44	15
24764-020000	20	8
	32	5
	58	9
	59	17
24764-040000	20	4
	45	27
26013-060162	11	62
		66
		67
	12	5
26013-060252	11	68
26013-080122	11	69
26013-080162	7	32
		35
	10	24
	11	65
	13	10
	34	36
		51
	42	12
	53	4
26013-080202	4	11
		18
	11	71
	25	23
	33	18
	54	3
	55	3
26013-080302	34	13
26013-080352	7	36
	26	21
	34	38
	56	4
	57	7
26013-080452	26	22
26013-080502	28	11
26013-080552	7	37
26013-100162	9	5
26013-100202	6	10
	7	38
	12	4
	24	32
	25	19
	29	12

Parts No.	Fig. No.	Ref. No.
26013-100202	33	20
		21
		22
	37	23
	38	3
	45	28
	52	10
	58	10
	59	18
26013-100252	3	21
	4	19
	11	72
	15	27
		54
	20	15
		16
	23	14
	24	33
		34
	26	23
	33	23
	34	39
26013-100302	3	17
	21	20
	29	13
	33	24
	34	41
	48	34
	50	45
	55	34
26013-100352	3	18
	6	11
	9	11
	11	70
	24	43
	30	9
	50	44
	51	15
	57	15
26013-100402	4	12
	17	15
26013-100452	14	21
		22
	20	17
	33	25
	57	16
26013-100502	20	17 -1
	29	14
	33	2
	55	35

Parts No. Index

Parts No.	Fig. No.	Ref. No.
26013-100502	56	19
26013-120302	8	8
	52	11
26013-120402	49	3
26013-120502	19	14
		29
26013-120952	19	15
		30
26014-060162	7	39
	33	37
26014-080252	34	42
26014-080302	34	37
26014-080352	34	47
26014-100302	33	30
26018-060162	40	9
26022-050162	11	63
26022-060162	33	38
		39
		40
26023-060162	34	43
	39	22
		30
		32
		53
26076-100302	6	14
26076-100502	37	19
26076-120402	37	24
	38	103
26106-080652	8	20
26116-080402	13	15
26116-100252	46	58
26116-100352	18	12
26116-100454	24	41
26116-100652	3	6
26116-100902	21	21
26116-120602	13	4
26116-120952	13	5
26116-121002	13	6
26116-121102	13	7
26116-140352	31	12
26116-200852	32	14
26116-201002	32	15
26156-100502	14	23
	15	26
		53
26156-140452	47	4
26156-160402	46	61
26156-200352	22	10
26216-100402	29	15
26216-100452	14	24

Parts No.	Fig. No.	Ref. No.
26346-100002	34	28
26366-080002	34	44
		52
26366-100002	33	41
26450-060122	46	44
26450-060162	5	23
	61	15
26450-080252	46	45
26450-080302	46	46
26450-080602	46	47
26450-100452	19	16
		31
26450-100502	46	48
	50	43
26450-120702	61	39
26587-040062	26	7
26617-080002	37	13
	42	14
26716-060002	5	24
	10	25
	23	15
		16
		20
26716-080002	3	19
	5	25
		28
	7	40
	9	12
	23	15 A
		17
		18
	24	35
		36
	26	24
		34
	28	12
	37	4
	38	2 C
26716-100002	3	7
		20
	4	13
	6	12
	9	13
	11	99
	14	25
	24	37
	25	18
		21
	26	25
	29	16

Parts No.	Fig. No.	Ref. No.
26716-100002	51	14
	57	17
26716-120002	5	26
	13	8
26736-100002	24	38
		39
26736-140002	37	25
	38	1
	60	5
26756-100002	28	13
26756-120002	34	59
26776-140002	29	3
29420-050000	10	14
	11	104
29420-150000	10	15
	11	105
29420-300000	10	16
	11	106
772527-03510	1	1
772534-03500	1	1 A
794251-13910	16	1
933110-07101	8	22
	34	40
933125-59600	43	20
	44	22
	45	21
933147-03400	29	17
933160-01370	53	15
	57	3
933168-55770	56	20 -1
933171-15801	9	6
933171-21700	26	35

Parts No.	Fig. No.	Ref. No.
-----------	----------	----------