

0CS10-M43901EN

PREFACE

1. This parts catalog is the Last edition of Yanmar crawler back-hoe Vio50-2A for U. S. A. , Australia & New Zealand.

2. Parts catalog history

	Parts catalog No.	Date of issue	Remarks
First edition	000Y00S4390	Dec. , 2003	Disuse old edition
Last edition	000Y00S4391	Apr. , 2006	

3. Model name

SECTION	Column	Model name	Manufactured	M / #
I (Vehicle)	A	Vio50-2A C(US)	2003/12~2004/6	25518~25942
	B	Vio50-2A P(US)		
	C	Vio50-2A C(AS)		
	D	Vio50-2A P(AS)		
	E	Vio50-2A C(NZ)		
	F	Vio50-2A P(NZ)		
II (Engine)	A	4TNV88-XBV	2003/12~2004/6	00553~05297

(NOTE) US:U. S. A. , AS:Australia, NZ:New Zealand
C:cabin, P:canopy

4. Your understanding is asking that this parts catalog is not a technical data manual setting forth as servicing procedures, This parts catalog is using simplified illustration.

Be sure to use Yanmer Genuine Parts in your maintenance servicing of Yanmar products.

Be careful not to use the simple parts available in the market, otherwise their use in repairing causes such as an early breakage, for instance.

Directions for the Parts Catalog.

1. This Parts Catalog shows both standard and optional parts.
2. Parts may change without prior notice.
3. The following is an example of the Parts Catalog format.

REF.	LEV.	PARTS NO.	DESCRIPTION	Q'TY						I	R
				(A)	(B)	(C)	(D)	(E)	(F)		
1	1	729595-51390	FUEL INJECTION PUMP	1	1	1	1	1			1
1-1	1	729595-51391	FUEL INJECTION PUMP	1	1	1	1	1		N	1
		(A=E00185) (B=E00200)									
3	2	26022-060162	SCREW M 6X 16	9	9	9	9	9			
3-1	2	26022-060162	SCREW M 6X 16	4	4	4	4	4		K	
		(A=E00156) (B=E00156) (C=E00156) (D=E00156) (E=E00156)									
4	2	129470-51040	CAMSHAFT	1	1	1	1	1			
5	2	122710-51050	BEARING, ROLLER	2	2	2	2	2			
6	2	129470-51060	RETAINER	1	1	1	1	1			

Remarks
(1) BOOST COMPEMSATOR TYPE. OPTIONAL PART, TO E00155,(4JH-DT, 4JH-DTZ

① Ref. No.

The Ref. No. listed may not be in accordance with the illustration Ref. No.

(Ex.) Illustration No.

List Ref No.

1

1

(Before change)

1-1

(After change)

For interchangeable symbols N, R and K, illustrations for new parts may be abbreviated.

② Lev. (Level)

Level indication

The numbers below indicate the level of relativity towards the main part.

1 ----- Main parts (Assembly parts)

2 ----- Sub component included in " 1 ".

3 ----- Sub component included in " 2 ".

Note) Parts that are not for sale are partially illustrated but not listed.

③ Interchangeability Symbol

When a part change takes place, one of the following interchangeability symbols is indicated beside the part.

Symbol	Interchangeability	Contents note
N	Old $\begin{matrix} \leftarrow \text{Yes} \\ \text{No} \rightarrow \end{matrix}$ New	New Part is interchangeable for Old Part but Old Part is not interchangeable for New Part.
Q	Old $\begin{matrix} \leftarrow \text{No} \\ \text{Yes} \rightarrow \end{matrix}$ New	New Part is not interchangeable for Old Part but Old Part is interchangeable for New Part.
R	Old $\begin{matrix} \leftarrow \text{Yes} \\ \text{Yes} \rightarrow \end{matrix}$ New	New/ Old Parts are both interchangeable.
S	Old $\begin{matrix} \leftarrow \text{No} \\ \text{No} \rightarrow \end{matrix}$ New	New/ Old Parts are both not interchangeable.
W		Part newly added.
Z		Part discontinued.
F		Not interchangeable by a single part but interchangeable together with related parts.
K		Changes only for used parts quantities.

④ Effective Machine No.

When a part changes, the effective Machine No. will be indicated in the (A)-(F) column.

Product Symbol	Product No.	Product Symbol	Product No.
C	Clutch No. Compressor No.	F	Machine No. (Agricultural Equip.)
D	Drive No.	M	Machine No.
E	Engine No.		

Note 1) A date may follow the symbol. (Ex.) 1996.01

Note 2) "XXXXX" and "ZZZZZ" are for parts that could not be predicted or for engine models that could not be identified.

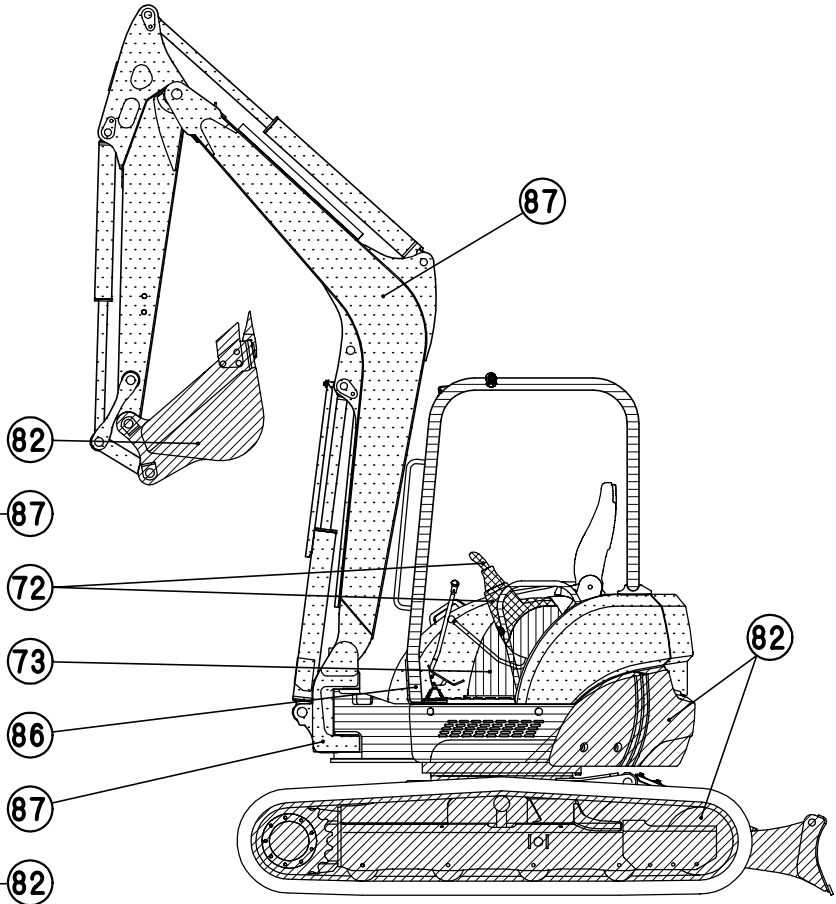
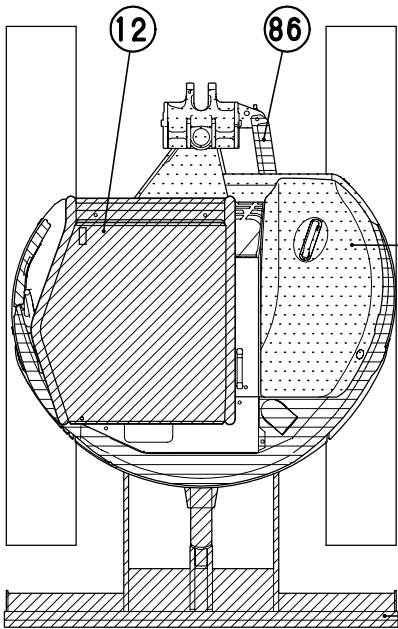
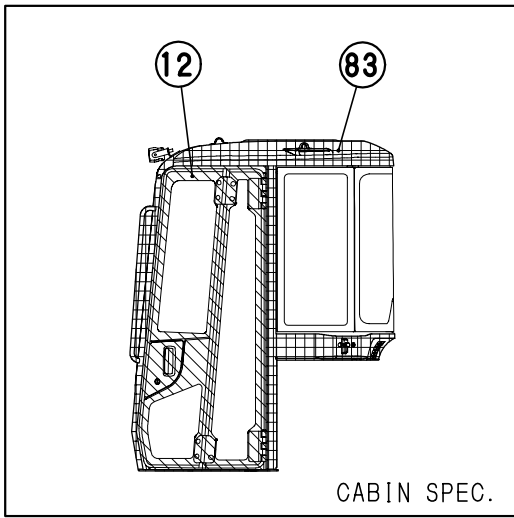
Note 3) (A=E00185) is the E (Engine Serial Number) for the column (A) model (in this case 4JH-DT) after the parts design change.

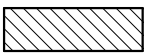


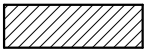


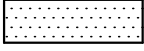
⑤ Remarks

Figures or alphabets (symbols) are entered in the remarks column.

The comments (remarks) on parts that are indicated at the bottom of the illustration are the same symbols as those stated above.

1 [PAINTED COLOR LIST]



COLOR CODE	DESCRIPTION	PAINTED COLOR MUNSEL No.	PAINT PART No.		
			16ℓCAN	4ℓCAN	SPRAY
12	 YANMAR BLACK 4.90PB0.08/0.41		-----	TOR-91220001	TOR-90220003
72	 YANMAR DARK OLIVE GRAY 7.21Y2.92/0.79		-----	977620-40720	TOR-90460003
73	 YANMAR WARM GRAY 5.52Y4.91/1.09		-----	-----	TOR-90450003
82	 YANMAR DEEP GREEN 6.39BG2.13/1.73		981101-09517	977620-40820	977620-30N31
83	 YANMAR GRAYISH GREEN 2.15G4.87/1.52		981101-09615	977620-40830	977620-30N41
86	 YANMAR NEW GRAYISH GREEN 2.62BG4.76/2.87		981101-09616	977620-40860	977620-30861
87	 YANMAR NEW PERMANENT YELLOW 5.15Y8.45/10.81		981101-09519	977620-40870	977620-30871

PICTURESQUE INDEX (1) ■ ■ ■ MAIN PARTS

LABEL...Fig. 1~4
SAFETY LABEL...Fig. 5

RADIATOR & MOUNT...Fig. 9
FUEL TANK & FUEL PIPE...Fig. 10
BATTERY...Fig. 11
COMPRESSOR...Fig. 20
BONNET...Fig. 38
HYD. OIL TANK...Fig. 68

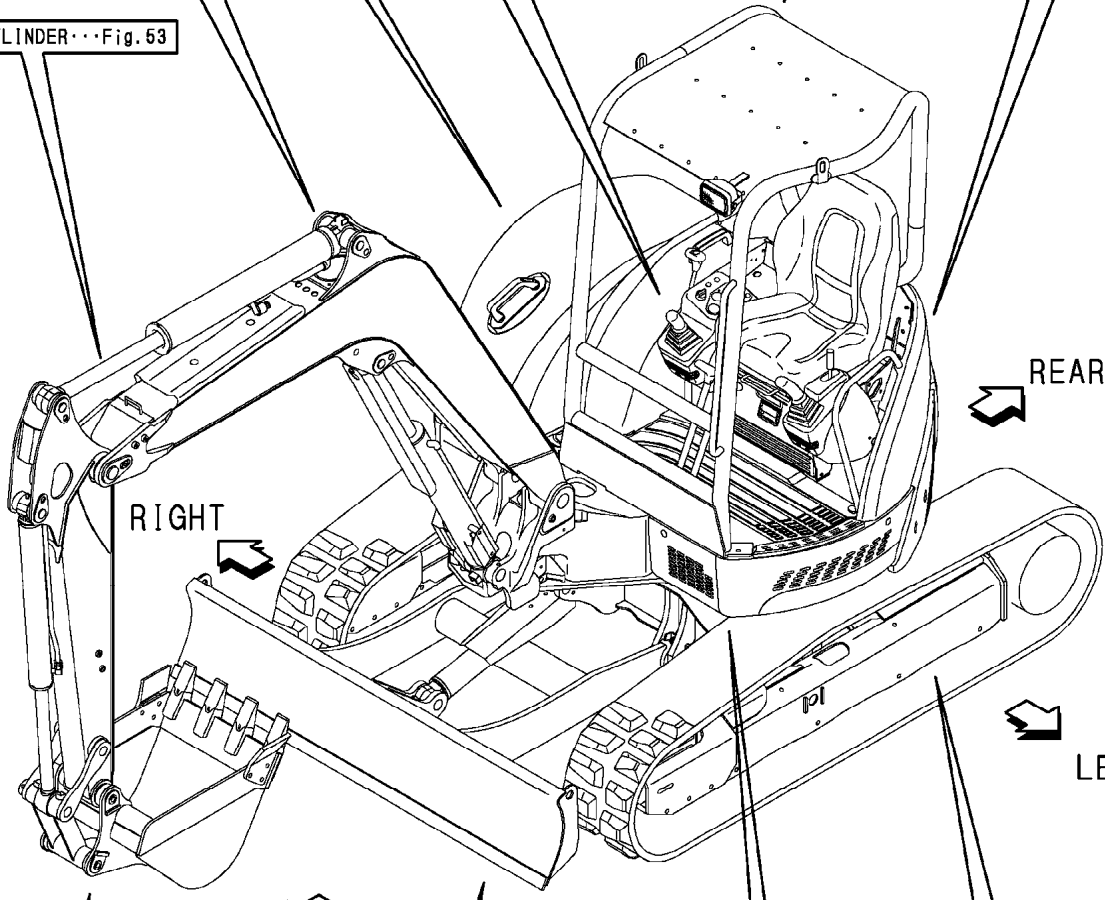
BOOM CYLINDER...Fig. 52
BOOM & BOOM BRACKET...Fig. 80

ARM CYLINDER...Fig. 53

ACCELERATOR...Fig. 7
ELECTRIC PART...Fig. 12, 13, 14
COVER...Fig. 22
CONTROL EQUIPMENT...Fig. 25~31
COVER...Fig. 33~35
STEP & INSTRUMENT PANEL...Fig. 36
SEAT & SEAT MOUNT...Fig. 37, 85
REMOTE CONTROL VALVE...Fig. 66
TRAVEL ALARM...Fig. 15
WINDOW WASHER...Fig. 19

WORK LAMP & CANOPY LAMP...Fig. 16
HEATER...Fig. 17, 18
CABIN...Fig. 39~49
CANOPY & CANOPY MOUNT...Fig. 50

SILENCER & AIR CLEANER...Fig. 6
ENGINE MOUNT...Fig. 8



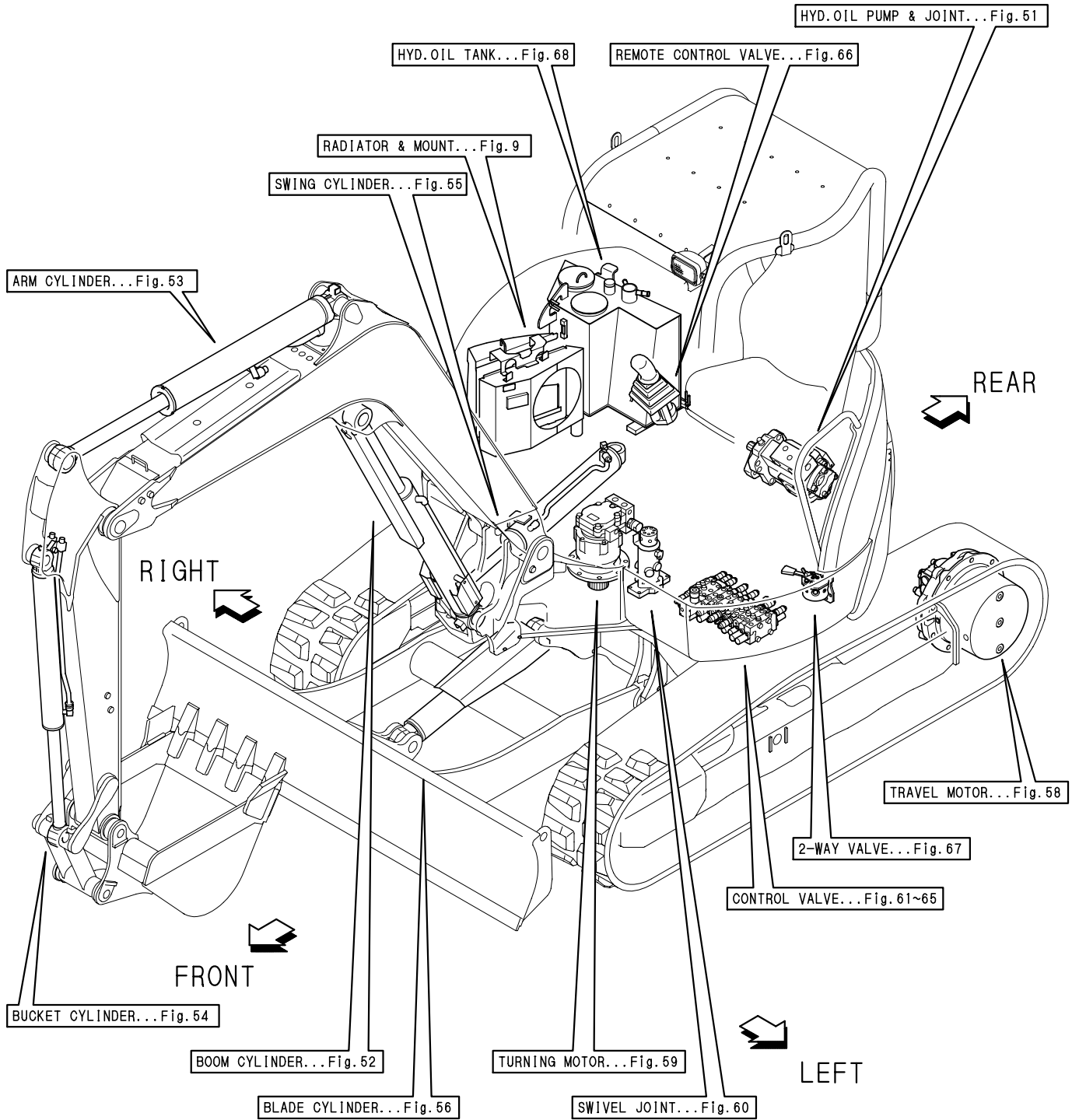
BUCKET CYLINDER...Fig. 54
QUICK COUPLER CYLINDER...Fig. 57
ARM & BUCKET LINK...Fig. 81
ARM & QUICK COUPLER...Fig. 82
BUCKET...Fig. 83

SWING CYLINDER...Fig. 55
BLADE CYLINDER...Fig. 56
BLADE...Fig. 84

ROLLER & ADJUST...Fig. 23
CRAWLER...Fig. 24
FRAME & TURNING BEARING...Fig. 32
TRAVEL MOTOR...Fig. 58

PIPING...Fig. 21
HYD. OIL PUMP & JOINT...Fig. 51
TURNING MOTOR...Fig. 59
SWIVEL JOINT...Fig. 60
CONTROL VALVE...Fig. 61~65
2-WAY VALVE...Fig. 67
HYD. OIL PIPING...Fig. 69~76
CONTROL PIPING...Fig. 77, 78
GREASING...Fig. 79

PICTUREAQUE INDEX (2) ···HYDRAULIC SECTION



Contents

OCS10-M43901

Fig. No.	Fig. Name
	VEHICLE VIO50-2A(US,AS,NZ)
1.	LABEL(CABIN)
2.	LABEL(CANOPY)
3.	LABEL(CABIN)(QUICK COUPLER)
4.	LABEL(CANOPY)(QUICK COUPLER)
5.	SAFETY LABEL
6.	SILENSER & AIR CLEANER
7.	ACCELERATOR
8.	ENGINE MOUNT
9.	RADIATOR & MOUNT
10.	FUEL TANK & FUEL PIPE
11.	BATTERY
12.	ELECTRIC PART(WIRING)
13.	ELECTRIC PART(EQUIPMENT)
14.	ELECTRIC PART(AIR CON. SPEC.)
15.	TRAVEL ALARM
16.	WORK LAMP & CANOPY LAMP
17.	HEATER
18.	HEATER(AIR CON. SPEC.)
19.	WINDOW WASHER
20.	COMPRESSOR & PULLEY(AIR CON.)
21.	PIPING(AIR CON. SPEC.)
22.	COVER(AIR CON. SPEC.)
23.	ROLLER & ADJUST
24.	CRAWLER

Fig. No.	Fig. Name
25.	LOCK LEVER & STAND(RIGHT)
26.	LOCK LEVER & STAND(LEFT)
27.	TRAVEL LEVER
28.	BLADE LEVER
29.	SWING PEDAL
30.	LOW-HIGH PEDAL
31.	P.T.O.PEDAL
32.	FRAME & TURNING BEARING
33.	COVER(FRAME)
34.	COVER(CABIN)
35.	COVER(CANOPY)
36.	STEP & INSTRUMENT PANEL
37.	SEAT & SEAT MOUNT
38.	BONNET
39.	CABIN(BODY)
40.	CABIN(ELECTRIC PART)
41.	CABIN(GLASS)
42.	CABIN(DOOR)
43.	TIM CABIN(BODY)
44.	TIM CABIN(ACCESSORY)
45.	TIM CABIN(ELECTRIC PART&WIPER)
46.	TIM CABIN(HEATER & DUCT COVER)
47.	TIM CABIN(FRONT GLASS)
48.	TIM CABIN D00R(BODY)
49.	TIM CABIN DOOR(ACCESSORY)

Contents

OCS10-M43901

Fig. No. Fig. Name

- 50. CANOPY & CANOPY MOUNT
- 51. HYD.OIL PUMP & JOINT
- 52. BOOM CYLINDER
- 53. ARM CYLINDER
- 54. BUCKET CYLINDER
- 55. SWING CYLINDER
- 56. BLADE CYLINDER
- 57. QUICK COUPLER CYLINDER
- 58. TRAVEL MOTOR
- 59. TURNING MOTOR
- 60. SWIVEL JOINT
- 61. CONTROL VALVE(P PORT)
- 62. CONTROL VALVE(TRAVEL & P.T.O.)
- 63. CONTROL VALVE(ARM & SWING)
- 64. CONTROL VALVE(BOOM & BUCKET)
- 65. CONTROL VALVE(TURNING & BLADE)
- 66. REMOTE CONTROL VALVE
- 67. 2-WAY VALVE
- 68. HYD.OIL TANK
- 69. HYD.OIL PIPING(T.-P.-VALVE)
- 70. HYD.OIL PIPING(P.-V.-MOTOR)
- 71. HYD.OIL PIPING(V.-S.-SWING)
- 72. HYD.OIL PIPING(RETURN)
- 73. HYD.OIL PIPING(TRAVEL)
- 74. HYD.OIL PIPING(BOOM)

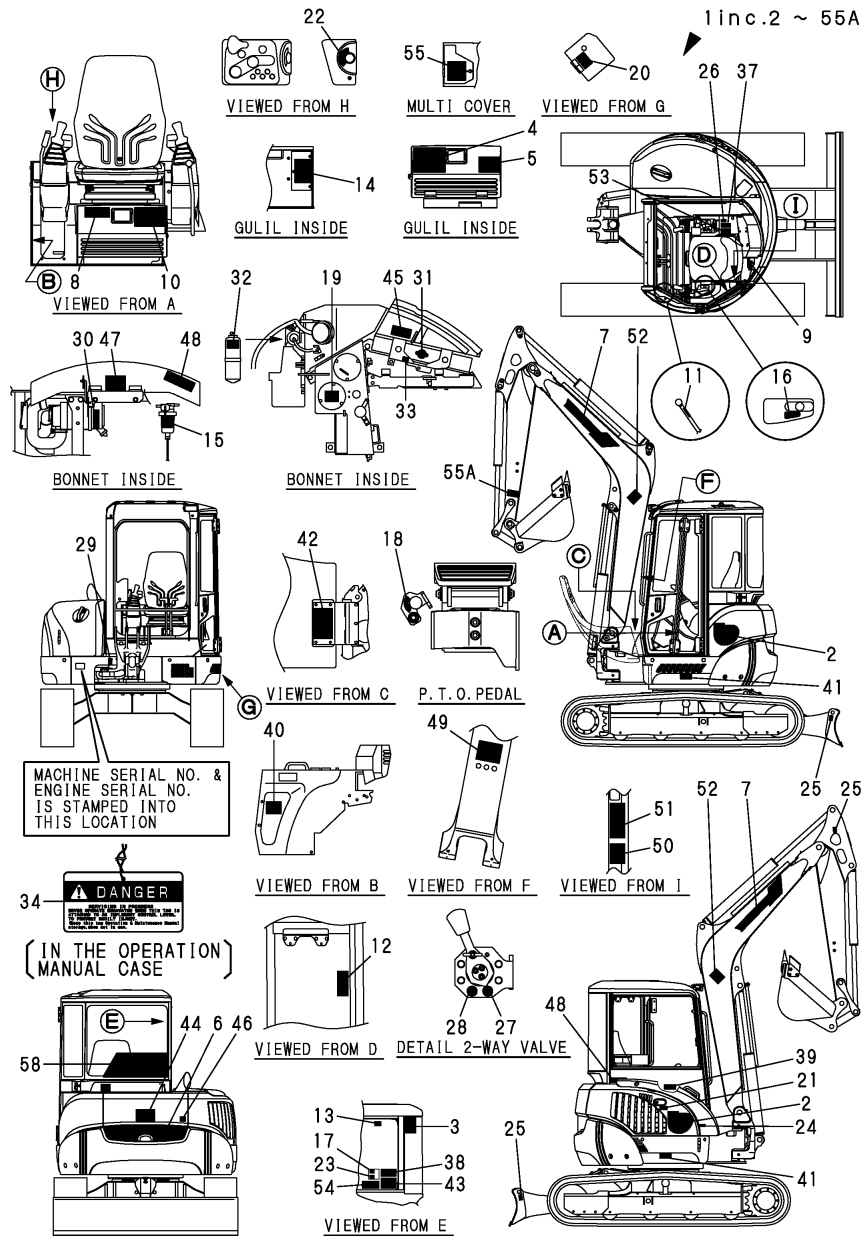
Fig. No. Fig. Name

- 75. HYD.OIL PIPING(P.T.O.)
- 76. HYD.OIL PIPING(QUICK COUPLER)
- 77. CONTROL PIPING(P.-V.-RETURN)
- 78. CONTROL PIPING(V.-2-WAY VALVE)
- 79. GREASING
- 80. BOOM & BOOM BRACKET
- 81. ARM & BUCKET LINK
- 82. ARM & QUICK COUPLER
- 83. BUCKET
- 84. BLADE
- 85. SEAT KIT(OPTIONAL)

Fig.1. LABEL(CABIN)

(A)=VIO50-2AC(US)
 (B)=VIO50-2AP(US)
 (C)=VIO50-2AC(AS)

(D)=VIO50-2AP(AS)
 (E)=VIO50-2AC(NZ)
 (F)=VIO50-2AP(NZ)



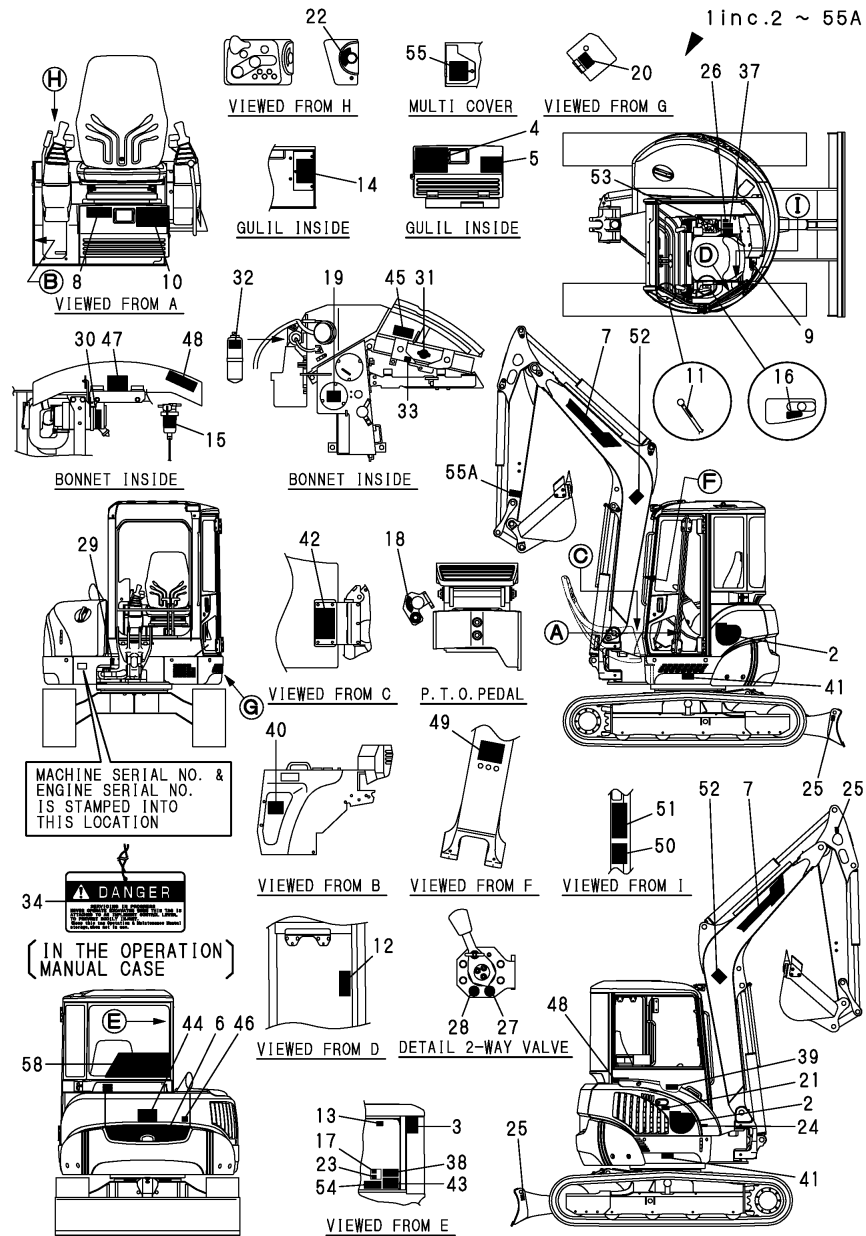
No.	Lev.	Parts No.	Description	Q'ty						I	R
				(A)	(B)	(C)	(D)	(E)	(F)		
1	1	772A08-03100	LABEL ASSY	1	1		1				
2	2	172467-03120	LABEL,MODEL	2	2		2				
2-1	2	172467-03121	LABEL, MODEL	2	2		2				N
3	2	172467-03191	LABEL, LIFT Q US			(E=M/#25943)					
3-1	2	172467-03192	LABEL, LIFT Q US	1	1		1				N
3-2	2	172467-03193	LABEL, LIFT Q US			(E=M/#25930)					
		(A=M/#25943)	(C=M/#25943)	1	1		1				N
4	2	172A07-03140	LABEL,OIL & WATER	1	1		1				
5	2	172467-03150	LABEL,GREASE	1	1		1				
6	2	172460-03160	LABEL	1	1		1				
7	2	172165-03261	LABEL, BOOM	2	2		2				
8	2	172A08-03110	LABEL,SPECIFICATION	1	1		1				
9	2	172472-03180	LABEL,VENTILATION	1	1		1				
10	2	172472-03200	LABEL,SUPORT C US	1	1		1				
10-1	2	172472-03141	LABEL, SUPPORT US	1	1		1				N
		(A=M/#25943)	(C=M/#25943)			(E=M/#25943)					
11	2	172183-03280	LABEL,LOCK	1	1		1				
12	2	172463-03320	LABEL,F/W LOWER US	1	1		1				
13	2	172437-03550	LABEL,WINDOW	1	1		1				
13-1	2	172437-03551	LABEL, WINDOW US	1	1		1				N
		(A=M/#25943)	(C=M/#25943)			(E=M/#25943)					
14	2	172472-03171	LABEL,FUSE US	1	1		1				
15	2	172A07-03160	LABEL	1	1		1				
16	2	172458-03220	LABEL,ACCELERATOR	1	1		1				
17	2	172496-03250	LABEL, P.T.O.	1	1		1				
18	2	172458-03240	LABEL,LOCK	1	1		1				
19	2	172463-03290	LABEL,HYD.OIL US	1	1		1				
20	2	172438-03300	LABEL	1	1		1				
21	2	172463-03330	LABEL,COVER	1	1		1				
22	2	172141-03360	LABEL, START SWITCH	1	1		1				
23	2	172490-03200	LABEL	1	1		1				
24	2	172437-03500	LABEL,FUEL	1	1		1				
24-1	2	172437-03501	LABEL, FUEL US	1	1		1				N
		(A=M/#25943)	(C=M/#25943)			(E=M/#25943)					
25	2	172437-03510	LABEL,HOOK	3	3		3				
25-1	2	172437-03511	LABEL, HOOK US	3	3		3				N
		(A=M/#25943)	(C=M/#25943)			(E=M/#25943)					
26	2	172437-03530	LABEL,RE-START	1	1		1				
27	2	172437-03610	LABEL	1	1		1				
28	2	172437-03620	LABEL	1	1		1				
29	2	172157-03740	LABEL	1	1		1				
29-1	2	172157-03741	LABEL, GREASE US	1	1		1				N
		(A=M/#25943)	(C=M/#25943)			(E=M/#25943)					
30	2	172125-03950	LABEL, AIR CLEANER	1	1		1				
30-1	2	172125-03951	LABEL, AIR CLEANER	1	1		1				N
		(A=M/#25943)	(C=M/#25943)			(E=M/#25943)					
31	2	172462-03320	LABEL	1	1		1				
32	2	124764-44810	LABEL,SUB-TANK	1	1		1				
32-1	2	172A38-03200	LABEL, SUB-TANK US	1	1		1				N

Remarks
 (1)AIR CON. SPEC.

Fig.1. LABEL(CABIN)

(A)=VIO50-2AC(US)
 (B)=VIO50-2AP(US)
 (C)=VIO50-2AC(AS)

(D)=VIO50-2AP(AS)
 (E)=VIO50-2AC(NZ)
 (F)=VIO50-2AP(NZ)



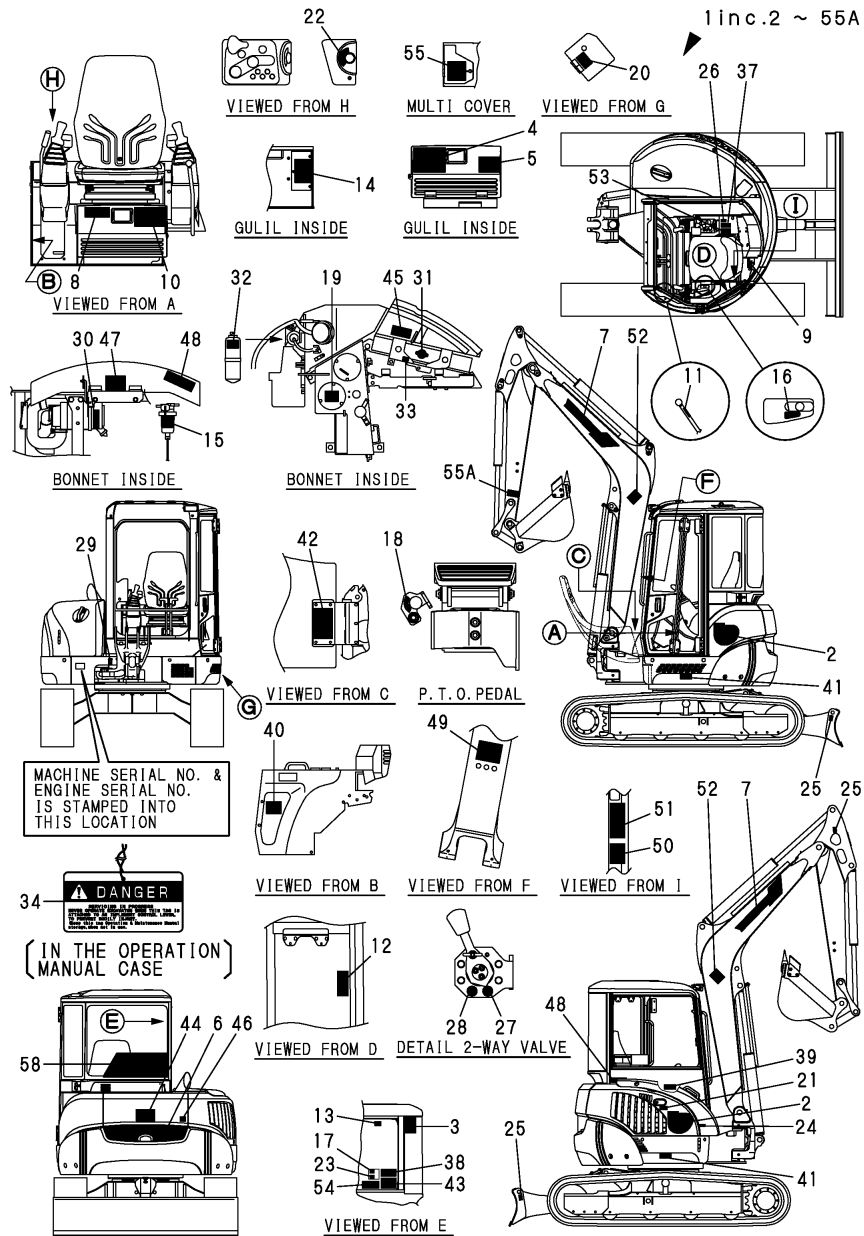
No.	Lev.	Parts No.	Description	Q'ty						I	R	
				(A)	(B)	(C)	(D)	(E)	(F)			
33	2	(A=M/#25943) 124764-44920	(C=M/#25943) LABEL, ANTI-FREEZING			(E=M/#25943) 1						
33-1	2	172A38-03210	LABEL, ANTI-FREEZING	1	1			1				N
34	2	(A=M/#25943) 172437-03250	(C=M/#25943) TAG ASSY, CAUTION			(E=M/#25943) 1						
34-1	2	172437-03251	TAG ASSY, CAUTION	1	1			1				N
37	2	(A=M/#25943) 172437-03300	(C=M/#25943) LABEL, MANUAL			(E=M/#25943) 1						
37-1	2	172437-03301	LABEL, MANUAL US	1	1			1				N
38	2	(A=M/#25943) 172437-03310	(C=M/#25943) LABEL, SLOPE			(E=M/#25943) 1						
38-1	2	172437-03311	LABEL, SLOPE US	1	1			1				N
38-2	2	(A=M/#25943) 172437-03312	(C=M/#25943) LABEL, SLOPE US			(E=M/#25943) 1						
39	2	(A=M/#25943) 172437-03321	(C=M/#25943) LABEL, HYD. OIL TANK			(E=M/#25943) 1						
39-1	2	172437-03322	LABEL, HYD. OIL TANK	1	1			1				N
40	2	(A=M/#25943) 172437-03341	(C=M/#25943) LABEL, TRANSPORT			(E=M/#25943) 1						
40-1	2	172437-03342	LABEL, TRANSPORT US	1	1			1				N
41	2	(A=M/#25943) 172437-03351	(C=M/#25943) LABEL, GREASE CYL.			(E=M/#25943) 2						
41-1	2	172437-03352	LABEL, GREASE CYL.	2	2			2				N
42	2	(A=M/#25943) 172437-03360	(C=M/#25943) LABEL, BATTERY			(E=M/#25943) 1						
42-1	2	172437-03361	LABEL, BATTERY US	1	1			1				N
43	2	(A=M/#25943) 172437-03371	(C=M/#25943) LABEL			(E=M/#25943) 1						
43-1	2	172437-03372	LABEL, NEUTRAL US	1	1			1				N
44	2	(A=M/#25943) 172437-03380	(C=M/#25943) LABEL, SWING AREA			(E=M/#25943) 1						
44-1	2	172437-03381	LABEL, SWING AREA US	1	1			1				N
45	2	(A=M/#25943) 172437-03390	(C=M/#25943) LABEL, RADIATOR			(E=M/#25943) 1						
45-1	2	172437-03391	LABEL, RADIATOR US	1	1			1				N
46	2	(A=M/#25943) 172437-03401	(C=M/#25943) LABEL (ENG COVER US			(E=M/#25943) 1						
46-1	2	172437-03402	LABEL, ENG. COVER US	1	1			1				N
47	2	(A=M/#25943) 172437-03411	(C=M/#25943) LABEL (ENG ROOM US			(E=M/#25943) 1						
48	2	172437-03421	LABEL, MUFFLER	2	2			2				
48-1	2	172437-03422	LABEL, MUFFLER US	2	2			2				N
49	2	(A=M/#25943) 172437-03431	(C=M/#25943) LABEL, STEERING			(E=M/#25943) 1						
49-1	2	172437-03432	LABEL, STEERING US	1	1			1				N
50	2	(A=M/#25943) 172437-03440	(C=M/#25943) LABEL, ROPS			(E=M/#25943) 1						
50-1	2	172437-03441	LABEL, ROPS US	1	1			1				N
51	2	(A=M/#25943) 172437-03450	(C=M/#25943) LABEL, SEAT BELT			(E=M/#25943) 1						
51-1	2	172437-03451	LABEL, SEAT BELT US	1	1			1				N

Remarks
 (1)AIR CON. SPEC.

Fig.1. LABEL(CABIN)

(A)=VIO50-2AC(US)
 (B)=VIO50-2AP(US)
 (C)=VIO50-2AC(AS)

(D)=VIO50-2AP(AS)
 (E)=VIO50-2AC(NZ)
 (F)=VIO50-2AP(NZ)



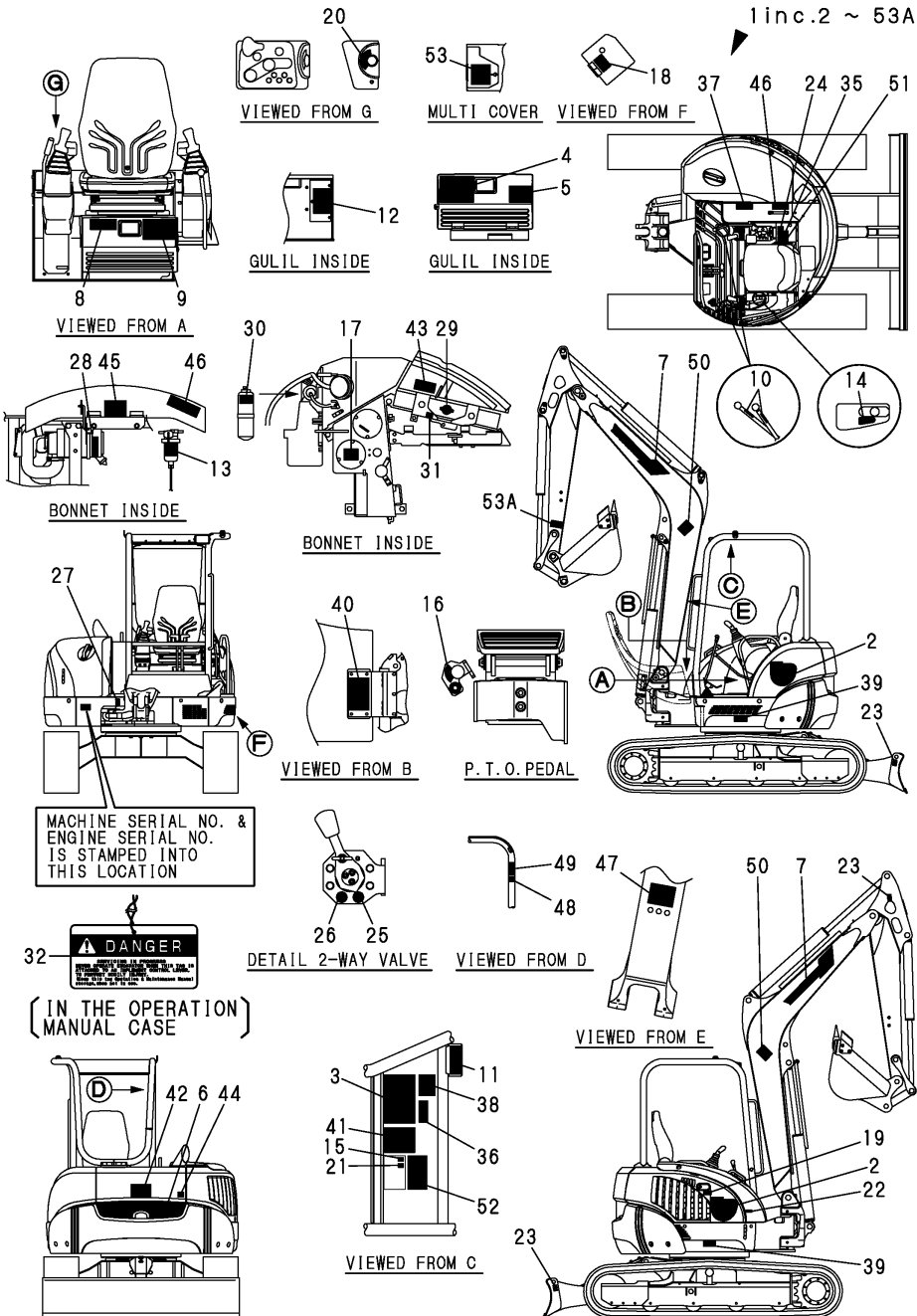
No.	Lev.	Parts No.	Description	Q'ty						I	R
				(A)	(B)	(C)	(D)	(E)	(F)		
		(A=M/#25943)	(C=M/#25943)		(E=M/#25943)						
52	2	172437-03460	LABEL, BOOM	2	2			2			
52-1	2	172437-03461	LABEL, BOOM US	2	2			2			N
		(A=M/#25943)	(C=M/#25943)		(E=M/#25943)						
53	2	172437-03470	LABEL, LEVER LOCK	1	1			1			
53-1	2	172437-03471	LABEL, LEVER LOCK US	1	1			1			N
		(A=M/#25943)	(C=M/#25943)		(E=M/#25943)						
54	2	172437-03600	LABEL	1	1			1			
54-1	2	172437-03601	LABEL, 2-WAY US	1	1			1			N
		(A=M/#25943)	(C=M/#25943)		(E=M/#25943)						
55	2	172437-03241	LABEL, CRAWLER	1	1			1			
55-1	2	172437-03242	LABEL, CRAWLER US	1	1			1			N
		(A=M/#25943)	(C=M/#25943)		(E=M/#25943)						
55A	2	172472-03330	LABEL, LOCK PIN(US	1	1			1			W
		(A=M/#25943)	(C=M/#25943)		(E=M/#25943)						
58	1	172460-03180	LABEL	1	1						W 1
		(A=FROM 1ST)	(C=FROM 1ST)								

Remarks
 (1)AIR CON. SPEC.

Fig.2. LABEL(CANOPY)

(A)=VIO50-2AC(US)
 (B)=VIO50-2AP(US)
 (C)=VIO50-2AC(AS)

(D)=VIO50-2AP(AS)
 (E)=VIO50-2AC(NZ)
 (F)=VIO50-2AP(NZ)



No.	Lev.	Parts No.	Description	Q'ty						I	R
				(A)	(B)	(C)	(D)	(E)	(F)		
1	1	772A08-03110	LABEL ASSY	1	1		1				
2	2	172467-03120	LABEL,MODEL	2	2		2				
2-1	2	172475-03121	LABEL, MODEL	2	2		2		2	N	
		(B=M/#25943)	(D=M/#25943)						(F=M/#25943)		
3	2	172467-03191	LABEL, LIFT Q US	1	1		1		1		
3-1	2	172467-03192	LABEL, LIFT Q US	1	1		1		1	N	
		(B=M/#25930)	(D=M/#25930)						(F=M/#25930)		
3-2	2	172467-03193	LABEL, LIFT Q US	1	1		1		1	N	
		(B=M/#25943)	(D=M/#25943)						(F=M/#25943)		
4	2	172A07-03140	LABEL,OIL & WATER	1	1		1		1		
5	2	172467-03150	LABEL,GREASE	1	1		1		1		
6	2	172460-03160	LABEL	1	1		1		1		
7	2	172165-03261	LABEL, BOOM	2	2		2		2		
8	2	172A08-03110	LABEL,SPECIFICATION	1	1		1		1		
9	2	172467-03170	LABEL,SUPORT US	1	1		1		1		
9-1	2	172472-03141	LABEL, SUPPORT US	1	1		1		1	N	
		(B=M/#25943)	(D=M/#25943)						(F=M/#25943)		
10	2	172183-03280	LABEL,LOCK	2	2		2		2		
11	2	172472-03701	LABEL	1	1		1		1		
11-1	2	172472-03702	LABEL, ROPS P	1	1		1		1	N	
		(B=M/#25943)	(D=M/#25943)						(F=M/#25943)		
12	2	172472-03171	LABEL,FUSE US	1	1		1		1		
13	2	172A07-03160	LABEL	1	1		1		1		
14	2	172458-03220	LABEL,ACCELERATOR	1	1		1		1		
15	2	172496-03250	LABEL, P.T.O.	1	1		1		1		
16	2	172458-03240	LABEL,LOCK	1	1		1		1		
17	2	172463-03290	LABEL,HYD.OIL US	1	1		1		1		
18	2	172438-03300	LABEL	1	1		1		1		
19	2	172463-03330	LABEL,COVER	1	1		1		1		
20	2	172141-03360	LABEL, START SWITCH	1	1		1		1		
21	2	172490-03200	LABEL	1	1		1		1		
22	2	172437-03500	LABEL,FUEL	1	1		1		1		
22-1	2	172437-03501	LABEL, FUEL US	1	1		1		1	N	
		(B=M/#25943)	(D=M/#25943)						(F=M/#25943)		
23	2	172437-03510	LABEL,HOOK	3	3		3		3		
23-1	2	172437-03511	LABEL, HOOK US	3	3		3		3	N	
		(B=M/#25943)	(D=M/#25943)						(F=M/#25943)		
24	2	172437-03530	LABEL,RE-START	1	1		1		1		
25	2	172437-03610	LABEL	1	1		1		1		
26	2	172437-03620	LABEL	1	1		1		1		
27	2	172157-03740	LABEL	1	1		1		1		
27-1	2	172157-03741	LABEL, GREASE US	1	1		1		1	N	
		(B=M/#25943)	(D=M/#25943)						(F=M/#25943)		
28	2	172125-03950	LABEL, AIR CLEANER	1	1		1		1		
28-1	2	172125-03951	LABEL, AIR CLEANER	1	1		1		1	N	
		(B=M/#25943)	(D=M/#25943)						(F=M/#25943)		
29	2	172462-03320	LABEL	1	1		1		1		
30	2	124764-44810	LABEL,SUB-TANK	1	1		1		1		
30-1	2	172A38-03200	LABEL, SUB-TANK US	1	1		1		1	N	
		(B=M/#25943)	(D=M/#25943)						(F=M/#25943)		
31	2	124764-44920	LABEL, ANTI-FREEZING	1	1		1		1		

Fig.2. LABEL(CANOPY)

(A)=VIO50-2AC(US)
 (B)=VIO50-2AP(US)
 (C)=VIO50-2AC(AS)

(D)=VIO50-2AP(AS)
 (E)=VIO50-2AC(NZ)
 (F)=VIO50-2AP(NZ)

No.	Lev.	Parts No.	Description	Q'ty						I	R
				(A)	(B)	(C)	(D)	(E)	(F)		
31-1	2	172A38-03210	LABEL,ANTI-FREEZING (B=M/#25943) (D=M/#25943)	1	1		1		1	N	
32	2	172437-03250	TAG ASSY, CAUTION (D=M/#25943)	1	1		1		1		
32-1	2	172437-03251	TAG ASSY, CAUTION (B=M/#25943) (D=M/#25943)	1	1		1		1	N	
35	2	172437-03300	LABEL,MANUAL (D=M/#25943)	1	1		1		1		
35-1	2	172437-03301	LABEL, MANUAL US (B=M/#25943) (D=M/#25943)	1	1		1		1	N	
36	2	172437-03310	LABEL,SLOPE (D=M/#25943)	1	1		1		1		
36-1	2	172437-03311	LABEL, SLOPE US (B=M/#25943) (D=M/#25943)	1	1		1		1	N	
36-2	2	172437-03312	LABEL,SLOPE US (B=M/#25943) (D=M/#25943)	1	1		1		1	N	
37	2	172437-03321	LABEL,HYD.OIL TANK (D=M/#25943)	1	1		1		1		
37-1	2	172437-03322	LABEL, HYD.OIL TANK (B=M/#25943) (D=M/#25943)	1	1		1		1	N	
38	2	172437-03341	LABEL,TRANSPORT (D=M/#25943)	1	1		1		1		
38-1	2	172437-03342	LABEL, TRANSPORT US (B=M/#25943) (D=M/#25943)	1	1		1		1	N	
39	2	172437-03351	LABEL,GREASE CYL. (D=M/#25943)	2	2		2		2		
39-1	2	172437-03352	LABEL, GREASE CYL. (B=M/#25943) (D=M/#25943)	2	2		2		2	N	
40	2	172437-03360	LABEL,BATTERY (D=M/#25943)	1	1		1		1		
40-1	2	172437-03361	LABEL, BATTERY US (B=M/#25943) (D=M/#25943)	1	1		1		1	N	
41	2	172437-03371	LABEL (D=M/#25943)	1	1		1		1		
41-1	2	172437-03372	LABEL, NEUTRAL US (B=M/#25943) (D=M/#25943)	1	1		1		1	N	
42	2	172437-03380	LABEL,SWING AREA (D=M/#25943)	1	1		1		1		
42-1	2	172437-03381	LABEL,SWING AREA US (B=M/#25943) (D=M/#25943)	1	1		1		1	N	
43	2	172437-03390	LABEL,RADIATOR (D=M/#25943)	1	1		1		1		
43-1	2	172437-03391	LABEL, RADIATOR US (B=M/#25943) (D=M/#25943)	1	1		1		1	N	
44	2	172437-03401	LABEL (ENG COVER US (D=M/#25943)	1	1		1		1		
44-1	2	172437-03402	LABEL, ENG,COVER US (B=M/#25943) (D=M/#25943)	1	1		1		1	N	
45	2	172437-03411	LABEL (ENG ROOM US (D=M/#25943)	1	1		1		1		
46	2	172437-03421	LABEL,MUFFLER (D=M/#25943)	2	2		2		2		
46-1	2	172437-03422	LABEL, MUFFLER US (B=M/#25943) (D=M/#25943)	2	2		2		2	N	
47	2	172437-03431	LABEL,STEERING (D=M/#25943)	1	1		1		1		
47-1	2	172437-03432	LABEL, STEERING US (B=M/#25943) (D=M/#25943)	1	1		1		1	N	
48	2	172437-03440	LABEL,ROPS (D=M/#25943)	1	1		1		1		
48-1	2	172437-03441	LABEL, ROPS US (B=M/#25943) (D=M/#25943)	1	1		1		1	N	
49	2	172437-03450	LABEL,SEAT BELT (D=M/#25943)	1	1		1		1		
49-1	2	172437-03451	LABEL, SEAT BELT US (B=M/#25943) (D=M/#25943)	1	1		1		1	N	
50	2	172437-03460	LABEL, BOOM (D=M/#25943)	2	2		2		2		

N:Old $\xrightarrow{\text{Yes}}$ New, Q:Old $\xrightarrow{\text{No}}$ New, R:Old $\xrightarrow{\text{Yes}}$ New, S:Old $\xrightarrow{\text{No}}$ New, W:Add, Z:Discontinued, F:Interchangeable by set, K:Q'ty Change
 ++ CONTINUE ++
 Copyright (C) YANMAR CO., LTD. All Rights Reserved.

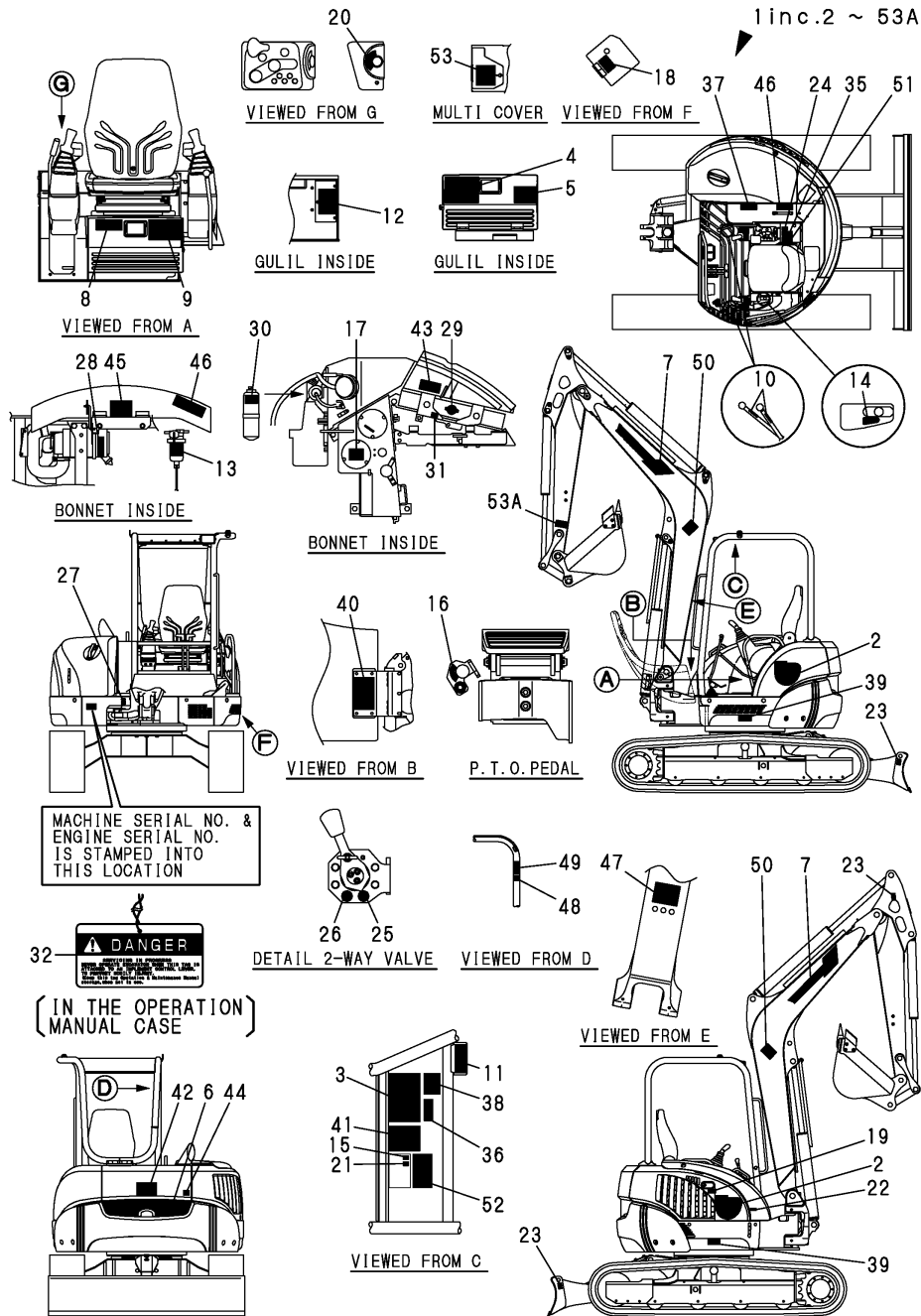


Fig.2. LABEL(CANOPY)

(A)=VIO50-2AC(US)
 (B)=VIO50-2AP(US)
 (C)=VIO50-2AC(AS)

(D)=VIO50-2AP(AS)
 (E)=VIO50-2AC(NZ)
 (F)=VIO50-2AP(NZ)

No.	Lev.	Parts No.	Description	Q'ty						I	R
				(A)	(B)	(C)	(D)	(E)	(F)		
50-1	2	172437-03461	LABEL, BOOM US (B=M/#25943)	2			2		2	N	
			(D=M/#25943)						(F=M/#25943)		
51	2	172437-03470	LABEL, LEVER LOCK	1			1		1		
51-1	2	172437-03471	LABEL, LEVER LOCK US (B=M/#25943)	1			1		1	N	
			(D=M/#25943)						(F=M/#25943)		
52	2	172437-03600	LABEL	1			1		1		
52-1	2	172437-03601	LABEL, 2-WAY US (B=M/#25943)	1			1		1	N	
			(D=M/#25943)						(F=M/#25943)		
53	2	172437-03241	LABEL, CRAWLER	1			1		1		
53-1	2	172437-03242	LABEL, CRAWLER US (B=M/#25943)	1			1		1	N	
			(D=M/#25943)						(F=M/#25943)		
53A	2	172472-03330	LABEL, LOCK PIN(US) (B=M/#25943)	1			1		1	W	
			(D=M/#25943)						(F=M/#25943)		

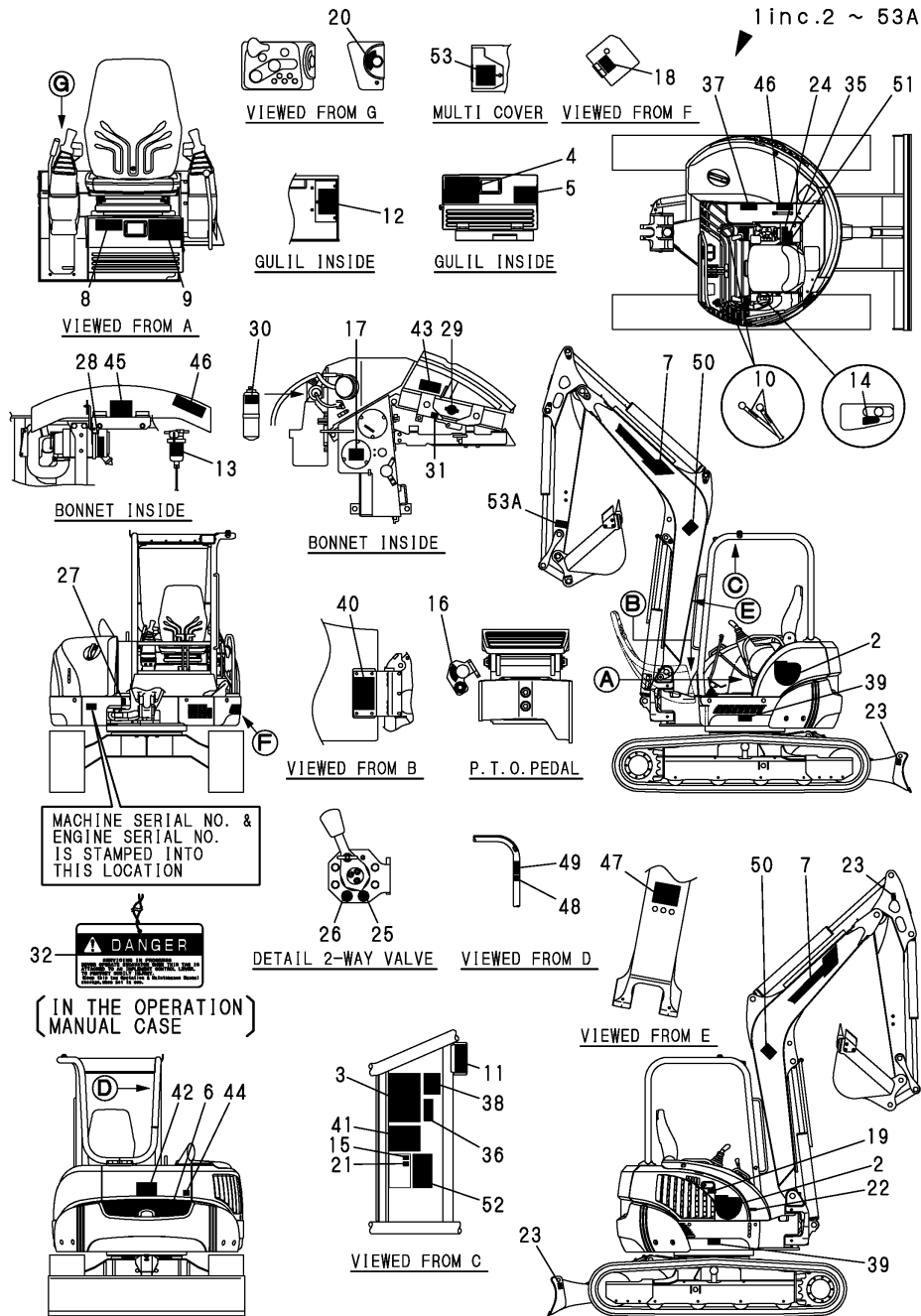
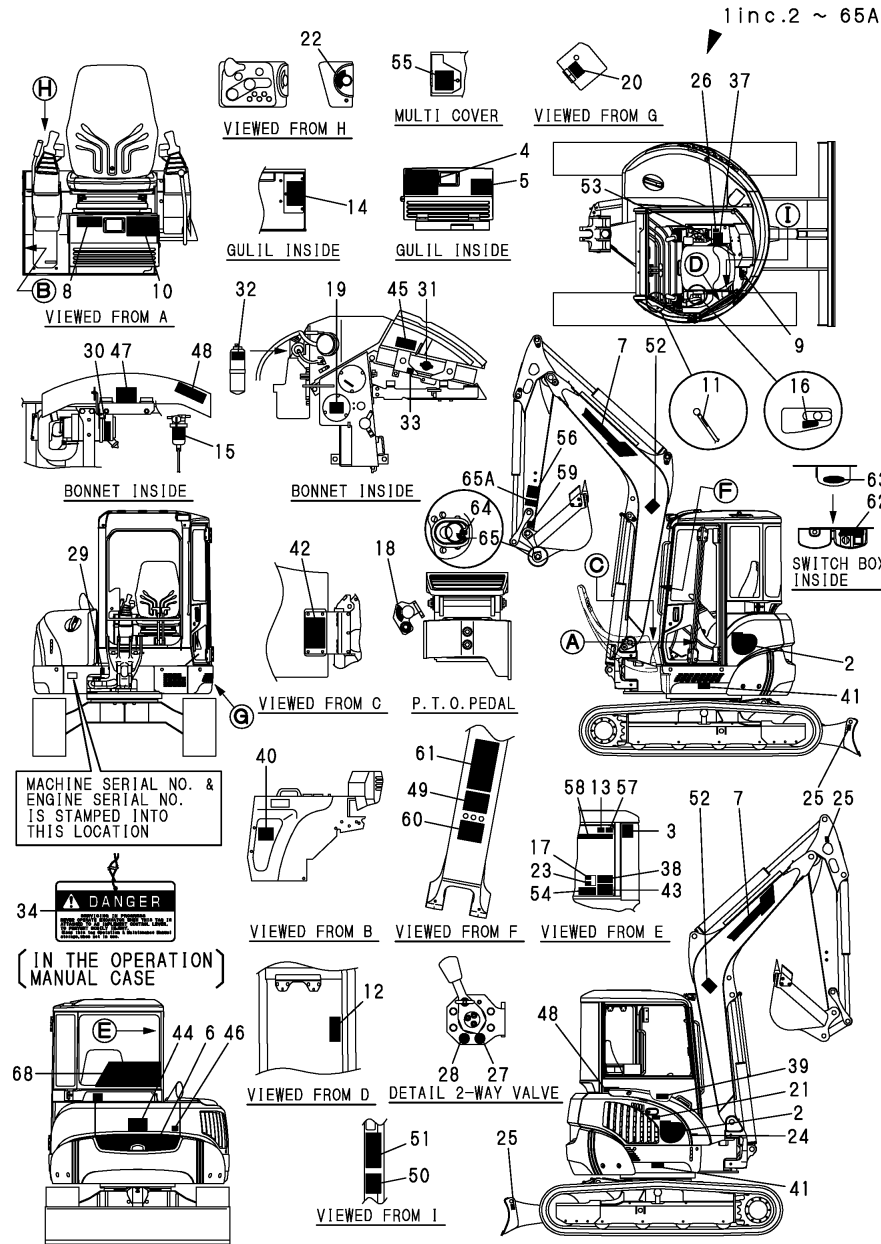


Fig.3. LABEL(CABIN)(QUICK COUPLER)

(A)=VIO50-2AC(US)
 (B)=VIO50-2AP(US)
 (C)=VIO50-2AC(AS)

(D)=VIO50-2AP(AS)
 (E)=VIO50-2AC(NZ)
 (F)=VIO50-2AP(NZ)



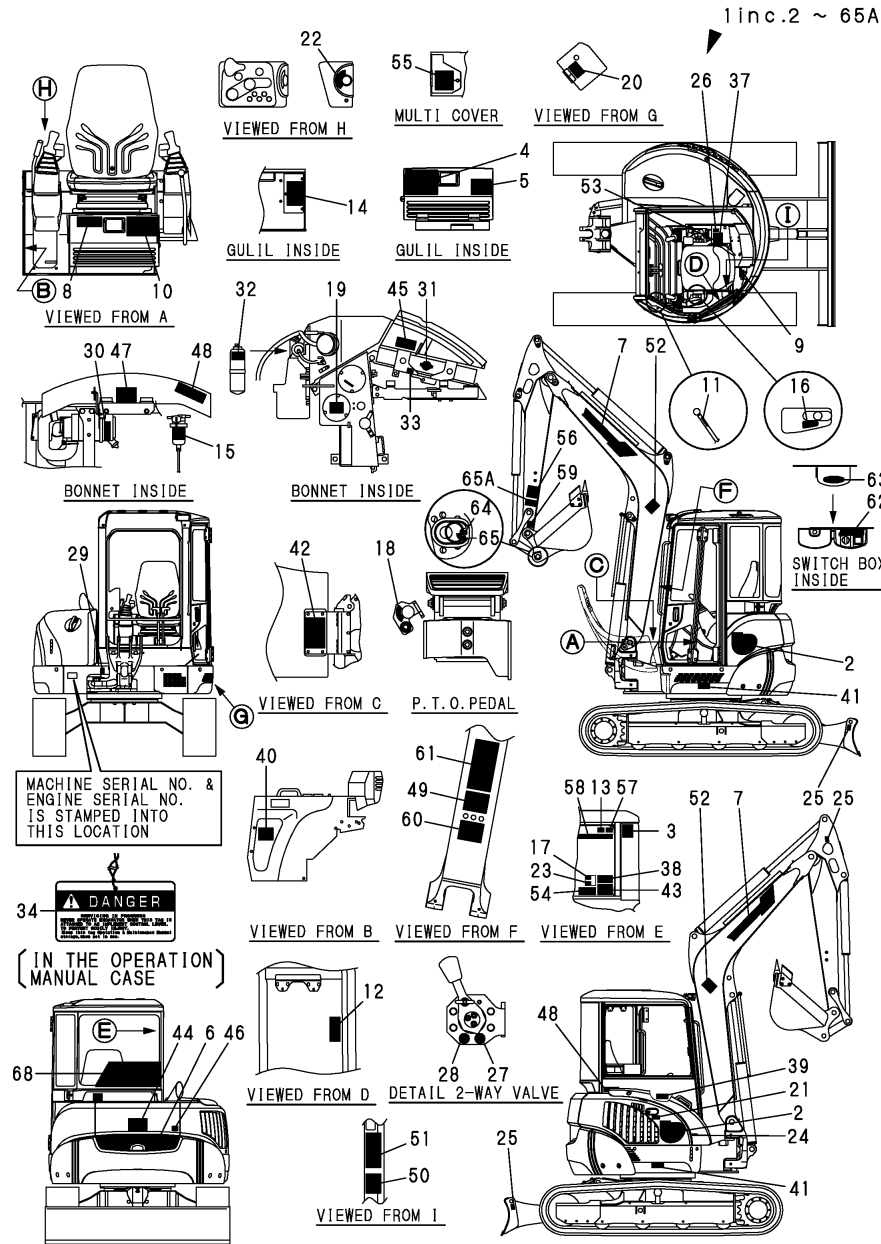
No.	Lev.	Parts No.	Description	Q'ty						I	R
				(A)	(B)	(C)	(D)	(E)	(F)		
1	1	772A08-03120	LABEL ASSY	1	1		1				
2	2	172467-03120	LABEL,MODEL	2	2		2				
2-1	2	172475-03121	LABEL, MODEL	2	2		2				N
				(A=M/#25943)			(C=M/#25943)				(E=M/#25943)
3	2	172467-03191	LABEL, LIFT Q US	1	1		1				
3-1	2	172467-03192	LABEL, LIFT Q US	1	1		1				N
				(A=M/#25930)			(C=M/#25930)				(E=M/#25930)
3-2	2	172467-03193	LABEL, LIFT Q US	1	1		1				N
				(A=M/#25943)			(C=M/#25943)				(E=M/#25943)
4	2	172A07-03140	LABEL,OIL & WATER	1	1		1				
5	2	172467-03150	LABEL,GREASE	1	1		1				
6	2	172460-03160	LABEL	1	1		1				
7	2	172165-03261	LABEL, BOOM	2	2		2				
8	2	172A08-03110	LABEL,SPECIFICATION	1	1		1				
9	2	172472-03180	LABEL,VENTILATION	1	1		1				
10	2	172472-03200	LABEL,SUPPORT C US	1	1		1				
10-1	2	172472-03141	LABEL, SUPPORT US	1	1		1				N
				(A=M/#25943)			(C=M/#25943)				(E=M/#25943)
11	2	172183-03280	LABEL,LOCK	1	1		1				
12	2	172463-03320	LABEL,F/W LOWER US	1	1		1				
13	2	172437-03550	LABEL,WINDOW	1	1		1				
13-1	2	172437-03551	LABEL, WINDOW US	1	1		1				N
				(A=M/#25943)			(C=M/#25943)				(E=M/#25943)
14	2	172472-03171	LABEL,FUSE US	1	1		1				
15	2	172A07-03160	LABEL	1	1		1				
16	2	172458-03220	LABEL,ACCELERATOR	1	1		1				
17	2	172496-03250	LABEL, P.T.O.	1	1		1				
18	2	172458-03240	LABEL,LOCK	1	1		1				
19	2	172463-03290	LABEL,HYD.OIL US	1	1		1				
20	2	172438-03300	LABEL	1	1		1				
21	2	172463-03330	LABEL,COVER	1	1		1				
22	2	172141-03360	LABEL, START SWITCH	1	1		1				
23	2	172490-03200	LABEL	1	1		1				
24	2	172437-03500	LABEL,FUEL	1	1		1				
24-1	2	172437-03501	LABEL, FUEL US	1	1		1				N
				(A=M/#25943)			(C=M/#25943)				(E=M/#25943)
25	2	172437-03510	LABEL,HOOK	3	3		3				
25-1	2	172437-03511	LABEL, HOOK US	3	3		3				N
				(A=M/#25943)			(C=M/#25943)				(E=M/#25943)
26	2	172437-03530	LABEL,RE-START	1	1		1				
27	2	172437-03610	LABEL	1	1		1				
28	2	172437-03620	LABEL	1	1		1				
29	2	172157-03740	LABEL	1	1		1				
29-1	2	172157-03741	LABEL, GREASE US	1	1		1				N
				(A=M/#25943)			(C=M/#25943)				(E=M/#25943)
30	2	172125-03950	LABEL, AIR CLEANER	1	1		1				
30-1	2	172125-03951	LABEL, AIR CLEANER	1	1		1				N
				(A=M/#25943)			(C=M/#25943)				(E=M/#25943)
31	2	172462-03320	LABEL	1	1		1				
32	2	124764-44810	LABEL,SUB-TANK	1	1		1				
32-1	2	172A38-03200	LABEL, SUB-TANK US	1	1		1				N

Remarks
 (1)AIR CON. SPEC.

Fig.3. LABEL(CABIN)(QUICK COUPLER)

(A)=VIO50-2AC(US)
 (B)=VIO50-2AP(US)
 (C)=VIO50-2AC(AS)

(D)=VIO50-2AP(AS)
 (E)=VIO50-2AC(NZ)
 (F)=VIO50-2AP(NZ)



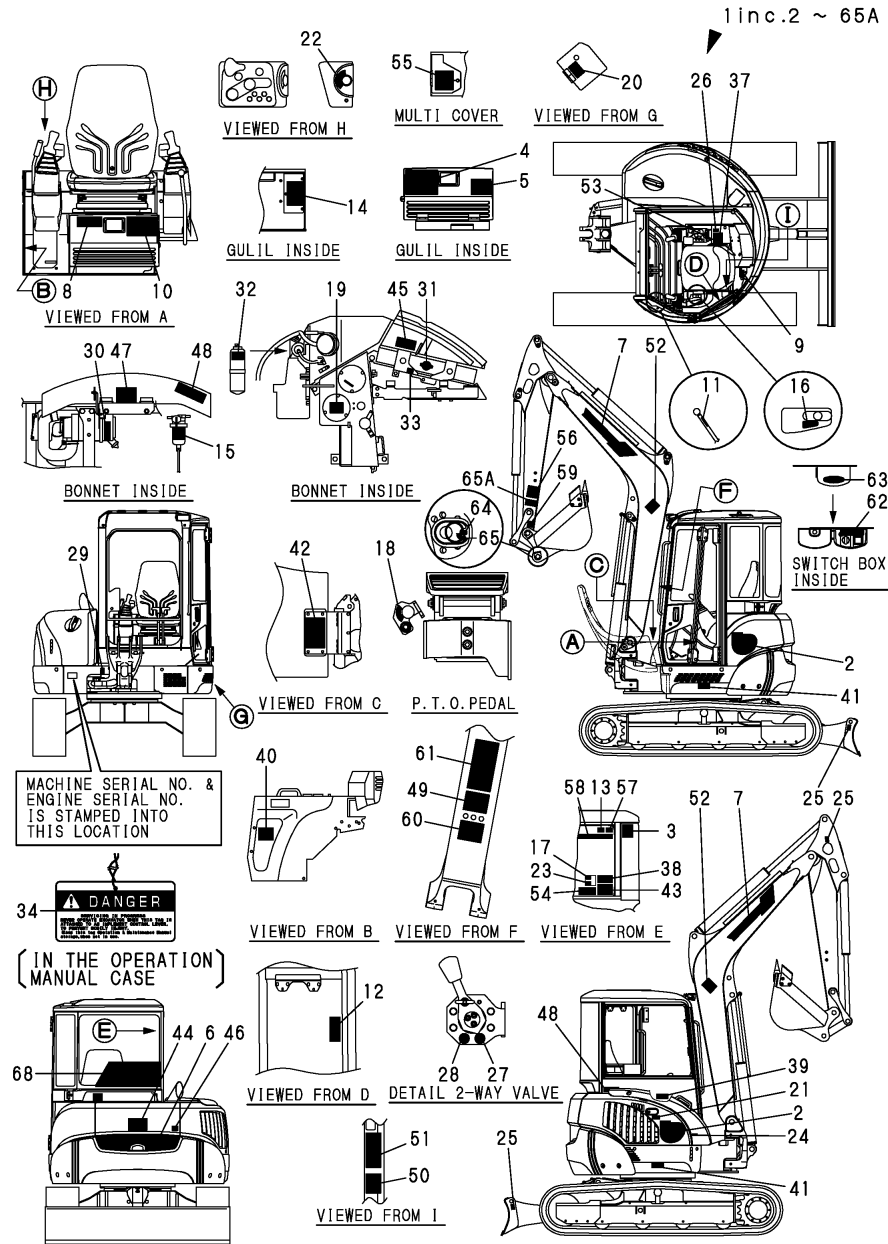
No.	Lev.	Parts No.	Description	Q'ty						I	R	
				(A)	(B)	(C)	(D)	(E)	(F)			
33	2	(A=M/#25943) 124764-44920	(C=M/#25943) LABEL, ANTI-FREEZING									
33-1	2	172A38-03210	LABEL, ANTI-FREEZING	1	1			1				N
34	2	(A=M/#25943) 172437-03250	(C=M/#25943) TAG ASSY, CAUTION									
34-1	2	172437-03251	TAG ASSY, CAUTION	1	1			1				N
37	2	(A=M/#25943) 172437-03300	(C=M/#25943) LABEL, MANUAL									
37-1	2	172437-03301	LABEL, MANUAL US	1	1			1				N
38	2	(A=M/#25943) 172437-03310	(C=M/#25943) LABEL, SLOPE									
38-1	2	172437-03311	LABEL, SLOPE US	1	1			1				N
38-2	2	(A=M/#25943) 172437-03312	(C=M/#25943) LABEL, SLOPE US									
39	2	(A=M/#25943) 172437-03321	(C=M/#25943) LABEL, HYD. OIL TANK									
39-1	2	172437-03322	LABEL, HYD. OIL TANK	1	1			1				N
40	2	(A=M/#25943) 172437-03341	(C=M/#25943) LABEL, TRANSPORT									
40-1	2	172437-03342	LABEL, TRANSPORT US	1	1			1				N
41	2	(A=M/#25943) 172437-03351	(C=M/#25943) LABEL, GREASE CYL.									
41-1	2	172437-03352	LABEL, GREASE CYL.	2	2			2				N
42	2	(A=M/#25943) 172437-03360	(C=M/#25943) LABEL, BATTERY									
42-1	2	172437-03361	LABEL, BATTERY US	1	1			1				N
43	2	(A=M/#25943) 172437-03371	(C=M/#25943) LABEL									
43-1	2	172437-03372	LABEL, NEUTRAL US	1	1			1				N
44	2	(A=M/#25943) 172437-03380	(C=M/#25943) LABEL, SWING AREA									
44-1	2	172437-03381	LABEL, SWING AREA US	1	1			1				N
45	2	(A=M/#25943) 172437-03390	(C=M/#25943) LABEL, RADIATOR									
45-1	2	172437-03391	LABEL, RADIATOR US	1	1			1				N
46	2	(A=M/#25943) 172437-03401	(C=M/#25943) LABEL (ENG COVER US									
46-1	2	172437-03402	LABEL, ENG, COVER US	1	1			1				N
47	2	(A=M/#25943) 172437-03411	(C=M/#25943) LABEL (ENG ROOM US									
48	2	172437-03421	LABEL, MUFFLER	2	2			2				
48-1	2	172437-03422	LABEL, MUFFLER US	2	2			2				N
49	2	(A=M/#25943) 172437-03431	(C=M/#25943) LABEL, STEERING									
49-1	2	172437-03432	LABEL, STEERING US	1	1			1				N
50	2	(A=M/#25943) 172437-03440	(C=M/#25943) LABEL, ROPS									
50-1	2	172437-03441	LABEL, ROPS US	1	1			1				N
51	2	(A=M/#25943) 172437-03450	(C=M/#25943) LABEL, SEAT BELT									
51-1	2	172437-03451	LABEL, SEAT BELT US	1	1			1				N

Remarks
 (1)AIR CON. SPEC.

Fig.3. LABEL(CABIN)(QUICK COUPLER)

(A)=VIO50-2AC(US)
 (B)=VIO50-2AP(US)
 (C)=VIO50-2AC(AS)

(D)=VIO50-2AP(AS)
 (E)=VIO50-2AC(NZ)
 (F)=VIO50-2AP(NZ)



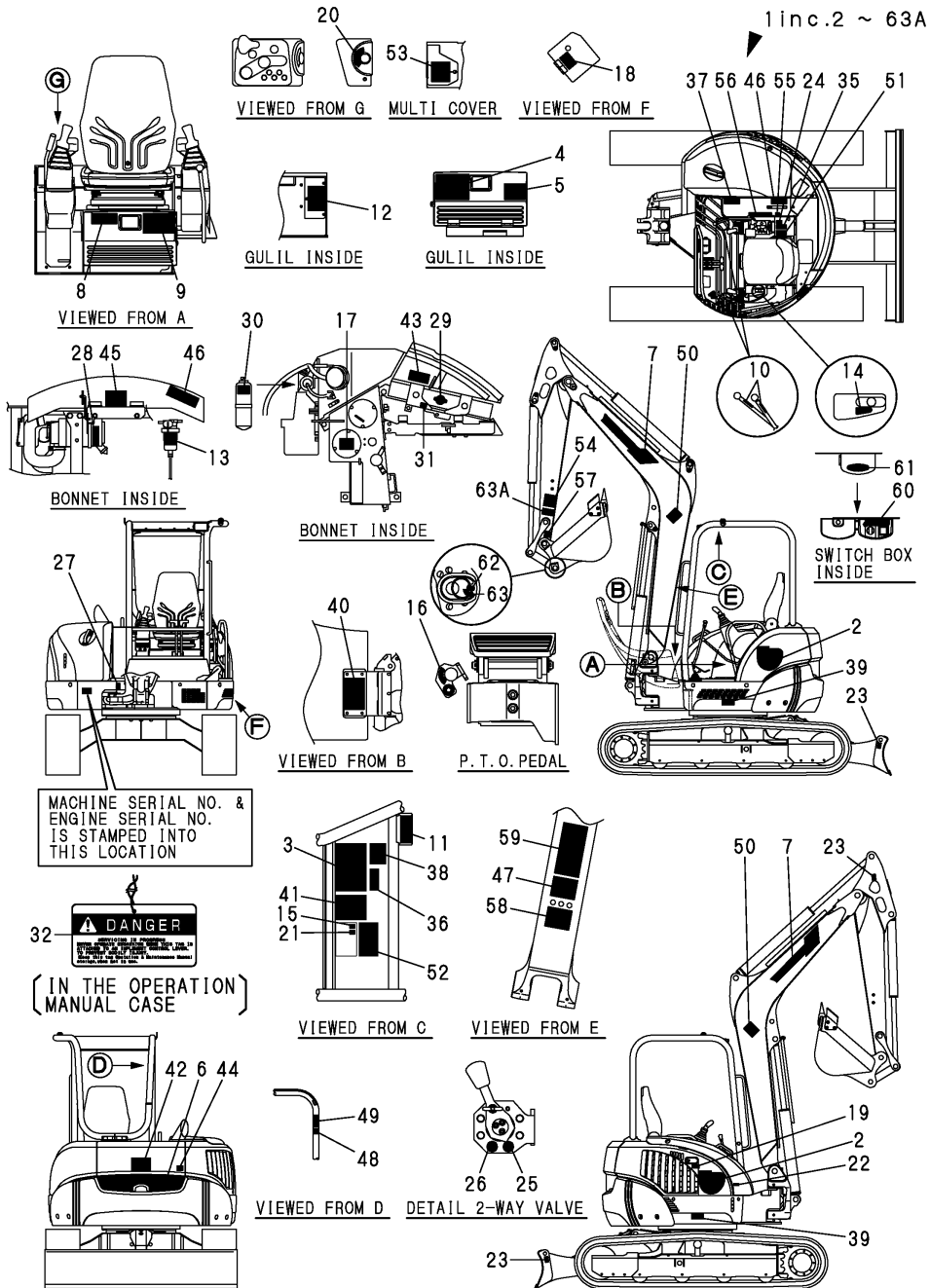
No.	Lev.	Parts No.	Description	Q'ty						I	R
				(A)	(B)	(C)	(D)	(E)	(F)		
52	2	172437-03460	LABEL, BOOM		2			2			
52-1	2	172437-03461	LABEL, BOOM US		2			2			N
53	2	172437-03470	LABEL, LEVER LOCK		1			1			
53-1	2	172437-03471	LABEL, LEVER LOCK US		1			1			N
54	2	172437-03600	LABEL		1			1			
54-1	2	172437-03601	LABEL, 2-WAY US		1			1			N
55	2	172437-03241	LABEL, CRAWLER		1			1			
55-1	2	172437-03242	LABEL, CRAWLER US		1			1			N
56	2	172472-03230	LABEL, OPERATION PIN		1			1			
57	2	172472-03240	LABEL, PIN US		1			1			
57-1	2	172472-03241	LABEL, PIN US		1			1			N
58	2	172472-03250	LABEL, OPERATION Q US		1			1			
59	2	172472-03260	LABEL, FINGER		1			1			
59-1	2	172472-03261	LABEL, FINGER US		1			1			N
60	2	172472-03270	LABEL, SAND US		1			1			
60-1	2	172472-03271	LABEL, SAND US		1			1			N
61	2	172472-03280	LABEL		1			1			
61-1	2	172472-03281	LABEL, WARNING HITCH		1			1			N
62	2	172472-03290	LABEL, SWITCH		1			1			
63	2	172472-03300	LABEL, COVER		1			1			
64	2	172958-03160	LABEL		1			1			
65	2	172458-03240	LABEL, LOCK		1			1			
65A	2	172472-03330	LABEL, LOCK PIN(US)		1			1			W
68	1	172460-03180	LABEL		1			1			W

Remarks
 (1)AIR CON. SPEC.

Fig.4. LABEL(CANOPY)(QUICK COUPLER)

(A)=VIO50-2AC(US)
 (B)=VIO50-2AP(US)
 (C)=VIO50-2AC(AS)

(D)=VIO50-2AP(AS)
 (E)=VIO50-2AC(NZ)
 (F)=VIO50-2AP(NZ)

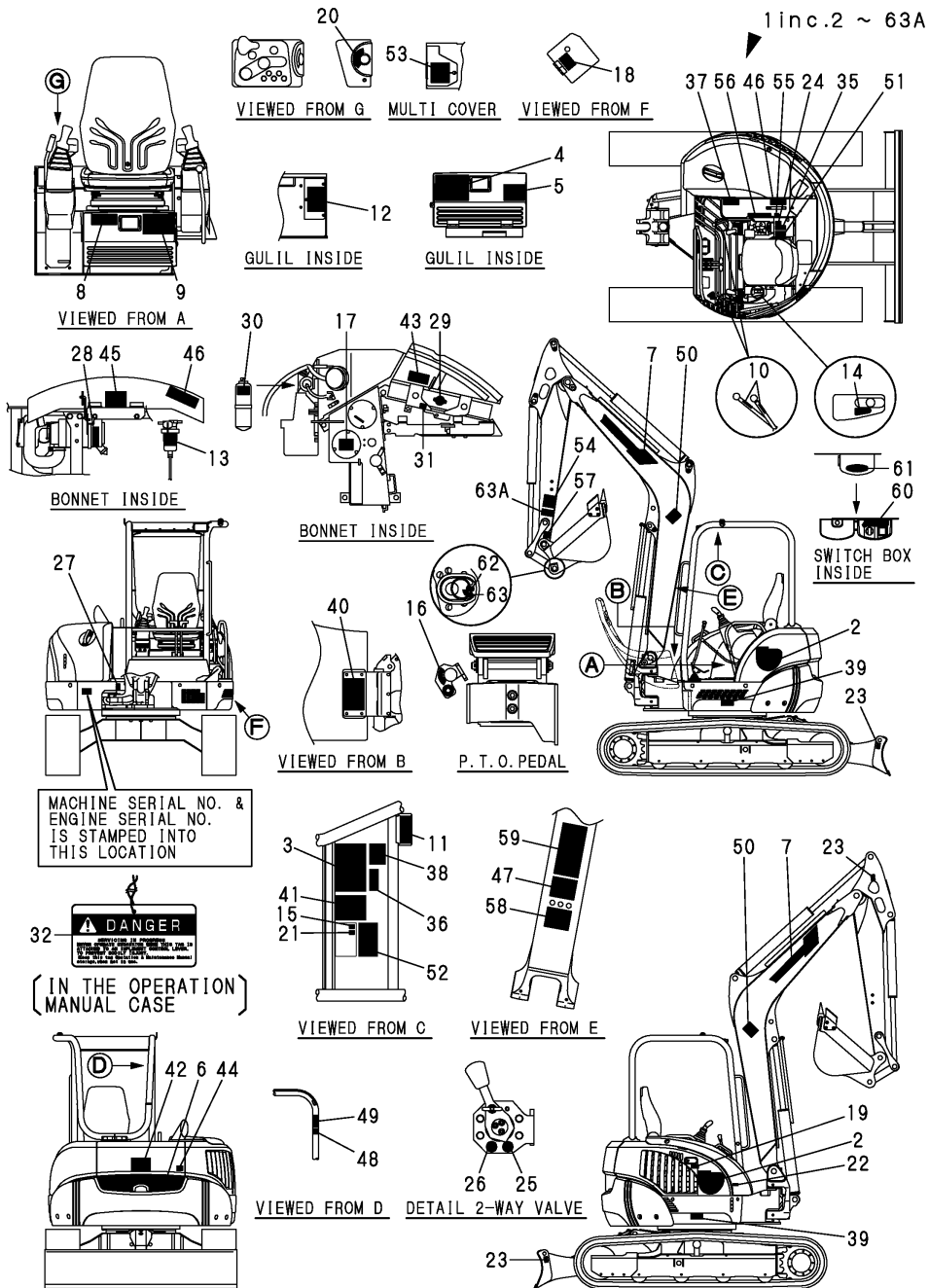


No.	Lev.	Parts No.	Description	Q'ty						I	R	
				(A)	(B)	(C)	(D)	(E)	(F)			
1	1	772A08-03130	LABEL ASSY	1			1					
2	2	172467-03120	LABEL,MODEL	2			2					
2-1	2	172475-03121	LABEL, MODEL	2			2			2	N	
		(B=M/#25943)	(D=M/#25943)							(F=M/#25943)		
3	2	172467-03191	LABEL, LIFT Q US	1			1			1		
3-1	2	172467-03192	LABEL, LIFT Q US	1			1			1	N	
		(B=M/#25930)	(D=M/#25943)							(F=M/#25930)		
3-2	2	172467-03193	LABEL, LIFT Q US	1			1			1	N	
		(B=M/#25943)	(D=M/#25943)							(F=M/#25943)		
4	2	172A07-03140	LABEL,OIL & WATER	1			1			1		
5	2	172467-03150	LABEL,GREASE	1			1			1		
6	2	172460-03160	LABEL	1			1			1		
7	2	172165-03261	LABEL, BOOM	2			2			2		
8	2	172A08-03110	LABEL,SPECIFICATION	1			1			1		
9	2	172467-03170	LABEL,SUPORT US	2			2			2		
9-1	2	172472-03141	LABEL, SUPPORT US	1			1			1	N	
		(B=M/#25943)	(D=M/#25943)							(F=M/#25943)		
10	2	172183-03280	LABEL,LOCK	2			2			2		
11	2	172472-03701	LABEL	1			1			1		
11-1	2	172472-03702	LABEL, ROPS P	1			1			1	N	
		(B=M/#25943)	(D=M/#25943)							(F=M/#25943)		
12	2	172472-03171	LABEL,FUSE US	1			1			1		
13	2	172A07-03160	LABEL	1			1			1		
14	2	172458-03220	LABEL,ACCELERATOR	1			1			1		
15	2	172496-03250	LABEL, P.T.O.	1			1			1		
16	2	172458-03240	LABEL,LOCK	1			1			1		
17	2	172463-03290	LABEL,HYD.OIL US	1			1			1		
18	2	172438-03300	LABEL	1			1			1		
19	2	172463-03330	LABEL,COVER	1			1			1		
20	2	172141-03360	LABEL, START SWITCH	1			1			1		
21	2	172490-03200	LABEL	1			1			1		
22	2	172437-03500	LABEL,FUEL	1			1			1		
22-1	2	172437-03501	LABEL, FUEL US	1			1			1	N	
		(B=M/#25943)	(D=M/#25943)							(F=M/#25943)		
23	2	172437-03510	LABEL,HOOK	3			3			3		
23-1	2	172437-03511	LABEL, HOOK US	3			3			3	N	
		(B=M/#25943)	(D=M/#25943)							(F=M/#25943)		
24	2	172437-03530	LABEL,RE-START	1			1			1		
25	2	172437-03610	LABEL	1			1			1		
26	2	172437-03620	LABEL	1			1			1		
27	2	172157-03740	LABEL	1			1			1		
27-1	2	172157-03741	LABEL, GREASE US	1			1			1	N	
		(B=M/#25943)	(D=M/#25943)							(F=M/#25943)		
28	2	172125-03950	LABEL, AIR CLEANER	1			1			1		
28-1	2	172125-03951	LABEL, AIR CLEANER	1			1			1	N	
		(B=M/#25943)	(D=M/#25943)							(F=M/#25943)		
29	2	172462-03320	LABEL	1			1			1		
30	2	124764-44810	LABEL,SUB-TANK	1			1			1		
30-1	2	172A38-03200	LABEL, SUB-TANK US	1			1			1	N	
		(B=M/#25943)	(D=M/#25943)							(F=M/#25943)		
31	2	124764-44920	LABEL, ANTI-FREEZING	1			1			1		

Fig.4. LABEL(CANOPY)(QUICK COUPLER)

(A)=VIO50-2AC(US)
 (B)=VIO50-2AP(US)
 (C)=VIO50-2AC(AS)

(D)=VIO50-2AP(AS)
 (E)=VIO50-2AC(NZ)
 (F)=VIO50-2AP(NZ)

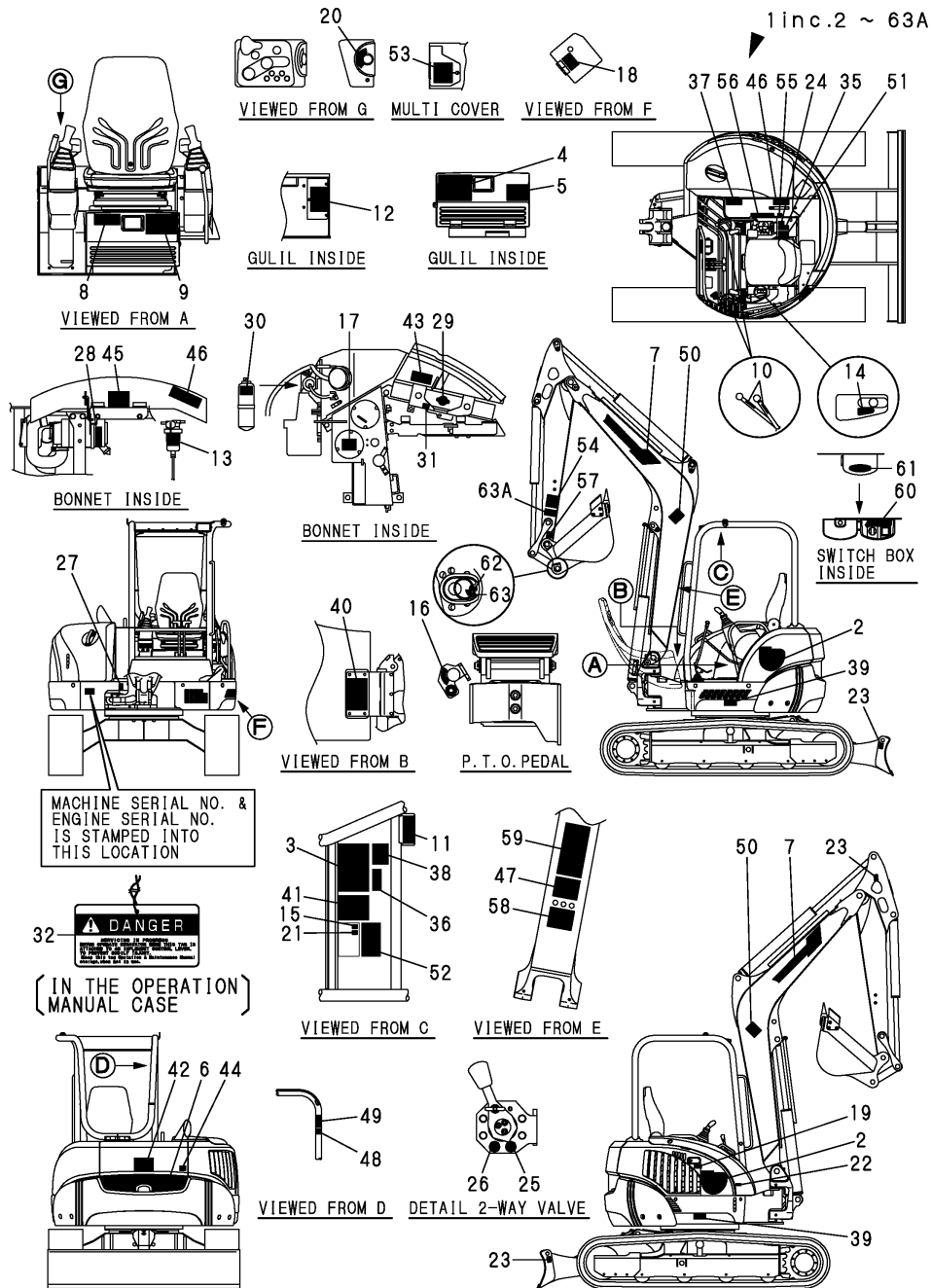


No.	Lev.	Parts No.	Description	Q'ty						I	R
				(A)	(B)	(C)	(D)	(E)	(F)		
31-1	2	172A38-03210	LABEL,ANTI-FREEZING (B=M/#25943)	1			1			1	N
32	2	172437-03250	TAG ASSY, CAUTION (D=M/#25943)		1					1	
32-1	2	172437-03251	TAG ASSY, CAUTION (B=M/#25943)	1			1			1	N
35	2	172437-03300	LABEL,MANUAL (D=M/#25943)	1			1			1	
35-1	2	172437-03301	LABEL, MANUAL US (B=M/#25943)	1			1			1	N
36	2	172437-03310	LABEL,SLOPE (D=M/#25943)	1			1			1	
36-1	2	172437-03311	LABEL, SLOPE US (B=M/#25943)	1			1			1	N
36-2	2	172437-03312	LABEL,SLOPE US (B=M/#25943)	1			1			1	N
37	2	172437-03321	LABEL,HYD.OIL TANK (D=M/#25943)	1			1			1	
37-1	2	172437-03322	LABEL, HYD.OIL TANK (B=M/#25943)	1			1			1	N
38	2	172437-03341	LABEL,TRANSPORT (D=M/#25943)	1			1			1	
38-1	2	172437-03342	LABEL, TRANSPORT US (B=M/#25943)	1			1			1	N
39	2	172437-03351	LABEL,GREASE CYL. (D=M/#25943)	2			2			2	
39-1	2	172437-03352	LABEL, GREASE CYL. (B=M/#25943)	2			2			2	N
40	2	172437-03360	LABEL,BATTERY (D=M/#25943)	1			1			1	
40-1	2	172437-03361	LABEL, BATTERY US (B=M/#25943)	1			1			1	N
41	2	172437-03371	LABEL (D=M/#25943)	1			1			1	
41-1	2	172437-03372	LABEL, NEUTRAL US (B=M/#25943)	1			1			1	N
42	2	172437-03380	LABEL,SWING AREA (D=M/#25943)	1			1			1	
42-1	2	172437-03381	LABEL,SWING AREA US (B=M/#25943)	1			1			1	N
43	2	172437-03390	LABEL,RADIATOR (D=M/#25943)	1			1			1	
43-1	2	172437-03391	LABEL, RADIATOR US (B=M/#25943)	1			1			1	N
44	2	172437-03401	LABEL (ENG COVER US (D=M/#25943)	1			1			1	
44-1	2	172437-03402	LABEL, ENG,COVER US (B=M/#25943)	1			1			1	N
45	2	172437-03411	LABEL (ENG ROOM US (D=M/#25943)	1			1			1	
46	2	172437-03421	LABEL,MUFFLER (D=M/#25943)	2			2			2	
46-1	2	172437-03422	LABEL, MUFFLER US (B=M/#25943)	2			2			2	N
47	2	172437-03431	LABEL,STEERING (D=M/#25943)	1			1			1	
47-1	2	172437-03432	LABEL, STEERING US (B=M/#25943)	1			1			1	N
48	2	172437-03440	LABEL,ROPS (D=M/#25943)	1			1			1	
48-1	2	172437-03441	LABEL, ROPS US (B=M/#25943)	1			1			1	N
49	2	172437-03450	LABEL,SEAT BELT (D=M/#25943)	1			1			1	
49-1	2	172437-03451	LABEL, SEAT BELT US (B=M/#25943)	1			1			1	N
50	2	172437-03460	LABEL, BOOM (D=M/#25943)	2			2			2	

Fig.4. LABEL(CANOPY)(QUICK COUPLER)

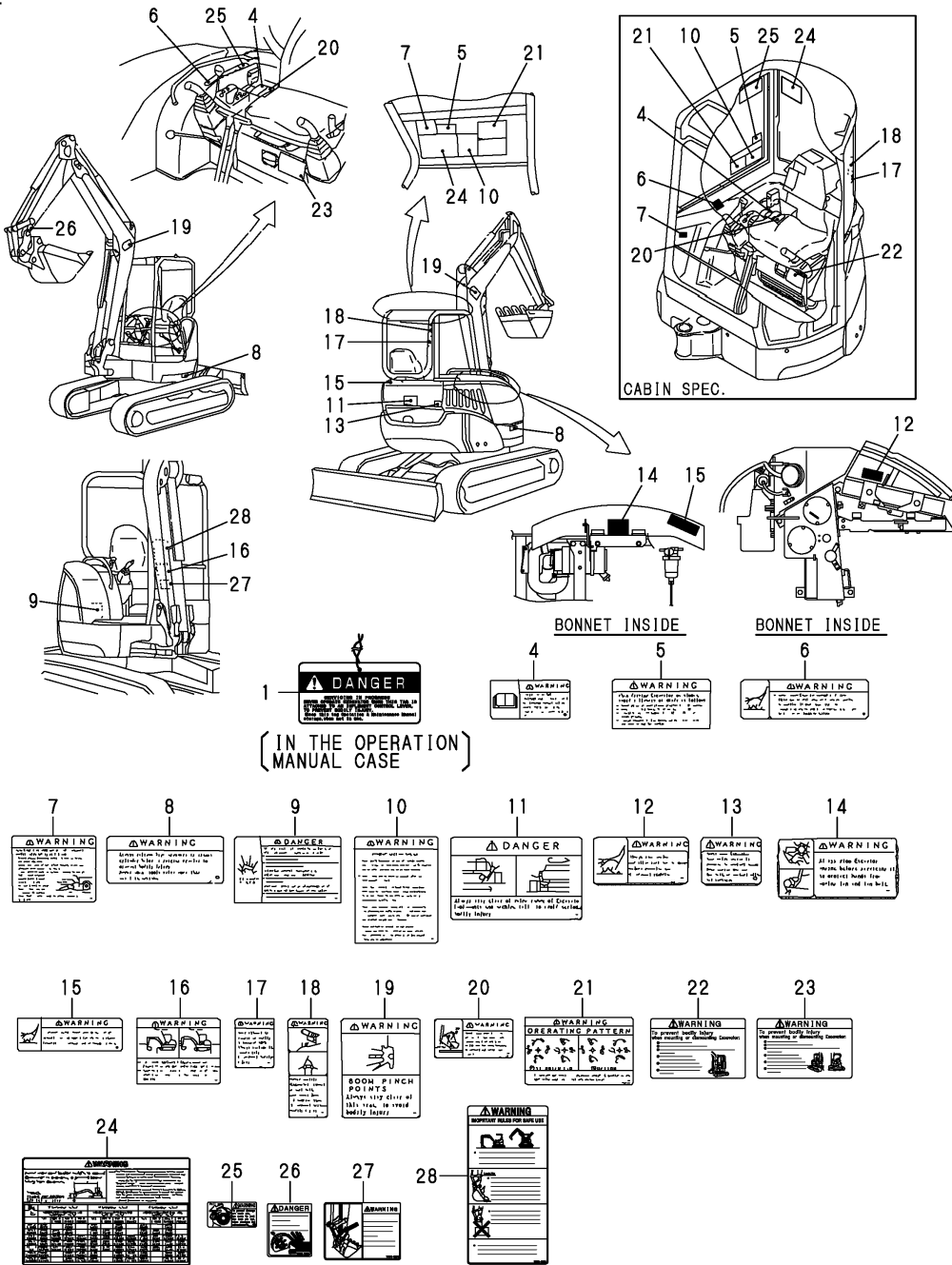
(A)=VIO50-2AC(US)
 (B)=VIO50-2AP(US)
 (C)=VIO50-2AC(AS)

(D)=VIO50-2AP(AS)
 (E)=VIO50-2AC(NZ)
 (F)=VIO50-2AP(NZ)



No.	Lev.	Parts No.	Description	Q'ty						I	R
				(A)	(B)	(C)	(D)	(E)	(F)		
50-1	2	172437-03461	LABEL, BOOM US (B=M/#25943)	2			2		2	N	
51	2	172437-03470	LABEL, LEVER LOCK (D=M/#25943)		1		1		1		
51-1	2	172437-03471	LABEL, LEVER LOCK US (B=M/#25943)	1			1		1	N	
52	2	172437-03600	LABEL (D=M/#25943)	1			1		1		
52-1	2	172437-03601	LABEL, 2-WAY US (B=M/#25943)	1			1		1	N	
53	2	172437-03241	LABEL, CRAWLER (D=M/#25943)	1			1		1		
53-1	2	172437-03242	LABEL, CRAWLER US (B=M/#25943)	1			1		1	N	
54	2	172472-03230	LABEL, OPERATION PIN (D=M/#25943)	1			1		1		
55	2	172472-03240	LABEL, PIN US (D=M/#25943)	1			1		1		
55-1	2	172472-03241	LABEL, PIN US (B=M/#25943)	1			1		1	N	
56	2	172472-03250	LABEL, OPERATION Q US (D=M/#25943)	1			1		1		
57	2	172472-03260	LABEL, FINGER (D=M/#25943)	1			1		1		
57-1	2	172472-03261	LABEL, FINGER US (B=M/#25943)	1			1		1	N	
58	2	172472-03270	LABEL, SAND US (D=M/#25943)	1			1		1		
58-1	2	172472-03271	LABEL, SAND US (B=M/#25943)	1			1		1	N	
59	2	172472-03280	LABEL (D=M/#25943)	1			1		1		
59-1	2	172472-03281	LABEL, WARNING HITCH (B=M/#25943)	1			1		1	N	
60	2	172472-03290	LABEL, SWITCH (D=M/#25943)	1			1		1		
61	2	172472-03300	LABEL, COVER (D=M/#25943)	1			1		1		
62	2	172958-03160	LABEL (D=M/#25943)	1			1		1		
63	2	172458-03240	LABEL, LOCK (D=M/#25943)	1			1		1		
63A	2	172472-03330	LABEL, LOCK PIN(US) (B=M/#25943)	1			1		1	W	

Fig.5. SAFETY LABEL

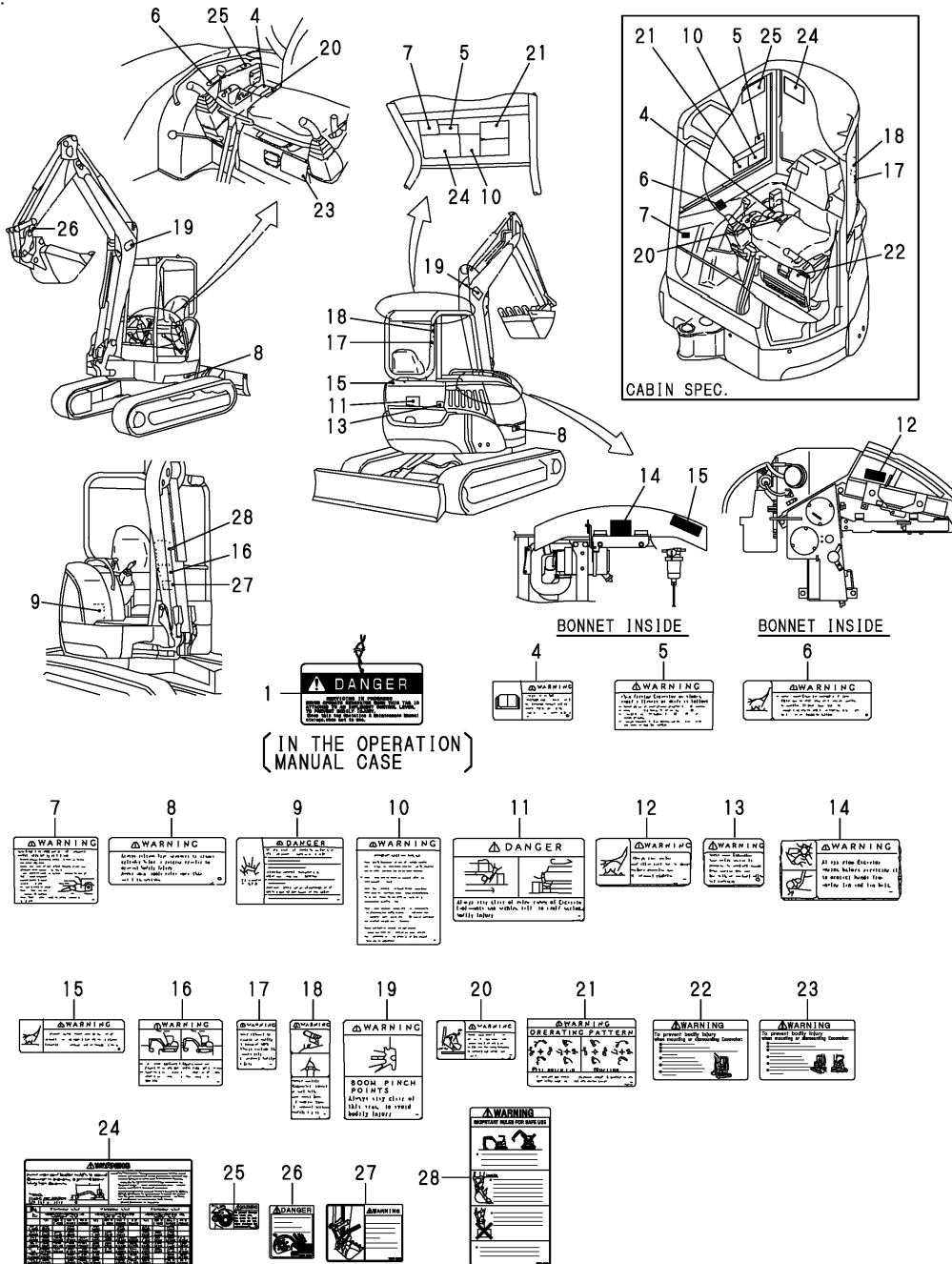


(A)=VIO50-2AC(US)
 (B)=VIO50-2AP(US)
 (C)=VIO50-2AC(AS)

(D)=VIO50-2AP(AS)
 (E)=VIO50-2AC(NZ)
 (F)=VIO50-2AP(NZ)

No.	Lev.	Parts No.	Description	Q'ty						I	R
				(A)	(B)	(C)	(D)	(E)	(F)		
1	1	172437-03250	TAG ASSY, CAUTION	1	1	1	1	1	1		
1-1	1	172437-03251	TAG ASSY, CAUTION	1	1	1	1	1	1		N
		(A=M/#25943) (B=M/#25943) (C=M/#25943) (D=M/#25943)									
4	1	172437-03300	LABEL, MANUAL	1	1	1	1	1	1		
4-1	1	172437-03301	LABEL, MANUAL US	1	1	1	1	1	1		N
		(A=M/#25943) (B=M/#25943) (C=M/#25943) (D=M/#25943)									
5	1	172437-03310	LABEL, SLOPE	1	1	1	1	1	1		
5-1	1	172437-03311	LABEL, SLOPE US	1	1	1	1	1	1		N
		(A=M/#25943) (B=M/#25943) (C=M/#25943) (D=M/#25943)									
5-2	1	172437-03312	LABEL, SLOPE US	1	1	1	1	1	1		N
		(A=M/#25943) (B=M/#25943) (C=M/#25943) (D=M/#25943)									
6	1	172437-03321	LABEL, HYD.OIL TANK	1	1	1	1	1	1		
6-1	1	172437-03322	LABEL, HYD.OIL TANK	1	1	1	1	1	1		N
		(A=M/#25943) (B=M/#25943) (C=M/#25943) (D=M/#25943)									
7	1	172437-03341	LABEL, TRANSPORT	1	1	1	1	1	1		
7-1	1	172437-03342	LABEL, TRANSPORT US	1	1	1	1	1	1		N
		(A=M/#25943) (B=M/#25943) (C=M/#25943) (D=M/#25943)									
8	1	172437-03351	LABEL, GREASE CYL.	2	2	2	2	2	2		
8-1	1	172437-03352	LABEL, GREASE CYL.	2	2	2	2	2	2		N
		(A=M/#25943) (B=M/#25943) (C=M/#25943) (D=M/#25943)									
9	1	172437-03360	LABEL, BATTERY	1	1	1	1	1	1		
9-1	1	172437-03361	LABEL, BATTERY US	1	1	1	1	1	1		N
		(A=M/#25943) (B=M/#25943) (C=M/#25943) (D=M/#25943)									
10	1	172437-03371	LABEL	1	1	1	1	1	1		
10-1	1	172437-03372	LABEL, NEUTRAL US	1	1	1	1	1	1		N
		(A=M/#25943) (B=M/#25943) (C=M/#25943) (D=M/#25943)									
11	1	172437-03380	LABEL, SWING AREA	1	1	1	1	1	1		
11-1	1	172437-03381	LABEL, SWING AREA US	1	1	1	1	1	1		N
		(A=M/#25943) (B=M/#25943) (C=M/#25943) (D=M/#25943)									
12	1	172437-03390	LABEL, RADIATOR	1	1	1	1	1	1		
12-1	1	172437-03391	LABEL, RADIATOR US	1	1	1	1	1	1		N
		(A=M/#25943) (B=M/#25943) (C=M/#25943) (D=M/#25943)									
13	1	172437-03401	LABEL (ENG COVER US	1	1	1	1	1	1		
13-1	1	172437-03402	LABEL, ENG COVER US	1	1	1	1	1	1		N
		(A=M/#25943) (B=M/#25943) (C=M/#25943) (D=M/#25943)									
14	1	172437-03411	LABEL (ENG ROOM US	1	1	1	1	1	1		
15	1	172437-03421	LABEL, MUFFLER	2	2	2	2	2	2		
15-1	1	172437-03422	LABEL, MUFFLER US	2	2	2	2	2	2		N
		(A=M/#25943) (B=M/#25943) (C=M/#25943) (D=M/#25943)									
16	1	172437-03431	LABEL, STEERING	1	1	1	1	1	1		
16-1	1	172437-03432	LABEL, STEERING US	1	1	1	1	1	1		N
		(A=M/#25943) (B=M/#25943) (C=M/#25943) (D=M/#25943)									
17	1	172437-03440	LABEL, ROPS	1	1	1	1	1	1		
17-1	1	172437-03441	LABEL, ROPS US	1	1	1	1	1	1		N
		(A=M/#25943) (B=M/#25943) (C=M/#25943) (D=M/#25943)									
18	1	172437-03450	LABEL, SEAT BELT	1	1	1	1	1	1		
18-1	1	172437-03451	LABEL, SEAT BELT US	1	1	1	1	1	1		N
		(A=M/#25943) (B=M/#25943) (C=M/#25943) (D=M/#25943)									
19	1	172437-03460	LABEL, BOOM	2	2	2	2	2	2		
19-1	1	172437-03461	LABEL, BOOM US	2	2	2	2	2	2		N
		(A=M/#25943) (B=M/#25943) (C=M/#25943) (D=M/#25943)									

Fig.5. SAFETY LABEL

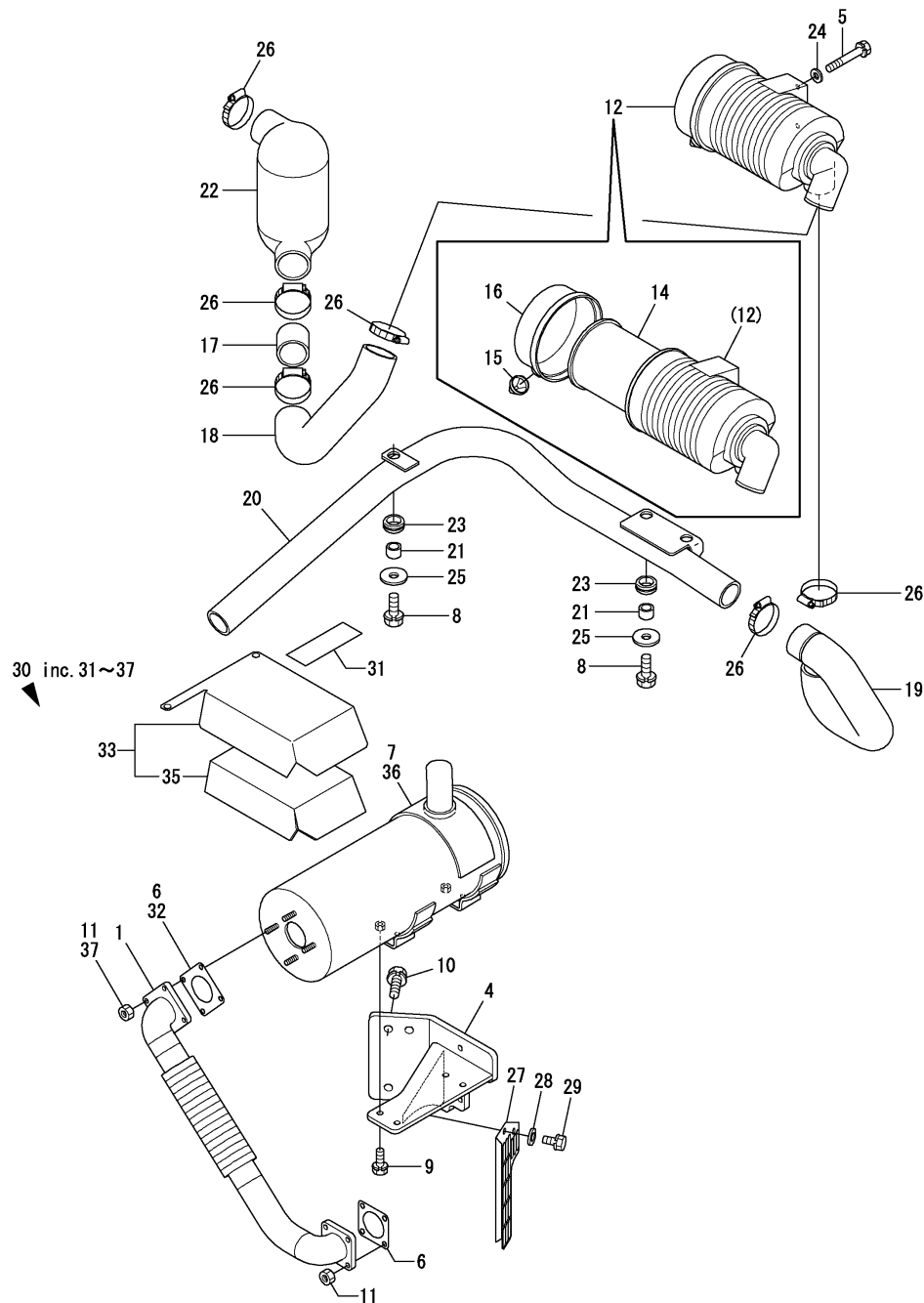


No.	Lev.	Parts No.	Description	Q'ty						I	R
				(A)	(B)	(C)	(D)	(E)	(F)		
20	1	172437-03470	LABEL, LEVER LOCK	1	1	1	1	1	1		
20-1	1	172437-03471	LABEL, LEVER LOCK US	1	1	1	1	1	1		N
		(A=M/#25943) (B=M/#25943) (C=M/#25943) (D=M/#25943)		(E=M/#25943)				(F=M/#25943)			
21	1	172437-03600	LABEL	1	1	1	1	1	1		
21-1	1	172437-03601	LABEL, 2-WAY US	1	1	1	1	1	1		N
		(A=M/#25943) (B=M/#25943) (C=M/#25943) (D=M/#25943)		(E=M/#25943)				(F=M/#25943)			
22	1	172472-03200	LABEL, SUPPORT C US	1				1			
22-1	1	172472-03141	LABEL, SUPPORT US	1				1			N
		(A=M/#25943) (C=M/#25943)		(E=M/#25943)							
23	1	172467-03170	LABEL, SUPPORT US		1			1			
23-1	1	172472-03141	LABEL, SUPPORT US		1			1			N
		(B=M/#25943) (D=M/#25943)						(F=M/#25943)			
24	1	172467-03191	LABEL, LIFT Q US	1	1	1	1	1	1		
24-1	1	172467-03192	LABEL, LIFT Q US	1	1	1	1	1	1		N
		(A=M/#25930) (B=M/#25930) (C=M/#25930) (D=M/#25930)		(E=M/#25930)				(F=M/#25930)			
24-2	1	172467-03193	LABEL, LIFT Q US	1	1	1	1	1	1		N
		(A=M/#25943) (B=M/#25943) (C=M/#25943) (D=M/#25943)		(E=M/#25943)				(F=M/#25943)			
25	1	172472-03240	LABEL, PIN US	1	1	1	1	1	1		
25-1	1	172472-03241	LABEL, PIN US	1	1	1	1	1	1		N
		(A=M/#25943) (B=M/#25943) (C=M/#25943) (D=M/#25943)		(E=M/#25943)				(F=M/#25943)			
26	1	172472-03260	LABEL, FINGER	1	1	1	1	1	1		
26-1	1	172472-03261	LABEL, FINGER US	1	1	1	1	1	1		N
		(A=M/#25943) (B=M/#25943) (C=M/#25943) (D=M/#25943)		(E=M/#25943)				(F=M/#25943)			
27	1	172472-03270	LABEL, SAND US	1	1	1	1	1	1		
27-1	1	172472-03271	LABEL, SAND US	1	1	1	1	1	1		N
		(A=M/#25943) (B=M/#25943) (C=M/#25943) (D=M/#25943)		(E=M/#25943)				(F=M/#25943)			
28	1	172472-03280	LABEL	1	1	1	1	1	1		
28-1	1	172472-03281	LABEL, WARNING HITCH	1	1	1	1	1	1		N
		(A=M/#25943) (B=M/#25943) (C=M/#25943) (D=M/#25943)		(E=M/#25943)				(F=M/#25943)			

Fig.6. SILENSER & AIR CLEANER

(A)=VIO50-2AC(US)
 (B)=VIO50-2AP(US)
 (C)=VIO50-2AC(AS)

(D)=VIO50-2AP(AS)
 (E)=VIO50-2AC(NZ)
 (F)=VIO50-2AP(NZ)

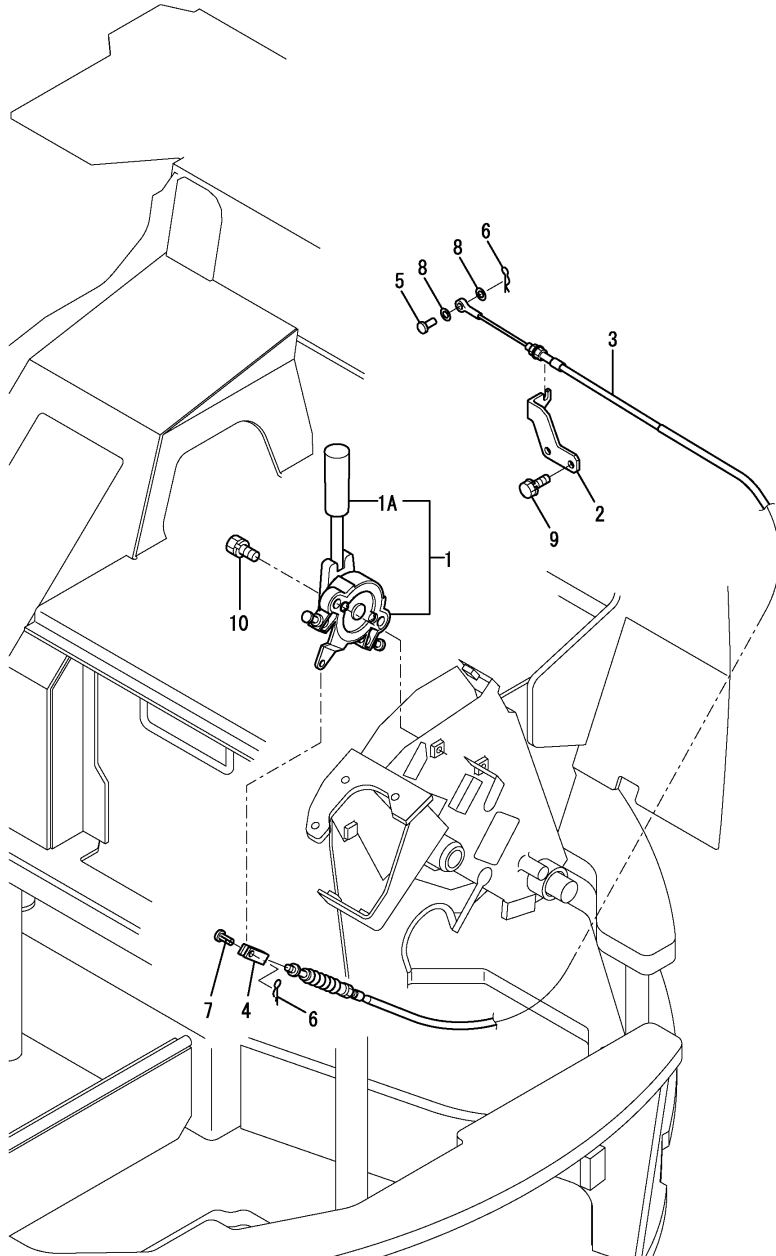


No.	Lev.	Parts No.	Description	Q'ty						I	R
				(A)	(B)	(C)	(D)	(E)	(F)		
1	1	172461-11330	TUBE ASSY	1	1	1	1	1	1		
4	1	172496-13400	BRACKET ASSY(GRAY:73	1	1	1	1	1	1		
5	1	26013-080502	BOLT, M8X 50	2	2	2	2	2	2		
6	1	129400-13201	GASKET, SILENCER	2	2	2	2	2	2		
7	1	129612-13662	SILENCER	1	1	1	1	1	1		
7-1	1	129612-13663	SILENCER	1	1	1	1	1	1		N
		(A=*2007.05)	(B=*2007.05)	(C=*2007.05)	(D=*2007.05)	(E=*2007.05)	(F=*2007.05)				
8	1	26013-100252	BOLT, M10X 25	3	3	3	3	3	3		
9	1	26013-080202	BOLT, M8X 20	4	4	4	4	4	4		
10	1	26013-120352	BOLT, M12X 35	4	4	4	4	4	4		
11	1	26051-080002	NUT, M8	8	8	8	8	8	8		
12	1	172460-11500	CLEANER ASSY, AIR	1	1	1	1	1	1		
14	2	119808-12520	ELEMENT	1	1	1	1	1	1		
15	2	119808-12540	VALVE, UNLOADER	1	1	1	1	1	1		
16	2	119866-12540	COVER ASSY	1	1	1	1	1	1		
17	1	172461-11530	TUBE	1	1	1	1	1	1		
18	1	172461-11520	HOSE, AIR INTAKE	1	1	1	1	1	1		
19	1	172460-11530	HOSE, AIR INTAKE	1	1	1	1	1	1		
20	1	172496-11550	TUBE, INTAKE	1	1	1	1	1	1		
21	1	172460-11780	COLLAR	3	3	3	3	3	3		
22	1	129612-12280	SILENCER, INTAKE	1	1	1	1	1	1		
23	1	1A1380-58050	GROMMET, 16X20X4.5	3	3	3	3	3	3		
24	1	22137-080000	WASHER, 8	2	2	2	2	2	2		
25	1	22157-100000	WASHER, 10	3	3	3	3	3	3		
26	1	23000-070000	CLAMP, 70	6	6	6	6	6	6		
27	1	172496-13970	GUARD, FAN	1	1	1	1	1	1		
27-1	1	172496-13971	GUARD, FAN	1	1	1	1	1	1		N
		(A=M/#25943)	(B=M/#25943)	(C=M/#25943)	(D=M/#25943)	(E=M/#25943)	(F=M/#25943)				
28	1	22137-080000	WASHER, 8	2	2	2	2	2	2		
29	1	26013-080162	BOLT, M8X 16	2	2	2	2	2	2		
30	1	172461-08420	CHANGE KIT, MUFFLER	1	1	1	1	1	1		W
		(A=*2007.08)	(B=*2007.08)	(C=*2007.08)	(D=*2007.08)	(E=*2007.08)	(F=*2007.08)				
31	2	172437-03422	LABEL, MUFFLER US	1	1	1	1	1	1		W
		(A=*2007.08)	(B=*2007.08)	(C=*2007.08)	(D=*2007.08)	(E=*2007.08)	(F=*2007.08)				
32	2	129400-13201	GASKET, SILENCER	1	1	1	1	1	1		W
		(A=*2007.08)	(B=*2007.08)	(C=*2007.08)	(D=*2007.08)	(E=*2007.08)	(F=*2007.08)				
33	2	172460-13250	GUARD ASSY, MUFFLER	1	1	1	1	1	1		W
		(A=*2007.08)	(B=*2007.08)	(C=*2007.08)	(D=*2007.08)	(E=*2007.08)	(F=*2007.08)				
35	3	172460-13270	WOOL, GLASS	1	1	1	1	1	1		W
		(A=*2007.08)	(B=*2007.08)	(C=*2007.08)	(D=*2007.08)	(E=*2007.08)	(F=*2007.08)				
36	2	129612-13663	SILENCER	1	1	1	1	1	1		W
		(A=*2007.08)	(B=*2007.08)	(C=*2007.08)	(D=*2007.08)	(E=*2007.08)	(F=*2007.08)				
37	2	26051-080002	NUT, M8	4	4	4	4	4	4		W
		(A=*2007.08)	(B=*2007.08)	(C=*2007.08)	(D=*2007.08)	(E=*2007.08)	(F=*2007.08)				

Fig.7. ACCELERATOR

(A)=VIO50-2AC(US)
 (B)=VIO50-2AP(US)
 (C)=VIO50-2AC(AS)

(D)=VIO50-2AP(AS)
 (E)=VIO50-2AC(NZ)
 (F)=VIO50-2AP(NZ)

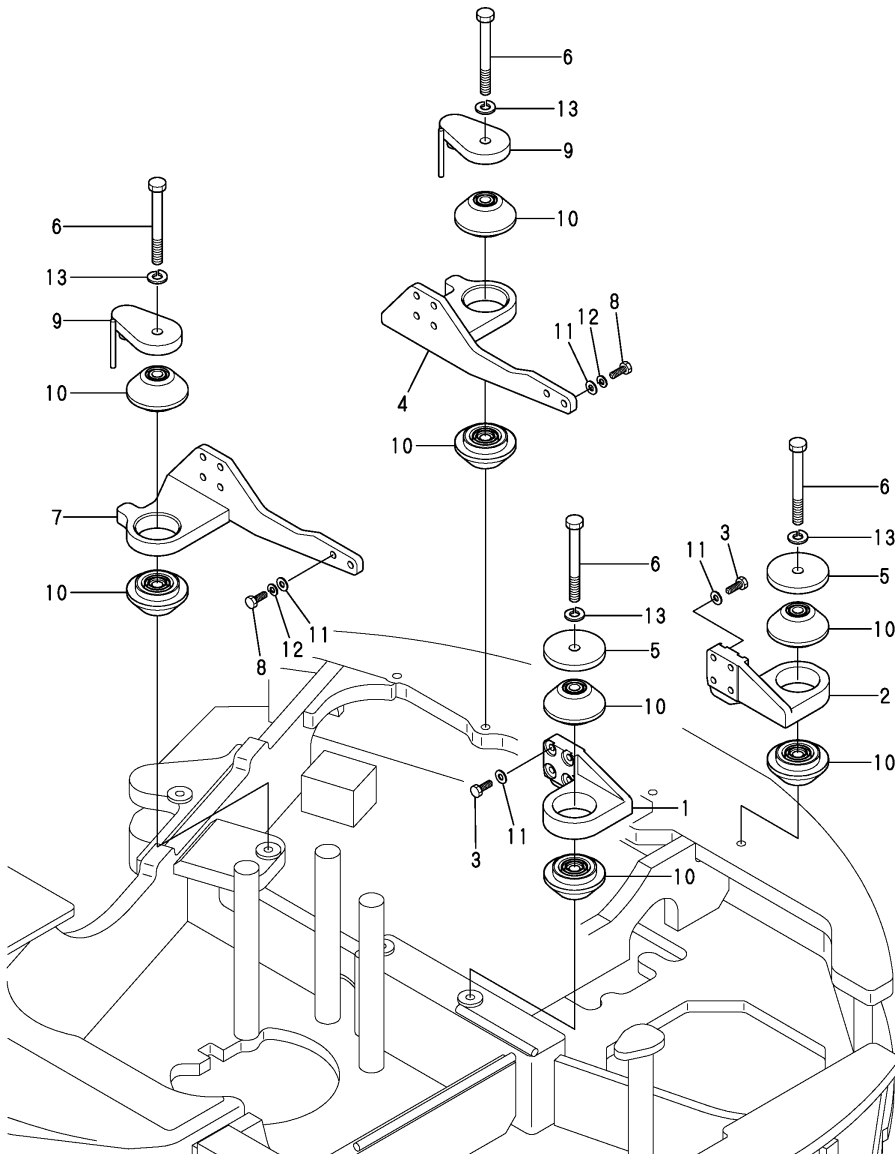


No.	Lev.	Parts No.	Description	Q'ty						I	R
				(A)	(B)	(C)	(D)	(E)	(F)		
1	1	172458-12100	LEVER,ACCELERATOR	1	1	1	1	1	1		
1A	2	172A79-12150	GRIP	1	1	1	1	1	1		W
		(A=MXXXXX) (B=MXXXXX) (C=MXXXXX) (D=MXXXXX)		(E=MXXXXX)		(F=MXXXXX)					
2	1	172491-12100	SUPPORT ASSY, CABLE	1	1	1	1	1	1		
3	1	172467-12120	CABLE, ACCELERATOR	1	1	1	1	1	1		
4	1	172137-12270	JOINT, CABLE	1	1	1	1	1	1		
5	1	172113-12522	PIN	1	1	1	1	1	1		
6	1	1C6281-52310	PIN, SNAP 6	2	2	2	2	2	2		
7	1	1A1040-56900	PIN, 6X17	1	1	1	1	1	1		
8	1	22137-060000	WASHER, 6	2	2	2	2	2	2		
9	1	26013-080202	BOLT, M8X 20	2	2	2	2	2	2		
10	1	26013-100252	BOLT, M10X 25	2	2	2	2	2	2		

Fig.8. ENGINE MOUNT

(A)=VIO50-2AC(US)
 (B)=VIO50-2AP(US)
 (C)=VIO50-2AC(AS)

(D)=VIO50-2AP(AS)
 (E)=VIO50-2AC(NZ)
 (F)=VIO50-2AP(NZ)

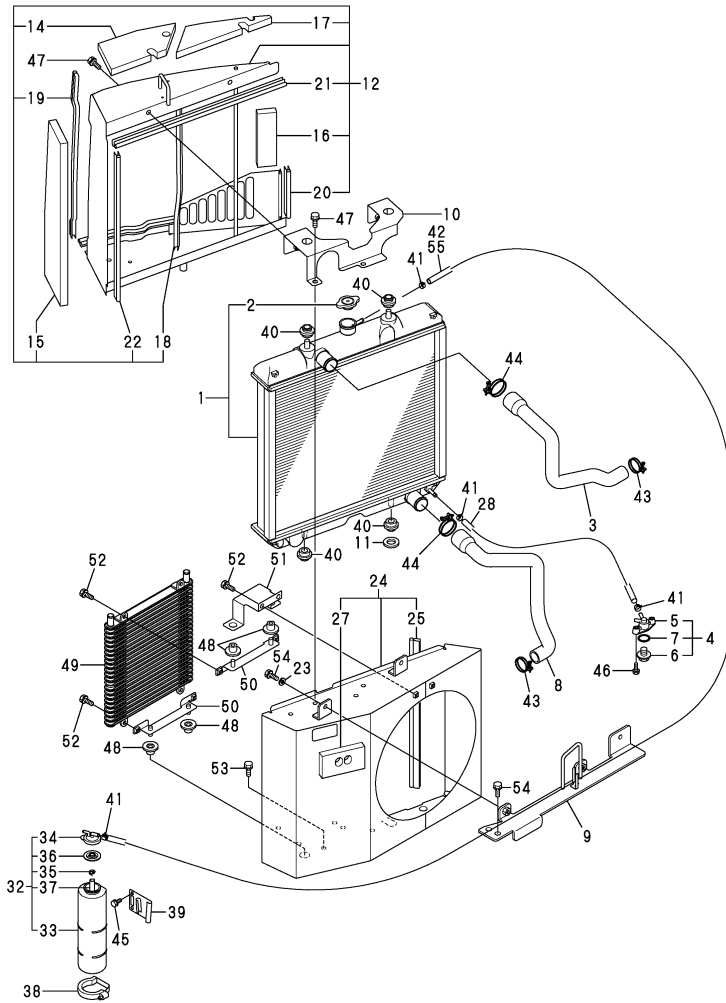


No.	Lev.	Parts No.	Description	Q'ty						I	R
				(A)	(B)	(C)	(D)	(E)	(F)		
1	1	172461-13120	MOUNT LF (GRAY:73)	1	1	1	1	1	1		
2	1	172461-13130	MOUNT LR (GRAY:73)	1	1	1	1	1	1		
3	1	172461-13140	BOLT M10X 40	8	8	8	8	8	8		
4	1	172491-13100	MOUNT RF, ENGINE(73)	1	1	1	1	1	1		
4-1	1	172491-13101	MOUNT RF (ENGINE(73)	1	1	1	1	1	1		N
		(A=M/#25856) (B=M/#25856) (C=M/#25856) (D=M/#25856)		(E=M/#25856)	(F=M/#25856)						
5	1	172162-13170	WASHER	2	2	2	2	2	2		
6	1	172162-13190	BOLT M16X150	4	4	4	4	4	4		
7	1	172491-13110	MOUNT RR, ENGINE(73)	1	1	1	1	1	1		
7-1	1	172491-13111	MOUNT RR (ENGINE(73)	1	1	1	1	1	1		N
		(A=M/#25856) (B=M/#25856) (C=M/#25856) (D=M/#25856)		(E=M/#25856)	(F=M/#25856)						
8	1	172162-13200	BOLT M10X30	12	12	12	12	12	12		
9	1	172165-13241	STOPPER ASSY	2	2	2	2	2	2		
9-1	1	172165-13242	STOPPER ASSY	2	2	2	2	2	2		N
		(A=M/#25943) (B=M/#25943) (C=M/#25943) (D=M/#25856)		(E=M/#25943)	(F=M/#25943)						
10	1	172165-13270	MOUNT,ENGINE (12)	8	8	8	8	8	8		
11	1	172137-46040	SEAT, SPRING	20	20	20	20	20	20		
12	1	22217-100000	WASHER, SPRING 10	12	12	12	12	12	12		
13	1	22217-160000	WASHER, SPRING 16	4	4	4	4	4	4		

Fig.9. RADIATOR & MOUNT

(A)=VIO50-2AC(US)
 (B)=VIO50-2AP(US)
 (C)=VIO50-2AC(AS)

(D)=VIO50-2AP(AS)
 (E)=VIO50-2AC(NZ)
 (F)=VIO50-2AP(NZ)



Remarks

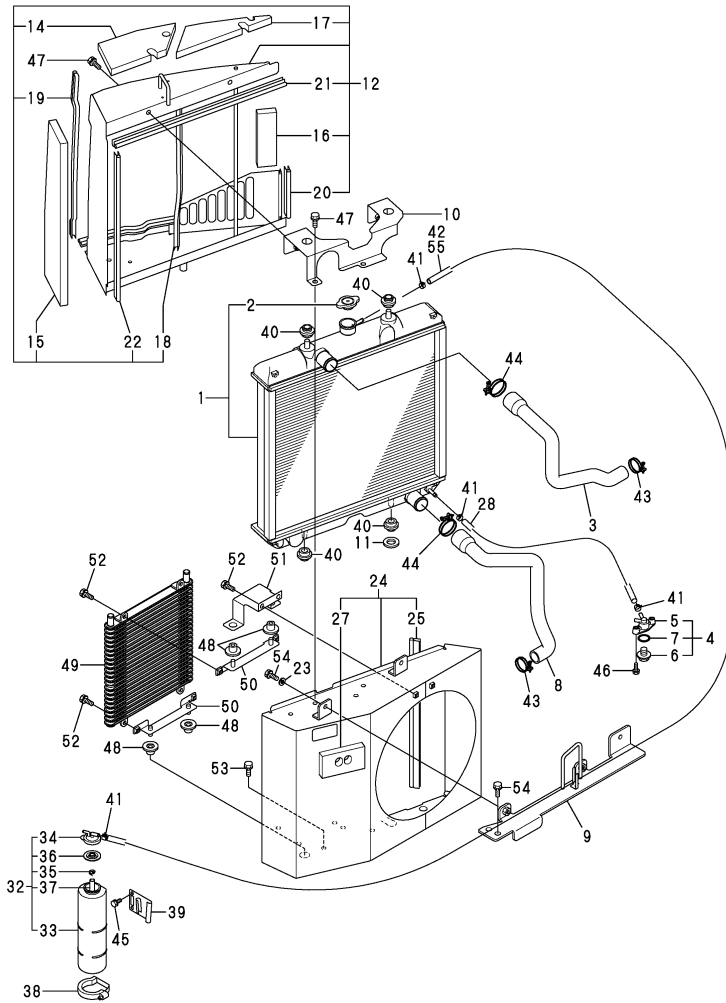
- (1)PLEASE USE THIS PART WITH FOLLOWING LABELS AT THE SAME TIME. REF. NO. 2A.
- (2)PLEASE USE THIS PART WITH FOLLOWING LABELS AT THE SAME TIME. REF. NO. 22A-1,22B-1,22C.
- (3)PLEASE USE THIS PART WITH FOLLOWING LABELS AT THE SAME TIME. REF. NO. 37A-1. (4)LABELS ARE NOT ILLUSTRATED. (5)AIR CON. SPEC.

No.	Lev.	Parts No.	Description	Q'ty						I	R
				(A)	(B)	(C)	(D)	(E)	(F)		
1	1	184015-44501	RADIATOR	1	1	1	1	1	1		
2	2	129107-44590	CAP, RADIATOR	1	1	1	1	1	1		1
2A	1	172462-03320	LABEL	1	1	1	1	1	1		4
3	1	172496-13170	HOSE, RADIATOR	1	1	1	1	1	1		
4	1	172444-13210	COCK ASSY, 2-WAY	1	1	1	1	1	1		
5	2	172444-13220	BODY	1	1	1	1	1	1		
6	2	121250-49121	PLUG, DRAIN	1	1	1	1	1	1		
7	2	24311-000160	O-RING, 1AP16.0	1	1	1	1	1	1		
8	1	172496-13160	HOSE, RADIATOR	1	1	1	1	1	1		
9	1	172496-13530-1	BRACKET ASSY (12)	1	1	1	1	1	1		
10	1	172496-13560-1	BRACKET ASSY (12)	1	1	1	1	1	1		
11	1	172156-81430	SHIM	1	1	1	1	1	1		
12	1	172496-13640-1	DUCT ASSY	1	1	1	1	1	1		2
14	2	172496-13300	SPONGE	1	1	1	1	1	1		
15	2	172496-13310	SPONGE	1	1	1	1	1	1		
16	2	172496-13320	SPONGE	1	1	1	1	1	1		
17	2	172496-13330	SPONGE	1	1	1	1	1	1		
18	2	172496-13340	SPONGE	1	1	1	1	1	1		
19	2	172446-13520	SEAL, RADIATOR	1	1	1	1	1	1		
20	2	172455-13610	RUBBER, SEAL	1	1	1	1	1	1		
21	2	172164-66630	RUBBER, SEAL	1	1	1	1	1	1		
22	2	172455-13620	RUBBER, SEAL	1	1	1	1	1	1		
22A	1	172437-03321	LABEL, HYD.OIL TANK	1	1	1	1	1	1		4
22A-1	1	172437-03322	LABEL, HYD.OIL TANK	1	1	1	1	1	1		N 4
		(A=M/#25943) (B=M/#25943) (C=M/#25943) (D=M/#25943) (E=M/#25943) (F=M/#25943)									
22B	1	172437-03390	LABEL, RADIATOR	1	1	1	1	1	1		4
22B-1	1	172437-03391	LABEL, RADIATOR US	1	1	1	1	1	1		N 4
		(A=M/#25943) (B=M/#25943) (C=M/#25943) (D=M/#25943) (E=M/#25943) (F=M/#25943)									
22C	1	172437-03411	LABEL (ENG ROOM US)	1	1	1	1	1	1		4
23	1	22137-100000	WASHER, 10	2	2	2	2	2	2		
24	1	172496-13750-1	SHROUD ASSY	1	1	1	1	1	1		
25	2	172455-13620	RUBBER, SEAL	1	1	1	1	1	1		
27	2	172496-13870	SEAL	1	1	1	1	1	1		
28	1	184015-59230	HOSE ASSY, FUEL	1	1	1	1	1	1		
32	1	171064-44510	TANK ASSY, SUB	1	1	1	1	1	1		3
33	2	171064-44520	BODY, TANK	1	1	1	1	1	1		
34	2	121450-44531	CAP	1	1	1	1	1	1		
35	2	124450-44560	RETAINER	1	1	1	1	1	1		
36	2	121470-44581	GASKET	1	1	1	1	1	1		
37	2	23065-070225	HOSE 7X 225	1	1	1	1	1	1		
37A	1	124764-44810	LABEL, SUB-TANK	1	1	1	1	1	1		4
37A-1	1	172A38-03200	LABEL, SUB-TANK US	1	1	1	1	1	1		N 4
		(A=M/#25943) (B=M/#25943) (C=M/#25943) (D=M/#25943) (E=M/#25943) (F=M/#25943)									
38	1	124450-44550	BAND	1	1	1	1	1	1		
39	1	121256-44600-2	BRACKET (YELLOW:87)	1	1	1	1	1	1		
40	1	184015-44680	RUBBER, RADIATOR	4	4	4	4	4	4		
41	1	124766-59050	CLIP, HOSE 12	4	4	4	4	4	4		
42	1	172124-14650	HOSE, FUEL OIL	1	1	1	1	1	1		
43	1	23001-041000	CLAMP, HOSE 41	2	2	2	2	2	2		2
44	1	23001-048000	CLAMP, HOSE 48	2	2	2	2	2	2		2
45	1	26013-080162	BOLT, M8X 16	2	2	2	2	2	2		2

Fig.9. RADIATOR & MOUNT

(A)=VIO50-2AC(US)
 (B)=VIO50-2AP(US)
 (C)=VIO50-2AC(AS)

(D)=VIO50-2AP(AS)
 (E)=VIO50-2AC(NZ)
 (F)=VIO50-2AP(NZ)



No.	Lev.	Parts No.	Description	Q'ty						I	R
				(A)	(B)	(C)	(D)	(E)	(F)		
46	1	26013-080202	BOLT, M8X 20	2	2	2	2	2	2		
47	1	26013-100202	BOLT, M10X 20	6	6	6	6	2	2		
48	1	172446-13330	ABSOBER, SHOCK	4	4	4	4	4	4		
49	1	172460-74820	COOLER ASSY, OIL	1	1	1	1	1	1		
50	1	172496-75710	BRACKET A(YELLOW:87)	2	2	2	2	2	2		
51	1	172496-75750	BRACKET C(YELLOW:87)	1	1	1	1	1	1		
52	1	26013-100162	BOLT, M10X 16	6	6	6	6	6	6		
53	1	26013-100202	BOLT, M10X 20	4	4	4	4	4	4		
54	1	26013-100202	BOLT, M10X 20	5	5	5	5	5	5		
55	1	172187-14400	HOSE	1		1					5

Remarks

(1)PLEASE USE THIS PART WITH FOLLOW-
 ING LABELS AT THE SAME TIME.
 REF. NO. 2A.

(2)PLEASE USE THIS PART WITH FOLLOW-
 ING LABELS AT THE SAME TIME.
 REF. NO. 22A-1,22B-1,22C.

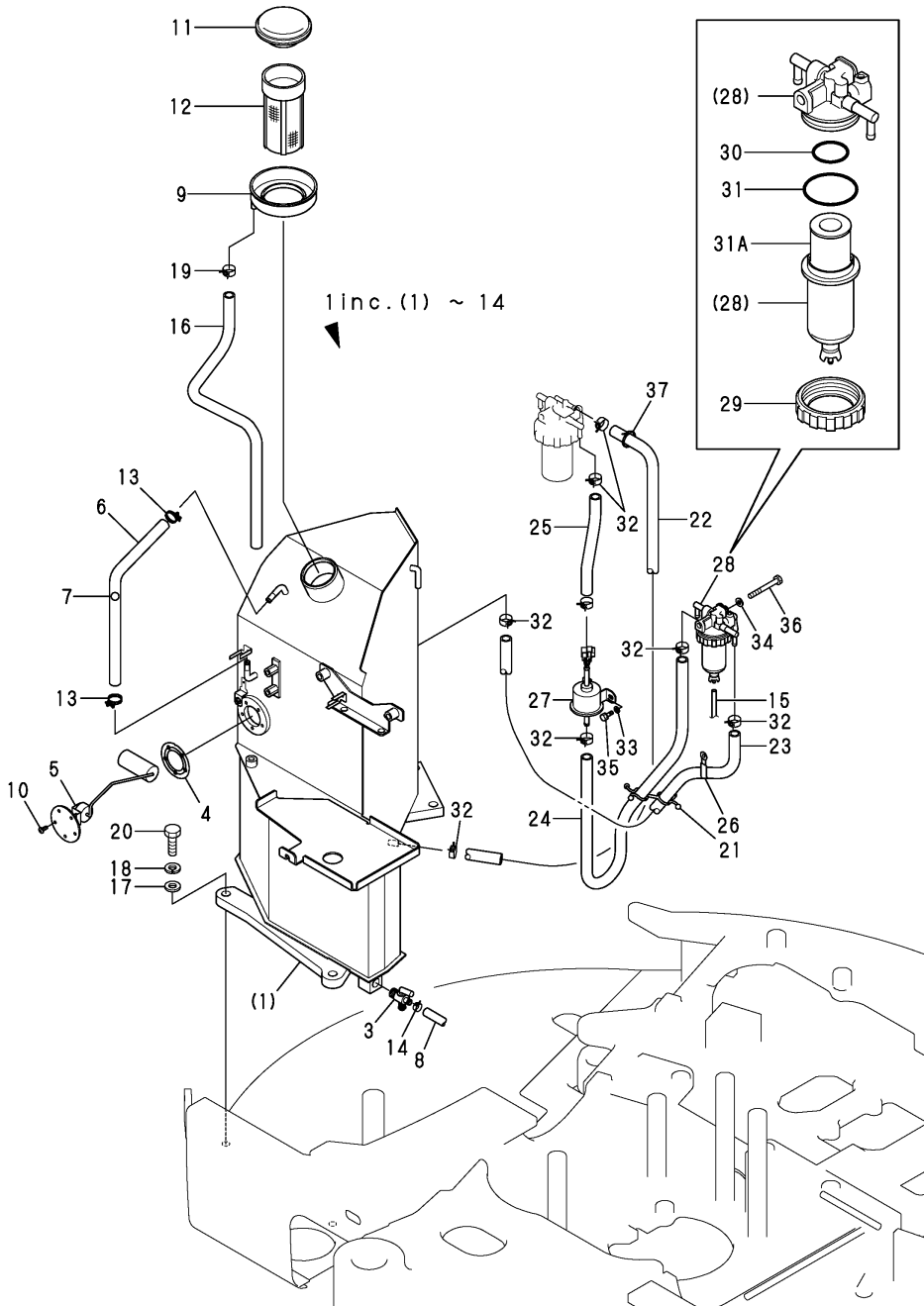
(3)PLEASE USE THIS PART WITH FOLLOW-
 ING LABELS AT THE SAME TIME.
 REF. NO. 37A-1. (4)LABELS ARE NOT

ILLUSTRATED. (5)AIR CON. SPEC.

Fig.10. FUEL TANK & FUEL PIPE

(A)=VIO50-2AC(US)
 (B)=VIO50-2AP(US)
 (C)=VIO50-2AC(AS)

(D)=VIO50-2AP(AS)
 (E)=VIO50-2AC(NZ)
 (F)=VIO50-2AP(NZ)

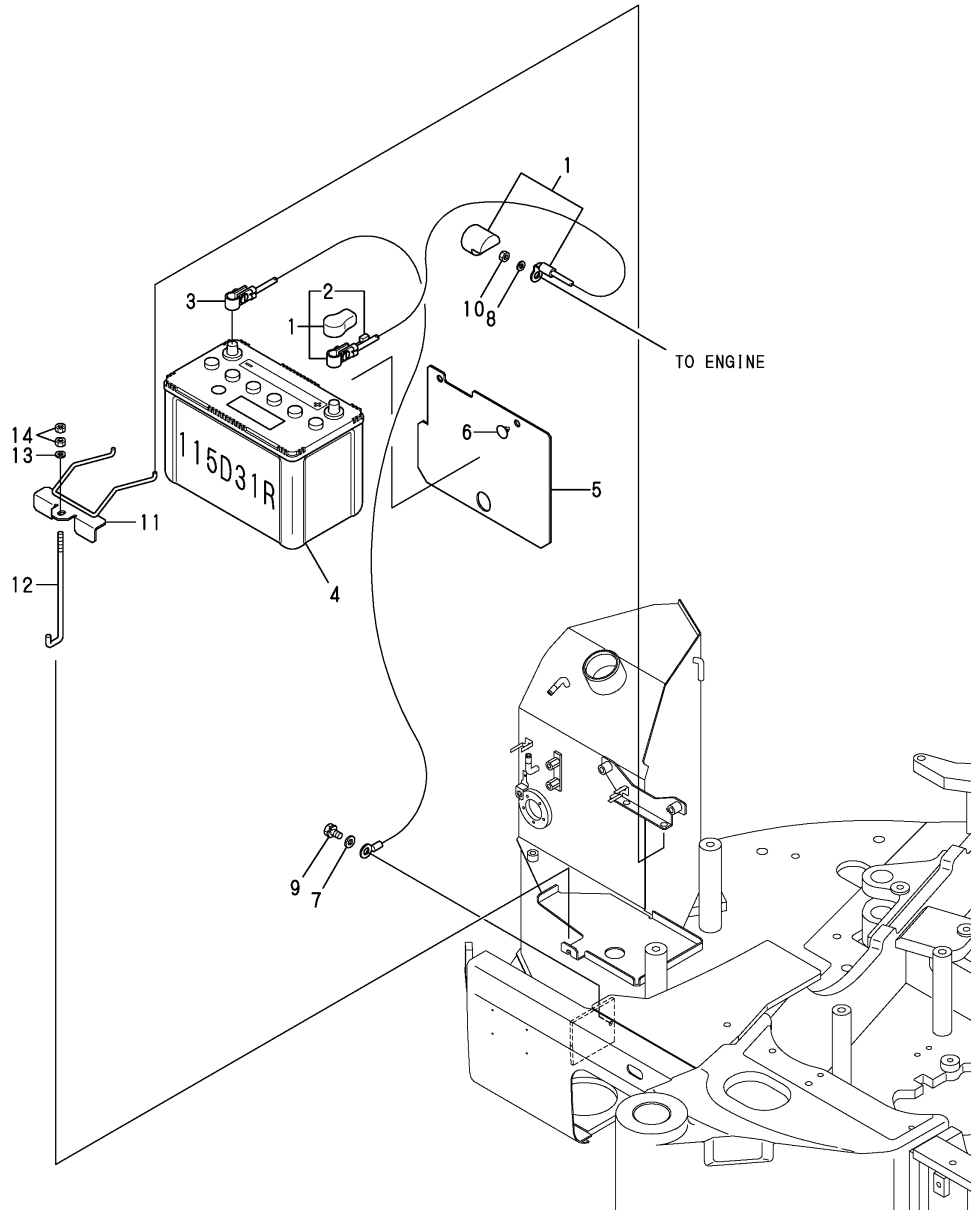


No.	Lev.	Parts No.	Description	Q'ty						I	R
				(A)	(B)	(C)	(D)	(E)	(F)		
1	1	772496-14100-1	TANK ASSY, FUEL	1	1	1	1	1	1		
3	2	104200-11920	COCK, WATER	1	1	1	1	1	1		
4	2	172162-14200	GASKET	1	1	1	1	1	1		
5	2	172187-14221	GAUGE, FUEL	1	1	1	1	1	1		
6	2	172155-14161	HOSE, FUEL GAUGE	1	1	1	1	1	1		
7	2	172141-14260	FLOAT	1	1	1	1	1	1		
8	2	172444-14410	HOSE, DRAIN	1	1	1	1	1	1		
9	2	172458-14370	SUMP, FUEL	1	1	1	1	1	1		
10	2	26022-050122	SCREW, M5X12	5	5	5	5	5	5		
11	2	105340-55040	CAP, FUEL TANK	1	1	1	1	1	1		
12	2	172183-14250	FILTER (FUEL	1	1	1	1	1	1		
13	2	23010-014000	CLAMP, 14	2	2	2	2	2	2		
14	2	23010-014000	CLAMP, 14	1	1	1	1	1	1		
14-1	2	106990-44660	CLIP, HOSE 12.5	1	1	1	1	1	1		R
		(A=M/#25834)	(B=M/#25834)	(C=M/#25834)	(D=M/#25834)	(E=M/#25834)	(F=M/#25834)				
15	1	23061-050300	PIPE, 5X 300	1	1	1	1	1	1		
16	1	172187-14510	HOSE	1	1	1	1	1	1		
17	1	22137-140000	WASHER, 14	4	4	4	4	4	4		
18	1	22217-140000	WASHER, SPRING 14	4	4	4	4	4	4		
19	1	23080-013000	CLAMP, 13	1	1	1	1	1	1		
20	1	26116-140402	BOLT, M14X 40 PLATED	4	4	4	4	4	4		
21	1	172171-14300	CLAMP	1	1	1	1	1	1		
22	1	172487-14520	HOSE	1	1	1	1	1	1		
23	1	172496-14500	HOSE ASSY, FUEL	1	1	1	1	1	1		
24	1	184014-59100	PIPE ASSY, FUEL	1	1	1	1	1	1		
25	1	172734-14620	HOSE, FUEL OIL	1	1	1	1	1	1		
26	1	172187-14460	CLAMP	1	1	1	1	1	1		
26-1	1	1E6212-82820	CLIP 173219	1	1	1	1	1	1		N
		(A=FROM 1ST)	(B=FROM 1ST)	(C=FROM 1ST)	(D=FROM 1ST)	(E=FROM 1ST)	(F=FROM 1ST)				
27	1	129612-52100	PUMP ASSY, FUEL FEED	1	1	1	1	1	1		
28	1	184016-55700	SEPARATOR ASSY,WATER	1	1	1	1	1	1		
28-1	1	184016-55701	SEPARATOR ASSY,WATER	1	1	1	1	1	1		N
		(A=M53337)	(B=M53337)	(C=M53337)	(D=M53337)	(E=M53337)	(F=M53337)				
29	2	129100-55690	RING, RETAINING	1	1	1	1	1	1		
30	2	24311-000160	O-RING, 1AP16.0	1	1	1	1	1	1		
31	2	24321-000650	O-RING, 1AG65.0	1	1	1	1	1	1		
31A	2	119802-55710	ELEMENT	1	1	1	1	1	1		W
		(A=FROM 1ST)	(B=FROM 1ST)	(C=FROM 1ST)	(D=FROM 1ST)	(E=FROM 1ST)	(F=FROM 1ST)				
32	1	124766-59050	CLIP, HOSE 12	8	8	8	8	8	8		
33	1	22137-060000	WASHER, 6	2	2	2	2	2	2		
34	1	22217-080000	WASHER, SPRING 8	1	1	1	1	1	1		
35	1	26013-060162	BOLT, M6X 16	2	2	2	2	2	2		
36	1	26116-080702	BOLT, M8X 70 PLATED	1	1	1	1	1	1		
37	1	933152-09280	BAND 170	1	1	1	1	1	1		

Fig.11. BATTERY

(A)=VIO50-2AC(US)
 (B)=VIO50-2AP(US)
 (C)=VIO50-2AC(AS)

(D)=VIO50-2AP(AS)
 (E)=VIO50-2AC(NZ)
 (F)=VIO50-2AP(NZ)

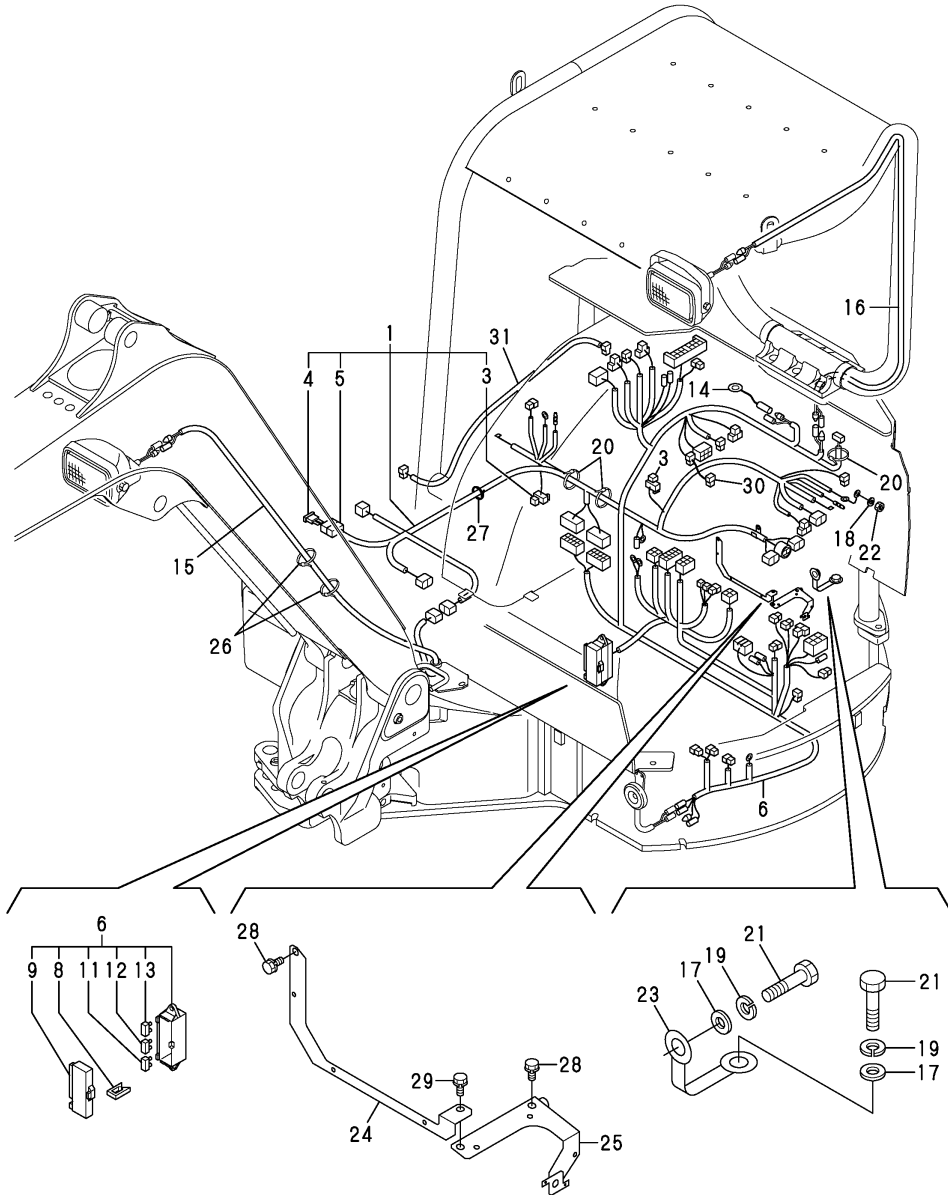


No.	Lev.	Parts No.	Description	Q'ty						I	R
				(A)	(B)	(C)	(D)	(E)	(F)		
1	1	172460-16101	CORD ASSY, BATTERY	1	1	1	1	1	1		
2	2	172458-16140	HARNES C	1	1	1	1	1	1		
3	1	172460-16111	CORD, BATTERY	1	1	1	1	1	1		
4	1	172460-16130	BATTERY	1	1	1	1	1	1		
5	1	172460-16160	COVER, BATTERY	1	1	1	1	1	1		
6	1	172122-17190	CLIP, TREE	2	2	2	2	2	2		
7	1	22137-100000	WASHER, 10	2	2	2	2	2	2		
8	1	22217-080000	WASHER, SPRING 8	1	1	1	1	1	1		
9	1	26013-100162	BOLT, M10X 16	2	2	2	2	2	2		
10	1	26716-080002	NUT, M8	1	1	1	1	1	1		
11	1	172460-16300	CLAMP ASSY, BATTERY	1	1	1	1	1	1		
12	1	172164-16370	ROD	1	1	1	1	1	1		
13	1	22137-080000	WASHER, 8	1	1	1	1	1	1		
14	1	26716-080002	NUT, M8	2	2	2	2	2	2		

Fig.12. ELECTRIC PART(WIRING)

(A)=VIO50-2AC(US)
 (B)=VIO50-2AP(US)
 (C)=VIO50-2AC(AS)

(D)=VIO50-2AP(AS)
 (E)=VIO50-2AC(NZ)
 (F)=VIO50-2AP(NZ)

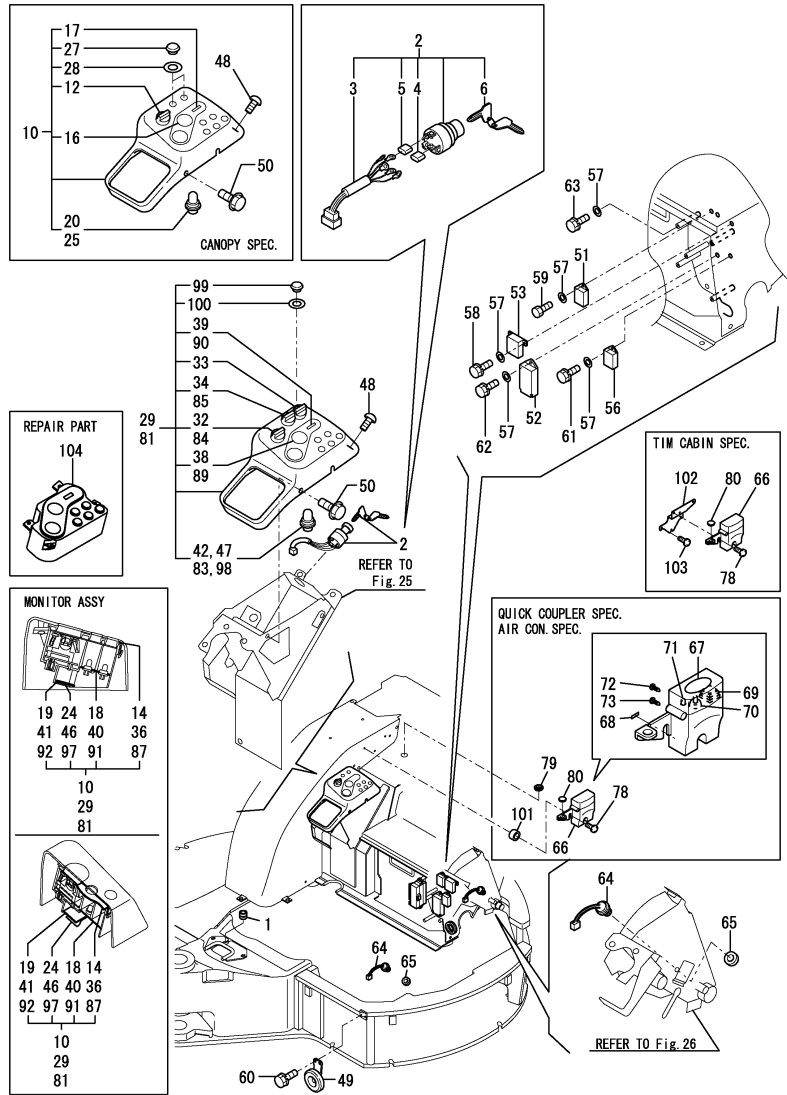


No.	Lev.	Parts No.	Description	Q'ty						I	R
				(A)	(B)	(C)	(D)	(E)	(F)		
1	1	172496-16500	HARNESS	1	1	1	1	1	1		
3	2	172648-16600	DIODE	2	2	2	2	2	2		
4	2	172458-16550	HUSE,SLOW BLOW (50A)	1	1	1	1	1	1		
5	2	172447-17140	HOUSING	1	1	1	1	1	1		
6	1	172A07-16520	WIRE HARNESS ASSY,B	1	1	1	1	1	1		
8	2	172175-17120	PULLER	1	1	1	1	1	1		
9	2	172187-17220	COVER	1	1	1	1	1	1		
11	2	29420-050000	FUSE, B 5A	2	2	2	2	2	2		
12	2	29420-150000	FUSE, B 15A	6	6	6	6	6	6		
13	2	29420-300000	FUSE, B 30A	2	2	2	2	2	2		
14	2	172469-16540	HARNESS, ALARM	1	1	1	1	1	1		
15	1	172460-16531	HARNESS,BOOM LAMP	1	1	1	1	1	1		
16	1	172458-16561	HARNESS,CANOPY LAMP		1		1		1		
16-1	1	172458-16562	HARNESS,CANOPY LAMP		1		1		1		N
		(B=M/#25943)	(D=M/#25943)				(F=M/#25943)				
17	1	22137-100000	WASHER, 10	2	2	2	2	2	2		
18	1	22217-060000	WASHER, SPRING 6	1	1	1	1	1	1		
19	1	22217-100000	WASHER, SPRING 10	2	2	2	2	2	2		
20	1	194680-51670	BAND, CLIP	6	6	6	6	6	6		
21	1	26116-100162	BOLT, M10X 16 PLATED	2	2	2	2	2	2		
22	1	26716-060002	NUT, M6	1	1	1	1	1	1		
23	1	933171-15801	CORD, ENGINE EARTH	1	1	1	1	1	1		
24	1	172497-16550	SUPPORT, HARNESS	1	1	1	1	1	1		
25	1	172490-16740	SUPPORT ASSY	1	1	1	1	1	1		
25-1	1	172490-16741	SUPPORT ASSY	1	1	1	1	1	1		N
		(A=M/#25856)	(B=M/#25856)	(C=M/#25856)	(D=M/#25856)	(E=M/#25856)	(F=M/#25856)				
26	1	172187-78580	BAND W 397	2	2	2	2	2	2		
27	1	933152-09280	BAND 170	1	1	1	1	1	1		
28	1	26013-100162	BOLT, M10X 16	3	3	3	3	3	3		
29	1	26013-100202	BOLT, M10X 20	1	1	1	1	1	1		
30	1	172190-16500	HARNESS	1							
31	1	172472-16610	HARNESS, WASHER	1		1			1		

Fig.13. ELECTRIC PART(EQUIPMENT)

(A)=VIO50-2AC(US)
 (B)=VIO50-2AP(US)
 (C)=VIO50-2AC(AS)

(D)=VIO50-2AP(AS)
 (E)=VIO50-2AC(NZ)
 (F)=VIO50-2AP(NZ)



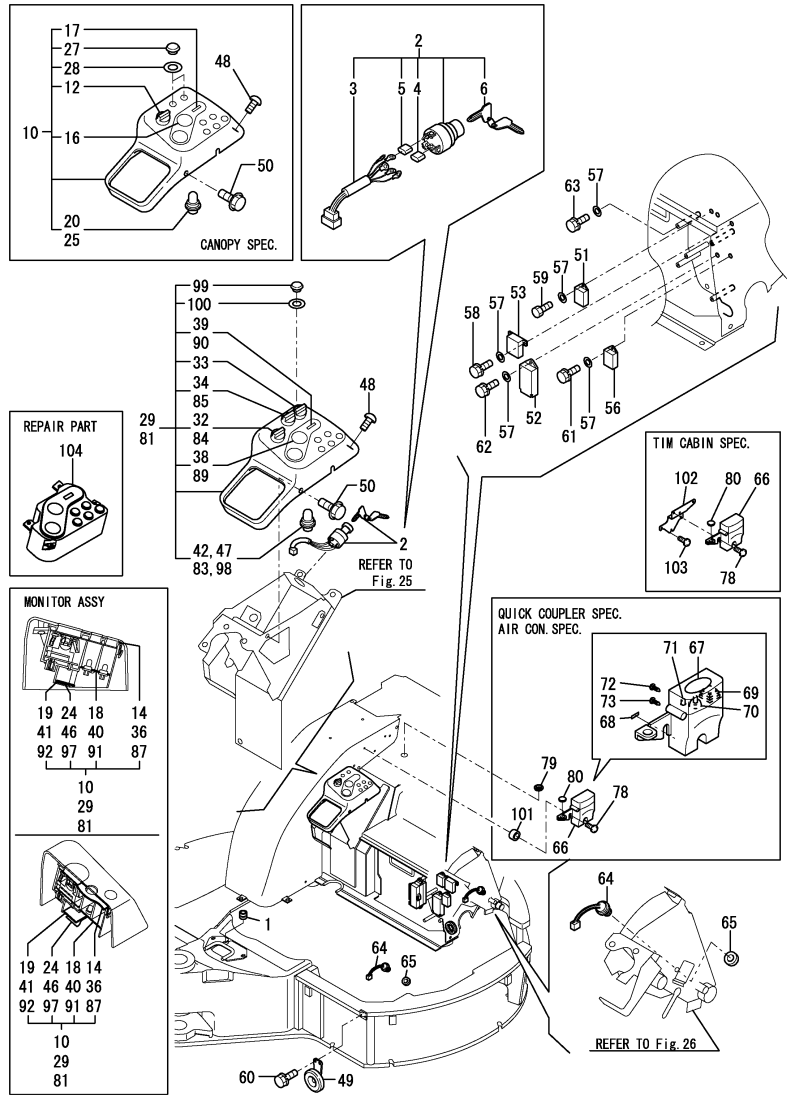
No.	Lev.	Parts No.	Description	Q'ty						I	R
				(A)	(B)	(C)	(D)	(E)	(F)		
1	1	172187-16560	GROMMET	1	1	1	1	1	1		
2	1	172187-17100	SWITCH ASSY, STARTER	1	1	1	1	1	1		
3	2	172187-17070	CORD ASSY	1	1	1	1	1	1		
4	2	172187-17080	COVER	3	3	3	3	3	3		
5	2	172187-17090	COVER	2	2	2	2	2	2		
6	2	933110-00301	KEY ASSY	1	1	1	1	1	1		
10	1	172458-17500	BOX,INDICATOR(CANOPY		1		1		1		
10-1	1	172458-17501 (B=M/#25882)	BOX,INDICATOR(CANOPY (D=M/#25882)	1			1		1	N	4
											(F=M/#25882)
12	2	172187-17280	SWITCH ASSY, LIGHT		1		1		1		
14	2	172187-17320	PACKING		1		1		1		
16	2	172187-17341	GAUGE ASSY		1		1		1		
17	2	172187-17350	METER ASSY, HOUR		1		1		1		
18	2	172187-17360	PRINT,CIRCUIT		1		1		1		
19	2	172187-17371	CIRCUIT ASSY		1		1		1		
20	2	172187-17380	BULB		4		4		4		
24	2	172187-17470	PLATE		1		1		1		
25	2	172187-17480	BULB		2		2		2		
27	2	172187-17560	CAP		2		2		2		
28	2	172187-17570	GASKET		2		2		2		
29	1	172472-17350	INDICATOR BOX (CABIN	1		1		1			
29-1	1	172472-17351 (A=M/#25882)	INDICATOR BOX(CABIN (B=M/#25882)	1		1		1		N	4
											(C=M/#25882)
											(D=M/#25882)
											(E=M/#25882)
											(F=M/#25882)
32	2	172187-17280	SWITCH ASSY, LIGHT	1		1		1			
33	2	172187-17290	SWITCH ASSY, HEATER	1		1		1			
34	2	172472-17300	SWITCH ASSY, WASHER	1		1		1			
36	2	172187-17320	PACKING	1		1		1			
38	2	172187-17341	GAUGE ASSY	1		1		1			
39	2	172187-17350	METER ASSY, HOUR	1		1		1			
40	2	172187-17360	PRINT,CIRCUIT	1		1		1			
41	2	172187-17371	CIRCUIT ASSY	1		1		1			
42	2	172187-17380	BULB	4		4		4			
46	2	172187-17470	PLATE	1		1		1			
47	2	172187-17480	BULB	2		2		2			
48	1	172458-46720	BOLT 8X20	1	1	1	1	1	1	1	
49	1	194151-57100	HORN	1	1	1	1	1	1	1	
50	1	172519-63240	BOLT	3	3	3	3	3	3	3	
51	1	119247-77100	RELAY, SAFETY	1	1	1	1	1	1	1	
52	1	119802-77200	RELAY, SAFETY	1	1	1	1	1	1	1	
53	1	119650-77910	RELAY ASSY, GLOW	1	1	1	1	1	1	1	
56	1	129211-77920	TIMER	1	1	1	1	1	1	1	
57	1	22137-060000	WASHER, 6	8	8	8	8	8	8	8	
58	1	26013-060122	BOLT, M6X 12	2	2	2	2	2	2	2	
59	1	26013-060122	BOLT, M6X 12	1	1	1	1	1	1	1	
60	1	26013-060162	BOLT, M6X 16	2	2	2	2	2	2	2	
61	1	26013-060162	BOLT, M6X 16	1	1	1	1	1	1	1	
62	1	26013-060202	BOLT, M6X 20	2	2	2	2	2	2	2	
63	1	26013-060202	BOLT, M6X 20	2	2	2	2	2	2	2	
64	1	194464-52190	SWITCH, SAFETY START	1	2	1	2	1	2	2	
65	1	26776-180002	NUT, LOCK M18	1	2	1	2	1	2	2	
66	1	172958-17100	BOX,SWITCH	1	1	1	1	1	1	1	2

Remarks
 (1)QUICK COUPLER SPEC.
 (2)PLEASE USE THIS PART WITH FOLLOWING LABELS AT THE SAME TIME. REF. NO. 77A.
 (3)LABELS ARE NOT ILLUSTRATED.
 (4)HOUR METER = ANALOG TYPE.
 (5)TIM CABIN SPEC.
 (6)HOUR METER = L.C.D. TYPE.

Fig.13. ELECTRIC PART(EQUIPMENT)

(A)=VIO50-2AC(US)
 (B)=VIO50-2AP(US)
 (C)=VIO50-2AC(AS)

(D)=VIO50-2AP(AS)
 (E)=VIO50-2AC(NZ)
 (F)=VIO50-2AP(NZ)



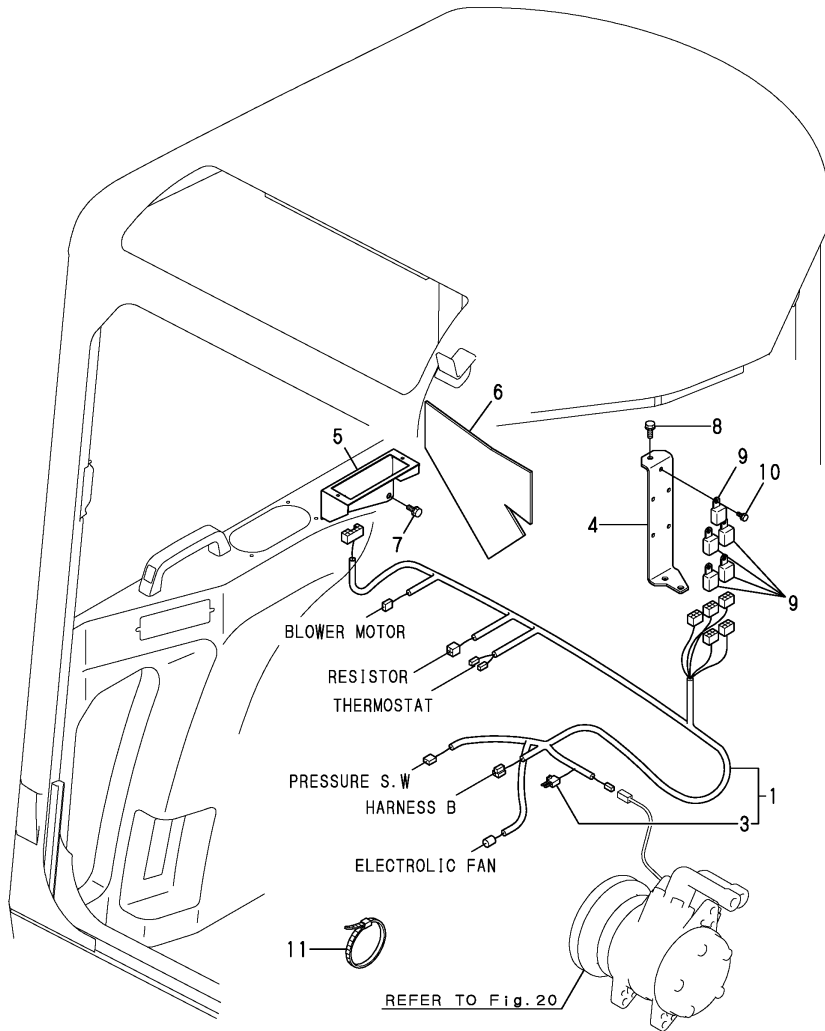
No.	Lev.	Parts No.	Description	Q'ty						I	R		
				(A)	(B)	(C)	(D)	(E)	(F)				
66-1	1	172958-17101	BOX, SWITCH	1	1	1	1	1	1	1	N	2	
		(A=M/#25856) (B=M/#25856) (C=M/#25856) (D=M/#25856)						(E=M/#25856)		(F=M/#25856)			
67	2	172958-03180	LABEL	1	1	1	1	1	1	1	W		
		(A=M/#25856) (B=M/#25856) (C=M/#25856) (D=M/#25856)						(E=M/#25856)		(F=M/#25856)			
68	2	172958-03190	LABEL	1	1	1	1	1	1	1	W		
		(A=M/#25856) (B=M/#25856) (C=M/#25856) (D=M/#25856)						(E=M/#25856)		(F=M/#25856)			
69	2	172958-17140	SWITCH ASSY	1	1	1	1	1	1	1	W		
		(A=M/#25856) (B=M/#25856) (C=M/#25856) (D=M/#25856)						(E=M/#25856)		(F=M/#25856)			
70	2	172958-17150	SWITCH ASSY	1	1	1	1	1	1	1	W		
		(A=M/#25856) (B=M/#25856) (C=M/#25856) (D=M/#25856)						(E=M/#25856)		(F=M/#25856)			
71	2	172958-17160	INDICATER LAMP(CP	1	1	1	1	1	1	1	W		
		(A=M/#25856) (B=M/#25856) (C=M/#25856) (D=M/#25856)						(E=M/#25856)		(F=M/#25856)			
72	2	172958-17170	SCREW, TAPPING	6	6	6	6	6	6	6	W		
		(A=M/#25856) (B=M/#25856) (C=M/#25856) (D=M/#25856)						(E=M/#25856)		(F=M/#25856)			
73	2	172958-17180	SCREW, TAPPING	2	2	2	2	2	2	2	W		
		(A=M/#25856) (B=M/#25856) (C=M/#25856) (D=M/#25856)						(E=M/#25856)		(F=M/#25856)			
77A	1	172472-03290	LABEL,SWITCH	1	1	1	1	1	1	1		3	
78	1	172137-46210	SCREW	3	3	3	3	3	3	3		1	
79	1	172958-64500	PLUGE 28X302 Q	1	1	1	1	1	1	1		1	
80	1	172187-64900	PLUG	1	1	1	1	1	1	1		1	
81	1	172472-17360	INDICATOR BOX,A/C	1								R	
81-1	1	172478-17350	INDICATOR BOX(A/C	1								R	
		(A=M/#25930) (B=M/#25930) (C=M/#25930) (D=M/#25930)						(E=M/#25930)		(F=M/#25930)			
81-2	1	172478-17351	INDICATOR BOX(A/C	1								N	4
		(A=M/#25930) (B=M/#25930) (C=M/#25930) (D=M/#25930)						(E=M/#25930)		(F=M/#25930)			
83	2	172187-17380	BULB	4									
84	2	172187-17280	SWITCH ASSY, LIGHT	1									
85	2	172472-17300	SWITCH ASSY, WASHER	1									
87	2	172187-17320	PACKING	1									
89	2	172187-17341	GAUGE ASSY	1									
90	2	172187-17350	METER ASSY, HOUR	1									
91	2	172187-17360	PRINT,CIRCUIT	1									
92	2	172187-17371	CIRCUIT ASSY	1									
97	2	172187-17470	PLATE	1									
98	2	172187-17480	BULB	2									
99	2	172187-17560	CAP	1									
100	2	172187-17570	GASKET	1									
101	1	172958-17130	COLLAR	3						3			
102	1	172472-17900	STAY ASSY	1								5	
103	1	26587-060202	SCREW, M6X20	3								5	
104	1	172A77-17500	MONITOR ASSY	1	1	1	1	1	1	1	W	6	
		(A=MZZZZZ) (B=MZZZZZ) (C=MZZZZZ) (D=MZZZZZ)						(E=MZZZZZ)		(F=MZZZZZ)			

- Remarks
 (1)QUICK COUPLER SPEC.
 (2)PLEASE USE THIS PART WITH FOLLOWING LABELS AT THE SAME TIME. REF. NO. 77A.
 (3)LABELS ARE NOT ILLUSTRATED.
 (4)HOUR METER = ANALOG TYPE.
 (5)TIM CABIN SPEC.
 (6)HOUR METER = L.C.D. TYPE.

Fig.14. ELECTRIC PART(AIR CON. SPEC.)

(A)=VIO50-2AC(US)
 (B)=VIO50-2AP(US)
 (C)=VIO50-2AC(AS)

(D)=VIO50-2AP(AS)
 (E)=VIO50-2AC(NZ)
 (F)=VIO50-2AP(NZ)

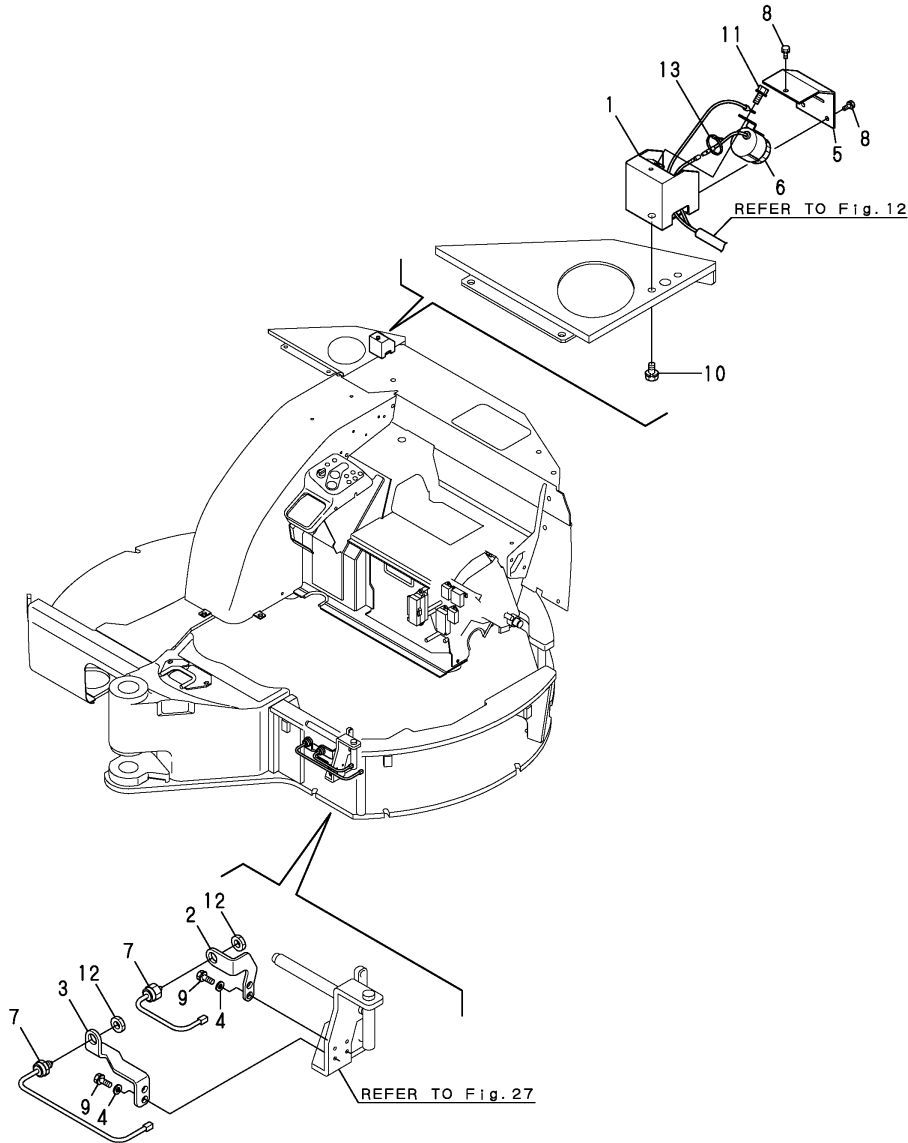


No.	Lev.	Parts No.	Description	Q'ty						I	R
				(A)	(B)	(C)	(D)	(E)	(F)		
1	1	172496-16540	HARNESS	1	1						
1-1	1	172496-16541	HARNESS ASSY	1	1						N
(A=M/#25943) (C=M/#25943)											
3	2	172648-16600	DIODE	1	1						
4	1	172460-18651	BRACKET J ASSY	1	1						
5	1	172460-18800	PLATE B	1	1						
6	1	172460-19190	SHEET, INSULATOR	1	1						
7	1	26013-080162	BOLT, M8X 16	2	2						
8	1	26013-080202	BOLT, M8X 20	2	2						
9	1	119247-77100	RELAY, SAFETY	5	5						
10	1	26013-060122	BOLT, M6X 12	5	5						
11	1	933152-09280	BAND 170	9	9						W
(A=FROM 1ST) (C=FROM 1ST)											

Fig.15. TRAVEL ALARM

(A)=VIO50-2AC(US)
 (B)=VIO50-2AP(US)
 (C)=VIO50-2AC(AS)

(D)=VIO50-2AP(AS)
 (E)=VIO50-2AC(NZ)
 (F)=VIO50-2AP(NZ)

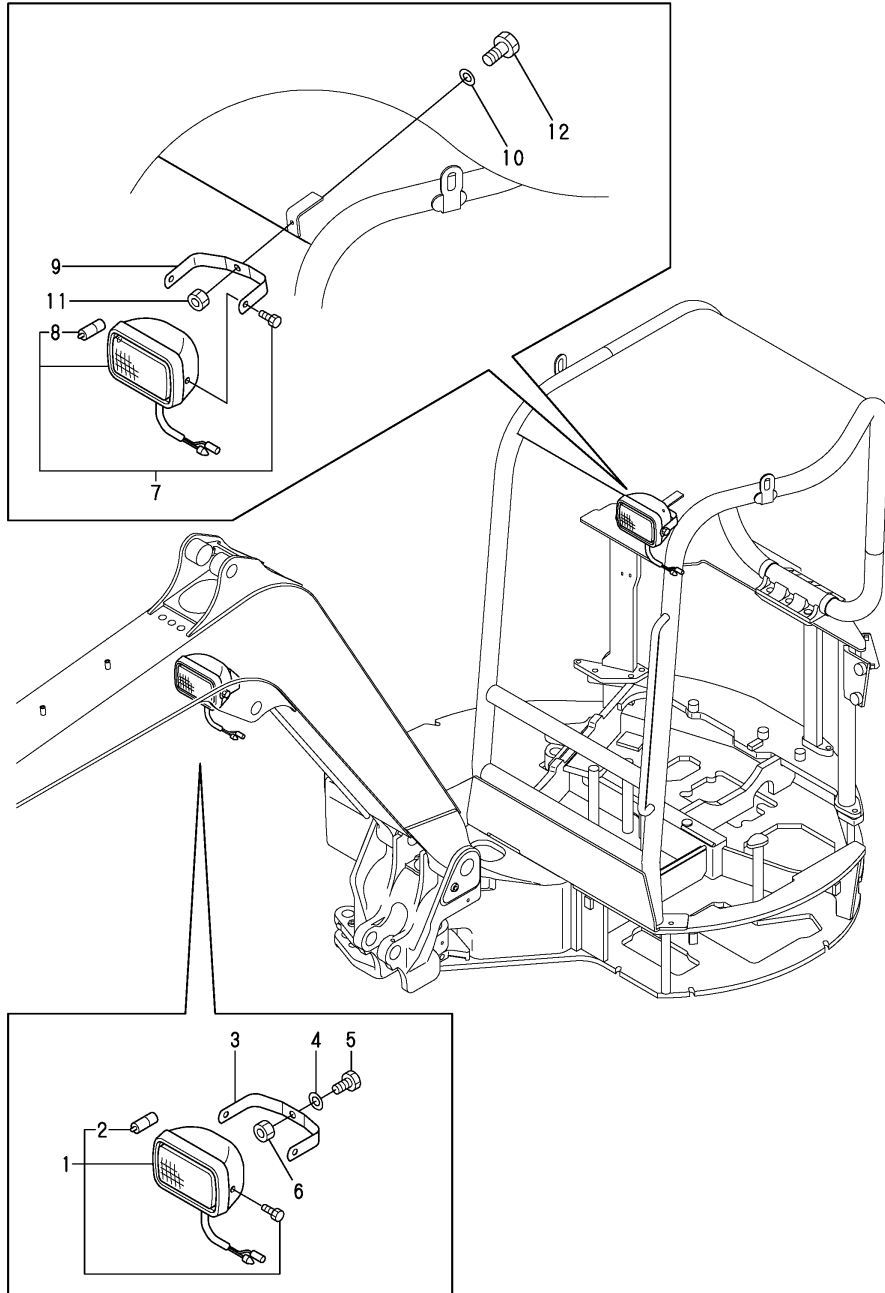


No.	Lev.	Parts No.	Description	Q'ty						I	R
				(A)	(B)	(C)	(D)	(E)	(F)		
1	1	172472-17400	CASE ASSY, ALARM	1	1	1	1	1	1		
2	1	172472-17250	BRACKET A SSW	1	1	1	1	1	1		
3	1	172472-17260	BRACKET B SSW	1	1	1	1	1	1		
4	1	172157-45840	WASHER 8X18X4	4	4	4	4	4	4		
5	1	172472-17470	COVER, ALARM CASE	1	1	1	1	1	1		
6	1	172511-17351	BUZZER, BACK	1	1	1	1	1	1		
7	1	194464-52190	SWITCH, SAFETY START	2	2	2	2	2	2		
8	1	26013-060122	BOLT, M6X 12	3	3	3	3	3	3		
9	1	26013-080252	BOLT, M8X 25	4	4	4	4	4	4		
10	1	26013-100162	BOLT, M10X 16	2	2	2	2	2	2		
11	1	26013-080122	BOLT, M8X 12	1	1	1	1	1	1		
12	1	26776-180002	NUT, LOCK M18	2	2	2	2	2	2		
13	1	933168-55770	BAND 146	1	1	1	1	1	1		

Fig.16. WORK LAMP & CANOPY LAMP

(A)=VIO50-2AC(US)
 (B)=VIO50-2AP(US)
 (C)=VIO50-2AC(AS)

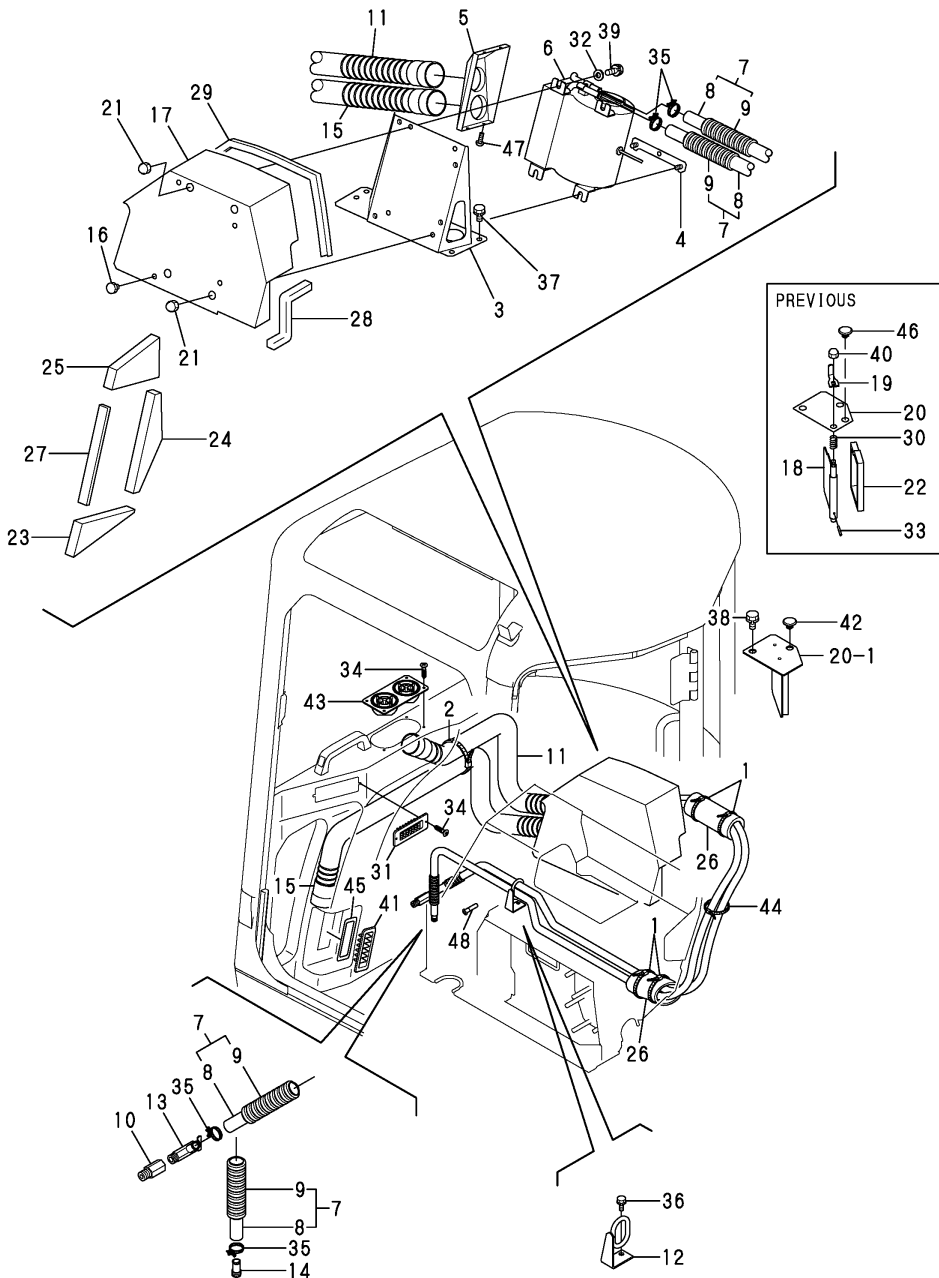
(D)=VIO50-2AP(AS)
 (E)=VIO50-2AC(NZ)
 (F)=VIO50-2AP(NZ)



No.	Lev.	Parts No.	Description	Qty						I	R
				(A)	(B)	(C)	(D)	(E)	(F)		
1	1	172458-17400	LAMP 150X95	1	1	1	1	1	1		
2	2	172458-17420	BULB	1	1	1	1	1	1		
3	1	172458-17410-1	STAY, LAMP	1	1	1	1	1	1		
4	1	22137-100000	WASHER, 10	1	1	1	1	1	1		
5	1	26013-100202	BOLT, M10X 20	1	1	1	1	1	1		
6	1	26706-100002	NUT, M10	1	1	1	1	1	1		
7	1	172458-17400	LAMP 150X95							1	
8	2	172458-17420	BULB							1	
9	1	172458-17410-1	STAY, LAMP							1	
10	1	22137-100000	WASHER, 10							1	
11	1	26346-100002	NUT, M10							1	
12	1	26013-100202	BOLT, M10X 20							1	

Fig.17. HEATER

(A)=VIO50-2AC(US) (D)=VIO50-2AP(AS)
 (B)=VIO50-2AP(US) (E)=VIO50-2AC(NZ)
 (C)=VIO50-2AC(AS) (F)=VIO50-2AP(NZ)

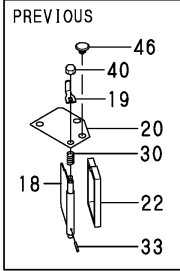
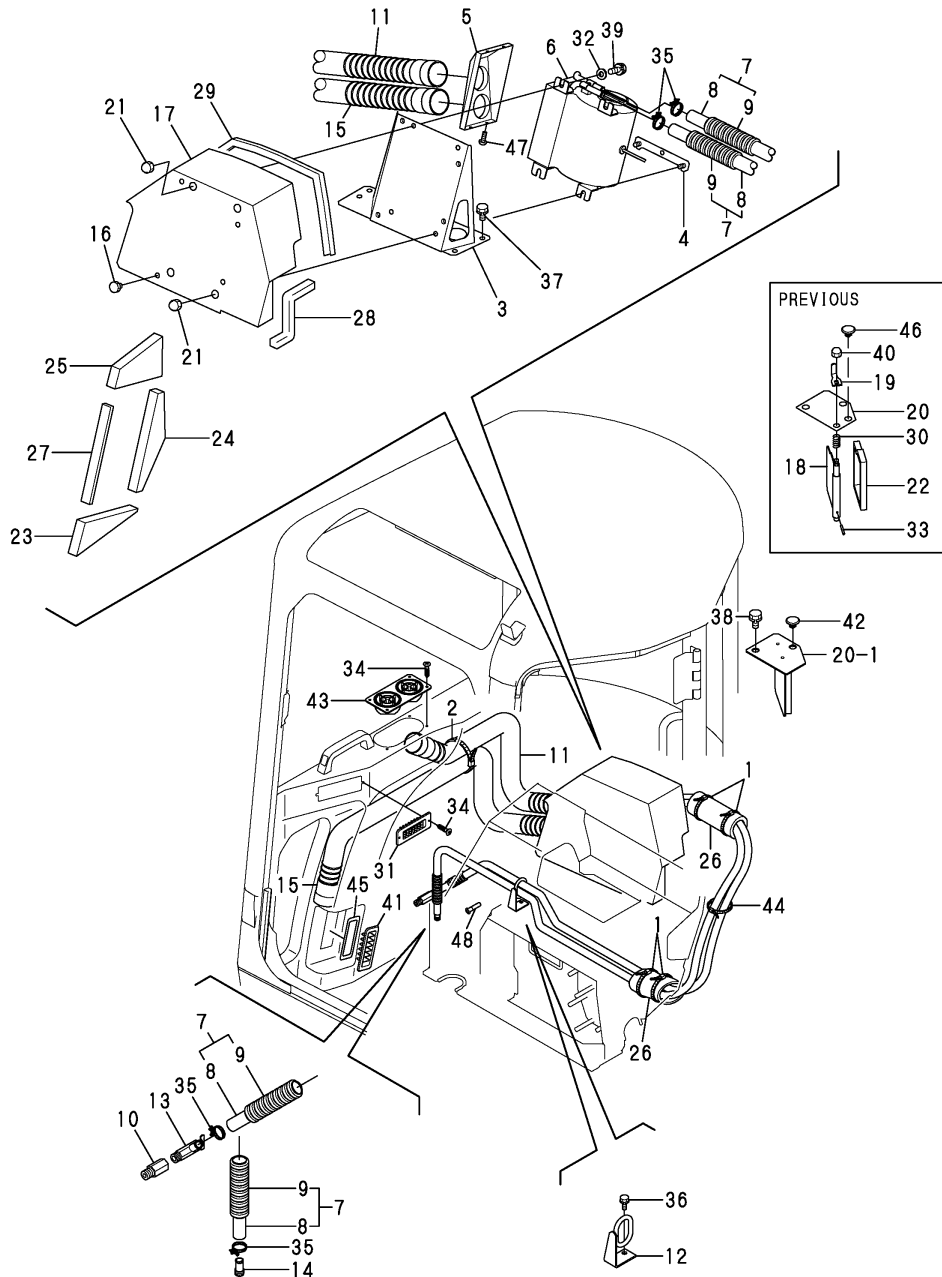


No.	Lev.	Parts No.	Description	Q'ty						I	R
				(A)	(B)	(C)	(D)	(E)	(F)		
1	1	172126-11510	BAND 300			4			4		
2	1	172183-16560	CLIP, HOSE			1			1		
3	1	172458-16650	HEATER FRAME			1			1		
4	1	172458-16690	NUT			1			1		
5	1	172458-16700	DUCT ASSY, HEATER			1			1		
6	1	172458-17551	HEATER			1			1		
7	1	172460-17600	HOSE ASSY, HEATER			2			2		
8	2	172164-17630	HOSE, HEATER			2			2		
9	2	172312-17650	TUBE, CORRUGATED			2			2		
10	1	172460-17611	JOINT, HEATER	1		1			1		
11	1	172458-17620	HOSE ASSY, DEFROSTER			1			1		
12	1	172460-17620	GUIDE ASSY, HOSE	1		1			1		
13	1	172425-17630	VALVE ASSY, HEATER	1		1			1		
14	1	172124-17640	JOINT, PIPE	1		1			1		
15	1	172458-17640	HOSE ASSY, HEATER			1			1		
16	1	172168-46760	BOLT M10X20			4			4		
17	1	172458-63410	COVER, HEATER			1			1		
18	1	172458-63420	SHAFT ASSY			1			1		Z
19	1	172458-63450	LEVER (C=M/#25943)			(E=M/#25943) 1			1		Z
20	1	172458-63460	PLATE			1			1		
20-1	1	172458-63820	PLATE ASSY (C=M/#25943)			(E=M/#25943) 1			1		N
21	1	172458-63470	NUT, CAP			4			4		
22	1	172458-63600	SEAL, SPONGE (C=M/#25943)			(E=M/#25943) 2			2		Z
23	1	172458-63610	SEAL, SPONGE			1			1		
24	1	172458-63620	SEAL, SPONGE			1			1		
25	1	172458-63630	SEAL, SPONGE			1			1		
26	1	172458-63640	SPONGE, HOSE			2			2		
27	1	172458-63650	SEAL, SPONGE			1			1		
28	1	172422-65750	SEAL, DUCT			1			1		
29	1	172989-68640	RUBBER, SEAL			1			1		
30	1	172157-76441	SPRING (C=M/#25943)			(E=M/#25943) 1			1		Z
31	1	197830-88611	GRILLE			1			1		
32	1	22137-100000	WASHER, 10			2			2		
33	1	22351-030025	PIN, SPRING 3.0X25 (C=M/#25943)			(E=M/#25943) 1			1		Z
34	1	22869-400160	SCREW, 4X16			6			6		
35	1	23001-022000	CLAMP, HOSE 22	2		4			4		
36	1	26013-080162	BOLT, M8X 16	2		2			2		
37	1	26013-100162	BOLT, M10X 16			4			4		
38	1	26013-100162	BOLT, M10X 16			2			2		
39	1	26013-100202	BOLT, M10X 20			2			2		
40	1	26657-080002	NUT, CAP M8 (C=M/#25943)			(E=M/#25943) 1			1		Z
41	1	172458-17700	GRILLE			1			1		
42	1	172444-17660	CLIP, TREE			1			1		
43	1	1E8545-80940	GRILLE, DUCT			1			1		

Fig.17. HEATER

(A)=VIO50-2AC(US)
 (B)=VIO50-2AP(US)
 (C)=VIO50-2AC(AS)

(D)=VIO50-2AP(AS)
 (E)=VIO50-2AC(NZ)
 (F)=VIO50-2AP(NZ)

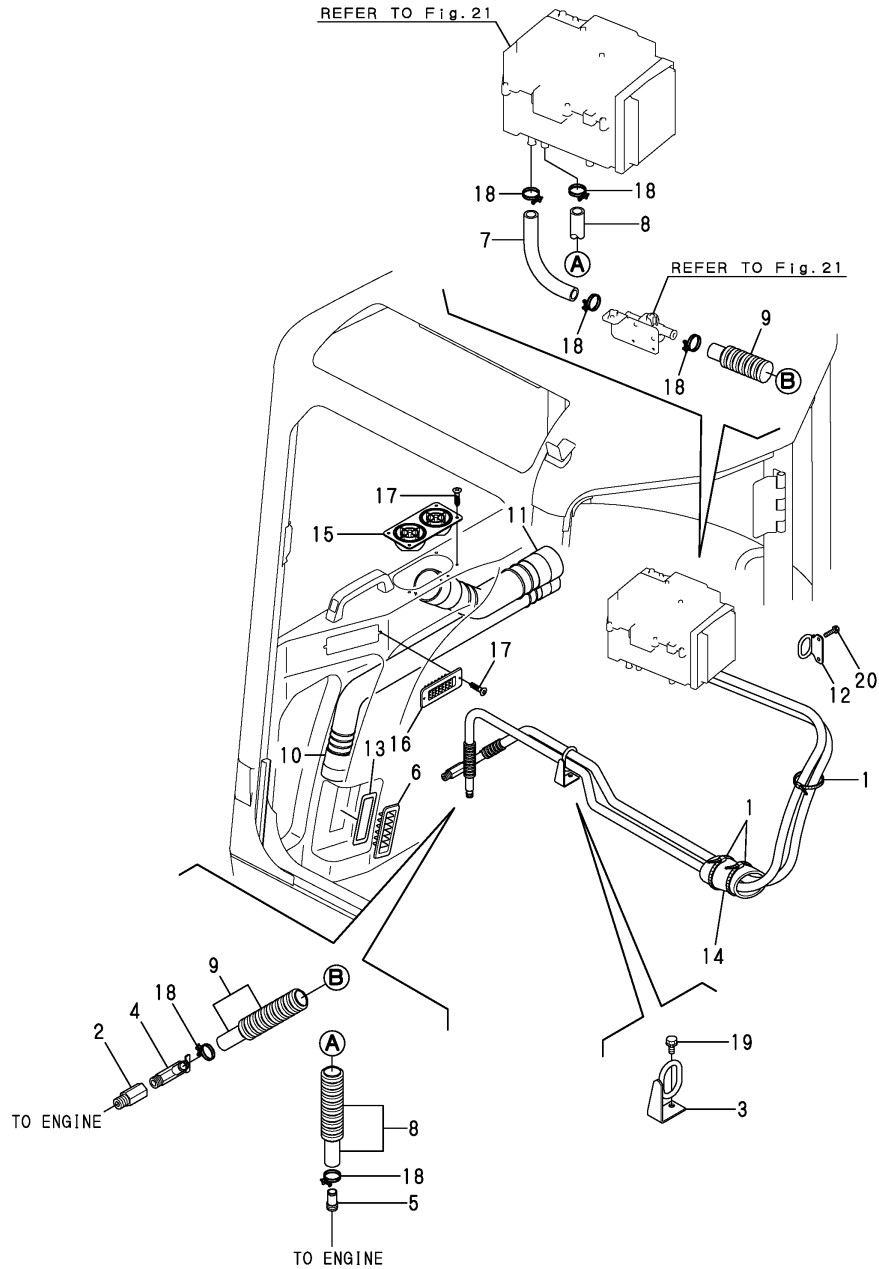


No.	Lev.	Parts No.	Description	Q'ty						I	R
				(A)	(B)	(C)	(D)	(E)	(F)		
44	1	172126-11510	BAND 300			1			1		
45	1	172458-63400	SPONGE, GRILLE			1			1		
46	1	172444-68650	CLIP, TREE			1			1		Z
47	1	26587-040122	SCREW, M4X12					(E=M/#25943)		4	
48	1	172472-17800	HOSE, HEATER	1							

Fig.18. HEATER(AIR CON. SPEC.)

(A)=VIO50-2AC(US)
 (B)=VIO50-2AP(US)
 (C)=VIO50-2AC(AS)

(D)=VIO50-2AP(AS)
 (E)=VIO50-2AC(NZ)
 (F)=VIO50-2AP(NZ)

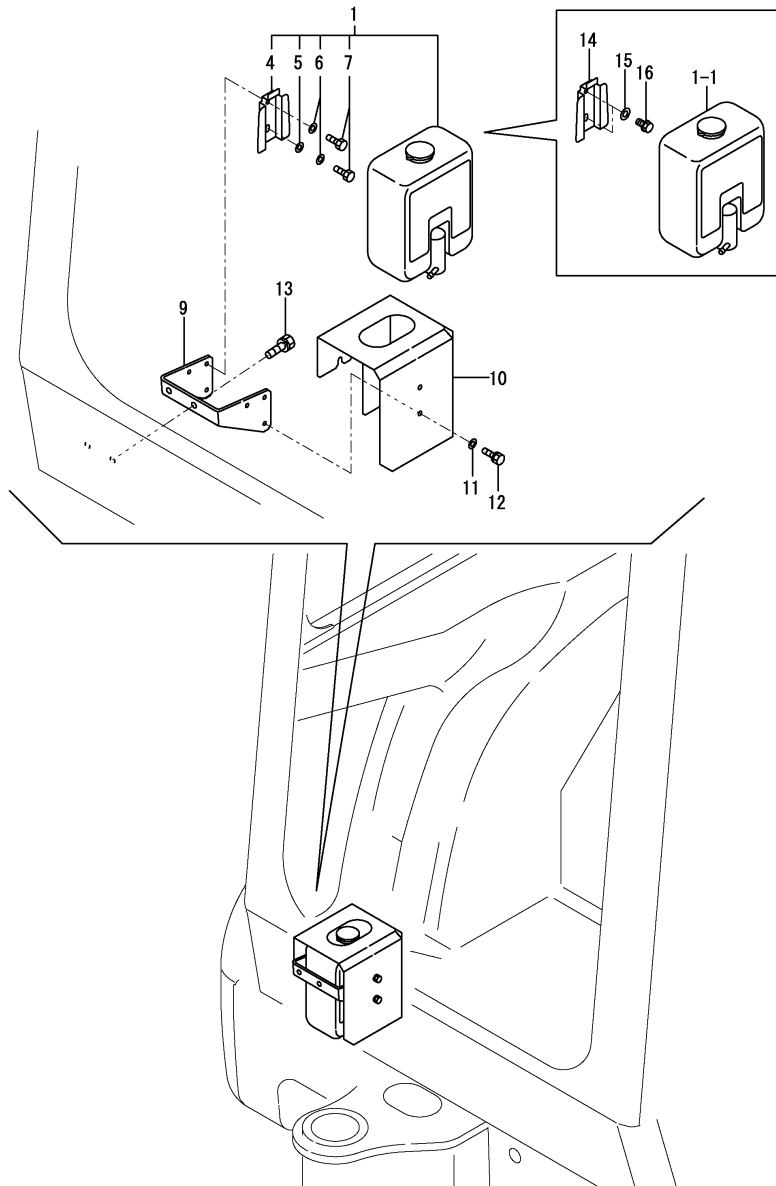


No.	Lev.	Parts No.	Description	Q'ty						I	R
				(A)	(B)	(C)	(D)	(E)	(F)		
1	1	172126-11510	BAND 300	4		4					
2	1	172460-17611	JOINT, HEATER	1		1					
3	1	172460-17620	GUIDE ASSY, HOSE	1		1					
4	1	172425-17630	VALVE ASSY, HEATER	1		1					
5	1	172124-17640	JOINT, PIPE	1		1					
6	1	172458-17700	GRILLE	1		1					
7	1	172460-17710	HOSE, HEATER	1		1					
8	1	172460-17720	HOSE ASSY, HEATER	1		1					
9	1	172460-17750	HOSE ASSY, HEATER	1		1					
10	1	172460-17780	HOSE ASSY	1		1					
11	1	172460-17800	HOSE ASSY	1		1					
12	1	172460-18971	STAY ASSY	1		1					
13	1	172458-63400	SPONGE, GRILLE	1		1					
14	1	172458-63640	SPONGE, HOSE	1		1					
15	1	1E8545-80940	GRILLE, DUCT	1		1					
16	1	197830-88611	GRILLE	1		1					
17	1	22869-400160	SCREW, 4X16	6		6					
18	1	23001-022000	CLAMP, HOSE 22	6		6					
19	1	26013-080162	BOLT, M8X 16	2		2					
20	1	26013-080402	BOLT, M8X 40	2		2					

Fig.19. WINDOW WASHER

(A)=VIO50-2AC(US)
 (B)=VIO50-2AP(US)
 (C)=VIO50-2AC(AS)

(D)=VIO50-2AP(AS)
 (E)=VIO50-2AC(NZ)
 (F)=VIO50-2AP(NZ)



No.	Lev.	Parts No.	Description	Q'ty						I	R
				(A)	(B)	(C)	(D)	(E)	(F)		
1	1	172472-17610	TANK ASSY, WASHER	1	1		1				
1-1	1	172472-17611 (A=MXXXXX)	TANK ASSY, WASHER (C=MXXXXX)	1	1		1			F	1
4	2	172472-17650 (A=MXXXXX)	BRACKET (C=MXXXXX)	1		1		1		Z	
5	2	22137-060000 (A=MXXXXX)	WASHER, 6 (C=MXXXXX)	1		1		1		Z	
6	2	22217-060000 (A=MXXXXX)	WASHER, SPRING 6 (C=MXXXXX)	2		2		2		Z	
7	2	26116-060162 (A=MXXXXX)	BOLT, M6X 16 PLATED (C=MXXXXX)	2		2		2		Z	
9	1	172472-17660	BRACKET, WASHER	1		1		1			
10	1	172472-17670	COVER ASSY, WASHER	1		1		1			
11	1	22137-060000	WASHER, 6	3		3		3			
12	1	26013-060122	BOLT, M6X 12	3		3		3			
13	1	26013-080202	BOLT, M8X 20	2		2		2			
14	1	120147-44810 (A=MXXXXX)	BRACKET (C=MXXXXX)	1		1		1			W
15	1	22137-060000 (A=MXXXXX)	WASHER, 6 (C=MXXXXX)	2		2		2			W
16	1	26013-060102 (A=MXXXXX)	BOLT, M6X 10 (C=MXXXXX)	2		2		2			W

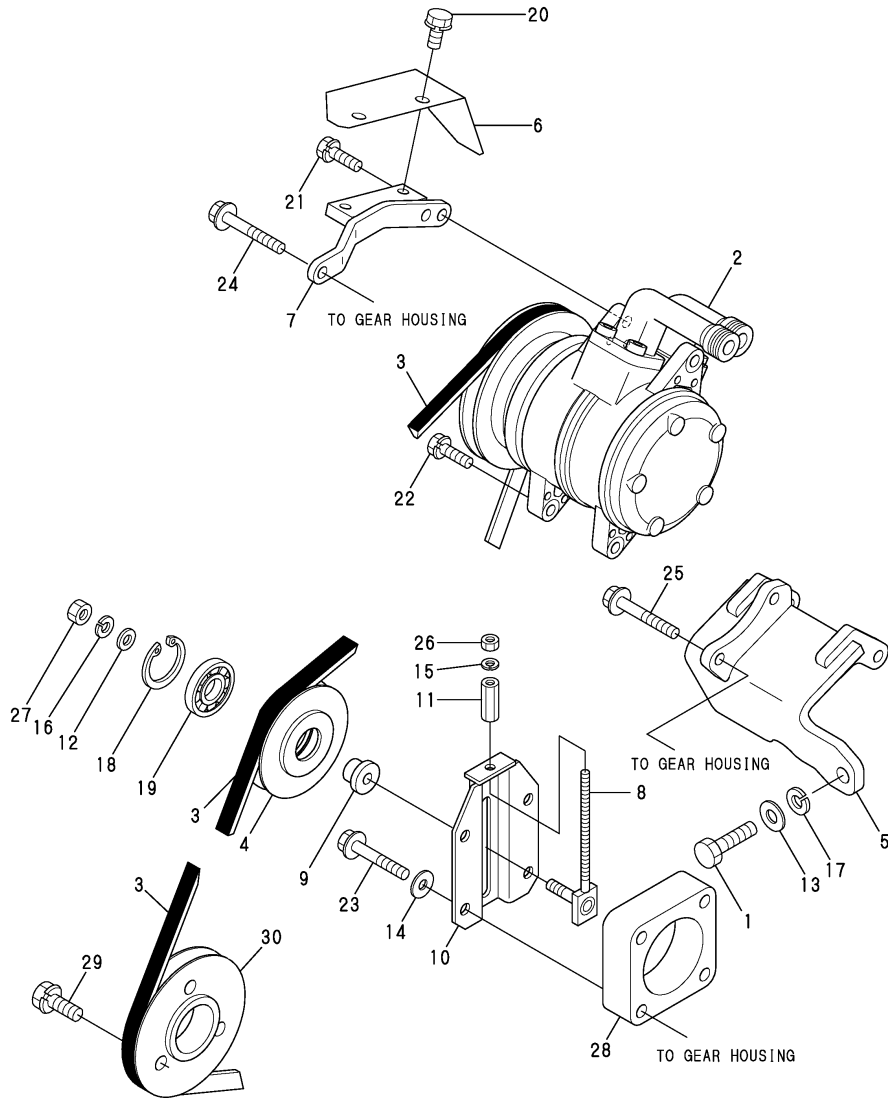
Remarks

(1)Interchangeable by simultaneous replacement with Ref.No.14,15,16.

Fig.20. COMPRESSOR & PULLEY(AIR CON.)

(A)=VIO50-2AC(US)
 (B)=VIO50-2AP(US)
 (C)=VIO50-2AC(AS)

(D)=VIO50-2AP(AS)
 (E)=VIO50-2AC(NZ)
 (F)=VIO50-2AP(NZ)



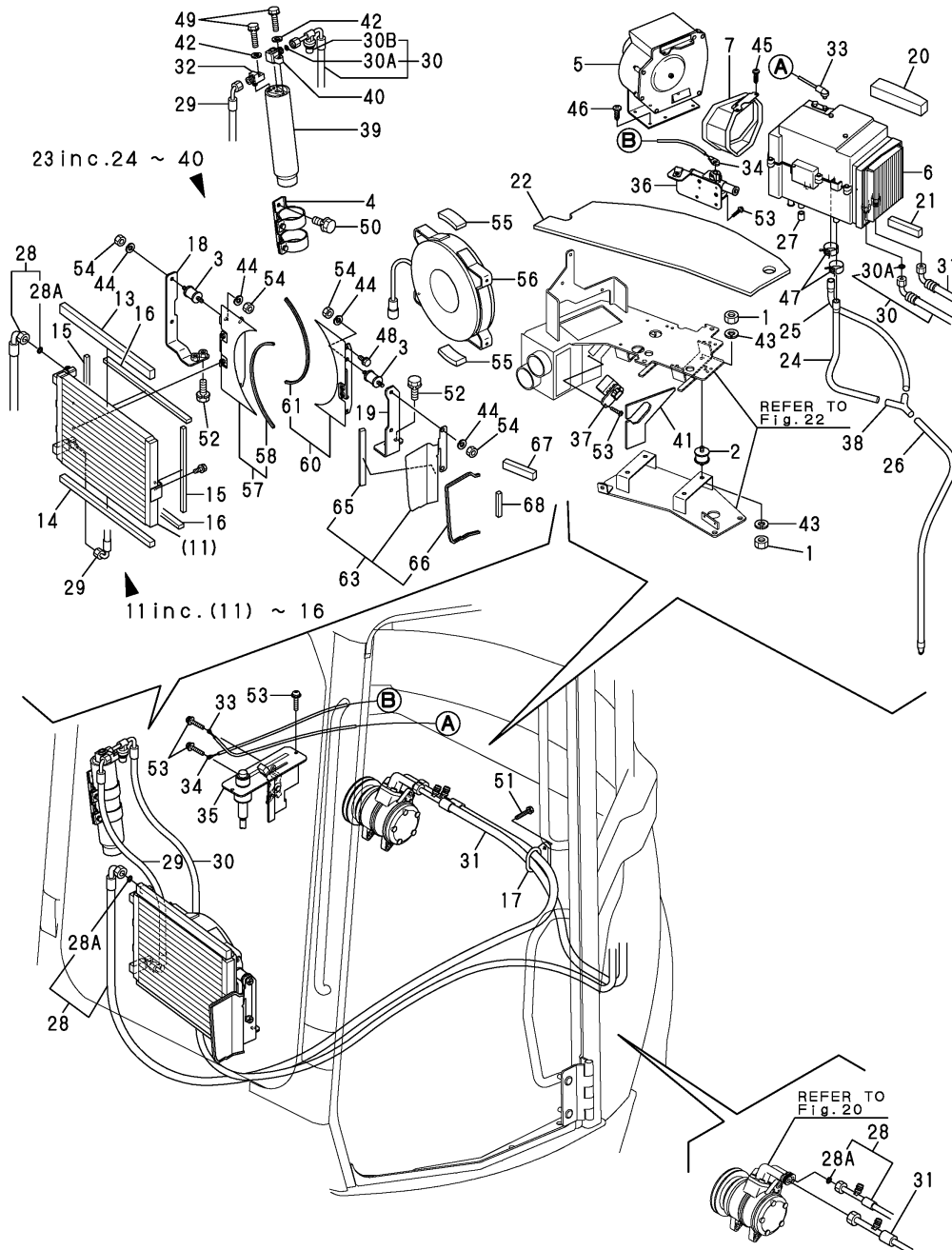
No.	Lev.	Parts No.	Description	Qty						I	R
				(A)	(B)	(C)	(D)	(E)	(F)		
1	1	172165-13610	BOLT M10X 40	1	1						
1-1	1	172155-57610	BOLT M10X45	1	1						N
		(A=FROM 1ST)	(C=FROM 1ST)								
2	1	172460-18100	COMPRESSOR ASSY	1	1						
3	1	172460-18120	V-BELT	1	1						
4	1	172445-18130	PULLEY	1	1						
4-1	1	172445-18131	PULLEY, TENSION (87)	1	1						F 1
		(A=M/#25943)	(C=M/#25943)								
5	1	172496-18300	BRACKET ASSY	1	1						
6	1	172460-18351	PLATE D	1	1						
7	1	172496-18360	PLATE ASSY, F	1	1						
8	1	172165-18630	ADJUSTER ASSY	1	1						
9	1	172165-18670	BOSS	1	1						
10	1	172165-18601	BRACKET ASSY	1	1						
11	1	172164-19310	NUT	1	1						
12	1	1A1040-43900	WASHER, SPRING	1	1						
13	1	172137-46040	SEAT, SPRING	1	1						
14	1	22190-080002	WASHER, SEAL 6	4	4						
15	1	22217-060000	WASHER, SPRING 6	1	1						
16	1	22217-080000	WASHER, SPRING 8	1	1						
17	1	22217-100000	WASHER, SPRING 10	1	1						
18	1	22252-000400	RING, 40	1	1						
19	1	24104-062034	BEARING, BALL 6203UU	1	1						
19-1	1	24104-062030	BEARING, 6203UUC3	1	1						S
		(A=M/#25943)	(C=M/#25943)								
20	1	26013-080162	BOLT, M8X 16	2	2						
21	1	26013-080252	BOLT, M8X 25	1	1						
22	1	26013-080302	BOLT, M8X 30	2	2						
23	1	26106-080502	BOLT, M8X 50 PLATED	4	4						
24	1	26106-080552	BOLT, M8X 55 PLATED	1	1						Z
		(A=FROM 1ST)	(C=FROM 1ST)								
25	1	26106-080552	BOLT, M8X 55 PLATED	2	2						
25-1	1	26106-080602	BOLT, M8X 60 PLATED	3	3						S
		(A=FROM 1ST)	(C=FROM 1ST)								
26	1	26716-060002	NUT, M6	1	1						
27	1	26716-080002	NUT, M8	1	1						
28	1	172491-18620	PLATE	1	1						
29	1	26013-100252	BOLT, M10X 25	3	3						
30	1	172460-11600	PULLY	1	1						

Remarks
 (1)INTERCHANGEABLE BY SIMULTANEOUS
 REPRACEMENT WITH REF.NO.19-1.

Fig.21. PIPING(AIR CON. SPEC.)

(A)=VIO50-2AC(US)
 (B)=VIO50-2AP(US)
 (C)=VIO50-2AC(AS)

(D)=VIO50-2AP(AS)
 (E)=VIO50-2AC(NZ)
 (F)=VIO50-2AP(NZ)



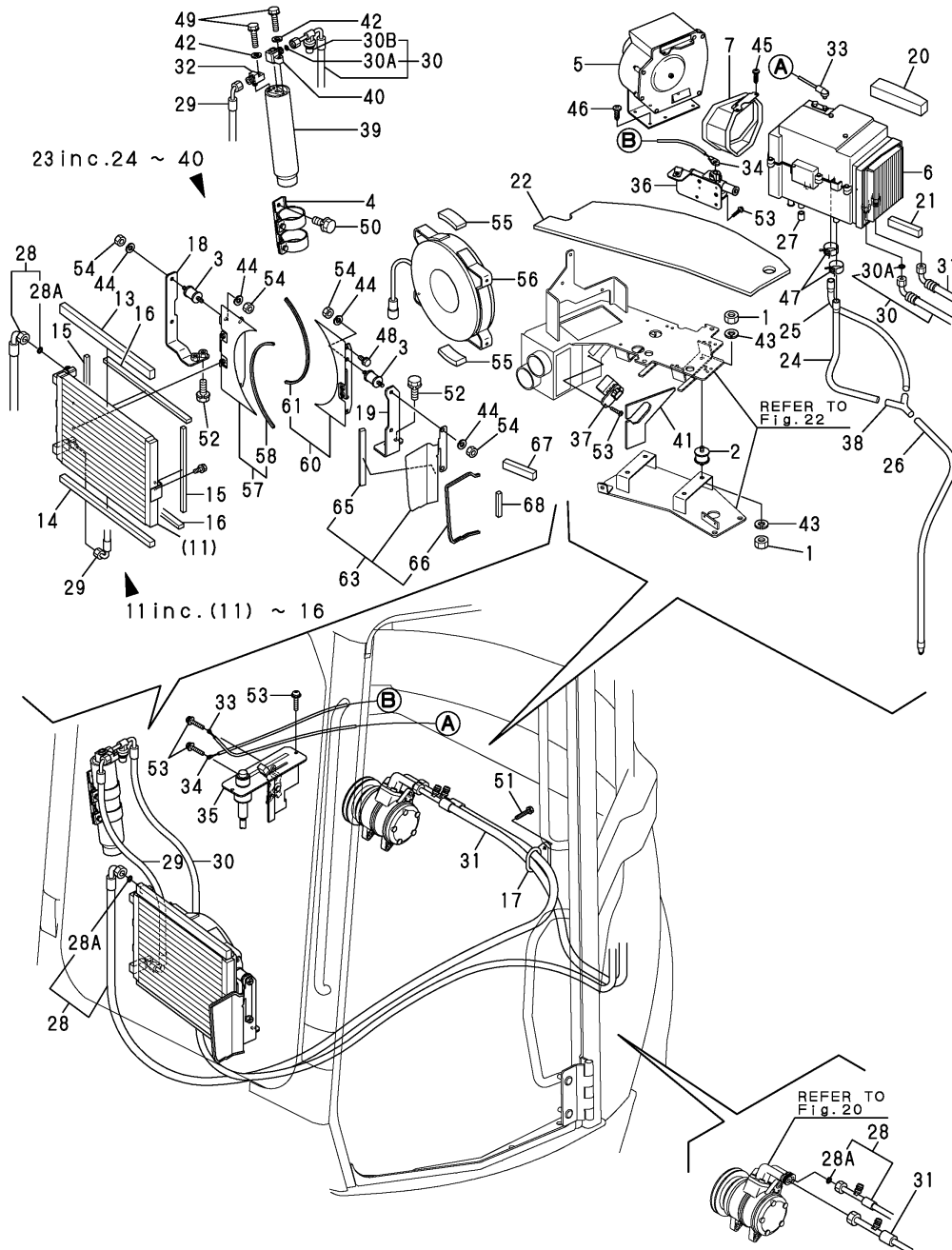
No.	Lev.	Parts No.	Description	Q'ty						I	R
				(A)	(B)	(C)	(D)	(E)	(F)		
1	1	26716-080002	NUT, M8	8		8					
2	1	172122-13310	MOUNT, PAD	4		4					
3	1	172447-13550	MOUNT, PAD	4		4					
4	1	172162-18040	BRACKET, RADIATOR	1		1					
5	1	172460-18130	MOTOR	1		1					
6	1	172460-18140	CONDITIONER, AIR	1		1					
7	1	172460-18170	DUCT ASSY, FAN	1		1					
11	1	172496-18230	CONDENSER ASSY	1		1					
13	2	172496-18590	SEAL	1		1					
14	2	172496-18600	SEAL	1		1					
15	2	172496-18610	SEAL	2		2					
16	2	172460-65840	SEAL, SPONGE	2		2					
17	1	172460-18970	BRACKET E	1		1				Z	
		(A=FROM 1ST)	(C=FROM 1ST)								
18	1	172496-18420	BRACKET ASSY	1		1					
19	1	172496-18430	BRACKET ASSY	1		1					
20	1	172460-19110	SEAL	1		1					
21	1	172460-19120	SEAL	1		1					
22	1	172460-19210	SPONGE	1		1					
23	1	172496-19250	HOSE KIT,AIRCON	1		1					
23-1	1	172496-19260	HOSE KIT,AIRCON	1		1				N	
		(A=M/#25943)	(C=M/#25943)								
24	2	172460-18060	HOSE, DRAIN	1		1					
25	2	172460-18070	HOSE, DRAIN	1		1					
26	2	172460-18080	HOSE, DRAIN	1		1					
27	2	172460-18150	PLUG	1		1					
28	2	172496-18190	HOSE	1		1					
28-1	2	172496-18250	HOSE	1		1				N	
		(A=M/#25943)	(C=M/#25943)								
28A	3	1A7030-88820	O-RING	1		1				W	
		(A=M/#25943)	(C=M/#25943)								
29	2	172496-18210	HOSE	1		1					
30	2	172496-18220	HOSE	1		1					
30A	3	1A7030-88760	O-RING	1		1				W	
		(A=M/#25943)	(C=M/#25943)								
30B	3	1A7030-87120	SWITCH, PRESSURE	1		1				W	
		(A=M/#25943)	(C=M/#25943)								
31	2	172460-18230	HOSE	1		1					
31-1	2	172496-18240	HOSE	1		1				S	
		(A=M/#25943)	(C=M/#25943)								
32	2	172460-18250	CONNECTOR	1		1					
33	2	172460-18260	CABLE	1		1					
34	2	172460-18270	CABLE, VALVE	1		1					
35	2	1E8685-79911	PANEL, CONTROL	1		1					
36	2	1E8685-79920	VALVE, WATER	1		1					
37	2	1E8685-79940	RESISTOR, 100-40	1		1					
38	2	1E8545-80030	JOINT, DRAIN	1		1					
39	2	1E8545-80210	DRIER, RECEIVER	1		1					
40	2	1E8545-80250	JOINT, RECEIVER	1		1					
41	1	172460-19330	SHEET, INSULATOR	1		1					
42	1	22137-060000	WASHER, 6	2		2					

N:Old $\begin{matrix} \text{Yes} \\ \text{No} \end{matrix}$ New, Q:Old $\begin{matrix} \text{No} \\ \text{Yes} \end{matrix}$ New, R:Old $\begin{matrix} \text{Yes} \\ \text{No} \end{matrix}$ New, S:Old $\begin{matrix} \text{No} \\ \text{Yes} \end{matrix}$ New, W:Add, Z:Discontinued, F:Interchangeable by set, K:Q'ty Change
 ++ CONTINUE ++
 Copyright (C) YANMAR CO., LTD. All Rights Reserved.

Fig.21. PIPING(AIR CON. SPEC.)

(A)=VIO50-2AC(US)
 (B)=VIO50-2AP(US)
 (C)=VIO50-2AC(AS)

(D)=VIO50-2AP(AS)
 (E)=VIO50-2AC(NZ)
 (F)=VIO50-2AP(NZ)

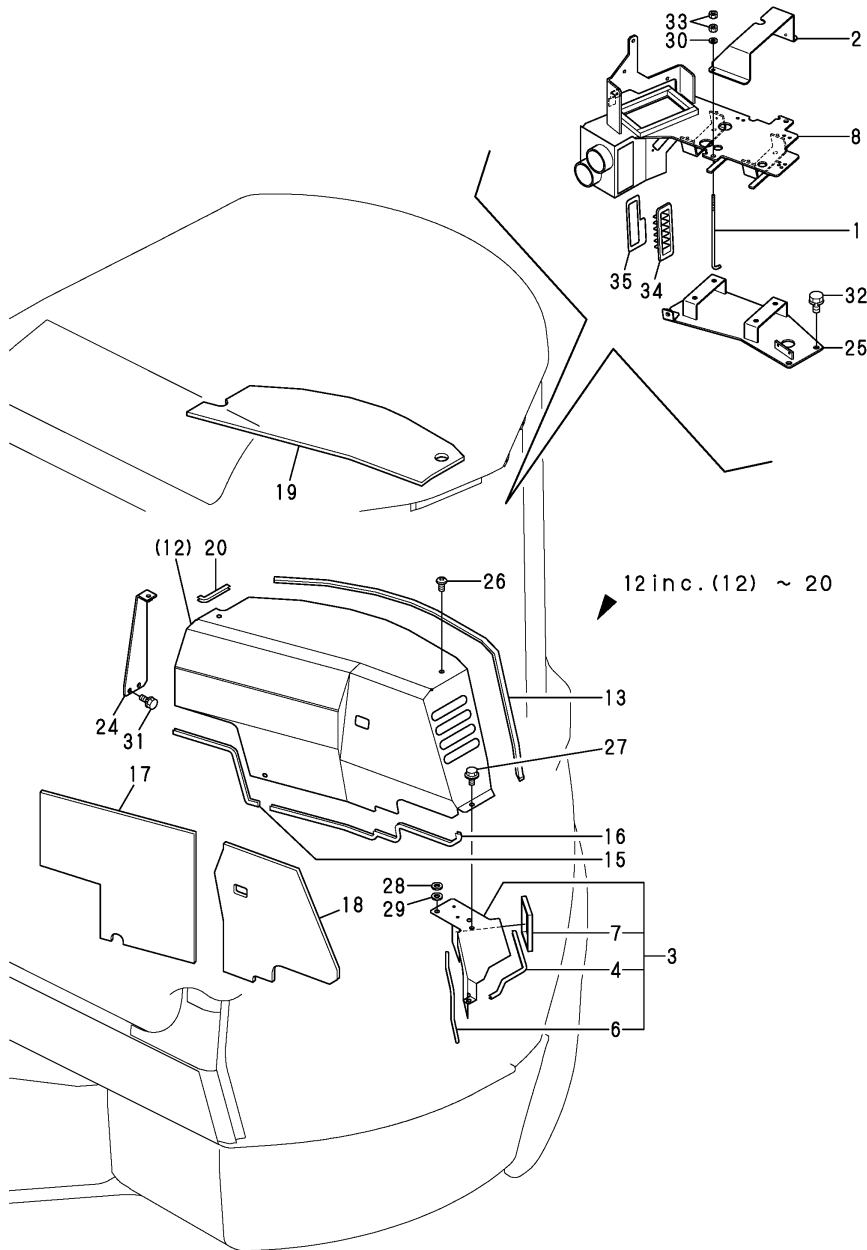


No.	Lev.	Parts No.	Description	Q'ty						I	R
				(A)	(B)	(C)	(D)	(E)	(F)		
43	1	22137-080000	WASHER, 8	8		8					
44	1	22217-080000	WASHER, SPRING 8	8		8					
45	1	22857-400161	SCREW, 4X16			2					
46	1	22877-500161	SCREW, 5X16	8							
47	1	23001-022000	CLAMP, HOSE 22			3					
48	1	26013-060122	BOLT, M6X 12	8							
49	1	26013-060252	BOLT, M6X 25			2					
50	1	26013-080162	BOLT, M8X 16			2					
51	1	26013-080402	BOLT, M8X 40			2					Z
(A)=FROM 1ST)				(C)=FROM 1ST)							
52	1	26013-100252	BOLT, M10X 25			4					
53	1	26033-040202	SCREW, M4X20			6					
54	1	26716-080002	NUT, M8			8					
55	1	172446-13580	SEAL, RADIATOR			2					
56	1	172496-18500	FAN			1					
57	1	172496-18540	BRACKET ASSY			1					
58	2	172456-13480	TRIM			1					
60	1	172496-18550	BRACKET ASSY			1					
61	2	172456-13480	TRIM			1					
63	1	172496-18560	PLATE ASSY			1					
65	2	172446-49280	SEAL			1					
66	2	172187-66320	TRIM			1					
67	1	172455-18870	SEAL			1					
68	1	172456-61500	SEAL			1					

Fig.22. COVER(AIR CON. SPEC.)

(A)=VIO50-2AC(US)
 (B)=VIO50-2AP(US)
 (C)=VIO50-2AC(AS)

(D)=VIO50-2AP(AS)
 (E)=VIO50-2AC(NZ)
 (F)=VIO50-2AP(NZ)

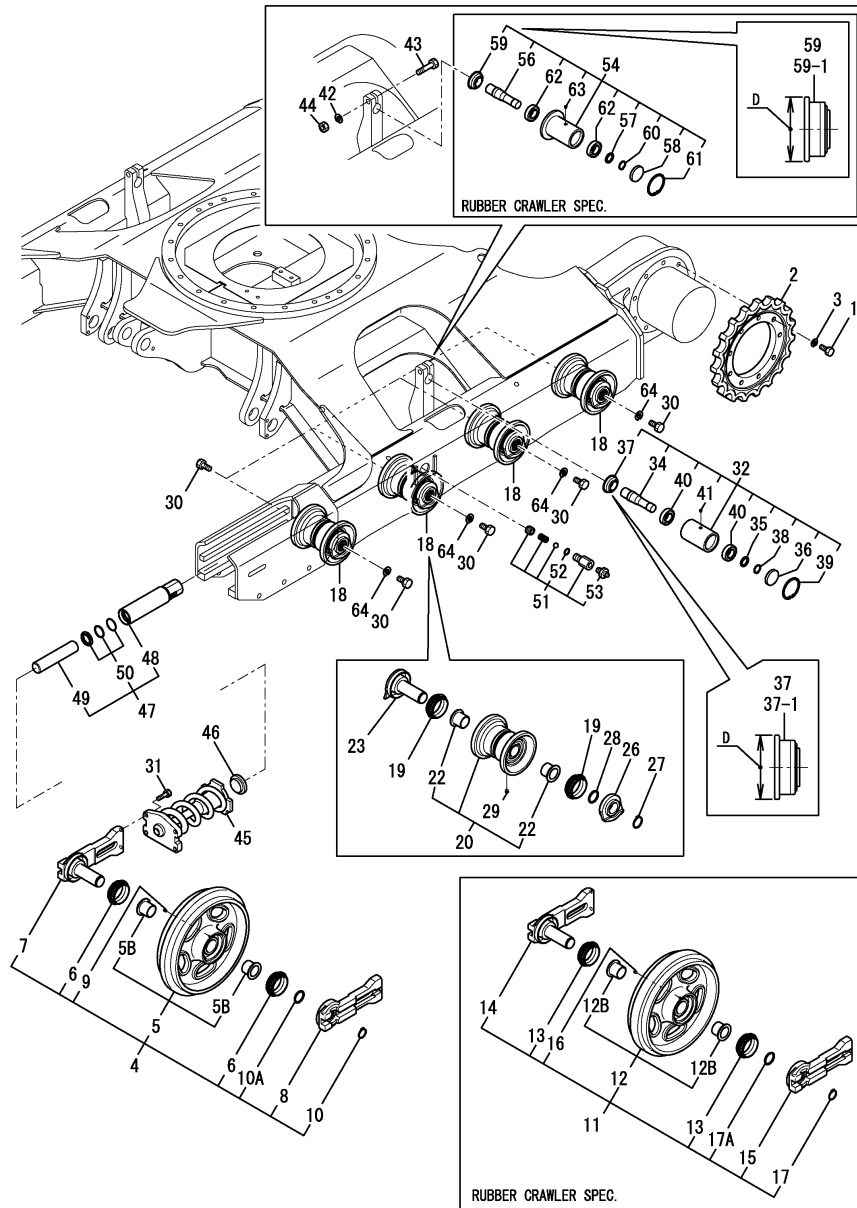


No.	Lev.	Parts No.	Description	Q'ty						I	R
				(A)	(B)	(C)	(D)	(E)	(F)		
1	1	172631-16350	ROD, BATTERY CLAMP	2	2						
2	1	172460-17650	CLAMP ASSY	1	1						
3	1	172460-18010	COVER ASSY, HOSE	1	1						
4	2	172183-05330	TRIM	1	1						
6	2	172460-18110	TRIM	1	1						
7	2	172458-63600	SEAL, SPONGE	1	1						
8	1	172460-18180	BRACKET F	1	1						
12	1	172460-18240	PLATE R ASSY	1	1						
13	2	172460-19060	RUBBER, SEAL	1	1						
15	2	172460-19170	TRIM	1	1						
16	2	172460-19180	TRIM	1	1						
17	2	172460-19220	SPONGE	1	1						
18	2	172460-19230	SPONGE	1	1						
19	2	172460-19300	SPONGE	1	1						
20	2	172434-61170	TRIM	1	1						
24	1	172460-18530	BRACKET G	1	1						
25	1	172460-18670	PLATE P	1	1						
26	1	172186-45840	BOLT, BUTTON	4	4						
27	1	172519-63240	BOLT	3	3						
28	1	1E8385-79310	WASHER, 8	3	3						
29	1	22117-080000	WASHER, 8	3	3						
30	1	22137-060000	WASHER, 6	2	2						
31	1	26013-080202	BOLT, M8X 20	2	2						
32	1	26013-100162	BOLT, M10X 16	4	4						
33	1	26716-060002	NUT, M6	4	4						
34	1	172458-17700	GRILLE	1	1						
35	1	172460-19320	SPONGE, GRILLE	1	1						

Fig.23. ROLLER & ADJUST

(A)=VIO50-2AC(US)
 (B)=VIO50-2AP(US)
 (C)=VIO50-2AC(AS)

(D)=VIO50-2AP(AS)
 (E)=VIO50-2AC(NZ)
 (F)=VIO50-2AP(NZ)



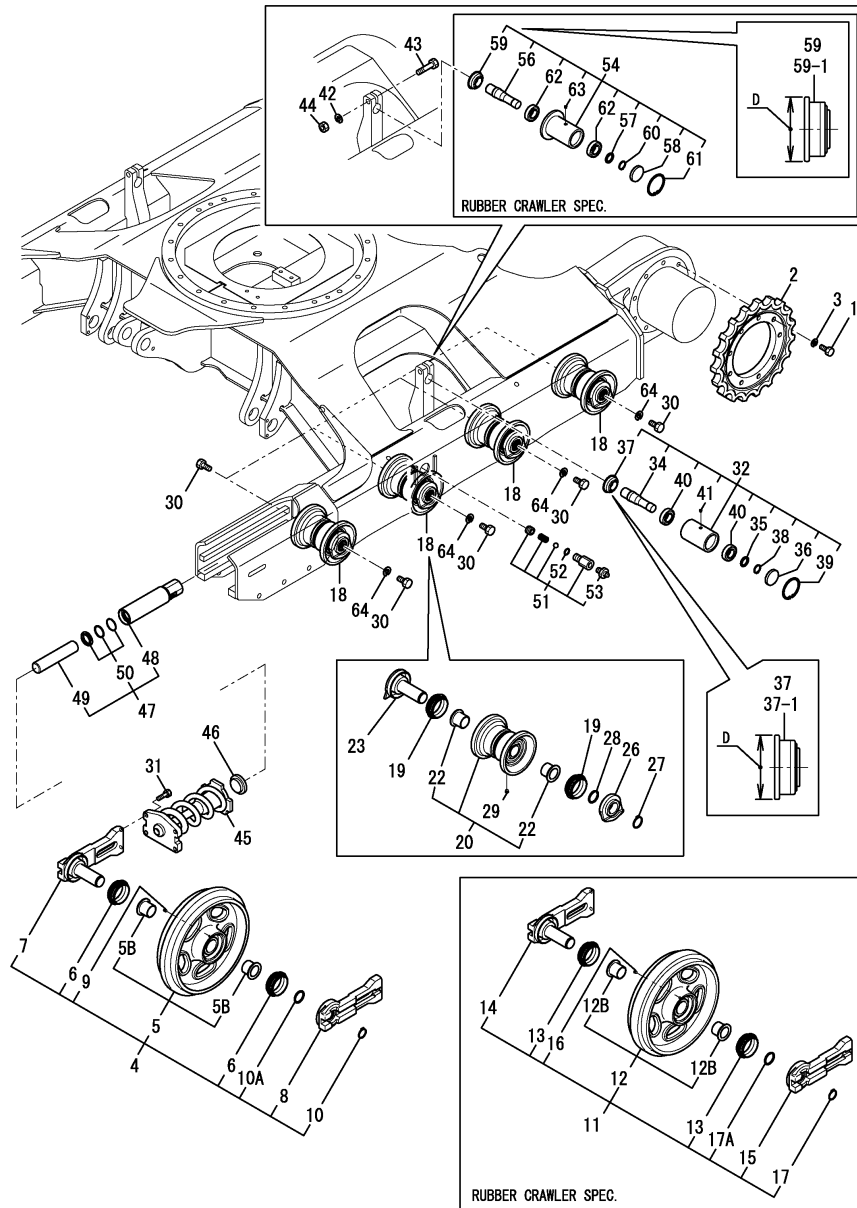
No.	Lev.	Parts No.	Description	Q'ty						I	R
				(A)	(B)	(C)	(D)	(E)	(F)		
1	1	172455-29140	BOLT 14X35	18	18	18	18	18	18		
2	1	172119-35010-4	SPROCKET	2	2	2	2	2	2		
2-1	1	172119-35011	SPROCKET	2	2	2	2	2	2		N
3	1	22217-140000	WASHER, SPRING 14	18	18	18	18	18	18		
4	1	772460-37110-2	IDLER ASSY	2	2	2	2	2	2		2
5	2	172460-37170-2	IDLER ASSY	2	2	2	2	2	2		2
5-1	2	172460-37171-2	IDLER ASSY	2	2	2	2	2	2		N
5B	3	172124-37120	BUSH 40	4	4	4	4	4	4		
6	2	172460-37120	SEAL, FLOATING	4	4	4	4	4	4		
7	2	172460-37130-2	SHAFT, IDLER	2	2	2	2	2	2		
8	2	172460-37150-2	COVER, IDLER SEAL	2	2	2	2	2	2		
9	2	194630-42120	PLUG, PT1/8	2	2	2	2	2	2		
10	2	22242-000350	RING, 35	2	2	2	2	2	2		
10A	2	24321-000400	O-RING, 1AG40.0	2	2	2	2	2	2		
11	1	772460-37100-2	IDLER ASSY, RUBBER	2	2	2	2	2	2		1
12	2	172460-37100-2	IDLER ASSY	2	2	2	2	2	2		1
12B	3	172124-37120	BUSH 40	4	4	4	4	4	4		
13	2	172460-37120	SEAL, FLOATING	4	4	4	4	4	4		
14	2	172460-37130-2	SHAFT, IDLER	2	2	2	2	2	2		
15	2	172460-37150-2	COVER, IDLER SEAL	2	2	2	2	2	2		
16	2	194630-42120	PLUG, PT1/8	2	2	2	2	2	2		
17	2	22242-000350	RING, 35	2	2	2	2	2	2		
17A	2	24321-000400	O-RING, 1AG40.0	2	2	2	2	2	2		
18	1	772423-37321-1	TRACK ROLLER(GREEN82	8	8	8	8	8	8		
19	2	172458-37120	SEAL, FLOATING	16	16	16	16	16	16		
20	2	172423-37301-2	ROLLER ASSY (82)	8	8	8	8	8	8		
22	3	172423-37370	BUSH	16	16	16	16	16	16		
23	2	172423-37330-1	SHAFT, ROLLER	8	8	8	8	8	8		
26	2	172423-37360-1	COVER, ROLLER SEAL	8	8	8	8	8	8		
27	2	22242-000300	RING, 30	8	8	8	8	8	8		
28	2	24315-000290	O-RING, 1BP29.0	8	8	8	8	8	8		
29	2	933171-13691	PLUG PT1/8	8	8	8	8	8	8		
30	1	172490-37310	BOLT M16X30	16	16	16	16	16	16		
30-1	1	172490-37320	BOLT, M16X35	16	16	16	16	16	16		N
31	1	26013-120402	BOLT, M12X 40	8	8	8	8	8	8		
32	1	172478-37500-1	ROLLER,CARRIER (82)	2	2	2	2	2	2		
32-1	1	172478-37501	ROLLER ASSY, CARRIER	2	2	2	2	2	2		N
34	2	172478-37520	SHAFT, ROLLER	2	2	2	2	2	2		
35	2	172478-37550	WASHER, CARRIER	2	2	2	2	2	2		
36	2	172478-37540	CAP, ROLLER	2	2	2	2	2	2		
37	2	172478-37530	SEAL, CARRIER ROLLER	2	2	2	2	2	2		
37-1	2	172164-37351	SEAL, OIL	2	2	2	2	2	2		S 3
38	2	22242-000300	RING, 30	2	2	2	2	2	2		
39	2	22252-000621	RING, 62	2	2	2	2	2	2		
40	2	24105-062064	BEARING, BALL 6206Z	4	4	4	4	4	4		
41	2	933171-13691	PLUG PT1/8	2	2	2	2	2	2		

Remarks
 (1)RUBBER CRAWLER SPEC.
 (2)IRON CRAWLER SPEC.
 (3)D : Ref.No.37,59 71mm,
 No.37-1,59-1 80mm.

Fig.23. ROLLER & ADJUST

(A)=VIO50-2AC(US)
 (B)=VIO50-2AP(US)
 (C)=VIO50-2AC(AS)

(D)=VIO50-2AP(AS)
 (E)=VIO50-2AC(NZ)
 (F)=VIO50-2AP(NZ)



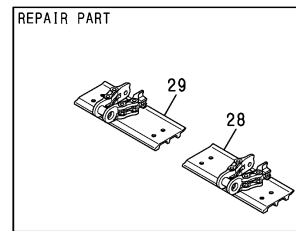
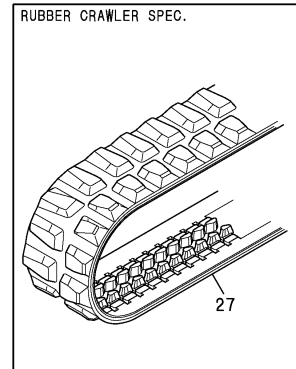
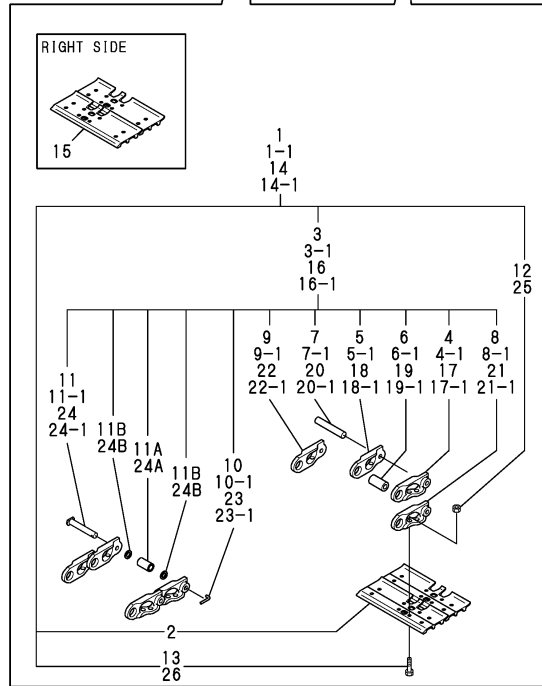
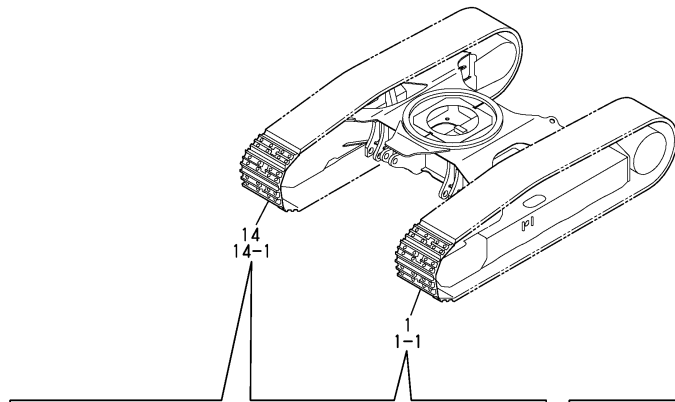
No.	Lev.	Parts No.	Description	Q'ty						I	R
				(A)	(B)	(C)	(D)	(E)	(F)		
42	1	22217-160000	WASHER, SPRING 16	2	2	2	2	2	2		
43	1	26116-160702	BOLT M16X 70 PLATED	2	2	2	2	2	2		
43-1	1	26116-160852	BOLT, M16X 85 PLATED	2	2	2	2	2	2		N
		(A=M/#25943) (B=M/#25943) (C=M/#25943) (D=M/#25943) (E=M/#25943) (F=M/#25943)									
44	1	26716-160002	NUT, M16	2	2	2	2	2	2		
45	1	172460-37700	SPRING ASSY, CRAWLER	2	2	2	2	2	2		
46	1	172122-37710	HOLDER, ADJUSTER	2	2	2	2	2	2		
47	1	172122-37752	CYLINDER ASSY	2	2	2	2	2	2		
48	2	172122-37782	TUBE ASSY, ADJUST	2	2	2	2	2	2		
49	2	172122-37810	PISTON	2	2	2	2	2	2		
50	2	172122-37820	SEAL SET, ADJUST	2	2	2	2	2	2		
51	1	172122-37844	VALVE ASSY, NIPPLE	2	2	2	2	2	2		
52	2	24315-000140	O-RING, 1BP14.0	2	2	2	2	2	2		
53	2	24761-020000	NIPPLE, GREASE PT1/8	2	2	2	2	2	2		
54	1	172461-37500-1	ROLLER, CARRIER(82)	2	2	2	2	2	2		1
54-1	1	172461-37501	ROLLER ASSY, CARRIER	2	2	2	2	2	2		N 1
		(A=MXXXXX) (B=MXXXXX)									
56	2	172478-37520	SHAFT, ROLLER	2	2	2	2	2	2		
56-1	2	172478-37521	SHAFT, ROLLER	2	2	2	2	2	2		N
		(A=MXXXXX) (B=MXXXXX) (C=MXXXXX) (D=MXXXXX) (E=MXXXXX) (F=MXXXXX)									
57	2	172478-37550	WASHER, CARRIER	2	2	2	2	2	2		
58	2	172478-37540	CAP, ROLLER	2	2	2	2	2	2		
59	2	172478-37530	SEAL, CARRIER ROLLER	2	2	2	2	2	2		
59-1	2	172164-37351	SEAL, OIL	2	2	2	2	2	2		S 3
		(A=MXXXXX) (B=MXXXXX) (C=MXXXXX) (D=MXXXXX) (E=MXXXXX) (F=MXXXXX)									
60	2	22242-000300	RING, 30	2	2	2	2	2	2		
61	2	22252-000621	RING, 62	2	2	2	2	2	2		
62	2	24105-062064	BEARING, BALL 6206Z	4	4	4	4	4	4		
63	2	933171-13691	PLUG PT1/8	2	2	2	2	2	2		
64	1	22217-160000	WASHER, SPRING 16	16	16	16	16	16	16		W
		(A=M/#25943) (B=M/#25943) (C=M/#25943) (D=M/#25943) (E=M/#25943) (F=M/#25943)									

Remarks
 (1)RUBBER CRAWLER SPEC.
 (2)IRON CRAWLER SPEC.
 (3)D : Ref.No.37,59 71mm,
 No.37-1,59-1 80mm.

Fig.24. CRAWLER

(A)=VIO50-2AC(US)
(B)=VIO50-2AP(US)
(C)=VIO50-2AC(AS)

(D)=VIO50-2AP(AS)
(E)=VIO50-2AC(NZ)
(F)=VIO50-2AP(NZ)



No.	Lev.	Parts No.	Description	Q'ty						I	R
				(A)	(B)	(C)	(D)	(E)	(F)		
1	1	172425-38100	SHOE ASSY, TRACK	1	1	1	1	1	1		
1-1	1	172425-38101	SHOE ASSY, TRACK	1	1	1	1	1	1	S	3
		(A=M/#25943) (B=M/#25943) (C=M/#25943) (D=M/#25943) (E=M/#25943) (F=M/#25943)									
2	2	172425-38110	SHOE PLATE 400L	40	40	40	40	40	40		
3	2	172425-38120	LINK ASSY	1	1	1	1	1	1		
3-1	2	172425-38121	LINK ASSY	1	1	1	1	1	1	S	4
		(A=M/#25943) (B=M/#25943) (C=M/#25943) (D=M/#25943) (E=M/#25943) (F=M/#25943)									
4	3	172425-38200	LINK (L), TRACK	39	39	39	39	39	39		
4-1	3	172425-38201	LINK (L), TRACK	39	39	39	39	39	39	S	
		(A=M/#25943) (B=M/#25943) (C=M/#25943) (D=M/#25943) (E=M/#25943) (F=M/#25943)									
5	3	172425-38210	LINK (R), TRACK	39	39	39	39	39	39		
5-1	3	172425-38211	LINK (R), TRACK	39	39	39	39	39	39	S	
		(A=M/#25943) (B=M/#25943) (C=M/#25943) (D=M/#25943) (E=M/#25943) (F=M/#25943)									
6	3	172425-38150	BUSH	40	40	40	40	40	40		
6-1	3	172425-38151	BUSH	39	39	39	39	39	39	S	
		(A=M/#25943) (B=M/#25943) (C=M/#25943) (D=M/#25943) (E=M/#25943) (F=M/#25943)									
7	3	172425-38160	PIN, TRACK	39	39	39	39	39	39		
7-1	3	172425-38161	PIN, TRACK	39	39	39	39	39	39	S	
		(A=M/#25943) (B=M/#25943) (C=M/#25943) (D=M/#25943) (E=M/#25943) (F=M/#25943)									
8	3	172425-38170	LINK (L), MASTER	1	1	1	1	1	1		
8-1	3	172425-38171	LINK (L), MASTER	1	1	1	1	1	1	S	
		(A=M/#25943) (B=M/#25943) (C=M/#25943) (D=M/#25943) (E=M/#25943) (F=M/#25943)									
9	3	172425-38180	LINK (R), MASTER	1	1	1	1	1	1		
9-1	3	172425-38181	LINK (R), MASTER	1	1	1	1	1	1	S	
		(A=M/#25943) (B=M/#25943) (C=M/#25943) (D=M/#25943) (E=M/#25943) (F=M/#25943)									
10	3	172614-38300	PIN 5X45, LOCK	1	1	1	1	1	1		
10-1	3	172425-38240	PIN	1	1	1	1	1	1	S	
		(A=M/#25943) (B=M/#25943) (C=M/#25943) (D=M/#25943) (E=M/#25943) (F=M/#25943)									
11	3	172425-38190	PIN, MASTER	1	1	1	1	1	1		
11-1	3	172425-38191	PIN, MASTER	1	1	1	1	1	1	S	
		(A=M/#25943) (B=M/#25943) (C=M/#25943) (D=M/#25943) (E=M/#25943) (F=M/#25943)									
11A	3	172425-38220	BUSH, MASTER	1	1	1	1	1	1	W	
		(A=M/#25943) (B=M/#25943) (C=M/#25943) (D=M/#25943) (E=M/#25943) (F=M/#25943)									
11B	3	172425-38230	COLLAR	2	2	2	2	2	2	W	
		(A=M/#25943) (B=M/#25943) (C=M/#25943) (D=M/#25943) (E=M/#25943) (F=M/#25943)									
12	2	172112-38140	NUT, SHOE	160	160	160	160	160	160		
13	2	172112-38130	BOLT, SHOE	160	160	160	160	160	160		
14	1	172425-38130	SHOE ASSY, TRACK	1	1	1	1	1	1		
14-1	1	172425-38131	SHOE ASSY, TRACK	1	1	1	1	1	1	S	3
		(A=M/#25943) (B=M/#25943) (C=M/#25943) (D=M/#25943) (E=M/#25943) (F=M/#25943)									
15	2	172425-38140	SHOE PLATE 400R	40	40	40	40	40	40		
16	2	172425-38120	LINK ASSY	1	1	1	1	1	1		
16-1	2	172425-38121	LINK ASSY	1	1	1	1	1	1	S	4
		(A=M/#25943) (B=M/#25943) (C=M/#25943) (D=M/#25943) (E=M/#25943) (F=M/#25943)									
17	3	172425-38200	LINK (L), TRACK	39	39	39	39	39	39		
17-1	3	172425-38201	LINK (L), TRACK	39	39	39	39	39	39	S	
		(A=M/#25943) (B=M/#25943) (C=M/#25943) (D=M/#25943) (E=M/#25943) (F=M/#25943)									
18	3	172425-38210	LINK (R), TRACK	39	39	39	39	39	39		
18-1	3	172425-38211	LINK (R), TRACK	39	39	39	39	39	39	S	
		(A=M/#25943) (B=M/#25943) (C=M/#25943) (D=M/#25943) (E=M/#25943) (F=M/#25943)									
19	3	172425-38150	BUSH	40	40	40	40	40	40		

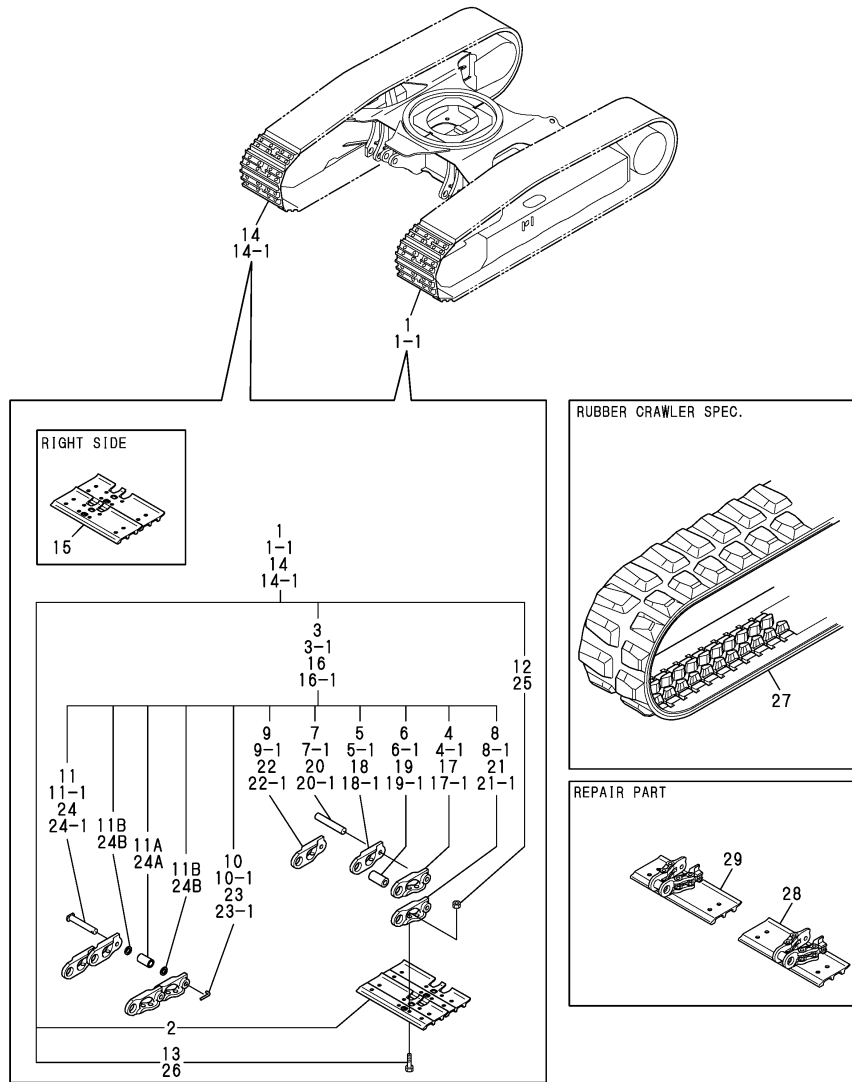
Remarks

- (1)RUBBER CRAWLER SPEC.
- (2)REPAIR PART.
- (3)INTERCHANGEABLE BY SIMULTANEOUS REPLACEMENT WITH NO.1-1 AND 14-1.
- (4)INTERCHANGEABLE BY SIMULTANEOUS REPLACEMENT WITH NO.3-1 AND 16-1.

Fig.24. CRAWLER

(A)=VIO50-2AC(US)
 (B)=VIO50-2AP(US)
 (C)=VIO50-2AC(AS)

(D)=VIO50-2AP(AS)
 (E)=VIO50-2AC(NZ)
 (F)=VIO50-2AP(NZ)



No.	Lev.	Parts No.	Description	Q'ty						I	R
				(A)	(B)	(C)	(D)	(E)	(F)		
19-1	3	172425-38151	BUSH	39	39	39	39	39	39	S	
		(A=M/#25943) (B=M/#25943) (C=M/#25943) (D=M/#25943)		(E=M/#25943)				(F=M/#25943)			
20	3	172425-38160	PIN, TRACK	39	39	39	39	39	39		
20-1	3	172425-38161	PIN, TRACK	39	39	39	39	39	39	S	
		(A=M/#25943) (B=M/#25943) (C=M/#25943) (D=M/#25943)		(E=M/#25943)				(F=M/#25943)			
21	3	172425-38170	LINK (L), MASTER	1	1	1	1	1	1		
21-1	3	172425-38171	LINK (L), MASTER	1	1	1	1	1	1	S	
		(A=M/#25943) (B=M/#25943) (C=M/#25943) (D=M/#25943)		(E=M/#25943)				(F=M/#25943)			
22	3	172425-38180	LINK (R), MASTER	1	1	1	1	1	1		
22-1	3	172425-38181	LINK (R), MASTER	1	1	1	1	1	1	S	
		(A=M/#25943) (B=M/#25943) (C=M/#25943) (D=M/#25943)		(E=M/#25943)				(F=M/#25943)			
23	3	172614-38300	PIN 5X45, LOCK	1	1	1	1	1	1		
23-1	3	172425-38240	PIN	1	1	1	1	1	1	S	
		(A=M/#25943) (B=M/#25943) (C=M/#25943) (D=M/#25943)		(E=M/#25943)				(F=M/#25943)			
24	3	172425-38190	PIN, MASTER	1	1	1	1	1	1		
24-1	3	172425-38191	PIN, MASTER	1	1	1	1	1	1	S	
		(A=M/#25943) (B=M/#25943) (C=M/#25943) (D=M/#25943)		(E=M/#25943)				(F=M/#25943)			
24A	3	172425-38220	BUSH, MASTER	1	1	1	1	1	1	W	
		(A=M/#25943) (B=M/#25943) (C=M/#25943) (D=M/#25943)		(E=M/#25943)				(F=M/#25943)			
24B	3	172425-38230	COLLAR	2	2	2	2	2	2	W	
		(A=M/#25943) (B=M/#25943) (C=M/#25943) (D=M/#25943)		(E=M/#25943)				(F=M/#25943)			
25	2	172112-38140	NUT, SHOE	160	160	160	160	160	160		
26	2	172112-38130	BOLT, SHOE	160	160	160	160	160	160		
27	1	172425-38603	CRAWLER ASSY, RUBBER	2	2	2	2	2	2		1
28	1	172425-38260	TRACK ASSY, MASTER	1	1	1	1	1	1		2
28-1	1	172425-38261	TRACK ASSY, MASTER	1	1	1	1	1	1	S	2
		(A=M/#25943) (B=M/#25943) (C=M/#25943) (D=M/#25943)		(E=M/#25943)				(F=M/#25943)			
29	1	172425-38270	TRACK ASSY, MASTER	1	1	1	1	1	1		2
29-1	1	172425-38271	TRACK ASSY, MASTER	1	1	1	1	1	1	S	2
		(A=M/#25943) (B=M/#25943) (C=M/#25943) (D=M/#25943)		(E=M/#25943)				(F=M/#25943)			

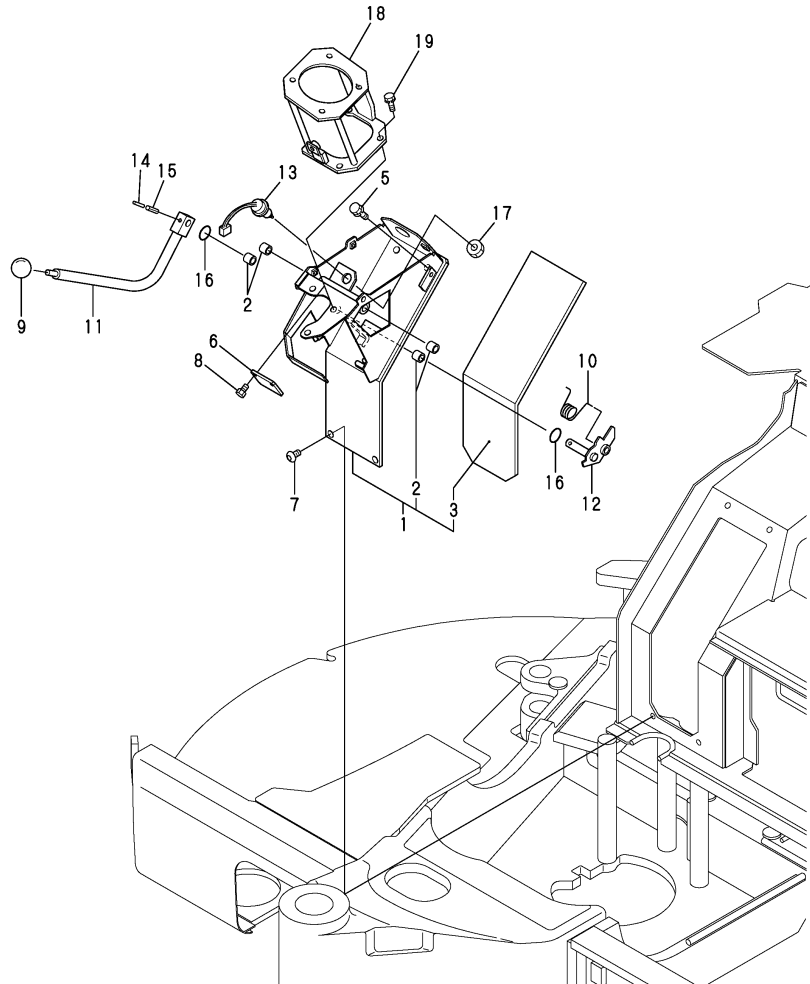
Remarks

- (1)RUBBER CRAWLER SPEC.
- (2)REPAIR PART.
- (3)INTERCHANGEABLE BY SIMULTANEOUS REPLACEMENT WITH NO.1-1 AND 14-1.
- (4)INTERCHANGEABLE BY SIMULTANEOUS REPLACEMENT WITH NO.3-1 AND 16-1.

Fig.25. LOCK LEVER & STAND(RIGHT)

(A)=VIO50-2AC(US)
 (B)=VIO50-2AP(US)
 (C)=VIO50-2AC(AS)

(D)=VIO50-2AP(AS)
 (E)=VIO50-2AC(NZ)
 (F)=VIO50-2AP(NZ)



No.	Lev.	Parts No.	Description	Q'ty						I	R
				(A)	(B)	(C)	(D)	(E)	(F)		
1	1	172472-46801	STAND, LEVER	1	1	1	1	1	1		
2	2	172141-41360	BUSH 1415	4	4	4	4	4	4		
3	2	172458-46780	SPONGE	1	1	1	1	1	1		
5	1	26013-100202	BOLT, M10X 20	2	2	2	2	2	2		
6	1	172458-46950	PLATE (GRAY:73)	1	1	1	1	1	1		
7	1	172455-61720	BOLT M 10X20	2	2	2	2	2	2		
8	1	26013-080162	BOLT, M8X 16	2	2	2	2	2	2		
9	1	1D4070-23580	GRIP		1		1		1		
10	1	172165-45970	SPRING		1		1		1		
11	1	172458-47680	LEVER R (GRAY:72)		1		1		1		1
11A	1	172183-03280	LABEL, LOCK		1		1		1		2
12	1	172458-47710	SHAFT ASSY		1		1		1		
13	1	194464-52190	SWITCH, SAFETY START		1		1		1		
14	1	22351-030032	PIN, SPRING 3.0X32		1		1		1		
15	1	22351-050032	PIN, SPRING 5.0X32		1		1		1		
16	1	24311-000210	O-RING, 1AP21.0		2		2		2		
17	1	26776-180002	NUT, LOCK M18		1		1		1		
18	1	172472-46210	BRACKET ASSY,R (73)	1	1	1	1	1	1		
19	1	26013-080202	BOLT, M8X 20	3	3	3	3	3	3		

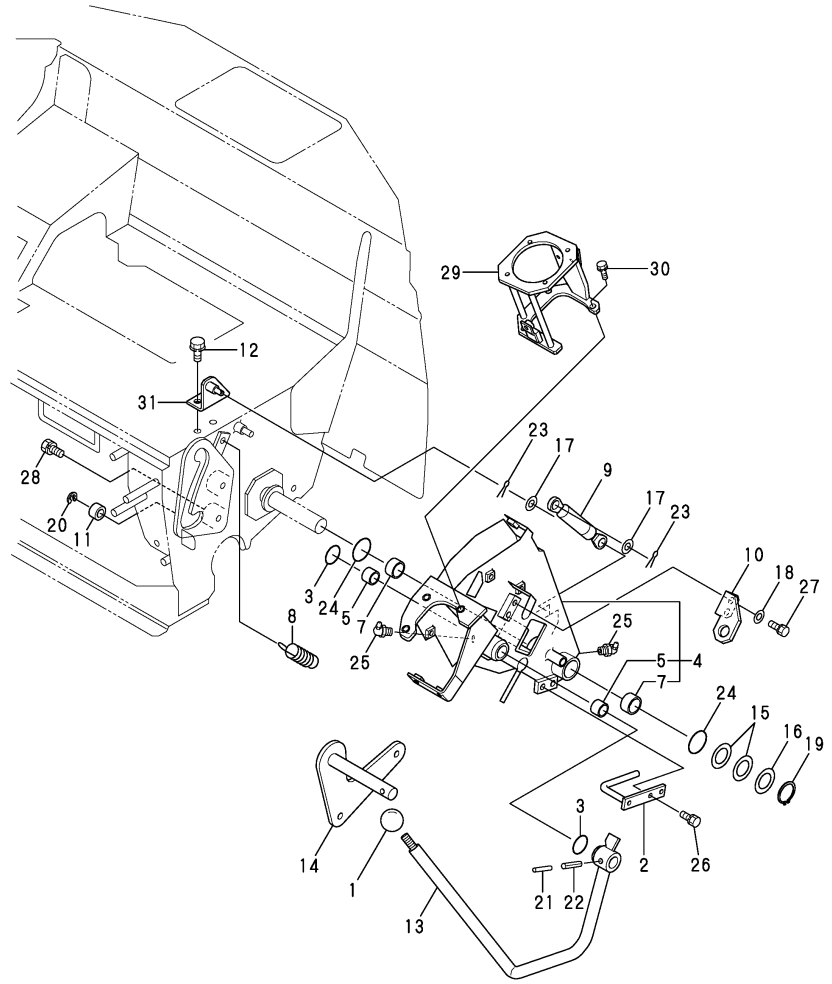
Remarks
 (1)PLEASE USE THIS PART WITH FOLLOW-
 ING LABELS AT THE SAME TIME.
 REF. NO. 11A.
 (2)LABELS ARE NOT ILLUSTRATED.

Fig.26. LOCK LEVER & STAND(LEFT)

(A)=VIO50-2AC(US)
 (B)=VIO50-2AP(US)
 (C)=VIO50-2AC(AS)

(D)=VIO50-2AP(AS)
 (E)=VIO50-2AC(NZ)
 (F)=VIO50-2AP(NZ)

No.	Lev.	Parts No.	Description	Q'ty						I	R
				(A)	(B)	(C)	(D)	(E)	(F)		
1	1	1D4070-23580	GRIP	1	1	1	1	1	1		
2	1	172458-45850	GUIDE, HOSE	1	1	1	1	1	1		
3	1	172124-46200	O-RING	2	2	2	2	2	2		
4	1	172472-46600	STAND, LEVER	1	1	1	1	1	1		
5	2	172141-41370	BUSH 2015	2	2	2	2	2	2		
7	2	24550-025150	BUSH, 25X15	2	2	2	2	2	2		
8	1	172162-46690	SPRING	1	1	1	1	1	1		
9	1	172455-46890	SPRING, GAS	1	1	1	1	1	1		
10	1	172455-46950	BRACKET, SWITCH	1	1	1	1	1	1		
11	1	172165-47550	BUSH	1	1	1	1	1	1		
12	1	26013-100202	BOLT, M10X 20	2	2	2	2	2	2		
13	1	172472-47620	LOCK LEVER L-US (72)	1	1	1	1	1	1		1
13A	1	172183-03280	LABEL,LOCK	1	1	1	1	1	1		2
14	1	172458-47640	ROD,SPRING (GRAY:73)	1	1	1	1	1	1		
15	1	172165-47980	SHIM	2	2	2	2	2	2		
16	1	172165-47990	WASHER 25.5X42	1	1	1	1	1	1		
17	1	22137-080000	WASHER, 8	2	2	2	2	2	2		
18	1	22137-080000	WASHER, 8	2	2	2	2	2	2		
19	1	22242-000250	RING, 25	1	1	1	1	1	1		
20	1	22272-000070	RING, E- 7	1	1	1	1	1	1		
21	1	22351-035040	PIN, SPRING 3.5X40	1	1	1	1	1	1		
22	1	22351-060040	PIN, SPRING 6.0X40	1	1	1	1	1	1		
23	1	22417-200200	PIN, COTTER 2.0X20	2	2	2	2	2	2		
24	1	24311-000340	O-RING, 1AP34.0	2	2	2	2	2	2		
25	1	24761-050000	NIPPLE, GREASE C	2	2	2	2	2	2		
26	1	26013-080162	BOLT, M8X 16	2	2	2	2	2	2		
27	1	26013-080202	BOLT, M8X 20	2	2	2	2	2	2		
28	1	26013-100202	BOLT, M10X 20	3	3	3	3	3	3		
29	1	172472-46220	BRACKET ASSY,L (73)	1	1	1	1	1	1		
30	1	26013-080202	BOLT, M8X 20	3	3	3	3	3	3		
31	1	172472-64600	BRACKET (GRAY:73)	1	1	1	1	1	1		

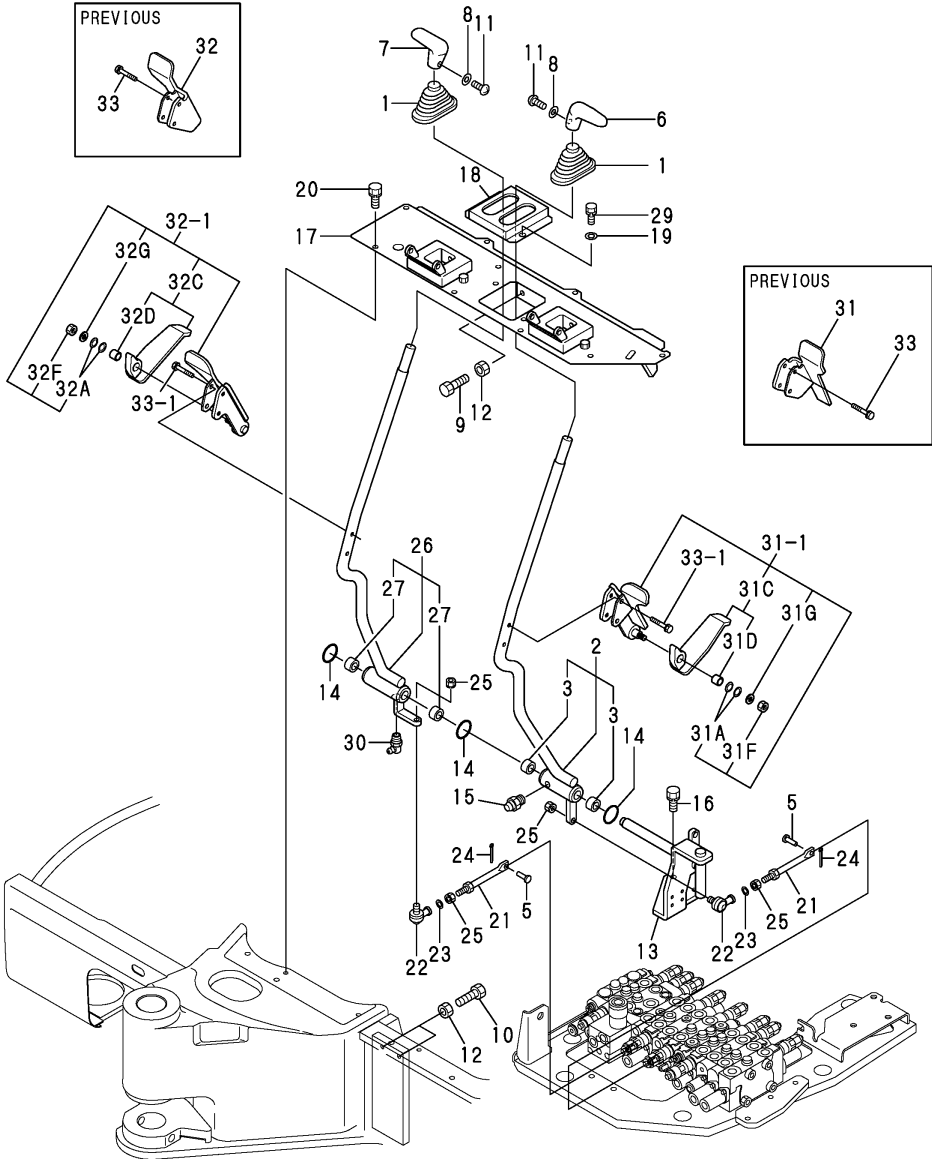


Remarks
 (1)PLEASE USE THIS PART WITH FOLLOW-
 ING LABELS AT THE SAME TIME.
 REF. NO. 13A.
 (2)LABELS ARE NOT ILLUSTRATED.

Fig.27. TRAVEL LEVER

(A)=VIO50-2AC(US)
 (B)=VIO50-2AP(US)
 (C)=VIO50-2AC(AS)

(D)=VIO50-2AP(AS)
 (E)=VIO50-2AC(NZ)
 (F)=VIO50-2AP(NZ)



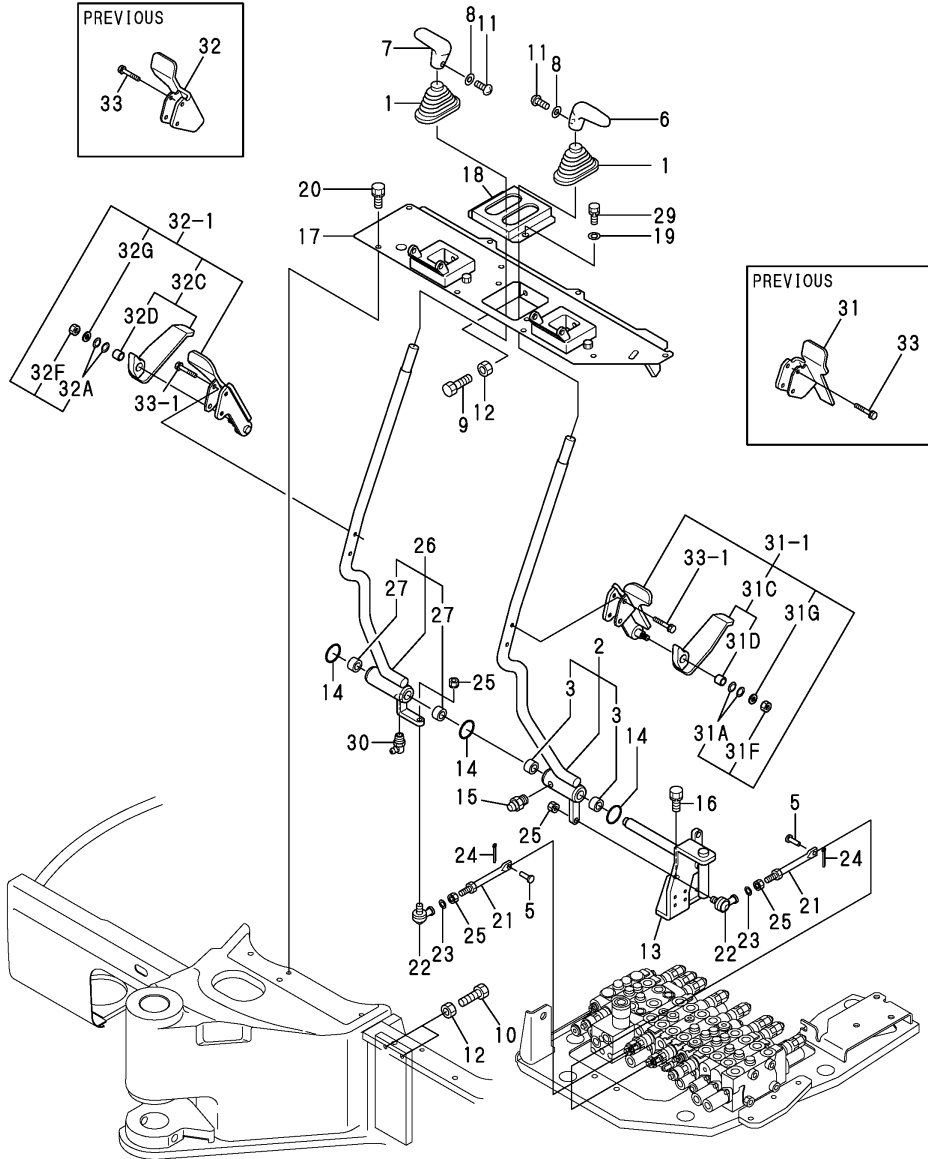
No.	Lev.	Parts No.	Description	Q'ty						I	R
				(A)	(B)	(C)	(D)	(E)	(F)		
1	1	172141-41340	BOOTS	2	2	2	2	2	2		
2	1	172472-45100	LEVER L,TRACK(GRAY72)	1	1	1	1	1	1		
3	2	172141-41370	BUSH 2015	2	2	2	2	2	2		
5	1	933110-54100	PIN 4.75X14	2	2	2	2	2	2		
6	1	172187-45870	GRIP, DRIVE	1	1	1	1	1	1		
7	1	172187-45880	GRIP, DRIVE	1	1	1	1	1	1		
8	1	22117-040000	WASHER, 4	2	2	2	2	2	2		
9	1	26116-100404	BOLT, M10X 40 PLATED	2	2	2	2	2	2		
10	1	26116-100604	BOLT, M10X 60 PLATED	2	2	2	2	2	2		
11	1	26587-040122	SCREW, M4X12	2	2	2	2	2	2		
12	1	26716-100002	NUT, M10	4	4	4	4	4	4		
13	1	172460-45180	BRACKET ASSY(GRAY:72)	1	1	1	1	1	1		
14	1	172124-46200	O-RING	3	3	3	3	3	3		
15	1	24761-020000	NIPPLE, GREASE PT1/8	1	1	1	1	1	1		
16	1	26013-100252	BOLT, M10X 25	2	2	2	2	2	2		
17	1	172472-45400	STAND ASSY, LINK	1	1	1	1	1	1		
17-1	1	172472-45401	STAND ASSY, LINK	1	1	1	1	1	1		N
(A=MZZZZZ) (B=MZZZZZ) (C=MZZZZZ) (D=MZZZZZ) (E=MZZZZZ) (F=MZZZZZ)											
18	1	172458-45510	BRACKET,BOOT(BLACK12)	1	1	1	1	1	1		
19	1	22137-080000	WASHER, 8	2	2	2	2	2	2		
20	1	26013-100202	BOLT, M10X 20	6	6	6	6	6	6		
21	1	172458-45250	ROD 91 ASSY	2	2	2	2	2	2		
22	1	172122-46590	ELBOW	2	2	2	2	2	2		
23	1	22117-080000	WASHER, 8	2	2	2	2	2	2		
24	1	22417-160160	PIN, COTTER 1.6X16	2	2	2	2	2	2		
25	1	26051-080002	NUT, M8	4	4	4	4	4	4		
26	1	172472-45140	LEVER R,TRACK(GRAY72)	1	1	1	1	1	1		
27	2	172141-41370	BUSH 2015	2	2	2	2	2	2		
29	1	26013-080162	BOLT, M8X 16	2	2	2	2	2	2		
30	1	24761-050000	NIPPLE, GREASE C	1	1	1	1	1	1		
31	1	172472-45600	PEDAL L,TRACK F (72)	1	1	1	1	1	1		
31-1	1	172472-45601	PEDAL L, TRACK (72)	1	1	1	1	1	1		N
(A=M/#25943) (B=M/#25943) (C=M/#25943) (D=M/#25943) (E=M/#25943) (F=M/#25943)											
31A	2	172068-28490	SPRING	2	2	2	2	2	2		W
(A=M/#25943) (B=M/#25943) (C=M/#25943) (D=M/#25943) (E=M/#25943) (F=M/#25943)											
31C	2	172472-45810	PEDAL RL,TRACK (72)	1	1	1	1	1	1		W
(A=M/#25943) (B=M/#25943) (C=M/#25943) (D=M/#25943) (E=M/#25943) (F=M/#25943)											
31D	3	172110-45050	BUSH 12X12	1	1	1	1	1	1		W
(A=M/#25943) (B=M/#25943) (C=M/#25943) (D=M/#25943) (E=M/#25943) (F=M/#25943)											
31F	2	26347-080002	NUT, M8	1	1	1	1	1	1		W
(A=M/#25943) (B=M/#25943) (C=M/#25943) (D=M/#25943) (E=M/#25943) (F=M/#25943)											
31G	2	22137-080000	WASHER, 8	1	1	1	1	1	1		W
(A=M/#25943) (B=M/#25943) (C=M/#25943) (D=M/#25943) (E=M/#25943) (F=M/#25943)											
32	1	172472-45620	PEDAL R,TRACK F (72)	1	1	1	1	1	1		
32-1	1	172472-45621	PEDAL R, TRACK (72)	1	1	1	1	1	1		N
(A=M/#25943) (B=M/#25943) (C=M/#25943) (D=M/#25943) (E=M/#25943) (F=M/#25943)											
32A	2	172068-28490	SPRING	2	2	2	2	2	2		W
(A=M/#25943) (B=M/#25943) (C=M/#25943) (D=M/#25943) (E=M/#25943) (F=M/#25943)											
32C	2	172472-45850	PEDAL RR,TRACK (72)	1	1	1	1	1	1		W
(A=M/#25943) (B=M/#25943) (C=M/#25943) (D=M/#25943) (E=M/#25943) (F=M/#25943)											
32D	3	172110-45050	BUSH 12X12	1	1	1	1	1	1		W

N:Old $\xrightarrow{\text{Yes}}$ New, Q:Old $\xrightarrow{\text{No}}$ New, R:Old $\xrightarrow{\text{Yes}}$ New, S:Old $\xrightarrow{\text{No}}$ New, W:Add, Z:Discontinued, F:Interchangeable by set, K:Q'ty Change
 ++ CONTINUE ++
 Copyright (C) YANMAR CO., LTD. All Rights Reserved.

Fig.27. TRAVEL LEVER

(A)=VIO50-2AC(US)
 (B)=VIO50-2AP(US)
 (C)=VIO50-2AC(AS)

(D)=VIO50-2AP(AS)
 (E)=VIO50-2AC(NZ)
 (F)=VIO50-2AP(NZ)

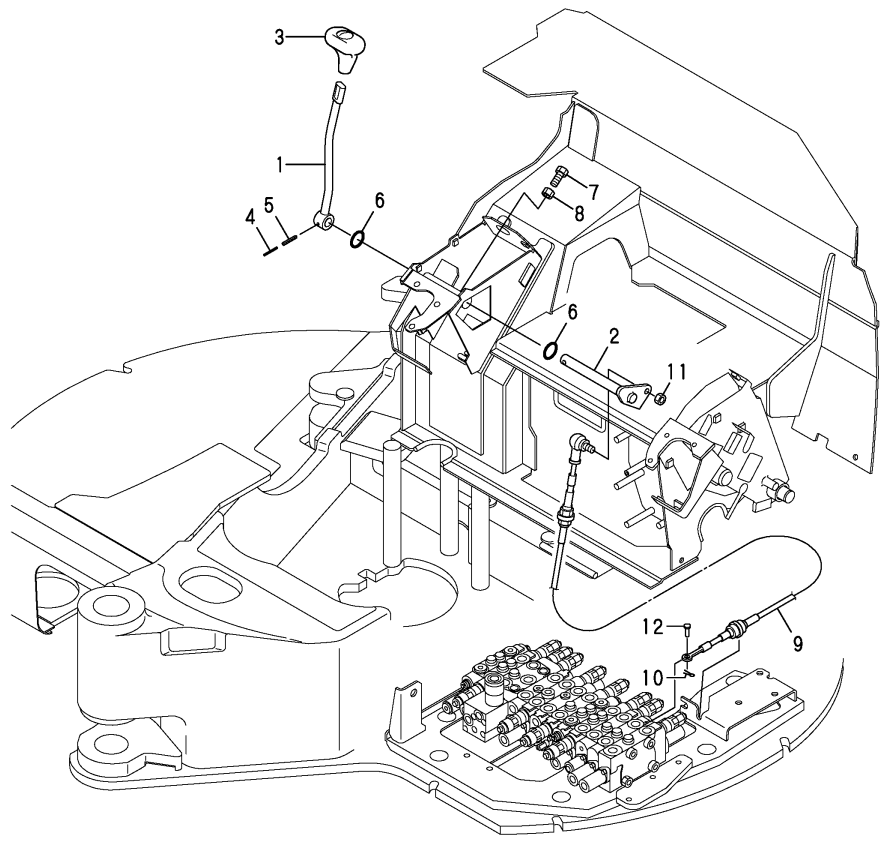


No.	Lev.	Parts No.	Description	Q'ty						I	R
				(A)	(B)	(C)	(D)	(E)	(F)		
32F	2	(A=M/#25943) (B=M/#25943) (C=M/#25943)	(D=M/#25943)	(E=M/#25943)	(F=M/#25943)						
		26347-080002	NUT, M8	1	1	1	1	1	1	1	W
32G	2	(A=M/#25943) (B=M/#25943) (C=M/#25943)	(D=M/#25943)	(E=M/#25943)	(F=M/#25943)						
		22137-080000	WASHER, 8	1	1	1	1	1	1	1	W
33	1	26013-060352	BOLT, M6X 35	4	4	4	4	4	4		
33-1	1	(A=M/#25943) (B=M/#25943) (C=M/#25943)	(D=M/#25943)	(E=M/#25943)	(F=M/#25943)						
		26013-060302	BOLT, M6X 30	4	4	4	4	4	4	N	

Fig.28. BLADE LEVER

(A)=VIO50-2AC(US)
 (B)=VIO50-2AP(US)
 (C)=VIO50-2AC(AS)

(D)=VIO50-2AP(AS)
 (E)=VIO50-2AC(NZ)
 (F)=VIO50-2AP(NZ)

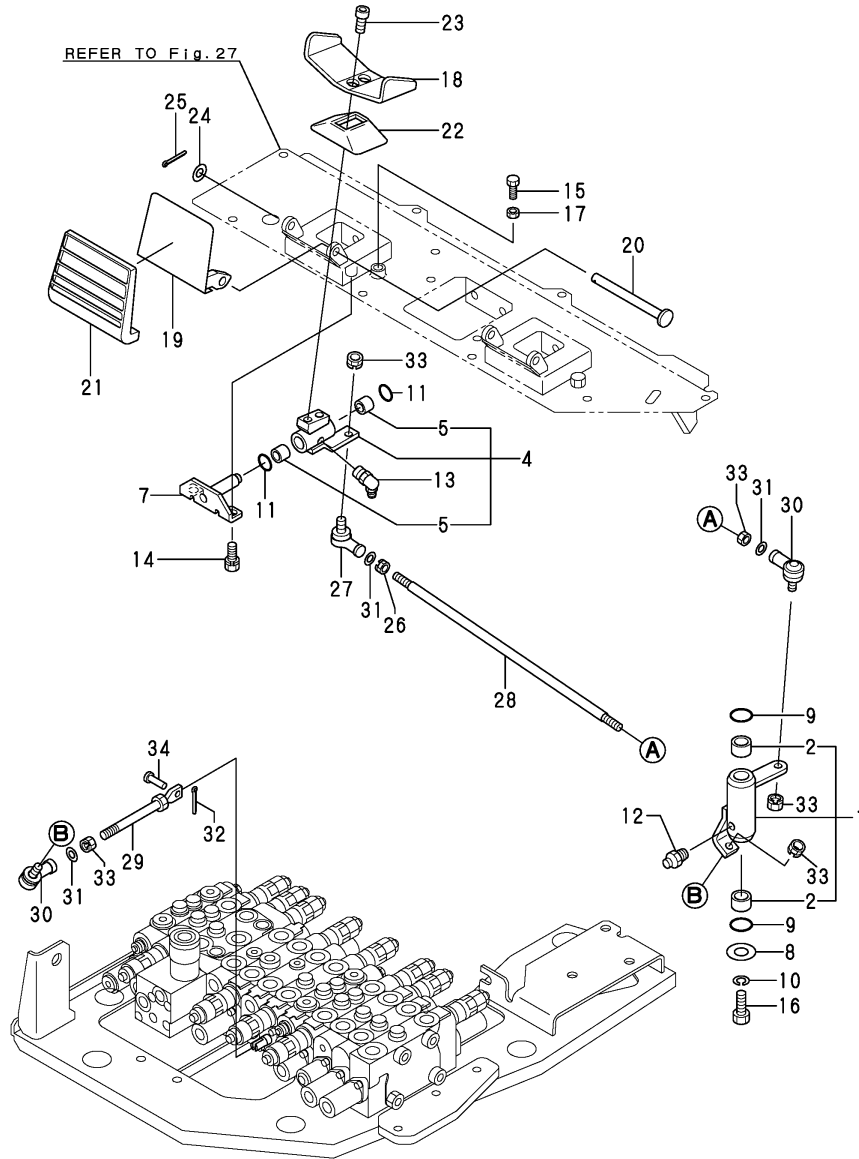


No.	Lev.	Parts No.	Description	Q'ty						I	R
				(A)	(B)	(C)	(D)	(E)	(F)		
1	1	172472-45700	LEVER, BLADE (GRAY:72)	1	1	1	1	1	1		
2	1	172458-45720	SHAFT ASSY	1	1	1	1	1	1		
3	1	172164-45970	GRIP, BLADE	1	1	1	1	1	1		
4	1	22351-030032	PIN, SPRING 3.0X32	1	1	1	1	1	1		
5	1	22351-050032	PIN, SPRING 5.0X32	1	1	1	1	1	1		
6	1	24311-000210	O-RING, 1AP21.0	2	2	2	2	2	2		
7	1	26116-080254	BOLT, M8X 25 PLATED	2	2	2	2	2	2		
8	1	26716-080002	NUT, M8	2	2	2	2	2	2		
9	1	172472-45800	CABLE, BLADE	1	1	1	1	1	1		
10	1	22417-160160	PIN, COTTER 1.6X16	1	1	1	1	1	1		
11	1	26051-080002	NUT, M8	1	1	1	1	1	1		
12	1	933110-54100	PIN 4.75X14	1	1	1	1	1	1		

Fig.29. SWING PEDAL

(A)=VIO50-2AC(US)
 (B)=VIO50-2AP(US)
 (C)=VIO50-2AC(AS)

(D)=VIO50-2AP(AS)
 (E)=VIO50-2AC(NZ)
 (F)=VIO50-2AP(NZ)

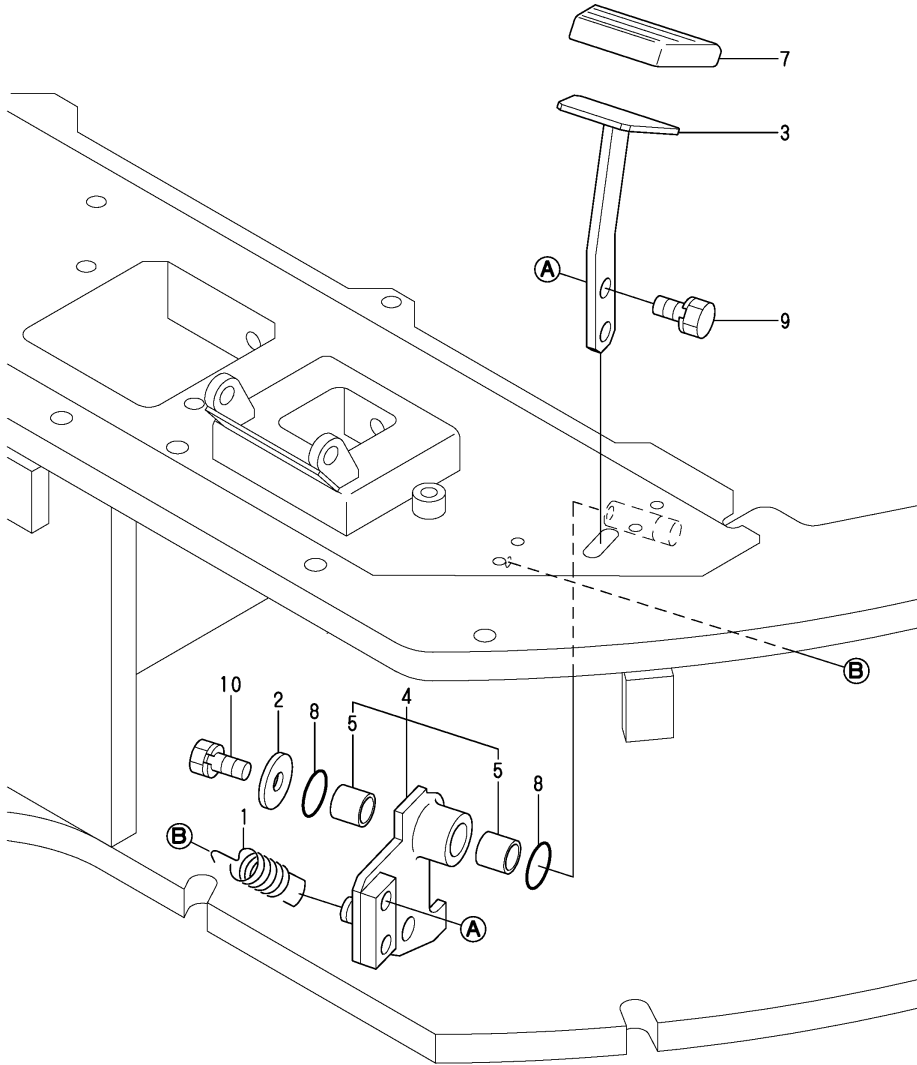


No.	Lev.	Parts No.	Description	Q'ty						I	R
				(A)	(B)	(C)	(D)	(E)	(F)		
1	1	172458-45180	LINK,SWING (GRAY:72)	1	1	1	1	1	1		
2	2	172141-41370	BUSH 2015	2	2	2	2	2	2		
4	1	172458-45200	LINK,PEDAL (GRAY:72)	1	1	1	1	1	1		
5	2	172141-41360	BUSH 1415	2	2	2	2	2	2		
7	1	172458-45230	SHAFT, PEDAL	1	1	1	1	1	1		
8	1	1A1040-45890	WASHER, 10X36X4.5	1	1	1	1	1	1		
9	1	172124-46200	O-RING	2	2	2	2	2	2		
10	1	22217-100000	WASHER, SPRING 10	1	1	1	1	1	1		
11	1	24311-000210	O-RING, 1AP21.0	2	2	2	2	2	2		
12	1	24761-020000	NIPPLE, GREASE PT1/8	1	1	1	1	1	1		
13	1	24761-040000	NIPPLE, GREASE B	1	1	1	1	1	1		
14	1	26013-080162	BOLT, M8X 16	2	2	2	2	2	2		
15	1	26116-080254	BOLT, M8X 25 PLATED	2	2	2	2	2	2		
16	1	26116-100202	BOLT, M10X 20 PLATED	1	1	1	1	1	1		
17	1	26716-080002	NUT, M8	2	2	2	2	2	2		
18	1	172458-45521	PEDAL,SWING(GRAY:72)	1	1	1	1	1	1		
19	1	172458-45540	COVER, PEDAL	1	1	1	1	1	1		
20	1	172187-45651	SHAFT	1	1	1	1	1	1		
21	1	172187-45760	COVER PAD	1	1	1	1	1	1		
22	1	172157-45990	BOOTS, PEDAL	1	1	1	1	1	1		
23	1	172165-46340	BOLT	2	2	2	2	2	2		
24	1	22137-100000	WASHER, 10	1	1	1	1	1	1		
25	1	22417-250200	PIN, COTTER 2.5X20	1	1	1	1	1	1		
26	1	194200-37780	NUT, M8	1	1	1	1	1	1		
27	1	172734-41300	JOINT, BALL	1	1	1	1	1	1		
28	1	172146-45610	ROD(R), LINK	1	1	1	1	1	1		
29	1	172823-45940	ROD 130 COMP.	1	1	1	1	1	1		
30	1	172122-46590	ELBOW	2	2	2	2	2	2		
31	1	22117-080000	WASHER, 8	3	3	3	3	3	3		
32	1	22417-160160	PIN, COTTER 1.6X16	1	1	1	1	1	1		
33	1	26051-080002	NUT, M8	5	5	5	5	5	5		
34	1	933110-54100	PIN 4.75X14	1	1	1	1	1	1		

Fig.30. LOW-HIGH PEDAL

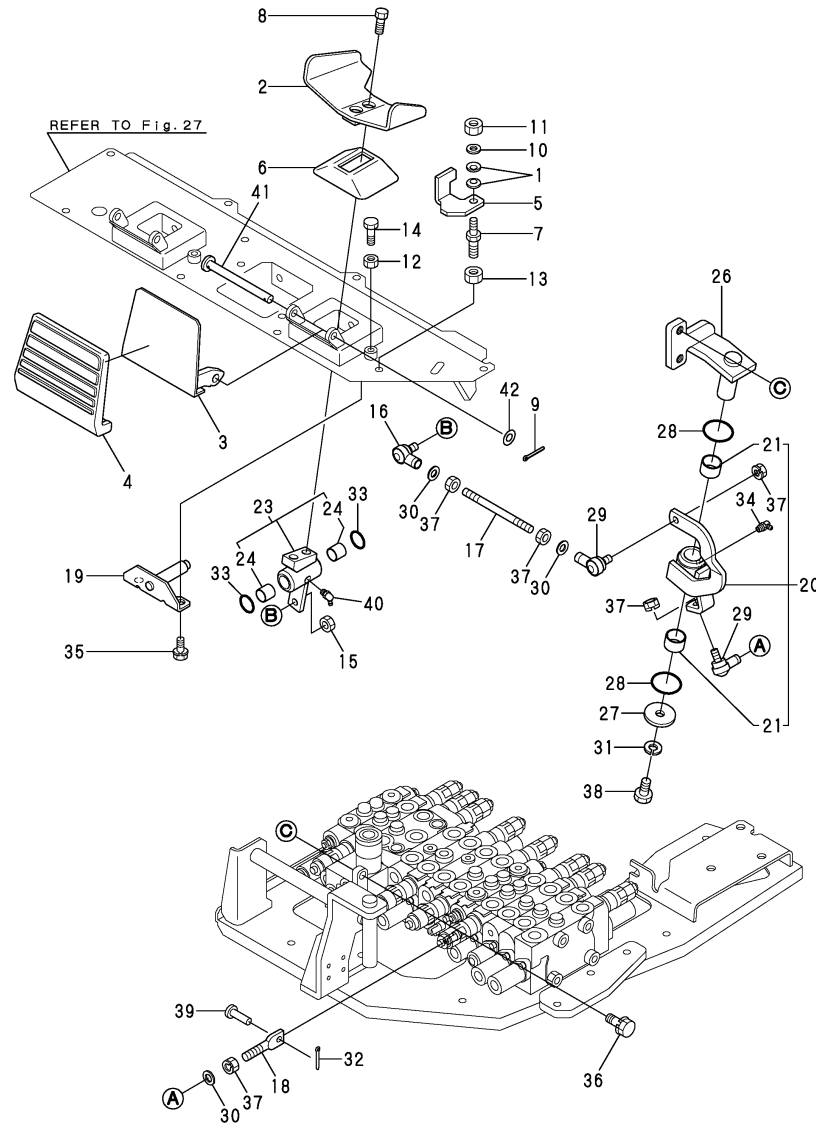
(A)=VIO50-2AC(US)
 (B)=VIO50-2AP(US)
 (C)=VIO50-2AC(AS)

(D)=VIO50-2AP(AS)
 (E)=VIO50-2AC(NZ)
 (F)=VIO50-2AP(NZ)



No.	Lev.	Parts No.	Description	Q'ty						I	R
				(A)	(B)	(C)	(D)	(E)	(F)		
1	1	172162-12480	SPRING, RETURN	1	1	1	1	1	1		
2	1	1A1040-43900	WASHER, SPRING	1	1	1	1	1	1		
3	1	172487-45900	PEDAL, LO-HI(GRAY:72)	1	1	1	1	1	1		
4	1	172458-45920	BRACKET, PEDAL(GRAY72)	1	1	1	1	1	1		
5	2	172141-41360	BUSH 1415	2	2	2	2	2	2		
7	1	172458-45950	PAD, PEDAL	1	1	1	1	1	1		
8	1	24311-000210	O-RING, 1AP21.0	2	2	2	2	2	2		
9	1	26013-080162	BOLT, M8X 16	2	2	2	2	2	2		
10	1	26013-080202	BOLT, M8X 20	1	1	1	1	1	1		

Fig.31. P.T.O.PEDAL



(A)=VIO50-2AC(US)
 (B)=VIO50-2AP(US)
 (C)=VIO50-2AC(AS)

(D)=VIO50-2AP(AS)
 (E)=VIO50-2AC(NZ)
 (F)=VIO50-2AP(NZ)

No.	Lev.	Parts No.	Description	Q'ty						I	R
				(A)	(B)	(C)	(D)	(E)	(F)		
1	1	172068-28490	SPRING	2	2	2	2	2	2		
2	1	172472-45500	PEDAL,P.T.O(GRAY:72)	1	1	1	1	1	1		
3	1	172458-45540	COVER, PEDAL	1	1	1	1	1	1		
4	1	172187-45760	COVER PAD	1	1	1	1	1	1		
5	1	172448-45800-1	LOCK ASSY (GRAY:72)	1	1	1	1	1	1		1
5A	1	172458-03240	LABEL,LOCK	1	1	1	1	1	1		2
6	1	172157-45990	BOOTS, PEDAL	1	1	1	1	1	1		
7	1	172462-46230	BOLT 8X10	1	1	1	1	1	1		
8	1	172165-46340	BOLT	2	2	2	2	2	2		
9	1	22417-250200	PIN, COTTER 2.5X20	1	1	1	1	1	1		
10	1	22137-080000	WASHER, 8	1	1	1	1	1	1		
11	1	26347-080002	NUT, M8	1	1	1	1	1	1		
12	1	26716-080002	NUT, M8	2	2	2	2	2	2		
13	1	26757-100002	NUT, LOCK M10	1	1	1	1	1	1		
14	1	26116-080254	BOLT, M8X 25 PLATED	2	2	2	2	2	2		
15	1	194200-37780	NUT, M8	1	1	1	1	1	1		
16	1	172734-41300	JOINT, BALL	1	1	1	1	1	1		
17	1	172732-42450	ROD	1	1	1	1	1	1		
18	1	172823-45000	ROD 54, SPOOL	1	1	1	1	1	1		
19	1	172458-45230	SHAFT, PEDAL	1	1	1	1	1	1		
20	1	172467-45300	LINK A ASSY	1	1	1	1	1	1		
21	2	172141-41370	BUSH 2015	2	2	2	2	2	2		
23	1	172472-45330	LINK B ASSY	1	1	1	1	1	1		
24	2	172141-41370	BUSH 2015	2	2	2	2	2	2		
26	1	172467-45370	BRACKET ASSY	1	1	1	1	1	1		
27	1	1A1040-45890	WASHER, 10X36X4.5	1	1	1	1	1	1		
28	1	172124-46200	O-RING	2	2	2	2	2	2		
29	1	172122-46590	ELBOW	2	2	2	2	2	2		
30	1	22117-080000	WASHER, 8	3	3	3	3	3	3		
31	1	22217-100000	WASHER, SPRING 10	1	1	1	1	1	1		
32	1	22417-160160	PIN, COTTER 1.6X16	1	1	1	1	1	1		
33	1	24311-000210	O-RING, 1AP21.0	2	2	2	2	2	2		
34	1	24761-050000	NIPPLE, GREASE C	1	1	1	1	1	1		
35	1	26013-080162	BOLT, M8X 16	2	2	2	2	2	2		
36	1	26013-100202	BOLT, M10X 20	2	2	2	2	2	2		
37	1	26051-080002	NUT, M8	5	5	5	5	5	5		
38	1	26116-100202	BOLT, M10X 20 PLATED	1	1	1	1	1	1		
39	1	933110-54100	PIN 4.75X14	1	1	1	1	1	1		
40	1	24761-040000	NIPPLE, GREASE B	1	1	1	1	1	1		
41	1	172187-45650	SHAFT, COVER	1	1	1	1	1	1		
41-1	1	172187-45651	SHAFT	1	1	1	1	1	1		R
		(A=FROM 1ST)	(B=FROM 1ST)	(C=FROM 1ST)	(D=FROM 1ST)	(E=FROM 1ST)	(F=FROM 1ST)				
42	1	22137-100000	WASHER, 10	1	1	1	1	1	1		

Remarks

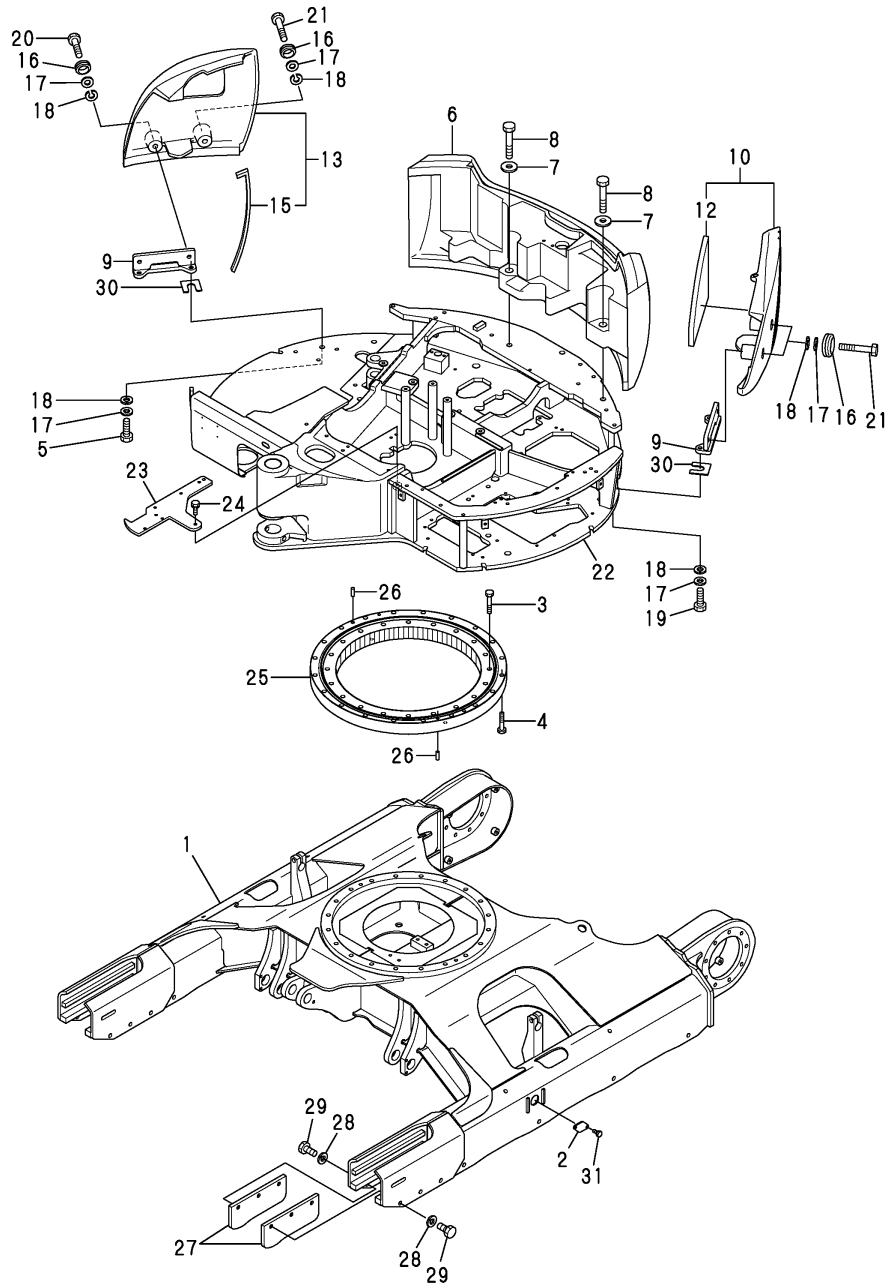
(1)PLEASE USE THIS PART WITH FOLLOWING LABELS AT THE SAME TIME. REF. NO. 5A.

(2)LABELS ARE NOT ILLUSTRATED.

Fig.32. FRAME & TURNING BEARING

(A)=VIO50-2AC(US)
 (B)=VIO50-2AP(US)
 (C)=VIO50-2AC(AS)

(D)=VIO50-2AP(AS)
 (E)=VIO50-2AC(NZ)
 (F)=VIO50-2AP(NZ)

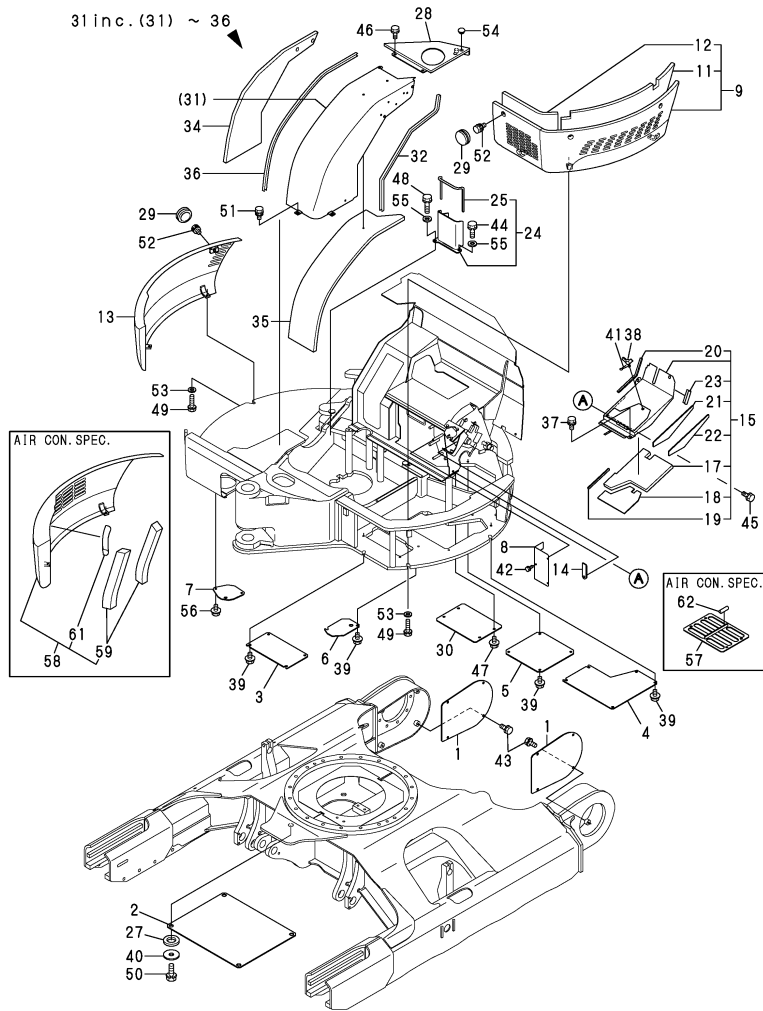


No.	Lev.	Parts No.	Description	Q'ty						I	R
				(A)	(B)	(C)	(D)	(E)	(F)		
1	1	172460-50101-1	FRAME ASSY,LOWER(82)	1	1	1	1	1	1		
1-1	1	172460-50102-1	FRAME ASSY,LOWER(82)	1	1	1	1	1	1		R
		(A=M/#25943)	(B=M/#25943)	(C=M/#25943)	(D=M/#25943)	(E=M/#25943)	(F=M/#25943)				
2	1	172458-50480-1	COVER, FRAME	2	2	2	2	2	2		
3	1	172455-57650	BOLT 16X90	20	20	20	20	20	20		
4	1	172455-57661	BOLT 16X80	20	20	20	20	20	20		
5	1	26116-160402	BOLT, M16X 40 PLATED	2	2	2	2	2	2		
6	1	172461-53300-1	WEIGHT, COUNTER	1	1	1	1	1	1		
7	1	172187-53320	WASHER 24.5X65X8	3	3	3	3	3	3		
8	1	172455-53330	BOLT 24X140	3	3	3	3	3	3		
9	1	172460-53330-1	BRACKET (GREEN:86)	2	2	2	2	2	2		
10	1	172460-53360-1	WEIGHT, SIDE	1	1	1	1	1	1		
12	2	172460-53370	SPONGE	1	1	1	1	1	1		
13	1	172496-53380-1	WEIGHT, SIDE	1	1	1	1	1	1		
15	2	172458-75070	SEAL	1	1	1	1	1	1		
16	1	172456-53700	GROMMET	4	4	4	4	4	4		
17	1	172165-53500	WASHER	8	8	8	8	8	8		
18	1	22217-160000	WASHER, SPRING 16	8	8	8	8	8	8		
19	1	26116-160502	BOLT, M16X 50 PLATED	2	2	2	2	2	2		
20	1	26116-160702	BOLT M16X 70 PLATED	1	1	1	1	1	1		
21	1	26116-160902	BOLT M16X 90 PLATED	3	3	3	3	3	3		
22	1	172497-54100	FRAME(TURNING (86)	1	1	1	1	1	1		
23	1	172460-54590-1	PLATE, BASE(GREEN:86	1	1	1	1	1	1		
24	1	26013-100252	BOLT, M10X 25	1	1	1	1	1	1		
25	1	172445-57600	BEARING,TURNING	1	1	1	1	1	1		
26	1	172122-57620	PARALLEL PIN 13X36	4	4	4	4	4	4		
27	1	172423-50810-1	GUARD, CRAWLER	4	4	4	4	4	4		
28	1	22217-160000	WASHER, SPRING 16	12	12	12	12	12	12		
29	1	26116-160352	BOLT, M16X 35 PLATED	12	12	12	12	12	12		
30	1	172117-53320	SPACER ASSY	2	2	2	2	2	2		
31	1	26106-100122	BOLT, M10X 12 PLATED	4	4	4	4	4	4		

Fig.33. COVER(FRAME)

(A)=VIO50-2AC(US)
(B)=VIO50-2AP(US)
(C)=VIO50-2AC(AS)

(D)=VIO50-2AP(AS)
(E)=VIO50-2AC(NZ)
(F)=VIO50-2AP(NZ)



Remarks

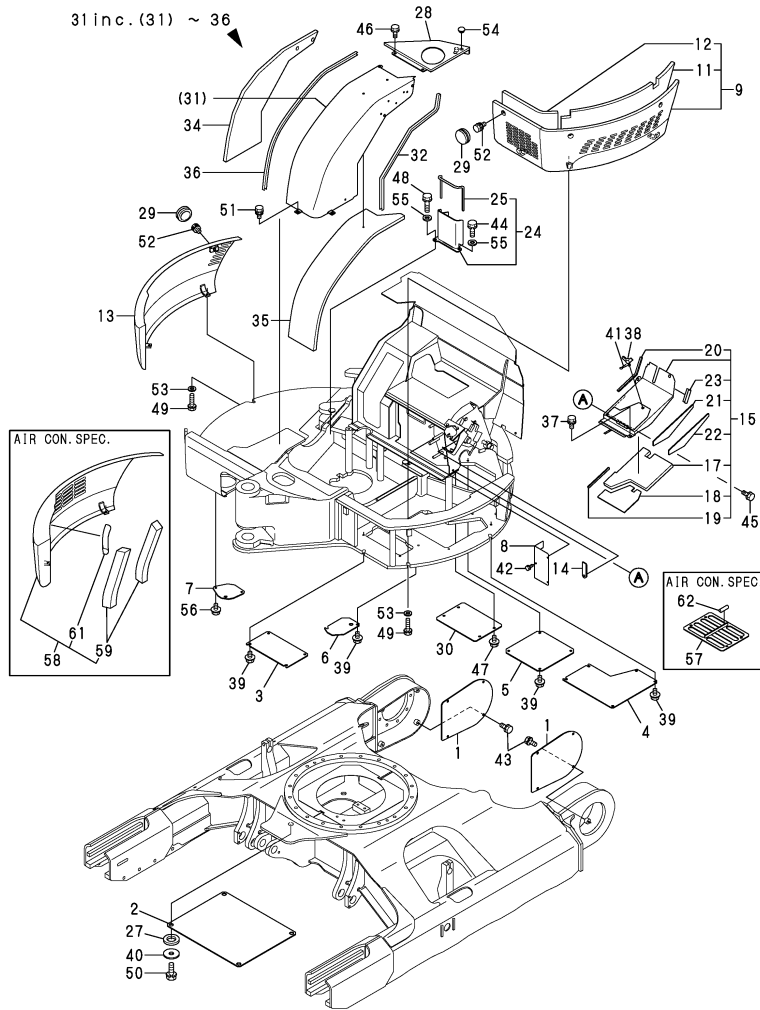
- (1)PLEASE USE THIS PART WITH FOLLOWING LABELS AT THE SAME TIME.
REF. NO. 12A-1.
- (2)PLEASE USE THIS PART WITH FOLLOWING LABELS AT THE SAME TIME.
REF. NO. 13A-1.
- (3)PLEASE USE THIS PART WITH FOLLOWING LABELS AT THE SAME TIME.
REF. NO. 36A-1,36B-1.
- (4)LABELS ARE NOT ILLUSTRATED.
- (5)AIR CON. SPEC.

No.	Lev.	Parts No.	Description	Q'ty						I	R
				(A)	(B)	(C)	(D)	(E)	(F)		
1	1	172460-61100-2	COVER, MOTOR	2	2	2	2	2	2		
2	1	172460-61120-1	COVER	1	1	1	1	1	1		
2-1	1	172460-61121-3	COVER	1	1	1	1	1	1		N
		(A=M/#XXXXX) (B=M/#XXXXX) (C=M/#XXXXX) (D=M/#XXXXX) (E=M/#XXXXX) (F=M/#XXXXX)									
3	1	172460-61130-1	COVER	1	1	1	1	1	1		
4	1	172460-61140-1	COVER	1	1	1	1	1	1		
5	1	172460-61150-1	COVER	1	1	1	1	1	1		
6	1	172460-61160-1	COVER	1	1	1	1	1	1		
7	1	172460-61170-1	COVER	1	1	1	1	1	1		
8	1	172460-64780	COVER ASSY, ELECTRIC	1	1	1	1	1	1		
9	1	172460-61200-1	COVER, FRAME	1	1	1	1	1	1		1
11	2	172460-61240	SPONGE	1	1	1	1	1	1		
12	2	172460-61260	SPONGE	1	1	1	1	1	1		
12A	1	172437-03351	LABEL, GREASE CYL.	1	1	1	1	1	1		4
12A-1	1	172437-03352	LABEL, GREASE CYL.	1	1	1	1	1	1		N 4
		(A=M/#25943) (B=M/#25943) (C=M/#25943) (D=M/#25943) (E=M/#25943) (F=M/#25943)									
13	1	172496-61270-1	COVER, FRAME	1	1	1	1	1	1		2
13A	1	172437-03351	LABEL, GREASE CYL.	1	1	1	1	1	1		4
13A-1	1	172437-03352	LABEL, GREASE CYL.	1	1	1	1	1	1		N 4
		(A=M/#25943) (B=M/#25943) (C=M/#25943) (D=M/#25943) (E=M/#25943) (F=M/#25943)									
14	1	172458-61300	GROMMET	1	1	1	1	1	1		
15	1	172460-61321	COVER, MULTI	1	1	1	1	1	1		
15-1	1	172460-61322	COVER, MULTI	1	1	1	1	1	1		R
		(A=M/#25882) (B=M/#25882) (C=M/#25882) (D=M/#25882) (E=M/#25882) (F=M/#25882)									
15-2	1	172460-61323	COVER, MULTI	1	1	1	1	1	1		N
		(A=M/#25943) (B=M/#25943) (C=M/#25943) (D=M/#25943) (E=M/#25943) (F=M/#25943)									
17	2	172458-61520	SPONGE	1	1	1	1	1	1		
17-1	2	172458-61521	SPONGE	1	1	1	1	1	1		R
		(A=M/#25882) (B=M/#25882) (C=M/#25882) (D=M/#25882) (E=M/#25882) (F=M/#25882)									
17-2	2	172458-61522	SPONGE	1	1	1	1	1	1		N
		(A=M/#25943) (B=M/#25943) (C=M/#25943) (D=M/#25943) (E=M/#25943) (F=M/#25943)									
18	2	172458-61531	SPONGE	1	1	1	1	1	1		
19	2	172458-61540	SEAL, MULTI COVER	1	1	1	1	1	1		
20	2	172146-61370	RUBBER, SEAL	1	1	1	1	1	1		
21	2	172458-61580	SEAL	1	1	1	1	1	1		
22	2	172458-61590	SEAL	1	1	1	1	1	1		
23	2	172168-65800	RUBBER, SEAL	1	1	1	1	1	1		
24	1	172472-61350	PLATE ASSY,US	1	1	1	1	1	1		
24-1	1	172472-61351	PLATE (US) ASSY	1	1	1	1	1	1		R
		(A=M/#25834) (B=M/#25834) (C=M/#25834) (D=M/#25834) (E=M/#25834) (F=M/#25834)									
25	2	172455-18640	TRIM	1	1	1	1	1	1		
27	1	172162-61500	TRIM	4	4	4	4	4	4		
28	1	172496-61501-1	COVER	1	1	1	1	1	1		
29	1	172463-61600	PLUG 28X3.2	5	5	5	5	5	5		
30	1	172496-61600-1	COVER, OIL SUMP	1	1	1	1	1	1		
31	1	172460-61690	COVER	1	1	1	1	1	1		3
32	2	172458-61650	SEAL	1	1	1	1	1	1		
34	2	172460-61730	SPONGE	1	1	1	1	1	1		
35	2	172460-61740	SPONGE	1	1	1	1	1	1		
36	2	172649-65760	RUBBER, SEAL	1	1	1	1	1	1		
36A	1	172437-03421	LABEL, MUFFLER	1	1	1	1	1	1		4

Fig.33. COVER(FRAME)

(A)=VIO50-2AC(US)
 (B)=VIO50-2AP(US)
 (C)=VIO50-2AC(AS)

(D)=VIO50-2AP(AS)
 (E)=VIO50-2AC(NZ)
 (F)=VIO50-2AP(NZ)



No.	Lev.	Parts No.	Description	Q'ty						I	R
				(A)	(B)	(C)	(D)	(E)	(F)		
36A-1	1	172437-03422	LABEL, MUFFLER US (A=M/#25943) (B=M/#25943) (C=M/#25943) (D=M/#25943)	1	1	1	1	1	1	N	4
36B	1	172472-03240	LABEL, PIN US	1	1	1	1	1	1		4
36B-1	1	172472-03241	LABEL, PIN US (A=M/#25943) (B=M/#25943) (C=M/#25943) (D=M/#25943)	1	1	1	1	1	1	N	4
37	1	26014-100202	BOLT, M10X 20	2	2	2	2	2	2		
38	1	172142-62300	WING BOLT M10X15	1	1	1	1	1	1		
39	1	26106-100162	BOLT, M10X 16 PLATED	15	15	15	15	15	15		
40	1	22157-120000	WASHER, 12	4	4	4	4	4	4		
41	1	22417-320200	PIN, COTTER 3.2X20	1	1	1	1	1	1		
42	1	26013-060122	BOLT, M6X 12	3	3	3	3	3	3		
43	1	26013-100202	BOLT, M10X 20	8	8	8	8	8	8		
44	1	26013-100202	BOLT, M10X 20	1	1	1	1	1	1		
45	1	26013-100202	BOLT, M10X 20	1	1	1	1	1	1		
46	1	26013-100202	BOLT, M10X 20	3	3	3	3	3	3		
47	1	26106-100162	BOLT, M10X 16 PLATED	4	4	4	4	4	4		
48	1	26013-100302	BOLT, M10X 30	1	1	1	1	1	1		
49	1	26013-100352	BOLT, M10X 35	5	5	5	5	5	5		
50	1	26013-120302	BOLT, M12X 30	4	4	4	4	4	4		
51	1	26014-100202	BOLT, M10X 20	4	4	4	4	4	4		
52	1	26014-100202	BOLT, M10X 20	5	5	5	5	5	5		
53	1	172458-61261	WASHER	5	5	5	5	5	5		
54	1	172187-64900	PLUG	2	2	2	2	2	2		
55	1	22137-100000	WASHER, 10	2	2	2	2	2	2		
56	1	26106-100122	BOLT, M10X 12 PLATED	2	2	2	2	2	2		
57	1	172460-61650-1	COVER, OIL SUMP	1		1					5
58	1	172496-61260	COVER, FRAME	1		1					5
59	2	172496-18630	SPONGE	2		2					5
61	2	172458-61500	RUBBER, SEAL	1		1					5
62	1	172519-65300	TRIM	1		1					5

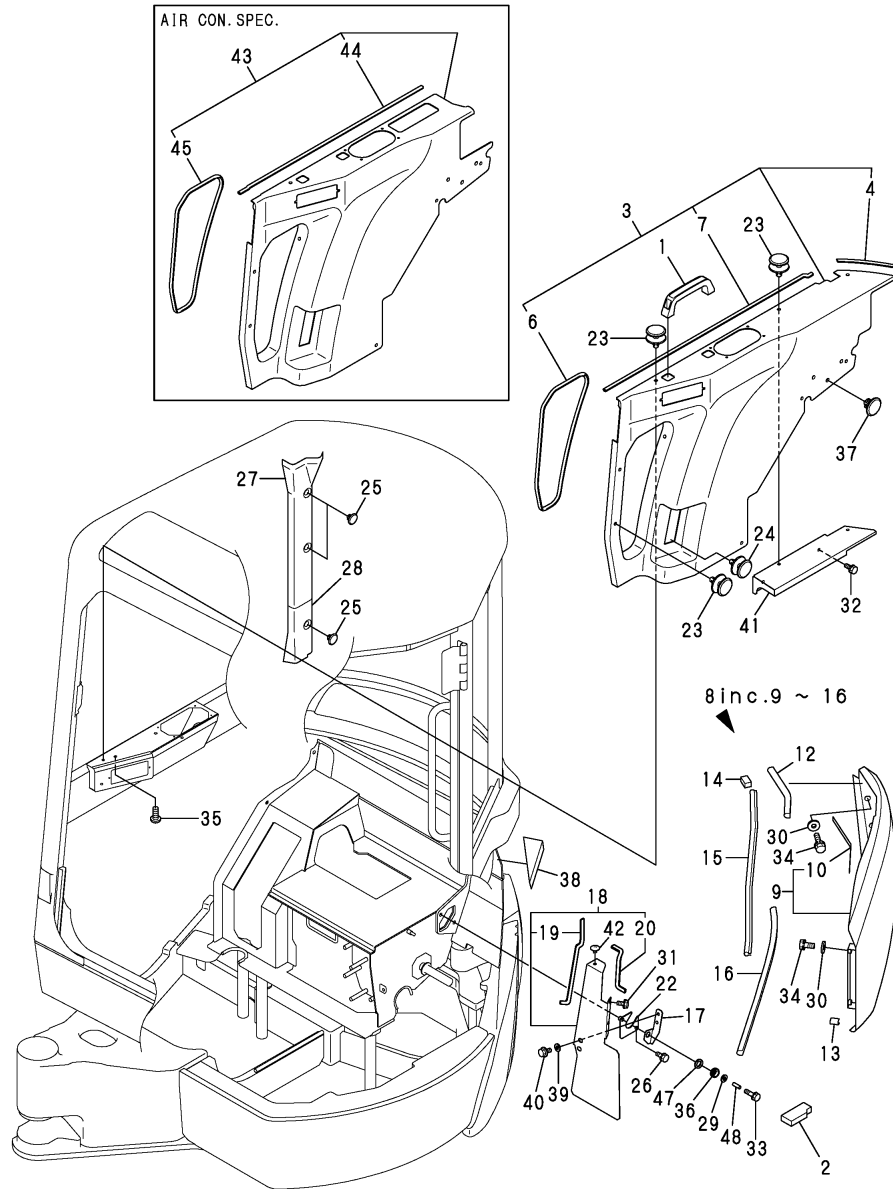
Remarks

- (1)PLEASE USE THIS PART WITH FOLLOWING LABELS AT THE SAME TIME. REF. NO. 12A-1.
- (2)PLEASE USE THIS PART WITH FOLLOWING LABELS AT THE SAME TIME. REF. NO. 13A-1.
- (3)PLEASE USE THIS PART WITH FOLLOWING LABELS AT THE SAME TIME. REF. NO. 36A-1,36B-1.
- (4)LABELS ARE NOT ILLUSTRATED.
- (5)AIR CON. SPEC.

Fig.34. COVER(CABIN)

(A)=VIO50-2AC(US)
 (B)=VIO50-2AP(US)
 (C)=VIO50-2AC(AS)

(D)=VIO50-2AP(AS)
 (E)=VIO50-2AC(NZ)
 (F)=VIO50-2AP(NZ)



No.	Lev.	Parts No.	Description	Q'ty						I	R
				(A)	(B)	(C)	(D)	(E)	(F)		
1	1	172164-45980	GRIP, BONNET	1	1		1				
2	1	172458-63350	SPONGE	1	1		1				
3	1	172458-61791	COVER ASSY, DUCT	1	1		1				
4	2	172146-61370	RUBBER, SEAL	1	1		1				
6	2	172458-61820	TRIM	1	1		1				
7	2	172444-68810	RUBBER, SEAL	1	1		1				
8	1	172496-61900-1	COVER, CABIN	1	1		1				
9	2	172496-61910-1	COVER, CABIN	1	1		1				
10	3	172460-61460	SEAL	1	1		1				
12	2	172460-61480	RUBBER, SEAL	1	1		1				
13	2	172458-61510	RUBBER, SEAL	1	1		1				
14	2	172458-63900	STOPPER	1	1		1				
15	2	172175-65870	SEAL, DUCT	1	1		1				
16	2	172444-61320	RUBBER, SEAL	1	1		1				
17	1	172458-63520	PLATE (GRAY:73)	1	1		1				
18	1	172458-63540	COVER ASSY, HOSE	1	1		1				
19	2	172823-61520	TRIM	1	1		1				
20	2	172162-61870	TRIM	1	1		1				
22	1	172458-63570	COVER, SEAT MOUNT	1	1		1				
23	1	1A6260-64200	CLIP	9	9		9				
24	1	1A6260-64200	CLIP	3	3		3				
25	1	172458-64600	CLIP, TREE	3	3		3				
26	1	26013-080162	BOLT, M8X 16	1	1		1				
27	1	172458-68990	COVER, PILLAR	1	1		1				
28	1	172458-69000	COVER, PILLAR	1	1		1				
29	1	22137-080000	WASHER, 8	1	1		1				
30	1	22157-100000	WASHER, 10	4	4		4				
31	1	26013-080162	BOLT, M8X 16	2	2		2				
32	1	26013-080162	BOLT, M8X 16	2	2		2				
33	1	26013-080252	BOLT, M8X 25	1	1		1				
34	1	26013-100252	BOLT, M10X 25	4	4		4				
35	1	26557-080202	SCREW, M8X20	2	2		2				
36	1	933160-09220	GROMMET	1	1		1				
37	1	172458-64610	CLIP, TREE	3	3		3				
38	1	172460-61960	SEAL	1	1		1				
39	1	172458-62430	WASHER M8	2	2		2				
40	1	172519-63240	BOLT	2	2		2				
41	1	172458-63300	PLATE	1	1		1				
42	1	172444-17660	CLIP, TREE	1	1		1				
43	1	172460-61810	COVER ASSY, DUCT	1	1		1				1
44	2	172519-61550	CUSHION, BONNET	1	1		1				
45	2	172458-61820	TRIM	1	1		1				
47	1	172176-68030	WASHER	1	1		1				1
48	1	172137-76580	COLLAR	1	1		1				1

Remarks
 (1)AIR CON. SPEC.

Fig.35. COVER(CANOPY)

(A)=VIO50-2AC(US)
 (B)=VIO50-2AP(US)
 (C)=VIO50-2AC(AS)

(D)=VIO50-2AP(AS)
 (E)=VIO50-2AC(NZ)
 (F)=VIO50-2AP(NZ)

No.	Lev.	Parts No.	Description	Q'ty						I	R
				(A)	(B)	(C)	(D)	(E)	(F)		
1	1	172164-45980	GRIP, BONNET		1		1		1		
2	1	172496-61400-1	COVER		1		1		1		
3	2	172444-61320	RUBBER, SEAL		1		1		1		
4	2	172460-61390	SPONGE		1		1		1		
6	2	172460-61480	RUBBER, SEAL		1		1		1		
7	2	172458-61510	RUBBER, SEAL		1		1		1		
8	2	172519-65300	TRIM		1		1		1		
9	1	22137-120000	WASHER, 12		1		1		1		
10	1	22157-100000	WASHER, 10		2		2		2		
11	1	26013-100252	BOLT, M10X 25		2		2		2		
12	1	26013-120302	BOLT, M12X 30		1		1		1		
13	1	26557-080202	SCREW, M8X20		2		2		2		
14	1	172458-64610	CLIP, TREE		3		3		3		

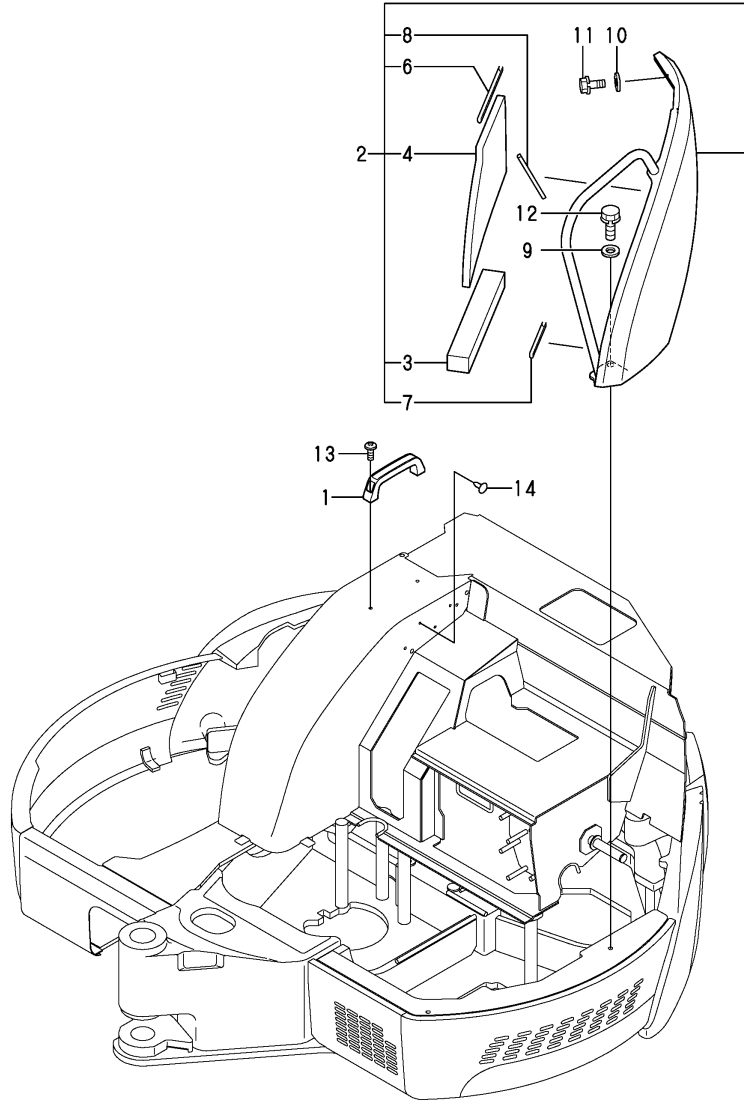
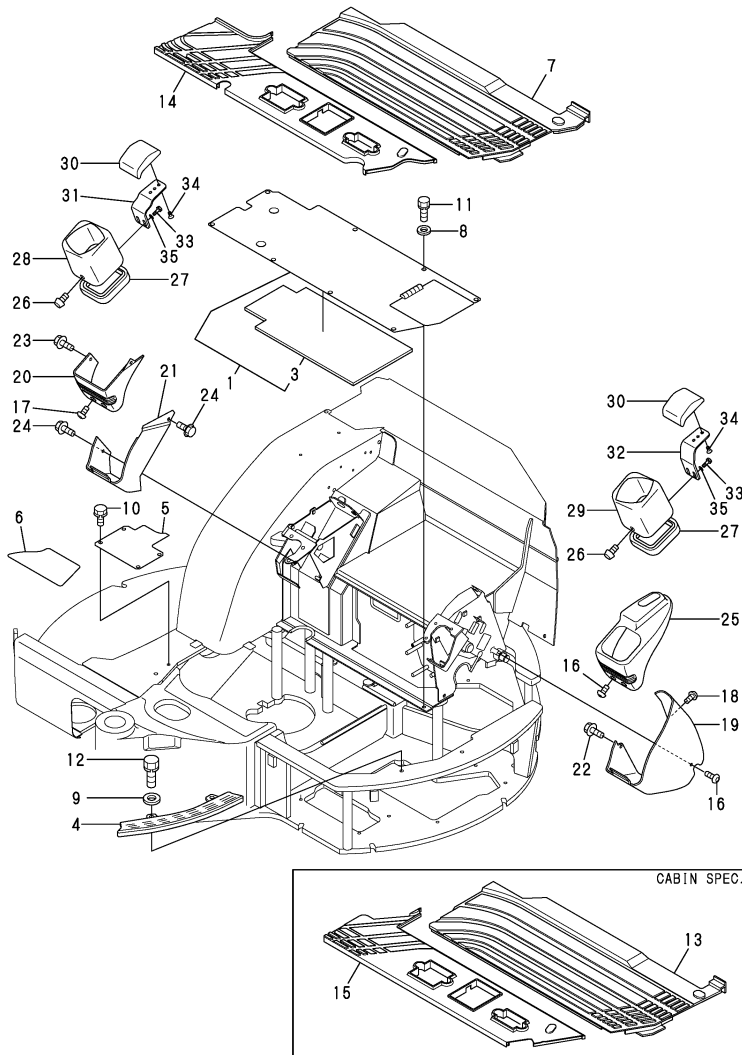


Fig.36. STEP & INSTRUMENT PANEL

(A)=VIO50-2AC(US)
 (B)=VIO50-2AP(US)
 (C)=VIO50-2AC(AS)

(D)=VIO50-2AP(AS)
 (E)=VIO50-2AC(NZ)
 (F)=VIO50-2AP(NZ)



No.	Lev.	Parts No.	Description	Q'ty						I	R
				(A)	(B)	(C)	(D)	(E)	(F)		
1	1	172472-62210	STEP ASSY	1	1	1	1	1	1		2
3	2	172472-62310	SEAL, STEP	1	1	1	1	1	1		
3A	1	172438-03300	LABEL	1	1	1	1	1	1		4
4	1	172458-62110	STEP		1		1		1		
5	1	172460-62110	STEP	1	1	1	1	1	1		
6	1	172460-62120	SHEET	1	1	1	1	1	1		
7	1	172458-62200	MAT,FLOOR A		1		1		1		
8	1	22137-100000	WASHER, 10	8	8	8	8	8	8		
9	1	22137-120000	WASHER, 12		2		2		2		
10	1	26013-100202	BOLT, M10X 20	3	3	3	3	3	3		
11	1	26013-100202	BOLT, M10X 20	8	8	8	8	8	8		
12	1	26013-120302	BOLT, M12X 30		2		2		2		
13	1	172458-62400	MAT,FLOOR A(CABIN	1		1		1			1
14	1	172467-62500	FLOOR MAT B (CANOPY		1		1		1		
15	1	172472-62600	FLOOR MAT B (CABIN	1		1		1			1
16	1	172458-46720	BOLT 8X20	3	3	3	3	3	3		
17	1	172458-46720	BOLT 8X20	2	2	2	2	2	2		
18	1	172458-46720	BOLT 8X20	1	1	1	1	1	1		
19	1	172458-63120	INSTRUMENT PANEL L	1	1	1	1	1	1		
20	1	172458-63130	INSTRUMENT PANEL R	1	1	1	1	1	1		
21	1	172458-63140	INSTRUMENT PANEL R	1	1	1	1	1	1		
22	1	172519-63240	BOLT	2	2	2	2	2	2		
23	1	172519-63240	BOLT	1	1	1	1	1	1		
24	1	172519-63240	BOLT	2	2	2	2	2	2		
25	1	172458-63100	INSTRUMENT PANEL L	1	1	1	1	1	1		3
25A	1	172458-03220	LABEL,ACCELERATOR	1	1	1	1	1	1		4
26	1	172458-46720	BOLT 8X20	2	2	2	2	2	2		
27	1	172162-62540	SEAL, STEP	2	2	2	2	2	2		
28	1	172472-63210	COVER	1	1	1	1	1	1		
29	1	172472-63220	COVER	1	1	1	1	1	1		
30	1	172441-44320	ARMREST	2	2	2	2	2	2		
31	1	172472-64531	PLATE R,ARM REST(73	1	1	1	1	1	1		
31-1	1	172472-64532	PLATE R,ARM REST(73	1	1	1	1	1	1		N
		(A=M/#25943)	(B=M/#25943)	(C=M/#25943)	(D=M/#25943)	(E=M/#25943)	(F=M/#25943)				
32	1	172472-64541	PLATE L,ARM REST(73	1	1	1	1	1	1		
32-1	1	172472-64542	PLATE L,ARM REST(73	1	1	1	1	1	1		N
		(A=M/#25943)	(B=M/#25943)	(C=M/#25943)	(D=M/#25943)	(E=M/#25943)	(F=M/#25943)				
33	1	172165-66980	BOLT	4	4	4	4	4	4		
34	1	26577-080122	SCREW, M8X12	4	4	4	4	4	4		
35	1	22137-080000	WASHER, 8	4	4	4	4	4	4		W
		(A=M/#25943)	(B=M/#25943)	(C=M/#25943)	(D=M/#25943)	(E=M/#25943)	(F=M/#25943)				

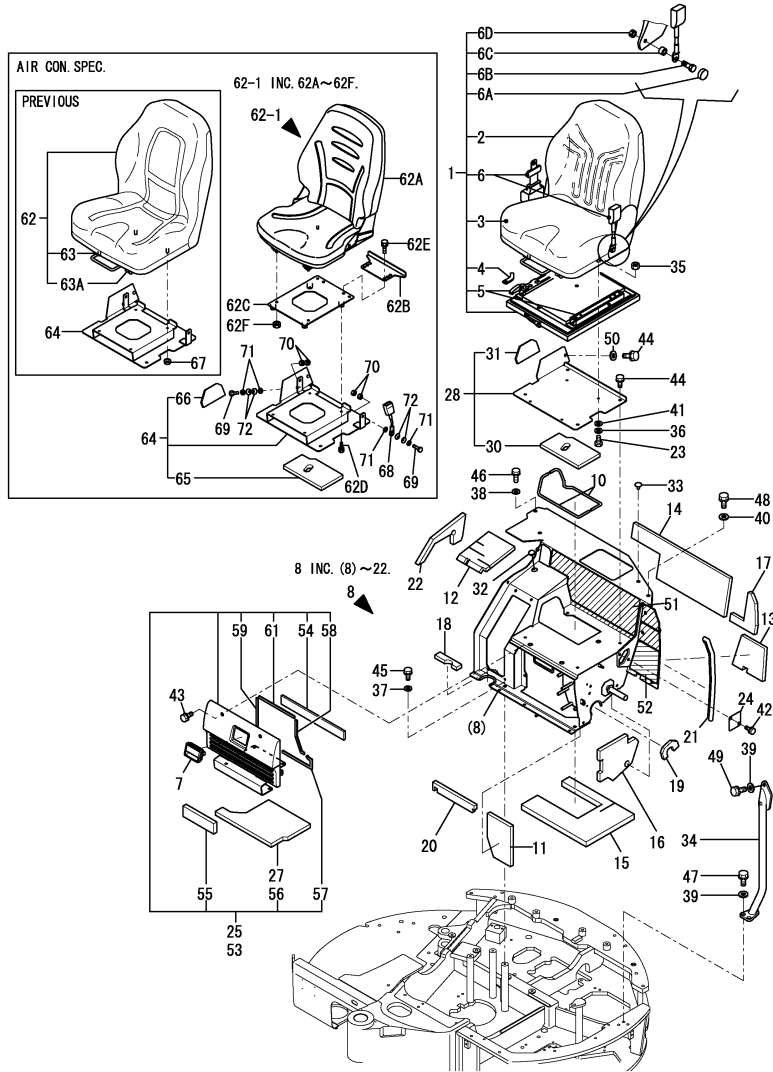
Remarks

- (1)CABIN SPEC.
- (2)PLEASE USE THIS PART WITH FOLLOWING LABELS AT THE SAME TIME. REF. NO. 3A.
- (3)PLEASE USE THIS PART WITH FOLLOWING LABELS AT THE SAME TIME. REF. NO. 25A.
- (4)LABELS ARE NOT ILLUSTRATED.

Fig.37. SEAT & SEAT MOUNT

(A)=VIO50-2AC(US)
 (B)=VIO50-2AP(US)
 (C)=VIO50-2AC(AS)

(D)=VIO50-2AP(AS)
 (E)=VIO50-2AC(NZ)
 (F)=VIO50-2AP(NZ)



Remarks

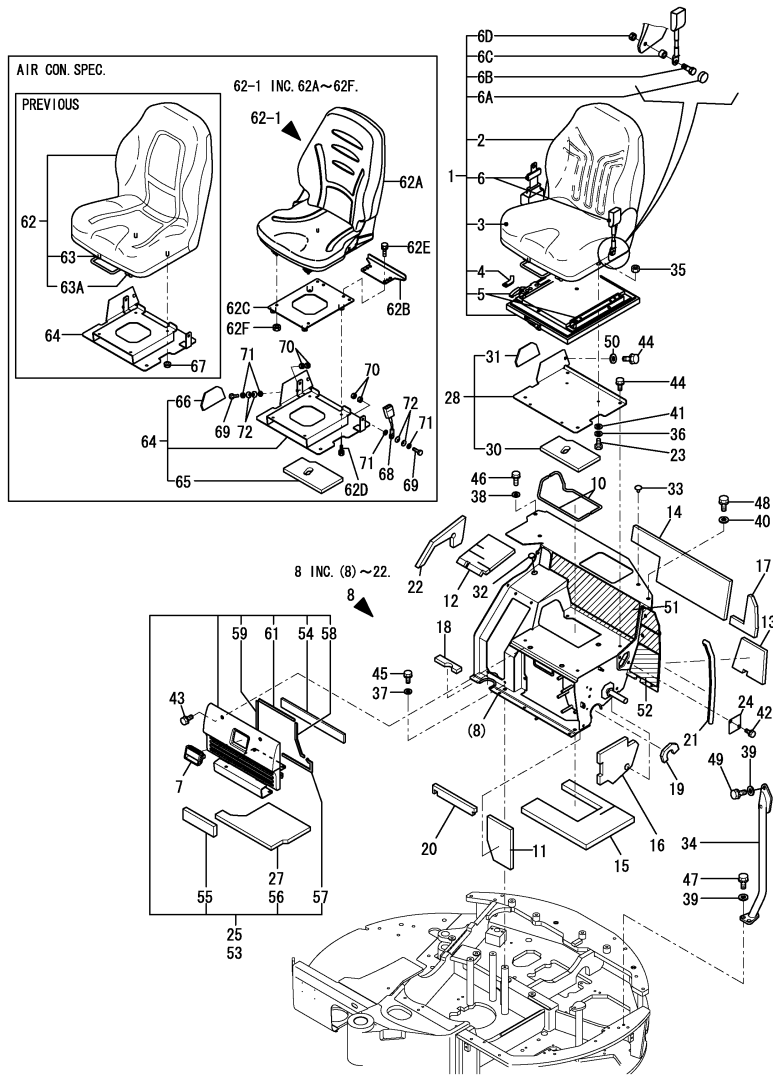
- (1)PLEASE USE THIS PART WITH FOLLOWING LABELS AT THE SAME TIME. REF. NO. 22A-1,22B-1.
- (2)PLEASE USE THIS PART WITH FOLLOWING LABELS AT THE SAME TIME. REF. NO. 27A-1,27B-1.
- (3)LABELS ARE NOT ILLUSTRATED.
- (4)AIR CON. SPEC.
- (5)Spare parts is shown in Fig.85 No.1.

No.	Lev.	Parts No.	Description	Q'ty						I	R
				(A)	(B)	(C)	(D)	(E)	(F)		
1	1	172467-64100	SEAT, OPERATOR	1	1	1	1	1	1		
1-1	1	172467-64101	SEAT, OPERATOR	1	1	1	1	1	1		N
		(A=M/#25943) (B=M/#25943) (C=M/#25943) (D=M/#25943)		(E=M/#25943)	(F=M/#25943)						
2	2	172467-64110	CUSHION, BACKREST	1	1	1	1	1	1		
3	2	172467-64120	CUSHION, SEAT	1	1	1	1	1	1		
4	2	172467-64130	STOPPER	1	1	1	1	1	1		
5	2	172467-64140	RAIL SET	1	1	1	1	1	1		
6	2	172989-64451	BELT, SEAT	1	1	1	1	1	1		
6-1	2	172467-64150	BELT, SEAT	1	1	1	1	1	1		N
		(A=M/#25943) (B=M/#25943) (C=M/#25943) (D=M/#25943)		(E=M/#25943)	(F=M/#25943)						
6A	2	172467-64160	COVER, CAP	2	2	2	2	2	2		W
		(A=M/#25943) (B=M/#25943) (C=M/#25943) (D=M/#25943)		(E=M/#25943)	(F=M/#25943)						
6B	2	172467-64170	BOLT	2	2	2	2	2	2		W
		(A=M/#25943) (B=M/#25943) (C=M/#25943) (D=M/#25943)		(E=M/#25943)	(F=M/#25943)						
6C	2	172467-64180	TUBE	2	2	2	2	2	2		W
		(A=M/#25943) (B=M/#25943) (C=M/#25943) (D=M/#25943)		(E=M/#25943)	(F=M/#25943)						
6D	2	172467-64190	NUT	2	2	2	2	2	2		W
		(A=M/#25943) (B=M/#25943) (C=M/#25943) (D=M/#25943)		(E=M/#25943)	(F=M/#25943)						
7	1	172187-61421	HANDLE, LOCK	1	1	1	1	1	1		
8	1	172467-64200	MOUNT ASSY, SEAT	1	1	1	1	1	1		1
10	2	172458-64140	SEAL	2	2	2	2	2	2		
11	2	172458-64150	SPONGE	1	1	1	1	1	1		
12	2	172458-64160	SPONGE	1	1	1	1	1	1		
13	2	172458-64170	SPONGE	1	1	1	1	1	1		
14	2	172458-64180	SPONGE	1	1	1	1	1	1		
15	2	172460-64240	SPONGE	1	1	1	1	1	1		
16	2	172460-64300	SPONGE	1	1	1	1	1	1		
17	2	172460-64310	SPONGE	1	1	1	1	1	1		
18	2	172458-64650	SPONGE	1	1	1	1	1	1		
19	2	172458-64660	SEAL	1	1	1	1	1	1		
20	2	172458-64740	SPONGE	1	1	1	1	1	1		
21	2	172164-65730	RUBBER, SEAL	1	1	1	1	1	1		
22	2	172458-64710	SPONGE	1	1	1	1	1	1		
22A	1	172437-03300	LABEL, MANUAL	1	1	1	1	1	1		3
22A-1	1	172437-03301	LABEL, MANUAL US	1	1	1	1	1	1		N 3
		(A=M/#25943) (B=M/#25943) (C=M/#25943) (D=M/#25943)		(E=M/#25943)	(F=M/#25943)						
22B	1	172437-03470	LABEL, LEVER LOCK	1	1	1	1	1	1		3
22B-1	1	172437-03471	LABEL, LEVER LOCK	1	1	1	1	1	1		N 3
		(A=M/#25943) (B=M/#25943) (C=M/#25943) (D=M/#25943)		(E=M/#25943)	(F=M/#25943)						
23	1	26013-080162	BOLT, SPRING M8X 16	4	4	4	4	4	4		
24	1	172458-64510	COVER, SEAT MOUNT		1		1		1		
25	1	172458-64441	GRILLE ASSY	1	1	1	1	1	1		2
27	2	172458-64070	SPONGE	1	1	1	1	1	1		
27A	1	172467-03170	LABEL, SUPPORT US		1		1		1		3
27A-1	1	172472-03141	LABEL, SUPPORT		1		1		1		N 3
		(B=M/#25943) (D=M/#25943) (F=M/#25943)									
27B	1	172472-03200	LABEL, SUPPORT C US	1	1		1		1		3
27B-1	1	172472-03141	LABEL, SUPPORT	1	1		1		1		N 3
		(A=M/#25943) (C=M/#25943) (E=M/#25943)									
28	1	172467-64260	PLATE ASSY	1	1	1	1	1	1		
30	2	172467-64330	SPONGE	1	1	1	1	1	1		

Fig.37. SEAT & SEAT MOUNT

(A)=VIO50-2AC(US)
 (B)=VIO50-2AP(US)
 (C)=VIO50-2AC(AS)

(D)=VIO50-2AP(AS)
 (E)=VIO50-2AC(NZ)
 (F)=VIO50-2AP(NZ)



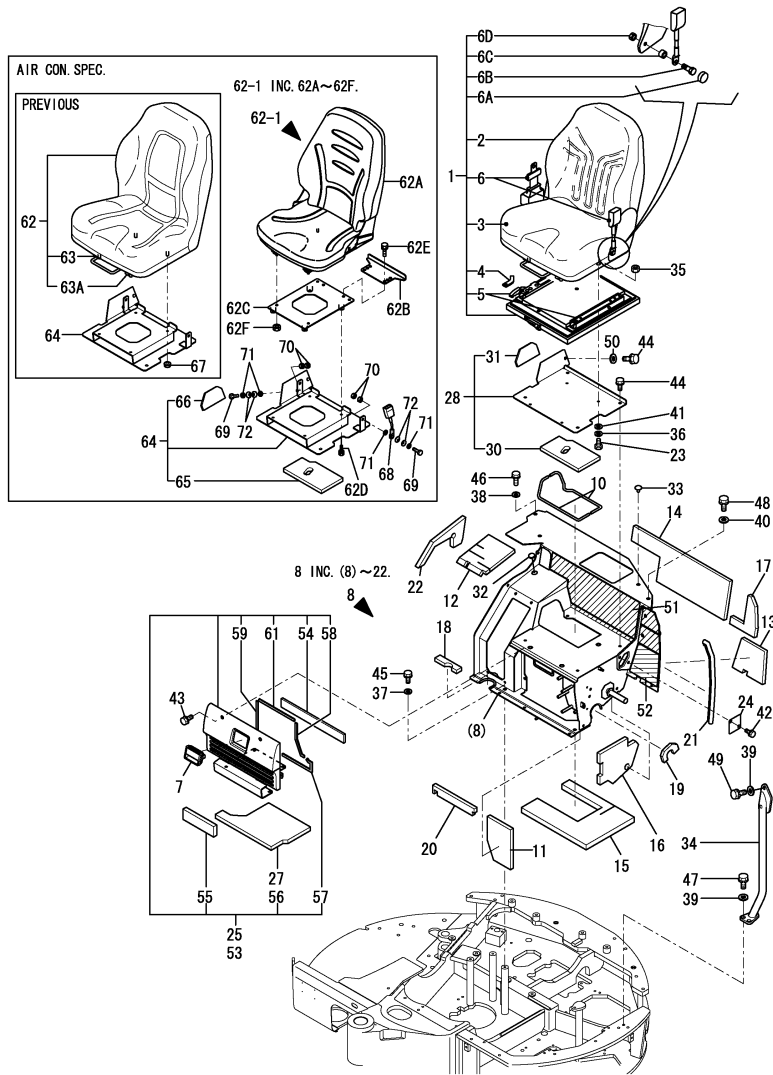
No.	Lev.	Parts No.	Description	Q'ty						I	R
				(A)	(B)	(C)	(D)	(E)	(F)		
31	2	172458-64890	SEAL, SPONGE	1	1	1	1	1	1		
32	1	172458-64590	PLUG	1	1	1	1	1	1		
33	1	172458-64600	CLIP, TREE		2		2		2		
34	1	172472-64700	PIPE		1		1		1		
35	1	26716-080002	NUT, M8	4	4	4	4	4	4		
36	1	22217-080000	WASHER, SPRING 8	4	4	4	4	4	4		
37	1	22137-100000	WASHER, 10	3	3	3	3	3	3		
38	1	22137-100000	WASHER, 10		1		1		1		
39	1	22137-120000	WASHER, 12		4		4		4		
40	1	22137-120000	WASHER, 12		2		2		2		
41	1	22137-080000	WASHER, 8	4	4	4	4	4	4		
42	1	26013-080162	BOLT, SPRING M8X 16		2		2		2		
43	1	26013-100202	BOLT, SPRING M10X 20	4	4	4	4	4	4		
44	1	26013-100202	BOLT, SPRING M10X 20	5	5	5	5	5	5		
45	1	26013-100252	BOLT, SPRING M10X 25	3	3	3	3	3	3		
46	1	26013-100252	BOLT, SPRING M10X 25		1		1		1		
47	1	26013-120302	BOLT, SPRING M12X 30		2		2		2		
48	1	26013-120302	BOLT, SPRING M12X 30		2		2		2		
49	1	26013-120452	BOLT, SPRING M12X 45		2		2		2		
50	1	22137-100000	WASHER, 10	1	1	1	1	1	1		
51	1	172458-67810	SHEET, INSULATOR	1		1		1			
52	1	172458-67820	SHEET, INSULATOR	1		1		1			
53	1	172458-64440	GRILLE ASSY	1		1		1			4
54	2	172458-64050	RUBBER, SPONGE	1		1		1			
55	2	172458-64060	SPONGE	1		1		1			
56	2	172458-64070	SPONGE	1		1		1			
57	2	172458-64080	SEAL	1		1		1			
58	2	172458-64090	SEAL	1		1		1			
59	2	172458-64100	SEAL	1		1		1			
61	2	172458-64110	SEAL	1		1		1			
62	1	172455-64200	SHEET	1		1		1			5
62-1	1	172457-08600	SEAT KIT	1		1		1			N
		(A=*2007.01)	(C=*2007.01)								
62-2	1	172457-08600	SEAT KIT	1		1		1			Z 5
		(A=*2017.11.)	(C=*2017.11.)								
62A	2	172A46-64200	SEAT, OPERATOR	1		1		1			W
		(A=*2007.01)	(C=*2007.01)								
62B	2	172A46-64490	STOPPER	1		1		1			W
		(A=*2007.01)	(C=*2007.01)								
62C	2	172A46-64500	PLATE ASSY,SEAT	1		1		1			W
		(A=*2007.01)	(C=*2007.01)								
62D	2	26013-080202	BOLT, SPRING M8X 20	4		4		4			W
		(A=*2007.01)	(C=*2007.01)								
62E	2	26013-100202	BOLT, SPRING M10X 20	2		2		2			W
		(A=*2007.01)	(C=*2007.01)								
62F	2	26051-080002	NUT, M8	4		4		4			W
		(A=*2007.01)	(C=*2007.01)								
63	2	172455-64600	TRACK ASSY, SEAT	1		1		1			W
		(A=FROM 1ST)	(C=FROM 1ST)								
63-1	2	172455-64600	TRACK ASSY, SEAT	1		1		1			W
		(A=*2007.01)	(C=*2007.01)								

Remarks
 (1)PLEASE USE THIS PART WITH FOLLOWING LABELS AT THE SAME TIME. REF. NO. 22A-1,22B-1.
 (2)PLEASE USE THIS PART WITH FOLLOWING LABELS AT THE SAME TIME. REF. NO. 27A-1,27B-1.
 (3)LABELS ARE NOT ILLUSTRATED.
 (4)AIR CON. SPEC.
 (5)Spare parts is shown in Fig.85 No.1.

Fig.37. SEAT & SEAT MOUNT

(A)=VIO50-2AC(US)
 (B)=VIO50-2AP(US)
 (C)=VIO50-2AC(AS)

(D)=VIO50-2AP(AS)
 (E)=VIO50-2AC(NZ)
 (F)=VIO50-2AP(NZ)



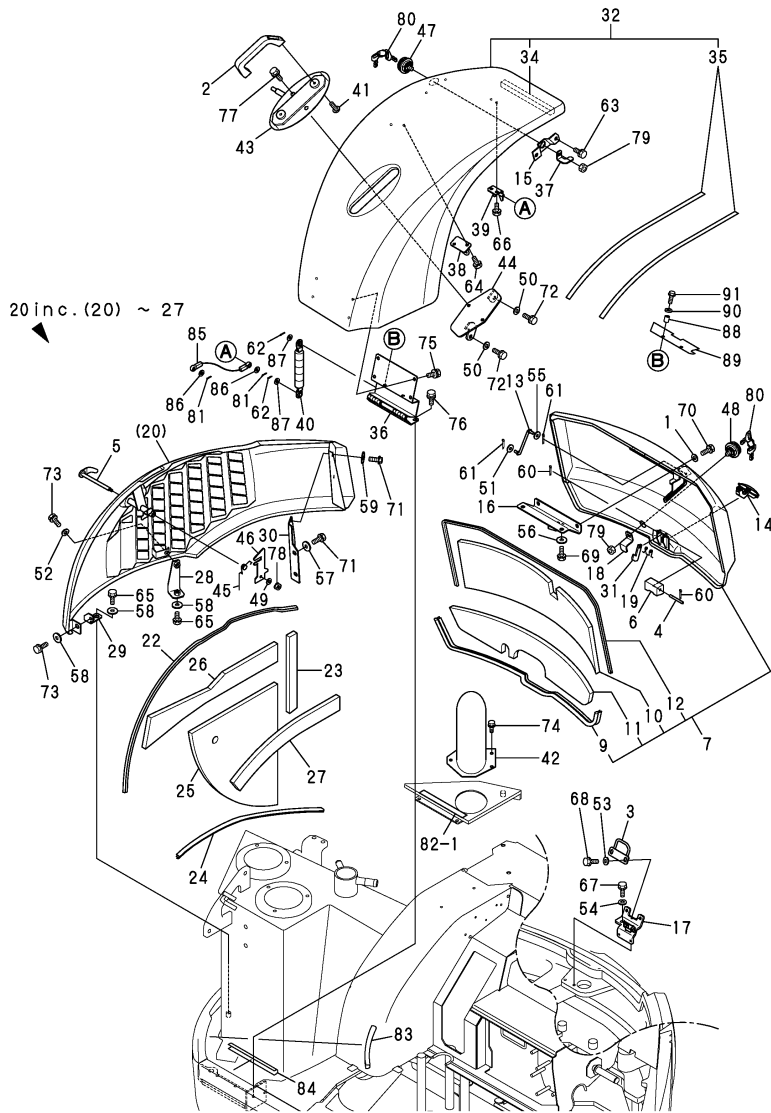
No.	Lev.	Parts No.	Description	Q'ty						I	R
				(A)	(B)	(C)	(D)	(E)	(F)		
63A	2	172455-64610	TRACK ASSY, SEAT (A=FROM 1ST) (C=FROM 1ST)	1	1						W
63A-1	2	172455-64610	TRACK ASSY, SEAT (A=*2007.01) (C=*2007.01)	1	1						W
64	1	172467-64270	PLATE ASSY	1	1						4
65	2	172467-64330	SPONGE	1	1						
66	2	172458-64890	SEAL, SPONGE	1	1						
67	1	26051-080002	NUT, M8 (A=*2007.01) (C=*2007.01)	4	4						Z 4
68	1	172989-64451	BELT, SEAT	1	1						4
69	1	172433-64510	BOLT 7/16-20-UNF	2	2						4
69-1	1	172433-64511	BOLT (A=M/#25856) (C=M/#25856)	2	2						N 4
70	1	172187-64830	NUT (A=M/#25856) (C=M/#25856)	4	4						4
70-1	1	172187-64831	NUT (A=M/#25856) (C=M/#25856)	4	4						N 4
71	1	22137-120000	WASHER, 12 (A=M/#25856) (C=M/#25856)	4	4						4
72	1	933170-01490	SPRING (A=M/#25856) (C=M/#25856)	4	4						4
72-1	1	172652-64220	SPRING (A=M/#25856) (C=M/#25856)	4	4						N 4

Remarks

- (1)PLEASE USE THIS PART WITH FOLLOWING LABELS AT THE SAME TIME.
REF. NO. 22A-1,22B-1.
- (2)PLEASE USE THIS PART WITH FOLLOWING LABELS AT THE SAME TIME.
REF. NO. 27A-1,27B-1.
- (3)LABELS ARE NOT ILLUSTRATED.
- (4)AIR CON. SPEC.
- (5)Spare parts is shown in Fig.85 No.1.

Fig.38. BONNET

(A)=VIO50-2AC(US)
 (B)=VIO50-2AP(US)
 (C)=VIO50-2AC(AS)
 (D)=VIO50-2AP(AS)
 (E)=VIO50-2AC(NZ)
 (F)=VIO50-2AP(NZ)



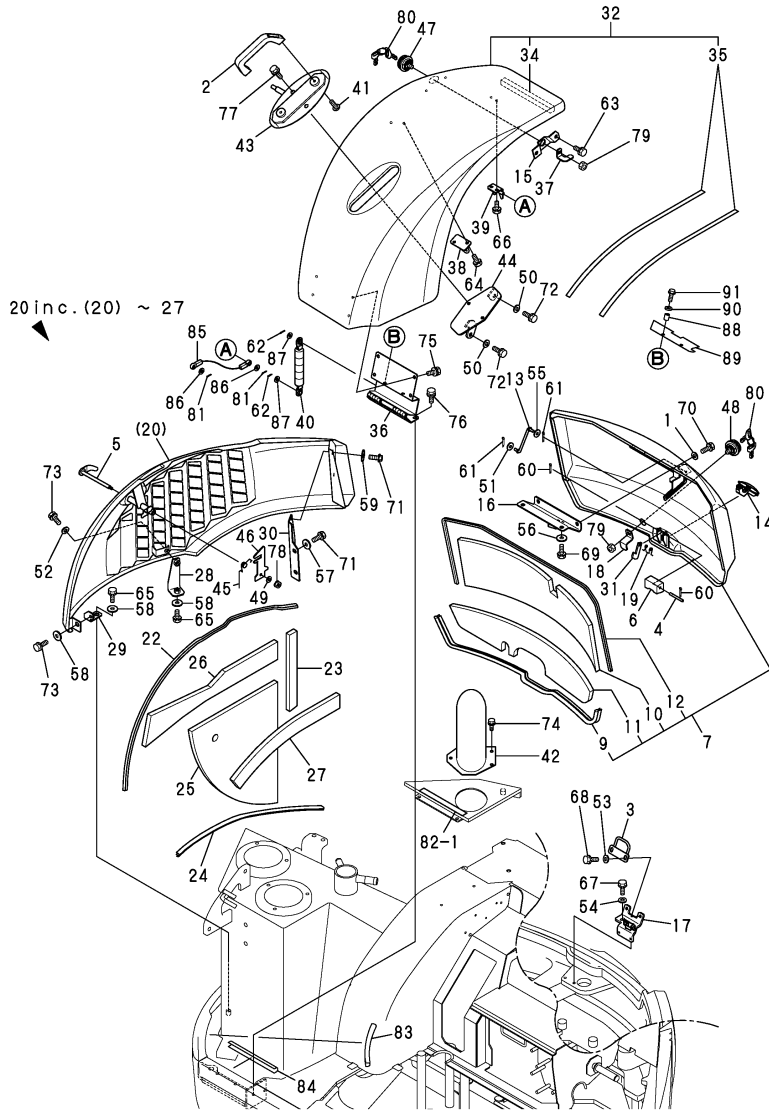
No.	Lev.	Parts No.	Description	Q'ty						I	R
				(A)	(B)	(C)	(D)	(E)	(F)		
1	1	194145-04810	WASHER 10	2	2	2	2	2	2		
2	1	172164-45980	GRIP, BONNET	1	1	1	1	1	1		
3	1	172458-65021	BRACKET B, LOCK	1	1	1	1	1	1		
4	1	172458-65050	SHAFT	1	1	1	1	1	1		
5	1	172496-65150	HOOK	1	1	1	1	1	1		
6	1	172458-65060	COVER, LOCK	1	1	1	1	1	1		
7	1	172460-65100-1	BONNET A (YELLOW:87)	1	1	1	1	1	1		1
9	2	172164-19210	RUBBER, SEAL	1	1	1	1	1	1		
10	2	172460-65420	SEAL	1	1	1	1	1	1		
11	2	172460-65430	SEAL	1	1	1	1	1	1		
12	2	172649-65750	RUBBER, SEAL	1	1	1	1	1	1		
12A	1	172437-03380	LABEL, SWING AREA	1	1	1	1	1	1		3
12A-1	1	172437-03381	LABEL, SWING AREA US	1	1	1	1	1	1		N 3
		(A=M/#25943) (B=M/#25943) (C=M/#25943) (D=M/#25943) (E=M/#25943) (F=M/#25943)									
12B	1	172437-03401	LABEL (ENG COVER US	1	1	1	1	1	1		3
12B-1	1	172437-03402	LABEL, ENG, COVER US	1	1	1	1	1	1		N 3
		(A=M/#25943) (B=M/#25943) (C=M/#25943) (D=M/#25943) (E=M/#25943) (F=M/#25943)									
12C	1	172437-03421	LABEL, MUFFLER	1	1	1	1	1	1		3
12C-1	1	172437-03422	LABEL, MUFFLER US	1	1	1	1	1	1		N 3
		(A=M/#25943) (B=M/#25943) (C=M/#25943) (D=M/#25943) (E=M/#25943) (F=M/#25943)									
13	1	172444-65190	ROD, STOPPER	1	1	1	1	1	1		
14	1	172187-65210	LEVER ASSY, LOCK	1	1	1	1	1	1		
15	1	172455-65230	PLATE, KEY (GILT)	1	1	1	1	1	1		
16	1	172460-65230	BRACKET B (BLACK:12)	1	1	1	1	1	1		
17	1	172496-65880-1	BRACKET (GRAY:73)	1	1	1	1	1	1		
18	1	172458-65271	PLATE, ROCK	1	1	1	1	1	1		
19	1	172734-65270	SPRING, CATCH	1	1	1	1	1	1		
20	1	172496-65300-1	BONNET R (YELLOW:87)	1	1	1	1	1	1		
22	2	172458-65390	RUBBER, SEAL	1	1	1	1	1	1		
23	2	172455-65970	RUBBER, SEAL	1	1	1	1	1	1		
24	2	172168-65760	RUBBER, SEAL	1	1	1	1	1	1		
25	2	172496-65070	SPONGE	1	1	1	1	1	1		
26	2	172496-65670	SPONGE	1	1	1	1	1	1		
27	2	172496-65680	SPONGE	1	1	1	1	1	1		
28	1	172496-65600	BRACKET B (GRAY:73)	1	1	1	1	1	1		
29	1	172460-65391	BRACKET C ASSY (73)	1	1	1	1	1	1		
30	1	172460-65450	BRACKET R (GRAY:73)	1	1	1	1	1	1		
31	1	172124-65480	CATCHER	1	1	1	1	1	1		
32	1	172A07-65490	BONNET ASSY	1	1	1	1	1	1		
34	2	172460-65840	SEAL, SPONGE	1	1	1	1	1	1		
35	2	172496-65940	SEAL, BONNET	2	2	2	2	2	2		
36	1	172496-65511-1	HINGE ASSY(GREEN:86)	1	1	1	1	1	1		2
36-1	1	172496-65511-2	HINGE ASSY	1	1	1	1	1	1		N
		(A=M/#XXXXX) (B=M/#XXXXX) (C=M/#XXXXX) (D=M/#XXXXX) (E=M/#XXXXX) (F=M/#XXXXX)									
36A	1	172437-03360	LABEL, BATTERY	1	1	1	1	1	1		3
36A-1	1	172437-03361	LABEL, BATTERY US	1	1	1	1	1	1		N 3
		(A=M/#25943) (B=M/#25943) (C=M/#25943) (D=M/#25943) (E=M/#25943) (F=M/#25943)									
37	1	172458-65531-1	PLATE, LOCK(GREEN:86)	1	1	1	1	1	1		
38	1	172496-65850	BRACKET	1	1	1	1	1	1		
39	1	172460-65900	PLATE ASSY, GUIDE	1	1	1	1	1	1		
40	1	172455-46890	SPRING, GAS	1	1	1	1	1	1		

Remarks
 (1)PLEASE USE THIS PART WITH FOLLOWING LABELS AT THE SAME TIME.
 REF. NO. 12A-1,12B-1,12C-1.
 (2)PLEASE USE THIS PART WITH FOLLOWING LABELS AT THE SAME TIME.
 REF. NO. 36A-1.
 (3)LABELS ARE NOT ILLUSTRATED.

Fig.38. BONNET

(A)=VIO50-2AC(US)
 (B)=VIO50-2AP(US)
 (C)=VIO50-2AC(AS)

(D)=VIO50-2AP(AS)
 (E)=VIO50-2AC(NZ)
 (F)=VIO50-2AP(NZ)



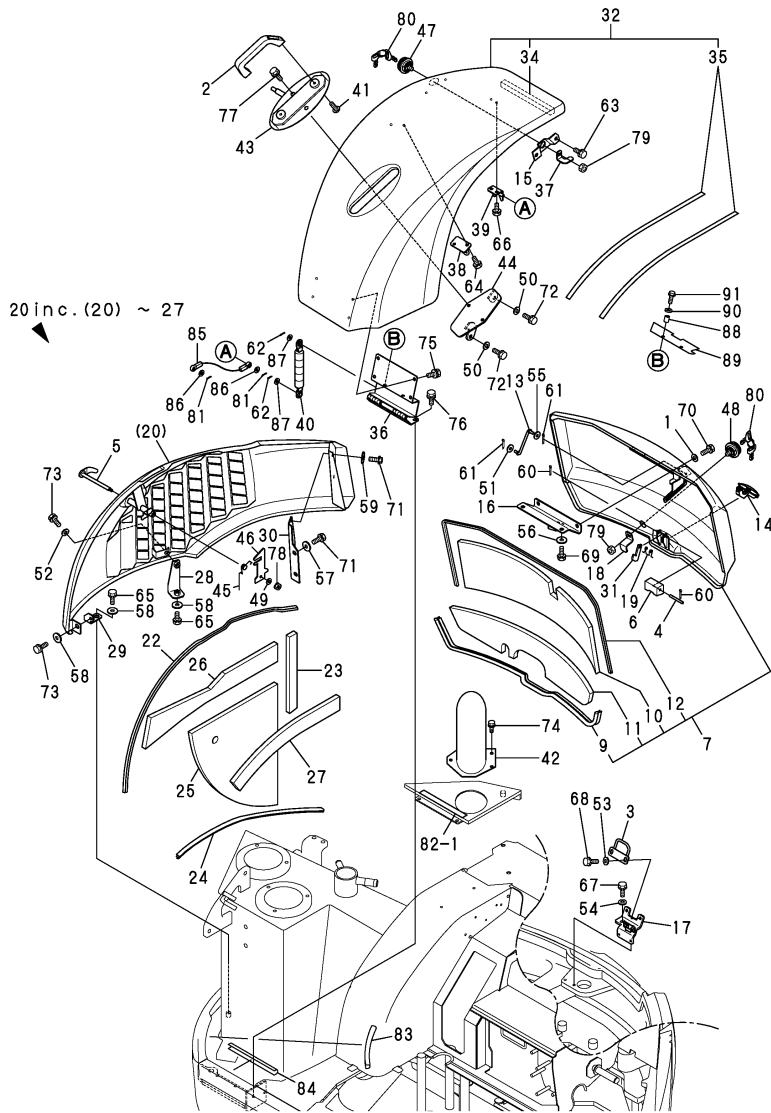
No.	Lev.	Parts No.	Description	Q'ty						I	R
				(A)	(B)	(C)	(D)	(E)	(F)		
41	1	26557-080202	SCREW, M8X20	2	2	2	2	2	2		
42	1	172460-65600	COVER ASSY, TAIL	1	1	1	1	1	1		
43	1	172460-65621	PLATE, GRIP (GRAY:73)	1	1	1	1	1	1		
44	1	172460-65660	BASE (GRAY:73)	1	1	1	1	1	1		
45	1	172156-65690	SPRING, STOPPER	1	1	1	1	1	1		
46	1	172455-65800	PLATE, LOCK	1	1	1	1	1	1		
47	1	172164-66170	KEY ASSY, CYLINDER	1	1	1	1	1	1		
48	1	172164-66170	KEY ASSY, CYLINDER	1	1	1	1	1	1		
49	1	22137-080000	WASHER, 8	1	1	1	1	1	1		
50	1	22137-100000	WASHER, 10	2	2	2	2	2	2		
51	1	1A1380-62160	WASHER	1	1	1	1	1	1		
52	1	22137-100000	WASHER, 10	1	1	1	1	1	1		
53	1	22137-100000	WASHER, 10	2	2	2	2	2	2		
54	1	22137-100000	WASHER, 10	2	2	2	2	2	2		
55	1	22137-080000	WASHER, 8	1	1	1	1	1	1		
56	1	22157-100000	WASHER, 10	2	2	2	2	2	2		
57	1	22157-100000	WASHER, 10	2	2	2	2	2	2		
58	1	22157-100000	WASHER, 10	3	3	3	3	3	3		
59	1	22157-100000	WASHER, 10	2	2	2	2	2	2		
60	1	22417-200200	PIN, COTTER 2.0X20	2	2	2	2	2	2		
61	1	22417-200200	PIN, COTTER 2.0X20	2	2	2	2	2	2		
62	1	22417-200200	PIN, COTTER 2.0X20	2	2	2	2	2	2		
63	1	26013-100202	BOLT, M10X 20	2	2	2	2	2	2		
64	1	26013-100202	BOLT, M10X 20	2	2	2	2	2	2		
65	1	26013-100202	BOLT, M10X 20	2	2	2	2	2	2		
66	1	26013-100202	BOLT, M10X 20	2	2	2	2	2	2		
67	1	26013-100252	BOLT, M10X 25	2	2	2	2	2	2		
68	1	26013-100252	BOLT, M10X 25	2	2	2	2	2	2		
69	1	26013-100252	BOLT, M10X 25	2	2	2	2	2	2		
70	1	26013-100252	BOLT, M10X 25	2	2	2	2	2	2		
71	1	26013-100252	BOLT, M10X 25	4	4	4	4	4	4		
72	1	26013-100252	BOLT, M10X 25	2	2	2	2	2	2		
73	1	26013-100302	BOLT, M10X 30	2	2	2	2	2	2		
74	1	26014-080162	BOLT, M8X 16	3	3	3	3	3	3		
75	1	26014-100202	BOLT, M10X 20	4	4	4	4	4	4		
76	1	26014-100202	BOLT, M10X 20	3	3	3	3	3	3		
77	1	26014-100202	BOLT, M10X 20	2	2	2	2	2	2		
78	1	26347-080002	NUT, M8	1	1	1	1	1	1		
79	1	26347-100002	NUT, M10	2	2	2	2	2	2		
80	1	172524-17330	KEY ASSY	2	2	2	2	2	2		
81	1	22417-200200	PIN, COTTER 2.0X20	2	2	2	2	2	2		
82-1	1	172460-65840	SEAL, SPONGE	1	1	1	1	1	1		
83	1	172460-65830	RUBBER, SEAL	1	1	1	1	1	1		
84	1	172434-61200	TRIM, 245	1	1	1	1	1	1		
85	1	172460-65970	CABLE	1	1	1	1	1	1		
86	1	22137-080000	WASHER, 8	2	2	2	2	2	2		
87	1	22137-080000	WASHER, 8	2	2	2	2	2	2		
88	1	172958-17120	COLLAR	2	2					W	4
		(A=FROM 1ST)	(C=FROM 1ST)								
89	1	172496-18640	COVER	1	1					W	4
		(A=FROM 1ST)	(C=FROM 1ST)								

Remarks
 (1)PLEASE USE THIS PART WITH FOLLOWING LABELS AT THE SAME TIME.
 REF. NO. 12A-1,12B-1,12C-1.
 (2)PLEASE USE THIS PART WITH FOLLOWING LABELS AT THE SAME TIME.
 REF. NO. 36A-1.
 (3)LABELS ARE NOT ILLUSTRATED.

Fig.38. BONNET

(A)=VIO50-2AC(US)
 (B)=VIO50-2AP(US)
 (C)=VIO50-2AC(AS)

(D)=VIO50-2AP(AS)
 (E)=VIO50-2AC(NZ)
 (F)=VIO50-2AP(NZ)



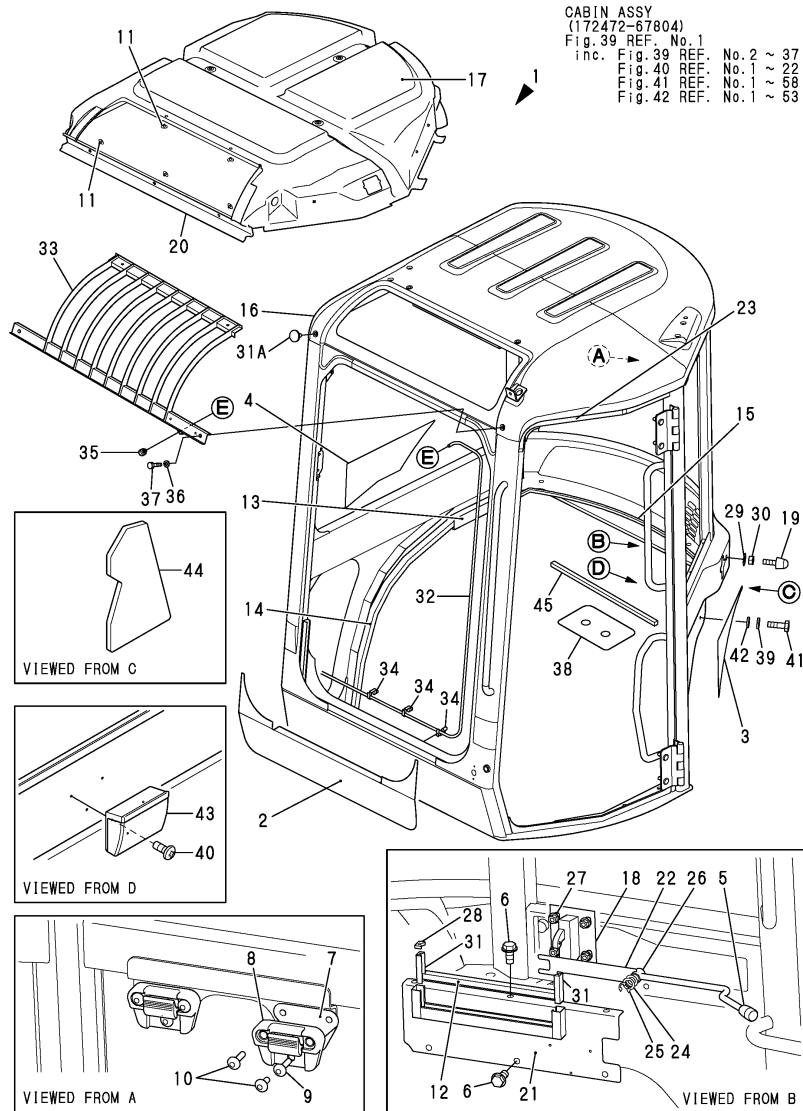
No.	Lev.	Parts No.	Description	Q'ty						I	R	
				(A)	(B)	(C)	(D)	(E)	(F)			
90	1	22157-060000	WASHER, 6 (A=FROM 1ST) (C=FROM 1ST)	2		2					W	4
91	1	26013-060162	BOLT, M6X 16 (A=FROM 1ST) (C=FROM 1ST)	2		2					W	4

Remarks
 (1)PLEASE USE THIS PART WITH FOLLOWING LABELS AT THE SAME TIME.
 REF. NO. 12A-1,12B-1,12C-1.
 (2)PLEASE USE THIS PART WITH FOLLOWING LABELS AT THE SAME TIME.
 REF. NO. 36A-1.
 (3)LABELS ARE NOT ILLUSTRATED.

Fig.39. CABIN(BODY)

(A)=VIO50-2AC(US)
(B)=VIO50-2AP(US)
(C)=VIO50-2AC(AS)

(D)=VIO50-2AP(AS)
(E)=VIO50-2AC(NZ)
(F)=VIO50-2AP(NZ)



No.	Lev.	Parts No.	Description	Qty						I	R
				(A)	(B)	(C)	(D)	(E)	(F)		
1	1	172472-67801	CABIN ASSY	1	1		1				
1-1	1	172472-67802	CABIN ASSY	1	1		1				N
		(A=M/#25933)	(C=M/#25933)				(E=M/#25933)				
1-2	1	172458-67804	CABIN ASSY	1	1		1				N
		(A=M/#25972)	(C=M/#25972)				(E=M/#25972)				
2	2	172458-03310	LABEL	1	1		1				
3	2	172458-03320	LABEL	1	1		1				
4	2	172458-03330	LABEL	1	1		1				
5	2	1E5100-51430	KNOB CLUTCH(RE D)	1	1		1				
6	2	172519-63240	BOLT	6	6		6				
7	2	172455-67330	PLATE ASSY LOW GLASS	2	2		2				
8	2	172455-67340	HOLDER GLASS UP	2	2		2				
9	2	172455-67350	SCREW	4	4		4				
10	2	172455-67360	SCREW	2	2		2				
11	2	172455-67550	CLIP	15	15		15				
12	2	172458-67840	RUN, GLASS	1	1		1				
13	2	172458-67960	SEAL	1	1		1				
14	2	172458-67970	SEAL	1	1		1				
15	2	172458-67981	SEAL	1	1		1				
16	2	172472-67901	FRAME,CABIN(GREEN:83	1	1		1				1
16-1	2	172472-67902	FRAME ASSY,CABIN(83)	1	1		1				N 1
		(A=M/#25933)	(C=M/#25933)				(E=M/#25933)				
16-2	2	172458-68004	FRAME,CABIN(GREEN:83	1	1		1				N 1
		(A=M/#25972)	(C=M/#25972)				(E=M/#25972)				
17	2	172458-68851	INNER ROOF	1	1		1				
18	2	172162-69050	LOCK ASSY	1	1		1				
19	2	172165-69190	RUBBER, STOPPER	1	1		1				
20	2	172458-69220	INNER FRONT	1	1		1				
21	2	172458-69790	COVER ASSY	1	1		1				
22	2	172458-69830	LEVER	1	1		1				
23	2	172458-69930	SEAL, DOOR	1	1		1				
24	2	22117-120000	WASHER, 12	2	2		2				
25	2	22272-000100	RING, E-10	1	1		1				
26	2	24550-012200	BUSH, 12X20	1	1		1				
27	2	26366-080002	NUT, M8	4	4		4				
28	2	172455-67320	CAP, CHANNEL	2	2		2				
29	2	22117-100000	WASHER, 10	1	1		1				
30	2	26716-100002	NUT, M10	1	1		1				
31	2	172455-67310	RUN, GLASS	2	2		2				
31A	2	172455-67440	CLIP, TREE	4	4		4				W
		(A=M/#25972)	(C=M/#25972)				(E=M/#25972)				
32	2	172472-17620	HOSE, WASHER	1	1		1				Z
		(A=M/#25972)	(C=M/#25972)				(E=M/#25972)				
33	2	172472-66600	GUARD, FOPS	1	1		1				Z
		(A=M/#25972)	(C=M/#25972)				(E=M/#25972)				
34	2	172455-67910	CLAMP, HARNESS	3	3		3				Z
		(A=M/#25972)	(C=M/#25972)				(E=M/#25972)				
35	2	198094-86060	NOZZLE, WASHER	1	1		1				Z
		(A=M/#25972)	(C=M/#25972)				(E=M/#25972)				
36	2	22137-100000	WASHER, 10	4	4		4				Z
		(A=M/#25972)	(C=M/#25972)				(E=M/#25972)				

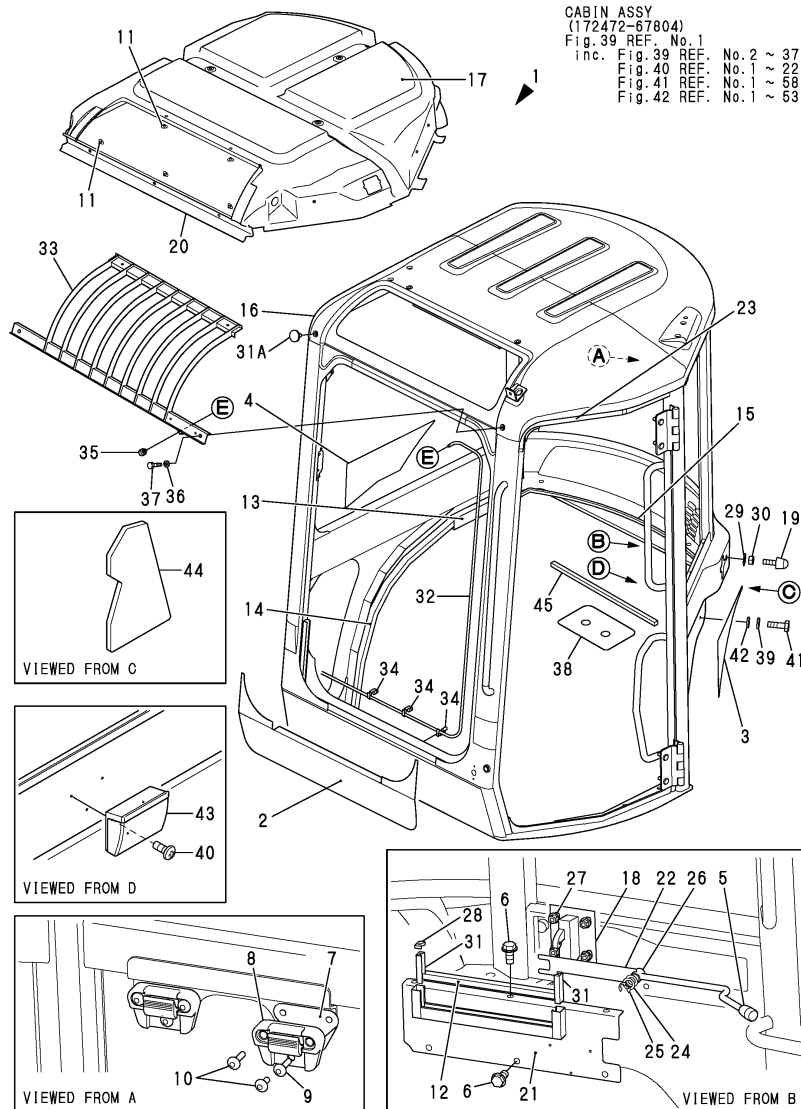
Remarks

- (1)PLEASE USE THIS PART WITH FOLLOWING LABELS AT THE SAME TIME.
REF. NO. 37A-1,37B-1,37C-1,37D, 37E-1,37F,37G,37H-1.
- (2)LABELS ARE NOT ILLUSTRATED.

Fig.39. CABIN(BODY)

(A)=VIO50-2AC(US)
 (B)=VIO50-2AP(US)
 (C)=VIO50-2AC(AS)

(D)=VIO50-2AP(AS)
 (E)=VIO50-2AC(NZ)
 (F)=VIO50-2AP(NZ)



No.	Lev.	Parts No.	Description	Q'ty						I	R
				(A)	(B)	(C)	(D)	(E)	(F)		
37	2	26076-100352 (A=M/#25972)	BOLT, 10.910X 35 (C=M/#25972)	4	4		4				Z
37A	1	172437-03421	LABEL, MUFFLER	1	1			1			2
37A-1	1	172437-03422 (A=M/#25943)	LABEL, MUFFLER US (C=M/#25943)	1	1			1			N 2
37B	1	172437-03440	LABEL, ROPS	1	1			1			2
37B-1	1	172437-03441 (A=M/#25943)	LABEL, ROPS US (C=M/#25943)	1	1			1			N 2
37C	1	172437-03450	LABEL, SEAT BELT	1	1			1			2
37C-1	1	172437-03451 (A=M/#25943)	LABEL, SEAT BELT US (C=M/#25943)	1	1			1			N 2
37D	1	172496-03250	LABEL, P.T.O.	1	1			1			2
37E	1	172437-03550	LABEL, WINDOW	1	1			1			2
37E-1	1	172437-03551 (A=M/#25943)	LABEL, WINDOW US (C=M/#25943)	1	1			1			N 2
37F	1	172472-03250	LABEL, OPERATION Q US	1	1			1			2
37G	1	172490-03200	LABEL	1	1			1			2
37H	1	172437-03341	LABEL, TRANSPORT	1	1			1			2
37H-1	1	172437-03342 (A=M/#25943)	LABEL, TRANSPORT US (C=M/#25943)	1	1			1			N 2
38	1	172458-63580	SPACER	1	1			1			
39	1	22217-120000	WASHER, SPRING 12	13	13			13			
40	1	22867-400100	SCREW, 4X10	3	3			3			
41	1	26076-120402	BOLT, 10.912X 40	13	13			13			
42	1	172165-13220	WASHER	13	13			13			
43	1	172312-17250	ASHTRAY	1	1			1			
44	1	172458-63360	SHEET	1	1			1			
45	1	172458-63480	SEAL, SPONGE	1	1			1			

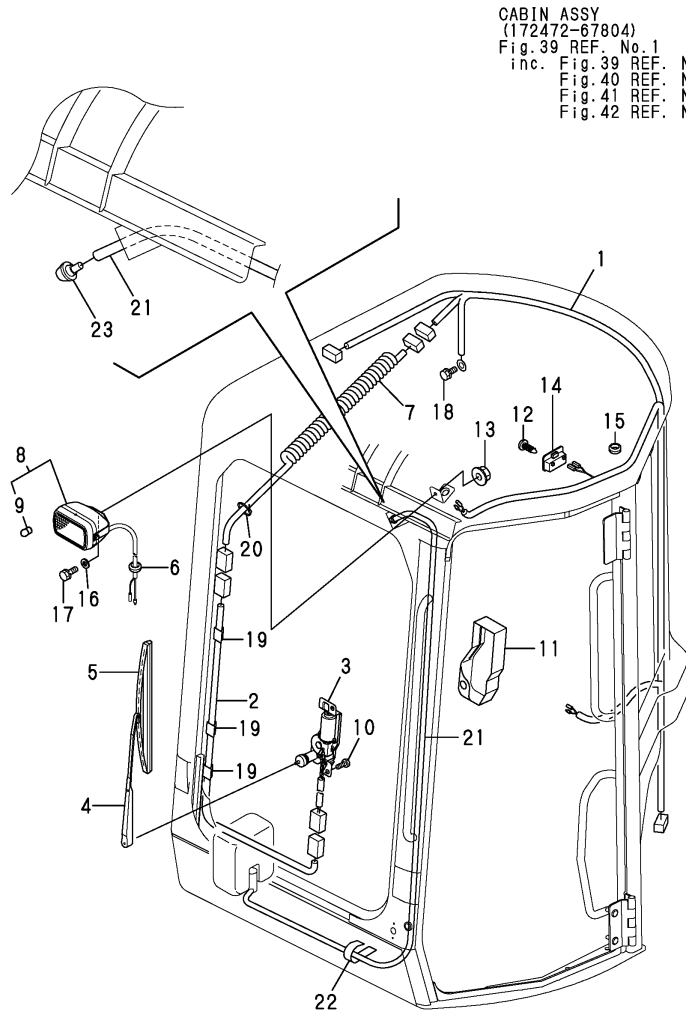
Remarks

- (1) PLEASE USE THIS PART WITH FOLLOWING LABELS AT THE SAME TIME.
 REF. NO. 37A-1, 37B-1, 37C-1, 37D, 37E-1, 37F, 37G, 37H-1.
- (2) LABELS ARE NOT ILLUSTRATED.

Fig.40. CABIN(ELECTRIC PART)

(A)=VIO50-2AC(US)
 (B)=VIO50-2AP(US)
 (C)=VIO50-2AC(AS)

(D)=VIO50-2AP(AS)
 (E)=VIO50-2AC(NZ)
 (F)=VIO50-2AP(NZ)



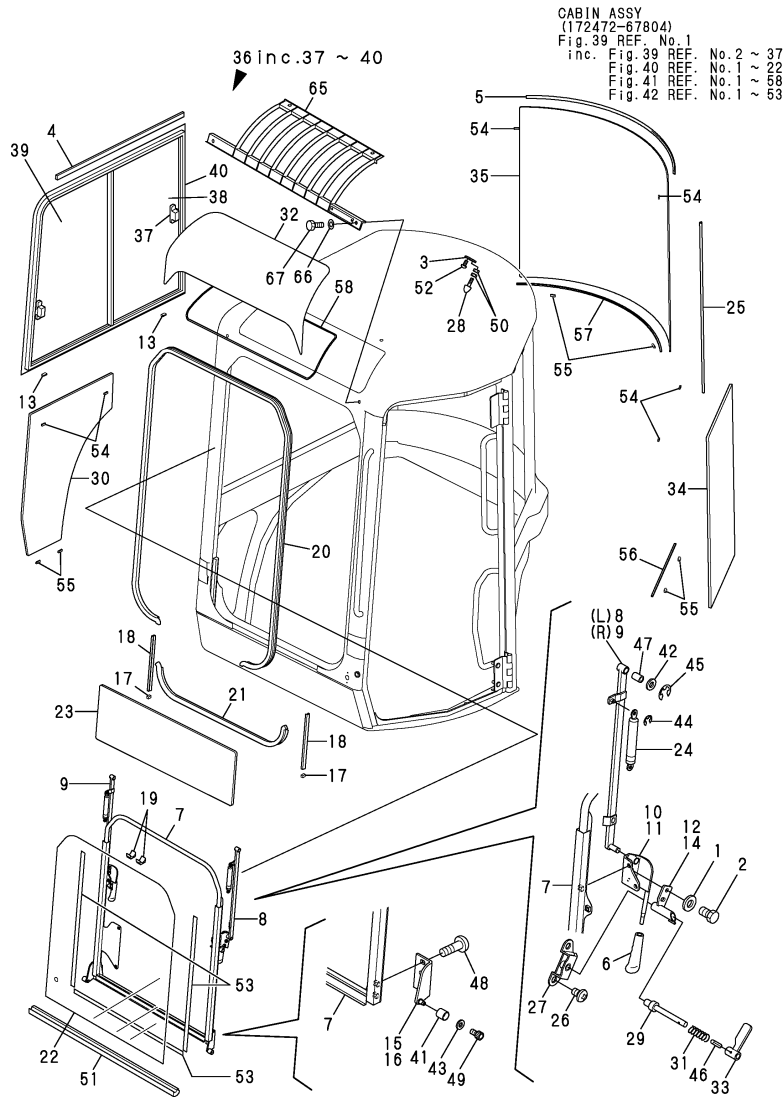
CABIN ASSY
 (172472-67804)
 Fig.39 REF. No.1
 inc. Fig.39 REF. No.2 ~ 37
 Fig.40 REF. No.1 ~ 22
 Fig.41 REF. No.1 ~ 58
 Fig.42 REF. No.1 ~ 53

No.	Lev.	Parts No.	Description	Q'ty						I	R
				(A)	(B)	(C)	(D)	(E)	(F)		
1	2	172458-16612	HARNES A.WIRE(CABIN	1	1		1				
2	2	172458-16620	WIRE HARNES B	1	1		1				
3	2	172458-17210	WIPER MOTOR	1	1		1				
4	2	172458-17220	ARM, WIPER	1	1		1				
5	2	172458-17230	WIPER BLADE	1	1		1				
6	2	172455-67870	GROMMET	2	2		2				
7	2	172455-67880	CORD	1	1		1				
8	2	172455-67970	WORKING LAMP	1	1		1				
9	3	172458-17420	BULB	1	1		1				
10	2	172455-69410	SET SCREW	2	2		2				
11	2	172455-69490	COVER, WIPER	1	1		1				
12	2	22857-400100	SCREW, 4X10	2	2		2				
13	2	26366-080002	NUT, M8	1	1		1				
14	2	172455-67900	ROOM LAMP	1	1		1				
15	2	172458-69320	GROMMET	1	1		1				
16	2	22137-080000	WASHER, 8	1	1		1				
17	2	26116-080202	BOLT, M8X 20 PLATED	1	1		1				
18	2	26013-080162	BOLT, M8X 16	1	1		1				
19	2	172455-67910	CLAMP, HARNES	3	3		3				
20	2	933168-55770	BAND 146	1	1		1				
21	2	172472-17620	HOSE, WASHER	1	1		1				W
		(A=M/#25943)	(C=M/#25943)		(E=M/#25943)						
22	2	172455-67910	CLAMP, HARNES	3	3		3				W
		(A=M/#25943)	(C=M/#25943)		(E=M/#25943)						
23	1	198094-86060	NOZZLE, WASHER	1	1		1				W
		(A=M/#25943)	(C=M/#25943)		(E=M/#25943)						

Fig.41. CABIN(GLASS)

(A)=VIO50-2AC(US)
 (B)=VIO50-2AP(US)
 (C)=VIO50-2AC(AS)

(D)=VIO50-2AP(AS)
 (E)=VIO50-2AC(NZ)
 (F)=VIO50-2AP(NZ)



No.	Lev.	Parts No.	Description	Q'ty						I	R
				(A)	(B)	(C)	(D)	(E)	(F)		
1	2	172458-63670	HD WASHER	8	8		8				
2	2	172458-63680	BOLT 8X16	8	8		8				
3	2	172458-63700	PLATE	1	1		1				
4	2	172458-63760	SEAL, SPONGE	1	1		1				
5	2	172458-63770	TRIM	1	1		1				
6	2	172445-66750	GRIP	2	2		2				
7	2	172458-67340	FRAME,FRONT W (12)	1	1		1				
8	2	172458-67440	LINK L,FW (12)	1	1		1				
9	2	172458-67510	LINK R,FW (12)	1	1		1				
10	2	172458-67520	HANDLE L	1	1		1				
11	2	172458-67550	HANDLE R	1	1		1				
12	2	172458-67570	RUCHE	1	1		1				
13	2	172455-67610	SPACER	2	2		2				
14	2	172458-67610	RUCHE	1	1		1				
15	2	172458-67670	SHAFT ASSY, ROLLER	1	1		1				
16	2	172458-67680	SHAFT ASSY, ROLLER	1	1		1				
17	2	172455-67710	RUBBER, STOPPER	2	2		2				
18	2	172458-67830	RUN, GLASS	2	2		2				
19	2	172458-67850	RUBBER, STOPPER	2	2		2				
20	2	172458-67860	RUBBER, SEAL	1	1		1				
21	2	172458-67880	RUBBER, SEAL	1	1		1				
22	2	172458-67900	GLASS	1	1		1				
23	2	172458-67910	GLASS	1	1		1				
24	2	172458-67920	SPRING, GAS	2	2		2				
25	2	172458-69090	TRIM	1	1		1				
26	2	172463-69150	SCREW	4	4		4				
27	2	172463-69160	HOLDER ASSY,F/W	2	2		2				
28	2	172458-63800	RUBBER, STOPPER	1	1		1				
29	2	172463-69190	LATCH PIN	2	2		2				
30	2	172458-69200	GLASS	1	1		1				
31	2	172463-69200	SPRING	2	2		2				
32	2	172458-69210	SUNROOF	1	1		1				
33	2	172463-69210	LEVER ASSY,F/W	2	2		2				
34	2	172458-69230	GLASS	1	1		1				1
35	2	172458-69240	GLASS	1	1		1				
36	2	172458-69250	SASH ASSY	1	1		1				2
37	3	172455-67770	LOCK ASSY, SASH	2	2		2				
38	3	172458-69260	GLASS, SASH	1	1		1				
39	3	172458-69270	GLASS, SASH	1	1		1				
40	3	172458-69280	FRAME, SASH	1	1		1				
41	2	172445-69740	ROLLER	2	2		2				
42	2	22117-120000	WASHER, 12	4	4		4				
43	2	22137-060000	WASHER, 6	2	2		2				
44	2	22272-000060	RING, E- 6	4	4		4				
45	2	22272-000080	RING, E- 8	4	4		4				
46	2	22351-030012	PIN, SPRING 3.0X12	2	2		2				
47	2	24550-012200	BUSH, 12X20	4	4		4				
48	2	172458-63730	SCREW	4	4		4				
49	2	26450-060102	BOLT, M6X 10	2	2		2				
50	2	26716-100002	NUT, M10	1	1		1				
51	2	172458-67870	RUBBER, SEAL	1	1		1				

Remarks

(1)PLEASE USE THIS PART WITH FOLLOWING LABELS AT THE SAME TIME.

REF. NO. 59.

(2)PLEASE USE THIS PART WITH FOLLOWING LABELS AT THE SAME TIME.

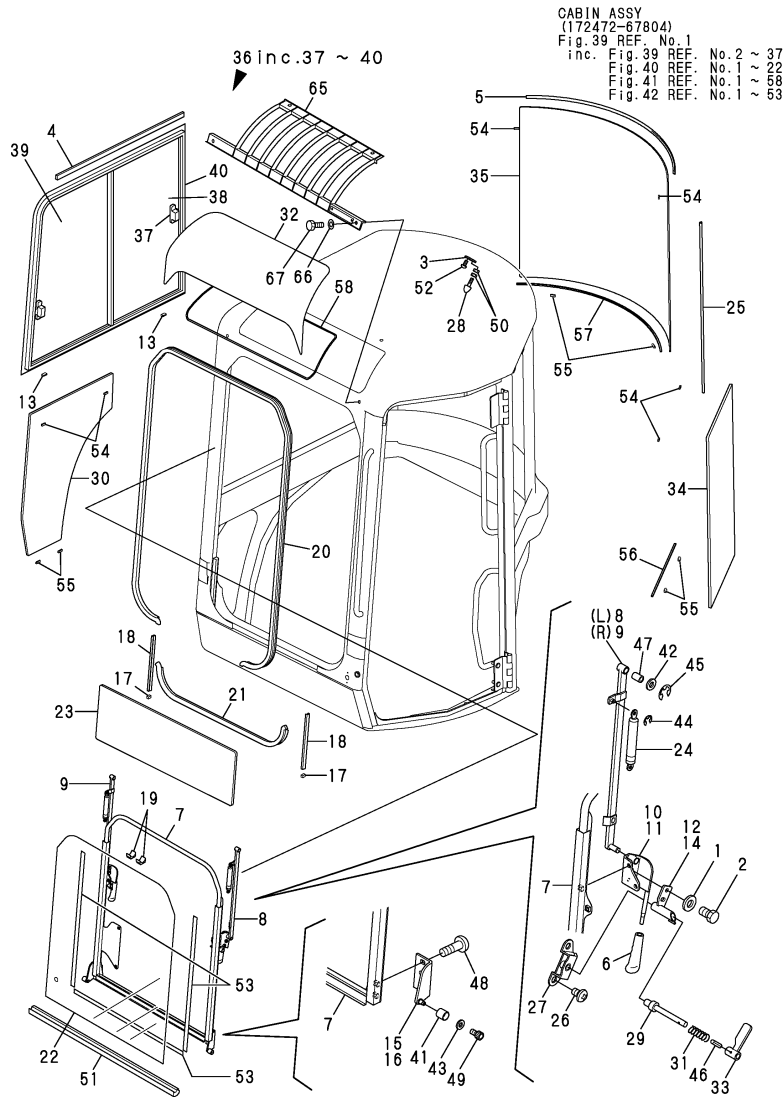
REF. NO. 60-2,61-1,62-1,63-2,64-1.

(3)LABELS ARE NOT ILLUSTRATED.

Fig.41. CABIN(GLASS)

(A)=VIO50-2AC(US)
 (B)=VIO50-2AP(US)
 (C)=VIO50-2AC(AS)

(D)=VIO50-2AP(AS)
 (E)=VIO50-2AC(NZ)
 (F)=VIO50-2AP(NZ)



No.	Lev.	Parts No.	Description	Q'ty						I	R
				(A)	(B)	(C)	(D)	(E)	(F)		
52	2	172458-63730	SCREW	1	1		1				
53	2	172458-63790	SEAL, DAM	3		3		3			
54	2	172458-63950	SPACER	6		6		6			
55	2	172458-63960	SPACER	6		6		6			
56	2	172458-63970	SEAL, DAM	1		1		1			
57	2	172458-63980	SEAL, DAM	1		1		1			
58	2	172458-63990	SEAL, DAM	1		1		1			
59	1	172463-03320	LABEL,F/W LOWER US	1		1		1			3
60	1	172467-03191	LABEL, LIFT Q US	1		1		1			3
60-1	1	172467-03192	LABEL, LIFT Q US	1		1		1		N	3
		(A=M/#25930)	(C=M/#25930)			(E=M/#25930)					
60-2	1	172467-03193	LABEL, LIFT Q US	1		1		1			N 3
		(A=M/#25943)	(C=M/#25943)			(E=M/#25943)					
61	1	172437-03600	LABEL	1		1		1			3
61-1	1	172437-03601	LABEL, 2-WAY US	1		1		1		N	3
		(A=M/#25943)	(C=M/#25943)			(E=M/#25943)					
62	1	172472-03240	LABEL,PIN US	1		1		1			3
62-1	1	172472-03241	LABEL, PIN US	1		1		1			N 3
		(A=M/#25943)	(C=M/#25943)			(E=M/#25943)					
63	1	172437-03310	LABEL,SLOPE	1		1		1			3
63-1	1	172437-03311	LABEL, SLOPE US	1		1		1		N	3
		(A=M/#25943)	(C=M/#25943)			(E=M/#25943)					
63-2	1	172437-03312	LABEL,SLOPE US	1		1		1			N 3
		(A=M/#25943)	(C=M/#25943)			(E=M/#25943)					
64	1	172437-03371	LABEL	1		1		1			3
64-1	1	172437-03372	LABEL, NEUTRAL US	1		1		1			N 3
		(A=M/#25943)	(C=M/#25943)			(E=M/#25943)					
65	1	172472-66611	GUARD, FOPS	1		1		1			W
		(A=M/#25943)	(C=M/#25943)			(E=M/#25943)					
66	1	22137-100000	WASHER, 10	4		4		4			W
		(A=M/#25943)	(C=M/#25943)			(E=M/#25943)					
67	1	26076-100352	BOLT, 10.910X 35	4		4		4			W
		(A=M/#25943)	(C=M/#25943)			(E=M/#25943)					

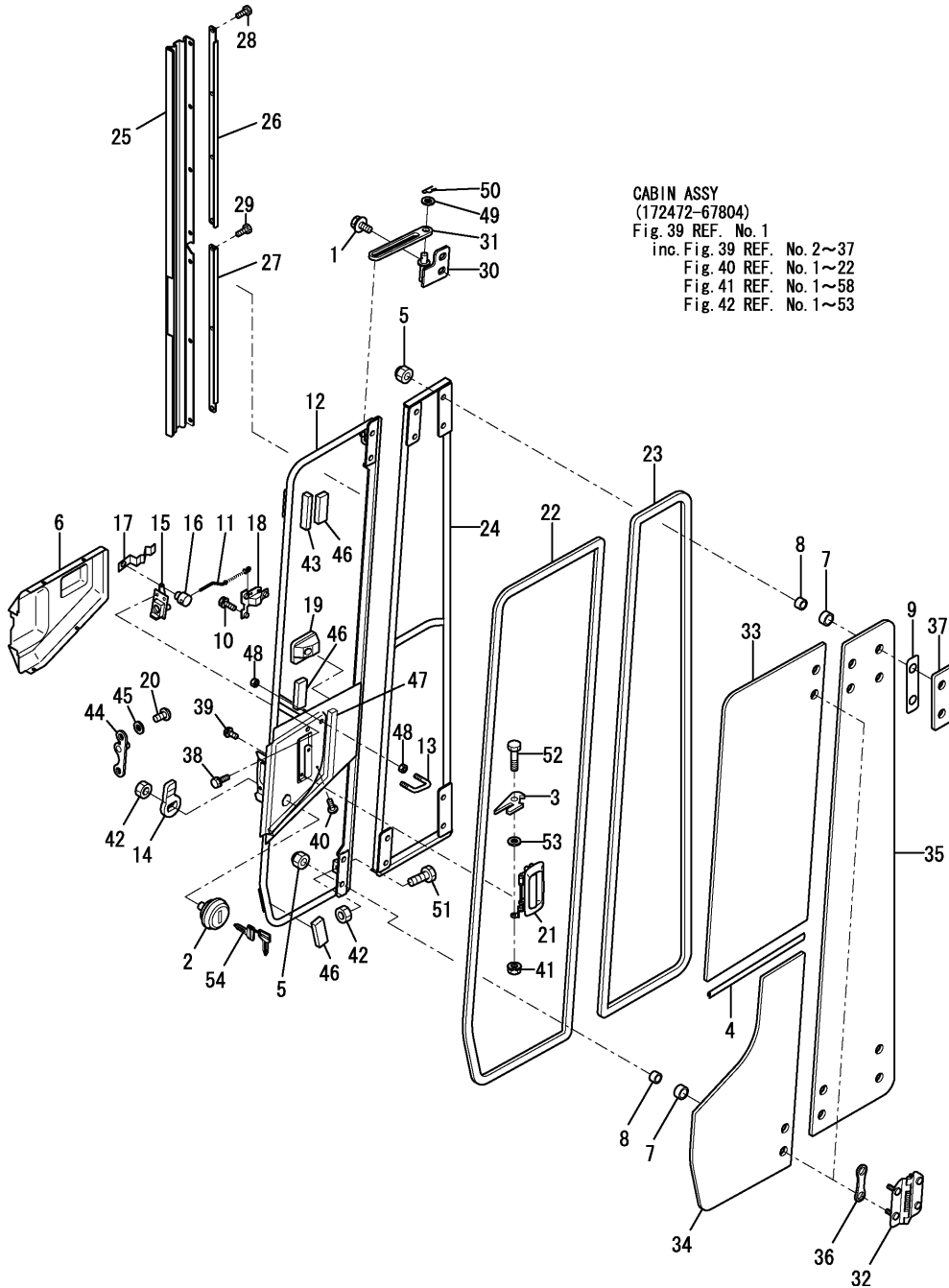
Remarks

(1)PLEASE USE THIS PART WITH FOLLOWING LABELS AT THE SAME TIME.
 REF. NO. 59.

(2)PLEASE USE THIS PART WITH FOLLOWING LABELS AT THE SAME TIME.
 REF. NO. 60-2,61-1,62-1,63-2,64-1.

(3)LABELS ARE NOT ILLUSTRATED.

Fig.42. CABIN(DOOR)



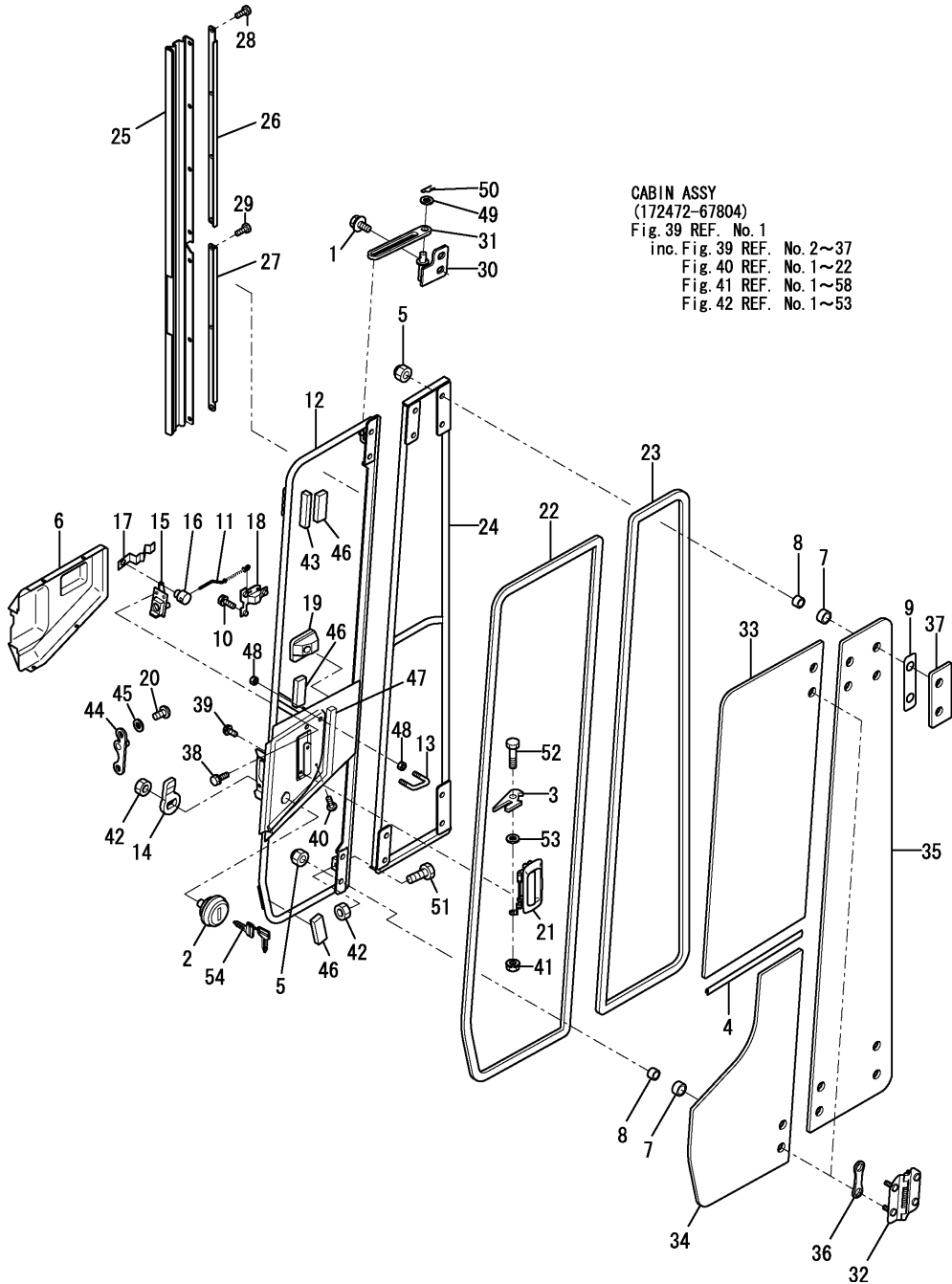
CABIN ASSY
(172472-67804)
Fig. 39 REF. No. 1
inc. Fig. 39 REF. No. 2~37
Fig. 40 REF. No. 1~22
Fig. 41 REF. No. 1~58
Fig. 42 REF. No. 1~53

(A)=VIO50-2AC(US)
(B)=VIO50-2AP(US)
(C)=VIO50-2AC(AS)

(D)=VIO50-2AP(AS)
(E)=VIO50-2AC(NZ)
(F)=VIO50-2AP(NZ)

No.	Lev.	Parts No.	Description	Qty						I	R
				(A)	(B)	(C)	(D)	(E)	(F)		
1	2	172519-63240	BOLT	2	2		2				
2	2	172164-66170	KEY ASSY, CYLINDER	1		1		1			
3	2	172458-67940	PLATE	1		1		1			
4	2	172458-69100	TRIM	1		1		1			
5	2	172455-69140	NUT, CAP	12		12		12			
6	2	172455-69170	COVER, LATCH	1		1		1			
7	2	172455-69200	TUBE	12		12		12			
8	2	172455-69250	PIPE	12		12		12			
9	2	172455-69290	PACKING	4		4		4			
10	2	172455-69300	SCREW	3		3		3			
11	2	172445-69400	ROD	1		1		1			
12	2	172458-69400	FRAME,DOOR F (12)	1		1		1			
13	2	172445-69420	DOOR HOOK	1		1		1			
14	2	172162-69470	LOCK PLATE	1		1		1			
15	2	172162-69480	LOCK ASSY	1		1		1			
16	2	172162-69490	PIN	1		1		1			
17	2	172162-69500	SPRING	1		1		1			
18	2	172162-69510	HANDLE ASSY	1		1		1			
19	2	172162-69520	COVER	1		1		1			
20	2	172455-69520	SCREW	2		2		2			
21	2	172162-69541	HANDLE, OUTER	1		1		1			
22	2	172458-69580	TRIM ASSY	1		1		1			
23	2	172458-69590	TRIM ASSY	1		1		1			
24	2	172458-69601	FRAME,DOOR REAR (12)	1		1		1			
25	2	172458-66720	COVER, DOOR	1		1		1			
26	2	172458-66780	UPPER PLATE,DOOR REA	1		1		1			
27	2	172458-66790	LOWER PLATE,DOOR REA	1		1		1			
28	2	172458-66800	SCREW	4		4		4			
29	2	172458-66800	SCREW	3		3		3			
30	2	172458-69730	PLATE	1		1		1			
31	2	172458-69760	GUIDE, STOPPER	1		1		1			
32	2	172458-69770	HINGE	2		2		2			
33	2	172458-69900	GLASS, DOOR	1		1		1			
34	2	172458-69910	GLASS, DOOR	1		1		1			
35	2	172458-69920	GLASS, DOOR	1		1		1			
36	2	172458-69960	GASKET	8		8		8			
37	2	172458-69990	COVER	2		2		2			
38	2	26013-060162	BOLT, M6X 16	3		3		3			
39	2	26023-060122	SCREW, M6X12	2		2		2			
40	2	26023-060162	SCREW, M6X16	4		4		4			
41	2	26051-080002	NUT, M8	1		1		1			
42	2	26716-100002	NUT, M10	2		2		2			
43	2	172458-63930	STOPPER	1		1		1			
44	2	172458-67020	STRIKER ASSY	1		1		1			
45	2	172458-63670	HD WASHER	2		2		2			
46	2	172458-63950	SPACER	3		3		3			
47	2	172458-67650	SEAL, DAM	1		1		1			
48	2	172445-69320	NUT	4		4		4			
49	2	22137-080000	WASHER, 8	2		2		2			
50	2	22417-200160	PIN, COTTER 2.0X16	2		2		2			
51	2	26116-100304	BOLT, M10X 30 PLATED	1		1		1			

Fig.42. CABIN(DOOR)



CABIN ASSY
 (172472-67804)
 Fig.39 REF. No.1
 inc. Fig.39 REF. No.2~37
 Fig.40 REF. No.1~22
 Fig.41 REF. No.1~58
 Fig.42 REF. No.1~53

(A)=VIO50-2AC(US)
 (B)=VIO50-2AP(US)
 (C)=VIO50-2AC(AS)

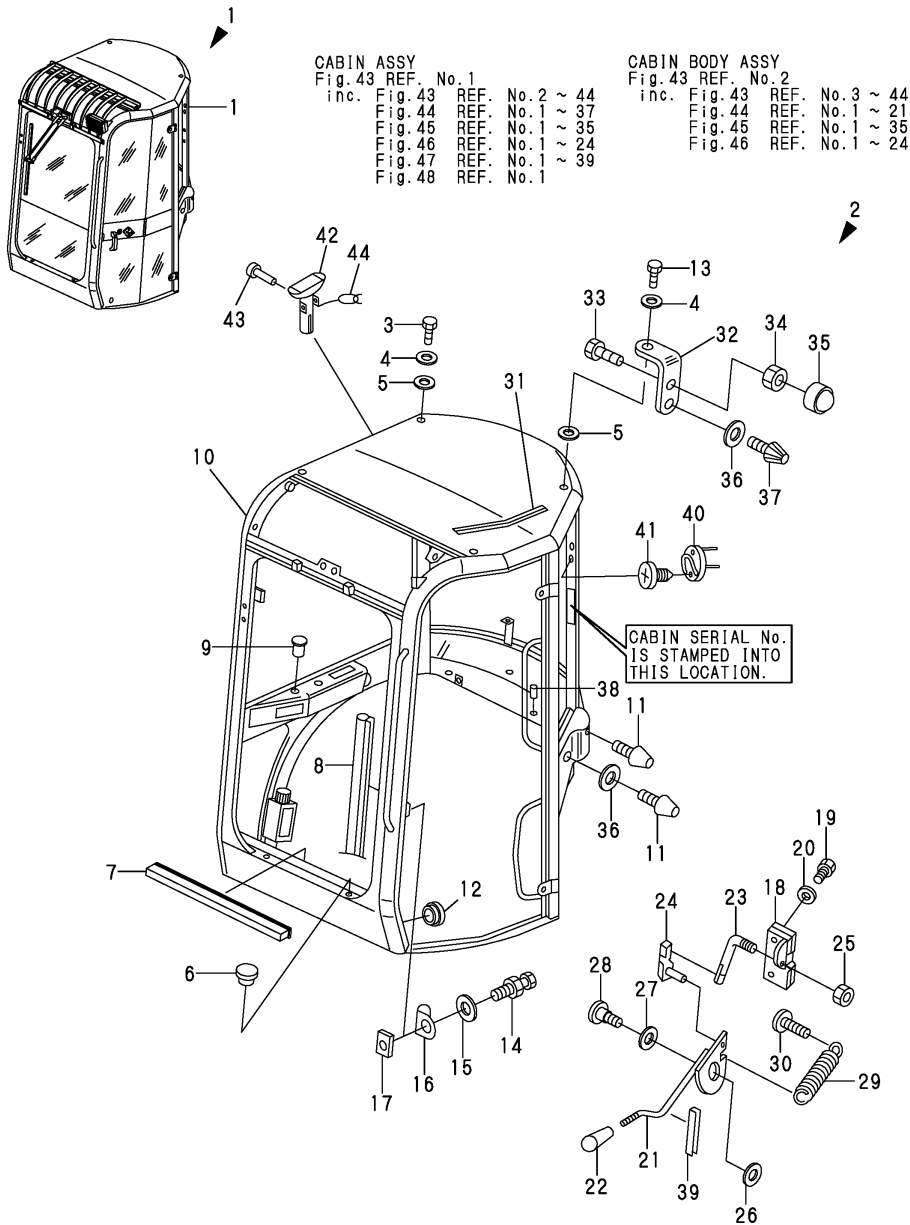
(D)=VIO50-2AP(AS)
 (E)=VIO50-2AC(NZ)
 (F)=VIO50-2AP(NZ)

No.	Lev.	Parts No.	Description	Q'ty						I	R
				(A)	(B)	(C)	(D)	(E)	(F)		
52	2	26116-080202	BOLT, M8X 20 PLATED	1	1		1				
53	2	22137-080000	WASHER, 8	1	1		1				
54	1	172524-17330	KEY ASSY	1		1			1		

Fig.43. TIM CABIN(BODY)

(A)=VIO50-2AC(US)
 (B)=VIO50-2AP(US)
 (C)=VIO50-2AC(AS)

(D)=VIO50-2AP(AS)
 (E)=VIO50-2AC(NZ)
 (F)=VIO50-2AP(NZ)



No.	Lev.	Parts No.	Description	Q'ty						I	R
				(A)	(B)	(C)	(D)	(E)	(F)		
1	1	172472-68400	CABIN ASSY	1							
2	2	172472-68410	CABIN ASSY	1							
3	3	172456-68180	BOLT 16X30	1							
4	3	172A21-68990	WASHER	2							
5	3	172A21-68840	WASHER, 15X30X2	2							
6	3	172456-68550	STOPPER	4							
7	3	172472-68550	SEAL, 820	1							
8	3	172472-68560	SEAL, 3300	1							
9	3	172472-68840	NUT, M5	2							
10	3	172472-68470	CABINE BASE ASSY	1							
11	3	172437-68640	STOPPER, DOOR	2							
12	3	172456-68570	PLUG	2							
13	3	172472-68570	BOLT 16X40	1							
14	3	172456-68720	CATCH, DOOR	1							
15	3	172456-68750	WASHER, 12X30X2	1							
16	3	172456-68730	PROTECTOR L	1							
17	3	172456-68380	PLATE	1							
18	3	172456-68880	CATCH, DOOR	1							
19	3	172456-68390	BOLT 6X35	4							
20	3	172456-68930	WASHER	4							
21	3	172472-68590	REVER DOOR LOCK	1							
22	3	172456-68770	KNOB, LEVER	1							
23	3	172456-68850	LINKAGE	1							
24	3	172456-68860	CLIP	1							
25	3	172456-68870	NUT, SAFETY	1							
26	3	172456-68780	WASHER	1							
27	3	172456-68790	COLLAR, NYLON	1							
28	3	172456-68800	SCREW	1							
29	3	172456-68830	SPRING, 1.5X10X50	1							
30	3	172456-68840	SCREW, M8X20	1							
31	3	172472-68710	SEAL, 360	1							
32	3	172472-68780	SUPPORT, DOOR	1							
33	3	172472-68790	BOLT	1							
34	3	172456-68100	NUT, M8	1							
35	3	172A21-69030	CAP, NUT M8	1							
36	3	172456-68710	WASHER, 10X38X5	2							
37	3	172437-68640	STOPPER, DOOR	1							
38	3	172A21-69020	NUT, M6	2							
39	3	172456-69320	SEAL, 90	1							
40	3	172456-68640	HOOK	1							
41	3	172456-68650	SCREW, M3.5X12.7	2							
42	3	172456-68660	HAMMER	1							
43	3	172456-68670	RIVET 3.2X8	2							
44	3	172456-68680	SEAL, BAND	1							

Fig.44. TIM CABIN(ACCESSORY)

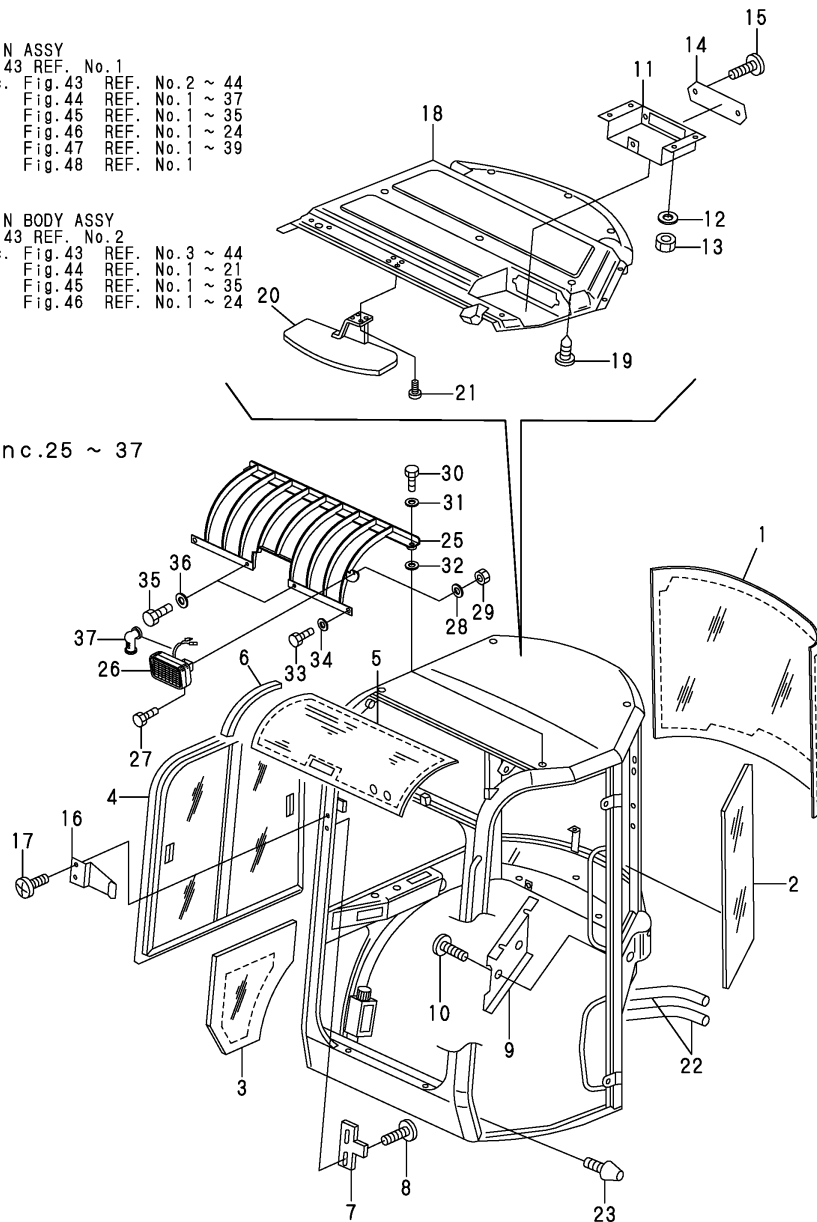
(A)=VIO50-2AC(US)
 (B)=VIO50-2AP(US)
 (C)=VIO50-2AC(AS)

(D)=VIO50-2AP(AS)
 (E)=VIO50-2AC(NZ)
 (F)=VIO50-2AP(NZ)

CABIN ASSY
 Fig.43 REF. No.1
 inc. Fig.43 REF. No.2 ~ 44
 Fig.44 REF. No.1 ~ 37
 Fig.45 REF. No.1 ~ 35
 Fig.46 REF. No.1 ~ 24
 Fig.47 REF. No.1 ~ 39
 Fig.48 REF. No.1

CABIN BODY ASSY
 Fig.43 REF. No.2
 inc. Fig.43 REF. No.3 ~ 44
 Fig.44 REF. No.1 ~ 21
 Fig.45 REF. No.1 ~ 35
 Fig.46 REF. No.1 ~ 24

24 inc.25 ~ 37



No.	Lev.	Parts No.	Description	Q'ty						I	R
				(A)	(B)	(C)	(D)	(E)	(F)		
1	3	172472-68480	GLASS	1							
2	3	172472-68490	GLASS	1							
3	3	172472-68500	GLASS	1							
4	3	172472-68510	SASH ASSY	1							
5	3	172472-68520	GLASS, SKYLIGHT	1							
6	3	172456-68490	SEAL, JOINT 300	2							
7	3	172437-68780	HOLDER,FRONT WINDOW	2							
8	3	172456-68950	SCREW, M6X16	4							
9	3	172472-68600	COVER, LOCK	1							
10	3	172456-68950	SCREW, M6X16	4							
11	3	172472-68620	SUPPORT, RADIO	1							
12	3	172456-68930	WASHER	4							
13	3	172456-69900	NUT, M6	4							
14	3	172A21-68610	PLATE,RADIO	1							
15	3	172456-68950	SCREW, M6X16	2							
16	3	172456-68600	SUPPORT, WIPER BLADE	1							
17	3	172456-68610	SCREW, M5X8	2							
18	3	172472-68700	INNER ROOF	1							
19	3	172A21-68870	CAP	10							
20	3	172437-68600	SUNVISOR	1							
21	3	172456-68220	SCREW, M4.8X15.9	3							
22	2	172472-68450	HOSE, HEATER	2							
23	2	172472-68460	STOPPER, RUBBER	1							
24	2	172472-68440	GRILLE ASSY	1							
25	3	172472-69200	GRILLE ASSY	1							
26	3	172472-69210	WORK LAMP	1							
27	3	172456-69980	SCREW, M8X16	1							
28	3	172456-69990	WASHER, 8	1							
29	3	172456-68100	NUT, M8	1							
30	3	172472-68570	BOLT 16X40	2							
31	3	172A21-68990	WASHER	2							
32	3	172A21-68840	WASHER, 15X30X2	2							
33	3	172472-69220	BOLT 16X25	2							
34	3	172A21-68990	WASHER	2							
35	3	172472-69230	BOLT M10X20	2							
36	3	172437-68350	WASHER 10.5X30X2.5	2							
37	3	172456-68110	CAP	2							

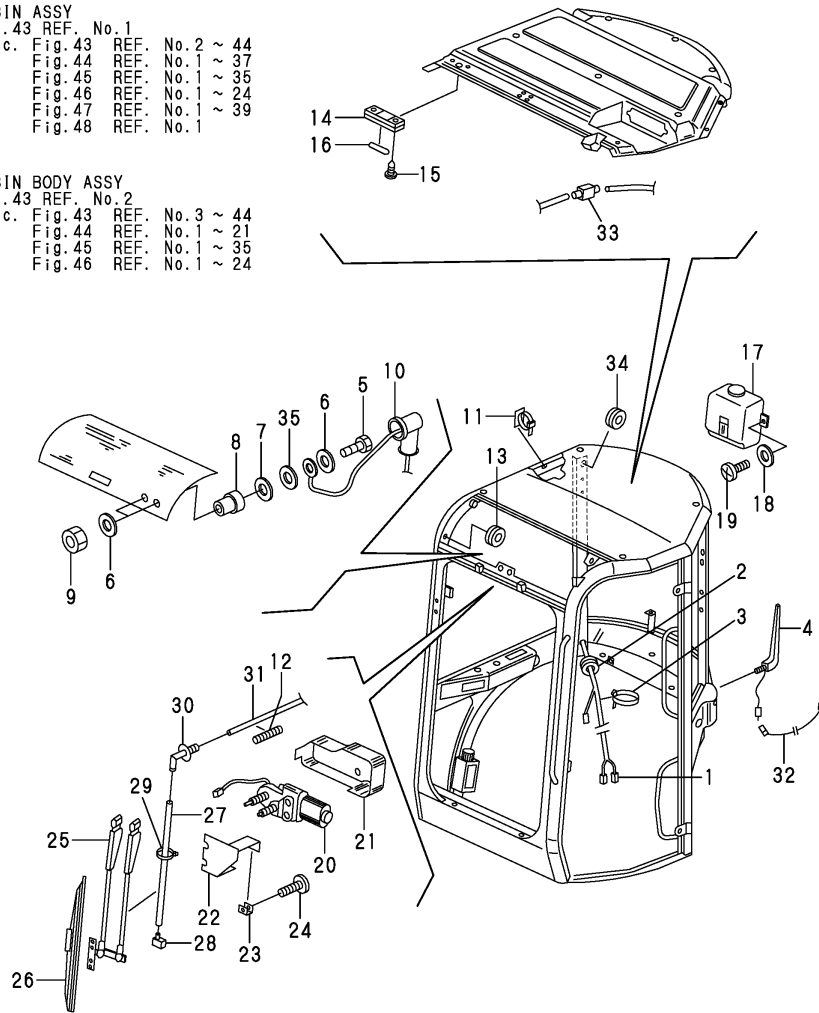
Fig.45. TIM CABIN(ELECTRIC PART&WIPER)

(A)=VIO50-2AC(US)
 (B)=VIO50-2AP(US)
 (C)=VIO50-2AC(AS)

(D)=VIO50-2AP(AS)
 (E)=VIO50-2AC(NZ)
 (F)=VIO50-2AP(NZ)

CABIN ASSY
 Fig.43 REF. No.1
 inc. Fig.43 REF. No.2 ~ 44
 Fig.44 REF. No.1 ~ 37
 Fig.45 REF. No.1 ~ 35
 Fig.46 REF. No.1 ~ 24
 Fig.47 REF. No.1 ~ 39
 Fig.48 REF. No.1

CABIN BODY ASSY
 Fig.43 REF. No.2
 inc. Fig.43 REF. No.3 ~ 44
 Fig.44 REF. No.1 ~ 21
 Fig.45 REF. No.1 ~ 35
 Fig.46 REF. No.1 ~ 24



No.	Lev.	Parts No.	Description	Q'ty						I	R
				(A)	(B)	(C)	(D)	(E)	(F)		
1	3	172472-68530	WIRE HARNESS CABIN	1							
2	3	172456-68510	GROMMET	1							
3	3	172472-68540	BAND	4							
4	3	172A21-68950	ANTENNA	1							
5	3	172456-68120	SCREW	2							
6	3	172456-68130	WASHER, 7X16X3	4							
7	3	172456-68150	WASHER, 6X18X1	2							
8	3	172456-68160	NUT, SEAL M6	2							
9	3	172456-68170	NUT, BRASS M6	2							
10	3	172456-68110	CAP	2							
11	3	172456-68520	CLAMP, CABLE	7							
12	3	172472-68830	SPRING	1							
13	3	172456-68530	GROMMET, 16X22X3	2							
14	3	172456-68960	ROOM LAMP	1							
15	3	172456-68650	SCREW, M3.5X12.7	2							
16	3	172456-68970	LAMP	1							
17	3	172437-68760	TANK, WASHER	1							
18	3	172456-68150	WASHER, 6X18X1	2							
19	3	172456-68590	SCREW, M6X12	2							
20	3	172437-68540	WIPER MOTOR	1							
21	3	172456-69200	COVER, MOTOR	1							
22	3	172456-69170	SUPPORT, MOTOR	1							
23	3	172456-69180	CLIP	2							
24	3	172456-69190	SCREW, M5X12	2							
25	3	172456-69210	ARM, WIPER	1							
26	3	172456-69220	BLADE, WIPER	1							
27	3	172472-68660	HOSE	1							
28	3	172437-68520	NOZZLE, WASHER	1							
29	3	172437-68400	CLAMP	2							
30	3	172A21-68930	BEND UNION	1							
31	3	172472-68670	HOSE	1							
32	3	172472-68730	WIRE ANTENNA	1							
33	3	172437-68460	CHECK VALVE, WASHER	1							
34	3	172A21-68970	GROMMET, 20X28X4	2							
35	3	172456-68140	WASHER, 6	2							

Fig.46. TIM CABIN(HEATER & DUCT COVER)

(A)=VIO50-2AC(US)
 (B)=VIO50-2AP(US)
 (C)=VIO50-2AC(AS)

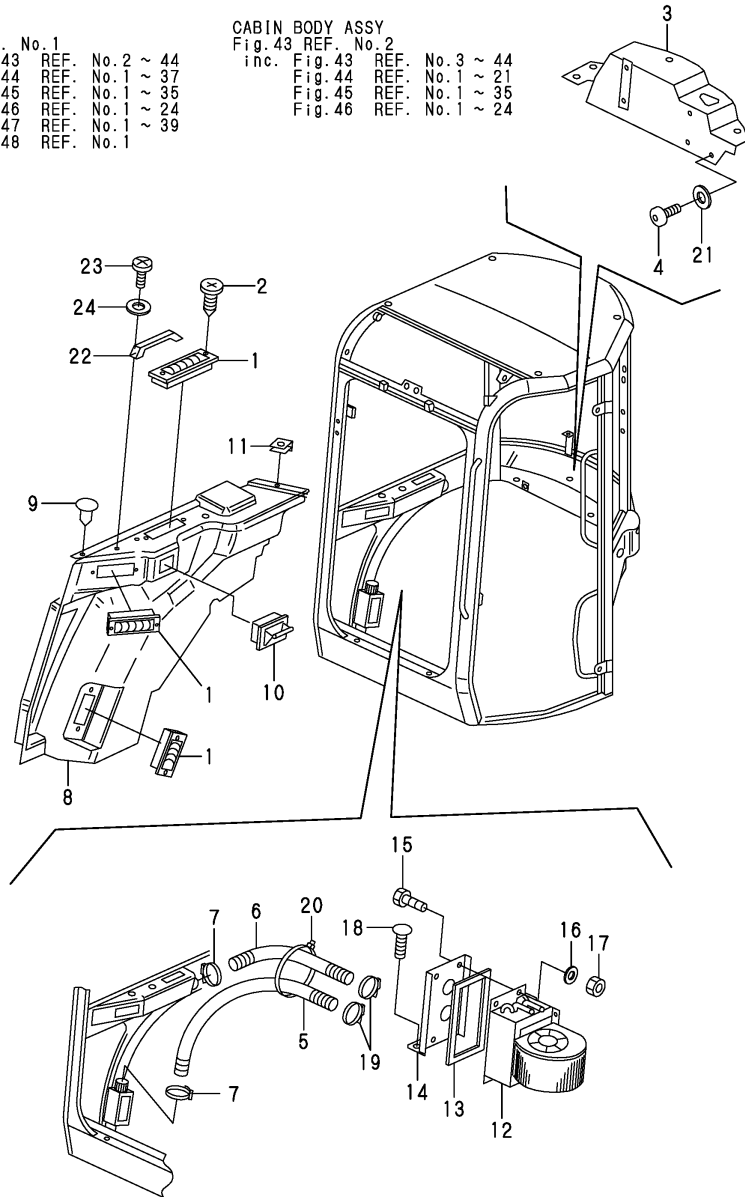
(D)=VIO50-2AP(AS)
 (E)=VIO50-2AC(NZ)
 (F)=VIO50-2AP(NZ)

CABIN ASSY

Fig.43 REF. No.1
 inc. Fig.43 REF. No.2 ~ 44
 Fig.44 REF. No.1 ~ 37
 Fig.45 REF. No.1 ~ 35
 Fig.46 REF. No.1 ~ 24
 Fig.47 REF. No.1 ~ 39
 Fig.48 REF. No.1

CABIN BODY ASSY

Fig.43 REF. No.2
 inc. Fig.43 REF. No.3 ~ 44
 Fig.44 REF. No.1 ~ 21
 Fig.45 REF. No.1 ~ 35
 Fig.46 REF. No.1 ~ 24



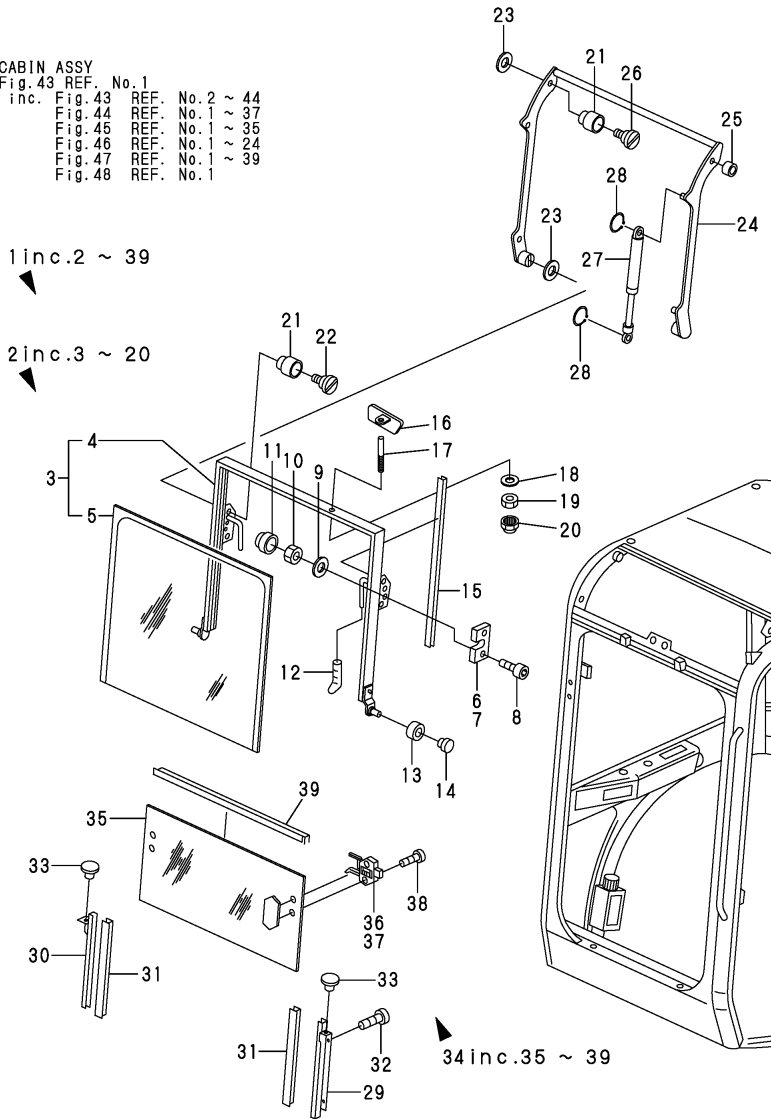
No.	Lev.	Parts No.	Description	Q'ty						I	R
				(A)	(B)	(C)	(D)	(E)	(F)		
1	3	172472-68580	DEFROSTER	3							
2	3	172A21-68910	SCREW, M3.9X19	6							
3	3	172472-68610	COVER, HEATER	1							
4	3	172456-68950	SCREW, M6X16	6							
5	3	172472-68630	HOSE, DEFROSTER	1							
6	3	172472-68640	HOSE, DEFROSTER	1							
7	3	172472-68650	CLAMP	2							
8	3	172472-68680	COVER, DUCT	1							
9	3	172472-68690	CLIP	10							
10	3	172456-68620	ASHTRAY	1							
11	3	172472-68720	CLIP	1							
12	3	172472-68740	HEATER	1							
13	3	172472-68750	SEAL, 720	1							
14	3	172472-68760	SUPPORT, HEATER	1							
15	3	172A21-69060	SCREW, M6X16	5							
16	3	172456-68930	WASHER	5							
17	3	172456-69900	NUT, M6	5							
18	3	172456-68950	SCREW, M6X16	2							
19	3	172472-68650	CLAMP	2							
20	3	172472-68810	BAND	3							
21	3	172472-68820	WASHER, 6.5X17X1	6							
22	3	172437-68430	GRIP	1							
23	3	172437-68210	SCREW, M5X20	2							
24	3	172437-68440	WASHER 5.5X10X1	2							

Fig.47. TIM CABIN(FRONT GLASS)

(A)=VIO50-2AC(US)
 (B)=VIO50-2AP(US)
 (C)=VIO50-2AC(AS)

(D)=VIO50-2AP(AS)
 (E)=VIO50-2AC(NZ)
 (F)=VIO50-2AP(NZ)

CABIN ASSY
 Fig.43 REF. No.1
 inc. Fig.43 REF. No.2 ~ 44
 Fig.44 REF. No.1 ~ 37
 Fig.45 REF. No.1 ~ 35
 Fig.46 REF. No.1 ~ 24
 Fig.47 REF. No.1 ~ 39
 Fig.48 REF. No.1



No.	Lev.	Parts No.	Description	Q'ty						I	R
				(A)	(B)	(C)	(D)	(E)	(F)		
1	2	172472-68420	GLASS ASSY	1							
2	3	172472-68850	GLASS ASSY	1							
3	4	172472-68860	GLASS ASSY	1							
4	4	172472-68870	FLAME FRONT GLASS	1							1
5	4	172472-68880	GLASS	1							1
6	4	172437-68690	LOCK L,UPPER WINDOW	1							
7	4	172437-68710	LOCK R,UPPER WINDOW	1							
8	4	172456-69840	SCREW, M8X40	4							
9	4	172456-69990	WASHER, 8	4							
10	4	172456-68100	NUT, M8	4							
11	4	172A21-69030	CAP, NUT M8	4							
12	4	172456-69380	GRIP	2							
13	4	172456-69390	BUSH, NYLON	2							
14	4	172456-69400	PLUG	1							
15	4	172456-69410	SEAL, 780	2							
16	4	172472-68890	MIRROR	1							
17	4	172472-68900	SUPPORT, MIRROR	1							
18	4	172437-68170	WASHER, 8	1							
19	4	172456-68100	NUT, M8	1							
20	4	172A21-69030	CAP, NUT M8	1							
21	3	172456-69420	SPACER, NYLON	3							
22	3	172456-68800	SCREW	2							
23	3	172456-68780	WASHER	4							
24	3	172472-68910	LINK	1							
25	3	172456-69430	WASHER, NYLON	1							
26	3	172456-68800	SCREW	2							
27	3	172456-69450	SPRING, GAS	2							
28	3	172456-69460	CIRCLIP	4							
29	3	172456-68080	GUIDE	1							
30	3	172456-68090	GUIDE	1							
31	3	172437-69080	SEAL, NYLON 440	2							
32	3	172456-68950	SCREW, M6X16	4							
33	3	172456-68550	STOPPER	2							
34	3	172472-68920	GLASS ASSY	1							
35	4	172472-68930	GLASS	1							
36	4	172456-69550	LOCK L, UNDER GLASS	1							
36-1	4	172456-69551	LOCK, L UNDER GLASS	1							N
		(A=MXXXXX)									
37	4	172456-69560	LOCK R, UNDER GLASS	1							
37-1	4	172456-69561	LOCK, R UNDER GLASS	1							N
		(A=MXXXXX)									
38	4	172456-69570	SCREW, M5X25	4							
39	4	172472-69240	SEAL, 790	1							

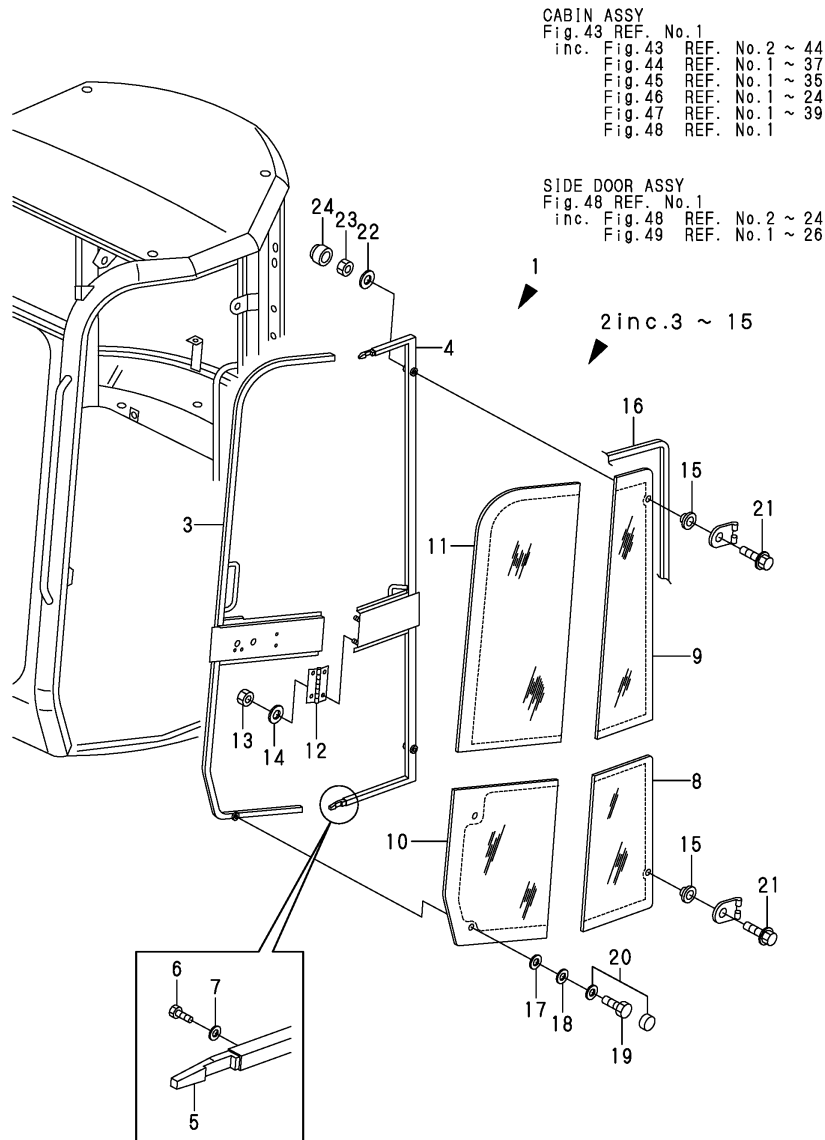
Remarks

(1)REF.NO.3 INCLUDE REF0NO.4,5.

Fig.48. TIM CABIN D00R(BODY)

(A)=VIO50-2AC(US)
 (B)=VIO50-2AP(US)
 (C)=VIO50-2AC(AS)

(D)=VIO50-2AP(AS)
 (E)=VIO50-2AC(NZ)
 (F)=VIO50-2AP(NZ)



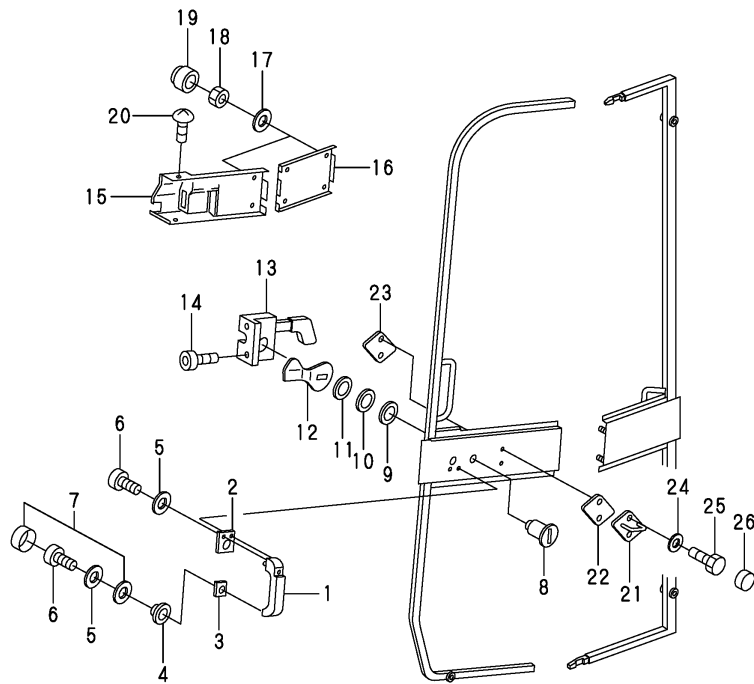
No.	Lev.	Parts No.	Description	Q'ty						I	R
				(A)	(B)	(C)	(D)	(E)	(F)		
1	2	172472-68430	DOOR ASSY	1							
2	3	172472-68940	DOOR ASSY	1							
3	4	172472-68950	FRAME FRONT	1							
4	4	172472-68960	FRAME REAR	1							
5	4	172456-69660	BAR	2							
6	4	172456-69670	SCREW, M5X15	4							
7	4	172456-69680	WASHER	4							
8	4	172472-68970	GLASS	1							
9	4	172472-68980	GLASS	1							
10	4	172472-68990	GLASS	1							
11	4	172472-69100	GLASS	1							
12	4	172472-69110	HINGE	1							
13	4	172456-69900	NUT, M6	4							
14	4	172456-68930	WASHER	4							
15	4	172456-69690	SPACER, RUBBER	2							
16	3	172472-69250	SEAL, 4270	1							
17	3	172472-69140	SLEEVE, 9.5X50	1							
18	3	172472-69150	WASHER, 10.5X50X3	1							
19	3	172456-69250	SCREW, M10X16	1							
20	3	172456-69240	CAP, NUT	1							
21	3	172456-69920	BOLT BM12X60	2							
22	3	172456-69930	WASHER 12X22.5X2.5	2							
23	3	172456-69940	NUT, M12	2							
24	3	172456-69950	CAP, 12	2							

Fig.49. TIM CABIN DOOR(Accessory)

(A)=VIO50-2AC(US)
 (B)=VIO50-2AP(US)
 (C)=VIO50-2AC(AS)

(D)=VIO50-2AP(AS)
 (E)=VIO50-2AC(NZ)
 (F)=VIO50-2AP(NZ)

SIDE DOOR ASSY
 Fig. 48 REF. No. 1
 inc. Fig. 48 REF. No. 2 ~ 24
 Fig. 49 REF. No. 1 ~ 26

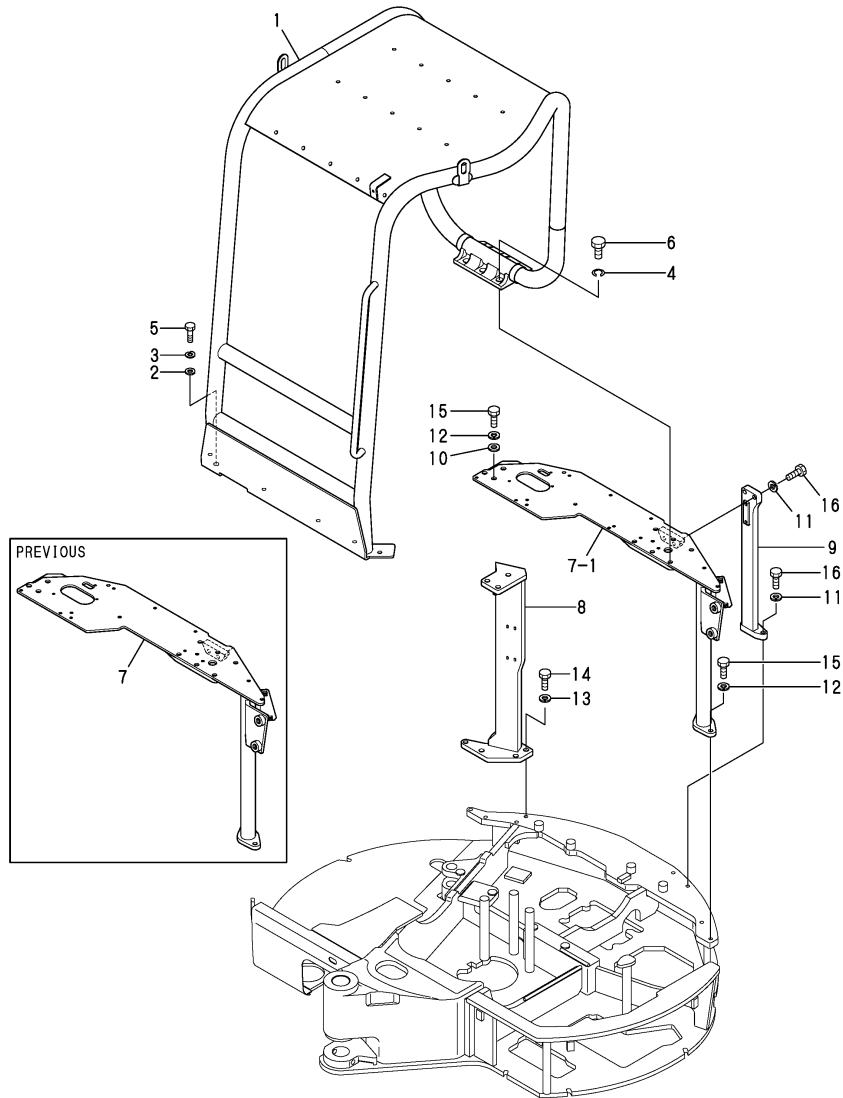


No.	Lev.	Parts No.	Description	Q'ty						I	R
				(A)	(B)	(C)	(D)	(E)	(F)		
1	3	172456-69720	HANDLE, OUTER	1							
2	3	172456-69730	SOLE, HANDLE	1							
3	3	172456-69740	SOLE, HANDLE	1							
4	3	172456-69750	SPACER, PLASTIC	1							
5	3	172456-69760	WASHER, 8X19X1.5	3							
6	3	172456-69770	SCREW, M6X20	3							
7	3	172456-69240	CAP, NUT	1							
8	3	172456-69780	LOCK, KEY	1							
9	3	172456-69790	SPACER, BOLT	1							
10	3	172456-69800	WASHER	1							
11	3	172456-69810	BRACE, BOLT	1							
12	3	172456-69820	LOCK, BOLT	1							
13	3	172456-69830	LOCK ASSY	1							
14	3	172456-69840	SCREW, M8X40	2							
15	3	172472-69120	COVER	1							
16	3	172472-69130	COVER	1							
17	3	172456-68930	WASHER	6							
18	3	172456-69900	NUT, M6	6							
19	3	172456-69910	CAP, NUT M6	6							
20	3	172456-68670	RIVET 3.2X8	2							
21	3	172472-69160	CATCH	1							
22	3	172472-69170	SPACER	1							
23	3	172472-69180	MOUNT	1							
24	3	172472-69190	WASHER, 8.4X16X1.6	2							
25	3	172437-68250	BOLT M8X25	2							
26	3	172A21-69030	CAP, NUT M8	2							

Fig.50. CANOPY & CANOPY MOUNT

(A)=VIO50-2AC(US)
 (B)=VIO50-2AP(US)
 (C)=VIO50-2AC(AS)

(D)=VIO50-2AP(AS)
 (E)=VIO50-2AC(NZ)
 (F)=VIO50-2AP(NZ)



No.	Lev.	Parts No.	Description	Q'ty						I	R	
				(A)	(B)	(C)	(D)	(E)	(F)			
1	1	172467-66300	CANOPY ASSY				1					1
1-1	1	172467-66301	CANOPY ASSY, ROPS				1					F 1
			(D=MXXXXX)									
1A	1	172467-03191	LABEL, LIFT Q US				1					2
1A-1	1	172467-03192	LABEL, LIFT Q US				1					N 2
			(D=M/#25930)									
1A-2	1	172467-03193	LABEL, LIFT Q US				1					N 2
			(D=M/#25943)									
1B	1	172437-03310	LABEL,SLOPE				1					2
1B-1	1	172437-03311	LABEL, SLOPE US				1					N 2
			(D=M/#25943)									
1B-2	1	172437-03312	LABEL,SLOPE US				1					N 2
			(D=M/#25943)									
1C	1	172437-03440	LABEL,ROPS				1					2
1C-1	1	172437-03441	LABEL, ROPS US				1					N 2
			(D=M/#25943)									
1D	1	172437-03450	LABEL,SEAT BELT				1					2
1D-1	1	172437-03451	LABEL, SEAT BELT US				1					N 2
			(D=M/#25943)									
1E	1	172437-03600	LABEL				1					2
1E-1	1	172437-03601	LABEL, 2-WAY US				1					N 2
			(D=M/#25943)									
1F	1	172437-03341	LABEL,TRANSPORT				1					2
1F-1	1	172437-03242	LABEL, CRAWLER US				1					N 2
			(D=M/#25943)									
1G	1	172437-03371	LABEL				1					2
1G-1	1	172437-03372	LABEL, NEUTRAL US				1					N 2
			(D=M/#25943)									
1H	1	172472-03701	LABEL				1					2
1H-1	1	172472-03702	LABEL, ROPS P				1					N 2
			(D=M/#25943)									
1I	1	172490-03200	LABEL				1					2
1J	1	172496-03250	LABEL, P.T.O.				1					2
1K	1	172519-04350	SCREW				4					2
2	1	172149-66550	WASHER				6					
3	1	22217-120000	WASHER, SPRING 12				6					
4	1	22217-160000	WASHER, SPRING 16				6					
5	1	26076-120402	BOLT, 10.912X 40				6					
6	1	26076-160402	BOLT, 10.916X 40				6					
7	1	172496-68200	MOUNT A (GRAY:73)	1	1	1	1	1	1	1		
7-1	1	172496-68201	MOUNT A (GRAY:73)	1	1	1	1	1	1	1	S	
			(A=M/#25943) (B=M/#25943) (C=M/#25943) (D=M/#25943) (E=M/#25943) (F=M/#25943)									
8	1	172496-68210	MOUNT B (GRAY:73)	1	1	1	1	1	1	1		
9	1	172460-68401	MOUNT C (GRAY:73)	1	1	1	1	1	1	1		
10	1	22137-140000	WASHER, 14	3	3	3	3	3	3	3		
11	1	22217-140000	WASHER, SPRING 14	4	4	4	4	4	4	4		
12	1	22217-140000	WASHER, SPRING 14	5	5	5	5	5	5	5		
13	1	22217-140000	WASHER, SPRING 14	3	3	3	3	3	3	3		
14	1	26116-140402	BOLT, M14X 40 PLATED	3	3	3	3	3	3	3		
15	1	26116-140402	BOLT, M14X 40 PLATED	5	5	5	5	5	5	5		
16	1	26116-140502	BOLT, M14X 50 PLATED	4	4	4	4	4	4	4		

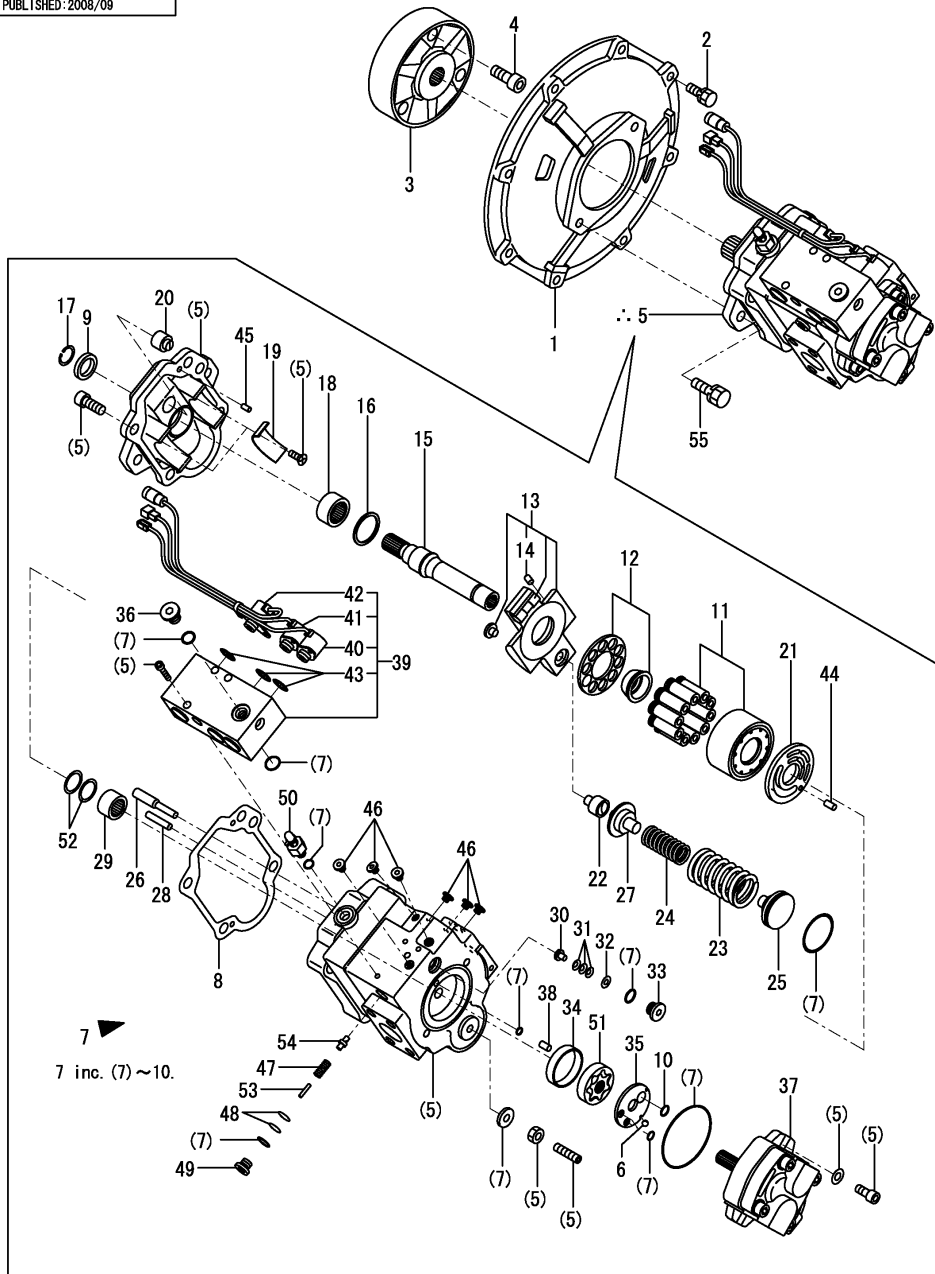
Remarks

(1)IT SUPPLIES IT WITH SERIAL NUMBER LABEL AND PUTS FOLLOWS LABEL AGAIN, AND PLEASE USE IT ; REF.NO. 1A - 1K.

(2)LABELS ARE NOT ILLUSTRATED.

Fig.51. HYD.OIL PUMP & JOINT

P/C NEWS No. Y00S4391
PUBLISHED: 2008/09



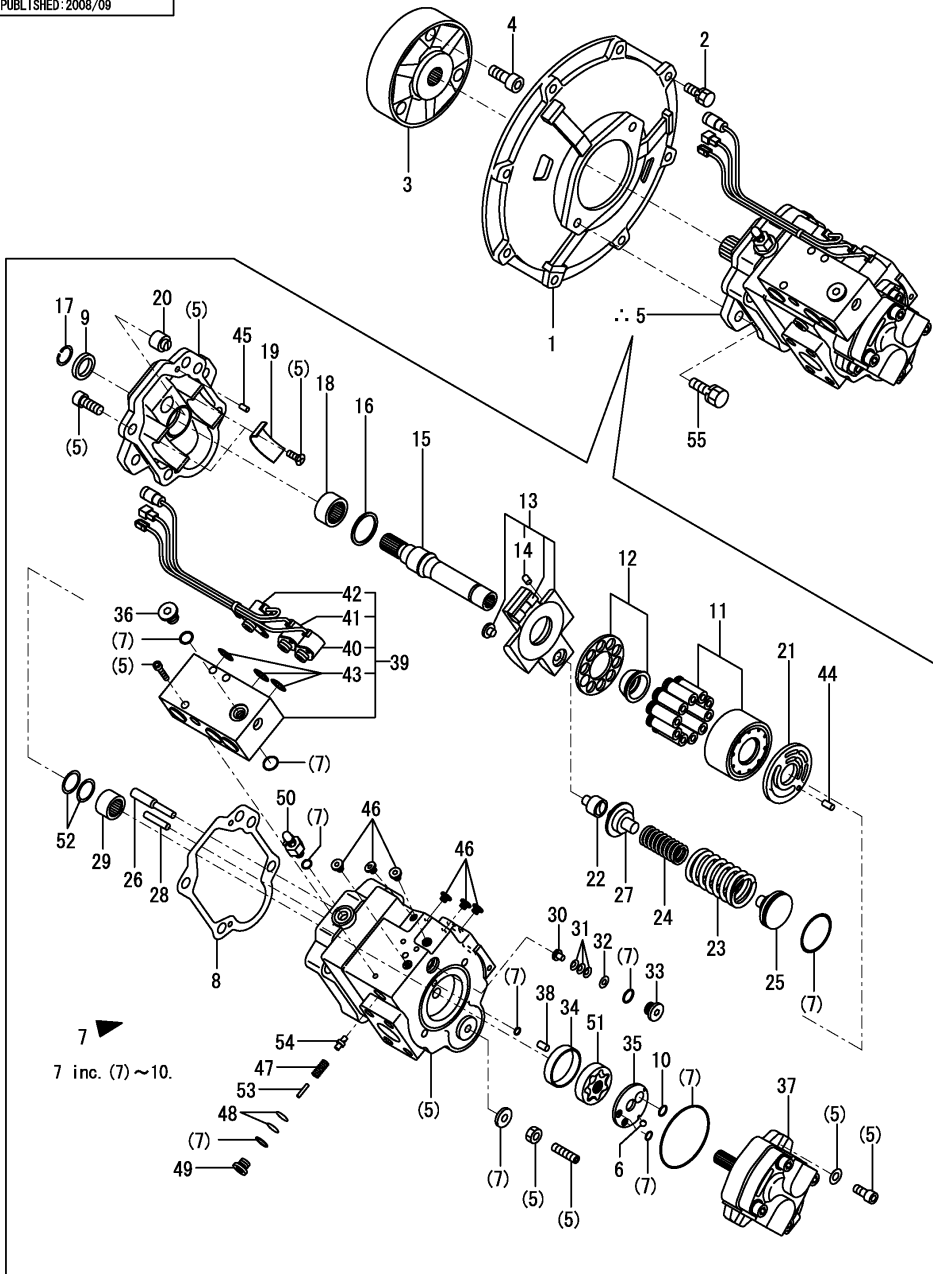
(A)=VIO50-2AC(US)
(B)=VIO50-2AP(US)
(C)=VIO50-2AC(AS)

(D)=VIO50-2AP(AS)
(E)=VIO50-2AC(NZ)
(F)=VIO50-2AP(NZ)

No.	Lev.	Parts No.	Description	Q'ty						I	R
				(A)	(B)	(C)	(D)	(E)	(F)		
1	1	172168-71101-2	COVER, FLYWHEEL	1	1	1	1	1	1		
2	1	26013-100302	BOLT, M10X 30	8	8	8	8	8	8		
3	1	172165-71200	COUPLING	1	1	1	1	1	1		
4	1	26450-120402	BOLT, M12X 40	3	3	3	3	3	3		
5	1	172961-73100	PUMP	1	1	1	1	1	1		
5-1	1	172961-73101	PUMP ASSY (3SOL	1	1	1	1	1	1		N
		(A=M/#25794) (B=M/#25794) (C=M/#25794) (D=M/#25794)		(E=M/#25794)	(F=M/#25794)						
5-2	1	172961-73102	PUMP ASSY (3SOL	1	1	1	1	1	1		N
		(A=M/#25930) (B=M/#25930) (C=M/#25930) (D=M/#25930)		(E=M/#25930)	(F=M/#25930)						
5-3	1	172961-73103	PUMP ASSY (3SOL	1	1	1	1	1	1		N
		(A=M/#XXXXX) (B=M/#XXXXX) (C=M/#XXXXX) (D=M/#XXXXX)		(E=M/#XXXXX)	(F=M/#XXXXX)						
6	2	172122-70350	BALL	1	1	1	1	1	1		
7	2	172460-73110	SEAL SET	1	1	1	1	1	1		
7-1	2	172460-73111	SEAL SET	1	1	1	1	1	1		N
		(A=M/#25794) (B=M/#25794) (C=M/#25794) (D=M/#25794)		(E=M/#25794)	(F=M/#25794)						
8	3	172460-73170	GASKET	1	1	1	1	1	1		
9	3	172460-73190	SEAL, OIL	1	1	1	1	1	1		
10	3	172460-73400	O-RING	1	1	1	1	1	1		
11	2	172460-73120	CYLINDER BLOCK KIT	1	1	1	1	1	1		
11-1	2	172460-73121	CYLINDER BLOCK KIT	1	1	1	1	1	1		N
		(A=M/#25930) (B=M/#25930) (C=M/#25930) (D=M/#25930)		(E=M/#25930)	(F=M/#25930)						
12	2	172460-73130	RETAINER	1	1	1	1	1	1		
13	2	172460-73140	PLATE	1	1	1	1	1	1		
14	3	172312-74790	ORIFICE	1	1	1	1	1	1		
15	2	172460-73150	SHAFT	1	1	1	1	1	1		
16	2	172460-73160	WASHER	1	1	1	1	1	1		
17	2	172460-73180	RING	1	1	1	1	1	1		
18	2	172460-73200	BEARING	1	1	1	1	1	1		
19	2	172460-73210	BUSH	2	2	2	2	2	2		
20	2	172460-73220	STOPPER	1	1	1	1	1	1		
20-1	1	172460-73450	STOPPER	1	1	1	1	1	1		N
		(A=M/#XXXXX) (B=M/#XXXXX) (C=M/#XXXXX) (D=M/#XXXXX)		(E=M/#XXXXX)	(F=M/#XXXXX)						
21	2	172460-73230	PLATE	1	1	1	1	1	1		
21-1	2	172460-73231	PLATE, VALVE	1	1	1	1	1	1		N
		(A=M/#25930) (B=M/#25930) (C=M/#25930) (D=M/#25930)		(E=M/#25930)	(F=M/#25930)						
22	2	172460-73240	HOLDER	1	1	1	1	1	1		
23	2	172461-73110	SPRING	1	1	1	1	1	1		
23-1	2	172461-73150	SPRING	1	1	1	1	1	1		N
		(A=M/#25930) (B=M/#25930) (C=M/#25930) (D=M/#25930)		(E=M/#25930)	(F=M/#25930)						
24	2	172461-73120	SPRING	1	1	1	1	1	1		
24-1	2	172461-73140	SPRING	1	1	1	1	1	1		N
		(A=M/#25930) (B=M/#25930) (C=M/#25930) (D=M/#25930)		(E=M/#25930)	(F=M/#25930)						
25	2	172460-73270	SEAT, SPRING	1	1	1	1	1	1		
25-1	2	172461-73270	SEAT, SPRING	1	1	1	1	1	1		N
		(A=M/#25794) (B=M/#25794) (C=M/#25794) (D=M/#25794)		(E=M/#25794)	(F=M/#25794)						
26	2	172460-73280	PIN	1	1	1	1	1	1		
27	2	172176-73290	SEAT, SPRING	1	1	1	1	1	1		
28	2	172460-73290	PIN	1	1	1	1	1	1		
29	2	172460-73330	BEARING	1	1	1	1	1	1		
30	2	172460-73340	STOPPER	1	1	1	1	1	1		
31	2	172460-73350	SPRING, DISK	3	3	3	3	3	3		

Fig.51. HYD.OIL PUMP & JOINT

P/C NEWS No. Y00S4391
PUBLISHED: 2008/09



∴ MARKED PART HAS BEEN CHANGED (ADDED).

(A)=VIO50-2AC(US)
(B)=VIO50-2AP(US)
(C)=VIO50-2AC(AS)

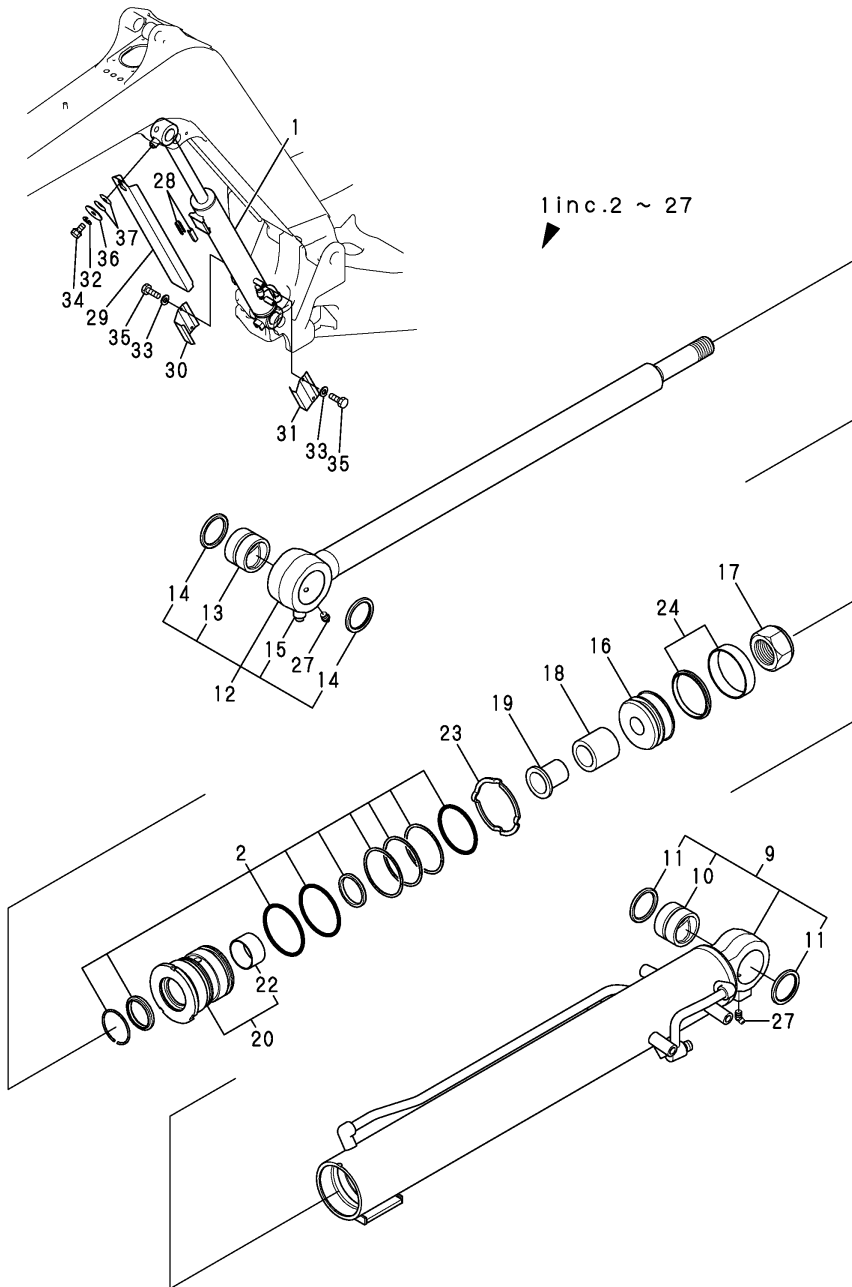
(D)=VIO50-2AP(AS)
(E)=VIO50-2AC(NZ)
(F)=VIO50-2AP(NZ)

No.	Lev.	Parts No.	Description	Q'ty						I	R
				(A)	(B)	(C)	(D)	(E)	(F)		
32	2	172460-73360	WASHER	1	1	1	1	1	1		
33	2	172460-73370	PLUG	1	1	1	1	1	1		
34	2	172460-73380	BUSH	1	1	1	1	1	1		
35	2	172460-73390	PLATE	1	1	1	1	1	1		
36	2	172148-70301	PLUG	1	1	1	1	1	1		
37	2	172461-73130	PUMP ASSY, GEAR	1	1	1	1	1	1		
37-1	2	172461-73131	PUMP, GEAR	1	1	1	1	1	1		N
		(A=M/#25794)	(B=M/#25794)	(C=M/#25794)	(D=M/#25794)	(E=M/#25794)	(F=M/#25794)				
38	2	172460-73420	PIN	1	1	1	1	1	1		
39	2	172960-73430	VALVE	1	1	1	1	1	1		
40	3	172460-73900	SOLENOID B	1	1	1	1	1	1		
41	3	172460-73910	SOLENOID A	1	1	1	1	1	1		
42	3	172460-73920	SOLENOID C	1	1	1	1	1	1		
43	3	24352-190110	O-RING, 219011	3	3	3	3	3	3		
44	2	172122-73480	PIN	1	1	1	1	1	1		
45	2	172122-73480	PIN	2	2	2	2	2	2		
46	2	172452-73480	PLUG	6	6	6	6	6	6		
47	2	172176-73560	SPRING	1	1	1	1	1	1		
48	2	172176-73590	SHIM	2	2	2	2	2	2		
49	2	172176-73600	PLUG	1	1	1	1	1	1		
50	2	172176-73690	BREEDER, AIR	1	1	1	1	1	1		
51	2	172176-73880	ROTOR ASSY,TROCHOID	1	1	1	1	1	1		
52	2	172176-73910	THRUST WASHER	2	2	2	2	2	2		
53	2	172176-73930	PIN	1	1	1	1	1	1		
54	2	172176-73940	POPPET	1	1	1	1	1	1		
55	1	26013-120352	BOLT, M12X 35	2	2	2	2	2	2		

Fig.52. BOOM CYLINDER

(A)=VIO50-2AC(US)
 (B)=VIO50-2AP(US)
 (C)=VIO50-2AC(AS)

(D)=VIO50-2AP(AS)
 (E)=VIO50-2AC(NZ)
 (F)=VIO50-2AP(NZ)

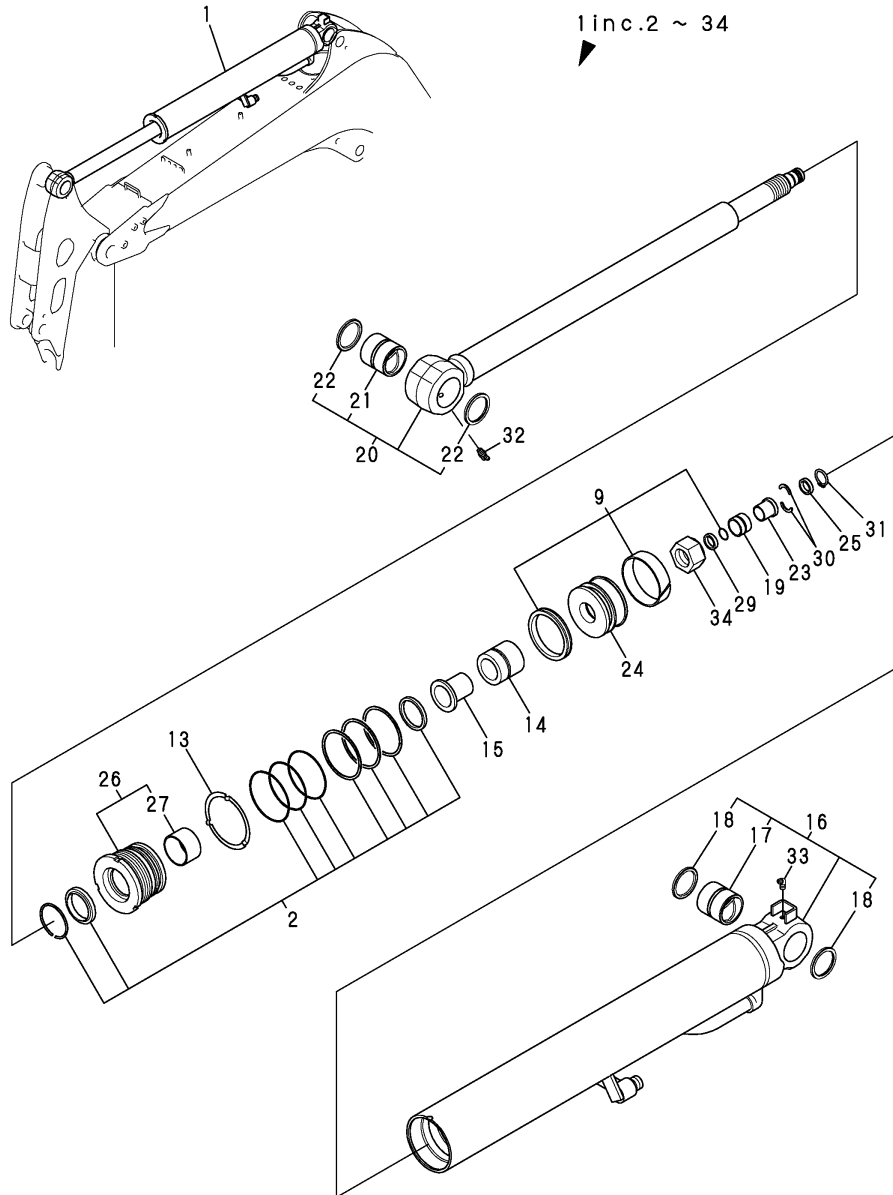


No.	Lev.	Parts No.	Description	Q'ty						I	R
				(A)	(B)	(C)	(D)	(E)	(F)		
1	1	172460-72322-1	CYLINDER ASSY, BOOM	1	1	1	1	1	1		
2	2	172460-72010	SEAL SET, HEAD	1	1	1	1	1	1		
9	2	172460-72112-1	TUBE, BOOM	1	1	1	1	1	1		
10	3	172460-72180	BUSH	1	1	1	1	1	1		
11	3	172448-54120	SEAL, DUST	2	2	2	2	2	2		
12	2	172460-72201	ROD	1	1	1	1	1	1		
13	3	172460-72180	BUSH	1	1	1	1	1	1		
14	3	172448-54120	SEAL, DUST	2	2	2	2	2	2		
15	3	172020-10280	SEAT, SCREW	1	1	1	1	1	1		
16	2	172460-72260	PISTON	1	1	1	1	1	1		
17	2	172151-72270	NUT	1	1	1	1	1	1		
18	2	172460-72271	PLANGER	1	1	1	1	1	1		
19	2	172460-72280	COLLAR, CUSHION	1	1	1	1	1	1		
20	2	172460-72330	HEAD	1	1	1	1	1	1		
22	3	172151-72540	BUSH 50 35, ROD	1	1	1	1	1	1		
23	2	172444-72430	LOCK WASHER	1	1	1	1	1	1		
24	2	172444-72890	SEAL SET, PISTON	1	1	1	1	1	1		
27	2	24761-020000	NIPPLE, GREASE PT1/8	2	2	2	2	2	2		
28	1	172186-72480	GUIDE, SLIDE	2	2	2	2	2	2		
29	1	172459-72170-1	COVER, SLIDE	1	1	1	1	1	1		
30	1	172457-72230-1	COVER ASSY, CYLINDER	1	1	1	1	1	1		
31	1	172457-72240-1	COVER, CYLINDER	1	1	1	1	1	1		
32	1	22217-100000	WASHER, SPRING 10	1	1	1	1	1	1		
33	1	22217-100000	WASHER, SPRING 10	4	4	4	4	4	4		
34	1	26116-100162	BOLT, M10X 16 PLATED	1	1	1	1	1	1		
35	1	26116-100162	BOLT, M10X 16 PLATED	4	4	4	4	4	4		
36	1	933147-03400	WASHER, BRAKE ARM	1	1	1	1	1	1		
37	1	933168-14170	SPRING	2	2	2	2	2	2		

Fig.53. ARM CYLINDER

(A)=VIO50-2AC(US)
 (B)=VIO50-2AP(US)
 (C)=VIO50-2AC(AS)

(D)=VIO50-2AP(AS)
 (E)=VIO50-2AC(NZ)
 (F)=VIO50-2AP(NZ)

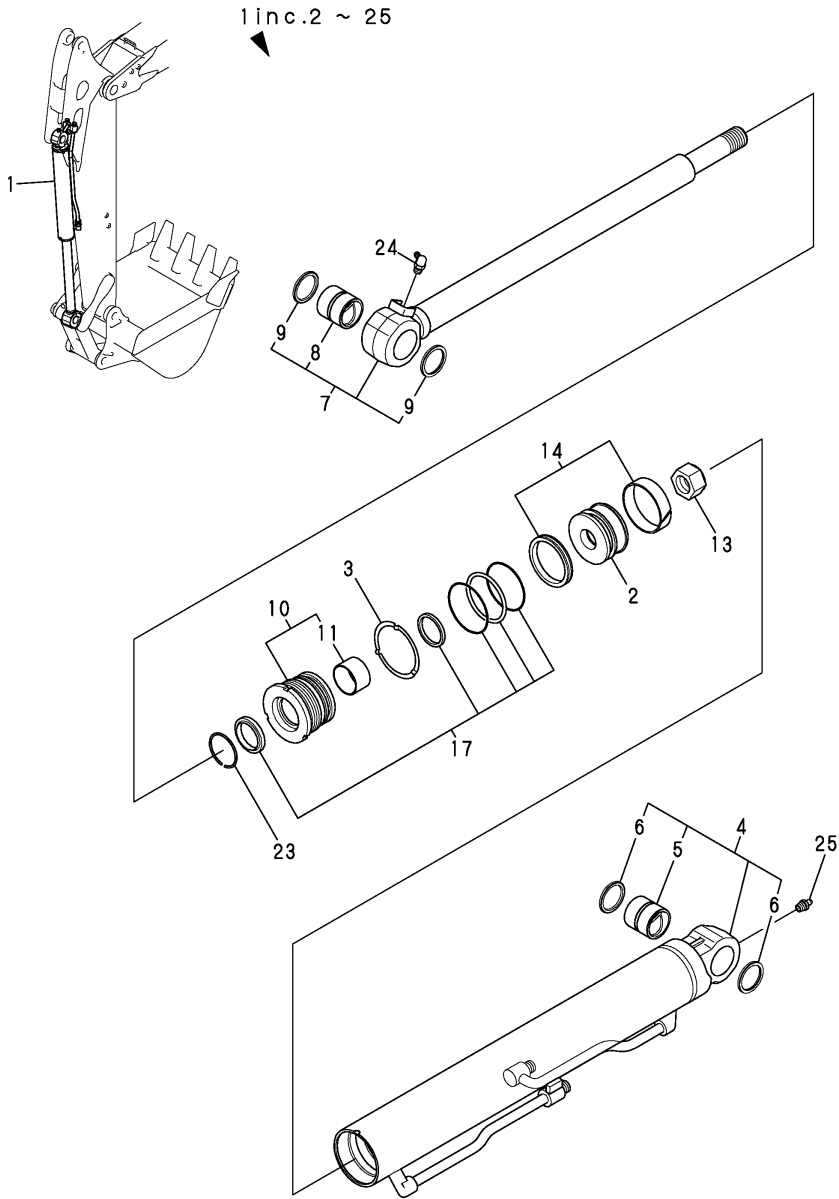


No.	Lev.	Parts No.	Description	Q'ty						I	R
				(A)	(B)	(C)	(D)	(E)	(F)		
1	1	172461-72350-1	CYLINDER ASSY, ARM	1	1	1	1	1	1		
2	2	172461-72010	SEAL SET, HEAD	1	1	1	1	1	1		
9	2	172461-72020	SEAL SET, PISTON	1	1	1	1	1	1		
13	2	172146-72270	LOCK WASHER 85	1	1	1	1	1	1		
14	2	172461-72511	PLUNGER	1	1	1	1	1	1		
15	2	172461-72520	COLLAR, CUSHION	1	1	1	1	1	1		
16	2	172461-72360-1	TUBE ASSY, ARM	1	1	1	1	1	1		
17	3	172151-72591	BUSH 50X60	1	1	1	1	1	1		
18	3	172448-54120	SEAL, DUST	2	2	2	2	2	2		
19	2	172460-72941	PLUNGER	1	1	1	1	1	1		
20	2	172461-72450	ROD,ARM	1	1	1	1	1	1		
21	3	172151-72591	BUSH 50X60	1	1	1	1	1	1		
22	3	172448-54120	SEAL, DUST	2	2	2	2	2	2		
23	2	172458-72460	COLLAR, CUSHION	1	1	1	1	1	1		
24	2	172461-72500	PISTON	1	1	1	1	1	1		
25	2	172458-72470	COVER, STOPPER	1	1	1	1	1	1		
26	2	172461-72480	HEAD	1	1	1	1	1	1		
27	3	172151-72540	BUSH 50 35, ROD	1	1	1	1	1	1		
29	2	172423-72530	SPACER	1	1	1	1	1	1		
30	2	172423-72540	STOPPER	2	2	2	2	2	2		
31	2	22242-000260	RING, 26	1	1	1	1	1	1		
32	2	24761-040000	NIPPLE, GREASE B	1	1	1	1	1	1		
33	2	24761-050000	NIPPLE, GREASE C	1	1	1	1	1	1		
34	2	172151-72580	NUT	1	1	1	1	1	1		

Fig.54. BUCKET CYLINDER

(A)=VIO50-2AC(US)
 (B)=VIO50-2AP(US)
 (C)=VIO50-2AC(AS)

(D)=VIO50-2AP(AS)
 (E)=VIO50-2AC(NZ)
 (F)=VIO50-2AP(NZ)

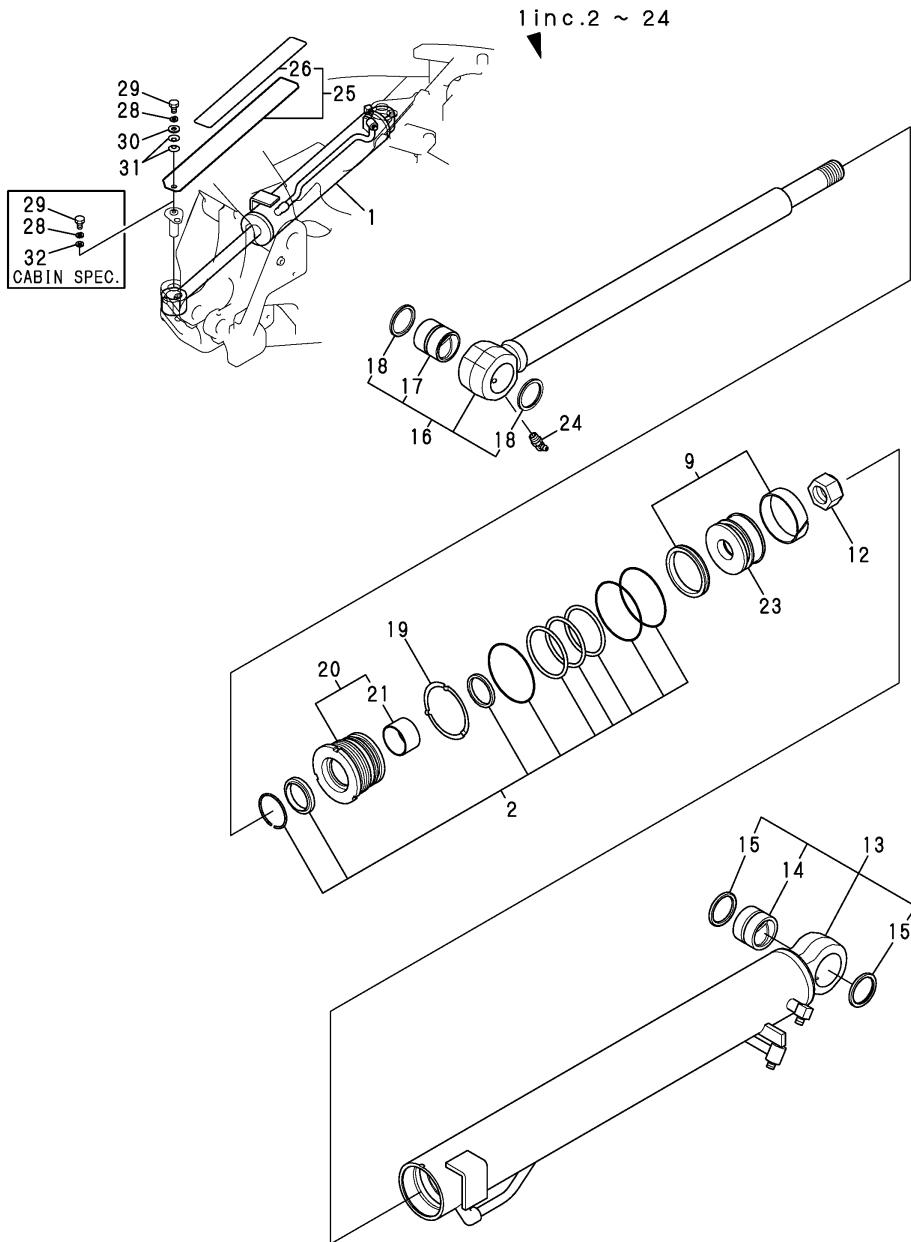


No.	Lev.	Parts No.	Description	Q'ty						I	R
				(A)	(B)	(C)	(D)	(E)	(F)		
1	1	172960-72500-1	CYLINDER ASSY	1	1	1	1	1	1		
2	2	172148-72050	PISTON 75	1	1	1	1	1	1		
3	2	172141-72190	WASHER 75	1	1	1	1	1	1		
4	2	172960-72510-1	TUBE, BUCKET	1	1	1	1	1	1		
5	3	172165-72320	BUSH 45X40	1	1	1	1	1	1		
6	3	172168-81410	SEAL, DUST	2	2	2	2	2	2		
7	2	172960-72530	ROD,BUCKET	1	1	1	1	1	1		
8	3	172151-72670	BUSH 45 50	1	1	1	1	1	1		
9	3	172168-81410	SEAL, DUST	2	2	2	2	2	2		
10	2	172151-72711	HEAD ASSY	1	1	1	1	1	1		
11	3	172151-72540	BUSH 50 35, ROD	1	1	1	1	1	1		
13	2	933111-20200	NUT	1	1	1	1	1	1		
14	2	172960-72630	SEAL SET, PISTON	1	1	1	1	1	1		
17	2	172151-71841	SEAL SET, HEAD	1	1	1	1	1	1		
23	2	933111-26700	RING 65, SPRING	1	1	1	1	1	1		
24	2	24761-040000	NIPPLE, GREASE B	1	1	1	1	1	1		
25	2	24761-050000	NIPPLE, GREASE C	1	1	1	1	1	1		

Fig.55. SWING CYLINDER

(A)=VIO50-2AC(US)
 (B)=VIO50-2AP(US)
 (C)=VIO50-2AC(AS)

(D)=VIO50-2AP(AS)
 (E)=VIO50-2AC(NZ)
 (F)=VIO50-2AP(NZ)

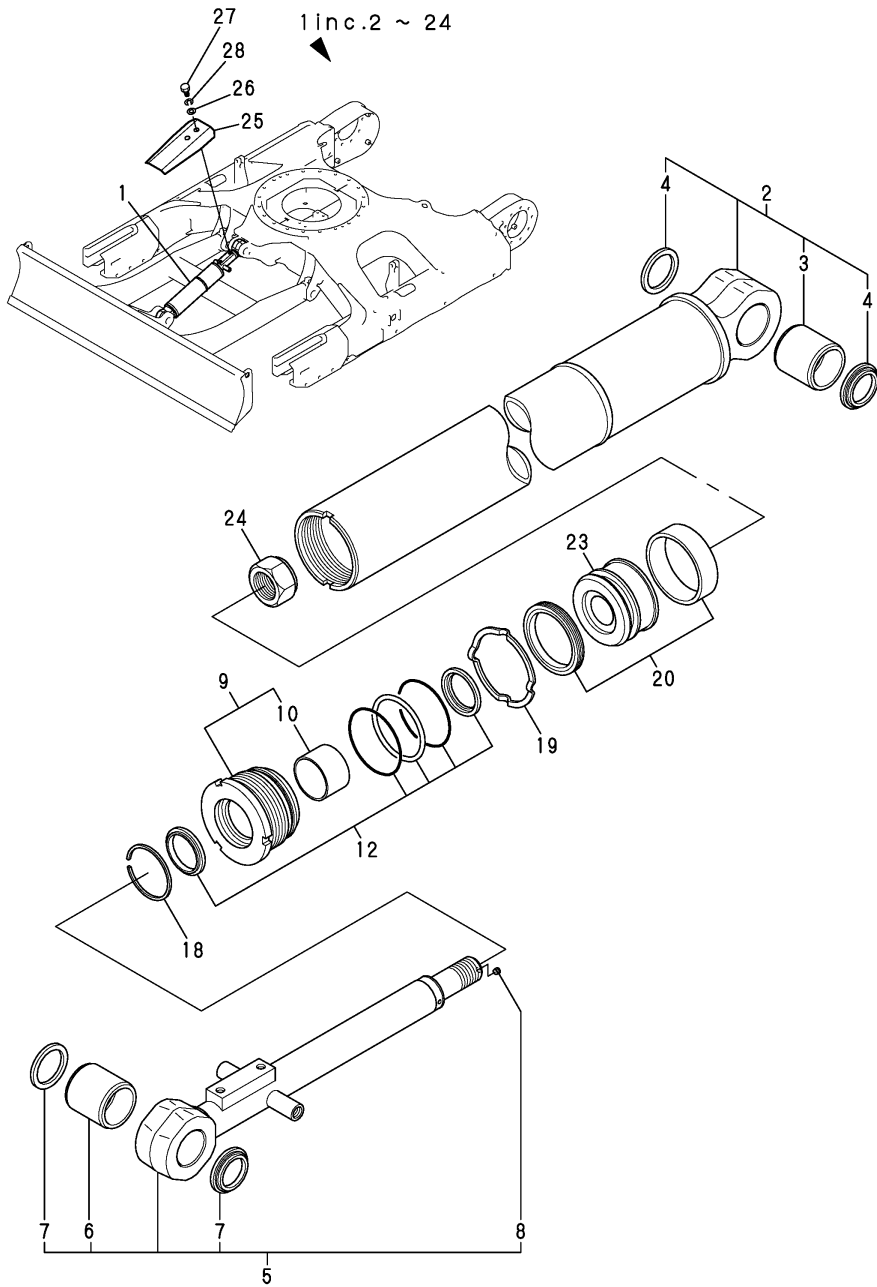


No.	Lev.	Parts No.	Description	Q'ty						I	R
				(A)	(B)	(C)	(D)	(E)	(F)		
1	1	172460-72750-1	CYLINDER ASSY, SWING	1	1	1	1	1	1		
2	2	172460-72040	SEAL SET, HEAD	1	1	1	1	1	1		
9	2	172460-72050	SEAL SET, PISTON	1	1	1	1	1	1		
12	2	933111-20200	NUT	1	1	1	1	1	1		
13	2	172460-72760-1	TUBE, SWING	1	1	1	1	1	1		
14	3	172458-72740	BUSH 40X40,SO	1	1	1	1	1	1		
15	3	172448-72650	SEAL, DUST	2	2	2	2	2	2		
16	2	172460-72850	ROD,SWING	1	1	1	1	1	1		
17	3	172165-72310	BUSH 40X40	1	1	1	1	1	1		
18	3	172448-72650	SEAL, DUST	2	2	2	2	2	2		
19	2	172151-72870	LOCK WASHER 90	1	1	1	1	1	1		
20	2	172460-72880	HEAD	1	1	1	1	1	1		
21	3	24550-045300	BUSH, 45X30	1	1	1	1	1	1		
23	2	172460-72900	PISTON	1	1	1	1	1	1		
24	2	24761-050000	NIPPLE, GREASE C	1	1	1	1	1	1		
25	1	172460-72950-1	COVER, SWING		1		1		1		
26	2	172164-62430	SHEET		1		1		1		
28	1	22217-100000	WASHER, SPRING 10	1	1	1	1	1	1		
29	1	26116-100162	BOLT, M10X 16 PLATED	1	1	1	1	1	1		
30	1	933147-03400	WASHER, BRAKE ARM		1		1		1		
31	1	933168-14170	SPRING		2		2		2		
32	1	22157-100000	WASHER, 10	1		1			1		

Fig.56. BLADE CYLINDER

(A)=VIO50-2AC(US)
 (B)=VIO50-2AP(US)
 (C)=VIO50-2AC(AS)

(D)=VIO50-2AP(AS)
 (E)=VIO50-2AC(NZ)
 (F)=VIO50-2AP(NZ)

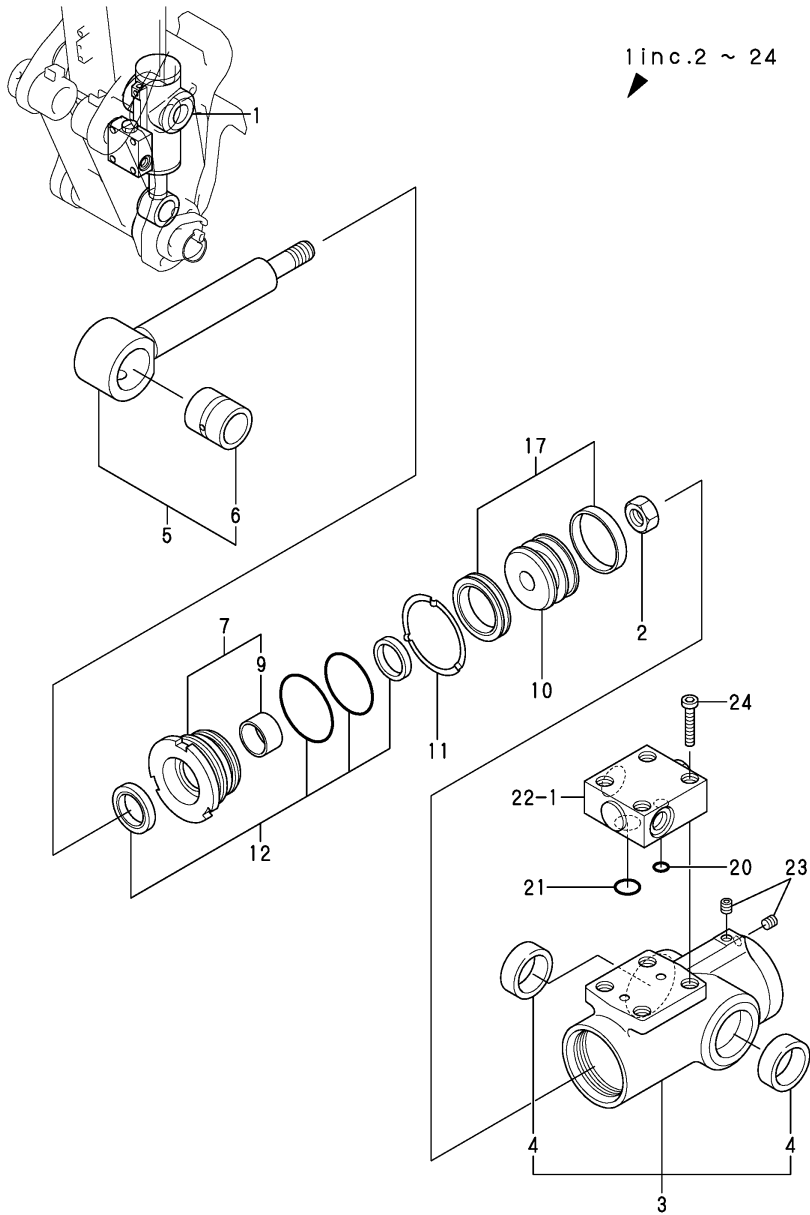


No.	Lev.	Parts No.	Description	Q'ty						I	R
				(A)	(B)	(C)	(D)	(E)	(F)		
1	1	172960-72600-1	CYLINDER ASSY, BLADE	1	1	1	1	1	1		
2	2	172960-72610-1	TUBE, BLADE	1	1	1	1	1	1		
3	3	172151-72670	BUSH 45 50	1	1	1	1	1	1		
4	3	172168-81410	SEAL, DUST	2	2	2	2	2	2		
5	2	172423-72731	ROD ASSY, BLADE	1	1	1	1	1	1		
6	3	172151-72670	BUSH 45 50	1	1	1	1	1	1		
7	3	172168-81410	SEAL, DUST	2	2	2	2	2	2		
8	3	23871-010000	PLUG, R01	1	1	1	1	1	1		
9	2	172151-71591	HEAD ASSY 90 50	1	1	1	1	1	1		
10	3	172151-72540	BUSH 50 35, ROD	1	1	1	1	1	1		
12	2	172151-71881	SEAL SET, HEAD	1	1	1	1	1	1		
18	2	933111-26700	RING 65, SPRING	1	1	1	1	1	1		
19	2	172151-72870	LOCK WASHER 90	1	1	1	1	1	1		
20	2	172460-72050	SEAL SET, PISTON	1	1	1	1	1	1		
23	2	172423-72800	PISTON 90	1	1	1	1	1	1		
24	2	172151-72580	NUT	1	1	1	1	1	1		
25	1	172445-72670-2	COVER, BLADE	1	1	1	1	1	1		
26	1	22137-120000	WASHER, 12	2	2	2	2	2	2		
27	1	26116-120252	BOLT, M12X 25 PLATED	2	2	2	2	2	2		
27-1	1	26013-120202	BOLT, M12X 20	2	2	2	2	2	2		N
		(A=MZZZZZ) (B=MZZZZZ) (C=MZZZZZ) (D=MZZZZZ) (E=MZZZZZ) (F=MZZZZZ)									
28	1	22217-120000	WASHER, SPRING 12	2	2	2	2	2	2		Z
		(A=MZZZZZ) (B=MZZZZZ) (C=MZZZZZ) (D=MZZZZZ) (E=MZZZZZ) (F=MZZZZZ)									

Fig.57. QUICK COUPLER CYLINDER

(A)=VIO50-2AC(US)
 (B)=VIO50-2AP(US)
 (C)=VIO50-2AC(AS)

(D)=VIO50-2AP(AS)
 (E)=VIO50-2AC(NZ)
 (F)=VIO50-2AP(NZ)

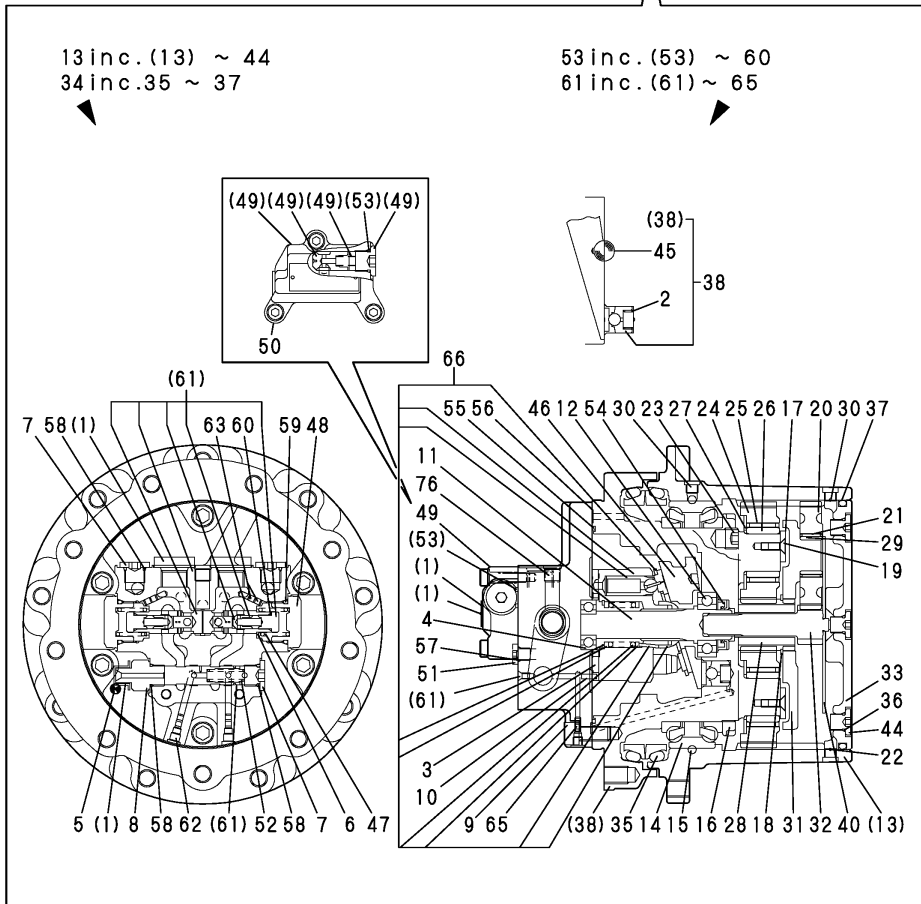
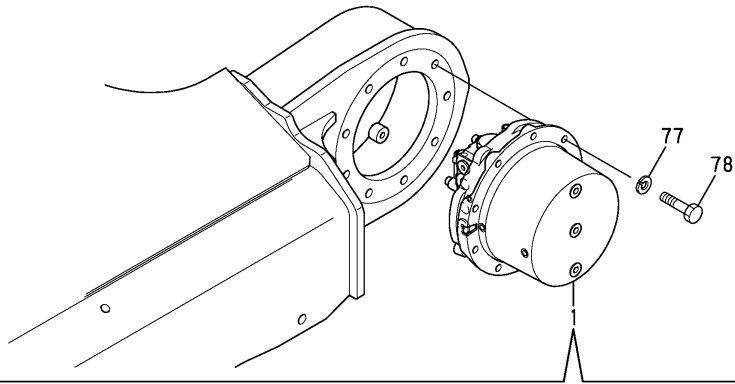


No.	Lev.	Parts No.	Description	Q'ty						I	R
				(A)	(B)	(C)	(D)	(E)	(F)		
1	1	172960-72800-1	CYLINDER ASSY, HITCH	1	1	1	1	1	1		
2	2	172171-72130	NUT, M24	1	1	1	1	1	1		
3	2	172960-72810-1	TUBE, HITCH	1	1	1	1	1	1		
4	3	172960-72950	BUSH	2	2	2	2	2	2		
5	2	172960-72830	ROD ASSY,COUPLER	1	1	1	1	1	1		
6	3	172960-72920	BUSH	1	1	1	1	1	1		
7	2	172960-72860	HEAD	1	1	1	1	1	1		
9	3	24550-035200	BUSH, 35X20	1	1	1	1	1	1		
10	2	172960-72890	PISTON	1	1	1	1	1	1		
11	2	172960-72900	WASHER	1	1	1	1	1	1		
12	2	172960-72960	SEAL SET, HEAD	1	1	1	1	1	1		
17	2	172960-72970	SEAL SET, PISTON	1	1	1	1	1	1		
20	2	172958-72950	O-RING	1	1	1	1	1	1		
21	2	172958-72960	O-RING	1	1	1	1	1	1		
22-1	2	172958-72982-1	CHECK VALVE (87)	1	1	1	1	1	1		
23	2	23871-005000	PLUG, R005	2	2	2	2	2	2		
24	2	26450-060352	BOLT, M6X 35	4	4	4	4	4	4		

Fig.58. TRAVEL MOTOR

(A)=VIO50-2AC(US)
 (B)=VIO50-2AP(US)
 (C)=VIO50-2AC(AS)

(D)=VIO50-2AP(AS)
 (E)=VIO50-2AC(NZ)
 (F)=VIO50-2AP(NZ)

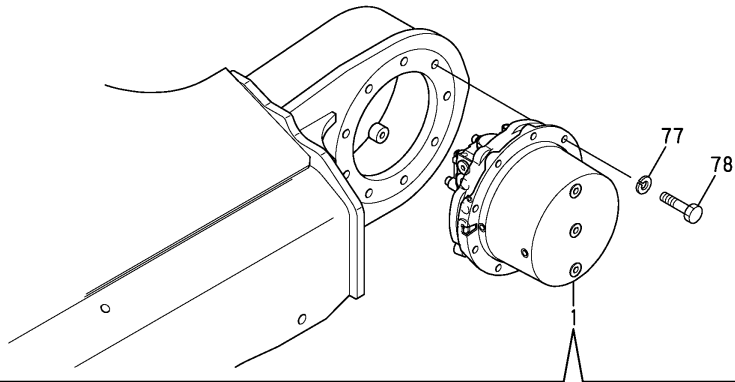


No.	Lev.	Parts No.	Description	Q'ty						I	R
				(A)	(B)	(C)	(D)	(E)	(F)		
1	1	172460-73300	TRAVEL MOTOR	2	2	2	2	2	2		
2	2	172147-70360	SPRING	4	4	4	4	4	4		
3	2	172147-70370	PLATE VALVE	2	2	2	2	2	2		
4	2	172147-70390	BALL BEARING	2	2	2	2	2	2		
5	2	172122-70410	PIN	4	4	4	4	4	4		
6	2	172122-70460	SEAT, SPRING	4	4	4	4	4	4		
7	2	172147-70500	PLUG	6	6	6	6	6	6		
8	2	172147-70520	PLUG	2	2	2	2	2	2		
9	2	172147-70540	HEAD BOLT, SOCKET	12	12	12	12	12	12		
10	2	172122-73470	PIN	2	2	2	2	2	2		
11	2	172423-73470	SHAFT	2	2	2	2	2	2		
12	2	172423-73480	BEARING	2	2	2	2	2	2		
13	2	172460-73500	GEAR, REDUCTION	2	2	2	2	2	2		
14	3	172124-70010	BEARING	2	2	2	2	2	2		
15	3	172124-70030	BALL	198	198	198	198	198	198		
16	3	172124-70050	NUT, RING	2	2	2	2	2	2		
17	3	172147-70070	PLATE	2	2	2	2	2	2		
18	3	172147-70090	SNAP RING	2	2	2	2	2	2		
19	3	172141-70110	SCREW	8	8	8	8	8	8		
20	3	172147-70110	GEAR, PLANETARY	6	6	6	6	6	6		
21	3	172147-70120	GAUGE ASSY	6	6	6	6	6	6		
22	3	172147-70210	WIRE	2	2	2	2	2	2		
23	3	172423-73330	PLUG	4	4	4	4	4	4		
24	3	172423-73340	GEAR, PLANETARY	8	8	8	8	8	8		
25	3	172423-73350	BEARING	8	8	8	8	8	8		
26	3	172423-73360	LATHE	8	8	8	8	8	8		
27	3	172423-73370	WASHER	8	8	8	8	8	8		
28	3	172423-73380	GEAR, SUN	2	2	2	2	2	2		
29	3	172423-73410	LATHE	6	6	6	6	6	6		
30	3	172122-73430	PLUG	4	4	4	4	4	4		
31	3	172460-73510	HOLDER	2	2	2	2	2	2		
32	3	172460-73530	GEAR, DRIVE	2	2	2	2	2	2		
33	3	172460-73540	COVER	2	2	2	2	2	2		
34	3	172460-73600	SEAL SET, REDUCTION	2	2	2	2	2	2		
35	4	172147-70020	SEAL, FLOATING	2	2	2	2	2	2		
36	4	24315-000110	O-RING, 1BP11.0	6	6	6	6	6	6		
37	4	172423-73690	O-RING	2	2	2	2	2	2		
38	3	172460-73620	FRAMGE	2	2	2	2	2	2		
40	3	172460-73630	PLATE	2	2	2	2	2	2		
44	3	172183-73770	PLUG	6	6	6	6	6	6		
45	2	172423-73510	BOLL	4	4	4	4	4	4		
46	2	172460-73550	PLATE	2	2	2	2	2	2		
47	2	172460-73560	SPRING	4	4	4	4	4	4		
48	2	172460-73570	CAP	4	4	4	4	4	4		
49	2	172460-73580	VALVE	2	2	2	2	2	2		
50	3	172460-73520	HEAD BOLT	6	6	6	6	6	6		
51	2	172460-73590	PLUG	4	4	4	4	4	4		
52	2	172423-73600	SPRING	2	2	2	2	2	2		
53	2	172460-73610	SEAL SET, MOTOR	2	2	2	2	2	2		
54	3	172423-73490	SEAL, OIL	2	2	2	2	2	2		
55	3	172423-73560	O-RING	2	2	2	2	2	2		

Fig.58. TRAVEL MOTOR

(A)=VIO50-2AC(US)
 (B)=VIO50-2AP(US)
 (C)=VIO50-2AC(AS)

(D)=VIO50-2AP(AS)
 (E)=VIO50-2AC(NZ)
 (F)=VIO50-2AP(NZ)



No.	Lev.	Parts No.	Description	Q'ty						I	R
				(A)	(B)	(C)	(D)	(E)	(F)		
56	3	24315-000070	O-RING, 1BP7.0	6	6	6	6	6	6		
57	3	24315-000080	O-RING, 1BP8.0	4	4	4	4	4	4		
58	3	24315-000140	O-RING, 1BP14.0	8	8	8	8	8	8		
59	3	24315-000290	O-RING, 1BP29.0	4	4	4	4	4	4		
60	3	24315-000100	O-RING, 1BP10.0	4	4	4	4	4	4		
61	2	172460-73640	PLATE KIT	2	2	2	2	2	2		
62	3	172147-70220	PLUG	4	4	4	4	4	4		
63	3	172148-70340	ORIFICE	8	8	8	8	8	8		
65	3	172312-74790	ORIFICE	8	8	8	8	8	8		
66	2	172423-73650	BROCK KIT	2	2	2	2	2	2		
76	2	23871-020000	PLUG, R02	2	2	2	2	2	2		
77	1	22217-140000	WASHER, SPRING 14	18	18	18	18	18	18		
78	1	172455-29140	BOLT 14X35	18	18	18	18	18	18		

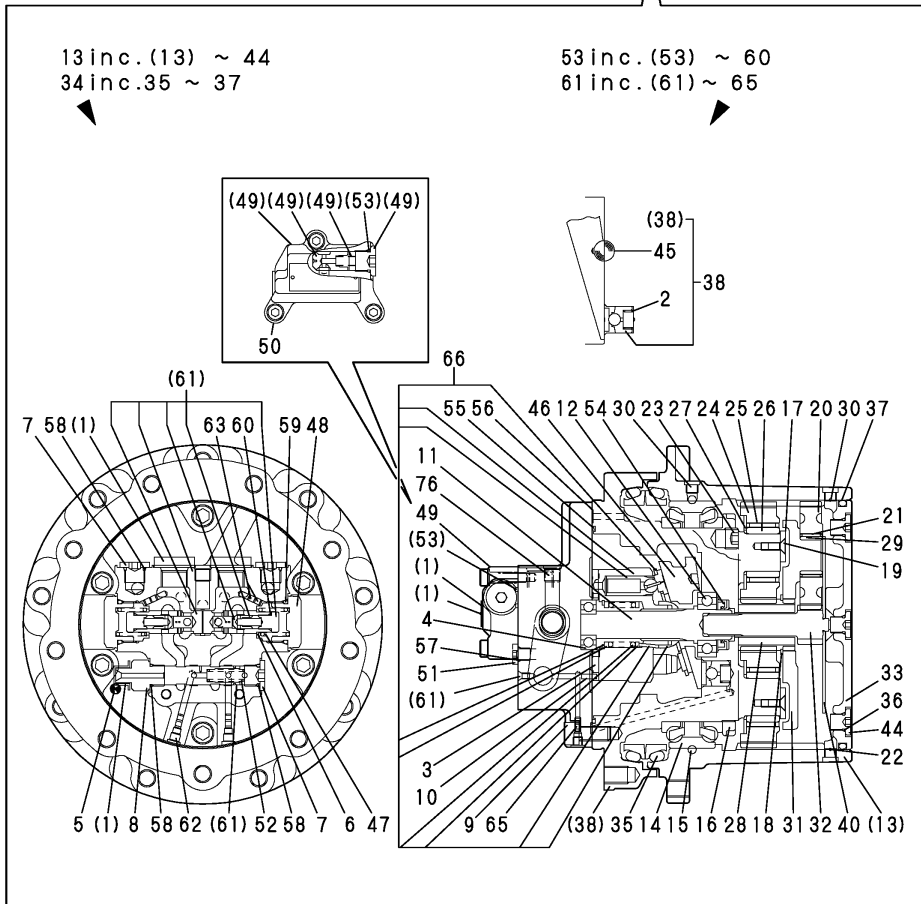
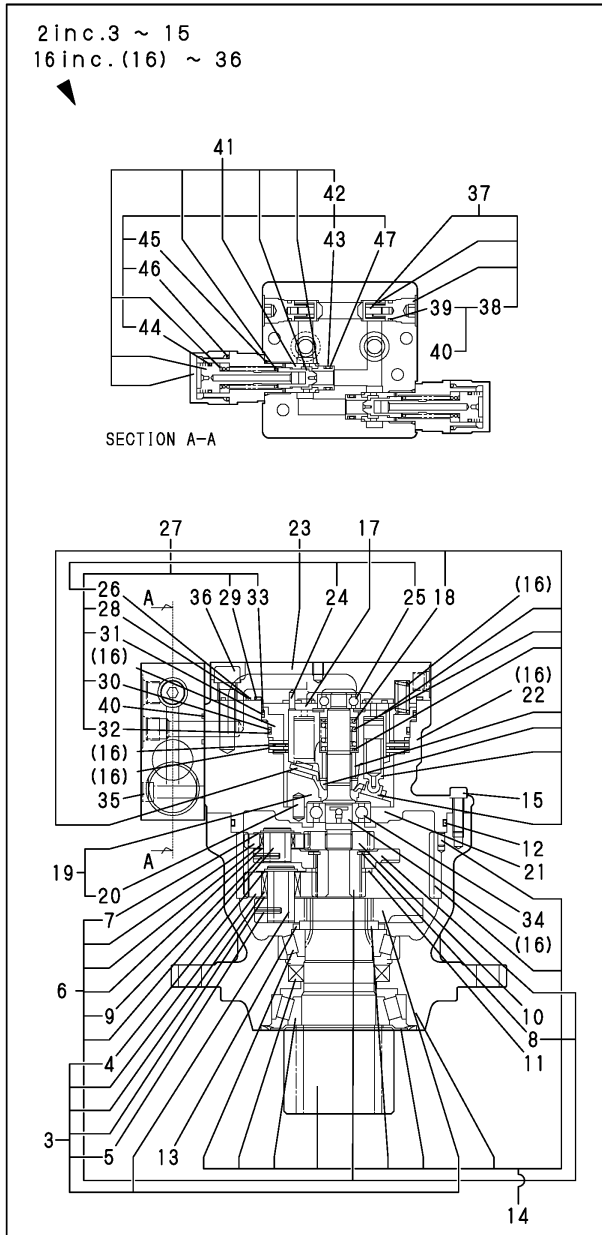


Fig.59. TURNING MOTOR

(A)=VIO50-2AC(US)
 (B)=VIO50-2AP(US)
 (C)=VIO50-2AC(AS)

(D)=VIO50-2AP(AS)
 (E)=VIO50-2AC(NZ)
 (F)=VIO50-2AP(NZ)

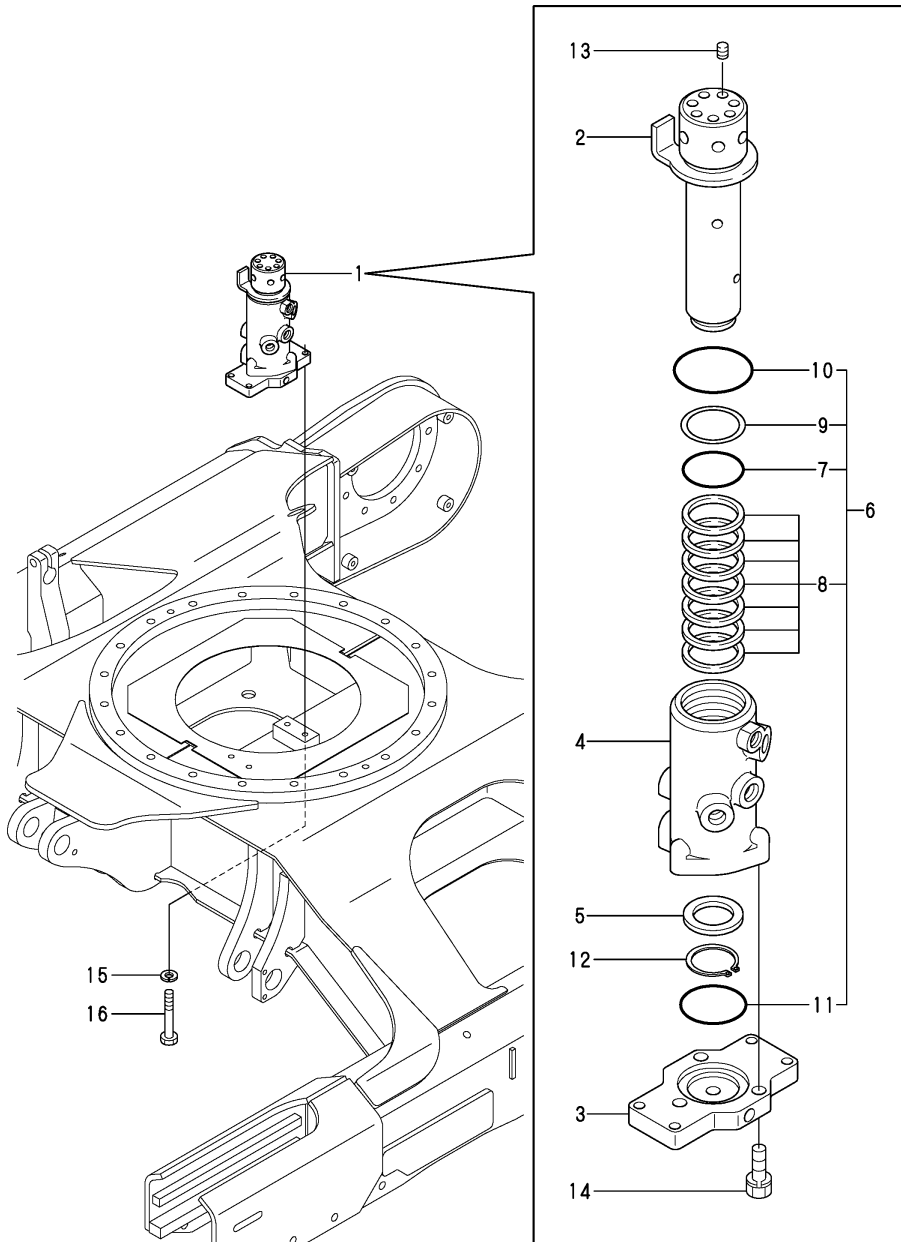


No.	Lev.	Parts No.	Description	Q'ty						I	R
				(A)	(B)	(C)	(D)	(E)	(F)		
1	1	172461-73310	MOTOR COMP.,SWING	1	1	1	1	1	1		
2	2	172460-73700	GEAR, REDUCTION	1	1	1	1	1	1		
3	3	172425-73410	CARRIER KIT	1	1	1	1	1	1		
4	4	22242-000200	RING, 20	4	4	4	4	4	4		
5	4	22351-040020	PIN, SPRING 4.0X20	4	4	4	4	4	4		
6	3	172425-73420	CARRIER KIT	1	1	1	1	1	1		
7	4	22242-000200	RING, 20	3	3	3	3	3	3		
8	4	22242-000300	RING, 30	1	1	1	1	1	1		
9	4	22351-040020	PIN, SPRING 4.0X20	3	3	3	3	3	3		
10	3	172460-73790	GEAR	1	1	1	1	1	1		
11	3	172425-73490	COLLAR, THRUST	1	1	1	1	1	1		
12	3	172425-73510	O-RING	1	1	1	1	1	1		
13	3	172425-73520	RING	1	1	1	1	1	1		
14	3	172460-73710	PINION	1	1	1	1	1	1		
15	3	26450-080252	BOLT, M8X 25	6	6	6	6	6	6		
16	2	172460-73720	HYD.MOTOR	1	1	1	1	1	1		
17	3	172425-73440	BARREL KIT	1	1	1	1	1	1		
18	4	22252-000280	RING, 28	1	1	1	1	1	1		
19	3	172425-73450	PLATE KIT	1	1	1	1	1	1		
20	4	172425-73550	PIN	1	1	1	1	1	1		
21	3	172425-73530	FILTER	2	2	2	2	2	2		
22	3	172425-73540	PIN	1	1	1	1	1	1		
23	3	172460-73730	BODY H KIT	1	1	1	1	1	1		
24	4	22351-050012	PIN, SPRING 5.0X12	1	1	1	1	1	1		
25	4	24101-062010	BEARING, BALL 6201C3	2	2	2	2	2	2		
26	4	24315-000180	O-RING, 1BP18.0	2	2	2	2	2	2		
27	3	172460-73740	SEAL SET, MOTOR	1	1	1	1	1	1		
28	4	24315-000180	O-RING, 1BP18.0	1	1	1	1	1	1		
29	4	24325-001200	O-RING, 1BG120.0	1	1	1	1	1	1		
30	4	24325-001000	O-RING, 1BG100.0	1	1	1	1	1	1		
31	4	24325-001100	O-RING, 1BG110.0	1	1	1	1	1	1		
32	4	24376-001000	RING, BACK UP T3G100	1	1	1	1	1	1		
33	4	24376-001100	RING, BACK UP T3G110	1	1	1	1	1	1		
34	3	24105-062044	BEARING, BALL 6204Z	1	1	1	1	1	1		
35	3	26450-080502	BOLT, M8X 50	4	4	4	4	4	4		
36	3	26450-120352	BOLT, M12X 35	5	5	5	5	5	5		
37	2	172460-73750	VALVE	1	1	1	1	1	1		
38	3	172460-73760	SEAL SET, VALVE	1	1	1	1	1	1		
39	4	24315-000110	O-RING, 1BP11.0	2	2	2	2	2	2		
40	4	24315-000180	O-RING, 1BP18.0	2	2	2	2	2	2		
41	2	172461-73770	VALVE ASSY	2	2	2	2	2	2		
42	3	172460-73780	SEAL SET, VALVE	2	2	2	2	2	2		
43	4	24315-000140	O-RING, 1BP14.0	2	2	2	2	2	2		
44	4	24315-000180	O-RING, 1BP18.0	2	2	2	2	2	2		
45	4	24315-000220	O-RING, 1BP22.0	2	2	2	2	2	2		
46	4	24315-000280	O-RING, 1BP28.0	2	2	2	2	2	2		
47	4	24372-000140	RING, BACK UP T2P14	4	4	4	4	4	4		
48	1	172460-73320	BOLT	9	9	9	9	9	9		

Fig.60. SWIVEL JOINT

(A)=VIO50-2AC(US)
 (B)=VIO50-2AP(US)
 (C)=VIO50-2AC(AS)

(D)=VIO50-2AP(AS)
 (E)=VIO50-2AC(NZ)
 (F)=VIO50-2AP(NZ)

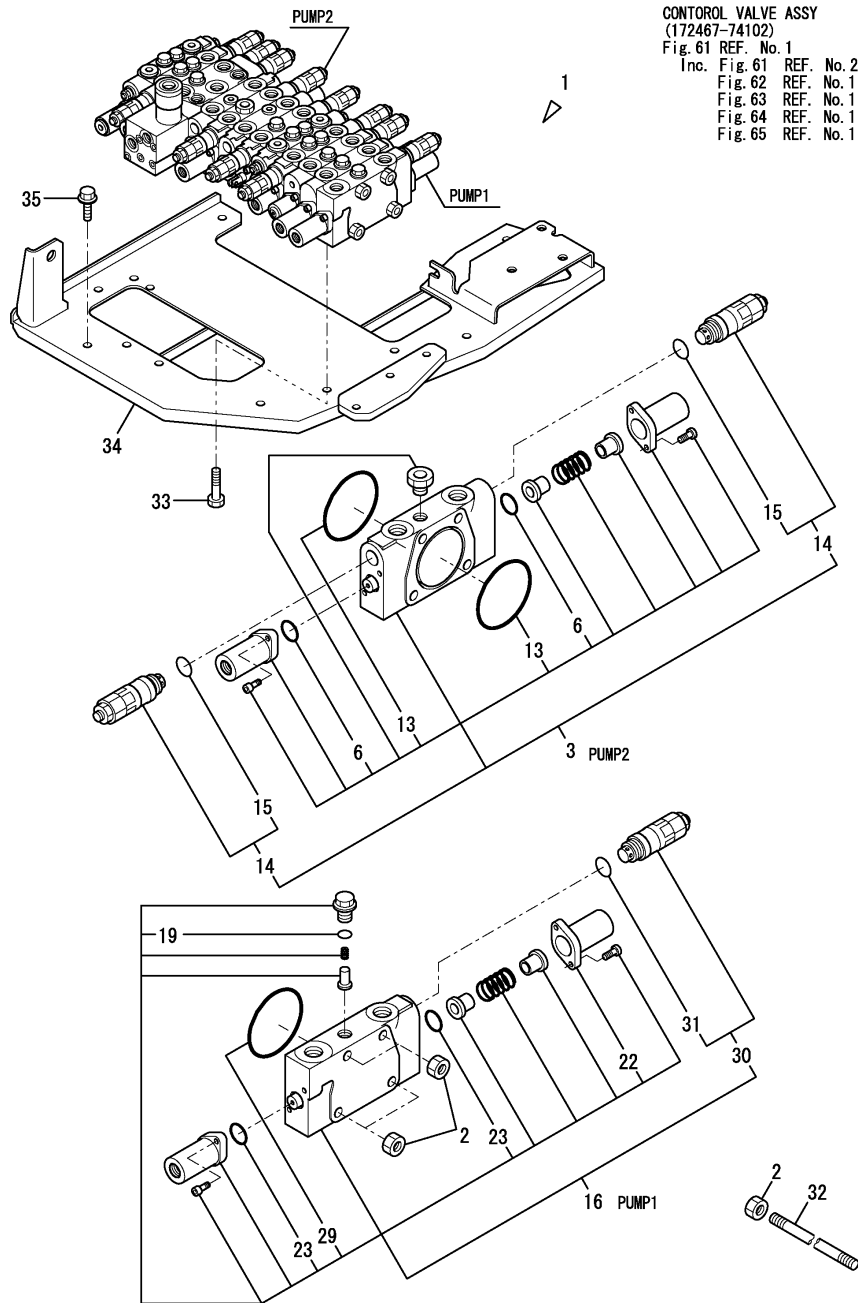


No.	Lev.	Parts No.	Description	Q'ty						I	R
				(A)	(B)	(C)	(D)	(E)	(F)		
1	1	172444-73802	JOINT ASSY, SWIVEL	1	1	1	1	1	1		
2	2	172444-73810	SHAFT ASSY, SWIVEL	1	1	1	1	1	1		
3	2	172444-73840	FLANGE, SWIVEL	1	1	1	1	1	1		
4	2	172444-73831	HUB, SWIVEL	1	1	1	1	1	1		
5	2	172137-73860	SPACER, SWIVEL	1	1	1	1	1	1		
6	2	172444-73880	SEAL SET, SWIVEL	1	1	1	1	1	1		
7	3	172142-73800	O-RING	1	1	1	1	1	1		
8	3	172458-73820	SEAL, SWIVEL	7	7	7	7	7	7		
9	3	172148-73870	RING EL, BACK UP	1	1	1	1	1	1		
10	3	24311-000750	O-RING, 1AP75.0	1	1	1	1	1	1		
11	3	24321-000700	O-RING, 1AG70.0	1	1	1	1	1	1		
12	2	22242-000451	RING, 45	1	1	1	1	1	1		
13	2	23871-020000	PLUG, R02	7	7	7	7	7	7		
14	2	26013-100352	BOLT, M10X 35	3	3	3	3	3	3		
15	1	22217-100000	WASHER, SPRING 10	4	4	4	4	4	4		
16	1	26116-100652	BOLT, M10X 65 PLATED	4	4	4	4	4	4		

Fig.61. CONTROL VALVE(P PORT)

(A)=VIO50-2AC(US)
 (B)=VIO50-2AP(US)
 (C)=VIO50-2AC(AS)

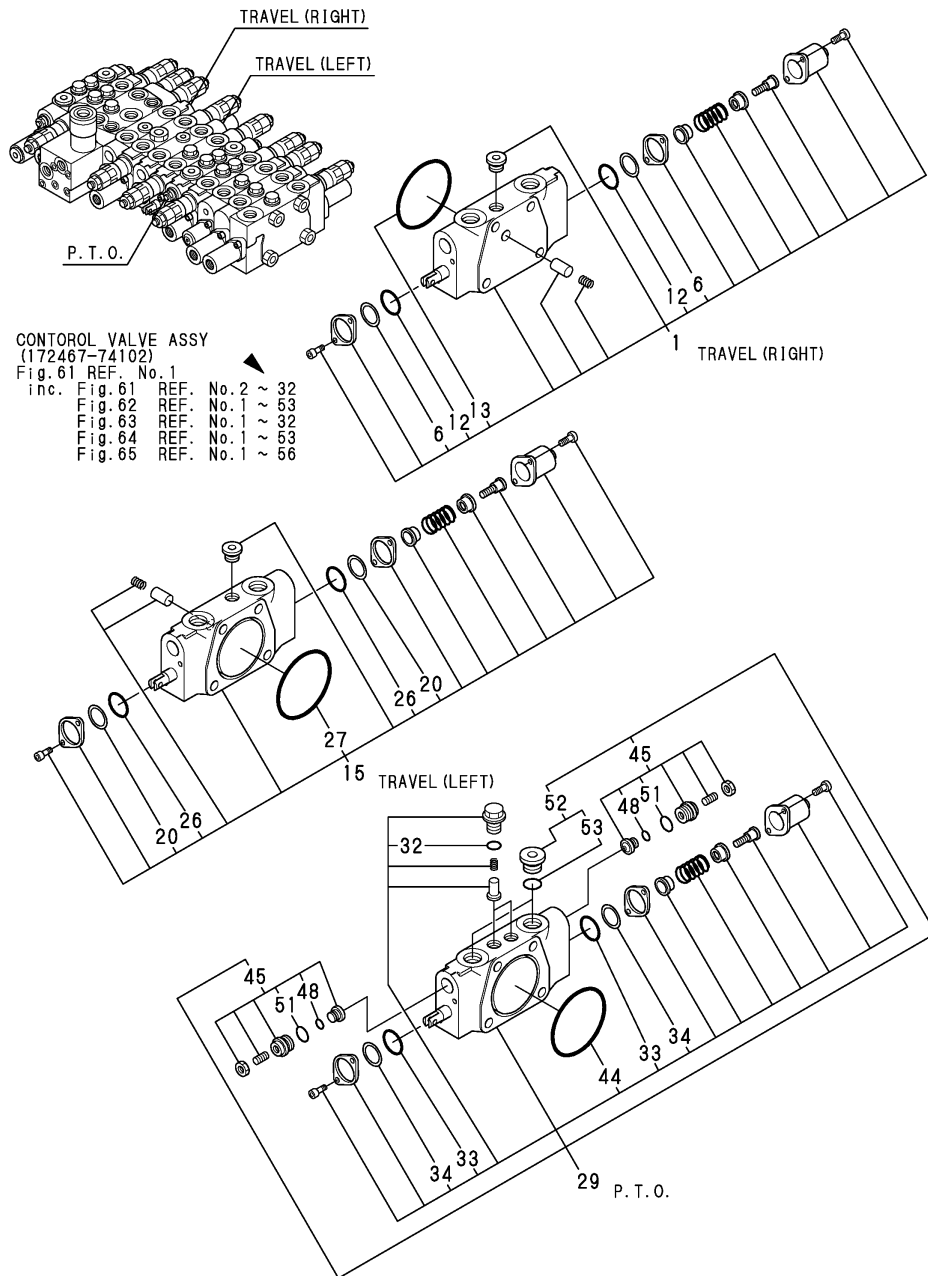
(D)=VIO50-2AP(AS)
 (E)=VIO50-2AC(NZ)
 (F)=VIO50-2AP(NZ)



CONTROL VALVE ASSY
 (172467-74102)
 Fig. 61 REF. No. 1
 Inc. Fig. 61 REF. No. 2 ~ 32
 Fig. 62 REF. No. 1 ~ 53
 Fig. 63 REF. No. 1 ~ 32
 Fig. 64 REF. No. 1 ~ 53
 Fig. 65 REF. No. 1 ~ 56

No.	Lev.	Parts No.	Description	Q'ty						I	R
				(A)	(B)	(C)	(D)	(E)	(F)		
1	1	172467-74101	VALVE ASSY, CONTROL	1	1	1	1	1	1		
1-1	1	172467-74102	VALVE ASSY, CONTROL	1	1	1	1	1	1		N
		(A=M/#25943) (B=M/#25943) (C=M/#25943) (D=M/#25943) (E=M/#25943) (F=M/#25943)									
2	2	172422-74110	NUT	8	8	8	8	8	8		
3	2	172461-74140	SECTION ASSY, INLET	1	1	1	1	1	1		
6	4	172422-74220	O-RING	2	2	2	2	2	2		
13	4	172460-74370	O-RING	2	2	2	2	2	2		
14	3	172461-74310	VALVE, RELIEF	2	2	2	2	2	2		
15	4	172116-74150	O-RING	2	2	2	2	2	2		
16	2	172461-74210	SECTION ASSY, BLADE	1	1	1	1	1	1		
19	4	24315-000110	O-RING, 1BP11.0	1	1	1	1	1	1		
22	4	172460-74420	CAP	1	1	1	1	1	1		
23	4	172422-74220	O-RING	2	2	2	2	2	2		
29	4	172460-74370	O-RING	1	1	1	1	1	1		
30	3	172461-74310	VALVE, RELIEF	1	1	1	1	1	1		
31	4	172116-74150	O-RING	1	1	1	1	1	1		
32	2	172467-74130	ROD, TIE	4	4	4	4	4	4		
33	1	26013-100162	BOLT, M10X 16	3	3	3	3	3	3		
34	1	172496-45600	PLATE, VALVE	1	1	1	1	1	1		
35	1	26013-100402	BOLT, M10X 40	6	6	6	6	6	6		

Fig.62. CONTROL VALVE(TRAVEL & P.T.O.)



(A)=VIO50-2AC(US)
(B)=VIO50-2AP(US)
(C)=VIO50-2AC(AS)

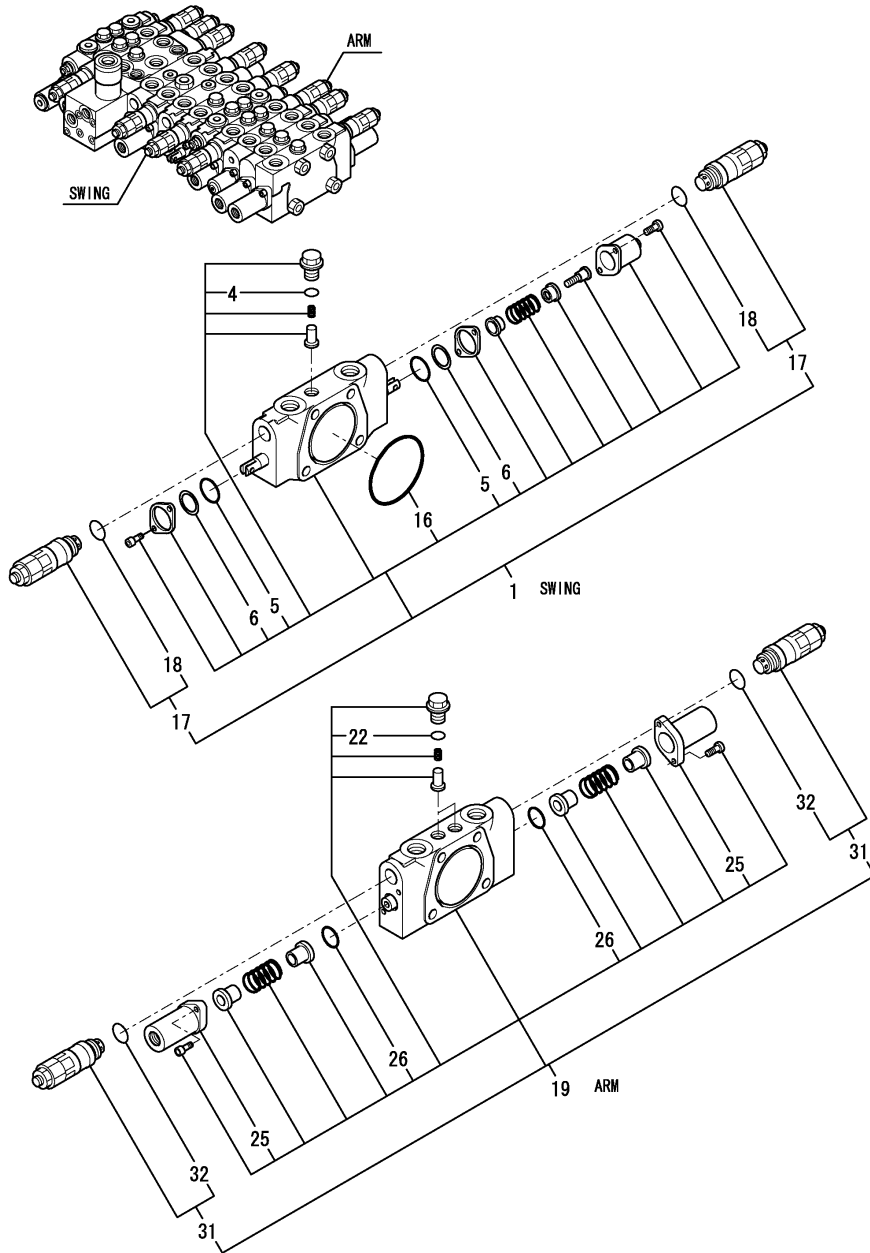
(D)=VIO50-2AP(AS)
(E)=VIO50-2AC(NZ)
(F)=VIO50-2AP(NZ)

No.	Lev.	Parts No.	Description	Q'ty						I	R
				(A)	(B)	(C)	(D)	(E)	(F)		
1	2	172460-74130	SECTION ASSY, TRAVEL	1	1	1	1	1	1		
6	3	172614-74290	WIPER	2	2	2	2	2	2		
12	3	172422-74370	O-RING	2	2	2	2	2	2		
13	3	172460-74370	O-RING	1	1	1	1	1	1		
15	2	172460-74150	SECTION ASSY, TRAVEL	1	1	1	1	1	1		
20	3	172614-74290	WIPER	2	2	2	2	2	2		
26	3	172422-74370	O-RING	2	2	2	2	2	2		
27	3	172460-74370	O-RING	1	1	1	1	1	1		
29	2	172460-74170	SECTION ASSY, PTO	1	1	1	1	1	1		
32	4	24315-000110	O-RING, 1BP11.0	2	2	2	2	2	2		
33	4	172422-74370	O-RING	2	2	2	2	2	2		
34	4	172614-74290	WIPER	2	2	2	2	2	2		
44	4	172460-74370	O-RING	1	1	1	1	1	1		
45	3	172455-74320	SHUTOFF VALVE	2	2	2	2	2	2		
48	4	172455-74030	O-RING	2	2	2	2	2	2		
51	4	172116-74150	O-RING	2	2	2	2	2	2		
52	3	172187-74540	PLUG	2	2	2	2	2	2		
53	4	24315-000140	O-RING, 1BP14.0	2	2	2	2	2	2		

Fig.63. CONTROL VALVE(ARM & SWING)

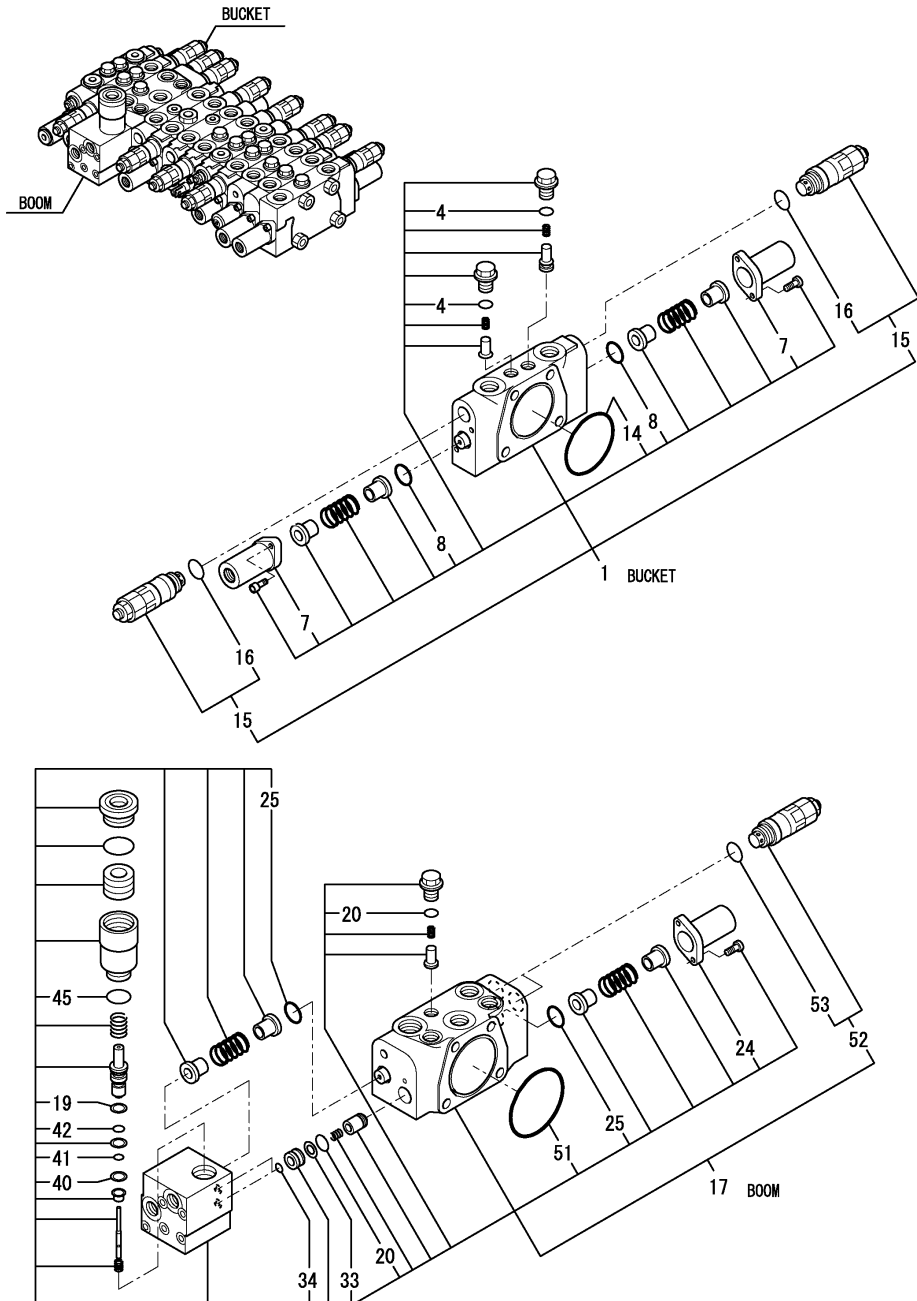
(A)=VIO50-2AC(US)
 (B)=VIO50-2AP(US)
 (C)=VIO50-2AC(AS)

(D)=VIO50-2AP(AS)
 (E)=VIO50-2AC(NZ)
 (F)=VIO50-2AP(NZ)



No.	Lev.	Parts No.	Description	Q'ty						I	R
				(A)	(B)	(C)	(D)	(E)	(F)		
1	2	172461-74160	SECTION ASSY, SWING	1	1	1	1	1	1		
1-1	2	172461-74161	SECTION ASSY, SWING	1	1	1	1	1	1		N
		(A=M/#25943) (B=M/#25943) (C=M/#25943) (D=M/#25943)		(E=M/#25943)	(F=M/#25943)						
4	4	24315-000110	O-RING, 1BP11.0	1	1	1	1	1	1		
5	4	172422-74370	O-RING	2	2	2	2	2	2		
6	4	172614-74290	WIPER	2	2	2	2	2	2		
16	4	172460-74370	O-RING	1	1	1	1	1	1		
17	3	172461-74300	VALVE, RELIFE	2	2	2	2	2	2		
17-1	3	172491-74280	VALVE ASSY, RELIEF	2	2	2	2	2	2		N
		(A=M/#25943) (B=M/#25943) (C=M/#25943) (D=M/#25943)		(E=M/#25943)	(F=M/#25943)						
18	4	172116-74150	O-RING	2	2	2	2	2	2		
18-1	4	24315-000110	O-RING, 1BP11.0	4	4	4	4	4	4		N
		(A=M/#25943) (B=M/#25943) (C=M/#25943) (D=M/#25943)		(E=M/#25943)	(F=M/#25943)						
19	2	172461-74180	SECTION ASSY, ARM	1	1	1	1	1	1		
19-1	2	172461-74181	SECTION ASSY, ARM	1	1	1	1	1	1		N
		(A=M/#25943) (B=M/#25943) (C=M/#25943) (D=M/#25943)		(E=M/#25943)	(F=M/#25943)						
22	4	24315-000110	O-RING, 1BP11.0	2	2	2	2	2	2		
25	4	172460-74420	CAP	2	2	2	2	2	2		
26	4	172422-74220	O-RING	2	2	2	2	2	2		
31	3	172461-74300	VALVE, RELIFE	2	2	2	2	2	2		
31-1	3	172491-74280	VALVE ASSY, RELIEF	2	2	2	2	2	2		N
		(A=M/#25943) (B=M/#25943) (C=M/#25943) (D=M/#25943)		(E=M/#25943)	(F=M/#25943)						
32	4	172116-74150	O-RING	2	2	2	2	2	2		
32-1	4	24315-000110	O-RING, 1BP11.0	4	4	4	4	4	4		N
		(A=M/#25943) (B=M/#25943) (C=M/#25943) (D=M/#25943)		(E=M/#25943)	(F=M/#25943)						

Fig.64. CONTROL VALVE(BOOM & BUCKET)



(A)=VIO50-2AC(US)
 (B)=VIO50-2AP(US)
 (C)=VIO50-2AC(AS)

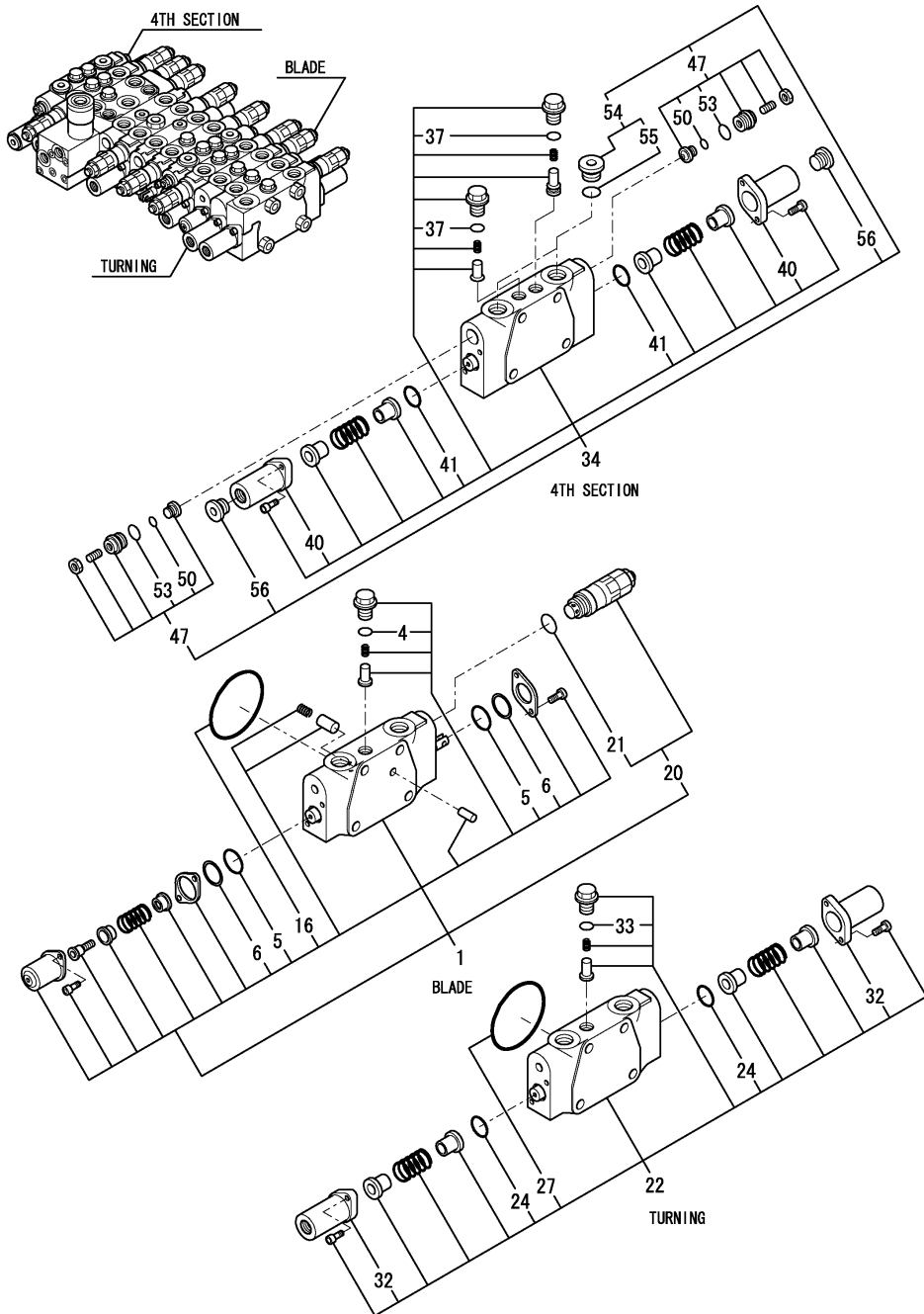
(D)=VIO50-2AP(AS)
 (E)=VIO50-2AC(NZ)
 (F)=VIO50-2AP(NZ)

No.	Lev.	Parts No.	Description	Q'ty						I	R
				(A)	(B)	(C)	(D)	(E)	(F)		
1	2	172467-74110	SECTION ASSY, BUCKET	1	1	1	1	1	1		
1-1	2	172467-74111	SECTION ASSY, BUCKET	1	1	1	1	1	1		N
		(A=M/#25943)	(B=M/#25943)	(C=M/#25943)	(D=M/#25943)	(E=M/#25943)	(F=M/#25943)				
4	4	24315-000110	O-RING, 1BP11.0	2	2	2	2	2	2		
7	4	172460-74420	CAP	2	2	2	2	2	2		
8	4	172422-74220	O-RING	2	2	2	2	2	2		
14	4	172460-74370	O-RING	1	1	1	1	1	1		
15	3	172461-74300	VALVE, RELIFE	2	2	2	2	2	2		
15-1	3	172491-74280	VALVE ASSY, RELIEF	2	2	2	2	2	2		N
		(A=M/#25943)	(B=M/#25943)	(C=M/#25943)	(D=M/#25943)	(E=M/#25943)	(F=M/#25943)				
16	4	172116-74150	O-RING	2	2	2	2	2	2		
16-1	4	24315-000110	O-RING, 1BP11.0	4	4	4	4	4	4		N
		(A=M/#25943)	(B=M/#25943)	(C=M/#25943)	(D=M/#25943)	(E=M/#25943)	(F=M/#25943)				
17	2	172461-74120	SECTION ASSY, BLADE	1	1	1	1	1	1		
17-1	2	172461-74121	SECTION ASSY, BOOM	1	1	1	1	1	1		N
		(A=M/#25943)	(B=M/#25943)	(C=M/#25943)	(D=M/#25943)	(E=M/#25943)	(F=M/#25943)				
19	4	172638-73650	RING, BUCK UP	1	1	1	1	1	1		
20	4	24315-000110	O-RING, 1BP11.0	2	2	2	2	2	2		
24	4	172460-74420	CAP	1	1	1	1	1	1		
25	4	172422-74220	O-RING	2	2	2	2	2	2		
33	4	172460-74500	RING, BUCK UP	1	1	1	1	1	1		
34	4	172455-74690	O-RING	2	2	2	2	2	2		
40	4	172455-74680	RING, BUCK UP	1	1	1	1	1	1		
41	4	172455-74660	O-RING	1	1	1	1	1	1		
42	4	172455-74670	O-RING	1	1	1	1	1	1		
45	4	172116-74150	O-RING	1	1	1	1	1	1		
51	4	172460-74370	O-RING	1	1	1	1	1	1		
52	3	172461-74300	VALVE, RELIFE	2	2	2	2	2	2		
52-1	3	172491-74280	VALVE ASSY, RELIEF	2	2	2	2	2	2		N
		(A=M/#25943)	(B=M/#25943)	(C=M/#25943)	(D=M/#25943)	(E=M/#25943)	(F=M/#25943)				
53	4	172116-74150	O-RING	2	2	2	2	2	2		
53-1	4	24315-000110	O-RING, 1BP11.0	4	4	4	4	4	4		N
		(A=M/#25943)	(B=M/#25943)	(C=M/#25943)	(D=M/#25943)	(E=M/#25943)	(F=M/#25943)				

Fig.65. CONTROL VALVE(TURNING & BLADE)

(A)=VIO50-2AC(US)
 (B)=VIO50-2AP(US)
 (C)=VIO50-2AC(AS)

(D)=VIO50-2AP(AS)
 (E)=VIO50-2AC(NZ)
 (F)=VIO50-2AP(NZ)

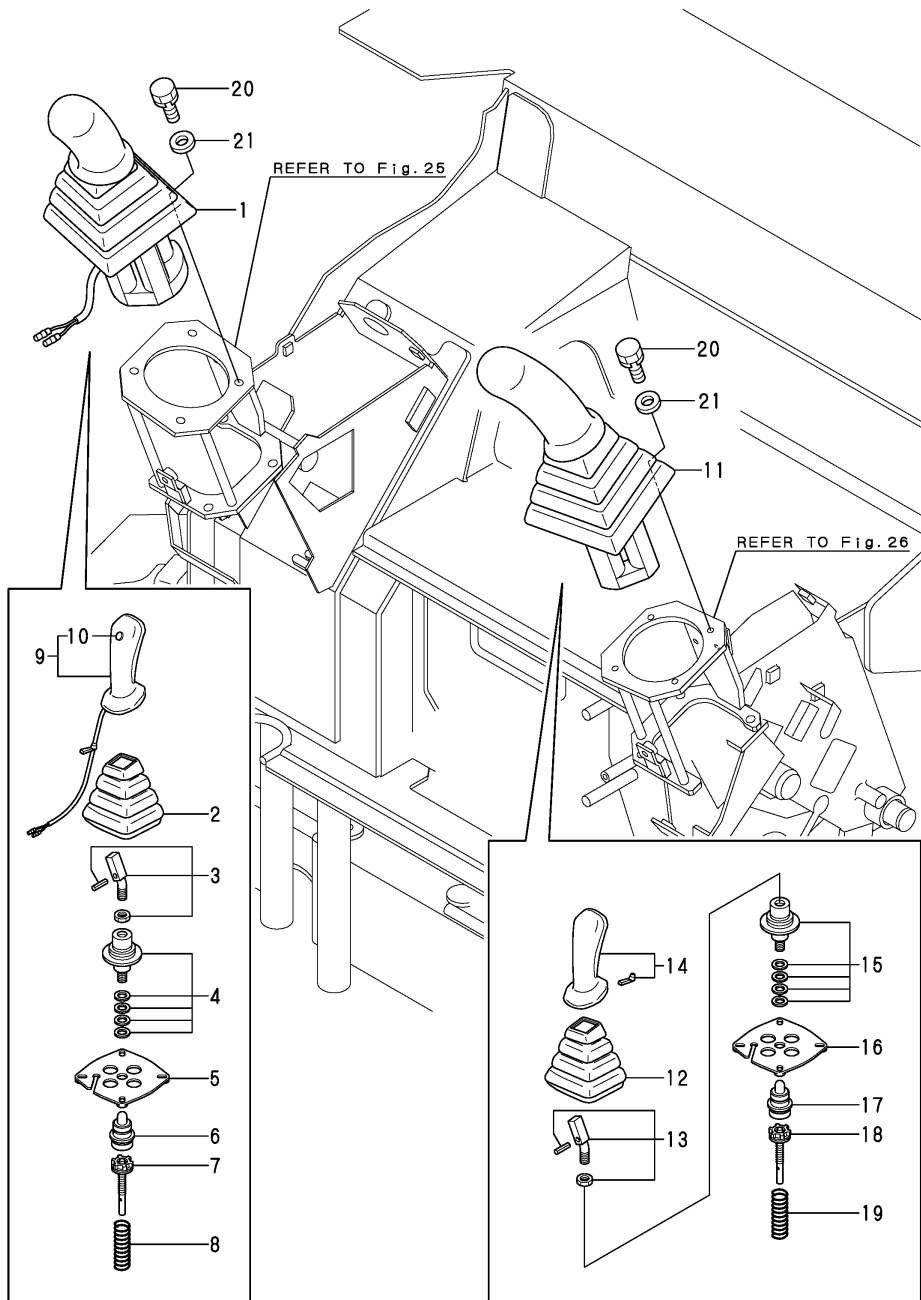


No.	Lev.	Parts No.	Description	Q'ty						I	R
				(A)	(B)	(C)	(D)	(E)	(F)		
1	2	172460-74190	SECTION ASSY, BLADE	1	1	1	1	1	1		
1-1	2	172460-74191	SECTION ASSY, BLADE	1	1	1	1	1	1		N
		(A=M/#25943) (B=M/#25943) (C=M/#25943) (D=M/#25943)		(E=M/#25943)	(F=M/#25943)						
4	4	24315-000110	O-RING, 1BP11.0	1	1	1	1	1	1		
5	4	172422-74370	O-RING	2	2	2	2	2	2		
6	4	172614-74290	WIPER	2	2	2	2	2	2		
16	4	172460-74370	O-RING	1	1	1	1	1	1		
20	3	172460-74320	VALVE, RELIFE	1	1	1	1	1	1		
20-1	3	172491-74270	VALVE ASSY, RELIEF	1	1	1	1	1	1		N
		(A=M/#25943) (B=M/#25943) (C=M/#25943) (D=M/#25943)		(E=M/#25943)	(F=M/#25943)						
21	4	172116-74150	O-RING	1	1	1	1	1	1		
22	2	172461-74200	SECTION ASSY, SWING	1	1	1	1	1	1		
24	3	172422-74220	O-RING	2	2	2	2	2	2		
27	3	172460-74370	O-RING	1	1	1	1	1	1		
32	3	172460-74420	CAP	2	2	2	2	2	2		
33	3	24315-000110	O-RING, 1BP11.0	1	1	1	1	1	1		
34	2	172467-74120	SECTION ASSY	1	1	1	1	1	1		
37	4	24315-000110	O-RING, 1BP11.0	2	2	2	2	2	2		
40	4	172460-74420	CAP	2	2	2	2	2	2		
41	4	172422-74220	O-RING	2	2	2	2	2	2		
47	3	172455-74320	VALVE ASSY, SHUT-OFF	2	2	2	2	2	2		
50	4	172455-74030	O-RING	2	2	2	2	2	2		
53	4	172116-74150	O-RING	2	2	2	2	2	2		
54	3	172187-74540	PLUG ASSY	2	2	2	2	2	2		
55	4	24315-000140	O-RING, 1BP14.0	2	2	2	2	2	2		
56	3	172422-74330	PLUG ASSY	2	2	2	2	2	2		

Fig.66. REMOTE CONTROL VALVE

(A)=VIO50-2AC(US)
 (B)=VIO50-2AP(US)
 (C)=VIO50-2AC(AS)

(D)=VIO50-2AP(AS)
 (E)=VIO50-2AC(NZ)
 (F)=VIO50-2AP(NZ)

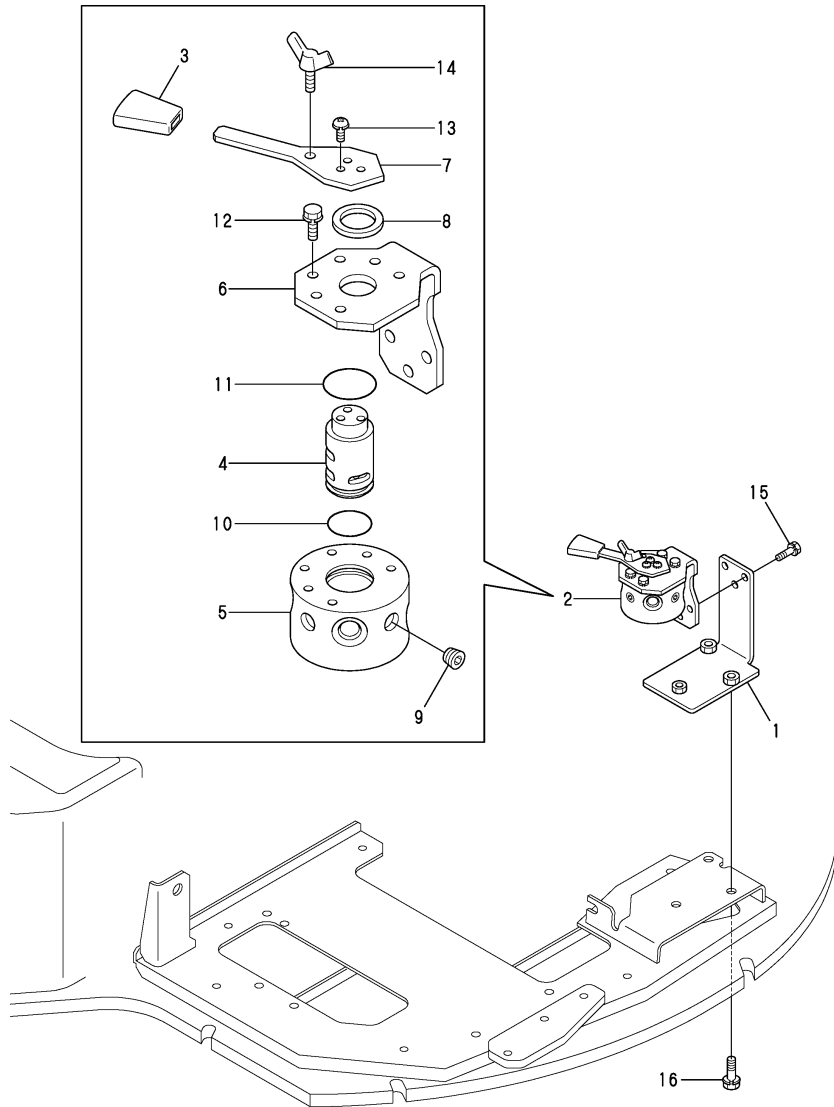


No.	Lev.	Parts No.	Description	Q'ty						I	R
				(A)	(B)	(C)	(D)	(E)	(F)		
1	1	172463-74511	VALVE ASSY, R.US	1	1	1	1	1	1		
2	2	172441-74030	BELLOWS	1	1	1	1	1	1		
3	2	172441-74040	COMMAND KIT	1	1	1	1	1	1		
4	2	172463-74530	CARDAN KIT	1	1	1	1	1	1		
5	2	172463-74540	RETAINING PLATE	1	1	1	1	1	1		
6	2	172463-74551	PLUNGER KIT	1	1	1	1	1	1		
7	2	172463-74561	REGULATION KIT	4	4	4	4	4	4		
8	2	172463-74570	SPRING KIT	1	1	1	1	1	1		
9	2	172463-74590	HANDLE R	1	1	1	1	1	1		
10	3	172463-74580	SWITCH, BUTTON	1	1	1	1	1	1		
11	1	172463-74521	VALVE ASSY, L.US	1	1	1	1	1	1		
12	2	172441-74030	BELLOWS	1	1	1	1	1	1		
13	2	172441-74040	COMMAND KIT	1	1	1	1	1	1		
14	2	172441-74050	HANDLE L	1	1	1	1	1	1		
15	2	172463-74530	CARDAN KIT	1	1	1	1	1	1		
16	2	172463-74540	RETAINING PLATE	1	1	1	1	1	1		
17	2	172463-74551	PLUNGER KIT	1	1	1	1	1	1		
18	2	172463-74561	REGULATION KIT	4	4	4	4	4	4		
19	2	172463-74570	SPRING KIT	1	1	1	1	1	1		
20	1	26013-060202	BOLT, M6X 20	8	8	8	8	8	8		
21	1	22137-060000	WASHER, 6	8	8	8	8	8	8		

Fig.67. 2-WAY VALVE

(A)=VIO50-2AC(US)
 (B)=VIO50-2AP(US)
 (C)=VIO50-2AC(AS)

(D)=VIO50-2AP(AS)
 (E)=VIO50-2AC(NZ)
 (F)=VIO50-2AP(NZ)



No.	Lev.	Parts No.	Description	Q'ty						I	R
				(A)	(B)	(C)	(D)	(E)	(F)		
1	1	172467-74200	BRACKET ASSY, 2-WAY	1	1	1	1	1	1		
2	1	172437-74701	VALVE ASSY,2WAY	1	1	1	1	1	1		1
3	2	194273-47910	KNOB, LEVER	1	1	1	1	1	1		
4	2	172437-74711	SHAFT	1	1	1	1	1	1		
5	2	172437-74720	BLOCK,VALVE	1	1	1	1	1	1		
6	2	172437-74731	STAY ASSY	1	1	1	1	1	1		
6-1	2	172437-74732	STAY ASSY	1	1	1	1	1	1		N
		(A=M/#25882)	(B=M/#25882)	(C=M/#25882)	(D=M/#25882)	(E=M/#25882)	(F=M/#25882)				
7	2	172437-74750	LEVER	1	1	1	1	1	1		
8	2	22137-240000	WASHER, 24	1	1	1	1	1	1		
9	2	23871-010000	PLUG, R01	4	4	4	4	4	4		
10	2	24311-000250	O-RING, 1AP25.0	1	1	1	1	1	1		
11	2	24311-000320	O-RING, 1AP32.0	1	1	1	1	1	1		
12	2	26013-060162	BOLT, M6X 16	4	4	4	4	4	4		
13	2	26022-050122	SCREW, M5X12	3	3	3	3	3	3		
14	2	26647-060202	BOLT, WING M6X20	1	1	1	1	1	1		
14A	1	172437-03610	LABEL	1	1	1	1	1	1		2
14B	1	172437-03620	LABEL	1	1	1	1	1	1		2
15	1	26013-080252	BOLT, M8X 25	3	3	3	3	3	3		
16	1	26013-100202	BOLT, M10X 20	3	3	3	3	3	3		

Remarks

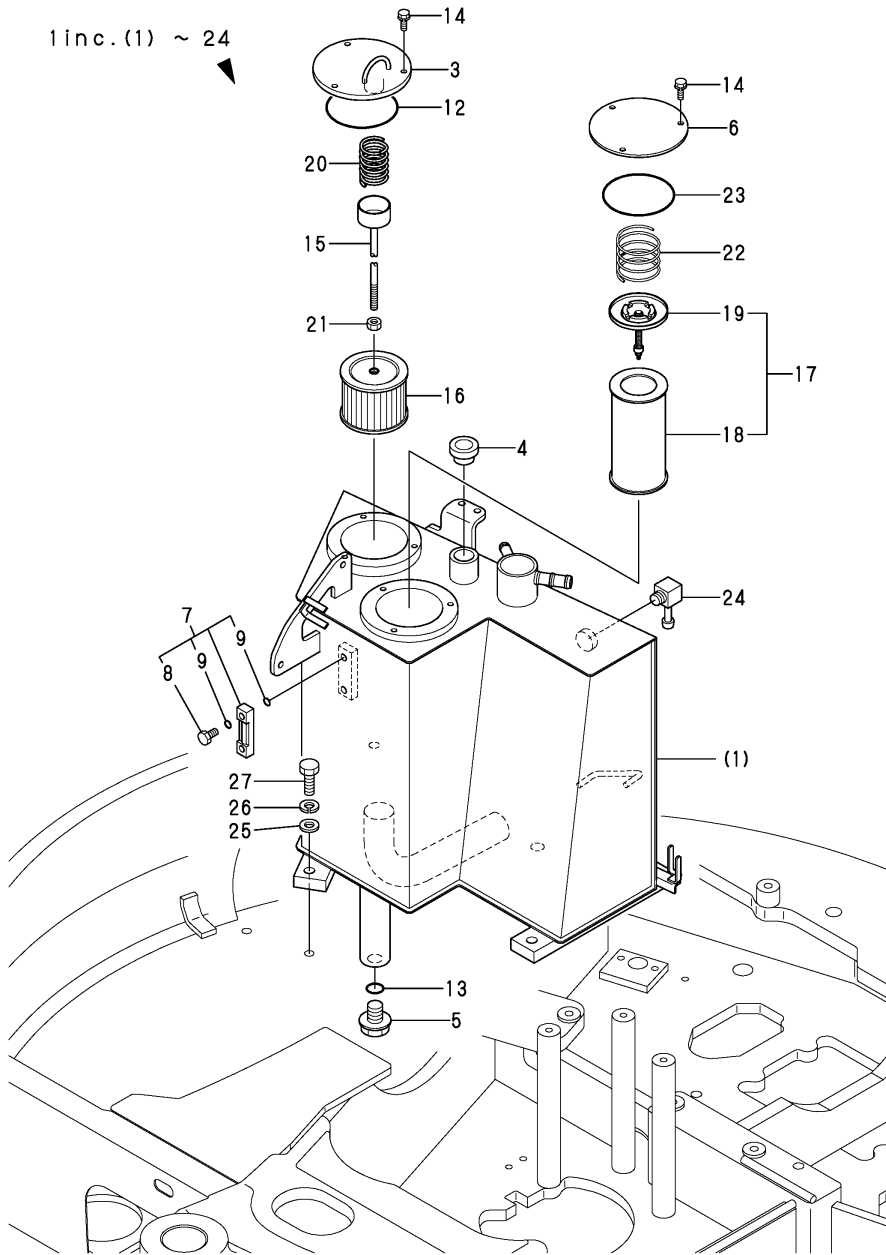
(1)PLEASE USE THIS PART WITH FOLLOWING LABELS AT THE SAME TIME.
 REF. NO. 14A,14B.

(2)LABELS ARE NOT ILLUSTRATED.

Fig.68. HYD.OIL TANK

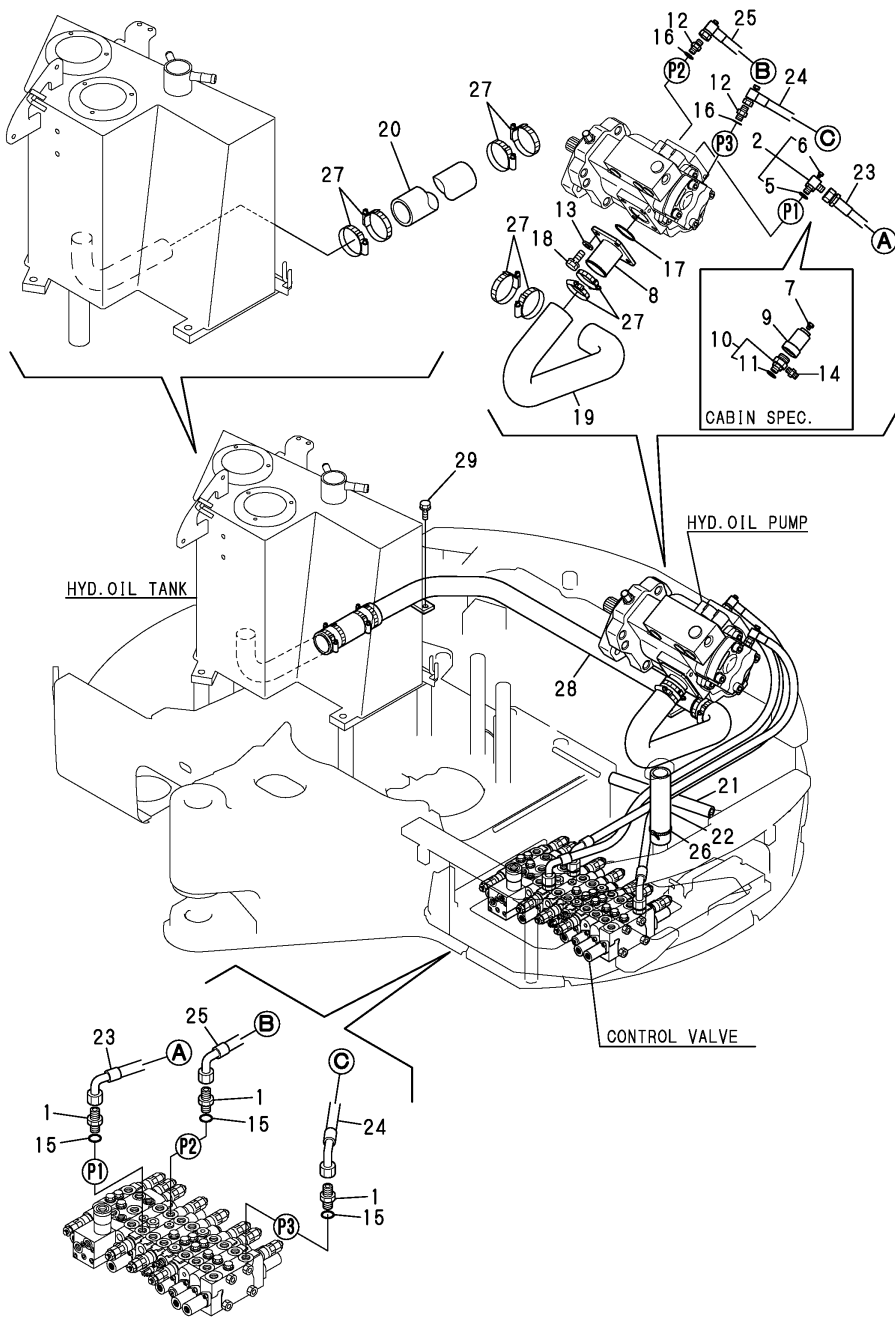
(A)=VIO50-2AC(US)
 (B)=VIO50-2AP(US)
 (C)=VIO50-2AC(AS)

(D)=VIO50-2AP(AS)
 (E)=VIO50-2AC(NZ)
 (F)=VIO50-2AP(NZ)



No.	Lev.	Parts No.	Description	Q'ty						I	R
				(A)	(B)	(C)	(D)	(E)	(F)		
1	1	772496-75100-1	TANK ASSY, OIL	1	1	1	1	1	1		
3	2	172496-75200-1	COVER, RESERVOIR	1	1	1	1	1	1		
4	2	172446-75250	CAP, RESERVER	1	1	1	1	1	1		
5	2	172455-75330	DRAIN PLIG 24	1	1	1	1	1	1		
6	2	172460-75410-1	COVER, TANK	1	1	1	1	1	1		
7	2	172447-75600	GAUGE ASSY	1	1	1	1	1	1		
8	3	172455-75290	BOLT M10	2	2	2	2	2	2		
9	3	172455-75300	O-RING	4	4	4	4	4	4		
12	2	24321-001050	O-RING, 1AG105.0	1	1	1	1	1	1		
13	2	24341-000300	O-RING, 1AS30.0	1	1	1	1	1	1		
14	2	26013-080202	BOLT, M8X 20	6	6	6	6	6	6		
15	2	172112-75792	ROD ASSY, FILTER	1	1	1	1	1	1		
16	2	172137-73700	FILTER, SUCTION	1	1	1	1	1	1		
17	2	172175-73700	FILTER ASSY, RETURN	1	1	1	1	1	1		
18	3	172175-73710	ELEMENT, FILTER	1	1	1	1	1	1		
19	3	172141-73770	VALVE ASSY, BYPASS	1	1	1	1	1	1		
20	2	172112-75780	SPRING, FILTER	1	1	1	1	1	1		
21	2	26716-100002	NUT, M10	1	1	1	1	1	1		
22	2	933152-02710	SPRING, CLUTCH	1	1	1	1	1	1		
23	2	24321-001050	O-RING, 1AG105.0	1	1	1	1	1	1		
24	2	172168-76370	ELBOW	1	1	1	1	1	1		
25	1	22137-140000	WASHER, 14	4	4	4	4	4	4		
26	1	22217-140000	WASHER, SPRING 14	4	4	4	4	4	4		
27	1	26116-140402	BOLT, M14X 40 PLATED	4	4	4	4	4	4		

Fig.69. HYD.OIL PIPING(T.-P.-VALVE)



(A)=VIO50-2AC(US)
 (B)=VIO50-2AP(US)
 (C)=VIO50-2AC(AS)

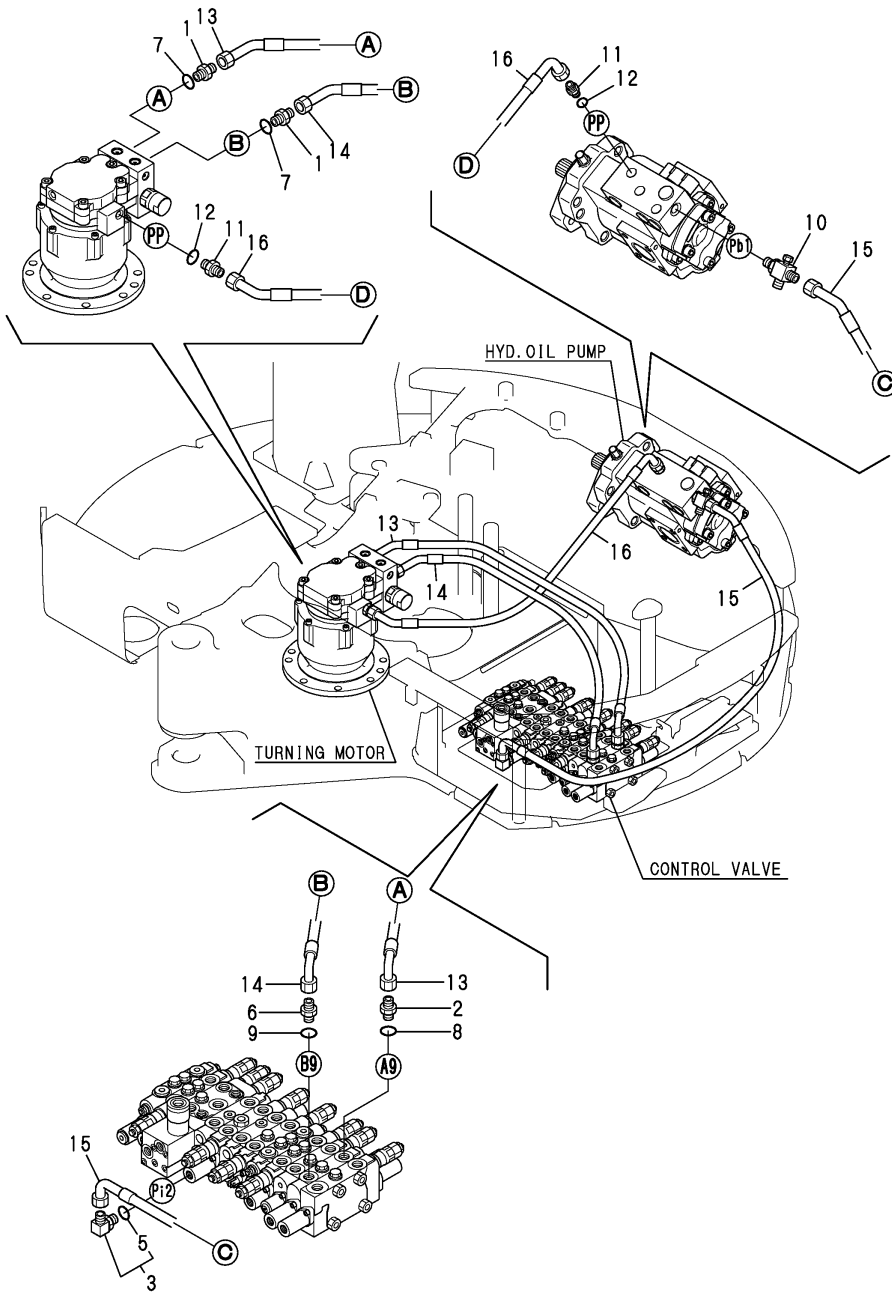
(D)=VIO50-2AP(AS)
 (E)=VIO50-2AC(NZ)
 (F)=VIO50-2AP(NZ)

No.	Lev.	Parts No.	Description	Q'ty						I	R
				(A)	(B)	(C)	(D)	(E)	(F)		
1	1	172168-76162	CONNECTOR, PF1/2X3/8	3	3	3	3	3	3		
2	1	172460-76560	CONNECTOR, PF1/2		1		1		1		
5	3	24315-000180	O-RING, 1BP18.0		1		1		1		
6	2	172460-76570	PLUG		1		1		1		
7	1	172460-76570	PLUG	1		1		1			
8	1	172165-76860	FLANGE	1	1	1	1	1	1		
9	1	172460-76900	BODY	1		1		1			
10	1	172164-76950	CONNECTOR	1		1		1			
11	2	24315-000180	O-RING, 1BP18.0	1		1		1			
12	1	172112-77361	CONNECTOR	2	2	2	2	2	2		
13	1	22117-120000	WASHER, 12	4	4	4	4	4	4		
14	1	23391-040000	JOINT, RGI-1/2	1		1		1			
15	1	24315-000140	O-RING, 1BP14.0	3	3	3	3	3	3		
16	1	24315-000180	O-RING, 1BP18.0	2	2	2	2	2	2		
17	1	24321-000450	O-RING, 1AG45.0	1	1	1	1	1	1		
18	1	26013-120302	BOLT, M12X 30	4	4	4	4	4	4		
19	1	172460-78100	HOSE	1	1	1	1	1	1		
20	1	172496-78110	HOSE	1	1	1	1	1	1		
21	1	172460-78180	GUARD, HOSE	1	1	1	1	1	1		
22	1	172460-78390	GUARD, HOSE	1	1	1	1	1	1		
23	1	172460-78431	HOSE	1	1	1	1	1	1		
24	1	172460-78440	HOSE	1	1	1	1	1	1		
25	1	172460-78530	HOSE	1	1	1	1	1	1		
26	1	172122-79930	CLAMP, HOSE	1	1	1	1	1	1		
27	1	23001-070000	CLAMP, HOSE 70	8	8	8	8	8	8		
28	1	172497-76100	TUBE, SUCTION	1	1	1	1	1	1		
29	1	26013-100252	BOLT, M10X 25	2	2	2	2	2	2		

Fig.70. HYD.OIL PIPING(P.-V.-MOTOR)

(A)=VIO50-2AC(US)
 (B)=VIO50-2AP(US)
 (C)=VIO50-2AC(AS)

(D)=VIO50-2AP(AS)
 (E)=VIO50-2AC(NZ)
 (F)=VIO50-2AP(NZ)

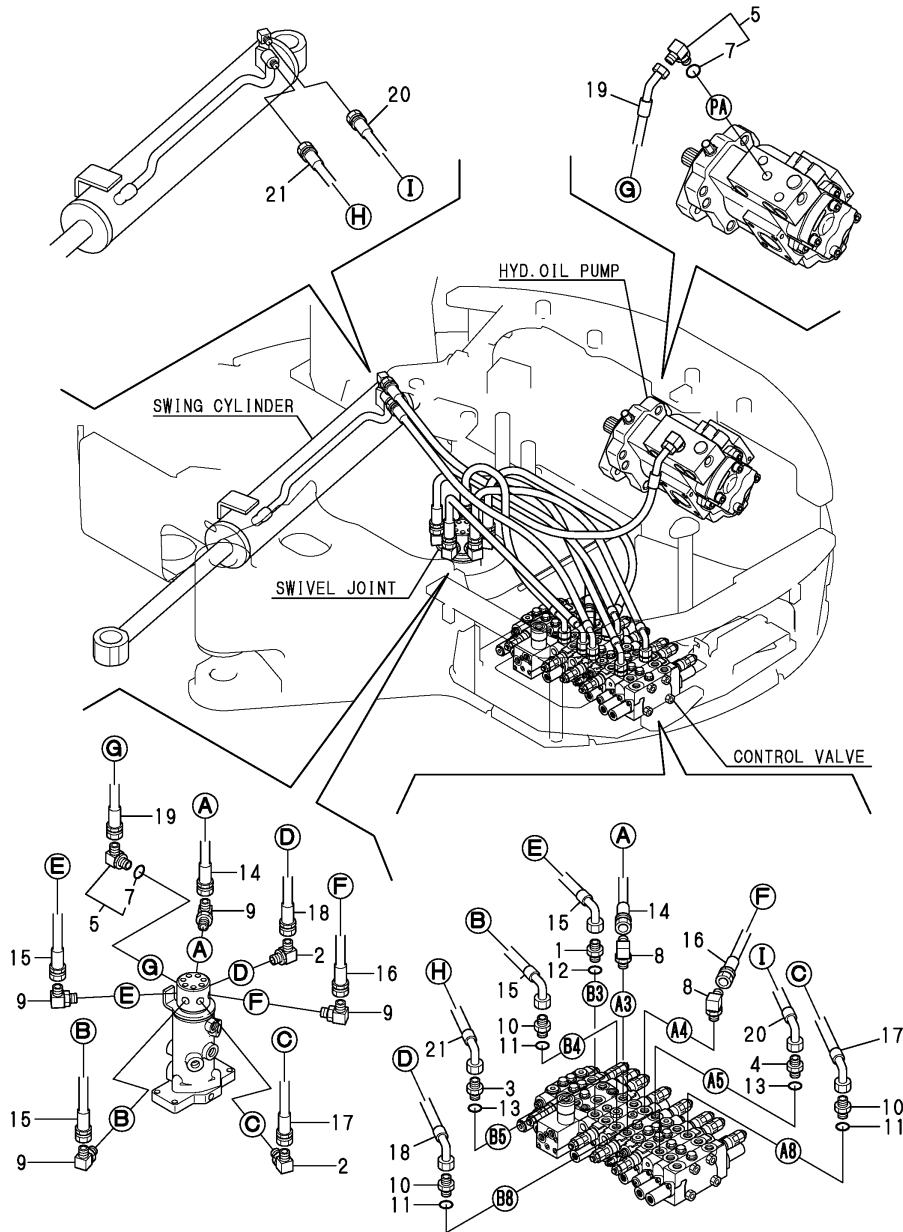


No.	Lev.	Parts No.	Description	Q'ty						I	R
				(A)	(B)	(C)	(D)	(E)	(F)		
1	1	172730-75141	ADAPTER	2	2	2	2	2	2		
2	1	172116-76381	ADAPTER, 64	1	1	1	1	1	1		
2-1	1	172162-76131	ADAPTER	1	1	1	1	1	1		N
		(A=M/#25882) (B=M/#25882) (C=M/#25882) (D=M/#25882) (E=M/#25882) (F=M/#25882)									
3	1	172141-76180	CONNECTOR ASSY	1	1	1	1	1	1		
5	2	24315-000110	O-RING, 1BP11.0	1	1	1	1	1	1		
6	1	172116-76381	ADAPTER, 64	1	1	1	1	1	1		
7	1	24315-000140	O-RING, 1BP14.0	2	2	2	2	2	2		
8	1	24315-000140	O-RING, 1BP14.0	1	1	1	1	1	1		
9	1	24315-000140	O-RING, 1BP14.0	1	1	1	1	1	1		
10	1	172457-76100	TEE, ADJUSTABLE	1	1	1	1	1	1		
11	1	172123-76121	ADAPTER	2	2	2	2	2	2		
12	1	24315-000110	O-RING, 1BP11.0	2	2	2	2	2	2		
13	1	172460-78400	HOSE	1	1	1	1	1	1		
14	1	172460-78410	HOSE	1	1	1	1	1	1		
15	1	172460-78480	HOSE	1	1	1	1	1	1		
16	1	172460-78500	HOSE	1	1	1	1	1	1		

Fig.71. HYD.OIL PIPING(V.-S.-SWING)

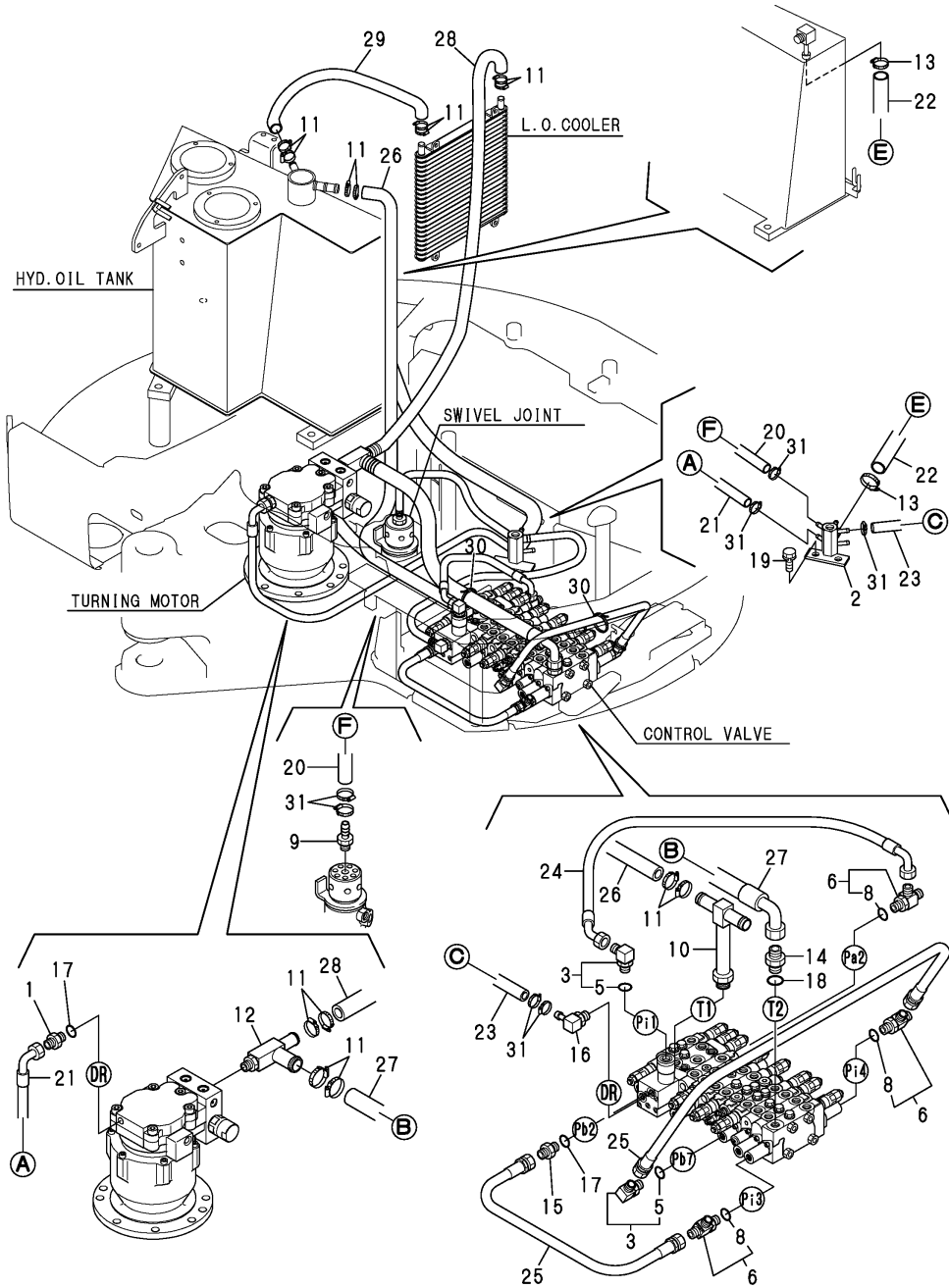
(A)=VIO50-2AC(US)
 (B)=VIO50-2AP(US)
 (C)=VIO50-2AC(AS)

(D)=VIO50-2AP(AS)
 (E)=VIO50-2AC(NZ)
 (F)=VIO50-2AP(NZ)



No.	Lev.	Parts No.	Description	Q'ty						I	R
				(A)	(B)	(C)	(D)	(E)	(F)		
1	1	172730-75141	ADAPTER	1	1	1	1	1	1		
2	1	172173-76121	CONNECTOR ASSY	2	2	2	2	2	2		
3	1	172444-76140	CONNECTOR	1	1	1	1	1	1		
4	1	172124-76160	CONNECTOR	1	1	1	1	1	1		
5	1	172141-76180	CONNECTOR ASSY	2	2	2	2	2	2		
7	2	24315-000110	O-RING, 1BP11.0	2	2	2	2	2	2		
8	1	172142-76181	JOINT ASSY	2	2	2	2	2	2		
9	1	172142-76181	JOINT ASSY	4	4	4	4	4	4		
10	1	172116-76381	ADAPTER, 64	3	3	3	3	3	3		
11	1	24315-000140	O-RING, 1BP14.0	3	3	3	3	3	3		
12	1	24315-000140	O-RING, 1BP14.0	1	1	1	1	1	1		
13	1	24315-000140	O-RING, 1BP14.0	2	2	2	2	2	2		
14	1	172460-78150	HOSE	1	1	1	1	1	1		
15	1	172460-78160	HOSE	2	2	2	2	2	2		
16	1	172460-78170	HOSE	1	1	1	1	1	1		
17	1	172460-78190	HOSE	1	1	1	1	1	1		
18	1	172460-78200	HOSE	1	1	1	1	1	1		
19	1	172460-78490	HOSE	1	1	1	1	1	1		
20	1	172460-78560	HOSE	1	1	1	1	1	1		
21	1	172460-78570	HOSE	1	1	1	1	1	1		

Fig.72. HYD.OIL PIPING(RETURN)



(A)=VIO50-2AC(US)
 (B)=VIO50-2AP(US)
 (C)=VIO50-2AC(AS)

(D)=VIO50-2AP(AS)
 (E)=VIO50-2AC(NZ)
 (F)=VIO50-2AP(NZ)

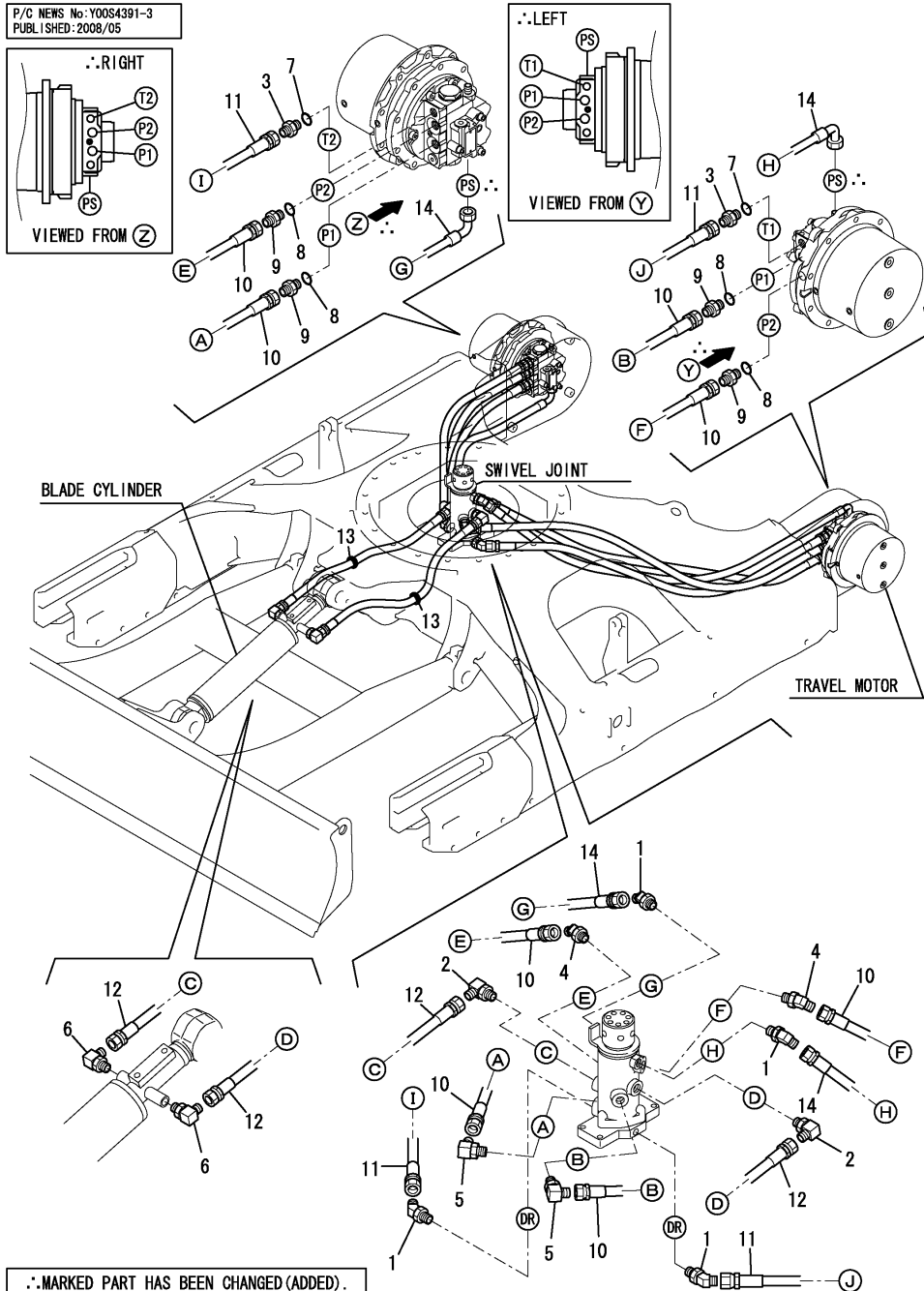
No.	Lev.	Parts No.	Description	Q'ty						I	R
				(A)	(B)	(C)	(D)	(E)	(F)		
1	1	172123-76121	ADAPTER	1	1	1	1	1	1		
2	1	172445-76152	BLOCK,DRAIN	1	1	1	1	1	1		
2-1	1	172445-76153	BLOCK, DRAIN	1	1	1	1	1	1		R
		(A=M/#25943) (B=M/#25943) (C=M/#25943) (D=M/#25943) (E=M/#25943) (F=M/#25943)									
3	1	172141-76180	CONNECTOR ASSY	2	2	2	2	2	2		
5	2	24315-000110	O-RING, 1BP11.0	2	2	2	2	2	2		
6	1	172162-76180	JOINT ASSY, 3-1/4	3	3	3	3	3	3		
8	2	24315-000110	O-RING, 1BP11.0	3	3	3	3	3	3		
9	1	172141-76220	NIPPLE	1	1	1	1	1	1		
10	1	172467-76130	CONNECTOR	1	1	1	1	1	1		
11	1	23001-025000	CLAMP, HOSE 25	14	14	14	14	14	14		
12	1	172496-76230	CONNECTOR	1	1	1	1	1	1		
13	1	23001-016000	CLAMP, HOSE 16	2	2	2	2	2	2		
14	1	172460-76240	CONNECTOR	1	1	1	1	1	1		
15	1	172164-76330	JOINT, PF1/4-0.7	1	1	1	1	1	1		
16	1	172186-76430	NIPPLE, ELBOW	1	1	1	1	1	1		
17	1	24315-000110	O-RING, 1BP11.0	2	2	2	2	2	2		
18	1	24315-000180	O-RING, 1BP18.0	1	1	1	1	1	1		
19	1	26013-100202	BOLT, M10X 20	2	2	2	2	2	2		
20	1	172460-78300	HOSE	1	1	1	1	1	1		
21	1	172460-78310	HOSE	1	1	1	1	1	1		
22	1	172460-78320	HOSE	1	1	1	1	1	1		
23	1	172460-78330	HOSE	1	1	1	1	1	1		
24	1	172460-78360	HOSE	1	1	1	1	1	1		
25	1	172460-78370	HOSE	2	2	2	2	2	2		
26	1	172496-78450	HOSE	1	1	1	1	1	1		
27	1	172460-78460	HOSE	1	1	1	1	1	1		
28	1	172496-78470	HOSE	1	1	1	1	1	1		
29	1	172496-78580	HOSE	1	1	1	1	1	1		
30	1	172122-79930	CLAMP, HOSE	2	2	2	2	2	2		
31	1	23000-013000	CLAMP, 13	7	7	7	7	7	7		

Fig.73. HYD.OIL PIPING(TRAVEL)

(A)=VIO50-2AC(US)
 (B)=VIO50-2AP(US)
 (C)=VIO50-2AC(AS)

(D)=VIO50-2AP(AS)
 (E)=VIO50-2AC(NZ)
 (F)=VIO50-2AP(NZ)

P/C NEWS No:Y00S4391-3
 PUBLISHED:2008/05

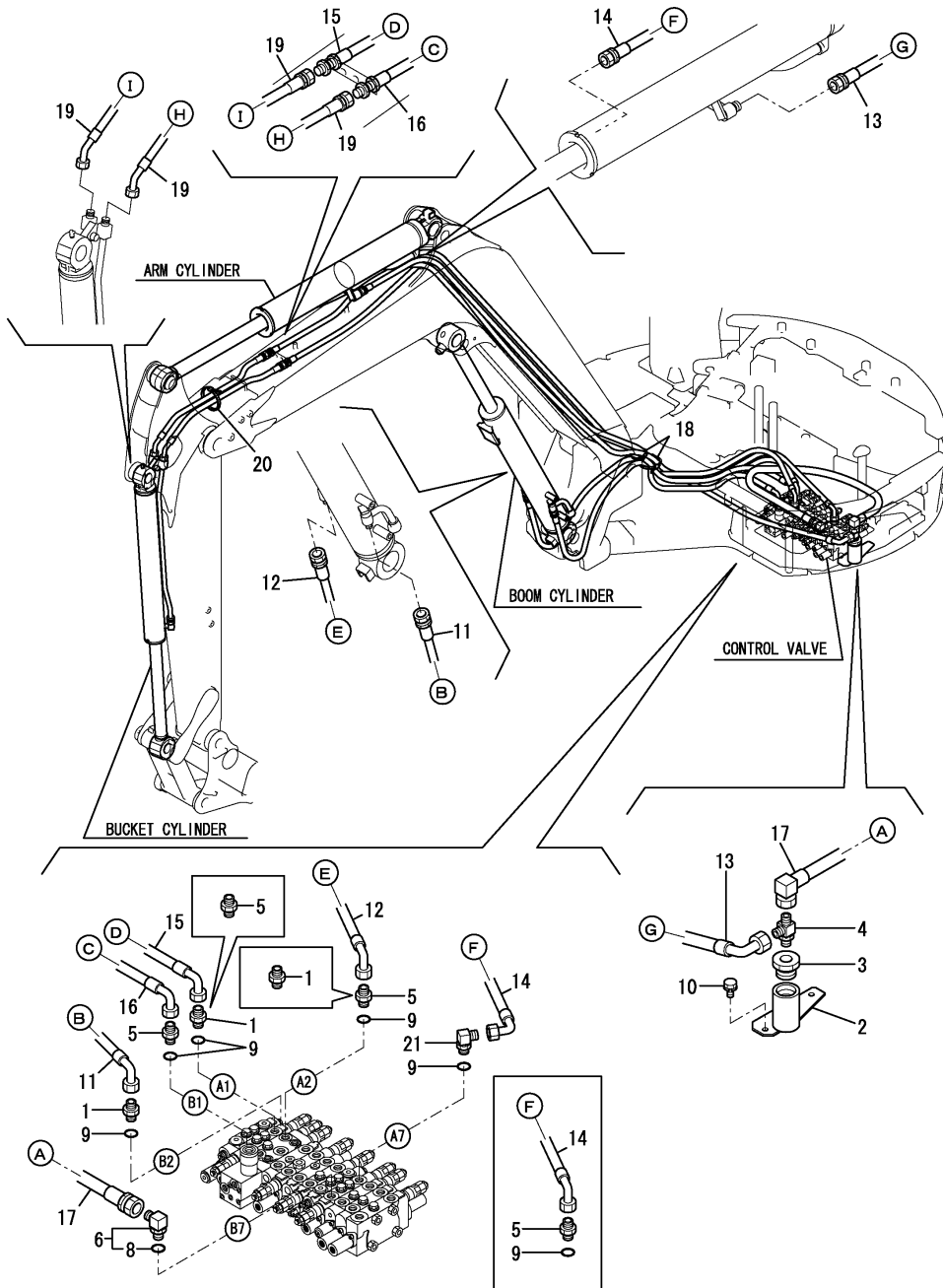


No.	Lev.	Parts No.	Description	Qty						I	R
				(A)	(B)	(C)	(D)	(E)	(F)		
1	1	172173-76101	CONNECTOR ASSY	4	4	4	4	4	4		
2	1	172173-76121	CONNECTOR ASSY	2	2	2	2	2	2		
3	1	172124-76160	CONNECTOR	2	2	2	2	2	2		
4	1	172644-76161	ELBOW, ADJUST	2	2	2	2	2	2		
5	1	172142-76181	JOINT ASSY	2	2	2	2	2	2		
6	1	23393-030000	JOINT, 90RGI-3/8	2	2	2	2	2	2		
7	1	24315-000140	O-RING, 1BP14.0	2	2	2	2	2	2		
8	1	24315-000180	O-RING, 1BP18.0	4	4	4	4	4	4		
9	1	933160-01370	CONNECTOR,PF1/2PF3/8	4	4	4	4	4	4		
10	1	172460-78121	HOSE	4	4	4	4	4	4		
11	1	172460-78141	HOSE	2	2	2	2	2	2		
12	1	172460-78540	HOSE	2	2	2	2	2	2		
13	1	172422-78760	GROMMET	2	2	2	2	2	2		
14	1	172423-78431	HOSE	2	2	2	2	2	2		

Fig.74. HYD.OIL PIPING(BOOM)

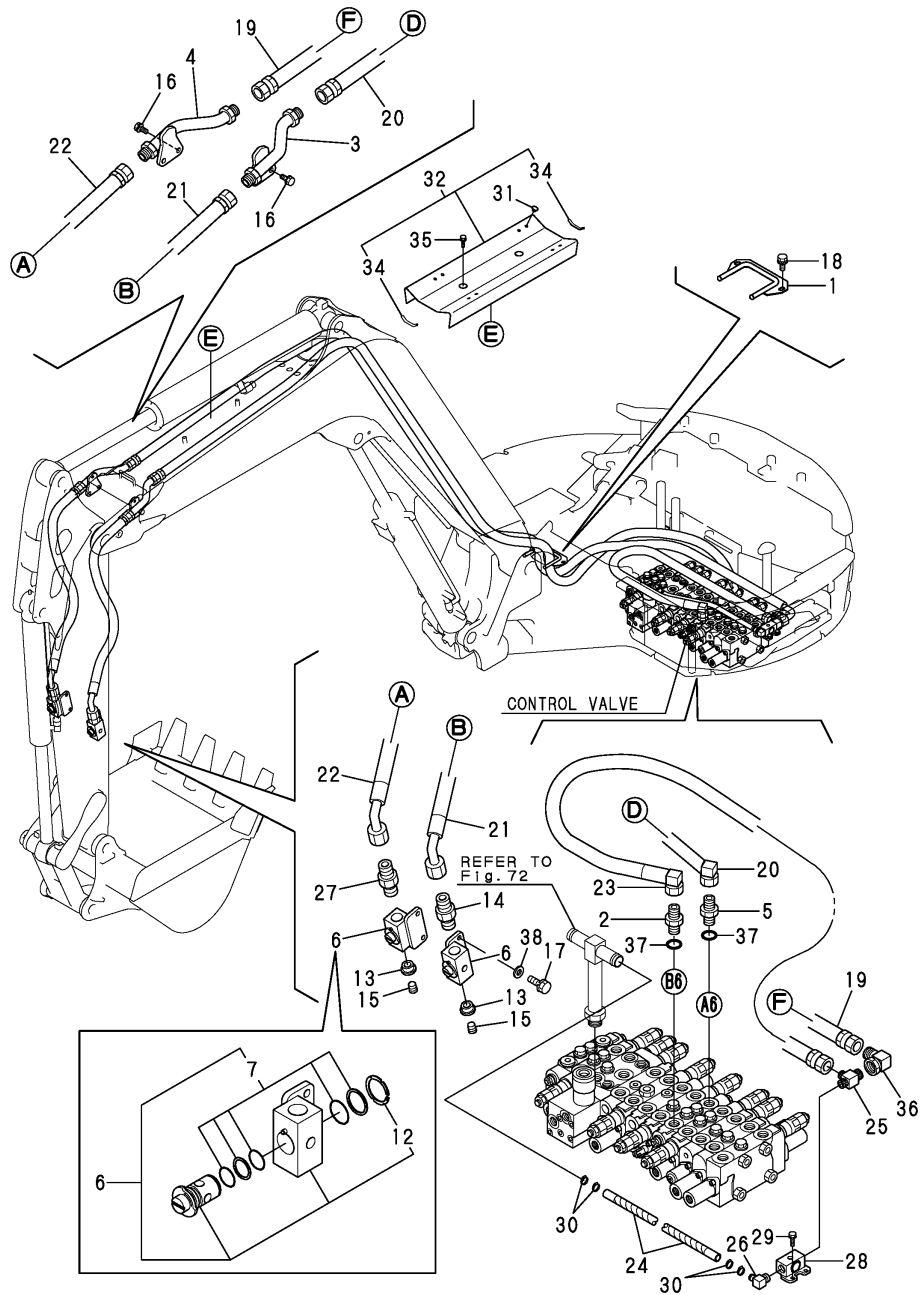
(A)=VIO50-2AC(US)
 (B)=VIO50-2AP(US)
 (C)=VIO50-2AC(AS)

(D)=VIO50-2AP(AS)
 (E)=VIO50-2AC(NZ)
 (F)=VIO50-2AP(NZ)



No.	Lev.	Parts No.	Description	Q'ty						I	R
				(A)	(B)	(C)	(D)	(E)	(F)		
1	1	172730-75141	ADAPTER	2	2	2	2	2	2		
2	1	172460-76300	BODY	1	1	1	1	1	1		
3	1	172460-76330	CONNECTOR	1	1	1	1	1	1		
4	1	172460-76340	CONNECTOR	1	1	1	1	1	1		
5	1	172116-76381	ADAPTER, 64	3	3	3	3	3	3		
5-1	1	172116-76381	ADAPTER, 64	2	2	2	2	2	2		K
		(A=M/#25750) (B=M/#25750) (C=M/#25750) (D=M/#25750) (E=M/#25750) (F=M/#25750)									
6	1	172645-76570	CONNECTOR ASSY	1	1	1	1	1	1		
8	2	24315-000140	O-RING, 1BP14.0	1	1	1	1	1	1		
9	1	24315-000140	O-RING, 1BP14.0	5	5	5	5	5	5		
9-1	1	24315-000140	O-RING, 1BP14.0	4	4	4	4	4	4		K
		(A=M/#25750) (B=M/#25750) (C=M/#25750) (D=M/#25750) (E=M/#25750) (F=M/#25750)									
10	1	26013-100162	BOLT, M10X 16	3	3	3	3	3	3		
11	1	172460-78211	HOSE	1	1	1	1	1	1		
12	1	172460-78221	HOSE	1	1	1	1	1	1		
13	1	172461-78230	HOSE	1	1	1	1	1	1		
14	1	172461-78240	HOSE	1	1	1	1	1	1		
15	1	172461-78250	HOSE	1	1	1	1	1	1		
16	1	172461-78260	HOSE	1	1	1	1	1	1		
17	1	172460-78380	HOSE	1	1	1	1	1	1		
18	1	172122-79890	CLAMP, HOSE	2	2	2	2	2	2		
19	1	172961-78130	HOSE	2	2	2	2	2	2		
20	1	172122-79930	CLAMP, HOSE	1	1	1	1	1	1		
21	1	172142-76181	JOINT ASSY	1	1	1	1	1	1		W
		(A=M/#25750) (B=M/#25750) (C=M/#25750) (D=M/#25750) (E=M/#25750) (F=M/#25750)									

Fig.75. HYD.OIL PIPING(P.T.O.)



(A)=VIO50-2AC(US)
 (B)=VIO50-2AP(US)
 (C)=VIO50-2AC(AS)

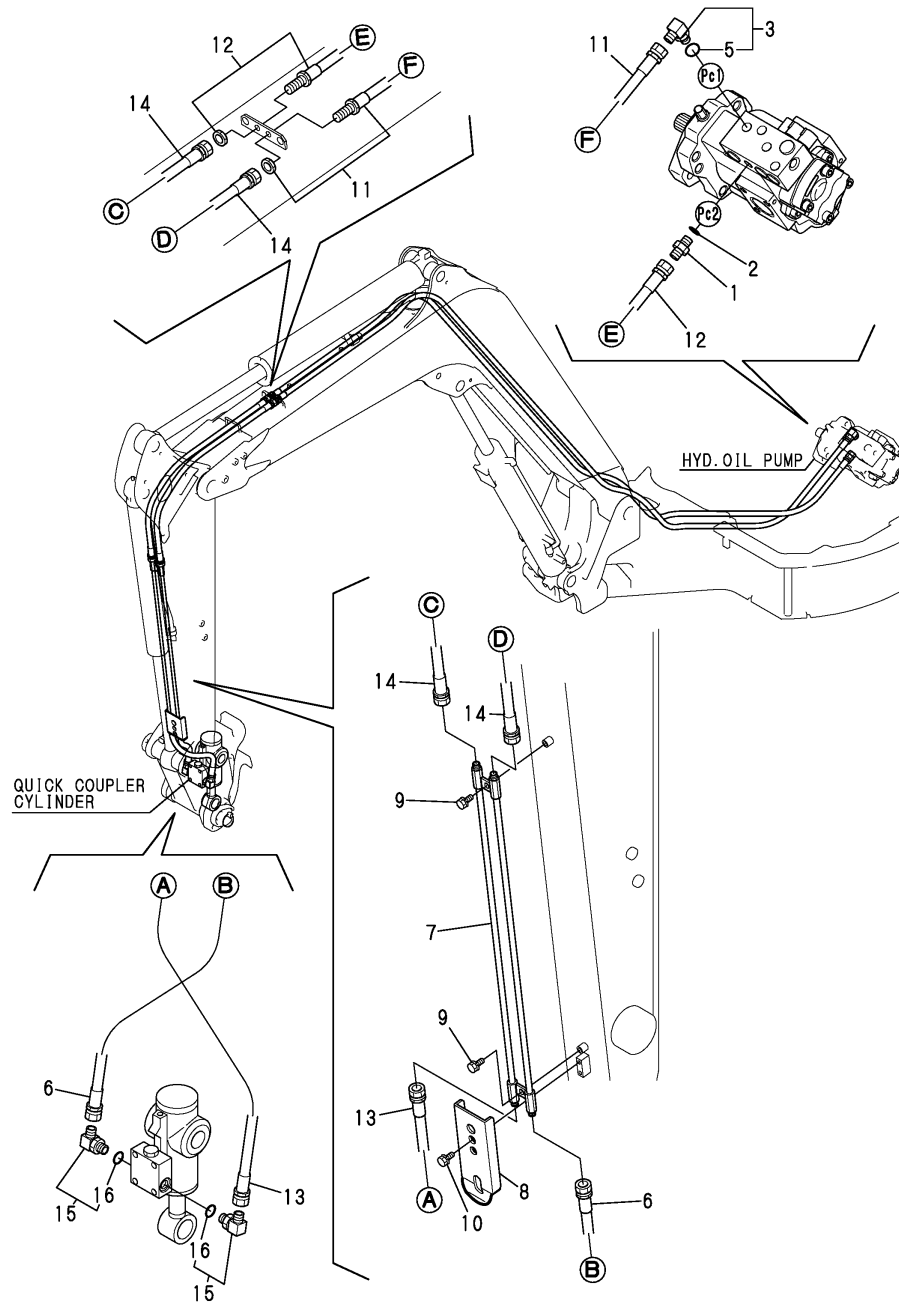
(D)=VIO50-2AP(AS)
 (E)=VIO50-2AC(NZ)
 (F)=VIO50-2AP(NZ)

No.	Lev.	Parts No.	Description	Q'ty						I	R
				(A)	(B)	(C)	(D)	(E)	(F)		
1	1	172460-61600	COVER ASSY, HOSE	1	1	1	1	1	1		
1-1	1	172460-61601	COVER ASSY, HOSE	1	1	1	1	1	1		N
		(A=M/#25943) (B=M/#25943) (C=M/#25943) (D=M/#25943)		(E=M/#25943)	(F=M/#25943)						
2	1	172422-76190	CONNECTOR, PF3/8X3/4	1	1	1	1	1	1		
3	1	172467-76500	TUBE, PTO	1	1	1	1	1	1		
4	1	172467-76530	TUBE, PTO	1	1	1	1	1	1		
5	1	172422-76190	CONNECTOR, PF3/8X3/4	1	1	1	1	1	1		
5-1	1	172422-76190	CONNECTOR, PF3/8X3/4	2	2	2	2	2	2		K
		(A=M/#25750) (B=M/#25750) (C=M/#25750) (D=M/#25750)		(E=M/#25750)	(F=M/#25750)						
5-2	1	172422-76191	CONNECTOR, PF3/8X3/4	2	2	2	2	2	2		N
		(A=M/#25794) (B=M/#25794) (C=M/#25794) (D=M/#25794)		(E=M/#25794)	(F=M/#25794)						
6	1	172176-76580-2	STOP VALVE (YELLOW87	2	2	2	2	2	2		
7	2	172142-77150	SEAL SET	2	2	2	2	2	2		
12	2	22242-000300	RING, 30	2	2	2	2	2	2		
13	1	172164-76650	BUSH	2	2	2	2	2	2		
14	1	23391-060000	JOINT, RGI-3/4	1	1	1	1	1	1		
15	1	23871-040000	PLUG, R04	2	2	2	2	2	2		
16	1	26013-100202	BOLT, M10X 20	4	4	4	4	4	4		
17	1	26013-100252	BOLT, M10X 25	4	4	4	4	4	4		
18	1	26014-100202	BOLT, M10X 20	2	2	2	2	2	2		
19	1	172467-78511	HOSE	1	1	1	1	1	1		
20	1	172461-78621	HOSE	1	1	1	1	1	1		
21	1	172460-78630	HOSE	1	1	1	1	1	1		
22	1	172467-78540	HOSE	1	1	1	1	1	1		
23	1	172467-78520	HOSE	1	1	1	1	1	1		
24	1	172467-78530	HOSE	1	1	1	1	1	1		
25	1	172467-76110	JOINT	1	1	1	1	1	1		
26	1	172467-76120	ELBOW	1	1	1	1	1	1		
27	1	172187-76131	CONNECTOR, PF3/4	1	1	1	1	1	1		
28	1	172472-76200	VALVE ASSY, STOP	1	1	1	1	1	1		
29	1	26013-100302	BOLT, M10X 30	2	2	2	2	2	2		
30	1	23001-025000	CLAMP, HOSE 25	4	4	4	4	4	4		
31	1	172444-17660	CLIP, TREE	8	8	8	8	8	8		
32	1	172467-79110	COVER ASSY, BOOM	1	1	1	1	1	1		
34	2	172460-79140	TRIM	2	2	2	2	2	2		
35	1	26014-080252	BOLT, M8X 25	2	2	2	2	2	2		
36	1	172467-76200	CONNECTOR	1	1	1	1	1	1		
37	1	24315-000140	O-RING, 1BP14.0	2	2	2	2	2	2		
38	1	22117-100000	WASHER, 10	4	4	4	4	4	4		W
		(A=M/#25943) (B=M/#25943) (C=M/#25943) (D=M/#25943)		(E=M/#25943)	(F=M/#25943)						

Fig.76. HYD.OIL PIPING(QUICK COUPLER)

(A)=VIO50-2AC(US)
 (B)=VIO50-2AP(US)
 (C)=VIO50-2AC(AS)

(D)=VIO50-2AP(AS)
 (E)=VIO50-2AC(NZ)
 (F)=VIO50-2AP(NZ)



No.	Lev.	Parts No.	Description	Q'ty						I	R
				(A)	(B)	(C)	(D)	(E)	(F)		
1	1	172123-76121	ADAPTER	1	1	1	1	1	1		
2	1	24315-000110	O-RING, 1BP11.0	1	1	1	1	1	1		
3	1	172141-76180	CONNECTOR ASSY	1	1	1	1	1	1		
5	2	24315-000110	O-RING, 1BP11.0	1	1	1	1	1	1		
6	1	172958-78160	HOSE	1	1	1	1	1	1		
7	1	172960-76100-1	TUBE, HITCH	1	1	1	1	1	1		
8	1	172960-81952-1	COVER ASSY	1	1	1	1	1	1		
9	1	26013-100202	BOLT, M10X 20	2	2	2	2	2	2		
10	1	26013-080162	BOLT, M8X 16	2	2	2	2	2	2		
11	1	172960-78100	HOSE	1	1	1	1	1	1		
12	1	172960-78110	HOSE	1	1	1	1	1	1		
13	1	172958-78120	HOSE	1	1	1	1	1	1		
14	1	172961-78120	HOSE	2	2	2	2	2	2		
15	1	172958-76130	ELBOW	2	2	2	2	2	2		
16	2	24315-000110	O-RING, 1BP11.0	2	2	2	2	2	2		

Fig.77. CONTROL PIPING(P.-V.-RETURN)

(A)=VIO50-2AC(US)
 (B)=VIO50-2AP(US)
 (C)=VIO50-2AC(AS)

(D)=VIO50-2AP(AS)
 (E)=VIO50-2AC(NZ)
 (F)=VIO50-2AP(NZ)

No.	Lev.	Parts No.	Description	Q'ty						I	R
				(A)	(B)	(C)	(D)	(E)	(F)		
1	1	172123-76121	ADAPTER	2	2	2	2	2	2		
2	1	172141-76180	CONNECTOR ASSY	1	1	1	1	1	1		
4	2	24315-000110	O-RING, 1BP11.0	1	1	1	1	1	1		
5	1	172455-76220	CONNECTOR	2	2	2	2	2	2		
6	1	24315-000110	O-RING, 1BP11.0	2	2	2	2	2	2		
7	1	24315-000110	O-RING, 1BP11.0	2	2	2	2	2	2		
8	1	23000-013000	CLAMP, 13	2	2	2	2	2	2		
9	1	172467-78180	HOSE	1	1	1	1	1	1		
10	1	172467-78190	HOSE	1	1	1	1	1	1		
11	1	172467-78200	HOSE	1	1	1	1	1	1		
12	1	172467-78210	HOSE	1	1	1	1	1	1		

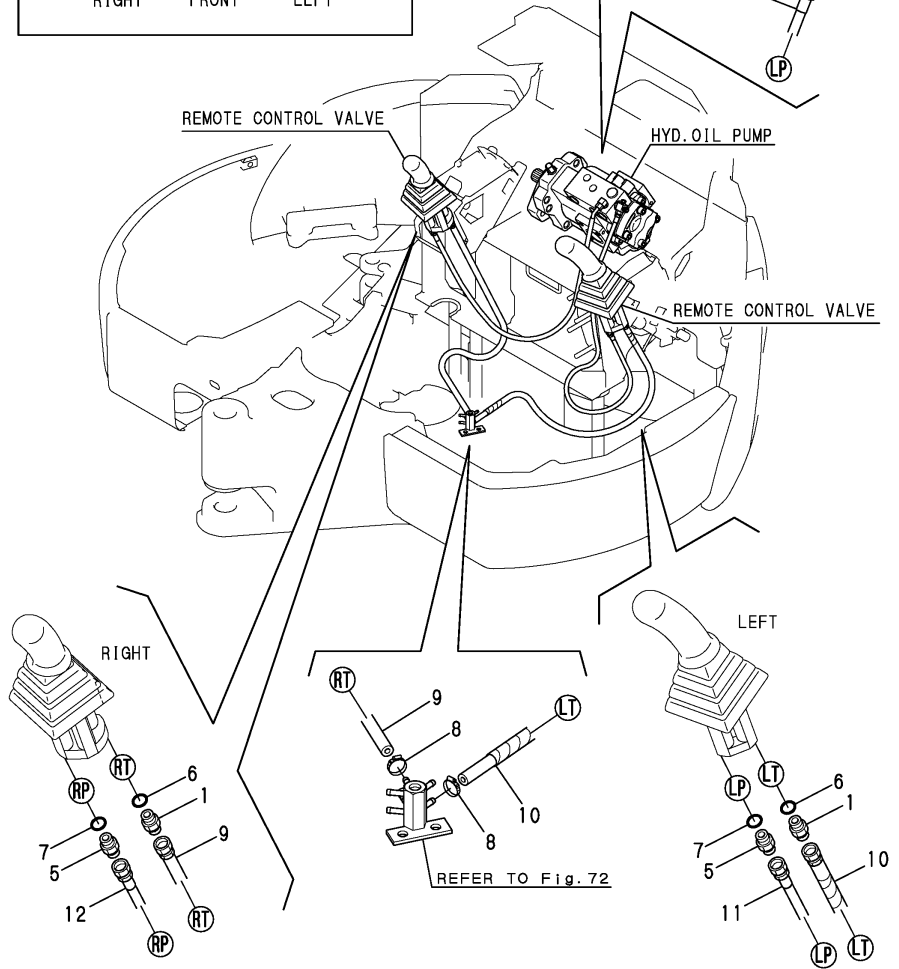
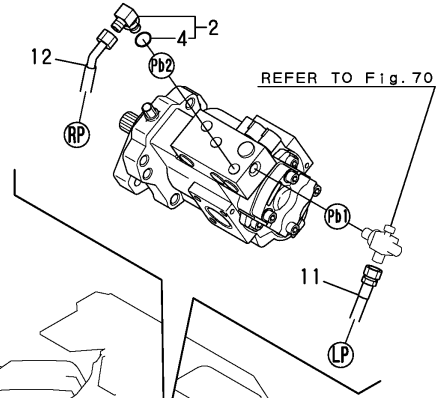
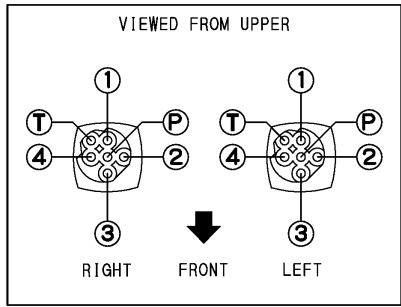
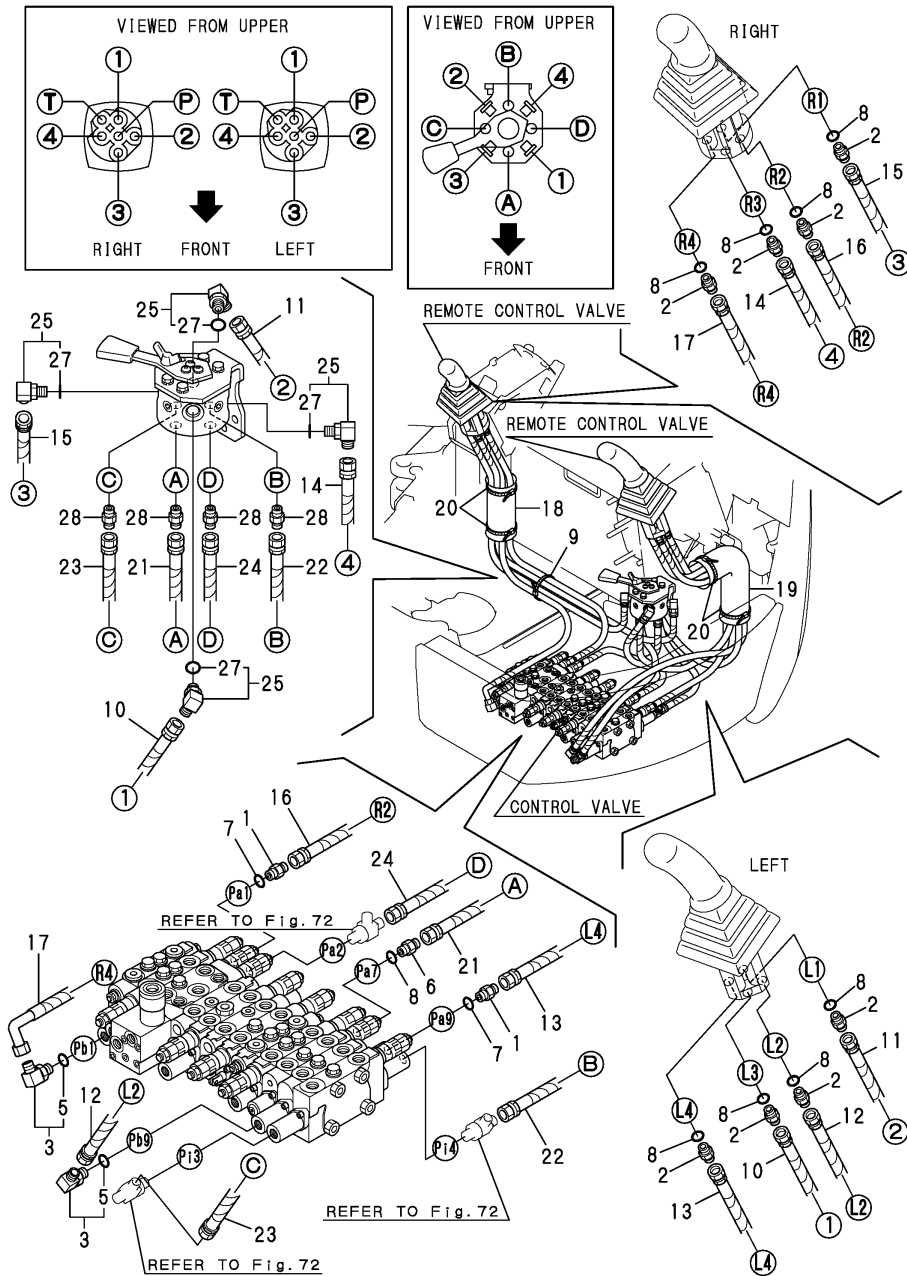


Fig.78. CONTROL PIPING(V.-2-WAY VALVE)

(A)=VIO50-2AC(US)
 (B)=VIO50-2AP(US)
 (C)=VIO50-2AC(AS)

(D)=VIO50-2AP(AS)
 (E)=VIO50-2AC(NZ)
 (F)=VIO50-2AP(NZ)



No.	Lev.	Parts No.	Description	Q'ty						I	R
				(A)	(B)	(C)	(D)	(E)	(F)		
1	1	172123-76121	ADAPTER	2	2	2	2	2	2		
2	1	172123-76121	ADAPTER	8	8	8	8	8	8		
3	1	172141-76180	CONNECTOR ASSY	2	2	2	2	2	2		
5	2	24315-000110	O-RING, 1BP11.0	2	2	2	2	2	2		
6	1	172164-76330	JOINT, PF1/4-0.7	1	1	1	1	1	1		
7	1	24315-000110	O-RING, 1BP11.0	2	2	2	2	2	2		
8	1	24315-000110	O-RING, 1BP11.0	9	9	9	9	9	9		
9	1	172122-79930	CLAMP, HOSE	1	1	1	1	1	1		
10	1	172467-78100	HOSE	1	1	1	1	1	1		
11	1	172467-78110	HOSE	1	1	1	1	1	1		
12	1	172467-78280	HOSE	1	1	1	1	1	1		
13	1	172472-78190	HOSE	1	1	1	1	1	1		
14	1	172467-78130	HOSE	1	1	1	1	1	1		
15	1	172467-78120	HOSE	1	1	1	1	1	1		
16	1	172472-78200	HOSE	1	1	1	1	1	1		
17	1	172472-78210	HOSE	1	1	1	1	1	1		
18	1	172165-79810	SPONGE, HOSE	1	1	1	1	1	1		
19	1	172472-78800	SPONGE, HOSE	1	1	1	1	1	1		
20	1	172122-79930	CLAMP, HOSE	4	4	4	4	4	4		
21	1	172467-78140	HOSE	1	1	1	1	1	1		
22	1	172467-78150	HOSE	1	1	1	1	1	1		
23	1	172467-78160	HOSE	1	1	1	1	1	1		
24	1	172467-78170	HOSE	1	1	1	1	1	1		
25	1	172141-76180	CONNECTOR ASSY	4	4	4	4	4	4		
27	2	24315-000110	O-RING, 1BP11.0	4	4	4	4	4	4		
28	1	23391-020000	JOINT, RGI-1/4	4	4	4	4	4	4		

Fig.79. GREASING

(A)=VIO50-2AC(US)
 (B)=VIO50-2AP(US)
 (C)=VIO50-2AC(AS)

(D)=VIO50-2AP(AS)
 (E)=VIO50-2AC(NZ)
 (F)=VIO50-2AP(NZ)

No.	Lev.	Parts No.	Description	Q'ty						I	R
				(A)	(B)	(C)	(D)	(E)	(F)		
1	1	172141-77800	JOINT, GREASE	4	4	4	4	4	4		
2	1	172460-77800	HOSE	1	1	1	1	1	1		
3	1	172187-77810	HOSE	1	1	1	1	1	1		
4	1	24761-020000	NIPPLE, GREASE PT1/8	2	2	2	2	2	2		

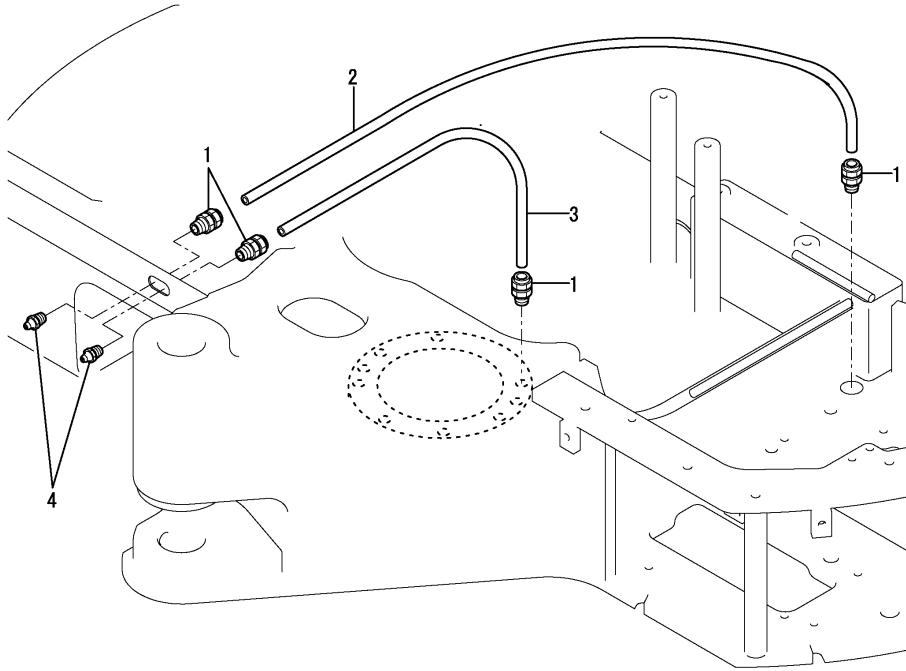
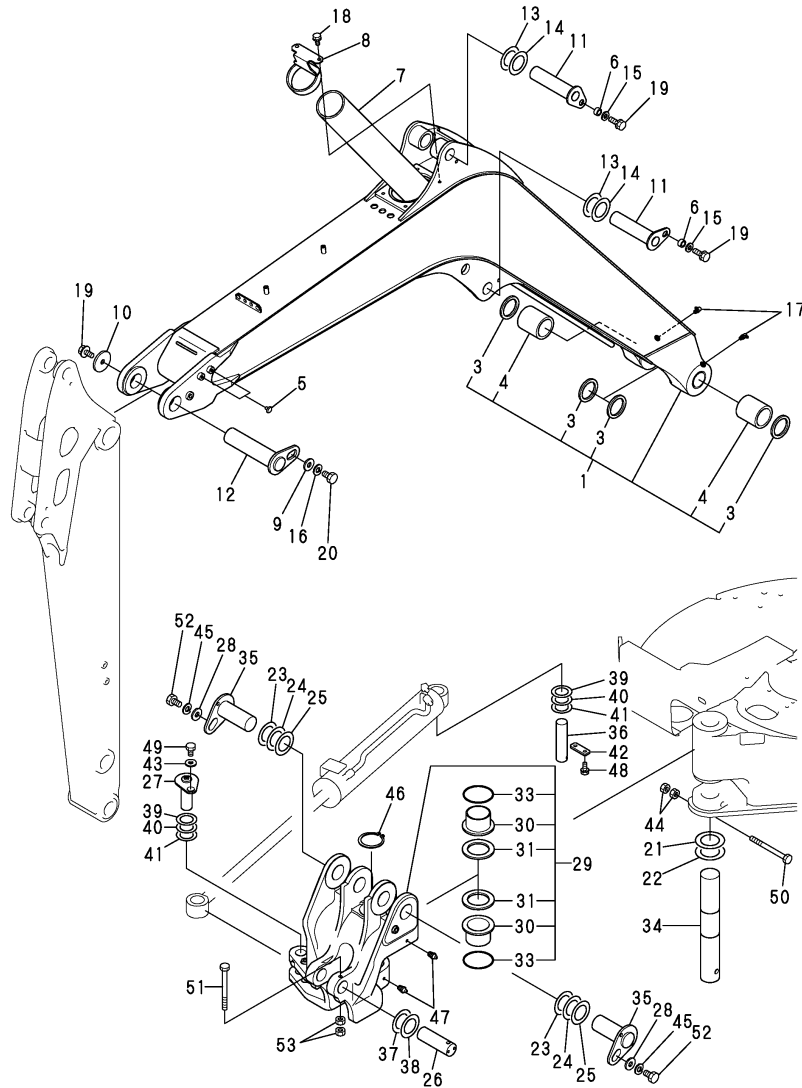


Fig.80. BOOM & BOOM BRACKET

(A)=VIO50-2AC(US)
 (B)=VIO50-2AP(US)
 (C)=VIO50-2AC(AS)

(D)=VIO50-2AP(AS)
 (E)=VIO50-2AC(NZ)
 (F)=VIO50-2AP(NZ)



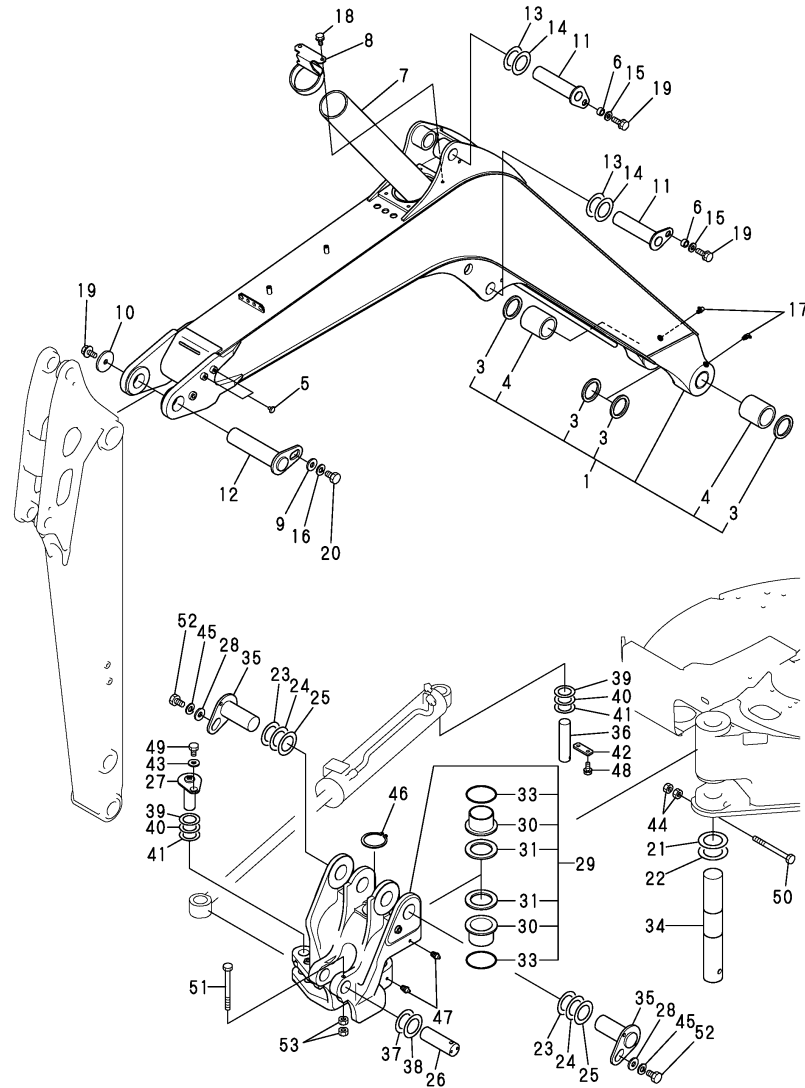
Remarks
 (1)PLEASE USE THIS PART WITH FOLLOWING LABELS AT THE SAME TIME.
 REF. NO. 4A-1,4B-1,4C-1,4D-1.
 (2)LABELS ARE NOT ILLUSTRATED.

No.	Lev.	Parts No.	Description	Q'ty						I	R
				(A)	(B)	(C)	(D)	(E)	(F)		
1	1	172461-81090-1	BOOM ASSY	1	1	1	1	1	1	1	1
3	2	172020-10620	SEAL, DUST	4	4	4	4	4	4	4	
4	2	172460-81400	BUSH	2	2	2	2	2	2	2	
4A	1	172437-03431	LABEL,STEERING	1	1	1	1	1	1	1	
4A-1	1	172437-03432	LABEL, STEERING	1	1	1	1	1	1	1	N 2
		(A=M/#25943) (B=M/#25943) (C=M/#25943) (D=M/#25943)		(E=M/#25943)	(F=M/#25943)						
4B	1	172437-03460	LABEL, BOOM	2	2	2	2	2	2	2	
4B-1	1	172437-03461	LABEL, BOOM	2	2	2	2	2	2	2	N 2
		(A=M/#25943) (B=M/#25943) (C=M/#25943) (D=M/#25943)		(E=M/#25943)	(F=M/#25943)						
4C	1	172472-03270	LABEL,SAND US	1	1	1	1	1	1	1	
4C-1	1	172472-03271	LABEL, SANDUS	1	1	1	1	1	1	1	N 2
		(A=M/#25943) (B=M/#25943) (C=M/#25943) (D=M/#25943)		(E=M/#25943)	(F=M/#25943)						
4D	1	172472-03280	LABEL	1	1	1	1	1	1	1	
4D-1	1	172472-03281	LABEL, WARNING HITCH	1	1	1	1	1	1	1	N 2
		(A=M/#25943) (B=M/#25943) (C=M/#25943) (D=M/#25943)		(E=M/#25943)	(F=M/#25943)						
5	1	172183-81160	CLIP, TREE	4	4	4	4	4	4	4	
6	1	172164-81670	SPACER	2	2	2	2	2	2	2	
7	1	172461-81710	PIPE	1	1	1	1	1	1	1	
8	1	172461-81740-1	PLATE ASSY	1	1	1	1	1	1	1	
9	1	172187-81970	WASHER	1	1	1	1	1	1	1	
10	1	172147-82140	WASHER	1	1	1	1	1	1	1	
11	1	172460-82480-1	PIN	2	2	2	2	2	2	2	
12	1	172460-82500-1	PIN	1	1	1	1	1	1	1	
13	1	172165-82520	SHIM	2	2	2	2	2	2	2	
14	1	172165-82530	SHIM	2	2	2	2	2	2	2	
15	1	22157-120000	WASHER, 12	2	2	2	2	2	2	2	
16	1	22217-140000	WASHER, SPRING 14	1	1	1	1	1	1	1	
17	1	24761-040000	NIPPLE, GREASE B	2	2	2	2	2	2	2	
18	1	26013-100162	BOLT, M10X 16	2	2	2	2	2	2	2	
19	1	26013-120252	BOLT, M12X 25	3	3	3	3	3	3	3	
20	1	26116-140252	BOLT, M14X 25 PLATED	1	1	1	1	1	1	1	
21	1	172176-81700	SHIM	1	1	1	1	1	1	1	
22	1	172176-81710	SHIM	1	1	1	1	1	1	1	
23	1	172460-81800	SHIM	2	2	2	2	2	2	2	
24	1	172460-81810	SHIM	2	2	2	2	2	2	2	
25	1	172460-81820	SHIM	2	2	2	2	2	2	2	
26	1	172458-81830	PIN	1	1	1	1	1	1	1	
27	1	172458-81930-1	PIN	1	1	1	1	1	1	1	
28	1	172187-81970	WASHER	2	2	2	2	2	2	2	
29	1	172460-82300-1	BRACKET, BOOM	1	1	1	1	1	1	1	
30	2	172165-81710	BUSH	2	2	2	2	2	2	2	
31	2	172165-81770	SEAL, DUST	2	2	2	2	2	2	2	
33	2	24321-000700	O-RING, 1AG70.0	2	2	2	2	2	2	2	
34	1	172460-82400	PIN	1	1	1	1	1	1	1	
35	1	172460-82410-1	PIN	2	2	2	2	2	2	2	
36	1	172460-82430	PIN	1	1	1	1	1	1	1	
37	1	172165-82520	SHIM	2	2	2	2	2	2	2	
38	1	172165-82530	SHIM	2	2	2	2	2	2	2	
39	1	172165-82580	SHIM	4	4	4	4	4	4	4	
40	1	172165-82590	SHIM	4	4	4	4	4	4	4	
41	1	172165-82600	SHIM	4	4	4	4	4	4	4	

Fig.80. BOOM & BOOM BRACKET

(A)=VIO50-2AC(US)
 (B)=VIO50-2AP(US)
 (C)=VIO50-2AC(AS)

(D)=VIO50-2AP(AS)
 (E)=VIO50-2AC(NZ)
 (F)=VIO50-2AP(NZ)



No.	Lev.	Parts No.	Description	Qty						I	R
				(A)	(B)	(C)	(D)	(E)	(F)		
42	1	172117-83970-5	PLATE, LOCK	1	1	1	1	1	1		
43	1	22157-120000	WASHER, 12	1	1	1	1	1	1		
44	1	26716-160002	NUT, M16	2	2	2	2	2	2		
45	1	22217-140000	WASHER, SPRING 14	2	2	2	2	2	2		
46	1	22242-000700	RING, 70	1	1	1	1	1	1		
47	1	24761-020000	NIPPLE, GREASE PT1/8	2	2	2	2	2	2		
48	1	26013-100202	BOLT, M10X 20	2	2	2	2	2	2		
49	1	26013-120252	BOLT, M12X 25	1	1	1	1	1	1		
50	1	26076-161702	BOLT, 10.916X170	1	1	1	1	1	1		
51	1	26116-121302	BOLT, M12X130 PLATED	1	1	1	1	1	1		
51-1	1	26116-121402	BOLT, M12X140 PLATED	1	1	1	1	1	1		N
		(A=*2013.09)	(B=*2013.09)	(C=*2013.09)	(D=*2013.09)	(E=*2013.09)	(F=*2013.09)				
52	1	26116-140352	BOLT, M14X 35 PLATED	2	2	2	2	2	2		
53	1	26716-120002	NUT, M12	2	2	2	2	2	2		

Remarks

(1)PLEASE USE THIS PART WITH FOLLOWING LABELS AT THE SAME TIME.
 REF. NO. 4A-1,4B-1,4C-1,4D-1.

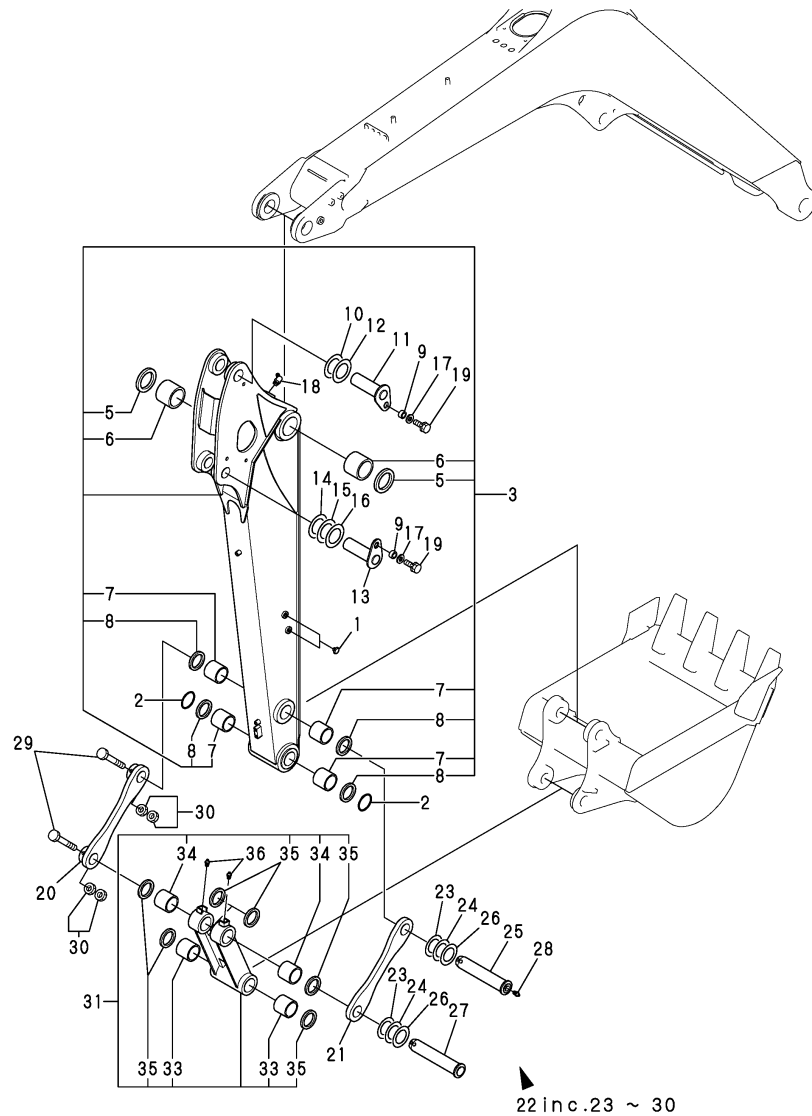
(2)LABELS ARE NOT ILLUSTRATED.

N:Old $\begin{matrix} \leftarrow \text{Yes} \\ \text{No} \end{matrix}$ New, Q:Old $\begin{matrix} \leftarrow \text{No} \\ \text{Yes} \end{matrix}$ New, R:Old $\begin{matrix} \leftarrow \text{Yes} \\ \text{Yes} \end{matrix}$ New, S:Old $\begin{matrix} \leftarrow \text{No} \\ \text{No} \end{matrix}$ New, W:Add, Z:Discontinued, F:Interchangeable by set, K:Qty Change

Fig.81. ARM & BUCKET LINK

(A)=VIO50-2AC(US)
 (B)=VIO50-2AP(US)
 (C)=VIO50-2AC(AS)

(D)=VIO50-2AP(AS)
 (E)=VIO50-2AC(NZ)
 (F)=VIO50-2AP(NZ)



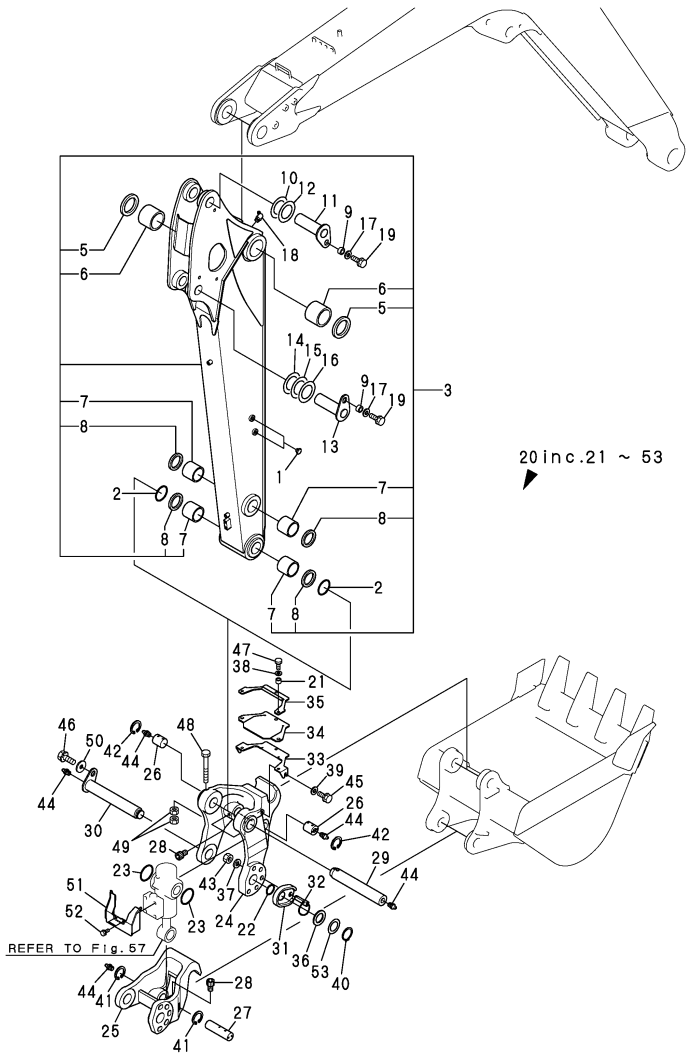
No.	Lev.	Parts No.	Description	Q'ty						I	R
				(A)	(B)	(C)	(D)	(E)	(F)		
1	1	172183-81160	CLIP, TREE	4	4	4	4	4	4		
2	1	172125-81280	O-RING	2	2	2	2	2	2		
3	1	172961-81490	ARM ASSY	1	1	1	1	1	1		1
5	2	172020-10620	SEAL, DUST	2	2	2	2	2	2		
6	2	172445-81360	BUSH 60X75	2	2	2	2	2	2		
7	2	172112-83500	PIN BUSH 45X60	4	4	4	4	4	4		
8	2	172168-81410	SEAL, DUST	4	4	4	4	4	4		
8A	1	172472-03260	LABEL, FINGER	1	1	1	1	1	1		2
8A-1	1	172472-03261	LABEL, FINGER US	1	1	1	1	1	1	N	2
		(A=M/#25943)	(B=M/#25943)	(C=M/#25943)	(D=M/#25943)	(E=M/#25943)	(F=M/#25943)				
8B	1	172472-03230	LABEL, OPERATION PIN	1	1	1	1	1	1		2
9	1	172164-81670	SPACER	2	2	2	2	2	2		
10	1	172165-82520	SHIM	1	1	1	1	1	1		
11	1	172460-82520-1	PIN 50X134(YELLOW:87)	1	1	1	1	1	1		
12	1	172165-82530	SHIM	1	1	1	1	1	1		
13	1	172460-82540-1	PIN 45X138(YELLOW:87)	1	1	1	1	1	1		
14	1	172165-82550	SHIM	1	1	1	1	1	1		
15	1	172165-82560	SHIM	1	1	1	1	1	1		
16	1	172165-82570	SHIM	1	1	1	1	1	1		
17	1	22157-120000	WASHER, 12	2	2	2	2	2	2		
18	1	24761-040000	NIPPLE, GREASE B	1	1	1	1	1	1		
19	1	26013-120252	BOLT, M12X 25	2	2	2	2	2	2		
20	1	172460-82350-1	ARM, BUCKET	1	1	1	1	1	1		
21	1	172460-82360-1	ARM, BUCKET	1	1	1	1	1	1		
22	1	172460-82650-1	PIN KIT, ARM (87)	1	1	1	1	1	1		
23	2	172165-82550	SHIM	2	2	2	2	2	2		
24	2	172165-82560	SHIM	2	2	2	2	2	2		
25	2	172460-82560-1	PIN 45X217(YELLOW:87)	1	1	1	1	1	1		
26	2	172165-82570	SHIM	2	2	2	2	2	2		
27	2	172460-82590-1	PIN 45X217(YELLOW:87)	1	1	1	1	1	1		
28	2	24761-020000	NIPPLE, GREASE PT1/8	1	1	1	1	1	1		
29	2	26116-100802	BOLT, M10X 80 PLATED	2	2	2	2	2	2		
30	2	26716-100002	NUT, M10	4	4	4	4	4	4		
31	1	172460-82380	LINK, BUCKET (87)	1	1	1	1	1	1		
33	2	172112-83500	PIN BUSH 45X60	2	2	2	2	2	2		
34	2	172112-86250	BUSH 45X39, PIN	2	2	2	2	2	2		
35	2	172168-81410	SEAL, DUST	6	6	6	6	6	6		
36	1	24761-020000	NIPPLE, GREASE PT1/8	2	2	2	2	2	2		

Remarks
 (1) PLEASE USE THIS PART WITH FOLLOWING LABELS AT THE SAME TIME.
 REF. NO. 8A-1, 8B.
 (2) LABELS ARE NOT ILLUSTRATED.

Fig.82. ARM & QUICK COUPLER

(A)=VIO50-2AC(US)
(B)=VIO50-2AP(US)
(C)=VIO50-2AC(AS)

(D)=VIO50-2AP(AS)
(E)=VIO50-2AC(NZ)
(F)=VIO50-2AP(NZ)



No.	Lev.	Parts No.	Description	Q'ty						I	R
				(A)	(B)	(C)	(D)	(E)	(F)		
1	1	172183-81160	CLIP, TREE	4	4	4	4	4	4		
2	1	172125-81280	O-RING	2	2	2	2	2	2		
3	1	172961-81490	ARM ASSY	1	1	1	1	1	1		1
5	2	172020-10620	SEAL, DUST	2	2	2	2	2	2		
6	2	172445-81360	BUSH 60X75	2	2	2	2	2	2		
7	2	172112-83500	PIN BUSH 45X60	4	4	4	4	4	4		
8	2	172168-81410	SEAL, DUST	4	4	4	4	4	4		
8A	1	172472-03260	LABEL,FINGER	1	1	1	1	1	1		4
8A-1	1	172472-03261	LABEL, FINGER US	1	1	1	1	1	1	N	4
		(A=M/#25943)	(B=M/#25943)	(C=M/#25943)	(D=M/#25943)	(E=M/#25943)	(F=M/#25943)				
8B	1	172472-03230	LABEL,OPERATION PIN	1	1	1	1	1	1		4
9	1	172164-81670	SPACER	2	2	2	2	2	2		
10	1	172165-82520	SHIM	1	1	1	1	1	1		
11	1	172460-82520-1	PIN 50X134(YELLOW:87)	1	1	1	1	1	1		
12	1	172165-82530	SHIM	1	1	1	1	1	1		
13	1	172460-82540-1	PIN 45X138(YELLOW:87)	1	1	1	1	1	1		
14	1	172165-82550	SHIM	1	1	1	1	1	1		
15	1	172165-82560	SHIM	1	1	1	1	1	1		
16	1	172165-82570	SHIM	1	1	1	1	1	1		
17	1	22157-120000	WASHER, 12	2	2	2	2	2	2		
18	1	24761-040000	NIPPLE, GREASE B	1	1	1	1	1	1		
19	1	26013-120252	BOLT, M12X 25	2	2	2	2	2	2		
20	1	172960-08701	QUICK HITCH ASSY	1	1	1	1	1	1		
21	2	172958-17120	COLLAR	3	3	3	3	3	3		
22	2	172124-46200	O-RING	1	1	1	1	1	1		
23	2	172171-81270	O-RING, 61X6.0	2	2	2	2	2	2		
24	2	172960-83101-1	BRACKET A(YELLOW:87)	1	1	1	1	1	1		
24-1	2	172960-83102-2	BRACKET,A	1	1	1	1	1	1		N
		(A=MZZZZZ)	(B=MZZZZZ)	(C=MZZZZZ)	(D=MZZZZZ)	(E=MZZZZZ)	(F=MZZZZZ)				
25	2	172960-83111-1	BRACKET B(YELLOW:87)	1	1	1	1	1	1		
25-1	2	172960-83112-1	BRACKET B(YELLOW:87)	1	1	1	1	1	1		N
		(A=M/#XXXXXX)	(B=M/#XXXXXX)	(C=M/#XXXXXX)	(D=M/#XXXXXX)	(E=M/#XXXXXX)	(F=M/#XXXXXX)				
25-2	2	172960-83113-2	BRACKET,B	1	1	1	1	1	1		N
		(A=MZZZZZ)	(B=MZZZZZ)	(C=MZZZZZ)	(D=MZZZZZ)	(E=MZZZZZ)	(F=MZZZZZ)				
26	2	172960-83120	PIN	2	2	2	2	2	2		
27	2	172960-83130	PIN	1	1	1	1	1	1		
28	2	172958-83140	BOLT	3	3	3	3	3	3		
29	2	172960-83140	PIN	1	1	1	1	1	1		
30	2	172960-83151	PIN 45X299(YELLOW:87)	1	1	1	1	1	1		
31	2	172958-83171-1	PLATE,LOCK(YELLOW:87)	1	1	1	1	1	1		2
31A	2	172458-03240	LABEL,LOCK	1	1	1	1	1	1		4
32	2	172960-83191	PIN ASSY, LOCK	1	1	1	1	1	1		3
32A	2	172958-03160	LABEL	1	1	1	1	1	1		4
33	2	172960-83252-1	GUARD ASSY	1	1	1	1	1	1		
34	2	172960-83281	PLATE, RUBBER	1	1	1	1	1	1		
35	2	172960-83272-1	PLATE ASSY(YELLOW:87)	1	1	1	1	1	1		
35-1	2	172960-83292-1	PLATE ASSY(YELLOW:87)	1	1	1	1	1	1		N
		(A=M/#25943)	(B=M/#25943)	(C=M/#25943)	(D=M/#25943)	(E=M/#25943)	(F=M/#25943)				
36	2	172960-83210	COLLAR	1	1	1	1	1	1		
37	2	172958-83330	WASHER 6.4X15.5X1.5	1	1	1	1	1	1		
38	2	22137-080000	WASHER, 8	3	3	3	3	3	3		

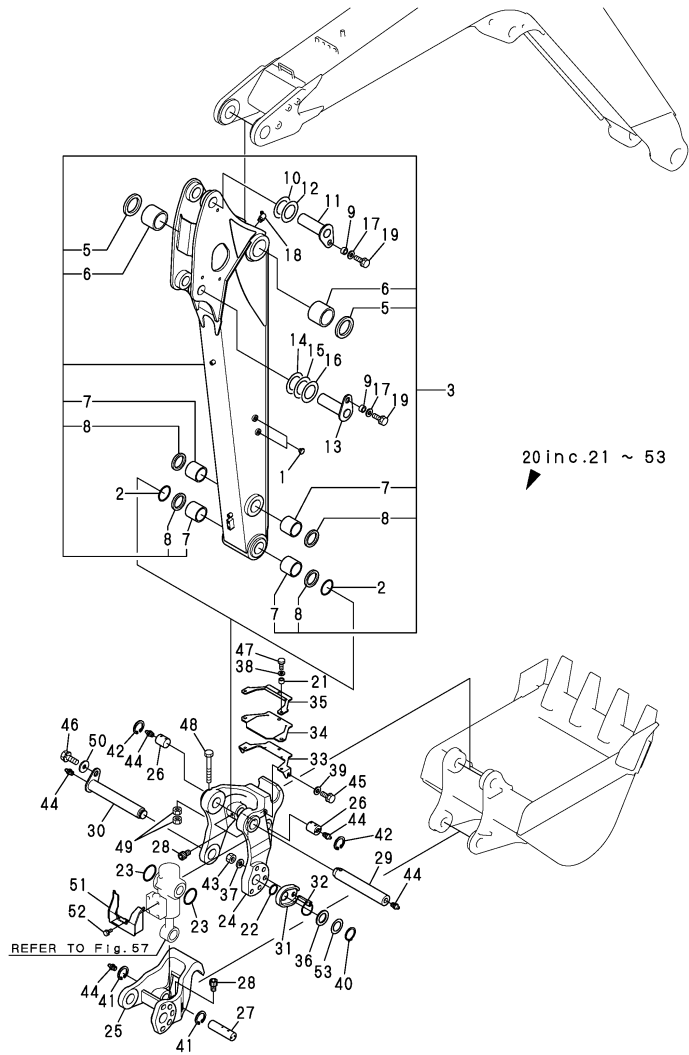
Remarks

- (1)PLEASE USE THIS PART WITH FOLLOWING LABELS AT THE SAME TIME. REF. NO. 8A-1,8B.
- (2)PLEASE USE THIS PART WITH FOLLOWING LABELS AT THE SAME TIME. REF. NO. 31A.
- (3)PLEASE USE THIS PART WITH FOLLOWING LABELS AT THE SAME TIME.REF.NO 32A.(4)LABELS ARE NOT ILLUSTRATED.

Fig.82. ARM & QUICK COUPLER

(A)=VIO50-2AC(US)
 (B)=VIO50-2AP(US)
 (C)=VIO50-2AC(AS)

(D)=VIO50-2AP(AS)
 (E)=VIO50-2AC(NZ)
 (F)=VIO50-2AP(NZ)



No.	Lev.	Parts No.	Description	Q'ty						I	R
				(A)	(B)	(C)	(D)	(E)	(F)		
39	2	22137-100000	WASHER, 10	2	2	2	2	2	2		
40	2	22242-000350	RING, 35	1	1	1	1	1	1		
41	2	22252-000350	RING, 35	2	2	2	2	2	2		
42	2	22252-000400	RING, 40	2	2	2	2	2	2		
43	2	26756-060002	NUT, LOCK M6	1	1	1	1	1	1		
44	2	24761-020000	NIPPLE, GREASE PT1/8	5	5	5	5	5	5		
45	2	26013-100202	BOLT, M10X 20	2	2	2	2	2	2		
46	2	26013-120302	BOLT, M12X 30	1	1	1	1	1	1		
47	2	26116-080202	BOLT, M8X 20 PLATED	3	3	3	3	3	3		
48	2	26116-100802	BOLT, M10X 80 PLATED	1	1	1	1	1	1		
49	2	26716-100002	NUT, M10	2	2	2	2	2	2		
50	2	22157-120000	WASHER, 12	1	1	1	1	1	1		
51	2	172960-83312-1	COVER ASSY	1	1	1	1	1	1		
52	2	26013-080162	BOLT, M8X 16	2	2	2	2	2	2		
53	2	172141-84601	SHIM	1	1	1	1	1	1		

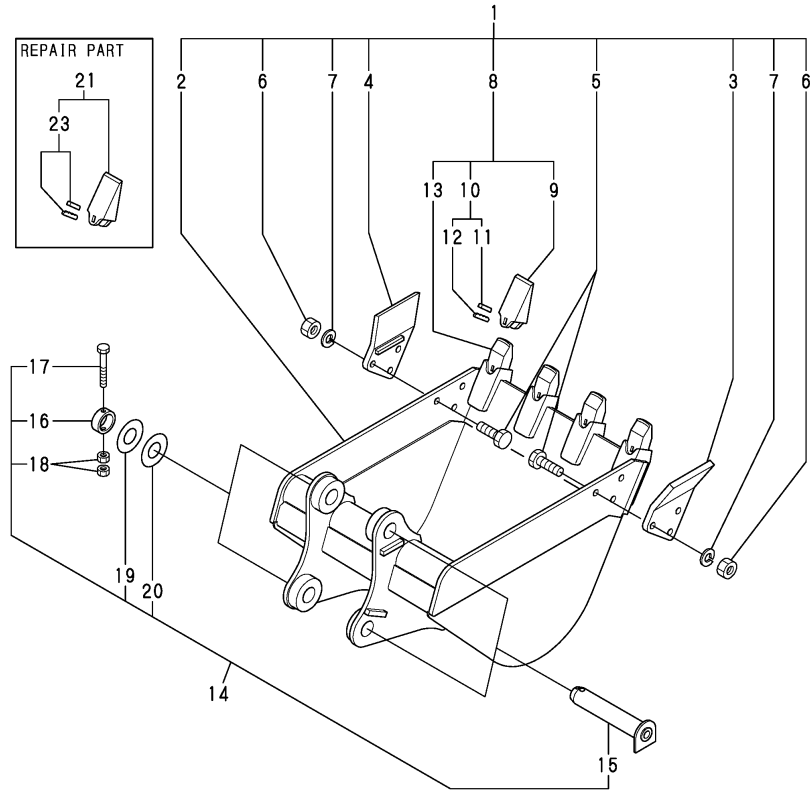
Remarks

- (1)PLEASE USE THIS PART WITH FOLLOWING LABELS AT THE SAME TIME.
REF. NO. 8A-1,8B.
- (2)PLEASE USE THIS PART WITH FOLLOWING LABELS AT THE SAME TIME.
REF. NO. 31A.
- (3)PLEASE USE THIS PART WITH FOLLOWING LABELS AT THE SAME TIME.REF.NO 32A.(4)LABELS ARE NOT ILLUSTRATED.

Fig.83. BUCKET

(A)=VIO50-2AC(US)
 (B)=VIO50-2AP(US)
 (C)=VIO50-2AC(AS)

(D)=VIO50-2AP(AS)
 (E)=VIO50-2AC(NZ)
 (F)=VIO50-2AP(NZ)



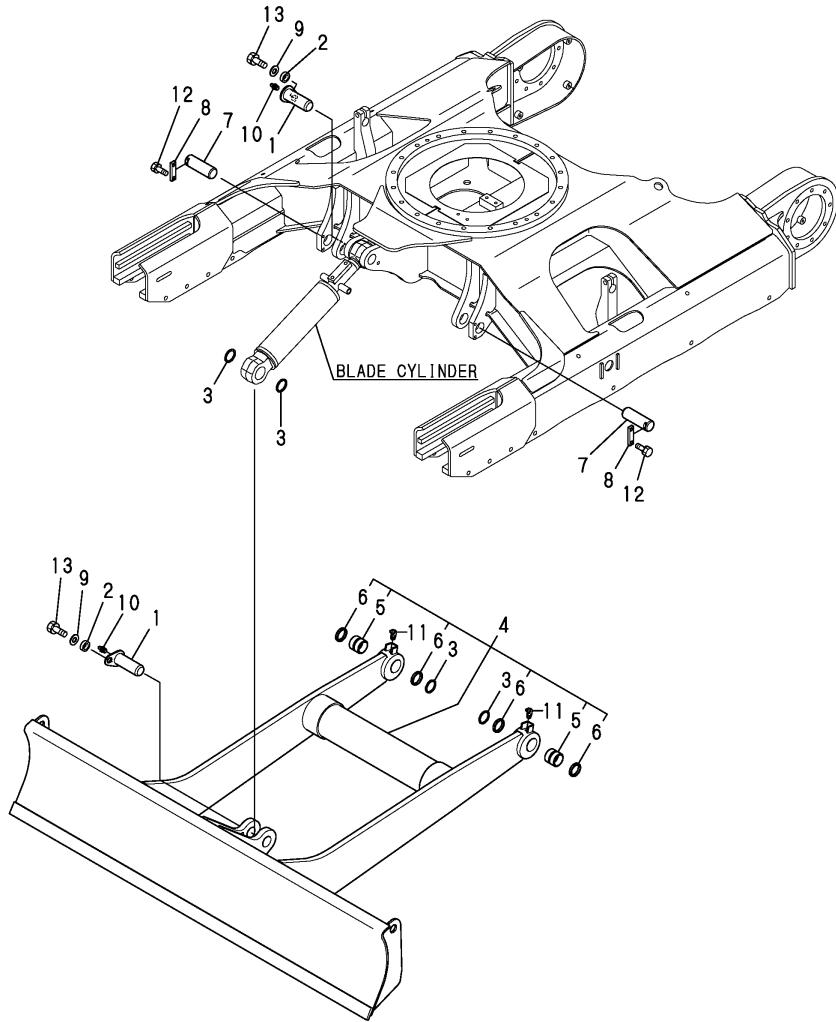
No.	Lev.	Parts No.	Description	Q'ty						I	R
				(A)	(B)	(C)	(D)	(E)	(F)		
1	1	172461-81901-1	BUCKET ASSY, 700S	1	1	1	1	1	1		
2	2	172461-81911-1	BUCKET ASSY	1	1	1	1	1	1		
3	2	172460-82180-1	CUTTER, SIDE	1	1	1	1	1	1		
4	2	172460-82200-1	CUTTER, SIDE	1	1	1	1	1	1		
5	2	172460-82220	BOLT M16X 50	6	6	6	6	6	6		
6	2	172460-82230	NUT	6	6	6	6	6	6		
7	2	22217-160000	WASHER, SPRING 16	6	6	6	6	6	6		
8	2	772151-81611-1	TOOTH ASSY	4	4	4	4	4	4		
9	3	172448-82570-1	TOOTH, POINT	4	4	4	4	4	4		
10	3	172448-82960	PIN ASSY, LOCK	4	4	4	4	4	4		
11	4	172448-82580	PIN,LOCK	4	4	4	4	4	4		
12	4	172448-82590	RUBBER,PIN	4	4	4	4	4	4		
13	3	172151-81611-1	ADAPTER	4	4	4	4	4	4		
14	1	172960-81600-1	BUCKET PIN KIT (Z1)	1	1	1	1	1	1		
15	2	172960-83170-1	PIN 45X271Q (GILT)	2	2	2	2	2	2		
16	2	172176-81640	COLLAR	2	2	2	2	2	2		
17	2	26116-100752	BOLT, M10X 75 PLATED	2	2	2	2	2	2		
18	2	26716-100002	NUT, M10	4	4	4	4	4	4		
19	2	172165-82550	SHIM	2	2	2	2	2	2		
20	2	172165-82560	SHIM	2	2	2	2	2	2		
21	1	172448-82950	TOOTH KIT, POINT	1	1	1	1	1	1		1
23	2	172448-82960	PIN ASSY, LOCK	1	1	1	1	1	1		1

Remarks
 (1)REPAIR PART

Fig.84. BLADE

(A)=VIO50-2AC(US)
 (B)=VIO50-2AP(US)
 (C)=VIO50-2AC(AS)

(D)=VIO50-2AP(AS)
 (E)=VIO50-2AC(NZ)
 (F)=VIO50-2AP(NZ)

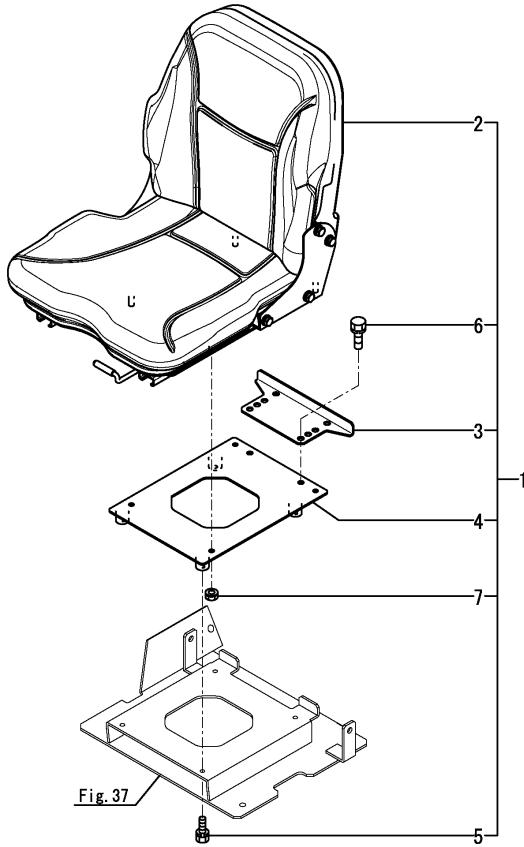


No.	Lev.	Parts No.	Description	Q'ty						I	R
				(A)	(B)	(C)	(D)	(E)	(F)		
1	1	172164-81650-2	PIN 45X122(GREEN:82)	2	2	2	2	2	2		
2	1	172164-81670	SPACER	2	2	2	2	2	2		
3	1	172112-87840	SHIM	4	4	4	4	4	4		
4	1	172960-94100-1	BLADE ASSY(GREEN:82)	1	1	1	1	1	1		
5	2	172151-72670	BUSH 45 50	2	2	2	2	2	2		
6	2	172168-81410	SEAL, DUST	4	4	4	4	4	4		
7	1	172423-94210	PIN 45X120	2	2	2	2	2	2		
8	1	172124-94310-2	PLATE, LOCK(GREEN:82)	2	2	2	2	2	2		
9	1	22157-120000	WASHER, 12	2	2	2	2	2	2		
10	1	24761-020000	NIPPLE, GREASE PT1/8	2	2	2	2	2	2		
11	1	24761-040000	NIPPLE, GREASE B	2	2	2	2	2	2		
12	1	26013-100252	BOLT, M10X 25	4	4	4	4	4	4		
13	1	26013-120302	BOLT, M12X 30	2	2	2	2	2	2		

Fig.85. SEAT KIT(OPTIONAL)

(A)=VIO50-2AC(US)
 (B)=VIO50-2AP(US)
 (C)=VIO50-2AC(AS)

(D)=VIO50-2AP(AS)
 (E)=VIO50-2AC(NZ)
 (F)=VIO50-2AP(NZ)



No.	Lev.	Parts No.	Description	Q'ty						I	R	
				(A)	(B)	(C)	(D)	(E)	(F)			
1	1	172457-08601 (A=*2017.11.)	SEAT KIT,WOCHANG SP (C=*2017.11.)	1		1						W
2	2	172A23-64050	SEAT ASSY		1		1					
3	2	172A46-64491	STOPPER, A		1		1					
4	2	172A46-64500	PLATE ASSY, SEAT		1		1					
5	2	26013-080202	BOLT, M8X 20		4		4					
6	2	26013-100202	BOLT, M10X 20		2		2					
7	2	26051-080002	NUT, M8		4		4					

Parts No. Index

Parts No.	Fig. No.	Ref. No.
104200-11920	10	3
105340-55040	10	11
106990-44660	10	14 -1
119247-77100	13	51
	14	9
119650-77910	13	53
119802-55710	10	31 A
119802-77200	13	52
119808-12520	6	14
119808-12540	6	15
119866-12540	6	16
120147-44810	19	14
121250-49121	9	6
121256-44600-2	9	39
121450-44531	9	34
121470-44581	9	36
124450-44550	9	38
124450-44560	9	35
124764-44810	1	32
	2	30
	3	32
	4	30
	9	37 A
124764-44920	1	33
	2	31
	3	33
	4	31
124766-59050	9	41
	10	32
129100-55690	10	29
129107-44590	9	2
129211-77920	13	56
129400-13201	6	6
		32
129612-12280	6	22
129612-13662	6	7
129612-13663	6	7 -1
		36
129612-52100	10	27
171064-44510	9	32
171064-44520	9	33
172020-10280	52	15
172020-10620	80	3
	81	5
	82	5
172068-28490	27	31 A
		32 A
	31	1
172110-45050	27	31 D
		32 D

Parts No.	Fig. No.	Ref. No.
172112-38130	24	13
		26
172112-38140	24	12
		25
172112-75780	68	20
172112-75792	68	15
172112-77361	69	12
172112-83500	81	7
		33
	82	7
172112-86250	81	34
172112-87840	84	3
172113-12522	7	5
172116-74150	61	15
		31
		62
	62	51
	63	18
		32
	64	16
		45
		53
	65	21
		53
172116-76381	70	2
		6
	71	10
	74	5
		5 -1
172117-53320	32	30
172117-83970-5	80	42
172119-35010-4	23	2
172119-35011	23	2 -1
172122-13310	21	2
172122-17190	11	6
172122-37710	23	46
172122-37752	23	47
172122-37782	23	48
172122-37810	23	49
172122-37820	23	50
172122-37844	23	51
172122-46590	27	22
	29	30
	31	29
172122-57620	32	26
172122-70350	51	6
172122-70410	58	5
172122-70460	58	6
172122-73430	58	30
172122-73470	58	10
172122-73480	51	44

Parts No.	Fig. No.	Ref. No.
172122-73480	51	45
172122-79890	74	18
172122-79930	69	26
	72	30
	74	20
	78	9
		20
172123-76121	70	11
	72	1
	76	1
	77	1
	78	1
		2
172124-14650	9	42
172124-17640	17	14
	18	5
172124-37120	23	5 B
		12 B
172124-46200	26	3
	27	14
	29	9
	31	28
	82	22
172124-65480	38	31
172124-70010	58	14
172124-70030	58	15
172124-70050	58	16
172124-76160	71	4
	73	3
172124-94310-2	84	8
172125-03950	1	30
	2	28
	3	30
	4	28
172125-03951	1	30 -1
	2	28 -1
	3	30 -1
	4	28 -1
172125-81280	81	2
	82	2
172126-11510	17	1
		44
	18	1
172137-12270	7	4
172137-46040	8	11
	20	13
172137-46210	13	78
172137-73700	68	16
172137-73860	60	5
172137-76580	34	48

Parts No.	Fig. No.	Ref. No.
172141-03360	1	22
	2	20
	3	22
	4	20
172141-14260	10	7
172141-41340	27	1
172141-41360	25	2
	29	5
	30	5
172141-41370	26	5
	27	3
		27
	29	2
	31	21
		24
172141-70110	58	19
172141-72190	54	3
172141-73770	68	19
172141-76180	70	3
	71	5
	72	3
	76	3
	77	2
	78	3
		25
172141-76220	72	9
172141-77800	79	1
172141-84601	82	53
172142-62300	33	38
172142-73800	60	7
172142-76181	71	8
		9
		73
		74
		21
172142-77150	75	7
172146-45610	29	28
172146-61370	33	20
	34	4
172146-72270	53	13
172147-70020	58	35
172147-70070	58	17
172147-70090	58	18
172147-70110	58	20
172147-70120	58	21
172147-70210	58	22
172147-70220	58	62
172147-70360	58	2
172147-70370	58	3
172147-70390	58	4
172147-70500	58	7

Parts No. Index

Parts No.	Fig. No.	Ref. No.
172147-70520	58	8
172147-70540	58	9
172147-82140	80	10
172148-70301	51	36
172148-70340	58	63
172148-72050	54	2
172148-73870	60	9
172149-66550	50	2
172151-71591	56	9
172151-71841	54	17
172151-71881	56	12
172151-72270	52	17
172151-72540	52	22
	53	27
	54	11
	56	10
172151-72580	53	34
	56	24
172151-72591	53	17
		21
172151-72670	54	8
	56	3
		6
	84	5
172151-72711	54	10
172151-72870	55	19
	56	19
172151-81611-1	83	13
172155-14161	10	6
172155-57610	20	1 -1
172156-65690	38	45
172156-81430	9	11
172157-03740	1	29
	2	27
	3	29
	4	27
172157-03741	1	29 -1
	2	27 -1
	3	29 -1
	4	27 -1
172157-45840	15	4
172157-45990	29	22
	31	6
172157-76441	17	30
172162-12480	30	1
172162-13170	8	5
172162-13190	8	6
172162-13200	8	8
172162-14200	10	4
172162-18040	21	4

Parts No.	Fig. No.	Ref. No.
172162-46690	26	8
172162-61500	33	27
172162-61870	34	20
172162-62540	36	27
172162-69050	39	18
172162-69470	42	14
172162-69480	42	15
172162-69490	42	16
172162-69500	42	17
172162-69510	42	18
172162-69520	42	19
172162-69541	42	21
172162-76131	70	2 -1
172162-76180	72	6
172164-16370	11	12
172164-17630	17	8
172164-19210	38	9
172164-19310	20	11
172164-37351	23	37 -1
		59 -1
172164-45970	28	3
172164-45980	34	1
	35	1
	38	2
172164-62430	55	26
172164-65730	37	21
172164-66170	38	47
		48
	42	2
172164-66630	9	21
172164-76330	72	15
	78	6
172164-76650	75	13
172164-76950	69	10
172164-81650-2	84	1
172164-81670	80	6
	81	9
	82	9
	84	2
172165-03261	1	7
	2	7
	3	7
	4	7
172165-13220	39	42
172165-13241	8	9
172165-13242	8	9 -1
172165-13270	8	10
172165-13610	20	1
172165-18601	20	10
172165-18630	20	8

Parts No.	Fig. No.	Ref. No.
172165-18670	20	9
172165-45970	25	10
172165-46340	29	23
	31	8
172165-47550	26	11
172165-47980	26	15
172165-47990	26	16
172165-53500	32	17
172165-66980	36	33
172165-69190	39	19
172165-71200	51	3
172165-72310	55	17
172165-72320	54	5
172165-76860	69	8
172165-79810	78	18
172165-81710	80	30
172165-81770	80	31
172165-82520	80	13
		37
	81	10
	82	10
172165-82530	80	14
		38
	81	12
	82	12
172165-82550	81	14
		23
	82	14
	83	19
172165-82560	81	15
		24
	82	15
	83	20
172165-82570	81	16
		26
	82	16
172165-82580	80	39
172165-82590	80	40
172165-82600	80	41
172168-46760	17	16
172168-65760	38	24
172168-65800	33	23
172168-71101-2	51	1
172168-76162	69	1
172168-76370	68	24
172168-81410	54	6
		9
	56	4
		7
	81	8

Parts No.	Fig. No.	Ref. No.
172168-81410	81	35
	82	8
	84	6
172171-14300	10	21
172171-72130	57	2
172171-81270	82	23
172173-76101	73	1
172173-76121	71	2
	73	2
172175-17120	12	8
172175-65870	34	15
172175-73700	68	17
172175-73710	68	18
172176-68030	34	47
172176-73290	51	27
172176-73560	51	47
172176-73590	51	48
172176-73600	51	49
172176-73690	51	50
172176-73880	51	51
172176-73910	51	52
172176-73930	51	53
172176-73940	51	54
172176-76580-2	75	6
172176-81640	83	16
172176-81700	80	21
172176-81710	80	22
172183-03280	1	11
	2	10
	3	11
	4	10
	25	11 A
	26	13 A
172183-05330	22	4
172183-14250	10	12
172183-16560	17	2
172183-73770	58	44
172183-81160	80	5
	81	1
	82	1
172186-45840	22	26
172186-72480	52	28
172186-76430	72	16
172187-14221	10	5
172187-14400	9	55
172187-14460	10	26
172187-14510	10	16
172187-16560	13	1
172187-17070	13	3
172187-17080	13	4

Parts No. Index

Parts No.	Fig. No.	Ref. No.
172187-17090	13	5
172187-17100	13	2
172187-17220	12	9
172187-17280	13	12
		32
		84
172187-17290	13	33
172187-17320	13	14
		36
		87
172187-17341	13	16
		38
		89
172187-17350	13	17
		39
		90
172187-17360	13	18
		40
		91
172187-17371	13	19
		41
		92
172187-17380	13	20
		42
		83
172187-17470	13	24
		46
		97
172187-17480	13	25
		47
		98
172187-17560	13	27
		99
172187-17570	13	28
		100
172187-45650	31	41
172187-45651	29	20
	31	41 -1
172187-45760	29	21
	31	4
172187-45870	27	6
172187-45880	27	7
172187-53320	32	7
172187-61421	37	7
172187-64830	37	70
172187-64831	37	70 -1
172187-64900	13	80
	33	54
172187-65210	38	14
172187-66320	21	66

Parts No.	Fig. No.	Ref. No.
172187-74540	62	52
	65	54
172187-76131	75	27
172187-77810	79	3
172187-78580	12	26
172187-81970	80	9
		28
172190-16500	12	30
172312-17250	39	43
172312-17650	17	9
172312-74790	51	14
	58	65
172422-65750	17	28
172422-74110	61	2
172422-74220	61	6
		23
	63	26
	64	8
		25
	65	24
		41
172422-74330	65	56
172422-74370	62	12
		26
		33
	63	5
	65	5
172422-76190	75	2
		5
		5 -1
172422-76191	75	5 -2
172422-78760	73	13
172423-37301-2	23	20
172423-37330-1	23	23
172423-37360-1	23	26
172423-37370	23	22
172423-50810-1	32	27
172423-72530	53	29
172423-72540	53	30
172423-72731	56	5
172423-72800	56	23
172423-73330	58	23
172423-73340	58	24
172423-73350	58	25
172423-73360	58	26
172423-73370	58	27
172423-73380	58	28
172423-73410	58	29
172423-73470	58	11
172423-73480	58	12

Parts No.	Fig. No.	Ref. No.
172423-73490	58	54
172423-73510	58	45
172423-73560	58	55
172423-73600	58	52
172423-73650	58	66
172423-73690	58	37
172423-78431	73	14
172423-94210	84	7
172425-17630	17	13
	18	4
172425-38100	24	1
172425-38101	24	1 -1
172425-38110	24	2
172425-38120	24	3
		16
172425-38121	24	3 -1
		16 -1
172425-38130	24	14
172425-38131	24	14 -1
172425-38140	24	15
172425-38150	24	6
		19
172425-38151	24	6 -1
		19 -1
172425-38160	24	7
		20
172425-38161	24	7 -1
		20 -1
172425-38170	24	8
		21
172425-38171	24	8 -1
		21 -1
172425-38180	24	9
		22
172425-38181	24	9 -1
		22 -1
172425-38190	24	11
		24
172425-38191	24	11 -1
		24 -1
172425-38200	24	4
		17
172425-38201	24	4 -1
		17 -1
172425-38210	24	5
		18
172425-38211	24	5 -1
		18 -1
172425-38220	24	11 A
		24 A

Parts No.	Fig. No.	Ref. No.
172425-38230	24	11 B
		24 B
172425-38240	24	10 -1
		23 -1
172425-38260	24	28
172425-38261	24	28 -1
172425-38270	24	29
172425-38271	24	29 -1
172425-38603	24	27
172425-73410	59	3
172425-73420	59	6
172425-73440	59	17
172425-73450	59	19
172425-73490	59	11
172425-73510	59	12
172425-73520	59	13
172425-73530	59	21
172425-73540	59	22
172425-73550	59	20
172433-64510	37	69
172433-64511	37	69 -1
172434-61170	22	20
172434-61200	38	84
172437-03241	1	55
	2	53
	3	55
	4	53
172437-03242	1	55 -1
	2	53 -1
	3	55 -1
	4	53 -1
	50	1 F-1
172437-03250	1	34
	2	32
	3	34
	4	32
	5	1
172437-03251	1	34 -1
	2	32 -1
	3	34 -1
	4	32 -1
	5	1 -1
172437-03300	1	37
	2	35
	3	37
	4	35
	5	4
	37	22 A
172437-03301	1	37 -1
	2	35 -1

Parts No. Index

Parts No.	Fig. No.	Ref. No.
172437-03301	3	37 -1
	4	35 -1
	5	4 -1
	37	22 A-1
172437-03310	1	38
	2	36
	3	38
	4	36
	5	5
	41	63
	50	1 B
172437-03311	1	38 -1
	2	36 -1
	3	38 -1
	4	36 -1
	5	5 -1
	41	63 -1
	50	1 B-1
172437-03312	1	38 -2
	2	36 -2
	3	38 -2
	4	36 -2
	5	5 -2
	41	63 -2
	50	1 B-2
172437-03321	1	39
	2	37
	3	39
	4	37
	5	6
	9	22 A
172437-03322	1	39 -1
	2	37 -1
	3	39 -1
	4	37 -1
	5	6 -1
	9	22 A-1
172437-03341	1	40
	2	38
	3	40
	4	38
	5	7
	39	37 H
	50	1 F
172437-03342	1	40 -1
	2	38 -1
	3	40 -1
	4	38 -1
	5	7 -1
	39	37 H-1

Parts No.	Fig. No.	Ref. No.
172437-03351	1	41
	2	39
	3	41
	4	39
	5	8
	33	12 A
		13 A
172437-03352	1	41 -1
	2	39 -1
	3	41 -1
	4	39 -1
	5	8 -1
	33	12 A-1
		13 A-1
172437-03360	1	42
	2	40
	3	42
	4	40
	5	9
	38	36 A
172437-03361	1	42 -1
	2	40 -1
	3	42 -1
	4	40 -1
	5	9 -1
	38	36 A-1
172437-03371	1	43
	2	41
	3	43
	4	41
	5	10
	41	64
	50	1 G
172437-03372	1	43 -1
	2	41 -1
	3	43 -1
	4	41 -1
	5	10 -1
	41	64 -1
	50	1 G-1
172437-03380	1	44
	2	42
	3	44
	4	42
	5	11
	38	12 A
172437-03381	1	44 -1
	2	42 -1
	3	44 -1
	4	42 -1

Parts No.	Fig. No.	Ref. No.
172437-03381	5	11 -1
	38	12 A-1
172437-03390	1	45
	2	43
	3	45
	4	43
	5	12
	9	22 B
172437-03391	1	45 -1
	2	43 -1
	3	45 -1
	4	43 -1
	5	12 -1
	9	22 B-1
172437-03401	1	46
	2	44
	3	46
	4	44
	5	13
	38	12 B
172437-03402	1	46 -1
	2	44 -1
	3	46 -1
	4	44 -1
	5	13 -1
	38	12 B-1
172437-03411	1	47
	2	45
	3	47
	4	45
	5	14
	9	22 C
172437-03421	1	48
	2	46
	3	48
	4	46
	5	15
	33	36 A
	38	12 C
	39	37 A
172437-03422	1	48 -1
	2	46 -1
	3	48 -1
	4	46 -1
	5	15 -1
	6	31
	33	36 A-1
	38	12 C-1
	39	37 A-1
172437-03431	1	49

Parts No.	Fig. No.	Ref. No.
172437-03431	2	47
	3	49
	4	47
	5	16
	80	4 A
172437-03432	1	49 -1
	2	47 -1
	3	49 -1
	4	47 -1
	5	16 -1
	80	4 A-1
172437-03440	1	50
	2	48
	3	50
	4	48
	5	17
	39	37 B
	50	1 C
172437-03441	1	50 -1
	2	48 -1
	3	50 -1
	4	48 -1
	5	17 -1
	39	37 B-1
	50	1 C-1
172437-03450	1	51
	2	49
	3	51
	4	49
	5	18
	39	37 C
	50	1 D
172437-03451	1	51 -1
	2	49 -1
	3	51 -1
	4	49 -1
	5	18 -1
	39	37 C-1
	50	1 D-1
172437-03460	1	52
	2	50
	3	52
	4	50
	5	19
	80	4 B
172437-03461	1	52 -1
	2	50 -1
	3	52 -1
	4	50 -1
	5	19 -1

Parts No. Index

Parts No.	Fig. No.	Ref. No.
172437-03461	80	4 B-1
172437-03470	1	53
	2	51
	3	53
	4	51
	5	20
	37	22 B
172437-03471	1	53 -1
	2	51 -1
	3	53 -1
	4	51 -1
	5	20 -1
	37	22 B-1
172437-03500	1	24
	2	22
	3	24
	4	22
172437-03501	1	24 -1
	2	22 -1
	3	24 -1
	4	22 -1
172437-03510	1	25
	2	23
	3	25
	4	23
172437-03511	1	25 -1
	2	23 -1
	3	25 -1
	4	23 -1
172437-03530	1	26
	2	24
	3	26
	4	24
172437-03550	1	13
	3	13
	39	37 E
172437-03551	1	13 -1
	3	13 -1
	39	37 E-1
172437-03600	1	54
	2	52
	3	54
	4	52
	5	21
	41	61
	50	1 E
172437-03601	1	54 -1
	2	52 -1
	3	54 -1
	4	52 -1

Parts No.	Fig. No.	Ref. No.
172437-03601	5	21 -1
	41	61 -1
	50	1 E-1
172437-03610	1	27
	2	25
	3	27
	4	25
	67	14 A
172437-03620	1	28
	2	26
	3	28
	4	26
	67	14 B
172437-68170	47	18
172437-68210	46	23
172437-68250	49	25
172437-68350	44	36
172437-68400	45	29
172437-68430	46	22
172437-68440	46	24
172437-68460	45	33
172437-68520	45	28
172437-68540	45	20
172437-68600	44	20
172437-68640	43	11
		37
172437-68690	47	6
172437-68710	47	7
172437-68760	45	17
172437-68780	44	7
172437-69080	47	31
172437-74701	67	2
172437-74711	67	4
172437-74720	67	5
172437-74731	67	6
172437-74732	67	6 -1
172437-74750	67	7
172438-03300	1	20
	2	18
	3	20
	4	18
	36	3 A
172441-44320	36	30
172441-74030	66	2
		12
172441-74040	66	3
		13
172441-74050	66	14
172444-13210	9	4
172444-13220	9	5

Parts No.	Fig. No.	Ref. No.
172444-14410	10	8
172444-17660	17	42
	34	42
	75	31
172444-61320	34	16
	35	3
172444-65190	38	13
172444-68650	17	46
172444-68810	34	7
172444-72430	52	23
172444-72890	52	24
172444-73802	60	1
172444-73810	60	2
172444-73831	60	4
172444-73840	60	3
172444-73880	60	6
172444-76140	71	3
172445-18130	20	4
172445-18131	20	4 -1
172445-57600	32	25
172445-66750	41	6
172445-69320	42	48
172445-69400	42	11
172445-69420	42	13
172445-69740	41	41
172445-72670-2	56	25
172445-76152	72	2
172445-76153	72	2 -1
172445-81360	81	6
	82	6
172446-13330	9	48
172446-13520	9	19
172446-13580	21	55
172446-49280	21	65
172446-75250	68	4
172447-13550	21	3
172447-17140	12	5
172447-75600	68	7
172448-45800-1	31	5
172448-54120	52	11
		14
	53	18
		22
172448-72650	55	15
		18
172448-82570-1	83	9
172448-82580	83	11
172448-82590	83	12
172448-82950	83	21
172448-82960	83	10

Parts No.	Fig. No.	Ref. No.
172448-82960	83	23
172452-73480	51	46
172455-13610	9	20
172455-13620	9	22
		25
172455-18640	33	25
172455-18870	21	67
172455-29140	23	1
	58	78
172455-46890	26	9
	38	40
172455-46950	26	10
172455-53330	32	8
172455-57650	32	3
172455-57661	32	4
172455-61720	25	7
172455-64200	37	62
172455-64600	37	63
		63 -1
172455-64610	37	63 A
		63 A-1
172455-65230	38	15
172455-65800	38	46
172455-65970	38	23
172455-67310	39	31
172455-67320	39	28
172455-67330	39	7
172455-67340	39	8
172455-67350	39	9
172455-67360	39	10
172455-67440	39	31 A
172455-67550	39	11
172455-67610	41	13
172455-67710	41	17
172455-67770	41	37
172455-67870	40	6
172455-67880	40	7
172455-67900	40	14
172455-67910	39	34
	40	19
		22
172455-67970	40	8
172455-69140	42	5
172455-69170	42	6
172455-69200	42	7
172455-69250	42	8
172455-69290	42	9
172455-69300	42	10
172455-69410	40	10
172455-69490	40	11

Parts No. Index

Parts No.	Fig. No.	Ref. No.
172455-69520	42	20
172455-74030	62	48
	65	50
172455-74320	62	45
	65	47
172455-74660	64	41
172455-74670	64	42
172455-74680	64	40
172455-74690	64	34
172455-75290	68	8
172455-75300	68	9
172455-75330	68	5
172455-76220	77	5
172456-13480	21	58
		61
172456-53700	32	16
172456-61500	21	68
172456-68080	47	29
172456-68090	47	30
172456-68100	43	34
	44	29
	47	10
		19
172456-68110	44	37
	45	10
172456-68120	45	5
172456-68130	45	6
172456-68140	45	35
172456-68150	45	7
		18
172456-68160	45	8
172456-68170	45	9
172456-68180	43	3
172456-68220	44	21
172456-68380	43	17
172456-68390	43	19
172456-68490	44	6
172456-68510	45	2
172456-68520	45	11
172456-68530	45	13
172456-68550	43	6
	47	33
172456-68570	43	12
172456-68590	45	19
172456-68600	44	16
172456-68610	44	17
172456-68620	46	10
172456-68640	43	40
172456-68650	43	41
	45	15

Parts No.	Fig. No.	Ref. No.
172456-68660	43	42
172456-68670	43	43
	49	20
172456-68680	43	44
172456-68710	43	36
172456-68720	43	14
172456-68730	43	16
172456-68750	43	15
172456-68770	43	22
172456-68780	43	26
	47	23
172456-68790	43	27
172456-68800	43	28
	47	22
		26
172456-68830	43	29
172456-68840	43	30
172456-68850	43	23
172456-68860	43	24
172456-68870	43	25
172456-68880	43	18
172456-68890	43	20
	44	12
	46	16
	48	14
	49	17
172456-68950	44	8
		10
		15
	46	4
		18
	47	32
172456-68960	45	14
172456-68970	45	16
172456-69170	45	22
172456-69180	45	23
172456-69190	45	24
172456-69200	45	21
172456-69210	45	25
172456-69220	45	26
172456-69240	48	20
	49	7
172456-69250	48	19
172456-69320	43	39
172456-69380	47	12
172456-69390	47	13
172456-69400	47	14
172456-69410	47	15
172456-69420	47	21
172456-69430	47	25

Parts No.	Fig. No.	Ref. No.
172456-69450	47	27
172456-69460	47	28
172456-69550	47	36
172456-69551	47	36 -1
172456-69560	47	37
172456-69561	47	37 -1
172456-69570	47	38
172456-69660	48	5
172456-69670	48	6
172456-69680	48	7
172456-69690	48	15
172456-69720	49	1
172456-69730	49	2
172456-69740	49	3
172456-69750	49	4
172456-69760	49	5
172456-69770	49	6
172456-69780	49	8
172456-69790	49	9
172456-69800	49	10
172456-69810	49	11
172456-69820	49	12
172456-69830	49	13
172456-69840	47	8
	49	14
172456-69900	44	13
	46	17
	48	13
	49	18
172456-69910	49	19
172456-69920	48	21
172456-69930	48	22
172456-69940	48	23
172456-69950	48	24
172456-69980	44	27
172456-69990	44	28
	47	9
172457-08600	37	62 -1
		62 -2
172457-08601	85	1
172457-72230-1	52	30
172457-72240-1	52	31
172457-76100	70	10
172458-03220	1	16
	2	14
	3	16
	4	14
	36	25 A
172458-03240	1	18
	2	16

Parts No.	Fig. No.	Ref. No.
172458-03240	3	18
		65
	4	16
		63
	31	5 A
	82	31 A
172458-03310	39	2
172458-03320	39	3
172458-03330	39	4
172458-12100	7	1
172458-14370	10	9
172458-16140	11	2
172458-16550	12	4
172458-16561	12	16
172458-16562	12	16 -1
172458-16612	40	1
172458-16620	40	2
172458-16650	17	3
172458-16690	17	4
172458-16700	17	5
172458-17210	40	3
172458-17220	40	4
172458-17230	40	5
172458-17400	16	1
		7
172458-17410-1	16	3
		9
172458-17420	16	2
		8
	40	9
172458-17500	13	10
172458-17501	13	10 -1
172458-17551	17	6
172458-17620	17	11
172458-17640	17	15
172458-17700	17	41
	18	6
	22	34
172458-37120	23	19
172458-45180	29	1
172458-45200	29	4
172458-45230	29	7
	31	19
172458-45250	27	21
172458-45510	27	18
172458-45521	29	18
172458-45540	29	19
	31	3
172458-45720	28	2
172458-45850	26	2

Parts No. Index

Parts No.	Fig. No.	Ref. No.
172458-45920	30	4
172458-45950	30	7
172458-46720	13	48
	36	16
		17
		18
		26
172458-46780	25	3
172458-46950	25	6
172458-47640	26	14
172458-47680	25	11
172458-47710	25	12
172458-50480-1	32	2
172458-61261	33	53
172458-61300	33	14
172458-61500	33	61
172458-61510	34	13
	35	7
172458-61520	33	17
172458-61521	33	17 -1
172458-61522	33	17 -2
172458-61531	33	18
172458-61540	33	19
172458-61580	33	21
172458-61590	33	22
172458-61650	33	32
172458-61791	34	3
172458-61820	34	6
		45
172458-62110	36	4
172458-62200	36	7
172458-62400	36	13
172458-62430	34	39
172458-63100	36	25
172458-63120	36	19
172458-63130	36	20
172458-63140	36	21
172458-63300	34	41
172458-63350	34	2
172458-63360	39	44
172458-63400	17	45
	18	13
172458-63410	17	17
172458-63420	17	18
172458-63450	17	19
172458-63460	17	20
172458-63470	17	21
172458-63480	39	45
172458-63520	34	17
172458-63540	34	18

Parts No.	Fig. No.	Ref. No.
172458-63570	34	22
172458-63580	39	38
172458-63600	17	22
	22	7
172458-63610	17	23
172458-63620	17	24
172458-63630	17	25
172458-63640	17	26
	18	14
172458-63650	17	27
172458-63670	41	1
	42	45
172458-63680	41	2
172458-63700	41	3
172458-63730	41	48
		52
172458-63760	41	4
172458-63770	41	5
172458-63790	41	53
172458-63800	41	28
172458-63820	17	20 -1
172458-63900	34	14
172458-63930	42	43
172458-63950	41	54
	42	46
172458-63960	41	55
172458-63970	41	56
172458-63980	41	57
172458-63990	41	58
172458-64050	37	54
172458-64060	37	55
172458-64070	37	27
		56
172458-64080	37	57
172458-64090	37	58
172458-64100	37	59
172458-64110	37	61
172458-64140	37	10
172458-64150	37	11
172458-64160	37	12
172458-64170	37	13
172458-64180	37	14
172458-64440	37	53
172458-64441	37	25
172458-64510	37	24
172458-64590	37	32
172458-64600	34	25
	37	33
172458-64610	34	37
	35	14

Parts No.	Fig. No.	Ref. No.
172458-64650	37	18
172458-64660	37	19
172458-64710	37	22
172458-64740	37	20
172458-64890	37	31
		66
172458-65021	38	3
172458-65050	38	4
172458-65060	38	6
172458-65271	38	18
172458-65390	38	22
172458-65531-1	38	37
172458-66720	42	25
172458-66780	42	26
172458-66790	42	27
172458-66800	42	28
		29
172458-67020	42	44
172458-67340	41	7
172458-67440	41	8
172458-67510	41	9
172458-67520	41	10
172458-67550	41	11
172458-67570	41	12
172458-67610	41	14
172458-67650	42	47
172458-67670	41	15
172458-67680	41	16
172458-67804	39	1 -2
172458-67810	37	51
172458-67820	37	52
172458-67830	41	18
172458-67840	39	12
172458-67850	41	19
172458-67860	41	20
172458-67870	41	51
172458-67880	41	21
172458-67900	41	22
172458-67910	41	23
172458-67920	41	24
172458-67940	42	3
172458-67960	39	13
172458-67970	39	14
172458-67981	39	15
172458-68004	39	16 -2
172458-68851	39	17
172458-68990	34	27
172458-69000	34	28
172458-69090	41	25
172458-69100	42	4

Parts No.	Fig. No.	Ref. No.
172458-69200	41	30
172458-69210	41	32
172458-69220	39	20
172458-69230	41	34
172458-69240	41	35
172458-69250	41	36
172458-69260	41	38
172458-69270	41	39
172458-69280	41	40
172458-69320	40	15
172458-69400	42	12
172458-69580	42	22
172458-69590	42	23
172458-69601	42	24
172458-69730	42	30
172458-69760	42	31
172458-69770	42	32
172458-69790	39	21
172458-69830	39	22
172458-69900	42	33
172458-69910	42	34
172458-69920	42	35
172458-69930	39	23
172458-69960	42	36
172458-69990	42	37
172458-72460	53	23
172458-72470	53	25
172458-72740	55	14
172458-73820	60	8
172458-75070	32	15
172458-81830	80	26
172458-81930-1	80	27
172459-72170-1	52	29
172460-03160	1	6
	2	6
	3	6
	4	6
172460-03180	1	58
	3	68
172460-11500	6	12
172460-11530	6	19
172460-11600	20	30
172460-11780	6	21
172460-13250	6	33
172460-13270	6	35
172460-16101	11	1
172460-16111	11	3
172460-16130	11	4
172460-16160	11	5
172460-16300	11	11

Parts No. Index

Parts No.	Fig. No.	Ref. No.
172460-16531	12	15
172460-17600	17	7
172460-17611	17	10
	18	2
172460-17620	17	12
	18	3
172460-17650	22	2
172460-17710	18	7
172460-17720	18	8
172460-17750	18	9
172460-17780	18	10
172460-17800	18	11
172460-18010	22	3
172460-18060	21	24
172460-18070	21	25
172460-18080	21	26
172460-18100	20	2
172460-18110	22	6
172460-18120	20	3
172460-18130	21	5
172460-18140	21	6
172460-18150	21	27
172460-18170	21	7
172460-18180	22	8
172460-18230	21	31
172460-18240	22	12
172460-18250	21	32
172460-18260	21	33
172460-18270	21	34
172460-18351	20	6
172460-18530	22	24
172460-18651	14	4
172460-18670	22	25
172460-18800	14	5
172460-18970	21	17
172460-18971	18	12
172460-19060	22	13
172460-19110	21	20
172460-19120	21	21
172460-19170	22	15
172460-19180	22	16
172460-19190	14	6
172460-19210	21	22
172460-19220	22	17
172460-19230	22	18
172460-19300	22	19
172460-19320	22	35
172460-19330	21	41
172460-37100-2	23	12
172460-37120	23	6

Parts No.	Fig. No.	Ref. No.
172460-37120	23	13
172460-37130-2	23	7
		14
172460-37150-2	23	8
		15
172460-37170-2	23	5
172460-37171-2	23	5 -1
172460-37700	23	45
172460-45180	27	13
172460-50101-1	32	1
172460-50102-1	32	1 -1
172460-53330-1	32	9
172460-53360-1	32	10
172460-53370	32	12
172460-54590-1	32	23
172460-61100-2	33	1
172460-61120-1	33	2
172460-61121-3	33	2 -1
172460-61130-1	33	3
172460-61140-1	33	4
172460-61150-1	33	5
172460-61160-1	33	6
172460-61170-1	33	7
172460-61200-1	33	9
172460-61240	33	11
172460-61260	33	12
172460-61321	33	15
172460-61322	33	15 -1
172460-61323	33	15 -2
172460-61390	35	4
172460-61460	34	10
172460-61480	34	12
	35	6
172460-61600	75	1
172460-61601	75	1 -1
172460-61650-1	33	57
172460-61690	33	31
172460-61730	33	34
172460-61740	33	35
172460-61810	34	43
172460-61960	34	38
172460-62110	36	5
172460-62120	36	6
172460-64240	37	15
172460-64300	37	16
172460-64310	37	17
172460-64780	33	8
172460-65100-1	38	7
172460-65230	38	16
172460-65391	38	29

Parts No.	Fig. No.	Ref. No.
172460-65420	38	10
172460-65430	38	11
172460-65450	38	30
172460-65600	38	42
172460-65621	38	43
172460-65660	38	44
172460-65830	38	83
172460-65840	21	16
	38	34
		82 -1
172460-65900	38	39
172460-65970	38	85
172460-68401	50	9
172460-72010	52	2
172460-72040	55	2
172460-72050	55	9
	56	20
172460-72112-1	52	9
172460-72180	52	10
		13
172460-72201	52	12
172460-72260	52	16
172460-72271	52	18
172460-72280	52	19
172460-72322-1	52	1
172460-72330	52	20
172460-72750-1	55	1
172460-72760-1	55	13
172460-72850	55	16
172460-72880	55	20
172460-72900	55	23
172460-72941	53	19
172460-72950-1	55	25
172460-73110	51	7
172460-73111	51	7 -1
172460-73120	51	11
172460-73121	51	11 -1
172460-73130	51	12
172460-73140	51	13
172460-73150	51	15
172460-73160	51	16
172460-73170	51	8
172460-73180	51	17
172460-73190	51	9
172460-73200	51	18
172460-73210	51	19
172460-73220	51	20
172460-73230	51	21
172460-73231	51	21 -1
172460-73240	51	22

Parts No.	Fig. No.	Ref. No.
172460-73270	51	25
172460-73280	51	26
172460-73290	51	28
172460-73300	58	1
172460-73320	59	48
172460-73330	51	29
172460-73340	51	30
172460-73350	51	31
172460-73360	51	32
172460-73370	51	33
172460-73380	51	34
172460-73390	51	35
172460-73400	51	10
172460-73420	51	38
172460-73450	51	20 -1
172460-73500	58	13
172460-73510	58	31
172460-73520	58	50
172460-73530	58	32
172460-73540	58	33
172460-73550	58	46
172460-73560	58	47
172460-73570	58	48
172460-73580	58	49
172460-73590	58	51
172460-73600	58	34
172460-73610	58	53
172460-73620	58	38
172460-73630	58	40
172460-73640	58	61
172460-73700	59	2
172460-73710	59	14
172460-73720	59	16
172460-73730	59	23
172460-73740	59	27
172460-73750	59	37
172460-73760	59	38
172460-73780	59	42
172460-73790	59	10
172460-73900	51	40
172460-73910	51	41
172460-73920	51	42
172460-74130	62	1
172460-74150	62	15
172460-74170	62	29
172460-74190	65	1
172460-74191	65	1 -1
172460-74320	65	20
172460-74370	61	13
		29

Parts No. Index

Parts No.	Fig. No.	Ref. No.
172460-74370	62	13
		27
		44
	63	16
	64	14
		51
	65	16
		27
172460-74420	61	22
	63	25
	64	7
		24
	65	32
		40
172460-74500	64	33
172460-74820	9	49
172460-75410-1	68	6
172460-76240	72	14
172460-76300	74	2
172460-76330	74	3
172460-76340	74	4
172460-76560	69	2
172460-76570	69	6
		7
172460-76900	69	9
172460-77800	79	2
172460-78100	69	19
172460-78121	73	10
172460-78141	73	11
172460-78150	71	14
172460-78160	71	15
172460-78170	71	16
172460-78180	69	21
172460-78190	71	17
172460-78200	71	18
172460-78211	74	11
172460-78221	74	12
172460-78300	72	20
172460-78310	72	21
172460-78320	72	22
172460-78330	72	23
172460-78360	72	24
172460-78370	72	25
172460-78380	74	17
172460-78390	69	22
172460-78400	70	13
172460-78410	70	14
172460-78431	69	23
172460-78440	69	24
172460-78460	72	27

Parts No.	Fig. No.	Ref. No.
172460-78480	70	15
172460-78490	71	19
172460-78500	70	16
172460-78530	69	25
172460-78540	73	12
172460-78560	71	20
172460-78570	71	21
172460-78630	75	21
172460-79140	75	34
172460-81400	80	4
172460-81800	80	23
172460-81810	80	24
172460-81820	80	25
172460-82180-1	83	3
172460-82200-1	83	4
172460-82220	83	5
172460-82230	83	6
172460-82300-1	80	29
172460-82350-1	81	20
172460-82360-1	81	21
172460-82380	81	31
172460-82400	80	34
172460-82410-1	80	35
172460-82430	80	36
172460-82480-1	80	11
172460-82500-1	80	12
172460-82520-1	81	11
	82	11
172460-82540-1	81	13
	82	13
172460-82560-1	81	25
172460-82590-1	81	27
172460-82650-1	81	22
172461-08420	6	30
172461-11330	6	1
172461-11520	6	18
172461-11530	6	17
172461-13120	8	1
172461-13130	8	2
172461-13140	8	3
172461-37500-1	23	54
172461-37501	23	54 -1
172461-53300-1	32	6
172461-72010	53	2
172461-72020	53	9
172461-72350-1	53	1
172461-72360-1	53	16
172461-72450	53	20
172461-72480	53	26
172461-72500	53	24

Parts No.	Fig. No.	Ref. No.
172461-72511	53	14
172461-72520	53	15
172461-73110	51	23
172461-73120	51	24
172461-73130	51	37
172461-73131	51	37 -1
172461-73140	51	24 -1
172461-73150	51	23 -1
172461-73270	51	25 -1
172461-73310	59	1
172461-73770	59	41
172461-74120	64	17
172461-74121	64	17 -1
172461-74140	61	3
172461-74160	63	1
172461-74161	63	1 -1
172461-74180	63	19
172461-74181	63	19 -1
172461-74200	65	22
172461-74210	61	16
172461-74300	63	17
		31
	64	15
		52
172461-74310	61	14
		30
172461-78230	74	13
172461-78240	74	14
172461-78250	74	15
172461-78260	74	16
172461-78621	75	20
172461-81090-1	80	1
172461-81710	80	7
172461-81740-1	80	8
172461-81901-1	83	1
172461-81911-1	83	2
172462-03320	1	31
	2	29
	3	31
	4	29
	9	2 A
172462-46230	31	7
172463-03290	1	19
	2	17
	3	19
	4	17
172463-03320	1	12
	3	12
	41	59
172463-03330	1	21

Parts No.	Fig. No.	Ref. No.
172463-03330	2	19
	3	21
	4	19
172463-61600	33	29
172463-69150	41	26
172463-69160	41	27
172463-69190	41	29
172463-69200	41	31
172463-69210	41	33
172463-74511	66	1
172463-74521	66	11
172463-74530	66	4
		15
172463-74540	66	5
		16
172463-74551	66	6
		17
172463-74561	66	7
		18
172463-74570	66	8
		19
172463-74580	66	10
172463-74590	66	9
172467-03120	1	2
	2	2
	3	2
	4	2
172467-03121	1	2 -1
172467-03150	1	5
	2	5
	3	5
	4	5
172467-03170	2	9
	4	9
	5	23
	37	27 A
172467-03191	1	3
	2	3
	3	3
	4	3
	5	24
	41	60
	50	1 A
172467-03192	1	3 -1
	2	3 -1
	3	3 -1
	4	3 -1
	5	24 -1
	41	60 -1
	50	1 A-1

Parts No. Index

Parts No.	Fig. No.	Ref. No.
172467-03193	1	3 -2
	2	3 -2
	3	3 -2
	4	3 -2
	5	24 -2
	41	60 -2
	50	1 A-2
172467-12120	7	3
172467-45300	31	20
172467-45370	31	26
172467-62500	36	14
172467-64100	37	1
172467-64101	37	1 -1
172467-64110	37	2
172467-64120	37	3
172467-64130	37	4
172467-64140	37	5
172467-64150	37	6 -1
172467-64160	37	6 A
172467-64170	37	6 B
172467-64180	37	6 C
172467-64190	37	6 D
172467-64200	37	8
172467-64260	37	28
172467-64270	37	64
172467-64330	37	30
		65
172467-66300	50	1
172467-66301	50	1 -1
172467-74101	61	1
172467-74102	61	1 -1
172467-74110	64	1
172467-74111	64	1 -1
172467-74120	65	34
172467-74130	61	32
172467-74200	67	1
172467-76110	75	25
172467-76120	75	26
172467-76130	72	10
172467-76200	75	36
172467-76500	75	3
172467-76530	75	4
172467-78100	78	10
172467-78110	78	11
172467-78120	78	15
172467-78130	78	14
172467-78140	78	21
172467-78150	78	22
172467-78160	78	23
172467-78170	78	24

Parts No.	Fig. No.	Ref. No.
172467-78180	77	9
172467-78190	77	10
172467-78200	77	11
172467-78210	77	12
172467-78280	78	12
172467-78511	75	19
172467-78520	75	23
172467-78530	75	24
172467-78540	75	22
172467-79110	75	32
172469-16540	12	14
172472-03141	1	10 -1
	2	9 -1
	3	10 -1
	4	9 -1
	5	22 -1
		23 -1
	37	27 A-1
		27 B-1
172472-03171	1	14
	2	12
	3	14
	4	12
172472-03180	1	9
	3	9
172472-03200	1	10
	3	10
	5	22
	37	27 B
172472-03230	3	56
	4	54
	81	8 B
	82	8 B
172472-03240	3	57
	4	55
	5	25
	33	36 B
	41	62
172472-03241	3	57 -1
	4	55 -1
	5	25 -1
	33	36 B-1
	41	62 -1
172472-03250	3	58
	4	56
	39	37 F
172472-03260	3	59
	4	57
	5	26
	81	8 A

Parts No.	Fig. No.	Ref. No.
172472-03260	82	8 A
172472-03261	3	59 -1
	4	57 -1
	5	26 -1
	81	8 A-1
	82	8 A-1
172472-03270	3	60
	4	58
	5	27
	80	4 C
172472-03271	3	60 -1
	4	58 -1
	5	27 -1
	80	4 C-1
172472-03280	3	61
	4	59
	5	28
	80	4 D
172472-03281	3	61 -1
	4	59 -1
	5	28 -1
	80	4 D-1
172472-03290	3	62
	4	60
	13	77 A
172472-03300	3	63
	4	61
172472-03330	1	55 A
	2	53 A
	3	65 A
	4	63 A
172472-03701	2	11
	4	11
	50	1 H
172472-03702	2	11 -1
	4	11 -1
	50	1 H-1
172472-16610	12	31
172472-17250	15	2
172472-17260	15	3
172472-17300	13	34
		85
172472-17350	13	29
172472-17351	13	29 -1
172472-17360	13	81
172472-17400	15	1
172472-17470	15	5
172472-17610	19	1
172472-17611	19	1 -1
172472-17620	39	32

Parts No.	Fig. No.	Ref. No.
172472-17620	40	21
172472-17650	19	4
172472-17660	19	9
172472-17670	19	10
172472-17800	17	48
172472-17900	13	102
172472-45100	27	2
172472-45140	27	26
172472-45330	31	23
172472-45400	27	17
172472-45401	27	17 -1
172472-45500	31	2
172472-45600	27	31
172472-45601	27	31 -1
172472-45620	27	32
172472-45621	27	32 -1
172472-45700	28	1
172472-45800	28	9
172472-45810	27	31 C
172472-45850	27	32 C
172472-46210	25	18
172472-46220	26	29
172472-46600	26	4
172472-46801	25	1
172472-47620	26	13
172472-61350	33	24
172472-61351	33	24 -1
172472-62210	36	1
172472-62310	36	3
172472-62600	36	15
172472-63210	36	28
172472-63220	36	29
172472-64531	36	31
172472-64532	36	31 -1
172472-64541	36	32
172472-64542	36	32 -1
172472-64600	26	31
172472-64700	37	34
172472-66600	39	33
172472-66611	41	65
172472-67801	39	1
172472-67802	39	1 -1
172472-67901	39	16
172472-67902	39	16 -1
172472-68400	43	1
172472-68410	43	2
172472-68420	47	1
172472-68430	48	1
172472-68440	44	24
172472-68450	44	22

Parts No. Index

Parts No.	Fig. No.	Ref. No.
172472-68460	44	23
172472-68470	43	10
172472-68480	44	1
172472-68490	44	2
172472-68500	44	3
172472-68510	44	4
172472-68520	44	5
172472-68530	45	1
172472-68540	45	3
172472-68550	43	7
172472-68560	43	8
172472-68570	43	13
	44	30
172472-68580	46	1
172472-68590	43	21
172472-68600	44	9
172472-68610	46	3
172472-68620	44	11
172472-68630	46	5
172472-68640	46	6
172472-68650	46	7
		19
172472-68660	45	27
172472-68670	45	31
172472-68680	46	8
172472-68690	46	9
172472-68700	44	18
172472-68710	43	31
172472-68720	46	11
172472-68730	45	32
172472-68740	46	12
172472-68750	46	13
172472-68760	46	14
172472-68780	43	32
172472-68790	43	33
172472-68810	46	20
172472-68820	46	21
172472-68830	45	12
172472-68840	43	9
172472-68850	47	2
172472-68860	47	3
172472-68870	47	4
172472-68880	47	5
172472-68890	47	16
172472-68900	47	17
172472-68910	47	24
172472-68920	47	34
172472-68930	47	35
172472-68940	48	2
172472-68950	48	3

Parts No.	Fig. No.	Ref. No.
172472-68960	48	4
172472-68970	48	8
172472-68980	48	9
172472-68990	48	10
172472-69100	48	11
172472-69110	48	12
172472-69120	49	15
172472-69130	49	16
172472-69140	48	17
172472-69150	48	18
172472-69160	49	21
172472-69170	49	22
172472-69180	49	23
172472-69190	49	24
172472-69200	44	25
172472-69210	44	26
172472-69220	44	33
172472-69230	44	35
172472-69240	47	39
172472-69250	48	16
172472-76200	75	28
172472-78190	78	13
172472-78200	78	16
172472-78210	78	17
172472-78800	78	19
172475-03121	2	2 -1
	3	2 -1
	4	2 -1
172478-17350	13	81 -1
172478-17351	13	81 -2
172478-37500-1	23	32
172478-37501	23	32 -1
172478-37520	23	34
		56
172478-37521	23	56 -1
172478-37530	23	37
		59
172478-37540	23	36
		58
172478-37550	23	35
		57
172487-14520	10	22
172487-45900	30	3
172490-03200	1	23
	2	21
	3	23
	4	21
	39	37 G
	50	1 I
172490-16740	12	25

Parts No.	Fig. No.	Ref. No.
172490-16741	12	25 -1
172490-37310	23	30
172490-37320	23	30 -1
172491-12100	7	2
172491-13100	8	4
172491-13101	8	4 -1
172491-13110	8	7
172491-13111	8	7 -1
172491-18620	20	28
172491-74270	65	20 -1
172491-74280	63	17 -1
		31 -1
	64	15 -1
		52 -1
172496-03250	1	17
	2	15
	3	17
	4	15
	39	37 D
	50	1 J
172496-11550	6	20
172496-13160	9	8
172496-13170	9	3
172496-13300	9	14
172496-13310	9	15
172496-13320	9	16
172496-13330	9	17
172496-13340	9	18
172496-13400	6	4
172496-13530-1	9	9
172496-13560-1	9	10
172496-13640-1	9	12
172496-13750-1	9	24
172496-13870	9	27
172496-13970	6	27
172496-13971	6	27 -1
172496-14500	10	23
172496-16500	12	1
172496-16540	14	1
172496-16541	14	1 -1
172496-18190	21	28
172496-18210	21	29
172496-18220	21	30
172496-18230	21	11
172496-18240	21	31 -1
172496-18250	21	28 -1
172496-18300	20	5
172496-18360	20	7
172496-18420	21	18
172496-18430	21	19

Parts No.	Fig. No.	Ref. No.
172496-18500	21	56
172496-18540	21	57
172496-18550	21	60
172496-18560	21	63
172496-18590	21	13
172496-18600	21	14
172496-18610	21	15
172496-18630	33	59
172496-18640	38	89
172496-19250	21	23
172496-19260	21	23 -1
172496-45600	61	34
172496-53380-1	32	13
172496-61260	33	58
172496-61270-1	33	13
172496-61400-1	35	2
172496-61501-1	33	28
172496-61600-1	33	30
172496-61900-1	34	8
172496-61910-1	34	9
172496-65070	38	25
172496-65150	38	5
172496-65300-1	38	20
172496-65511-1	38	36
172496-65511-2	38	36 -1
172496-65600	38	28
172496-65670	38	26
172496-65680	38	27
172496-65850	38	38
172496-65880-1	38	17
172496-65940	38	35
172496-68200	50	7
172496-68201	50	7 -1
172496-68210	50	8
172496-75200-1	68	3
172496-75710	9	50
172496-75750	9	51
172496-76230	72	12
172496-78110	69	20
172496-78450	72	26
172496-78470	72	28
172496-78580	72	29
172497-16550	12	24
172497-54100	32	22
172497-76100	69	28
172511-17351	15	6
172519-04350	50	1 K
172519-61550	34	44
172519-63240	13	50
	22	27

Parts No. Index

Parts No.	Fig. No.	Ref. No.
172519-63240	34	40
	36	22
		23
		24
	39	6
	42	1
172519-65300	33	62
	35	8
172524-17330	38	80
	42	54
172614-38300	24	10
		23
172614-74290	62	6
		20
		34
	63	6
	65	6
172631-16350	22	1
172638-73650	64	19
172644-76161	73	4
172645-76570	74	6
172648-16600	12	3
	14	3
172649-65750	38	12
172649-65760	33	36
172652-64220	37	72 -1
172730-75141	70	1
	71	1
	74	1
172732-42450	31	17
172734-14620	10	25
172734-41300	29	27
	31	16
172734-65270	38	19
172823-45000	31	18
172823-45940	29	29
172823-61520	34	19
172958-03160	3	64
	4	62
	82	32 A
172958-03180	13	67
172958-03190	13	68
172958-17100	13	66
172958-17101	13	66 -1
172958-17120	38	88
	82	21
172958-17130	13	101
172958-17140	13	69
172958-17150	13	70
172958-17160	13	71

Parts No.	Fig. No.	Ref. No.
172958-17170	13	72
172958-17180	13	73
172958-64500	13	79
172958-72950	57	20
172958-72960	57	21
172958-72982-1	57	22 -1
172958-76130	76	15
172958-78120	76	13
172958-78160	76	6
172958-83140	82	28
172958-83171-1	82	31
172958-83330	82	37
172960-08701	82	20
172960-72500-1	54	1
172960-72510-1	54	4
172960-72530	54	7
172960-72600-1	56	1
172960-72610-1	56	2
172960-72630	54	14
172960-72800-1	57	1
172960-72810-1	57	3
172960-72830	57	5
172960-72860	57	7
172960-72890	57	10
172960-72900	57	11
172960-72920	57	6
172960-72950	57	4
172960-72960	57	12
172960-72970	57	17
172960-73430	51	39
172960-76100-1	76	7
172960-78100	76	11
172960-78110	76	12
172960-81600-1	83	14
172960-81952-1	76	8
172960-83101-1	82	24
172960-83102-2	82	24 -1
172960-83111-1	82	25
172960-83112-1	82	25 -1
172960-83113-2	82	25 -2
172960-83120	82	26
172960-83130	82	27
172960-83140	82	29
172960-83151	82	30
172960-83170-1	83	15
172960-83191	82	32
172960-83210	82	36
172960-83252-1	82	33
172960-83272-1	82	35
172960-83281	82	34

Parts No.	Fig. No.	Ref. No.
172960-83292-1	82	35 -1
172960-83312-1	82	51
172960-94100-1	84	4
172961-73100	51	5
172961-73101	51	5 -1
172961-73102	51	5 -2
172961-73103	51	5 -3
172961-78120	76	14
172961-78130	74	19
172961-81490	81	3
	82	3
172989-64451	37	6
		68
172989-68640	17	29
172A07-03140	1	4
	2	4
	3	4
	4	4
172A07-03160	1	15
	2	13
	3	15
	4	13
172A07-16520	12	6
172A07-65490	38	32
172A08-03110	1	8
	2	8
	3	8
	4	8
172A21-68610	44	14
172A21-68840	43	5
	44	32
172A21-68870	44	19
172A21-68910	46	2
172A21-68930	45	30
172A21-68950	45	4
172A21-68970	45	34
172A21-68990	43	4
	44	31
		34
172A21-69020	43	38
172A21-69030	43	35
	47	11
		20
	49	26
172A21-69060	46	15
172A23-64050	85	2
172A38-03200	1	32 -1
	2	30 -1
	3	32 -1
	4	30 -1

Parts No.	Fig. No.	Ref. No.
172A38-03200	9	37 A-1
172A38-03210	1	33 -1
	2	31 -1
	3	33 -1
	4	31 -1
172A46-64200	37	62 A
172A46-64490	37	62 B
172A46-64491	85	3
172A46-64500	37	62 C
	85	4
172A77-17500	13	104
172A79-12150	7	1 A
184014-59100	10	24
184015-44501	9	1
184015-44680	9	40
184015-59230	9	28
184016-55700	10	28
184016-55701	10	28 -1
194145-04810	38	1
194151-57100	13	49
194200-37780	29	26
	31	15
194273-47910	67	3
194464-52190	13	64
	15	7
	25	13
194630-42120	23	9
		16
194680-51670	12	20
197830-88611	17	31
	18	16
198094-86060	39	35
	40	23
1A1040-43900	20	12
	30	2
1A1040-45890	29	8
	31	27
1A1040-56900	7	7
1A1380-58050	6	23
1A1380-62160	38	51
1A6260-64200	34	23
		24
1A7030-87120	21	30 B
1A7030-88760	21	30 A
1A7030-88820	21	28 A
1C6281-52310	7	6
1D4070-23580	25	9
	26	1
1E5100-51430	39	5
1E6212-82820	10	26 -1

Parts No. Index

Parts No.	Fig. No.	Ref. No.
1E8385-79310	22	28
1E8545-80030	21	38
1E8545-80210	21	39
1E8545-80250	21	40
1E8545-80940	17	43
	18	15
1E8685-79911	21	35
1E8685-79920	21	36
1E8685-79940	21	37
22117-040000	27	8
22117-080000	22	29
	27	23
	29	31
	31	30
22117-100000	39	29
	75	38
22117-120000	39	24
	41	42
	69	13
22137-060000	7	8
	10	33
	13	57
	19	5
		11
		15
	21	42
	22	30
	41	43
	66	21
22137-080000	6	24
		28
	11	13
	21	43
	26	17
		18
	27	19
		31 G
		32 G
	31	10
	34	29
	36	35
	37	41
	38	49
		55
		86
		87
	40	16
	42	49
		53
	82	38

Parts No.	Fig. No.	Ref. No.
22137-100000	9	23
	11	7
	12	17
	16	4
		10
	17	32
	29	24
	31	42
	33	55
	36	8
	37	37
		38
		50
	38	50
		52
		53
		54
	39	36
	41	66
	82	39
22137-120000	35	9
	36	9
	37	39
		40
		71
	56	26
22137-140000	10	17
	50	10
	68	25
22137-240000	67	8
22157-060000	38	90
22157-100000	6	25
	34	30
	35	10
	38	56
		57
		58
		59
	55	32
22157-120000	33	40
	80	15
		43
	81	17
	82	17
		50
	84	9
22190-080002	20	14
22217-060000	12	18
	19	6
	20	15

Parts No.	Fig. No.	Ref. No.
22217-080000	10	34
	11	8
	20	16
	21	44
	37	36
22217-100000	8	12
	12	19
	20	17
	29	10
	31	31
	52	32
		33
	55	28
	60	15
22217-120000	39	39
	50	3
	56	28
22217-140000	10	18
	23	3
	50	11
		12
		13
	58	77
	68	26
	80	16
		45
22217-160000	8	13
	23	42
		64
	32	18
		28
	50	4
	83	7
22242-000200	59	4
		7
22242-000250	26	19
22242-000260	53	31
22242-000300	23	27
		38
		60
	59	8
	75	12
22242-000350	23	10
		17
	82	40
22242-000451	60	12
22242-000700	80	46
22252-000280	59	18
22252-000350	82	41
22252-000400	20	18

Parts No.	Fig. No.	Ref. No.
22252-000400	82	42
22252-000621	23	39
		61
22272-000060	41	44
22272-000070	26	20
22272-000080	41	45
22272-000100	39	25
22351-030012	41	46
22351-030025	17	33
22351-030032	25	14
	28	4
22351-035040	26	21
22351-040020	59	5
		9
22351-050012	59	24
22351-050032	25	15
	28	5
22351-060040	26	22
22417-160160	27	24
	28	10
	29	32
	31	32
22417-200160	42	50
22417-200200	26	23
	38	60
		61
		62
		81
22417-250200	29	25
	31	9
22417-320200	33	41
22857-400100	40	12
22857-400161	21	45
22867-400100	39	40
22869-400160	17	34
	18	17
22877-500161	21	46
23000-013000	72	31
	77	8
23000-070000	6	26
23001-016000	72	13
23001-022000	17	35
	18	18
	21	47
23001-025000	72	11
	75	30
23001-041000	9	43
23001-048000	9	44
23001-070000	69	27
23010-014000	10	13

Parts No. Index

Parts No.	Fig. No.	Ref. No.
23010-014000	10	14
23061-050300	10	15
23065-070225	9	37
23080-013000	10	19
23391-020000	78	28
23391-040000	69	14
23391-060000	75	14
23393-030000	73	6
23871-005000	57	23
23871-010000	56	8
	67	9
23871-020000	58	76
	60	13
23871-040000	75	15
24101-062010	59	25
24104-062030	20	19 -1
24104-062034	20	19
24105-062044	59	34
24105-062064	23	40
		62
24311-000160	9	7
	10	30
24311-000210	25	16
	28	6
	29	11
	30	8
	31	33
24311-000250	67	10
24311-000320	67	11
24311-000340	26	24
24311-000750	60	10
24315-000070	58	56
24315-000080	58	57
24315-000100	58	60
24315-000110	58	36
	59	39
	61	19
	62	32
	63	4
		18 -1
		22
		32 -1
	64	4
		16 -1
		20
		53 -1
	65	4
		33
		37
	70	5

Parts No.	Fig. No.	Ref. No.
24315-000110	70	12
	71	7
	72	5
		8
		17
	76	2
		5
		16
	77	4
		6
		7
	78	5
		7
		8
		27
24315-000140	23	52
	58	58
	59	43
	62	53
	65	55
	69	15
	70	7
		8
		9
	71	11
		12
		13
	73	7
	74	8
		9
		9 -1
	75	37
24315-000180	59	26
		28
		40
		44
	69	5
		11
		16
	72	18
	73	8
24315-000220	59	45
24315-000280	59	46
24315-000290	23	28
	58	59
24321-000400	23	10 A
		17 A
24321-000450	69	17
24321-000650	10	31
24321-000700	60	11

Parts No.	Fig. No.	Ref. No.
24321-000700	80	33
24321-001050	68	12
		23
24325-001000	59	30
24325-001100	59	31
24325-001200	59	29
24341-000300	68	13
24352-190110	51	43
24372-000140	59	47
24376-001000	59	32
24376-001100	59	33
24550-012200	39	26
	41	47
24550-025150	26	7
24550-035200	57	9
24550-045300	55	21
24761-020000	23	53
	27	15
	29	12
	52	27
	79	4
	80	47
	81	28
		36
	82	44
	84	10
24761-040000	29	13
	31	40
	53	32
	54	24
	80	17
	81	18
	82	18
	84	11
24761-050000	26	25
	27	30
	31	34
	53	33
	54	25
	55	24
26013-060102	19	16
26013-060122	13	58
		59
	14	10
	15	8
	19	12
	21	48
	33	42
26013-060162	10	35
	13	60

Parts No.	Fig. No.	Ref. No.
26013-060162	13	61
	38	91
	42	38
	67	12
26013-060202	13	62
		63
	66	20
26013-060252	21	49
26013-060302	27	33 -1
26013-060352	27	33
26013-080122	15	11
26013-080162	6	29
	9	45
	14	7
	17	36
	18	19
	20	20
	21	50
	25	8
	26	26
	27	29
	29	14
	30	9
	31	35
	34	26
		31
		32
	37	23
		42
	40	18
	76	10
	82	52
26013-080202	6	9
	7	9
	9	46
	14	8
	19	13
	22	31
	25	19
	26	27
		30
	30	10
	37	62 D
	68	14
	85	5
26013-080252	15	9
	20	21
	34	33
	67	15
26013-080302	20	22

Parts No. Index

Parts No.	Fig. No.	Ref. No.	
26013-080402	18	20	
	21	51	
26013-080502	6	5	
26013-100162	9	52	
	11	9	
	12	28	
	15	10	
	17	37	
		38	
	22	32	
	61	33	
	74	10	
	80	18	
	26013-100202	9	47
			53
		54	
	12	29	
	16	5	
		12	
	17	39	
25	5		
26	12		
	28		
27	20		
31	36		
33	43		
	44		
	45		
	46		
36	10		
	11		
37	43		
	44		
	62 E		
38	63		
	64		
	65		
	66		
67	16		
72	19		
75	16		
76	9		
80	48		
82	45		
85	6		
26013-100252	6	8	
	7	10	
	20	29	
	21	52	
	27	16	

Parts No.	Fig. No.	Ref. No.	
26013-100252	32	24	
	34	34	
	35	11	
	37	45	
		46	
		46	
	38	67	
		68	
		69	
		70	
		71	
		72	
		29	
		17	
26013-100302	84	12	
	33	48	
	38	73	
	51	2	
26013-100352	75	29	
	33	49	
	60	14	
26013-100402	61	35	
26013-120202	56	27 -1	
26013-120252	80	19	
		49	
		81	
		19	
		82	
		19	
	26013-120302	33	50
		35	
		12	
		36	
	37		
	47		
	48		
	69		
	18		
	82		
	46		
	84		
	13		
26013-120352	6	10	
	51		
	55		
26013-120402	23	31	
26013-120452	37	49	
26014-080162	38	74	
26014-080252	75	35	
26014-100202	33	37	
		51	
		51	
		52	
		52	
		38	
		75	
		76	
		77	
		75	
	18		
26022-050122	10	10	
	67		
	13		
26023-060122	42	39	

Parts No.	Fig. No.	Ref. No.
26023-060162	42	40
26033-040202	21	53
26051-080002	6	11
		37
		27
		25
		28
		11
		29
		33
		31
		37
	62 F	
	67	
	42	
	41	
	85	
	7	
26076-100352	39	37
	41	
26076-120402	39	41
	50	
	5	
26076-160402	50	6
26076-161702	80	50
26106-080502	20	23
26106-080552	20	24
	25	
26106-080602	20	25 -1
26106-100122	32	31
	33	
	56	
26106-100162	33	39
	47	
	47	
26116-060162	19	7
26116-080202	40	17
	42	
	52	
	82	
	47	
26116-080254	28	7
	29	
	15	
	31	
	14	
26116-080702	10	36
26116-100162	12	21
	52	
	34	
	35	
	55	
	29	
26116-100202	29	16
	31	
	38	
26116-100304	42	51
26116-100404	27	9
26116-100604	27	10
26116-100652	60	16
26116-100752	83	17
26116-100802	81	29
	82	
	48	
26116-120252	56	27
26116-121302	80	51
26116-121402	80	51 -1

Parts No.	Fig. No.	Ref. No.
26116-140252	80	20
26116-140352	80	52
26116-140402	10	20
		50
		14
		15
		68
	27	
26116-140502	50	16
26116-160352	32	29
26116-160402	32	5
26116-160502	32	19
26116-160702	23	43
	32	
	20	
26116-160852	23	43 -1
26116-160902	32	21
26346-100002	16	11
26347-080002	27	31 F
		32 F
	31	11
	38	78
26347-100002	38	79
26366-080002	39	27
	40	
	13	
26450-060102	41	49
26450-060352	57	24
26450-080252	59	15
26450-080502	59	35
26450-120352	59	36
26450-120402	51	4
26557-080202	34	35
	35	
	13	
	38	
	41	
26577-080122	36	34
26587-040122	17	47
	27	
	11	
26587-060202	13	103
26647-060202	67	14
26657-080002	17	40
26706-100002	16	6
26716-060002	12	22
	20	
	26	
	22	
	33	
26716-080002	11	10
	14	
	20	
	27	
	21	
	1	
	54	
	28	
	8	
	29	
	17	
	31	
	12	
	37	
	35	

Parts No. Index

Parts No.	Fig. No.	Ref. No.	
26716-100002	27	12	
	39	30	
	41	50	
	42	42	
	68	21	
	81	30	
	82	49	
	83	18	
	26716-120002	80	53
	26716-160002	23	44
		80	44
26756-060002	82	43	
26757-100002	31	13	
26776-180002	13	65	
	15	12	
	25	17	
29420-050000	12	11	
29420-150000	12	12	
29420-300000	12	13	
772151-81611-1	83	8	
772423-37321-1	23	18	
772460-37100-2	23	11	
772460-37110-2	23	4	
772496-14100-1	10	1	
772496-75100-1	68	1	
772A08-03100	1	1	
772A08-03110	2	1	
772A08-03120	3	1	
772A08-03130	4	1	
933110-00301	13	6	
933110-54100	27	5	
	28	12	
	29	34	
	31	39	
	54	13	
	55	12	
933111-20200	54	13	
	55	12	
933111-26700	54	23	
	56	18	
	52	36	
933147-03400	55	30	
	68	22	
933152-02710	10	37	
933152-09280	12	27	
	14	11	
	73	9	
933160-01370	34	36	
933168-14170	52	37	
933168-55770	55	31	
	15	13	
	40	20	

Parts No.	Fig. No.	Ref. No.
933170-01490	37	72
933171-13691	23	29
		41
		63
933171-15801	12	23

Parts No.	Fig. No.	Ref. No.
-----------	----------	----------

Parts No.	Fig. No.	Ref. No.
-----------	----------	----------