

0CS10-M40201EN

# P R E F A C E

1. This Parts Catalog is the 1st revised of Yanmar crawler backhoe Vio75 for U. S. A. , Australia & New Zealand.

2. Parts catalog history

	Parts catalog NO.	Published	Remarks
1st edition	000Y00S4020	Jan. , 2002	Disuse old edition
1st revised	000Y00S4021	Jan. , 2003	

3. Model name

SECTION	Column	Model name	M/#	Manufactured
I (Vehicle)	(A)	Vio75 C(US)	00539~	2002/1~
	(B)	Vio75 C(AS)		
	(C)	Vio75 C(NZ)		
	(D)	Vio75 P(US)		
	(E)	Vio75 P(AS)		
	(F)	Vio75 P(NZ)		
II (Engine)	(A)	4TNE98-EBVA	15645~	2001/12~

(Note) C:Cabin spec. P:Canopy spec.

4. Your understanding is asking that this parts catalog is not a technical data manual setting forth as servicing procedures, This parts catalog is using simplified illustration. Be sure to use Yanmar Genuine Parts in your maintenance servicing of Yanmar products. Be careful not to use the simple parts available in the market, otherwise their use in repairing causes such as an early breakage, for instance.

## Directions for the Parts Catalog.

1. This Parts Catalog shows both standard and optional parts.
2. Parts may change without prior notice.
3. The following is an example of the Parts Catalog format.

REF.	LEV.	PARTS NO.	DESCRIPTION	Q'TY						I	R
				(A)	(B)	(C)	(D)	(E)	(F)		
1	1	729595-51390	FUEL INJECTION PUMP	1	1	1	1	1			1
1-1	1	729595-51391	FUEL INJECTION PUMP	1	1	1	1	1		N	1
		(A=E00185) (B=E00200)									
3	2	26022-060162	SCREW M 6X 16	9	9	9	9	9			
3-1	2	26022-060162	SCREW M 6X 16	4	4	4	4	4		K	
		(A=E00156) (B=E00156) (C=E00156) (D=E00156) (E=E00156)									
4	2	129470-51040	CAMSHAFT	1	1	1	1	1			
5	2	122710-51050	BEARING, ROLLER	2	2	2	2	2			
6	2	129470-51060	RETAINER	1	1	1	1	1			

Remarks
(1) BOOST COMPEMSATOR TYPE. OPTIONAL PART, TO E00155,(4JH-DT, 4JH-DTZ

### ① Ref. No.

The Ref. No. listed may not be in accordance with the illustration Ref. No.

(Ex.) Illustration No.

List Ref No.

1

1

(Before change)

1-1

(After change)

For interchangeable symbols N, R and K, illustrations for new parts may be abbreviated.

### ② Lev. (Level)

Level indication

The numbers below indicate the level of relativity towards the main part.

1 ----- Main parts (Assembly parts)

2 ----- Sub component included in " 1 ".

3 ----- Sub component included in " 2 ".

Note) Parts that are not for sale are partially illustrated but not listed.

### ③ Interchangeability Symbol

When a part change takes place, one of the following interchangeability symbols is indicated beside the part.

Symbol	Interchangeability	Contents note
N	Old $\begin{matrix} \leftarrow \text{Yes} \\ \text{No} \rightarrow \end{matrix}$ New	New Part is interchangeable for Old Part but Old Part is not interchangeable for New Part.
Q	Old $\begin{matrix} \leftarrow \text{No} \\ \text{Yes} \rightarrow \end{matrix}$ New	New Part is not interchangeable for Old Part but Old Part is interchangeable for New Part.
R	Old $\begin{matrix} \leftarrow \text{Yes} \\ \text{Yes} \rightarrow \end{matrix}$ New	New/ Old Parts are both interchangeable.
S	Old $\begin{matrix} \leftarrow \text{No} \\ \text{No} \rightarrow \end{matrix}$ New	New/ Old Parts are both not interchangeable.
W		Part newly added.
Z		Part discontinued.
F		Not interchangeable by a single part but interchangeable together with related parts.
K		Changes only for used parts quantities.

### ④ Effective Machine No.

When a part changes, the effective Machine No. will be indicated in the (A)-(F) column.

Product Symbol	Product No.	Product Symbol	Product No.
C	Clutch No. Compressor No.	F	Machine No. (Agricultural Equip.)
D	Drive No.	M	Machine No.
E	Engine No.		

Note 1) A date may follow the symbol. (Ex.) 1996.01

Note 2) "XXXXX" and "ZZZZZ" are for parts that could not be predicted or for engine models that could not be identified.

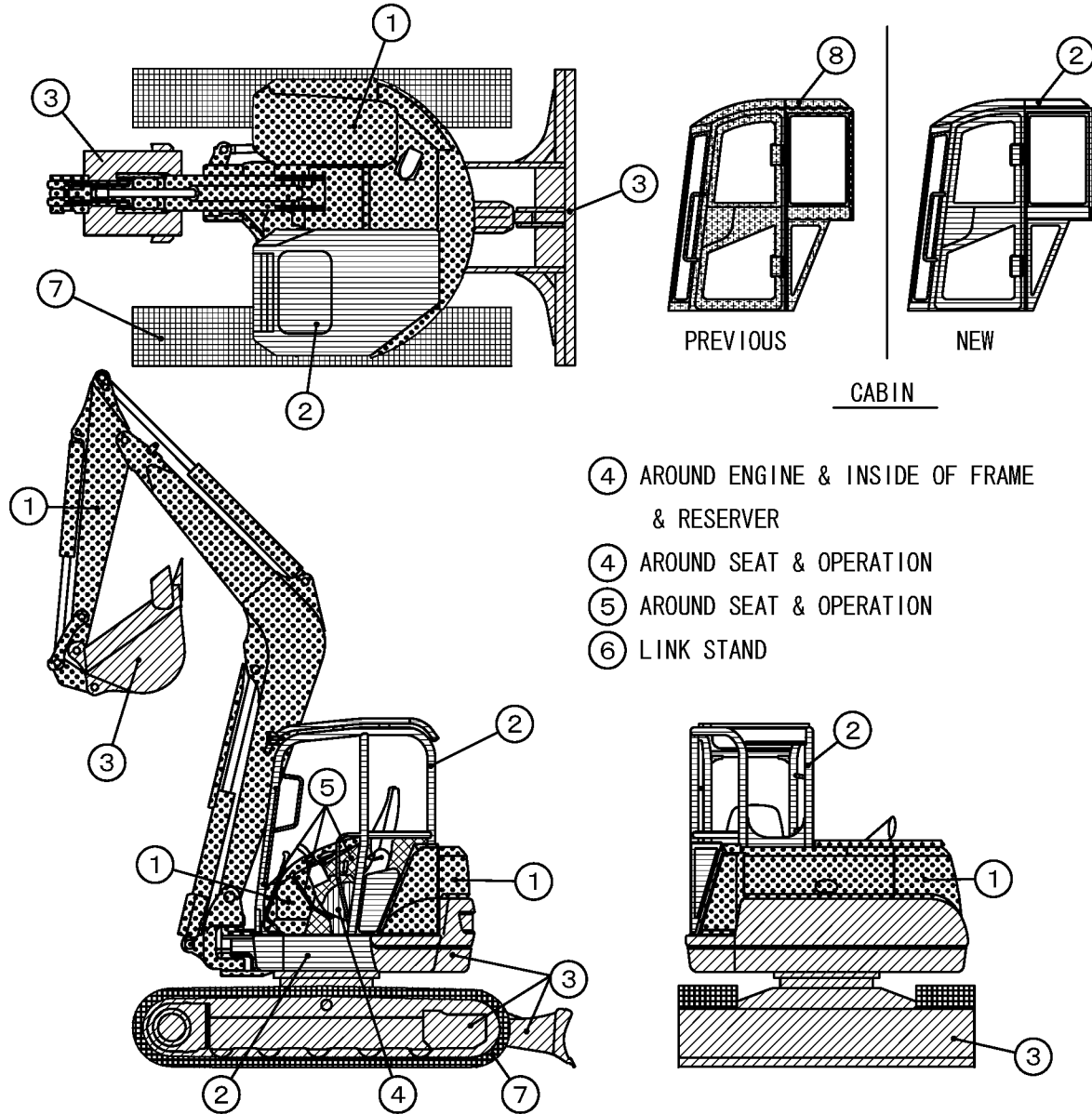
Note 3) (A=E00185) is the E (Engine Serial Number) for the column (A) model (in this case 4JH-DT) after the parts design change.

### ⑤ Remarks

Figures or alphabets (symbols) are entered in the remarks column.

The comments (remarks) on parts that are indicated at the bottom of the illustration are the same symbols as those stated above.

# 1 [ VEHICLE PAINTED COLOR ]



Part	Description	Painted Color	Munsel No.	Color Code
①		YANMAR New Permanent Yellow	5. 15YB8. 45/10. 81	87
②		YANMAR New Grayish Green	2. 62BG4. 76/2. 87	86
③		YANMAR Deep Green	6. 39BG2. 13/1. 73	82
④		YANMAR Warm Gray	5. 52Y4. 91/1. 09	73
⑤		YANMAR Dark Olive Gray	7. 21Y2. 92/0. 79	72
⑥		YANMAR Black	4. 90PB0. 08/0. 41	12
⑦		YANMAR Charcoal Gray	N-1. 80	71
⑧		YANMAR Grayish Green	2. 15G4. 87/1. 52	83

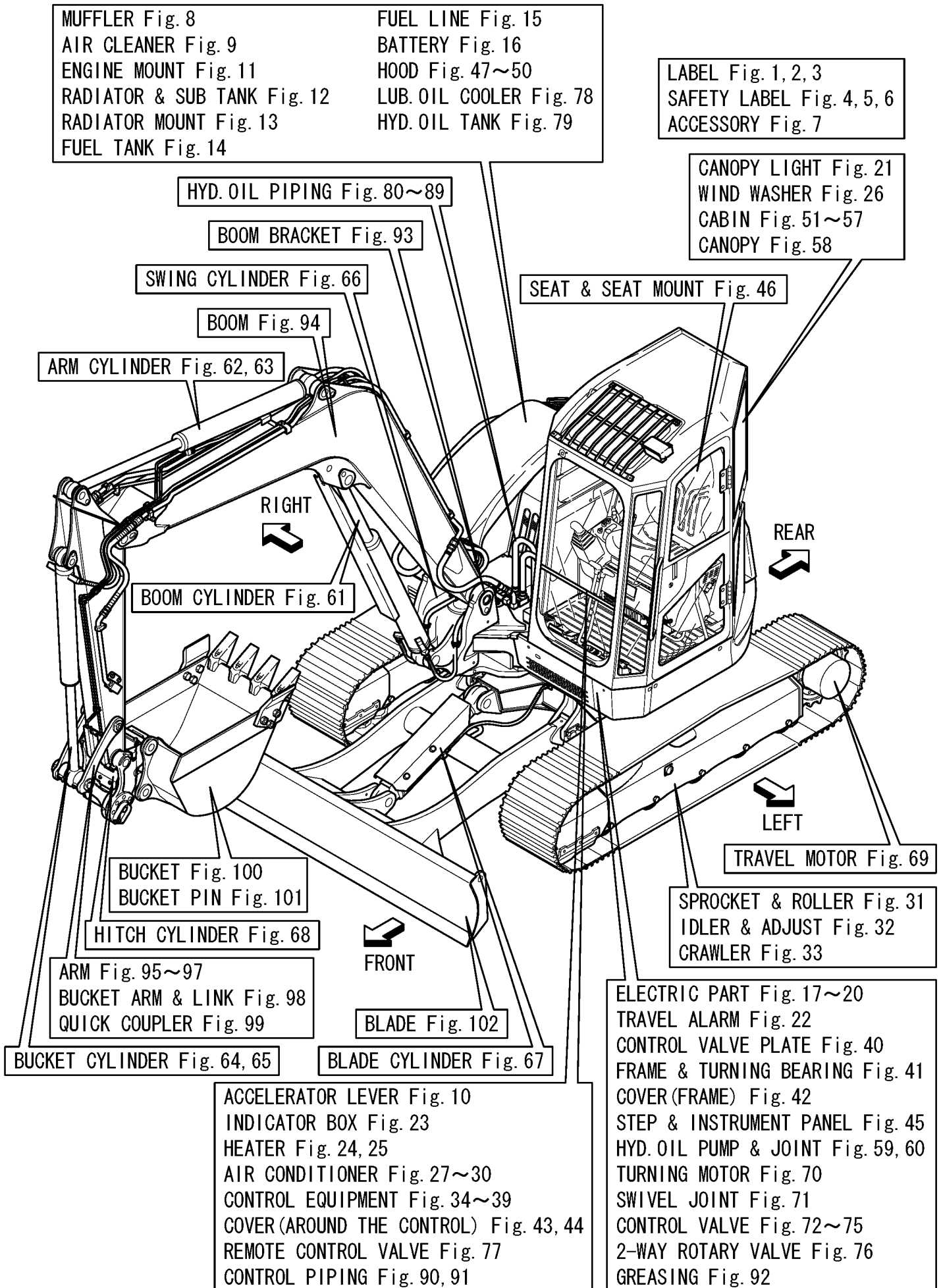
## 2 [ PAINT PART NO. ]

Part	Paint Color	Paint Part No.		
		16L Can	4L Can	SPRAY
①	YANMAR New Permanent Yellow	981101-09519	977620-40870	977620-30871
②	YANMAR New Grayish Green	981101-09616	977620-40860	977620-30861
③	YANMAR Deep Green	981101-09517	977620-40820	977620-30N31
④	YANMAR Warm Gray	-----	-----	TOR-90450003
⑤	YANMAR Dark Olive Gray	-----	977620-40720	TOR-90460003
⑥	YANMAR Black	-----	TOR-91220001	TOR-90220003
⑦	YANMAR Charcoal Gray	981101-09516	977620-40710	977620-30371
⑧	YANMAR Grayish Green	981101-09615	977620-40830	977620-30N41

## 3 [ COLOR OF MAIN PARTS ]

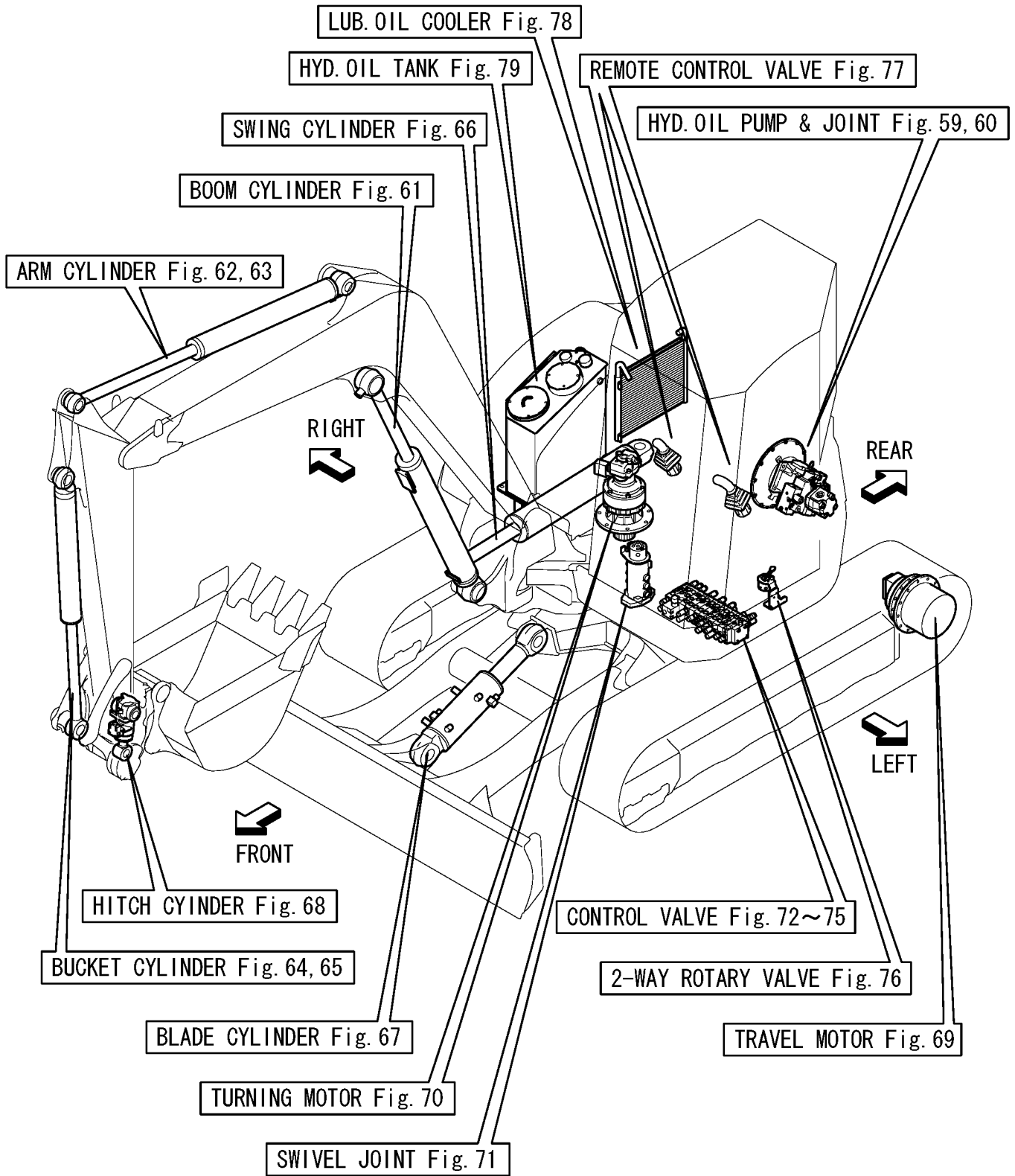
Part	Paint Color	Main Parts
①	YANMAR New Permanent Yellow	hood fuel tank operation machine part
②	YANMAR New Grayish Green	turning frame part cabin(new) canopy
③	YANMAR Deep Green	travel frame part blade weight
④	YANMAR Warm Gray	operation part engine related frame interior parts
⑤	YANMAR Dark Olive Gray	operation part
⑥	YANMAR Black	link stand
⑦	YANMAR Charcoal Gray	track shoe
⑧	YANMAR Grayish Green	cabin(previous)

# PICTURESQUE INDEX (1) . . . MAIN PARTS



# PICTURESQUE INDEX (2) · · · HYDRAULIC SECTION

HYD. OIL PIPING Fig. 80~89  
CONTROL PIPING Fig. 90, 91



# Contents

OCS10-M40201

Fig. No.	Fig. Name	Fig. No.	Fig. Name
	VEHICLE VIO75(US,AS,NZ)		
1.	LABEL(CABIN)	25.	HEATER(AIR CONDITIONER SPEC.)
2.	LABEL(CANOPY)	26.	WIND WASHER
3.	LABEL(QUICK COUPLER SPEC.)	27.	AIR CONDITIONER(ENGINE RELATED)
4.	SAFETY LABEL(CABIN)	28.	AIR CONDITIONER(CONDENSER RELATED)
5.	SAFETY LABEL(CANOPY)	29.	AIR CONDITIONER(CABIN RELATED)
6.	SAFETY LABEL(QUICK COUPLER SPEC.)	30.	AIR CONDITIONER(PIPING)
7.	ACCESSORY	31.	SPROCKET & ROLLER
8.	MUFFLER	32.	IDLER & ADJUST
9.	AIR CLEANER	33.	CRAWLER
10.	ACCELERATOR LEVER	34.	CONTROL EQUIPMENT(LOCK LEVER & STAND)
11.	ENGINE MOUNT	35.	CONTROL EQUIPMENT(TRAVEL)
12.	RADIATOR & SUB-TANK	36.	CONTROL EQUIPMENT(BLADE)
13.	RADIATOR MOUNT	37.	CONTROL EQUIPMENT(SWING)
14.	FUEL TANK	38.	CONTROL EQUIPMENT(LOW-HIGH PEDAL)
15.	FUEL LINE	39.	CONTROL EQUIPMENT(P.T.O.)
16.	BATTERY	40.	CONTROL VALVE PLATE
17.	ELECTRIC PART(WIRING)	41.	FRAME & TURNING BEARING
18.	ELECTRIC PART(WIRING)(A/C SPEC.)	42.	COVER(FRAME)
19.	ELECTRIC PART(EQUIPMENT)	43.	COVER(AROUND THE CONTROL:1)
20.	ELECTRIC PART(QUICK COUPLER SPEC.)	44.	COVER(AROUND THE CONTROL:2)
21.	CANOPY LIGHT	45.	STEP & INSTRUMENT PANEL
22.	TRAVEL ALARM	46.	SEAT & SEAT MOUNT
23.	INDICATOR BOX	47.	HOOD(BODY)
24.	HEATER	48.	HOOD(UPPER COVER)
		49.	HOOD(SIDE & REAR COVER)



# Contents

OCS10-M40201

Fig. No.	Fig. Name	Fig. No.	Fig. Name
50.	HOOD(FRONT)	75.	CONTROL VALVE(4/4)
51.	CABIN(BODY)	76.	2-WAY VALVE
52.	CABIN(EXTERIOR)	77.	REMOTE CONTROL VALVE
53.	CABIN(ROOF PAD)	78.	LUB.OIL COOLER
54.	CABIN(WINDOW)	79.	HYD.OIL TANK
55.	CABIN(ELECTRIC)	80.	HYD.OIL PIPING(TANK - PUMP - VALVE)
56.	CABIN(DOOR)	81.	HYD.OIL PIPING(VALVE - TURNING MOTOR,BOOM)
57.	CABIN(FRONT WINDOW)	82.	HYD.OIL PIPING(PUMP,VALVE - SWIVEL,SWING)
58.	CANOPY	83.	HYD.OIL PIPING(RETURN:1)
59.	HYD.OIL PUMP & JOINT	84.	HYD.OIL PIPING(RETURN:2)
60.	HYD.OIL PUMP & JOINT(QUICK COUPLER SPEC.)	85.	HYD.OIL PIPING(P.T.O.:FRAME END)
61.	BOOM CYLINDER	86.	HYD.OIL PIPING(TRACK FRAME)
62.	ARM CYLINDER	87.	HYD.OIL PIPING(BOOM)
63.	ARM CYLINDER(QUICK COUPLER SPEC.)	88.	HYD.OIL PIPING(P.T.O.:ARM END)
64.	BUCKET CYLINDER	89.	HYD.OIL PIPING(QUICK COUPLER)
65.	BUCKET CYLINDER(QUICK COUPLER SPEC.)	90.	CONTROL PIPING(RETURN)
66.	SWING CYLINDER	91.	CONTROL PIPING(REMOTE CONTROL V. - 2-WAY V. - CONTROL V.)
67.	BLADE CYLINDER	92.	GREASING
68.	HITCH CYLINDER(QUICK COUPLER SPEC.)	93.	BOOM BRACKET
69.	TRAVEL MOTOR	94.	BOOM
70.	TURNING MOTOR	95.	SHORT ARM(1650)
71.	SWIVEL JOINT	96.	LONG ARM(2150)
72.	CONTROL VALVE(1/4)	97.	ARM(QUICK COUPLER SPEC.)
73.	CONTROL VALVE(2/4)	98.	BUCKET ARM & LINK
74.	CONTROL VALVE(3/4)	99.	QUICK COUPLER(QUICK COUPLER SPEC.)

# Contents

0CS10-M40201

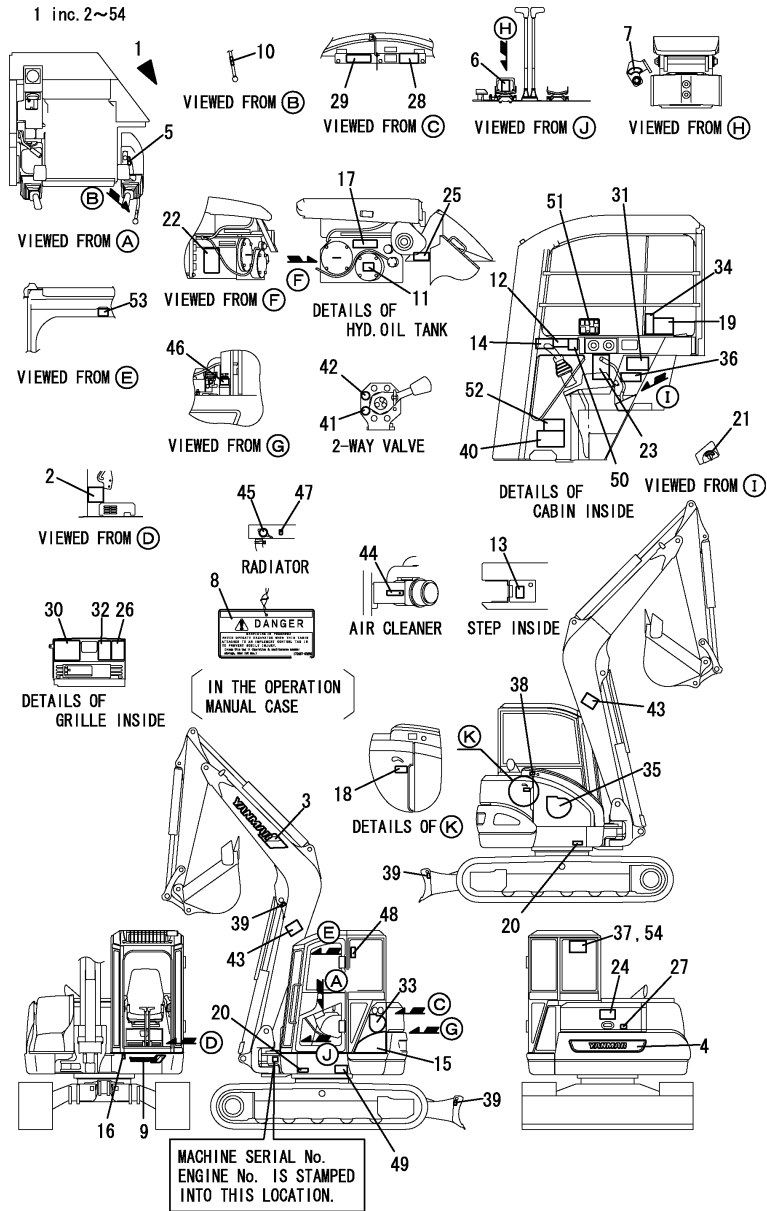
Fig. No.	Fig. Name
100.	BUCKET
101.	BUCKET PIN
102.	BLADE

Fig. No.	Fig. Name
----------	-----------

Fig.1. LABEL(CABIN)

(A)=VIO75 C(US)  
(B)=VIO75 C(AS)  
(C)=VIO75 C(NZ)

(D)=VIO75 P(US)  
(E)=VIO75 P(AS)  
(F)=VIO75 P(NZ)



No.	Lev.	Parts No.	Description	Q'ty						I	R
				(A)	(B)	(C)	(D)	(E)	(F)		
1	1	772478-03230	LABEL SET,VIO75(US C	1	1						
1-1	1	772478-03231	LABEL SET,VIO75(US C	1	1	1					N
		(A=M/#00641) (B=M/#00641)									
2	2	172463-03280	LABEL,ADJUST CRAWLER	1	1	1					1
3	2	172187-03160	LABEL, BOOM	1	1	1					
4	2	172478-03160	LABEL,REAR	1	1	1					
5	2	172458-03220	LABEL,ACCELERATOR	1	1	1					
6	2	172165-03231	LABEL, P.T.O.	1	1	1					
7	2	172458-03240	LABEL,LOCK	1	1	1					
8	2	172437-03250	TAG ASSY, CAUTION	1	1	1					
9	2	172524-03271	LABEL	1	1	1					
10	2	172183-03280	LABEL,LOCK	1	1	1					
11	2	172463-03290	LABEL,HYD.OIL US	1	1	1					
12	2	172437-03300	LABEL,MANUAL	1	1						
12-1	2	172448-03600	LABEL,MANUAL US	1	1	1					N
		(A=M/#00541) (B=M/#00541)									
13	2	172438-03300	LABEL	1	1	1					
14	2	172437-03310	LABEL,SLOPE	1	1	1					
15	2	172463-03310	LABEL, MODEL L LW.US	1	1	1					
16	2	172146-03320	LABEL,GREASE E	1	1	1					
17	2	172437-03320	LABEL,HYD.OIL TANK	1	1	1					
18	2	172463-03330	LABEL,COVER	1	1	1					
19	2	172437-03340	LABEL,TRANSPORT	1	1	1					
20	2	172437-03351	LABEL,GREASE CYL.	2	2	2					
21	2	172141-03360	LABEL, START SWITCH	1	1	1					
22	2	172437-03360	LABEL,BATTERY	1	1	1					
23	2	172437-03371	LABEL	1	1	1					
24	2	172437-03380	LABEL,SWING AREA	1	1	1					
25	2	172437-03390	LABEL,RADIATOR	1	1	1					
26	2	172478-03390	LABEL,FUSE US	1	1	1					
27	2	172437-03400	LABEL,ENG.HOOD	1	1	1					
28	2	172437-03410	LABEL,ENG.ROOM	1	1	1					
29	2	172437-03421	LABEL,MUFFLER	1	1	1					
30	2	172478-03420	LABEL,OIL & WATER	1	1	1					
31	2	172437-03431	LABEL,STEERING	1	1	1					
32	2	172478-03430	LABEL,GREASING	1	1	1					
33	2	172478-03440	LABEL,L-US	1	1	1					
34	2	172437-03450	LABEL,SEAT BELT	1	1	1					
35	2	172478-03450	LABEL,R-US	1	1	1					
36	2	172437-03470	LABEL,LEVER LOCK	1	1	1					
37	2	172478-03480	LABEL,LIFTING	1	1						2
37-1	2	172478-03481	LABEL, LIFTING	1	1	1					N 2
		(A=M/#00585) (B=M/#00585)									
38	2	172437-03500	LABEL,FUEL	1	1	1					
39	2	172437-03510	LABEL,HOOK	3	3	3					
40	2	172437-03600	LABEL	1	1	1					
41	2	172437-03610	LABEL	1	1	1					
42	2	172437-03620	LABEL	1	1	1					
43	2	172187-03940	LABEL,BOOM	2	2	2					
44	2	172125-03950	LABEL, AIR CLEANER	1	1	1					
45	2	121120-44800	LABEL, RADIATOR	1	1	1					

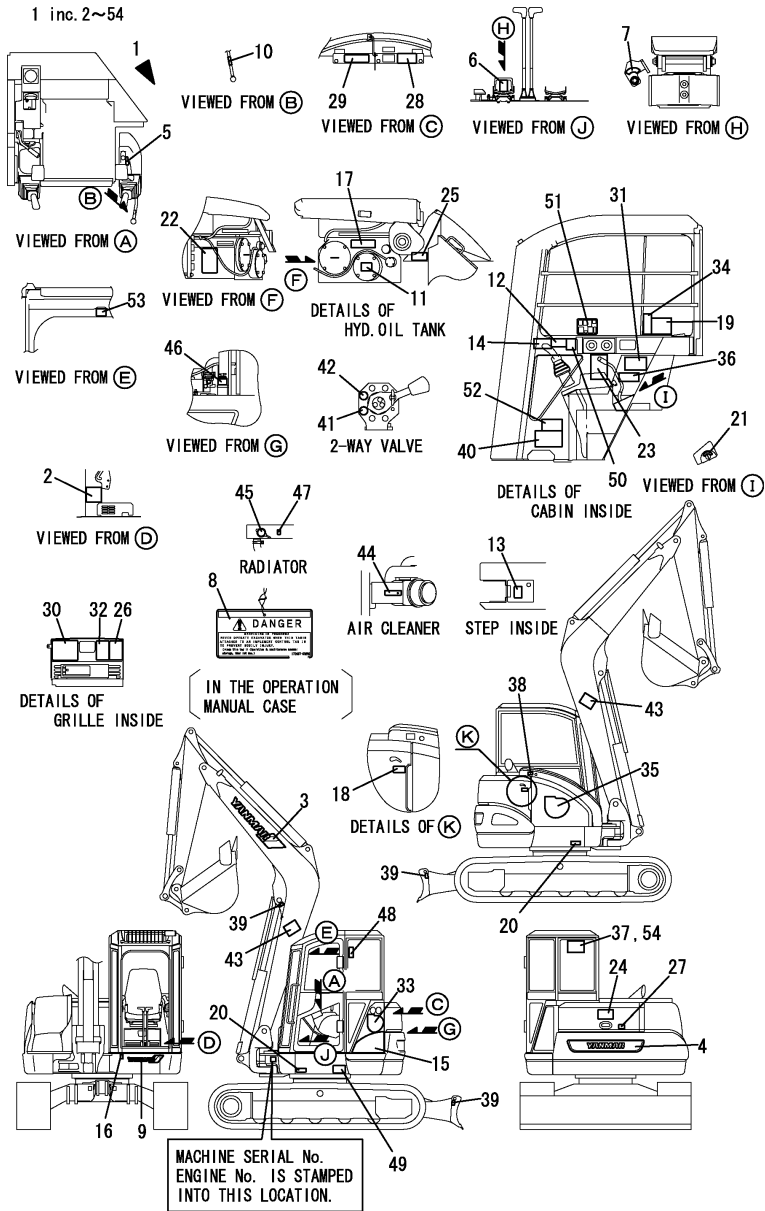
Remarks

- (1) RUBBER CRAWLER SPEC.
- (2) NOT APPLIED FOR LONG ARM SPEC.
- (3) LONG ARM SPEC.

Fig.1. LABEL(CABIN)

(A)=VIO75 C(US)  
 (B)=VIO75 C(AS)  
 (C)=VIO75 C(NZ)

(D)=VIO75 P(US)  
 (E)=VIO75 P(AS)  
 (F)=VIO75 P(NZ)



No.	Lev.	Parts No.	Description	Q'ty						I	R
				(A)	(B)	(C)	(D)	(E)	(F)		
46	2	124764-44810	LABEL, SUB-TANK	1	1	1					
47	2	124764-44920	LABEL, ANTI-FREEZING	1	1	1					
48	2	172463-03320	LABEL, F/W LOWER US	1	1	1					
49	2	172463-03370	LABEL, SUPPORT US	1	1	1					
50	2	172463-03380	LABEL, TOPS US	1	1	1					
51	2	172478-03400	LABEL, PATTERN A	1	1	1					
52	2	172478-03410	LABEL, SPECIFICATION	1	1						
52-1	2	172478-03411	LABEL, SPECIFICATION	1	1	1					N
		(A=M/#00641) (B=M/#00641)									
53	2	172437-03550	LABEL, WINDOW	1	1	1					
54	2	172478-03490	LABEL, LIFT L US	1							W 3
		(A=M/#00539)									

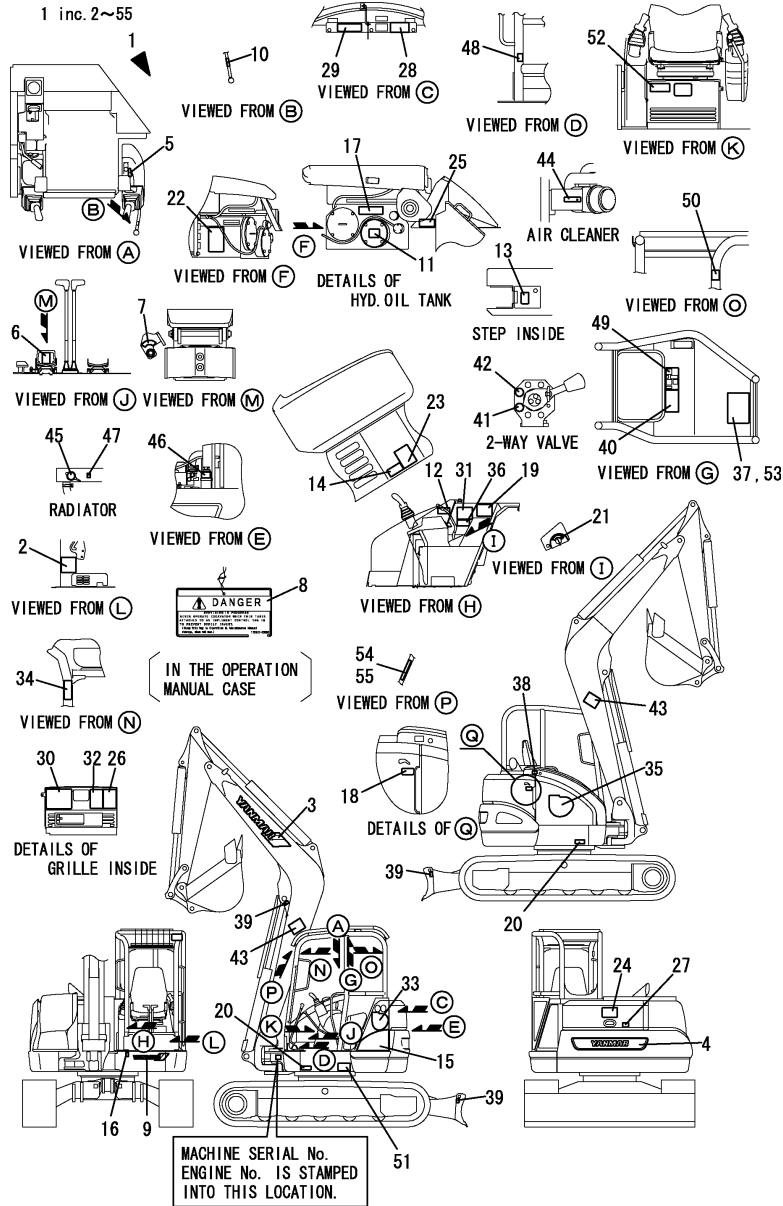
Remarks

- (1) RUBBER CRAWLER SPEC.
- (2) NOT APPLIED FOR LONG ARM SPEC.
- (3) LONG ARM SPEC.

Fig.2. LABEL(CANOPY)

(A)=VIO75 C(US)  
 (B)=VIO75 C(AS)  
 (C)=VIO75 C(NZ)

(D)=VIO75 P(US)  
 (E)=VIO75 P(AS)  
 (F)=VIO75 P(NZ)



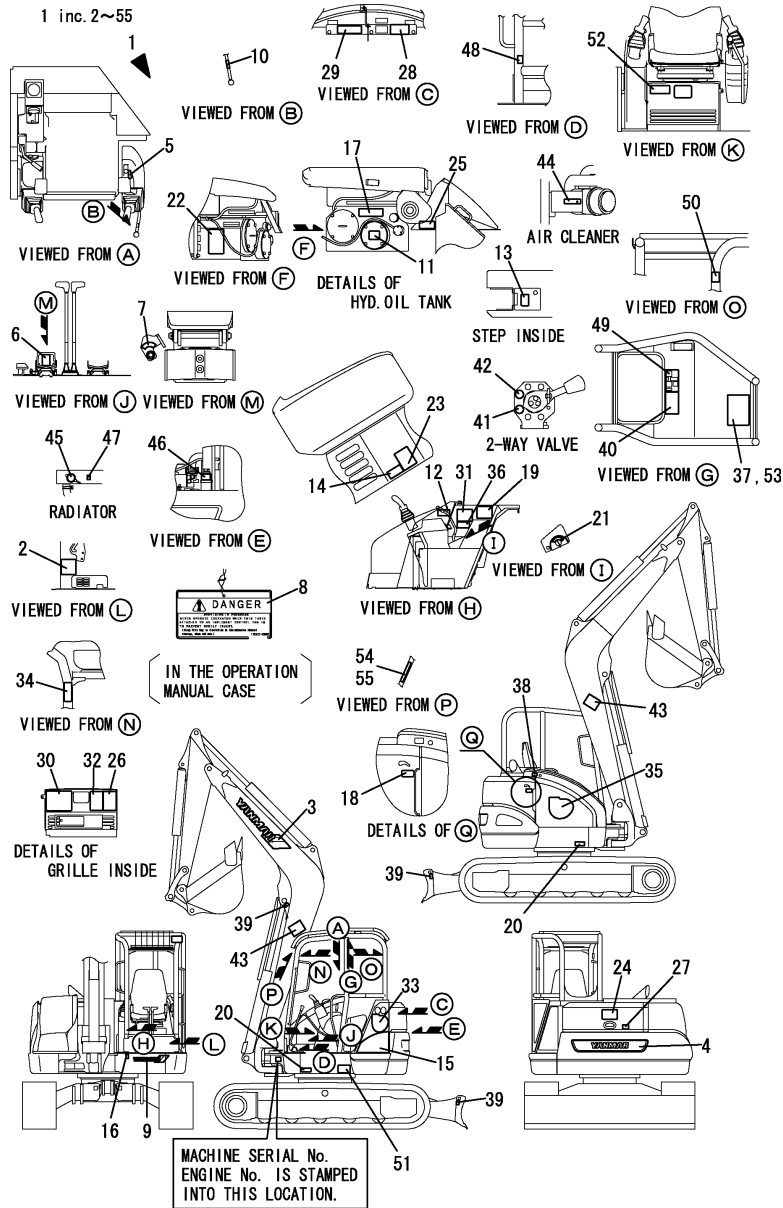
No.	Lev.	Parts No.	Description	Q'ty						I	R
				(A)	(B)	(C)	(D)	(E)	(F)		
1	1	772478-03250	LABEL SET,VIO75(US P				1	1			
1-1	2	772478-03251	LABEL SET,VIO75(US P				1	1	1		N
			(D=M/#00641) (E=M/#00641)								
2	2	172463-03280	LABEL,ADJUST CRAWLER				1	1	1		1
3	2	172187-03160	LABEL, BOOM				1	1	1		
4	2	172478-03160	LABEL,REAR				1	1	1		
5	2	172458-03220	LABEL,ACCELERATOR				1	1	1		
6	2	172165-03231	LABEL, P.T.O.				1	1	1		
7	2	172458-03240	LABEL,LOCK				1	1	1		
8	2	172437-03250	TAG ASSY, CAUTION				1	1	1		
9	2	172524-03271	LABEL				1	1	1		
10	2	172183-03280	LABEL,LOCK				1	1	1		
11	2	172463-03290	LABEL,HYD.OIL US				1	1	1		
12	2	172437-03300	LABEL,MANUAL				1	1	1		
12-1	2	172448-03600	LABEL,MANUAL US				1	1	1		N
			(D=M/#00541) (E=M/#00541)								
13	2	172438-03300	LABEL				1	1	1		
14	2	172437-03310	LABEL,SLOPE				1	1	1		
15	2	172463-03310	LABEL, MODEL L LW.US				1	1	1		
16	2	172146-03320	LABEL,GREASE E				1	1	1		
17	2	172437-03320	LABEL,HYD.OIL TANK				1	1	1		
18	2	172463-03330	LABEL,COVER				1	1	1		
19	2	172437-03340	LABEL,TRANSPORT				1	1	1		
20	2	172437-03351	LABEL,GREASE CYL.				2	2	2		
21	2	172141-03360	LABEL, START SWITCH				1	1	1		
22	2	172437-03360	LABEL,BATTERY				1	1	1		
23	2	172437-03371	LABEL				1	1	1		
24	2	172437-03380	LABEL,SWING AREA				1	1	1		
25	2	172437-03390	LABEL,RADIATOR				1	1	1		
26	2	172478-03390	LABEL,FUSE US				1	1	1		
27	2	172437-03400	LABEL,ENG.HOOD				1	1	1		
28	2	172437-03410	LABEL,ENG.ROOM				1	1	1		
29	2	172437-03421	LABEL,MUFFLER				1	1	1		
30	2	172478-03420	LABEL,OIL & WATER				1	1	1		
31	2	172437-03431	LABEL,STEERING				1	1	1		
32	2	172478-03430	LABEL,GREASING				1	1	1		
33	2	172478-03440	LABEL,L-US				1	1	1		
34	2	172437-03450	LABEL,SEAT BELT				1	1	1		
35	2	172478-03450	LABEL,R-US				1	1	1		
36	2	172437-03470	LABEL,LEVER LOCK				1	1	1		
37	2	172478-03480	LABEL,LIFTING				1	1	1		2
37-1	2	172478-03481	LABEL, LIFTING				1	1	1		N 2
			(D=M/#00585) (E=M/#00585)								
38	2	172437-03500	LABEL,FUEL				1	1	1		
39	2	172437-03510	LABEL,HOOK				3	3	3		
40	2	172437-03600	LABEL				1	1	1		
41	2	172437-03610	LABEL				1	1	1		
42	2	172437-03620	LABEL				1	1	1		
43	2	172187-03940	LABEL,BOOM				2	2	2		
44	2	172125-03950	LABEL, AIR CLEANER				1	1	1		
45	2	121120-44800	LABEL, RADIATOR				1	1	1		

Remarks  
 (1) RUBBER CRAWLER SPEC.  
 (2) NOT APPLIED FOR LONG ARM SPEC.  
 (3) LONG ARM SPEC.

Fig.2. LABEL(CANOPY)

(A)=VIO75 C(US)  
 (B)=VIO75 C(AS)  
 (C)=VIO75 C(NZ)

(D)=VIO75 P(US)  
 (E)=VIO75 P(AS)  
 (F)=VIO75 P(NZ)



No.	Lev.	Parts No.	Description	Q'ty						I	R
				(A)	(B)	(C)	(D)	(E)	(F)		
46	2	124764-44810	LABEL,SUB-TANK				1	1	1		
47	2	124764-44920	LABEL, ANTI-FREEZING				1	1	1		
48	2	172147-03210	LABEL,2 SPEED				1	1	1		
49	2	172149-03430	LABEL				1	1	1		
50	2	172437-03440	LABEL,ROPS				1	1	1		
51	2	172478-03470	LABEL,SUPPORT				1	1	1		
52	2	172478-03510	LABEL,SPECIFICATION				1	1			
52-1	2	172478-03511	LABEL				1	1	1	N	
			(D=M/#00641) (E=M/#00641)								
53	2	172478-03490	LABEL, LIFT L US				1				W 3
			(D=M/#00539)								
54	2	172478-03660	LABEL,FOPS2 P				1	1			
54-1	2	172478-03661	LABEL				1	1	1	N	
			(D=M/#00641) (E=M/#00641)								
55	2	172519-04350	SCREW				2	2	2		

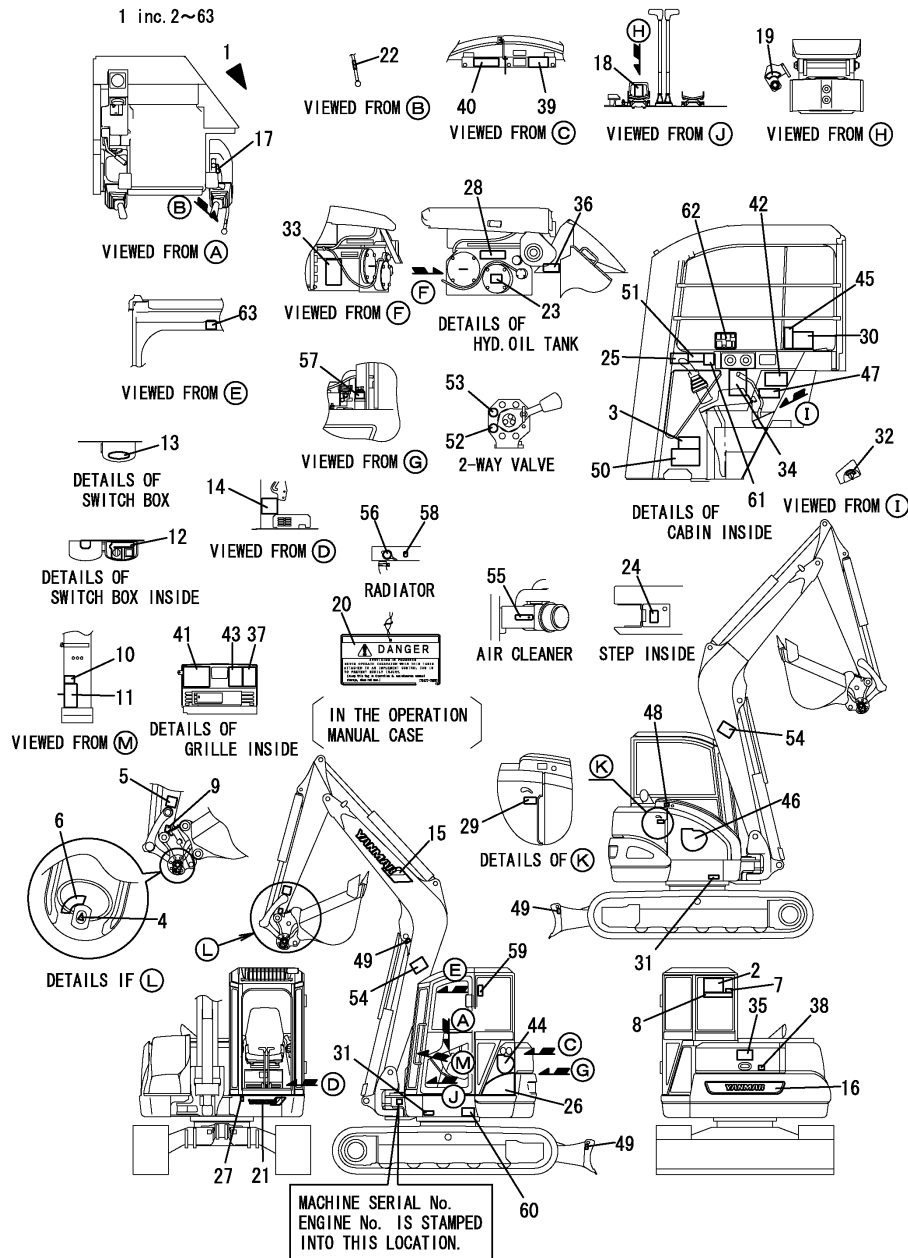
Remarks

- (1) RUBBER CRAWLER SPEC.
- (2) NOT APPLIED FOR LONG ARM SPEC.
- (3) LONG ARM SPEC.

Fig.3. LABEL(QUICK COUPLER SPEC.)

(A)=VIO75 C(US)  
 (B)=VIO75 C(AS)  
 (C)=VIO75 C(NZ)

(D)=VIO75 P(US)  
 (E)=VIO75 P(AS)  
 (F)=VIO75 P(NZ)



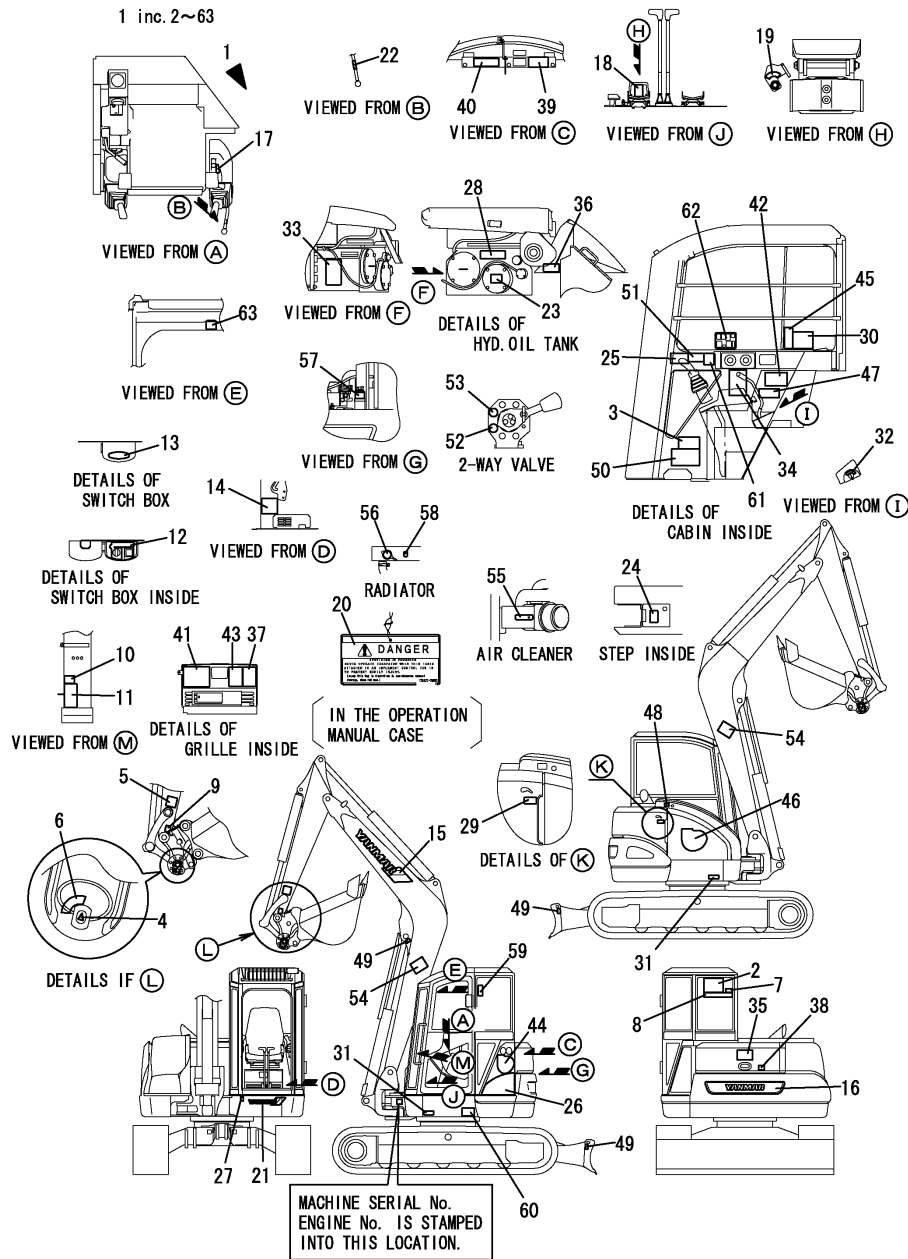
No.	Lev.	Parts No.	Description	Q'ty						I	R
				(A)	(B)	(C)	(D)	(E)	(F)		
1	1	772979-03100	LABEL SET VIO75(US Q	1	1	1					
2	2	172978-03100	LABEL, LIFT	1	1	1					
3	2	172978-03110	LABEL, SPECIFICATION	1	1	1					
4	2	172958-03160	LABEL	1	1	1					
5	2	172472-03230	LABEL, OPERATION PIN	1	1	1					
6	2	172458-03240	LABEL, LOCK	1	1	1					
7	2	172472-03240	LABEL, PIN US	1	1	1					
8	2	172472-03250	LABEL, OPERATION Q US	1	1	1					
9	2	172472-03260	LABEL, FINGER	1	1	1					
10	2	172472-03270	LABEL, SAND US	1	1	1					
11	2	172472-03280	LABEL	1	1	1					
12	2	172472-03290	LABEL, SWITCH	1	1	1					
13	2	172472-03300	LABEL, COVER	1	1	1					
14	2	172463-03280	LABEL, ADJUST CRAWLER	1	1	1					1
15	2	172187-03160	LABEL, BOOM	1	1	1					
16	2	172478-03160	LABEL, REAR	1	1	1					
17	2	172458-03220	LABEL, ACCELERATOR	1	1	1					
18	2	172165-03231	LABEL, P.T.O.	1	1	1					
19	2	172458-03240	LABEL, LOCK	1	1	1					
20	2	172437-03250	TAG ASSY, CAUTION	1	1	1					
21	2	172524-03271	LABEL	1	1	1					
22	2	172183-03280	LABEL, LOCK	1	1	1					
23	2	172463-03290	LABEL, HYD. OIL US	1	1	1					
24	2	172438-03300	LABEL	1	1	1					
25	2	172437-03310	LABEL, SLOPE	1	1	1					
26	2	172463-03310	LABEL, MODEL L LW. US	1	1	1					
27	2	172146-03320	LABEL, GREASE E	1	1	1					
28	2	172437-03320	LABEL, HYD. OIL TANK	1	1	1					
29	2	172463-03330	LABEL, COVER	1	1	1					
30	2	172437-03340	LABEL, TRANSPORT	1	1	1					
31	2	172437-03351	LABEL, GREASE CYL.	2	2	2					
32	2	172141-03360	LABEL, START SWITCH	1	1	1					
33	2	172437-03360	LABEL, BATTERY	1	1	1					
34	2	172437-03371	LABEL	1	1	1					
35	2	172437-03380	LABEL, SWING AREA	1	1	1					
36	2	172437-03390	LABEL, RADIATOR	1	1	1					
37	2	172478-03390	LABEL, FUSE US	1	1	1					
38	2	172437-03400	LABEL, ENG. HOOD	1	1	1					
39	2	172437-03410	LABEL, ENG. ROOM	1	1	1					
40	2	172437-03421	LABEL, MUFFLER	1	1	1					
41	2	172478-03420	LABEL, OIL & WATER	1	1	1					
42	2	172437-03431	LABEL, STEERING	1	1	1					
43	2	172478-03430	LABEL, GREASING	1	1	1					
44	2	172478-03440	LABEL, L-US	1	1	1					
45	2	172437-03450	LABEL, SEAT BELT	1	1	1					
46	2	172478-03450	LABEL, R-US	1	1	1					
47	2	172437-03470	LABEL, LEVER LOCK	1	1	1					
48	2	172437-03500	LABEL, FUEL	1	1	1					
49	2	172437-03510	LABEL, HOOK	3	3	3					
50	2	172437-03600	LABEL	1	1	1					
51	2	172448-03600	LABEL, MANUAL US	1	1	1					

Remarks  
 (1) RUBBER CRAWLER SPEC.

Fig.3. LABEL(QUICK COUPLER SPEC.)

(A)=VIO75 C(US)  
 (B)=VIO75 C(AS)  
 (C)=VIO75 C(NZ)

(D)=VIO75 P(US)  
 (E)=VIO75 P(AS)  
 (F)=VIO75 P(NZ)



No.	Lev.	Parts No.	Description	Q'ty						I	R
				(A)	(B)	(C)	(D)	(E)	(F)		
52	2	172437-03610	LABEL	1	1	1					
53	2	172437-03620	LABEL	1	1	1					
54	2	172187-03940	LABEL,BOOM	2	2	2					
55	2	172125-03950	LABEL, AIR CLEANER	1	1	1					
56	2	121120-44800	LABEL, RADIATOR	1	1	1					
57	2	124764-44810	LABEL,SUB-TANK	1	1	1					
58	2	124764-44920	LABEL, ANTI-FREEZING	1	1	1					
59	2	172463-03320	LABEL,F/W LOWER US	1	1	1					
60	2	172463-03370	LABEL,SUPPORT US	1	1	1					
61	2	172463-03380	LABEL,TOPS US	1	1	1					
62	2	172478-03400	LABEL,PATTERN A	1	1	1					
63	2	172437-03550	LABEL,WINDOW	1	1	1					

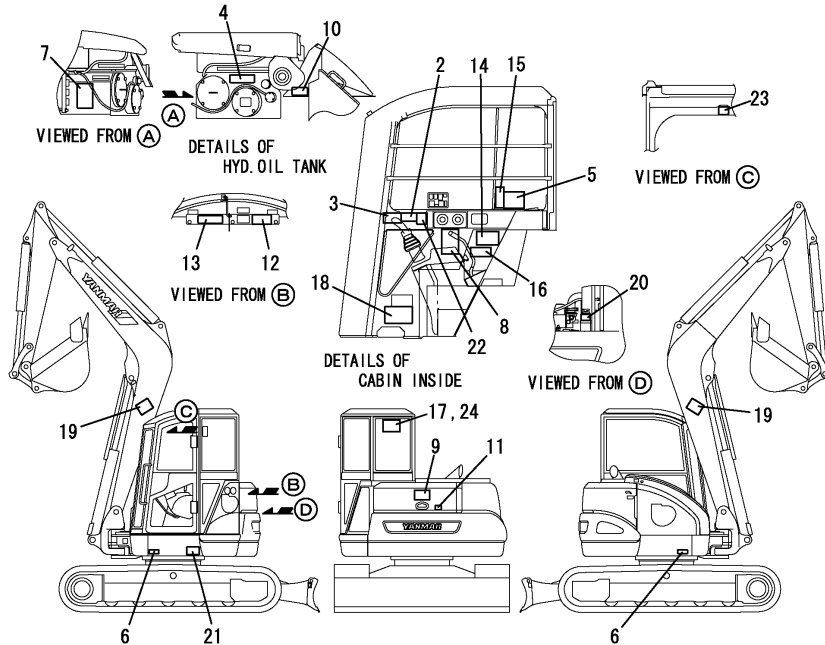
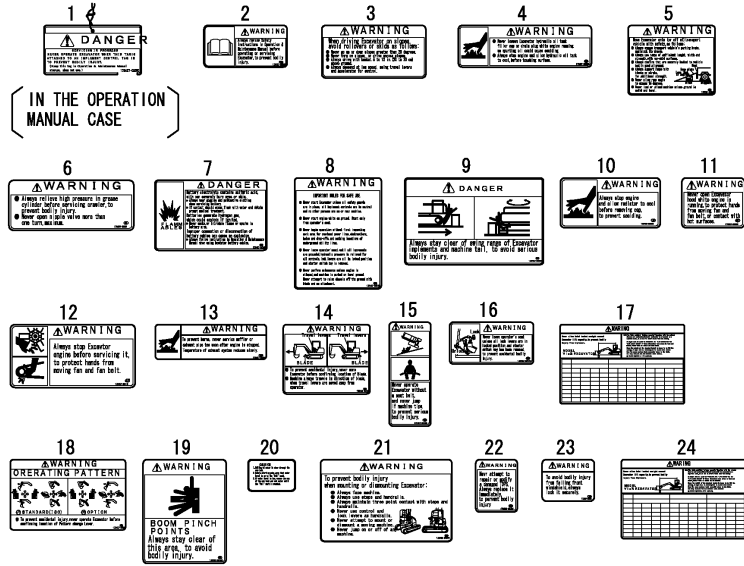
Remarks  
 (1)RUBBER CRAWLER SPEC.



Fig.4. SAFETY LABEL(CABIN)

(A)=VIO75 C(US)  
 (B)=VIO75 C(AS)  
 (C)=VIO75 C(NZ)

(D)=VIO75 P(US)  
 (E)=VIO75 P(AS)  
 (F)=VIO75 P(NZ)



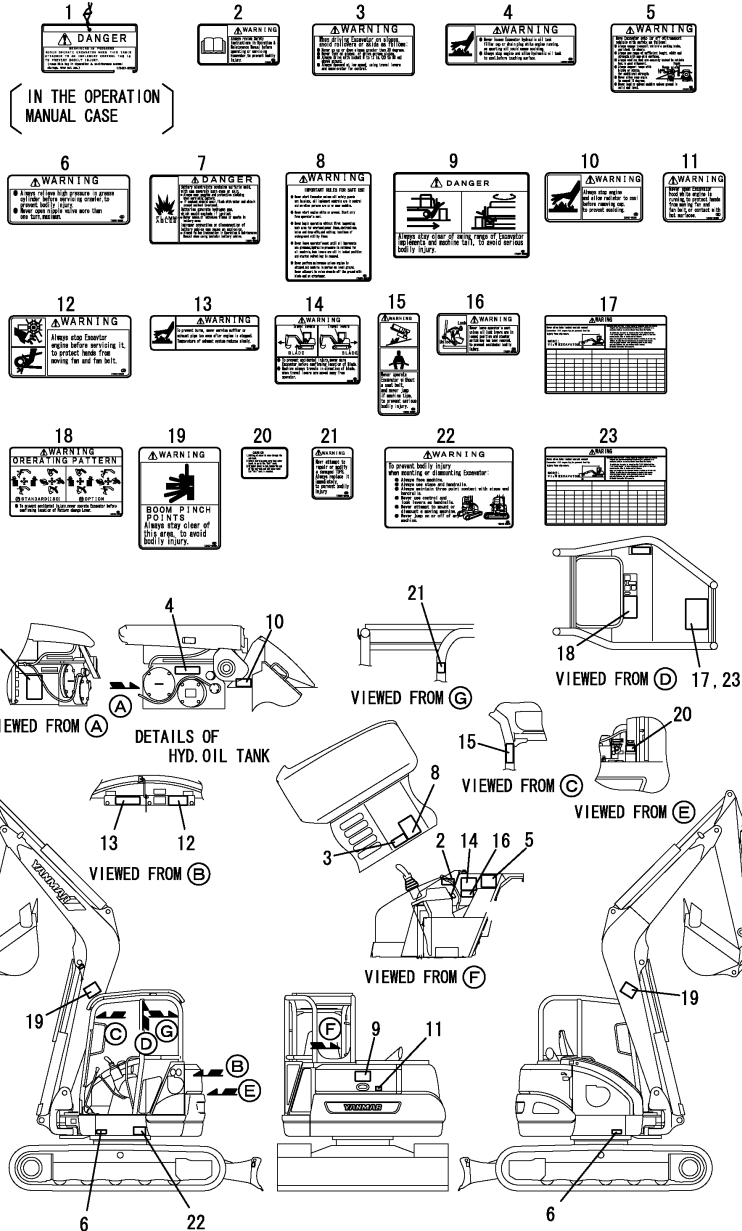
No.	Lev.	Parts No.	Description	Q'ty						I	R
				(A)	(B)	(C)	(D)	(E)	(F)		
1	1	172437-03250	TAG ASSY, CAUTION	1	1	1					
2	1	172437-03300	LABEL,MANUAL	1	1						
2-1	1	172448-03600	LABEL,MANUAL US	1	1	1					N
				(A=M/#00541)		(B=M/#00541)					
3	1	172437-03310	LABEL,SLOPE	1	1	1					
4	1	172437-03320	LABEL,HYD.OIL TANK	1	1	1					
5	1	172437-03340	LABEL,TRANSPORT	1	1	1					
6	1	172437-03351	LABEL,GREASE CYL.	2	2	2					
7	1	172437-03360	LABEL,BATTERY	1	1	1					
8	1	172437-03371	LABEL	1	1	1					
9	1	172437-03380	LABEL,SWING AREA	1	1	1					
10	1	172437-03390	LABEL,RADIATOR	1	1	1					
11	1	172437-03400	LABEL,ENG.HOOD	1	1	1					
12	1	172437-03410	LABEL,ENG.ROOM	1	1	1					
13	1	172437-03421	LABEL,MUFFLER	1	1	1					
14	1	172437-03431	LABEL,STEERING	1	1	1					
15	1	172437-03450	LABEL,SEAT BELT	1	1	1					
16	1	172437-03470	LABEL,LEVER LOCK	1	1	1					
17	1	172478-03480	LABEL,LIFTING	1	1						1
17-1	1	172478-03481	LABEL, LIFTING	1	1	1					N 1
				(A=M/#00585)		(B=M/#00585)					
18	1	172437-03600	LABEL	1	1	1					
19	1	172187-03940	LABEL,BOOM	2	2	2					
20	1	124764-44810	LABEL,SUB-TANK	1	1	1					
21	1	172463-03370	LABEL,SUPPORT US	1	1	1					
22	1	172463-03380	LABEL,TOPS US	1	1	1					
23	1	172437-03550	LABEL,WINDOW	1	1	1					
24	1	172478-03490	LABEL, LIFT L US	1							W 2
				(A=M/#00539)							

Remarks  
 (1)NOT APPLIED FOR LONG ARM SPEC.  
 (2)LONG ARM SPEC.

Fig.5. SAFETY LABEL(CANOPY)

(A)=VIO75 C(US)  
 (B)=VIO75 C(AS)  
 (C)=VIO75 C(NZ)

(D)=VIO75 P(US)  
 (E)=VIO75 P(AS)  
 (F)=VIO75 P(NZ)



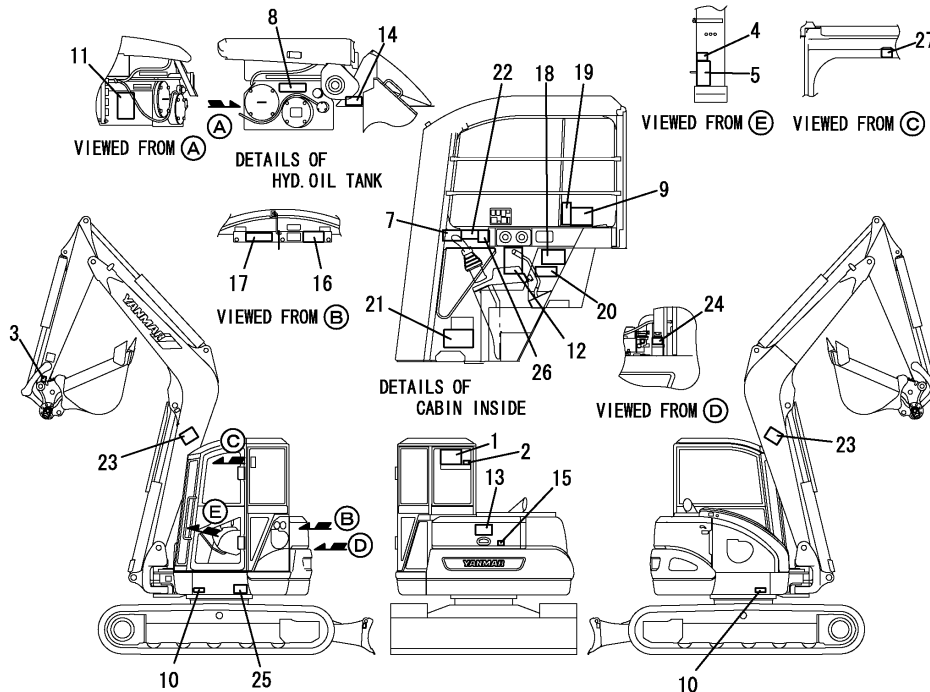
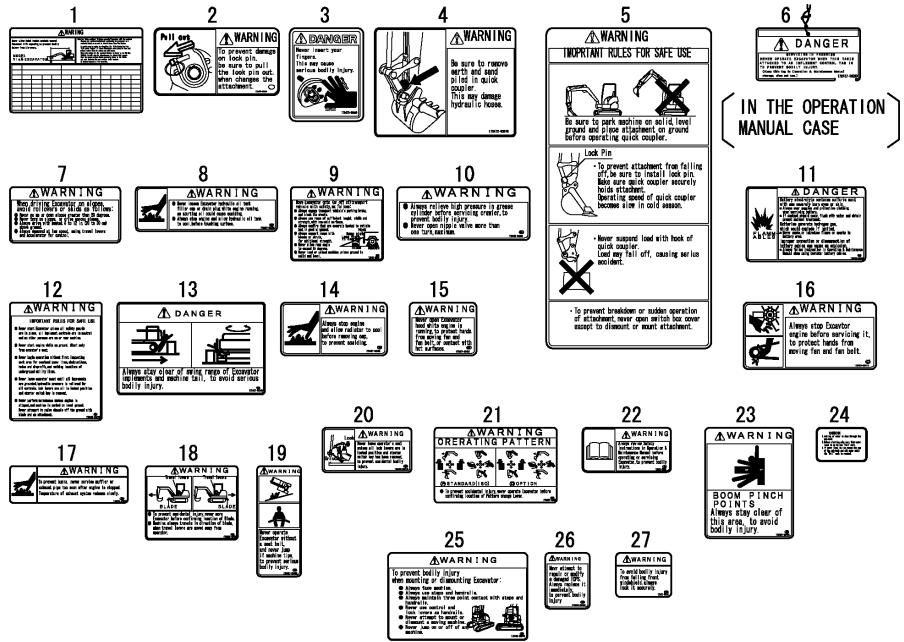
No.	Lev.	Parts No.	Description	Q'ty						I	R
				(A)	(B)	(C)	(D)	(E)	(F)		
1	1	172437-03250	TAG ASSY, CAUTION				1	1	1		
2	1	172437-03300	LABEL,MANUAL				1	1			
2-1	1	172448-03600	LABEL,MANUAL US				1	1	1	N	
			(D=M/#00541)	(E=M/#00541)							
3	1	172437-03310	LABEL,SLOPE				1	1	1		
4	1	172437-03320	LABEL,HYD.OIL TANK				1	1	1		
5	1	172437-03340	LABEL,TRANSPORT				1	1	1		
6	1	172437-03351	LABEL,GREASE CYL.				2	2	2		
7	1	172437-03360	LABEL,BATTERY				1	1	1		
8	1	172437-03371	LABEL				1	1	1		
9	1	172437-03380	LABEL,SWING AREA				1	1	1		
10	1	172437-03390	LABEL,RADIATOR				1	1	1		
11	1	172437-03400	LABEL,ENG.HOOD				1	1	1		
12	1	172437-03410	LABEL,ENG.ROOM				1	1	1		
13	1	172437-03421	LABEL,MUFFLER				1	1	1		
14	1	172437-03431	LABEL,STEERING				1	1	1		
15	1	172437-03450	LABEL,SEAT BELT				1	1	1		
16	1	172437-03470	LABEL,LEVER LOCK				1	1	1		
17	1	172478-03480	LABEL,LIFTING				1	1			1
17-1	1	172478-03481	LABEL, LIFTING				1	1	1	N	1
			(D=M/#00585)	(E=M/#00585)							
18	1	172437-03600	LABEL				1	1	1		
19	1	172187-03940	LABEL,BOOM				2	2	2		
20	1	124764-44810	LABEL,SUB-TANK				1	1	1		
21	1	172437-03440	LABEL,ROPS				1	1	1		
22	1	172478-03470	LABEL,SUPPORT				1	1	1		
23	1	172478-03490	LABEL, LIFT L US				1				W 2
			(D=M/#00539)								

Remarks  
 (1)NOT APPLIED FOR LONG ARM SPEC.  
 (2)LONG ARM SPEC.

Fig.6. SAFETY LABEL(QUICK COUPLER SPEC.)

(A)=VIO75 C(US)  
(B)=VIO75 C(AS)  
(C)=VIO75 C(NZ)

(D)=VIO75 P(US)  
(E)=VIO75 P(AS)  
(F)=VIO75 P(NZ)




No.	Lev.	Parts No.	Description	Q'ty						I	R
				(A)	(B)	(C)	(D)	(E)	(F)		
1	1	172978-03100	LABEL, LIFT	1	1	1					
2	1	172472-03240	LABEL, PIN US	1	1	1					
3	1	172472-03260	LABEL, FINGER	1	1	1					
4	1	172472-03270	LABEL, SAND US	1	1	1					
5	1	172472-03280	LABEL	1	1	1					
6	1	172437-03250	TAG ASSY, CAUTION	1	1	1					
7	1	172437-03310	LABEL, SLOPE	1	1	1					
8	1	172437-03320	LABEL, HYD. OIL TANK	1	1	1					
9	1	172437-03340	LABEL, TRANSPORT	1	1	1					
10	1	172437-03351	LABEL, GREASE CYL.	2	2	2					
11	1	172437-03360	LABEL, BATTERY	1	1	1					
12	1	172437-03371	LABEL	1	1	1					
13	1	172437-03380	LABEL, SWING AREA	1	1	1					
14	1	172437-03390	LABEL, RADIATOR	1	1	1					
15	1	172437-03400	LABEL, ENG. HOOD	1	1	1					
16	1	172437-03410	LABEL, ENG. ROOM	1	1	1					
17	1	172437-03421	LABEL, MUFFLER	1	1	1					
18	1	172437-03431	LABEL, STEERING	1	1	1					
19	1	172437-03450	LABEL, SEAT BELT	1	1	1					
20	1	172437-03470	LABEL, LEVER LOCK	1	1	1					
21	1	172437-03600	LABEL	1	1	1					
22	1	172448-03600	LABEL, MANUAL US	1	1	1					
23	1	172187-03940	LABEL, BOOM	2	2	2					
24	1	124764-44810	LABEL, SUB-TANK	1	1	1					
25	1	172463-03370	LABEL, SUPPORT US	1	1	1					
26	1	172463-03380	LABEL, TOPS US	1	1	1					
27	1	172437-03550	LABEL, WINDOW	1	1	1					

Fig.7. ACCESSORY

(A)=VIO75 C(US)  
 (B)=VIO75 C(AS)  
 (C)=VIO75 C(NZ)

(D)=VIO75 P(US)  
 (E)=VIO75 P(AS)  
 (F)=VIO75 P(NZ)



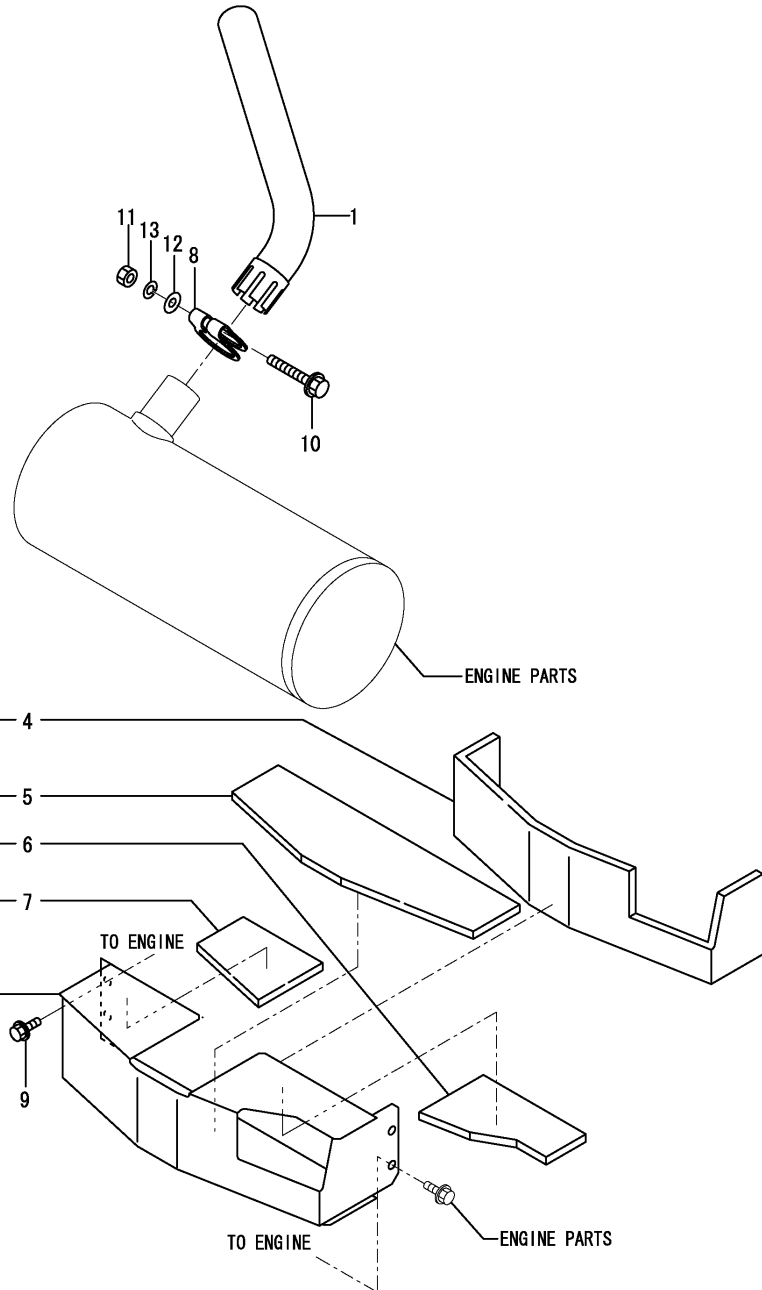
No.	Lev.	Parts No.	Description	Q'ty						I	R
				(A)	(B)	(C)	(D)	(E)	(F)		
1	1	172469-07330	CASE, MANUAL	1	1	1	1	1	1		

# Fig.8. MUFFLER

P/C NEWS No: Y00S4021-4  
PUBLISHED: 2007/06

(A)=VIO75 C(US)  
(B)=VIO75 C(AS)  
(C)=VIO75 C(NZ)

(D)=VIO75 P(US)  
(E)=VIO75 P(AS)  
(F)=VIO75 P(NZ)

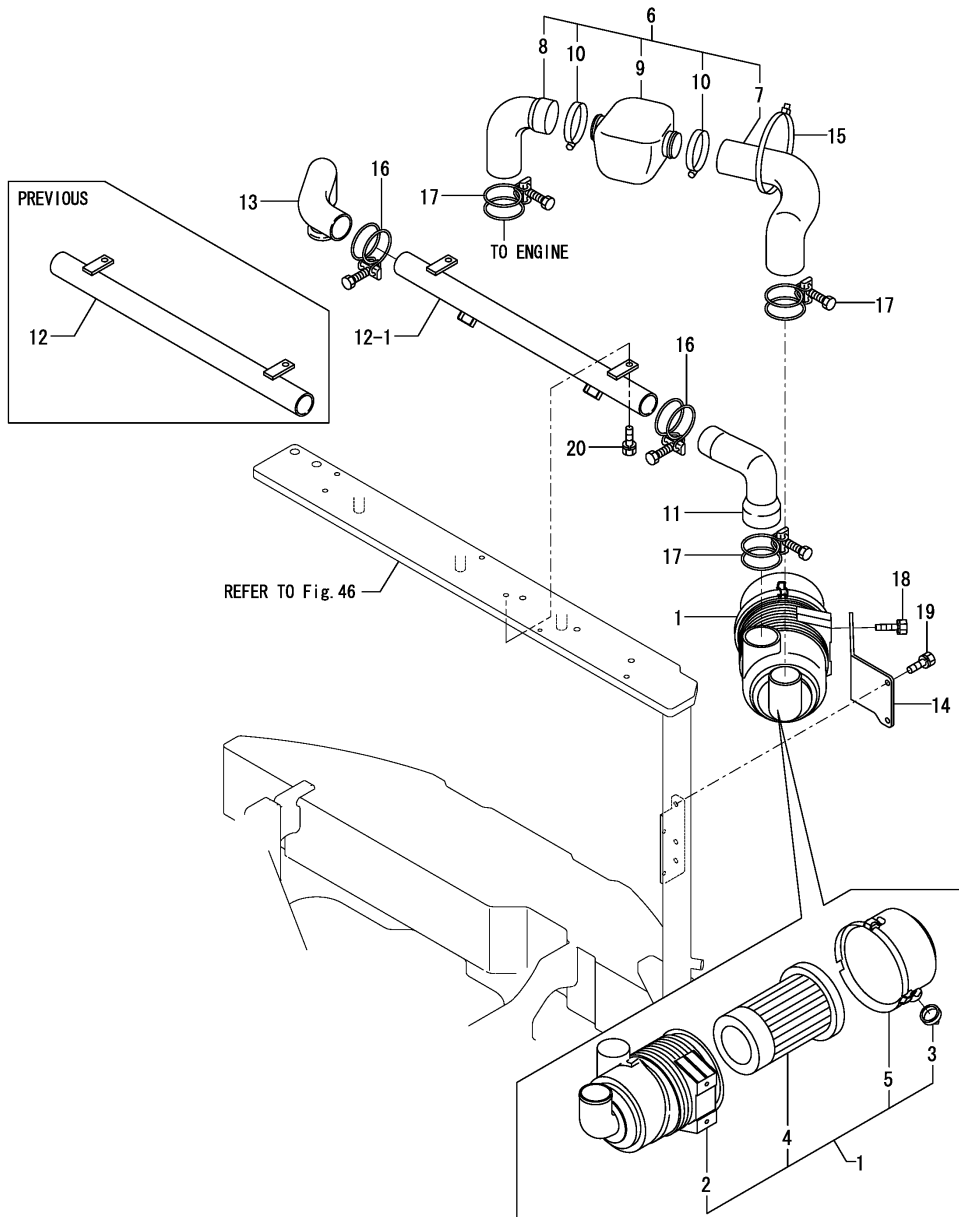


No.	Lev.	Parts No.	Description	Q'ty						I	R
				(A)	(B)	(C)	(D)	(E)	(F)		
1	1	172478-11300	PIPE, EXHAUST	1	1	1	1	1	1		
1-1	1	172478-11301	PIPE, EXHAUST	1	1	1	1	1	1		N
		(A=XXX) (B=XXX) (C=XXX) (D=XXX)		(E=XXX)	(F=XXX)						
2	1	172478-11500	COVER ASSY, MANIFOLD	1	1	1	1	1	1		
4	2	172478-11520	WOOL, GLASS	1	1	1	1	1	1		
5	2	172478-11530	WOOL, GLASS	1	1	1	1	1	1		
6	2	172478-11540	WOOL, GLASS	1	1	1	1	1	1		
7	2	172478-11550	WOOL, GLASS	1	1	1	1	1	1		
8	1	121120-13580	CLAMP	1	1	1	1	1	1		
8-1	1	172A21-11310	CLAMP	1	1	1	1	1	1		N
		(A=XXX) (B=XXX) (C=XXX) (D=XXX)		(E=XXX)	(F=XXX)						
9	1	172519-63240	BOLT	2	2	2	2	2	2		
10	1	26106-100652	BOLT, M10X 65 PLATED	1	1	1	1	1	1		
11	1	26706-100002	NUT, M10	1	1	1	1	1	1		
12	1	22117-100000	WASHER, 10	1	1	1	1	1	1		
13	1	22217-100000	WASHER, SPRING 10	1	1	1	1	1	1		

Fig.9. AIR CLEANER

(A)=VIO75 C(US)  
 (B)=VIO75 C(AS)  
 (C)=VIO75 C(NZ)

(D)=VIO75 P(US)  
 (E)=VIO75 P(AS)  
 (F)=VIO75 P(NZ)

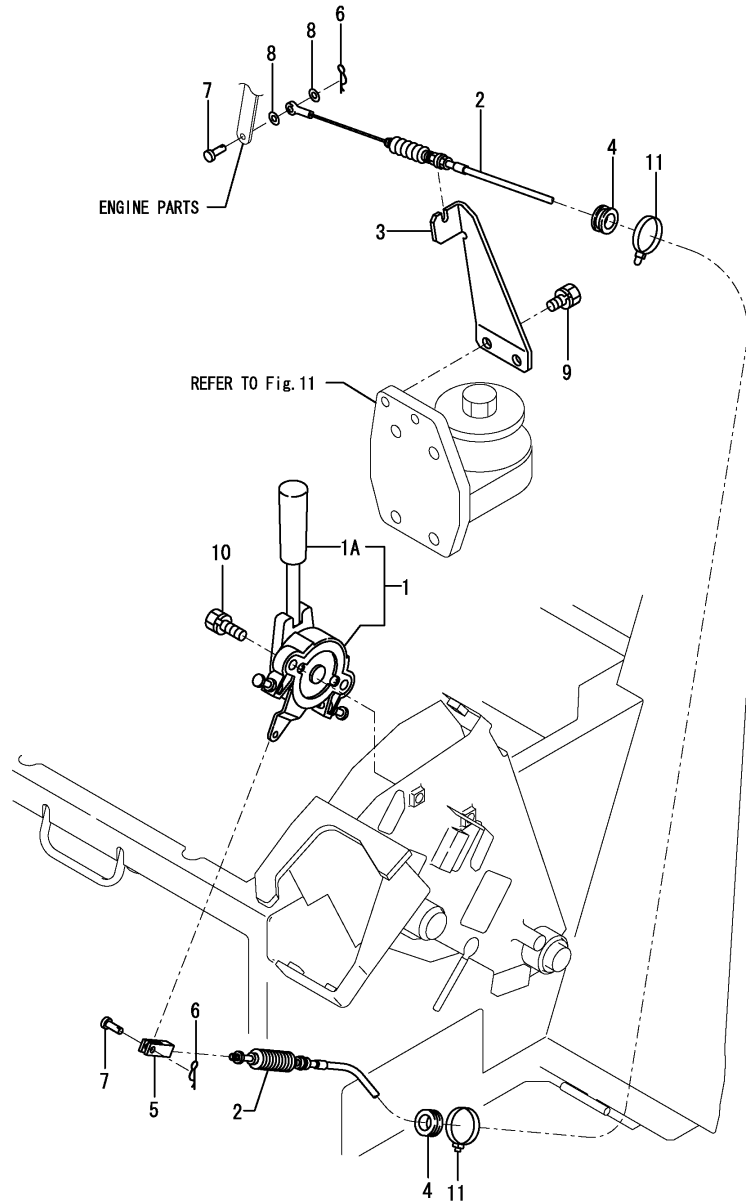


No.	Lev.	Parts No.	Description	Q'ty						I	R
				(A)	(B)	(C)	(D)	(E)	(F)		
1	1	172455-11500	CLEANER ASSY, AIR	1	1	1	1	1	1		
2	2	172455-11650	BODY ASSY	1	1	1	1	1	1		
3	2	119808-12540	VALVE, UNLOADER	1	1	1	1	1	1		
4	2	129062-12560	ELEMENT	1	1	1	1	1	1		
5	2	129062-12570	COVER-ASSY	1	1	1	1	1	1		
6	1	172455-11510	HOSE ASSY, INTAKE	1	1	1	1	1	1		
7	2	172455-11520	HOSE, AIR INTAKE	1	1	1	1	1	1		
8	2	172455-11530	HOSE, AIR INTAKE	1	1	1	1	1	1		
9	2	119160-12060	SILENCER ASSY	1	1	1	1	1	1		
10	2	23000-080000	CLAMP, 80	2	2	2	2	2	2		
11	1	172455-11540	HOSE, AIR INTAKE	1	1	1	1	1	1		
12	1	172455-11550	PIPE ASSY, SUCTION	1	1	1	1	1	1		
12-1	1	172455-11551	PIPE ASSY, SUCTION	1	1	1	1	1	1		N
		(A=M/#01146)	(B=M/#01146)	(C=M/#01146)	(D=M/#01146)	(E=M/#01146)	(F=M/#01146)				
13	1	172455-11580	HOSE, AIR INTAKE	1	1	1	1	1	1		
14	1	172455-11601	BRACKET, AIR CLEANER	1	1	1	1	1	1		
15	1	172183-16560	CLIP, HOSE	1	1	1	1	1	1		
16	1	23000-070000	CLAMP, 70	2	2	2	2	2	2		
17	1	23000-080000	CLAMP, 80	3	3	3	3	3	3		
18	1	26013-080202	BOLT, M8X 20	2	2	2	2	2	2		
19	1	26013-100202	BOLT, M10X 20	2	2	2	2	2	2		
20	1	26013-100252	BOLT, M10X 25	2	2	2	2	2	2		

Fig.10. ACCELERATOR LEVER

(A)=VIO75 C(US)  
 (B)=VIO75 C(AS)  
 (C)=VIO75 C(NZ)

(D)=VIO75 P(US)  
 (E)=VIO75 P(AS)  
 (F)=VIO75 P(NZ)

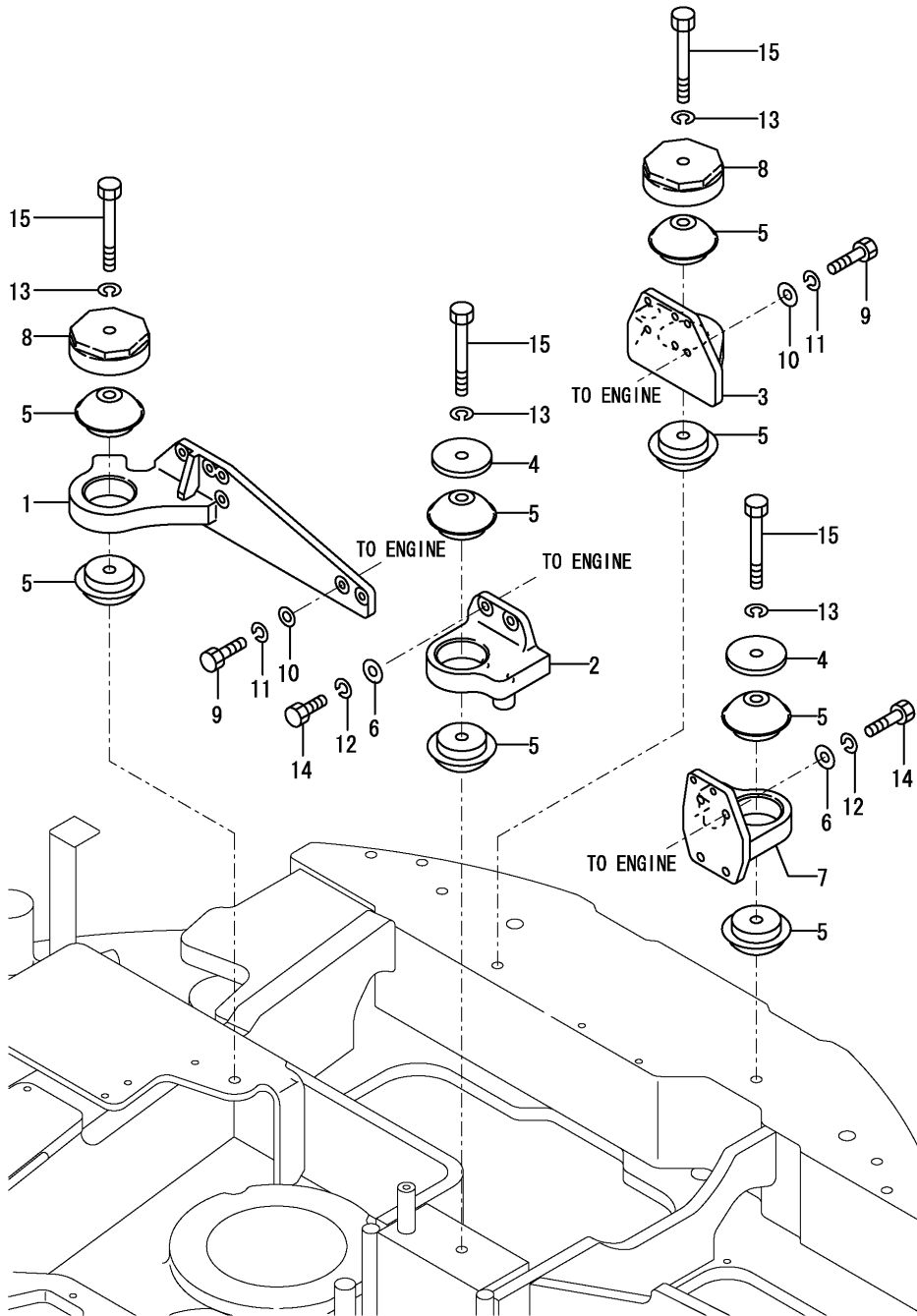


No.	Lev.	Parts No.	Description	Q'ty						I	R
				(A)	(B)	(C)	(D)	(E)	(F)		
1	1	172458-12100	LEVER,ACCELERATOR	1	1	1	1	1	1		
1A	2	172A79-12150	GRIP	1	1	1	1	1	1	W	
		(A=MXXXXX) (B=MXXXXX) (C=MXXXXX) (D=MXXXXX)									
2	1	172463-12111	CABLE, ACCELERATOR	1	1	1	1	1	1		
2-1	1	172463-12112	CABLE, ACCELERATOR	1	1	1	1	1	1	N	
		(A=*2008.05) (B=*2008.05) (C=*2008.05) (D=*2008.05)									
2-2	1	172463-12113	CABLE, ACCELERATOR	1	1	1	1	1	1	N	
		(A=*2008.05) (B=*2008.05) (C=*2008.05) (D=*2008.05)									
3	1	172187-12120	SUPPORT	1	1	1	1	1	1		
4	1	172455-12140	GROMMET	2	2	2	2	2	2		
5	1	172137-12270	JOINT, CABLE	1	1	1	1	1	1		
6	1	1C6281-52310	PIN, SNAP 6	2	2	2	2	2	2		
7	1	1A1040-56900	PIN, 6X17	2	2	2	2	2	2		
8	1	22137-060000	WASHER, 6	2	2	2	2	2	2		
9	1	26013-100162	BOLT, M10X 16	2	2	2	2	2	2		
10	1	26013-100252	BOLT, M10X 25	2	2	2	2	2	2		
11	1	933168-55770	BAND 146	2	2	2	2	2	2		

Fig.11. ENGINE MOUNT

(A)=VIO75 C(US)  
 (B)=VIO75 C(AS)  
 (C)=VIO75 C(NZ)

(D)=VIO75 P(US)  
 (E)=VIO75 P(AS)  
 (F)=VIO75 P(NZ)



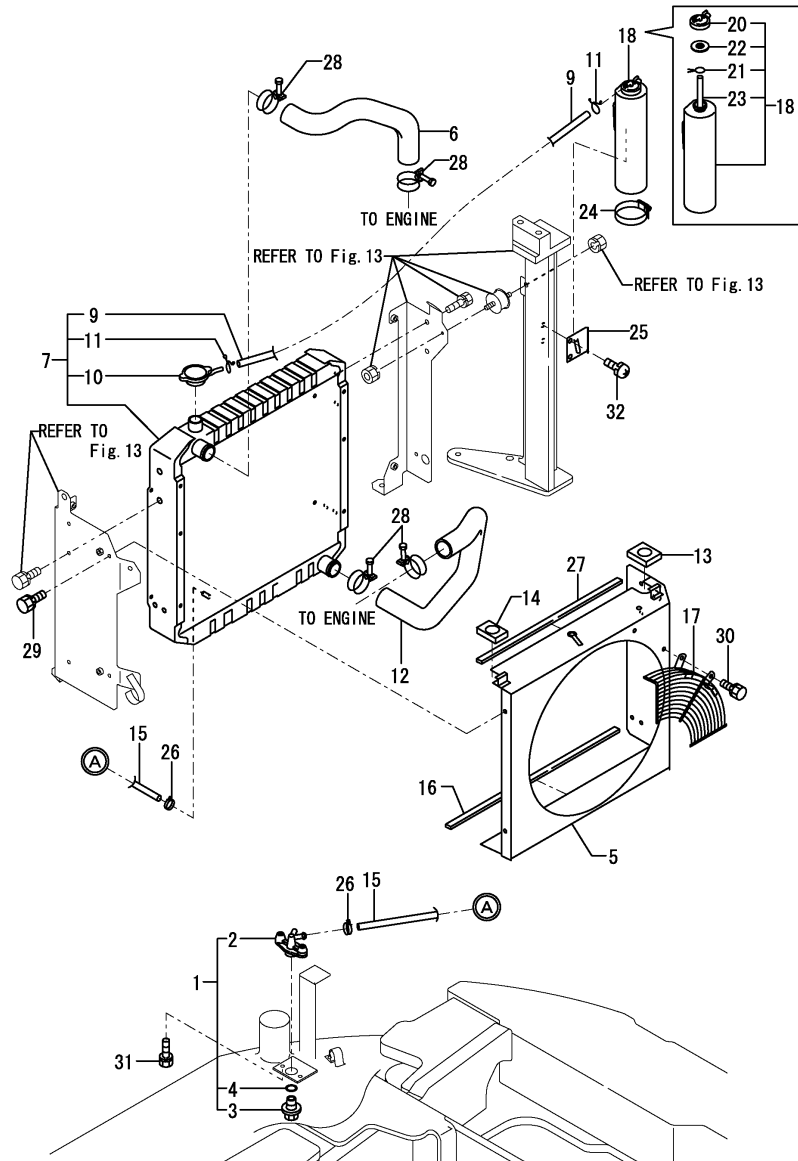
No.	Lev.	Parts No.	Description	Q'ty						I	R
				(A)	(B)	(C)	(D)	(E)	(F)		
1	1	172455-13101	BRACKET RR	1	1	1	1	1	1		
2	1	172455-13131	BRACKET FR	1	1	1	1	1	1		
3	1	172455-13151	BRACKET LR	1	1	1	1	1	1		
4	1	172162-13170	WASHER	2	2	2	2	2	2		
5	1	172162-13180	MOUNT,ENGINE	8	8	8	8	8	8		
6	1	172165-13220	WASHER	8	8	8	8	8	8		
7	1	172187-13731	BRACKET RF	1	1	1	1	1	1		
8	1	172187-13830	STOPPER ASSY	2	2	2	2	2	2		
9	1	1E6480-16920	BOLT 10X35	12	12	12	12	12	12		
9-1	1	172A21-13100	BOLT 10X35	12	12	12	12	12	12		N
		(A=M/#01146) (B=M/#01146) (C=M/#01146) (D=M/#01146) (E=M/#01146) (F=M/#01146)									
10	1	172137-46040	SEAT, SPRING	12	12	12	12	12	12		
11	1	22217-100000	WASHER, SPRING 10	12	12	12	12	12	12		
12	1	22217-120000	WASHER, SPRING 12	8	8	8	8	8	8		
13	1	22217-160000	WASHER, SPRING 16	4	4	4	4	4	4		
14	1	26076-120352	BOLT, 10.912X 35	8	8	8	8	8	8		
15	1	26076-161302	BOLT, 10.916X130	4	4	4	4	4	4		



Fig.12. RADIATOR & SUB-TANK

(A)=VIO75 C(US)  
 (B)=VIO75 C(AS)  
 (C)=VIO75 C(NZ)

(D)=VIO75 P(US)  
 (E)=VIO75 P(AS)  
 (F)=VIO75 P(NZ)



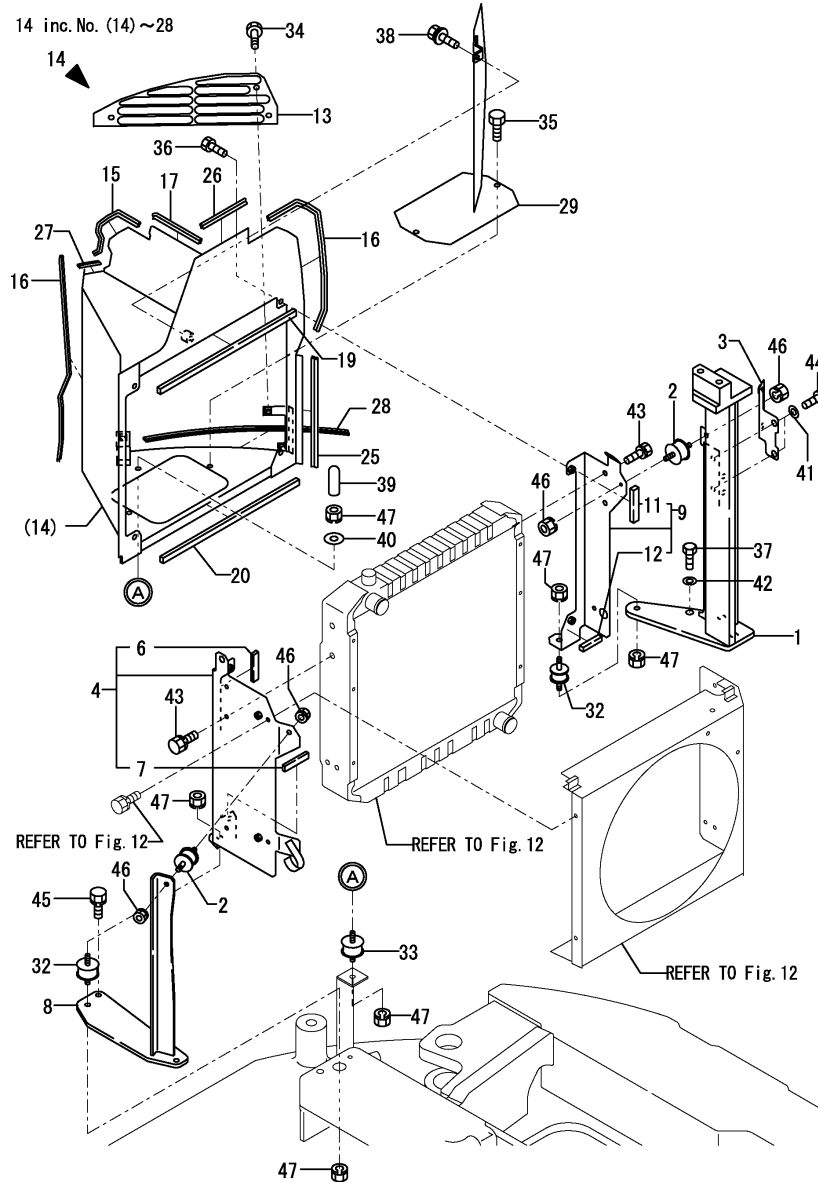
No.	Lev.	Parts No.	Description	Q'ty						I	R
				(A)	(B)	(C)	(D)	(E)	(F)		
1	1	172444-13210	COCK ASSY, 2-WAY	1	1	1	1	1	1		
2	2	172444-13220	BODY	1	1	1	1	1	1		
3	2	121250-49121	PLUG, DRAIN	1	1	1	1	1	1		
4	2	24311-000160	O-RING, 1AP16.0	1	1	1	1	1	1		
5	1	172187-13261	SHROUD ASSY	1	1	1	1	1	1		
6	1	172187-13300	HOSE, RADIATOR	1	1	1	1	1	1		
7	1	172478-13300	RADIATOR CMP	1	1	1	1	1	1		
9	2	172187-13921	HOSE, RUBBER	1	1	1	1	1	1		
10	2	119259-44570	CAP, RADIATOR	1	1	1	1	1	1		
11	2	121250-44590	CLAMP	2	2	2	2	2	2		
12	1	172187-13310	HOSE, RADIATOR	1	1	1	1	1	1		
13	1	172187-13360	SEAL	1	1	1	1	1	1		
14	1	172187-13370	SEAL	1	1	1	1	1	1		
15	1	172122-13381	HOSE	1	1	1	1	1	1		
16	1	172187-13480	SEAL	1	1	1	1	1	1		
17	1	172187-13501	NET ASSY, WIRE	1	1	1	1	1	1		1
18	1	171064-44510	TANK ASSY, SUB	1	1	1	1	1	1		2
20	2	121450-44531	CAP	1	1	1	1	1	1		
21	2	124450-44560	RETAINER	1	1	1	1	1	1		
22	2	121470-44581	GASKET	1	1	1	1	1	1		
23	2	23065-070225	HOSE 7X 225	1	1	1	1	1	1		
24	1	124450-44550	BAND	1	1	1	1	1	1		
25	1	121256-44600	BRACKET, SUB TANK	1	1	1	1	1	1		
26	1	124766-59050	CLIP, HOSE 12	2	2	2	2	2	2		
27	1	172162-62540	SEAL, STEP	1	1	1	1	1	1		
28	1	23010-050000	CLAMP, 50	4	4	4	4	4	4		
29	1	26013-080162	BOLT, M8X 16	3	3	3	3	3	3		
30	1	26013-080162	BOLT, M8X 16	2	2	2	2	2	2		
31	1	26013-080252	BOLT, M8X 25	2	2	2	2	2	2		
32	1	26022-080162	SCREW, M8X16	2	2	2	2	2	2		
33A	1	124764-44810	LABEL, SUB-TANK	1	1	1	1	1	1		3

Remarks  
 (1)NOT APPLIED FOR A/C SPEC.  
 (2)PLEASE USE THIS PART WITH FOLLOW-  
 ING LABEL AT THE SAME TIME.  
 REF.NO.33A  
 (3)LABEL IS NOT ILLUSTRATED.

Fig.13. RADIATOR MOUNT

(A)=VIO75 C(US)  
 (B)=VIO75 C(AS)  
 (C)=VIO75 C(NZ)

(D)=VIO75 P(US)  
 (E)=VIO75 P(AS)  
 (F)=VIO75 P(NZ)



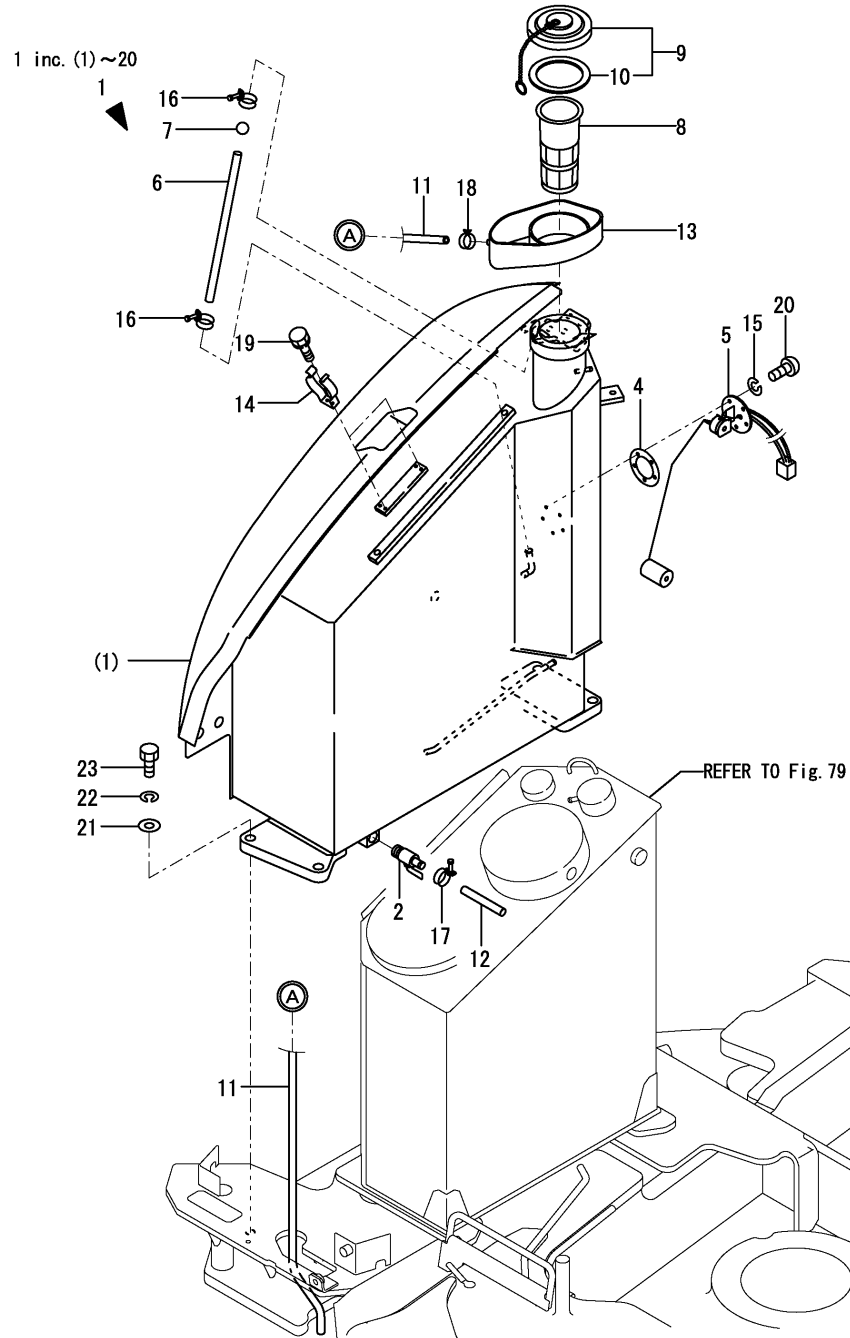
No.	Lev.	Parts No.	Description	Q'ty						I	R
				(A)	(B)	(C)	(D)	(E)	(F)		
1	1	172455-13301	BRACKET R ASSY	1	1	1	1	1	1		
2	1	172122-13310	MOUNT, RADIATOR	2	2	2	2	2	2		
3	1	172455-13361	PLATE ASSY	1	1	1	1	1	1		
4	1	172455-13400	MOUNT L ASSY	1	1	1	1	1	1		
6	2	172187-13530	SEAL, RADIATOR	1	1	1	1	1	1		
7	2	172187-13540	SEAL, RADIATOR	1	1	1	1	1	1		
8	1	172187-13420	BRACKET L	1	1	1	1	1	1		
9	1	172455-13430	MOUNT R ASSY	1	1	1	1	1	1		
11	2	172187-13530	SEAL, RADIATOR	1	1	1	1	1	1		
12	2	172187-13540	SEAL, RADIATOR	1	1	1	1	1	1		
13	1	172455-13601-1	GRILLE ASSY, DUCT	1	1	1	1	1	1		
14	1	172478-13600	DUCT ASSY, RADIATOR	1	1	1	1	1	1		1
15	2	172183-13480	RUBBER, SEAL	1	1	1	1	1	1		
16	2	172164-13520	RUBBER, SEAL	2	2	2	2	2	2		
17	2	172455-13610	RUBBER, SEAL	1	1	1	1	1	1		
19	2	172455-13630	SEAL, DUCT	1	1	1	1	1	1		
20	2	172455-13640	SEAL, DUCT	1	1	1	1	1	1		
25	2	172162-61120	SEAL	1	1	1	1	1	1		
26	2	172164-61250	RUBBER, SEAL	1	1	1	1	1	1		
27	2	172171-65850	RUBBER, SEAL	1	1	1	1	1	1		
28	2	172455-13620	RUBBER, SEAL	1	1	1	1	1	1		
29	1	172478-13700-1	COVER, DUCT	1	1	1	1	1	1		
32	1	172162-13780	MOUNT 42-87, EVAPORTR	2	2	2	2	2	2		
33	1	172162-13780	MOUNT 42-87, EVAPORTR	1	1	1	1	1	1		
34	1	172168-46760	BOLT M10X20	3	3	3	3	3	3		
35	1	172168-46760	BOLT M10X20	2	2	2	2	2	2		
36	1	172168-46760	BOLT M10X20	4	4	4	4	4	4		
37	1	172165-53490	BOLT M16X 40	3	3	3	3	3	3		
38	1	172519-63240	BOLT	1	1	1	1	1	1		
39	1	172187-64800	CAP	1	1	1	1	1	1		
40	1	22137-100000	WASHER, 10	1	1	1	1	1	1		
41	1	22157-100000	WASHER, 10	2	2	2	2	2	2		
42	1	22217-160000	WASHER, SPRING 16	3	3	3	3	3	3		
43	1	26013-080162	BOLT, M8X 16	6	6	6	6	6	6		
44	1	26013-100202	BOLT, M10X 20	2	2	2	2	2	2		
45	1	26013-100252	BOLT, M10X 25	2	2	2	2	2	2		
46	1	26051-080002	NUT, M8	4	4	4	4	4	4		
47	1	26051-100002	NUT, M10	6	6	6	6	6	6		
48A	1	172437-03390	LABEL, RADIATOR	1	1	1	1	1	1		2

Remarks  
 (1) PLEASE USE THIS PART WITH FOLLOWING LABEL AT THE SAME TIME.  
 REF.NO.48A  
 (2) LABEL IS NOT ILLUSTRATED.

Fig.14. FUEL TANK

(A)=VIO75 C(US)  
 (B)=VIO75 C(AS)  
 (C)=VIO75 C(NZ)

(D)=VIO75 P(US)  
 (E)=VIO75 P(AS)  
 (F)=VIO75 P(NZ)

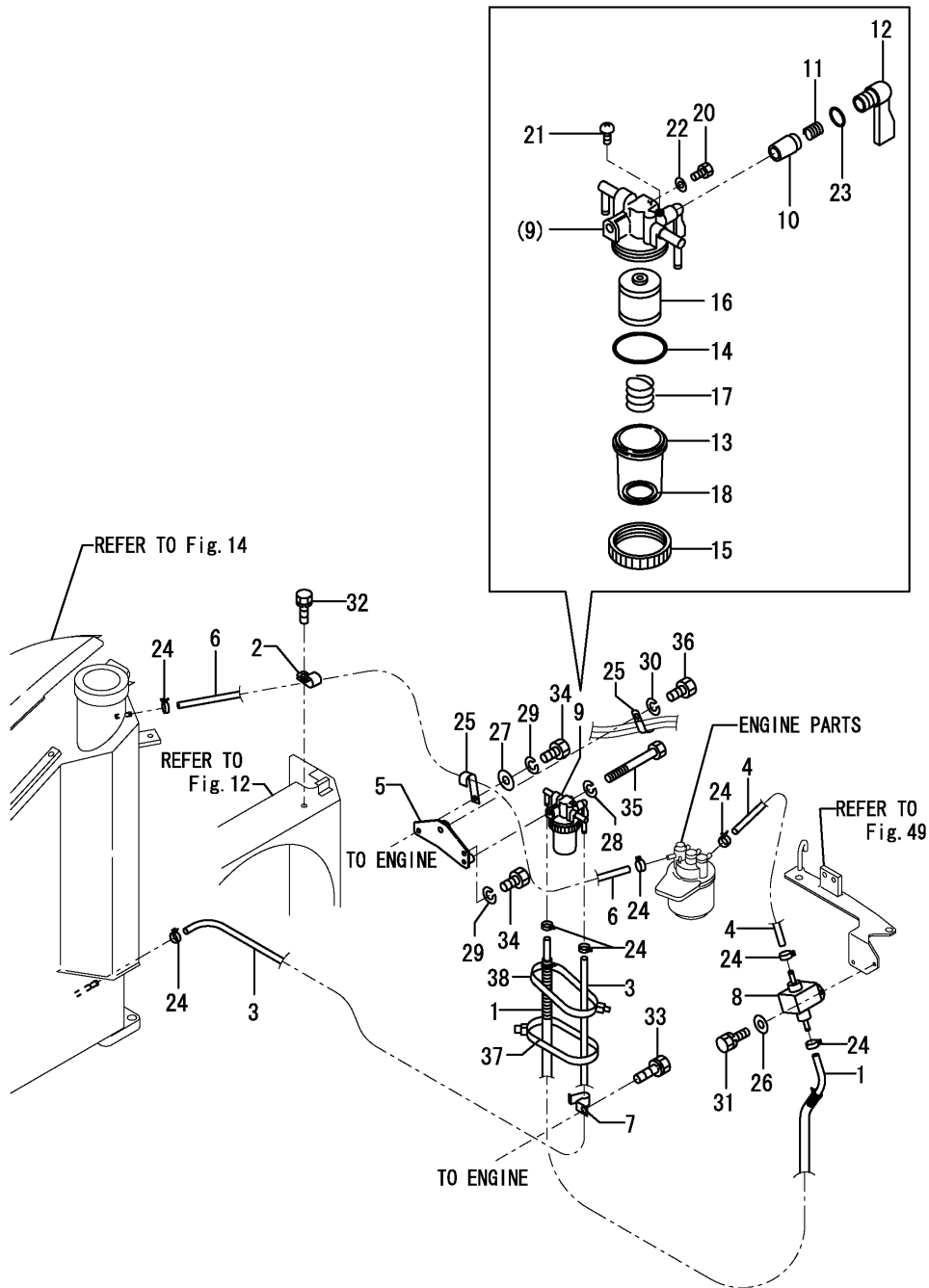


No.	Lev.	Parts No.	Description	Q'ty						I	R
				(A)	(B)	(C)	(D)	(E)	(F)		
1	1	772455-14101-1	TANK ASSY, FUEL	1	1	1	1	1	1		
2	2	104200-11920	COCK, WATER	1	1	1	1	1	1		
4	2	172162-14200	GASKET	1	1	1	1	1	1		
5	2	172187-14220	GAUGE, FUEL	1	1	1	1	1	1		
6	2	172455-14240	HOSE, FUEL GAUGE	1	1	1	1	1	1		
7	2	172141-14260	FLOAT	1	1	1	1	1	1		
8	2	172187-14290	NET, FUEL	1	1	1	1	1	1		
9	2	172455-14340	CAP ASSY, TANK	1	1	1	1	1	1		
10	3	172187-14320	GASKET	1	1	1	1	1	1		
11	2	172455-14400	HOSE	1	1	1	1	1	1		
12	2	172444-14410	HOSE, DRAIN	1	1	1	1	1	1		
13	2	172455-14500	RUBBER, FUEL CATCH	1	1	1	1	1	1		
14	2	172122-55061	BRACKET, PUMP	2	2	2	2	2	2		
15	2	22217-050000	WASHER, SPRING 5	5	5	5	5	5	5		
16	2	23010-014000	CLAMP, 14	2	2	2	2	2	2		
17	2	23010-014000	CLAMP, 14	1	1	1	1	1	1		
18	2	23080-013000	CLAMP, 13	1	1	1	1	1	1		
19	2	26013-060102	BOLT, M6X 10	4	4	4	4	4	4		
20	2	26022-050122	SCREW, M5X12	5	5	5	5	5	5		
21	1	22137-160000	WASHER, 16	4	4	4	4	4	4		
22	1	22217-160000	WASHER, SPRING 16	4	4	4	4	4	4		
23	1	26116-160452	BOLT, M16X 45 PLATED	4	4	4	4	4	4		

Fig.15. FUEL LINE

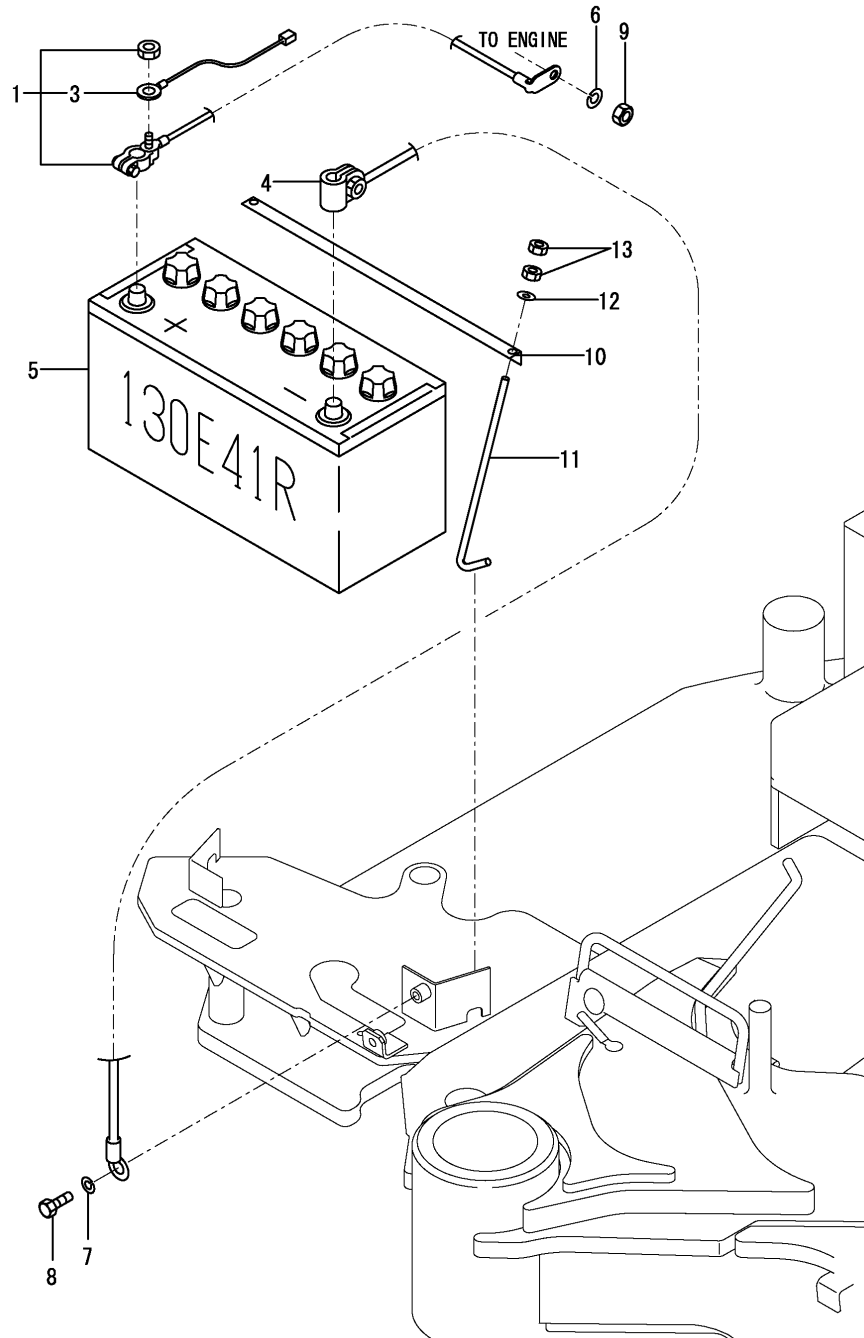
(A)=VIO75 C(US)  
(B)=VIO75 C(AS)  
(C)=VIO75 C(NZ)

(D)=VIO75 P(US)  
(E)=VIO75 P(AS)  
(F)=VIO75 P(NZ)



No.	Lev.	Parts No.	Description	Q'ty						I	R
				(A)	(B)	(C)	(D)	(E)	(F)		
1	1	172187-14430	HOSE	1	1	1	1	1	1		
2	1	172187-14460	CLAMP	1	1	1	1	1	1		
3	1	172187-14470	HOSE ASSY	1	1	1	1	1	1		
4	1	172171-14610	HOSE, FUEL OIL	1	1	1	1	1	1		
5	1	172463-14610	BRACKET, W.S.	1	1	1	1	1	1		
6	1	172463-14650	HOSE, FUEL OIL	1	1	1	1	1	1		
7	1	172112-16650	CLAMP	1	1	1	1	1	1		
8	1	129412-52100	PUMP ASSY, FUEL FEED	1	1	1	1	1	1		
9	1	129335-55705	SEPARATOR, WATER	1	1	1	1	1	1		
10	2	104200-55321	VALVE, TAPER	1	1	1	1	1	1		
11	2	104200-55330	SPRING, VALVE	1	1	1	1	1	1		
12	2	104200-55341	HANDLE	1	1	1	1	1	1		
13	2	121254-55510	COVER	1	1	1	1	1	1		
14	2	102103-55520	O-RING	1	1	1	1	1	1		
15	2	110250-55610	RING, RETAINING	1	1	1	1	1	1		
16	2	121850-55710	SCREEN	1	1	1	1	1	1		
17	2	121257-55720	SPRING	1	1	1	1	1	1		
18	2	121257-55731	FLOAT	1	1	1	1	1	1		
20	2	101720-55750	PLUG, 6	2	2	2	2	2	2		
21	2	104200-55750	SCREW, M4	1	1	1	1	1	1		
22	2	23418-060000	GASKET, 6X1.0	2	2	2	2	2	2		
23	2	24311-240100	O-RING, 1AP10A	1	1	1	1	1	1		
24	1	124766-59050	CLIP, HOSE 12	8	8	8	8	8	8		
25	1	1A1380-59480	CLAMP, CORD	2	2	2	2	2	2		
26	1	22137-060000	WASHER, 6	2	2	2	2	2	2		
27	1	22137-080000	WASHER, 8	1	1	1	1	1	1		
28	1	22217-080000	WASHER, SPRING 8	1	1	1	1	1	1		
29	1	22217-080000	WASHER, SPRING 8	2	2	2	2	2	2		
30	1	22217-100000	WASHER, SPRING 10	1	1	1	1	1	1		
31	1	26013-060162	BOLT, M6X 16	2	2	2	2	2	2		
32	1	26013-100162	BOLT, M10X 16	1	1	1	1	1	1		
33	1	26013-100162	BOLT, M10X 16	1	1	1	1	1	1		
34	1	26116-080162	BOLT, M8X 16 PLATED	2	2	2	2	2	2		
35	1	26116-080652	BOLT, M8X 65 PLATED	1	1	1	1	1	1		
36	1	26116-100162	BOLT, M10X 16 PLATED	1	1	1	1	1	1		
37	1	933168-55770	BAND 146	1	1	1	1	1	1		
38	1	172126-11510	BAND 300	1	1	1	1	1	1		

Fig.16. BATTERY



(A)=VIO75 C(US)  
 (B)=VIO75 C(AS)  
 (C)=VIO75 C(NZ)

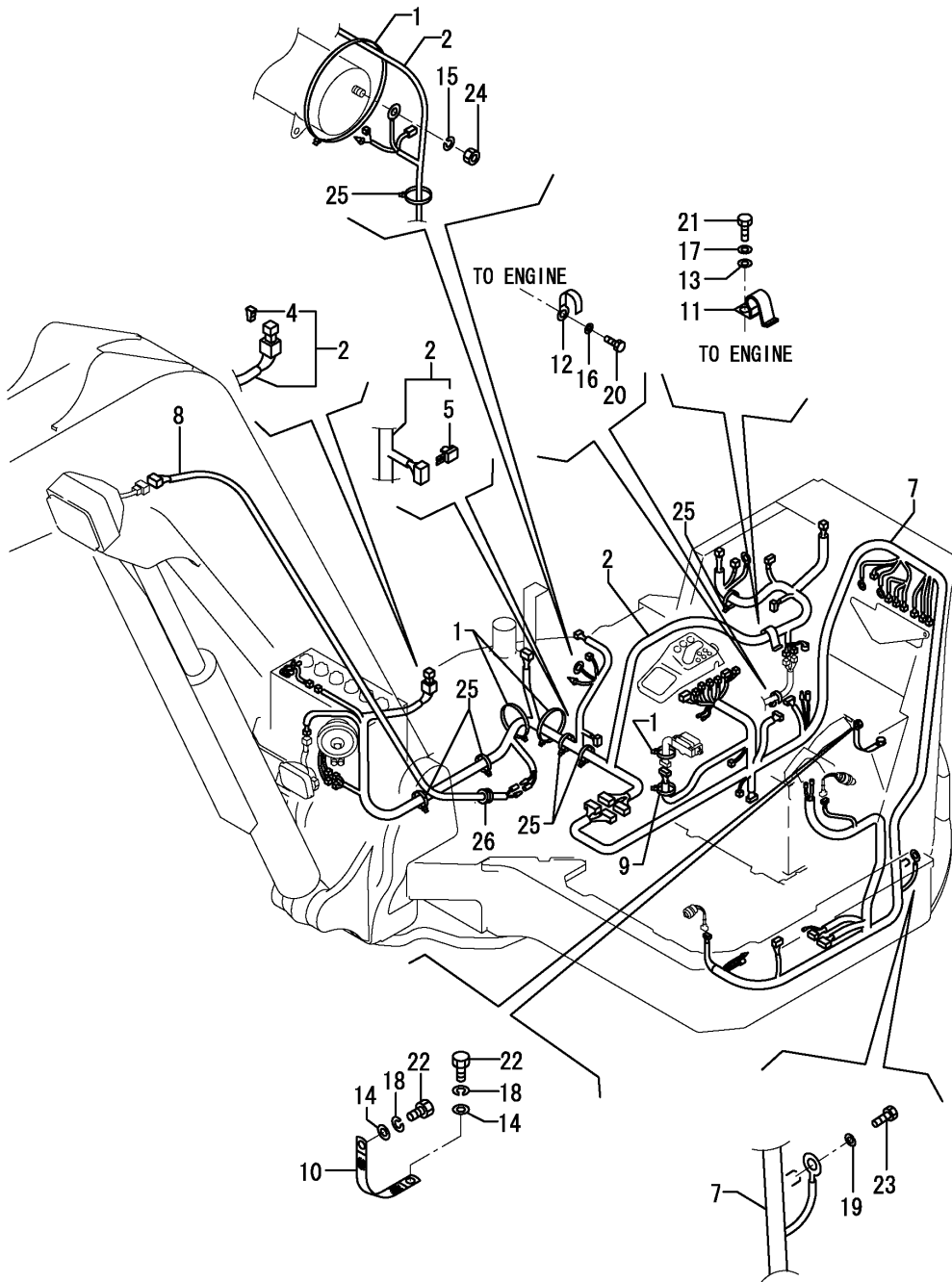
(D)=VIO75 P(US)  
 (E)=VIO75 P(AS)  
 (F)=VIO75 P(NZ)

No.	Lev.	Parts No.	Description	Q'ty						I	R
				(A)	(B)	(C)	(D)	(E)	(F)		
1	1	172478-16100	CORD ASSY, BATTERY	1	1	1	1	1	1		
3	2	172478-16120	HARNESS C	1	1	1	1	1	1		
4	1	172187-16110	CORD, BATTERY	1	1	1	1	1	1		
5	1	172187-16150	BATTERY	1	1	1	1	1	1		
6	1	22217-080000	WASHER, SPRING 8	1	1	1	1	1	1		
7	1	22217-100000	WASHER, SPRING 10	1	1	1	1	1	1		
8	1	26116-100162	BOLT, M10X 16 PLATED	1	1	1	1	1	1		
9	1	26716-080002	NUT, M8	1	1	1	1	1	1		
10	1	172112-16201	RETAINER, BATTERY	1	1	1	1	1	1		
11	1	172512-16350	ROD, CLAMP	2	2		2	2			
11-1	1	172164-16370	ROD	2	2	2	2	2	2		N
		(A=M/#00619) (B=M/#00619)	(D=M/#00619)	(E=M/#00619)							
12	1	22157-080000	WASHER, 8	2	2	2	2	2	2		
13	1	26716-080002	NUT, M8	4	4	4	4	4	4		

Fig.17. ELECTRIC PART(WIRING)

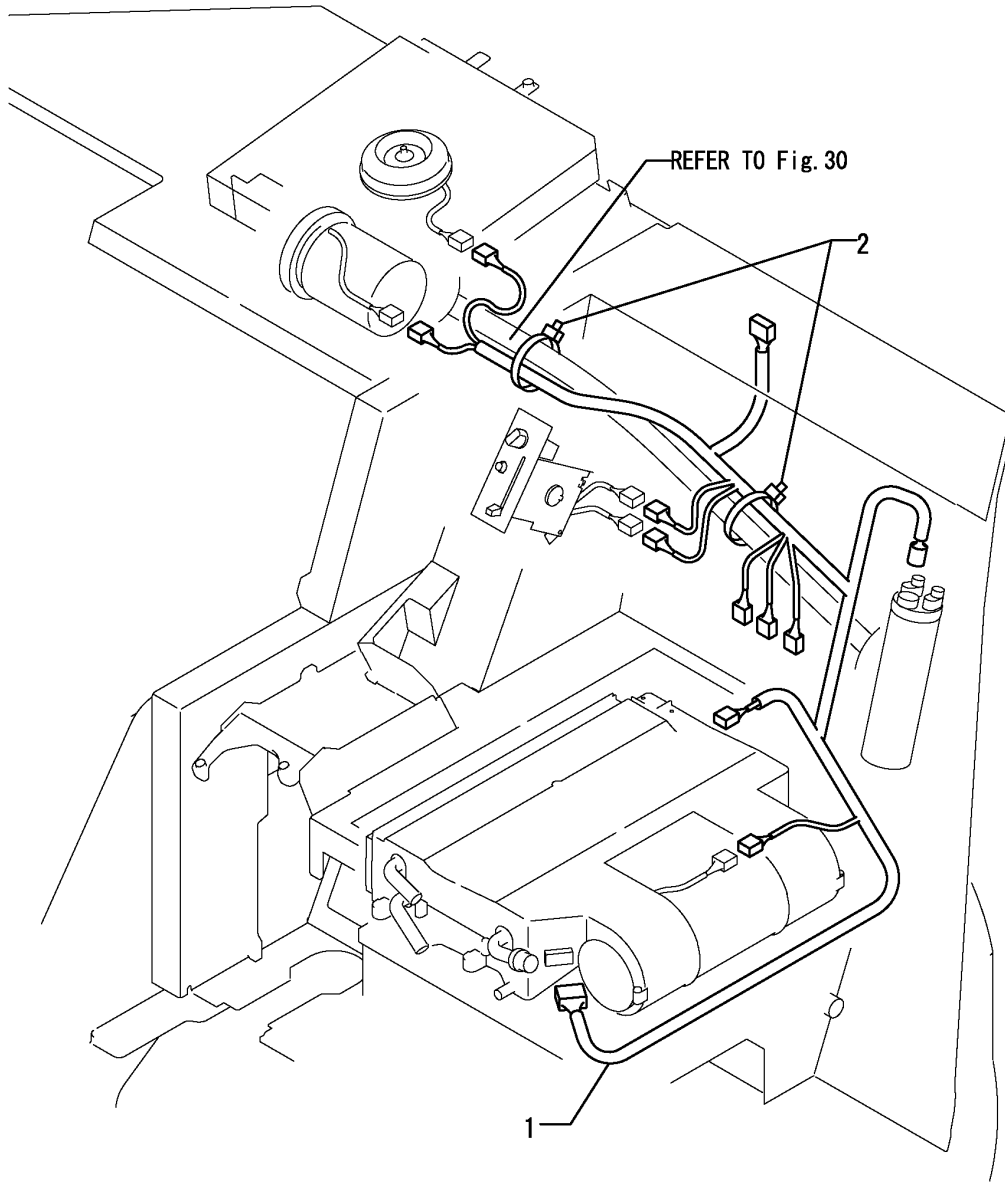
(A)=VIO75 C(US)  
 (B)=VIO75 C(AS)  
 (C)=VIO75 C(NZ)

(D)=VIO75 P(US)  
 (E)=VIO75 P(AS)  
 (F)=VIO75 P(NZ)



No.	Lev.	Parts No.	Description	Q'ty						I	R
				(A)	(B)	(C)	(D)	(E)	(F)		
1	1	172126-11510	BAND 300	5	5	5	5	5	5		
2	1	172478-16500	HARNESS A	1	1	1	1	1	1		
4	2	172458-16550	HUSE,SLOW BLOW (50A)	1	1	1	1	1	1		
5	2	172648-16600	DIODE	1	1	1	1	1	1		
7	1	172478-16520	HARNESS B	1	1	1	1	1	1		
8	1	172187-16530	HARNESS D	1	1	1	1	1	1		
9	1	172183-16560	CLIP, HOSE	1	1	1	1	1	1		
10	1	172187-16600	CORD, ENGINE EARTH	1	1	1	1	1	1		
11	1	172112-16650	CLAMP	1	1	1	1	1	1		
12	1	194440-51620	CLAMP	1	1	1	1	1	1		
13	1	22137-080000	WASHER, 8	1	1	1	1	1	1		
14	1	22137-100000	WASHER, 10	2	2	2	2	2	2		
15	1	22217-050000	WASHER, SPRING 5	1	1	1	1	1	1		
16	1	22217-080000	WASHER, SPRING 8	1	1	1	1	1	1		
17	1	22217-080000	WASHER, SPRING 8	1	1	1	1	1	1		
18	1	22217-100000	WASHER, SPRING 10	2	2	2	2	2	2		
19	1	22217-100000	WASHER, SPRING 10	1	1	1	1	1	1		
20	1	26116-080162	BOLT, M8X 16 PLATED	1	1	1	1	1	1		
21	1	26116-080162	BOLT, M8X 16 PLATED	1	1	1	1	1	1		
22	1	26116-100162	BOLT, M10X 16 PLATED	2	2	2	2	2	2		
23	1	26116-100162	BOLT, M10X 16 PLATED	1	1	1	1	1	1		
24	1	26716-050002	NUT, M5	1	1	1	1	1	1		
25	1	933152-09280	BAND 170	5	5	5	5	5	5		
26	1	933171-15680	GROMMET	1	1	1	1	1	1		

Fig.18. ELECTRIC PART(WIRING)(A/C SPEC.)



(A)=VIO75 C(US)  
 (B)=VIO75 C(AS)  
 (C)=VIO75 C(NZ)

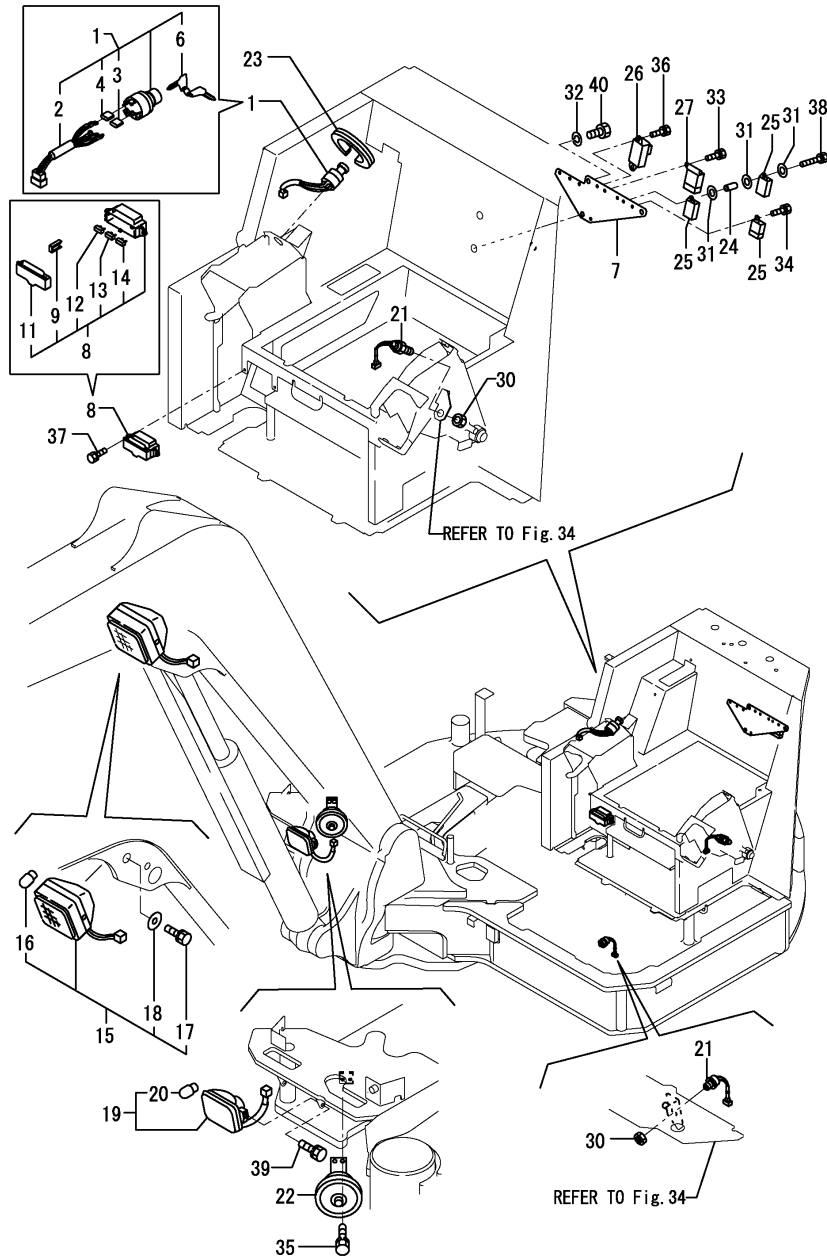
(D)=VIO75 P(US)  
 (E)=VIO75 P(AS)  
 (F)=VIO75 P(NZ)

No.	Lev.	Parts No.	Description	Q'ty						I	R
				(A)	(B)	(C)	(D)	(E)	(F)		
1	1	172455-16600	HARNES, AIR CON.	1	1	1					
2	1	933152-09280	BAND 170	2	2	2					

Fig.19. ELECTRIC PART(EQUIPMENT)

(A)=VIO75 C(US)  
 (B)=VIO75 C(AS)  
 (C)=VIO75 C(NZ)

(D)=VIO75 P(US)  
 (E)=VIO75 P(AS)  
 (F)=VIO75 P(NZ)



No.	Lev.	Parts No.	Description	Q'ty						I	R
				(A)	(B)	(C)	(D)	(E)	(F)		
1	1	172187-17100	SWITCH ASSY, STARTER	1	1	1	1	1	1	1	1
2	2	172187-17070	CORD ASSY	1	1	1	1	1	1	1	1
3	2	172187-17080	COVER	3	3	3	3	3	3	3	3
4	2	172187-17090	COVER	2	2	2	2	2	2	2	2
6	2	933110-00301	KEY ASSY	1	1	1	1	1	1	1	1
7	1	172455-17110	BRACKET, RELAY	1	1	1	1	1	1	1	1
8	1	172187-17200	BOX, FUSE	1	1	1	1	1	1	1	1
9	2	172175-17120	PULLER	1	1	1	1	1	1	1	1
11	2	172187-17220	COVER	1	1	1	1	1	1	1	1
12	2	29420-050000	FUSE, B 5A	2	2	2	2	2	2	2	2
13	2	29420-150000	FUSE, B 15A	6	6	6	6	6	6	6	6
14	2	29420-300000	FUSE, B 30A	2	2	2	2	2	2	2	2
15	1	172162-17400	LAMP COMP.,WORKING	1	1	1	1	1	1	1	1
16	2	172141-17211	BULB	1	1	1	1	1	1	1	1
17	2	26013-080202	BOLT, M8X 20	2	2	2	2	2	2	2	2
18	2	22157-080000	WASHER, 8	2	2	2	2	2	2	2	2
19	1	172162-17410	LAMP ASSY, HEADLIGHT	1	1	1	1	1	1	1	1
20	2	29220-788200	BULB, 12V 25W	1	1	1	1	1	1	1	1
21	1	194464-52190	SWITCH, SAFETY START	2	2	2	2	2	2	2	2
22	1	194151-57100	HORN	1	1	1	1	1	1	1	1
23	1	172146-61370	RUBBER, SEAL	1	1	1	1	1	1	1	1
24	1	172173-76690	COLLAR, 9X12X24	1	1	1	1	1	1	1	1
25	1	119247-77100	RELAY, SAFETY	3	3	3	3	3	3	3	3
26	1	129136-77200	RELAY, SAFETY	1	1	1	1	1	1	1	1
27	1	119650-77910	RELAY ASSY, GLOW	1	1	1	1	1	1	1	1
30	1	26776-180002	NUT, LOCK M18	2	2	2	2	2	2	2	2
31	1	22157-060000	WASHER, 6	3	3	3	3	3	3	3	3
32	1	22217-100000	WASHER, SPRING 10	3	3	3	3	3	3	3	3
33	1	26013-060122	BOLT, M6X 12	2	2	2	2	2	2	2	2
34	1	26013-060122	BOLT, M6X 12	1	1	1	1	1	1	1	1
35	1	26013-060162	BOLT, M6X 16	2	2	2	2	2	2	2	2
36	1	26013-060202	BOLT, M6X 20	2	2	2	2	2	2	2	2
37	1	26013-060202	BOLT, M6X 20	2	2	2	2	2	2	2	2
38	1	26013-060452	BOLT, M6X 45	1	1	1	1	1	1	1	1
39	1	26013-080162	BOLT, M8X 16	2	2	2	2	2	2	2	2
40	1	26116-100162	BOLT, M10X 16 PLATED	3	3	3	3	3	3	3	3

Remarks

(1)IMMOBILIZER SPEC. REFER TO FIG.23.

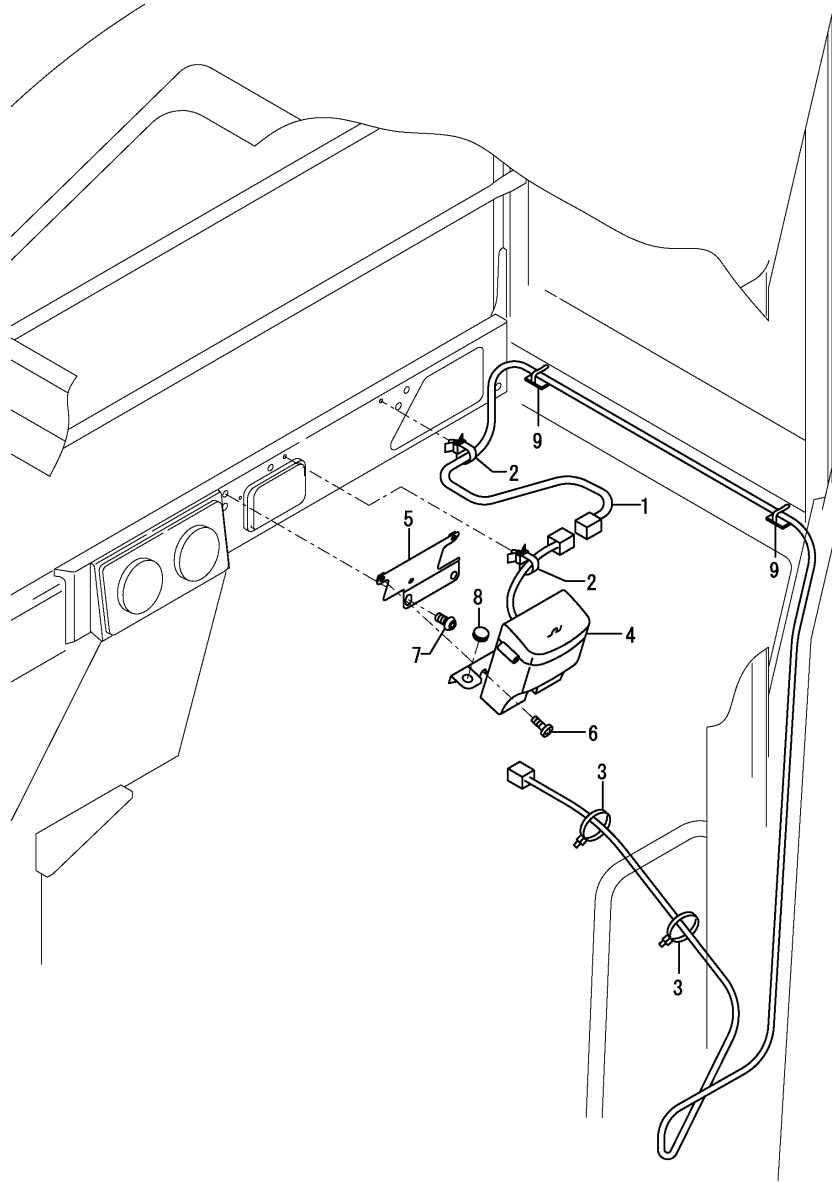
N:Old  $\begin{matrix} \leftarrow \text{Yes} \\ \text{No} \end{matrix}$  New, Q:Old  $\begin{matrix} \leftarrow \text{No} \\ \text{Yes} \end{matrix}$  New, R:Old  $\begin{matrix} \leftarrow \text{Yes} \\ \text{Yes} \end{matrix}$  New, S:Old  $\begin{matrix} \leftarrow \text{No} \\ \text{No} \end{matrix}$  New, W:Add, Z:Discontinued, F:Interchangeable by set, K:Q'ty Change



Fig.20. ELECTRIC PART(QUICK COUPLER SPEC.)

(A)=VIO75 C(US)  
 (B)=VIO75 C(AS)  
 (C)=VIO75 C(NZ)

(D)=VIO75 P(US)  
 (E)=VIO75 P(AS)  
 (F)=VIO75 P(NZ)



No.	Lev.	Parts No.	Description	Q'ty						I	R
				(A)	(B)	(C)	(D)	(E)	(F)		
1	1	172978-16501	HARNES, QUICK HITCH	1	1	1					
2	1	172458-17880	BAND	2	2	2					
3	1	933152-09280	BAND 170	2	2	2					
4	1	172958-17100	BOX,SWITCH	1	1	1					1
5	1	172978-17100	STAY ASSY, SWITCH	1	1	1					
6	1	172137-46210	SCREW	3	3	3					
7	1	172455-61710	BOLT M 8X 16	2	2	2					
8	1	172187-64900	PLUG	1	1	1					
9	1	933169-15231	STEP	2	2	2					
10A	1	172472-03290	LABEL,SWITCH	1	1	1					2
10B	1	172472-03300	LABEL,COVER	1	1	1					2

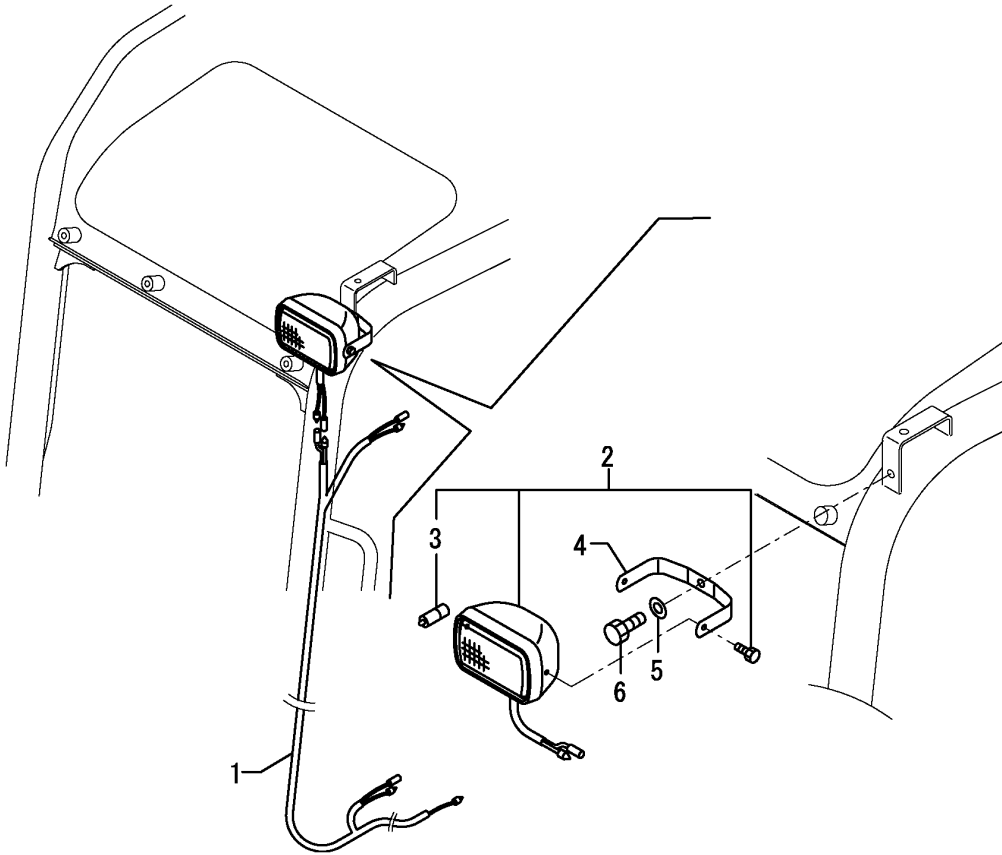
Remarks

- (1)PLEASE USE THIS PART WITH FOLLOW-  
ING LABELS AT THE SAME TIME.  
REF.NO.10A & 10B.
- (2)LABELS ARE NOT ILLUSTRATED.

Fig.21. CANOPY LIGHT

(A)=VIO75 C(US)  
 (B)=VIO75 C(AS)  
 (C)=VIO75 C(NZ)

(D)=VIO75 P(US)  
 (E)=VIO75 P(AS)  
 (F)=VIO75 P(NZ)

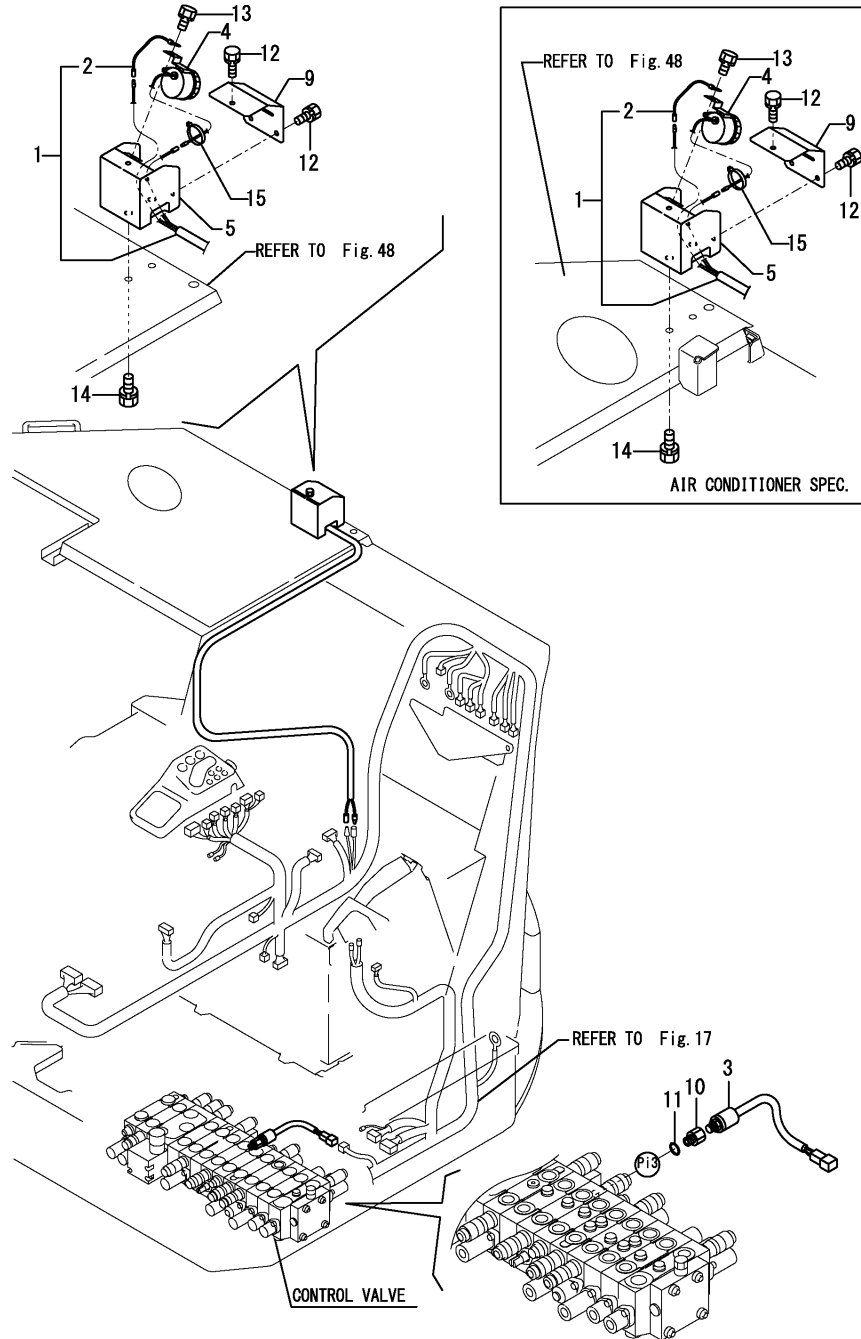


No.	Lev.	Parts No.	Description	Q'ty						I	R
				(A)	(B)	(C)	(D)	(E)	(F)		
1	1	172478-16550	HARNES, CANOPY LAMP				1	1	1		
2	1	172458-17400	LAMP 150X95				1	1	1		
3	2	172458-17420	BULB				1	1	1		
4	1	172458-17410	STAY, LAMP				1	1	1		
5	1	22137-100000	WASHER, 10				1	1	1		
6	1	26013-100202	BOLT, M10X 20				1	1	1		

Fig.22. TRAVEL ALARM

(A)=VIO75 C(US)  
 (B)=VIO75 C(AS)  
 (C)=VIO75 C(NZ)

(D)=VIO75 P(US)  
 (E)=VIO75 P(AS)  
 (F)=VIO75 P(NZ)

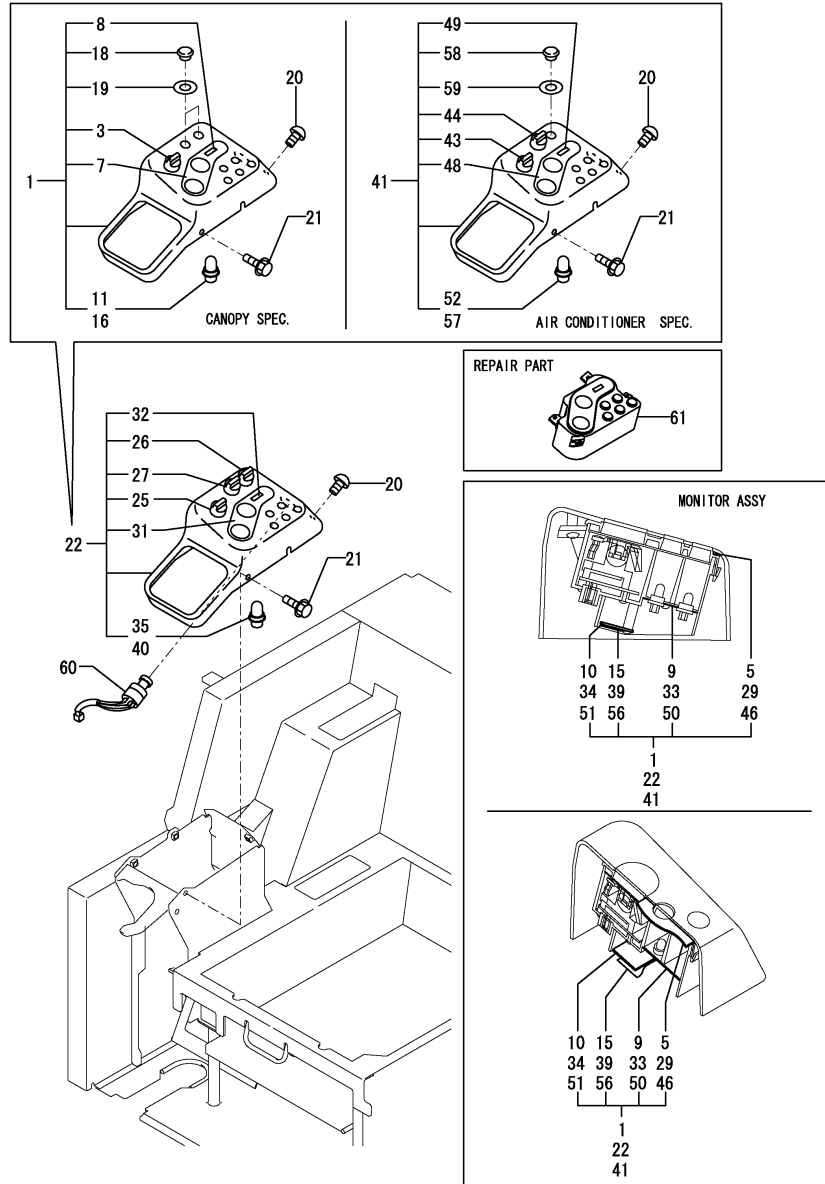


No.	Lev.	Parts No.	Description	Q'ty						I	R
				(A)	(B)	(C)	(D)	(E)	(F)		
1	1	172478-16570	HANESS D	1	1	1	1	1	1		
2	2	172478-16580	HARNESS,ALARM	1	1	1	1	1	1		
3	1	172478-17200	SWITCH, PRESSURE	1	1	1	1	1	1		
4	1	172511-17351	BUZZER, BACK	1	1	1	1	1	1		
5	1	172472-17400	CASE ASSY, ALARM	1	1	1	1	1	1		
9	1	172472-17470	COVER, ALARM CASE	1	1	1	1	1	1		
10	1	172156-76110	CONNECTOR,PF1/4PT1/8	1	1	1	1	1	1		
11	1	24315-000110	O-RING, 1BP11.0	1	1	1	1	1	1		
12	1	26013-060122	BOLT, M6X 12	3	3	3	3	3	3		
13	1	26013-080122	BOLT, M8X 12	1	1	1	1	1	1		
14	1	26013-100162	BOLT, M10X 16	2	2	2	2	2	2		
15	1	933168-55770	BAND 146	1	1	1	1	1	1		

Fig.23. INDICATOR BOX

(A)=VIO75 C(US)  
 (B)=VIO75 C(AS)  
 (C)=VIO75 C(NZ)

(D)=VIO75 P(US)  
 (E)=VIO75 P(AS)  
 (F)=VIO75 P(NZ)



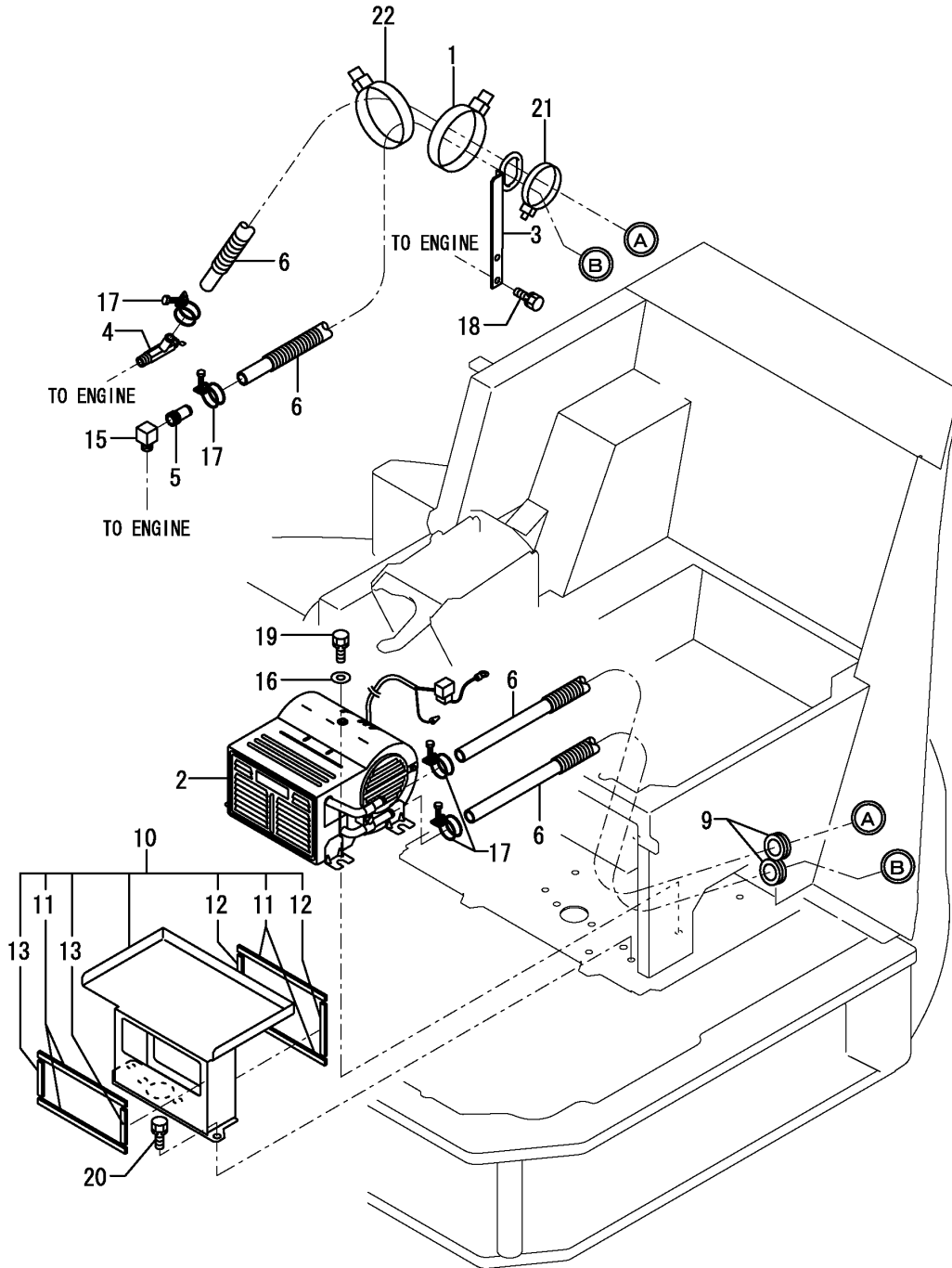
No.	Lev.	Parts No.	Description	Q'ty						I	R
				(A)	(B)	(C)	(D)	(E)	(F)		
1	1	172458-17500	BOX,INDICATOR(CANOPY				1	1	1		1
3	2	172187-17280	SWITCH ASSY, LIGHT				1	1	1		
5	2	172187-17320	PACKING				1	1	1		
7	2	172187-17341	GAUGE ASSY				1	1	1		
8	2	172187-17350	METER ASSY, HOUR				1	1	1		
9	2	172187-17360	PRINT,CIRCUIT				1	1	1		
10	2	172187-17371	CIRCUIT ASSY				1	1	1		
11	2	172187-17380	BULB				4	4	4		
15	2	172187-17470	PLATE				1	1	1		
16	2	172187-17480	BULB				2	2	2		
18	2	172187-17560	CAP				2	2	2		
19	2	172187-17570	GASKET				2	2	2		
20	1	172458-46720	BOLT 8X20	2	2	2	2	2	2		
21	1	172519-63240	BOLT	2	2	2	2	2	2		
22	1	172472-17350	INDICATOR BOX (CABIN	1	1	1					1
25	2	172187-17280	SWITCH ASSY, LIGHT	1	1	1					
26	2	172187-17290	SWITCH ASSY, HEATER	1	1	1					
27	2	172472-17300	SWITCH ASSY, WASHER	1	1	1					
29	2	172187-17320	PACKING	1	1	1					
31	2	172187-17341	GAUGE ASSY	1	1	1					
32	2	172187-17350	METER ASSY, HOUR	1	1	1					
33	2	172187-17360	PRINT,CIRCUIT	1	1	1					
34	2	172187-17371	CIRCUIT ASSY	1	1	1					
35	2	172187-17380	BULB	4	4	4					
39	2	172187-17470	PLATE	1	1	1					
40	2	172187-17480	BULB	2	2	2					
41	1	172478-17350	INDICATOR BOX(A/C	1	1	1					1
43	2	172187-17280	SWITCH ASSY, LIGHT	1	1	1					
44	2	172472-17300	SWITCH ASSY, WASHER	1	1	1					
46	2	172187-17320	PACKING	1	1	1					
48	2	172187-17341	GAUGE ASSY	1	1	1					
49	2	172187-17350	METER ASSY, HOUR	1	1	1					
50	2	172187-17360	PRINT,CIRCUIT	1	1	1					
51	2	172187-17371	CIRCUIT ASSY	1	1	1					
52	2	172187-17380	BULB	4	4	4					
56	2	172187-17470	PLATE	1	1	1					
57	2	172187-17480	BULB	2	2	2					
58	2	172187-17560	CAP	1	1	1					
59	2	172187-17570	GASKET	1	1	1					
60	1	172A47-17210	CYLINDER ASSY, KEY	1	1	1	1	1	1	1	W 2
		(A=M/#XXXXX) (B=M/#XXXXX) (C=M/#XXXXX) (D=M/#XXXXX) (E=M/#XXXXX) (F=M/#XXXXX)									
61	1	172A77-17500	MONITOR ASSY	1	1	1	1	1	1	1	W 3
		(A=MZZZZZ) (B=MZZZZZ) (C=MZZZZZ) (D=MZZZZZ) (E=MZZZZZ) (F=MZZZZZ)									

Remarks  
 (1)HOUR METER = ANALOG TYPE.  
 (2)IMMOBILIZER SPEC.  
 (3)HOUR METER = L.C.D. TYPE.

Fig.24. HEATER

(A)=VIO75 C(US)  
 (B)=VIO75 C(AS)  
 (C)=VIO75 C(NZ)

(D)=VIO75 P(US)  
 (E)=VIO75 P(AS)  
 (F)=VIO75 P(NZ)

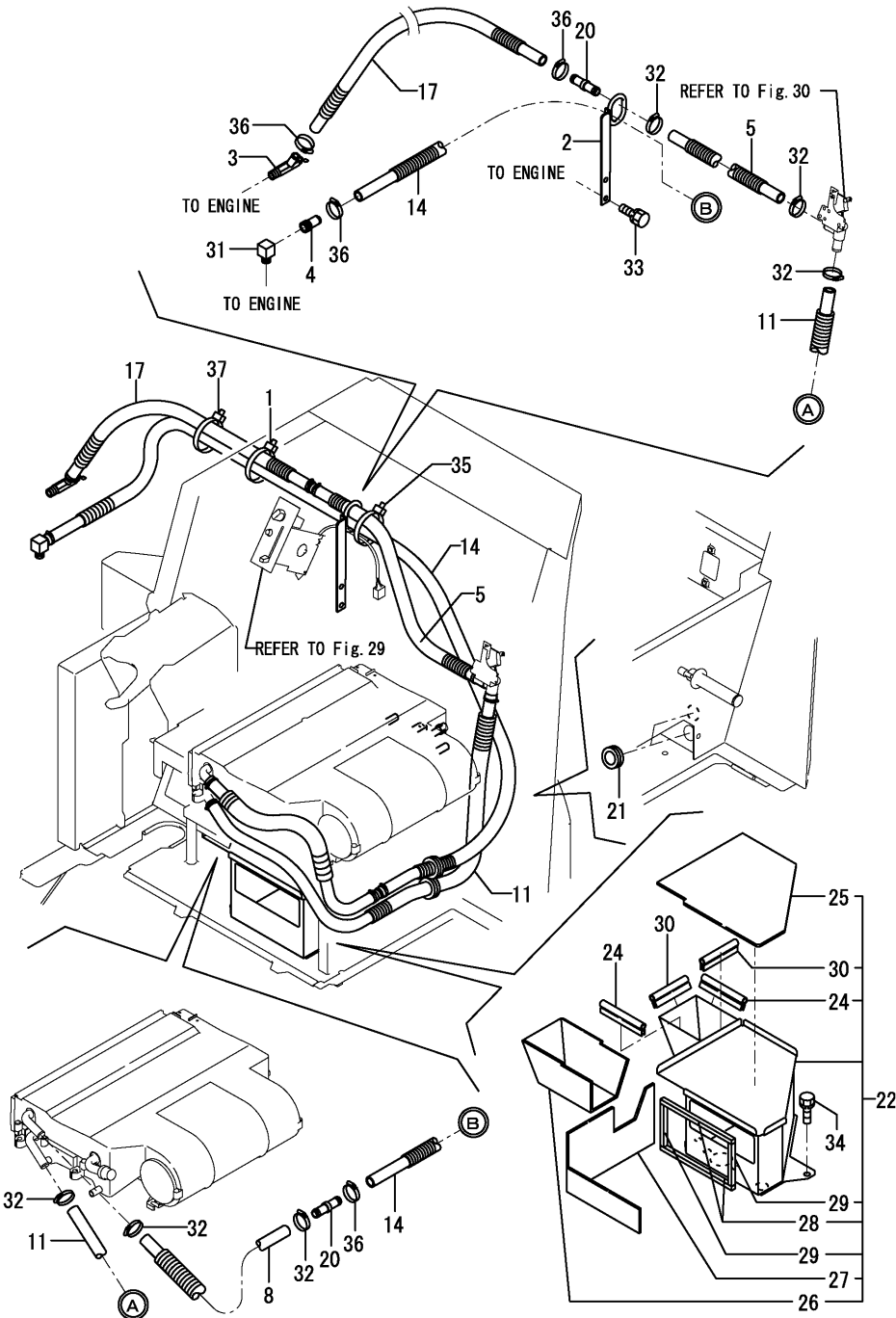


No.	Lev.	Parts No.	Description	Q'ty						I	R
				(A)	(B)	(C)	(D)	(E)	(F)		
1	1	172126-11510	BAND 300	2	2	2					
1-1	1	172126-11510	BAND 300	1	1	1					K
		(A=MXXXXX) (B=MXXXXX) (C=MXXXXX)									
2	1	172162-17601	HEATER	1	1						
2-1	1	172162-17602	HEATER	1	1	1					N
		(A=M/#00502) (B=M/#00502)									
3	1	172455-17601	GUIDE ASSY, HOSE	1	1	1					
4	1	172425-17630	VALVE ASSY, HEATER	1	1	1					
5	1	172124-17640	JOINT, PIPE	1	1	1					
5-1	1	129122-44480	JOINT	1	1	1					N
		(A=MZZZZZ) (B=MZZZZZ) (C=MZZZZZ)									
6	1	172175-17730	HOSE ASSY, HEATER	2	2	2					
9	1	933171-15680	GROMMET	2	2	2					
10	1	172455-64910	DUCT ASSY, HEATER	1	1	1					
11	2	172455-64110	SEAL, HEATER	4	4	4					
12	2	172455-64120	SEAL, HEATER	2	2	2					
13	2	172455-64130	SEAL, HEATER	2	2	2					
15	1	172168-79520	ELBOW	1	1	1					
15-1	1	172499-17650	ELBOW	1	1	1					N
		(A=MZZZZZ) (B=MZZZZZ) (C=MZZZZZ)									
16	1	22137-100000	WASHER, 10	4	4	4					
17	1	23000-022000	CLAMP, 22	4	4						
17-1	1	23001-022000	CLAMP, HOSE 22	4	4	4					N
		(A=M/#00603) (B=M/#00603)									
17-2	1	23080-018000	CLAMP, 18	4	4	4					N
		(A=MXXXXX) (B=MXXXXX) (C=MXXXXX)									
18	1	26013-080162	BOLT, M8X 16	2	2	2					
19	1	26013-100202	BOLT, M10X 20	4	4	4					
20	1	26013-100202	BOLT, M10X 20	2	2	2					
21	1	933152-09280	BAND 170	1	1	1					
22	1	172187-78580	BAND W 397	1	1	1					W
		(A=MXXXXX) (B=MXXXXX) (C=MXXXXX)									

Fig.25. HEATER(AIR CONDITIONER SPEC.)

(A)=VIO75 C(US)  
 (B)=VIO75 C(AS)  
 (C)=VIO75 C(NZ)

(D)=VIO75 P(US)  
 (E)=VIO75 P(AS)  
 (F)=VIO75 P(NZ)

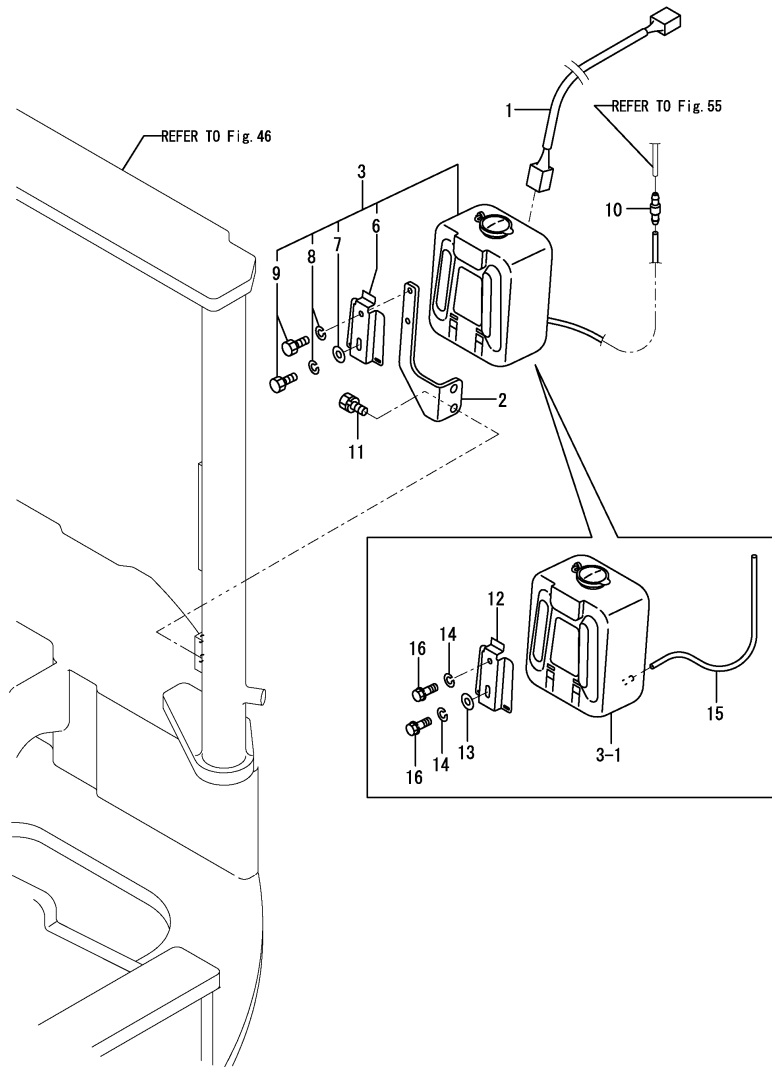


No.	Lev.	Parts No.	Description	Qty						I	R
				(A)	(B)	(C)	(D)	(E)	(F)		
1	1	172126-11510	BAND 300	2	2	2					
1-1	1	172126-11510	BAND 300	1	1	1					K
		(A=MXXXXX) (B=MXXXXX) (C=MXXXXX)									
2	1	172455-17601	GUIDE ASSY, HOSE	1	1	1					
3	1	172425-17630	VALVE ASSY, HEATER	1	1	1					
4	1	172124-17640	JOINT, PIPE	1	1	1					
4-1	1	129122-44480	JOINT	1	1	1					N
		(A=MZZZZZ) (B=MZZZZZ) (C=MZZZZZ)									
5	1	172455-17780	HOSE ASSY, HEATER	1	1	1					
8	1	172455-17790	HOSE ASSY, HEATER	1	1	1					
11	1	172455-17800	HOSE ASSY, HEATER	1	1	1					
14	1	172455-17830	HOSE ASSY, HEATER	1	1	1					
17	1	172455-17860	HOSE ASSY, HEATER	1	1	1					
20	1	172455-17930	JOINT, HOSE	2	2	2					
21	1	933171-15680	GROMMET	2	2	2					
22	1	172455-63600	DUCT ASSY	1	1	1					
24	2	172455-63660	SEAL, RUBBER	2	2	2					
25	2	172455-63700	SHEET, INSULATOR	1	1	1					
26	2	172455-63710	SHEET, INSULATOR	1	1	1					
27	2	172455-63720	SHEET, INSULATOR	1	1	1					
28	2	172455-64110	SEAL, HEATER	2	2	2					
29	2	172455-64130	SEAL, HEATER	2	2	2					
30	2	172164-66650	RUBBER, SEAL	2	2	2					
31	1	172168-79520	ELBOW	1	1	1					
31-1	1	172499-17650	ELBOW	1	1	1					N
		(A=MZZZZZ) (B=MZZZZZ) (C=MZZZZZ)									
32	1	23000-022000	CLAMP, 22	10	10						
32-1	1	23001-022000	CLAMP, HOSE 22	10	10	10					N
		(A=M/#00603) (B=M/#00603)									
32-2	1	23001-022000	CLAMP, HOSE 22	6	6	6					K
		(A=MXXXXX) (B=MXXXXX) (C=MXXXXX)									
33	1	26013-080162	BOLT, M8X 16	2	2	2					
34	1	26013-100202	BOLT, M10X 20	2	2	2					
35	1	933152-09280	BAND 170	1	1	1					
36	1	23080-018000	CLAMP, 18	4	4	4					W
		(A=MXXXXX) (B=MXXXXX) (C=MXXXXX)									
37	1	172187-78580	BAND W 397	1	1	1					W
		(A=MXXXXX) (B=MXXXXX) (C=MXXXXX)									

Fig.26. WIND WASHER

(A)=VIO75 C(US)  
 (B)=VIO75 C(AS)  
 (C)=VIO75 C(NZ)

(D)=VIO75 P(US)  
 (E)=VIO75 P(AS)  
 (F)=VIO75 P(NZ)



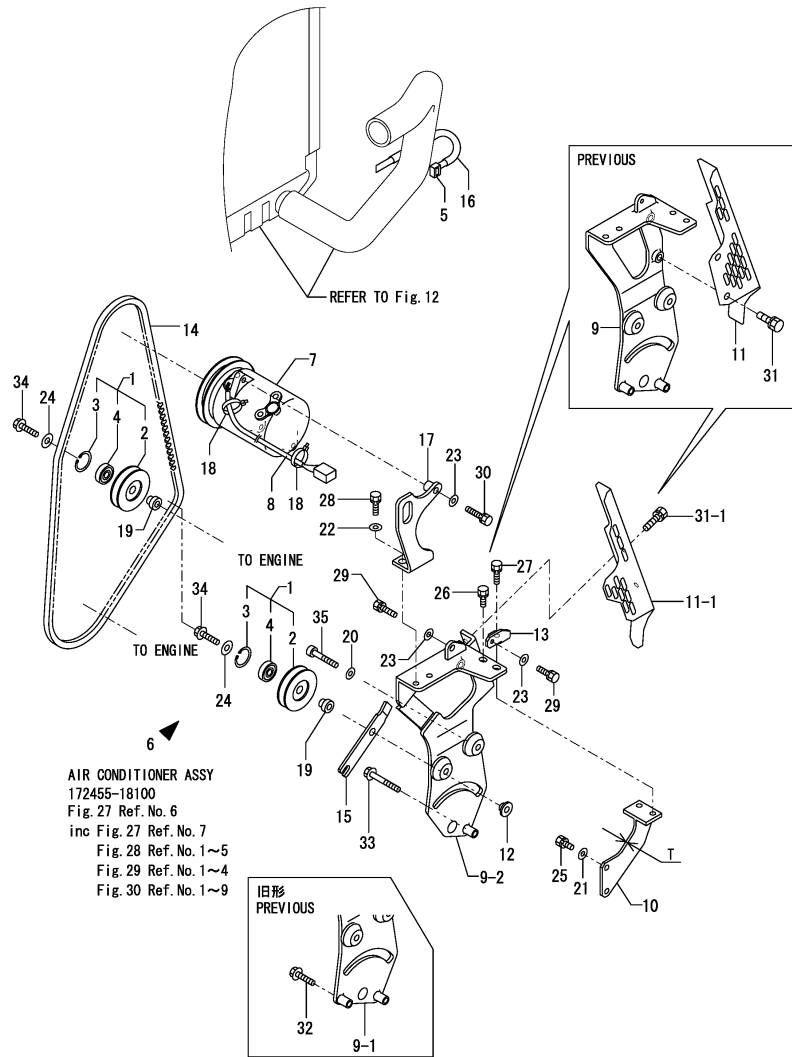
No.	Lev.	Parts No.	Description	Q'ty						I	R
				(A)	(B)	(C)	(D)	(E)	(F)		
1	1	172478-16610	HARNES, WIRE	1	1	1					
2	1	172478-17600	BRACKET,WASHER	1	1	1					
3	1	172472-17610	TANK ASSY, WASHER	1	1	1					
3-1	1	172472-17611 (A=MXXXXX) (B=MXXXXX) (C=MXXXXX)	TANK ASSY, WASHER	1	1	1					F 1
6	2	172472-17650	BRACKET	1	1	1					Z
7	2	22137-060000 (A=MXXXXX) (B=MXXXXX) (C=MXXXXX)	WASHER, 6	1	1	1					Z
8	2	22217-060000 (A=MXXXXX) (B=MXXXXX) (C=MXXXXX)	WASHER, SPRING 6	2	2	2					Z
9	2	26116-060162 (A=MXXXXX) (B=MXXXXX) (C=MXXXXX)	BOLT, M6X 16 PLATED	2	2	2					Z
10	1	198127-86540	JOINT, PIPE	1	1	1					
11	1	26013-100162	BOLT, M10X 16	2	2	2					
12	1	120147-44810 (A=MXXXXX) (B=MXXXXX) (C=MXXXXX)	BRACKET	1	1	1					W
13	1	22137-060000 (A=MXXXXX) (B=MXXXXX) (C=MXXXXX)	WASHER, 6	1	1	1					W
14	1	22217-060000 (A=MXXXXX) (B=MXXXXX) (C=MXXXXX)	WASHER, SPRING 6	2	2	2					W
15	1	23061-043000 (A=MXXXXX) (B=MXXXXX) (C=MXXXXX)	PIPE, 4X3000	1	1	1					W
16	1	26116-060162 (A=MXXXXX) (B=MXXXXX) (C=MXXXXX)	BOLT, M6X 16 PLATED	2	2	2					W

Remarks  
 (1)Interchangeable by simultaneous replacement with Ref.No.12,13,14, 15,16.

Fig.27. AIR CONDITIONER(ENGINE RELATED)

(A)=VIO75 C(US)  
(B)=VIO75 C(AS)  
(C)=VIO75 C(NZ)

(D)=VIO75 P(US)  
(E)=VIO75 P(AS)  
(F)=VIO75 P(NZ)



Remarks  
(1)INTERCHANGEABLE BY SIMULTANEOUS REPLACEMENT WITH REF.NO.11-1 & 31-1.  
(2)INTERCHANGEABLE BY SIMULTANEOUS REPLACEMENT WITH REF.NO.25-1.  
REF.NO.10 T=6MM,NO.10-1 & 10-2 T=9MM.

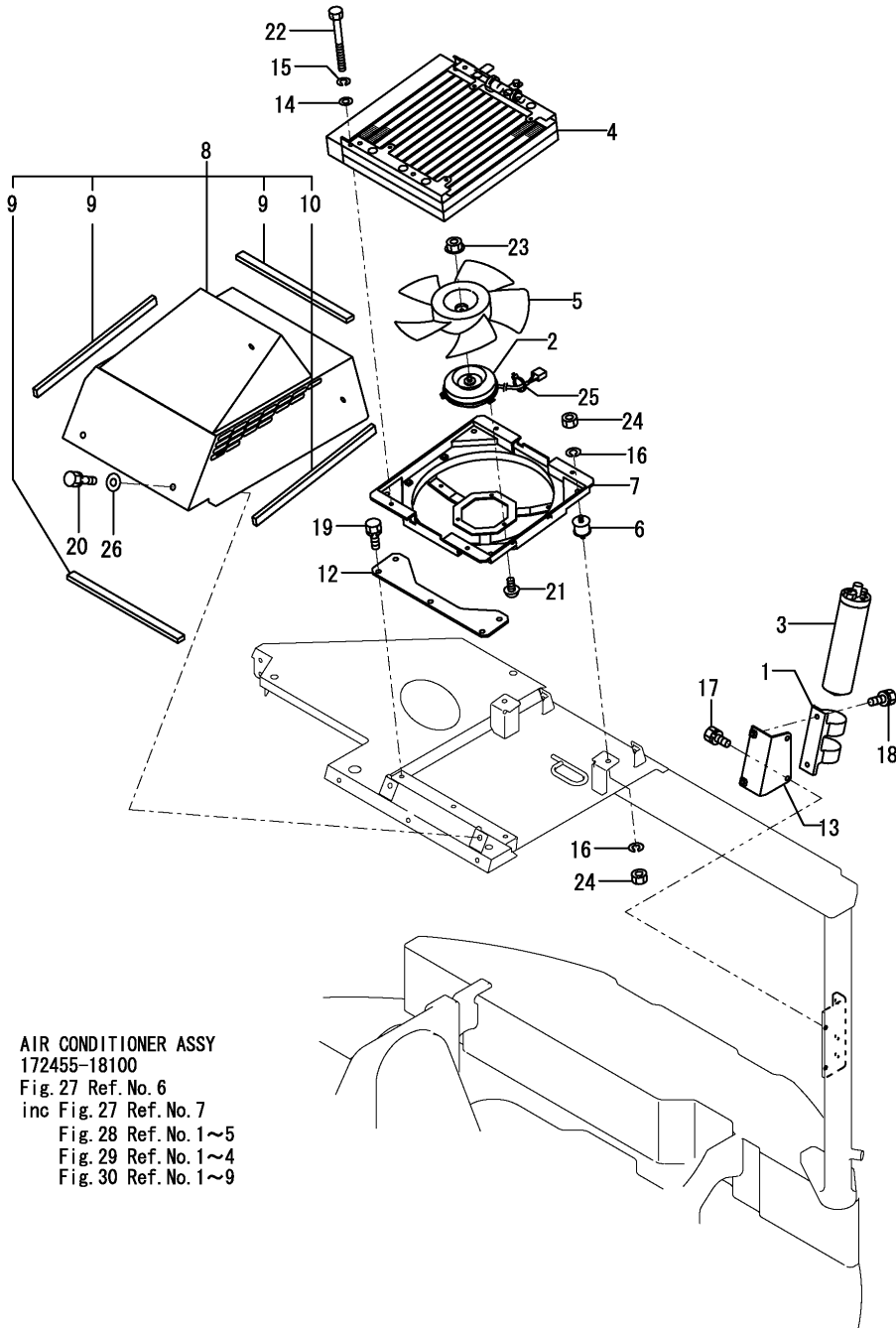
No.	Lev.	Parts No.	Description	Q'ty						I	R
				(A)	(B)	(C)	(D)	(E)	(F)		
1	1	172187-11100	PULLEY ASSY, TENSION	2	2	2					
2	2	172187-11121	PULLEY, TENSION	2	2	2					
3	2	22252-000350	RING, 35	2	2	2					
4	2	24104-062020	BEARING, 6202UUC3	2	2	2					
5	1	172126-11510	BAND 300	1	1	1					
6	1	172455-18100	CONDITIONER ASSY,AIR	1	1	1					
7	2	172445-18201	COMPRESSOR	1	1	1					
8	1	172478-18210	TUBE, CORRUGATED	1	1	1					
9	1	172187-18300	BRACKET (A)	1	1	1					
9-1	1	172187-18301	BRACKET A ASSY,ID (A=M/#01141) (B=M/#01141) (C=M/#01141)	1	1	1					F 1
9-2	1	172A21-18350	BRACKET ASSY, A (A=M/#01146) (B=M/#01146) (C=M/#01146)	1	1	1					N
10	1	172187-18340	BRACKET (B)	1	1	1					
10-1	1	172187-18341	BRACKET (B)	1	1	1					F 2
10-2	1	172187-18342	BRACKET (B) (A=M/#01146) (B=M/#01146) (C=M/#01146)	1	1	1					N
11	1	172187-18401	GUARD ASSY, BELT	1	1	1					
11-1	1	172187-18402	GUARD ASSY, BELT (A=M/#01141) (B=M/#01141) (C=M/#01141)	1	1	1					S
12	1	172187-18410	NUT, PULLEY	1	1	1					
13	1	172187-18420	BRACKET	1	1	1					
14	1	172187-18451	V-BELT	1	1	1					
15	1	172187-18500	BAR, ADJUST	1	1	1					
16	1	172478-18500	HOSE	1	1	1					
17	1	172455-18560	BRACKET, COMP.	1	1	1					
18	1	1A1380-55310	CLAMP, WIRE	2	2	2					
19	1	129466-96240	SPACER	2	2	2					
20	1	22137-080000	WASHER, 8	2	2	2					
21	1	22137-080000	WASHER, 8	2	2	2					
22	1	22137-080000	WASHER, 8	2	2	2					
23	1	22137-080000	WASHER, 8	3	3	3					
24	1	22137-100000	WASHER, 10	2	2	2					
25	1	26013-080162	BOLT, M8X 16	2	2	2					
25-1	1	26013-080202	BOLT, M8X 20 (A=M/#01146) (B=M/#01146) (C=M/#01146)	2	2	2					S
26	1	26013-080162	BOLT, M8X 16	1	1	1					
27	1	26013-080252	BOLT, M8X 25	1	1	1					
28	1	26013-080252	BOLT, M8X 25	2	2	2					
29	1	26013-080252	BOLT, M8X 25	2	2	2					
30	1	26013-080352	BOLT, M8X 35	1	1	1					
31	1	26013-100162	BOLT, M10X 16	2	2	2					
31-1	1	26013-080162	BOLT, M8X 16 (A=M/#01141) (B=M/#01141) (C=M/#01141)	2	2	2					S
32	1	26106-080352	BOLT, M8X 35 PLATED (A=M/#01146) (B=M/#01146) (C=M/#01146)	1	1	1					Z
33	1	26106-080602	BOLT, M8X 60 PLATED	1	1	1					
34	1	26106-100352	BOLT, M10X 35 PLATED	2	2	2					
35	1	26450-080502	BOLT, M8X 50	2	2	2					



Fig.28. AIR CONDITIONER(CONDENSER RELATED)

(A)=VIO75 C(US)  
 (B)=VIO75 C(AS)  
 (C)=VIO75 C(NZ)

(D)=VIO75 P(US)  
 (E)=VIO75 P(AS)  
 (F)=VIO75 P(NZ)



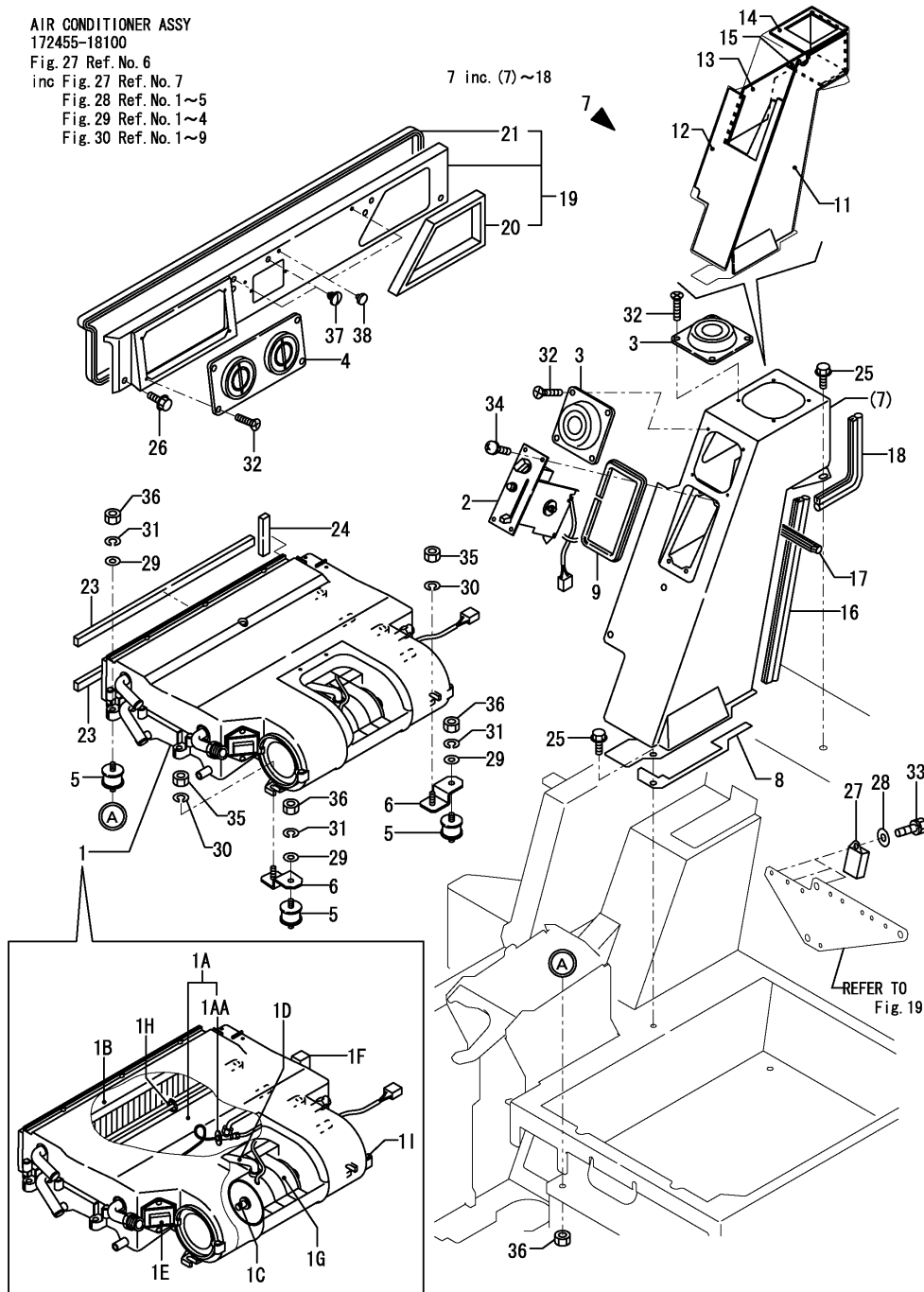
No.	Lev.	Parts No.	Description	Q'ty						I	R
				(A)	(B)	(C)	(D)	(E)	(F)		
1	2	172162-18040	BRACKET	1	1	1					
2	2	172164-18080	MOTOR	1	1	1					
3	2	172187-18110	DRIER ASSY, RECEIVER	1	1	1					
4	2	172164-18780	CONDENSER	1	1	1					
5	2	172164-18790	FAN	1	1	1					
6	1	172122-13310	MOUNT, RADIATOR	4	4	4					
7	1	172455-18290	COVER ASSY, FAN	1	1	1					
8	1	172455-18331-1	COVER ASSY	1	1	1					
9	2	172455-18340	SEAL	3	3	3					
10	2	172455-18350	SEAL	1	1	1					
12	1	172455-18500	PLATE, COND.	1	1	1					
13	1	172455-18940	BRACKET, R/D	1	1	1					
14	1	22137-060000	WASHER, 6	4	4	4					
15	1	22217-060000	WASHER, SPRING 6	4	4	4					
16	1	22217-080000	WASHER, SPRING 8	8	8	8					
17	1	26013-080122	BOLT, M8X 12	2	2	2					
18	1	26013-080202	BOLT, M8X 20	2	2	2					
19	1	26013-080202	BOLT, M8X 20	3	3	3					
20	1	26013-100202	BOLT, M10X 20	4	4	4					
21	1	26023-050122	SCREW, M5X12	3	3	3					
22	1	26116-060602	BOLT, M6X 60 PLATED	4	4	4					
23	1	26367-050002	NUT, M5	1	1	1					
24	1	26716-080002	NUT, M8	8	8	8					
25	1	933152-09280	BAND 170	2	2	2					
26	1	22137-100000	WASHER, 10	4	4	4					W

(A)=M/#00719 (B)=M/#00719

AIR CONDITIONER ASSY  
 172455-18100  
 Fig. 27 Ref. No. 6  
 inc Fig. 27 Ref. No. 7  
 Fig. 28 Ref. No. 1~5  
 Fig. 29 Ref. No. 1~4  
 Fig. 30 Ref. No. 1~9

Fig.29. AIR CONDITIONER(CABIN RELATED)

AIR CONDITIONER ASSY  
172455-18100  
Fig. 27 Ref. No. 6  
inc Fig. 27 Ref. No. 7  
Fig. 28 Ref. No. 1~5  
Fig. 29 Ref. No. 1~4  
Fig. 30 Ref. No. 1~9



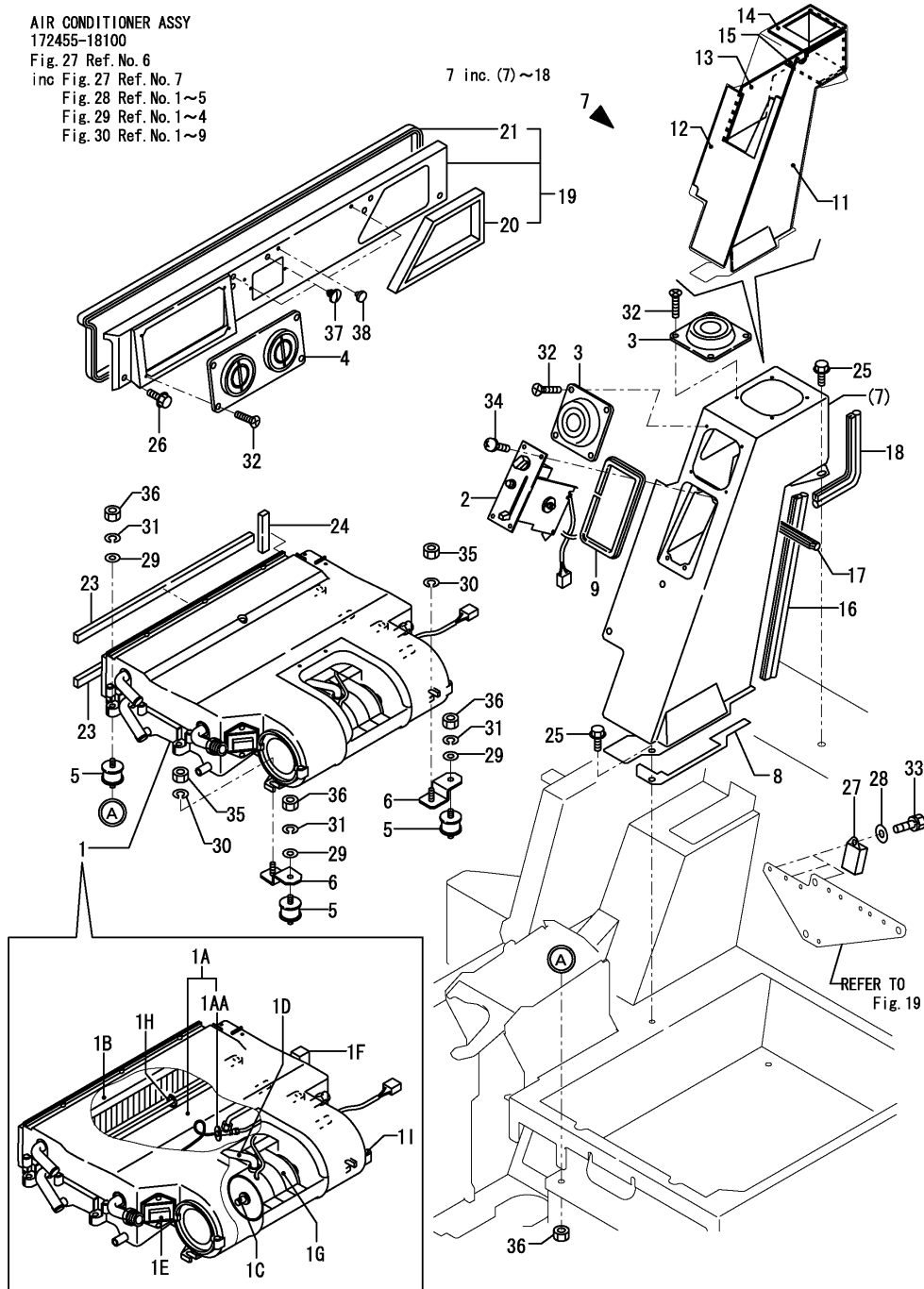
(A)=VIO75 C(US)  
(B)=VIO75 C(AS)  
(C)=VIO75 C(NZ)

(D)=VIO75 P(US)  
(E)=VIO75 P(AS)  
(F)=VIO75 P(NZ)

No.	Lev.	Parts No.	Description	Q'ty						I	R
				(A)	(B)	(C)	(D)	(E)	(F)		
1	2	172455-18120	CONDITIONER, AIR	1	1	1					
1A	3	172455-18010	EVAPORATOR ASSY	1	1	1					W
		(A=M/#00539) (B=M/#00539) (C=M/#00539)									
1AA	4	172455-18080	VALVE, EXPANSION	1	1	1					W
		(A=MXXXXX) (B=MXXXXX) (C=MXXXXX)									
1B	3	172455-18020	CORE ASSY, HEATER	1	1	1					W
		(A=M/#00539) (B=M/#00539) (C=M/#00539)									
1C	3	172455-18030	FAN MOTOR	1	1	1					W
		(A=M/#00539) (B=M/#00539) (C=M/#00539)									
1D	3	172455-18040	HOSE, AIR	1	1	1					W
		(A=M/#00539) (B=M/#00539) (C=M/#00539)									
1E	3	172455-18050	RESISTOR	1	1	1					W
		(A=M/#00539) (B=M/#00539) (C=M/#00539)									
1F	3	172455-18060	THERMOSTAT	1	1	1					W
		(A=M/#00539) (B=M/#00539) (C=M/#00539)									
1G	3	172455-18070	ISOLATOR	1	1	1					W
		(A=M/#00539) (B=M/#00539) (C=M/#00539)									
1H	3	198244-87040	CLIP	1	1	1					W
		(A=M/#00539) (B=M/#00539) (C=M/#00539)									
1I	3	198244-88040	SCREW, TAPPING M4X16	16	16	16					W
		(A=M/#00539) (B=M/#00539) (C=M/#00539)									
2	2	172455-18140	SWITCH, CONTROL	1	1	1					
3	2	197830-87910	GRILLE	2	2	2					
4	2	197821-88070	GRILLE	1	1	1					
5	1	172124-13500	MOUNT, RADIATOR	4	4	4					
6	1	172455-18520	BRACKET, A/U	2	2	2					
7	1	172478-18601	DUCT ASSY	1	1	1					
8	2	172455-18610	SEAL, DUCT	1	1	1					
9	2	172455-18640	TRIM	1	1	1					
11	2	172455-19110	SHEET, INSULATOR	1	1	1					
12	2	172455-19120	SHEET, INSULATOR	1	1	1					
13	2	172455-19130	SHEET, INSULATOR	1	1	1					
14	2	172455-19140	SHEET, INSULATOR	1	1	1					
15	2	172455-19150	SHEET, INSULATOR	1	1	1					
16	2	172141-65330	RUBBER	1	1	1					
17	2	172175-65530	SEAL, BONNET	1	1	1					
18	2	172175-65680	SEAL, DUCT	1	1	1					
19	1	172478-18800	DUCT, CABIN	1	1	1					
20	2	172455-18811	SEAL, DUCT	1	1	1					
21	2	172455-18820	SEAL, DUCT	1	1	1					
23	1	172455-18860	SEAL	2	2	2					
24	1	172455-18870	SEAL	1	1	1					
25	1	172519-63240	BOLT	4	4	4					
26	1	172165-66980	BOLT	4	4	4					
27	1	119247-77100	RELAY, SAFETY	3	3	3					
28	1	22137-060000	WASHER, 6	3	3	3					
29	1	22137-080000	WASHER, 8	4	4	4					
30	1	22217-080000	WASHER, SPRING 8	2	2	2					
31	1	22217-080000	WASHER, SPRING 8	4	4	4					
32	1	22869-400160	SCREW, 4X16	12	12	12					
33	1	26013-060122	BOLT, M6X 12	3	3	3					

Fig.29. AIR CONDITIONER(CABIN RELATED)

AIR CONDITIONER ASSY  
172455-18100  
Fig. 27 Ref. No. 6  
inc Fig. 27 Ref. No. 7  
Fig. 28 Ref. No. 1~5  
Fig. 29 Ref. No. 1~4  
Fig. 30 Ref. No. 1~9



(A)=VIO75 C(US)  
(B)=VIO75 C(AS)  
(C)=VIO75 C(NZ)

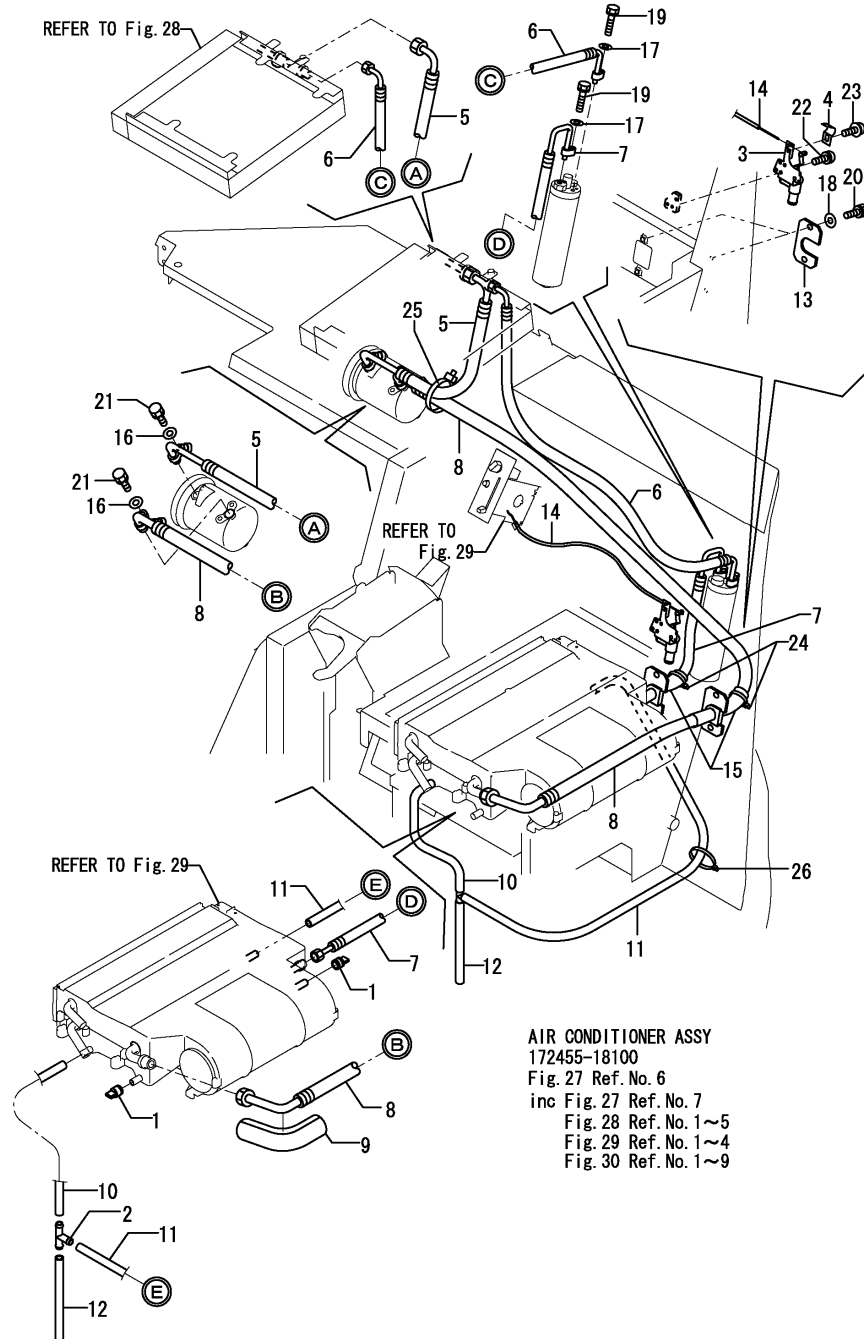
(D)=VIO75 P(US)  
(E)=VIO75 P(AS)  
(F)=VIO75 P(NZ)

No.	Lev.	Parts No.	Description	Q'ty						I	R
				(A)	(B)	(C)	(D)	(E)	(F)		
34	1	26559-050202	SCREW, M5X20	4	4	4					
35	1	26712-080002	NUT, M8	2	2	2					
36	1	26712-080002	NUT, M8	8	8	8					
37	1	172444-17660	CLIP, TREE	2	2	2					W
		(A=M/#00688) (B=M/#00688)									
38	1	172176-67790	PLUG	2	2	2					W
		(A=M/#00719) (B=M/#00719)									

Fig.30. AIR CONDITIONER(PIPING)

(A)=VIO75 C(US)  
 (B)=VIO75 C(AS)  
 (C)=VIO75 C(NZ)

(D)=VIO75 P(US)  
 (E)=VIO75 P(AS)  
 (F)=VIO75 P(NZ)



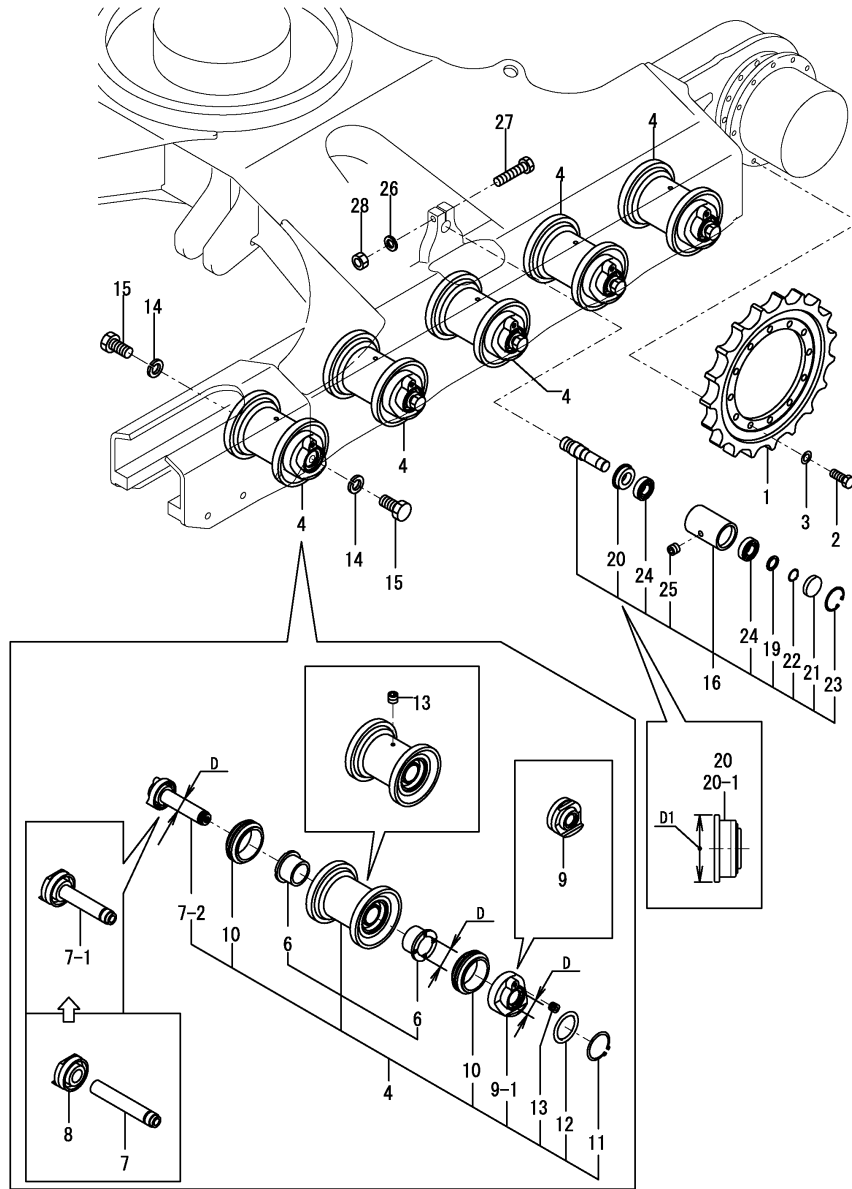
AIR CONDITIONER ASSY  
 172455-18100  
 Fig. 27 Ref. No. 6  
 inc Fig. 27 Ref. No. 7  
 Fig. 28 Ref. No. 1~5  
 Fig. 29 Ref. No. 1~4  
 Fig. 30 Ref. No. 1~9

No.	Lev.	Parts No.	Description	Q'ty						I	R
				(A)	(B)	(C)	(D)	(E)	(F)		
1	2	172162-18070	PLUG, DRAIN	2	2	2					
2	2	172165-18080	CONNECTOR	1	1	1					
3	2	172455-18160	VALVE, HOT WATER	1	1	1					
4	2	172455-18170	CLAMP, WIRE	1	1	1					
5	2	172455-18180	HOSE	1	1	1					
6	2	172455-18190	HOSE	1	1	1					
7	2	172455-18200	HOSE	1	1	1					
8	2	172455-18210	HOSE	1	1	1					
9	2	197821-88380	INSULATOR	1	1	1					
10	1	172455-18250	HOSE, DRAIN	1	1	1					
11	1	172455-18260	HOSE, DRAIN	1	1	1					
12	1	172455-18270	HOSE, DRAIN	1	1	1					
13	1	172455-18510	PLATE	2	2	2					
14	1	172455-18540	WIRE, VALVE	1	1	1					
15	1	172455-19210	SPONGE, HOSE	2	2	2					
16	1	22137-060000	WASHER, 6	2	2	2					
17	1	22137-080000	WASHER, 8	2	2	2					
18	1	22137-080000	WASHER, 8	4	4	4					
19	1	26013-060252	BOLT, M6X 25	2	2	2					
20	1	26013-080202	BOLT, M8X 20	4	4	4					
21	1	26013-080252	BOLT, M8X 25	2	2	2					
22	1	26022-050102	SCREW, M5X10	3	3	3					
23	1	26023-040082	SCREW, M4X 8	1	1	1					
24	1	933152-09280	BAND 170	2	2	2					
25	1	933152-09280	BAND 170	1	1	1					
26	1	933152-09280	BAND 170	1	1	1					

Fig.31. SPROCKET & ROLLER

(A)=VIO75 C(US)  
(B)=VIO75 C(AS)  
(C)=VIO75 C(NZ)

(D)=VIO75 P(US)  
(E)=VIO75 P(AS)  
(F)=VIO75 P(NZ)



No.	Lev.	Parts No.	Description	Q'ty						I	R
				(A)	(B)	(C)	(D)	(E)	(F)		
1	1	172187-29101-2	SPROCKET	2	2	2	2	2	2		
2	1	172455-29140	BOLT 14X35	24	24	24	24	24	24		
3	1	172455-29150	WASHER 14X35	24	24	24	24	24	24		
4	1	172478-37300-1	ROLLER,LOWER(GREEN82)	10	10	10	10	10	10		
4-1	1	172478-37301-1	ROLLER,LOWER(GREEN82)	10	10	10	10	10	10		N
		(A=M/#01146) (B=M/#01146) (C=M/#01146) (D=M/#01146)		(E=M/#01146)	(F=M/#01146)						
4-2	1	172478-37302	ROLLER ASSY, LOWER	10	10	10	10	10	10		N
		(A=MZZZZZ) (B=MZZZZZ) (C=MZZZZZ) (D=MZZZZZ)		(E=MZZZZZ)	(F=MZZZZZ)						
6	3	182900-55790	BUSHING	20	20	20	20	20	20		
6-1	3	172478-37400	BUSH 40X40	20	20	20	20	20	20		S 2
		(A=MZZZZZ) (B=MZZZZZ) (C=MZZZZZ) (D=MZZZZZ)		(E=MZZZZZ)	(F=MZZZZZ)						
7	2	172478-37350	SHAFT	10	10	10	10	10	10		
7-1	2	172478-37340	SHAFT ASSY	10	10	10	10	10	10		N
		(A=M/#01146) (B=M/#01146) (C=M/#01146) (D=M/#01146)		(E=M/#01146)	(F=M/#01146)						
7-2	2	172478-37341	SHAFT ASSY	10	10	10	10	10	10		S
		(A=M/#01146) (B=M/#01146) (C=M/#01146) (D=M/#01146)		(E=M/#01146)	(F=M/#01146)						
7-3	2	172478-37342	SHAFT ASSY	10	10	10	10	10	10		S 2
		(A=MZZZZZ) (B=MZZZZZ) (C=MZZZZZ) (D=MZZZZZ)		(E=MZZZZZ)	(F=MZZZZZ)						
8	2	172478-37360	COVER, SEAL	10	10	10	10	10	10		Z
		(A=M/#01146) (B=M/#01146) (C=M/#01146) (D=M/#01146)		(E=M/#01146)	(F=M/#01146)						
9	2	172478-37370	COVER, SEAL	10	10	10	10	10	10		
9-1	2	172478-37371	COVER, SEAL	10	10	10	10	10	10		S
		(A=M/#01146) (B=M/#01146) (C=M/#01146) (D=M/#01146)		(E=M/#01146)	(F=M/#01146)						
9-2	2	172478-37372	COVER, SEAL	10	10	10	10	10	10		S 2
		(A=MZZZZZ) (B=MZZZZZ) (C=MZZZZZ) (D=MZZZZZ)		(E=MZZZZZ)	(F=MZZZZZ)						
10	2	172478-37380	SEAL, FLOATING	20	20	20	20	20	20		
11	2	22242-000320	RING, 32	10	10	10	10	10	10		
11-1	2	22242-000360	RING, 36	10	10	10	10	10	10		S
		(A=M/#01146) (B=M/#01146) (C=M/#01146) (D=M/#01146)		(E=M/#01146)	(F=M/#01146)						
11-2	2	22242-000380	RING, 38	10	10	10	10	10	10		S
		(A=MZZZZZ) (B=MZZZZZ) (C=MZZZZZ) (D=MZZZZZ)		(E=MZZZZZ)	(F=MZZZZZ)						
12	2	24311-000380	O-RING, 1AP38.0	10	10	10	10	10	10		
12-1	2	24311-000340	O-RING, 1AP34.0	10	10	10	10	10	10		S
		(A=MZZZZZ) (B=MZZZZZ) (C=MZZZZZ) (D=MZZZZZ)		(E=MZZZZZ)	(F=MZZZZZ)						
13	2	933171-13691	PLUG PT1/8	10	10	10	10	10	10		
14	1	22217-200000	WASHER, SPRING 20	20	20	20	20	20	20		
15	1	26116-200402	BOLT, M20X 40 PLATED	20	20	20	20	20	20		
16	1	172478-37500-1	ROLLER,CARRIER (82)	2	2	2	2	2	2		1
16-1	1	172478-37501	ROLLER ASSY, CARRIER	2	2	2	2	2	2		N
		(A=MXXXXX) (B=MXXXXX) (C=MXXXXX) (D=MXXXXX)		(E=MXXXXX)	(F=MXXXXX)						
19	2	172187-37530	WASHER, CARRIER	2	2		2	2			
19-1	2	172478-37550	WASHER, CARRIER	2	2	2	2	2	2		R
		(A=M/#00541) (B=M/#00541) (D=M/#00541) (E=M/#00541)									
20	2	172478-37530	SEAL, CARRIER ROLLER	2	2	2	2	2	2		
20-1	2	172164-37351	SEAL, OIL	2	2	2	2	2	2		S 3
		(A=MXXXXX) (B=MXXXXX) (C=MXXXXX) (D=MXXXXX)		(E=MXXXXX)	(F=MXXXXX)						
21	2	172187-37540	CAP, ROLLER	2	2		2	2			
21-1	2	172478-37540	CAP, ROLLER	2	2	2	2	2	2		R
		(A=M/#00541) (B=M/#00541) (D=M/#00541) (E=M/#00541)									
22	2	22242-000300	RING, 30	2	2	2	2	2	2		
23	2	22252-000621	RING, 62	2	2	2	2	2	2		

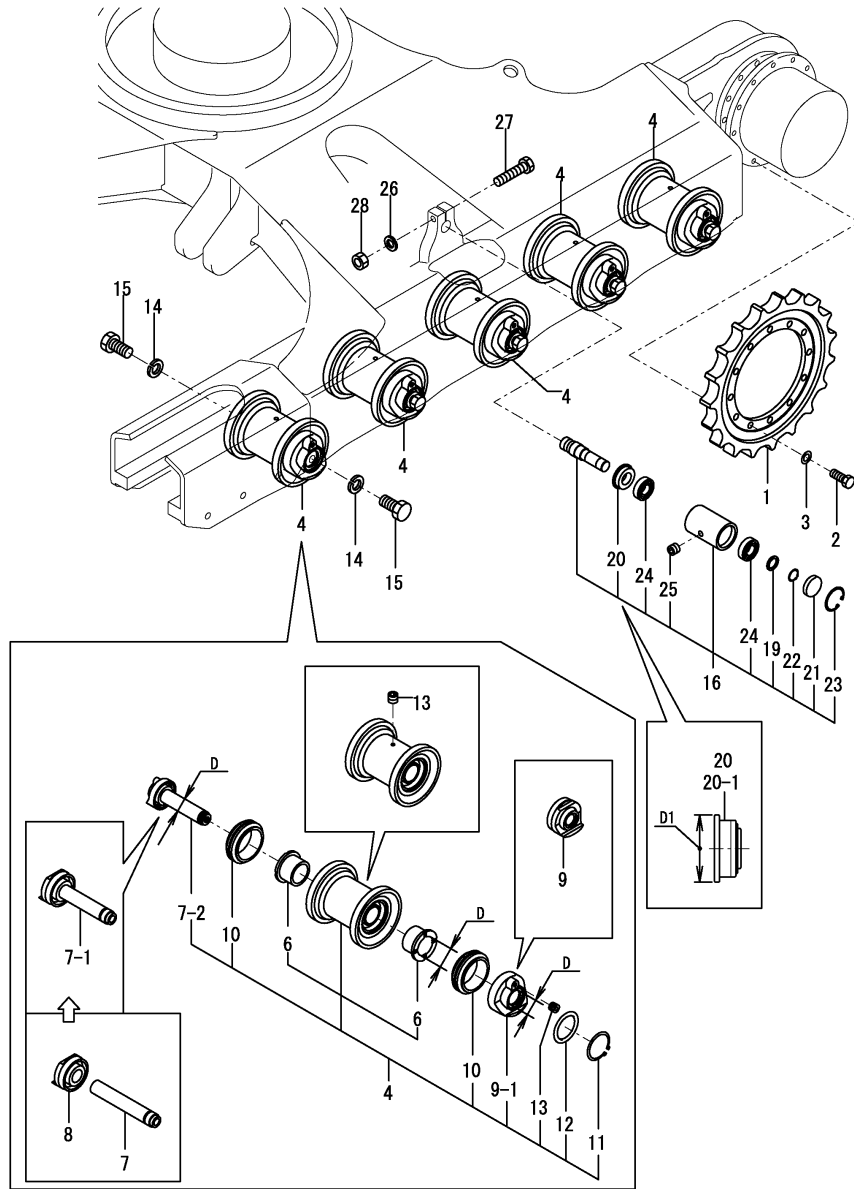
Remarks

- (1)SHAFT,CARRIER ROLLER WAS STOOPED TO SUPPLY.
- (2)D=REF.NO.6,7-2,9-1 38MM, NO.6-1,7-3,9-2 40MM.
- (3)D1 : Ref.No.20 71mm, No.20-1 80mm.

Fig.31. SPROCKET & ROLLER

(A)=VIO75 C(US)  
 (B)=VIO75 C(AS)  
 (C)=VIO75 C(NZ)

(D)=VIO75 P(US)  
 (E)=VIO75 P(AS)  
 (F)=VIO75 P(NZ)



No.	Lev.	Parts No.	Description	Q'ty						I	R
				(A)	(B)	(C)	(D)	(E)	(F)		
24	2	24105-062064	BEARING, BALL 6206Z	4	4	4	4	4	4		
25	2	933171-13691	PLUG PT1/8	2	2	2	2	2	2		
26	1	22217-160000	WASHER, SPRING 16	2	2	2	2	2	2		
27	1	26116-160852	BOLT, M16X 85 PLATED	2	2	2	2	2	2		
28	1	26716-160002	NUT, M16	2	2	2	2	2	2		

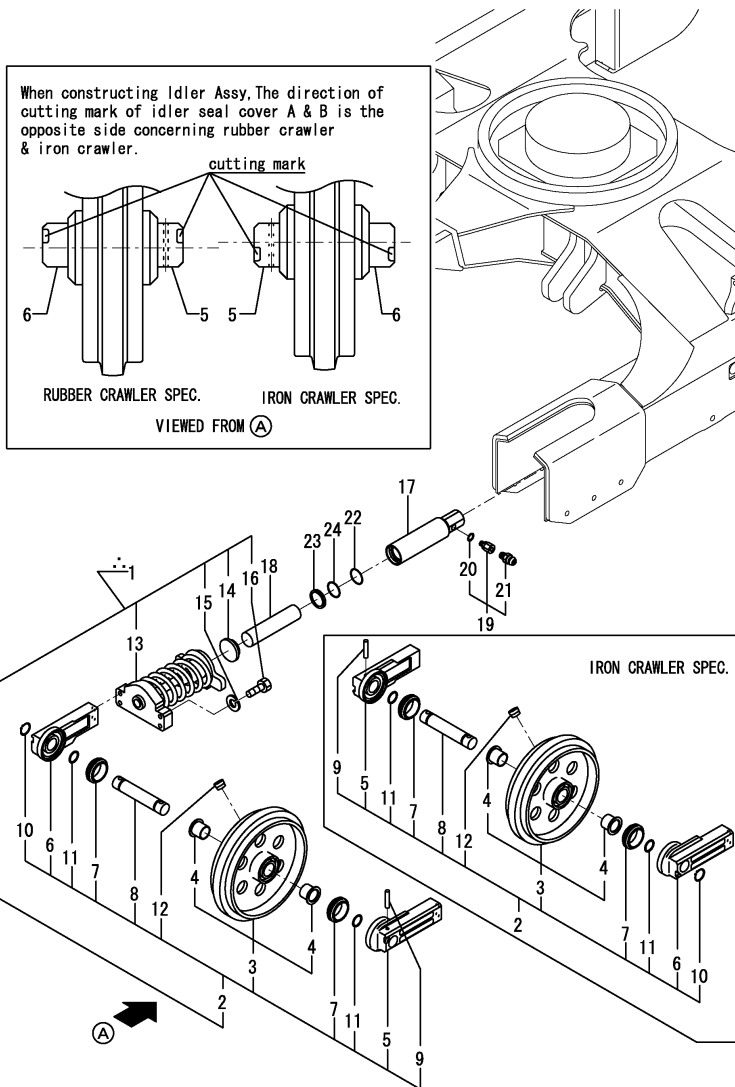
Remarks  
 (1)SHAFT,CARRIER ROLLER WAS STOOPED TO SUPPLY.  
 (2)D=REF.NO.6,7-2,9-1 38MM, NO.6-1,7-3,9-2 40MM.  
 (3)D1 : Ref.No.20 71mm, No.20-1 80mm.

Fig.32. IDLER & ADJUST

P/C NEWS No:Y00S4021-4  
PUBLISHED:2007/06

(A)=VIO75 C(US)  
(B)=VIO75 C(AS)  
(C)=VIO75 C(NZ)

(D)=VIO75 P(US)  
(E)=VIO75 P(AS)  
(F)=VIO75 P(NZ)

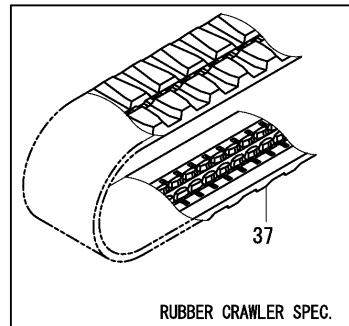
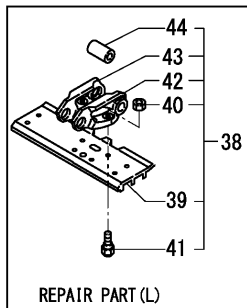
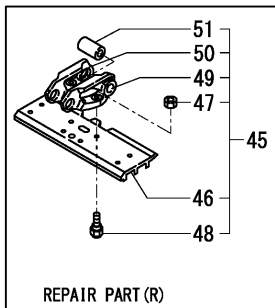
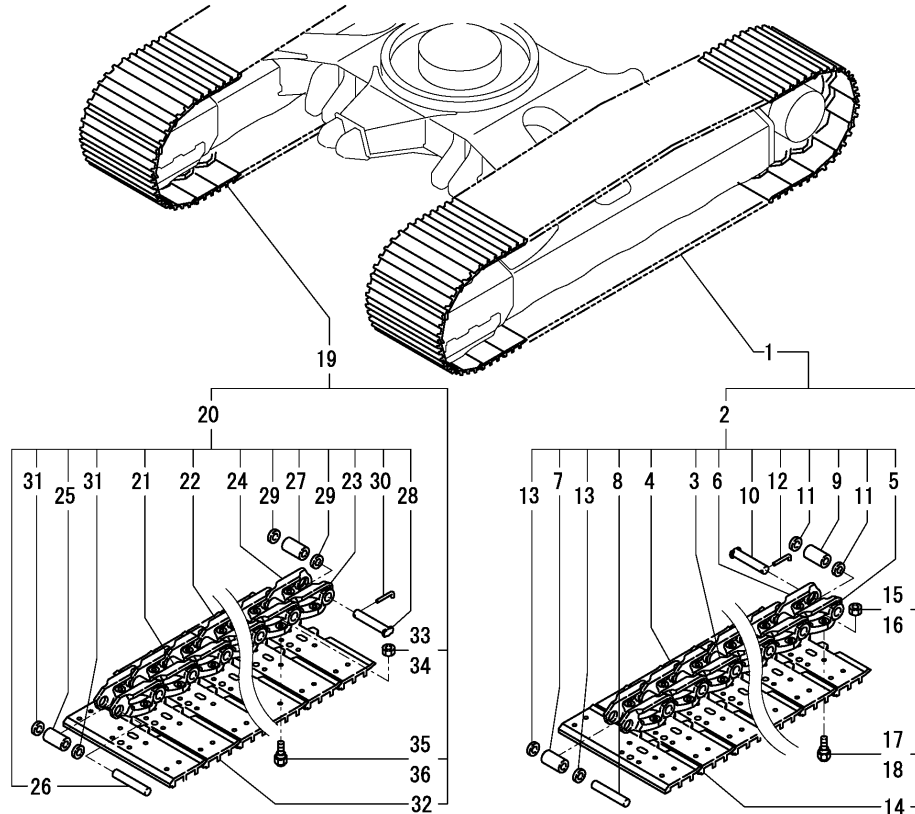


∴印が今回変更(追記)した個所です。  
∴. MARKED PART HAS BEEN CHANGED (ADDED).

No.	Lev.	Parts No.	Description	Q'ty						I	R
				(A)	(B)	(C)	(D)	(E)	(F)		
1	1	772478-37120 (A=XXX)	IDLER ASSY	2	2	2	2	2	2	2	W
2	2	772478-37100-1	IDLER ASSY	2	2		2	2			1
2-1	2	772478-37101 (A=M/#00603) (B=M/#00603)	IDLER ASSY (D=M/#00603) (E=M/#00603)	2	2	2	2	2	2	2	R 1
3	3	172478-37100-1	IDLER ASSY	2	2	2	2	2	2	2	
4	4	182900-57380	BUSHING	4	4	4	4	4	4	4	
5	3	172478-37140	COVER, SEAL	2	2	2	2	2	2	2	
6	3	172478-37150	COVER, SEAL	2	2	2	2	2	2	2	
7	3	172162-37171	SEAL, FLOATING	4	4		4	4			
7-1	3	172455-37160 (A=M/#00603) (B=M/#00603)	SEAL, FLOATING (D=M/#00603) (E=M/#00603)	4	4	4	4	4	4	4	R
8	3	172455-37170	SHAFT, IDLER	2	2	2	2	2	2	2	
9	3	172455-37180	SP PIN 10AWX70	2	2	2	2	2	2	2	
10	3	22242-000400	RING, 40	2	2	2	2	2	2	2	
11	3	24311-000380	O-RING, 1P38.0	4	4	4	4	4	4	4	
12	3	933171-13691	PLUG PT1/8	2	2	2	2	2	2	2	
13	2	172187-37700-2	ADJUSTER ASSY	2	2	2	2	2	2	2	
14	2	172162-37810	PLATE, ADJUSTER	2	2	2	2	2	2	2	
15	2	22217-140000	WASHER, SPRING 14	8	8	8	8	8	8	8	
16	2	172162-37810	PLATE, ADJUSTER	2	2	2	2	2	2	2	
17	1	172162-37770	TUBE ASSY, ADJUST	2	2	2	2	2	2	2	
18	1	172162-37800	PISTON	2	2	2	2	2	2	2	
19	1	172122-37844	VALVE ASSY, NIPPLE	2	2	2	2	2	2	2	
20	2	24315-000140	O-RING, 1BP14.0	2	2	2	2	2	2	2	
21	2	24761-020000	NIPPLE, GREASE PT1/8	2	2	2	2	2	2	2	
22	1	24325-000550	O-RING, 1BG55.0	2	2		2	2			
22-1	1	198072-17440 (A=M/#00537) (B=M/#00537)	O-RING, 55.0 (D=M/#00537) (E=M/#00537)	2	2	2	2	2	2	2	N
23	1	933126-50500	SEAL, OIL	2	2	2	2	2	2	2	
24	1	933138-12101	RING G55, BACKUP	2	2		2	2			
24-1	1	172478-37710 (A=M/#00537) (B=M/#00537)	RING 55, BACKUP (D=M/#00537) (E=M/#00537)	2	2	2	2	2	2	2	N

Remarks  
(1) THIS PART IS USED BOTH IN RUBBER CRAWLER & IRON CRAWLER.

Fig.33. CRAWLER



(A)=VIO75 C(US)  
(B)=VIO75 C(AS)  
(C)=VIO75 C(NZ)

(D)=VIO75 P(US)  
(E)=VIO75 P(AS)  
(F)=VIO75 P(NZ)

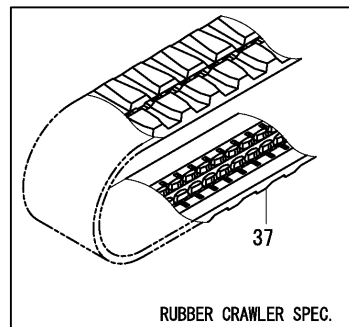
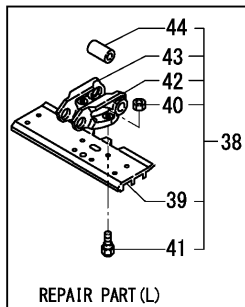
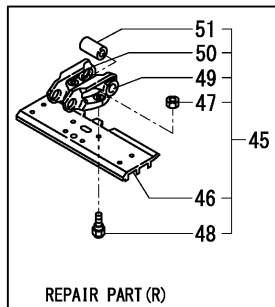
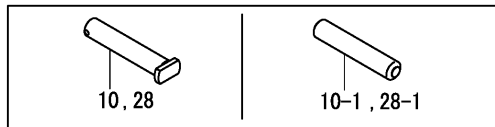
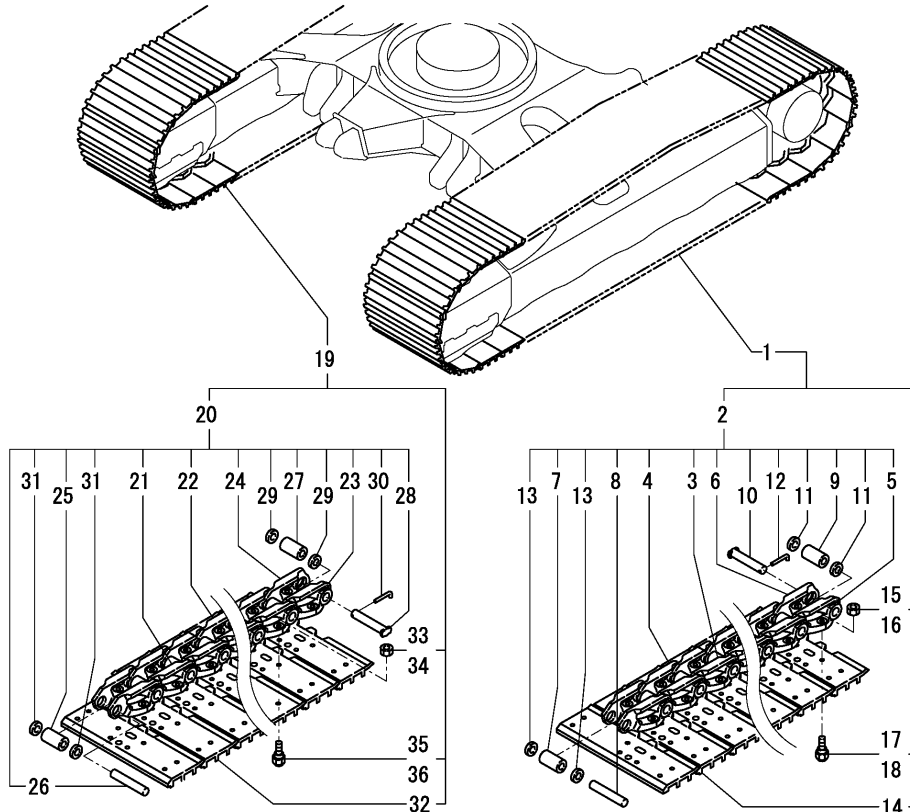
No.	Lev.	Parts No.	Description	Q'ty						I	R
				(A)	(B)	(C)	(D)	(E)	(F)		
1	1	172455-38100-1	SHOE ASSY, TRACK 450	1	1	1	1	1	1		
1-1	1	172455-38101-1	SHOE ASSY, TRACK 450	1	1	1	1	1	1		N
		(A=MZZZZZ) (B=MZZZZZ) (C=MZZZZZ) (D=MZZZZZ)		(E=MZZZZZ)		(F=MZZZZZ)					
2	2	172455-38120	LINK ASSY	1	1	1	1	1	1		
2-1	2	172455-38121	LINK ASSY	1	1	1	1	1	1		N
		(A=MZZZZZ) (B=MZZZZZ) (C=MZZZZZ) (D=MZZZZZ)		(E=MZZZZZ)		(F=MZZZZZ)					
3	3	172455-38180	LINK, TRACK L	38	38	38	38	38	38		
3-1	3	172455-38180	LINK, TRACK L	39	39	39	39	39	39		K
		(A=MZZZZZ) (B=MZZZZZ) (C=MZZZZZ) (D=MZZZZZ)		(E=MZZZZZ)		(F=MZZZZZ)					
4	3	172455-38190	LINK, TRACK R	38	38	38	38	38	38		
4-1	3	172455-38190	LINK, TRACK R	39	39	39	39	39	39		K
		(A=MZZZZZ) (B=MZZZZZ) (C=MZZZZZ) (D=MZZZZZ)		(E=MZZZZZ)		(F=MZZZZZ)					
5	3	172455-38200	LINK, MASTER L	1	1	1	1	1	1		Z
		(A=MZZZZZ) (B=MZZZZZ) (C=MZZZZZ) (D=MZZZZZ)		(E=MZZZZZ)		(F=MZZZZZ)					
6	3	172455-38210	LINK, MASTER R	1	1	1	1	1	1		Z
		(A=MZZZZZ) (B=MZZZZZ) (C=MZZZZZ) (D=MZZZZZ)		(E=MZZZZZ)		(F=MZZZZZ)					
7	3	172455-38220	BUSH, TRACK	38	38	38	38	38	38		
8	3	172455-38230	PIN, TRACK	38	38	38	38	38	38		
9	3	172455-38240	BUSH, MASTER	1	1	1	1	1	1		
10	3	172455-38250	PIN, MASTER	1	1	1	1	1	1		
10-1	3	172455-38290	PIN, MASTER	1	1	1	1	1	1		S
		(A=MZZZZZ) (B=MZZZZZ) (C=MZZZZZ) (D=MZZZZZ)		(E=MZZZZZ)		(F=MZZZZZ)					
11	3	172455-38260	COLLAR	2	2	2	2	2	2		
12	3	172455-38270	COTTER PIN	1	1	1	1	1	1		Z
		(A=MZZZZZ) (B=MZZZZZ) (C=MZZZZZ) (D=MZZZZZ)		(E=MZZZZZ)		(F=MZZZZZ)					
13	3	172455-38280	SEAL	76	76	76	76	76	76		
14	2	172455-38130-1	SHOE, TRACK 450L	39	39	39	39	39	39		
15	2	172455-38160	NUT, SHOE	78	78	78	78	78	78		
16	2	172455-38160	NUT, SHOE	78	78	78	78	78	78		
17	2	172455-38170	BOLT	78	78	78	78	78	78		
18	2	172455-38170	BOLT	78	78	78	78	78	78		
19	1	172455-38110-1	SHOE ASSY, TRACK 450	1	1	1	1	1	1		
19-1	1	172455-38111-1	SHOE ASSY, TRACK 450	1	1	1	1	1	1		N
		(A=MZZZZZ) (B=MZZZZZ) (C=MZZZZZ) (D=MZZZZZ)		(E=MZZZZZ)		(F=MZZZZZ)					
20	2	172455-38120	LINK ASSY	1	1	1	1	1	1		
20-1	2	172455-38121	LINK ASSY	1	1	1	1	1	1		N
		(A=MZZZZZ) (B=MZZZZZ) (C=MZZZZZ) (D=MZZZZZ)		(E=MZZZZZ)		(F=MZZZZZ)					
21	3	172455-38180	LINK, TRACK L	38	38	38	38	38	38		
21-1	3	172455-38180	LINK, TRACK L	39	39	39	39	39	39		K
		(A=MZZZZZ) (B=MZZZZZ) (C=MZZZZZ) (D=MZZZZZ)		(E=MZZZZZ)		(F=MZZZZZ)					
22	3	172455-38190	LINK, TRACK R	38	38	38	38	38	38		
22-1	3	172455-38190	LINK, TRACK R	39	39	39	39	39	39		K
		(A=MZZZZZ) (B=MZZZZZ) (C=MZZZZZ) (D=MZZZZZ)		(E=MZZZZZ)		(F=MZZZZZ)					
23	3	172455-38200	LINK, MASTER L	1	1	1	1	1	1		Z
		(A=MZZZZZ) (B=MZZZZZ) (C=MZZZZZ) (D=MZZZZZ)		(E=MZZZZZ)		(F=MZZZZZ)					
24	3	172455-38210	LINK, MASTER R	1	1	1	1	1	1		Z
		(A=MZZZZZ) (B=MZZZZZ) (C=MZZZZZ) (D=MZZZZZ)		(E=MZZZZZ)		(F=MZZZZZ)					
25	3	172455-38220	BUSH, TRACK	38	38	38	38	38	38		
26	3	172455-38230	PIN, TRACK	38	38	38	38	38	38		
27	3	172455-38240	BUSH, MASTER	1	1	1	1	1	1		
28	3	172455-38250	PIN, MASTER	1	1	1	1	1	1		



Fig.33. CRAWLER

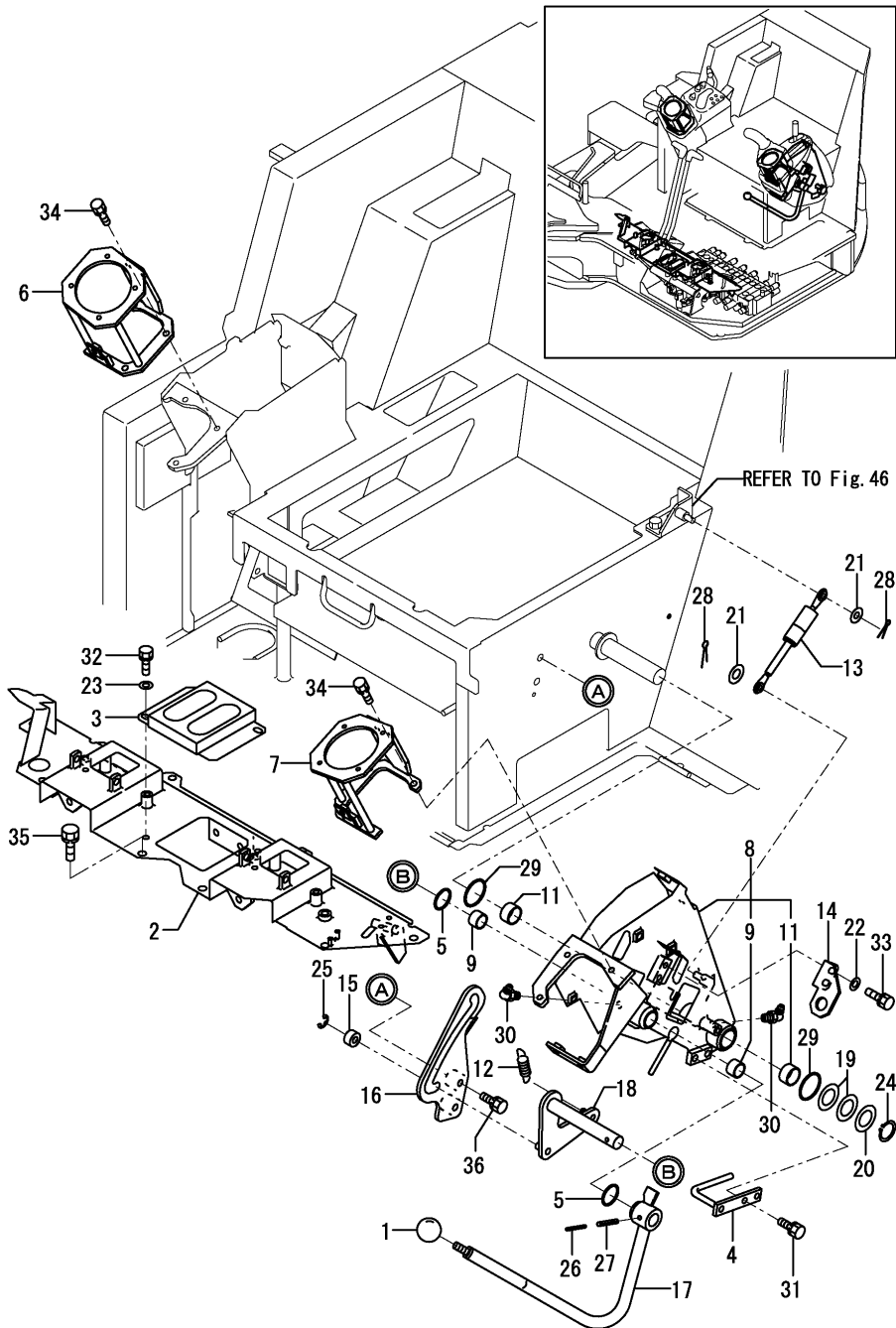
(A)=VIO75 C(US)  
(B)=VIO75 C(AS)  
(C)=VIO75 C(NZ)

(D)=VIO75 P(US)  
(E)=VIO75 P(AS)  
(F)=VIO75 P(NZ)



No.	Lev.	Parts No.	Description	Qty						I	R
				(A)	(B)	(C)	(D)	(E)	(F)		
28-1	3	172455-38290	PIN,MASTER (A=MZZZZZ) (B=MZZZZZ) (C=MZZZZZ) (D=MZZZZZ)	1	1	1	1	1	1	1	S
29	3	172455-38260	COLLAR (A=MZZZZZ) (B=MZZZZZ) (C=MZZZZZ) (D=MZZZZZ)	2	2	2	2	2	2	2	
30	3	172455-38270	COTTER PIN (A=MZZZZZ) (B=MZZZZZ) (C=MZZZZZ) (D=MZZZZZ)	1	1	1	1	1	1	1	Z
31	3	172455-38280	SEAL	76	76	76	76	76	76	76	
32	2	172455-38140-1	SHOE, TRACK 450R	39	39	39	39	39	39	39	
33	2	172455-38160	NUT, SHOE	78	78	78	78	78	78	78	
34	2	172455-38160	NUT, SHOE	78	78	78	78	78	78	78	
35	2	172455-38170	BOLT	78	78	78	78	78	78	78	
36	2	172455-38170	BOLT	78	78	78	78	78	78	78	
37	1	172455-38601	CRAWLER, RUBBER	2	2	2	2	2	2	2	
38	1	172455-38300-1	TRACK ASSY, MASTER (A=*2003.09) (B=*2003.09) (C=*2003.09) (D=*2003.09)	1	1	1	1	1	1	1	W
39	2	172455-38130-1	SHOE, TRACK 450L (A=*2003.09) (B=*2003.09) (C=*2003.09) (D=*2003.09)	1	1	1	1	1	1	1	W
40	2	172455-38160	NUT, SHOE (A=*2003.09) (B=*2003.09) (C=*2003.09) (D=*2003.09)	4	4	4	4	4	4	4	W
41	2	172455-38170	BOLT (A=*2003.09) (B=*2003.09) (C=*2003.09) (D=*2003.09)	4	4	4	4	4	4	4	W
42	3	172455-38200	MASTER LINK(L) (A=*2003.09) (B=*2003.09) (C=*2003.09) (D=*2003.09)	1	1	1	1	1	1	1	W
43	3	172455-38210	MASTER LINK(R) (A=*2003.09) (B=*2003.09) (C=*2003.09) (D=*2003.09)	1	1	1	1	1	1	1	W
44	3	172455-38240	BUSH, MASTER (A=*2003.09) (B=*2003.09) (C=*2003.09) (D=*2003.09)	1	1	1	1	1	1	1	W
45	1	172455-38310-1	TRACK ASSY, MASTER (A=*2003.09) (B=*2003.09) (C=*2003.09) (D=*2003.09)	1	1	1	1	1	1	1	W
46	2	172455-38140-1	SHOE, TRACK 450R (A=*2003.09) (B=*2003.09) (C=*2003.09) (D=*2003.09)	1	1	1	1	1	1	1	W
47	2	172455-38160	NUT, SHOE (A=*2003.09) (B=*2003.09) (C=*2003.09) (D=*2003.09)	4	4	4	4	4	4	4	W
48	2	172455-38170	BOLT (A=*2003.09) (B=*2003.09) (C=*2003.09) (D=*2003.09)	4	4	4	4	4	4	4	W
49	3	172455-38200	MASTER LINK(L) (A=*2003.09) (B=*2003.09) (C=*2003.09) (D=*2003.09)	1	1	1	1	1	1	1	W
50	3	172455-38210	MASTER LINK(R) (A=*2003.09) (B=*2003.09) (C=*2003.09) (D=*2003.09)	1	1	1	1	1	1	1	W
51	3	172455-38240	BUSH, MASTER (A=*2003.09) (B=*2003.09) (C=*2003.09) (D=*2003.09)	1	1	1	1	1	1	1	W

Fig.34. CONTROL EQUIPMENT(LOCK LEVER & STAND)



(A)=VIO75 C(US)  
(B)=VIO75 C(AS)  
(C)=VIO75 C(NZ)

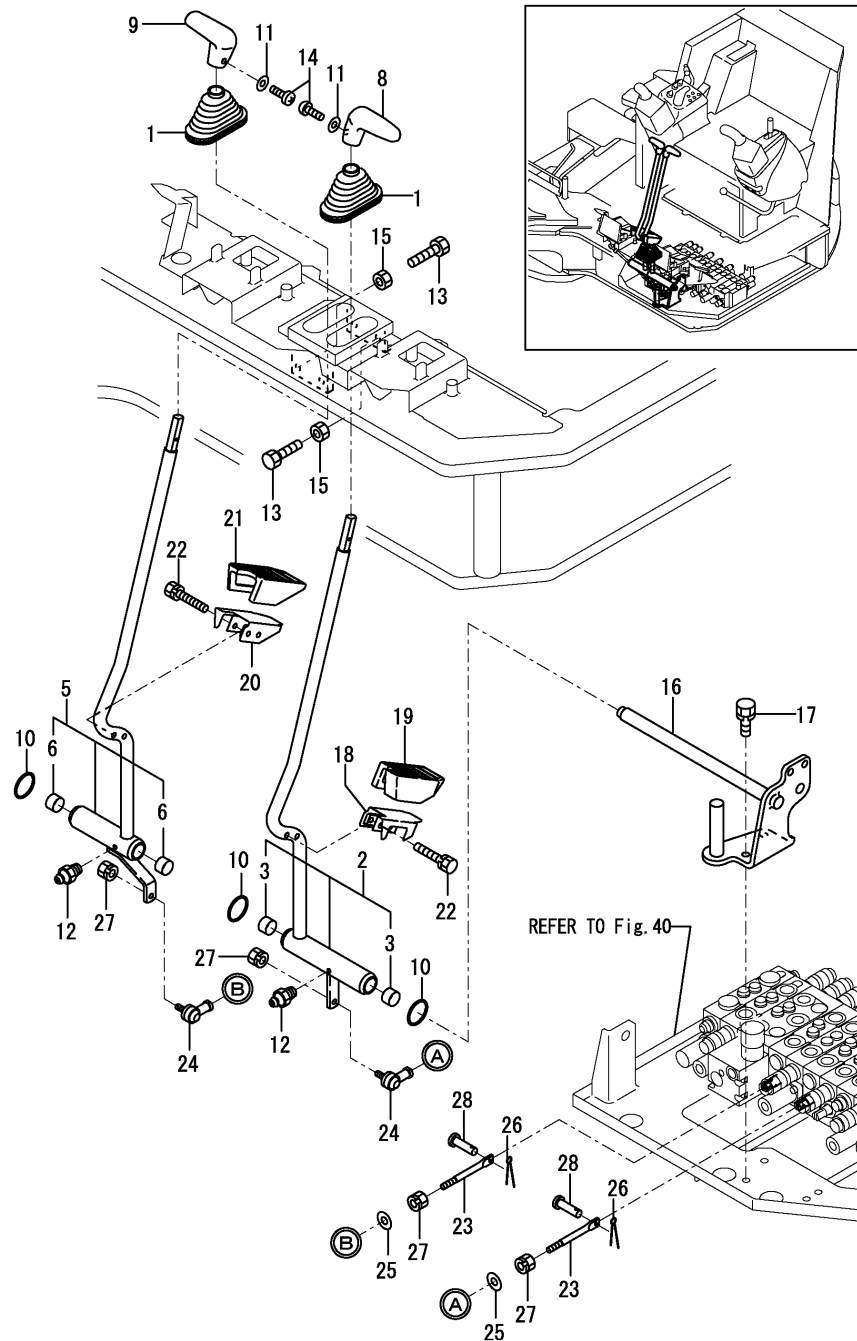
(D)=VIO75 P(US)  
(E)=VIO75 P(AS)  
(F)=VIO75 P(NZ)

No.	Lev.	Parts No.	Description	Q'ty						I	R
				(A)	(B)	(C)	(D)	(E)	(F)		
1	1	1D4070-23580	GRIP	1	1	1	1	1	1		
2	1	172478-45400	STAND ASSY, LINK	1	1	1	1	1	1		
3	1	172455-45520	BRACKET,BOOT (12)	1	1	1	1	1	1		
4	1	172458-45850	GUIDE, HOSE	1	1	1	1	1	1		
5	1	172124-46200	O-RING	2	2	2	2	2	2		
6	1	172472-46210	BRACKET ASSY,R (73)	1	1	1	1	1	1		
7	1	172472-46220	BRACKET ASSY,L (73)	1	1	1	1	1	1		
8	1	172472-46600	STAND, LEVER	1	1	1	1	1	1		
9	2	172141-41370	BUSH 2015	2	2	2	2	2	2		
11	2	24550-025150	BUSH, 25X15	2	2	2	2	2	2		
12	1	172162-46690	SPRING	1	1	1	1	1	1		
13	1	172455-46890	SPRING, GAS	1	1	1	1	1	1		
14	1	172455-46950	BRACKET, SWITCH	1	1	1	1	1	1		
15	1	172165-47550	BUSH	1	1	1	1	1	1		
16	1	172478-47600	GUIDE, LOCK	1	1	1	1	1	1		
17	1	172478-47620	LEVER L,LOCK(GRAY:72)	1	1	1	1	1	1		
18	1	172458-47640-4	ROD,SPRING (GRAY:72)	1	1	1	1	1	1		
19	1	172165-47980	SHIM	2	2	2	2	2	2		
20	1	172165-47990	WASHER 25.5X42	1	1	1	1	1	1		
21	1	22137-080000	WASHER, 8	2	2	2	2	2	2		
22	1	22137-080000	WASHER, 8	2	2	2	2	2	2		
23	1	22137-080000	WASHER, 8	2	2	2	2	2	2		
24	1	22242-000250	RING, 25	1	1	1	1	1	1		
25	1	22272-000070	RING, E- 7	1	1	1	1	1	1		
26	1	22351-035040	PIN, SPRING 3.5X40	1	1	1	1	1	1		
27	1	22351-060040	PIN, SPRING 6.0X40	1	1	1	1	1	1		
28	1	22417-200200	PIN, COTTER 2.0X20	2	2	2	2	2	2		
29	1	24311-000340	O-RING, 1AP34.0	2	2	2	2	2	2		
30	1	24761-050000	NIPPLE, GREASE C	2	2	2	2	2	2		
31	1	26013-080162	BOLT, M8X 16	2	2	2	2	2	2		
32	1	26013-080162	BOLT, M8X 16	2	2	2	2	2	2		
33	1	26013-080202	BOLT, M8X 20	2	2	2	2	2	2		
34	1	26013-080202	BOLT, M8X 20	6	6	6	6	6	6		
35	1	26013-100202	BOLT, M10X 20	6	6	6	6	6	6		
36	1	26013-100202	BOLT, M10X 20	2	2	2	2	2	2		

Fig.35. CONTROL EQUIPMENT(TRAVEL)

(A)=VIO75 C(US)  
 (B)=VIO75 C(AS)  
 (C)=VIO75 C(NZ)

(D)=VIO75 P(US)  
 (E)=VIO75 P(AS)  
 (F)=VIO75 P(NZ)

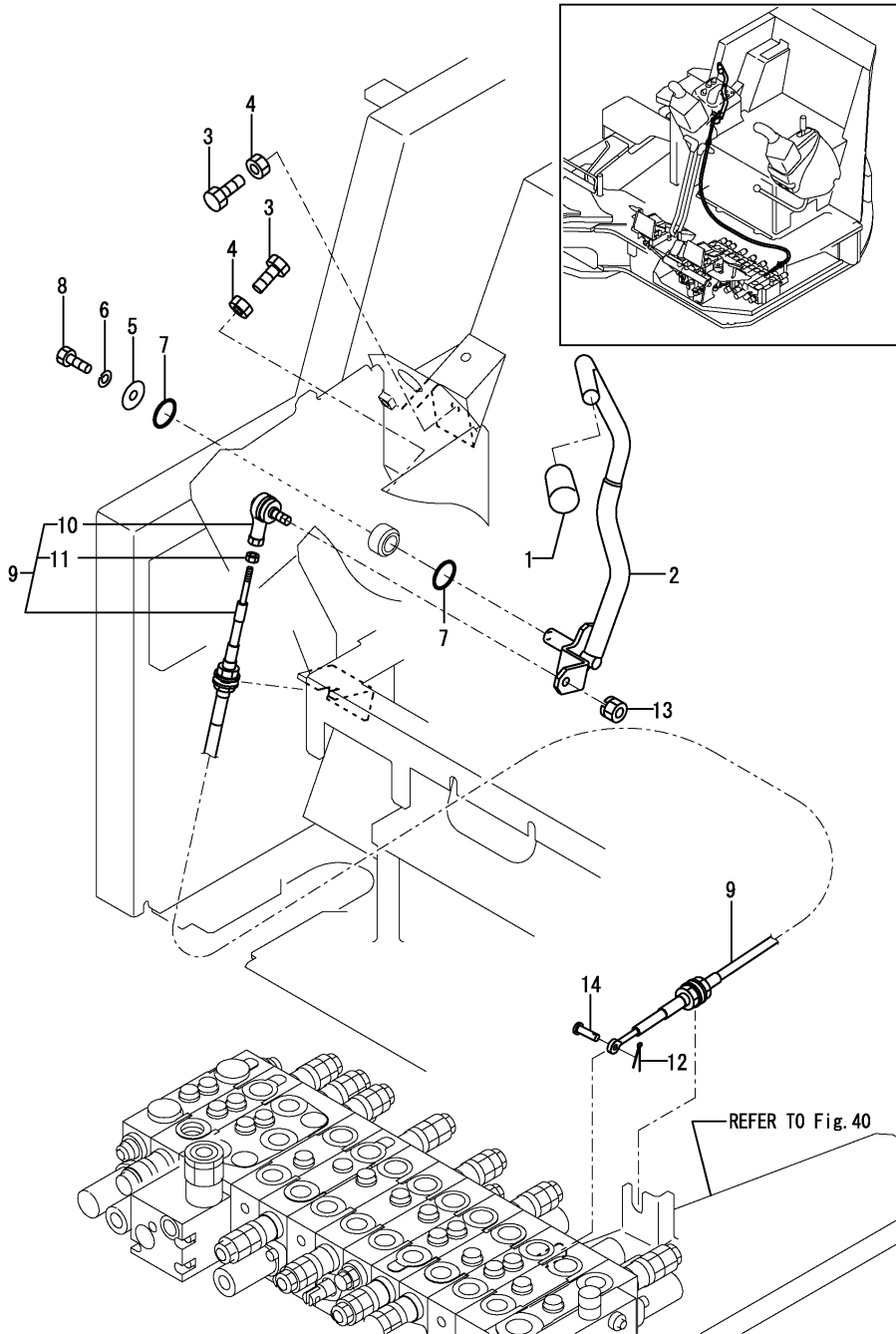


No.	Lev.	Parts No.	Description	Q'ty						I	R
				(A)	(B)	(C)	(D)	(E)	(F)		
1	1	172141-41340	BOOTS	2	2	2	2	2	2		
2	1	172455-45101	LEVER L,TRACK (72)	1	1	1	1	1	1		
3	2	172141-41370	BUSH 2015	2	2	2	2	2	2		
5	1	172455-45131	LEVER R,TRACK (72)	1	1	1	1	1	1		
6	2	172141-41370	BUSH 2015	2	2	2	2	2	2		
8	1	172187-45870	GRIP, DRIVE	1	1	1	1	1	1		
9	1	172187-45880	GRIP, DRIVE	1	1	1	1	1	1		
10	1	172124-46200	O-RING	3	3	3	3	3	3		
11	1	22117-040000	WASHER, 4	2	2	2	2	2	2		
12	1	24761-020000	NIPPLE, GREASE PT1/8	2	2	2	2	2	2		
13	1	26116-100504	BOLT, M10X 50 PLATED	4	4	4	4	4	4		
14	1	26587-040122	SCREW, M4X12	2	2	2	2	2	2		
15	1	26716-100002	NUT, M10	4	4	4	4	4	4		
16	1	172455-45151	SHAFT ASSY, TRACK	1	1	1	1	1	1		
17	1	26013-100252	BOLT, M10X 25	2	2	2	2	2	2		
18	1	172187-45220-1	PEDALL CMP (GRAY:72)	1	1	1	1	1	1		
19	1	172187-45250	PEDAL PAD L	1	1	1	1	1	1		
20	1	172187-45260-1	PEDAL R CMP (GRAY:72)	1	1	1	1	1	1		
21	1	172187-45280	PEDAL PAD R	1	1	1	1	1	1		
22	1	26013-060302	BOLT, M6X 30	4	4	4	4	4	4		
23	1	172162-46210	ROD 98.5	2	2	2	2	2	2		
24	1	172122-46590	ELBOW	2	2	2	2	2	2		
25	1	22137-080000	WASHER, 8	2	2	2	2	2	2		
26	1	22417-160160	PIN, COTTER 1.6X16	2	2	2	2	2	2		
27	1	26051-080002	NUT, M8	4	4	4	4	4	4		
28	1	933110-54100	PIN 4.75X14	2	2	2	2	2	2		

Fig.36. CONTROL EQUIPMENT(BLADE)

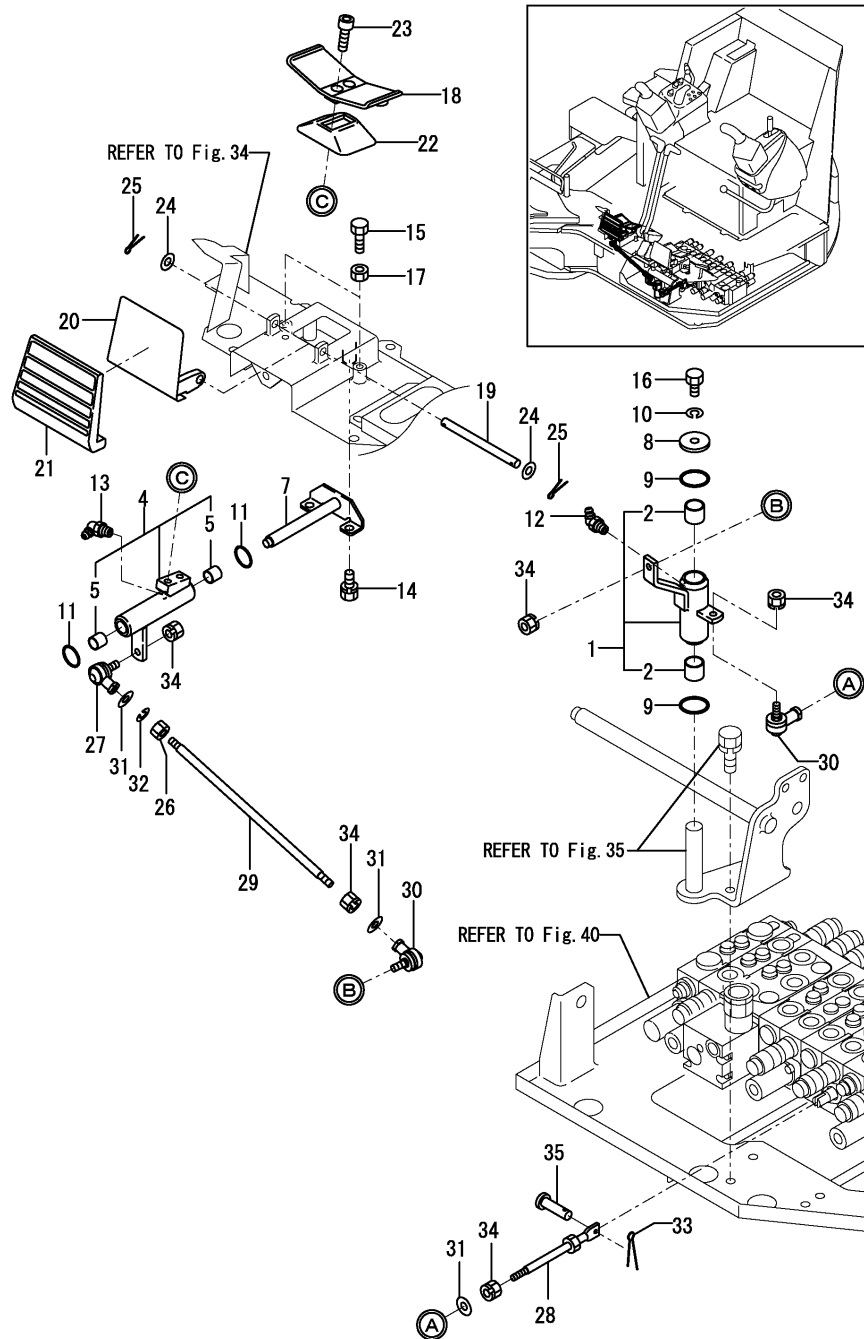
(A)=VIO75 C(US)  
 (B)=VIO75 C(AS)  
 (C)=VIO75 C(NZ)

(D)=VIO75 P(US)  
 (E)=VIO75 P(AS)  
 (F)=VIO75 P(NZ)



No.	Lev.	Parts No.	Description	Q'ty						I	R
				(A)	(B)	(C)	(D)	(E)	(F)		
1	1	172964-12140	GRIP	1	1	1	1	1	1		
2	1	172478-45100	LEVER, BLADE (GRAY:72)	1	1	1	1	1	1		
3	1	26116-100354	BOLT, M10X 35 PLATED	2	2	2	2	2	2		
4	1	26716-100002	NUT, M10	2	2	2	2	2	2		
5	1	1A1040-43900	WASHER, SPRING	1	1	1	1	1	1		
6	1	22217-080000	WASHER, SPRING 8	1	1	1	1	1	1		
7	1	24311-000210	O-RING, 1AP21.0	2	2	2	2	2	2		
8	1	26116-080202	BOLT, M8X 20 PLATED	1	1	1	1	1	1		
9	1	172455-45800	CABLE, BLADE	1	1	1	1	1	1		
10	2	172458-45810	JOINT, BALL	1	1	1	1	1	1		W
		(A=M/#00502) (B=M/#00502) (D=M/#00502) (E=M/#00502)									
11	2	26757-050002	NUT, LOCK M5	1	1	1	1	1	1		W
		(A=M/#00502) (B=M/#00502) (D=M/#00502) (E=M/#00502)									
12	1	22417-160160	PIN, COTTER 1.6X16	1	1	1	1	1	1		
13	1	26051-080002	NUT, M8	1	1	1	1	1	1		
14	1	933110-54100	PIN 4.75X14	1	1	1	1	1	1		

Fig.37. CONTROL EQUIPMENT(SWING)



(A)=VIO75 C(US)  
 (B)=VIO75 C(AS)  
 (C)=VIO75 C(NZ)

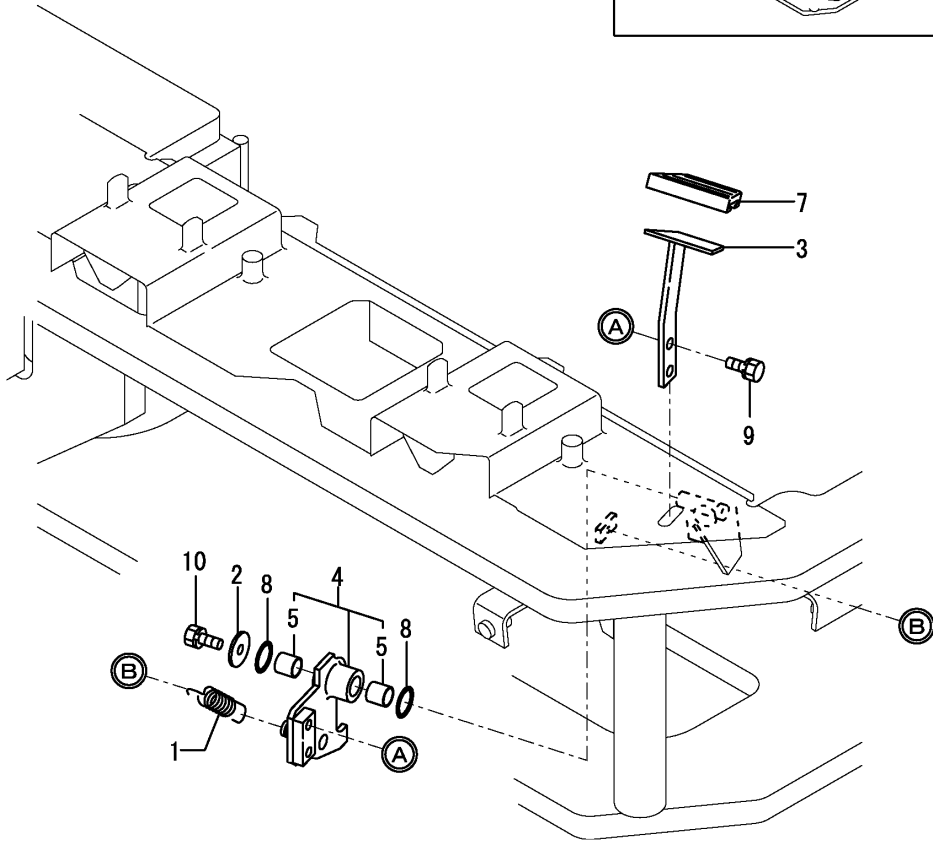
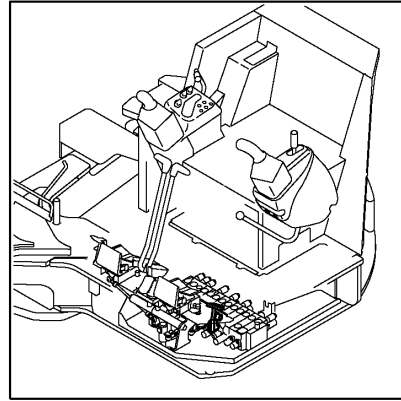
(D)=VIO75 P(US)  
 (E)=VIO75 P(AS)  
 (F)=VIO75 P(NZ)

No.	Lev.	Parts No.	Description	Q'ty						I	R
				(A)	(B)	(C)	(D)	(E)	(F)		
1	1	172455-45170	LINK ASSY, SWING	1	1	1	1	1	1		
2	2	172141-41370	BUSH 2015	2	2	2	2	2	2		
4	1	172445-45550	LINK,PEDAL (GRAY:72)	1	1	1	1	1	1		
5	2	172141-41360	BUSH 1415	2	2	2	2	2	2		
7	1	172444-45850	SHAFT ASSY	1	1	1	1	1	1		
8	1	1A1040-45890	WASHER, 10X36X4.5	1	1	1	1	1	1		
9	1	172124-46200	O-RING	2	2	2	2	2	2		
10	1	22217-100000	WASHER, SPRING 10	1	1	1	1	1	1		
11	1	24311-000210	O-RING, 1AP21.0	2	2	2	2	2	2		
12	1	24761-040000	NIPPLE, GREASE B	1	1	1	1	1	1		
13	1	24761-050000	NIPPLE, GREASE C	1	1	1	1	1	1		
14	1	26013-080162	BOLT, M8X 16	2	2	2	2	2	2		
15	1	26116-080254	BOLT, M8X 25 PLATED	2	2	2	2	2	2		
16	1	26116-100202	BOLT, M10X 20 PLATED	1	1	1	1	1	1		
17	1	26716-080002	NUT, M8	2	2	2	2	2	2		
18	1	172187-45500-4	PEDAL,SWING(GRAY:72)	1	1	1	1	1	1		
19	1	172187-45650	SHAFT, COVER	1	1		1	1			
19-1	1	172187-45651	SHAFT	1	1	1	1	1	1		R
		(A=M/#00688)	(B=M/#00688)	(D=M/#00688)	(E=M/#00688)						
20	1	172187-45720-4	COVER, PEDAL	1	1	1	1	1	1		
21	1	172187-45760	COVER PAD	1	1	1	1	1	1		
22	1	172157-45990	BOOTS, PEDAL	1	1	1	1	1	1		
23	1	172165-46340	BOLT	2	2	2	2	2	2		
24	1	22137-100000	WASHER, 10	2	2		2	2			
24-1	1	22137-100000	WASHER, 10	1	1	1	1	1	1		K
		(A=M/#00688)	(B=M/#00688)	(D=M/#00688)	(E=M/#00688)						
25	1	22417-250200	PIN, COTTER 2.5X20	2	2		2	2			
25-1	1	22417-250200	PIN, COTTER 2.5X20	1	1	1	1	1	1		K
		(A=M/#00688)	(B=M/#00688)	(D=M/#00688)	(E=M/#00688)						
26	1	194200-37780	NUT, M8	1	1	1	1	1	1		
27	1	172734-41300	JOINT, BALL	1	1	1	1	1	1		
28	1	172142-43540	ROD 140	1	1	1	1	1	1		
29	1	172455-45550	ROD 250 M8LR	1	1	1	1	1	1		
30	1	172122-46590	ELBOW	2	2	2	2	2	2		
31	1	22137-080000	WASHER, 8	3	3	3	3	3	3		
32	1	22217-080000	WASHER, SPRING 8	1	1	1	1	1	1		
33	1	22417-160160	PIN, COTTER 1.6X16	1	1	1	1	1	1		
34	1	26051-080002	NUT, M8	5	5	5	5	5	5		
35	1	933110-54100	PIN 4.75X14	1	1	1	1	1	1		

Fig.38. CONTROL EQUIPMENT(LOW-HIGH PEDAL)

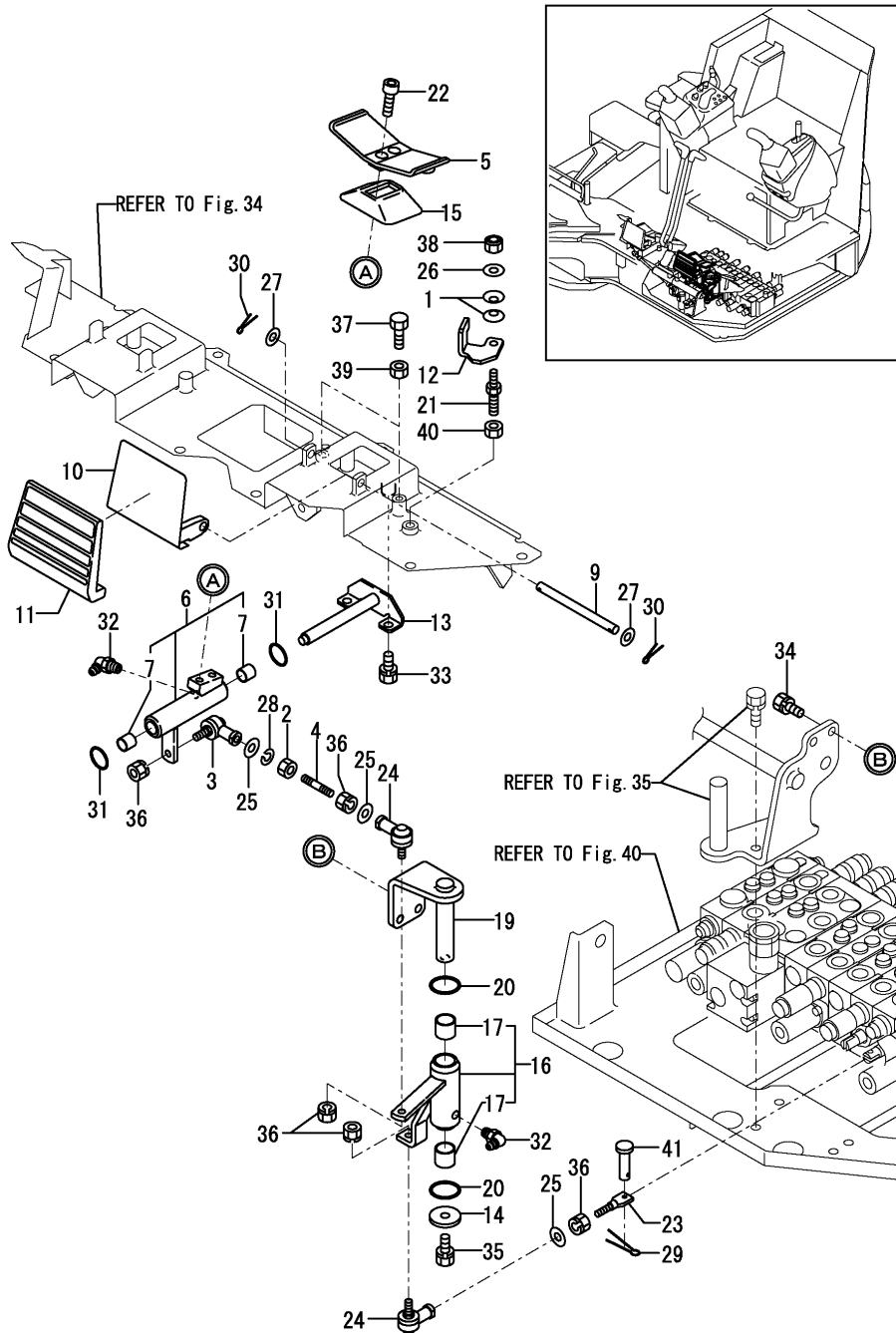
(A)=VIO75 C(US)  
 (B)=VIO75 C(AS)  
 (C)=VIO75 C(NZ)

(D)=VIO75 P(US)  
 (E)=VIO75 P(AS)  
 (F)=VIO75 P(NZ)



No.	Lev.	Parts No.	Description	Q'ty						I	R
				(A)	(B)	(C)	(D)	(E)	(F)		
1	1	172162-12480	SPRING, RETURN	1	1	1	1	1	1		
2	1	1A1040-43900	WASHER, SPRING	1	1	1	1	1	1		
3	1	172472-45900	PEDAL, LO-HI(GRAY:72)	1	1		1	1			
3-1	1	172487-45900	PEDAL, LO-HI(GRAY:72)	1	1	1	1	1	1	1	N
		(A=M/#00719) (B=M/#00719) (D=M/#00719)				(E=M/#00719)					
4	1	172458-45920	BRACKET, PEDAL(GRAY:72)	1	1	1	1	1	1		
5	2	172141-41360	BUSH 1415	2	2	2	2	2	2		
7	1	172458-45950	PAD, PEDAL	1	1	1	1	1	1		
8	1	24311-000210	O-RING, 1AP21.0	2	2	2	2	2	2		
9	1	26013-080162	BOLT, M8X 16	2	2	2	2	2	2		
10	1	26013-080202	BOLT, M8X 20	1	1	1	1	1	1		

Fig.39. CONTROL EQUIPMENT(P.T.O.)



(A)=VIO75 C(US)  
 (B)=VIO75 C(AS)  
 (C)=VIO75 C(NZ)

(D)=VIO75 P(US)  
 (E)=VIO75 P(AS)  
 (F)=VIO75 P(NZ)

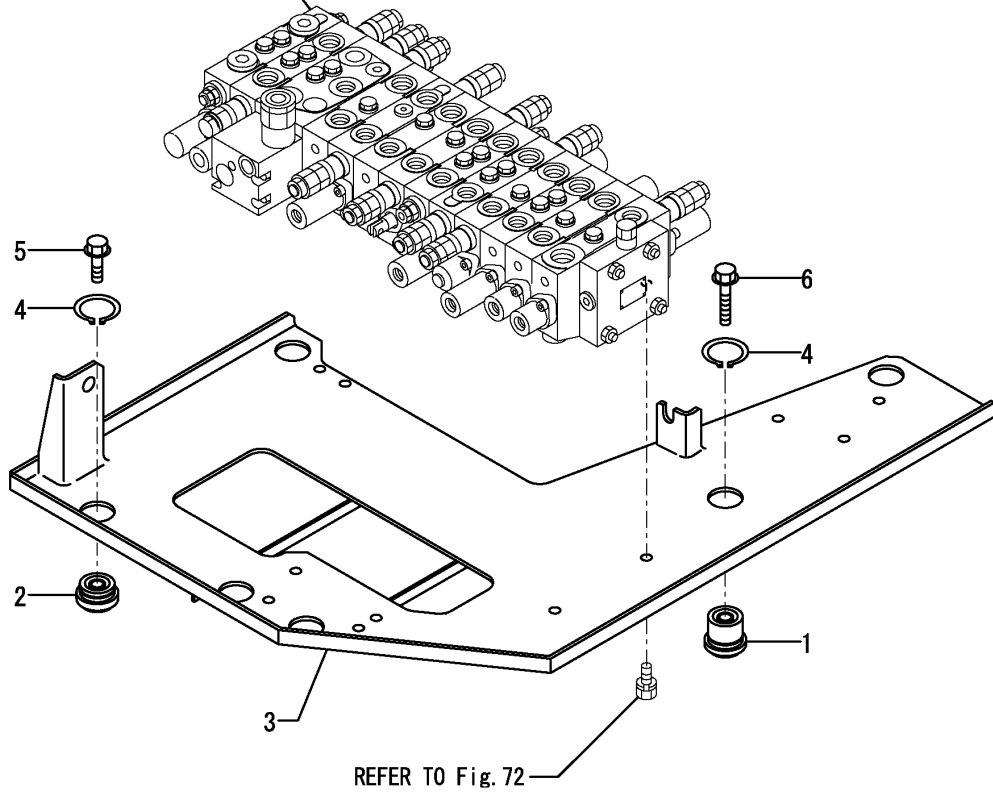
No.	Lev.	Parts No.	Description	Q'ty						I	R
				(A)	(B)	(C)	(D)	(E)	(F)		
1	1	172068-28490	SPRING	2	2	2	2	2	2		
2	1	194200-37780	NUT, M8	1	1	1	1	1	1		
3	1	172734-41300	JOINT, BALL	1	1	1	1	1	1		
4	1	172732-42450	ROD	1	1	1	1	1	1		
5	1	172187-45500-4	PEDAL, SWING(GRAY:72)	1	1	1	1	1	1		
6	1	172445-45550	LINK, PEDAL (GRAY:72)	1	1	1	1	1	1		
7	2	172141-41360	BUSH 1415	2	2	2	2	2	2		
9	1	172187-45650	SHAFT, COVER	1	1	1	1	1	1		
9-1	1	172187-45651	SHAFT	1	1	1	1	1	1		R
		(A=M/#00688)	(B=M/#00688)	(D=M/#00688)	(E=M/#00688)						
10	1	172187-45720-4	COVER, PEDAL	1	1	1	1	1	1		
11	1	172187-45760	COVER PAD	1	1	1	1	1	1		
12	1	172448-45800	PLATE, LOCK(PTO (11)	1	1	1	1	1	1		
13	1	172444-45850	SHAFT ASSY	1	1	1	1	1	1		
14	1	1A1040-45890	WASHER, 10X36X4.5	1	1	1	1	1	1		
15	1	172157-45990	BOOTS, PEDAL	1	1	1	1	1	1		
16	1	172478-46100	LINK ASSY, P.T.O.	1	1	1	1	1	1		
17	2	172141-41370	BUSH 2015	2	2	2	2	2	2		
19	1	172478-46150	SHAFT ASSY, PTO	1	1	1	1	1	1		
20	1	172124-46200	O-RING	2	2	2	2	2	2		
21	1	172462-46230	BOLT 8X10	1	1	1	1	1	1		
22	1	172165-46340	BOLT	2	2	2	2	2	2		
23	1	172151-46360	ROD, SPOOL	1	1	1	1	1	1		
24	1	172122-46590	ELBOW	2	2	2	2	2	2		
25	1	22137-080000	WASHER, 8	3	3	3	3	3	3		
26	1	22137-080000	WASHER, 8	1	1	1	1	1	1		
27	1	22137-100000	WASHER, 10	2	2		2	2			
27-1	1	22137-100000	WASHER, 10	1	1	1	1	1	1		K
		(A=M/#00688)	(B=M/#00688)	(D=M/#00688)	(E=M/#00688)						
28	1	22217-080000	WASHER, SPRING 8	1	1	1	1	1	1		
29	1	22417-160160	PIN, COTTER 1.6X16	1	1	1	1	1	1		
30	1	22417-250200	PIN, COTTER 2.5X20	2	2		2	2			
30-1	1	22417-250200	PIN, COTTER 2.5X20	1	1	1	1	1	1		K
		(A=M/#00688)	(B=M/#00688)	(D=M/#00688)	(E=M/#00688)						
31	1	24311-000210	O-RING, 1AP21.0	2	2	2	2	2	2		
32	1	24761-050000	NIPPLE, GREASE C	2	2	2	2	2	2		
33	1	26013-080162	BOLT, M8X 16	2	2	2	2	2	2		
34	1	26013-100202	BOLT, M10X 20	2	2	2	2	2	2		
35	1	26013-100202	BOLT, M10X 20	1	1	1	1	1	1		
36	1	26051-080002	NUT, M8	5	5	5	5	5	5		
37	1	26116-080254	BOLT, M8X 25 PLATED	2	2	2	2	2	2		
38	1	26347-080002	NUT, M8	1	1	1	1	1	1		
39	1	26716-080002	NUT, M8	2	2	2	2	2	2		
40	1	26716-100002	NUT, M10	1	1	1	1	1	1		
41	1	933110-54100	PIN 4.75X14	1	1	1	1	1	1		

Fig.40. CONTROL VALVE PLATE

(A)=VIO75 C(US)  
 (B)=VIO75 C(AS)  
 (C)=VIO75 C(NZ)

(D)=VIO75 P(US)  
 (E)=VIO75 P(AS)  
 (F)=VIO75 P(NZ)

REFER TO Fig. 72, 73, 74, 75



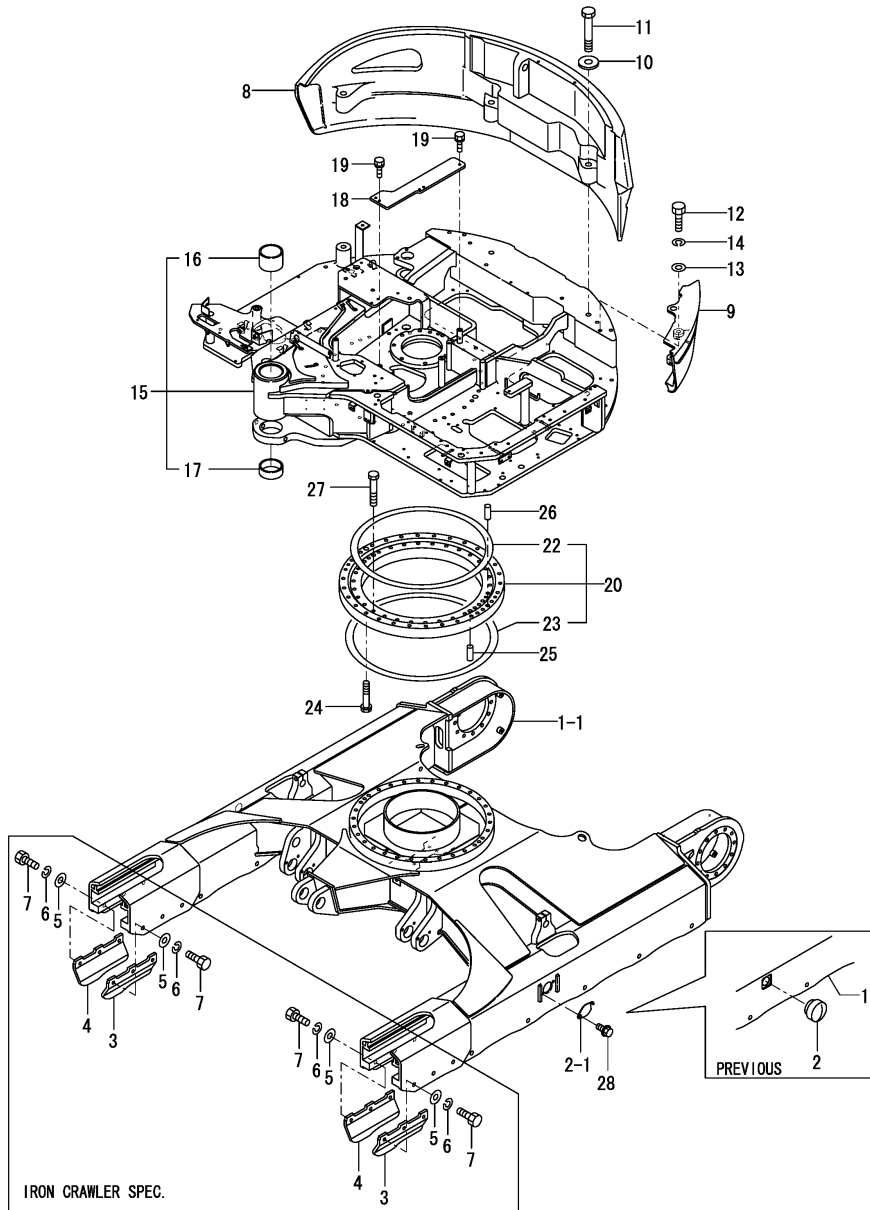
No.	Lev.	Parts No.	Description	Q'ty						I	R
				(A)	(B)	(C)	(D)	(E)	(F)		
1	1	172187-45060	CUSHION ASSY	2	2	2	2	2	2		
2	1	172187-45490	CUSHION ASSY	3	3	3	3	3	3		
3	1	172478-45600	PLATE, VALVE	1	1	1	1	1	1		
4	1	22242-000350	RING, 35	5	5	5	5	5	5		
5	1	26106-100352	BOLT, M10X 35 PLATED	3	3	3	3	3	3		
6	1	26106-100552	BOLT, M10X 55 PLATED	2	2	2	2	2	2		



Fig.41. FRAME & TURNING BEARING

(A)=VIO75 C(US)  
(B)=VIO75 C(AS)  
(C)=VIO75 C(NZ)

(D)=VIO75 P(US)  
(E)=VIO75 P(AS)  
(F)=VIO75 P(NZ)



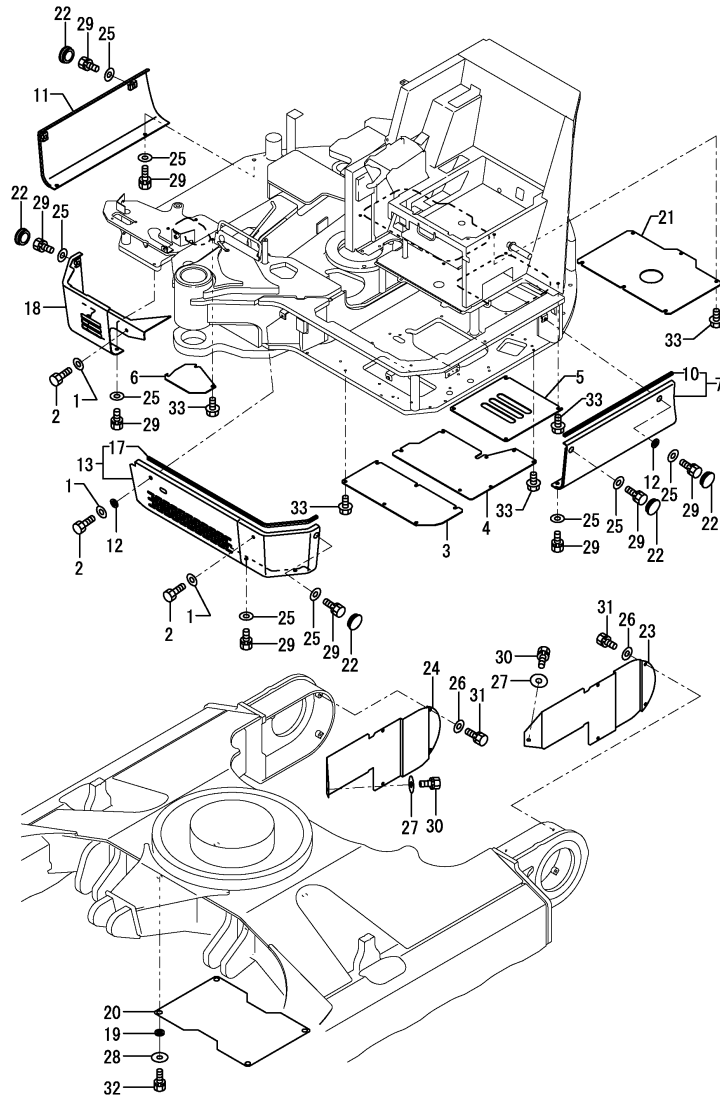
No.	Lev.	Parts No.	Description	Q'ty						I	R
				(A)	(B)	(C)	(D)	(E)	(F)		
1	1	172455-50102-1	FRAME,LOWER(GREEN:82	1	1	1	1	1	1		
1-1	1	172455-50103-1	FRAME ASSY,LOWER(82)	1	1	1	1	1	1	S	
		(A=M/#01049) (B=M/#01049) (C=M/#01049) (D=M/#01049)		(E=M/#01049)	(F=M/#01049)						
1-2	1	172455-50104	FRAME ASSY,LOWER(82)	1	1	1	1	1	1	N	
		(A=M/#01146) (B=M/#01146) (C=M/#01146) (D=M/#01146)		(E=M/#01146)	(F=M/#01146)						
1-3	1	172455-50105-3	FRAME ASSY,LOWER(82)	1	1	1	1	1	1	N	
		(A=M/#01146) (B=M/#01146) (C=M/#01146) (D=M/#01146)		(E=M/#01146)	(F=M/#01146)						
2	1	172141-50890	GROMMET	2	2	2	2	2	2		
2-1	1	172458-50480	COVER, FRAME	2	2	2	2	2	2	S	
		(A=M/#01049) (B=M/#01049) (C=M/#01049) (D=M/#01049)		(E=M/#01049)	(F=M/#01049)						
3	1	172187-50801-1	PLATE L, GUARD (82)	2	2	2	2	2	2		1
4	1	172187-50811-1	PLATE R, GUARD (82)	2	2	2	2	2	2		1
5	1	22137-160000	WASHER, 16	12	12	12	12	12	12		1
6	1	22217-160000	WASHER, SPRING 16	12	12	12	12	12	12		1
7	1	26116-160402	BOLT, M16X 40 PLATED	12	12	12	12	12	12		1
8	1	172455-53301-1	WEIGHT, COUNTER	1	1	1	1	1	1		
8-1	1	172455-53302-1	WEIGHT, COUNTER	1	1	1	1	1	1	N	
		(A=MXXXXX) (B=MXXXXX)									
9	1	172455-53310-1	WEIGHT	1	1	1	1	1	1		
9-1	1	172455-53311-1	WEIGHT, SIDE	1	1	1	1	1	1	N	
		(A=MXXXXX) (B=MXXXXX)									
10	1	172187-53320	WASHER 24.5X65X8	3	3	3	3	3	3		
11	1	172455-53330	BOLT 24X140	3	3	3	3	3	3		
12	1	172165-53480	BOLT M16X 60	2	2	2	2	2	2		
13	1	172165-53500	WASHER	2	2	2	2	2	2		
14	1	22217-160000	WASHER, SPRING 16	2	2	2	2	2	2		
15	1	172478-54101-1	FRAME,TURNING (86)	1	1	1	1	1	1		
16	2	172187-54750	BUSH 100X80	1	1	1	1	1	1		
17	2	172187-54760	BUSH 100X40	1	1	1	1	1	1		
18	1	172478-54450-1	PLATE (GREEN:86)	1	1	1	1	1	1		
19	1	26013-100252	BOLT, M10X 25	2	2	2	2	2	2		
20	1	172187-57600	TURNING BEARING	1	1	1	1	1	1		
22	2	172187-57630	SEAL	1	1	1	1	1	1		
23	2	172187-57640	SEAL	1	1	1	1	1	1		
24	1	172455-57650	BOLT 16X90	30	30	30	30	30	30		
25	1	172162-57660	PIN 16X40,STRAIGHT	2	2	2	2	2	2		
26	1	172162-57660	PIN 16X40,STRAIGHT	2	2	2	2	2	2		
27	1	172455-57661	BOLT 16X80	28	28	28	28	28	28		
28	1	26106-100122	BOLT, M10X 12 PLATED	4	4	4	4	4	4	W	
		(A=*2003.07) (B=*2003.07) (C=*2003.07) (D=*2003.07) (E=*2003.07) (F=*2003.07)									

Remarks  
(1)IRON CRAWLER SPEC.

Fig.42. COVER(FRAME)

(A)=VIO75 C(US)  
 (B)=VIO75 C(AS)  
 (C)=VIO75 C(NZ)

(D)=VIO75 P(US)  
 (E)=VIO75 P(AS)  
 (F)=VIO75 P(NZ)



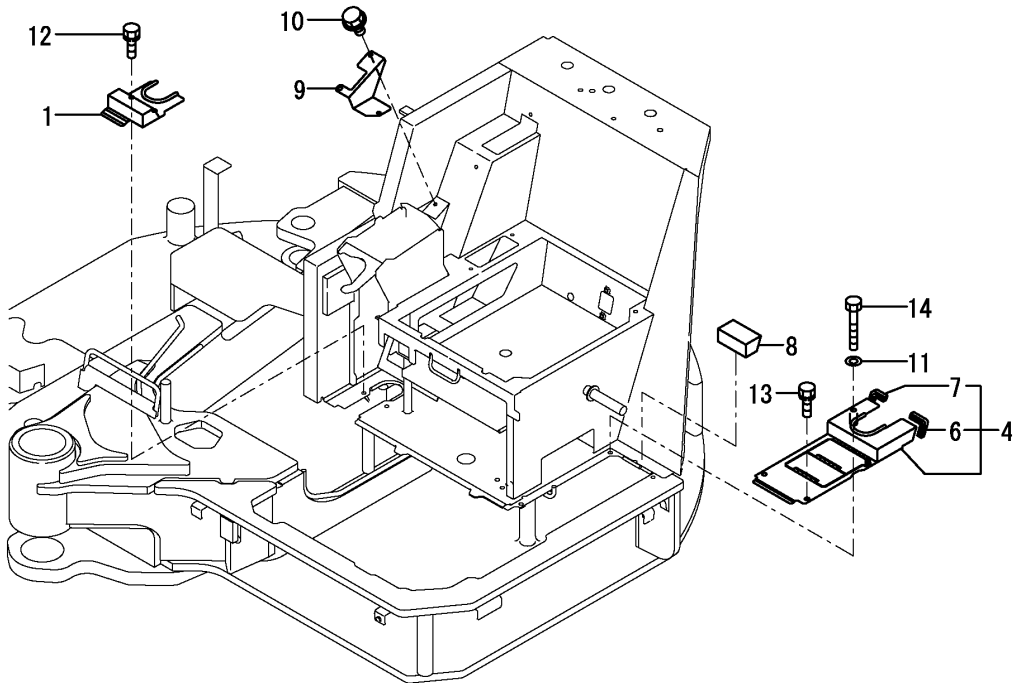
No.	Lev.	Parts No.	Description	Q'ty						I	R
				(A)	(B)	(C)	(D)	(E)	(F)		
1	1	172137-46040	SEAT, SPRING	3	3	3	3	3	3		
2	1	172168-46760	BOLT M10X20	3	3	3	3	3	3		
3	1	172455-61100-2	COVER	1	1	1	1	1	1		
4	1	172478-61111-1	COVER	1	1	1	1	1	1		
5	1	172455-61120-2	COVER	1	1	1	1	1	1		
6	1	172455-61130-2	COVER	1	1	1	1	1	1		
7	1	172478-61351-1	COVER, FRAME	1	1	1	1	1	1		1
10	2	172478-68910	SEAL	1	1	1	1	1	1		
11	1	172455-61370-1	COVER, FRAME	1	1	1	1	1	1		2
12	1	172478-61390	RUBBER	2	2	2	2	2	2		
13	1	172478-61401-1	COVER, FRAME	1	1	1	1	1	1		
17	2	172478-68920	SEAL	1	1	1	1	1	1		
18	1	172478-61450-1	COVER ASSY	1	1	1	1	1	1		
19	1	172162-61500	TRIM	4	4	4	4	4	4		
20	1	172187-61500-2	COVER	1	1	1	1	1	1		
21	1	172478-61560-1	PLATE (GREEN:86)	1	1	1	1	1	1		
22	1	172463-61600	PLUG 28X3.2	6	6	6	6	6	6		
23	1	172455-61650-1	COVER, TRAVEL	1	1	1	1	1	1		
24	1	172455-61660-2	COVER, TRAVEL	1	1	1	1	1	1		
25	1	22137-100000	WASHER, 10	15	15	15	15	15	15		
26	1	22137-100000	WASHER, 10	8	8	8	8	8	8		
27	1	22157-100000	WASHER, 10	2	2	2	2	2	2		
28	1	22157-120000	WASHER, 12	4	4	4	4	4	4		
29	1	26013-100202	BOLT, M10X 20	15	15	15	15	15	15		
30	1	26013-100202	BOLT, M10X 20	2	2	2	2	2	2		
31	1	26013-100202	BOLT, M10X 20	8	8	8	8	8	8		
32	1	26013-120302	BOLT, M12X 30	4	4	4	4	4	4		
33	1	26106-100162	BOLT, M10X 16 PLATED	26	26	26	26	26	26		
34A	1	172437-03351	LABEL,GREASE CYL.	1	1	1	1	1	1		3
34B	1	172463-03370	LABEL,SUPPORT US	1	1	1					3
34C	1	172478-03470	LABEL,SUPPORT				1	1	1		3
35A	1	172437-03351	LABEL,GREASE CYL.	1	1	1	1	1	1		3

Remarks  
 (1)PLEASE USE THIS PART WITH ATTACHED LABELS AT THE SAME TIME.  
 CABIN SPEC.: REF.NO.34A & 34B  
 CANOPY SPEC.: REF.NO.34A & 34C  
 (2)PLEASE USE THIS PART WITH FOLLOWING LABEL AT THE SAME TIME.  
 REF.NO.35A  
 (3)LABELS ARE NOT ILLUSTRATED.

Fig.43. COVER(AROUND THE CONTROL:1)

(A)=VIO75 C(US)  
 (B)=VIO75 C(AS)  
 (C)=VIO75 C(NZ)

(D)=VIO75 P(US)  
 (E)=VIO75 P(AS)  
 (F)=VIO75 P(NZ)

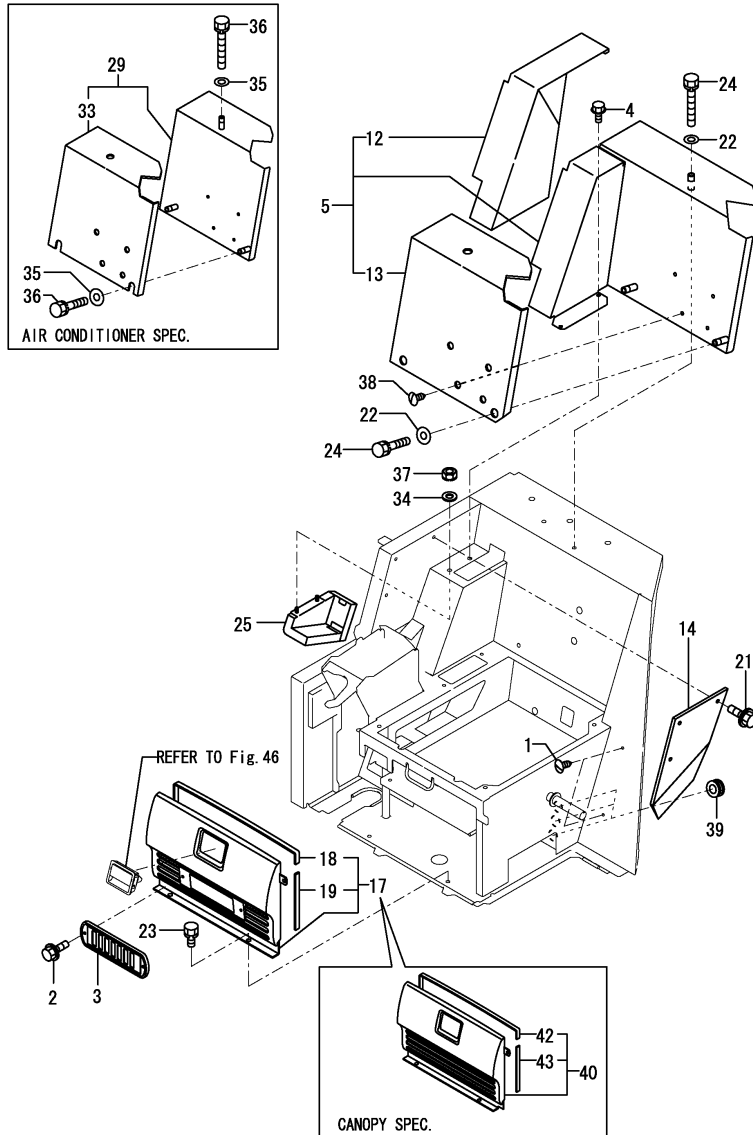


No.	Lev.	Parts No.	Description	Q'ty						I	R
				(A)	(B)	(C)	(D)	(E)	(F)		
1	1	172478-61180	COVER, SEAL	1	1	1	1	1	1		
4	1	172478-61200	COVER, MULTI	1	1	1	1	1	1		
6	2	172183-61350	TRIM	1	1	1	1	1	1		
7	2	172183-61360	TRIM	1	1	1	1	1	1		
8	1	172478-61270	SEAL, SPONGE	1	1	1	1	1	1		
9	1	172455-61520-1	COVER, BLADE	1	1	1	1	1	1		
10	1	172519-63240	BOLT	3	3	3	3	3	3		
11	1	22217-100000	WASHER, SPRING 10	1	1	1	1	1	1		
12	1	26013-100202	BOLT, M10X 20	2	2	2	2	2	2		
13	1	26013-100202	BOLT, M10X 20	2	2	2	2	2	2		
14	1	26116-100602	BOLT, M10X 60 PLATED	1	1	1	1	1	1		

Fig.44. COVER(AROUND THE CONTROL:2)

(A)=VIO75 C(US)  
 (B)=VIO75 C(AS)  
 (C)=VIO75 C(NZ)

(D)=VIO75 P(US)  
 (E)=VIO75 P(AS)  
 (F)=VIO75 P(NZ)



No.	Lev.	Parts No.	Description	Q'ty						I	R
				(A)	(B)	(C)	(D)	(E)	(F)		
1	1	172122-17190	CLIP, TREE	2	2	2	2	2	2		
2	1	172164-45880	BOLT	2	2	2					
3	1	172187-61690	VENTILATOR	1	1	1					
4	1	172519-63240	BOLT	2	2	2					4
5	1	172455-63371	COVER, SEAT MOUNT	1	1	1					4
12	2	172455-63511	TRIM	1	1	1					
13	2	172455-63521	TRIM	1	1	1					
14	1	172455-63440	COVER ASSY	1	1	1					2
17	1	172455-64960	GRILLE ASSY	1	1	1					
18	2	172455-64150	TRIM	1	1	1					
19	2	172455-64160	TRIM	1	1	1					
21	1	172165-66980	BOLT	3	3	3					
22	1	22137-100000	WASHER, 10	3	3	3					4
23	1	26013-100202	BOLT, M10X 20	2	2	2	2	2	2		
24	1	26013-100702	BOLT, M10X 70	3	3	3					4
25	1	172455-18650	COVER ASSY, PANEL	1	1	1					1
29	1	172455-63301	COVER, SEAT MOUNT	1	1	1					1
33	2	172455-63361	TRIM	1	1	1					
34	1	22137-080000	WASHER, 8	2	2	2					1
35	1	22137-100000	WASHER, 10	3	3	3					1
36	1	26013-100702	BOLT, M10X 70	3	3	3					1
37	1	26051-080002	NUT, M8	2	2	2					1
38	1	172444-17660	CLIP, TREE				4	4	4		
39	1	172151-62240	GROMMET				3	3	3		
40	1	172455-64080	COVER ASSY, MOUNT				1	1	1		
42	2	172455-64150	TRIM				1	1	1		
43	2	172455-64160	TRIM				1	1	1		
44A	1	172437-03431	LABEL,STEERING	1	1	1					3
44B	1	172437-03470	LABEL,LEVER LOCK	1	1	1					3

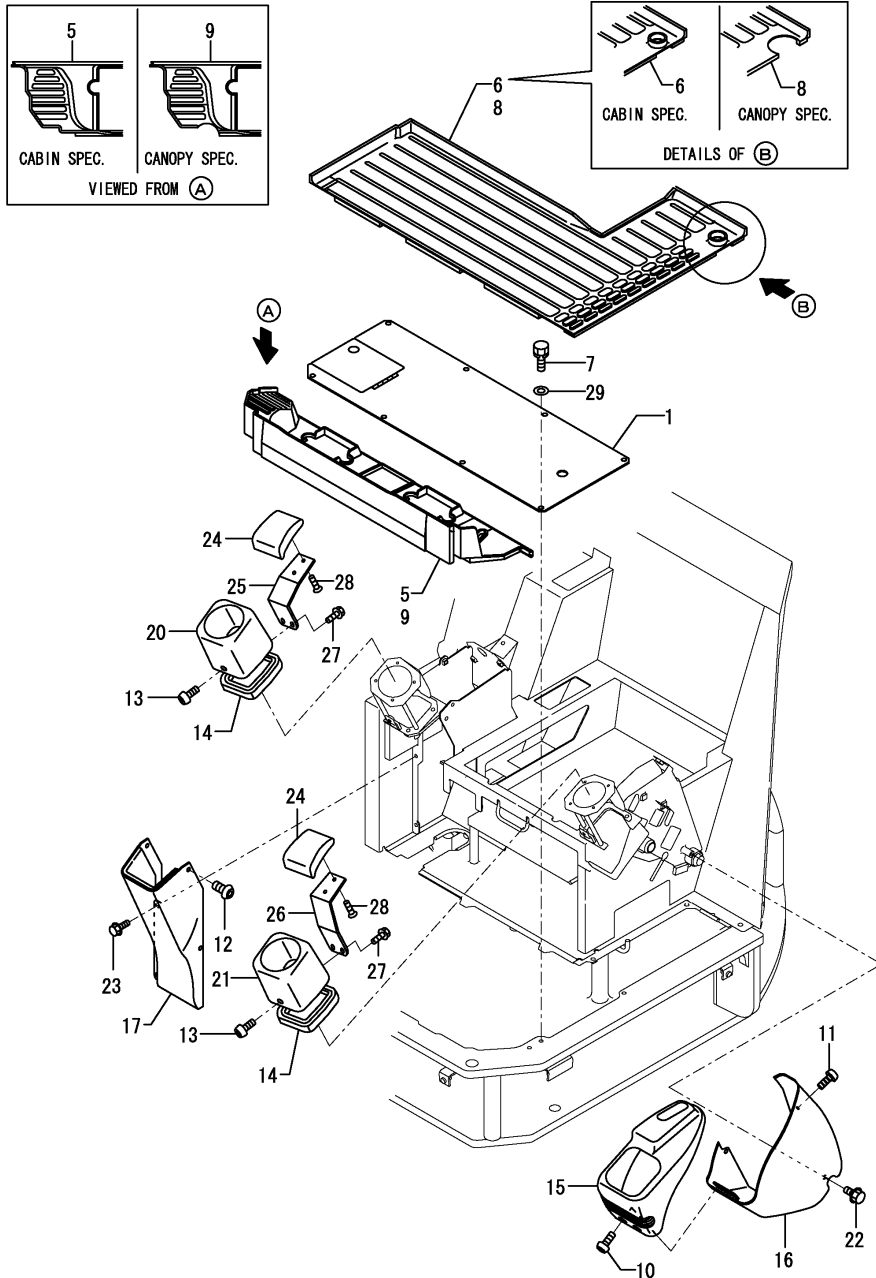
Remarks

- (1)AIR CONDITIONER SPEC.
- (2)PLEASE USE THIS PART WITH FLOWING LABELS AT THE SAME TIME. REF.NO.44A & 44B.
- (3)LABELS ARE NOT ILLUSTRATED.
- (4)NOT APPLIED FOR A/C SPEC.

Fig.45. STEP & INSTRUMENT PANEL

(A)=VIO75 C(US)  
 (B)=VIO75 C(AS)  
 (C)=VIO75 C(NZ)

(D)=VIO75 P(US)  
 (E)=VIO75 P(AS)  
 (F)=VIO75 P(NZ)



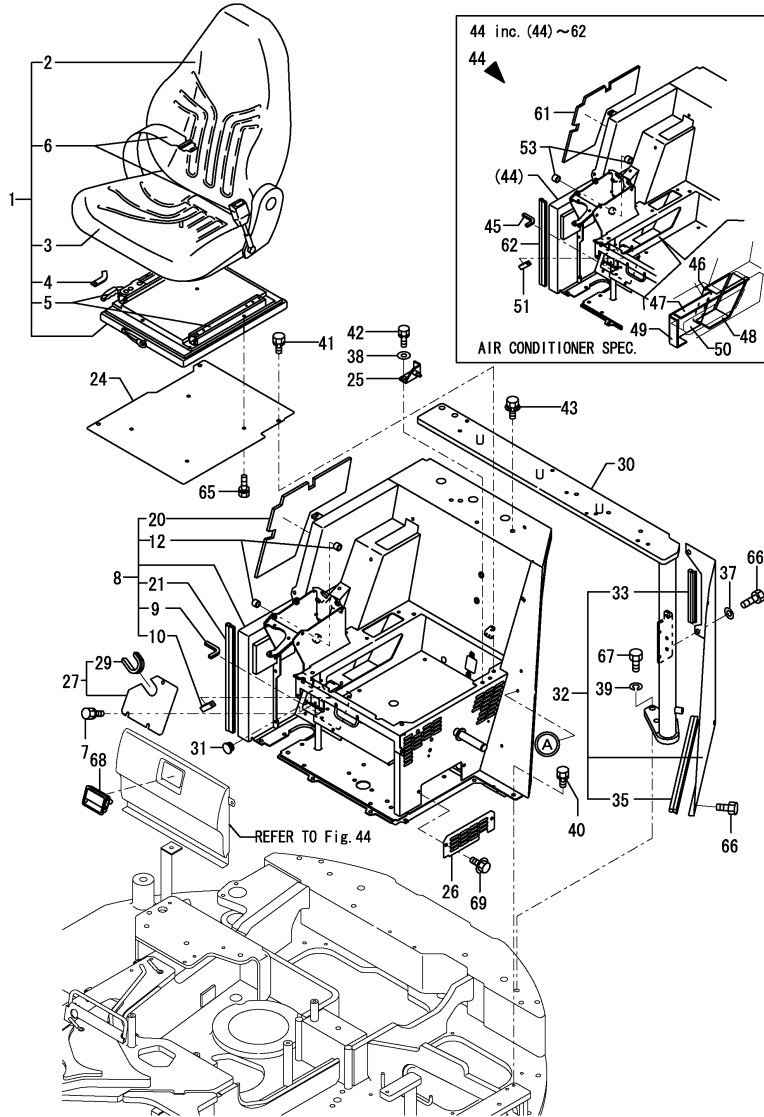
No.	Lev.	Parts No.	Description	Q'ty						I	R
				(A)	(B)	(C)	(D)	(E)	(F)		
1	1	172463-62101	STEP	1	1	1	1	1	1		
5	1	172478-62160	MAT, FLOOR	1	1	1					
6	1	172455-62170	MAT, FLOOR	1	1	1					
7	1	26013-100202	BOLT, M10X 20	8	8	8	8	8	8		
8	1	172478-62170	FLOOR MAT A				1	1	1		
9	1	172478-62180	MAT B,CANOPY				1	1	1		
10	1	172458-46720	BOLT	3	3	3	3	3	3		
11	1	172458-46720	BOLT	1	1	1	1	1	1		
12	1	172458-46720	BOLT	1	1	1	1	1	1		
13	1	172458-46720	BOLT	2	2	2	2	2	2		
14	1	172162-62540	SEAL, STEP	2	2	2	2	2	2		
15	1	172458-63100	PANEL, INSTRUMENT	1	1	1	1	1	1		
16	1	172458-63120	PANEL, INSTRUMENT	1	1	1	1	1	1		
17	1	172478-63200	COVER ASSY	1	1	1	1	1	1		
20	1	172472-63210	COVER	1	1	1	1	1	1		
21	1	172472-63220	COVER	1	1	1	1	1	1		
22	1	172519-63240	BOLT	2	2	2	2	2	2		
23	1	172519-63240	BOLT	3	3	3	3	3	3		
24	1	172441-44320	ARMREST	2	2	2	2	2	2		
25	1	172472-64531-1	PLATE, ARMREST	1	1	1	1	1	1		
26	1	172472-64541-1	PLATE, ARMREST	1	1	1	1	1	1		
27	1	172165-66980	BOLT	4	4	4	4	4	4		
28	1	26577-080122	SCREW, M8X12	4	4	4	4	4	4		
29	1	22137-100000	WASHER, 10	8	8	8	8	8	8	W	

(A)=MXXXXX (B)=MXXXXX (C)=MXXXXX (D)=MXXXXX (E)=MXXXXX (F)=MXXXXX

Fig.46. SEAT & SEAT MOUNT

(A)=VIO75 C(US)  
(B)=VIO75 C(AS)  
(C)=VIO75 C(NZ)

(D)=VIO75 P(US)  
(E)=VIO75 P(AS)  
(F)=VIO75 P(NZ)



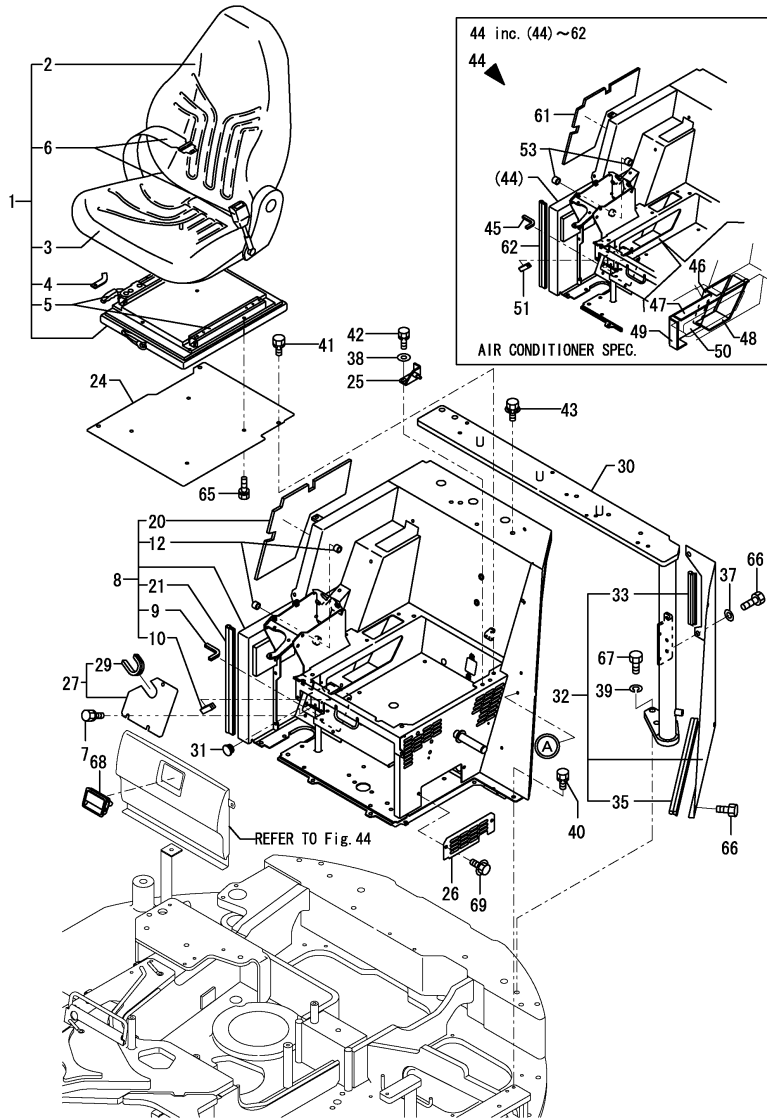
Remarks  
(1)PLEASE USE THIS PART WITH ATTACHED LABELS AT THE SAME TIME.  
CABIN SPEC.: NOT APPLIED  
CANOPY SPEC.: REF.NO.70A,70B & 70C NOT APPLIED FOR A/C SPEC.  
(2)LABELS ARE NOT ILLUSTRATED.  
(3)AIR CONDITIONER SPEC.

No.	Lev.	Parts No.	Description	Q'ty						I	R
				(A)	(B)	(C)	(D)	(E)	(F)		
1	1	172467-64100	SEAT, OPERATOR	1	1	1	1	1	1		
2	2	172467-64110	CUSHION, BACKREST	1	1	1	1	1	1	W	
		(A=M/#00502) (B=M/#00502)	(D=M/#00502) (E=M/#00502)								
3	2	172467-64120	CUSHION, SEAT	1	1	1	1	1	1	W	
		(A=M/#00502) (B=M/#00502)	(D=M/#00502) (E=M/#00502)								
4	2	172467-64130	STOPPER	1	1	1	1	1	1	W	
		(A=M/#00502) (B=M/#00502)	(D=M/#00502) (E=M/#00502)								
5	2	172467-64140	RAIL SET	1	1	1	1	1	1	W	
		(A=M/#00502) (B=M/#00502)	(D=M/#00502) (E=M/#00502)								
6	2	172989-64451	BELT, SEAT	1	1	1	1	1	1	W	
		(A=M/#00502) (B=M/#00502)	(D=M/#00502) (E=M/#00502)								
7	1	172519-63240	BOLT	3	3	3	3	3	3		
8	1	172478-64000	SEAT MOUNT,US (72)	1	1	1	1	1	1		1
9	2	172156-11150	SEAL, ENGINE	1	1	1	1	1	1		
10	2	172455-61580	TRIM	1	1	1	1	1	1		
12	2	172141-41360	BUSH 1415	2	2	2	2	2	2		
20	2	172455-66580	MAT	1	1	1	1	1	1		
21	2	172164-66640	RUBBER, SEAL	1	1	1	1	1	1		
24	1	172478-64040	PLATE,SEAT	1	1	1	1	1	1		
25	1	172478-64050	BRACKET,GAS SPRING	1	1	1	1	1	1		
26	1	172478-64280	COVER, SEAT MOUNT	1	1	1	1	1	1		
27	1	172478-64340	COVER, SEAT MOUNT	1	1	1	1	1	1		
29	2	172455-64700	TRIM	1	1	1	1	1	1		
30	1	172455-64802	BRACKET ASSY(GRAY:73)	1	1	1	1	1	1		
31	1	172187-64900	PLUG	1	1	1	1	1	1		
32	1	172455-66380-1	COVER ASSY, MOUNT	1	1	1	1	1	1		
33	2	172162-61120	SEAL	1	1	1	1	1	1		
35	2	172455-66390	SEAL	1	1	1	1	1	1		
37	1	22137-100000	WASHER, 10	3	3	3	3	3	3		
38	1	22137-100000	WASHER, 10	2	2	2	2	2	2		
39	1	22217-160000	WASHER, SPRING 16	5	5	5	5	5	5		
40	1	26013-100202	BOLT, M10X 20	4	4	4	4	4	4		
41	1	26013-100202	BOLT, M10X 20	4	4	4	4	4	4		
42	1	26013-100252	BOLT, M10X 25	2	2	2	2	2	2		
43	1	26014-100202	BOLT, M10X 20	2	2	2	2	2	2		
44	1	172478-64190	MOUNT SEAT,US A/C(72)	1	1	1					3
45	2	172156-11150	SEAL, ENGINE	1	1	1					
46	2	172455-19160	SHEET, INSULATOR	1	1	1					
47	2	172455-19170	SHEET, INSULATOR	1	1	1					
48	2	172455-19180	SHEET, INSULATOR	1	1	1					
49	2	172455-19190	SHEET, INSULATOR	1	1	1					
50	2	172455-19200	SHEET, INSULATOR	1	1	1					
51	2	172455-61580	TRIM	1	1	1					
53	2	172141-41360	BUSH 1415	2	2	2					
61	2	172455-66580	MAT	1	1	1					
62	2	172164-66640	RUBBER, SEAL	1	1	1					
65	1	26013-080162	BOLT, M8X 16	4	4	4	4	4	4		
66	1	172168-46760	BOLT M10X20	5	5	5	5	5	5		
67	1	172165-53490	BOLT M16X 40	5	5	5	5	5	5		
68	1	172187-61421	HANDLE, LOCK	1	1	1	1	1	1		
69	1	172519-63240	BOLT	2	2	2	2	2	2		

Fig.46. SEAT & SEAT MOUNT

(A)=VIO75 C(US)  
 (B)=VIO75 C(AS)  
 (C)=VIO75 C(NZ)

(D)=VIO75 P(US)  
 (E)=VIO75 P(AS)  
 (F)=VIO75 P(NZ)



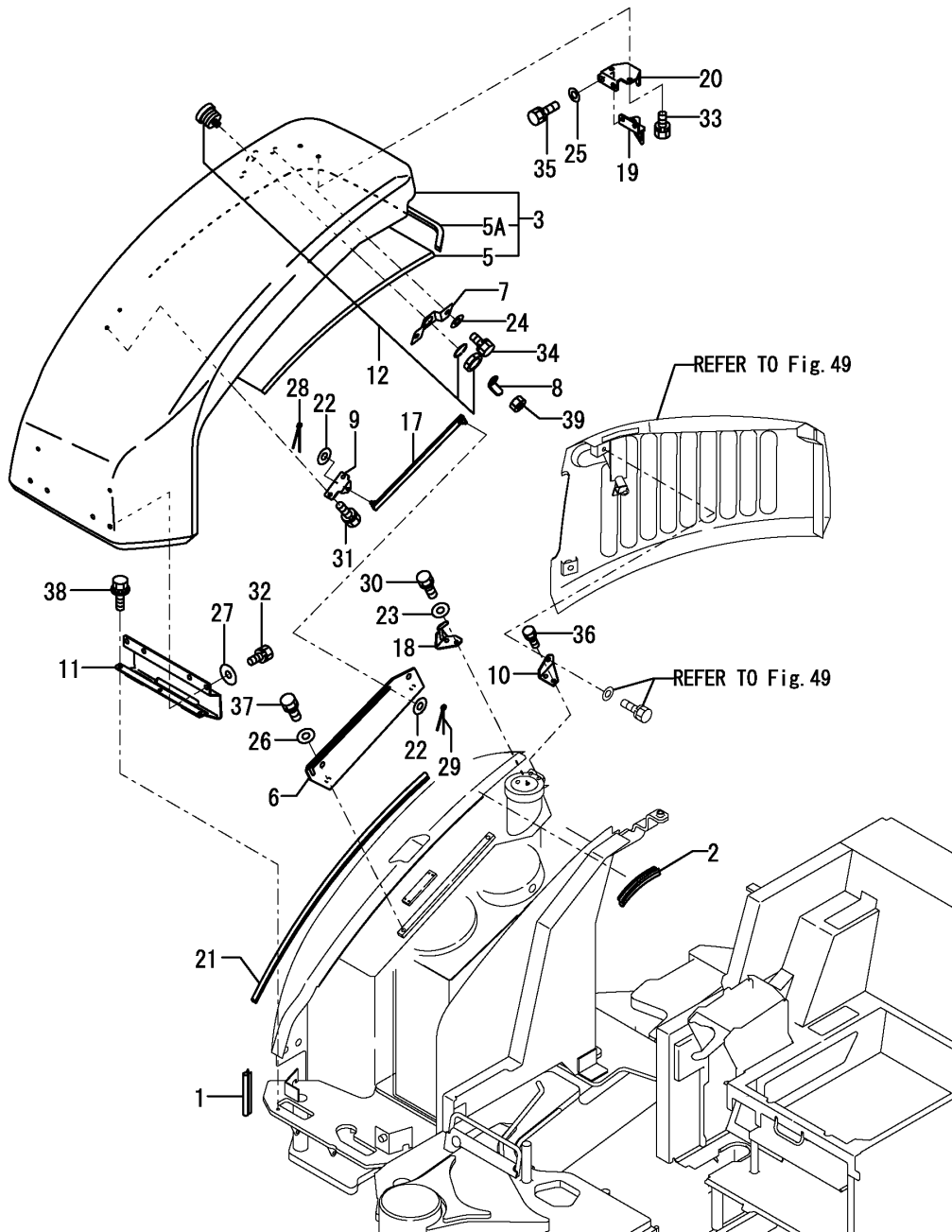
No.	Lev.	Parts No.	Description	Q'ty						I	R
				(A)	(B)	(C)	(D)	(E)	(F)		
70A	1	172437-03340	LABEL,TRANSPORT				1	1	1		2
70B	1	172437-03431	LABEL,STEERING				1	1	1		2
70C	1	172437-03470	LABEL,LEVER LOCK				1	1	1		2

Remarks  
 (1)PLEASE USE THIS PART WITH ATTACHED LABELS AT THE SAME TIME.  
 CABIN SPEC.: NOT APPLIED  
 CANOPY SPEC.: REF.NO.70A,70B & 70C NOT APPLIED FOR A/C SPEC.  
 (2)LABELS ARE NOT ILLUSTRATED.  
 (3)AIR CONDITIONER SPEC.

Fig.47. HOOD(BODY)

(A)=VIO75 C(US)  
 (B)=VIO75 C(AS)  
 (C)=VIO75 C(NZ)

(D)=VIO75 P(US)  
 (E)=VIO75 P(AS)  
 (F)=VIO75 P(NZ)



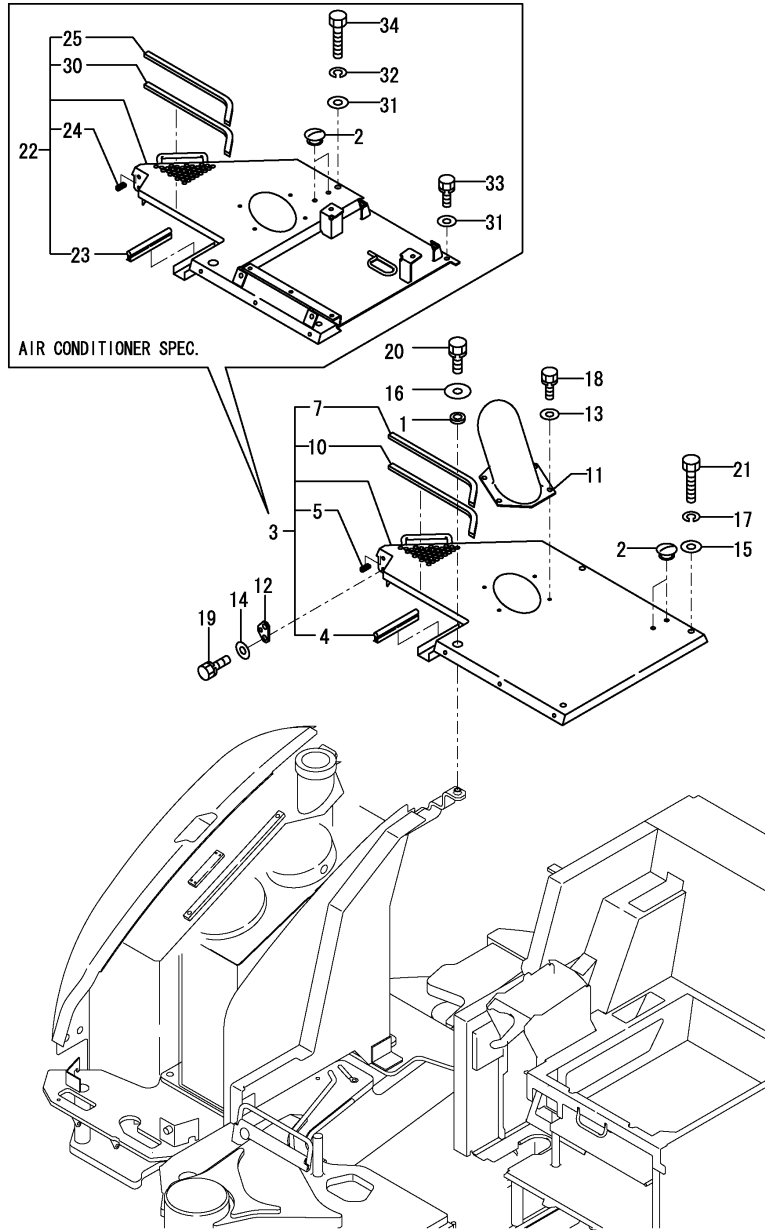
No.	Lev.	Parts No.	Description	Q'ty						I	R
				(A)	(B)	(C)	(D)	(E)	(F)		
1	1	172444-54920	SEAL, WEIGHT	1	1	1	1	1	1		
2	1	172434-61180	TRIM	1	1	1	1	1	1		
3	1	172478-65200	BONNET B	1	1	1	1	1	1		
5	2	172455-66110	SPONGE	1	1	1	1	1	1		
5A	2	172455-66712	SPONGE	1	1	1	1	1	1		
6	1	172455-65220	PLATE, RAIL	1	1	1	1	1	1		
7	1	172455-65230	PLATE,KEY (GILT	1	1	1	1	1	1		
8	1	172455-65240	PLATE, ROCK	1	1	1	1	1	1		
9	1	172445-65250	BRACKET	1	1	1	1	1	1		
10	1	172455-65660	STAY ASSY	1	1	1	1	1	1		
11	1	172455-65741	HINGE ASSY	1	1	1	1	1	1		
12	1	172164-66170	KEY ASSY, CYLINDER	1	1	1	1	1	1		
17	1	172455-66200	ROD, STOPPER	1	1	1	1	1	1		
18	1	172455-66400	BRACKET, ROCK	1	1	1	1	1	1		
19	1	172455-66430	BRACKET, GUIDE	1	1	1	1	1	1		
20	1	172455-66450	PLATE	1	1	1	1	1	1		
21	1	172187-68050	SEAL, COVER	1	1	1	1	1	1		
22	1	22137-080000	WASHER, 8	2	2	2	2	2	2		
23	1	22137-080000	WASHER, 8	2	2	2	2	2	2		
24	1	22137-100000	WASHER, 10	2	2	2	2	2	2		
25	1	22137-100000	WASHER, 10	2	2	2	2	2	2		
26	1	22137-120000	WASHER, 12	4	4	4	4	4	4		
27	1	22157-080000	WASHER, 8	4	4	4	4	4	4		
28	1	22372-080000	PIN, SNAP 8	1	1	1	1	1	1		
29	1	22417-200200	PIN, COTTER 2.0X20	1	1	1	1	1	1		
30	1	26013-080122	BOLT, M8X 12	2	2	2	2	2	2		
31	1	26013-080162	BOLT, M8X 16	2	2	2	2	2	2		
32	1	26013-080162	BOLT, M8X 16	4	4	4	4	4	4		
33	1	26013-100202	BOLT, M10X 20	2	2	2	2	2	2		
34	1	26013-100202	BOLT, M10X 20	2	2	2	2	2	2		
35	1	26013-100252	BOLT, M10X 25	2	2	2	2	2	2		
36	1	26013-100252	BOLT, M10X 25	2	2	2	2	2	2		
37	1	26013-120202	BOLT, M12X 20	4	4	4	4	4	4		
38	1	26014-080162	BOLT, M8X 16	3	3	3	3	3	3		
39	1	26347-100002	NUT, M10	1	1	1	1	1	1		



Fig.48. HOOD(UPPER COVER)

(A)=VIO75 C(US)  
 (B)=VIO75 C(AS)  
 (C)=VIO75 C(NZ)

(D)=VIO75 P(US)  
 (E)=VIO75 P(AS)  
 (F)=VIO75 P(NZ)



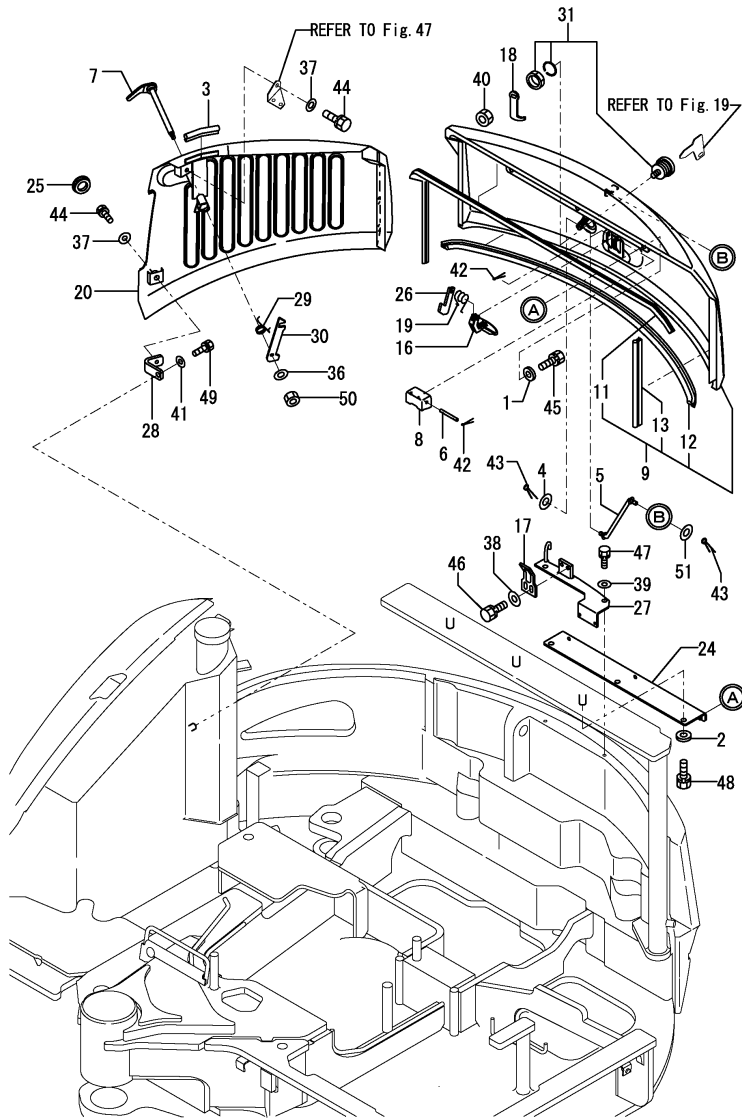
No.	Lev.	Parts No.	Description	Q'ty						I	R
				(A)	(B)	(C)	(D)	(E)	(F)		
1	1	172162-61500	TRIM	1	1	1	1	1	1		
2	1	172187-64900	PLUG	2	2	2	2	2	2		
3	1	172455-65201-1	BONNET ASSY,UP (87)	1	1	1	1	1	1		2
4	2	172434-61350	SEAL, RUBBER	1	1	1	1	1	1		
5	2	172478-65220	TRIM	1	1	1	1	1	1		
7	2	172478-65800	SEAL, SPONGE	1	1	1	1	1	1		
10	2	172455-66711	SPONGE	1	1	1	1	1	1		
11	1	172455-65700	COVER ASSY	1	1	1	1	1	1		
11-1	1	172455-65701	COVER ASSY	1	1	1	1	1	1		N
		(A=MZZZZZ)	(B=MZZZZZ)	(C=MZZZZZ)	(D=MZZZZZ)	(E=MZZZZZ)	(F=MZZZZZ)				
12	1	172455-66470	PLATE, STOPPER	1	1	1	1	1	1		
13	1	22137-080000	WASHER, 8	4	4	4	4	4	4		
14	1	22137-100000	WASHER, 10	2	2	2	2	2	2		
15	1	22137-100000	WASHER, 10	3	3	3	3	3	3		2
16	1	22157-120000	WASHER, 12	1	1	1	1	1	1		
17	1	22217-100000	WASHER, SPRING 10	3	3	3	3	3	3		2
18	1	26013-080162	BOLT, M8X 16	4	4	4	4	4	4		
19	1	26013-100202	BOLT, M10X 20	2	2	2	2	2	2		
20	1	26013-120202	BOLT, M12X 20	1	1	1	1	1	1		
21	1	26116-100502	BOLT, M10X 50 PLATED	3	3	3	3	3	3		2
22	1	172455-66351-1	BONNET ASSY,UP (87)	1	1	1					1
23	2	172434-61350	SEAL, RUBBER	1	1	1					1
24	2	172478-65220	TRIM	1	1	1					1
25	2	172478-65800	SEAL, SPONGE	1	1	1					1
30	2	172455-66711	SPONGE	1	1	1					1
31	1	22137-100000	WASHER, 10	3	3	3					1
32	1	22217-100000	WASHER, SPRING 10	2	2	2					1
33	1	26013-100202	BOLT, M10X 20	1	1	1					1
34	1	26116-100502	BOLT, M10X 50 PLATED	2	2	2					1

Remarks  
 (1)AIR CONDITIONER SPEC.  
 (2)NOT APPLIED FOR A/C SPEC.

Fig.49. HOOD(SIDE & REAR COVER)

(A)=VIO75 C(US)  
(B)=VIO75 C(AS)  
(C)=VIO75 C(NZ)

(D)=VIO75 P(US)  
(E)=VIO75 P(AS)  
(F)=VIO75 P(NZ)



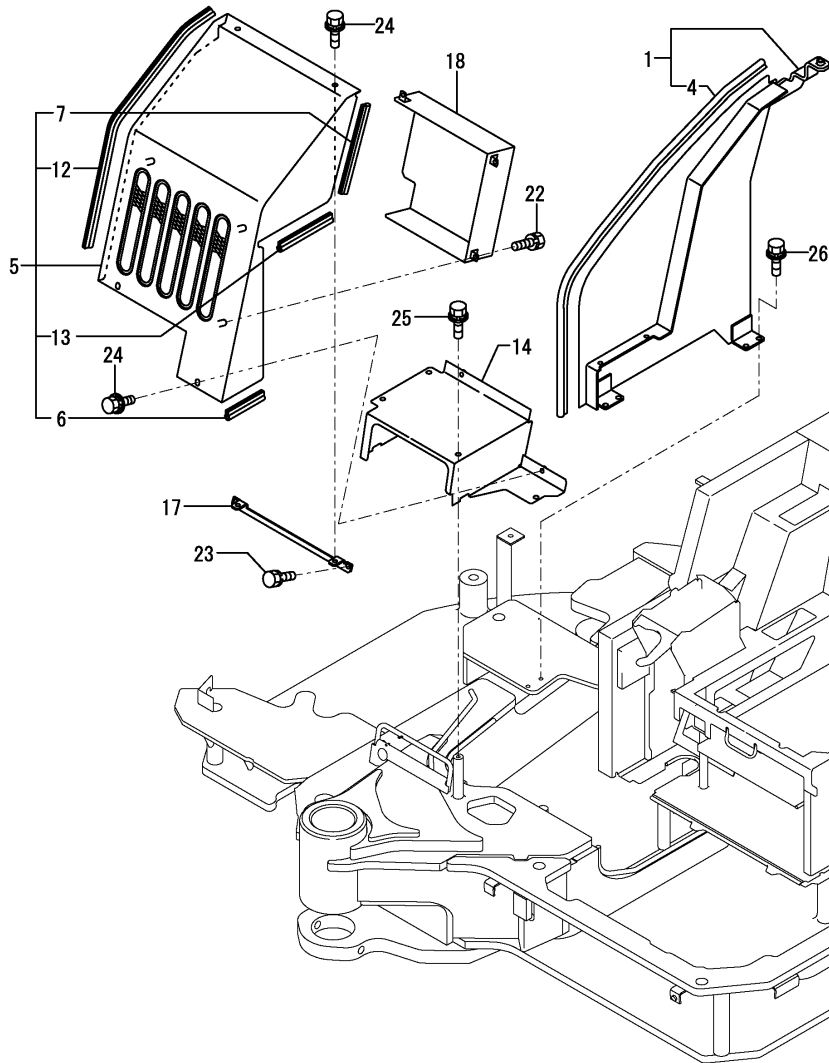
No.	Lev.	Parts No.	Description	Q'ty						I	R
				(A)	(B)	(C)	(D)	(E)	(F)		
1	1	194145-04810	WASHER 10	3	3	3	3	3	3		
2	1	194145-04810	WASHER 10	3	3	3	3	3	3		
3	1	172434-61350	SEAL, RUBBER	1	1	1	1	1	1		
4	1	1A1380-62160	WASHER	2	2		2	2			
4-1	1	1A1380-62160	WASHER	1	1	1	1	1	1		K
		(A=M/#00539) (B=M/#00539)	(D=M/#00539) (E=M/#00539)								
5	1	172444-64730	ROD,STOPPER	1	1	1	1	1	1		
6	1	172458-65050	SHAFT	1	1	1	1	1	1		
7	1	172455-65060	HOOK	1	1	1	1	1	1		
8	1	172458-65060	COVER, LOCK	1	1	1	1	1	1		
9	1	172455-65100-1	BONNET A ASSY (87)	1	1	1	1	1	1		1
11	2	172455-65950	RUBBER, SEAL	1	1	1	1	1	1		
12	2	172455-65960	RUBBER, SEAL	1	1	1	1	1	1		
13	2	172455-65970	RUBBER, SEAL	1	1	1	1	1	1		
16	1	172187-65210	LEVER ASSY, LOCK	1	1	1	1	1	1		
17	1	172187-65270	PLATE, CATCH	1	1	1	1	1	1		
18	1	172444-65270	ROCK PLATE	1	1	1	1	1	1		
19	1	172734-65270	SPRING, CATCH	1	1	1	1	1	1		
20	1	172478-65340-1	BONNET R ASSY (87)	1	1	1	1	1	1		
24	1	172455-65410	BRACKET	1	1	1	1	1	1		2
25	1	172463-65410	PLUG 28X2.3	1	1	1	1	1	1		
26	1	172124-65480	CATCHER	1	1	1	1	1	1		
27	1	172455-65500	BRACKET, ROCK	1	1	1	1	1	1		
27-1	1	172455-65501	BRACKET, ROCK	1	1	1	1	1	1		N
		(A=M/#01146) (B=M/#01146) (C=M/#01146) (D=M/#01146) (E=M/#01146) (F=M/#01146)									
28	1	172455-65560	STAY	1	1	1	1	1	1		
29	1	172156-65690	SPRING, STOPPER	1	1	1	1	1	1		
30	1	172455-65800	PLATE, LOCK	1	1	1	1	1	1		
31	1	172164-66170	KEY ASSY, CYLINDER	1	1	1	1	1	1		
36	1	22137-080000	WASHER, 8	1	1	1	1	1	1		
37	1	22137-100000	WASHER, 10	4	4	4	4	4	4		
38	1	22137-100000	WASHER, 10	2	2	2	2	2	2		
39	1	22137-100000	WASHER, 10	2	2	2	2	2	2		
40	1	26347-100002	NUT, M10	1	1	1	1	1	1		
41	1	22137-100000	WASHER, 10	1	1	1	1	1	1		
42	1	22417-200200	PIN, COTTER 2.0X20	2	2	2	2	2	2		
43	1	22417-200200	PIN, COTTER 2.0X20	2	2	2	2	2	2		
44	1	26013-100252	BOLT, M10X 25	4	4	4	4	4	4		
45	1	26013-100252	BOLT, M10X 25	3	3	3	3	3	3		
46	1	26013-100252	BOLT, M10X 25	2	2	2	2	2	2		
47	1	26013-100252	BOLT, M10X 25	2	2	2	2	2	2		
48	1	26013-100252	BOLT, M10X 25	3	3	3	3	3	3		
49	1	26013-100252	BOLT, M10X 25	1	1	1	1	1	1		
50	1	26347-080002	NUT, M8	1	1	1	1	1	1		
51	1	22137-080000	WASHER, 8	1	1	1	1	1	1		W
		(A=M/#00539) (B=M/#00539) (D=M/#00539) (E=M/#00539)									
52A	1	172437-03380	LABEL, SWING AREA	1	1	1	1	1	1		3
52B	1	172437-03400	LABEL, ENG. HOOD	1	1	1	1	1	1		3
53A	1	172437-03410	LABEL, ENG. ROOM	1	1	1	1	1	1		3
53B	1	172437-03421	LABEL, MUFFLER	1	1	1	1	1	1		3

Remarks  
(1)PLEASE USE THIS PART WITH FOLLOWING LABELS AT THE SAME TIME. REF.NO.52A & 52B  
(2)PLEASE USE THIS PART WITH FOLLOWING LABELS AT THE SAME TIME. REF.NO.53A & 53B  
(3)LABELS ARE NOT ILLUSTRATED.

Fig.50. HOOD(FRONT)

(A)=VIO75 C(US)  
 (B)=VIO75 C(AS)  
 (C)=VIO75 C(NZ)

(D)=VIO75 P(US)  
 (E)=VIO75 P(AS)  
 (F)=VIO75 P(NZ)



No.	Lev.	Parts No.	Description	Q'ty						I	R
				(A)	(B)	(C)	(D)	(E)	(F)		
1	1	172478-65400-1	COVER	1	1	1	1	1	1		1
4	2	172478-65490	RUBBER, SEAL	1	1	1	1	1	1		
5	1	172478-65500-1	COVER	1	1	1	1	1	1		2
6	2	172434-61350	SEAL, RUBBER	1	1	1	1	1	1		
7	2	172162-61880	SEAL	1	1	1	1	1	1		
12	2	172478-65590	RUBBER, SEAL	1	1	1	1	1	1		
13	2	172422-66150	SEAL	1	1	1	1	1	1		
14	1	172478-65601-1	COVER, STEP	1	1	1	1	1	1		
17	1	172478-65650	BRACKET,FRONT	1	1	1	1	1	1		
18	1	172478-65700	DUCT ASSY	1	1	1	1	1	1		
22	1	26013-080162	BOLT, M8X 16	3	3	3	3	3	3		
23	1	26013-100202	BOLT, M10X 20	2	2	2	2	2	2		
24	1	26014-100202	BOLT, M10X 20	4	4	4	4	4	4		
25	1	26014-100202	BOLT, M10X 20	3	3	3	3	3	3		
26	1	26014-100202	BOLT, M10X 20	4	4	4	4	4	4		
27A	1	172437-03300	LABEL,MANUAL					1	1		3
27A-1	1	172448-03600	LABEL,MANUAL US					1	1	1	N 3
				(D=M/#00541)	(E=M/#00541)						
28A	1	172437-03310	LABEL,SLOPE					1	1	1	3
28B	1	172437-03371	LABEL					1	1	1	3

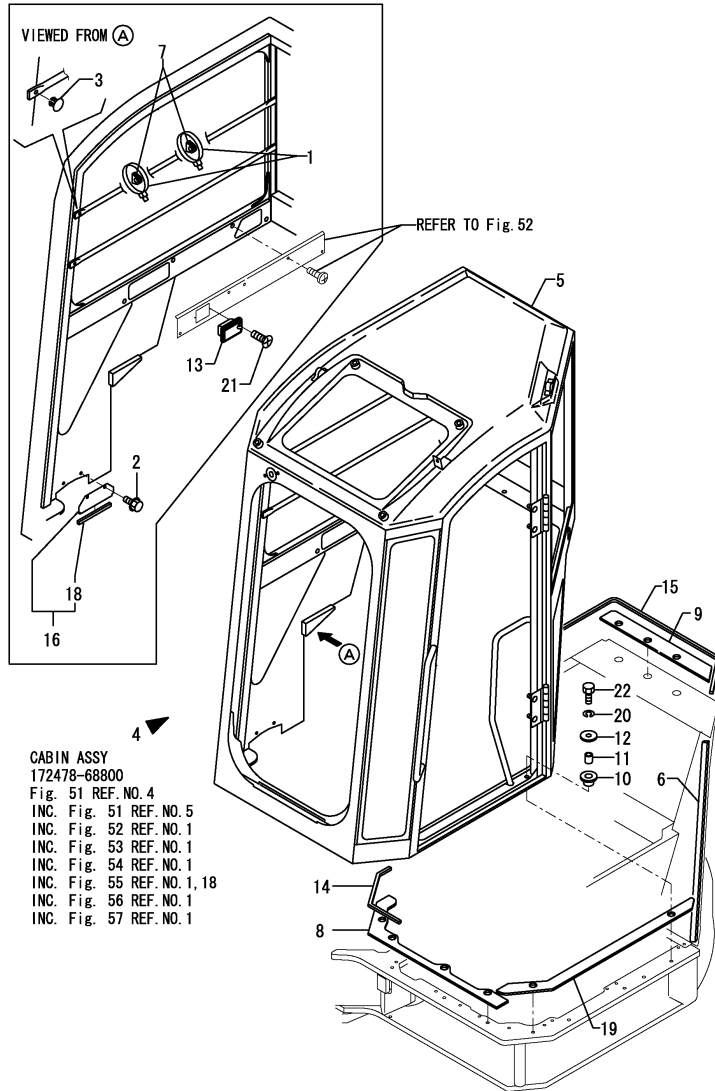
Remarks

- (1)PLEASE USE THIS PART WITH ATTACHED LABEL AT THE SAME TIME.  
 CABIN SPEC.: NOT APPLIED  
 CANOPY SPEC.: REF.NO.27A
- (2)PLEASE USE THIS PART WITH ATTACHED LABELS AT THE SAME TIME.  
 CABIN SPEC.: NOT APPLIED  
 CANOPY SPEC.: REF.NO.28A & 28B
- (3)LABELS ARE NOT ILLUSTRATED.

Fig.51. CABIN(BODY)

(A)=VIO75 C(US)  
(B)=VIO75 C(AS)  
(C)=VIO75 C(NZ)

(D)=VIO75 P(US)  
(E)=VIO75 P(AS)  
(F)=VIO75 P(NZ)



No.	Lev.	Parts No.	Description	Q'ty						I	R
				(A)	(B)	(C)	(D)	(E)	(F)		
1	1	172126-11510	BAND 300	2	2	2					
2	1	172519-63240	BOLT	2	2	2					
3	1	172165-63650	PLUG 10,HOLE	2	2	2					
4	1	172478-68800-1	CABIN ASSY	1	1						1
4-1	1	172478-68800-2	CABIN ASSY	1	1	1					R 1
		(A=M/#00619) (B=M/#00619)									
5	2	172478-68710-1	CABIN ASSY	1	1						2
5-1	2	172478-68710-2	CABIN ASSY	1	1	1					R 2
		(A=M/#00619) (B=M/#00619)									
6	1	172455-68820	SEAL, SPONGE	1	1	1					
7	1	172455-68840	RUBBER, STOPPER	2	2	2					
8	1	172478-68850	ABSOBER PAD A	1	1	1					
9	1	172478-68860	ABSOBER PAD B	1	1	1					
10	1	172478-68870	GROMMET	9	9	9					
11	1	172478-68880	COLLAR	9	9	9					
12	1	172478-68890	WASHER 12X40X4.5	9	9	9					
13	1	172478-68900	ASHTRAY	1	1	1					
14	1	172478-68930	SEAL	1	1	1					
15	1	172478-68940	SEAL	1	1	1					
16	1	172478-68950-1	COVER ASSY, CABIN	1	1						
16-1	1	172478-68950-2	COVER ASSY, CABIN	1	1	1					R
		(A=M/#00619) (B=M/#00619)									
18	2	172478-68970	SEAL	1	1	1					
19	1	172478-68980	ABSOBER PAD C	1	1	1					
20	1	22217-120000	WASHER, SPRING 12	9	9	9					
21	1	22867-400100	SCREW, 4X10	2	2	2					
22	1	26076-120452	BOLT, 10.912X 45	9	9	9					
23A	1	172437-03300	LABEL,MANUAL	1	1						3
23A-1	1	172448-03600	LABEL,MANUAL US	1	1	1					N 3
		(A=M/#00541) (B=M/#00541)									
23B	1	172437-03310	LABEL,SLOPE	1	1	1					3
23C	1	172437-03371	LABEL	1	1	1					3
23D	1	172437-03600	LABEL	1	1	1					3
23E	1	172463-03380	LABEL,TOPS US	1	1	1					3

Remarks

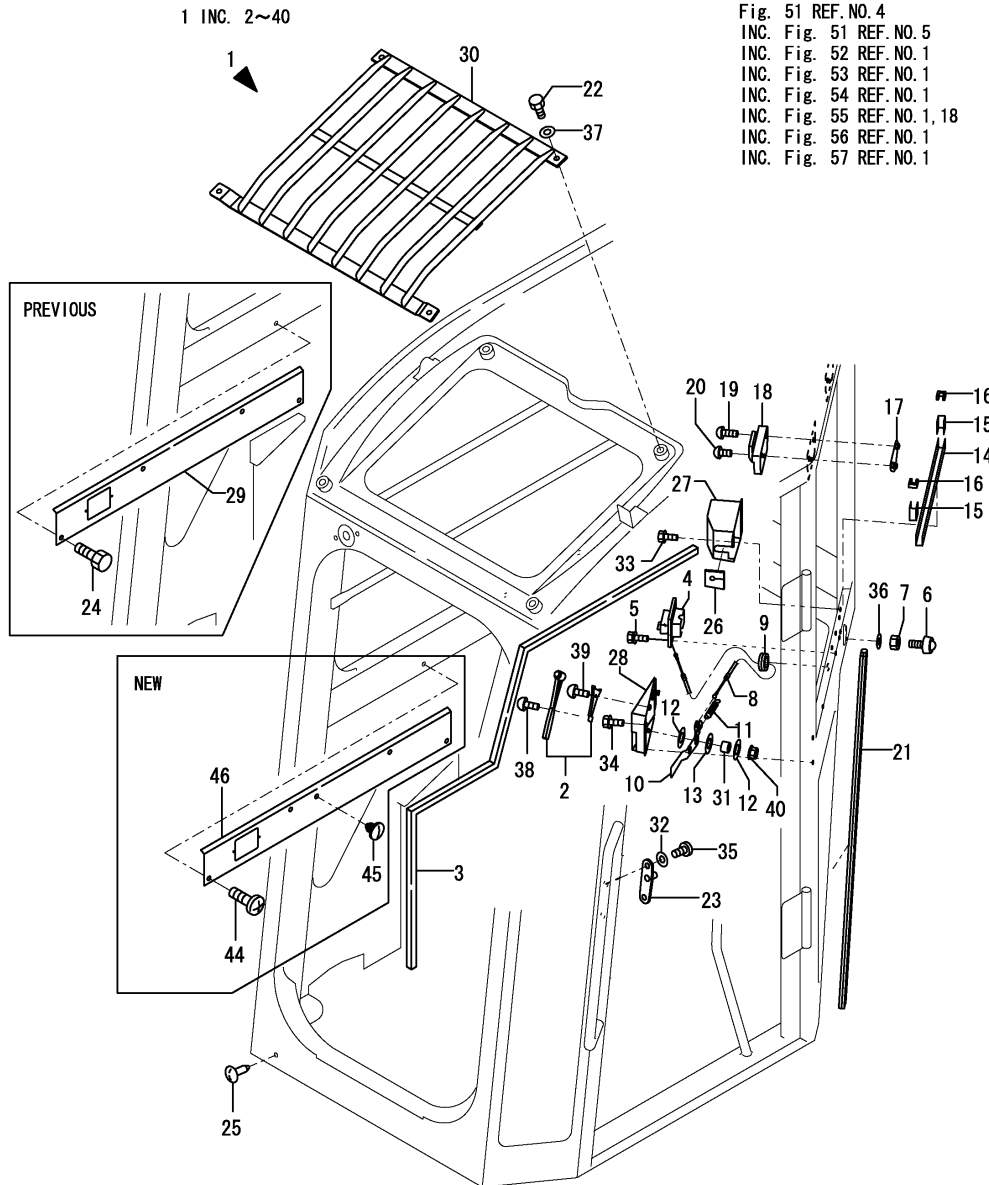
- (1)INC.FIG.51 REF.NO.5  
FIG.52 REF.NO.1 FIG.53 REF.NO.1  
FIG.54 REF.NO.1 FIG.55 REF.NO.1,18  
FIG.56 REF.NO.1 FIG.57 REF.NO.1.
- (2)PLEASE USE THIS PART WITH FOLLOW-  
ING LABELS AT THE SAME TIME.  
REF.NO.23A,23B,23C,23D & 23E
- (3)LABELS ARE NOT ILLUSTRATED.

Fig.52. CABIN(EXTERIOR)

(A)=VIO75 C(US)  
(B)=VIO75 C(AS)  
(C)=VIO75 C(NZ)

(D)=VIO75 P(US)  
(E)=VIO75 P(AS)  
(F)=VIO75 P(NZ)

CABIN ASSY  
172478-68800  
Fig. 51 REF. NO. 4  
INC. Fig. 51 REF. NO. 5  
INC. Fig. 52 REF. NO. 1  
INC. Fig. 53 REF. NO. 1  
INC. Fig. 54 REF. NO. 1  
INC. Fig. 55 REF. NO. 1, 18  
INC. Fig. 56 REF. NO. 1  
INC. Fig. 57 REF. NO. 1



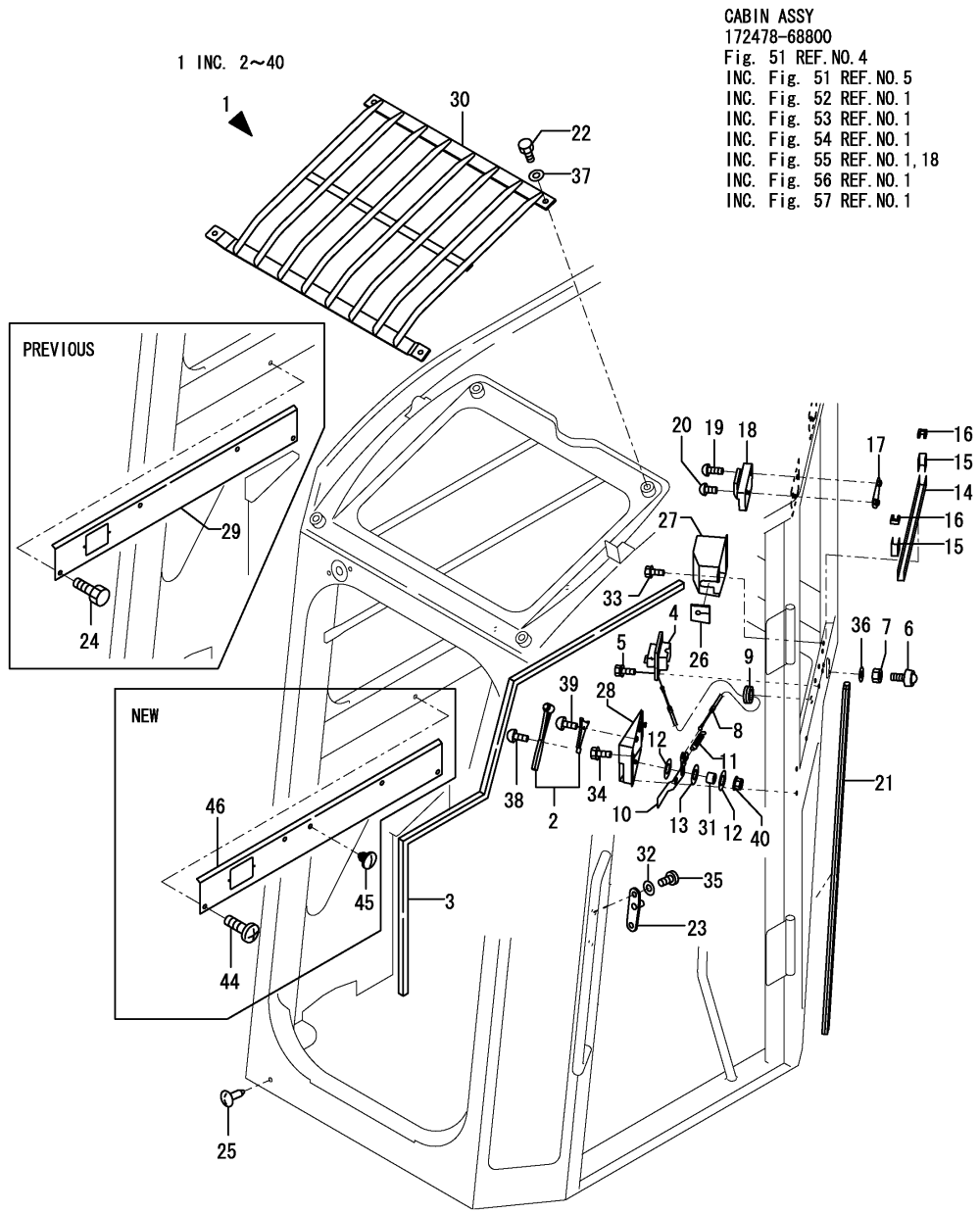
No.	Lev.	Parts No.	Description	Q'ty						I	R
				(A)	(B)	(C)	(D)	(E)	(F)		
1	2	172478-68820	EXTERIOR	1	1						
1-1	2	172478-68820-2	EXTERIOR	1	1	1					R
		(A=M/#00619) (B=M/#00619)									
2	3	172445-66541	HAMMER	1	1	1					
3	3	172455-67110	SEAL	1	1	1					
4	3	172455-67120	CATCH ASSY, DOOR	1	1	1					
5	3	172455-67130	SET BOLT	4	4	4					
6	3	172455-67140	RUBBER, STOPPER	1	1	1					
7	3	172455-67160	NUT	1	1	1					
8	3	172455-67210	WIRE ASSY RELEASE	1	1	1					
9	3	172455-67220	GROMMET	1	1	1					
10	3	172455-67230	LEVER CATCH DOOR	1	1	1					
11	3	172455-67240	SPRING	1	1	1					
12	3	172455-67250	WASHER	2	2	2					
13	3	172455-67260	COLLAR	1	1	1					
14	3	172455-67300	RUN, GLASS	1	1	1					
15	3	172455-67310	RUN, GLASS	2	2	2					
16	3	172455-67320	CAP, CHANNEL	2	2	2					
17	3	172455-67330	PLATE ASSY LOW GLASS	2	2	2					
18	3	172455-67340	HOLDER GLASS UP	2	2	2					
19	3	172455-67350	SCREW	4	4	4					
20	3	172455-67360	SCREW	2	2	2					
21	3	172455-67370	TRIM	1	1	1					
22	3	172455-67390	BOLT	4	4	4					
23	3	172455-67400	STRIKER	1	1	1					
24	3	172455-67430	SET SCREW	6	6						Z
		(A=M/#00719) (B=M/#00719)									
25	3	172455-67440	CLIP, TREE	4	4	4					
26	3	172455-67460	RUBBER PLATE	1	1	1					
27	3	172478-68170	COVER, DOOR CATCH	1	1						
27-1	3	172478-68170-2	COVER, DOOR CATCH	1	1	1					R
		(A=M/#00619) (B=M/#00619)									
28	3	172478-68190	COVER, LEVER	1	1						
28-1	3	172478-68190-2	COVER, LEVER	1	1	1					R
		(A=M/#00619) (B=M/#00619)									
29	3	172478-68210	COVER, DUCT	1	1						
29-1	3	172478-68210-2	COVER, DUCT	1	1						R
		(A=M/#00619) (B=M/#00619)									
29-2	3	172478-68210-2	COVER, DUCT	1	1						Z
		(A=M/#00719) (B=M/#00719)									
30	3	172478-68380	GUARD	1	1						
30-1	3	172478-68380-2	GUARD	1	1	1					R
		(A=M/#00619) (B=M/#00619)									
31	3	172463-68820	PIPE	1	1	1					
32	3	172463-68830	WASHER 8.5X18	2	2	2					
33	3	172455-69440	BOLT	3	3	3					
34	3	172455-69440	BOLT	3	3	3					
35	3	172455-69520	SCREW	2	2	2					
36	3	22137-100000	WASHER, 10	1	1	1					
37	3	22137-100000	WASHER, 10	4	4	4					
38	3	22857-200061	SCREW, 2X 6	1	1	1					

Remarks  
(1)NOT APPLIED FOR QUICK COUPLER SPEC.

Fig.52. CABIN(EXTERIOR)

(A)=VIO75 C(US)  
 (B)=VIO75 C(AS)  
 (C)=VIO75 C(NZ)

(D)=VIO75 P(US)  
 (E)=VIO75 P(AS)  
 (F)=VIO75 P(NZ)



CABIN ASSY  
 172478-68800  
 Fig. 51 REF. NO. 4  
 INC. Fig. 51 REF. NO. 5  
 INC. Fig. 52 REF. NO. 1  
 INC. Fig. 53 REF. NO. 1  
 INC. Fig. 54 REF. NO. 1  
 INC. Fig. 55 REF. NO. 1, 18  
 INC. Fig. 56 REF. NO. 1  
 INC. Fig. 57 REF. NO. 1

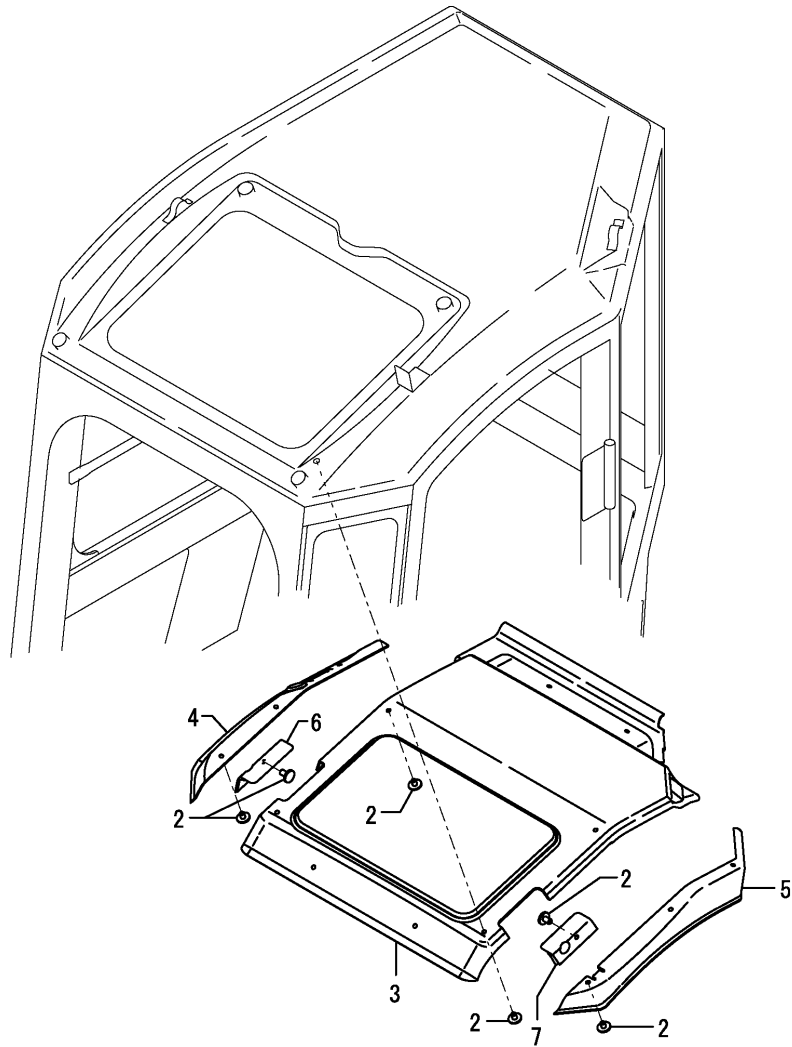
No.	Lev.	Parts No.	Description	Q'ty						I	R
				(A)	(B)	(C)	(D)	(E)	(F)		
39	3	22857-300061	SCREW, 3X 6	2	2	2					
40	3	26366-080002	NUT, M8	1	1	1					
44	1	172137-69850	SCREW	4	4	4					W
45	1	172444-17660	CLIP, TREE	1	1	1					W 1
46	1	172478-68211	COVER, DUCT	1	1	1					W

Remarks  
 (1)NOT APPLIED FOR QUICK COUPLER  
 SPEC.

Fig.53. CABIN(ROOF PAD)

(A)=VIO75 C(US)  
 (B)=VIO75 C(AS)  
 (C)=VIO75 C(NZ)

(D)=VIO75 P(US)  
 (E)=VIO75 P(AS)  
 (F)=VIO75 P(NZ)



No.	Lev.	Parts No.	Description	Q'ty						I	R
				(A)	(B)	(C)	(D)	(E)	(F)		
1	2	172463-68730	PAD GP	1	1	1					
2	3	172455-67550	CLIP	17	17	17					
3	3	172463-68910	PAD ROOF,CTR	1	1	1					
4	3	172463-68920	PAD ROOF,RH	1	1	1					
5	3	172463-68930	PAD ROOF,LH	1	1	1					
6	3	172463-68940	PAD ROOF,RH-CTR	1	1	1					
7	3	172463-68950	PAD ROOF,LH-CTR	1	1	1					

CABIN ASSY  
 172478-68800

Fig. 51 REF. NO. 4

INC. Fig. 51 REF. NO. 5

INC. Fig. 52 REF. NO. 1

INC. Fig. 53 REF. NO. 1

INC. Fig. 54 REF. NO. 1

INC. Fig. 55 REF. NO. 1, 18

INC. Fig. 56 REF. NO. 1

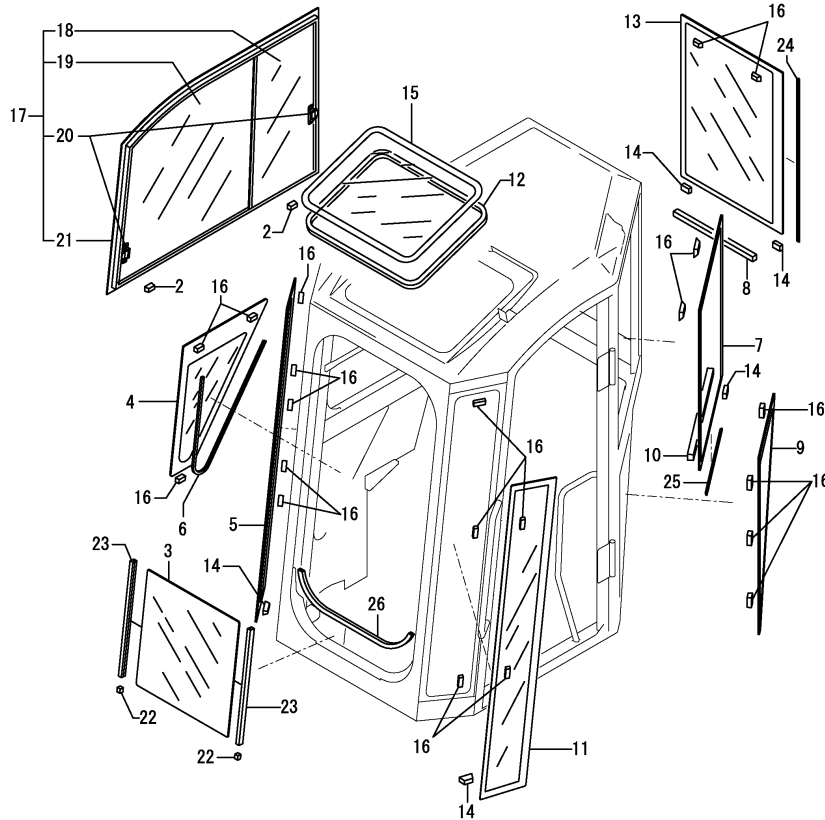
INC. Fig. 57 REF. NO. 1

1  
 1 INC. 2~7

Fig.54. CABIN(WINDOW)

(A)=VIO75 C(US)  
(B)=VIO75 C(AS)  
(C)=VIO75 C(NZ)

(D)=VIO75 P(US)  
(E)=VIO75 P(AS)  
(F)=VIO75 P(NZ)



CABIN ASSY  
172478-68800  
Fig. 51 REF. NO. 4  
INC. Fig. 51 REF. NO. 5  
INC. Fig. 52 REF. NO. 1  
INC. Fig. 53 REF. NO. 1  
INC. Fig. 54 REF. NO. 1  
INC. Fig. 55 REF. NO. 1, 18  
INC. Fig. 56 REF. NO. 1  
INC. Fig. 57 REF. NO. 1

No.	Lev.	Parts No.	Description	Q'ty						I	R
				(A)	(B)	(C)	(D)	(E)	(F)		
2	3	172455-67610	SPACER	2	2	2					
3	3	172455-67620	GLASS	1	1	1					
4	3	172478-67630	GLASS	1	1	1					
5	3	172455-67640	GLASS	1	1	1					
6	3	172478-67640	TRIM	1	1	1					
7	3	172455-67650	GLASS	1	1	1					
8	3	172478-67650	SEAL, DAM	1	1	1					
9	3	172455-67660	GLASS	1	1	1					
10	3	172478-67660	SEAL, DAM	1	1	1					
11	3	172455-67670	GLASS	1	1	1					
12	3	172478-67670	SEAL, DAM	1	1	1					
13	3	172455-67680	GLASS	1	1	1					1
14	3	172478-67680	SPACER	6	6						
14-1	3	172478-67680	SPACER	5	5	5					K
		(A=M/#00502) (B=M/#00502)									
15	3	172455-67690	WINDOW, ROOF	1	1	1					
16	3	172478-67690	SPACER	21	21	21					
17	3	172455-67700	SASH ASSY	1	1	1					
18	4	172455-67750	GLASS, SASH	1	1	1					W 2
		(A=M/#00502) (B=M/#00502)									
19	4	172455-67760	GLASS, SASH	1	1	1					W
		(A=M/#00502) (B=M/#00502)									
20	4	172455-67770	LOCK ASSY, SASH	2	2	2					W
		(A=M/#00502) (B=M/#00502)									
21	4	172455-67780	FRAME, SASH	1	1	1					W
		(A=M/#00502) (B=M/#00502)									
22	3	172455-67710	RUBBER, STOPPER	2	2	2					
23	3	172455-67730	RUN, GLASS	2	2	2					
24	3	172455-67800	TRIM	1	1	1					
25	3	172455-67810	TRIM	1	1	1					
26	3	172455-67820	TRIM	1	1	1					
27A	1	172478-03480	LABEL, LIFTING	1	1						3
27A-1	1	172478-03481	LABEL, LIFTING	1	1	1					N 3
		(A=M/#00585) (B=M/#00585)									
27B	1	172478-03490	LABEL, LIFT L US	1							W 3
		(A=M/#00539)									
27C	1	172978-03100	LABEL, LIFT	1	1	1					3
27D	1	172472-03240	LABEL, PIN US	1	1	1					3
27E	1	172472-03250	LABEL, OPERATION Q US	1	1	1					3
28A	1	172437-03340	LABEL, TRANSPORT	1	1	1					3
28B	1	172437-03450	LABEL, SEAT BELT	1	1	1					3

Remarks

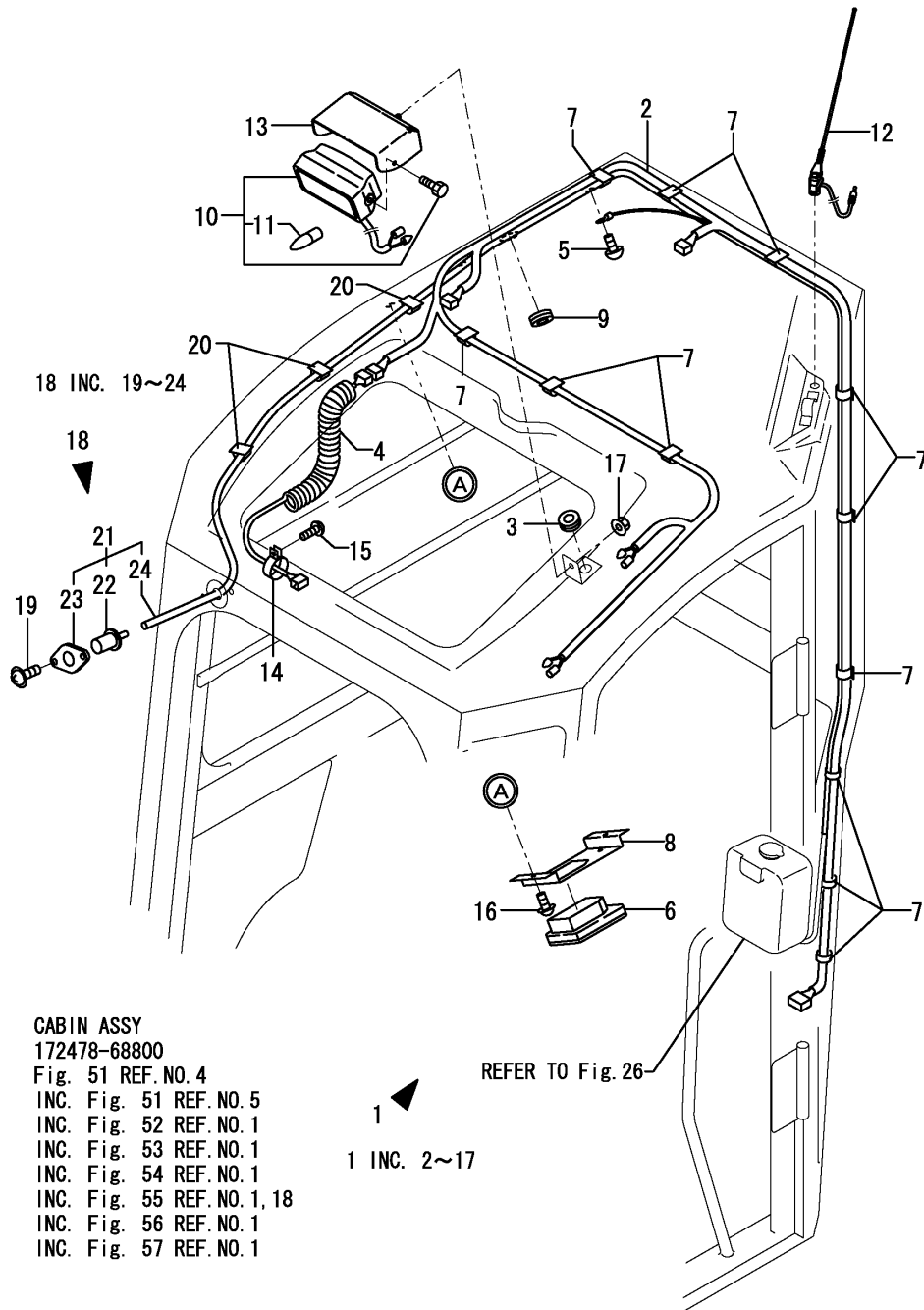
- (1) PLEASE USE THIS PART WITH ATTACHED LABELS AT THE SAME TIME.  
SHORT ARM SPEC.: REF.NO.27A  
LONG ARM SPEC.: REF.NO.27B  
QUICK COUPLER SPEC.:  
REF.NO.27C,27D & 27E
- (2) PLEASE USE THIS PART WITH FOLLOWING LABELS AT THE SAME TIME.  
REF.NO.28A & 28B
- (3) LABELS ARE NOT ILLUSTRATED.



Fig.55. CABIN(ELECTRIC)

(A)=VIO75 C(US)  
 (B)=VIO75 C(AS)  
 (C)=VIO75 C(NZ)

(D)=VIO75 P(US)  
 (E)=VIO75 P(AS)  
 (F)=VIO75 P(NZ)



No.	Lev.	Parts No.	Description	Q'ty						I	R
				(A)	(B)	(C)	(D)	(E)	(F)		
1	2	172478-68830	ELECTRIC ASSY	1	1						
1-1	2	172478-68830-2	ELECTRIC ASSY	1	1	1					R
		(A=M/#00619) (B=M/#00619)									
2	3	172455-67860	HARNES	1	1	1					
3	3	172455-67870	GROMMET	1	1	1					
4	3	172455-67880	CORD	1	1	1					
5	3	172455-67890	SCREW	1	1	1					
6	3	172455-67900	ROOM LAMP	1	1	1					
7	3	172455-67910	CLAMP, HARNES	15	15	15					
8	3	172455-67920	BRKT ROOM LAMP	1	1	1					
9	3	172455-67940	BUSH	1	1	1					
10	3	172455-67970	WORKING LAMP	1	1	1					
11	4	172458-17420	BULB	1	1	1					
12	3	172455-67990	ANTENNA, RADIO	1	1	1					
13	3	172478-69010	COVER, LIGHT	1	1						
13-1	3	172478-69010-2	COVER, LIGHT	1	1	1					R
		(A=M/#00619) (B=M/#00619)									
14	3	172455-69020	CLIP	1	1	1					
15	3	172455-69030	SCREW	1	1	1					
16	3	26023-060162	SCREW, M6X16	2	2	2					
17	3	26366-080002	NUT, M8	1	1	1					
18	2	172478-68840	WASHER GP	1	1	1					
19	3	172455-67290	SCREW	2	2	2					
20	3	172455-67910	CLAMP, HARNES	3	3	3					
21	3	172478-68400	WASHER ASSY, WINDOW	1	1	1					
22	4	172478-68410	NOZZLE, WASHER	1	1	1					
23	4	172478-68420	ADAPTER, NOZZLE	1	1	1					
24	4	172478-68430	HOSE, WASHER	1	1	1					

CABIN ASSY  
 172478-68800  
 Fig. 51 REF. NO. 4  
 INC. Fig. 51 REF. NO. 5  
 INC. Fig. 52 REF. NO. 1  
 INC. Fig. 53 REF. NO. 1  
 INC. Fig. 54 REF. NO. 1  
 INC. Fig. 55 REF. NO. 1, 18  
 INC. Fig. 56 REF. NO. 1  
 INC. Fig. 57 REF. NO. 1

1 INC. 2~17

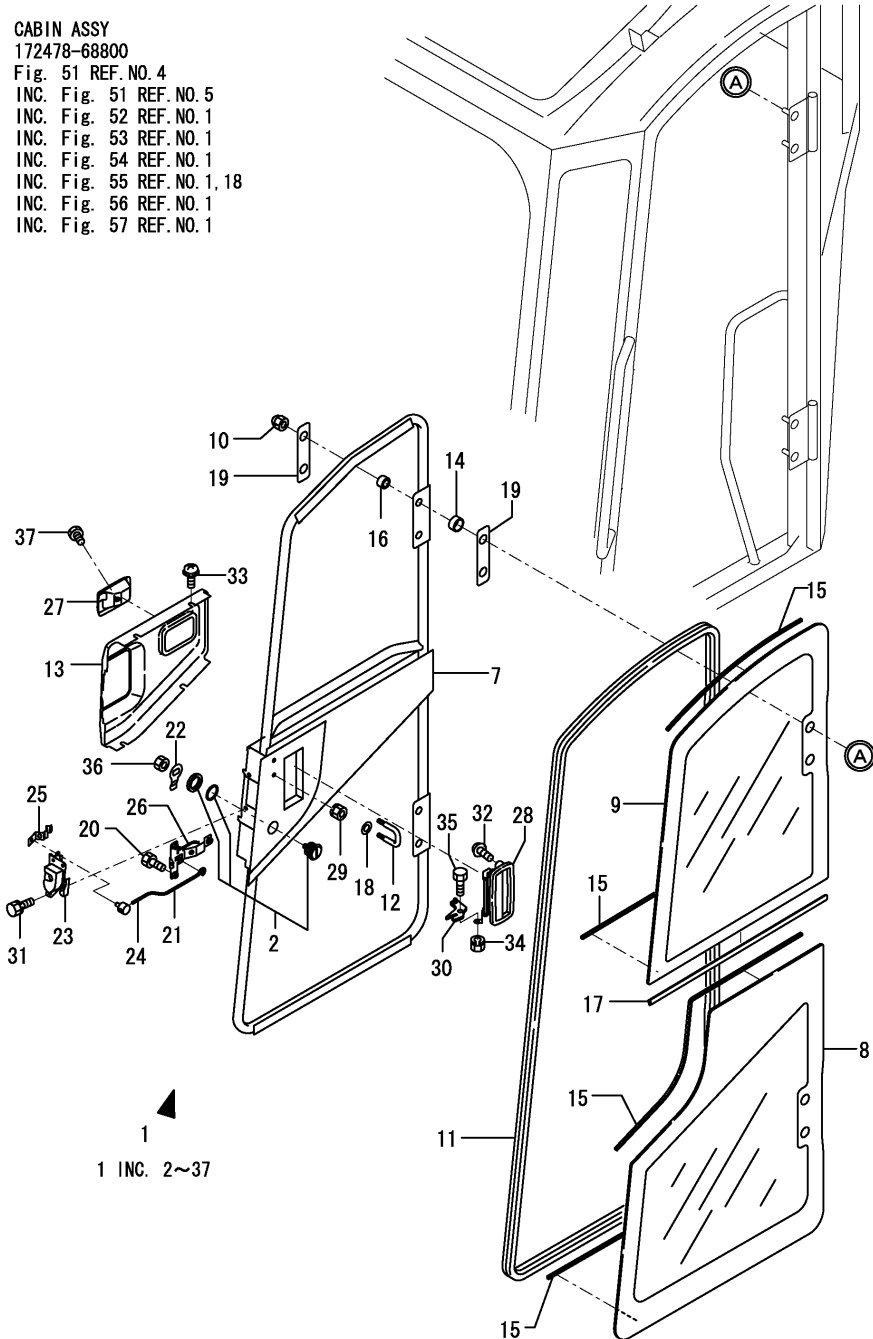
REFER TO Fig. 26

Fig.56. CABIN(DOOR)

(A)=VIO75 C(US)  
(B)=VIO75 C(AS)  
(C)=VIO75 C(NZ)

(D)=VIO75 P(US)  
(E)=VIO75 P(AS)  
(F)=VIO75 P(NZ)

CABIN ASSY  
172478-68800  
Fig. 51 REF. NO. 4  
INC. Fig. 51 REF. NO. 5  
INC. Fig. 52 REF. NO. 1  
INC. Fig. 53 REF. NO. 1  
INC. Fig. 54 REF. NO. 1  
INC. Fig. 55 REF. NO. 1, 18  
INC. Fig. 56 REF. NO. 1  
INC. Fig. 57 REF. NO. 1



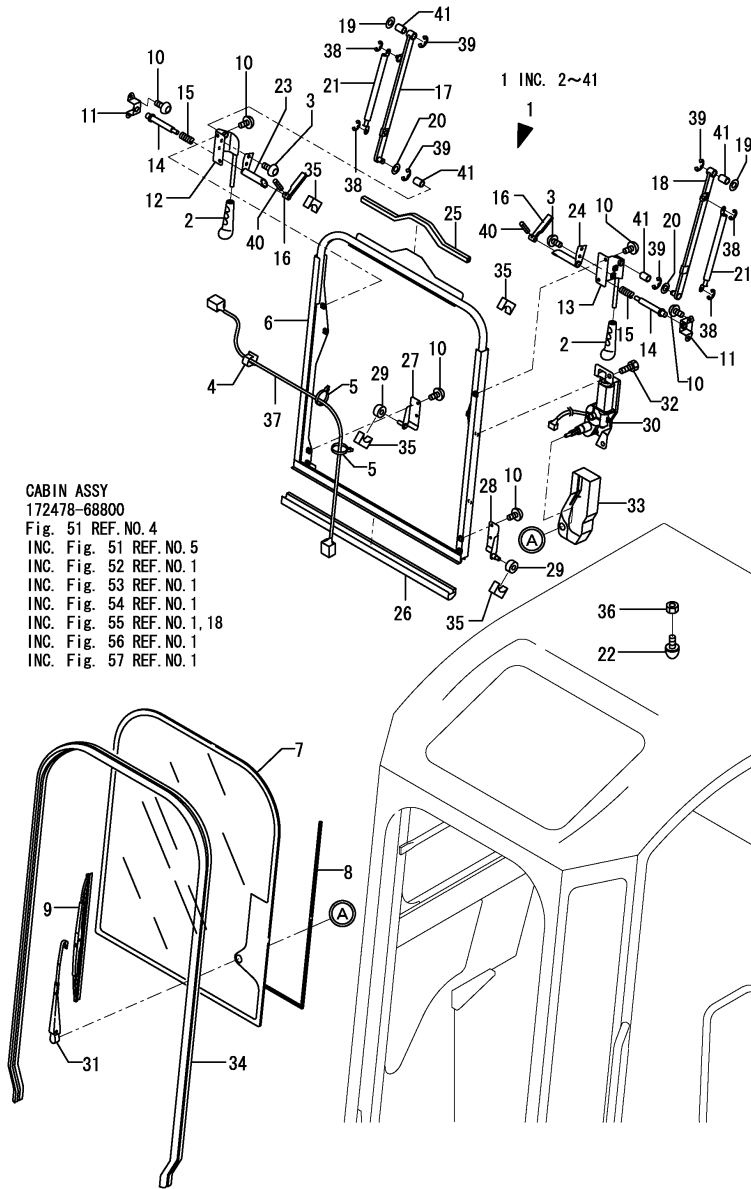
1  
1 INC. 2~37

No.	Lev.	Parts No.	Description	Q'ty						I	R
				(A)	(B)	(C)	(D)	(E)	(F)		
1	2	172455-68760	DOOR	1	1	1					
2	3	172164-66170	KEY ASSY, CYLINDER	1	1	1					
7	3	172455-69110	DOOR ASSY	1	1	1					
8	3	172455-69120	GLASS, DOOR	1	1	1					
9	3	172455-69130	GLASS, DOOR	1	1	1					
10	3	172455-69140	NUT, CAP	4	4	4					
11	3	172455-69150	RUBBER, SEAL	1	1	1					
12	3	172455-69160	HOOK	1	1	1					
13	3	172455-69170	COVER, LATCH	1	1	1					
14	3	172455-69200	TUBE	4	4	4					
15	3	172455-69220	SEAL, DAM	1	1	1					
16	3	172455-69250	PIPE	4	4	4					
17	3	172455-69260	TRIM	1	1	1					
18	3	172455-69270	P/WASHER	2	2	2					
19	3	172455-69290	PACKING	4	4	4					
20	3	172455-69300	SCREW	3	3	3					
21	3	172445-69400	ROD	1	1	1					
22	3	172162-69470	LOCK PLATE	1	1	1					
23	3	172162-69480	LOCK ASSY	1	1	1					
24	3	172162-69490	PIN	1	1	1					
25	3	172162-69500	SPRING	1	1	1					
26	3	172162-69510	HANDLE ASSY	1	1	1					
27	3	172162-69520	COVER	1	1	1					
28	3	172162-69541	HANDLE, OUTER	1	1	1					
29	3	172455-69710	NUT	2	2	2					
30	3	172176-69911	PLATE	1	1	1					
31	3	26013-060162	BOLT, M6X 16	3	3	3					
32	3	26023-060122	SCREW, M6X12	2	2	2					
33	3	26023-060162	SCREW, M6X16	4	4	4					
34	3	26051-080002	NUT, M8	1	1	1					
35	3	26116-080202	BOLT, M8X 20 PLATED	1	1	1					
36	3	26716-100002	NUT, M10	1	1	1					
37	3	172455-69640	BOLT 5X12	1	1	1					

Fig.57. CABIN(FRONT WINDOW)

(A)=VIO75 C(US)  
 (B)=VIO75 C(AS)  
 (C)=VIO75 C(NZ)

(D)=VIO75 P(US)  
 (E)=VIO75 P(AS)  
 (F)=VIO75 P(NZ)



CABIN ASSY  
 172478-68800  
 Fig. 51 REF. NO. 4  
 INC. Fig. 51 REF. NO. 5  
 INC. Fig. 52 REF. NO. 1  
 INC. Fig. 53 REF. NO. 1  
 INC. Fig. 54 REF. NO. 1  
 INC. Fig. 55 REF. NO. 1, 18  
 INC. Fig. 56 REF. NO. 1  
 INC. Fig. 57 REF. NO. 1

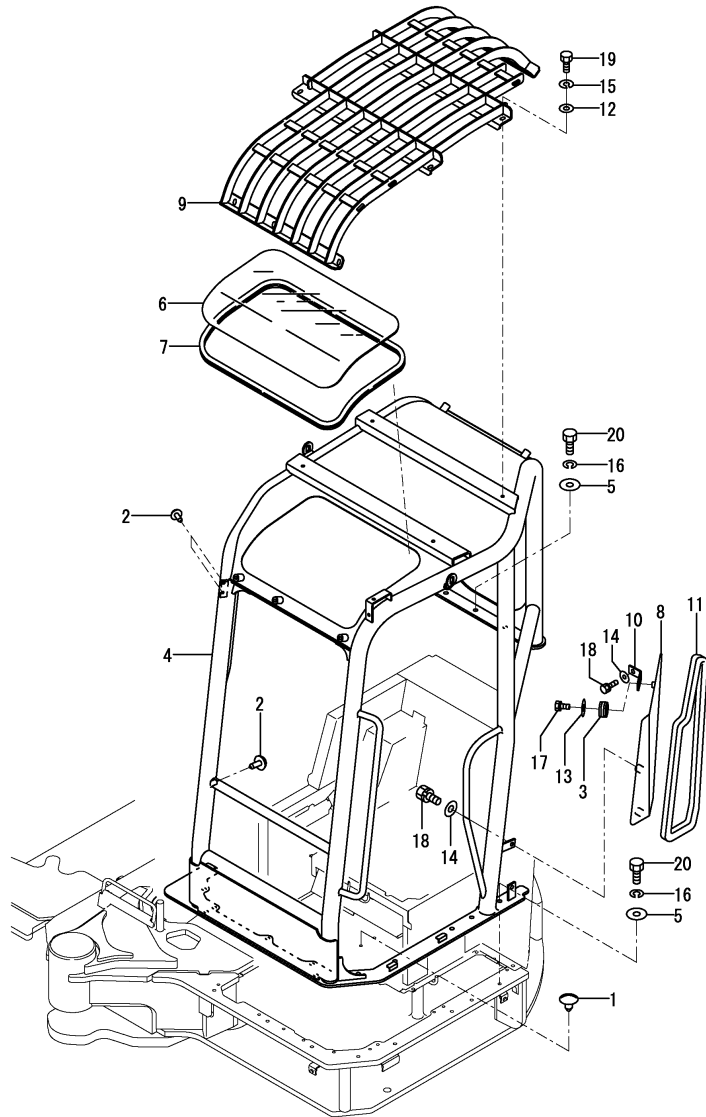
No.	Lev.	Parts No.	Description	Q'ty						I	R
				(A)	(B)	(C)	(D)	(E)	(F)		
1	2	172463-68770	WINDOW ASSY	1	1	1					
2	3	172445-66750	GRIP	2	2	2					
3	3	172455-67360	SCREW	4	4	4					
4	3	172455-67910	CLAMP, HARNESS	1	1	1					
5	3	172455-69020	CLIP	2	2	2					
6	3	172463-69110	WINDOW ASSY	1	1	1					1
7	3	172463-69120	GLASS	1	1	1					
8	3	172463-69130	SEAL, DAM	1	1	1					
9	3	172463-69140	BLADE ASSY	1	1	1					
10	3	172463-69150	SCREW	12	12	12					
11	3	172463-69160	HOLDER ASSY,F/W	2	2	2					
12	3	172463-69170	BRACKET ASSY,RH	1	1	1					
13	3	172463-69180	BRACKET ASSY,LH	1	1	1					
14	3	172463-69190	LATCH PIN	2	2	2					
15	3	172463-69200	SPRING	2	2	2					
16	3	172463-69210	LEVER ASSY,F/W	2	2	2					
17	3	172463-69220	LINK ASSY,RH	1	1	1					
18	3	172463-69230	LINK ASSY,LH	1	1	1					
19	3	172463-69240	WASHER, 12.5X26	2	2	2					
20	3	172463-69250	WASHER 12.5X24	2	2	2					
21	3	172463-69260	SPRING, GAS	2	2	2					
22	3	172463-69270	STOPPER, DOOR	1	1	1					
23	3	172463-69280	LATCH ASSY,RH	1	1	1					
24	3	172463-69290	LATCH ASSY,LH	1	1	1					
25	3	172463-69300	TRIM	1	1	1					
26	3	172455-69340	RUBBER, SEAL	1	1	1					
27	3	172455-69350	STAY, FRAME	1	1	1					
28	3	172455-69360	STAY, FRAME	1	1	1					
29	3	172455-69370	ROLLER-F/W UPR	2	2	2					
30	3	172455-69380	MOTOR ASSY WIPER	1	1	1					
31	3	172455-69390	ARM, WIPER	1	1	1					
32	3	172455-69410	SET SCREW	2	2	2					
33	3	172455-69490	COVER, WIPER	1	1	1					
34	3	172455-69530	RUBBER, SEAL	1	1	1					
35	3	172455-69540	RUBBER, STOPPER	4	4	4					
36	3	172455-69560	NUT	1	1	1					
37	3	172455-69600	HARNESS F/W	1	1	1					
38	3	22272-000060	RING, E- 6	4	4	4					
39	3	22272-000080	RING, E- 8	4	4	4					
40	3	22351-030012	PIN, SPRING 3.0X12	2	2	2					
41	3	24550-012200	BUSH, 12X20	4	4	4					
42A	1	172437-03550	LABEL,WINDOW	1	1	1					2

Remarks  
 (1)PLEASE USE THIS PART WITH FOLLOW-  
 ING LABEL AT THE SAME TIME.  
 REF.NO.42A  
 (2)LABEL IS NOT ILLUSTRATED.

Fig.58. CANOPY

(A)=VIO75 C(US)  
 (B)=VIO75 C(AS)  
 (C)=VIO75 C(NZ)

(D)=VIO75 P(US)  
 (E)=VIO75 P(AS)  
 (F)=VIO75 P(NZ)



No.	Lev.	Parts No.	Description	Q'ty						I	R
				(A)	(B)	(C)	(D)	(E)	(F)		
1	1	172122-17190	CLIP, TREE				4	4	4		
2	1	172444-17660	CLIP, TREE				3	3	3		
3	1	1A1380-58050	GROMMET, 16X20X4.5				1	1	1		
4	1	172478-66300-1	CANOPY ASSY				1	1	1		1
5	1	172149-66550	WASHER				13	13	13		
6	1	172478-66650	ACRYL				1	1	1		
7	1	172478-66660	RUBBER				1	1	1		
8	1	172478-66700	COVER ASSY, CANOPY				1	1	1		
9	1	172478-66800	GUARD				1	1	1		
10	1	172455-68640	STAY				1	1	1		
11	1	172455-68690	TRIM, COVER				1	1	1		
12	1	22137-100000	WASHER, 10				9	9	9		
13	1	22157-080000	WASHER, 8				1	1	1		
14	1	22157-100000	WASHER, 10				3	3	3		
15	1	22217-100000	WASHER, SPRING 10				9	9	9		
16	1	22217-120000	WASHER, SPRING 12				13	13	13		
17	1	26013-080202	BOLT, M8X 20				1	1	1		
18	1	26013-100252	BOLT, M10X 25				3	3	3		
19	1	26076-100302	BOLT, 10.910X 30				9	9	9		
20	1	26076-120402	BOLT, 10.912X 40				13	13	13		
21A	1	172437-03450	LABEL,SEAT BELT				1	1	1		2
21B	1	172478-03480	LABEL,LIFTING				1	1			2
21B-1	1	172478-03481	LABEL, LIFTING				1	1	1		N 2
21C	1	172437-03600	LABEL	(D=M/#00585)	(E=M/#00585)		1	1	1		2
21D	1	172437-03440	LABEL,ROPS				1	1	1		2
21E	1	172478-03490	LABEL, LIFT L US				1				W 2

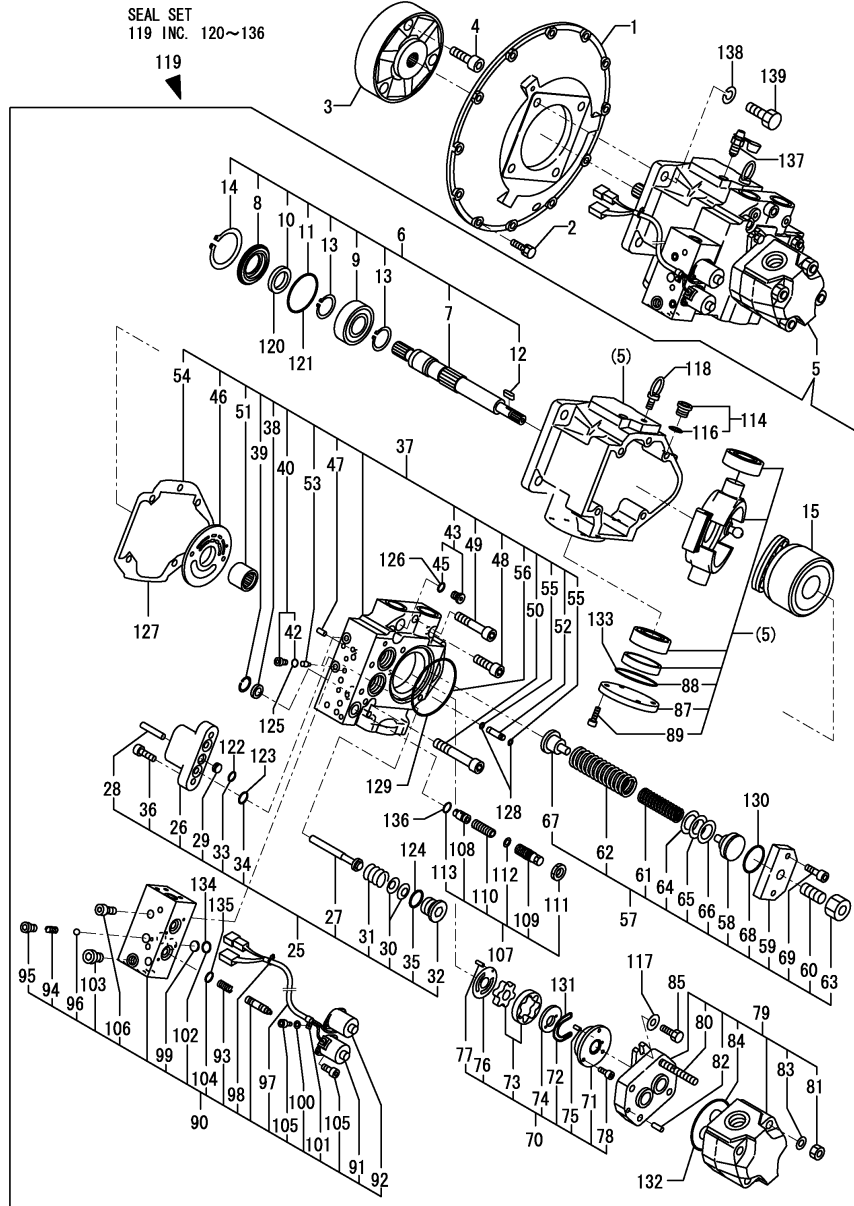
(D=M/#00539)

Remarks  
 (1)PLEASE USE THIS PART WITH FOLLOW-  
 ING LABELS AT THE SAME TIME.  
 SHORT ARM SPEC.:  
 REF.NO.21A,21B,21C & 21D  
 LONG ARM SPEC.:  
 REF.NO.21A,21C,21D & 21E  
 (2)LABELS ARE NOT ILLUSTRATED.

Fig.59. HYD.OIL PUMP & JOINT

(A)=VIO75 C(US)  
(B)=VIO75 C(AS)  
(C)=VIO75 C(NZ)

(D)=VIO75 P(US)  
(E)=VIO75 P(AS)  
(F)=VIO75 P(NZ)



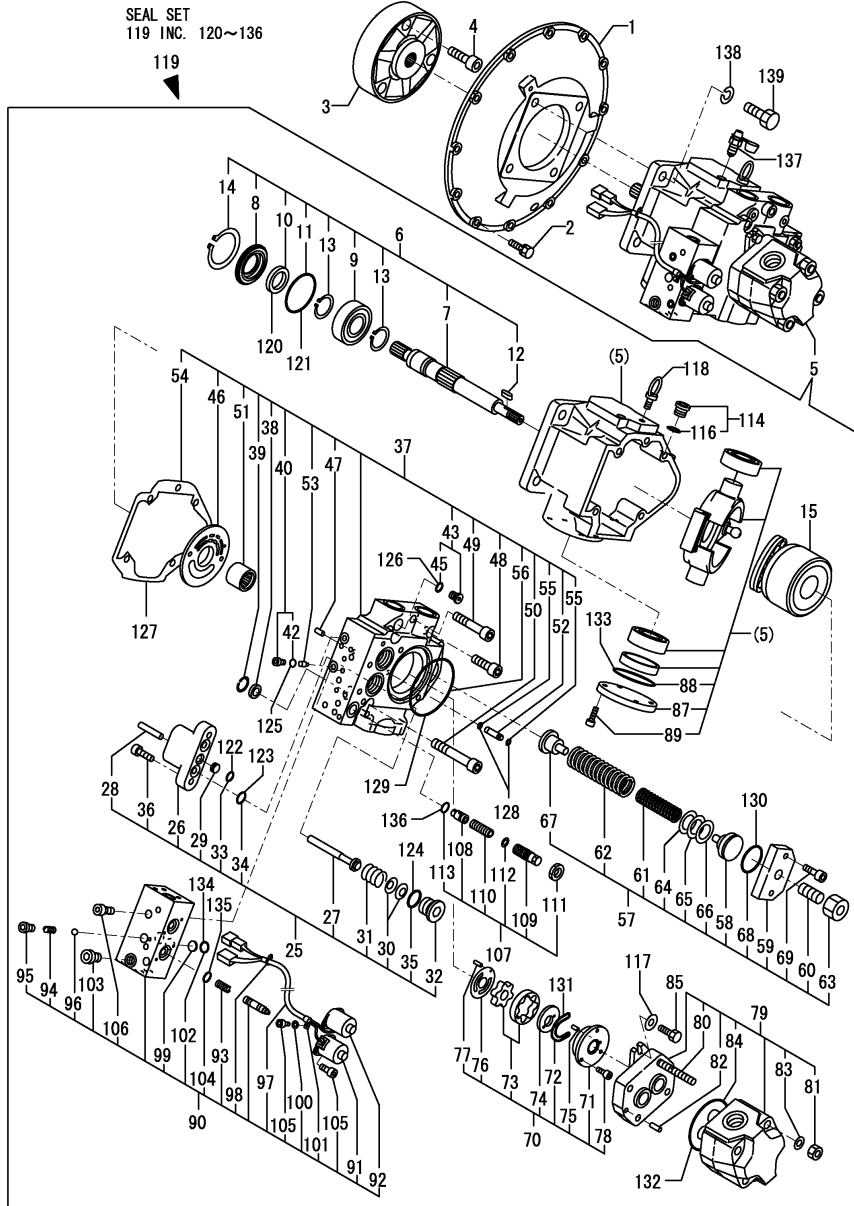
No.	Lev.	Parts No.	Description	Q'ty						I	R
				(A)	(B)	(C)	(D)	(E)	(F)		
1	1	172187-71100	COVER, FLYWHEEL	1	1	1	1	1	1		
2	1	26013-100302	BOLT, M10X 30	12	12	12	12	12	12		
3	1	172187-71200	COUPLING	1	1	1	1	1	1		
4	1	172187-71210	BOLT 14X 50	3	3	3	3	3	3		
5	1	172478-73100	PUMP CMP	1	1	1	1	1	1		
6	2	172187-73110	SHAFT ASSY	1	1	1	1	1	1		
7	3	172187-73210	SHAFT	1	1	1	1	1	1		
8	3	172187-73220	CASE, SEAL	1	1	1	1	1	1		
9	3	172187-73230	BEARING,	1	1	1	1	1	1		
10	3	172187-73240	SEAL, OIL	1	1	1	1	1	1		
11	3	172187-73250	O-RING	1	1	1	1	1	1		
12	3	172187-73260	KEY	1	1	1	1	1	1		
13	3	22242-000350	RING, 35	2	2	2	2	2	2		
14	3	22252-000800	RING, 80	1	1	1	1	1	1		
15	2	172187-73120	ROTARY GROUP	1	1	1	1	1	1		
25	2	172478-73120	CONTROL PISTON	1	1	1	1	1	1		
26	3	172478-73130	CYLINDER	1	1	1	1	1	1		
27	3	172187-75800	PISTON	2	2	2	2	2	2		
28	3	172478-73150	PIN 11X50,STRAIGHT	1	1	1	1	1	1		
29	3	172187-75810	ORIFICE	1	1	1	1	1	1		
30	3	172187-75820	SPRING	4	4	4	4	4	4		
31	3	172187-75830	SPRING	2	2	2	2	2	2		
32	3	172187-75840	PLUG	2	2	2	2	2	2		
33	3	24315-000160	O-RING, 1BP16.0	1	1	1	1	1	1		
34	3	24315-000200	O-RING, 1BP20.0	2	2	2	2	2	2		
35	3	24315-000290	O-RING, 1BP29.0	2	2	2	2	2	2		
36	3	26450-100302	BOLT, M10X 30	2	2	2	2	2	2		
37	2	172187-73130	COVER ASSY, PUMP	1	1	1	1	1	1		
38	3	172164-73660	FILTER	1	1	1	1	1	1		
39	3	172164-73670	CIRCLIP	1	1	1	1	1	1		
40	3	172142-74590	PLUG	2	2	2	2	2	2		
42	4	24315-000080	O-RING, 1BP8.0	2	2	2	2	2	2		
43	3	172142-74600	PLUG	2	2	2	2	2	2		
45	4	24315-000110	O-RING, 1BP11.0	2	2	2	2	2	2		
46	3	172187-75600	CONTROL PLATE	1	1	1	1	1	1		
47	3	172187-75610	PIN,STRAIGHT	2	2	2	2	2	2		
48	3	172187-75620	BOLT 14X 40	2	2	2	2	2	2		
49	3	172187-75630	BOLT 14X 65	2	2	2	2	2	2		
50	3	172187-75640	BOLT 14X 75	1	1	1	1	1	1		
51	3	172187-75650	BEARING	1	1	1	1	1	1		
52	3	172187-75660	SLEEVE	1	1	1	1	1	1		
53	3	172187-75670	ORIFICE	2	2	2	2	2	2		
54	3	172187-75680	GASKET	1	1	1	1	1	1		
55	3	24315-000050	O-RING, 1BP5.0	2	2	2	2	2	2		
56	3	24321-001050	O-RING, 1AG105.0	1	1	1	1	1	1		
57	2	172187-73140	SPRING ASSY	1	1	1	1	1	1		
58	3	172187-75700	SEAT, SPRING	1	1	1	1	1	1		
58-1	3	172478-73350	SEAT, SPRING	1	1	1	1	1	1		F 1
		(A=M/#00541)	(B=M/#00541)	(C=M/#00541)	(D=M/#00541)	(E=M/#00541)	(F=M/#00541)				
59	3	172187-75710	COVER	1	1	1	1	1	1		
60	3	172187-75720	SCREW, ADJUST	1	1	1	1	1	1		

Remarks  
(1)INTERCHANGEABLE BY SIMULTANEOUS REPLACEMENT WITH REF.NO.58-1 & NO.61-1.

Fig.59. HYD.OIL PUMP & JOINT

(A)=VIO75 C(US)  
(B)=VIO75 C(AS)  
(C)=VIO75 C(NZ)

(D)=VIO75 P(US)  
(E)=VIO75 P(AS)  
(F)=VIO75 P(NZ)



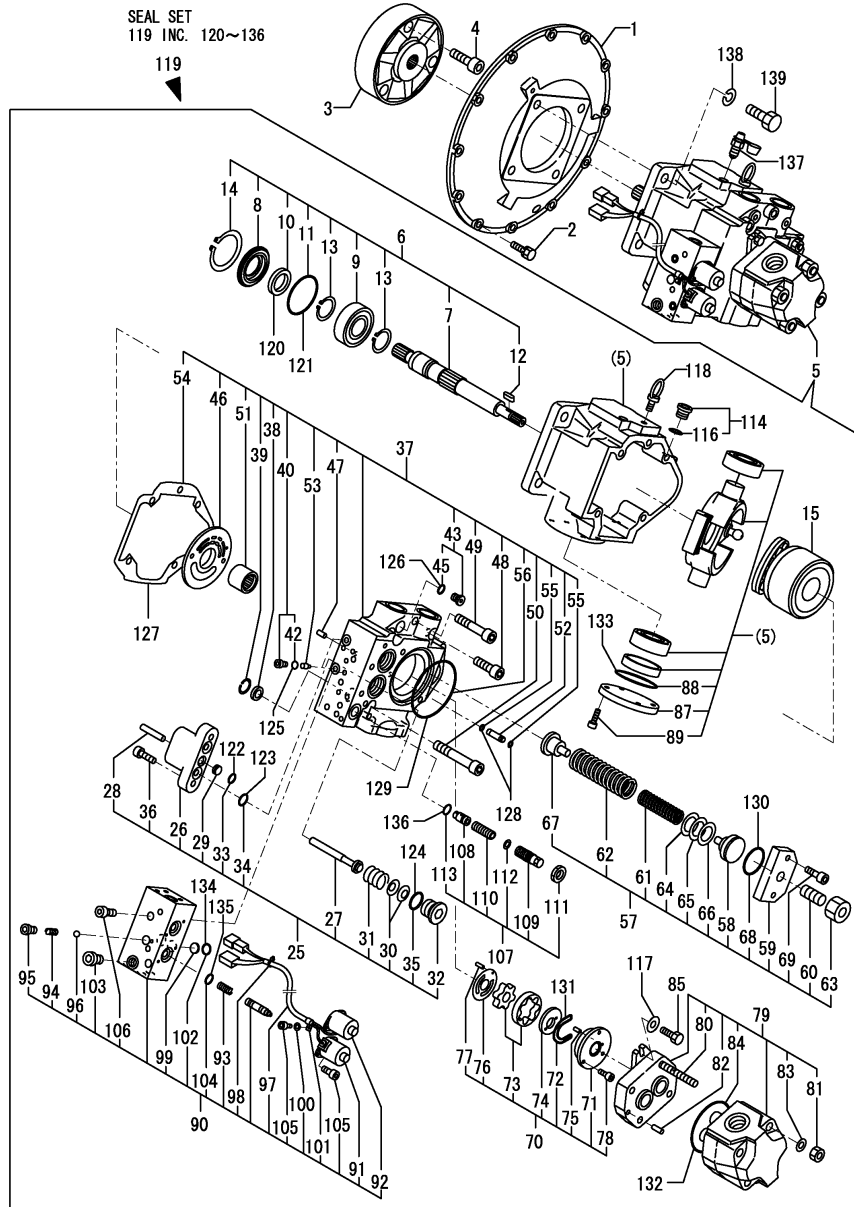
No.	Lev.	Parts No.	Description	Q'ty						I	R
				(A)	(B)	(C)	(D)	(E)	(F)		
61	3	172187-75730	SPRING	1	1	1	1	1	1		
61-1	3	172478-73360	SPRING	1	1	1	1	1	1	S	1
		(A=M/#00541) (B=M/#00541) (C=M/#00541) (D=M/#00541) (E=M/#00541) (F=M/#00541)									
62	3	172187-75740	SPRING	1	1	1	1	1	1		
63	3	172187-75750	NUT	1	1	1	1	1	1		
64	3	172187-75760	SHIM	1	1	1	1	1	1		
65	3	172187-75770	SHIM	1	1	1	1	1	1		
66	3	172187-75780	SHIM	1	1	1	1	1	1		
67	3	172187-75980	SEAT, SPRING	1	1	1	1	1	1		
68	3	24311-000440	O-RING, 1AP44.0	1	1	1	1	1	1		
69	3	26450-100302	BOLT, M10X 30	2	2	2	2	2	2		
70	2	172478-73160	TROCHOID PUMP	1	1	1	1	1	1		
71	3	172478-73170	CASE	1	1	1	1	1	1		
72	3	172478-73180	O-RING	1	1	1	1	1	1		
73	3	172187-75850	GEAR	1	1	1	1	1	1		
74	3	172187-75870	PLATE A, SIDE	1	1	1	1	1	1		
75	3	172187-75890	PIN, SPRING	1	1	1	1	1	1		
76	3	172187-75910	PLATE B, SIDE	1	1	1	1	1	1		
77	3	172187-75920	PIN, SPRING	1	1	1	1	1	1		
78	3	26450-050122	BOLT, M5X 12	3	3	3	3	3	3		
79	2	172187-73170	PUMP, GEAR	1	1	1	1	1	1		
80	3	172187-75930	BOLT 14X104, STUD	4	4	4	4	4	4		
81	3	172187-75940	NUT	4	4	4	4	4	4		
82	3	172187-75950	PIN, 8X54	2	2	2	2	2	2		
83	3	172187-75960	WASHER	4	4	4	4	4	4		
84	3	24325-000900	O-RING, 1BG90.0	1	1	1	1	1	1		
85	2	172187-73190	BOLT M10X 25	2	2	2	2	2	2		
87	3	172187-75970	COVER	1	1	1	1	1	1		
88	3	24321-000750	O-RING, 1AG75.0	1	1	1	1	1	1		
89	3	26450-080222	BOLT, M8X 22	4	4	4	4	4	4		
90	2	172478-73200	VALVE ASSY	1	1	1	1	1	1		
90-1	2	172456-73860	VALVE ASSY	1	1	1	1	1	1		R
		(A=MXXXXX) (B=MXXXXX) (C=MXXXXX) (D=MXXXXX) (E=MXXXXX) (F=MXXXXX)									
91	3	172989-73150	SOLENOID (B)	1	1	1	1	1	1	1	W
		(A=M/#00502) (B=M/#00502) (D=M/#00502) (E=M/#00502)									
92	3	172989-73160	SOLENOID (A)	1	1	1	1	1	1	1	W
		(A=M/#00502) (B=M/#00502) (D=M/#00502) (E=M/#00502)									
93	3	172478-73210	SPRING	2	2	2	2	2	2		
94	3	172478-73220	SPRING	1	1	1	1	1	1		
95	3	172478-73230	PLUG ASSY G1/8	1	1	1	1	1	1		
96	3	172478-73240	BALL, STEEL	1	1	1	1	1	1		
97	3	172478-73250	COVER	1	1	1	1	1	1		
98	3	172478-73260	BAND	2	2	2	2	2	2		
99	3	172478-73270	ELEMENT, FILTER	1	1	1	1	1	1		
100	3	172478-73280	WASHER	1	1	1	1	1	1		
101	3	172478-73290	CLAMP	1	1	1	1	1	1		
102	3	172478-73300	O-RING	2	2	2	2	2	2		
103	3	172478-73310	PLUG ASSY	1	1	1	1	1	1		
104	3	24311-000160	O-RING, 1AP16.0	2	2	2	2	2	2		
105	3	26450-040102	BOLT, M4X 10	5	5	5	5	5	5		
106	3	26450-080302	BOLT, M8X 30	2	2	2	2	2	2		

Remarks  
(1)INTERCHANGEABLE BY SIMULTANEOUS REPLACEMENT WITH REF.NO.58-1 & NO.61-1.

Fig.59. HYD.OIL PUMP & JOINT

(A)=VIO75 C(US)  
(B)=VIO75 C(AS)  
(C)=VIO75 C(NZ)

(D)=VIO75 P(US)  
(E)=VIO75 P(AS)  
(F)=VIO75 P(NZ)



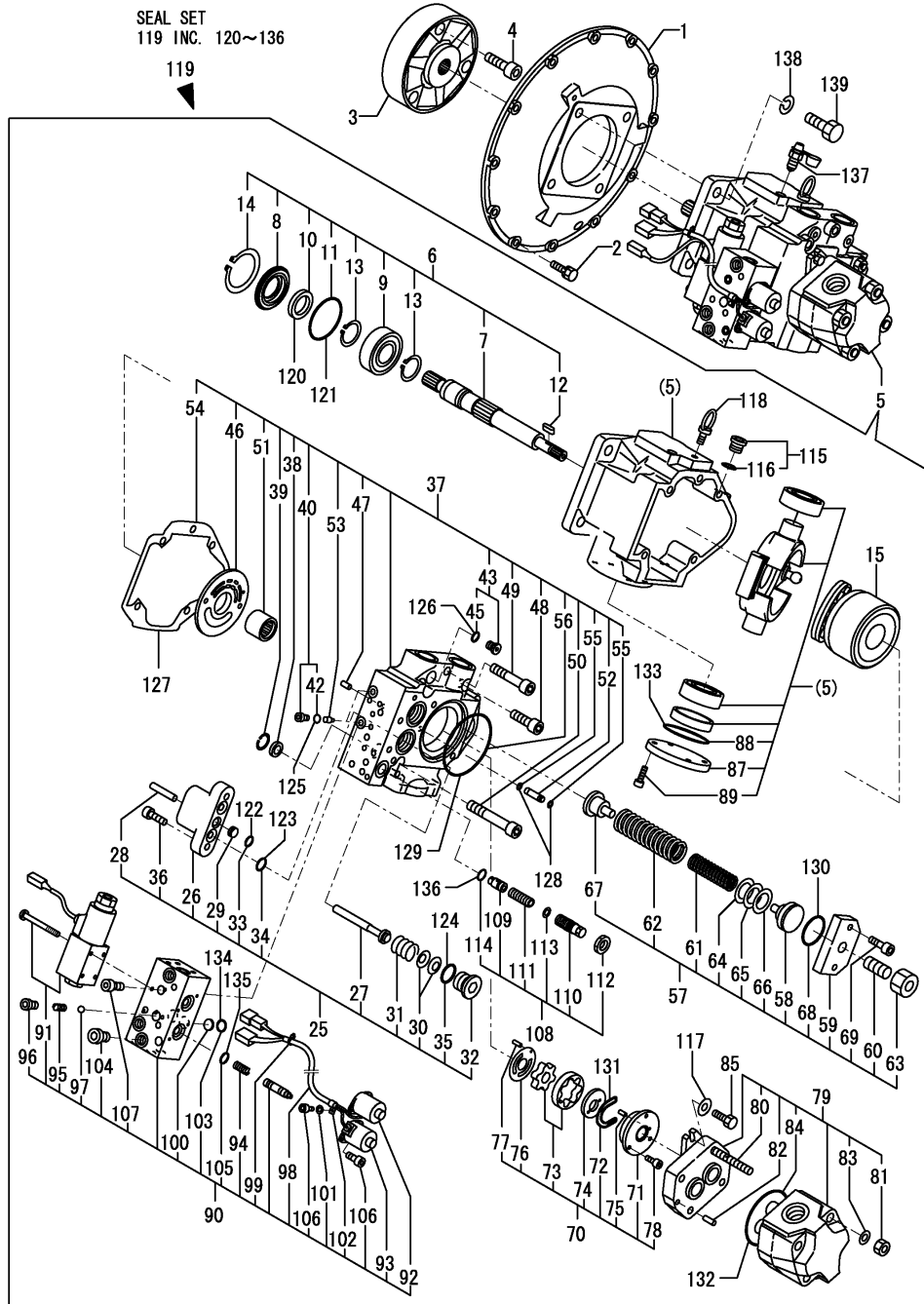
No.	Lev.	Parts No.	Description	Q'ty						I	R
				(A)	(B)	(C)	(D)	(E)	(F)		
107	2	172164-73470	VALVE ASSY, RELIEF	1	1	1	1	1	1		
108	3	172164-73050	SPOOL	1	1	1	1	1	1		
109	3	172164-73370	SCREW, ADJUST	1	1	1	1	1	1		
110	3	172164-73380	SPRING	1	1	1	1	1	1		
111	3	172164-73390	NUT	1	1	1	1	1	1		
112	3	172164-73990	SHIM, 6.5X12X0.5	1	1		1	1			
112-1	3	172164-73510	SEAT, SPRING	1	1	1	1	1	1		R
		(A=M/#00619) (B=M/#00619) (D=M/#00619) (E=M/#00619)									
113	3	172141-74430	O-RING	1	1	1	1	1	1		
114	2	172142-74620	PLUG	2	2	2	2	2	2		
116	3	24315-000180	O-RING, 1BP18.0	2	2	2	2	2	2		
117	2	22217-100000	WASHER, SPRING 10	2	2	2	2	2	2		
118	2	26617-100002	BOLT, EYE M10	1	1	1	1	1	1		
119	1	772478-73100	SEAL SET	1	1	1	1	1	1		
120	2	172187-73240	SEAL, OIL	1	1	1	1	1	1		
121	2	172187-73250	O-RING	1	1	1	1	1	1		
122	2	24315-000160	O-RING, 1BP16.0	1	1	1	1	1	1		
123	2	24315-000200	O-RING, 1BP20.0	2	2	2	2	2	2		
124	2	24315-000290	O-RING, 1BP29.0	2	2	2	2	2	2		
125	2	24315-000080	O-RING, 1BP8.0	2	2	2	2	2	2		
126	2	24315-000110	O-RING, 1BP11.0	2	2	2	2	2	2		
127	2	172187-75680	GASKET	1	1	1	1	1	1		
128	2	24315-000050	O-RING, 1BP5.0	2	2	2	2	2	2		
129	2	24321-001050	O-RING, 1AG105.0	1	1	1	1	1	1		
130	2	24311-000440	O-RING, 1AP44.0	1	1	1	1	1	1		
131	2	172478-73180	O-RING	1	1	1	1	1	1		
132	2	24325-000900	O-RING, 1BG90.0	1	1	1	1	1	1		
133	2	24321-000750	O-RING, 1AG75.0	1	1	1	1	1	1		
134	2	172478-73300	O-RING	2	2	2	2	2	2		
135	2	24311-000160	O-RING, 1AP16.0	2	2	2	2	2	2		
136	2	172141-74430	O-RING	1	1	1	1	1	1		
137	1	172164-73110	VALVE	1	1	1	1	1	1		
138	1	22217-160000	WASHER, SPRING 16	4	4	4	4	4	4		
139	1	26116-160452	BOLT, M16X 45 PLATED	4	4	4	4	4	4		

Remarks  
(1)INTERCHANGEABLE BY SIMULTANEOUS  
REPLACEMENT WITH REF.NO.58-1 &  
NO.61-1.

Fig.60. HYD.OIL PUMP & JOINT(QUICK COUPLER SPEC.)

(A)=VIO75 C(US)  
 (B)=VIO75 C(AS)  
 (C)=VIO75 C(NZ)

(D)=VIO75 P(US)  
 (E)=VIO75 P(AS)  
 (F)=VIO75 P(NZ)



No.	Lev.	Parts No.	Description	Q'ty						I	R
				(A)	(B)	(C)	(D)	(E)	(F)		
1	1	172187-71100	COVER, FLYWHEEL	1	1	1					
2	1	26013-100302	BOLT, M10X 30	12	12	12					
3	1	172187-71200	COUPLING	1	1	1					
4	1	172187-71210	BOLT 14X 50	3	3	3					
5	1	172978-73100	PUMP ASSY,3SOL	1	1	1					
6	2	172187-73110	SHAFT ASSY	1	1	1					
7	3	172187-73210	SHAFT	1	1	1					
8	3	172187-73220	CASE, SEAL	1	1	1					
9	3	172187-73230	BEARING,	1	1	1					
10	3	172187-73240	SEAL, OIL	1	1	1					
11	3	172187-73250	O-RING	1	1	1					
12	3	172187-73260	KEY	1	1	1					
13	3	22242-000350	RING, 35	2	2	2					
14	3	22252-000800	RING, 80	1	1	1					
15	2	172187-73120	ROTARY GROUP	1	1	1					
25	2	172478-73120	CONTROL PISTON	1	1	1					
26	3	172478-73130	CYLINDER	1	1	1					
27	3	172187-75800	PISTON	2	2	2					
28	3	172478-73150	PIN 11X50,STRAIGHT	1	1	1					
29	3	172187-75810	ORIFICE	1	1	1					
30	3	172187-75820	SPRING	4	4	4					
31	3	172187-75830	SPRING	2	2	2					
32	3	172187-75840	PLUG	2	2	2					
33	3	24315-000160	O-RING, 1BP16.0	1	1	1					
34	3	24315-000200	O-RING, 1BP20.0	2	2	2					
35	3	24315-000290	O-RING, 1BP29.0	2	2	2					
36	3	26450-100302	BOLT, M10X 30	2	2	2					
37	2	172187-73130	COVER ASSY, PUMP	1	1	1					
38	3	172164-73660	FILTER	1	1	1					
39	3	172164-73670	CIRCLIP	1	1	1					
40	3	172142-74590	PLUG	2	2	2					
42	4	24315-000080	O-RING, 1BP8.0	2	2	2					
43	3	172142-74600	PLUG	2	2	2					
45	4	24315-000110	O-RING, 1BP11.0	2	2	2					
46	3	172187-75600	CONTROL PLATE	1	1	1					
47	3	172187-75610	PIN,STRAIGHT	2	2	2					
48	3	172187-75620	BOLT 14X 40	2	2	2					
49	3	172187-75630	BOLT 14X 65	2	2	2					
50	3	172187-75640	BOLT 14X 75	1	1	1					
51	3	172187-75650	BEARING	1	1	1					
52	3	172187-75660	SLEEVE	1	1	1					
53	3	172187-75670	ORIFICE	2	2	2					
54	3	172187-75680	GASKET	1	1	1					
55	3	24315-000050	O-RING, 1BP5.0	2	2	2					
56	3	24321-001050	O-RING, 1AG105.0	1	1	1					
57	2	172478-73340	SPRING ASSY	1	1	1					
58	3	172478-73350	SEAT, SPRING	1	1	1					
59	3	172187-75710	COVER	1	1	1					
60	3	172187-75720	SCREW, ADJUST	1	1	1					
61	3	172478-73360	SPRING	1	1	1					
61-1	3	172478-73361	SPRING	1	1	1					N

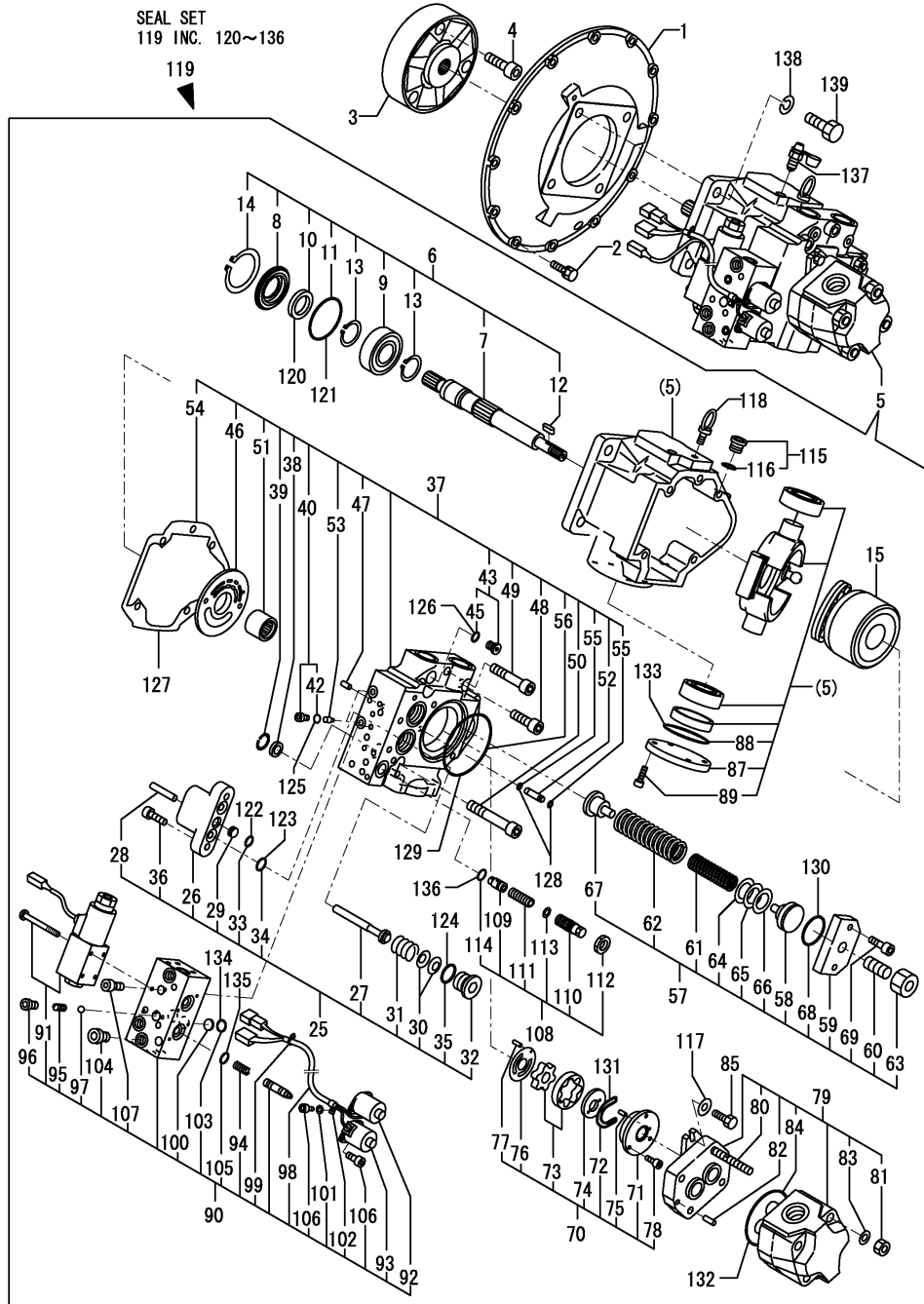
N:Old  $\frac{Yes}{No}$  New, Q:Old  $\frac{No}{Yes}$  New, R:Old  $\frac{Yes}{Yes}$  New, S:Old  $\frac{No}{No}$  New, W:Add, Z:Discontinued, F:Interchangeable by set, K:Q'ty Change  
 ++ CONTINUE ++  
 Copyright (C) YANMAR CO., LTD. All Rights Reserved.



Fig.60. HYD.OIL PUMP & JOINT(QUIK COUPLER SPEC.)

(A)=VIO75 C(US)  
(B)=VIO75 C(AS)  
(C)=VIO75 C(NZ)

(D)=VIO75 P(US)  
(E)=VIO75 P(AS)  
(F)=VIO75 P(NZ)



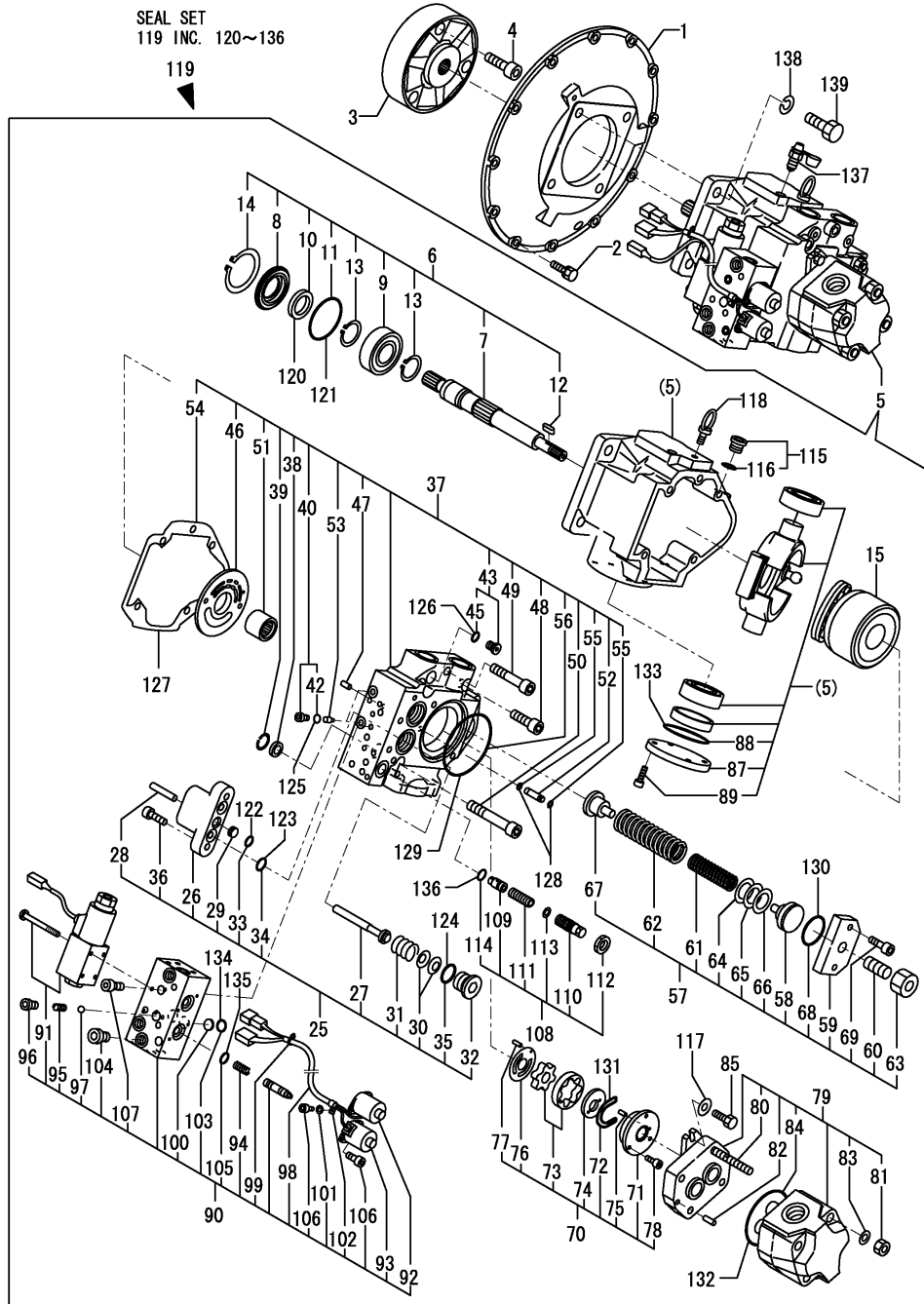
No.	Lev.	Parts No.	Description	Q'ty						I	R
				(A)	(B)	(C)	(D)	(E)	(F)		
		(A=MXXXXX) (B=MXXXXX) (C=MXXXXX)									
62	3	172187-75740	SPRING	1	1	1					
63	3	172187-75750	NUT	1	1	1					
64	3	172187-75760	SHIM	1	1	1					
65	3	172187-75770	SHIM	1	1	1					
66	3	172187-75780	SHIM	1	1	1					
67	3	172187-75980	SEAT, SPRING	1	1	1					
68	3	24311-000440	O-RING, 1AP44.0	1	1	1					
69	3	26450-100302	BOLT, M10X 30	2	2	2					
70	2	172478-73160	TROCHOID PUMP	1	1	1					
71	3	172478-73170	CASE	1	1	1					
72	3	172478-73180	O-RING	1	1	1					
73	3	172187-75850	GEAR	1	1	1					
74	3	172187-75870	PLATE A ,SIDE	1	1	1					
75	3	172187-75890	PIN,SPRING	1	1	1					
76	3	172187-75910	PLATE B ,SIDE	1	1	1					
77	3	172187-75920	PIN,SPRING	1	1	1					
78	3	26450-050122	BOLT, M5X 12	3	3	3					
79	2	172187-73170	PUMP, GEAR	1	1	1					
80	3	172187-75930	BOLT 14X104, STUD	4	4	4					
81	3	172187-75940	NUT	4	4	4					
82	3	172187-75950	PIN, 8X54	2	2	2					
83	3	172187-75960	WASHER	4	4	4					
84	3	24325-000900	O-RING, 1BG90.0	1	1	1					
85	2	172187-73190	BOLT M10X 25	2	2	2					
87	3	172187-75970	COVER	1	1	1					
88	3	24321-000750	O-RING, 1AG75.0	1	1	1					
89	3	26450-080222	BOLT, M8X 22	4	4	4					
90	2	172956-73110	VALVE ASSY	1	1	1					
91	3	172956-73120	VALVE, SOLENOID	1	1	1					
92	3	172456-73580	SOLENOID (A	1	1	1					
92-1	3	172989-73160	SOLENOID (A	1	1	1					R
		(A=MXXXXX) (B=MXXXXX) (C=MXXXXX)									
93	3	172456-73590	SOLENOID (B	1	1	1					
93-1	3	172989-73150	SOLENOID (B	1	1	1					R
		(A=MXXXXX) (B=MXXXXX) (C=MXXXXX)									
94	3	172456-73870	SPRING	2	2	2					
95	3	172456-73880	SPRING	1	1	1					
96	3	172456-73890	PLUG ASSY	1	1	1					
97	3	172456-73900	BALL, STEEL	1	1	1					
98	3	172456-73910	COVER	1	1	1					
99	3	172456-73920	BAND	2	2	2					
100	3	172456-73930	ELEMENT, FILTER	1	1	1					
101	3	172456-73940	WASHER	1	1	1					
102	3	172456-73950	CLAMP	1	1	1					
103	3	172456-73960	O-RING	2	2	2					
104	3	172456-73970	PLUG ASSY	1	1	1					
105	3	24311-000160	O-RING, 1AP16.0	2	2	2					
106	3	26450-040102	BOLT, M4X 10	5	5	5					
107	3	26450-080302	BOLT, M8X 30	2	2	2					
108	2	172164-73470	VALVE ASSY, RELIEF	1	1	1					

N:Old  $\frac{Yes}{No}$  New, Q:Old  $\frac{No}{Yes}$  New, R:Old  $\frac{Yes}{Yes}$  New, S:Old  $\frac{No}{No}$  New, W:Add, Z:Discontinued, F:Interchangeable by set, K:Q'ty Change  
 ++ CONTINUE ++  
 Copyright (C) YANMAR CO., LTD. All Rights Reserved.

Fig.60. HYD.OIL PUMP & JOINT(QUIK COUPLER SPEC.)

(A)=VIO75 C(US)  
(B)=VIO75 C(AS)  
(C)=VIO75 C(NZ)

(D)=VIO75 P(US)  
(E)=VIO75 P(AS)  
(F)=VIO75 P(NZ)

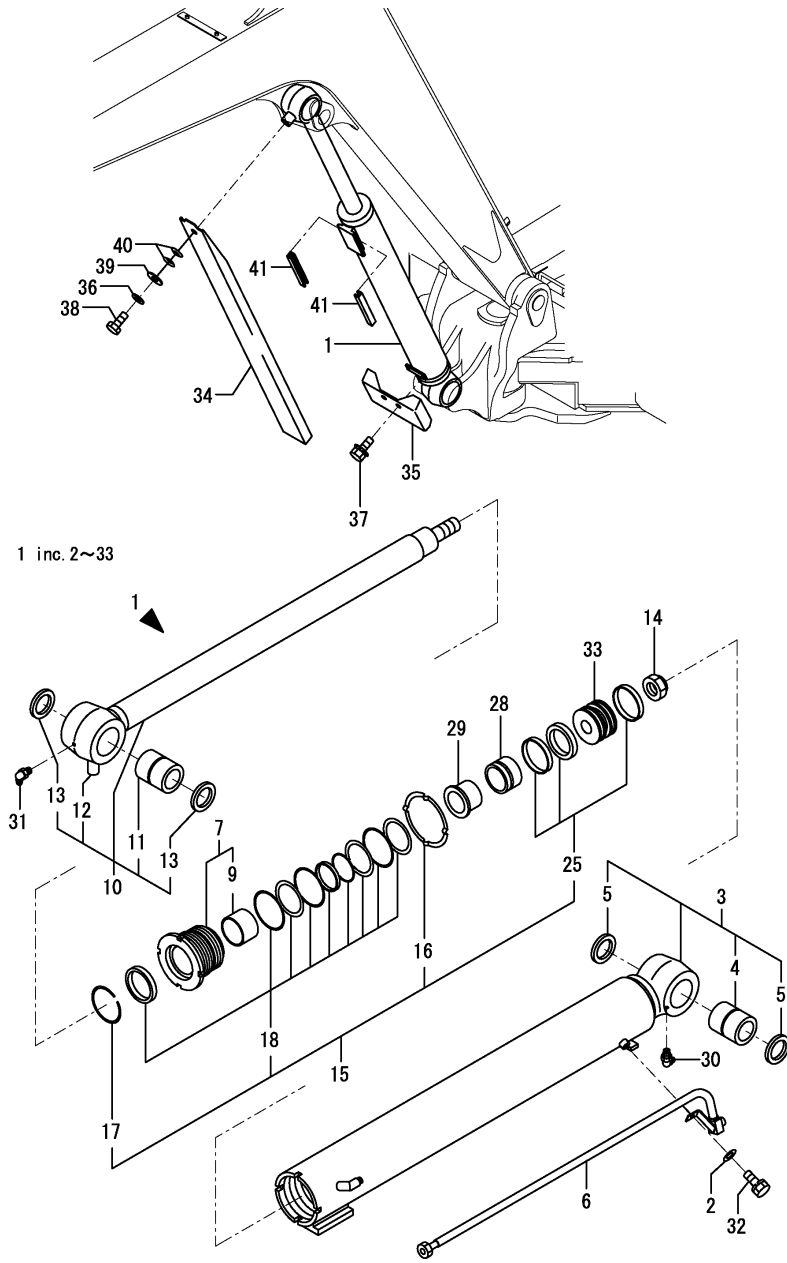


No.	Lev.	Parts No.	Description	Q'ty						I	R
				(A)	(B)	(C)	(D)	(E)	(F)		
109	3	172164-73050	SPOOL	1	1	1					
110	3	172164-73370	SCREW, ADJUST	1	1	1					
111	3	172164-73380	SPRING	1	1	1					
112	3	172164-73390	NUT	1	1	1					
113	3	172164-73510	SEAT, SPRING	1	1	1					
114	3	172141-74430	O-RING	1	1	1					
115	2	172142-74620	PLUG	2	2	2					
116	3	24315-000180	O-RING, 1BP18.0	2	2	2					
117	2	22217-100000	WASHER, SPRING 10	2	2	2					
118	2	26617-100002	BOLT, EYE M10	1	1	1					
119	1	772478-73100	SEAL SET	1	1	1					
120	2	172187-73240	SEAL, OIL	1	1	1					
121	2	172187-73250	O-RING	1	1	1					
122	2	24315-000160	O-RING, 1BP16.0	1	1	1					
123	2	24315-000200	O-RING, 1BP20.0	2	2	2					
124	2	24315-000290	O-RING, 1BP29.0	2	2	2					
125	2	24315-000080	O-RING, 1BP8.0	2	2	2					
126	2	24315-000110	O-RING, 1BP11.0	2	2	2					
127	2	172187-75680	GASKET	1	1	1					
128	2	24315-000050	O-RING, 1BP5.0	2	2	2					
129	2	24321-001050	O-RING, 1AG105.0	1	1	1					
130	2	24311-000440	O-RING, 1AP44.0	1	1	1					
131	2	172478-73180	O-RING	1	1	1					
132	2	24325-000900	O-RING, 1BG90.0	1	1	1					
133	2	24321-000750	O-RING, 1AG75.0	1	1	1					
134	2	172478-73300	O-RING	2	2	2					
135	2	24311-000160	O-RING, 1AP16.0	2	2	2					
136	2	172141-74430	O-RING	1	1	1					
137	1	172164-73110	VALVE	1	1	1					
138	1	22217-160000	WASHER, SPRING 16	4	4	4					
139	1	26116-160452	BOLT, M16X 45 PLATED	4	4	4					

Fig.61. BOOM CYLINDER

(A)=VIO75 C(US)  
(B)=VIO75 C(AS)  
(C)=VIO75 C(NZ)

(D)=VIO75 P(US)  
(E)=VIO75 P(AS)  
(F)=VIO75 P(NZ)



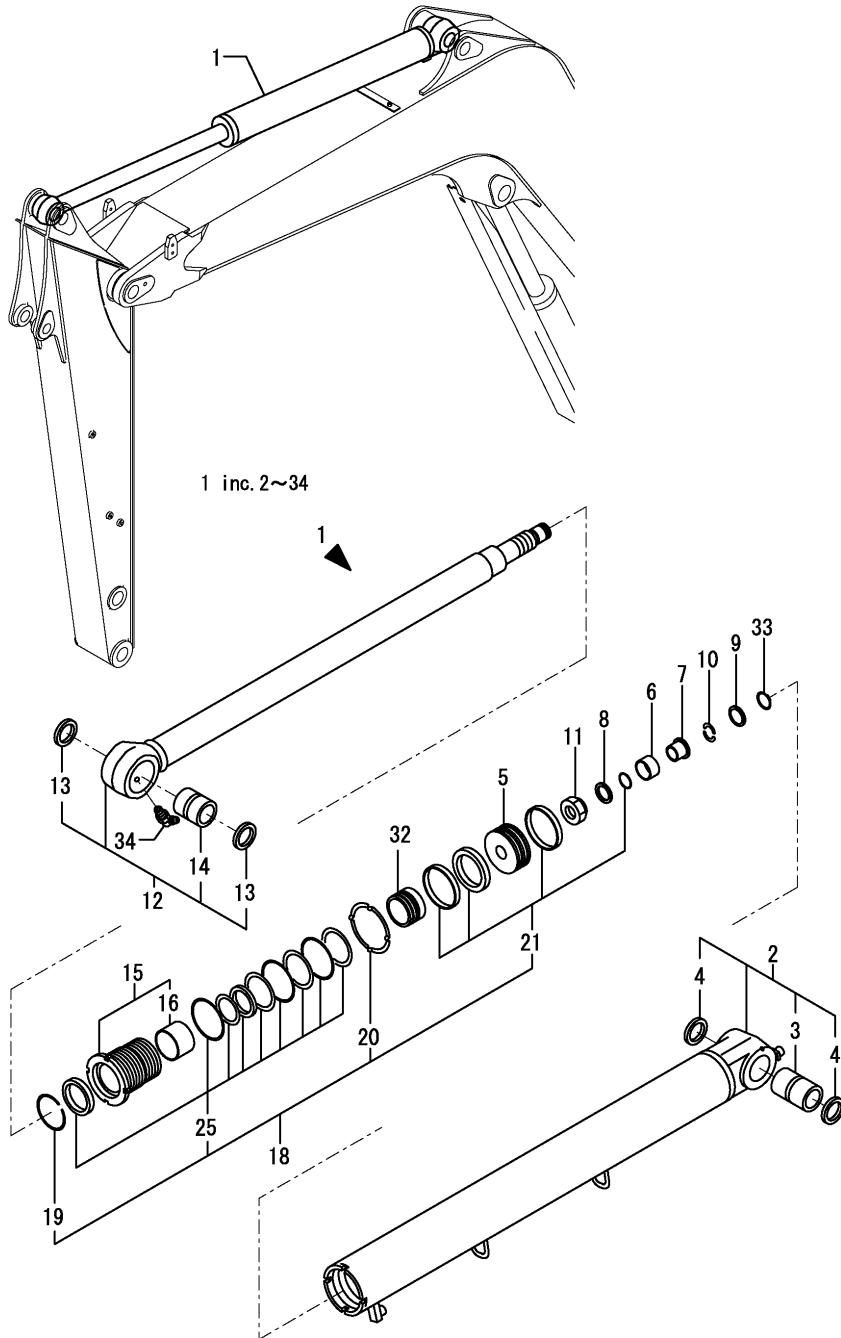
No.	Lev.	Parts No.	Description	Q'ty						I	R
				(A)	(B)	(C)	(D)	(E)	(F)		
1	1	172020-10101-1	CYLINDER ASSY, BOOM	1	1	1	1	1	1		
2	2	194145-04810	WASHER 10	1	1	1	1	1	1		
3	2	172020-10112	TUBE, BOOM	1	1	1	1	1	1		
4	3	172020-10220	BUSH 70 85	1	1	1	1	1	1		
5	3	172162-82350	SEAL, DUST	2	2	2	2	2	2		
6	2	172020-10141-1	TUBE, BOOM	1	1	1	1	1	1		
7	2	172020-10230	HEAD 115 65	1	1	1	1	1	1		
9	3	172020-10320	BUSH 65 40	1	1	1	1	1	1		
9-1	3	24550-065400	BUSH, 65X40	1	1	1	1	1	1		R
		(A=M/#00539) (B=M/#00539) (D=M/#00539) (E=M/#00539)									
10	2	172020-10251	LOD,BOOM	1	1	1	1	1	1		
11	3	172020-10220	BUSH 70 85	1	1	1	1	1	1		
12	3	172478-72010	NUT	1	1	1	1	1	1		W 1
		(A=M/#00502) (B=M/#00502) (D=M/#00502) (E=M/#00502)									
13	3	172162-82350	SEAL, DUST	2	2	2	2	2	2		
14	2	172020-10370	NUT	1	1	1	1	1	1		
15	2	172020-11600	SEAL SET, CYLINDER	1	1	1	1	1	1		
16	3	172020-10360	WASHER 115,LOCK	1	1	1	1	1	1		
17	3	172020-10380	RING 82,SPRING	1	1	1	1	1	1		
18	3	172020-11610	SEAL SET, HEAD	1	1	1	1	1	1		
25	3	172020-11620	SEAL SET, PISTON	1	1	1	1	1	1		
28	2	172478-72190	PLUNGER 72,CUSHION	1	1	1	1	1	1		
29	2	172478-72250	COLLAR, CUSHION	1	1	1	1	1	1		
30	2	24761-020000	NIPPLE, GREASE PT1/8	1	1	1	1	1	1		
31	2	24761-050000	NIPPLE, GREASE C	1	1	1	1	1	1		
32	2	26013-100252	BOLT, M10X 25	1	1	1	1	1	1		
33	2	172020-10290	PISTON 115	1	1	1	1	1	1		
34	1	172187-72910-1	COVER, SLIDE	1	1	1	1	1	1		
35	1	172187-72950-1	GUARD ASSY	1	1	1	1	1	1		
36	1	22217-100000	WASHER, SPRING 10	1	1	1	1	1	1		
37	1	26014-100202	BOLT, M10X 20	2	2	2	2	2	2		
38	1	26116-100202	BOLT, M10X 20 PLATED	1	1	1	1	1	1		
39	1	933147-03400	WASHER, BRAKE ARM	1	1	1	1	1	1		
40	1	933168-14170	SPRING	2	2	2	2	2	2		
41	1	172162-61770	GUIDE, SLIDE	2	2	2	2	2	2		

Remarks  
(1)WELDED PART.

Fig.62. ARM CYLINDER

(A)=VIO75 C(US)  
 (B)=VIO75 C(AS)  
 (C)=VIO75 C(NZ)

(D)=VIO75 P(US)  
 (E)=VIO75 P(AS)  
 (F)=VIO75 P(NZ)

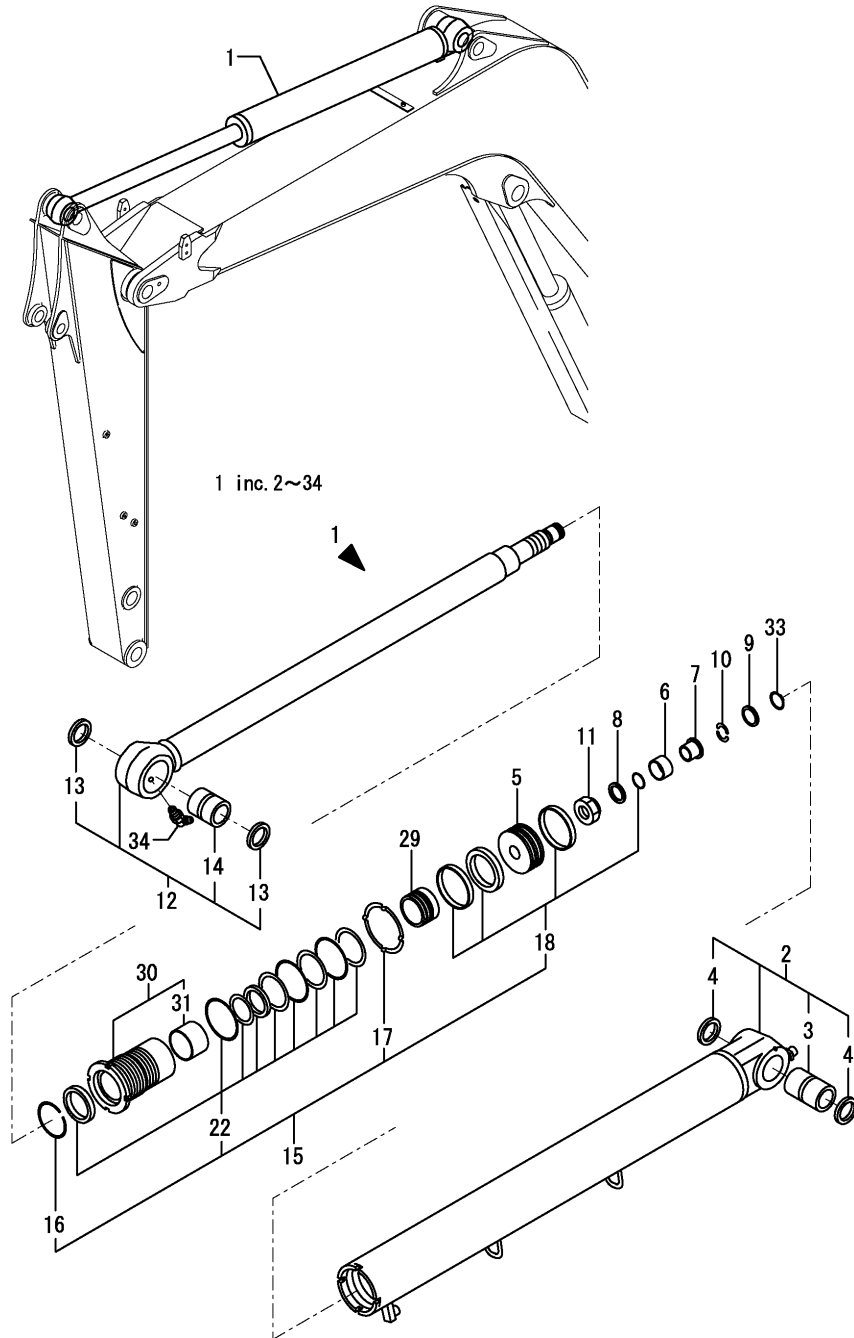


No.	Lev.	Parts No.	Description	Q'ty						I	R
				(A)	(B)	(C)	(D)	(E)	(F)		
1	1	172478-72100-1	CYLINDER ASSY, ARM	1	1	1	1	1	1		
2	2	172020-10510-1	TUBE, ARM	1	1	1	1	1	1		
3	3	172020-10610	BUSH 60 75 83	1	1	1	1	1	1		
4	3	172020-10620	SEAL, DUST	2	2	2	2	2	2		
5	2	172020-10720	PISTON 100	1	1	1	1	1	1		
6	2	172020-10750	PLUNGER 48,CUSHION	1	1	1	1	1	1		
7	2	172020-10760	COLLAR, CUSHION	1	1	1	1	1	1		
8	2	172020-10770	SPACER	1	1	1	1	1	1		
9	2	172020-10780	COVER, STOPPER	1	1	1	1	1	1		
10	2	172020-10790	STOPPER	2	2	2	2	2	2		
11	2	172020-10810	NUT	1	1	1	1	1	1		
12	2	172478-72110	LOD,ARM	1	1	1	1	1	1		
13	3	172020-10620	SEAL, DUST	2	2	2	2	2	2		
14	3	172020-10680	BUSH 60 75 58	1	1	1	1	1	1		
15	2	172478-72150	HEAD 100 65	1	1	1	1	1	1		
16	3	172020-10320	BUSH 65 40	1	1		1	1			
16-1	3	24550-065400	BUSH, 65X40	1	1	1	1	1	1		R
		(A=M/#00539)	(B=M/#00539)	(D=M/#00539)	(E=M/#00539)						
18	2	172478-72170	SEAL SET, CYLINDER	1	1	1	1	1	1		
19	3	172020-10380	RING 82,SPRING	1	1	1	1	1	1		
20	3	172020-10800	WASHER 100,LOCK	1	1	1	1	1	1		
21	3	172020-11650	SEAL SET, PISTON	1	1	1	1	1	1		
25	3	172478-72180	SEAL SET, HEAD	1	1	1	1	1	1		
32	2	172478-72190	PLUNGER 72,CUSHION	1	1	1	1	1	1		
33	2	22242-000340	RING, 34	1	1	1	1	1	1		
34	2	24761-040000	NIPPLE, GREASE B	1	1	1	1	1	1		

Fig.63. ARM CYLINDER(QUICK COUPLER SPEC.)

(A)=VIO75 C(US)  
 (B)=VIO75 C(AS)  
 (C)=VIO75 C(NZ)

(D)=VIO75 P(US)  
 (E)=VIO75 P(AS)  
 (F)=VIO75 P(NZ)

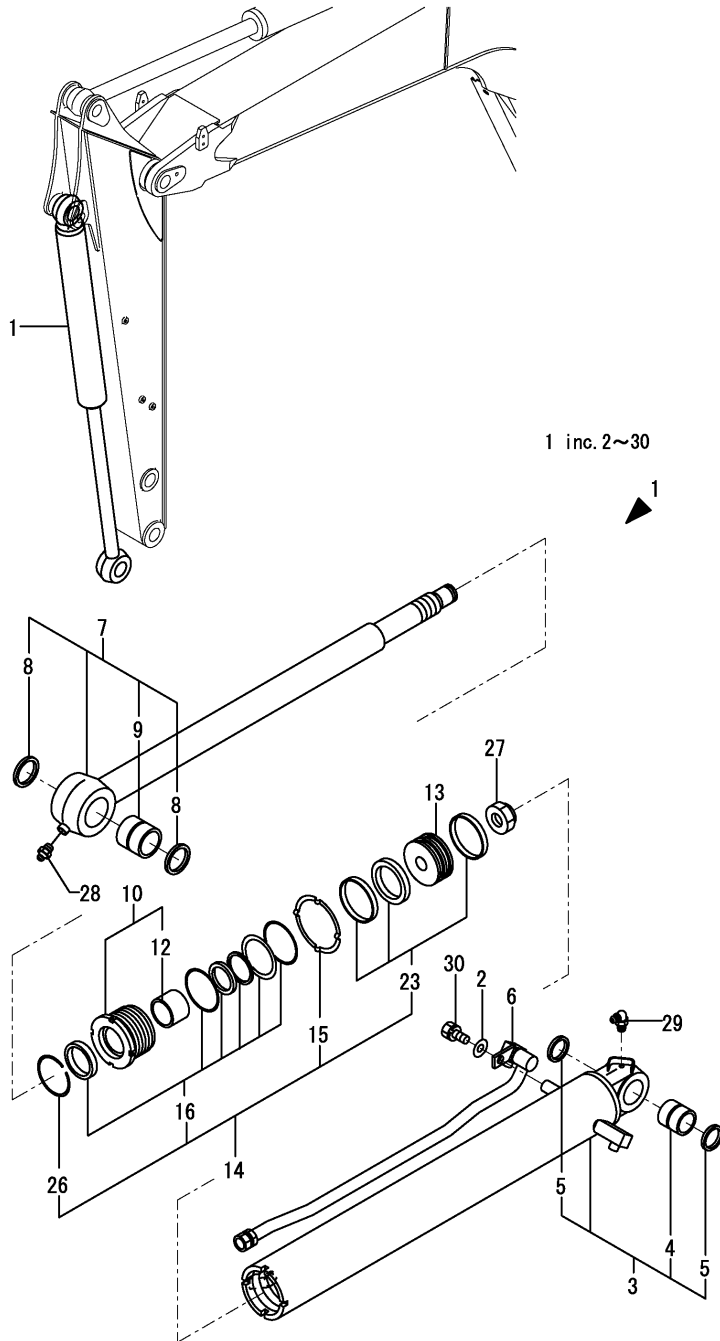


No.	Lev.	Parts No.	Description	Q'ty						I	R
				(A)	(B)	(C)	(D)	(E)	(F)		
1	1	172978-72300	CYLINDER, ARM	1	1	1					
1-1	1	172978-72301	CYLINDER ASSY, ARM	1	1	1					N
		(A=MXXXXX) (B=MXXXXX) (C=MXXXXX)									
2	2	172020-10510-1	TUBE, ARM	1	1	1					
3	3	172020-10610	BUSH, PIN	1	1	1					
4	3	172020-10620	SEAL, DUST	2	2	2					
5	2	172020-10720	PISTON	1	1	1					
6	2	172020-10750	PLUNGER, CUSHION	1	1	1					
7	2	172020-10760	COLLAR, CUSHION	1	1	1					
8	2	172020-10770	SPACER	1	1	1					
9	2	172020-10780	COVER, STOPPER	1	1	1					
10	2	172020-10790	STOPPER	2	2	2					
11	2	172020-10810	NUT	1	1	1					
12	2	172478-72110	ROD, ARM	1	1	1					
13	3	172020-10620	SEAL, DUST	2	2	2					
14	3	172020-10680	BUSH, PIN	1	1	1					
15	2	172478-72170	SEAL SET, CYLINDER	1	1	1					
16	3	172020-10380	RING, SPRING	1	1	1					
17	3	172020-10800	WASHER, LOCK	1	1	1					
18	3	172020-11650	SEAL SET, PISTON	1	1	1					
22	3	172478-72180	SEAL SET, HEAD	1	1	1					
29	2	172478-72190	PLUNGER, CUSHION	1	1	1					
29-1	2	172A65-72880	PLUNGER, CUSHION 72	1	1	1					N
		(A=MXXXXX) (B=MXXXXX) (C=MXXXXX)									
30	2	172978-72310	HEAD 100 65 ASSY	1	1	1					
31	3	172020-10320	BUSH 65 40	1	1	1					
33	2	22242-000340	RING, 34	1	1	1					
34	2	24761-040000	NIPPLE, GREASE B	1	1	1					

Fig.64. BUCKET CYLINDER

(A)=VIO75 C(US)  
 (B)=VIO75 C(AS)  
 (C)=VIO75 C(NZ)

(D)=VIO75 P(US)  
 (E)=VIO75 P(AS)  
 (F)=VIO75 P(NZ)

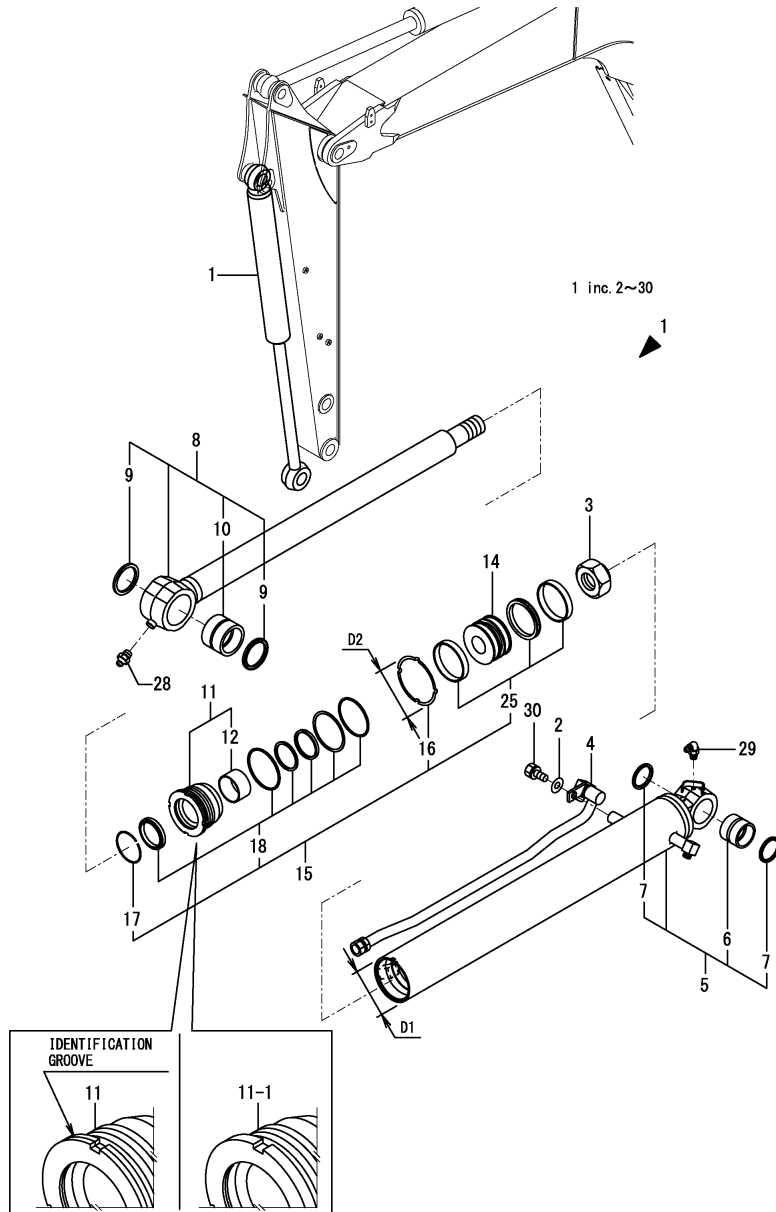


No.	Lev.	Parts No.	Description	Q'ty						I	R
				(A)	(B)	(C)	(D)	(E)	(F)		
1	1	172020-10900-1	CYLINDER ASSY	1	1	1	1	1	1		
2	2	194145-04810	WASHER 10	1	1	1	1	1	1		
3	2	172020-10910-1	TUBE, BUCKET	1	1	1	1	1	1		
4	3	172151-72591	BUSH 50X60	1	1	1	1	1	1		
5	3	172165-81760	SEAL, DUST 50X60X4	2	2	2	2	2	2		
6	2	172020-10940-1	PIPE, BUCKET	1	1	1	1	1	1		
7	2	172020-11000	ROD, BUCKET	1	1	1	1	1	1		
8	3	172020-10620	SEAL, DUST	2	2	2	2	2	2		
9	3	172020-11030	BUSH 60 58	1	1	1	1	1	1		
10	2	172020-11040	HEAD 90 55	1	1	1	1	1	1		
12	3	172151-72240	BUSH 55 35, ROD	1	1	1	1	1	1		
13	2	172020-11060	PISTON 90	1	1	1	1	1	1		
14	2	172020-11660	SEAL SET, CYLINDER	1	1	1	1	1	1		
14-1	2	172020-11661	SEAL SET, CYLINDER	1	1	1	1	1	1		N
		(A=MZZZZZ)	(B=MZZZZZ)	(C=MZZZZZ)	(D=MZZZZZ)	(E=MZZZZZ)	(F=MZZZZZ)				
15	3	172020-11070	WASHER 90, LOCK	1	1	1	1	1	1		
15-1	3	172A65-72590	WASHER, LOCK 90-110	1	1	1	1	1	1		N
		(A=MZZZZZ)	(B=MZZZZZ)	(C=MZZZZZ)	(D=MZZZZZ)	(E=MZZZZZ)	(F=MZZZZZ)				
16	3	172020-11670	SEAL SET, HEAD	1	1	1	1	1	1		
23	3	172020-11680	SEAL SET, PISTON	1	1	1	1	1	1		
26	3	933126-00500	RING 72, SPRING	1	1	1	1	1	1		
27	2	172151-72270	NUT	1	1	1	1	1	1		
28	2	24761-020000	NIPPLE, GREASE PT1/8	1	1	1	1	1	1		
29	2	24761-050000	NIPPLE, GREASE C	1	1	1	1	1	1		
30	2	26013-100252	BOLT, M10X 25	1	1	1	1	1	1		

Fig.65. BUCKET CYLINDER(QUICK COUPLER SPEC.)

(A)=VIO75 C(US)  
(B)=VIO75 C(AS)  
(C)=VIO75 C(NZ)

(D)=VIO75 P(US)  
(E)=VIO75 P(AS)  
(F)=VIO75 P(NZ)



No.	Lev.	Parts No.	Description	Q'ty						I	R
				(A)	(B)	(C)	(D)	(E)	(F)		
1	1	172978-72500	CYLINDER ASSY	1	1	1					
1-1	1	172978-72501	CYLINDER ASSY	1		1					N
(A=MZZZZZ) (C=MZZZZZ)											
2	2	194145-04810	WASHER	1	1	1					
3	2	172020-10810	NUT	1	1	1					
4	2	172020-10940-1	PIPE, BUCKET	1	1	1					
5	2	172978-72510	TUBE, BUCKET	1	1	1					
5-1	2	172978-72640	TUBE ASSY, BUCKET	1		1					N
(A=MZZZZZ) (C=MZZZZZ)											
5-2	2	172978-72641	TUBE ASSY, BUCKET	1		1					F 1
(A=MZZZZZ) (C=MZZZZZ)											
6	3	172151-72591	BUSH	1	1	1					
7	3	172165-81760	SEAL, DUST 50X60X4	2	2	2					
8	2	172978-72540	ROD,BUCKET	1	1	1					
8-1	2	172978-72650	ROD ASSY,BUCKET Q	1		1					N
(A=MZZZZZ) (C=MZZZZZ)											
9	3	172020-10620	SEAL, DUST	2	2	2					
10	3	172020-11030	BUSH, PIN	1	1	1					
11	2	172978-72570	HEAD 95 60	1	1	1					
11-1	2	172978-72571	HEAD ASSY 95 60	1		1					S
(A=MZZZZZ) (C=MZZZZZ)											
12	3	172445-72480	BUSH, ROD	1	1	1					
14	2	172978-72590	PISTON 95	1	1	1					
15	2	172978-72610	SEAL SET, 95X60	1	1	1					
15-1	2	172978-72611	SEAL SET, 95X60	1		1					N
(A=MZZZZZ) (C=MZZZZZ)											
15-2	2	172978-72612	SEAL SET, 95X60	1		1					S 2
(A=MZZZZZ) (C=MZZZZZ)											
16	3	172444-72430	WASHER, LOCK	1	1	1					
16-1	3	172499-72980	WASHER,LOCK 95-110	1		1					N
(A=MZZZZZ) (C=MZZZZZ)											
16-2	2	172499-72981	WASHER,LOCK 95-114	1		1					S 2
(A=MZZZZZ) (C=MZZZZZ)											
17	3	172445-72450	RING, SPRING	1	1	1					
18	3	172978-72600	SEAL SET, HEAD 95X60	1	1	1					
25	3	172978-72620	SEAL SET, PISTON 95	1	1	1					
28	2	24761-020000	NIPPLE, GREASE PT1/8	1	1	1					
29	2	24761-050000	NIPPLE, GREASE C	1	1	1					
30	2	26013-100252	BOLT, M10X 25	1	1	1					

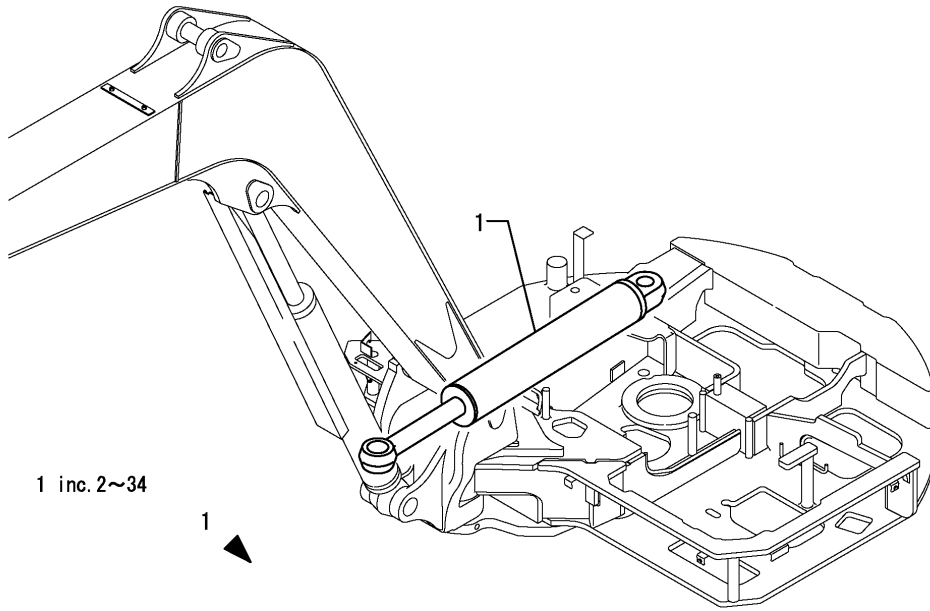
Remarks

- (1)D1=No.5-1 : 110mm, No.5-2 : 114mm.
- Interchangeable by simultaneous replacement with No.11-1 & 16-2.
- (2)D2=No.16-1 : 115mm, No.16-2 : 119mm.

Fig.66. SWING CYLINDER

(A)=VIO75 C(US)  
 (B)=VIO75 C(AS)  
 (C)=VIO75 C(NZ)

(D)=VIO75 P(US)  
 (E)=VIO75 P(AS)  
 (F)=VIO75 P(NZ)



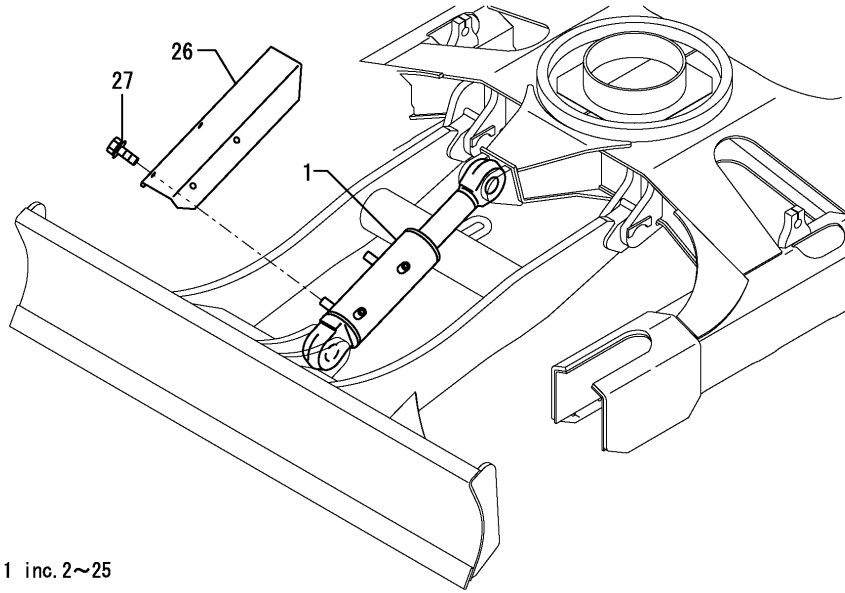
No.	Lev.	Parts No.	Description	Q'ty						I	R
				(A)	(B)	(C)	(D)	(E)	(F)		
1	1	172020-11151-1	CYLINDER ASSY, SWING	1	1	1	1	1	1		
2	2	172020-10730	PLUNGER 64A,CUSHION	1	1	1	1	1	1		
3	2	172020-10810	NUT	1	1	1	1	1	1		
4	2	172020-10860	COLLAR, CUSHION	1	1	1	1	1	1		
5	2	172020-11161-1	TUBE ASSY, SWING	1	1	1	1	1	1		
6	3	172020-10620	SEAL, DUST	2	2	2	2	2	2		
7	3	172020-11230	BUSH 60 63 A	1	1	1	1	1	1		
8	2	172020-11250	ROD, SWING	1	1	1	1	1	1		
9	3	172020-10620	SEAL, DUST	2	2	2	2	2	2		
10	3	172020-11280	BUSH 60 60 B	1	1	1	1	1	1		
11	2	172020-11300	HEAD CMP 120 60	1	1	1	1	1	1		
13	3	172445-72480	ROD BUSH 60 35	1	1	1	1	1	1		
14	2	172020-11320	PISTON 120	1	1	1	1	1	1		
15	2	172020-11340	RING 44-1.6	1	1	1	1	1	1		
16	2	172020-11690	SEAL SET, CYLINDER	1	1	1	1	1	1		
17	3	172020-11350	ROCK WASHER 120	1	1	1	1	1	1		
18	3	172020-11700	SEAL SET, HEAD	1	1	1	1	1	1		
25	3	172020-11710	SEAL SET, PISTON	1	1	1	1	1	1		
29	3	172445-72450	RING 77	1	1	1	1	1	1		
30	2	172423-72520	COLLAR, CUSHION	1	1	1	1	1	1		
31	2	172423-72530	SPACER	1	1	1	1	1	1		
32	2	172423-72540	STOPPER	2	2	2	2	2	2		
33	2	172423-72550	CIRCLIP	1	1	1	1	1	1		
34	2	24761-050000	NIPPLE, GREASE C	1	1	1	1	1	1		



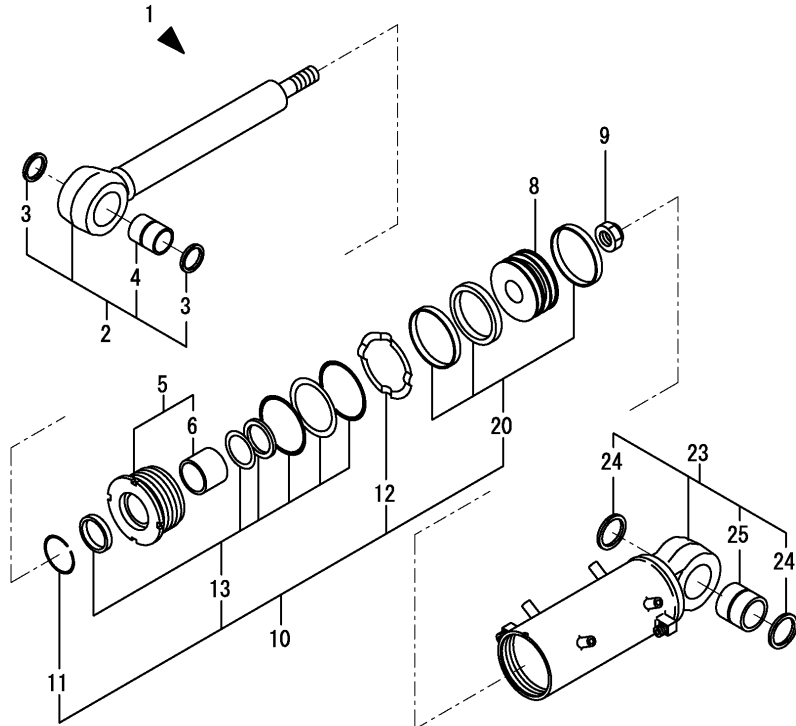
Fig.67. BLADE CYLINDER

(A)=VIO75 C(US)  
 (B)=VIO75 C(AS)  
 (C)=VIO75 C(NZ)

(D)=VIO75 P(US)  
 (E)=VIO75 P(AS)  
 (F)=VIO75 P(NZ)

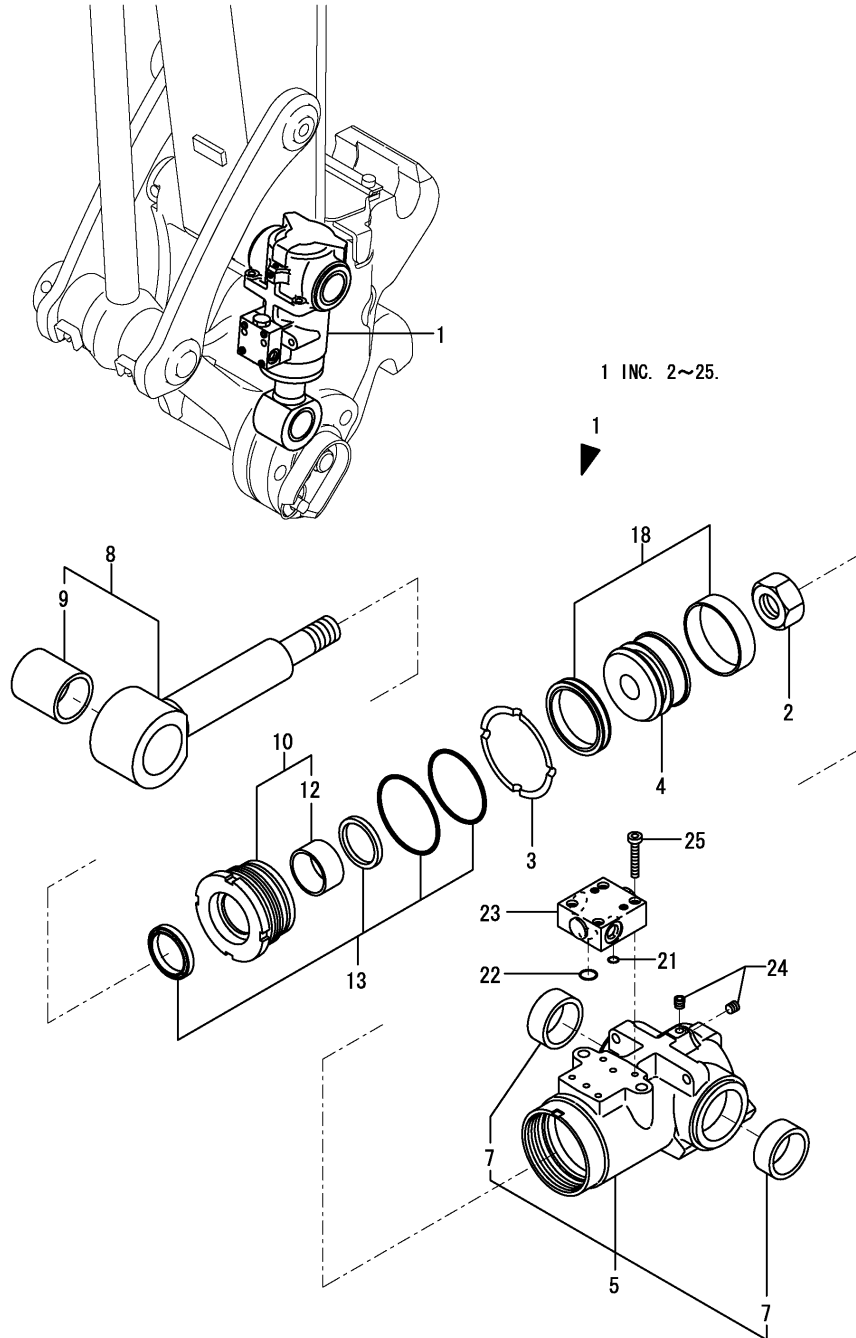


1 inc. 2~25



No.	Lev.	Parts No.	Description	Q'ty						I	R
				(A)	(B)	(C)	(D)	(E)	(F)		
1	1	172478-72200-1	CYLINDER ASSY, BLADE	1	1	1	1	1	1		
2	2	172020-11470	ROD ASSY, BLADE	1	1	1	1	1	1		
3	3	172020-10620	SEAL, DUST	2	2	2	2	2	2		
4	3	172020-11450	BUSH, PIN	1	1	1	1	1	1		
5	2	172020-11500	HEAD ASSY	1	1	1	1	1	1		
6	3	172020-10320	BUSH 65 40	1	1		1	1			
6-1	3	24550-065400	BUSH, 65X40	1	1	1	1	1	1		R
		(A=M/#00539)	(B=M/#00539)	(D=M/#00539)	(E=M/#00539)						
8	2	172020-11520	PISTON	1	1	1	1	1	1		
9	2	172020-11540	NUT	1	1	1	1	1	1		
10	2	172020-11720	SEAL SET, CYLINDER	1	1	1	1	1	1		
11	3	172020-10380	RING, SPRING	1	1	1	1	1	1		
12	3	172020-11530	WASHER, LOCK	1	1	1	1	1	1		
13	3	172020-11730	SEAL SET, HEAD	1	1	1	1	1	1		
20	3	172020-11740	SEAL SET, PISTON	1	1	1	1	1	1		
23	2	172478-72210-1	TUBE ASSY, BLADE	1	1	1	1	1	1		
24	3	172020-10620	SEAL, DUST	2	2	2	2	2	2		
25	3	172020-11450	BUSH, PIN	1	1	1	1	1	1		
26	1	172187-72891-1	COVER ASSY, BLADE	1	1	1	1	1	1		
26-1	1	172187-72892	COVER ASSY, BLADE	1	1	1	1	1	1		N
		(A=MZZZZZ)	(B=MZZZZZ)	(C=MZZZZZ)	(D=MZZZZZ)	(E=MZZZZZ)	(F=MZZZZZ)				
27	1	26014-100202	BOLT, M10X 20	4	4	4	4	4	4		

Fig.68. HITCH CYLINDER(QUICK COUPLER SPEC.)



(A)=VIO75 C(US)  
(B)=VIO75 C(AS)  
(C)=VIO75 C(NZ)

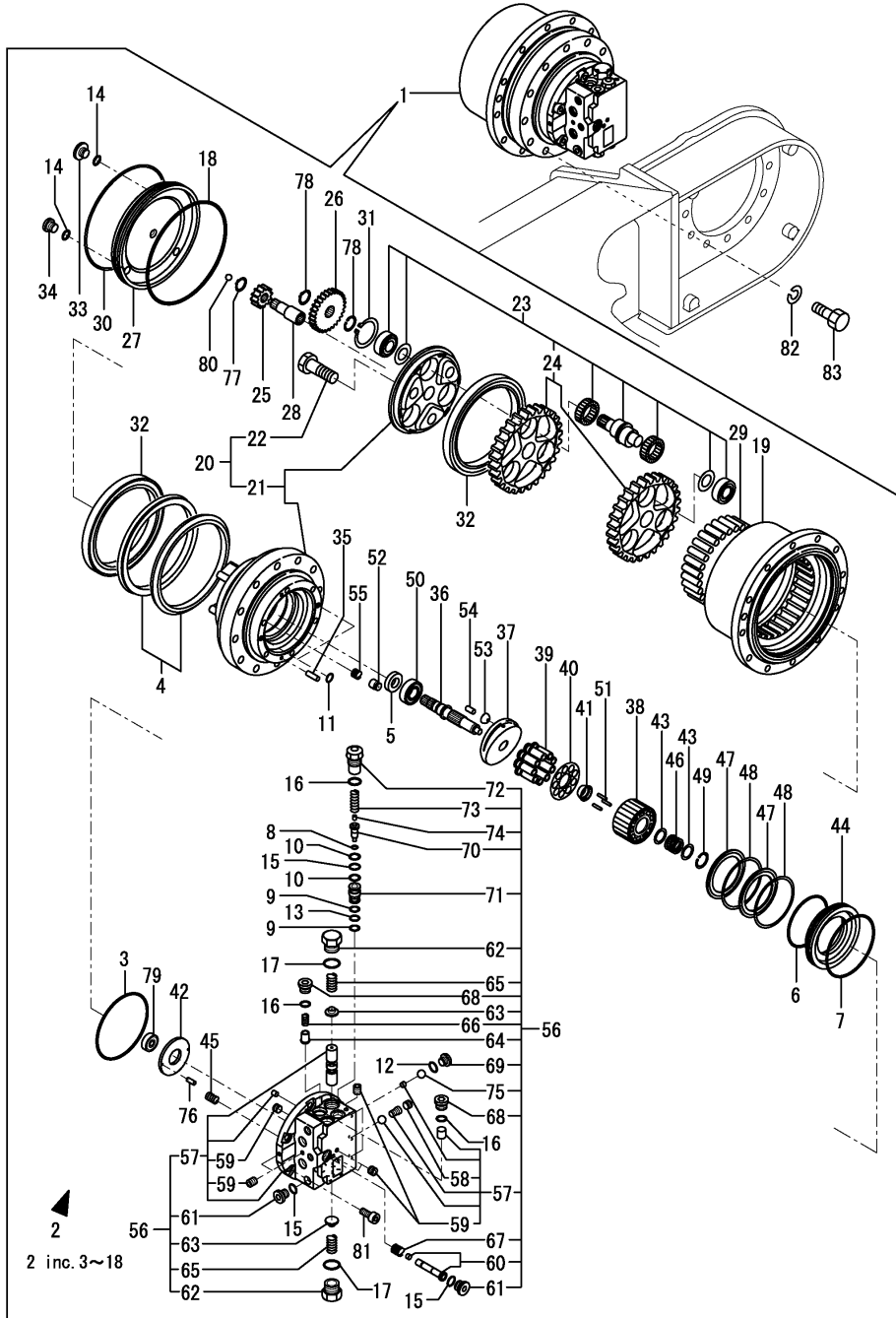
(D)=VIO75 P(US)  
(E)=VIO75 P(AS)  
(F)=VIO75 P(NZ)

No.	Lev.	Parts No.	Description	Q'ty						I	R
				(A)	(B)	(C)	(D)	(E)	(F)		
1	1	172978-72800	CYLINDER, HITCH	1	1	1					
2	2	172141-72250	NUT	1	1	1					
3	2	172142-72260	WASHER 80 B	1	1	1					
4	2	172175-72480	PISTON 80	1	1	1					
5	2	172978-72810	TUBE, HITCH	1	1	1					
7	3	172978-72890	BUSH 45-55-22	2	2	2					
8	2	172978-72830	ROD,HITCH	1	1	1					
9	3	172151-71630	BUSH 45 60	1	1	1					
10	2	172978-72860	HEAD 80 45	1	1	1					
12	3	24550-045250	BUSH, 45X25	1	1	1					
13	2	172978-72920	SEAL SET, HEAD 80X45	1	1	1					
18	2	172142-72951	SEAL SET, PISTON	1	1	1					
21	2	172958-72950	O-RING	1	1	1					
22	2	172958-72960	O-RING	1	1	1					
23	2	172958-72982	CHECK VALVE(GREEN:97	1	1	1					
24	2	23871-005000	PLUG, R005	2	2	2					
25	2	26450-060352	BOLT, M6X 35	4	4	4					

Fig.69. TRAVEL MOTOR

(A)=VIO75 C(US)  
(B)=VIO75 C(AS)  
(C)=VIO75 C(NZ)

(D)=VIO75 P(US)  
(E)=VIO75 P(AS)  
(F)=VIO75 P(NZ)

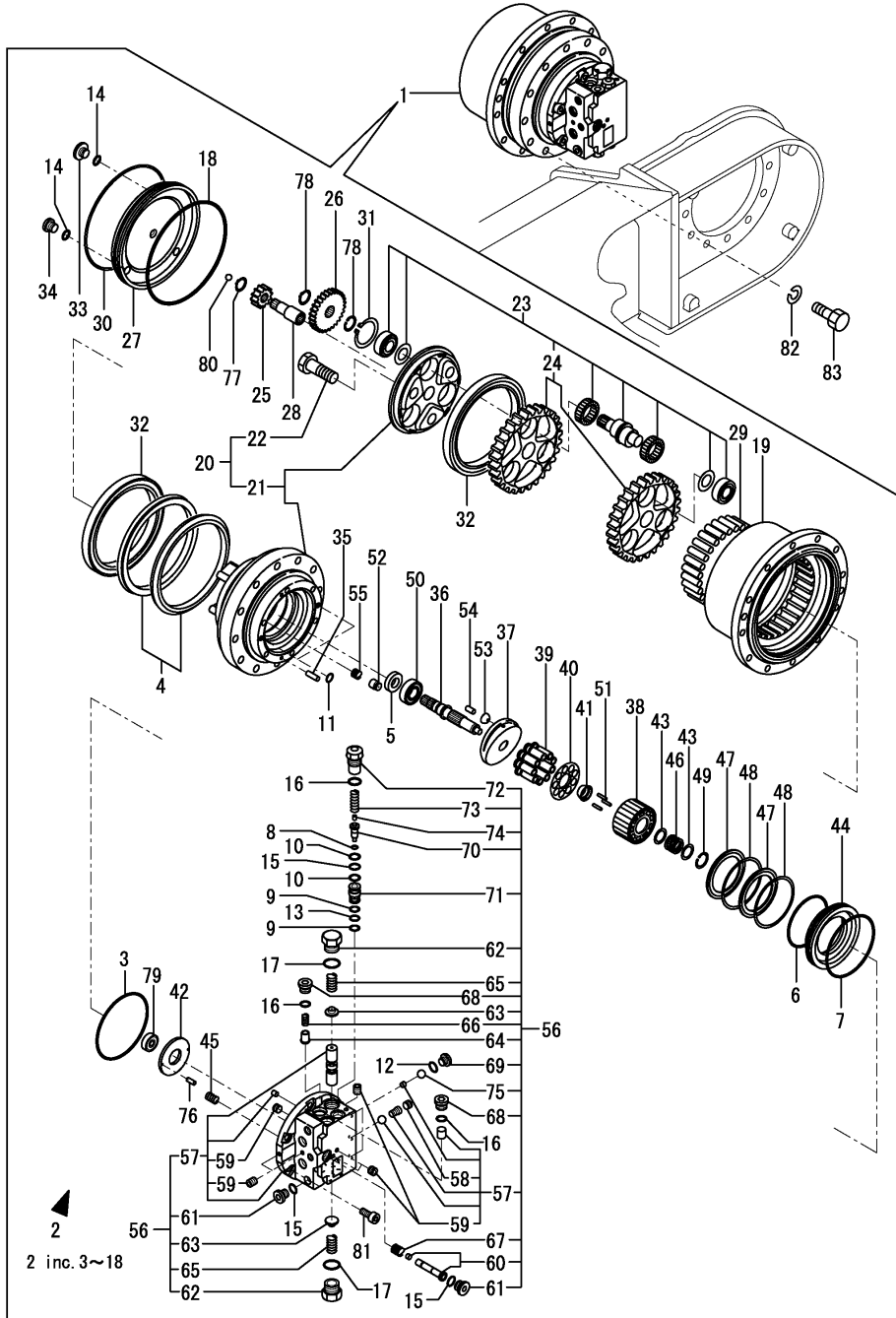


No.	Lev.	Parts No.	Description	Q'ty						I	R
				(A)	(B)	(C)	(D)	(E)	(F)		
1	1	172479-73300	MOTOR ASSY,DRIVE	2	2	2	2	2	2		
2	2	172479-73010	SEAL SET	2	2	2	2	2	2		
3	3	172479-73450	O-RING	2	2	2	2	2	2		
4	3	172479-73460	SEAL SET, FLOATING	2	2	2	2	2	2		
5	3	172479-73630	SEAL, OIL	2	2	2	2	2	2		
6	3	172479-73640	O-RING	2	2	2	2	2	2		
7	3	172479-73650	O-RING	2	2	2	2	2	2		
8	3	172479-73910	SEAL, PISTON	4	4	4	4	4	4		
9	3	172479-73920	BACK UP RING	8	8	8	8	8	8		
10	3	172479-73930	BACK UP RING	8	8	8	8	8	8		
11	3	24315-000080	O-RING, 1BP8.0	4	4	4	4	4	4		
12	3	24315-000080	O-RING, 1BP8.0	4	4	4	4	4	4		
13	3	24315-000120	O-RING, 1BP12.0	4	4	4	4	4	4		
14	3	24315-000140	O-RING, 1BP14.0	6	6	6	6	6	6		
15	3	24315-000140	O-RING, 1BP14.0	8	8	8	8	8	8		
16	3	24315-000180	O-RING, 1BP18.0	12	12	12	12	12	12		
17	3	24315-000260	O-RING, 1BP26.0	4	4	4	4	4	4		
18	3	24321-002300	O-RING, 1AG230.0	2	2	2	2	2	2		
19	2	172479-73310	HUB	2	2	2	2	2	2		
20	2	172479-73320	SPINDLE KIT	2	2	2	2	2	2		
21	3	172479-73330	SPINDLE ASSY	2	2	2	2	2	2		
22	3	172479-73340	BOLT	6	6	6	6	6	6		
23	2	172479-73350	GEAR	2	2	2	2	2	2		
24	3	172479-73360	GEAR KIT	2	2	2	2	2	2		
25	2	172479-73370	GEAR, INPUT	2	2	2	2	2	2		
26	2	172479-73380	GEAR KIT, SPAR	2	2	2	2	2	2		
27	2	172479-73390	COVER	2	2	2	2	2	2		
28	2	172479-73400	COUPLING	2	2	2	2	2	2		
29	2	172479-73410	PIN	56	56	56	56	56	56		
30	2	172479-73420	RING	2	2	2	2	2	2		
31	2	172479-73430	SNAP RING	6	6	6	6	6	6		
32	2	172479-73440	BEARING	4	4	4	4	4	4		
33	2	172479-73470	NUT	2	2	2	2	2	2		
34	2	172479-73480	PLUG	4	4	4	4	4	4		
35	2	172479-73490	PIN,STRAIGHT	4	4	4	4	4	4		
36	2	172479-73500	SHAFT	2	2	2	2	2	2		
37	2	172479-73510	SWASH PLATE	2	2	2	2	2	2		
38	2	172479-73520	CYLINDER BLOCK	2	2	2	2	2	2		
39	2	172479-73530	PISTON KIT	2	2	2	2	2	2		
40	2	172479-73540	RETAINER PLATE	2	2	2	2	2	2		
41	2	172479-73550	THRUST BALL	2	2	2	2	2	2		
42	2	172479-73560	ROD, TIE	2	2	2	2	2	2		
43	2	172479-73570	WASHER	4	4	4	4	4	4		
44	2	172479-73580	PISTON	2	2	2	2	2	2		
45	2	172479-73590	SPRING	16	16	16	16	16	16		
46	2	172479-73600	SPRING	2	2	2	2	2	2		
47	2	172479-73610	PLATE, FRICTION	4	4	4	4	4	4		
48	2	172479-73620	PLATE	4	4	4	4	4	4		
49	2	172479-73660	CLIP	2	2	2	2	2	2		
50	2	172479-73670	BEARING	2	2	2	2	2	2		
51	2	172479-73680	BEARING	6	6	6	6	6	6		

Fig.69. TRAVEL MOTOR

(A)=VIO75 C(US)  
 (B)=VIO75 C(AS)  
 (C)=VIO75 C(NZ)

(D)=VIO75 P(US)  
 (E)=VIO75 P(AS)  
 (F)=VIO75 P(NZ)

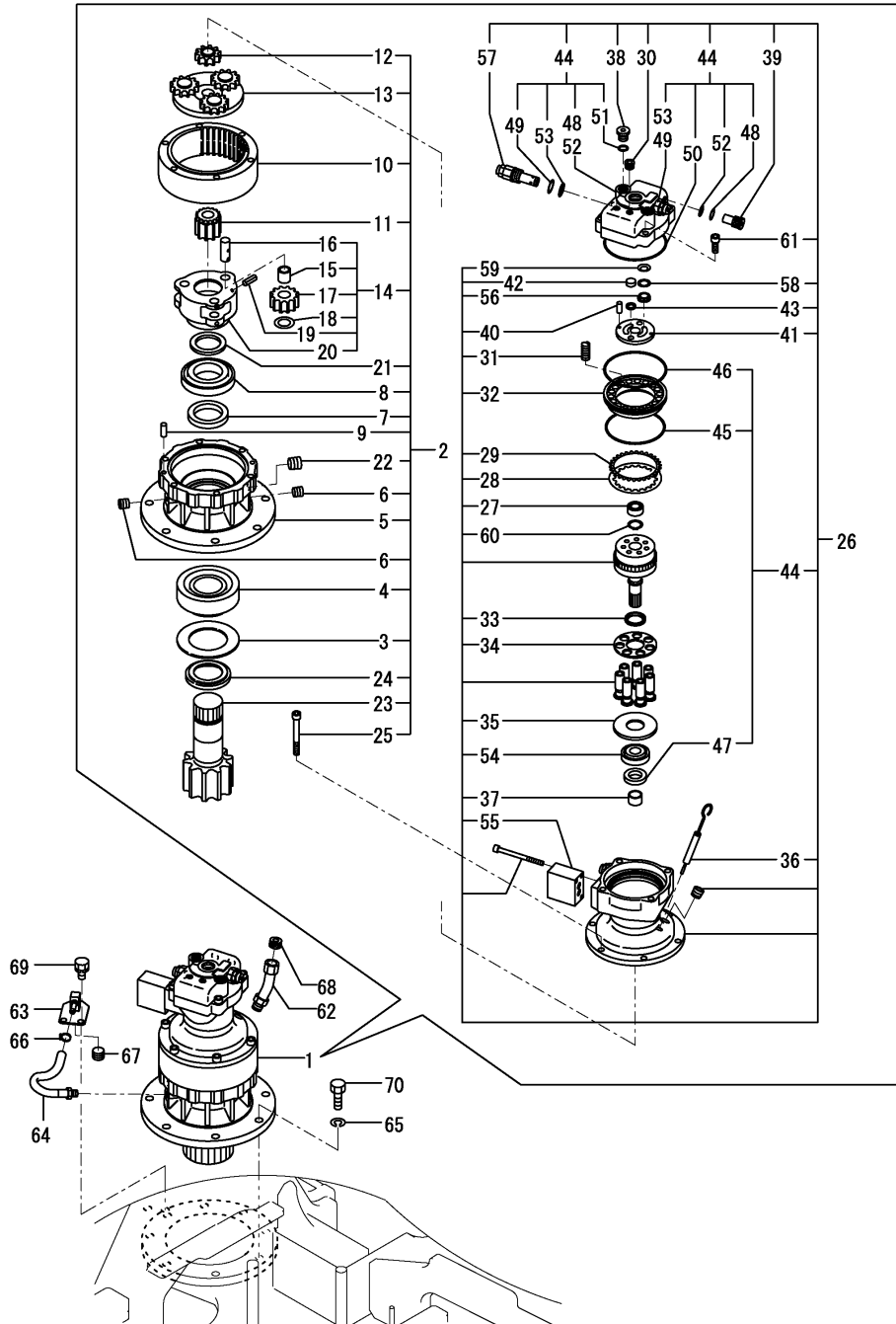


No.	Lev.	Parts No.	Description	Q'ty						I	R
				(A)	(B)	(C)	(D)	(E)	(F)		
52	2	172479-73690	PISTON	2	2	2	2	2	2		
53	2	172479-73700	PIVOT	4	4	4	4	4	4		
54	2	172479-73710	PIN,STRAIGHT	4	4	4	4	4	4		
55	2	172479-73720	SPRING	2	2	2	2	2	2		
56	2	172479-73730	FLANGE,REAR	2	2	2	2	2	2		
57	3	172479-73740	FLANGE,REAR KIT	2	2	2	2	2	2		
58	4	172479-73750	PLUG	2	2	2	2	2	2		
59	4	172479-73760	PLUG	18	18	18	18	18	18		
60	3	172479-73770	SPOOL KIT	2	2	2	2	2	2		
61	3	172479-73780	PLUG	4	4	4	4	4	4		
62	3	172479-73790	PLUG	4	4	4	4	4	4		
63	3	172479-73800	SPRING RETAINER	4	4	4	4	4	4		
64	3	172479-73810	VALVE	4	4	4	4	4	4		
65	3	172479-73820	SPRING	4	4	4	4	4	4		
66	3	172479-73830	SPRING	4	4	4	4	4	4		
67	3	172479-73840	SPRING	2	2	2	2	2	2		
68	3	172479-73850	PLUG	8	8	8	8	8	8		
69	3	172479-73860	PLUG	4	4	4	4	4	4		
70	3	172479-73870	VALVE	4	4	4	4	4	4		
71	3	172479-73880	SLEEVE	4	4	4	4	4	4		
72	3	172479-73890	PLUG	4	4	4	4	4	4		
73	3	172479-73900	SPRING	4	4	4	4	4	4		
74	3	172479-73940	ORIFICE	4	4	4	4	4	4		
75	3	24190-100001	BALL, STEEL 5/16	4	4	4	4	4	4		
76	2	172479-73950	PIN,STRAIGHT	4	4	4	4	4	4		
77	2	22242-000190	RING, 19	2	2	2	2	2	2		
78	2	22242-000250	RING, 25	12	12	12	12	12	12		
79	2	24101-063014	BEARING, BALL 6301	2	2	2	2	2	2		
80	2	24190-120001	BALL, STEEL 3/8	2	2	2	2	2	2		
81	2	26450-120302	BOLT, M12X 30	12	12	12	12	12	12		
82	1	22217-160000	WASHER, SPRING 16	24	24	24	24	24	24		
83	1	26116-160452	BOLT, M16X 45 PLATED	24	24	24	24	24	24		

Fig.70. TURNING MOTOR

(A)=VIO75 C(US)  
(B)=VIO75 C(AS)  
(C)=VIO75 C(NZ)

(D)=VIO75 P(US)  
(E)=VIO75 P(AS)  
(F)=VIO75 P(NZ)

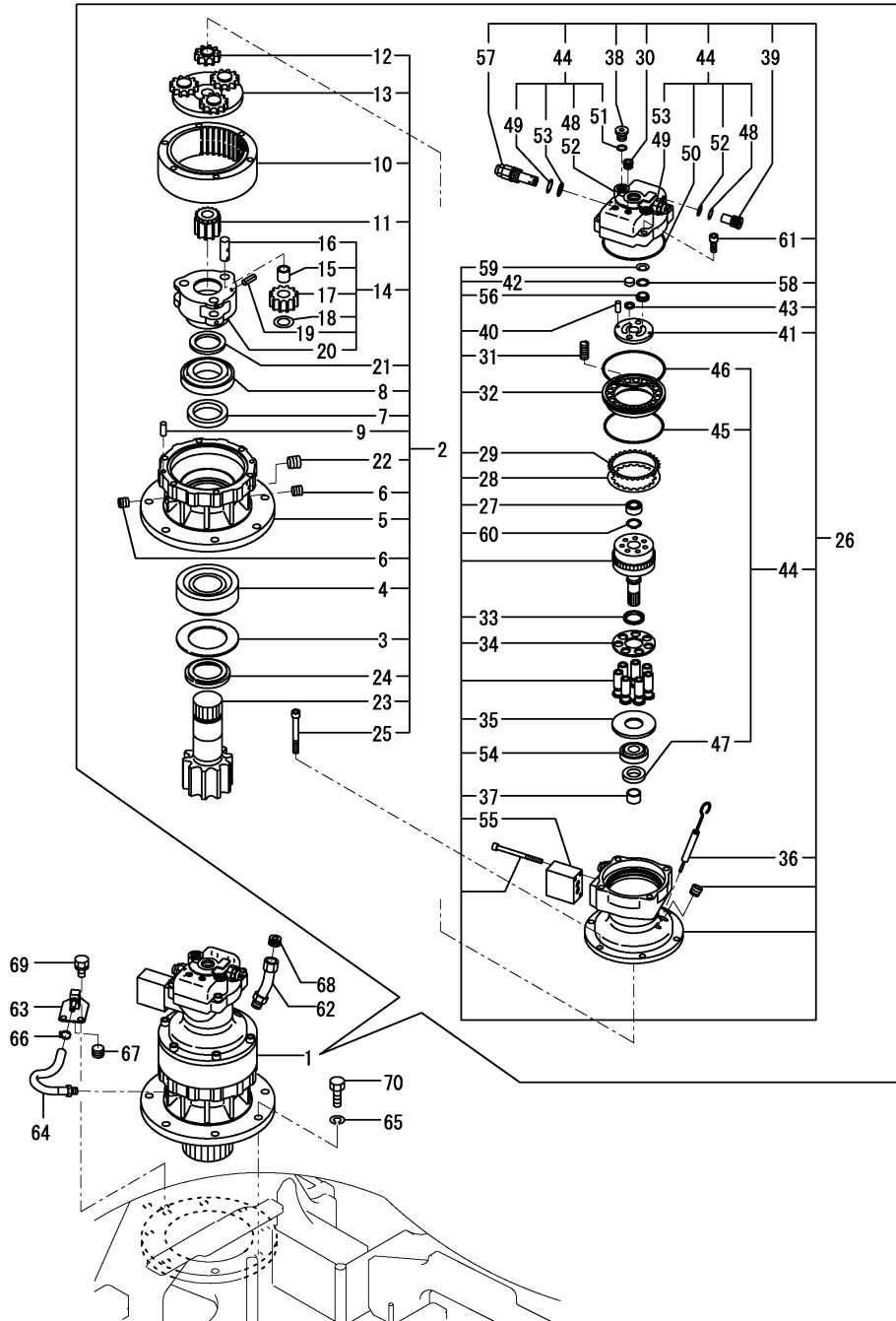


No.	Lev.	Parts No.	Description	Q'ty						I	R
				(A)	(B)	(C)	(D)	(E)	(F)		
1	1	172187-73311	MOTOR ASSY, TURNING	1	1	1	1	1	1		
2	2	172187-73370	GEAR ASSY, REDUCTION	1	1	1	1	1	1		
3	3	172162-71480	PLATE	1	1	1	1	1	1		
4	3	172162-71490	BEARING, TAPER ROLLER	1	1	1	1	1	1		
5	3	172162-71500	CASE, GEAR	1	1	1	1	1	1		
6	3	172162-71510	PLUG PT1/8	2	2	2	2	2	2		
7	3	172162-71520	SEAL, OIL	1	1	1	1	1	1		
8	3	172162-71530	BEARING, TAPER ROLLER	1	1	1	1	1	1		
9	3	172162-71540	PIN	2	2	2	2	2	2		
10	3	172162-71550	GEAR, RING	1	1	1	1	1	1		
11	3	172162-71560	GEAR, SPUR	1	1	1	1	1	1		
12	3	172162-71570	GEAR, SUN	1	1	1	1	1	1		
13	3	172162-71580	HOLDER 1 COMPL.	1	1	1	1	1	1		
14	3	172162-71590	HOLDER 2 COMPL.	1	1	1	1	1	1		
15	4	172162-71600	BUSH 2	3	3	3	3	3	3		
16	4	172162-71610	SHAFT	3	3	3	3	3	3		
17	4	172162-71620	GEAR, SPUR	3	3	3	3	3	3		
18	4	172162-71630	THRUST PLATE	3	3	3	3	3	3		
19	4	172162-71640	SPRING PIN	3	3	3	3	3	3		
20	4	172162-71650	HOLDER 2	1	1	1	1	1	1		
21	3	172162-71660	COLLAR	2	2	2	2	2	2		
22	3	172162-71670	PLUG PT3/8	1	1	1	1	1	1		
23	3	172187-73380	SHAFT, PINION	1	1	1	1	1	1		
24	3	172187-73390	COLLAR	1	1	1	1	1	1		
25	3	26450-120952	BOLT, M12X 95	6	6	6	6	6	6		
26	2	172187-73411	MOTOR ASSY, HYD.OIL	1	1	1	1	1	1		
27	3	172162-71711	BEARING, NEEDLE	1	1	1	1	1	1		
28	3	172162-71720	PLATE, FRICTION	1	1	1	1	1	1		
29	3	172162-71730	PLATE	1	1	1	1	1	1		
30	3	172162-71780	PLUG PT1/4	2	2	2	2	2	2		
31	3	172162-71820	SPRING	18	18	18	18	18	18		
32	3	172162-71830	PISTON	1	1	1	1	1	1		
33	3	172162-71850	SPRING	1	1	1	1	1	1		
34	3	172162-71860	PLATE, RETURN	1	1	1	1	1	1		
35	3	172162-71870	PLATE, CAM	1	1	1	1	1	1		
36	3	172162-71880	GAUGE ASSY, LEVEL	1	1	1	1	1	1		
37	3	172162-71900	COLLAR	1	1	1	1	1	1		
38	3	172162-71910	CAP	1	1	1	1	1	1		
39	3	172162-71920	VALVE COMP., BYPASS	2	2	2	2	2	2		
40	3	172162-71960	PIN, STRAIGHT	2	2	2	2	2	2		
41	3	172176-73351	BALANCE PLATE	1	1	1	1	1	1		
42	3	172176-73360	PISTON	2	2	2	2	2	2		
43	3	172176-73370	TEFLON RING	2	2	2	2	2	2		
44	3	172187-73420	SEAL SET, MOTOR	1	1	1	1	1	1		
45	4	172162-71740	O-RING	1	1	1	1	1	1		
46	4	172162-71760	O-RING	1	1	1	1	1	1		
47	4	172162-71890	SEAL, OIL	1	1	1	1	1	1		
48	4	172162-71930	RING	2	2	2	2	2	2		
49	4	172162-71950	RING, BACK UP	2	2	2	2	2	2		
50	4	172164-73860	O-RING	1	1	1	1	1	1		
51	4	24315-000140	O-RING, 1BP14.0	1	1	1	1	1	1		

Fig.70. TURNING MOTOR

(A)=VIO75 C(US)  
 (B)=VIO75 C(AS)  
 (C)=VIO75 C(NZ)

(D)=VIO75 P(US)  
 (E)=VIO75 P(AS)  
 (F)=VIO75 P(NZ)

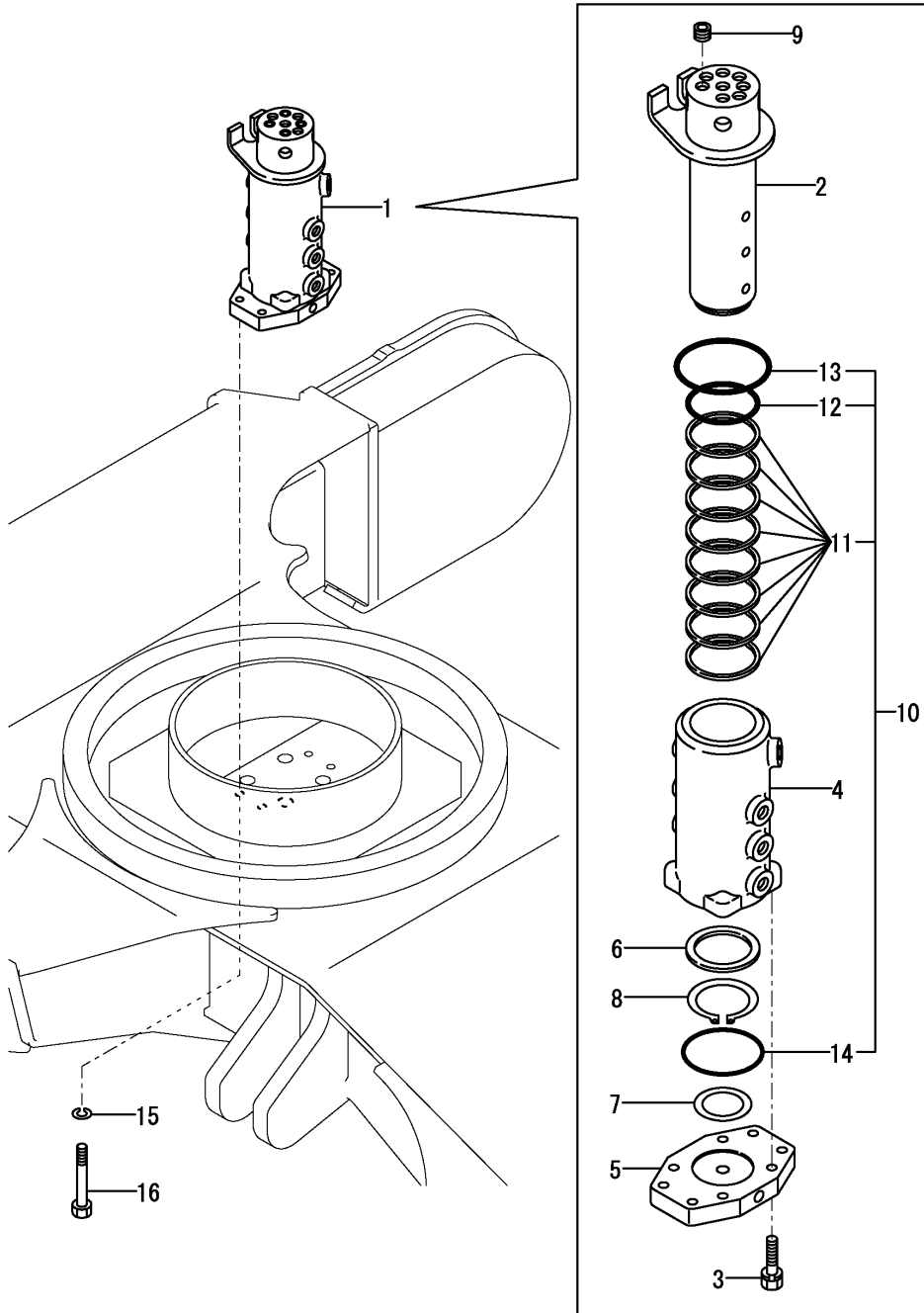


No.	Lev.	Parts No.	Description	Q'ty						I	R
				(A)	(B)	(C)	(D)	(E)	(F)		
52	4	24315-000210	O-RING, 1BP21.0	2	2	2	2	2	2		
53	4	24315-000260	O-RING, 1BP26.0	2	2	2	2	2	2		
54	3	172165-73430	BEARING	1	1	1	1	1	1		
55	3	172187-73430	TIMER, HYDRAULIC	1	1	1	1	1	1		
56	3	172165-73441	BUSHING	4	4	4	4	4	4		
57	3	172187-73440	RELIEF, 210-60	2	2	2	2	2	2		
58	3	172165-73451	TEFLON RING	4	4	4	4	4	4		
59	3	172165-73461	WAVE	4	4	4	4	4	4		
60	3	172165-73480	SNAP RING	1	1	1	1	1	1		
61	3	26450-120302	BOLT, M12X 30	4	4	4	4	4	4		
62	1	172187-73340	PIPE, OIL FEED	1	1	1	1	1	1		
63	1	172455-76130	DRAIN ASSY	1	1	1	1	1	1		
64	1	172455-78120	HOSE	1	1	1	1	1	1		
65	1	22217-160000	WASHER, SPRING 16	8	8	8	8	8	8		
66	1	23000-016000	CLAMP, 16	1	1		1	1			
66-1	1	23001-016000	CLAMP, HOSE 16	1	1	1	1	1	1		N
		(A=M/#00603)	(B=M/#00603)	(D=M/#00603)	(E=M/#00603)						
67	1	23871-030000	PLUG, R03	1	1	1	1	1	1		
68	1	23871-040000	PLUG, R04	1	1	1	1	1	1		
69	1	26013-100162	BOLT, M10X 16	2	2	2	2	2	2		
70	1	26116-160502	BOLT, M16X 50 PLATED	8	8	8	8	8	8		

Fig.71. SWIVEL JOINT

(A)=VIO75 C(US)  
 (B)=VIO75 C(AS)  
 (C)=VIO75 C(NZ)

(D)=VIO75 P(US)  
 (E)=VIO75 P(AS)  
 (F)=VIO75 P(NZ)



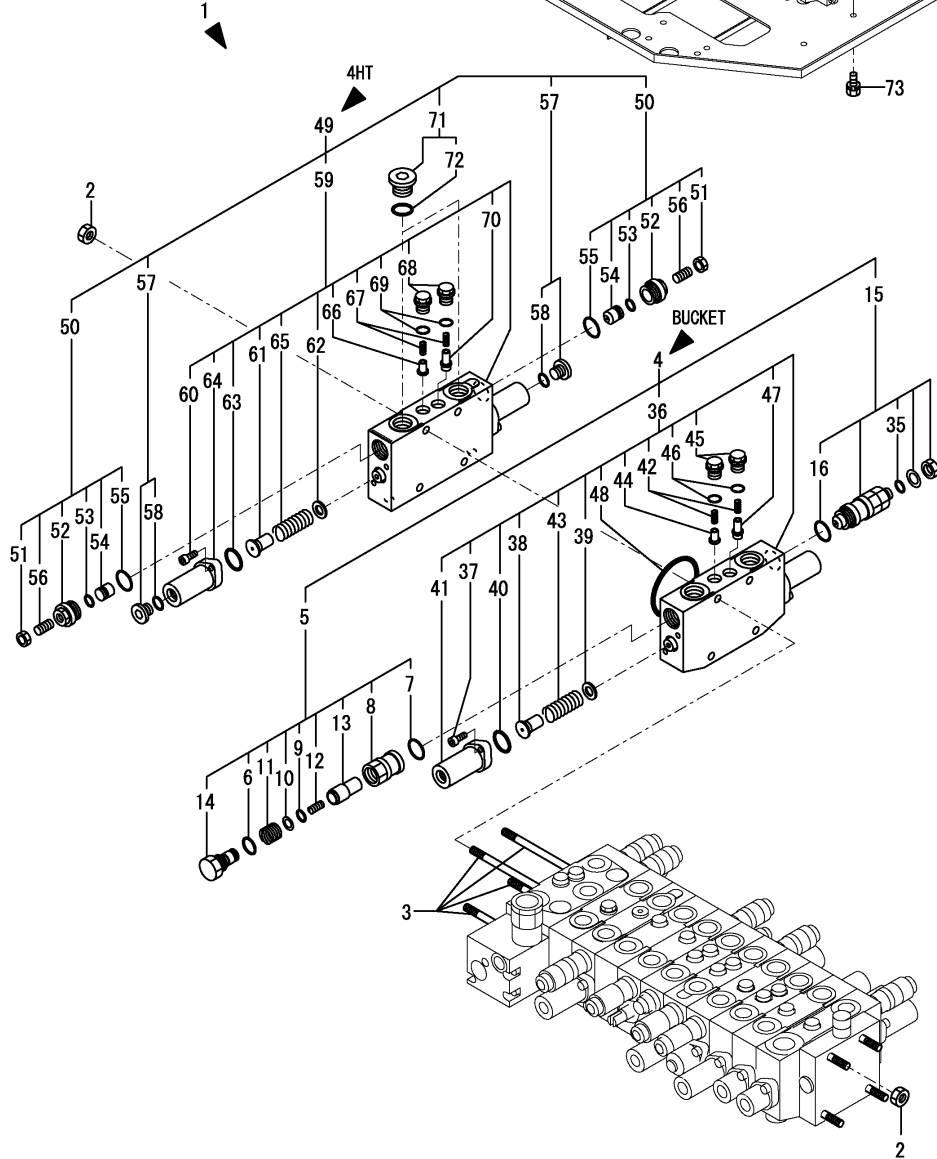
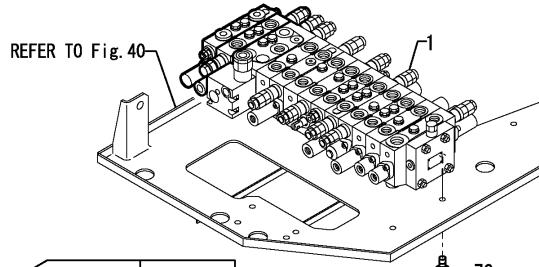
No.	Lev.	Parts No.	Description	Q'ty						I	R
				(A)	(B)	(C)	(D)	(E)	(F)		
1	1	172187-73801	JOINT ASSY, SWIVEL	1	1	1	1	1	1		
2	2	172147-73810	SHAFT, SWIVEL	1	1	1	1	1	1		
3	2	26013-100402	BOLT, M10X 40	4	4	4	4	4	4		
4	2	172147-73830	HUB, SWIVEL	1	1	1	1	1	1		
5	2	172147-73850	PLATE	1	1	1	1	1	1		
6	2	172122-73860	SPACER, SWIVEL	1	1	1	1	1	1		
7	2	172122-73870	THRUST WASHER	1	1	1	1	1	1		
8	2	22242-000700	RING, 70	1	1	1	1	1	1		
9	2	23871-030000	PLUG, R03	4	4	4	4	4	4		
10	2	172187-73820	SEAL SET, SWIVEL	1	1	1	1	1	1		
10-1	2	172147-73880	SEAL ASSY	1	1	1	1	1	1		N
		(A=M/#XXXXXX) (B=M/#XXXXXX) (C=M/#XXXXXX) (D=M/#XXXXXX) (E=M/#XXXXXX) (F=M/#XXXXXX)									
11	3	172423-73820	SEAL, SWIVEL	8	8	8	8	8	8		
11-1	3	172122-73890	SEAL, SWIVEL	8	8	8	8	8	8		N
		(A=M/#XXXXXX) (B=M/#XXXXXX) (C=M/#XXXXXX) (D=M/#XXXXXX) (E=M/#XXXXXX) (F=M/#XXXXXX)									
12	3	24311-000800	O-RING, 1AP80.0	1	1	1	1	1	1		
13	3	24311-001000	O-RING, 1AP100.0	1	1	1	1	1	1		
14	3	24321-000950	O-RING, 1AG95.0	1	1	1	1	1	1		
15	1	22217-120000	WASHER, SPRING 12	4	4	4	4	4	4		
16	1	26116-120902	BOLT, M12X 90 PLATED	4	4	4	4	4	4		

Fig.72. CONTROL VALVE(1/4)

(A)=VIO75 C(US)  
(B)=VIO75 C(AS)  
(C)=VIO75 C(NZ)

(D)=VIO75 P(US)  
(E)=VIO75 P(AS)  
(F)=VIO75 P(NZ)

CONTROL VALVE ASSY  
172478-74110  
Fig. 72 REF. NO. 1  
INC Fig. 72 REF. NO. 2~72  
Fig. 73 REF. NO. 1~112  
Fig. 74 REF. NO. 1~106  
Fig. 75 REF. NO. 1~90

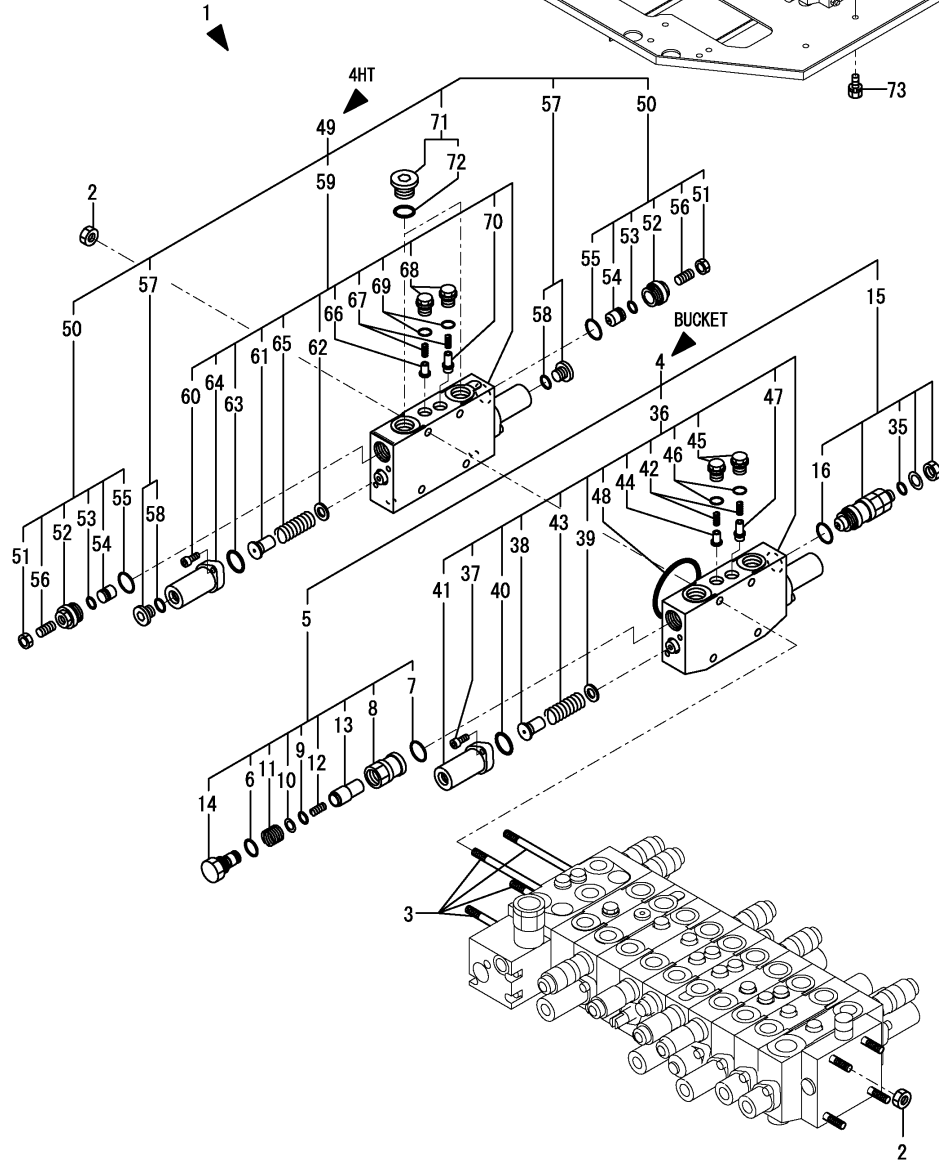
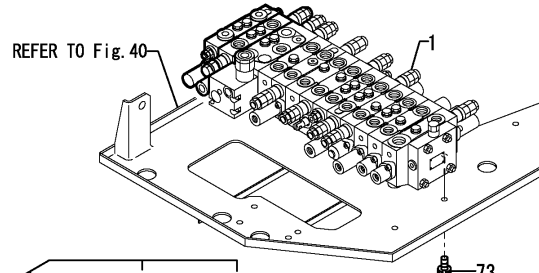


No.	Lev.	Parts No.	Description	Q'ty						I	R
				(A)	(B)	(C)	(D)	(E)	(F)		
1	1	172478-74110	VALVE,CONTROL	1	1	1	1	1	1		
2	2	172422-74110	NUT	8	8	8	8	8	8		
3	2	172478-74150	ROD, TIE	4	4	4	4	4	4		
4	2	172478-74600	SECTION ASSY, BUCKET	1	1	1	1	1	1		
5	3	172455-74250	ANTI-VOIDE VALVE	1	1	1	1	1	1		
6	4	172112-06490	O-RING	1	1	1	1	1	1		
7	4	172116-74150	O-RING	1	1	1	1	1	1		
8	4	172455-74770	CAP	1	1	1	1	1	1		
9	4	172455-74910	O-RING	1	1	1	1	1	1		
10	4	172455-74920	BACK-UP RING	1	1	1	1	1	1		
11	4	172455-74930	SPRING	1	1	1	1	1	1		
12	4	172455-74960	SPRING	1	1	1	1	1	1		
13	4	172455-74970	POPPET	1	1	1	1	1	1		
14	4	172455-74980	PLUG	1	1	1	1	1	1		
15	3	172478-74400	VALVE,RELIEF 280/40	1	1	1	1	1	1		
16	4	172116-74150	O-RING	1	1	1	1	1	1		
35	4	24315-000100	O-RING, 1BP10.0	1	1	1	1	1	1		
36	3	172478-74480	SECTION, BUCKET	1	1	1	1	1	1		
37	4	172151-74060	BOLT, SOCKET HEAD	4	4	4	4	4	4		
38	4	172478-74180	SEAT, SPRING	2	2	2	2	2	2		
39	4	172175-74220	SEAT, SPRING	2	2	2	2	2	2		
40	4	172151-74320	O-RING	2	2	2	2	2	2		
41	4	172455-74390	CAP	2	2	2	2	2	2		
42	4	172455-74440	SPRING	2	2	2	2	2	2		
43	4	172455-74410	SPRING	2	2	2	2	2	2		
44	4	172455-74420	POPPET	1	1	1	1	1	1		
45	4	172455-74450	PLUG	2	2	2	2	2	2		
46	4	172455-74460	O-RING	2	2	2	2	2	2		
47	4	172478-74470	POPPET	1	1	1	1	1	1		
48	4	24321-000700	O-RING, 1AG70.0	1	1	1	1	1	1		
49	2	172478-74630	SECTION ASSY, 4TH	1	1	1	1	1	1		
50	3	172455-74320	SHUTOFF VALVE	2	2	2	2	2	2		
51	4	172455-74010	NUT, SHOE	2	2	2	2	2	2		
52	4	172455-74020	PLUG	2	2	2	2	2	2		
53	4	172455-74030	O-RING	2	2	2	2	2	2		
54	4	172455-74040	POPPET, VALVE	2	2	2	2	2	2		
55	4	172116-74150	O-RING	2	2	2	2	2	2		
56	4	172455-74990	SCREW, SETTING	2	2	2	2	2	2		
57	3	172478-74440	PLUG	2	2	2	2	2	2		
58	4	24315-000110	O-RING, 1BP11.0	2	2	2	2	2	2		
59	3	172478-74460	SECTION, 4TH	1	1	1	1	1	1		
60	4	172151-74060	BOLT, SOCKET HEAD	4	4	4	4	4	4		
61	4	172478-74180	SEAT, SPRING	2	2	2	2	2	2		
62	4	172175-74220	SEAT, SPRING	2	2	2	2	2	2		
63	4	172151-74320	O-RING	2	2	2	2	2	2		
64	4	172455-74390	CAP	2	2	2	2	2	2		
65	4	172455-74410	SPRING	2	2	2	2	2	2		
66	4	172455-74420	POPPET	1	1	1	1	1	1		
67	4	172455-74440	SPRING	2	2	2	2	2	2		
68	4	172455-74450	PLUG	2	2	2	2	2	2		
69	4	172455-74460	O-RING	2	2	2	2	2	2		



Fig.72. CONTROL VALVE(1/4)

CONTROL VALVE ASSY  
172478-74110  
Fig. 72 REF. NO. 1  
INC Fig. 72 REF. NO. 2~72  
Fig. 73 REF. NO. 1~112  
Fig. 74 REF. NO. 1~106  
Fig. 75 REF. NO. 1~90



(A)=VIO75 C(US)  
(B)=VIO75 C(AS)  
(C)=VIO75 C(NZ)

(D)=VIO75 P(US)  
(E)=VIO75 P(AS)  
(F)=VIO75 P(NZ)

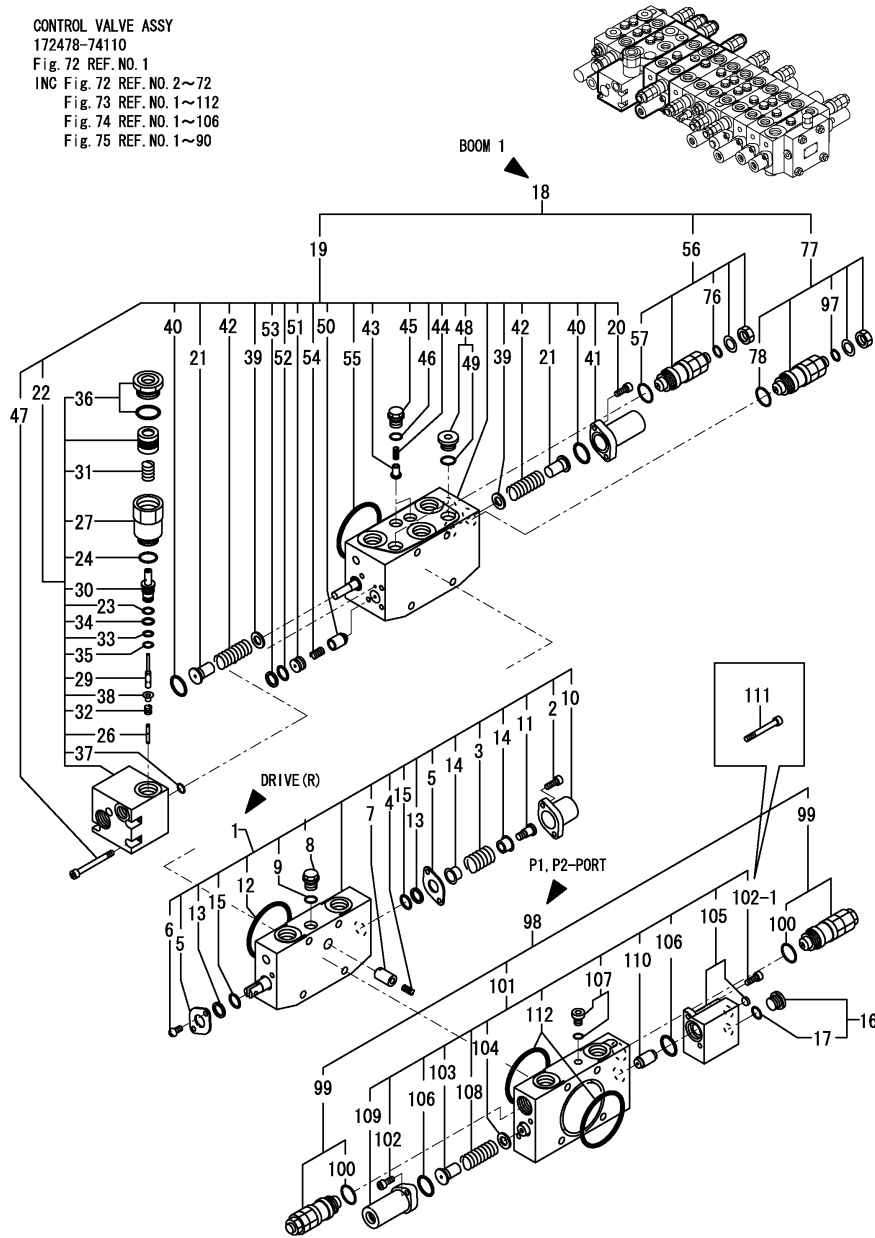
No.	Lev.	Parts No.	Description	Q'ty						I	R
				(A)	(B)	(C)	(D)	(E)	(F)		
70	4	172478-74470	POPPET	1	1	1	1	1	1		
71	3	172187-74550	PLUG	2	2	2	2	2	2		
72	4	24315-000180	O-RING, 1BP18.0	2	2	2	2	2	2		
73	1	26013-100162	BOLT, M10X 16	3	3	3	3	3	3		

Fig.73. CONTROL VALVE(2/4)

(A)=VIO75 C(US)  
(B)=VIO75 C(AS)  
(C)=VIO75 C(NZ)

(D)=VIO75 P(US)  
(E)=VIO75 P(AS)  
(F)=VIO75 P(NZ)

CONTROL VALVE ASSY  
172478-74110  
Fig. 72 REF. NO. 1  
INC Fig. 72 REF. NO. 2~72  
Fig. 73 REF. NO. 1~112  
Fig. 74 REF. NO. 1~106  
Fig. 75 REF. NO. 1~90



No.	Lev.	Parts No.	Description	Q'ty						I	R
				(A)	(B)	(C)	(D)	(E)	(F)		
1	2	172478-74220	SECTION, TRAVEL	1	1	1	1	1	1		
2	3	172151-74060	BOLT, SOCKET HEAD	2	2	2	2	2	2		
3	3	172113-74170	SPRING	1	1	1	1	1	1		
4	3	172113-74190	SPRING	1	1	1	1	1	1		
5	3	172116-74190	PLATE, SEAL	2	2	2	2	2	2		
6	3	172823-74240	SCREW	2	2	2	2	2	2		
7	3	172187-74410	POPPET, VALVE	1	1	1	1	1	1		
8	3	172455-74450	PLUG	1	1	1	1	1	1		
9	3	172455-74460	O-RING	1	1	1	1	1	1		
10	3	172455-74730	CAP	1	1	1	1	1	1		
11	3	172455-74740	SCREW, CAP	1	1	1	1	1	1		
12	3	24321-000700	O-RING, 1AG70.0	1	1	1	1	1	1		
13	3	933166-80520	WIPER	2	2	2	2	2	2		
14	3	933171-80510	SEAT, SPRING	2	2	2	2	2	2		
15	3	933171-80610	O-RING	2	2	2	2	2	2		
16	2	172478-74440	PLUG	1	1	1	1	1	1		
17	3	24315-000110	O-RING, 1BP11.0	1	1	1	1	1	1		
18	2	172478-74510	SECTION ASSY, BLADE	1	1	1	1	1	1		
19	3	172478-74190	SECTION, BOOM	1	1	1	1	1	1		
20	4	172151-74060	BOLT, SOCKET HEAD	2	2	2	2	2	2		
21	4	172478-74180	SEAT, SPRING	2	2	2	2	2	2		
22	4	172478-74200	VALVE , ANTI-DRIFT	1	1		1	1			
22-1	4	172488-74200	ANTI-DRIFT VALVE	1	1	1	1	1	1		R
		(A=M/#00713) (B=M/#00713)	(D=M/#00713) (E=M/#00713)								
23	4	172638-73650	RING	1	1	1	1	1	1	1	
24	4	172116-74150	O-RING	1	1	1	1	1	1	1	
26	4	172455-74590	POPPET	1	1	1	1	1	1	1	
27	4	172455-74600	PLUG	1	1	1	1	1	1	1	
29	4	172455-74620	SPOOL	1	1	1	1	1	1	1	
30	4	172455-74630	SLEEVE	1	1	1	1	1	1	1	
31	4	172455-74640	SPRING	1	1	1	1	1	1	1	
32	4	172455-74650	SPRING	1	1	1	1	1	1	1	
33	4	172455-74660	O-RING	1	1	1	1	1	1	1	
34	4	172455-74670	O-RING	1	1	1	1	1	1	1	
35	4	172455-74680	BACK UP RING	1	1	1	1	1	1	1	
36	4	172187-74690	PLUG	1	1	1	1	1	1	1	
37	4	172455-74690	O-RING	2	2	2	2	2	2	2	1
38	4	172455-74720	SEAT, SPRING	1	1	1	1	1	1	1	1
39	4	172175-74220	SEAT, SPRING	2	2	2	2	2	2	2	
40	4	172151-74320	O-RING	2	2	2	2	2	2	2	
41	4	172455-74390	CAP	1	1	1	1	1	1	1	
42	4	172455-74410	SPRING	2	2	2	2	2	2	2	
43	4	172455-74420	POPPET	2	2	2	2	2	2	2	
44	4	172455-74440	SPRING	2	2	2	2	2	2	2	
45	4	172455-74450	PLUG	2	2	2	2	2	2	2	
46	4	172455-74460	O-RING	2	2	2	2	2	2	2	
47	4	172455-74530	BOLT, SOCKET HEAD	5	5	5	5	5	5	5	
48	4	172187-74540	PLUG	2	2	2	2	2	2	2	
49	5	24315-000140	O-RING, 1BP14.0	2	2	2	2	2	2	2	
50	4	172455-74550	POPPET	1	1	1	1	1	1	1	
51	4	172455-74560	SPACER	1	1	1	1	1	1	1	

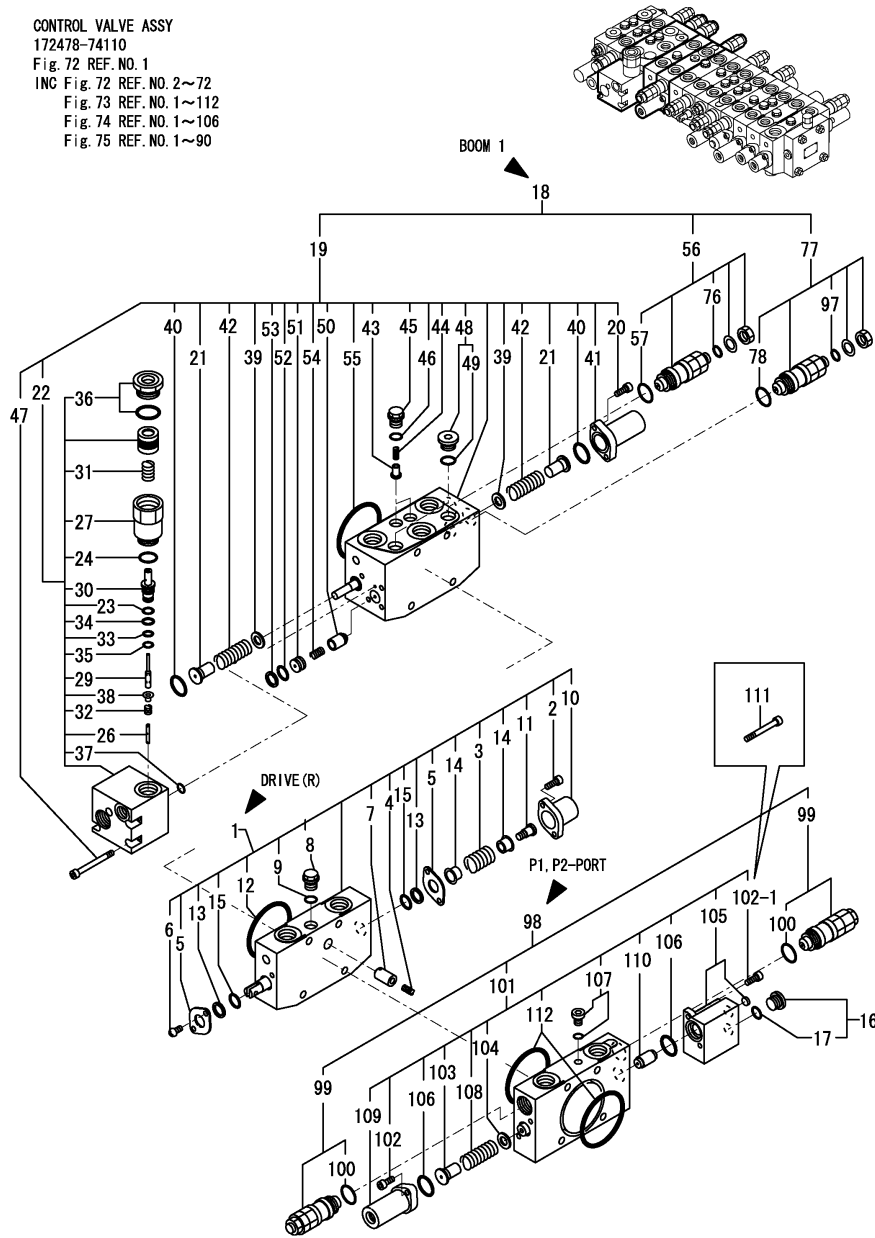
Remarks  
(1)INCLUDE OF REF.NO.22-1.  
(2)INTERCHANGEABLE BY SIMULTANEOUS REPLACEMENT WITH REF.NO.102-1

Fig.73. CONTROL VALVE(2/4)

(A)=VIO75 C(US)  
 (B)=VIO75 C(AS)  
 (C)=VIO75 C(NZ)

(D)=VIO75 P(US)  
 (E)=VIO75 P(AS)  
 (F)=VIO75 P(NZ)

CONTROL VALVE ASSY  
 172478-74110  
 Fig. 72 REF. NO. 1  
 INC Fig. 72 REF. NO. 2~72  
 Fig. 73 REF. NO. 1~112  
 Fig. 74 REF. NO. 1~106  
 Fig. 75 REF. NO. 1~90



No.	Lev.	Parts No.	Description	Q'ty						I	R
				(A)	(B)	(C)	(D)	(E)	(F)		
52	4	172455-74570	O-RING	1	1	1	1	1	1		
53	4	172455-74580	RING,BACK-UP	1	1	1	1	1	1		
54	4	172187-74630	SPRING	1	1	1	1	1	1		
55	4	24321-000700	O-RING, 1AG70.0	1	1	1	1	1	1		
56	3	172478-74400	VALVE,RELIEF 280/40	1	1	1	1	1	1		
57	4	172116-74150	O-RING	1	1	1	1	1	1		
76	4	24315-000100	O-RING, 1BP10.0	1	1	1	1	1	1		
77	3	172478-74420	VALVE,RELIEF 300/40	1	1	1	1	1	1		
78	4	172116-74150	O-RING	1	1	1	1	1	1		
97	4	24315-000100	O-RING, 1BP10.0	1	1	1	1	1	1		
98	2	172478-74520	SECTION ASSY, INLET	1	1	1	1	1	1		
99	3	172187-74160	VALVE, RELIEF	2	2	2	2	2	2		
100	4	172116-74150	O-RING	2	2	2	2	2	2		
101	3	172478-74230	SECTION, INLET	1	1	1	1	1	1		
102	4	172151-74060	BOLT, SOCKET HEAD	2	2		2	2			
102-1	4	172151-74060 (A=M/#00713) (B=M/#00713)	BOLT, SOCKET HEAD (D=M/#00713) (E=M/#00713)	4	4	4	4	4	4		K
103	4	172478-74180	SEAT, SPRING	1	1	1	1	1	1		
104	4	172175-74220	SEAT, SPRING	1	1	1	1	1	1		
105	4	172478-74240	CAP ASSY	1	1		1	1			
105-1	4	172488-74240 (A=M/#00713) (B=M/#00713)	CAP ASSY (D=M/#00713) (E=M/#00713)	1	1	1	1	1	1		F 2
106	4	172151-74320	O-RING	2	2	2	2	2	2		
107	4	172422-74330	PLUG	1	1	1	1	1	1		
108	4	172455-74470	SPRING	1	1	1	1	1	1		
109	4	172455-74480	CAP	1	1	1	1	1	1		
110	4	172455-74520	PISTON	1	1	1	1	1	1		
111	4	172455-74530 (A=M/#00713) (B=M/#00713)	BOLT,SOCKET HEAD (D=M/#00713) (E=M/#00713)	2	2		2	2			Z
112	4	24321-000700	O-RING, 1AG70.0	2	2	2	2	2	2		

Remarks

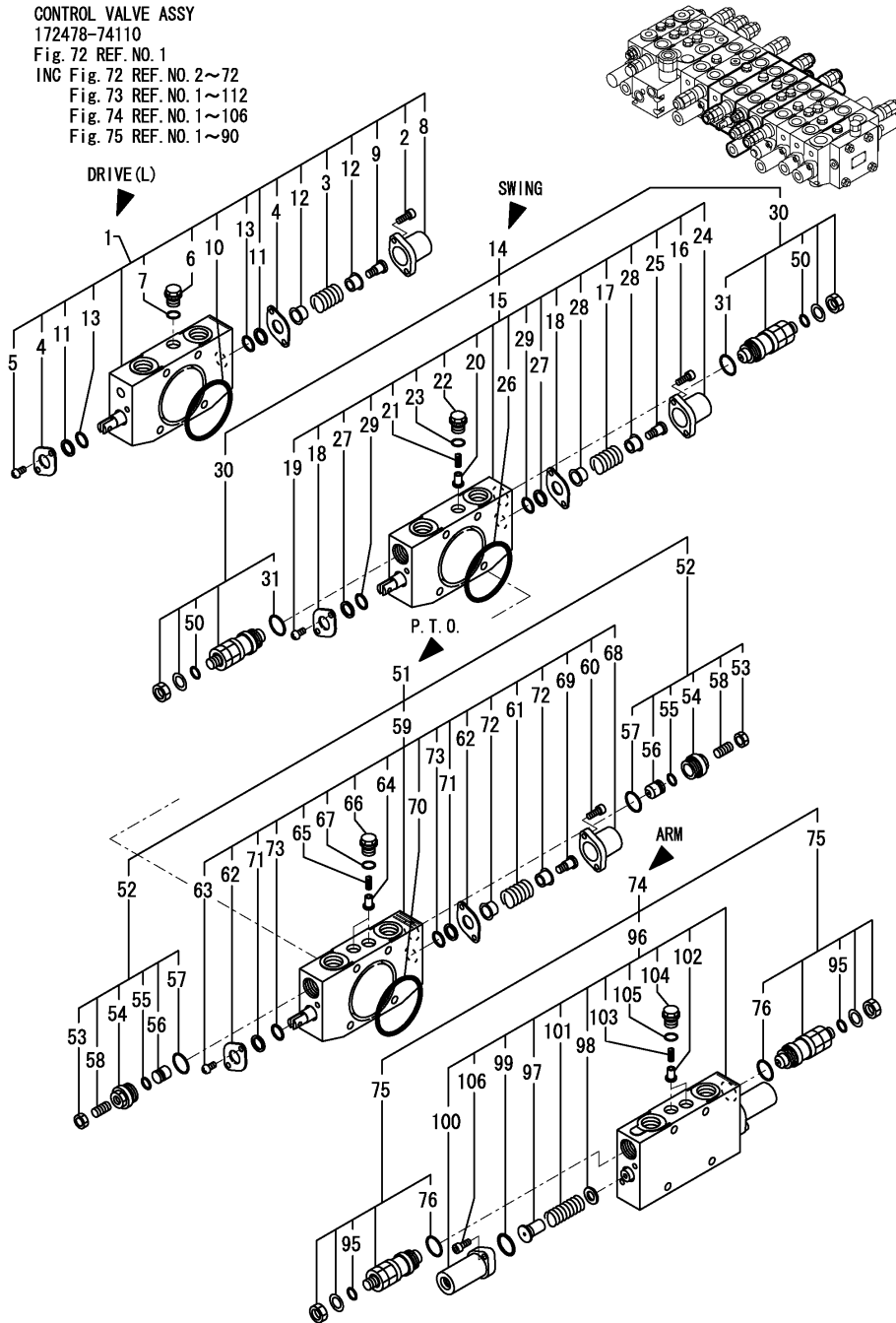
- (1)INCLUDE OF REF.NO.22-1.
- (2)INTERCHANGEABLE BY SIMULTANEOUS REPLACEMENT WITH REF.NO.102-1

Fig.74. CONTROL VALVE(3/4)

(A)=VIO75 C(US)  
(B)=VIO75 C(AS)  
(C)=VIO75 C(NZ)

(D)=VIO75 P(US)  
(E)=VIO75 P(AS)  
(F)=VIO75 P(NZ)

CONTROL VALVE ASSY  
172478-74110  
Fig. 72 REF. NO. 1  
INC Fig. 72 REF. NO. 2~72  
Fig. 73 REF. NO. 1~112  
Fig. 74 REF. NO. 1~106  
Fig. 75 REF. NO. 1~90

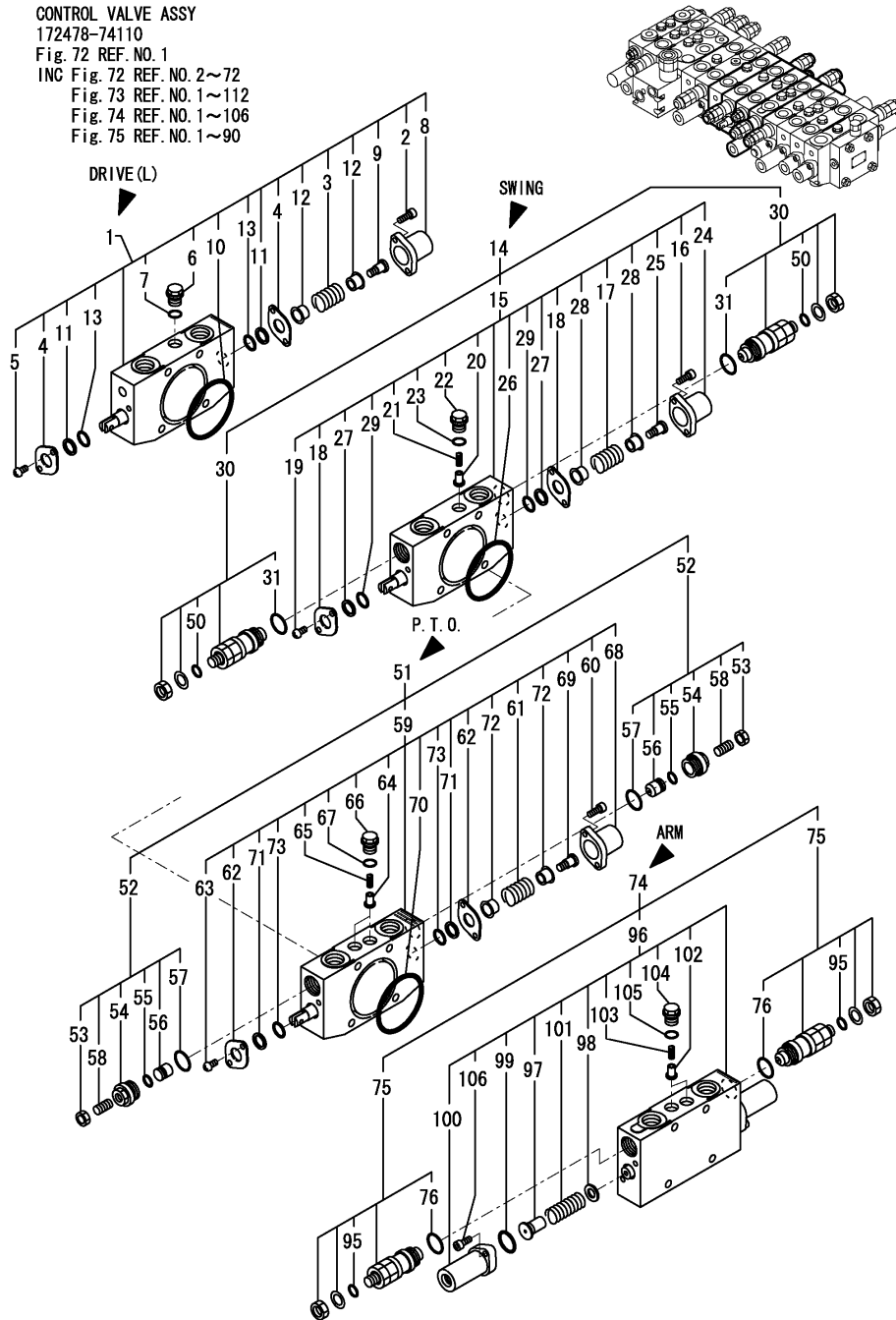


No.	Lev.	Parts No.	Description	Q'ty						I	R
				(A)	(B)	(C)	(D)	(E)	(F)		
1	2	172478-74260	SECTION, TRAVEL	1	1	1	1	1	1		
2	3	172151-74060	BOLT, SOCKET HEAD	2	2	2	2	2	2		
3	3	172113-74170	SPRING	1	1	1	1	1	1		
4	3	172116-74190	PLATE, SEAL	2	2	2	2	2	2		
5	3	172823-74240	SCREW	2	2	2	2	2	2		
6	3	172455-74450	PLUG	1	1	1	1	1	1		
7	3	172455-74460	O-RING	1	1	1	1	1	1		
8	3	172455-74730	CAP	1	1	1	1	1	1		
9	3	172455-74740	SCREW, CAP	1	1	1	1	1	1		
10	3	24321-000700	O-RING, 1AG70.0	1	1	1	1	1	1		
11	3	933166-80520	WIPER	2	2	2	2	2	2		
12	3	933171-80510	SEAT, SPRING	2	2	2	2	2	2		
13	3	933171-80610	O-RING	2	2	2	2	2	2		
14	2	172478-74530	SECTION ASSY, SWING	1	1	1	1	1	1		
15	3	172478-74270	SECTION, SWING	1	1	1	1	1	1		
16	4	172151-74060	BOLT, SOCKET HEAD	2	2	2	2	2	2		
17	4	172113-74170	SPRING	1	1	1	1	1	1		
18	4	172116-74190	PLATE, SEAL	2	2	2	2	2	2		
19	4	172823-74240	SCREW	2	2	2	2	2	2		
20	4	172455-74420	POPPET	1	1	1	1	1	1		
21	4	172455-74440	SPRING	1	1	1	1	1	1		
22	4	172455-74450	PLUG	1	1	1	1	1	1		
23	4	172455-74460	O-RING	1	1	1	1	1	1		
24	4	172455-74730	CAP	1	1	1	1	1	1		
25	4	172455-74740	SCREW, CAP	1	1	1	1	1	1		
26	4	24321-000700	O-RING, 1AG70.0	1	1	1	1	1	1		
27	4	933166-80520	WIPER	2	2	2	2	2	2		
28	4	933171-80510	SEAT, SPRING	2	2	2	2	2	2		
29	4	933171-80610	O-RING	2	2	2	2	2	2		
30	3	172478-74400	VALVE,RELIEF 280/40	2	2	2	2	2	2		
31	4	172116-74150	O-RING	2	2	2	2	2	2		
50	4	24315-000100	O-RING, 1BP10.0	2	2	2	2	2	2		
51	2	172478-74610	SECTION ASSY, PTO	1	1	1	1	1	1		
52	3	172455-74320	SHUTOFF VALVE	2	2	2	2	2	2		
53	4	172455-74010	NUT, SHOE	2	2	2	2	2	2		
54	4	172455-74020	PLUG	2	2	2	2	2	2		
55	4	172455-74030	O-RING	2	2	2	2	2	2		
56	4	172455-74040	POPPET, VALVE	2	2	2	2	2	2		
57	4	172116-74150	O-RING	2	2	2	2	2	2		
58	4	172455-74990	SCREW, SETTING	2	2	2	2	2	2		
59	3	172478-74450	SECTION, PTO	1	1	1	1	1	1		
60	4	172151-74060	BOLT, SOCKET HEAD	2	2	2	2	2	2		
61	4	172113-74170	SPRING	1	1	1	1	1	1		
62	4	172116-74190	PLATE, SEAL	2	2	2	2	2	2		
63	4	172823-74240	SCREW	2	2	2	2	2	2		
64	4	172455-74420	POPPET	2	2	2	2	2	2		
65	4	172455-74440	SPRING	2	2	2	2	2	2		
66	4	172455-74450	PLUG	2	2	2	2	2	2		
67	4	172455-74460	O-RING	2	2	2	2	2	2		
68	4	172455-74730	CAP	1	1	1	1	1	1		
69	4	172455-74740	SCREW, CAP	1	1	1	1	1	1		

Fig.74. CONTROL VALVE(3/4)

(A)=VIO75 C(US)  
 (B)=VIO75 C(AS)  
 (C)=VIO75 C(NZ)

(D)=VIO75 P(US)  
 (E)=VIO75 P(AS)  
 (F)=VIO75 P(NZ)



No.	Lev.	Parts No.	Description	Q'ty						I	R
				(A)	(B)	(C)	(D)	(E)	(F)		
70	4	24321-000700	O-RING, 1AG70.0	1	1	1	1	1	1		
71	4	933166-80520	WIPER	2	2	2	2	2	2		
72	4	933171-80510	SEAT, SPRING	2	2	2	2	2	2		
73	4	933171-80610	O-RING	2	2	2	2	2	2		
74	2	172478-74620	SECTION ASSY, ARM	1	1	1	1	1	1		
75	3	172478-74400	VALVE,RELIEF 280/40	2	2	2	2	2	2		
76	4	172116-74150	O-RING	2	2	2	2	2	2		
95	4	24315-000100	O-RING, 1BP10.0	2	2	2	2	2	2		
96	3	172478-74490	SECTION, ARM	1	1	1	1	1	1		
97	4	172478-74180	SEAT, SPRING	2	2	2	2	2	2		
98	4	172175-74220	SEAT, SPRING	2	2	2	2	2	2		
99	4	172151-74320	O-RING	2	2	2	2	2	2		
100	4	172455-74390	CAP	2	2	2	2	2	2		
101	4	172455-74410	SPRING	2	2	2	2	2	2		
102	4	172455-74420	POPPET	2	2	2	2	2	2		
103	4	172455-74440	SPRING	2	2	2	2	2	2		
104	4	172455-74450	PLUG	2	2	2	2	2	2		
105	4	172455-74460	O-RING	2	2	2	2	2	2		
106	4	172151-74060	BOLT, SOCKET HEAD	4	4	4	4	4	4		

Fig.75. CONTROL VALVE(4/4)

(A)=VIO75 C(US)  
(B)=VIO75 C(AS)  
(C)=VIO75 C(NZ)

(D)=VIO75 P(US)  
(E)=VIO75 P(AS)  
(F)=VIO75 P(NZ)

CONTROL VALVE ASSY

172478-74110

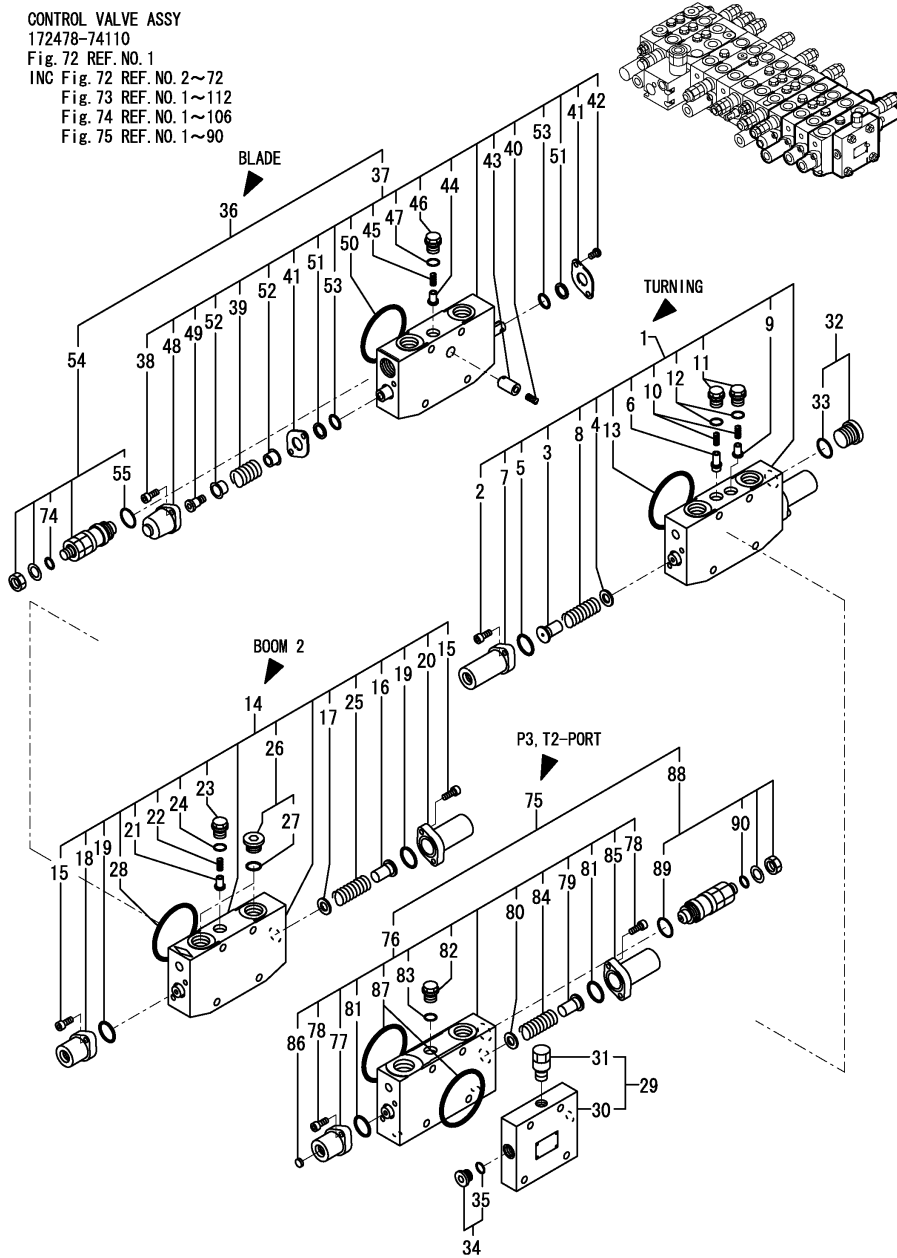
Fig. 72 REF. NO. 1

ING Fig. 72 REF. NO. 2~72

Fig. 73 REF. NO. 1~112

Fig. 74 REF. NO. 1~106

Fig. 75 REF. NO. 1~90



No.	Lev.	Parts No.	Description	Q'ty						I	R
				(A)	(B)	(C)	(D)	(E)	(F)		
1	2	172478-74310	SECTION, SWING	1	1	1	1	1	1		
2	3	172151-74060	BOLT, SOCKET HEAD	4	4	4	4	4	4		
3	3	172478-74180	SEAT, SPRING	2	2	2	2	2	2		
4	3	172175-74220	SEAT, SPRING	2	2	2	2	2	2		
5	3	172151-74320	O-RING	2	2	2	2	2	2		
6	3	172478-74320	POPPET	1	1	1	1	1	1		
7	3	172455-74390	CAP	2	2	2	2	2	2		
8	3	172455-74410	SPRING	2	2	2	2	2	2		
9	3	172455-74420	POPPET	1	1	1	1	1	1		
10	3	172455-74440	SPRING	2	2	2	2	2	2		
11	3	172455-74450	PLUG	2	2	2	2	2	2		
12	3	172455-74460	O-RING	2	2	2	2	2	2		
13	3	24321-000700	O-RING, 1AG70.0	1	1	1	1	1	1		
14	2	172478-74330	SECTION, BOOM	1	1	1	1	1	1		
15	3	172151-74060	BOLT, SOCKET HEAD	4	4	4	4	4	4		
16	3	172478-74180	SEAT, SPRING	1	1	1	1	1	1		
17	3	172175-74220	SEAT, SPRING	1	1	1	1	1	1		
18	3	172445-74280	CAP	1	1	1	1	1	1		
19	3	172151-74320	O-RING	2	2	2	2	2	2		
20	3	172455-74390	CAP	1	1	1	1	1	1		
21	3	172455-74420	POPPET	1	1	1	1	1	1		
22	3	172455-74440	SPRING	1	1	1	1	1	1		
23	3	172455-74450	PLUG	1	1	1	1	1	1		
24	3	172455-74460	O-RING	1	1	1	1	1	1		
25	3	172455-74470	SPRING	1	1	1	1	1	1		
26	3	172187-74540	PLUG	2	2	2	2	2	2		
27	4	24315-000140	O-RING, 1BP14.0	2	2	2	2	2	2		
28	3	24321-000700	O-RING, 1AG70.0	1	1	1	1	1	1		
29	2	172478-74350	BODY ASSY	1	1	1	1	1	1		
30	3	172478-74360	BODY	1	1	1	1	1	1		
31	3	172478-74370	PLUG ASSY	1	1	1	1	1	1		
32	2	172455-74380	PLUG	1	1	1	1	1	1		
33	3	24315-000180	O-RING, 1BP18.0	1	1	1	1	1	1		
34	2	172478-74440	PLUG	1	1	1	1	1	1		
35	3	24315-000110	O-RING, 1BP11.0	1	1	1	1	1	1		
36	2	172478-74560	SECTION ASSY, BLADE	1	1	1	1	1	1		
37	3	172478-74300	SECTION, BLADE	1	1	1	1	1	1		
38	4	172151-74060	BOLT, SOCKET HEAD	2	2	2	2	2	2		
39	4	172113-74170	SPRING	1	1	1	1	1	1		
40	4	172113-74190	SPRING	1	1	1	1	1	1		
41	4	172116-74190	PLATE, SEAL	2	2	2	2	2	2		
42	4	172823-74240	SCREW	2	2	2	2	2	2		
43	4	172187-74410	POPPET, VALVE	1	1	1	1	1	1		
44	4	172455-74420	POPPET	1	1	1	1	1	1		
45	4	172455-74440	SPRING	1	1	1	1	1	1		
46	4	172455-74450	PLUG	1	1	1	1	1	1		
47	4	172455-74460	O-RING	1	1	1	1	1	1		
48	4	172455-74730	CAP	1	1	1	1	1	1		
49	4	172455-74740	SCREW, CAP	1	1	1	1	1	1		
50	4	24321-000700	O-RING, 1AG70.0	1	1	1	1	1	1		
51	4	933166-80520	WIPER	2	2	2	2	2	2		

Remarks  
(M)MISPRINT.

Fig.75. CONTROL VALVE(4/4)

(A)=VIO75 C(US)  
 (B)=VIO75 C(AS)  
 (C)=VIO75 C(NZ)

(D)=VIO75 P(US)  
 (E)=VIO75 P(AS)  
 (F)=VIO75 P(NZ)

CONTROL VALVE ASSY

172478-74110

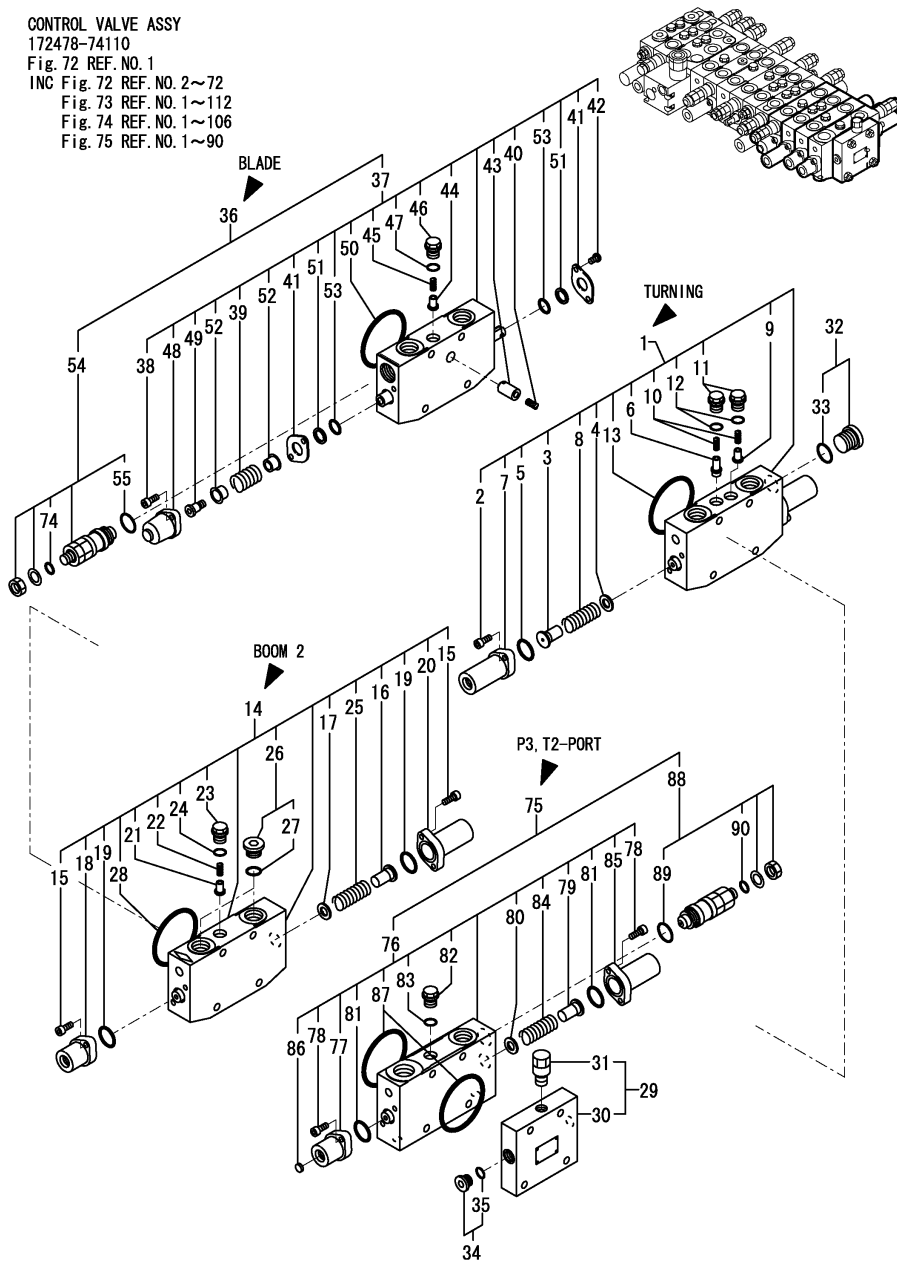
Fig. 72 REF. NO. 1

ING Fig. 72 REF. NO. 2~72

Fig. 73 REF. NO. 1~112

Fig. 74 REF. NO. 1~106

Fig. 75 REF. NO. 1~90



No.	Lev.	Parts No.	Description	Q'ty						I	R
				(A)	(B)	(C)	(D)	(E)	(F)		
52	4	933171-80510	SEAT, SPRING	2	2	2	2	2	2		
53	4	933171-80610	O-RING	2	2	2	2	2	2		
54	3	172478-74430	VALVE,RELIEF 150/57	1	1	1	1	1	1		
55	4	172116-74150	O-RING	1	1	1	1	1	1		
74	4	24315-000100	O-RING, 1BP10.0	1	1	1	1	1	1		
75	2	172478-74570	SECTION ASSY	1	1	1	1	1	1		
76	3	172478-74340	SECTION, CONTROL	1	1	1	1	1	1		
77	4	172455-74050	CAP	1	1	1	1	1	1		
78	4	172151-74060	BOLT, SOCKET HEAD	4	4	4	4	4	4		
79	4	172478-74180	SEAT, SPRING	1	1	1	1	1	1		
80	4	172175-74220	SEAT, SPRING	1	1	1	1	1	1		
81	4	172455-74320	SHUTOFF VALVE	2	2		2	2			M
81-1	4	172151-74320	O-RING	2	2	2	2	2	2		
82	4	172455-74450	PLUG	1	1	1	1	1	1		
83	4	172455-74460	O-RING	1	1	1	1	1	1		
84	4	172455-74470	SPRING	1	1	1	1	1	1		
85	4	172455-74480	CAP	1	1	1	1	1	1		
86	4	172455-74510	FILTER-A	1	1	1	1	1	1		
87	4	24321-000700	O-RING, 1AG70.0	2	2	2	2	2	2		
88	3	172478-74380	VALVE,RELIEF 210/57	1	1	1	1	1	1		
89	4	172116-74150	O-RING	1	1	1	1	1	1		
90	4	24315-000100	O-RING, 1BP10.0	1	1	1	1	1	1		

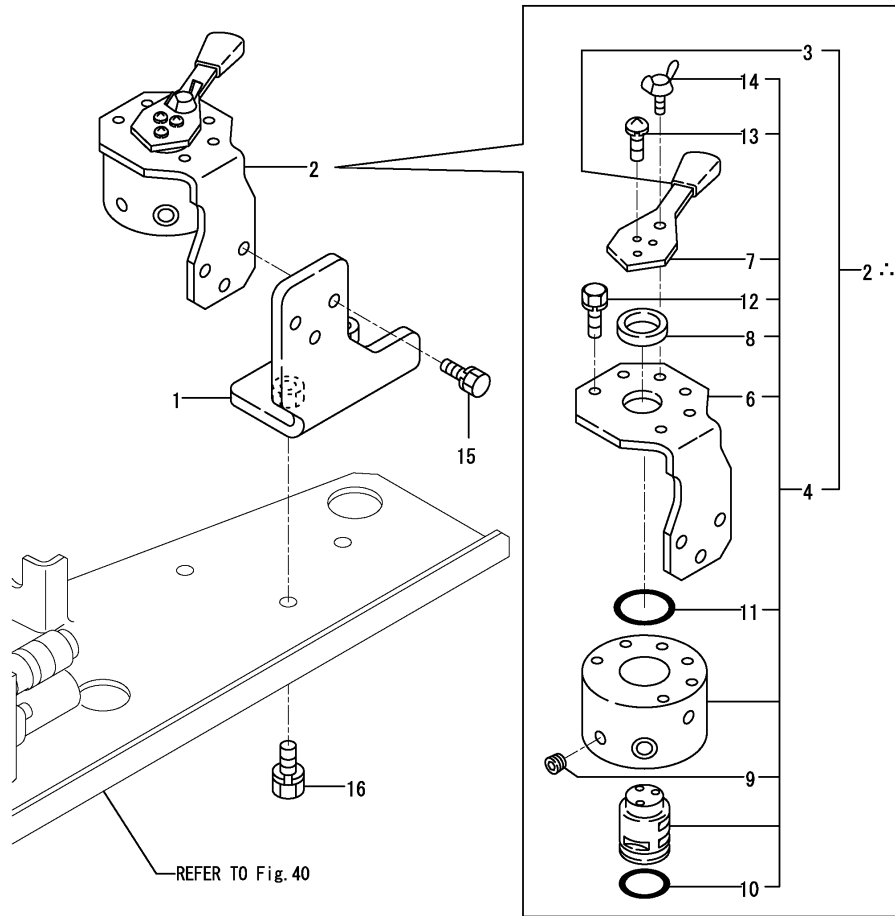
Remarks  
 (M)MISPRINT.

Fig.76. 2-WAY VALVE

P/C NEWS No:Y00S4021-4  
PUBLISHED:2007/06

(A)=VIO75 C(US)  
(B)=VIO75 C(AS)  
(C)=VIO75 C(NZ)

(D)=VIO75 P(US)  
(E)=VIO75 P(AS)  
(F)=VIO75 P(NZ)



No.	Lev.	Parts No.	Description	Q'ty						I	R
				(A)	(B)	(C)	(D)	(E)	(F)		
1	1	172463-74300	BRACKET ASSY,2W	1	1	1	1	1	1		
2	1	172437-74690	VALVE ASSY,2WAY	1	1	1	1	1	1	W	
		(A=XXX)	(B=XXX)	(C=XXX)	(D=XXX)	(E=XXX)	(F=XXX)				
3	2	194273-47910	KNOB, LEVER	1	1	1	1	1	1		
4	2	172437-74701	VALVE ASSY,2WAY	1	1	1	1	1	1		
6	3	172437-74731	STAY ASSY	1	1	1	1	1	1		
7	3	172437-74750	LEVER	1	1	1	1	1	1		
8	3	22137-240000	WASHER, 24	1	1	1	1	1	1		
9	3	23871-010000	PLUG, R01	4	4	4	4	4	4		
10	3	24311-000250	O-RING, 1AP25.0	1	1	1	1	1	1		
11	3	24311-000320	O-RING, 1AP32.0	1	1	1	1	1	1		
12	3	26013-060162	BOLT, M6X 16	4	4	4	4	4	4		
13	3	26022-050122	SCREW, M5X12	3	3	3	3	3	3		
14	2	26647-060202	BOLT, WING M6X20	1	1	1	1	1	1		
15	1	26013-080252	BOLT, M8X 25	3	3	3	3	3	3		
16	1	26013-100252	BOLT, M10X 25	2	2	2	2	2	2		

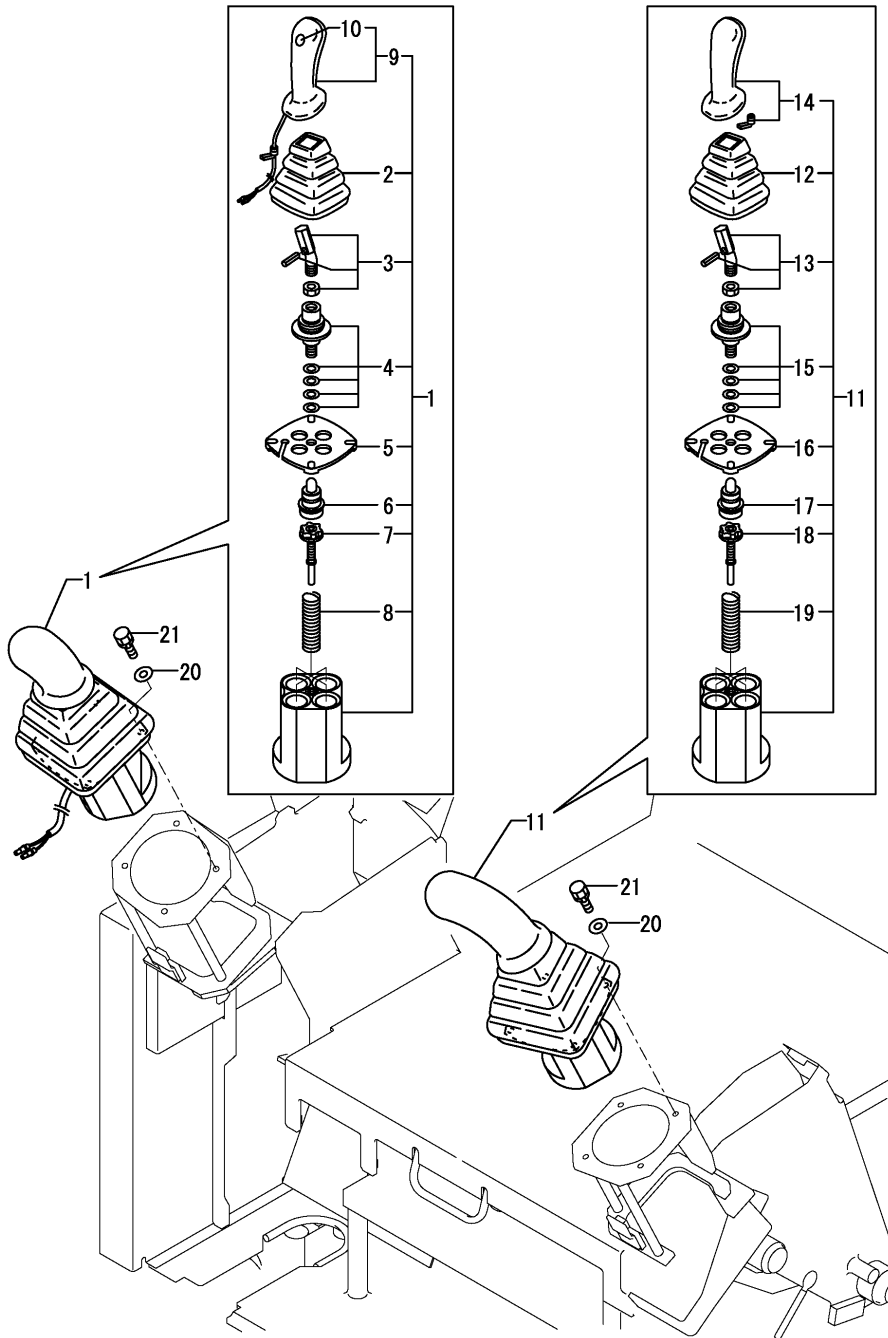
∴ MARKED PART HAS BEEN CHANGED (ADDED) .



Fig.77. REMOTE CONTROL VALVE

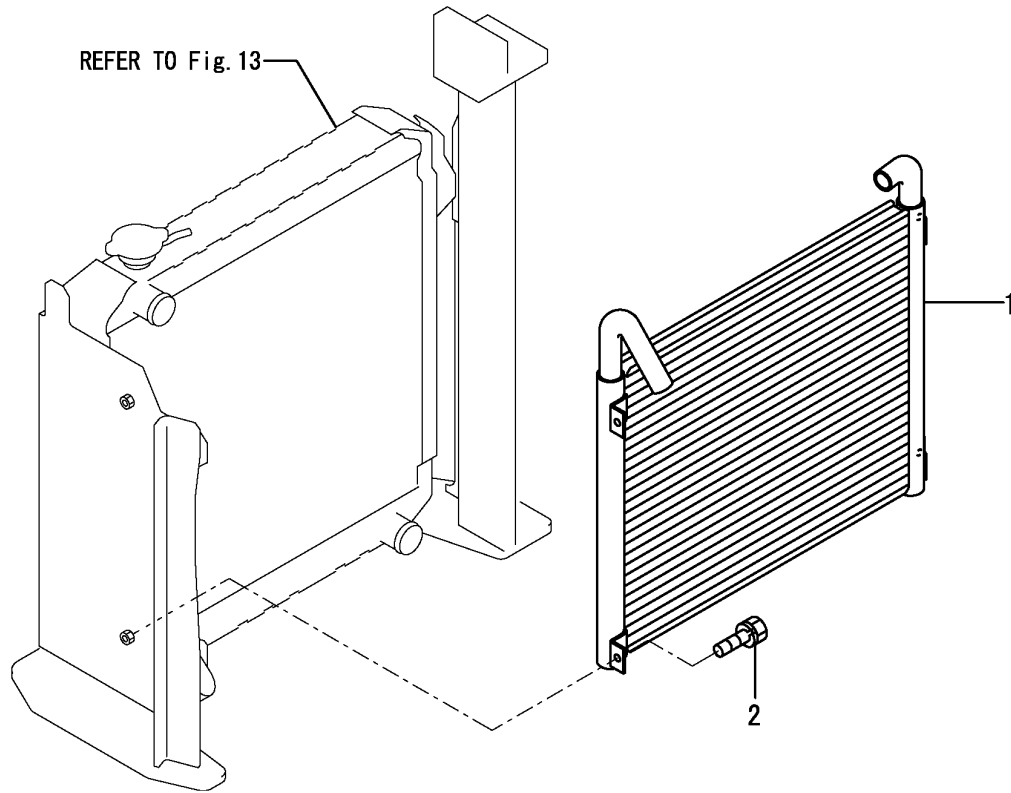
(A)=VIO75 C(US)  
 (B)=VIO75 C(AS)  
 (C)=VIO75 C(NZ)

(D)=VIO75 P(US)  
 (E)=VIO75 P(AS)  
 (F)=VIO75 P(NZ)



No.	Lev.	Parts No.	Description	Q'ty						I	R
				(A)	(B)	(C)	(D)	(E)	(F)		
1	1	172463-74511	VALVE ASSY, R.US	1	1	1	1	1	1		
2	2	172441-74030	BELLOWS	1	1	1	1	1	1		
3	2	172441-74040	COMMAND KIT	1	1	1	1	1	1		
4	2	172463-74530	CARDAN KIT	1	1	1	1	1	1		
5	2	172463-74540	RETAINING PLATE	1	1	1	1	1	1		
6	2	172463-74551	PLUNGER KIT	1	1	1	1	1	1		
7	2	172463-74561	REGULATION KIT	4	4	4	4	4	4		
8	2	172463-74570	SPRING KIT	1	1	1	1	1	1		
9	2	172463-74590	HANDLE R	1	1	1	1	1	1		
10	3	172463-74580	SWITCH, BUTTON	1	1	1	1	1	1		
11	1	172463-74521	VALVE ASSY, L.US	1	1	1	1	1	1		
12	2	172441-74030	BELLOWS	1	1	1	1	1	1		
13	2	172441-74040	COMMAND KIT	1	1	1	1	1	1		
14	2	172441-74050	HANDLE L	1	1	1	1	1	1		
15	2	172463-74530	CARDAN KIT	1	1	1	1	1	1		
16	2	172463-74540	RETAINING PLATE	1	1	1	1	1	1		
17	2	172463-74551	PLUNGER KIT	1	1	1	1	1	1		
18	2	172463-74561	REGULATION KIT	4	4	4	4	4	4		
19	2	172463-74570	SPRING KIT	1	1	1	1	1	1		
20	1	22137-060000	WASHER, 6	8	8	8	8	8	8		
21	1	26013-060202	BOLT, M6X 20	8	8	8	8	8	8		

Fig.78. LUB.OIL COOLER



(A)=VIO75 C(US)  
 (B)=VIO75 C(AS)  
 (C)=VIO75 C(NZ)

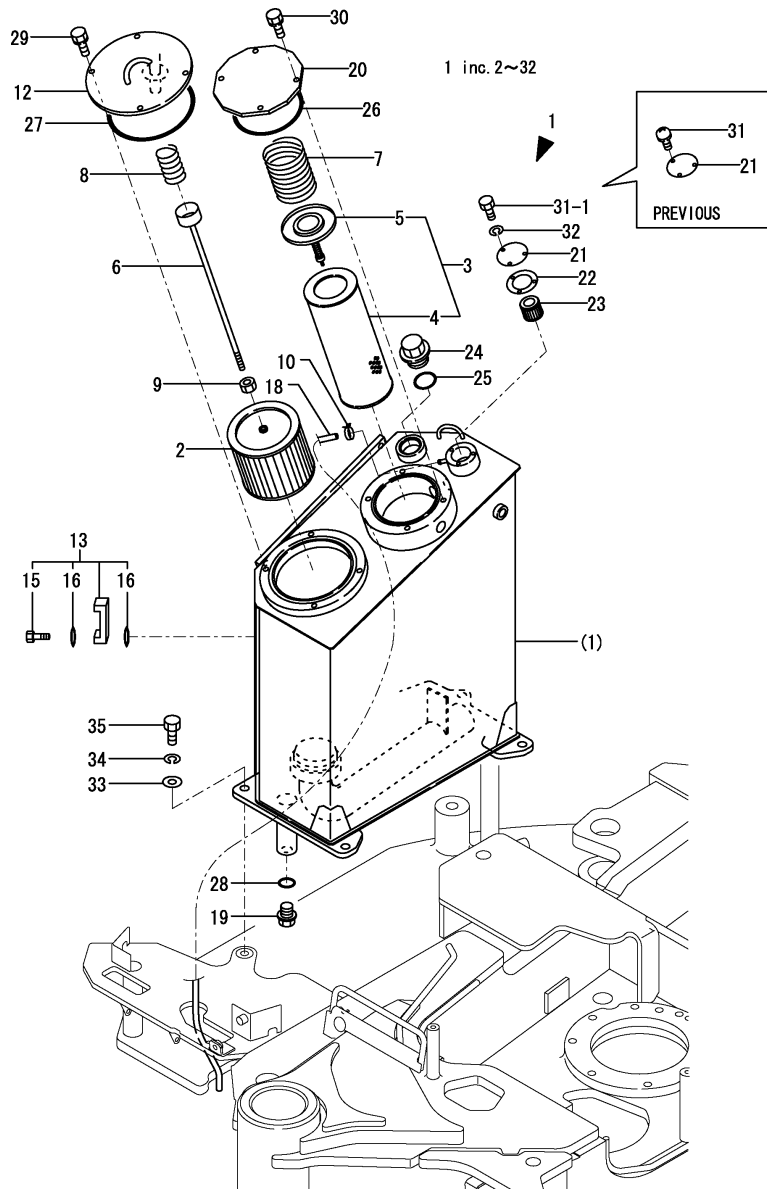
(D)=VIO75 P(US)  
 (E)=VIO75 P(AS)  
 (F)=VIO75 P(NZ)

No.	Lev.	Parts No.	Description	Q'ty						I	R
				(A)	(B)	(C)	(D)	(E)	(F)		
1	1	172187-74800	COOLER ASSY, OIL	1	1	1	1	1	1		
2	1	26013-080162	BOLT, M8X 16	4	4	4	4	4	4		

Fig.79. HYD.OIL TANK

(A)=VIO75 C(US)  
 (B)=VIO75 C(AS)  
 (C)=VIO75 C(NZ)

(D)=VIO75 P(US)  
 (E)=VIO75 P(AS)  
 (F)=VIO75 P(NZ)



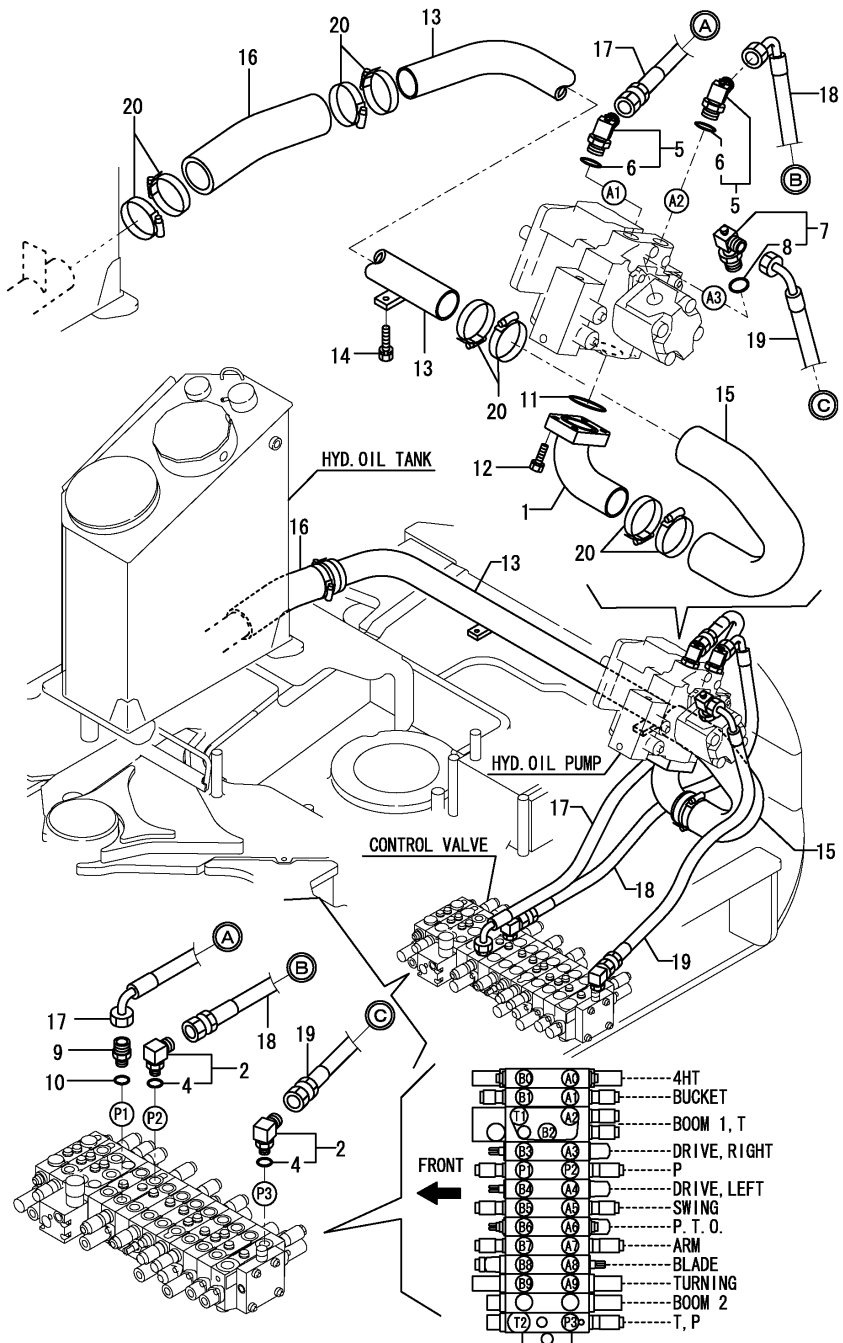
No.	Lev.	Parts No.	Description	Q'ty						I	R
				(A)	(B)	(C)	(D)	(E)	(F)		
1	1	772455-75100	TANK ASSY, RESERVOIR	1	1		1	1			1
1-1	1	772455-75101	TANK ASSY, OIL	1	1	1	1	1	1	1	R 1
		(A=M/#00671) (B=M/#00671)	(D=M/#00671) (E=M/#00671)								
2	2	172162-73700	STRAINER, SUCTION	1	1	1	1	1	1	1	
3	2	172187-73700	FILTER ASSY, RETURN	1	1	1	1	1	1	1	
4	3	172187-73730	ELEMENT, FILTER	1	1	1	1	1	1	1	
5	3	172112-74971	VALVE, BY-PASS	1	1	1	1	1	1	1	
6	2	172141-73710	ROD, STRAINER	1	1	1	1	1	1	1	
7	2	172112-75770	SPRING, FILTER	1	1	1	1	1	1	1	
8	2	172112-75780	SPRING, FILTER	1	1	1	1	1	1	1	
9	2	26716-100002	NUT, M10	1	1	1	1	1	1	1	
10	2	124766-59050	CLIP, HOSE 12	1	1	1	1	1	1	1	
12	2	172455-75240	COVER ASSY	1	1	1	1	1	1	1	
13	2	172455-75270	GAUGE ASSY, OIL	1	1	1	1	1	1	1	
15	3	172455-75290	BOLT M10	2	2	2	2	2	2	2	
16	3	172455-75300	O-RING	4	4	4	4	4	4	4	
18	2	172455-75320	HOSE	1	1	1	1	1	1	1	
19	2	172455-75330	DRAIN PLIG 24	1	1	1	1	1	1	1	
20	2	172187-75340-1	COVER, TANK	1	1	1	1	1	1	1	
21	2	172165-75450-2	PLATE (GRAY:73)	1	1	1	1	1	1	1	
22	2	172165-75460	GASKET	1	1	1	1	1	1	1	
23	2	172165-75481	ELEMENT	1	1	1	1	1	1	1	
24	2	172116-75850-3	PLUG, OIL FEED	1	1	1	1	1	1	1	
25	2	24311-000380	O-RING, 1AP38.0	1	1	1	1	1	1	1	
26	2	24321-001350	O-RING, 1AG135.0	1	1	1	1	1	1	1	
27	2	24321-001700	O-RING, 1AG170.0	1	1	1	1	1	1	1	
28	2	24341-000300	O-RING, 1AS30.0	1	1	1	1	1	1	1	
29	2	26013-100202	BOLT, M10X 20	4	4	4	4	4	4	4	
30	2	26013-100202	BOLT, M10X 20	4	4	4	4	4	4	4	
31	2	26022-050102	SCREW, M5X10	3	3		3	3			
31-1	2	26116-050102	BOLT, M5X 10 PLATED	3	3	3	3	3	3	3	R
		(A=M/#00671) (B=M/#00671)	(D=M/#00671) (E=M/#00671)								
32	2	22217-050000	WASHER, SPRING 5	3	3	3	3	3	3	3	W
		(A=M/#00671) (B=M/#00671)	(D=M/#00671) (E=M/#00671)								
33	1	22137-160000	WASHER, 16	4	4	4	4	4	4	4	
34	1	22217-160000	WASHER, SPRING 16	4	4	4	4	4	4	4	
35	1	26116-160402	BOLT, M16X 40 PLATED	4	4	4	4	4	4	4	
36A	1	172437-03320	LABEL, HYD.OIL TANK	1	1	1	1	1	1	1	2
36B	1	172437-03360	LABEL, BATTERY	1	1	1	1	1	1	1	2

Remarks  
 (1) PLEASE USE THIS PART WITH FOLLOWING LABELS AT THE SAME TIME. REF.NO.36A & 36B  
 (2) LABELS ARE NOT ILLUSTRATED

Fig.80. HYD.OIL PIPING(TANK - PUMP - VALVE)

(A)=VIO75 C(US)  
 (B)=VIO75 C(AS)  
 (C)=VIO75 C(NZ)

(D)=VIO75 P(US)  
 (E)=VIO75 P(AS)  
 (F)=VIO75 P(NZ)

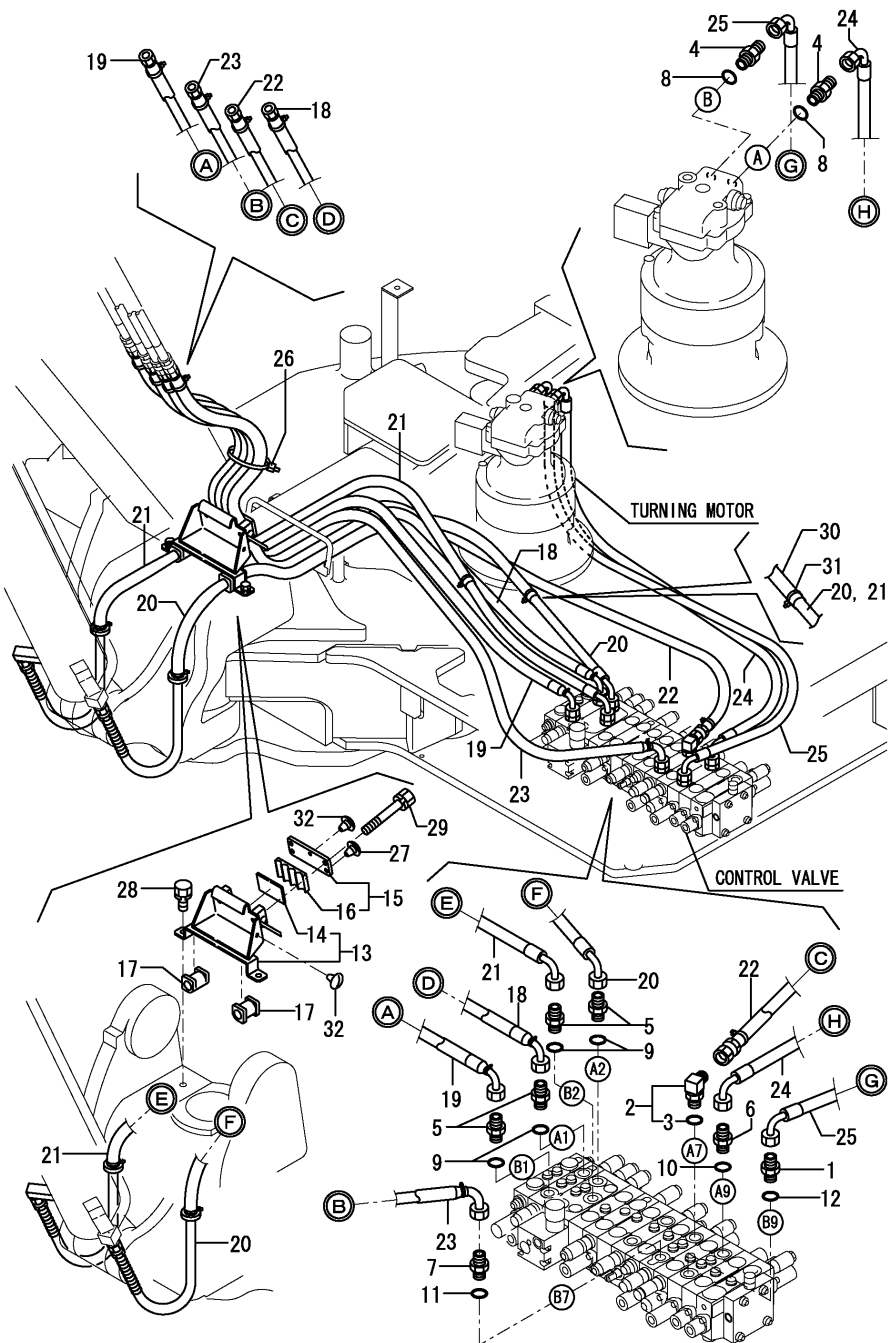


No.	Lev.	Parts No.	Description	Q'ty						I	R
				(A)	(B)	(C)	(D)	(E)	(F)		
1	1	172455-76100	FLANGE	1	1	1	1	1	1		
2	1	172151-76160	ELBOW ASSY	2	2	2	2	2	2		
4	2	24315-000180	O-RING, 1BP18.0	2	2	2	2	2	2		
5	1	172187-76190	ELBOW, ADJUST	2	2	2	2	2	2		
6	2	24315-000240	O-RING, 1BP24.0	2	2	2	2	2	2		
7	1	172455-76190	ELBOW, ADJUST	1	1	1	1	1	1		
8	2	24315-000240	O-RING, 1BP24.0	1	1	1	1	1	1		
9	1	172455-76200	CONNECTOR	1	1	1	1	1	1		
10	1	24315-000180	O-RING, 1BP18.0	1	1	1	1	1	1		
11	1	24325-000650	O-RING, 1BG65.0	1	1	1	1	1	1		
12	1	26013-120402	BOLT, M12X 40	4	4	4	4	4	4		
13	1	172455-76400	TUBE ASSY, SUCTION	1	1	1	1	1	1		
14	1	26013-100402	BOLT, M10X 40	2	2	2	2	2	2		
15	1	172455-78100	HOSE	1	1	1	1	1	1		
16	1	172455-78110	HOSE	1	1	1	1	1	1		
17	1	172455-78130	HOSE	1	1	1	1	1	1		
18	1	172455-78140	HOSE	1	1	1	1	1	1		
19	1	172455-78150	HOSE	1	1	1	1	1	1		
20	1	23001-090000	CLAMP, HOSE 90	8	8	8	8	8	8		

Fig.81. HYD.OIL PIPING(VALUE - TURNING MOTOR,BOOM)

(A)=VIO75 C(US)  
 (B)=VIO75 C(AS)  
 (C)=VIO75 C(NZ)

(D)=VIO75 P(US)  
 (E)=VIO75 P(AS)  
 (F)=VIO75 P(NZ)

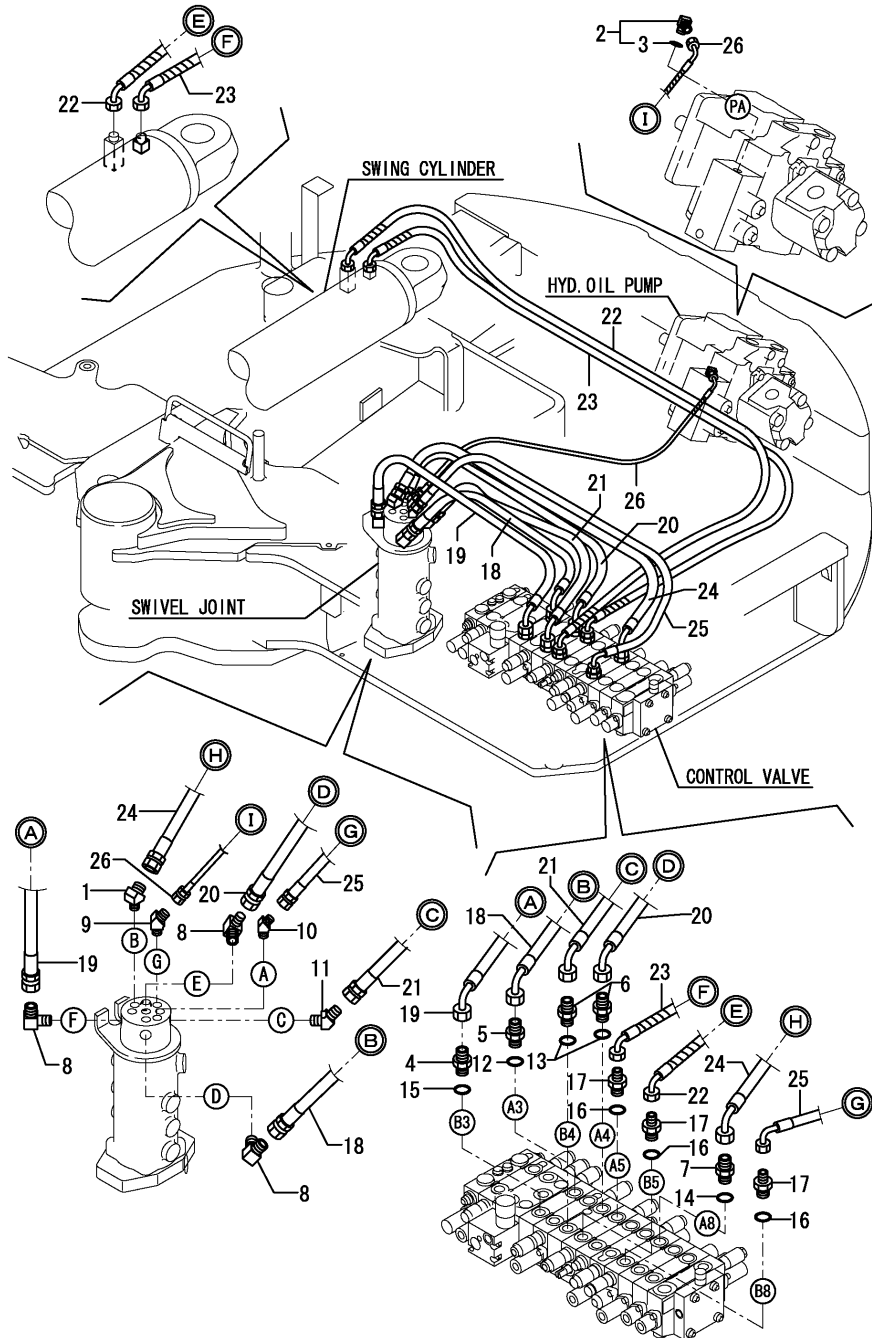


No.	Lev.	Parts No.	Description	Q'ty						I	R
				(A)	(B)	(C)	(D)	(E)	(F)		
1	1	172147-76271	CONNECTOR, 1/2X1/2	1	1	1	1	1	1		
2	1	172141-76900	CONNECTOR ASSY	1	1	1	1	1	1		
3	2	24315-000180	O-RING, 1BP18.0	1	1	1	1	1	1		
4	1	172112-77361	CONNECTOR	2	2	2	2	2	2		
5	1	172112-77361	CONNECTOR	4	4	4	4	4	4		
6	1	172112-77361	CONNECTOR	1	1	1	1	1	1		
7	1	172112-77361	CONNECTOR	1	1	1	1	1	1		
8	1	24315-000180	O-RING, 1BP18.0	2	2	2	2	2	2		
9	1	24315-000180	O-RING, 1BP18.0	4	4	4	4	4	4		
10	1	24315-000180	O-RING, 1BP18.0	1	1	1	1	1	1		
11	1	24315-000180	O-RING, 1BP18.0	1	1	1	1	1	1		
12	1	24315-000180	O-RING, 1BP18.0	1	1	1	1	1	1		
13	1	172478-76590-1	CLAMP ASSY, HOSE	1	1	1	1	1	1		
14	2	172187-76650	RUBBER, HOSE SUPPORT	1	1	1	1	1	1		
15	1	172478-76640-1	PALTE (YELLOW:87)	1	1	1	1	1	1		
16	2	172187-76700	RUBBER	1	1	1	1	1	1		
17	1	172187-78100	RUBBER	2	2	2	2	2	2		
18	1	172478-78200	HOSE	1	1	1	1	1	1		
19	1	172478-78210	HOSE	1	1	1	1	1	1		
20	1	172478-78220	HOSE	1	1	1	1	1	1		
21	1	172478-78230	HOSE	1	1	1	1	1	1		
22	1	172478-78240	HOSE	1	1	1	1	1	1		
23	1	172478-78250	HOSE	1	1	1	1	1	1		
24	1	172455-78310	HOSE	1	1	1	1	1	1		
25	1	172455-78320	HOSE	1	1	1	1	1	1		
26	1	172122-79930	CLAMP, HOSE	1	1	1	1	1	1		
27	1	172183-81160	CLIP, TREE	2	2	2	2	2	2		
28	1	26013-100202	BOLT, M10X 20	2	2	2	2	2	2		
29	1	26013-100602	BOLT, M10X 60	2	2	2	2	2	2		
30	1	172142-78780	COVER, HOSE	2	2	2	2	2	2		
31	1	172122-79930	CLAMP, HOSE	4	4	4	4	4	4		
32	1	172444-17660	CLIP, TREE	2	2	2	2	2	2		

Fig.82. HYD.OIL PIPING(PUMP,VALVE - SWIVEL,SWING)

(A)=VIO75 C(US)  
 (B)=VIO75 C(AS)  
 (C)=VIO75 C(NZ)

(D)=VIO75 P(US)  
 (E)=VIO75 P(AS)  
 (F)=VIO75 P(NZ)

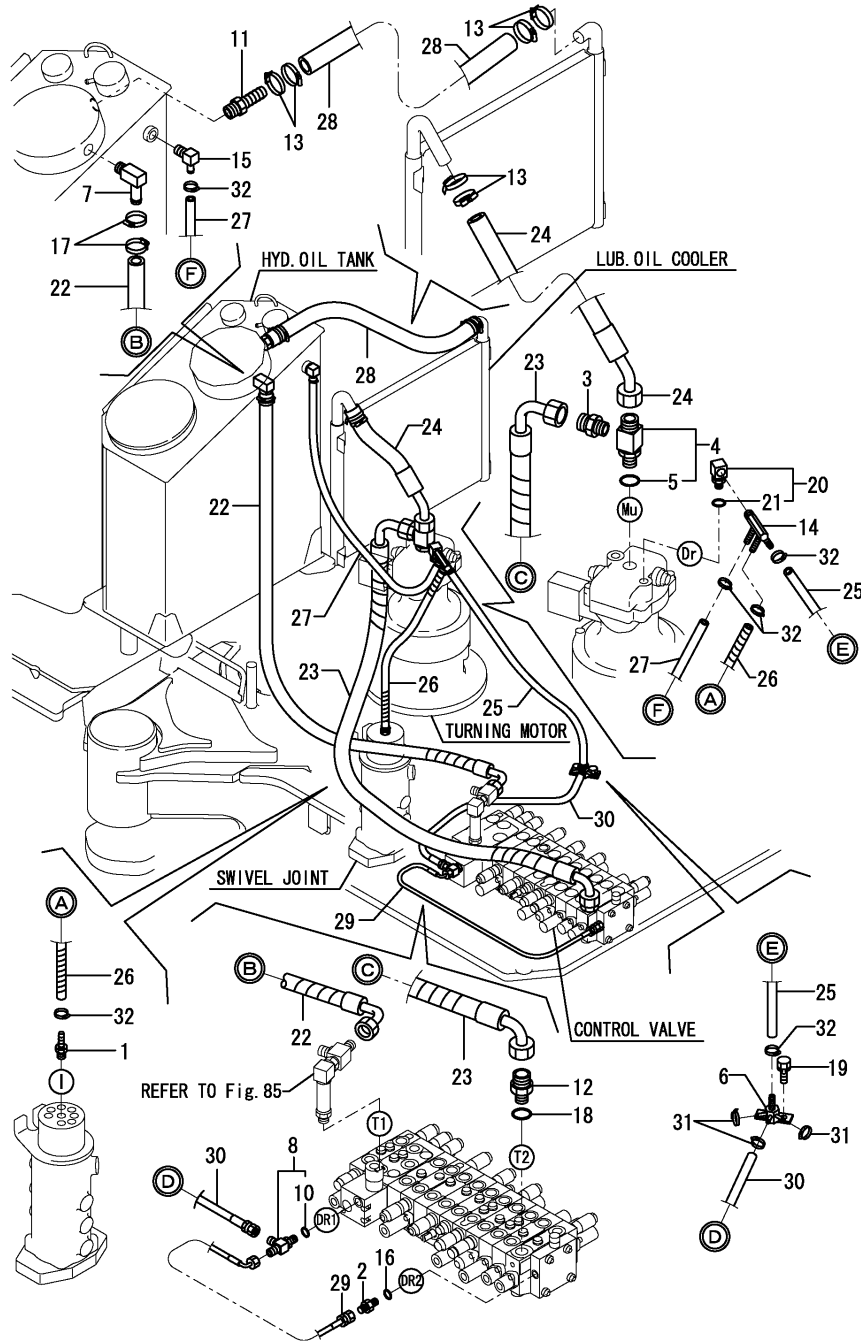


No.	Lev.	Parts No.	Description	Q'ty						I	R
				(A)	(B)	(C)	(D)	(E)	(F)		
1	1	172312-76020	ELBOW	1	1	1	1	1	1		
2	1	172141-76180	CONNECTOR ASSY	1	1	1	1	1	1		
3	2	24315-000110	O-RING, 1BP11.0	1	1	1	1	1	1		
4	1	172147-76271	CONNECTOR, 1/2X1/2	1	1	1	1	1	1		
5	1	172112-77361	CONNECTOR	1	1	1	1	1	1		
6	1	172112-77361	CONNECTOR	2	2	2	2	2	2		
7	1	172112-77361	CONNECTOR	1	1	1	1	1	1		
8	1	23393-040000	JOINT, 90RGI-1/2	3	3	3	3	3	3		
9	1	23394-020000	JOINT, 45RGI-1/4	1	1	1	1	1	1		
10	1	23394-030000	JOINT, 45RGI-3/8	1	1	1	1	1	1		
11	1	23394-040000	JOINT, 45RGI-1/2	1	1	1	1	1	1		
12	1	24315-000180	O-RING, 1BP18.0	1	1	1	1	1	1		
13	1	24315-000180	O-RING, 1BP18.0	2	2	2	2	2	2		
14	1	24315-000180	O-RING, 1BP18.0	1	1	1	1	1	1		
15	1	24315-000180	O-RING, 1BP18.0	1	1	1	1	1	1		
16	1	24315-000180	O-RING, 1BP18.0	3	3	3	3	3	3		
17	1	933160-01370	CONNECTOR, PF1/2PF3/8	3	3	3	3	3	3		
18	1	172455-78210	HOSE	1	1	1	1	1	1		
19	1	172455-78220	HOSE	1	1	1	1	1	1		
20	1	172455-78230	HOSE	1	1	1	1	1	1		
21	1	172455-78240	HOSE	1	1	1	1	1	1		
22	1	172478-78260	HOSE	1	1	1	1	1	1		
23	1	172478-78270	HOSE	1	1	1	1	1	1		
24	1	172455-78290	HOSE	1	1	1	1	1	1		
25	1	172455-78300	HOSE	1	1	1	1	1	1		
26	1	172478-78670	HOSE	1	1	1	1	1	1		

Fig.83. HYD.OIL PIPING(RETURN:1)

(A)=VIO75 C(US)  
 (B)=VIO75 C(AS)  
 (C)=VIO75 C(NZ)

(D)=VIO75 P(US)  
 (E)=VIO75 P(AS)  
 (F)=VIO75 P(NZ)

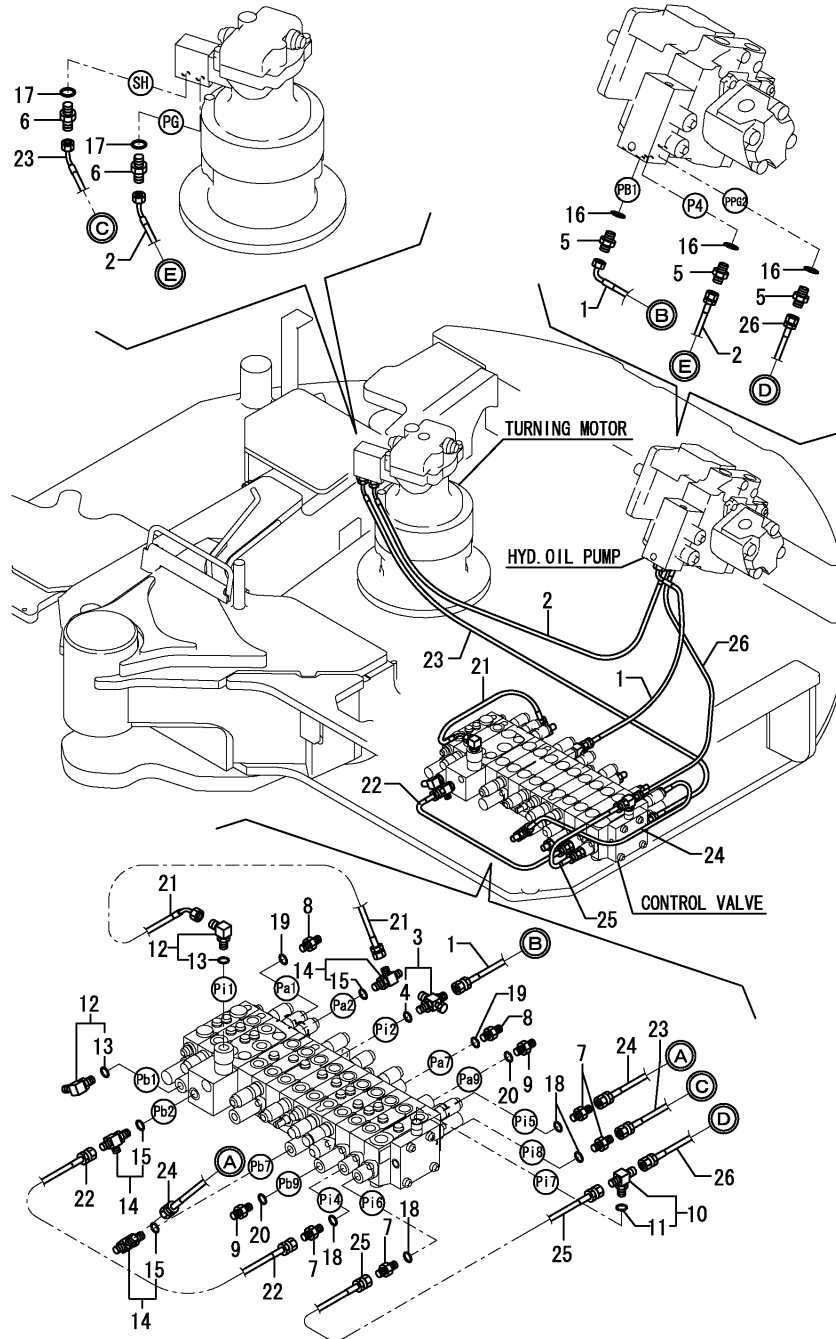


No.	Lev.	Parts No.	Description	Q'ty						I	R
				(A)	(B)	(C)	(D)	(E)	(F)		
1	1	172137-76110	NIPPLE	1	1	1	1	1	1		
2	1	172123-76121	ADAPTER	1	1	1	1	1	1		
3	1	172187-76131	CONNECTOR, PF3/4	1	1	1	1	1	1		
4	1	172187-76141	CONNECTOR, PF1XPF3/4	1	1	1	1	1	1		
5	2	24315-000240	O-RING, 1BP24.0	1	1	1	1	1	1		
6	1	172187-76160	JOINT	1	1	1	1	1	1		
7	1	172455-76160	ELBOW	1	1	1	1	1	1		
8	1	172162-76180	JOINT ASSY, 3-1/4	1	1	1	1	1	1		
10	2	24315-000110	O-RING, 1BP11.0	1	1	1	1	1	1		
11	1	172187-76180	NIPPLE, HOSE	1	1	1	1	1	1		
12	1	172151-76200	JOINT	1	1	1	1	1	1		
13	1	23001-041000	CLAMP, HOSE 41	6	6	6	6	6	6		
14	1	172455-76240	JOINT	1	1	1	1	1	1		
15	1	172168-76370	ELBOW	1	1	1	1	1	1		
16	1	24315-000110	O-RING, 1BP11.0	1	1	1	1	1	1		
17	1	23001-035000	CLAMP, HOSE 35	2	2	2	2	2	2		
18	1	24315-000240	O-RING, 1BP24.0	1	1	1	1	1	1		
19	1	26013-100202	BOLT, M10X 20	2	2	2	2	2	2		
20	1	933111-50001	CONNECTOR	1	1	1	1	1	1		
21	2	24315-000140	O-RING, 1BP14.0	1	1	1	1	1	1		
22	1	172455-78160	HOSE	1	1	1	1	1	1		
23	1	172455-78330	HOSE	1	1	1	1	1	1		
24	1	172455-78340	HOSE	1	1	1	1	1	1		
25	1	172455-78350	HOSE	1	1	1	1	1	1		
26	1	172455-78360	HOSE	1	1	1	1	1	1		
27	1	172455-78370	HOSE	1	1	1	1	1	1		
28	1	172455-78380	HOSE	1	1	1	1	1	1		
29	1	172478-78630	HOSE	1	1	1	1	1	1		
30	1	172455-78730	HOSE	1	1	1	1	1	1		
31	1	23000-013000	CLAMP, 13	3	3	3	3	3	3		
32	1	23001-016000	CLAMP, HOSE 16	6	6	6	6	6	6		

Fig.84. HYD.OIL PIPING(RETURN:2)

(A)=VIO75 C(US)  
 (B)=VIO75 C(AS)  
 (C)=VIO75 C(NZ)

(D)=VIO75 P(US)  
 (E)=VIO75 P(AS)  
 (F)=VIO75 P(NZ)



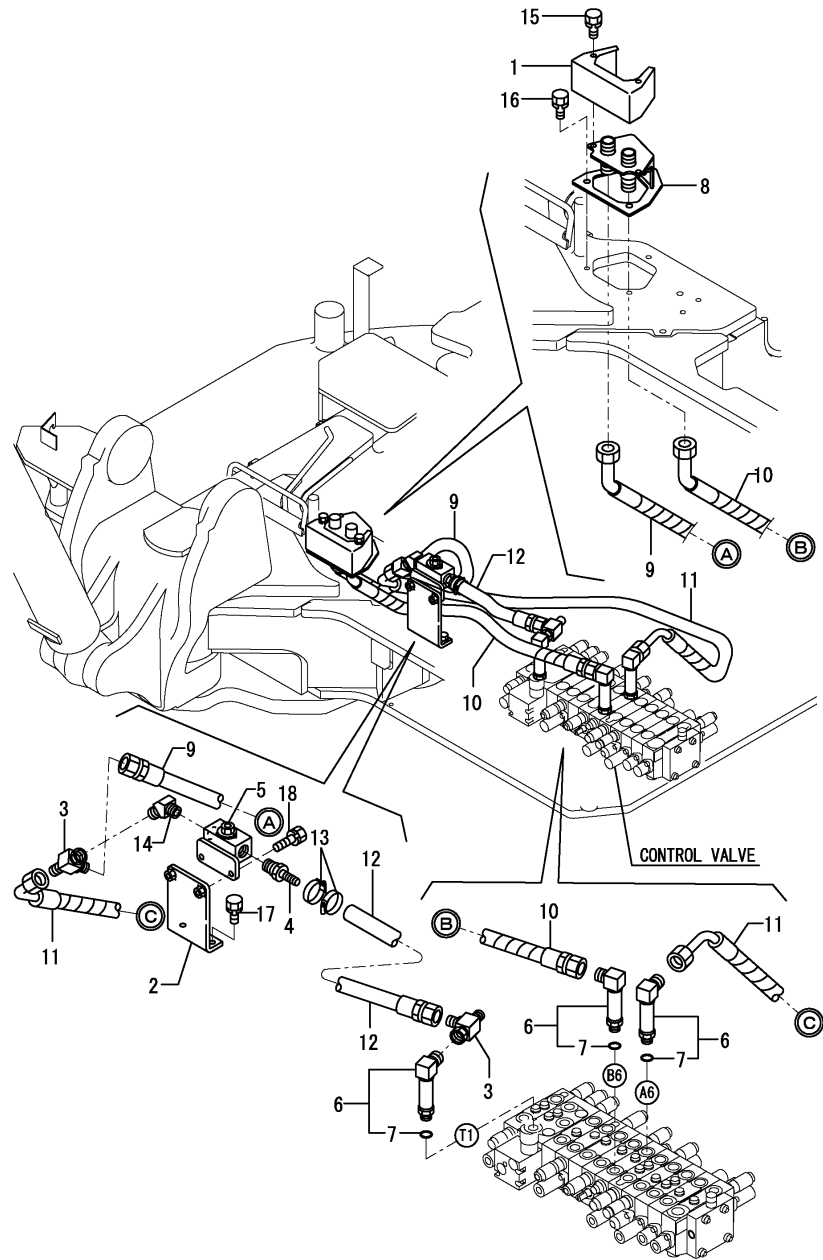
No.	Lev.	Parts No.	Description	Q'ty						I	R
				(A)	(B)	(C)	(D)	(E)	(F)		
1	1	172478-78660	HOSE	1	1	1	1	1	1		
2	1	172455-78740	HOSE	1	1	1	1	1	1		
3	1	172457-76100	TEE, ADJUSTABLE	1	1	1	1	1	1		
4	2	24315-000110	O-RING, 1BP11.0	1	1	1	1	1	1		
5	1	172123-76121	ADAPTER	3	3	3	3	3	3		
6	1	172123-76121	ADAPTER	2	2	2	2	2	2		
7	1	172123-76121	ADAPTER	4	4	4	4	4	4		
8	1	172123-76121	ADAPTER	2	2	2	2	2	2		
9	1	172123-76121	ADAPTER	2	2	2	2	2	2		
10	1	172187-76170	TEE, ADJUSTABLE	1	1	1	1	1	1		
11	2	24315-000110	O-RING, 1BP11.0	1	1	1	1	1	1		
12	1	172141-76180	CONNECTOR ASSY	2	2	2	2	2	2		
13	2	24315-000110	O-RING, 1BP11.0	2	2	2	2	2	2		
14	1	172162-76180	JOINT ASSY, 3-1/4	3	3	3	3	3	3		
15	2	24315-000110	O-RING, 1BP11.0	3	3	3	3	3	3		
16	1	24315-000110	O-RING, 1BP11.0	3	3	3	3	3	3		
17	1	24315-000110	O-RING, 1BP11.0	2	2	2	2	2	2		
18	1	24315-000110	O-RING, 1BP11.0	4	4	4	4	4	4		
19	1	24315-000110	O-RING, 1BP11.0	2	2	2	2	2	2		
20	1	24315-000110	O-RING, 1BP11.0	2	2	2	2	2	2		
21	1	172455-78600	HOSE	1	1	1	1	1	1		
22	1	172455-78610	HOSE	1	1	1	1	1	1		
23	1	172478-78610	HOSE	1	1	1	1	1	1		
24	1	172455-78620	HOSE	1	1	1	1	1	1		
25	1	172478-78620	HOSE	1	1	1	1	1	1		
26	1	172478-78650	HOSE	1	1	1	1	1	1		



Fig.85. HYD.OIL PIPING(P.T.O.:FRAME END)

(A)=VIO75 C(US)  
 (B)=VIO75 C(AS)  
 (C)=VIO75 C(NZ)

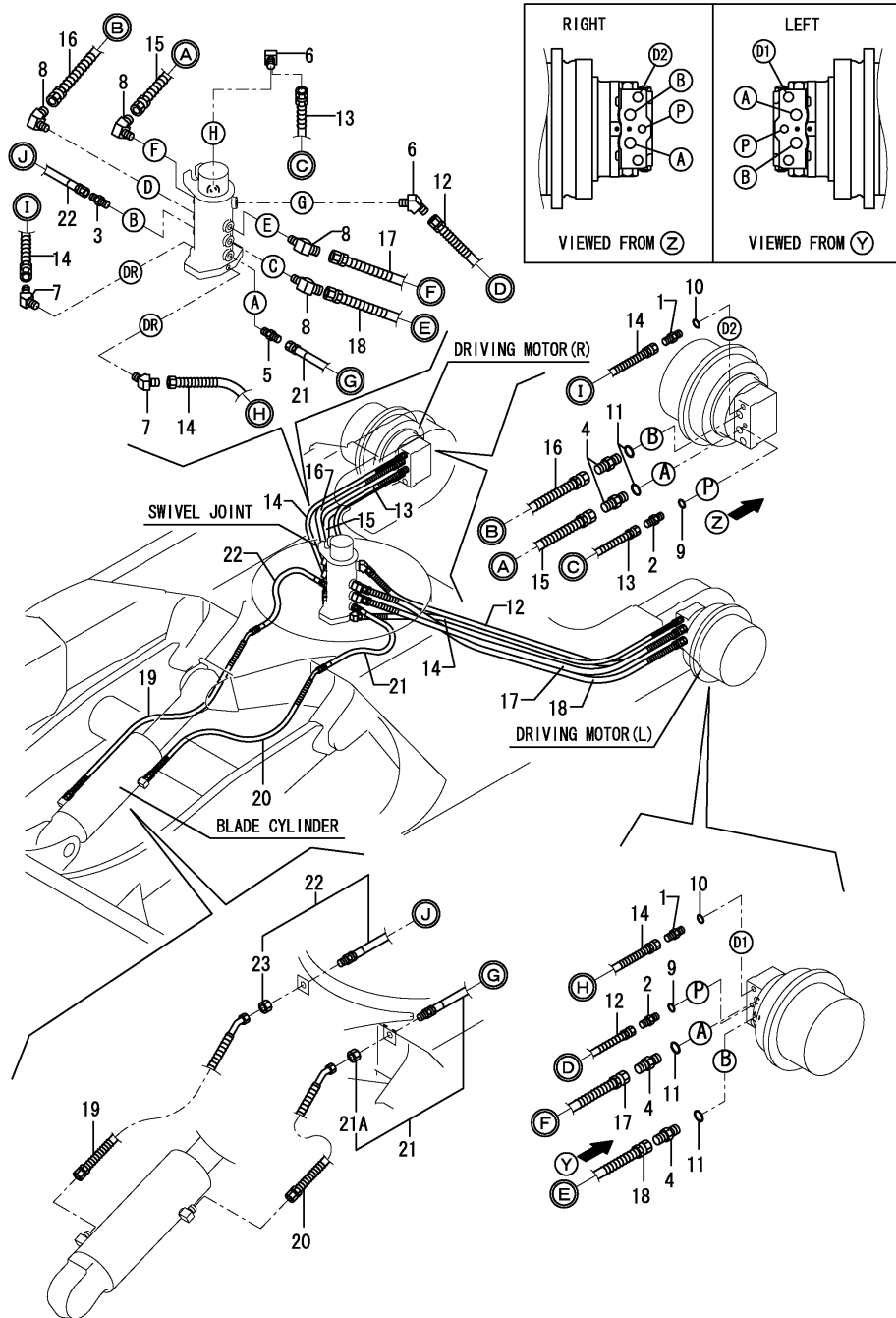
(D)=VIO75 P(US)  
 (E)=VIO75 P(AS)  
 (F)=VIO75 P(NZ)



No.	Lev.	Parts No.	Description	Q'ty						I	R
				(A)	(B)	(C)	(D)	(E)	(F)		
1	1	172187-61541-2	COVER, 3RD	1	1	1	1	1	1		
2	1	172463-74700	BRACKET ASSY,PTO	1	1	1	1	1	1		
3	1	172989-76120	CONNECTOR	2	2	2	2	2	2		
4	1	172165-76220	NIPPLE	1	1	1	1	1	1		
5	1	172176-76580-3	STOP VALVE(GREEN:86)	1	1	1	1	1	1		
6	1	172455-76580	ELBOW	3	3	3	3	3	3		
7	2	24315-000110	O-RING, 1BP11.0	3	3		3	3			M
7-1	2	24315-000180	O-RING, 1BP18.0	3	3	3	3	3	3		
8	1	172187-76821-1	CONNECTOR ASSY	1	1	1	1	1	1		
9	1	172478-78700	HOSE	1	1	1	1	1	1		
10	1	172478-78700	HOSE	1	1	1	1	1	1		
11	1	172478-78850	HOSE	1	1	1	1	1	1		
12	1	172478-78860	HOSE	1	1	1	1	1	1		
13	1	23001-035000	CLAMP, HOSE 35	2	2	2	2	2	2		
14	1	23394-060000	JOINT, 45RGI-3/4	1	1	1	1	1	1		
15	1	26013-080162	BOLT, M8X 16	2	2	2	2	2	2		
16	1	26013-100202	BOLT, M10X 20	3	3	3	3	3	3		
17	1	26013-100202	BOLT, M10X 20	2	2	2	2	2	2		
18	1	26013-100302	BOLT, M10X 30	2	2	2	2	2	2		

Remarks  
 (M)MISPRINT.

Fig.86. HYD.OIL PIPING(TRACK FRAME)



(A)=VIO75 C(US)  
 (B)=VIO75 C(AS)  
 (C)=VIO75 C(NZ)

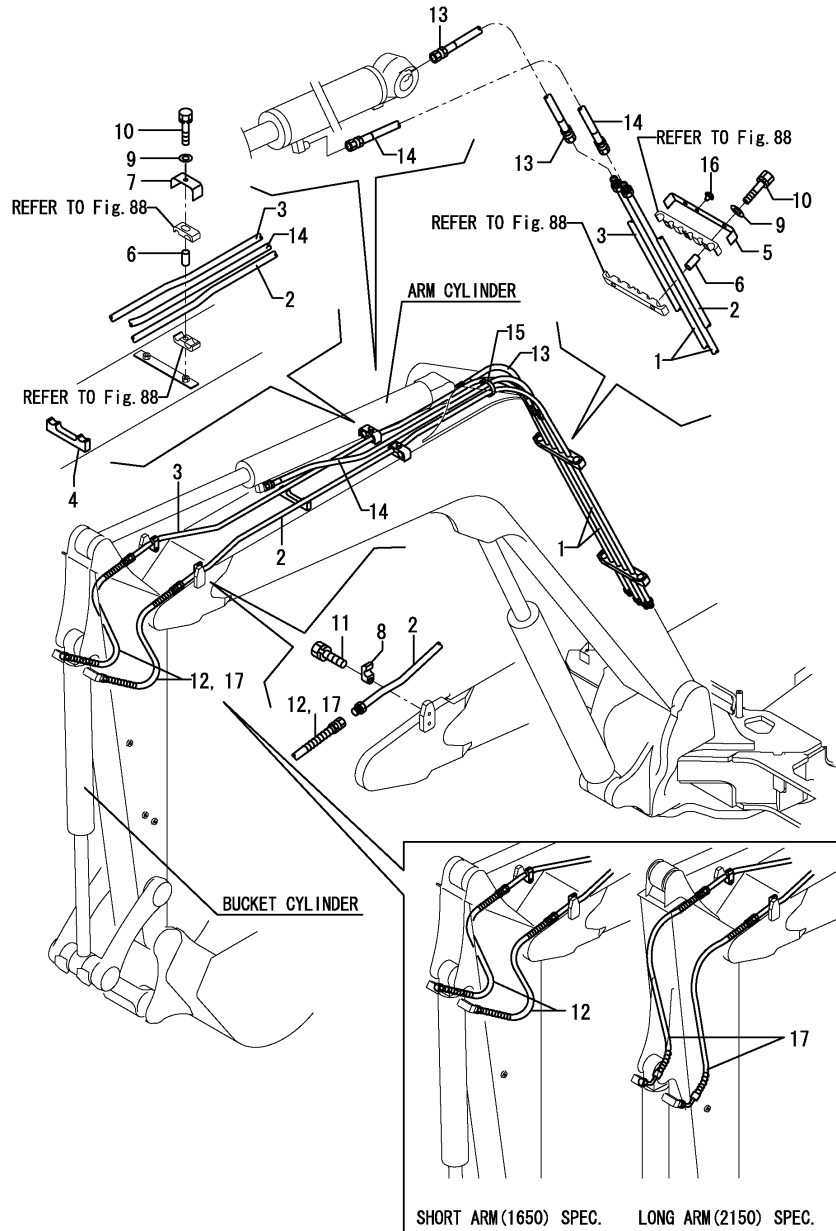
(D)=VIO75 P(US)  
 (E)=VIO75 P(AS)  
 (F)=VIO75 P(NZ)

No.	Lev.	Parts No.	Description	Q'ty						I	R
				(A)	(B)	(C)	(D)	(E)	(F)		
1	1	172730-75140	ADAPTER	2	2	2	2	2	2		
2	1	172123-76121	ADAPTER	2	2	2	2	2	2		
3	1	172141-76940	ADAPTER	1	1	1	1	1	1		
4	1	172112-77361	CONNECTOR	4	4	4	4	4	4		
5	1	23391-030000	JOINT, RGI-3/8	1	1	1	1	1	1		
6	1	23394-020000	JOINT, 45RGI-1/4	2	2	2	2	2	2		
7	1	23394-030000	JOINT, 45RGI-3/8	2	2	2	2	2	2		
8	1	23394-040000	JOINT, 45RGI-1/2	4	4	4	4	4	4		
9	1	24315-000110	O-RING, 1BP11.0	2	2	2	2	2	2		
10	1	24315-000140	O-RING, 1BP14.0	2	2	2	2	2	2		
11	1	24315-000180	O-RING, 1BP18.0	4	4	4	4	4	4		
12	1	172187-78200	HOSE	1	1	1	1	1	1		
13	1	172187-78200	HOSE	1	1	1	1	1	1		
14	1	172187-78210	HOSE	2	2	2	2	2	2		
15	1	172187-78230	HOSE	1	1	1	1	1	1		
16	1	172187-78230	HOSE	1	1	1	1	1	1		
17	1	172187-78230	HOSE	1	1	1	1	1	1		
18	1	172187-78230	HOSE	1	1	1	1	1	1		
19	1	172478-78320	HOSE	1	1	1	1	1	1		
20	1	172187-78440	HOSE	1	1	1	1	1	1		
21	1	172455-78520	HOSE	1	1	1	1	1	1		
21A	2	172455-79750	NUT, LOCK	1	1	1	1	1	1	1	W
		(A=M/#XXXXX) (B=M/#XXXXX) (C=M/#XXXXX) (D=M/#XXXXX) (E=M/#XXXXX) (F=M/#XXXXX)									
22	1	172455-78530	HOSE	1	1	1	1	1	1		
23	2	172455-79780	NUT, LOCK	1	1	1	1	1	1	1	W
		(A=M/#XXXXX) (B=M/#XXXXX) (C=M/#XXXXX) (D=M/#XXXXX) (E=M/#XXXXX) (F=M/#XXXXX)									

Fig.87. HYD.OIL PIPING(BOOM)

(A)=VIO75 C(US)  
 (B)=VIO75 C(AS)  
 (C)=VIO75 C(NZ)

(D)=VIO75 P(US)  
 (E)=VIO75 P(AS)  
 (F)=VIO75 P(NZ)



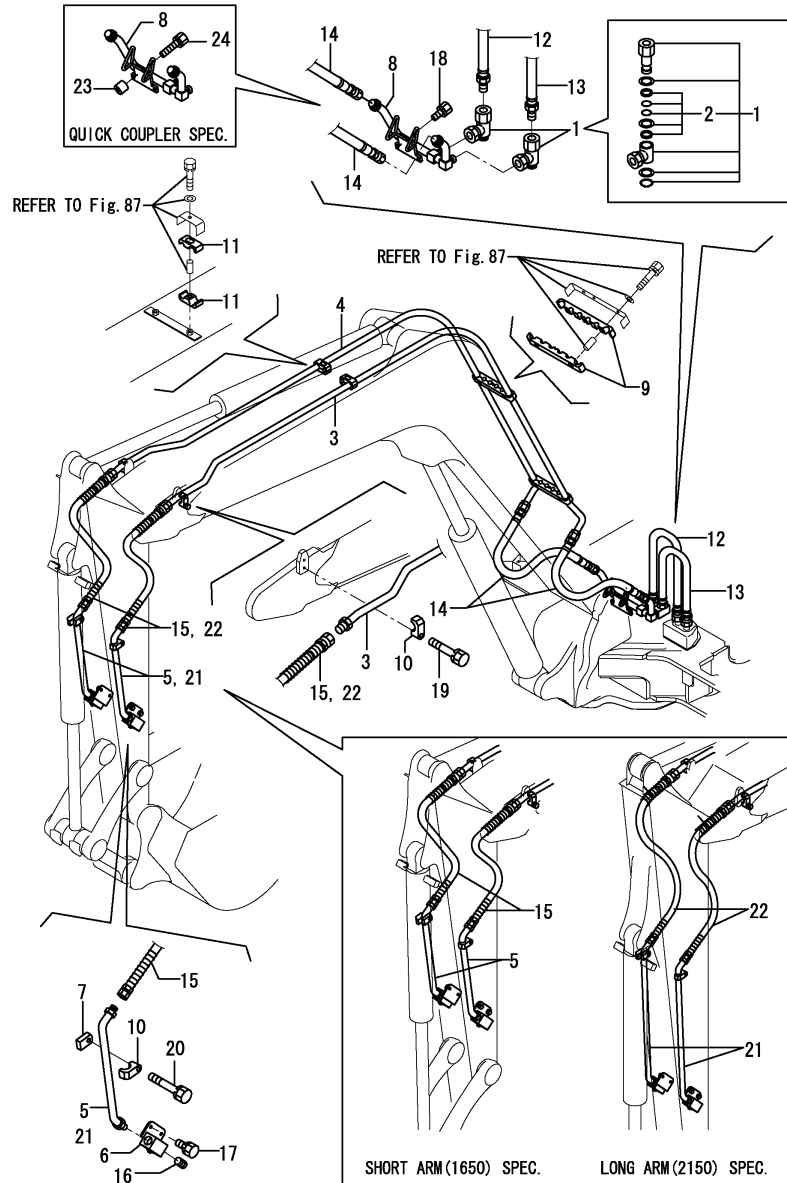
No.	Lev.	Parts No.	Description	Q'ty						I	R
				(A)	(B)	(C)	(D)	(E)	(F)		
1	1	172187-76400-1	TUBE, ARM	2	2	2	2	2	2		
2	1	172187-76420-1	TUBE, BUCKET	1	1	1	1	1	1		
3	1	172187-76440-1	TUBE, BUCKET	1	1	1	1	1	1		
4	1	172478-76500	ANTIVIBRATION RUBBER	1	1	1	1	1	1		
5	1	172478-76510-1	CLAMP	2	2	2	2	2	2		
6	1	172187-76520	COLLAR, CLAMP	6	6	6	6	6	6		
7	1	172187-76530-1	CLAMP, TUBE	2	2	2	2	2	2		
8	1	172142-76950	CLAMP	2	2	2	2	2	2		
9	1	22137-100000	WASHER, 10	6	6	6	6	6	6		
10	1	26013-100502	BOLT, M10X 50	6	6	6	6	6	6		
11	1	26013-120402	BOLT, M12X 40	2	2	2	2	2	2		
12	1	172187-78240	HOSE	2	2	2	2	2	2		1
13	1	172187-78410	HOSE	1	1	1	1	1	1		
14	1	172187-78420	HOSE	1	1	1	1	1	1		
15	1	172187-78580	BAND W 397	2	2	2	2	2	2		
16	1	172444-17660	CLIP, TREE	2	2	2	2	2	2		
17	1	172187-78760	HOSE	2			2				2

Remarks  
 (1)SHORT ARM(1650) SPEC.  
 (2)LONG ARM(2150) SPEC.

Fig.88. HYD.OIL PIPING(P.T.O.:ARM END)

(A)=VIO75 C(US)  
 (B)=VIO75 C(AS)  
 (C)=VIO75 C(NZ)

(D)=VIO75 P(US)  
 (E)=VIO75 P(AS)  
 (F)=VIO75 P(NZ)



No.	Lev.	Parts No.	Description	Q'ty						I	R
				(A)	(B)	(C)	(D)	(E)	(F)		
1	1	172142-76280	JOINT, SWIVEL	2	2	2	2	2	2		
2	2	172142-77050	SEAL SET	2	2	2	2	2	2		
3	1	172187-76460-1	TUBE, 3RD	1	1	1	1	1	1		
4	1	172187-76480-1	TUBE, 3RD	1	1	1	1	1	1		
5	1	172187-76570-1	TUBE, 3RD	2	2	2	2	2	2		1
6	1	172176-76580-2	STOP VALVE (YELLOW:87)	2	2	2	2	2	2		
7	1	172187-76690-1	PLATE,T16(YELLOW:87)	2	2	2	2	2	2		
8	1	172478-76700-1	TUBE ASSY, 3RD	1	1	1	1	1	1		
9	1	172187-76930	RUBBER	4	4	4	4	4	4		
10	1	172142-76940	CLAMP	4	4	4	4	4	4		
11	1	172187-76940	RUBBER	4	4	4	4	4	4		
12	1	172187-79220	HOSE	1	1	1	1	1	1		
13	1	172187-79230	HOSE	1	1	1	1	1	1		
14	1	172187-79240	HOSE	2	2	2	2	2	2		
15	1	172187-79250	HOSE	2	2	2	2	2	2		1
16	1	23871-060000	PLUG, R06	2	2	2	2	2	2		
17	1	26013-100252	BOLT, M10X 25	4	4	4	4	4	4		
18	1	26013-100252	BOLT, M10X 25	2	2	2	2	2	2		
19	1	26013-120552	BOLT, M12X 55	2	2	2	2	2	2		
20	1	26013-120702	BOLT, M12X 70	2	2	2	2	2	2		
21	1	172478-76950-1	TUBE ASSY, 3RD	2			2				M
21-1	1	172187-76950-2	TUBE ASSY, 3RD	2			2				2
22	1	172187-79300	HOSE	2			2				2
23	1	172478-76670	COLLAR, 10X25X22.5	2	2	2					3
24	1	26013-100502	BOLT, M10X 50	2	2	2					3

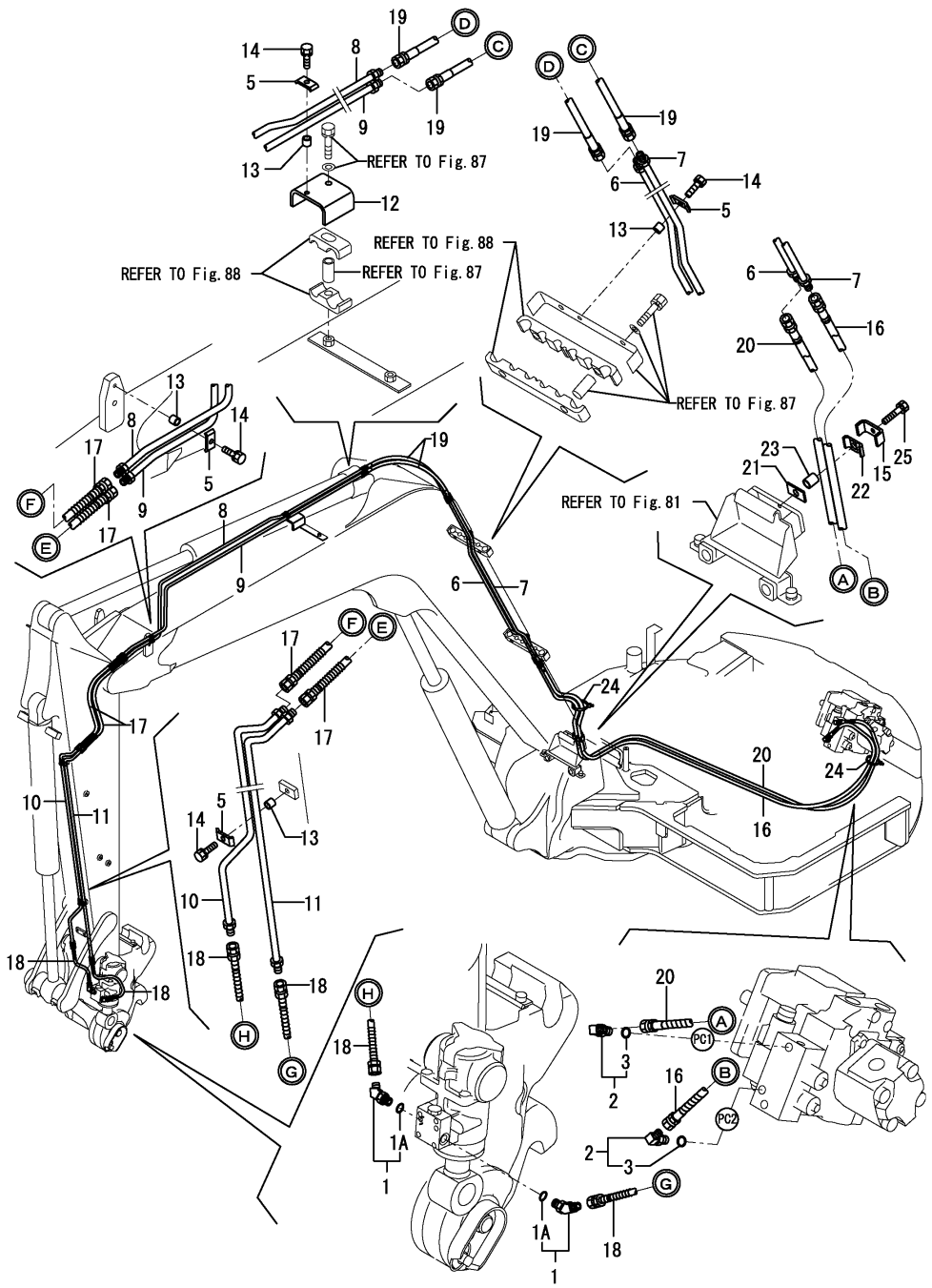
Remarks

- (1)SHORT ARM(1650) SPEC.
- (2)LONG ARM(2150) SPEC.
- (3)QUICK COUPLER SPEC.
- (M)MISPRINT.

Fig.89. HYD.OIL PIPING(QUICK COUPLER)

(A)=VIO75 C(US)  
 (B)=VIO75 C(AS)  
 (C)=VIO75 C(NZ)

(D)=VIO75 P(US)  
 (E)=VIO75 P(AS)  
 (F)=VIO75 P(NZ)

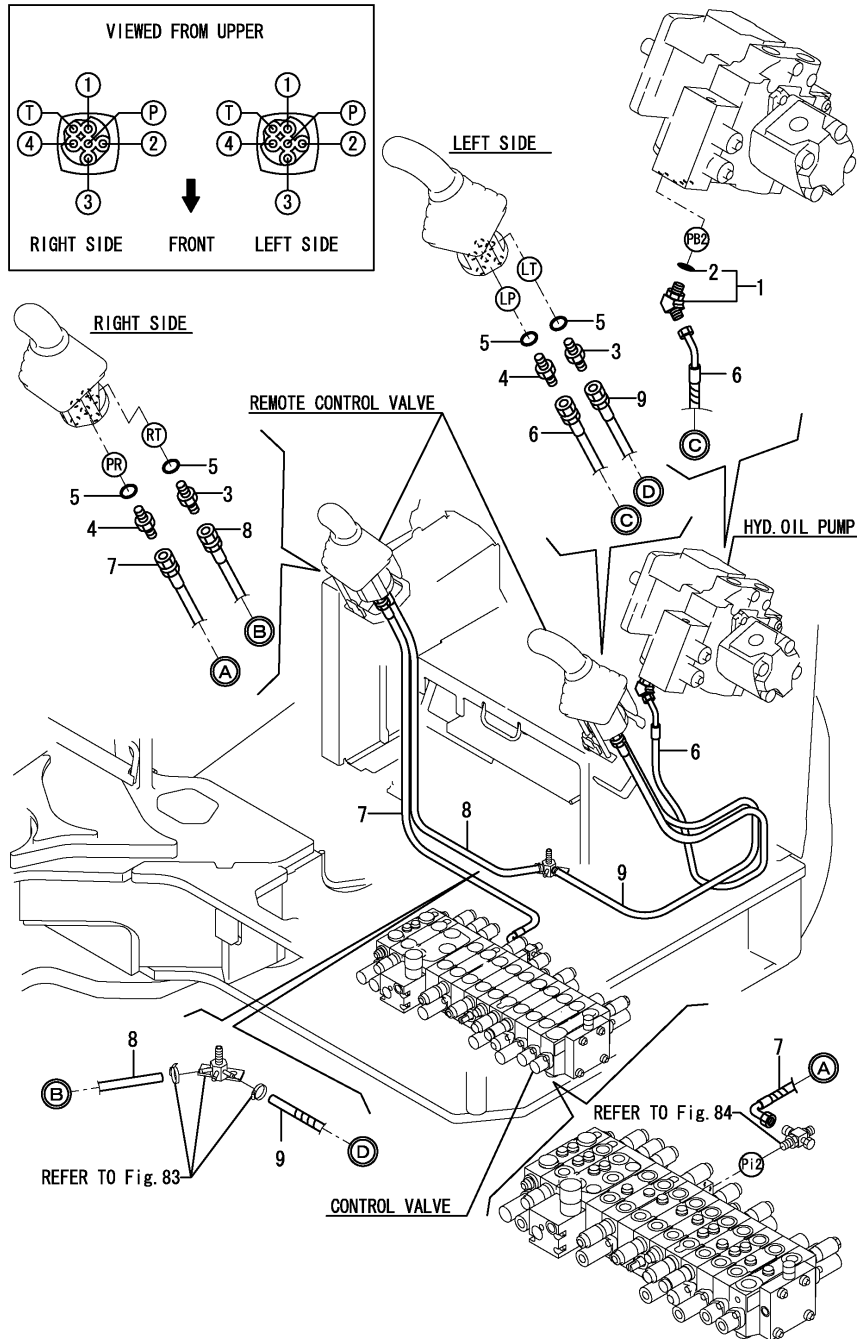


No.	Lev.	Parts No.	Description	Q'ty						I	R
				(A)	(B)	(C)	(D)	(E)	(F)		
1	1	172978-76100	ELBOW	2	2	2					
1A	2	24315-000110	O-RING, 1BP11.0	2	2	2					W
		(A=MZZZZZ) (B=MZZZZZ) (C=MZZZZZ)									
2	1	172141-76180	CONNECTOR ASSY	2	2	2					
3	2	24315-000110	O-RING, 1BP11.0	2	2	2					
5	1	172110-76170-1	PLATE	6	6	6					
6	1	172978-76400	TUBE ASSY	1	1	1					
7	1	172978-76420	TUBE	1	1	1					
8	1	172978-76440	TUBE	1	1	1					
9	1	172978-76460	TUBE	1	1	1					
10	1	172978-76480	TUBE ASSY, ARM	1	1	1					
11	1	172978-76500	TUBE ASSY, ARM	1	1	1					
12	1	172978-76520	CLAMP, TUBE	1	1	1					
13	1	172137-76580	COLLAR	6	6	6					
14	1	26014-080252	BOLT, M8X 25	6	6	6					
15	1	172478-76520-1	CLAMP	1	1	1					
16	1	172978-78100	HOSE	1	1	1					
16-1	1	172978-78101	HOSE	1	1	1					N
		(A=XXX) (B=XXX) (C=XXX)									
17	1	172978-78111	HOSE	2	2	2					
18	1	172958-78120	HOSE	2	2	2					
19	1	172978-78120	HOSE	2	2	2					
20	1	172978-78130	HOSE	1	1	1					
20-1	1	172978-78131	HOSE	1	1	1					N
		(A=XXX) (B=XXX) (C=XXX)									
21	1	172156-78490	PLATE, RUBBER (B	1	1	1					
22	1	172156-78490	PLATE, RUBBER (B	1	1	1					
23	1	172156-78540	COLLAR, 9X18	1	1	1					
24	1	172122-79930	CLAMP, HOSE	2	2	2					
25	1	26014-080352	BOLT, M8X 35	1	1	1					

Fig.90. CONTROL PIPING(RETURN)

(A)=VIO75 C(US)  
 (B)=VIO75 C(AS)  
 (C)=VIO75 C(NZ)

(D)=VIO75 P(US)  
 (E)=VIO75 P(AS)  
 (F)=VIO75 P(NZ)

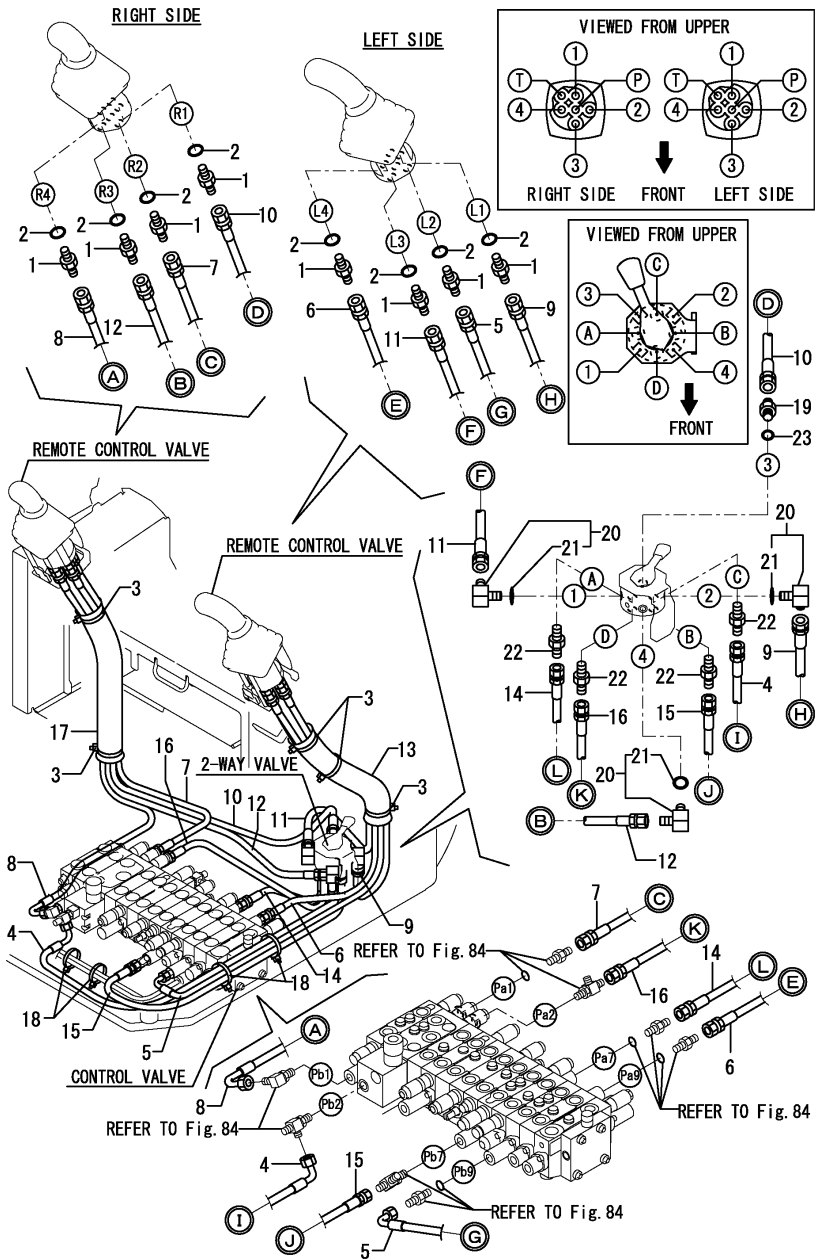


No.	Lev.	Parts No.	Description	Q'ty						I	R
				(A)	(B)	(C)	(D)	(E)	(F)		
1	1	172173-76100	CONNECTOR ASSY	1	1		1	1			
1-1	1	172173-76101	CONNECTOR ASSY	1	1	1	1	1	1	1	R
		(A=M/#00671) (B=M/#00671)	(D=M/#00671) (E=M/#00671)								
2	2	24315-000110	O-RING, 1BP11.0	1	1	1	1	1	1	1	
3	1	172123-76121	ADAPTER	2	2	2	2	2	2	2	
4	1	172455-76220	CONNECTOR	2	2	2	2	2	2	2	
5	1	24315-000110	O-RING, 1BP11.0	4	4	4	4	4	4	4	
6	1	172478-78480	HOSE	1	1	1	1	1	1	1	
7	1	172478-78490	HOSE	1	1	1	1	1	1	1	
8	1	172478-78500	HOSE	1	1	1	1	1	1	1	
9	1	172478-78510	HOSE	1	1	1	1	1	1	1	

Fig.91. CONTROL PIPING(REMOTE CONTROL V. - 2-WAY V. - CONTROL V.)

(A)=VIO75 C(US)  
 (B)=VIO75 C(AS)  
 (C)=VIO75 C(NZ)

(D)=VIO75 P(US)  
 (E)=VIO75 P(AS)  
 (F)=VIO75 P(NZ)



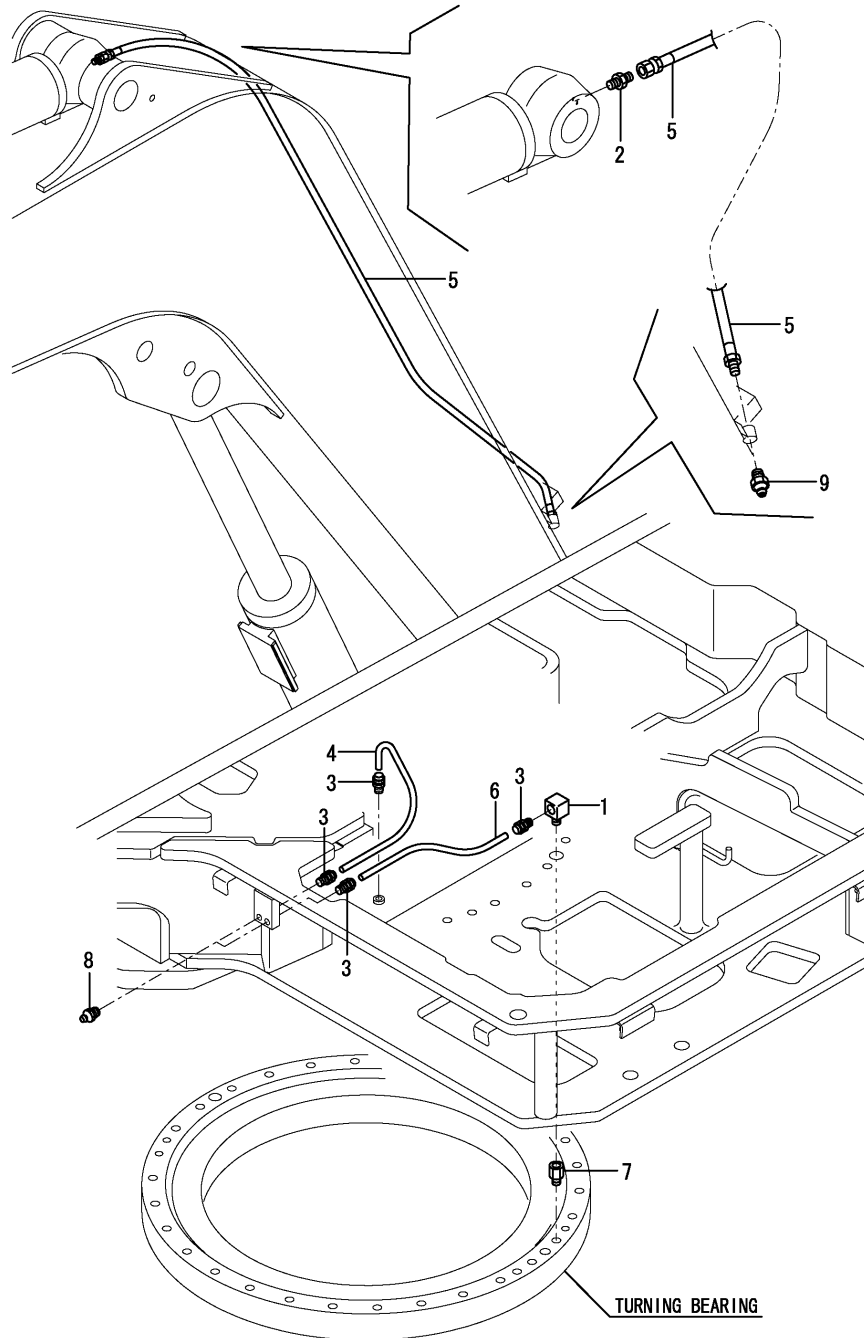
No.	Lev.	Parts No.	Description	Q'ty						I	R
				(A)	(B)	(C)	(D)	(E)	(F)		
1	1	172123-76121	ADAPTER	8	8	8	8	8	8		
2	1	24315-000110	O-RING, 1BP11.0	8	8	8	8	8	8		
3	1	172126-11510	BAND 300	5	5	5	5	5	5		
4	1	172463-78240	HOSE	1	1	1	1	1	1		
5	1	172478-78410	HOSE	1	1	1	1	1	1		
6	1	172478-78430	HOSE	1	1	1	1	1	1		
7	1	172478-78450	HOSE	1	1	1	1	1	1		
8	1	172478-78470	HOSE	1	1	1	1	1	1		
9	1	172478-78800	HOSE	1	1	1	1	1	1		
10	1	172478-78810	HOSE	1	1	1	1	1	1		
11	1	172478-78820	HOSE	1	1	1	1	1	1		
12	1	172478-78830	HOSE	1	1	1	1	1	1		
13	1	172472-78800	SPONGE, HOSE	1	1	1	1	1	1		
14	1	172455-79210	HOSE	1	1	1	1	1	1		
15	1	172455-79221	HOSE	1	1	1	1	1	1		
16	1	172437-79320	HOSE	1	1	1	1	1	1		
17	1	172165-79810	SPONGE, HOSE	1	1	1	1	1	1		
18	1	172122-79930	CLAMP, HOSE	4	4	4	4	4	4		
19	1	172123-76120	ADAPTER, PF1/4	1	1		1	1			M
19-1	1	172123-76121	ADAPTER	1	1	1	1	1	1		
20	1	172141-76180	CONNECTOR ASSY	3	3	3	3	3	3		
21	2	24315-000110	O-RING, 1BP11.0	3	3	3	3	3	3		
22	1	23391-020000	JOINT, RGI-1/4	4	4	4	4	4	4		
23	1	24315-000110	O-RING, 1BP11.0	1	1	1	1	1	1		

Remarks  
 (M)MISPRINT.

Fig.92. GREASING

(A)=VIO75 C(US)  
 (B)=VIO75 C(AS)  
 (C)=VIO75 C(NZ)

(D)=VIO75 P(US)  
 (E)=VIO75 P(AS)  
 (F)=VIO75 P(NZ)



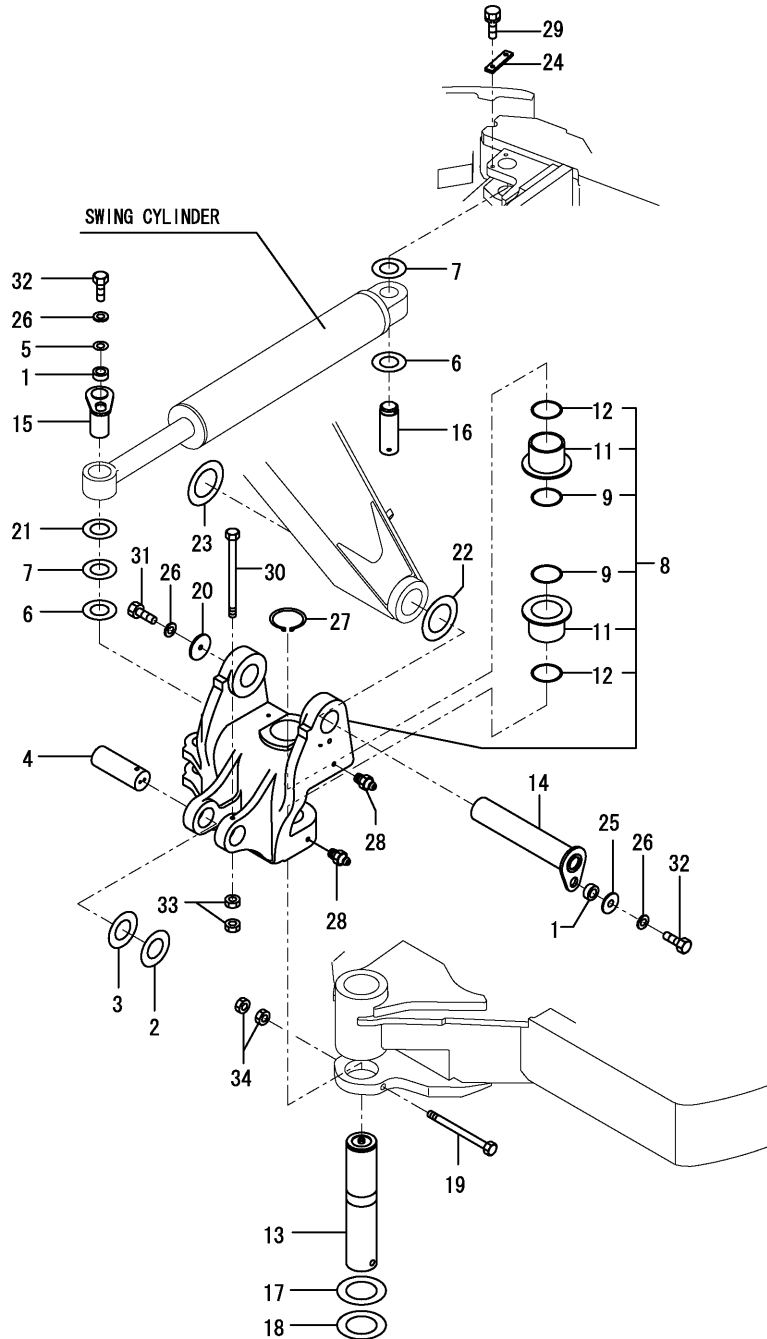
No.	Lev.	Parts No.	Description	Q'ty						I	R
				(A)	(B)	(C)	(D)	(E)	(F)		
1	1	172112-77480	ELBOW	1	1	1	1	1	1		
2	1	172112-77580	JOINT, 1/8	1	1	1	1	1	1		
3	1	172141-77800	JOINT, GREASE	4	4	4	4	4	4		
4	1	172164-77800	HOSE	1	1	1	1	1	1		
5	1	172187-77800	HOSE	1	1	1	1	1	1		
6	1	172164-77810	HOSE	1	1	1	1	1	1		
7	1	172312-77820	FITTING, GREASE	1	1	1	1	1	1		
8	1	24761-020000	NIPPLE, GREASE PT1/8	2	2	2	2	2	2		
9	1	24761-020000	NIPPLE, GREASE PT1/8	1	1	1	1	1	1		



Fig.93. BOOM BRACKET

(A)=VIO75 C(US)  
 (B)=VIO75 C(AS)  
 (C)=VIO75 C(NZ)

(D)=VIO75 P(US)  
 (E)=VIO75 P(AS)  
 (F)=VIO75 P(NZ)

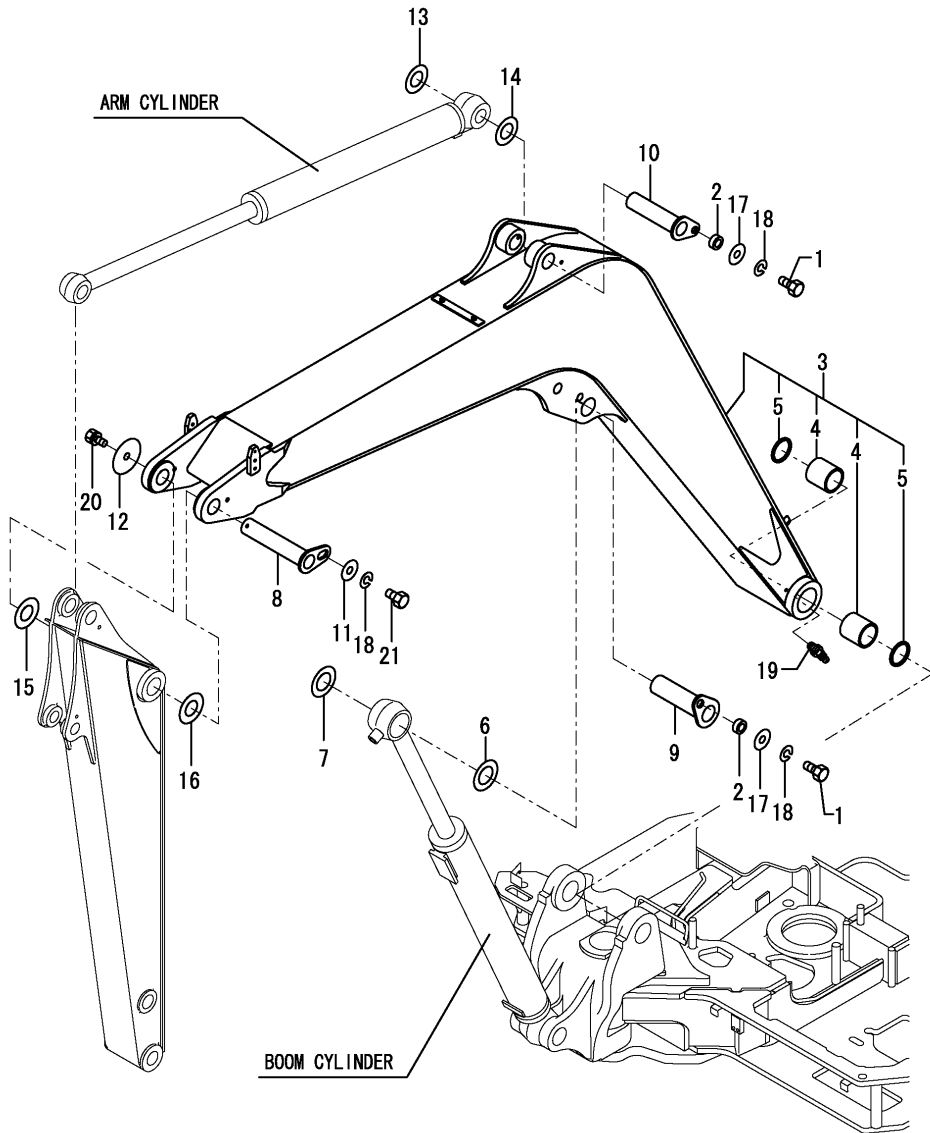


No.	Lev.	Parts No.	Description	Q'ty						I	R
				(A)	(B)	(C)	(D)	(E)	(F)		
1	1	172155-45790	SPACER	2	2	2	2	2	2		
2	1	172176-81700	SHIM	1	1	1	1	1	1		
3	1	172176-81710	SHIM	1	1	1	1	1	1		
4	1	172187-81800	PIN 70X200	1	1	1	1	1	1		
5	1	172187-81970	WASHER	1	1	1	1	1	1		
6	1	172147-82230	SHIM, 60X110X1.2	4	4	4	4	4	4		
7	1	172147-82250	SHIM, 60X110X0.5	4	4	4	4	4	4		
8	1	172187-82300-1	BRACKET,BOOM (87)	1	1	1	1	1	1		
9	2	172162-81680	SEAL, DUST	2	2	2	2	2	2		
11	2	172187-82320	BUSH 100X90	2	2	2	2	2	2		
12	2	24321-001000	O-RING, 1AG100.0	2	2	2	2	2	2		
13	1	172187-82330	PIN 100X487	1	1	1	1	1	1		
14	1	172187-82340	PIN 80X435	1	1	1	1	1	1		
15	1	172187-82370	PIN 60X144	1	1	1	1	1	1		
16	1	172187-82390	PIN 60X155	1	1	1	1	1	1		
17	1	172187-82400	SHIM	1	1	1	1	1	1		
18	1	172187-82410	SHIM	1	1	1	1	1	1		
19	1	172187-82420	BOLT 18X230	1	1	1	1	1	1		
20	1	172187-82430	WASHER 15X90X6	1	1	1	1	1	1		
21	1	172187-82450	SHIM, 61X110X3.2	1	1	1	1	1	1		
22	1	172162-83600	SHIM	1	1	1	1	1	1		
23	1	172162-83610	SHIM	1	1	1	1	1	1		
24	1	172162-94280	PLATE,LOCK(GREEN:88)	1	1	1	1	1	1		
25	1	22157-140000	WASHER, 14	1	1	1	1	1	1		
26	1	22217-140000	WASHER, SPRING 14	3	3	3	3	3	3		
27	1	22242-001000	RING, 100	1	1	1	1	1	1		
28	1	24761-020000	NIPPLE, GREASE PT1/8	2	2	2	2	2	2		
29	1	26013-120302	BOLT, M12X 30	2	2	2	2	2	2		
30	1	26116-121402	BOLT, M12X165 PLATED	1	1	1	1	1	1		
31	1	26116-140252	BOLT, M14X 25 PLATED	1	1	1	1	1	1		
32	1	26116-140352	BOLT, M14X 35 PLATED	2	2	2	2	2	2		
33	1	26716-120002	NUT, M12	2	2	2	2	2	2		
34	1	26716-180002	NUT, M18	2	2	2	2	2	2		

Fig.94. BOOM

(A)=VIO75 C(US)  
(B)=VIO75 C(AS)  
(C)=VIO75 C(NZ)

(D)=VIO75 P(US)  
(E)=VIO75 P(AS)  
(F)=VIO75 P(NZ)



No.	Lev.	Parts No.	Description	Q'ty						I	R
				(A)	(B)	(C)	(D)	(E)	(F)		
1	1	26116-140352	BOLT, M14X 35 PLATED	2	2	2	2	2	2		
2	1	172155-45790	SPACER	2	2	2	2	2	2		
3	1	172187-81100-1	BOOM ASSY(YELLOW:87)	1	1	1	1	1	1	1	1
4	2	172162-81370	BUSH 80X95	2	2	2	2	2	2		
5	2	172162-81430	SEAL, DUST	2	2	2	2	2	2		
6	1	172176-81700	SHIM	1	1	1	1	1	1		
7	1	172176-81710	SHIM	1	1	1	1	1	1		
8	1	172187-81750	PIN 60X307	1	1	1	1	1	1		
9	1	172187-81810	PIN 70X252	1	1	1	1	1	1		
10	1	172187-81840	PIN 60X243	1	1	1	1	1	1		
11	1	172187-81970	WASHER	1	1	1	1	1	1		
12	1	172147-82140	WASHER	1	1	1	1	1	1		
13	1	172147-82230	SHIM, 60X110X1.2	1	1	1	1	1	1		
14	1	172147-82250	SHIM, 60X110X0.5	1	1	1	1	1	1		
15	1	172162-83560	SHIM	1	1	1	1	1	1		
16	1	172162-83570	SHIM	1	1	1	1	1	1		
17	1	22157-140000	WASHER, 14	2	2	2	2	2	2		
18	1	22217-140000	WASHER, SPRING 14	3	3	3	3	3	3		
19	1	24761-040000	NIPPLE, GREASE B	1	1	1	1	1	1		
20	1	26013-120252	BOLT, M12X 25	1	1	1	1	1	1		
21	1	26116-140252	BOLT, M14X 25 PLATED	1	1	1	1	1	1		
22A	1	172187-03940	LABEL,BOOM	2	2	2	2	2	2	2	2
22B	1	172472-03270	LABEL,SAND US	1	1	1					2
22C	1	172472-03280	LABEL	1	1	1					2

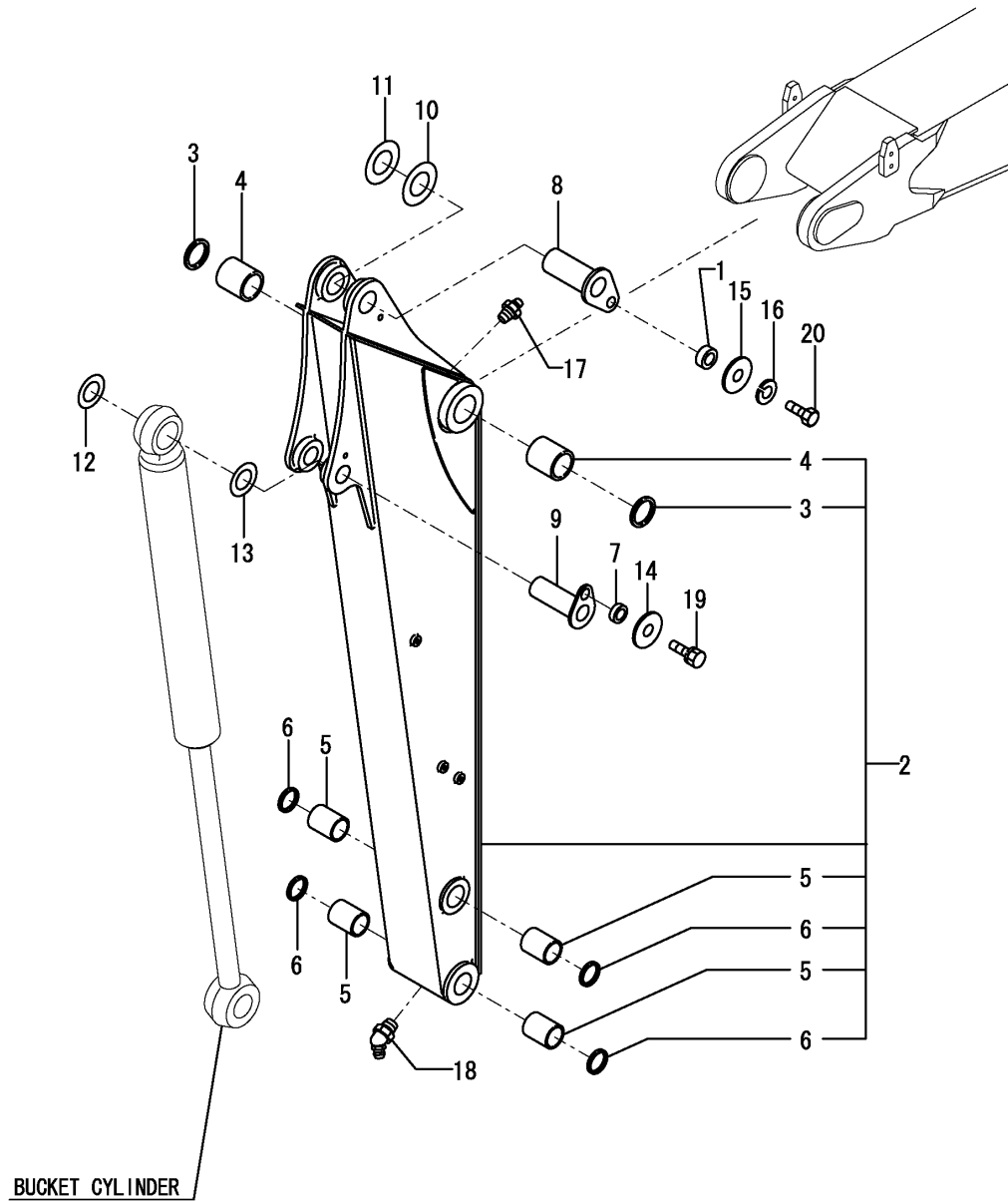
Remarks

(1)PLEASE USE THIS PART WITH ATTACHED LABELS AT THE SAME TIME.  
W/O QUICK COUPLER SPEC.:REF.NO.22A  
QUICK COUPLER SPEC.:  
REF.NO.22A,22B & 22C  
(2)LABEL IS NOT ILLUSTRATED.

Fig.95. SHORT ARM(1650)

(A)=VIO75 C(US)  
 (B)=VIO75 C(AS)  
 (C)=VIO75 C(NZ)

(D)=VIO75 P(US)  
 (E)=VIO75 P(AS)  
 (F)=VIO75 P(NZ)

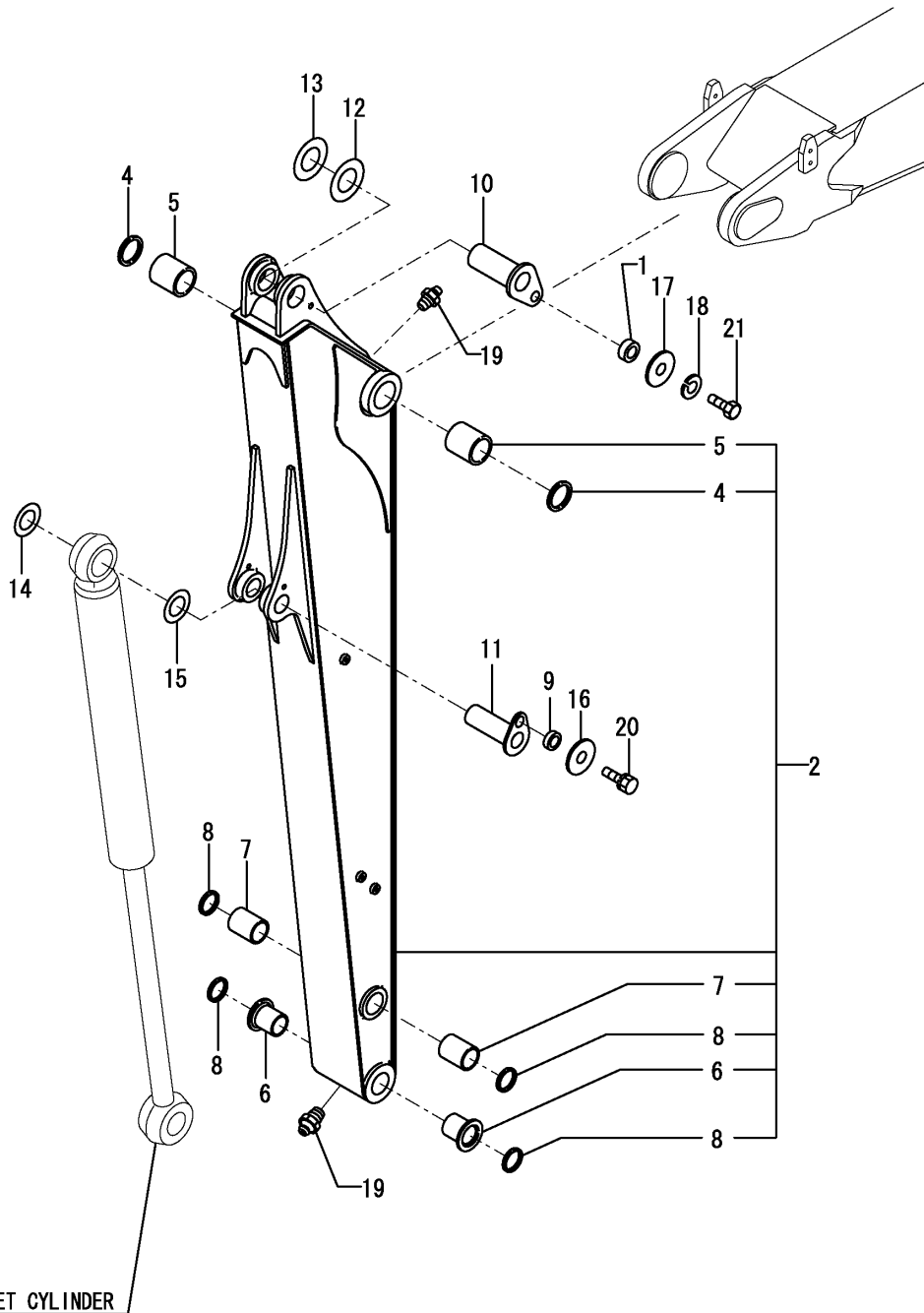


No.	Lev.	Parts No.	Description	Q'ty						I	R
				(A)	(B)	(C)	(D)	(E)	(F)		
1	1	172155-45790	SPACER	1	1	1	1	1	1		
2	1	172187-81503-1	ARM ASSY	1	1	1	1	1	1		
3	2	172162-81050	SEAL, DUST 60X75X6	2	2	2	2	2	2		
4	2	172147-81400	BUSH	2	2	2	2	2	2		
5	2	172187-81710	BUSH 50X75	4	4	4	4	4	4		
6	2	172162-82340	SEAL, DUST 50X60X6	4	4	4	4	4	4		
7	1	172164-81670	SPACER	1	1	1	1	1	1		
8	1	172187-81861	PIN 60X155	1	1	1	1	1	1		
9	1	172187-81880	PIN 50X144	1	1	1	1	1	1		
10	1	172147-82230	SHIM, 60X110X1.2	1	1	1	1	1	1		
11	1	172147-82250	SHIM, 60X110X0.5	1	1	1	1	1	1		
12	1	172165-82520	SHIM	1	1	1	1	1	1		
13	1	172165-82530	SHIM	1	1	1	1	1	1		
14	1	22157-120000	WASHER, 12	1	1	1	1	1	1		
15	1	22157-140000	WASHER, 14	1	1	1	1	1	1		
16	1	22217-140000	WASHER, SPRING 14	1	1	1	1	1	1		
17	1	24761-020000	NIPPLE, GREASE PT1/8	1	1	1	1	1	1		
18	1	24761-040000	NIPPLE, GREASE B	1	1	1	1	1	1		
19	1	26013-120302	BOLT, M12X 30	1	1	1	1	1	1		
20	1	26116-140352	BOLT, M14X 35 PLATED	1	1	1	1	1	1		

Fig.96. LONG ARM(2150)

(A)=VIO75 C(US)  
 (B)=VIO75 C(AS)  
 (C)=VIO75 C(NZ)

(D)=VIO75 P(US)  
 (E)=VIO75 P(AS)  
 (F)=VIO75 P(NZ)



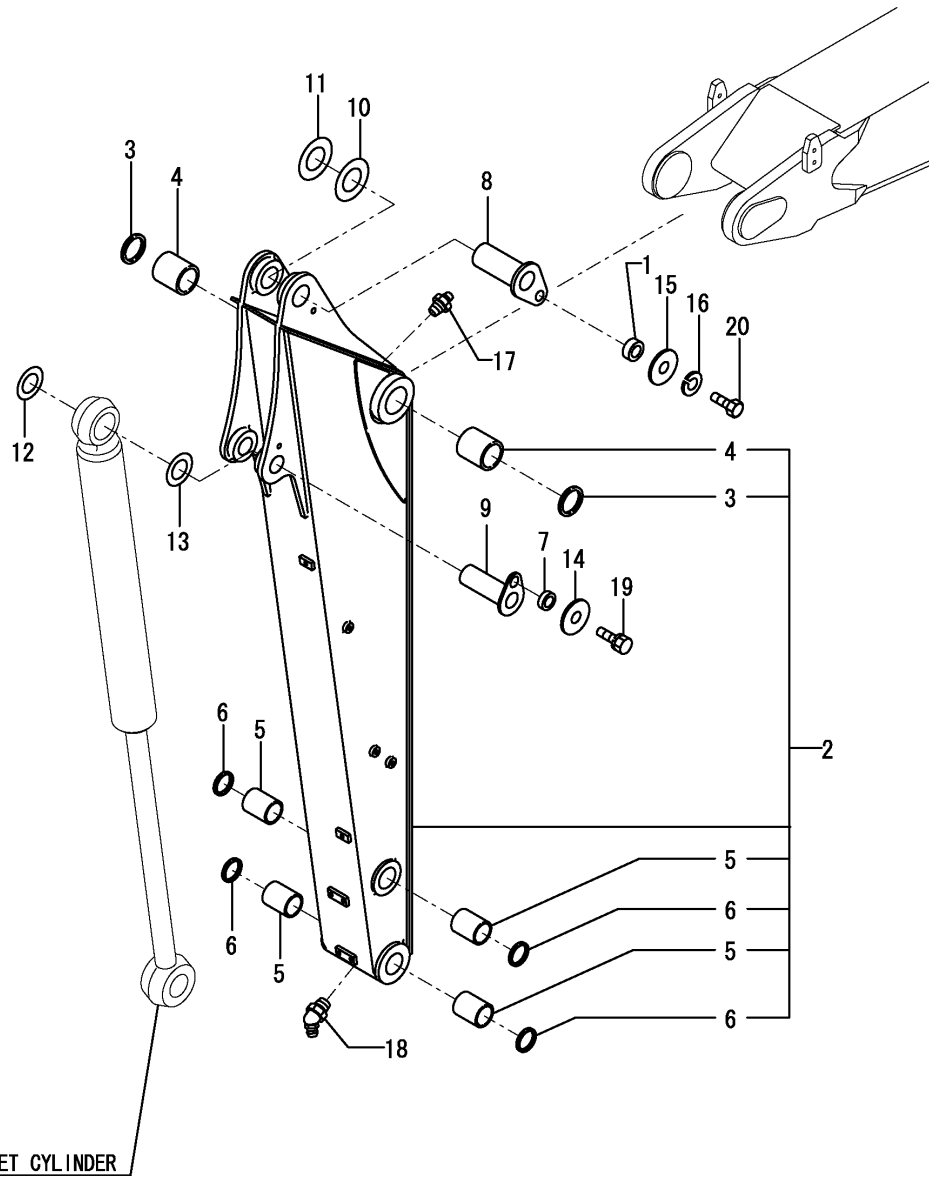
No.	Lev.	Parts No.	Description	Q'ty						I	R
				(A)	(B)	(C)	(D)	(E)	(F)		
1	1	172155-45790	SPACER	1			1				
2	1	172187-81010-1	ARM ASSY	1			1				
4	2	172162-81050	SEAL, DUST 60X75X6		2				2		
5	2	172147-81400	BUSH		2				2		
6	2	172187-81700	BUSH 50-60		2				2		
7	2	172187-81710	BUSH 50X75		2				2		
8	2	172162-82340	SEAL, DUST 50X60X6		4				4		
9	1	172164-81670	SPACER		1				1		
10	1	172187-81861	PIN 60X155		1				1		
11	1	172187-81880	PIN 50X144		1				1		
12	1	172147-82230	SHIM, 60X110X1.2		1				1		
13	1	172147-82250	SHIM, 60X110X0.5		1				1		
14	1	172165-82520	SHIM		1				1		
15	1	172165-82530	SHIM		1				1		
16	1	22157-120000	WASHER, 12		1				1		
17	1	22157-140000	WASHER, 14		1				1		
18	1	22217-140000	WASHER, SPRING 14		1				1		
19	1	24761-020000	NIPPLE, GREASE PT1/8		2				2		
20	1	26013-120302	BOLT, M12X 30		1				1		
21	1	26116-140352	BOLT, M14X 35 PLATED		1				1		

BUCKET CYLINDER

Fig.97. ARM(QUICK COUPLER SPEC.)

(A)=VIO75 C(US)  
 (B)=VIO75 C(AS)  
 (C)=VIO75 C(NZ)

(D)=VIO75 P(US)  
 (E)=VIO75 P(AS)  
 (F)=VIO75 P(NZ)



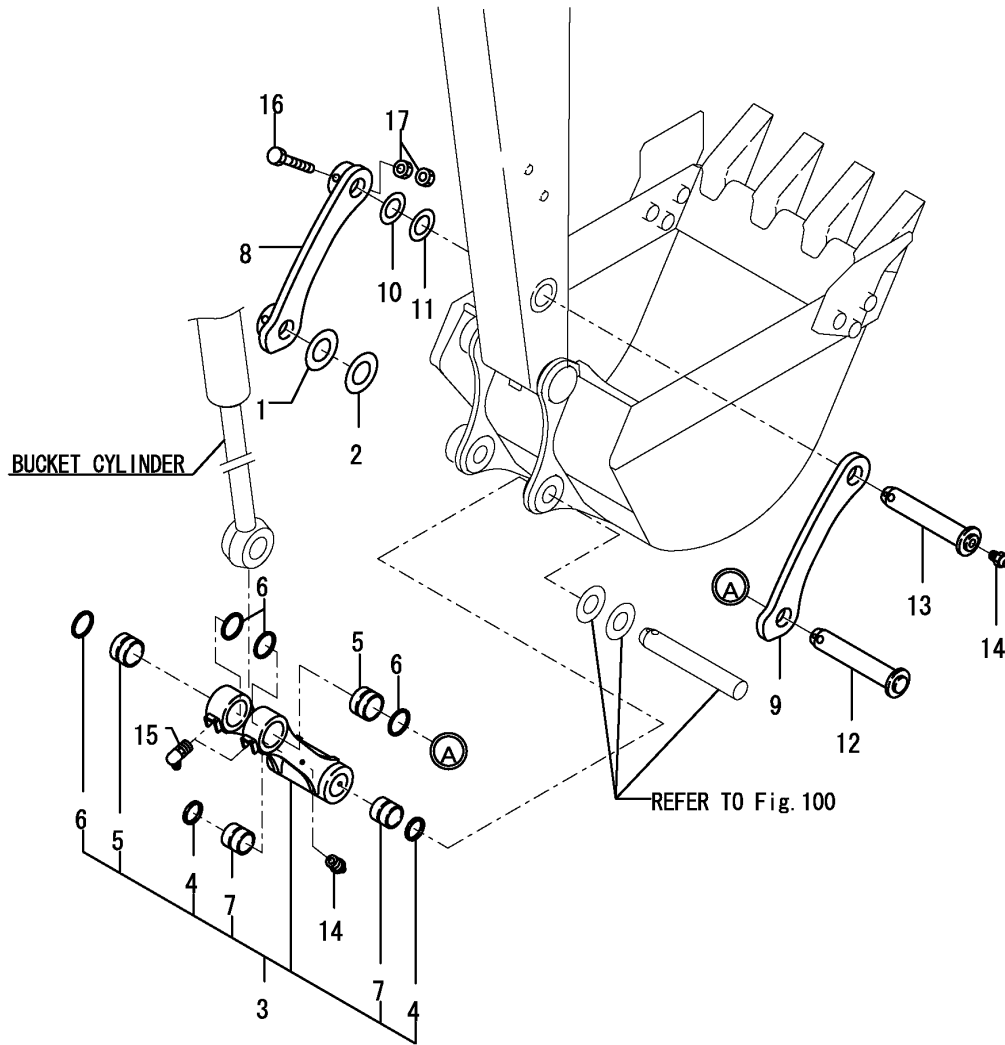
No.	Lev.	Parts No.	Description	Q'ty						I	R
				(A)	(B)	(C)	(D)	(E)	(F)		
1	1	172155-45790	SPACER	1	1	1					
2	1	172978-81500	ARM ASSY, 1650	1	1	1					1
3	2	172162-81050	SEAL, DUST 60X75X6	2	2	2					
4	2	172147-81400	BUSH	2	2	2					
5	2	172187-81710	BUSH 50X75	4	4	4					
6	2	172162-82340	SEAL, DUST 50X60X6	4	4	4					
7	1	172164-81670	SPACER	1	1	1					
8	1	172187-81861	PIN 60X155	1	1	1					
9	1	172187-81880	PIN 50X144	1	1	1					
10	1	172147-82230	SHIM, 60X110X1.2	1	1	1					
11	1	172147-82250	SHIM, 60X110X0.5	1	1	1					
12	1	172165-82520	SHIM	1	1	1					
13	1	172165-82530	SHIM	1	1	1					
14	1	22157-120000	WASHER, 12	1	1	1					
15	1	22157-140000	WASHER, 14	1	1	1					
16	1	22217-140000	WASHER, SPRING 14	1	1	1					
17	1	24761-020000	NIPPLE, GREASE PT1/8	1	1	1					
18	1	24761-040000	NIPPLE, GREASE B	1	1	1					
19	1	26013-120302	BOLT, M12X 30	1	1	1					
20	1	26116-140352	BOLT, M14X 35 PLATED	1	1	1					
21A	1	172472-03230	LABEL,OPERATION PIN	1	1	1					2
21B	1	172472-03260	LABEL,FINGER	1	1	1					2

Remarks  
 (1)PLEASE USE THIS PART WITH FOLLOW-  
 ING LABELS AT THE SAME TIME.  
 REF.NO.21A & 21B  
 (2)LABELS ARE NOT ILLUSTRATED.

Fig.98. BUCKET ARM & LINK

(A)=VIO75 C(US)  
 (B)=VIO75 C(AS)  
 (C)=VIO75 C(NZ)

(D)=VIO75 P(US)  
 (E)=VIO75 P(AS)  
 (F)=VIO75 P(NZ)

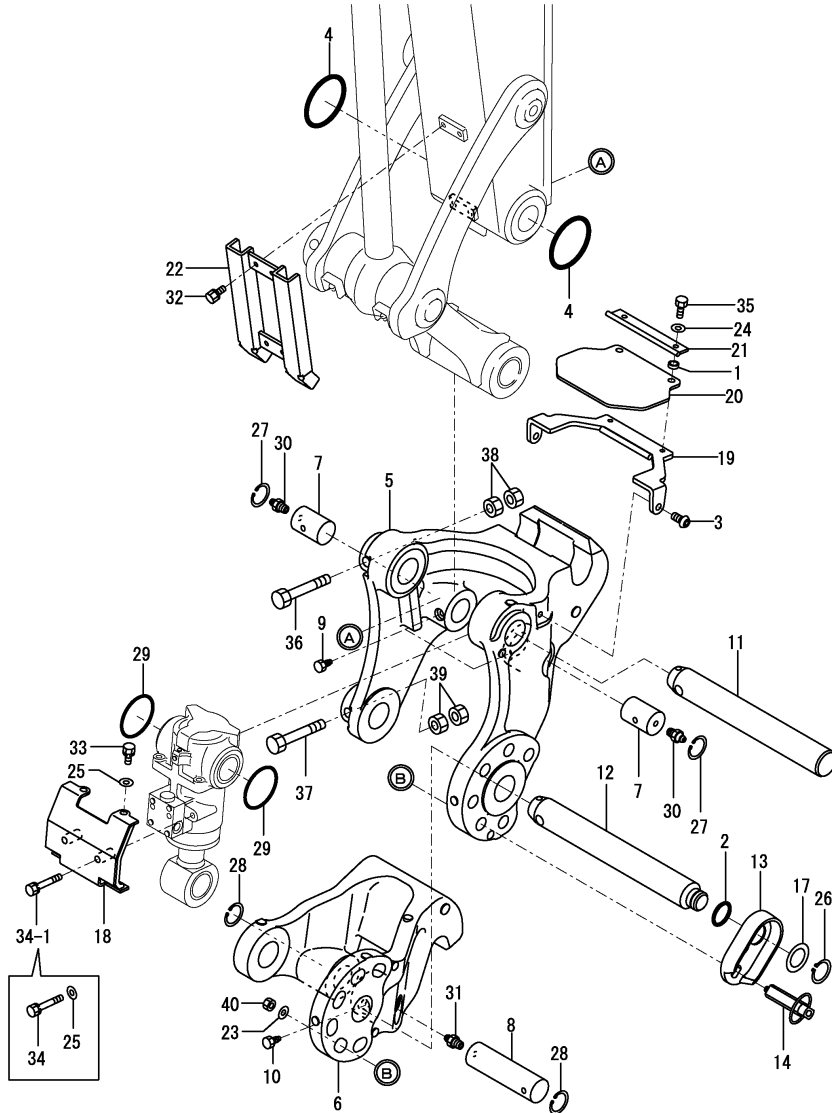


No.	Lev.	Parts No.	Description	Qty						I	R
				(A)	(B)	(C)	(D)	(E)	(F)		
1	1	172147-82230	SHIM, 60X110X1.2	1	1	1	1	1	1		
2	1	172147-82250	SHIM, 60X110X0.5	1	1	1	1	1	1		
3	1	172455-82300-1	BUCKET LINK ASSY(87)	1	1		1	1			
3-1	1	172455-82301-1 (A=M/#00537) (B=M/#00537)	BUCKET LINK (87) (D=M/#00537) (E=M/#00537)	1	1	1	1	1	1	1	R
4	2	172162-82340	SEAL, DUST 50X60X6	2	2	2	2	2	2		
5	2	172455-82360	BUSH 60X47	2	2	2	2	2	2		
6	2	172455-82410	SEAL, DUST 60X70X4	4	4	4	4	4	4		
7	2	172187-83040	BUSHING 50X60X54.5	2	2	2	2	2	2		
8	1	172455-82380-1	ARM, BUCKET	1	1	1	1	1	1		
9	1	172455-82391-1	ARM, BUCKET	1	1	1	1	1	1		
10	1	172165-82520	SHIM	1	1	1	1	1	1		
11	1	172165-82530	SHIM	1	1	1	1	1	1		
12	1	172455-83350	PIN 60X248	1	1	1	1	1	1		
13	1	172455-83360	PIN 50X248	1	1	1	1	1	1		
14	1	24761-020000	NIPPLE, GREASE PT1/8	3	3	3	3	3	3		
15	1	24761-050000	NIPPLE, GREASE C	2	2	2	2	2	2		
16	1	26116-161202	BOLT, M16X120 PLATED	2	2	2	2	2	2		
17	1	26716-160002	NUT, M16	4	4	4	4	4	4		

Fig.99. QUICK COUPLER(QUICK COUPLER SPEC.)

(A)=VIO75 C(US)  
(B)=VIO75 C(AS)  
(C)=VIO75 C(NZ)

(D)=VIO75 P(US)  
(E)=VIO75 P(AS)  
(F)=VIO75 P(NZ)



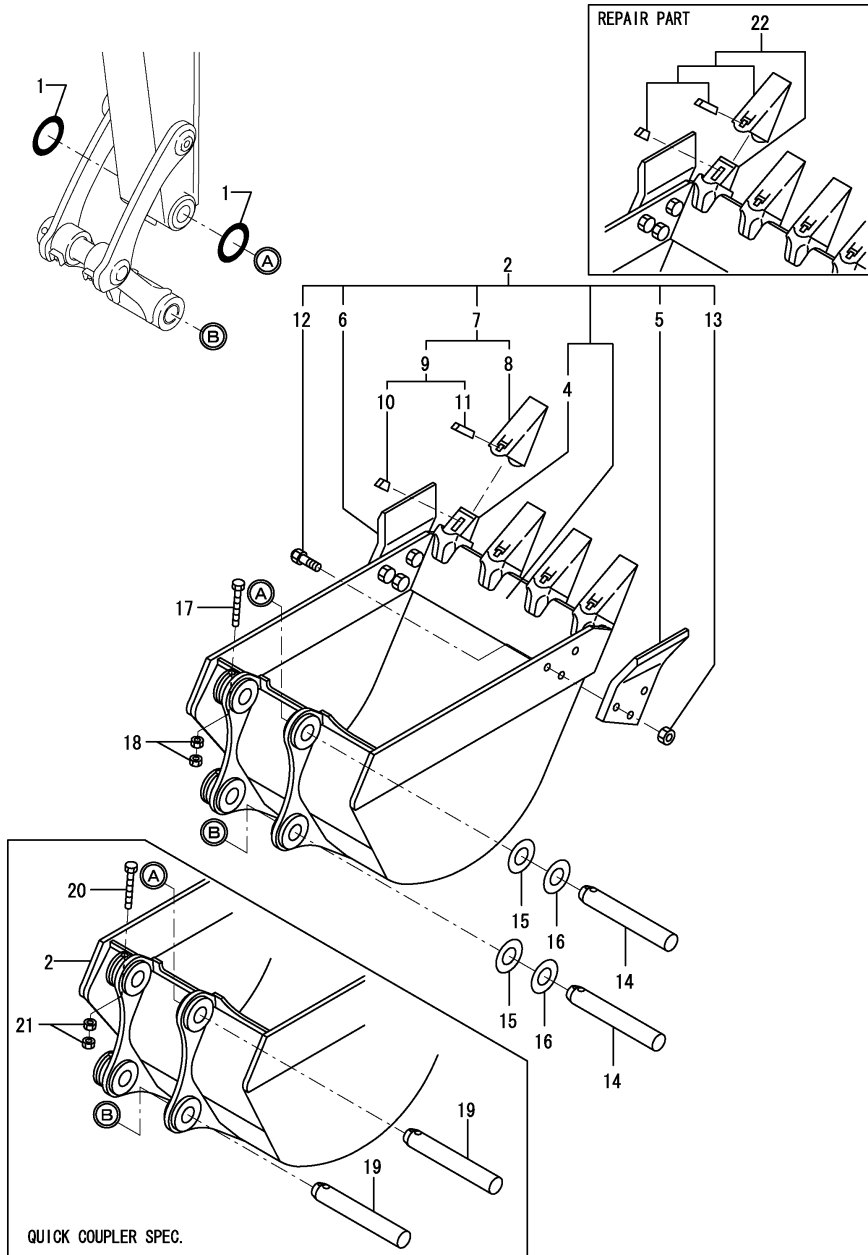
No.	Lev.	Parts No.	Description	Q'ty						I	R
				(A)	(B)	(C)	(D)	(E)	(F)		
1	1	172958-17120	COLLAR	2	2	2					
2	1	172124-46200	O-RING	1	1	1					
3	1	172455-61720	BOLT M 10X20	2	2	2					
4	1	172162-82360	O-RING	2	2	2					
5	1	172978-83101	BRACKET A(YELLOW:87)	1	1	1					
6	1	172978-83111	BRACKET B(YELLOW:87)	1	1	1					
7	1	172978-83120	PIN 45X65	2	2	2					
8	1	172978-83130	PIN 45X161	1	1	1					
9	1	172978-83140	BOLT	2	2	2					
10	1	172978-83140	BOLT	1	1	1					
11	1	172978-83150	PIN 50X345	1	1	1					
12	1	172978-83160	PIN 50X361	1	1	1					
13	1	172978-83170	PLATE,LOCK(YELLOW:87)	1	1	1					1
14	1	172978-83190	PIN,LOCK	1	1	1					2
17	1	172960-83210	COLLAR	1	1	1					
18	1	172978-83221	COVER, HITCH	1	1	1					
19	1	172978-83270	GUARD ASSY	1	1	1					
20	1	172978-83290	PLATE,RUBBER	1	1	1					
21	1	172978-83300	PLATE (YELLOW:87)	1	1	1					
22	1	172978-83320	COVER, ARM	1	1	1					
23	1	22137-100000	WASHER, 10	1	1	1					
24	1	22137-080000	WASHER, 8	2	2	2					
25	1	22137-100000	WASHER, 10	4	4	4					
25-1	1	22137-100000	WASHER, 10	2	2	2					K
		(A=MZZZZZ)	(B=MZZZZZ)	(C=MZZZZZ)							
26	1	22242-000350	RING, 35	1	1	1					
27	1	22252-000450	RING, 45	2	2	2					
28	1	22252-000450	RING, 45	2	2	2					
29	1	24311-000700	O-RING, 1AP70.0	2	2	2					
30	1	24761-020000	NIPPLE, GREASE PT1/8	2	2	2					
31	1	24761-020000	NIPPLE, GREASE PT1/8	1	1	1					
32	1	26013-080162	BOLT, M8X 16	4	4	4					
33	1	26013-100252	BOLT, M10X 25	2	2	2					
34	1	26013-100552	BOLT, M10X 55	2	2	2					
34-1	1	26013-100502	BOLT, M10X 50	2	2	2					N
		(A=MZZZZZ)	(B=MZZZZZ)	(C=MZZZZZ)							
35	1	26116-080202	BOLT, M8X 20 PLATED	2	2	2					
36	1	26116-161002	BOLT, M16X100 PLATED	1	1	1					
37	1	26116-161002	BOLT, M16X100 PLATED	1	1	1					
38	1	26716-160002	NUT, M16	2	2	2					
39	1	26716-160002	NUT, M16	2	2	2					
40	1	26756-100002	NUT, LOCK M10	1	1	1					
41A	1	172458-03240	LABEL,LOCK	1	1	1					3
42A	1	172958-03160	LABEL	1	1	1					3

Remarks  
 (1)PLEASE USE THIS PART WITH FOLLOWING LABEL AT THE SAME TIME.  
 REF.NO.41A  
 (2)PLEASE USE THIS PART WITH FOLLOWING LABEL AT THE SAME TIME.  
 REF.NO.42A  
 (3)LABEL IS NOT ILLUSTRATED.

Fig.100. BUCKET

(A)=VIO75 C(US)  
 (B)=VIO75 C(AS)  
 (C)=VIO75 C(NZ)

(D)=VIO75 P(US)  
 (E)=VIO75 P(AS)  
 (F)=VIO75 P(NZ)



No.	Lev.	Parts No.	Description	Q'ty						I	R
				(A)	(B)	(C)	(D)	(E)	(F)		
1	1	172162-82360	O-RING	2	2	2			2		
2	1	172455-82490-1	BUCKET ASSY, 750S	1	1	1			1		
4	3	172455-82671	ADAPTER	4	4	4			4		
5	2	172455-82650-1	CUTTER, SIDE	1	1	1			1		
6	2	172455-82660-1	CUTTER, SIDE	1	1	1			1		
7	2	172455-82760-1	TOOTH, POINT	4	4	4			4		
8	3	172455-82681-1	TOOTH, POINT	4	4	4			4		
9	3	172455-82770	PIN SET, RUBBER	4	4	4			4		
10	4	172455-82691	PIN, RUBBER	4	4	4			4		
11	4	172455-82701	PIN, LOCKING	4	4	4			4		
12	2	172455-82710	BOLT M22X62	6	6	6			6		
13	2	172455-82720	NUT	6	6	6			6		
14	1	172455-83340	PIN 50X301	2	2	2			2		
15	1	172162-83540	SHIM	2	2	2			2		
16	1	172162-83550	SHIM	2	2	2			2		
17	1	26116-161302	BOLT, M16X130 PLATED	2	2	2			2		
18	1	26716-160002	NUT, M16	4	4	4			4		
19	1	172978-81400	PIN 50X301	2	2					1	
20	1	26116-161302	BOLT, M16X130 PLATED	2	2					1	
21	1	26716-160002	NUT, M16	4	4					1	
22	1	172455-82750-1	TOOTH ASSY	1	1	1			1		

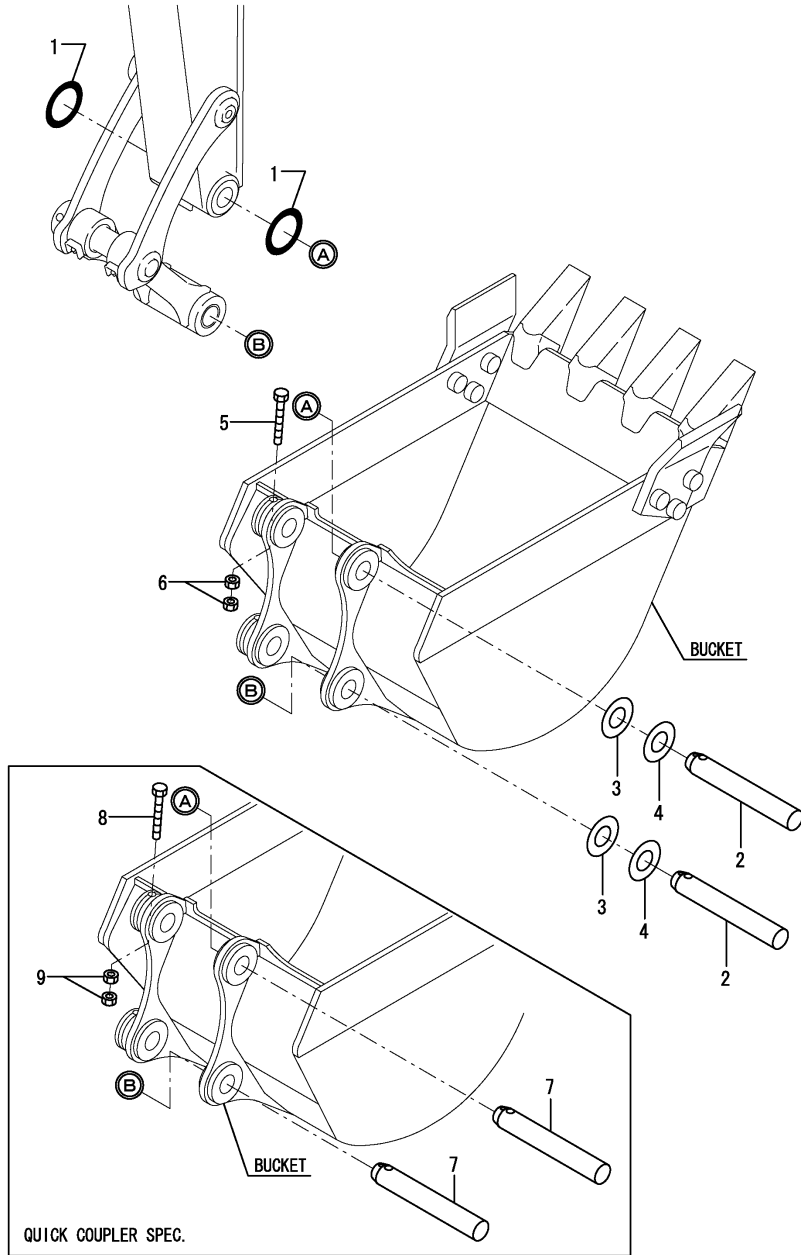
Remarks  
 (1)QUICK COUPLER SPEC.



Fig.101. BUCKET PIN

(A)=VIO75 C(US)  
 (B)=VIO75 C(AS)  
 (C)=VIO75 C(NZ)

(D)=VIO75 P(US)  
 (E)=VIO75 P(AS)  
 (F)=VIO75 P(NZ)



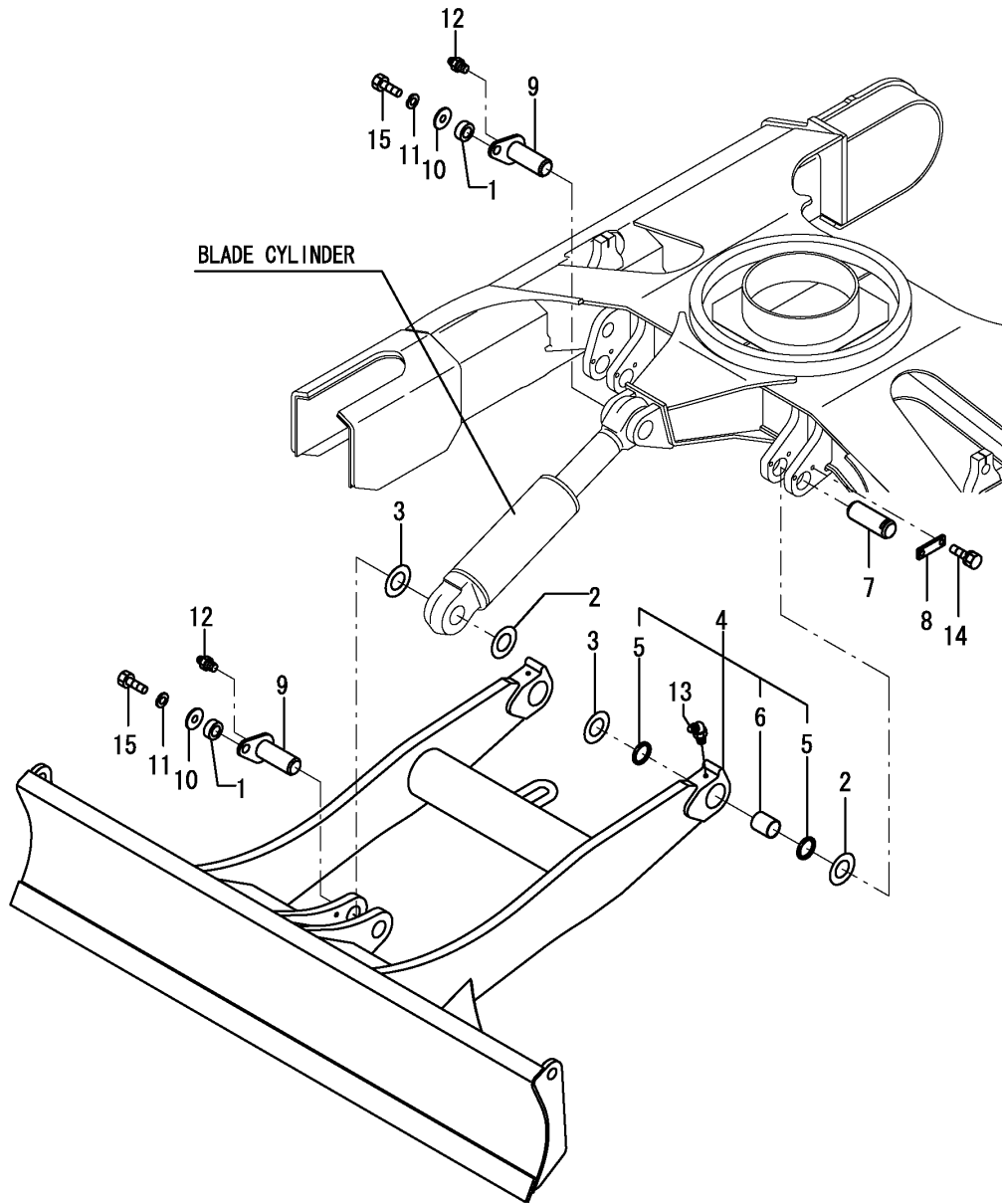
No.	Lev.	Parts No.	Description	Q'ty						I	R
				(A)	(B)	(C)	(D)	(E)	(F)		
1	1	172162-82360	O-RING		2				2		
2	1	172455-83340	PIN 50X301		2				2		
3	1	172162-83540	SHIM		2				2		
4	1	172162-83550	SHIM		2				2		
5	1	26116-161302	BOLT, M16X130 PLATED		2				2		
6	1	26716-160002	NUT, M16		4				4		
7	1	172978-81400	PIN 50X301		2						1
8	1	26116-161302	BOLT, M16X130 PLATED		2				2		1
9	1	26716-160002	NUT, M16		4				4		1

Remarks  
 (1)QUICK COUPLER SPEC.

Fig.102. BLADE

(A)=VIO75 C(US)  
 (B)=VIO75 C(AS)  
 (C)=VIO75 C(NZ)

(D)=VIO75 P(US)  
 (E)=VIO75 P(AS)  
 (F)=VIO75 P(NZ)



No.	Lev.	Parts No.	Description	Q'ty						I	R
				(A)	(B)	(C)	(D)	(E)	(F)		
1	1	172155-45790	SPACER	2	2	2	2	2	2		
2	1	172147-82230	SHIM, 60X110X1.2	4	4	4	4	4	4		
3	1	172147-82250	SHIM, 60X110X0.5	4	4	4	4	4	4		
4	1	172478-94100-1	BLADE CMP (GREEN:82)	1	1	1	1	1	1		
4-1	1	172478-94101-3	BLADE CMP (GREEN:82)	1	1	1	1	1	1		N
		(A=M/#01146) (B=M/#01146) (C=M/#01146) (D=M/#01146)		(E=M/#01146)	(F=M/#01146)						
5	2	172162-81050	SEAL, DUST 60X75X6	4	4	4	4	4	4		
6	2	172162-81060	BUSH 60X55	2	2	2	2	2	2		
7	1	172162-94270	PIN	2	2	2	2	2	2		
8	1	172162-94280-1	PLATE,LOCK(GREEN:82)	2	2	2	2	2	2		
9	1	172187-94300	PIN 60X147	2	2	2	2	2	2		
10	1	22157-140000	WASHER, 14	2	2	2	2	2	2		
11	1	22217-140000	WASHER, SPRING 14	2	2	2	2	2	2		
12	1	24761-020000	NIPPLE, GREASE PT1/8	2	2	2	2	2	2		
13	1	24761-040000	NIPPLE, GREASE B	2	2	2	2	2	2		
14	1	26013-120302	BOLT, M12X 30	4	4	4	4	4	4		
15	1	26116-140352	BOLT, M14X 35 PLATED	2	2	2	2	2	2		

## Parts No. Index

Parts No.	Fig. No.	Ref. No.
101720-55750	15	20
102103-55520	15	14
104200-11920	14	2
104200-55321	15	10
104200-55330	15	11
104200-55341	15	12
104200-55750	15	21
110250-55610	15	15
119160-12060	9	9
119247-77100	19	25
	29	27
119259-44570	12	10
119650-77910	19	27
119808-12540	9	3
120147-44810	26	12
121120-13580	8	8
121120-44800	1	45
	2	45
	3	56
121250-44590	12	11
121250-49121	12	3
121254-55510	15	13
121256-44600	12	25
121257-55720	15	17
121257-55731	15	18
121450-44531	12	20
121470-44581	12	22
121850-55710	15	16
124450-44550	12	24
124450-44560	12	21
124764-44810	1	46
	2	46
	3	57
	4	20
	5	20
	6	24
	12	33 A
124764-44920	1	47
	2	47
	3	58
124766-59050	12	26
	15	24
	79	10
129062-12560	9	4
129062-12570	9	5
129122-44480	24	5 -1
	25	4 -1
129136-77200	19	26
129335-55705	15	9
129412-52100	15	8

Parts No.	Fig. No.	Ref. No.
129466-96240	27	19
171064-44510	12	18
172020-10101-1	61	1
172020-10112	61	3
172020-10141-1	61	6
172020-10220	61	4
		11
172020-10230	61	7
172020-10251	61	10
172020-10290	61	33
172020-10320	61	9
	62	16
	63	31
	67	6
172020-10360	61	16
172020-10370	61	14
172020-10380	61	17
	62	19
	63	16
	67	11
172020-10510-1	62	2
	63	2
172020-10610	62	3
	63	3
172020-10620	62	4
		13
	63	4
		13
	64	8
	65	9
	66	6
		9
	67	3
		24
172020-10680	62	14
	63	14
172020-10720	62	5
	63	5
172020-10730	66	2
172020-10750	62	6
	63	6
172020-10760	62	7
	63	7
172020-10770	62	8
	63	8
172020-10780	62	9
	63	9
172020-10790	62	10
	63	10
172020-10800	62	20

Parts No.	Fig. No.	Ref. No.
172020-10800	63	17
172020-10810	62	11
	63	11
	65	3
	66	3
172020-10860	66	4
172020-10900-1	64	1
172020-10910-1	64	3
172020-10940-1	64	6
	65	4
172020-11000	64	7
172020-11030	64	9
	65	10
172020-11040	64	10
172020-11060	64	13
172020-11070	64	15
172020-11151-1	66	1
172020-11161-1	66	5
172020-11230	66	7
172020-11250	66	8
172020-11280	66	10
172020-11300	66	11
172020-11320	66	14
172020-11340	66	15
172020-11350	66	17
172020-11450	67	4
		25
172020-11470	67	2
172020-11500	67	5
172020-11520	67	8
172020-11530	67	12
172020-11540	67	9
172020-11600	61	15
172020-11610	61	18
172020-11620	61	25
172020-11650	62	21
	63	18
172020-11660	64	14
172020-11661	64	14 -1
172020-11670	64	16
172020-11680	64	23
172020-11690	66	16
172020-11700	66	18
172020-11710	66	25
172020-11720	67	10
172020-11730	67	13
172020-11740	67	20
172068-28490	39	1
172110-76170-1	89	5
172112-06490	72	6

Parts No.	Fig. No.	Ref. No.
172112-16201	16	10
172112-16650	15	7
	17	11
172112-74971	79	5
172112-75770	79	7
172112-75780	79	8
172112-77361	81	4
		5
		6
		7
	82	5
		6
		7
		8
	86	4
172112-77480	92	1
172112-77580	92	2
172113-74170	73	3
	74	3
		17
		61
	75	39
172113-74190	73	4
	75	40
172116-74150	72	7
		16
		55
	73	24
		57
		78
		100
	74	31
		57
		76
	75	55
		89
172116-74190	73	5
	74	4
		18
		62
	75	41
172116-75850-3	79	24
172122-13310	13	2
	28	6
172122-13381	12	15
172122-17190	44	1
	58	1
172122-37844	32	19
172122-46590	35	24
	37	30
	39	24

# Parts No. Index

Parts No.	Fig. No.	Ref. No.
172122-55061	14	14
172122-73860	71	6
172122-73870	71	7
172122-73890	71	11 -1
172122-79930	81	26
		31
	89	24
	91	18
172123-76120	91	19
172123-76121	83	2
	84	5
		6
		7
		8
		9
	86	2
	90	3
	91	1
		19 -1
172124-13500	29	5
172124-17640	24	5
	25	4
172124-46200	34	5
	35	10
	37	9
	39	20
	99	2
172124-65480	49	26
172125-03950	1	44
	2	44
	3	55
172126-11510	15	38
	17	1
	24	1
		1 -1
	25	1
		1 -1
	27	5
	51	1
	91	3
172137-12270	10	5
172137-46040	11	10
	42	1
172137-46210	20	6
172137-69850	52	44
172137-76110	83	1
172137-76580	89	13
172141-03360	1	21
	2	21
	3	32

Parts No.	Fig. No.	Ref. No.
172141-14260	14	7
172141-17211	19	16
172141-41340	35	1
172141-41360	37	5
	38	5
	39	7
	46	12
		53
172141-41370	34	9
	35	3
		6
	37	2
	39	17
172141-50890	41	2
172141-65330	29	16
172141-72250	68	2
172141-73710	79	6
172141-74430	59	113
		136
	60	114
		136
172141-76180	82	2
	84	12
	89	2
	91	20
172141-76900	81	2
172141-76940	86	3
172141-77800	92	3
172142-43540	37	28
172142-72260	68	3
172142-72951	68	18
172142-74590	59	40
	60	40
172142-74600	59	43
	60	43
172142-74620	59	114
	60	115
172142-76280	88	1
172142-76940	88	10
172142-76950	87	8
172142-77050	88	2
172142-78780	81	30
172146-03320	1	16
	2	16
	3	27
172146-61370	19	23
172147-03210	2	48
172147-73810	71	2
172147-73830	71	4
172147-73850	71	5

Parts No.	Fig. No.	Ref. No.
172147-73880	71	10 -1
172147-76271	81	1
	82	4
172147-81400	95	4
	96	5
	97	4
172147-82140	94	12
172147-82230	93	6
	94	13
	95	10
	96	12
	97	10
	98	1
	102	2
172147-82250	93	7
	94	14
	95	11
	96	13
	97	11
	98	2
	102	3
172149-03430	2	49
172149-66550	58	5
172151-46360	39	23
172151-62240	44	39
172151-71630	68	9
172151-72240	64	12
172151-72270	64	27
172151-72591	64	4
	65	6
172151-74060	72	37
		60
		73
		2
		102
		102 -1
	74	2
		16
		60
		106
	75	2
		15
		38
		78
172151-74320	72	40
		63
	73	40
		106
	74	99
	75	5

Parts No.	Fig. No.	Ref. No.
172151-74320	75	19
		81 -1
172151-76160	80	2
172151-76200	83	12
172155-45790	93	1
	94	2
	95	1
	96	1
	97	1
	102	1
172156-11150	46	9
		45
172156-65690	49	29
172156-76110	22	10
172156-78490	89	21
		22
172156-78540	89	23
172157-45990	37	22
	39	15
172162-12480	38	1
172162-13170	11	4
172162-13180	11	5
172162-13780	13	32
		33
172162-14200	14	4
172162-17400	19	15
172162-17410	19	19
172162-17601	24	2
172162-17602	24	2 -1
172162-18040	28	1
172162-18070	30	1
172162-37171	32	7
172162-37770	32	17
172162-37800	32	18
172162-37810	32	14
		16
172162-46210	35	23
172162-46690	34	12
172162-57660	41	25
		26
172162-61120	13	25
	46	33
172162-61500	42	19
	48	1
172162-61770	61	41
172162-61880	50	7
172162-62540	12	27
	45	14
172162-69470	56	22
172162-69480	56	23

## Parts No. Index

Parts No.	Fig. No.	Ref. No.
172162-69490	56	24
172162-69500	56	25
172162-69510	56	26
172162-69520	56	27
172162-69541	56	28
172162-71480	70	3
172162-71490	70	4
172162-71500	70	5
172162-71510	70	6
172162-71520	70	7
172162-71530	70	8
172162-71540	70	9
172162-71550	70	10
172162-71560	70	11
172162-71570	70	12
172162-71580	70	13
172162-71590	70	14
172162-71600	70	15
172162-71610	70	16
172162-71620	70	17
172162-71630	70	18
172162-71640	70	19
172162-71650	70	20
172162-71660	70	21
172162-71670	70	22
172162-71711	70	27
172162-71720	70	28
172162-71730	70	29
172162-71740	70	45
172162-71760	70	46
172162-71780	70	30
172162-71820	70	31
172162-71830	70	32
172162-71850	70	33
172162-71860	70	34
172162-71870	70	35
172162-71880	70	36
172162-71890	70	47
172162-71900	70	37
172162-71910	70	38
172162-71920	70	39
172162-71930	70	48
172162-71950	70	49
172162-71960	70	40
172162-73700	79	2
172162-76180	83	8
	84	14
172162-81050	95	3
	96	4
	97	3

Parts No.	Fig. No.	Ref. No.
172162-81050	102	5
172162-81060	102	6
172162-81370	94	4
172162-81430	94	5
172162-81680	93	9
172162-82340	95	6
	96	8
	97	6
	98	4
172162-82350	61	5
		13
172162-82360	99	4
	100	1
	101	1
172162-83540	100	15
	101	3
172162-83550	100	16
	101	4
172162-83560	94	15
172162-83570	94	16
172162-83600	93	22
172162-83610	93	23
172162-94270	102	7
172162-94280	93	24
172162-94280-1	102	8
172164-13520	13	16
172164-16370	16	11 -1
172164-18080	28	2
172164-18780	28	4
172164-18790	28	5
172164-37351	31	20 -1
172164-45880	44	2
172164-61250	13	26
172164-66170	47	12
	49	31
	56	2
172164-66640	46	21
		62
172164-66650	25	30
172164-73050	59	108
	60	109
172164-73110	59	137
	60	137
172164-73370	59	109
	60	110
172164-73380	59	110
	60	111
172164-73390	59	111
	60	112
172164-73470	59	107

Parts No.	Fig. No.	Ref. No.
172164-73470	60	108
172164-73510	59	112 -1
	60	113
172164-73660	59	38
	60	38
172164-73670	59	39
	60	39
172164-73860	70	50
172164-73990	59	112
172164-77800	92	4
172164-77810	92	6
172164-81670	95	7
	96	9
	97	7
172165-03231	1	6
	2	6
	3	18
172165-13220	11	6
172165-18080	30	2
172165-46340	37	23
	39	22
172165-47550	34	15
172165-47980	34	19
172165-47990	34	20
172165-53480	41	12
172165-53490	13	37
	46	67
172165-53500	41	13
172165-63650	51	3
172165-66980	29	26
	44	21
	45	27
172165-73430	70	54
172165-73441	70	56
172165-73451	70	58
172165-73461	70	59
172165-73480	70	60
172165-75450-2	79	21
172165-75460	79	22
172165-75481	79	23
172165-76220	85	4
172165-79810	91	17
172165-81760	64	5
	65	7
172165-82520	95	12
	96	14
	97	12
	98	10
172165-82530	95	13
	96	15

Parts No.	Fig. No.	Ref. No.
172165-82530	97	13
	98	11
172168-46760	13	34
		35
		36
	42	2
	46	66
172168-76370	83	15
172168-79520	24	15
	25	31
172171-14610	15	4
172171-65850	13	27
172173-76100	90	1
172173-76101	90	1 -1
172173-76690	19	24
172175-17120	19	9
172175-17730	24	6
172175-65530	29	17
172175-65680	29	18
172175-72480	68	4
172175-74220	72	39
		62
	73	39
		104
	74	98
	75	4
		17
		80
172176-67790	29	38
172176-69911	56	30
172176-73351	70	41
172176-73360	70	42
172176-73370	70	43
172176-76580-2	88	6
172176-76580-3	85	5
172176-81700	93	2
	94	6
172176-81710	93	3
	94	7
172183-03280	1	10
	2	10
	3	22
172183-13480	13	15
172183-16560	9	15
	17	9
172183-61350	43	6
172183-61360	43	7
172183-81160	81	27
172187-03160	1	3
	2	3

## Parts No. Index

Parts No.	Fig. No.	Ref. No.
172187-03160	3	15
172187-03940	1	43
	2	43
	3	54
	4	19
	5	19
	6	23
	94	22 A
172187-11100	27	1
172187-11121	27	2
172187-12120	10	3
172187-13261	12	5
172187-13300	12	6
172187-13310	12	12
172187-13360	12	13
172187-13370	12	14
172187-13420	13	8
172187-13480	12	16
172187-13501	12	17
172187-13530	13	6
		11
172187-13540	13	7
		12
172187-13731	11	7
172187-13830	11	8
172187-13921	12	9
172187-14220	14	5
172187-14290	14	8
172187-14320	14	10
172187-14430	15	1
172187-14460	15	2
172187-14470	15	3
172187-16110	16	4
172187-16150	16	5
172187-16530	17	8
172187-16600	17	10
172187-17070	19	2
172187-17080	19	3
172187-17090	19	4
172187-17100	19	1
172187-17200	19	8
172187-17220	19	11
172187-17280	23	3
		25
		43
172187-17290	23	26
172187-17320	23	5
		29
		46
172187-17341	23	7

Parts No.	Fig. No.	Ref. No.
172187-17341	23	31
		48
172187-17350	23	8
		32
		49
172187-17360	23	9
		33
		50
172187-17371	23	10
		34
		51
172187-17380	23	11
		35
		52
172187-17470	23	15
		39
		56
172187-17480	23	16
		40
		57
172187-17560	23	18
		58
172187-17570	23	19
		59
172187-18110	28	3
172187-18300	27	9
172187-18301	27	9 -1
172187-18340	27	10
172187-18341	27	10 -1
172187-18342	27	10 -2
172187-18401	27	11
172187-18402	27	11 -1
172187-18410	27	12
172187-18420	27	13
172187-18451	27	14
172187-18500	27	15
172187-29101-2	31	1
172187-37530	31	19
172187-37540	31	21
172187-37700-2	32	13
172187-45060	40	1
172187-45220-1	35	18
172187-45250	35	19
172187-45260-1	35	20
172187-45280	35	21
172187-45490	40	2
172187-45500-4	37	18
		39
		5
172187-45650	37	19
		39
		9

Parts No.	Fig. No.	Ref. No.
172187-45651	37	19 -1
		39
		9 -1
172187-45720-4	37	20
		39
		10
172187-45760	37	21
		39
		11
172187-45870	35	8
172187-45880	35	9
172187-50801-1	41	3
172187-50811-1	41	4
172187-53320	41	10
172187-54750	41	16
172187-54760	41	17
172187-57600	41	20
172187-57630	41	22
172187-57640	41	23
172187-61421	46	68
172187-61500-2	42	20
172187-61541-2	85	1
172187-61690	44	3
172187-64800	13	39
172187-64900	20	8
		46
		31
		48
		2
172187-65210	49	16
172187-65270	49	17
172187-68050	47	21
172187-71100	59	1
		60
		1
172187-71200	59	3
		60
		3
172187-71210	59	4
		60
		4
172187-72891-1	67	26
172187-72892	67	26 -1
172187-72910-1	61	34
172187-72950-1	61	35
172187-73110	59	6
		60
		6
172187-73120	59	15
		60
		15
172187-73130	59	37
		60
		37
172187-73140	59	57
172187-73170	59	79
		60
		79
172187-73190	59	85
		60
		85
172187-73210	59	7
		60
		7

Parts No.	Fig. No.	Ref. No.
172187-73220	59	8
		60
		8
172187-73230	59	9
		60
		9
172187-73240	59	10
		120
		60
		10
		120
172187-73250	59	11
		121
		60
		11
		121
172187-73260	59	12
		60
		12
172187-73311	70	1
172187-73340	70	62
172187-73370	70	2
172187-73380	70	23
172187-73390	70	24
172187-73411	70	26
172187-73420	70	44
172187-73430	70	55
172187-73440	70	57
172187-73700	79	3
172187-73730	79	4
172187-73801	71	1
172187-73820	71	10
172187-74160	73	99
172187-74410	73	7
		75
		43
172187-74540	73	48
		75
		26
172187-74550	72	71
172187-74630	73	54
172187-74690	73	36
172187-74800	78	1
172187-75340-1	79	20
172187-75600	59	46
		60
		46
172187-75610	59	47
		60
		47
172187-75620	59	48
		60
		48
172187-75630	59	49
		60
		49
172187-75640	59	50
		60
		50
172187-75650	59	51
		60
		51
172187-75660	59	52

## Parts No. Index

Parts No.	Fig. No.	Ref. No.
172187-75660	60	52
172187-75670	59	53
	60	53
172187-75680	59	54
		127
	60	54
		127
172187-75700	59	58
172187-75710	59	59
	60	59
172187-75720	59	60
	60	60
172187-75730	59	61
172187-75740	59	62
	60	62
172187-75750	59	63
	60	63
172187-75760	59	64
	60	64
172187-75770	59	65
	60	65
172187-75780	59	66
	60	66
172187-75800	59	27
	60	27
172187-75810	59	29
	60	29
172187-75820	59	30
	60	30
172187-75830	59	31
	60	31
172187-75840	59	32
	60	32
172187-75850	59	73
	60	73
172187-75870	59	74
	60	74
172187-75890	59	75
	60	75
172187-75910	59	76
	60	76
172187-75920	59	77
	60	77
172187-75930	59	80
	60	80
172187-75940	59	81
	60	81
172187-75950	59	82
	60	82
172187-75960	59	83

Parts No.	Fig. No.	Ref. No.
172187-75960	60	83
172187-75970	59	87
	60	87
172187-75980	59	67
	60	67
172187-76131	83	3
172187-76141	83	4
172187-76160	83	6
172187-76170	84	10
172187-76180	83	11
172187-76190	80	5
172187-76400-1	87	1
172187-76420-1	87	2
172187-76440-1	87	3
172187-76460-1	88	3
172187-76480-1	88	4
172187-76520	87	6
172187-76530-1	87	7
172187-76570-1	88	5
172187-76650	81	14
172187-76690-1	88	7
172187-76700	81	16
172187-76821-1	85	8
172187-76930	88	9
172187-76940	88	11
172187-76950-2	88	21 -1
172187-77800	92	5
172187-78100	81	17
172187-78200	86	12
		13
172187-78210	86	14
172187-78230	86	15
		16
		17
		18
172187-78240	87	12
172187-78410	87	13
172187-78420	87	14
172187-78440	86	20
172187-78580	24	22
	25	37
	87	15
172187-78760	87	17
172187-79220	88	12
172187-79230	88	13
172187-79240	88	14
172187-79250	88	15
172187-79300	88	22
172187-81010-1	96	2
172187-81100-1	94	3

Parts No.	Fig. No.	Ref. No.
172187-81503-1	95	2
172187-81700	96	6
172187-81710	95	5
	96	7
	97	5
172187-81750	94	8
172187-81800	93	4
172187-81810	94	9
172187-81840	94	10
172187-81861	95	8
	96	10
	97	8
172187-81880	95	9
	96	11
	97	9
172187-81970	93	5
	94	11
172187-82300-1	93	8
172187-82320	93	11
172187-82330	93	13
172187-82340	93	14
172187-82370	93	15
172187-82390	93	16
172187-82400	93	17
172187-82410	93	18
172187-82420	93	19
172187-82430	93	20
172187-82450	93	21
172187-83040	98	7
172187-94300	102	9
172312-76020	82	1
172312-77820	92	7
172422-66150	50	13
172422-74110	72	2
172422-74330	73	107
172423-72520	66	30
172423-72530	66	31
172423-72540	66	32
172423-72550	66	33
172423-73820	71	11
172425-17630	24	4
	25	3
172434-61180	47	2
172434-61350	48	4
		23
	49	3
	50	6
172437-03250	1	8
	2	8
	3	20

Parts No.	Fig. No.	Ref. No.
172437-03250	4	1
	5	1
	6	6
172437-03300	1	12
	2	12
	4	2
	5	2
	50	27 A
	51	23 A
172437-03310	1	14
	2	14
	3	25
	4	3
	5	3
	6	7
	50	28 A
	51	23 B
172437-03320	1	17
	2	17
	3	28
	4	4
	5	4
	6	8
	79	36 A
172437-03340	1	19
	2	19
	3	30
	4	5
	5	5
	6	9
	46	70 A
	54	28 A
172437-03351	1	20
	2	20
	3	31
	4	6
	5	6
	6	10
	42	34 A
		35 A
172437-03360	1	22
	2	22
	3	33
	4	7
	5	7
	6	11
	79	36 B
172437-03371	1	23
	2	23
	3	34

# Parts No. Index

Parts No.	Fig. No.	Ref. No.
172437-03371	4	8
	5	8
	6	12
	50	28 B
	51	23 C
172437-03380	1	24
	2	24
	3	35
	4	9
	5	9
	6	13
	49	52 A
172437-03390	1	25
	2	25
	3	36
	4	10
	5	10
	6	14
	13	48 A
172437-03400	1	27
	2	27
	3	38
	4	11
	5	11
	6	15
	49	52 B
172437-03410	1	28
	2	28
	3	39
	4	12
	5	12
	6	16
	49	53 A
172437-03421	1	29
	2	29
	3	40
	4	13
	5	13
	6	17
	49	53 B
172437-03431	1	31
	2	31
	3	42
	4	14
	5	14
	6	18
	44	44 A
	46	70 B
172437-03440	2	50
	5	21

Parts No.	Fig. No.	Ref. No.
172437-03440	58	21 D
172437-03450	1	34
	2	34
	3	45
	4	15
	5	15
	6	19
	54	28 B
	58	21 A
172437-03470	1	36
	2	36
	3	47
	4	16
	5	16
	6	20
	44	44 B
	46	70 C
172437-03500	1	38
	2	38
	3	48
172437-03510	1	39
	2	39
	3	49
172437-03550	1	53
	3	63
	4	23
	6	27
	57	42 A
172437-03600	1	40
	2	40
	3	50
	4	18
	5	18
	6	21
	51	23 D
	58	21 C
172437-03610	1	41
	2	41
	3	52
172437-03620	1	42
	2	42
	3	53
172437-74690	76	2
172437-74701	76	4
172437-74731	76	6
172437-74750	76	7
172437-79320	91	16
172438-03300	1	13
	2	13
	3	24

Parts No.	Fig. No.	Ref. No.
172441-44320	45	24
172441-74030	77	2
		12
172441-74040	77	3
		13
172441-74050	77	14
172444-13210	12	1
172444-13220	12	2
172444-14410	14	12
172444-17660	29	37
	44	38
	52	45
	58	2
	81	32
	87	16
172444-45850	37	7
	39	13
172444-54920	47	1
172444-64730	49	5
172444-65270	49	18
172444-72430	65	16
172445-18201	27	7
172445-45550	37	4
	39	6
172445-65250	47	9
172445-66541	52	2
172445-66750	57	2
172445-69400	56	21
172445-72450	65	17
	66	29
172445-72480	65	12
	66	13
172445-74280	75	18
172448-03600	1	12 -1
	2	12 -1
	3	51
	4	2 -1
	5	2 -1
	6	22
	50	27 A-1
	51	23 A-1
172448-45800	39	12
172455-11500	9	1
172455-11510	9	6
172455-11520	9	7
172455-11530	9	8
172455-11540	9	11
172455-11550	9	12
172455-11551	9	12 -1
172455-11580	9	13

Parts No.	Fig. No.	Ref. No.
172455-11601	9	14
172455-11650	9	2
172455-12140	10	4
172455-13101	11	1
172455-13131	11	2
172455-13151	11	3
172455-13301	13	1
172455-13361	13	3
172455-13400	13	4
172455-13430	13	9
172455-13601-1	13	13
172455-13610	13	17
172455-13620	13	28
172455-13630	13	19
172455-13640	13	20
172455-14240	14	6
172455-14340	14	9
172455-14400	14	11
172455-14500	14	13
172455-16600	18	1
172455-17110	19	7
172455-17601	24	3
	25	2
172455-17780	25	5
172455-17790	25	8
172455-17800	25	11
172455-17830	25	14
172455-17860	25	17
172455-17930	25	20
172455-18010	29	1 A
172455-18020	29	1 B
172455-18030	29	1 C
172455-18040	29	1 D
172455-18050	29	1 E
172455-18060	29	1 F
172455-18070	29	1 G
172455-18080	29	1 AA
172455-18100	27	6
172455-18120	29	1
172455-18140	29	2
172455-18160	30	3
172455-18170	30	4
172455-18180	30	5
172455-18190	30	6
172455-18200	30	7
172455-18210	30	8
172455-18250	30	10
172455-18260	30	11
172455-18270	30	12
172455-18290	28	7



## Parts No. Index

Parts No.	Fig. No.	Ref. No.
172455-18331-1	28	8
172455-18340	28	9
172455-18350	28	10
172455-18500	28	12
172455-18510	30	13
172455-18520	29	6
172455-18540	30	14
172455-18560	27	17
172455-18610	29	8
172455-18640	29	9
172455-18650	44	25
172455-18811	29	20
172455-18820	29	21
172455-18860	29	23
172455-18870	29	24
172455-18940	28	13
172455-19110	29	11
172455-19120	29	12
172455-19130	29	13
172455-19140	29	14
172455-19150	29	15
172455-19160	46	46
172455-19170	46	47
172455-19180	46	48
172455-19190	46	49
172455-19200	46	50
172455-19210	30	15
172455-29140	31	2
172455-29150	31	3
172455-37160	32	7 -1
172455-37170	32	8
172455-37180	32	9
172455-38100-1	33	1
172455-38101-1	33	1 -1
172455-38110-1	33	19
172455-38111-1	33	19 -1
172455-38120	33	2
		20
172455-38121	33	2 -1
		20 -1
172455-38130-1	33	14
		39
172455-38140-1	33	32
		46
172455-38160	33	15
		16
		33
		34
		40
		47

Parts No.	Fig. No.	Ref. No.
172455-38170	33	17
		18
		35
		36
		41
		48
172455-38180	33	3
		3 -1
		21
		21 -1
172455-38190	33	4
		4 -1
		22
		22 -1
172455-38200	33	5
		23
		42
		49
172455-38210	33	6
		24
		43
		50
172455-38220	33	7
		25
172455-38230	33	8
		26
172455-38240	33	9
		27
		44
		51
172455-38250	33	10
		28
172455-38260	33	11
		29
172455-38270	33	12
		30
172455-38280	33	13
		31
172455-38290	33	10 -1
		28 -1
172455-38300-1	33	38
172455-38310-1	33	45
172455-38601	33	37
172455-45101	35	2
172455-45131	35	5
172455-45151	35	16
172455-45170	37	1
172455-45520	34	3
172455-45550	37	29
172455-45800	36	9

Parts No.	Fig. No.	Ref. No.
172455-46890	34	13
172455-46950	34	14
172455-50102-1	41	1
172455-50103-1	41	1 -1
172455-50104	41	1 -2
172455-50105-3	41	1 -3
172455-53301-1	41	8
172455-53302-1	41	8 -1
172455-53310-1	41	9
172455-53311-1	41	9 -1
172455-53330	41	11
172455-57650	41	24
172455-57661	41	27
172455-61100-2	42	3
172455-61120-2	42	5
172455-61130-2	42	6
172455-61370-1	42	11
172455-61520-1	43	9
172455-61580	46	10
		51
172455-61650-1	42	23
172455-61660-2	42	24
172455-61710	20	7
172455-61720	99	3
172455-62170	45	6
172455-63301	44	29
172455-63361	44	33
172455-63371	44	5
172455-63440	44	14
172455-63511	44	12
172455-63521	44	13
172455-63600	25	22
172455-63660	25	24
172455-63700	25	25
172455-63710	25	26
172455-63720	25	27
172455-64080	44	40
172455-64110	24	11
		25
		28
172455-64120	24	12
172455-64130	24	13
		25
		29
172455-64150	44	18
		42
172455-64160	44	19
		43
172455-64700	46	29
172455-64802	46	30
172455-64910	24	10
172455-64960	44	17

Parts No.	Fig. No.	Ref. No.
172455-65060	49	7
172455-65100-1	49	9
172455-65201-1	48	3
172455-65220	47	6
172455-65230	47	7
172455-65240	47	8
172455-65410	49	24
172455-65500	49	27
172455-65501	49	27 -1
172455-65560	49	28
172455-65660	47	10
172455-65700	48	11
172455-65701	48	11 -1
172455-65741	47	11
172455-65800	49	30
172455-65950	49	11
172455-65960	49	12
172455-65970	49	13
172455-66110	47	5
172455-66200	47	17
172455-66351-1	48	22
172455-66380-1	46	32
172455-66390	46	35
172455-66400	47	18
172455-66430	47	19
172455-66450	47	20
172455-66470	48	12
172455-66580	46	20
		61
172455-66711	48	10
		30
172455-66712	47	5 A
172455-67110	52	3
172455-67120	52	4
172455-67130	52	5
172455-67140	52	6
172455-67160	52	7
172455-67210	52	8
172455-67220	52	9
172455-67230	52	10
172455-67240	52	11
172455-67250	52	12
172455-67260	52	13
172455-67290	55	19
172455-67300	52	14
172455-67310	52	15
172455-67320	52	16
172455-67330	52	17
172455-67340	52	18
172455-67350	52	19

## Parts No. Index

Parts No.	Fig. No.	Ref. No.
172455-67360	52	20
	57	3
172455-67370	52	21
172455-67390	52	22
172455-67400	52	23
172455-67430	52	24
172455-67440	52	25
172455-67460	52	26
172455-67550	53	2
172455-67610	54	2
172455-67620	54	3
172455-67640	54	5
172455-67650	54	7
172455-67660	54	9
172455-67670	54	11
172455-67680	54	13
172455-67690	54	15
172455-67700	54	17
172455-67710	54	22
172455-67730	54	23
172455-67750	54	18
172455-67760	54	19
172455-67770	54	20
172455-67780	54	21
172455-67800	54	24
172455-67810	54	25
172455-67820	54	26
172455-67860	55	2
172455-67870	55	3
172455-67880	55	4
172455-67890	55	5
172455-67900	55	6
172455-67910	55	7
		20
	57	4
172455-67920	55	8
172455-67940	55	9
172455-67970	55	10
172455-67990	55	12
172455-68640	58	10
172455-68690	58	11
172455-68760	56	1
172455-68820	51	6
172455-68840	51	7
172455-69020	55	14
	57	5
172455-69030	55	15
172455-69110	56	7
172455-69120	56	8
172455-69130	56	9

Parts No.	Fig. No.	Ref. No.
172455-69140	56	10
172455-69150	56	11
172455-69160	56	12
172455-69170	56	13
172455-69200	56	14
172455-69220	56	15
172455-69250	56	16
172455-69260	56	17
172455-69270	56	18
172455-69290	56	19
172455-69300	56	20
172455-69340	57	26
172455-69350	57	27
172455-69360	57	28
172455-69370	57	29
172455-69380	57	30
172455-69390	57	31
172455-69410	57	32
172455-69440	52	33
		34
172455-69490	57	33
172455-69520	52	35
172455-69530	57	34
172455-69540	57	35
172455-69560	57	36
172455-69600	57	37
172455-69640	56	37
172455-69710	56	29
172455-74010	72	51
	74	53
172455-74020	72	52
	74	54
172455-74030	72	53
	74	55
172455-74040	72	54
	74	56
172455-74050	75	77
172455-74250	72	5
172455-74320	72	50
	74	52
	75	81
172455-74380	75	32
172455-74390	72	41
		64
	73	41
	74	100
	75	7
		20
172455-74410	72	43
		65

Parts No.	Fig. No.	Ref. No.
172455-74410	73	42
	74	101
	75	8
172455-74420	72	44
		66
	73	43
	74	20
		64
		102
	75	9
		21
		44
172455-74440	72	42
		67
	73	44
	74	21
		65
		103
	75	10
		22
		45
172455-74450	72	45
		68
	73	8
		45
	74	6
		22
		66
		104
	75	11
		23
		46
		82
172455-74460	72	46
		69
	73	9
		46
	74	7
		23
		67
		105
	75	12
		24
		47
		83
172455-74470	73	108
	75	25
		84
172455-74480	73	109
	75	85

Parts No.	Fig. No.	Ref. No.
172455-74510	75	86
172455-74520	73	110
172455-74530	73	47
		111
172455-74550	73	50
172455-74560	73	51
172455-74570	73	52
172455-74580	73	53
172455-74590	73	26
172455-74600	73	27
172455-74620	73	29
172455-74630	73	30
172455-74640	73	31
172455-74650	73	32
172455-74660	73	33
172455-74670	73	34
172455-74680	73	35
172455-74690	73	37
172455-74720	73	38
172455-74730	73	10
	74	8
		24
		68
	75	48
172455-74740	73	11
	74	9
		25
		69
	75	49
172455-74770	72	8
172455-74910	72	9
172455-74920	72	10
172455-74930	72	11
172455-74960	72	12
172455-74970	72	13
172455-74980	72	14
172455-74990	72	56
	74	58
172455-75240	79	12
172455-75270	79	13
172455-75290	79	15
172455-75300	79	16
172455-75320	79	18
172455-75330	79	19
172455-76100	80	1
172455-76130	70	63
172455-76160	83	7
172455-76190	80	7
172455-76200	80	9
172455-76220	90	4

## Parts No. Index

Parts No.	Fig. No.	Ref. No.
172455-76240	83	14
172455-76400	80	13
172455-76580	85	6
172455-78100	80	15
172455-78110	80	16
172455-78120	70	64
172455-78130	80	17
172455-78140	80	18
172455-78150	80	19
172455-78160	83	22
172455-78210	82	18
172455-78220	82	19
172455-78230	82	20
172455-78240	82	21
172455-78290	82	24
172455-78300	82	25
172455-78310	81	24
172455-78320	81	25
172455-78330	83	23
172455-78340	83	24
172455-78350	83	25
172455-78360	83	26
172455-78370	83	27
172455-78380	83	28
172455-78520	86	21
172455-78530	86	22
172455-78600	84	21
172455-78610	84	22
172455-78620	84	24
172455-78730	83	30
172455-78740	84	2
172455-79210	91	14
172455-79221	91	15
172455-79750	86	21 A
172455-79780	86	23
172455-82300-1	98	3
172455-82301-1	98	3 -1
172455-82360	98	5
172455-82380-1	98	8
172455-82391-1	98	9
172455-82410	98	6
172455-82490-1	100	2
172455-82650-1	100	5
172455-82660-1	100	6
172455-82671	100	4
172455-82681-1	100	8
172455-82691	100	10
172455-82701	100	11
172455-82710	100	12
172455-82720	100	13

Parts No.	Fig. No.	Ref. No.
172455-82750-1	100	22
172455-82760-1	100	7
172455-82770	100	9
172455-83340	100	14
	101	2
172455-83350	98	12
172455-83360	98	13
172456-73580	60	92
172456-73590	60	93
172456-73860	59	90 -1
172456-73870	60	94
172456-73880	60	95
172456-73890	60	96
172456-73900	60	97
172456-73910	60	98
172456-73920	60	99
172456-73930	60	100
172456-73940	60	101
172456-73950	60	102
172456-73960	60	103
172456-73970	60	104
172457-76100	84	3
172458-03220	1	5
	2	5
	3	17
172458-03240	1	7
	2	7
	3	6
		19
	99	41 A
172458-12100	10	1
172458-16550	17	4
172458-17400	21	2
172458-17410	21	4
172458-17420	21	3
	55	11
172458-17500	23	1
172458-17880	20	2
172458-45810	36	10
172458-45850	34	4
172458-45920	38	4
172458-45950	38	7
172458-46720	23	20
	45	10
		11
		12
		13
172458-47640-4	34	18
172458-50480	41	2 -1
172458-63100	45	15

Parts No.	Fig. No.	Ref. No.
172458-63120	45	16
172458-65050	49	6
172458-65060	49	8
172462-46230	39	21
172463-03280	1	2
	2	2
	3	14
172463-03290	1	11
	2	11
	3	23
172463-03310	1	15
	2	15
	3	26
172463-03320	1	48
	3	59
172463-03330	1	18
	2	18
	3	29
172463-03370	1	49
	3	60
	4	21
	6	25
	42	34 B
172463-03380	1	50
	3	61
	4	22
	6	26
	51	23 E
172463-12111	10	2
172463-12112	10	2 -1
172463-12113	10	2 -2
172463-14610	15	5
172463-14650	15	6
172463-61600	42	22
172463-62101	45	1
172463-65410	49	25
172463-68730	53	1
172463-68770	57	1
172463-68820	52	31
172463-68830	52	32
172463-68910	53	3
172463-68920	53	4
172463-68930	53	5
172463-68940	53	6
172463-68950	53	7
172463-69110	57	6
172463-69120	57	7
172463-69130	57	8
172463-69140	57	9
172463-69150	57	10

Parts No.	Fig. No.	Ref. No.
172463-69160	57	11
172463-69170	57	12
172463-69180	57	13
172463-69190	57	14
172463-69200	57	15
172463-69210	57	16
172463-69220	57	17
172463-69230	57	18
172463-69240	57	19
172463-69250	57	20
172463-69260	57	21
172463-69270	57	22
172463-69280	57	23
172463-69290	57	24
172463-69300	57	25
172463-74300	76	1
172463-74511	77	1
172463-74521	77	11
172463-74530	77	4
		15
172463-74540	77	5
		16
172463-74551	77	6
		17
172463-74561	77	7
		18
172463-74570	77	8
		19
172463-74580	77	10
172463-74590	77	9
172463-74700	85	2
172463-78240	91	4
172467-64100	46	1
172467-64110	46	2
172467-64120	46	3
172467-64130	46	4
172467-64140	46	5
172469-07330	7	1
172472-03230	3	5
	97	21 A
172472-03240	3	7
	6	2
	54	27 D
172472-03250	3	8
	54	27 E
172472-03260	3	9
	6	3
	97	21 B
172472-03270	3	10
	6	4

## Parts No. Index

Parts No.	Fig. No.	Ref. No.
172472-03270	94	22 B
172472-03280	3	11
	6	5
	94	22 C
172472-03290	3	12
	20	10 A
172472-03300	3	13
	20	10 B
172472-17300	23	27
		44
172472-17350	23	22
172472-17400	22	5
172472-17470	22	9
172472-17610	26	3
172472-17611	26	3 -1
172472-17650	26	6
172472-45900	38	3
172472-46210	34	6
172472-46220	34	7
172472-46600	34	8
172472-63210	45	20
172472-63220	45	21
172472-64531-1	45	25
172472-64541-1	45	26
172472-78800	91	13
172478-03160	1	4
	2	4
	3	16
172478-03390	1	26
	2	26
	3	37
172478-03400	1	51
	3	62
172478-03410	1	52
172478-03411	1	52 -1
172478-03420	1	30
	2	30
	3	41
172478-03430	1	32
	2	32
	3	43
172478-03440	1	33
	2	33
	3	44
172478-03450	1	35
	2	35
	3	46
172478-03470	2	51
	5	22
	42	34 C

Parts No.	Fig. No.	Ref. No.
172478-03480	1	37
	2	37
	4	17
	5	17
	54	27 A
	58	21 B
172478-03481	1	37 -1
	2	37 -1
	4	17 -1
	5	17 -1
	54	27 A-1
	58	21 B-1
172478-03490	1	54
	2	53
	4	24
	5	23
	54	27 B
	58	21 E
172478-03510	2	52
172478-03511	2	52 -1
172478-03660	2	54
172478-03661	2	54 -1
172478-11300	8	1
172478-11301	8	1 -1
172478-11500	8	2
172478-11520	8	4
172478-11530	8	5
172478-11540	8	6
172478-11550	8	7
172478-13300	12	7
172478-13600	13	14
172478-13700-1	13	29
172478-16100	16	1
172478-16120	16	3
172478-16500	17	2
172478-16520	17	7
172478-16550	21	1
172478-16570	22	1
172478-16580	22	2
172478-16610	26	1
172478-17200	22	3
172478-17350	23	41
172478-17600	26	2
172478-18210	27	8
172478-18500	27	16
172478-18601	29	7
172478-18800	29	19
172478-37100-1	32	3
172478-37140	32	5
172478-37150	32	6

Parts No.	Fig. No.	Ref. No.
172478-37300-1	31	4
172478-37301-1	31	4 -1
172478-37302	31	4 -2
172478-37340	31	7 -1
172478-37341	31	7 -2
172478-37342	31	7 -3
172478-37350	31	7
172478-37360	31	8
172478-37370	31	9
172478-37371	31	9 -1
172478-37372	31	9 -2
172478-37380	31	10
172478-37400	31	6 -1
172478-37500-1	31	16
172478-37501	31	16 -1
172478-37530	31	20
172478-37540	31	21 -1
172478-37550	31	19 -1
172478-37710	32	24 -1
172478-45100	36	2
172478-45400	34	2
172478-45600	40	3
172478-46100	39	16
172478-46150	39	19
172478-47600	34	16
172478-47620	34	17
172478-54101-1	41	15
172478-54450-1	41	18
172478-61111-1	42	4
172478-61180	43	1
172478-61200	43	4
172478-61270	43	8
172478-61351-1	42	7
172478-61390	42	12
172478-61401-1	42	13
172478-61450-1	42	18
172478-61560-1	42	21
172478-62160	45	5
172478-62170	45	8
172478-62180	45	9
172478-63200	45	17
172478-64000	46	8
172478-64040	46	24
172478-64050	46	25
172478-64190	46	44
172478-64280	46	26
172478-64340	46	27
172478-65200	47	3
172478-65220	48	5
		24

Parts No.	Fig. No.	Ref. No.
172478-65340-1	49	20
172478-65400-1	50	1
172478-65490	50	4
172478-65500-1	50	5
172478-65590	50	12
172478-65601-1	50	14
172478-65650	50	17
172478-65700	50	18
172478-65800	48	7
		25
172478-66300-1	58	4
172478-66650	58	6
172478-66660	58	7
172478-66700	58	8
172478-66800	58	9
172478-67630	54	4
172478-67640	54	6
172478-67650	54	8
172478-67660	54	10
172478-67670	54	12
172478-67680	54	14
		14 -1
172478-67690	54	16
172478-68170	52	27
172478-68170-2	52	27 -1
172478-68190	52	28
172478-68190-2	52	28 -1
172478-68210	52	29
172478-68210-2	52	29 -1
		29 -2
172478-68211	52	46
172478-68380	52	30
172478-68380-2	52	30 -1
172478-68400	55	21
172478-68410	55	22
172478-68420	55	23
172478-68430	55	24
172478-68710-1	51	5
172478-68710-2	51	5 -1
172478-68800-1	51	4
172478-68800-2	51	4 -1
172478-68820	52	1
172478-68820-2	52	1 -1
172478-68830	55	1
172478-68830-2	55	1 -1
172478-68840	55	18
172478-68850	51	8
172478-68860	51	9
172478-68870	51	10
172478-68880	51	11

## Parts No. Index

Parts No.	Fig. No.	Ref. No.
172478-68890	51	12
172478-68900	51	13
172478-68910	42	10
172478-68920	42	17
172478-68930	51	14
172478-68940	51	15
172478-68950-1	51	16
172478-68950-2	51	16 -1
172478-68970	51	18
172478-68980	51	19
172478-69010	55	13
172478-69010-2	55	13 -1
172478-72010	61	12
172478-72100-1	62	1
172478-72110	62	12
	63	12
172478-72150	62	15
172478-72170	62	18
	63	15
172478-72180	62	25
	63	22
172478-72190	61	28
	62	32
	63	29
172478-72200-1	67	1
172478-72210-1	67	23
172478-72250	61	29
172478-73100	59	5
172478-73120	59	25
	60	25
172478-73130	59	26
	60	26
172478-73150	59	28
	60	28
172478-73160	59	70
	60	70
172478-73170	59	71
	60	71
172478-73180	59	72
		131
	60	72
		131
172478-73200	59	90
172478-73210	59	93
172478-73220	59	94
172478-73230	59	95
172478-73240	59	96
172478-73250	59	97
172478-73260	59	98
172478-73270	59	99

Parts No.	Fig. No.	Ref. No.
172478-73280	59	100
172478-73290	59	101
172478-73300	59	102
		134
	60	134
172478-73310	59	103
172478-73340	60	57
172478-73350	59	58 -1
	60	58
172478-73360	59	61 -1
	60	61
172478-73361	60	61 -1
172478-74110	72	1
172478-74150	72	3
172478-74180	72	38
		61
	73	21
		103
	74	97
	75	3
		16
		79
172478-74190	73	19
172478-74200	73	22
172478-74220	73	1
172478-74230	73	101
172478-74240	73	105
172478-74260	74	1
172478-74270	74	15
172478-74300	75	37
172478-74310	75	1
172478-74320	75	6
172478-74330	75	14
172478-74340	75	76
172478-74350	75	29
172478-74360	75	30
172478-74370	75	31
172478-74380	75	88
172478-74400	72	15
	73	56
	74	30
		75
172478-74420	73	77
172478-74430	75	54
172478-74440	72	57
	73	16
	75	34
172478-74450	74	59
172478-74460	72	59
172478-74470	72	47

Parts No.	Fig. No.	Ref. No.
172478-74470	72	70
172478-74480	72	36
172478-74490	74	96
172478-74510	73	18
172478-74520	73	98
172478-74530	74	14
172478-74560	75	36
172478-74570	75	75
172478-74600	72	4
172478-74610	74	51
172478-74620	74	74
172478-74630	72	49
172478-76500	87	4
172478-76510-1	87	5
172478-76520-1	89	15
172478-76590-1	81	13
172478-76640-1	81	15
172478-76670	88	23
172478-76700-1	88	8
172478-76950-1	88	21
172478-78200	81	18
172478-78210	81	19
172478-78220	81	20
172478-78230	81	21
172478-78240	81	22
172478-78250	81	23
172478-78260	82	22
172478-78270	82	23
172478-78320	86	19
172478-78410	91	5
172478-78430	91	6
172478-78450	91	7
172478-78470	91	8
172478-78480	90	6
172478-78490	90	7
172478-78500	90	8
172478-78510	90	9
172478-78610	84	23
172478-78620	84	25
172478-78630	83	29
172478-78650	84	26
172478-78660	84	1
172478-78670	82	26
172478-78700	85	9
		10
172478-78800	91	9
172478-78810	91	10
172478-78820	91	11
172478-78830	91	12
172478-78850	85	11

Parts No.	Fig. No.	Ref. No.
172478-78860	85	12
172478-94100-1	102	4
172478-94101-3	102	4 -1
172479-73010	69	2
172479-73300	69	1
172479-73310	69	19
172479-73320	69	20
172479-73330	69	21
172479-73340	69	22
172479-73350	69	23
172479-73360	69	24
172479-73370	69	25
172479-73380	69	26
172479-73390	69	27
172479-73400	69	28
172479-73410	69	29
172479-73420	69	30
172479-73430	69	31
172479-73440	69	32
172479-73450	69	3
172479-73460	69	4
172479-73470	69	33
172479-73480	69	34
172479-73490	69	35
172479-73500	69	36
172479-73510	69	37
172479-73520	69	38
172479-73530	69	39
172479-73540	69	40
172479-73550	69	41
172479-73560	69	42
172479-73570	69	43
172479-73580	69	44
172479-73590	69	45
172479-73600	69	46
172479-73610	69	47
172479-73620	69	48
172479-73630	69	5
172479-73640	69	6
172479-73650	69	7
172479-73660	69	49
172479-73670	69	50
172479-73680	69	51
172479-73690	69	52
172479-73700	69	53
172479-73710	69	54
172479-73720	69	55
172479-73730	69	56
172479-73740	69	57
172479-73750	69	58

## Parts No. Index

Parts No.	Fig. No.	Ref. No.
172479-73760	69	59
172479-73770	69	60
172479-73780	69	61
172479-73790	69	62
172479-73800	69	63
172479-73810	69	64
172479-73820	69	65
172479-73830	69	66
172479-73840	69	67
172479-73850	69	68
172479-73860	69	69
172479-73870	69	70
172479-73880	69	71
172479-73890	69	72
172479-73900	69	73
172479-73910	69	8
172479-73920	69	9
172479-73930	69	10
172479-73940	69	74
172479-73950	69	76
172487-45900	38	3 -1
172488-74200	73	22 -1
172488-74240	73	105 -1
172499-17650	24	15 -1
	25	31 -1
172499-72980	65	16 -1
172499-72981	65	16 -2
172511-17351	22	4
172512-16350	16	11
172519-04350	2	55
172519-63240	8	9
	13	38
	23	21
	29	25
	43	10
	44	4
	45	22
		23
	46	7
		69
	51	2
172524-03271	1	9
	2	9
	3	21
172638-73650	73	23
172648-16600	17	5
172730-75140	86	1
172732-42450	39	4
172734-41300	37	27
	39	3

Parts No.	Fig. No.	Ref. No.
172734-65270	49	19
172823-74240	73	6
	74	5
		19
		63
	75	42
172956-73110	60	90
172956-73120	60	91
172958-03160	3	4
	99	42 A
172958-17100	20	4
172958-17120	99	1
172958-72950	68	21
172958-72960	68	22
172958-72982	68	23
172958-78120	89	18
172960-83210	99	17
172964-12140	36	1
172978-03100	3	2
	6	1
	54	27 C
172978-03110	3	3
172978-16501	20	1
172978-17100	20	5
172978-72300	63	1
172978-72301	63	1 -1
172978-72310	63	30
172978-72500	65	1
172978-72501	65	1 -1
172978-72510	65	5
172978-72540	65	8
172978-72570	65	11
172978-72571	65	11 -1
172978-72590	65	14
172978-72600	65	18
172978-72610	65	15
172978-72611	65	15 -1
172978-72612	65	15 -2
172978-72620	65	25
172978-72640	65	5 -1
172978-72641	65	5 -2
172978-72650	65	8 -1
172978-72800	68	1
172978-72810	68	5
172978-72830	68	8
172978-72860	68	10
172978-72890	68	7
172978-72920	68	13
172978-73100	60	5
172978-76100	89	1

Parts No.	Fig. No.	Ref. No.
172978-76400	89	6
172978-76420	89	7
172978-76440	89	8
172978-76460	89	9
172978-76480	89	10
172978-76500	89	11
172978-76520	89	12
172978-78100	89	16
172978-78101	89	16 -1
172978-78111	89	17
172978-78120	89	19
172978-78130	89	20
172978-78131	89	20 -1
172978-81400	100	19
	101	7
172978-81500	97	2
172978-83101	99	5
172978-83111	99	6
172978-83120	99	7
172978-83130	99	8
172978-83140	99	9
		10
172978-83150	99	11
172978-83160	99	12
172978-83170	99	13
172978-83190	99	14
172978-83221	99	18
172978-83270	99	19
172978-83290	99	20
172978-83300	99	21
172978-83320	99	22
172989-64451	46	6
172989-73150	59	91
	60	93 -1
172989-73160	59	92
	60	92 -1
172989-76120	85	3
172A21-11310	8	8 -1
172A21-13100	11	9 -1
172A21-18350	27	9 -2
172A47-17210	23	60
172A65-72590	64	15 -1
172A65-72880	63	29 -1
172A77-17500	23	61
172A79-12150	10	1 A
182900-55790	31	6
182900-57380	32	4
194145-04810	49	1
		2
	61	2

Parts No.	Fig. No.	Ref. No.
194145-04810	64	2
	65	2
194151-57100	19	22
194200-37780	37	26
	39	2
194273-47910	76	3
194440-51620	17	12
194464-52190	19	21
197821-88070	29	4
197821-88380	30	9
197830-87910	29	3
198072-17440	32	22 -1
198127-86540	26	10
198244-87040	29	1 H
198244-88040	29	1 I
1A1040-43900	36	5
	38	2
1A1040-45890	37	8
	39	14
1A1040-56900	10	7
1A1380-55310	27	18
1A1380-58050	58	3
1A1380-59480	15	25
1A1380-62160	49	4
		4 -1
1C6281-52310	10	6
1D4070-23580	34	1
1E6480-16920	11	9
22117-040000	35	11
22117-100000	8	12
22137-060000	10	8
	15	26
	26	7
		13
	28	14
	29	28
	30	16
	77	20
22137-080000	15	27
	17	13
	27	20
		21
		22
		23
	29	29
	30	17
		18
	34	21
		22
		23

## Parts No. Index

Parts No.	Fig. No.	Ref. No.
22137-080000	35	25
	37	31
	39	25
		26
	44	34
	47	22
		23
	48	13
	49	36
		51
22137-100000	99	24
	13	40
	17	14
	21	5
	24	16
	27	24
	28	26
	37	24
		24 -1
	39	27
	27 -1	
42	25	
	26	
44	22	
	35	
45	29	
46	37	
	38	
47	24	
	25	
48	14	
	15	
	31	
49	37	
	38	
	39	
	41	
	52	
	37	
	58	
	12	
	87	
	9	
	99	
	23	
	25	
	25 -1	
22137-120000	47	26
22137-160000	14	21
	41	5
	79	33
22137-240000	76	8
22157-060000	19	31

Parts No.	Fig. No.	Ref. No.
22157-080000	16	12
	19	18
	47	27
22157-100000	58	13
	13	41
	42	27
	58	14
22157-120000	42	28
	48	16
	95	14
	96	16
	97	14
22157-140000	93	25
	94	17
	95	15
	96	17
	97	15
22217-050000	102	10
	14	15
	17	15
	79	32
	26	8
22217-060000	14	14
	28	15
	15	28
		29
		6
22217-080000	16	6
	17	16
		17
	28	16
	29	30
22217-100000		31
	36	6
	37	32
	39	28
	8	13
22217-100000	11	11
	15	30
	16	7
	17	18
		19
	19	32
	37	10
	43	11
	48	17
		32
	58	
	15	
	59	
	117	
	60	
	117	
	61	
	36	

Parts No.	Fig. No.	Ref. No.
22217-120000	11	12
	51	20
	58	16
	71	15
	32	15
22217-140000	93	26
	94	18
	95	16
	96	18
	97	16
22217-160000	102	11
	11	13
	13	42
	14	22
	31	26
	41	6
		14
	46	39
	59	138
	60	138
	69	82
	70	65
	79	34
	31	14
	69	77
	34	24
	69	78
	31	22
	31	11
	62	33
	63	33
	40	4
	59	13
	60	13
	99	26
	31	11 -1
	31	11 -2
	32	10
	71	8
	93	27
	27	3
	99	27
		28
	31	23
	59	14
	60	14
	57	38
	34	25
	57	39
	57	40

Parts No.	Fig. No.	Ref. No.
22351-035040	34	26
	34	27
	47	28
	35	26
	36	12
22417-200200	37	33
	39	29
	34	28
	47	29
	49	42
22417-250200		43
	37	25
		25 -1
	39	30
		30 -1
22857-200061	52	38
	52	39
	51	21
	29	32
	83	31
23000-013000	70	66
	24	17
	25	32
	9	16
	9	10
23000-022000		17
	70	66 -1
	83	32
	24	17 -1
	25	32 -1
23001-016000		32 -2
	83	17
	85	13
	83	13
	80	20
23001-022000	14	16
		17
	12	28
	26	15
	12	23
23001-035000	14	18
	24	17 -2
	25	36
	91	22
	86	5
23010-014000	82	8
	82	9
	86	6
	82	10
	86	7

## Parts No. Index

Parts No.	Fig. No.	Ref. No.
23394-040000	82	11
	86	8
23394-060000	85	14
23418-060000	15	22
23871-005000	68	24
23871-010000	76	9
23871-030000	70	67
	71	9
23871-040000	70	68
23871-060000	88	16
24101-063014	69	79
24104-062020	27	4
24105-062064	31	24
24190-100001	69	75
24190-120001	69	80
24311-000160	12	4
	59	104
		135
	60	105
		135
24311-000210	36	7
	37	11
	38	8
	39	31
24311-000250	76	10
24311-000320	76	11
24311-000340	31	12 -1
	34	29
24311-000380	31	12
	32	11
	79	25
24311-000440	59	68
		130
	60	68
		130
24311-000700	99	29
24311-000800	71	12
24311-001000	71	13
24311-240100	15	23
24315-000050	59	55
		128
	60	55
		128
24315-000080	59	42
		125
	60	42
		125
	69	11
		12
24315-000100	72	35

Parts No.	Fig. No.	Ref. No.
24315-000100	73	76
		97
	74	50
		95
	75	74
		90
24315-000110	22	11
	59	45
		126
	60	45
		126
	72	58
	73	17
	75	35
	82	3
	83	10
		16
	84	4
		11
		13
		15
		16
		17
		18
		19
		20
	85	7
	86	9
	89	1 A
		3
	90	2
		5
	91	2
		21
		23
24315-000120	69	13
24315-000140	32	20
	69	14
		15
	70	51
	73	49
	75	27
	83	21
	86	10
24315-000160	59	33
		122
	60	33
		122
24315-000180	59	116
	60	116

Parts No.	Fig. No.	Ref. No.
24315-000180	69	16
	72	72
	75	33
	80	4
		10
	81	3
		8
		9
		10
		11
		12
	82	12
		13
		14
		15
		16
	85	7 -1
	86	11
24315-000200	59	34
		123
	60	34
		123
24315-000210	70	52
24315-000240	80	6
		8
	83	5
		18
24315-000260	69	17
	70	53
24315-000290	59	35
		124
	60	35
		124
24321-000700	72	48
	73	12
		55
		112
	74	10
		26
		70
	75	13
		28
		50
		87
24321-000750	59	88
		133
	60	88
		133
24321-000950	71	14
24321-001000	93	12

Parts No.	Fig. No.	Ref. No.
24321-001050	59	56
		129
	60	56
		129
24321-001350	79	26
24321-001700	79	27
24321-002300	69	18
24325-000550	32	22
24325-000650	80	11
24325-000900	59	84
		132
	60	84
		132
24341-000300	79	28
24550-012200	57	41
24550-025150	34	11
24550-045250	68	12
24550-065400	61	9 -1
	62	16 -1
	67	6 -1
24761-020000	32	21
	35	12
	61	30
	64	28
	65	28
	92	8
		9
	93	28
	95	17
	96	19
	97	17
	98	14
	99	30
		31
	102	12
24761-040000	37	12
	62	34
	63	34
	94	19
	95	18
	97	18
	102	13
24761-050000	34	30
	37	13
	39	32
	61	31
	64	29
	65	29
	66	34
	98	15



## Parts No. Index

Parts No.	Fig. No.	Ref. No.
26013-060102	14	19
26013-060122	19	33
		34
	22	12
	29	33
26013-060162	15	31
	19	35
	56	31
	76	12
26013-060202	19	36
		37
	77	21
26013-060252	30	19
26013-060302	35	22
26013-060452	19	38
26013-080122	22	13
	28	17
	47	30
26013-080162	12	29
		30
	13	43
	19	39
	24	18
	25	33
	27	25
		26
		31 -1
	34	31
		32
	37	14
	38	9
	39	33
	46	65
	47	31
		32
	48	18
	50	22
	78	2
	85	15
	99	32
26013-080202	9	18
	19	17
	27	25 -1
	28	18
		19
	30	20
	34	33
		34
	38	10
	58	17

Parts No.	Fig. No.	Ref. No.
26013-080252	12	31
	27	27
		28
		29
	30	21
	76	15
26013-080352	27	30
26013-100162	10	9
	15	32
		33
	22	14
	26	11
	27	31
	70	69
	72	73
26013-100202	9	19
	13	44
	21	6
	24	19
		20
	25	34
	28	20
	34	35
		36
	39	34
		35
	42	29
		30
		31
	43	12
		13
	44	23
	45	7
	46	40
		41
	47	33
		34
	48	19
		33
	50	23
	79	29
		30
	81	28
	83	19
	85	16
		17
26013-100252	9	20
	10	10
	13	45
	35	17

Parts No.	Fig. No.	Ref. No.
26013-100252	41	19
	46	42
	47	35
		36
	49	44
		45
		46
		47
		48
		49
	58	18
	61	32
	64	30
	65	30
	76	16
	88	17
		18
	99	33
26013-100302	59	2
	60	2
	85	18
26013-100402	71	3
	80	14
26013-100502	87	10
	88	24
	99	34 -1
26013-100552	99	34
26013-100602	81	29
26013-100702	44	24
		36
26013-120202	47	37
	48	20
26013-120252	94	20
26013-120302	42	32
	93	29
	95	19
	96	20
	97	19
	102	14
26013-120402	80	12
	87	11
26013-120552	88	19
26013-120702	88	20
26014-080162	47	38
26014-080252	89	14
26014-080352	89	25
26014-100202	46	43
	50	24
		25
		26

Parts No.	Fig. No.	Ref. No.
26014-100202	61	37
	67	27
26022-050102	30	22
	79	31
26022-050122	14	20
	76	13
26022-080162	12	32
26023-040082	30	23
26023-050122	28	21
26023-060122	56	32
26023-060162	55	16
	56	33
26051-080002	13	46
	35	27
	36	13
	37	34
	39	36
	44	37
	56	34
26051-100002	13	47
26076-100302	58	19
26076-120352	11	14
26076-120402	58	20
26076-120452	51	22
26076-161302	11	15
26106-080352	27	32
26106-080602	27	33
26106-100122	41	28
26106-100162	42	33
26106-100352	27	34
	40	5
26106-100552	40	6
26106-100652	8	10
26116-050102	79	31 -1
26116-060162	26	9
		16
26116-060602	28	22
26116-080162	15	34
	17	20
		21
26116-080202	36	8
	56	35
	99	35
26116-080254	37	15
	39	37
26116-080652	15	35
26116-100162	15	36
	16	8
	17	22
		23

## Parts No. Index

Parts No.	Fig. No.	Ref. No.
26116-100162	19	40
26116-100202	37	16
	61	38
26116-100354	36	3
26116-100502	48	21
		34
26116-100504	35	13
26116-100602	43	14
26116-120902	71	16
26116-121402	93	30
26116-140252	93	31
	94	21
26116-140352	93	32
	94	1
	95	20
	96	21
	97	20
	102	15
26116-160402	41	7
	79	35
26116-160452	14	23
	59	139
	60	139
	69	83
26116-160502	70	70
26116-160852	31	27
26116-161002	99	36
		37
26116-161202	98	16
26116-161302	100	17
		20
	101	5
		8
26116-200402	31	15
26347-080002	39	38
	49	50
26347-100002	47	39
	49	40
26366-080002	52	40
	55	17
26367-050002	28	23
26450-040102	59	105
	60	106
26450-050122	59	78
	60	78
26450-060352	68	25
26450-080222	59	89
	60	89
26450-080302	59	106
	60	107

Parts No.	Fig. No.	Ref. No.
26450-080502	27	35
26450-100302	59	36
		69
	60	36
		69
26450-120302	69	81
	70	61
26450-120952	70	25
26559-050202	29	34
26577-080122	45	28
26587-040122	35	14
26617-100002	59	118
	60	118
26647-060202	76	14
26706-100002	8	11
26712-080002	29	35
		36
26716-050002	17	24
26716-080002	16	9
		13
		28
		24
		37
		17
		39
		39
26716-100002	35	15
	36	4
	39	40
	56	36
	79	9
26716-120002	93	33
26716-160002	31	28
	98	17
	99	38
		39
	100	18
		21
	101	6
		9
26716-180002	93	34
26756-100002	99	40
26757-050002	36	11
26776-180002	19	30
29220-788200	19	20
29420-050000	19	12
29420-150000	19	13
29420-300000	19	14
772455-14101-1	14	1
772455-75100	79	1
772455-75101	79	1 -1
772478-03230	1	1
772478-03231	1	1 -1

Parts No.	Fig. No.	Ref. No.
772478-03250	2	1
772478-03251	2	1 -1
772478-37100-1	32	2
772478-37101	32	2 -1
772478-37120	32	1
772478-73100	59	119
	60	119
772979-03100	3	1
933110-00301	19	6
933110-54100	35	28
	36	14
	37	35
	39	41
933111-50001	83	20
933126-00500	64	26
933126-50500	32	23
933138-12101	32	24
933147-03400	61	39
933152-09280	17	25
	18	2
	20	3
	24	21
	25	35
	28	25
	30	24
		25
		26
933160-01370	82	17
933166-80520	73	13
	74	11
		27
		71
	75	51
933168-14170	61	40
933168-55770	10	11
	15	37
	22	15
933169-15231	20	9
933171-13691	31	13
		25
	32	12
933171-15680	17	26
	24	9
	25	21
933171-80510	73	14
	74	12
		28
		72
	75	52
933171-80610	73	15

Parts No.	Fig. No.	Ref. No.
933171-80610	74	13
		29
		73
	75	53