

0CS10-M38602EN

PREFACE

1. This parts catalog is the 2nd revised edition of Yanmar wheel loader V3-5, V4-5, V4-5A for U.S.A. & the 1st edition V4-5B for U.S.A.

2. Parts catalog history

	Parts catalog No.	Date of issue	Remarks
First edition	000Y00S3860	Mar. , 2000	No need
1st edition(supplement)	000Y00S3861	Mar. , 2004	No need
2nd edition(supplement)	000Y00S3862	Jan. , 2006	

3. Model name

SECTION	Column	Model name	Manufactured	M / #	Remarks
I (Vehicle)	A	V3-5 (US)	1998/7~2004/5	50501~52624	
	B	V4-5 (US)	1998/7~2003/7	50501~52004	
	C	V4-5A (US)	2003/7~2005/8	52001~52311	
	D	V4-5B (US)	2005/7~	52501~	
II (Engine)	A	3TNE84-EKAH	1999/1~2004/5	43595~78448	for V3-5 (US)
	B	3TNE84T-EKAH	1999/1~2003/7	43645~79393	for V4-5 (US)
III (Engine)	A	3TNV84T-XKAH	2003/3~	03222~	for V4-5A, -5B (US)

4. This parts catalog does not contain the technical data needed for maintenance service.

The illustrations used in this parts catalog have been simplified for clarity.

The contents of this parts catalog are subject to change without notice.

Be sure to use only Yanmar genuine part for repairs. If imitation parts are used, it may cause engine defects.

Directions for the Parts Catalog.

1. The parts stipulated in this Parts Catalog are not necessarily standard equipped parts.
2. Parts may change without prior notice.
3. The following is an example of the Parts Catalog format.

REF.	LEV.	PARTS NO.	DESCRIPTION	Q'TY						I	R
				(A)	(B)	(C)	(D)	(E)	(F)		
1	1	729595-51390	FUEL INJECTION PUMP	1	1	1	1	1			1
1-1	1	729595-51391	FUEL INJECTION PUMP	1	1	1	1	1		N	1
		(A=E00185) (B=E00200)									
3	2	26022-060162	SCREW M 6X 16	9	9	9	9	9			
3-1	2	26022-060162	SCREW M 6X 16	4	4	4	4	4		K	
		(A=E00156) (B=E00156) (C=E00156) (D=E00156) (E=E00156)									
4	2	129470-51040	CAMSHAFT	1	1	1	1	1			
5	2	122710-51050	BEARING, ROLLER	2	2	2	2	2			
6	2	129470-51060	RETAINER	1	1	1	1	1			

Remarks
(1) BOOST COMPEMSATOR TYPE. OPTIONAL PART, TO E00155,(4JH-DT, 4JH-DTZ

① Ref. No.

The Ref. No. listed may not be in accordance with the illustration Ref. No.

(Ex.) Illustration No.

List Ref No.

1

1

(Before change)

1-1

(After change)

For interchangeable symbols N, R and K, illustrations for new parts may be abbreviated.

② Lev. (Level)

Level indication

The numbers below indicate the level of relativity towards the main part.

1 ----- Main parts (Assembly parts)

2 ----- Sub component included in " 1 ".

3 ----- Sub component included in " 2 ".

Note) Parts that are not for sale are partially illustrated but not listed.

③ Interchangeability Mark

When a part change takes place, one of the following interchangeability symbols is indicated beside the part.

Symbol	Interchangeability	Contents note
N	Old $\begin{matrix} \leftarrow \text{Yes} \\ \text{No} \rightarrow \end{matrix}$ New	New Part is interchangeable for Old Part but Old Part is not interchangeable for New Part.
Q	Old $\begin{matrix} \leftarrow \text{No} \\ \text{Yes} \rightarrow \end{matrix}$ New	New Part is not interchangeable for Old Part but Old Part is interchangeable for New Part.
R	Old $\begin{matrix} \leftarrow \text{Yes} \\ \text{Yes} \rightarrow \end{matrix}$ New	New/ Old Parts are both interchangeable.
S	Old $\begin{matrix} \leftarrow \text{No} \\ \text{No} \rightarrow \end{matrix}$ New	New/ Old Parts are both not interchangeable.
W		Part newly added.
Z		Part discontinued.
F		Not interchangeable by a single part but interchangeable together with related parts.
K		Changes only for used parts quantities.

④ Effective Machine No.

When a part changes, the effective Machine No. will be indicated in the (A)-(F) column.

Product Symbol	Product No.	Product Symbol	Product No.
C	Clutch No. Compressor No.	F	Machine No. (Agricultural Equip.)
D	Drive No.	M	Machine No.
E	Engine No.		

Note 1) A date may follow the symbol. (Ex.) 1996.01

Note 2) "XXXXX" and "ZZZZZ" are for parts that could not be predicted or for engine models that could not be identified.

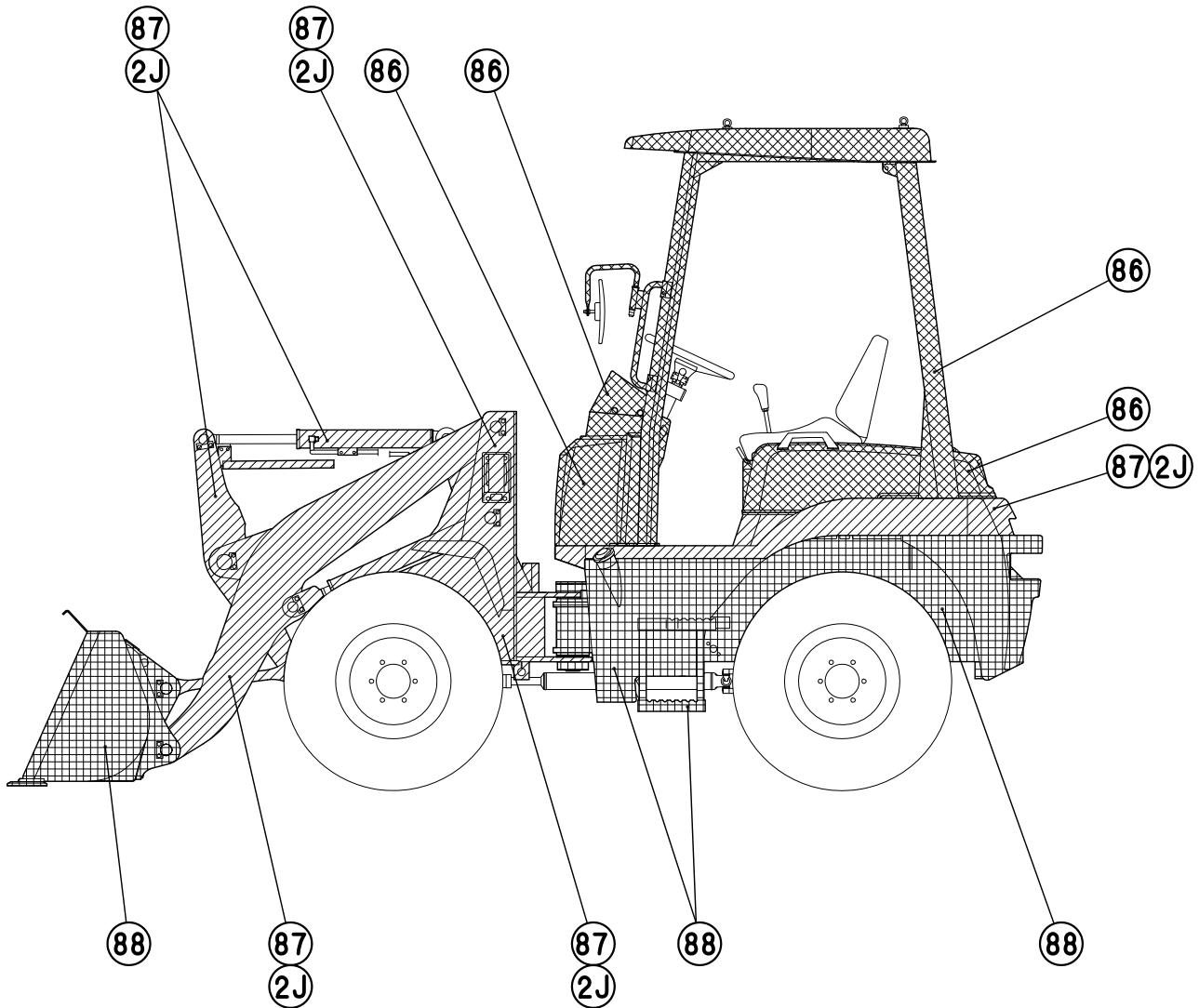
Note 3) (A=E00185) is the E (Engine Serial Number) for the column (A) model (in this case 4JH-DT) after the parts design change.

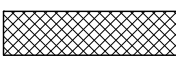
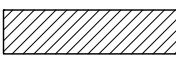
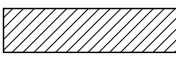
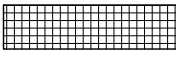
⑤ Remarks Mark

Figures or alphabets (symbols) are entered in the remarks column.

The comments (remarks) on parts that are indicated at the bottom of the illustration are the same symbols as those stated above.

1 [PAINTED COLOR LIST]



PART	DESCRIPTION	PAINTED COLOR	PAINT PART No.		
			16ℓCAN	4ℓCAN	SPRAY
86		YANMAR NEW GRAYISH GREEN	981101-09616	977620-40860	977620-30861
87		YANMAR NEW PERMANENT YELLOW	981101-09519	977620-40870	977620-30871
2J		YANMAR NEW PERMANENT YELLOW 2	981101-09520	977620-40871	977620-30872
88		YANMAR NEW DEEP GREEN	981101-09588	977620-40880	977620-30881

PICTURESQUE INDEX (1)MAIN PARTS

LABEL . . . Fig. 1, 2
TOOL . . . Fig. 3

FOOT ACCELERATOR . . . Fig. 6
INCHING PEDAL . . . Fig. 33
BRAKE PEDAL . . . Fig. 34, 35
PARK BRAKE LEVER . . . Fig. 36
HYDRAULIC OIL CONTROL LEVER . . . Fig. 37, 38
3RD VALVE CONTROL . . . Fig. 40, 41
STEERING WHEEL & COLUMN . . . Fig. 42, 43
CONTROL COVER . . . Fig. 44, 45
FRONT FRAME . . . Fig. 46

SILENCER . . . Fig. 4
AIR CLEANER & ENGINE DRAIN . . . Fig. 5
ENGINE MOUNT . . . Fig. 7
RADIATOR . . . Fig. 8, 9
BATTERY . . . Fig. 12
WIRING . . . Fig. 13
ELECTRIC PART . . . Fig. 15, 16, 17
HYDRAULIC OIL TANK . . . Fig. 73, 74

REAR FRAME . . . Fig. 47, 48
OPERATION FRAME & COVER . . . Fig. 49, 50
SEAT & BONNET . . . Fig. 51, 52
BONNET SOUNDPROOF MATERIAL . . . Fig. 53
FRAME SOUNDPROOF MATERIAL . . . Fig. 54

DUMP CYLINDER . . . Fig. 63, 64

TIRE & DISK . . . Fig. 32

RIGHT

REAR

LEFT

FRONT

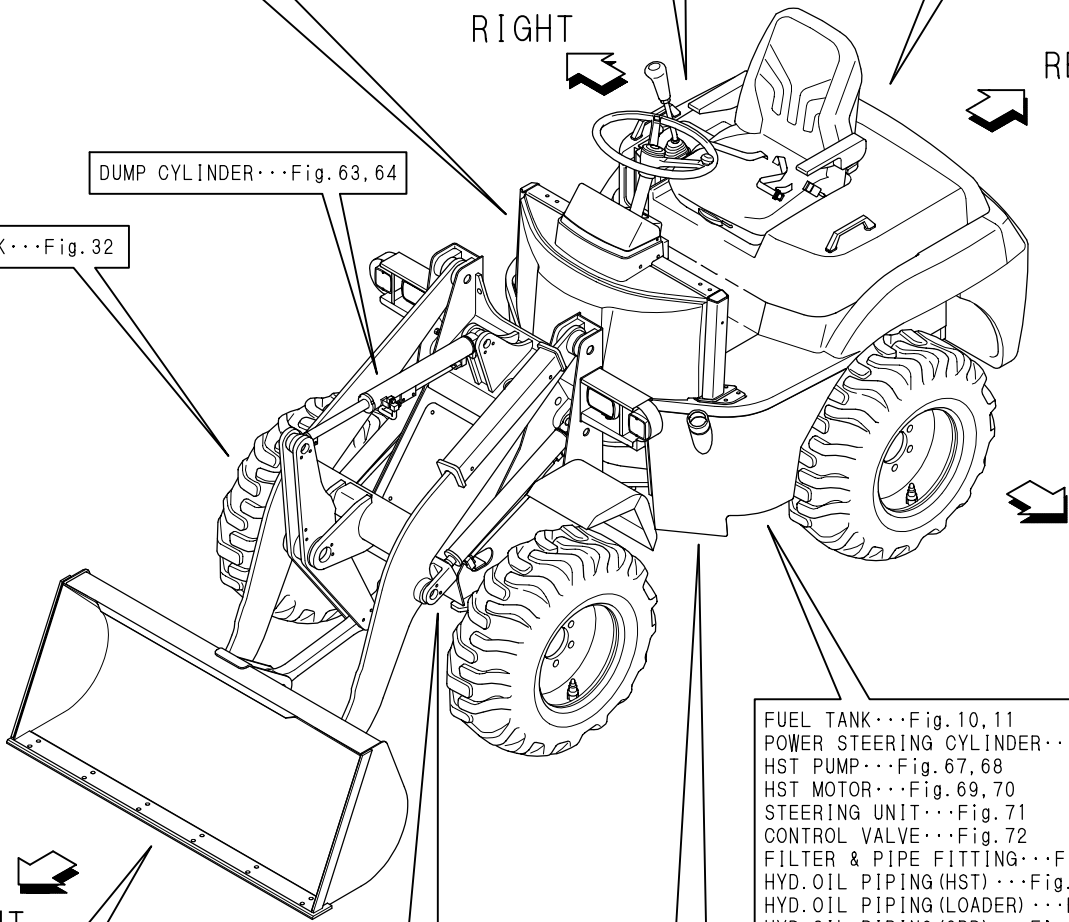
LIFT CYLINDER . . . Fig. 61, 62

FUEL TANK . . . Fig. 10, 11
POWER STEERING CYLINDER . . . Fig. 65, 66
HST PUMP . . . Fig. 67, 68
HST MOTOR . . . Fig. 69, 70
STEERING UNIT . . . Fig. 71
CONTROL VALVE . . . Fig. 72
FILTER & PIPE FITTING . . . Fig. 75, 76
HYD. OIL PIPING (HST) . . . Fig. 77, 78, 79
HYD. OIL PIPING (LOADER) . . . Fig. 80, 81
HYD. OIL PIPING (3RD) . . . Fig. 82, 83

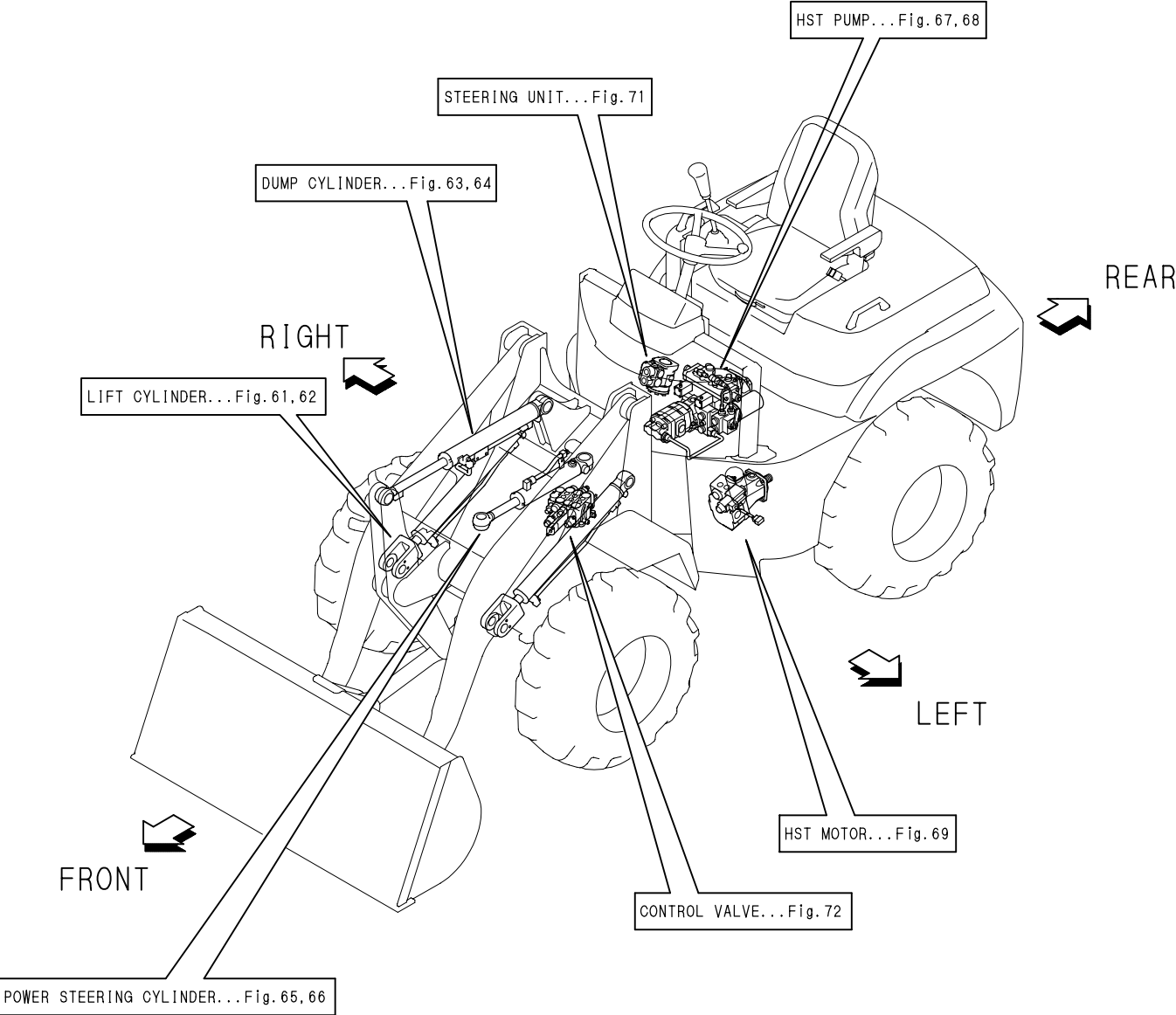
LIFT ARM LOCK . . . Fig. 39
LIFT ARM . . . Fig. 84, 85
LOADER LINK . . . Fig. 86, 87
BUCKET . . . Fig. 88

CLUTCH HOUSING & DRIVE SHAFT . . . Fig. 18
TRANSFER CASE . . . Fig. 19
SPIRAL BEVEL GEAR . . . Fig. 20, 21
DIFFERENTIAL GEAR . . . Fig. 22, 23
AXLE SHAFT . . . Fig. 24, 25
FINAL GEAR . . . Fig. 26, 27
AXLE CASE . . . Fig. 28, 29
AXLE HOLDER . . . Fig. 30
CENTER BRAKE . . . Fig. 31

ROPS CANOPY . . . Fig. 55
ROPS CABIN . . . Fig. 56
CABIN DOOR . . . Fig. 57
ELECTRIC PART & WIPER (ROPS CABIN) . . . Fig. 58
HEATER (ROPS CABIN) . . . Fig. 59
WORK LAMP (ROPS CABIN) . . . Fig. 60



PICTURESQUE INDEX (2)HYDRAULIC SECTION



Contents

OCS10-M38602

Fig. No.	Fig. Name	Fig. No.	Fig. Name
V3/V4-5(A)(B)(US)		25.	AXLE SHAFT(V4-5/5A/5B)
1.	LABEL(V3-5/V4-5)	26.	FINAL GEAR(V3-5)
2.	LABEL(V4-5A/5B)	27.	FINAL GEAR(V4-5/5A/5B)
3.	TOOL	28.	AXLE CASE(V3-5)
4.	SILENCER	29.	AXLE CASE(V4-5/5A/5B)
5.	AIR CLEANER & ENGINE DRAIN	30.	AXLE HOLDER
6.	FOOT ACCELERATOR(V3-5/V4-5)	31.	CENTER BRAKE
7.	ENGINE MOUNT	32.	TIRE & DISK
8.	RADIATOR(V3-5/V4-5)	33.	INCHING PEDAL
9.	RADIATOR(V4-5A/5B)	34.	BRAKE PEDAL(V3-5)
10.	FUEL TANK(V3-5/V4-5)	35.	BRAKE PEDAL(V4-5/5A/5B)
11.	FUEL TANK(V4-5A/5B)	36.	PARK BRAKE LEVER
12.	BATTERY	37.	HYD.OIL CONTROL LEVER(V3-5/V4-5)
13.	WIRING(V3-5)(V4-5/5A PREVIOUS)	38.	HYD.OIL CONTROL LEVER(V4-5A/5B)
14.	WIRING(V4-5/5A/5B NEW)	39.	LIFT ARM LOCK
15.	ELECTRIC PART(V3-5/V4-5)	40.	3RD VALVE CONTROL(V3-5/V4-5)
16.	ELECTRIC PART(V4-5A/5B)	41.	3RD VALVE CONTROL(V4-5A/5B)
17.	ELECTRIC PART(AUTO LEVELLER)	42.	STEERING WHEEL & COLUMN(V3-5/V4-5)
18.	CLUTCH HOUSING & DRIVE SHAFT	43.	STEERING WHEEL & COLUMN(V4-5A/5B)
19.	TRANSFER CASE	44.	CONTROL COVER(V3-5/V4-5)
20.	SPIRAL BEVEL GEAR(V3-5)	45.	CONTROL COVER(V4-5A/5B)
21.	SPIRAL BEVEL GEAR(V4-5/5A/5B)	46.	FRONT FRAME
22.	DIFFERENTIAL GEAR(V3-5)	47.	REAR FRAME(V3-5/V4-5)
23.	DIFFERENTIAL GEAR(V4-5/5A/5B)	48.	REAR FRAME(V4-5A/5B)
24.	AXLE SHAFT(V3-5)	49.	OPERATION FRAME & COVER(V3-5/V4-5)

Contents

OCS10-M38602

Fig. No. Fig. Name

- 50. OPERATION FRAME & COVER(V4-5A/5B)
- 51. SEAT & BONNET(V3-5/V4-5)
- 52. SEAT & BONNET(V4-5A/5B)
- 53. BONNET SOUNDPROOF MATERIAL
- 54. FRAME SOUNDPROOF MATERIAL
- 55. ROPS CANOPY
- 56. ROPS CABIN
- 57. CABIN DOOR
- 58. ELECTRIC PART & WIPER(ROPS CABIN)
- 59. HEATER(ROPS CABIN)
- 60. WORK LAMP(ROPS CABIN)
- 61. LIFT CYLINDER(V3-5/V4-5)
- 62. LIFT CYLINDER(V4-5A/5B)
- 63. DUMP CYLINDER(V3-5/V4-5)
- 64. DUMP CYLINDER(V4-5A/5B)
- 65. POWER STEERING CYLINDER(V3-5/V4-5)
- 66. POWER STEERING CYLINDER(V4-5A/5B)
- 67. HST PUMP(V3-5/V4-5,5A)
- 68. HST PUMP(V4-5B)
- 89. (68A)HST PUMP(V4-5B)(COMPONENT PART)
- 69. HST MOTOR(V3-5/V4-5,5A)
- 70. HST MOTOR(V4-5B)
- 90. (70A)HST MOTOR(V4-5B)(COMPONENT PART)
- 71. STEERING UNIT
- 72. CONTROL VALVE

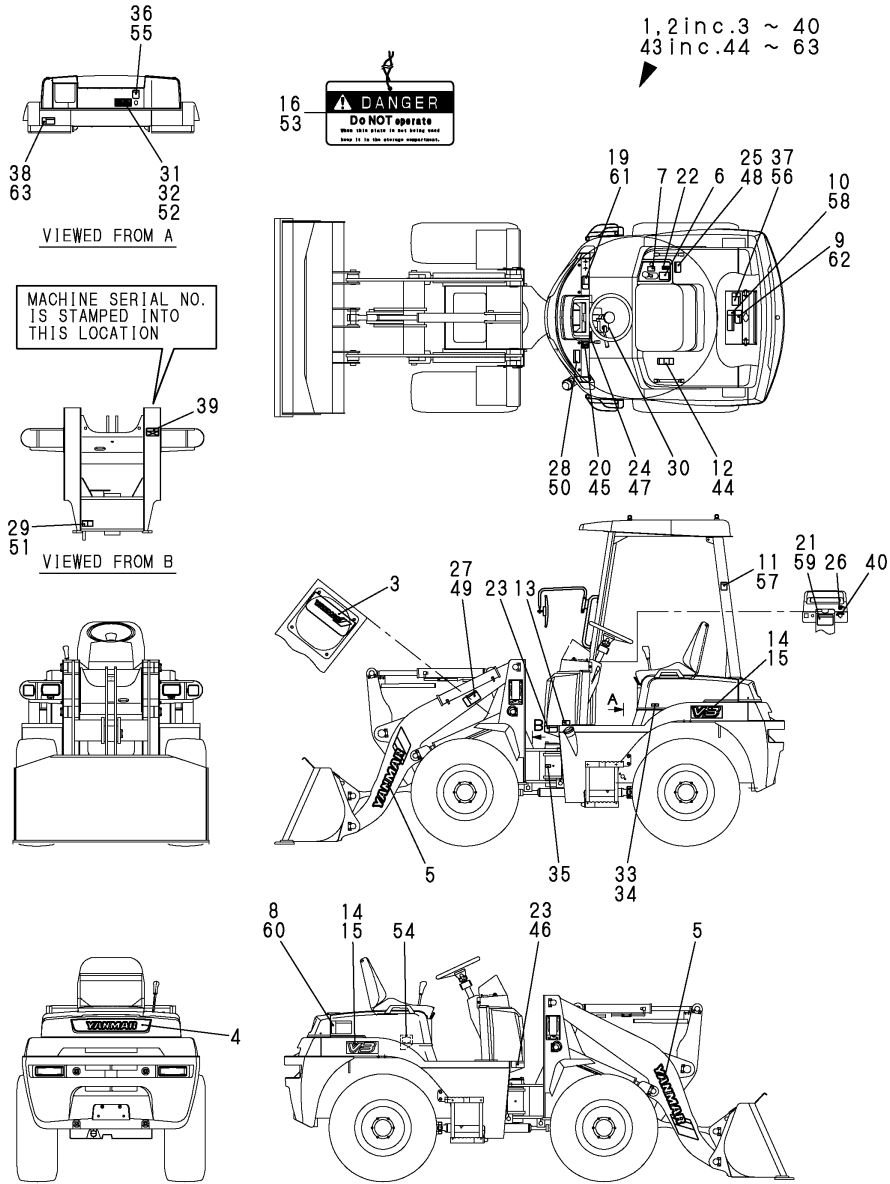
Fig. No. Fig. Name

- 73. HYD.OIL TANK(V3-5/V4-5)
- 74. HYD.OIL TANK(V4-5A/5B)
- 75. FILTER & PIPE FITTING(V3-5/V4-
- 76. FILTER & PIPE FITTING(V4-5A/5B)
- 77. HYD.OIL PIPING(HST)(V3-5/V4-5)
- 78. HYD.OIL PIPING(HST)(V4-5A)
- 79. HYD.OIL PIPING(HST)(V4-5B)
- 80. HYD.OIL PIPING(LOADER)(V3-5/V4
- 81. HYD.OIL PIPING(LOADER)(V4-5A/5B)
- 82. HYD.OIL PIPING(3RD)(V3-5/V4-5)
- 83. HYD.OIL PIPING(3RD)(V4-5A/5B)
- 84. LIFT ARM(V3-5/V4-5)
- 85. LIFT ARM(V4-5A/5B)
- 86. LOADER LINK(V3-5/V4-5)
- 87. LOADER LINK(V4-5A/5B)
- 88. BUCKET

Fig.1. LABEL(V3-5/V4-5)

(A)=V3-5(US)
(B)=V4-5(US)
(C)=V4-5A(US)

(D)=V4-5B(US)
(E)=
(F)=

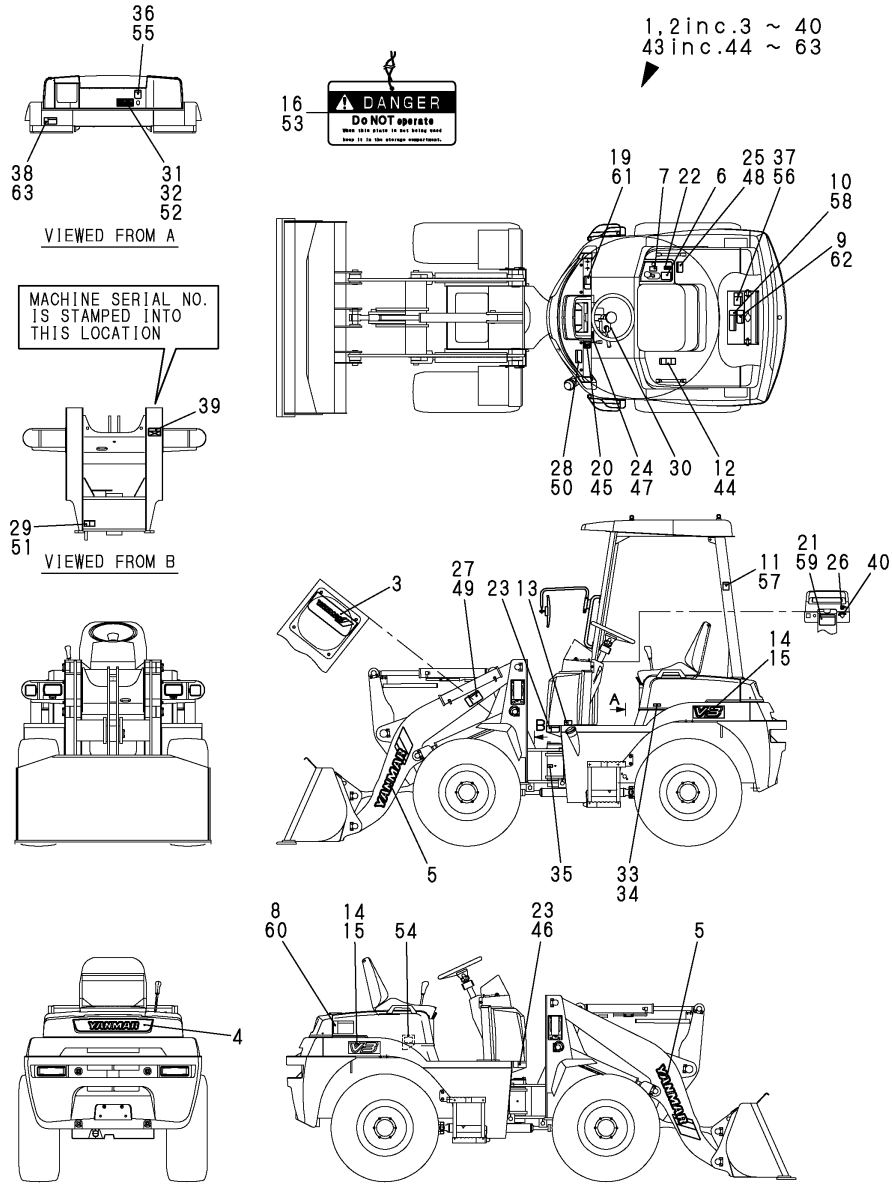


No.	Lev.	Parts No.	Description	Q'ty						I	R
				(A)	(B)	(C)	(D)	(E)	(F)		
1	1	772527-03500	LABEL ASSY	1							
2	1	772528-03500	LABEL ASSY		1						
3	2	172527-03130	LABEL	1	1						
4	2	172527-03140	LABEL	1	1						
5	2	172169-03180	LABEL	2	2						
6	2	172511-03230	LABEL	1	1						
7	2	172524-03290	LABEL, LEVER LOCK	1	1						
8	2	172437-03360	LABEL,BATTERY	1	1						
9	2	172437-03390	LABEL,RADIATOR	1	1						
10	2	172437-03421	LABEL,MUFFLER	1	1						
11	2	172437-03440	LABEL,ROPS	1	1						
12	2	172524-03470	LABEL	1	1						
13	2	172437-03500	LABEL, FUEL	1	1						
14	2	172527-03510	LABEL	2							
15	2	172528-03510	LABEL		2						
16	2	172524-03550	LABEL	1	1						
19	2	172524-03610	LABEL	1	1						
20	2	172527-03610	LABEL	1	1						
21	2	172524-03620	LABEL	1	1						
22	2	172527-03620	LABEL	1	1						
23	2	172524-03630	LABEL	2	2						
24	2	172527-03630	LABEL	1	1						
25	2	172524-03640	LABEL	1	1						
26	2	172527-03640	LABEL	1	1						
27	2	172524-03650	LABEL	1	1						
28	2	172524-03660	LABEL	1	1						
29	2	172524-03670	LABEL	1	1						
30	2	172524-03690	LABEL	1	1						
31	2	172527-03750	LABEL	1							
32	2	172528-03750	LABEL		1						
33	2	172524-03770	LABEL	1							
34	2	172525-03770	LABEL		1						
35	2	172519-03820	LABEL	3	3						
36	2	172524-03910	LABEL	1	1						
37	2	172524-03930	LABEL	1	1						
38	2	172524-03940	LABEL	1	1						
39	2	22857-300050	SCREW, 3X 5	4	4						
40	2	933112-20100	LABEL, SWITCH	1	1						
43	1	172527-03000	LABEL,CANADA KIT	1							
44	2	172527-03010	LABEL,SEAT BELT	1							
45	2	172527-03020	LABEL,BRAKE RELEASE	1							
46	2	172527-03030	LABEL,ARTICULATE	1							
47	2	172527-03040	LABEL,LOW SPEED	1							
48	2	172527-03050	LABEL,CONTACT	1							
49	2	172527-03060	LABEL, LIFT ARM LOCK	1							
50	2	172527-03070	LABEL,FRAME LOCK	1							
51	2	172527-03080	LABEL,SAFETY BAR	1							
52	2	172527-03091	LABEL,SPECIFICATION	1							
53	2	172469-03260	TAG ASSY, SERVICING	1							
54	2	172469-03270	LABEL,SUB-TANK	1							
55	2	172469-03300	LABEL,ENGINE COVER	1							

Fig.1. LABEL(V3-5/V4-5)

(A)=V3-5(US)
 (B)=V4-5(US)
 (C)=V4-5A(US)

(D)=V4-5B(US)
 (E)=
 (F)=

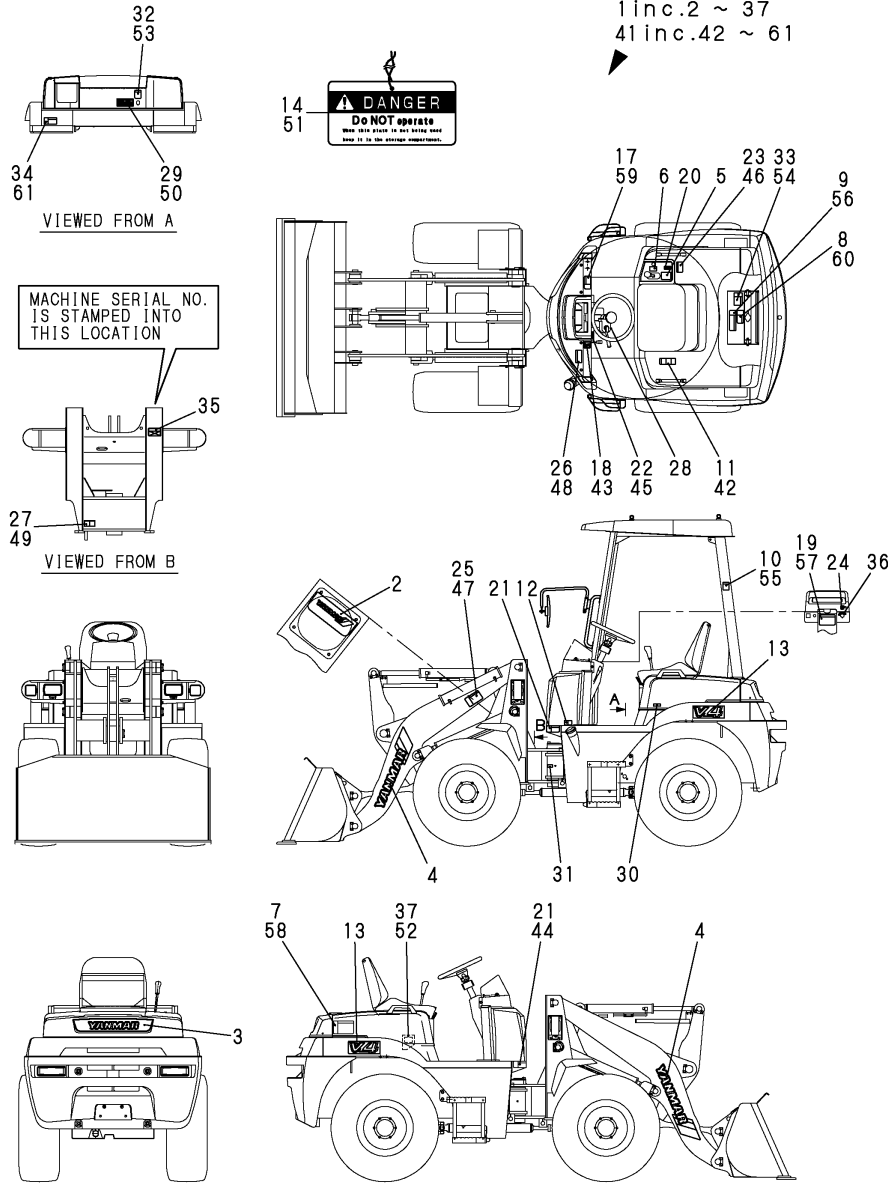


No.	Lev.	Parts No.	Description	Q'ty						I	R
				(A)	(B)	(C)	(D)	(E)	(F)		
56	2	172469-03310	LABEL,ENGINE ROOM	1							
57	2	172469-03340	LABEL,ROPS	1							
58	2	172469-03430	LABEL,SILENCER	1							
59	2	172469-03580	LABEL,NEUTRAL	1							
60	2	172469-03600	LABEL,BATTERY	1							
61	2	172469-03640	LABEL,MANUAL	1							
62	2	172469-03660	LABEL,RADIATOR	1							
63	2	172469-03670	LABEL,RESERVOIR	1							

Fig.2. LABEL(V4-5A/5B)

(A)=V3-5(US)
(B)=V4-5(US)
(C)=V4-5A(US)

(D)=V4-5B(US)
(E)=
(F)=

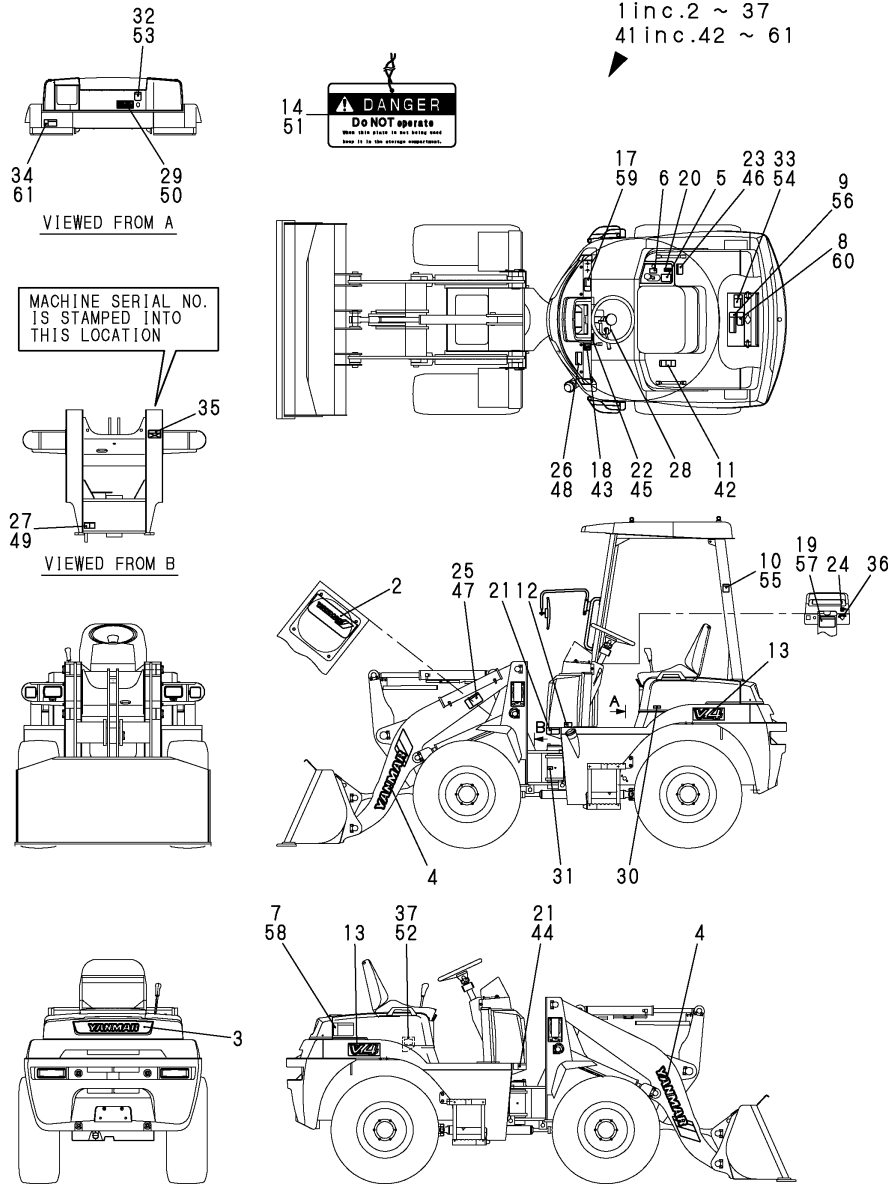


No.	Lev.	Parts No.	Description	Q'ty						I	R
				(A)	(B)	(C)	(D)	(E)	(F)		
1	1	772528-03501	LABEL ASSY			1					
1A	1	772535-03500	LABEL ASSY					1			
2	2	172527-03130	LABEL			1	1				
3	2	172527-03140	LABEL			1	1				
4	2	172169-03180	LABEL			2	2				
5	2	172511-03230	LABEL			1	1				
6	2	172524-03290	LABEL, LEVER LOCK			1	1				
7	2	172437-03360	LABEL, BATTERY			1					
7-1	1	172437-03361	LABEL, BATTERY			1	1				N
			(C=M/#52191)								
8	2	172437-03390	LABEL, RADIATOR			1					
8-1	1	172437-03391	LABEL, RADIATOR			1	1				N
			(C=M/#52191)								
9	2	172437-03421	LABEL, MUFFLER			1					
9-1	1	172437-03422	LABEL, MUFFLER			1	1				N
			(C=M/#52191)								
10	2	172437-03440	LABEL, ROPS			1					
10-1	1	172437-03441	LABEL, ROPS			1	1				N
			(C=M/#52191)								
11	2	172524-03470	LABEL			1					
11-1	1	172524-03471	LABEL			1	1				N
			(C=M/#52193)								
12	2	172437-03500	LABEL, FUEL			1					
12-1	1	172437-03501	LABEL, FUEL			1	1				N
			(C=M/#52191)								
13	2	172528-03510	LABEL			2	2				
14	2	172171-03400	TAG ASSY, CAUTION			1	1				
17	2	172437-03300	LABEL, MANUAL			1					
17-1	1	172437-03301	LABEL, MANUAL US			1	1				N
			(C=M/#52191)								
18	2	172527-03610	LABEL			1	1				
19	2	172524-03620	LABEL			1					
19-1	1	172524-03621	LABEL			1					N
			(C=M/#52193)								
20	2	172527-03620	LABEL			1	1				
21	2	172524-03630	LABEL			2					
21-1	1	172524-03631	LABEL			2	2				N
			(C=M/#52193)								
22	2	172527-03630	LABEL			1	1				
23	2	172524-03640	LABEL			1					
23-1	1	172524-03641	LABEL			1	1				N
			(C=M/#52193)								
24	2	172527-03640	LABEL			1	1				
25	2	172524-03650	LABEL			1					
25-1	1	172524-03651	LABEL			1	1				N
			(C=M/#52193)								
26	2	172524-03660	LABEL			1					Z
			(C=M/#52193)								
27	2	172524-03670	LABEL			1					
27-1	1	172524-03671	LABEL			1	1				N
			(C=M/#52193)								

Fig.2. LABEL(V4-5A/5B)

(A)=V3-5(US)
(B)=V4-5(US)
(C)=V4-5A(US)

(D)=V4-5B(US)
(E)=
(F)=



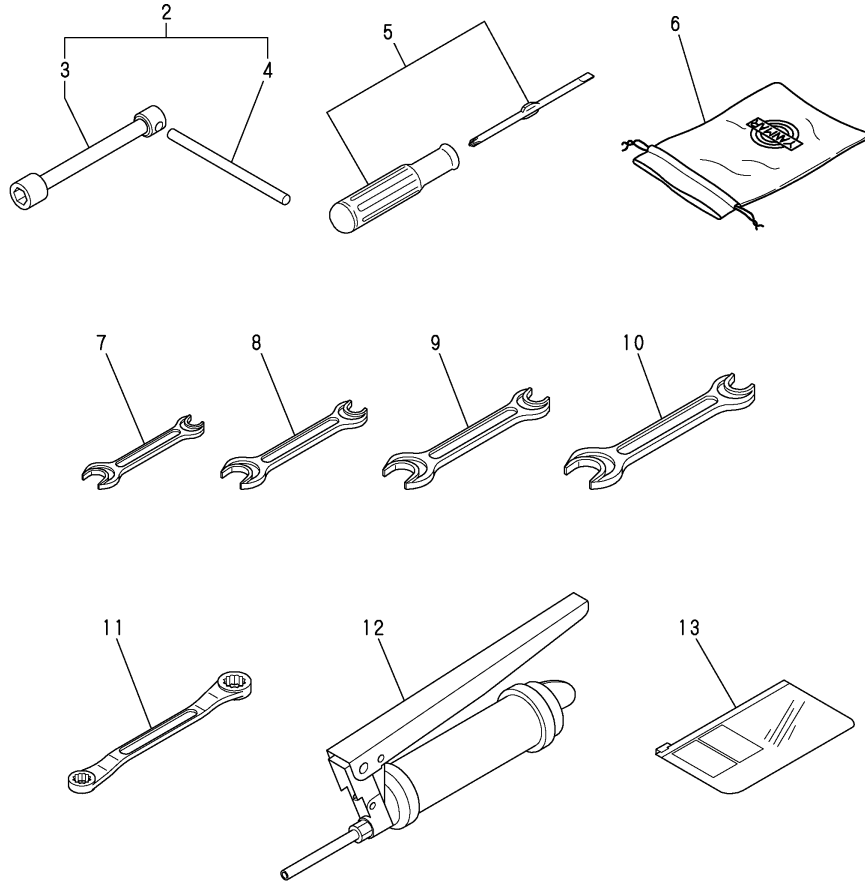
No.	Lev.	Parts No.	Description	Q'ty						I	R
				(A)	(B)	(C)	(D)	(E)	(F)		
28	2	172524-03690	LABEL			1	1				
29	2	172528-03760	LABEL,SPECIFICATION			1					
29-1	1	172528-03761	LABEL, SPECIFICATION			1					N
			(C=M/#52168)								
29A	2	172535-03700	LABEL,SPECIFICATION							1	
30	2	172528-03770	LABEL,AIR PRESS. US			1	1				
31	2	172519-03820	LABEL			3	3				
32	2	172437-03401	LABEL (ENG COVER US			1					
32-1	1	172437-03402	LABEL, ENGINE COVER			1	1				N
			(C=M/#52191)								
33	2	172437-03411	LABEL (ENG ROOM US			1					
33-1	1	172A36-03411	LABEL, ENGINE ROOM			1	1				N
			(C=M/#52193)								
34	2	172437-03321	LABEL,HYD.OIL TANK			1					
34-1	1	172437-03322	LABEL, RESEVOIR			1	1				N
			(C=M/#52191)								
35	2	172519-04350	SCREW			4	4				
36	2	172141-03360	LABEL, START SWITCH			1	1				
37	2	124764-44810	LABEL, SUB TANK			1					
37-1	2	172A38-03200	LABEL, SUB-TANK US			1	1				N
			(C=M/#52191)								
41	1	172528-03000	LABEL,CANADA KIT			1					
42	2	172527-03010	LABEL,SEAT BELT			1					
43	2	172527-03020	LABEL,BRAKE RELEASE			1					
44	2	172527-03030	LABEL,ARTICULATE			1					
45	2	172527-03040	LABEL,LOW SPEED			1					
46	2	172527-03050	LABEL,CONTACT			1					
47	2	172527-03060	LABEL, LIFT ARM LOCK			1					
48	2	172527-03070	LABEL,FRAME LOCK			1					
49	2	172527-03080	LABEL,SAFETY BAR			1					
50	2	172528-03091	LABEL,SPECIFICATION			1					
51	2	172469-03260	TAG ASSY, SERVICING			1					
52	2	172469-03270	LABEL,SUB-TANK			1					
53	2	172469-03300	LABEL,ENGINE COVER			1					
54	2	172469-03310	LABEL,ENGINE ROOM			1					
55	2	172469-03340	LABEL,ROPS			1					
56	2	172469-03430	LABEL,SILENCER			1					
57	2	172469-03580	LABEL,NEUTRAL			1					
58	2	172469-03600	LABEL,BATTERY			1					
59	2	172469-03640	LABEL,MANUAL			1					
60	2	172469-03660	LABEL,RADIATOR			1					
61	2	172469-03670	LABEL,RESERVOIR			1					

Fig.3. TOOL

(A)=V3-5(US)
 (B)=V4-5(US)
 (C)=V4-5A(US)

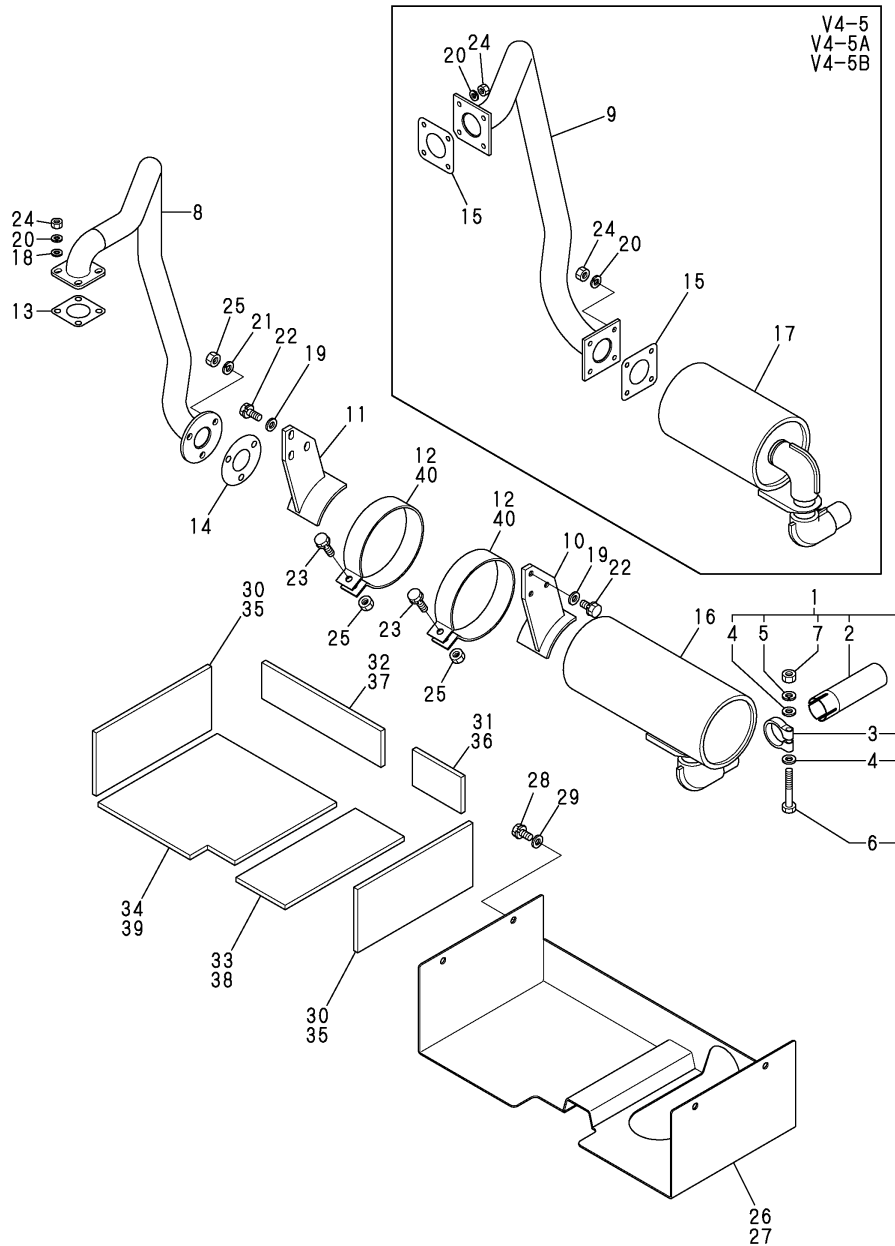
(D)=V4-5B(US)
 (E)=
 (F)=

1 inc.2 ~ 12



No.	Lev.	Parts No.	Description	Q'ty						I	R
				(A)	(B)	(C)	(D)	(E)	(F)		
1	1	772527-05100	TOOL ASSY	1	1						
2	2	172527-05110	WRENCH ASSY 30	1	1						
3	3	172527-05120	WRENCH 30	1	1						
4	3	172527-05130	SHAFT, WRENCH	1	1						
5	2	104200-92350	DRIVER, SCREW	1	1						
6	2	121400-92690	BAG, TOOL	1	1						
7	2	28110-100120	SPANNER, 10X12	1	1						
8	2	28110-120140	SPANNER, 12X14	1	1						
9	2	28110-190220	SPANNER, 19X22	1	1						
10	2	28110-220240	SPANNER, 22X24	1	1						
11	2	28160-140170	WRENCH, 14X17	1	1						
12	2	933110-09800	GUN, GREASE	1	1						
13	1	172469-07330	CASE, MANUAL			1	1				

Fig.4. SILENCER



(A)=V3-5(US)
(B)=V4-5(US)
(C)=V4-5A(US)

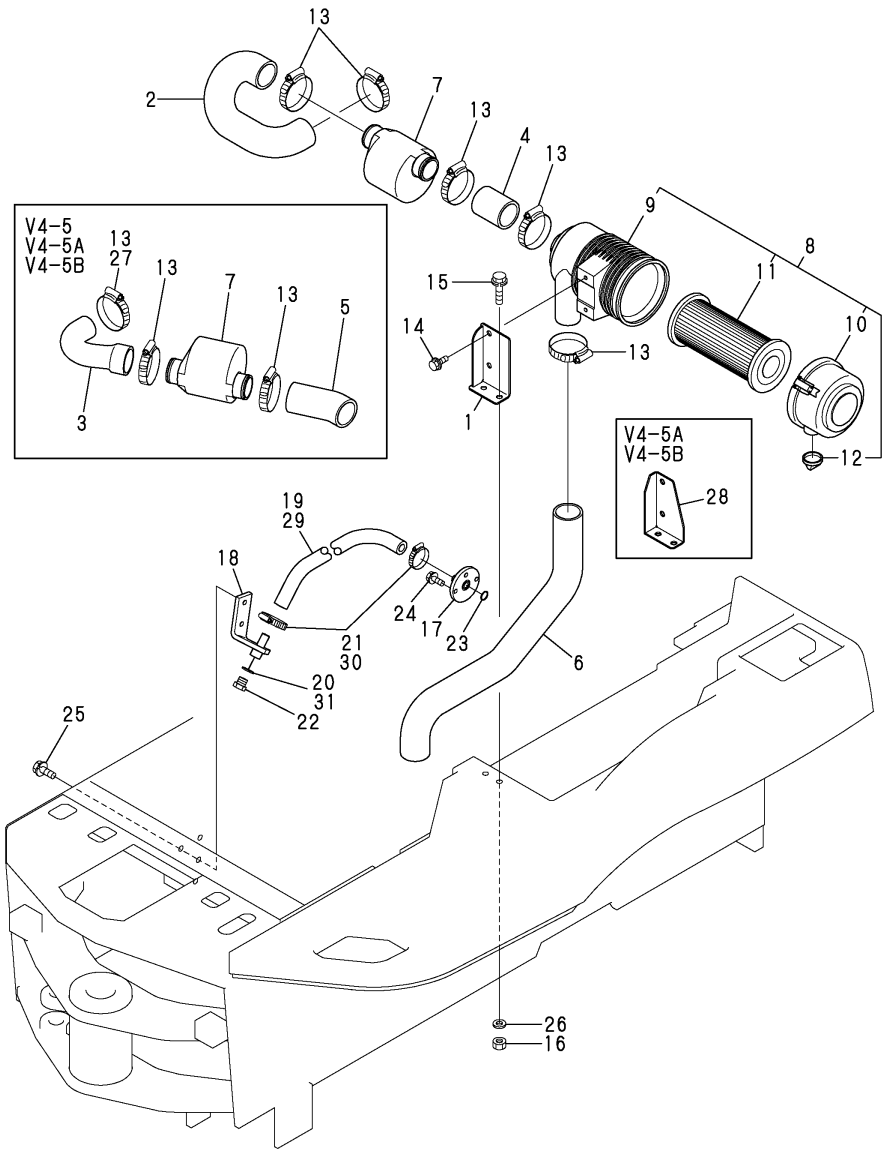
(D)=V4-5B(US)
(E)=
(F)=

No.	Lev.	Parts No.	Description	Qty						I	R
				(A)	(B)	(C)	(D)	(E)	(F)		
1	1	172520-11300	PIPE, TAIL	1	1	1	1				
2	2	172520-11350	PIPE, TAIL	1	1	1	1				
3	2	121120-13580	CLAMP	1	1	1	1				
4	2	22137-100000	WASHER, 10	2	2	2	2				
5	2	22217-100000	WASHER, SPRING 10	1	1	1	1				
6	2	26116-100652	BOLT, M10X 65 PLATED	1	1	1	1				
7	2	26716-100002	NUT, M10	1	1	1	1				
8	1	172527-11310	PIPE, CONNECTING	1							
9	1	172528-11310	PIPE, CONNECTING		1	1	1				
10	1	172527-11320	BRACKET L	1	1	1	1				
11	1	172527-11330	BRACKET R	1	1	1	1				
12	1	172513-11340	BAND, SILENCER	2	2						
12-1	1	172527-11340	BAND, SILENCER		2						R
(B=M/#52004)											
13	1	124701-11911	GASKET, SILENCER	1							
14	1	103954-13200	GASKET, SILENCER	1							
14-1	1	103954-13201	GASKET, SILENCER	1							N
(A=M/#53068)											
15	1	129400-13201	GASKET, SILENCER		2	2	2				
16	1	119869-13501	SILENCER	1							
17	1	129012-13500	SILENCER		1	1	1				
18	1	22137-080000	WASHER, 8	4							
19	1	22137-100000	WASHER, 10	6	6	6	6				
20	1	22217-080000	WASHER, SPRING 8	4	8	8	8				
21	1	22217-100000	WASHER, SPRING 10	3							
22	1	26013-100302	BOLT, M10X 30	6	6	6	6				
23	1	26013-100352	BOLT, M10X 35	2	2	2	2				
24	1	26716-080002	NUT, M8	4	8	8	8				
25	1	26716-100002	NUT, M10	5	2	2	2				
26	1	172527-11390	COVER ASSY, MUFFLER	1							
27	1	172528-11390	COVER, MUFFLER		1	1	1				
28	1	26013-100252	BOLT, M10X 25	4	4	4	4				
29	1	22137-100000	WASHER, 10	4	4	4	4				
30	1	172527-62350	SOUND-PROOF MFC-S	2							
31	1	172527-62360	SOUND-PROOF MFC-RL	1							
32	1	172527-62370	SOUND-PROOF MFC-RR	1							
33	1	172527-62380	SOUND-PROOF MFC-BL	1							
34	1	172527-62390	SOUND-PROOF MFC-BR	1							
35	1	172528-62350	SOUND-PROOF MFC-S		2	2	2				
36	1	172528-62360	SOUND-PROOF MFC-RL	1	1	1	1				
37	1	172528-62370	SOUND-PROOF MFC-RR	1	1	1	1				
38	1	172528-62380	SOUND-PROOF MFC-BL	1	1	1	1				
39	1	172528-62390	SOUND-PROOF MFC-BR		1	1	1				
40	1	172527-11340	BAND, SILENCER			2	2				

Fig.5. AIR CLEANER & ENGINE DRAIN

(A)=V3-5(US)
 (B)=V4-5(US)
 (C)=V4-5A(US)

(D)=V4-5B(US)
 (E)=
 (F)=

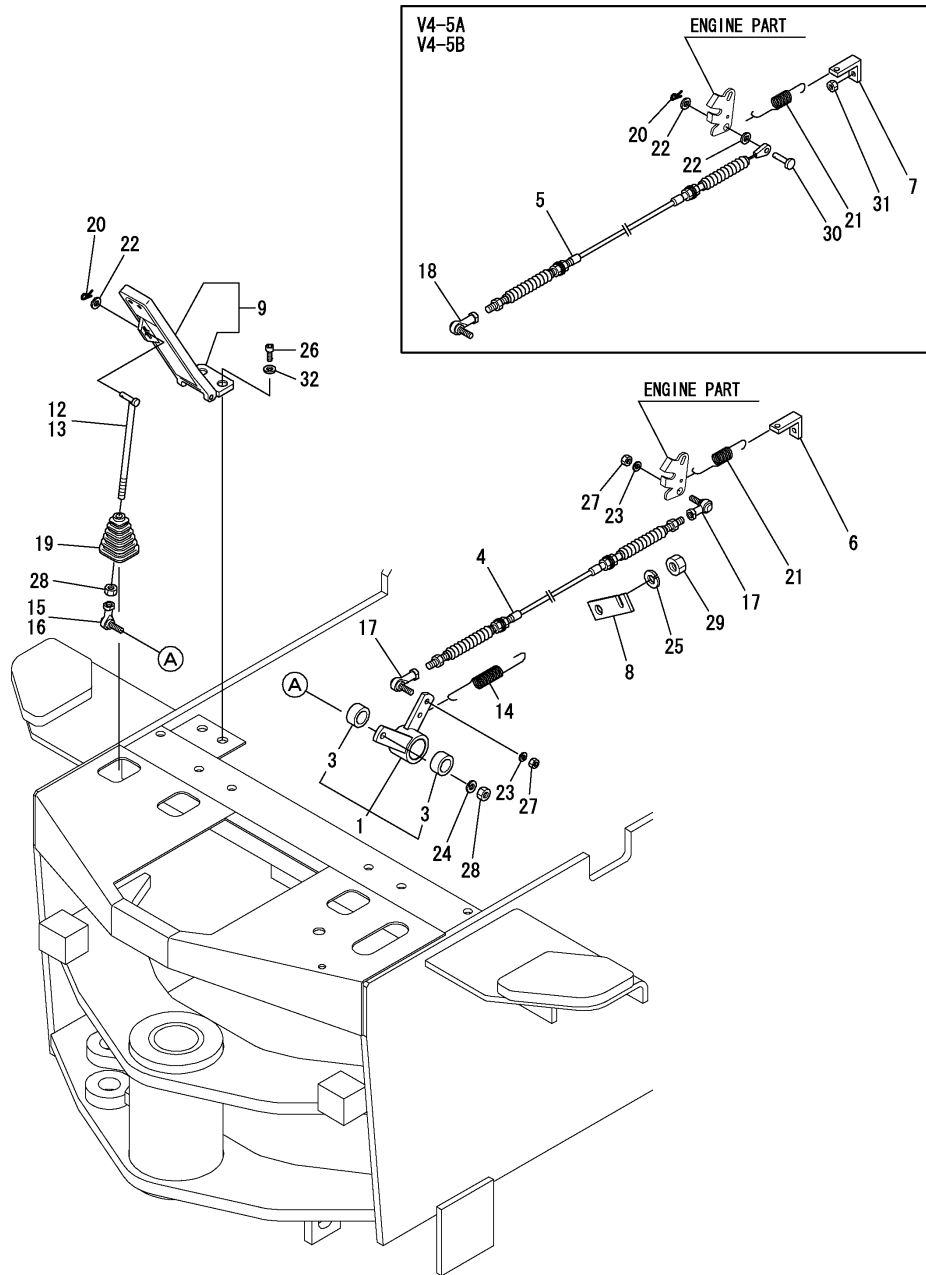


No.	Lev.	Parts No.	Description	Q'ty						I	R
				(A)	(B)	(C)	(D)	(E)	(F)		
1	1	172527-11511	BRACKET, AIR CLEANER	1	1						
2	1	172527-11560	HOSE A	1							
3	1	172528-11561	HOSE A		1	1	1				
4	1	172527-11570	HOSE B	1							
5	1	172528-11571	HOSE B		1	1	1				
6	1	172527-11580	HOSE C	1	1	1	1				
7	1	121855-12060	SILENCER ASSY	1	1	1	1				
8	1	129012-12500	CLEANER ASSY, AIR	1	1	1	1				
9	2	129012-12510	BODY, AIR CLEANER	1	1	1	1				
10	2	129012-12530	COVER ASSY	1	1	1	1				
11	2	119808-12520	ELEMENT	1	1	1	1				
12	2	119808-12540	VALVE, UNLOADER	1	1	1	1				
13	1	23000-060000	CLAMP, 60	5	5	4	4				
14	1	26013-080202	BOLT, M8X 20	2	2	2	2				
15	1	26013-100402	BOLT, M10X 40	2	2	2	2				
16	1	26716-100002	NUT, M10	2	2	2	2				
17	1	172527-11910	PLATE	1	1	1	1				
18	1	172527-11920	STAY	1	1	1	1				
19	1	172527-11930	HOSE	1	1						
20	1	1C6900-23150	WASHER, PLUG	1	1						
21	1	23000-028000	CLAMP, 28	2	2						
22	1	23491-140002	PLUG, 14	1	1	1	1				
23	1	24311-000180	O-RING, 1AP18.0	1	1	1	1				
24	1	26013-080202	BOLT, M8X 20	3	3	3	3				
25	1	26013-100252	BOLT, M10X 25	2	2	2	2				
26	1	22137-100000	WASHER, 10	2	2	2	2				
27	1	23000-048000	CLAMP, 48			1	1				
28	1	172527-11512	BRACKET, CLEANER			1	1				
29	1	172527-11931	HOSE, LO DRAIN			1	1				
30	1	23001-025000	CLAMP, HOSE 25			2	2				
31	1	24311-000160	O-RING, 1AP16.0			1	1				

Fig.6. FOOT ACCELERATOR(V3-5/V4-5)

(A)=V3-5(US)
(B)=V4-5(US)
(C)=V4-5A(US)

(D)=V4-5B(US)
(E)=
(F)=

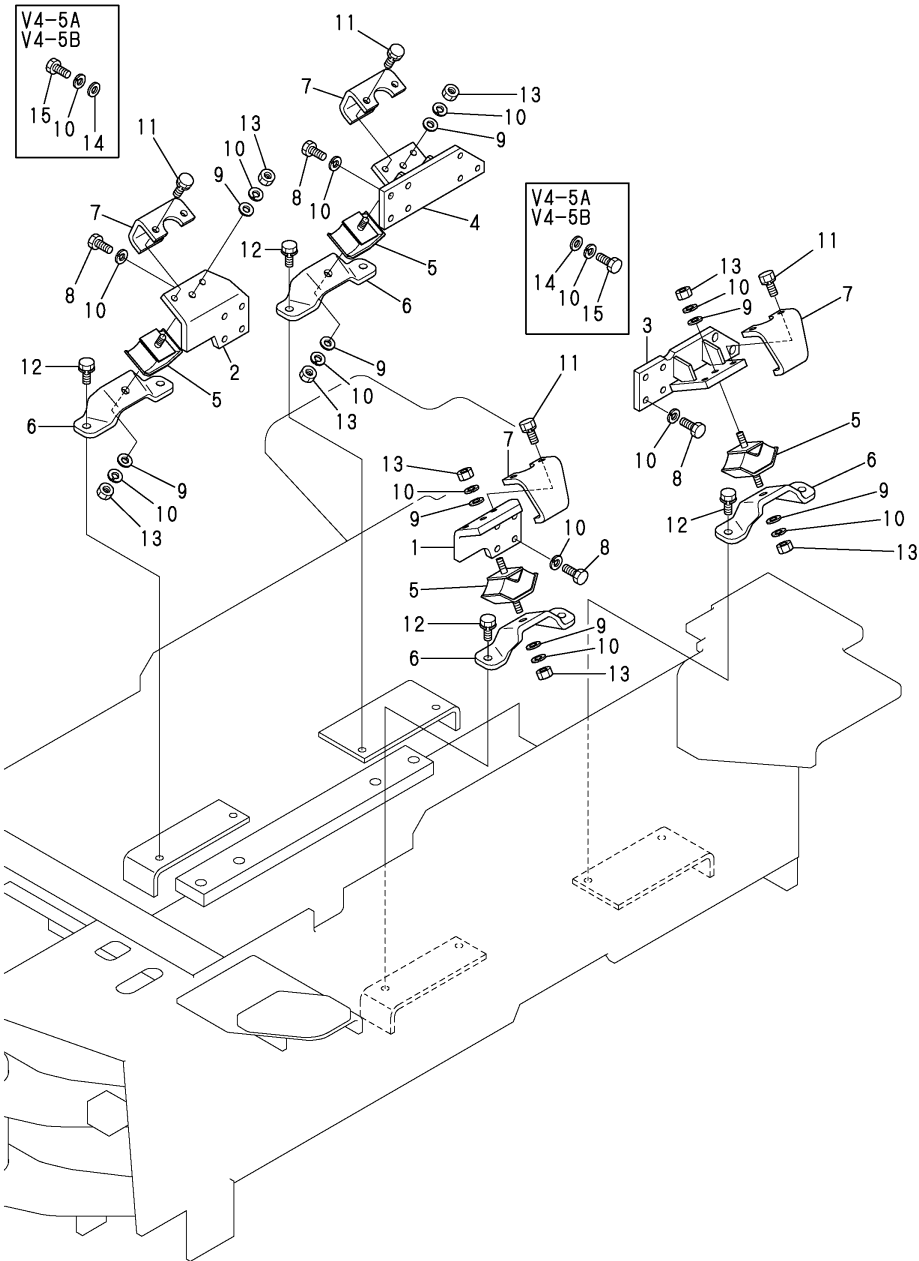


No.	Lev.	Parts No.	Description	Q'ty						I	R
				(A)	(B)	(C)	(D)	(E)	(F)		
1	1	172527-12200	LEVER	1	1	1	1				
1-1	1	172527-12201	LEVER ASSY,AXLE CAM	1	1	1	1				N
		(A=*2013.10)	(B=*2013.10)	(C=*2013.10)	(D=*2013.10)						
3	2	172513-42420	LINER M 2515	2	2						
3-1	2	24550-025150	BUSH, 25X15	2	2	2	2				R
		(A=FROM 1ST)	(B=FROM 1ST)								
4	1	172527-12250	WIRE	1	1						
5	1	172527-12251	WIRE			1	1				
6	1	172521-12260	HOOK, SPRING	1	1						
7	1	172528-12260	HOOK, SPRING				1	1			
8	1	172524-12260	BRACKET E,WIRE	1	1	1	1				
9	1	172520-12310	PEDAL ASSY, THROTTLE	1	1	1	1				
9-1	1	172538-12310	PEDAL ASSY,ACCEL	1	1	1	1				N
		(A=*2010.02)	(B=*2010.02)	(C=*2010.02)	(D=*2010.02)						
12	1	172524-12360	ROD, LINK	1	1						
13	1	172524-12362	ROD A ASSY, LINK				1	1			
14	1	172524-12380	SPRING, RETURN	1	1	1	1				
15	1	172527-42220	BEARING, ROD-END	1	1						
16	1	1E4760-43090	BALL RBL8,LINK				1	1			
17	1	172527-42230	LINK BALL,6D	2	2						
18	1	172446-45820	LINK BALL 6				1	1			
19	1	172520-46150	BOOT	1	1	1	1				
20	1	1C6281-52310	PIN, SNAP 6	1	1	2	2				
21	1	1C6320-66451	SPRING, SIDE FLOAT	1	1	1	1				
22	1	22137-060000	WASHER, 6	1	1	3	3				
23	1	22217-060000	WASHER, SPRING 6	2	2	1	1				
24	1	22217-080000	WASHER, SPRING 8	1	1	1	1				
25	1	22217-120000	WASHER, SPRING 12	1	1	1	1				
26	1	26450-060162	BOLT, M6X 16	2	2	2	2				
27	1	26716-060002	NUT, M6	2	2	1	1				
28	1	26716-080002	NUT, M8	2	2	2	2				
29	1	26716-120002	NUT, M12	1	1	1	1				
30	1	172113-12522	PIN, CABLE				1	1			
31	1	26716-080002	NUT, M8				1	1			
32	1	22137-060000	WASHER, 6	2	2	2	2				W
		(A=*2010.02)	(B=*2010.02)	(C=*2010.02)	(D=*2010.02)						

Fig.7. ENGINE MOUNT

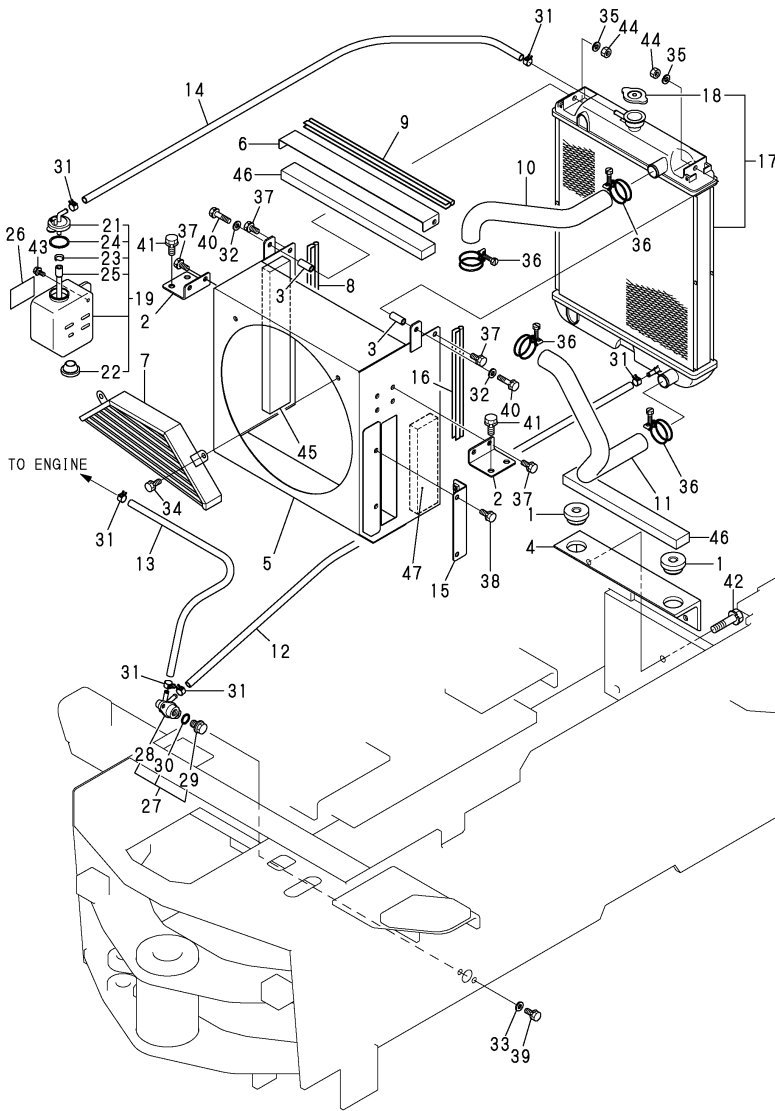
(A)=V3-5(US)
 (B)=V4-5(US)
 (C)=V4-5A(US)

(D)=V4-5B(US)
 (E)=
 (F)=



No.	Lev.	Parts No.	Description	Qty						I	R
				(A)	(B)	(C)	(D)	(E)	(F)		
1	1	172527-13130	BRACKET, ENGINE	1	1	1	1				
2	1	172527-13140	BRACKET, ENGINE	1	1	1	1				
3	1	172527-13150	BRACKET, ENGINE	1	1	1	1				
4	1	172527-13160	BRACKET, ENGINE	1	1	1	1				
5	1	172524-13180	ABSORBER, SHOCK	4	4	4	4				
6	1	172527-13180	BRACKET,ENGINE	4	4	4	4				
7	1	172527-13190	STOPPER	4	4	4	4				
8	1	172527-13120	BOLT M10X 28	16	16						
9	1	22137-100000	WASHER, 10	8	8	8	8				
10	1	22217-100000	WASHER, SPRING 10	24	24	24	24				
11	1	26013-100202	BOLT, M10X 20	8	8	8	8				
12	1	26013-100352	BOLT, M10X 35	8	8	8	8				
13	1	26716-100002	NUT, M10	8	8	8	8				
14	1	22137-100000	WASHER, 10					16	16		
15	1	26076-100302	BOLT, 10.910X 30					16	16		

Fig.8. RADIATOR(V3-5/V4-5)



(A)=V3-5(US)
(B)=V4-5(US)
(C)=V4-5A(US)

(D)=V4-5B(US)
(E)=
(F)=

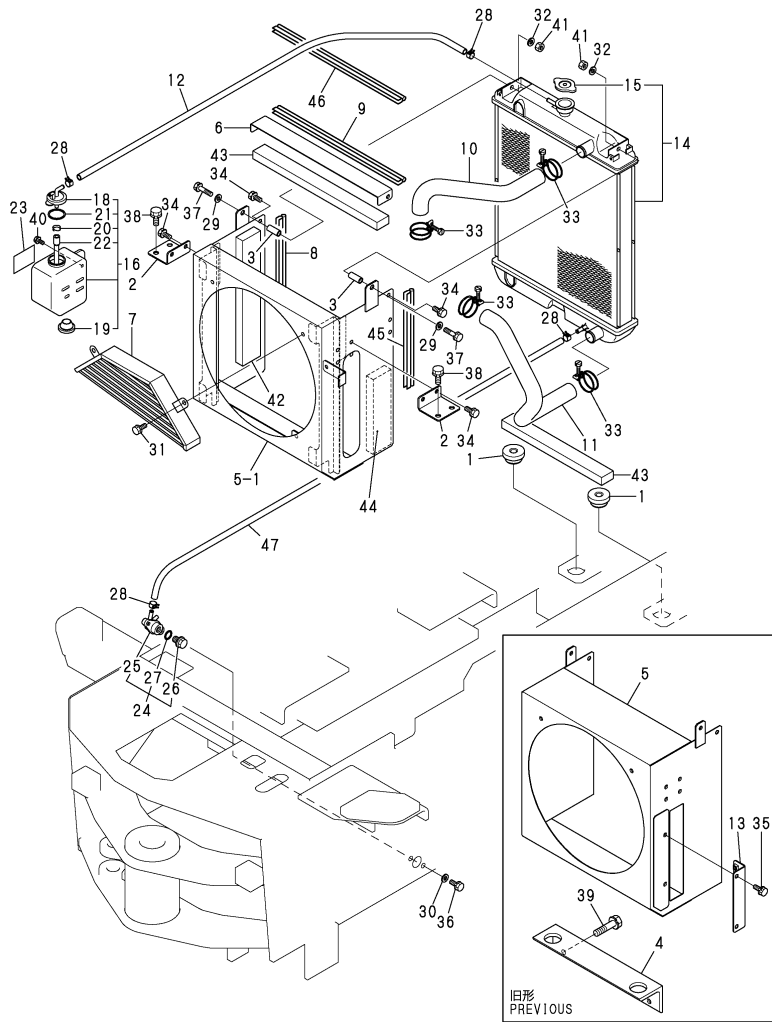
No.	Lev.	Parts No.	Description	Q'ty						I	R
				(A)	(B)	(C)	(D)	(E)	(F)		
1	1	198162-00640	SUPPORT, RADIATOR	2	2						
2	1	172527-13310	STAY, RADIATOR	2	2						
3	1	172527-13320	COLLAR	2	2						
4	1	172527-13330	STAY, RADIATOR	1	1						
5	1	172527-13350	SHROUD ASSY	1	1						1
5A	1	172437-03390	LABEL,RADIATOR	1	1						2
5B	1	172437-03421	LABEL,MUFFLER	1	1						2
5C	1	172524-03930	LABEL	1	1						2
6	1	172527-13360	COVER, SHROUD	1	1						
7	1	172527-13370	GUARD, FAN	1	1						
8	1	172527-13380	SEAL	1	1						
9	1	172527-13390	SEAL	1	1						
10	1	172527-13410	PIPE, WATER	1	1						
11	1	172527-13420	PIPE, WATER	1	1						
12	1	172527-13510	PIPE, DRAIN	1	1						
13	1	172527-13520	PIPE, DRAIN	1	1						
14	1	172527-13530	PIPE, DRAIN	1	1						
15	1	172527-13610	STAY	1	1						
16	1	172527-13480	SEAL	1	1						
17	1	172528-13910	RADIATOR	1	1						
18	2	129107-44590	CAP, RADIATOR	1	1						
19	1	121468-44510	TANK ASSY	1	1						
21	2	121450-44531	CAP	1	1						
22	2	121468-44540	PLUG	1	1						
23	2	124450-44560	RETAINER	1	1						
24	2	121470-44581	GASKET	1	1						
25	2	23065-070130	PIPE, 7X 130	1	1						
26	1	121470-44540	LABEL, SUB-TANK	1	1						
27	1	121450-49110	COCK ASSY, 3-WAY	1	1						
28	2	121450-49100	BODY, 3-WAY COCK	1	1						
29	2	121250-49121	PLUG, DRAIN	1	1						
30	2	24311-000160	O-RING, 1AP16.0	1	1						
31	1	124766-59050	CLIP, HOSE 12	6	6						
32	1	22137-080000	WASHER, 8	2	2						
33	1	22137-080000	WASHER, 8	2	2						
34	1	26013-080162	BOLT, M8X 16	2	2						
35	1	22217-080000	WASHER, SPRING 8	2	2						
36	1	23010-038000	CLAMP, 38	4	4						
37	1	26013-080162	BOLT, M8X 16	6	6						
38	1	26013-080202	BOLT, M8X 20	2	2						
39	1	26013-080352	BOLT, M8X 35	2	2						
40	1	26013-080552	BOLT, M8X 55	2	2						
41	1	26013-100202	BOLT, M10X 20	4	4						
42	1	26013-120502	BOLT, M12X 50	2	2						
43	1	26018-060162	BOLT, M6X 16	2	2						
44	1	26716-080002	NUT, M8	2	2						
45	1	172527-62450	SOUND-PROOF SRD-R	1	1						
46	1	172527-62460	SOUND-PROOF SRD-M	2	2						
47	1	172527-62470	SOUND-PROOF SRD-L	1	1						

Remarks
(1)PLEASE USE THIS PART WITH FOLLOW-
ING LABELS AT THE SAME TIME.
REF. NO. 5A,5B & 5C.
(2)LABELS ARE NOT ILLUSTRATED.

Fig.9. RADIATOR(V4-5A/5B)

(A)=V3-5(US)
(B)=V4-5(US)
(C)=V4-5A(US)

(D)=V4-5B(US)
(E)=
(F)=



No.	Lev.	Parts No.	Description	Q'ty						I	R
				(A)	(B)	(C)	(D)	(E)	(F)		
1	1	198162-00640	SUPPORT, RADIATOR			2	2				
2	1	172527-13310	STAY, RADIATOR			2	2				
3	1	172527-13320	COLLAR			2	2				
4	1	172527-13330	STAY, RADIATOR (C=M/#52168)			1					Z
5	1	172527-13352	SHROUD ASSY			1					1
5-1	1	172527-13700	SHROUD ASSY (C=M/#52168)			1	1				F 3
5A	1	172437-03390	LABEL,RADIATOR			1	1				2
5B	1	172437-03421	LABEL,MUFFLER			1	1				2
5C	1	172437-03411	LABEL (ENG ROOM US			1	1				2
6	1	172527-13361	COVER, SHROUD			1	1				
7	1	172527-13370	GUARD, FAN			1	1				
8	1	172162-61380	SEAL, COVER			1	1				
9	1	172164-65730	RUBBER, SEAL			1					
9-1	1	172164-66640	RUBBER, SEAL (C=M/#52150)			1	1				R
10	1	172527-13410	PIPE, WATER			1	1				
11	1	172527-13420	PIPE, WATER			1	1				
12	1	172124-14650	HOSE L=1100, FUEL			1	1				
13	1	172527-13611	STAY (C=M/#52168)			1					Z
14	1	172528-13910	RADIATOR			1	1				
15	2	129107-44590	CAP, RADIATOR			1	1				
16	1	121468-44510	TANK ASSY			1	1				
18	2	121450-44531	CAP			1	1				
19	2	121468-44540	PLUG			1	1				
20	2	124450-44560	RETAINER			1	1				
21	2	121470-44581	GASKET			1	1				
22	2	23065-070130	PIPE, 7X 130			1	1				
23	1	121470-44540	LABEL, SUB-TANK			1	1				
24	1	172444-13210	COCK ASSY, 2-WAY			1	1				
25	2	172444-13220	BODY			1	1				
26	2	121250-49121	PLUG, DRAIN			1	1				
27	2	24311-000160	O-RING, 1AP16.0			1	1				
28	1	124766-59050	CLIP, HOSE 12			4	4				
29	1	22137-080000	WASHER, 8			2	2				
30	1	22137-080000	WASHER, 8			2	2				
31	1	26013-080162	BOLT, M8X 16			2	2				
32	1	22217-080000	WASHER, SPRING 8			2	2				
33	1	23001-041000	CLAMP, HOSE 41			4	4				
34	1	26013-080162	BOLT, M8X 16			6	6				
35	1	26013-080202	BOLT, M8X 20 (C=M/#52168)			2					Z
36	1	26013-080352	BOLT, M8X 35			2	2				
37	1	26013-080552	BOLT, M8X 55			2	2				
38	1	26013-100202	BOLT, M10X 20			4	4				
39	1	26013-120502	BOLT, M12X 50 (C=M/#52168)			2					Z
40	1	26014-060162	BOLT, M6X 16			2	2				
41	1	26716-080002	NUT, M8			2	2				

Remarks

(1)PLEASE USE THIS PART WITH FOLLOW-
ING LABELS AT THE SAME TIME.
REF. NO. 5A,5B & 5C.

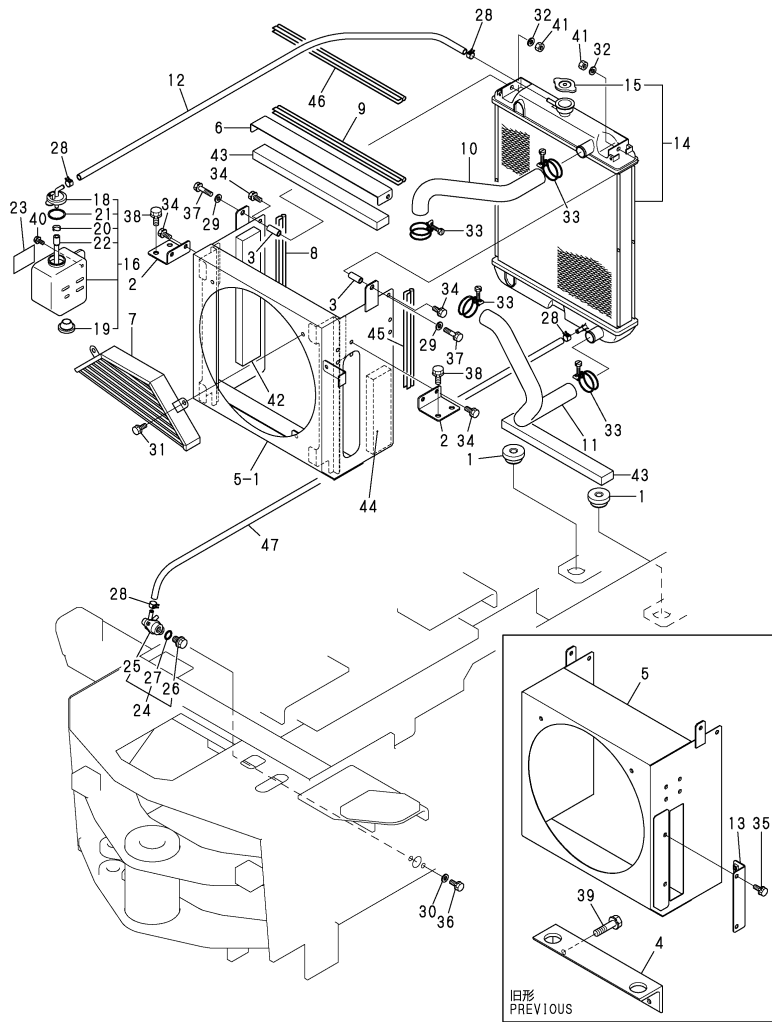
(2)LABELS ARE NOT ILLUSTRATED.
(3)INTERCHANGEABLE BY SIMULTANEOUS
REPLACEMENT WITH REF.NO.5-1 AND
FIG.78 REF.NO.1-1.

PLEASE USE THIS PART WITH FOLLOW-
ING LABELS AT THE SAME TIME.
REF. NO. 5A,5B & 5C.

Fig.9. RADIATOR(V4-5A/5B)

(A)=V3-5(US)
 (B)=V4-5(US)
 (C)=V4-5A(US)

(D)=V4-5B(US)
 (E)=
 (F)=



No.	Lev.	Parts No.	Description	Q'ty						I	R
				(A)	(B)	(C)	(D)	(E)	(F)		
42	1	172527-62450	SOUND-PROOF SRD-R			1					
42-1	1	172527-63450	SOUND-PROOF SRD-R (C=M/#52168)			1	1				R
43	1	172527-62460	SOUND-PROOF SRD-M			2					
43-1	1	172527-63460	SOUND-PROOF SRD-M (C=M/#52168)			2	2				R
44	1	172527-62470	SOUND-PROOF SRD-L			1					
44-1	1	172527-63470	SOUND-PROOF SRD-L (C=M/#52168)			1	1				R
45	1	172455-65970	RUBBER, SEAL			1	1				
46	1	184015-03250	SEAL, DOOR			1	1				
47	1	172120-14660	HOSE			1	1				

Remarks

(1)PLEASE USE THIS PART WITH FOLLOW-
 ING LABELS AT THE SAME TIME.
 REF. NO. 5A,5B & 5C.

(2)LABELS ARE NOT ILLUSTRATED.

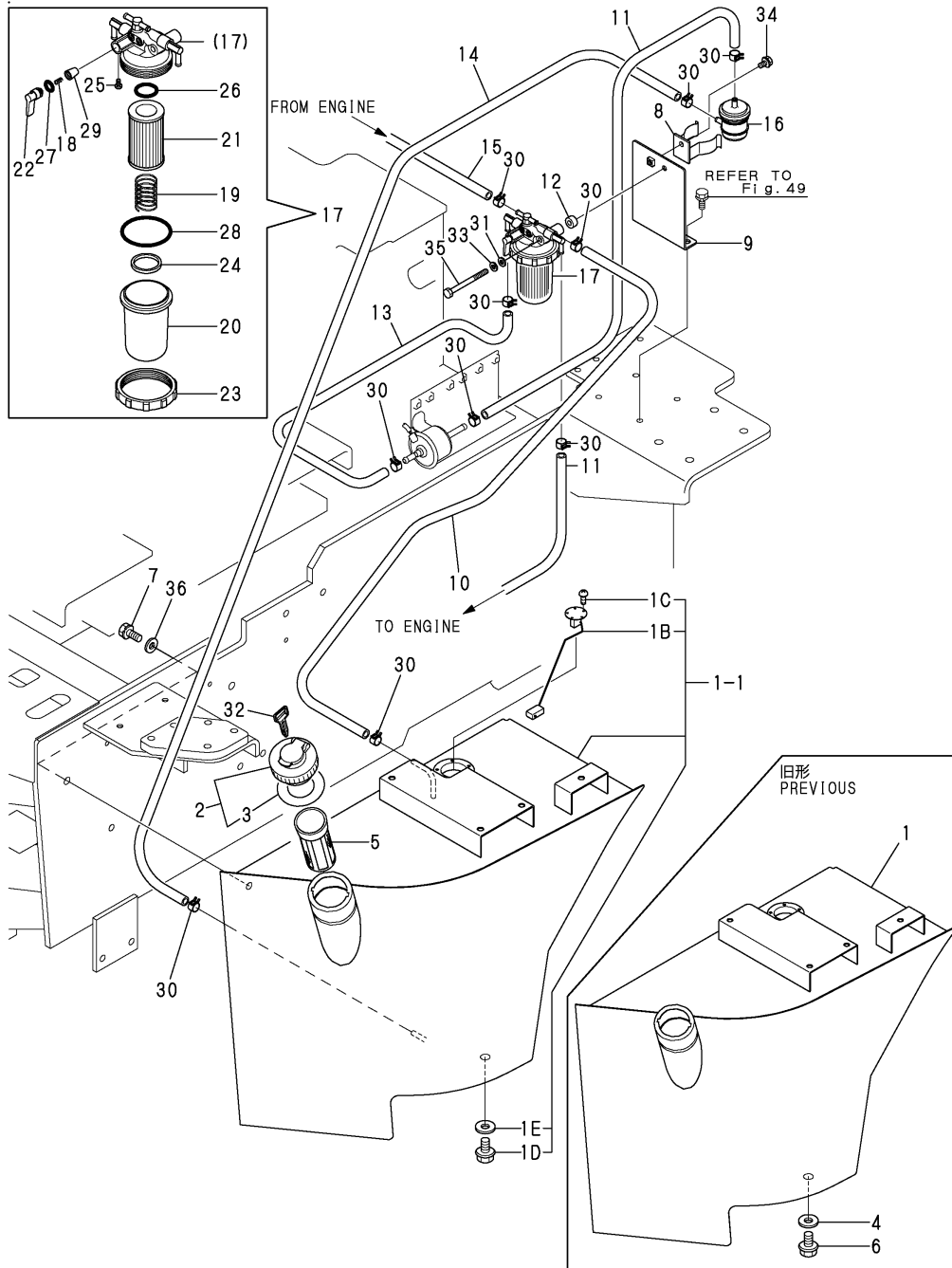
(3)INTERCHANGEABLE BY SIMULTANEOUS
 REPLACEMENT WITH REF.NO.5-1 AND
 FIG.78 REF.NO.1-1.

PLEASE USE THIS PART WITH FOLLOW-
 ING LABELS AT THE SAME TIME.
 REF. NO. 5A,5B & 5C.

Fig.10. FUEL TANK(V3-5/V4-5)

(A)=V3-5(US)
(B)=V4-5(US)
(C)=V4-5A(US)

(D)=V4-5B(US)
(E)=
(F)=

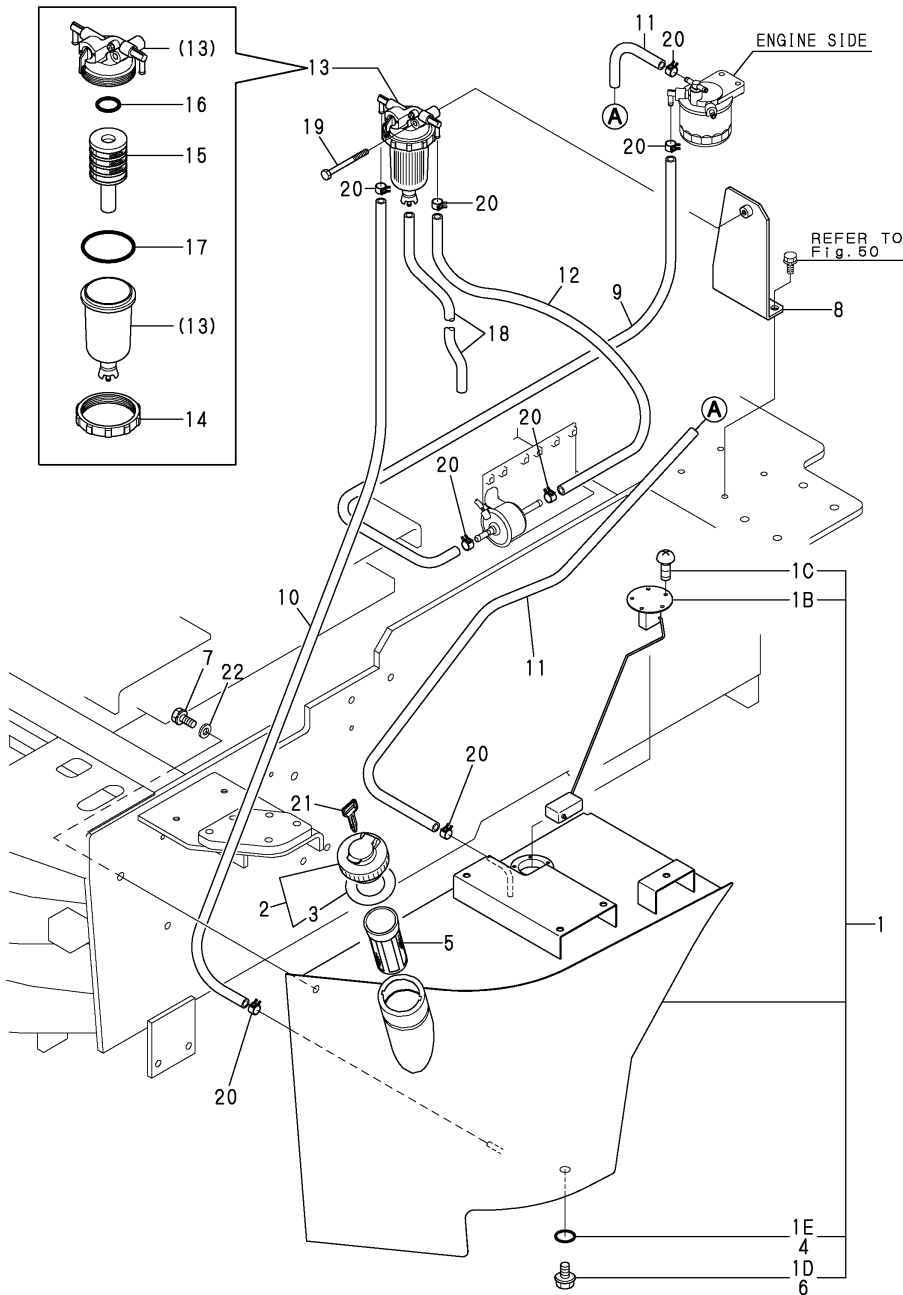


No.	Lev.	Parts No.	Description	Qty						I	R
				(A)	(B)	(C)	(D)	(E)	(F)		
1	1	172527-14200	FUEL TANK	1	1						
1-1	1	772527-14200-1 (A=M/# 54032)	TANK ASSY, FUEL (B=*2008.05)	1	1						N
1B	2	172527-17411 (A=M/# 54032)	GAUGE, FUEL (B=*2008.05)	1	1						W
1C	2	26022-050162 (A=M/# 54032)	SCREW, M5X16 (B=*2008.05)	5	5						W
1D	2	23491-140002 (A=M/# 54032)	PLUG, 14 (B=*2008.05)	1	1						W
1E	2	24311-000160 (A=M/# 54032)	O-RING, 1AP16.0 (B=*2008.05)	1	1						W
2	1	172122-14301	CAP ASSY, TANK	1	1						
3	2	172122-14350	GASKET	1	1						
4	1	1C6900-23150 (A=M/# 54032)	WASHER, PLUG (B=*2008.05)	1	1						Z
5	1	101504-55101	STRAINER, FUEL	1	1						
6	1	23491-140002 (A=M/# 54032)	PLUG, 14 (B=*2008.05)	1	1						Z
7	1	26013-120252	BOLT, M12X 25	3	3						
7-1	1	26013-120302 (A=M/#51262)	BOLT, M12X 30 (B=M/#51095)	3	3						N
8	1	198072-04320	CLAMP, FILTER	1	1						
9	1	172527-14610	STAY	1	1						
10	1	172524-14621	PIPE, FUEL L=1050	1	1						
11	1	172523-14640	PIPE, FUEL L=500	2	2						
12	1	172512-14660	SPACER	1	1						
13	1	172524-14660	PIPE, FUEL L=600	1	1						
14	1	172527-14710	PIPE, FUEL	1	1						
15	1	172527-14720	PIPE, FUEL L=350	1	1						
16	1	129052-55630	FILTER, FUEL	1	1						
17	1	129612-55620	FILTER ASSY, FUEL	1	1						
18	2	104200-55330	SPRING, VALVE	1	1						
19	2	105900-55330	SPRING	1	1						
20	2	129612-55510	CUP	1	1						
21	2	129100-55650	ELEMENT	1	1						
22	2	129100-55670	LEVER	1	1						
23	2	129100-55690	RING, RETAINING	1	1						
24	2	121257-55731	FLOAT	1	1						
25	2	104200-55750	SCREW, M4	1	1						
26	2	24311-000160	O-RING, 1AP16.0	1	1						
27	2	24311-240100	O-RING, 1AP10A	1	1						
28	2	24321-000650	O-RING, 1AG65.0	1	1						
29	2	104200-55321	VALVE, TAPER	1	1						
30	1	124766-59050	CLIP, HOSE 12	12	12						
31	1	22137-080000	WASHER, 8	1	1						
32	1	933110-07101	KEY	1	1						
33	1	22217-080000	WASHER, SPRING 8	1	1						
34	1	26018-080162	BOLT, M8X 16	1	1						
35	1	26116-080902	BOLT, M8X 90 PLATED	1	1						
36	1	22137-120000 (A=M/#51262)	WASHER, 12 (B=M/#51095)	3	3						W

Fig.11. FUEL TANK(V4-5A/5B)

(A)=V3-5(US)
(B)=V4-5(US)
(C)=V4-5A(US)

(D)=V4-5B(US)
(E)=
(F)=

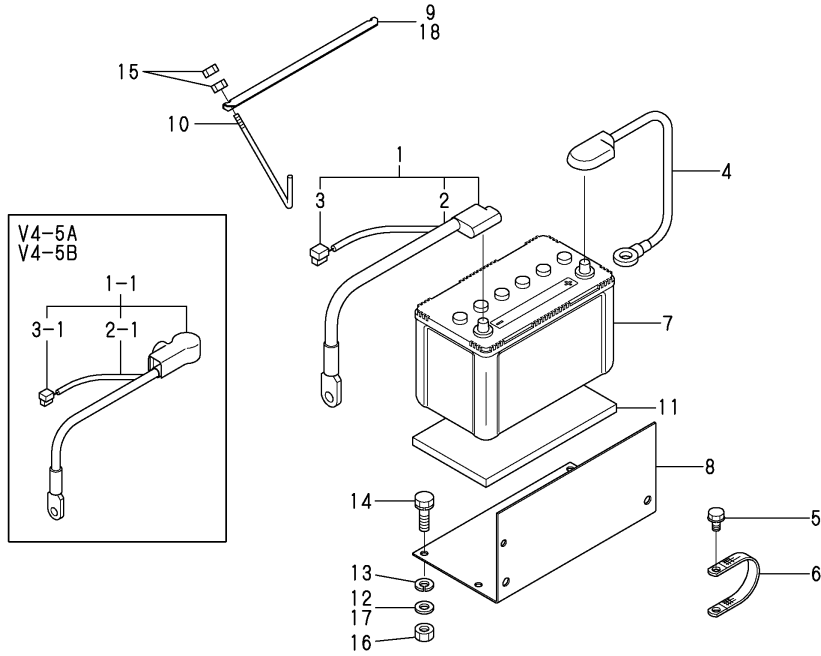


No.	Lev.	Parts No.	Description	Qty						I	R
				(A)	(B)	(C)	(D)	(E)	(F)		
1	1	772527-14200-1	TANK ASSY, FUEL (C=M/# 52291) (D=M/# 53874)	1	1						W
1B	2	172527-17411	GAUGE, FUEL (C=M/# 52291) (D=M/# 53874)	1	1						W
1C	2	26022-050162	SCREW, M5X16 (C=M/# 52291) (D=M/# 53874)	5	5						W
1D	2	23491-140002	PLUG, 14 (C=M/# 52291) (D=M/# 53874)	1	1						W
1E	2	24311-000160	O-RING, 1AP16.0 (C=M/# 52291) (D=M/# 53874)	1	1						W
2	1	172122-14301	CAP ASSY, TANK	1	1						
3	2	172122-14350	GASKET	1	1						
4	1	24311-000160	O-RING, 1AP16.0 (C=M/# 52291) (D=M/# 53874)	1	1						Z
5	1	101504-55101	STRAINER, FUEL	1	1						
6	1	23491-140002	PLUG, 14 (C=M/# 52291) (D=M/# 53874)	1	1						Z
7	1	26013-120302	BOLT, M12X 30	3	3						
8	1	172528-14610	BRACKET	1	1						
9	1	172137-14620	PIPE, FUEL	1	1						
10	1	172122-14620	PIPE, FUEL	1	1						
11	1	172141-14610	HOSE, FUEL	1	1						
12	1	172141-14620	HOSE, FUEL	1							
12-1	1	172183-14640	HOSE, FUEL	1	1						N
13	1	184016-55700	SEPARATOR ASSY,WATER (C=M/#52135)	1	1						
13-1	1	184016-55701	SEPARATOR ASSY (C=M60985) (D=M60985)	1	1						N
14	2	129100-55690	RING, RETAINING	1	1						
15	2	119802-55710	ELEMENT	1	1						
16	2	24311-000160	O-RING, 1AP16.0	1	1						
17	2	24321-000650	O-RING, 1AG65.0	1	1						
18	1	23061-050300	PIPE, 5X 300	1	1						
19	1	26106-080652	BOLT, M8X 65 PLATED	1	1						
20	1	124766-59050	CLIP, HOSE 12	8	8						
21	1	933110-07101	KEY	1	1						
22	1	22137-120000	WASHER, 12	3	3						

Fig.12. BATTERY

(A)=V3-5(US)
 (B)=V4-5(US)
 (C)=V4-5A(US)

(D)=V4-5B(US)
 (E)=
 (F)=

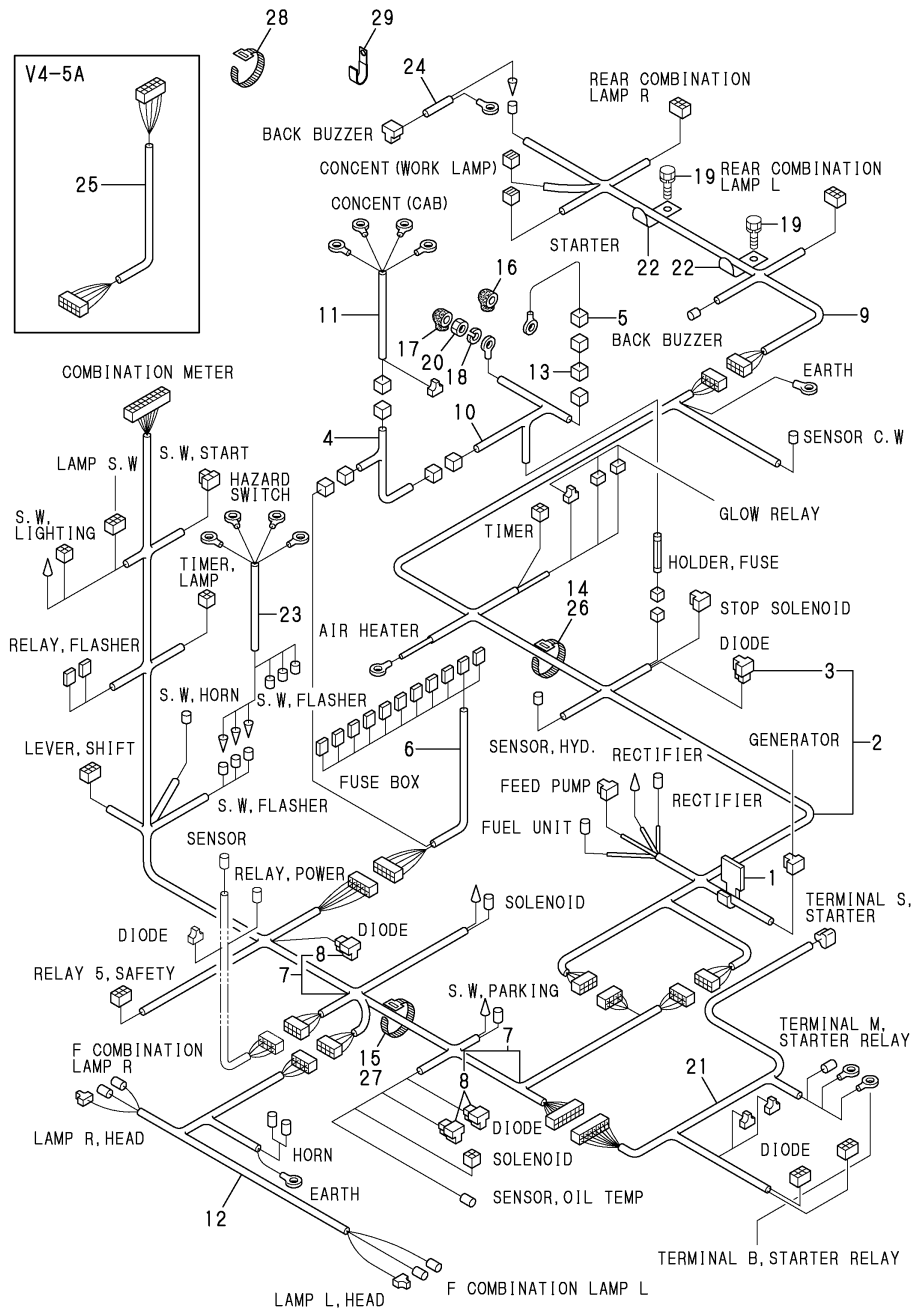


No.	Lev.	Parts No.	Description	Q'ty						I	R
				(A)	(B)	(C)	(D)	(E)	(F)		
1	1	172524-16110	CABLE ASSY, BATTERY	1	1	1					
1-1	1	172527-16100	CABLE ASSY, BATTERY (C=M/#52168)			1	1				N
2	2	172524-16130	CORD, BATTERY (A=M/#52501) (B=M/#52004)	1	1	1					W
2-1	1	172527-16130	CORD, BATTERY (C=M/#52168)			1	1				N
3	2	172527-16140	HARNESS C,WIRE (A=M/#52501) (B=M/#52004)	1	1	1					W
3-1	1	172527-16150	HARNESS C,WIRE (C=M/#52168)			1	1				N
4	1	172527-16120	CABLE, BATTERY EARTH	1	1	1	1				
5	1	26013-100162	BOLT, M10X 16	2	2	2	2				
6	1	933171-15801	CORD, ENGINE EARTH	1	1	1	1				
7	1	981122-15020	BATTERY (75D31R)	1	1						
7-1	1	198010-51500	BATTERY (A=M/#51486) (B=M/#51225)	1	1	1	1				N
8	1	172527-16310	HOLDER, BATTERY	1	1	1	1				
9	1	172511-16320	CLAMP, BATTERY	1	1						
10	1	172521-16320	ROD, CLAMP	2	2	2	2				
11	1	172510-16410	RUBBER	1	1						
12	1	172527-61640	WASHER	4	4						
13	1	22217-100000	WASHER, SPRING 10	4	4	4	4				
14	1	26013-100352	BOLT, M10X 35	4	4	4	4				
15	1	26716-080002	NUT, M8	4	4	4	4				
16	1	26716-100002	NUT, M10	4	4	4	4				
17	1	194145-04810	WASHER			4	4				
18	1	172116-16310	RETAINER, BATTERY			1	1				

Fig.13. WIRING(V3-5)(V4-5/5A PREVIOUS)

(A)=V3-5(US)
(B)=V4-5(US)
(C)=V4-5A(US)

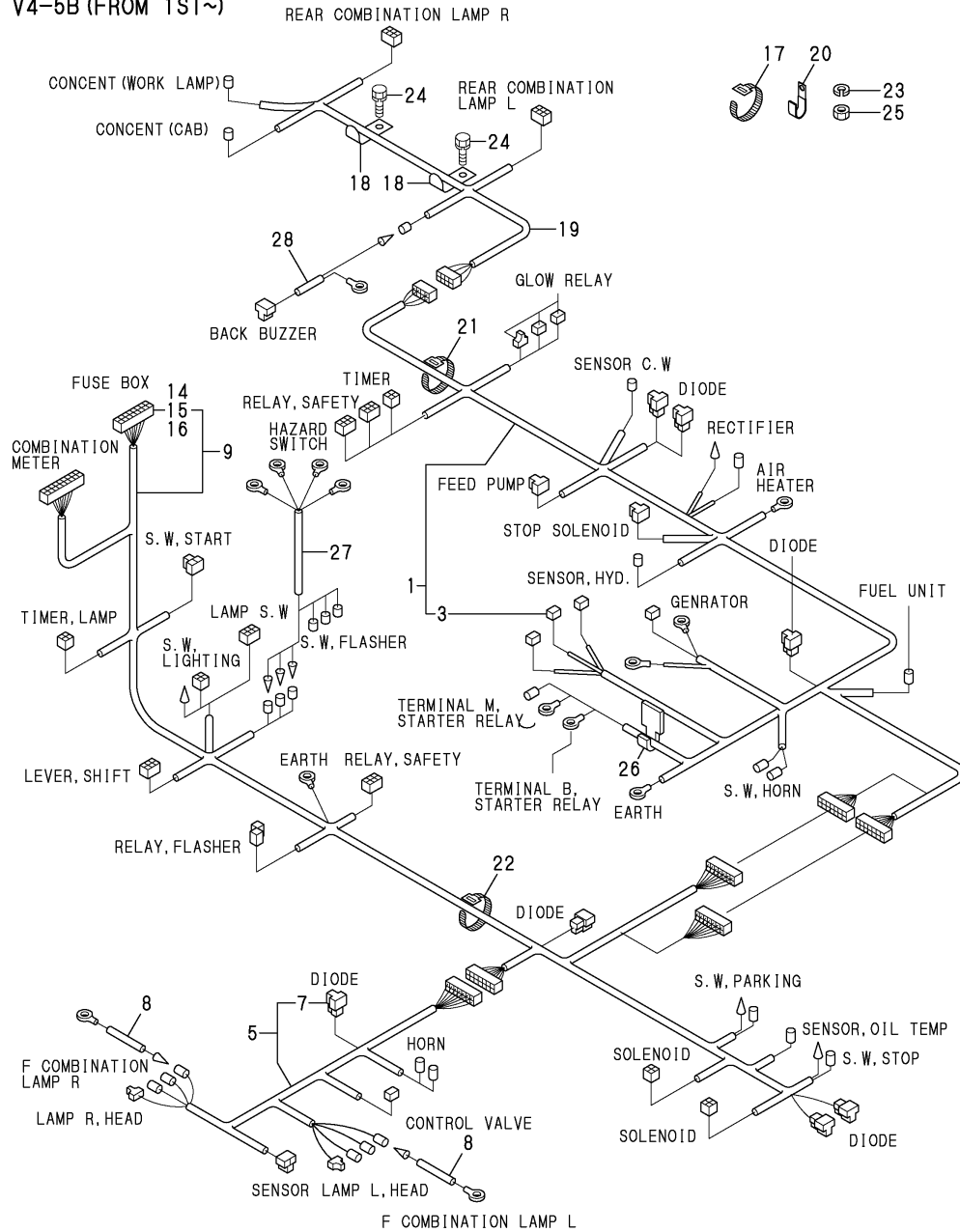
(D)=V4-5B(US)
(E)=
(F)=



No.	Lev.	Parts No.	Description	Q'ty						I	R
				(A)	(B)	(C)	(D)	(E)	(F)		
1	1	1C6450-07900	KEEP, CORD	1	1						
1-1	1	933169-15231	STEP	1	1						N
		(A=M/#52565) (B=M/#52005)									
2	1	172527-16261	HARNES, WIRE R2	1	1	1					
3	2	119643-66900	DIODE	1	1	1					
4	1	172524-16511	HARNES, WIRE	1	1	1					
5	1	172512-16530	HARNES (D), WIRE	1	1	1					
6	1	172524-16531	HARNES F, WIRE	1	1	1					
7	1	172527-16420	HARNES, WIRE M	1	1	1					
8	2	119643-66900	DIODE	3	3	3					
9	1	172527-16570	HARNES, WIRE R3	1	1	1					
10	1	172524-16580	HARNES R0, WIRE	1	1	1					
11	1	172524-16590	HARNES S, WIRE	1	1	1					
12	1	172527-16610	HARNES, WIRE E	1	1	1					
13	1	194312-51220	LINK, FUSIBLE	1	1	1					
14	1	194250-51660	BAND, NYLON	7	7						
15	1	1A1380-56500	BAND, WIRE LOCK	6	6						
16	1	124550-77030	COVER, TERMINAL	1	1	1					Z
		(C=M/#52091)									
17	1	124756-77040	COVER, TERMINAL	3	3	3					Z
		(C=M/#52091)									
18	1	22217-060000	WASHER, SPRING 6	1	1	1					
19	1	26013-080162	BOLT, M8X 16	5	5	5					
20	1	26716-060002	NUT, M6	1	1	1					
21	1	172524-16550	HARNES R1, WIRE	1	1	1					
22	1	172512-16560	CLAMP, HARNES	5	5	5					
23	1	172527-16450	HARNES B, WIRE	1	1	1					
24	1	172524-16970	HARNES B, WIRE	1	1	1					
25	1	172524-16532	HARNES, WIRE (F)								1
26	1	172122-79930	CLAMP, HOSE								7
27	1	172122-79940	CLIP, HOSE								6
28	1	172137-16560	BAND								1
		(C=M/#52091)									
29	1	1A1380-59480	CLAMP, CORD								1
		(C=M/#52091)									

Fig.14. WIRING(V4-5/5A/5B NEW)

V4-5A (FROM M/#52168~)
V4-5B (FROM 1ST~)

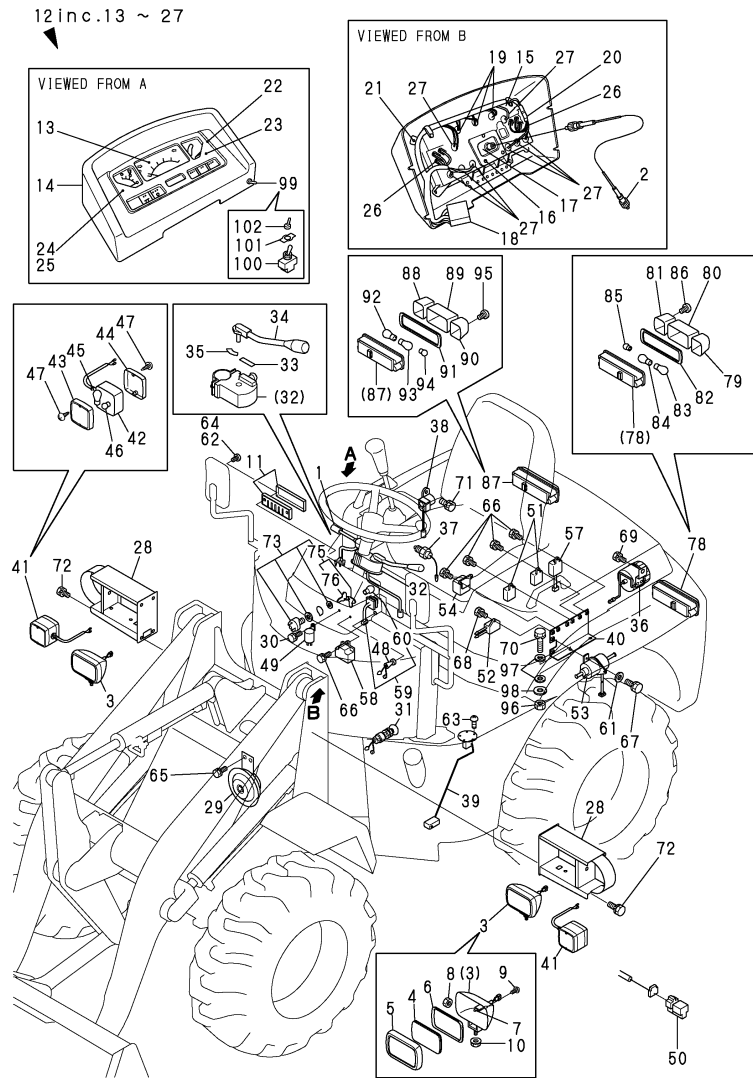


No.	Lev.	Parts No.	Description	Qty						I	R
				(A)	(B)	(C)	(D)	(E)	(F)		
1	1	172527-16200	HARNES ASSY,REAR			1	1				
3	2	172458-16550	FUSE, SLOWBLOW			1	1				
5	1	172527-16300	HARNES ASSY,F			1	1				
7	2	172648-16600	DIODE			1	1				
8	1	172527-16320	HARNES,FC			2	2				
9	1	172527-16600	HARNES ASSY,M US			1					
9A	1	172534-16600	HARNES ASSY,M US						1		
14	2	29420-050000	FUSE, B 5A			2	2				
15	2	29420-150000	FUSE, B 15A			6	6				
16	2	29420-300000	FUSE, B 30A			2	2				
17	1	172137-16560	BAND			5	5				
18	1	172512-16560	CLAMP, HARNES			5	5				
19	1	172527-16570	HARNES,WIRE R3			1	1				
20	1	1A1380-59480	CLAMP, CORD			1	1				
21	1	172122-79930	CLAMP, HOSE			10	10				
22	1	172122-79940	CLIP, HOSE			10	10				
23	1	22217-060000	WASHER, SPRING 6			1	1				
24	1	26013-080162	BOLT, M8X 16			5	5				
25	1	26716-060002	NUT, M6			1	1				
26	1	933169-15231	STEP			1	1				
27	1	172527-16450	HARNES B,WIRE			1	1				
28	1	172524-16970	HARNES B,WIRE			1	1				

Fig.15. ELECTRIC PART(V3-5/V4-5)

(A)=V3-5(US)
(B)=V4-5(US)
(C)=V4-5A(US)

(D)=V4-5B(US)
(E)=
(F)=



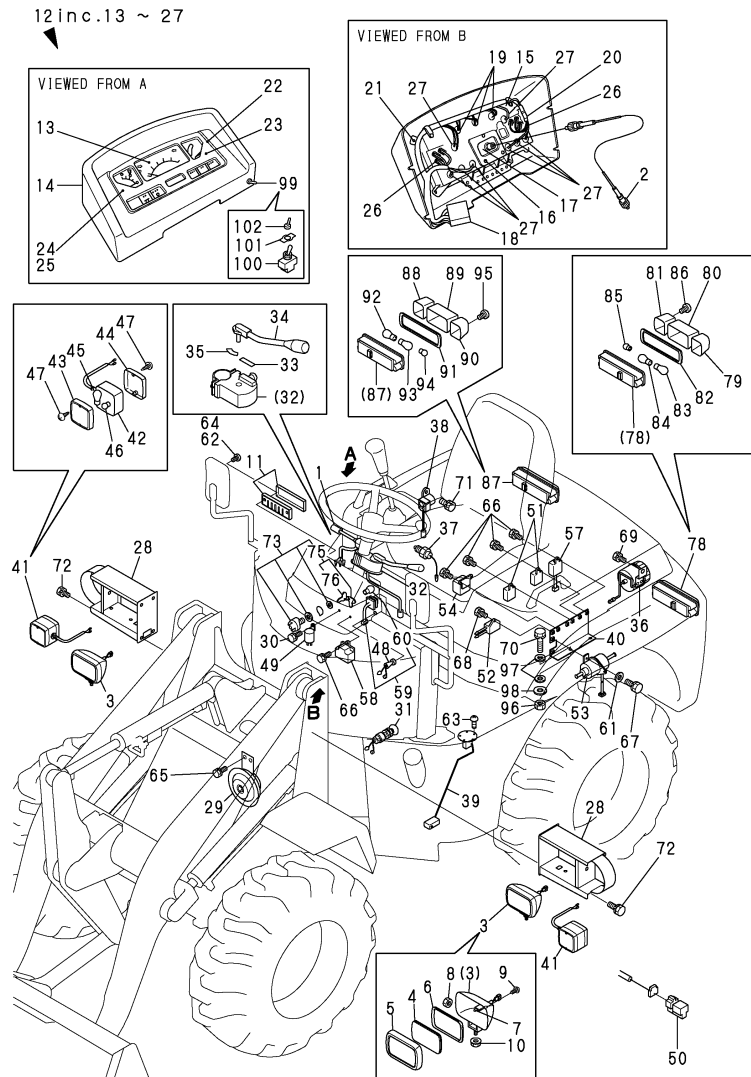
No.	Lev.	Parts No.	Description	Q'ty						I	R
				(A)	(B)	(C)	(D)	(E)	(F)		
1	1	172515-08790	SWITCH, FLASHER	1	1						
2	1	172527-17080	CABLE ASSY, METER	1	1						
3	1	172527-17110	LAMP,HEAD	2	2						
4	2	172527-17250	LENS	2	2						
5	2	172527-17260	LIM	2	2						
6	2	172527-17280	GASKET	2	2						
7	2	172527-17290	BULB, 12V 55W	2	2						
8	2	172527-17310	NUT	2	2						
9	2	172527-17340	SCREW	8	8						
10	2	172527-17350	NUT	2	2						
11	1	172524-17130	BOX, FUSE	1	1						
12	1	172527-17200	METER,COMBINATION	1	1						1
13	2	172524-17210	METERS CMP,HR.&TACHO	1	1						
14	2	172524-17220	VISOR	1	1						
15	2	172527-17360	CASE COMPL.	1	1						
16	3	198220-53170	SCREW	3	3						
17	2	172524-17240	SCREW,BODY LOCK	2	2						
18	2	172524-17250	HARNES, WIRE	1	1						
19	2	172524-17260	LAMP 12V-11.7W	3	3						
20	2	172524-17270	CLAMP, CORD	1	1						
21	2	198220-53170	SCREW	11	11						
22	2	198220-56130	PACKING	1	1						
23	2	198220-56140	GLASS	1	1						
24	2	198220-56150	REFLECTOR	1	1						
25	2	198220-56160	PACKING	1	1						
26	2	198220-56230	SCREW, M3X22	6	6						
27	2	124617-91920	BULB, 12V-3W	8	8						
27A	1	172527-03640	LABEL	1	1						3
28	1	172527-17150-1	SUPPORT, LAMP	2	2						
29	1	172310-17220	HORN	1	1						
30	1	26013-060162	BOLT, M6X 16	1	1						
31	1	172524-17280	SWITCH, STOP LAMP	2	2						
32	1	172524-17310	LEVER, SHIFT	1	1						2
32-1	1	172524-17311	LEVER, SHIFT	1	1						N 2
		(A=MZZZZZ) (B=MZZZZZ)									
33	2	172524-17320	LABEL	1	1						
34	2	172524-17380	LEVER ASSY	1	1						
34-1	2	172524-17381	LEVER ASSY	1	1						S
		(A=MZZZZZ) (B=MZZZZZ)									
35	2	172520-17390	LABEL	1	1						
35A	1	172524-03690	LABEL	1	1						3
36	1	172524-17350	BUZZER, BACK	1	1						
37	1	172520-17351	SWITCH, THERMO	1	1						
38	1	172524-17360	RELY,STARTER	1	1						
39	1	172527-17410	GAUGE, FUEL	1	1						
40	1	172527-17450	STAY, RELAY	1	1						
41	1	172524-17660	LAMP,FRONT COMBI.	2	2						
42	2	172524-17670	BODY	2	2						
43	2	172524-17680	LENS	2	2						
44	2	172524-17690	LENS	2	2						
45	2	172524-17810	BULB, 12V 21W	2	2						

Remarks
(1)PLEASE USE THIS PART WITH FOLLOWING LABELS AT THE SAME TIME.
REF. NO. 27A.
(2)PLEASE USE THIS PART WITH FOLLOWING LABELS AT THE SAME TIME.
REF. NO. 35A.
(3)LABELS ARE NOT ILLUSTRATED.

Fig.15. ELECTRIC PART(V3-5/V4-5)

(A)=V3-5(US)
(B)=V4-5(US)
(C)=V4-5A(US)

(D)=V4-5B(US)
(E)=
(F)=



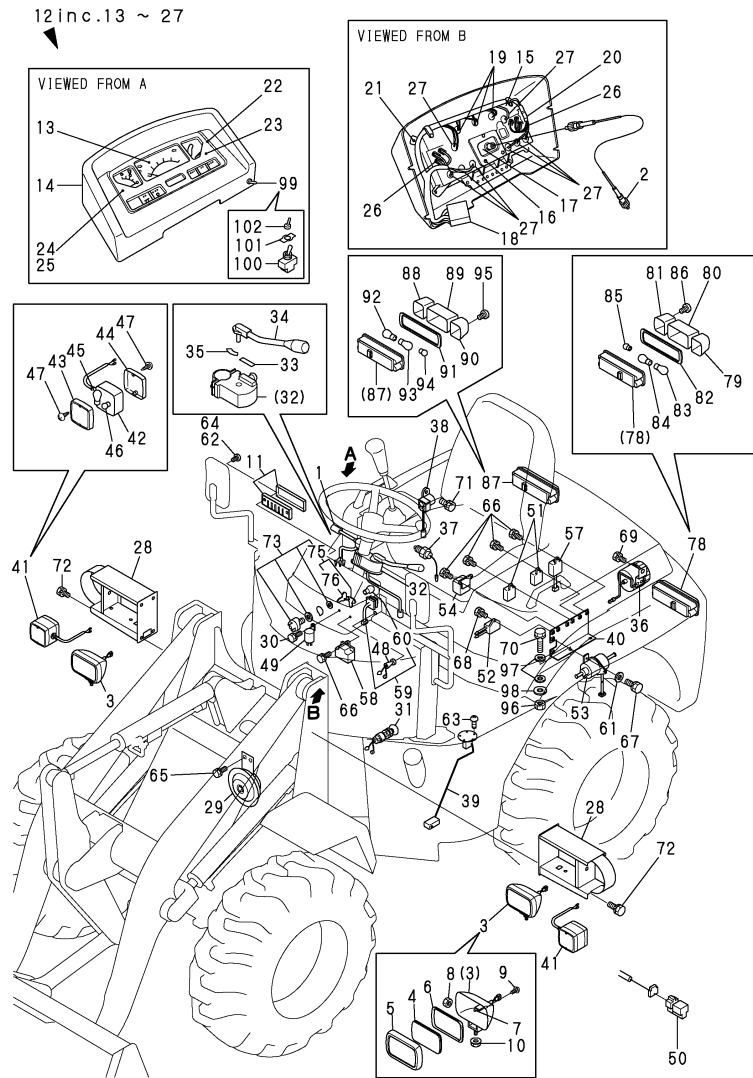
Remarks
(1)PLEASE USE THIS PART WITH FOLLOWING LABELS AT THE SAME TIME.
REF. NO. 27A.
(2)PLEASE USE THIS PART WITH FOLLOWING LABELS AT THE SAME TIME.
REF. NO. 35A.
(3)LABELS ARE NOT ILLUSTRATED.

No.	Lev.	Parts No.	Description	Q'ty						I	R
				(A)	(B)	(C)	(D)	(E)	(F)		
46	2	172524-17820	BULB, 12V 5W	2	2						
47	2	172524-17830	SCREW	4	4						
48	1	194420-52120	SWITCH, LIGHTING	1	1						
49	1	194080-57202	RELAY, FLASHER	1	1						
50	1	119643-66900	DIODE	1	1						
51	1	119247-77100	RELAY, SAFETY	2	2						
52	1	160970-77350	RECTIFIER, ZR2117	1	1						
53	1	129322-77401	PUMP ASSY, FUEL FEED	1	1						
54	1	119650-77910	RELAY ASSY, GLOW	1	1						
57	1	119632-77920	TIMER	1	1						
57-1	1	129211-77920	TIMER	1	1						N
				(A=M/#51249)	(B=M/#51091)						
58	1	124970-77920	TIMER	1	1						
59	1	1E6690-81530	SWITCH	1	1						
60	2	1E6480-82280	BULB,12V-34W	1	1						
61	1	22137-060000	WASHER, 6	2	2						
62	1	26022-050162	SCREW, M5X16	1	1						
63	1	26022-050162	SCREW, M5X16	5	5						
64	1	22857-500200	SCREW 5X20	1	1						
65	1	26013-060162	BOLT, M6X 16	2	2						
66	1	26013-060162	BOLT, M6X 16	6	6						
67	1	26013-060162	BOLT, M6X 16	2	2						
68	1	26013-060252	BOLT, M6X 25	1	1						
69	1	26013-080122	BOLT, M8X 12	1	1						
70	1	26013-100352	BOLT, M10X 35	2	2						
71	1	26013-080202	BOLT, M8X 20	1	1						
72	1	26013-100252	BOLT, M10X 25	8	8						
73	1	172524-17010	SWITCH ASSY, STARTER	1	1						
75	2	172524-17330	KEY ASSY	1	1						
76	3	172524-17340	KEY	2	2						
78	1	172527-17210	LAMP,REAR COMBI.L	1	1						
79	2	172527-17420	LENS L	1	1						
80	2	172527-17440	LENS L	1	1						
81	2	172527-17470	LENS L	1	1						
82	2	172527-17560	GASKET	1	1						
83	2	172527-17520	BULB, 12V 23W	1	1						
84	2	172527-17540	BULB, 12V 23/8W	1	1						
85	2	172527-17550	BULB, 12V 10W	1	1						
86	2	172527-17570	SCREW	2	2						
87	1	172527-17220	LAMP,REAR COMBI.R	1	1						
88	2	172527-17430	LENS R	1	1						
89	2	172527-17460	LENS R	1	1						
90	2	172527-17480	LENS R	1	1						
91	2	172527-17560	GASKET	1	1						
92	2	172527-17520	BULB, 12V 23W	1	1						
93	2	172527-17540	BULB, 12V 23/8W	1	1						
94	2	172527-17550	BULB, 12V 10W	1	1						
95	2	172527-17570	SCREW	2	2						
96	1	26716-100002	NUT, M10	2	2						
97	1	22137-100000	WASHER, 10	4	4						
98	1	172527-61640	WASHER	2	2						

Fig.15. ELECTRIC PART(V3-5/V4-5)

(A)=V3-5(US)
(B)=V4-5(US)
(C)=V4-5A(US)

(D)=V4-5B(US)
(E)=
(F)=



No.	Lev.	Parts No.	Description	Q'ty						I	R
				(A)	(B)	(C)	(D)	(E)	(F)		
99	1	172519-17280	SWITCH, TOGGLE	1	1						
100	2	172519-17370	SWITCH, TOGGLE	1	1						
101	2	172519-17380	PLATE, TOGGLE SWITCH	1	1						
102	2	172519-17390	CAP	1	1						

Remarks

(1) PLEASE USE THIS PART WITH FOLLOWING LABELS AT THE SAME TIME.
REF. NO. 27A.

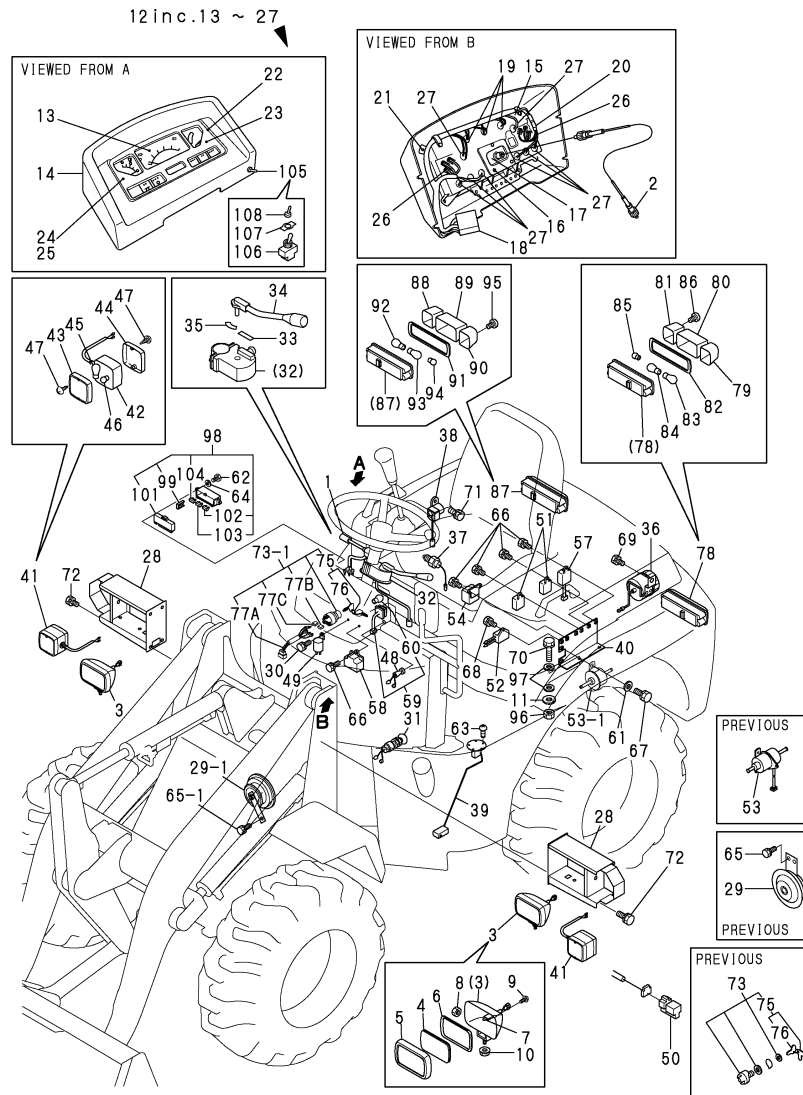
(2) PLEASE USE THIS PART WITH FOLLOWING LABELS AT THE SAME TIME.
REF. NO. 35A.

(3) LABELS ARE NOT ILLUSTRATED.

Fig.16. ELECTRIC PART(V4-5A/5B)

(A)=V3-5(US)
(B)=V4-5(US)
(C)=V4-5A(US)

(D)=V4-5B(US)
(E)=
(F)=



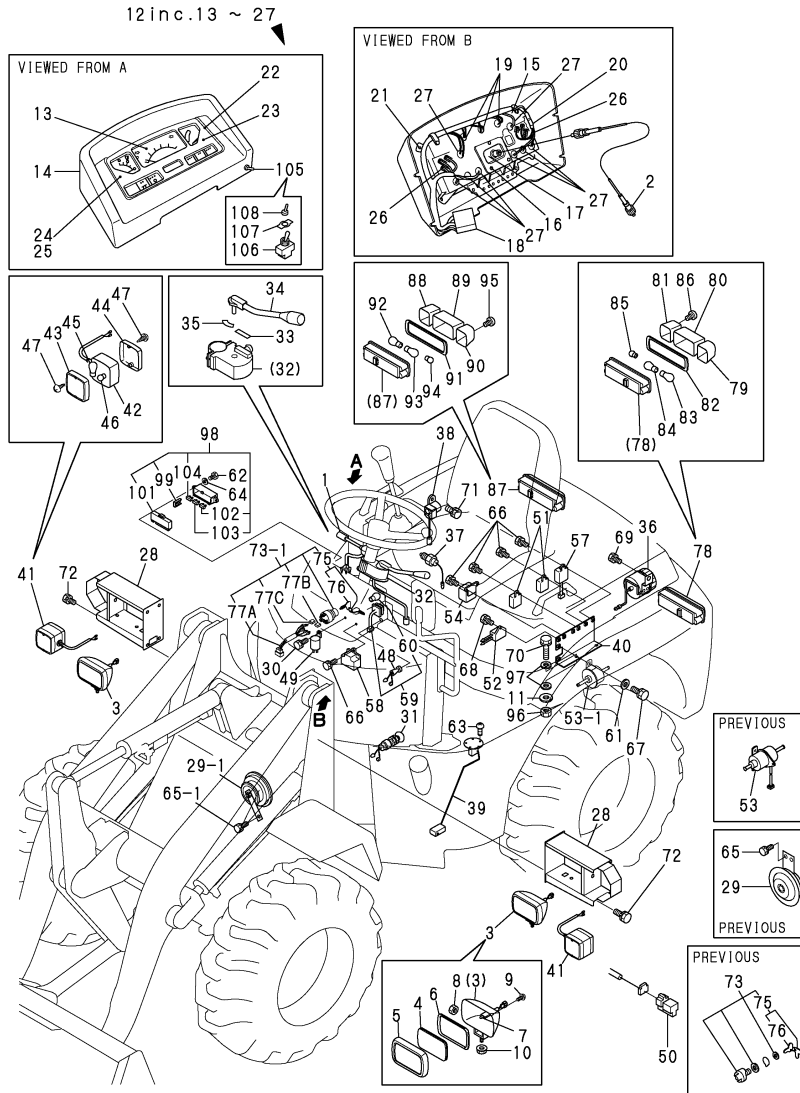
No.	Lev.	Parts No.	Description	Q'ty						I	R
				(A)	(B)	(C)	(D)	(E)	(F)		
1	1	172515-08790	SWITCH, FLASHER			1	1				
2	1	172527-17080	CABLE ASSY, METER			1	1				
3	1	172527-17110	LAMP,HEAD			2	2				
4	2	172527-17250	LENS			2	2				
5	2	172527-17260	LIM			2	2				
6	2	172527-17280	GASKET			2	2				
7	2	172527-17290	BULB, 12V 55W			2	2				
8	2	172527-17310	NUT			2	2				
9	2	172527-17340	SCREW			8	8				
10	2	172527-17350	NUT			2	2				
11	1	194145-04810	WASHER			2	2				
12	1	172527-17200	METER,COMBINATION			1	1				1
13	2	172524-17210	METERS CMP,HR.&TACHO			1	1				
14	2	172524-17220	VISOR			1	1				
15	2	172527-17360	CASE COMPL.			1	1				
16	3	198220-53170	SCREW			3	3				
17	2	172524-17240	SCREW,BODY LOCK			2	2				
18	2	172524-17250	HARNESS, WIRE			1	1				
19	2	172524-17260	LAMP 12V-11.7W			3	3				
20	2	172524-17270	CLAMP, CORD			1	1				
21	2	198220-53170	SCREW			11	11				
22	2	198220-56130	PACKING			1	1				
23	2	198220-56140	GLASS			1	1				
24	2	198220-56150	REFLECTOR			1	1				
25	2	198220-56160	PACKING			1	1				
26	2	198220-56230	SCREW, M3X22			6	6				
27	2	124617-91920	BULB, 12V-3W			8	8				
27A	1	172527-03640	LABEL			1	1				3
28	1	172527-17151-1	SUPPORT, LAMP			2					
28-1	1	172530-17150-1	SUPPORT, LAMP			2	2				N
(C=M/#52168)											
29	1	172310-17220	HORN			1					
29-1	1	1A6780-57110	HORN ASSY			1	1				S
(C=M/#52091)											
30	1	26013-060162	BOLT, M6X 16			1	1				
31	1	172524-17280	SWITCH, STOP LAMP			2	2				
32	1	172524-17310	LEVER, SHIFT			1	1				2
32-1	1	172524-17311	LEVER, SHIFT			1	1				N 2
(C=MZZZZZ) (D=MZZZZZ)											
33	2	172524-17320	LABEL			1	1				
34	2	172524-17380	LEVER ASSY			1	1				
34-1	2	172524-17381	LEVER ASSY			1	1				S
(C=MZZZZZ) (D=MZZZZZ)											
35	2	172520-17390	LABEL			1	1				
35A	1	172524-03690	LABEL			1	1				3
36	1	172524-17350	BUZZER, BACK			1	1				
37	1	172520-17351	SWITCH, THERMO			1	1				
38	1	172524-17360	RELY,STARTER			1	1				
39	1	172527-17411	GAUGE, FUEL			1	1				
40	1	172527-17451	STAY, RELAY			1	1				
41	1	172524-17660	LAMP,FRONT COMBI.			2	2				

Remarks
(1)PLEASE USE THIS PART WITH FOLLOWING LABELS AT THE SAME TIME.
REF. NO. 27A.
(2)PLEASE USE THIS PART WITH FOLLOWING LABELS AT THE SAME TIME.
REF. NO. 35A.
(3)LABELS ARE NOT ILLUSTRATED.

Fig.16. ELECTRIC PART(V4-5A/5B)

(A)=V3-5(US)
(B)=V4-5(US)
(C)=V4-5A(US)

(D)=V4-5B(US)
(E)=
(F)=



No.	Lev.	Parts No.	Description	Q'ty						I	R
				(A)	(B)	(C)	(D)	(E)	(F)		
42	2	172524-17670	BODY			2	2				
43	2	172524-17680	LENS			2	2				
44	2	172524-17690	LENS			2	2				
45	2	172524-17810	BULB, 12V 21W			2	2				
46	2	172524-17820	BULB, 12V 5W			2	2				
47	2	172524-17830	SCREW			4	4				
48	1	194420-52120	SWITCH, LIGHTING			1	1				
49	1	194080-57202	RELAY, FLASHER			1	1				
50	1	119643-66900	DIODE			2					Z
(C=M/#52301)											
51	1	119247-77100	RELAY, SAFETY			2	2				
52	1	160970-77350	RECTIFIER, ZR2117			1	1				
53	1	129322-77401	PUMP ASSY, FUEL FEED			1					N
53-1	1	129612-52100	PUMP ASSY, FUEL FEED			1	1				
(C=M/#52168)											
54	1	119650-77910	RELAY ASSY, GLOW			1	1				
57	1	129211-77920	TIMER			1	1				
58	1	124970-77920	TIMER			1	1				
59	1	1E6690-81530	SWITCH			1	1				
60	2	1E6480-82280	BULB, 12V-34W			1	1				
61	1	22137-060000	WASHER, 6			2	2				
62	1	26013-060162	BOLT, M6X 16			2	2				
63	1	26022-050162	SCREW, M5X16			5	5				
64	1	22137-060000	WASHER, 6			2	2				
65	1	26013-060162	BOLT, M6X 16			2					
65-1	1	26013-080162	BOLT, M8X 16			1	1				S
(C=M/#52091)											
66	1	26013-060162	BOLT, M6X 16			6	6				
67	1	26013-060162	BOLT, M6X 16			2	2				
68	1	26013-060252	BOLT, M6X 25			1	1				
69	1	26013-080122	BOLT, M8X 12			1	1				
70	1	26013-100352	BOLT, M10X 35			2	2				
71	1	26013-080202	BOLT, M8X 20			1	1				
72	1	26013-100252	BOLT, M10X 25			8	8				
73	1	172524-17010	SWITCH ASSY, STARTER			1					
73-1	1	172527-17100	SWITCH ASSY, STARTER			1	1				N
(C=M/#52168)											
75	2	172524-17330	KEY ASSY			1	1				
76	3	172524-17340	KEY			2	2				
78	1	172527-17210	LAMP, REAR COMBI.L			1	1				
79	2	172527-17420	LENS L			1	1				
80	2	172527-17440	LENS L			1	1				
81	2	172527-17470	LENS L			1	1				
82	2	172527-17560	GASKET			1	1				
83	2	172527-17520	BULB, 12V 23W			1	1				
84	2	172527-17540	BULB, 12V 23/8W			1	1				
85	2	172527-17550	BULB, 12V 10W			1	1				
86	2	172527-17570	SCREW			2	2				
87	1	172527-17220	LAMP, REAR COMBI.R			1	1				
88	2	172527-17430	LENS R			1	1				
89	2	172527-17460	LENS R			1	1				

Remarks

(1) PLEASE USE THIS PART WITH FOLLOWING LABELS AT THE SAME TIME.
REF. NO. 27A.

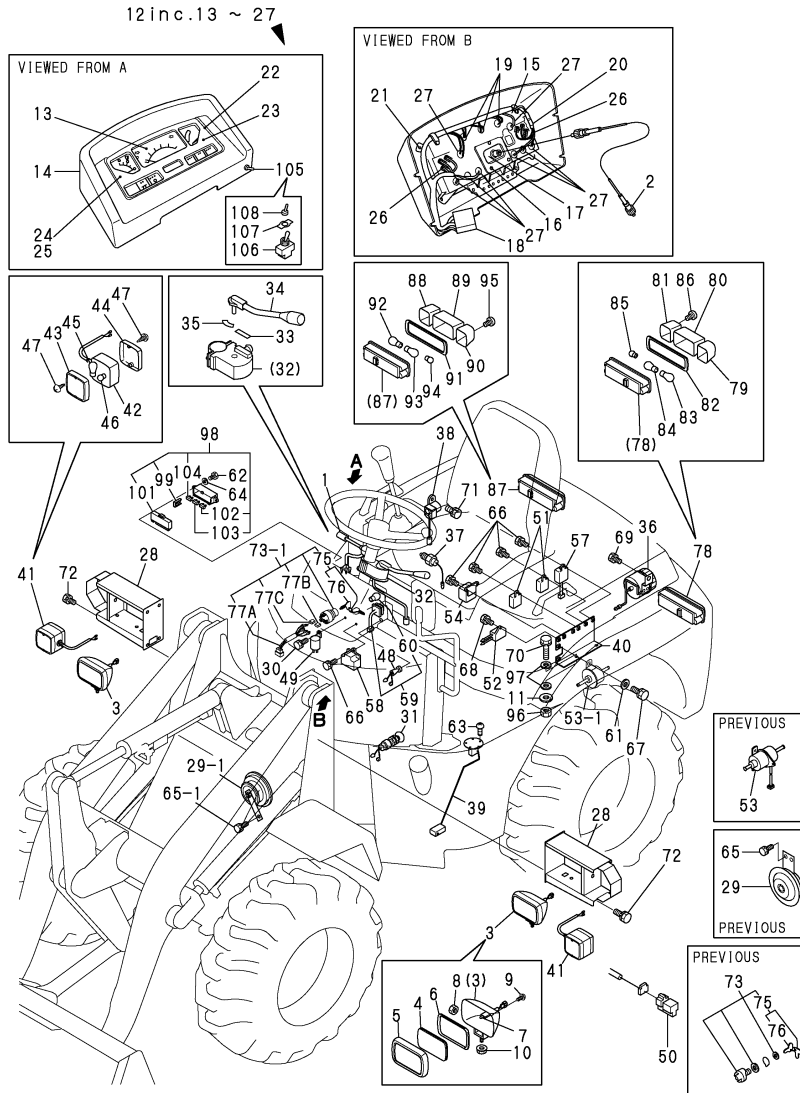
(2) PLEASE USE THIS PART WITH FOLLOWING LABELS AT THE SAME TIME.
REF. NO. 35A.

(3) LABELS ARE NOT ILLUSTRATED.

Fig.16. ELECTRIC PART(V4-5A/5B)

(A)=V3-5(US)
(B)=V4-5(US)
(C)=V4-5A(US)

(D)=V4-5B(US)
(E)=
(F)=



No.	Lev.	Parts No.	Description	Qty						I	R
				(A)	(B)	(C)	(D)	(E)	(F)		
90	2	172527-17480	LENS R			1	1				
91	2	172527-17560	GASKET			1	1				
92	2	172527-17520	BULB, 12V 23W			1	1				
93	2	172527-17540	BULB, 12V 23/8W			1	1				
94	2	172527-17550	BULB, 12V 10W			1	1				
95	2	172527-17570	SCREW			2	2				
96	1	26716-100002	NUT, M10			2	2				
97	1	22137-100000	WASHER, 10			4	4				
98	1	172187-17200	BOX, FUSE			1	1				
99	2	172175-17120	PULLER			1	1				
101	2	172187-17220	COVER			1	1				
102	2	29420-050000	FUSE, B 5A			2	2				
103	2	29420-150000	FUSE, B 15A			6	6				
104	2	29420-300000	FUSE, B 30A			2	2				
105	1	172519-17280	SWITCH, TOGGLE			1	1				
106	2	172519-17370	SWITCH, TOGGLE			1	1				
107	2	172519-17380	PLATE, TOGGLE SWITCH			1	1				
108	2	172519-17390	CAP			1	1				

Remarks

(1)PLEASE USE THIS PART WITH FOLLOWING LABELS AT THE SAME TIME.
REF. NO. 27A.

(2)PLEASE USE THIS PART WITH FOLLOWING LABELS AT THE SAME TIME.
REF. NO. 35A.

(3)LABELS ARE NOT ILLUSTRATED.

Fig.17. ELECTRIC PART(AUTO LEVELLER)

(A)=V3-5(US)
 (B)=V4-5(US)
 (C)=V4-5A(US)

(D)=V4-5B(US)
 (E)=
 (F)=

No.	Lev.	Parts No.	Description	Q'ty						I	R
				(A)	(B)	(C)	(D)	(E)	(F)		
1	1	172527-16650	HARNES, WIRE O	1	1	1					
1-1	1	172527-16650	HARNES, WIRE O (C=M/#52168)			1					Z
2	2	119643-66900	DIODE	1	1	1					
2-1	1	119643-66900	DIODE (C=M/#52168)			1					Z
3	1	172527-17510	SENSOR, PROXIMITY	1	1	1	1				
4	1	172524-17521-3	STAY ASSY, SENSOR	1	1						
5	1	172527-17530-1	BAR, SENSING	1	1						
6	1	119247-77100	RELAY, SAFETY	1	1	1	1				
7	1	22137-100000	WASHER, 10	2	2	2	2				
8	1	26013-100202	BOLT, M10X 20	4	4	4	4				
9	1	26013-060162	BOLT, M6X 16	1	1	1	1				
10	1	172524-17522-1	STAY ASSY, SENSOR			1	1				
11	1	172527-17531-1	BAR, SENSING			1	1				

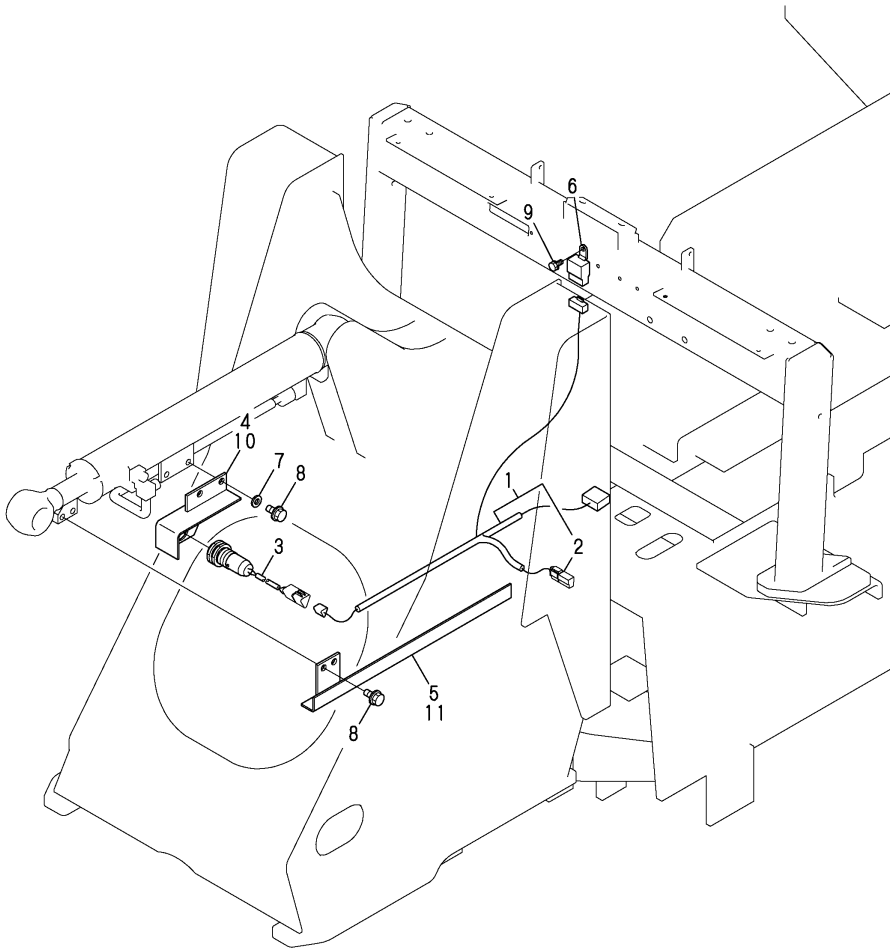
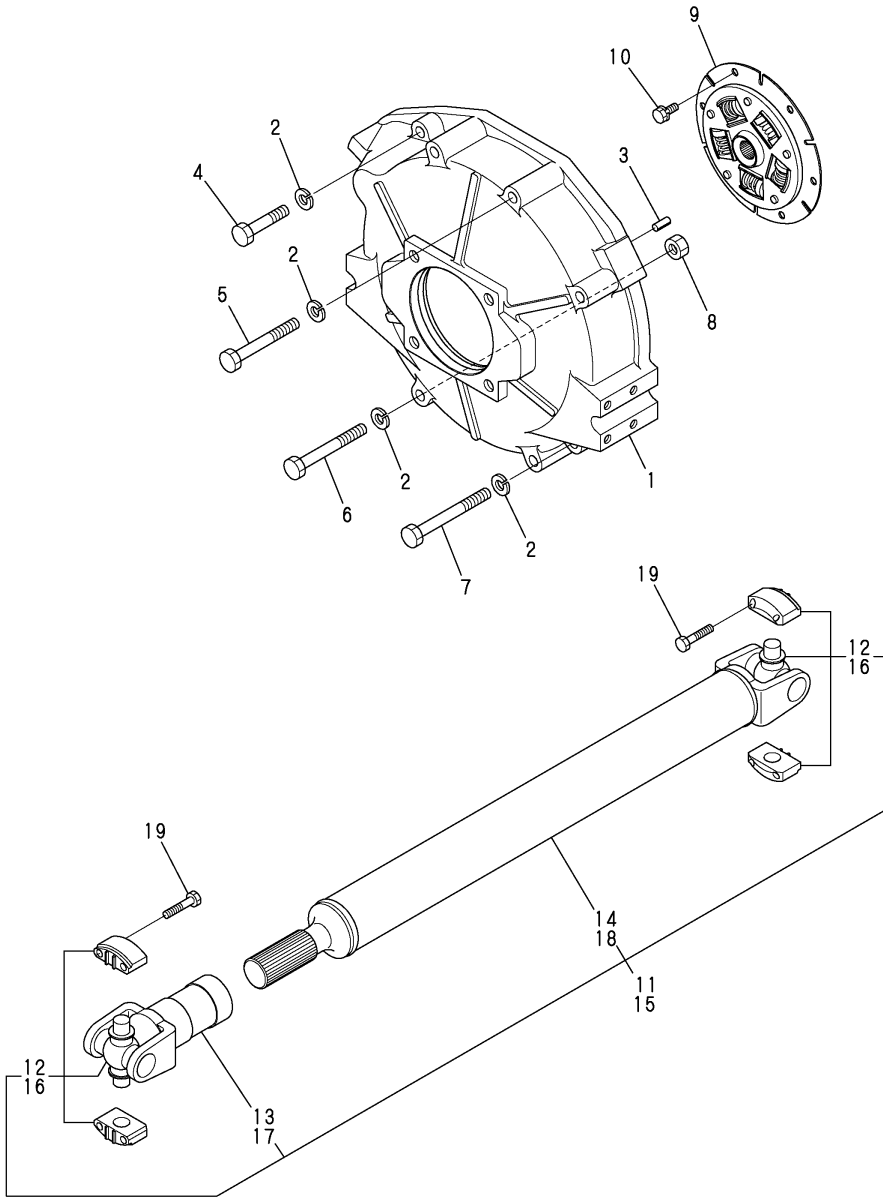


Fig.18. CLUTCH HOUSING & DRIVE SHAFT

(A)=V3-5(US)
 (B)=V4-5(US)
 (C)=V4-5A(US)

(D)=V4-5B(US)
 (E)=
 (F)=

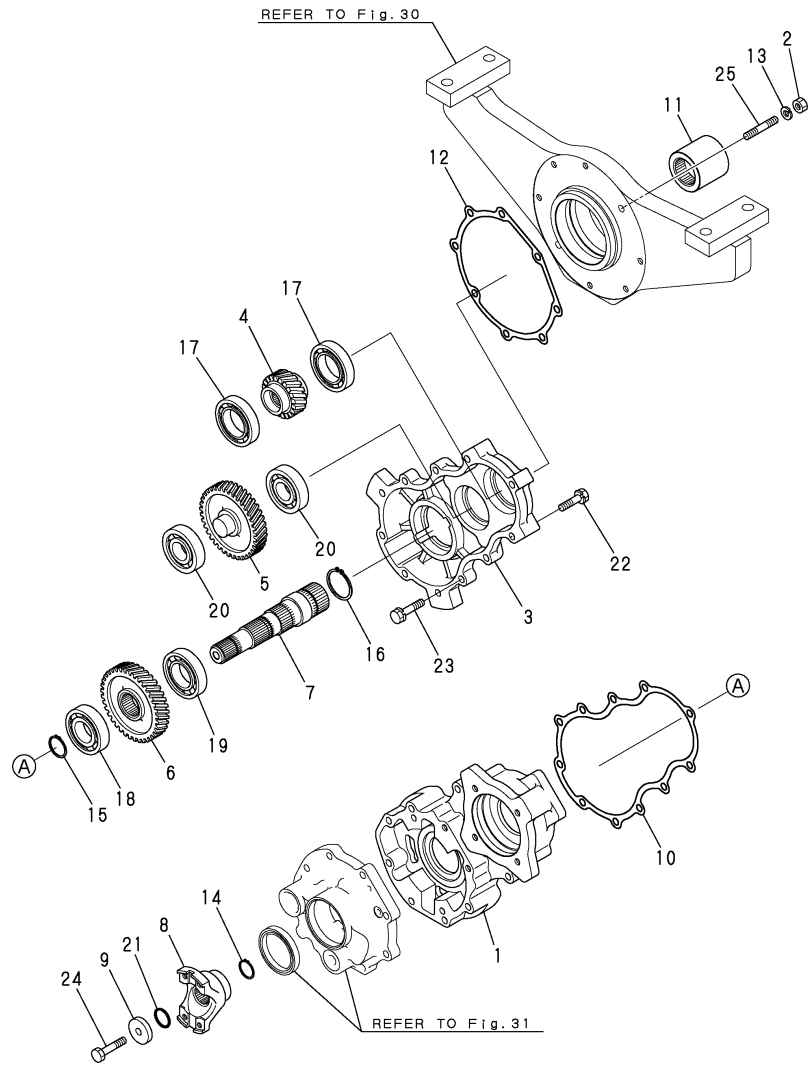


No.	Lev.	Parts No.	Description	Q'ty						I	R
				(A)	(B)	(C)	(D)	(E)	(F)		
1	1	172527-21310	COVER, FLYWHEEL	1	1	1					
1A	1	172534-21210	COVER, FLYWHEEL						1		
2	1	22217-120000	WASHER, SPRING 12	8	8	8	8				
3	1	22351-080020	PIN, SPRING 8.0X20	2	2	2	2				
4	1	26116-120602	BOLT, M12X 60 PLATED	1	1	1	1				
5	1	26116-120952	BOLT, M12X 95 PLATED	2	2	2	2				
6	1	26116-121002	BOLT, M12X100 PLATED	2	2	2	2				
7	1	26116-121102	BOLT, M12X110 PLATED	3	3	3	3				
8	1	26716-120002	NUT, M12	2	2	2	2				
9	1	172520-21511	DISK, DAMPER	1	1	1					
9A	1	172534-21510	DISK, DAMPER						1		
10	1	26013-080162	BOLT, M8X 16	6	6	6	6				
11	1	172527-21800	SHAFT ASSY,PROPELLER	1							
12	2	172527-21810	JOINT, UNIVERSAL	2							
13	2	172527-21820	YOKE,SLEEVE	1							
14	2	172527-21830	YOKE,SHAFT	1							
15	1	172528-21800	SHAFT ASSY,PROPELLER		1	1	1				
16	2	172527-21810	JOINT, UNIVERSAL		2	2	2				
17	2	172528-21820	YOKE,SLEEVE		1	1	1				
18	2	172528-21830	YOKE, SHAFT		1	1	1				
19	1	26116-080402	BOLT, M8X 40 PLATED	8	8	8	8				

Fig.19. TRANSFER CASE

(A)=V3-5(US)
(B)=V4-5(US)
(C)=V4-5A(US)

(D)=V4-5B(US)
(E)=
(F)=



No.	Lev.	Parts No.	Description	Qty						I	R
				(A)	(B)	(C)	(D)	(E)	(F)		
1	1	172528-25710	CASE	1	1	1					
1A	1	187B01-25710	CASE							1	
2	1	26716-100002	NUT, M10	2	2	2	2				
3	1	172527-25720	CASE	1	1	1	1				
4	1	172527-25910	GEAR, INPUT Z=26T	1	1	1					
4A	1	187B01-25910	GEAR, INPUT Z=26T							1	
5	1	172527-25920	GEAR, IDLE Z=26	1	1	1	1				
6	1	172527-25930	GEAR, N=42	1	1	1	1				
7	1	172527-25770	SHAFT, BRAKE	1	1	1	1				
7-1	1	172527-25771	SHAFT, BRAKE	1	1	1	1				F 1
		(A=MZZZZZ) (B=MZZZZZ) (C=MZZZZZ) (D=MZZZZZ)									
8	1	172527-25790	FLANGE, JOINT	1	1	1	1				
9	1	172527-25810	WASHER, 11X40.5X9	1	1	1	1				
10	1	172527-25820	GASKET	1	1	1	1				
11	1	172527-25840	COUPLING	1	1	1	1				
11-1	1	172527-25841	COUPLING, SPLINE	1	1	1	1				F 1
		(A=MZZZZZ) (B=MZZZZZ) (C=MZZZZZ) (D=MZZZZZ)									
12	1	172527-25850	GASKET	1	1	1	1				
13	1	22217-100000	WASHER, SPRING 10	2	2	2	2				
14	1	22242-000300	RING, 30	1	1	1	1				
15	1	22242-000350	RING, 35	1	1	1	1				
16	1	22242-000450	RING, 45	1	1	1	1				
17	1	24101-060094	BEARING, BALL 6009	2	2	2	2				
18	1	24101-062074	BEARING, BALL 6207	1	1	1	1				
19	1	24101-062084	BEARING, BALL 6208	1	1	1	1				
20	1	24101-063064	BEARING, BALL 6306	2	2	2	2				
21	1	24311-000240	O-RING, 1AP24.0	1	1	1	1				
22	1	26013-100452	BOLT, M10X 45	3	3	3	3				
23	1	26013-100452	BOLT, M10X 45	6	6	6	6				
24	1	26156-100502	BOLT, M10X 5 PLATED0	1	1	1	1				
25	1	26216-100452	STUD, M10X 45	2	2	2	2				

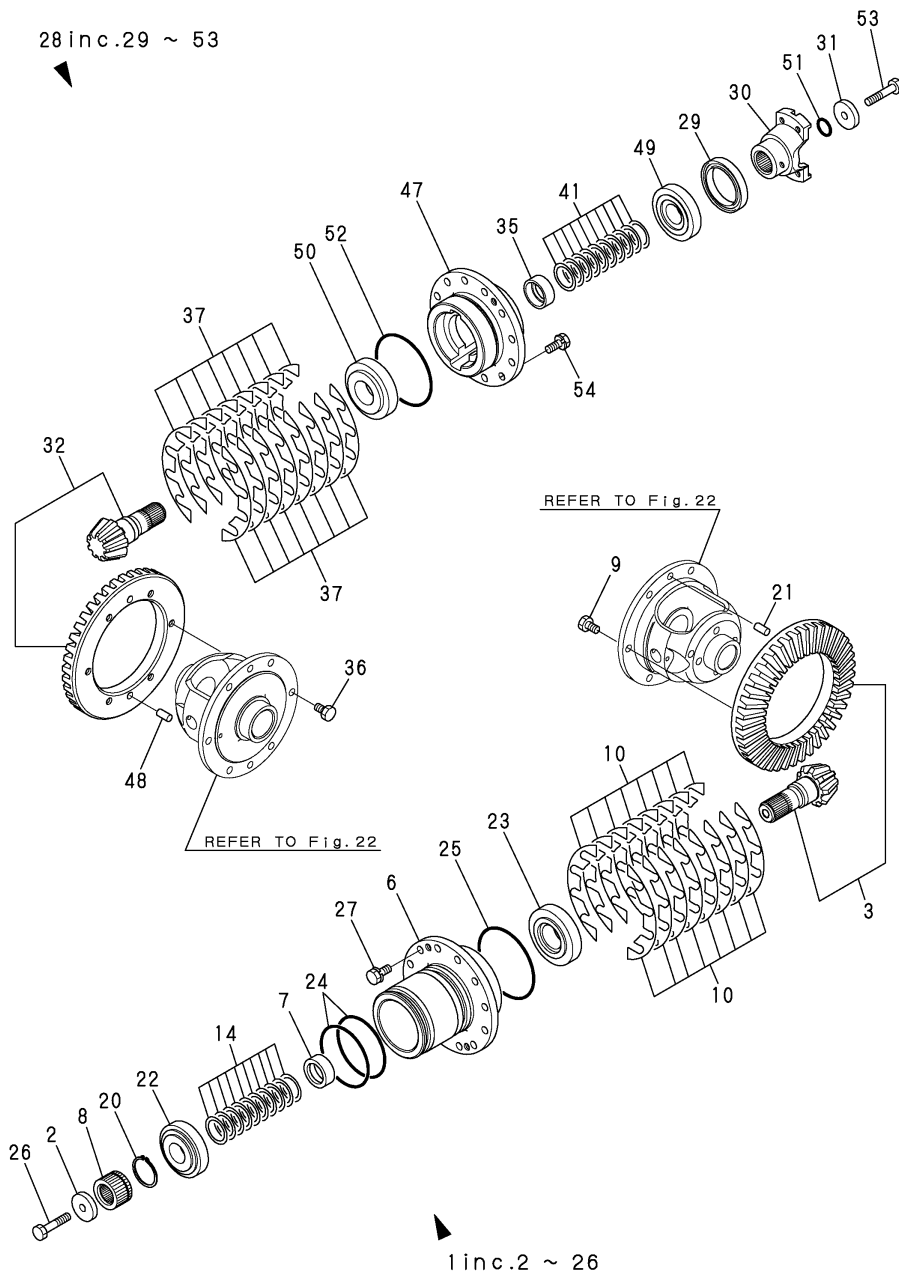
Remarks

(1)Interchangeable by simultaneous replacement with Ref.No.7-1,11-1.

Fig.20. SPIRAL BEVEL GEAR(V3-5)

(A)=V3-5(US)
 (B)=V4-5(US)
 (C)=V4-5A(US)

(D)=V4-5B(US)
 (E)=
 (F)=

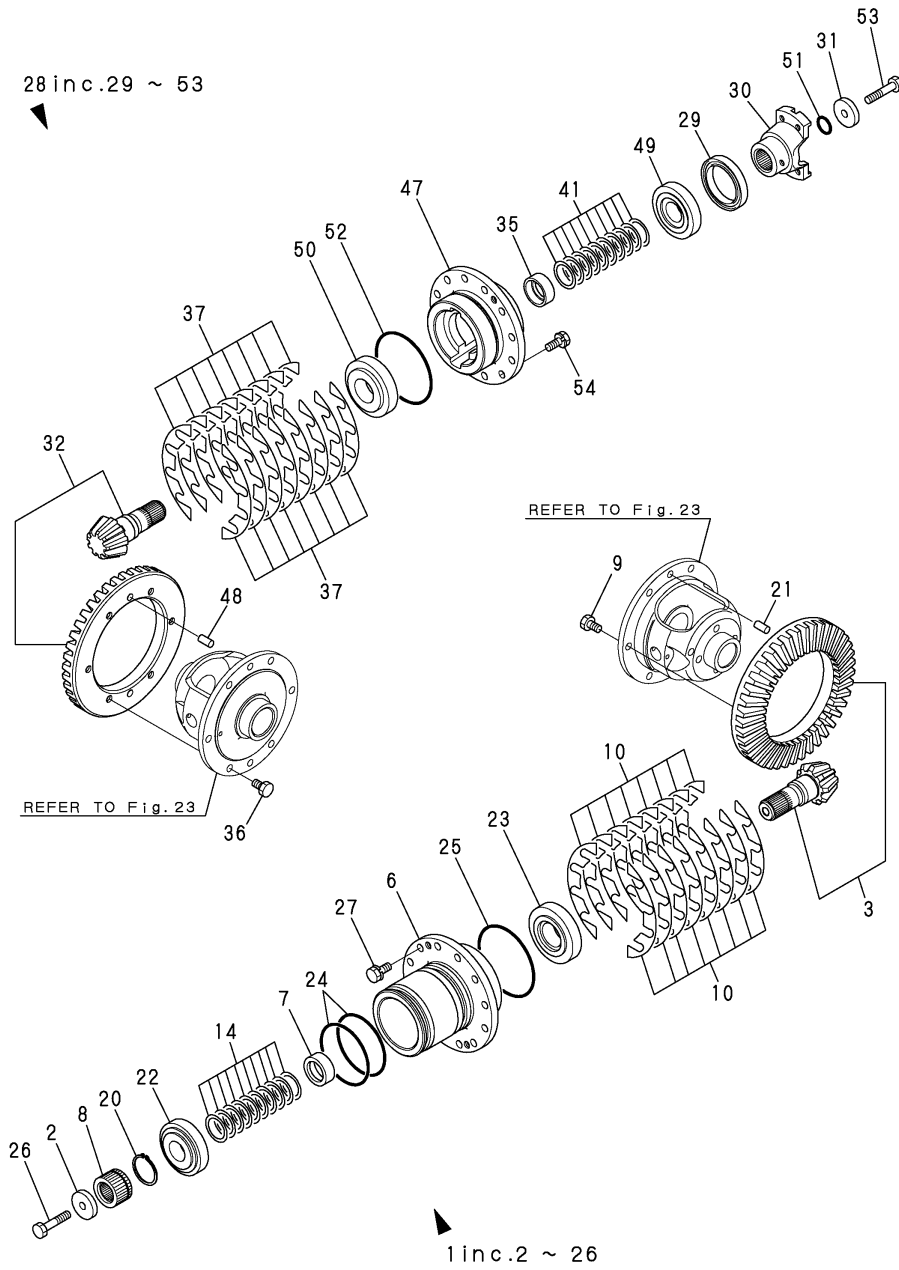


No.	Lev.	Parts No.	Description	Qty						I	R
				(A)	(B)	(C)	(D)	(E)	(F)		
1	1	172527-26300	GEAR ASSY, BEVEL	1							
2	2	172527-25810	WASHER, 11X40.5X9	1							
3	2	172527-26210	GEAR SET, BEVEL	1							
6	2	172527-26040	HOLDER, BEARING	1							
7	2	172527-26050	COLLAR	1							
8	2	172527-26060	COLLAR, SPLINE	1							
9	2	172527-26070	BOLT, M10X18	6							
10	2	172527-26080	SHIM SET	1							
14	2	172527-26130	SHIM SET	1							
20	2	22242-000450	RING, 45	1							
21	2	22312-100160	PIN, PARALLEL M10X16	2							
22	2	24143-303060	BEARING, 30306D	1							
23	2	24144-303070	BEARING, 30307DH	1							
24	2	24311-000900	O-RING, 1AP90.0	2							
25	2	24321-001050	O-RING, 1AG105.0	1							
26	2	26156-100502	BOLT, M10X 5 PLATED0	1							
27	1	26013-100252	BOLT, M10X 25	12							
28	1	172527-26400	GEAR ASSY, BEVEL	1							
29	2	194447-14140	SEAL, OIL TC6Y577512	1							
30	2	172527-25790	FLANGE, JOINT	1							
31	2	172527-25810	WASHER, 11X40.5X9	1							
32	2	172527-26210	GEAR SET, BEVEL	1							
35	2	172527-26050	COLLAR	1							
36	2	172527-26070	BOLT, M10X18	6							
37	2	172527-26080	SHIM SET	1							
41	2	172527-26130	SHIM SET	1							
47	2	172527-26310	HOLDER, BEARING	1							
48	2	22312-100160	PIN, PARALLEL M10X16	2							
49	2	24143-303060	BEARING, 30306D	1							
50	2	24144-303070	BEARING, 30307DH	1							
51	2	24311-000240	O-RING, 1AP24.0	1							
52	2	24321-001050	O-RING, 1AG105.0	1							
53	2	26156-100502	BOLT, M10X 5 PLATED0	1							
54	1	26013-100252	BOLT, M10X 25	12							

Fig.21. SPIRAL BEVEL GEAR(V4-5/5A/5B)

(A)=V3-5(US)
(B)=V4-5(US)
(C)=V4-5A(US)

(D)=V4-5B(US)
(E)=
(F)=

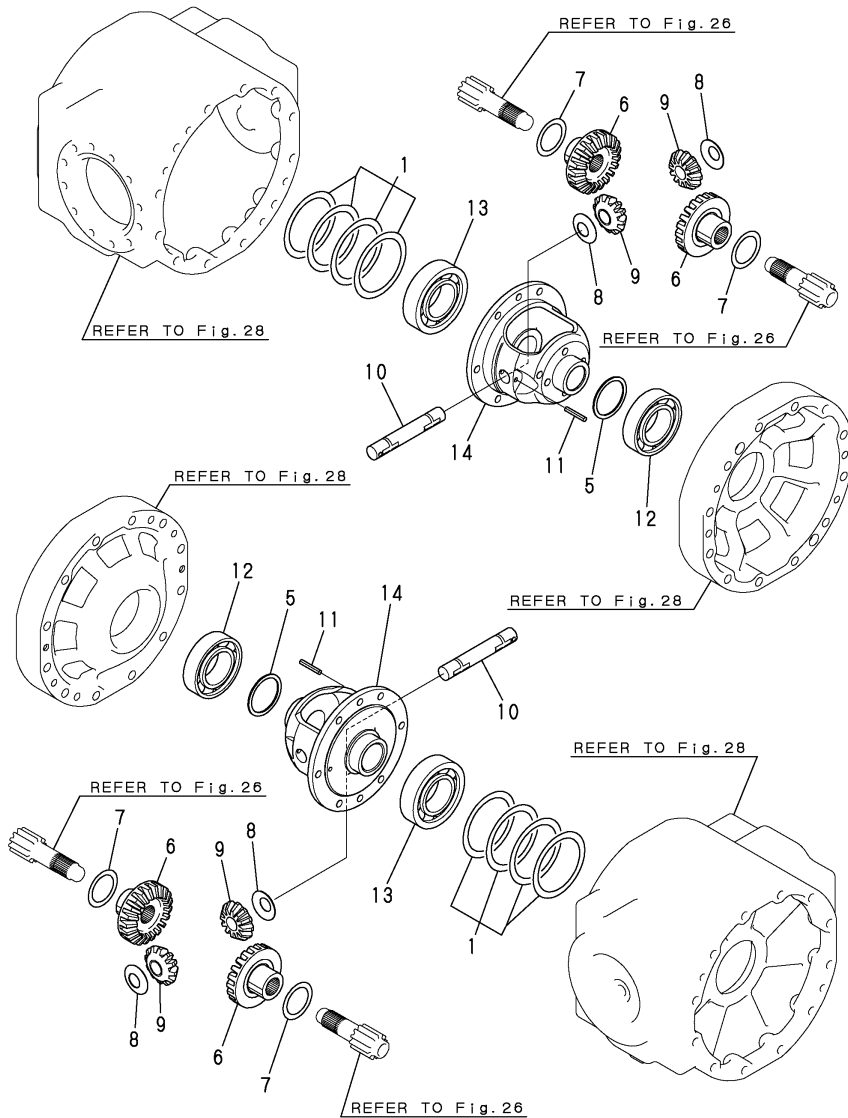


No.	Lev.	Parts No.	Description	Q'ty						I	R
				(A)	(B)	(C)	(D)	(E)	(F)		
1	1	172528-26300	GEAR ASSY, BEVEL	1	1	1					
2	2	172527-25810	WASHER, 11X40.5X9	2	2	2					
3	2	172528-26210	GEAR SET, BEVEL	1	1	1					
6	2	172527-26040	HOLDER, BEARING	1	1	1					
7	2	172527-26050	COLLAR	1	1	1					
8	2	172527-26060	COLLAR, SPLINE	1	1	1					
9	2	172527-26070	BOLT, M10X18		6	6	6				
10	2	172527-26080	SHIM SET	1	1	1					
14	2	172527-26130	SHIM SET	1	1	1					
20	2	22242-000450	RING, 45	1	1	1					
21	2	22312-100180	PIN, PARALLEL M10X18	2	2	2					
22	2	24143-303060	BEARING, 30306D	1	1	1					
23	2	24144-303070	BEARING, 30307DH	1	1	1					
24	2	24311-000900	O-RING, 1AP90.0	2	2	2					
25	2	24321-001050	O-RING, 1AG105.0	1	1	1					
26	2	26156-100502	BOLT, M10X 5 PLATED0	1	1	1					
27	1	26013-100252	BOLT, M10X 25	12	12	12					
28	1	172528-26400	GEAR ASSY, BEVEL	1	1	1					
29	2	194447-14140	SEAL, OIL TC6Y577512	1	1	1					
30	2	172527-25790	FLANGE, JOINT	1	1	1					
31	2	172527-25810	WASHER, 11X40.5X9	1	1	1					
32	2	172528-26210	GEAR SET, BEVEL	1	1	1					
35	2	172527-26050	COLLAR	1	1	1					
36	2	172527-26070	BOLT, M10X18	6	6	6					
37	2	172527-26080	SHIM SET	1	1	1					
41	2	172527-26130	SHIM SET	1	1	1					
47	2	172527-26310	HOLDER, BEARING	1	1	1					
48	2	22312-100180	PIN, PARALLEL M10X18	2	2	2					
49	2	24143-303060	BEARING, 30306D	1	1	1					
50	2	24144-303070	BEARING, 30307DH	1	1	1					
51	2	24311-000240	O-RING, 1AP24.0	1	1	1					
52	2	24321-001050	O-RING, 1AG105.0	1	1	1					
53	2	26156-100502	BOLT, M10X 5 PLATED0	1	1	1					
54	1	26013-100252	BOLT, M10X 25	12	12	12					

Fig.22. DIFFERENTIAL GEAR(V3-5)

(A)=V3-5(US)
 (B)=V4-5(US)
 (C)=V4-5A(US)

(D)=V4-5B(US)
 (E)=
 (F)=

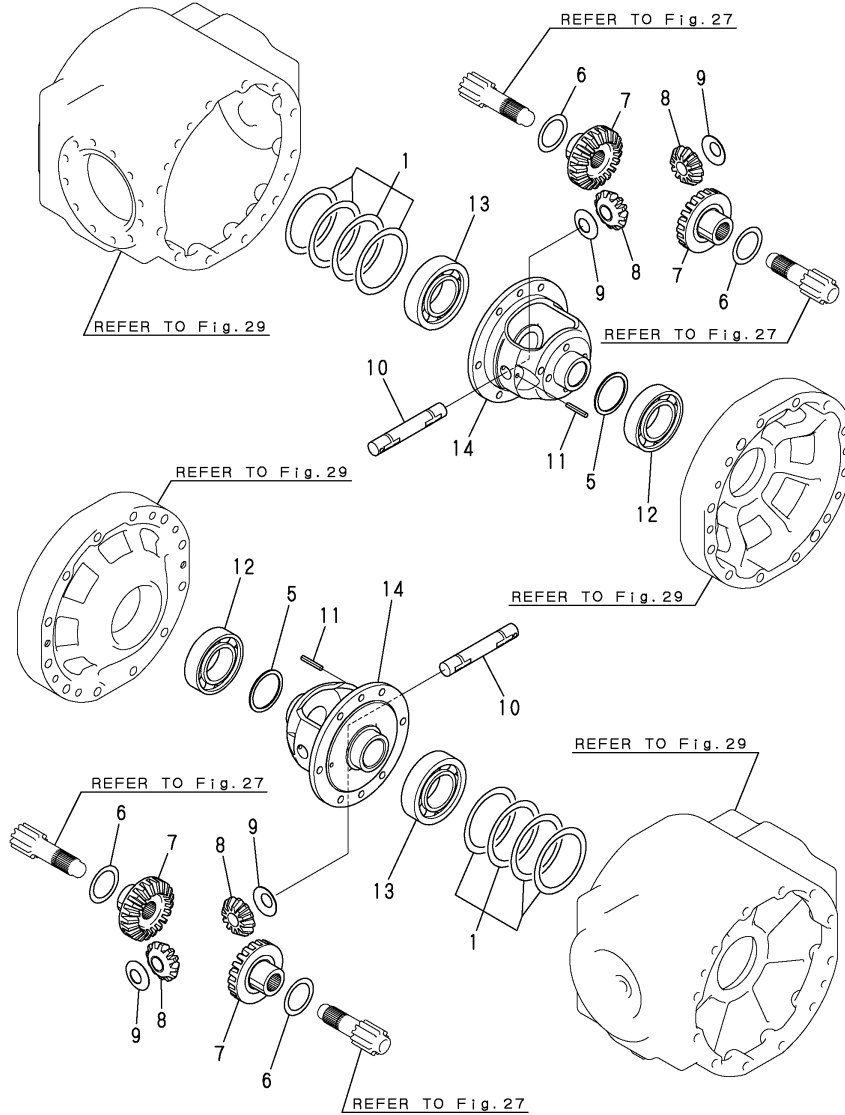


No.	Lev.	Parts No.	Description	Q'ty						I	R
				(A)	(B)	(C)	(D)	(E)	(F)		
1	1	172527-26350	SHIM SET	4							
5	1	172527-26410	WASHER, W52X62X2	2							
6	1	194145-31520	GEAR, DIFFERENTIAL	4							
7	1	198360-31530	LINER, PINION	4							
8	1	198250-31630	WASHER, DIFFERENTIAL	4							
9	1	198250-31810	PINION, DIFFERENTIAL	4							
10	1	198250-31820	SHAFT, DIFFERENTIAL	2							
11	1	22351-060036	PIN, SPRING 6.0X36	2							
12	1	24101-062104	BEARING, BALL 6210	2							
13	1	24101-062114	BEARING, BALL 6211	2							
14	1	172527-26320	CASE, DIFFERENTIAL	2							

Fig.23. DIFFERENTIAL GEAR(V4-5/5A/5B)

(A)=V3-5(US)
 (B)=V4-5(US)
 (C)=V4-5A(US)

(D)=V4-5B(US)
 (E)=
 (F)=

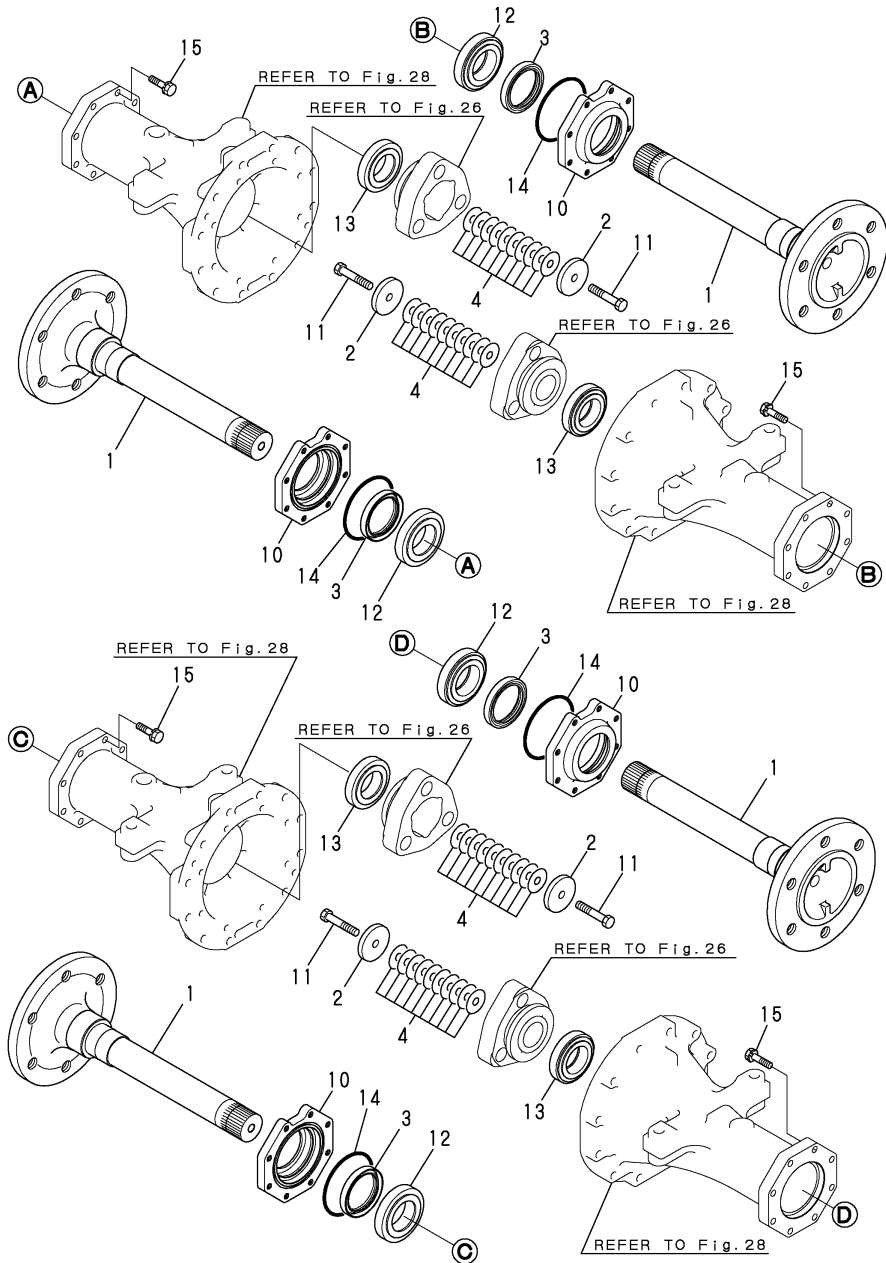


No.	Lev.	Parts No.	Description	Qty						I	R
				(A)	(B)	(C)	(D)	(E)	(F)		
1	1	172527-26350	SHIM SET		4	4	4				
5	1	172528-26330	WASHER, W57X68X2		2	2	2				
6	1	198320-31530	WASHER, DIFFERENTIAL		4	4	4				
7	1	194320-31560	GEAR, DIFFERENTIAL		4	4	4				
8	1	198320-31570	PINION, DIFFERENTIAL		4	4	4				
9	1	198320-31630	WASHER, DIFFERENTIAL		4	4	4				
10	1	198320-31820	SHAFT, DIFFERENTIAL		2	2	2				
11	1	22351-060050	PIN, SPRING 6.0X50		2	2	2				
12	1	24101-060114	BEARING, BALL 6011		2	2	2				
13	1	24101-062114	BEARING, BALL 6211		2	2	2				
14	1	172528-26320	CASE, DIFFERENTIAL		2	2	2				

Fig.24. AXLE SHAFT(V3-5)

(A)=V3-5(US)
 (B)=V4-5(US)
 (C)=V4-5A(US)

(D)=V4-5B(US)
 (E)=
 (F)=

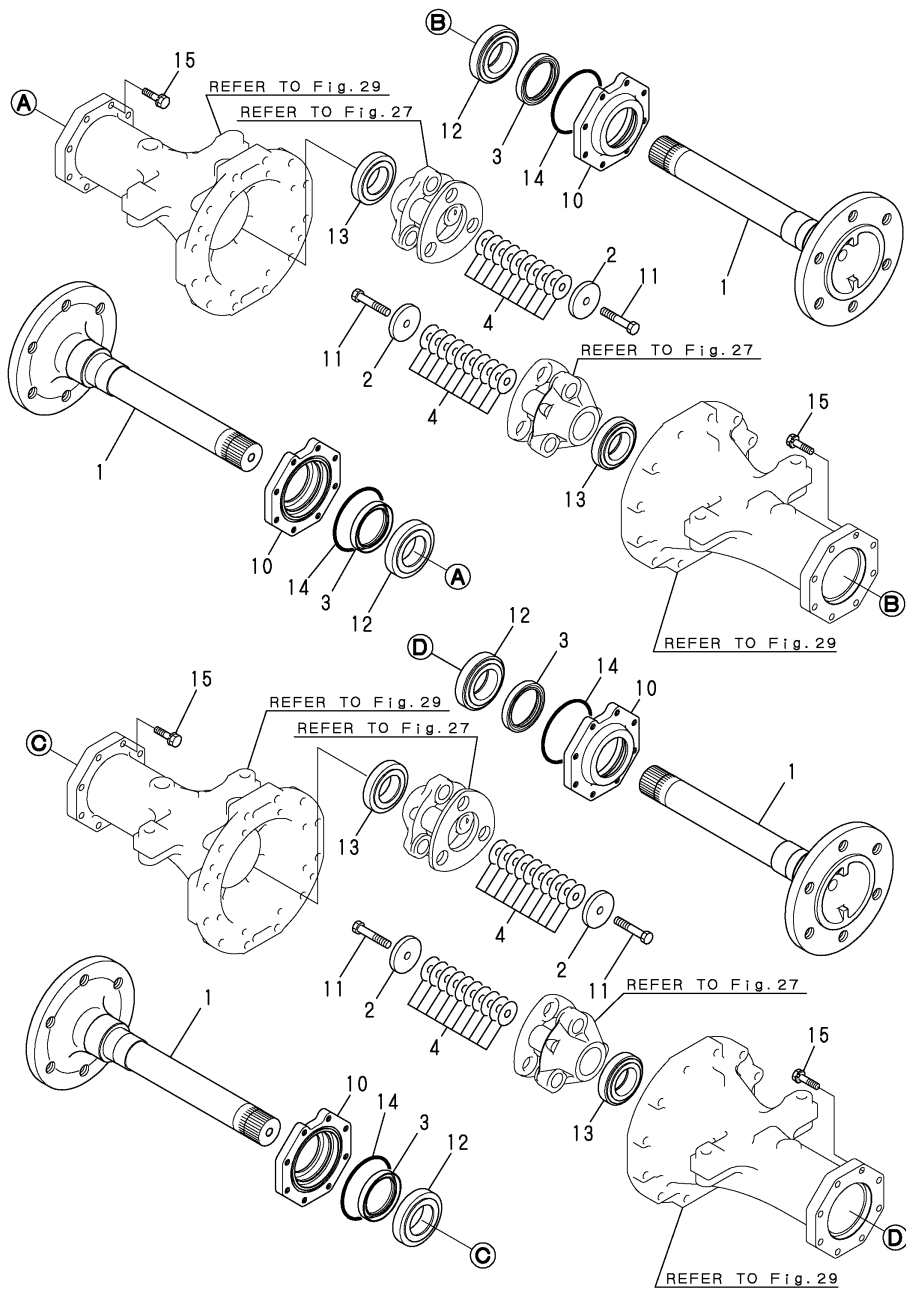


No.	Lev.	Parts No.	Description	Q'ty						I	R
				(A)	(B)	(C)	(D)	(E)	(F)		
1	1	172527-26710	SHAFT, AXLE	4							
2	1	172527-26730	WASHER, W13X63X9	4							
3	1	172520-26740	SEAL TC6Y 70X88X12	4							
4	1	172527-26740	SHIM SET	4							
10	1	172520-26780	COVER, AXLE	4							
11	1	172527-26910	BOLT, M12X65	4							
12	1	24141-302110	BEARING, 30211	4							
13	1	24141-322100	BEARING, 32210	4							
14	1	24321-001100	O-RING, 1AG110.0	4							
15	1	26013-100402	BOLT, M10X 40	24							

Fig.25. AXLE SHAFT(V4-5/5A/5B)

(A)=V3-5(US)
 (B)=V4-5(US)
 (C)=V4-5A(US)

(D)=V4-5B(US)
 (E)=
 (F)=

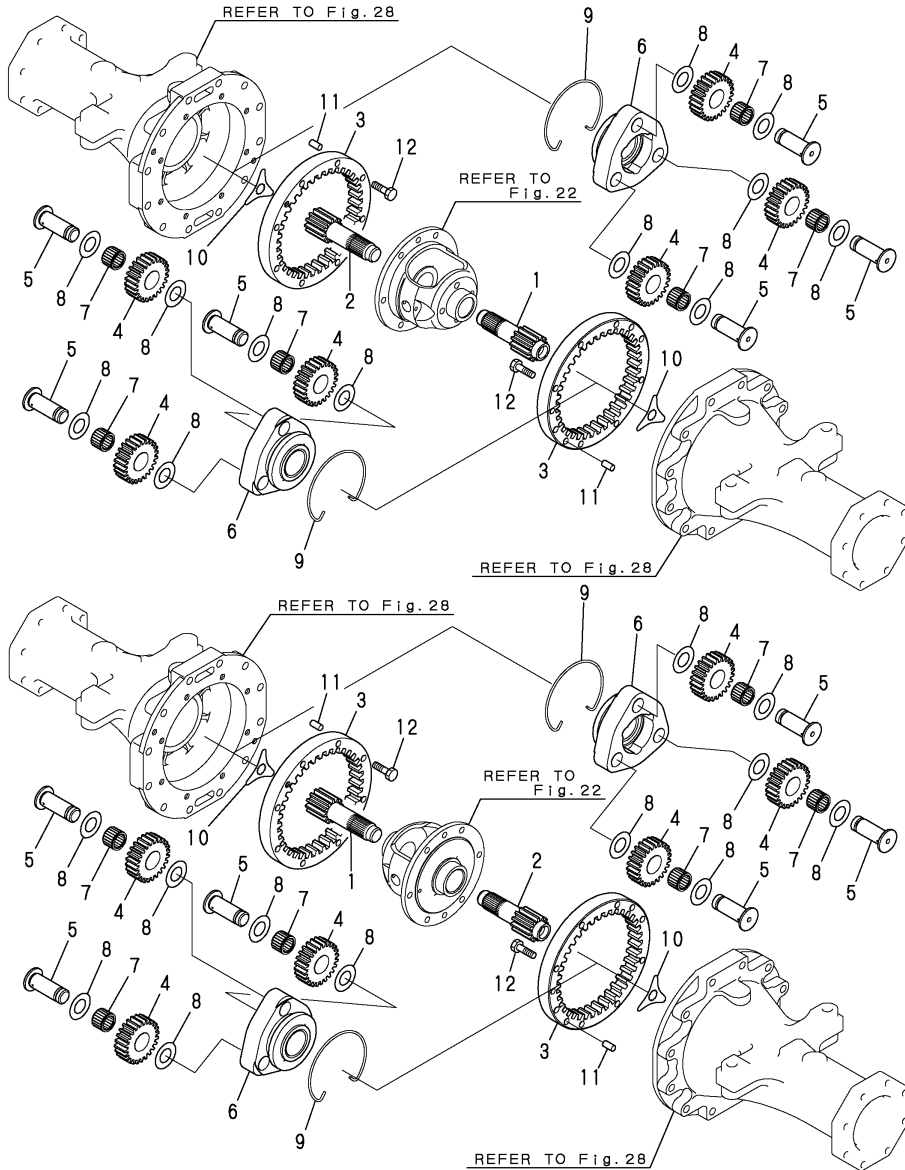


No.	Lev.	Parts No.	Description	Q'ty						I	R
				(A)	(B)	(C)	(D)	(E)	(F)		
1	1	172528-26710	SHAFT, AXLE		4	4	4				
2	1	172527-26730	WASHER, W13X63X9		4	4	4				
3	1	172520-26740	SEAL TC6Y 70X88X12		4	4	4				
4	1	172527-26740	SHIM SET		4	4	4				
10	1	172520-26780	COVER, AXLE		4	4	4				
11	1	172527-26910	BOLT, M12X65		4	4	4				
12	1	24141-302110	BEARING, 30211		4	4	4				
13	1	24141-320110	BEARING, 32011		4	4	4				
14	1	24321-001100	O-RING, 1AG110.0		4	4	4				
15	1	26013-100402	BOLT, M10X 40		32	32	32				

Fig.26. FINAL GEAR(V3-5)

(A)=V3-5(US)
 (B)=V4-5(US)
 (C)=V4-5A(US)

(D)=V4-5B(US)
 (E)=
 (F)=

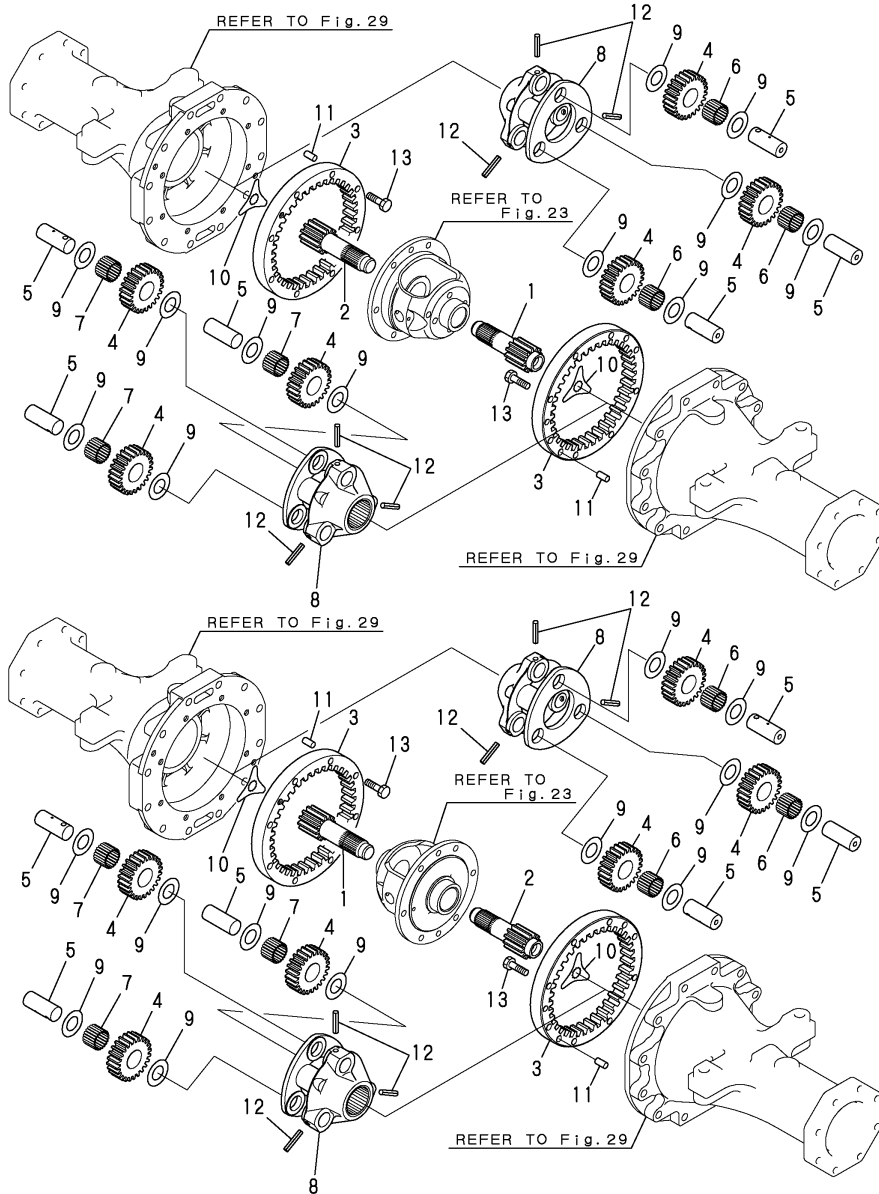


No.	Lev.	Parts No.	Description	Qty						I	R
				(A)	(B)	(C)	(D)	(E)	(F)		
1	1	172527-28310	GEAR, SUN	2							
2	1	172527-28320	GEAR, SUN	2							
3	1	172527-28330	GEAR, INTERNAL	4							
4	1	198250-33540	PINION, PLANETARY	12							
5	1	198250-33550	SHAFT, PLANETARY	12							
6	1	198240-33570	CARRIER, PLANETARY	4							
7	1	198250-33570	NEEDLE, T253324	12							
8	1	194640-33590	WASHER, 25X42X1	24							
9	1	198240-33630	CIRCLIP, 124	4							
10	1	194640-34150	WASHER, THRUST	4							
11	1	22312-100200	PIN, PARALLEL M10X20	8							
12	1	26116-100352	BOLT, M10X 35 PLATED	32							

Fig.27. FINAL GEAR(V4-5/5A/5B)

(A)=V3-5(US)
 (B)=V4-5(US)
 (C)=V4-5A(US)

(D)=V4-5B(US)
 (E)=
 (F)=

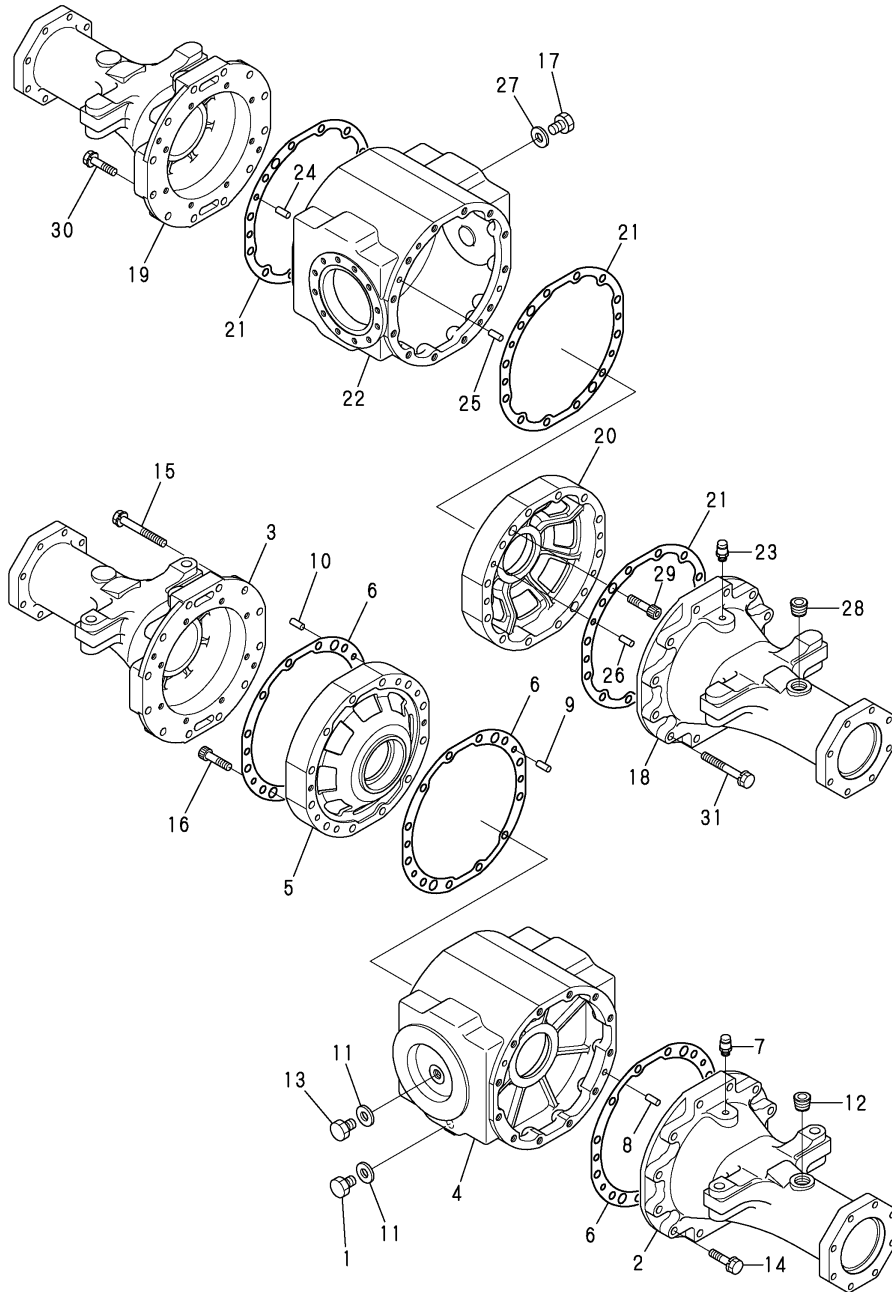


No.	Lev.	Parts No.	Description	Qty						I	R
				(A)	(B)	(C)	(D)	(E)	(F)		
1	1	172528-28310	GEAR, SUN		2	2	2				
2	1	172528-28320	GEAR, SUN		2	2	2				
3	1	172528-28330	GEAR, INTERNAL		4	4	4				
4	1	198320-33540	PINION, PLANETARY		12	12	12				
5	1	198320-33550	SHAFT, PLANETARY		12	12	12				
6	1	198320-33560	NEEDLE, 4.5X31.8		6	6	6				
7	1	198320-33560	NEEDLE, 4.5X31.8		6	6	6				
8	1	198320-33570	CARRIER, PLANETARY		4	4	4				
9	1	198320-33620	WASHER, 26X42X1		24	24	24				
10	1	194640-34150	WASHER, THRUST		4	4	4				
11	1	22312-100200	PIN, PARALLEL M10X20		8	8	8				
12	1	22351-080040	PIN, SPRING 8.0X40		12	12	12				
13	1	26116-100452	BOLT, M10X 45 PLATED		32	32	32				

Fig.28. AXLE CASE(V3-5)

(A)=V3-5(US)
 (B)=V4-5(US)
 (C)=V4-5A(US)

(D)=V4-5B(US)
 (E)=
 (F)=

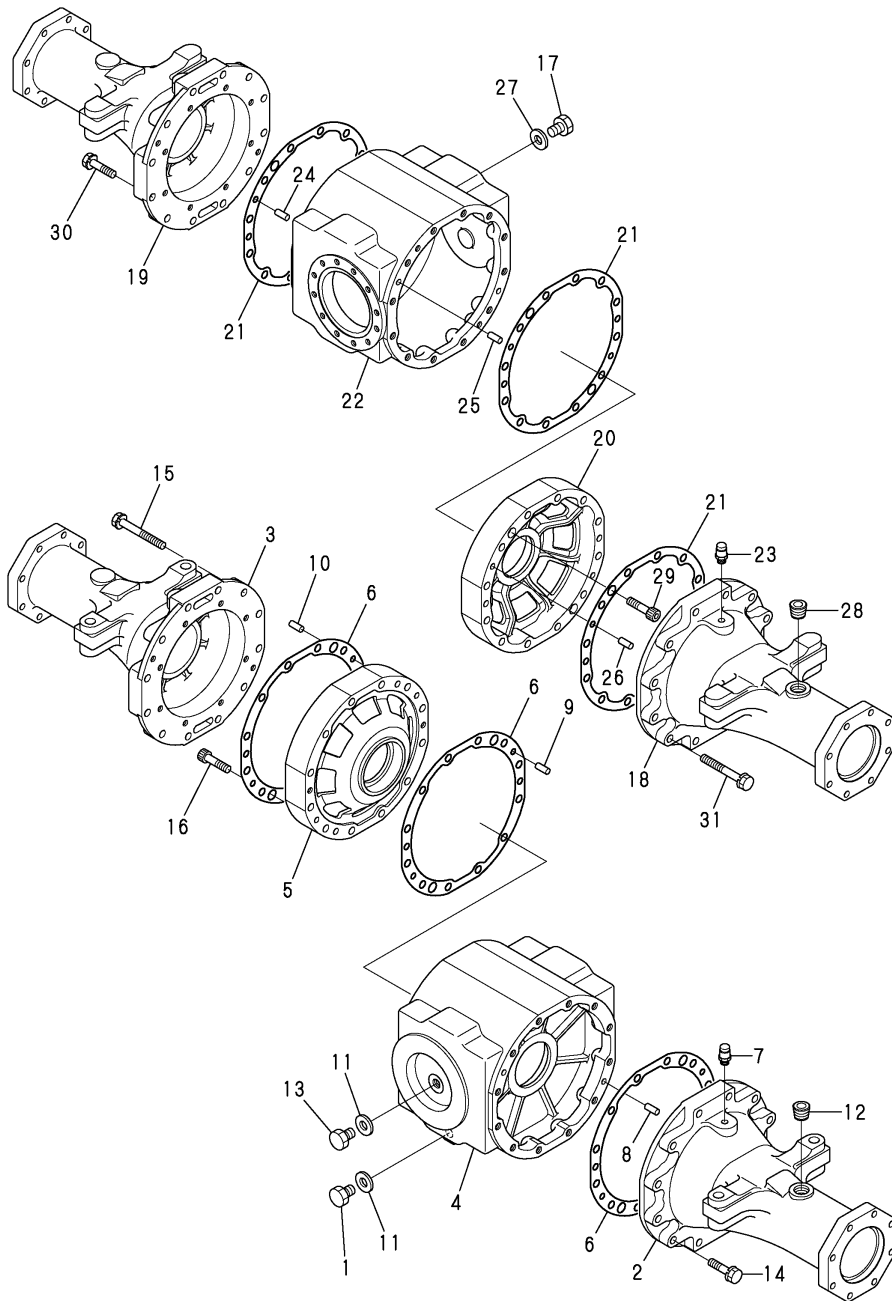


No.	Lev.	Parts No.	Description	Q'ty						I	R
				(A)	(B)	(C)	(D)	(E)	(F)		
1	1	177035-02920	PLUG, MAGNET M16X1.5	1							
2	1	172527-31110	CASE, AXLE	1							
3	1	172527-31120	CASE, AXLE	1							
4	1	172527-31150	CASE	1							
5	1	172527-31160	HOLDER, BEARING	1							
6	1	172527-31170	GASKET, AXLE CASE	3							
7	1	1E6681-56620	BREATHER	1							
7-1	1	172527-35900	BREATHER(ACCEL.)	1							N
(A=M/#52625)											
8	1	22312-100200	PIN, PARALLEL M10X20	2							
9	1	22312-100200	PIN, PARALLEL M10X20	2							
10	1	22312-100200	PIN, PARALLEL M10X20	2							
11	1	23414-160000	GASKET, 16X1.0	2							
12	1	23871-060000	PLUG, R06	1							
13	1	23887-160002	PLUG, 16	1							
14	1	26013-120502	BOLT, M12X 50	12							
15	1	26013-120952	BOLT, M12X 95	12							
16	1	26450-100452	BOLT, M10X 45	2							
17	1	177035-02920	PLUG, MAGNET M16X1.5	1							
18	1	172527-31130	CASE, AXLE	1							
19	1	172527-31140	CASE, AXLE	1							
20	1	172527-31160	HOLDER, BEARING	1							
21	1	172527-31170	GASKET, AXLE CASE	3							
22	1	172527-31250	CASE	1							
23	1	1E6681-56620	BREATHER	1							
23-1	1	172527-35900	BREATHER(ACCEL.)	1							N
(A=M/#52625)											
24	1	22312-100200	PIN, PARALLEL M10X20	2							
25	1	22312-100200	PIN, PARALLEL M10X20	2							
26	1	22312-100200	PIN, PARALLEL M10X20	2							
27	1	23414-160000	GASKET, 16X1.0	1							
28	1	23871-060000	PLUG, R06	1							
29	1	26450-100452	BOLT, M10X 45	2							
30	1	26013-120502	BOLT, M12X 50	12							
31	1	26013-120952	BOLT, M12X 95	12							

Fig.29. AXLE CASE(V4-5/5A/5B)

(A)=V3-5(US)
(B)=V4-5(US)
(C)=V4-5A(US)

(D)=V4-5B(US)
(E)=
(F)=

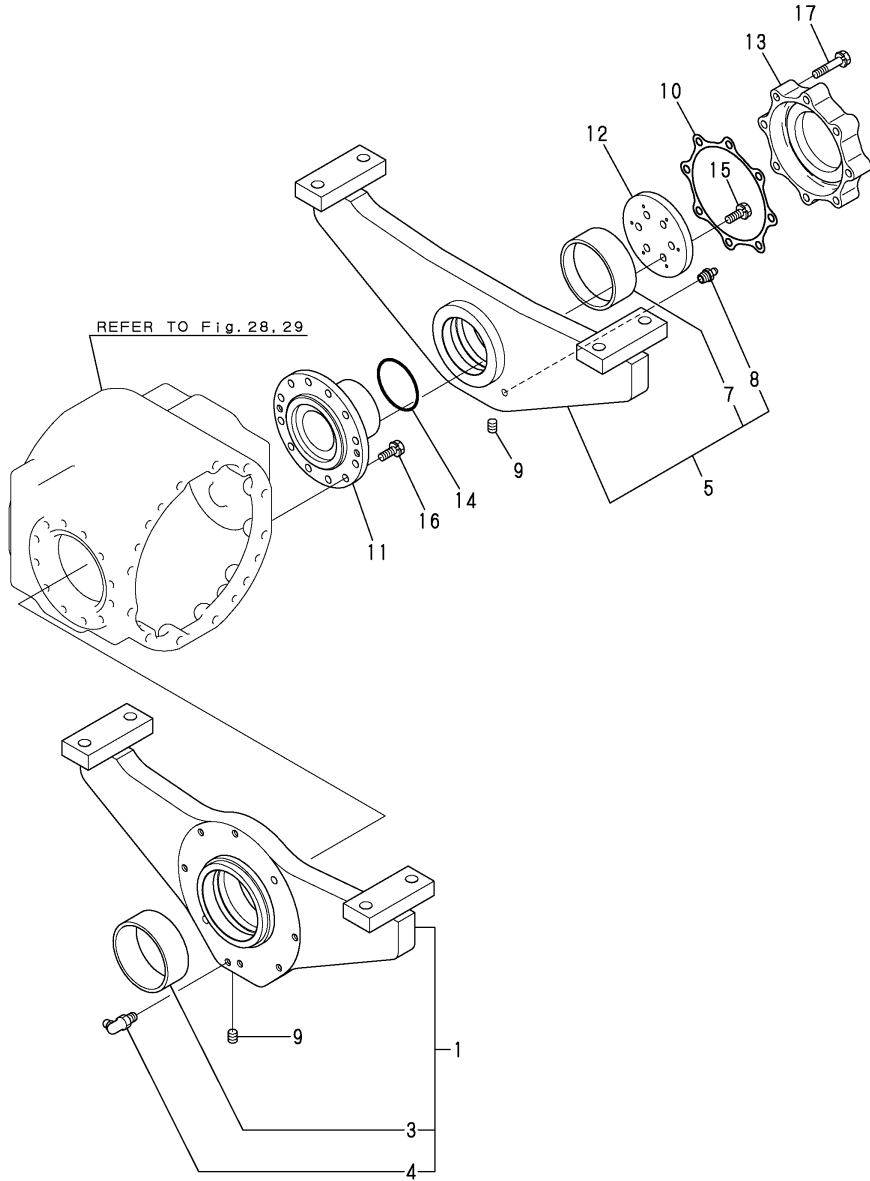


No.	Lev.	Parts No.	Description	Q'ty						I	R
				(A)	(B)	(C)	(D)	(E)	(F)		
1	1	177035-02920	PLUG, MAGNET M16X1.5		1	1	1				
2	1	172528-31110	CASE, AXLE		1	1	1				
3	1	172528-31120	CASE, AXLE		1	1	1				
4	1	172527-31150	CASE		1	1	1				
5	1	172527-31160	HOLDER, BEARING		1	1	1				
6	1	172527-31170	GASKET, AXLE CASE		3	3	3				
7	1	1E6681-56620	BREATHER		1						
7-1	1	172527-35900 (B=M/#52005)	BREATHER(ACCEL.)		1						N
7A	1	1E6681-56621	BREATHER			1					
7A-1	1	172527-35900 (C=M/#52193)	BREATHER(ACCEL.)			1	1				N
8	1	22312-100200	PIN, PARALLEL M10X20		2	2	2				
9	1	22312-100200	PIN, PARALLEL M10X20		2	2	2				
10	1	22312-100200	PIN, PARALLEL M10X20		2	2	2				
11	1	23414-160000	GASKET, 16X1.0		2	2	2				
12	1	23871-060000	PLUG, R06		1	1	1				
13	1	23887-160002	PLUG, 16		1	1	1				
14	1	26013-120502	BOLT, M12X 50		12	12	12				
15	1	26013-120952	BOLT, M12X 95		12	12	12				
16	1	26450-100452	BOLT, M10X 45		2	2	2				
17	1	177035-02920	PLUG, MAGNET M16X1.5		1	1	1				
18	1	172528-31130	CASE, AXLE		1	1	1				
19	1	172528-31140	CASE, AXLE		1	1	1				
20	1	172527-31160	HOLDER, BEARING		1	1	1				
21	1	172527-31170	GASKET, AXLE CASE		3	3	3				
22	1	172527-31250	CASE		1	1	1				
23	1	1E6681-56620	BREATHER		1						
23A	1	1E6681-56621	BREATHER			1	1				
24	1	22312-100200	PIN, PARALLEL M10X20		2	2	2				
25	1	22312-100200	PIN, PARALLEL M10X20		2	2	2				
26	1	22312-100200	PIN, PARALLEL M10X20		2	2	2				
27	1	23414-160000	GASKET, 16X1.0		1	1	1				
28	1	23871-060000	PLUG, R06		1	1	1				
29	1	26450-100452	BOLT, M10X 45		2	2	2				
30	1	26013-120502	BOLT, M12X 50		12	12	12				
31	1	26013-120952	BOLT, M12X 95		12	12	12				

Fig.30. AXLE HOLDER

(A)=V3-5(US)
 (B)=V4-5(US)
 (C)=V4-5A(US)

(D)=V4-5B(US)
 (E)=
 (F)=

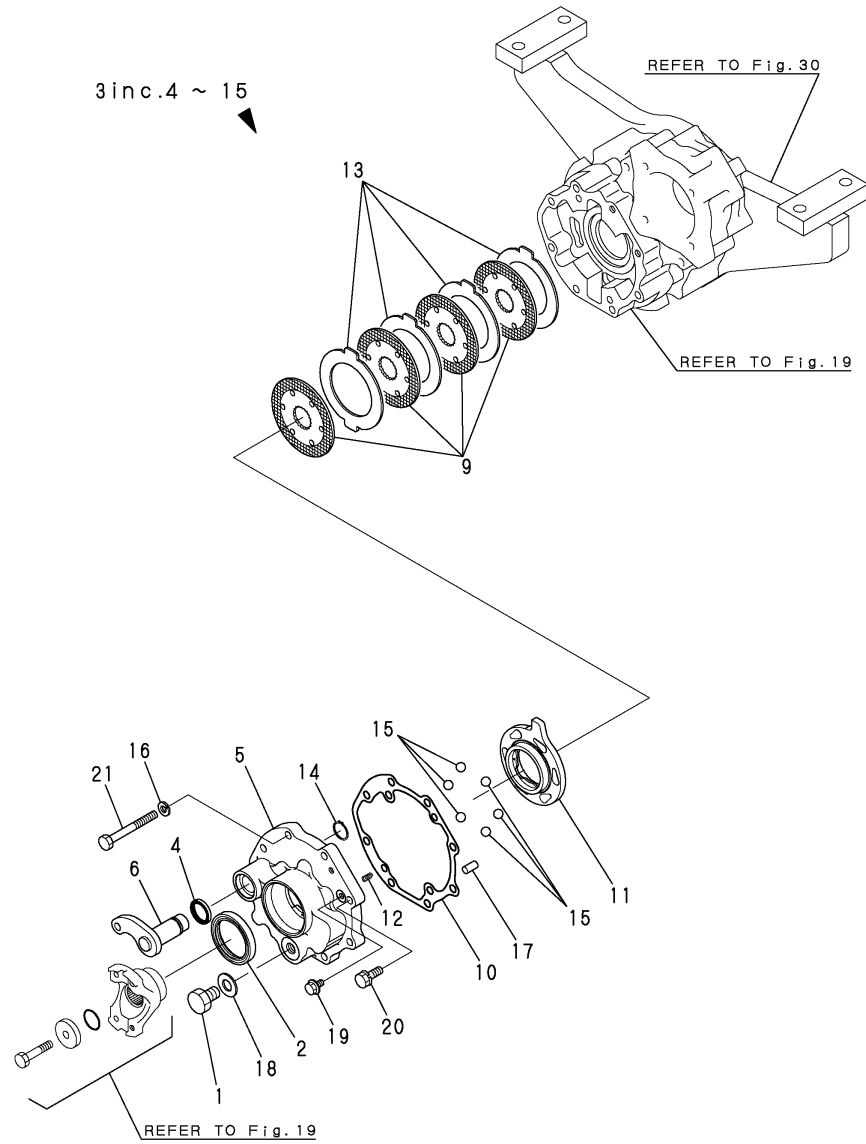


No.	Lev.	Parts No.	Description	Qty						I	R
				(A)	(B)	(C)	(D)	(E)	(F)		
1	1	172527-33100	HOLDER ASSY, AXLE	1	1	1	1				
3	2	172513-52541	BUSH	1	1	1	1				
4	2	24764-040000	NIPPLE, GREASE B	1	1	1	1				
5	1	172527-33200	HOLDER, AXEL R	1	1	1	1				
7	2	172527-33260	BUSH, 85X40	1	1	1	1				
8	2	24764-020000	NIPPLE, GREASE R1/8	1	1	1	1				
9	1	23871-010000	PLUG, R01	2	2	2	2				
10	1	172527-31190	GASKET	1	1	1	1				
11	1	172527-33510	PIN	1	1	1	1				
12	1	172527-33520	PLATE	1	1	1	1				
13	1	172527-33530	COVER	1	1	1	1				
14	1	24311-000750	O-RING, 1AP75.0	1	1	1	1				
15	1	26013-100252	BOLT, M10X 25	6	6	6	6				
16	1	26013-100252	BOLT, M10X 25	12	12	12	12				
17	1	26013-100502	BOLT, M10X 50	8	8	8	8				

Fig.31. CENTER BRAKE

(A)=V3-5(US)
 (B)=V4-5(US)
 (C)=V4-5A(US)

(D)=V4-5B(US)
 (E)=
 (F)=

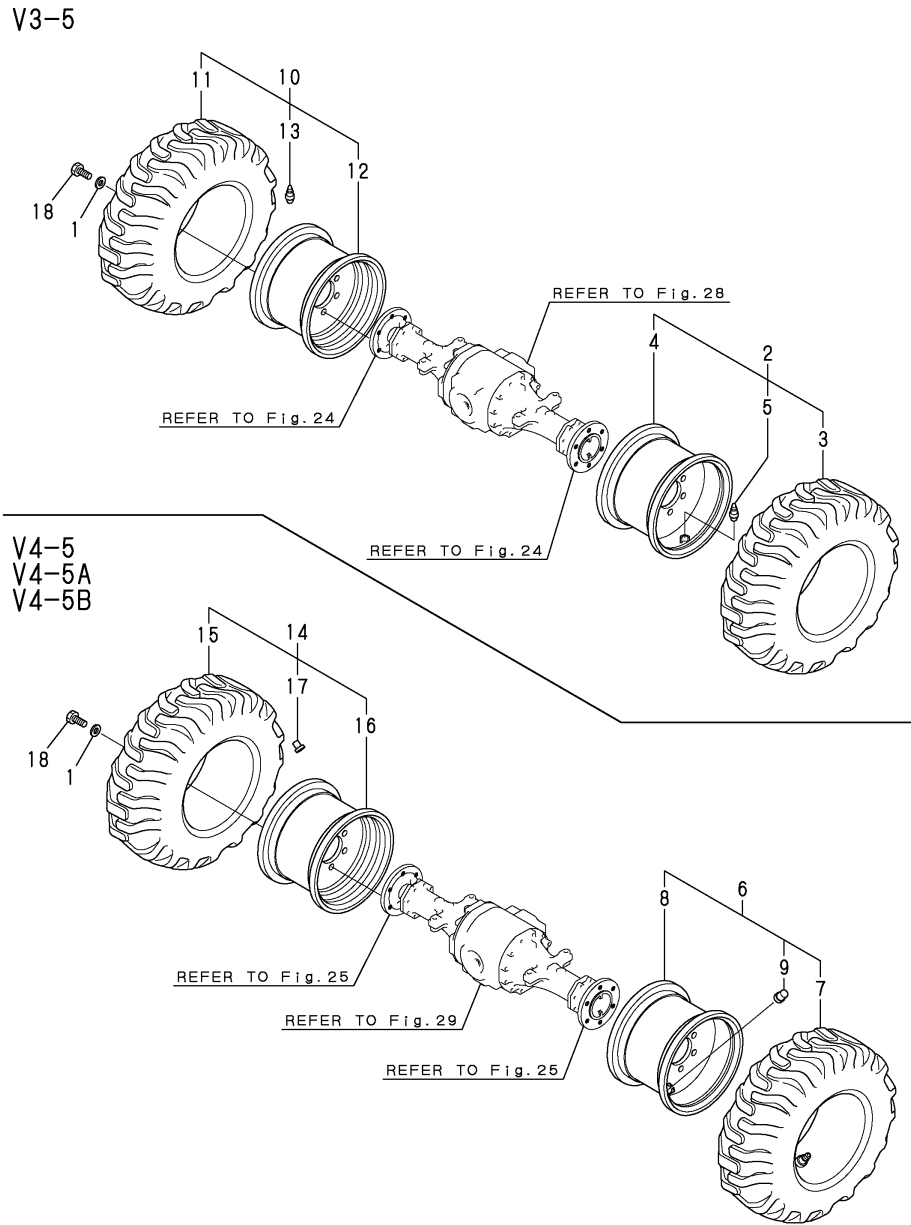


No.	Lev.	Parts No.	Description	Q'ty						I	R
				(A)	(B)	(C)	(D)	(E)	(F)		
1	1	177035-02920	PLUG, MAGNET M16X1.5	1	1	1	1				
2	1	194447-14140	SEAL, OIL TC6Y577512	1	1	1	1				
3	1	172527-34400	BRAKE ASSY	1	1	1	1				
4	2	198290-32750	SEAL, OIL TC253506	1	1	1	1				
5	2	172527-34410	CASE, BRAKE	1	1	1	1				
6	2	172527-34420	CAMSHAFT, BRAKE	1	1	1	1				
9	2	172527-34430	DISK, FRICTION	4	4	4	4				
10	2	172527-34440	GASKET, CASE	1	1	1	1				
11	2	198010-36310	ACTUATOR	1	1	1	1				
12	2	194205-36320	SPRING, ACTUATOR	2	2	2	2				
13	2	198010-36390	PLATE, STEEL 118	4	4	4	4				
14	2	22242-000250	RING, 25	1	1	1	1				
15	2	24190-160001	BALL, STEEL 1/2	6	6	6	6				
16	1	22217-100000	WASHER, SPRING 10	6	6	6	6				
17	1	22312-100200	PIN, PARALLEL M10X20	2	2	2	2				
18	1	23414-160000	GASKET, 16X1.0	1	1	1	1				
19	1	23490-080002	PLUG, 8	1	1	1	1				
20	1	26013-100302	BOLT, M10X 30	2	2	2	2				
21	1	26116-100902	BOLT, M10X 90 PLATED	6	6	6	6				

Fig.32. TIRE & DISK

(A)=V3-5(US)
 (B)=V4-5(US)
 (C)=V4-5A(US)

(D)=V4-5B(US)
 (E)=
 (F)=

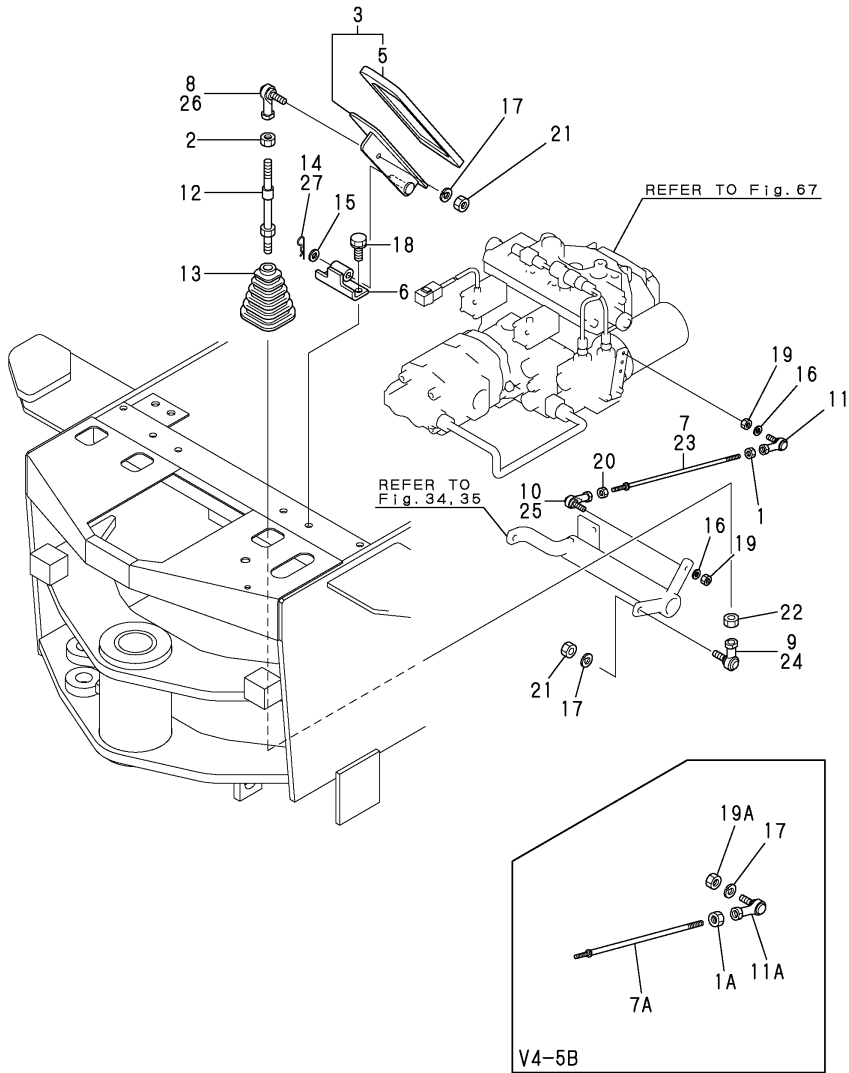


No.	Lev.	Parts No.	Description	Qty						I	R
				(A)	(B)	(C)	(D)	(E)	(F)		
1	1	172520-31210	WASHER	24	24	24	24				
2	1	172527-35110	TIRE ASSY, L	2							
3	2	172516-35130	TIRE	2							
4	2	172527-35150	DISK	2							
5	2	172513-35161	VALVE	2							
6	1	172528-35110	TIRE ASSY, L		2	2	2				
7	2	172522-35130	TIRE		2	2	2				
8	2	172528-35150	DISK		2	2	2				
9	2	172522-35160	VALVE (TR618A)		2						
9-1	2	172513-35161	VALVE (B=FROM 1ST)		2	2	2				N
10	1	172527-35120	TIRE ASSY, R	2							
11	2	172516-35130	TIRE	2							
12	2	172527-35150	DISK	2							
13	2	172513-35161	VALVE	2							
14	1	172528-35120	TIRE ASSY, R		2	2	2				
15	2	172522-35130	TIRE		2	2	2				
16	2	172528-35150	DISK		2	2	2				
17	2	172522-35160	VALVE (TR618A)		2						
17-1	2	172513-35161	VALVE (B=FROM 1ST)		2	2	2				N
18	1	26156-200352	BOLT, M20X 35 PLATED	24	24	24	24				

Fig.33. INCHING PEDAL

(A)=V3-5(US)
(B)=V4-5(US)
(C)=V4-5A(US)

(D)=V4-5B(US)
(E)=
(F)=

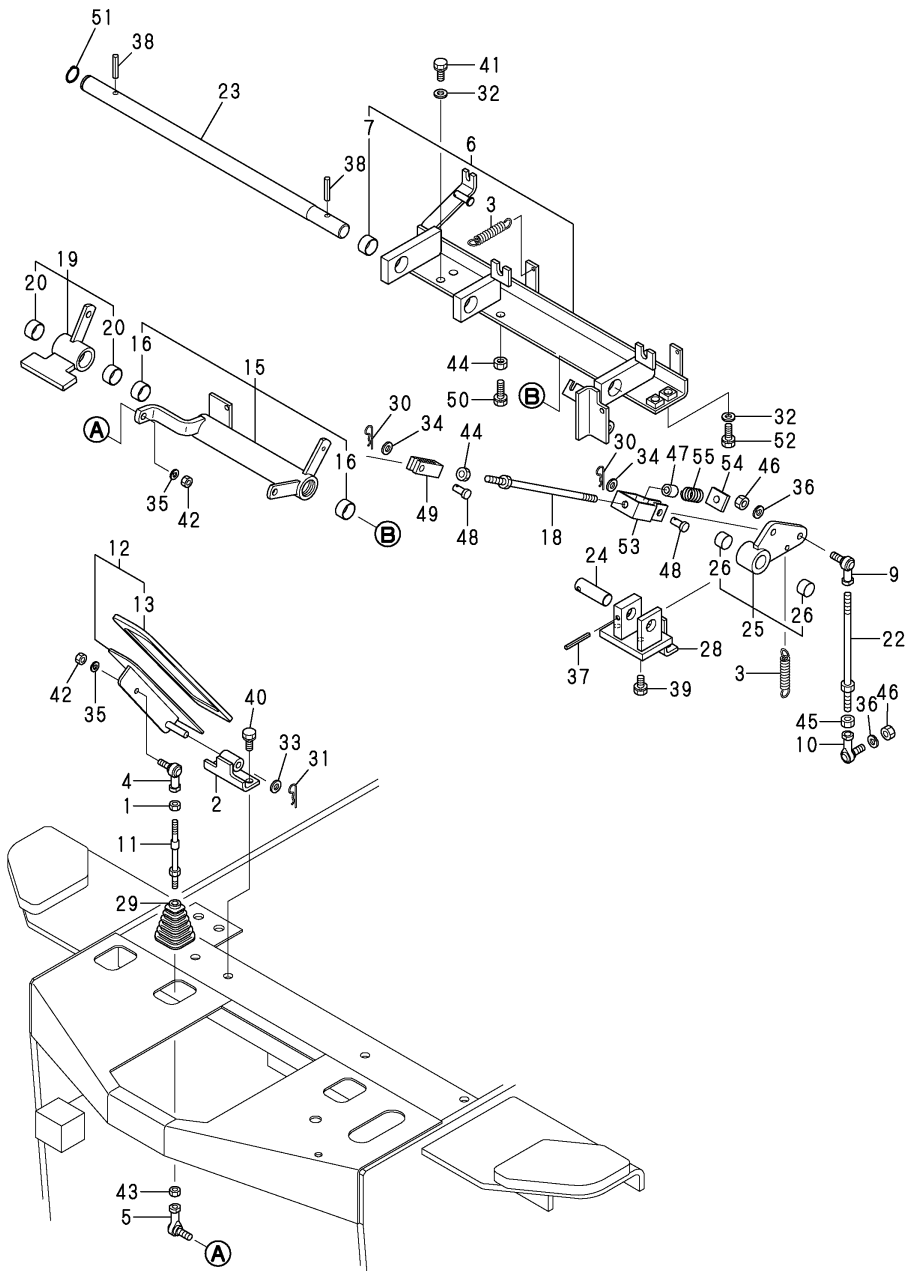


No.	Lev.	Parts No.	Description	Qty						I	R
				(A)	(B)	(C)	(D)	(E)	(F)		
1	1	194130-01390	NUT, M6	1	1	1					
1A	1	194990-20170	NUT, M8						1		
2	1	194990-20170	NUT, M8	1	1	1	1				
3	1	172527-42100	PEDAL ASSY, INCHING	1	1	1	1				
5	2	172524-42180	PAD, PEDAL	1	1	1	1				
6	1	172527-42140	STAY	1	1	1	1				
7	1	172527-42180	LINK ROD	1	1						
7A	1	172534-42170	ROD ASSY, INCHING						1		
8	1	172527-42210	END, ROD	1	1						
9	1	172527-42220	BEARING, ROD-END	1	1						
10	1	172527-42230	LINK BALL, 6D	1	1						
11	1	172527-42240	BALL, LINK 6L	1	1	1					
11A	1	1E6740-64200	BALL, LINK						1		
12	1	172524-42360	LINK ROD	1	1	1	1				
13	1	172520-46150	BOOT	1	1	1	1				
14	1	1C6360-65700	PIN, SNAP 10	1	1						
15	1	22137-100000	WASHER, 10	1	1	1	1				
16	1	22217-060000	WASHER, SPRING 6	2	2	2	1				
17	1	22217-080000	WASHER, SPRING 8	2	2	2	3				
18	1	26013-100252	BOLT, M10X 25	2	2	2	2				
19	1	26716-060002	NUT, M6	2	2	2	1				
19A	1	26716-080002	NUT, M8						1		
20	1	26716-060002	NUT, M6	1	1	1	1				
21	1	26716-080002	NUT, M8	2	2	2	2				
22	1	26716-080002	NUT, M8	1	1	1	1				
23	1	172527-42050	ROD, LINK M6X273				1				
24	1	1E4760-43090	BALL RBL8, LINK				1	1			
25	1	172446-45820	LINK BALL 6				1	1			
26	1	1E6740-64200	BALL, LINK				1	1			
27	1	22372-100000	PIN, SNAP 10				1	1			

Fig.34. BRAKE PEDAL(V3-5)

(A)=V3-5(US)
(B)=V4-5(US)
(C)=V4-5A(US)

(D)=V4-5B(US)
(E)=
(F)=



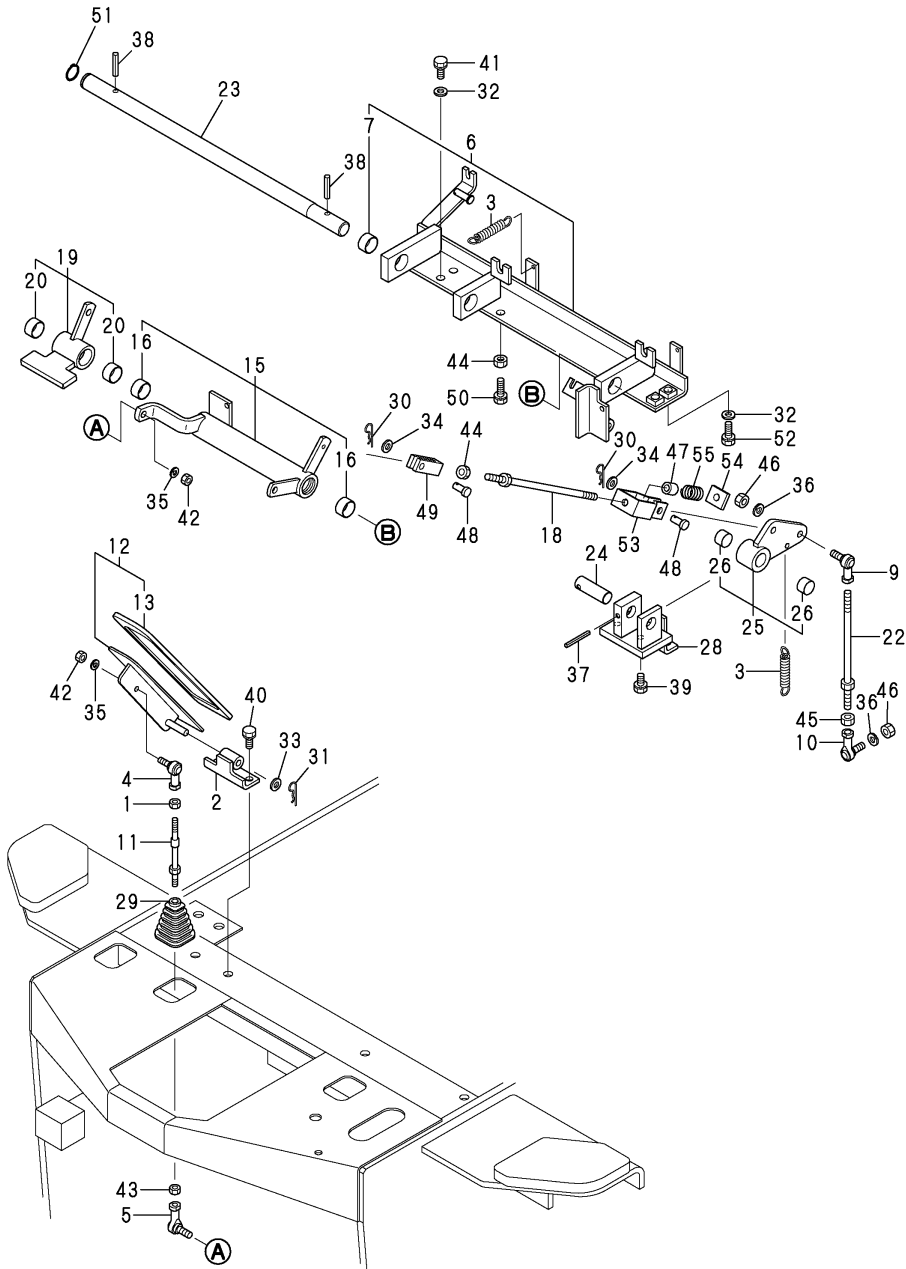
No.	Lev.	Parts No.	Description	Q'ty						I	R
				(A)	(B)	(C)	(D)	(E)	(F)		
1	1	194990-20170	NUT, M8	1							
2	1	172527-42140	STAY	1							
3	1	172524-42190	SPRING, RETURN	2							
4	1	172527-42210	END, ROD	1							
5	1	172527-42220	BEARING, ROD-END	1							
6	1	172527-42300	HOLDER, CAM	1							
7	2	172513-42420	LINER M 2515	3							
7-1	2	24550-025150	BUSH, 25X15	3							R
(A=FROM 1ST)											
9	1	172527-42330	LINK BALL,10LD	1							
10	1	172527-42340	LINK BALL,10D	1							
11	1	172524-42360	LINK ROD	1							
12	1	172527-42400	PEDAL, BRAKE	1							
13	2	172524-42180	PAD, PEDAL	1							
15	1	172527-42500	CAM ASSY, LINK	1							
16	2	172513-42420	LINER M 2515	2							
16-1	2	24550-025150	BUSH, 25X15	2							R
(A=FROM 1ST)											
18	1	172524-42520	ROD B, LINK	1							
19	1	172527-42600	CAM ASSY, LINK	1							
20	2	172513-42420	LINER M 2515	2							
20-1	2	24550-025150	BUSH, 25X15	2							R
(A=FROM 1ST)											
22	1	172522-42620	LINK ROD	1							
23	1	172527-42670	SHAFT, 25X556	1							
24	1	172527-42680	SHAFT	1							
25	1	172527-42700	CAM ASSY, LINK	1							
26	2	172511-12220	LINER M 2015	2							
26-1	2	24550-020150	BUSH, 20X15	2							R
(A=FROM 1ST)											
28	1	172527-42730	HOLDER, CAM B	1							
29	1	172520-46150	BOOT	1							
30	1	1C6360-65700	PIN, SNAP 10	2							
31	1	1C6360-65700	PIN, SNAP 10	1							
32	1	22137-100000	WASHER, 10	4							
33	1	22137-100000	WASHER, 10	1							
34	1	22137-100000	WASHER, 10	2							
35	1	22217-080000	WASHER, SPRING 8	2							
36	1	22217-100000	WASHER, SPRING 10	2							
37	1	22351-060050	PIN, SPRING 6.0X50	1							
38	1	22351-080040	PIN, SPRING 8.0X40	2							
39	1	26013-100202	BOLT, M10X 20	2							
40	1	26013-100252	BOLT, M10X 25	2							
41	1	26013-100252	BOLT, M10X 25	2							
42	1	26716-080002	NUT, M8	2							
43	1	26716-080002	NUT, M8	1							
44	1	26716-100002	NUT, M10	2							
45	1	26736-100002	NUT, M10	1							
46	1	26736-100002	NUT, M10	2							
47	1	1C6410-52690	COLLAR, 11X14X27	1							
48	1	981083-27340	PIN 10X22	2							

N:Old $\xrightarrow{\text{Yes}}$ New, Q:Old $\xrightarrow{\text{No}}$ New, R:Old $\xrightarrow{\text{Yes}}$ New, S:Old $\xrightarrow{\text{No}}$ New, W:Add, Z:Discontinued, F:Interchangeable by set, K:Q'ty Change
 ++ CONTINUE ++
 Copyright (C) YANMAR CO., LTD. All Rights Reserved.

Fig.34. BRAKE PEDAL(V3-5)

(A)=V3-5(US)
 (B)=V4-5(US)
 (C)=V4-5A(US)

(D)=V4-5B(US)
 (E)=
 (F)=

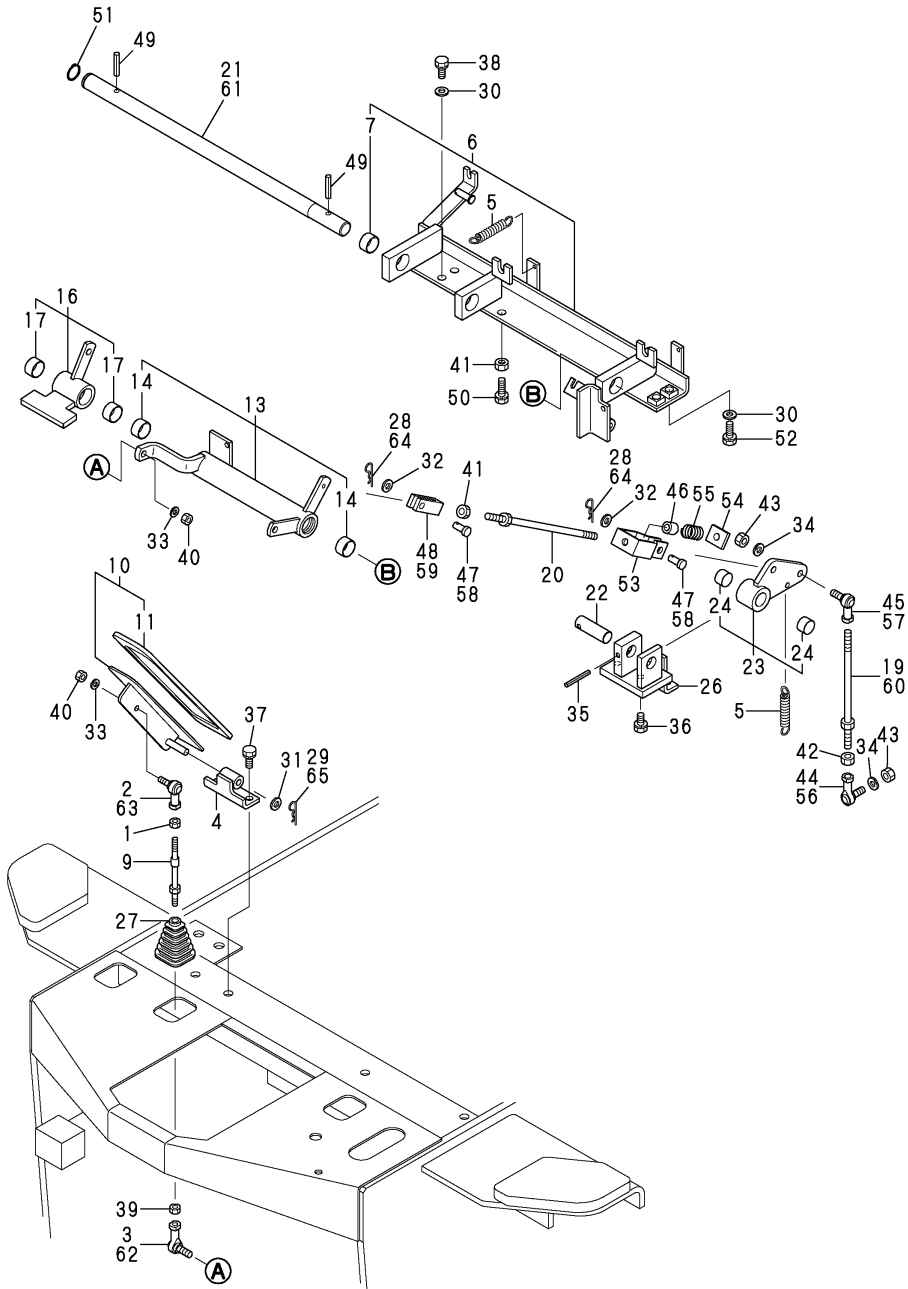


No.	Lev.	Parts No.	Description	Q'ty						I	R
				(A)	(B)	(C)	(D)	(E)	(F)		
49	1	981083-27520	JOINT, FORKED	1							
50	1	26116-100454	BOLT, M10X 45 PLATED	1							
51	1	22242-000250	RING, 25	1							
52	1	26013-100352	BOLT, M10X 35	2							
53	1	172527-42010	CONNECTOR	1							
54	1	172527-42020	NUT	1							
55	1	172527-42030	SPRING, 415X19.5X32	1							

Fig.35. BRAKE PEDAL(V4-5/5A/5B)

(A)=V3-5(US)
(B)=V4-5(US)
(C)=V4-5A(US)

(D)=V4-5B(US)
(E)=
(F)=

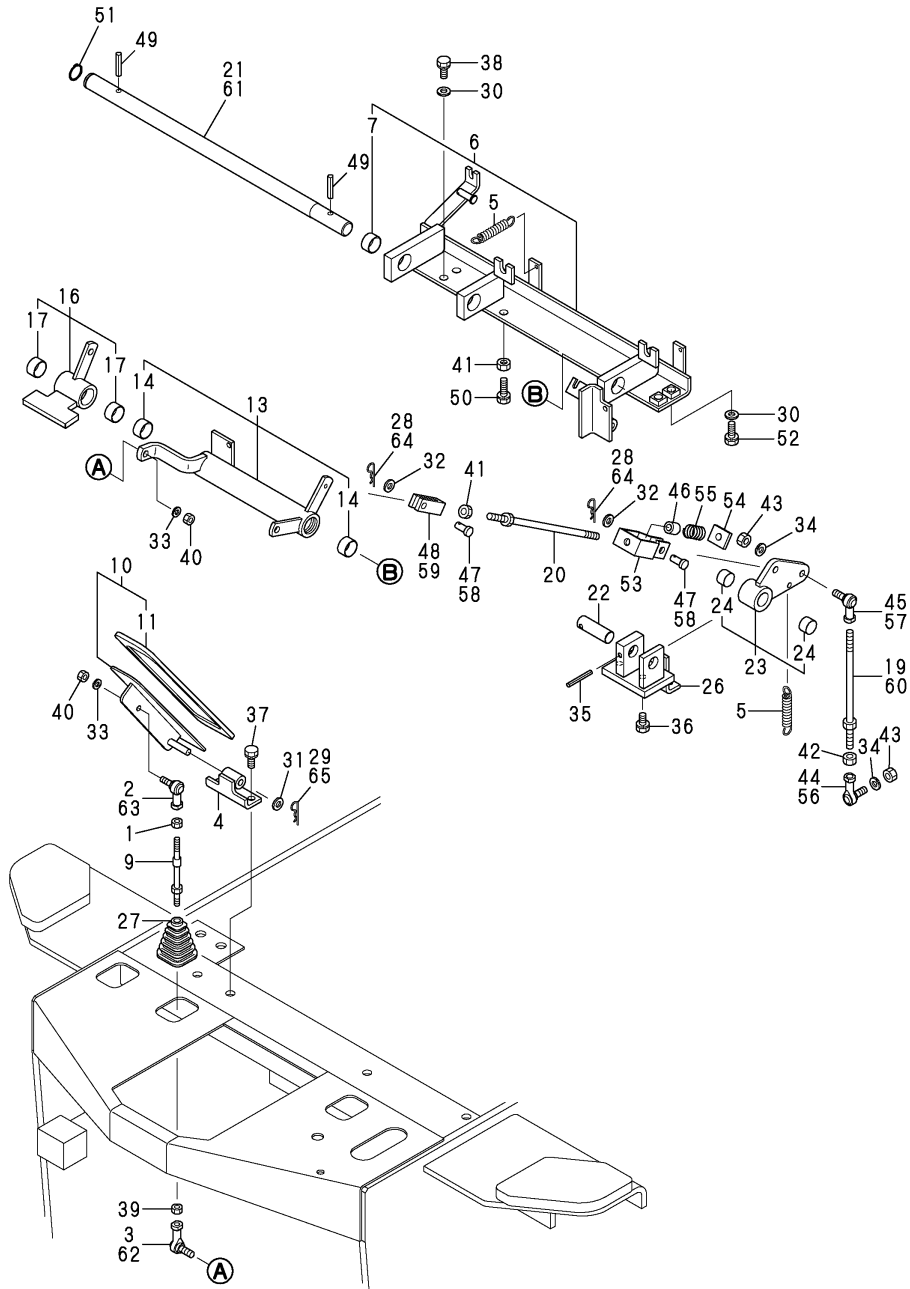


No.	Lev.	Parts No.	Description	Q'ty						I	R
				(A)	(B)	(C)	(D)	(E)	(F)		
1	1	194990-20170	NUT, M8		1	1	1				
2	1	172527-42210	END, ROD		1						
3	1	172527-42220	BEARING, ROD-END		1						
4	1	172527-42140	STAY		1	1	1				
5	1	172524-42190	SPRING, RETURN		2	2	2				
6	1	172527-42300	HOLDER,CAM		1	1	1				
7	2	172513-42420	LINER M 2515		3						
7-1	2	24550-025150 (B=FROM 1ST)	BUSH, 25X15		3	3	3				R
9	1	172524-42360	LINK ROD		1	1	1				
10	1	172527-42400	PEDAL, BRAKE		1	1	1				
11	2	172524-42180	PAD, PEDAL		1	1	1				
13	1	172527-42500	CAM ASSY, LINK		1	1	1				
14	2	172513-42420	LINER M 2515		2						
14-1	2	24550-025150 (B=FROM 1ST)	BUSH, 25X15		2	2	2				R
16	1	172527-42600	CAM ASSY, LINK		1	1	1				
17	2	172513-42420	LINER M 2515		2						
17-1	2	24550-025150 (B=FROM 1ST)	BUSH, 25X15		2	2	2				R
19	1	172528-42620	LINK ROD		1						
20	1	172524-42520	ROD B, LINK		1	1	1				
21	1	172527-42670	SHAFT, 25X556		1						
22	1	172527-42680	SHAFT		1	1	1				
23	1	172527-42700	CAM ASSY, LINK		1	1	1				
24	2	172511-12220	LINER M 2015		2						
24-1	2	24550-020150 (B=FROM 1ST)	BUSH, 20X15		2	2	2				R
26	1	172527-42730	HOLDER,CAM B		1	1	1				
27	1	172520-46150	BOOT		1	1	1				
28	1	1C6360-65700	PIN, SNAP 10		2						
29	1	1C6360-65700	PIN, SNAP 10		1						
30	1	22137-100000	WASHER, 10		4	4	4				
31	1	22137-100000	WASHER, 10		1	1	1				
32	1	22137-100000	WASHER, 10		2	2	2				
33	1	22217-080000	WASHER, SPRING 8		2	2	2				
34	1	22217-100000	WASHER, SPRING 10		2	2	2				
35	1	22351-060050	PIN, SPRING 6.0X50		1	1	1				
36	1	26013-100202	BOLT, M10X 20		2	2	2				
37	1	26013-100252	BOLT, M10X 25		2	2	2				
38	1	26013-100252	BOLT, M10X 25		2	2	2				
39	1	26716-080002	NUT, M8		1	1	1				
40	1	26716-080002	NUT, M8		2	2	2				
41	1	26716-100002	NUT, M10		2	2	2				
42	1	26736-100002	NUT, M10		1	1	1				
43	1	26736-100002	NUT, M10		2	2	2				
44	1	172527-42340	LINK BALL, 10D		1						
45	1	172527-42330	LINK BALL, 10LD		1						
46	1	1C6410-52690	COLLAR, 11X14X27		1	1	1				
47	1	981083-27340	PIN 10X22		2						
48	1	981083-27520	JOINT, FORKED		1						

Fig.35. BRAKE PEDAL(V4-5/5A/5B)

(A)=V3-5(US)
 (B)=V4-5(US)
 (C)=V4-5A(US)

(D)=V4-5B(US)
 (E)=
 (F)=

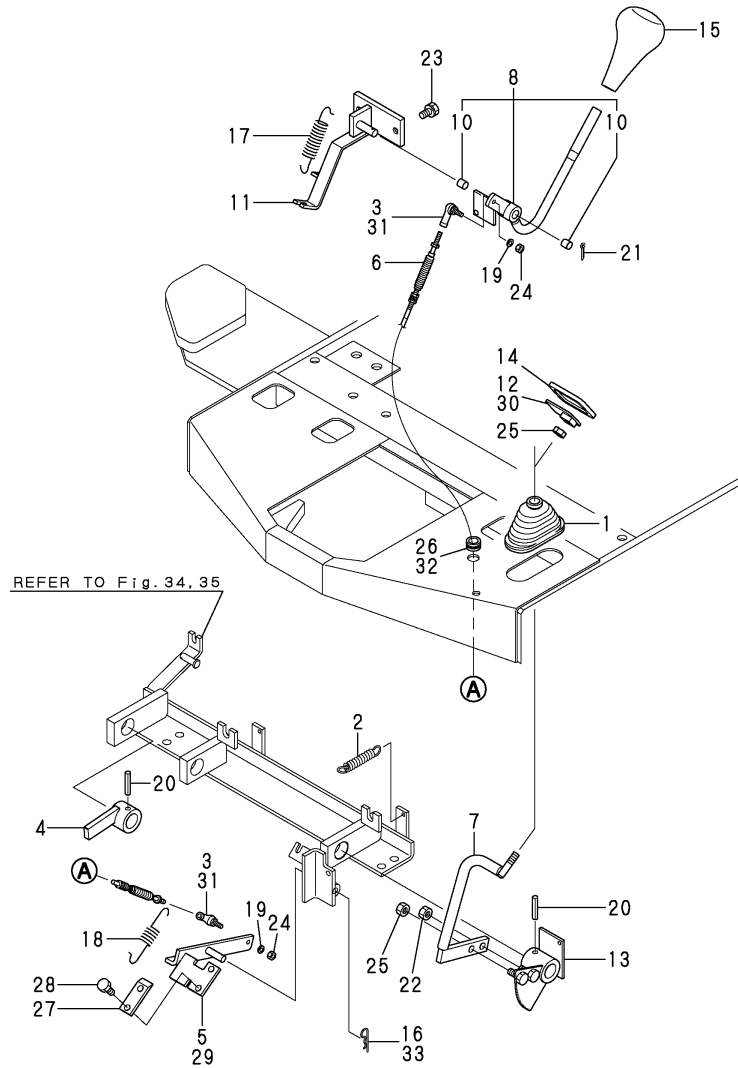


No.	Lev.	Parts No.	Description	Q'ty						I	R
				(A)	(B)	(C)	(D)	(E)	(F)		
49	1	22351-080040	PIN, SPRING 8.0X40		2	2	2				
50	1	26116-100454	BOLT, M10X 45 PLATED		1	1	1				
51	1	22242-000250	RING, 25		1	1	1				
52	1	26013-100352	BOLT, M10X 35		2	2	2				
53	1	172527-42010	CONNECTOR		1	1	1				
54	1	172527-42020	NUT		1	1	1				
55	1	172527-42030	SPRING, 415X19.5X32		1	1	1				
56	1	1A6210-16150	BALL, LINK BL10D			1	1				
57	1	1A6210-16160	BALL, LINK BL10DL			1	1				
58	1	172527-42190	PIN, 10X22			2	2				
59	1	172527-42200	JOINT			1	1				
60	1	172528-42621	ROD ASSY, LINK B			1	1				
61	1	172527-42671	SHAFT, 25X566			1	1				
62	1	1E4760-43090	BALL RBL8, LINK			1	1				
63	1	1E6740-64200	BALL, LINK			1	1				
64	1	22372-100000	PIN, SNAP 10			2	2				
65	1	22372-100000	PIN, SNAP 10			1	1				

Fig.36. PARK BRAKE LEVER

(A)=V3-5(US)
 (B)=V4-5(US)
 (C)=V4-5A(US)

(D)=V4-5B(US)
 (E)=
 (F)=

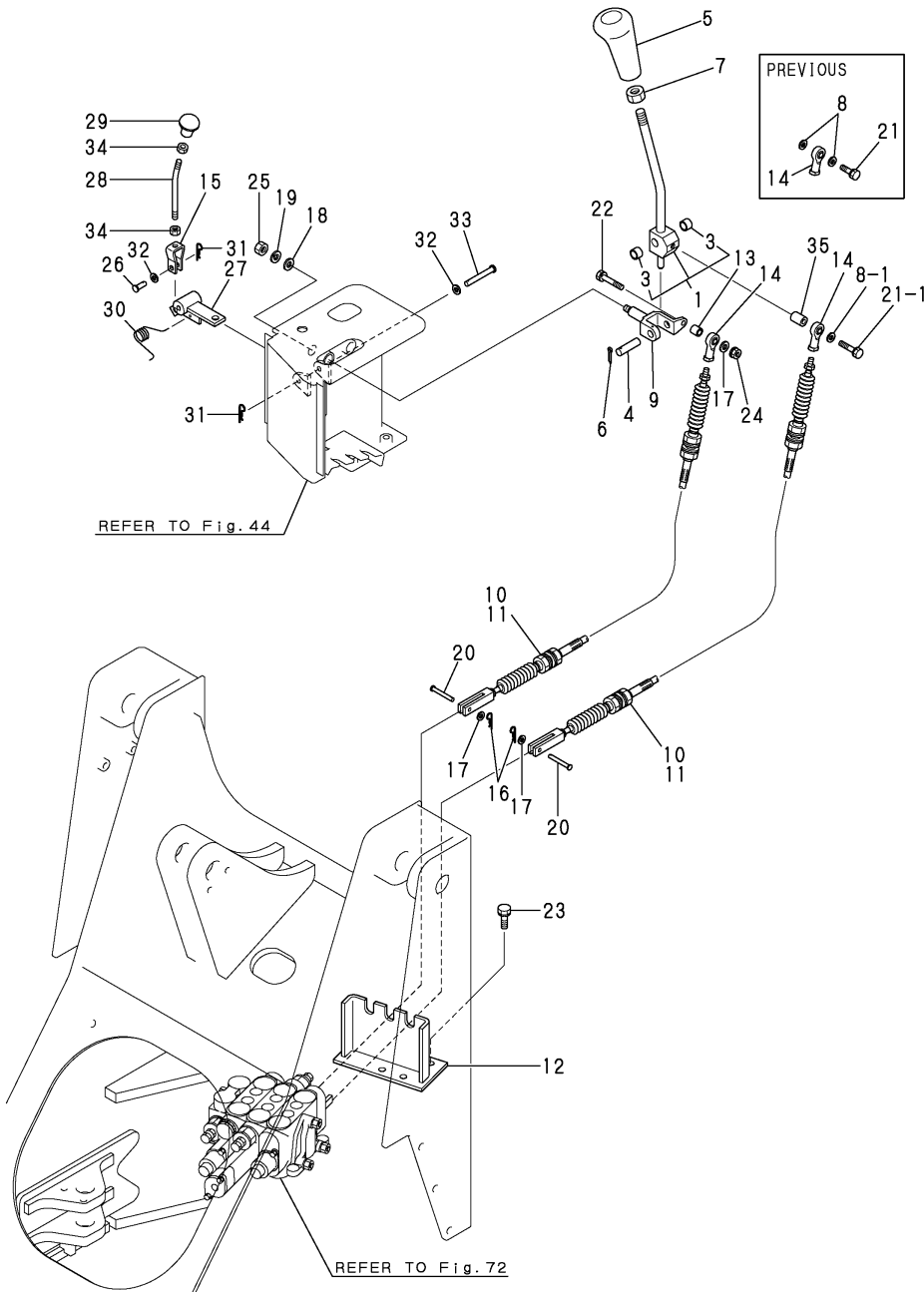


No.	Lev.	Parts No.	Description	Q'ty						I	R
				(A)	(B)	(C)	(D)	(E)	(F)		
1	1	172141-41340	BOOT	1	1	1	1				
2	1	172524-42190	SPRING, RETURN	1	1	1	1				
3	1	172527-42230	LINK BALL,6D	2	2						
4	1	172527-42250	CAM, PARKING	1	1	1	1				
5	1	172527-42282	PEDAL ROCK	1	1						
6	1	172527-42320	WIRE	1	1	1	1				
7	1	172527-42350	LEVER, PEDAL	1	1	1	1				
8	1	172527-42800	LEVER	1	1	1	1				
8-1	1	172530-42800	LEVER, PARKING			1	1				N
			(C=M/#52091)								
10	2	24550-012120	BUSH, 12X12	2	2	2	2				
11	1	172527-42860	HOLDER,CAM	1	1	1					
11-1	1	172527-42860	HOLDER,CAM				1				Z
			(C=M/#52168)								
12	1	172527-42920	HEAD	1	1						
13	1	172527-42962	CAM, RATCHET	1	1	1	1				
14	1	172122-45830	PAD, METAL	1	1	1	1				
15	1	1C6560-47000	GRIP, LEVER	1	1	1	1				
16	1	1C6360-65700	PIN, SNAP 10	1	1						
17	1	1C6710-83170	SPRING, TENSION	1	1	1	1				
18	1	172527-42390	SPRING, 1.4X12X69.5	1	1						
18-1	1	172527-42391	SPRING, 1.4X12X61.5	1	1	1	1				N
			(A=M/#51249) (B=M/#51091)								
19	1	22217-060000	WASHER, SPRING 6	2	2	2	2				
20	1	22351-080050	PIN, SPRING 8.0X50	2	2	2	2				
21	1	22411-250200	COTTER PIN 2.5X20	1	1	1	1				
22	1	26716-100002	NUT, M10	1	1	1	1				
23	1	26013-100202	BOLT, M10X 20	2	2	2	2				
24	1	26716-060002	NUT, M6	2	2	2	2				
25	1	26716-100002	NUT, M10	2	2	2	2				
26	1	29311-124000	GROMET, 12.0X4	1	1						
27	1	172527-43390	PLATE	1	1	1	1				
28	1	26013-080202	BOLT, M8X 20	2	2	2	2				
29	1	172527-42283	PEDAL LOCK ASSY					1	1		
30	1	172527-42921	PEDAL, HEAD					1	1		
31	1	172446-45820	LINK BALL 6	2	2						
32	1	172162-61850	GROMMET			1	1				
33	1	22372-100000	PIN, SNAP 10			1	1				

Fig.37. HYD.OIL CONTROL LEVER(V3-5/V4-5)

(A)=V3-5(US)
(B)=V4-5(US)
(C)=V4-5A(US)

(D)=V4-5B(US)
(E)=
(F)=

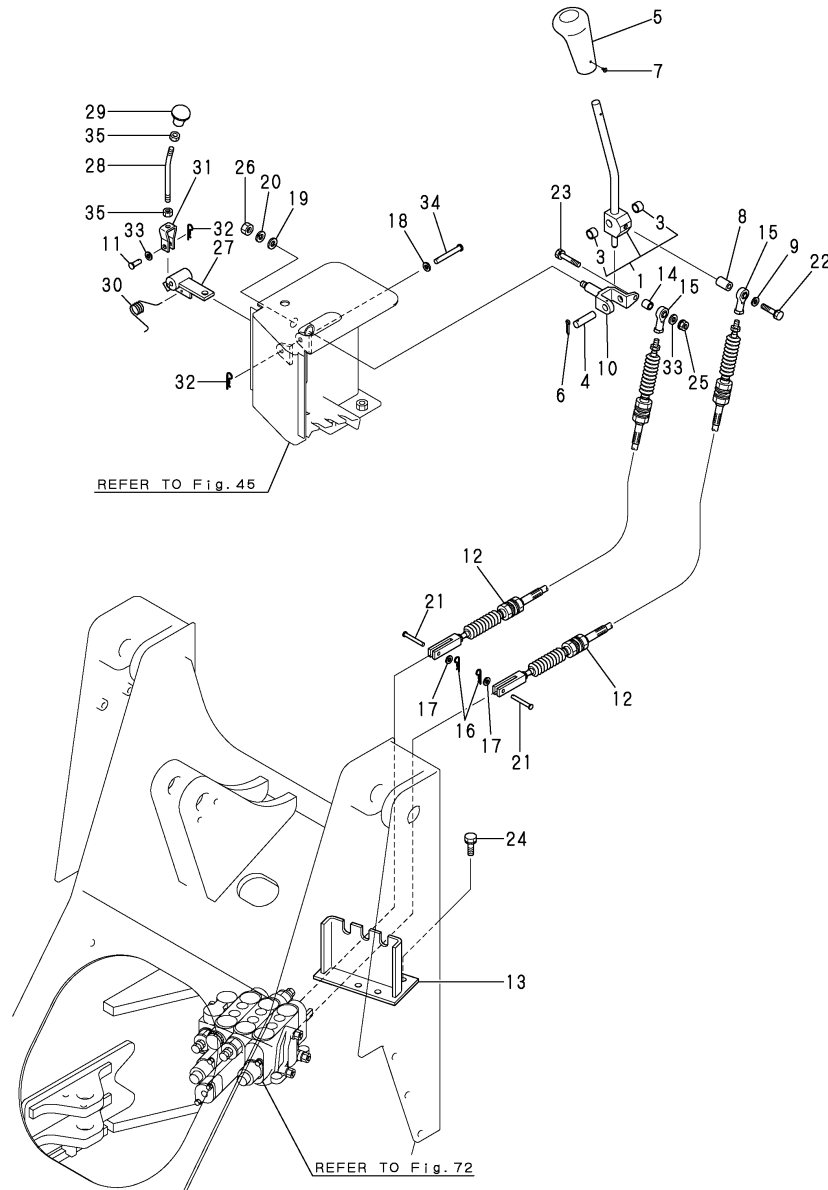


No.	Lev.	Parts No.	Description	Q'ty						I	R
				(A)	(B)	(C)	(D)	(E)	(F)		
1	1	172527-45100	LEVER, LOADER	1	1						
3	2	24550-012120	BUSH, 12X12	2	2						
4	1	172512-45160	PIN	1	1						
5	1	172615-47880	KNOB ASSY	1	1						
5-1	1	172165-47880	KNOB ASSY	1	1						N
		(A=MXXX) (B=MXXX)									
6	1	22417-250320	PIN, COTTER 2.5X32	1	1						
7	1	26736-140002	NUT, M14	1	1						
8	1	172524-45190	COLLAR, 8X12X2	2	2						
8-1	1	172524-45190	COLLAR, 8X12X2	1	1						K
		(A=M/#51228) (B=M/#51081)									
9	1	172512-45201	LINK, LEVER	1	1						
10	1	172527-45210	CABLE, LOADER LINK	2							
11	1	172528-45210	CABLE, LOADER LINK		2						
12	1	172527-45220	STAY, CABLE	1	1						
13	1	172524-45250	SPACER	1	1						
14	1	172527-45310	END, ROD	2	2						
15	1	981083-21120	JOINT	1	1						
16	1	1C6281-52310	PIN, SNAP 6	2	2						
17	1	22137-080000	WASHER, 8	3	3						
18	1	22137-100000	WASHER, 10	1	1						
19	1	22217-100000	WASHER, SPRING 10	1	1						
20	1	22486-060180	PIN, H 6X 18	2	2						
21	1	26013-080252	BOLT, M8X 25	1	1						
21-1	1	26013-080352	BOLT, M8X 35	1	1						N
		(A=M/#51228) (B=M/#51081)									
22	1	26013-080452	BOLT, M8X 45	1	1						
23	1	26013-100252	BOLT, M10X 25	4	4						
24	1	26716-080002	NUT, M8	1	1						
25	1	26716-100002	NUT, M10	1	1						
26	1	1C6052-24090	PIN, 8X20	1	1						
27	1	172524-45510	LEVER COMP.,CAM LOCK	1	1						
28	1	172524-45550	ROD, LOCK LEVER	1	1						
29	1	172524-45560	KNOB	1	1						
30	1	172524-45580	SPRING	1	1						
31	1	1C6281-52320	PIN, SNAP 8	2	2						
32	1	22137-080000	WASHER, 8	2	2						
33	1	22487-080600	PIN 8X 60	1	1						
34	1	26716-080002	NUT, M8	2	2						
35	1	1C6650-44090	COLLAR, 8X12X10	1	1						W
		(A=M/#51228) (B=M/#51081)									

Fig.38. HYD.OIL CONTROL LEVER(V4-5A/5B)

(A)=V3-5(US)
(B)=V4-5(US)
(C)=V4-5A(US)

(D)=V4-5B(US)
(E)=
(F)=



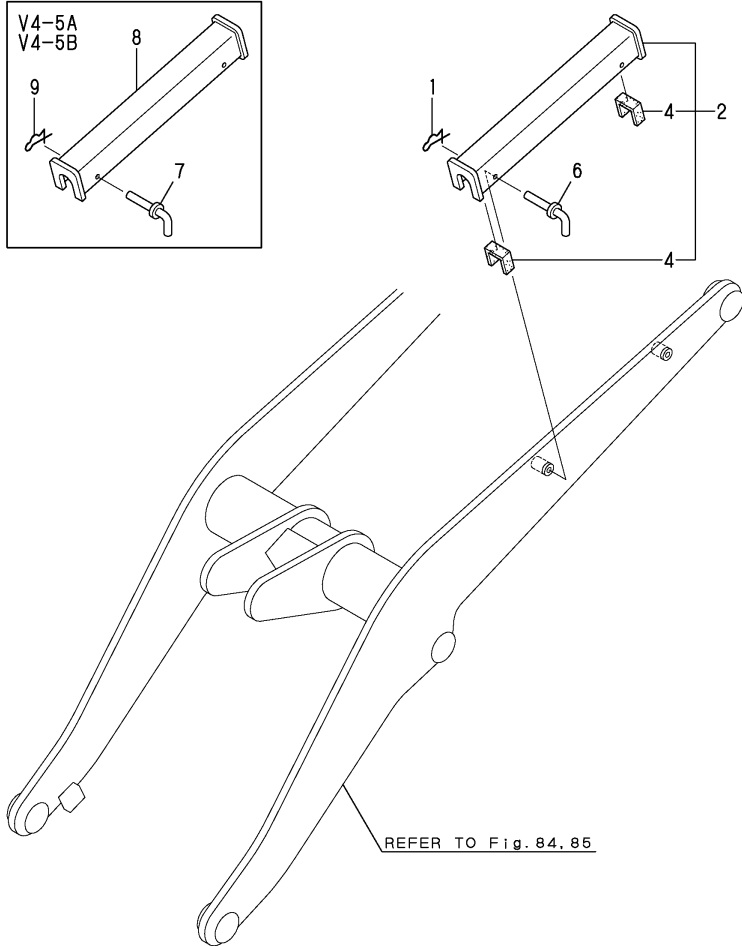
No.	Lev.	Parts No.	Description	Q'ty						I	R
				(A)	(B)	(C)	(D)	(E)	(F)		
1	1	172527-45101	LEVER ASSY, LOADER			1	1				
3	2	24550-012120	BUSH, 12X12			2	2				
4	1	172512-45160	PIN			1	1				
5	1	172165-47871	KNOB ASSY			1	1				1
6	1	22417-250320	PIN, COTTER 2.5X32			1	1				
7	1	26587-040062	SCREW, M4X 6			1	1				
8	1	1C6650-44090	COLLAR, 8X12X10			1	1				
9	1	172524-45190	COLLAR, 8X12X2			1	1				
10	1	172512-45201	LINK, LEVER			1	1				
11	1	933171-21700	PIN (B), SPOOL LINK			1	1				
12	1	172528-45210	CABLE, LOADER LINK			2	2				
13	1	172527-45221	STAY, CABLE			1	1				
14	1	172524-45250	SPACER			1	1				
15	1	172122-46571	END, ROD			2	2				
16	1	1C6281-52310	PIN, SNAP 6			2	2				
17	1	22137-060000	WASHER, 6			2	2				
18	1	22137-080000	WASHER, 8			1	1				
19	1	22137-100000	WASHER, 10			1	1				
20	1	22217-100000	WASHER, SPRING 10			1	1				
21	1	22486-060180	PIN, H 6X 18			2	2				
22	1	26013-080352	BOLT, M8X 35			1	1				
23	1	26013-080452	BOLT, M8X 45			1	1				
24	1	26013-100252	BOLT, M10X 25			4	4				
25	1	26716-080002	NUT, M8			1	1				
26	1	26716-100002	NUT, M10			1	1				
27	1	172524-45511	LEVER ASSY, CAM LOCK			1	1				
28	1	172524-45550	ROD, LOCK LEVER			1	1				
29	1	172524-45560	KNOB			1	1				
30	1	172524-45580	SPRING			1	1				
31	1	172527-45580	JOINT ASSY			1	1				
32	1	1C6281-52320	PIN, SNAP 8			2	2				
33	1	22137-080000	WASHER, 8			2	2				
34	1	22487-080600	PIN 8X 60			1	1				
35	1	26716-080002	NUT, M8			2	2				

Remarks
(1)A KNOB WITH A BUILT-IN HORN SWITCH.

Fig.39. LIFT ARM LOCK

(A)=V3-5(US)
 (B)=V4-5(US)
 (C)=V4-5A(US)

(D)=V4-5B(US)
 (E)=
 (F)=



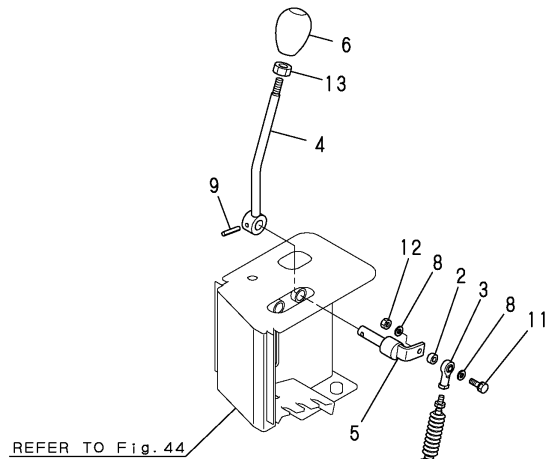
No.	Lev.	Parts No.	Description	Q'ty						I	R
				(A)	(B)	(C)	(D)	(E)	(F)		
1	1	197102-18340	PIN, SNAP 10	2	2						
2	1	172527-45800	ROCK ASSY	1	1						
4	2	172527-45820	RUBBER	2	2						
6	1	172520-45830	PIN, ARM LOCK	2	2						
7	1	172527-45860	PIN ASSY,ARM LOCK			2	2				
8	1	172527-45870	LOCK, LIFT ARM			1	1				
9	1	22360-100000	PIN, SNAP 10			2	2				

Fig.40. 3RD VALVE CONTROL(V3-5/V4-5)

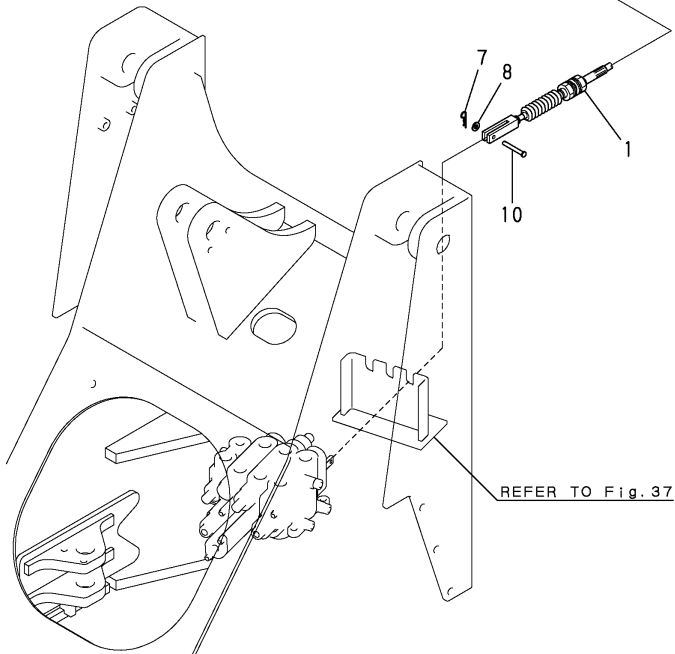
(A)=V3-5(US)
 (B)=V4-5(US)
 (C)=V4-5A(US)

(D)=V4-5B(US)
 (E)=
 (F)=

No.	Lev.	Parts No.	Description	Q'ty						I	R
				(A)	(B)	(C)	(D)	(E)	(F)		
1	1	172527-45210	CABLE, LOADER LINK	1	1						
2	1	172524-45250	SPACER	1	1						
3	1	172527-45310	END, ROD	1	1						
4	1	172527-46100	LEVER ASSY, 3RD	1	1						
5	1	172524-46120	PIN, LEVER	1	1						
6	1	172312-46321	KNOB	1	1						
7	1	1C6281-52310	PIN, SNAP 6	1	1						
8	1	22137-080000	WASHER, 8	3	3						
9	1	22351-060032	PIN, SPRING 6.0X32	1	1						
10	1	22486-060180	PIN, H 6X 18	1	1						
11	1	26013-080502	BOLT, M8X 50	1	1						
12	1	26716-080002	NUT, M8	1	1						
13	1	26756-100002	NUT, LOCK M10	1	1						



REFER TO Fig. 44



REFER TO Fig. 37

Fig.41. 3RD VALVE CONTROL(V4-5A/5B)

(A)=V3-5(US)
 (B)=V4-5(US)
 (C)=V4-5A(US)

(D)=V4-5B(US)
 (E)=
 (F)=

No.	Lev.	Parts No.	Description	Q'ty						I	R
				(A)	(B)	(C)	(D)	(E)	(F)		
1	1	172528-45210	CABLE, LOADER LINK			1	1				
2	1	172524-45250	SPACER			1	1				
3	1	172122-46571	END, ROD			1	1				
4	1	172527-46110	LEVER ASSY, 3RD			1	1				
5	1	172527-46140	PIN, LEVER ASSY			1	1				
6	1	172312-46321	KNOB			1	1				
7	1	1C6281-52310	PIN, SNAP 6			1	1				
8	1	22137-080000	WASHER, 8			3	3				
9	1	22351-060032	PIN, SPRING 6.0X32			1	1				
10	1	22486-060180	PIN, H 6X 18			1	1				
11	1	26013-080502	BOLT, M8X 50			1	1				
12	1	26716-080002	NUT, M8			1	1				
13	1	26756-100002	NUT, LOCK M10			1	1				

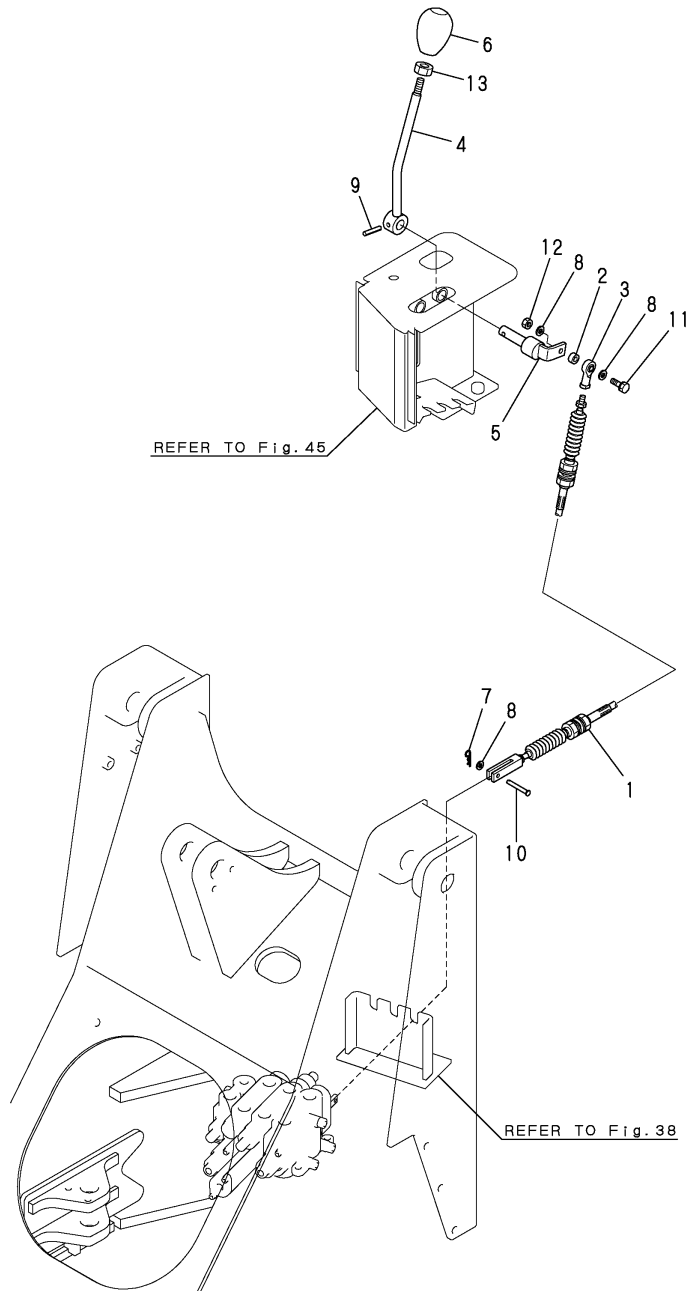
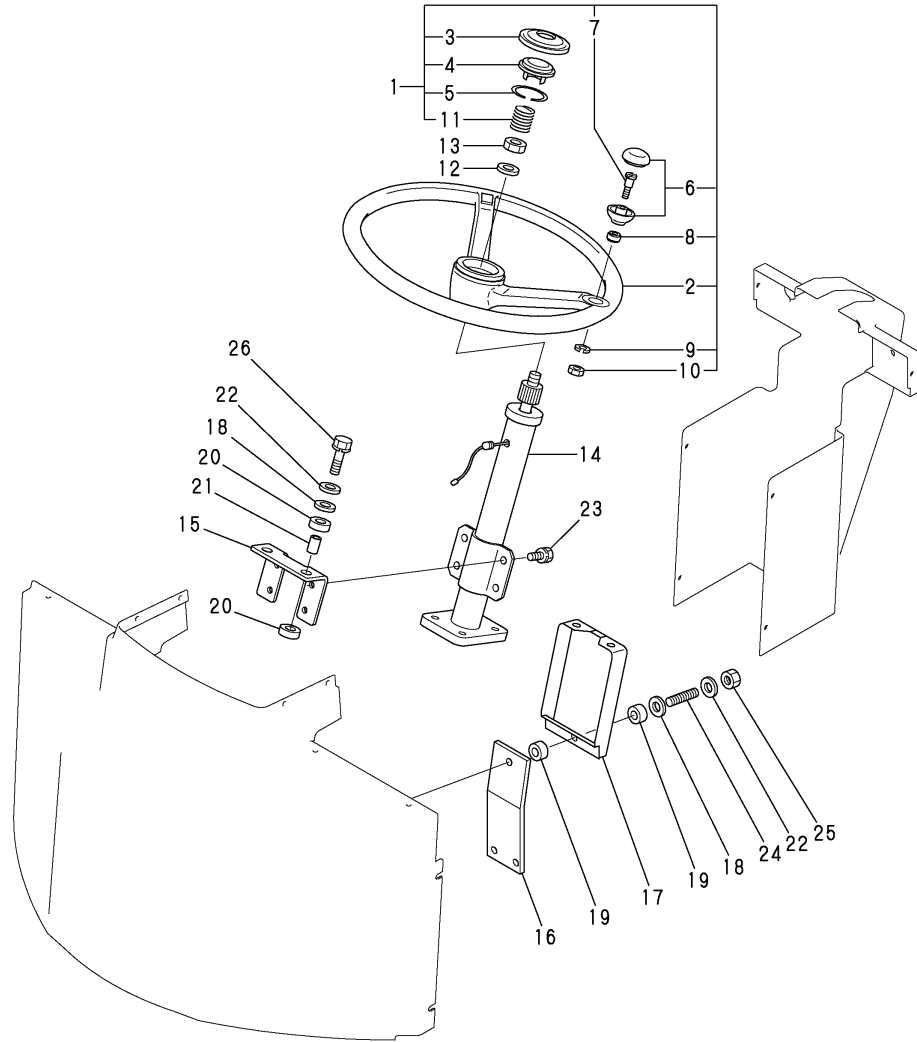


Fig.42. STEERING WHEEL & COLUMN(V3-5/V4-5)

(A)=V3-5(US)
(B)=V4-5(US)
(C)=V4-5A(US)

(D)=V4-5B(US)
(E)=
(F)=

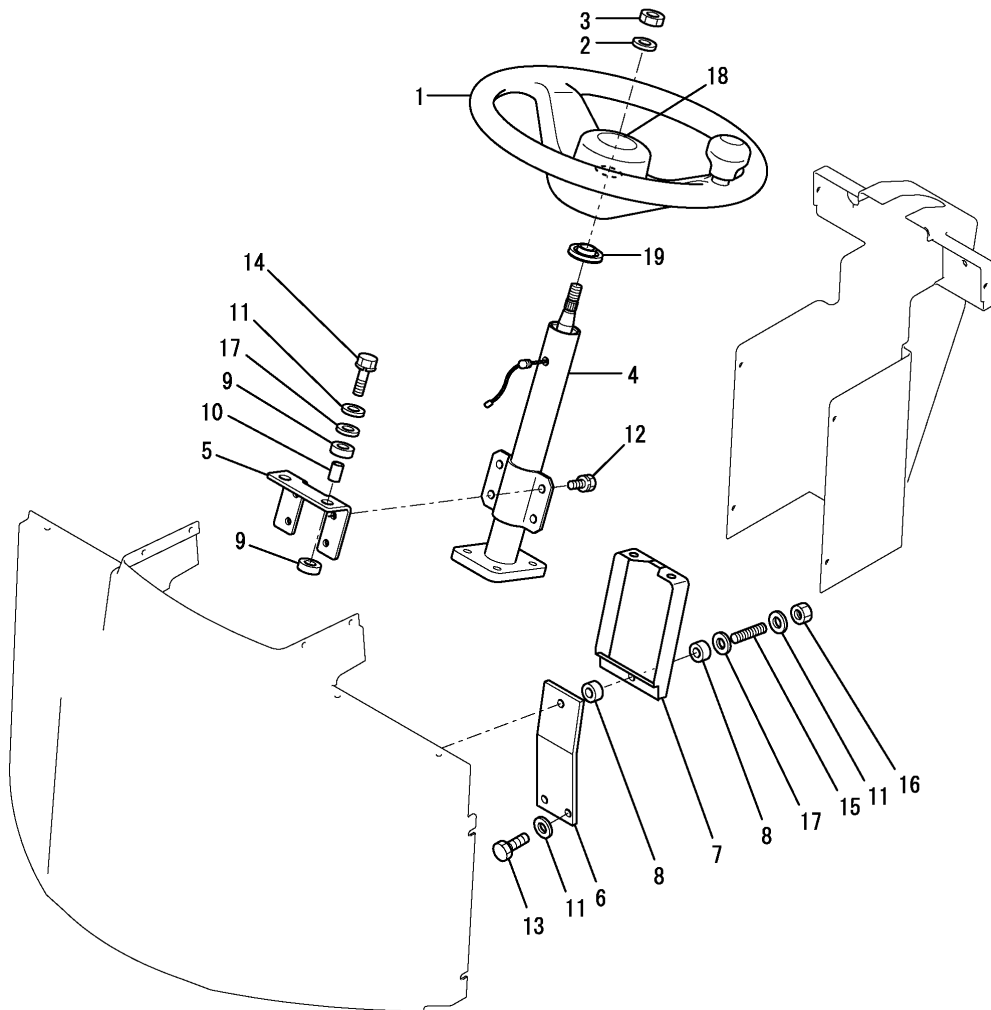
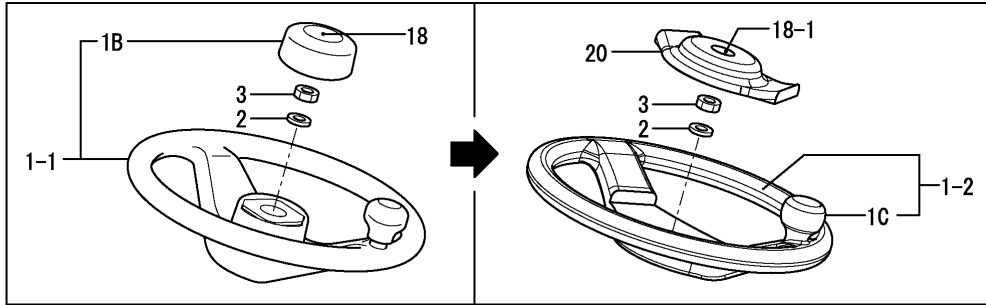


No.	Lev.	Parts No.	Description	Q'ty						I	R
				(A)	(B)	(C)	(D)	(E)	(F)		
1	1	172515-47600	WHEEL ASSY, STEERING	1	1						
2	2	172515-47610	WHEEL, STEERING	1	1						
3	2	172515-47620	CAP, HORN	1	1						
4	2	172515-47630	NEEDLE ASSY, CONTACT	1	1						
5	2	172515-47640	SPRING, LOCK	1	1						
6	2	172515-47650	KNOB	1	1						
7	2	172515-47660	SHAFT	1	1						
8	2	172515-47670	BUSH	1	1						
9	2	172515-47680	SPRING WASHER	1	1						
10	2	172515-47690	NUT	1	1						
11	2	172515-47700	SPRING, HORN	1	1						
12	1	22137-140000	WASHER, 14	1	1						
13	1	26776-140002	NUT, LOCK M14	1	1						
14	1	172524-47800	COLUMN ASSY	1	1						
15	1	172527-47910	HOLDER, COLUMN	1	1						
16	1	172527-47920	SUPPORT	1	1						
17	1	172524-47930	HOLDER ST	1	1						
18	1	172524-47970	WASHER	3	3						
19	1	172524-47980	RUBBER	2	2						
20	1	172527-47980	RUBBER	4	4						
21	1	172527-47990	COLLAR, 11X17X25.5	2	2						
22	1	22137-100000	WASHER, 10	3	3						
23	1	26013-100202	BOLT, M10X 20	4	4						
24	1	26216-100402	STUD, M10X 40	1	1						
25	1	26716-100002	NUT, M10	1	1						
26	1	26013-100502	BOLT, M10X 50	2	2						

Fig.43. STEERING WHEEL & COLUMN(V4-5A/5B)

(A)=V3-5(US)
(B)=V4-5(US)
(C)=V4-5A(US)

(D)=V4-5B(US)
(E)=
(F)=

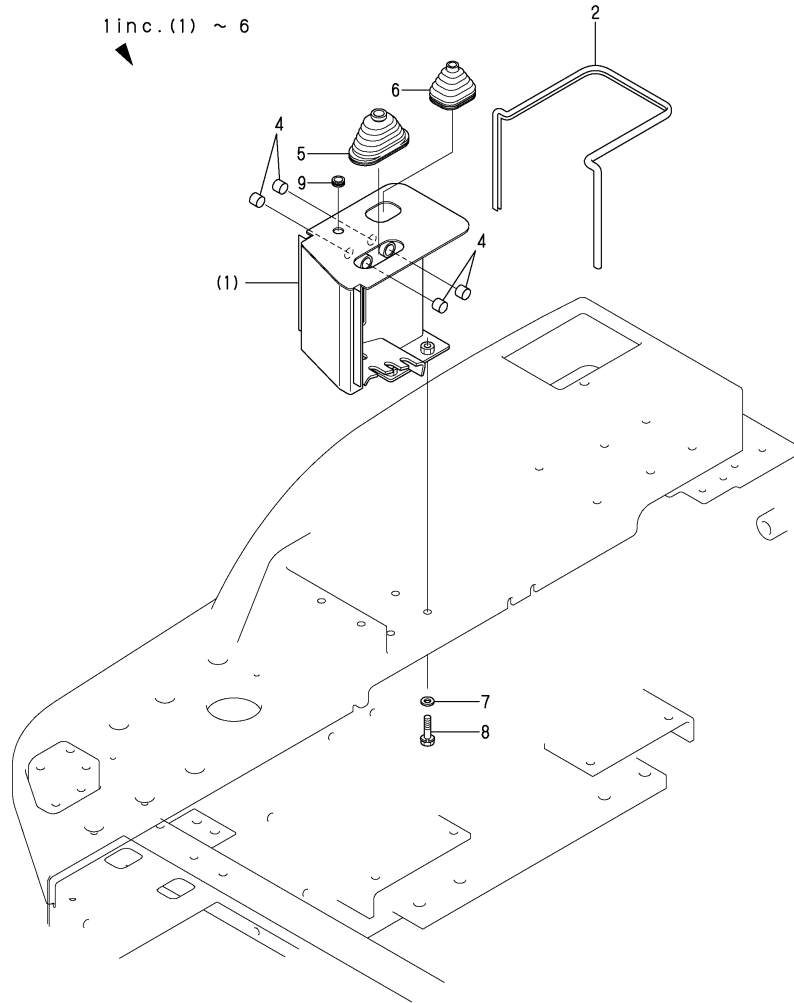


No.	Lev.	Parts No.	Description	Q'ty						I	R
				(A)	(B)	(C)	(D)	(E)	(F)		
1	1	172527-47600	HANDLE ASSY, STEER.			1	1				
1-1	1	172527-47601	HANDLE ASSY, STEER. (C=M/#53260) (D=M/#53260)			1	1				R
1-2	1	172538-47600	HANDLE,STEERING (C=MZZZZZ) (D=MZZZZZ)			1	1				N
1B	2	172527-47620	COVER, HORN (C=M/#53260) (D=M/#53260)			1	1				W
1B-1	2	172527-47620	COVER, HORN (C=MZZZZZ) (D=MZZZZZ)			1	1				Z
1C	2	172538-47630	KNOB ASSY (C=MZZZZZ) (D=MZZZZZ)			1	1				W
2	1	22137-140000	WASHER, 14			1	1				
3	1	26776-140002	NUT, LOCK M14			1	1				
4	1	172524-47800	COLUMN ASSY			1					
4-1	1	172527-47810	COLUMN ASSY (C=M/#52168)			1	1				N
5	1	172527-47910	HOLDER, COLUMN			1	1				
6	1	172527-47920	SUPPORT			1	1				
7	1	172524-47931	HOLDER, ST			1	1				
8	1	172524-47980	RUBBER			2	2				
9	1	172527-47980	RUBBER			4	4				
10	1	172527-47990	COLLAR, 11X17X25.5			2	2				
11	1	22137-100000	WASHER, 10			5	5				
12	1	26013-100202	BOLT, M10X 20			4	4				
13	1	26013-100302	BOLT, M10X 30			2	2				
14	1	26013-100502	BOLT, M10X 50			2	2				
15	1	26216-100402	STUD, M10X 40			1	1				
16	1	26716-100002	NUT, M10			1	1				
17	1	933147-03400	WASHER, BRAKE ARM			3	3				
18	1	172527-47630	SEAL, HORN (C=M/#52085)			1	1				W
18-1	1	172537-03100	LABEL (C=MZZZZZ) (D=MZZZZZ)			1	1				S
19	1	172527-47880	CAP, COLUMN (C=M/#52168)			1	1				W
20	1	172538-47610	CAP, HANDLE (C=MZZZZZ) (D=MZZZZZ)			1	1				W

Fig.44. CONTROL COVER(V3-5/V4-5)

(A)=V3-5(US)
(B)=V4-5(US)
(C)=V4-5A(US)

(D)=V4-5B(US)
(E)=
(F)=



No.	Lev.	Parts No.	Description	Q'ty						I	R
				(A)	(B)	(C)	(D)	(E)	(F)		
1	1	172527-49300-1	STAY, LEVER	1	1						1
2	2	172527-49190	SEAL	1	1						
4	2	24550-016150	BUSH, 16X15	4	4						
5	2	172141-41340	BOOT	1	1						
6	2	172520-46150	BOOT	1	1						
6A	1	172511-03230	LABEL	1	1						2
6B	1	172524-03290	LABEL, LEVER LOCK	1	1						2
6C	1	172527-03620	LABEL	1	1						2
7	1	172527-61640	WASHER	6	6						
8	1	26013-100352	BOLT, M10X 35	6	6						
9	1	29311-124000	GROMET, 12.0X4	1	1						

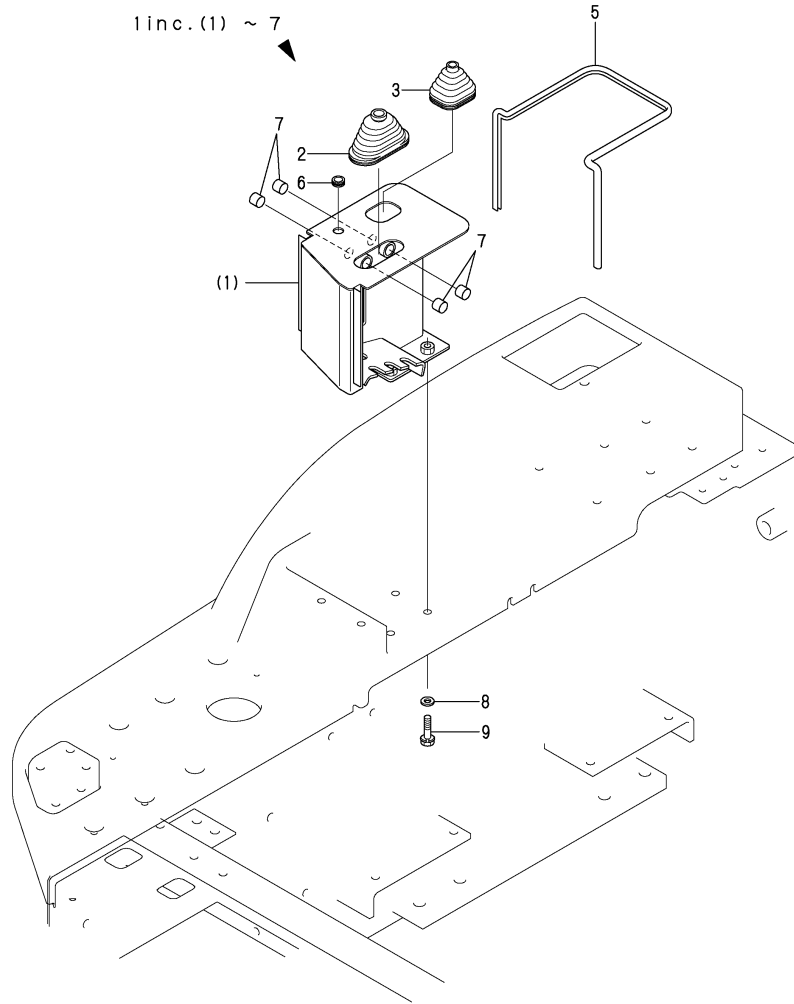
Remarks

- (1) PLEASE USE THIS PART WITH FOLLOWING LABELS AT THE SAME TIME. REF. NO. 6A, 6B & 6C.
- (2) LABELS ARE NOT ILLUSTRATED.

Fig.45. CONTROL COVER(V4-5A/5B)

(A)=V3-5(US)
(B)=V4-5(US)
(C)=V4-5A(US)

(D)=V4-5B(US)
(E)=
(F)=



No.	Lev.	Parts No.	Description	Q'ty						I	R	
				(A)	(B)	(C)	(D)	(E)	(F)			
1	1	172527-49400-1	STAY ASSY, LEVER			1						1
1-1	1	172527-49600-1	STAY ASSY, LEVER (C=M/#53068)			1	1					N
2	2	172141-41340	BOOT			1	1					
3	2	172520-46150	BOOT			1	1					
5	2	172458-61660	RUBBER, SEAL 930			1	1					
6	2	172162-61850	GROMMET			1	1					
7	2	24550-016150	BUSH, 16X15			4	4					
7A	1	172511-03230	LABEL			1	1					2
7B	1	172524-03290	LABEL, LEVER LOCK			1	1					2
7C	1	172527-03620	LABEL			1	1					2
8	1	194145-04810	WASHER			6	6					
9	1	26013-100352	BOLT, M10X 35			6	6					

Remarks

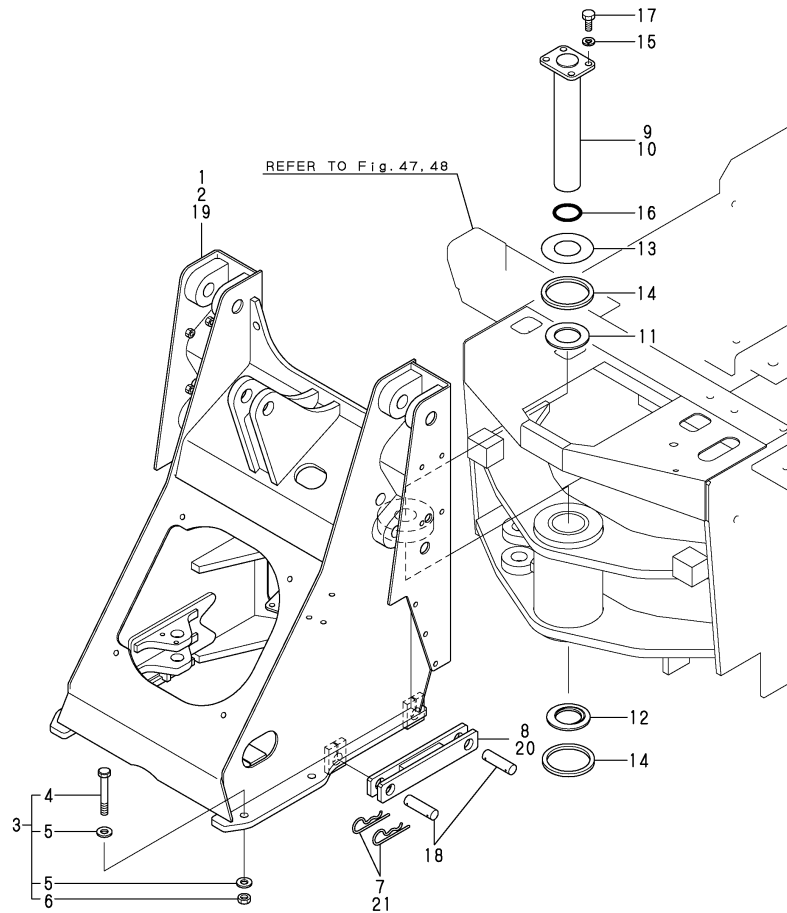
(1)PLEASE USE THIS PART WITH FOLLOWING LABELS AT THE SAME TIME.
REF. NO. 7A,7B & 7C.

(2)LABELS ARE NOT ILLUSTRATED.

Fig.46. FRONT FRAME

(A)=V3-5(US)
(B)=V4-5(US)
(C)=V4-5A(US)

(D)=V4-5B(US)
(E)=
(F)=



No.	Lev.	Parts No.	Description	Qty						I	R
				(A)	(B)	(C)	(D)	(E)	(F)		
1	1	172527-52900	FRONT FRAME	1							1
2	1	172528-52900	FRONT FRAME		1						1
2A	1	172524-03670	LABEL	1	1	1	1				2
3	1	172527-52410	BOLT F SET	4	4						
3-1	1	172527-52411	BOLT F SET	4	4	4	4				N
		(A=M/#51256) (B=M/#51095)									
4	2	172527-52420	BOLT 16X110	4	4						
4-1	2	172527-52421	BOLT 16X110	4	4	4	4				N
		(A=M/#51256) (B=M/#51095)									
5	2	172527-52430	WASHER 17X35X4.5	8	8						
5-1	2	172527-52431	WASHER 17X35X4.5	8	8	8	8				N
		(A=M/#51256) (B=M/#51095)									
6	2	172527-52450	NUT	4	4						
6-1	2	172527-52451	NUT, M16	4	4	4	4				N
		(A=M/#51256) (B=M/#51095)									
7	1	172511-52880	SNAP PIN	4	4						
8	1	172527-52980	STOPPER, FRAME	1	1						
9	1	172527-52800	PIN 60X346.5	1							
10	1	172528-52800	PIN 60X357.5		1	1	1				
11	1	172524-52830	COLLAR, THRUST	1	1	1	1				
12	1	172524-52840	PLATE, THRUST	1	1	1	1				
13	1	172524-52850	SHIM	1	1	1	1				
14	1	172524-52870	GASKET	2	2	2	2				
15	1	22217-140000	WASHER, SPRING 14	4	4	4	4				
16	1	24321-000600	O-RING, 1AG60.0	1	1	1	1				
17	1	26116-140352	BOLT, M14X 35 PLATED	4	4	4	4				
18	1	172527-52990	PIN	2	2	2	2				
19	1	172528-52101-1	FRAME ASSY, FRONT			1	1				1
20	1	172527-52950	STOPPER ASSY, FRAME			1	1				
21	1	194080-75790	PIN, SNAP 28			4	4				

Remarks

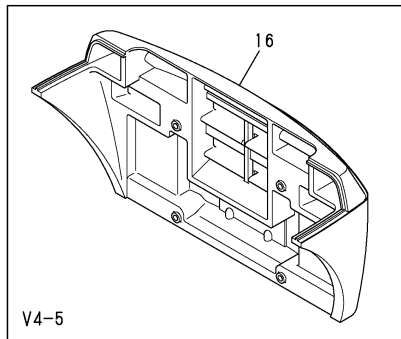
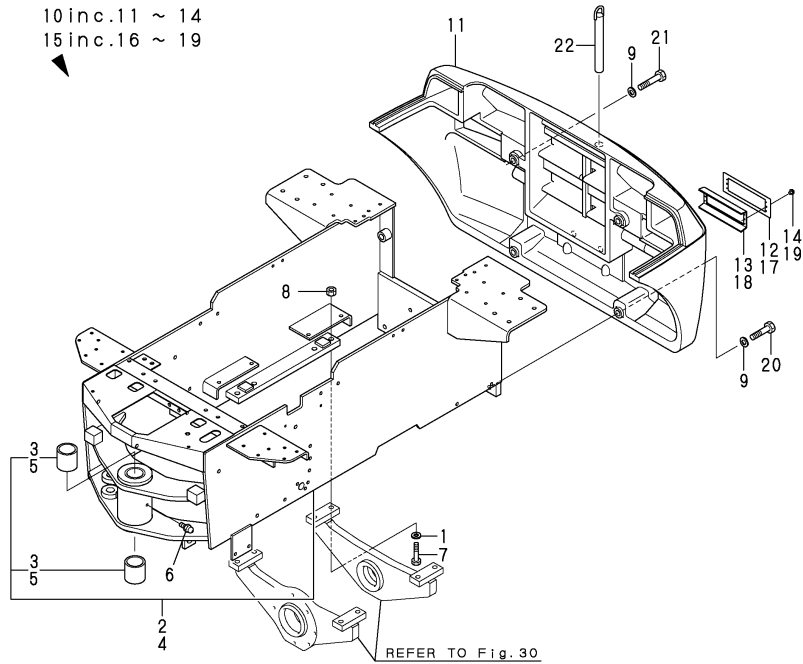
(1)PLEASE USE THIS PART WITH FOLLOWING LABELS AT THE SAME TIME.
REF. NO. 2A.

(2)LABELS ARE NOT ILLUSTRATED.

Fig.47. REAR FRAME(V3-5/V4-5)

(A)=V3-5(US)
(B)=V4-5(US)
(C)=V4-5A(US)

(D)=V4-5B(US)
(E)=
(F)=



No.	Lev.	Parts No.	Description	Q'ty						I	R
				(A)	(B)	(C)	(D)	(E)	(F)		
1	1	172527-52430	WASHER 17X35X4.5	8	8						
1-1	1	172527-52431	WASHER 17X35X4.5	8	8						N
		(A=M/#51256) (B=M/#51095)									
2	1	172527-52600	REAR FRAME	1							1
3	2	172524-33520	BUSH	2							
4	1	172528-52600	REAR FRAME		1						1
5	2	172524-33520	BUSH		2						
5A	1	172524-03630	LABEL	2	2						2
6	1	24764-020000	NIPPLE, GREASE R1/8	1	1						
7	1	26116-160752	BOLT, M16X 75 PLATED	8	8						
7-1	1	172527-52920	BOLT 16X75	8	8						N
		(A=M/#51256) (B=M/#51095)									
8	1	26716-160002	NUT, M16	8	8						
8-1	1	172527-52451	NUT, M16	8	8						N
		(A=M/#51256) (B=M/#51095)									
9	1	172520-31210	WASHER	4	4						
10	1	172527-53400	COUNTER WEIGHT	1							
11	2	172527-53410	COUNTER WEIGHT	1							
12	2	172527-53350	PLATE,LAMP	2							
13	2	172527-53360	HOLDER,LAMP	2							
14	2	22695-320641	RIVET, 3.2X 6.4	8							
15	1	172528-53400	COUNTER WEIGHT		1						
16	2	172528-53410	COUNTER WEIGHT		1						
17	2	172527-53350	PLATE,LAMP	2							
18	2	172527-53360	HOLDER,LAMP	2							
19	2	22695-320641	RIVET, 3.2X 6.4		8						
20	1	26116-200852	BOLT, M20X 85 PLATED	2	2						
21	1	26116-201002	BOLT, M20X100 PLATED	2	2						
22	1	172527-53510	PIN, HITCH	1	1						

Remarks

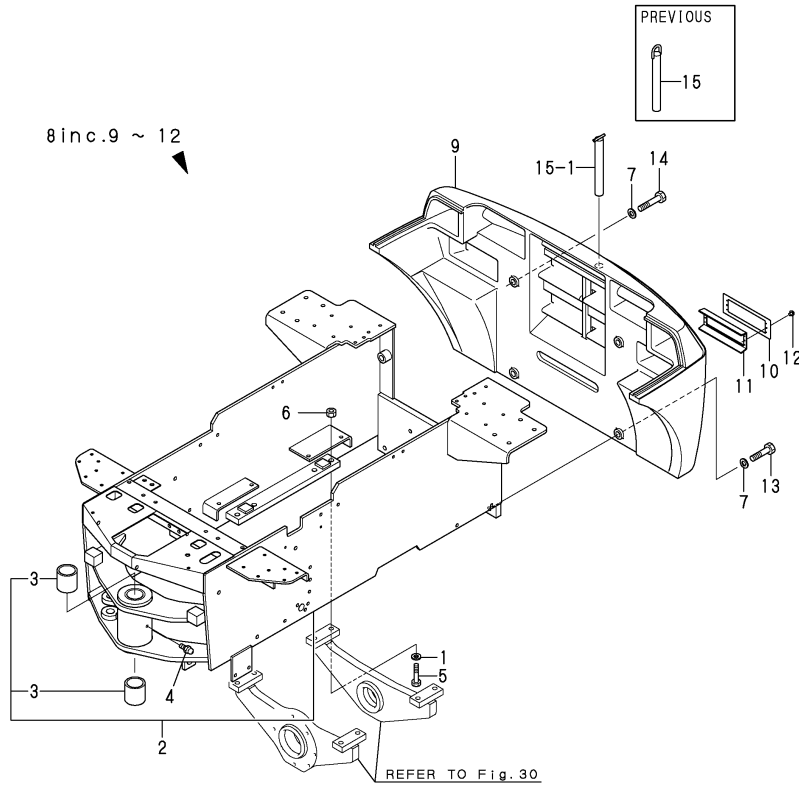
(1)PLEASE USE THIS PART WITH FOLLOWING LABELS AT THE SAME TIME.
REF. NO. 5A.

(2)LABELS ARE NOT ILLUSTRATED.

Fig.48. REAR FRAME(V4-5A/5B)

(A)=V3-5(US)
 (B)=V4-5(US)
 (C)=V4-5A(US)

(D)=V4-5B(US)
 (E)=
 (F)=



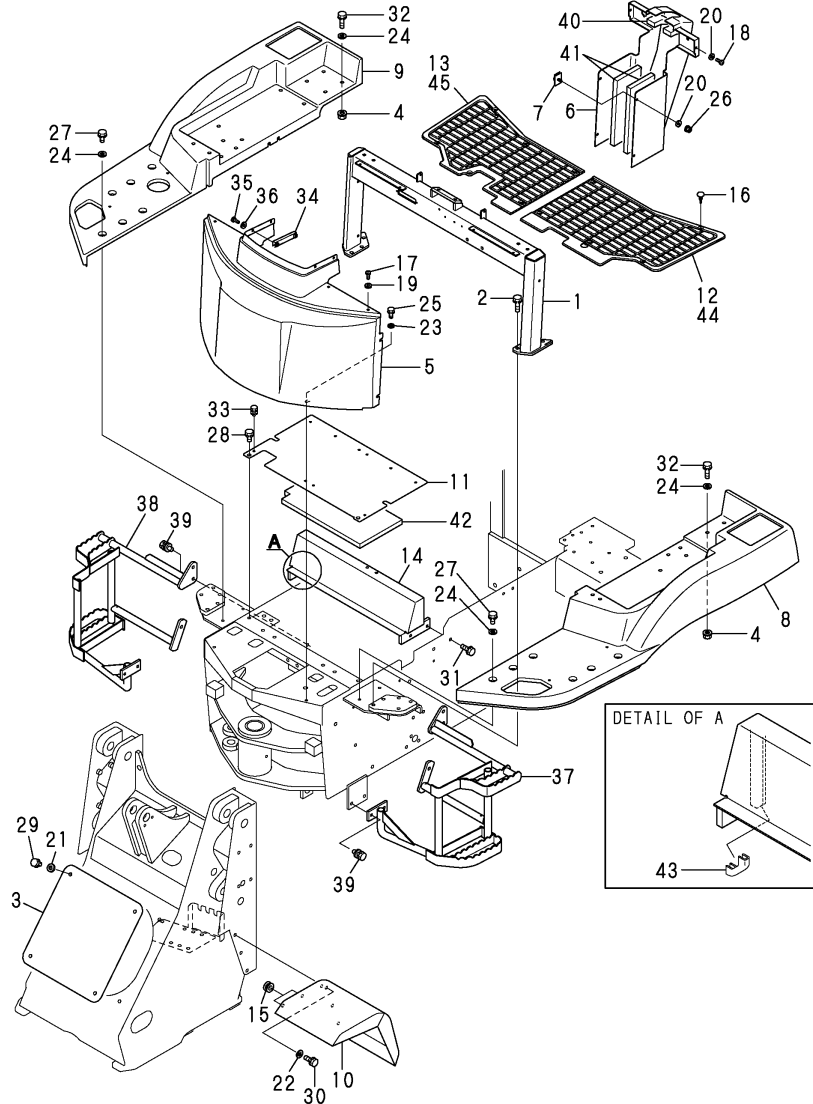
No.	Lev.	Parts No.	Description	Qty						I	R
				(A)	(B)	(C)	(D)	(E)	(F)		
1	1	172527-52431	WASHER 17X35X4.5			8	8				
2	1	172528-52590	FRAME, REAR			1	1				1
2-1	1	172528-52060	FRAME ASSY, REAR			1	1				R 1
			(C=M/#52168) (D=M/#52168)								
3	2	172524-33521	BUSH			2	2				
3A	1	172524-03630	LABEL			2	2				2
4	1	24764-020000	NIPPLE, GREASE R1/8			1	1				
5	1	172527-52920	BOLT 16X75			8	8				
6	1	172527-52451	NUT, M16			8	8				
7	1	172520-31210	WASHER			4	4				
8	1	172529-53300-1	WEIGHT ASSY, COUNTER			1	1				
9	2	172529-53310-1	WEIGHT ASSY, COUNTER			1	1				
10	2	172527-53350	PLATE, LAMP			2	2				
11	2	172527-53361	HOLDER ASSY, LAMP			2	2				
12	2	22695-320641	RIVET, 3.2X 6.4			8	8				
13	1	26116-200852	BOLT, M20X 85 PLATED			2	2				
14	1	26116-201002	BOLT, M20X100 PLATED			2	2				
15	1	172527-53511	PIN ASSY, HITCH			1					
15-1	1	172527-53550	PIN ASSY, HITCH (C=M/#52168)			1	1				N

Remarks
 (1) PLEASE USE THIS PART WITH FOLLOWING LABELS AT THE SAME TIME.
 REF. NO. 3A.
 (2) LABELS ARE NOT ILLUSTRATED.

Fig.49. OPERATION FRAME & COVER(V3-5/V4-5)

(A)=V3-5(US)
(B)=V4-5(US)
(C)=V4-5A(US)

(D)=V4-5B(US)
(E)=
(F)=



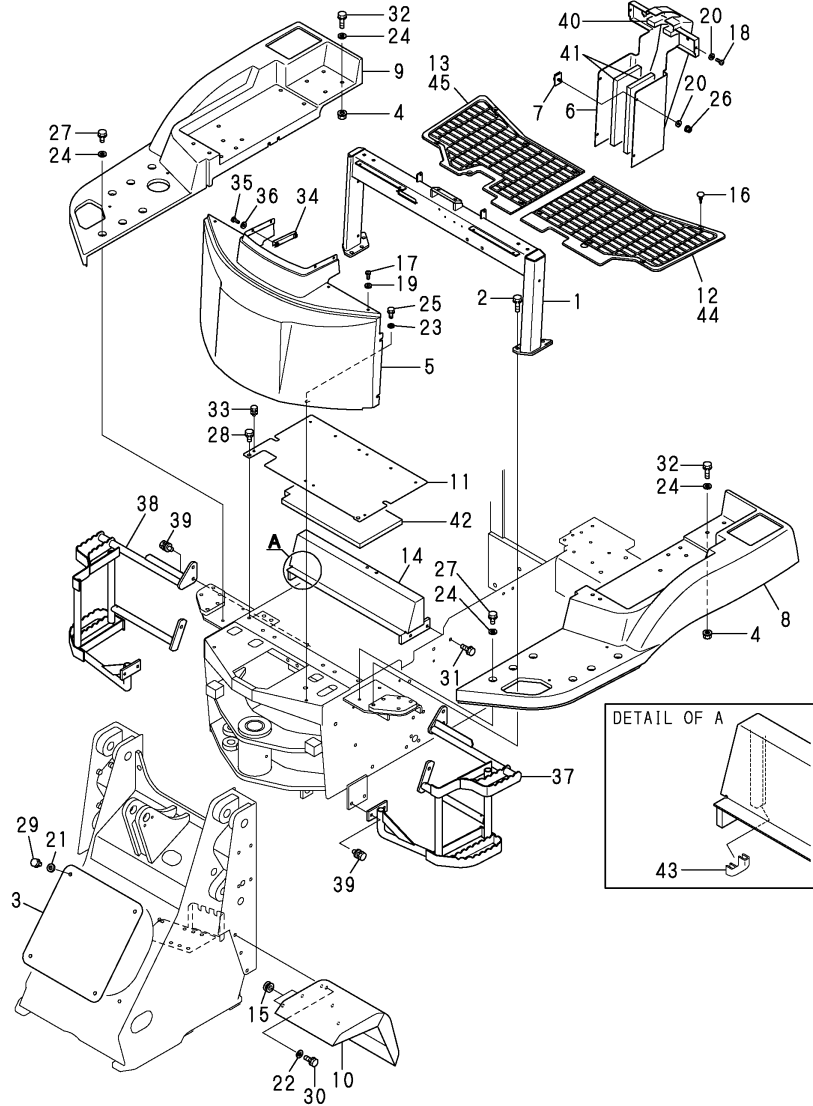
Remarks
 (1) PLEASE USE THIS PART WITH FOLLOWING LABELS AT THE SAME TIME. REF. NO. 1A & 1B.
 (2) PLEASE USE THIS PART WITH FOLLOWING LABELS AT THE SAME TIME. REF. NO. 5A.
 (3) PLEASE USE THIS PART WITH FOLLOWING LABELS AT THE SAME TIME. REF. NO. 6A, 6B, 6C.
 (4) PLEASE USE THIS PART WITH FOLLOWING LABELS AT THE SAME TIME. REF. NO. 8A.
 (5) PLEASE USE THIS PART WITH FOLLOWING LABELS AT THE SAME TIME. REF. NO. 9A.
 (6) LABELS ARE NOT ILLUSTRATED.
 (7) POPS CABIN SPEC.

No.	Lev.	Parts No.	Description	Q'ty						I	R
				(A)	(B)	(C)	(D)	(E)	(F)		
1	1	172527-55210	OPERATION FRAME	1	1						1
1A	1	172524-03610	LABEL	1	1						6
1B	1	172527-03610	LABEL	1	1						6
2	1	26013-100502	BOLT, M10X 50	6	6						
3	1	172527-61320	FRONT COVER	1	1						
4	1	194990-22060	NUT	8	8						
5	1	172527-61340	COVER, OPERATOR	1	1						2
5A	1	172524-03660	LABEL	1	1						6
6	1	172524-61410	COVER, COLUMN	1	1						3
6A	1	172527-03620	LABEL	1	1						6
6B	1	933112-20100	LABEL, SWITCH	1	1						6
6C	1	172527-03630	LABEL	1	1						6
7	1	172527-61420	CLAMP	4	4						
8	1	172527-61350	FENDER, REAR	1	1						4
8A	1	172437-03500	LABEL, FUEL	1	1						6
9	1	172527-61360	FENDER, REAR	1	1						5
9A	1	172524-03940	LABEL	1	1						6
10	1	172527-61330	FENDER	2	2						
11	1	172527-61370	FLOOR	1	1						
12	1	172527-61850	FLOOR MAT L	1	1						
13	1	172527-61860	FLOOR MAT R	1	1						
14	1	172527-61380	MEMBER, CROSS	1	1						
15	1	194630-62360	GROMMET	4	4						
16	1	198162-62630	FASNER	12	12						
17	1	172524-63210	SCREW, M6X16	4	4						
18	1	172524-63210	SCREW, M6X16	2	2						
19	1	172524-63230	WASHER	4	4						
20	1	172524-63230	WASHER	6	6						
21	1	22137-100000	WASHER, 10	4	4						
22	1	22137-100000	WASHER, 10	6	6						
23	1	22157-080000	WASHER, 8	6	6						
24	1	22157-100000	WASHER, 10	20	20						
25	1	26013-080202	BOLT, M8X 20	6	6						
26	1	194990-22130	NUT, M6	4	4						
27	1	26013-100202	BOLT, M10X 20	12	12						
28	1	26013-100202	BOLT, M10X 20	2	2						
29	1	26013-100202	BOLT, M10X 20	4	4						
30	1	26013-100252	BOLT, M10X 25	6	6						
31	1	26013-100302	BOLT, M10X 30	4	4						
32	1	26013-100452	BOLT, M10X 45	8	8						
33	1	26016-060162	BOLT, M6X 16	2	2						
34	1	172524-63150	CLAMP, VISOR	2	2						
35	1	172524-63210	SCREW, M6X16	4	4						
36	1	172524-63230	WASHER	4	4						
37	1	172527-62410	STEP	1	1						
38	1	172527-62420	STEP	1	1						
39	1	26014-100302	BOLT, M10X 30	10	10						
40	1	172527-62750	SOUND-PROOF CC-M-20	1	1						
41	1	172527-62760	SOUND-PROOF CC-S-20	2	2						
42	1	172527-62770	SOUND-PROOF FLR-20	1	1						
43	1	172527-61530	TRIM	1	1						

Fig.49. OPERATION FRAME & COVER(V3-5/V4-5)

(A)=V3-5(US)
 (B)=V4-5(US)
 (C)=V4-5A(US)

(D)=V4-5B(US)
 (E)=
 (F)=



No.	Lev.	Parts No.	Description	Q'ty						I	R	
				(A)	(B)	(C)	(D)	(E)	(F)			
44	1	172527-61880	FLOOR MAT L CAB	1	1						W	7
		(A=M/#51221)				(B=M/#51082)						
45	1	172527-61890	FLOOR MAT R CAB	1	1						W	7
		(A=M/#51221)				(B=M/#51082)						

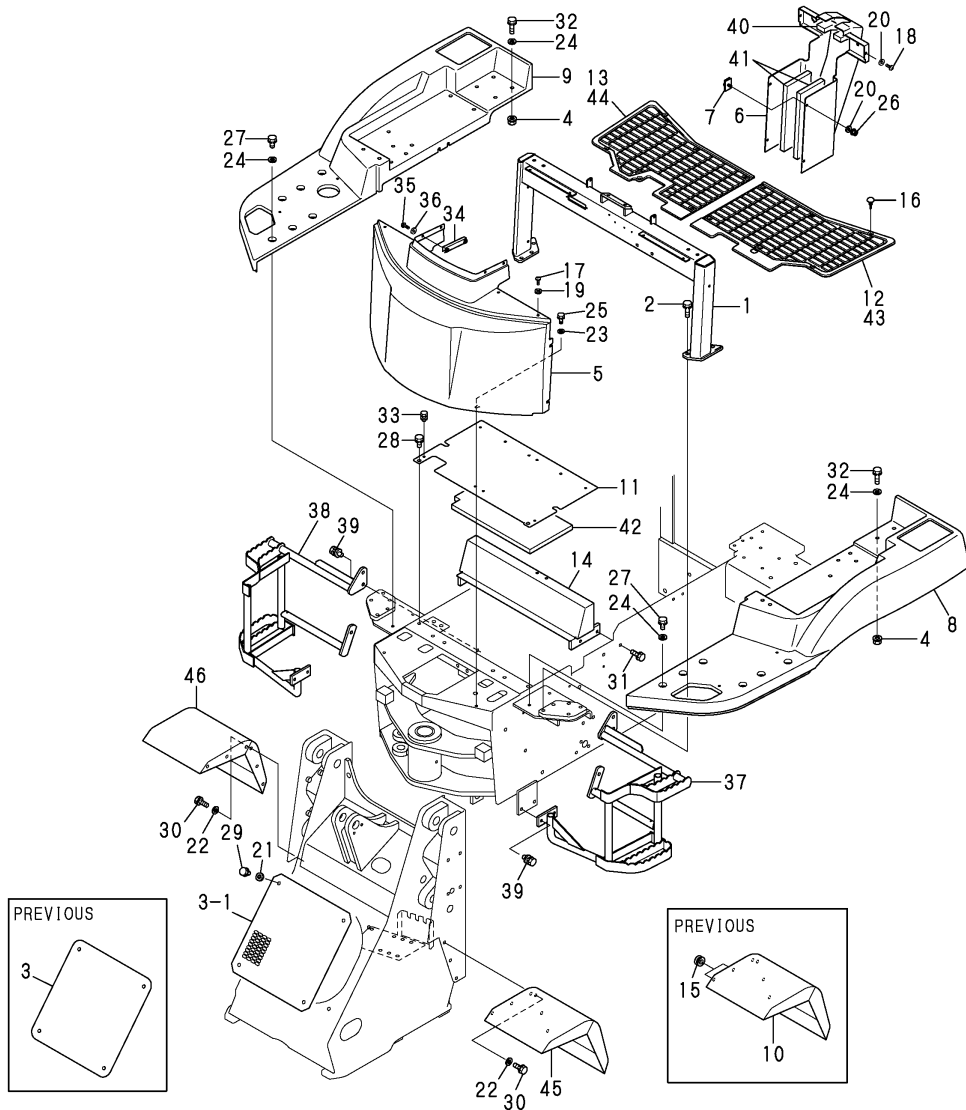
Remarks

(1) PLEASE USE THIS PART WITH FOLLOWING LABELS AT THE SAME TIME. REF. NO. 1A & 1B.	(4) PLEASE USE THIS PART WITH FOLLOWING LABELS AT THE SAME TIME. REF. NO. 8A.
(2) PLEASE USE THIS PART WITH FOLLOWING LABELS AT THE SAME TIME. REF. NO. 5A.	(5) PLEASE USE THIS PART WITH FOLLOWING LABELS AT THE SAME TIME. REF. NO. 9A.
(3) PLEASE USE THIS PART WITH FOLLOWING LABELS AT THE SAME TIME. REF. NO. 6A, 6B, 6C.	(6) LABELS ARE NOT ILLUSTRATED. (7) POPS CABIN SPEC.

Fig.50. OPERATION FRAME & COVER(V4-5A/5B)

(A)=V3-5(US)
(B)=V4-5(US)
(C)=V4-5A(US)

(D)=V4-5B(US)
(E)=
(F)=



No.	Lev.	Parts No.	Description	Q'ty						I	R
				(A)	(B)	(C)	(D)	(E)	(F)		
1	1	172527-55110-1	FRAME ASSY, OPERATOR			1					1
1-1	1	172527-55510-1	FRAME ASSY, OPERATOR (C=M/#52168)			1	1				N
1A	1	172437-03300	LABEL, MANUAL			1					6
1A-1	1	172437-03301	LABEL, MANUAL US (C=M/#52191)			1	1				N
1B	1	172527-03610	LABEL			1	1				6
2	1	26013-100502	BOLT, M10X 50			6	6				
3	1	172527-61110-1	COVER			1					
3-1	1	172527-61120	COVER (C=M/#52091)			1	1				N
4	1	26366-100002	NUT, M10			8	8				
5	1	172527-61340	COVER, OPERATOR			1	1				2
5A	1	172524-03660	LABEL (C=M/#52193)			1					Z 6
6	1	172527-61410	COVER, COLUMN			1	1				3
6A	1	172527-03620	LABEL			1	1				6
6B	1	172141-03360	LABEL, START SWITCH			1	1				6
6C	1	172524-03630	LABEL			2					6
6C-1	1	172524-03631	LABEL (C=M/#52193)			2	2				N
7	1	172527-61421	CLAMP ASSY, COLUMN			4	4				
8	1	172527-61350	FENDER, REAR			1	1				4
8A	1	172437-03500	LABEL, FUEL			1					6
8A-1	1	172437-03501	LABEL, FUEL (C=M/#52193)			1	1				N
9	1	172527-61360	FENDER, REAR			1	1				5
9A	1	172437-03321	LABEL, HYD. OIL TANK			1					6
9A-1	1	172437-03322	LABEL, RESEVOIR (C=M/#52193)			1	1				N
10	1	172527-61750-1	FENDER (C=M/#52168)			2					Z
11	1	172527-61810-1	FLOOR			1	1				
12	1	172527-61850	FLOOR MAT L			1	1				
13	1	172527-61860	FLOOR MAT R			1	1				
14	1	172527-61910-1	MEMBER, CROSS			1					
14-1	1	172527-61540-1	MEMBER ASSY, CROSS (C=M/#52168)			1	1				N
15	1	194630-62360	GROMMET (C=M/#52168)			4					Z
16	1	172527-61980	CLIP			12	12				
17	1	26022-060162	SCREW, M6X16			4	4				
18	1	26022-060162	SCREW, M6X16			2	2				
19	1	22157-060000	WASHER, 6			4	4				
20	1	1A1040-63400	WASHER, 6.4X16X1.6			6	6				
21	1	22137-100000	WASHER, 10			4	4				
22	1	22137-100000	WASHER, 10			6	6				
23	1	22157-080000	WASHER, 8			6	6				
24	1	22157-100000	WASHER, 10			20	20				
25	1	26013-080202	BOLT, M8X 20			6	6				
26	1	194990-22130	NUT, M6			4	4				

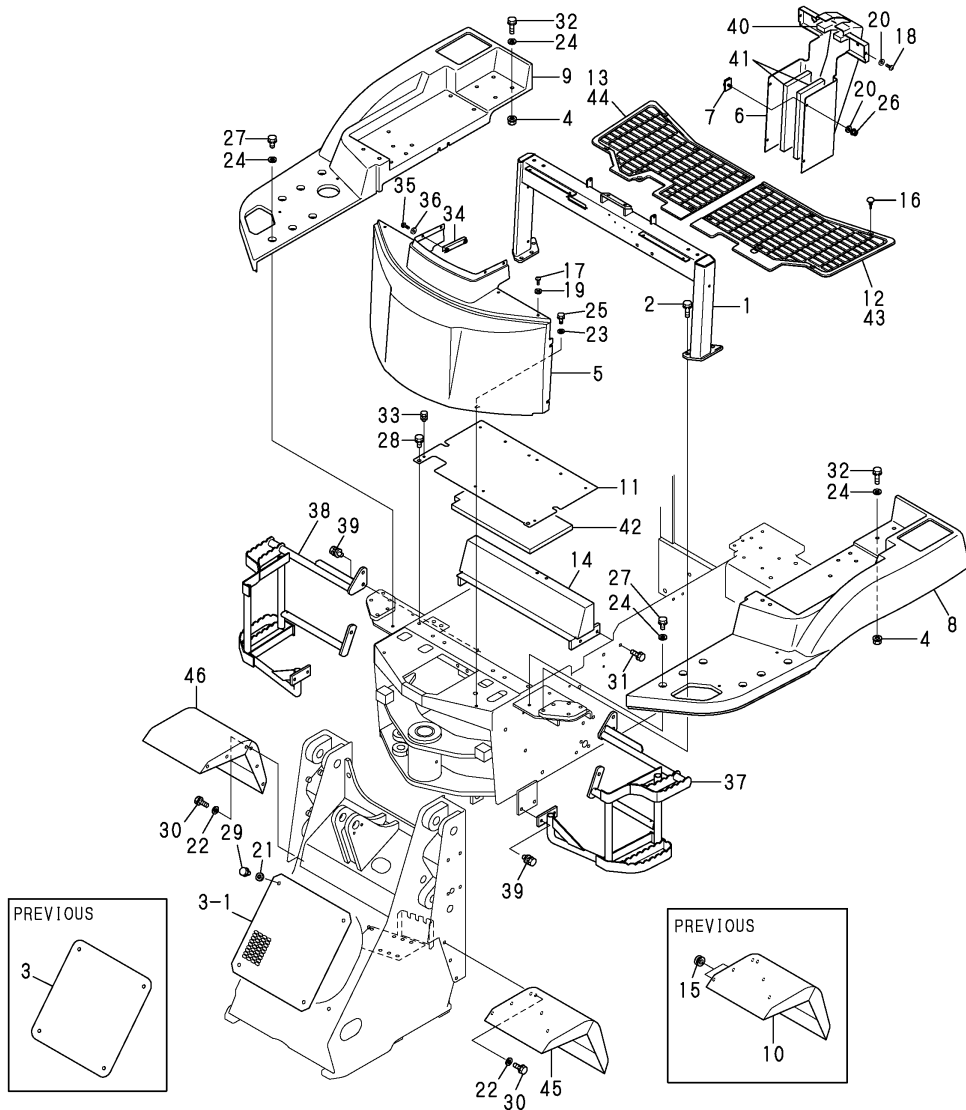
Remarks

- | | |
|--|--|
| (1) PLEASE USE THIS PART WITH FOLLOWING LABELS AT THE SAME TIME.
REF. NO. 1A & 1B. | (4) PLEASE USE THIS PART WITH FOLLOWING LABELS AT THE SAME TIME.
REF. NO. 8A. |
| (2) PLEASE USE THIS PART WITH FOLLOWING LABELS AT THE SAME TIME.
REF. NO. 5A. | (5) PLEASE USE THIS PART WITH FOLLOWING LABELS AT THE SAME TIME.
REF. NO. 9A. |
| (3) PLEASE USE THIS PART WITH FOLLOWING LABELS AT THE SAME TIME.
REF. NO. 6A, 6B, 6C. | (6) LABELS ARE NOT ILLUSTRATED.
(7) POPS CABIN SPEC. |

Fig.50. OPERATION FRAME & COVER(V4-5A/5B)

(A)=V3-5(US)
(B)=V4-5(US)
(C)=V4-5A(US)

(D)=V4-5B(US)
(E)=
(F)=



No.	Lev.	Parts No.	Description	Q'ty						I	R
				(A)	(B)	(C)	(D)	(E)	(F)		
27	1	26013-100202	BOLT, M10X 20			12	12				
28	1	26013-100202	BOLT, M10X 20			2	2				
29	1	26013-100202	BOLT, M10X 20			4	4				
30	1	26013-100252	BOLT, M10X 25			6	6				
31	1	26013-100302	BOLT, M10X 30			4	4				
32	1	26013-100452	BOLT, M10X 45			8	8				
33	1	26014-060162	BOLT, M6X 16			2	2				
34	1	172524-63151	CLAMP ASSY, VISOR			2	2				
35	1	26022-060162	SCREW, M6X16			4	4				
36	1	22157-060000	WASHER, 6			4	4				
37	1	172527-62050	STEP			1	1				
38	1	172527-62060	STEP			1	1				
39	1	26014-100302	BOLT, M10X 30			10	10				
40	1	172527-62750	SOUND-PROOF CC-M-20			1					
40-1	1	172527-63750	SOUND-PROOF CC-M-20			1	1				R
(C=M/#52168)											
41	1	172527-62760	SOUND-PROOF CC-S-20			2					
41-1	1	172527-63760	SOUND-PROOF CC-S-20			2	2				R
(C=M/#52168)											
42	1	172527-62770	SOUND-PROOF FLR-20			1					
42-1	1	172527-63770	SOUND-PROOF FLR-20			1	1				R
(C=M/#52168)											
43	1	172527-61880	FLOOR MAT L CAB			1	1				7
44	1	172527-61890	FLOOR MAT R CAB			1	1				7
45	1	172527-61710-1	FENDER			1	1				W
(C=M/#52168)											
46	1	172527-61720-1	FENDER			1	1				W
(C=M/#52168)											

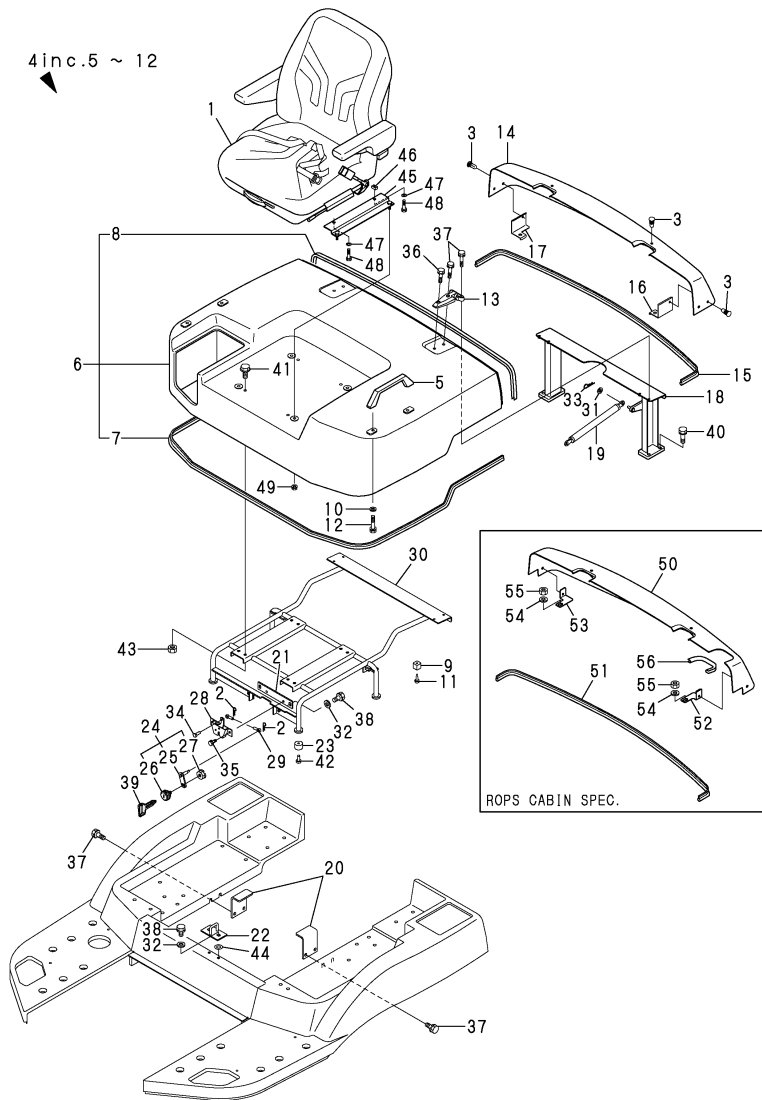
Remarks

(1) PLEASE USE THIS PART WITH FOLLOWING LABELS AT THE SAME TIME. REF. NO. 1A & 1B.	(4) PLEASE USE THIS PART WITH FOLLOWING LABELS AT THE SAME TIME. REF. NO. 8A.
(2) PLEASE USE THIS PART WITH FOLLOWING LABELS AT THE SAME TIME. REF. NO. 5A.	(5) PLEASE USE THIS PART WITH FOLLOWING LABELS AT THE SAME TIME. REF. NO. 9A.
(3) PLEASE USE THIS PART WITH FOLLOWING LABELS AT THE SAME TIME. REF. NO. 6A, 6B, 6C.	(6) LABELS ARE NOT ILLUSTRATED.
	(7) POPS CABIN SPEC.

Fig.51. SEAT & BONNET(V3-5/V4-5)

(A)=V3-5(US)
(B)=V4-5(US)
(C)=V4-5A(US)

(D)=V4-5B(US)
(E)=
(F)=



No.	Lev.	Parts No.	Description	Q'ty						I	R
				(A)	(B)	(C)	(D)	(E)	(F)		
1	1	172527-64310	SEAT ASSY	1	1						
2	1	1C6281-52310	PIN, SNAP 6	2	2						
3	1	172527-61990	FASTENER	6	6						
4	1	172527-65100-1	BONNET ASSY	1	1						1
5	2	198220-62410	BAR, ASSIST	2	2						
6	2	172527-65120-1	BONNET ASSY, W/PAD	1	1						W
		(A=M/#52510) (B=M/#52004)									
7	3	172527-65130	SEAL, BONNET	1	1						
8	3	172527-65140	SEAL, BONNET	1	1						
9	2	172524-65140	RUBBER	4	4						
10	2	22137-080000	WASHER, 8	4	4						
11	2	22857-500160	SCREW, 5X16	4	4						
12	2	26013-080302	BOLT, M8X 30	4	4						
12A	1	172437-03360	LABEL,BATTERY	1	1						2
12B	1	172524-03470	LABEL	1	1						2
12C	1	172524-03640	LABEL	1	1						2
12D	1	172527-03750	LABEL	1							2
12E	1	172528-03750	LABEL		1						2
12F	1	172524-03770	LABEL	1							2
12G	1	172525-03770	LABEL		1						2
12H	1	172524-03910	LABEL	1	1						2
13	1	172520-65151	HINGE	2	2						
14	1	172527-65150	COVER	1	1						
15	1	172527-65170	SEAL, COVER	1	1						
16	1	172527-65180	BRACKET L	1	1						
17	1	172527-65190	BRACKET R	1	1						
18	1	172527-65210	STAY ASSY, HINGE	1	1						
19	1	172527-65970	SPRING, GAS	1	1						
20	1	172527-65310	STAY, BONNET	2	2						
21	1	172527-65350	PLATE,ROCK	1	1						
22	1	172527-65360	PLATE,CATCH	1	1						
23	1	172524-65670	CUSHION, RUBBER	4	4						
24	1	172524-65700	KEY ASSY, CYLINDER	1	1						
25	2	172524-65710	PLATE,KEY	1	1						
25-1	2	172524-65711	PLATE ASSY, KEY	1	1						S
		(A=MXXX) (B=MXXX)									
26	2	172524-65720	KEY SET, CYLINDER	1	1						
26-1	2	172164-66170	KEY ASSY, CYLINDER	1	1						S
		(A=MXXX) (B=MXXX)									
27	2	26346-100002	NUT, M10	1	1						
28	1	172527-65730	ROCK, BONNET	1	1						
29	1	172527-65750	WIRE, BONNET	1	1						
30	1	172527-65810	FRAME, BONNET	1	1						
31	1	22137-080000	WASHER, 8	2	2						
32	1	22137-100000	WASHER, 10	4	4						
33	1	22360-080000	SNAP PIN 8	2	2						
34	1	22487-060160	PIN, H 6X 16	1	1						
35	1	26013-080162	BOLT, M8X 16	2	2						
36	1	26013-080302	BOLT, M8X 30	2	2						
37	1	26013-080352	BOLT, M8X 35	10	10						
38	1	26013-100252	BOLT, M10X 25	4	4						

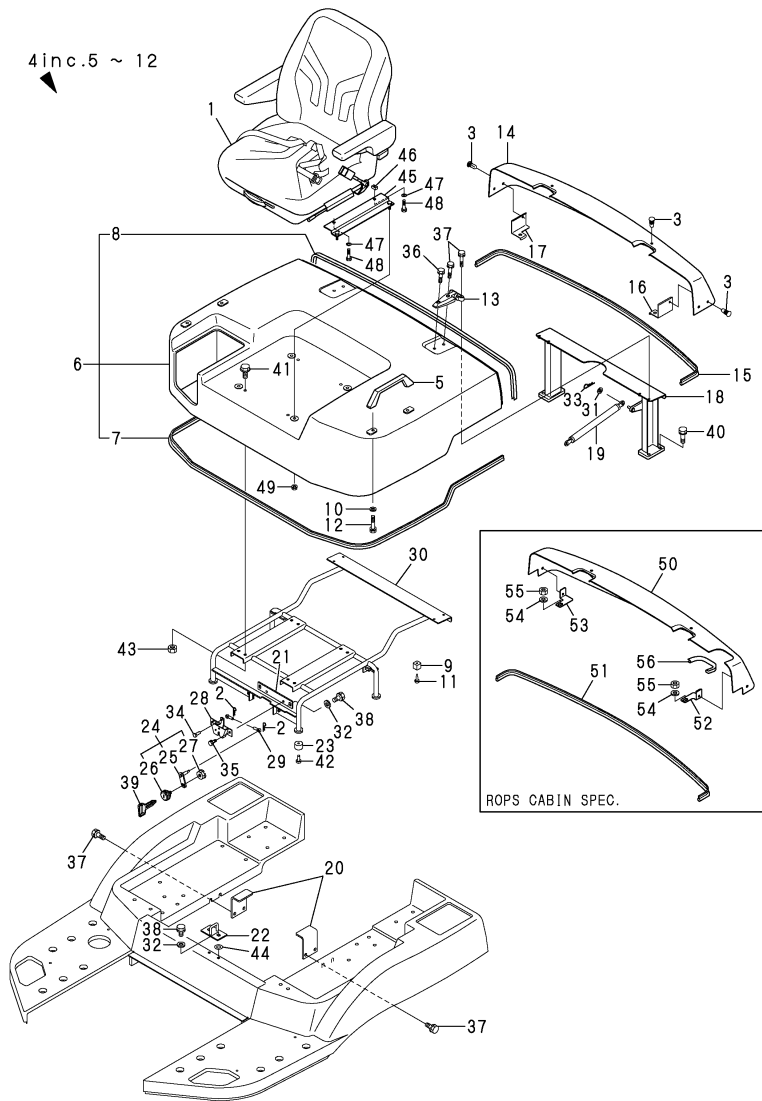
Remarks

- (1)PLEASE USE THIS PART WITH FOLLOWING LABELS AT THE SAME TIME. REF. NO. 12A - 12H.
- (2)LABELS ARE NOT ILLUSTRATED.
- (3)SELECT PART.
- (4)ROPS CABIN SPEC.

Fig.51. SEAT & BONNET(V3-5/V4-5)

(A)=V3-5(US)
 (B)=V4-5(US)
 (C)=V4-5A(US)

(D)=V4-5B(US)
 (E)=
 (F)=



No.	Lev.	Parts No.	Description	Q'ty						I	R
				(A)	(B)	(C)	(D)	(E)	(F)		
39	1	933110-07101	KEY	1	1						
40	1	26013-100302	BOLT, M10X 30	4	4						
41	1	26018-080252	BOLT, M8X 25	4	4						
42	1	26023-060162	SCREW, M6X16	4	4						
43	1	26366-080002	NUT, M8	4	4						
44	1	172527-65370	SHIM	1	1						3
45	1	172527-64320	BRACKET, SEAT	2	2						
46	1	172527-64350	PLATE	2	2						
47	1	22137-080000	WASHER, 8	4	4						
48	1	26013-080162	BOLT, M8X 16	4	4						
49	1	26366-080002	NUT, M8	4	4						
50	1	172527-65930	COVER	1	1						4
51	1	172527-65940	SEAL	1	1						4
52	1	172527-65950	BRACKET L	1	1						4
53	1	172527-65960	BRACKET R	1	1						4
54	1	22137-120000	WASHER, 12	2	2						4
55	1	26756-120002	NUT, LOCK M12	2	2						4
56	1	172527-65560	TRIM, COVER	1	1						W 4

(A=MXXX) (B=MXXX)

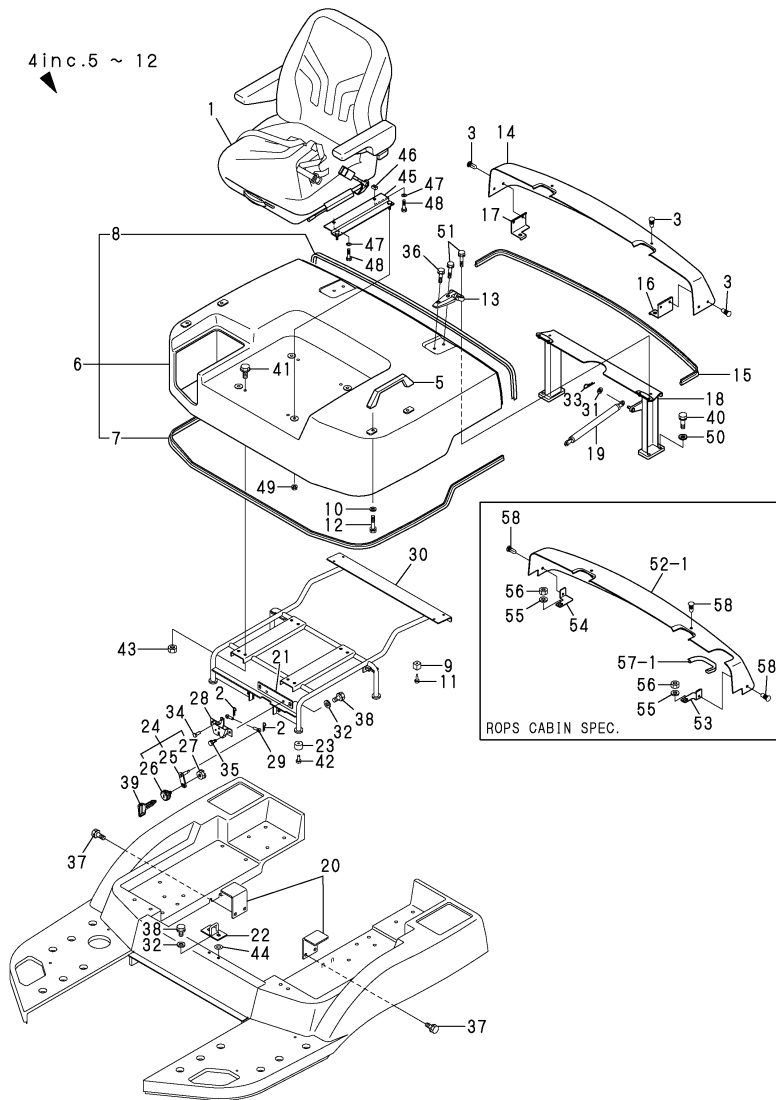
Remarks

- (1)PLEASE USE THIS PART WITH FOLLOWING LABELS AT THE SAME TIME. REF. NO. 12A - 12H.
- (2)LABELS ARE NOT ILLUSTRATED.
- (3)SELECT PART.
- (4)ROPS CABIN SPEC.

Fig.52. SEAT & BONNET(V4-5A/5B)

(A)=V3-5(US)
(B)=V4-5(US)
(C)=V4-5A(US)

(D)=V4-5B(US)
(E)=
(F)=



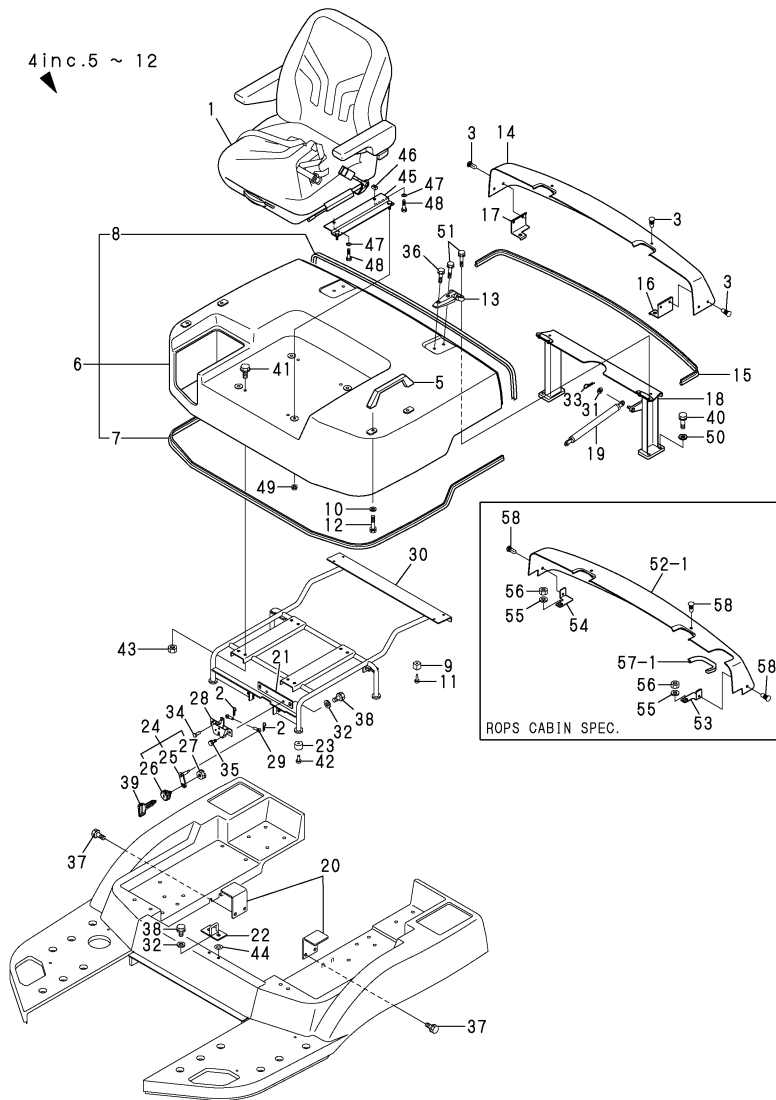
No.	Lev.	Parts No.	Description	Q'ty						I	R
				(A)	(B)	(C)	(D)	(E)	(F)		
1	1	172527-64310	SEAT ASSY			1	1				
2	1	1C6281-52310	PIN, SNAP 6			2	2				
3	1	172527-61990	FASTENER			6	6				
4	1	172527-65100-1	BONNET ASSY			1	1				1
5	2	198220-62410	BAR, ASSIST			2	2				
6	2	172527-65120-1	BONNET ASSY, W/PAD			1	1				
7	3	172527-65130	SEAL, BONNET			1	1				
8	3	172527-65140	SEAL, BONNET			1	1				
9	2	172524-65140	RUBBER			4	4				
10	2	22137-080000	WASHER, 8			4	4				
11	2	22857-500160	SCREW, 5X16			4	4				
12	2	26013-080302	BOLT, M8X 30			4	4				
12A	1	172437-03360	LABEL, BATTERY			1					2
12A-1	1	172437-03361	LABEL, BATTERY (C=M/#52191)			1	1				N 2
12B	1	172524-03470	LABEL			1					2
12B-1	1	172524-03471	LABEL (C=M/#52193)			1	1				N 2
12C	1	172524-03640	LABEL			1					2
12C-1	1	172524-03641	LABEL (C=M/#52193)			1	1				N 2
12D	1	172528-03760	LABEL, SPECIFICATION			1					2
12D-1	1	172528-03761	LABEL, SPECIFICATION (C=M/#52168)			1	1				N 2
12E	1	172528-03770	LABEL, AIR PRESS. US			1	1				2
12F	1	172437-03401	LABEL (ENG COVER US)			1					2
12F-1	1	172437-03402	LABEL, ENGINE COVER (C=M/#52191)			1	1				N 2
13	1	172520-65151	HINGE			2	2				
14	1	172527-65150	COVER			1	1				
15	1	172527-65170	SEAL, COVER			1	1				
16	1	172527-65181	BRACKET L, REAR COVER			1	1				
17	1	172527-65191	BRACKET R, REAR COVER			1	1				
18	1	172527-65211	STAY ASSY, HINGE			1	1				
19	1	172527-65970	SPRING, GAS			1	1				
20	1	172527-65312	STAY, BONNET			2	2				
21	1	172527-65351	PLATE ASSY, ROCK			1	1				
22	1	172527-65361	PLATE ASSY, CATCH			1	1				
23	1	172524-65670	CUSHION, RUBBER			4	4				
24	1	172524-65700	KEY ASSY, CYLINDER			1	1				
25	2	172524-65711	PLATE ASSY, KEY			1	1				
26	2	172164-66170	KEY ASSY, CYLINDER			1	1				
27	2	26346-100002	NUT, M10			1	1				
28	1	172527-65730	ROCK, BONNET			1	1				
29	1	172527-65750	WIRE, BONNET			1	1				
30	1	172527-65811	FRAME, BONNET			1	1				
31	1	22137-080000	WASHER, 8			2	2				
32	1	22137-100000	WASHER, 10			4	4				
33	1	22360-080000	SNAP PIN 8			2	2				
34	1	22487-060160	PIN, H 6X 16			1	1				
35	1	26013-080162	BOLT, M8X 16			2	2				

Remarks
(1) PLEASE USE THIS PART WITH FOLLOWING LABELS AT THE SAME TIME.
REF. NO. 12A - 12F.
(2) LABELS ARE NOT ILLUSTRATED.
(3) SELECT PART.
(4) ROPS CABIN SPEC.

Fig.52. SEAT & BONNET(V4-5A/5B)

(A)=V3-5(US)
(B)=V4-5(US)
(C)=V4-5A(US)

(D)=V4-5B(US)
(E)=
(F)=



No.	Lev.	Parts No.	Description	Q'ty						I	R
				(A)	(B)	(C)	(D)	(E)	(F)		
36	1	26014-080302	BOLT, M8X 30			2	2				
37	1	26013-080352	BOLT, M8X 35			4	4				
38	1	26013-100252	BOLT, M10X 25			4	4				
39	1	933110-07101	KEY			1	1				
40	1	26013-100302	BOLT, M10X 30			4	4				
41	1	26014-080252	BOLT, M8X 25			4	4				
42	1	26023-060162	SCREW, M6X16			4	4				
43	1	26366-080002	NUT, M8			4	4				
44	1	172527-65370	SHIM			1	1				3
45	1	172527-64330	SEAT BRACKET ASSY,US			2	2				
46	1	172527-64350	PLATE			2	2				
47	1	22137-080000	WASHER, 8			4	4				
48	1	26013-080162	BOLT, M8X 16			4	4				
49	1	26366-080002	NUT, M8			4	4				
50	1	22137-100000	WASHER, 10			4	4				
51	1	26014-080352	BOLT, M8X 35			6	6				
52-1	1	172527-65930	COVER			1	1				4
53	1	172527-65610	STAY, COVER			1	1				4
54	1	172527-65620	STAY, COVER			1	1				4
55	1	22137-120000	WASHER, 12			2	2				4
56	1	26756-120002	NUT, LOCK M12			2	2				4
57-1	1	172527-65940	SEAL			1	1				4
58	1	172527-61990	FASTENER			4	4				4

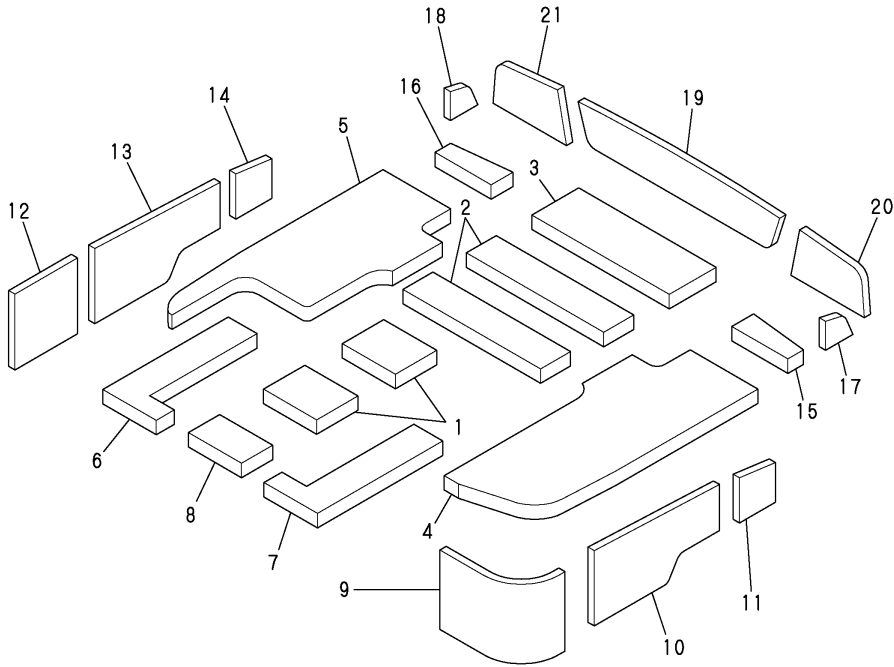
Remarks

- (1)PLEASE USE THIS PART WITH FOLLOWING LABELS AT THE SAME TIME. REF. NO. 12A - 12F.
- (2)LABELS ARE NOT ILLUSTRATED.
- (3)SELECT PART.
- (4)ROPS CABIN SPEC.

Fig.53. BONNET SOUNDPROOF MATERIAL

(A)=V3-5(US)
(B)=V4-5(US)
(C)=V4-5A(US)

(D)=V4-5B(US)
(E)=
(F)=

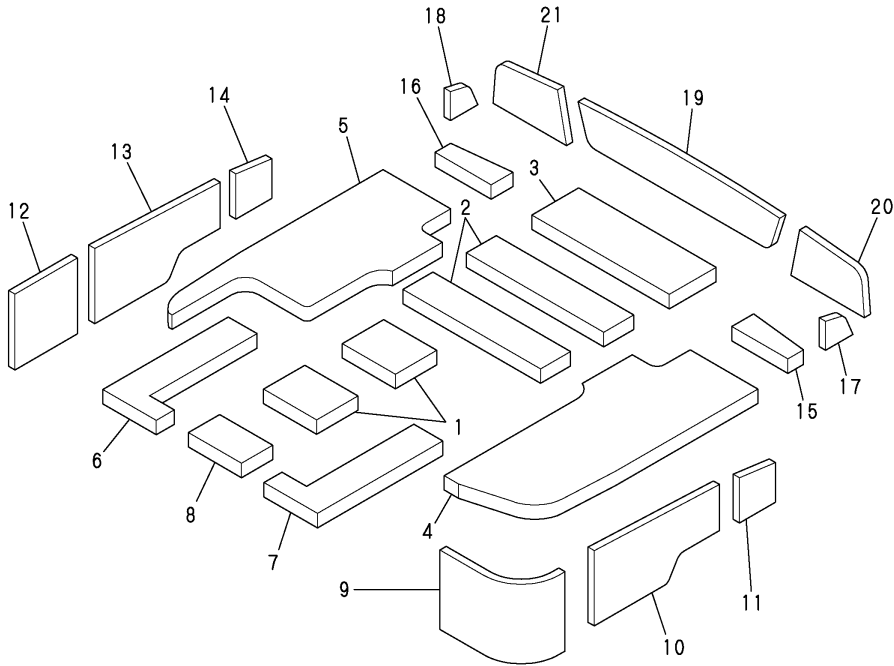


No.	Lev.	Parts No.	Description	Q'ty						I	R
				(A)	(B)	(C)	(D)	(E)	(F)		
1	1	172527-62510	SOUNDPROOFBNT-UC1-20	2	1	1					
1-1	1	172527-63510 (B=M/#52004) (C=M/#52168)	SOUNDPROOFBNT-UC1-20		1	1	1				R
2	1	172527-62520	SOUNDPROOFBNT-UC2-40	2	2	2					
2-1	1	172527-63520 (B=M/#52004) (C=M/#52168)	SOUNDPROOFBNT-UC2-40		2	2	2				R
3	1	172527-62530	SOUNDPROOFBNT-UC3-20	1	1	1					
3-1	1	172527-63530 (B=M/#52004) (C=M/#52168)	SOUNDPROOFBNT-UC3-20		1	1	1				R
4	1	172527-62540	SOUNDPROOFBNT-UL1-20	1	1	1					
4-1	1	172527-63540 (B=M/#52004) (C=M/#52168)	SOUNDPROOFBNT-UL1-20		1	1	1				R
5	1	172527-62550	SOUNDPROOFBNT-UR-20	1	1	1					
5-1	1	172527-63550 (B=M/#52004) (C=M/#52168)	SOUNDPROOFBNT-UR-20		1	1	1				R
6	1	172527-62560	SOUNDPROOFBNT-UCL-20	1	1	1					
6-1	1	172527-63560 (B=M/#52004) (C=M/#52168)	SOUNDPROOFBNT-UCL-20		1	1	1				R
7	1	172527-62570	SOUNDPROOFBNT-UCR-20	1	1	1					
7-1	1	172527-63570 (B=M/#52004) (C=M/#52168)	SOUNDPROOFBNT-UCR-20		1	1	1				R
8	1	172527-62580	SOUNDPROOFBNT-UCF-20	1	1	1					
8-1	1	172527-63580 (B=M/#52004) (C=M/#52168)	SOUNDPROOFBNT-UCF-20		1	1	1				R
9	1	172527-62590	SOUNDPROOF BNT-LF-20	1	1	1					
9-1	1	172527-63590 (B=M/#52004) (C=M/#52168)	SOUNDPROOF BNT-LF-20		1	1	1				R
10	1	172527-62610	SOUNDPROOF BNT-LC-20	1	1	1					
10-1	1	172527-63610 (B=M/#52004) (C=M/#52168)	SOUNDPROOF BNT-LC-20		1	1	1				R
11	1	172527-62620	SOUNDPROOF BNT-LR-20	1	1	1					
11-1	1	172527-63620 (B=M/#52004) (C=M/#52168)	SOUNDPROOF BNT-LR-20		1	1	1				R
12	1	172527-62630	SOUNDPROOF BNT-RF-20	1	1	1					
12-1	1	172527-63630 (B=M/#52004) (C=M/#52168)	SOUNDPROOF BNT-RF-20		1	1	1				R
13	1	172527-62640	SOUNDPROOFBNT-RC-20	1	1	1					
13-1	1	172527-63640 (B=M/#52004) (C=M/#52168)	SOUNDPROOFBNT-RC-20		1	1	1				R
14	1	172527-62650	SOUNDPROOFBNT-RR-20	1	1	1					
14-1	1	172527-63650 (B=M/#52004) (C=M/#52168)	SOUNDPROOFBNT-RR-20		1	1	1				R
15	1	172527-62660	SOUNDPROOF RC-UL-20	1	1	1					
15-1	1	172527-63660 (B=M/#52004) (C=M/#52168)	SOUNDPROOF RC-UL-20		1	1	1				R
16	1	172527-62670	SOUNDPROOF RC-UR-20	1	1	1					
16-1	1	172527-63670 (B=M/#52004) (C=M/#52168)	SOUNDPROOF RC-UR-20		1	1	1				R
17	1	172527-62680	SOUNDPROOF RC-LS-20	1	1	1					
17-1	1	172527-63680 (B=M/#52004) (C=M/#52168)	SOUNDPROOF RC-LS-20		1	1	1				R

Fig.53. BONNET SOUNDPROOF MATERIAL

(A)=V3-5(US)
(B)=V4-5(US)
(C)=V4-5A(US)

(D)=V4-5B(US)
(E)=
(F)=

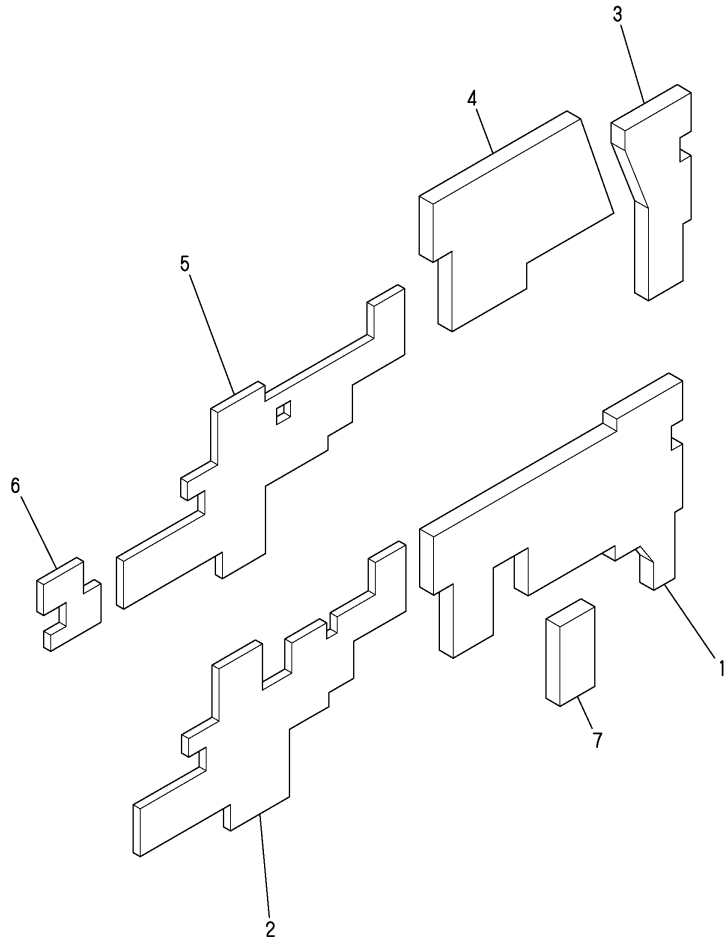


No.	Lev.	Parts No.	Description	Q'ty						I	R
				(A)	(B)	(C)	(D)	(E)	(F)		
18	1	172527-62690	SOUNDPROOF RC-RS-20	1	1	1					
18-1	1	172527-63690 (B=M/#52004)	SOUNDPROOF RC-RS-20 (C=M/#52168)		1	1	1				R
19	1	172527-62710	SOUNDPROOF RC-R-20	1	1	1					
19-1	1	172527-63710 (B=M/#52004)	SOUNDPROOF RC-R-20 (C=M/#52168)		1	1	1				R
20	1	172527-62720	SOUNDPROOF RC-RL-20	1	1	1					
20-1	1	172527-63720 (B=M/#52004)	SOUNDPROOF RC-RL-20 (C=M/#52168)			1	1	1			R
21	1	172527-62730	SOUNDPROOF RC-RR-20	1	1	1					
21-1	1	172527-63730 (B=M/#52004)	SOUNDPROOF RC-RR-20 (C=M/#52168)			1	1	1			R

Fig.54. FRAME SOUNDPROOF MATERIAL

(A)=V3-5(US)
 (B)=V4-5(US)
 (C)=V4-5A(US)

(D)=V4-5B(US)
 (E)=
 (F)=

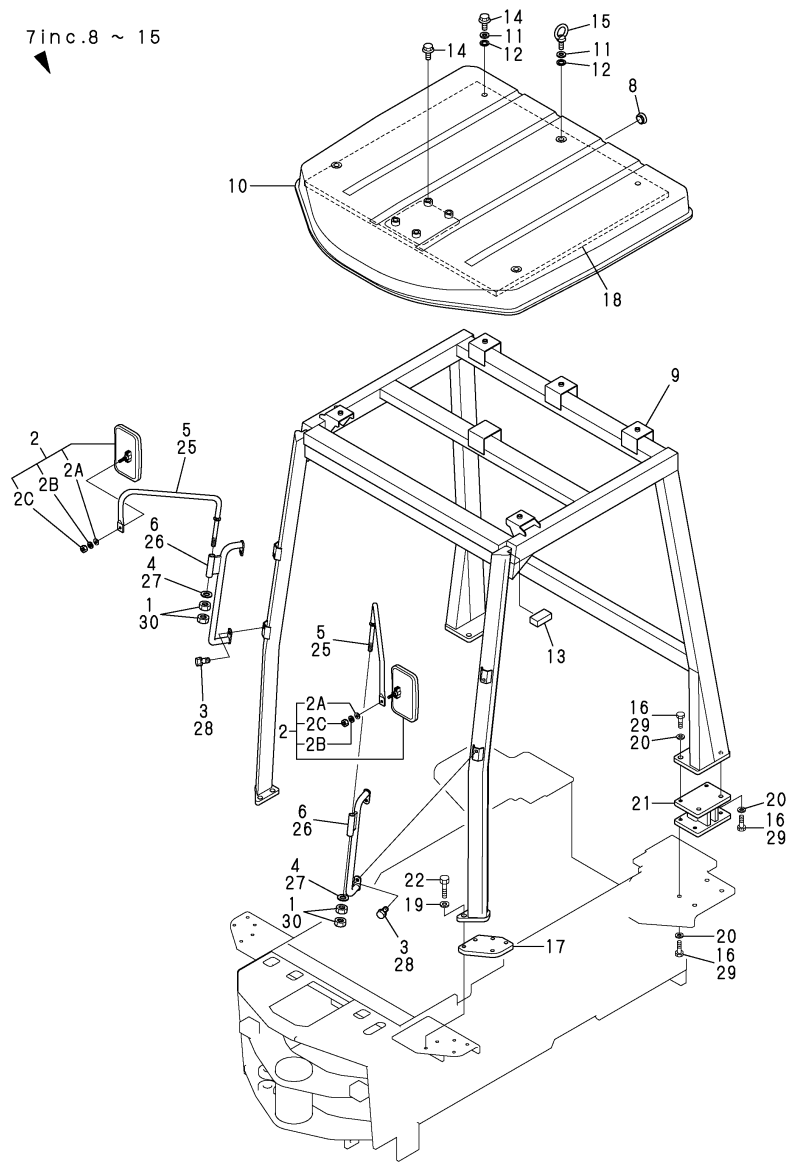


No.	Lev.	Parts No.	Description	Q'ty						I	R
				(A)	(B)	(C)	(D)	(E)	(F)		
1	1	172527-62910	SOUND-PR00F SF-L(R1)	1	1	1					
1-1	1	172527-63910	SOUND-PR00F SF-L(R1)		1	1	1				R
		(B=M/#52004)	(C=M/#52168)								
2	1	172527-62920	SOUND-PR00F SF-L(M)	1	1	1					
2-1	1	172527-63920	SOUND-PR00F SF-L(M)		1	1	1				R
		(B=M/#52004)	(C=M/#52168)								
3	1	172527-62950	SOUND-PR00F SF-R(R)	1	1	1					
3-1	1	172527-63950	SOUND-PR00F SF-R(R)		1	1	1				R
		(B=M/#52004)	(C=M/#52168)								
4	1	172527-62960	SOUND-PR00F SF-R(M)	1	1	1					
4-1	1	172527-63960	SOUND-PR00F SF-R(M)		1	1	1				R
		(B=M/#52004)	(C=M/#52168)								
5	1	172527-62970	SOUND-PR00F SF-R(F2)	1	1	1					
5-1	1	172527-63970	SOUND-PR00F SF-R(F2)		1	1	1				R
		(B=M/#52004)	(C=M/#52168)								
6	1	172527-62980	SOUND-PR00F SF-R(F1)	1	1	1					
6-1	1	172527-63980	SOUND-PR00F SF-R(F1)		1	1	1				R
		(B=M/#52004)	(C=M/#52168)								
7	1	172527-62990	SOUND-PR00F SF-L(R2)	1							

Fig.55. ROPS CANOPY

(A)=V3-5(US)
(B)=V4-5(US)
(C)=V4-5A(US)

(D)=V4-5B(US)
(E)=
(F)=



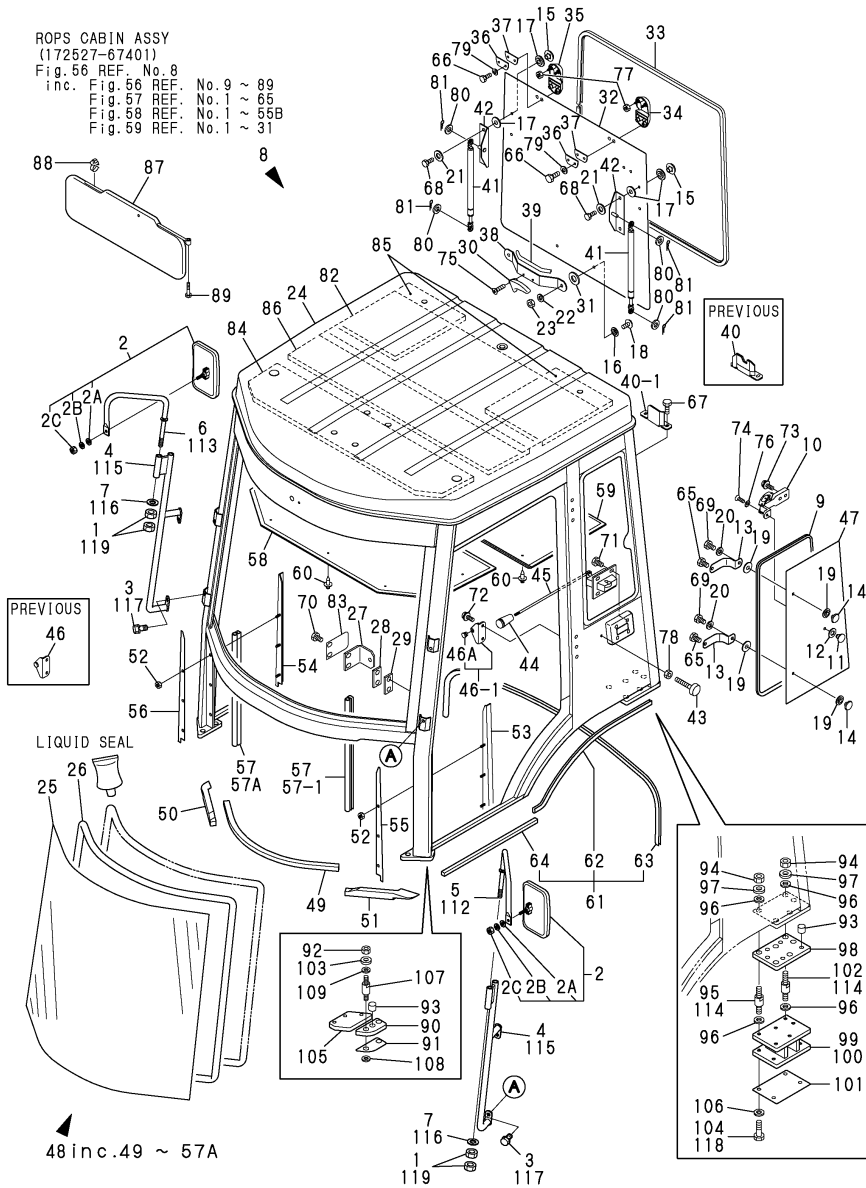
No.	Lev.	Parts No.	Description	Q'ty						I	R
				(A)	(B)	(C)	(D)	(E)	(F)		
1	1	172524-06830	NUT, M14	4	4						
2	1	172524-06900	MIRROR	2	2	2	2				
2A	2	22137-080000	WASHER, 8	2	2	2	2				W
2B	2	22217-080000	WASHER, SPRING 8	2	2	2	2				W
2C	2	26716-080002	NUT, M8	2	2	2	2				W
3	1	172515-41180	BOLT M10X 20	4	4						
4	1	172524-69460	BOLT W/WASHER M10X25	2	2						
5	1	172527-67660	STAY, MIRROR	2	2						
6	1	172527-67650	GRIP	2	2						
7	1	172527-67100	CANOPY, ROPS	1	1	1					1
7-1	1	172527-67101	CANOPY, ROPS (B=M/#52005) (C=M/#52275)		1	1	1				R 1
8	2	172527-17830	CAP	1	1	1	1				
9	2	172527-67130	CANOPY, ROPS	1	1	1					
9-1	2	172527-67131	CANOPY, ROPS (B=M/#52005) (C=M/#52275)		1	1	1				R
10	2	172527-67140	ROOF	1	1	1					
10-1	2	172527-68512	ROOF ASSY(YELLOW:2J) (B=M/#52005) (C=M/#52275)		1	1	1				R
11	2	172524-68710	WASHER	5	5	5	5				
12	2	172524-68720	SEAL	10	10	10	10				
13	2	172527-69280	SEAL	2	2	2	2				
14	2	172527-69630	BOLT	6	6	6	6				
15	2	26617-080002	BOLT, EYE M8	3	3	3	3				
15A	1	172437-03440	LABEL, ROPS	1	1	1					2
15A-1	1	172437-03441	LABEL, ROPS (C=M/#52191)			1	1				N 2
16	1	194361-24140	STUD, M12X40	16	16						
17	1	172527-54230	PLATE	2	2	2	2				
18	1	172527-62850	SEAL	1	1	1	1				
19	1	172527-67110	WASHER	4	4	4	4				
20	1	172527-67120	WASHER	16	16	16	16				
21	1	172527-67150	BASE	2	2	2					
21-1	1	172527-67151	BASE ASSY, ROPS (B=M/#52005) (C=M/#52275)		2	2	2				R
22	1	26076-100502	BOLT, 10.910X 50	4	4	4	4				
25	1	172527-68671-1	STAY ASSY, MIRROR			2	2				
26	1	172524-69411-1	GRIP ASSY, CABIN			2	2				
27	1	22137-140000	WASHER, 14			2	2				
28	1	26013-100202	BOLT, M10X 20			4	4				
29	1	26076-120402	BOLT, 10.912X 40			16	16				
30	1	26736-140002	NUT, M14			4	4				

Remarks
(1)PLEASE USE THIS PART WITH FOLLOW-
ING LABELS AT THE SAME TIME.
REF. NO. 15A.
(2)LABELS ARE NOT ILLUSTRATED.

Fig.56. ROPS CABIN

(A)=V3-5(US)
(B)=V4-5(US)
(C)=V4-5A(US)

(D)=V4-5B(US)
(E)=
(F)=



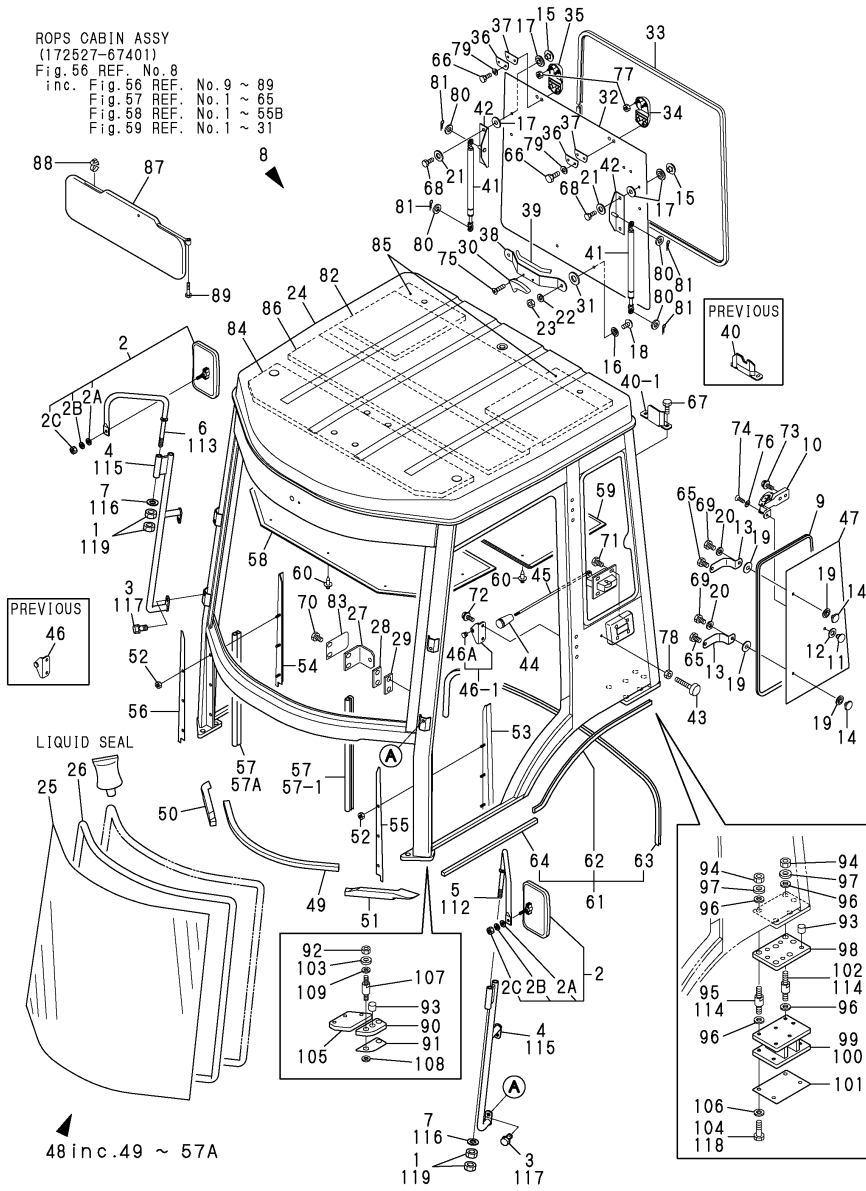
No.	Lev.	Parts No.	Description	Qty						I	R
				(A)	(B)	(C)	(D)	(E)	(F)		
1	1	172524-06830	NUT, M14	4	4						
2	1	172524-06900	MIRROR	2	2	2	2				
2A	2	22137-080000	WASHER, 8	2	2	2	2				W
		(A=MXXX) (B=MXXX)									
2B	2	22217-080000	WASHER, SPRING 8	2	2	2	2				W
		(A=MXXX) (B=MXXX)									
2C	2	26716-080002	NUT, M8	2	2	2	2				W
		(A=MXXX) (B=MXXX)									
3	1	172515-41180	BOLT M10X 20	4	4						
4	1	172527-67560	GRIP	2	2						
5	1	172527-67710	STAY, MIRROR	1	1						
6	1	172527-67720	STAY, MIRROR	1	1						
7	1	172524-69460	BOLT W/WASHER M10X25	2	2						
8	1	172527-67400	CABIN, ROPS	1	1	1					1
8-1	1	172527-67401	CABIN, ROPS			1	1				S
		(C=M/#52301)									
9	2	172527-68220	TRIM	2	2	2	2				
10	2	172527-68230	HANDLE	2	2	2	2				
11	2	172527-68240	RETAINER	2	2	2	2				
12	2	172527-68250	CUSHION	2	2						
12-1	2	172527-68251	CUSHION	2	2	2	2				N
		(A=M/#51349) (B=M/#51133)									
13	2	172527-68260	SPRING	4	4	4	4				
14	2	172527-68270	RETAINER	4	4	4	4				
15	2	172527-68270	RETAINER	4	4	4	4				
16	2	172527-68250	CUSHION	2	2						
16-1	2	172527-68251	CUSHION	2	2	2	2				N
		(A=M/#51349) (B=M/#51133)									
17	2	172527-68280	CUSHION	8	8	8	8				
18	2	172527-66870	BOLT	2	2						
18-1	2	172527-68870	BOLT	2	2	2	2				N
		(A=M/#51349) (B=M/#51133)									
19	2	172527-68280	CUSHION	8	8	8	8				
20	2	172527-68290	WASHER	4	4	4	4				
21	2	172527-68290	WASHER	4	4	4	4				
22	2	172527-69830	WASHER	2	2	2	2				
23	2	172527-69570	NUT	2	2	2	2				
24	2	172527-67490	ROPS CABIN	1	1	1					
24-1	1	172527-67491	ROPS CABIN BODY			1	1				R
		(C=M/#52301)									
25	2	172527-67170	GLASS	1	1	1	1				
26	2	172527-68430	RUBBER	1	1	1	1				
27	2	172527-68450	STRIKER	2	2	2	2				
28	2	172527-67530	SHIM	2	2	2	2				
28-1	1	172527-68460	PLATE			2	2				R
		(C=M/#52301)									
29	2	172527-67540	SHIM	6	6	6					
29-1	1	172527-68470	PLATE			6	6				R
		(C=M/#52301)									
30	2	172527-68480	HANDLE	1	1	1	1				
31	2	172527-68490	CUSHION	2	2						

Remarks
(1)PLEASE USE THIS PART WITH FOLLOWING LABELS AT THE SAME TIME. REF. NO.89A.
(2)LABELS ARE NOT ILLUSTRATED.

Fig.56. ROPS CABIN

(A)=V3-5(US)
(B)=V4-5(US)
(C)=V4-5A(US)

(D)=V4-5B(US)
(E)=
(F)=



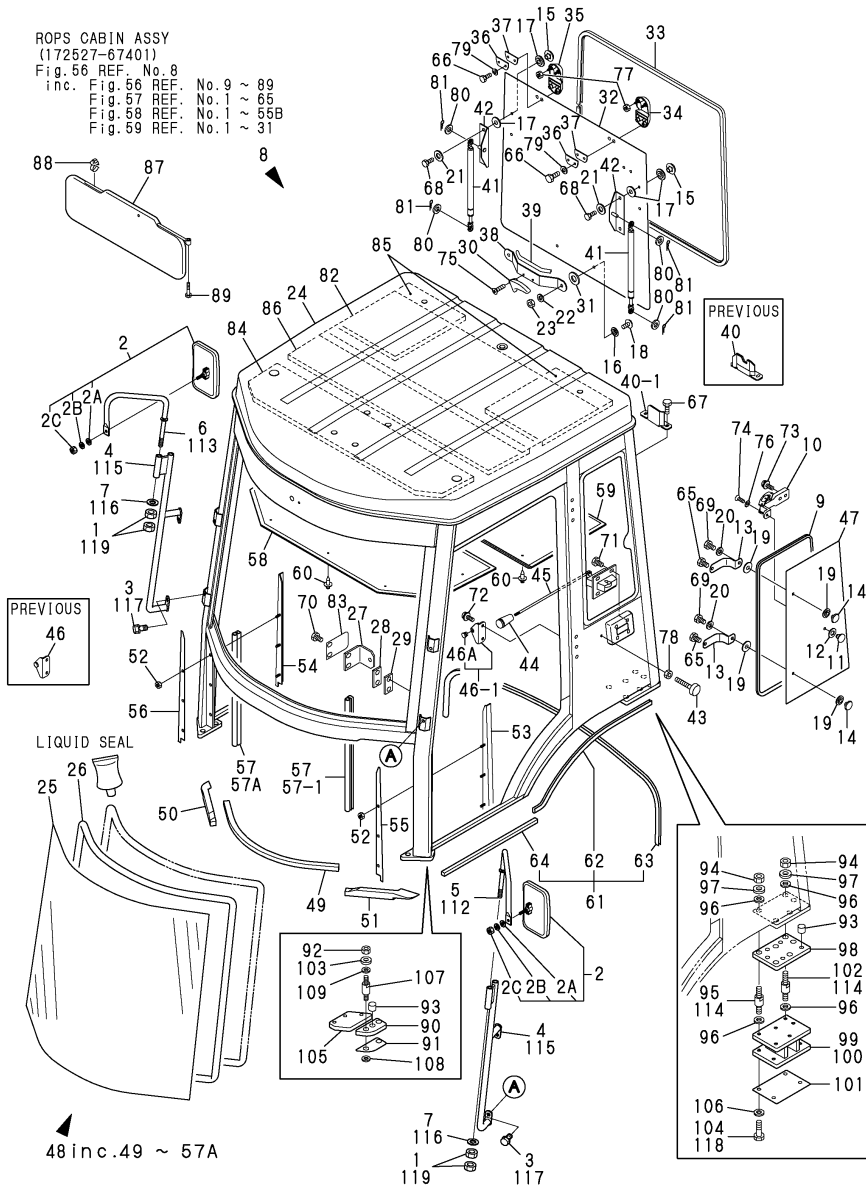
No.	Lev.	Parts No.	Description	Q'ty						I	R
				(A)	(B)	(C)	(D)	(E)	(F)		
31-1	2	172527-68491 (A=M/#51349) (B=M/#51133)	CUSHION	2	2	2	2				N
32	2	172527-67190	GLASS	1	1	1					
32-1	2	172528-67050 (C=M/#52301)	GLASS			1	1				S
33	2	172527-68620	TRIM	1	1	1	1				
34	2	172527-68630	HINGE L	1	1	1	1				
35	2	172527-68640	HINGE R	1	1	1	1				
36	2	172527-68650	PLATE	2	2	2	2				
37	2	172527-68660	CUSHION	2	2	2	2				
38	2	172527-68680	BRACKET	1	1						
38-1	2	172527-68681 (A=M/#51349) (B=M/#51133)	BRACKET, RGH	1	1	1	1				N
39	2	172527-68690	TRIM	1	1	1	1				
40	2	172527-68710	STOPPER	1	1						
40-1	2	172527-68711 (A=M/#51349) (B=M/#51133)	STOPPER	1	1	1	1				N
41	2	172527-68720	SPRING, GAS	2	2	2	2				
42	2	172527-68730	STAY	2	2	2	2				
43	2	172527-68750	STOPPER	2	2	2	2				
44	2	172527-68760	GRIP	2	2	2	2				
45	2	172527-68770	LATCH	2	2	2	2				
46	2	172527-67880	BRACKET	2	2	2					
46-1	2	172527-68780 (C=M/#52301)	BRACKET			2	2				R
46A	3	172528-69420 (C=M/#52301)	GROMMET			2	2				W
47	2	172527-67180	GLASS	2	2	2					
48	2	172527-69800	SEAL	1	1	1					
48-1	2	172527-69101 (C=M/#52301)	SEAL			1	1				R
49	3	172527-69130	SEAL	1	1	1	1				
50	3	172527-69140	SEAL	1	1	1	1				
51	3	172527-69150	SEAL	1	1	1	1				
52	3	172527-69850	NUT, 6H	6	6	6	6				
53	3	172527-67630	PLATE	1	1	1					
53-1	3	172527-69951 (C=M/#52301)	PLATE, SEAL L			1	1				R
54	3	172527-67640	PLATE	1	1	1					
54-1	3	172527-69961 (C=M/#52301)	PLATE, SEAL R			1	1				R
55	3	172527-67730	SEAL	1	1						
55-1	3	172527-69971 (A=M/#51349) (B=M/#51133)	SEAL	1	1	1	1				N
56	3	172527-67740	SEAL	1	1						
56-1	3	172527-69981 (A=M/#51349) (B=M/#51133)	SEAL	1	1	1	1				N
57	3	172527-69990	RUBBER	2	2						
57-1	3	172527-69991 (A=M/#51349) (B=M/#51133)	RUBBER, TRIM	1	1	1	1				N
57A	3	172527-69090	RUBBER, TRIM R	1	1	1	1				W

Remarks
(1)PLEASE USE THIS PART WITH FOLLOW-
ING LABELS AT THE SAME TIME.
REF. NO.89A.
(2)LABELS ARE NOT ILLUSTRATED.

Fig.56. ROPS CABIN

(A)=V3-5(US)
(B)=V4-5(US)
(C)=V4-5A(US)

(D)=V4-5B(US)
(E)=
(F)=



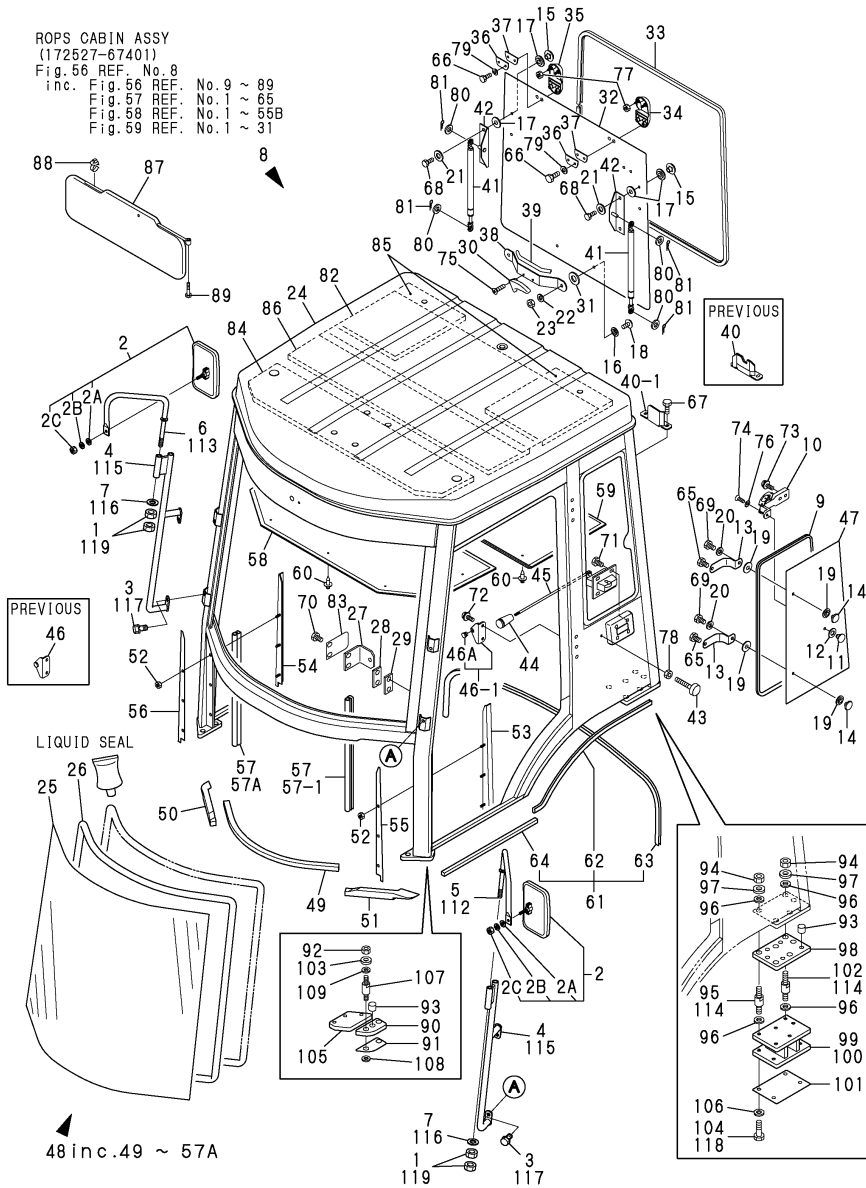
No.	Lev.	Parts No.	Description	Q'ty						I	R
				(A)	(B)	(C)	(D)	(E)	(F)		
		(A=M/#51349)	(B=M/#51133)								
58	2	172527-69170	COVER								
59	2	172527-69181	COVER								
60	2	172527-69190	RIVET	13	13	13	13				
61	2	172527-69200	SEAL	1	1	1	1				
62	3	172527-69210	SEAL	2	2	2	2				
63	3	172527-69220	SEAL	1	1	1	1				
64	3	172527-69230	SEAL	2	2	2	2				
65	2	172527-69610	BOLT M6X16	4	4	4	4				
66	2	172527-69610	BOLT M6X16	4	4	4	4				
67	2	172527-69610	BOLT M6X16	2	2	2	2				
68	2	172527-69620	BOLT	4	4	4	4				
69	2	172527-69620	BOLT	4	4	4	4				
70	2	172527-69630	BOLT	4	4	4	4				
71	2	172527-69640	BOLT	8	8	8	8				
72	2	172527-69720	SCREW, M6X16	4	4	4	4				
73	2	172527-69720	SCREW, M6X16	4	4	4	4				
74	2	172527-69730	SCREW, M5X12	2	2	2	2				
75	2	172527-69740	SCREW, M5X16	2	2	2	2				
76	2	172527-69820	WASHER, 5	2	2	2	2				
77	2	172527-69850	NUT, 6H	4	4	4	4				
78	2	172527-69860	NUT, 10H	2	2	2	2				
79	2	22217-060000	WASHER, SPRING 6	4	4	4	4				
80	2	22217-080000	WASHER, SPRING 8	4	4	4	4				
81	2	22372-080000	PIN, SNAP 8	4	4	4	4				
82	2	172527-69940	INSULATOR	1	1	1	1				
83	2	172527-67290	COVER	2	2	2	2				
84	2	172527-62870	SEAL	1	1	1	1				
85	2	172527-62880	SEAL	2	2	2	2				
86	2	172527-62890	SEAL	1	1	1	1				
87	2	172527-67680	VISOR	1	1	1	1				
88	2	172527-67690	CLAMP	2	2	2	2				
89	2	172527-69600	BOLT	1	1	1	1				
89A	1	172437-03440	LABEL,ROPS	1	1	1					2
89A-1	1	172437-03441	LABEL, ROPS			1	1				N
		(C=M/#52191)									
90	1	172527-67350	RUBBER	2	2	2	2				
91	1	172527-67360	SHIM	2	2	2	2				
92	1	172527-67370	NUT, M10X8T	4	4	4	4				
93	1	172527-67380	STOPPER	14	14	14	14				
94	1	172527-67390	NUT, M12X8T	12	12	12	12				
95	1	172527-67410	BOLT	10	10						
96	1	172527-67420	WASHER	24	24	24	24				
97	1	172527-67430	WASHER	12	12	12	12				
98	1	172527-67440	RUBBER	2	2	2	2				
99	1	172527-67450	BASE	1	1	1	1				
100	1	172527-67460	BASE	1	1	1	1				
101	1	172527-67470	SHIM	2	2	2	2				
102	1	172527-67480	BOLT	2	2						
103	1	172527-67340	WASHER	4	4	4	4				
104	1	194361-24140	STUD, M12X40	8	8						

Remarks
(1)PLEASE USE THIS PART WITH FOLLOW-
ING LABELS AT THE SAME TIME.
REF. NO.89A.
(2)LABELS ARE NOT ILLUSTRATED.

Fig.56. ROPS CABIN

(A)=V3-5(US)
(B)=V4-5(US)
(C)=V4-5A(US)

(D)=V4-5B(US)
(E)=
(F)=



No.	Lev.	Parts No.	Description	Q'ty						I	R
				(A)	(B)	(C)	(D)	(E)	(F)		
105	1	172527-54930	PLATE	2	2	2	2				
106	1	172527-67120	WASHER	8	8	8	8				
107	1	172527-67310	BOLT	4	4	4	4				
108	1	172527-67320	WASHER	4	4	4	4				
109	1	172527-67330	WASHER	4	4	4	4				
112	1	172527-67010	STAY, MIRROR				1	1			
113	1	172527-67030	STAY, MIRROR				1	1			
114	1	172527-67480	BOLT				12	12			
115	1	172527-67510	GRIP				2	2			
116	1	22137-140000	WASHER, 14				2	2			
117	1	26013-100202	BOLT, M10X 20				4	4			
118	1	26076-120402	BOLT, 10.912X 40				8	8			
119	1	26736-140002	NUT, M14				4	4			

Remarks

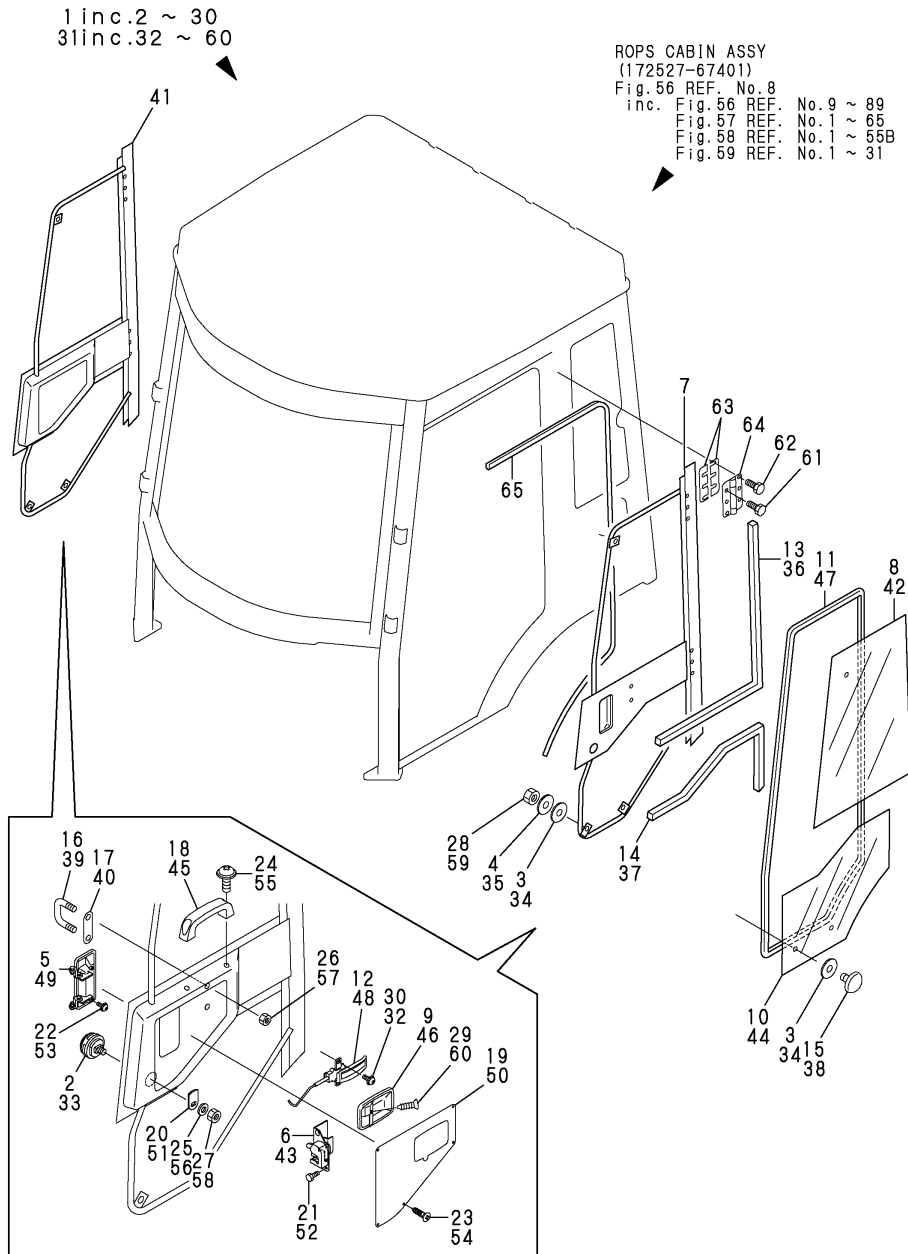
(1) PLEASE USE THIS PART WITH FOLLOWING LABELS AT THE SAME TIME. REF. NO.89A.

(2) LABELS ARE NOT ILLUSTRATED.

Fig.57. CABIN DOOR

(A)=V3-5(US)
(B)=V4-5(US)
(C)=V4-5A(US)

(D)=V4-5B(US)
(E)=
(F)=

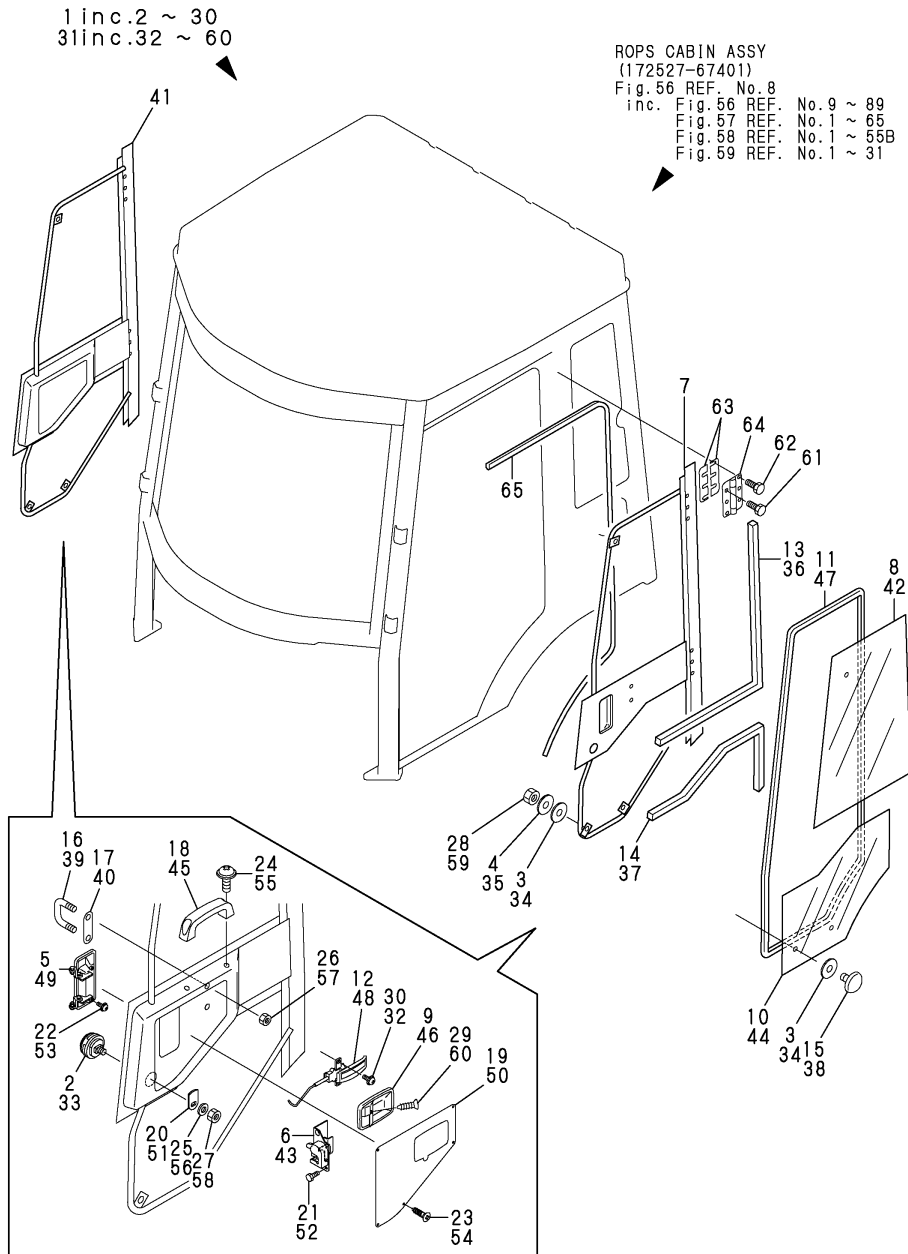


No.	Lev.	Parts No.	Description	Qty						I	R
				(A)	(B)	(C)	(D)	(E)	(F)		
1	2	172527-67210	DOOR ASSY	1	1	1					
1-1	2	172527-67211	DOOR ASSY (C=M/#52301)			1	1				R
2	3	172524-65720	KEY SET, CYLINDER	1	1	1	1				
3	3	172527-68250	CUSHION	6	6						
3-1	3	172527-68251	CUSHION (A=M/#51349) (B=M/#51133)	6	6	6	6				N
4	3	172527-68290	WASHER	3	3	3	3				
5	3	172524-68781	HANDLE	1	1	1	1				
6	3	172524-68810	LATCH L	1	1	1	1				
7	3	172527-67220	BODY, DOOR	1	1	1					
7-1	3	172527-67221	BODY, DOOR (C=M/#52301)			1	1				S
8	3	172527-67230	GLASS	1	1	1	1				
9	3	172524-68830	HANDLE L,ESC	1	1	1	1				
10	3	172527-67240	GLASS	1	1	1	1				
11	3	172527-67950	TRIM	1	1	1	1				
12	3	172524-68850	HANDLE L,IS	1	1	1	1				
13	3	172527-68850	RUBBER	1	1	1	1				
14	3	172527-68860	RUBBER	1	1	1	1				
15	3	172527-68870	BOLT	3	3	3	3				
16	3	172527-68880	STRIKER	1	1	1	1				
17	3	172527-67890	PLATE	1	1	1					
17-1	3	172527-68890	PLATE (C=M/#52301)			1	1				R
18	3	172520-68940	HANDLE	1	1	1					
19	3	172527-67960	PLATE	1	1	1					
19-1	3	172527-68960	PLATE (C=M/#52301)			1	1				R
20	3	172524-69360	PLATE	1	1	1	1				
21	3	172527-69650	BOLT M6X16	3	3	3	3				
22	3	26023-060162	SCREW, M6X16	2	2	2	2				
23	3	172527-69790	SCREW, M4X16	5	5	5	5				
24	3	172527-69810	SCREW, M6X16	2	2	2	2				
25	3	172527-69840	WASHER	1	1	1	1				
26	3	172527-69860	NUT, 10H	4	4	4	4				
27	3	172527-69860	NUT, 10H	1	1	1	1				
28	3	172527-69870	NUT	3	3	3	3				
29	3	172527-69880	SCREW, M4X20	2	2	2	2				
30	3	26023-060162	SCREW, M6X16	2	2	2	2				
31	2	172527-67250	DOOR ASSY	1	1	1					
31-1	2	172527-67251	DOOR ASSY (C=M/#52301)			1	1				R
32	3	26023-060162	SCREW, M6X16	2	2	2	2				
33	3	172524-65720	KEY SET, CYLINDER	1	1	1	1				
34	3	172527-68250	CUSHION	6	6						
34-1	3	172527-68251	CUSHION (A=M/#51349) (B=M/#51133)	6	6	6	6				N
35	3	172527-68290	WASHER	3	3	3	3				
36	3	172527-68850	RUBBER	1	1	1	1				
37	3	172527-68860	RUBBER	1	1	1	1				

Fig.57. CABIN DOOR

(A)=V3-5(US)
(B)=V4-5(US)
(C)=V4-5A(US)

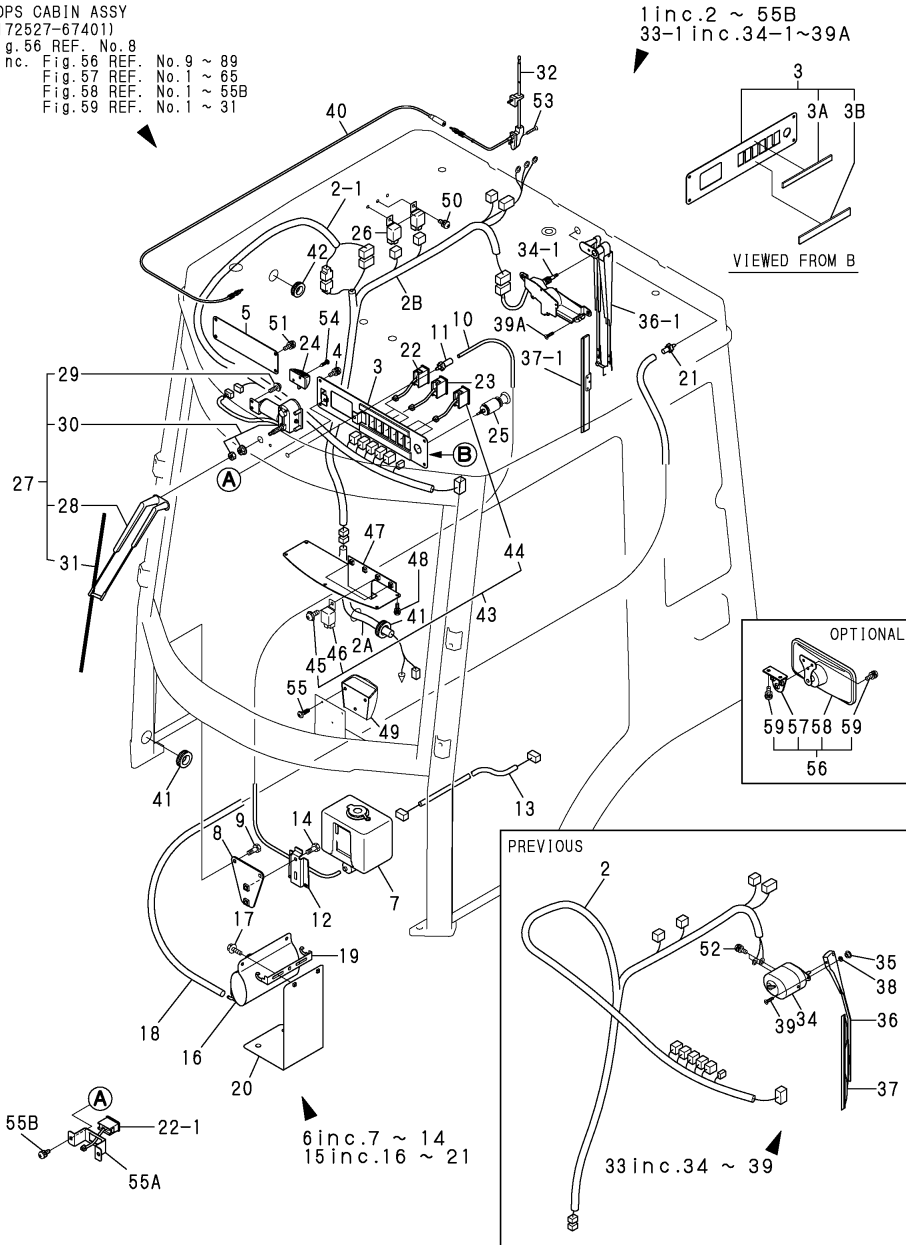
(D)=V4-5B(US)
(E)=
(F)=



No.	Lev.	Parts No.	Description	Qty						I	R
				(A)	(B)	(C)	(D)	(E)	(F)		
38	3	172527-68870	BOLT	3	3	3	3				
39	3	172527-68880	STRIKER	1	1	1	1				
40	3	172527-67890	PLATE	1	1	1					
40-1	3	172527-68890	PLATE (C=M/#52301)			1	1				R
41	3	172527-67260	BODY, DOOR	1	1	1					
41-1	3	172527-67261	BODY, DOOR (C=M/#52301)			1	1				S
42	3	172527-67270	GLASS	1	1	1	1				
43	3	172524-68930	LATCH R	1	1	1	1				
44	3	172527-67280	GLASS	1	1	1	1				
45	3	172520-68940	HANDLE	1	1	1	1				
46	3	172524-68940	HANDLE R,ESC	1	1	1	1				
47	3	172527-67850	TRIM	1	1	1	1				
48	3	172524-68950	HANDLE R,IS	1	1	1	1				
49	3	172527-68950	HANDLE	1	1	1	1				
50	3	172527-67960	PLATE	1	1	1					
50-1	3	172527-68960	PLATE (C=M/#52301)			1	1				R
51	3	172524-69360	PLATE	1	1	1	1				
52	3	172527-69650	BOLT M6X16	3	3	3	3				
53	3	26023-060162	SCREW, M6X16	2	2	2	2				
54	3	172527-69790	SCREW, M4X16	5	5	5	5				
55	3	172527-69810	SCREW, M6X16	2	2	2	2				
56	3	172527-69840	WASHER	1	1	1	1				
57	3	172527-69860	NUT, 10H	4	4	4	4				
58	3	172527-69860	NUT, 10H	1	1	1	1				
59	3	172527-69870	NUT	3	3	3	3				
60	3	172527-69880	SCREW, M4X20	2	2	2	2				
61	2	172527-69670	BOLT	12	12	12	12				
62	2	172527-69680	BOLT	12	12	12	12				
63	2	172527-67970	SHIM	8	8	8					
63-1	2	172527-68970	SHIM (C=M/#52301)			4	4				R
64	2	172527-67980	HINGE	4	4	4					
64-1	2	172527-68980	HINGE, DOOR (C=M/#52301)			4	4				R
65	2	172527-68990	TRIM	2	2	2	2				

Fig.58. ELECTRIC PART & WIPER(ROPS CABIN)

ROPS CABIN ASSY
(172527-67401)
Fig. 56 REF. No. 8
inc. Fig. 56 REF. No. 9 ~ 89
Fig. 57 REF. No. 1 ~ 65
Fig. 58 REF. No. 1 ~ 55B
Fig. 59 REF. No. 1 ~ 31



(A)=V3-5(US)
(B)=V4-5(US)
(C)=V4-5A(US)

(D)=V4-5B(US)
(E)=
(F)=

No.	Lev.	Parts No.	Description	Q'ty						I	R
				(A)	(B)	(C)	(D)	(E)	(F)		
1	2	172527-17700	ELECTRICAL ASSY, CAB	1	1	1	1				
2	3	172527-16710	HARNESS, WIRE	1	1	1					
2-1	3	172528-17700	HARNESS, WIRE ROPS C (C=M/#52301)			1	1				S
2A	3	172528-17630	WIRING HARNESS A (C=M/#52301)			1	1				W
2B	3	172528-17710	WIRING HARNESS B (C=M/#52301)			1	1				W
3	3	172527-16820	PANEL	1	1	1	1				
3A	4	172528-03900	DECAL, PANEL U (C=M/#52301)			1	1				W
3B	4	172528-03910	DECAL, PANEL L (C=M/#52301)			1	1				W
4	3	172527-69720	SCREW, M6X16	5	5	5	5				
5	3	172527-16840	PLATE	1	1	1					
5-1	3	172527-17840	PLATE (C=M/#52301)			1	1				R
6	3	172527-17400	WASHER SET, WINDOW	1	1	1	1				
7	4	172527-17910	TANK, WASHER	1	1	1	1				
8	4	172527-69590	STAY, TANK	1	1	1	1				
9	4	26018-060162	BOLT, M6X 16	2	2	2	2				
10	4	172527-17920	HOSE	1	1	1	1				
11	4	172527-17930	NOZZLE, WASHER	1	1	1	1				
12	4	172527-17940	BRACKET	1	1	1	1				
13	4	172527-17950	HARNESS, WIRE	1	1	1	1				
14	4	172527-69650	BOLT M6X16	2	2	2	2				
15	3	172527-17500	WASHER SET, WINDOW	1	1	1	1				
16	4	172527-16910	TANK	1	1	1	1				
17	4	172527-69700	BOLT	2	2	2	2				
18	4	172527-16920	HOSE (RW)	1	1	1	1				
19	4	172527-16930	FOOK	1	1	1	1				
20	4	172527-16940	BRACKET	1	1	1	1				
21	4	172527-17930	NOZZLE, WASHER	1	1	1	1				
22	3	172527-17630	SWITCH, WIPER	2	2	2					
22-1	3	172527-17630	SWITCH, WIPER (C=M/#52301)			3	3				K
23	3	172527-17640	SWITCH, HEATER	1	1	1	1				
24	3	172527-17650	LAMP	1	1	1	1				
25	3	172520-17680	LIGHTER, CIGAR	1	1	1	1				
26	3	172520-17690	RELAY	2	2	2	2				
27	3	172527-17710	WIPER ASSY, FRONT	1	1	1	1				
28	4	172527-17720	ARM, WIPER	1	1	1	1				
29	4	172527-69810	SCREW, M6X16	1	1	1					
29-1	4	172527-69810	SCREW, M6X16 (C=MXXX)			2	2				K
30	4	172524-17741	MOTOR, WIPER	1	1	1	1				
31	4	172527-17730	BLADE, WIPER	1	1	1	1				
32	3	172524-17730	ANTENNA	1	1	1	1				
33	3	172527-17750	WIPER, REAR ASSY	1	1	1					
33-1	3	172528-17750	WIPER, REAR ASSY (C=M/#52301)			1	1				S

Remarks
(1)OPTIONAL

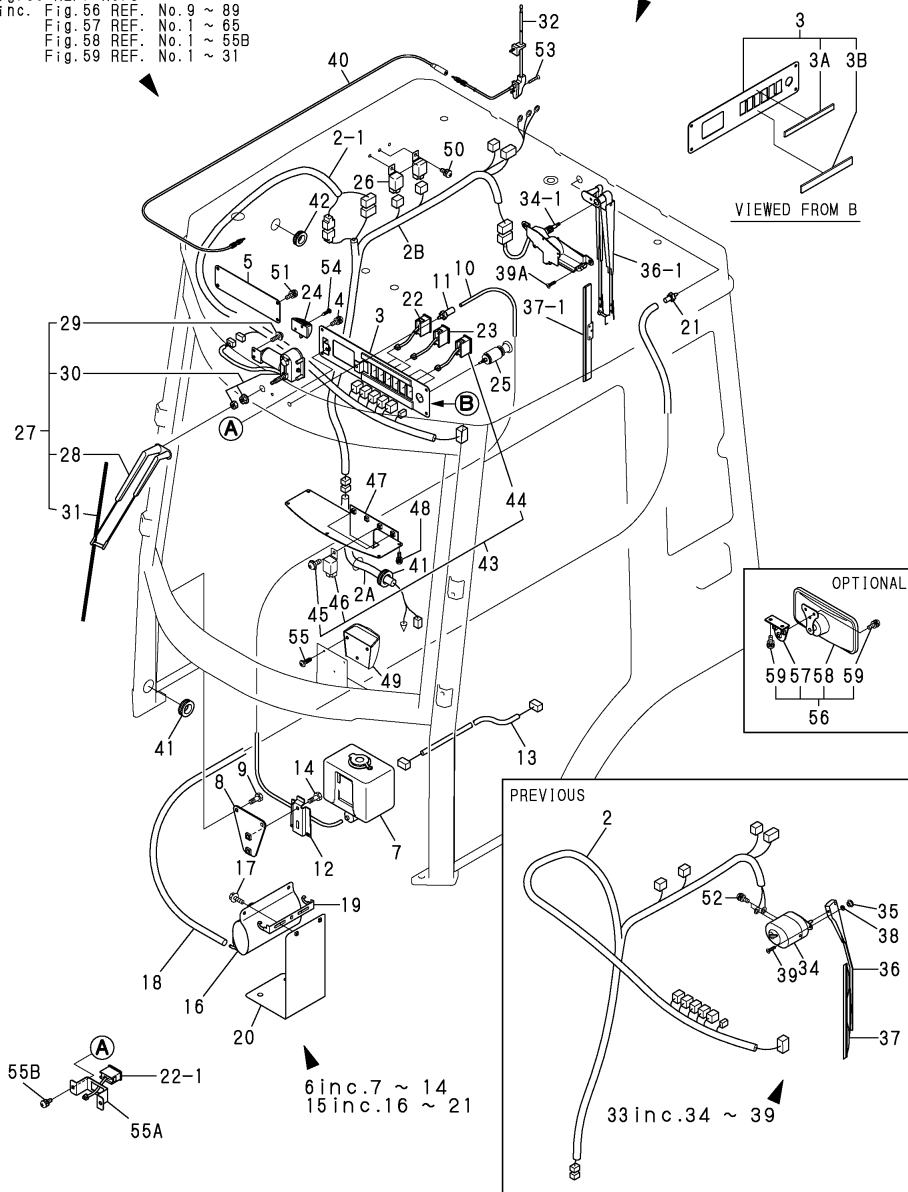
Fig.58. ELECTRIC PART & WIPER(ROPS CABIN)

(A)=V3-5(US)
(B)=V4-5(US)
(C)=V4-5A(US)

(D)=V4-5B(US)
(E)=
(F)=

ROPS CABIN ASSY
(172527-67401)
Fig. 56 REF. No. 8
inc. Fig. 56 REF. No. 9 ~ 89
Fig. 57 REF. No. 1 ~ 65
Fig. 58 REF. No. 1 ~ 55B
Fig. 59 REF. No. 1 ~ 31

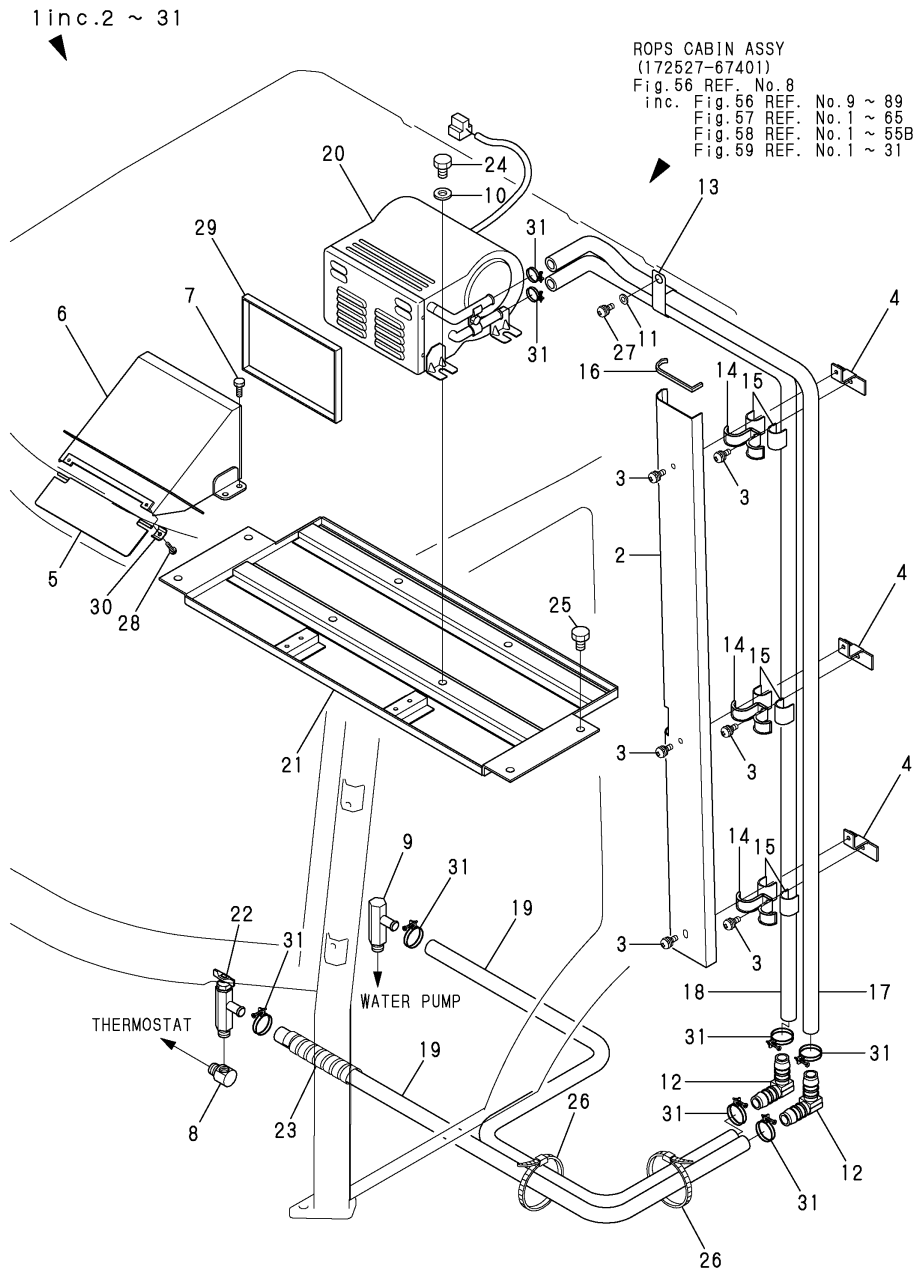
1 inc. 2 ~ 55B
33-1 inc. 34-1 ~ 39A



No.	Lev.	Parts No.	Description	Qty						I	R
				(A)	(B)	(C)	(D)	(E)	(F)		
34	4	172527-17760	MOTOR, WIPER	1	1	1					
34-1	4	172528-17760	MOTOR, WIPPER (C=M/#52301)			1	1				S
35	4	172527-68240	RETAINER	1	1	1					
35-1	4	172527-68240	RETAINER (C=M/#52301)			1					Z
36	4	172527-17770	ARM, WIPER	1	1	1					
36-1	4	172528-17770	ARM, WIPER (C=M/#52301)			1	1				S
37	4	172527-17780	BLADE, WIPER	1	1	1					
37-1	4	172528-17780	BLADE, WIPER (C=M/#52301)			1	1				S
38	4	172527-68250	CUSHION	1	1	1					
38-1	4	172527-68250	CUSHION (C=M/#52301)			1					Z
39	4	172527-69740	SCREW, M5X16	1	1	1					
39-1	4	172527-69740	SCREW, M5X16 (C=M/#52301)			1					Z
39A	4	172528-69920	SCREW 8X12 (C=M/#52301)			2	2				W
40	3	172524-17780	CORD	1	1	1	1				
41	3	172527-17810	GROMMET, 22X28	1	1	1	1				
42	3	172527-17820	GROMMET, 32	2	2	2	2				
43	3	172527-17970	SWITCH SET	3	3	3	3				
44	4	172524-17290	SWITCH	3	3	3	3				
45	4	172527-69720	SCREW, M6X16	3	3	3	3				
46	4	172520-17690	RELAY	3	3	3	3				
47	3	172527-67860	COVER	1	1	1					
47-1	3	172527-69260	COVER (C=M/#52301)			1	1				R
48	3	172527-69760	SCREW, M5X16	6	6	6	6				
49	3	172524-69610	ASHTRAY	1	1	1	1				
50	3	172527-69720	SCREW, M6X16	2	2	2	2				
51	3	172527-69720	SCREW, M6X16	4	4	4	4				
52	3	172527-69720	SCREW, M6X16	2	2	2	2				
53	3	172527-69780	SCREW, M4X20	3	3	3	3				
54	3	172527-69790	SCREW, M4X16	2	2	2	2				
55	3	172527-69890	SCREW, M4X16	3	3	3	3				
55A	3	172528-17800	BRACKET (C=M/#52301)			1	1				W
55B	3	172527-69720	SCREW, M6X16 (C=M/#52301)			2	2				W
56	1	172527-68700	MIRROR, ROOM	1	1	1	1				1
57	2	172524-69440	STAY	1	1	1	1				1
58	2	172524-69600	MIRROR	1	1	1	1				1
59	2	172527-69720	SCREW, M6X16	5	5	5	5				1

Remarks
(1)OPTIONAL

Fig.59. HEATER(ROPS CABIN)



(A)=V3-5(US)
(B)=V4-5(US)
(C)=V4-5A(US)

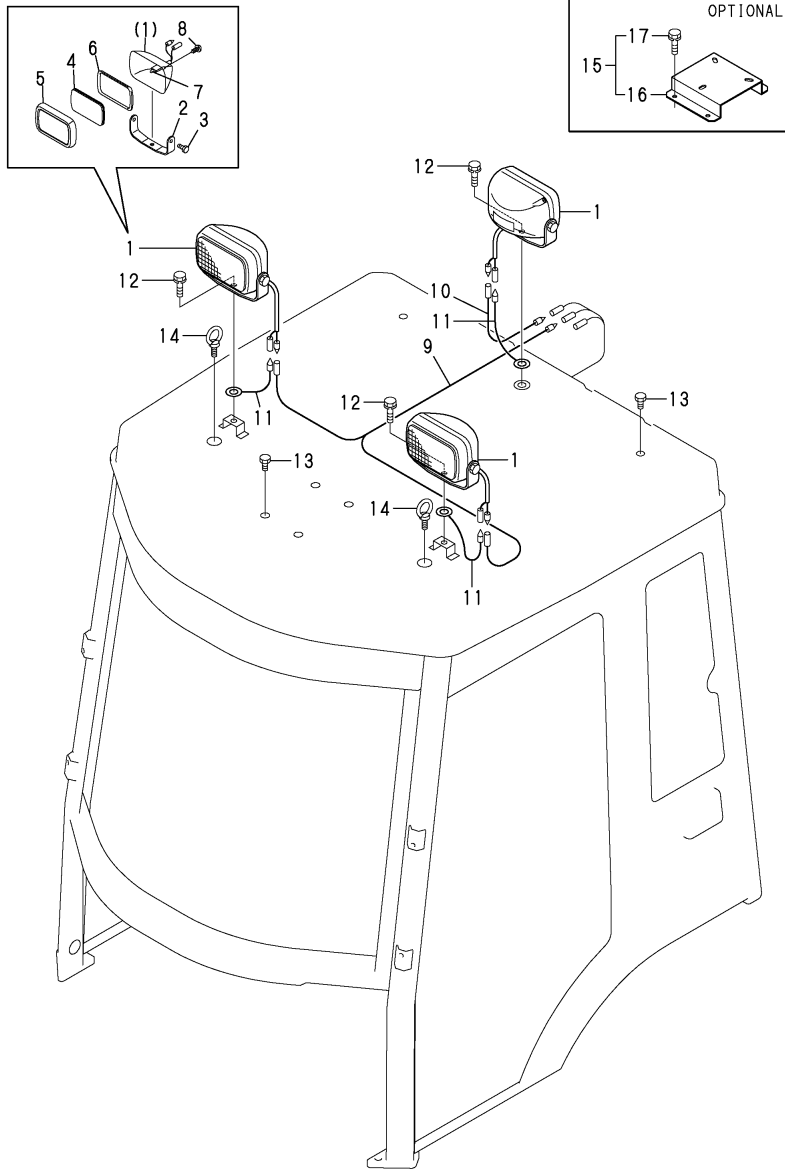
(D)=V4-5B(US)
(E)=
(F)=

No.	Lev.	Parts No.	Description	Q'ty						I	R
				(A)	(B)	(C)	(D)	(E)	(F)		
1	2	172527-69900	HEATER	1	1	1					
1-1	2	172527-69400	HEATER ASSY (C=M/#52301)			1	1				R
2	3	172527-67570	COVER	1	1	1					
2-1	3	172527-68570	COVER, HOSE (C=M/#52301)			1	1				R
3	3	172527-69720	SCREW, M6X16	6	6	6	6				
4	3	172527-67580	PLATE	3	3	3					
4-1	3	172527-68580	PLATE (C=M/#52301)			3	3				R
5	3	172527-67930	PLATE	1	1	1					
5-1	3	172527-69930	PLATE (C=M/#52301)			1	1				R
6	3	172527-67940	DUCT	1	1	1					
6-1	3	172527-69940	INSULATOR (C=M/#52301)			1	1				R
7	3	172527-69610	BOLT M6X16	4	4	4	4				
8	3	172524-68280	ELBOW	1	1	1	1				
9	3	172524-68290	CONNECTOR	1	1	1	1				
10	3	172527-68370	WASHER	4	4	4	4				
11	3	172527-68380	WASHER	2	2						
11-1	3	172527-68380	WASHER (A=M/#51349) (B=M/#51133)	1	1	1	1				K
12	3	172527-68550	CONNECTOR	2	2	2	2				
13	3	172527-68560	CLAMP	2	2						
13-1	3	172527-68560	CLAMP (A=M/#51349) (B=M/#51133)	1	1	1	1				K
14	3	172527-68590	CLAMP, HOSE	3	3	3	3				
15	3	172527-68740	RUBBER	6	6	6	6				
16	3	172527-69360	GROMMET	1	1	1	1				
17	3	172527-69371	HOSE	1	1	1	1				
18	3	172527-69381	HOSE	1	1	1	1				
19	3	172527-69390	HOSE G808Y040	2	2	2	2				
20	3	172527-69410	HEATER	1	1	1	1				
21	3	172527-69430	BASE	1	1	1	1				
22	3	172520-69580	COCK	1	1	1	1				
23	3	172520-69650	TUBE, SPIRAL	2	2	2	2				
24	3	172527-69670	BOLT	4	4	4	4				
25	3	172527-69670	BOLT	4	4	4	4				
26	3	172520-69690	CLAMP (A=M/#51349) (B=M/#51133)	3	3						Z
27	3	172527-69720	SCREW, M6X16	2	2						
27-1	3	172527-69720	SCREW, M6X16 (A=M/#51349) (B=M/#51133)	1	1	1	1				K
28	3	172527-69770	SCREW, M4X16	2	2	2	2				
29	3	172527-69910	SEAL, HEATER	1	1	1	1				
30	3	172527-69920	CLAMP	2	2	2	2				
31	3	23000-022000	CLAMP, 22	8	8	8	8				

Fig.60. WORK LAMP(ROPS CABIN)

(A)=V3-5(US)
 (B)=V4-5(US)
 (C)=V4-5A(US)

(D)=V4-5B(US)
 (E)=
 (F)=



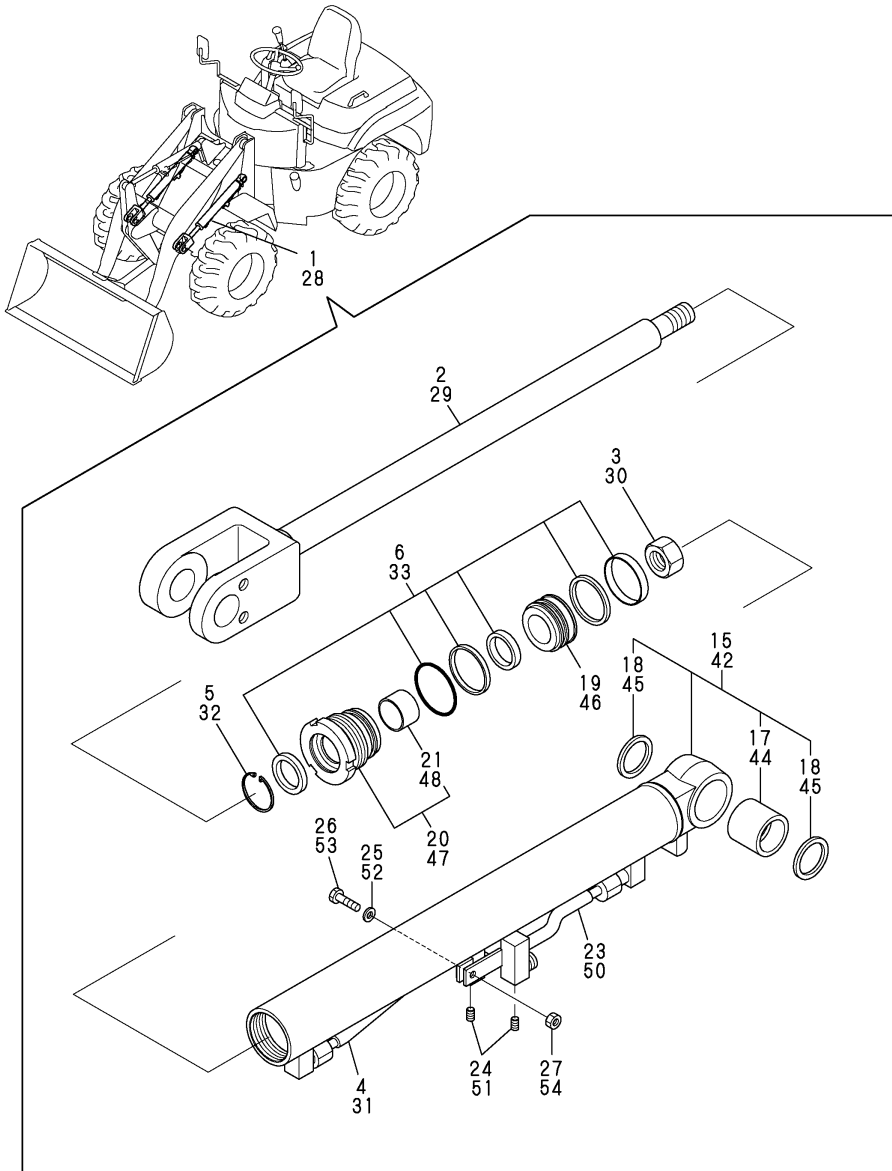
No.	Lev.	Parts No.	Description	Q'ty						I	R
				(A)	(B)	(C)	(D)	(E)	(F)		
1	1	172527-17060	LAMP,WORK	3	3	3	3				
2	2	172527-17070	STAY	3	3	3	3				
3	2	172527-17090	BOLT	6	6	6	6				
4	2	172527-17250	LENS	3	3	3	3				
5	2	172527-17260	LIM	3	3	3	3				
6	2	172527-17280	GASKET	3	3	3	3				
7	2	172527-17290	BULB, 12V 55W	3	3	3	3				
8	2	172527-17340	SCREW	12	12	12	12				
9	1	172527-16510	WIRE	1	1	1	1				
10	1	172527-16520	WIRE	1	1	1	1				
11	1	172527-16530	WIRE	3	3	3	3				
12	1	26013-080162	BOLT, M8X 16	3	3	3	3				
13	1	172527-69630	BOLT	6	6	6	6				
14	1	26617-080002	BOLT, EYE M8	2	2	2	2				
15	1	172527-17800	BRACKET	1	1						1
16	2	172524-69290	BRACKET	1	1						1
17	2	26013-080162	BOLT, M8X 16	4	4						1

Remarks
 (1)OPTIONAL

Fig.61. LIFT CYLINDER(V3-5/V4-5)

(A)=V3-5(US)
(B)=V4-5(US)
(C)=V4-5A(US)

(D)=V4-5B(US)
(E)=
(F)=



No.	Lev.	Parts No.	Description	Q'ty						I	R
				(A)	(B)	(C)	(D)	(E)	(F)		
1	1	172527-72100	CYLINDER, LIFT	2							
2	2	172527-72520	ROD, PISTON	2							
3	2	172524-72530	NUT	2							
4	2	172527-72531	TUBE	2							
5	2	172520-72550	SNAP RING	2							
6	2	172527-72550	SEAL SET, 60X35	2							
15	2	172527-72561-1	CYLINDER SET	2							
17	3	172527-72540	BUSH	2							
18	3	172510-81510	SEAL, DUST 40X50X4	4							
19	2	172520-72570	PISTON	2							
20	2	172527-72570	HEAD, CYLINDER	2							
21	3	172511-72570	BUSH	2							
23	2	172527-72580	TUBE	2							
24	2	172524-72590	PLUG	4							
25	2	22137-080000	WASHER, 8	2							
26	2	26116-080302	BOLT, M8X 30 PLATED	2							
27	2	26716-080002	NUT, M8	2							
28	1	172528-72100	CYLINDER, LIFT				2				
29	2	172528-72520	ROD, PISTON	2							
30	2	172524-72690	NUT	2							
31	2	172528-72531	TUBE	2							
32	2	172522-72760	SNAP RING	2							
33	2	172528-72550	SEAL SET, 70X40	2							
42	2	172528-72561-1	CYLINDER SET	2							
44	3	172527-72540	BUSH	2							
45	3	172510-81510	SEAL, DUST 40X50X4	4							
46	2	172522-72580	PISTON	2							
47	2	172528-72540	HEAD, CYLINDER	2							
48	3	24550-040250	BUSH, 40X25	2							
50	2	172527-72580	TUBE	2							
51	2	172524-72590	PLUG	4							
52	2	22137-080000	WASHER, 8	2							
53	2	26116-080302	BOLT, M8X 30 PLATED	2							
54	2	26716-080002	NUT, M8	2							

Fig.62. LIFT CYLINDER(V4-5A/5B)

(A)=V3-5(US)
 (B)=V4-5(US)
 (C)=V4-5A(US)

(D)=V4-5B(US)
 (E)=
 (F)=

No.	Lev.	Parts No.	Description	Q'ty						I	R
				(A)	(B)	(C)	(D)	(E)	(F)		
1	1	172528-72502-1	CYLINDER ASSY, LIFT			2	2				
2	2	172456-72050	SEAL SET, HEAD			2	2				
8	2	172528-72700-1	TUBE ASSY, LIFT			2	2				
9	3	172168-72410	BUSH			2	2				
10	3	172448-72650	SEAL, DUST			4	4				
11	2	172456-72190	PISTON			2	2				
12	2	172141-72250	NUT			2	2				
13	2	172528-72750	ROD ASSY, LIFT			2	2				
14	2	172460-72070	SEAL SET, PISTON			2	2				
17	2	172143-72400	HEAD 70 40			2	2				
19	3	24550-040300	BUSH, 40X30			2	2				
20	2	172141-72420	WASHER, LOCK			2	2				

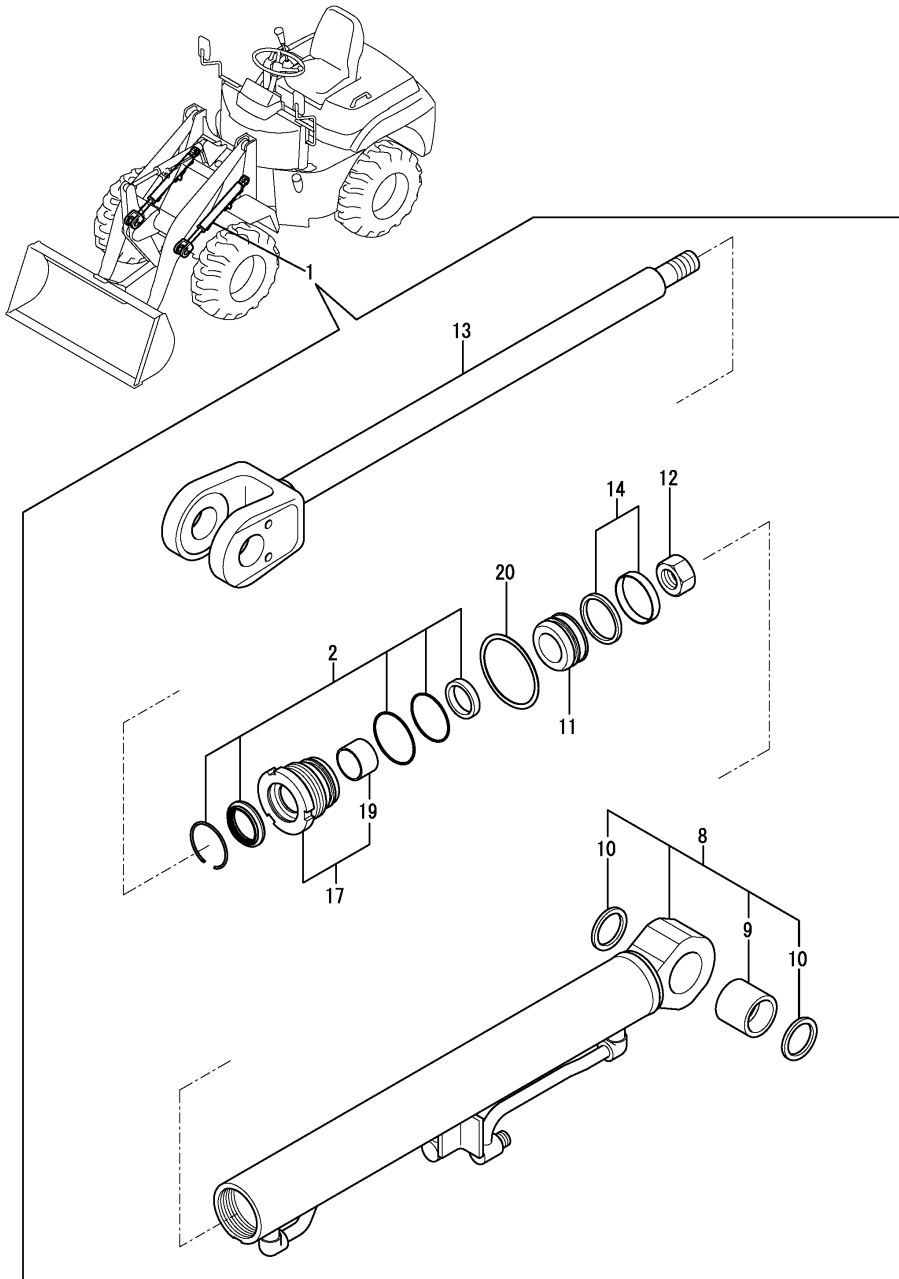
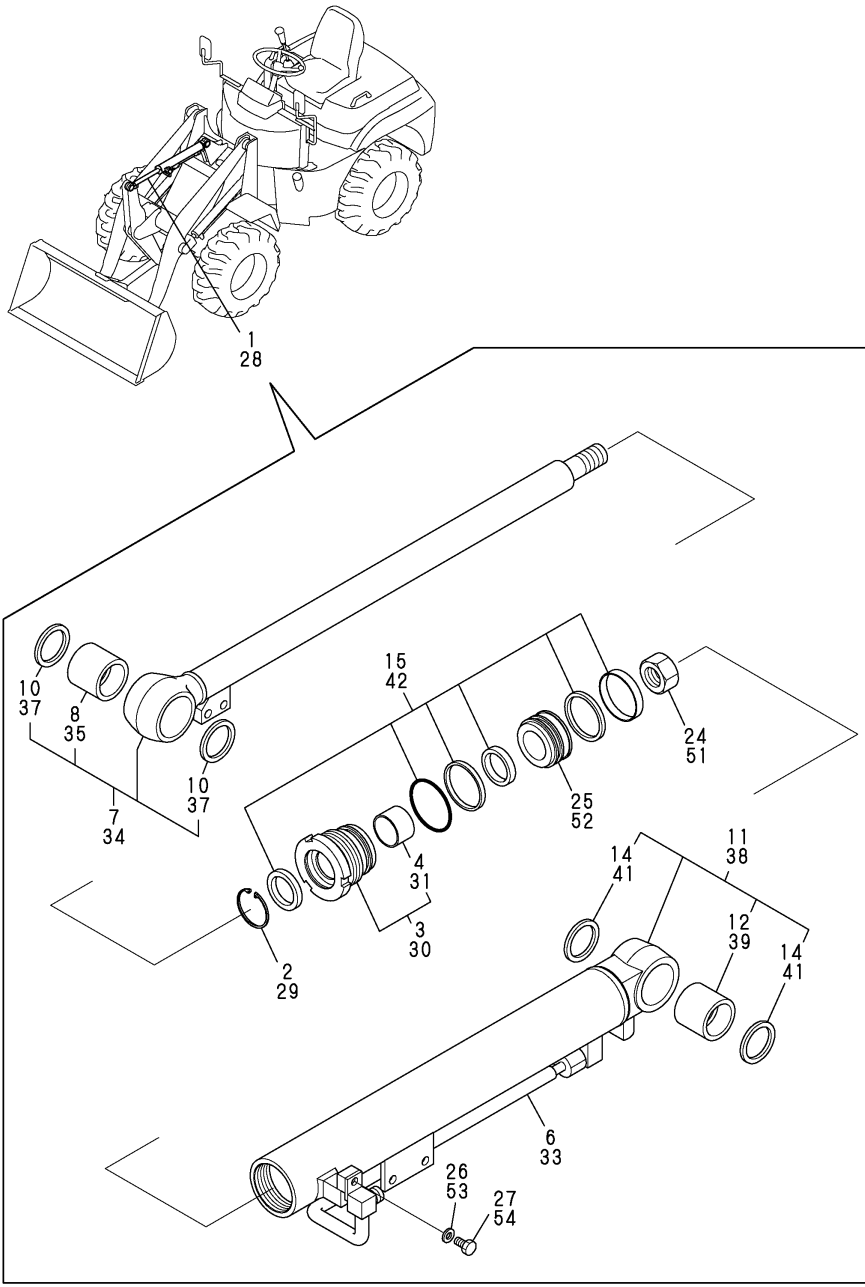


Fig.63. DUMP CYLINDER(V3-5/V4-5)

(A)=V3-5(US)
 (B)=V4-5(US)
 (C)=V4-5A(US)

(D)=V4-5B(US)
 (E)=
 (F)=

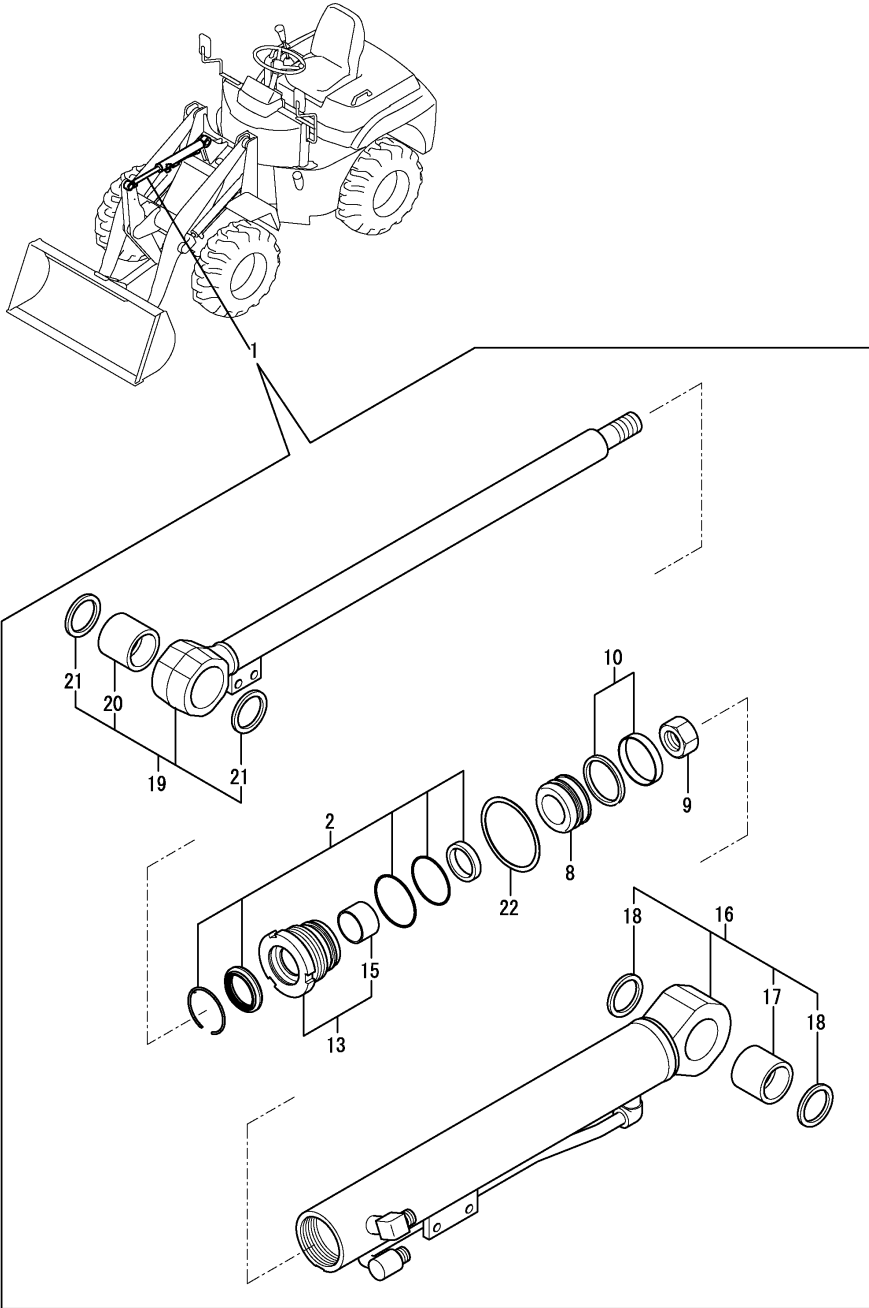


No.	Lev.	Parts No.	Description	Q'ty						I	R
				(A)	(B)	(C)	(D)	(E)	(F)		
1	1	172527-72200	CYLINDER ASSY, DUMP	1							
2	2	172520-72550	SNAP RING	1							
3	2	172527-72570	HEAD, CYLINDER	1							
4	3	172511-72570	BUSH	1							
6	2	172527-72630	TUBE	1							
7	2	172527-72260	ROD BUSH SET	1							
8	3	172527-72540	BUSH	1							
10	3	172510-81510	SEAL, DUST 40X50X4	2							
11	2	172527-72270	BUSH SET, CYLINDER	1							
12	3	172527-72540	BUSH	1							
14	3	172510-81510	SEAL, DUST 40X50X4	2							
15	2	172527-72250	SEAL SET, 60X35	1							
24	2	172524-72690	NUT	1							
25	2	172527-72230	PISTON	1							
26	2	22137-080000	WASHER, 8	1							
27	2	26116-080202	BOLT, M8X 20 PLATED	1							
28	1	172528-72200	CYLINDER ASSY, DUMP			1					
29	2	172522-72760	SNAP RING			1					
30	2	172528-72540	HEAD, CYLINDER			1					
31	3	24550-040250	BUSH, 40X25			1					
33	2	172528-72280	TUBE			1					
34	2	172528-72260	ROD BUSH SET			1					
35	3	172527-72540	BUSH			1					
37	3	172510-81510	SEAL, DUST 40X50X4			2					
38	2	172528-72270	BUSH SET, CYLINDER			1					
39	3	172527-72540	BUSH			1					
41	3	172510-81510	SEAL, DUST 40X50X4			2					
42	2	172528-72250	SEAL SET			1					
51	2	172528-72290	NUT			1					
52	2	172528-72230	PISTON			1					
53	2	22137-080000	WASHER, 8			1					
54	2	26116-080202	BOLT, M8X 20 PLATED			1					

Fig.64. DUMP CYLINDER(V4-5A/5B)

(A)=V3-5(US)
 (B)=V4-5(US)
 (C)=V4-5A(US)

(D)=V4-5B(US)
 (E)=
 (F)=

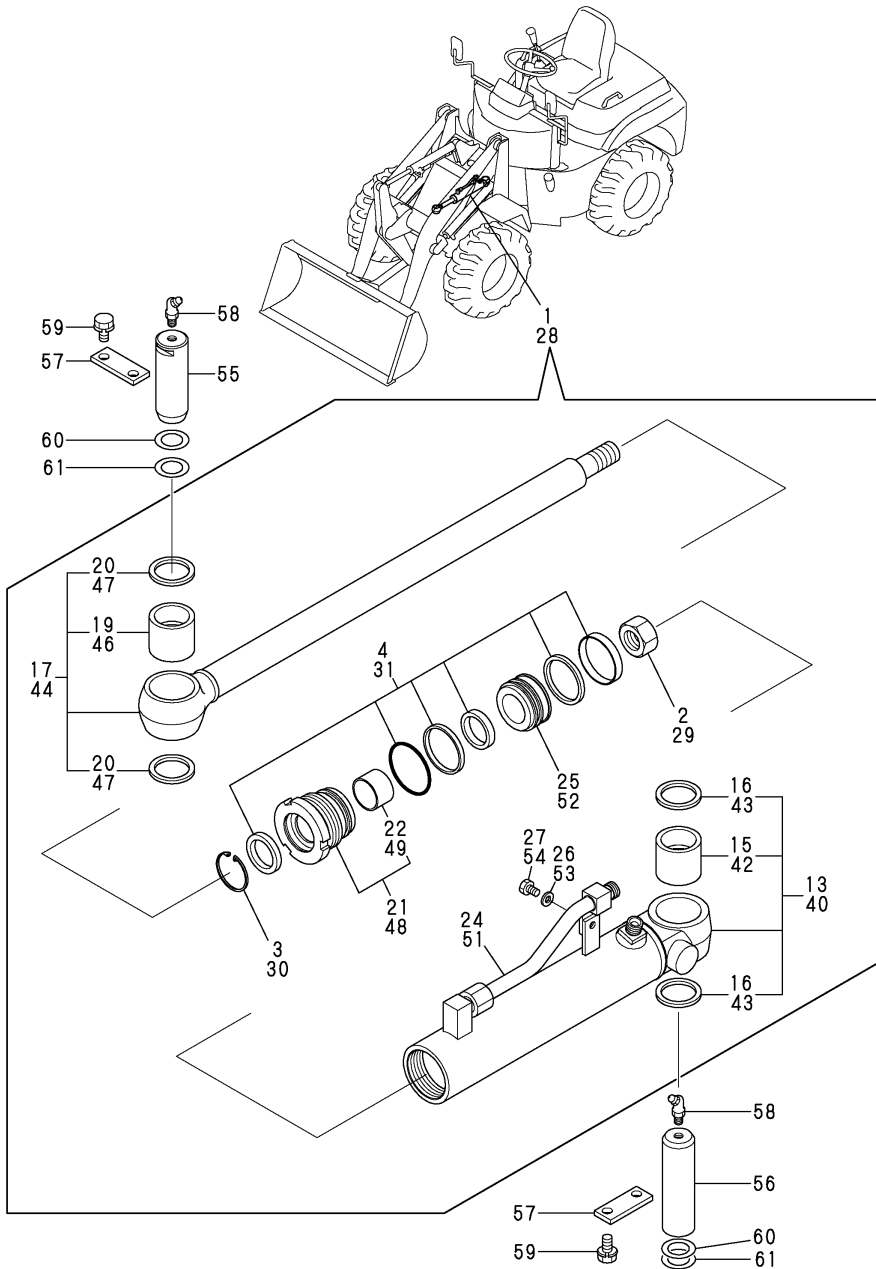


No.	Lev.	Parts No.	Description	Q'ty						I	R
				(A)	(B)	(C)	(D)	(E)	(F)		
1	1	172528-72601-1	CYLINDER ASSY, DUMP			1	1				
2	2	172456-72050	SEAL SET, HEAD			1	1				
8	2	172456-72190	PISTON			1	1				
9	2	172141-72250	NUT			1	1				
10	2	172460-72070	SEAL SET, PISTON			1	1				
13	2	172143-72400	HEAD 70 40			1	1				
15	3	24550-040300	BUSH, 40X30			1	1				
16	2	172528-72800-1	TUBE ASSY, DUMP			1	1				
17	3	172168-72410	BUSH			1	1				
18	3	172448-72650	SEAL, DUST			2	2				
19	2	172528-72840	ROD ASSY, DUMP			1	1				
20	3	172168-72410	BUSH			1	1				
21	3	172448-72650	SEAL, DUST			2	2				
22	2	172141-72420	WASHER, LOCK			1	1				

Fig.65. POWER STEERING CYLINDER(V3-5/V4-5)

(A)=V3-5(US)
(B)=V4-5(US)
(C)=V4-5A(US)

(D)=V4-5B(US)
(E)=
(F)=

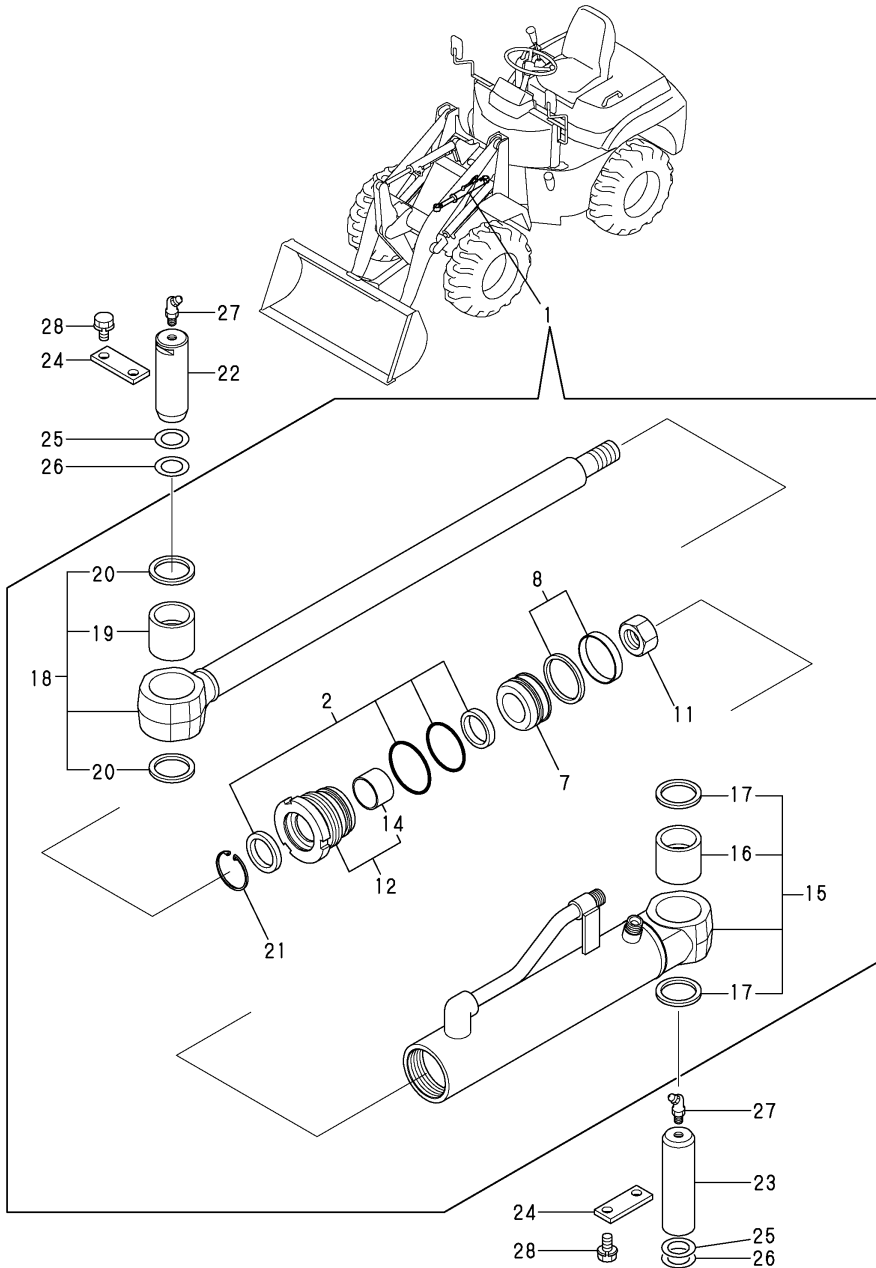


No.	Lev.	Parts No.	Description	Q'ty						I	R
				(A)	(B)	(C)	(D)	(E)	(F)		
1	1	172527-72300	CYLINDER ASSY	1							
2	2	172511-72680	NUT, NYLON	1							
3	2	172521-72680	SNAP RING	1							
4	2	172527-72840	SEAL SET, 60X30	1							
13	2	172527-72850	ROD BUSH SET	1							
15	3	172527-72830	BUSH	1							
16	3	172510-93950	SEAL, DUST 35X45X4	2							
17	2	172527-72861-1	CYLINDER SET	1							
19	3	172527-72830	BUSH	1							
20	3	172510-93950	SEAL, DUST 35X45X4	2							
21	2	172527-72870	HEAD, CYLINDER	1							
22	3	172511-72870	BUSH	1							
24	2	172527-72881	TUBE	1							
25	2	172527-72890	PISTON	1							
26	2	22137-100000	WASHER, 10	1							
27	2	26116-100202	BOLT, M10X 20 PLATED	1							
28	1	172528-72300	CYLINDER ASSY		1						
29	2	172529-72870	NUT		1						
30	2	172520-72550	SNAP RING		1						
31	2	172529-72880	SEAL SET, 65X35		1						
40	2	172529-72890	ROD BUSH SET		1						
42	3	172527-72830	BUSH		1						
43	3	172510-93950	SEAL, DUST 35X45X4		2						
44	2	172529-72911-1	CYLINDER SET		1						
46	3	172527-72830	BUSH		1						
47	3	172510-93950	SEAL, DUST 35X45X4		2						
48	2	172529-72920	HEAD, CYLINDER		1						
49	3	172511-72570	BUSH		1						
51	2	172527-72881	TUBE		1						
52	2	172529-72840	PISTON		1						
53	2	22137-100000	WASHER, 10		1						
54	2	26116-100202	BOLT, M10X 20 PLATED		1						
55	1	172524-72420	PIN 35X103	1	1						
56	1	172527-72420	PIN 35X122	1	1						
57	1	172512-91210	PLATE, PIN LOCK	2	2						
58	1	24764-040000	NIPPLE, GREASE B	2	2						
59	1	26013-100202	BOLT, M10X 20	4	4						
60	1	172527-72430	SHIM, 35X55X0.5	1	1						
61	1	172520-91270	SHIM, 35X1.2	1	1						

Fig.66. POWER STEERING CYLINDER(V4-5A/5B)

(A)=V3-5(US)
 (B)=V4-5(US)
 (C)=V4-5A(US)

(D)=V4-5B(US)
 (E)=
 (F)=

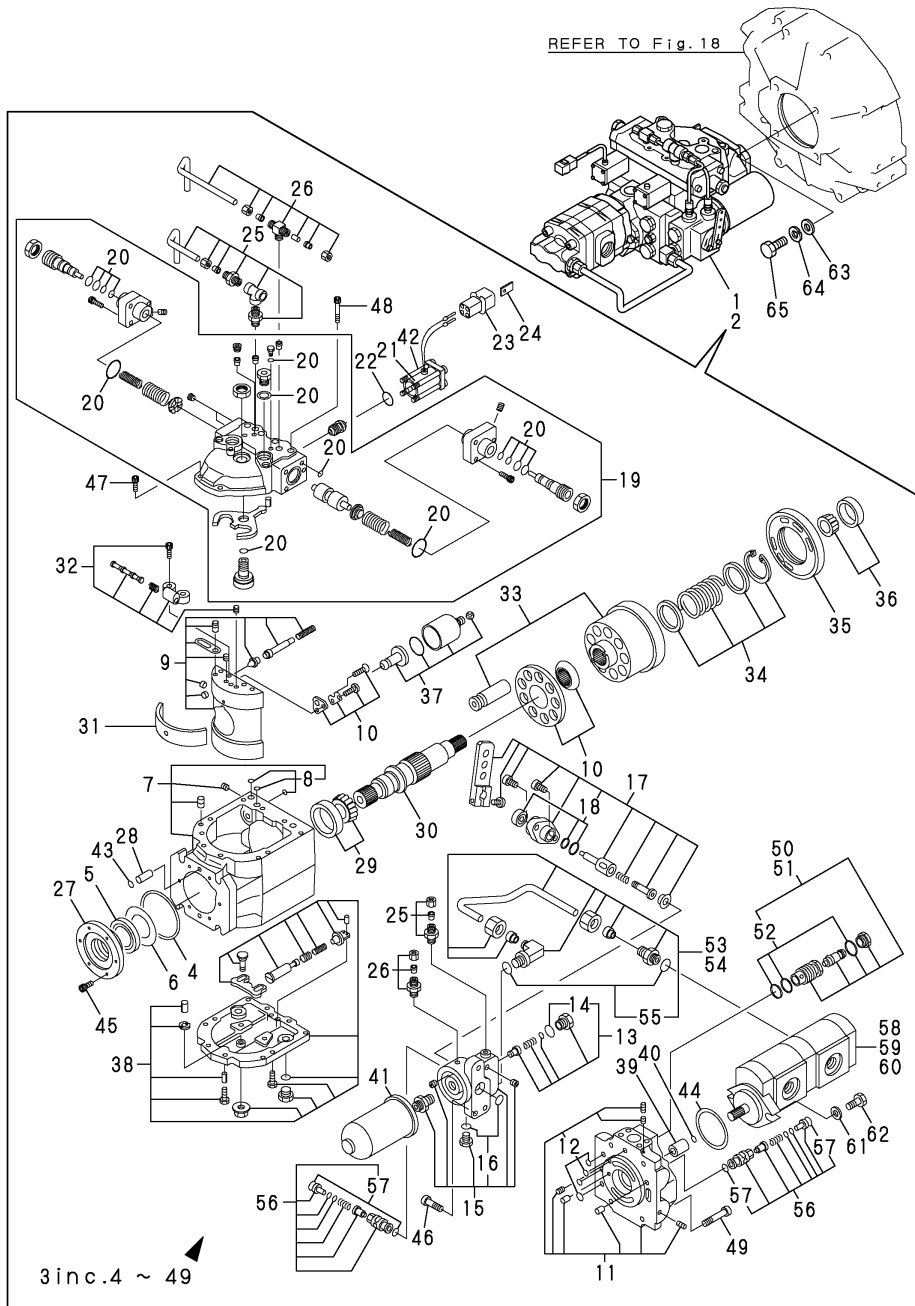


No.	Lev.	Parts No.	Description	Q'ty						I	R
				(A)	(B)	(C)	(D)	(E)	(F)		
1	1	172527-72801-1	CYLINDER ASSY			1	1				
2	2	172447-72020	SEAL SET, HEAD 60 30			1	1				
7	2	172137-72431	PISTON 60G			1	1				
8	2	172137-72453	SEAL SET, PISTON 60A			1	1				
11	2	172141-72580	NUT, M20			1	1				
12	2	172447-72860	HEAD 60 30			1	1				
14	3	24550-030300	BUSH, 30X30			1	1				
15	2	172527-72900-1	TUBE ASSY, STEERING			1	1				
16	3	172527-72960	PIN BUSH,35 35			1	1				
17	3	172448-81610	SEAL, DUST 35X45X4			2	2				
18	2	172527-72970	ROD ASSY, STEERING			1	1				
19	3	172527-72960	PIN BUSH,35 35			1	1				
20	3	172448-81610	SEAL, DUST 35X45X4			2	2				
21	2	933125-59600	WASHER 60 B, LOCK			1	1				
22	1	172524-72420	PIN 35X103			1	1				
23	1	172527-72420	PIN 35X122			1	1				
24	1	172512-91210	PLATE, PIN LOCK			2	2				
25	1	172141-84610	SHIM, 35X1.2			1	1				
26	1	172141-84620	SHIM, 35X0.8			1	1				
27	1	24764-040000	NIPPLE, GREASE B			2	2				
28	1	26013-100202	BOLT, M10X 20			4	4				

Fig.67. HST PUMP(V3-5/V4-5,5A)

(A)=V3-5(US)
(B)=V4-5(US)
(C)=V4-5A(US)

(D)=V4-5B(US)
(E)=
(F)=

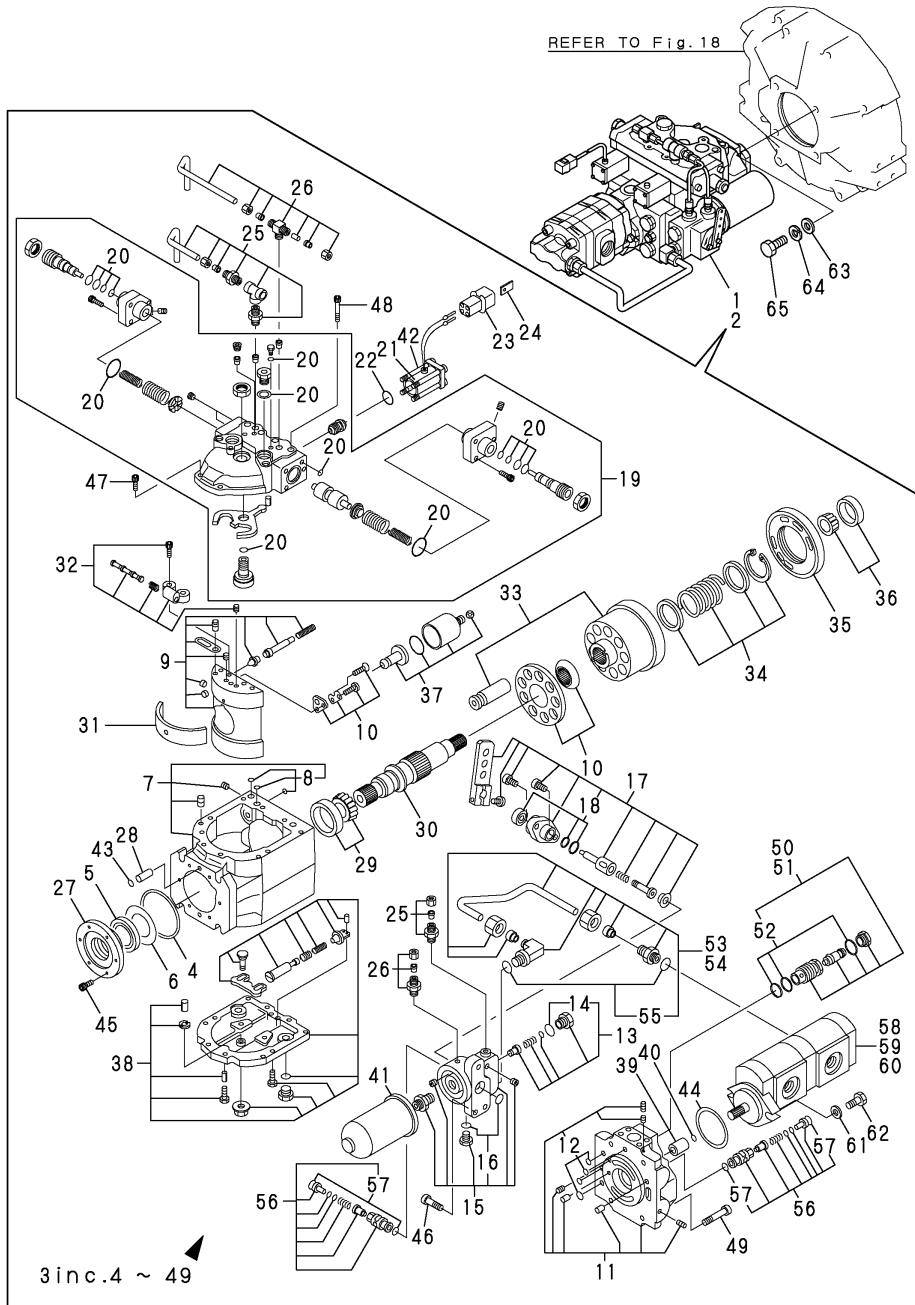


No.	Lev.	Parts No.	Description	Q'ty						I	R
				(A)	(B)	(C)	(D)	(E)	(F)		
1	1	172527-71100	PUMP ASSY H.S.T.	1							
2	1	172528-71100	PUMP ASSY H.S.T.		1						
3	2	172527-71110	PUMO H.S.T.	1	1	1					
4	3	172527-71140	O-RING, 043	1	1	1					
5	3	172527-71150	SEAL, 355511	1	1	1					
6	3	172527-71160	SHIM SET	1	1	1					
7	3	172527-71200	HOUSING	1	1	1					
8	4	172524-73220	SEAL SET	1	1	1					
9	3	172527-71230	PLATE	1	1	1					
10	3	172527-71240	RETAINER	1	1	1					
11	3	172527-71330	HOLDER	1	1	1					
12	4	172527-71340	SEAL SET	1	1	1					
13	3	172527-71390	RELIFE SET	1	1	1					
14	4	24315-000180	O-RING, 1BP18.0	1	1	1					
15	3	172527-71440	FRANGE	1	1	1					
16	4	172527-71450	SEAL SET	1	1	1					
17	3	172527-71480	VALVE SET	1	1	1					
18	4	172527-71490	SEAL SET	1	1	1					
19	3	172527-71510	COVER SET	1	1	1					
20	4	172527-71520	SEAL SET	1	1	1					
21	3	172527-71550	SOLENOID	2	2	2					
22	3	172527-71560	O-RING, 021	2	2	2					
23	3	172527-71570	HOUSING	1	1	1					
24	3	172527-71580	RETAINER	1	1	1					
25	3	172527-71610	PIPE SET B	1	1	1					
26	3	172527-71620	PIPE SET C	1	1	1					
27	3	172524-73130	COVER, OIL SEAL	1	1	1					
28	3	172520-73180	PIN	1	1	1					
29	3	172520-73190	BEARING	1	1	1					
30	3	172524-73210	SHAFT, DRIVE	1	1	1					
31	3	172520-73220	BEARING	2	2	2					
32	3	172524-73230	PLATE SET	1	1	1					
33	3	172524-73250	CYLINDER SET, PISTON	1	1	1					
34	3	172524-73260	SPRING SET	1	1	1					
35	3	172524-73270	PLATE, VALVE	1	1	1					
36	3	172520-73280	BEARING	1	1	1					
37	3	172524-73290	PISTON SET	1	1	1					
38	3	172524-73330	COVER SET	1	1	1					
39	3	172524-73410	COUPLING	1	1	1					
40	3	172524-73420	SNAP RING	1	1	1					
41	3	172520-73460	FILTER	1	1	1					
42	3	172524-73890	BOLT M 4X 75	8	8	8					
43	3	24311-000050	O-RING, 1AP5.0	2	2	2					
44	3	24341-000850	O-RING, 1AS85.0	1	1	1					
45	3	26450-060122	BOLT, M6X 12	1	1	1					
46	3	26450-080252	BOLT, M8X 25	3	3	3					
47	3	26450-080302	BOLT, M8X 30	2	2	2					
48	3	26450-080602	BOLT, M8X 60	6	6	6					
49	3	26450-100502	BOLT, M10X 50	4	4	4					
50	2	172527-71250	VALVE,RELIFE 350K	2							
51	2	172527-73480	VALVE,RELIFE 420K	2	2						

Fig.67. HST PUMP(V3-5/V4-5,5A)

(A)=V3-5(US)
 (B)=V4-5(US)
 (C)=V4-5A(US)

(D)=V4-5B(US)
 (E)=
 (F)=



No.	Lev.	Parts No.	Description	Qty						I	R
				(A)	(B)	(C)	(D)	(E)	(F)		
52	3	172527-73540	O-RING, 121	2	2	2					
53	2	172527-71410	PIPE SET	1							
54	2	172528-71410	PIPE SET		1	1					
55	3	24315-000180	O-RING, 1BP18.0	2	2	2					
56	2	172527-73490	VALVE,RELIFE 16K	2	2	2					
57	3	172527-73590	O-RING KIT	4	4	4					
58	2	172527-73640	PUMP 14.3X8.1	1							
59	2	172528-73640	PUMP 19.2X8.1		1	1					
60	3	172527-73840	SEAL SET	1	1	1					
61	2	22137-100000	WASHER, 10	2	2	2					
62	2	26116-100252	BOLT, M10X 25 PLATED	2	2	2					
63	1	22137-140000	WASHER, 14	4	4	4					
64	1	22217-140000	WASHER, SPRING 14	4	4	4					
65	1	26156-140402	BOLT, M14X 40 PLATED	4	4	4					

Fig.68. HST PUMP(V4-5B)

(A)=V3-5(US)
 (B)=V4-5(US)
 (C)=V4-5A(US)

(D)=V4-5B(US)
 (E)=
 (F)=

No.	Lev.	Parts No.	Description	Qty						I	R	
				(A)	(B)	(C)	(D)	(E)	(F)			
1	1	172535-73100	PUMP ASSY, HST				1					
2	1	22137-140000	WASHER, 14				2					
3	1	22217-140000	WASHER, SPRING 14				2					
4	1	26156-140402	BOLT, M14X 40 PLATED				2					

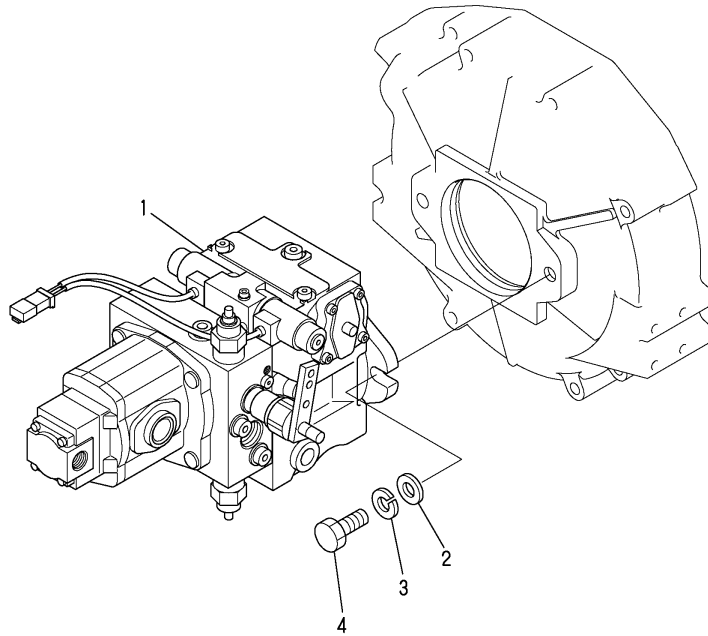
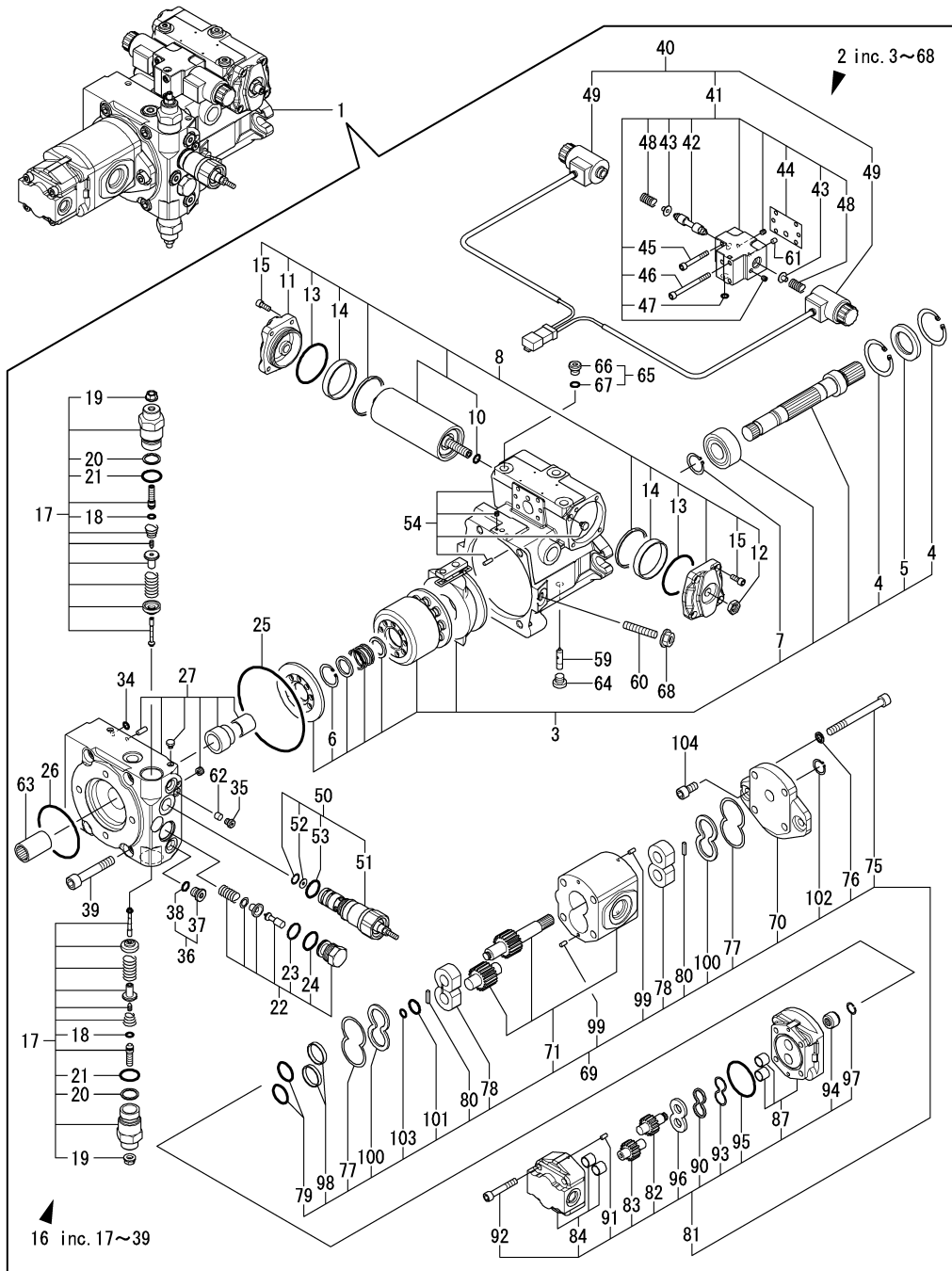


Fig.89. (68A)HST PUMP(V4-5B)(COMPONENT PART)

(A)=V3-5(US)
(B)=V4-5(US)
(C)=V4-5A(US)

(D)=V4-5B(US)
(E)=
(F)=



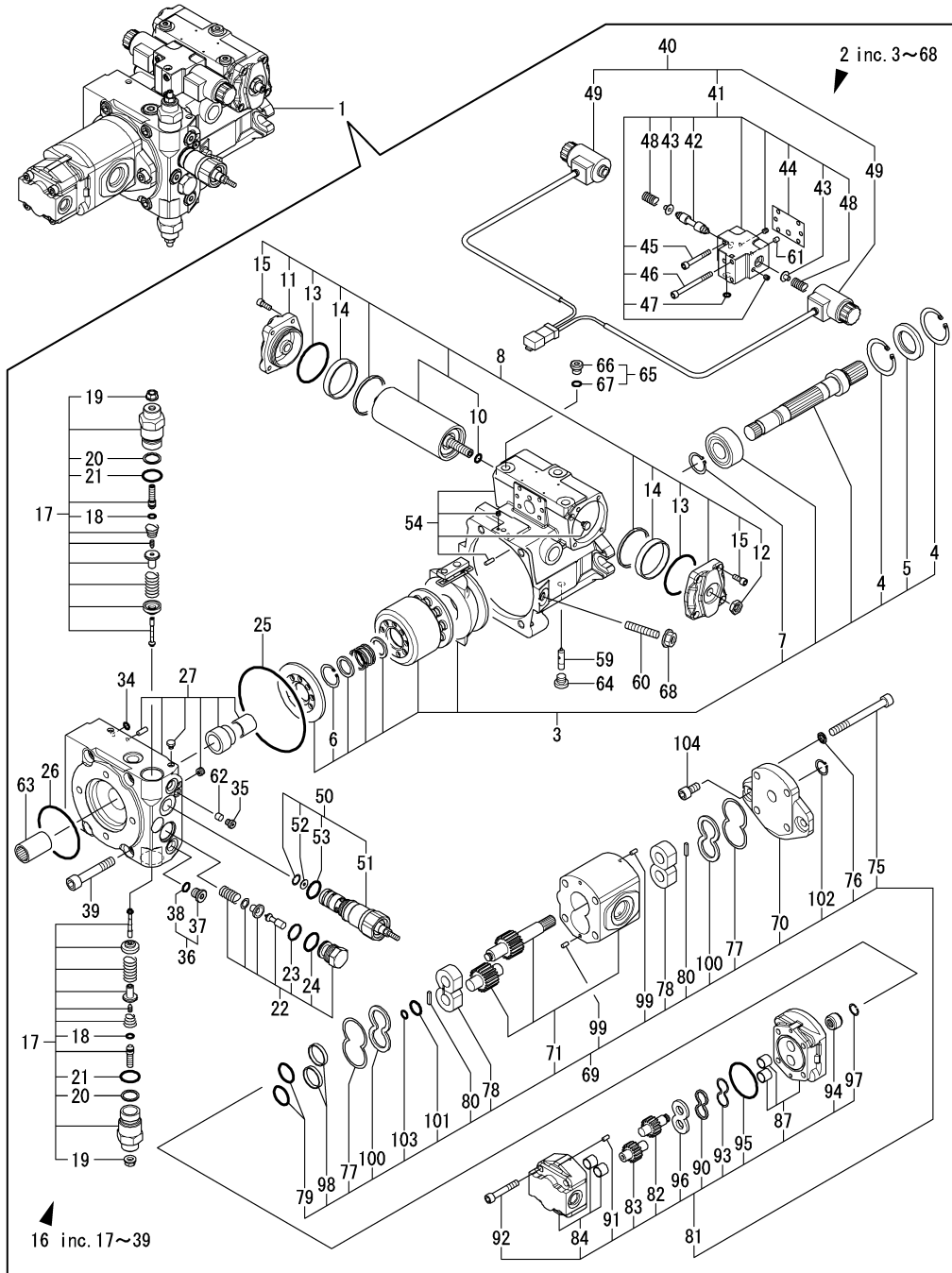
No.	Lev.	Parts No.	Description	Q'ty						I	R
				(A)	(B)	(C)	(D)	(E)	(F)		
1	1	172535-73100	PUMP ASSY, HST				1				
2	2	172535-73110	PISTON PUMP ASSY				1				
3	3	172653-71310	ROTARY GROUP				1				
4	4	172653-71420	RING,RETANING				2				
5	4	172653-71430	RING,SEAL				1				
6	4	172653-71440	RING,RETANING				1				
7	4	22242-000250	RING, 25				1				
8	3	172653-71320	CONTROL, HYDRAULIC				1				
10	5	172179-73540	O-RING				1				
11	4	172653-71460	COVER				1				
12	4	172653-71470	NUT,M12				1				
13	4	172653-71480	O-RING				2				
14	4	172653-71490	RING,GUIDE				2				
15	4	26450-060162	BOLT, M6X 16				8				
16	3	172534-71330	PORT PLATE ASSY				1				
17	4	172534-71500	RELIEF VALVE				2				
18	5	172534-71510	O-RING, AS 568A				1				
19	5	172482-73490	NUT				1				
20	5	172651-73610	BACK-UP RING				1				
21	5	172650-73640	O-RING, NBR HS90				1				
22	4	172653-71520	VALVE				1				
23	5	172653-71550	PISTON RING				1				
24	5	172650-73640	O-RING, NBR HS90				1				
25	4	172653-71530	O-RING				1				
26	4	172653-71540	O-RING				1				
27	4	172534-71600	PORT PLATE ASSY				1				
34	4	172179-73540	O-RING				1				
35	4	172162-73630	PLUG				1				
36	4	172142-74600	PLUG				2				
37	5	172142-74660	PLUG				1				
38	5	24315-000110	O-RING, 1BP11.0				1				
39	4	26450-120702	BOLT, M12X 70				4				
40	3	172534-71340	CONTROL MODULE ASSY				1				
41	4	172653-71560	HOUSING, VALVE				1				
42	5	172653-71580	PISTON,CONTROL				1				
43	5	172653-71590	COLLAR, SPRING				2				
44	5	172653-71600	GASKET				1				
45	5	172653-71610	BOLT				3				
46	5	172653-71620	BOLT				2				
47	5	172653-71630	O-RING				1				
48	5	172649-72600	SPRING				2				
49	4	172534-71700	SOLENOID, CONTROL				2				
50	3	172535-71350	CONTROL ASSY				1				
51	4	172534-71410	CONTROL, CARTRIDGE				1				
52	4	172535-71420	ORIFICE				1				
53	4	172650-73640	O-RING, NBR HS90				1				
54	3	172534-71360	HOUSING ASSY				1				
59	3	172653-71360	PIN,JOINT				1				
60	3	172534-71380	SCREW				1				
61	3	172534-71390	ORIFICE				1				
62	3	172653-71390	ORIFICE				1				

N:Old $\begin{matrix} \text{Yes} \\ \text{No} \end{matrix}$ New, Q:Old $\begin{matrix} \text{No} \\ \text{Yes} \end{matrix}$ New, R:Old $\begin{matrix} \text{Yes} \\ \text{No} \end{matrix}$ New, S:Old $\begin{matrix} \text{No} \\ \text{Yes} \end{matrix}$ New, W:Add, Z:Discontinued, F:Interchangeable by set, K:Q'ty Change
++ CONTINUE ++
Copyright (C) YANMAR CO., LTD. All Rights Reserved.

Fig.89. (68A)HST PUMP(V4-5B)(COMPONENT PART)

(A)=V3-5(US)
 (B)=V4-5(US)
 (C)=V4-5A(US)

(D)=V4-5B(US)
 (E)=
 (F)=

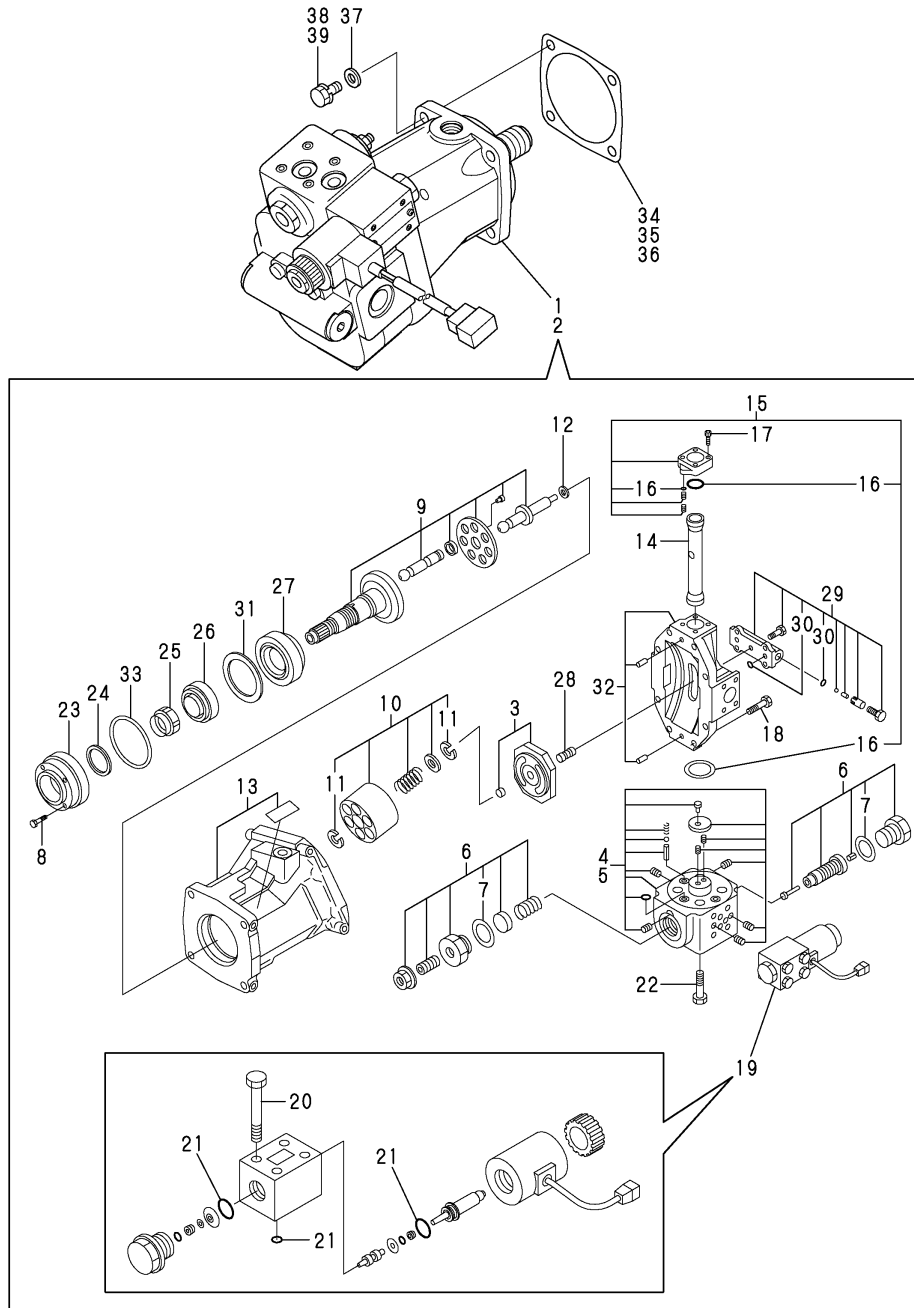


No.	Lev.	Parts No.	Description	Q'ty						I	R
				(A)	(B)	(C)	(D)	(E)	(F)		
63	3	172653-71410	JOINT				1				
64	3	172649-73680	PLUG				1				
65	3	172142-74600	PLUG				3				
66	4	172142-74660	PLUG				1				
67	4	24315-000110	O-RING, 1BP11.0				1				
68	3	172162-74870	NUT, M10X1				1				
69	2	172535-73120	GEAR PUMP ASSY				1				
70	3	172534-71430	FRAME				1				
71	3	172535-71440	CASE ASSY				1				
75	3	172534-71480	CAP SCREW 10X105				4				
76	3	172534-71490	SEAL, FASTENER				4				
77	3	172141-71520	RING				2				
78	3	172535-71520	SIDE PLATE ASSY				2				
79	3	172141-71550	O-RING				2				
80	3	172141-71560	RING				2				
81	3	172534-73140	GEAR PUMP				1				
82	4	172534-71540	GEAR, DRIVE				1				
83	4	172534-71550	GEAR, IDLE				1				
84	4	172534-71560	FRAME ASSY				1				
87	4	172534-71570	HOUSING ASSY				1				
90	4	172649-72750	RING				1				
91	4	172141-73240	PIN, PARALLEL				2				
92	4	172651-73730	SOCKET BOLT M 8X 50				4				
93	4	172165-73850	RING, BUCK UP				1				
94	4	172164-73870	COUPLING				1				
95	4	172165-73870	O-RING				1				
96	4	172164-73950	PLATE				1				
97	4	22252-000120	RING, 12				1				
98	3	172141-73230	GUIDE				2				
99	3	172141-73240	PIN, PARALLEL				4				
100	3	172482-73570	PLATE				2				
101	3	172164-73880	O-RING, NBR HS70				1				
102	3	22242-000180	RING, 18				1				
103	3	24315-000100	O-RING, 1BP10.0				1				
104	2	172534-73130	BOLT, 10X20HE				2				

Fig.69. HST MOTOR(V3-5/V4-5,5A)

(A)=V3-5(US)
(B)=V4-5(US)
(C)=V4-5A(US)

(D)=V4-5B(US)
(E)=
(F)=



No.	Lev.	Parts No.	Description	Qty						I	R
				(A)	(B)	(C)	(D)	(E)	(F)		
1	1	172527-71300	MOTOR ASSY H.S.T.	1							
2	1	172528-71300	MOTOR ASSY H.S.T.		1	1					
3	2	172527-71350	PLATE	1	1	1					
4	2	172527-71360	BODY SET V3	1							
5	2	172528-71360	BODY SET V4		1	1					
6	2	172527-71370	SPOOL	1	1	1					
7	3	172527-73650	O-RING 1B P 18	2	2	2					
8	2	172527-73150	BOLT	4	4	4					
9	2	172528-73320	SHAFT SET	1	1	1					
10	2	172528-73330	BLOCK	1	1	1					
11	3	22252-000260	RING, 26	2	2	2					
12	2	172528-73340	SHIM SET	1	1	1					
13	2	172528-73350	HOUSING	1	1	1					
14	2	172528-73360	PISTON	1	1	1					
15	2	172528-73370	COVER	1	1	1					
16	3	172524-74760	SEAL SET	1	1	1					
17	2	172528-73410	BOLT	4	4	4					
18	2	172527-73750	BOLT M8X30-12.9	8	8	8					
19	2	172527-73800	SOLENOID VALVE ASSY	1	1	1					
20	3	172527-73550	BOLT M5X45-12.9	4	4	4					
21	3	172527-73960	O-RING KIT	1	1	1					
22	2	172527-73810	BOLT M6X60X12.9	4	4	4					
23	2	172520-74340	RETAINER, SEAL	1	1	1					
24	2	172520-74350	SEAL, OIL	1	1	1					
25	2	172520-74360	NUT, 40X1.5	1	1	1					
26	2	172520-74370	BEARING	1	1	1					
27	2	172520-74390	BEARING	1	1	1					
28	2	172520-74460	PIN	1	1	1					
29	2	172520-74520	BLOCK ASSY, VALVE	1	1	1					
30	3	172520-74530	SEAL SET	1	1	1					
31	2	172524-74610	SHIM KIT	1	1	1					
32	2	172524-74640	HOLDER, VALVE	1	1	1					
33	2	24341-000700	O-RING, 1AS70.0	1	1	1					
34	1	172527-73310	GASKET, MOTOR	1							
35	1	172520-73311	GASKET, MOTOR		1						
36	1	172528-73310	GASKET, MOTOR			1					
37	1	22137-100000	WASHER, 10	4	4	4					
38	1	26013-100302	BOLT, M10X 30	4							
39	1	26013-100352	BOLT, M10X 35		4	4					

Fig.70. HST MOTOR(V4-5B)

(A)=V3-5(US)
 (B)=V4-5(US)
 (C)=V4-5A(US)

(D)=V4-5B(US)
 (E)=
 (F)=

No.	Lev.	Parts No.	Description	Q'ty						I	R
				(A)	(B)	(C)	(D)	(E)	(F)		
1	1	172535-73400	MOTOR ASSY, HST US				1				
2	1	172534-73310	GASKET, MOTOR				1				
3	1	26013-120402	BOLT, M12X 40				4				

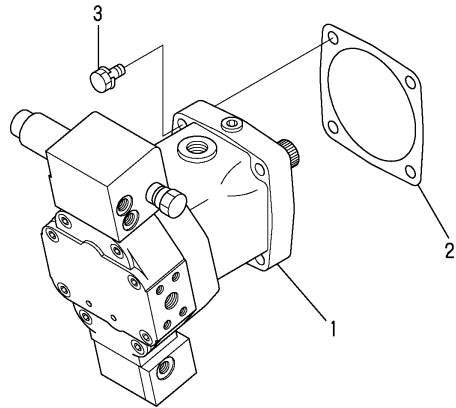
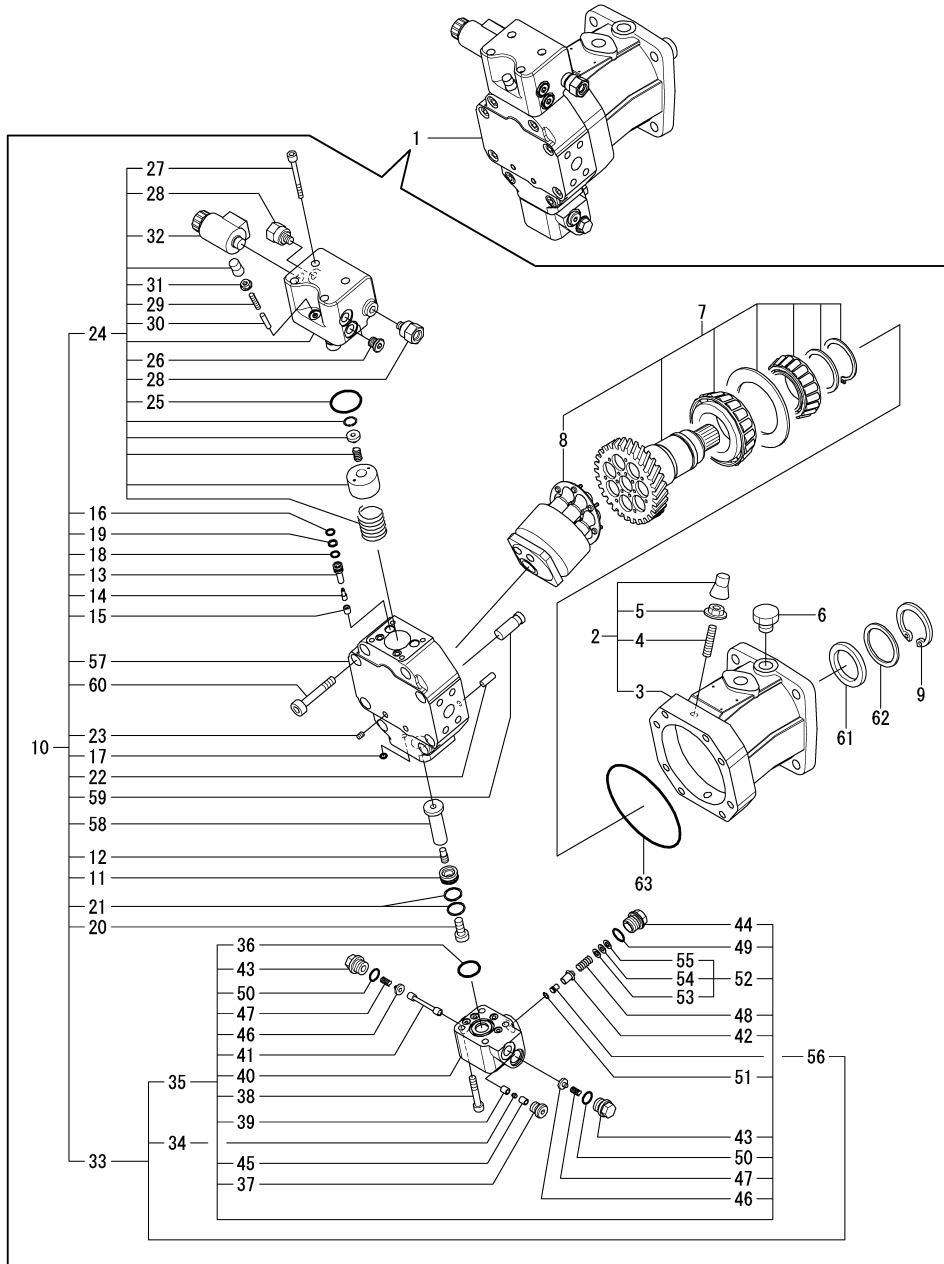


Fig.90. (70A)HST MOTOR(V4-5B)(COMPONENT PART)

(A)=V3-5(US)
(B)=V4-5(US)
(C)=V4-5A(US)

(D)=V4-5B(US)
(E)=
(F)=



No.	Lev.	Parts No.	Description	Q'ty						I	R
				(A)	(B)	(C)	(D)	(E)	(F)		
1	1	172535-73400	MOTOR ASSY, HST US				1				
2	2	172534-73320	HOUSING ASSY				1				
3	3	172534-73610	HOUSING				1				
4	3	172534-73620	THREADED PIN				2				
5	3	172534-73630	NUT, SEAL LOCK				2				
6	2	172653-73320	PLUG ASSY				1				
7	2	172534-73330	ROTARY GROUP				1				
8	3	172534-73640	CYLINDER BLOCK ASSY				1				
9	2	172653-73330	RING,62				1				
10	2	172534-73340	CONTROL				1				
11	3	172653-73390	PISTON				1				
12	3	172653-73400	PIN,THREAD				1				
13	3	172653-73410	GUIDE,VALVE				2				
14	3	172653-73420	POPPET				2				
15	3	172653-73430	SEAT,VALVE				2				
16	3	172653-73440	O-RING				2				
17	3	172653-73450	O-RING				6				
18	3	172653-73460	O-RING				2				
19	3	172653-73470	RING,BACKUP				2				
20	3	172653-73480	BOLT,10X25				1				
21	3	172653-73490	RING,PISTON				3				
22	3	172653-73500	PIN, 8H6X16				2				
23	3	172164-73650	PLUG				1				
24	3	172534-73650	PARTS, CONTROL				1				
25	4	172653-73530	O-RING				1				
26	4	172653-73580	PLUG ASSY				2				
27	4	172650-73690	SOCKET BOLT M 6X 70				4				
28	4	172534-73700	BUSHING ASSY				1				
29	4	172534-73710	SCREW, M6X30				1				
30	4	172534-73720	CYLINDER PIN				1				
31	4	172534-73730	NUT, SEAL LOCK				1				
32	4	172534-73740	SOLENOID, CONTROL				1				
33	3	172534-73660	FLUSH & BOOST VALVE				1				
34	4	172653-73550	ORIFICE				1				
35	4	172534-73750	FLUSH & BOOST VALVE				1				
36	5	172653-73570	O-RING				1				
37	5	172653-73580	PLUG ASSY				1				
38	5	172651-73730	SOCKET BOLT M 8X 50				4				
39	5	172649-73740	GUIDE				1				
40	5	172534-73770	HOUSING, VALVE				1				
41	5	172534-73780	PISTON,FLUSHING				1				
42	5	172534-73790	PLUNGER				1				
43	5	172534-73800	PLUG				2				
44	5	172534-73810	PLUG				1				
45	5	172649-73810	GUIDE				1				
46	5	172534-73820	SEAT, SPRING				2				
47	5	172534-73830	SPRING				2				
48	5	172534-73840	SPRING				1				
49	5	172534-73850	O-RING				1				
50	5	172534-73860	O-RING				2				
51	5	172534-73870	CIRCLIP				1				

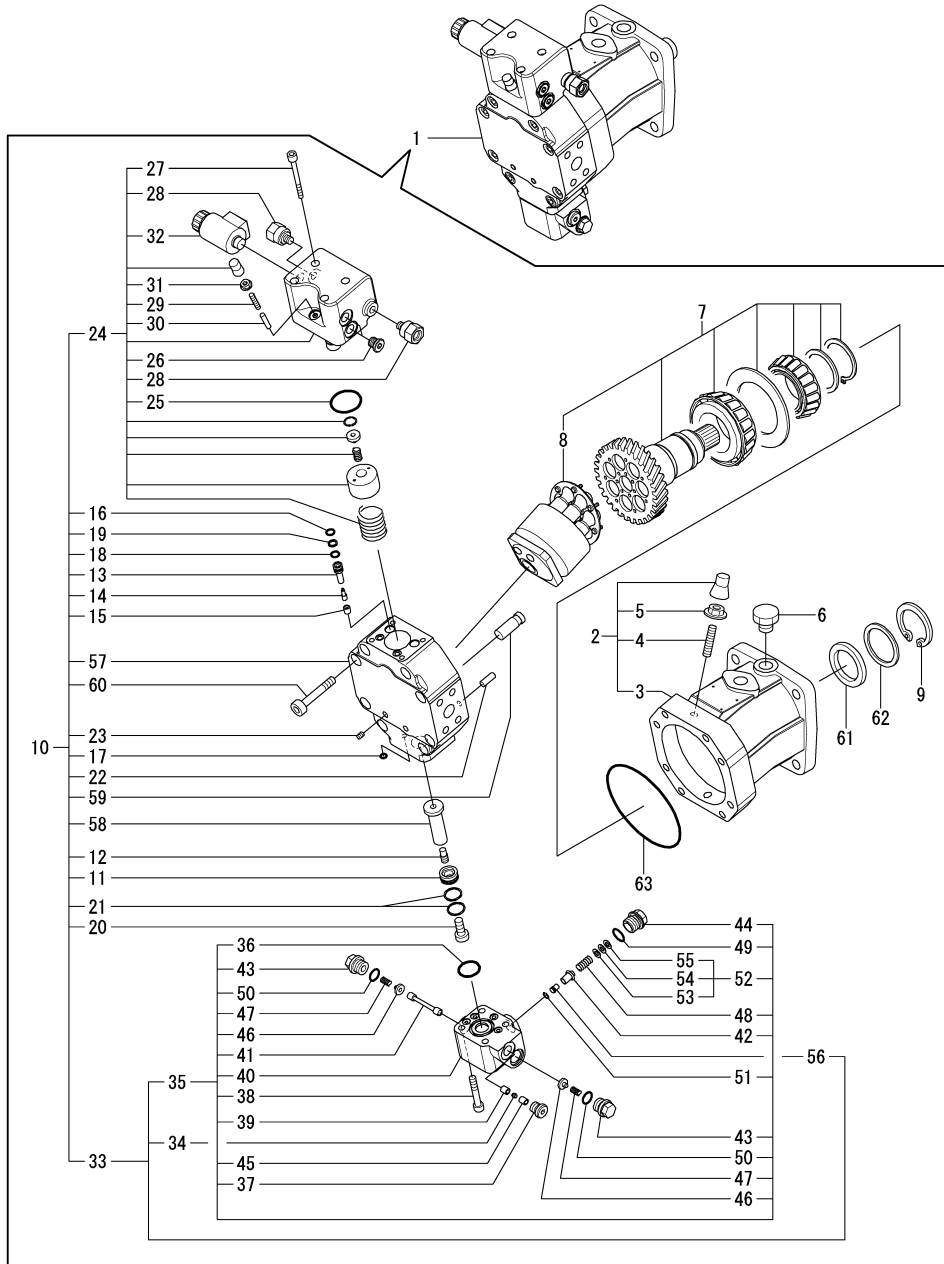
Remarks

(1)Selection use parts

Fig.90. (70A)HST MOTOR(V4-5B)(COMPONENT PART)

(A)=V3-5(US)
 (B)=V4-5(US)
 (C)=V4-5A(US)

(D)=V4-5B(US)
 (E)=
 (F)=



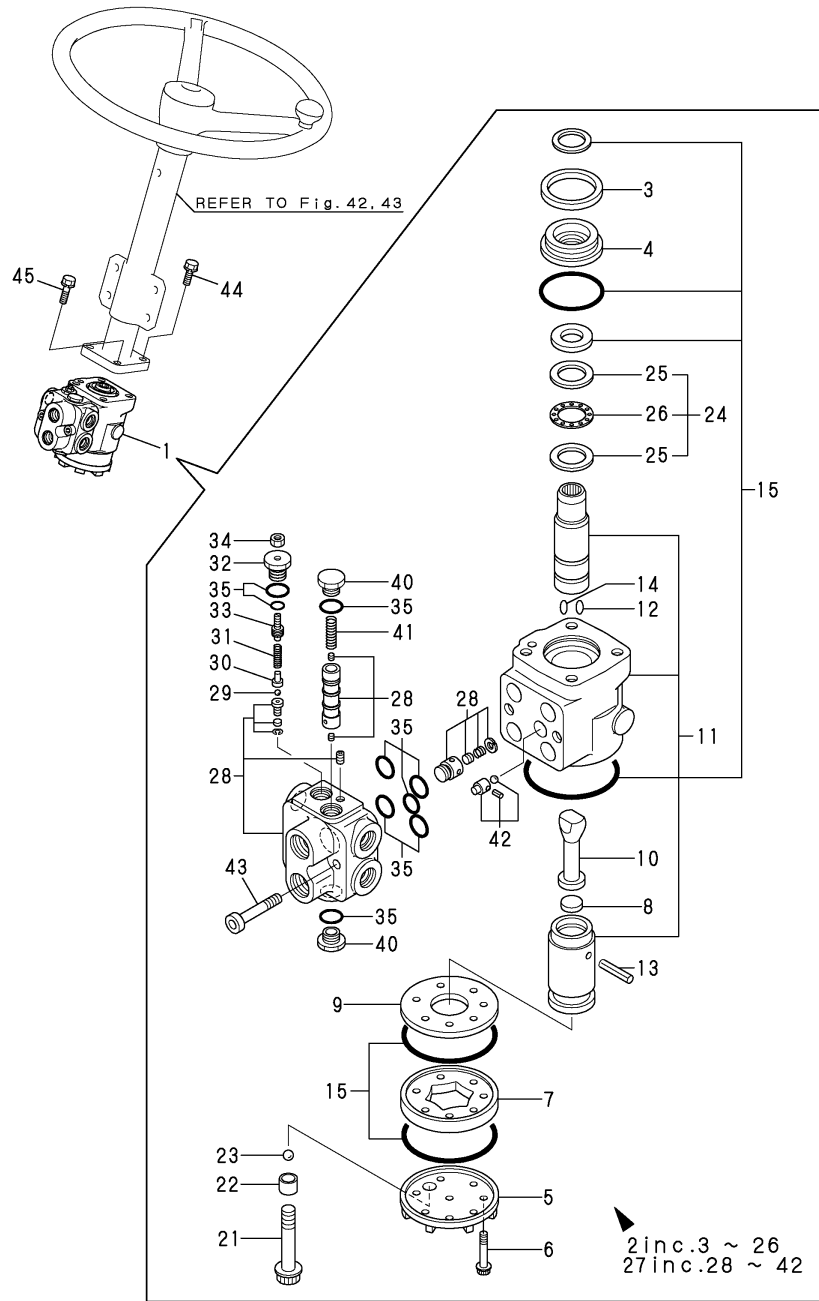
No.	Lev.	Parts No.	Description	Q'ty						I	R	
				(A)	(B)	(C)	(D)	(E)	(F)			
52	5	172534-73900	SHIM SET				1					
53	6	172534-73880	SHIM				1					1
54	6	172534-73890	SHIM				1					1
55	6	172534-73910	SHIM				1					1
56	4	172534-73760	ORIFICE				1					
57	3	172534-73670	PORT PLATE				1					
58	3	172534-73680	POSITIONING PISTON				1					
59	3	172534-73690	POSITIONING TRANNION				1					
60	3	172650-73870	SOCKET BOLT M10X 60				8					
61	2	172653-73340	SEAL, OIL				1					
62	2	172653-73350	SHIM				1					
63	2	172653-73360	O-RING				1					

Remarks
 (1) Selection use parts

Fig.71. STEERING UNIT

(A)=V3-5(US)
 (B)=V4-5(US)
 (C)=V4-5A(US)

(D)=V4-5B(US)
 (E)=
 (F)=

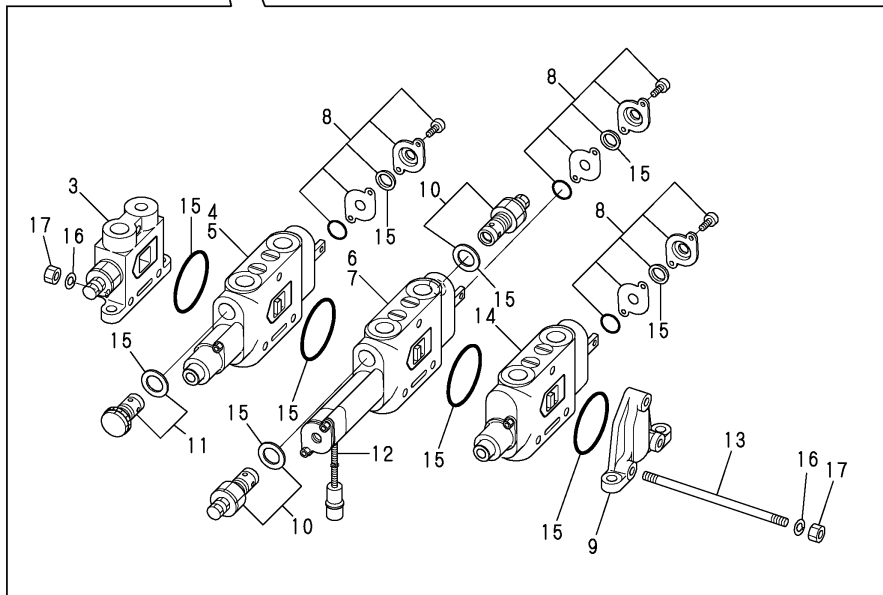
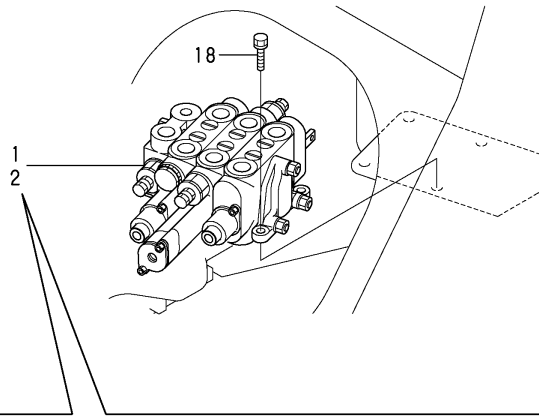


No.	Lev.	Parts No.	Description	Qty						I	R
				(A)	(B)	(C)	(D)	(E)	(F)		
1	1	172524-73512	STEERING ASSY	1	1	1	1				
2	2	172524-73522	ROLL ASSY, ORBITAL	1	1	1	1				
3	3	172312-73110	RETAINING RING	1	1	1	1				
4	3	172524-73530	BUSH, SEAL GLAND	1	1	1	1				
5	3	172312-73520	CAP, END	1	1	1	1				
6	3	172520-73530	SCREW	6	6	6	6				
7	3	172520-73540	GEROTOR	1	1	1	1				
8	3	172524-73550	SPACER	1	1	1	1				
9	3	172312-73560	PLATE, SPACER	1	1	1	1				
10	3	172520-73560	DRIVE	1	1	1	1				
11	3	172524-73571	PARTS SET, CONTROL	1	1	1	1				
12	3	172519-73590	SPRING, CENTERING	4	4	4	4				
13	3	172519-73610	PIN	1	1	1	1				
14	3	172524-73650	SPRING	2	2	2	2				
15	3	172524-73582	SEAL SET	1	1	1	1				
21	3	172524-73540	SCREW, RETAINER	1	1	1	1				
22	3	172524-73780	SCREW, ADAPTER	1	1	1	1				
23	3	172524-73790	BALL	1	1	1	1				
24	3	172524-73640	BEARING SET, NEEDLE	1	1	1	1				
25	4	172312-73660	RACE BEARING	2	2	2	2				
26	4	172312-73670	NEEDLE, THRUST	1	1	1	1				
27	2	172524-73610	VALVE COMPL.	1	1	1	1				
28	3	172524-73620	HOUSING ASSY	1	1	1	1				
29	3	172520-73630	BALL	1	1	1	1				
30	3	172520-73640	GUIDE, BALL	1	1	1	1				
31	3	172520-73650	SPRING, RELIEF	1	1	1	1				
32	3	172520-73660	PLUG, RELIEF	1	1	1	1				
33	3	172520-73670	SCREW, ADJUST	1	1	1	1				
34	3	172520-73680	NUT, LOCK	1	1	1	1				
35	3	172524-73590	SEAL SET	1	1	1	1				
40	3	172520-73740	PLUG, SPOOL	2	2	2	2				
41	3	172524-73750	SPRING, CONTROL	1	1	1	1				
42	3	172520-73770	ORIFICE SET	1	1	1	1				
43	2	26450-100502	BOLT, M10X 50	2	2	2	2				
44	1	26013-100352	BOLT, M10X 35	2	2	2	2				
45	1	26013-100302	BOLT, M10X 30	2	2	2	2				

Fig.72. CONTROL VALVE

(A)=V3-5(US)
 (B)=V4-5(US)
 (C)=V4-5A(US)

(D)=V4-5B(US)
 (E)=
 (F)=

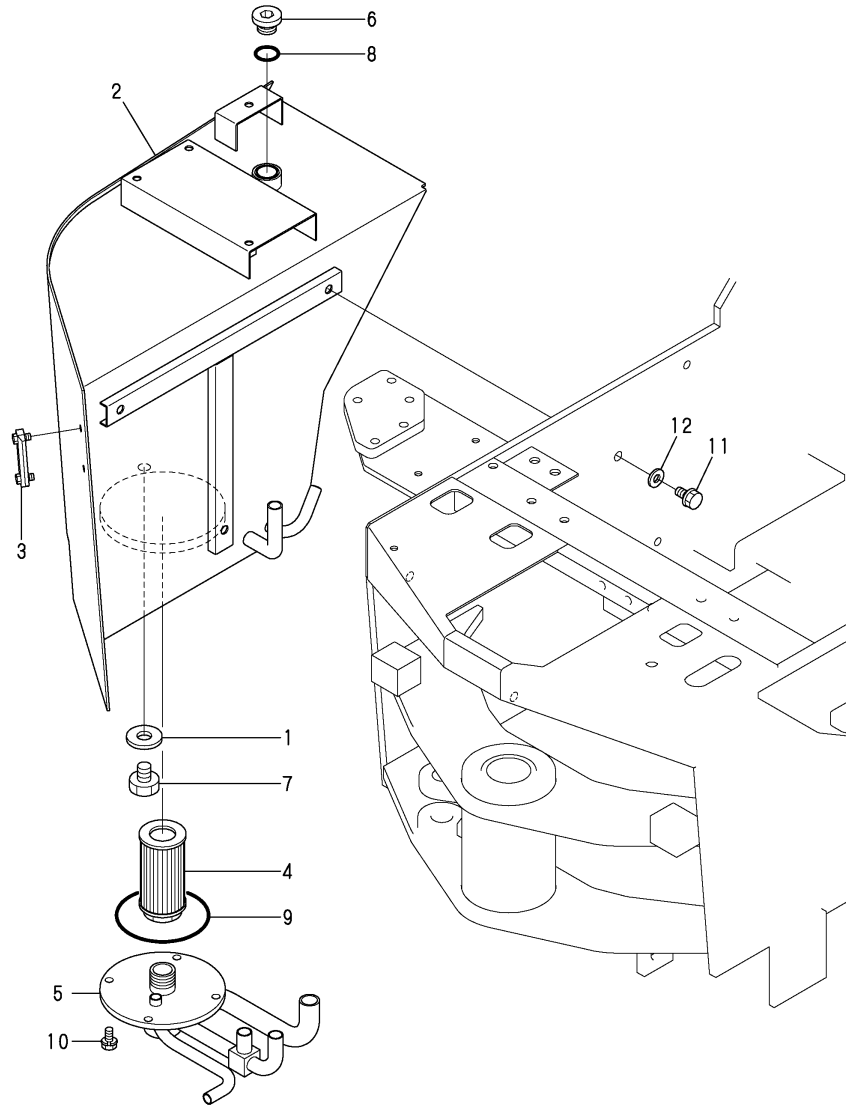


No.	Lev.	Parts No.	Description	Q'ty						I	R
				(A)	(B)	(C)	(D)	(E)	(F)		
1	1	172527-74800	VALVE 3-WAY	1							
2	1	172528-74800	VALVE 3-WAY		1	1	1				
3	2	172527-74130	COVER ASSY, INLET	1	1	1	1				
4	2	172527-74140	F BLOCK ASSY	1							
5	2	172528-74140	F BLOCK ASSY		1	1	1				
6	2	172527-74150	ED BLOCK ASSY	1							
7	2	172528-74150	ED BLOCK ASSY		1	1	1				
8	2	172527-74160	L BLOCK ASSY	3	3	3	3				
9	2	172527-74170	CONER, END	1	1	1	1				
10	2	172527-74180	VALVE, O.L.R.	2	2	2	2				
11	2	172527-74190	VALVE, SUC.	1	1	1	1				
12	2	172527-74220	TUBE, CORRUGATED	1	1	1	1				
13	2	172527-74410	ROD, TIE	3	3	3	3				
14	2	172527-74420	DM BLOCK ASSY	1	1	1	1				
15	2	172527-74430	SEAL SET	1	1	1	1				
16	2	22217-100000	WASHER, SPRING 10	6	6	6	6				
17	2	26716-100002	NUT, M10	6	6	6	6				
18	1	26013-100352	BOLT, M10X 35	4	4	4	4				

Fig.73. HYD.OIL TANK(V3-5/V4-5)

(A)=V3-5(US)
 (B)=V4-5(US)
 (C)=V4-5A(US)

(D)=V4-5B(US)
 (E)=
 (F)=

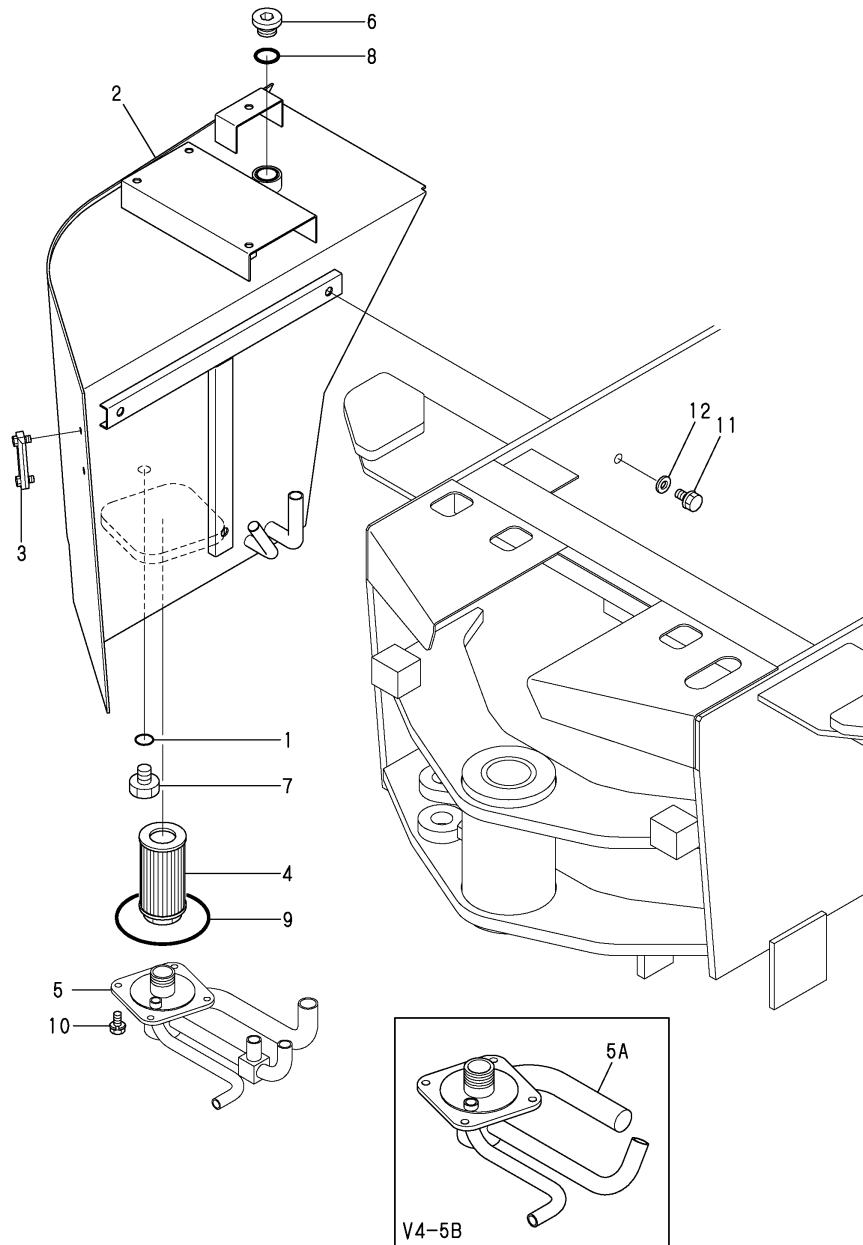


No.	Lev.	Parts No.	Description	Q'ty						I	R
				(A)	(B)	(C)	(D)	(E)	(F)		
1	1	1C6900-23150	WASHER, PLUG	1	1						
2	1	172527-75200	HYD, OIL TANK	1	1						
3	1	172524-75190	GAUGE, OIL LEVEL	1	1						
4	1	172520-75320	FILTER, SUCTION	1	1						
5	1	172527-75510	FLANGE	1	1						
6	1	172524-75710	PLUG PF1	1	1						
7	1	23491-140002	PLUG, 14	1	1						
8	1	24311-000290	O-RING, 1AP29.0	1	1						
9	1	24321-001250	O-RING, 1AG125.0	1	1						
10	1	26013-100202	BOLT, M10X 20	4	4						
11	1	26013-120252	BOLT, M12X 25	3	3						
11-1	1	26013-120302	BOLT, M12X 30	3	3						N
12	1	22137-120000	WASHER, 12	3	3						W
		(A=M/#51262) (B=M/#51095)									

Fig.74. HYD.OIL TANK(V4-5A/5B)

(A)=V3-5(US)
 (B)=V4-5(US)
 (C)=V4-5A(US)

(D)=V4-5B(US)
 (E)=
 (F)=

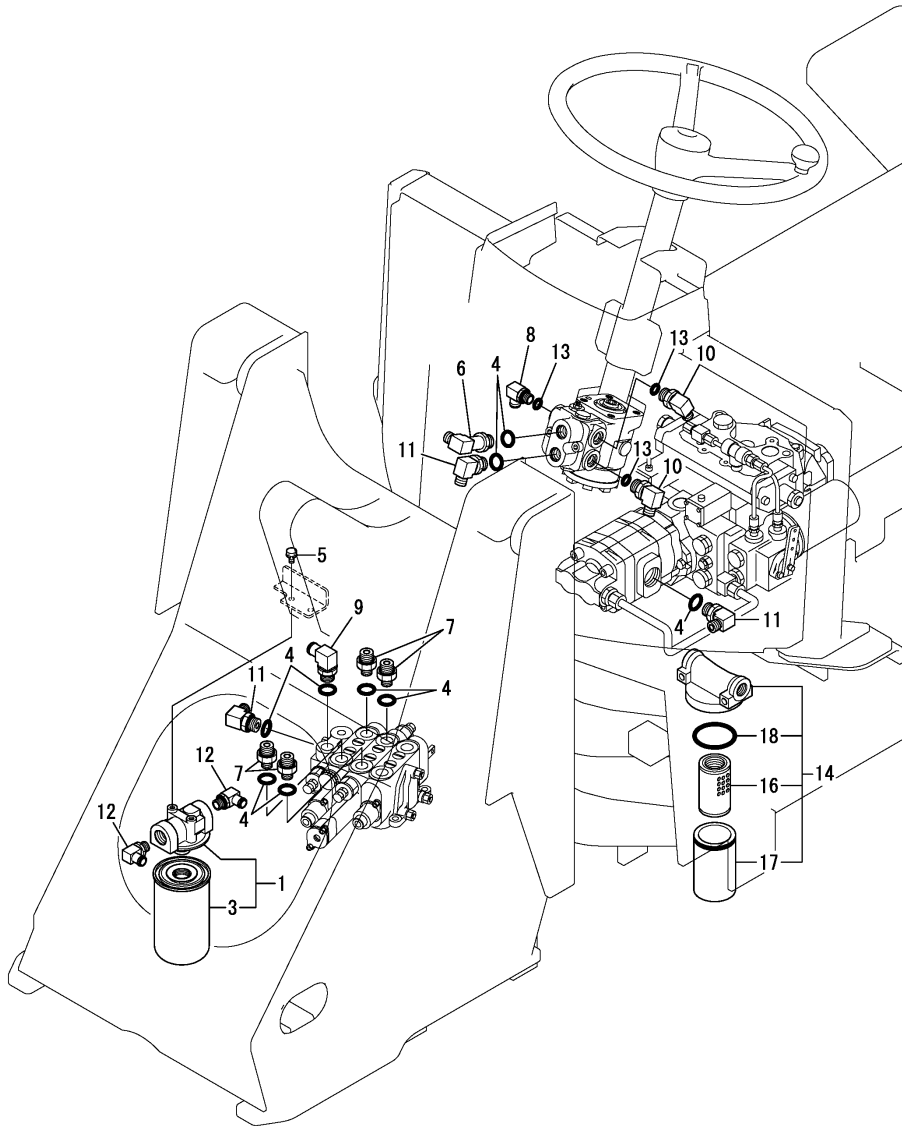


No.	Lev.	Parts No.	Description	Q'ty						I	R
				(A)	(B)	(C)	(D)	(E)	(F)		
1	1	24311-000160	O-RING, 1AP16.0			1	1				
2	1	172527-75111-1	TANK ASSY, RESERVOIR			1	1				
3	1	172524-75190	GAUGE, OIL LEVEL			1	1				
4	1	172520-75320	FILTER, SUCTION			1	1				
5	1	172527-75520	FLANGE ASSY,US SUC			1					
5A	1	172534-75410	FLANGE ASSY,SUCTION				1				
6	1	172116-75850	PLUG, OIL FEED			1	1				
7	1	23491-140002	PLUG, 14			1	1				
8	1	24311-000380	O-RING, 1AP38.0			1	1				
9	1	24321-001050	O-RING, 1AG105.0			1	1				
10	1	26013-100202	BOLT, M10X 20			4	4				
11	1	26013-120302	BOLT, M12X 30			3	3				
12	1	22137-120000	WASHER, 12			3	3				

Fig.75. FILTER & PIPE FITTING(V3-5/V4-

(A)=V3-5(US)
(B)=V4-5(US)
(C)=V4-5A(US)

(D)=V4-5B(US)
(E)=
(F)=

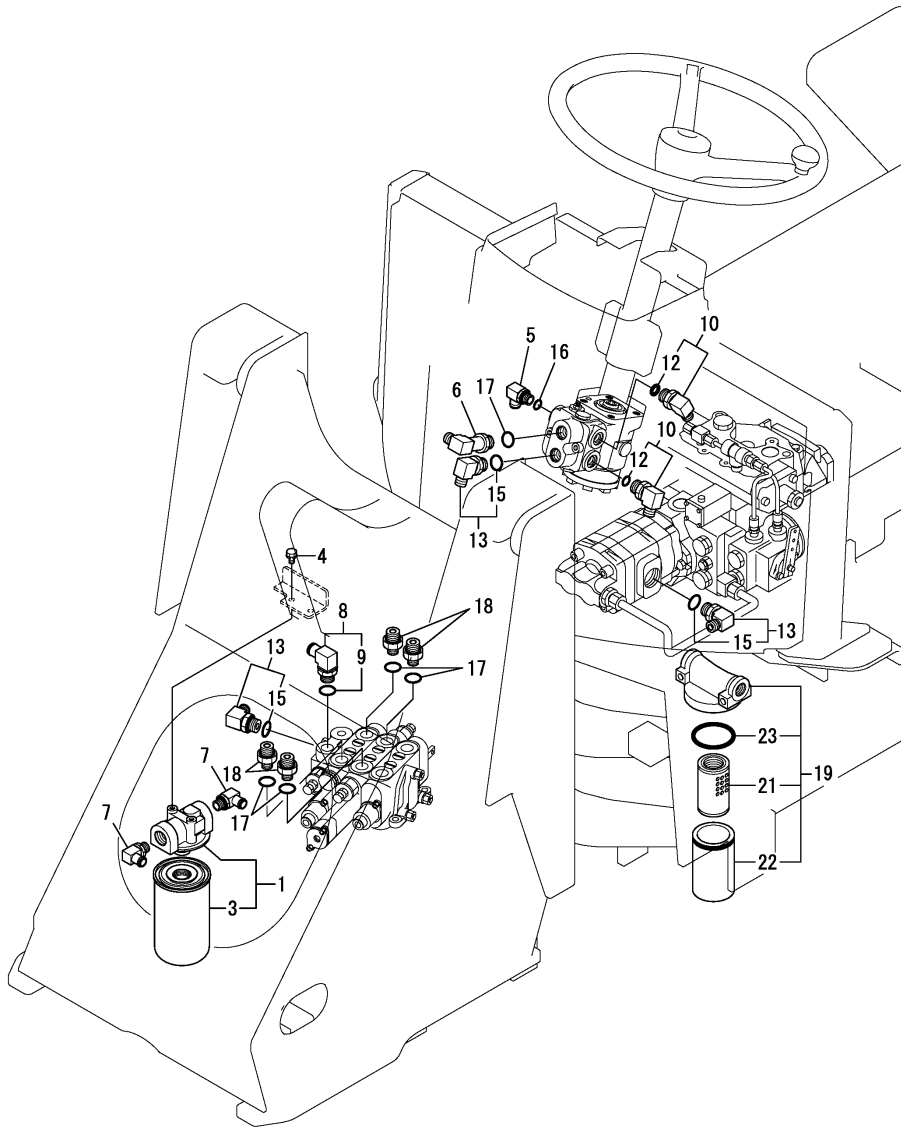


No.	Lev.	Parts No.	Description	Q'ty						I	R
				(A)	(B)	(C)	(D)	(E)	(F)		
1	1	172527-73850	FILTER, OIL	1	1						
3	2	172527-73870	ELEMENT	1	1						
4	1	24311-000180	O-RING, 1AP18.0	9	9						
5	1	26013-080162	BOLT, M8X 16	2	2						
6	1	172524-76110	ELBOW	1	1						
7	1	172527-76110	ADAPTER, 3/8X1/2	4	4						
8	1	172524-76130	NIPPLE, ELBOW	1	1						
9	1	172520-76260	ELBOW, NIPPLE	1	1						
10	1	172510-76310	ELBOW	2	2						
11	1	172510-76320	ELBOW, 1/2	3	3						
12	1	172524-76480	ELBOW	2	2						
13	1	24311-000140	O-RING, 1AP14.0	3	3						
14	1	172652-73750	FILTER,LINE	1	1						W
		(A=*2005.09)	(B=*2005.09)								
16	2	172652-73770	ELEMENT, FILTER	1	1						W
		(A=*2005.09)	(B=*2005.09)								
17	2	172652-73780	CASE	1	1						W
		(A=*2005.09)	(B=*2005.09)								
18	2	172652-73790	O-RING, JAS02053	1	1						W
		(A=*2005.09)	(B=*2005.09)								

Fig.76. FILTER & PIPE FITTING(V4-5A/5B)

(A)=V3-5(US)
 (B)=V4-5(US)
 (C)=V4-5A(US)

(D)=V4-5B(US)
 (E)=
 (F)=

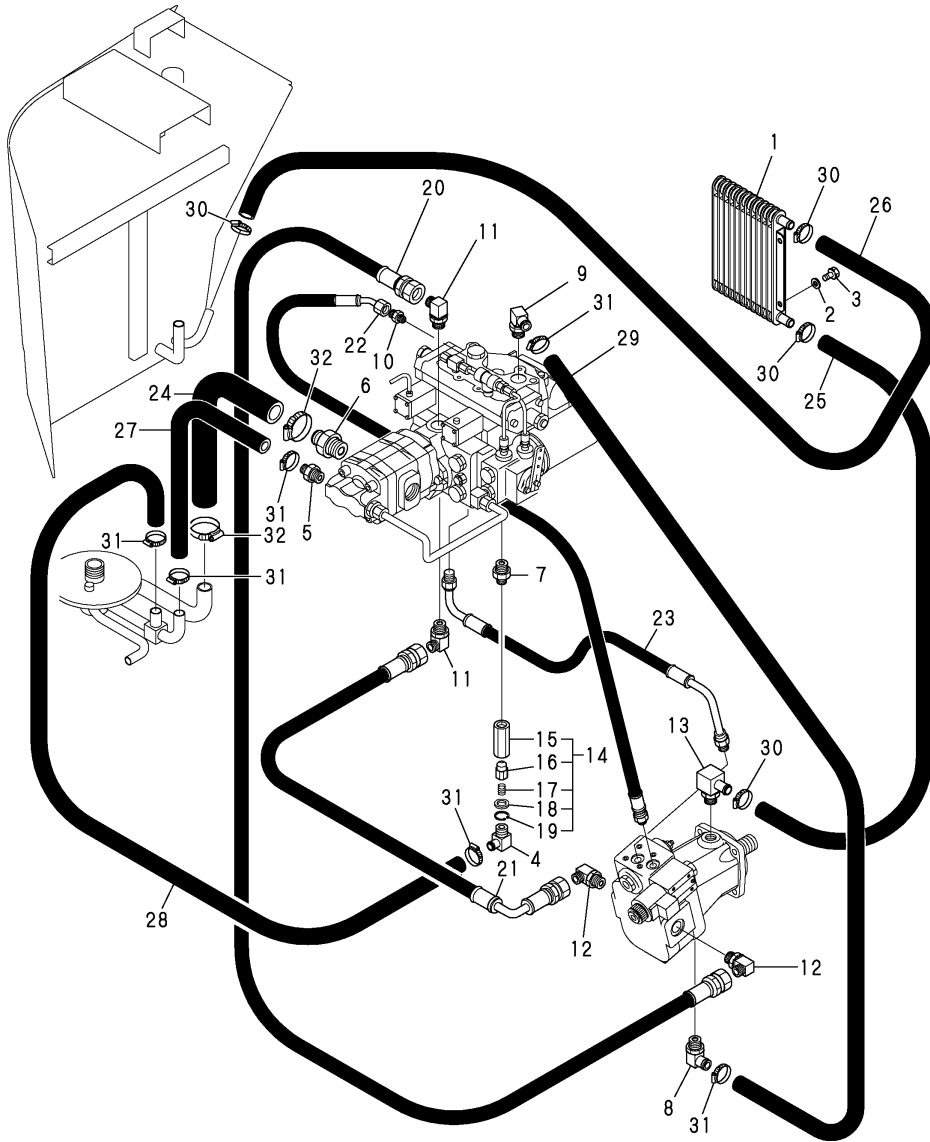


No.	Lev.	Parts No.	Description	Q'ty						I	R
				(A)	(B)	(C)	(D)	(E)	(F)		
1	1	172527-73850	FILTER, OIL			1	1				
3	2	172527-73870	ELEMENT			1	1				
4	1	26013-080162	BOLT, M8X 16			2	2				
5	1	1A6380-24080	NIPPLE, 3/8X16 90			1	1				
6	1	172524-76110	ELBOW			1	1				
7	1	172467-76120	ELBOW			2	2				
8	1	172164-76131	ELBOW			1	1				
9	2	24315-000180	O-RING, 1BP18.0			1	1				
10	1	172142-76180	JOINT			2					
10-1	1	172142-76181	JOINT ASSY (C=M/#52064)			2	2				R
12	2	24315-000140	O-RING, 1BP14.0			2	2				
13	1	172141-76900	CONNECTOR ASSY			3	3				
15	2	24315-000180	O-RING, 1BP18.0			3	3				
16	1	24311-000140	O-RING, 1AP14.0			1	1				
17	1	24311-000180	O-RING, 1AP18.0			5	5				
18	1	933160-01370	CONNECTOR, PF1/2PF3/8			4	4				
19	1	172652-73750	FILTER, LINE (C=M/#52291) (D=M/#52522)			1	1				W
21	2	172652-73770	ELEMENT, FILTER (C=M/#52291) (D=M/#52522)			1	1				W
22	2	172652-73780	CASE (C=M/#52291) (D=M/#52522)			1	1				W
23	2	172652-73790	O-RING, JAS02053 (C=M/#52291) (D=M/#52522)			1	1				W

Fig.77. HYD.OIL PIPING(HST)(V3-5/V4-5)

(A)=V3-5(US)
(B)=V4-5(US)
(C)=V4-5A(US)

(D)=V4-5B(US)
(E)=
(F)=

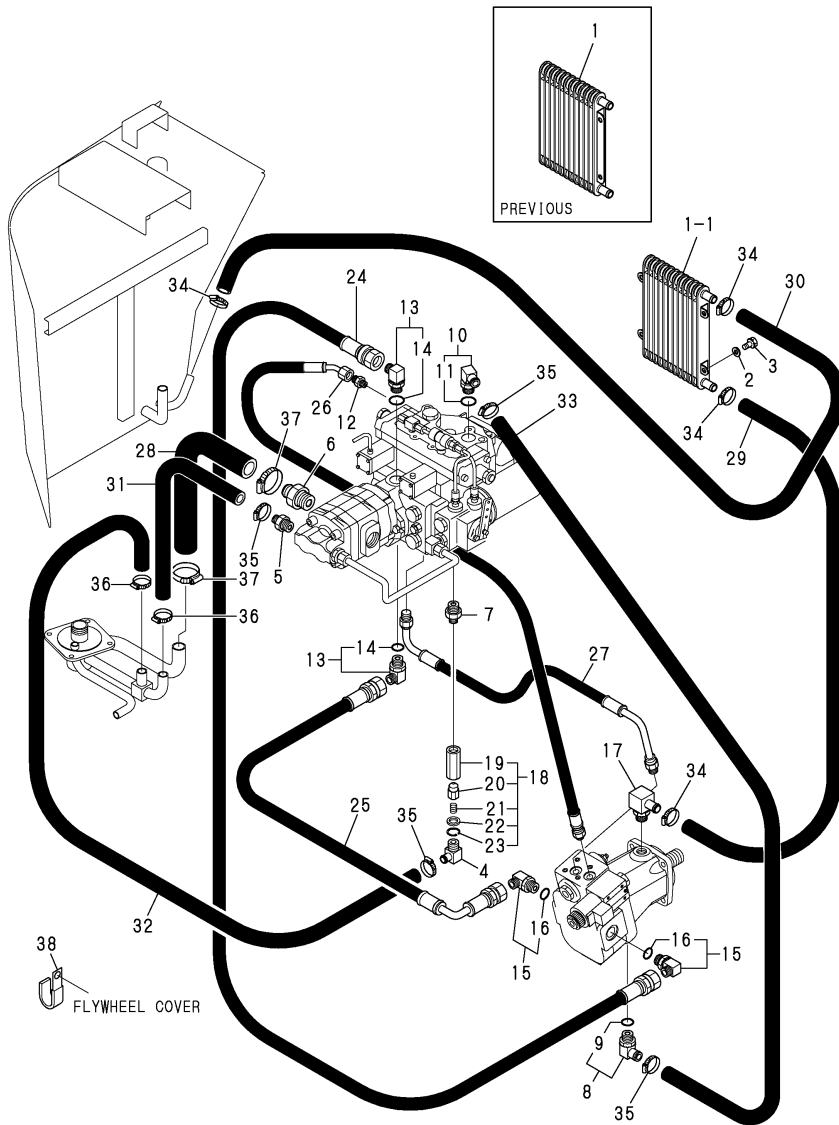


No.	Lev.	Parts No.	Description	Q'ty						I	R
				(A)	(B)	(C)	(D)	(E)	(F)		
1	1	172528-74810	COOLER ASSY, OIL	1	1						
2	1	22137-080000	WASHER, 8	2	2						
3	1	26013-080202	BOLT, M8X 20	2	2						
4	1	172524-76480	ELBOW	1	1						
5	1	172524-76210	NIPPLE, HOSE 3/4	1	1						
6	1	172527-76210	NIPPLE, 1-25	1	1						
7	1	172524-76230	NIPPLE, PF1/2-PT1/2	1	1						
8	1	172520-76260	ELBOW, NIPPLE	1	1						
9	1	172520-76260	ELBOW, NIPPLE	1	1						
10	1	172527-76261	NIPPLE, 1/4-1/4	1	1						
11	1	172528-76330	ELBOW	2	2						
12	1	172528-76330	ELBOW	2	2						
13	1	172527-76460	CONNECTOR, 1/2X16	1	1						
14	1	172524-76800	RELIEF COMP.,2ND	1	1						
15	2	172524-76810	BODY,VALVE	1	1						
16	2	172524-76820	POPPET	1	1						
17	2	172524-76830	SPRING, VALVE	1	1						
18	2	172524-76840	SEAT, SPRING	1	1						
19	2	22252-000220	RING, 22	1	1						
20	1	172527-78510	HOSE A	1	1						
21	1	172527-78380	HOSE B	1	1						
22	1	172527-78530	HOSE C1	1	1						
22-1	1	172527-78351	HOSE C1	1	1						N
		(A=M/#51191) (B=M/#51063)									
23	1	172527-78541	HOSE C2	1	1						
24	1	172527-78390	HOSE	1	1						
25	1	172527-78480	HOSE	1	1						
26	1	172527-78440	HOSE	1	1						
27	1	172524-78450	HOSE G812Y050	1	1						
28	1	172527-78460	HOSE	1	1						
28-1	1	172524-78730	HOSE G812Y040	1	1						N
		(A=M/#51191) (B=M/#51063)									
29	1	172527-78490	HOSE	1	1						
30	1	23000-025000	CLAMP, 25	4	4						
31	1	23000-028000	CLAMP, 28	6	6						
32	1	23000-041000	CLAMP, 41	2	2						

Fig.78. HYD.OIL PIPING(HST)(V4-5A)

(A)=V3-5(US)
(B)=V4-5(US)
(C)=V4-5A(US)

(D)=V4-5B(US)
(E)=
(F)=



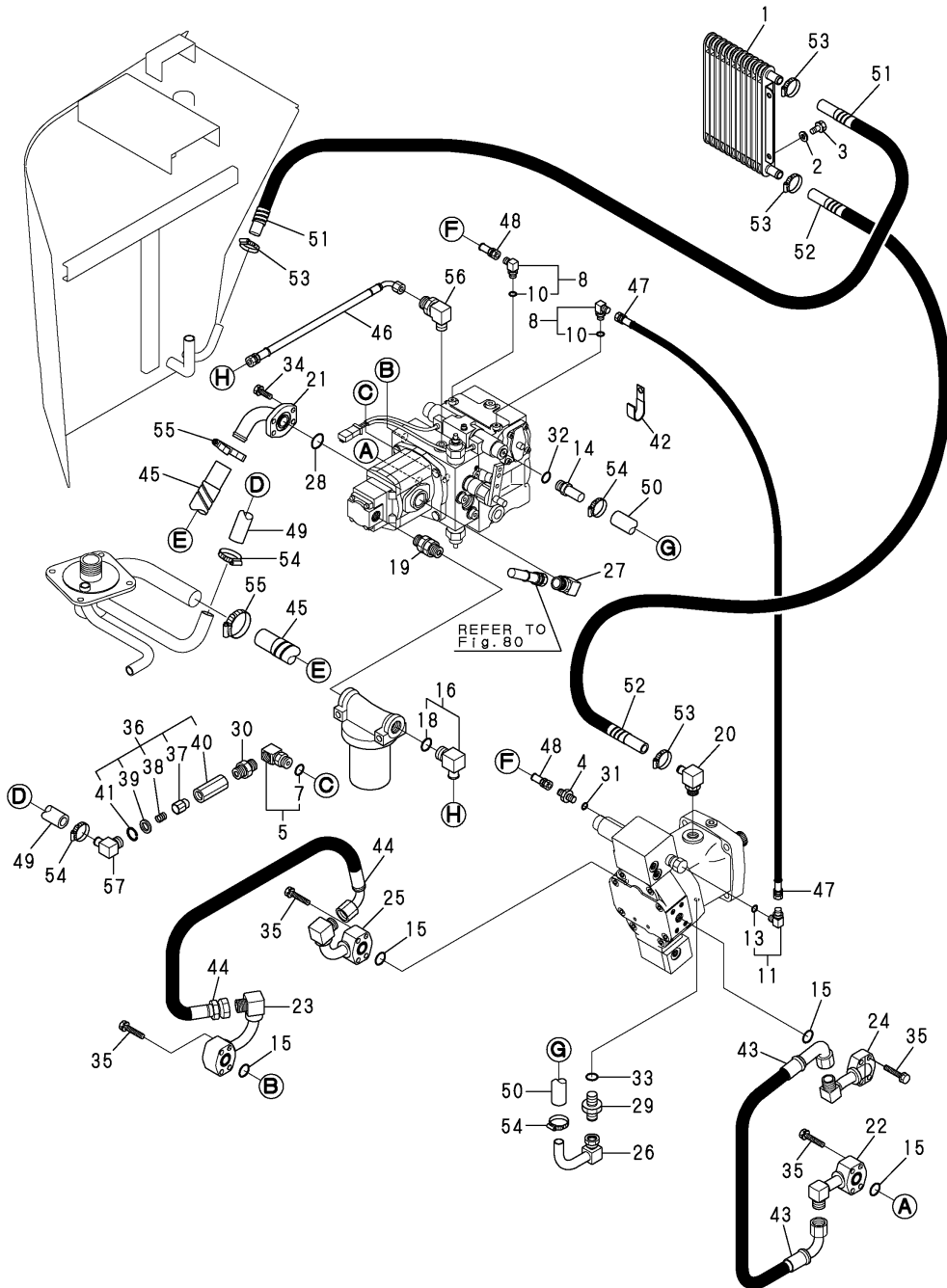
No.	Lev.	Parts No.	Description	Q'ty						I	R
				(A)	(B)	(C)	(D)	(E)	(F)		
1	1	172528-74810	COOLER ASSY, OIL			1					
1-1	1	198138-49100	COOLER ASSY, OIL (C=M/#52168)			1					F 1
2	1	22137-080000	WASHER, 8			2					
2-1	1	22137-080000	WASHER, 8 (C=M/#52168)			3					K
3	1	26013-080202	BOLT, M8X 20			2					
3-1	1	26013-080202	BOLT, M8X 20 (C=M/#52168)			3					K
4	1	172467-76120	ELBOW			1					
5	1	172524-76210	NIPPLE, HOSE 3/4			1					
6	1	172527-76210	NIPPLE, 1-25			1					
7	1	172524-76230	NIPPLE, PF1/2-PT1/2			1					
8	1	172164-76131	ELBOW			1					
9	2	24315-000180	O-RING, 1BP18.0			1					
10	1	172164-76131	ELBOW			1					
11	2	24315-000180	O-RING, 1BP18.0			1					
12	1	23391-020000	JOINT, RGI-1/4			1					
13	1	172455-76190	ELBOW, ADJUST			2					
14	2	24315-000240	O-RING, 1BP24.0			2					
15	1	172455-76190	ELBOW, ADJUST			2					
16	2	24315-000240	O-RING, 1BP24.0			2					
17	1	172527-76460	CONNECTOR, 1/2X16			1					
18	1	172524-76801	RELIEF COMP.,2ND			1					
19	2	172524-76810	BODY,VALVE			1					
20	2	172649-74470	POPPET VALVE			1					
21	2	172649-74480	SPRING, VALVE			1					
22	2	172649-74490	SEAT, SPRING			1					
23	2	22252-000220	RING, 22			1					
24	1	172527-78600	HOSE H110BB073			1					
25	1	172527-78380	HOSE B			1					
26	1	172527-78351	HOSE C1			1					
27	1	172527-78610	HOSE P404KK050			1					
28	1	172528-78390	HOSE G616YY041			1					
29	1	172527-78491	HOSE G610YY090			1					
29-1	1	172527-78492	HOSE G610YY098 (C=M/#52301)			1					N
30	1	172527-78441	HOSE G610YY160			1					
30-1	1	172527-78442	HOSE G610YY163S (C=M/#52301)			1					N
31	1	172175-78121	HOSE			1					
32	1	172649-78140	HOSE G612YY040			1					
33	1	172527-78590	HOSE G612YY065			1					
34	1	23000-022000	CLAMP, 22			4					
35	1	23000-025000	CLAMP, 25			4					
36	1	23000-035000	CLAMP, 35			2					
37	1	23000-041000	CLAMP, 41			2					
38	1	1A1380-59480	CLAMP, CORD			1					

Remarks
(1)INTERCHANGEABLE BY SIMULTANEOUS
REPLACEMENT WITH REF.NO.1-1 AND
FIG.9 REF.NO.5-1.

Fig.79. HYD.OIL PIPING(HST)(V4-5B)

(A)=V3-5(US)
(B)=V4-5(US)
(C)=V4-5A(US)

(D)=V4-5B(US)
(E)=
(F)=

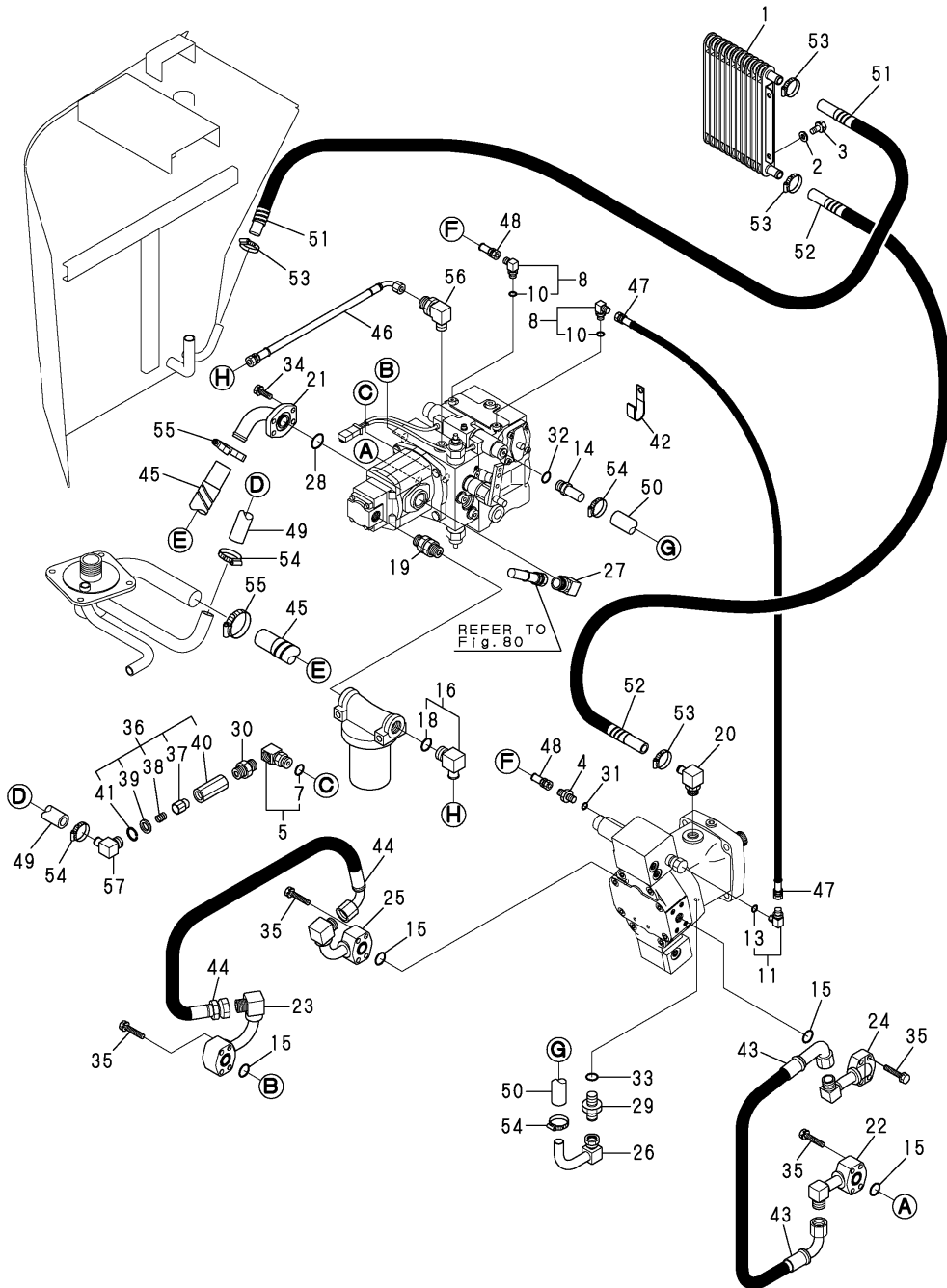


No.	Lev.	Parts No.	Description	Q'ty						I	R
				(A)	(B)	(C)	(D)	(E)	(F)		
1	1	198138-49100	COOLER ASSY, OIL				1				
2	1	22137-080000	WASHER, 8				3				
3	1	26013-080202	BOLT, M8X 20				3				
4	1	172123-76121	ADAPTER				1				
5	1	172122-76131	CONNECTOR, PT1/2X45				1				
7	2	24315-000180	O-RING, 1BP18.0				1				
8	1	172141-76180	CONNECTOR ASSY				2				
10	2	24315-000110	O-RING, 1BP11.0				2				
11	1	172141-76180	CONNECTOR ASSY				1				
13	2	24315-000110	O-RING, 1BP11.0				1				
14	1	172183-76190	JOINT, PF1/2				1				
15	1	172520-76240	O-RING, AN6227-19				4				
16	1	172157-76300	ELBOW ASSY				1				
18	2	24315-000180	O-RING, 1BP18.0				1				
19	1	172527-76350	CONNECTOR, PF1/2X1/2				1				
20	1	172527-76460	CONNECTOR, 1/2X16				1				
21	1	172534-76700	PIPE, SUCTION				1				
22	1	172534-76710	PIPE, MAIN				1				
23	1	172534-76720	PIPE, MAIN				1				
24	1	172534-76730	PIPE, MAIN				1				
25	1	172534-76740	PIPE, MAIN				1				
26	1	172534-76750	PIPE, DRAIN				1				
27	1	172534-76760	ELBOW				1				
28	1	172534-76770	O-RING, AN6227-27				1				
29	1	172112-77361	CONNECTOR				1				
30	1	23395-040000	JOINT, RRN-1/2				1				
31	1	24315-000110	O-RING, 1BP11.0				1				
32	1	24315-000180	O-RING, 1BP18.0				1				
33	1	24315-000180	O-RING, 1BP18.0				1				
34	1	26013-100302	BOLT, M10X 30				4				
35	1	26013-100502	BOLT, M10X 50				16				
36	1	172524-76801	RELIEF COMP.,2ND				1				
37	2	172649-74470	POPPET VALVE				1				
38	2	172649-74480	SPRING, VALVE				1				
39	2	172649-74490	SEAT, SPRING				1				
40	2	172524-76810	BODY,VALVE				1				
41	2	22252-000220	RING, 22				1				
42	1	1A1380-59480	CLAMP, CORD				1				
43	1	172534-78100	HOSE H112CC059				1				
44	1	172534-78110	HOSE H112BC063				1				
45	1	172534-78120	HOSE G616YY055S				1				
46	1	172534-78130	HOSE, P406BC042				1				
47	1	172534-78140	HOSE, P404BB040				1				
48	1	172480-78970	HOSE F403BB046				1				
49	1	172534-78160	HOSE, G612YY040				1				
50	1	172534-78170	HOSE G610YY093S				1				
51	1	172527-78442	HOSE G610YY163S				1				
52	1	172534-78170	HOSE G610YY093S				1				
53	1	23001-022000	CLAMP, HOSE 22				4				
54	1	23001-035000	CLAMP, HOSE 35				4				
55	1	23001-041000	CLAMP, HOSE 41				2				

Fig.79. HYD.OIL PIPING(HST)(V4-5B)

(A)=V3-5(US)
 (B)=V4-5(US)
 (C)=V4-5A(US)

(D)=V4-5B(US)
 (E)=
 (F)=



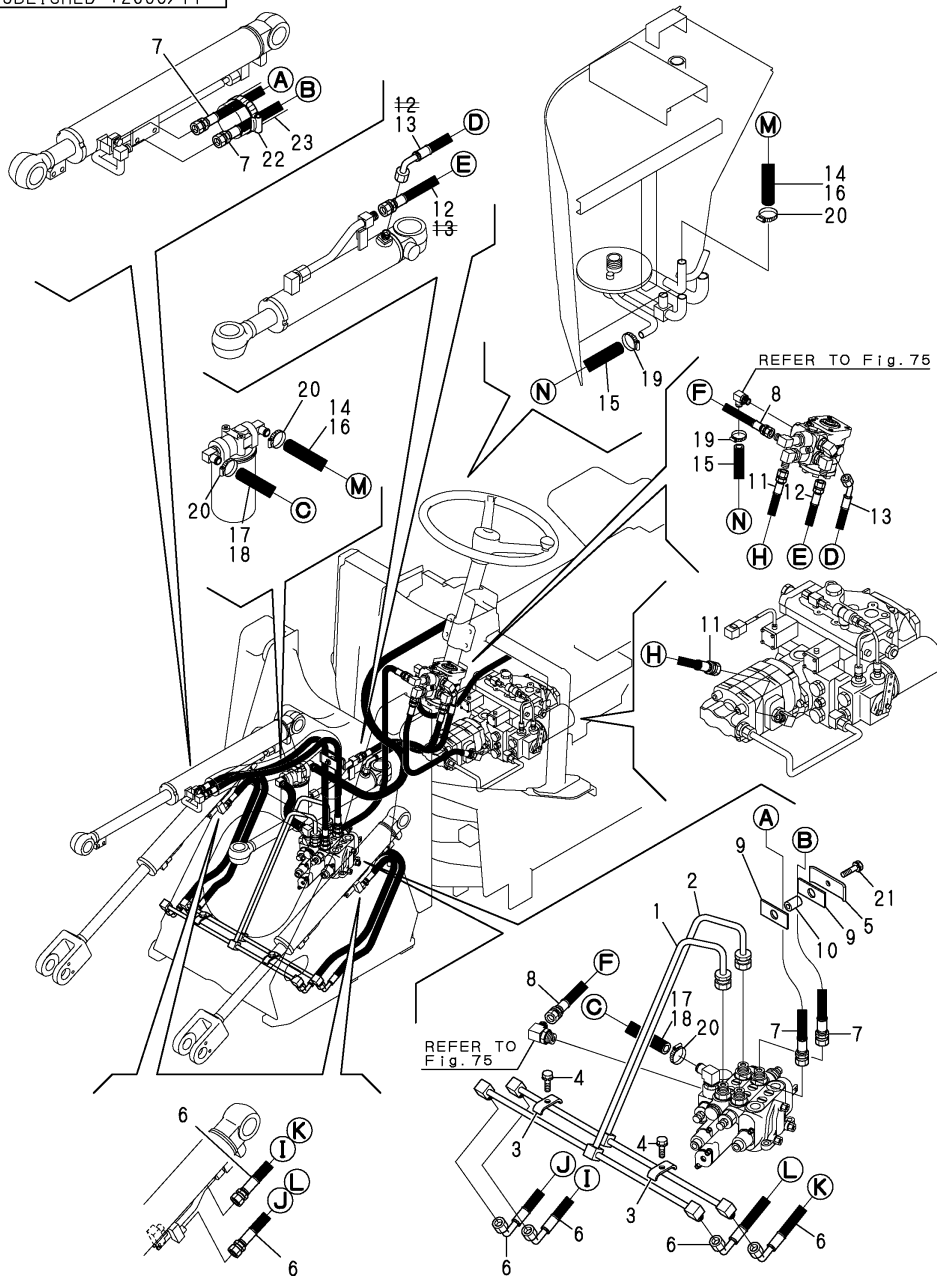
No.	Lev.	Parts No.	Description	Q'ty						I	R
				(A)	(B)	(C)	(D)	(E)	(F)		
56	1	172142-76181	JOINT ASSY				1				
57	1	172467-76120	ELBOW				1				

Fig.80. HYD.OIL PIPING(LOADER)(V3-5/V4

(A)=V3-5(US)
(B)=V4-5(US)
(C)=V4-5A(US)

(D)=V4-5B(US)
(E)=
(F)=

P/C NEWS No. : Y00S3862-1
PUBLISHED : 2006/11

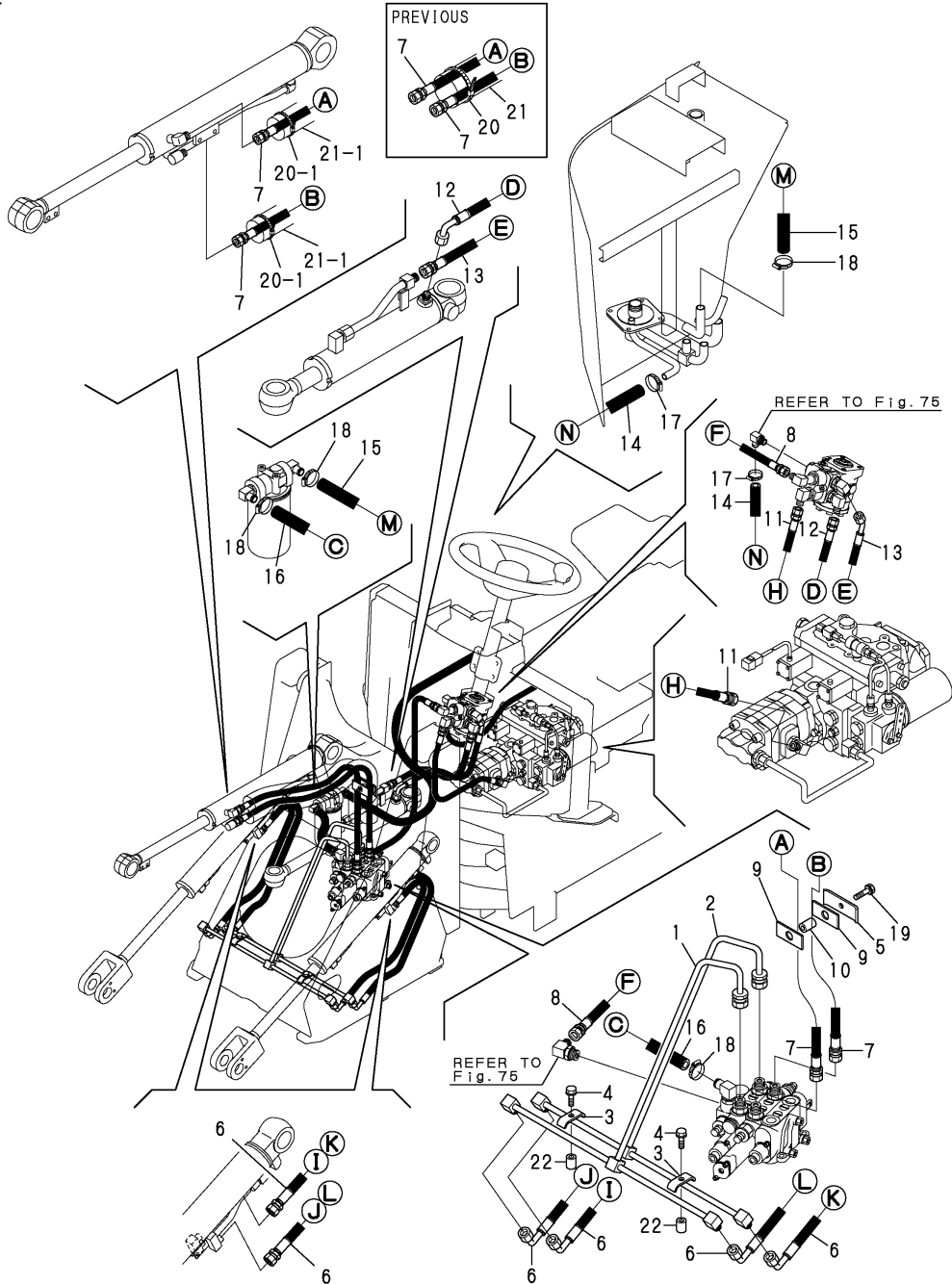


No.	Lev.	Parts No.	Description	Q'ty						I	R
				(A)	(B)	(C)	(D)	(E)	(F)		
1	1	172527-76710	PIPE	1	1						
2	1	172527-76720	PIPE B	1	1						
3	1	981083-71840	CLAMP, PIPE	2	2						
4	1	26013-100352	BOLT, M10X 35	2	2						
5	1	172520-77380	W.P BACH PLATE	1	1						
6	1	172527-78111	HOSE	4	4						
7	1	172527-78130	HOSE	2	2						
8	1	172527-78140	HOSE	1	1						
9	1	172524-78150	RUBBER	2	2						
10	1	172524-78170	PIPE	1	1						
11	1	172527-78210	HOSE	1	1						
12	1	172527-78230	HOSE	1	1						
13	1	172527-78240	HOSE	1	1						
14	1	172527-78250	HOSE	1							
15	1	172523-78750	HOSE	1	1						
16	1	172528-78720	HOSE		1						
17	1	172527-78730	HOSE	1							
18	1	172528-78730	HOSE		1						
19	1	23000-025000	CLAMP, 25	2	2						
20	1	23000-028000	CLAMP, 28	4	4						
21	1	26013-100452	BOLT, M10X 45	1	1						
22	1	194250-51660	BAND, NYLON	2	2						
23	1	172524-78920	COVER HOSE	1	1						

Fig.81. HYD.OIL PIPING(LOADER)(V4-5A/5B)

(A)=V3-5(US)
(B)=V4-5(US)
(C)=V4-5A(US)

(D)=V4-5B(US)
(E)=
(F)=

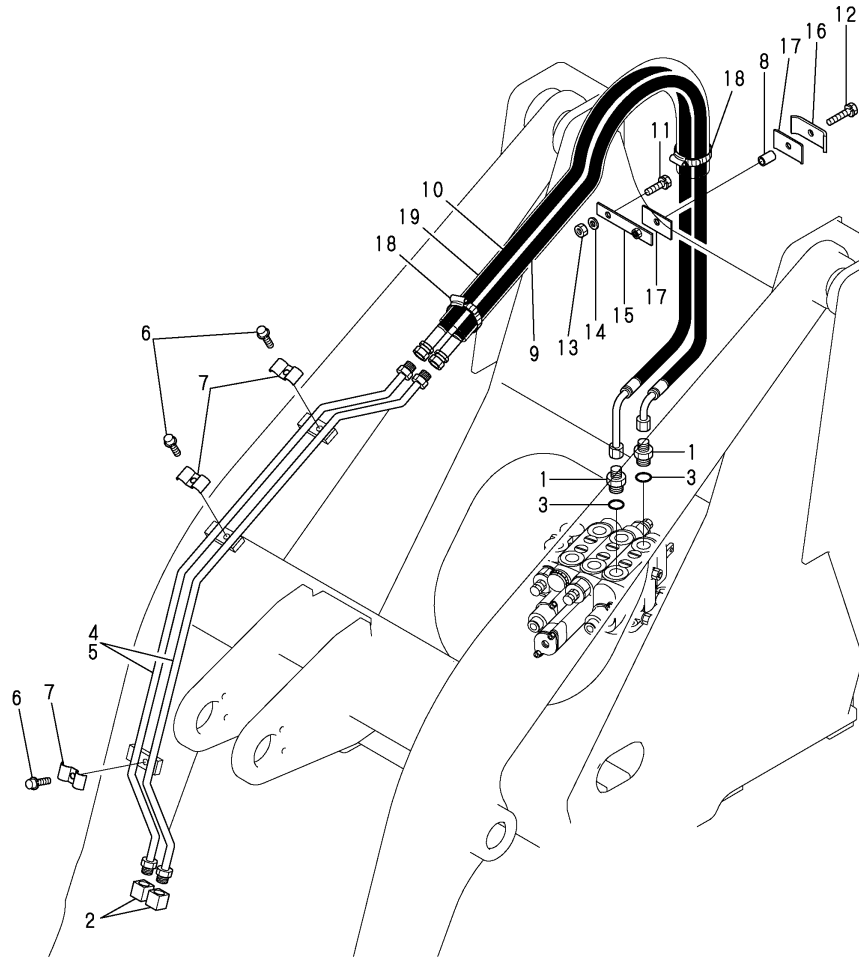


No.	Lev.	Parts No.	Description	Q'ty						I	R
				(A)	(B)	(C)	(D)	(E)	(F)		
1	1	172527-76511-1	PIPE ASSY, LIFT			1	1				
2	1	172527-76521-1	PIPE ASSY, LIFT			1	1				
3	1	172110-76170-1	PLATE			2	2				
4	1	26013-080352	BOLT, M8X 35			2	2				
5	1	172520-77380	W.P BACH PLATE			1	1				
6	1	172527-78111	HOSE			4	4				
7	1	172527-78130	HOSE			2	2				
8	1	172527-78140	HOSE			1	1				
9	1	172524-78150	RUBBER			2	2				
10	1	172524-78170	PIPE			1	1				
11	1	172527-78210	HOSE			1	1				
12	1	172527-78230	HOSE			1	1				
13	1	172527-78240	HOSE			1	1				
14	1	172527-78750	HOSE G610YY105			1	1				
15	1	172444-78310	HOSE			1	1				
16	1	172448-75300	HOSE G612YY032			1	1				
17	1	23001-022000	CLAMP, HOSE 22			2	2				
18	1	23001-035000	CLAMP, HOSE 35			4	4				
19	1	26013-100502	BOLT, M10X 50			1	1				
20	1	172122-79930	CLAMP, HOSE			2					
20-1	1	933168-55770	BAND			4	4				N
			(C=M/#52275)								
21	1	172192-78900	COVER, HOSE			1					
21-1	1	172151-79430	COVER, HOSE			2	2				N
			(C=M/#52275)								
22	1	194630-15520	COLLAR, 9.2X13.8X11			2	2				

Fig.82. HYD.OIL PIPING(3RD)(V3-5/V4-5)

(A)=V3-5(US)
 (B)=V4-5(US)
 (C)=V4-5A(US)

(D)=V4-5B(US)
 (E)=
 (F)=



No.	Lev.	Parts No.	Description	Q'ty						I	R
				(A)	(B)	(C)	(D)	(E)	(F)		
1	1	172527-76110	ADAPTER, 3/8X1/2	2	2						
2	1	172516-77560	PLUG PT3/8	2	2						
3	1	24311-000180	O-RING, 1AP18.0	2	2						
4	1	172527-77260	PIPE	2							
5	1	172528-77260	PIPE		2						
6	1	26013-100352	BOLT, M10X 35	3	3						
7	1	981083-71840	CLAMP, PIPE	3	3						
8	1	172524-78170	PIPE	1	1						
9	1	172527-78550	HOSE	1	1						
10	1	172527-78560	HOSE	1	1						
11	1	26013-100352	BOLT, M10X 35	1	1						
12	1	26013-100452	BOLT, M10X 45	1	1						
13	1	26716-100002	NUT, M10	1	1						
14	1	172527-61640	WASHER	1	1						
15	1	172524-77360	PLATE	1	1						
16	1	172520-77380	W.P BACH PLATE	1	1						
17	1	172524-78150	RUBBER	2	2						
18	1	194250-51660	BAND, NYLON	2	2						
19	1	172524-78910	COVER, HOSE	1	1						

Fig.83. HYD.OIL PIPING(3RD)(V4-5A/5B)

(A)=V3-5(US)
 (B)=V4-5(US)
 (C)=V4-5A(US)

(D)=V4-5B(US)
 (E)=
 (F)=

No.	Lev.	Parts No.	Description	Qty						I	R
				(A)	(B)	(C)	(D)	(E)	(F)		
1	1	933160-01370	CONNECTOR,PF1/2PF3/8			2	2				
2	1	1A6380-48870	CAP, G3/8			2	2				
3	1	24311-000180	O-RING, 1AP18.0			2	2				
4	1	172528-77370-1	PIPE ASSY, 3RD			2	2				
5	1	26013-080352	BOLT, M8X 35			3	3				
6	1	172110-76170-1	PLATE			3	3				
7	1	172524-78170	PIPE			1	1				
8	1	172527-78570	HOSE,H206BC135			1	1				
9	1	172527-78580	HOSE,H206BC145			1	1				
10	1	26013-100352	BOLT, M10X 35			1	1				
11	1	26013-100452	BOLT, M10X 45			1	1				
12	1	26716-100002	NUT, M10			1	1				
13	1	194145-04810	WASHER			1	1				
14	1	172527-77400	STAY ASSY, HOSE			1	1				
15	1	172520-77380	W.P BACH PLATE			1	1				
16	1	172524-78150	RUBBER			2	2				
17	1	172122-79930	CLAMP, HOSE			2	2				
18	1	172151-79400	COVER, HOSE			1	1				
19	1	194630-15520	COLLAR, 9.2X13.8X11			3	3				

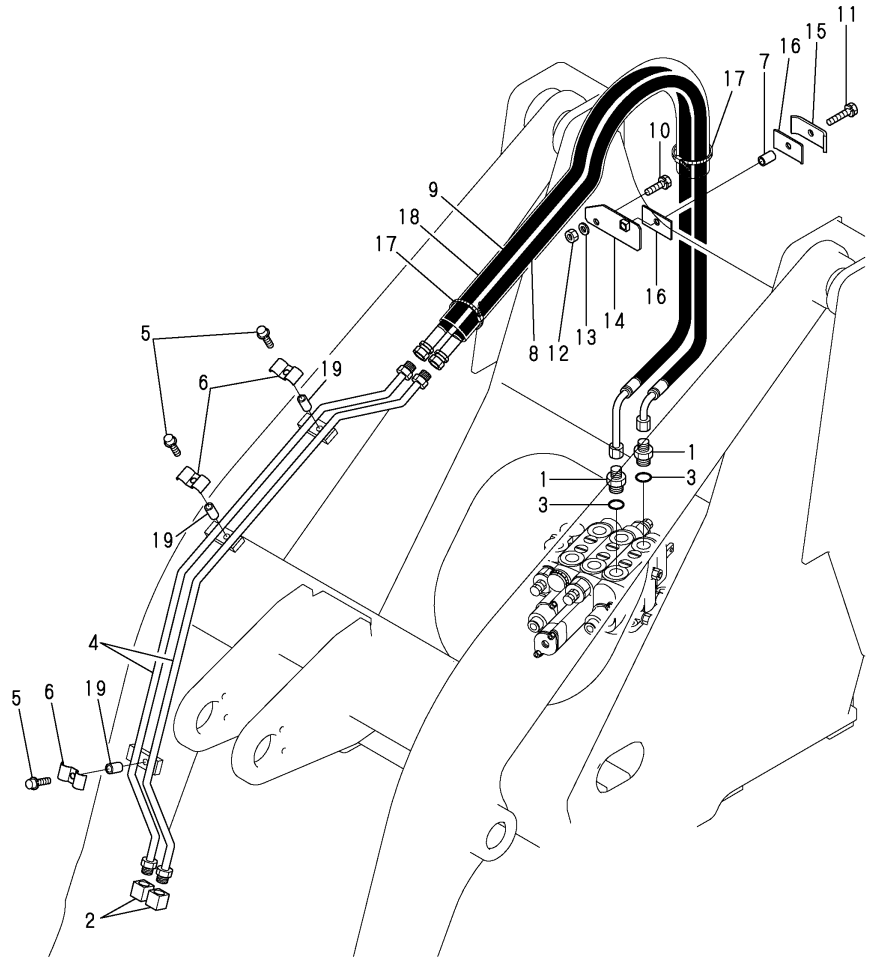
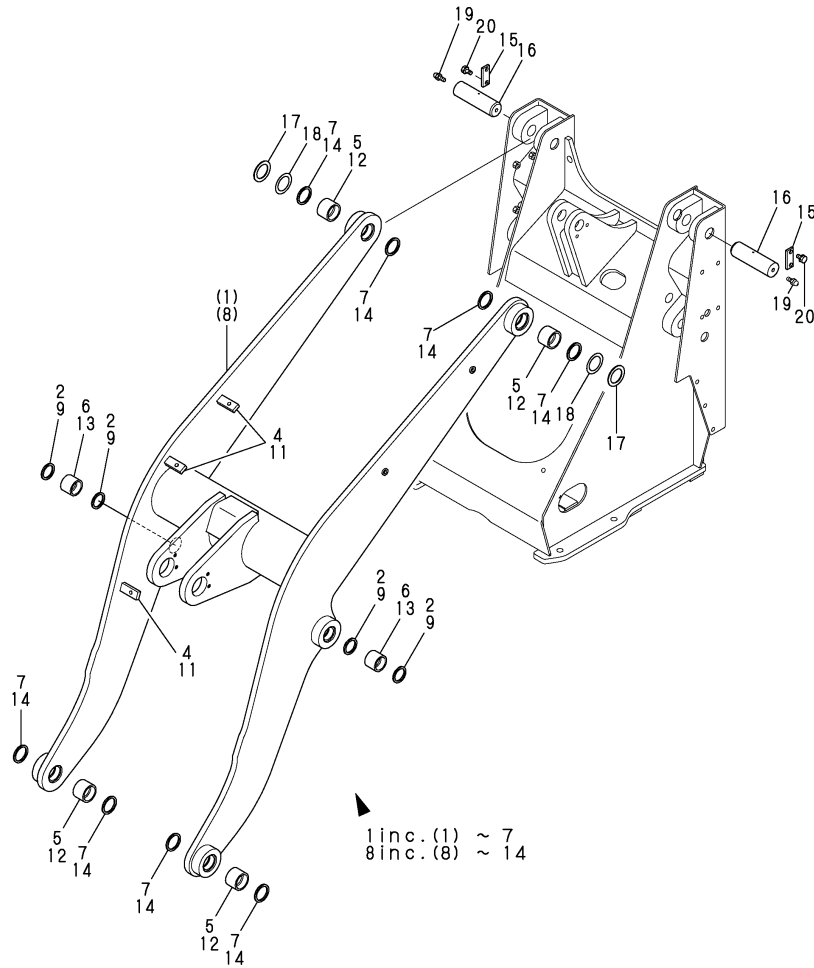


Fig.84. LIFT ARM(V3-5/V4-5)

(A)=V3-5(US)
 (B)=V4-5(US)
 (C)=V4-5A(US)

(D)=V4-5B(US)
 (E)=
 (F)=



No.	Lev.	Parts No.	Description	Qty						I	R
				(A)	(B)	(C)	(D)	(E)	(F)		
1	1	172527-91010	ARM, LIFT	1							1
2	2	172510-81510	SEAL, DUST 40X50X4	4							
4	2	172520-91090	PLATE	3							
5	2	172527-91180	BUSH	4							
6	2	172527-91190	BUSH	2							
7	2	172513-91290	SEAL, DUST 45X55X4	8							
8	1	172528-91010	ARM, LIFT		1						1
9	2	172510-81510	SEAL, DUST 40X50X4	4							
11	2	172520-91090	PLATE	3							
12	2	172527-91180	BUSH		4						
13	2	172527-91190	BUSH		2						
14	2	172513-91290	SEAL, DUST 45X55X4		8						
14A	1	172524-03650	LABEL	1	1						2
15	1	172512-91210	PLATE, PIN LOCK	2	2						
16	1	172527-91210	PIN 45X153	2	2						
17	1	172527-91220	SHIM, 45X65X1.2	2	2						
18	1	172527-91230	SHIM, 45X65X2.6	2	2						
19	1	24764-020000	NIPPLE, GREASE R1/8	2	2						
20	1	26013-100202	BOLT, M10X 20	4	4						

1 inc. (1) ~ 7
 8 inc. (8) ~ 14

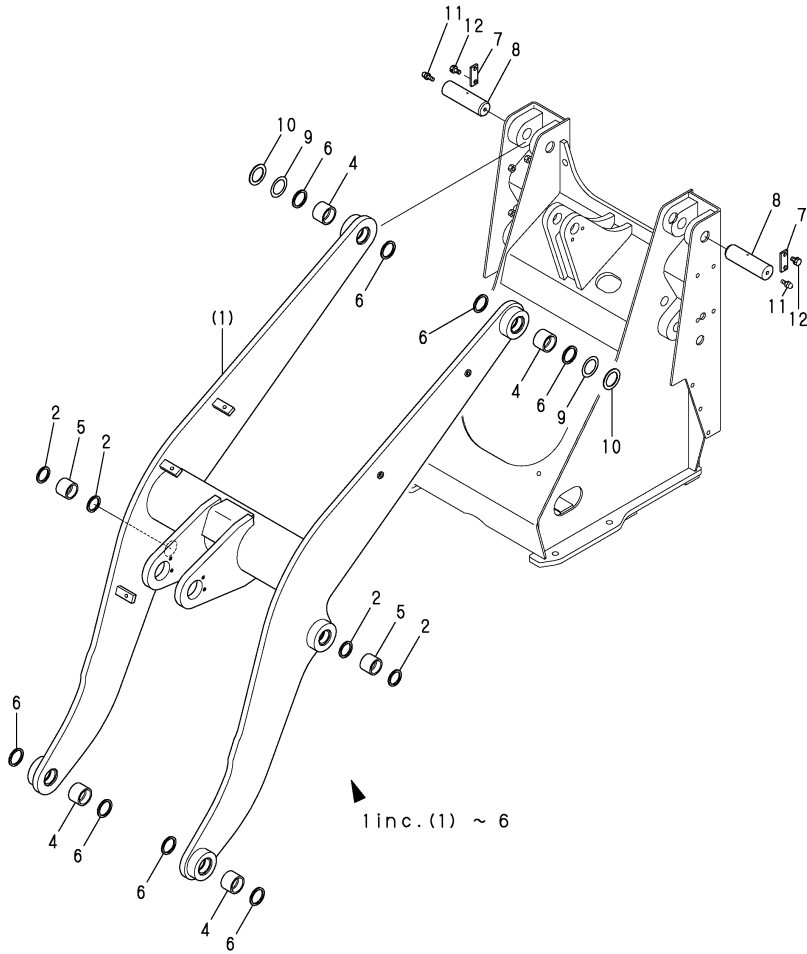
Remarks
 (1) PLEASE USE THIS PART WITH FOLLOWING LABELS AT THE SAME TIME. REF. NO.14A.
 (2) LABELS ARE NOT ILLUSTRATED.

Fig.85. LIFT ARM(V4-5A/5B)

(A)=V3-5(US)
(B)=V4-5(US)
(C)=V4-5A(US)

(D)=V4-5B(US)
(E)=
(F)=

No.	Lev.	Parts No.	Description	Q'ty						I	R
				(A)	(B)	(C)	(D)	(E)	(F)		
1	1	172528-91040	ARM ASSY, LIFT			1	1				1
1-1	1	172528-92200	ARM ASSY, LIFT			1	1				R 1
				(C=M/#52168)		(D=M/#52168)					
2	2	172448-72650	SEAL, DUST			4	4				
4	2	172527-91180	BUSH			4	4				
5	2	172527-91190	BUSH			2	2				
6	2	172168-81410	SEAL, DUST			8	8				
6A	1	172524-03650	LABEL			1					2
6A-1	1	172524-03651	LABEL			1	1				N
				(C=M/#52193)							
7	1	172512-91210	PLATE, PIN LOCK			2	2				
8	1	172527-91210	PIN 45X153			2	2				
9	1	172527-91230	SHIM, 45X65X2.6			2	2				
10	1	172176-81660	COLLAR, 45.5X65X1			2	2				
11	1	24764-020000	NIPPLE, GREASE R1/8			2	2				
12	1	26013-100202	BOLT, M10X 20			4	4				



Remarks

(1)PLEASE USE THIS PART WITH FOLLOWING LABELS AT THE SAME TIME.

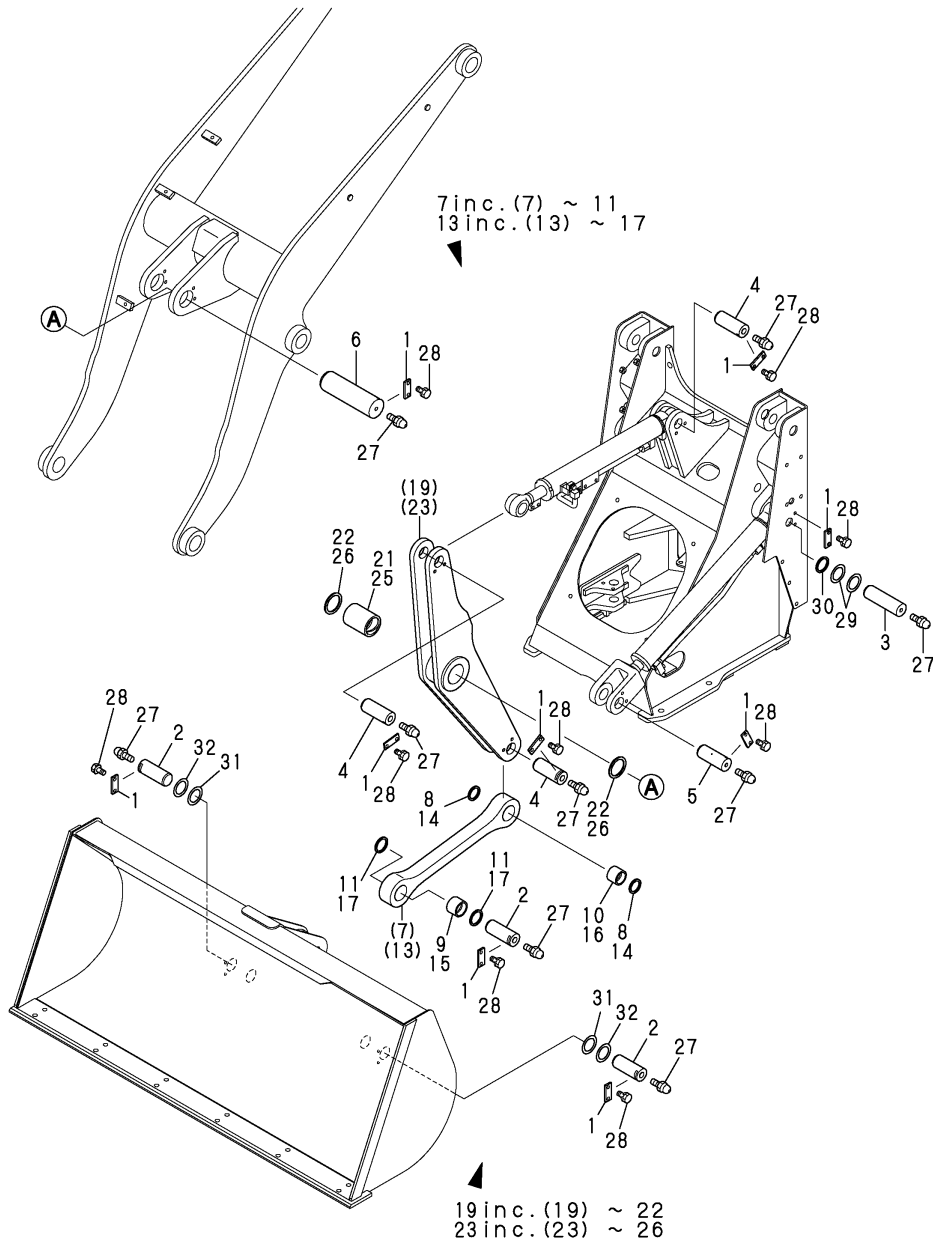
REF. NO.6A.

(2)LABELS ARE NOT ILLUSTRATED.

Fig.86. LOADER LINK(V3-5/V4-5)

(A)=V3-5(US)
(B)=V4-5(US)
(C)=V4-5A(US)

(D)=V4-5B(US)
(E)=
(F)=

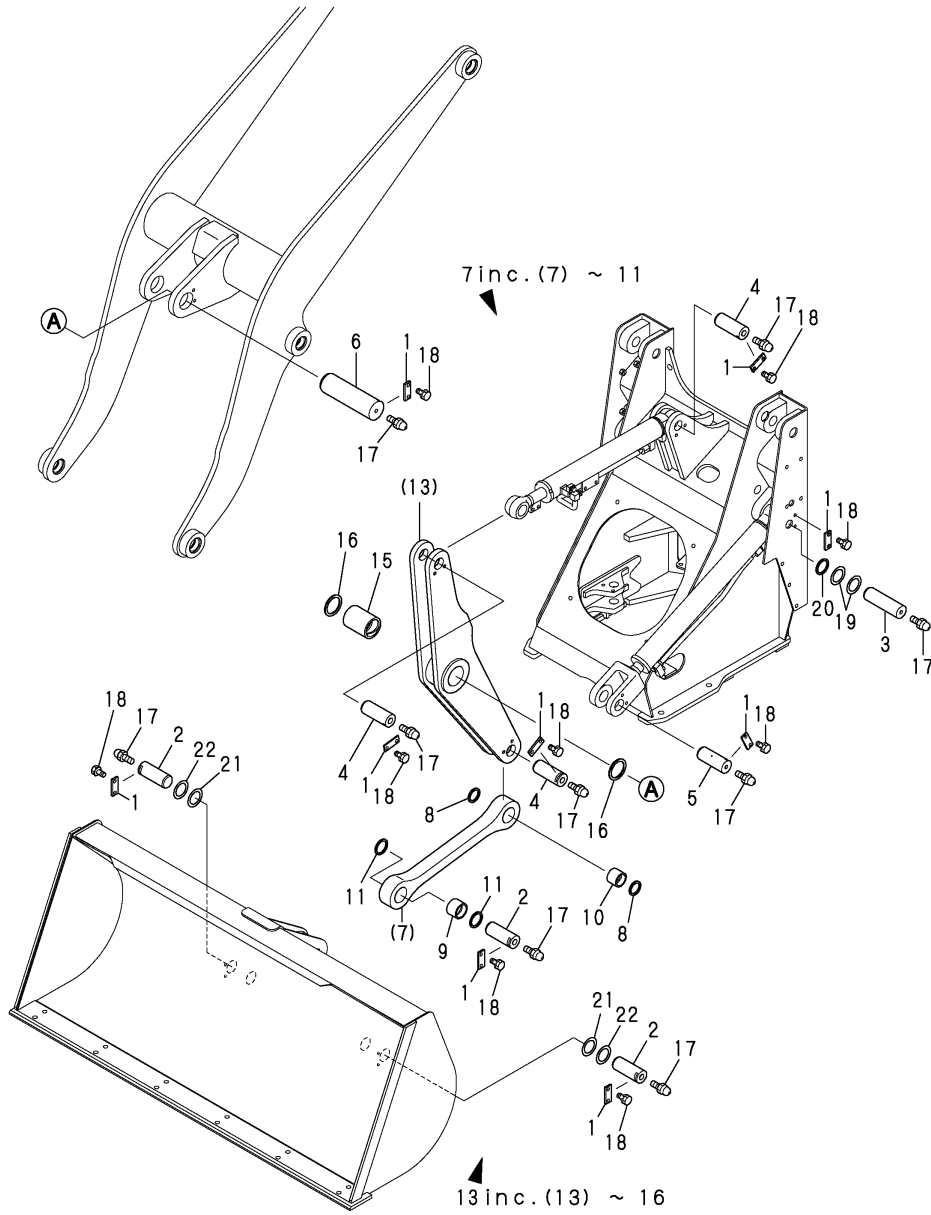


No.	Lev.	Parts No.	Description	Q'ty						I	R
				(A)	(B)	(C)	(D)	(E)	(F)		
1	1	172512-91210	PLATE, PIN LOCK	11	11						
2	1	172527-91250	PIN 45X115	3	3						
3	1	172527-91260	PIN 40X153	2	2						
4	1	172527-91270	PIN 40X107	3	3						
5	1	172527-91280	PIN 40X114.5	2	2						
6	1	172527-91290	PIN 60X172	1	1						
7	1	172527-91350	LINK ASSY	1							
8	2	172510-81510	SEAL, DUST 40X50X4	2							
9	2	172527-91180	BUSH	1							
10	2	172527-91190	BUSH	1							
11	2	172513-91290	SEAL, DUST 45X55X4	2							
13	1	172528-91350	LINK ASSY			1					
14	2	172510-81510	SEAL, DUST 40X50X4		2						
15	2	172527-91180	BUSH		1						
16	2	172527-91190	BUSH		1						
17	2	172513-91290	SEAL, DUST 45X55X4		2						
19	1	172527-91680	BELL CRANK ASSY		1						
21	2	172527-91650	BUSH		1						
22	2	172527-91660	SEAL, DUST 60X75X4		2						
23	1	172528-91650	BELL CRANK ASSY			1					
25	2	172527-91650	BUSH			1					
26	2	172527-91660	SEAL, DUST 60X75X4		2						
27	1	24764-020000	NIPPLE, GREASE R1/8	11	11						
28	1	26013-100202	BOLT, M10X 20	22	22						
29	1	981083-71110	SHIM, LIFT ARM	4	4						
30	1	981083-71120	SHIM, LIFT ARM	2	2						
31	1	172527-91220	SHIM, 45X65X1.2	2	2						
32	1	172527-91230	SHIM, 45X65X2.6	2	2						

Fig.87. LOADER LINK(V4-5A/5B)

(A)=V3-5(US)
 (B)=V4-5(US)
 (C)=V4-5A(US)

(D)=V4-5B(US)
 (E)=
 (F)=

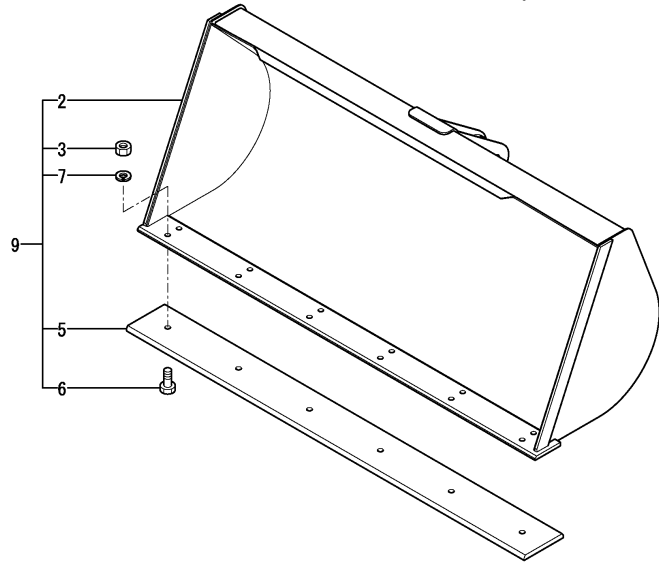
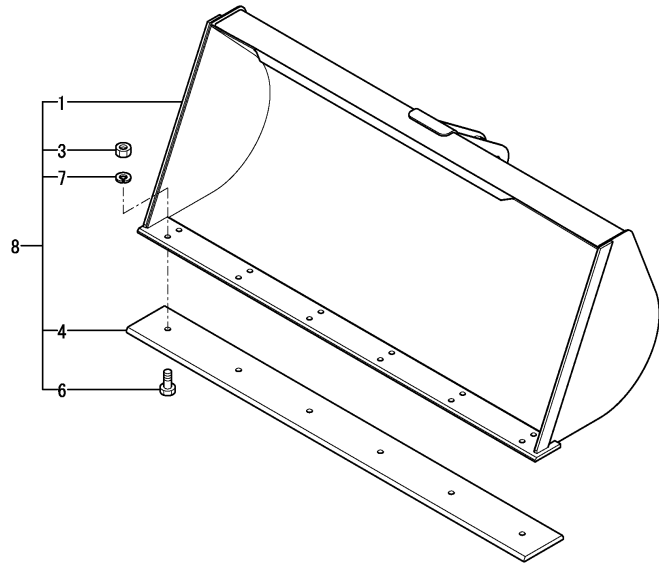


No.	Lev.	Parts No.	Description	Q'ty						I	R
				(A)	(B)	(C)	(D)	(E)	(F)		
1	1	172512-91210	PLATE, PIN LOCK			11	11				
2	1	172527-91250	PIN 45X115			3	3				
3	1	172527-91260	PIN 40X153			2	2				
4	1	172527-91270	PIN 40X107			3	3				
5	1	172527-91280	PIN 40X114.5			2	2				
6	1	172527-91290	PIN 60X172			1	1				
7	1	172528-91301-1	LINK ASSY			1	1				
8	2	172448-72650	SEAL, DUST			2	2				
9	2	172527-91180	BUSH			1	1				
10	2	172527-91190	BUSH			1	1				
11	2	172168-81410	SEAL, DUST			2	2				
13	1	172528-91600-1	BELL CRANK ASSY			1	1				
15	2	172527-91650	BUSH			1	1				
16	2	172020-10620	SEAL, DUST			2	2				
17	1	24764-020000	NIPPLE, GREASE R1/8			11	11				
18	1	26013-100202	BOLT, M10X 20			22	22				
19	1	172164-81770	COLLAR, 40.5X60X1			4	4				
20	1	172739-32630	COLLAR, 35X57X2.5			2					Z
						(C=FROM 1ST)					
21	1	172176-81660	COLLAR, 45.5X65X1			2	2				
22	1	172527-91230	SHIM, 45X65X2.6			2	2				

Fig.88. BUCKET

(A)=V3-5(US)
 (B)=V4-5(US)
 (C)=V4-5A(US)

(D)=V4-5B(US)
 (E)=
 (F)=



No.	Lev.	Parts No.	Description	Q'ty						I	R
				(A)	(B)	(C)	(D)	(E)	(F)		
1	1	172527-91400-1	BUCKET ASSY	1							
2	1	172528-91400-3	BUCKET ASSY		1						
3	1	26736-140002	NUT, M14	6	6						
4	1	172527-91390-1	CRAW	1							
5	1	172528-91390-3	CRAW		1						
6	1	172524-91520	BOLT M14X 35 PLATED	6	6						
7	1	22217-140000	WASHER, SPRING 14	6	6						
8	1	172538-08400-1	BUCKET KIT	1							1
9	1	172538-08400-1	BUCKET KIT		1						2

Remarks

- (1) Include No.1, 3, 4, 6 & 7.
- (2) Include No.2, 3, 5, 6 & 7.

Parts No. Index

Parts No.	Fig. No.	Ref. No.
101504-55101	10	5
	11	5
103954-13200	4	14
103954-13201	4	14 -1
104200-55321	10	29
104200-55330	10	18
104200-55750	10	25
104200-92350	3	5
105900-55330	10	19
119247-77100	15	51
	16	51
	17	6
119632-77920	15	57
119643-66900	13	3
		8
	15	50
	16	50
	17	2
		2 -1
119650-77910	15	54
	16	54
119802-55710	11	15
119808-12520	5	11
119808-12540	5	12
119869-13501	4	16
121120-13580	4	3
121250-49121	8	29
	9	26
121257-55731	10	24
121400-92690	3	6
121450-44531	8	21
	9	18
121450-49100	8	28
121450-49110	8	27
121468-44510	8	19
	9	16
121468-44540	8	22
	9	19
121470-44540	8	26
	9	23
121470-44581	8	24
	9	21
121855-12060	5	7
124450-44560	8	23
	9	20
124550-77030	13	16
124617-91920	15	27
	16	27
124701-11911	4	13
124756-77040	13	17

Parts No.	Fig. No.	Ref. No.
124764-44810	2	37
124766-59050	8	31
	9	28
	10	30
	11	20
124970-77920	15	58
	16	58
129012-12500	5	8
129012-12510	5	9
129012-12530	5	10
129012-13500	4	17
129052-55630	10	16
129100-55650	10	21
129100-55670	10	22
129100-55690	10	23
	11	14
129107-44590	8	18
	9	15
129211-77920	15	57 -1
	16	57
129322-77401	15	53
	16	53
129400-13201	4	15
129612-52100	16	53 -1
129612-55510	10	20
129612-55620	10	17
160970-77350	15	52
	16	52
172020-10620	87	16
172110-76170-1	81	3
	83	6
172112-77361	79	29
172113-12522	6	30
172116-16310	12	18
172116-75850	74	6
172120-14660	9	47
172122-14301	10	2
	11	2
172122-14350	10	3
	11	3
172122-14620	11	10
172122-45830	36	14
172122-46571	38	15
	41	3
172122-76131	79	5
172122-79930	13	26
	14	21
	81	20
	83	17
172122-79940	13	27

Parts No.	Fig. No.	Ref. No.
172122-79940	14	22
172123-76121	79	4
172124-14650	9	12
172137-14620	11	9
172137-16560	13	28
	14	17
172137-72431	66	7
172137-72453	66	8
172141-03360	2	36
	50	6 B
172141-14610	11	11
172141-14620	11	12
172141-41340	36	1
	44	5
	45	2
172141-71520	89	77
172141-71550	89	79
172141-71560	89	80
172141-72250	62	12
	64	9
172141-72420	62	20
	64	22
172141-72580	66	11
172141-73230	89	98
172141-73240	89	91
		99
172141-76180	79	8
		11
172141-76900	76	13
172141-84610	66	25
172141-84620	66	26
172142-74600	89	36
		65
172142-74660	89	37
		66
172142-76180	76	10
172142-76181	76	10 -1
	79	56
172143-72400	62	17
	64	13
172151-79400	83	18
172151-79430	81	21 -1
172157-76300	79	16
172162-61380	9	8
172162-61850	36	32
	45	6
172162-73630	89	35
172162-74870	89	68
172164-65730	9	9
172164-66170	51	26 -1

Parts No.	Fig. No.	Ref. No.
172164-66170	52	26
172164-66640	9	9 -1
172164-73650	90	23
172164-73870	89	94
172164-73880	89	101
172164-73950	89	96
172164-76131	76	8
	78	8
		10
172164-81770	87	19
172165-47871	38	5
172165-47880	37	5 -1
172165-73850	89	93
172165-73870	89	95
172168-72410	62	9
	64	17
		20
172168-81410	85	6
	87	11
172169-03180	1	5
	2	4
172171-03400	2	14
172175-17120	16	99
172175-78121	78	31
172176-81660	85	10
	87	21
172179-73540	89	10
		34
172183-14640	11	12 -1
172183-76190	79	14
172187-17200	16	98
172187-17220	16	101
172192-78900	81	21
172310-17220	15	29
	16	29
172312-46321	40	6
	41	6
172312-73110	71	3
172312-73520	71	5
172312-73560	71	9
172312-73660	71	25
172312-73670	71	26
172437-03300	2	17
	50	1 A
172437-03301	2	17 -1
	50	1 A-1
172437-03321	2	34
	50	9 A
172437-03322	2	34 -1
	50	9 A-1

Parts No. Index

Parts No.	Fig. No.	Ref. No.
172437-03360	1	8
	2	7
	51	12 A
	52	12 A
172437-03361	2	7 -1
	52	12 A-1
172437-03390	1	9
	2	8
	8	5 A
	9	5 A
172437-03391	2	8 -1
172437-03401	2	32
	52	12 F
172437-03402	2	32 -1
	52	12 F-1
172437-03411	2	33
	9	5 C
172437-03421	1	10
	2	9
	8	5 B
	9	5 B
172437-03422	2	9 -1
172437-03440	1	11
	2	10
	55	15 A
	56	89 A
172437-03441	2	10 -1
	55	15 A-1
	56	89 A-1
172437-03500	1	13
	2	12
	49	8 A
	50	8 A
172437-03501	2	12 -1
	50	8 A-1
172444-13210	9	24
172444-13220	9	25
172444-78310	81	15
172446-45820	6	18
	33	25
	36	31
172447-72020	66	2
172447-72860	66	12
172448-72650	62	10
	64	18
		21
	85	2
	87	8
172448-75300	81	16
172448-81610	66	17

Parts No.	Fig. No.	Ref. No.
172448-81610	66	20
172455-65970	9	45
172455-76190	78	13
		15
172456-72050	62	2
	64	2
172456-72190	62	11
	64	8
172458-16550	14	3
172458-61660	45	5
172460-72070	62	14
	64	10
172467-76120	76	7
	78	4
	79	57
172469-03260	1	53
	2	51
172469-03270	1	54
	2	52
172469-03300	1	55
	2	53
172469-03310	1	56
	2	54
172469-03340	1	57
	2	55
172469-03430	1	58
	2	56
172469-03580	1	59
	2	57
172469-03600	1	60
	2	58
172469-03640	1	61
	2	59
172469-03660	1	62
	2	60
172469-03670	1	63
	2	61
172469-07330	3	13
172480-78970	79	48
172482-73490	89	19
172482-73570	89	100
172510-16410	12	11
172510-76310	75	10
172510-76320	75	11
172510-81510	61	18
		45
	63	10
		14
		37
		41

Parts No.	Fig. No.	Ref. No.
172510-81510	84	2
		9
	86	8
		14
172510-93950	65	16
		20
		43
		47
172511-03230	1	6
	2	5
	44	6 A
	45	7 A
172511-12220	34	26
	35	24
172511-16320	12	9
172511-52880	46	7
172511-72570	61	21
	63	4
	65	49
172511-72680	65	2
172511-72870	65	22
172512-14660	10	12
172512-16530	13	5
172512-16560	13	22
	14	18
172512-45160	37	4
	38	4
172512-45201	37	9
	38	10
172512-91210	65	57
	66	24
	84	15
	85	7
	86	1
	87	1
172513-11340	4	12
172513-35161	32	5
		9 -1
		13
		17 -1
172513-42420	6	3
	34	7
		16
		20
	35	7
		14
		17
172513-52541	30	3
172513-91290	84	7
		14

Parts No.	Fig. No.	Ref. No.
172513-91290	86	11
		17
172515-08790	15	1
	16	1
172515-41180	55	3
	56	3
172515-47600	42	1
172515-47610	42	2
172515-47620	42	3
172515-47630	42	4
172515-47640	42	5
172515-47650	42	6
172515-47660	42	7
172515-47670	42	8
172515-47680	42	9
172515-47690	42	10
172515-47700	42	11
172516-35130	32	3
		11
172516-77560	82	2
172519-03820	1	35
	2	31
172519-04350	2	35
172519-17280	15	99
	16	105
172519-17370	15	100
	16	106
172519-17380	15	101
	16	107
172519-17390	15	102
	16	108
172519-73590	71	12
172519-73610	71	13
172520-11300	4	1
172520-11350	4	2
172520-12310	6	9
172520-17351	15	37
	16	37
172520-17390	15	35
	16	35
172520-17680	58	25
172520-17690	58	26
		46
172520-21511	18	9
172520-26740	24	3
	25	3
172520-26780	24	10
	25	10
172520-31210	32	1
	47	9

Parts No. Index

Parts No.	Fig. No.	Ref. No.
172520-31210	48	7
172520-45830	39	6
172520-46150	6	19
	33	13
	34	29
	35	27
	44	6
	45	3
172520-65151	51	13
	52	13
172520-68940	57	18
		45
172520-69580	59	22
172520-69650	59	23
172520-69690	59	26
172520-72550	61	5
	63	2
	65	30
172520-72570	61	19
172520-73180	67	28
172520-73190	67	29
172520-73220	67	31
172520-73280	67	36
172520-73311	69	35
172520-73460	67	41
172520-73530	71	6
172520-73540	71	7
172520-73560	71	10
172520-73630	71	29
172520-73640	71	30
172520-73650	71	31
172520-73660	71	32
172520-73670	71	33
172520-73680	71	34
172520-73740	71	40
172520-73770	71	42
172520-74340	69	23
172520-74350	69	24
172520-74360	69	25
172520-74370	69	26
172520-74390	69	27
172520-74460	69	28
172520-74520	69	29
172520-74530	69	30
172520-75320	73	4
	74	4
172520-76240	79	15
172520-76260	75	9
	77	8
		9

Parts No.	Fig. No.	Ref. No.
172520-77380	80	5
	81	5
	82	16
	83	15
172520-91090	84	4
		11
172520-91270	65	61
172521-12260	6	6
172521-16320	12	10
172521-72680	65	3
172522-35130	32	7
		15
172522-35160	32	9
		17
172522-42620	34	22
172522-72580	61	46
172522-72760	61	32
	63	29
172523-14640	10	11
172523-78750	80	15
172524-03290	1	7
	2	6
	44	6 B
	45	7 B
172524-03470	1	12
	2	11
	51	12 B
	52	12 B
172524-03471	2	11 -1
	52	12 B-1
172524-03550	1	16
172524-03610	1	19
	49	1 A
172524-03620	1	21
	2	19
172524-03621	2	19 -1
172524-03630	1	23
	2	21
	47	5 A
	48	3 A
	50	6 C
172524-03631	2	21 -1
	50	6 C-1
172524-03640	1	25
	2	23
	51	12 C
	52	12 C
172524-03641	2	23 -1
	52	12 C-1
172524-03650	1	27

Parts No.	Fig. No.	Ref. No.
172524-03650	2	25
	84	14 A
	85	6 A
172524-03651	2	25 -1
	85	6 A-1
172524-03660	1	28
	2	26
	49	5 A
	50	5 A
172524-03670	1	29
	2	27
	46	2 A
172524-03671	2	27 -1
172524-03690	1	30
	2	28
	15	35 A
	16	35 A
172524-03770	1	33
	51	12 F
172524-03910	1	36
	51	12 H
172524-03930	1	37
	8	5 C
172524-03940	1	38
	49	9 A
172524-06830	55	1
	56	1
172524-06900	55	2
	56	2
172524-12260	6	8
172524-12360	6	12
172524-12362	6	13
172524-12380	6	14
172524-13180	7	5
172524-14621	10	10
172524-14660	10	13
172524-16110	12	1
172524-16130	12	2
172524-16511	13	4
172524-16531	13	6
172524-16532	13	25
172524-16550	13	21
172524-16580	13	10
172524-16590	13	11
172524-16970	13	24
	14	28
172524-17010	15	73
	16	73
172524-17130	15	11
172524-17210	15	13

Parts No.	Fig. No.	Ref. No.
172524-17210	16	13
172524-17220	15	14
	16	14
172524-17240	15	17
	16	17
172524-17250	15	18
	16	18
172524-17260	15	19
	16	19
172524-17270	15	20
	16	20
172524-17280	15	31
	16	31
172524-17290	58	44
172524-17310	15	32
	16	32
172524-17311	15	32 -1
	16	32 -1
172524-17320	15	33
	16	33
172524-17330	15	75
	16	75
172524-17340	15	76
	16	76
172524-17350	15	36
	16	36
172524-17360	15	38
	16	38
172524-17380	15	34
	16	34
172524-17381	15	34 -1
	16	34 -1
172524-17521-3	17	4
172524-17522-1	17	10
172524-17660	15	41
	16	41
172524-17670	15	42
	16	42
172524-17680	15	43
	16	43
172524-17690	15	44
	16	44
172524-17730	58	32
172524-17741	58	30
172524-17780	58	40
172524-17810	15	45
	16	45
172524-17820	15	46
	16	46
172524-17830	15	47

Parts No. Index

Parts No.	Fig. No.	Ref. No.
172524-17830	16	47
172524-33520	47	3
		5
172524-33521	48	3
172524-42180	33	5
	34	13
	35	11
172524-42190	34	3
	35	5
	36	2
172524-42360	33	12
	34	11
	35	9
172524-42520	34	18
	35	20
172524-45190	37	8
		8 -1
	38	9
172524-45250	37	13
	38	14
	40	2
	41	2
172524-45510	37	27
172524-45511	38	27
172524-45550	37	28
	38	28
172524-45560	37	29
	38	29
172524-45580	37	30
	38	30
172524-46120	40	5
172524-47800	42	14
	43	4
172524-47930	42	17
172524-47931	43	7
172524-47970	42	18
172524-47980	42	19
	43	8
172524-52830	46	11
172524-52840	46	12
172524-52850	46	13
172524-52870	46	14
172524-61410	49	6
172524-63150	49	34
172524-63151	50	34
172524-63210	49	17
		18
		35
172524-63230	49	19
		20

Parts No.	Fig. No.	Ref. No.
172524-63230	49	36
172524-65140	51	9
	52	9
172524-65670	51	23
	52	23
172524-65700	51	24
	52	24
172524-65710	51	25
172524-65711	51	25 -1
	52	25
172524-65720	51	26
	57	2
		33
172524-68280	59	8
172524-68290	59	9
172524-68710	55	11
172524-68720	55	12
172524-68781	57	5
172524-68810	57	6
172524-68830	57	9
172524-68850	57	12
172524-68930	57	43
172524-68940	57	46
172524-68950	57	48
172524-69290	60	16
172524-69360	57	20
		51
172524-69411-1	55	26
172524-69440	58	57
172524-69460	55	4
	56	7
172524-69600	58	58
172524-69610	58	49
172524-72420	65	55
	66	22
172524-72530	61	3
172524-72590	61	24
		51
172524-72690	61	30
	63	24
172524-73130	67	27
172524-73210	67	30
172524-73220	67	8
172524-73230	67	32
172524-73250	67	33
172524-73260	67	34
172524-73270	67	35
172524-73290	67	37
172524-73330	67	38
172524-73410	67	39

Parts No.	Fig. No.	Ref. No.
172524-73420	67	40
172524-73512	71	1
172524-73522	71	2
172524-73530	71	4
172524-73540	71	21
172524-73550	71	8
172524-73571	71	11
172524-73582	71	15
172524-73590	71	35
172524-73610	71	27
172524-73620	71	28
172524-73640	71	24
172524-73650	71	14
172524-73750	71	41
172524-73780	71	22
172524-73790	71	23
172524-73890	67	42
172524-74610	69	31
172524-74640	69	32
172524-74760	69	16
172524-75190	73	3
	74	3
172524-75710	73	6
172524-76110	75	6
	76	6
172524-76130	75	8
172524-76210	77	5
	78	5
172524-76230	77	7
	78	7
172524-76480	75	12
	77	4
172524-76800	77	14
172524-76801	78	18
	79	36
172524-76810	77	15
	78	19
	79	40
172524-76820	77	16
172524-76830	77	17
172524-76840	77	18
172524-77360	82	15
172524-78150	80	9
	81	9
	82	17
	83	16
172524-78170	80	10
	81	10
	82	8
	83	7

Parts No.	Fig. No.	Ref. No.
172524-78450	77	27
172524-78730	77	28 -1
172524-78910	82	19
172524-78920	80	23
172524-91520	88	6
172525-03770	1	34
	51	12 G
172527-03000	1	43
172527-03010	1	44
	2	42
172527-03020	1	45
	2	43
172527-03030	1	46
	2	44
172527-03040	1	47
	2	45
172527-03050	1	48
	2	46
172527-03060	1	49
	2	47
172527-03070	1	50
	2	48
172527-03080	1	51
	2	49
172527-03091	1	52
172527-03130	1	3
	2	2
172527-03140	1	4
	2	3
172527-03510	1	14
172527-03610	1	20
	2	18
	49	1 B
	50	1 B
172527-03620	1	22
	2	20
	44	6 C
	45	7 C
	49	6 A
	50	6 A
172527-03630	1	24
	2	22
	49	6 C
172527-03640	1	26
	2	24
	15	27 A
	16	27 A
172527-03750	1	31
	51	12 D
172527-05110	3	2

Parts No. Index

Parts No.	Fig. No.	Ref. No.
172527-05120	3	3
172527-05130	3	4
172527-11310	4	8
172527-11320	4	10
172527-11330	4	11
172527-11340	4	12 -1
		40
172527-11390	4	26
172527-11511	5	1
172527-11512	5	28
172527-11560	5	2
172527-11570	5	4
172527-11580	5	6
172527-11910	5	17
172527-11920	5	18
172527-11930	5	19
172527-11931	5	29
172527-12200	6	1
172527-12201	6	1 -1
172527-12250	6	4
172527-12251	6	5
172527-13120	7	8
172527-13130	7	1
172527-13140	7	2
172527-13150	7	3
172527-13160	7	4
172527-13180	7	6
172527-13190	7	7
172527-13310	8	2
	9	2
172527-13320	8	3
	9	3
172527-13330	8	4
	9	4
172527-13350	8	5
172527-13352	9	5
172527-13360	8	6
172527-13361	9	6
172527-13370	8	7
	9	7
172527-13380	8	8
172527-13390	8	9
172527-13410	8	10
	9	10
172527-13420	8	11
	9	11
172527-13480	8	16
172527-13510	8	12
172527-13520	8	13
172527-13530	8	14

Parts No.	Fig. No.	Ref. No.
172527-13610	8	15
172527-13611	9	13
172527-13700	9	5 -1
172527-14200	10	1
172527-14610	10	9
172527-14710	10	14
172527-14720	10	15
172527-16100	12	1 -1
172527-16120	12	4
172527-16130	12	2 -1
172527-16140	12	3
172527-16150	12	3 -1
172527-16200	14	1
172527-16261	13	2
172527-16300	14	5
172527-16310	12	8
172527-16320	14	8
172527-16420	13	7
172527-16450	13	23
	14	27
172527-16510	60	9
172527-16520	60	10
172527-16530	60	11
172527-16570	13	9
	14	19
172527-16600	14	9
172527-16610	13	12
172527-16650	17	1
		1 -1
172527-16710	58	2
172527-16820	58	3
172527-16840	58	5
172527-16910	58	16
172527-16920	58	18
172527-16930	58	19
172527-16940	58	20
172527-17060	60	1
172527-17070	60	2
172527-17080	15	2
	16	2
172527-17090	60	3
172527-17100	16	73 -1
172527-17110	15	3
	16	3
172527-17150-1	15	28
172527-17151-1	16	28
172527-17200	15	12
	16	12
172527-17210	15	78
	16	78

Parts No.	Fig. No.	Ref. No.
172527-17220	15	87
	16	87
172527-17250	15	4
	16	4
	60	4
172527-17260	15	5
	16	5
	60	5
172527-17280	15	6
	16	6
	60	6
172527-17290	15	7
	16	7
	60	7
172527-17310	15	8
	16	8
172527-17340	15	9
	16	9
	60	8
172527-17350	15	10
	16	10
172527-17360	15	15
	16	15
172527-17400	58	6
172527-17410	15	39
172527-17411	10	1 B
	11	1 B
	16	39
172527-17420	15	79
	16	79
172527-17430	15	88
	16	88
172527-17440	15	80
	16	80
172527-17450	15	40
172527-17451	16	40
172527-17460	15	89
	16	89
172527-17470	15	81
	16	81
172527-17480	15	90
	16	90
172527-17500	58	15
172527-17510	17	3
172527-17520	15	83
		92
	16	83
		92
172527-17530-1	17	5
172527-17531-1	17	11

Parts No.	Fig. No.	Ref. No.
172527-17540	15	84
		93
	16	84
		93
172527-17550	15	85
		94
	16	85
		94
172527-17560	15	82
		91
	16	82
		91
172527-17570	15	86
		95
	16	86
		95
172527-17630	58	22
		22 -1
172527-17640	58	23
172527-17650	58	24
172527-17700	58	1
172527-17710	58	27
172527-17720	58	28
172527-17730	58	31
172527-17750	58	33
172527-17760	58	34
172527-17770	58	36
172527-17780	58	37
172527-17800	60	15
172527-17810	58	41
172527-17820	58	42
172527-17830	55	8
172527-17840	58	5 -1
172527-17910	58	7
172527-17920	58	10
172527-17930	58	11
		21
172527-17940	58	12
172527-17950	58	13
172527-17970	58	43
172527-21310	18	1
172527-21800	18	11
172527-21810	18	12
		16
172527-21820	18	13
172527-21830	18	14
172527-25720	19	3
172527-25770	19	7
172527-25771	19	7 -1
172527-25790	19	8

Parts No. Index

Parts No.	Fig. No.	Ref. No.
172527-25790	20	30
	21	30
172527-25810	19	9
	20	2
		31
	21	2
		31
172527-25820	19	10
172527-25840	19	11
172527-25841	19	11 -1
172527-25850	19	12
172527-25910	19	4
172527-25920	19	5
172527-25930	19	6
172527-26040	20	6
	21	6
172527-26050	20	7
		35
	21	7
		35
172527-26060	20	8
	21	8
172527-26070	20	9
		36
	21	9
		36
172527-26080	20	10
		37
	21	10
		37
172527-26130	20	14
		41
	21	14
		41
172527-26210	20	3
		32
172527-26300	20	1
172527-26310	20	47
	21	47
172527-26320	22	14
172527-26350	22	1
	23	1
172527-26400	20	28
172527-26410	22	5
172527-26710	24	1
172527-26730	24	2
	25	2
172527-26740	24	4
	25	4
172527-26910	24	11

Parts No.	Fig. No.	Ref. No.
172527-26910	25	11
172527-28310	26	1
172527-28320	26	2
172527-28330	26	3
172527-31110	28	2
172527-31120	28	3
172527-31130	28	18
172527-31140	28	19
172527-31150	28	4
	29	4
172527-31160	28	5
		20
	29	5
		20
172527-31170	28	6
		21
	29	6
		21
172527-31190	30	10
172527-31250	28	22
	29	22
172527-33100	30	1
172527-33200	30	5
172527-33260	30	7
172527-33510	30	11
172527-33520	30	12
172527-33530	30	13
172527-34400	31	3
172527-34410	31	5
172527-34420	31	6
172527-34430	31	9
172527-34440	31	10
172527-35110	32	2
172527-35120	32	10
172527-35150	32	4
		12
172527-35900	28	7 -1
		23 -1
	29	7 -1
		7 A-1
172527-42010	34	53
	35	53
172527-42020	34	54
	35	54
172527-42030	34	55
	35	55
172527-42050	33	23
172527-42100	33	3
172527-42140	33	6
	34	2

Parts No.	Fig. No.	Ref. No.
172527-42140	35	4
172527-42180	33	7
172527-42190	35	58
172527-42200	35	59
172527-42210	33	8
	34	4
	35	2
172527-42220	6	15
	33	9
	34	5
	35	3
172527-42230	6	17
	33	10
	36	3
172527-42240	33	11
172527-42250	36	4
172527-42282	36	5
172527-42283	36	29
172527-42300	34	6
	35	6
172527-42320	36	6
172527-42330	34	9
	35	45
172527-42340	34	10
	35	44
172527-42350	36	7
172527-42390	36	18
172527-42391	36	18 -1
172527-42400	34	12
	35	10
172527-42500	34	15
	35	13
172527-42600	34	19
	35	16
172527-42670	34	23
	35	21
172527-42671	35	61
172527-42680	34	24
	35	22
172527-42700	34	25
	35	23
172527-42730	34	28
	35	26
172527-42800	36	8
172527-42860	36	11
		11 -1
172527-42920	36	12
172527-42921	36	30
172527-42962	36	13
172527-43390	36	27

Parts No.	Fig. No.	Ref. No.
172527-45100	37	1
172527-45101	38	1
172527-45210	37	10
	40	1
172527-45220	37	12
172527-45221	38	13
172527-45310	37	14
	40	3
172527-45580	38	31
172527-45800	39	2
172527-45820	39	4
172527-45860	39	7
172527-45870	39	8
172527-46100	40	4
172527-46110	41	4
172527-46140	41	5
172527-47600	43	1
172527-47601	43	1 -1
172527-47620	43	1 B
		1 B-1
172527-47630	43	18
172527-47810	43	4 -1
172527-47880	43	19
172527-47910	42	15
	43	5
172527-47920	42	16
	43	6
172527-47980	42	20
	43	9
172527-47990	42	21
	43	10
172527-49190	44	2
172527-49300-1	44	1
172527-49400-1	45	1
172527-49600-1	45	1 -1
172527-52410	46	3
172527-52411	46	3 -1
172527-52420	46	4
172527-52421	46	4 -1
172527-52430	46	5
	47	1
172527-52431	46	5 -1
	47	1 -1
	48	1
172527-52450	46	6
172527-52451	46	6 -1
	47	8 -1
	48	6
172527-52600	47	2
172527-52800	46	9

Parts No. Index

Parts No.	Fig. No.	Ref. No.
172527-52900	46	1
172527-52920	47	7 -1
	48	5
172527-52950	46	20
172527-52980	46	8
172527-52990	46	18
172527-53350	47	12
		17
	48	10
172527-53360	47	13
		18
172527-53361	48	11
172527-53400	47	10
172527-53410	47	11
172527-53510	47	22
172527-53511	48	15
172527-53550	48	15 -1
172527-54230	55	17
172527-54930	56	105
172527-55110-1	50	1
172527-55210	49	1
172527-55510-1	50	1 -1
172527-61110-1	50	3
172527-61120	50	3 -1
172527-61320	49	3
172527-61330	49	10
172527-61340	49	5
	50	5
172527-61350	49	8
	50	8
172527-61360	49	9
	50	9
172527-61370	49	11
172527-61380	49	14
172527-61410	50	6
172527-61420	49	7
172527-61421	50	7
172527-61530	49	43
172527-61540-1	50	14 -1
172527-61640	12	12
	15	98
	44	7
	82	14
172527-61710-1	50	45
172527-61720-1	50	46
172527-61750-1	50	10
172527-61810-1	50	11
172527-61850	49	12
	50	12
172527-61860	49	13

Parts No.	Fig. No.	Ref. No.
172527-61860	50	13
172527-61880	49	44
	50	43
172527-61890	49	45
	50	44
172527-61910-1	50	14
172527-61980	50	16
172527-61990	51	3
	52	3
		58
172527-62050	50	37
172527-62060	50	38
172527-62350	4	30
172527-62360	4	31
172527-62370	4	32
172527-62380	4	33
172527-62390	4	34
172527-62410	49	37
172527-62420	49	38
172527-62450	8	45
	9	42
172527-62460	8	46
	9	43
172527-62470	8	47
	9	44
172527-62510	53	1
172527-62520	53	2
172527-62530	53	3
172527-62540	53	4
172527-62550	53	5
172527-62560	53	6
172527-62570	53	7
172527-62580	53	8
172527-62590	53	9
172527-62610	53	10
172527-62620	53	11
172527-62630	53	12
172527-62640	53	13
172527-62650	53	14
172527-62660	53	15
172527-62670	53	16
172527-62680	53	17
172527-62690	53	18
172527-62710	53	19
172527-62720	53	20
172527-62730	53	21
172527-62750	49	40
	50	40
172527-62760	49	41
	50	41

Parts No.	Fig. No.	Ref. No.
172527-62770	49	42
	50	42
172527-62850	55	18
172527-62870	56	84
172527-62880	56	85
172527-62890	56	86
172527-62910	54	1
172527-62920	54	2
172527-62950	54	3
172527-62960	54	4
172527-62970	54	5
172527-62980	54	6
172527-62990	54	7
172527-63450	9	42 -1
172527-63460	9	43 -1
172527-63470	9	44 -1
172527-63510	53	1 -1
172527-63520	53	2 -1
172527-63530	53	3 -1
172527-63540	53	4 -1
172527-63550	53	5 -1
172527-63560	53	6 -1
172527-63570	53	7 -1
172527-63580	53	8 -1
172527-63590	53	9 -1
172527-63610	53	10 -1
172527-63620	53	11 -1
172527-63630	53	12 -1
172527-63640	53	13 -1
172527-63650	53	14 -1
172527-63660	53	15 -1
172527-63670	53	16 -1
172527-63680	53	17 -1
172527-63690	53	18 -1
172527-63710	53	19 -1
172527-63720	53	20 -1
172527-63730	53	21 -1
172527-63750	50	40 -1
172527-63760	50	41 -1
172527-63770	50	42 -1
172527-63910	54	1 -1
172527-63920	54	2 -1
172527-63950	54	3 -1
172527-63960	54	4 -1
172527-63970	54	5 -1
172527-63980	54	6 -1
172527-64310	51	1
	52	1
172527-64320	51	45
172527-64330	52	45

Parts No.	Fig. No.	Ref. No.
172527-64350	51	46
	52	46
172527-65100-1	51	4
	52	4
172527-65120-1	51	6
	52	6
172527-65130	51	7
	52	7
172527-65140	51	8
	52	8
172527-65150	51	14
	52	14
172527-65170	51	15
	52	15
172527-65180	51	16
172527-65181	52	16
172527-65190	51	17
172527-65191	52	17
172527-65210	51	18
172527-65211	52	18
172527-65310	51	20
172527-65312	52	20
172527-65350	51	21
172527-65351	52	21
172527-65360	51	22
172527-65361	52	22
172527-65370	51	44
	52	44
172527-65560	51	56
172527-65610	52	53
172527-65620	52	54
172527-65730	51	28
	52	28
172527-65750	51	29
	52	29
172527-65810	51	30
172527-65811	52	30
172527-65930	51	50
	52	52 -1
172527-65940	51	51
	52	57 -1
172527-65950	51	52
172527-65960	51	53
172527-65970	51	19
	52	19
172527-66870	56	18
172527-67010	56	112
172527-67030	56	113
172527-67100	55	7
172527-67101	55	7 -1

Parts No. Index

Parts No.	Fig. No.	Ref. No.
172527-67110	55	19
172527-67120	55	20
	56	106
172527-67130	55	9
172527-67131	55	9 -1
172527-67140	55	10
172527-67150	55	21
172527-67151	55	21 -1
172527-67170	56	25
172527-67180	56	47
172527-67190	56	32
172527-67210	57	1
172527-67211	57	1 -1
172527-67220	57	7
172527-67221	57	7 -1
172527-67230	57	8
172527-67240	57	10
172527-67250	57	31
172527-67251	57	31 -1
172527-67260	57	41
172527-67261	57	41 -1
172527-67270	57	42
172527-67280	57	44
172527-67290	56	83
172527-67310	56	107
172527-67320	56	108
172527-67330	56	109
172527-67340	56	103
172527-67350	56	90
172527-67360	56	91
172527-67370	56	92
172527-67380	56	93
172527-67390	56	94
172527-67400	56	8
172527-67401	56	8 -1
172527-67410	56	95
172527-67420	56	96
172527-67430	56	97
172527-67440	56	98
172527-67450	56	99
172527-67460	56	100
172527-67470	56	101
172527-67480	56	102
		114
172527-67490	56	24
172527-67491	56	24 -1
172527-67510	56	115
172527-67530	56	28
172527-67540	56	29
172527-67560	56	4

Parts No.	Fig. No.	Ref. No.
172527-67570	59	2
172527-67580	59	4
172527-67630	56	53
172527-67640	56	54
172527-67650	55	6
172527-67660	55	5
172527-67680	56	87
172527-67690	56	88
172527-67710	56	5
172527-67720	56	6
172527-67730	56	55
172527-67740	56	56
172527-67850	57	47
172527-67860	58	47
172527-67880	56	46
172527-67890	57	17
		40
172527-67930	59	5
172527-67940	59	6
172527-67950	57	11
172527-67960	57	19
		50
172527-67970	57	63
172527-67980	57	64
172527-68220	56	9
172527-68230	56	10
172527-68240	56	11
		58
		35
		35 -1
172527-68250	56	12
		16
		57
		3
		34
		58
		38
		38 -1
172527-68251	56	12 -1
		16 -1
		57
		3 -1
		34 -1
172527-68260	56	13
172527-68270	56	14
		15
172527-68280	56	17
		19
172527-68290	56	20
		21
		57
		4
		35
172527-68370	59	10
172527-68380	59	11

Parts No.	Fig. No.	Ref. No.
172527-68380	59	11 -1
172527-68430	56	26
172527-68450	56	27
172527-68460	56	28 -1
172527-68470	56	29 -1
172527-68480	56	30
172527-68490	56	31
172527-68491	56	31 -1
172527-68512	55	10 -1
172527-68550	59	12
172527-68560	59	13
		13 -1
172527-68570	59	2 -1
172527-68580	59	4 -1
172527-68590	59	14
172527-68620	56	33
172527-68630	56	34
172527-68640	56	35
172527-68650	56	36
172527-68660	56	37
172527-68671-1	55	25
172527-68680	56	38
172527-68681	56	38 -1
172527-68690	56	39
172527-68700	58	56
172527-68710	56	40
172527-68711	56	40 -1
172527-68720	56	41
172527-68730	56	42
172527-68740	59	15
172527-68750	56	43
172527-68760	56	44
172527-68770	56	45
172527-68780	56	46 -1
172527-68850	57	13
		36
172527-68860	57	14
		37
172527-68870	56	18 -1
		57
		15
		38
172527-68880	57	16
		39
172527-68890	57	17 -1
		40 -1
172527-68950	57	49
172527-68960	57	19 -1
		50 -1
172527-68970	57	63 -1
172527-68980	57	64 -1

Parts No.	Fig. No.	Ref. No.
172527-68990	57	65
172527-69090	56	57 A
172527-69101	56	48 -1
172527-69130	56	49
172527-69140	56	50
172527-69150	56	51
172527-69170	56	58
172527-69181	56	59
172527-69190	56	60
172527-69200	56	61
172527-69210	56	62
172527-69220	56	63
172527-69230	56	64
172527-69260	58	47 -1
172527-69280	55	13
172527-69360	59	16
172527-69371	59	17
172527-69381	59	18
172527-69390	59	19
172527-69400	59	1 -1
172527-69410	59	20
172527-69430	59	21
172527-69570	56	23
172527-69590	58	8
172527-69600	56	89
172527-69610	56	65
		66
		67
		59
		7
172527-69620	56	68
		69
172527-69630	55	14
		56
		70
		60
		13
172527-69640	56	71
172527-69650	57	21
		52
		58
		14
172527-69670	57	61
		59
		24
		25
172527-69680	57	62
172527-69700	58	17
172527-69720	56	72
		73
		58
		4
		45
		50
		51
		52

Parts No. Index

Parts No.	Fig. No.	Ref. No.
172527-69720	58	55 B
		59
	59	3
		27
		27 -1
172527-69730	56	74
172527-69740	56	75
	58	39
		39 -1
172527-69760	58	48
172527-69770	59	28
172527-69780	58	53
172527-69790	57	23
		54
	58	54
172527-69800	56	48
172527-69810	57	24
		55
	58	29
		29 -1
172527-69820	56	76
172527-69830	56	22
172527-69840	57	25
		56
172527-69850	56	52
		77
172527-69860	56	78
		57
		26
		27
		57
		58
172527-69870	57	28
		59
172527-69880	57	29
		60
172527-69890	58	55
172527-69900	59	1
172527-69910	59	29
172527-69920	59	30
172527-69930	59	5 -1
172527-69940	56	82
		59
		6 -1
172527-69951	56	53 -1
172527-69961	56	54 -1
172527-69971	56	55 -1
172527-69981	56	56 -1
172527-69990	56	57
172527-69991	56	57 -1
172527-71100	67	1
172527-71110	67	3

Parts No.	Fig. No.	Ref. No.
172527-71140	67	4
172527-71150	67	5
172527-71160	67	6
172527-71200	67	7
172527-71230	67	9
172527-71240	67	10
172527-71250	67	50
172527-71300	69	1
172527-71330	67	11
172527-71340	67	12
172527-71350	69	3
172527-71360	69	4
172527-71370	69	6
172527-71390	67	13
172527-71410	67	53
172527-71440	67	15
172527-71450	67	16
172527-71480	67	17
172527-71490	67	18
172527-71510	67	19
172527-71520	67	20
172527-71550	67	21
172527-71560	67	22
172527-71570	67	23
172527-71580	67	24
172527-71610	67	25
172527-71620	67	26
172527-72100	61	1
172527-72200	63	1
172527-72230	63	25
172527-72250	63	15
172527-72260	63	7
172527-72270	63	11
172527-72300	65	1
172527-72420	65	56
	66	23
172527-72430	65	60
172527-72520	61	2
172527-72531	61	4
172527-72540	61	17
		44
	63	8
		12
		35
		39
172527-72550	61	6
172527-72561-1	61	15
172527-72570	61	20
	63	3
172527-72580	61	23

Parts No.	Fig. No.	Ref. No.
172527-72580	61	50
172527-72630	63	6
172527-72801-1	66	1
172527-72830	65	15
		19
		42
		46
172527-72840	65	4
172527-72850	65	13
172527-72861-1	65	17
172527-72870	65	21
172527-72881	65	24
		51
172527-72890	65	25
172527-72900-1	66	15
172527-72960	66	16
		19
172527-72970	66	18
172527-73150	69	8
172527-73310	69	34
172527-73480	67	51
172527-73490	67	56
172527-73540	67	52
172527-73550	69	20
172527-73590	67	57
172527-73640	67	58
172527-73650	69	7
172527-73750	69	18
172527-73800	69	19
172527-73810	69	22
172527-73840	67	60
172527-73850	75	1
		76
172527-73870	75	3
	76	3
172527-73960	69	21
172527-74130	72	3
172527-74140	72	4
172527-74150	72	6
172527-74160	72	8
172527-74170	72	9
172527-74180	72	10
172527-74190	72	11
172527-74220	72	12
172527-74410	72	13
172527-74420	72	14
172527-74430	72	15
172527-74800	72	1
172527-75111-1	74	2
172527-75200	73	2

Parts No.	Fig. No.	Ref. No.
172527-75510	73	5
172527-75520	74	5
172527-76110	75	7
		82
		1
172527-76210	77	6
		78
		6
172527-76261	77	10
172527-76350	79	19
172527-76460	77	13
		78
		17
		20
172527-76511-1	81	1
172527-76521-1	81	2
172527-76710	80	1
172527-76720	80	2
172527-77260	82	4
172527-77400	83	14
172527-78111	80	6
		81
		6
172527-78130	80	7
		7
172527-78140	80	8
		8
		8
172527-78210	80	11
		11
172527-78230	80	12
		12
172527-78240	80	13
		13
		13
172527-78250	80	14
172527-78351	77	22 -1
		26
172527-78380	77	21
		25
		25
172527-78390	77	24
172527-78440	77	26
172527-78441	78	30
172527-78442	78	30 -1
		79
		51
172527-78460	77	28
172527-78480	77	25
172527-78490	77	29
172527-78491	78	29
172527-78492	78	29 -1
172527-78510	77	20
172527-78530	77	22
172527-78541	77	23
172527-78550	82	9
172527-78560	82	10
172527-78570	83	8

Parts No. Index

Parts No.	Fig. No.	Ref. No.
172527-78580	83	9
172527-78590	78	33
172527-78600	78	24
172527-78610	78	27
172527-78730	80	17
172527-78750	81	14
172527-91010	84	1
172527-91180	84	5
		12
	85	4
	86	9
		15
172527-91190	87	9
	84	6
		13
	85	5
	86	10
		16
	87	10
172527-91210	84	16
	85	8
172527-91220	84	17
	86	31
172527-91230	84	18
	85	9
	86	32
	87	22
172527-91250	86	2
	87	2
172527-91260	86	3
	87	3
172527-91270	86	4
	87	4
172527-91280	86	5
	87	5
172527-91290	86	6
	87	6
172527-91350	86	7
172527-91390-1	88	4
172527-91400-1	88	1
172527-91650	86	21
		25
	87	15
172527-91660	86	22
		26
172527-91680	86	19
172528-03000	2	41
172528-03091	2	50
172528-03510	1	15
	2	13

Parts No.	Fig. No.	Ref. No.
172528-03750	1	32
	51	12 E
172528-03760	2	29
	52	12 D
172528-03761	2	29 -1
	52	12 D-1
172528-03770	2	30
	52	12 E
172528-03900	58	3 A
172528-03910	58	3 B
172528-11310	4	9
172528-11390	4	27
172528-11561	5	3
172528-11571	5	5
172528-12260	6	7
172528-13910	8	17
	9	14
172528-14610	11	8
172528-17630	58	2 A
172528-17700	58	2 -1
172528-17710	58	2 B
172528-17750	58	33 -1
172528-17760	58	34 -1
172528-17770	58	36 -1
172528-17780	58	37 -1
172528-17800	58	55 A
172528-21800	18	15
172528-21820	18	17
172528-21830	18	18
172528-25710	19	1
172528-26210	21	3
		32
172528-26300	21	1
172528-26320	23	14
172528-26330	23	5
172528-26400	21	28
172528-26710	25	1
172528-28310	27	1
172528-28320	27	2
172528-28330	27	3
172528-31110	29	2
172528-31120	29	3
172528-31130	29	18
172528-31140	29	19
172528-35110	32	6
172528-35120	32	14
172528-35150	32	8
		16
172528-42620	35	19
172528-42621	35	60

Parts No.	Fig. No.	Ref. No.
172528-45210	37	11
	38	12
	41	1
172528-52060	48	2 -1
172528-52101-1	46	19
172528-52590	48	2
172528-52600	47	4
172528-52800	46	10
172528-52900	46	2
172528-53400	47	15
172528-53410	47	16
172528-62350	4	35
172528-62360	4	36
172528-62370	4	37
172528-62380	4	38
172528-62390	4	39
172528-67050	56	32 -1
172528-69420	56	46 A
172528-69920	58	39 A
172528-71100	67	2
172528-71300	69	2
172528-71360	69	5
172528-71410	67	54
172528-72100	61	28
172528-72200	63	28
172528-72230	63	52
172528-72250	63	42
172528-72260	63	34
172528-72270	63	38
172528-72280	63	33
172528-72290	63	51
172528-72300	65	28
172528-72502-1	62	1
172528-72520	61	29
172528-72531	61	31
172528-72540	61	47
	63	30
172528-72550	61	33
172528-72561-1	61	42
172528-72601-1	64	1
172528-72700-1	62	8
172528-72750	62	13
172528-72800-1	64	16
172528-72840	64	19
172528-73310	69	36
172528-73320	69	9
172528-73330	69	10
172528-73340	69	12
172528-73350	69	13
172528-73360	69	14

Parts No.	Fig. No.	Ref. No.
172528-73370	69	15
172528-73410	69	17
172528-73640	67	59
172528-74140	72	5
172528-74150	72	7
172528-74800	72	2
172528-74810	77	1
	78	1
172528-76330	77	11
		12
172528-77260	82	5
172528-77370-1	83	4
172528-78390	78	28
172528-78720	80	16
172528-78730	80	18
172528-91010	84	8
172528-91040	85	1
172528-91301-1	87	7
172528-91350	86	13
172528-91390-3	88	5
172528-91400-3	88	2
172528-91600-1	87	13
172528-91650	86	23
172528-92200	85	1 -1
172529-53300-1	48	8
172529-53310-1	48	9
172529-72840	65	52
172529-72870	65	29
172529-72880	65	31
172529-72890	65	40
172529-72911-1	65	44
172529-72920	65	48
172530-17150-1	16	28 -1
172530-42800	36	8 -1
172534-16600	14	9 A
172534-21210	18	1 A
172534-21510	18	9 A
172534-42170	33	7 A
172534-71330	89	16
172534-71340	89	40
172534-71360	89	54
172534-71380	89	60
172534-71390	89	61
172534-71410	89	51
172534-71430	89	70
172534-71480	89	75
172534-71490	89	76
172534-71500	89	17
172534-71510	89	18
172534-71540	89	82

Parts No. Index

Parts No.	Fig. No.	Ref. No.
172534-71550	89	83
172534-71560	89	84
172534-71570	89	87
172534-71600	89	27
172534-71700	89	49
172534-73130	89	104
172534-73140	89	81
172534-73310	70	2
172534-73320	90	2
172534-73330	90	7
172534-73340	90	10
172534-73610	90	3
172534-73620	90	4
172534-73630	90	5
172534-73640	90	8
172534-73650	90	24
172534-73660	90	33
172534-73670	90	57
172534-73680	90	58
172534-73690	90	59
172534-73700	90	28
172534-73710	90	29
172534-73720	90	30
172534-73730	90	31
172534-73740	90	32
172534-73750	90	35
172534-73760	90	56
172534-73770	90	40
172534-73780	90	41
172534-73790	90	42
172534-73800	90	43
172534-73810	90	44
172534-73820	90	46
172534-73830	90	47
172534-73840	90	48
172534-73850	90	49
172534-73860	90	50
172534-73870	90	51
172534-73880	90	53
172534-73890	90	54
172534-73900	90	52
172534-73910	90	55
172534-75410	74	5 A
172534-76700	79	21
172534-76710	79	22
172534-76720	79	23
172534-76730	79	24
172534-76740	79	25
172534-76750	79	26
172534-76760	79	27

Parts No.	Fig. No.	Ref. No.
172534-76770	79	28
172534-78100	79	43
172534-78110	79	44
172534-78120	79	45
172534-78130	79	46
172534-78140	79	47
172534-78160	79	49
172534-78170	79	50
		52
172535-03700	2	29 A
172535-71350	89	50
172535-71420	89	52
172535-71440	89	71
172535-71520	89	78
172535-73100	68	1
	89	1
172535-73110	89	2
172535-73120	89	69
172535-73400	70	1
	90	1
172537-03100	43	18 -1
172538-08400-1	88	8
		9
172538-12310	6	9 -1
172538-47600	43	1 -2
172538-47610	43	20
172538-47630	43	1 C
172615-47880	37	5
172648-16600	14	7
172649-72600	89	48
172649-72750	89	90
172649-73680	89	64
172649-73740	90	39
172649-73810	90	45
172649-74470	78	20
	79	37
172649-74480	78	21
	79	38
172649-74490	78	22
	79	39
172649-78140	78	32
172650-73640	89	21
		24
		53
172650-73690	90	27
172650-73870	90	60
172651-73610	89	20
172651-73730	89	92
	90	38
172652-73750	75	14

Parts No.	Fig. No.	Ref. No.
172652-73750	76	19
172652-73770	75	16
	76	21
172652-73780	75	17
	76	22
172652-73790	75	18
	76	23
172653-71310	89	3
172653-71320	89	8
172653-71360	89	59
172653-71390	89	62
172653-71410	89	63
172653-71420	89	4
172653-71430	89	5
172653-71440	89	6
172653-71460	89	11
172653-71470	89	12
172653-71480	89	13
172653-71490	89	14
172653-71520	89	22
172653-71530	89	25
172653-71540	89	26
172653-71550	89	23
172653-71560	89	41
172653-71580	89	42
172653-71590	89	43
172653-71600	89	44
172653-71610	89	45
172653-71620	89	46
172653-71630	89	47
172653-73320	90	6
172653-73330	90	9
172653-73340	90	61
172653-73350	90	62
172653-73360	90	63
172653-73390	90	11
172653-73400	90	12
172653-73410	90	13
172653-73420	90	14
172653-73430	90	15
172653-73440	90	16
172653-73450	90	17
172653-73460	90	18
172653-73470	90	19
172653-73480	90	20
172653-73490	90	21
172653-73500	90	22
172653-73530	90	25
172653-73550	90	34
172653-73570	90	36

Parts No.	Fig. No.	Ref. No.
172653-73580	90	26
		37
172739-32630	87	20
172A36-03411	2	33 -1
172A38-03200	2	37 -1
177035-02920	28	1
		17
	29	1
		17
	31	1
184015-03250	9	46
184016-55700	11	13
184016-55701	11	13 -1
187B01-25710	19	1 A
187B01-25910	19	4 A
194080-57202	15	49
	16	49
194080-75790	46	21
194130-01390	33	1
194145-04810	12	17
	16	11
	45	8
	83	13
194145-31520	22	6
194205-36320	31	12
194250-51660	13	14
	80	22
	82	18
194312-51220	13	13
194320-31560	23	7
194361-24140	55	16
	56	104
194420-52120	15	48
	16	48
194447-14140	20	29
	21	29
	31	2
194630-15520	81	22
	83	19
194630-62360	49	15
	50	15
194640-33590	26	8
194640-34150	26	10
	27	10
194990-20170	33	1 A
		2
	34	1
	35	1
194990-22060	49	4
194990-22130	49	26

Parts No. Index

Parts No.	Fig. No.	Ref. No.
194990-22130	50	26
197102-18340	39	1
198010-36310	31	11
198010-36390	31	13
198010-51500	12	7 -1
198072-04320	10	8
198138-49100	78	1 -1
	79	1
198162-00640	8	1
	9	1
198162-62630	49	16
198220-53170	15	16
		21
	16	16
		21
198220-56130	15	22
	16	22
198220-56140	15	23
	16	23
198220-56150	15	24
	16	24
198220-56160	15	25
	16	25
198220-56230	15	26
	16	26
198220-62410	51	5
	52	5
198240-33570	26	6
198240-33630	26	9
198250-31630	22	8
198250-31810	22	9
198250-31820	22	10
198250-33540	26	4
198250-33550	26	5
198250-33570	26	7
198290-32750	31	4
198320-31530	23	6
198320-31570	23	8
198320-31630	23	9
198320-31820	23	10
198320-33540	27	4
198320-33550	27	5
198320-33560	27	6
		7
198320-33570	27	8
198320-33620	27	9
198360-31530	22	7
1A1040-63400	50	20
1A1380-56500	13	15
1A1380-59480	13	29

Parts No.	Fig. No.	Ref. No.
1A1380-59480	14	20
	78	38
	79	42
1A6210-16150	35	56
1A6210-16160	35	57
1A6380-24080	76	5
1A6380-48870	83	2
1A6780-57110	16	29 -1
1C6052-24090	37	26
1C6281-52310	6	20
	37	16
	38	16
	40	7
	41	7
	51	2
	52	2
1C6281-52320	37	31
	38	32
1C6320-66451	6	21
1C6360-65700	33	14
	34	30
		31
	35	28
		29
	36	16
1C6410-52690	34	47
	35	46
1C6450-07900	13	1
1C6560-47000	36	15
1C6650-44090	37	35
	38	8
1C6710-83170	36	17
1C6900-23150	5	20
	10	4
	73	1
1E4760-43090	6	16
	33	24
	35	62
1E6480-82280	15	60
	16	60
1E6681-56620	28	7
		23
	29	7
		23
1E6681-56621	29	7 A
		23 A
1E6690-81530	15	59
	16	59
1E6740-64200	33	11 A
		26

Parts No.	Fig. No.	Ref. No.
1E6740-64200	35	63
22137-060000	6	22
		32
	15	61
	16	61
		64
	38	17
22137-080000	4	18
	8	32
		33
	9	29
		30
	10	31
	37	17
		32
	38	18
		33
	40	8
	41	8
	51	10
		31
		47
	52	10
		31
		47
	55	2 A
	56	2 A
	61	25
		52
	63	26
		53
	77	2
	78	2
		2 -1
	79	2
22137-100000	4	4
		19
		29
	5	26
	7	9
		14
	15	97
	16	97
	17	7
	33	15
	34	32
		33
		34
	35	30
		31

Parts No.	Fig. No.	Ref. No.
22137-100000	35	32
	37	18
	38	19
	42	22
	43	11
	49	21
		22
	50	21
		22
	51	32
	52	32
		50
	65	26
		53
	67	61
	69	37
22137-120000	10	36
	11	22
	51	54
	52	55
	73	12
	74	12
22137-140000	42	12
	43	2
	55	27
	56	116
	67	63
	68	2
22157-060000	50	19
		36
22157-080000	49	23
	50	23
22157-100000	49	24
	50	24
22217-060000	6	23
	13	18
	14	23
	33	16
	36	19
	56	79
22217-080000	4	20
	6	24
	8	35
	9	32
	10	33
	33	17
	34	35
	35	33
	55	2 B
	56	2 B

Parts No. Index

Parts No.	Fig. No.	Ref. No.
22217-080000	56	80
22217-100000	4	5
		21
	7	10
	12	13
	19	13
	31	16
	34	36
	35	34
	37	19
	38	20
	72	16
22217-120000	6	25
	18	2
22217-140000	46	15
	67	64
	68	3
	88	7
22242-000180	89	102
22242-000250	31	14
	34	51
	35	51
	89	7
22242-000300	19	14
22242-000350	19	15
22242-000450	19	16
	20	20
	21	20
22252-000120	89	97
22252-000220	77	19
	78	23
	79	41
22252-000260	69	11
22312-100160	20	21
		48
22312-100180	21	21
		48
22312-100200	26	11
	27	11
	28	8
		9
		10
		24
		25
	29	8
		9
		10
		24
		25

Parts No.	Fig. No.	Ref. No.
22312-100200	29	26
	31	17
22351-060032	40	9
	41	9
22351-060036	22	11
22351-060050	23	11
	34	37
	35	35
22351-080020	18	3
22351-080040	27	12
	34	38
	35	49
22351-080050	36	20
22360-080000	51	33
	52	33
22360-100000	39	9
22372-080000	56	81
22372-100000	33	27
	35	64
		65
	36	33
22411-250200	36	21
22417-250320	37	6
	38	6
22486-060180	37	20
	38	21
	40	10
	41	10
22487-060160	51	34
	52	34
22487-080600	37	33
	38	34
22695-320641	47	14
		19
	48	12
22857-300050	1	39
22857-500160	51	11
	52	11
22857-500200	15	64
23000-022000	59	31
	78	34
23000-025000	77	30
	78	35
	80	19
23000-028000	5	21
	77	31
	80	20
23000-035000	78	36
23000-041000	77	32
	78	37

Parts No.	Fig. No.	Ref. No.
23000-048000	5	27
23000-060000	5	13
23001-022000	79	53
	81	17
23001-025000	5	30
23001-035000	79	54
	81	18
23001-041000	9	33
	79	55
23010-038000	8	36
23061-050300	11	18
23065-070130	8	25
	9	22
23391-020000	78	12
23395-040000	79	30
23414-160000	28	11
		27
	29	11
		27
	31	18
23490-080002	31	19
23491-140002	5	22
	10	1 D
		6
	11	1 D
		6
	73	7
	74	7
23871-010000	30	9
23871-060000	28	12
		28
	29	12
		28
23887-160002	28	13
	29	13
24101-060094	19	17
24101-060114	23	12
24101-062074	19	18
24101-062084	19	19
24101-062104	22	12
24101-062114	22	13
	23	13
24101-063064	19	20
24141-302110	24	12
	25	12
	25	13
24141-320110	25	13
24141-322100	24	13
24143-303060	20	22
		49
	21	22

Parts No.	Fig. No.	Ref. No.
24143-303060	21	49
24144-303070	20	23
		50
	21	23
		50
24190-160001	31	15
24311-000050	67	43
24311-000140	75	13
	76	16
24311-000160	5	31
	8	30
	9	27
	10	1 E
		26
	11	1 E
		4
		16
	74	1
24311-000180	5	23
	75	4
	76	17
	82	3
	83	3
24311-000240	19	21
	20	51
	21	51
24311-000290	73	8
24311-000380	74	8
24311-000750	30	14
24311-000900	20	24
	21	24
24311-240100	10	27
24315-000100	89	103
24315-000110	79	10
		13
		31
	89	38
		67
24315-000140	76	12
24315-000180	67	14
		55
	76	9
		15
	78	9
		11
	79	7
		18
		32
		33
24315-000240	78	14

Parts No. Index

Parts No.	Fig. No.	Ref. No.
24315-000240	78	16
24321-000600	46	16
24321-000650	10	28
	11	17
24321-001050	20	25
		52
	21	25
		52
	74	9
24321-001100	24	14
	25	14
24321-001250	73	9
24341-000700	69	33
24341-000850	67	44
24550-012120	36	10
	37	3
	38	3
24550-016150	44	4
	45	7
24550-020150	34	26 -1
	35	24 -1
24550-025150	6	3 -1
	34	7 -1
		16 -1
		20 -1
	35	7 -1
		14 -1
		17 -1
24550-030300	66	14
24550-040250	61	48
	63	31
24550-040300	62	19
	64	15
24764-020000	30	8
	47	6
	48	4
	84	19
	85	11
	86	27
	87	17
24764-040000	30	4
	65	58
	66	27
26013-060162	15	30
		65
		66
		67
	16	30
		62
		65

Parts No.	Fig. No.	Ref. No.
26013-060162	16	66
		67
	17	9
26013-060252	15	68
	16	68
26013-080122	15	69
	16	69
26013-080162	8	34
		37
	9	31
		34
	13	19
	14	24
	16	65 -1
	18	10
	51	35
		48
	52	35
		48
	60	12
		17
	75	5
	76	4
26013-080202	5	14
		24
	8	38
	9	35
	15	71
	16	71
	36	28
	49	25
	50	25
	77	3
	78	3
		3 -1
	79	3
26013-080252	37	21
26013-080302	51	12
		36
	52	12
26013-080352	8	39
	9	36
	37	21 -1
	38	22
	51	37
	52	37
	81	4
	83	5
26013-080452	37	22
	38	23

Parts No.	Fig. No.	Ref. No.
26013-080502	40	11
	41	11
26013-080552	8	40
	9	37
26013-100162	12	5
26013-100202	7	11
	8	41
	9	38
	17	8
	34	39
	35	36
	36	23
	42	23
	43	12
	49	27
		28
		29
	50	27
		28
		29
	55	28
	56	117
	65	59
	66	28
	73	10
	74	10
	84	20
	85	12
	86	28
	87	18
26013-100252	4	28
	5	25
	15	72
	16	72
	20	27
		54
	21	27
		54
	30	15
		16
	33	18
	34	40
		41
	35	37
		38
	37	23
	38	24
	49	30
	50	30
	51	38

Parts No.	Fig. No.	Ref. No.
26013-100252	52	38
26013-100302	4	22
	31	20
	43	13
	49	31
	50	31
	51	40
	52	40
	69	38
	71	45
	79	34
26013-100352	4	23
	7	12
	12	14
	15	70
	16	70
	34	52
	35	52
	44	8
	45	9
	69	39
	71	44
	72	18
	80	4
	82	6
		11
	83	10
26013-100402	5	15
	24	15
	25	15
26013-100452	19	22
		23
	49	32
	50	32
	80	21
	82	12
	83	11
26013-100502	30	17
	42	26
	43	14
	49	2
	50	2
	79	35
	81	19
26013-120252	10	7
	73	11
26013-120302	10	7 -1
	11	7
	73	11 -1
	74	11

Parts No. Index

Parts No.	Fig. No.	Ref. No.
26013-120402	70	3
26013-120502	8	42
	9	39
	28	14
		30
	29	14
		30
26013-120952	28	15
		31
	29	15
		31
26014-060162	9	40
	50	33
26014-080252	52	41
26014-080302	52	36
26014-080352	52	51
26014-100302	49	39
	50	39
26016-060162	49	33
26018-060162	8	43
	58	9
26018-080162	10	34
26018-080252	51	41
26022-050162	10	1 C
	11	1 C
	15	62
		63
	16	63
26022-060162	50	17
		18
		35
26023-060162	51	42
	52	42
	57	22
		30
		32
		53
26076-100302	7	15
26076-100502	55	22
26076-120402	55	29
	56	118
26106-080652	11	19
26116-080202	63	27
		54
26116-080302	61	26
		53
26116-080402	18	19
26116-080902	10	35
26116-100202	65	27
		54

Parts No.	Fig. No.	Ref. No.
26116-100252	67	62
26116-100352	26	12
26116-100452	27	13
26116-100454	34	50
	35	50
26116-100652	4	6
26116-100902	31	21
26116-120602	18	4
26116-120952	18	5
26116-121002	18	6
26116-121102	18	7
26116-140352	46	17
26116-160752	47	7
26116-200852	47	20
	48	13
26116-201002	47	21
	48	14
26156-100502	19	24
	20	26
		53
	21	26
		53
26156-140402	67	65
	68	4
26156-200352	32	18
26216-100402	42	24
	43	15
26216-100452	19	25
26346-100002	51	27
	52	27
26366-080002	51	43
		49
	52	43
		49
26366-100002	50	4
26450-060122	67	45
26450-060162	6	26
	89	15
26450-080252	67	46
26450-080302	67	47
26450-080602	67	48
26450-100452	28	16
		29
	29	16
		29
26450-100502	67	49
	71	43
26450-120702	89	39
26587-040062	38	7
26617-080002	55	15

Parts No.	Fig. No.	Ref. No.
26617-080002	60	14
26716-060002	6	27
	13	20
	14	25
	33	19
		20
	36	24
26716-080002	4	24
	6	28
		31
	8	44
	9	41
	12	15
	33	19 A
		21
		22
	34	42
		43
	35	39
		40
	37	24
		34
	38	25
		35
	40	12
	41	12
	55	2 C
	56	2 C
	61	27
		54
26716-100002	4	7
		25
	5	16
	7	13
	12	16
	15	96
	16	96
	19	2
	34	44
	35	41
	36	22
		25
	37	25
	38	26
	42	25
	43	16
	72	17
	82	13
	83	12
26716-120002	6	29

Parts No.	Fig. No.	Ref. No.
26716-120002	18	8
26716-160002	47	8
26736-100002	34	45
		46
	35	42
		43
26736-140002	37	7
	55	30
	56	119
	88	3
26756-100002	40	13
	41	13
26756-120002	51	55
	52	56
26776-140002	42	13
	43	3
28110-100120	3	7
28110-120140	3	8
28110-190220	3	9
28110-220240	3	10
28160-140170	3	11
29311-124000	36	26
	44	9
29420-050000	14	14
	16	102
29420-150000	14	15
	16	103
29420-300000	14	16
	16	104
772527-03500	1	1
772527-05100	3	1
772527-14200-1	10	1 -1
	11	1
772528-03500	1	2
772528-03501	2	1
772535-03500	2	1 A
933110-07101	10	32
	11	21
	51	39
	52	39
933110-09800	3	12
933112-20100	1	40
	49	6 B
933125-59600	66	21
933147-03400	43	17
933160-01370	76	18
	83	1
933168-55770	81	20 -1
933169-15231	13	1 -1
	14	26

Parts No. Index

Parts No.	Fig. No.	Ref. No.
933171-15801	12	6
933171-21700	38	11
981083-21120	37	15
981083-27340	34	48
	35	47
981083-27520	34	49
	35	48
981083-71110	86	29
981083-71120	86	30
981083-71840	80	3
	82	7
981122-15020	12	7

Parts No.	Fig. No.	Ref. No.
-----------	----------	----------

Parts No.	Fig. No.	Ref. No.
-----------	----------	----------

Parts No.	Fig. No.	Ref. No.
-----------	----------	----------