

0CS10-M38001EN

# P R E F A C E

1. This parts catalog is the last edition of Yanmar wheel loader V3-3 & V4-3 for U.S.A.

2. Parts catalog history

	Parts catalog No.	Published	Remarks
1st edition	000Y00S3800	1998/8	Disuse old edition
Last edition	000Y00S3801	2000/6	

3. Model name

SECTION	Column	Model name	Remarks
I (Vehicle)	(A)	V3-3 (US)	
	(B)	V4-3 (US)	
II (Engine)	(A)	3TNE84-KAH	for V3-3
	(B)	3TNE84T-KAH	for V4-3

4. Your understanding is asking that this parts catalog is not a technical data manual setting forth as servicing procedures, This parts catalog is using simplified illustration. Be sure to use Yanmar Genuine Parts in your maintenance servicing of Yanmar products. Be careful not to use the simple parts available in the market ; otherwise their use in repairing causes such as an early breakage, for instance.

## Directions for the Parts Catalog.

1. This Parts Catalog shows both standard and optional parts.
2. Parts may change without prior notice.
3. The following is an example of the Parts Catalog format.

REF.	LEV.	PARTS NO.	DESCRIPTION	Q'TY						I	R
				(A)	(B)	(C)	(D)	(E)	(F)		
1	1	729595-51390	FUEL INJECTION PUMP	1	1	1	1	1			1
1-1	1	729595-51391	FUEL INJECTION PUMP	1	1	1	1	1		N	1
		(A=E00185) (B=E00200)									
3	2	26022-060162	SCREW M 6X 16	9	9	9	9	9			
3-1	2	26022-060162	SCREW M 6X 16	4	4	4	4	4		K	
		(A=E00156) (B=E00156) (C=E00156) (D=E00156) (E=E00156)									
4	2	129470-51040	CAMSHAFT	1	1	1	1	1			
5	2	122710-51050	BEARING, ROLLER	2	2	2	2	2			
6	2	129470-51060	RETAINER	1	1	1	1	1			

Remarks
(1) BOOST COMPEMSATOR TYPE. OPTIONAL PART, TO E00155,(4JH-DT, 4JH-DTZ

### ① Ref. No.

The Ref. No. listed may not be in accordance with the illustration Ref. No.

(Ex.) Illustration No.

List Ref No.

1

1

(Before change)

1-1

(After change)

For interchangeable symbols N, R and K, illustrations for new parts may be abbreviated.

### ② Lev. (Level)

Level indication

The numbers below indicate the level of relativity towards the main part.

1 ----- Main parts (Assembly parts)

2 ----- Sub component included in " 1 ".

3 ----- Sub component included in " 2 ".

Note) Parts that are not for sale are partially illustrated but not listed.

### ③ Interchangeability Symbol

When a part change takes place, one of the following interchangeability symbols is indicated beside the part.

Symbol	Interchangeability	Contents note
N	Old $\begin{matrix} \leftarrow \text{Yes} \\ \text{No} \rightarrow \end{matrix}$ New	New Part is interchangeable for Old Part but Old Part is not interchangeable for New Part.
Q	Old $\begin{matrix} \leftarrow \text{No} \\ \text{Yes} \rightarrow \end{matrix}$ New	New Part is not interchangeable for Old Part but Old Part is interchangeable for New Part.
R	Old $\begin{matrix} \leftarrow \text{Yes} \\ \text{Yes} \rightarrow \end{matrix}$ New	New/ Old Parts are both interchangeable.
S	Old $\begin{matrix} \leftarrow \text{No} \\ \text{No} \rightarrow \end{matrix}$ New	New/ Old Parts are both not interchangeable.
W		Part newly added.
Z		Part discontinued.
F		Not interchangeable by a single part but interchangeable together with related parts.
K		Changes only for used parts quantities.

### ④ Effective Machine No.

When a part changes, the effective Machine No. will be indicated in the (A)-(F) column.

Product Symbol	Product No.	Product Symbol	Product No.
C	Clutch No. Compressor No.	F	Machine No. (Agricultural Equip.)
D	Drive No.	M	Machine No.
E	Engine No.		

Note 1) A date may follow the symbol. (Ex.) 1996.01

Note 2) "XXXXX" and "ZZZZZ" are for parts that could not be predicted or for engine models that could not be identified.

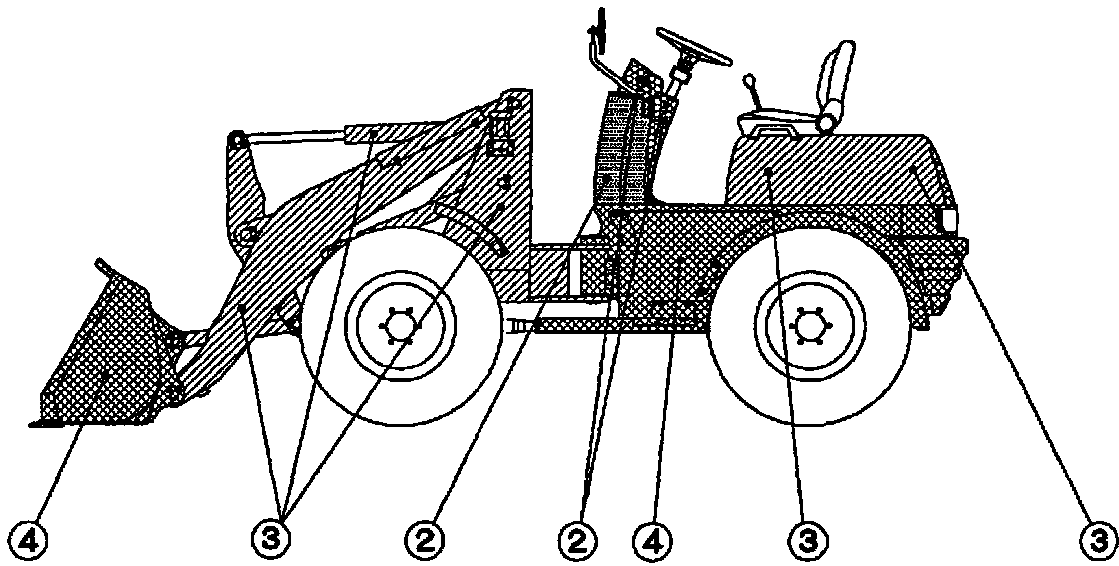
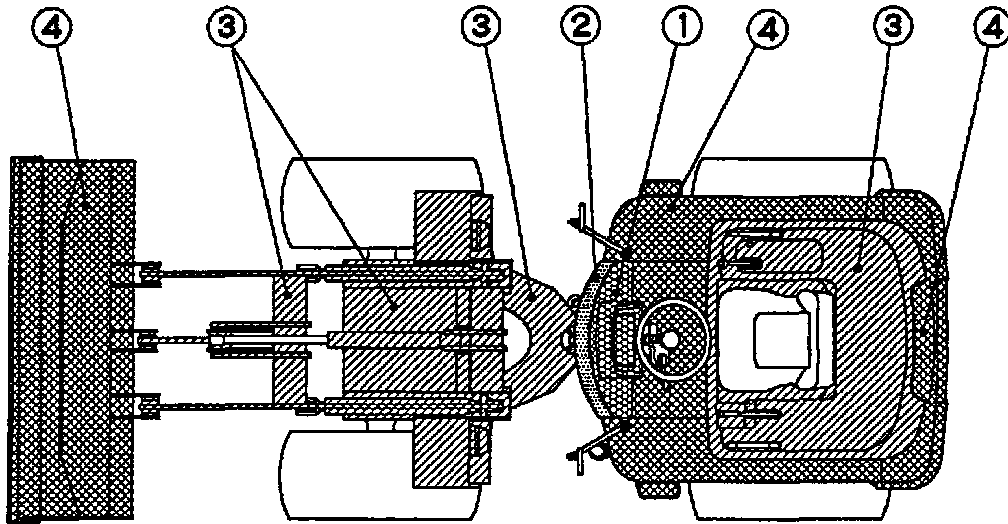
Note 3) (A=E00185) is the E (Engine Serial Number) for the column (A) model (in this case 4JH-DT) after the parts design change.

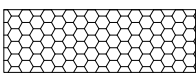
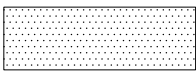
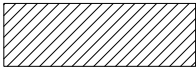
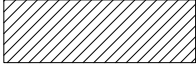

### ⑤ Remarks

Figures or alphabets (symbols) are entered in the remarks column.

The comments (remarks) on parts that are indicated at the bottom of the illustration are the same symbols as those stated above.

# 1 [PAINTED COLOR LIST]



PART	DESCRIPTION	PAINTED COLOR	COLOR CODE
①		YANMAR DARK OLIVE GRAY	72
②		YANMAR NEW GRAYISH GREEN	86
③		YANMAR NEW PERMANENT YELLOW	87
③		YANMAR NEW PERMANENT YELLOW 2	2J
④		YANMAR NEW DEEP GREEN	88

絵目次 (1) . . . . . 主要部品  
 PICTURESQUE INDEX (1) . . . MAIN PARTS

LABEL . . . Fig. 1  
 TOOL . . . Fig. 2

FRAME . . . Fig. 31  
 COVER & INSTRUMENT PANEL . . . Fig. 32  
 BONNET . . . Fig. 33  
 BONNET SOUNDPROOF MATERIAL . . . Fig. 34  
 FRAME SOUNDPROOF MATERIAL . . . Fig. 35

FOOT ACCELERATOR . . . Fig. 6  
 OSCILLATING DEVICE . . . Fig. 22  
 INCHING PEDAL . . . Fig. 24  
 BRAKE PEDAL . . . Fig. 25  
 PARK BRAKE LEVER . . . Fig. 26  
 HYD. OIL CONTROL LEVER . . . Fig. 27, 29  
 STEERING WHEEL & COLUMN . . . Fig. 30

BACK MIRROR . . . Fig. 3

SILENCER . . . Fig. 4  
 AIR CLEANER & ENGINE DRAIN . . . Fig. 5  
 ENGINE MOUNT & RADIATOR . . . Fig. 7  
 FUEL TANK . . . Fig. 8

ELECTRIC PART . . . Fig. 9, 10  
 WIRING . . . Fig. 11

DUMP CYLINDER . . . Fig. 37

LIFT ARM LOCK . . . Fig. 28  
 LOADER LINK . . . Fig. 48

TIRE & DISK . . . Fig. 23

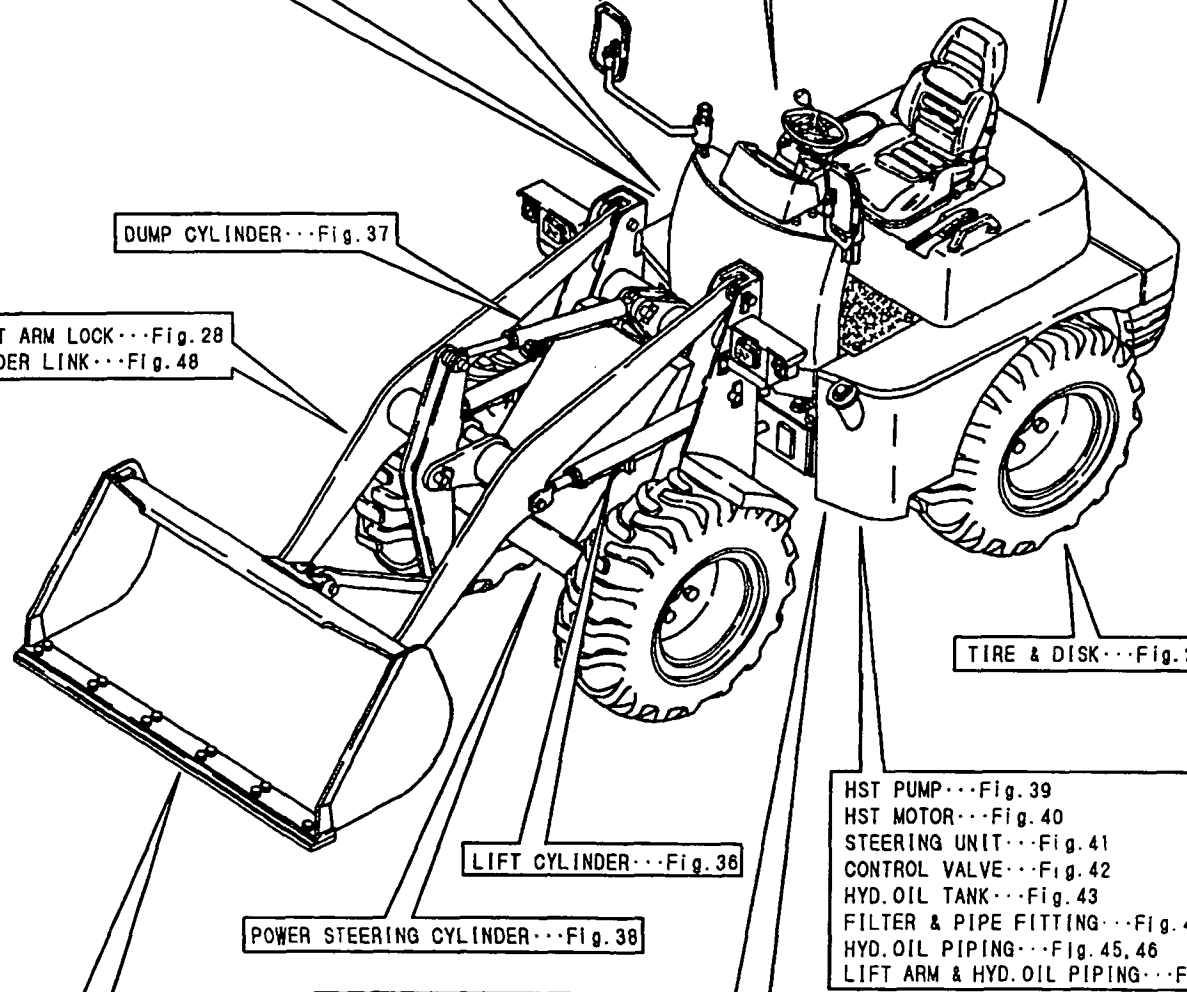
LIFT CYLINDER . . . Fig. 38

HST PUMP . . . Fig. 39  
 HST MOTOR . . . Fig. 40  
 STEERING UNIT . . . Fig. 41  
 CONTROL VALVE . . . Fig. 42  
 HYD. OIL TANK . . . Fig. 43  
 FILTER & PIPE FITTING . . . Fig. 44  
 HYD. OIL PIPING . . . Fig. 45, 46  
 LIFT ARM & HYD. OIL PIPING . . . Fig. 47

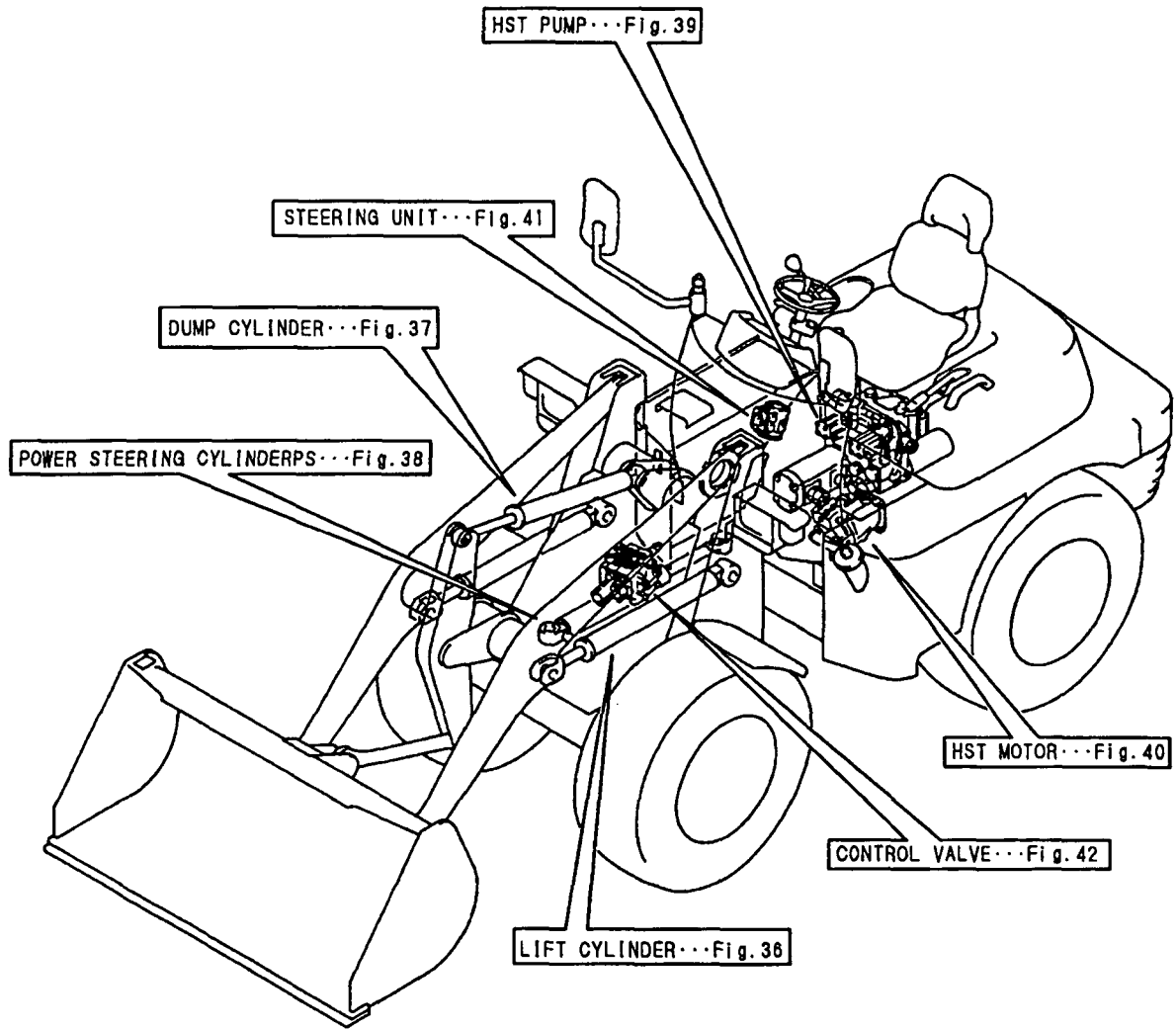
POWER STEERING CYLINDER . . . Fig. 38

BUCKET . . . Fig. 49

CLUTCH HOUSING & DRIVE SHAFT . . . Fig. 12  
 TRANSFER CASE . . . Fig. 13  
 SPIRAL BEVEL GEAR . . . Fig. 14, 15  
 DIFFERENTIAL GEAR . . . Fig. 16, 17  
 AXLE SHAFT . . . Fig. 18, 19  
 AXLE CESE . . . Fig. 20  
 CENTER BRAKE . . . Fig. 21



絵目次 (2) . . . . . 主要部品  
PICTURESQUE INDEX (2) . . . MAIN PARTS



# Contents

Fig. No.	Fig. Name	Fig. No.	Fig. Name
V3/V4-3(US)		25.	BRAKE PEDAL
1.	LABEL	26.	PARK BRAKE LEVER
2.	TOOL	27.	HYDRAULIC OIL CONTROL LEVER
3.	BACK MIRROR	28.	LIFT ARM LOCK
4.	SILENCER	29.	HYDRAULIC OIL CONTROL LEVER(P.T.O.)
5.	AIR CLEANER & ENGINE DRAIN	30.	STEERING WHEEL & COLUMN
6.	FOOT ACCELERATOR	31.	FRAME
7.	ENGINE MOUNT & RADIATOR	32.	COVER & INSTRUMENT PANEL
8.	FUEL TANK	33.	BONNET
9.	ELECTRIC PART	34.	BONNET SOUNDPROOF MATERIAL
10.	ELECTRIC PART(AUTO LEVELLER)	35.	FRAME SOUNDPROOF MATERIAL(ROPS)
11.	WIRING	36.	LIFT CYLINDER
12.	CLUTCH HOUSING & DRIVE SHAFT	37.	DUMP CYLINDER(AUTO LEVELLER)
13.	TRANSFER CASE	38.	POWER STEERING CYLINDER
14.	SPIRAL BEVEL GEAR(V3-3)	39.	HST PUMP
15.	SPIRAL BEVEL GEAR(V4-3)	40.	HST MOTOR
16.	DIFFERENTIAL GEAR(V3-3)	41.	STEERING UNIT
17.	DIFFERENTIAL GEAR(V4-3)	42.	CONTROL VALVE(P.T.O.,AUTO LEVELLER)
18.	AXLE SHAFT(V3-3)	43.	HYDRAULIC OIL TANK
19.	AXLE SHAFT(V4-3)	44.	FILTER & PIPE FITTING
20.	AXLE CASE	45.	HYD.OIL PIPING(HST)
21.	CENTER BRAKE	46.	HYD.OIL PIPING(LOADER)
22.	OSCILLATING DEVICE	47.	LIFT ARM & HYD.OIL PIPING(P.T.O.)
23.	TIRE & DISK	48.	LOADER LINK
24.	INCHING PEDAL	49.	BUCKET

# Contents

Fig. No. Fig. Name

50. CABIN(1)(BODY)

51. CABIN(2)(SASH)

52. CABIN(3)(HEATER)

53. CABIN(4)(DOOR)

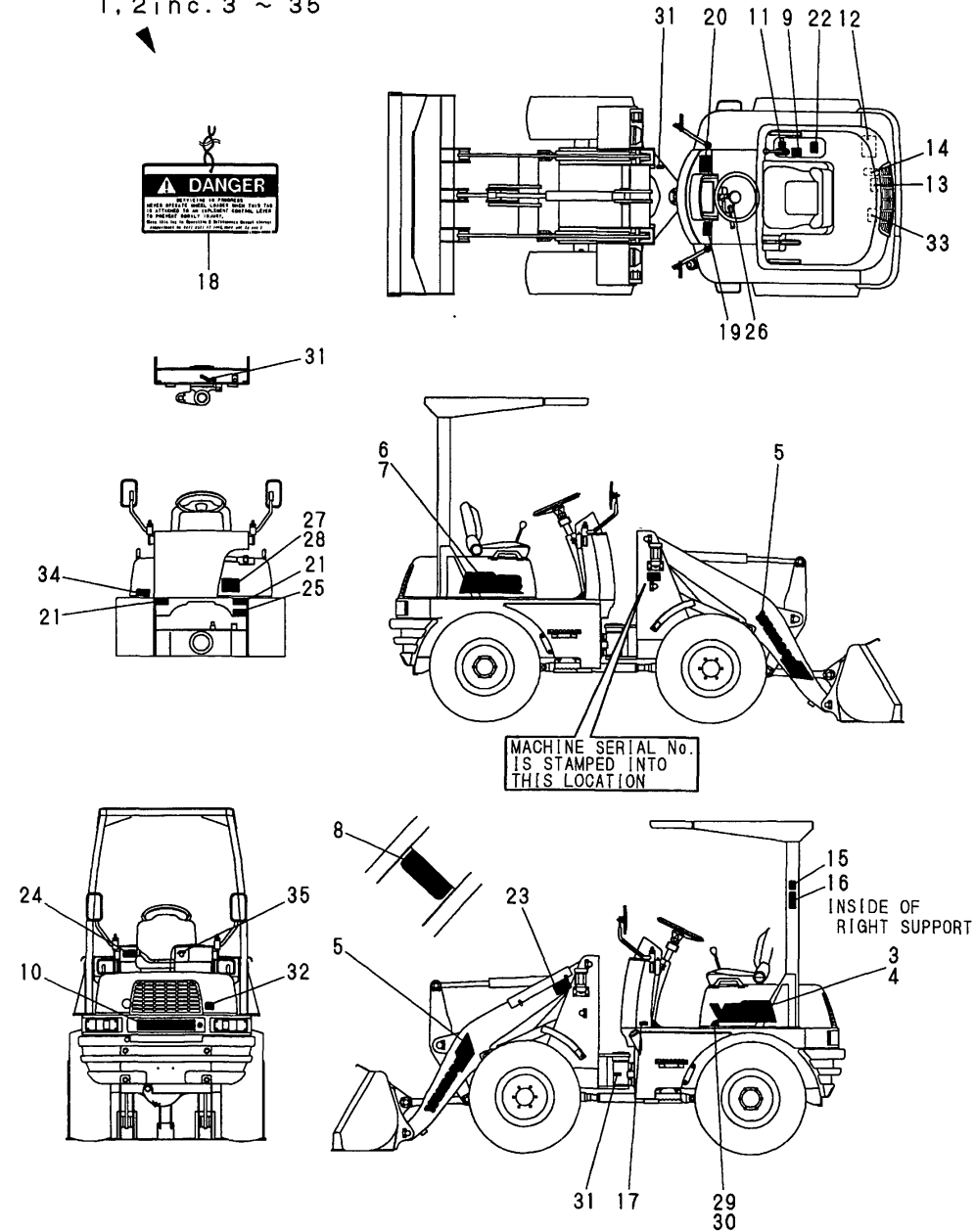
Fig. No. Fig. Name



Fig.1. LABEL

Fig. 1 LABEL

1, 2 inc. 3 ~ 35



(A)=V3-3(US)  
(B)=V4-3(US)  
(C)=

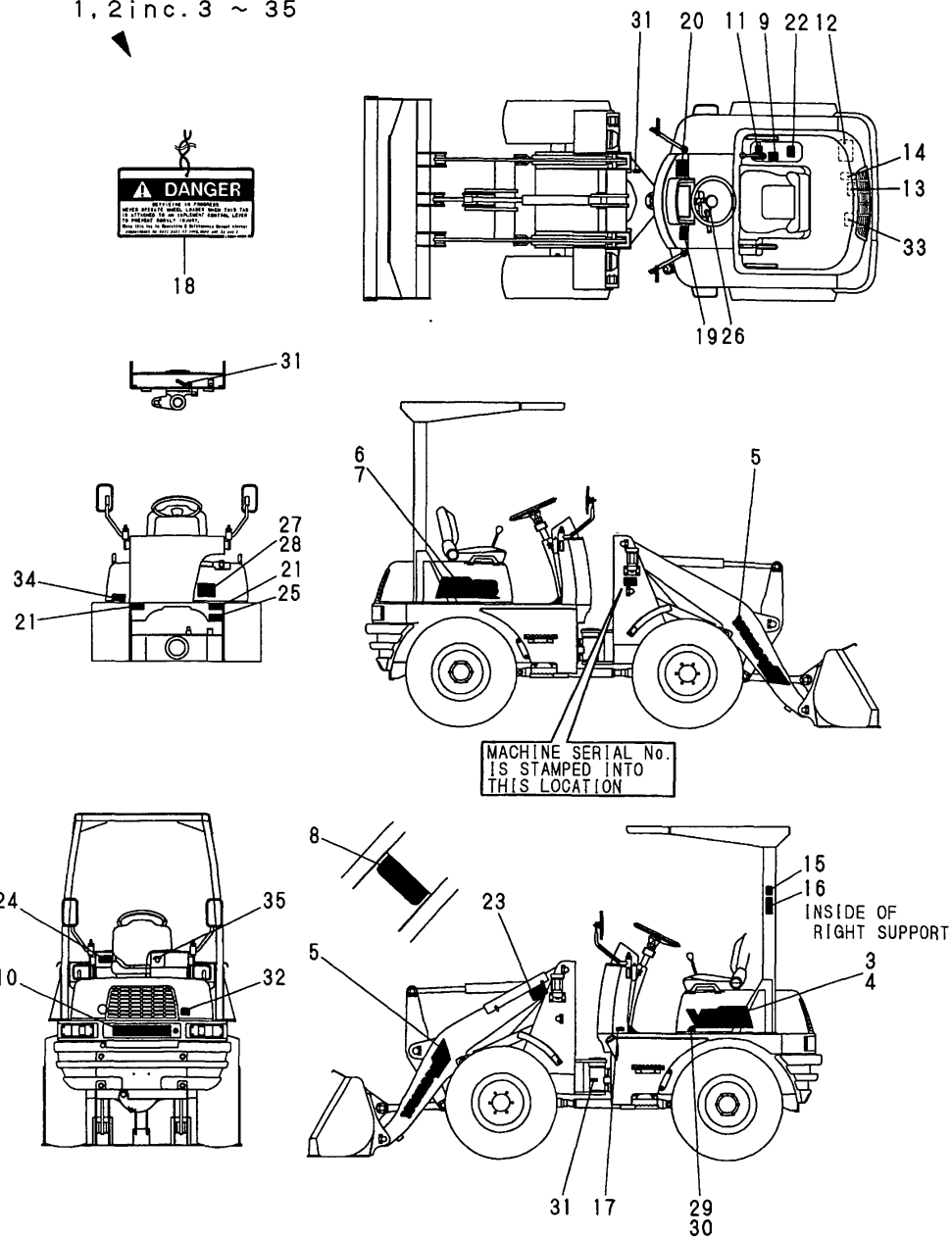
(D)=  
(E)=  
(F)=

No.	Lev.	Parts No.	Description	Q'ty						I	R
				(A)	(B)	(C)	(D)	(E)	(F)		
1	1	772524-03760	LABEL ASSY	1							
2	1	772525-03760	LABEL ASSY		1						
2-1	1	772525-03761	LABEL ASSY		1						N
		(B=MXXXXX)									
3	2	172524-03110	LABEL (L), MODEL	1							
4	2	172525-03110	LABEL L,MODEL		1						
5	2	172169-03180	LABEL	2	2						
6	2	172524-03210	LABEL (R), MODEL	1							
7	2	172525-03210	LABEL (R), MODEL		1						
8	2	172162-03232	LABEL,FRONT	1	1						
9	2	172511-03230	LABEL	1	1						
10	2	172524-03271	LABEL, REAR	1	1						
10-1	2	172A55-03310	LABEL, BRAND 450		1						N
		(B=MXXXXX)									
11	2	172524-03290	LABEL, LEVER LOCK	1	1						
12	2	172437-03360	LABEL,BATTERY	1	1						
12-1	2	172437-03361	LABEL, BATTERY		1						N
		(B=MXXXXX)									
13	2	172437-03390	LABEL,RADIATOR	1	1						
13-1	2	172437-03391	LABEL, RADIATOR		1						N
		(B=MXXXXX)									
14	2	172437-03420	LABEL	1	1						
14-1	2	172437-03422	LABEL, MUFFLER		1						S
		(B=MXXXXX)									
15	2	172437-03440	LABEL,ROPS	1	1						
15-1	2	172437-03441	LABEL, ROPS		1						N
		(B=MXXXXX)									
16	2	172524-03470	LABEL	1	1						
16-1	2	172524-03471	LABEL		1						N
		(B=MXXXXX)									
17	2	172437-03500	LABEL, FUEL	1	1						
17-1	2	172437-03501	LABEL, FUEL		1						N
		(B=MXXXXX)									
18	2	172524-03550	LABEL	1	1						
18-1	2	172437-03252	TAG ASSY, CAUTION		1						S
		(B=MXXXXX)									
19	2	172524-03610	LABEL	1	1						
19-1	2	172437-03302	LABEL, MANUAL		1						S
		(B=MXXXXX)									
20	2	172524-03620	LABEL	1	1						
20-1	2	172524-03621	LABEL		1						N
		(B=MXXXXX)									
21	2	172524-03630	LABEL	2	2						
21-1	2	172524-03631	LABEL		2						N
		(B=MXXXXX)									
22	2	172524-03640	LABEL	1	1						
22-1	2	172524-03642	LABEL, CONTACT US		1						S
		(B=MXXXXX)									
23	2	172524-03650	LABEL	1	1						
23-1	2	172524-03652	LABEL, LIFT ARM LOCK		1						S
		(B=MXXXXX)									

Fig.1. LABEL

Fig. 1 LABEL

1, 2 inc. 3 ~ 35



(A)=V3-3(US)  
(B)=V4-3(US)  
(C)=

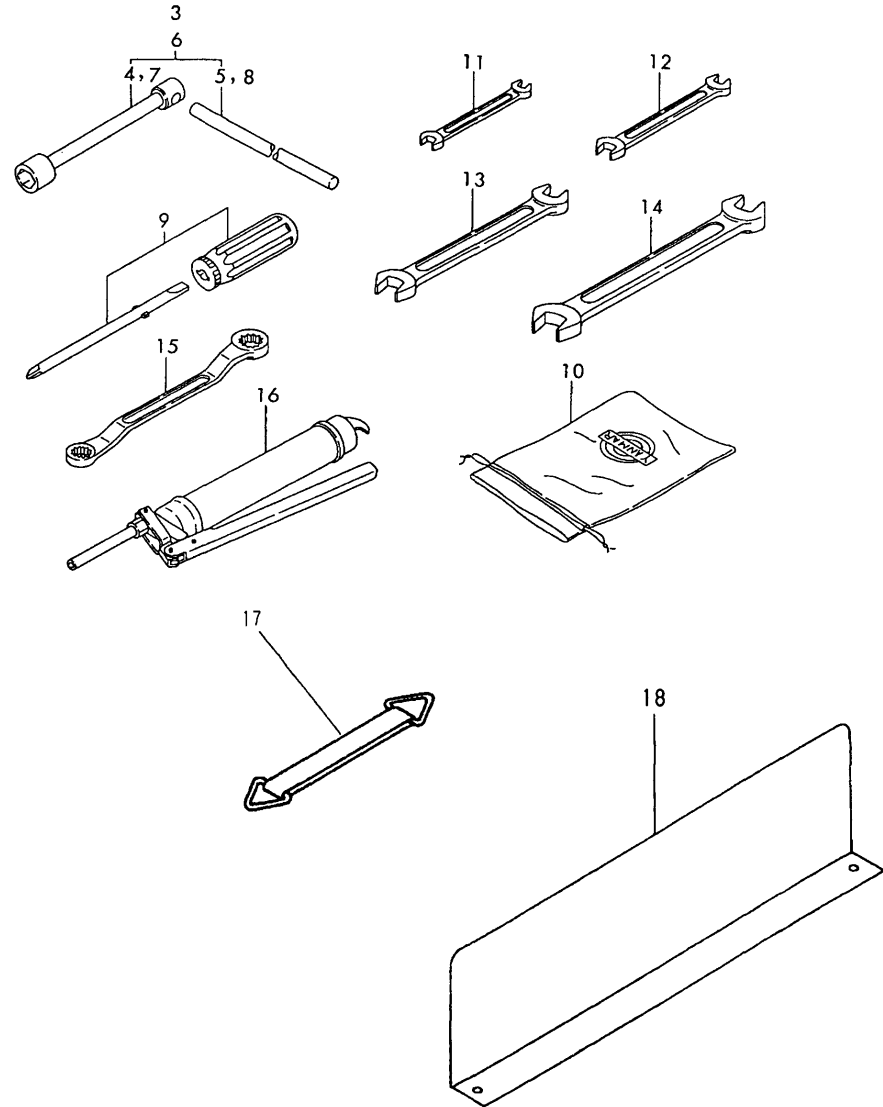
(D)=  
(E)=  
(F)=

No.	Lev.	Parts No.	Description	Q'ty						I	R
				(A)	(B)	(C)	(D)	(E)	(F)		
24	2	172524-03660 (B=MXXXXX)	LABEL	1	1						Z
25	2	172524-03670 (B=MXXXXX)	LABEL	1	1						
25-1	2	172524-03671 (B=MXXXXX)	LABEL		2						N
26	2	172524-03690	LABEL	1	1						
27	2	172524-03750	LABEL	1							
28	2	172525-03750	LABEL		1						
29	2	172524-03770	LABEL	1							
30	2	172525-03770	LABEL		1						
30-1	2	172528-03770 (B=MXXXXX)	LABEL,AIR PRESS. US		1						N
31	2	172519-03820	LABEL	3	3						
32	2	172524-03910	LABEL	1	1						
32-1	2	172437-03402 (B=MXXXXX)	LABEL, ENGINE COVER		1						S
33	2	172524-03930	LABEL	1	1						
33-1	2	172A36-03411 (B=MXXXXX)	LABEL, ENGINE ROOM		1						N
34	2	172524-03940	LABEL	1	1						
34-1	2	172437-03322 (B=MXXXXX)	LABEL, RESEVOIR		1						S
35	2	933112-20100	LABEL, SWITCH	1	1						
35-1	2	172A64-03700 (B=MXXXXX)	LABEL, START SWITCH		1						N

Fig.2. TOOL

Fig. 2 TOOL

1, 2 inc. 3 ~ 18



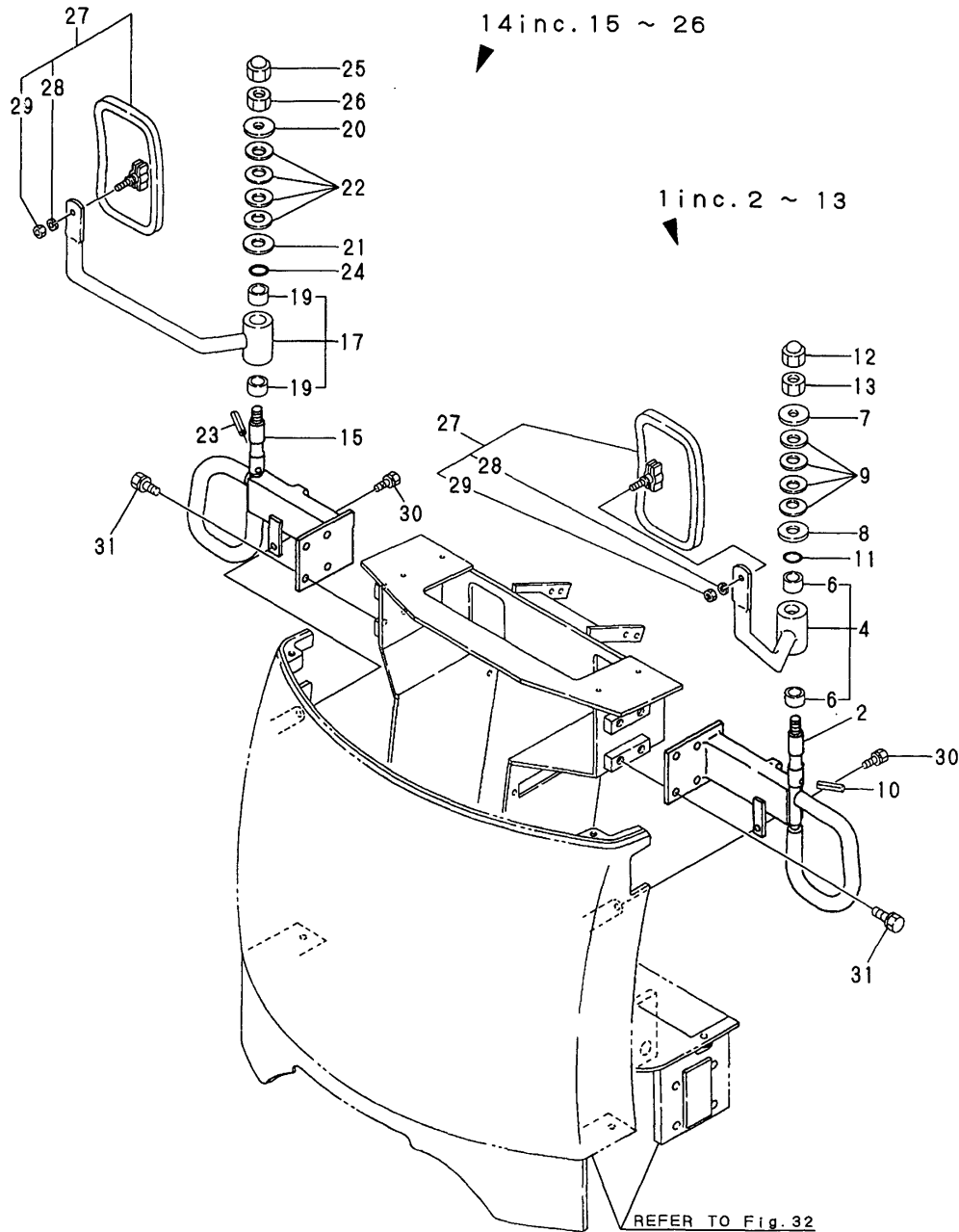
(A)=V3-3(US)  
(B)=V4-3(US)  
(C)=

(D)=  
(E)=  
(F)=

No.	Lev.	Parts No.	Description	Q'ty						I	R
				(A)	(B)	(C)	(D)	(E)	(F)		
1	1	772524-05100	TOOL ASSY	1							
2	1	772525-05100	TOOL ASSY		1						
3	2	172520-05110	WRENCH	1							
4	3	172520-05120	WRENCH	1							
5	3	172522-05130	SHAFT, WRENCH	1							
6	2	172522-05110	WRENCH 27, HUB NUT		1						
7	3	172522-05120	WRENCH 27		1						
8	3	172522-05130	SHAFT, WRENCH		1						
9	2	104200-92350	DRIVER, SCREW	1	1						
10	2	121400-92690	BAG, TOOL	1	1						
11	2	28110-100120	SPANNER, 10X12	1	1						
12	2	28110-120140	SPANNER, 12X14	1	1						
13	2	28110-190220	SPANNER, 19X22	1	1						
14	2	28110-220240	SPANNER, 22X24	1	1						
15	2	28160-140170	WRENCH, 14X17	1	1						
16	2	933110-09800	GUN, GREASE	1	1						
17	2	172524-05310	BAND, RUBBER	1	1						
18	2	172524-09150	HOLDER	1	1						

Fig.3. BACK MIRROR

Fig. 3 BACK MIRROR



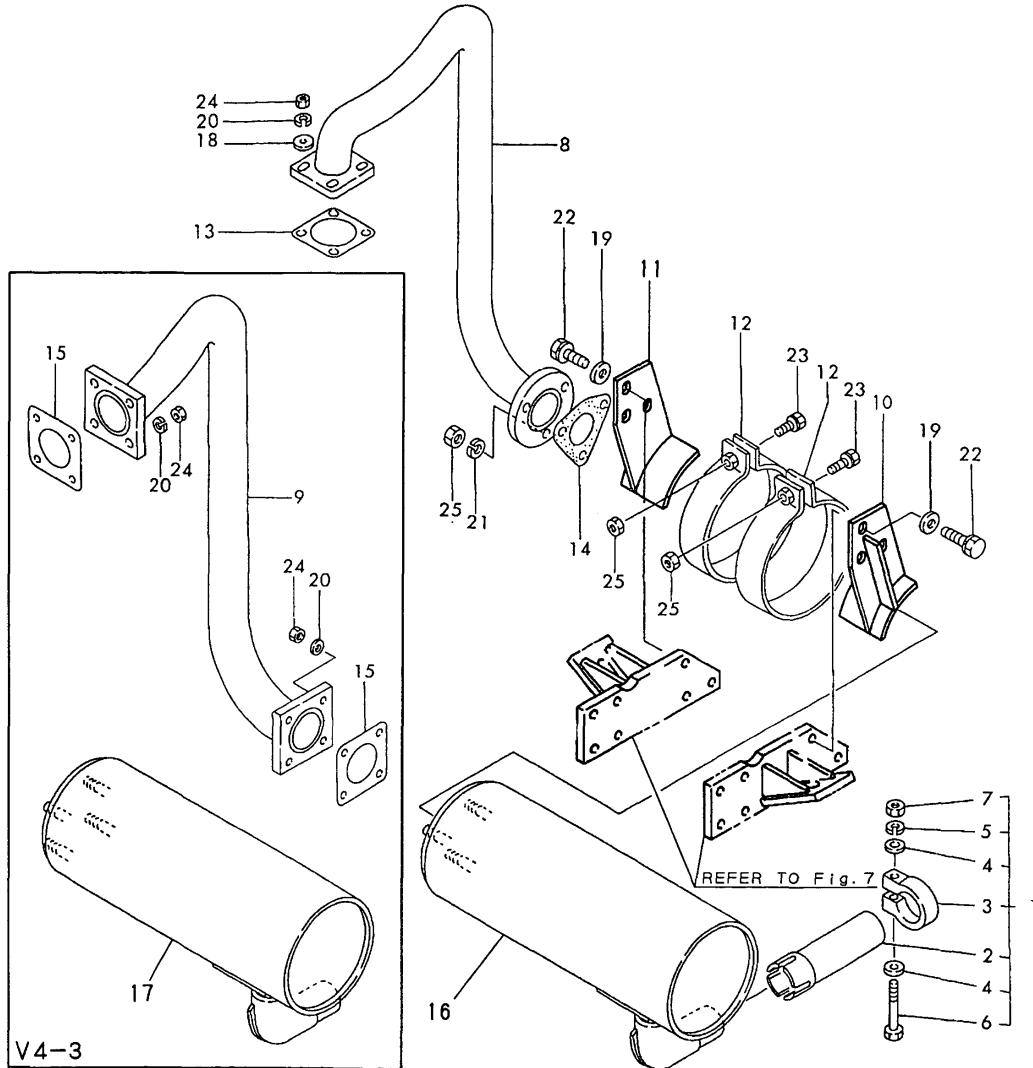
(A)=V3-3(US)  
(B)=V4-3(US)  
(C)=

(D)=  
(E)=  
(F)=

No.	Lev.	Parts No.	Description	Q'ty						I	R
				(A)	(B)	(C)	(D)	(E)	(F)		
1	1	172524-06501	STAY ASSY, MIRROR	1	1						
2	2	172524-06511	HOLDER L	1	1						
4	2	172524-06540	STAY ASSY, MIRROR	1	1						
6	3	172511-12220	LINER M 2015	2	2						
7	2	172524-06850	WASHER 44X14X4.5	1	1						
8	2	172524-06860	WASHER 40X20X4.5	1	1						
9	2	172524-06870	SPRING, 40X20X2	4	4						
10	2	22351-060040	PIN, SPRING 6.0X40	1	1						
11	2	24311-000200	O-RING, 1AP20.0	1	1						
12	2	172524-06820	NUT, CAP M14	1	1						
13	2	172524-06830	NUT, M14	1	1						
14	1	172524-06601	STAY ASSY, MIRROR	1	1						
15	2	172524-06611	HOLDER R	1	1						
17	2	172524-06640	STAY ASSY, MIRROR	1	1						
19	3	172511-12220	LINER M 2015	2	2						
20	2	172524-06850	WASHER 44X14X4.5	1	1						
21	2	172524-06860	WASHER 40X20X4.5	1	1						
22	2	172524-06870	SPRING, 40X20X2	4	4						
23	2	22351-060040	PIN, SPRING 6.0X40	1	1						
24	2	24311-000200	O-RING, 1AP20.0	1	1						
25	2	172524-06820	NUT, CAP M14	1	1						
26	2	172524-06830	NUT, M14	1	1						
27	1	172524-06750	MIRROR COMP.	2	2						
28	2	22217-080000	WASHER, SPRING 8	4	4						
29	2	26716-080002	NUT, M8	4	4						
30	1	26013-080162	BOLT, M8X 16	2	2						
31	1	26013-100202	BOLT, M10X 20	8	8						

Fig.4. SILENCER

Fig.4 SILENCER



(A)=V3-3(US)  
(B)=V4-3(US)  
(C)=

(D)=  
(E)=  
(F)=

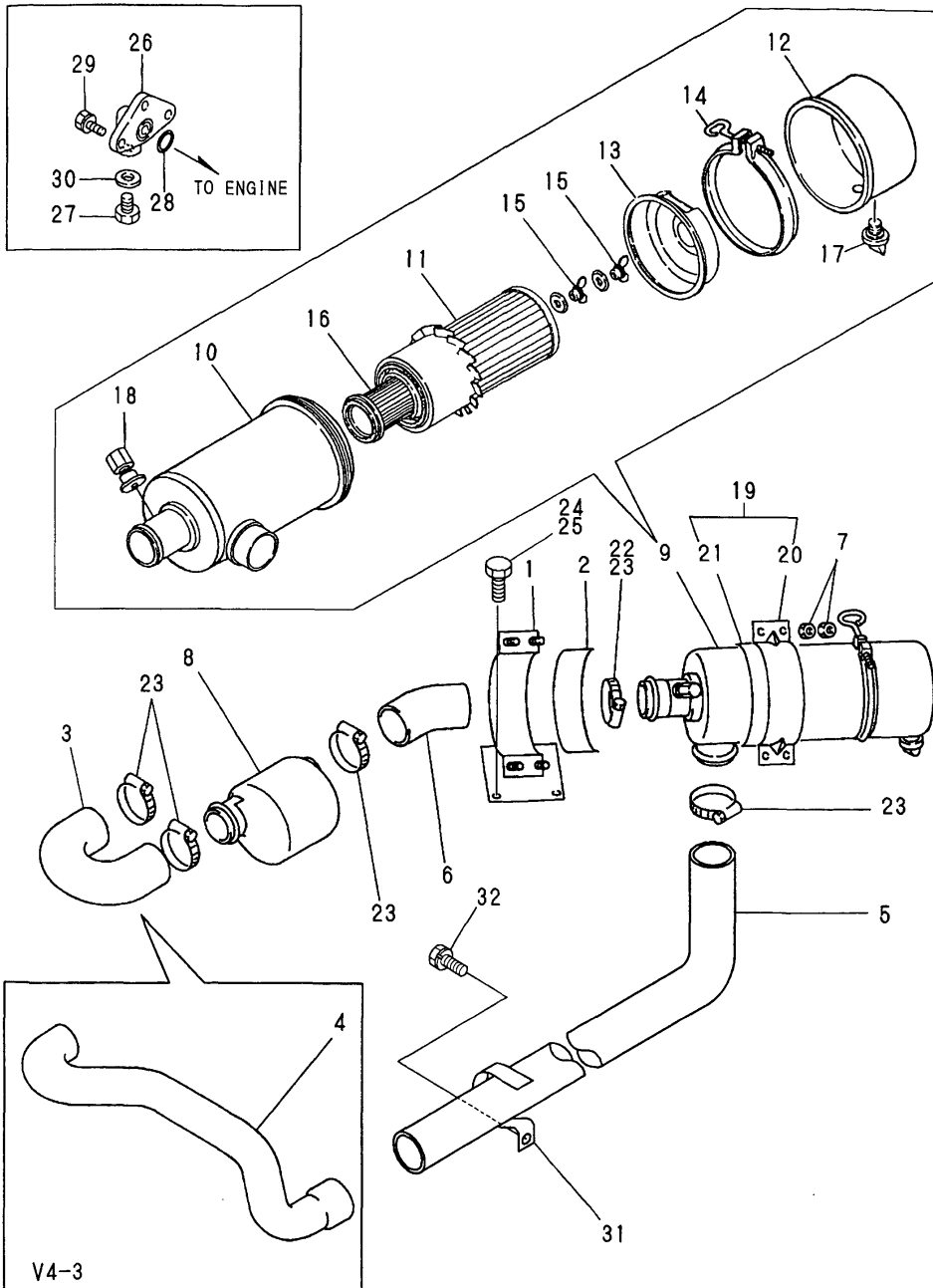
No.	Lev.	Parts No.	Description	Q'ty						I	R
				(A)	(B)	(C)	(D)	(E)	(F)		
1	1	172520-11300	PIPE, TAIL	1	1						
2	2	172520-11350	PIPE, TAIL	1	1						
3	2	121120-13580	CLAMP	1	1						
4	2	22137-100000	WASHER, 10	2	2						
5	2	22217-100000	WASHER, SPRING 10	1	1						
6	2	26116-100652	BOLT, M10X 65 PLATED	1	1						
7	2	26716-100002	NUT, M10	1	1						
8	1	172524-11310	PIPE, CONNECTING	1							
9	1	172525-11310	PIPE, CONNECTING		1						
10	1	172524-11320	BRACKET, MUFFLER L	1	1						
11	1	172524-11330	BRACKET	1	1						
12	1	172513-11340	BAND, SILENCER	2	2						
13	1	124701-11911	GASKET, SILENCER	1							
14	1	103954-13200	GASKET, SILENCER	1							
15	1	129400-13201	GASKET, SILENCER		2						
16	1	119869-13501	SILENCER	1							
17	1	129139-13511	SILENCER		1						
18	1	22137-080000	WASHER, 8	4							
19	1	22137-100000	WASHER, 10	6	6						
20	1	22217-080000	WASHER, SPRING 8	4	8						
21	1	22217-100000	WASHER, SPRING 10	3							
22	1	26013-100202	BOLT, M10X 20	6	6						
23	1	26013-100352	BOLT, M10X 35	2	2						
24	1	26716-080002	NUT, M8	4	8						
25	1	26716-100002	NUT, M10	5	2						

Fig.5. AIR CLEANER & ENGINE DRAIN

(A)=V3-3(US)  
 (B)=V4-3(US)  
 (C)=

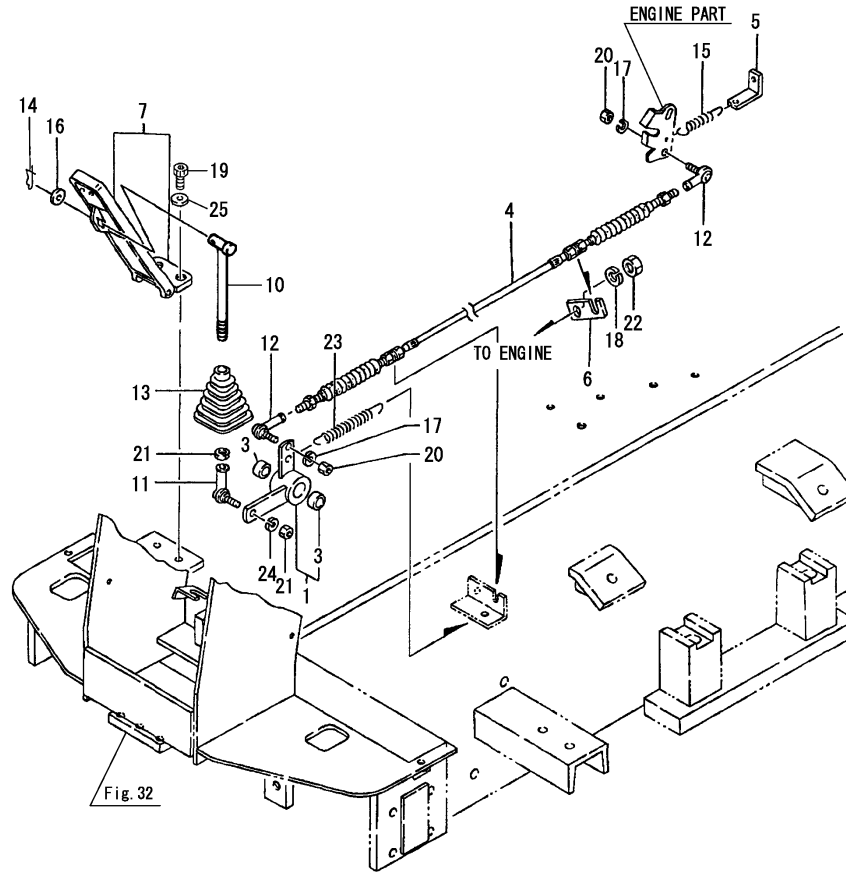
(D)=  
 (E)=  
 (F)=

Fig.5 AIR CLEANER & ENGINE DRAIN



No.	Lev.	Parts No.	Description	Q'ty						I	R
				(A)	(B)	(C)	(D)	(E)	(F)		
1	1	172524-11511	BRACKET, AIR CLEANER	1	1						
2	1	172520-11520	SEAT, RUBBER	1	1						
3	1	172524-11650	HOSE, AIR	1							
4	1	172525-11551	HOSE, AIR		1						
5	1	172524-11580	HOSE, AIR	1	1						
6	1	172524-11561	HOSE, AIR	1	1						
7	1	26716-060002	NUT, M6	8	8						
8	1	121855-12060	SILENCER ASSY	1	1						
9	1	129414-12500	CLEANER ASSY, AIR	1	1						
10	2	129335-12504	BODY ASSY	1	1						
11	2	121420-12511	ELEMENT	1	1						
12	2	121422-12530	CUP	1	1						
13	2	121420-12540	SCARF, BAFFLE	1	1						
14	2	121420-12550	CLAMP ASSY	1	1						
15	2	121420-12561	NUT, WING	2	2						
16	2	121422-12570	ELEMENT	1	1						
17	2	121422-12580	VALVE, UNLOADER	1	1						
18	2	121820-12590	NIPPLE	1	1						
19	1	121400-12540	BAND ASSY, CLEANER	1	1						
20	2	121400-12560	BAND, AIR CLEANER	1	1						
21	2	121400-12570	SEAT, RUBBER B	1	1						
22	1	23000-048000	CLAMP, 48		1						
23	1	23000-060000	CLAMP, 60	5	4						
24	1	26013-080202	BOLT, M8X 20	2							
25	1	26013-080252	BOLT, M8X 25		2						
26	1	172520-11910	DRAIN, BEND	1	1						
27	1	104200-55080	PLUG, DRAIN	1	1						
28	1	24311-000180	O-RING, 1AP18.0	1	1						
29	1	26013-080202	BOLT, M8X 20	3	3						
30	1	22190-140003	WASHER, SEAL 14	1	1						
31	1	172512-16560	CLAMP, HARNESS	1	1						
32	1	26013-080162	BOLT, M8X 16	1	1						

Fig.6. FOOT ACCELERATOR



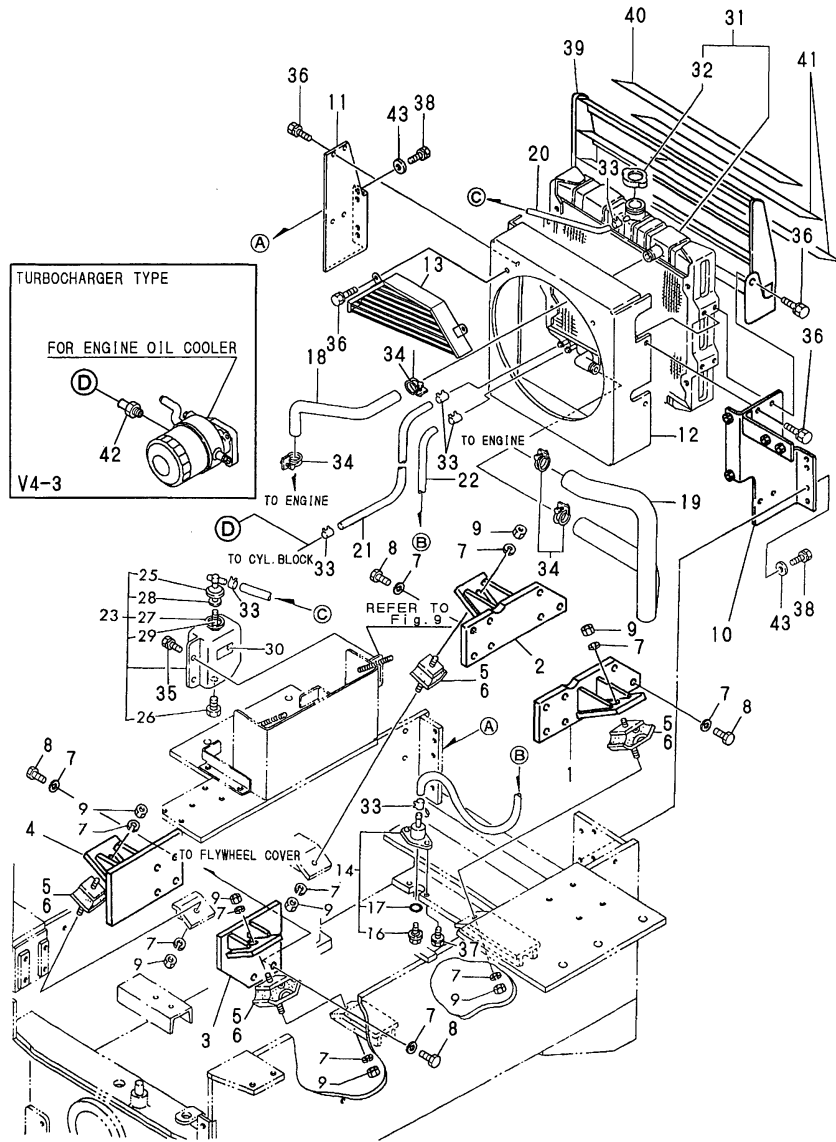
(A)=V3-3(US)  
(B)=V4-3(US)  
(C)=

(D)=  
(E)=  
(F)=

No.	Lev.	Parts No.	Description	Q'ty						I	R
				(A)	(B)	(C)	(D)	(E)	(F)		
1	1	172524-12200	LEVER, AXLE CAM	1	1						
3	2	172511-12220	LINER M 2015	2	2						
4	1	172524-12251	WIRE,ACCELERATOR	1	1						
5	1	172521-12260	HOOK, SPRING	1	1						
6	1	172524-12260	BRACKET E,WIRE	1	1						
7	1	172520-12310	PEDAL ASSY, THROTTLE	1	1						
7-1	1	172538-12310	PEDAL ASSY,ACCEL	1	1						N
		(A=*2010.02) (B=*2010.02)									
10	1	172524-12360	ROD, LINK	1	1						
11	1	172112-41980	BEARING, ROD-END	1	1						
12	1	172520-42920	ELBOW	2	2						
13	1	172520-46150	BOOT	1	1						
14	1	1C6281-52310	PIN, SNAP 6	1	1						
15	1	1C6320-66451	SPRING, SIDE FLOAT	1	1						
16	1	22137-060000	WASHER, 6	1	1						
17	1	22217-060000	WASHER, SPRING 6	2	2						
18	1	22217-120000	WASHER, SPRING 12	1	1						
19	1	26450-060162	BOLT, M6X 16	2	2						
20	1	26716-060002	NUT, M6	2	2						
21	1	26716-080002	NUT, M8	2	2						
22	1	26716-120002	NUT, M12	1	1						
23	1	172524-12380	SPRING, RETURN	1	1						
24	1	22217-080000	WASHER, SPRING 8	1	1						
25	1	22137-060000	WASHER, 6	2	2						W
		(A=*2010.02) (B=*2010.02)									

# Fig.7. ENGINE MOUNT & RADIATOR

## Fig.7 ENGINE MOUNT & RADIATOR



Remarks  
 (1) PLEASE USE THIS PART WITH FOLLOWING LABELS AT THE SAME TIME.  
 REF. NO. 12A, 12B, 12C.  
 (2) LABELS ARE NOT ILLUSTRATED.

(A)=V3-3(US)  
 (B)=V4-3(US)  
 (C)=

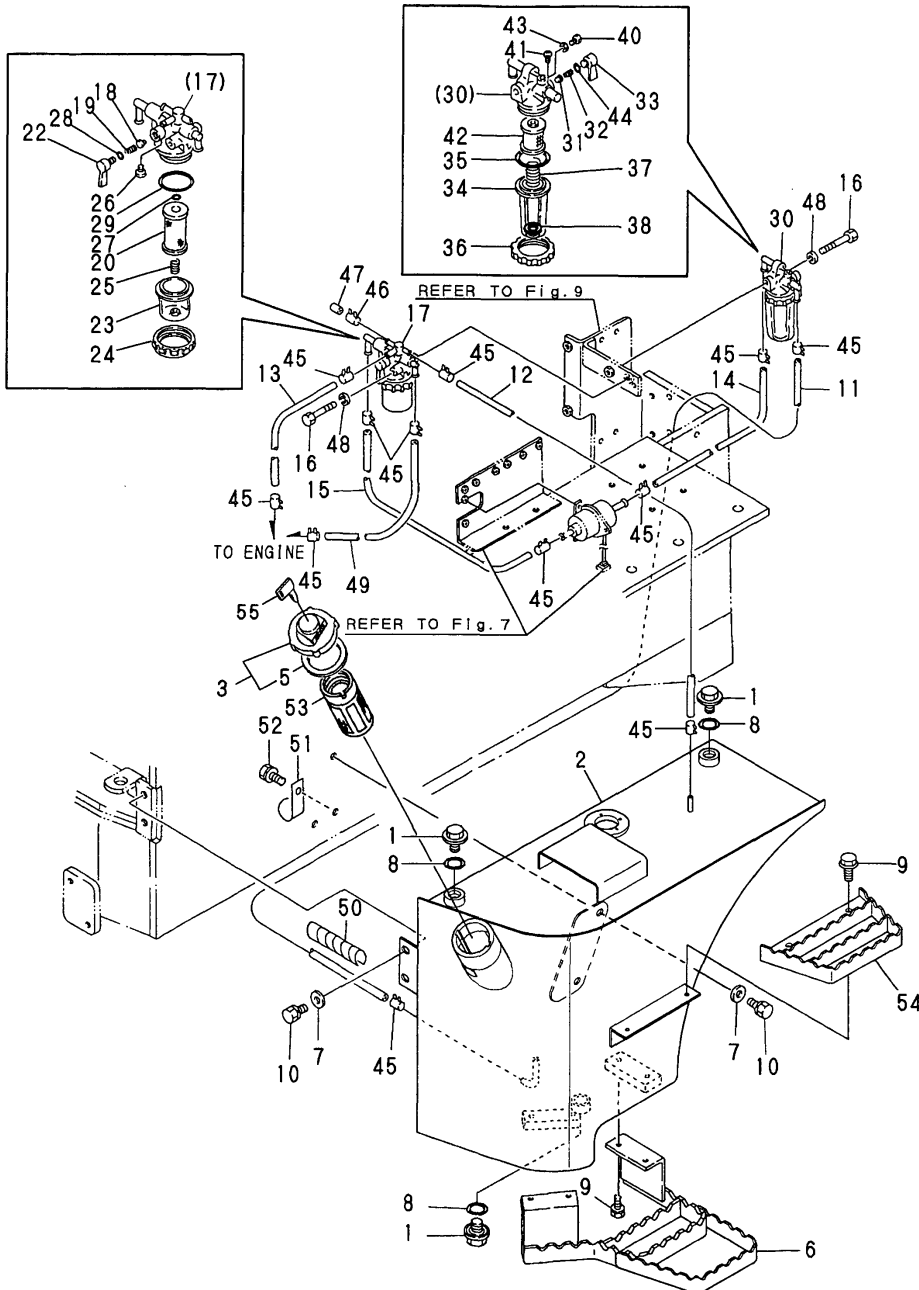
(D)=  
 (E)=  
 (F)=

No.	Lev.	Parts No.	Description	Q'ty						I	R
				(A)	(B)	(C)	(D)	(E)	(F)		
1	1	172524-13170	BRACKET, ENGINE RL	1	1						
2	1	172524-13190	BRACKET, ENGINE RR	1	1						
3	1	172524-13131	BRACKET, ENGINE FL	1	1						
4	1	172524-13141	BRACKET, ENGINE FR	1	1						
5	1	172524-13180	ABSORBER, SHOCK	4							
6	1	172516-13180	ABSORBER, SHOCK		4						
7	1	22217-100000	WASHER, SPRING 10	24	24						
8	1	195216-15470	BOLT, M10X25 11T	16	16						
9	1	26716-100002	NUT, M10	8	8						
10	1	172524-13311	STAY, RADIATOR	1	1						
11	1	172524-13321	STAY, RADIATOR	1	1						
12	1	172524-13351	SHROUD	1	1						1
12A	1	172437-03390	LABEL, RADIATOR	1	1						2
12B	1	172437-03420	LABEL	1	1						2
12C	1	172524-03930	LABEL	1	1						2
13	1	172524-13870	FAN-GUARD	1	1						
14	1	172520-13380	BODY	1	1						
16	2	121250-49121	PLUG, DRAIN	1	1						
17	2	24311-000160	O-RING, 1AP16.0	1	1						
18	1	172524-13410	PIPE, WATER	1	1						
19	1	172524-13421	PIPE, WATER	1	1						
20	1	172511-14660	PIPE, DRAIN 500	1	1						
21	1	172525-14670	PIPE, DRAIN	1	1						
22	1	172525-14660	PIPE, DRAIN	1	1						
23	1	121468-44510	TANK ASSY	1	1						
25	2	121450-44531	CAP	1	1						
26	2	121468-44540	PLUG	1	1						
27	2	124450-44560	RETAINER	1	1						
28	2	121470-44581	GASKET	1	1						
29	2	23065-070130	PIPE, 7X 130	1	1						
30	1	121470-44540	LABEL, SUB-TANK	1	1						
31	1	129131-44600	RADIATOR	1	1						
32	2	123682-44210	CAP, RADIATOR	1	1						
33	1	124766-59050	CLIP, HOSE 12	6	6						
34	1	23010-038000	CLAMP, 38	4	4						
35	1	26013-060162	BOLT, M6X 16	2	2						
36	1	26013-080162	BOLT, M8X 16	10	10						
37	1	26013-080202	BOLT, M8X 20	2	2						
38	1	26013-100252	BOLT, M10X 25	4	4						
39	1	172524-13390	DUCT	1	1						
40	1	172524-62770	ACOUSTIC ABSORBENT	1	1						
41	1	172524-62780	ACOUSTIC ABSORBENT	2	2						
42	1	129137-49100	JOINT		1						
43	1	22137-100000	WASHER, 10	4	4						



Fig.8. FUEL TANK

Fig. 8 FUEL TANK



(A)=V3-3(US)  
(B)=V4-3(US)  
(C)=

(D)=  
(E)=  
(F)=

No.	Lev.	Parts No.	Description	Qty						I	R
				(A)	(B)	(C)	(D)	(E)	(F)		
1	1	171301-01640	PLUG, 22	3	3						
2	1	172524-14350	TANK ASSY, FUEL	1	1						
3	1	172122-14300	CAP ASSY, TANK	1	1						
5	2	105430-55070	GASKET	1	1						
6	1	172524-14420	STEP	1	1						
7	1	22137-120000	WASHER, 12	4	4						
8	1	24341-000250	O-RING, 1AS25.0	3	3						
9	1	26013-100202	BOLT, M10X 20	6	6						
10	1	26013-120202	BOLT, M12X 20	4	4						
11	1	172524-14610	PIPE, FUEL L=1450	1	1						
12	1	172524-14621	PIPE, FUEL L=1050	1	1						
13	1	172513-14620	PIPE, FUEL L=300	1	1						
14	1	172524-14660	PIPE, FUEL L=600	1	1						
15	1	172511-14620	PIPE, FUEL L=800	1	1						
16	1	194550-47810	BOLT, M8X75	2	2						
17	1	129100-55621	FILTER ASSY, FUEL	1	1						
18	2	104200-55321	VALVE, TAPER	1	1						
19	2	104200-55330	SPRING, VALVE	1	1						
20	2	129100-55650	ELEMENT	1	1						
22	2	129100-55670	LEVER	1	1						
23	2	129100-55680	CUP, STRAINER	1	1						
24	2	129100-55690	RING, RETAINING	1	1						
25	2	129100-55700	SPRING	1	1						
26	2	104200-55750	SCREW, M4	1	1						
27	2	24311-000160	O-RING, 1AP16.0	1	1						
28	2	24311-240100	O-RING, 1AP10A	1	1						
29	2	24321-000650	O-RING, 1AG65.0	1	1						
30	1	129335-55700	SEPARATOR ASSY,WATER	1	1						
31	2	104200-55321	VALVE, TAPER	1	1						
32	2	104200-55330	SPRING, VALVE	1	1						
33	2	104200-55341	HANDLE	1	1						
34	2	124064-55510	COVER	1	1						
35	2	102103-55520	O-RING	1	1						
36	2	110250-55610	RING, RETAINING	1	1						
37	2	121257-55720	SPRING	1	1						
38	2	121257-55731	FLOAT	1	1						
40	2	101720-55750	PLUG, 6	2	2						
41	2	104200-55750	SCREW, M4	1	1						
42	2	171081-55910	SCREEN	1	1						
43	2	23418-060000	GASKET, 6X1.0	2	2						
44	2	24311-240100	O-RING, 1AP10A	1	1						
45	1	124766-59050	CLIP, HOSE 12	12	12						
46	1	124066-59100	CLIP, HOSE 8	1	1						
47	1	129150-59580	CAP	1	1						
48	1	22217-080000	WASHER, SPRING 8	2	2						
49	1	172212-14640	PIPE, FUEL L=410	1	1						
50	1	172524-14720	BUSH, NYLON	1	1						
51	1	172210-10170	RETAINER, FUEL PIPE	1	1						
52	1	26013-080122	BOLT, M8X 12	1	1						
53	1	101504-55101	STRAINER, FUEL	1	1						
54	1	172524-14450	STEP	1	1						



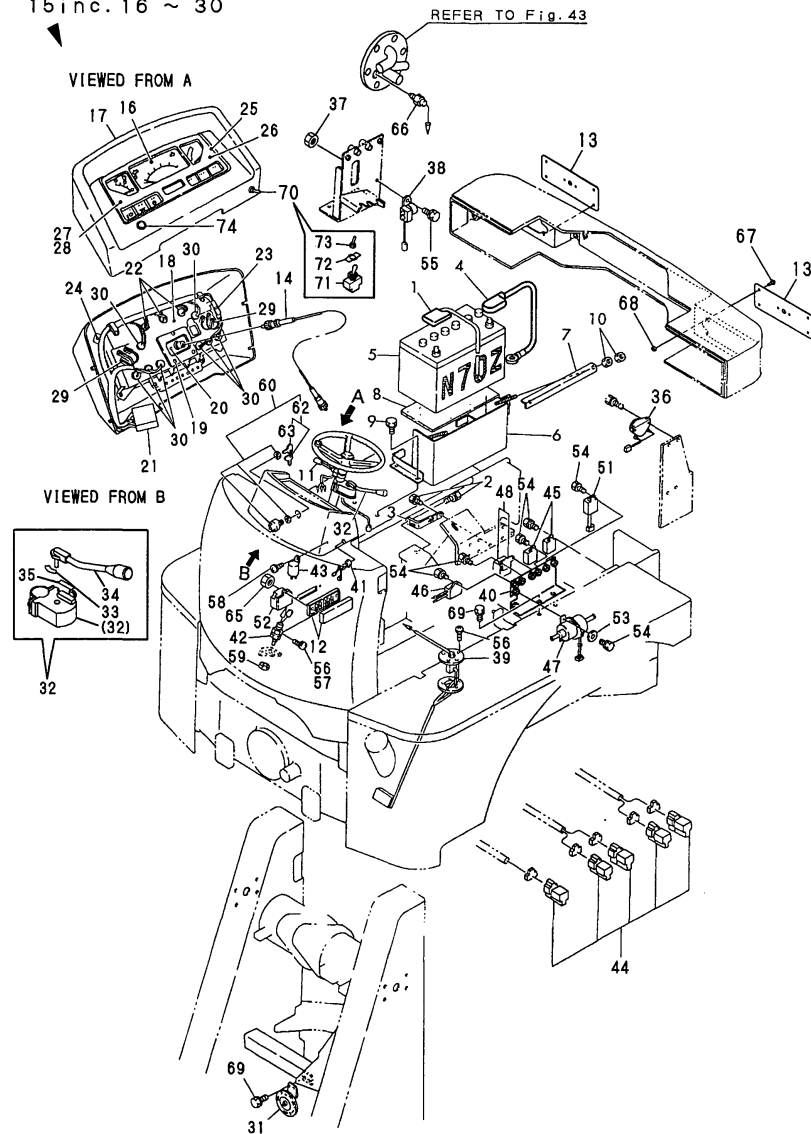
Fig.9. ELECTRIC PART

(A)=V3-3(US)  
(B)=V4-3(US)  
(C)=

(D)=  
(E)=  
(F)=

Fig. 9 ELECTRIC PART

15inc.16 ~ 30



No.	Lev.	Parts No.	Description	Q'ty						I	R
				(A)	(B)	(C)	(D)	(E)	(F)		
1	1	172524-16110	CABLE ASSY, BATTERY	1	1						
2	1	26013-100162	BOLT, M10X 16	2	2						
3	1	933171-15801	CORD, ENGINE EARTH	1	1						
4	1	172524-16120	CABLE, BATTERY EARTH	1	1						
5	1	981122-15020	BATTERY (75D31R)	1	1						
6	1	172524-16310	HOLDER, BATTERY	1	1						
7	1	172511-16320	CLAMP, BATTERY	1	1						
8	1	172510-16410	RUBBER	1	1						
9	1	26013-080162	BOLT, M8X 16	4	4						
10	1	26716-080002	NUT, M8	4	4						
11	1	172515-08790	SWITCH, FLASHER	1	1						
12	1	172524-17130	BOX, FUSE	1	1						
13	1	172524-17490	PLATE	2	2						
14	1	172512-17181	CABLE ASSY, METER	1	1						
15	1	172524-17200	METER, COMBINATION	1	1						
16	2	172524-17210	METERS CMP, HR. & TACHO	1	1						
17	2	172524-17220	VISOR	1	1						
18	2	172524-17230	CASE ASSY	1	1						
19	3	198220-53170	SCREW	3	3						
20	2	172524-17240	SCREW, BODY LOCK	2	2						
21	2	172524-17250	HARNES, WIRE	1	1						
22	2	172524-17260	LAMP 12V-11.7W	3	3						
23	2	172524-17270	CLAMP, CORD	1	1						
24	2	198220-53170	SCREW	11	11						
25	2	198220-56130	PACKING	1	1						
26	2	198220-56140	GLASS	1	1						
27	2	198220-56150	REFLECTOR	1	1						
28	2	198220-56160	PACKING	1	1						
29	2	198220-56230	SCREW, M3X22	6	6						
30	2	124617-91920	BULB, 12V-3W	8	8						
31	1	172310-17220	HORN	1	1						
32	1	172524-17310	LEVER, SHIFT	1	1						1
33	2	172524-17320	LABEL	1	1						
34	2	172524-17380	LEVER ASSY	1	1						
35	2	172520-17390	LABEL	1	1						
35A	1	172524-03690	LABEL	1	1						2
36	1	172524-17350	BUZZER, BACK	1	1						
37	1	26716-080002	NUT, M8	1	1						
38	1	172524-17360	RELY, STARTER	1	1						
39	1	172524-17410	GAUGE, FUEL	1	1						
40	1	172523-17450	STAY, RELAY	1	1						
41	1	194420-52120	SWITCH, LIGHTING	1	1						
42	1	172524-17280	SWITCH, STOP LAMP	1	1						
43	1	194080-57202	RELY, FLASHER	1	1						
44	1	119643-66900	DIODE	5	5						
45	1	119247-77100	RELAY, SAFETY	2	2						
46	1	160970-77350	RECTIFIER, ZR2117	1	1						
47	1	129322-77401	PUMP ASSY, FUEL FEED	1	1						
48	1	119650-77910	RELAY ASSY, GLOW	1	1						
51	1	119632-77920	TIMER	1	1						
52	1	124970-77920	TIMER	1	1						

Remarks

(1) PLEASE USE THIS PART WITH FOLLOWING LABELS AT THE SAME TIME. REF. NO. 35A.

(2) LABELS ARE NOT ILLUSTRATED.

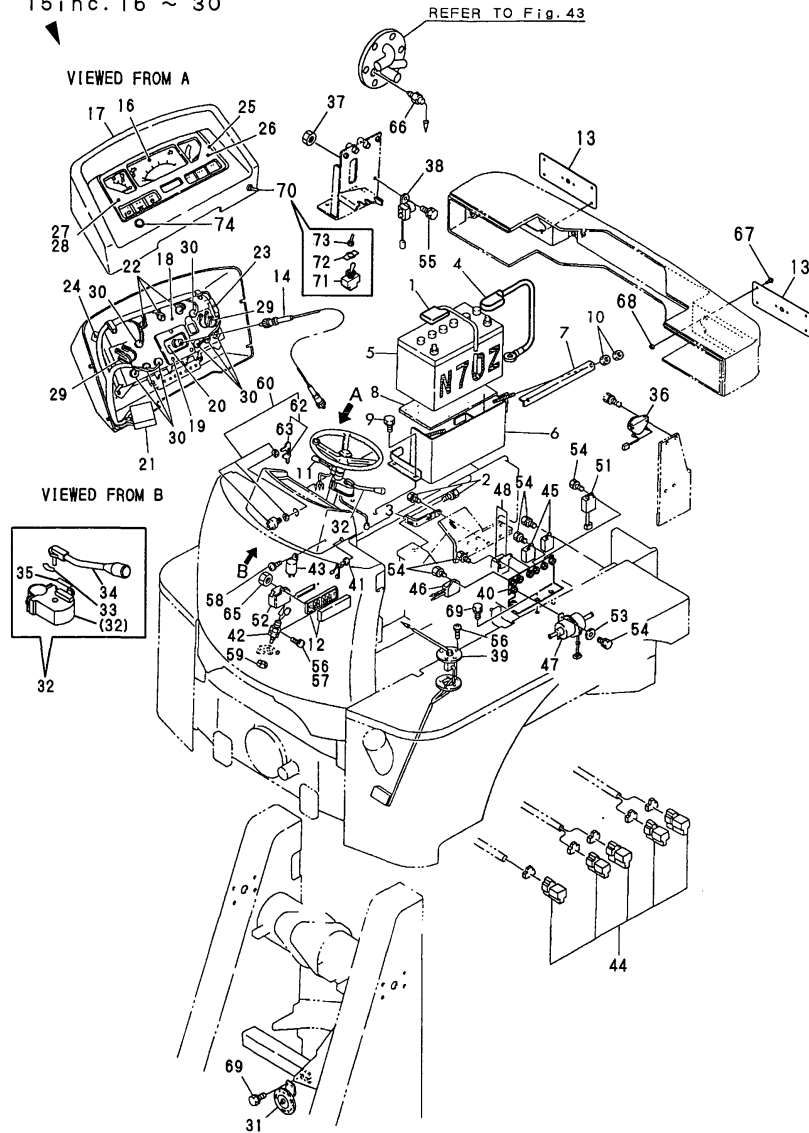
Fig.9. ELECTRIC PART

(A)=V3-3(US)  
(B)=V4-3(US)  
(C)=

(D)=  
(E)=  
(F)=

Fig.9 ELECTRIC PART

15inc.16 ~ 30



No.	Lev.	Parts No.	Description	Q'ty						I	R
				(A)	(B)	(C)	(D)	(E)	(F)		
53	1	22137-060000	WASHER, 6	2	2						
54	1	26013-060162	BOLT, M6X 16	8	8						
55	1	26013-080202	BOLT, M8X 20	1	1						
56	1	26013-100252	BOLT, M10X 25	8	8						
57	1	22857-500200	SCREW 5X20	1	1						
58	1	26022-060162	SCREW, M6X16	1	1						
59	1	26776-120002	NUT, LOCK M12	1	1						
60	1	172524-17010	SWITCH ASSY, STARTER	1	1						
62	2	172524-17330	KEY ASSY	1	1						
63	3	172524-17340	KEY	2	2						
65	1	26716-050002	NUT, M5	1	1						
66	1	172520-17351	SWITCH, THERMO	1	1						
67	1	26022-060162	SCREW, M6X16	8	8						
68	1	26716-060002	NUT, M6	8	8						
69	1	26013-080162	BOLT, M8X 16	2	2						
70	1	172519-17280	SWITCH, TOGGLE	1	1						
71	2	172519-17370	SWITCH, TOGGLE	1	1						
72	2	172519-17380	PLATE, TOGGLE SWITCH	1	1						
73	2	172519-17390	CAP	1	1						
74	1	172519-17360	PILOT LAMP	1	1						

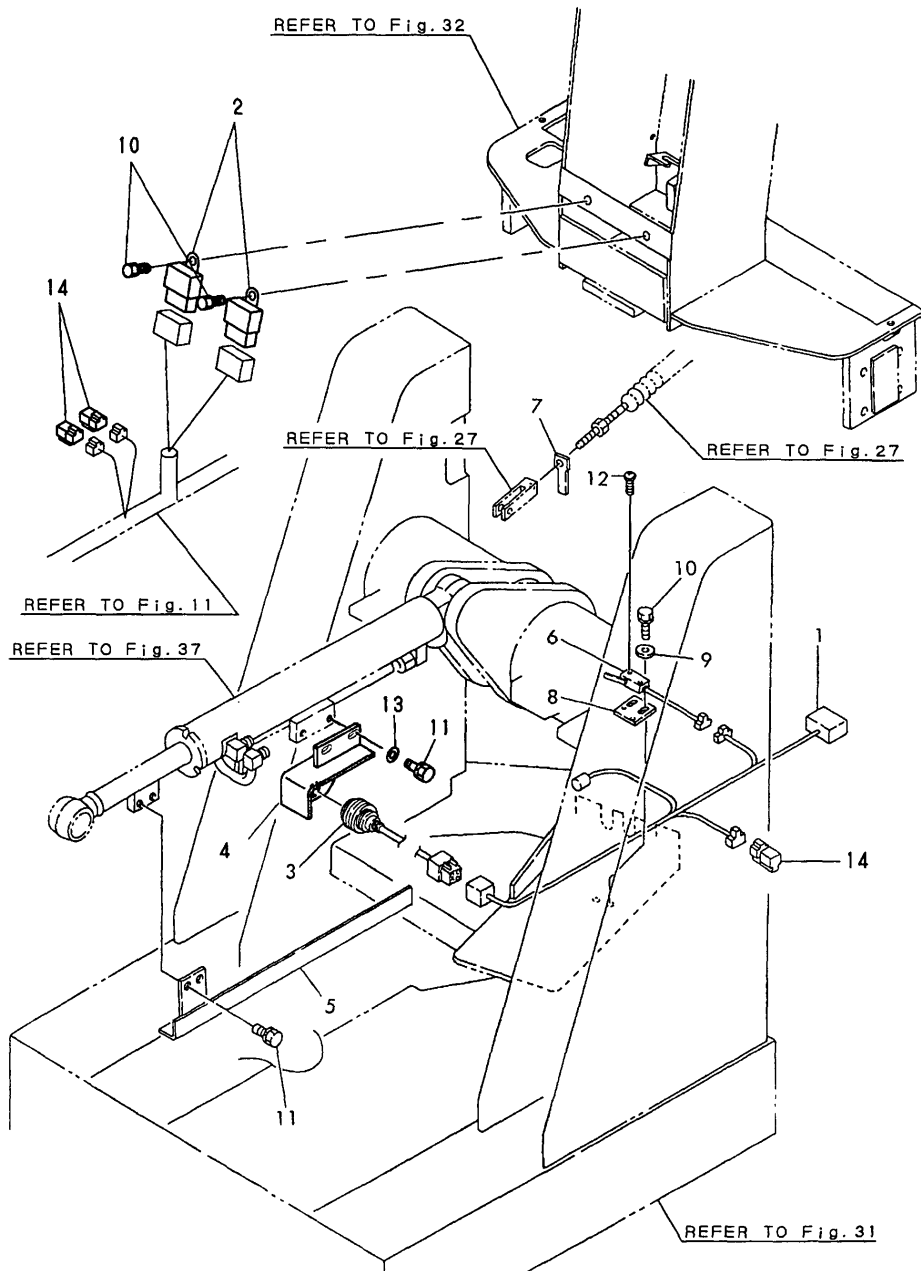
Remarks

(1)PLEASE USE THIS PART WITH FOLLOWING LABELS AT THE SAME TIME.  
REF. NO. 35A.

(2)LABELS ARE NOT ILLUSTRATED.

Fig.10. ELECTRIC PART(AUTO LEVELLER)

Fig. 10 ELECTRIC PART (AUTO LEVELLER)



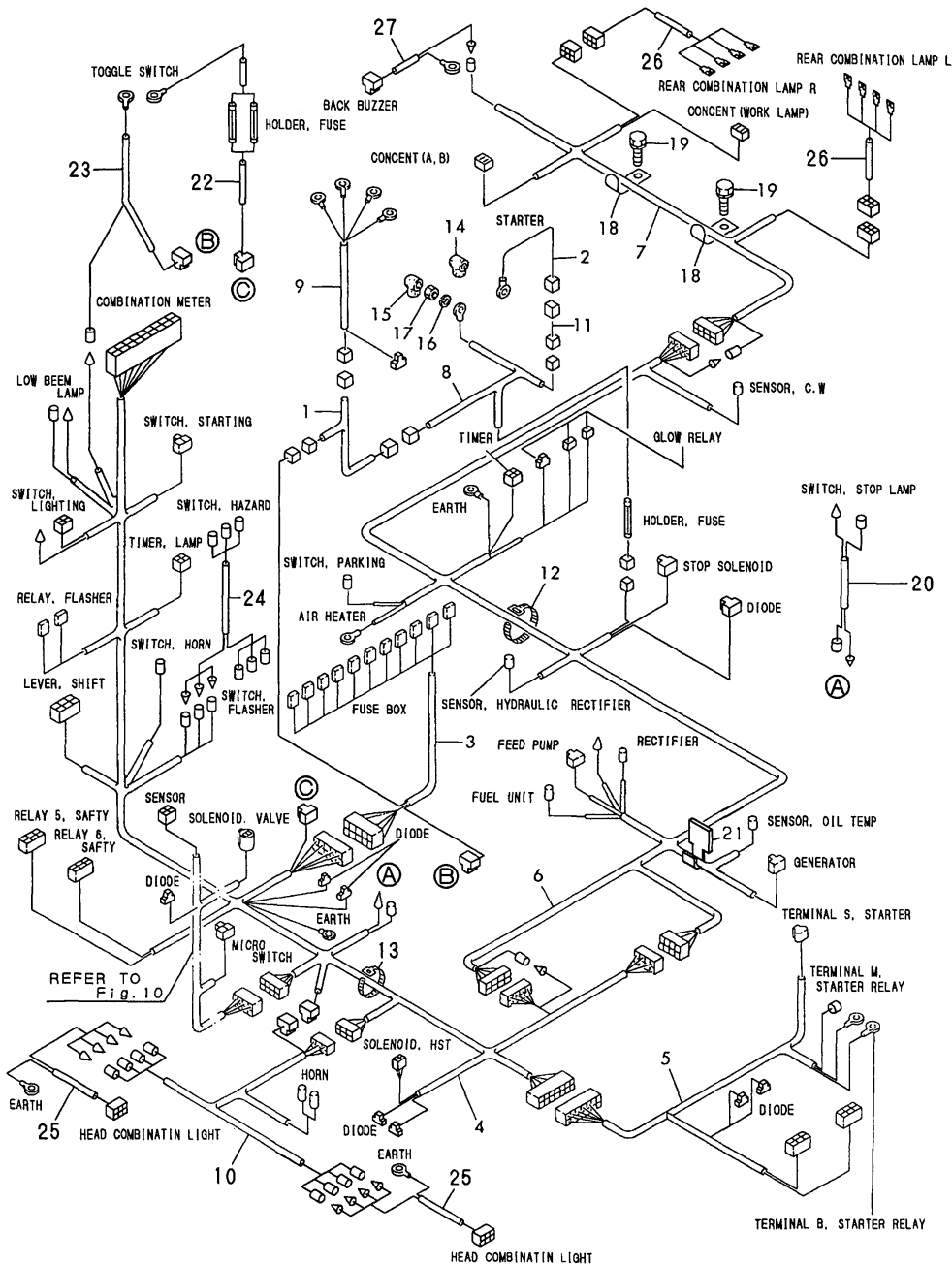
(A)=V3-3(US)  
(B)=V4-3(US)  
(C)=

(D)=  
(E)=  
(F)=

No.	Lev.	Parts No.	Description	Q'ty						I	R
				(A)	(B)	(C)	(D)	(E)	(F)		
1	1	172524-16650	HARNES O,WIRE	1	1						
2	1	119247-77100	RELAY, SAFETY	2	2						
3	1	172524-17512	SENSOR, PROXIMITY	1	1						
4	1	172524-17521-3	STAY ASSY, SENSOR	1	1						
5	1	172524-17530	BAR, SENSING	1	1						
6	1	172524-17550	SWITCH, MICRO	1	1						
7	1	172524-17560	LEVER,MICROSWITCH	1	1						
8	1	172524-17570	PLATE,MICROSWITCH	1	1						
9	1	22137-060000	WASHER, 6	2	2						
10	1	26013-060162	BOLT, M6X 16	4	4						
11	1	26013-100202	BOLT, M10X 20	4	4						
12	1	26023-030162	SCREW, M3X16	2	2						
13	1	22137-100000	WASHER, 10	2	2						
14	1	119643-66900	DIODE	3	3						

Fig.11. WIRING

Fig. 11 WIRING



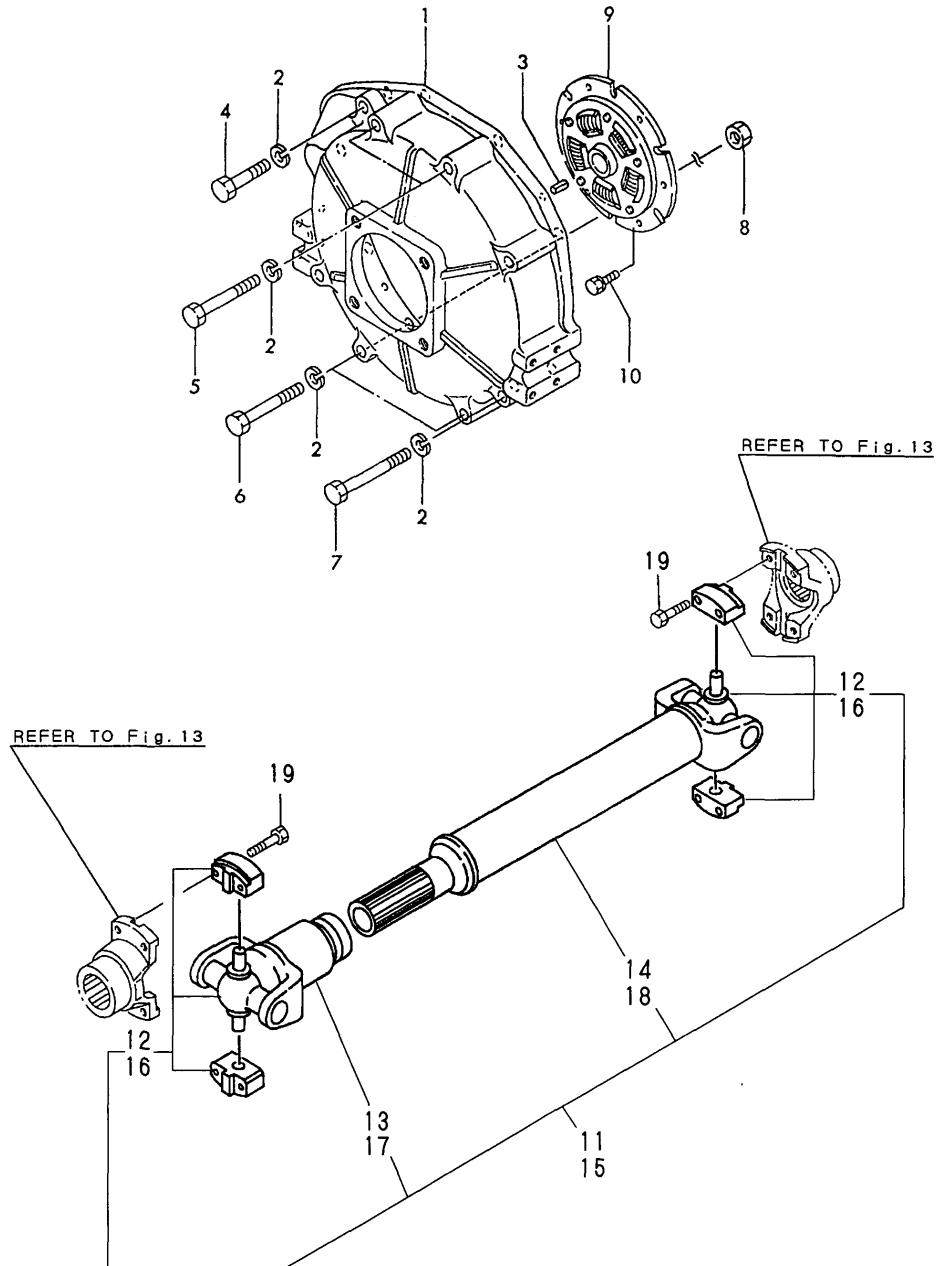
(A)=V3-3(US)  
(B)=V4-3(US)  
(C)=

(D)=  
(E)=  
(F)=

No.	Lev.	Parts No.	Description	Q'ty						I	R
				(A)	(B)	(C)	(D)	(E)	(F)		
1	1	172524-16511	HARNES, WIRE	1	1						
2	1	172512-16530	HARNES (D), WIRE	1	1						
3	1	172524-16430	HARNES F, WIRE	1	1						
4	1	172524-16420	HARNES M, WIRE	1	1						
5	1	172524-16550	HARNES R1, WIRE	1	1						
6	1	172524-16460	HARNES R2-1, WIRE	1	1						
7	1	172524-16470	HARNES R3, WIRE	1	1						
8	1	172524-16580	HARNES R0, WIRE	1	1						
9	1	172524-16590	HARNES S, WIRE	1	1						
10	1	172524-16490	HARNES, WIRE	1	1						
11	1	194312-51220	LINK, FUSIBLE	1	1						
12	1	194250-51660	BAND, NYLON	7	7						
13	1	1A1380-56500	BAND, WIRE LOCK	6	6						
14	1	124550-77030	COVER, TERMINAL	1	1						
15	1	124756-77040	COVER, TERMINAL	3	3						
16	1	22217-060000	WASHER, SPRING 6	1	1						
17	1	26716-060002	NUT, M6	1	1						
18	1	172512-16560	CLAMP, HARNES	5	5						
19	1	26013-080162	BOLT, M8X 16	5	5						
20	1	172524-16620	WIRE HARNES	1	1						
21	1	1C6450-07900	KEEP, CORD	1	1						
22	1	172524-16410	HARNES FS, WIRE	1	1						
23	1	172524-16440	HARNES A, WIRE	1	1						
24	1	172524-16450	HARNES B, WIRE	1	1						
25	1	172524-16950	HARNES F, WIRE	2	2						
26	1	172524-16960	HARNES R, WIRE	2	2						
27	1	172524-16970	HARNES B, WIRE	1	1						

Fig.12. CLUTCH HOUSING & DRIVE SHAFT

Fig. 12 CLUTCH HOUSING & DRIVE SHAFT



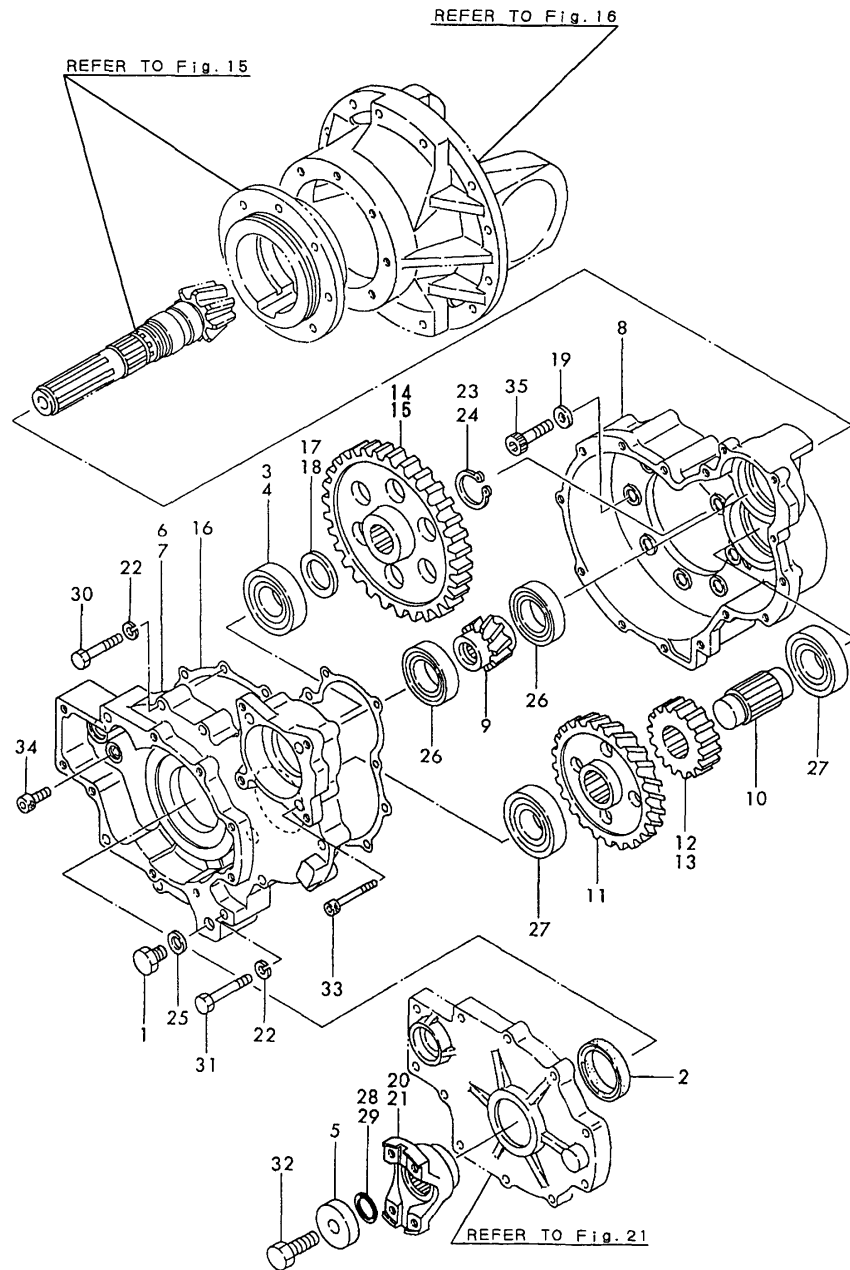
(A)=V3-3(US)  
(B)=V4-3(US)  
(C)=

(D)=  
(E)=  
(F)=

No.	Lev.	Parts No.	Description	Q'ty						I	R
				(A)	(B)	(C)	(D)	(E)	(F)		
1	1	172520-21210	COVER, FLYWHEEL	1	1						
2	1	22217-120000	WASHER, SPRING 12	8	8						
3	1	22351-080020	PIN, SPRING 8.0X20	2	2						
4	1	26116-120602	BOLT, M12X 60 PLATED	1	1						
5	1	26116-120952	BOLT, M12X 95 PLATED	2	2						
6	1	26116-121002	BOLT, M12X100 PLATED	2	2						
7	1	26116-121102	BOLT, M12X110 PLATED	3	3						
8	1	26716-120002	NUT, M12	2	2						
9	1	172520-21511	DISK, DAMPER	1	1						
10	1	26013-080162	BOLT, M8X 16	6	6						
11	1	172520-21850	SHAFT ASSY,PROPELLER	1							
12	2	172520-21860	JOINT, UNIVERSAL	2							
13	2	172520-21870	YOKE,SLEEVE	1							
14	2	172520-21880	YOKE, SHAFT	1							
15	1	172522-21850	SHAFT, PROPELLER		1						
16	2	172520-21860	JOINT, UNIVERSAL		2						
17	2	172522-21870	YOKE,SLEEVE		1						
18	2	172522-21880	YOKE, SHAFT		1						
19	1	26116-100452	BOLT, M10X 45 PLATED	8	8						

Fig.13. TRANSFER CASE

Fig. 13 TRANSFER CASE



(A)=V3-3(US)  
(B)=V4-3(US)  
(C)=

(D)=  
(E)=  
(F)=

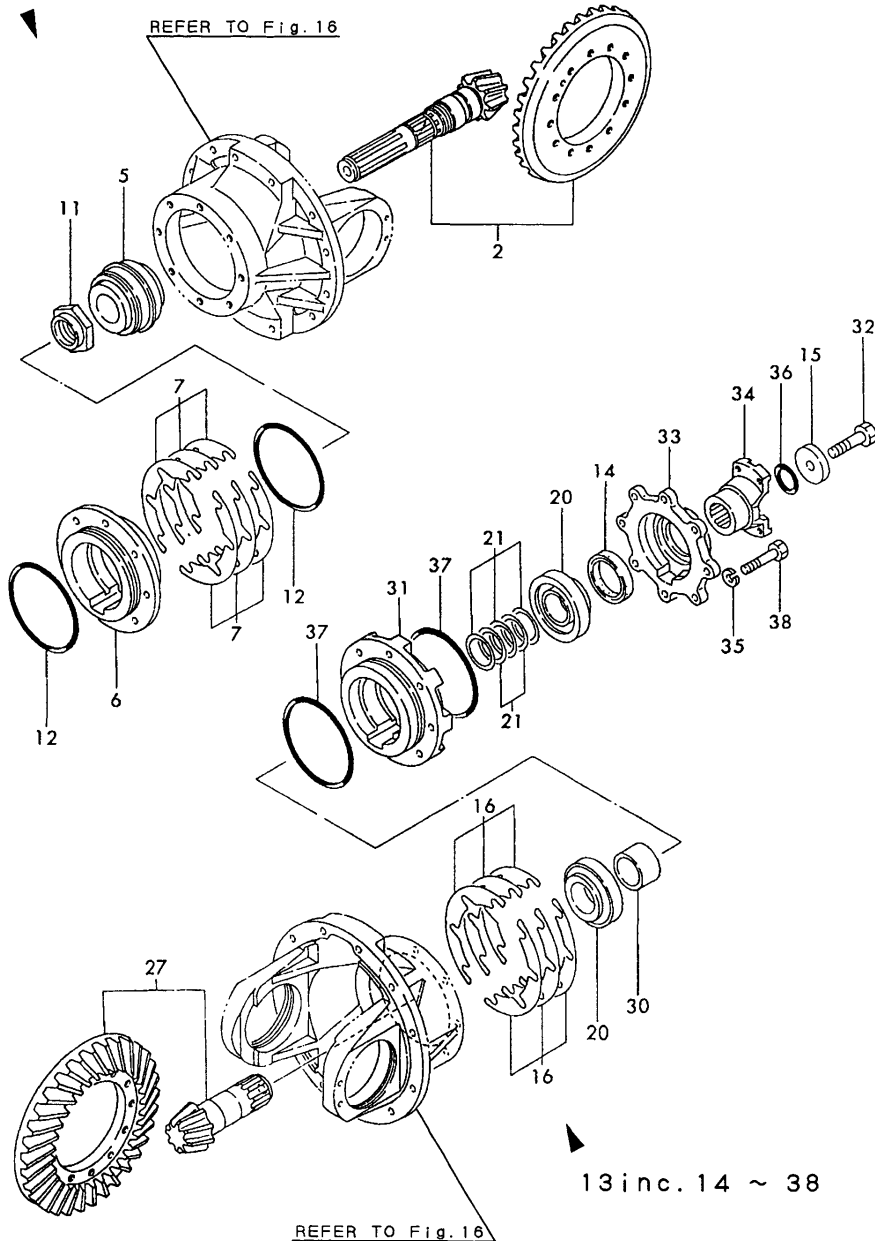
No.	Lev.	Parts No.	Description	Qty						I	R
				(A)	(B)	(C)	(D)	(E)	(F)		
1	1	177035-02920	PLUG, MAGNET M16X1.5	1	1						
2	1	194465-13920	SEAL, OIL TC6Y607513	1	1						
3	1	195108-14790	BEARING, TMB308C3	1							
4	1	195107-14850	BEARING, TMB309C3		1						
5	1	172511-23580	WASHER, 17X59X12	1	1						
6	1	172520-25710	CASE	1							
7	1	172522-25710	CASE		1						
8	1	172520-25720	CASE	1	1						
9	1	172520-25730	GEAR, N=17	1	1						
10	1	172520-25740	SHAFT	1	1						
11	1	172520-25750	GEAR, N=53	1	1						
12	1	172524-25760	GEAR	1							
13	1	172525-25760	GEAR		1						
14	1	172524-25770	GEAR		1						
15	1	172525-25770	GEAR		1						
16	1	172520-25811	GASKET	1	1						
17	1	172520-25860	COLLAR, 40X4.5	1							
18	1	172522-25860	COLLAR, 45.5X9		1						
19	1	172520-25880	WASHER, SEAL 12	8	8						
20	1	172520-25910	FLANGE, JOINT	1							
21	1	172522-25910	FLANGE, JOINT		1						
22	1	22217-100000	WASHER, SPRING 10	9	9						
23	1	22242-000450	RING, 45	1							
24	1	22242-000500	RING, 50		1						
25	1	23414-160000	GASKET, 16X1.0	1	1						
26	1	24101-060104	BEARING, BALL 6010	2	2						
27	1	24101-063084	BEARING, BALL 6308	2	2						
28	1	24321-000350	O-RING, 1AG35.0	1							
29	1	24321-000400	O-RING, 1AG40.0		1						
30	1	26116-100552	BOLT, M10X 55 PLATED	8	8						
31	1	26116-100752	BOLT, M10X 75 PLATED	1	1						
32	1	26156-160502	BOLT, M16X 50 PLATED	1	1						
33	1	26450-080652	BOLT, M8X 65	3	3						
34	1	26450-100302	BOLT, M10X 30	1	1						
35	1	26450-120452	BOLT, M12X 45	8	8						



Fig.14. SPIRAL BEVEL GEAR(V3-3)

Fig. 14 SPIRAL BEVEL GEAR (V3-3)

1 inc. 2 ~ 12



(A)=V3-3(US)  
(B)=V4-3(US)  
(C)=

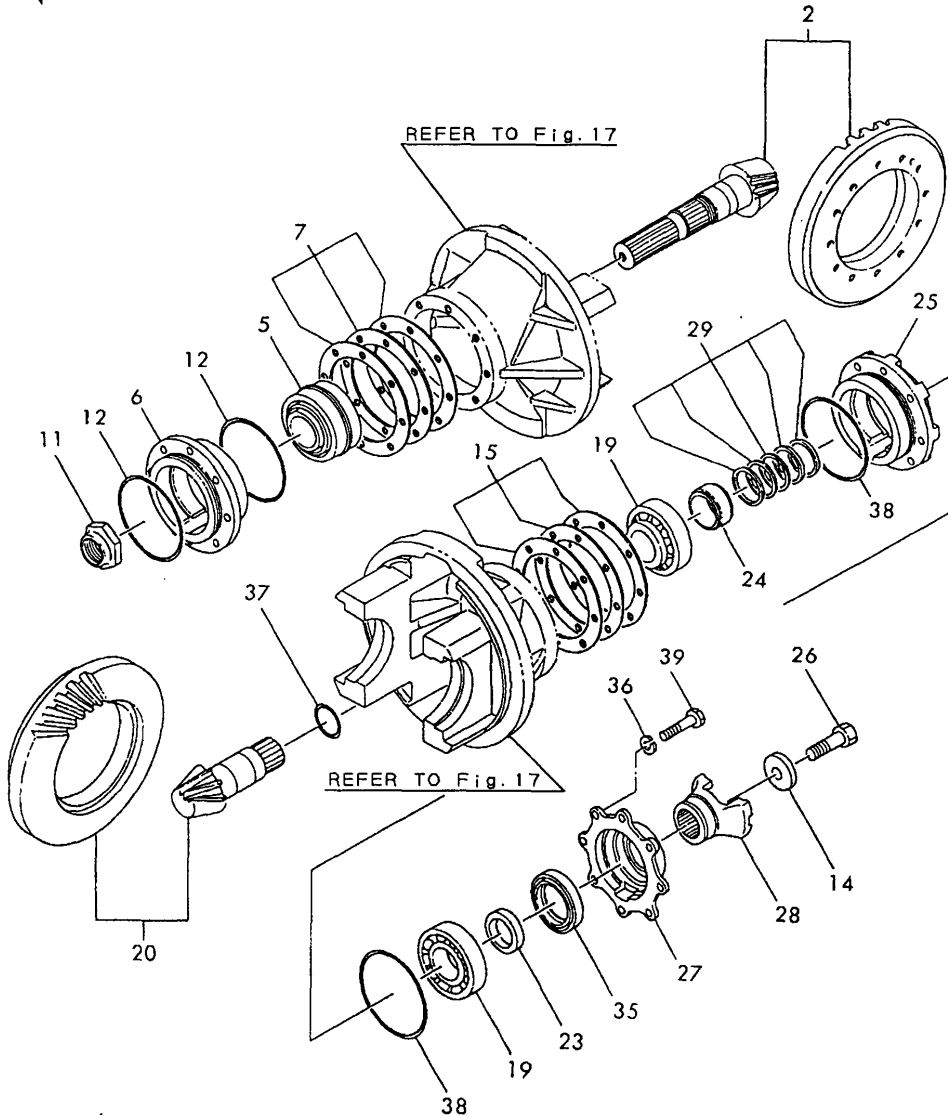
(D)=  
(E)=  
(F)=

No.	Lev.	Parts No.	Description	Q'ty						I	R
				(A)	(B)	(C)	(D)	(E)	(F)		
1	1	172520-26000	GEAR ASSY, BEVEL	1							
2	2	172520-26010	GEAR SET, BEVEL	1							
5	2	172520-26040	BEARING, 30310DDB	1							
6	2	172520-26050	HOLDER, BEARING	1							
7	2	172520-26060	SHIM SET	1							
11	2	172520-26110	NUT, M48	1							
12	2	24321-001450	O-RING, 1AG145.0	2							
13	1	172520-26200	GEAR ASSY, BEVEL	1							
14	2	194274-13920	SEAL, OIL TC6Y648013	1							
15	2	172511-23580	WASHER, 17X59X12	1							
16	2	172520-26060	SHIM SET	1							
20	2	172511-26150	BEARING, 30310DU	2							
21	2	172520-26150	SHIM SET	1							
27	2	172520-26210	GEAR SET, BEVEL	1							
30	2	172520-26240	COLLAR	1							
31	2	172520-26250	HOLDER, BEARING	1							
32	2	172511-26260	BOLT, M16X65	1							
33	2	172520-26260	HOLDER, SEAL	1							
34	2	172520-26270	FLANGE, JOINT	1							
35	2	22217-120000	WASHER, SPRING 12	8							
36	2	24321-000450	O-RING, 1AG45.0	1							
37	2	24321-001450	O-RING, 1AG145.0	2							
38	2	26116-120652	BOLT, M12X 65 PLATED	8							

Fig.15. SPIRAL BEVEL GEAR(V4-3)

Fig. 15 SPIRAL BEVEL GEAR (V4-3)

1 inc. 2 ~ 12



13 inc. 14 ~ 39

(A)=V3-3(US)  
(B)=V4-3(US)  
(C)=

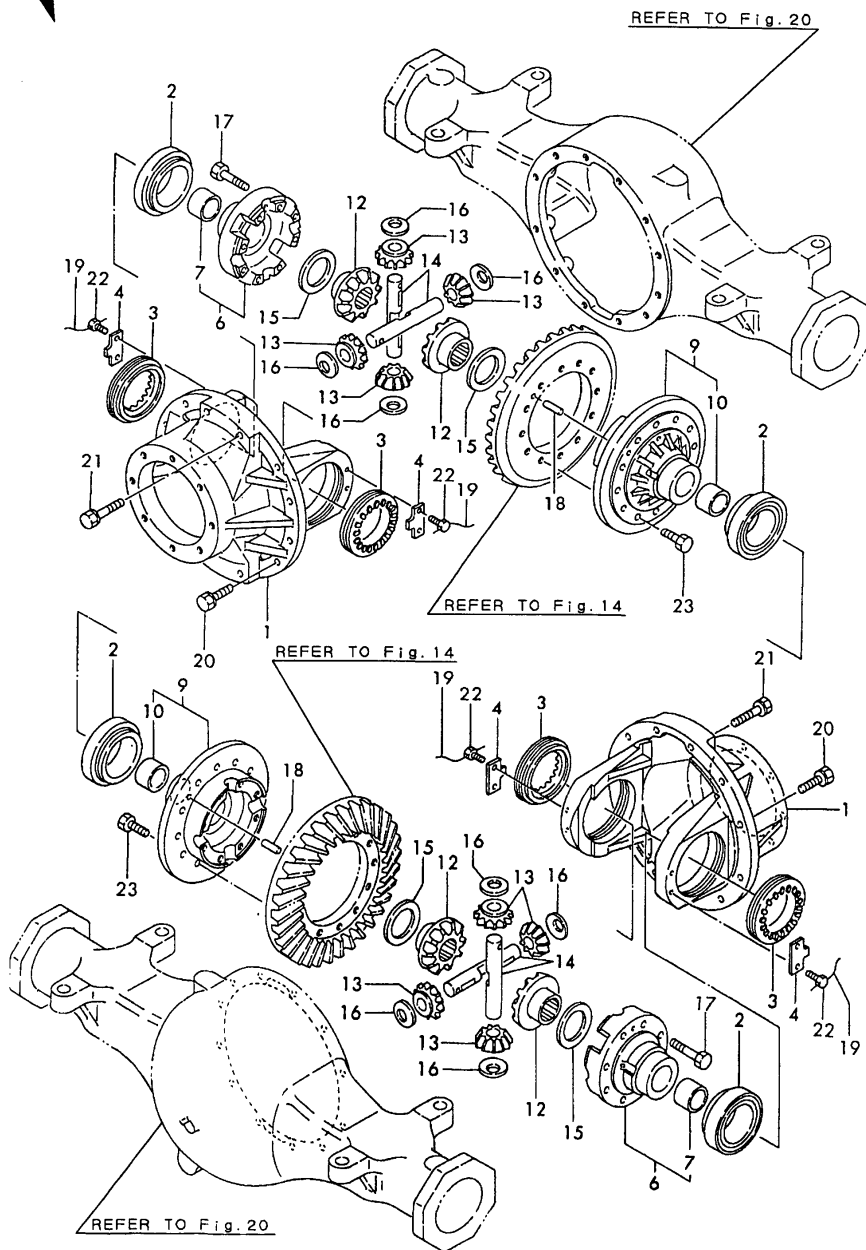
(D)=  
(E)=  
(F)=

No.	Lev.	Parts No.	Description	Qty						I	R
				(A)	(B)	(C)	(D)	(E)	(F)		
1	1	172522-26000	GEAR ASSY, BEVEL		1						
2	2	172522-26010	GEAR SET, BEVEL		1						
5	2	172522-26040	BEARING, 30311DB		1						
6	2	172522-26050	HOLDER, BEARING		1						
7	2	172520-26060	SHIM SET		1						
11	2	172522-26110	NUT, M52		1						
12	2	24321-001450	O-RING, 1AG145.0		2						
13	1	172522-26200	GEAR ASSY, BEVEL		1						
14	2	172511-23580	WASHER, 17X59X12		1						
15	2	172520-26060	SHIM SET		1						
19	2	172511-26140	BEARING		2						
20	2	172522-26210	GEAR SET, BEVEL		1						
23	2	172522-26230	COLLAR, 50X9		1						
24	2	172522-26240	COLLAR		1						
25	2	172522-26250	HOLDER, BEARING		1						
26	2	172511-26260	BOLT, M16X65		1						
27	2	172522-26260	HOLDER, SEAL		1						
28	2	172522-26270	FLANGE, JOINT		1						
29	2	172522-26350	SHIM SET		1						
35	2	172520-26740	SEAL TC6Y 70X88X12		1						
36	2	22217-120000	WASHER, SPRING 12		8						
37	2	24321-000450	O-RING, 1AG45.0		1						
38	2	24321-001450	O-RING, 1AG145.0		2						
39	2	26116-120652	BOLT, M12X 65 PLATED		8						

Fig.16. DIFFERENTIAL GEAR(V3-3)

Fig. 16 DIFFERENTIAL GEAR (V3-3)

5inc. 6 ~ 17



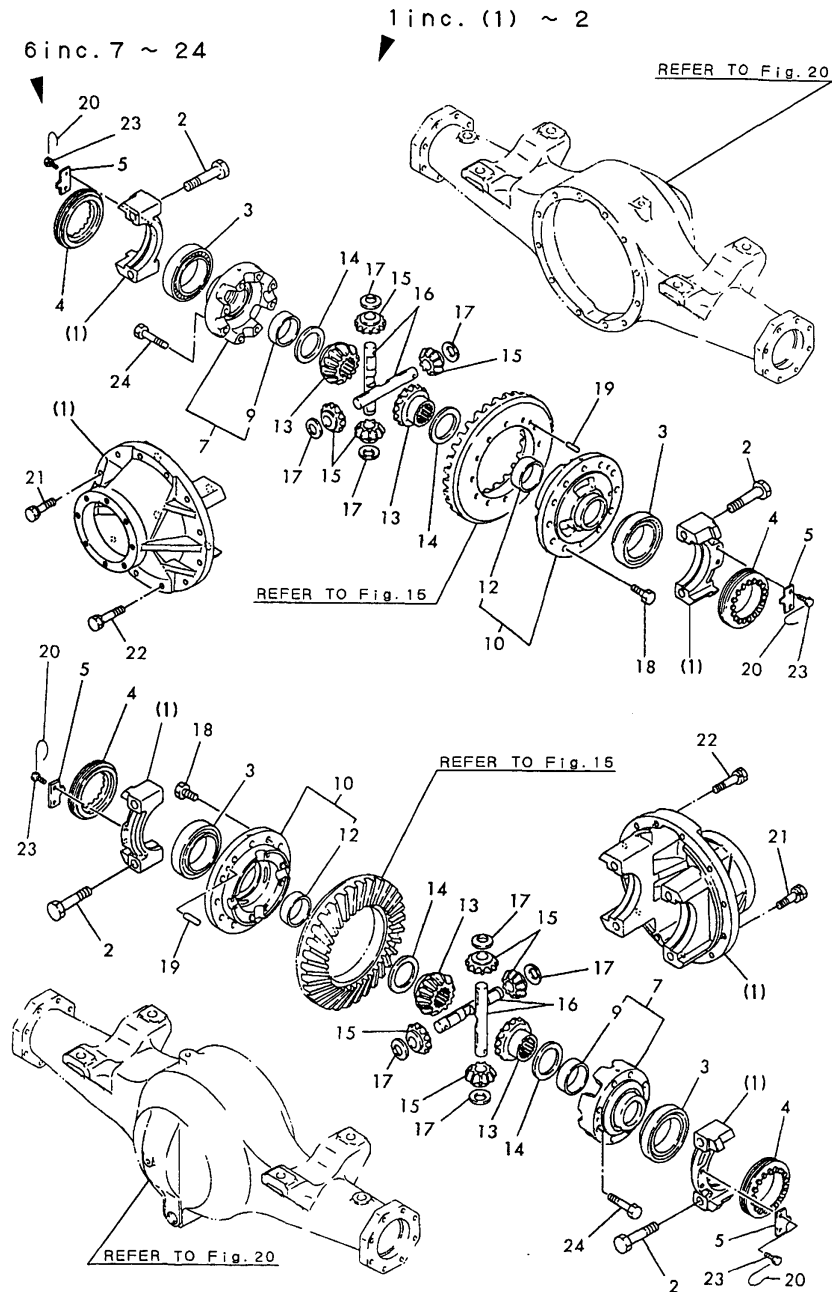
(A)=V3-3(US)  
(B)=V4-3(US)  
(C)=

(D)=  
(E)=  
(F)=

No.	Lev.	Parts No.	Description	Q'ty						I	R
				(A)	(B)	(C)	(D)	(E)	(F)		
1	1	172520-26310	CARRIER	2							
2	1	172513-26370	BEARING	4							
3	1	172513-26380	RETAINER, BEARING	4							
4	1	172513-26390	STOPPER	4							
5	1	172520-26500	CASE ASSY	2							
6	2	172520-26510	CASE ASSY	2							
7	3	194640-25350	BUSH, 40X44X28	2							
9	2	172520-26520	CASE ASSY	2							
10	3	194640-25350	BUSH, 40X44X28	2							
12	2	172520-26550	GEAR, DIFFERENTIAL	4							
13	2	172520-26560	PINION, DIFFERENTIAL	8							
14	2	172520-26570	SHAFT, PINION	4							
15	2	172513-26580	LINER, GEAR	4							
16	2	172520-26590	LINER, PINION	8							
17	2	26116-120552	BOLT, M12X 55 PLATED	16							
18	1	22312-100320	PIN, PARALLEL M10X32	2							
19	1	22451-060000	WIRE, 0.6	8							
20	1	26013-120402	BOLT, M12X 40	16							
21	1	26013-120552	BOLT, M12X 55	8							
22	1	26116-080166	BOLT, M8X 16 PLATED	8							
23	1	26156-120302	BOLT, M12X 30 PLATED	24							

Fig.17. DIFFERENTIAL GEAR(V4-3)

Fig. 17 DIFFERENTIAL GEAR (V4-3)

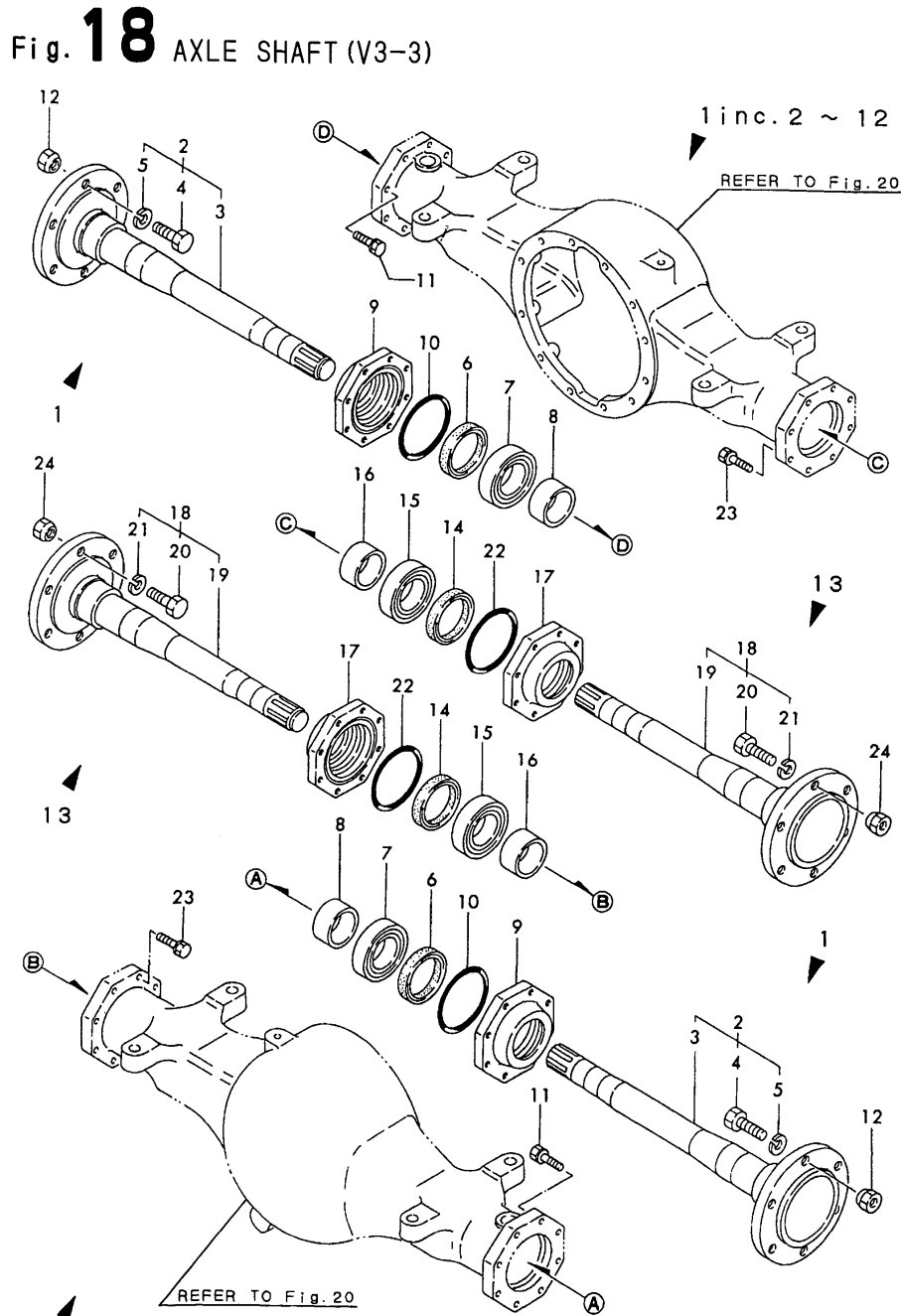


(A)=V3-3(US)  
(B)=V4-3(US)  
(C)=

(D)=  
(E)=  
(F)=

No.	Lev.	Parts No.	Description	Qty						I	R
				(A)	(B)	(C)	(D)	(E)	(F)		
1	1	172522-26310	CARRIER ASSY		2						
2	2	26156-160902	BOLT, M16X 90 PLATED		8						
3	1	172511-26350	BEARING		4						
4	1	172511-26370	RETAINER, BEARING		4						
5	1	172511-26390	STOPPER		4						
6	1	172522-26500	CASE ASSY		2						
7	2	172522-26510	CASE ASSY		2						
9	3	194180-32140	BUSH, 60X65X20		2						
10	2	172522-26520	CASE ASSY		2						
12	3	194180-32140	BUSH, 60X65X20		2						
13	2	194180-31510	GEAR, DIFFERENTIAL		4						
14	2	194180-31520	WASHER, DIFFERENTIAL		4						
15	2	194180-31530	PINION, DIFFERENTIAL		8						
16	2	194180-31540	SHAFT, DIFFERENTIAL		4						
17	2	194180-31550	WASHER, DIFFERENTIAL		8						
18	2	194640-34140	BOLT, M12X30		24						
19	2	22312-100320	PIN, PARALLEL M10X32		2						
20	2	22451-060000	WIRE, 0.6		4						
21	2	26013-120402	BOLT, M12X 40		16						
22	2	26013-120552	BOLT, M12X 55		8						
23	2	26116-080166	BOLT, M8X 16 PLATED		8						
24	2	26156-140652	BOLT, M14X 65 PLATED		16						

Fig.18. AXLE SHAFT(V3-3)



13 inc. 14 ~ 24

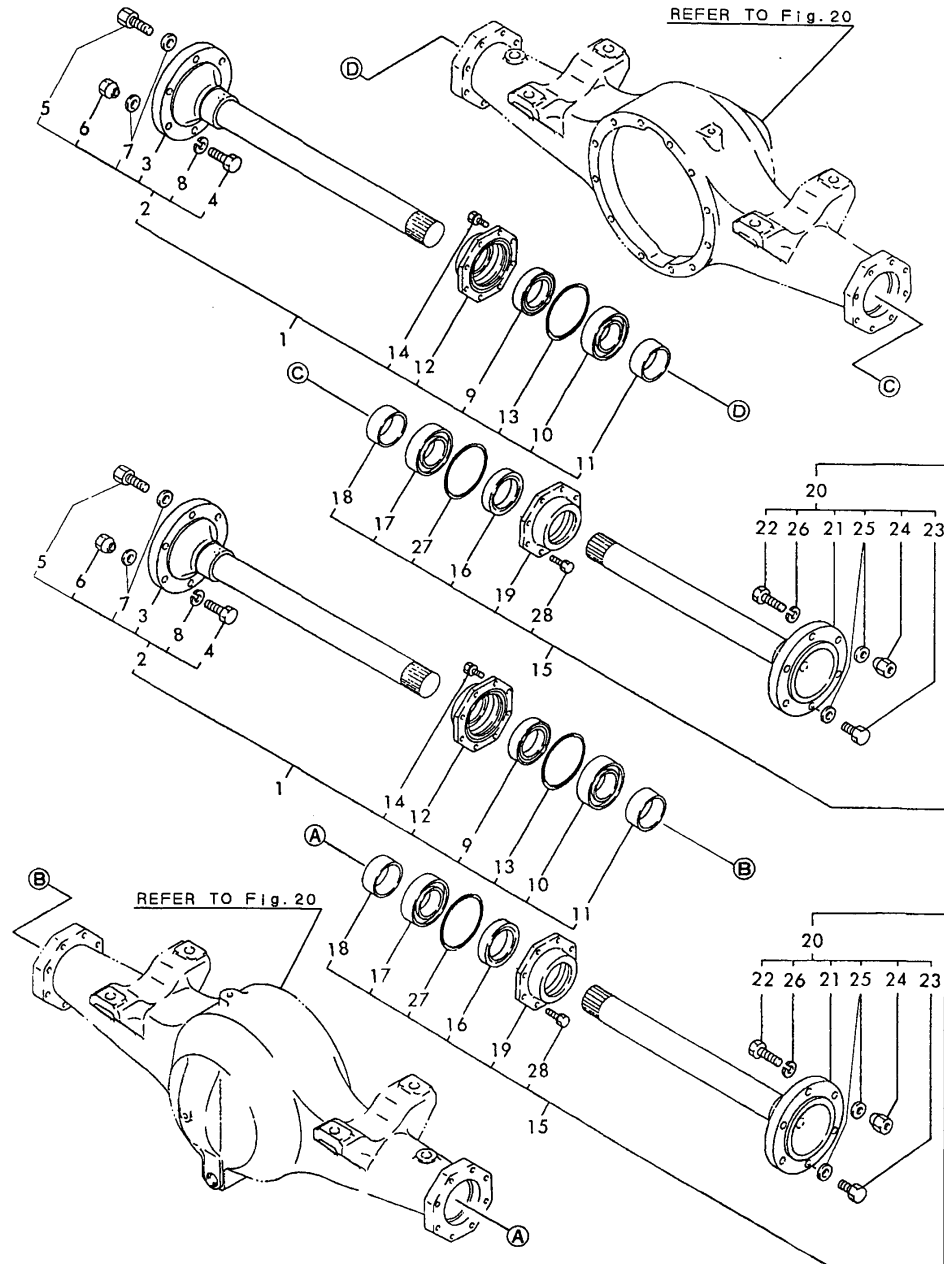
(A)=V3-3(US)  
(B)=V4-3(US)  
(C)=

(D)=  
(E)=  
(F)=

No.	Lev.	Parts No.	Description	Q'ty						I	R
				(A)	(B)	(C)	(D)	(E)	(F)		
1	1	172520-26700	SHAFT ASSY, AXLE	2							
2	2	172520-26710	SHAFT SET, AXLE	2							
3	3	172520-26720	SHAFT, AXLE	2							
4	3	172520-26850	BOLT, M16X50	12							
5	3	22217-160000	WASHER, SPRING 16	12							
6	2	172520-26740	SEAL TC6Y 70X88X12	2							
7	2	172511-26760	BEARING, 22211	2							
8	2	172520-26760	SLEEVE, 55X70X30	2							
9	2	172520-26780	COVER, AXLE	2							
10	2	24321-001100	O-RING, 1AG110.0	2							
11	2	26013-100402	BOLT, M10X 40	16							
12	2	981083-32560	NUT, HUB	12							
13	1	172520-26800	SHAFT ASSY, AXLE	2							
14	2	172520-26740	SEAL TC6Y 70X88X12	2							
15	2	172511-26760	BEARING, 22211	2							
16	2	172520-26760	SLEEVE, 55X70X30	2							
17	2	172520-26780	COVER, AXLE	2							
18	2	172520-26810	SHAFT SET, AXLE	2							
19	3	172520-26820	SHAFT, AXLE	2							
20	3	172520-26850	BOLT, M16X50	12							
21	3	22217-160000	WASHER, SPRING 16	12							
22	2	24321-001100	O-RING, 1AG110.0	2							
23	2	26013-100402	BOLT, M10X 40	16							
24	2	981083-32560	NUT, HUB	12							

Fig.19. AXLE SHAFT(V4-3)

Fig. 19 AXLE SHAFT (V4-3)



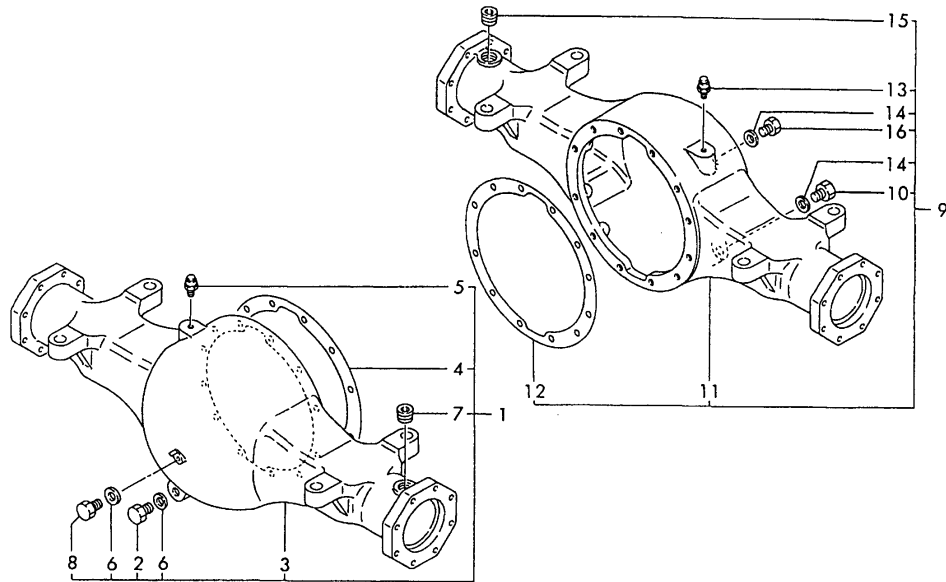
(A)=V3-3(US)  
(B)=V4-3(US)  
(C)=

(D)=  
(E)=  
(F)=

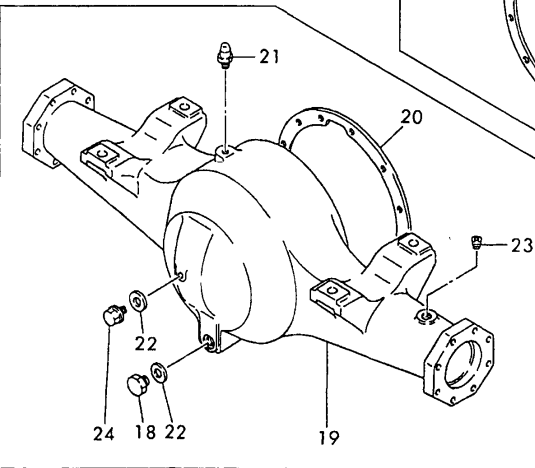
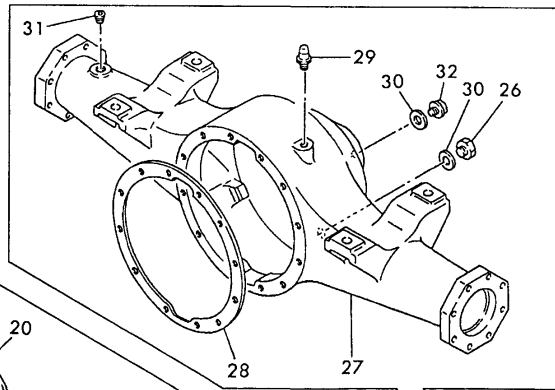
No.	Lev.	Parts No.	Description	Q'ty						I	R
				(A)	(B)	(C)	(D)	(E)	(F)		
1	1	172522-26701	SHAFT ASSY, AXLE		2						
2	2	172522-26711	SHAFT SET, AXLE		2						
3	3	172522-26721	SHAFT, AXLE		2						
4	3	172522-26850	BOLT, M18X55		4						
5	3	172522-26860	BOLT 18X35		8						
6	3	172522-26870	NUT, M18		4						
7	3	172522-26880	WASHER 19X34X6		12						
8	3	22217-180000	WASHER, SPRING 18		4						
9	2	172520-26740	SEAL TC6Y 70X88X12		2						
10	2	172511-26760	BEARING, 22211		2						
11	2	172522-26760	SLEEVE		2						
12	2	172520-26780	COVER, AXLE		2						
13	2	24321-001100	O-RING, 1AG110.0		2						
14	2	26013-100402	BOLT, M10X 40		16						
15	1	172522-26801	SHAFT ASSY, AXLE		2						
16	2	172520-26740	SEAL TC6Y 70X88X12		2						
17	2	172511-26760	BEARING, 22211		2						
18	2	172522-26760	SLEEVE		2						
19	2	172520-26780	COVER, AXLE		2						
20	2	172522-26811	SHAFT SET, AXLE		2						
21	3	172522-26821	SHAFT, AXLE		2						
22	3	172522-26850	BOLT, M18X55		4						
23	3	172522-26860	BOLT 18X35		8						
24	3	172522-26870	NUT, M18		4						
25	3	172522-26880	WASHER 19X34X6		12						
26	3	22217-180000	WASHER, SPRING 18		4						
27	2	24321-001100	O-RING, 1AG110.0		2						
28	2	26013-100402	BOLT, M10X 40		16						

Fig.20. AXLE CASE

Fig. **20** AXLE CASE



V4-3



(A)=V3-3(US)  
(B)=V4-3(US)  
(C)=

(D)=  
(E)=  
(F)=

No.	Lev.	Parts No.	Description	Q'ty						I	R
				(A)	(B)	(C)	(D)	(E)	(F)		
1	1	172520-31100-X	CASE ASSY, AXLE	1							
2	2	177035-02920	PLUG, MAGNET M16X1.5	1							
3	2	172520-31110-X	CASE, AXLE	1							
4	2	172520-31121	PACKING, AXLE CASE	1							
5	2	1E6681-56620	BREATHER	1							
6	2	23414-160000	GASKET, 16X1.0	2							
7	2	23871-060000	PLUG, R06	1							
8	2	23887-160002	PLUG, 16	1							
9	1	172520-31100-X	CASE ASSY, AXLE	1							
10	2	177035-02920	PLUG, MAGNET M16X1.5	1							
11	2	172520-31110-X	CASE, AXLE	1							
12	2	172520-31121	PACKING, AXLE CASE	1							
13	2	1E6681-56620	BREATHER	1							
14	2	23414-160000	GASKET, 16X1.0	2							
15	2	23871-060000	PLUG, R06	1							
16	2	23887-160002	PLUG, 16	1							
17	1	172522-31100-X	CASE, AXLE							1	
18	2	177035-02920	PLUG, MAGNET M16X1.5							1	
19	2	172522-31110-X	CASE, AXLE							1	
20	2	172522-31121	PACKING, AXLE CASE							1	
21	2	1E6681-56620	BREATHER							1	
22	2	23414-160000	GASKET, 16X1.0							2	
23	2	23871-060000	PLUG, R06							1	
24	2	23887-160002	PLUG, 16							1	
25	1	172522-31100-X	CASE, AXLE							1	
26	2	177035-02920	PLUG, MAGNET M16X1.5							1	
27	2	172522-31110-X	CASE, AXLE							1	
28	2	172522-31121	PACKING, AXLE CASE							1	
29	2	1E6681-56620	BREATHER							1	
30	2	23414-160000	GASKET, 16X1.0							2	
31	2	23871-060000	PLUG, R06							1	
32	2	23887-160002	PLUG, 16							1	

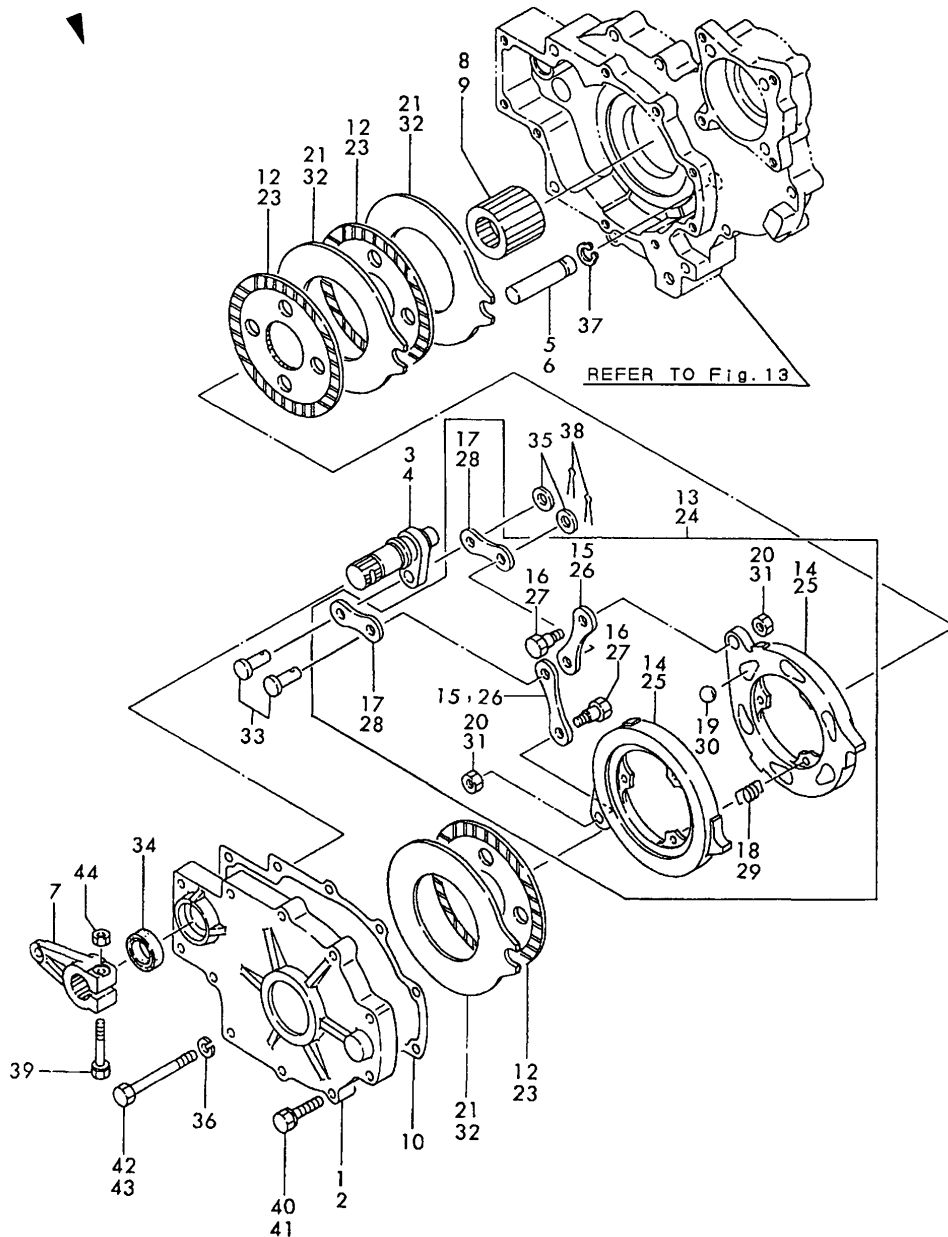
Fig.21. CENTER BRAKE

(A)=V3-3(US)  
(B)=V4-3(US)  
(C)=

(D)=  
(E)=  
(F)=

**Fig. 21** CENTER BRAKE

22 inc. 23 ~ 32

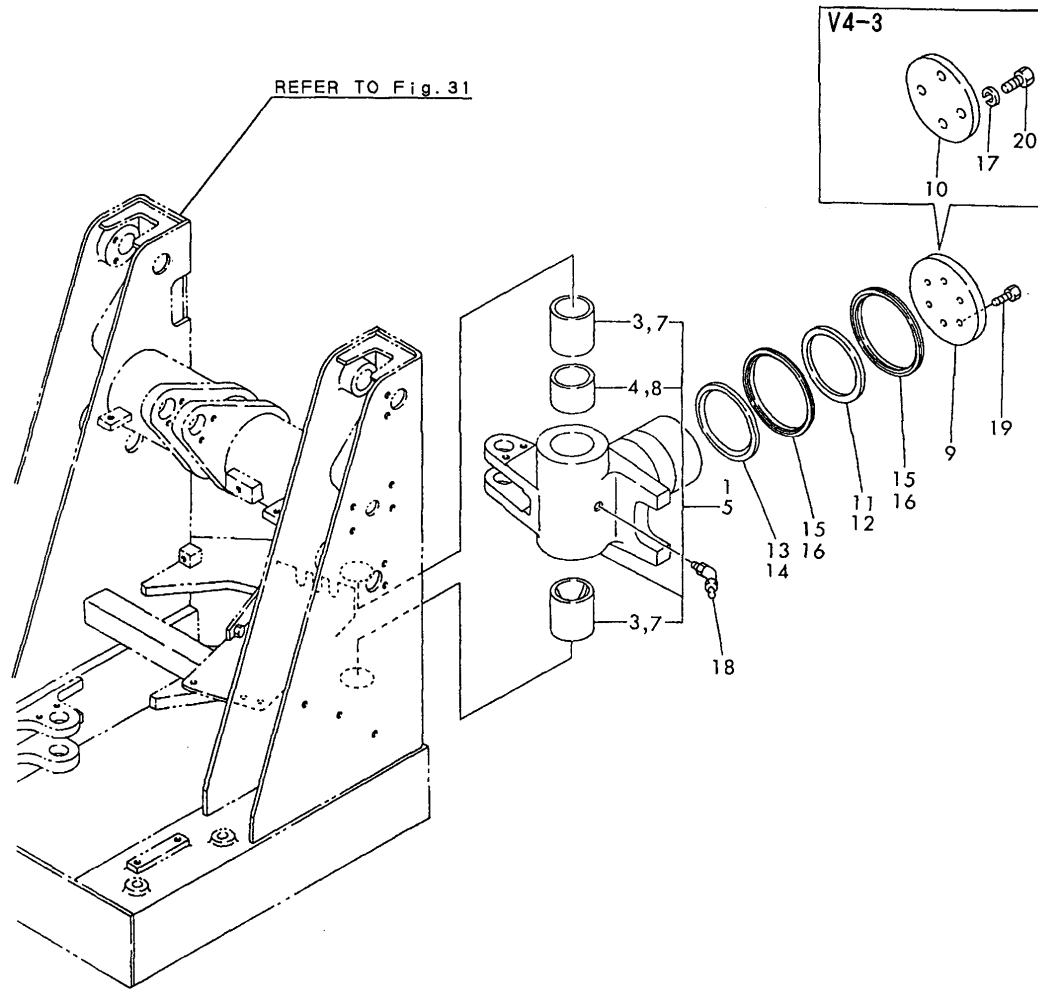


No.	Lev.	Parts No.	Description	Q'ty						I	R
				(A)	(B)	(C)	(D)	(E)	(F)		
1	1	172520-34410	CASE, BRAKE	1							
2	1	172522-34410	CASE, BRAKE		1						
3	1	172520-34420	CAMSHAFT, BRAKE	1							
4	1	172522-34420	CAMSHAFT, BRAKE		1						
5	1	172520-34450	PIN, ANCHOR	1							
6	1	172522-34450	PIN, ANCHOR		1						
7	1	172520-34460	LEVER, BRAKE	1	1						
8	1	172520-34470	COLLAR, SPLINE	1							
9	1	172522-34470	COLLAR, SPLINE		1						
10	1	172520-34481	GASKET, CASE	1	1						
11	1	172520-34500	BRAKE ASSY	1							
12	2	172520-34510	DISK, BRAKE	3							
13	2	194555-36500	ACTUATOR ASSY	1							
14	3	194555-36310	ACTUATOR	2							
15	3	194555-36330	LINK, PLATE A	2							
16	3	194550-36390	BOLT, LINK	2							
17	3	194555-36410	LINK, PLATE B	2							
18	3	194327-36530	SPRING, RETURN	3							
19	3	24190-240001	BALL, STEEL 3/4	6							
20	3	26776-100002	NUT, LOCK M10	2							
21	2	194555-36520	PLATE, STEEL 3.2	3							
22	1	172522-34500	BRAKE ASSY		1						
23	2	172520-34510	DISK, BRAKE		4						
24	2	194555-36500	ACTUATOR ASSY		1						
25	3	194555-36310	ACTUATOR		2						
26	3	194555-36330	LINK, PLATE A		2						
27	3	194550-36390	BOLT, LINK		2						
28	3	194555-36410	LINK, PLATE B		2						
29	3	194327-36530	SPRING, RETURN		3						
30	3	24190-240001	BALL, STEEL 3/4		6						
31	3	26776-100002	NUT, LOCK M10		2						
32	2	194555-36520	PLATE, STEEL 3.2		4						
33	1	194555-36340	PIN, 15X30		2	2					
34	1	194180-36430	SEAL, OIL 304312	1	1						
35	1	22137-140000	WASHER, 14	2	2						
36	1	22217-100000	WASHER, SPRING 10	2	2						
37	1	22242-000200	RING, 20	1	1						
38	1	22417-300250	PIN, COTTER 3.0X25	2	2						
39	1	26013-080552	BOLT, M8X 55	1	1						
40	1	26013-100402	BOLT, M10X 40		9						
41	1	26013-100502	BOLT, M10X 50		9						
42	1	26116-101002	BOLT, M10X100 PLATED		2						
43	1	26116-101102	BOLT, M10X110 PLATED		2						
44	1	26756-080002	NUT, LOCK M8	1	1						



Fig.22. OSCILLATING DEVICE

Fig.22 OSCILLATING DEVICE



(A)=V3-3(US)  
(B)=V4-3(US)  
(C)=

(D)=  
(E)=  
(F)=

No.	Lev.	Parts No.	Description	Q'ty						I	R
				(A)	(B)	(C)	(D)	(E)	(F)		
1	1	172524-33500-2	PIN, OSCILLATE	1							
3	2	172524-33520	BUSH	2							
4	2	172524-52860	COLLAR	1							
5	1	172525-33500-2	PIN ASSY, OSCILLATE		1						
7	2	172524-33520	BUSH		2						
8	2	172525-52860	COLLAR		1						
9	1	172520-33530	PLATE	1							
10	1	172522-33530	PLATE		1						
11	1	172524-33540	WASHER A, THRUST	1							
12	1	172525-33540	WASHER A, THRUST		1						
13	1	172524-33550	THRUST WASHER (B)	1							
14	1	172525-33550	WASHER B, THRUST		1						
15	1	172520-33560	GASKET	2							
16	1	172522-33560	GASKET		2						
17	1	22217-160000	WASHER, SPRING 16		4						
18	1	24764-020000	NIPPLE, GREASE R1/8	1	1						
19	1	26013-120352	BOLT, M12X 35	6							
20	1	26156-160402	BOLT, M16X 40 PLATED		4						

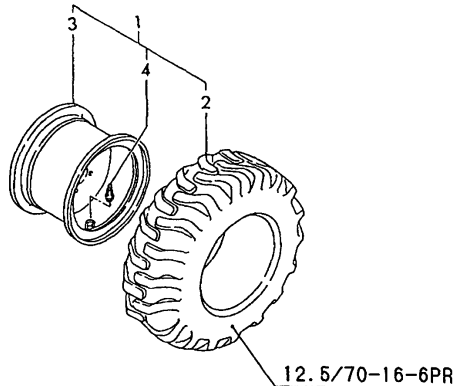
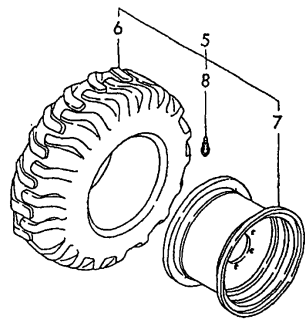
Fig.23. TIRE & DISK

(A)=V3-3(US)  
(B)=V4-3(US)  
(C)=

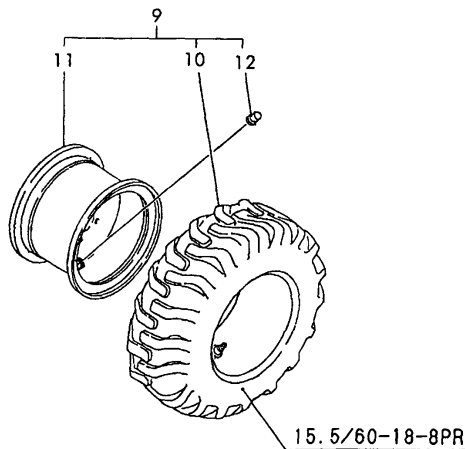
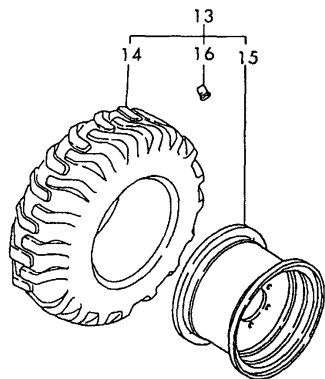
(D)=  
(E)=  
(F)=

Fig. **23** TIRE & DISK

V3-3



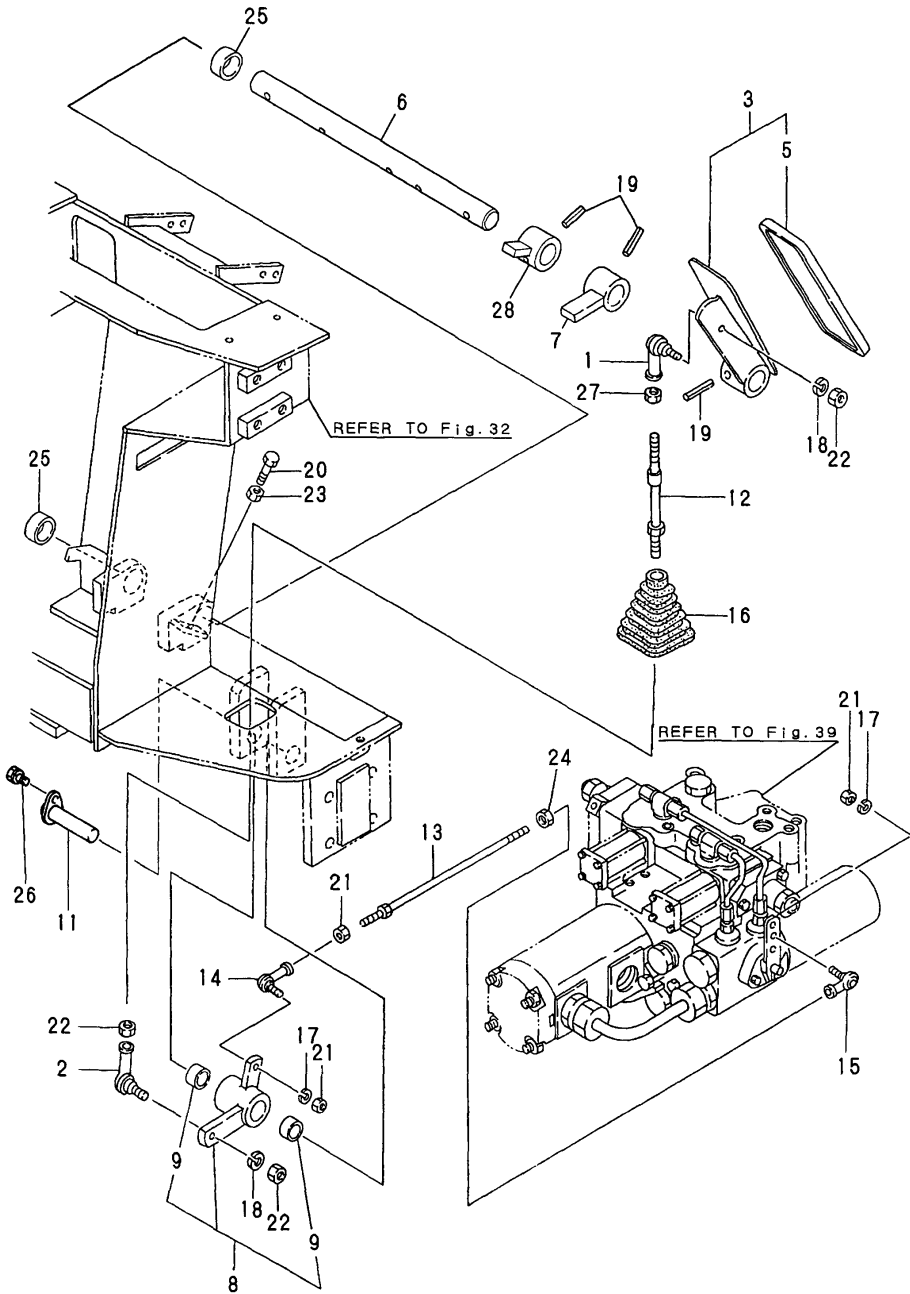
V4-3



No.	Lev.	Parts No.	Description	Q'ty						I	R
				(A)	(B)	(C)	(D)	(E)	(F)		
1	1	172520-35111	TIRE ASSY	2							
2	2	172516-35130	TIRE	2							
3	2	172520-35151	DISK, TIRE	2							
4	2	172513-35161	VALVE	2							
5	1	172520-35121	TIRE ASSY	2							
6	2	172516-35130	TIRE	2							
7	2	172520-35151	DISK, TIRE	2							
8	2	172513-35161	VALVE	2							
9	1	172522-35112	TIRE ASSY			2					
10	2	172522-35130	TIRE		2						
11	2	172522-35152	DISK, TIRE		2						
12	2	172522-35160	VALVE (TR618A)		2						
13	1	172522-35122	TIRE ASSY	2							
14	2	172522-35130	TIRE		2						
15	2	172522-35152	DISK, TIRE		2						
16	2	172522-35160	VALVE (TR618A)		2						

Fig.24. INCHING PEDAL

Fig. **24** INCHING PEDAL



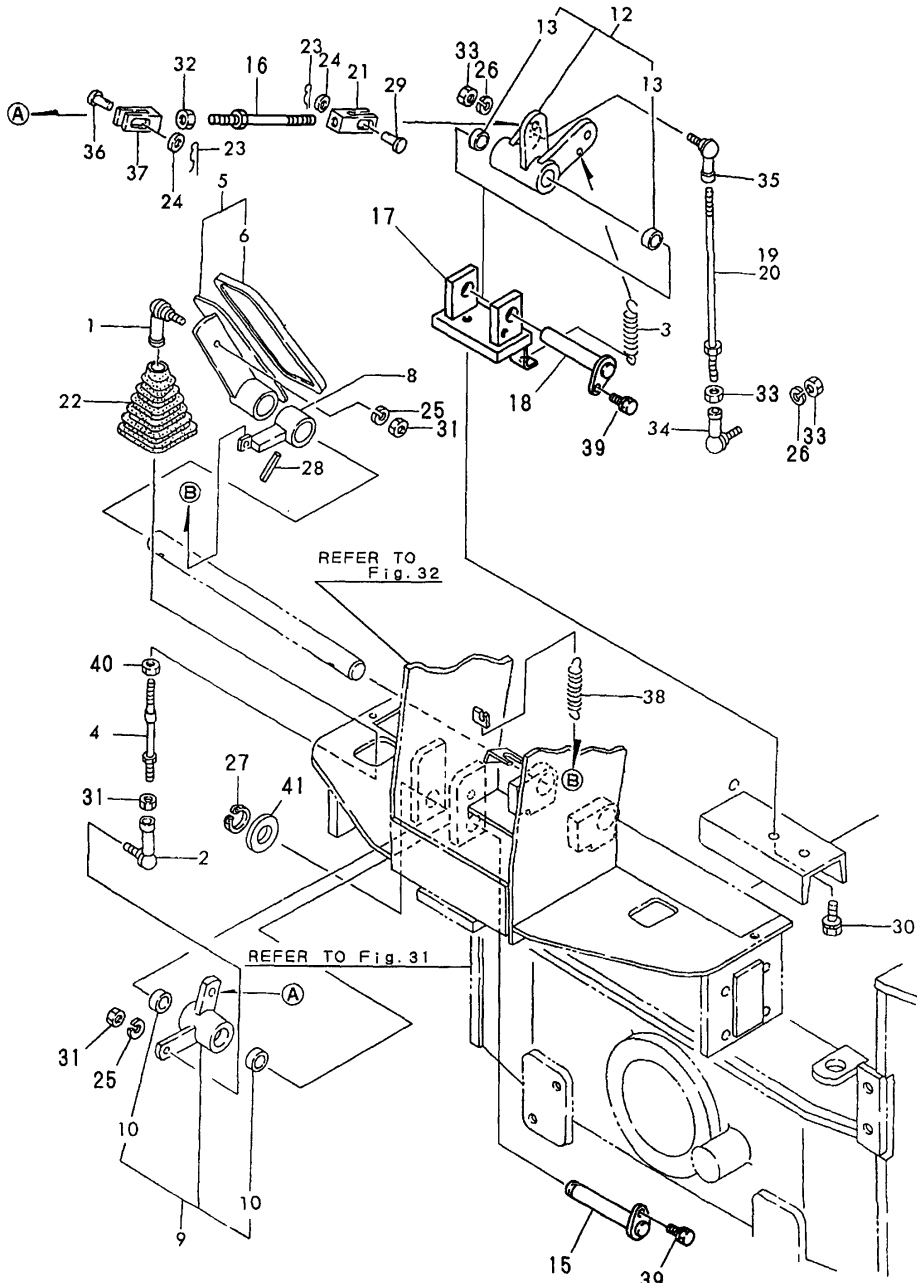
(A)=V3-3(US)  
(B)=V4-3(US)  
(C)=

(D)=  
(E)=  
(F)=

No.	Lev.	Parts No.	Description	Q'ty						I	R
				(A)	(B)	(C)	(D)	(E)	(F)		
1	1	194820-27370	END, ROD L	1	1						
2	1	172112-41980	BEARING, ROD-END	1	1						
3	1	172524-42101	PEDAL ASSY, INCHING	1	1						
5	2	172524-42180	PAD, PEDAL	1	1						
6	1	172524-42221	SHAFT, PEDAL	1	1						
7	1	172524-42250	CAM, LINK	1	1						
8	1	172524-42300	LINK COMP.,INCHING	1	1						
9	2	172511-12220	LINER M 2015	2	2						
11	1	172524-42351	SHAFT, INCHING	1	1						
12	1	172524-42360	LINK ROD	1	1						
13	1	172524-42370	LINK ROD	1	1						
14	1	172520-42920	ELBOW	1	1						
15	1	172520-42930	ELBOW	1	1						
16	1	172520-46150	BOOT	1	1						
17	1	22217-060000	WASHER, SPRING 6	2	2						
18	1	22217-080000	WASHER, SPRING 8	2	2						
19	1	22351-080040	PIN, SPRING 8.0X40	3	3						
20	1	26116-100404	BOLT, M10X 40 PLATED	1	1						
21	1	26716-060002	NUT, M6	3	3						
22	1	26716-080002	NUT, M8	3	3						
23	1	26716-100002	NUT, M10	1	1						
24	1	194130-01390	NUT, M6	1	1						
25	1	172513-42420	LINER M 2515	2	2						
26	1	26013-080162	BOLT, M8X 16	1	1						
27	1	194990-20170	NUT, M8	1	1						
28	1	172524-42230	CAM, LINK	1	1						

Fig.25. BRAKE PEDAL

Fig. **25** BRAKE PEDAL



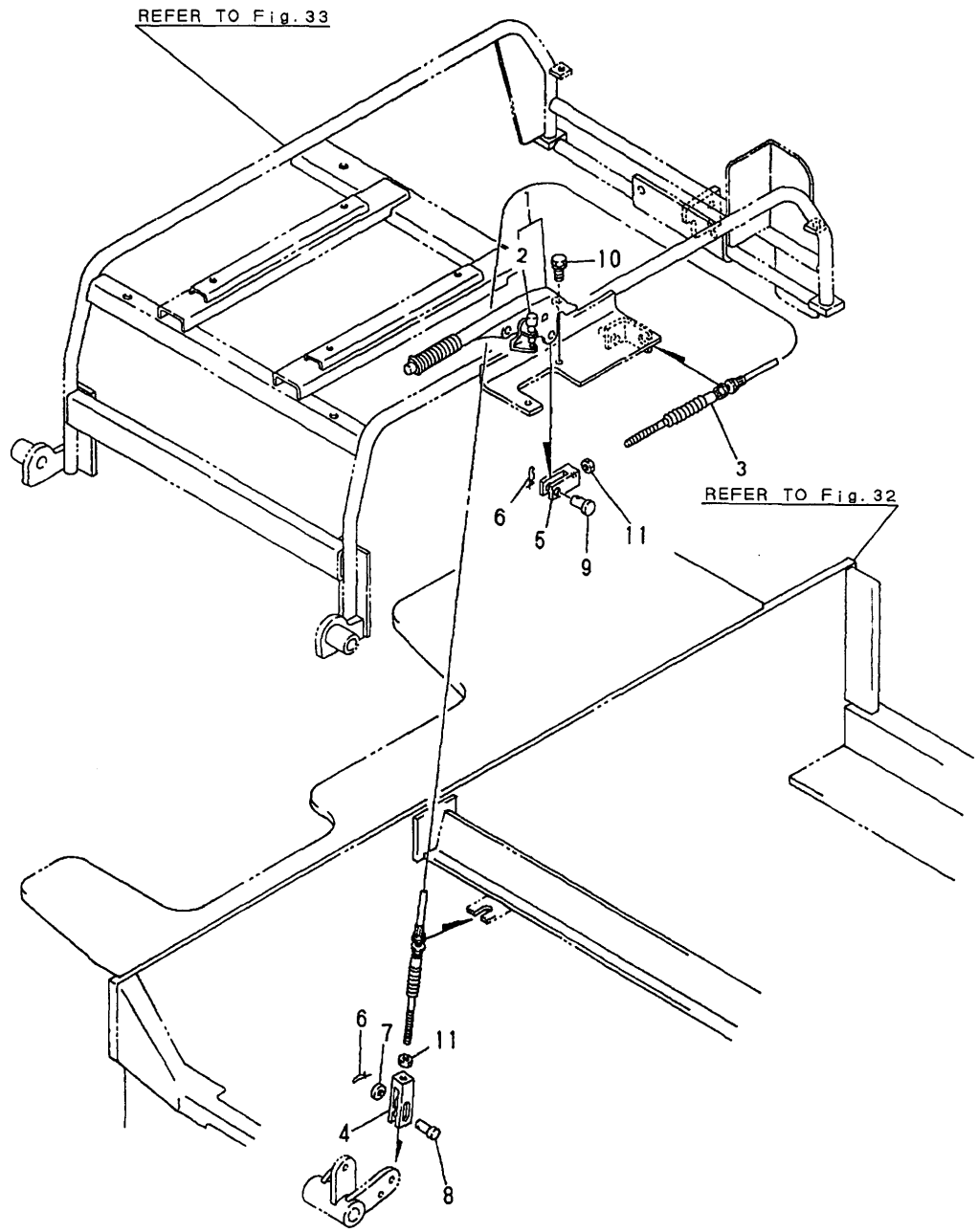
(A)=V3-3(US)  
(B)=V4-3(US)  
(C)=

(D)=  
(E)=  
(F)=

No.	Lev.	Parts No.	Description	Qty						I	R
				(A)	(B)	(C)	(D)	(E)	(F)		
1	1	194820-27370	END, ROD L	1	1						
2	1	172112-41980	BEARING, ROD-END	1	1						
3	1	172524-42190	SPRING, RETURN	1	1						
4	1	172524-42360	LINK ROD	1	1						
5	1	172524-42401	PEDAL ASSY, BRAKE	1	1						
6	2	172524-42180	PAD, PEDAL	1	1						
8	1	172524-42420	CAM, LINK	1	1						
9	1	172524-42450	LINK COMP.,BRAKE	1	1						
10	2	172511-12220	LINER M 2015	2	2						
12	1	172524-42500	LEVER CMP.,BRAKE CAM	1	1						
13	2	172511-12220	LINER M 2015	2	2						
15	1	172524-42511	SHAFT, BRAKE	1	1						
16	1	172524-42520	ROD B, LINK	1	1						
17	1	172524-42571	HOLDER, CAM	1	1						
18	1	172523-42750	CAMSHAFT, PARKING	1	1						
19	1	172520-42620	LINK ROD	1							
20	1	172522-42620	LINK ROD		1						
21	1	172520-42650	CONNECTOR	1	1						
22	1	172520-46150	BOOT	1	1						
23	1	1C6360-65700	PIN, SNAP 10	2	2						
24	1	22137-100000	WASHER, 10	2	2						
25	1	22217-080000	WASHER, SPRING 8	2	2						
26	1	22217-100000	WASHER, SPRING 10	2	2						
27	1	22242-000200	RING, 20	1	1						
28	1	22351-080040	PIN, SPRING 8.0X40	1	1						
29	1	22487-100240	PIN, H10X 24	1	1						
30	1	26013-100202	BOLT, M10X 20	2	2						
31	1	26716-080002	NUT, M8	3	3						
32	1	26716-100002	NUT, M10	1	1						
33	1	26736-100002	NUT, M10	3	3						
34	1	933164-04450	BALL RBL-10D, LINK	1	1						
35	1	933164-04470	BALL RBL-10LD, LINK	1	1						
36	1	981083-27340	PIN 10X22	1	1						
37	1	981083-27520	JOINT, FORKED	1	1						
38	1	981122-10361	SPRING, RETURN	1	1						
39	1	26013-080162	BOLT, M8X 16	2	2						
40	1	194990-20170	NUT, M8	1	1						
41	1	22137-200000	WASHER, 20	1	1						

Fig.26. PARK BRAKE LEVER

Fig. **26** PARK BRAKE LEVER



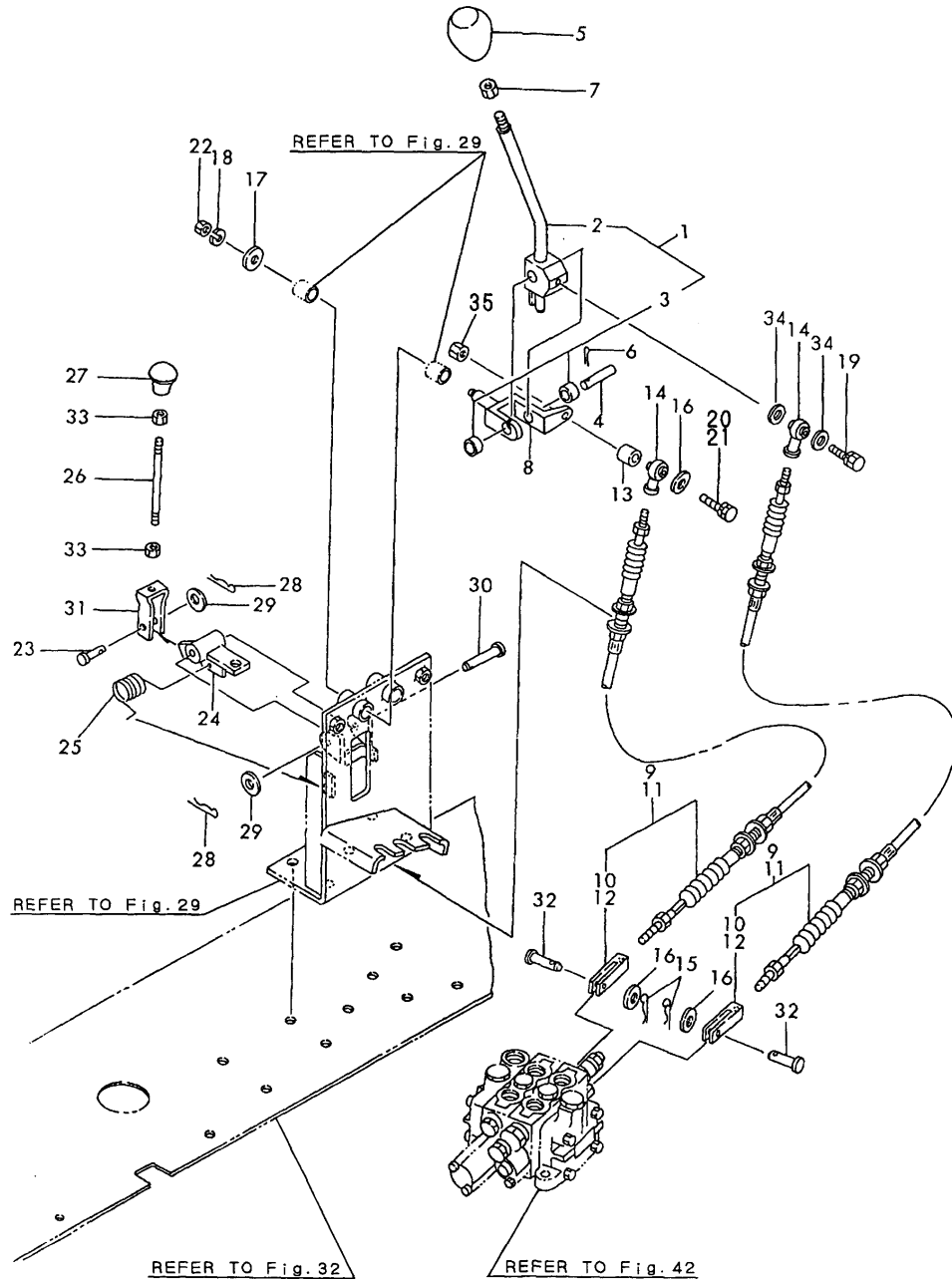
(A)=V3-3(US)  
(B)=V4-3(US)  
(C)=

(D)=  
(E)=  
(F)=

No.	Lev.	Parts No.	Description	Q'ty						I	R
				(A)	(B)	(C)	(D)	(E)	(F)		
1	1	172512-42500	LEVER, PARKING	1	1						
2	2	172512-42650	SWITCH SET	1	1						
3	1	172524-42712	CABLE, PARKING	1	1						
4	1	172520-42720	CONNECTOR	1	1						
5	1	172520-42730	CONNECTOR	1	1						
6	1	1C6360-65700	PIN, SNAP 10	2	2						
7	1	22137-100000	WASHER, 10	1	1						
8	1	22487-100240	PIN, H10X 24	1	1						
9	1	22487-120240	PIN 12X24,FLAT HEAD	1	1						
10	1	26013-080202	BOLT, M8X 20	2	2						
11	1	26716-080002	NUT, M8	2	2						

Fig.27. HYDRAULIC OIL CONTROL LEVER

Fig.27 HYDRAULIC OIL CONTROL LEVER



(A)=V3-3(US)  
(B)=V4-3(US)  
(C)=

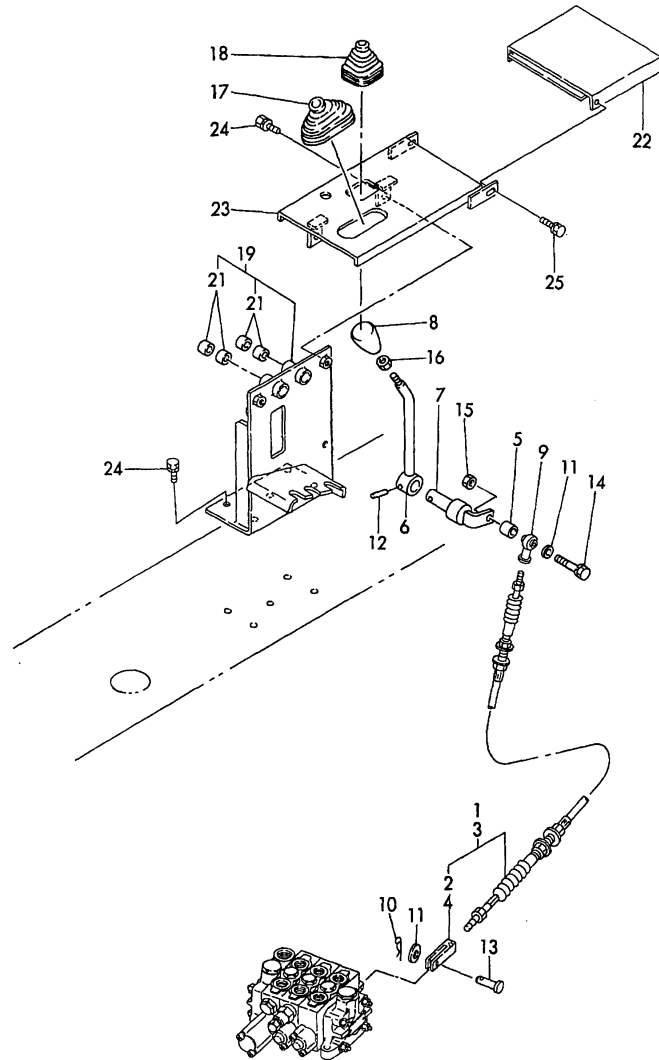
(D)=  
(E)=  
(F)=

No.	Lev.	Parts No.	Description	Q'ty						I	R
				(A)	(B)	(C)	(D)	(E)	(F)		
1	1	172524-45100	LEVER COMP.,LOADER	1	1						
2	2	172524-45110	LEVER COMPL.	1	1						
3	2	24550-012120	BUSH, 12X12	2	2						
4	1	172512-45160	PIN	1	1						
5	1	172312-46321	KNOB	1	1						
6	1	22417-250320	PIN, COTTER 2.5X32	1	1						
7	1	26756-100002	NUT, LOCK M10	1	1						
8	1	172512-45201	LINK, LEVER	1	1						
9	1	172524-45210	CABLE, LOADER LINK			2					
10	2	172524-45260	CLEVIS		2						
11	1	172525-45210	CABLE, LOADER LINK			2					
12	2	172524-45260	CLEVIS		2						
13	1	172524-45250	SPACER	1	1						
14	1	172122-46570	END, ROD	2	2						
15	1	1C6281-52320	PIN, SNAP 8	2	2						
16	1	22137-080000	WASHER, 8	3	3						
17	1	22137-100000	WASHER, 10	1	1						
18	1	22217-100000	WASHER, SPRING 10	1	1						
19	1	26013-080252	BOLT, M8X 25	1	1						
20	1	26013-080452	BOLT, M8X 45	1							
21	1	26013-080502	BOLT, M8X 50		1						
22	1	26716-100002	NUT, M10	1	1						
23	1	1C6052-24090	PIN, 8X20	1	1						
24	1	172524-45510	LEVER COMP.,CAM LOCK	1	1						
25	1	172524-45580	SPRING	1	1						
26	1	172524-45550	ROD,LOCK LEVER	1	1						
27	1	172524-45560	KNOB	1	1						
28	1	1C6281-52320	PIN, SNAP 8	2	2						
29	1	22137-080000	WASHER, 8	2	2						
30	1	22487-080600	PIN 8X 60	1	1						
31	1	981083-21120	JOINT	1	1						
32	1	22486-080200	PIN, H 8X 20	2	2						
33	1	26716-080002	NUT, M8	2	2						
34	1	172524-45190	COLLAR, 8X12X2	2	2						
35	1	26716-080002	NUT, M8	1	1						



Fig.29. HYDRAULIC OIL CONTROL LEVER(P.T.O.)

Fig. **29** HYDRAULIC OIL CONTROL LEVER (P. T. O.)



(A)=V3-3(US)  
(B)=V4-3(US)  
(C)=

(D)=  
(E)=  
(F)=

No.	Lev.	Parts No.	Description	Q'ty						I	R
				(A)	(B)	(C)	(D)	(E)	(F)		
1	1	172524-45210	CABLE, LOADER LINK	1							
2	2	172524-45260	CLEVIS	1							
3	1	172525-45210	CABLE, LOADER LINK		1						
4	2	172524-45260	CLEVIS		1						
5	1	172524-45250	SPACER	1	1						
6	1	172524-46100	LEVER, 3RD	1	1						
7	1	172524-46120	PIN, LEVER	1	1						
8	1	172312-46321	KNOB	1	1						
9	1	172122-46570	END, ROD	1	1						
10	1	1C6281-52320	PIN, SNAP 8	1	1						
11	1	22137-080000	WASHER, 8	2	2						
12	1	22351-060032	PIN, SPRING 6.0X32	1	1						
13	1	22486-080200	PIN, H 8X 20	1	1						
14	1	26013-080502	BOLT, M8X 50	1	1						
15	1	26716-080002	NUT, M8	1	1						
16	1	26756-100002	NUT, LOCK M10	1	1						
17	1	172141-41340	BOOT	1	1						
18	1	172520-46150	BOOT	1	1						
19	1	172524-49100	STAY ASSY, LEVER	1	1						
21	2	24550-016150	BUSH, 16X15	4	4						
22	1	172524-49220	GUIDE, LEVER	1	1						1
22A	1	172524-03640	LABEL	1	1						3
23	1	172524-49340	GUIDE, LEVER	1	1						2
23A	1	172511-03230	LABEL	1	1						3
23B	1	172524-03290	LABEL, LEVER LOCK	1	1						3
24	1	26013-100202	BOLT, M10X 20	7	7						
25	1	26018-060162	BOLT, M6X 16	2	2						

Remarks

(1)PLEASE USE THIS PART WITH FOLLOWING LABELS AT THE SAME TIME.

REF. NO. 22A.

(2)PLEASE USE THIS PART WITH FOLLOWING LABELS AT THE SAME TIME.

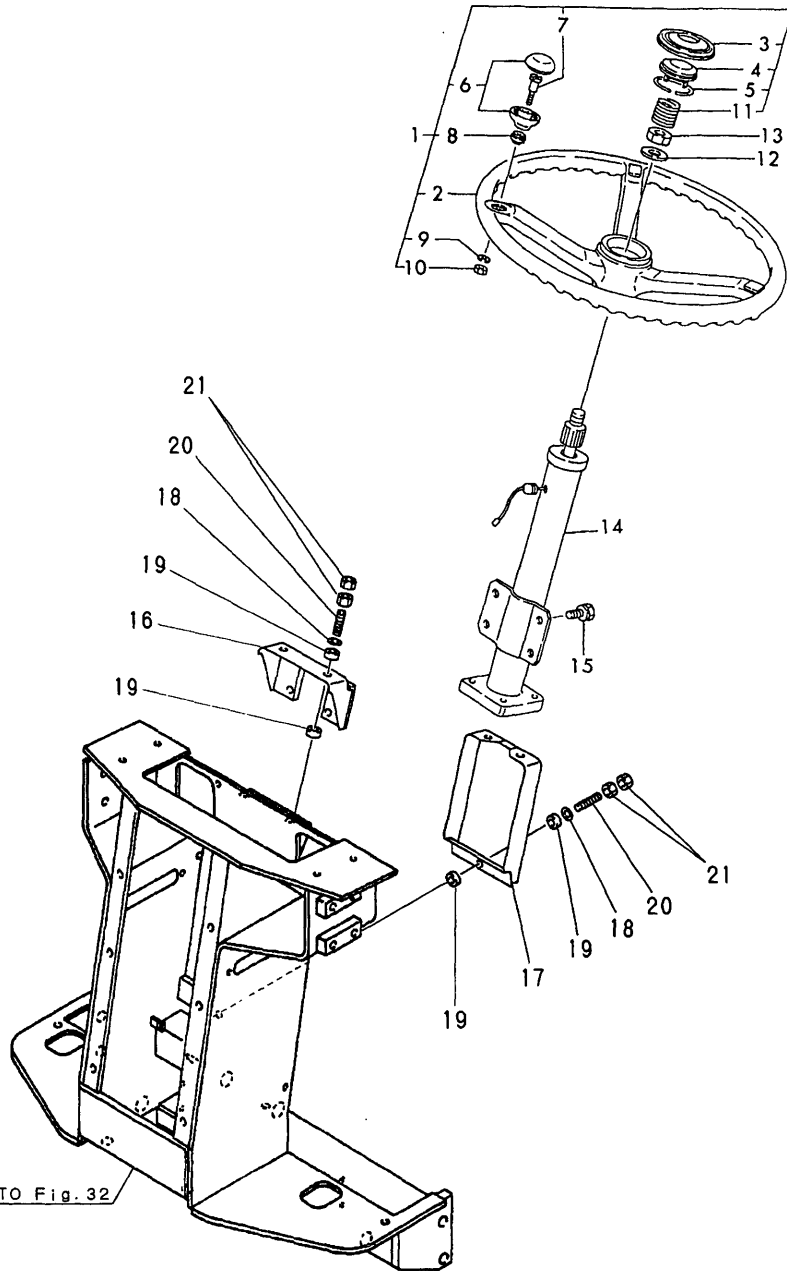
REF.NO. 23A,23B.

(3)LABELS ARE NOT ILLUSTRATED.



Fig.30. STEERING WHEEL & COLUMN

Fig.30 STEERING WHEEL & COLUMN



REFER TO Fig. 32

(A)=V3-3(US)  
(B)=V4-3(US)  
(C)=

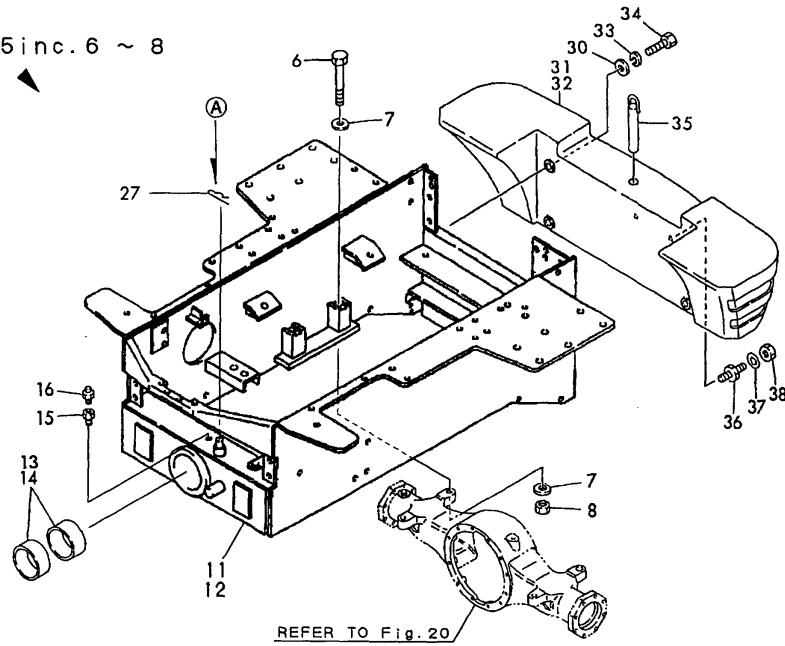
(D)=  
(E)=  
(F)=

No.	Lev.	Parts No.	Description	Q'ty						I	R
				(A)	(B)	(C)	(D)	(E)	(F)		
1	1	172515-47600	WHEEL ASSY, STEERING	1	1						
2	2	172515-47610	WHEEL, STEERING	1	1						
3	2	172515-47620	CAP, HORN	1	1						
4	2	172515-47630	NEEDLE ASSY, CONTACT	1	1						
5	2	172515-47640	SPRING, LOCK	1	1						
6	2	172515-47650	KNOB	1	1						
7	2	172515-47660	SHAFT	1	1						
8	2	172515-47670	BUSH	1	1						
9	2	172515-47680	SPRING WASHER	1	1						
10	2	172515-47690	NUT	1	1						
11	2	172515-47700	SPRING, HORN	1	1						
12	1	22137-140000	WASHER, 14	1	1						
13	1	26776-140002	NUT, LOCK M14	1	1						
14	1	172524-47800	COLUMN ASSY	1	1						
15	1	26013-100202	BOLT, M10X 20	4	4						
16	1	172524-47910	HOLDER, COLUMN	1	1						
17	1	172524-47930	HOLDER ST	1	1						
18	1	172524-47970	WASHER	3	3						
19	1	172524-47980	RUBBER	6	6						
20	1	26216-100452	STUD, M10X 45	3	3						
21	1	26716-100002	NUT, M10	6	6						

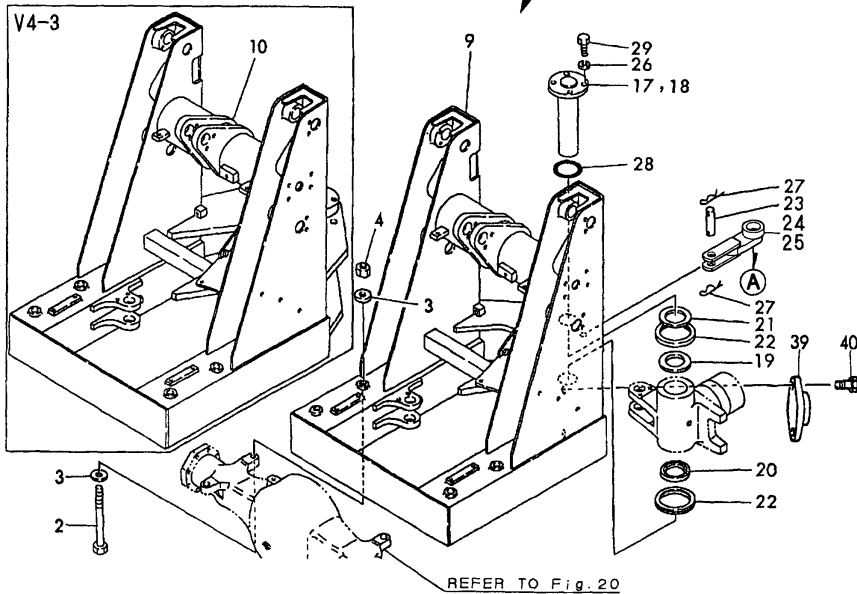
Fig.31. FRAME

Fig.31 FRAME

5 inc. 6 ~ 8



1 inc. 2 ~ 4



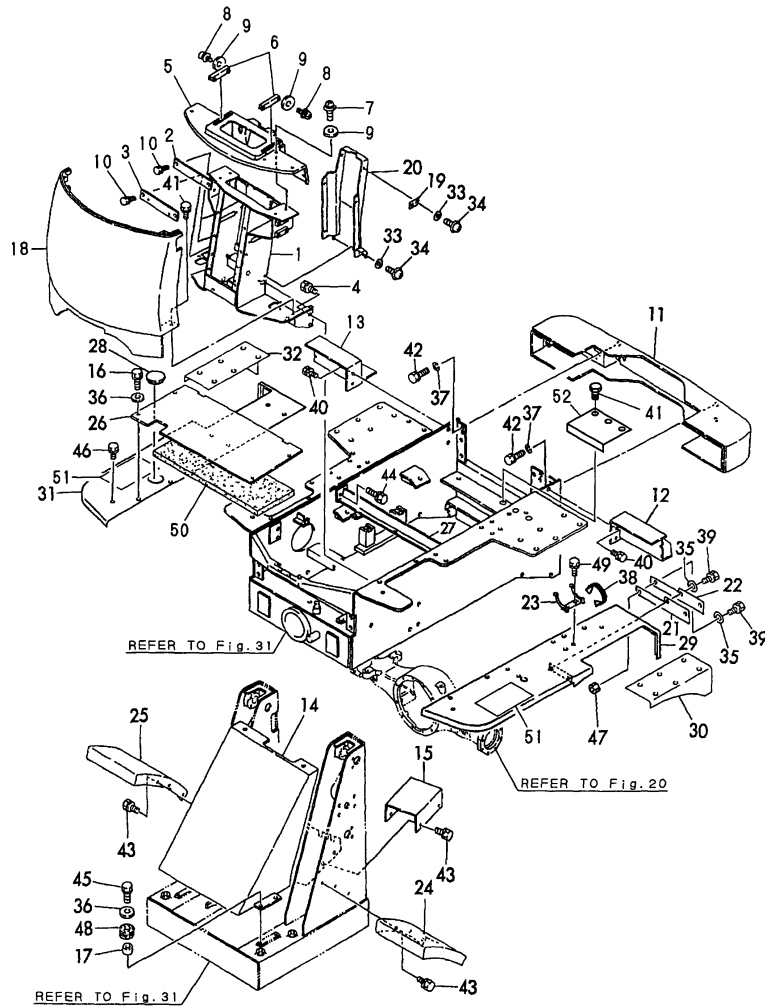
(A)=V3-3(US)  
(B)=V4-3(US)  
(C)=

(D)=  
(E)=  
(F)=

No.	Lev.	Parts No.	Description	Q'ty						I	R
				(A)	(B)	(C)	(D)	(E)	(F)		
1	1	172520-31171	BOLT SET, AXLE	4	4						
2	2	172520-31190	BOLT M20X230	4	4						
3	2	172520-31210	WASHER	8	8						
4	2	26996-200002	NUT, LOCK M20	4	4						
5	1	172524-31250	BOLT SET, AXLE	4	4						
6	2	172524-31190	BOLT M20X160,HEX.	4	4						
7	2	172520-31210	WASHER	8	8						
8	2	26996-200002	NUT, LOCK M20	4	4						
9	1	172524-52111-2	FRAME, FRONT	1							
10	1	172525-52111-2	FRAME, FRONT		1						
11	1	172524-59101	FRAME ASSY, ROPS	1							
11-1	1	172524-59102	FRAME, REAR (ROPS)	1							N
(A=M/#31619)											
12	1	172525-59101	FRAME ASSY, ROPS		1						
12-1	1	172525-59102	FRAME, REAR (ROPS)		1						N
(B=M/#31250)											
13	1	172520-52910	BUSH 120X50		2						
14	1	172522-52910	BUSH 130X 50		2						
15	1	172520-76190	SOCKET	1	1						
16	1	24764-040000	NIPPLE, GREASE B	1	1						
17	1	172524-52800	PIN 60X280 COMPL.	1							
18	1	172525-52800	PIN 60X323		1						
19	1	172524-52830	COLLAR, THRUST	1	1						
20	1	172524-52840	PLATE,THRUST	1	1						
21	1	172524-52850	SHIM	1	1						
22	1	172524-52870	GASKET	2	2						
23	1	172512-52880	PIN	1	1						
24	1	172524-52881	STOPPER, FRAME	1							
25	1	172525-52881	STOPPER,FRAME		1						
26	1	22217-140000	WASHER, SPRING 14	4	4						
27	1	22360-200000	PIN, SNAP 20	3	3						
28	1	24321-000600	O-RING, 1AG60.0	1	1						
29	1	26116-140352	BOLT, M14X 35 PLATED	4	4						
30	1	172520-31210	WASHER	4	4						
31	1	172524-53310-2	WEIGHT, COUNTER	1							
32	1	172525-53310-2	WEIGHT, COUNTER		1						
33	1	22217-200000	WASHER, SPRING 20	4	4						
34	1	26116-200702	BOLT, M20X 70 PLATED	4	4						
35	1	172524-53510	PIN,HITCH	1	1						
36	1	172524-53490	BOLT,NP	2	2						
37	1	22137-060000	WASHER, 6	2	2						
38	1	26716-060002	NUT, M6	2	2						
39	1	172524-52481	STOPPER, FRAME	2	2						
40	1	172520-61170	BOLT M10X 25	4	4						

Fig.32. COVER & INSTRUMENT PANEL

Fig. **32** COVER & INSTRUMENT PANEL



(A)=V3-3(US)  
(B)=V4-3(US)  
(C)=

(D)=  
(E)=  
(F)=

No.	Lev.	Parts No.	Description	Qty						I	R
				(A)	(B)	(C)	(D)	(E)	(F)		
1	1	172524-55510	FRAME ASSY	1	1						
2	1	172524-55780	PLATE	2	2						
3	1	172524-55790	PLATE	1	1						
4	1	26013-100252	BOLT, M10X 25	6	6						
5	1	172524-63110	COVER,OPERATG PANEL	1	1						1
5A	1	172524-03610	LABEL	1	1						4
5B	1	172524-03620	LABEL	1	1						4
5C	1	172524-03660	LABEL	1	1						4
5D	1	933112-20100	LABEL, SWITCH	1	1						4
6	1	172524-63150	CLAMP, VISOR	2	2						
7	1	172524-63210	SCREW, M6X16	10	10						
8	1	172524-63220	SCREW, M5X20	4	4						
9	1	172524-63230	WASHER	14	14						
10	1	26013-080202	BOLT, M8X 20	6	6						
11	1	172524-53110-1	PANEL, REAR	1	1						2
11A	1	172437-03360	LABEL,BATTERY	1	1						4
12	1	172524-53281	GUARD	1	1						
13	1	172524-53291	GUARD	1	1						
14	1	172524-61110	COVER	1	1						
15	1	172524-61140	COVER, VALVE	1	1						
16	1	172520-61170	BOLT M10X 25	4	4						
17	1	172512-61211	PIPE	6	6						
18	1	172524-61210	COVER, OPERATOR	1	1						3
18A	1	172437-03500	LABEL, FUEL	1	1						4
18B	1	172524-03630	LABEL	2	2						4
18C	1	172524-03670	LABEL	1	1						4
19	1	172524-61350	PLATE	2	2						
20	1	172524-61410	COVER, COLUMN	1	1						
21	1	172524-61660	RUBBER	2	2						
22	1	172524-61671	BRACKET	2	2						
23	1	172524-61711	HOLDER	1	1						
24	1	172524-61750-2	FENDER	1	1						
25	1	172524-61760-2	FENDER	1	1						
26	1	172524-61810	FLOOR	1	1						
27	1	172524-61840	MEMBER, CROSS	1	1						
28	1	172730-61890	CAP, ENGINE COVER	1	1						
29	1	172524-61910-2	FENDER RL, ROPS	1	1						
30	1	172524-61920-2	COVER L	1	1						
31	1	172524-61930-2	FENDER RR, ROPS	1	1						
32	1	172524-61940-2	COVER	1	1						
33	1	172524-63230	WASHER	6	6						
34	1	172524-63210	SCREW, M6X16	4	4						
35	1	22137-060000	WASHER, 6	6	6						
36	1	22137-100000	WASHER, 10	10	10						
37	1	22217-080000	WASHER, SPRING 8	2	2						
38	1	172524-05310	BAND, RUBBER	2	2						
39	1	26013-060162	BOLT, M6X 16	6	6						
40	1	26013-080122	BOLT, M8X 12	4	4						
41	1	26013-080162	BOLT, M8X 16	5	5						
42	1	26013-080252	BOLT, M8X 25	4	4						
43	1	26013-100202	BOLT, M10X 20	12	12						

Remarks

- (1)PLEASE USE THIS PART WITH FOLLOWING LABELS AT THE SAME TIME. REF.NO. 5A,5B,5C,5D.
- (2)PLEASE USE THIS PART WITH FOLLOWING LABELS AT THE SAME TIME. REF.NO. 11A.
- (3)PLEASE USE THIS PART WITH FOLLOWING LABELS AT THE SAME TIME. REF.NO. 18A,18B,18C.
- (4)LABELS ARE NOT ILLUSTRATED.

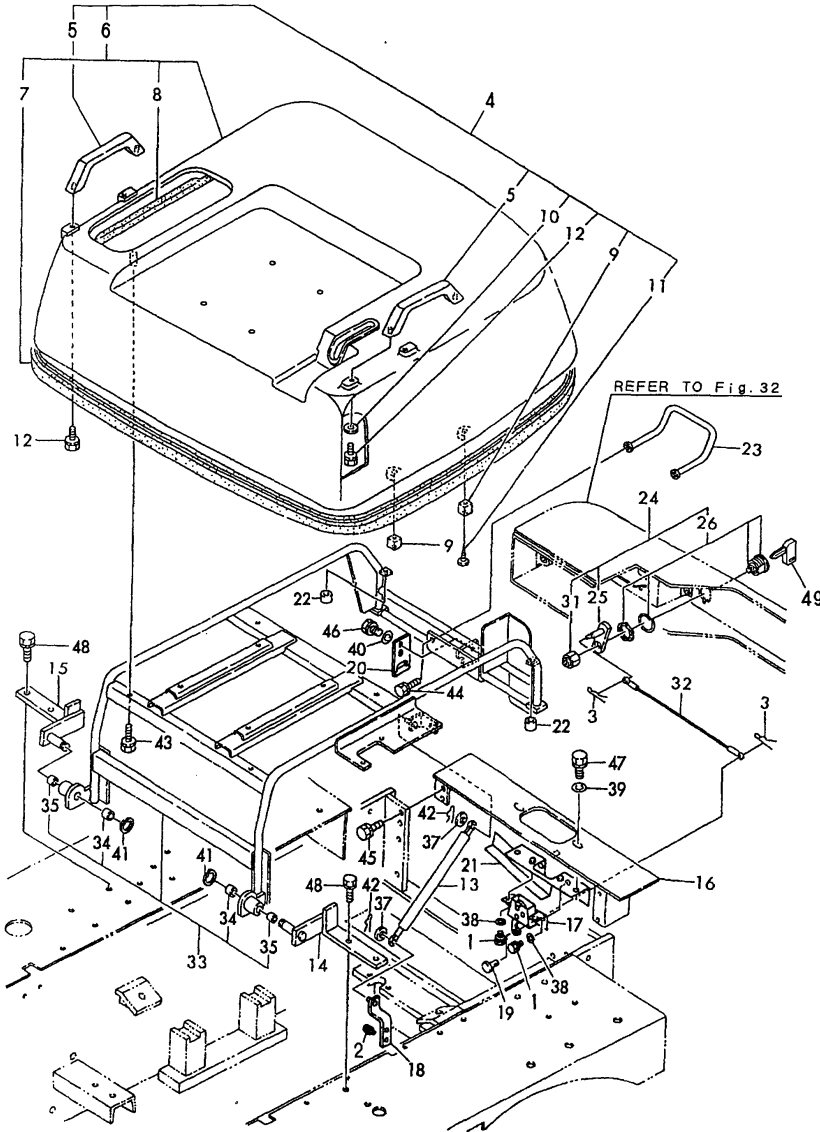


Fig.33. BONNET

(A)=V3-3(US)  
(B)=V4-3(US)  
(C)=

(D)=  
(E)=  
(F)=

Fig. **33** BONNET



No.	Lev.	Parts No.	Description	(A)	(B)	Q'ty						I	R
						(C)	(D)	(E)	(F)				
1	1	26013-080162	BOLT, M8X 16	4	4								
2	1	26023-060162	SCREW, M6X16	2	2								
3	1	1C6281-52310	PIN, SNAP 6	2	2								
4	1	172524-65100	BONNET ASSY	1	1								1
5	2	198220-62410	BAR, ASSIST	2	2								
6	2	172524-65110	BONNET	1	1								
7	3	172524-65120	RUBBER A,EDGE	1	1								
8	3	172524-65130	RUBBER B,EDGE	1	1								
9	2	172524-65140	RUBBER	4	4								
10	2	22137-080000	WASHER, 8	4	4								
11	2	22857-500160	SCREW, 5X16	4	4								
12	2	26013-080402	BOLT, M8X 40	4	4								
12A	1	172524-03770	LABEL	1									2
12B	1	172525-03770	LABEL		1								2
12C	1	172524-03910	LABEL	1	1								2
12D	1	172524-03940	LABEL	1	1								2
13	1	172520-65210	SPRING, GAS	1	1								
13-1	1	172524-65440	SPRING	1	1								N
		(A)=M/#31639	(B)=M/#31225										
14	1	172524-65510	HINGE L COMP.,BONNET	1	1								
15	1	172524-65550	HINGE R COMP.,BONNET	1	1								
16	1	172524-65561	BASE COMP.,BONNET	1	1								
17	1	172524-65730	LOCK, BONNET	1	1								
18	1	172524-65450	BRACKET, DAMPER	1	1								
19	1	22487-060160	PIN, H 6X 16	1	1								
20	1	172524-65640	PLATE,CATCH	1	1								
21	1	172524-65740	HOLDER	1	1								
22	1	172524-65670	CUSHION, RUBBER	2	2								
23	1	172524-65660	GRIP	1	1								
24	1	172524-65700	KEY ASSY, CYLINDER	1	1								
25	2	172524-65710	PLATE,KEY	1	1								
26	2	172524-65720	KEY SET, CYLINDER	1	1								
31	2	26346-100002	NUT, M10	1	1								
32	1	172524-65751	WIRE,BONNET	1	1								
33	1	172524-65801	FRAME COMP.,BONNET	1	1								
34	2	172520-42940	BUSH	2	2								
35	2	172520-42950	BUSH	2	2								
37	1	22137-080000	WASHER, 8	2	2								
38	1	22137-080000	WASHER, 8	4	4								
39	1	22137-100000	WASHER, 10	2	2								
40	1	22137-100000	WASHER, 10	2	2								
41	1	22242-000150	RING, 15	2	2								
42	1	22360-080000	SNAP PIN 8	2	2								
43	1	26013-080162	BOLT, M8X 16	6	6								
44	1	26013-080202	BOLT, M8X 20	2	2								
45	1	26013-080252	BOLT, M8X 25	4	4								
46	1	26013-100202	BOLT, M10X 20	2	2								
47	1	26013-100202	BOLT, M10X 20	2	2								
48	1	26013-100252	BOLT, M10X 25	4	4								
49	1	172524-17340	KEY	1	1								

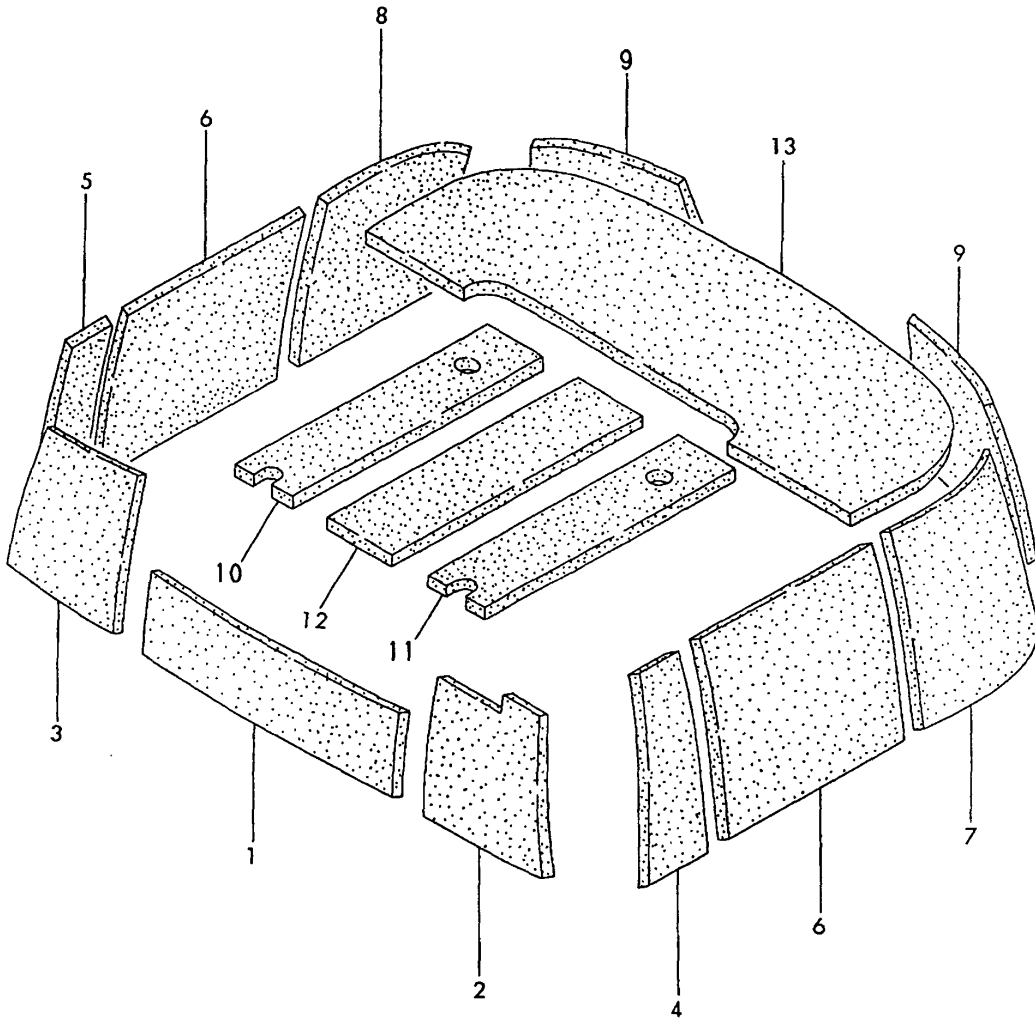
Remarks

(1)PLEASE USE THIS PART WITH FOLLOWING LABELS AT THE SAME TIME.  
REF. NO. 12A,12B,12C,12D.

(2)LABELS ARE NOT ILLUSTRATED.

Fig.34. BONNET SOUNDPROOF MATERIAL

Fig. **34** BONNET SOUNDPROOF MATERIAL



(A)=V3-3(US)  
(B)=V4-3(US)  
(C)=

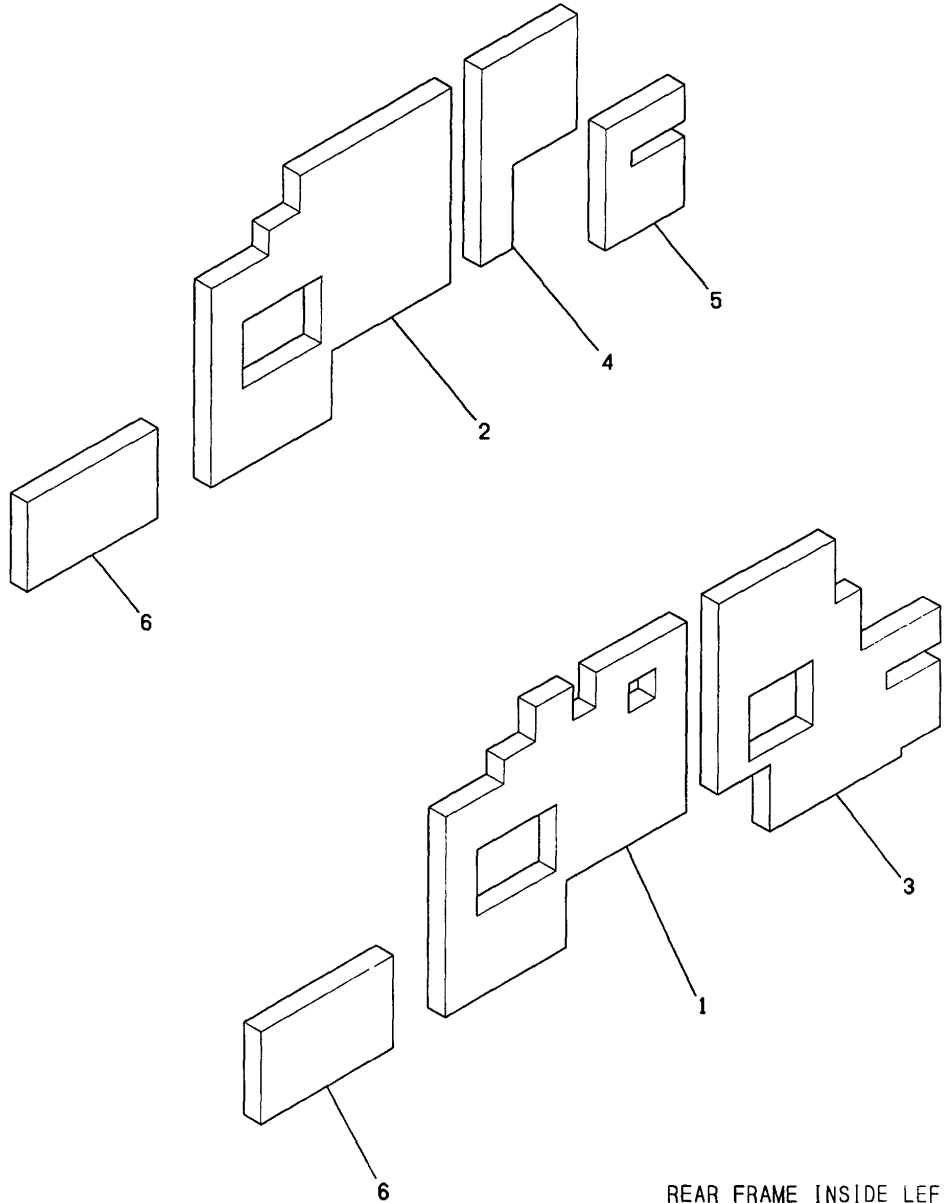
(D)=  
(E)=  
(F)=

No.	Lev.	Parts No.	Description	Q'ty						I	R
				(A)	(B)	(C)	(D)	(E)	(F)		
1	1	172524-62810	SOUND-PROOF VOX20-A	1	1						
2	1	172524-62820	SOUND-PROOF VOX20-B	1	1						
3	1	172524-62830	SOUND-PROOF VOX20-C	1	1						
4	1	172524-62840	SOUND-PROOF VOX20-D	1	1						
5	1	172524-62850	SOUND-PROOF VOX20-E	1	1						
6	1	172524-62860	SOUND-PROOF VOX20-F	2	2						
7	1	172524-62870	SOUND-PROOF VOX20-G	1	1						
8	1	172524-62880	SOUND-PROOF VOX20-H	1	1						
9	1	172524-62910	SOUND-PROOF VOX20-I	2	2						
10	1	172524-62930	SOUND-PROOF VOX20-K	1	1						
11	1	172524-62890	SOUND-PROOF VOX20-KL	1							
12	1	172524-62940	SOUND-PROOF VOX20-L	1	1						
13	1	172524-62950	SOUND-PROOF VOX20-M	1	1						

Fig.35. FRAME SOUNDPROOF MATERIAL(ROPS)

Fig. **35** FRAME SOUNDPROOF MATERIAL (ROPS)

REAR FRAME INSIDE RIGHT



REAR FRAME INSIDE LEFT

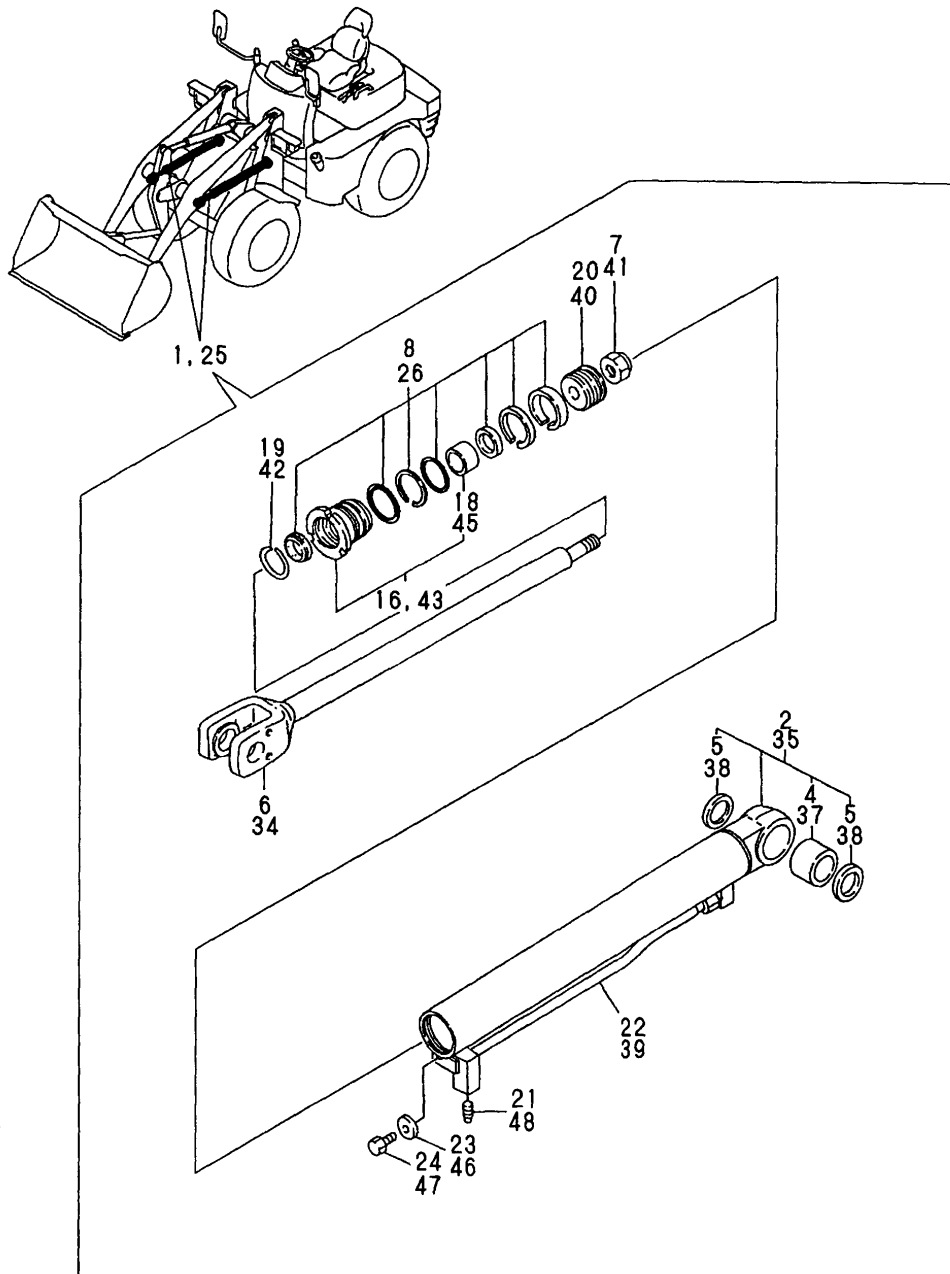
(A)=V3-3(US)  
(B)=V4-3(US)  
(C)=

(D)=  
(E)=  
(F)=

No.	Lev.	Parts No.	Description	Q'ty						I	R
				(A)	(B)	(C)	(D)	(E)	(F)		
1	1	172524-62610	SOUND-PROOF	1	1						
2	1	172524-62620	SOUND-PROOF	1	1						
3	1	172524-62630	SOUND-PROOF	1	1						
4	1	172524-62640	SOUND-PROOF	1	1						
5	1	172524-62650	SOUND-PROOF	1	1						
6	1	172524-62740	SOUND-PROOF VOX20-SF	2	2						

Fig.36. LIFT CYLINDER

Fig. **36** LIFT CYLINDER



(A)=V3-3(US)  
(B)=V4-3(US)  
(C)=

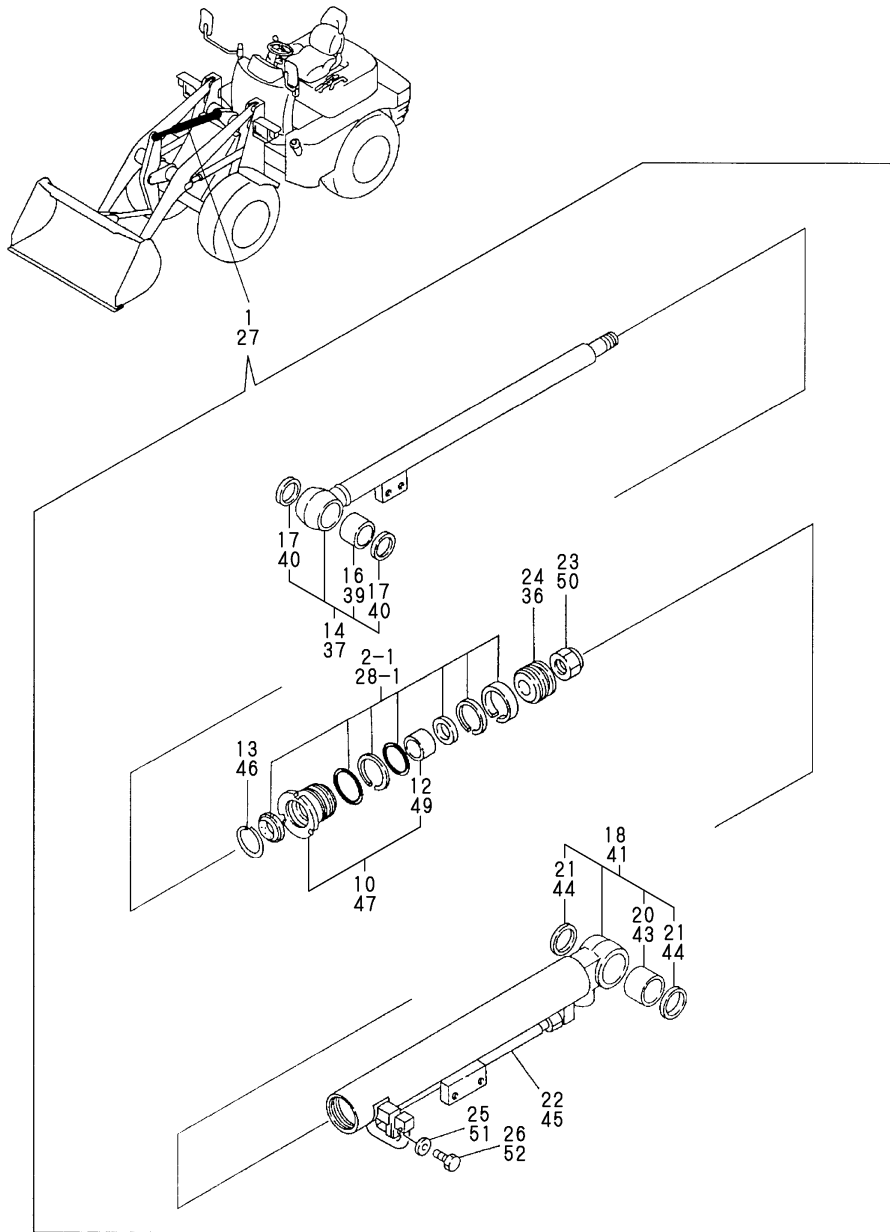
(D)=  
(E)=  
(F)=

No.	Lev.	Parts No.	Description	Q'ty						I	R
				(A)	(B)	(C)	(D)	(E)	(F)		
1	1	172524-72500-2	CYLINDER ASSY, LIFT	2							
2	2	172524-72510-2	BUSH SET, CYLINDER	2							
4	3	172512-72890	BUSH	2							
5	3	172510-81510	SEAL, DUST 40X50X4	4							
6	2	172520-72530	PISTON ROD	2							
7	2	172524-72530	NUT	2							
8	2	172520-72540	SEAL SET, 60X35	2							
16	2	172511-72550	CYLINDER HEAD ASSY	2							
18	3	172511-72570	BUSH	2							
19	2	172520-72550	SNAP RING	2							
20	2	172520-72570	PISTON	2							
21	2	172524-72590	PLUG	2							
22	2	172524-72660-2	TUBE	2							
23	2	22137-080000	WASHER, 8	2							
24	2	26116-080162	BOLT, M8X 16 PLATED	2							
25	1	172525-72500-2	CYLINDER ASSY, LIFT		2						
26	2	172522-72510	SEAL SET, 70X40		2						
34	2	172522-72530	PISTON ROD		2						
35	2	172525-72540-2	BUSH SET, CYLINDER		2						
37	3	172512-72890	BUSH		2						
38	3	172510-81510	SEAL, DUST 40X50X4		4						
39	2	172525-72560-2	TUBE		2						
40	2	172522-72580	PISTON		2						
41	2	172524-72690	NUT		2						
42	2	172522-72760	SNAP RING		2						
43	2	172522-72770	HEAD ASSY, CYLINDER		2						
45	3	24550-040250	BUSH, 40X25		2						
46	2	22137-080000	WASHER, 8		2						
47	2	26116-080162	BOLT, M8X 16 PLATED		2						
48	2	172524-72590	PLUG		2						



Fig.37. DUMP CYLINDER(AUTO LEVELLER)

P/C NEWS No:Y00S3801-1  
PUBLISHED:2005/11



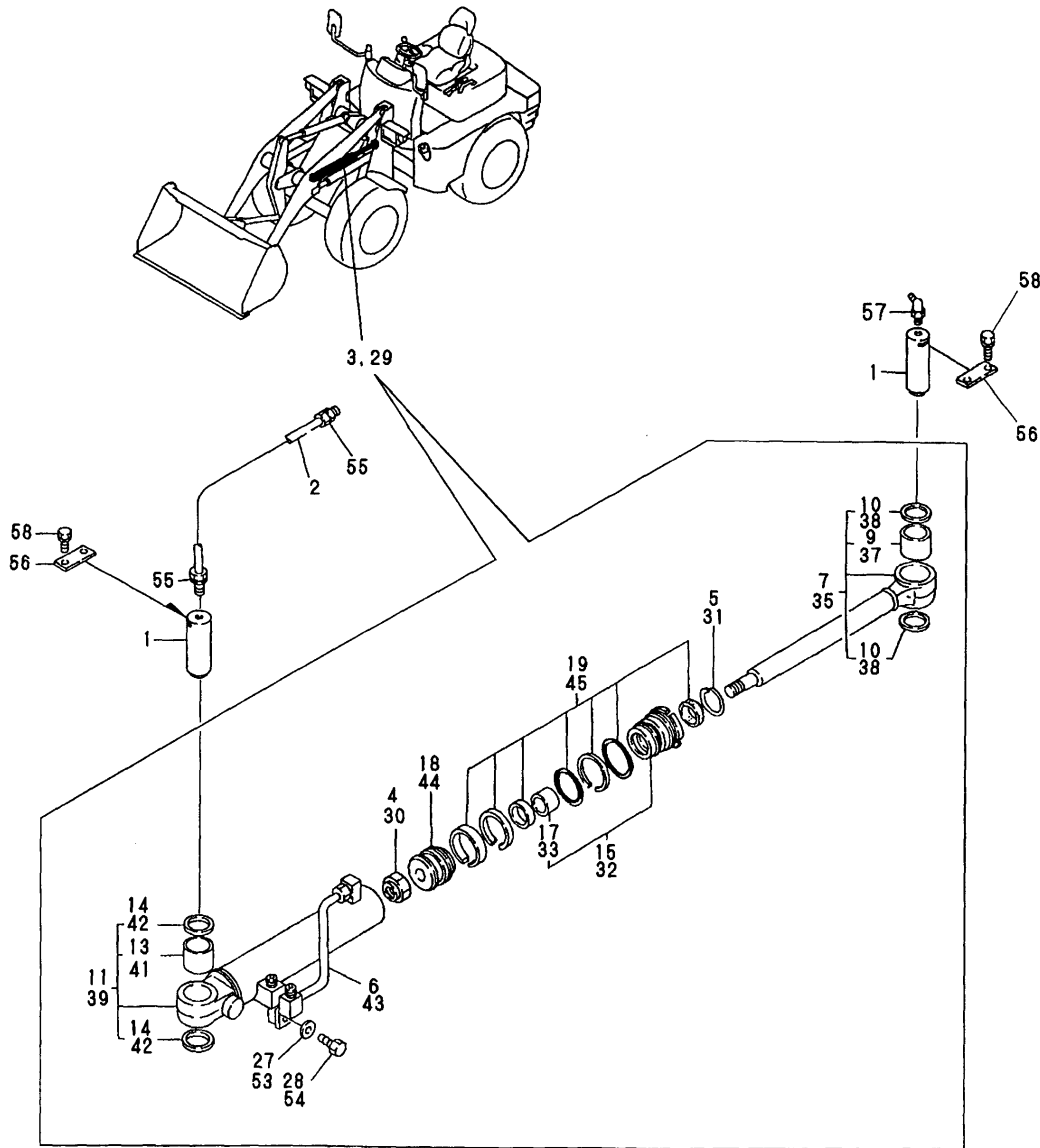
(A)=V3-3(US)  
(B)=V4-3(US)  
(C)=

(D)=  
(E)=  
(F)=

No.	Lev.	Parts No.	Description	Qty						I	R
				(A)	(B)	(C)	(D)	(E)	(F)		
1	1	172524-72600-2	CYLINDER ASSY, DUMP	1							
2-1	2	172520-72730	SEAL SET, 60X35	1							
10	2	172511-72550	CYLINDER HEAD ASSY	1							
12	3	172511-72570	BUSH	1							
13	2	172520-72550	SNAP RING	1							
14	2	172524-72610	BUSH SET,ROD	1							
16	3	172512-73040	BUSH	1							
17	3	172510-93950	SEAL, DUST 35X45X4	2							
18	2	172524-72630-2	BUSH SET, CYLINDER	1							
20	3	172512-72890	BUSH	1							
21	3	172510-81510	SEAL, DUST 40X50X4	2							
22	2	172520-72680-2	TUBE	1							
23	2	172524-72690	NUT	1							
24	2	172520-72720	PISTON	1							
25	2	22137-080000	WASHER, 8	1							
26	2	26116-080202	BOLT, M8X 20 PLATED	1							
27	1	172525-72600-2	CYLINDER ASSY, DUMP							1	
28-1	2	172525-72510	SEAL SET							1	
36	2	172525-72710	PISTON							1	
37	2	172525-72620	BUSH SET, ROD							1	
39	3	172512-72890	BUSH							1	
40	3	172510-81510	SEAL, DUST 40X50X4							2	
41	2	172525-72640-2	BUSH SET, CYLINDER							1	
43	3	172510-81510	SEAL, DUST 40X50X4							1	
44	3	172512-72890	BUSH							2	
45	2	172525-72680-2	TUBE							1	
46	2	172522-72760	SNAP RING							1	
47	2	172522-72770	HEAD ASSY, CYLINDER							1	
49	3	24550-040250	BUSH, 40X25							1	
50	2	172524-72690	NUT							1	
51	2	22137-080000	WASHER, 8							1	
52	2	26116-080202	BOLT, M8X 20 PLATED							1	

Fig.38. POWER STEERING CYLINDER

Fig. **38** POWER STEERING CYLINDER

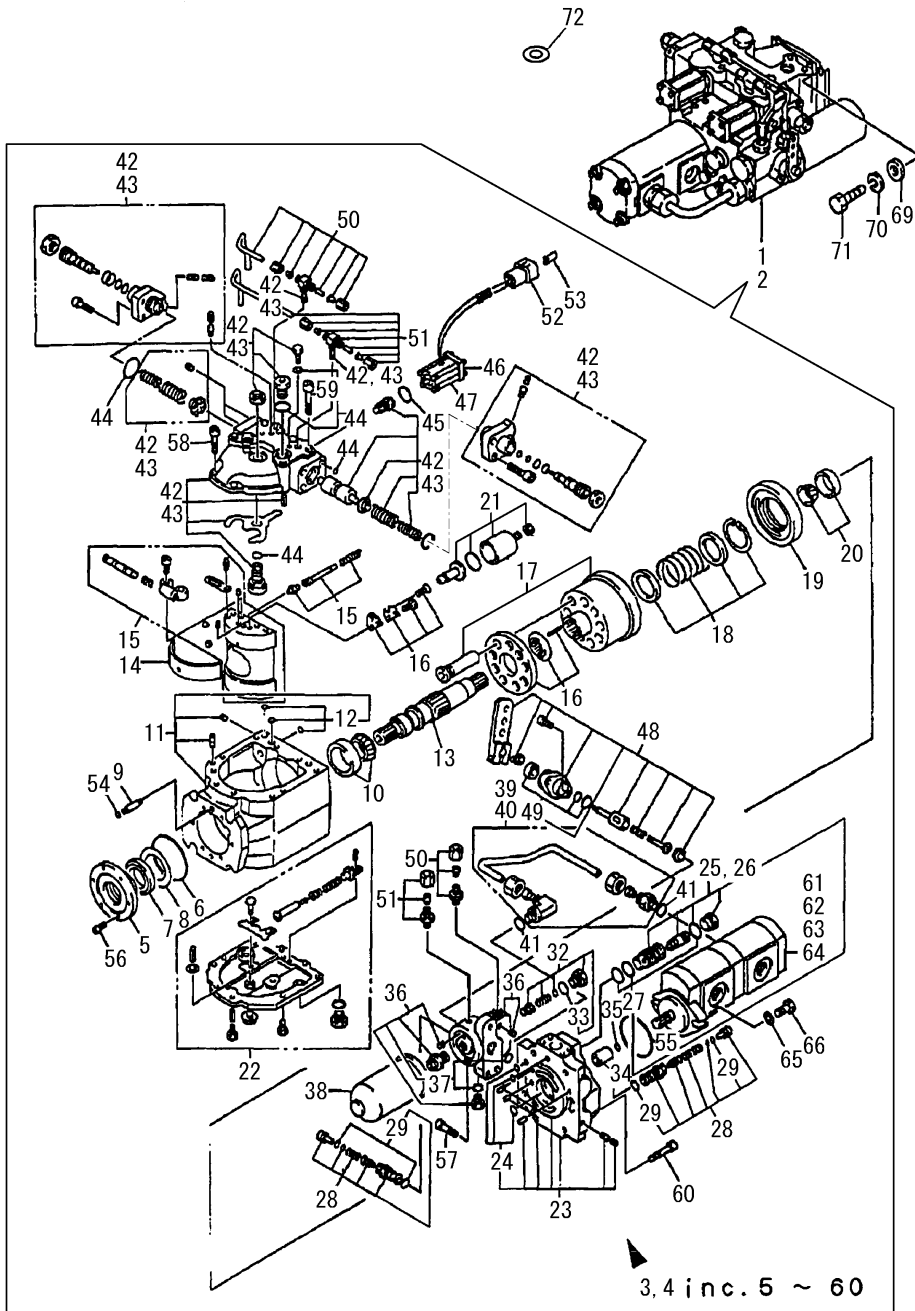


(A)=V3-3(US)  
(B)=V4-3(US)  
(C)=

(D)=  
(E)=  
(F)=

No.	Lev.	Parts No.	Description	Q'ty						I	R
				(A)	(B)	(C)	(D)	(E)	(F)		
1	1	172524-72420	PIN 35X103	2	2						
2	1	172524-72430	TUBE, NYLON	1	1						
3	1	172524-72800-2	CYLINDER ASSY	1							
4	2	172524-72530	NUT		1						
5	2	172521-72680	SNAP RING		1						
6	2	172524-72820-2	TUBE		1						
7	2	172520-72810	BUSH SET, ROD		1						
9	3	172512-73040	BUSH		1						
10	3	172510-93950	SEAL, DUST 35X45X4		2						
11	2	172524-72830-2	BUSH SET, CYLINDER		1						
13	3	172512-73040	BUSH		1						
14	3	172510-93950	SEAL, DUST 35X45X4		2						
15	2	172511-72850	CYLINDER HEAD ASSY		1						
17	3	172511-72870	BUSH		1						
18	2	172520-72870	PISTON		1						
19	2	172522-72880	SEAL SET, 60X30		1						
27	2	22137-080000	WASHER, 8		1						
28	2	26116-080162	BOLT, M8X 16 PLATED		1						
29	1	172525-72800-2	CYLINDER ASSY		1						
30	2	172524-72530	NUT		1						
31	2	172521-72680	SNAP RING		1						
32	2	172522-72810	HEAD ASSY, CYLINDER		1						
33	3	172511-72870	BUSH		1						
35	2	172522-72820	BUSH SET, ROD		1						
37	3	172512-73040	BUSH		1						
38	3	172510-93950	SEAL, DUST 35X45X4		2						
39	2	172525-72830-2	BUSH SET, CYLINDER		1						
41	3	172512-73040	BUSH		1						
42	3	172510-93950	SEAL, DUST 35X45X4		2						
43	2	172525-72850-2	TUBE		1						
44	2	172520-72870	PISTON		1						
45	2	172522-72880	SEAL SET, 60X30		1						
53	2	22137-080000	WASHER, 8		1						
54	2	26116-080162	BOLT, M8X 16 PLATED		1						
55	1	172141-77800	JOINT, GREASE		2	2					
56	1	172512-91210	PLATE, PIN LOCK		2	2					
57	1	24764-040000	NIPPLE, GREASE B		2	2					
58	1	26013-100202	BOLT, M10X 20		4	4					

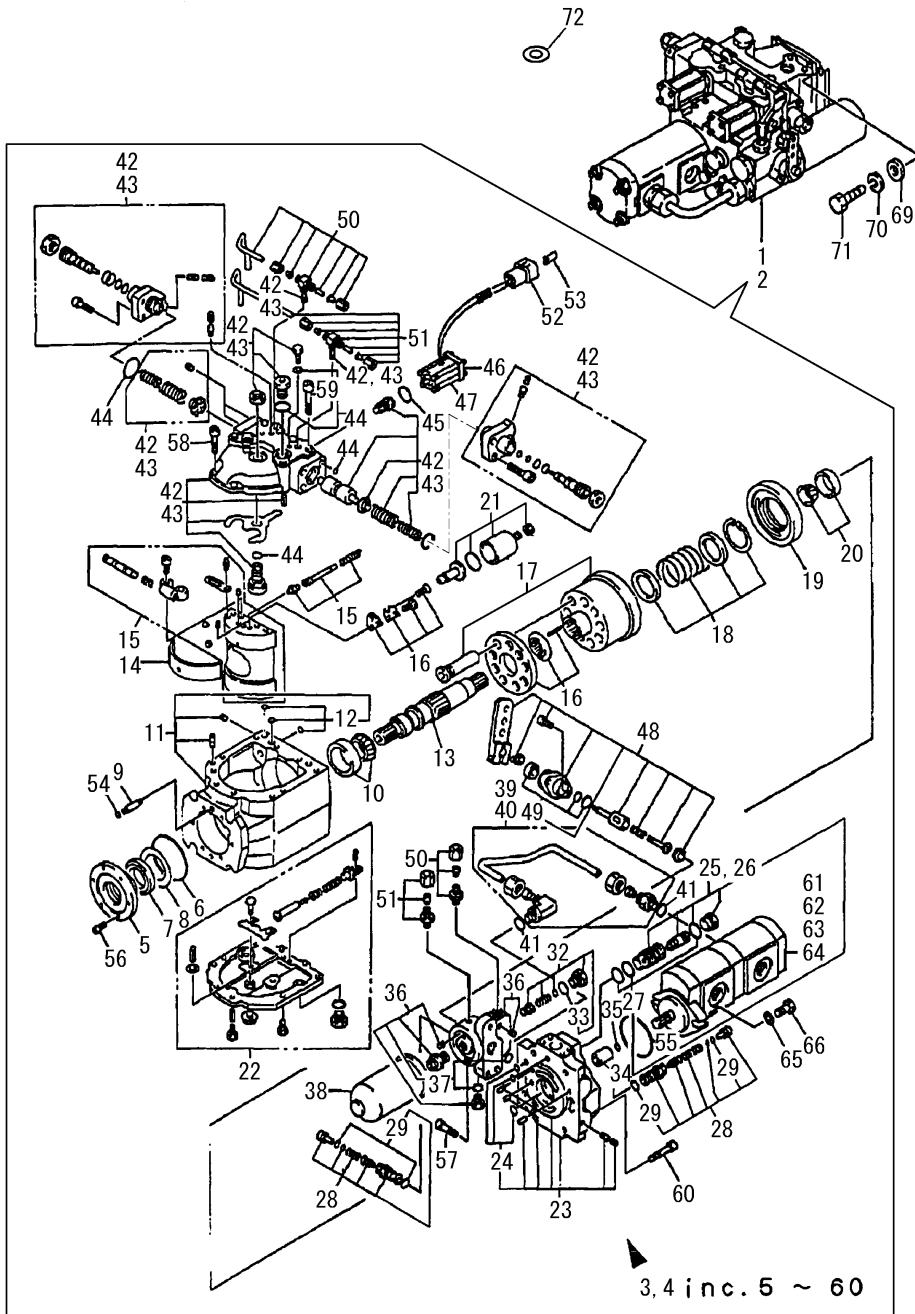
Fig.39. HST PUMP



No.	Lev.	Parts No.	Description	Q'ty						I	R
				(A)	(B)	(C)	(D)	(E)	(F)		
1	1	172524-73101	PUMP ASSY, H.S.T.	1							
2	1	172525-73101	PUMP ASSY, H.S.T.		1						
3	2	172524-73111	PUMP, H.S.T.	1							
4	2	172525-73111	PUMP, H.S.T.		1						
5	3	172524-73130	COVER, OIL SEAL	1	1						
6	3	172520-73140	O-RING	1	1						
7	3	172524-73150	SEAL, 355511	1	1						
8	3	172524-73170	SHIM SET	1	1						
9	3	172520-73180	PIN	2	2						
10	3	172520-73190	BEARING	1	1						
11	3	172524-73200	HOUSING SET	1	1						
12	4	172524-73220	SEAL SET	1	1						
13	3	172524-73210	SHAFT, DRIVE	1	1						
14	3	172520-73220	BEARING	2	2						
15	3	172524-73230	PLATE SET	1	1						
16	3	172524-73240	RETAINER SET	1	1						
17	3	172524-73250	CYLINDER SET, PISTON	1	1						
18	3	172524-73260	SPRING SET	1	1						
19	3	172524-73270	PLATE, VALVE	1	1						
20	3	172520-73280	BEARING	1	1						
21	3	172524-73290	PISTON SET	2	2						
22	3	172524-73330	COVER SET	1	1						
23	3	172524-73340	HOLDER SET, VALVE	1	1						
24	4	172524-73350	SEAL SET	1	1						
25	3	172524-73360	VALVE, RELIEF	2							
26	3	172525-73360	VALVE, RELIEF		2						
27	4	172520-73370	SEAL SET	2	2						
28	3	172520-73380	VALVE, RELIEF	2	2						
29	4	172524-73380	SEAL SET, RV 16	2	2						
32	3	172524-73390	RELIEF SET	1	1						
33	4	24315-000180	O-RING, 1BP18.0	1	1						
34	3	172524-73410	COUPLING	1	1						
35	3	172524-73420	SNAP RING	1	1						
36	3	172524-73440	FLANGE SET, FILTER	1	1						
37	4	172524-73450	SEAL SET	1	1						
38	3	172520-73460	FILTER	1	1						
39	3	172524-73490	PIPE SET	1							
40	3	172525-73490	PIPE SET		1						
41	4	24315-000180	O-RING, 1BP18.0	2	2						
42	3	172524-73850	COVER SET	1							
43	3	172525-73850	COVER SET		1						
44	4	172524-73860	SEAL SET	1	1						
45	3	172520-73870	O-RING	2	2						
46	3	172524-73880	SOLENOID	2	2						
47	3	172524-73890	BOLT M 4X 75	8	8						
48	3	172524-73900	VALVE SET	1	1						
49	4	172524-73970	SEAL SET	1	1						
50	3	172524-73940	PIPE SET	1	1						
51	3	172524-73960	PIPE SET	1	1						
52	3	172524-73980	HOUSING	1	1						
53	3	172524-73990	RETAINER	1	1						

N:Old  $\frac{Yes}{No}$  New, Q:Old  $\frac{No}{Yes}$  New, R:Old  $\frac{Yes}{Yes}$  New, S:Old  $\frac{No}{No}$  New, W:Add, Z:Discontinued, F:Interchangeable by set, K:Q'ty Change  
 ++ CONTINUE ++  
 Copyright (C) YANMAR CO., LTD. All Rights Reserved.

Fig.39. HST PUMP



(A)=V3-3(US)  
(B)=V4-3(US)  
(C)=

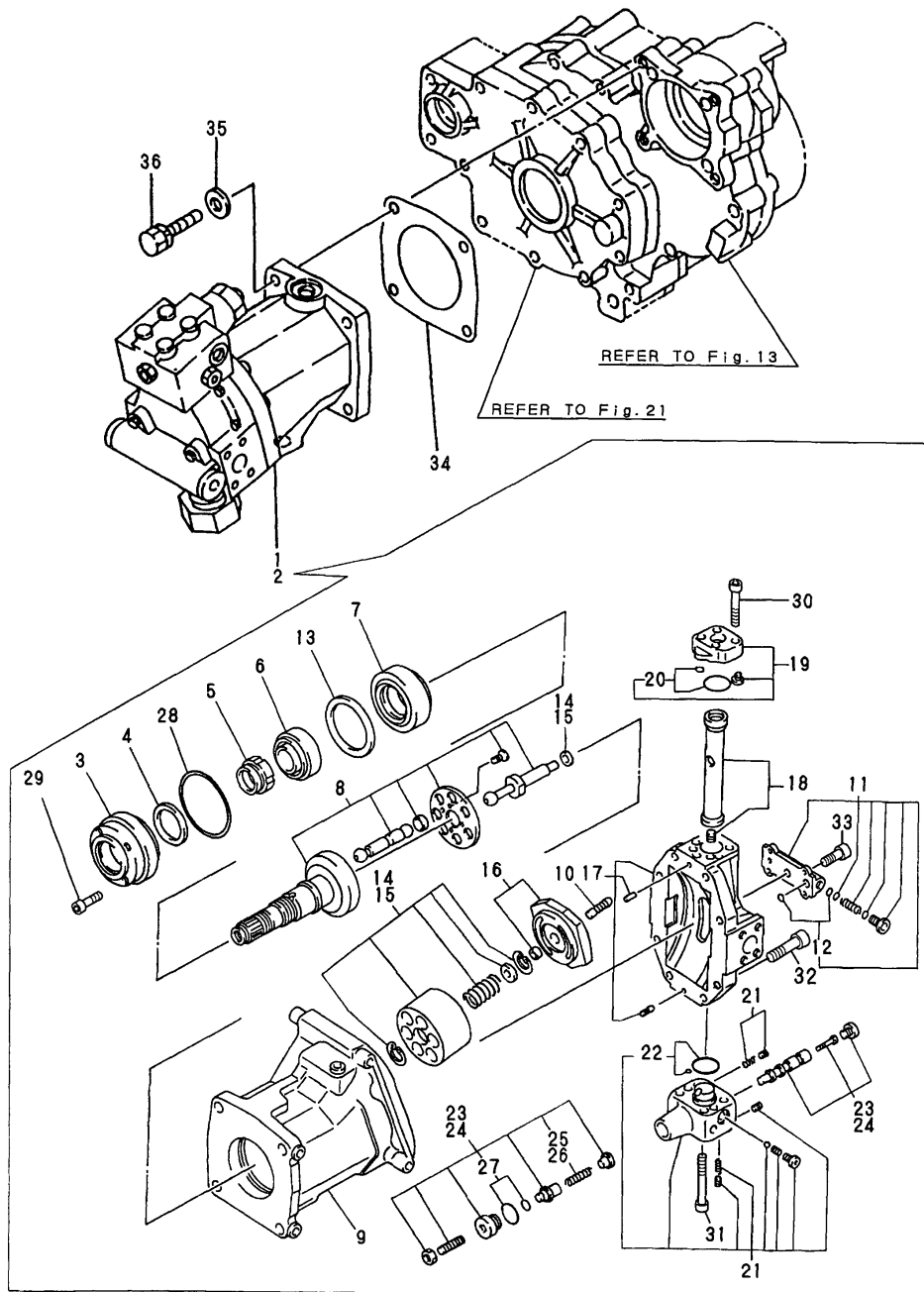
(D)=  
(E)=  
(F)=

No.	Lev.	Parts No.	Description	Q'ty						I	R
				(A)	(B)	(C)	(D)	(E)	(F)		
54	3	24311-000050	O-RING, 1AP5.0	2	2						
55	3	24341-000850	O-RING, 1AS85.0	1	1						
56	3	26450-060122	BOLT, M6X 12	6	6						
57	3	26450-080252	BOLT, M8X 25	3	3						
58	3	26450-080302	BOLT, M8X 30	2	2						
59	3	26450-080602	BOLT, M8X 60	6	6						
60	3	26450-100502	BOLT, M10X 50	4	4						
61	2	172520-73120	PUMP, TANDEM	1							
62	2	172525-73120	PUMP, TAMDAM		1						
63	3	172520-74320	SEAL SET	1							
64	3	172522-74130	SEAL SET		1						
65	2	22137-100000	WASHER, 10	2	2						
66	2	26116-100252	BOLT, M10X 25 PLATED	2	2						
69	1	22137-140000	WASHER, 14	4	4						
70	1	22217-140000	WASHER, SPRING 14	4	4						
71	1	26156-140402	BOLT, M14X 40 PLATED	4	4						
72	1	172524-73870	WASHER	2	2						W

(A=M/#31639) (B=M/#31225)

Fig.40. HST MOTOR

Fig. **40** HST MOTOR



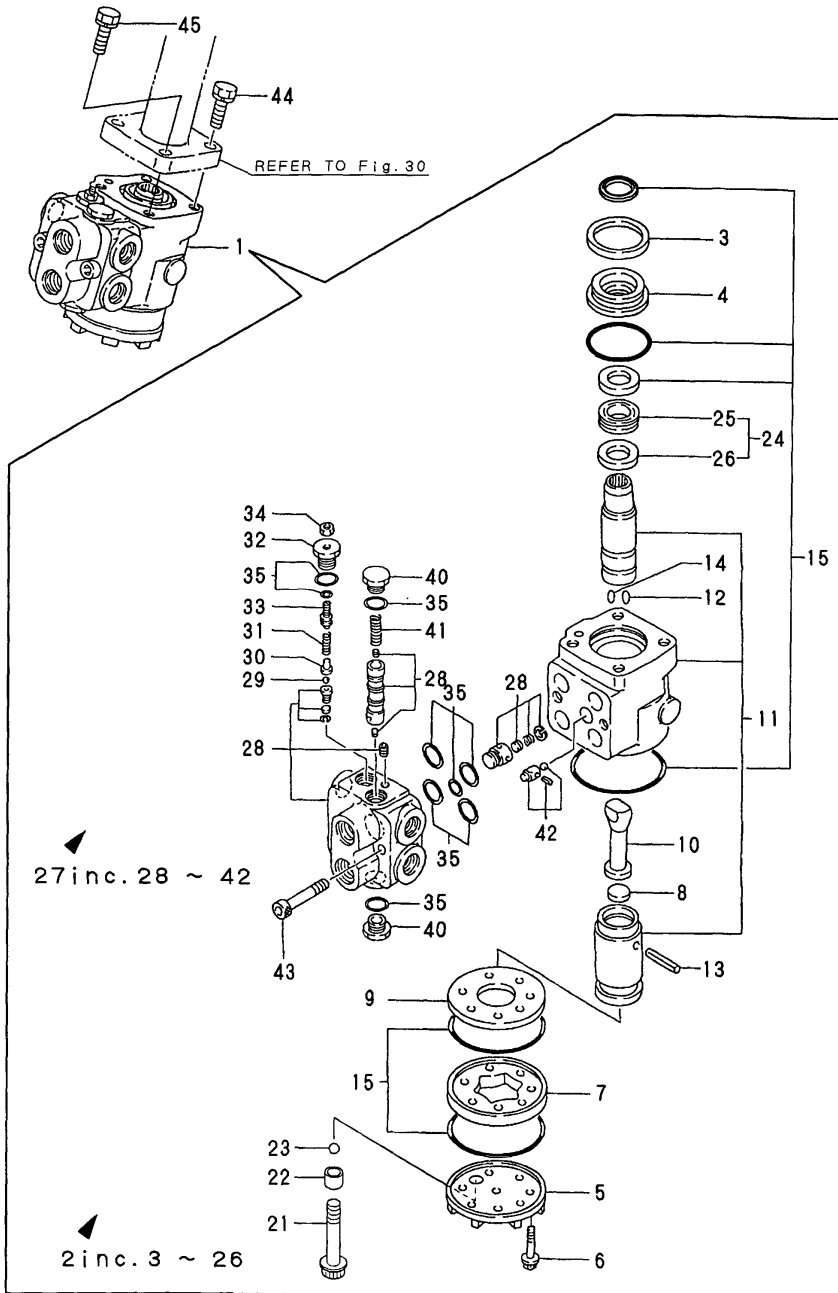
(A)=V3-3(US)  
(B)=V4-3(US)  
(C)=

(D)=  
(E)=  
(F)=

No.	Lev.	Parts No.	Description	Qty						I	R
				(A)	(B)	(C)	(D)	(E)	(F)		
1	1	172524-73070	MOTOR COMP.,H.S.T.	1							
2	1	172525-73070	HST MOTOR E ASSY		1						
3	2	172520-74340	RETAINER, SEAL	1	1						
4	2	172520-74350	SEAL, OIL	1	1						
5	2	172520-74360	NUT, 40X1.5	1	1						
6	2	172520-74370	BEARING	1	1						
7	2	172520-74390	BEARING	1	1						
8	2	172520-74410	SHAFT ASSY, DRIVE	1	1						
9	2	172520-74430	CASE	1	1						
10	2	172520-74460	PIN	1	1						
11	2	172520-74520	BLOCK ASSY, VALVE	1	1						
12	3	172520-74530	SEAL SET	1	1						
13	2	172524-74610	SHIM KIT	1	1						
14	2	172524-74620	BLOCK ASSY, CYLINDER	1							
15	2	172525-74620	BLOCK ASSY, CYLINDER		1						
16	2	172524-74630	PLATE, VALVE	1	1						
17	2	172524-74640	HOLDER, VALVE	1	1						
18	2	172524-74650	PISTON W/RINGS	1	1						
19	2	172524-74660	COVER ASSY	1	1						
20	3	172524-74760	SEAL SET	1	1						
21	2	172524-74670	BODY,VALVE	1	1						
22	3	172524-74760	SEAL SET	1	1						
23	2	172524-74680	SPOOL ASSY	1							
24	2	172525-74680	SPOOL ASSY		1						
25	3	172524-74690	SPRING, 21MPA	1							
26	3	172525-74690	SPRING, 21MPA		1						
27	3	172524-74780	SEAL SET	1	1						
28	2	24341-000700	O-RING, 1AS70.0	1	1						
29	2	26450-060202	BOLT, M6X 20	4	4						
30	2	26450-060352	BOLT, M6X 35	4	4						
31	2	26450-060452	BOLT, M6X 45	4	4						
32	2	26450-080302	BOLT, M8X 30	8	8						
33	2	26450-100252	BOLT, M10X 25	4	4						
34	1	172520-73311	GASKET, MOTOR	1	1						
35	1	22137-100000	WASHER, 10	4	4						
36	1	26013-100352	BOLT, M10X 35	4	4						

Fig.41. STEERING UNIT

Fig.41 STEERING UNIT



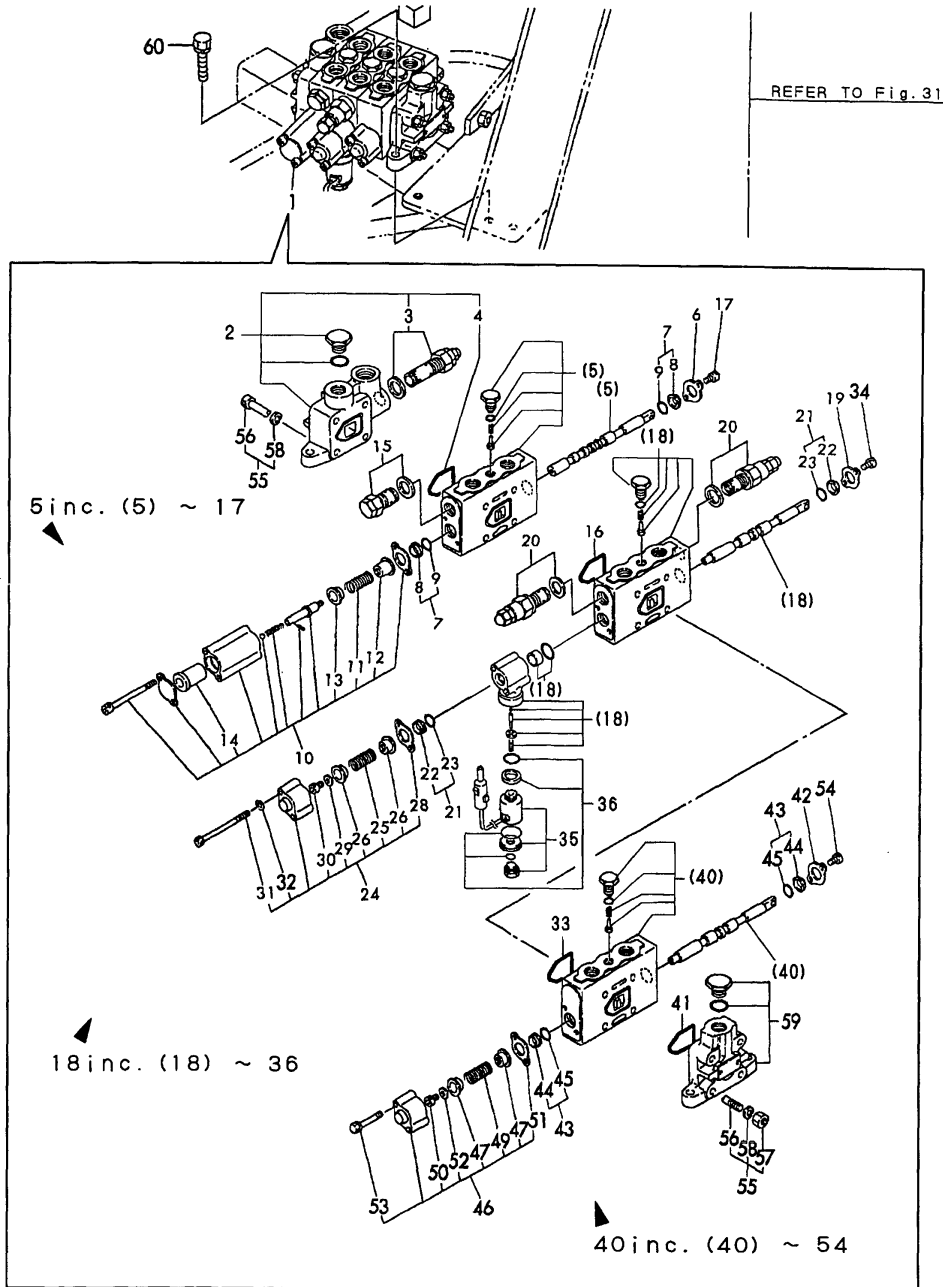
(A)=V3-3(US)  
(B)=V4-3(US)  
(C)=

(D)=  
(E)=  
(F)=

No.	Lev.	Parts No.	Description	Q'ty						I	R
				(A)	(B)	(C)	(D)	(E)	(F)		
1	1	172524-73512	STEERING ASSY	1	1						
2	2	172524-73522	ROLL ASSY, ORBITAL	1	1						
3	3	172312-73110	RETAINING RING	1	1						
4	3	172524-73530	BUSH, SEAL GLAND	1	1						
5	3	172312-73520	CAP, END	1	1						
6	3	172520-73530	SCREW	6	6						
7	3	172520-73540	GEROTOR	1	1						
8	3	172524-73550	SPACER	1	1						
9	3	172312-73560	PLATE, SPACER	1	1						
10	3	172520-73560	DRIVE	1	1						
11	3	172524-73571	PARTS SET, CONTROL	1	1						
12	3	172519-73590	SPRING, CENTERING	4	4						
13	3	172519-73610	PIN	1	1						
14	3	172524-73650	SPRING	2	2						
15	3	172524-73582	SEAL SET	1	1						
21	3	172524-73540	SCREW, RETAINER	1	1						
22	3	172524-73780	SCREW, ADAPTER	1	1						
23	3	172524-73790	BALL	1	1						
24	3	172524-73640	BEARING SET, NEEDLE	1	1						
25	4	172312-73660	RACE BEARING	2	2						
26	4	172312-73670	NEEDLE, THRUST	1	1						
27	2	172524-73610	VALVE COMPL.	1	1						
28	3	172524-73620	HOUSING ASSY	1	1						
29	3	172520-73630	BALL	1	1						
30	3	172520-73640	GUIDE, BALL	1	1						
31	3	172520-73650	SPRING, RELIEF	1	1						
32	3	172520-73660	PLUG, RELIEF	1	1						
33	3	172520-73670	SCREW, ADJUST	1	1						
34	3	172520-73680	NUT, LOCK	1	1						
35	3	172524-73590	SEAL SET	1	1						
40	3	172520-73740	PLUG, SPOOL	2	2						
41	3	172524-73750	SPRING, CONTROL	1	1						
42	3	172520-73770	ORIFICE SET	1	1						
43	2	26450-100502	BOLT, M10X 50	2	2						
44	1	26013-100352	BOLT, M10X 35	2	2						
45	1	26013-100302	BOLT, M10X 30	2	2						

Fig.42. CONTROL VALVE(P.T.O.,AUTO LEVELLER)

Fig.42 CONTROL VALVE (P. T. O., AUTO LEVELLER)



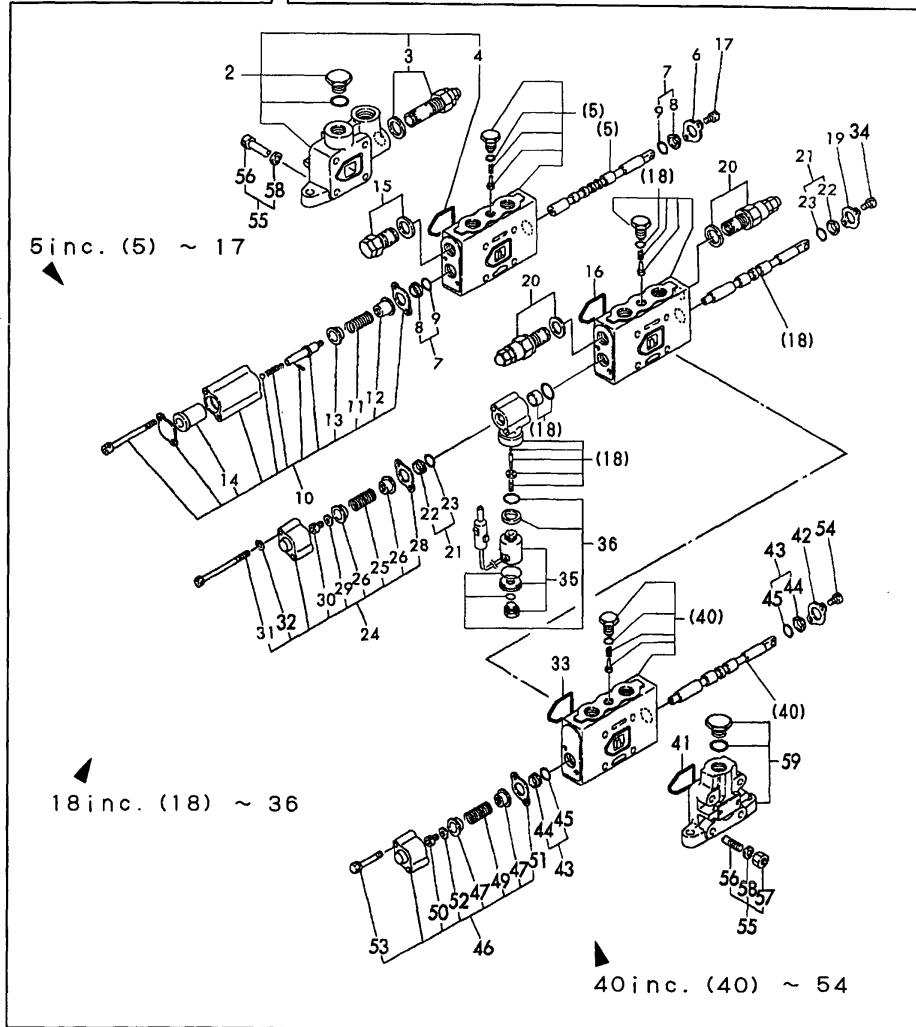
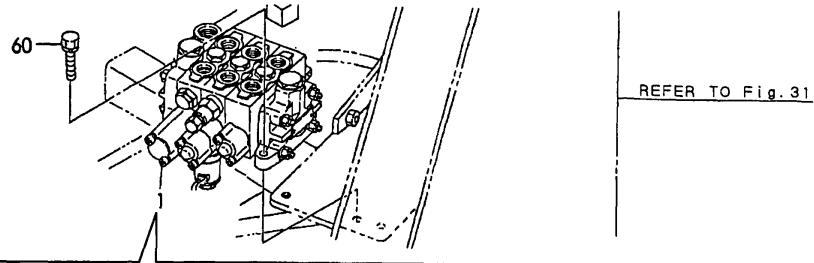
(A)=V3-3(US)  
(B)=V4-3(US)  
(C)=

(D)=  
(E)=  
(F)=

No.	Lev.	Parts No.	Description	Qty						I	R
				(A)	(B)	(C)	(D)	(E)	(F)		
1	1	172524-74220	VALVE, CONTROL	1	1						
2	2	172524-74410	COVER COMP.,INLET	1	1						
3	3	172524-74130	VALVE ASSY, RELIEF	1	1						
4	3	194850-49370	O-RING, 1A2053	1	1						
5	2	172524-74320	BLOCK ASSY	1	1						
6	3	172520-74150	COVER, SPOOL	1	1						
7	3	172212-74250	SEAL SET, SPOOL	1	1						
8	4	172510-74410	SEAL, DUST	2	2						
9	4	24311-000140	O-RING, 1AP14.0	2	2						
10	3	172524-74420	COVER ASSY	1	1						
11	4	172524-74430	SPRING	1	1						
12	4	172510-74440	RETAINER, SPRING	1	1						
13	4	172510-74450	RETAINER, SPRING	1	1						
14	4	172510-74471	COVER ASSY	1	1						
15	3	172510-74270	VALVE ASSY, SUCTION	1	1						
16	3	194850-49370	O-RING, 1A2053	1	1						
17	3	26450-060102	BOLT, M6X 10	2	2						
18	2	172524-74360	BLOCK ASSY	1	1						
19	3	172520-74150	COVER, SPOOL	1	1						
20	3	172524-74170	VALVE, COMBINATION	2	2						
21	3	172212-74250	SEAL SET, SPOOL	1	1						
22	4	172510-74410	SEAL, DUST	2	2						
23	4	24311-000140	O-RING, 1AP14.0	2	2						
24	3	172524-74510	COVER ASSY	1	1						
25	4	172524-74460	SPRING	1	1						
26	4	172510-74440	RETAINER, SPRING	2	2						
28	4	172510-74480	RETAINER, SEAL	1	1						
29	4	22137-060000	WASHER, 6	1	1						
30	4	172524-74470	BOLT, M6X10	1	1						
31	4	26450-060802	BOLT, M6X 80	2	2						
32	4	22287-060000	WASHER 6	2	2						
33	3	194850-49370	O-RING, 1A2053	1	1						
34	3	26450-060102	BOLT, M6X 10	2	2						
35	3	172524-74520	SOLENOID	1	1						
36	3	172524-74530	SEAL SET, SOLENOID	1	1						
40	2	172524-74340	BLOCK ASSY	1	1						
41	3	194850-49370	O-RING, 1A2053	1	1						
42	3	172520-74150	COVER, SPOOL	1	1						
43	3	172212-74250	SEAL SET, SPOOL	1	1						
44	4	172510-74410	SEAL, DUST	2	2						
45	4	24311-000140	O-RING, 1AP14.0	2	2						
46	3	172524-74450	COVER ASSY	1	1						
47	4	172510-74440	RETAINER, SPRING	2	2						
49	4	172524-74460	SPRING	1	1						
50	4	172524-74470	BOLT, M6X10	1	1						
51	4	172510-74480	RETAINER, SEAL	1	1						
52	4	22137-060000	WASHER, 6	1	1						
53	4	26016-060402	BOLT, M6X 40	2	2						
54	3	26450-060102	BOLT, M6X 10	2	2						
55	2	172524-74390	BOLT ASSY	1	1						
56	3	172524-74490	SCREW	4	4						

Fig.42. CONTROL VALVE(P.T.O.,AUTO LEVELLER)

Fig.42 CONTROL VALVE (P. T. O., AUTO LEVELLER)



(A)=V3-3(US)  
(B)=V4-3(US)  
(C)=

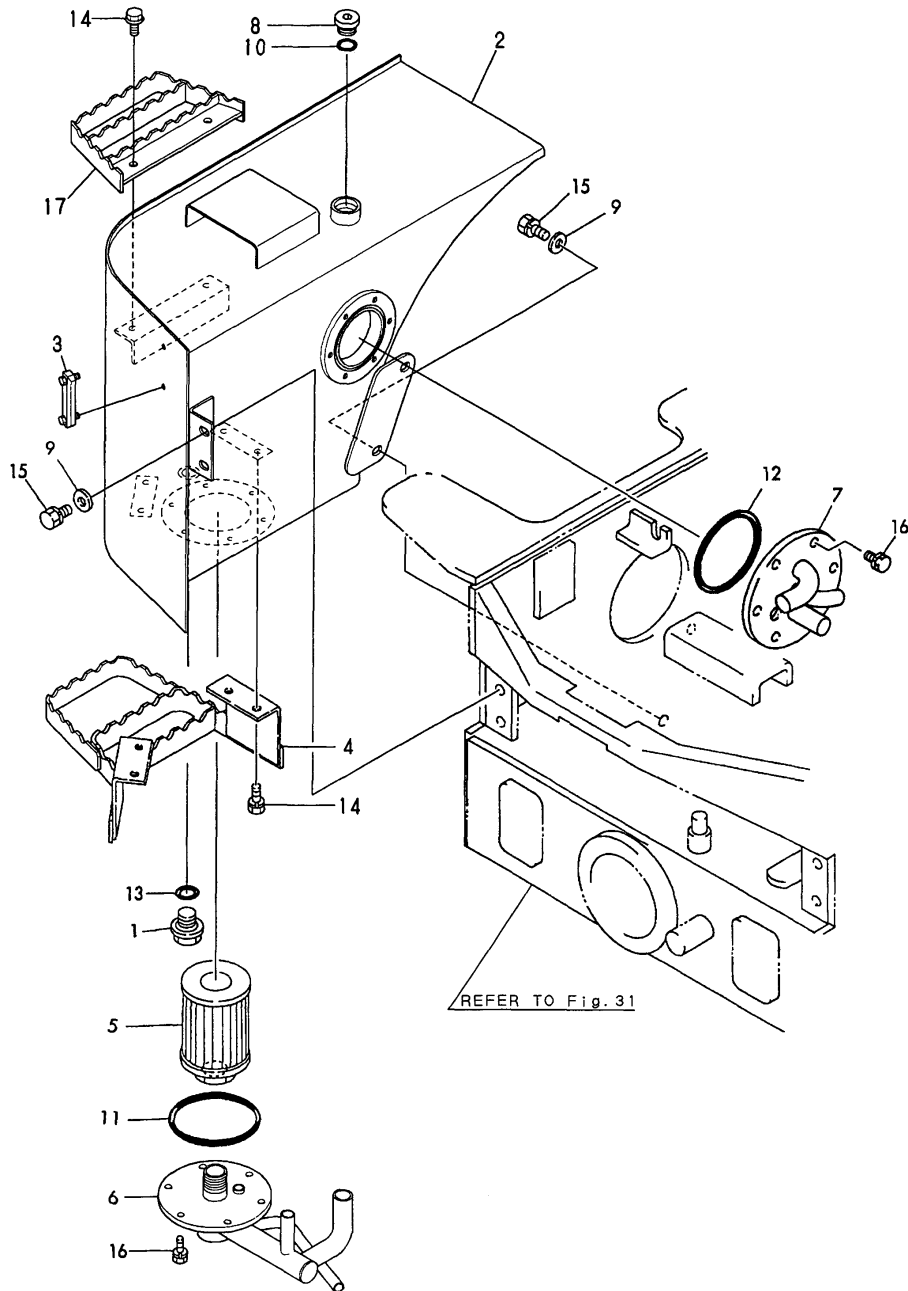
(D)=  
(E)=  
(F)=

No.	Lev.	Parts No.	Description	Q'ty						I	R
				(A)	(B)	(C)	(D)	(E)	(F)		
57	3	26716-080002	NUT, M8	4	4						
58	3	22287-080000	WASHER, 8	8	8						
59	2	172511-74320	COVER ASSY	1	1						
60	1	26013-100352	BOLT, M10X 35	3	3						



Fig.43. HYDRAULIC OIL TANK

Fig. **43** HYDRAULIC OIL TANK



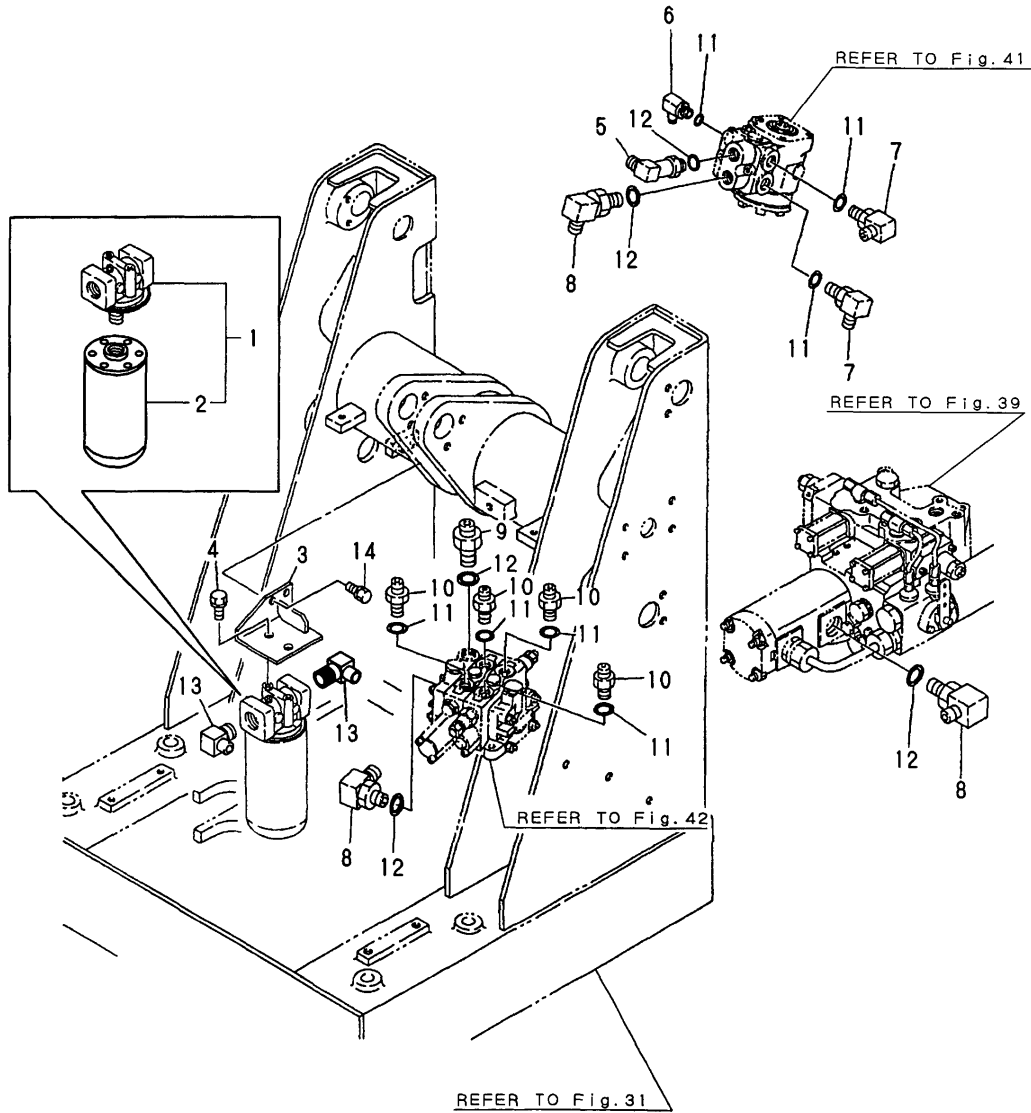
(A)=V3-3(US)  
(B)=V4-3(US)  
(C)=

(D)=  
(E)=  
(F)=

No.	Lev.	Parts No.	Description	Q'ty						I	R
				(A)	(B)	(C)	(D)	(E)	(F)		
1	1	171301-01640	PLUG, 22	1	1						
2	1	172524-75350	RESERVOIR ASSY	1	1						
3	1	172524-75190	GAUGE, OIL LEVEL	1	1						
4	1	172524-75330	STEP	1	1						
5	1	172520-75320	FILTER, SUCTION	1	1						
6	1	172524-75810	FLANGE, SUCTION	1	1						
7	1	172524-75910-2	FLANGE, RETURN	1	1						
8	1	172524-75710	PLUG PF1	1	1						
9	1	22137-120000	WASHER, 12	4	4						
10	1	24311-000290	O-RING, 1AP29.0	1	1						
11	1	24321-001150	O-RING, 1AG115.0	1	1						
12	1	24321-001000	O-RING, 1AG100.0	1	1						
13	1	24341-000250	O-RING, 1AS25.0	1	1						
14	1	26013-100202	BOLT, M10X 20	6	6						
15	1	26013-120202	BOLT, M12X 20	4	4						
16	1	26013-080202	BOLT, M8X 20	12	12						
17	1	172524-14450	STEP	1	1						

Fig.44. FILTER & PIPE FITTING

Fig.44 FILTER & PIPE FITTING



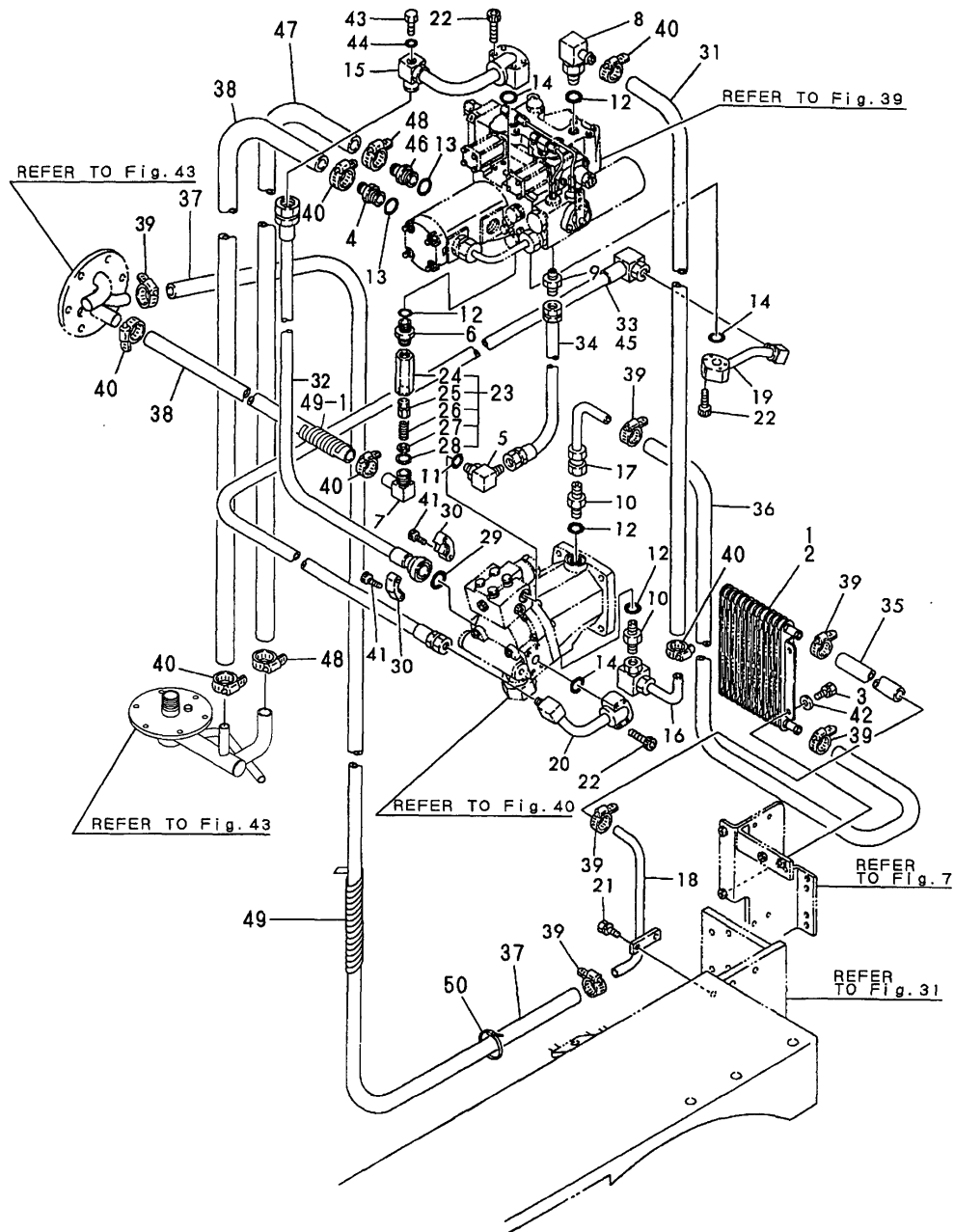
(A)=V3-3(US)  
(B)=V4-3(US)  
(C)=

(D)=  
(E)=  
(F)=

No.	Lev.	Parts No.	Description	Q'ty						I	R
				(A)	(B)	(C)	(D)	(E)	(F)		
1	1	172524-73910	FILTER, OIL 20K	1	1						
2	2	172524-73920	ELEMENT, FILTER	1	1						
3	1	172524-73930	BRACKET, FILTER	1	1						
4	1	26013-100202	BOLT, M10X 20	2	2						
5	1	172524-76110	ELBOW	1	1						
6	1	172524-76130	NIPPLE, ELBOW	1	1						
7	1	172510-76310	ELBOW	2	2						
8	1	172510-76320	ELBOW, 1/2	3	3						
9	1	172521-76170	ADAPTER, 1/2	1	1						
9-1	1	172524-76170	ADAPTER, 1/2- 19	1	1						N
		(A=M/#31639) (B=M/#31225)									
10	1	172510-76360	FITTING 3/8	4	4						
11	1	24311-000140	O-RING, 1AP14.0	7	7						
12	1	24311-000180	O-RING, 1AP18.0	5	5						
13	1	172524-76480	ELBOW	2	2						
14	1	26013-080162	BOLT, M8X 16	2	2						

Fig.45. HYD.OIL PIPING(HST)

Fig.45 HYD.OIL PIPING(HST)



(A)=V3-3(US)  
(B)=V4-3(US)  
(C)=

(D)=  
(E)=  
(F)=

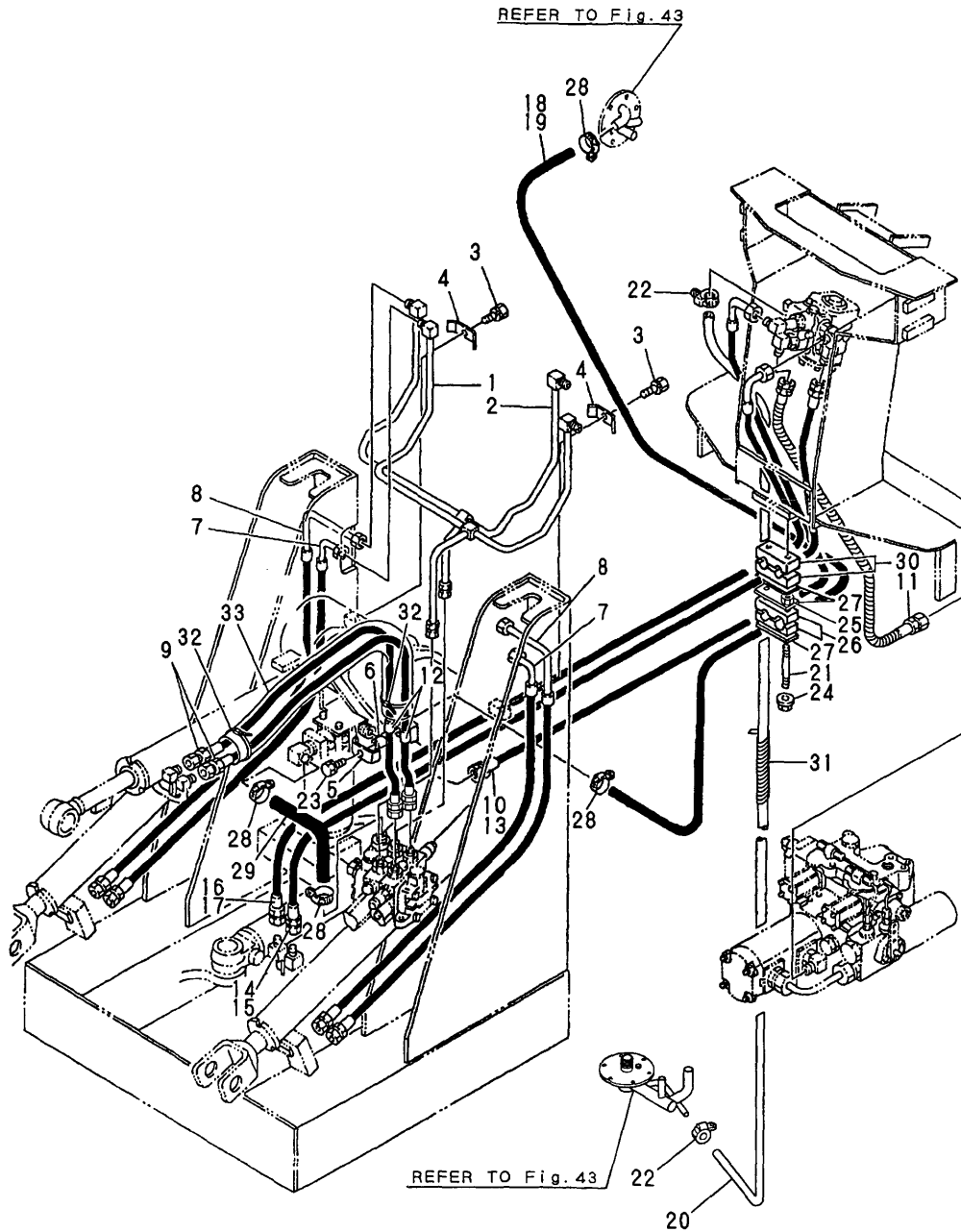
No.	Lev.	Parts No.	Description	Qty						I	R
				(A)	(B)	(C)	(D)	(E)	(F)		
1	1	172524-74810	COOLER, OIL	1							
2	1	172525-74810	COOLER, OIL		1						
3	1	26013-080202	BOLT, M8X 20	2	2						
4	1	172524-76210	NIPPLE, HOSE 3/4	1	1						
5	1	172520-76220	ELBOW	1	1						
6	1	172524-76230	NIPPLE, PF1/2-PT1/2	1	1						
7	1	172524-76250	ELBOW, HOSE	1	1						
8	1	172520-76260	ELBOW, NIPPLE	1	1						
9	1	172520-76210	FITTING 1/4	1	1						
10	1	172510-76350	FITTING	2	2						
11	1	24311-000110	O-RING, 1AP11.0	2	2						
12	1	24311-000180	O-RING, 1AP18.0	4	4						
13	1	24311-000240	O-RING, 1AP24.0	2	2						
14	1	172520-76240	O-RING, AN6227-19	3	3						
15	1	172524-76710	PIPE, MAIN	1	1						
16	1	172520-76760	PIPE, DRAIN	1	1						
17	1	172520-76780	PIPE, DRAIN	1	1						
18	1	172524-76780	PIPE, DRAIN	1	1						
19	1	172520-76880	PIPE, MAIN	1	1						
20	1	172520-76890	PIPE, MAIN	1	1						
21	1	26013-080202	BOLT, M8X 20	2	2						
22	1	26450-100502	BOLT, M10X 50	12	12						
23	1	172524-76800	RELIEF COMP.,2ND	1	1						
24	2	172524-76810	BODY,VALVE	1	1						
25	2	172524-76820	POPPET	1	1						
26	2	172524-76830	SPRING, VALVE	1	1						
27	2	172524-76840	SEAT, SPRING	1	1						
28	2	22252-000220	RING, 22	1	1						
29	1	172520-76240	O-RING, AN6227-19	1	1						
30	1	172520-78230	FLANGE 3/4	2	2						
31	1	172520-78250	HOSE, DRAIN	1	1						
32	1	172524-78330	HOSE, MAIN	1	1						
33	1	172520-78340	HOSE, MAIN	1							
34	1	172524-78340	HOSE	1	1						
35	1	172524-78410	HOSE	1	1						
36	1	172524-78420	HOSE	1	1						
37	1	172524-78441	HOSE	1	1						
38	1	172524-78450	HOSE	2	2						
39	1	23000-025000	CLAMP, 25	6	6						
40	1	23000-028000	CLAMP, 28	6	6						
41	1	26450-100352	BOLT, M10X 35	4	4						
42	1	22137-080000	WASHER, 8	2	2						
43	1	172520-76230	PLUG 1/8, O-RING	1	1						
44	1	24311-000080	O-RING, 1AP8.0	1	1						
45	1	172525-78340	HOSE, MAIN		1						
46	1	172524-76310	NIPPLE	1	1						
47	1	172524-78470	HOSE	1	1						
48	1	23000-041000	CLAMP, 41	2	2						
49	1	172520-78450	TUBE, SPIRAL	1	1						
49-1	1	172520-78450	TUBE, SPIRAL	2	2						

(A)=M/#31435) (B)=M/#31064)



Fig.46. HYD.OIL PIPING(LOADER)

Fig.46 HYD.OIL PIPING (LOADER)



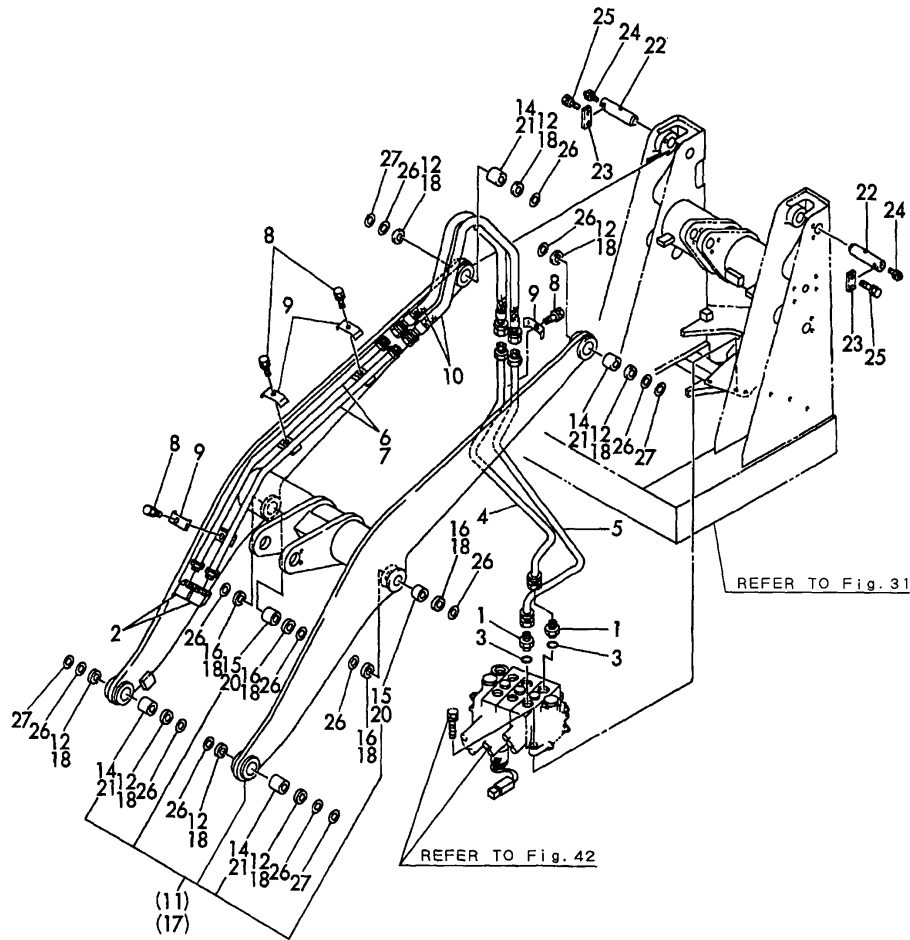
(A)=V3-3(US)  
(B)=V4-3(US)  
(C)=

(D)=  
(E)=  
(F)=

No.	Lev.	Parts No.	Description	Q'ty						I	R
				(A)	(B)	(C)	(D)	(E)	(F)		
1	1	172524-76510	PIPE, LIFT	1	1						
2	1	172524-76520	PIPE, LIFT	1	1						
3	1	26013-100352	BOLT, M10X 35	2	2						
4	1	981083-71840	CLAMP, PIPE	2	2						
5	1	172520-77380	W.P BACH PLATE	1	1						
6	1	172524-78170	PIPE	1	1						
7	1	172524-78760	HOSE G206BC120V	2	2						
8	1	172524-78770	HOSE L	2	2						
9	1	172524-78780	HOSE G206BB120	2	2						
10	1	172520-78140	HOSE, HIGH PRESSURE	1							
11	1	172524-78751	HOSE	1	1						
12	1	172524-78150	RUBBER	2	2						
13	1	172525-78790	HOSE G208BC115		1						
14	1	172524-78230	HOSE	1							
15	1	172525-78230	HOSE		1						
16	1	172524-78240	HOSE	1							
17	1	172525-78240	HOSE		1						
18	1	172524-78720	HOSE	1							
19	1	172525-78720	HOSE		1						
20	1	172524-78420	HOSE	1	1						
21	1	172524-78550	STUD, 2D 8X90	2	2						
22	1	23000-025000	CLAMP, 25	2	2						
23	1	26013-100452	BOLT, M10X 45	1	1						
24	1	26366-080002	NUT, M8	2	2						
25	1	26756-080002	NUT, LOCK M8	2	2						
26	1	172524-78570	CLAMP, HOSE	2	2						
27	1	172524-78580	CLAMP, HOSE	3	3						
28	1	23000-028000	CLAMP, 28	4	4						
29	1	172524-78730	HOSE	1	1						
30	1	172524-78540	CLAMP, HOSE	2	2						
31	1	172520-78450	TUBE, SPIRAL	1	1						
32	1	194250-51660	BAND, NYLON	2	2						
33	1	172524-78920	COVER HOSE	1	1						

Fig.47. LIFT ARM & HYD.OIL PIPING(P.T.O.)

Fig.47 LIFT ARM & HYD.OIL PIPING(P.T.O.)



11inc. (11)~16  
17inc. (17)~21

Remarks

- (1)SELECT PART.
- (2)PLEASE USE THIS PART WITH FOLLOWING LABELS AT THE SAME TIME. REF.NO.21A.
- (3)LABELS ARE NOT ILLUSTRATED.

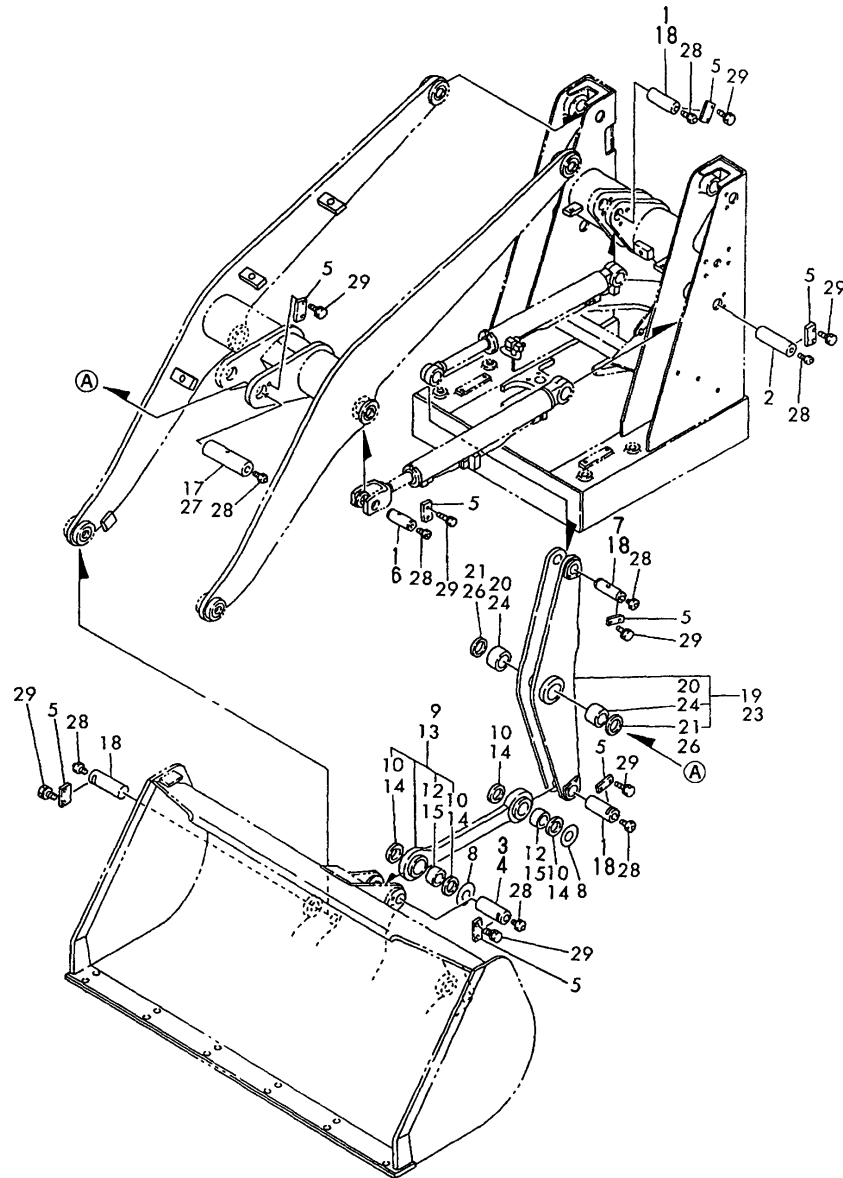
(A)=V3-3(US)  
(B)=V4-3(US)  
(C)=

(D)=  
(E)=  
(F)=

No.	Lev.	Parts No.	Description	Q'ty						I	R
				(A)	(B)	(C)	(D)	(E)	(F)		
1	1	172510-76360	FITTING 3/8	2	2						
2	1	172516-77560	PLUG PT3/8	2	2						
3	1	24311-000140	O-RING, 1AP14.0	2	2						
4	1	172524-77110-2	PIPE, VALVE	1	1						
5	1	172524-77120-2	PIPE, VALVE	1	1						
6	1	172520-77360-2	PIPE	2							
7	1	172522-77360-2	PIPE		2						
8	1	26013-100352	BOLT, M10X 35	5	5						
9	1	981083-71840	CLAMP, PIPE	5	5						
10	1	172511-78170	HOSE, HIGH PRESSURE	2	2						
11	1	172524-91050-2	ARM ASSY, LIFT	1							2
12	2	172510-81510	SEAL, DUST 40X50X4	8							
14	3	172512-91590	BUSH 40X45	4							
15	3	172520-91210	BUSH 35X45X33	2							
16	2	172510-93950	SEAL, DUST 35X45X4	4							
17	1	172525-91050-2	ARM ASSY, LIFT		1						2
18	2	172510-81510	SEAL, DUST 40X50X4		12						
20	3	172512-91590	BUSH 40X45		2						
21	3	172512-91590	BUSH 40X45		4						
21A	1	172524-03650	LABEL	1	1						3
22	1	172520-91200	PIN 40X139	2	2						
23	1	172512-91210	PLATE, PIN LOCK	2	2						
24	1	24764-020000	NIPPLE, GREASE R1/8	2	2						
25	1	26013-100202	BOLT, M10X 20	4	4						
26	1	981083-71110	SHIM, LIFT ARM	12	12						1
27	1	981083-71120	SHIM, LIFT ARM	4	4						1

Fig.48. LOADER LINK

Fig.48 LOADER LINK



(A)=V3-3(US)  
(B)=V4-3(US)  
(C)=

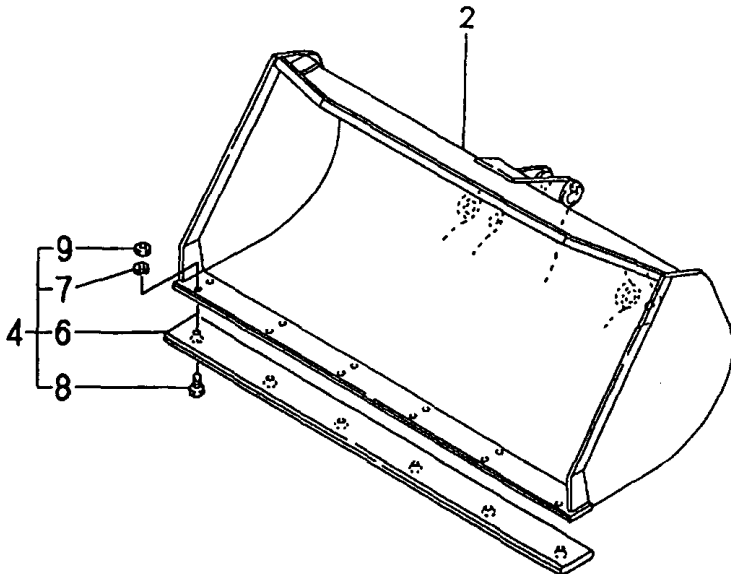
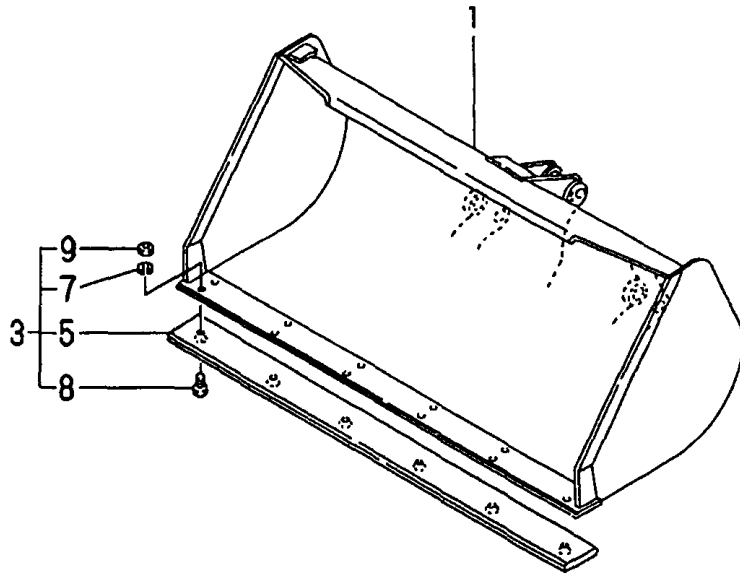
(D)=  
(E)=  
(F)=

No.	Lev.	Parts No.	Description	Q'ty						I	R
				(A)	(B)	(C)	(D)	(E)	(F)		
1	1	172512-72440	PIN 40	2	3						
2	1	172520-91200	PIN 40X139	2	2						
3	1	172524-91200	PIN 40X147	1							
4	1	172525-91200	PIN 40X159		1						
5	1	172512-91210	PLATE, PIN LOCK	11	11						
6	1	172520-91220	PIN 35X 97	2							
7	1	172520-91230	PIN 35X117	1							
8	1	172520-91270	SHIM, 35X1.2	3							1
9	1	172525-91320	LINK ASSY		1						
10	2	172510-81510	SEAL, DUST 40X50X4		4						
12	2	172512-91590	BUSH 40X45		2						
13	1	172524-91320	LINK ASSY	1							
14	2	172510-81510	SEAL, DUST 40X50X4	4							
15	2	172520-91240	BUSH 40X50X35	2							
17	1	172516-91390	PIN 50X180	1							
18	1	172512-91610	PIN 40	2	4						
19	1	172524-91670	BELL-CRANK ASSY	1							
20	2	172511-91280	BUSH 50X60X50	2							
21	2	172511-91320	SEAL, DUST 50X60X4	2							
23	1	172525-91670	BELL-CRANK ASSY		1						
24	2	172512-91600	BUSH 55X45		2						
26	2	172512-91660	SEAL, DUST 55654IR		2						
27	1	172512-91620	PIN 55		1						
28	1	24764-020000	NIPPLE, GREASE R1/8	11	11						
29	1	26013-100202	BOLT, M10X 20	22	22						

Remarks  
(1)SELECT PART.

Fig.49. BUCKET

Fig. **49** BUCKET



(A)=V3-3(US)  
(B)=V4-3(US)  
(C)=

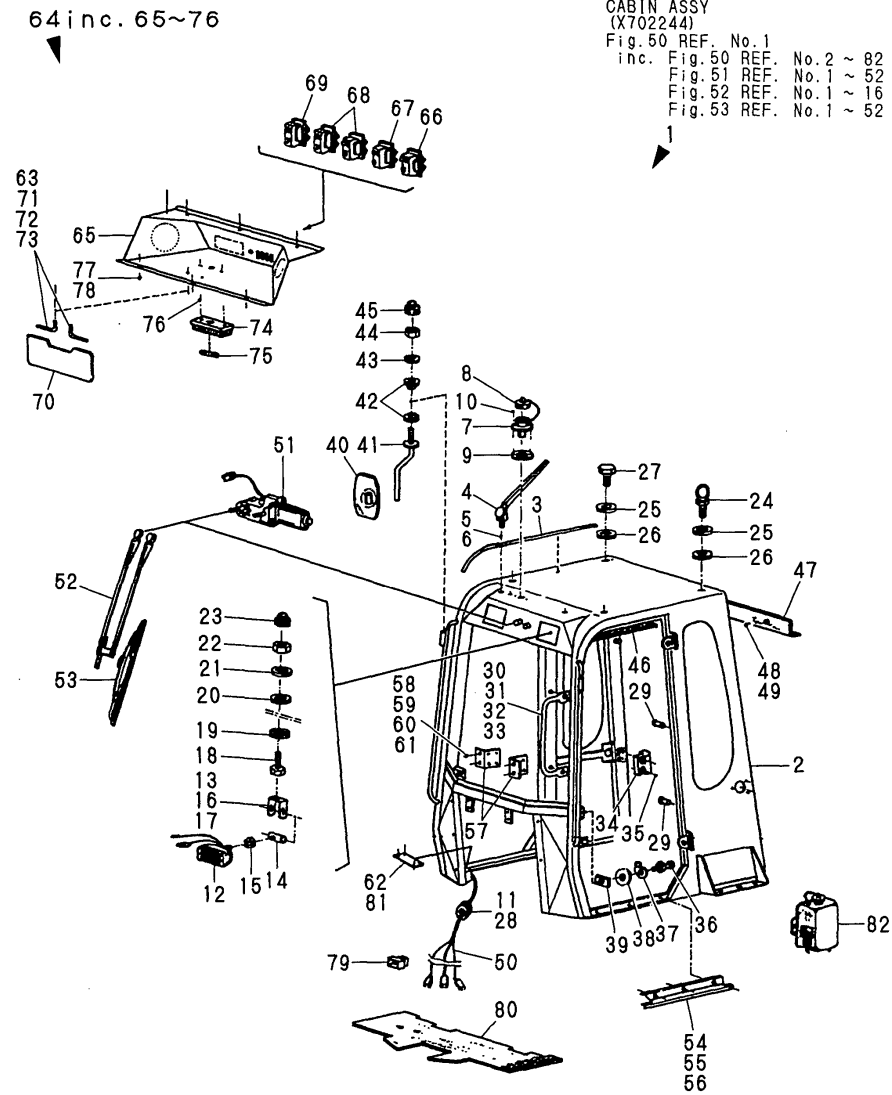
(D)=  
(E)=  
(F)=

No.	Lev.	Parts No.	Description	Q'ty						I	R
				(A)	(B)	(C)	(D)	(E)	(F)		
1	1	172524-91400-2	BUCKET ASSY	1							
2	1	172525-91400-2	BUCKET ASSY		1						
3	1	772524-91431-2	CRAW ASSY	1							
4	1	772525-91431-2	CRAW ASSY		1						
5	2	172524-91511-2	CRAW	1							
6	2	172525-91511-2	CRAW		1						
7	2	22217-140000	WASHER, SPRING 14	6	6						
8	2	172524-91520	BOLT M14X 35 PLATED	6	6						
9	2	26736-140002	NUT, M14	6	6						



Fig.50. CABIN(1)(BODY)

Fig. 50 CABIN (1) (BODY)



Remarks  
 (1)INC.FIG.50 REF.NO.2 - 82,  
 FIG.51 REF.NO.1 - 52,  
 FIG.52 REF.NO.1 - 16 &  
 FIG.53 REF.NO.1 - 52.

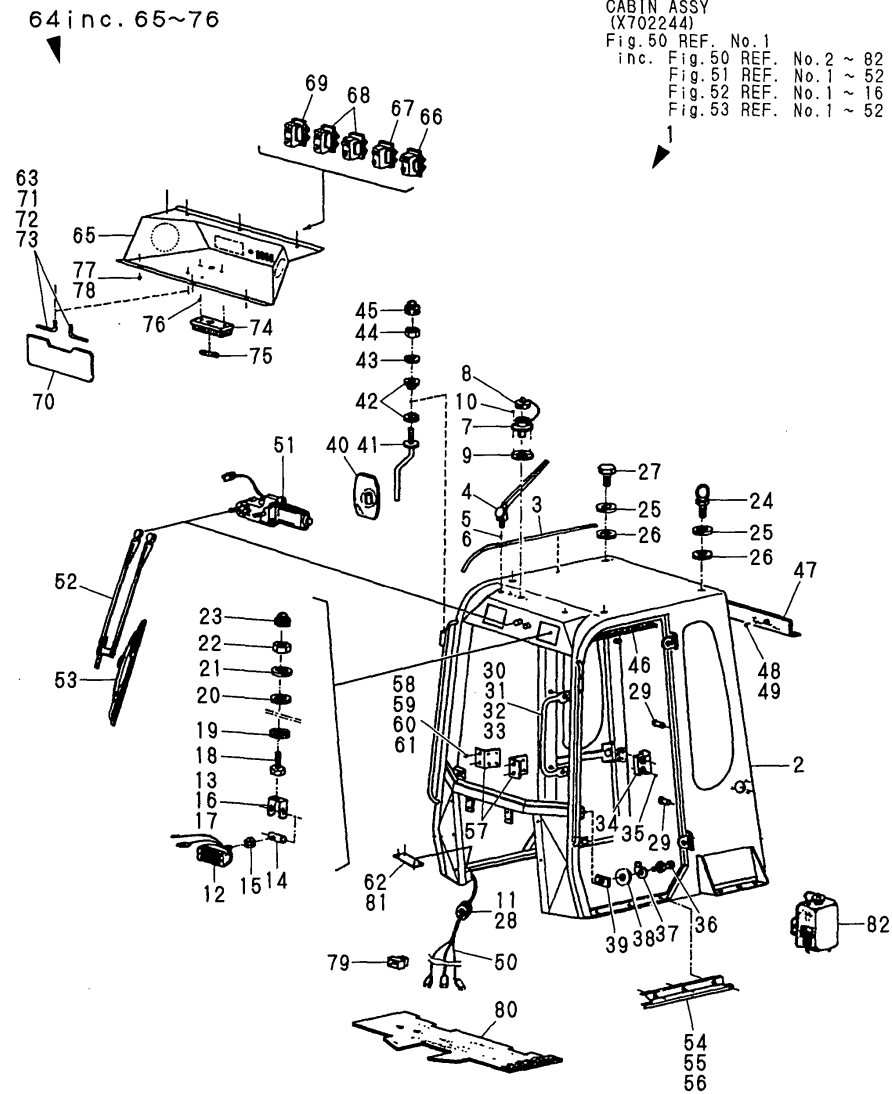
(A)=V3-3(US)  
 (B)=V4-3(US)  
 (C)=

(D)=  
 (E)=  
 (F)=

No.	Lev.	Parts No.	Description	Q'ty						I	R
				(A)	(B)	(C)	(D)	(E)	(F)		
1	1	X702244	CABIN ASSY	1	1						1
2	2	X602436	CABIN	1	1						
3	2	X311055	SEAL LG:900	2	2						
4	2	X105627	ANTENNA, RADIO	1	1						
5	2	X100175	WASHER 5	2	2						
6	2	X100245	NUT M5	1	1						
7	2	X106162	RECEPTACLE,LAMP	1	1						
8	2	X106163	CAP,RECEPTACLE	1	1						
9	2	X106516	GASKET	1	1						
10	2	X106696	SCREW M3X12	2	2						
11	2	X105469	GROMMET, 20X28X4	2	2						
12	2	X106777	WORK LAMP	2	2						
13	2	X310830	BRACKET,WORK LAMP	2	2						
14	2	X106822	SHAFT	2	2						
15	2	X100243	NUT, M8	2	2						
16	2	X100746	SCREW, M8X16	4	4						
17	2	X100516	WASHER 8	4	4						
18	2	X101017	BOLT M8X25	2	2						
19	2	X100173	WASHER 8	2	2						
20	2	X101797	WASHER,FIBER GLASS	2	2						
21	2	X105807	WASHER 9X30X2	2	2						
22	2	X100771	NUT, M8	2	2						
23	2	X100830	CAP, NUT M8	2	2						
24	2	X106096	EYEBOLT	2	2						
25	2	X100177	WASHER 11X27X2	4	4						
26	2	X101797	WASHER,FIBER GLASS	4	4						
27	2	X100235	BOLT M10X20	1	1						
28	2	X105800	GROMMET, 16X22X3	1	1						
29	2	X103061	INSERT NUT M8	4	4						
30	2	X310118	HANDRAIL	2	2						
31	2	X101017	BOLT M8X25	4	4						
32	2	X100516	WASHER 8	4	4						
33	2	X100830	CAP, NUT M8	4	4						
34	2	X106457	CATCH PLATE	2	2						
35	2	X100158	SCREW, M6X12	4	4						
36	2	X105710	CATCH, DOOR LOCK	2	2						
37	2	X105560	PROTECTOR L	2	2						
38	2	X101200	WASHER 12.5X40X4	2	2						
39	2	X304433	PLATE L	2	2						
40	2	X103724	REAR MIRROR	2	2						
41	2	X103725	ARM, MIRROR	2	2						
42	2	X103726	PLATE,PLASTIC	4	4						
43	2	X101535	WASHER 10.5X21X2	2	2						
44	2	X106880	NUT, M10	2	2						
45	2	X101314	CAP, NUT M10	2	2						
46	2	X602524	TRIM,ROOF	1	1						
47	2	X602526	TRIM,REAR	1	1						
48	2	X100442	SCREW, M6X20	4	4						
49	2	X100704	WASHER 6X18X1	4	4						
50	2	X107779	WIRE HARNESS	1	1						
51	2	X106004	WIPER MOTOR	1	1						

Fig.50. CABIN(1)(BODY)

Fig. **50** CABIN (1) (BODY)



(A)=V3-3(US)  
(B)=V4-3(US)  
(C)=

(D)=  
(E)=  
(F)=

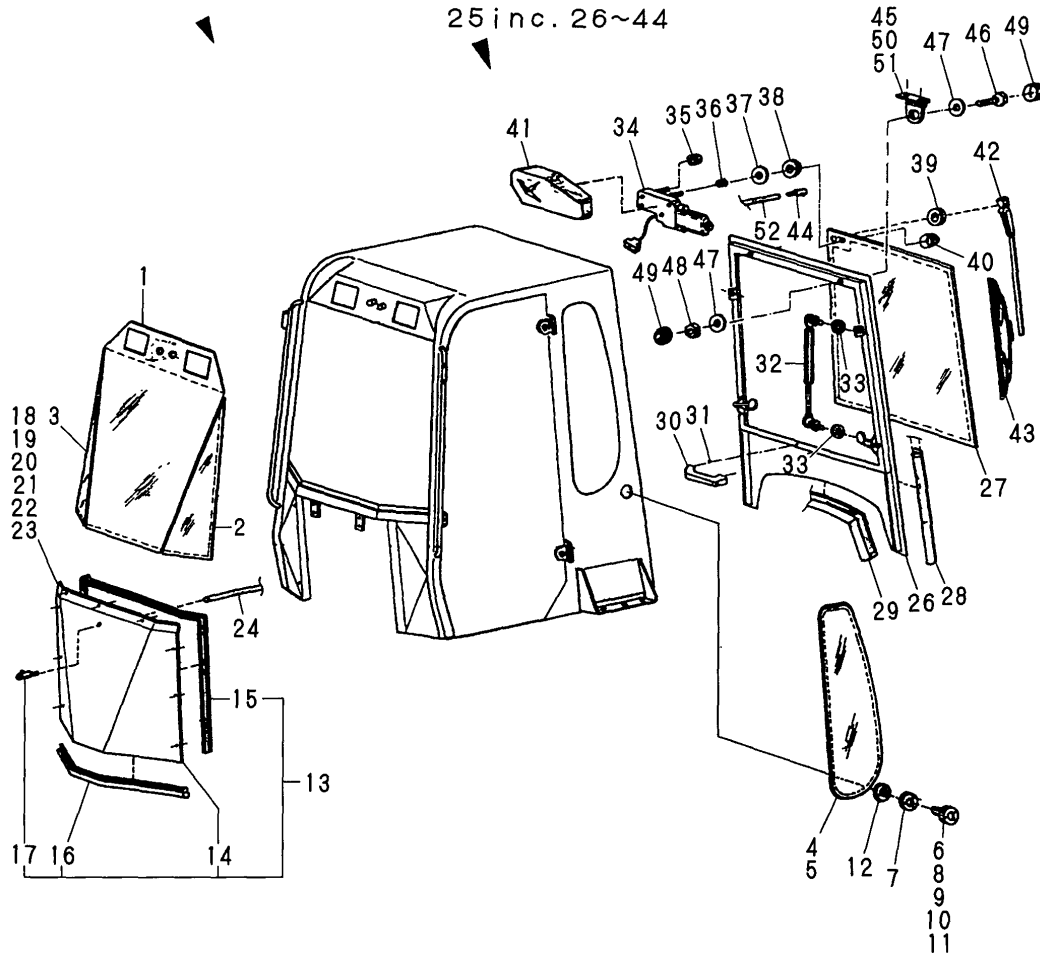
No.	Lev.	Parts No.	Description	Q'ty						I	R
				(A)	(B)	(C)	(D)	(E)	(F)		
52	2	X105708	ARM, WIPER	1	1						
53	2	X105715	BLADE, WIPER	1	1						
54	2	X311186	THRESHOLD L	1	1						
55	2	X311187	THRESHOLD R	1	1						
56	2	X100158	SCREW, M6X12	6	6						
57	2	X311191	PLATE, FRONT	2	2						
58	2	X100277	BOLT M10X30	4	4						
59	2	X100177	WASHER 11X27X2	4	4						
60	2	X100309	WASHER 10	4	4						
61	2	X100242	NUT	4	4						
62	2	X107241	CERTIFICATE, ROPS	1	1						
63	2	X106966	NAIL 2.89X6.35	4	4						
64	2	X702245	PANEL, OVERHEAD ASY	1	1						
65	3	X312453	PANEL	1	1						
66	3	X107781	SWITCH, REVOLV, LAMP	1	1						
67	3	X107780	SWITCH, WORK LAMP	1	1						
68	3	X107365	SWITCH, WIPER	2	2						
69	3	X107341	SWITCH, HEATER	1	1						
70	3	X106317	SUNVISOR	1	1						
71	3	X105580	ARM, SUN VISOR	2	2						
72	3	X100243	NUT, M8	4	4						
73	3	X102542	WASHER 8X19X1.5	2	2						
74	3	X103406	ROOM LAMP	1	1						
75	3	X100123	LAMP	1	1						
76	3	X101133	SCREW, M3.5X12.7	2	2						
77	2	X100158	SCREW, M6X12	6	6						
78	2	X100286	WASHER 6	6	6						
79	2	X107784	CONNECTOR	3	3						
80	2	X602527	FLOOR MAT	1	1						
81	2	X102650	SCREW, M5X12	1	1						
82	2	X107517	WASHER TANK	1	1						

Remarks  
(1) INC. FIG. 50 REF. NO. 2 - 82,  
FIG. 51 REF. NO. 1 - 52,  
FIG. 52 REF. NO. 1 - 16 &  
FIG. 53 REF. NO. 1 - 52.

Fig.51. CABIN(2)(SASH)

# Fig.51 CABIN (2) (SASH)

CABIN ASSY  
(X702244)  
Fig. 50 REF. No.1  
inc. Fig. 50 REF. No.2 ~ 82  
Fig. 51 REF. No.1 ~ 52  
Fig. 52 REF. No.1 ~ 16  
Fig. 53 REF. No.1 ~ 52



(A)=V3-3(US)  
(B)=V4-3(US)  
(C)=

(D)=  
(E)=  
(F)=

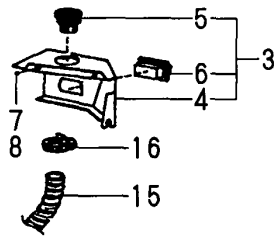
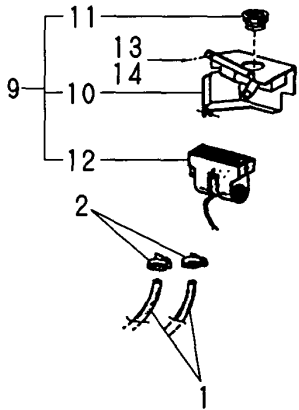
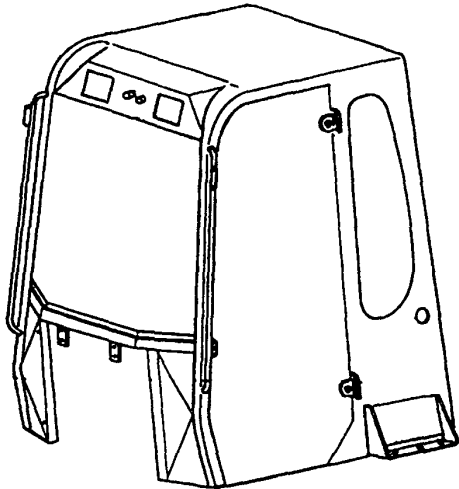
No.	Lev.	Parts No.	Description	Q'ty						I	R
				(A)	(B)	(C)	(D)	(E)	(F)		
1	2	X107078	GLASS	1	1						
2	2	X107079	FRONT L SIDE GLASS	1	1						
3	2	X107074	FRONT R SIDE GLASS	1	1						
4	2	X107125	REAR SIDE GLASS L	1	1						
5	2	X107126	REAR SIDE GLASS R	1	1						
6	2	X107352	CATCH,DOOR	2	2						
7	2	X107185	STIFFENER	2	2						
8	2	X104732	BOLT M6X50	6	6						
9	2	X100286	WASHER 6	6	6						
10	2	X100244	NUT, M6	6	6						
11	2	X100901	CAP, NUT M6	6	6						
12	2	X107283	PACKING	2	2						
13	2	X102246	COVER ASSY	1	1						
14	3	X602442	FRONT COVER	1	1						
15	3	X311582	RUBBER SEAL LG:2000	1	1						
16	3	X311581	RUBBER SEAL LG:870	1	1						
17	3	X105849	NOZZLE,WASHER	1	1						
18	2	X102041	BOLT M6X40	3	3						
19	2	X100286	WASHER 6	3	3						
20	2	X100704	WASHER 6X18X1	3	3						
21	2	X100244	NUT, M6	3	3						
22	2	X100282	BOLT M6X30	8	8						
23	2	X100286	WASHER 6	8	8						
24	2	X311093	HOSE,WASHER LG:5000	1	1						
25	2	X702249	REAR WINDOW ASSY	1	1						
26	3	X602439	REAR WINDOW	1	1						
27	3	X107080	REAR GLASS	1	1						
28	3	X311569	RUBBER SEAL LG:3920	1	1						
29	3	X311605	RUBBER SEAL LG:1680	1	1						
30	3	X105226	HANDLE	1	1						
31	3	X102650	SCREW, M5X12	1	1						
32	3	X107313	GAS SPRING	2	2						
33	3	X100173	WASHER 8	4	4						
34	3	X105707	WIPER MOTOR	1	1						
35	3	X309726	HOLD,MOTOR D:25	1	1						
36	3	X309725	HOLD,MOTOR D:16	1	1						
37	3	X105807	WASHER 9X30X2	1	1						
38	3	X102230	SPACER, PLASTIC	1	1						
39	3	X105516	GROMMET 14/22/27-4	1	1						
40	3	X100830	CAP, NUT M8	1	1						
41	3	X106956	COVER, MOTOR	1	1						
42	3	X105750	ARM,WIPER	1	1						
43	3	X105715	BLADE,WIPER	1	1						
44	3	X105849	NOZZLE,WASHER	1	1						
45	2	X602444	HINGE,REAR WINDOW	2	2						
46	2	X100998	BOLT M10X60	2	2						
47	2	X100177	WASHER 11X27X2	4	4						
48	2	X100448	NUT, M10	2	2						
49	2	X101314	CAP, NUT M10	4	4						
50	2	X100746	SCREW, M8X16	4	4						
51	2	X100516	WASHER 8	4	4						



Fig.52. CABIN(3)(HEATER)

# Fig. 52 CABIN (3) (HEATER)

CABIN ASSY  
(X702244)  
Fig. 50 REF. No. 1  
inc. Fig. 50 REF. No. 2 ~ 82  
Fig. 51 REF. No. 1 ~ 52  
Fig. 52 REF. No. 1 ~ 16  
Fig. 53 REF. No. 1 ~ 52



(A)=V3-3(US)  
(B)=V4-3(US)  
(C)=

(D)=  
(E)=  
(F)=

No.	Lev.	Parts No.	Description	Q'ty						I	R
				(A)	(B)	(C)	(D)	(E)	(F)		
1	2	X311907	HOSE,WASHER LG:1550	2	2						
2	2	X101470	HOSE CLAMP 16/25	2	2						
3	2	X702299	COVER,HEATER L ASSY	1	1						
4	3	X311193	COVER,HEATER L	1	1						
5	3	X106568	VENT,HEATER	1	1						
6	3	X103897	ASHTRAY	1	1						
7	2	X102650	SCREW, M5X12	3	3						
8	2	X101127	WASHER 5	3	3						
9	2	X702281	COVER,HEATER R ASSY	1	1						
10	3	X602443	COVER,HEATER R	1	1						
11	3	X102943	VENT,HEATER	1	1						
12	3	X106643	HEATER	1	1						
13	2	X102650	SCREW, M5X12	3	3						
14	2	X101127	WASHER 5	3	3						
15	2	X107520	HOSE,HEATER LG:1000	1	1						
16	2	X107463	HOSE CLAMP	2	2						

Fig.53. CABIN(4)(DOOR)

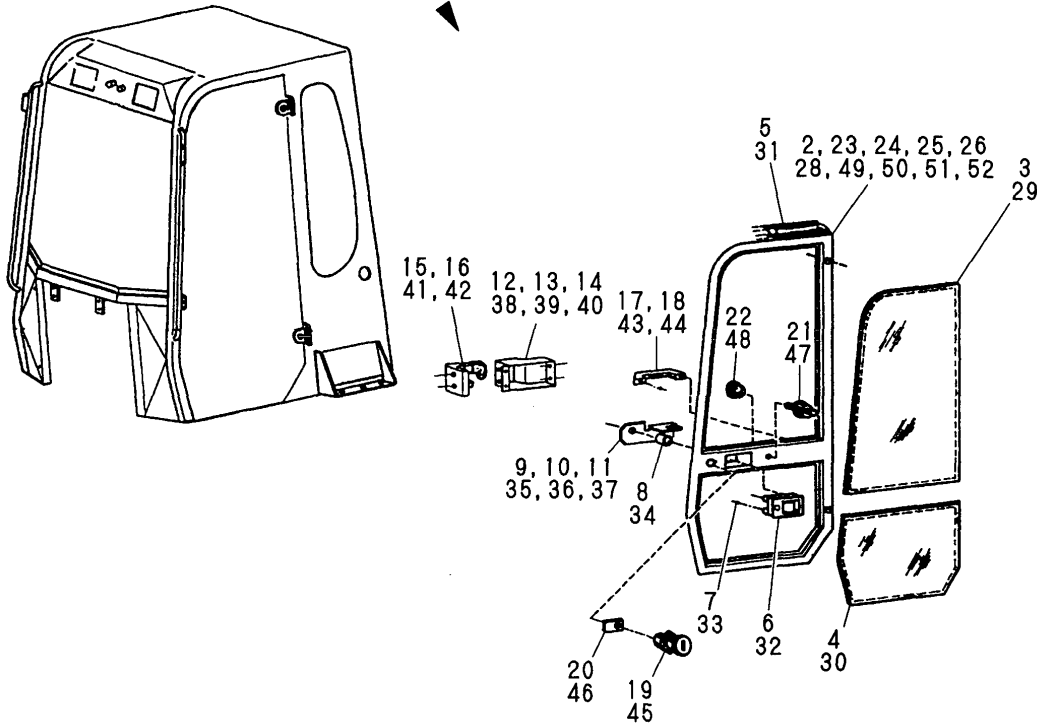
Fig. **53** CABIN (4) (DOOR)

CABIN ASSY  
(X702244)

Fig. 50 REF. No. 1

- inc. Fig. 50 REF. No. 2 ~ 82
- Fig. 51 REF. No. 1 ~ 52
- Fig. 52 REF. No. 1 ~ 16
- Fig. 53 REF. No. 1 ~ 52

(LH) 1 inc. 2~22  
(RH) 27 inc. 28~48



(A)=V3-3(US)  
(B)=V4-3(US)  
(C)=

(D)=  
(E)=  
(F)=

No.	Lev.	Parts No.	Description	Q'ty						I	R
				(A)	(B)	(C)	(D)	(E)	(F)		
1	2	X702247	DOOR LASSY	1	1						
2	3	X602437	DOOR L	1	1						
3	3	X107123	GLASS,UPPER L	1	1						
4	3	X107081	GLASS,LOWER L	1	1						
5	3	X311568	RUBBER SEAL LG:4100	1	1						
6	3	X105701	HANDLE,DOOR LOCK	1	1						
7	3	X102650	SCREW, M5X12	3	3						
8	3	X307345	SUPPORT, LOCK	1	1						
9	3	X311182	LOCK DOOR L	1	1						
10	3	X100682	BOLT M6X25	1	1						
11	3	X100174	WASHER 6	1	1						
12	3	X602440	COVER,LOCK L	1	1						
13	3	X100158	SCREW, M6X12	4	4						
14	3	X100286	WASHER 6	4	4						
15	3	X105265	LEVER,DOOR LOCK L	1	1						
16	3	X105343	SCREW, M8X40	2	2						
17	3	X105226	HANDLE	1	1						
18	3	X102650	SCREW, M5X12	2	2						
19	3	X105702	LOCK,KEY	1	1						
20	3	X307346	LATCH	1	1						
21	3	X107281	RETAINER	1	1						
22	3	X107286	CAP	1	1						
23	2	X100232	BOLT M10X55	2	2						
24	2	X100177	WASHER 11X27X2	4	4						
25	2	X100448	NUT, M10	2	2						
26	2	X101314	CAP, NUT M10	2	2						
27	2	X702248	DOOR R ASSY	1	1						
28	3	X602438	DOOR R	1	1						
29	3	X107124	GLASS,UPPER R	1	1						
30	3	X107098	GLASS,LOWER R	1	1						
31	3	X311568	RUBBER SEAL LG:4100	1	1						
32	3	X105701	HANDLE,DOOR LOCK	1	1						
33	3	X102650	SCREW, M5X12	3	3						
34	3	X307345	SUPPORT, LOCK	1	1						
35	3	X311183	LOCK DOOR R	1	1						
36	3	X100682	BOLT M6X25	1	1						
37	3	X100174	WASHER 6	1	1						
38	3	X602441	COVER,LOCK R	1	1						
39	3	X100158	SCREW, M6X12	4	4						
40	3	X100286	WASHER 6	4	4						
41	3	X105266	LOCK ASSY	1	1						
42	3	X105343	SCREW, M8X40	2	2						
43	3	X105226	HANDLE	1	1						
44	3	X102650	SCREW, M5X12	2	2						
45	3	X105702	LOCK,KEY	1	1						
46	3	X307346	LATCH	1	1						
47	3	X107281	RETAINER	1	1						
48	3	X107286	CAP	1	1						
49	2	X100232	BOLT M10X55	2	2						
50	2	X100177	WASHER 11X27X2	4	4						
51	2	X100448	NUT, M10	2	2						

Fig.53. CABIN(4)(DOOR)

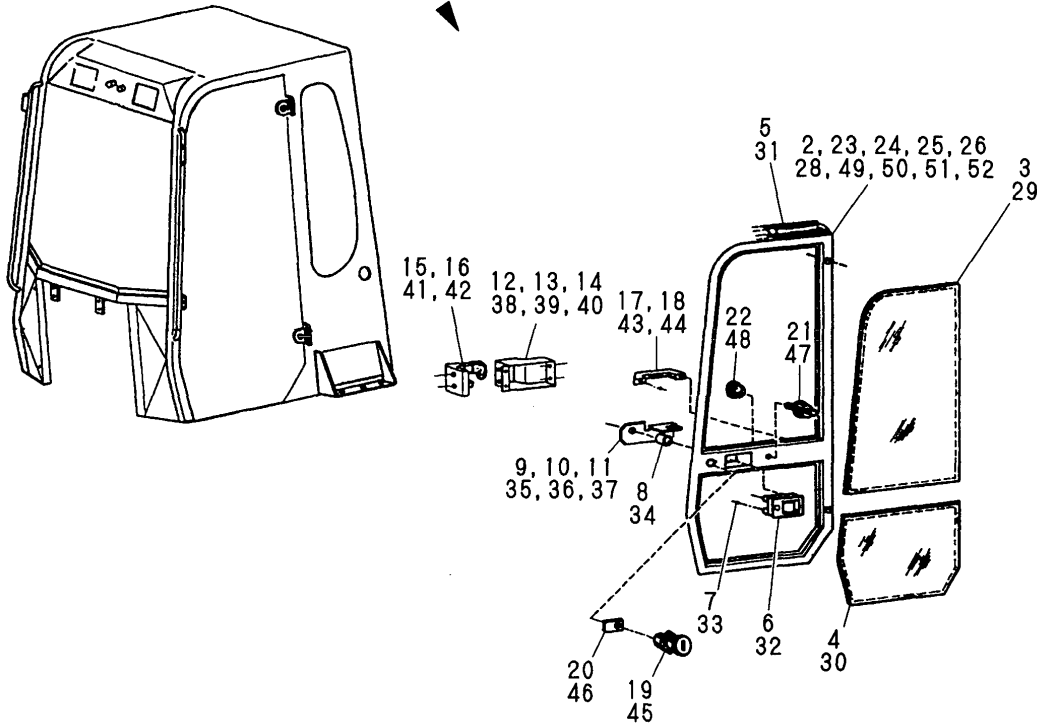
Fig. **53** CABIN (4) (DOOR)

CABIN ASSY  
(X702244)

Fig. 50 REF. No. 1

- inc. Fig. 50 REF. No. 2 ~ 82
- Fig. 51 REF. No. 1 ~ 52
- Fig. 52 REF. No. 1 ~ 16
- Fig. 53 REF. No. 1 ~ 52

(LH) 1 inc. 2~22  
(RH) 27 inc. 28~48



(A)=V3-3(US)  
(B)=V4-3(US)  
(C)=

(D)=  
(E)=  
(F)=

No.	Lev.	Parts No.	Description	Q'ty						I	R
				(A)	(B)	(C)	(D)	(E)	(F)		
52	2	X101314	CAP, NUT M10	2	2						

## Parts No. Index

Parts No.	Fig. No.	Ref. No.
101504-55101	8	53
101720-55750	8	40
102103-55520	8	35
103954-13200	4	14
104200-55080	5	27
104200-55321	8	18
		31
104200-55330	8	19
		32
104200-55341	8	33
104200-55750	8	26
		41
104200-92350	2	9
105430-55070	8	5
110250-55610	8	36
119247-77100	9	45
	10	2
119632-77920	9	51
119643-66900	9	44
	10	14
119650-77910	9	48
119869-13501	4	16
121120-13580	4	3
121250-49121	7	16
121257-55720	8	37
121257-55731	8	38
121400-12540	5	19
121400-12560	5	20
121400-12570	5	21
121400-92690	2	10
121420-12511	5	11
121420-12540	5	13
121420-12550	5	14
121420-12561	5	15
121422-12530	5	12
121422-12570	5	16
121422-12580	5	17
121450-44531	7	25
121468-44510	7	23
121468-44540	7	26
121470-44540	7	30
121470-44581	7	28
121820-12590	5	18
121855-12060	5	8
123682-44210	7	32
124064-55510	8	34
124066-59100	8	46
124450-44560	7	27
124550-77030	11	14
124617-91920	9	30

Parts No.	Fig. No.	Ref. No.
124701-11911	4	13
124756-77040	11	15
124766-59050	7	33
	8	45
124970-77920	9	52
129100-55621	8	17
129100-55650	8	20
129100-55670	8	22
129100-55680	8	23
129100-55690	8	24
129100-55700	8	25
129131-44600	7	31
129137-49100	7	42
129139-13511	4	17
129150-59580	8	47
129322-77401	9	47
129335-12504	5	10
129335-55700	8	30
129400-13201	4	15
129414-12500	5	9
160970-77350	9	46
171081-55910	8	42
171301-01640	8	1
	43	1
172112-41980	6	11
	24	2
	25	2
172122-14300	8	3
172122-46570	27	14
	29	9
172141-41340	29	17
172141-77800	38	55
172162-03232	1	8
172169-03180	1	5
172210-10170	8	51
172212-14640	8	49
172212-74250	42	7
		21
		43
172310-17220	9	31
172312-46321	27	5
	29	8
172312-73110	41	3
172312-73520	41	5
172312-73560	41	9
172312-73660	41	25
172312-73670	41	26
172437-03252	1	18 -1
172437-03302	1	19 -1
172437-03322	1	34 -1

Parts No.	Fig. No.	Ref. No.
172437-03360	1	12
	32	11 A
172437-03361	1	12 -1
172437-03390	1	13
	7	12 A
172437-03391	1	13 -1
172437-03402	1	32 -1
172437-03420	1	14
	7	12 B
172437-03422	1	14 -1
172437-03440	1	15
172437-03441	1	15 -1
172437-03500	1	17
	32	18 A
172437-03501	1	17 -1
172510-16410	9	8
172510-74270	42	15
172510-74410	42	8
		22
		44
172510-74440	42	12
		26
		47
172510-74450	42	13
172510-74471	42	14
172510-74480	42	28
		51
172510-76310	44	7
172510-76320	44	8
172510-76350	45	10
172510-76360	44	10
	47	1
172510-81510	36	5
		38
	37	21
		40
		43
	47	12
		18
	48	10
		14
172510-93950	37	17
	38	10
		14
		38
		42
	47	16
172511-03230	1	9
	29	23 A
172511-12220	3	6

Parts No.	Fig. No.	Ref. No.
172511-12220	3	19
	6	3
	24	9
	25	10
		13
172511-14620	8	15
172511-14660	7	20
172511-16320	9	7
172511-23580	13	5
	14	15
	15	14
172511-26140	15	19
172511-26150	14	20
172511-26260	14	32
	15	26
172511-26350	17	3
172511-26370	17	4
172511-26390	17	5
172511-26760	18	7
		15
	19	10
		17
172511-72550	36	16
	37	10
172511-72570	36	18
	37	12
172511-72850	38	15
172511-72870	38	17
		33
172511-74320	42	59
172511-78170	47	10
172511-91280	48	20
172511-91320	48	21
172512-16530	11	2
172512-16560	5	31
	11	18
172512-17181	9	14
172512-42500	26	1
172512-42650	26	2
172512-45160	27	4
172512-45201	27	8
172512-52880	31	23
172512-61211	32	17
172512-72440	48	1
172512-72890	36	4
		37
	37	20
		39
		44
172512-73040	37	16



## Parts No. Index

Parts No.	Fig. No.	Ref. No.	
172512-73040	38	9	
		13	
		37	
		41	
172512-91210	38	56	
		47	23
		48	5
172512-91590	47	14	
		20	
		21	
		48	12
172512-91600	48	24	
172512-91610	48	18	
172512-91620	48	27	
172512-91660	48	26	
172513-11340	4	12	
172513-14620	8	13	
172513-26370	16	2	
172513-26380	16	3	
172513-26390	16	4	
172513-26580	16	15	
172513-35161	23	4	
		8	
172513-42420	24	25	
172515-08790	9	11	
172515-47600	30	1	
172515-47610	30	2	
172515-47620	30	3	
172515-47630	30	4	
172515-47640	30	5	
172515-47650	30	6	
172515-47660	30	7	
172515-47670	30	8	
172515-47680	30	9	
172515-47690	30	10	
172515-47700	30	11	
172516-13180	7	6	
172516-35130	23	2	
		6	
172516-77560	47	2	
172516-91390	48	17	
172519-03820	1	31	
172519-17280	9	70	
172519-17360	9	74	
172519-17370	9	71	
172519-17380	9	72	
172519-17390	9	73	
172519-73590	41	12	
172519-73610	41	13	
172520-05110	2	3	

Parts No.	Fig. No.	Ref. No.
172520-05120	2	4
172520-11300	4	1
172520-11350	4	2
172520-11520	5	2
172520-11910	5	26
172520-12310	6	7
172520-13380	7	14
172520-17351	9	66
172520-17390	9	35
172520-21210	12	1
172520-21511	12	9
172520-21850	12	11
172520-21860	12	12
		16
172520-21870	12	13
172520-21880	12	14
172520-25710	13	6
172520-25720	13	8
172520-25730	13	9
172520-25740	13	10
172520-25750	13	11
172520-25811	13	16
172520-25860	13	17
172520-25880	13	19
172520-25910	13	20
172520-26000	14	1
172520-26010	14	2
172520-26040	14	5
172520-26050	14	6
172520-26060	14	7
		16
		15
		15
172520-26110	14	11
172520-26150	14	21
172520-26200	14	13
172520-26210	14	27
172520-26240	14	30
172520-26250	14	31
172520-26260	14	33
172520-26270	14	34
172520-26310	16	1
172520-26500	16	5
172520-26510	16	6
172520-26520	16	9
172520-26550	16	12
172520-26560	16	13
172520-26570	16	14
172520-26590	16	16
172520-26700	18	1

Parts No.	Fig. No.	Ref. No.
172520-26710	18	2
172520-26720	18	3
172520-26740	15	35
		18
		14
	19	9
		16
172520-26760	18	8
		16
172520-26780	18	9
		17
	19	12
		19
172520-26800	18	13
172520-26810	18	18
172520-26820	18	19
172520-26850	18	4
		20
172520-31100-X	20	1
		9
172520-31110-X	20	3
		11
172520-31121	20	4
		12
172520-31171	31	1
172520-31190	31	2
172520-31210	31	3
		7
		30
172520-33530	22	9
172520-33560	22	15
172520-34410	21	1
172520-34420	21	3
172520-34450	21	5
172520-34460	21	7
172520-34470	21	8
172520-34481	21	10
172520-34500	21	11
172520-34510	21	12
		23
172520-35111	23	1
172520-35121	23	5
172520-35151	23	3
		7
172520-42620	25	19
172520-42650	25	21
172520-42720	26	4
172520-42730	26	5
172520-42920	6	12
	24	14

Parts No.	Fig. No.	Ref. No.
172520-42930	24	15
172520-42940	33	34
172520-42950	33	35
172520-45820	28	3
172520-45830	28	4
172520-46150	6	13
		24
	25	22
	29	18
172520-52910	31	13
172520-61170	31	40
	32	16
172520-62950	32	51
172520-65210	33	13
172520-72530	36	6
172520-72540	36	8
172520-72550	36	19
	37	13
172520-72570	36	20
172520-72680-2	37	22
172520-72720	37	24
172520-72730	37	2 -1
172520-72810	38	7
172520-72870	38	18
		44
172520-73120	39	61
172520-73140	39	6
172520-73180	39	9
172520-73190	39	10
172520-73220	39	14
172520-73280	39	20
172520-73311	40	34
172520-73370	39	27
172520-73380	39	28
172520-73460	39	38
172520-73530	41	6
172520-73540	41	7
172520-73560	41	10
172520-73630	41	29
172520-73640	41	30
172520-73650	41	31
172520-73660	41	32
172520-73670	41	33
172520-73680	41	34
172520-73740	41	40
172520-73770	41	42
172520-73870	39	45
172520-74150	42	6
		19
		42

## Parts No. Index

Parts No.	Fig. No.	Ref. No.
172520-74320	39	63
172520-74340	40	3
172520-74350	40	4
172520-74360	40	5
172520-74370	40	6
172520-74390	40	7
172520-74410	40	8
172520-74430	40	9
172520-74460	40	10
172520-74520	40	11
172520-74530	40	12
172520-75320	43	5
172520-76190	31	15
172520-76210	45	9
172520-76220	45	5
172520-76230	45	43
172520-76240	45	14
		29
172520-76260	45	8
172520-76760	45	16
172520-76780	45	17
172520-76880	45	19
172520-76890	45	20
172520-77360-2	47	6
172520-77380	46	5
172520-78140	46	10
172520-78230	45	30
172520-78250	45	31
172520-78340	45	33
172520-78450	45	49
		49 -1
	46	31
172520-91200	47	22
	48	2
172520-91210	47	15
172520-91220	48	6
172520-91230	48	7
172520-91240	48	15
172520-91270	48	8
172521-12260	6	5
172521-72680	38	5
		31
172521-76170	44	9
172522-05110	2	6
172522-05120	2	7
172522-05130	2	5
		8
172522-21850	12	15
172522-21870	12	17
172522-21880	12	18

Parts No.	Fig. No.	Ref. No.
172522-25710	13	7
172522-25860	13	18
172522-25910	13	21
172522-26000	15	1
172522-26010	15	2
172522-26040	15	5
172522-26050	15	6
172522-26110	15	11
172522-26200	15	13
172522-26210	15	20
172522-26230	15	23
172522-26240	15	24
172522-26250	15	25
172522-26260	15	27
172522-26270	15	28
172522-26310	17	1
172522-26350	15	29
172522-26500	17	6
172522-26510	17	7
172522-26520	17	10
172522-26701	19	1
172522-26711	19	2
172522-26721	19	3
172522-26760	19	11
		18
172522-26801	19	15
172522-26811	19	20
172522-26821	19	21
172522-26850	19	4
		22
172522-26860	19	5
		23
172522-26870	19	6
		24
172522-26880	19	7
		25
172522-31100-X	20	17
		25
172522-31110-X	20	19
		27
172522-31121	20	20
		28
172522-33530	22	10
172522-33560	22	16
172522-34410	21	2
172522-34420	21	4
172522-34450	21	6
172522-34470	21	9
172522-34500	21	22
172522-35112	23	9

Parts No.	Fig. No.	Ref. No.
172522-35122	23	13
172522-35130	23	10
		14
172522-35152	23	11
		15
172522-35160	23	12
		16
172522-42620	25	20
172522-52910	31	14
172522-72510	36	26
172522-72530	36	34
172522-72580	36	40
172522-72760	36	42
	37	46
172522-72770	36	43
	37	47
172522-72810	38	32
172522-72820	38	35
172522-72880	38	19
		45
172522-74130	39	64
172522-77360-2	47	7
172523-17450	9	40
172523-42750	25	18
172524-03110	1	3
172524-03210	1	6
172524-03271	1	10
172524-03290	1	11
	29	23 B
172524-03470	1	16
172524-03471	1	16 -1
172524-03550	1	18
172524-03610	1	19
	32	5 A
172524-03620	1	20
	32	5 B
172524-03621	1	20 -1
172524-03630	1	21
	32	18 B
172524-03631	1	21 -1
172524-03640	1	22
	29	22 A
172524-03642	1	22 -1
172524-03650	1	23
	47	21 A
172524-03652	1	23 -1
172524-03660	1	24
	32	5 C
172524-03670	1	25
	32	18 C

Parts No.	Fig. No.	Ref. No.
172524-03671	1	25 -1
172524-03690	1	26
	9	35 A
172524-03750	1	27
172524-03770	1	29
	33	12 A
172524-03910	1	32
	33	12 C
172524-03930	1	33
	7	12 C
172524-03940	1	34
	33	12 D
172524-05310	2	17
	32	38
172524-06501	3	1
172524-06511	3	2
172524-06540	3	4
172524-06601	3	14
172524-06611	3	15
172524-06640	3	17
172524-06750	3	27
172524-06820	3	12
		25
172524-06830	3	13
		26
172524-06850	3	7
		20
172524-06860	3	8
		21
172524-06870	3	9
		22
172524-09150	2	18
172524-11310	4	8
172524-11320	4	10
172524-11330	4	11
172524-11511	5	1
172524-11561	5	6
172524-11580	5	5
172524-11650	5	3
172524-12200	6	1
172524-12251	6	4
172524-12260	6	6
172524-12360	6	10
172524-12380	6	23
172524-13131	7	3
172524-13141	7	4
172524-13170	7	1
172524-13180	7	5
172524-13190	7	2
172524-13311	7	10

## Parts No. Index

Parts No.	Fig. No.	Ref. No.
172524-13321	7	11
172524-13351	7	12
172524-13390	7	39
172524-13410	7	18
172524-13421	7	19
172524-13870	7	13
172524-14350	8	2
172524-14420	8	6
172524-14450	8	54
	43	17
172524-14610	8	11
172524-14621	8	12
172524-14660	8	14
172524-14720	8	50
172524-16110	9	1
172524-16120	9	4
172524-16310	9	6
172524-16410	11	22
172524-16420	11	4
172524-16430	11	3
172524-16440	11	23
172524-16450	11	24
172524-16460	11	6
172524-16470	11	7
172524-16490	11	10
172524-16511	11	1
172524-16550	11	5
172524-16580	11	8
172524-16590	11	9
172524-16620	11	20
172524-16650	10	1
172524-16950	11	25
172524-16960	11	26
172524-16970	11	27
172524-17010	9	60
172524-17130	9	12
172524-17200	9	15
172524-17210	9	16
172524-17220	9	17
172524-17230	9	18
172524-17240	9	20
172524-17250	9	21
172524-17260	9	22
172524-17270	9	23
172524-17280	9	42
172524-17310	9	32
172524-17320	9	33
172524-17330	9	62
172524-17340	8	55
	9	63

Parts No.	Fig. No.	Ref. No.
172524-17340	33	49
172524-17350	9	36
172524-17360	9	38
172524-17380	9	34
172524-17410	9	39
172524-17490	9	13
172524-17512	10	3
172524-17521-3	10	4
172524-17530	10	5
172524-17550	10	6
172524-17560	10	7
172524-17570	10	8
172524-25760	13	12
172524-25770	13	14
172524-31190	31	6
172524-31250	31	5
172524-33500-2	22	1
172524-33520	22	3
		7
172524-33540	22	11
172524-33550	22	13
172524-42101	24	3
172524-42180	24	5
	25	6
172524-42190	25	3
172524-42221	24	6
172524-42230	24	28
172524-42250	24	7
172524-42300	24	8
172524-42351	24	11
172524-42360	24	12
	25	4
172524-42370	24	13
172524-42401	25	5
172524-42420	25	8
172524-42450	25	9
172524-42500	25	12
172524-42511	25	15
172524-42520	25	16
172524-42571	25	17
172524-42712	26	3
172524-45100	27	1
172524-45110	27	2
172524-45190	27	34
172524-45210	27	9
	29	1
172524-45250	27	13
	29	5
172524-45260	27	10
		12

Parts No.	Fig. No.	Ref. No.
172524-45260	29	2
		4
172524-45510	27	24
172524-45550	27	26
172524-45560	27	27
172524-45580	27	25
172524-45801	28	1
172524-45811	28	2
172524-46100	29	6
172524-46120	29	7
172524-47800	30	14
172524-47910	30	16
172524-47930	30	17
172524-47970	30	18
172524-47980	30	19
172524-49100	29	19
172524-49220	29	22
172524-49340	29	23
172524-52111-2	31	9
172524-52481	31	39
172524-52800	31	17
172524-52830	31	19
172524-52840	31	20
172524-52850	31	21
172524-52860	22	4
172524-52870	31	22
172524-52881	31	24
172524-53110-1	32	11
172524-53281	32	12
172524-53291	32	13
172524-53310-2	31	31
172524-53490	31	36
172524-53510	31	35
172524-55510	32	1
172524-55780	32	2
172524-55790	32	3
172524-59101	31	11
172524-59102	31	11 -1
172524-61110	32	14
172524-61140	32	15
172524-61210	32	18
172524-61350	32	19
172524-61410	32	20
172524-61450	32	52
172524-61660	32	21
172524-61671	32	22
172524-61711	32	23
172524-61750-2	32	24
172524-61760-2	32	25
172524-61810	32	26

Parts No.	Fig. No.	Ref. No.
172524-61840	32	27
172524-61910-2	32	29
172524-61920-2	32	30
172524-61930-2	32	31
172524-61940-2	32	32
172524-62610	35	1
172524-62620	35	2
172524-62630	35	3
172524-62640	35	4
172524-62650	35	5
172524-62740	35	6
172524-62770	7	40
172524-62780	7	41
172524-62810	34	1
172524-62820	34	2
172524-62830	34	3
172524-62840	34	4
172524-62850	34	5
172524-62860	34	6
172524-62870	34	7
172524-62880	34	8
172524-62890	34	11
172524-62910	34	9
172524-62930	34	10
172524-62940	34	12
172524-62950	34	13
172524-62960	32	50
172524-63110	32	5
172524-63150	32	6
172524-63210	32	7
		34
172524-63220	32	8
172524-63230	32	9
		33
172524-65100	33	4
172524-65110	33	6
172524-65120	33	7
172524-65130	33	8
172524-65140	33	9
172524-65440	33	13 -1
172524-65450	33	18
172524-65510	33	14
172524-65550	33	15
172524-65561	33	16
172524-65640	33	20
172524-65660	33	23
172524-65670	33	22
172524-65700	33	24
172524-65710	33	25
172524-65720	33	26

## Parts No. Index

Parts No.	Fig. No.	Ref. No.
172524-65730	33	17
172524-65740	33	21
172524-65751	33	32
172524-65801	33	33
172524-72420	38	1
172524-72430	38	2
172524-72500-2	36	1
172524-72510-2	36	2
172524-72530	36	7
	38	4
		30
172524-72590	36	21
		48
172524-72600-2	37	1
172524-72610	37	14
172524-72630-2	37	18
172524-72660-2	36	22
172524-72690	36	41
	37	23
		50
172524-72800-2	38	3
172524-72820-2	38	6
172524-72830-2	38	11
172524-73070	40	1
172524-73101	39	1
172524-73111	39	3
172524-73130	39	5
172524-73150	39	7
172524-73170	39	8
172524-73200	39	11
172524-73210	39	13
172524-73220	39	12
172524-73230	39	15
172524-73240	39	16
172524-73250	39	17
172524-73260	39	18
172524-73270	39	19
172524-73290	39	21
172524-73330	39	22
172524-73340	39	23
172524-73350	39	24
172524-73360	39	25
172524-73380	39	29
172524-73390	39	32
172524-73410	39	34
172524-73420	39	35
172524-73440	39	36
172524-73450	39	37
172524-73490	39	39
172524-73512	41	1

Parts No.	Fig. No.	Ref. No.
172524-73522	41	2
172524-73530	41	4
172524-73540	41	21
172524-73550	41	8
172524-73571	41	11
172524-73582	41	15
172524-73590	41	35
172524-73610	41	27
172524-73620	41	28
172524-73640	41	24
172524-73650	41	14
172524-73750	41	41
172524-73780	41	22
172524-73790	41	23
172524-73850	39	42
172524-73860	39	44
172524-73870	39	72
172524-73880	39	46
172524-73890	39	47
172524-73900	39	48
172524-73910	44	1
172524-73920	44	2
172524-73930	44	3
172524-73940	39	50
172524-73960	39	51
172524-73970	39	49
172524-73980	39	52
172524-73990	39	53
172524-74130	42	3
172524-74170	42	20
172524-74220	42	1
172524-74320	42	5
172524-74340	42	40
172524-74360	42	18
172524-74390	42	55
172524-74410	42	2
172524-74420	42	10
172524-74430	42	11
172524-74450	42	46
172524-74460	42	25
		49
172524-74470	42	30
		50
172524-74490	42	56
172524-74510	42	24
172524-74520	42	35
172524-74530	42	36
172524-74610	40	13
172524-74620	40	14
172524-74630	40	16

Parts No.	Fig. No.	Ref. No.
172524-74640	40	17
172524-74650	40	18
172524-74660	40	19
172524-74670	40	21
172524-74680	40	23
172524-74690	40	25
172524-74760	40	20
		22
172524-74780	40	27
172524-74810	45	1
172524-75190	43	3
172524-75330	43	4
172524-75350	43	2
172524-75710	43	8
172524-75810	43	6
172524-75910-2	43	7
172524-76110	44	5
172524-76130	44	6
172524-76170	44	9 -1
172524-76210	45	4
172524-76230	45	6
172524-76250	45	7
172524-76310	45	46
172524-76480	44	13
172524-76510	46	1
172524-76520	46	2
172524-76710	45	15
172524-76780	45	18
172524-76800	45	23
172524-76810	45	24
172524-76820	45	25
172524-76830	45	26
172524-76840	45	27
172524-77110-2	47	4
172524-77120-2	47	5
172524-78150	46	12
172524-78170	46	6
172524-78230	46	14
172524-78240	46	16
172524-78330	45	32
172524-78340	45	34
172524-78410	45	35
172524-78420	45	36
	46	20
172524-78441	45	37
172524-78450	45	38
172524-78470	45	47
172524-78540	46	30
172524-78550	46	21
172524-78570	46	26

Parts No.	Fig. No.	Ref. No.
172524-78580	46	27
172524-78720	46	18
172524-78730	46	29
172524-78751	46	11
172524-78760	46	7
172524-78770	46	8
172524-78780	46	9
172524-78920	46	33
172524-91050-2	47	11
172524-91200	48	3
172524-91320	48	13
172524-91400-2	49	1
172524-91511-2	49	5
172524-91520	49	8
172524-91670	48	19
172525-03110	1	4
172525-03210	1	7
172525-03750	1	28
172525-03770	1	30
	33	12 B
172525-11310	4	9
172525-11551	5	4
172525-14660	7	22
172525-14670	7	21
172525-25760	13	13
172525-25770	13	15
172525-33500-2	22	5
172525-33540	22	12
172525-33550	22	14
172525-45210	27	11
	29	3
172525-52111-2	31	10
172525-52800	31	18
172525-52860	22	8
172525-52881	31	25
172525-53310-2	31	32
172525-59101	31	12
172525-59102	31	12 -1
172525-72500-2	36	25
172525-72510	37	28 -1
172525-72540-2	36	35
172525-72560-2	36	39
172525-72600-2	37	27
172525-72620	37	37
172525-72640-2	37	41
172525-72680-2	37	45
172525-72710	37	36
172525-72800-2	38	29
172525-72830-2	38	39
172525-72850-2	38	43

## Parts No. Index

Parts No.	Fig. No.	Ref. No.
172525-73070	40	2
172525-73101	39	2
172525-73111	39	4
172525-73120	39	62
172525-73360	39	26
172525-73490	39	40
172525-73850	39	43
172525-74620	40	15
172525-74680	40	24
172525-74690	40	26
172525-74810	45	2
172525-78230	46	15
172525-78240	46	17
172525-78340	45	45
172525-78720	46	19
172525-78790	46	13
172525-91050-2	47	17
172525-91200	48	4
172525-91320	48	9
172525-91400-2	49	2
172525-91511-2	49	6
172525-91670	48	23
172528-03770	1	30 -1
172538-12310	6	7 -1
172730-61890	32	28
172A36-03411	1	33 -1
172A55-03310	1	10 -1
172A64-03700	1	35 -1
177035-02920	13	1
	20	2
		10
		18
		26
194080-57202	9	43
194130-01390	24	24
194180-31510	17	13
194180-31520	17	14
194180-31530	17	15
194180-31540	17	16
194180-31550	17	17
194180-32140	17	9
		12
194180-36430	21	34
194250-51660	11	12
		45
		50
		46
		32
194274-13920	14	14
194312-51220	11	11
194327-36530	21	18
		29

Parts No.	Fig. No.	Ref. No.
194420-52120	9	41
194465-13920	13	2
194550-36390	21	16
		27
194550-47810	8	16
194555-36310	21	14
		25
194555-36330	21	15
		26
194555-36340	21	33
194555-36410	21	17
		28
194555-36500	21	13
		24
194555-36520	21	21
		32
194640-25350	16	7
		10
194640-34140	17	18
194820-27370	24	1
		25
		1
194850-49370	42	4
		16
		33
		41
194990-20170	24	27
		25
		40
195107-14850	13	4
195108-14790	13	3
195216-15470	7	8
197102-18340	28	5
198220-53170	9	19
		24
198220-56130	9	25
198220-56140	9	26
198220-56150	9	27
198220-56160	9	28
198220-56230	9	29
198220-62410	33	5
1A1380-56500	11	13
1C6052-24090	27	23
1C6281-52310	6	14
		33
1C6281-52320	27	15
		28
		29
		10
1C6320-66451	6	15
1C6360-65700	25	23
		26
		6
1C6450-07900	11	21

Parts No.	Fig. No.	Ref. No.
1E6681-56620	20	5
		13
		21
		29
22137-060000	6	16
		25
		53
	9	9
	10	37
	31	35
	32	29
	42	52
22137-080000	4	18
	27	16
		29
	29	11
	33	10
		37
		38
	36	23
		46
	37	25
		51
	38	27
		53
	45	42
22137-100000	4	4
		19
	7	43
	10	13
	25	24
	26	7
	27	17
	32	36
	33	39
		40
	39	65
	40	35
22137-120000	8	7
	43	9
22137-140000	21	35
	30	12
	39	69
22137-200000	25	41
22190-140003	5	30
22217-060000	6	17
	11	16
	24	17
22217-080000	3	28
	4	20

Parts No.	Fig. No.	Ref. No.
22217-080000	6	24
	8	48
	24	18
	25	25
	32	37
22217-100000	4	5
		21
	7	7
	13	22
	21	36
	25	26
	27	18
22217-120000	6	18
	12	2
	14	35
	15	36
22217-140000	31	26
	39	70
	49	7
22217-160000	18	5
		21
	22	17
22217-180000	19	8
		26
22217-200000	31	33
22242-000150	33	41
22242-000200	21	37
	25	27
22242-000450	13	23
22242-000500	13	24
22252-000220	45	28
22287-060000	42	32
22287-080000	42	58
22312-100320	16	18
	17	19
22351-060032	29	12
22351-060040	3	10
		23
22351-080020	12	3
22351-080040	24	19
	25	28
22360-080000	33	42
22360-200000	31	27
22417-250320	27	6
22417-300250	21	38
22451-060000	16	19
	17	20
22486-080200	27	32
	29	13
22487-060160	33	19

## Parts No. Index

Parts No.	Fig. No.	Ref. No.
22487-080600	27	30
22487-100240	25	29
	26	8
22487-120240	26	9
22857-500160	33	11
22857-500200	9	57
23000-025000	45	39
	46	22
23000-028000	45	40
	46	28
23000-041000	45	48
23000-048000	5	22
23000-060000	5	23
23010-038000	7	34
23065-070130	7	29
23414-160000	13	25
	20	6
		14
		22
		30
23418-060000	8	43
23871-060000	20	7
		15
		23
		31
23887-160002	20	8
		16
		24
		32
24101-060104	13	26
24101-063084	13	27
24190-240001	21	19
		30
24311-000050	39	54
24311-000080	45	44
24311-000110	45	11
24311-000140	42	9
		23
		45
	44	11
	47	3
24311-000160	7	17
	8	27
24311-000180	5	28
	44	12
	45	12
24311-000200	3	11
		24
24311-000240	45	13
24311-000290	43	10

Parts No.	Fig. No.	Ref. No.
24311-240100	8	28
		44
24315-000180	39	33
		41
24321-000350	13	28
24321-000400	13	29
24321-000450	14	36
	15	37
24321-000600	31	28
24321-000650	8	29
24321-001000	43	12
24321-001100	18	10
		22
	19	13
		27
24321-001150	43	11
24321-001450	14	12
		37
	15	12
		38
24341-000250	8	8
	43	13
24341-000700	40	28
24341-000850	39	55
24550-012120	27	3
24550-016150	29	21
24550-040250	36	45
	37	49
24764-020000	22	18
	47	24
	48	28
24764-040000	31	16
	38	57
26013-060162	7	35
	9	54
	10	10
	32	39
26013-080122	8	52
	32	40
26013-080162	3	30
	5	32
	7	36
	9	9
		69
	11	19
	12	10
	24	26
	25	39
	32	41
	33	1

Parts No.	Fig. No.	Ref. No.
26013-080162	33	43
	44	14
26013-080202	5	24
		29
		40
	7	37
	9	55
	26	10
	32	10
	33	44
	43	16
	45	3
		21
26013-080252	5	25
	27	19
	32	42
	33	45
26013-080402	33	12
26013-080452	27	20
26013-080502	27	21
	29	14
26013-080552	21	39
26013-100162	9	2
26013-100202	3	31
	4	22
	8	9
	10	11
	25	30
	29	24
	30	15
	32	43
		44
	33	46
		47
	38	58
	43	14
	44	4
	47	25
	48	29
26013-100252	7	38
	9	56
	32	4
		45
		49
	33	48
26013-100302	41	45
26013-100352	4	23
	40	36
	41	44
	42	60
	46	3

Parts No.	Fig. No.	Ref. No.
26013-100352	47	8
26013-100402	18	11
		23
	19	14
		28
		40
26013-100452	46	23
26013-100502	21	41
26013-120202	8	10
		32
		43
		15
26013-120352	22	19
26013-120402	16	20
		17
		21
26013-120552	16	21
		17
		22
26016-060402	42	53
26018-060162	29	25
26022-060162	9	58
		67
26023-030162	10	12
26023-060162	33	2
26116-080162	36	24
		47
		38
		28
		54
26116-080166	16	22
		17
		23
26116-080202	37	26
		52
26116-100252	39	66
26116-100404	24	20
26116-100452	12	19
26116-100552	13	30
26116-100652	4	6
26116-100752	13	31
26116-101002	21	42
26116-101102	21	43
26116-120552	16	17
26116-120602	12	4
26116-120652	14	38
		15
		39
26116-120952	12	5
26116-121002	12	6
26116-121102	12	7
26116-140352	31	29
26116-200702	31	34
26156-120302	16	23
26156-140402	39	71
26156-140652	17	24

## Parts No. Index

Parts No.	Fig. No.	Ref. No.
26156-160402	22	20
26156-160502	13	32
26156-160902	17	2
26216-100452	30	20
26346-100002	33	31
26366-080002	46	24
26450-060102	42	17
		34
		54
26450-060122	39	56
26450-060162	6	19
26450-060202	40	29
26450-060352	40	30
26450-060452	40	31
26450-060802	42	31
26450-080252	39	57
26450-080302	39	58
	40	32
26450-080602	39	59
26450-080652	13	33
26450-100252	40	33
26450-100302	13	34
26450-100352	45	41
26450-100502	39	60
	41	43
	45	22
26450-120452	13	35
26716-050002	9	65
26716-060002	5	7
	6	20
	9	68
	11	17
	24	21
	31	38
	32	47
26716-080002	3	29
	4	24
	6	21
	9	10
		37
	24	22
	25	31
	26	11
	27	33
		35
	29	15
	42	57
26716-100002	4	7
		25
	7	9

Parts No.	Fig. No.	Ref. No.
26716-100002	24	23
	25	32
	27	22
	30	21
26716-120002	6	22
	12	8
26736-100002	25	33
26736-140002	49	9
26756-080002	21	44
	46	25
26756-100002	27	7
	29	16
26776-100002	21	20
		31
26776-120002	9	59
26776-140002	30	13
26996-200002	31	4
		8
28110-100120	2	11
28110-120140	2	12
28110-190220	2	13
28110-220240	2	14
28160-140170	2	15
29311-163000	32	48
772524-03760	1	1
772524-05100	2	1
772524-91431-2	49	3
772525-03760	1	2
772525-03761	1	2 -1
772525-05100	2	2
772525-91431-2	49	4
933110-09800	2	16
933112-20100	1	35
	32	5 D
933164-04450	25	34
933164-04470	25	35
933171-15801	9	3
981083-21120	27	31
981083-27340	25	36
981083-27520	25	37
981083-32560	18	12
		24
981083-71110	47	26
981083-71120	47	27
981083-71840	46	4
	47	9
981122-10361	25	38
981122-15020	9	5
X100123	50	75
X100158	50	35

Parts No.	Fig. No.	Ref. No.
X100158	50	56
		77
	53	13
		39
X100173	50	19
	51	33
X100174	53	11
		37
X100175	50	5
X100177	50	25
		59
	51	47
	53	24
		50
X100232	53	23
		49
X100235	50	27
X100242	50	61
X100243	50	15
		72
X100244	51	10
		21
X100245	50	6
X100277	50	58
X100282	51	22
X100286	50	78
	51	9
		19
		23
	53	14
		40
X100309	50	60
X100442	50	48
X100448	51	48
	53	25
		51
X100516	50	17
		32
	51	51
X100682	53	10
		36
X100704	50	49
	51	20
X100746	50	16
	51	50
X100771	50	22
X100830	50	23
		33
	51	40
X100901	51	11

Parts No.	Fig. No.	Ref. No.
X100998	51	46
X101017	50	18
		31
X101127	52	8
		14
X101133	50	76
X101200	50	38
X101314	50	45
	51	49
	53	26
		52
X101470	52	2
X101535	50	43
X101797	50	20
		26
X102041	51	18
X102230	51	38
X102246	51	13
X102542	50	73
X102650	50	81
	51	31
	52	7
		13
	53	7
		18
		33
		44
X102943	52	11
X103061	50	29
X103406	50	74
X103724	50	40
X103725	50	41
X103726	50	42
X103897	52	6
X104732	51	8
X105226	51	30
	53	17
		43
X105265	53	15
X105266	53	41
X105343	53	16
		42
X105469	50	11
X105516	51	39
X105560	50	37
X105580	50	71
X105627	50	4
X105701	53	6
		32
X105702	53	19

## Parts No. Index

Parts No.	Fig. No.	Ref. No.
X105702	53	45
X105707	51	34
X105708	50	52
X105710	50	36
X105715	50	53
	51	43
X105750	51	42
X105800	50	28
X105807	50	21
	51	37
X105849	51	17
		44
X106004	50	51
X106096	50	24
X106162	50	7
X106163	50	8
X106317	50	70
X106457	50	34
X106516	50	9
X106568	52	5
X106643	52	12
X106696	50	10
X106777	50	12
X106822	50	14
X106880	50	44
X106956	51	41
X106966	50	63
X107074	51	3
X107078	51	1
X107079	51	2
X107080	51	27
X107081	53	4
X107098	53	30
X107123	53	3
X107124	53	29
X107125	51	4
X107126	51	5
X107185	51	7
X107241	50	62
X107281	53	21
		47
X107283	51	12
X107286	53	22
		48
		32
X107313	51	32
X107341	50	69
X107352	51	6
X107365	50	68
X107463	52	16
X107517	50	82

Parts No.	Fig. No.	Ref. No.
X107520	52	15
X107779	50	50
X107780	50	67
X107781	50	66
X107784	50	79
X304433	50	39
X307345	53	8
		34
X307346	53	20
		46
X309725	51	36
X309726	51	35
X310118	50	30
X310830	50	13
X311055	50	3
X311093	51	24
		52
X311182	53	9
X311183	53	35
X311186	50	54
X311187	50	55
X311191	50	57
X311193	52	4
X311568	53	5
		31
X311569	51	28
X311581	51	16
X311582	51	15
X311605	51	29
X311907	52	1
X312453	50	65
X602436	50	2
X602437	53	2
X602438	53	28
X602439	51	26
X602440	53	12
X602441	53	38
X602442	51	14
X602443	52	10
X602444	51	45
X602524	50	46
X602526	50	47
X602527	50	80
X702244	50	1
X702245	50	64
X702247	53	1
X702248	53	27
X702249	51	25
X702281	52	9
X702299	52	3

Parts No.	Fig. No.	Ref. No.
-----------	----------	----------

Parts No.	Fig. No.	Ref. No.
-----------	----------	----------