

0CS10-M37901EN

# PREFACE

1. This parts catalog is the 1st revised of Yanmar crawler back-hoe B50-2B for U.S.A..

Pub. No. : 000Y00S3791

Published : Sep., 1999

2. Parts catalog history

	Parts catalog No.	Published	Remarks
1st edition	000Y00S3790	1998/5	Disuse old edition
1st revised	000Y00S3791	1999/9	

3. Model name

SECTION	Column	Model name	Manufactured	M/#
I (Vehicle)	(A)	B50-2B C(R)	1998/5~	60847~
	(B)	B50-2B P(R)		
II (Engine)	(A)	4TNE88-B1	1998/4~1998/12	34244~38931
	(B)	4TNE88-EB1	1999/1~	38979~

(NOTE) C : cabin spec., P : canopy spec., R : rubber crawler spec.

4. Your understanding is asking that this parts catalog is not a technical data manual setting forth as servicing procedures, This parts catalog is using simplified illustration.

Be sure to use Yanmar Genuine Parts in your maintenance servicing of Yanmar products.

Be careful not to use the simple parts available in the market ; otherwise their use in repairing causes such as an early breakage, for instance.

## Directions for the Parts Catalog.

1. This Parts Catalog shows both standard and optional parts.
2. Parts may change without prior notice.
3. The following is an example of the Parts Catalog format.

REF.	LEV.	PARTS NO.	DESCRIPTION	Q'TY						I	R
				(A)	(B)	(C)	(D)	(E)	(F)		
1	1	729595-51390	FUEL INJECTION PUMP	1	1	1	1	1			1
1-1	1	729595-51391	FUEL INJECTION PUMP	1	1	1	1	1		N	1
		(A=E00185) (B=E00200)									
3	2	26022-060162	SCREW M 6X 16	9	9	9	9	9			
3-1	2	26022-060162	SCREW M 6X 16	4	4	4	4	4		K	
		(A=E00156) (B=E00156) (C=E00156) (D=E00156) (E=E00156)									
4	2	129470-51040	CAMSHAFT	1	1	1	1	1			
5	2	122710-51050	BEARING, ROLLER	2	2	2	2	2			
6	2	129470-51060	RETAINER	1	1	1	1	1			

Remarks
(1) BOOST COMPEMSATOR TYPE. OPTIONAL PART, TO E00155,(4JH-DT, 4JH-DTZ

### ① Ref. No.

The Ref. No. listed may not be in accordance with the illustration Ref. No.

(Ex.) Illustration No.

List Ref No.

1

1

(Before change)

1-1

(After change)

For interchangeable symbols N, R and K, illustrations for new parts may be abbreviated.

### ② Lev. (Level)

Level indication

The numbers below indicate the level of relativity towards the main part.

1 ----- Main parts (Assembly parts)

2 ----- Sub component included in " 1 ".

3 ----- Sub component included in " 2 ".

Note) Parts that are not for sale are partially illustrated but not listed.

### ③ Interchangeability Symbol

When a part change takes place, one of the following interchangeability symbols is indicated beside the part.

Symbol	Interchangeability	Contents note
N	Old $\begin{matrix} \leftarrow \text{Yes} \\ \text{No} \rightarrow \end{matrix}$ New	New Part is interchangeable for Old Part but Old Part is not interchangeable for New Part.
Q	Old $\begin{matrix} \leftarrow \text{No} \\ \text{Yes} \rightarrow \end{matrix}$ New	New Part is not interchangeable for Old Part but Old Part is interchangeable for New Part.
R	Old $\begin{matrix} \leftarrow \text{Yes} \\ \text{Yes} \rightarrow \end{matrix}$ New	New/ Old Parts are both interchangeable.
S	Old $\begin{matrix} \leftarrow \text{No} \\ \text{No} \rightarrow \end{matrix}$ New	New/ Old Parts are both not interchangeable.
W		Part newly added.
Z		Part discontinued.
F		Not interchangeable by a single part but interchangeable together with related parts.
K		Changes only for used parts quantities.

### ④ Effective Machine No.

When a part changes, the effective Machine No. will be indicated in the (A)-(F) column.

Product Symbol	Product No.	Product Symbol	Product No.
C	Clutch No. Compressor No.	F	Machine No. (Agricultural Equip.)
D	Drive No.	M	Machine No.
E	Engine No.		

Note 1) A date may follow the symbol. (Ex.) 1996.01

Note 2) "XXXXX" and "ZZZZZ" are for parts that could not be predicted or for engine models that could not be identified.

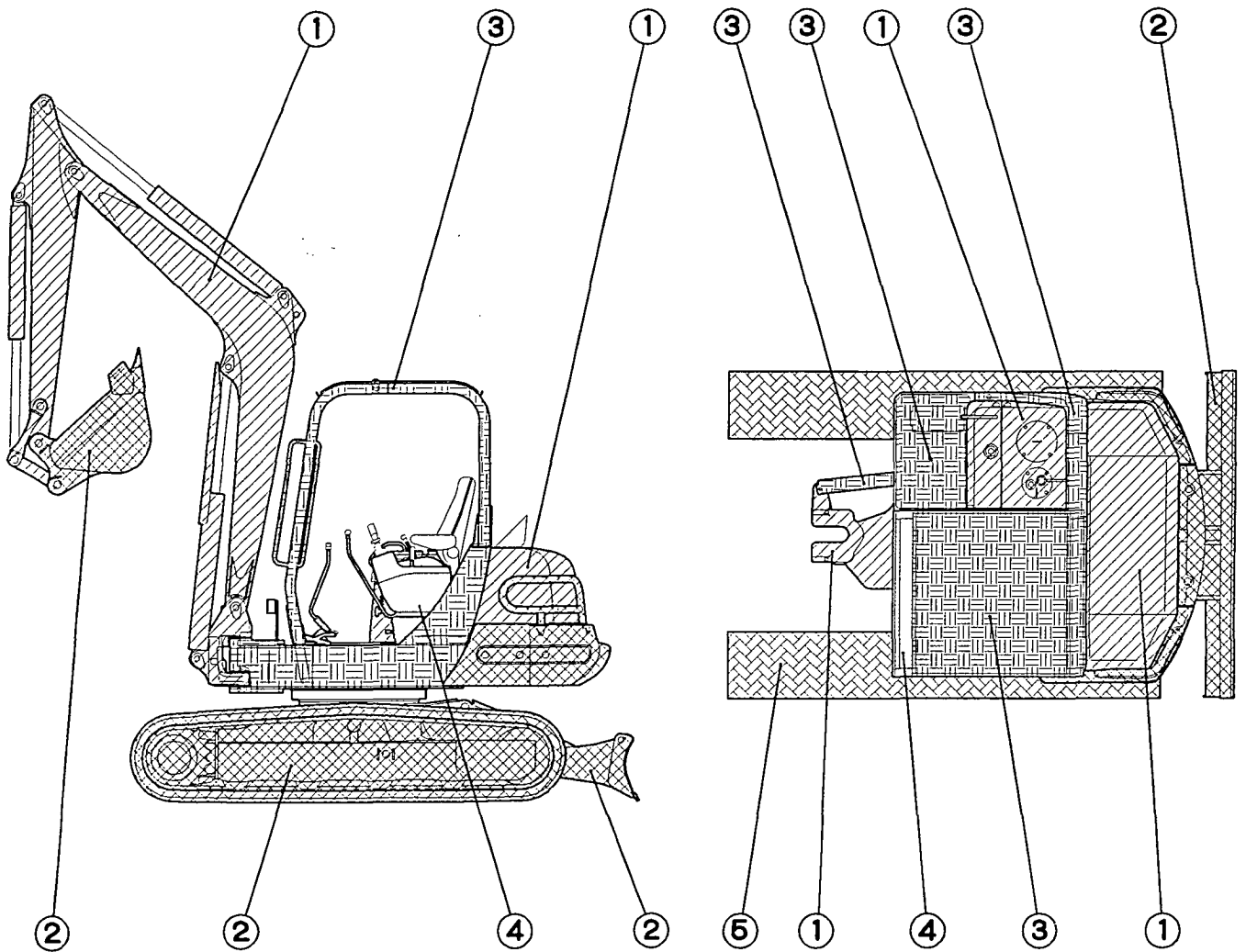
Note 3) (A=E00185) is the E (Engine Serial Number) for the column (A) model (in this case 4JH-DT) after the parts design change.

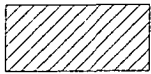
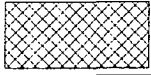



### ⑤ Remarks

Figures or alphabets (symbols) are entered in the remarks column.

The comments (remarks) on parts that are indicated at the bottom of the illustration are the same symbols as those stated above.

# 1 [PAINTED COLOR LIST (1)]



PART	DESC RIPTION	PAINTED COLOR MUNSEL No.	COLOR CODE
①		YANMAR NEW PERMANENT YELLOW 5.2Y8.5/11	87
②		YANMAR DEEP GREEN 6.36BG2.11/1.76	82
③		YANMAR NEW GRAYISH GREEN 2.9BG4.8/3.0	86
④		YANMAR DARK OLIVE GRAY 5.39Y2.92/0.78	72
⑤		YANMAR CHARCOAL GRAY N2.0	71

## 2 [PAINT PART No.]

PART	PAINTED COLOR	PAINT PART No.		
		160CAN	40CAN	SPRAY
①	YANMAR NEW PERMANENT YELLOW	981101-09519	977620-40870	977620-30871
②	YANMAR DEEP GREEN	981101-09517	977620-40820	977620-30N31
③	YANMAR NEW GRAYISH GREEN	981101-09616	977620-40860	977620-30861
④	YANMAR DARK OLIVE GRAY	-----	977620-40720	TOR-90460003
⑤	YANMAR CHARCOAL GRAY	981101-09516	977620-40710	977620-30371

## 3 [EXPRESSION OF PAINTED PARTS]

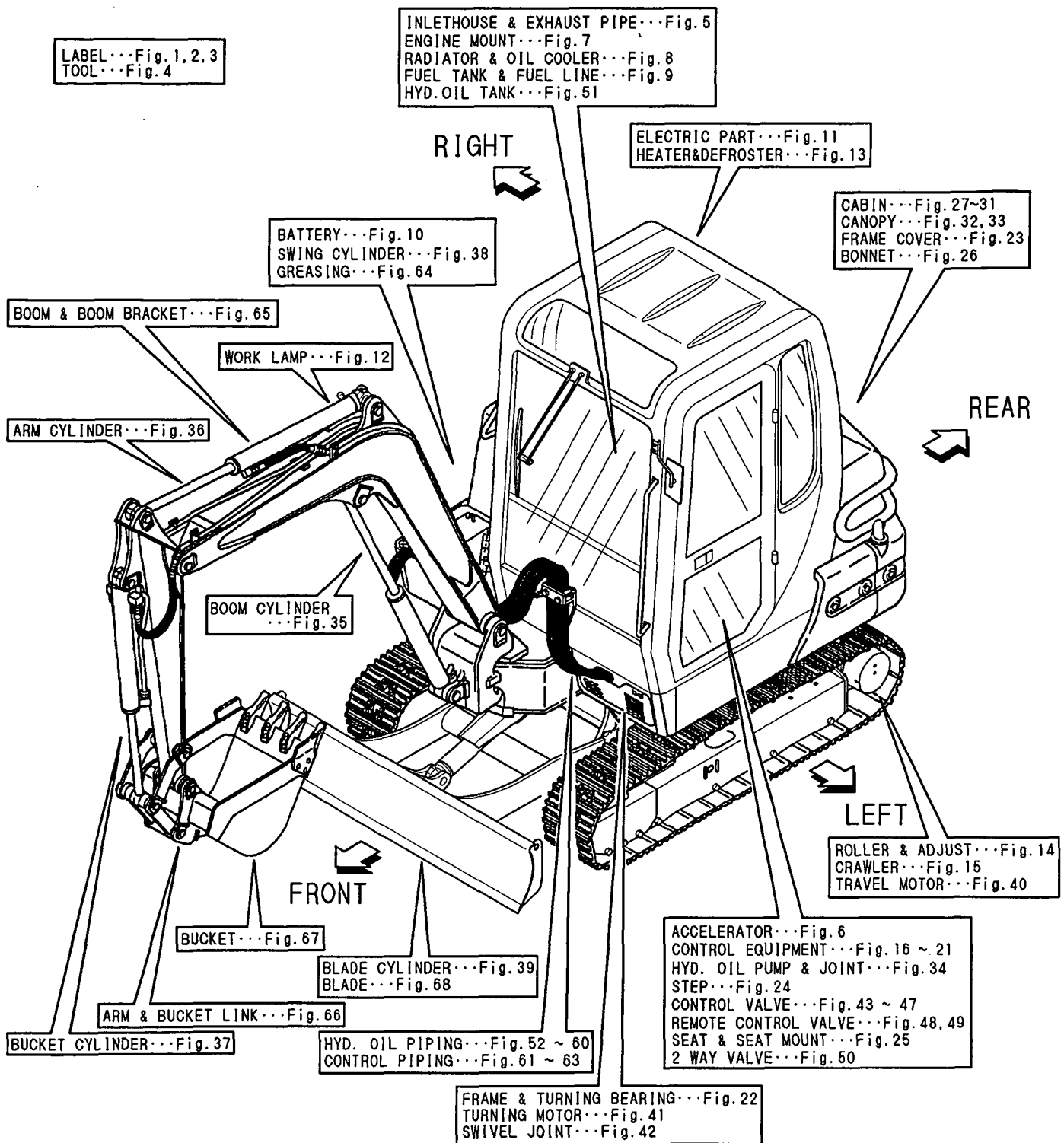
PART NO.	PART NAME	PAINTED COLOR
172425-81100 -1	BOOM ASSY (YELLOW:87)	YANMAR NEW PERMANENT YELLOW

(NOTE) ( ) at the end of part name shows Paint Color.

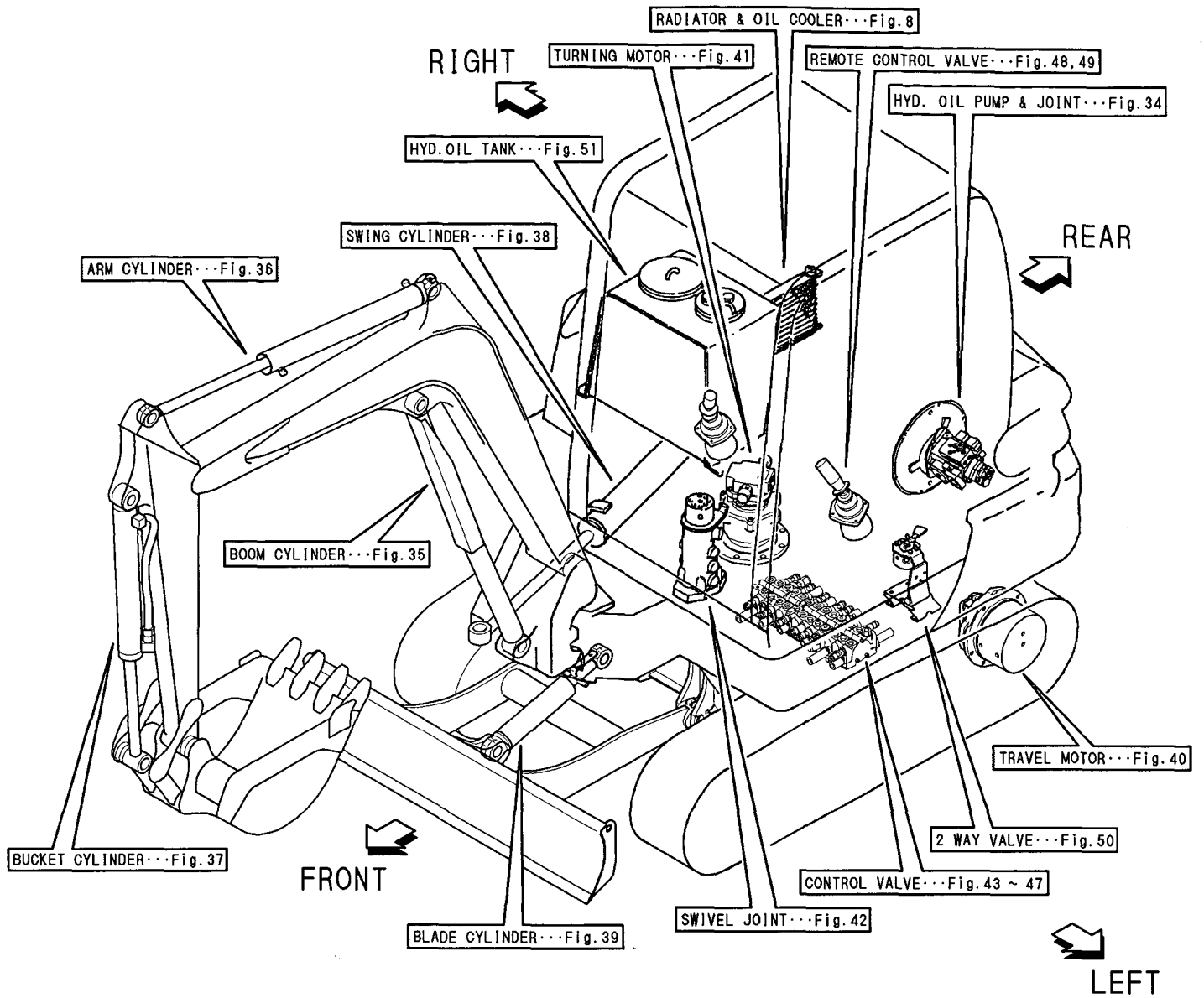
## 4 [COLOR OF MAIN PARTS]

PART	PAINTED COLOR	MAIN PARTS
①	YANMAR NEW PERMANENT YELLOW	BOOM ARM BOOM CYLINDER ARM CYLINDER BUCKET CYLINDER FUEL TANK HYD.OIL TANK BONNET WORK LAMP COVER
②	YANMAR DEEP GREEN	BUCKET BLADE BLADE CYLINDER SWING CYLINDER COUNTER WEIGHT ENGINE SURROUNDINGS TRAVEL CONNECTION
③	YANMAR NEW GRAYISH GREEN	CABIN CANOPY STEP TURNING FRAME CYLINDER COVER
④	YANMAR DARK OLIVE GRAY	OPERATION PART
⑤	YANMAR CHARCOAL GRAY	STEEL CRAWLER

# PICTURESQUE INDEX (1) . . . . . MAIN PARTS



# PICTURESQUE INDEX (2) . . . . .HYDRAULIC SECTION



# Contents

Fig. No.	Fig. Name	Fig. No.	Fig. Name
VEHICLE B50-2B(USA)		25.	SEAT & SEAT MOUNT
1.	LABEL(CABIN)	26.	BONNET
2.	LABEL(CANOPY)(PREVIOUS)	27.	CABIN
3.	LABEL(CANOPY)(NEW)	28.	CABIN(1)(BODY)
4.	TOOL	29.	CABIN(2)(SASH)
5.	INLET HOSE & EXHAUST PIPE	30.	CABIN(3)(FITTING)
6.	ACCELERATOR	31.	CABIN(4)(DOOR)
7.	ENGINE MOUNT	32.	CANOPY(PREVIOUS)
8.	RADIATOR & OIL COOLER	33.	CANOPY(NEW)
9.	FUEL TANK & FUEL PIPE	34.	HYD.OIL PUMP & JOINT
10.	BATTERY	35.	BOOM CYLINDER
11.	ELECTRIC PART	36.	ARM CYLINDER
12.	WORK LAMP	37.	BUCKET CYLINDER
13.	HEATER & DEFROSTER	38.	SWING CYLINDER
14.	ROLLER & ADJUST	39.	BLADE CYLINDER
15.	CRAWLER	40.	TRAVEL MOTOR
16.	CONTROL EQUIPMENT(LINK STAND & OPERATION LEVER)	41.	TURNING MOTOR
17.	CONTROL EQUIPMENT(TRAVEL & SWING)	42.	SWIVEL JOINT
18.	CONTROL EQUIPMENT(BLADE LEVER)	43.	CONTROL VALVE(P PORT)
19.	CONTROL EQUIPMENT(LOW-HIGH PEDAL)	44.	CONTROL VALVE(TRAVEL & P.T.O.)
20.	CONTROL EQUIPMENT(CUT OFF LEVER)	45.	CONTROL VALVE(ARM & SWING)
21.	CONTROL EQUIPMENT(P.T.O.CONTROL)	46.	CONTROL VALVE(BOOM & BUCKET)
22.	FRAME & TURNING BEARING	47.	CONTROL VALVE(TURNING & BLADE)
23.	FRAME COVER	48.	REMOTE CONTROL VALVE(RIGHT)
24.	STEP	49.	REMOTE CONTROL VALVE(LEFT)



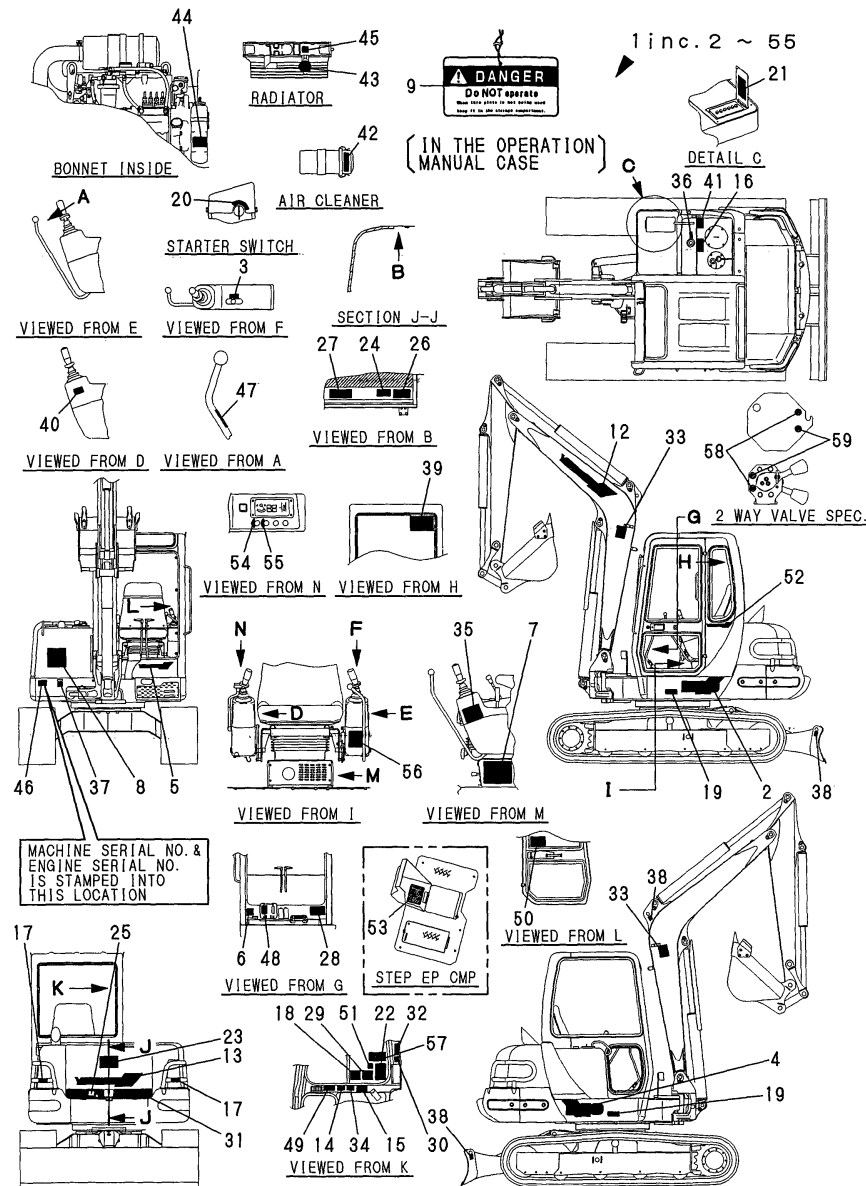
# Contents

Fig. No.	Fig. Name	Fig. No.	Fig. Name
50.	2WAY VALVE(2WAY MULTI CHANGE)		
51.	HYD.OIL TANK		
52.	HYD.OIL PIPING(TANK-PUMP-VALVE)		
53.	HYD.OIL PIPING(VALVE-MOTOR,BOOM)		
54.	HYD.OIL PIPING(VALVE-SWIVEL,SWING)		
55.	HYD.OIL PIPING(RETURN:1)		
56.	HYD.OIL PIPING(RETURN:2)		
57.	HYD.OIL PIPING(P.T.O.FRAME END)		
58.	HYD.OIL PIPING(TRAVEL)		
59.	HYD.OIL PIPING(BOOM)		
60.	HYD.OIL PIPING(P.T.O.VALVE,BOOM)		
61.	CONTROL PIPING(PUMP-REMO.-CON.V.-RETURN)		
62.	CONTROL PIPING(REMO.-CON.V-CONROL.V.)		
63.	CONTROL PIPING(2WAY MULTI CHANGE)		
64.	GREASING		
65.	BOOM & BOOM BRACKET		
66.	ARM & BACKET LINK		
67.	BUCKET		
68.	BLADE		

Fig.1. LABEL(CABIN)

(A)=B50-2BC(R)US  
 (B)=B50-2BP(R)US  
 (C)=

(D)=  
 (E)=  
 (F)=



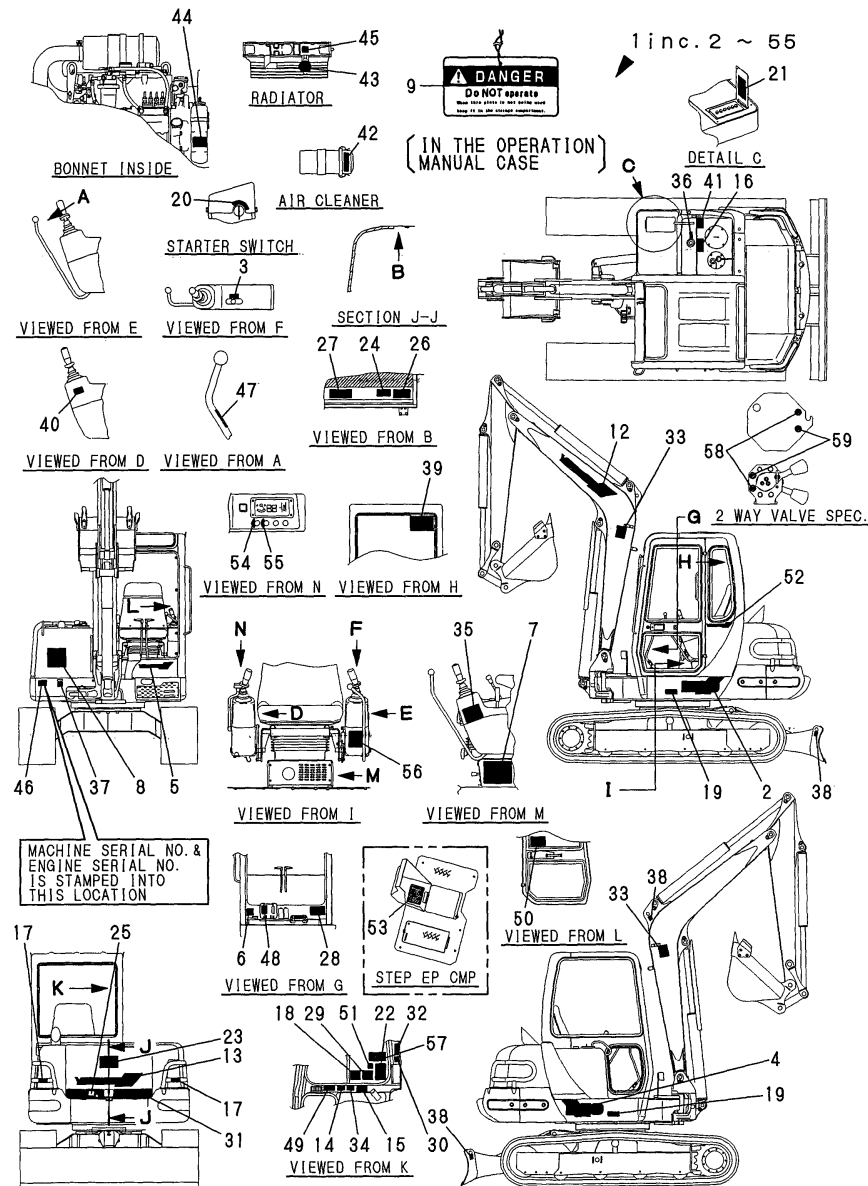
No.	Lev.	Parts No.	Description	Q'ty						I	R
				(A)	(B)	(C)	(D)	(E)	(F)		
1	1	772437-03200	LABEL ASSY(CABIN:US)	1							
2	2	172165-03151	LABEL(B50 L)	1							
3	2	172519-03150	LABEL, ACCEL	1							
4	2	172165-03161	LABEL(B50 R)	1							
5	2	172186-03200	LABEL, BRAND	1							
6	2	172147-03210	LABEL, 2 SPEED	1							
7	2	172437-03220	LABEL	1							
8	2	172439-03220	MARK, NO1	1							
9	2	172437-03250	TAG ASSY, CAUTION	1							
12	2	172165-03261	LABEL, BOOM	1							
13	2	172165-03261	LABEL, BOOM	1							
14	2	172437-03300	LABEL, MANUAL	1							
15	2	172437-03310	LABEL, SLOPE	1							
16	2	172437-03320	LABEL, HYD. OIL TANK	1							
17	2	172437-03330	LABEL, PROTECTOR	2							
18	2	172437-03340	LABEL, TRANSPORT	1							
19	2	172437-03351	LABEL, GREASE CYL.	2							
20	2	172141-03360	LABEL, START SWITCH	1							
21	2	172437-03360	LABEL, BATTERY	1							
22	2	172437-03370	LABEL, NEUTRAL	1							
22-1	2	172437-03371	LABEL	1							N
(A=*1999.08)											
23	2	172437-03380	LABEL, SWING AREA	1							
24	2	172437-03390	LABEL, RADIATOR	1							
25	2	172437-03400	LABEL, ENG. HOOD	1							
26	2	172437-03410	LABEL, ENG. ROOM	1							
27	2	172437-03421	LABEL, MUFFLER	1							
28	2	172149-03430	LABEL	1							
29	2	172437-03430	LABEL, STEERING	1							
29-1	2	172437-03431	LABEL, STEERING	1							N
(A=*1999.08)											
30	2	172437-03440	LABEL, ROPS	1							
31	2	172165-03451	LABEL	1							
32	2	172437-03450	LABEL, SEAT BELT	1							
33	2	172437-03460	LABEL, BOOM	2							
34	2	172437-03470	LABEL, LEVER LOCK	1							
35	2	172165-03500	LABEL, GREASE FEED	1							
36	2	172437-03500	LABEL, FUEL	1							
37	2	172171-03510	LABEL, GREASE	1							
38	2	172437-03510	LABEL, HOOK	3							
39	2	172437-03521	LABEL	1							
40	2	172437-03530	LABEL, RE-START	1							
41	2	172155-03790	LABEL, RE-FUELING	1							
42	2	172125-03950	LABEL, AIR CLEANER	1							
43	2	121120-44800	LABEL, RADIATOR	1							
44	2	124764-44810	LABEL, SUB-TANK	1							
45	2	124764-44920	LABEL, ANTI-FREEZING	1							
46	2	22857-300050	SCREW, 3X 5	4							
47	2	172183-03280	LABEL, LOCK	1							
48	2	172165-03231	LABEL, P.T.O.	1							
49	2	172437-03280	LABEL	1							

Remarks  
 (1) RUBBER CRAWLER SPEC.  
 (2) 2 WAY MULTI CHANGE SPEC.

# Fig.1. LABEL(CABIN)

(A)=B50-2BC(R)US  
 (B)=B50-2BP(R)US  
 (C)=

(D)=  
 (E)=  
 (F)=



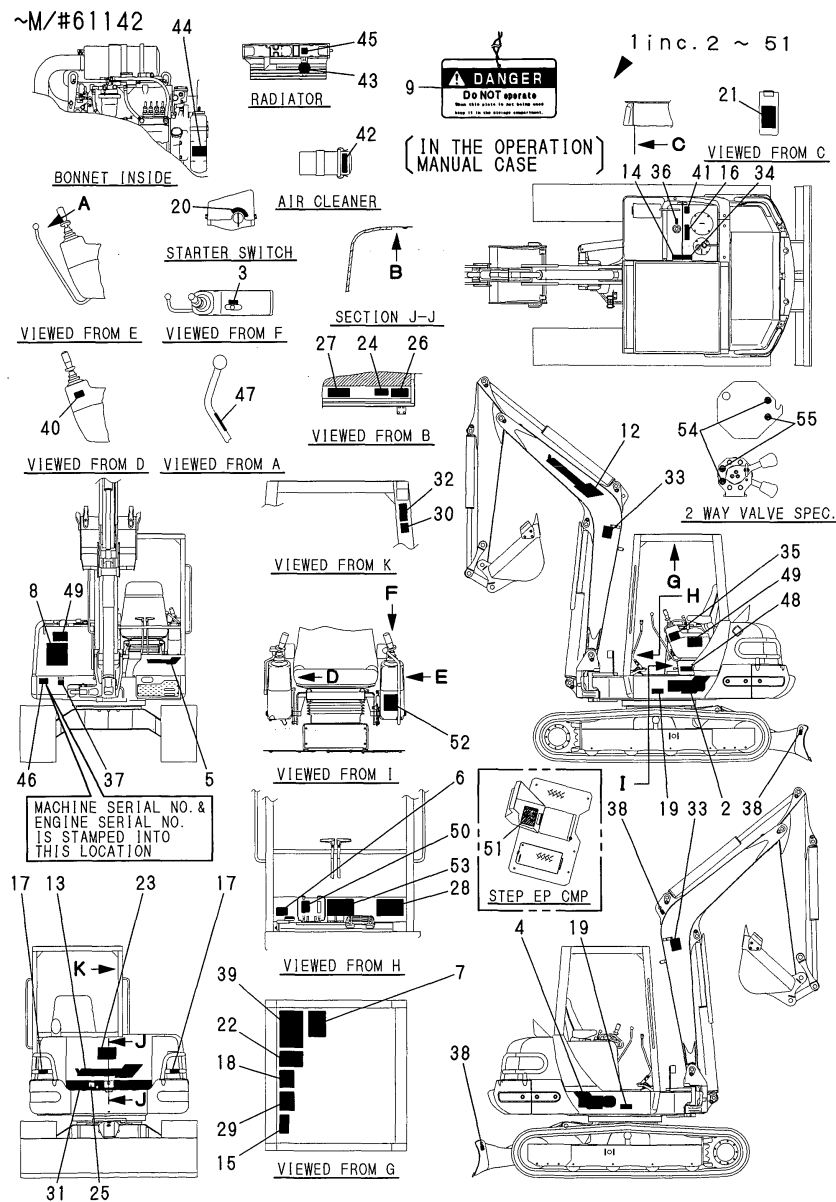
No.	Lev.	Parts No.	Description	Q'ty						I	R
				(A)	(B)	(C)	(D)	(E)	(F)		
50	2	172437-03540	LABEL	1							
50-1	2	172437-03541	LABEL	1							S
				(A=*1999.08)							
51	2	172437-03550	LABEL,WINDOW	1							
52	2	172165-03301	LABEL,CAB	1							
53	2	172437-03630	LABEL PTO,SELECT	1							W
				(A=M#61143)							
54	2	172162-03180	LABEL,HEATER SWITCH	1							W
				(A=FROM 1ST)							
55	2	172162-03190	LABEL,WIPER SWITCH	1							W
				(A=FROM 1ST)							
56	1	172437-03241	LABEL,CRAWLER	1							1
57	1	172437-03600	LABEL	1							2
58	1	172437-03610	LABEL	2							2
59	1	172437-03620	LABEL	2							2

Remarks  
 (1)RUBBER CRAWLER SPEC.  
 (2)2 WAY MULTI CHANGE SPEC.

Fig.2. LABEL(CANOPY)(PREVIOUS)

(A)=B50-2BC(R)US  
 (B)=B50-2BP(R)US  
 (C)=

(D)=  
 (E)=  
 (F)=



No.	Lev.	Parts No.	Description	Qty						I	R
				(A)	(B)	(C)	(D)	(E)	(F)		
1	1	772437-03210	LABEL ASSY		1						
2	2	172165-03151	LABEL(B50 L		1						
3	2	172519-03150	LABEL, ACCEL		1						
4	2	172165-03161	LABEL(B50 R		1						
5	2	172186-03200	LABEL, BRAND		1						
6	2	172147-03210	LABEL, 2 SPEED		1						
7	2	172437-03220	LABEL		1						
8	2	172439-03220	MARK, NO1		1						
9	2	172437-03250	TAG ASSY, CAUTION		1						
12	2	172165-03261	LABEL, BOOM		1						
13	2	172165-03261	LABEL, BOOM		1						
14	2	172437-03300	LABEL, MANUAL		1						
15	2	172437-03310	LABEL, SLOPE		1						
16	2	172437-03320	LABEL, HYD. OIL TANK		1						
17	2	172437-03330	LABEL, PROTECTOR		2						
18	2	172437-03340	LABEL, TRANSPORT		1						
19	2	172437-03351	LABEL, GREASE CYL.		2						
20	2	172141-03360	LABEL, START SWITCH		1						
21	2	172437-03360	LABEL, BATTERY		1						
22	2	172437-03370	LABEL, NEUTRAL		1						
23	2	172437-03380	LABEL, SWING AREA		1						
24	2	172437-03390	LABEL, RADIATOR		1						
25	2	172437-03400	LABEL, ENG. HOOD		1						
26	2	172437-03410	LABEL, ENG. ROOM		1						
27	2	172437-03421	LABEL, MUFFLER		1						
28	2	172149-03430	LABEL		1						
29	2	172437-03430	LABEL, STEERING		1						
30	2	172437-03440	LABEL, ROPS		1						
31	2	172165-03451	LABEL		1						
32	2	172437-03450	LABEL, SEAT BELT		1						
33	2	172437-03460	LABEL, BOOM		2						
34	2	172437-03470	LABEL, LEVER LOCK		1						
35	2	172165-03500	LABEL, GREASE FEED		1						
36	2	172437-03500	LABEL, FUEL		1						
37	2	172171-03510	LABEL, GREASE		1						
38	2	172437-03510	LABEL, HOOK		3						
39	2	172437-03521	LABEL		1						
40	2	172437-03530	LABEL, RE-START		1						
41	2	172155-03790	LABEL, RE-FUELING		1						
42	2	172125-03950	LABEL, AIR CLEANER		1						
43	2	121120-44800	LABEL, RADIATOR		1						
44	2	124764-44810	LABEL, SUB-TANK		1						
45	2	124764-44920	LABEL, ANTI-FREEZING		1						
46	2	22857-300050	SCREW, 3X 5		4						
47	2	172183-03280	LABEL, LOCK		2						
48	2	172437-03211	LABEL		1						
49	2	172437-03481	LABEL, SUPPORT		2						
50	2	172165-03231	LABEL, P.T.O.		1						
51	2	172437-03630	LABEL PTO, SELECT		1						W
(B=M/#61143)											
52	1	172437-03241	LABEL, CRAWLER		1						1

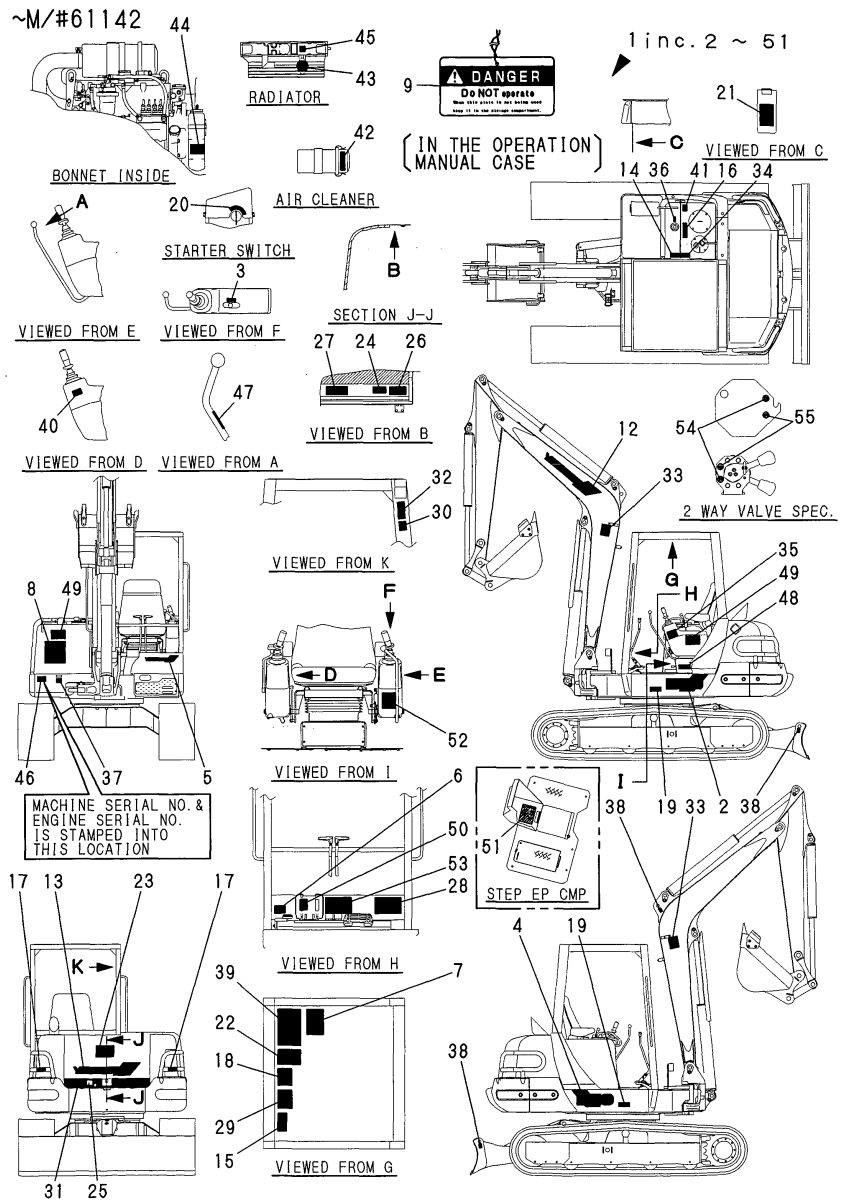
Remarks  
 (1) RUBBER CRAWLER SPEC.  
 (2) 2 WAY MULTI CHANGE SPEC.

Fig.2. LABEL(CANOPY)(PREVIOUS)

(A)=B50-2BC(R)US  
 (B)=B50-2BP(R)US  
 (C)=

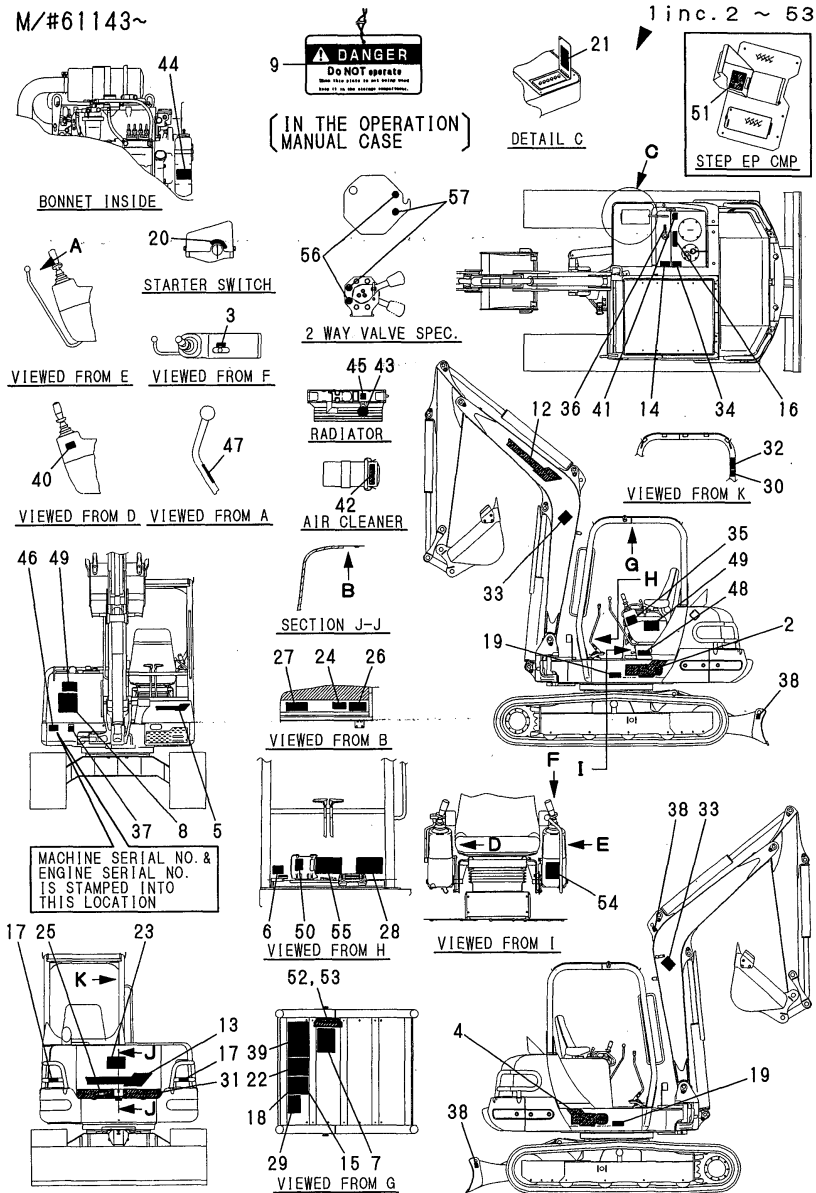
(D)=  
 (E)=  
 (F)=

No.	Lev.	Parts No.	Description	Q'ty						I	R
				(A)	(B)	(C)	(D)	(E)	(F)		
53	1	172437-03600	LABEL		1						2
54	1	172437-03610	LABEL		2						2
55	1	172437-03620	LABEL		2						2



Remarks  
 (1)RUBBER CRAWLER SPEC.  
 (2)2 WAY MULTI CHANGE SPEC.

Fig.3. LABEL(CANOPY)(NEW)



(A)=B50-2BC(R)US  
(B)=B50-2BP(R)US  
(C)=

(D)=  
(E)=  
(F)=

No.	Lev.	Parts No.	Description	Q'ty						I	R	
				(A)	(B)	(C)	(D)	(E)	(F)			
1	1	772437-03211	LABEL ASSY		1							
2	2	172165-03151	LABEL(B50 L		1							
3	2	172519-03150	LABEL, ACCEL		1							
4	2	172165-03161	LABEL(B50 R		1							
5	2	172186-03200	LABEL,BRAND		1							
6	2	172147-03210	LABEL,2 SPEED		1							
7	2	172437-03220	LABEL		1							
8	2	172439-03220	MARK,NO1		1							
9	2	172437-03250	TAG ASSY, CAUTION		1							
12	2	172165-03261	LABEL, BOOM		1							
13	2	172165-03261	LABEL, BOOM		1							
14	2	172437-03300	LABEL,MANUAL		1							
15	2	172437-03310	LABEL,SLOPE		1							
16	2	172437-03320	LABEL,HYD.OIL TANK		1							
17	2	172437-03330	LABEL, PROTECTOR		2							
18	2	172437-03340	LABEL,TRANSPORT		1							
19	2	172437-03351	LABEL,GREASE CYL.		2							
20	2	172141-03360	LABEL, START SWITCH		1							
21	2	172437-03360	LABEL,BATTERY		1							
22	2	172437-03371	LABEL		1							
23	2	172437-03380	LABEL,SWING AREA		1							
24	2	172437-03390	LABEL,RADIATOR		1							
25	2	172437-03400	LABEL,ENG.HOOD		1							
26	2	172437-03410	LABEL,ENG.ROOM		1							
27	2	172437-03421	LABEL,MUFFLER		1							
28	2	172149-03430	LABEL		1							
29	2	172437-03431	LABEL,STEERING		1							
30	2	172437-03440	LABEL,ROPS		1							
31	2	172165-03451	LABEL		1							
32	2	172437-03450	LABEL,SEAT BELT		1							
33	2	172437-03460	LABEL, BOOM		2							
34	2	172437-03470	LABEL,LEVER LOCK		1							
35	2	172165-03500	LABEL,GREASE FEED		1							
36	2	172437-03500	LABEL,FUEL		1							
37	2	172171-03510	LABEL, GREASE		1							
38	2	172437-03510	LABEL,HOOK		3							
39	2	172437-03521	LABEL		1							
40	2	172437-03530	LABEL,RE-START		1							
41	2	172155-03790	LABEL,RE-FUELING		1							
42	2	172125-03950	LABEL, AIR CLEANER		1							
43	2	121120-44800	LABEL, RADIATOR		1							
44	2	124764-44810	LABEL,SUB-TANK		1							
45	2	124764-44920	LABEL, ANTI-FREEZING		1							
46	2	22857-300050	SCREW, 3X 5		4							
47	2	172183-03280	LABEL,LOCK		2							
48	2	172437-03211	LABEL		1							
49	2	172437-03481	LABEL, SUPPORT		2							
50	2	172165-03231	LABEL, P.T.O.		1							
51	2	172437-03630	LABEL PTO,SELECT		1							
52	2	172437-03700	LABEL		1							
53	2	172519-04350	SCREW		4							

Remarks

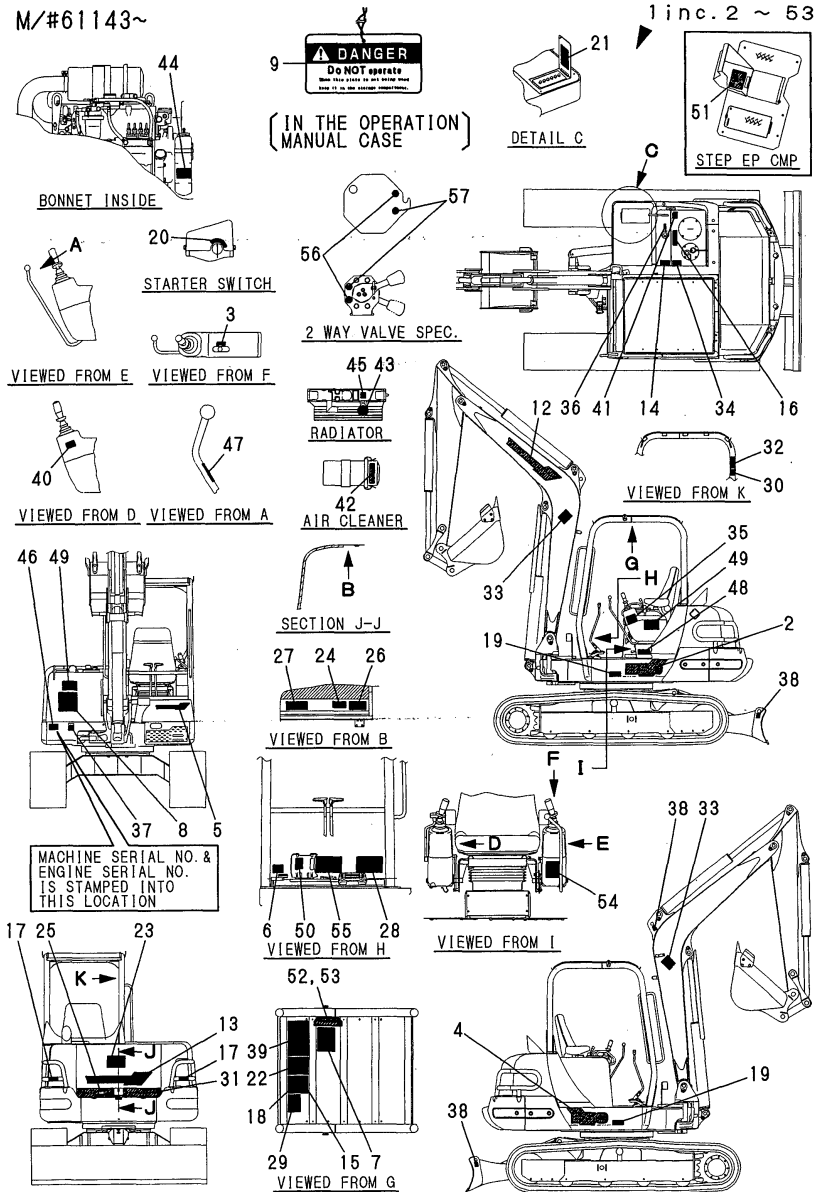
- (1) RUBBER CRAWLER SPEC.
- (2) 2 WAY MULTI CHANGE SPEC.

Fig.3. LABEL(CANOPY)(NEW)

(A)=B50-2BC(R)US  
(B)=B50-2BP(R)US  
(C)=

(D)=  
(E)=  
(F)=

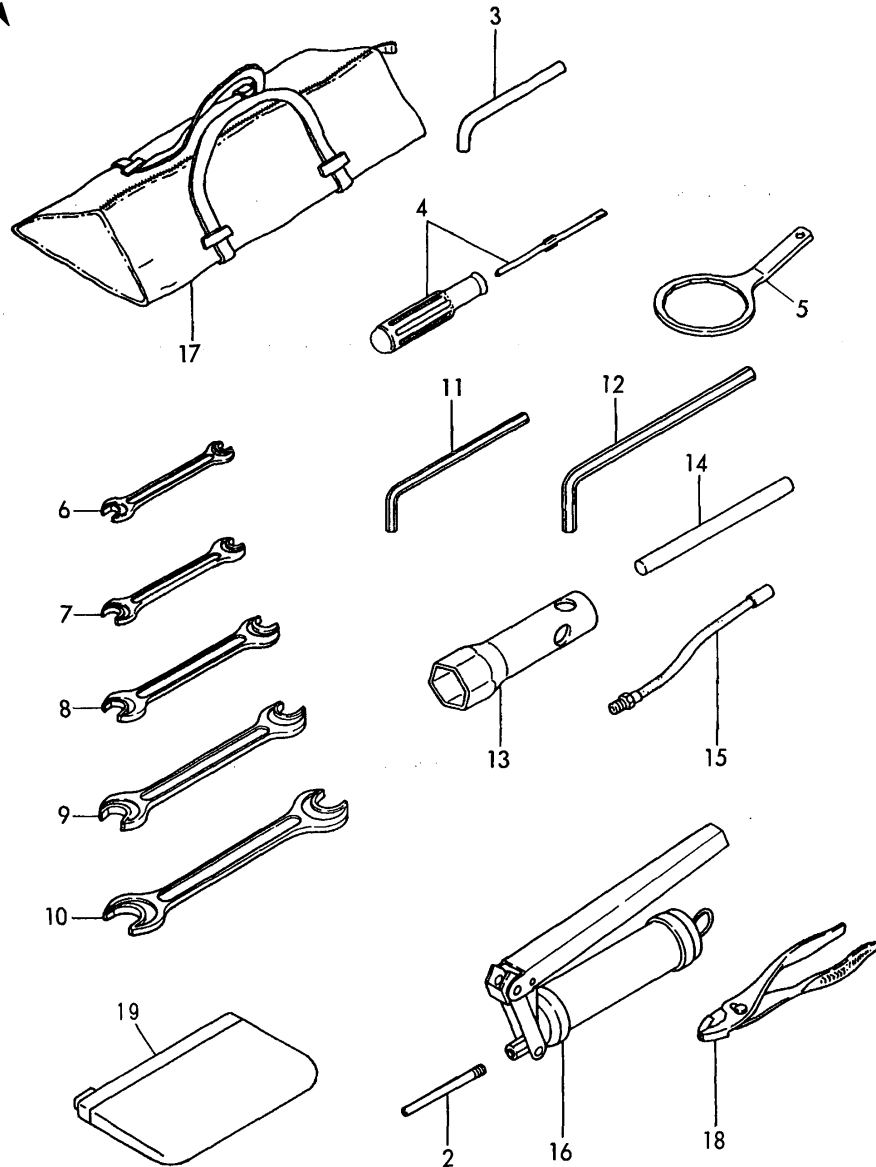
No.	Lev.	Parts No.	Description	Qty						I	R
				(A)	(B)	(C)	(D)	(E)	(F)		
54	1	172437-03241	LABEL,CRAWLER		1						1
55	1	172437-03600	LABEL		1						2
56	1	172437-03610	LABEL		2						2
57	1	172437-03620	LABEL		2						2



Remarks  
(1)RUBBER CRAWLER SPEC.  
(2)2 WAY MULTI CHANGE SPEC.

Fig.4. TOOL

1 inc. 2 ~ 18



(A)=B50-2BC(R)US  
(B)=B50-2BP(R)US  
(C)=

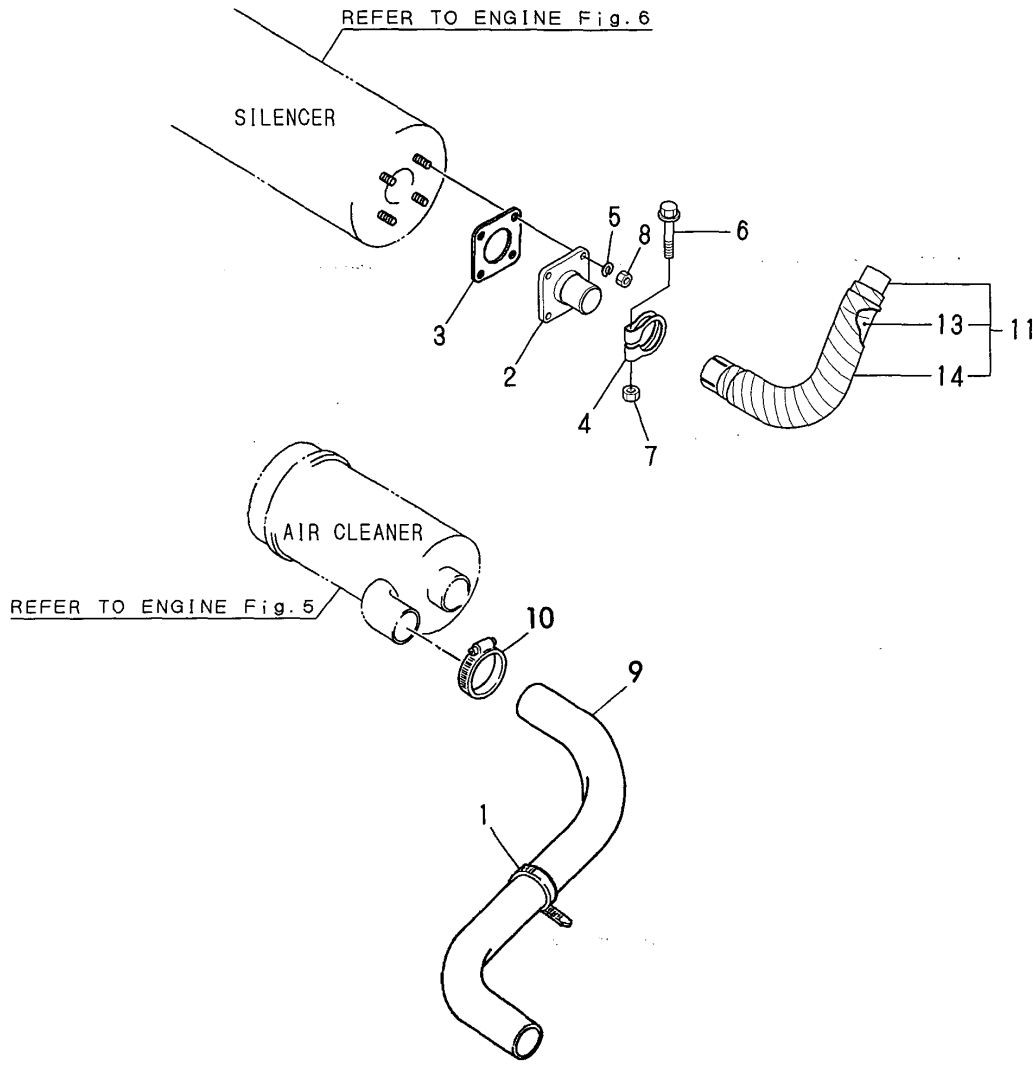
(D)=  
(E)=  
(F)=

No.	Lev.	Parts No.	Description	Q'ty						I	R	
				(A)	(B)	(C)	(D)	(E)	(F)			
1	1	772165-05101	TOOL ASSY	1	1							M
1-1	1	772462-05100	TOOL ASSY	1	1							
		(A=M/#60773) (B=M/#60773)										
2	2	172122-05101	NOZZLE	1	1							
3	2	172112-38111	PIN, COTTER	2	2							M
3-1	2	172614-38300	PIN 5X45, LOCK	2	2							
		(A=M/#60773) (B=M/#60773)										
4	2	104200-92350	DRIVER, SCREW	1	1							
5	2	119640-92750	WRENCH, FILTER 80	1	1							
6	2	28110-080100	SPANNER, 8X10	1	1							
7	2	28110-120140	SPANNER, 12X14	2	2							
8	2	28110-170190	SPANNER, 17X19	1	1							
9	2	28110-220240	SPANNER, 22X24	1	1							
10	2	28110-270300	SPANNER, 27X30	1	1							
11	2	28150-080000	WRENCH, BAR 8	1	1							
12	2	28150-140000	WRENCH, BAR 14	1	1							
13	2	28227-271400	BOX WRENCH 27X140	1	1							
14	2	28230-120250	HANDLE, TURN 12X250	1	1							
15	2	933110-09701	HOSE, GREASE	1	1							
16	2	933110-09801	GUN, GREASE	1	1							
17	2	933110-90000	BAG, TOOL	1	1							
18	2	933171-00470	PLIER 200	1	1							
19	1	172434-07330	CASE, MANUAL	1	1							W
		(A=M/#60939) (B=M/#60939)										

Remarks  
(M)MISPRINT:REFER TO THE NEXT ITEM.



Fig.5. INLET HOSE & EXHAUST PIPE

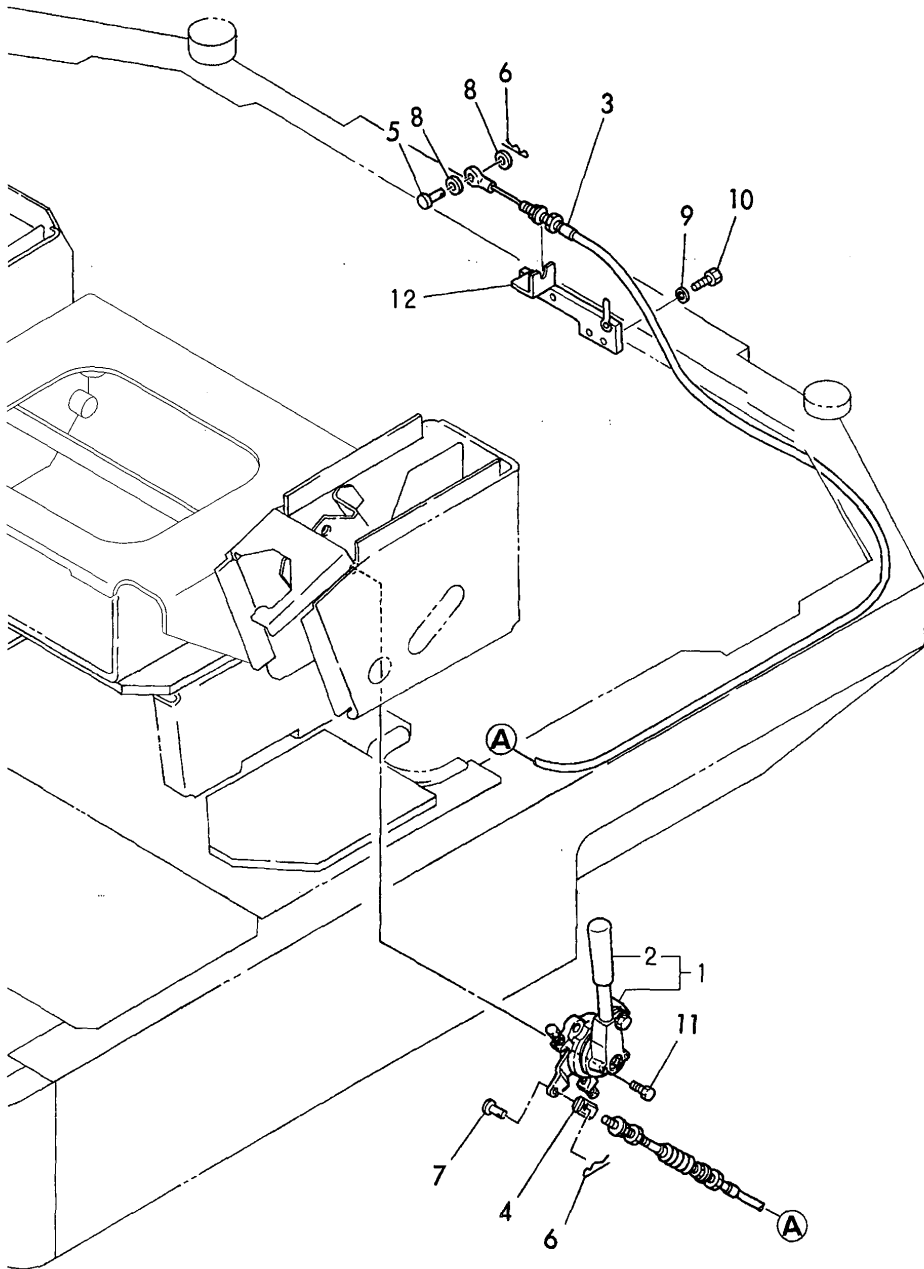


(A)=B50-2BC(R)US  
 (B)=B50-2BP(R)US  
 (C)=

(D)=  
 (E)=  
 (F)=

No.	Lev.	Parts No.	Description	Q'ty						I	R
				(A)	(B)	(C)	(D)	(E)	(F)		
1	1	194250-51660	BAND 250	1	1						
2	1	172151-11312	FLANGE	1	1						
3	1	129400-13201	GASKET, SILENCER	1	1						
4	1	172165-11320	CLAMP	1	1						
5	1	22217-080000	WASHER, SPRING 8	4	4						
6	1	26106-100652	BOLT, M10X 65 PLATED	1	1						
7	1	26706-100002	NUT, M10	1	1						
8	1	26716-080002	NUT, M8	4	4						
9	1	172165-11500	HOSE	1	1						
10	1	23000-070000	CLAMP, 70	1	1						
11	1	172165-11290	PIPE ASSY, EXHAUST	1	1						
13	2	172165-11310	SEAT	1	1						
14	2	172164-11310	MAT	1	1						

Fig.6. ACCELERATOR



(A)=B50-2BC(R)US  
 (B)=B50-2BP(R)US  
 (C)=

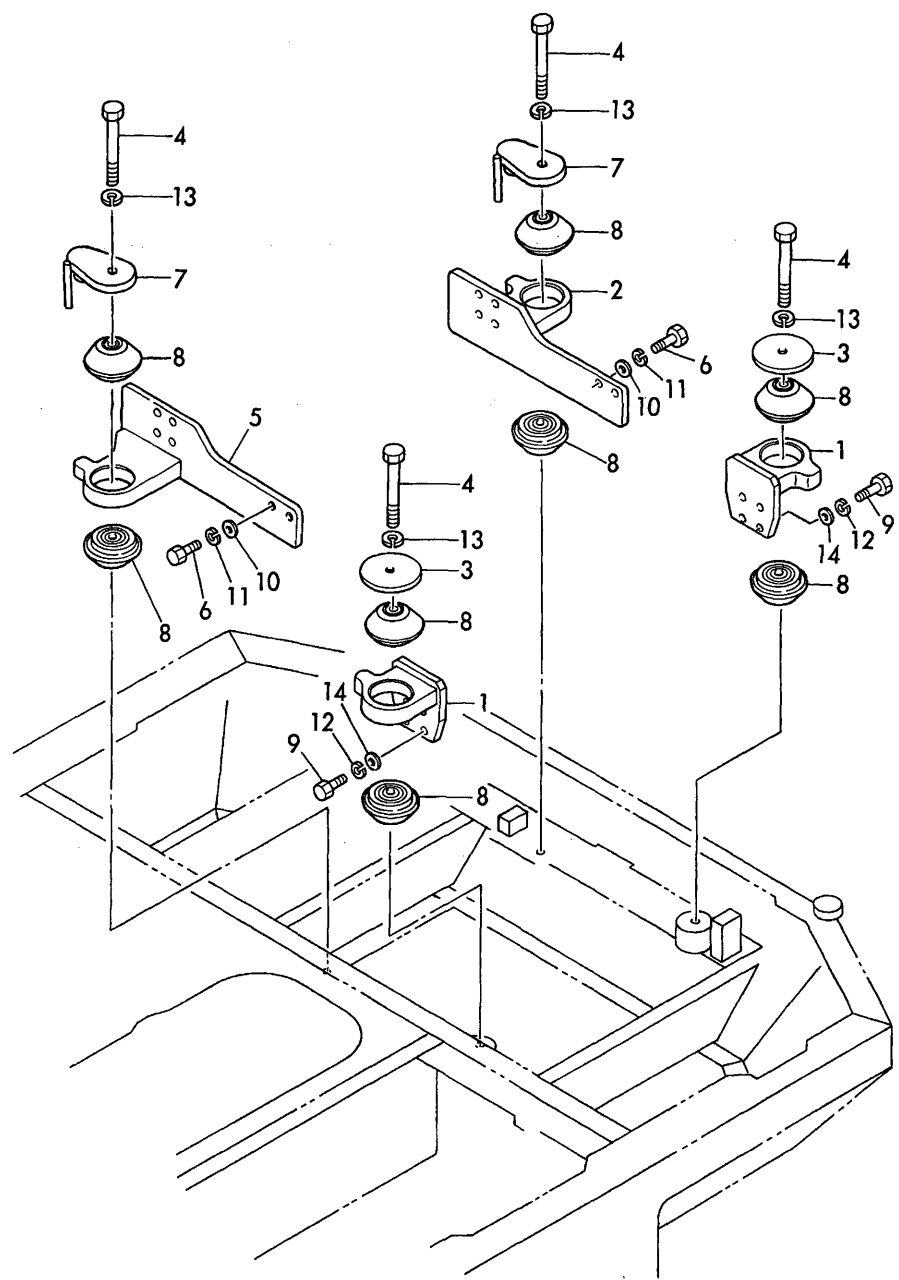
(D)=  
 (E)=  
 (F)=

No.	Lev.	Parts No.	Description	Q'ty						I	R
				(A)	(B)	(C)	(D)	(E)	(F)		
1	1	172165-12100	LEVER ASSY,ACCEL.	1	1						
1-1	1	172165-12101	LEVER ASSY,ACCEL.	1	1						R
		(A=M/#61143) (B=M/#61143)									
2	2	172165-12140	GRIP	1	1						
3	1	172165-12160	CABLE, ACCELERATOR	1	1						
4	1	172137-12270	JOINT, CABLE	1	1						
5	1	172113-12521	PIN, CABLE	1	1						
6	1	1C6281-52310	PIN, SNAP 6	2	2						
7	1	1A1040-56900	PIN, 6X17	1	1						
8	1	22137-060000	WASHER, 6	2	2						
9	1	22217-080000	WASHER, SPRING 8	2	2						
10	1	26116-080202	BOLT, M8X 20 PLATED	2	2						
11	1	26013-100252	BOLT, M10X 25	2	2						
12	1	172147-12100	SUPPORT, CABLE	1	1						

Fig.7. ENGINE MOUNT

(A)=B50-2BC(R)US (D)=  
 (B)=B50-2BP(R)US (E)=  
 (C)= (F)=

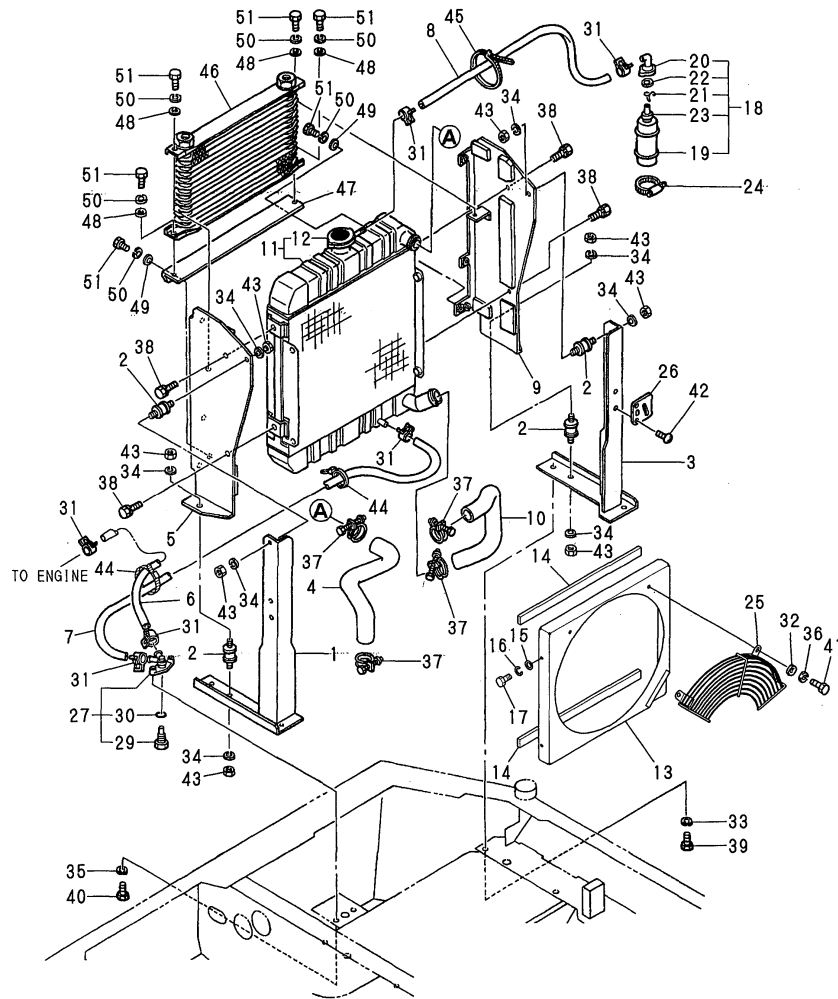
No.	Lev.	Parts No.	Description	Q'ty						I	R
				(A)	(B)	(C)	(D)	(E)	(F)		
1	1	172165-13130	BRACKET RF CMP	2	2						
2	1	172165-13160	BRACKET LR ASSY	1	1						
3	1	172162-13170	WASHER	2	2						
4	1	172162-13190	BOLT M16X150	4	4						
5	1	172165-13191	BRACKET RR CMP	1	1						
6	1	172162-13200	BOLT M10X30	12	12						
7	1	172165-13241	STOPPER ASSY	2	2						
8	1	172165-13270	MOUNT,ENGINE (12)	8	8						
9	1	26076-120352	BOLT, 10.912X 35	8	8						
10	1	172137-46040	SEAT, SPRING	12	12						
11	1	22217-100000	WASHER, SPRING 10	12	12						
12	1	22217-120000	WASHER, SPRING 12	8	8						
13	1	22217-160000	WASHER, SPRING 16	4	4						
14	1	172165-13220	WASHER	8	8						



# Fig.8. RADIATOR & OIL COOLER

(A)=B50-2BC(R)US  
 (B)=B50-2BP(R)US  
 (C)=

(D)=  
 (E)=  
 (F)=

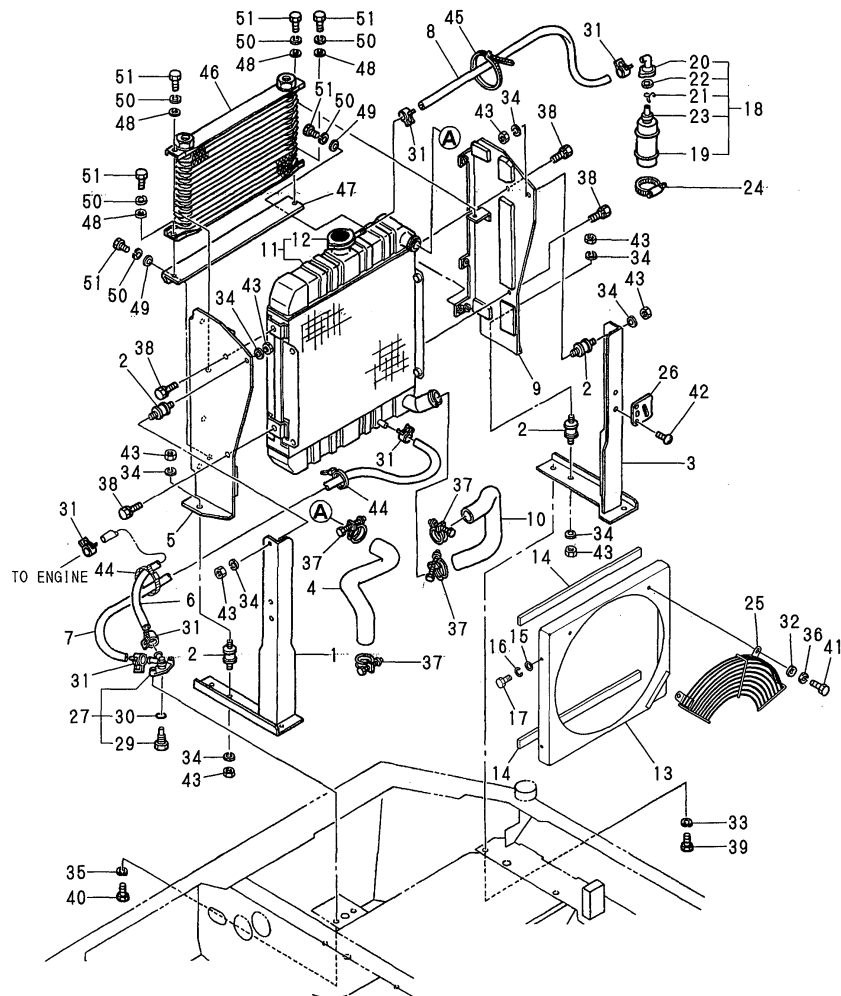


No.	Lev.	Parts No.	Description	Q'ty						I	R
				(A)	(B)	(C)	(D)	(E)	(F)		
1	1	172165-13300	STAND ASSY	1	1						
2	1	172122-13310	MOUNT, RADIATOR	4	4						
3	1	172165-13330	STAND ASSY	1	1						
4	1	172164-13210	HOSE B	1	1						
5	1	172165-13350	BRACKET F CMP(EV)	1	1						
6	1	172165-13501	HOSE 7.5X13	1	1						
7	1	172124-14650	HOSE L=1100, FUEL	1	1						
8	1	172116-13400	PIPE, DRAIN	1	1						
9	1	172165-13410	BRACKET R ASSY(EV)	1	1						
10	1	172165-13481	HOSE	1	1						
11	1	129430-44520	RADIATOR	1	1						1
12	2	119259-44570	CAP, RADIATOR	1	1						2
12A	1	121120-44800	LABEL, RADIATOR	1	1						4
12B	1	124764-44920	LABEL, ANTI-FREEZING	1	1						4
13	1	172426-13401	SHROUD ASSY	1	1						
14	1	172175-65770	SEAL	2	2						
15	1	22137-060000	WASHER, 6	4	4						
16	1	22217-060000	WASHER, SPRING 6	4	4						
17	1	26116-060142	BOLT, M6X 14 PLATED	4	4						
18	1	171064-44510	TANK ASSY, SUB	1	1						3
19	2	171064-44520	BODY, TANK	1	1						
20	2	121450-44531	CAP	1	1						
21	2	124450-44560	RETAINER	1	1						
22	2	121470-44581	GASKET	1	1						
23	2	23065-070225	HOSE 7X 225	1	1						
23A	1	124764-44810	LABEL, SUB-TANK	1	1						4
24	1	124450-44550	BAND	1	1						
25	1	172423-13550	NET, WIRE	1	1						
26	1	121256-44600	BRACKET, SUB TANK	1	1						
27	1	121450-49110	COCK ASSY, 3-WAY	1	1						
29	2	121250-49121	PLUG, DRAIN	1	1						
30	2	24311-000160	O-RING, 1AP16.0	1	1						
31	1	124766-59050	CLIP, HOSE 12	6	6						
32	1	22137-080000	WASHER, 8	2	2						
33	1	22137-100000	WASHER, 10	4	4						
34	1	22217-080000	WASHER, SPRING 8	8	8						
35	1	22217-080000	WASHER, SPRING 8	2	2						
36	1	22217-080000	WASHER, SPRING 8	2	2						
37	1	23010-038000	CLAMP, 38	4	4						
38	1	26013-080162	BOLT, M8X 16	4	4						
39	1	26013-100252	BOLT, M10X 25	4	4						
40	1	26116-080202	BOLT, M8X 20 PLATED	2	2						
41	1	26116-080202	BOLT, M8X 20 PLATED	2	2						
42	1	26022-080162	SCREW, M8X16	2	2						
43	1	26716-080002	NUT, M8	8	8						
44	1	933152-09280	BAND 170	2	2						
45	1	933152-09280	BAND 170	1	1						
46	1	172165-74901	COOLER, OIL	1	1						
47	1	172165-74910	BRACKET	1	1						
48	1	22137-080000	WASHER, 8	4	4						
49	1	22157-080000	WASHER, 8	2	2						

**Remarks**

- (1) PLEASE USE THIS PART WITH FOLLOWING LABELS AT THE SAME TIME. REF. NO. 12A.
- (2) PLEASE USE THIS PART WITH FOLLOWING LABELS AT THE SAME TIME. REF. NO. 12B.
- (3) PLEASE USE THIS PART WITH FOLLOWING LABELS AT THE SAME TIME. REF. NO. 23A.
- (4) LABELS ARE NOT ILLUSTRATED.

## Fig.8. RADIATOR &amp; OIL COOLER

(A)=B50-2BC(R)US  
(B)=B50-2BP(R)US  
(C)=(D)=  
(E)=  
(F)=

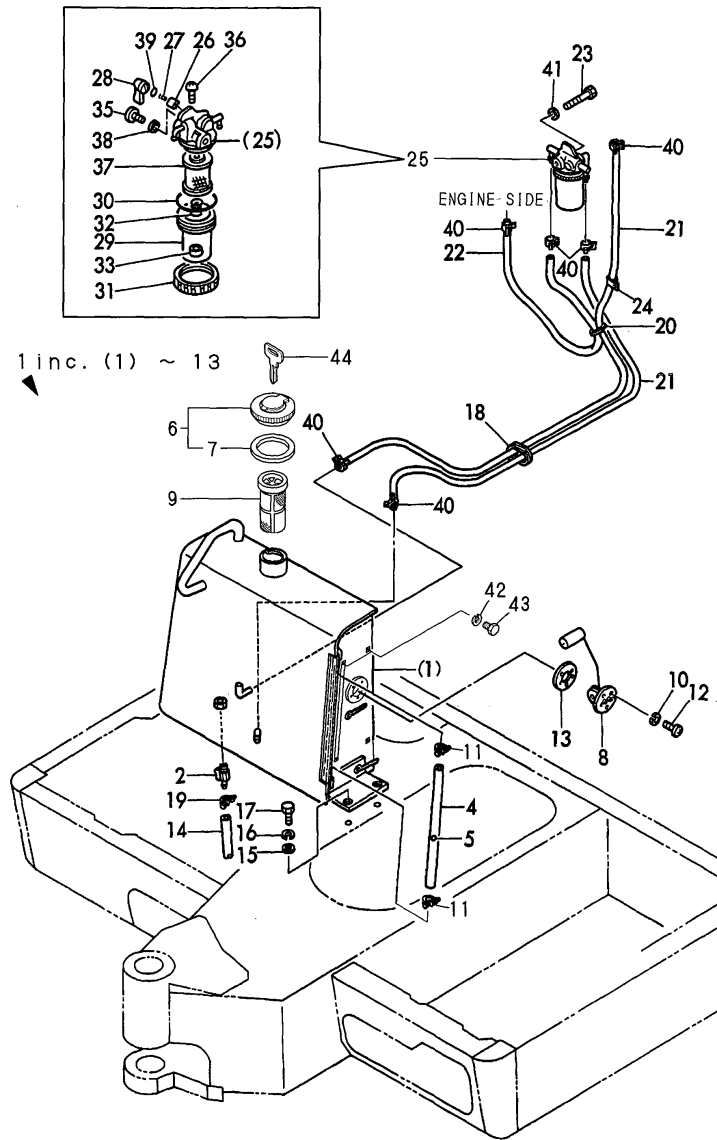
No.	Lev.	Parts No.	Description	Q'ty						I	R
				(A)	(B)	(C)	(D)	(E)	(F)		
50	1	22217-080000	WASHER, SPRING 8	6	6						
51	1	26116-080202	BOLT, M8X 20 PLATED	6	6						

## Remarks

(1) PLEASE USE THIS PART WITH FOLLOWING LABELS AT THE SAME TIME.  
REF. NO. 12A.(2) PLEASE USE THIS PART WITH FOLLOWING LABELS AT THE SAME TIME.  
REF. NO. 12B.(3) PLEASE USE THIS PART WITH FOLLOWING LABELS AT THE SAME TIME.  
REF. NO. 23A.

(4) LABELS ARE NOT ILLUSTRATED.

Fig.9. FUEL TANK & FUEL PIPE



(A)=B50-2BC(R)US  
 (B)=B50-2BP(R)US  
 (C)=

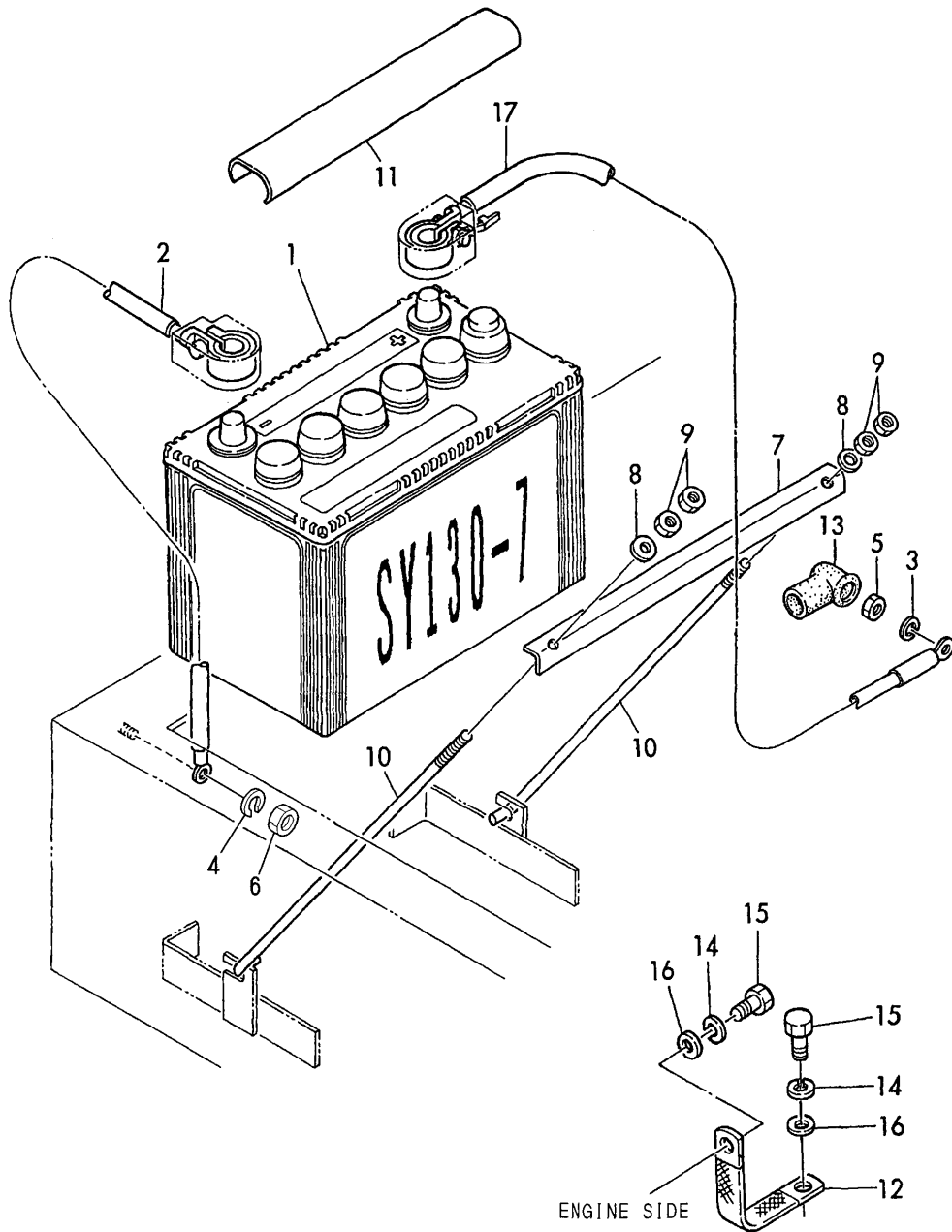
(D)=  
 (E)=  
 (F)=

No.	Lev.	Parts No.	Description	Q'ty						I	R
				(A)	(B)	(C)	(D)	(E)	(F)		
1	1	772437-14100	TANK ASSY, FUEL	1	1						1
2	2	104200-11920	COCK, WATER	1	1						
4	2	172151-14191	HOSE	1	1						
5	2	172141-14260	FLOAT	1	1						
6	2	172122-14301	CAP ASSY, TANK	1	1						
7	3	172122-14350	GASKET	1	1						
8	2	172162-14180	GAUGE, FUEL	1	1						
9	2	172183-14250	FILTER (FUEL)	1	1						
10	2	22217-050000	WASHER, SPRING 5	5	5						
11	2	23010-014000	CLAMP, 14	2	2						
12	2	26557-050122	SCREW, M5X12	5	5						
13	2	172162-14200	GASKET	1	1						
13A	1	172437-03300	LABEL, MANUAL		1						2
13B	1	172437-03481	LABEL, SUPPORT		1						2
13C	1	172437-03541	LABEL	1							2
14	1	172165-14170	TUBE, DRAIN	1	1						
15	1	22137-140000	WASHER, 14	4	4						
16	1	22217-140000	WASHER, SPRING 14	4	4						
17	1	26116-140402	BOLT, M14X 40 PLATED	4	4						
18	1	29321-255050	GROMET, 25X5.0X50	1	1						
19	1	23080-013000	CLAMP, 13	1	1						
20	1	933168-55770	BAND 146	3	3						
21	1	172165-14610	HOSE L=2500, FUEL	2	2						
22	1	172116-14620	PIPE, FUEL	1	1						
23	1	26116-080702	BOLT, M8X 70 PLATED	1	1						
24	1	172126-16540	CLAMP	1	1						
25	1	129335-55700	SEPARATOR ASSY, WATER	1	1						
26	2	104200-55321	VALVE, TAPER	1	1						
27	2	104200-55330	SPRING, VALVE	1	1						
28	2	104200-55341	HANDLE	1	1						
29	2	124064-55510	COVER	1	1						
30	2	102103-55520	O-RING	1	1						
31	2	110250-55610	RING, RETAINING	1	1						
32	2	121257-55720	SPRING	1	1						
33	2	121257-55731	FLOAT	1	1						
35	2	101720-55750	PLUG, 6	2	2						
36	2	104200-55750	SCREW, M4	1	1						
37	2	171081-55910	SCREEN	1	1						
38	2	23418-060000	GASKET, 6X1.0	2	2						
39	2	24311-240100	O-RING, 1AP10A	1	1						
40	1	124766-59050	CLIP, HOSE 12	6	6						
41	1	22217-080000	WASHER, SPRING 8	1	1						
42	1	22217-100000	WASHER, SPRING 10	4	4						
43	1	26116-100162	BOLT, M10X 16 PLATED	4	4						
44	1	933110-00301	KEY ASSY	1	1						

Remarks

- (1) PLEASE USE THIS PART WITH FOLLOWING LABELS AT THE SAME TIME. REF. NO. 13A, 13B & 13C.
- (2) LABELS ARE NOT ILLUSTRATED.

Fig.10. BATTERY



(A)=B50-2BC(R)US  
 (B)=B50-2BP(R)US  
 (C)=

(D)=  
 (E)=  
 (F)=

No.	Lev.	Parts No.	Description	Q'ty						I	R
				(A)	(B)	(C)	(D)	(E)	(F)		
1	1	172165-16102	BATTERY	1	1						
2	1	172142-16110	CORD, BATTERY	1	1						
3	1	22217-080000	WASHER, SPRING 8	1	1						
4	1	22217-100000	WASHER, SPRING 10	1	1						
5	1	26716-080002	NUT, M8	1	1						
6	1	26716-100002	NUT, M10	1	1						
7	1	172116-16310	RETAINER, BATTERY	1	1						
8	1	22157-080000	WASHER, 8	2	2						
9	1	26716-080002	NUT, M8	4	4						
10	1	933171-15710	ROD(B), BATTERY FIX	2	2						
11	1	172165-16130	COVER, BATTERY	1	1						
12	1	933171-15801	CORD, ENGINE EARTH	1	1						
13	1	124550-77030	COVER, TERMINAL	1	1						
14	1	22217-100000	WASHER, SPRING 10	2	2						
15	1	26116-100162	BOLT, M10X 16 PLATED	2	2						
16	1	22137-100000	WASHER, 10	2	2						
17	1	172165-16111	CORD, BATTERY	1	1						

Fig.11. ELECTRIC PART

(A)=B50-2BC(R)US

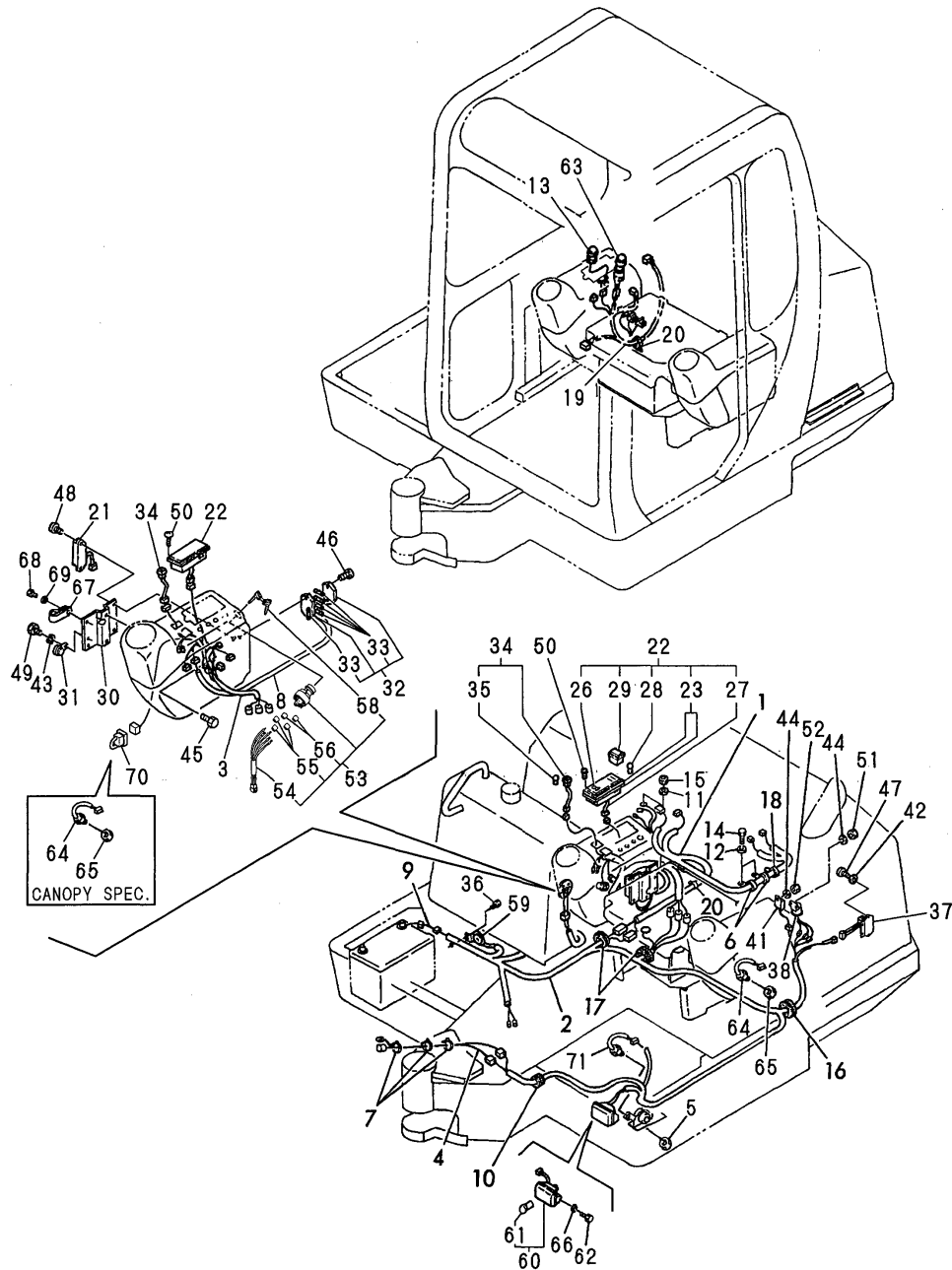
(B)=B50-2BP(R)US

(C)=

(D)=

(E)=

(F)=

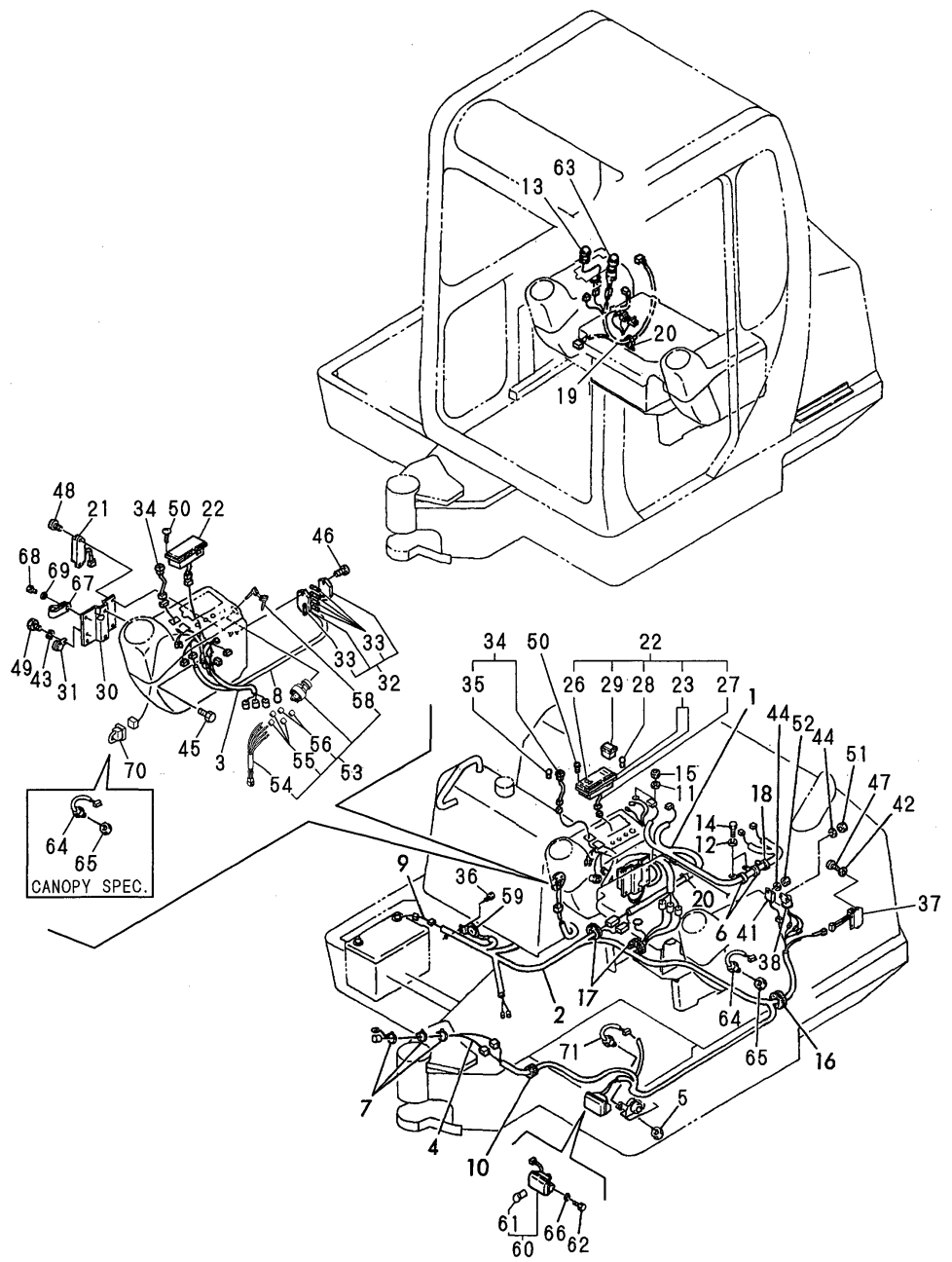


No.	Lev.	Parts No.	Description	Q'ty						I	R
				(A)	(B)	(C)	(D)	(E)	(F)		
1	1	172976-16500	HARNES A	1	1						
2	1	172426-16510	HARNES, WIRE B	1	1						
3	1	172426-16520	HARNES, WIRE C	1	1						
4	1	172151-16531	WIRE, LEAD	1	1						
5	1	26776-180002	NUT, LOCK M18	1	1						
6	1	172126-16540	CLAMP	3	3						
7	1	172137-16560	BAND	5	5						
8	1	172165-16560	HARNES (G)	1	1						
9	1	172183-16540	LINK,FUSIBLE	1	1						
10	1	1A1380-58050	GROMMET, 16X20X4.5	1	1						
11	1	22217-050000	WASHER, SPRING 5	1	1						
12	1	22217-100000	WASHER, SPRING 10	2	2						
13	1	172162-17330	SWITCH, WIPER	1							
14	1	26116-100162	BOLT, M10X 16 PLATED	2	2						
15	1	26716-050002	NUT, M5	1	1						
16	1	29311-515000	GROMET, 50.5X5	1	1						
17	1	29321-255050	GROMET, 25X5.0X50	2	2						
18	1	194250-51660	BAND 250	1	1						
19	1	172165-16541	HARNES E	1							
20	1	933168-55770	BAND 146	3	3						
21	1	172151-17100	LAMP, CHECKER	1	1						
22	1	172162-17101	BOX ASSY, INDICATOR	1	1						
23	2	172162-17270	COVER ASSY	1	1						
26	2	172162-17240	METER ASSY, FUEL	1	1						
27	2	172162-17250	HARNES	1	1						
28	2	172162-17120	VALVE	4	4						
29	2	172162-17130	METER, HOUR	1	1						
30	1	172165-17100	BRACKET	1	1						
31	1	172141-17150	BUZZER	1	1						
32	1	172141-17161	BOX, FUSE	1	1						
33	2	29411-150000	FUSE, CARTRIDGE 15A	5	5						
34	1	172141-17190	SWITCH, WORK LAMP	1	1						
35	2	172141-17230	BULB, 24V 6W	1	1						
36	1	1A1380-62480	BOLT 6X12,SLIT	2	2						
37	1	129432-77101	RELAY, SAFETY	1	1						
38	1	119650-77910	RELAY ASSY, GLOW	1	1						
41	1	119632-77922	TIMER	1	1						
42	1	22137-060000	WASHER, 6	2	2						
43	1	22217-060000	WASHER, SPRING 6	1	1						
44	1	22217-060000	WASHER, SPRING 6	3	3						
45	1	26013-080162	BOLT, M8X 16	2	2						
46	1	26022-050162	SCREW, M5X16	2	2						
47	1	26022-060122	SCREW, M6X12	2	2						
48	1	26022-060202	SCREW, M6X20	2	2						
49	1	26116-060122	BOLT, M6X 12 PLATED	1	1						
50	1	26589-040202	SCREW, M4X20	4	4						
51	1	26716-060002	NUT, M6	2	2						
52	1	26716-060002	NUT, M6	1	1						
53	1	172428-17100	SWITCH ASSY, STARTER	1	1						
54	2	172165-16530	HARNES D	1	1						
55	2	172187-17080	COVER	3	3						



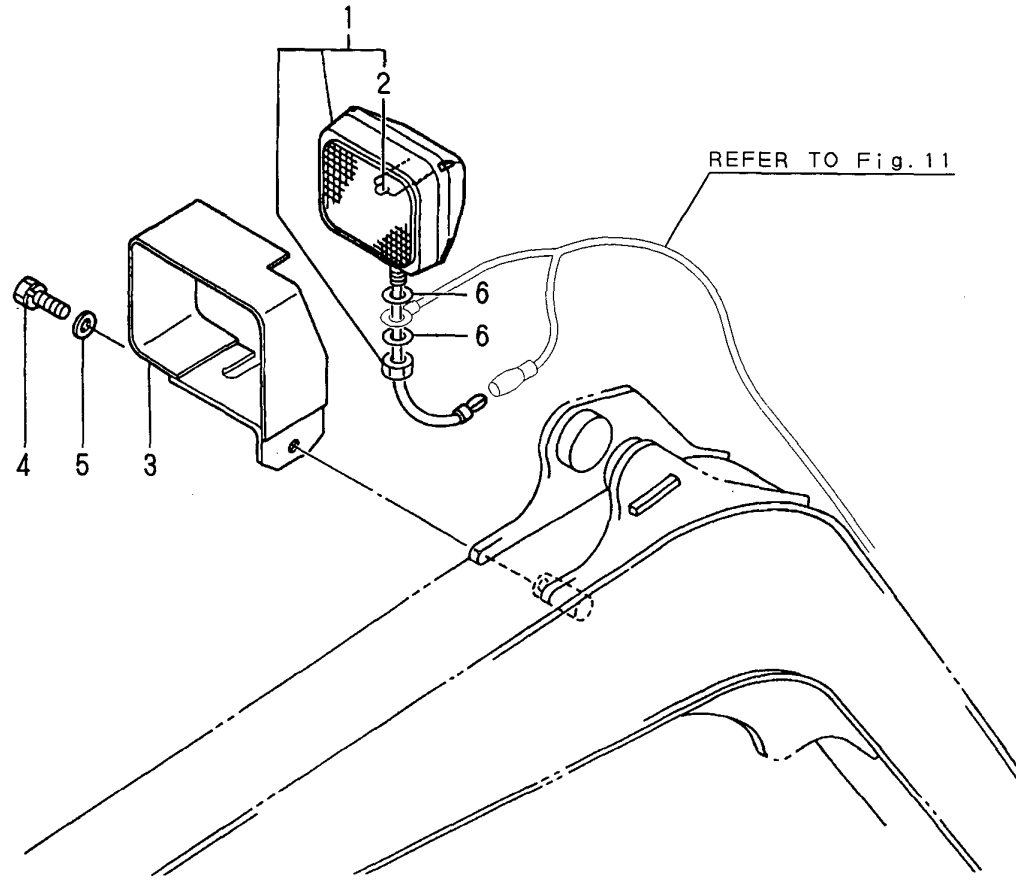
Fig.11. ELECTRIC PART

(A)=B50-2BC(R)US  
 (B)=B50-2BP(R)US  
 (C)=  
 (D)=  
 (E)=  
 (F)=



No.	Lev.	Parts No.	Description	Q'ty						I	R
				(A)	(B)	(C)	(D)	(E)	(F)		
56	2	172187-17090	COVER	2	2						
58	2	933110-00301	KEY ASSY	1	1						
59	1	933110-05300	HORN	1	1						
59-1	1	933110-05301	HORN	1	1						N
		(A=M/#61143) (B=M/#61143)									
60	1	172162-17410	LAMP ASSY, HEADLIGHT	1	1						
61	2	29220-788200	BULB, 12V 25W	1	1						
62	1	26116-080162	BOLT, M8X 16 PLATED	2	2						
63	1	933113-15000	LIGHTER ASSY, CIGAR	1							
64	1	172164-17140	SWITCH	1	2						
65	1	26776-160002	NUT, LOCK M16	1	2						
66	1	22217-080000	WASHER, SPRING 8	2	2						
67	1	172142-16550	CLAMP	1	1						
68	1	26116-060122	BOLT, M6X 12 PLATED	1	1						
69	1	22217-060000	WASHER, SPRING 6	1	1						
70	1	172190-16500	HARNES	1							
71	1	194464-52190	SWITCH, SAFETY START	1	1						

Fig.12. WORK LAMP

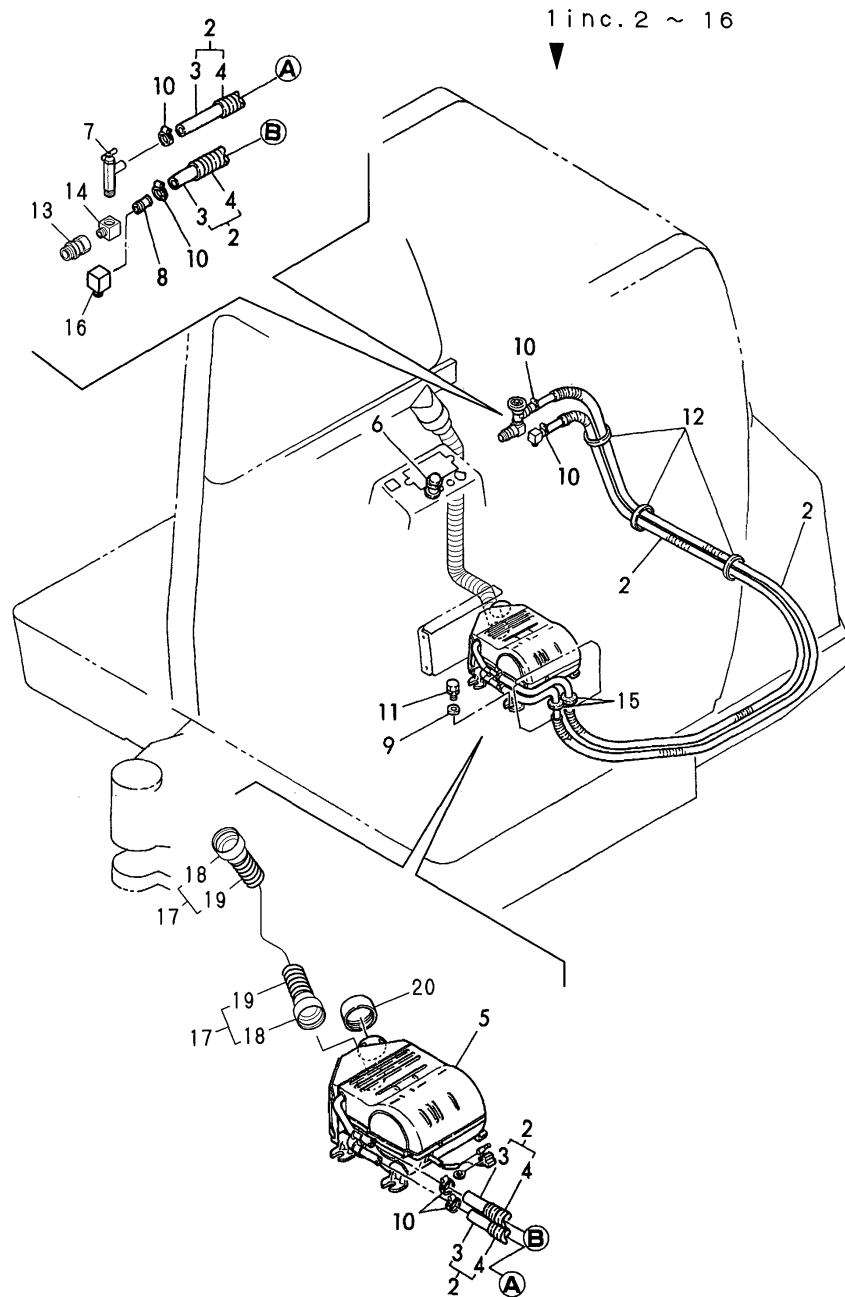


(A)=B50-2BC(R)US  
 (B)=B50-2BP(R)US  
 (C)=

(D)=  
 (E)=  
 (F)=

No.	Lev.	Parts No.	Description	Q'ty						I	R
				(A)	(B)	(C)	(D)	(E)	(F)		
1	1	172141-17201	LAMP, WORK	1	1						
2	2	172141-17211	BULB	1	1						
3	1	172137-17401	COVER, LAMP	1	1						
4	1	26013-120252	BOLT, M12X 25	1	1						
5	1	933152-03700	WASHER, CLUTCH	1	1						
6	1	22137-130000	WASHER, 13	2	2						

Fig.13. HEATER & DEFROSTER



(A)=B50-2BC(R)US  
 (B)=B50-2BP(R)US  
 (C)=

(D)=  
 (E)=  
 (F)=

No.	Lev.	Parts No.	Description	Q'ty						I	R
				(A)	(B)	(C)	(D)	(E)	(F)		
1	1	772165-17600	HEATER ASSY	1							
2	2	172165-17610	HOSE, HEATER	2							
3	3	172151-17610	HOSE, HEATER	2							
4	3	172165-17620	TUBE, CORRUGATED	2							
5	2	172165-17601	HEATER ASSY	1							
6	2	172162-17610	SWITCH, HEATER	1							
7	2	172425-17630	VALVE ASSY, HEATER	1							
8	2	172124-17640	JOINT, PIPE	1							
9	2	22137-100000	WASHER, 10	4							
10	2	23000-022000	CLAMP, 22	4							
11	2	26013-100202	BOLT, M10X 20	4							
12	2	933152-09280	BAND 170	3							
13	2	23392-030000	JOINT, RGU-3/8	1							
14	2	172135-76100	ELBOW	1							
15	2	933171-15680	GROMMET	2							
16	2	172168-79520	ELBOW	1							
17	1	172437-17700	HOSE	1							
18	2	172124-17730	CONNECTOR	2							
19	2	172142-17820	HOSE	1							
20	1	172122-17730	COVER, DEFROSTER	1							W

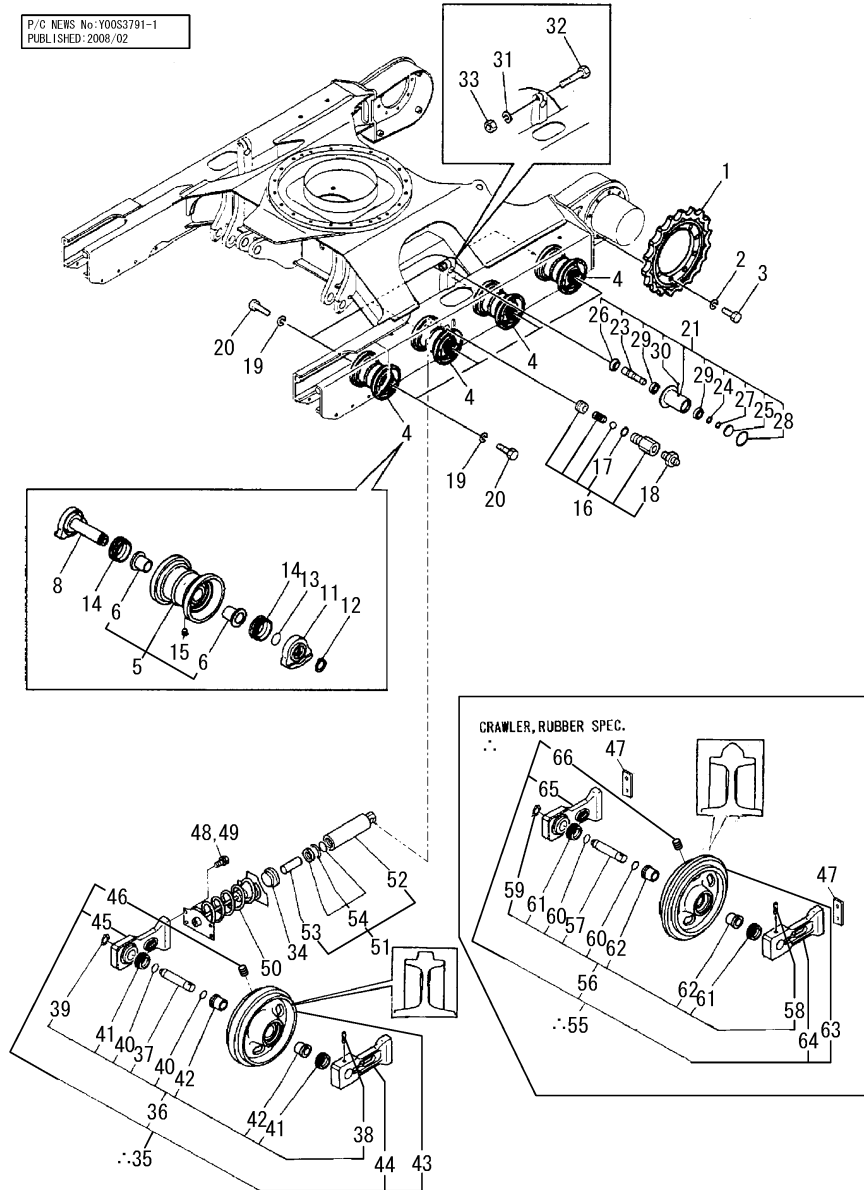
(A=FROM 1ST)

Fig.14. ROLLER & ADJUST

(A)=B50-2BC(R)US  
 (B)=B50-2BP(R)US  
 (C)=

(D)=  
 (E)=  
 (F)=

P/C NEWS No:Y00S3791-1  
 PUBLISHED:2008/02



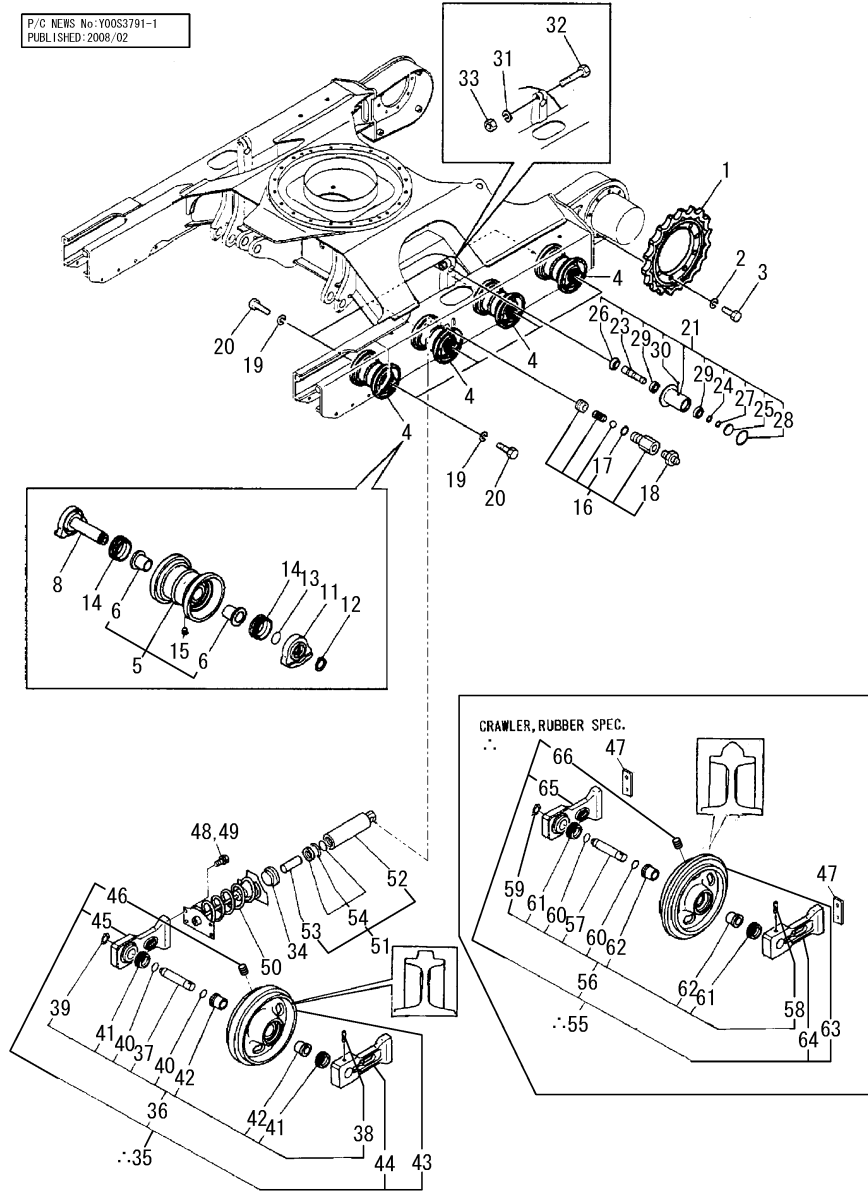
MARKED PART HAS BEEN CHANGED (ADDED).

No.	Lev.	Parts No.	Description	Q'ty						I	R
				(A)	(B)	(C)	(D)	(E)	(F)		
1	1	172119-35010	SPROCKET	2	2						
2	1	22217-140000	WASHER, SPRING 14	18	18						
3	1	26116-140352	BOLT, M14X 35 PLATED	18	18						
4	1	772147-37300	ROLLER ASSY,TRACK	8	8						
5	2	172147-37300	ROLLER	8	8						
6	3	172124-37310	BUSH, ROLLER	16	16						
8	2	172423-37430	SHAFT, ROLLER	8	8						
11	2	172147-37340	COVER, ROLLER SEAL	8	8						
12	2	22242-000300	RING, 30	8	8						
13	2	24321-000350	O-RING, 1AG35.0	8	8						
14	2	933112-00400	SEAL, 64X78X25	16	16						
15	2	933171-13691	PLUG PT1/8	8	8						
16	1	172122-37843	VALVE ASSY, NIPPLE	2	2						
17	2	24315-000140	O-RING, 1BP14.0	2	2						
18	2	24761-020000	NIPPLE, GREASE PT1/8	2	2						
19	1	22217-160000	WASHER, SPRING 16	16	16						
20	1	172162-82980	BOLT M16X 35	16	16						
21	1	172425-37500	ROLLER ASSY,CARRIER	2	2						
23	2	172187-37521	SHAFT, ROLLER	2	2						
24	2	172187-37530	WASHER, CARRIER	2	2						
25	2	172187-37540	CAP, ROLLER	2	2						
26	2	172187-37550	SEAL, CARRIER ROLLER	2	2						
27	2	22242-000300	RING, 30	2	2						
28	2	22252-000621	RING, 62	2	2						
29	2	24105-062064	BEARING, BALL 6206Z	4	4						
30	2	933171-13691	PLUG PT1/8	2	2						
31	1	22217-160000	WASHER, SPRING 16	2	2						
32	1	26116-160702	BOLT M16X 70 PLATED	2	2						
33	1	26716-160002	NUT, M16	2	2						
34	1	172122-37710	HOLDER, ADJUSTER	2	2						
35	1	772124-37100	IDLER ASSY, FRONT	2	2						2
36	2	172124-99490	IDLER KIT, FRONT	2	2						
37	3	172124-37130	SHAFT, IDLER	2	2						
38	3	172124-37160	PIN	2	2						
39	3	22242-000350	RING, 35	2	2						
40	3	24321-000350	O-RING, 1AG35.0	4	4						
41	3	933112-00500	SEAL, 66X86X28	4	4						
42	3	172124-37120	BUSH 40	4	4						
43	2	172124-37100	IDLER ASSY, FRONT	2	2						2
44	2	172124-37140	COVER, IDLER SEAL	2	2						
45	2	172124-37150	COVER, IDLER SEAL	2	2						
46	2	933171-13691	PLUG PT1/8	2	2						
47	1	172147-37700	PLAET	4	4						1
48	1	26013-120402	BOLT, M12X 40	8	8						
49	1	26013-120502	BOLT, M12X 50	8	8						1
50	1	172124-37700	SPRING ASSY, ADJUST	2	2						
51	1	172122-37752	CYLINDER ASSY	2	2						
52	2	172122-37782	TUBE ASSY, ADJUST	2	2						
53	2	172122-37810	PISTON	2	2						
54	2	172122-37820	SEAL SET, ADJUST	2	2						
55	1	772423-37100	IDLER ASSY	2	2						1

Remarks  
 (1)RUBBER CRAWLER SPEC.  
 (2)IRON CRAWLER SPEC.

Fig.14. ROLLER & ADJUST

P/C NEWS No:Y00S3791-1  
PUBLISHED:2008/02



.\* MARKED PART HAS BEEN CHANGED (ADDED). \*

(A)=B50-2BC(R)US  
(B)=B50-2BP(R)US  
(C)=

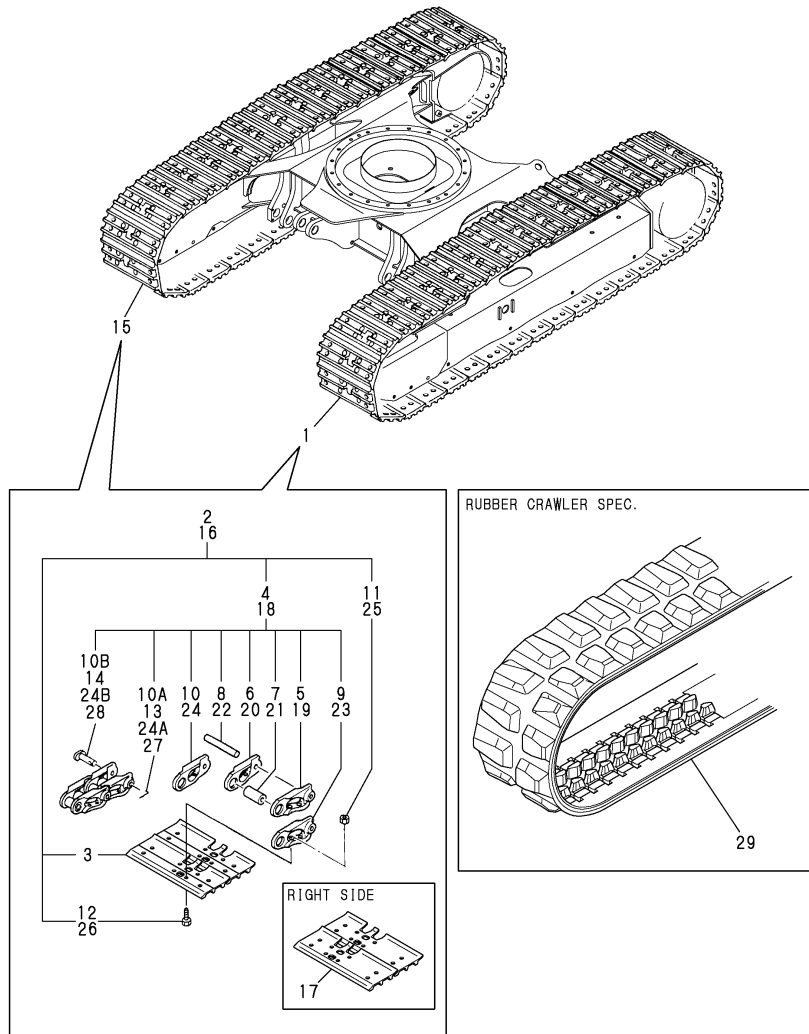
(D)=  
(E)=  
(F)=

No.	Lev.	Parts No.	Description	Q'ty						I	R
				(A)	(B)	(C)	(D)	(E)	(F)		
56	2	172124-99490	IDLER KIT, FRONT	2	2						
57	3	172124-37130	SHAFT, IDLER	2	2						
58	3	172124-37160	PIN	2	2						
59	3	22242-000350	RING, 35	2	2						
60	3	24321-000350	O-RING, 1AG35.0	4	4						
61	3	933112-00500	SEAL, 66X86X28	4	4						
62	3	172124-37120	BUSH 40	4	4						
63	2	172423-37100	IDLER ASSY	2	2						1
64	2	172124-37140	COVER, IDLER SEAL	2	2						
65	2	172124-37150	COVER, IDLER SEAL	2	2						
66	2	933171-13691	PLUG PT1/8	2	2						

Remarks  
(1)RUBBER CRAWLER SPEC.  
(2)IRON CRAWLER SPEC.

Fig.15. CRAWLER

P/C NEWS No:Y00S3791-2  
PUBLISHED:2005/1



(A)=B50-2BC(R)US  
(B)=B50-2BP(R)US  
(C)=

(D)=  
(E)=  
(F)=

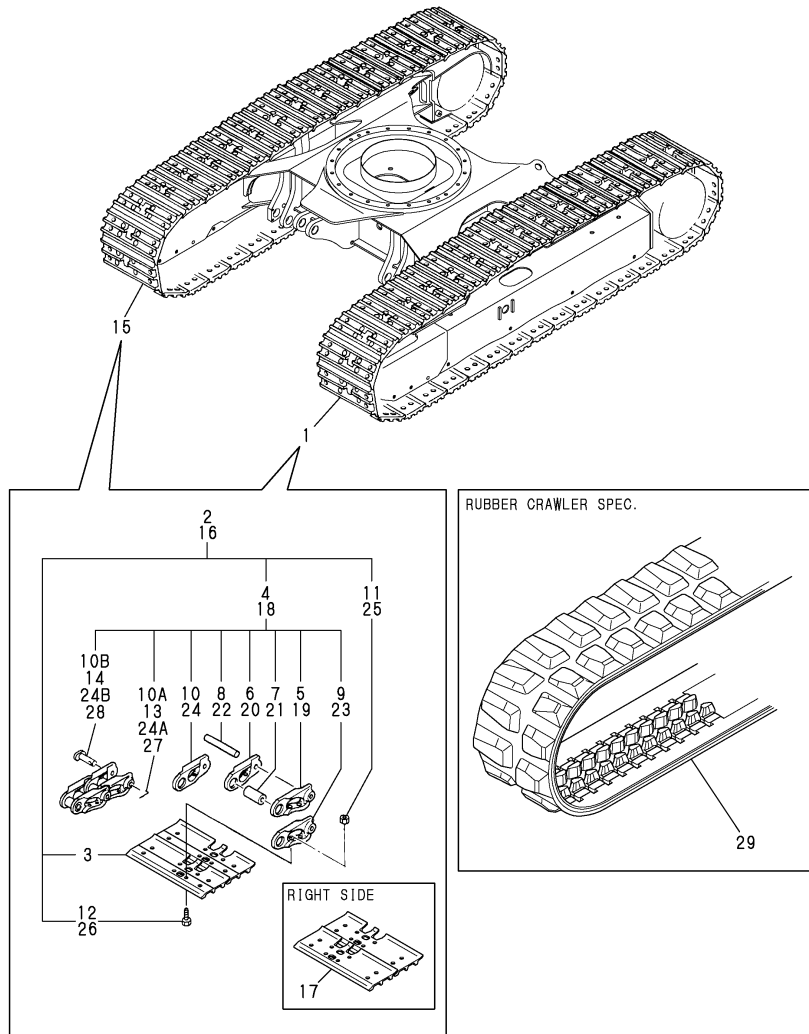
No.	Lev.	Parts No.	Description	Q'ty						I	R
				(A)	(B)	(C)	(D)	(E)	(F)		
1	1	772425-38100	SHOE ASSY, TRACK	1	1						Z
		(A=*2002.09) (B=*2002.09)									
2	2	172425-38100	SHOE ASSY, TRACK	1	1						
2-1	2	172425-38101	SHOE ASSY, TRACK	1	1						S 2
		(A=*2005.06) (B=*2005.06)									
3	3	172425-38110	SHOE PLATE 400L	40	40						
4	3	172425-38120	LINK ASSY	1	1						
4-1	3	172425-38121	LINK ASSY	1	1						S 3
		(A=*2005.06) (B=*2005.06)									
5	4	172425-38200	LINK (L), TRACK	39	39						
5-1	4	172425-38201	LINK (L), TRACK	39	39						S
		(A=*2005.06) (B=*2005.06)									
6	4	172425-38210	LINK (R), TRACK	39	39						
6-1	4	172425-38211	LINK (R), TRACK	39	39						S
		(A=*2005.06) (B=*2005.06)									
7	4	172425-38150	BUSH	40	40						
7-1	4	172425-38151	BUSH	39	39						S
		(A=*2005.06) (B=*2005.06)									
8	4	172425-38160	PIN, TRACK	39	39						
8-1	4	172425-38161	PIN, TRACK	39	39						S
		(A=*2005.06) (B=*2005.06)									
9	4	172425-38170	LINK (L), MASTER	1	1						
9-1	4	172425-38171	LINK (L), MASTER	1	1						S
		(A=*2005.06) (B=*2005.06)									
10	4	172425-38180	LINK (R), MASTER	1	1						
10-1	4	172425-38181	LINK (R), MASTER	1	1						S
		(A=*2005.06) (B=*2005.06)									
10A	4	172614-38300	PIN 5X45, LOCK	1	1						W
		(A=*2002.09) (B=*2002.09)									
10A-1	4	172425-38240	PIN	1	1						S
		(A=*2005.06) (B=*2005.06)									
10B	4	172425-38190	PIN, MASTER	1	1						W
		(A=*2002.09) (B=*2002.09)									
10B-1	4	172425-38191	PIN, MASTER	1	1						S
		(A=*2005.06) (B=*2005.06)									
10C	4	172425-38220	BUSH, MASTER	1	1						W
		(A=*2005.06) (B=*2005.06)									
10D	4	172425-38230	COLLAR	2	2						W
		(A=*2005.06) (B=*2005.06)									
11	3	172112-38140	NUT, SHOE	160	160						
12	3	172112-38130	BOLT, SHOE	160	160						
13	2	172614-38300	PIN 5X45, LOCK	1	1						Z
		(A=*2002.09) (B=*2002.09)									
14	2	172425-38190	PIN, MASTER	1	1						Z
		(A=*2002.09) (B=*2002.09)									
15	1	772425-38130	SHOE ASSY, TRACK	1	1						Z
		(A=*2002.09) (B=*2002.09)									
16	2	172425-38130	SHOE ASSY, TRACK	1	1						
16-1	2	172425-38131	SHOE ASSY, TRACK	1	1						S 2
		(A=*2005.06) (B=*2005.06)									
17	3	172425-38140	SHOE PLATE 400R	40	40						

Remarks

- (1)RUBBER CRAWLER SPEC.
- (2)INTERCHANGEABLE BY SIMULTANEOUS REPLACEMENT WITH NO.2-1 AND 16-1.
- (3)INTERCHANGEABLE BY SIMULTANEOUS REPLACEMENT WITH NO.4-1 AND 18-1.

Fig.15. CRAWLER

P/C NEWS No:Y00S3791-2  
PUBLISHED:2005/1



(A)=B50-2BC(R)US  
(B)=B50-2BP(R)US  
(C)=

(D)=  
(E)=  
(F)=

No.	Lev.	Parts No.	Description	Q'ty						I	R
				(A)	(B)	(C)	(D)	(E)	(F)		
18	3	172425-38120	LINK ASSY	1	1						
18-1	3	172425-38121	LINK ASSY	1	1						S 3
		(A=*2005.06) (B=*2005.06)									
19	4	172425-38200	LINK (L), TRACK	39	39						
19-1	4	172425-38201	LINK (L), TRACK	39	39						S
		(A=*2005.06) (B=*2005.06)									
20	4	172425-38210	LINK (R), TRACK	39	39						
20-1	4	172425-38211	LINK (R), TRACK	39	39						S
		(A=*2005.06) (B=*2005.06)									
21	4	172425-38150	BUSH	40	40						
21-1	4	172425-38151	BUSH	39	39						S
		(A=*2005.06) (B=*2005.06)									
22	4	172425-38160	PIN, TRACK	39	39						
22-1	4	172425-38161	PIN, TRACK	39	39						S
		(A=*2005.06) (B=*2005.06)									
23	4	172425-38170	LINK (L), MASTER	1	1						
23-1	4	172425-38171	LINK (L), MASTER	1	1						S
		(A=*2005.06) (B=*2005.06)									
24	4	172425-38180	LINK (R), MASTER	1	1						
24-1	4	172425-38181	LINK (R), MASTER	1	1						S
		(A=*2005.06) (B=*2005.06)									
24A	4	172614-38300	PIN 5X45, LOCK	1	1						W
		(A=*2002.09) (B=*2002.09)									
24A-1	4	172425-38240	PIN	1	1						S
		(A=*2005.06) (B=*2005.06)									
24B	4	172425-38190	PIN, MASTER	1	1						W
		(A=*2002.09) (B=*2002.09)									
24B-1	4	172425-38191	PIN, MASTER	1	1						S
		(A=*2005.06) (B=*2005.06)									
24C	4	172425-38220	BUSH, MASTER	1	1						W
		(A=*2005.06) (B=*2005.06)									
24D	4	172425-38230	COLLAR	2	2						W
		(A=*2005.06) (B=*2005.06)									
25	3	172112-38140	NUT, SHOE	160	160						
26	3	172112-38130	BOLT, SHOE	160	160						
27	2	172614-38300	PIN 5X45, LOCK	1	1						Z
		(A=*2002.09) (B=*2002.09)									
28	2	172425-38190	PIN, MASTER	1	1						Z
		(A=*2002.09) (B=*2002.09)									
29	1	172425-38600	CRAWLER ASSY, RUBBER	2	2						1
29-1	1	172425-38601	CRAWLER ASSY, RUBBER	2	2						N 1
		(A=*2001.07) (B=*2001.07)									
29-2	1	172425-38603	CRAWLER ASSY, RUBBER	2	2						N 1
		(A=*2002.08) (B=*2002.08)									

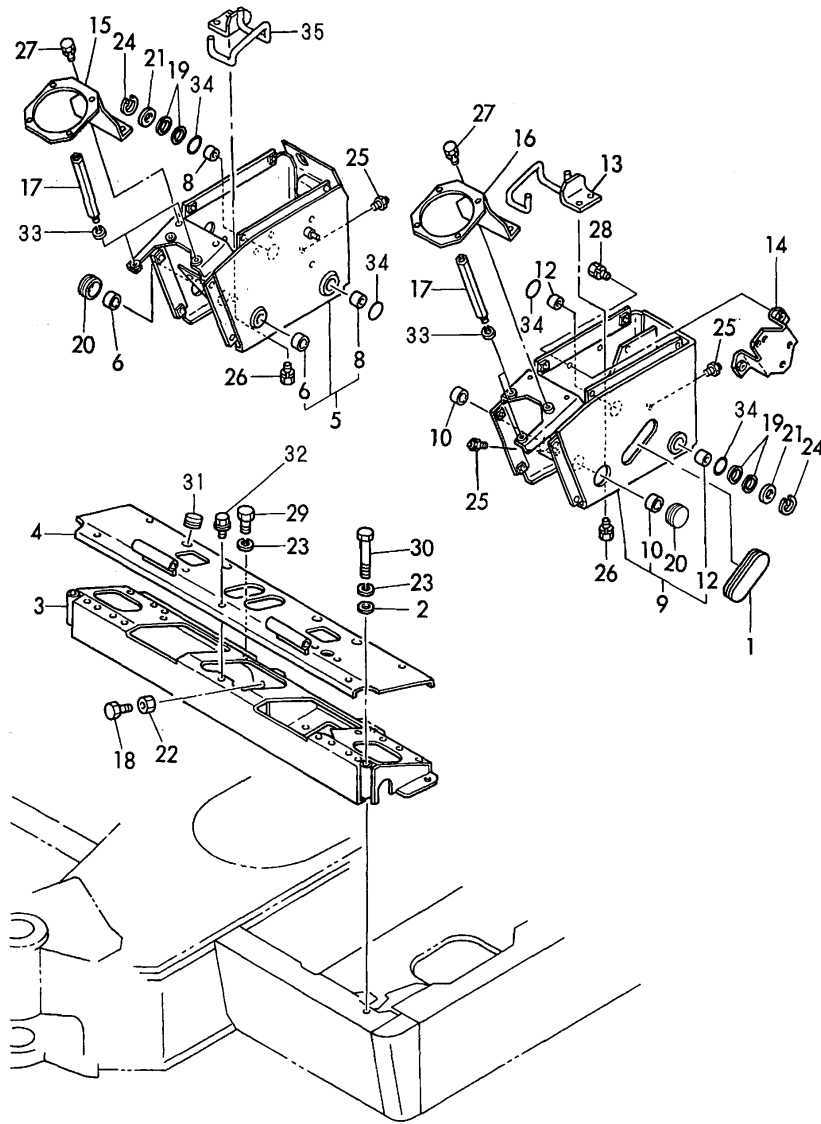
Remarks

- (1)RUBBER CRAWLER SPEC.
- (2)INTERCHANGEABLE BY SIMULTANEOUS REPLACEMENT WITH NO.2-1 AND 16-1.
- (3)INTERCHANGEABLE BY SIMULTANEOUS REPLACEMENT WITH NO.4-1 AND 18-1.

Fig.16. CONTROL EQUIPMENT(LINK STAND & OPERATION LEVER)

(A)=B50-2BC(R)US  
 (B)=B50-2BP(R)US  
 (C)=

(D)=  
 (E)=  
 (F)=



No.	Lev.	Parts No.	Description	Q'ty						I	R
				(A)	(B)	(C)	(D)	(E)	(F)		
1	1	172146-41320	GROMMET	1	1						
2	1	194145-04810	WASHER 10	2	2						
3	1	172165-46401	SUPPORT ASSY	1	1						
4	1	172165-46660	COVER ASSY	1	1						
5	1	172165-47100	STAND, LEVER	1	1						
6	2	172141-41370	BUSH 2015	2	2						
8	2	24550-025150	BUSH, 25X15	2	2						
9	1	172165-47300	STAND, LEVER	1	1						1
10	2	172141-41370	BUSH 2015	2	2						
12	2	24550-025150	BUSH, 25X15	2	2						
12A	1	172437-03481	LABEL, SUPPORT		1						2
13	1	172165-47730	GUIDE ASSY, HOSE	1	1						
14	1	172165-47770	BRACKET, ACCEL	1	1						
15	1	172165-47900	BRACKET R	1	1						
16	1	172165-47930	BRACKET L	1	1						
17	1	172165-47960	BOLT M 8	4	4						
18	1	26116-100504	BOLT, M10X 50 PLATED	4	4						
19	1	172165-47980	SHIM	4	4						
20	1	172151-53430	GROMMET, 34	2	2						
21	1	172165-47990	WASHER 25.5X42	2	2						
22	1	26716-100002	NUT, M10	4	4						
23	1	22217-100000	WASHER, SPRING 10	6	6						
24	1	22242-000250	RING, 25	2	2						
25	1	24761-020000	NIPPLE, GREASE PT1/8	3	3						
26	1	26013-080202	BOLT, M8X 20	4	4						
27	1	26013-080202	BOLT, M8X 20	4	4						
28	1	26013-100202	BOLT, M10X 20	2	2						
29	1	26116-100202	BOLT, M10X 20 PLATED	4	4						
30	1	26116-100902	BOLT, M10X 90 PLATED	2	2						
31	1	194630-62360	GROMMET	4	4						
32	1	172519-63240	BOLT	8	8						
33	1	22217-080000	WASHER, SPRING 8	4	4						
34	1	24311-000340	O-RING, 1AP34.0	4	4						
35	1	172165-47720	GUIDE ASSY, HOSE	1	1						

Remarks

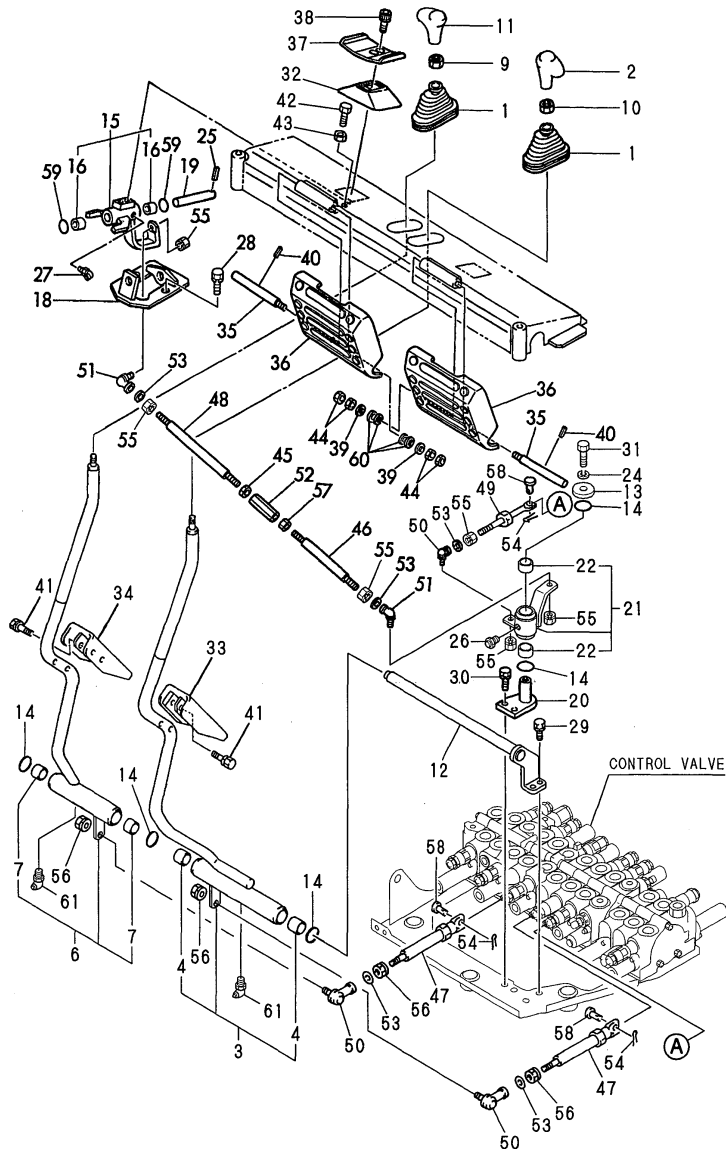
(1)PLEASE USE THIS PART WITH FOLLOWING LABELS AT THE SAME TIME.

REF. NO. 12A.

(2)LABELS ARE NOT ILLUSTRATED.



Fig.17. CONTROL EQUIPMENT(TRAVEL & SWING)



Remarks

(1)PLEASE USE THIS PART WITH FOLLOWING LABELS AT THE SAME TIME.  
REF. NO. 36A.

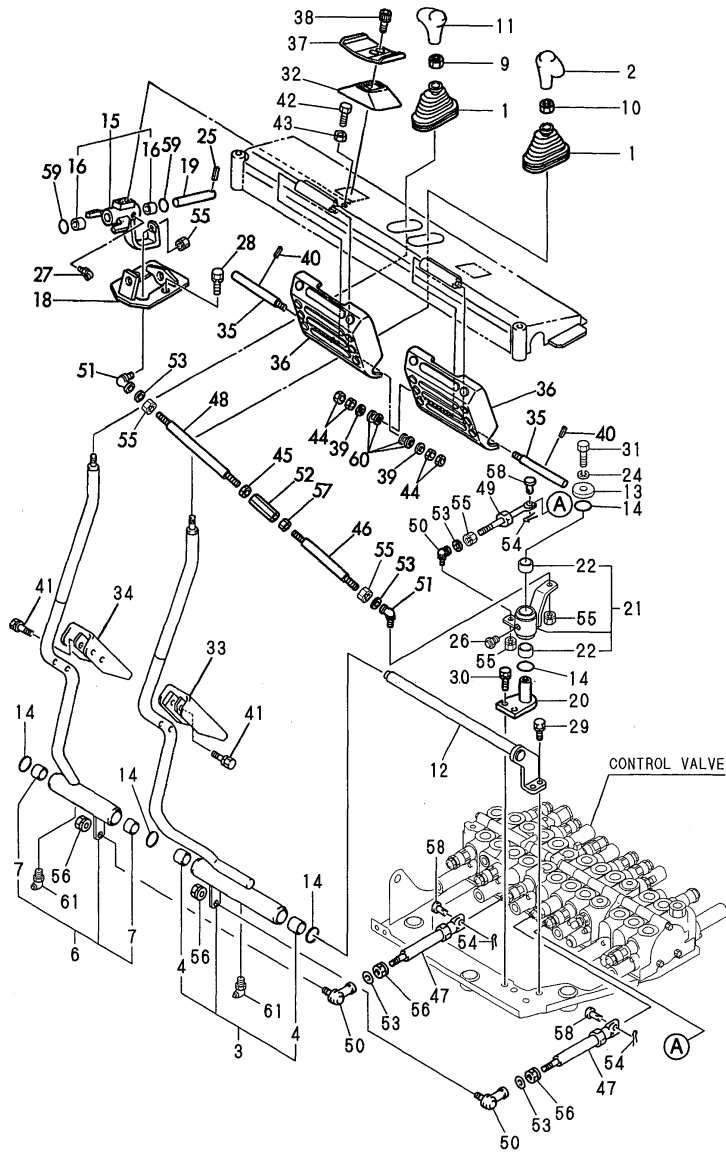
(2)LABELS ARE NOT ILLUSTRATED.

(A)=B50-2BC(R)US  
(B)=B50-2BP(R)US  
(C)=

(D)=  
(E)=  
(F)=

No.	Lev.	Parts No.	Description	Q'ty						I	R
				(A)	(B)	(C)	(D)	(E)	(F)		
1	1	172141-41340	BOOTS	2	2						
2	1	172164-45951	GRIP, DRIVE	1	1						
3	1	172423-45100	LEVER(L),TRACK	1	1						
4	2	172141-41370	BUSH 2015	2	2						
6	1	172423-45120	LEVER(R),TRACK	1	1						
7	2	172141-41370	BUSH 2015	2	2						
9	1	26756-100002	NUT, LOCK M10	1	1						
10	1	26756-100002	NUT, LOCK M10	1	1						
11	1	172164-45961	GRIP, DRIVE	1	1						
12	1	172423-45620	SHAFT ASSY, TRACK	1	1						
13	1	1A1040-45890	WASHER, 10X36X4.5	1	1						
14	1	172124-46200	O-RING	5	5						
15	1	172165-46300	LINK W/BUSH	1	1						
15-1	1	172165-46301	LINK W/BUSH	1	1						N
(A=M/#61143) (B=M/#61143)											
16	2	172141-41360	BUSH 1415	2	2						
18	1	172165-46350	BRACKET, PEDAL	1	1						
19	1	172146-41910	PIN 14-100	1	1						
20	1	172165-46800	SHAFT ASSY	1	1						
21	1	172175-45650	BOSS ASSY, SWING	1	1						
22	2	172141-41370	BUSH 2015	2	2						
24	1	22217-100000	WASHER, SPRING 10	1	1						
25	1	22351-040032	PIN, SPRING 4.0X32	1	1						
26	1	24761-020000	NIPPLE, GREASE PT1/8	1	1						
27	1	24761-050000	NIPPLE, GREASE C	1	1						
28	1	26013-100202	BOLT, M10X 20	2	2						
29	1	26013-100252	BOLT, M10X 25	2	2						
30	1	26013-100252	BOLT, M10X 25	2	2						
31	1	26116-100202	BOLT, M10X 20 PLATED	1	1						
32	1	172157-45990	BOOTS, PEDAL	1	1						
33	1	172165-46100	PEDAL L ASSY	1	1						
34	1	172165-46150	PEDAL R COMP	1	1						
35	1	172165-46230	SHAFT, SWING	2	2						
36	1	172165-46261	COVER, PEDAL	2	2						1
36A	1	172165-03231	LABEL, P.T.O.	2	2						2
37	1	172165-46281	PEDAL ASSY, SWING	1	1						
38	1	172165-46340	BOLT	2	2						
39	1	22137-080000	WASHER, 8	2	2						
40	1	22351-040020	PIN, SPRING 4.0X20	2	2						
41	1	26013-060302	BOLT, M6X 30	4	4						
42	1	26116-080304	BOLT, M8X 30 PLATED	2	2						
43	1	26716-080002	NUT, M8	2	2						
44	1	26716-080002	NUT, M8	4	4						
45	1	194200-37780	NUT, M8	1	1						
46	1	172150-42620	ROD(B), BOOM	1	1						
46-1	1	172150-42600	ROD(RA)	1	1						N
(A=FROM 1ST) (B=FROM 1ST)											
47	1	172164-45230	ROD 135 ASSY	2	2						
48	1	172147-45620	ROD, LINK 215	1	1						
49	1	172162-46210	ROD 98.5	1	1						
50	1	172122-46590	ELBOW	3	3						

Fig.17. CONTROL EQUIPMENT(TRAVEL & SWING)



(A)=B50-2BC(R)US  
 (B)=B50-2BP(R)US  
 (C)=

(D)=  
 (E)=  
 (F)=

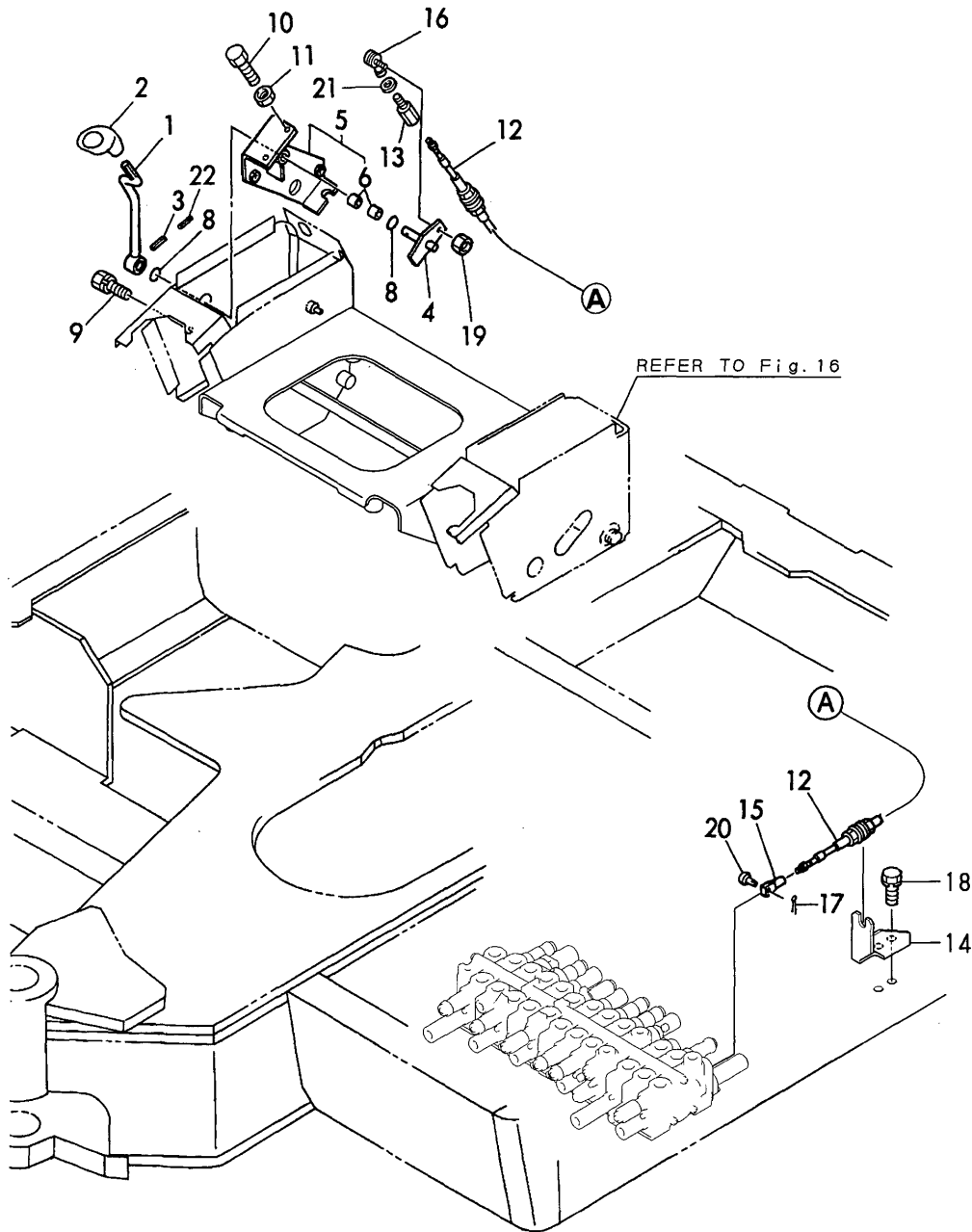
No.	Lev.	Parts No.	Description	Q'ty						I	R
				(A)	(B)	(C)	(D)	(E)	(F)		
51	1	172122-46590	ELBOW	2	2						
52	1	172165-46860	TURNBUCKLE ASSY	1	1						
53	1	22137-080000	WASHER, 8	5	5						
54	1	22417-160160	PIN, COTTER 1.6X16	3	3						
55	1	26051-080002	NUT, M8	6	6						
56	1	26051-080002	NUT, M8	4	4						
57	1	26716-080002	NUT, M8	1	1						
58	1	933110-54100	PIN 4.75X14	3	3						
59	1	24311-000210	O-RING, 1AP21.0	2	2						
60	1	172068-28490	SPRING	4	4						
61	1	24761-050000	NIPPLE, GREASE C	2	2						

Remarks

(1)PLEASE USE THIS PART WITH FOLLOWING LABELS AT THE SAME TIME.  
 REF. NO. 36A.

(2)LABELS ARE NOT ILLUSTRATED.

Fig.18. CONTROL EQUIPMENT(BLADE LEVER)



(A)=B50-2BC(R)US  
 (B)=B50-2BP(R)US  
 (C)=

(D)=  
 (E)=  
 (F)=

No.	Lev.	Parts No.	Description	Qty						I	R
				(A)	(B)	(C)	(D)	(E)	(F)		
1	1	172165-45270	LEVER ASSY, BLADE S	1	1						
2	1	172164-45970	GRIP, BLADE	1	1						
3	1	22351-050032	PIN, SPRING 5.0X32	1	1						
4	1	172165-45140	LINK, BLADE	1	1						
5	1	172165-45181	BRACKET ASY	1	1						
6	2	172141-41360	BUSH 1415	2	2						
8	1	24311-000210	O-RING, 1AP21.0	2	2						
9	1	26013-100202	BOLT, M10X 20	3	3						
10	1	26116-100354	BOLT, M10X 35 PLATED	2	2						
11	1	26716-100002	NUT, M10	2	2						
12	1	172141-43180	CABLE	1	1						
13	1	172141-42960	JOINT, CABLE	1	1						
14	1	172426-45250	BRACKET, BLADE	1	1						
15	1	172142-45670	ROD, SPOOL	1	1						
16	1	172122-46590	ELBOW	1	1						
17	1	22417-160160	PIN, COTTER 1.6X16	1	1						
18	1	26013-100202	BOLT, M10X 20	2	2						
19	1	26051-080002	NUT, M8	1	1						
20	1	933110-54100	PIN 4.75X14	1	1						
21	1	933168-28480	WASHER, 20X9X3.2	1	1						
22	1	22351-030032	PIN, SPRING 3.0X32	1	1						

Fig.19. CONTROL EQUIPMENT(LOW-HIGH PEDAL)

(A)=B50-2BC(R)US  
 (B)=B50-2BP(R)US  
 (C)=

(D)=  
 (E)=  
 (F)=

No.	Lev.	Parts No.	Description	Q'ty						I	R
				(A)	(B)	(C)	(D)	(E)	(F)		
1	1	172122-45830	PAD, METAL	1	1						
2	1	172176-46400	BRACKET	1	1						
3	2	172141-41360	BUSH 1415	2	2						
5	1	172176-46480	LINK	1	1						
6	1	172165-46570	PADAL ASSY, LOW-HIGH	1	1						
7	1	172162-46690	SPRING	1	1						
8	1	22217-100000	WASHER, SPRING 10	1	1						
9	1	22351-050025	PIN, SPRING 5.0X25	1	1						
10	1	24311-000210	O-RING, 1AP21.0	2	2						
11	1	26013-100252	BOLT, M10X 25	2	2						
12	1	26116-100504	BOLT, M10X 50 PLATED	1	1						
13	1	26716-060002	NUT, M6	1	1						
14	1	26716-100002	NUT, M10	1	1						
15	1	26911-060202	SCREW, M6X20	1	1						

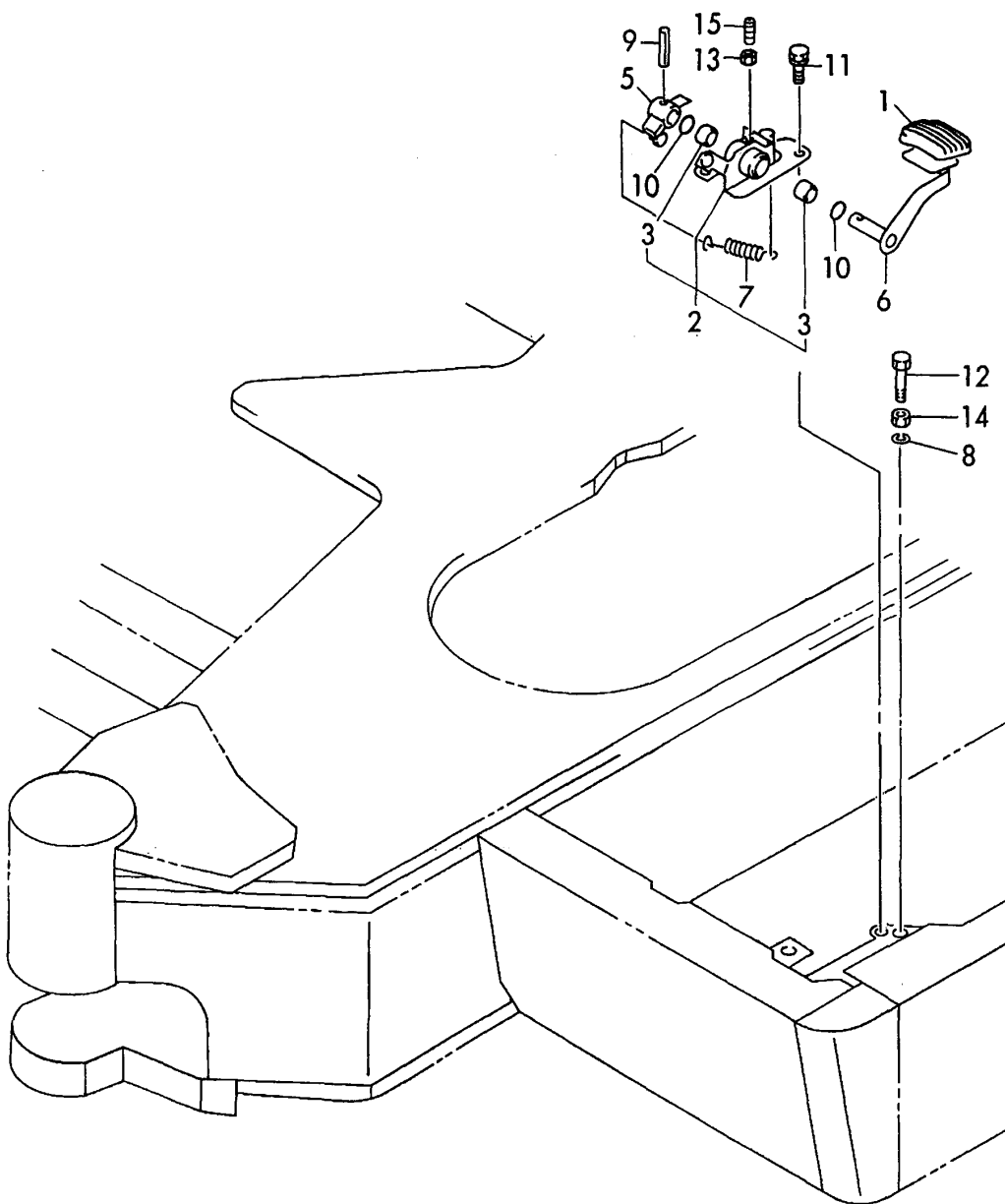
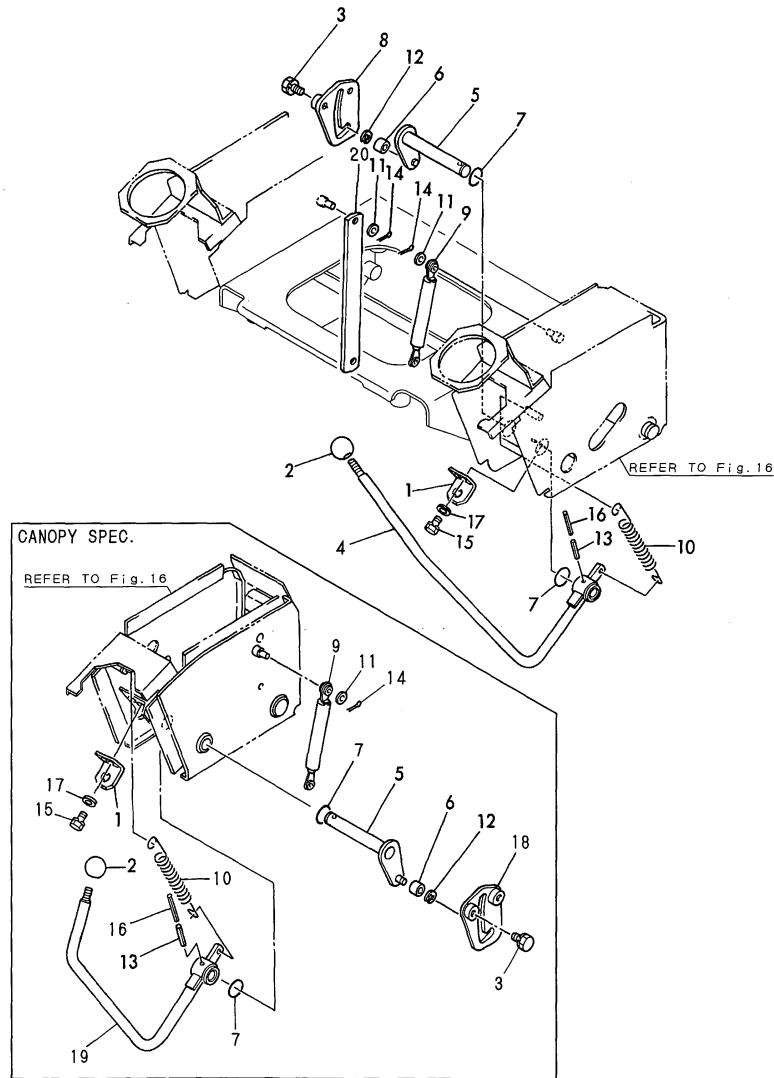


Fig.20. CONTROL EQUIPMENT(CUT OFF LEVER)

(A)=B50-2BC(R)US  
 (B)=B50-2BP(R)US  
 (C)=

(D)=  
 (E)=  
 (F)=



No.	Lev.	Parts No.	Description	Q'ty						I	R
				(A)	(B)	(C)	(D)	(E)	(F)		
1	1	172164-17150	BRACKET, SWITCH	1	2						
2	1	1D4070-23580	GRIP	1	2						
3	1	26013-100202	BOLT, M10X 20	2	4						
4	1	172165-47680	LEVER L	1	1						1
4-1	1	172165-47681	LEVER L	1	1						N 1
		(A=M/#61119) (B=M/#61119)									
4A	1	172183-03280	LABEL,LOCK	1	1						3
5	1	172165-47500	ARM ASSY, LOCK	1	2						
6	1	172165-47550	BUSH	1	2						
7	1	172124-46200	O-RING	2	4						
8	1	172165-47621	GUIDE ASSY, LOCK	1	1						
9	1	172165-47801	SPRING, GAS	1	2						
10	1	1A1380-56661	SPRING, RETURN	1	2						
11	1	22137-080000	WASHER, 8	4	4						
12	1	22272-000070	RING, E- 7	1	2						
13	1	22351-060040	PIN, SPRING 6.0X40	1	2						
14	1	22417-200200	PIN, COTTER 2.0X20	4	4						
15	1	26013-080202	BOLT, M8X 20	2	4						
16	1	22351-035040	PIN, SPRING 3.5X40	1	2						
17	1	22137-080000	WASHER, 8	2	4						
18	1	172165-47601	GUIDE ASSY, LOCK		1						
19	1	172168-47700	LEVER		1						2
19-1	1	172168-47701	LEVER R CMP.,EP LOCK		1						N 2
		(B=M/#61119)									
19A	1	172183-03280	LABEL,LOCK		1						3
20	1	172165-47970	BAR	1							

Remarks

(1)PLEASE USE THIS PART WITH FOLLOWING LABELS AT THE SAME TIME.

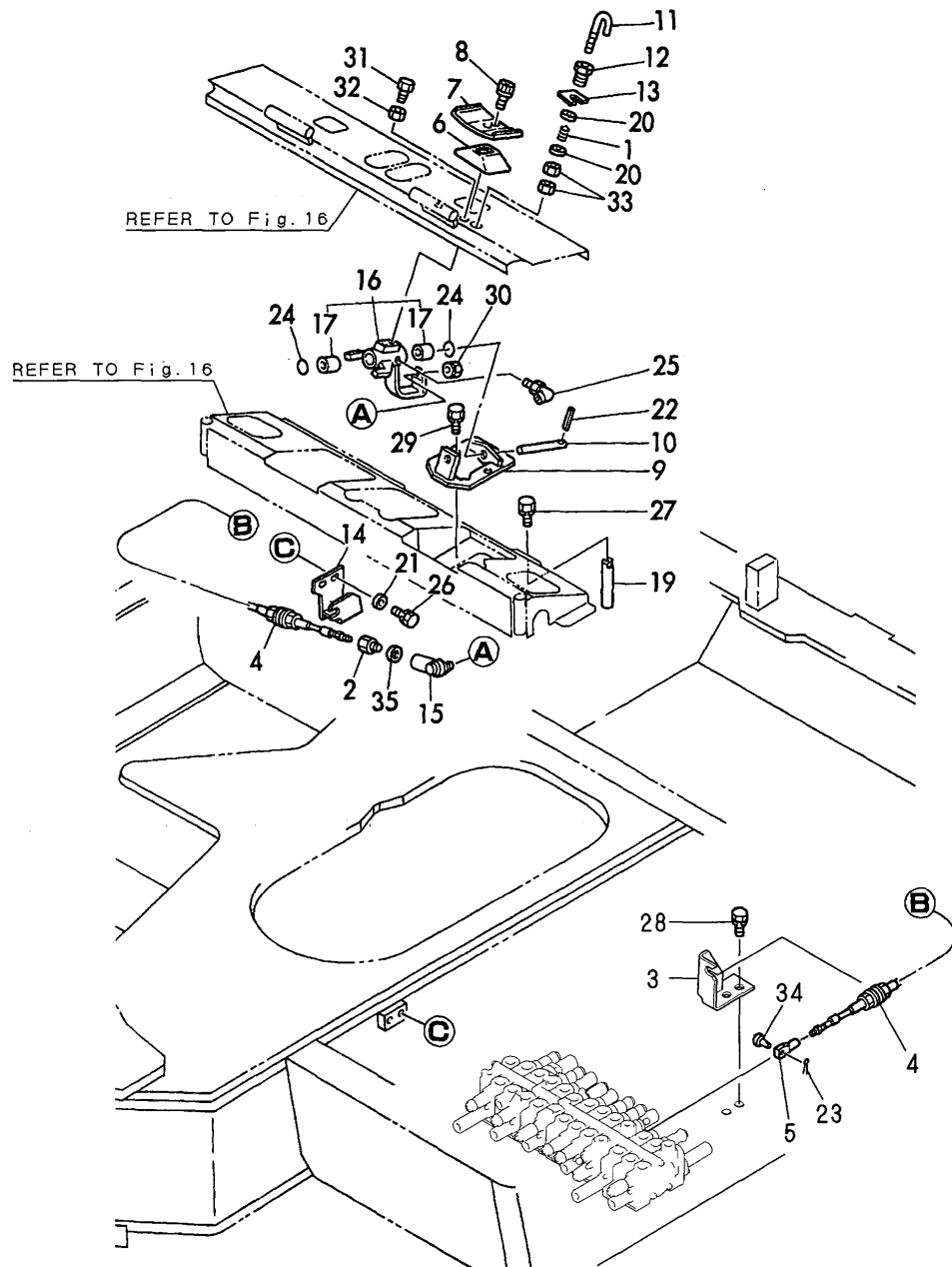
REF. NO. 4A.

(2)PLEASE USE THIS PART WITH FOLLOWING LABELS AT THE SAME TIME.

REF. NO. 19A.

(3)LABELS ARE NOT ILLUSTRATED.

Fig.21. CONTROL EQUIPMENT(P.T.O.CONTROL)

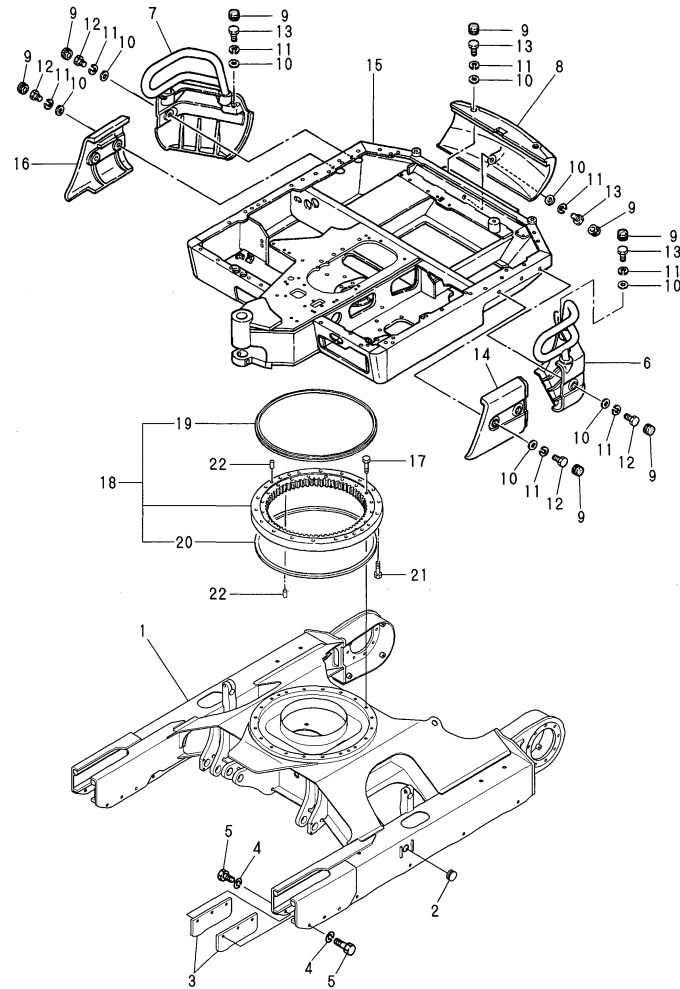


(A)=B50-2BC(R)US  
 (B)=B50-2BP(R)US  
 (C)=

(D)=  
 (E)=  
 (F)=

No.	Lev.	Parts No.	Description	Q'ty						I	R
				(A)	(B)	(C)	(D)	(E)	(F)		
1	1	1C6141-35370	SPRING, LOCK	1	1						
2	1	172141-42960	JOINT, CABLE	1	1						
3	1	172426-45240	BRACKET	1	1						
4	1	172165-45260	CABLE	1	1						
5	1	172142-45670	ROD, SPOOL	1	1						
6	1	172157-45990	BOOTS, PEDAL	1	1						
7	1	172165-46281	PEDAL ASSY, SWING	1	1						
8	1	172165-46340	BOLT	2	2						
9	1	172165-46350	BRACKET, PEDAL	1	1						
10	1	172146-41910	PIN 14-100	1	1						
11	1	172165-46450	LOCK CMP	1	1						
12	1	172165-46480	BOLT	1	1						
13	1	172165-46490	SHIM	5	5						
14	1	172165-46500	BRACKET	1	1						
15	1	172122-46590	ELBOW	1	1						
16	1	172165-46600	LINK, PEDAL	1	1						
17	2	172141-41360	BUSH 1415	2	2						
19	1	172165-46630	PIN	1	1						
20	1	22137-080000	WASHER, 8	2	2						
21	1	22137-100000	WASHER, 10	2	2						
22	1	22351-040032	PIN, SPRING 4.0X32	1	1						
23	1	22417-160160	PIN, COTTER 1.6X16	1	1						
24	1	24311-000210	O-RING, 1AP21.0	2	2						
25	1	24761-050000	NIPPLE, GREASE C	1	1						
26	1	26013-100202	BOLT, M10X 20	2	2						
27	1	26013-100202	BOLT, M10X 20	1	1						
28	1	26013-100202	BOLT, M10X 20	2	2						
29	1	26013-100202	BOLT, M10X 20	2	2						
30	1	26051-080002	NUT, M8	1	1						
31	1	26116-080304	BOLT, M8X 30 PLATED	2	2						
32	1	26716-080002	NUT, M8	2	2						
33	1	26716-080002	NUT, M8	2	2						
34	1	933110-54100	PIN 4.75X14	1	1						
35	1	933168-28480	WASHER, 20X9X3.2	1	1						

Fig.22. FRAME & TURNING BEARING



(A)=B50-2BC(R)US  
 (B)=B50-2BP(R)US  
 (C)=

(D)=  
 (E)=  
 (F)=

No.	Lev.	Parts No.	Description	Q'ty						I	R
				(A)	(B)	(C)	(D)	(E)	(F)		
1	1	172423-50100-1	FRAME ASSY, LOWER	1	1						
2	1	172141-50890	GROMMET	2	2						
3	1	172423-50810-1	GUARD, CRAWLER	4	4						1
4	1	22217-160000	WASHER, SPRING 16	12	12						1
5	1	26116-160352	BOLT, M16X 35 PLATED	12	12						1
6	1	172165-53300-1	WEIGHT, COUNTER	1	1						2
6A	1	172437-03330	LABEL, PROTECTOR	1	1						5
7	1	172165-53360-1	WEIGHT, COUNTER	1	1						3
7A	1	172437-03330	LABEL, PROTECTOR	1	1						5
8	1	172165-53410-1	WEIGHT ASSY, CENTER	1	1						
9	1	172151-53430	GROMMET, 34	11	11						
10	1	172165-53500	WASHER	11	11						
11	1	22217-160000	WASHER, SPRING 16	11	11						
12	1	172165-53490	BOLT M16X 40	6	6						
13	1	172165-53480	BOLT M16X 60	5	5						
14	1	172165-53450-1	WEIGHT, SIDE	1	1						
15	1	172437-54100	FRAME,TURNING	1	1						4
15A	1	172437-03351	LABEL,GREASE CYL.	2	2						5
16	1	172165-53460-1	WEIGHT, SIDE	1	1						
17	1	172162-57650	BOLT M16X90	20	20						
18	1	172124-57602	BEARING, TURNING	1	1						
19	2	172124-57620	SEAL, TURNING	1	1						
20	2	172124-57630	SEAL, TURNING	1	1						
21	1	172124-57610	BOLT M16X80	20	20						
22	1	172122-57620	PARALLEL PIN 13X36	4	4						

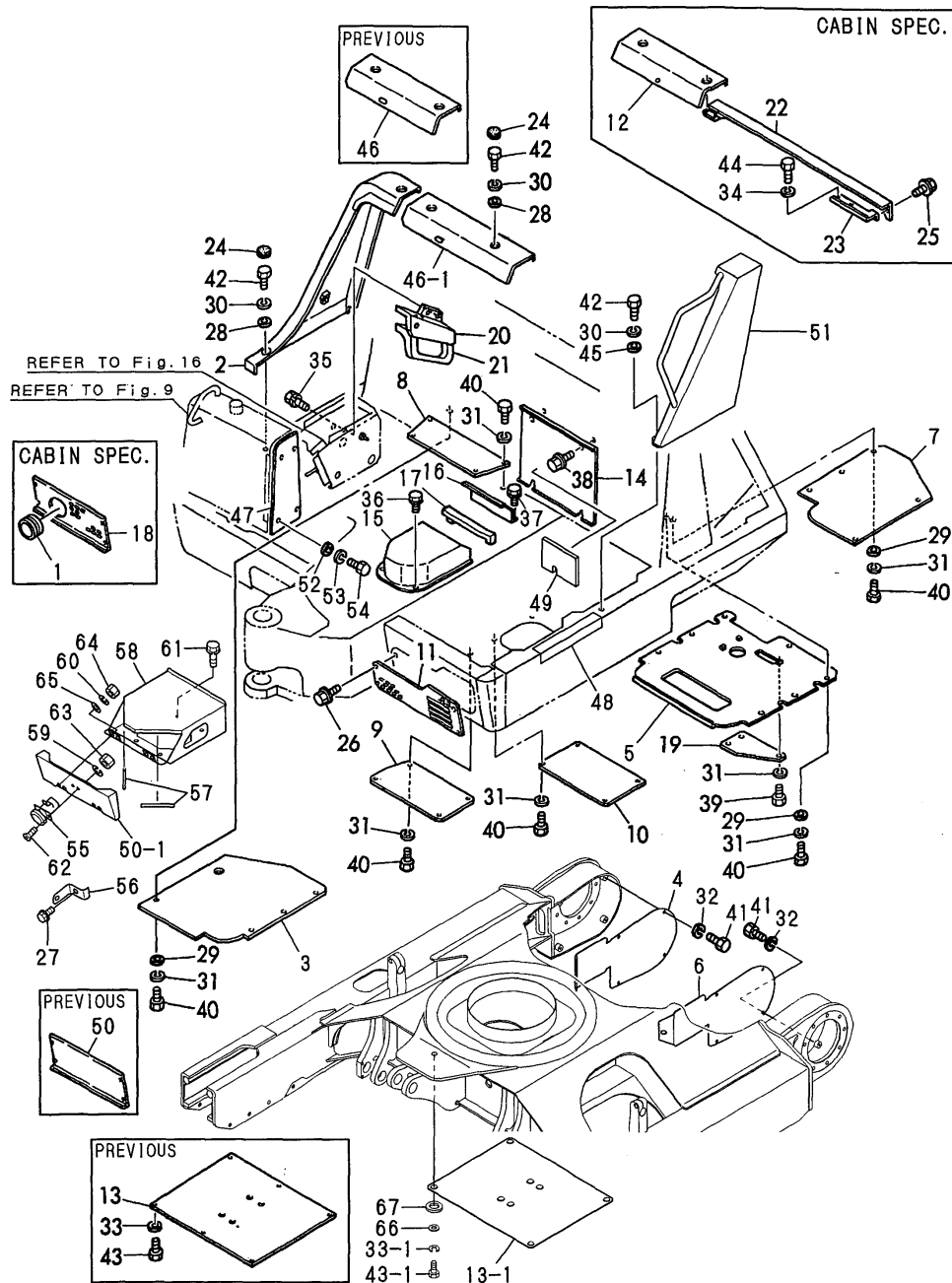
Remarks

- (1)STEEL CRAWLER SPEC.
- (2)PLEASE USE THIS PART WITH FOLLOWING LABELS AT THE SAME TIME. REF. NO. 6A.
- (3)PLEASE USE THIS PART WITH FOLLOWING LABELS AT THE SAME TIME. REF. NO. 7A.
- (4)PLEASE USE THIS PART WITH FOLLOWING LABELS AT THE SAME TIME. REF. NO. 15A.
- (5)LABELS ARE NOT ILLUSTRATED.

Fig.23. FRAME COVER

(A)=B50-2BC(R)US  
 (B)=B50-2BP(R)US  
 (C)=

(D)=  
 (E)=  
 (F)=



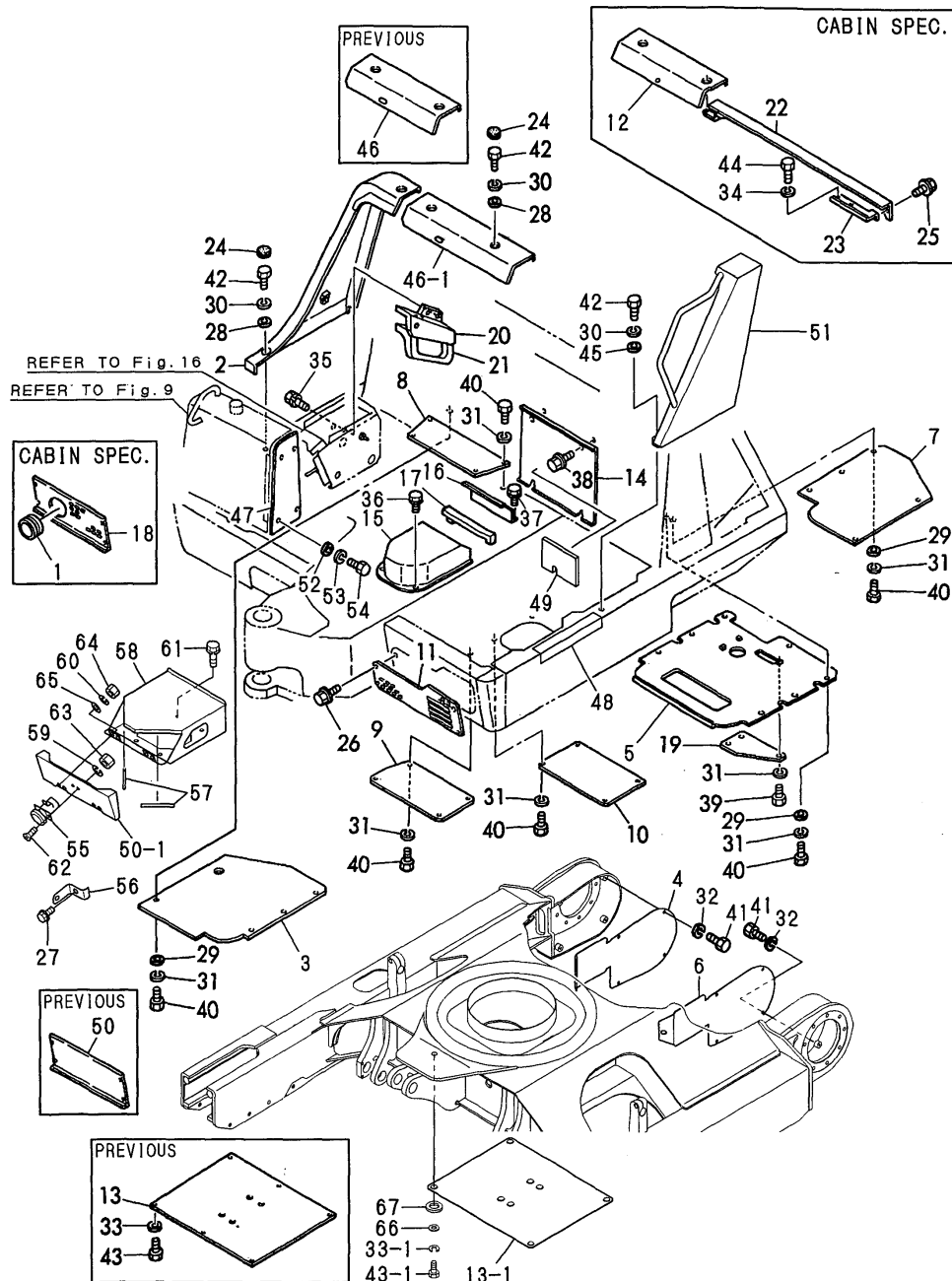
No.	Lev.	Parts No.	Description	Q'ty						I	R
				(A)	(B)	(C)	(D)	(E)	(F)		
1	1	172732-11510	GROMMET	1							
2	1	172165-61190-3	COVER	1	1						
3	1	172165-61290	COVER	1	1						
4	1	172423-61520-1	COVER, TRAVEL	1	1						
5	1	172165-61300-3	COVER	1	1						
6	1	172423-61510-1	COVER, TRAVEL	1	1						
7	1	172165-61310-3	COVER	1	1						
8	1	172165-61320-3	COVER	1	1						
9	1	172165-61330-3	COVER	1	1						
10	1	172165-61340-3	COVER	1	1						
11	1	172426-61350-1	COVER, LAMP	1	1						
12	1	172165-61420-3	COVER	1							
13	1	172147-61450-1	COVER	1	1						
13-1	1	172445-61260-2	COVER	1	1						S
				(A=M/#61106)	(B=M/#61106)						
14	1	172165-61450-3	COVER ASSY	1	1						
15	1	172426-61500	COVER, MOTOR	1	1						
16	1	172165-61540	COVER, MOTOR	1	1						
17	1	172165-61620	RUBBER	1	1						
18	1	172428-61650	COVER	1							
19	1	172165-61660-3	COVER	1	1						
20	1	172165-61701	COVER, LINK	1	1						
21	1	172165-61720	RUBBER	1	1						
22	1	172165-61740-3	COVER	1							
23	1	172165-61780-3	BRACKET	1							
24	1	172165-61801	PLUG	5	5						
25	1	172519-63240	BOLT	1							
26	1	172519-63240	BOLT	4	4						
27	1	172519-63240	BOLT	4	4						
28	1	22137-100000	WASHER, 10	5	5						
29	1	22137-100000	WASHER, 10	17	17						
30	1	22217-100000	WASHER, SPRING 10	5	8						
31	1	22217-100000	WASHER, SPRING 10	32	32						
32	1	22217-100000	WASHER, SPRING 10	10	10						
33	1	22217-120000	WASHER, SPRING 12	6	6						
33-1	1	22217-120000	WASHER, SPRING 12	4	4						K
				(A=M/#61106)	(B=M/#61106)						
34	1	22217-140000	WASHER, SPRING 14	2							
35	1	26013-080162	BOLT, M8X 16	2	2						
36	1	26013-100202	BOLT, M10X 20	2	2						
37	1	26013-100202	BOLT, M10X 20	2	2						
38	1	26106-100162	BOLT, M10X 16 PLATED	4	4						
39	1	26116-100162	BOLT, M10X 16 PLATED	3	3						
40	1	26116-100202	BOLT, M10X 20 PLATED	29	29						
41	1	26116-100202	BOLT, M10X 20 PLATED	10	10						
42	1	26116-100352	BOLT, M10X 35 PLATED	5	8						
43	1	26116-120252	BOLT, M12X 25 PLATED	6	6						
43-1	1	26116-120302	BOLT, M12X 30 PLATED	4	4						S
				(A=M/#61106)	(B=M/#61106)						
44	1	26116-140352	BOLT, M14X 35 PLATED	2							
45	1	194145-04810	WASHER 10		3						



Fig.23. FRAME COVER

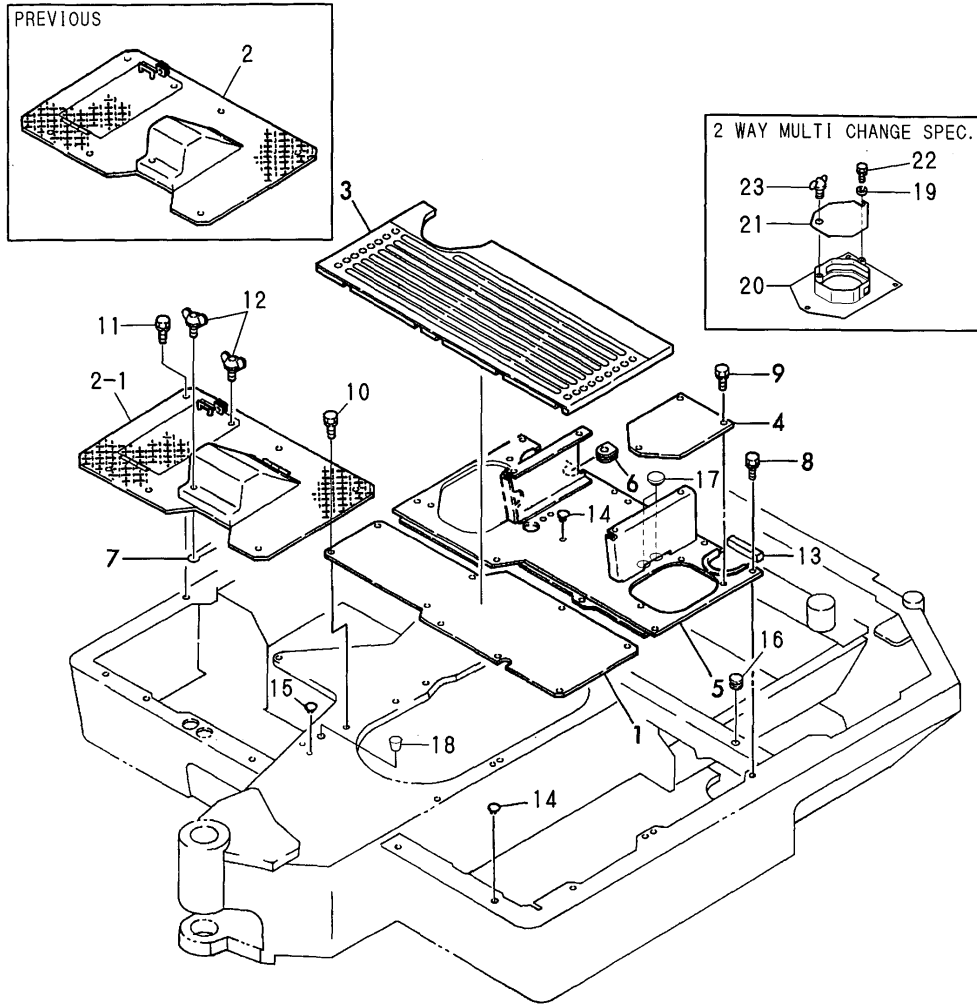
(A)=B50-2BC(R)US  
 (B)=B50-2BP(R)US  
 (C)=

(D)=  
 (E)=  
 (F)=



No.	Lev.	Parts No.	Description	Q'ty						I	R
				(A)	(B)	(C)	(D)	(E)	(F)		
46	1	172437-61420	COVER		1						
46-1	1	172437-61421	COVER		1						S
		(B=M/#65035)									
47	1	172165-61480	COVER, TANK		1						
48	1	172437-61500	SHEET, NON SLIP		1						
49	1	172437-61510	RUBBER		1						
50	1	172428-61600	COVER		1						
50-1	1	172435-61730	COVER, TOOL BOX		1						N
		(B=M/#60939)									
51	1	172437-61821	COVER		1						
52	1	22137-100000	WASHER, 10		4						
53	1	22217-100000	WASHER, SPRING 10		4						
54	1	26116-100202	BOLT, M10X 20 PLATED		4						
55	1	172212-61230	FASTENER, DIAL		1						W
		(B=M/#60939)									
56	1	172435-61650	ROCK PLATE		1						W
		(B=M/#60939)									
57	1	172435-61660	TRIM, 130		2						W
		(B=M/#60939)									
58	1	172435-61700	BOX ASSY, TOOL		1						W
		(B=M/#60939)									
59	1	22217-050000	WASHER, SPRING 5		2						W
		(B=M/#60939)									
60	1	22217-080000	WASHER, SPRING 8		4						W
		(B=M/#60939)									
61	1	26013-100202	BOLT, M10X 20		4						W
		(B=M/#60939)									
62	1	26577-050122	SCREW, M5X12		2						W
		(B=M/#60939)									
63	1	26716-050002	NUT, M5		2						W
		(B=M/#60939)									
64	1	26716-080002	NUT, M8		4						W
		(B=M/#60939)									
65	1	22137-080000	WASHER, 8		4						W
		(B=M/#60939)									
66	1	22157-120000	WASHER, 12		4	4					W
		(A=M/#61106) (B=M/#61106)									
67	1	172162-61500	TRIM		4	4					W
		(A=M/#61106) (B=M/#61106)									

Fig.24. STEP



(A)=B50-2BC(R)US  
 (B)=B50-2BP(R)US  
 (C)=

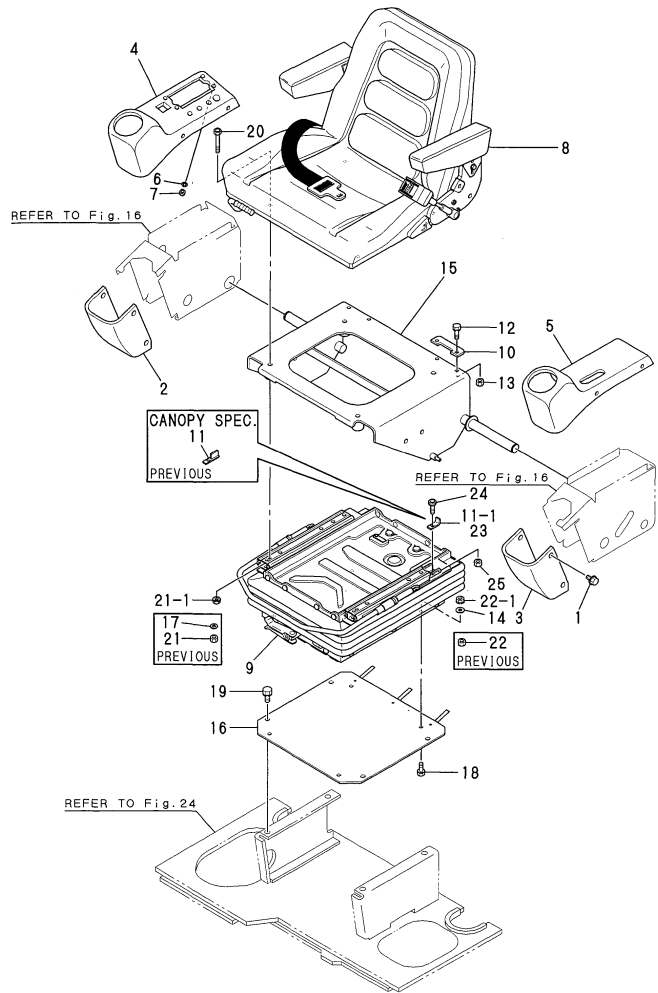
(D)=  
 (E)=  
 (F)=

No.	Lev.	Parts No.	Description	Q'ty						I	R
				(A)	(B)	(C)	(D)	(E)	(F)		
1	1	172165-62100	STEP	1	1						
2	1	172165-62150-3	STEP	1	1						2
2-1	1	172437-62361-1	STEP	1	1						S
		(A=M/#61143) (B=M/#61143)									
2A	1	172437-03360	LABEL,BATTERY	1	1						4
2B	1	172437-03630	LABEL PTO,SELECT	1	1						4
3	1	172165-62191	MAT, FLOOR	1	1						
4	1	172165-62300	STEP	1	1						
5	1	172428-62600	STEP	1	1						
6	1	172165-62800	GROMMET	1	1						
7	1	22417-320200	PIN, COTTER 3.2X20	2	2						
8	1	26013-100202	BOLT, M10X 20	7	7						
9	1	26013-100202	BOLT, M10X 20	3	3						
10	1	26013-100202	BOLT, M10X 20	9	9						
11	1	26013-100202	BOLT, M10X 20	6	6						
12	1	172142-62300	WING BOLT M10X15	2	2						
13	1	172165-62630	RUBBER 90,EDGE	1	1						
14	1	172122-17190	CLIP, TREE				8				
15	1	172176-68210	CLIP, TREE				2				
16	1	172157-54850	GROMMET, 18				1				
17	1	172151-62240	GROMMET				2				
18	1	172165-68250	PLUG,RUBBER				1				
19	1	194145-04810	WASHER 10	1	1						1
20	1	172165-62341	COVER, ROTARY MULTI	1	1						1
21	1	172165-62380	COVER, ROTARY MULTI	1	1						3
21A	1	172437-03610	LABEL	1	1						4
21B	1	172437-03620	LABEL	1	1						4
22	1	26013-100162	BOLT, M10X 16	1	1						1
23	1	26647-100152	BOLT, WING M10X15	1	1						1

Remarks

- (1)2 WAY MULTI CHANGE SPEC.
- (2)PLEASE USE THIS PART WITH FOLLOWING LABELS AT THE SAME TIME. REF. NO. 2A & 2B.
- (3)PLEASE USE THIS PART WITH FOLLOWING LABELS AT THE SAME TIME. REF. NO. 21A & 21B.
- (4)LABELS ARE NOT ILLUSTRATED.

Fig.25. SEAT & SEAT MOUNT

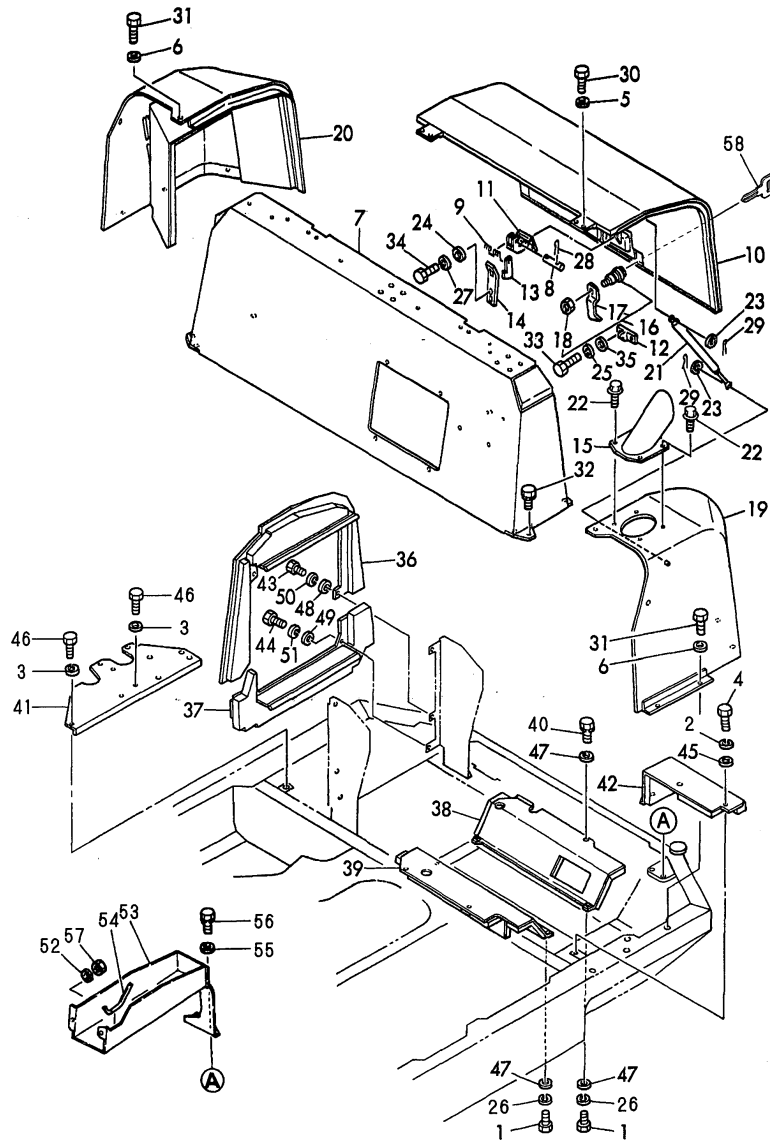


No.	Lev.	Parts No.	Description	Q'ty						I	R
				(A)	(B)	(C)	(D)	(E)	(F)		
1	1	172519-63240	BOLT	16	16						
2	1	172165-63600	COVER, PANEL	1	1						
3	1	172165-63620	COVER, PANEL	1	1						2
3A	1	172437-03241	LABEL,CRAWLER	1	1						5
4	1	172165-63700	PANEL(R),INST(EP	1	1						3
4A	1	172141-03360	LABEL, START SWITCH	1	1						5
4B	1	172437-03530	LABEL,RE-START	1	1						5
4C	1	172162-03180	LABEL,HEATER SWITCH	1							5
4D	1	172162-03190	LABEL,WIPER SWITCH	1							5
5	1	172165-63720	PANEL(L),INST(ER	1	1						4
5A	1	172519-03150	LABEL, ACCEL	1	1						5
6	1	22137-040000	WASHER, 4	4	4						
7	1	26716-040002	NUT, M4	4	4						
8	1	172437-64200	SEAT, GRAMMER	1	1						
9	1	172437-64210	SUSPENSION, GRAMMER	1	1						
10	1	172437-64400	STOPPER, SEAT	2	2						
11	1	172437-64410	STOPPER ASSY		2						
11-1	1	172437-64440	STOPPER, SUSPENSION		2						F 1
(B=M/#61143)											
12	1	26013-080252	BOLT, M8X 25	4	4						
13	1	26716-080002	NUT, M8	4	4						
14	1	172157-45840	WASHER 8X18X4	4	4						
15	1	172437-64300	MOUNT A ASSY,SEAT US	1	1						
16	1	172165-64390	MOUNT	1	1						
17	1	22137-080000	WASHER, 8	4	4						Z
(A=*1999.08) (B=*1999.08)											
18	1	26013-080202	BOLT, M8X 20	4	4						
19	1	26013-100202	BOLT, M10X 20	4	4						
20	1	26450-080502	BOLT, M8X 50	4	4						
21	1	26716-080002	NUT, M8	4	4						
21-1	1	26051-080002	NUT, M8	4	4						N
(A=*1999.08) (B=*1999.08)											
22	1	26716-080002	NUT, M8	4	4						
22-1	1	26051-080002	NUT, M8	4	4						N
(A=*1999.08) (B=*1999.08)											
23	1	172437-64440	STOPPER, SUSPENSION	2							
24	1	26450-080252	BOLT, M8X 25	2							
24A	1	26450-080252	BOLT, M8X 25		2						W
(B=M/#61143)											
25	1	26716-080002	NUT, M8	2							
25A	1	26716-080002	NUT, M8		2						W
(B=M/#61143)											

Remarks

- (1)INTERCHANGEABLE BY SIMULTANEOUS REPLACEMENT WITH REF.NO.24A & 25A.
- (2)PLEASE USE THIS PART WITH FOLLOWING LABELS AT THE SAME TIME. REF. NO. 3A.
- (3)PLEASE USE THIS PART WITH FOLLOWING LABELS AT THE SAME TIME. REF. NO. 4A,4B,4C & 4D.
- (4)PLEASE USE THIS PART WITH FOLLOWING LABELS AT THE SAME TIME. REF. NO. 5A.

Fig.26. BONNET



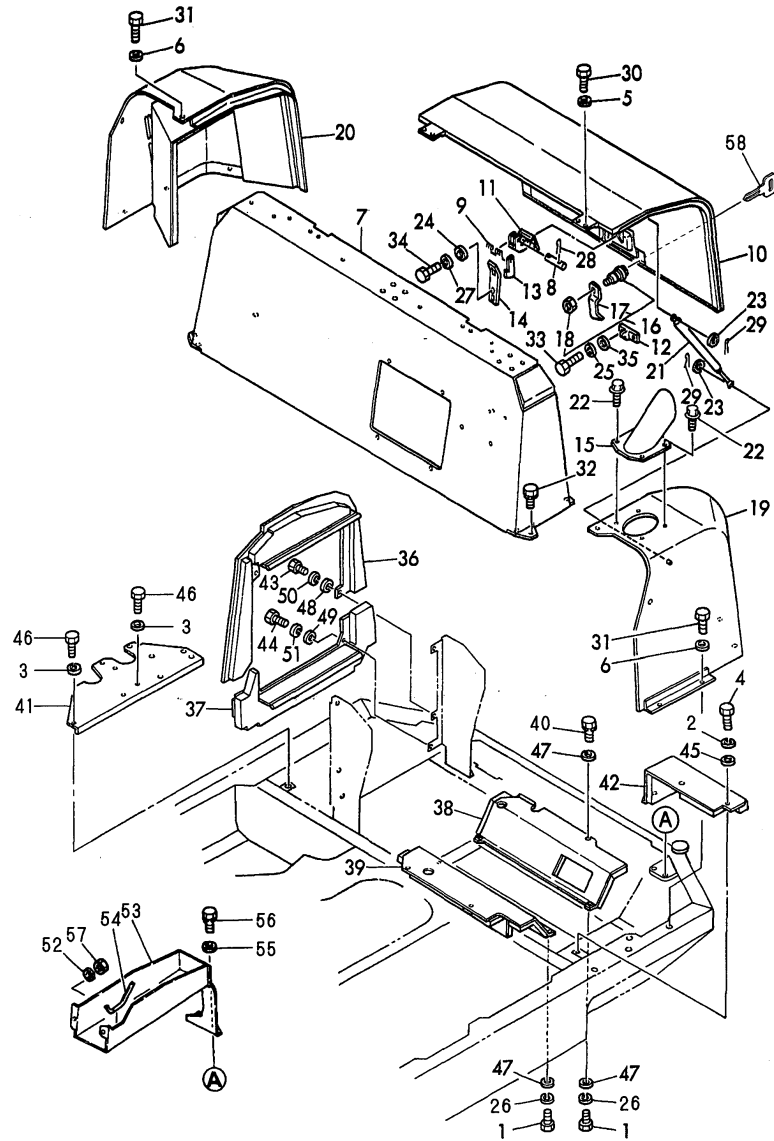
Remarks  
 (1)PLEASE USE THIS PART WITH FOLLOW-  
 ING LABELS AT THE SAME TIME.  
 REF. NO. 10A,10B,10C,10D & 10E.  
 (2)LABELS ARE NOT ILLUSTRATED.

(A)=B50-2BC(R)US  
 (B)=B50-2BP(R)US  
 (C)=

(D)=  
 (E)=  
 (F)=

No.	Lev.	Parts No.	Description	Q'ty						I	R
				(A)	(B)	(C)	(D)	(E)	(F)		
1	1	26116-100202	BOLT, M10X 20 PLATED	6	6						
2	1	22217-100000	WASHER, SPRING 10	3	3						
3	1	22217-100000	WASHER, SPRING 10	5	5						
4	1	26116-100202	BOLT, M10X 20 PLATED	3	3						
5	1	194145-04810	WASHER 10	4	4						
6	1	194145-04810	WASHER 10	12	12						
7	1	172165-65100-3	BONNET A, EV	1	1						
8	1	172734-65260	PIN, BONNET LEVER	1	1						
9	1	172734-65270	SPRING, CATCH	1	1						
10	1	172165-65300	BONNET B CMP(EV	1	1						1
10A	1	172437-03380	LABEL,SWING AREA	1	1						2
10B	1	172437-03390	LABEL,RADIATOR	1	1						2
10C	1	172437-03400	LABEL,ENG.HOOD	1	1						2
10D	1	172437-03410	LABEL,ENG.ROOM	1	1						2
10E	1	172437-03421	LABEL,MUFFLER	1	1						2
11	1	172124-65450	LEVER, LOCK	1	1						
12	1	172126-65460	HOOK	1	1						
13	1	172124-65480	CATCHER	1	1						
14	1	172124-65490	PLATE,CATCH	1	1						
15	1	172165-65850	COVER ASSY	1	1						
16	1	172126-65500	KEY ASSY, CYLINDER	1	1						
17	2	172126-65571	WASHER LOCK	1	1						
18	2	26347-100002	NUT, M10	1	1						
19	1	172165-65500	BONNET CL CMP(EV	1	1						
20	1	172165-65700	BONNET CR CMP(EV	1	1						
21	1	172165-65900	SPRING, GAS	1	1						
22	1	172519-63240	BOLT	4	4						
23	1	22117-080000	WASHER, 8	2	2						
24	1	22137-100000	WASHER, 10	2	2						
25	1	22217-080000	WASHER, SPRING 8	2	2						
26	1	22217-100000	WASHER, SPRING 10	6	6						
27	1	22217-100000	WASHER, SPRING 10	2	2						
28	1	22417-200200	PIN, COTTER 2.0X20	2	2						
29	1	22417-200200	PIN, COTTER 2.0X20	2	2						
30	1	26013-100252	BOLT, M10X 25	4	4						
31	1	26013-100252	BOLT, M10X 25	12	12						
32	1	26013-120352	BOLT, M12X 35	5	5						
33	1	26116-080202	BOLT, M8X 20 PLATED	2	2						
34	1	26116-100202	BOLT, M10X 20 PLATED	2	2						
35	1	933152-02900	WASHER	2	2						
36	1	172165-66100-1	PARTITION ASSY	1	1						
37	1	172165-66140-1	PARTITION ASSY	1	1						
38	1	172165-66301-1	DUCT ASSY	1	1						
39	1	172165-66341-1	DUCT ASSY	1	1						
40	1	26013-100352	BOLT, M10X 35	1	1						
41	1	172165-66640-1	BASE CMP	1	1						
42	1	172165-66520-1	DUCT	1	1						
43	1	26116-080202	BOLT, M8X 20 PLATED	4	4						
44	1	26116-080202	BOLT, M8X 20 PLATED	2	2						
45	1	22137-100000	WASHER, 10	3	3						
46	1	26116-100202	BOLT, M10X 20 PLATED	5	5						

# Fig.26. BONNET



(A)=B50-2BC(R)US  
 (B)=B50-2BP(R)US  
 (C)=

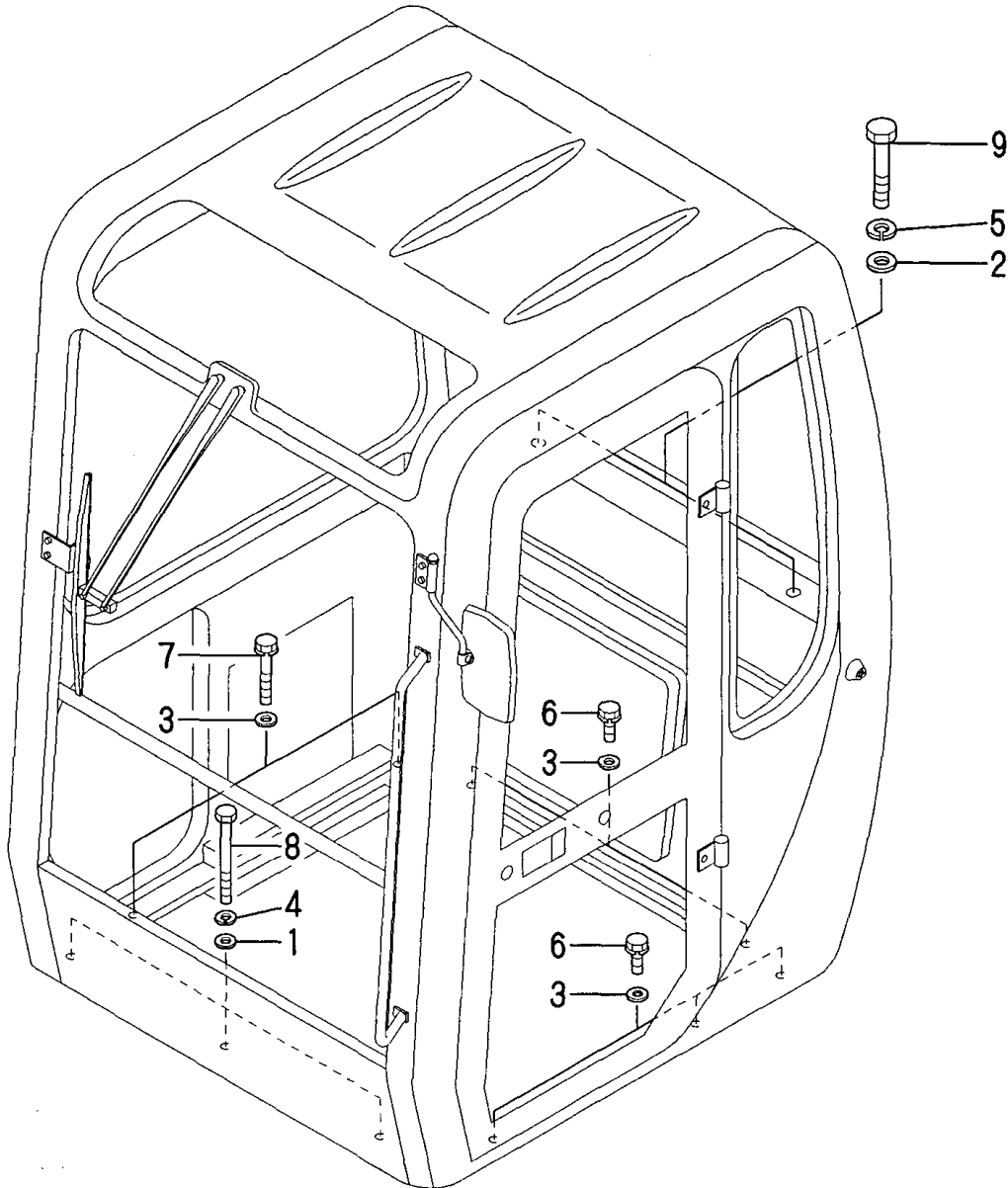
(D)=  
 (E)=  
 (F)=

No.	Lev.	Parts No.	Description	Q'ty						I	R
				(A)	(B)	(C)	(D)	(E)	(F)		
47	1	22137-100000	WASHER, 10	8	8						
48	1	22157-080000	WASHER, 8	4	4						
49	1	22157-080000	WASHER, 8	2	2						
50	1	22217-080000	WASHER, SPRING 8	4	4						
51	1	22217-080000	WASHER, SPRING 8	2	2						
52	1	194145-04810	WASHER 10	2	2						
53	1	172165-05300-1	BOX, TOOL	1	1						
54	1	172165-79800	RUBBER 150	1	1						
55	1	22137-100000	WASHER, 10	2	2						
56	1	26013-100202	BOLT, M10X 20	2	2						
57	1	26716-100002	NUT, M10	2	2						
58	1	933110-00301	KEY ASSY	1	1						

Remarks

- (1) PLEASE USE THIS PART WITH FOLLOWING LABELS AT THE SAME TIME. REF. NO. 10A,10B,10C,10D & 10E.
- (2) LABELS ARE NOT ILLUSTRATED.

Fig.27. CABIN



(A)=B50-2BC(R)US  
 (B)=B50-2BP(R)US  
 (C)=

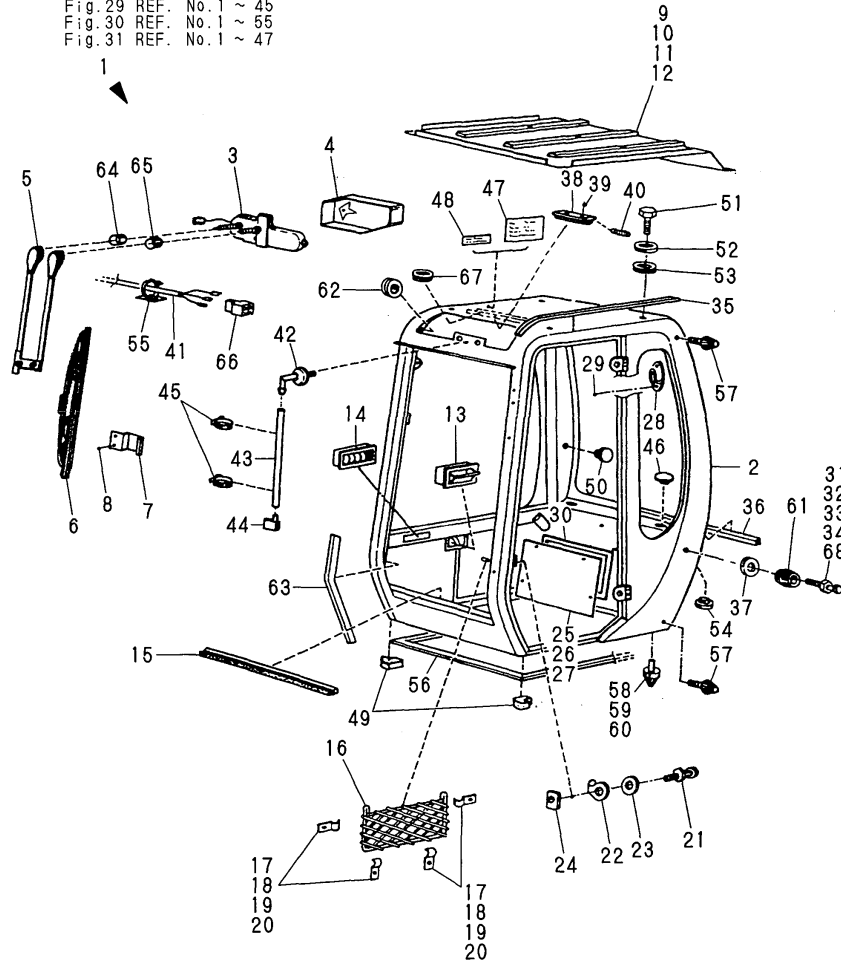
(D)=  
 (E)=  
 (F)=

No.	Lev.	Parts No.	Description	Q'ty						I	R
				(A)	(B)	(C)	(D)	(E)	(F)		
1	1	194145-04810	WASHER 10	3							
2	1	22117-140000	WASHER, 14	2							
3	1	22137-100000	WASHER, 10	7							
4	1	22217-100000	WASHER, SPRING 10	3							
5	1	22217-140000	WASHER, SPRING 14	2							
6	1	26013-100252	BOLT, M10X 25	5							
7	1	26013-100602	BOLT, M10X 60	2							
8	1	26116-101002	BOLT, M10X100 PLATED	3							
9	1	26116-140802	BOLT, M14X 80 PLATED	2							

Fig.28. CABIN(1)(BODY)

CABIN ASSY (ROPS)  
(172437-68100)

Fig.28 REF. No.1  
inc. Fig.28 REF. No.2 ~ 68  
Fig.29 REF. No.1 ~ 45  
Fig.30 REF. No.1 ~ 55  
Fig.31 REF. No.1 ~ 47



(A)=B50-2BC(R)US  
(B)=B50-2BP(R)US  
(C)=

(D)=  
(E)=  
(F)=

No.	Lev.	Parts No.	Description	Q'ty						I	R
				(A)	(B)	(C)	(D)	(E)	(F)		
1	1	172437-68100	CABIN ASSY, ROPS	1							1
2	2	172437-69400	CABIN	1							2
3	2	172437-68540	WIPER MOTOR	1							
4	2	172437-68730	COVER, MOTOR	1							
5	2	172456-69210	ARM, WIPER	1							
6	2	172456-69220	BLADE, WIPER	1							
7	2	172456-68600	SUPPORT, WIPER BLADE	1							
8	2	172456-68610	SCREW, M5X8	2							
9	2	172437-68950	PROTECTOR,ROOF	1							
10	2	172456-68950	SCREW, M6X16	3							
11	2	172437-68340	RUBBER WASHER 9X30X2	3							
12	2	172437-68330	PULG 8/22	3							
13	2	172456-68620	ASHTRAY	1							
14	2	172437-68610	DEFROSTER	1							
15	2	172437-68990	BRUSH,SEAL LG:810	1							
16	2	172437-68580	MANUAL HOLDER	1							
17	2	172437-68360	BRACKET,NET	4							
18	2	172437-68230	SCREW	4							
19	2	172437-68240	WASHER 4	4							
20	2	172437-68220	NUT	4							
21	2	172437-68510	CATCH, DOOR LOCK	1							
22	2	172437-68470	PROTECTOR L	1							
23	2	172456-68750	WASHER, 12X30X2	1							
24	2	172437-68980	PLATE L	1							
25	2	172437-69050	PLATE,REAR	1							
26	2	172456-68150	WASHER, 6X18X1	5							
27	2	172456-68870	NUT, SAFETY	5							
28	2	172456-68640	HOOK	1							
29	2	172456-68650	SCREW, M3.5X12.7	2							
30	2	172437-69150	SPONGE	1							
31	2	172437-68630	CATCH, DOOR	1							
32	2	172A21-69420	WASHER, 11X27X2	1							
33	2	172437-68160	WASHER 10	1							
34	2	172456-69860	NUT	1							
35	2	172437-69210	SEAL, RUBBER	1							
36	2	172437-68660	SPONGE	1							
37	2	172437-69260	RING,RETAINER	1							
38	2	172456-68960	ROOM LAMP	1							
39	2	172456-68650	SCREW, M3.5X12.7	2							
40	2	172456-68970	LAMP	1							
41	2	172437-68860	WIRE HARNESS	1							
42	2	172A21-68930	BEND UNION	1							
43	2	172437-69220	HOSE,WASHER LG:600	1							
44	2	172437-68520	NOZZLE, WASHER	1							
45	2	172437-68400	CLAMP	2							
46	2	172437-68750	CAP	2							
47	2	172437-69270	PLATE,ROPS/FOPS	1							
48	2	172437-68560	PLATE,MANUFACTURER	1							
49	2	172437-69160	MOUNT	2							
50	2	172437-68680	PLUG	1							
51	2	172437-68200	BOLT M12X35	4							

Remarks

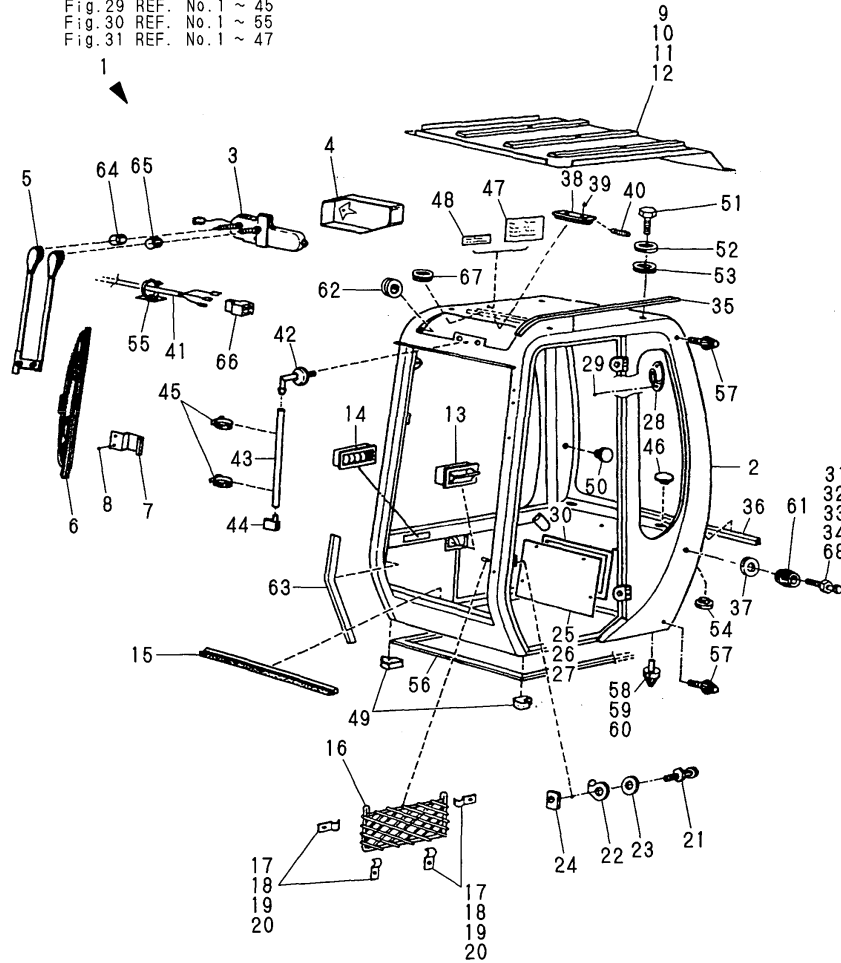
- (1)INC.FIG.28 REF.NO.2 - 68,  
FIG.29 REF.NO.1 - 45,  
FIG.30 REF.NO.1 - 55 &  
FIG.31 REF.NO.1 - 47.
- (2)PLEASE USE THIS PART WITH FOLLOW-  
ING LABELS AT THE SAME TIME.  
REF. NO. 69-75.
- (3)LABELS ARE NOT ILLUSTRATED.

Fig.28. CABIN(1)(BODY)

(A)=B50-2BC(R)US  
 (B)=B50-2BP(R)US  
 (C)=

(D)=  
 (E)=  
 (F)=

CABIN ASSY (ROPS)  
 (172437-68100)  
 Fig.28 REF. No.1  
 inc. Fig.28 REF. No.2 ~ 68  
 Fig.29 REF. No.1 ~ 45  
 Fig.30 REF. No.1 ~ 55  
 Fig.31 REF. No.1 ~ 47



No.	Lev.	Parts No.	Description	Q'ty						I	R
				(A)	(B)	(C)	(D)	(E)	(F)		
52	2	172456-68750	WASHER, 12X30X2	4							
53	2	172437-68790	WASHER 11X30X2	4							
54	2	172437-68480	PLUG	2							
55	2	172456-68520	CLAMP, CABLE	2							
56	2	172437-69100	SPONGE	1							
57	2	172437-68640	STOPPER, DOOR	2							
58	2	172437-68650	PIN, POSITIONING	1							
59	2	172437-68290	WASHER 10	1							
60	2	172456-69860	NUT	1							
61	2	172437-68670	COVER, DOOR CATCH	1							
62	2	172456-68530	GROMMET, 16X22X3	1							
63	2	172437-69290	SPONGE	1							
64	2	172437-69170	FITTING, WIPER MOTOR	1							
65	2	172437-69180	FITTING, WIPER MOTOR	1							
66	2	172437-68450	CONNECTOR	1							
67	2	172437-68300	GROMMET, 9X16X3	1							
68	2	172437-68350	WASHER 10.5X30X2.5	2							
69	1	172147-03210	LABEL, 2 SPEED	1							3
70	1	172437-03300	LABEL, MANUAL	1							3
71	1	172437-03310	LABEL, SLOPE	1							3
72	1	172149-03430	LABEL	1							3
73	1	172437-03440	LABEL, ROPS	1							3
74	1	172437-03450	LABEL, SEAT BELT	1							3
75	1	172437-03470	LABEL, LEVER LOCK	1							3

Remarks

- (1) INC. FIG.28 REF.NO.2 - 68,  
 FIG.29 REF.NO.1 - 45,  
 FIG.30 REF.NO.1 - 55 &  
 FIG.31 REF.NO.1 - 47.
- (2) PLEASE USE THIS PART WITH FOLLOW-  
 ING LABELS AT THE SAME TIME.  
 REF. NO. 69-75.
- (3) LABELS ARE NOT ILLUSTRATED.

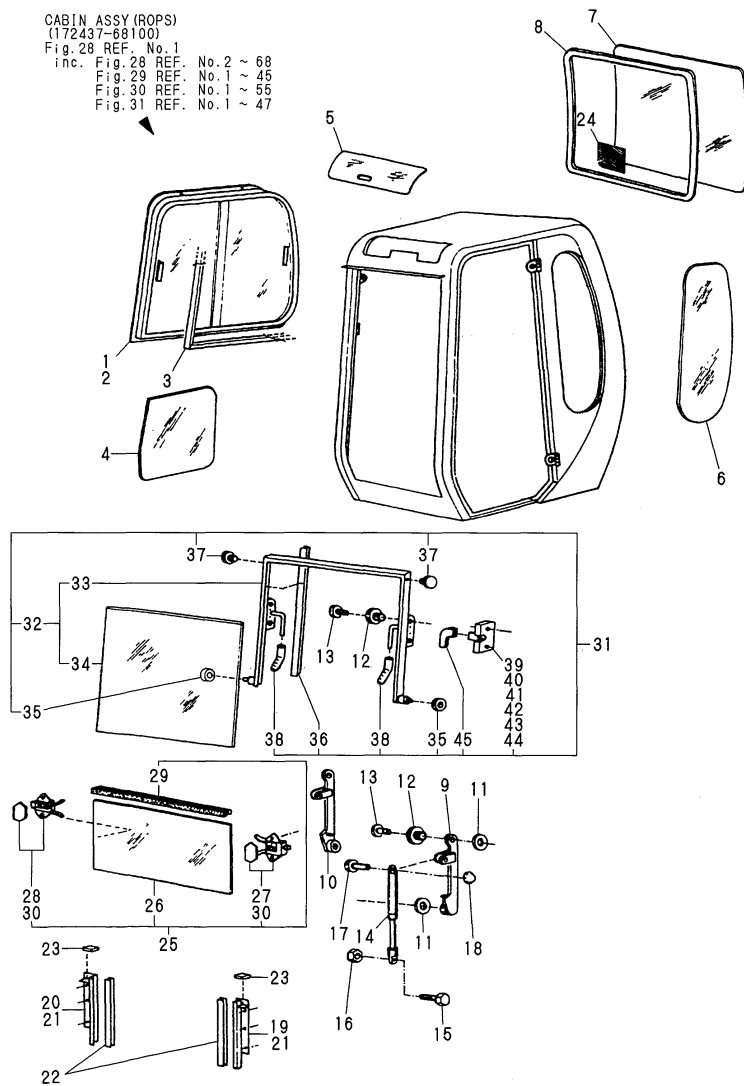


Fig.29. CABIN(2)(SASH)

(A)=B50-2BC(R)US  
 (B)=B50-2BP(R)US  
 (C)=

(D)=  
 (E)=  
 (F)=

CABIN ASSY (ROPS)  
 (172437-68100)  
 Fig. 28 REF. No. 1  
 inc. Fig. 28 REF. No. 2 ~ 68  
 Fig. 29 REF. No. 1 ~ 45  
 Fig. 30 REF. No. 1 ~ 55  
 Fig. 31 REF. No. 1 ~ 47



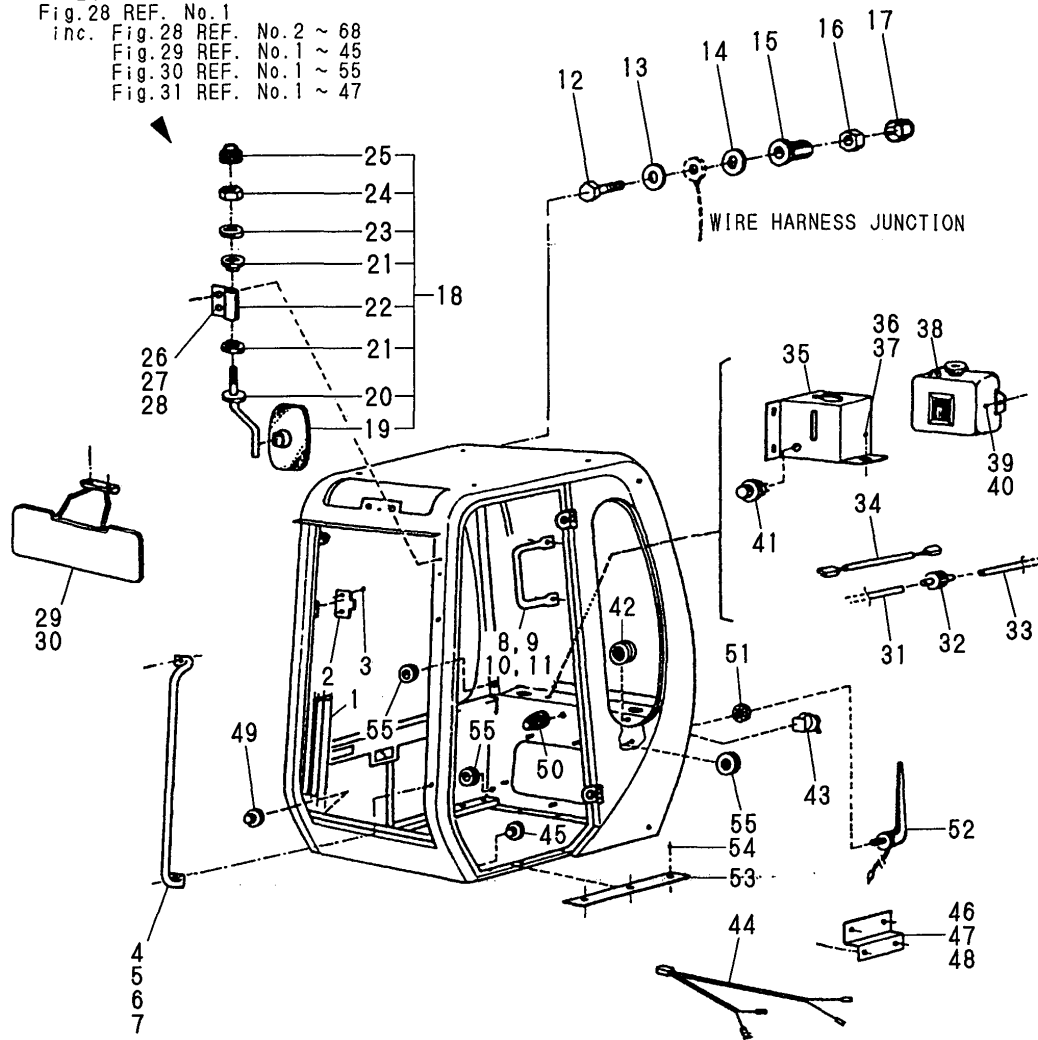
No.	Lev.	Parts No.	Description	Q'ty						I	R
				(A)	(B)	(C)	(D)	(E)	(F)		
1	2	172437-68870	SASH	1							1
2	2	172437-68320	SCREW	4							
3	2	172437-69140	SPONGE	1							
4	2	172437-68880	GLASS	1							
5	2	172437-69300	GLASS	1							
6	2	172437-68890	GLASS	1							
7	2	172437-68900	GLASS	1							2
8	2	172437-69090	SEAL, RUBBER	1							
9	2	172437-69360	ARM, WINDOW	1							
10	2	172437-69370	ARM, WINDOW	1							
11	2	172456-68780	WASHER	4							
12	2	172456-69420	SPACER, NYLON	4							
13	2	172456-68800	SCREW	4							
14	2	172437-68570	DAMPER	2							
15	2	172437-68250	BOLT M8X25	2							
16	2	172A21-69040	NUT, SELF LOCK	2							
17	2	172437-68590	PIN	2							
18	2	172437-68310	PLUG 8	2							
19	2	172437-69310	GUIDE, WINDOW	1							
20	2	172437-69320	GUIDE, WINDOW	1							
21	2	172456-68950	SCREW, M6X16	6							
22	2	172437-69080	SEAL, NYLON 440	2							
23	2	172437-68410	STOPPER	3							
24	2	172437-68960	SEAL, MASKING	1							
25	2	172437-68150	WINDOW ASSY	1							
26	3	172437-68910	GLASS	1							
27	3	172456-69550	LOCK L, UNDER GLASS	1							
28	3	172456-69560	LOCK R, UNDER GLASS	1							
29	3	172437-69200	BRUSH,SEAL LG:785	1							
30	3	172456-69570	SCREW, M5X25	4							
31	2	172437-68120	WINDOW ASSY	1							
32	3	172437-68130	GLASS	1							
33	4	172437-69350	FRAME	1							
34	4	172437-68920	GLASS	1							
35	3	172456-69390	BUSH, NYLON	2							
36	3	172437-69110	SEAL, NYLON 730	2							
37	3	172456-68570	PLUG	2							
38	3	172456-69380	GRIP	2							
39	3	172437-68690	LOCK L,UPPER WINDOW	1							
40	3	172437-68710	LOCK R,UPPER WINDOW	1							
41	3	172456-69840	SCREW, M8X40	4							
42	3	172456-69990	WASHER, 8	4							
43	3	172456-68100	NUT, M8	4							
44	3	172A21-69030	CAP, NUT M8	4							
45	3	172437-68550	LEVER_LOCK	2							
46	1	172437-03340	LABEL,TRANSPORT	1							3
47	1	172437-03371	LABEL	1							3
48	1	172437-03430	LABEL,STEERING	1							3
49	1	172437-03550	LABEL,WINDOW	1							3
50	1	172437-03600	LABEL	1							3
51	1	172437-03521	LABEL	1							3

Remarks  
 (1)PLEASE USE THIS PART WITH FOLLOWING LABELS AT THE SAME TIME.  
 REF. NO. 46-50.  
 (2)PLEASE USE THIS PART WITH FOLLOWING LABELS AT THE SAME TIME.  
 REF. NO. 51.  
 (3)LABELS ARE NOT ILLUSTRATED.

Fig.30. CABIN(3)(FITTING)

CABIN ASSY (ROPS)  
(172437-68100)

Fig.28 REF. No.1  
inc. Fig.28 REF. No.2 ~ 68  
Fig.29 REF. No.1 ~ 45  
Fig.30 REF. No.1 ~ 55  
Fig.31 REF. No.1 ~ 47



(A)=B50-2BC(R)US  
(B)=B50-2BP(R)US  
(C)=

(D)=  
(E)=  
(F)=

No.	Lev.	Parts No.	Description	Qty						I	R
				(A)	(B)	(C)	(D)	(E)	(F)		
1	2	172437-69280	SEAL, RUBBER	1							
2	2	172437-68780	HOLDER,FRONT WINDOW	2							
3	2	172456-68950	SCREW, M6X16	4							
4	2	172437-69030	HANDRAIL	1							
5	2	172437-68170	WASHER, 8	2							
6	2	172437-68250	BOLT M8X25	2							
7	2	172A21-69030	CAP, NUT M8	2							
8	2	172437-69120	HANDRAIL	1							
9	2	172437-68250	BOLT M8X25	2							
10	2	172437-68170	WASHER, 8	2							
11	2	172A21-69030	CAP, NUT M8	2							
12	2	172437-68770	BOLT,BRASS M6X25	1							
13	2	172456-68140	WASHER, 6	1							
14	2	172456-68150	WASHER, 6X18X1	1							
15	2	172456-68160	NUT, SEAL M6	1							
16	2	172456-68170	NUT, BRASS M6	1							
17	2	172456-69910	CAP, NUT M6	1							
18	2	172437-68110	REAR MIRROR ASSY	1							
19	3	172437-68370	REAR MIRROR	1							
20	3	172437-68380	ARM, MIRROR	1							
21	3	172437-68390	PLATE,PLASTIC	2							
22	3	172437-68740	SUPPORT, MIRROR	1							
23	3	172437-68260	WASHER 10.5X21X2	1							
24	3	172437-68720	NUT	1							
25	3	172A21-69400	CAP, NUT M10	1							
26	2	172437-68250	BOLT M8X25	2							
27	2	172437-68170	WASHER, 8	2							
28	2	172A21-69030	CAP, NUT M8	2							
29	2	172437-68600	SUNVISOR	1							
30	2	172456-68220	SCREW, M4.8X15.9	3							
31	2	172437-69240	HOSE,WASHER LG:2460	1							
32	2	172437-68460	CHECK VALVE,WASHER	1							
33	2	172437-68970	HOSE,WASHER LG:150	1							
34	2	172437-68810	WIRE HARNESS,WASHER	1							
35	2	172437-69390	BRACKET,WASHER TANK	1							
36	2	172437-68320	SCREW	3							
37	2	172437-68440	WASHER 5.5X10X1	3							
38	2	172437-68760	TANK, WASHER	1							
39	2	172456-68590	SCREW, M6X12	2							
40	2	172456-68150	WASHER, 6X18X1	2							
41	2	172437-68820	SWITCH	1							
42	2	172A21-69050	GROMMET	1							
43	2	172456-68520	CLAMP, CABLE	5							
44	2	172437-68620	WIRE HARNESS,SPEAKER	1							
45	2	172437-68280	PLUG	2							
46	2	172437-69060	BRACKET,RADIO	1							
47	2	172456-68590	SCREW, M6X12	2							
48	2	172456-68150	WASHER, 6X18X1	2							
49	2	172456-68570	PLUG	2							
50	2	172437-68420	STOPPER, SEAT	1							
51	2	172437-68180	WASHER 5	1							

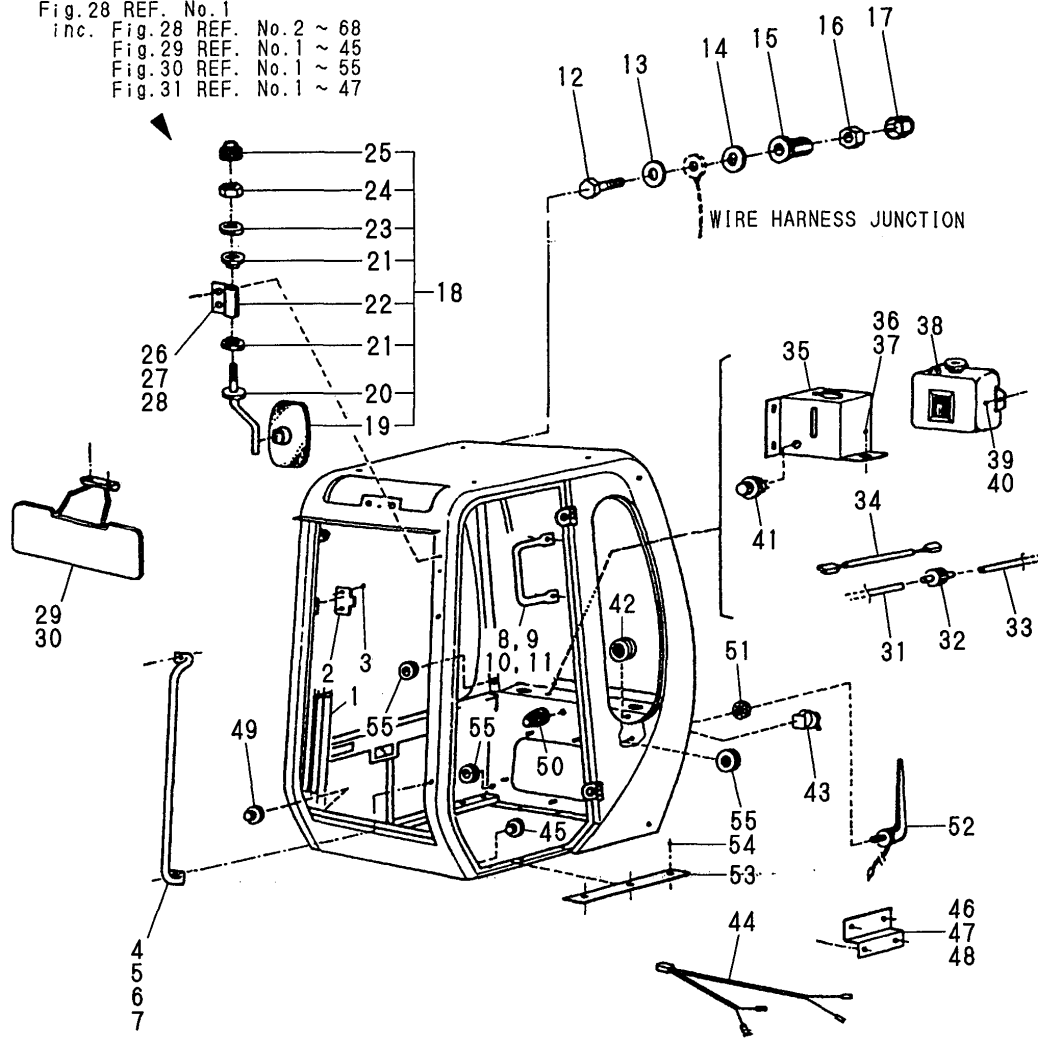
Fig.30. CABIN(3)(FITTING)

(A)=B50-2BC(R)US  
 (B)=B50-2BP(R)US  
 (C)=

(D)=  
 (E)=  
 (F)=

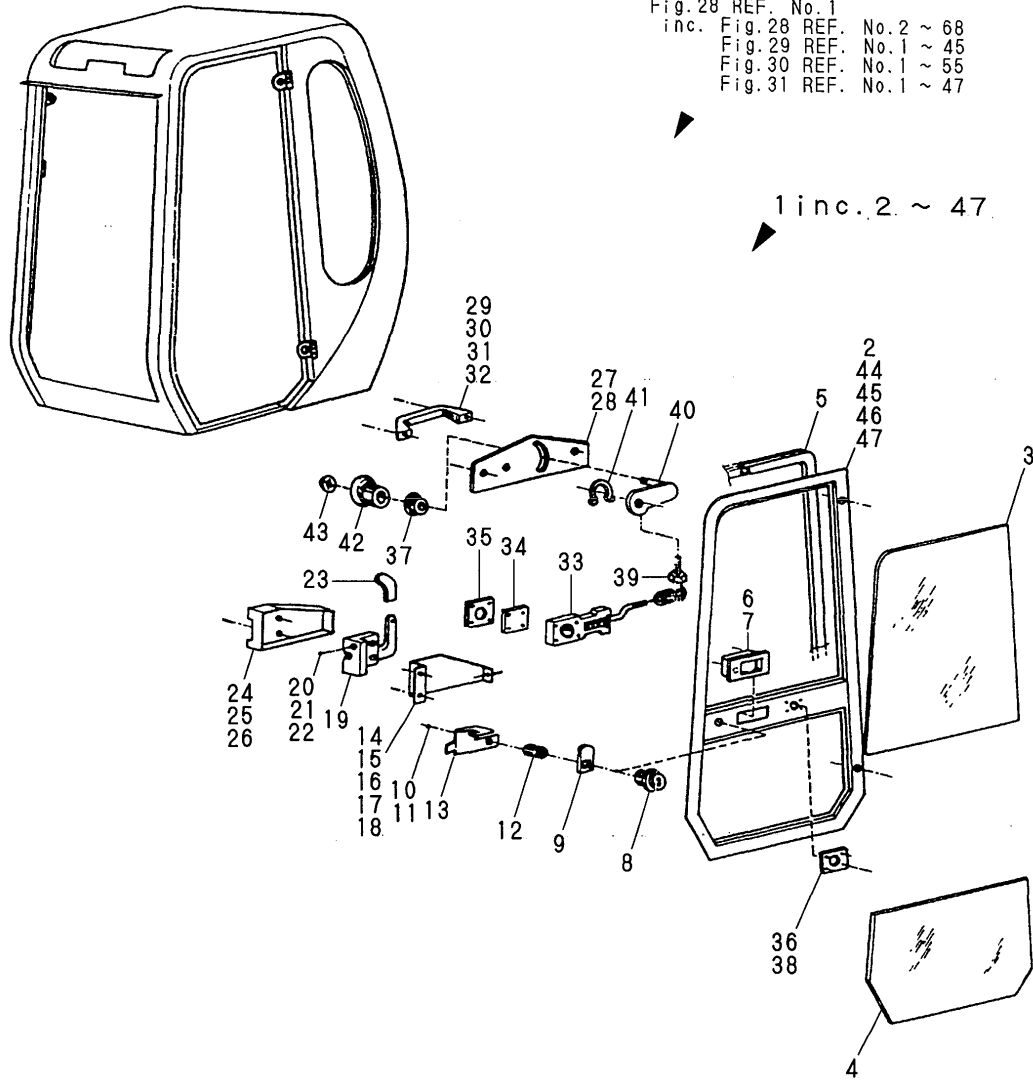
CABIN ASSY (ROPS)  
 (172437-68100)

Fig.28 REF. No.1  
 inc. Fig.28 REF. No.2 ~ 68  
 Fig.29 REF. No.1 ~ 45  
 Fig.30 REF. No.1 ~ 55  
 Fig.31 REF. No.1 ~ 47



No.	Lev.	Parts No.	Description	Q'ty						I	R
				(A)	(B)	(C)	(D)	(E)	(F)		
52	2	172A21-68950	ANTENNA	1							
53	2	172437-69130	STEP	1							
54	2	172456-68590	SCREW, M6X12	3							
55	2	172437-68300	GROMMET, 9X16X3	3							

Fig.31. CABIN(4)(DOOR)



Remarks

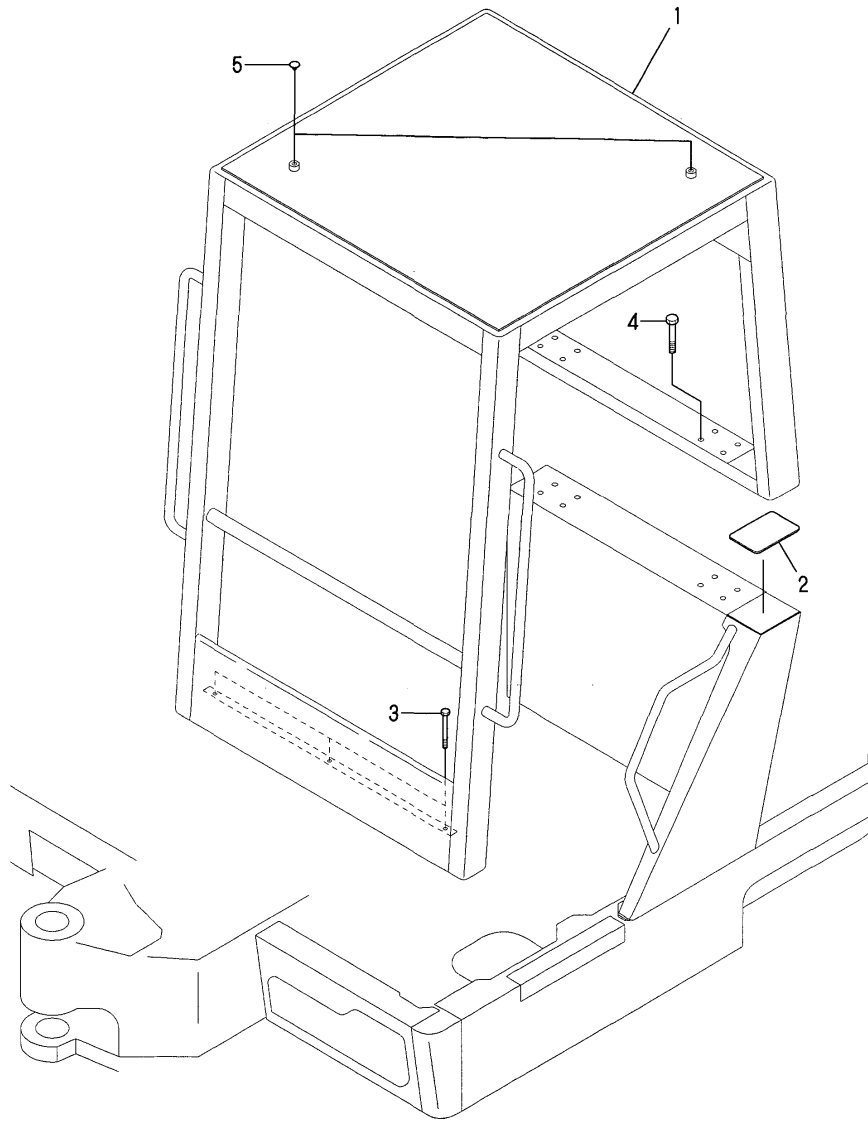
- (1)PLEASE USE THIS PART WITH FOLLOWING LABELS AT THE SAME TIME.  
REF. NO. 48.
- (2)LABELS ARE NOT ILLUSTRATED.

(A)=B50-2BC(R)US  
(B)=B50-2BP(R)US  
(C)=

(D)=  
(E)=  
(F)=

No.	Lev.	Parts No.	Description	Q'ty						I	R
				(A)	(B)	(C)	(D)	(E)	(F)		
1	2	172437-68140	DOOR ASSY	1							
2	3	172437-69340	DOOR	1							
3	3	172437-68930	GLASS	1							1
4	3	172437-68940	GLASS	1							
5	3	172437-69190	SEAL, RUBBER	1							
6	3	172437-68500	HANDLE,DOOR LOCK	1							
7	3	172437-68320	SCREW	2							
8	3	172456-69780	LOCK, KEY	1							
9	3	172437-69010	LATCH	1							
10	3	172456-68140	WASHER, 6	1							
11	3	172456-68890	SCREW, M6X25	1							
12	3	172437-69000	SUPPORT, LOCK	1							
13	3	172437-69070	LOCK,DOOR	1							
14	3	172437-69330	BRACKET,LOCK	1							
15	3	172456-68590	SCREW, M6X12	2							
16	3	172A21-69060	SCREW, M6X16	1							
17	3	172456-68930	WASHER	1							
18	3	172456-69900	NUT, M6	1							
19	3	172A21-69380	LOCK,DOOR	1							
20	3	172456-68890	SCREW, M6X25	1							
21	3	172456-68930	WASHER	1							
22	3	172456-69900	NUT, M6	1							
23	3	172A21-69370	LOCK,SWITCH	1							
24	3	172437-68490	COVER, DOOR LOCK	1							
25	3	172456-68890	SCREW, M6X25	2							
26	3	172456-68930	WASHER	2							
27	3	172437-69250	COVER, RELEASE LINK	1							
28	3	172437-68320	SCREW	2							
29	3	172437-68430	GRIP	1							
30	3	172437-68210	SCREW, M5X20	1							
31	3	172437-68320	SCREW	1							
32	3	172437-68440	WASHER 5.5X10X1	2							
33	3	172437-68830	RELEASE,LOCK	1							
34	3	172437-69040	PLATE,RUBBER	1							
35	3	172437-69020	PLATE,LOCK HANDLE	1							
36	3	172437-68800	SCREW	4							
37	3	172456-69750	SPACER, PLASTIC	1							
38	3	172437-69230	PLATE,REINFORCEMENT	1							
39	3	172437-68850	LINK	1							
40	3	172437-69380	SUPPORT, RELEASE	1							
41	3	172437-68270	CLIP	1							
42	3	172437-68840	KNOB, RELEASE	1							
43	3	172437-68310	PLUG 8	1							
44	2	172437-68190	BOLT M10X55	2							
45	2	172A21-69420	WASHER, 11X27X2	4							
46	2	172456-69870	NUT, M10	2							
47	2	172A21-69400	CAP, NUT M10	2							
48	1	172437-03541	LABEL	1							2

Fig.32. CANOPY(PREVIOUS)



Remarks

- (1)PLEASE USE THIS PART WITH FOLLOWING LABELS AT THE SAME TIME. REF. NO. 6-15.
- (2)LABELS ARE NOT ILLUSTRATED.

(A)=B50-2BC(R)US  
 (B)=B50-2BP(R)US  
 (C)=

(D)=  
 (E)=  
 (F)=

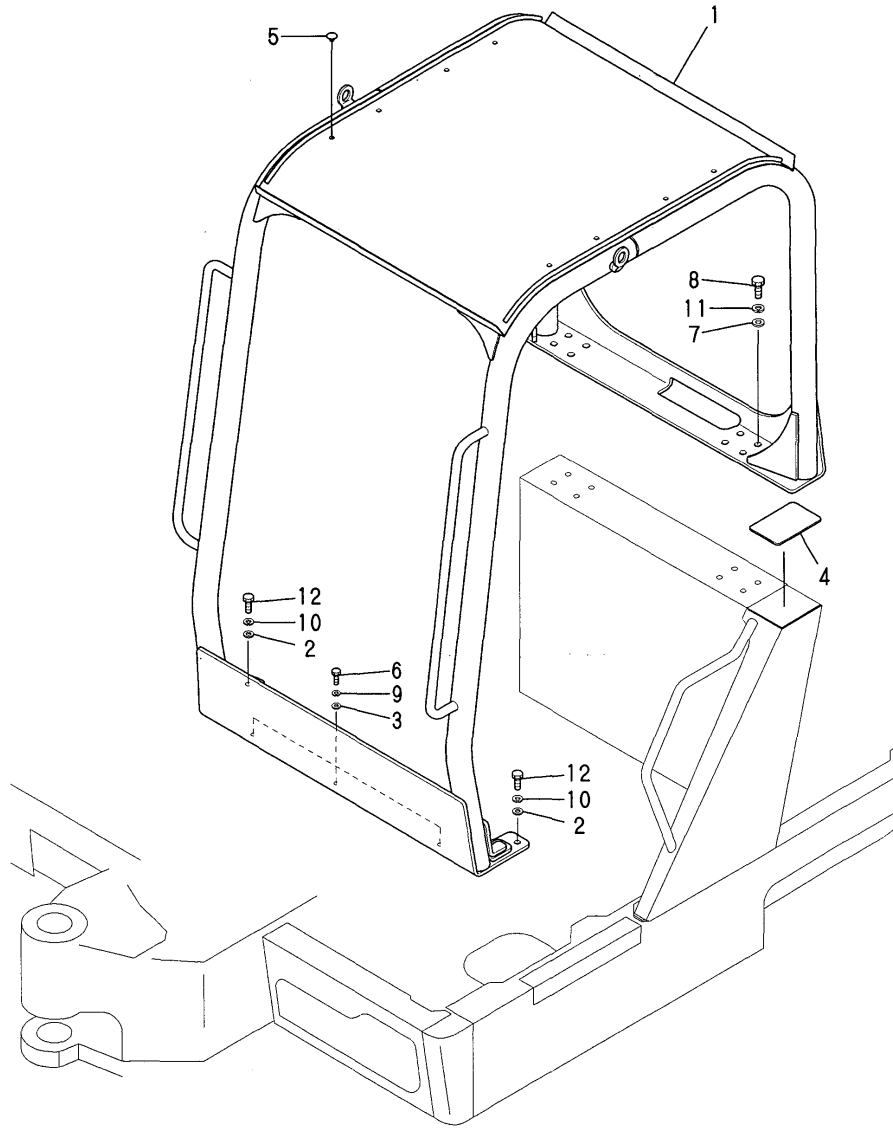
No.	Lev.	Parts No.	Description	Q'ty						I	R
				(A)	(B)	(C)	(D)	(E)	(F)		
1	1	172437-68700	CANOPY ASSY, ROPS		1						1
2	1	172437-61520	RUBBER		1						
3	1	172437-64500	BOLT M10X90		3						
4	1	172437-64510	BOLT M14X2.0X80		8						
5	1	172183-81170	CLIP, TREE		2						
6	1	172147-03210	LABEL,2 SPEED		1						2
7	1	172437-03521	LABEL		1						2
8	1	172437-03310	LABEL,SLOPE		1						2
9	1	172437-03340	LABEL,TRANSPORT		1						2
10	1	172437-03371	LABEL		1						2
11	1	172149-03430	LABEL		1						2
12	1	172437-03431	LABEL,STEERING		1						2
13	1	172437-03440	LABEL,ROPS		1						2
14	1	172437-03450	LABEL,SEAT BELT		1						2
15	1	172437-03600	LABEL		1						2

Fig.33. CANOPY(NEW)

(A)=B50-2BC(R)US  
 (B)=B50-2BP(R)US  
 (C)=

(D)=  
 (E)=  
 (F)=

No.	Lev.	Parts No.	Description	Q'ty						I	R
				(A)	(B)	(C)	(D)	(E)	(F)		
1	1	172437-66300	CANOPY ASSY, ROPS		1						1
2	1	172165-13220	WASHER		2						
3	1	172137-46040	SEAT, SPRING		3						
4	1	172437-61520	RUBBER		1						
5	1	194630-62360	GROMMET		8						
6	1	172433-64520	BOLT M10X30		3						
7	1	172125-65640	WASHER		8						
8	1	172142-86280	BOLT M14X 40		8						
9	1	22217-100000	WASHER, SPRING 10		3						
10	1	22217-120000	WASHER, SPRING 12		2						
11	1	22217-140000	WASHER, SPRING 14		8						
12	1	26076-120352	BOLT, 10.912X 35		2						
13	1	172147-03210	LABEL,2 SPEED		1						2
14	1	172437-03521	LABEL		1						2
15	1	172437-03310	LABEL,SLOPE		1						2
16	1	172437-03340	LABEL,TRANSPORT		1						2
17	1	172437-03371	LABEL		1						2
18	1	172149-03430	LABEL		1						2
19	1	172437-03431	LABEL,STEERING		1						2
20	1	172437-03440	LABEL,ROPS		1						2
21	1	172437-03450	LABEL,SEAT BELT		1						2
22	1	172437-03700	LABEL		1						2
23	1	172519-04350	SCREW		4						2
24	1	172437-03600	LABEL		1						2



Remarks  
 (1)PLEASE USE THIS PART WITH FOLLOW-  
 ING LABELS AT THE SAME TIME.  
 REF. NO. 13-24.  
 (2)LABELS ARE NOT ILLUSTRATED.

Fig.34. HYD.OIL PUMP & JOINT

(A)=B50-2BC(R)US  
 (B)=B50-2BP(R)US  
 (C)=

(D)=  
 (E)=  
 (F)=

No.	Lev.	Parts No.	Description	Q'ty						I	R
				(A)	(B)	(C)	(D)	(E)	(F)		
1	1	172426-73200	PUMP ASSY	1	1						
2	2	172425-73120	SEAL SET, PORT BLOCK	1	1						
3	3	172176-73471	O-RING	1	1						
4	3	24315-000060	O-RING, 1BP6.0	2	2						
5	3	24315-000080	O-RING, 1BP8.0	2	2						
6	3	24315-000110	O-RING, 1BP11.0	1	1						
7	3	24315-000180	O-RING, 1BP18.0	1	1						
8	3	24321-000850	O-RING, 1AG85.0	1	1						
9	3	172425-73260	GASKET	1	1						
10	2	172425-73130	PLATE KIT	1	1						
11	2	172425-73140	VALVE	1	1						
12	2	172426-73210	SEAL SET, CASE	1	1						
13	3	172176-73271	SEAL, OIL	1	1						
14	3	24315-000100	O-RING, 1BP10.0	3	3						
15	3	24315-000110	O-RING, 1BP11.0	2	2						
16	3	24315-000140	O-RING, 1BP14.0	3	3						
17	3	24321-000500	O-RING, 1AG50.0	1	1						
18	3	24321-000700	O-RING, 1AG70.0	2	2						
19	2	172176-73250	PUMP, GEAR	1	1						
20	2	172176-73830	CYLINDER BLOCK KIT	1	1						
21	2	172176-73840	RETAINER KIT	1	1						
22	2	172176-73880	ROTOR ASSY,TROCHOID	1	1						
23	1	26013-120352	BOLT, M12X 35	2	2						
24	1	172148-71102	COVER, FLYWHEEL	1	1						
25	1	26013-100252	BOLT, M10X 25	6	6						
26	1	26450-120402	BOLT, M12X 40	3	3						
27	1	172165-71200	COUPLING	1	1						

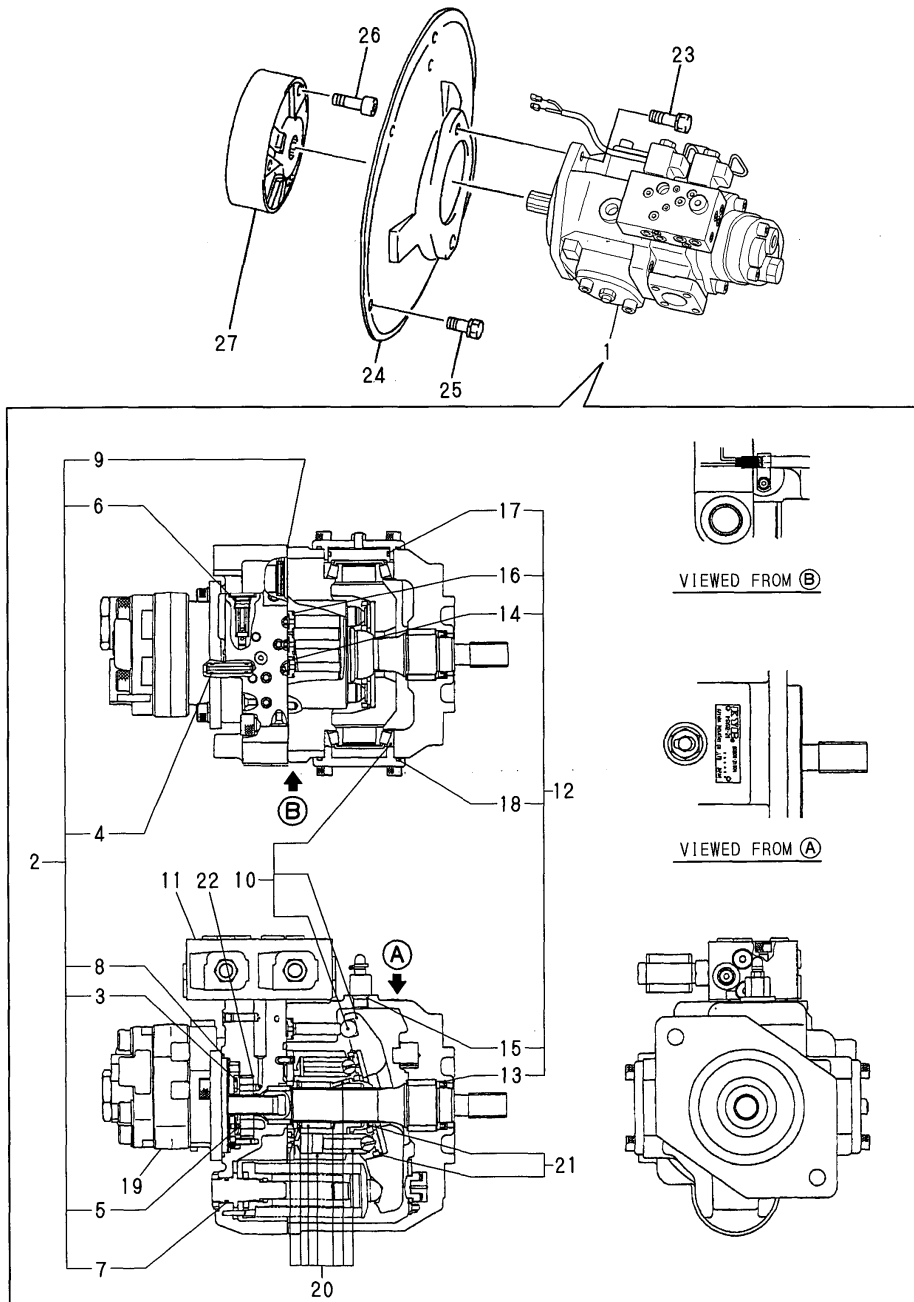
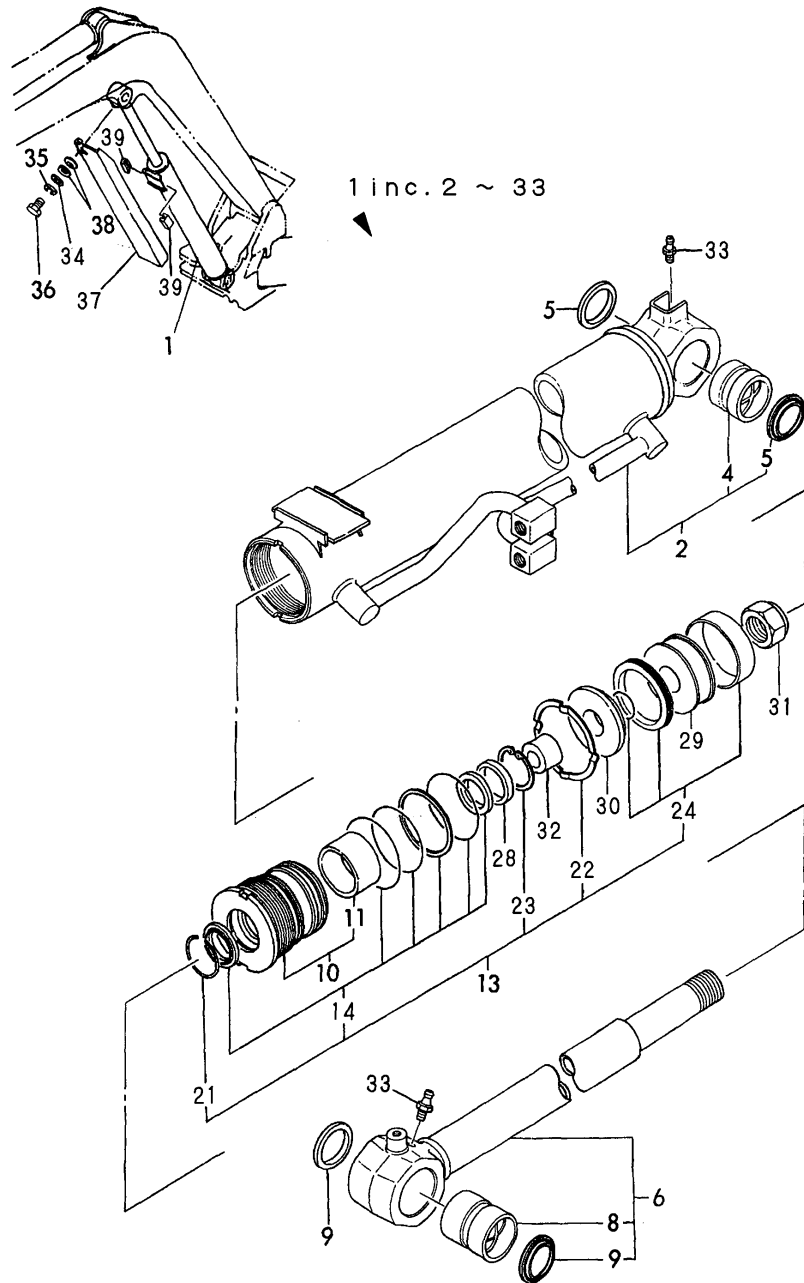


Fig.35. BOOM CYLINDER



(A)=B50-2BC(R)US  
 (B)=B50-2BP(R)US  
 (C)=

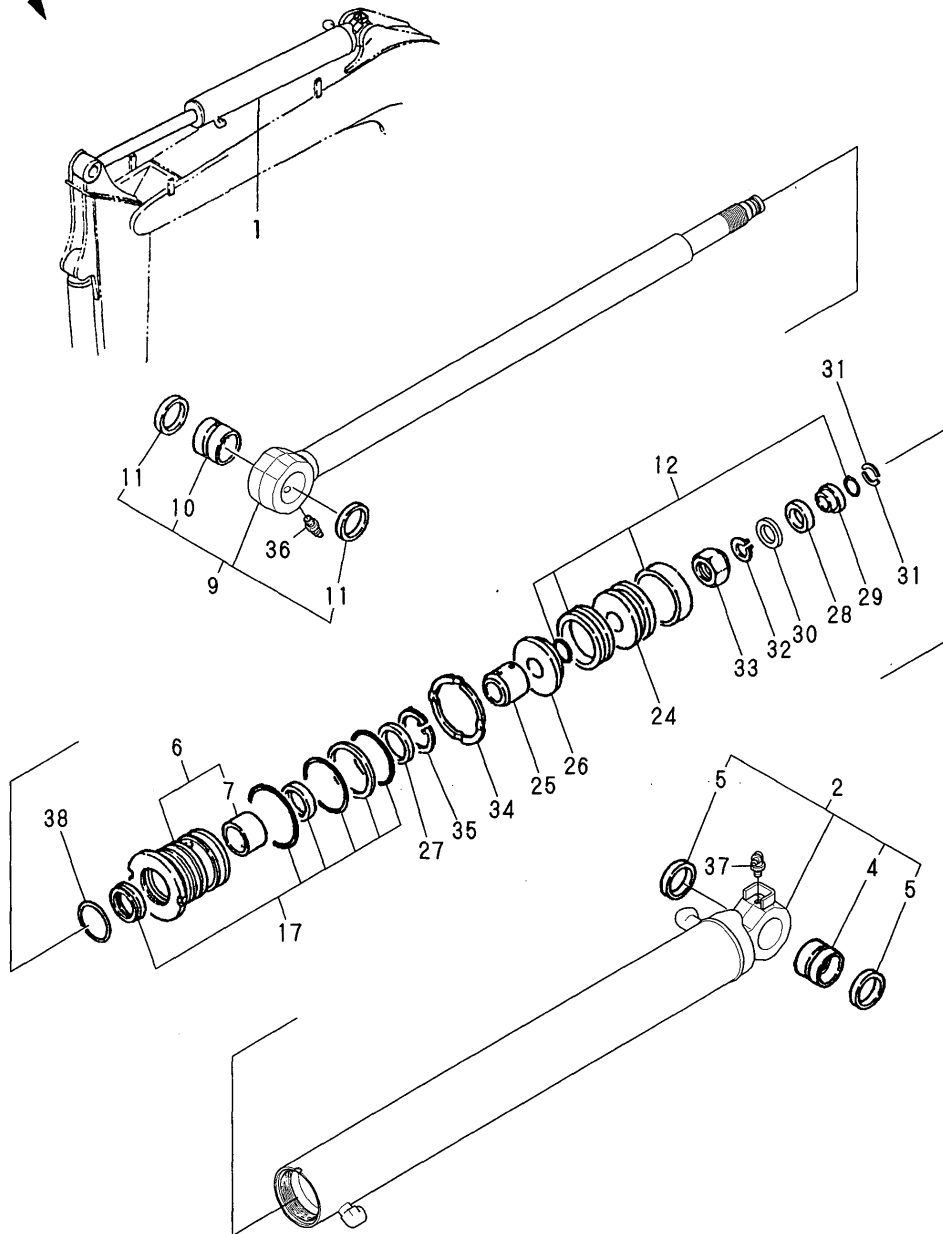
(D)=  
 (E)=  
 (F)=

No.	Lev.	Parts No.	Description	Q'ty						I	R
				(A)	(B)	(C)	(D)	(E)	(F)		
1	1	172165-72201	CYLINDER ASSY, BOOM	1	1						
2	2	172165-72610	TUBE, BOOM	1	1						
4	3	172165-72300	PINBUSH 50X60	1	1						
5	3	172165-81760	SEAL, DUST 50X60X4	2	2						
6	2	172165-72630	ROD W/BUSH, BOOM	1	1						
8	3	172165-72300	PINBUSH 50X60	1	1						
9	3	172165-81760	SEAL, DUST 50X60X4	2	2						
10	2	172151-72220	HEAD 100 55	1	1						
11	3	172151-72240	BUSH 55 35, ROD	1	1						
13	2	172165-72640	CYLINDER KIT, BOOM	1	1						
14	3	172151-71810	SEAL SET, HEAD	1	1						
21	3	933126-00500	RING 72, SPRING	1	1						
22	3	172151-72290	LOCK WASHER	1	1						
23	3	22252-000800	RING, 80	1	1						
24	3	172151-71800	SEAL SET, PISTON	1	1						
28	2	172151-72330	CUSHION RING 62	1	1						
29	2	172151-72250	PISTON 100	1	1						
30	2	172151-72260	SPACER, 100X39X20.5	1	1						
31	2	172151-72270	NUT	1	1						
32	2	933127-32001	PLUNGER 62, CUSHION	1	1						
33	2	24764-020000	NIPPLE, GREASE R1/8	2	2						
34	1	933147-03400	WASHER, BRAKE ARM	1	1						
35	1	22217-100000	WASHER, SPRING 10	1	1						
36	1	26116-100162	BOLT, M10X 16 PLATED	1	1						
37	1	172165-72351	COVER, SLIDE	1	1						
38	1	933168-14170	SPRING	2	2						
39	1	172162-61770	GUIDE, SLIDE	2	2						



Fig.36. ARM CYLINDER

1 inc. 2 ~ 38

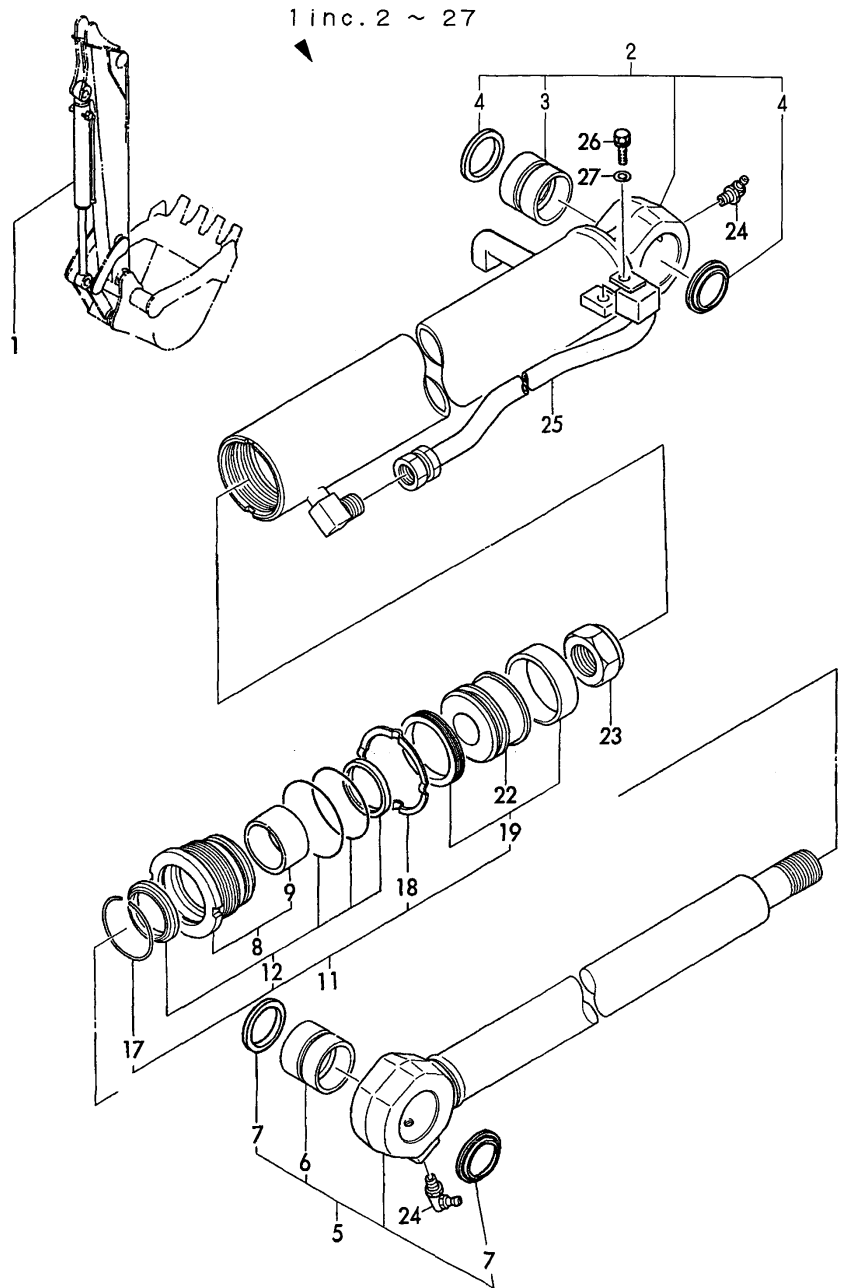


(A)=B50-2BC(R)US  
(B)=B50-2BP(R)US  
(C)=

(D)=  
(E)=  
(F)=

No.	Lev.	Parts No.	Description	Qty						I	R
				(A)	(B)	(C)	(D)	(E)	(F)		
1	1	172425-72200-1	CYLINDER ASSY, ARM	1	1						
2	2	172425-72210-1	TUBE, ARM	1	1						
4	3	172151-72591	BUSH 50X60	1	1						
5	3	172165-81760	SEAL, DUST 50X60X4	2	2						
6	2	172425-72240	HEAD 90 55	1	1						
7	3	172151-72240	BUSH 55 35, ROD	1	1						
9	2	172425-72270	ROD, ARM	1	1						
10	3	172151-72591	BUSH 50X60	1	1						
11	3	172165-81760	SEAL, DUST 50X60X4	2	2						
12	2	172425-72600	SEAL SET, PISTON	1	1						
17	2	172425-72500	SEAL SET, HEAD	1	1						
24	2	172425-72260	PISTON 90 36	1	1						
25	2	172425-72290	PLUNGER 59	1	1						
25-1	2	172425-72291	PLUNGER, CUSHION 59	1	1						N
(A=FROM 1ST) (B=FROM 1ST)											
26	2	172425-72300	SPACER	1	1						
27	2	172425-72310	LING 59B	1	1						
28	2	172425-72330	CUSHION RING	1	1						
29	2	172423-72520	COLLAR, CUSHION	1	1						
30	2	172423-72530	SPACER	1	1						
31	2	172423-72540	STOPPER	2	2						
32	2	172423-72550	CIRCLIP	2	2						
32-1	2	172423-72550	CIRCLIP	1	1						K
(A=FROM 1ST) (B=FROM 1ST)											
33	2	172151-72580	NUT	1	1						
34	2	172151-72870	LOCK WASHER 90	1	1						
35	2	22252-000750	RING, 75	1	1						
36	2	24761-040000	NIPPLE, GREASE B	1	1						
37	2	24761-050000	NIPPLE, GREASE C	1	1						
38	2	933126-00500	RING 72, SPRING	1	1						

Fig.37. BUCKET CYLINDER

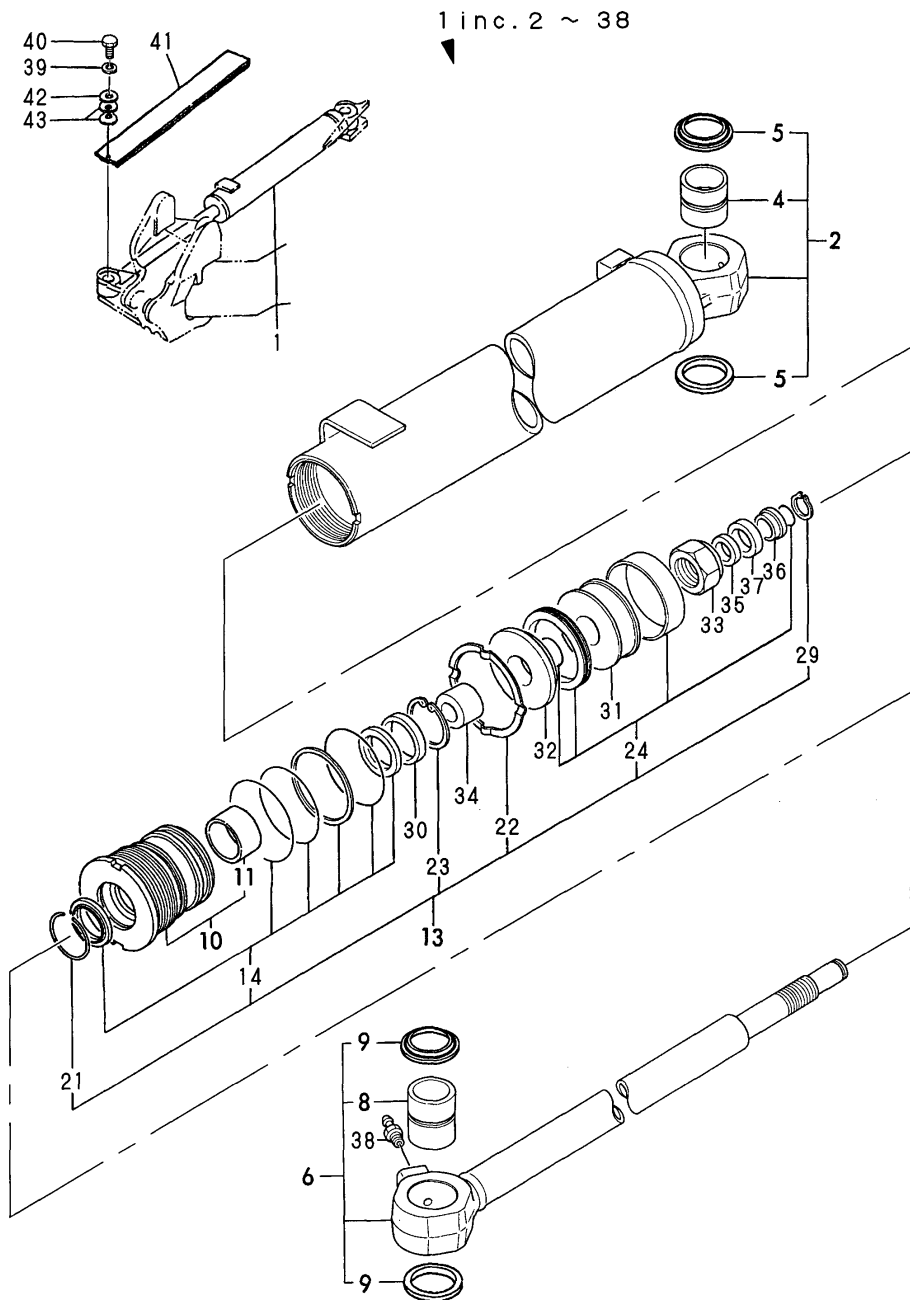


(A)=B50-2BC(R)US  
 (B)=B50-2BP(R)US  
 (C)=

(D)=  
 (E)=  
 (F)=

No.	Lev.	Parts No.	Description	Q'ty						I	R
				(A)	(B)	(C)	(D)	(E)	(F)		
1	1	172176-72600-2	CYLINDER ASSY	1	1						
2	2	172176-72610-2	TUBE, BUCKET	1	1						
3	3	172165-72320	BUSH 45X40	1	1						
4	3	172168-81410	SEAL, DUST	2	2						
5	2	172176-72650	ROD, BUCKET(WHITE:14)	1	1						
6	3	172151-72670	BUSH 45 50	1	1						
7	3	172168-81410	SEAL, DUST	2	2						
8	2	172151-72710	HEAD 75 50	1	1						
9	3	172151-72540	BUSH 50 35, ROD	1	1						
11	2	172157-99420	CYLINDER KIT, BUCKET	1	1						
12	3	172151-71840	SEAL SET, HEAD	1	1						
17	3	933111-26700	RING 65, SPRING	1	1						
18	3	172141-72190	WASHER 75	1	1						
19	3	172148-72930	SEAL SET, PISTON	1	1						
22	2	172148-72050	PISTON 75	1	1						
23	2	933111-20200	NUT	1	1						
24	2	24761-040000	NIPPLE, GREASE B	2	2						
25	2	172176-72630	PIPE, BUCKET	1	1						
26	2	26013-100202	BOLT, M10X 20	1	1						
27	2	194145-04810	WASHER 10	1	1						

Fig.38. SWING CYLINDER



(A)=B50-2BC(R)US  
 (B)=B50-2BP(R)US  
 (C)=

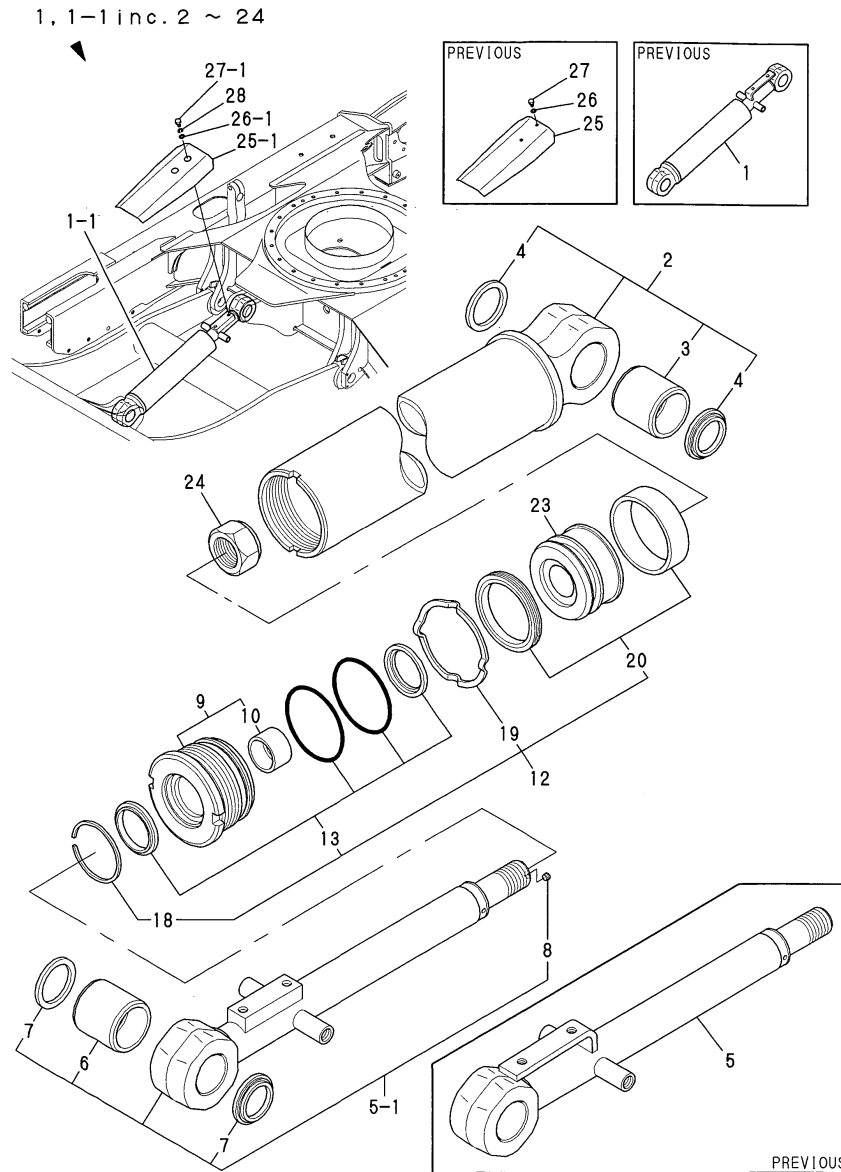
(D)=  
 (E)=  
 (F)=

No.	Lev.	Parts No.	Description	Q'ty						I	R
				(A)	(B)	(C)	(D)	(E)	(F)		
1	1	172151-72753-1	CYLINDER ASSY, SWING	1	1						
2	2	172151-72070-1	TUBE ASSY, SWING	1	1						
4	3	172165-72310	BUSH 40X40	1	1						
5	3	172165-81750	SEAL, DUST 40X50X5	2	2						
6	2	172151-72060	ROD ASSY, SWING	1	1						
8	3	172165-72310	BUSH 40X40	1	1						
9	3	172165-81750	SEAL, DUST 40X50X5	2	2						
10	2	172151-72840	HEAD 90 50	1	1						
11	3	933135-14600	BUSH 40 30, ROD	1	1						
13	2	172151-72080	CYLINDER KIT, SWING	1	1						
14	3	172151-71860	SEAL SET, HEAD	1	1						
21	3	933111-26600	RING 55, SPRING	1	1						
22	3	172151-72870	LOCK WASHER 90	1	1						
23	3	22252-000561	RING, 56	1	1						
24	3	172151-71850	SEAL SET, PISTON	1	1						
29	3	172142-72810	CIRCLIP	1	1						
30	2	172137-72730	RING 44B, CUSHION	1	1						
31	2	172151-72950	PISTON 90	1	1						
32	2	172151-72960	SPACER	1	1						
33	2	172141-72250	NUT	1	1						
34	2	933127-23001	CUSHION PLUNGER 44 C	1	1						
35	2	172137-72710	COLLAR, 40B	1	1						
36	2	172137-72720	COLLAR, 40A	1	1						
37	2	172135-72800	RING 40 B, CUSHION	1	1						
38	2	24761-020000	NIPPLE, GREASE PT1/8	1	1						
39	1	22217-100000	WASHER, SPRING 10	1	1						
40	1	26116-100162	BOLT, M10X 16 PLATED	1	1						
41	1	172165-72401-3	COVER, SWING	1	1						
42	1	933147-03400	WASHER, BRAKE ARM	1	1						
43	1	933168-14170	SPRING	2	2						

Fig.39. BLADE CYLINDER

(A)=B50-2BC(R)US  
 (B)=B50-2BP(R)US  
 (C)=

(D)=  
 (E)=  
 (F)=

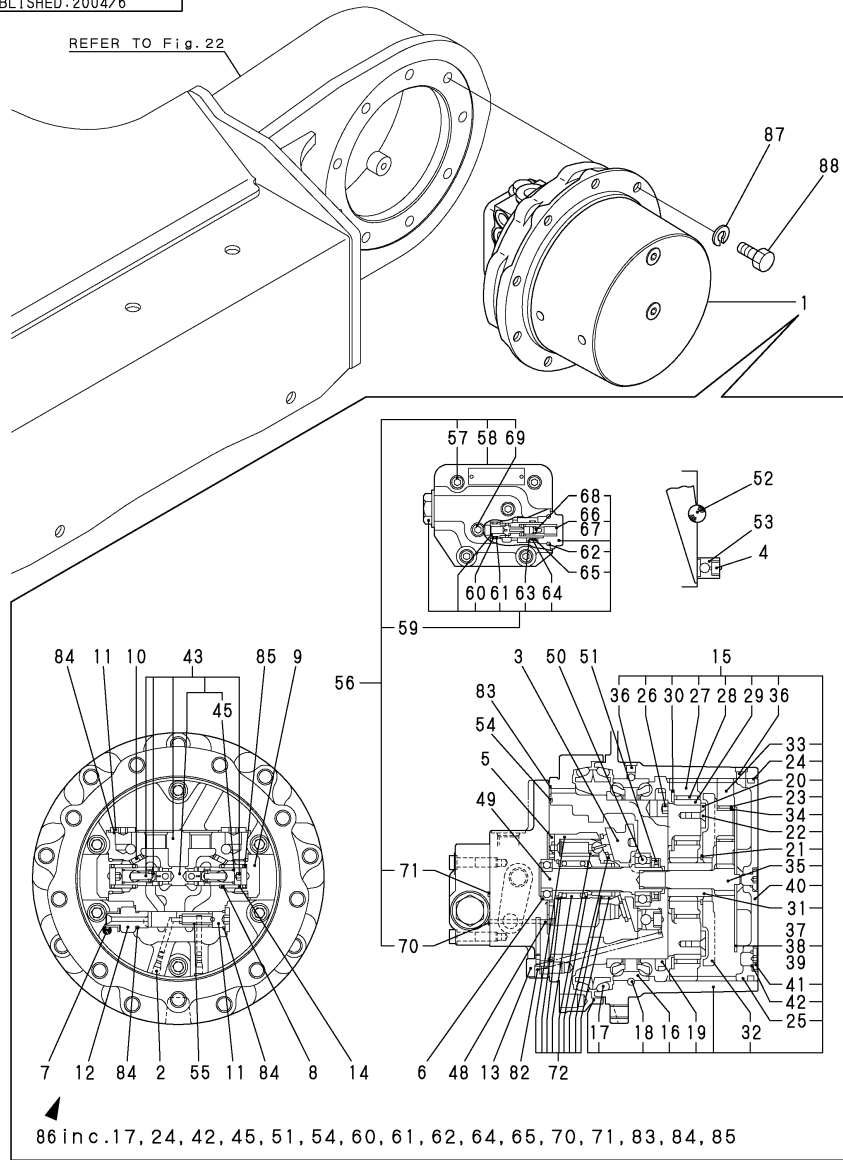


No.	Lev.	Parts No.	Description	Q'ty						I	R
				(A)	(B)	(C)	(D)	(E)	(F)		
1	1	172423-72700-1	CYLINDER ASSY, BLADE	1	1						
1-1	1	172423-72701-2	CYLINDER ASSY, BLADE	1	1						F 1
		(A=M/#61005) (B=M/#61005)									
2	2	172423-72710-1	TUBE, BLADE	1	1						
3	3	172151-72670	BUSH 45 50	1	1						
4	3	172168-81410	SEAL, DUST	2	2						
5	2	172423-72730	ROD ASSY, BLADE	1	1						
5-1	2	172423-72731	ROD ASSY, BLADE	1	1						S
		(A=M/#61005) (B=M/#61005)									
6	3	172151-72670	BUSH 45 50	1	1						
7	3	172168-81410	SEAL, DUST	2	2						
8	3	23871-010000	PLUG, R01	1	1						
9	2	172151-71590	HEAD 90 50	1	1						
10	3	172151-72540	BUSH 50 35, ROD	1	1						
12	2	172151-72940	CYLINDER KIT, BLADE	1	1						
13	3	172151-71880	SEAL SET, HEAD	1	1						
18	3	933111-26700	RING 65, SPRING	1	1						
19	3	172151-72870	LOCK WASHER 90	1	1						
20	3	172151-71870	SEAL SET, PISTON	1	1						
23	2	172423-72800	PISTON 90	1	1						
24	2	172151-72580	NUT	1	1						
25	1	172423-72780-1	COVER, BLADE	1	1						
25-1	1	172445-72670-2	COVER, BLADE	1	1						S
		(A=M/#61005) (B=M/#61005)									
26	1	22157-120000	WASHER, 12	2	2						
26-1	1	22137-120000	WASHER, 12	2	2						S
		(A=M/#61005) (B=M/#61005)									
27	1	26116-120202	BOLT, M12X 20 PLATED	2	2						
27-1	1	26116-120252	BOLT, M12X 25 PLATED	2	2						S
		(A=M/#61005) (B=M/#61005)									
28	1	22217-120000	WASHER, SPRING 12	2	2						W
		(A=M/#61005) (B=M/#61005)									

Remarks  
 (1)INTERCHANGEABLE BY SIMULTANEOUS  
 REPLACEMENT WITH REF.NO.25-1,26-1,  
 27-1 & 28.

Fig.40. TRAVEL MOTOR

P/C NEWS No:Y00S3791-1  
PUBLISHED:2004/6



(A)=B50-2BC(R)US  
(B)=B50-2BP(R)US  
(C)=

(D)=  
(E)=  
(F)=

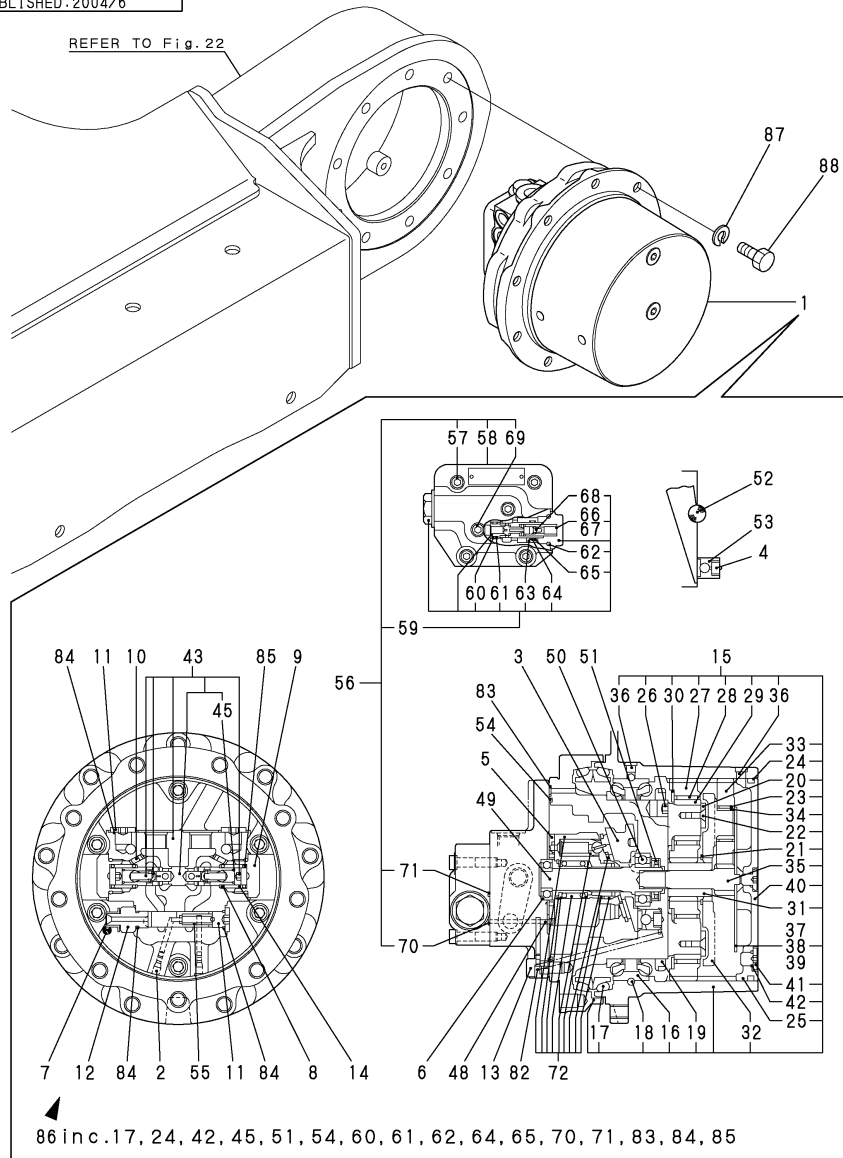
No.	Lev.	Parts No.	Description	Qty						I	R
				(A)	(B)	(C)	(D)	(E)	(F)		
1	1	172425-73300	MOTOR ASSY, TRAVEL	2	2						
2	2	172147-70220	PLUG	4	4						
3	2	172147-70260	PLATE	2	2						
4	2	172147-70360	SPRING	4	4						
5	2	172147-70370	PLATE VALVE	2	2						
6	2	172147-70390	BALL BEARING	2	2						
7	2	172122-70410	PIN	4	4						
8	2	172122-70460	SEAT, SPRING	4	4						
9	2	172147-70460	CAP	4	4						
10	2	172147-70470	ORIFICE	4	4						
11	2	172147-70500	PLUG	6	6						
12	2	172147-70520	PLUG	2	2						
13	2	172147-70540	HEAD BOLT, SOCKET	12	12						
14	2	172122-70840	SPRING	4	4						
15	2	172423-73320	GEAR, REDUCTION	2	2						
16	3	172124-70010	BEARING	2	2						
17	3	172147-70020	SEAL, FLOATING	4	4						
18	3	172124-70030	BALL	198	198						
19	3	172124-70050	NUT, RING	2	2						
20	3	172147-70070	PLATE	2	2						
21	3	172147-70090	SNAP RING	2	2						
22	3	172141-70110	SCREW	8	8						
23	3	172147-70120	GAUGE ASSY	6	6						
24	3	172147-70200	O-RING	2	2						M
24-1	3	172423-73690	O-RING	2	2						
25	3	172147-70210	WIRE	2	2						
26	3	172423-73330	PLUG	4	4						
27	3	172423-73340	GEAR, PLANETARY	8	8						
28	3	172423-73350	BEARING	8	8						
29	3	172423-73360	LATHE	8	8						
30	3	172423-73370	WASHER	8	8						
31	3	172423-73380	GEAR, SUN	2	2						
32	3	172423-73390	HOLDER	2	2						
33	3	172423-73400	GEAR, PLANETARY	6	6						
34	3	172423-73410	LATHE	6	6						
35	3	172423-73420	GEAR, DRIVE	2	2						
36	3	172122-73430	PLUG	4	4						
37	3	172423-73430	PLATE	2	2						2
38	3	172423-73440	PLATE	2	2						2
39	3	172423-73450	PLATE	2	2						2
40	3	172423-73460	COVER	2	2						
41	3	172183-73770	PLUG	4	4						
42	3	24315-000110	O-RING, 1BP11.0	4	4						
43	2	172425-73330	PLATE KIT	2	2						
45	4	24315-000100	O-RING, 1BP10.0	4	4						
48	2	172122-73470	PIN	2	2						
49	2	172423-73470	SHAFT	2	2						
50	2	172423-73480	BEARING	2	2						
51	2	172423-73490	SEAL, OIL	2	2						
52	2	172423-73510	BOLL	4	4						
53	2	172423-73550	PISTON	4	4						

Remarks

- (1)INC.REF NO.17,24-1,42,45,51,54, 60-62,64,65,70,71 & 83-85.
- (2)SELECT PART.
- (M)MISPRINT:REFER TO THE NEXT ITEM.

Fig.40. TRAVEL MOTOR

P/C NEWS No:Y00S3791-1  
PUBLISHED:2004/6



(A)=B50-2BC(R)US  
(B)=B50-2BP(R)US  
(C)=

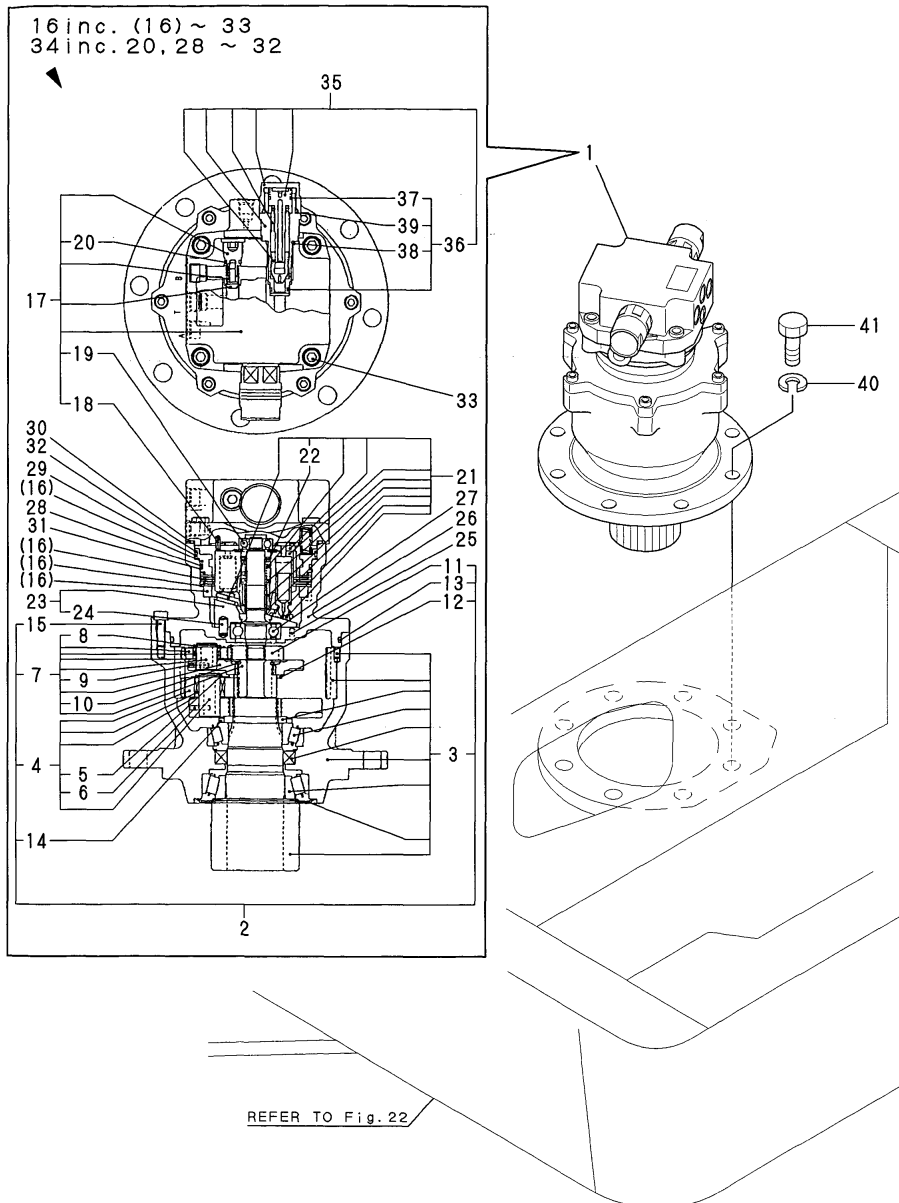
(D)=  
(E)=  
(F)=

No.	Lev.	Parts No.	Description	Q'ty						I	R
				(A)	(B)	(C)	(D)	(E)	(F)		
54	2	172423-73560	O-RING	2	2						
55	2	172423-73600	SPRING	2	2						
56	2	172423-73610	VALVE	2	2						
57	3	172148-70350	BOLT	8	8						
58	3	172168-71990	VALVE BODY	2	2						
59	3	172423-73620	VALVE	4	4						
60	4	172147-70580	RING P12 T2, BACK UP	4	4						
61	4	24315-000120	O-RING, 1BP12.0	4	4						
62	4	24315-000240	O-RING, 1BP24.0	4	4						
63	4	172423-73630	PISTON	4	4						
64	4	24315-000150	O-RING, 1BP15.0	4	4						
65	4	172147-70600	RING P15,T3,BACKUP	8	8						
66	4	172147-70610	SHIM	4	4						
67	4	172162-70760	SHIM	12	12						
68	4	172173-73440	ORIFICE	4	4						
69	3	23871-020000	PLUG, R02	4	4						
70	3	24315-000070	O-RING, 1BP7.0	6	6						
71	3	24315-000160	O-RING, 1BP16.0	4	4						
72	2	172423-73650	BROCK KIT	2	2						
82	2	172312-74790	ORIFICE	8	8						
83	2	24315-000070	O-RING, 1BP7.0	6	6						
84	2	24315-000140	O-RING, 1BP14.0	8	8						
85	2	24315-000290	O-RING, 1BP29.0	4	4						
86	2	172423-73640	SEAL SET, MOTOR	2	2						1
87	1	22217-140000	WASHER, SPRING 14	18	18						
88	1	26116-140352	BOLT, M14X 35 PLATED	18	18						

Remarks

- (1)INC.REF NO.17,24-1,42,45,51,54, 60-62,64,65,70,71 & 83-85.
- (2)SELECT PART.
- (M)MISPRINT:REFER TO THE NEXT ITEM.

Fig.41. TURNING MOTOR



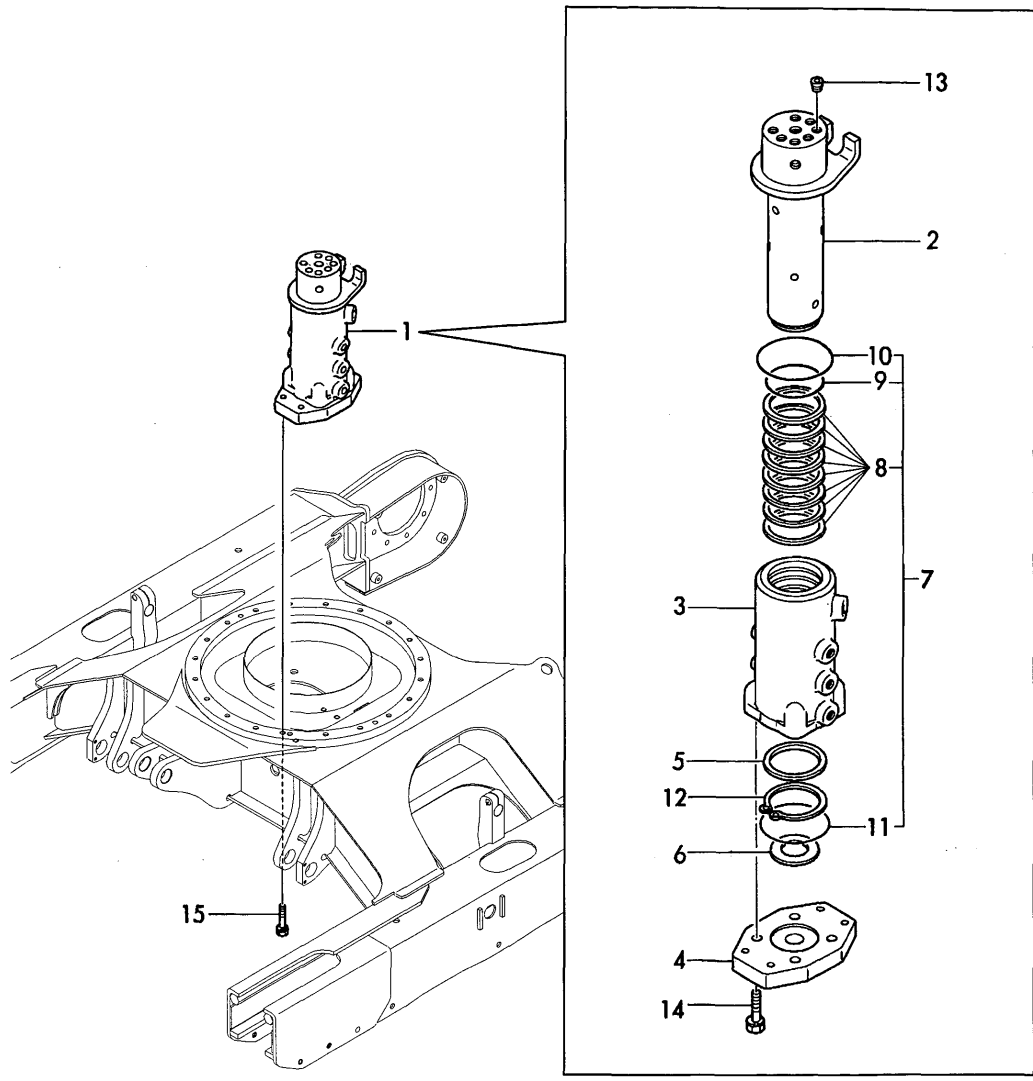
(A)=B50-2BC(R)US  
 (B)=B50-2BP(R)US  
 (C)=

(D)=  
 (E)=  
 (F)=

No.	Lev.	Parts No.	Description	Q'ty						I	R
				(A)	(B)	(C)	(D)	(E)	(F)		
1	1	172425-73310	MOTOR ASSY, TURNING	1	1						
2	2	172425-73360	GEAR ASSY, REDUCTION	1	1						
3	3	172425-73400	PINION KIT	1	1						
4	3	172425-73410	CARRIER KIT	1	1						
5	4	22242-000200	RING, 20	4	4						
6	4	22351-040020	PIN, SPRING 4.0X20	4	4						
7	3	172425-73420	CARRIER KIT	1	1						
8	4	22242-000200	RING, 20	3	3						
9	4	22351-040020	PIN, SPRING 4.0X20	3	3						
10	4	22242-000300	RING, 30	1	1						
11	3	172425-73480	GEAR	1	1						
12	3	172425-73490	COLLAR, THRUST	1	1						
13	3	172425-73510	O-RING	1	1						
14	3	172425-73520	RING	1	1						
15	3	26450-080252	BOLT, M8X 25	6	6						
16	2	172425-73370	HYD.MOTOR ASSY	1	1						
17	3	172425-73430	BODY H KIT	1	1						
18	4	22351-050012	PIN, SPRING 5.0X12	1	1						
19	4	24101-062010	BEARING, BALL 6201C3	2	2						
20	4	24315-000110	O-RING, 1BP11.0	2	2						
21	3	172425-73440	BARREL KIT	1	1						
22	4	22252-000280	RING, 28	1	1						
23	3	172425-73450	PLATE KIT	1	1						
24	4	172425-73550	PIN	1	1						
25	3	172425-73530	FILTER	2	2						
26	3	172425-73540	PIN	1	1						
27	3	24105-062044	BEARING, BALL 6204Z	1	1						
28	3	24325-001000	O-RING, 1BG100.0	1	1						
29	3	24325-001100	O-RING, 1BG110.0	1	1						
30	3	24325-001200	O-RING, 1BG120.0	1	1						
31	3	24376-001000	RING, BACK UP T3G100	1	1						
32	3	24376-001100	RING, BACK UP T3G110	1	1						
33	3	26450-100302	BOLT, M10X 30	4	4						
34	2	172425-73460	SEAL SET	1	1						1
35	2	172425-73380	VALVE ASSY	2	2						
36	3	172425-73470	SEAL SET, RELIEF	2	2						
37	4	24311-000180	O-RING, 1AP18.0	2	2						
38	4	24315-000220	O-RING, 1BP22.0	2	2						
39	4	24315-000240	O-RING, 1BP24.0	2	2						
40	1	22217-160000	WASHER, SPRING 16	8	8						
41	1	26116-160452	BOLT, M16X 45 PLATED	8	8						

Remarks  
 (1)INC.REF.NO.20 & 28-32.

Fig.42. SWIVEL JOINT



(A)=B50-2BC(R)US  
 (B)=B50-2BP(R)US  
 (C)=  
 (D)=  
 (E)=  
 (F)=

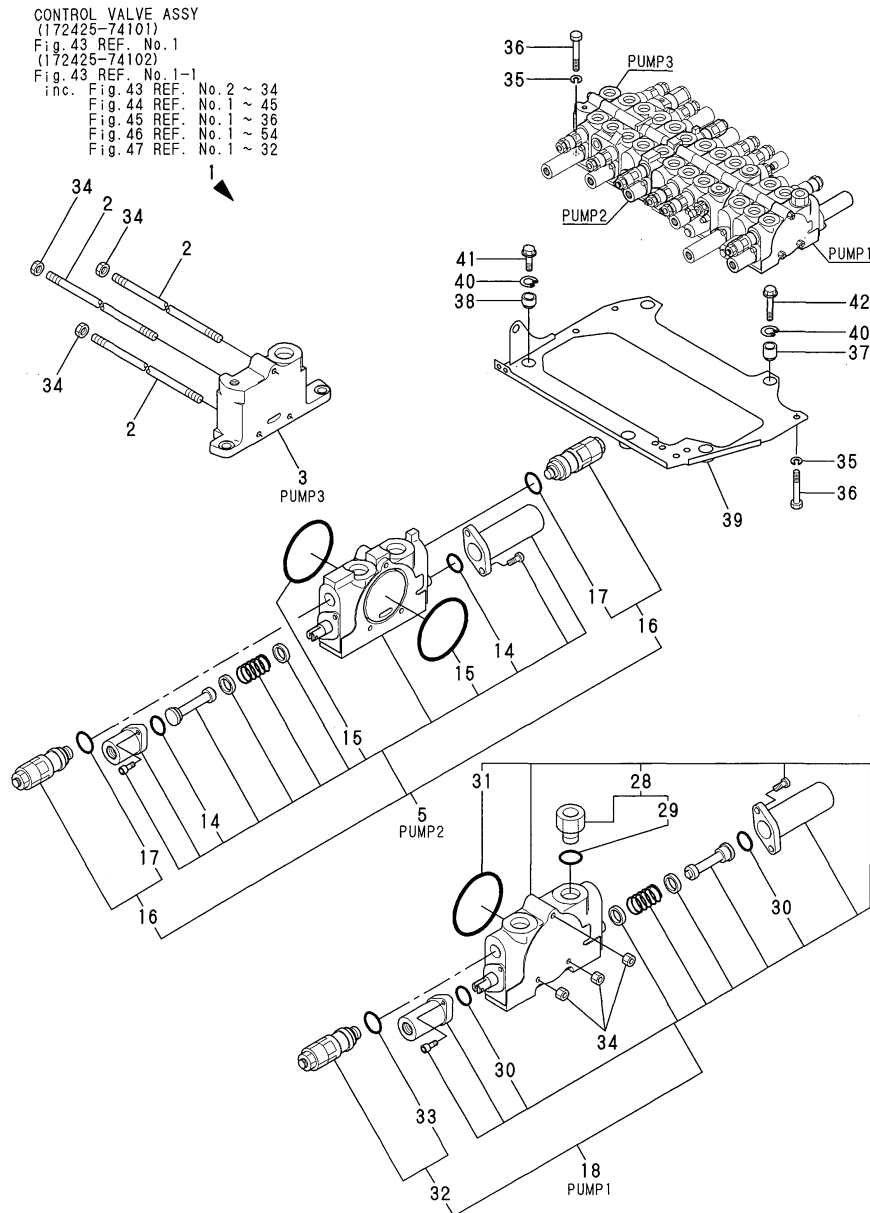
No.	Lev.	Parts No.	Description	Q'ty						I	R
				(A)	(B)	(C)	(D)	(E)	(F)		
1	1	172423-73800	JOINT ASSY, SWIVEL	1	1						
2	2	172147-73810	SHAFT, SWIVEL	1	1						
3	2	172147-73830	HUB, SWIVEL	1	1						
4	2	172147-73850	PLATE	1	1						
5	2	172122-73860	SPACER, SWIVEL	1	1						
6	2	172122-73870	THRUST WASHER	1	1						
7	2	172423-73810	SEAL ASSY	1	1						
8	3	172423-73820	SEAL, SWIVEL	8	8						
9	3	24311-000800	O-RING, 1AP80.0	1	1						
10	3	24311-001000	O-RING, 1AP100.0	1	1						
11	3	24311-000950	O-RING, 1AP95.0	1	1						
11-1	3	24321-000950	O-RING, 1AG95.0	1	1						R
(A=FROM 1ST) (B=FROM 1ST)											
12	2	22242-000700	RING, 70	1	1						
13	2	23871-030000	PLUG, R03	4	4						
14	2	26013-100402	BOLT, M10X 40	4	4						
15	1	26013-120502	BOLT, M12X 50	4	4						



Fig.43. CONTROL VALVE(P PORT)

(A)=B50-2BC(R)US  
 (B)=B50-2BP(R)US  
 (C)=

(D)=  
 (E)=  
 (F)=



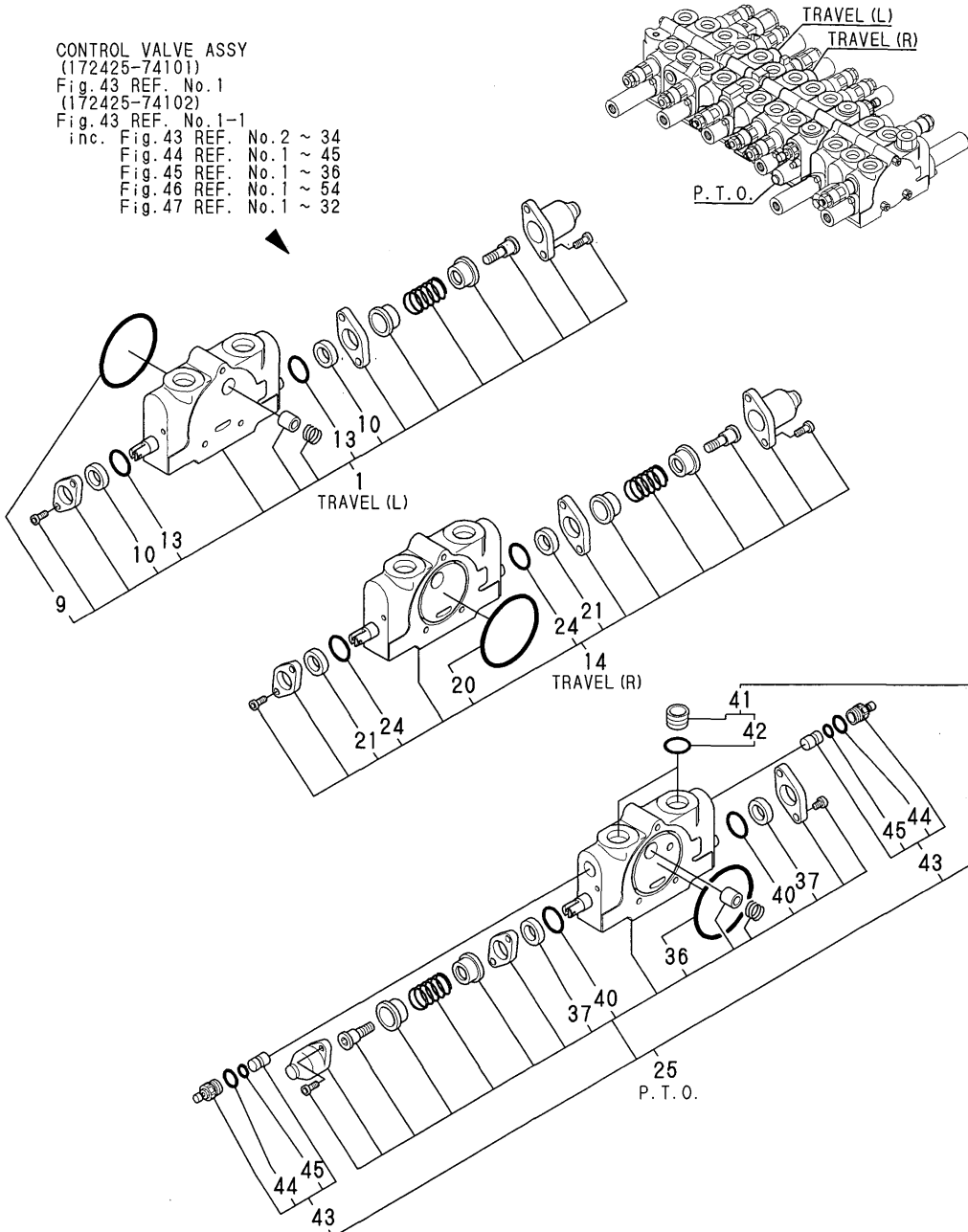
No.	Lev.	Parts No.	Description	Q'ty						I	R
				(A)	(B)	(C)	(D)	(E)	(F)		
1	1	172425-74101	VALVE ASSY, CONTROL	1	1						
1-1	1	172425-74102	VALVE ASSY, CONTROL	1	1						N
		(A=*1999.07) (B=*1999.07)									
2	2	172425-74120	ROD, TIE	3	3						
3	2	172425-74130	SECTION, OUTLET	1	1						
5	2	172425-74580	SECTION ASSY, INLET	1	1						
14	4	172151-74320	O-RING	2	2						
15	4	24321-000650	O-RING, 1AG65.0	2	2						
16	3	172425-74380	VALVE, RELIEF	2	2						
17	4	172116-74150	O-RING	2	2						
18	2	172425-74510	SECTION, SPOOL	1	1						
28	4	172187-74300	PLUG	1	1						1
29	4	24315-000180	O-RING, 1BP18.0	1	1						
30	4	172151-74320	O-RING	2	2						
31	4	24321-000650	O-RING, 1AG65.0	1	1						
32	3	172425-74390	VALVE, RELIEF	1	1						
33	4	172116-74150	O-RING	1	1						
34	2	26716-100002	NUT, M10	6	6						
35	1	22217-100000	WASHER, SPRING 10	3	3						
36	1	26116-100852	BOLT, M10X 85 PLATED	3	3						
37	1	172187-45090	CUSHION	2	2						
38	1	172165-45490	CUSHION	3	3						
39	1	172423-45600	PLATE, LINK	1	1						
40	1	22252-000280	RING, 28	5	5						
41	1	26106-100352	BOLT, M10X 35 PLATED	3	3						
42	1	26106-100552	BOLT, M10X 55 PLATED	2	2						

Remarks  
 (1)INC REF.NO.29.

Fig.44. CONTROL VALVE(TRAVEL & P.T.O.)

CONTROL VALVE ASSY  
(172425-74101)  
Fig. 43 REF. No.1  
(172425-74102)

Fig. 43 REF. No.1-1  
inc. Fig. 43 REF. No.2 ~ 34  
Fig. 44 REF. No.1 ~ 45  
Fig. 45 REF. No.1 ~ 36  
Fig. 46 REF. No.1 ~ 54  
Fig. 47 REF. No.1 ~ 32



(A)=B50-2BC(R)US  
(B)=B50-2BP(R)US  
(C)=

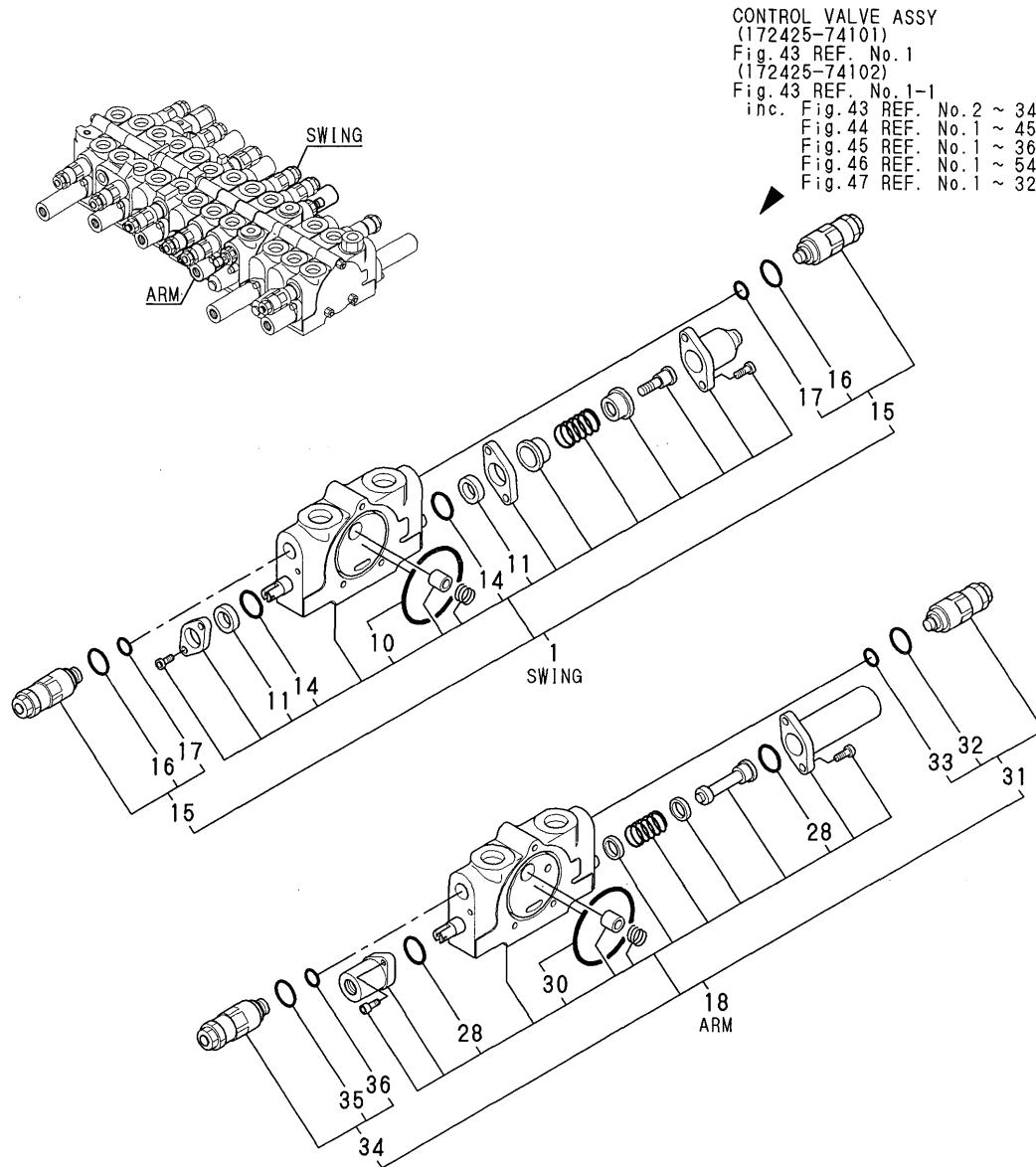
(D)=  
(E)=  
(F)=

No.	Lev.	Parts No.	Description	Q'ty						I	R
				(A)	(B)	(C)	(D)	(E)	(F)		
1	2	172425-74250	SECTION, SPOOL	1	1						
9	3	24321-000650	O-RING, 1AG65.0	1	1						
10	3	933166-80520	WIPER	2	2						
13	3	933171-80610	O-RING	2	2						
14	2	172425-74290	SECTION, SPOOL	1	1						
20	3	24321-000650	O-RING, 1AG65.0	1	1						
21	3	933166-80520	WIPER	2	2						
24	3	933171-80610	O-RING	2	2						
25	2	172425-74520	SECTION ASSY, PTO	1	1						
36	4	24321-000650	O-RING, 1AG65.0	1	1						
37	4	933166-80520	WIPER	2	2						
40	4	933171-80610	O-RING	2	2						
41	3	172187-74550	PLUG	2	2						
42	4	24315-000180	O-RING, 1BP18.0	2	2						
43	3	172146-74720	VALVE ASSY, SHUT-OFF	2	2						
44	4	172116-74150	O-RING	2	2						
45	4	24311-240100	O-RING, 1AP10A	2	2						

# Fig.45. CONTROL VALVE(ARM & SWING)

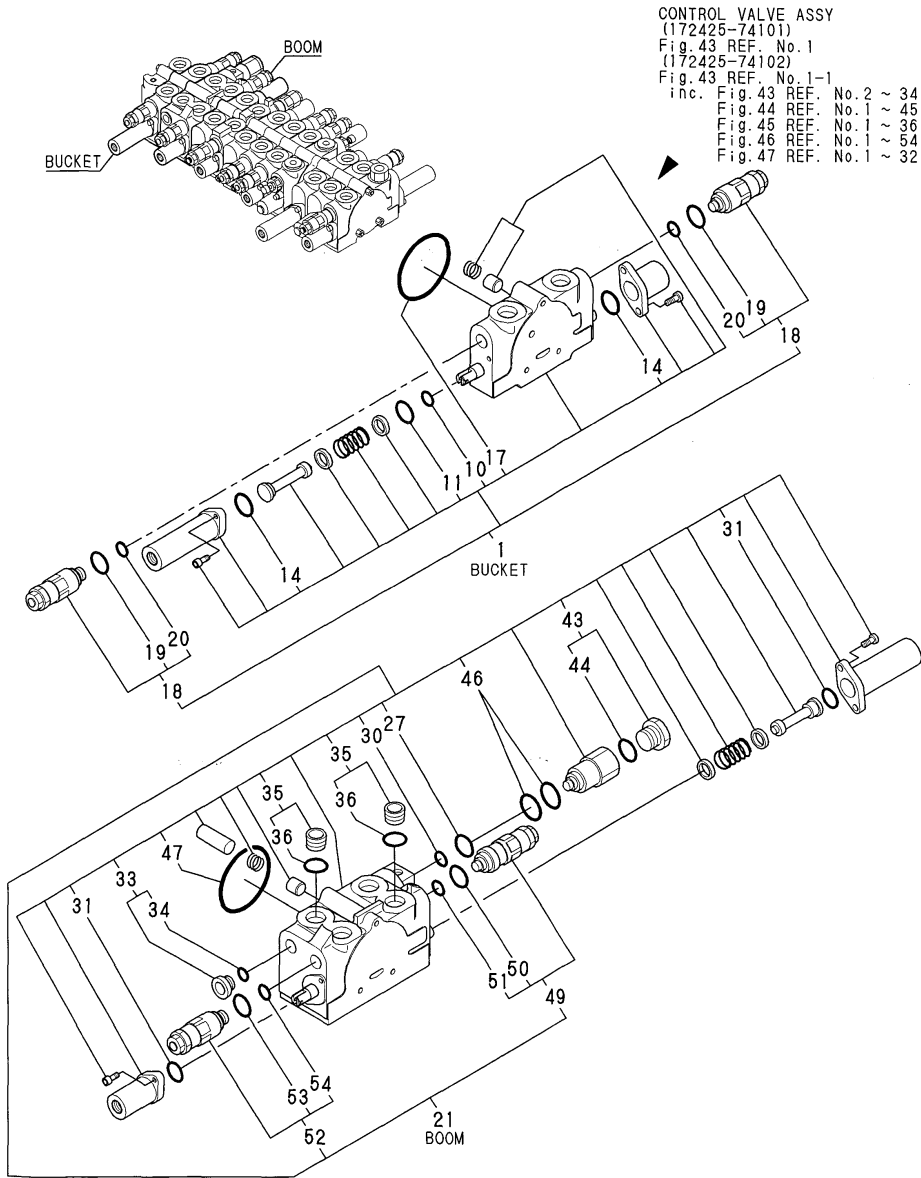
(A)=B50-2BC(R)US  
 (B)=B50-2BP(R)US  
 (C)=

(D)=  
 (E)=  
 (F)=



No.	Lev.	Parts No.	Description	Q'ty						I	R
				(A)	(B)	(C)	(D)	(E)	(F)		
1	2	172425-74530	SPOOL ASSY	1	1						
10	4	24321-000650	O-RING, 1AG65.0	1	1						
11	4	933166-80520	WIPER	2	2						
14	4	933171-80610	O-RING	2	2						
15	3	172425-74400	VALVE, RELIFE	2	2						
16	4	172116-74150	O-RING	2	2						
17	4	24315-000100	O-RING, 1BP10.0	2	2						
18	2	172425-74540	SPOOL ASSY, ARM	1	1						
28	4	172151-74320	O-RING	2	2						
30	4	24321-000650	O-RING, 1AG65.0	1	1						
31	3	172425-74400	VALVE, RELIFE	1	1						
32	4	172116-74150	O-RING	1	1						
33	4	24315-000100	O-RING, 1BP10.0	1	1						
34	3	172425-74410	VALVE, RELIFE	1	1						
35	4	172116-74150	O-RING	1	1						
36	4	24315-000100	O-RING, 1BP10.0	1	1						

Fig.46. CONTROL VALVE(BOOM & BUCKET)



No.	Lev.	Parts No.	Description	Q'ty						I	R
				(A)	(B)	(C)	(D)	(E)	(F)		
1	2	172425-74550	SPOOL ASSY, BUCKET	1	1						
10	4	172425-74200	O-RING	1	1						
11	4	172425-74210	RING	1	1						
14	4	172151-74320	O-RING	2	2						
17	4	24321-000650	O-RING, 1AG65.0	1	1						
18	3	172425-74400	VALVE, RELIFE	2	2						
19	4	172116-74150	O-RING	2	2						
20	4	24315-000100	O-RING, 1BP10.0	2	2						
21	2	172425-74560	SPOOL ASSY, BOOM	1	1						
27	4	172425-74240	O-RING	1	1						
30	4	172422-74280	O-RING	1	1						
31	4	172151-74320	O-RING	2	2						
33	4	172187-74540	PLUG	1	1						1
34	4	24315-000140	O-RING, 1BP14.0	1	1						
35	4	172187-74550	PLUG	2	2						2
36	4	24315-000180	O-RING, 1BP18.0	2	2						
43	4	172187-74690	PLUG	1	1						3
44	4	172312-74770	O-RING	1	1						
46	4	24311-000200	O-RING, 1AP20.0	2	2						
47	4	24321-000650	O-RING, 1AG65.0	1	1						
49	3	172425-74400	VALVE, RELIFE	1	1						
50	4	172116-74150	O-RING	1	1						
51	4	24315-000100	O-RING, 1BP10.0	1	1						
52	3	172425-74410	VALVE, RELIFE	1	1						
53	4	172116-74150	O-RING	1	1						
54	4	24315-000100	O-RING, 1BP10.0	1	1						

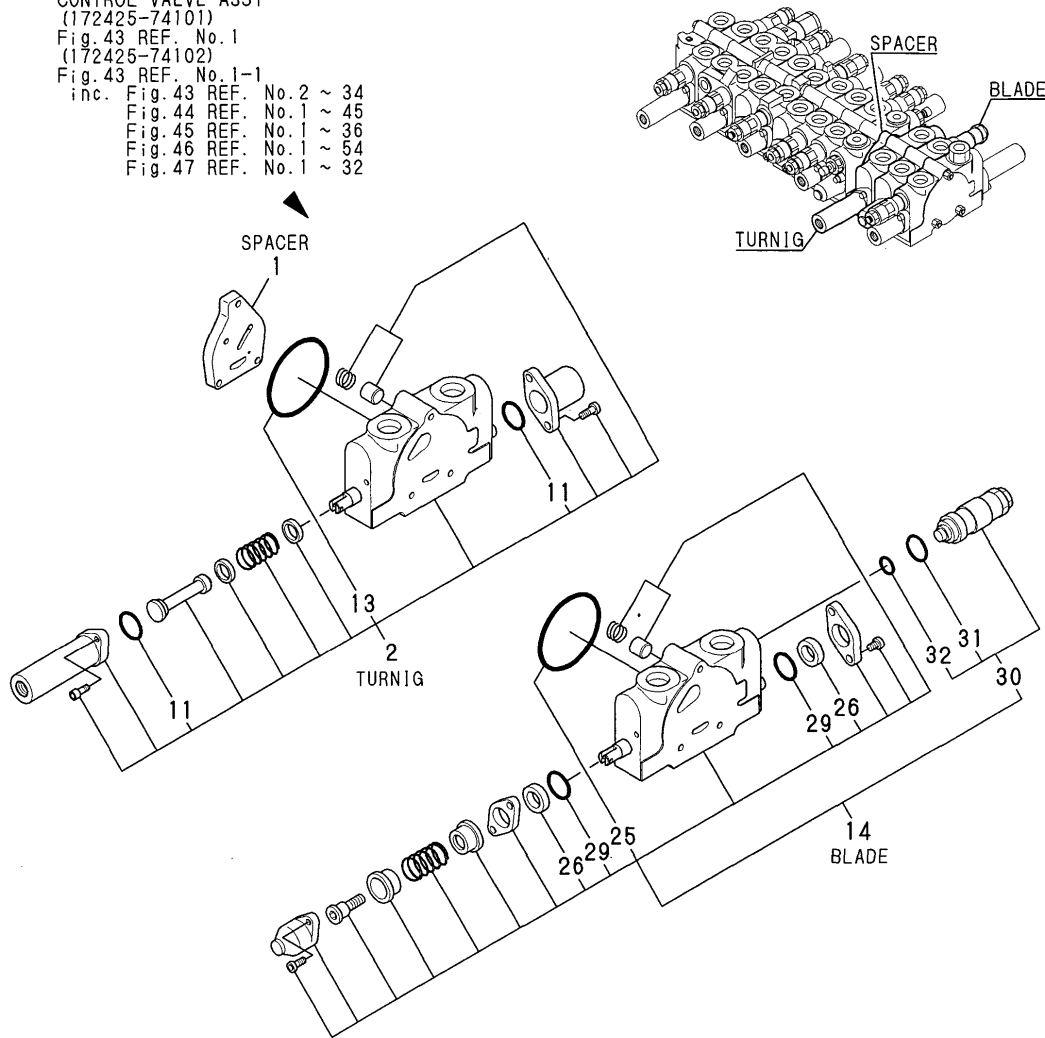
Remarks

- (1)INC REF.NO.34.
- (2)INC REF.NO.36
- (3)INC REF.NO.44

Fig.47. CONTROL VALVE(TURNING & BLADE)

CONTROL VALVE ASSY

- (172425-74101)  
 Fig.43 REF. No.1  
 (172425-74102)  
 Fig.43 REF. No.1-1  
 inc. Fig.43 REF. No.2 ~ 34  
 Fig.44 REF. No.1 ~ 45  
 Fig.45 REF. No.1 ~ 36  
 Fig.46 REF. No.1 ~ 54  
 Fig.47 REF. No.1 ~ 32

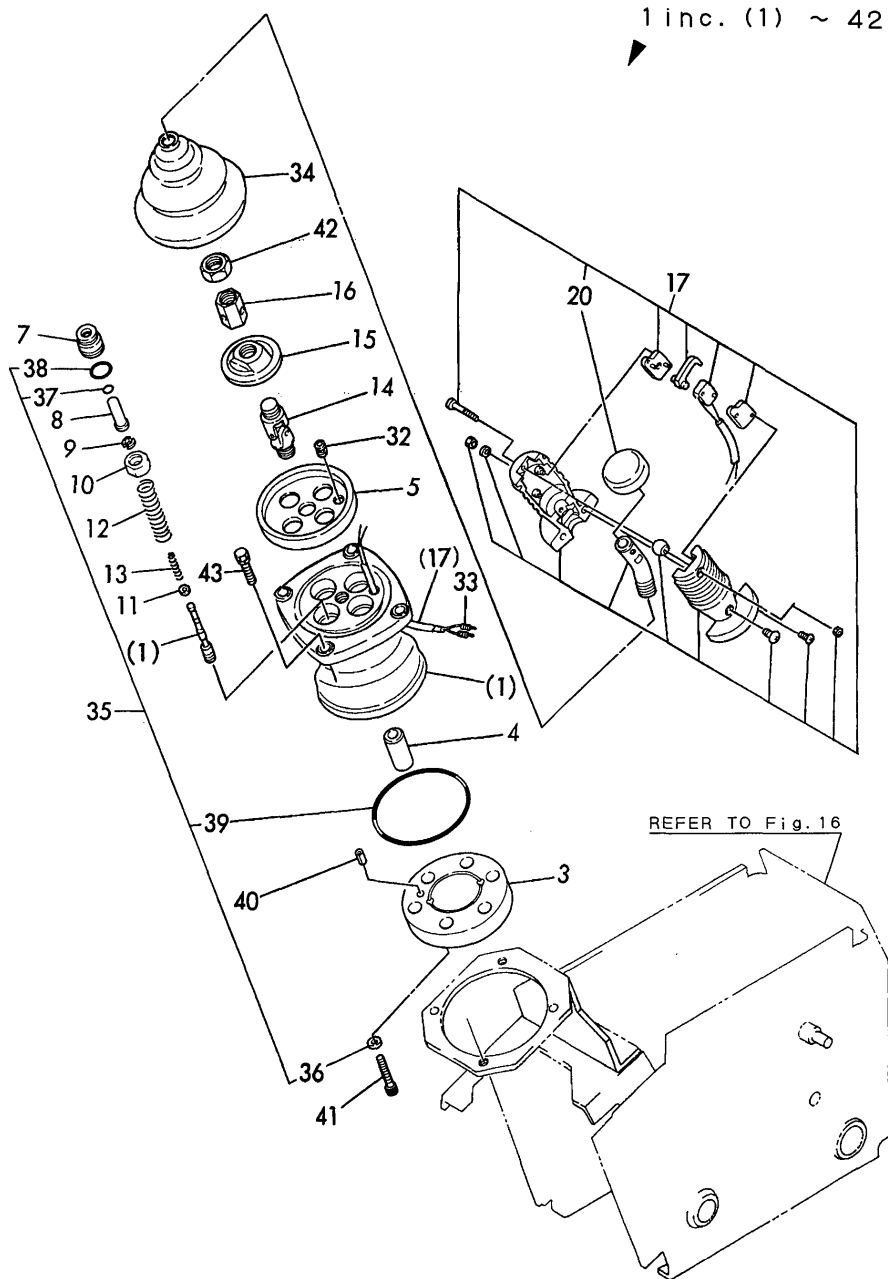


(A)=B50-2BC(R)US  
 (B)=B50-2BP(R)US  
 (C)=

(D)=  
 (E)=  
 (F)=

No.	Lev.	Parts No.	Description	Q'ty							
				(A)	(B)	(C)	(D)	(E)	(F)		
1	2	172425-74340	SPACER	1	1						
2	2	172425-74350	SECTION, SPOOL	1	1						
11	3	172151-74320	O-RING	2	2						
13	3	24321-000650	O-RING, 1AG65.0	1	1						
14	2	172425-74570	SPOOL ASSY, BLADE	1	1						
25	4	24321-000650	O-RING, 1AG65.0	1	1						
26	4	933166-80520	WIPER	2	2						
29	4	933171-80610	O-RING	2	2						
30	3	172425-74420	VALVE, RELIFE	1	1						
31	4	172116-74150	O-RING	1	1						
32	4	24315-000100	O-RING, 1BP10.0	1	1						

Fig.48. REMOTE CONTROL VALVE(RIGHT)

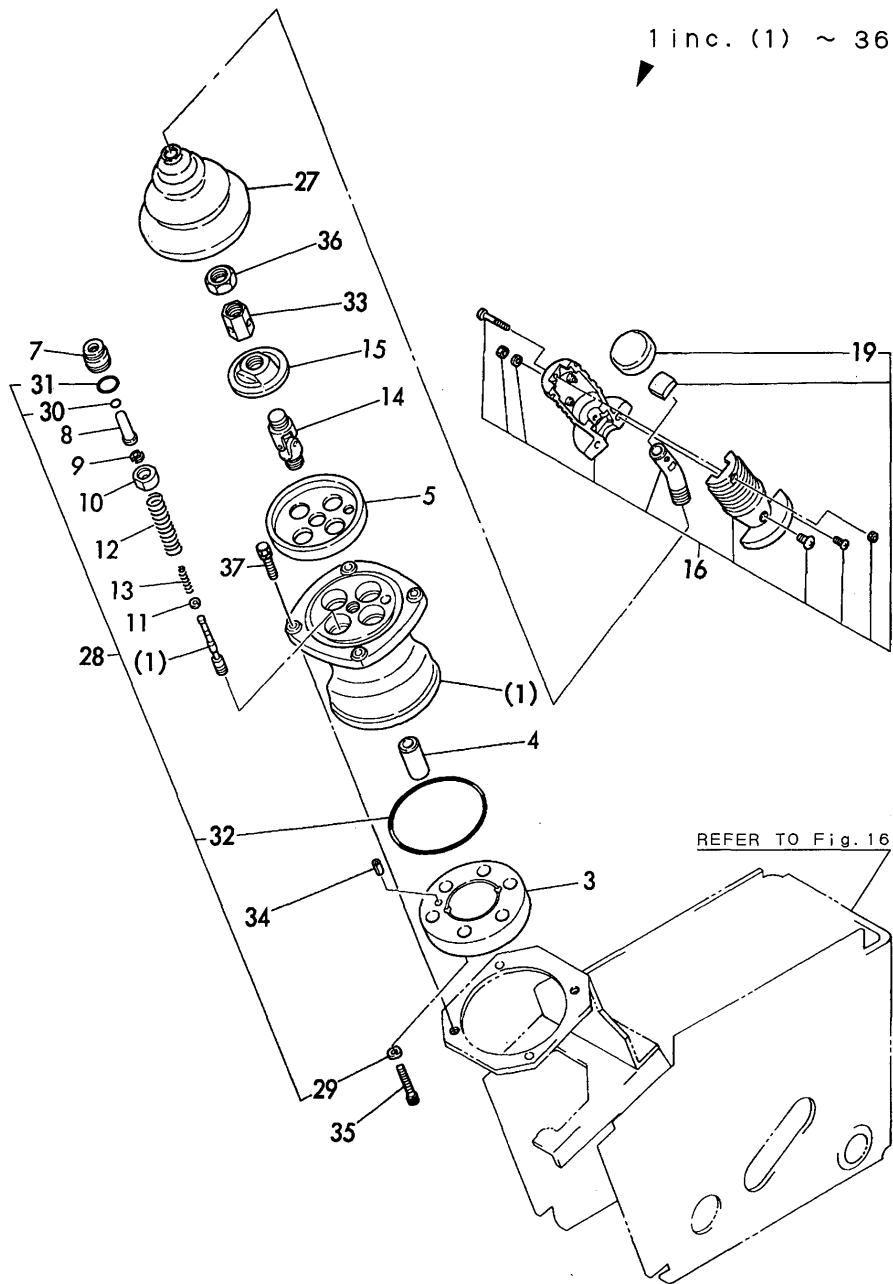


(A)=B50-2BC(R)US  
 (B)=B50-2BP(R)US  
 (C)=

(D)=  
 (E)=  
 (F)=

No.	Lev.	Parts No.	Description	Q'ty						I	R
				(A)	(B)	(C)	(D)	(E)	(F)		
1	1	172187-74760	VALVE ASSY (R, EP	1	1						
3	2	172151-73350	PLATE, PORT	1	1						
4	2	172151-73370	BUSH	1	1						
5	2	172151-73380	PLATE	1	1						
7	2	172151-73400	PLUG	4	4						
8	2	172165-74320	ROD	4	4						
9	2	172151-73430	WASHER	8	8						
10	2	172151-73440	RETAINER	4	4						
11	2	172151-73450	WASHER	4	4						
12	2	172151-73460	SPRING	4	4						
13	2	172187-74770	SPRING	4	4						
14	2	172151-73480	JOINT	1	1						
15	2	172151-73490	PLATE	1	1						
16	2	172151-73500	NUT, ADJUST	1	1						
17	2	172165-74350	HANDLE, SUB	1	1						
20	3	172151-73530	HANDLE, CAP	1	1						
32	2	172151-73590	BUSH	1	1						
33	2	172151-73610	TERMINAL	2	2						
34	2	172151-73620	BELLOWS	1	1						
35	2	172151-73630	SEAL SET	1	1						
36	3	172151-73360	SEAL WASHER	2	2						
37	3	172151-73420	SEAL	4	4						
38	3	24315-000200	O-RING, 1BP20.0	4	4						
39	3	24341-000900	O-RING, 1AS90.0	1	1						
40	2	22351-050010	PIN, SPRING 5.0X10	1	1						
41	2	26450-080302	BOLT, M8X 30	2	2						
42	2	26756-140002	NUT, LOCK M14	1	1						
43	1	26013-060252	BOLT, M6X 25	4	4						

Fig.49. REMOTE CONTROL VALVE(LEFT)



(A)=B50-2BC(R)US  
 (B)=B50-2BP(R)US  
 (C)=

(D)=  
 (E)=  
 (F)=

No.	Lev.	Parts No.	Description	Q'ty						I	R
				(A)	(B)	(C)	(D)	(E)	(F)		
1	1	172187-74750	VALVE ASSY (L, EP	1	1						
3	2	172151-73350	PLATE, PORT	1	1						
4	2	172151-73370	BUSH	1	1						
5	2	172151-73380	PLATE	1	1						
7	2	172151-73400	PLUG	4	4						
8	2	172165-74320	ROD	4	4						
9	2	172151-73430	WASHER	8	8						
10	2	172151-73440	RETAINER	4	4						
11	2	172151-73450	WASHER	4	4						
12	2	172151-73460	SPRING	4	4						
13	2	172187-74770	SPRING	4	4						
14	2	172151-73480	JOINT	1	1						
15	2	172151-73490	PLATE	1	1						
16	2	172165-74340	HANDLE, SUB	1	1						
19	3	172151-73530	HANDLE, CAP	1	1						
27	2	172151-73620	BELLOWS	1	1						
28	2	172151-73630	SEAL SET	1	1						
29	3	172151-73360	SEAL WASHER	2	2						
30	3	172151-73420	SEAL	4	4						
31	3	24315-000200	O-RING, 1BP20.0	4	4						
32	3	24341-000900	O-RING, 1AS90.0	1	1						
33	2	172151-73650	NUT, ADJUST	1	1						
34	2	22351-050010	PIN, SPRING 5.0X10	1	1						
35	2	26450-080302	BOLT, M8X 30	2	2						
36	2	26756-140002	NUT, LOCK M14	1	1						
37	1	26013-060252	BOLT, M6X 25	4	4						

Fig.50. 2WAY VALVE(2WAY MULTI CHANGE)

(A)=B50-2BC(R)US

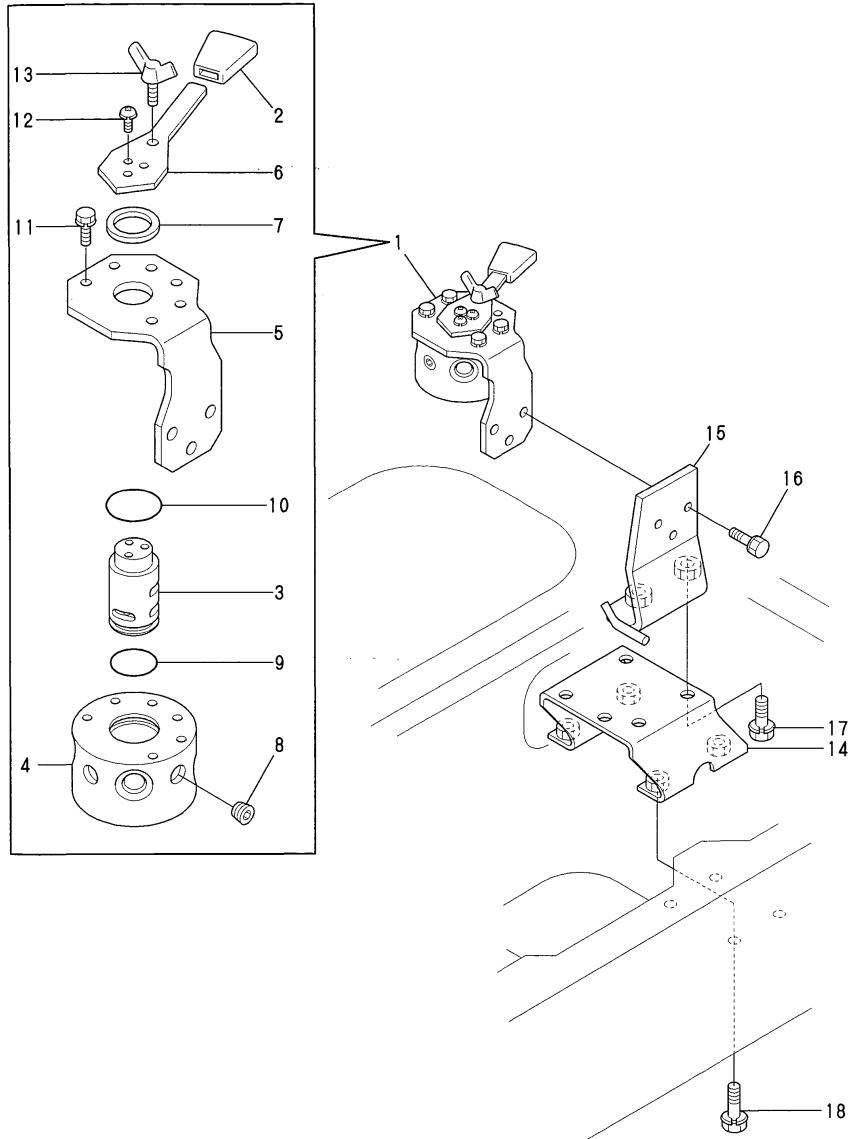
(B)=B50-2BP(R)US

(C)=

(D)=

(E)=

(F)=



No.	Lev.	Parts No.	Description	Q'ty						I	R
				(A)	(B)	(C)	(D)	(E)	(F)		
1	1	172437-74701	VALVE ASSY,2WAY	1	1						1
2	2	194273-47910	KNOB, LEVER	1	1						
3	2	172437-74711	SHAFT	1	1						
4	2	172437-74720	BLOCK,VALVE	1	1						
5	2	172437-74731	STAY ASSY	1	1						
6	2	172437-74750	LEVER	1	1						
7	2	22137-240000	WASHER, 24	1	1						
8	2	23871-010000	PLUG, R01	4	4						
9	2	24311-000250	O-RING, 1AP25.0	1	1						
10	2	24311-000320	O-RING, 1AP32.0	1	1						
11	2	26013-060162	BOLT, M6X 16	4	4						
12	2	26022-050122	SCREW, M5X12	3	3						
13	2	26647-060202	BOLT, WING M6X20	1	1						
13A	1	172437-03610	LABEL	1	1						2
13B	1	172437-03620	LABEL	1	1						2
14	1	172165-74202	BRACKET	1	1						
15	1	172190-74901	BRACKET	1	1						
16	1	26013-080252	BOLT, M8X 25	3	3						
17	1	26013-100252	BOLT, M10X 25	2	2						
18	1	26013-100302	BOLT, M10X 30	4	4						

Remarks

(1)PLEASE USE THIS PART WITH FOLLOWING LABELS AT THE SAME TIME.

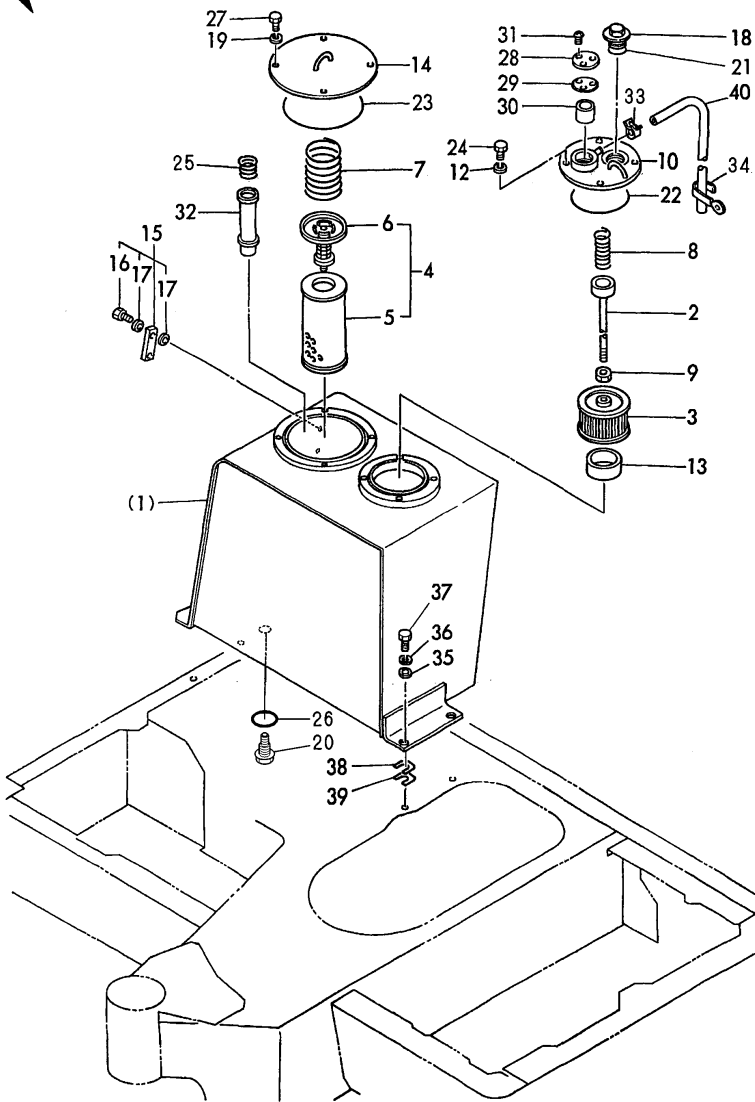
REF. NO. 13A & 13B.

(2)LABELS ARE NOT ILLUSTRATED.



Fig.51. HYD.OIL TANK

1 inc. (1) ~ 32



(A)=B50-2BC(R)US  
(B)=B50-2BP(R)US  
(C)=

(D)=  
(E)=  
(F)=

No.	Lev.	Parts No.	Description	Q'ty						I	R
				(A)	(B)	(C)	(D)	(E)	(F)		
1	1	772165-75100	TANK ASSY, OIL	1	1						1
2	2	172124-73700	ROD ASSY, FILTER	1	1						
3	2	172112-74801	STRAINER, SUCTION	1	1						
4	2	172112-74901	ELEMENT, FILTER	1	1						
5	3	172112-74911	ELEMENT, FILTER	1	1						
6	3	172112-74971	VALVE, BY-PASS	1	1						
7	2	172112-75770	SPRING, FILTER	1	1						
8	2	172112-75780	SPRING, FILTER	1	1						
9	2	26716-100002	NUT, M10	1	1						
10	2	172165-75401	COVER, RESERVOIR	1	1						
12	2	22217-100000	WASHER, SPRING 10	4	4						
13	2	172165-75340	COLLAR	1	1						
14	2	172165-75350	COVER, RESERVOIR	1	1						
15	2	172122-75600	GAUGE, OIL LEVEL	1	1						
16	3	172122-75620	BOLT	2	2						
17	3	172122-75630	GASKET	4	4						
18	2	172116-75850	PLUG, OIL FEED	1	1						
19	2	22217-100000	WASHER, SPRING 10	4	4						
20	2	172187-75500	PLUG 24	1	1						
21	2	24311-000380	O-RING, 1AP38.0	1	1						
22	2	24321-001350	O-RING, 1AG135.0	1	1						
23	2	24321-001900	O-RING, 1AG190.0	1	1						
24	2	26116-100202	BOLT, M10X 20 PLATED	4	4						
25	2	172165-75530	SPRING	1	1						
26	2	24341-000300	O-RING, 1AS30.0	1	1						
27	2	26116-100202	BOLT, M10X 20 PLATED	4	4						
28	2	172165-75450	PLATE (YELLOW:87)	1	1						
29	2	172165-75460	GASKET	1	1						
30	2	172165-75481	ELEMENT	1	1						
31	2	26022-050102	SCREW, M5X10	3	3						
32	2	172165-75500	PIPE ASSY	1	1						
32A	1	172437-03320	LABEL, HYD.OIL TANK	1	1						2
32B	1	172437-03470	LABEL, LEVER LOCK	1	1						2
33	1	124766-59050	CLIP, HOSE 12	1	1						
34	1	172126-16540	CLAMP	1	1						
35	1	22137-140000	WASHER, 14	4	4						
36	1	22217-140000	WASHER, SPRING 14	4	4						
37	1	26116-140402	BOLT, M14X 40 PLATED	4	4						
38	1	172117-53330	SPACER	4	4						
39	1	172117-53350	SPACER	4	4						
40	1	172165-75490	HOSE	1	1						

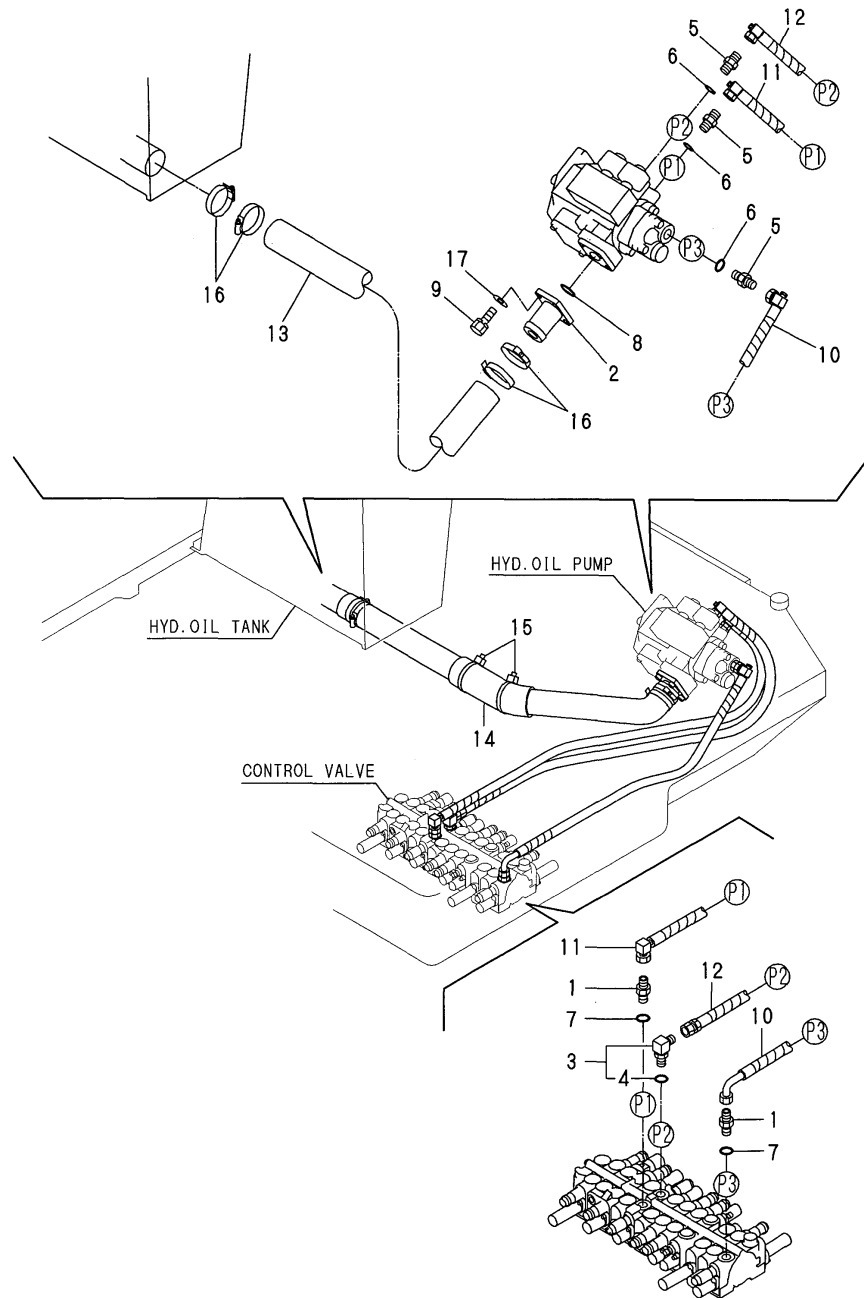
Remarks

(1) PLEASE USE THIS PART WITH FOLLOWING LABELS AT THE SAME TIME.

REF. NO. 32A & 32B.

(2) LABELS ARE NOT ILLUSTRATED.

Fig.52. HYD.OIL PIPING(TANK-PUMP-VALVE)

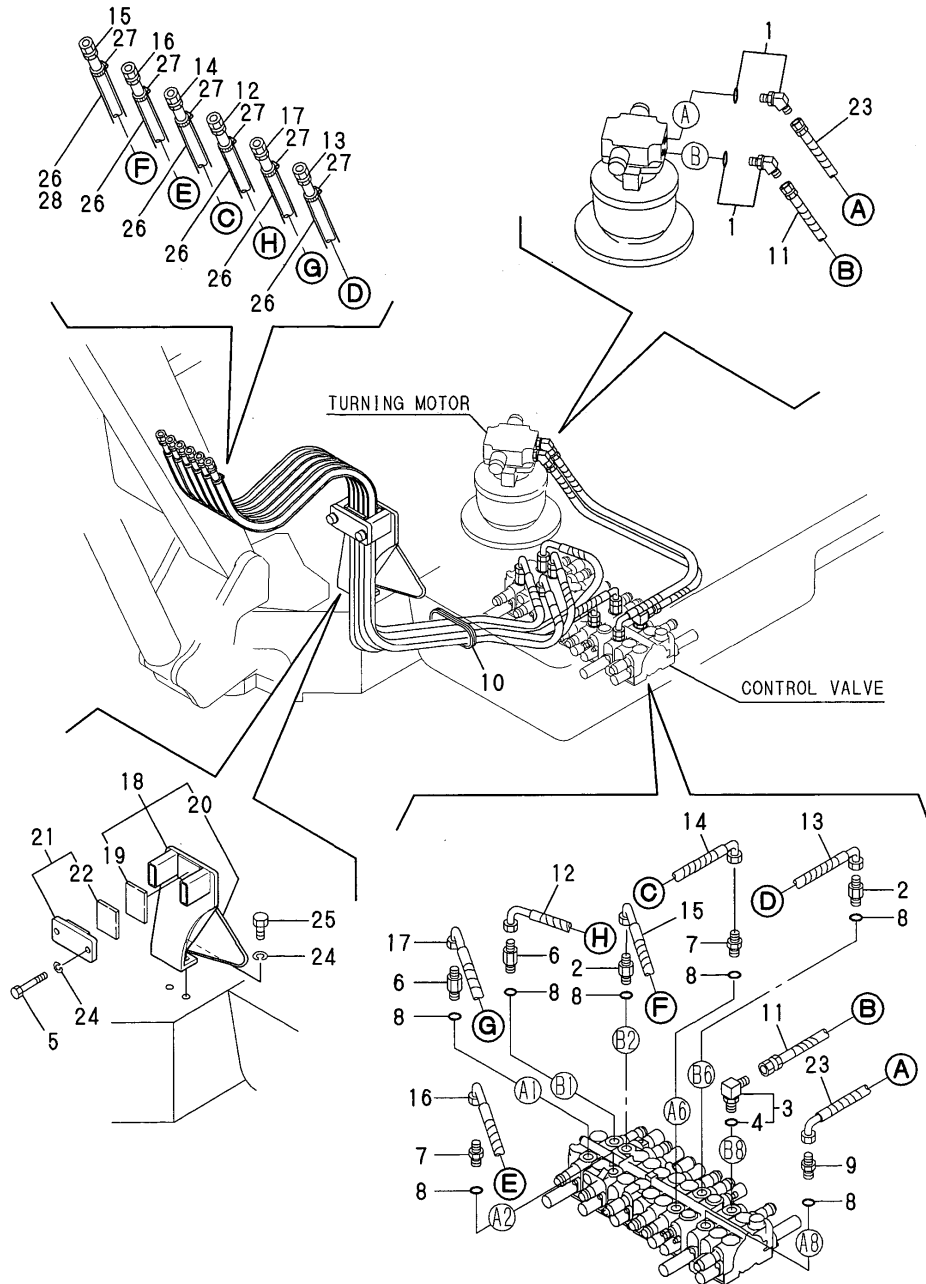


(A)=B50-2BC(R)US  
 (B)=B50-2BP(R)US  
 (C)=

(D)=  
 (E)=  
 (F)=

No.	Lev.	Parts No.	Description	Q'ty						I	R
				(A)	(B)	(C)	(D)	(E)	(F)		
1	1	172147-76270	CONNECTOR, 1/2X1/2	2	2						
1-1	1	172147-76271	CONNECTOR, 1/2X1/2	2	2						N
		(A=M/#61068) (B=M/#61068)									
2	1	172165-76860	FLANGE	1	1						
3	1	172141-76900	CONNECTOR ASSY	1	1						
4	2	24315-000180	O-RING, 1BP18.0	1	1						
5	1	172112-77360	CONNECTOR,PF1/2PF1/2	3	3						
6	1	24315-000180	O-RING, 1BP18.0	3	3						
7	1	24315-000180	O-RING, 1BP18.0	2	2						
8	1	24321-000450	O-RING, 1AG45.0	1	1						
9	1	26013-120302	BOLT, M12X 30	4	4						
10	1	172426-78100	HOSE G208CC105S	1	1						
11	1	172426-78110	HOSE G208BC131S	1	1						
12	1	172426-78120	HOSE G208CC138S	1	1						
13	1	172165-78130	HOSE	1	1						
14	1	172173-78180	COVER, HOSE	1	1						
15	1	172122-79890	CLAMP, HOSE	2	2						
16	1	23000-070000	CLAMP, 70	4	4						
17	1	22117-120000	WASHER, 12	4	4						

Fig.53. HYD.OIL PIPING(VALVE-MOTOR,BOOM)

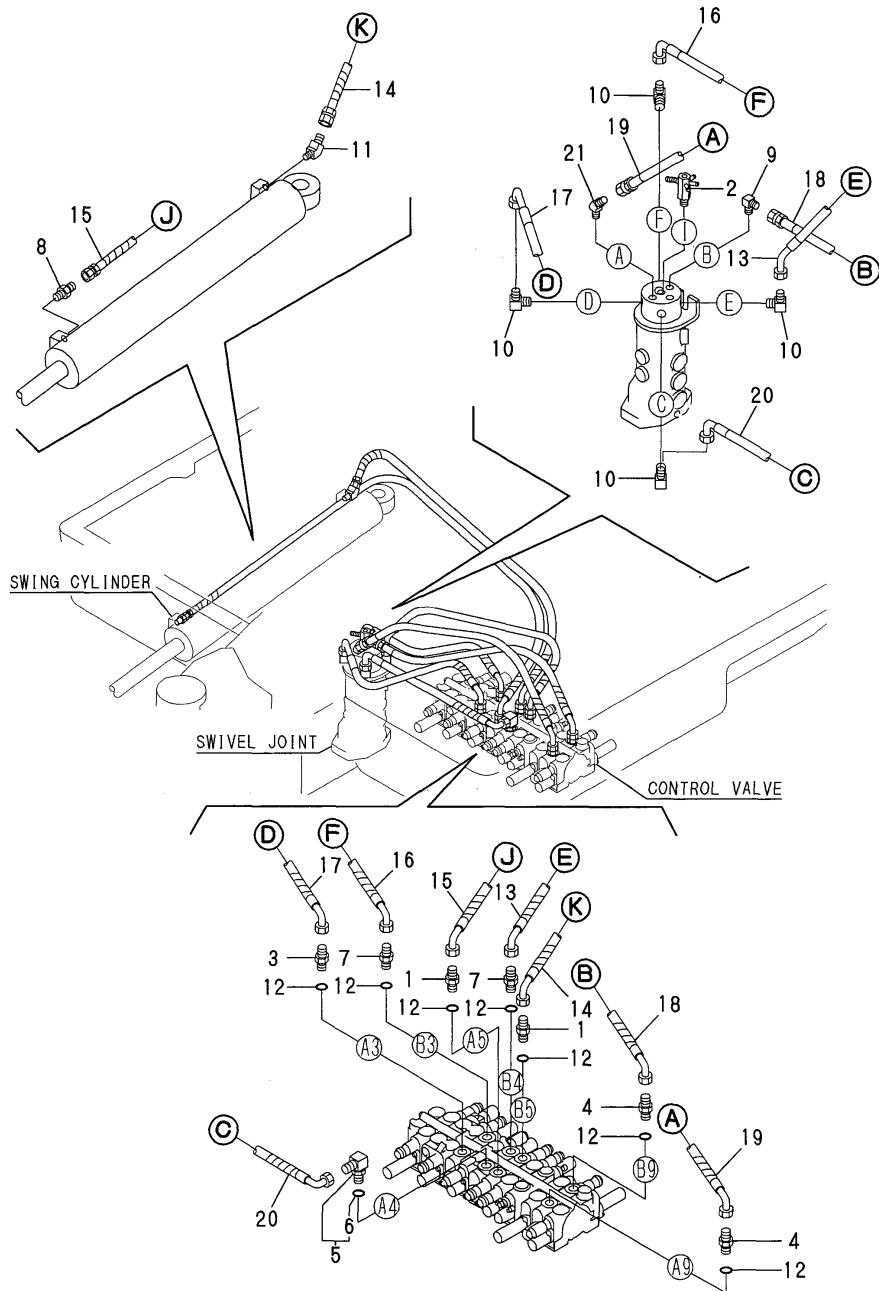


(A)=B50-2BC(R)US  
 (B)=B50-2BP(R)US  
 (C)=

(D)=  
 (E)=  
 (F)=

No.	Lev.	Parts No.	Description	Qty						I	R
				(A)	(B)	(C)	(D)	(E)	(F)		
1	1	172644-76160	ELBOW, ADJUST	2	2						
2	1	172176-76210	JOINT, PF1/2	2	2						
3	1	172157-76300	ELBOW ASSY	1	1						
4	2	24315-000180	O-RING, 1BP18.0	1	1						
5	1	26116-100802	BOLT, M10X 80 PLATED	2	2						
5-1	1	26116-100752	BOLT, M10X 75 PLATED	2	2						S
		(A=M/#61068) (B=M/#61068)									
6	1	172165-76360	JOINT, PF1/2	2	2						
7	1	172112-77360	CONNECTOR,PF1/2PF1/2	2	2						
8	1	24315-000180	O-RING, 1BP18.0	7	7						
9	1	933160-01370	CONNECTOR,PF1/2PF3/8	1	1						
10	1	172165-78150	GROMMET, 49X119	1	1						
11	1	172426-78160	HOSE P206BB123S	1	1						
12	1	172426-78240	HOSE H208BC190S	1	1						
13	1	172426-78250	HOSE H208BC172S	1	1						
14	1	172426-78260	HOSE H208BC159S	1	1						
15	1	172426-78270	HOSE H208BC184S	1	1						
16	1	172426-78280	HOSE H208BC165S	1	1						
17	1	172426-78460	HOSE H208BC179S	1	1						
18	1	172437-78700	SUPPORT, HOSE	1	1						
19	2	172437-78760	RUBBER, HOSE SUPPORT	1	1						
20	2	172165-79130	RUBBER	1	1						
21	1	172437-78740	COVER ASSY	1	1						
22	2	172437-78760	RUBBER, HOSE SUPPORT	1	1						
23	1	172141-79160	HOSE	1	1						
24	1	22217-100000	WASHER, SPRING 10	4	4						
25	1	26116-100202	BOLT, M10X 20 PLATED	2	2						
26	1	172437-78770	COVER, HOSE	6	6						
26-1	1	172437-78770	COVER, HOSE	5	5						K
		(A=M/#60939) (B=M/#60939)									
27	1	23000-035000	CLAMP, 35	6	6						
28	1	172437-78780	COVER, HOSE	1	1						W
		(A=M/#60939) (B=M/#60939)									

Fig.54. HYD.OIL PIPING(VALVE-SWIVEL,SWING)

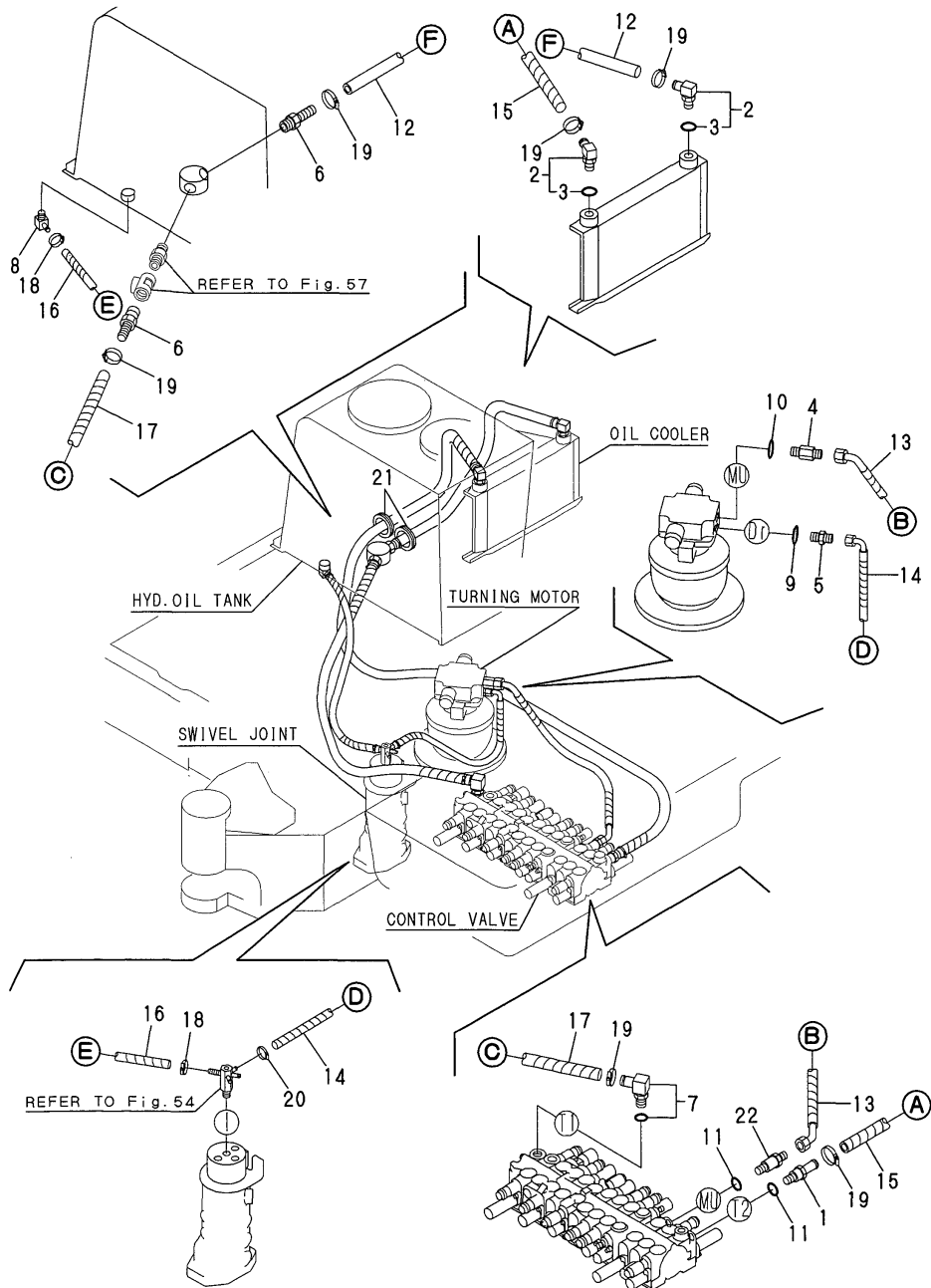


(A)=B50-2BC(R)US  
 (B)=B50-2BP(R)US  
 (C)=

(D)=  
 (E)=  
 (F)=

No.	Lev.	Parts No.	Description	Q'ty						I	R
				(A)	(B)	(C)	(D)	(E)	(F)		
1	1	172423-76120	CONNECTOR, PF1/2X1/4	2	2						
2	1	172164-76241	JOINT ASSY	1	1						
3	1	172147-76270	CONNECTOR, 1/2X1/2	1	1						
3-1	1	172147-76271	CONNECTOR, 1/2X1/2	1	1						N
		(A=*1999.08)	(B=*1999.08)								
4	1	172165-76280	CONNECTOR, PF1/23/8A	2	2						
5	1	172141-76900	CONNECTOR ASSY	1	1						
6	2	24315-000180	O-RING, 1BP18.0	1	1						
7	1	172112-77360	CONNECTOR,PF1/2PF1/2	2	2						
8	1	23391-020000	JOINT, RGI-1/4	1	1						
9	1	23393-030000	JOINT, 90RGI-3/8	1	1						
10	1	23393-040000	JOINT, 90RGI-1/2	4	4						
11	1	23394-020000	JOINT, 45RGI-1/4	1	1						
12	1	24315-000180	O-RING, 1BP18.0	7	7						
13	1	172426-78300	HOSE P208CC084S	1	1						
14	1	172426-78330	HOSE P204CE148S	1	1						
15	1	172426-78340	HOSE P204BC227S	1	1						
16	1	172426-78440	HOSE P208CC056S	1	1						
17	1	172426-78450	HOSE G208CC058S	1	1						
18	1	172164-78540	HOSE	1	1						
19	1	172168-78940	HOSE P206BC089S	1	1						
20	1	172426-79660	HOSE G208CC053S	1	1						
21	1	23394-030000	JOINT, 45RGI-3/8	1	1						

Fig.55. HYD.OIL PIPING(RETURN:1)

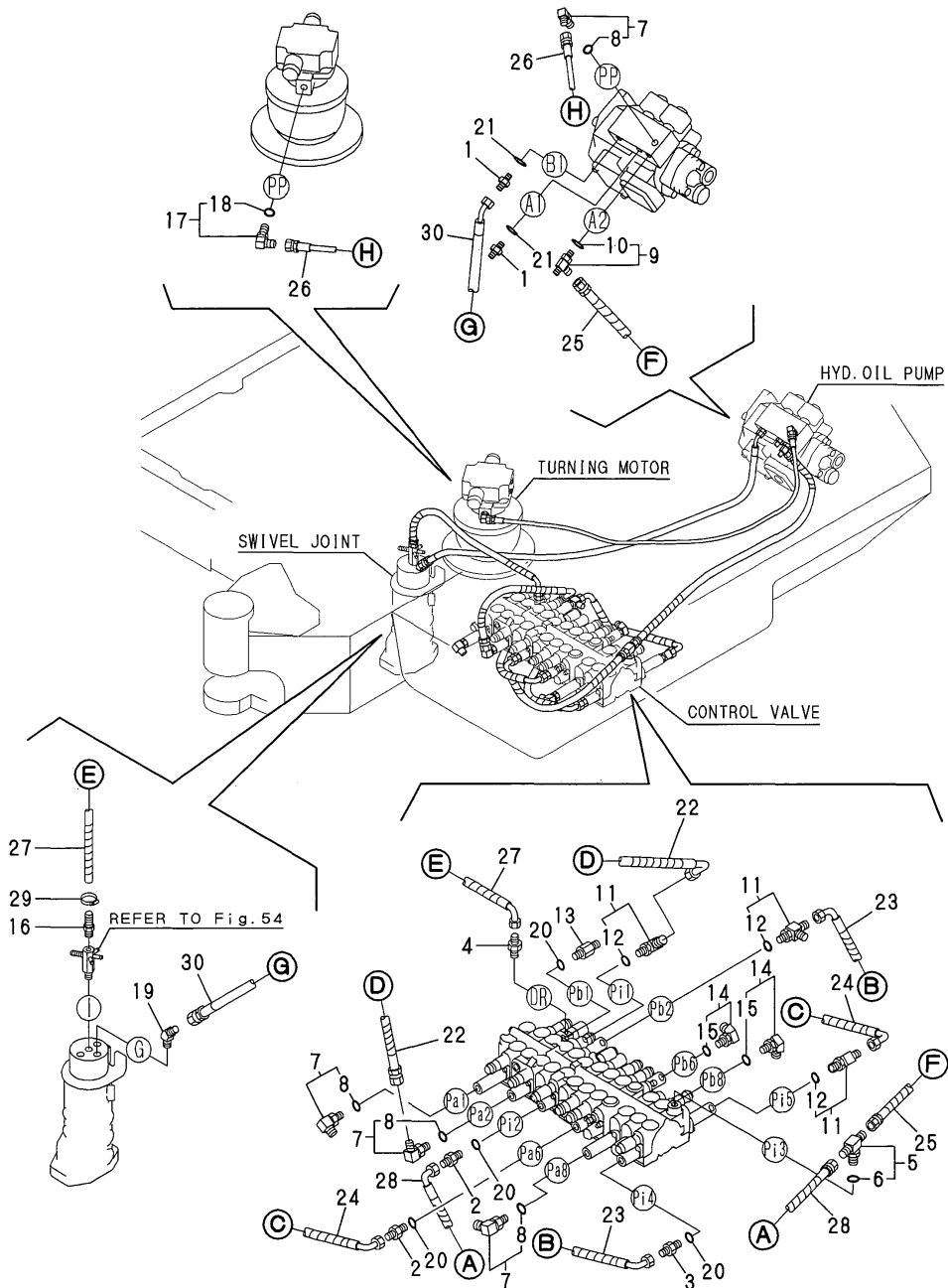


(A)=B50-2BC(R)US  
 (B)=B50-2BP(R)US  
 (C)=

(D)=  
 (E)=  
 (F)=

No.	Lev.	Parts No.	Description	Q'ty						I	R
				(A)	(B)	(C)	(D)	(E)	(F)		
1	1	172423-76110	CONNECTOR, PF1/2	1	1						
2	1	172164-76131	ELBOW	2	2						
3	2	24315-000180	O-RING, 1BP18.0	2	2						
4	1	172422-76180	CONNECTOR, PF3/8X1/2	1	1						
5	1	172183-76200	CONNECTOR	1	1						
6	1	172165-76220	NIPPLE	2	2						
7	1	172176-76221	ELBOW	1	1						
8	1	172168-76370	ELBOW	1	1						
9	1	24315-000110	O-RING, 1BP11.0	1	1						
10	1	24315-000140	O-RING, 1BP14.0	1	1						
11	1	24315-000180	O-RING, 1BP18.0	2	2						
12	1	172165-78360	HOSE	1	1						
13	1	172426-78360	HOSE G608CE092S	1	1						
14	1	172423-78380	HOSE G704CY045S	1	1						
15	1	172426-78400	HOSE G612YY286S	1	1						
16	1	172165-78412	HOSE G806YY077S	1	1						
17	1	172426-78410	HOSE G612YY114S	1	1						
18	1	23000-016000	CLAMP, 16	2	2						
19	1	23000-035000	CLAMP, 35	6	6						
20	1	23010-014000	CLAMP, 14	1	1						
21	1	29311-515000	GROMET, 50.5X5	2	2						
22	1	172147-76271	CONNECTOR, 1/2X1/2	1	1						

Fig.56. HYD.OIL PIPING(RETURN:2)

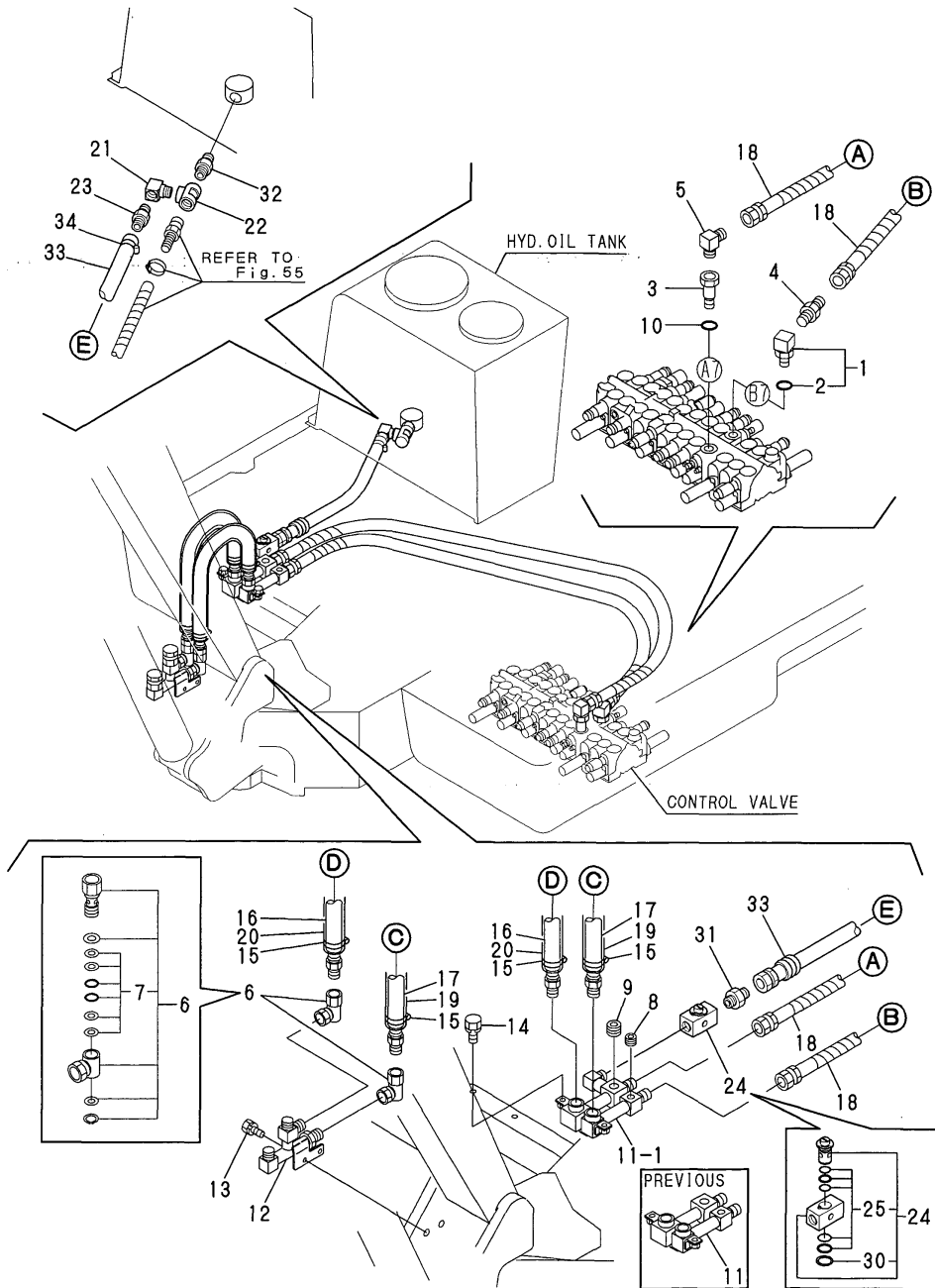


(A)=B50-2BC(R)US  
 (B)=B50-2BP(R)US  
 (C)=

(D)=  
 (E)=  
 (F)=

No.	Lev.	Parts No.	Description	Q'ty						I	R
				(A)	(B)	(C)	(D)	(E)	(F)		
1	1	172123-76120	ADAPTER, PF1/4	2	2						
2	1	172123-76120	ADAPTER, PF1/4	2	2						
3	1	172423-76130	VALVE	1	1						
4	1	172312-76150	NIPPLE, 1/8X1/4	1	1						
5	1	172187-76170	TEE, ADJUSTABLE	1	1						
6	2	24315-000110	O-RING, 1BP11.0	1	1						
7	1	172141-76180	CONNECTOR ASSY	4	4						
8	2	24315-000110	O-RING, 1BP11.0	4	4						
9	1	172162-76180	JOINT ASSY, 3-1/4	1	1						
10	2	24315-000110	O-RING, 1BP11.0	1	1						
11	1	172162-76180	JOINT ASSY, 3-1/4	3	3						
12	2	24315-000110	O-RING, 1BP11.0	3	3						
13	1	172183-76200	CONNECTOR	1	1						
14	1	172173-76100	CONNECTOR ASSY	2	2						
15	2	24315-000110	O-RING, 1BP11.0	2	2						
16	1	172141-76220	NIPPLE	1	1						
17	1	172164-76360	ELBOW	1	1						
18	2	24315-000080	O-RING, 1BP8.0	1	1						
19	1	23394-020000	JOINT, 45RGI-1/4	1	1						
20	1	24315-000110	O-RING, 1BP11.0	4	4						
21	1	24315-000110	O-RING, 1BP11.0	2	2						
22	1	172423-78310	HOSE	1	1						
23	1	172423-78330	HOSE	1	1						
24	1	172423-78340	HOSE	1	1						
25	1	172426-78370	HOSE F403BB110S	1	1						
26	1	172426-78370	HOSE F403BB110S	1	1						
27	1	172423-78380	HOSE G704CY045S	1	1						
28	1	172426-78380	HOSE F403BC055S	1	1						
29	1	23010-014000	CLAMP, 14	1	1						
30	1	172165-79860	HOSE P204BE125	1	1						

Fig.57. HYD.OIL PIPING(P.T.O.FRAME END)



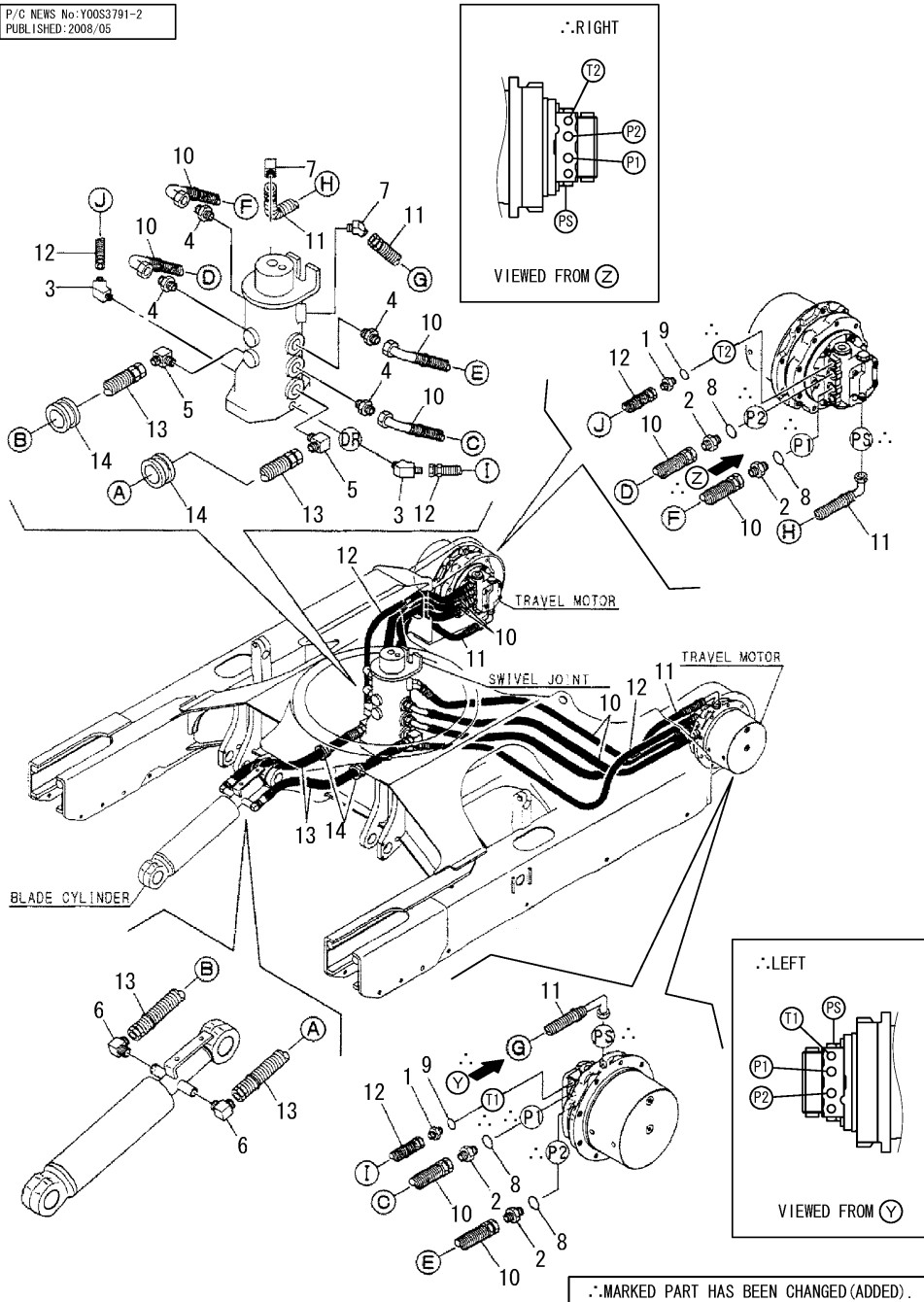
(A)=B50-2BC(R)US  
 (B)=B50-2BP(R)US  
 (C)=

(D)=  
 (E)=  
 (F)=

No.	Lev.	Parts No.	Description	Q'ty						I	R
				(A)	(B)	(C)	(D)	(E)	(F)		
1	1	172122-76131	CONNECTOR, PT1/2X45	1	1						
2	2	24315-000180	O-RING, 1BP18.0	1	1						
3	1	172183-76160	CONNECTOR, 1/2X1/2	1	1						
4	1	172633-76160	ADAPTER	1	1						
5	1	172165-76200	CONNECTOR,PT1/2PF3/4	1	1						
6	1	172142-76280	JOINT, SWIVEL	2	2						
7	2	172142-77050	SEAL SET	2	2						
8	1	23871-030000	PLUG, R03	1	1						
9	1	23871-040000	PLUG, R04	1	1						
10	1	24315-000180	O-RING, 1BP18.0	1	1						
11	1	172188-76100	TUBE ASSY, 3RD	1	1						
11-1	1	172437-76200	TUBE ASSY, 3RD	1	1						S
(A=M/#61143) (B=M/#61143)											
12	1	172176-76651	JOINT, 3RD	1	1						
13	1	26013-100252	BOLT, M10X 25	2	2						
14	1	26013-120252	BOLT, M12X 25	2	2						
15	1	23000-041000	CLAMP, 41	4	4						
16	1	172188-78100	HOSE	1	1						
17	1	172151-78770	HOSE	1	1						
18	1	172426-79780	HOSE G212BB170S	2	2						
19	1	172151-79420	COVER, HOSE	1	1						
20	1	172151-79430	COVER, HOSE	1	1						
21	1	172437-76100	CONNECTOR, 90PT3/4	1	1						W
(A=M/#61143) (B=M/#61143)											
22	1	172437-76110	CONNECTOR, T PT3/4	1	1						W
(A=M/#61143) (B=M/#61143)											
23	1	172165-76220	NIPPLE	1	1						W
(A=M/#61143) (B=M/#61143)											
24	1	172151-76651	STOP VALVE	1	1						W
(A=M/#61143) (B=M/#61143)											
25	2	172142-77150	SEAL SET	1	1						W
(A=M/#61143) (B=M/#61143)											
30	2	22242-000300	RING, 30	1	1						W
(A=M/#61143) (B=M/#61143)											
31	1	23394-060000	JOINT, 45RGI-3/4	1	1						W
(A=M/#61143) (B=M/#61143)											
32	1	23395-060000	JOINT, RRRN-3/4	1	1						W
(A=M/#61143) (B=M/#61143)											
33	1	172437-79200	HOSE G612BY046	1	1						W
(A=M/#61143) (B=M/#61143)											
34	1	23000-035000	CLAMP, 35	1	1						W
(A=M/#61143) (B=M/#61143)											

Fig.58. HYD.OIL PIPING(TRAVEL)

P/C NEWS No:Y00S3791-2  
PUBLISHED:2008/05



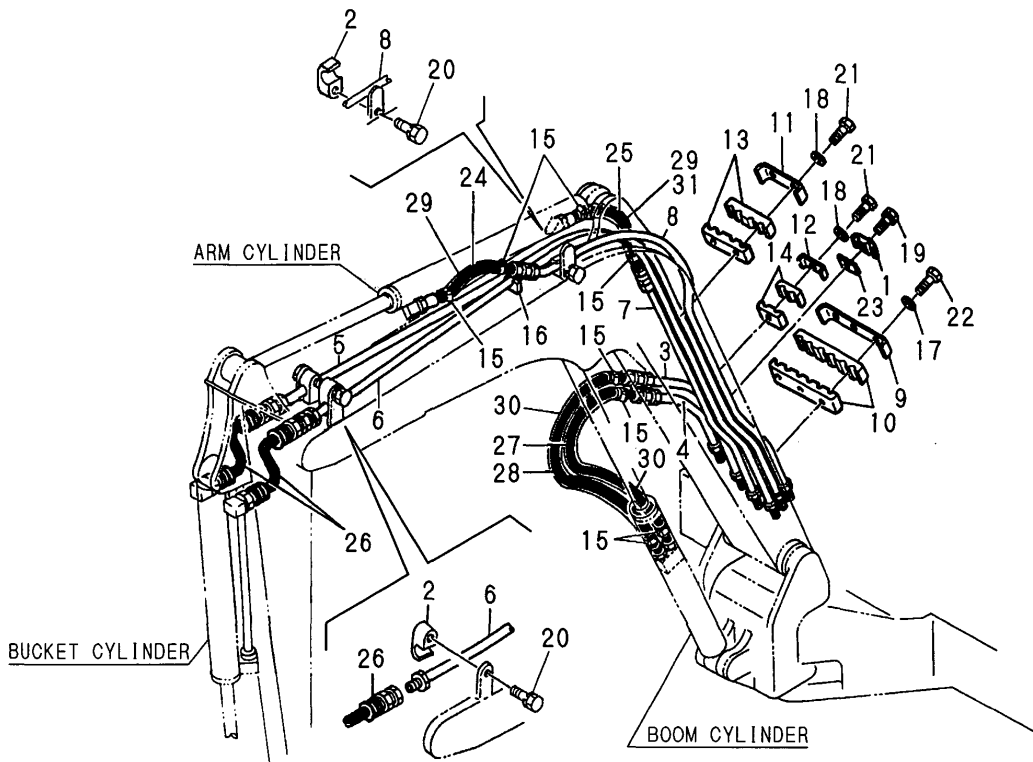
(A)=B50-2BC(R)US  
(B)=B50-2BP(R)US  
(C)=

(D)=  
(E)=  
(F)=

No.	Lev.	Parts No.	Description	Q'ty						I	R
				(A)	(B)	(C)	(D)	(E)	(F)		
1	1	172730-75140	ADAPTER	2	2						
2	1	172112-77360	CONNECTOR,PF1/2PF1/2	4	4						
3	1	23394-030000	JOINT, 45RGI-3/8	2	2						
4	1	23391-040000	JOINT, RGI-1/2	4	4						
5	1	23393-030000	JOINT, 90RGI-3/8	2	2						
6	1	23393-030000	JOINT, 90RGI-3/8	2	2						
7	1	23394-020000	JOINT, 45RGI-1/4	2	2						
8	1	24315-000180	O-RING, 1BP18.0	4	4						
9	1	24315-000140	O-RING, 1BP14.0	2	2						
10	1	172423-78420	HOSE P208BC132W	4	4						
11	1	172423-78430	HOSE P204BC142W	2	2						
12	1	172423-78440	HOSE G706BB138W	2	2						
13	1	172423-78450	HOSE P206BB078W	2	2						
14	1	172422-78760	GROMMET	2	2						



Fig.59. HYD.OIL PIPING(BOOM)

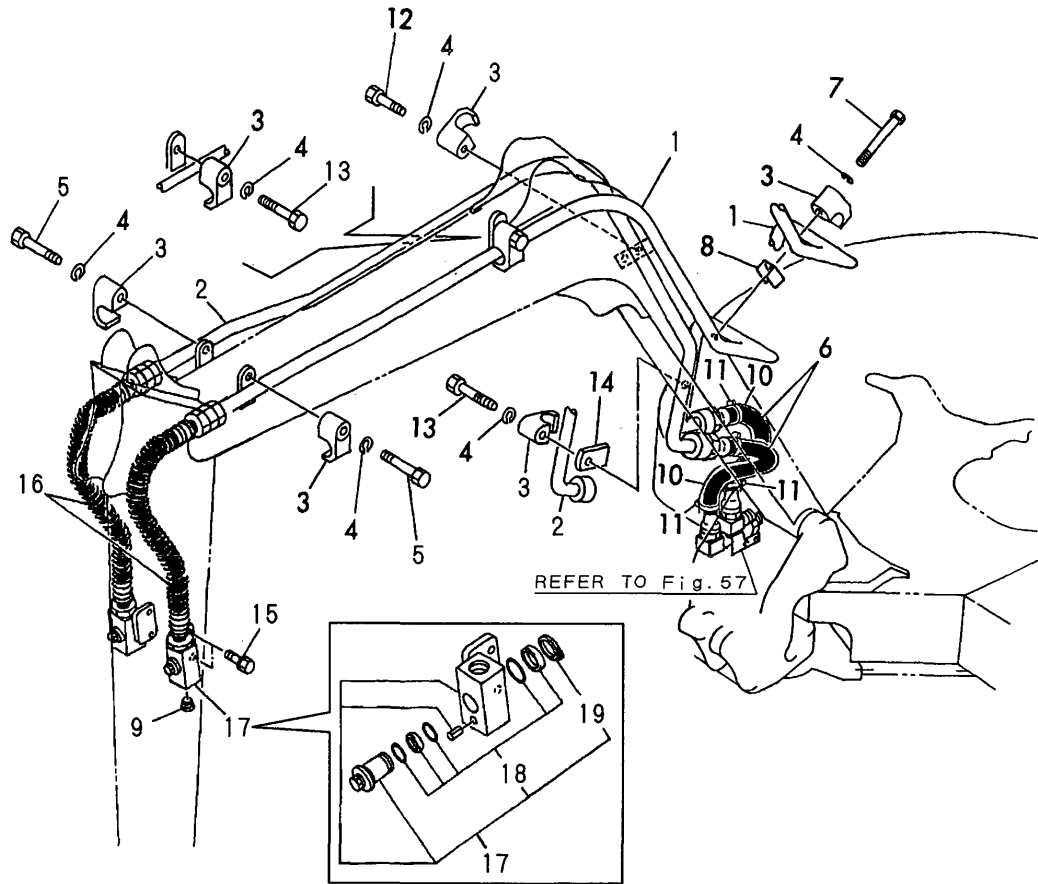


(A)=B50-2BC(R)US  
 (B)=B50-2BP(R)US  
 (C)=

(D)=  
 (E)=  
 (F)=

No.	Lev.	Parts No.	Description	Q'ty						I	R
				(A)	(B)	(C)	(D)	(E)	(F)		
1	1	172310-51290-2	CLAMP, SEAT	1	1						
2	1	172176-76260-2	CLAMP	3	3						
3	1	172151-76400	TUBE ASSY, BOOM	1	1						
4	1	172151-76420	TUBE ASSY, BOOM	1	1						
5	1	172176-76420-2	TUBE, BUCKET	1	1						
6	1	172176-76440-2	TUBE, BUCKET	1	1						
7	1	172151-76460	TUBE ASSY, BOOM	1	1						
8	1	172165-76511-1	TUBE ASSY, ARM	1	1						
9	1	172165-76530	CLAMP, TUBE	1	1						
10	1	172165-76540	RUBBER	2	2						
11	1	172147-76750	CLAMP, TUBE	1	1						
12	1	172147-76760	CLAMP, TUBE	1	1						
13	1	172147-76770	CLAMP, RUBBER	2	2						
14	1	172147-76780	CLAMP, RUBBER	2	2						
15	1	23000-035000	CLAMP, 35	8	8						
16	1	172112-81720	CUSION RUBBER,PIPE	1	1						
17	1	22217-100000	WASHER, SPRING 10	3	3						
18	1	22217-100000	WASHER, SPRING 10	3	3						
19	1	26013-100452	BOLT, M10X 45	1	1						
20	1	26013-120352	BOLT, M12X 35	3	3						
21	1	26116-100552	BOLT, M10X 55 PLATED	3	3						
22	1	26116-100602	BOLT, M10X 60 PLATED	3	3						
23	1	933155-09670-2	CLAMP, PIPE	1	1						
24	1	172425-78190	HOSE	1	1						
25	1	172425-78200	HOSE	1	1						
26	1	172176-78270	HOSE G208AB087W	2	2						
27	1	23202-040801	HOSE, 04X 800	1	1						
28	1	23202-040901	HOSE	1	1						
29	1	172142-78800	COVER, HOSE	2	2						
29-1	1	172142-78800	COVER, HOSE	1	1						K
		(A=M/#61143)	(B=M/#61143)								
30	1	172151-79410	COVER, HOSE	2	2						
31	1	172437-78800	COVER, HOSE	1	1						W
		(A=M/#61143)	(B=M/#61143)								

Fig.60. HYD.OIL PIPING(P.T.O.VALVE,BOOM)



(A)=B50-2BC(R)US  
 (B)=B50-2BP(R)US  
 (C)=

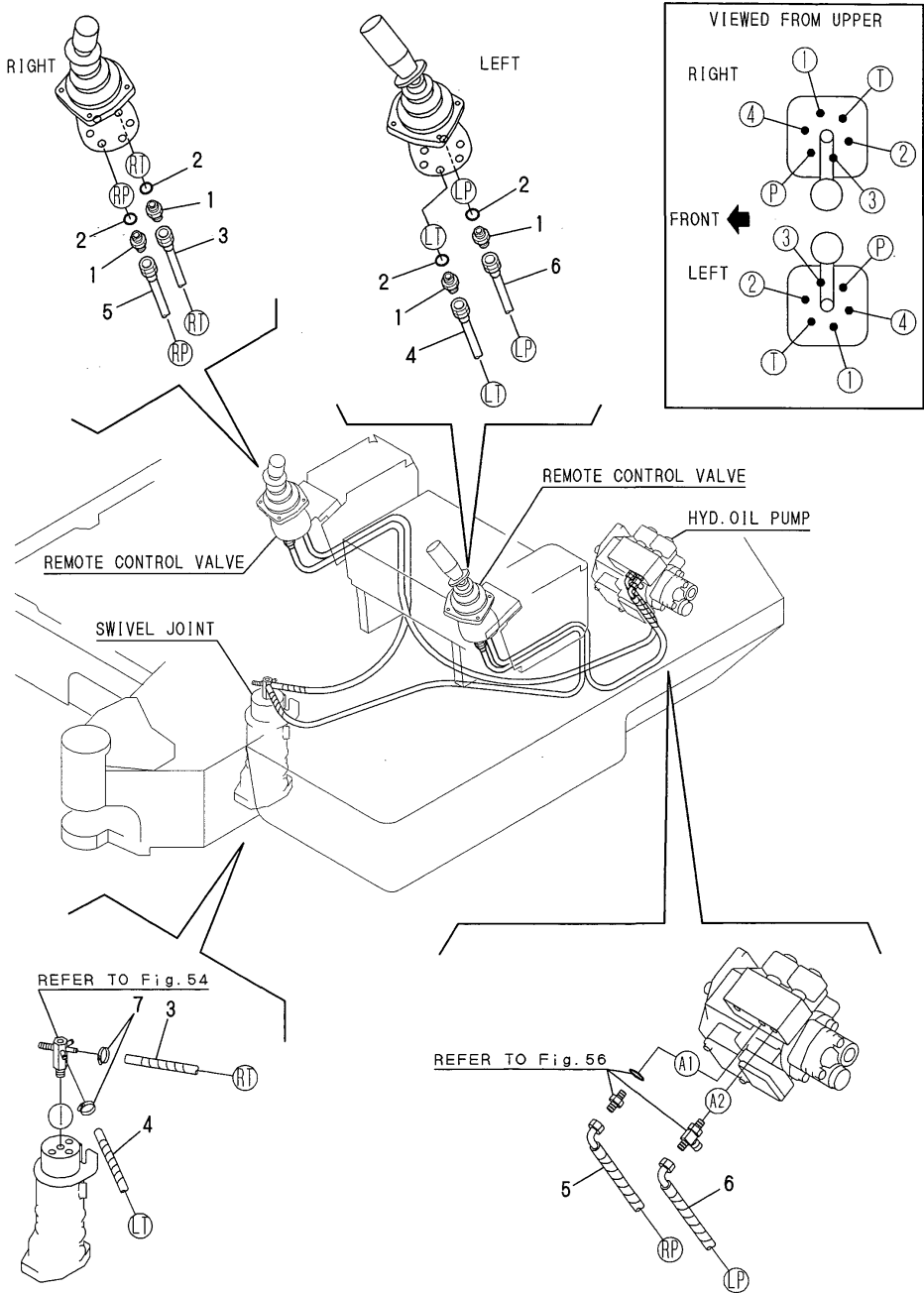
(D)=  
 (E)=  
 (F)=

No.	Lev.	Parts No.	Description	Q'ty						I	R
				(A)	(B)	(C)	(D)	(E)	(F)		
1	1	172176-76522-2	TUBE ASSY, 3RD	1	1						
2	1	172176-76542-2	TUBE ASSY, 3RD	1	1						
3	1	172142-76940	CLAMP	6	6						
4	1	22217-120000	WASHER, SPRING 12	6	6						
5	1	26116-120752	BOLT, M12X 75 PLATED	2	2						
6	1	172164-78870	HOSE G212AB065	2	2						
7	1	26116-120902	BOLT, M12X 90 PLATED	1	1						
8	1	172151-76790	PLATE, CLAMP	1	1						
9	1	23871-060000	PLUG, R06	2	2						
10	1	172137-79950	COVER, HOSE	2	2						
11	1	23000-041000	CLAMP, 41	4	4						
12	1	26116-120552	BOLT, M12X 55 PLATED	1	1						
13	1	26116-120652	BOLT, M12X 65 PLATED	2	2						
14	1	172164-76660	PLATE	1	1						
15	2	26013-100252	BOLT, M10X 25	4	4						
16	2	172176-78571	HOSE G212BA105W	2	2						
17	2	172176-76580-2	STOP VALVE (YELLOW87	2	2						
18	3	172142-77151	SEAL SET	2	2						
19	3	22242-000300	RING, 30	2	2						

Fig.61. CONTROL PIPING(PUMP-REMO.-CON.V.-RETURN)

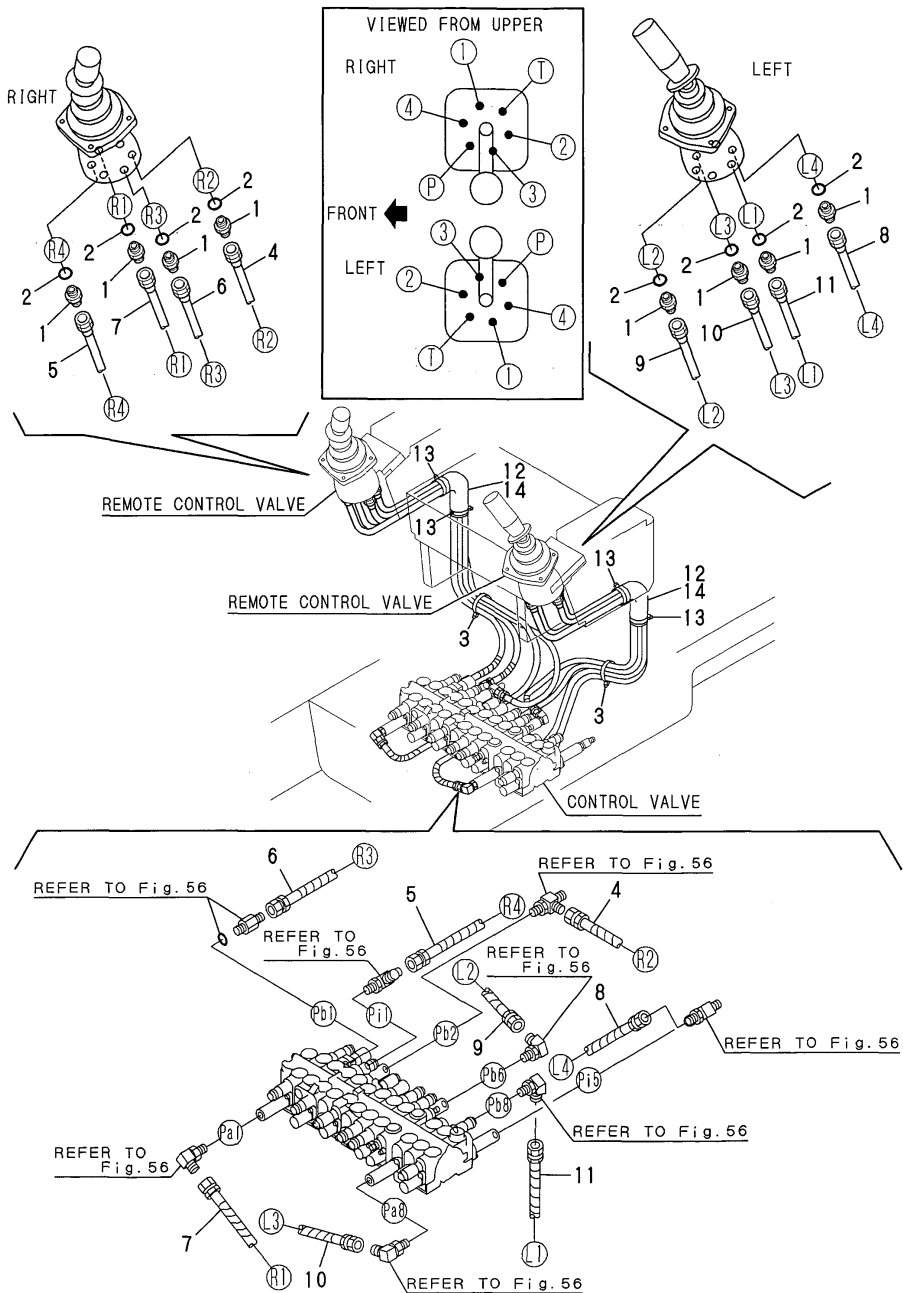
(A)=B50-2BC(R)US  
 (B)=B50-2BP(R)US  
 (C)=

(D)=  
 (E)=  
 (F)=



No.	Lev.	Parts No.	Description	Q'ty						I	R
				(A)	(B)	(C)	(D)	(E)	(F)		
1	1	172123-76120	ADAPTER, PF1/4	4	4						
2	1	24315-000110	O-RING, 1BP11.0	4	4						
3	1	172437-79121	HOSE G604BY121S T	1	1						
4	1	172437-79130	HOSE G604BY159S T	1	1						
5	1	172437-79101	HOSE F404BC171S P	1	1						
6	1	172437-79110	HOSE F404BC122S P	1	1						
7	1	23010-014000	CLAMP, 14	2	2						

Fig.62. CONTROL PIPING(REMO.-CON.V-CONROL.V.)

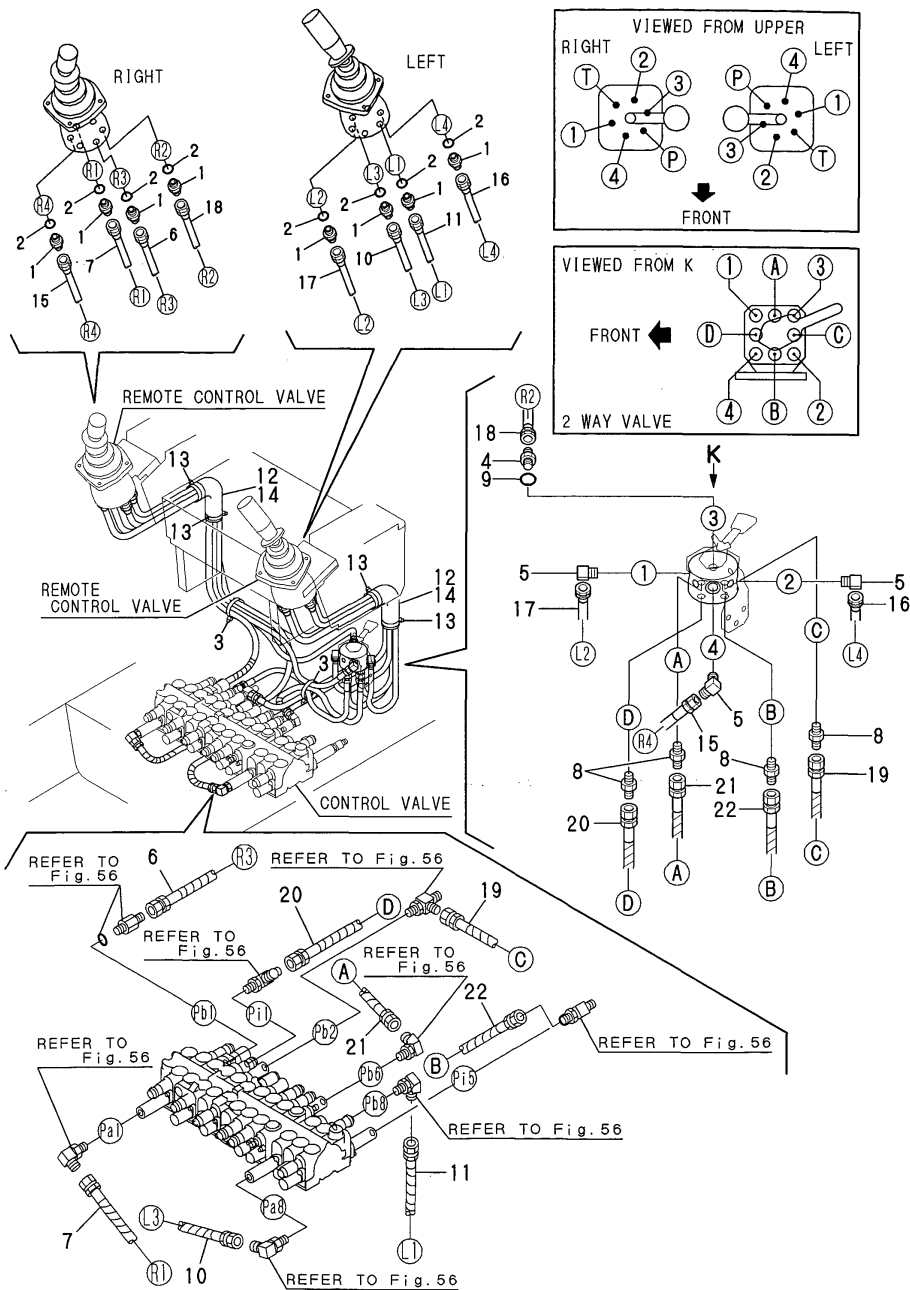


(A)=B50-2BC(R)US  
 (B)=B50-2BP(R)US  
 (C)=

(D)=  
 (E)=  
 (F)=

No.	Lev.	Parts No.	Description	Qty						I	R
				(A)	(B)	(C)	(D)	(E)	(F)		
1	1	172123-76120	ADAPTER, PF1/4	8	8						
2	1	24315-000110	O-RING, 1BP11.0	8	8						
3	1	194202-56460	BAND, 200	2	2						
4	1	172426-79220	HOSE F403BB141S	1	1						
5	1	172426-79290	HOSE F403BB129	1	1						
6	1	172426-79300	HOSE F403BB137	1	1						
7	1	172426-79310	HOSE F403BB184S	1	1						
8	1	172426-79340	HOSE F403BB134S	1	1						
9	1	172426-79350	HOSE F403BB120S	1	1						
10	1	172426-79360	HOSE F403BB169S	1	1						
11	1	172426-79370	HOSE F403BB126S	1	1						
12	1	172165-79810	SPONGE, HOSE	2	2						
13	1	172122-79930	CLAMP, HOSE	4	4						
14	1	172165-79820	COVER, HOSE	2	2						

Fig.63. CONTROL PIPING(2WAY MULTI CHANGE)

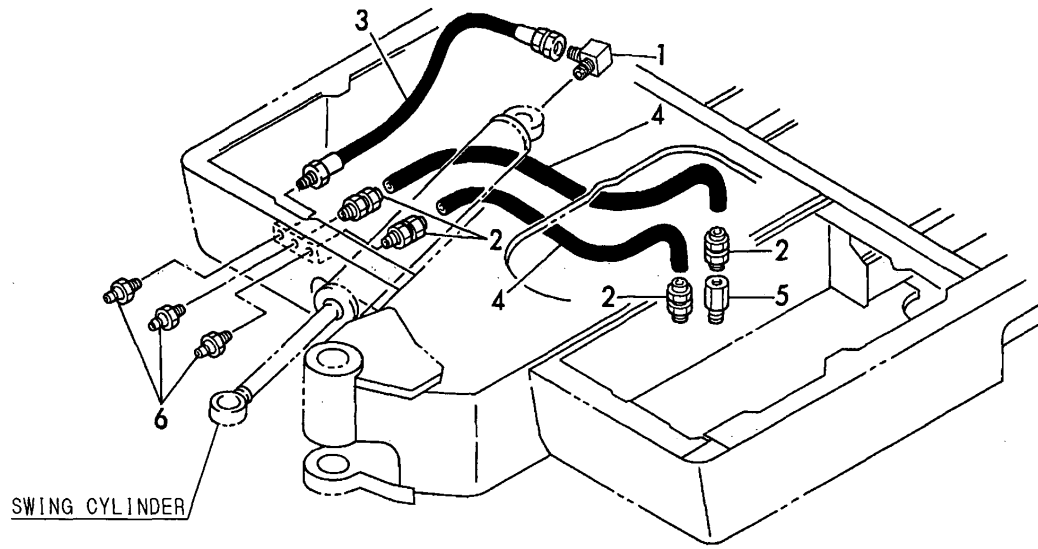


(A)=B50-2BC(R)US  
 (B)=B50-2BP(R)US  
 (C)=

(D)=  
 (E)=  
 (F)=

No.	Lev.	Parts No.	Description	Q'ty						I	R
				(A)	(B)	(C)	(D)	(E)	(F)		
1	1	172123-76120	ADAPTER, PF1/4	8	8						
2	1	24315-000110	O-RING, 1BP11.0	8	8						
3	1	194202-56460	BAND, 200	2	2						
4	1	172123-76120	ADAPTER, PF1/4	1	1						
5	1	172141-76180	CONNECTOR ASSY	3	3						
6	1	172426-79300	HOSE F403BB137	1	1						
7	1	172426-79310	HOSE F403BB184S	1	1						
8	1	23391-020000	JOINT, RGI-1/4	4	4						
9	1	24315-000110	O-RING, 1BP11.0	1	1						
10	1	172426-79360	HOSE F403BB169S	1	1						
11	1	172426-79370	HOSE F403BB126S	1	1						
12	1	172165-79810	SPONGE, HOSE	2	2						
13	1	172122-79930	CLAMP, HOSE	4	4						
14	1	172165-79820	COVER, HOSE	2	2						
15	1	172426-78910	HOSE F403BB160	1	1						
16	1	172426-78940	HOSE F403BB136S	1	1						
17	1	172426-78950	HOSE F403BB136S	1	1						
18	1	172437-79300	HOSE	1	1						
19	1	172437-79310	HOSE	1	1						
20	1	172437-79320	HOSE F403BB059	1	1						
21	1	172426-79560	HOSE F403BB034	1	1						
22	1	172426-79570	HOSE F403BB046	1	1						

Fig.64. GREASING

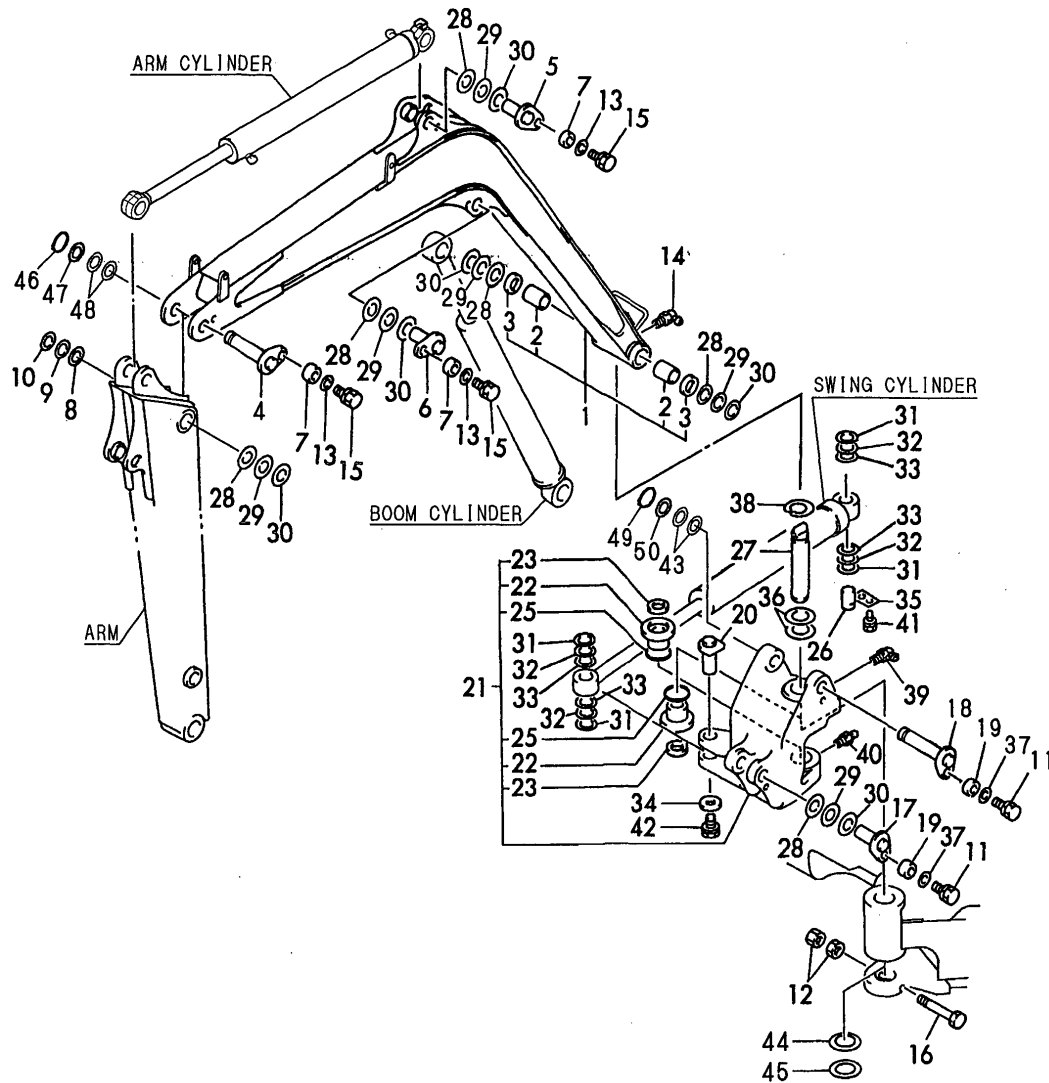


(A)=B50-2BC(R)US  
 (B)=B50-2BP(R)US  
 (C)=

(D)=  
 (E)=  
 (F)=

No.	Lev.	Parts No.	Description	Q'ty						I	R
				(A)	(B)	(C)	(D)	(E)	(F)		
1	1	172112-77660	JOINT, PT1/8	1	1						
2	1	172141-77800	JOINT, GREASE	4	4						
3	1	172142-77800	HOSE	1	1						
4	1	172149-77811	HOSE	2	2						
5	1	172312-77820	FITTING, GREASE	1	1						
6	1	24761-020000	NIPPLE, GREASE PT1/8	3	3						

Fig.65. BOOM & BOOM BRACKET



Remarks

- (1) PLEASE USE THIS PART WITH FOLLOWING LABELS AT THE SAME TIME. REF. NO. 3A & 3B.
- (2) LABELS ARE NOT ILLUSTRATED.

(A)=B50-2BC(R)US  
 (B)=B50-2BP(R)US  
 (C)=

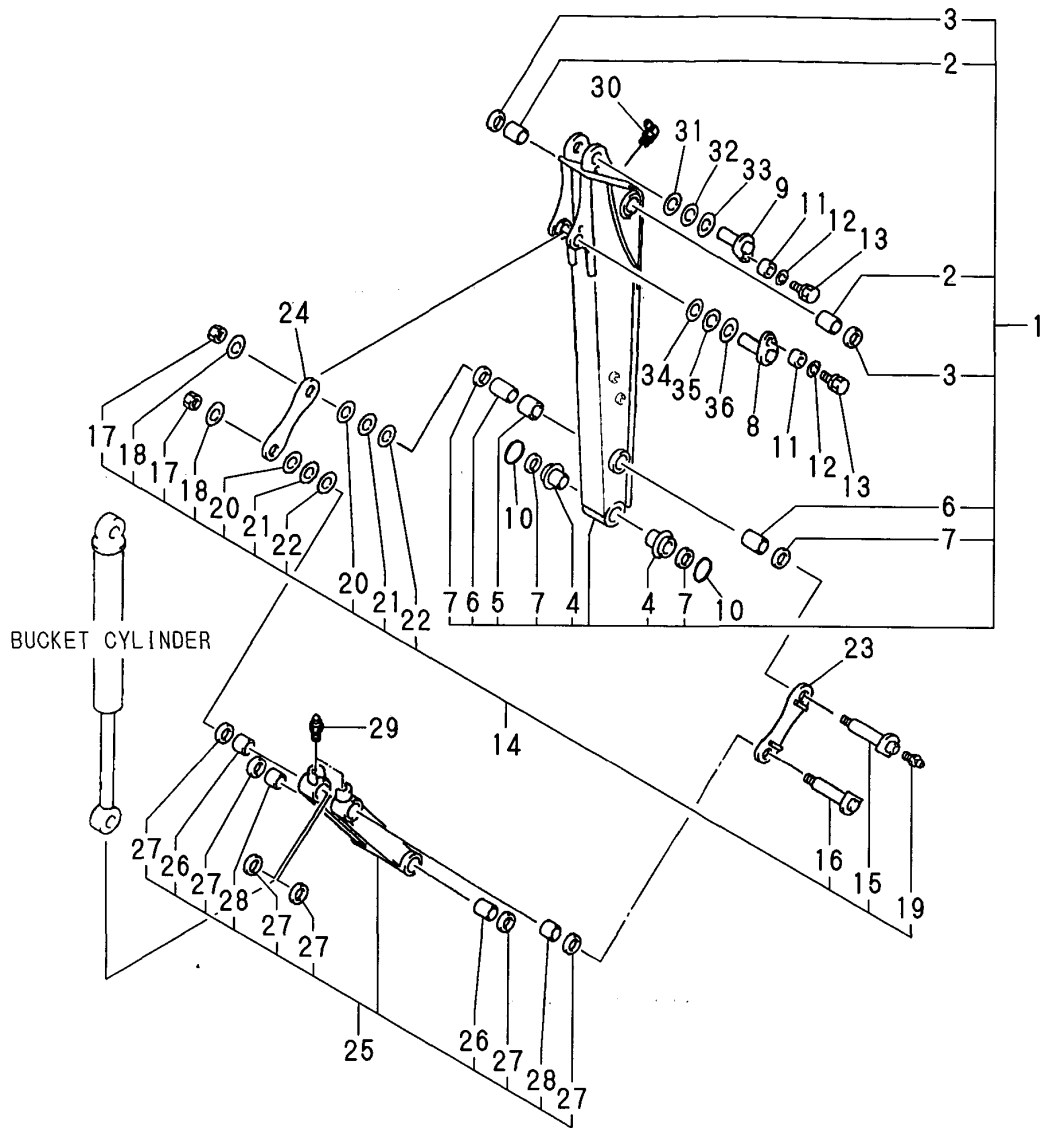
(D)=  
 (E)=  
 (F)=

No.	Lev.	Parts No.	Description	Q'ty						I	R
				(A)	(B)	(C)	(D)	(E)	(F)		
1	1	172425-81100-1	BOOM ASSY(YELLOW:87)	1	1						1
2	2	172147-81451	BUSH 50X75	2	2						
3	2	172165-81760	SEAL, DUST 50X60X4	2	2						
3A	1	172437-03460	LABEL, BOOM	2	2						2
3B	1	172437-03510	LABEL, HOOK	1	1						2
4	1	172176-81541-1	PIN 50X234	1	1						
5	1	172176-81620-1	PIN 50X155 (GREEN)	1	1						
6	1	172176-81580-1	PIN 50X183	1	1						
7	1	172164-81670	SPACER	3	3						
8	1	172165-82520	SHIM	1	1						
9	1	172165-82530	SHIM	1	1						
10	1	172165-82540	SHIM, 50X85X1.6	1	1						
11	1	26013-120302	BOLT, M12X 30	2	2						
12	1	26716-160002	NUT, M16	2	2						
13	1	22157-120000	WASHER, 12	3	3						
14	1	24761-040000	NIPPLE, GREASE B	1	1						
15	1	26013-120302	BOLT, M12X 30	3	3						
16	1	172312-31120	BOLT M16X170	1	1						
16-1	1	26076-161702	BOLT, 10.916X170	1	1						N
		(A=*1999.07) (B=*1999.07)									
17	1	172176-81620-1	PIN 50X155 (GREEN)	1	1						
18	1	172176-81601-1	PIN 50X325	1	1						
19	1	172164-81670	SPACER	2	2						
20	1	172164-81680-1	PIN 40X111	1	1						
21	1	172165-82301	BRACKET, BOOM	1	1						
22	2	172165-81710	BUSH 70X85	2	2						
23	2	172165-81770	SEAL, DUST	2	2						
25	2	24321-000700	O-RING, 1AG70.0	2	2						
26	1	172165-82340	PIN 40X122	1	1						
27	1	172165-82360	PIN 70-400 CMP	1	1						
28	1	172165-82520	SHIM	8	8						
29	1	172165-82530	SHIM	8	8						
30	1	172165-82540	SHIM, 50X85X1.6	8	8						
31	1	172165-82580	SHIM	4	4						
32	1	172165-82590	SHIM	4	4						
33	1	172165-82600	SHIM	4	4						
34	1	172146-82910	SPACER	1	1						
35	1	172117-83970-1	PLATE (C)	1	1						
36	1	172112-87830	SHIM, 70X4	2	2						
37	1	22157-120000	WASHER, 12	2	2						
38	1	22242-000700	RING, 70	1	1						
39	1	24761-040000	NIPPLE, GREASE B	1	1						
40	1	24761-050000	NIPPLE, GREASE C	1	1						
41	1	26013-100202	BOLT, M10X 20	2	2						
42	1	26013-120252	BOLT, M12X 25	1	1						
43	1	172176-81660	COLLAR, 45.5X65X1	2	2						
44	1	172176-81700	SHIM	1	1						
45	1	172176-81710	SHIM	1	1						
46	1	22242-000451	RING, 45	1	1						
47	1	172176-81650	COLLAR, 45.5X65	1	1						
48	1	172176-81660	COLLAR, 45.5X65X1	2	2						





Fig.66. ARM & BUCKET LINK

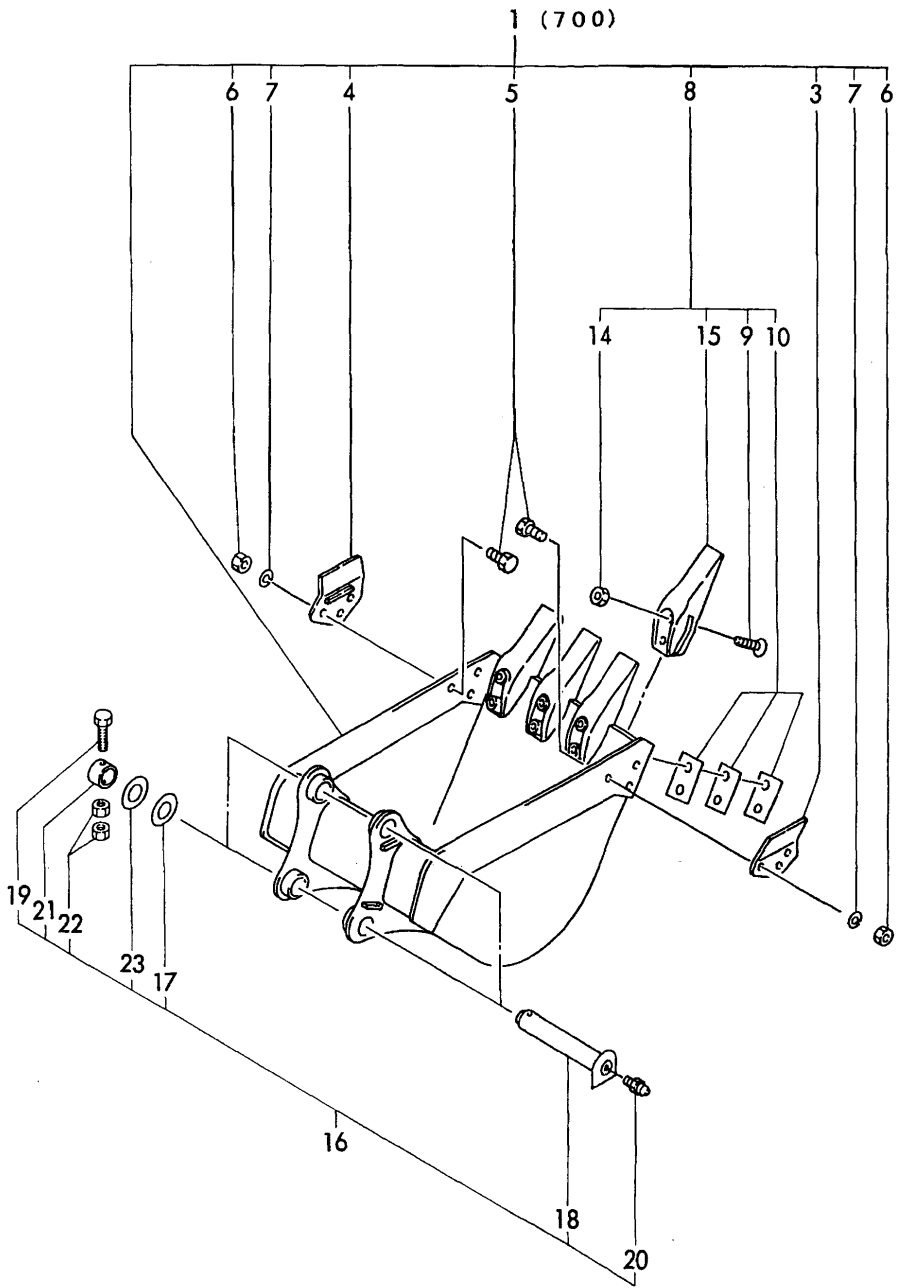


(A)=B50-2BC(R)US  
 (B)=B50-2BP(R)US  
 (C)=

(D)=  
 (E)=  
 (F)=

No.	Lev.	Parts No.	Description	Q'ty						I	R
				(A)	(B)	(C)	(D)	(E)	(F)		
1	1	172165-81202	ARM ASSY	1	1						
2	2	172147-81451	BUSH 50X75	2	2						
3	2	172165-81760	SEAL, DUST 50X60X4	2	2						
4	2	172165-81700	BUSH 45X65	2	2						
5	2	172112-83530	SPACER, 49.5X33	1	1						
6	2	172112-83500	PIN BUSH 45X60	2	2						
7	2	933126-44500	SEAL, DUST 45X55X4	4	4						
8	1	172176-81500-1	PIN 45X112	1	1						
9	1	172176-81520-1	PIN 50X122	1	1						
10	1	172125-81280	O-RING	2	2						
11	1	172164-81670	SPACER	2	2						
12	1	22157-120000	WASHER, 12	2	2						
13	1	26013-120302	BOLT, M12X 30	2	2						
14	1	172165-81500-2	KIT, ARM PIN	1	1						
15	2	172165-81320-2	PIN 45X204	1	1						
16	2	172165-81340-2	PIN 45X204	1	1						
17	2	933110-86600	NUT, NYLON 24X24	2	2						
18	2	933171-29760	WASHER	2	2						
19	2	24761-020000	NIPPLE, GREASE PT1/8	1	1						
20	2	172165-82550	SHIM	2	2						
21	2	172165-82560	SHIM	2	2						
22	2	172165-82570	SHIM	2	2						
23	1	172165-81300	ARM, BUCKET	1	1						
24	1	172165-81310	ARM, BUCKET	1	1						
25	1	172147-84401	LINK, BUCKET (YELLOW 87)	1	1						
26	2	172112-83500	PIN BUSH 45X60	2	2						
27	2	933126-44500	SEAL, DUST 45X55X4	6	6						
28	2	172112-86250	BUSH 45X39, PIN	2	2						
29	1	24761-020000	NIPPLE, GREASE PT1/8	2	2						
30	1	24761-040000	NIPPLE, GREASE B	1	1						
31	1	172165-82520	SHIM	1	1						
32	1	172165-82530	SHIM	1	1						
33	1	172165-82540	SHIM, 50X85X1.6	1	1						
34	1	172165-82550	SHIM	1	1						
35	1	172165-82560	SHIM	1	1						
36	1	172165-82570	SHIM	1	1						

Fig.67. BUCKET

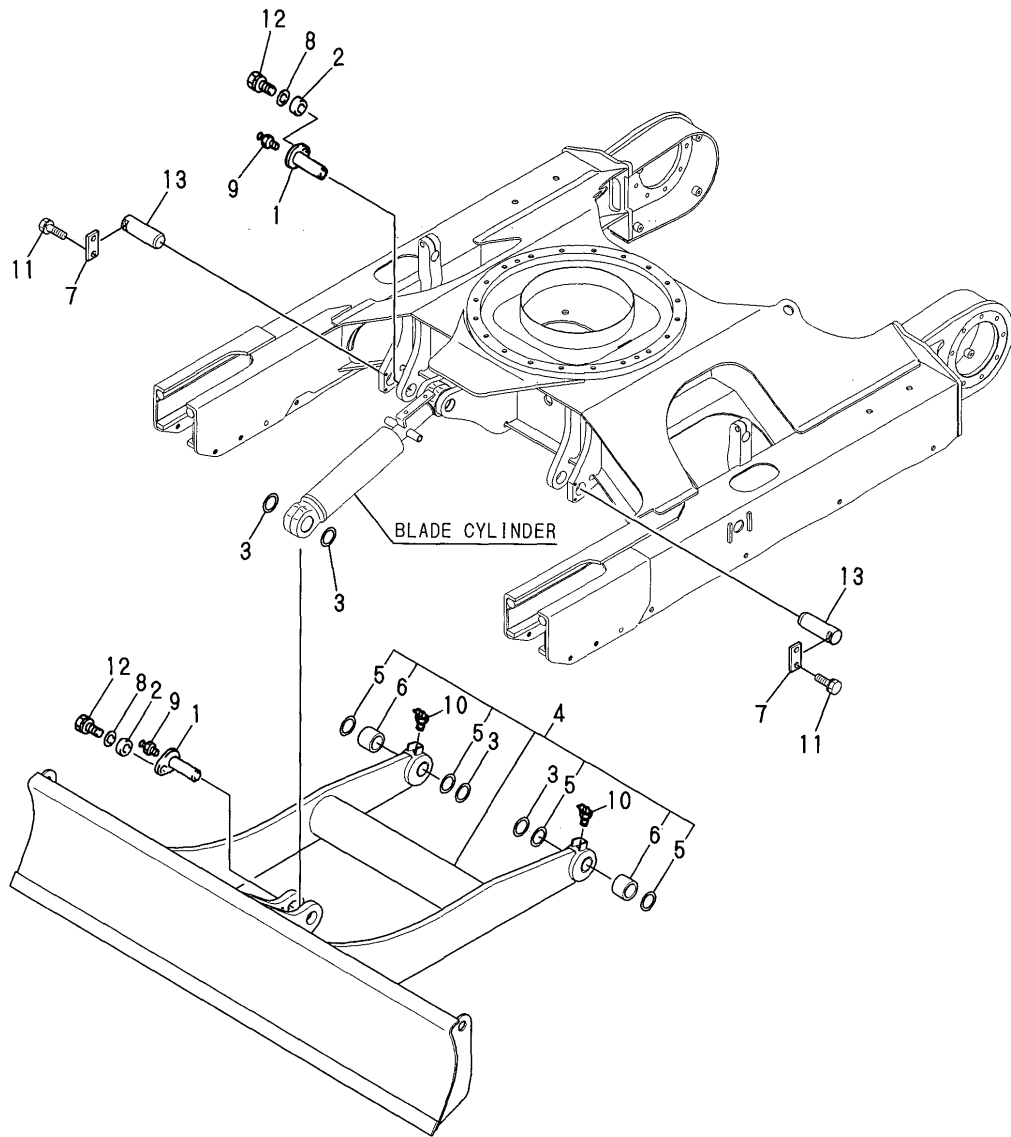


(A)=B50-2BC(R)US  
 (B)=B50-2BP(R)US  
 (C)=

(D)=  
 (E)=  
 (F)=

No.	Lev.	Parts No.	Description	Qty						I	R
				(A)	(B)	(C)	(D)	(E)	(F)		
1	1	772125-81403-3	BUCKET ASSY	1	1						
3	2	172162-82820-3	CUTTER, SIDE	1	1						
4	2	172162-82840-3	CUTTER, SIDE	1	1						
5	2	172162-82930	BOLT M16X 50 PLATED	6	6						
6	2	172162-82940	NUT	6	6						
7	2	22217-160000	WASHER, SPRING 16	6	6						
8	2	772112-91303-3	TEETH ASSY	4	4						
9	3	172151-81400	BOLT	8	8						
10	3	172151-81410	SHIM SET, TEETH	4	4						
14	3	172137-86780	NUT	8	8						
15	3	172112-91303-3	TEETH ASSY	4	4						
16	1	172176-81950-4	PIN KIT,BUCKET (82)	2	2						
17	2	172124-81940	SHIM, 45X1.2	2	2						
18	2	172176-81560-4	PIN 45X271 ASSY (82)	2	2						
19	2	26116-100752	BOLT, M10X 75 PLATED	2	2						
20	2	24761-020000	NIPPLE, GREASE PT1/8	2	2						
21	2	172176-81640	COLLAR	2	2						
22	2	26716-100002	NUT, M10	4	4						
23	2	172124-81930	SHIM, 45X0.8	2	2						

Fig.68. BLADE



(A)=B50-2BC(R)US  
 (B)=B50-2BP(R)US  
 (C)=

(D)=  
 (E)=  
 (F)=

No.	Lev.	Parts No.	Description	Q'ty						I	R
				(A)	(B)	(C)	(D)	(E)	(F)		
1	1	172164-81650-2	PIN 45X122(GREEN:82)	2	2						
2	1	172164-81670	SPACER	2	2						
3	1	172112-87840	SHIM	4	4						
4	1	172423-94100-1	BLADE ASSY	1	1						1
5	2	172168-81410	SEAL, DUST	4	4						
6	2	172151-72670	BUSH 45 50	2	2						
6A	1	172437-03510	LABEL,HOOK	2	2						2
7	1	172124-94310-2	PLATE,LOCK(GREEN:82)	2	2						
8	1	22157-120000	WASHER, 12	2	2						
9	1	24761-020000	NIPPLE, GREASE PT1/8	2	2						
10	1	24761-040000	NIPPLE, GREASE B	2	2						
11	1	26013-100252	BOLT, M10X 25	4	4						
12	1	26013-120302	BOLT, M12X 30	2	2						
13	1	172423-94210	PIN 45X120	2	2						

Remarks

(1)PLEASE USE THIS PART WITH FOLLOW-  
 ING LABELS AT THE SAME TIME.  
 REF. NO. 6A.

(2)LABELS ARE NOT ILLUSTRATED.

## Parts No. Index

Parts No.	Fig. No.	Ref. No.
101720-55750	9	35
102103-55520	9	30
104200-11920	9	2
104200-55321	9	26
104200-55330	9	27
104200-55341	9	28
104200-55750	9	36
104200-92350	4	4
110250-55610	9	31
119259-44570	8	12
119632-77922	11	41
119640-92750	4	5
119650-77910	11	38
121120-44800	1	43
	2	43
	3	43
	8	12 A
121250-49121	8	29
121256-44600	8	26
121257-55720	9	32
121257-55731	9	33
121450-44531	8	20
121450-49110	8	27
121470-44581	8	22
124064-55510	9	29
124450-44550	8	24
124450-44560	8	21
124550-77030	10	13
124764-44810	1	44
	2	44
	3	44
	8	23 A
124764-44920	1	45
	2	45
	3	45
	8	12 B
124766-59050	8	31
	9	40
	51	33
129335-55700	9	25
129400-13201	5	3
129430-44520	8	11
129432-77101	11	37
171064-44510	8	18
171064-44520	8	19
171081-55910	9	37
172068-28490	17	60
172112-38111	4	3
172112-38130	15	12
		26

Parts No.	Fig. No.	Ref. No.
172112-38140	15	11
		25
172112-74801	51	3
172112-74901	51	4
172112-74911	51	5
172112-74971	51	6
172112-75770	51	7
172112-75780	51	8
172112-77360	52	5
	53	7
	54	7
	58	2
172112-77660	64	1
172112-81720	59	16
172112-83500	66	6
		26
172112-83530	66	5
172112-86250	66	28
172112-87830	65	36
172112-87840	68	3
172112-91303-3	67	15
172113-12521	6	5
172116-13400	8	8
172116-14620	9	22
172116-16310	10	7
172116-74150	43	17
		33
	44	44
	45	16
		32
		35
	46	19
		50
		53
	47	31
172116-75850	51	18
172117-53330	51	38
172117-53350	51	39
172117-83970-1	65	35
172119-35010	14	1
172122-05101	4	2
172122-13310	8	2
172122-14301	9	6
172122-14350	9	7
172122-17190	24	14
172122-17730	13	20
172122-37710	14	34
172122-37752	14	51
172122-37782	14	52
172122-37810	14	53

Parts No.	Fig. No.	Ref. No.
172122-37820	14	54
172122-37843	14	16
172122-45830	19	1
172122-46590	17	50
		51
	18	16
	21	15
172122-57620	22	22
172122-70410	40	7
172122-70460	40	8
172122-70840	40	14
172122-73430	40	36
172122-73470	40	48
172122-73860	42	5
172122-73870	42	6
172122-75600	51	15
172122-75620	51	16
172122-75630	51	17
172122-76131	57	1
172122-79890	52	15
172122-79930	62	13
	63	13
172123-76120	56	1
		2
	61	1
	62	1
	63	1
		4
172124-14650	8	7
172124-17640	13	8
172124-17730	13	18
172124-37100	14	43
172124-37120	14	42
		62
172124-37130	14	37
		57
172124-37140	14	44
		64
172124-37150	14	45
		65
172124-37160	14	38
		58
172124-37310	14	6
172124-37700	14	50
172124-46200	17	14
	20	7
172124-57602	22	18
172124-57610	22	21
172124-57620	22	19
172124-57630	22	20

Parts No.	Fig. No.	Ref. No.
172124-65450	26	11
172124-65480	26	13
172124-65490	26	14
172124-70010	40	16
172124-70030	40	18
172124-70050	40	19
172124-73700	51	2
172124-81930	67	23
172124-81940	67	17
172124-94310-2	68	7
172124-99490	14	36
		56
172125-03950	1	42
	2	42
	3	42
172125-65640	33	7
172125-81280	66	10
172126-16540	9	24
	11	6
	51	34
172126-65460	26	12
172126-65500	26	16
172126-65571	26	17
172135-72800	38	37
172135-76100	13	14
172137-12270	6	4
172137-16560	11	7
172137-17401	12	3
172137-46040	7	10
	33	3
172137-72710	38	35
172137-72720	38	36
172137-72730	38	30
172137-79950	60	10
172137-86780	67	14
172141-03360	1	20
	2	20
	3	20
	25	4 A
172141-14260	9	5
172141-17150	11	31
172141-17161	11	32
172141-17190	11	34
172141-17201	12	1
172141-17211	12	2
172141-17230	11	35
172141-41340	17	1
172141-41360	17	16
	18	6
	19	3

## Parts No. Index

Parts No.	Fig. No.	Ref. No.
172141-41360	21	17
172141-41370	16	6
		10
	17	4
		7
		22
172141-42960	18	13
	21	2
172141-43180	18	12
172141-50890	22	2
172141-70110	40	22
172141-72190	37	18
172141-72250	38	33
172141-76180	56	7
	63	5
172141-76220	56	16
172141-76900	52	3
	54	5
172141-77800	64	2
172141-79160	53	23
172142-16110	10	2
172142-16550	11	67
172142-17820	13	19
172142-45670	18	15
	21	5
172142-62300	24	12
172142-72810	38	29
172142-76280	57	6
172142-76940	60	3
172142-77050	57	7
172142-77150	57	25
172142-77151	60	18
172142-77800	64	3
172142-78800	59	29
		29 -1
172142-86280	33	8
172146-41320	16	1
172146-41910	17	19
	21	10
172146-74720	44	43
172146-82910	65	34
172147-03210	1	6
	2	6
	3	6
	28	69
	32	6
	33	13
172147-12100	6	12
172147-37300	14	5
172147-37340	14	11

Parts No.	Fig. No.	Ref. No.
172147-37700	14	47
172147-45620	17	48
172147-61450-1	23	13
172147-70020	40	17
172147-70070	40	20
172147-70090	40	21
172147-70120	40	23
172147-70200	40	24
172147-70210	40	25
172147-70220	40	2
172147-70260	40	3
172147-70360	40	4
172147-70370	40	5
172147-70390	40	6
172147-70460	40	9
172147-70470	40	10
172147-70500	40	11
172147-70520	40	12
172147-70540	40	13
172147-70580	40	60
172147-70600	40	65
172147-70610	40	66
172147-73810	42	2
172147-73830	42	3
172147-73850	42	4
172147-76270	52	1
	54	3
172147-76271	52	1 -1
	54	3 -1
	55	22
172147-76750	59	11
172147-76760	59	12
172147-76770	59	13
172147-76780	59	14
172147-81451	65	2
	66	2
172147-84401	66	25
172148-70350	40	57
172148-71102	34	24
172148-72050	37	22
172148-72930	37	19
172149-03430	1	28
	2	28
	3	28
	28	72
	32	11
	33	18
172149-77811	64	4
172150-42600	17	46 -1
172150-42620	17	46

Parts No.	Fig. No.	Ref. No.
172151-11312	5	2
172151-14191	9	4
172151-16531	11	4
172151-17100	11	21
172151-17610	13	3
172151-53430	16	20
	22	9
172151-62240	24	17
172151-71590	39	9
172151-71800	35	24
172151-71810	35	14
172151-71840	37	12
172151-71850	38	24
172151-71860	38	14
172151-71870	39	20
172151-71880	39	13
172151-72060	38	6
172151-72070-1	38	2
172151-72080	38	13
172151-72220	35	10
172151-72240	35	11
	36	7
172151-72250	35	29
172151-72260	35	30
172151-72270	35	31
172151-72290	35	22
172151-72330	35	28
172151-72540	37	9
	39	10
172151-72580	36	33
	39	24
172151-72591	36	4
		10
172151-72670	37	6
	39	3
		6
	68	6
172151-72710	37	8
172151-72753-1	38	1
172151-72840	38	10
172151-72870	36	34
	38	22
	39	19
172151-72940	39	12
172151-72950	38	31
172151-72960	38	32
172151-73350	48	3
	49	3
172151-73360	48	36
	49	29

Parts No.	Fig. No.	Ref. No.
172151-73370	48	4
	49	4
172151-73380	48	5
	49	5
172151-73400	48	7
	49	7
172151-73420	48	37
	49	30
172151-73430	48	9
	49	9
172151-73440	48	10
	49	10
172151-73450	48	11
	49	11
172151-73460	48	12
	49	12
172151-73480	48	14
	49	14
172151-73490	48	15
	49	15
172151-73500	48	16
172151-73530	48	20
	49	19
172151-73590	48	32
172151-73610	48	33
172151-73620	48	34
	49	27
172151-73630	48	35
	49	28
172151-73650	49	33
172151-74320	43	14
		30
		45
		28
		46
		14
		31
		47
		11
172151-76400	59	3
172151-76420	59	4
172151-76460	59	7
172151-76651	57	24
172151-76790	60	8
172151-78770	57	17
172151-79410	59	30
172151-79420	57	19
172151-79430	57	20
172151-81400	67	9
172151-81410	67	10
172155-03790	1	41
	2	41
	3	41

## Parts No. Index

Parts No.	Fig. No.	Ref. No.
172157-45840	25	14
172157-45990	17	32
	21	6
172157-54850	24	16
172157-76300	53	3
172157-99420	37	11
172162-03180	1	54
	25	4 C
172162-03190	1	55
	25	4 D
172162-13170	7	3
172162-13190	7	4
172162-13200	7	6
172162-14180	9	8
172162-14200	9	13
172162-17101	11	22
172162-17120	11	28
172162-17130	11	29
172162-17240	11	26
172162-17250	11	27
172162-17270	11	23
172162-17330	11	13
172162-17410	11	60
172162-17610	13	6
172162-46210	17	49
172162-46690	19	7
172162-57650	22	17
172162-61500	23	67
172162-61770	35	39
172162-70760	40	67
172162-76180	56	9
		11
172162-82820-3	67	3
172162-82840-3	67	4
172162-82930	67	5
172162-82940	67	6
172162-82980	14	20
172164-11310	5	14
172164-13210	8	4
172164-17140	11	64
172164-17150	20	1
172164-45230	17	47
172164-45951	17	2
172164-45961	17	11
172164-45970	18	2
172164-76131	55	2
172164-76241	54	2
172164-76360	56	17
172164-76660	60	14
172164-78540	54	18

Parts No.	Fig. No.	Ref. No.
172164-78870	60	6
172164-81650-2	68	1
172164-81670	65	7
		19
	66	11
	68	2
172164-81680-1	65	20
172165-03151	1	2
	2	2
	3	2
172165-03161	1	4
	2	4
	3	4
172165-03231	1	48
	2	50
	3	50
	17	36 A
172165-03261	1	12
	13	
	2	12
		13
	3	12
		13
172165-03301	1	52
172165-03451	1	31
	2	31
	3	31
172165-03500	1	35
	2	35
	3	35
172165-05300-1	26	53
172165-11290	5	11
172165-11310	5	13
172165-11320	5	4
172165-11500	5	9
172165-12100	6	1
172165-12101	6	1 -1
172165-12140	6	2
172165-12160	6	3
172165-13130	7	1
172165-13160	7	2
172165-13191	7	5
172165-13220	7	14
	33	2
172165-13241	7	7
172165-13270	7	8
172165-13300	8	1
172165-13330	8	3
172165-13350	8	5
172165-13410	8	9

Parts No.	Fig. No.	Ref. No.
172165-13481	8	10
172165-13501	8	6
172165-14170	9	14
172165-14610	9	21
172165-16102	10	1
172165-16111	10	17
172165-16130	10	11
172165-16530	11	54
172165-16541	11	19
172165-16560	11	8
172165-17100	11	30
172165-17601	13	5
172165-17610	13	2
172165-17620	13	4
172165-45140	18	4
172165-45181	18	5
172165-45260	21	4
172165-45270	18	1
172165-45490	43	38
172165-46100	17	33
172165-46150	17	34
172165-46230	17	35
172165-46261	17	36
172165-46281	17	37
	21	7
172165-46300	17	15
172165-46301	17	15 -1
172165-46340	17	38
	21	8
172165-46350	17	18
	21	9
172165-46401	16	3
172165-46450	21	11
172165-46480	21	12
172165-46490	21	13
172165-46500	21	14
172165-46570	19	6
172165-46600	21	16
172165-46630	21	19
172165-46660	16	4
172165-46800	17	20
172165-46860	17	52
172165-47100	16	5
172165-47300	16	9
172165-47500	20	5
172165-47550	20	6
172165-47601	20	18
172165-47621	20	8
172165-47680	20	4
172165-47681	20	4 -1

Parts No.	Fig. No.	Ref. No.
172165-47720	16	35
172165-47730	16	13
172165-47770	16	14
172165-47801	20	9
172165-47900	16	15
172165-47930	16	16
172165-47960	16	17
172165-47970	20	20
172165-47980	16	19
172165-47990	16	21
172165-53300-1	22	6
172165-53360-1	22	7
172165-53410-1	22	8
172165-53450-1	22	14
172165-53460-1	22	16
172165-53480	22	13
172165-53490	22	12
172165-53500	22	10
172165-61190-3	23	2
172165-61290	23	3
172165-61300-3	23	5
172165-61310-3	23	7
172165-61320-3	23	8
172165-61330-3	23	9
172165-61340-3	23	10
172165-61420-3	23	12
172165-61450-3	23	14
172165-61480	23	47
172165-61540	23	16
172165-61620	23	17
172165-61660-3	23	19
172165-61701	23	20
172165-61720	23	21
172165-61740-3	23	22
172165-61780-3	23	23
172165-61801	23	24
172165-62100	24	1
172165-62150-3	24	2
172165-62191	24	3
172165-62300	24	4
172165-62341	24	20
172165-62380	24	21
172165-62630	24	13
172165-62800	24	6
172165-63600	25	2
172165-63620	25	3
172165-63700	25	4
172165-63720	25	5
172165-64390	25	16
172165-65100-3	26	7

## Parts No. Index

Parts No.	Fig. No.	Ref. No.
172165-65300	26	10
172165-65500	26	19
172165-65700	26	20
172165-65850	26	15
172165-65900	26	21
172165-66100-1	26	36
172165-66140-1	26	37
172165-66301-1	26	38
172165-66341-1	26	39
172165-66520-1	26	42
172165-66640-1	26	41
172165-68250	24	18
172165-71200	34	27
172165-72201	35	1
172165-72300	35	4
		8
172165-72310	38	4
		8
172165-72320	37	3
172165-72351	35	37
172165-72401-3	38	41
172165-72610	35	2
172165-72630	35	6
172165-72640	35	13
172165-74202	50	14
172165-74320	48	8
	49	8
172165-74340	49	16
172165-74350	48	17
172165-74901	8	46
172165-74910	8	47
172165-75340	51	13
172165-75350	51	14
172165-75401	51	10
172165-75450	51	28
172165-75460	51	29
172165-75481	51	30
172165-75490	51	40
172165-75500	51	32
172165-75530	51	25
172165-76200	57	5
172165-76220	55	6
	57	23
172165-76280	54	4
172165-76360	53	6
172165-76511-1	59	8
172165-76530	59	9
172165-76540	59	10
172165-76860	52	2
172165-78130	52	13

Parts No.	Fig. No.	Ref. No.
172165-78150	53	10
172165-78360	55	12
172165-78412	55	16
172165-79130	53	20
172165-79800	26	54
172165-79810	62	12
	63	12
172165-79820	62	14
	63	14
172165-79860	56	30
172165-81202	66	1
172165-81300	66	23
172165-81310	66	24
172165-81320-2	66	15
172165-81340-2	66	16
172165-81500-2	66	14
172165-81700	66	4
172165-81710	65	22
172165-81750	38	5
		9
172165-81760	35	5
		9
	36	5
		11
	65	3
	66	3
172165-81770	65	23
172165-82301	65	21
172165-82340	65	26
172165-82360	65	27
172165-82520	65	8
		28
	66	31
172165-82530	65	9
		29
	66	32
172165-82540	65	10
		30
	66	33
172165-82550	66	20
		34
172165-82560	66	21
		35
172165-82570	66	22
		36
172165-82580	65	31
172165-82590	65	32
172165-82600	65	33
172168-47700	20	19
172168-47701	20	19 -1

Parts No.	Fig. No.	Ref. No.
172168-71990	40	58
172168-76370	55	8
172168-78940	54	19
172168-79520	13	16
172168-81410	37	4
		7
	39	4
		7
	68	5
172171-03510	1	37
	2	37
	3	37
172173-73440	40	68
172173-76100	56	14
172173-78180	52	14
172175-45650	17	21
172175-65770	8	14
172176-46400	19	2
172176-46480	19	5
172176-68210	24	15
172176-72600-2	37	1
172176-72610-2	37	2
172176-72630	37	25
172176-72650	37	5
172176-73250	34	19
172176-73271	34	13
172176-73471	34	3
172176-73830	34	20
172176-73840	34	21
172176-73880	34	22
172176-76210	53	2
172176-76221	55	7
172176-76260-2	59	2
172176-76420-2	59	5
172176-76440-2	59	6
172176-76522-2	60	1
172176-76542-2	60	2
172176-76580-2	60	17
172176-76651	57	12
172176-78270	59	26
172176-78571	60	16
172176-81500-1	66	8
172176-81520-1	66	9
172176-81541-1	65	4
172176-81560-4	67	18
172176-81580-1	65	6
172176-81601-1	65	18
172176-81620-1	65	5
		17
172176-81640	67	21

Parts No.	Fig. No.	Ref. No.
172176-81650	65	47
		50
172176-81660	65	43
		48
172176-81700	65	44
172176-81710	65	45
172176-81950-4	67	16
172183-03280	1	47
	2	47
	3	47
	20	4 A
		19 A
172183-14250	9	9
172183-16540	11	9
172183-73770	40	41
172183-76160	57	3
172183-76200	55	5
	56	13
172183-81170	32	5
172186-03200	1	5
	2	5
	3	5
172187-17080	11	55
172187-17090	11	56
172187-37521	14	23
172187-37530	14	24
172187-37540	14	25
172187-37550	14	26
172187-45090	43	37
172187-74300	43	28
172187-74540	46	33
172187-74550	44	41
	46	35
172187-74690	46	43
172187-74750	49	1
172187-74760	48	1
172187-74770	48	13
	49	13
172187-75500	51	20
172187-76170	56	5
172188-76100	57	11
172188-78100	57	16
172190-16500	11	70
172190-74901	50	15
172212-61230	23	55
172310-51290-2	59	1
172312-31120	65	16
172312-74770	46	44
172312-74790	40	82
172312-76150	56	4

## Parts No. Index

Parts No.	Fig. No.	Ref. No.
172312-77820	64	5
172422-74280	46	30
172422-76180	55	4
172422-78760	58	14
172423-13550	8	25
172423-37100	14	63
172423-37430	14	8
172423-45100	17	3
172423-45120	17	6
172423-45600	43	39
172423-45620	17	12
172423-50100-1	22	1
172423-50810-1	22	3
172423-61510-1	23	6
172423-61520-1	23	4
172423-72520	36	29
172423-72530	36	30
172423-72540	36	31
172423-72550	36	32
		32 -1
172423-72700-1	39	1
172423-72701-2	39	1 -1
172423-72710-1	39	2
172423-72730	39	5
172423-72731	39	5 -1
172423-72780-1	39	25
172423-72800	39	23
172423-73320	40	15
172423-73330	40	26
172423-73340	40	27
172423-73350	40	28
172423-73360	40	29
172423-73370	40	30
172423-73380	40	31
172423-73390	40	32
172423-73400	40	33
172423-73410	40	34
172423-73420	40	35
172423-73430	40	37
172423-73440	40	38
172423-73450	40	39
172423-73460	40	40
172423-73470	40	49
172423-73480	40	50
172423-73490	40	51
172423-73510	40	52
172423-73550	40	53
172423-73560	40	54
172423-73600	40	55
172423-73610	40	56

Parts No.	Fig. No.	Ref. No.
172423-73620	40	59
172423-73630	40	63
172423-73640	40	86
172423-73650	40	72
172423-73690	40	24 -1
172423-73800	42	1
172423-73810	42	7
172423-73820	42	8
172423-76110	55	1
172423-76120	54	1
172423-76130	56	3
172423-78310	56	22
172423-78330	56	23
172423-78340	56	24
172423-78380	55	14
	56	27
172423-78420	58	10
172423-78430	58	11
172423-78440	58	12
172423-78450	58	13
172423-94100-1	68	4
172423-94210	68	13
172425-17630	13	7
172425-37500	14	21
172425-38100	15	2
172425-38101	15	2 -1
172425-38110	15	3
172425-38120	15	4
		18
172425-38121	15	4 -1
		18 -1
172425-38130	15	16
172425-38131	15	16 -1
172425-38140	15	17
172425-38150	15	7
		21
172425-38151	15	7 -1
		21 -1
172425-38160	15	8
		22
172425-38161	15	8 -1
		22 -1
172425-38170	15	9
		23
172425-38171	15	9 -1
		23 -1
172425-38180	15	10
		24
172425-38181	15	10 -1
		24 -1

Parts No.	Fig. No.	Ref. No.
172425-38190	15	10 B
		14
		24 B
		28
172425-38191	15	10 B-1
		24 B-1
172425-38200	15	5
		19
172425-38201	15	5 -1
		19 -1
172425-38210	15	6
		20
172425-38211	15	6 -1
		20 -1
172425-38220	15	10 C
		24 C
172425-38230	15	10 D
		24 D
172425-38240	15	10 A-1
		24 A-1
172425-38600	15	29
172425-38601	15	29 -1
172425-38603	15	29 -2
172425-72200-1	36	1
172425-72210-1	36	2
172425-72240	36	6
172425-72260	36	24
172425-72270	36	9
172425-72290	36	25
172425-72291	36	25 -1
172425-72300	36	26
172425-72310	36	27
172425-72330	36	28
172425-72500	36	17
172425-72600	36	12
172425-73120	34	2
172425-73130	34	10
172425-73140	34	11
172425-73260	34	9
172425-73300	40	1
172425-73310	41	1
172425-73330	40	43
172425-73360	41	2
172425-73370	41	16
172425-73380	41	35
172425-73400	41	3
172425-73410	41	4
172425-73420	41	7
172425-73430	41	17
172425-73440	41	21

Parts No.	Fig. No.	Ref. No.
172425-73450	41	23
172425-73460	41	34
172425-73470	41	36
172425-73480	41	11
172425-73490	41	12
172425-73510	41	13
172425-73520	41	14
172425-73530	41	25
172425-73540	41	26
172425-73550	41	24
172425-74101	43	1
172425-74102	43	1 -1
172425-74120	43	2
172425-74130	43	3
172425-74200	46	10
172425-74210	46	11
172425-74240	46	27
172425-74250	44	1
172425-74290	44	14
172425-74340	47	1
172425-74350	47	2
172425-74380	43	16
172425-74390	43	32
172425-74400	45	15
		31
		46
		18
		49
172425-74410	45	34
		46
		52
172425-74420	47	30
172425-74510	43	18
172425-74520	44	25
172425-74530	45	1
172425-74540	45	18
172425-74550	46	1
172425-74560	46	21
172425-74570	47	14
172425-74580	43	5
172425-78190	59	24
172425-78200	59	25
172425-81100-1	65	1
172426-13401	8	13
172426-16510	11	2
172426-16520	11	3
172426-45240	21	3
172426-45250	18	14
172426-61350-1	23	11
172426-61500	23	15
172426-73200	34	1
172426-73210	34	12



## Parts No. Index

Parts No.	Fig. No.	Ref. No.
172426-78100	52	10
172426-78110	52	11
172426-78120	52	12
172426-78160	53	11
172426-78240	53	12
172426-78250	53	13
172426-78260	53	14
172426-78270	53	15
172426-78280	53	16
172426-78300	54	13
172426-78330	54	14
172426-78340	54	15
172426-78360	55	13
172426-78370	56	25
		26
172426-78380	56	28
172426-78400	55	15
172426-78410	55	17
172426-78440	54	16
172426-78450	54	17
172426-78460	53	17
172426-78910	63	15
172426-78940	63	16
172426-78950	63	17
172426-79220	62	4
172426-79290	62	5
172426-79300	62	6
	63	6
172426-79310	62	7
	63	7
172426-79340	62	8
172426-79350	62	9
172426-79360	62	10
	63	10
172426-79370	62	11
	63	11
172426-79560	63	21
172426-79570	63	22
172426-79660	54	20
172426-79780	57	18
172428-17100	11	53
172428-61600	23	50
172428-61650	23	18
172428-62600	24	5
172433-64520	33	6
172434-07330	4	19
172435-61650	23	56
172435-61660	23	57
172435-61700	23	58
172435-61730	23	50 -1

Parts No.	Fig. No.	Ref. No.
172437-03211	2	48
	3	48
172437-03220	1	7
	2	7
	3	7
172437-03241	1	56
	2	52
	3	54
	25	3 A
172437-03250	1	9
	2	9
	3	9
172437-03280	1	49
172437-03300	1	14
	2	14
	3	14
	9	13 A
	28	70
172437-03310	1	15
	2	15
	3	15
	28	71
	32	8
	33	15
172437-03320	1	16
	2	16
	3	16
	51	32 A
172437-03330	1	17
	2	17
	3	17
	22	6 A
		7 A
172437-03340	1	18
	2	18
	3	18
	29	46
	32	9
	33	16
172437-03351	1	19
	2	19
	3	19
	22	15 A
172437-03360	1	21
	2	21
	3	21
	24	2 A
172437-03370	1	22
	2	22
172437-03371	1	22 -1

Parts No.	Fig. No.	Ref. No.
172437-03371	3	22
	29	47
	32	10
	33	17
172437-03380	1	23
	2	23
	3	23
	26	10 A
172437-03390	1	24
	2	24
	3	24
	26	10 B
172437-03400	1	25
	2	25
	3	25
	26	10 C
172437-03410	1	26
	2	26
	3	26
	26	10 D
172437-03421	1	27
	2	27
	3	27
	26	10 E
172437-03430	1	29
	2	29
	29	48
172437-03431	1	29 -1
	3	29
	32	12
	33	19
172437-03440	1	30
	2	30
	3	30
	28	73
	32	13
	33	20
172437-03450	1	32
	2	32
	3	32
	28	74
	32	14
	33	21
172437-03460	1	33
	2	33
	3	33
	65	3 A
172437-03470	1	34
	2	34
	3	34

Parts No.	Fig. No.	Ref. No.
172437-03470	28	75
	51	32 B
172437-03481	2	49
	3	49
	9	13 B
	16	12 A
172437-03500	1	36
	2	36
	3	36
172437-03510	1	38
	2	38
	3	38
	65	3 B
	68	6 A
172437-03521	1	39
	2	39
	3	39
	29	51
	32	7
	33	14
172437-03530	1	40
	2	40
	3	40
	25	4 B
172437-03540	1	50
172437-03541	1	50 -1
	9	13 C
	31	48
172437-03550	1	51
	29	49
172437-03600	1	57
	2	53
	3	55
	29	50
	32	15
	33	24
172437-03610	1	58
	2	54
	3	56
	24	21 A
	50	13 A
172437-03620	1	59
	2	55
	3	57
	24	21 B
	50	13 B
172437-03630	1	53
	2	51
	3	51
	24	2 B

## Parts No. Index

Parts No.	Fig. No.	Ref. No.
172437-03700	3	52
	33	22
172437-17700	13	17
172437-54100	22	15
172437-61420	23	46
172437-61421	23	46 -1
172437-61500	23	48
172437-61510	23	49
172437-61520	32	2
	33	4
172437-61821	23	51
172437-62361-1	24	2 -1
172437-64200	25	8
172437-64210	25	9
172437-64300	25	15
172437-64400	25	10
172437-64410	25	11
172437-64440	25	11 -1
		23
172437-64500	32	3
172437-64510	32	4
172437-66300	33	1
172437-68100	28	1
172437-68110	30	18
172437-68120	29	31
172437-68130	29	32
172437-68140	31	1
172437-68150	29	25
172437-68160	28	33
172437-68170	30	5
		10
		27
172437-68180	30	51
172437-68190	31	44
172437-68200	28	51
172437-68210	31	30
172437-68220	28	20
172437-68230	28	18
172437-68240	28	19
172437-68250	29	15
	30	6
		9
		26
172437-68260	30	23
172437-68270	31	41
172437-68280	30	45
172437-68290	28	59
172437-68300	28	67
	30	55
172437-68310	29	18

Parts No.	Fig. No.	Ref. No.
172437-68310	31	43
172437-68320	29	2
	30	36
	31	7
		28
		31
172437-68330	28	12
172437-68340	28	11
172437-68350	28	68
172437-68360	28	17
172437-68370	30	19
172437-68380	30	20
172437-68390	30	21
172437-68400	28	45
172437-68410	29	23
172437-68420	30	50
172437-68430	31	29
172437-68440	30	37
	31	32
172437-68450	28	66
172437-68460	30	32
172437-68470	28	22
172437-68480	28	54
172437-68490	31	24
172437-68500	31	6
172437-68510	28	21
172437-68520	28	44
172437-68540	28	3
172437-68550	29	45
172437-68560	28	48
172437-68570	29	14
172437-68580	28	16
172437-68590	29	17
172437-68600	30	29
172437-68610	28	14
172437-68620	30	44
172437-68630	28	31
172437-68640	28	57
172437-68650	28	58
172437-68660	28	36
172437-68670	28	61
172437-68680	28	50
172437-68690	29	39
172437-68700	32	1
172437-68710	29	40
172437-68720	30	24
172437-68730	28	4
172437-68740	30	22
172437-68750	28	46
172437-68760	30	38

Parts No.	Fig. No.	Ref. No.
172437-68770	30	12
172437-68780	30	2
172437-68790	28	53
172437-68800	31	36
172437-68810	30	34
172437-68820	30	41
172437-68830	31	33
172437-68840	31	42
172437-68850	31	39
172437-68860	28	41
172437-68870	29	1
172437-68880	29	4
172437-68890	29	6
172437-68900	29	7
172437-68910	29	26
172437-68920	29	34
172437-68930	31	3
172437-68940	31	4
172437-68950	28	9
172437-68960	29	24
172437-68970	30	33
172437-68980	28	24
172437-68990	28	15
172437-69000	31	12
172437-69010	31	9
172437-69020	31	35
172437-69030	30	4
172437-69040	31	34
172437-69050	28	25
172437-69060	30	46
172437-69070	31	13
172437-69080	29	22
172437-69090	29	8
172437-69100	28	56
172437-69110	29	36
172437-69120	30	8
172437-69130	30	53
172437-69140	29	3
172437-69150	28	30
172437-69160	28	49
172437-69170	28	64
172437-69180	28	65
172437-69190	31	5
172437-69200	29	29
172437-69210	28	35
172437-69220	28	43
172437-69230	31	38
172437-69240	30	31
172437-69250	31	27
172437-69260	28	37

Parts No.	Fig. No.	Ref. No.
172437-69270	28	47
172437-69280	30	1
172437-69290	28	63
172437-69300	29	5
172437-69310	29	19
172437-69320	29	20
172437-69330	31	14
172437-69340	31	2
172437-69350	29	33
172437-69360	29	9
172437-69370	29	10
172437-69380	31	40
172437-69390	30	35
172437-69400	28	2
172437-74701	50	1
172437-74711	50	3
172437-74720	50	4
172437-74731	50	5
172437-74750	50	6
172437-76100	57	21
172437-76110	57	22
172437-76200	57	11 -1
172437-78700	53	18
172437-78740	53	21
172437-78760	53	19
		22
172437-78770	53	26
		26 -1
172437-78780	53	28
172437-78800	59	31
172437-79101	61	5
172437-79110	61	6
172437-79121	61	3
172437-79130	61	4
172437-79200	57	33
172437-79300	63	18
172437-79310	63	19
172437-79320	63	20
172439-03220	1	8
	2	8
	3	8
172445-61260-2	23	13 -1
172445-72670-2	39	25 -1
172456-68100	29	43
172456-68140	30	13
	31	10
172456-68150	28	26
	30	14
		40
		48

## Parts No. Index

Parts No.	Fig. No.	Ref. No.
172456-68160	30	15
172456-68170	30	16
172456-68220	30	30
172456-68520	28	55
	30	43
172456-68530	28	62
172456-68570	29	37
	30	49
172456-68590	30	39
		47
		54
	31	15
172456-68600	28	7
172456-68610	28	8
172456-68620	28	13
172456-68640	28	28
172456-68650	28	29
		39
172456-68750	28	23
		52
172456-68780	29	11
172456-68800	29	13
172456-68870	28	27
172456-68890	31	11
		20
		25
172456-68930	31	17
		21
		26
172456-68950	28	10
	29	21
	30	3
172456-68960	28	38
172456-68970	28	40
172456-69210	28	5
172456-69220	28	6
172456-69380	29	38
172456-69390	29	35
172456-69420	29	12
172456-69550	29	27
172456-69560	29	28
172456-69570	29	30
172456-69750	31	37
172456-69780	31	8
172456-69840	29	41
172456-69860	28	34
		60
172456-69870	31	46
172456-69900	31	18
		22

Parts No.	Fig. No.	Ref. No.
172456-69910	30	17
172456-69990	29	42
172519-03150	1	3
	2	3
	3	3
	25	5 A
172519-04350	3	53
	33	23
172519-63240	16	32
	23	25
		26
		27
	25	1
	26	22
172614-38300	4	3 -1
	15	10 A
		13
		24 A
		27
172633-76160	57	4
172644-76160	53	1
172730-75140	58	1
172732-11510	23	1
172734-65260	26	8
172734-65270	26	9
172976-16500	11	1
172A21-68930	28	42
172A21-68950	30	52
172A21-69030	29	44
	30	7
		11
		28
172A21-69040	29	16
172A21-69050	30	42
172A21-69060	31	16
172A21-69370	31	23
172A21-69380	31	19
172A21-69400	30	25
	31	47
172A21-69420	28	32
	31	45
194145-04810	16	2
	23	45
	24	19
	26	5
		6
		52
	27	1
	37	27
194200-37780	17	45

Parts No.	Fig. No.	Ref. No.
194202-56460	62	3
	63	3
194250-51660	5	1
	11	18
194273-47910	50	2
194464-52190	11	71
194630-62360	16	31
	33	5
1A1040-45890	17	13
1A1040-56900	6	7
1A1380-56661	20	10
1A1380-58050	11	10
1A1380-62480	11	36
1C6141-35370	21	1
1C6281-52310	6	6
1D4070-23580	20	2
22117-080000	26	23
22117-120000	52	17
22117-140000	27	2
22137-040000	25	6
22137-060000	6	8
	8	15
	11	42
22137-080000	8	32
		48
	17	39
		53
	20	11
		17
	21	20
	23	65
	25	17
22137-100000	8	33
	10	16
	13	9
	21	21
	23	28
		29
		52
	26	24
		45
		47
		55
	27	3
22137-120000	39	26 -1
22137-130000	12	6
22137-140000	9	15
	51	35
22137-240000	50	7
22157-080000	8	49

Parts No.	Fig. No.	Ref. No.
22157-080000	10	8
	26	48
		49
22157-120000	23	66
	39	26
	65	13
		37
	66	12
	68	8
22217-050000	9	10
	11	11
	23	59
22217-060000	8	16
	11	43
		44
		69
22217-080000	5	5
	6	9
	8	34
		35
		36
		50
	9	41
	10	3
	11	66
	16	33
	23	60
	26	25
		50
		51
22217-100000	7	11
	9	42
	10	4
		14
	11	12
	16	23
	17	24
	19	8
	23	30
		31
		32
		53
	26	2
		3
		26
		27
	27	4
	33	9
	35	35
	38	39

## Parts No. Index

Parts No.	Fig. No.	Ref. No.
22217-100000	43	35
	51	12
		19
	53	24
	59	17
		18
22217-120000	7	12
	23	33
		33 -1
	33	10
	39	28
	60	4
22217-140000	9	16
	14	2
	23	34
	27	5
	33	11
	40	87
	51	36
22217-160000	7	13
	14	19
		31
	22	4
		11
	41	40
	67	7
22242-000200	41	5
		8
22242-000250	16	24
22242-000300	14	12
		27
	41	10
	57	30
	60	19
22242-000350	14	39
		59
22242-000451	65	46
		49
22242-000700	42	12
	65	38
22252-000280	41	22
	43	40
22252-000561	38	23
22252-000621	14	28
22252-000750	36	35
22252-000800	35	23
22272-000070	20	12
22351-030032	18	22
22351-035040	20	16
22351-040020	17	40

Parts No.	Fig. No.	Ref. No.
22351-040020	41	6
		9
22351-040032	17	25
	21	22
22351-050010	48	40
	49	34
22351-050012	41	18
22351-050025	19	9
22351-050032	18	3
22351-060040	20	13
22417-160160	17	54
	18	17
	21	23
22417-200200	20	14
	26	28
		29
22417-320200	24	7
22857-300050	1	46
	2	46
	3	46
23000-016000	55	18
23000-022000	13	10
23000-035000	53	27
	55	19
	57	34
	59	15
23000-041000	57	15
	60	11
23000-070000	5	10
	52	16
23010-014000	9	11
	55	20
	56	29
	61	7
23010-038000	8	37
23065-070225	8	23
23080-013000	9	19
23202-040801	59	27
23202-040901	59	28
23391-020000	54	8
	63	8
23391-040000	58	4
23392-030000	13	13
23393-030000	54	9
	58	5
		6
23393-040000	54	10
23394-020000	54	11
	56	19
	58	7

Parts No.	Fig. No.	Ref. No.
23394-030000	54	21
	58	3
23394-060000	57	31
23395-060000	57	32
23418-060000	9	38
23871-010000	39	8
	50	8
23871-020000	40	69
23871-030000	42	13
	57	8
23871-040000	57	9
23871-060000	60	9
24101-062010	41	19
24105-062044	41	27
24105-062064	14	29
24311-000160	8	30
24311-000180	41	37
24311-000200	46	46
24311-000210	17	59
	18	8
	19	10
	21	24
24311-000250	50	9
24311-000320	50	10
24311-000340	16	34
24311-000380	51	21
24311-000800	42	9
24311-000950	42	11
24311-001000	42	10
24311-240100	9	39
	44	45
24315-000060	34	4
24315-000070	40	70
		83
24315-000080	34	5
	56	18
24315-000100	34	14
	40	45
	45	17
		33
		36
	46	20
		51
		54
	47	32
24315-000110	34	6
		15
	40	42
	41	20
	55	9

Parts No.	Fig. No.	Ref. No.
24315-000110	56	6
		8
		10
		12
		15
		20
		21
	61	2
	62	2
	63	2
		9
24315-000120	40	61
24315-000140	14	17
	34	16
	40	84
	46	34
	55	10
	58	9
24315-000150	40	64
24315-000160	40	71
24315-000180	34	7
	43	29
	44	42
	46	36
	52	4
		6
		7
	53	4
		8
	54	6
		12
	55	3
		11
	57	2
		10
	58	8
24315-000200	48	38
	49	31
24315-000220	41	38
24315-000240	40	62
	41	39
24315-000290	40	85
24321-000350	14	13
		40
		60
24321-000450	52	8
24321-000500	34	17
24321-000650	43	15
		31
	44	9

## Parts No. Index

Parts No.	Fig. No.	Ref. No.
24321-000650	44	20
		36
	45	10
		30
	46	17
		47
	47	13
24321-000700	34	18
		65
24321-000850	34	8
		42
24321-000950	11	-1
24321-001350	51	22
24321-001900	51	23
24325-001000	41	28
24325-001100	41	29
24325-001200	41	30
24341-000300	51	26
24341-000900	48	39
		49
24376-001000	41	31
		32
24376-001100	41	32
24550-025150	16	8
		12
24761-020000	14	18
		16
	17	25
		26
	38	38
		64
	66	6
		19
	67	29
		20
68	9	
	36	
24761-040000	37	24
		65
	14	
66	30	
	68	
24761-050000	17	27
		61
21	25	
	36	
65	37	
	40	
24764-020000	35	33
26013-060162	50	11
26013-060252	48	43
26013-060302	17	41
		8
26013-080162	8	38

Parts No.	Fig. No.	Ref. No.
26013-080162	11	45
		23
26013-080202	16	26
		27
		15
		18
26013-080252	25	12
		50
		16
26013-100162	24	22
		13
26013-100202	13	11
		16
17	28	28
		18
20	3	3
		21
21	26	26
		27
51	28	28
		29
23	36	36
		37
24	8	61
		8
9	10	9
		10
25	19	11
		11
26	56	19
		26
37	26	26
		65
26013-100252	6	41
		11
8	39	11
		39
17	29	29
		30
19	11	30
		11
26	30	11
		31
27	6	6
		6
34	25	6
		25
50	17	17
		17
57	13	13
		13
60	15	15
		15
68	11	11
		11
26013-100302	50	18
26013-100352	26	40
26013-100402	42	14
26013-100452	59	19
26013-100602	27	7
26013-120252	12	4
57	14	

Parts No.	Fig. No.	Ref. No.
26013-120252	65	42
		9
26013-120302	65	11
		15
		13
66	13	13
		12
		12
26013-120352	26	32
		23
		20
26013-120402	14	48
		14
26013-120502	14	49
		42
26022-050102	51	31
		50
26022-050122	50	12
		11
26022-050162	11	46
		11
26022-060122	11	47
		11
26022-060202	11	48
		8
26022-080162	8	42
		17
26051-080002	17	55
		56
18	19	19
		19
21	30	30
		21
25	21	-1
		-1
7	9	9
		9
33	12	12
		12
26076-120352	7	9
		9
65	16	-1
		-1
26076-161702	65	16
		16
26106-100162	23	38
		38
26106-100352	43	41
		41
26106-100552	43	42
		42
26106-100652	5	6
		6
26116-060122	11	49
		68
26116-060142	8	17
		17
26116-080162	11	62
		62
26116-080202	6	10
		10
8	40	40
		40
41	41	41
		41
51	33	33
		33
26	33	33
		33
43	43	43
		43
44	44	44
		44
26116-080304	17	42
		42
21	31	31
		31
26116-080702	9	23
		23
26116-100162	9	43
		43
10	15	15
		15
11	14	14
		14
23	39	39
		39
35	36	36
		36

Parts No.	Fig. No.	Ref. No.
26116-100162	38	40
		29
26116-100202	16	31
		31
		40
		41
26	1	1
		4
		34
51	24	24
		27
53	25	25
		23
26116-100352	23	42
		18
26116-100354	18	10
		16
26116-100504	16	18
		19
26116-100552	59	21
		59
26116-100602	59	22
		53
26116-100752	53	5
		-1
67	19	19
		19
26116-100802	53	5
		5
26116-100852	43	36
		36
26116-100902	16	30
		30
26116-101002	27	8
		8
26116-120202	39	27
		27
26116-120252	23	43
		43
39	27	-1
		-1
26116-120302	23	43
		43
26116-120552	60	12
		12
26116-120652	60	13
		13
26116-120752	60	5
		5
26116-120902	60	7
		7
26116-140352	14	3
		3
23	44	44
		44
40	88	88
		88
26116-140402	9	17
		17
51	37	37
		37
26116-140802	27	9
		9
26116-160352	22	5
		5
26116-160452	41	41
		41
26116-160702	14	32
		32
26347-100002	26	18
		18
26450-080252	25	24
		24
41	15	15
		15
26450-080302	48	41
		41
49	35	35
		35
26450-080502	25	20
		20
26450-100302	41	33
		33

## Parts No. Index

Parts No.	Fig. No.	Ref. No.
26450-120402	34	26
26557-050122	9	12
26577-050122	23	62
26589-040202	11	50
26647-060202	50	13
26647-100152	24	23
26706-100002	5	7
26716-040002	25	7
26716-050002	11	15
	23	63
26716-060002	11	51
		52
	19	13
26716-080002	5	8
	8	43
	10	5
		9
	17	43
		44
		57
	21	32
		33
	23	64
	25	13
		21
		22
		25
		25 A
26716-100002	10	6
	16	22
	18	11
	19	14
	26	57
	43	34
	51	9
	67	22
26716-160002	14	33
	65	12
26756-100002	17	9
		10
26756-140002	48	42
	49	36
26776-160002	11	65
26776-180002	11	5
26911-060202	19	15
28110-080100	4	6
28110-120140	4	7
28110-170190	4	8
28110-220240	4	9
28110-270300	4	10

Parts No.	Fig. No.	Ref. No.
28150-080000	4	11
28150-140000	4	12
28227-271400	4	13
28230-120250	4	14
29220-788200	11	61
29311-515000	11	16
	55	21
29321-255050	9	18
	11	17
29411-150000	11	33
772112-91303-3	67	8
772124-37100	14	35
772125-81403-3	67	1
772147-37300	14	4
772165-05101	4	1
772165-17600	13	1
772165-75100	51	1
772423-37100	14	55
772425-38100	15	1
772425-38130	15	15
772437-03200	1	1
772437-03210	2	1
772437-03211	3	1
772437-14100	9	1
772462-05100	4	1 -1
933110-00301	9	44
	11	58
	26	58
933110-05300	11	59
933110-05301	11	59 -1
933110-09701	4	15
933110-09801	4	16
933110-54100	17	58
	18	20
	21	34
933110-86600	66	17
933110-90000	4	17
933111-20200	37	23
933111-26600	38	21
933111-26700	37	17
	39	18
933112-00400	14	14
933112-00500	14	41
		61
933113-15000	11	63
933126-00500	35	21
	36	38
933126-44500	66	7
		27
933127-23001	38	34

Parts No.	Fig. No.	Ref. No.
933127-32001	35	32
933135-14600	38	11
933147-03400	35	34
	38	42
933152-02900	26	35
933152-03700	12	5
933152-09280	8	44
		45
	13	12
933155-09670-2	59	23
933160-01370	53	9
933166-80520	44	10
		21
		37
	45	11
	47	26
933168-14170	35	38
	38	43
933168-28480	18	21
	21	35
933168-55770	9	20
	11	20
933171-00470	4	18
933171-13691	14	15
		30
		46
		66
933171-15680	13	15
933171-15710	10	10
933171-15801	10	12
933171-29760	66	18
933171-80610	44	13
		24
		40
	45	14
	47	29

Parts No.	Fig. No.	Ref. No.
-----------	----------	----------