

0CS10-M37801EN

P R E F A C E

1. This parts catalog is the 1st revised of Yanmar crawler backhoe B37 - 2B for U.S.A.

2. Parts catalog history

	Parts catalog No.	Published	Remarks
1st edition	000Y00S3780	May., 1998	Disuse old edition
1st revised	000Y00S3781	Sep., 1999	

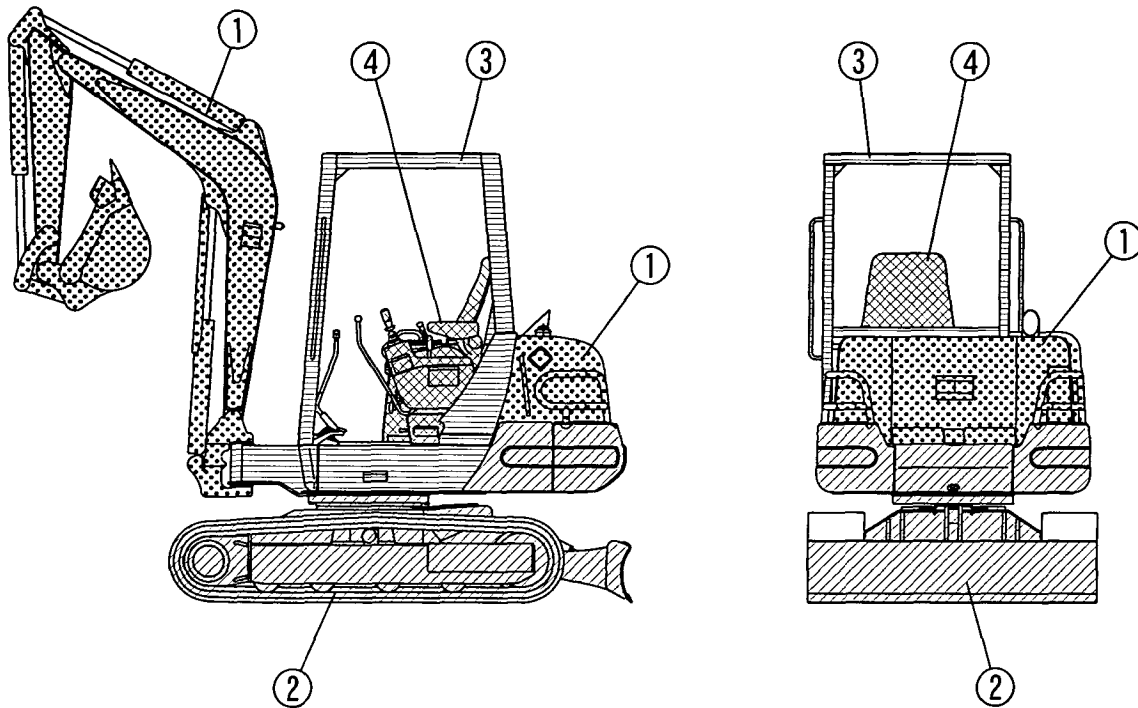
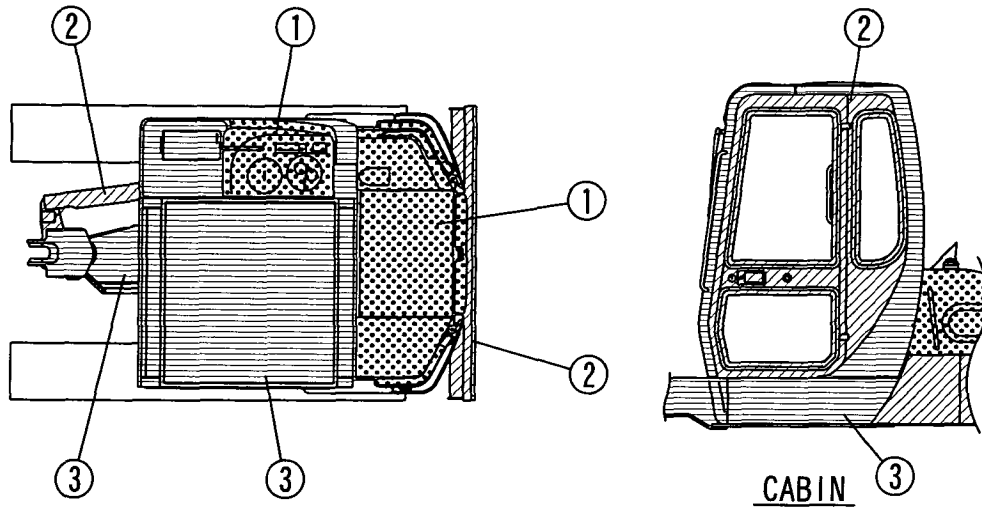
3. Model name





	Column	Model name	M/#	Manufactured
I (Vehicle)	(A)	B37 - 2B(C)	60683 ~	1998/3 ~
	(B)	B37 - 2B(P)		
II (Engine)	(A)	3TNE88 - B1	16309 ~ 20130	1998/2 ~ 1998/11
	(B)	3TNE88 - EB1	20580 ~	1999/1 ~

(Note) C : cabin spec., P : canopy spec.

4. Your understanding is asking that this parts catalog is not a technical data manual setting forth as servicing procedures, This parts catalog is using simplified illustration. Be sure to use Yanmar Genuine Parts in your maintenance servicing of Yanmar products. Be careful not to use the simple parts available in the market ; otherwise their use in repairing causes such as an early breakage, for instance.

1 [VEHICLE PAINTED COLOR]



Part	Description	Painted Color	Munsell No.	Color Code
①		YANMAR New Permanent Yellow	5. 2Y8. 5/11	87
②		YANMAR Deep Green	6. 36BG2. 11/1. 76	82
③		YANMAR New Grayish Green	2. 9BG4. 8/3. 0	86
④		YANMAR Dark Olive Gray	5. 39Y2. 92/0. 78	72

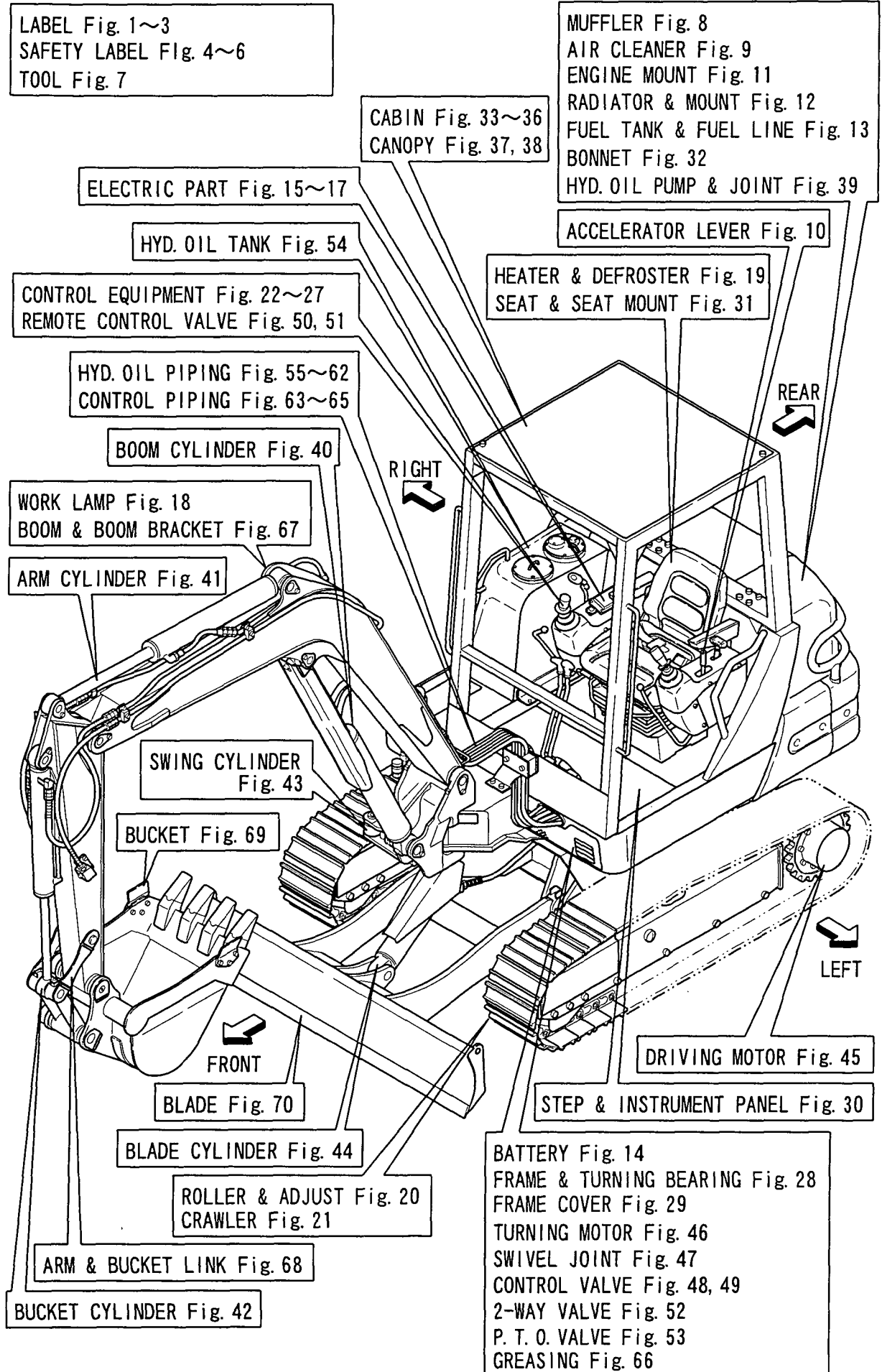
2 [PAINT PART NO.]

Part	Painted Color	Paint Part No.		
		16L Can	4L Can	SPRAY
①	YANMAR New Permanent Yellow	981101-09519	977620-40870	977620-30871
②	YANMAR Deep Green	981101-09517	977620-40820	977620-30N31
③	YANMAR New Grayish Green	981101-09616	977620-40860	977620-30861
④	YANMAR Dark Olive Gray	-----	977620-40720	TDR-90460003

3 [COLOR OF MAIN PARTS]

Part	Painted Color	Main Parts
①	YANMAR New Permanent Yellow	operation machine part bonnet fuel tank, hyd. oil tank
②	YANMAR Deep Green	driving frame part blade, weight swing cylinder, cabin door
③	YANMAR New Grayish Green	turning frame part canopy, cabin step, swing cylinder cover
④	YANMAR Dark Olive Gray	operation part

PICTURESQUE INDEX (1) . . . MAIN PARTS



PICTURESQUE INDEX (2) . . . HYDRAULIC SECTION

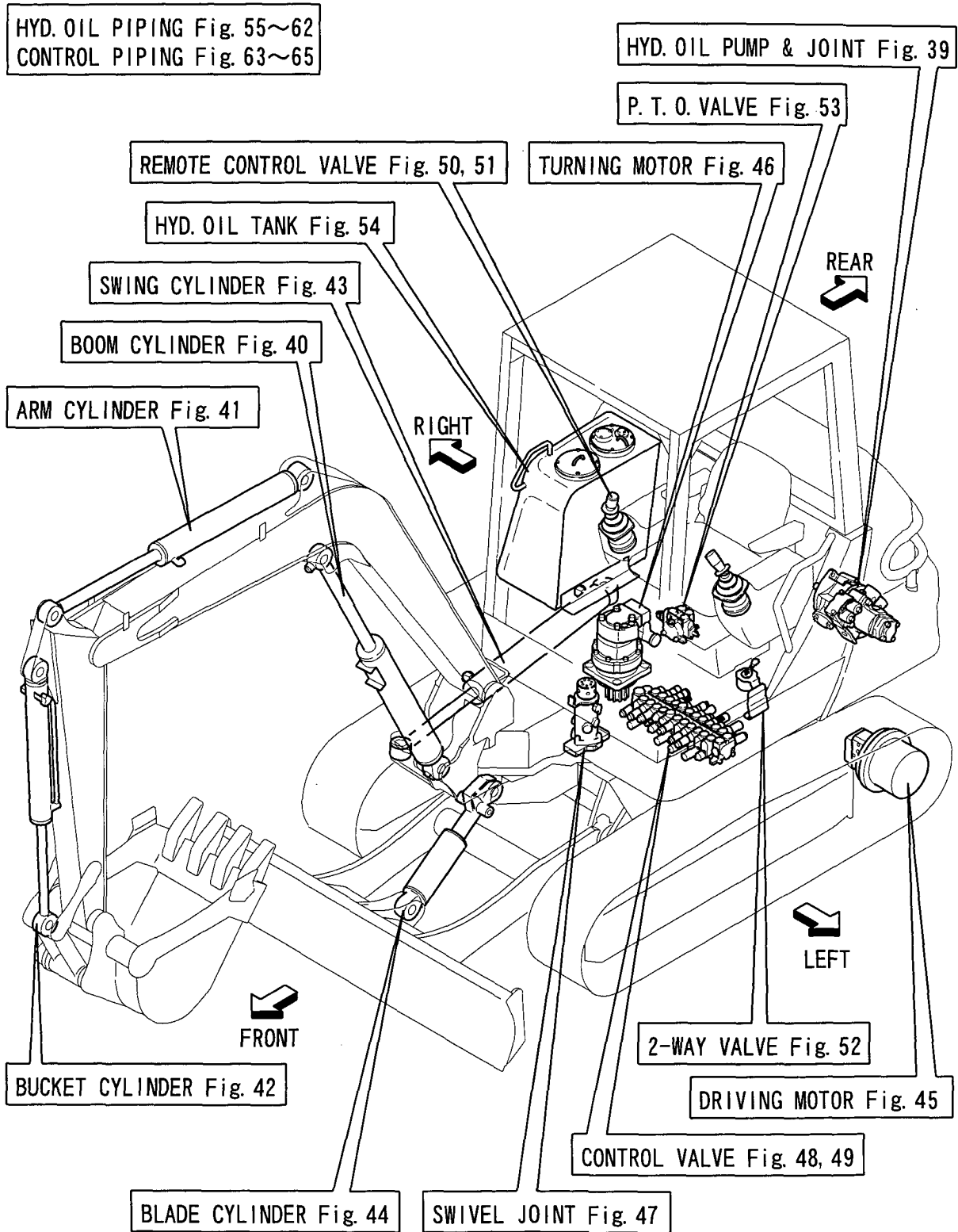


Fig. 1 LABEL (CABIN)

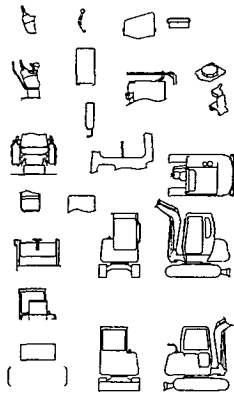


Fig. 2 LABEL (CANOPY) (PREVIOUS)




Fig. 3 LABEL (CANOPY) (NEW)

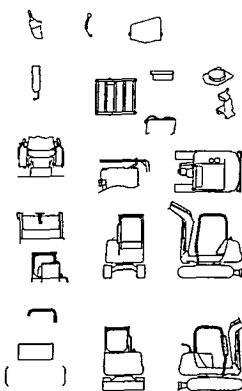


Fig. 4 SAFETY LABEL (CABIN)

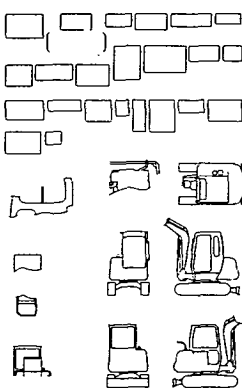


Fig. 5 SAFETY LABEL (CANOPY) (PREVIOUS)




Fig. 6 SAFETY LABEL (CANOPY) (NEW)

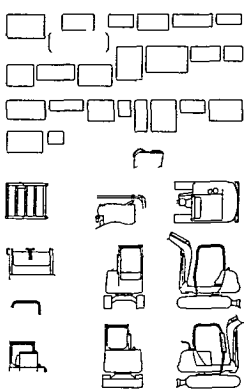


Fig. 7 TOOL

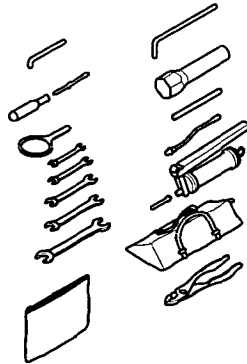


Fig. 8 MUFFLER

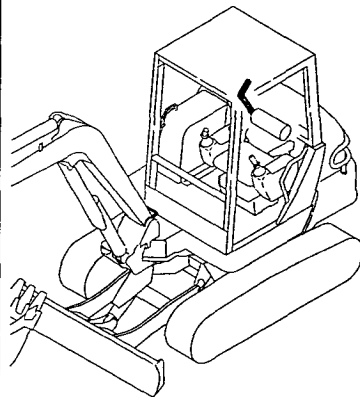


Fig. 9 AIR CLEANER

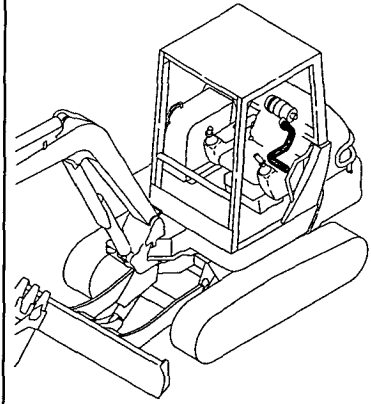


Fig. 10 ACCELERATOR LEVER

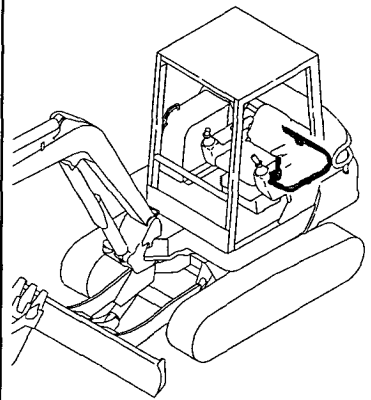


Fig. 11 ENGINE MOUNT

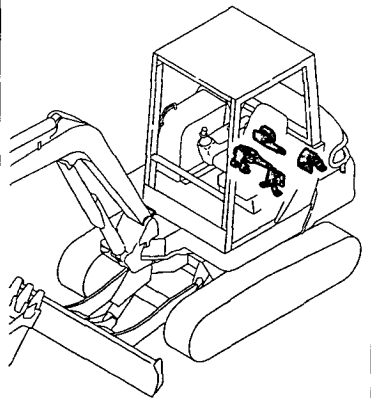


Fig. 12 RADIATOR & MOUNT

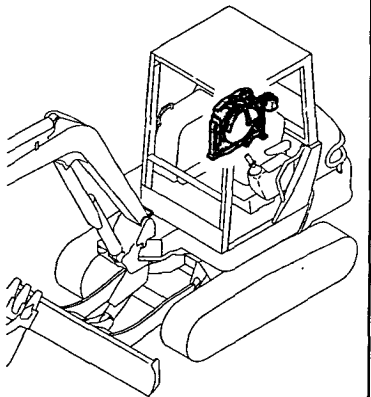


Fig. 13 FUEL TANK & FUEL LINE

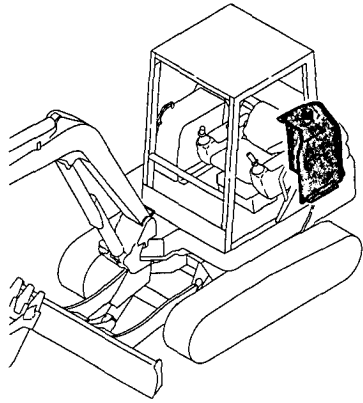


Fig. 17 ELECTRIC PART (CABIN)

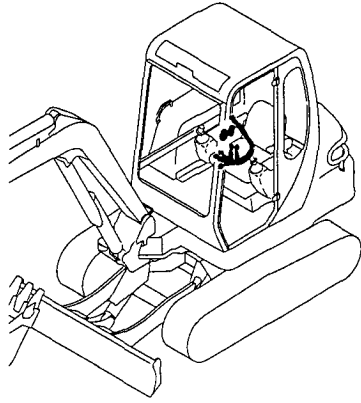


Fig. 21 CRAWLER

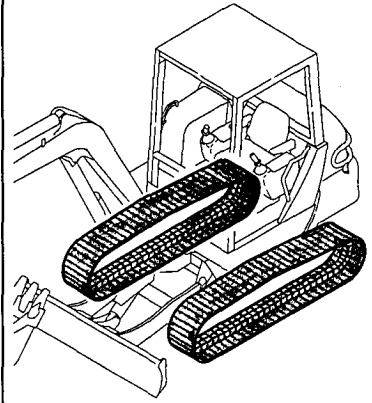


Fig. 14 BATTERY

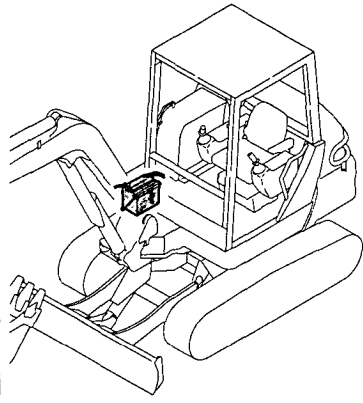


Fig. 18 WORK LAMP

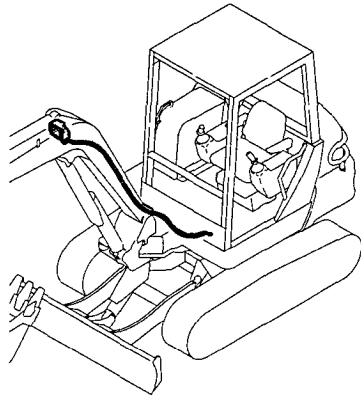


Fig. 22 CONTROL EQUIPMENT (LEVER & STAND)

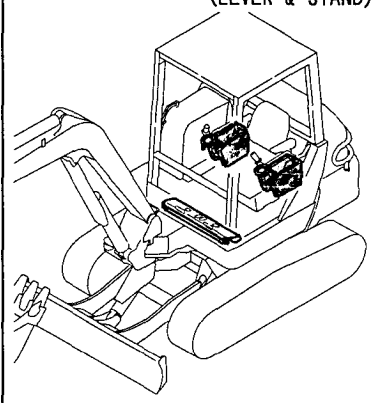


Fig. 15 ELECTRIC PART (WIRING)

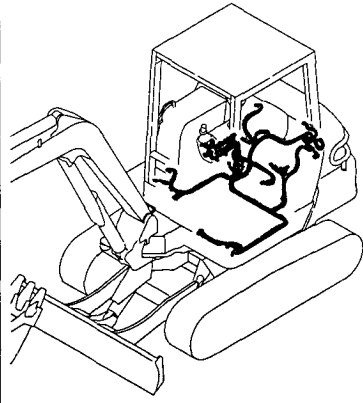


Fig. 19 HEATER & DEFROSTER

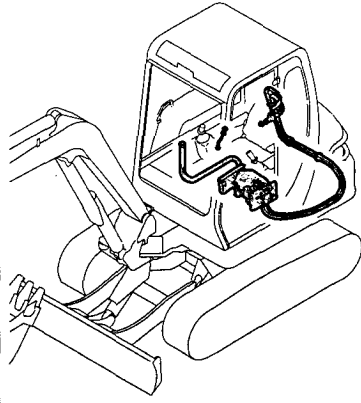


Fig. 23 CONTROL EQUIPMENT (DRIVE)

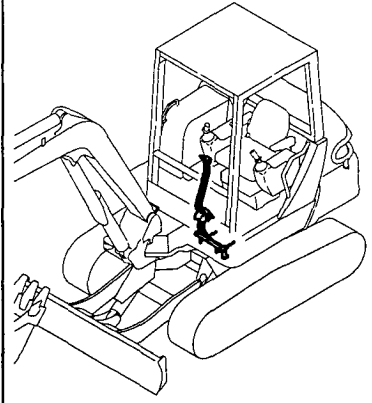


Fig. 16 ELECTRIC PART (EQUIPMENT)

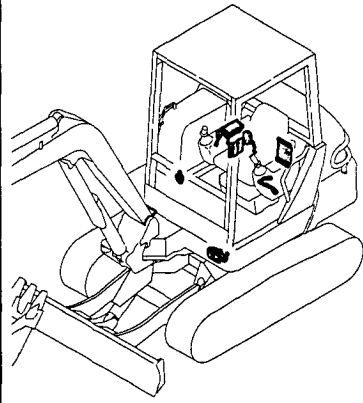


Fig. 20 ROLLER & ADJUST

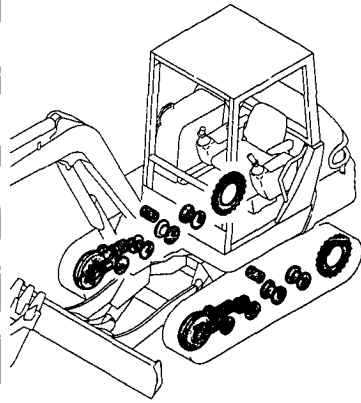


Fig. 24 CONTROL EQUIPMENT (SWING)

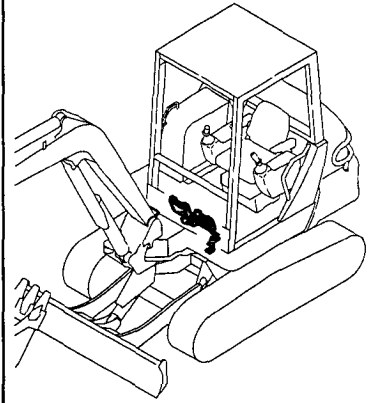


Fig. 25 CONTROL EQUIPMENT (BLADE)

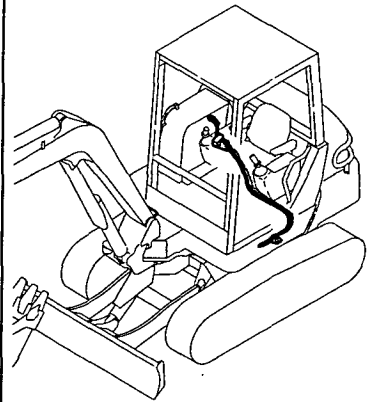


Fig. 29 FRAME COVER

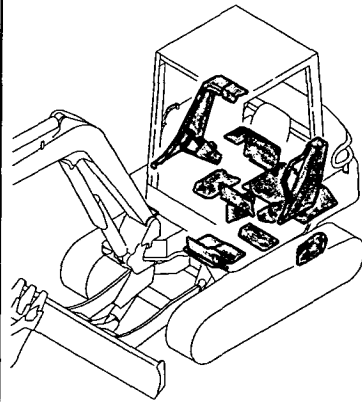


Fig. 33 CABIN (1) (BODY)

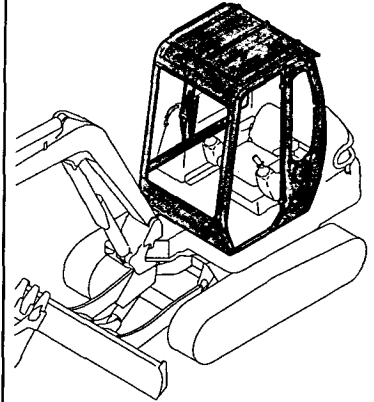


Fig. 26 CONTROL EQUIPMENT
(CUT OFF LEVER & PEDAL)

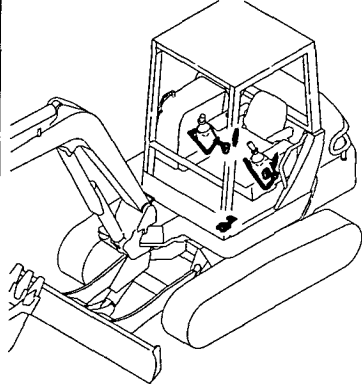


Fig. 30 STEP & INSTRUMENT PANEL

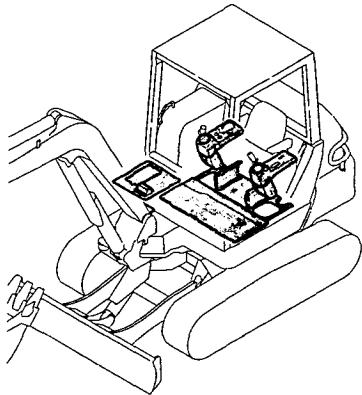


Fig. 34 CABIN (2) (SASH)

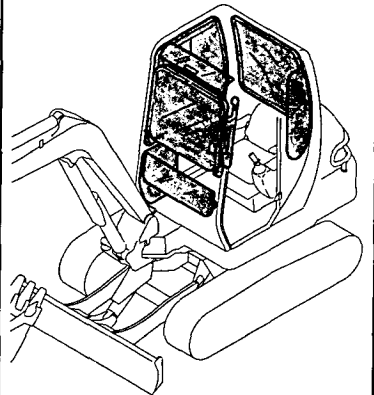


Fig. 27 CONTROL EQUIPMENT
(P. T. O. CONTROL)

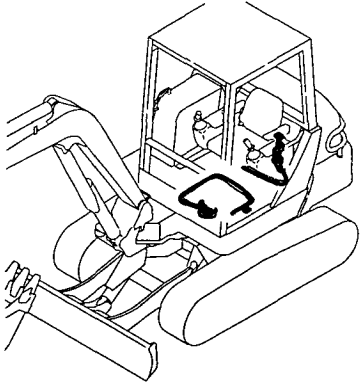


Fig. 31 SEAT & SEAT MOUNT

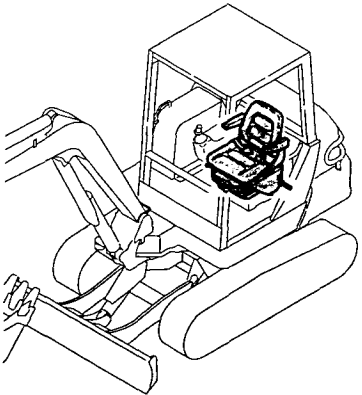


Fig. 35 CABIN (3) (FITTING)

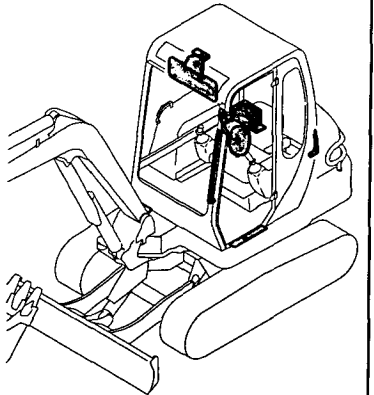


Fig. 28 FRAME & TURNING BEARING

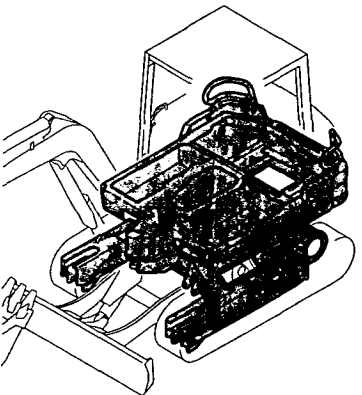


Fig. 32 BONNET

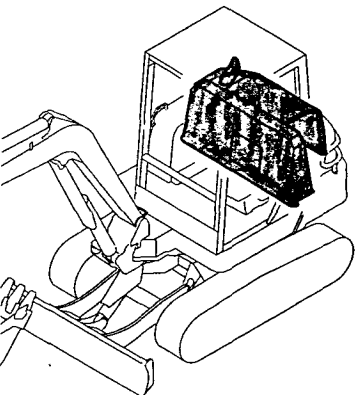


Fig. 36 CABIN (4) (DOOR)

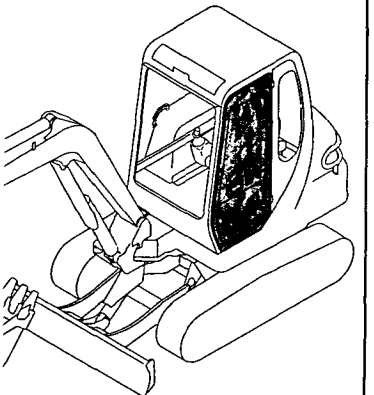


Fig. 37 CANOPY (PREVIOUS)

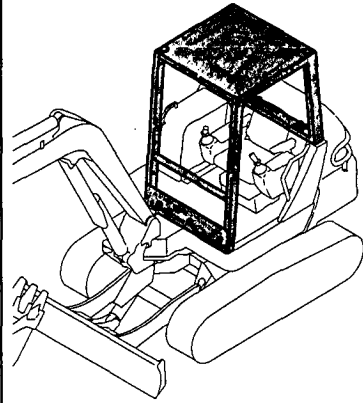


Fig. 38 CANOPY (NEW)

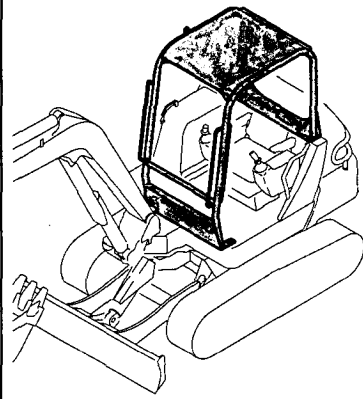


Fig. 39 HYD. OIL PUMP & JOINT

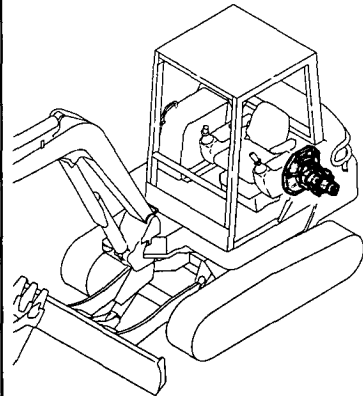


Fig. 40 BOOM CYLINDER

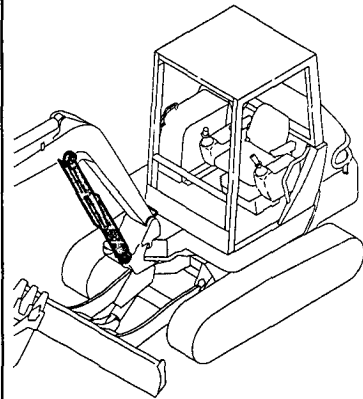


Fig. 41 ARM CYLINDER

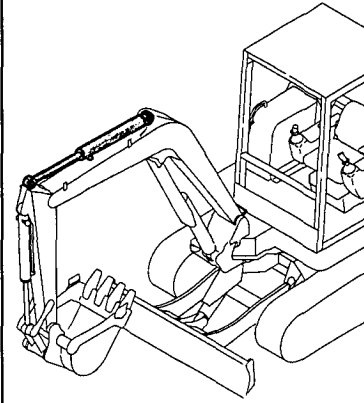


Fig. 42 BUCKET CYLINDER

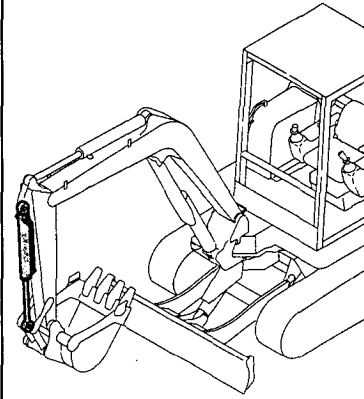


Fig. 43 SWING CYLINDER

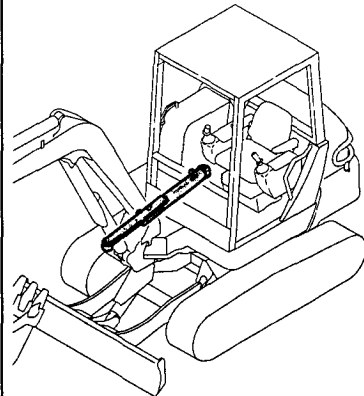


Fig. 44 BLADE CYLINDER

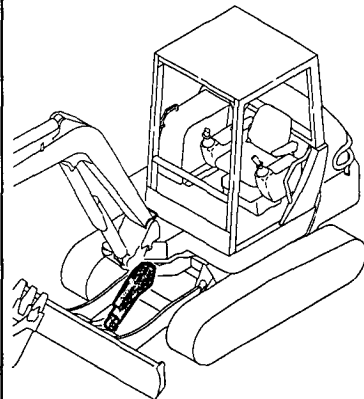


Fig. 45 DRIVING MOTOR

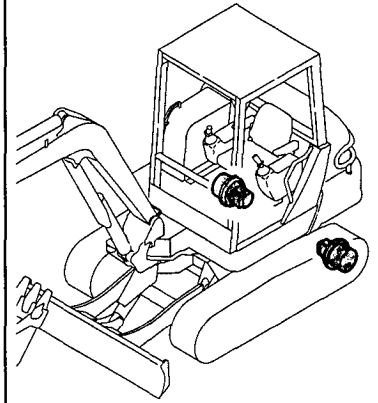


Fig. 46 TURNING MOTOR

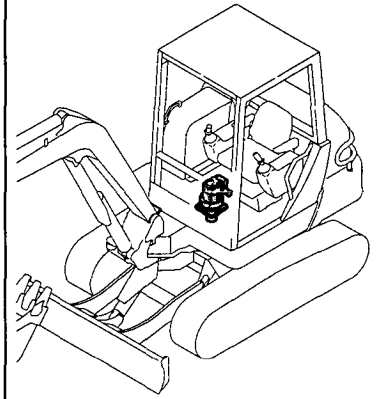


Fig. 47 SWIVEL JOINT

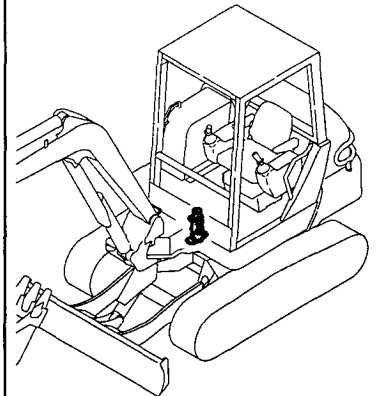


Fig. 48 CONTROL VALVE (1/2)

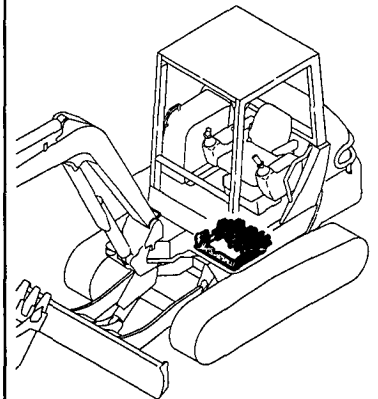


Fig. 49 CONTROL VALVE (2/2)

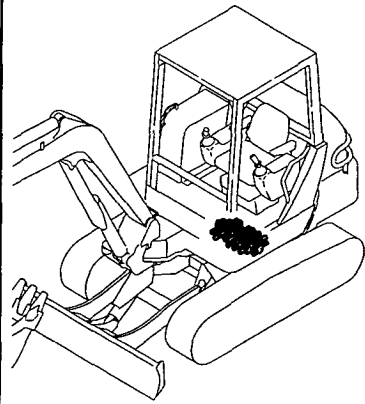


Fig. 53 P. T. O. VALVE

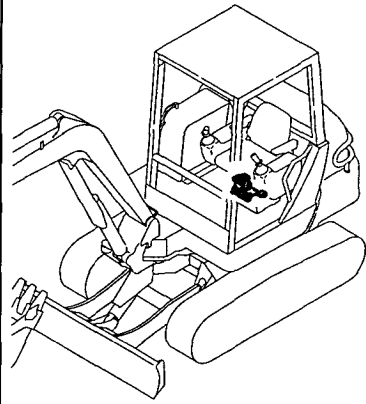


Fig. 57 HYD. OIL PIPING (VALVE~SWIVEL, SWING)

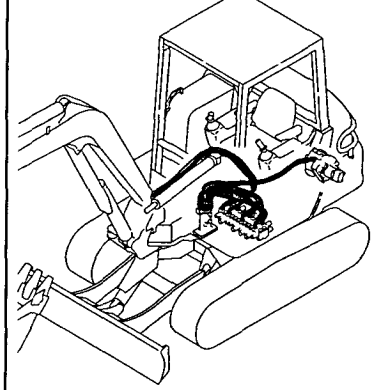


Fig. 50 REMOTE CONTROL VALVE (L)

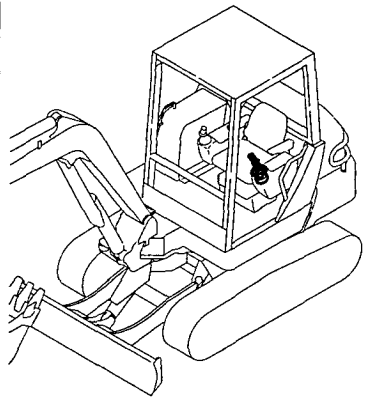


Fig. 54 HYD. OIL TANK

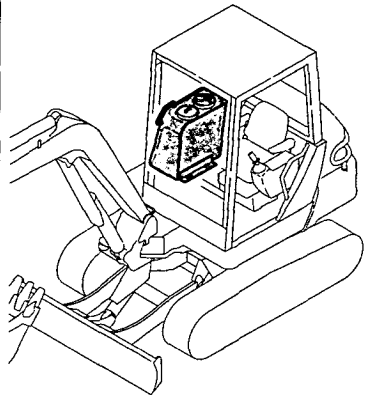


Fig. 58 HYD. OIL PIPING (RETURN)

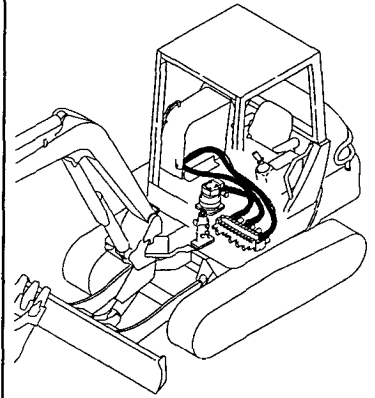


Fig. 51 REMOTE CONTROL VALVE (R)

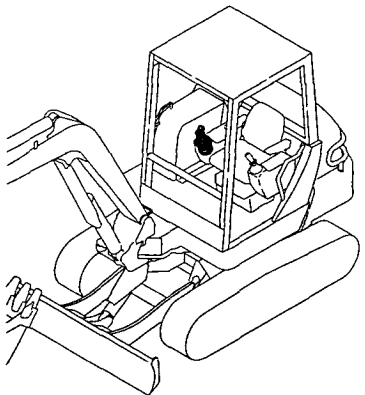


Fig. 55 HYD. OIL PIPING (TANK~PUMP~VALVE)

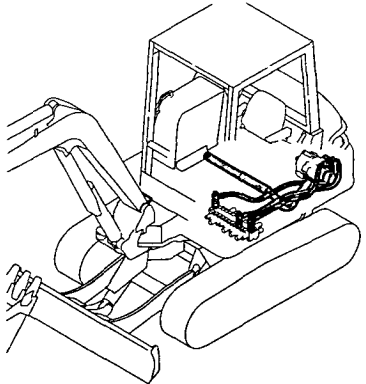


Fig. 59 HYD. OIL PIPING (P. T. O., FRAME END)

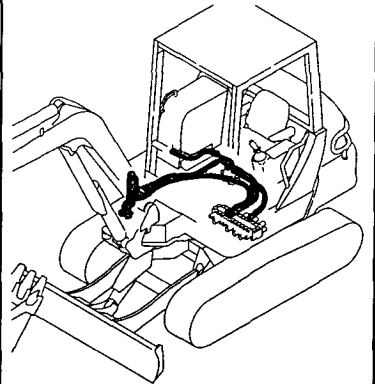


Fig. 52 2-WAY VALVE

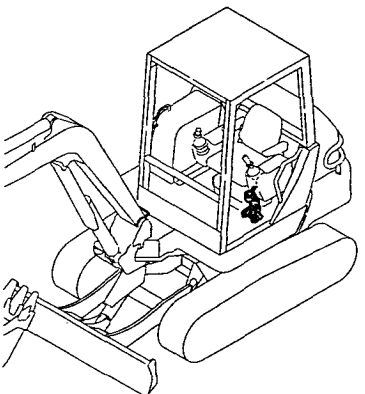


Fig. 56 HYD. OIL PIPING (PUMP, VALVE~MOTOR, BOOM)

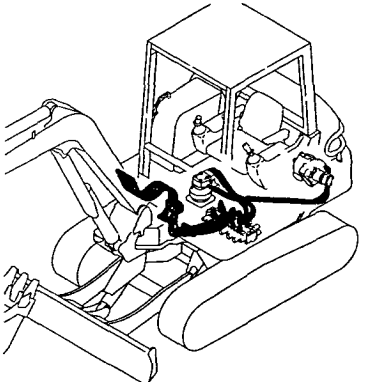


Fig. 60 HYD. OIL PIPING (TRACK FRAME)

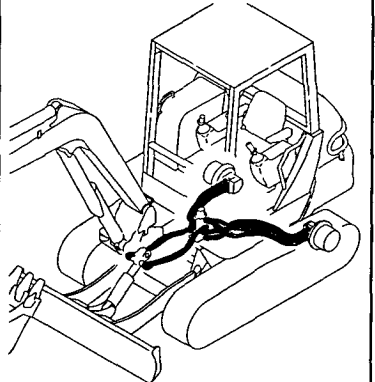


Fig. 61 HYD. OIL PIPING (BOOM)

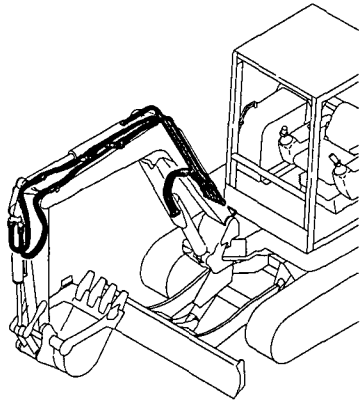


Fig. 65 CONTROL PIPING (2-WAY VALVE)

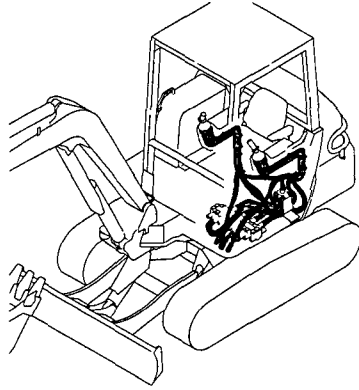


Fig. 69 BUCKET

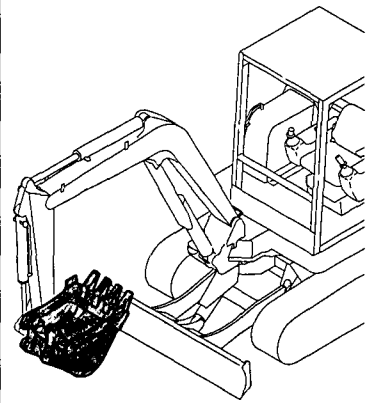


Fig. 62 HYD. OIL PIPING (P. T. O., ARM END)

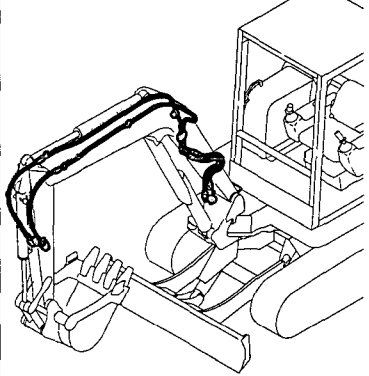


Fig. 66 GREASING

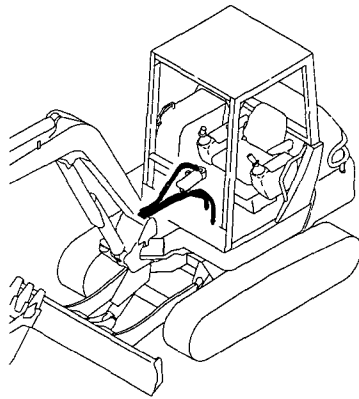


Fig. 70 BLADE

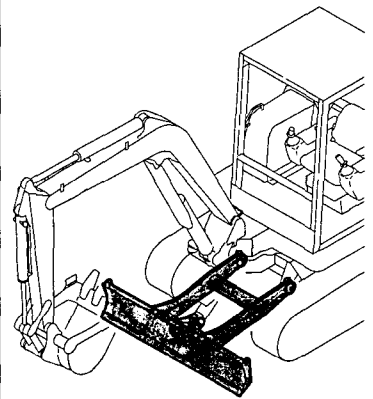


Fig. 63 CONTROL PIPING (PUMP~REMOTE CONT. V. ~RETURN)

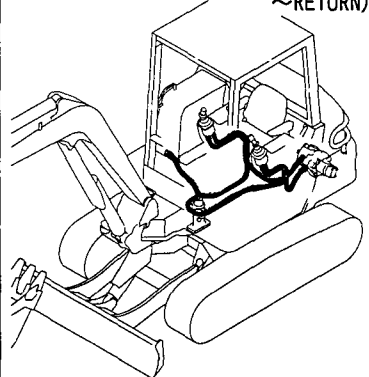


Fig. 67 BOOM & BOOM BRACKET

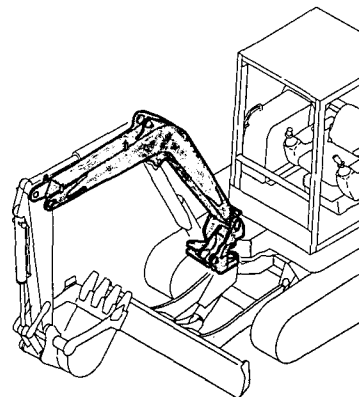


Fig. 64 CONTROL PIPING (REMOTE CONTROL V. ~CONTROL V. :DIRECT)

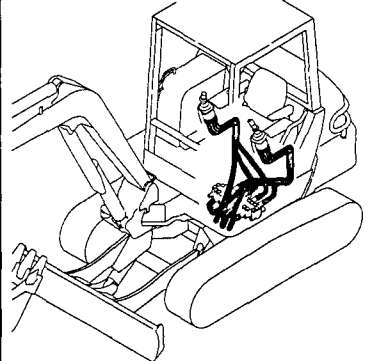
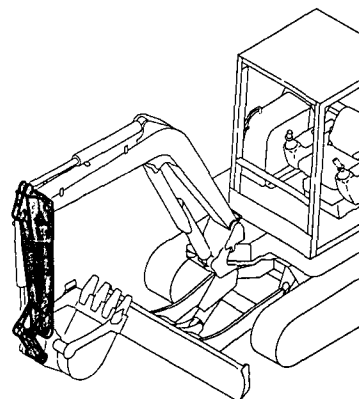
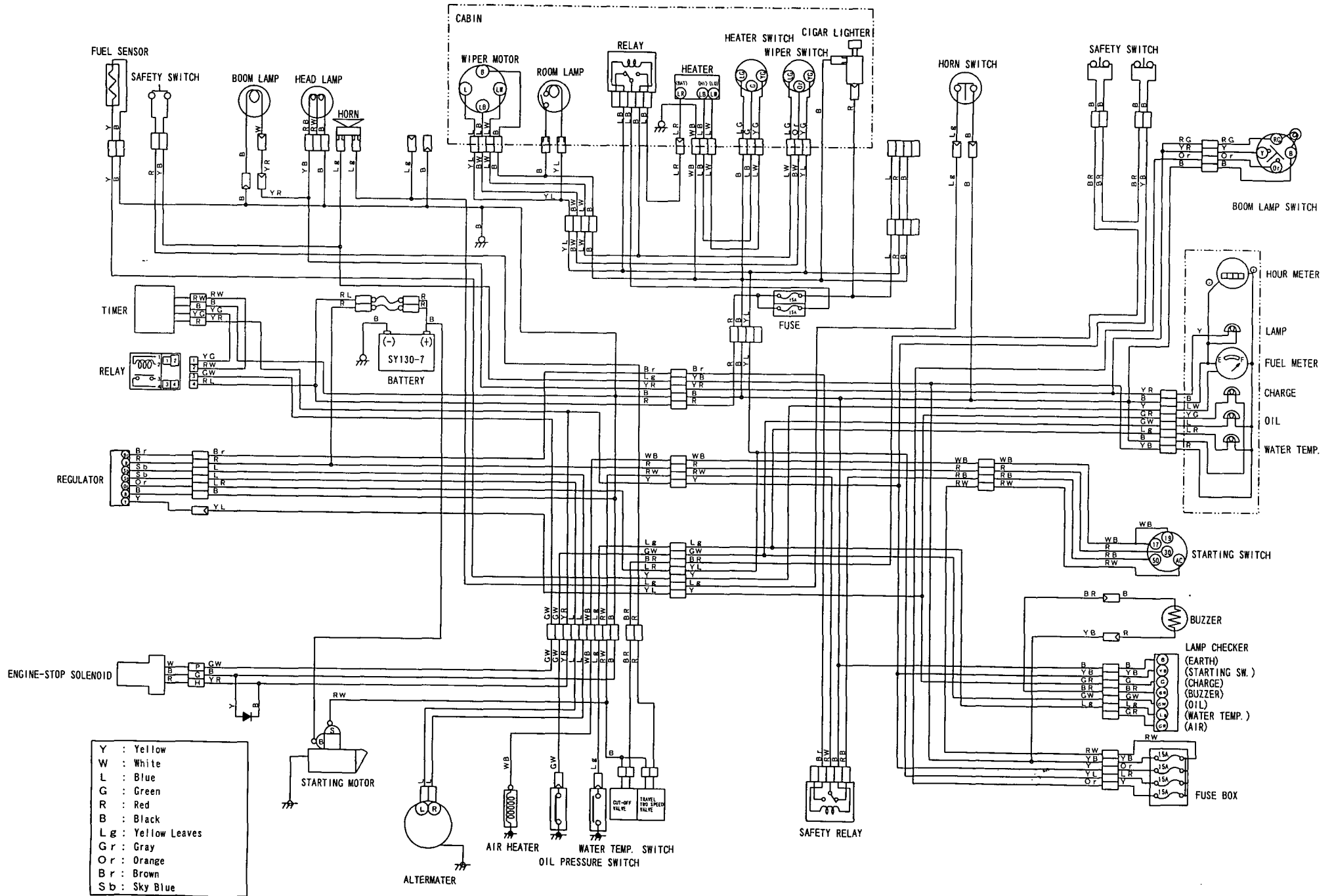


Fig. 68 ARM & BUCKET LINK



WIRING DIAGRAM



Contents

Fig. No.	Fig. Name	Fig. No.	Fig. Name
B37-2B(US)		25.	CONTROL EQUIP.(BLADE)
1.	LABEL(CABIN)	26.	CONTROL EQUIP.(CUT OFF LEVER & PEDAL)
2.	LABEL(CANOPY)(PREVIOUS)	27.	CONTROL EQUIP.(P.T.O.CONTROL)
3.	LABEL(CANOPY)(NEW)	28.	FRAME & TURNING BEARING
4.	SAFETY LABEL(CABIN)	29.	FRAME COVER
5.	SAFETY LABEL(CANOPY)(PREVIOUS)	30.	STEP & INSTRUMENT PANEL
6.	SAFETY LABEL(CANOPY)(NEW)	31.	SEAT & SEAT MOUNT
7.	TOOL	32.	BONNET
8.	MUFFLER	33.	CABIN(1)(BODY)
9.	AIR CLEANER	34.	CABIN(2)(SASH)
10.	ACCELERATOR LEVER	35.	CABIN(3)(FITTING)
11.	ENGINE MOUNT	36.	CABIN(4)(DOOR)
12.	RADIATOR & MOUNT	37.	CANOPY(PREVIOUS)
13.	FUEL TANK & FUEL LINE	38.	CANOPY(NEW)
14.	BATTERY	39.	HYD.OIL PUMP & JOINT
15.	ELECTRIC PART(WIRING)	40.	BOOM CYLINDER
16.	ELECTRIC PART(EQUIPMENT)	41.	ARM CYLINDER
17.	ELECTRIC PART(CABIN)	42.	BUCKET CYLINDER
18.	WORK LAMP	43.	SWING CYLINDER
19.	HEATER & DEFROSTER	44.	BLADE CYLINDER
20.	ROLLER & ADJUST	45.	DRIVING MOTOR
21.	CRAWLER	46.	TURNING MOTOR
22.	CONTROL EQUIP.(LEVER & STAND)	47.	SWIVEL JOINT
23.	CONTROL EQUIP.(DRIVE)	48.	CONTROL VALVE(1/2)
24.	CONTROL EQUIP.(SWING)	49.	CONTROL VALVE(2/2)

Contents

Fig. No. Fig. Name

50. REMOTE CONTROL VALVE (L)

51. REMOTE CONTROL VALVE (R)

52. 2-WAY VALVE

53. P.T.O.VALVE

54. HYD.OIL TANK

55. HYD.OIL PIPING(TANK-PUMP-VALVE)

56. HYD.OIL PIPING(PUMP,VALVE MOTOR,BOOM)

57. HYD.OIL PIPING(VALVE-SWIVEL,SWING)

58. HYD.OIL PIPING(RETURN)

59. HYD.OIL PIPING(P.T.O.FRAME END)

60. HYD.OIL PIPING(TRACK FRAME)

61. HYD.OIL PIPING(BOOM)

62. HYD.OIL PIPING(P.T.O.ARM END)

63. CONTROL PIPING(PUMP-REMO-CON.V-RETURN)

64. CONTROL PIPING(REMO-CON.V.-CON.V:DIRECT)

65. CONTROL PIPING(2-WAY VALVE)

66. GREASING

67. BOOM & BOOM BRACKET

68. ARM & BUCKET LINK

69. BUCKET

70. BLADE

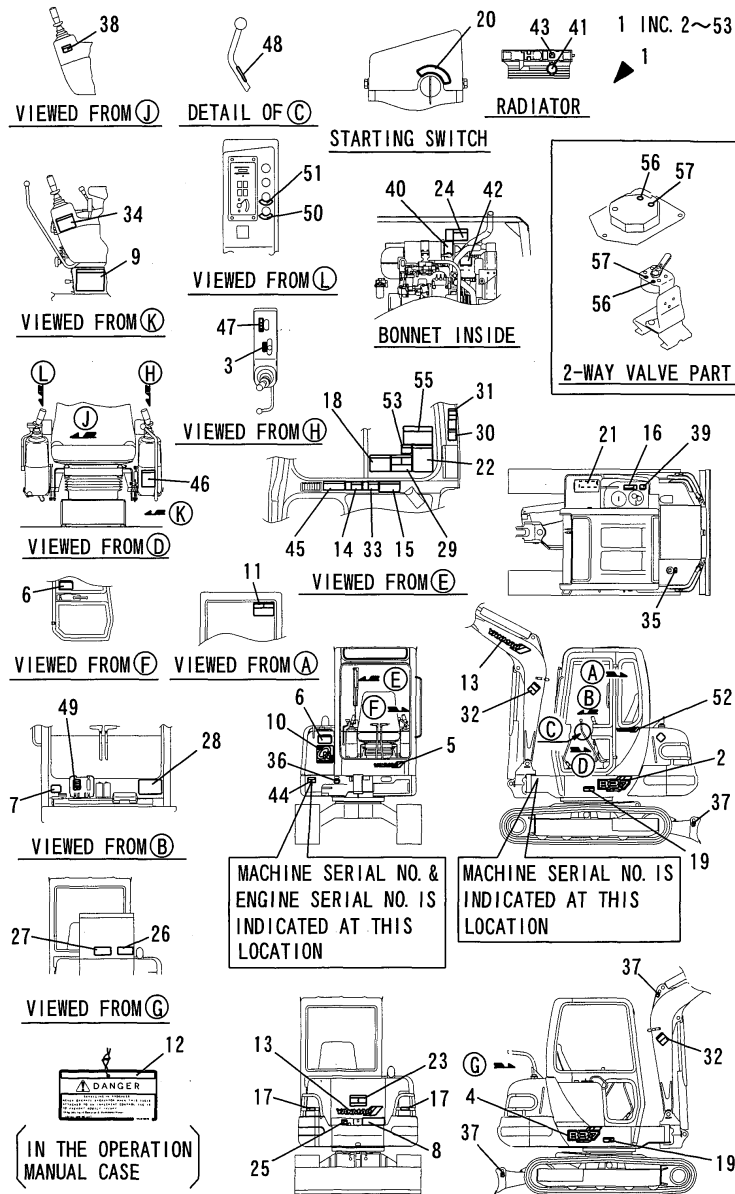
Fig. No. Fig. Name

Fig.1. LABEL(CABIN)

(A)=B37-2B(C)
(B)=B37-2B(P)
(C)=

(D)=
(E)=
(F)=

Fig.1 LABEL(CABIN)



No.	Lev.	Parts No.	Description	Q'ty						I	R
				(A)	(B)	(C)	(D)	(E)	(F)		
1	1	772436-03200	LABEL SET,B37-2B USC	1							
2	2	172170-03151	LABEL	1							
3	2	172519-03150	LABEL, ACCEL	1							
4	2	172170-03161	LABEL	1							
5	2	172186-03200	LABEL,BRAND	1							
6	2	172437-03540	LABEL	1							
6-1	2	172437-03541	LABEL	2							N
(A=*1999.8)											
7	2	172147-03210	LABEL,2 SPEED	1							
8	2	172168-03211	LABEL	1							
9	2	172436-03220	LABEL, OIL&WATER	1							
10	2	172439-03220	MARK,NO1	1							
11	2	172436-03231	LABEL, LIFTING	1							
12	2	172437-03250	TAG ASSY, CAUTION	1							
13	2	172165-03261	LABEL, BOOM	2							
14	2	172437-03300	LABEL,MANUAL	1							
15	2	172437-03310	LABEL,SLOPE	1							
16	2	172437-03320	LABEL,HYD.OIL TANK	1							
17	2	172437-03330	LABEL, PROTECTOR	2							
18	2	172437-03340	LABEL,TRANSPORT	1							
19	2	172437-03351	LABEL,GREASE CYL.	2							
20	2	172141-03360	LABEL, START SWITCH	1							
21	2	172437-03360	LABEL,BATTERY	1							
22	2	172437-03370	LABEL,NEUTRAL	1							
22-1	2	172437-03371	LABEL	1							N
(A=*1999.8)											
23	2	172437-03380	LABEL,SWING AREA	1							
24	2	172437-03390	LABEL,RADIATOR	1							
25	2	172437-03400	LABEL,ENG.HOOD	1							
26	2	172437-03410	LABEL,ENG.ROOM	1							
27	2	172437-03421	LABEL,MUFFLER	1							
28	2	172149-03430	LABEL	1							
29	2	172437-03430	LABEL,STEERING	1							
29-1	2	172437-03431	LABEL,STEERING	1							N
(A=*1999.8)											
30	2	172437-03440	LABEL,ROPS	1							
31	2	172437-03450	LABEL,SEAT BELT	1							
32	2	172437-03460	LABEL, BOOM	2							
33	2	172437-03470	LABEL,LEVER LOCK	2							
34	2	172165-03500	LABEL,GREASE FEED	1							
35	2	172437-03500	LABEL,FUEL	1							
36	2	172171-03510	LABEL, GREASE	1							
37	2	172437-03510	LABEL,HOOK	3							
38	2	172437-03530	LABEL,RE-START	1							
39	2	172155-03790	LABEL,RE-FUELING	1							
40	2	172125-03950	LABEL, AIR CLEANER	1							
41	2	121120-44800	LABEL, RADIATOR	1							
42	2	124764-44810	LABEL,SUB-TANK	1							
43	2	124764-44920	LABEL, ANTI-FREEZING	1							
44	2	22857-300050	SCREW, 3X 5	4							
45	2	172436-03250	LABEL,SPECIFICATION	1							

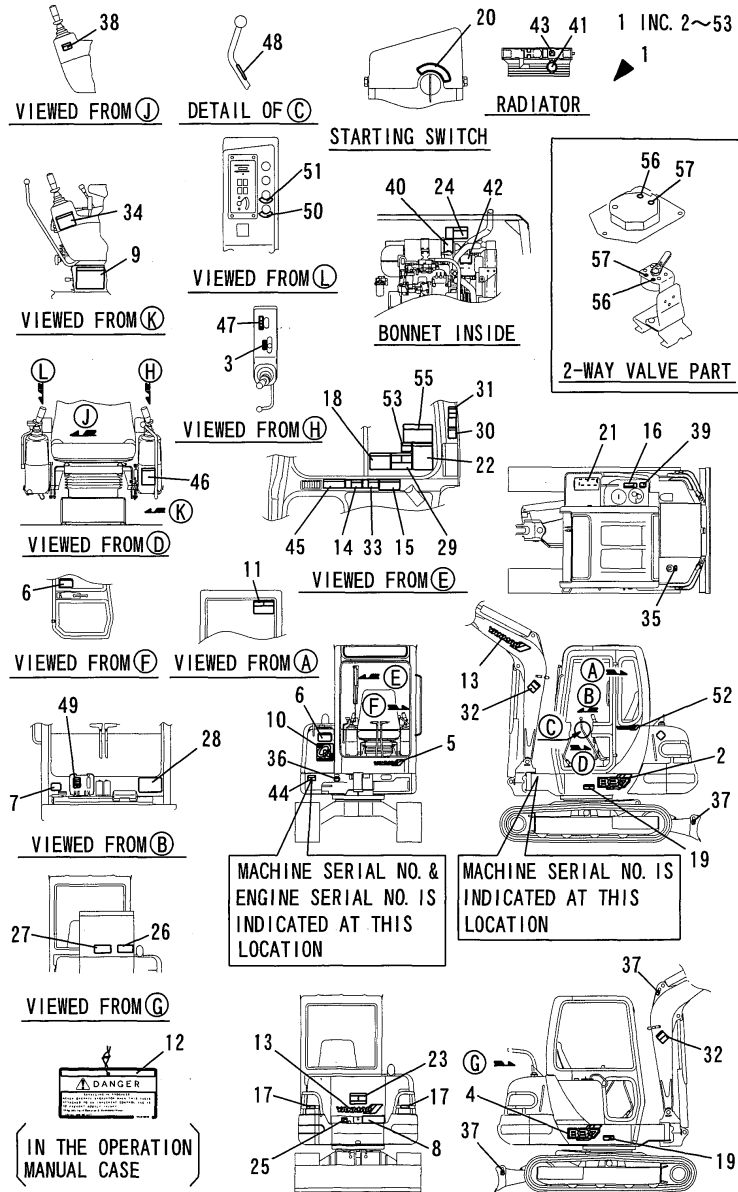
Remarks
THIS FIGURE IS NEWLY ADDED.
(1)RUBBER CRAWLER SPEC.
(2)2-WAY VALVE SPEC.

Fig.1. LABEL(CABIN)

(A)=B37-2B(C)
 (B)=B37-2B(P)
 (C)=

(D)=
 (E)=
 (F)=

Fig.1 LABEL(CABIN)



No.	Lev.	Parts No.	Description	Q'ty						I	R
				(A)	(B)	(C)	(D)	(E)	(F)		
46	2	172437-03241	LABEL,CRAWLER	1							1
47	2	172168-03301	LABEL, SELECT	1							
48	2	172183-03280	LABEL,LOCK	1							
49	2	172165-03231	LABEL, P.T.O.	1							
50	2	172162-03180	LABEL,HEATER SWITCH	1							
51	2	172162-03190	LABEL,WIPER SWITCH	1							
52	2	172165-03301	LABEL,CAB	1							
53	2	172437-03550	LABEL,WINDOW	1							
55	1	172437-03600	LABEL	1							2
56	1	172437-03610	LABEL	2							2
57	1	172437-03620	LABEL	2							2

Remarks
 THIS FIGURE IS NEWLY ADDED.
 (1)RUBBER CRAWLER SPEC.
 (2)2-WAY VALVE SPEC.

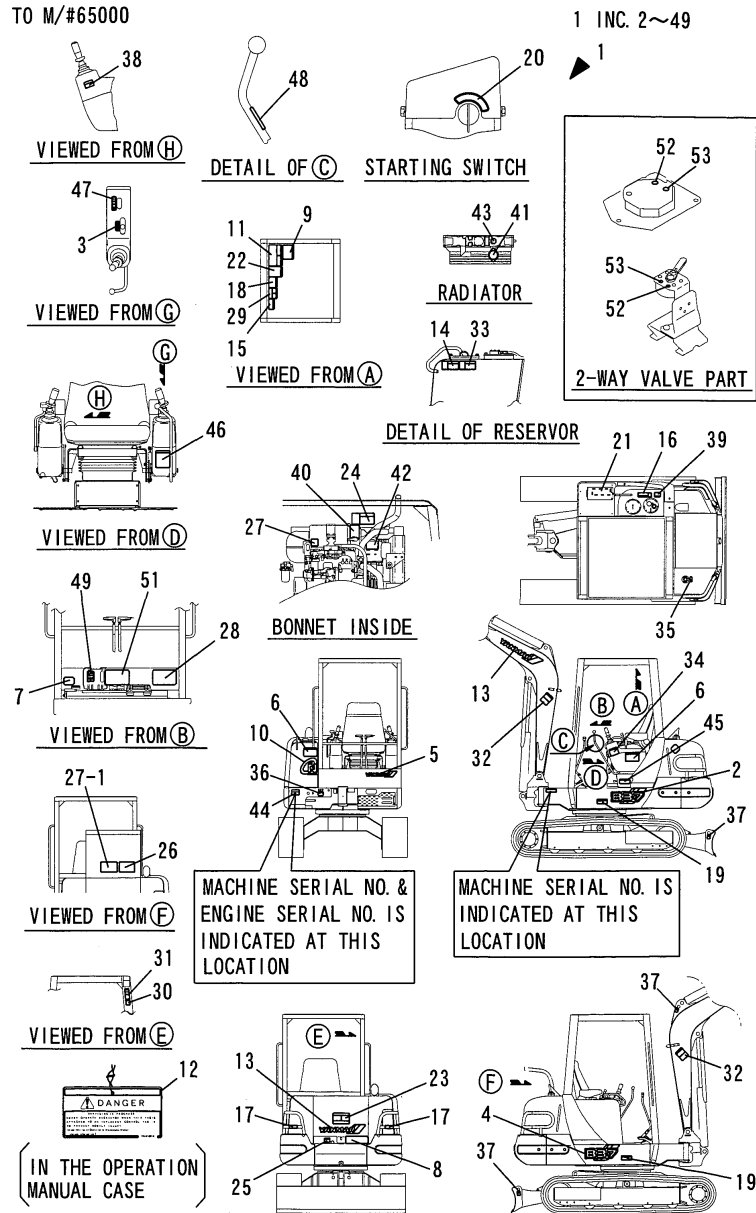
Fig.2. LABEL(CANOPY)(PREVIOUS)

(A)=B37-2B(C)
(B)=B37-2B(P)
(C)=

(D)=
(E)=
(F)=

Fig.2 LABEL (CANOPY) (PREVIOUS)

TO M/#65000



No.	Lev.	Parts No.	Description	Qty						I	R
				(A)	(B)	(C)	(D)	(E)	(F)		
1	1	772436-03100	LABEL SET,B37-2B USP		1						
1-1	1	772436-03101	K: 3M: 1 (B=M/#60501)		1						S
2	2	172170-03151	LABEL		1						
3	2	172519-03150	LABEL, ACCEL		1						
4	2	172170-03161	LABEL		1						
5	2	172186-03200	LABEL, BRAND		1						
6	2	172437-03481	LABEL, SUPPORT		2						
7	2	172147-03210	LABEL, 2 SPEED		1						
8	2	172168-03211	LABEL		1						
9	2	172436-03220	LABEL, OIL&WATER		1						
10	2	172439-03220	MARK, NO1		1						
11	2	172436-03231	LABEL, LIFTING		1						
12	2	172437-03250	TAG ASSY, CAUTION		1						
13	2	172165-03261	LABEL, BOOM		2						
14	2	172437-03300	LABEL, MANUAL		1						
15	2	172437-03310	LABEL, SLOPE		1						
16	2	172437-03320	LABEL, HYD. OIL TANK		1						
17	2	172437-03330	LABEL, PROTECTOR		2						
18	2	172437-03340	LABEL, TRANSPORT		1						
19	2	172437-03351	LABEL, GREASE CYL.		2						
20	2	172141-03360	LABEL, START SWITCH		1						
21	2	172437-03360	LABEL, BATTERY		1						
22	2	172437-03370	LABEL, NEUTRAL		1						
22-1	2	172437-03371	LABEL (B=*1999.8)		1						N
23	2	172437-03380	LABEL, SWING AREA		1						
24	2	172437-03390	LABEL, RADIATOR		1						
25	2	172437-03400	LABEL, ENG. HOOD		1						
26	2	172437-03410	LABEL, ENG. ROOM		1						
27	2	172437-03420	LABEL		1						
27-1	2	172437-03421	LABEL, MUFFLER (B=M/#60501)		1						S
28	2	172149-03430	LABEL		1						
29	2	172437-03430	LABEL, STEERING		1						
29-1	2	172437-03431	LABEL, STEERING (B=*1999.8)		1						N
30	2	172437-03440	LABEL, ROPS		1						
31	2	172437-03450	LABEL, SEAT BELT		1						
32	2	172437-03460	LABEL, BOOM		2						
33	2	172437-03470	LABEL, LEVER LOCK		1						
34	2	172165-03500	LABEL, GREASE FEED		1						
35	2	172437-03500	LABEL, FUEL		1						
36	2	172171-03510	LABEL, GREASE		1						
37	2	172437-03510	LABEL, HOOK		3						
38	2	172437-03530	LABEL, RE-START		1						
39	2	172155-03790	LABEL, RE-FUELING		1						
40	2	172125-03950	LABEL, AIR CLEANER		1						
41	2	121120-44800	LABEL, RADIATOR		1						
42	2	124764-44810	LABEL, SUB-TANK		1						
43	2	124764-44920	LABEL, ANTI-FREEZING		1						

Remarks
(1) RUBBER CRAWLER SPEC.
(2) 2-WAY VALVE SPEC.

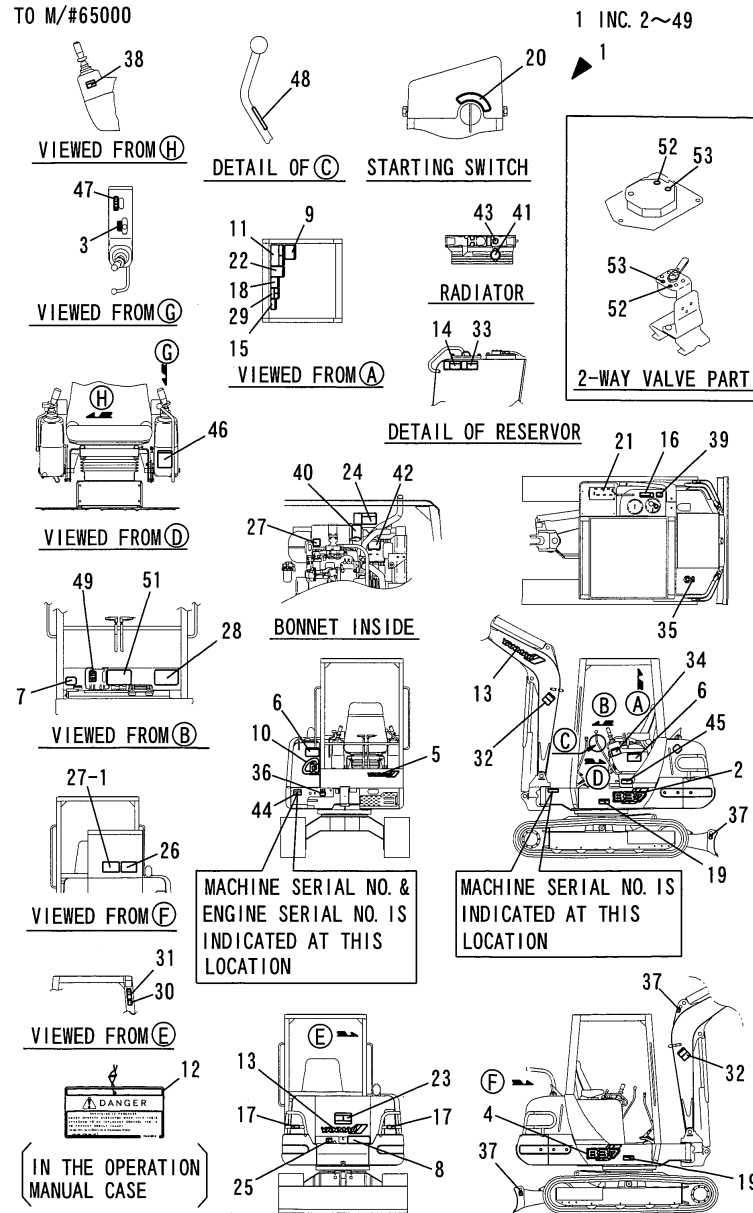
Fig.2. LABEL(CANOPY)(PREVIOUS)

(A)=B37-2B(C)
 (B)=B37-2B(P)
 (C)=

(D)=
 (E)=
 (F)=

Fig.2 LABEL (CANOPY) (PREVIOUS)

TO M/#65000



No.	Lev.	Parts No.	Description	Q'ty						I	R
				(A)	(B)	(C)	(D)	(E)	(F)		
44	2	22857-300050	SCREW, 3X 5		4						
45	2	172436-03211	LABEL, SPECIFICATION		1						
46	2	172437-03241	LABEL, CRAWLER		1						1
47	2	172168-03301	LABEL, SELECT		1						
48	2	172183-03280	LABEL, LOCK		2						
49	2	172165-03231	LABEL, P.T.O.		1						
51	1	172437-03600	LABEL		1						2
52	1	172437-03610	LABEL		2						2
53	1	172437-03620	LABEL		2						2

Remarks
 (1) RUBBER CRAWLER SPEC.
 (2) 2-WAY VALVE SPEC.

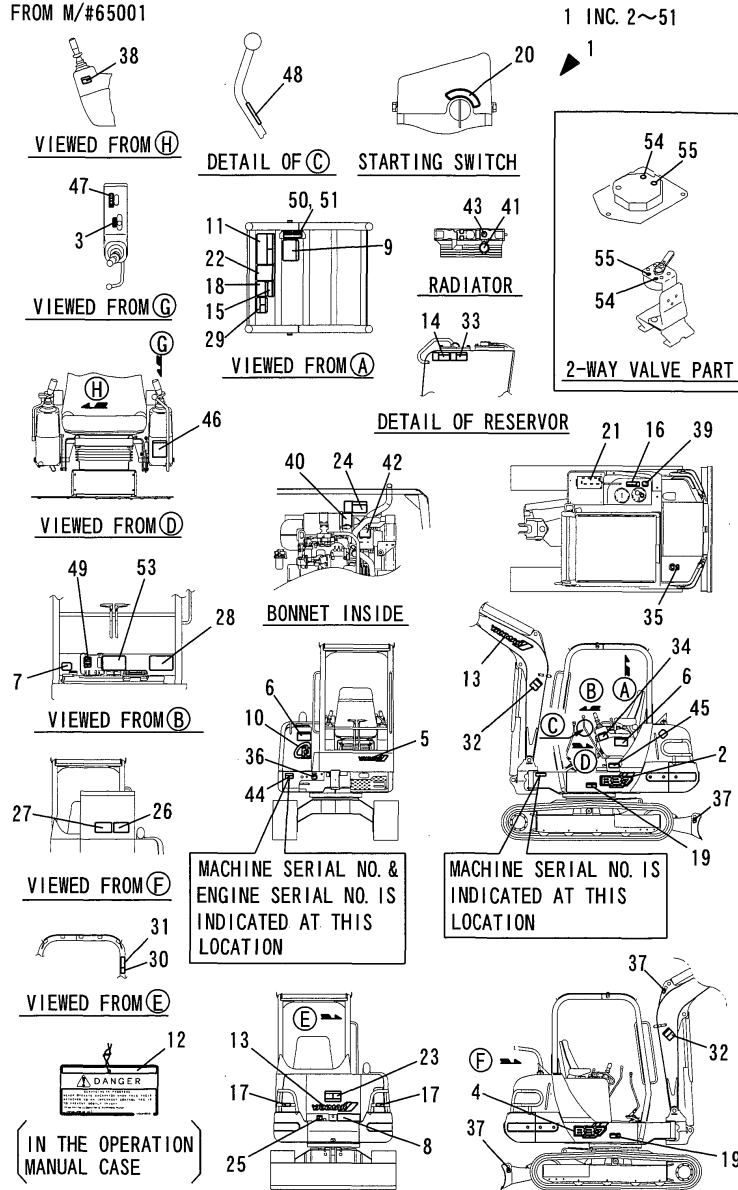
Fig.3. LABEL(CANOPY)(NEW)

(A)=B37-2B(C)
(B)=B37-2B(P)
(C)=

(D)=
(E)=
(F)=

Fig.3 LABEL (CANOPY) (NEW)

FROM M/#65001



No.	Lev.	Parts No.	Description	Q'ty						I	R
				(A)	(B)	(C)	(D)	(E)	(F)		
1	1	772436-03120	LABEL SET,B37-2B USP	1							
2	2	172170-03151	LABEL	1							
3	2	172519-03150	LABEL, ACCEL	1							
4	2	172170-03161	LABEL	1							
5	2	172186-03200	LABEL,BRAND	1							
6	2	172437-03481	LABEL, SUPPORT	2							
7	2	172147-03210	LABEL,2 SPEED	1							
8	2	172168-03211	LABEL	1							
9	2	172436-03220	LABEL, OIL&WATER	1							
10	2	172439-03220	MARK,NO1	1							
11	2	172436-03231	LABEL, LIFTING	1							
12	2	172437-03250	TAG ASSY, CAUTION	1							
13	2	172165-03261	LABEL, BOOM	2							
14	2	172437-03300	LABEL,MANUAL	1							
15	2	172437-03310	LABEL,SLOPE	1							
16	2	172437-03320	LABEL,HYD.OIL TANK	1							
17	2	172437-03330	LABEL, PROTECTOR	2							
18	2	172437-03340	LABEL,TRANSPORT	1							
19	2	172437-03351	LABEL,GREASE CYL.	2							
20	2	172141-03360	LABEL, START SWITCH	1							
21	2	172437-03360	LABEL,BATTERY	1							
22	2	172437-03370	LABEL,NEUTRAL	1							
22-1	2	172437-03371	LABEL	1							N
			(B=*1999.8)								
23	2	172437-03380	LABEL,SWING AREA	1							
24	2	172437-03390	LABEL,RADIATOR	1							
25	2	172437-03400	LABEL,ENG.HOOD	1							
26	2	172437-03410	LABEL,ENG.ROOM	1							
27	2	172437-03421	LABEL,MUFFLER	1							
28	2	172149-03430	LABEL	1							
29	2	172437-03430	LABEL,STEERING	1							
29-1	2	172437-03431	LABEL,STEERING	1							N
			(B=*1999.8)								
30	2	172437-03440	LABEL,ROPS	1							
31	2	172437-03450	LABEL,SEAT BELT	1							
32	2	172437-03460	LABEL, BOOM	2							
33	2	172437-03470	LABEL,LEVER LOCK	1							
34	2	172165-03500	LABEL,GREASE FEED	1							
35	2	172437-03500	LABEL,FUEL	1							
36	2	172171-03510	LABEL, GREASE	1							
37	2	172437-03510	LABEL,HOOK	3							
38	2	172437-03530	LABEL,RE-START	1							
39	2	172155-03790	LABEL,RE-FUELING	1							
40	2	172125-03950	LABEL, AIR CLEANER	1							
41	2	121120-44800	LABEL, RADIATOR	1							
42	2	124764-44810	LABEL,SUB-TANK	1							
43	2	124764-44920	LABEL, ANTI-FREEZING	1							
44	2	22857-300050	SCREW, 3X 5	4							
45	2	172436-03211	LABEL, SPECIFICATION	1							
46	2	172437-03241	LABEL,CRAWLER	1							1
47	2	172168-03301	LABEL, SELECT	1							

Remarks
THIS FIGURE IS NEWLY ADDED.
(1)RUBBER CRAWLER SPEC.
(2)2-WAY VALVE SPEC.

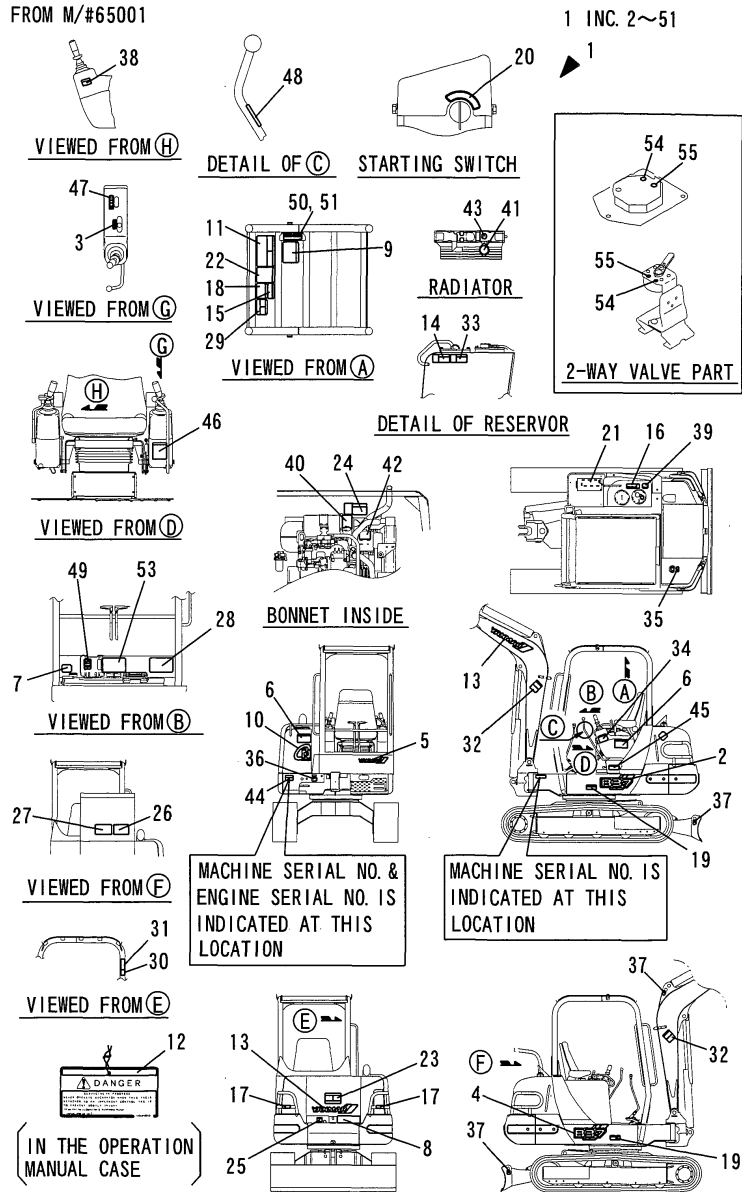
Fig.3. LABEL(CANOPY)(NEW)

(A)=B37-2B(C)
 (B)=B37-2B(P)
 (C)=

(D)=
 (E)=
 (F)=

Fig.3 LABEL (CANOPY) (NEW)

FROM M/#65001



No.	Lev.	Parts No.	Description	Q'ty						I	R
				(A)	(B)	(C)	(D)	(E)	(F)		
48	2	172183-03280	LABEL, LOCK		2						
49	2	172165-03231	LABEL, P.T.O.		1						
50	2	172437-03700	LABEL		1						
51	2	172519-04350	SCREW		4						
53	1	172437-03600	LABEL		1						2
54	1	172437-03610	LABEL		2						2
55	1	172437-03620	LABEL		2						2

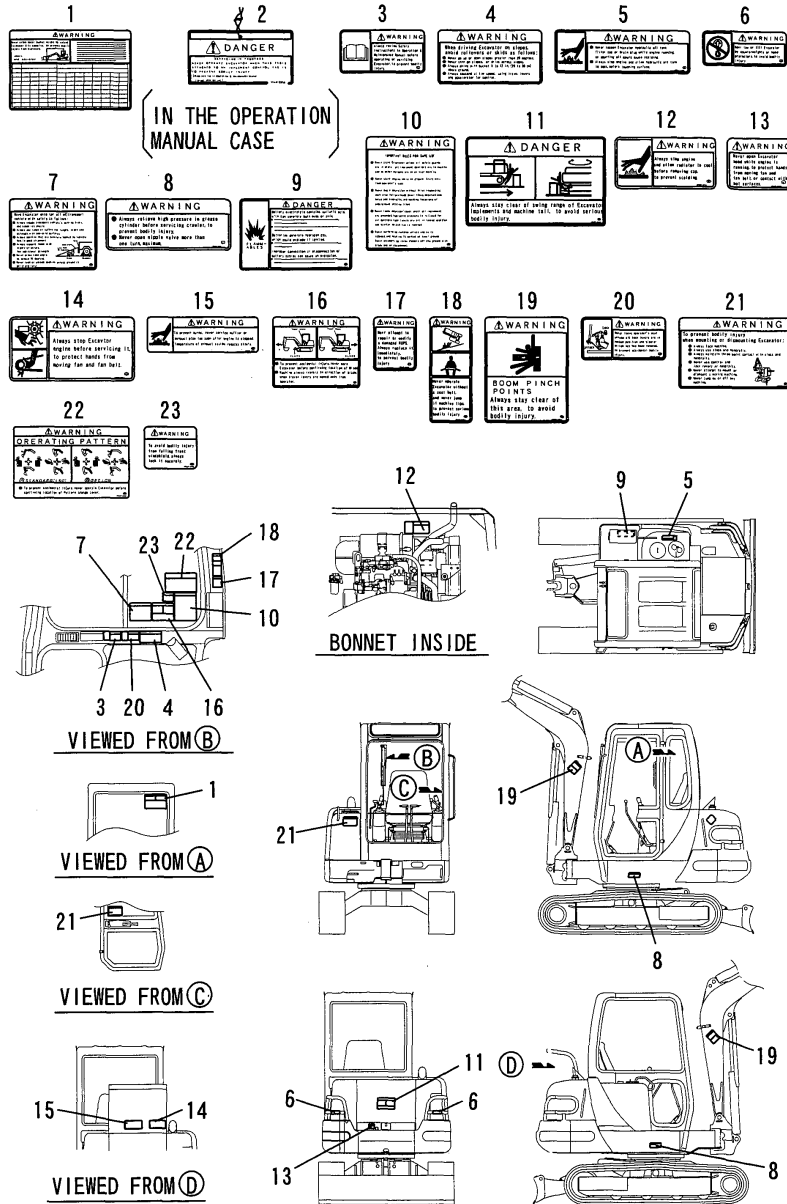
Remarks
 THIS FIGURE IS NEWLY ADDED.
 (1) RUBBER CRAWLER SPEC.
 (2) 2-WAY VALVE SPEC.

Fig.4. SAFETY LABEL(CABIN)

(A)=B37-2B(C)
(B)=B37-2B(P)
(C)=

(D)=
(E)=
(F)=

Fig.4 SAFETY LABEL (CABIN)



No.	Lev.	Parts No.	Description	Qty						I	R
				(A)	(B)	(C)	(D)	(E)	(F)		
1	1	172436-03231	LABEL, LIFTING	1							
2	1	172437-03250	TAG ASSY, CAUTION	1							
3	1	172437-03300	LABEL, MANUAL	1							
4	1	172437-03310	LABEL, SLOPE	1							
5	1	172437-03320	LABEL, HYD. OIL TANK	1							
6	1	172437-03330	LABEL, PROTECTOR	2							
7	1	172437-03340	LABEL, TRANSPORT	1							
8	1	172437-03351	LABEL, GREASE CYL.	2							
9	1	172437-03360	LABEL, BATTERY	1							
10	1	172437-03370	LABEL, NEUTRAL	1							
10-1	1	172437-03371	LABEL	1							N
(A=*1999.8)											
11	1	172437-03380	LABEL, SWING AREA	1							
12	1	172437-03390	LABEL, RADIATOR	1							
13	1	172437-03400	LABEL, ENG. HOOD	1							
14	1	172437-03410	LABEL, ENG. ROOM	1							
15	1	172437-03421	LABEL, MUFFLER	1							
16	1	172437-03430	LABEL, STEERING	1							
16-1	1	172437-03431	LABEL, STEERING	1							N
(A=*1999.8)											
17	1	172437-03440	LABEL, ROPS	1							
18	1	172437-03450	LABEL, SEAT BELT	1							
19	1	172437-03460	LABEL, BOOM	2							
20	1	172437-03470	LABEL, LEVER LOCK	1							
21	1	172437-03540	LABEL	1							
21-1	1	172437-03541	LABEL	2							N
(A=*1999.8)											
22	1	172437-03600	LABEL	1							1
23	1	172437-03550	LABEL, WINDOW	1							

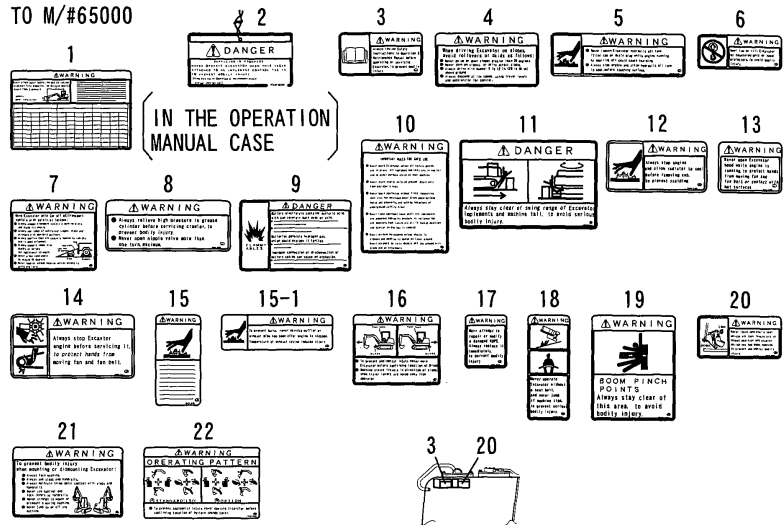
Remarks
THIS FIGURE IS NEWLY ADDED.
(1)2-WAY VALVE SPEC.

Fig.5. SAFETY LABEL(CANOPY)(PREVIOUS)

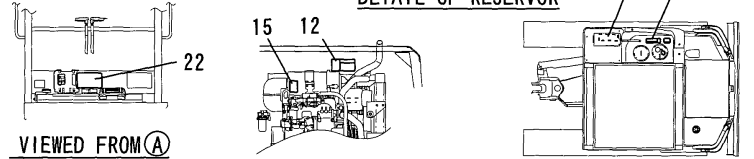
(A)=B37-2B(C)
(B)=B37-2B(P)
(C)=

(D)=
(E)=
(F)=

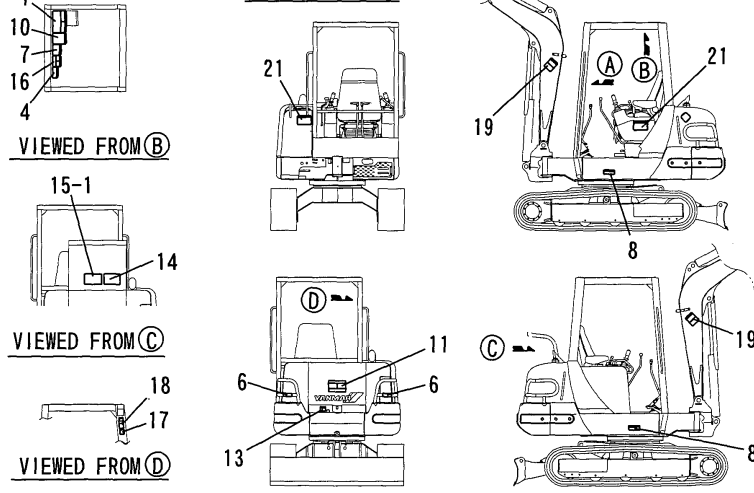
Fig.5 SAFETY LABEL (CANOPY) (PREVIOUS)



DETAIL OF RESERVOIR



BONNET INSIDE



No.	Lev.	Parts No.	Description	Q'ty						I	R	
				(A)	(B)	(C)	(D)	(E)	(F)			
1	1	172436-03231	LABEL, LIFTING		1							
2	1	172437-03250	TAG ASSY, CAUTION		1							
3	1	172437-03300	LABEL, MANUAL		1							
4	1	172437-03310	LABEL, SLOPE		1							
5	1	172437-03320	LABEL, HYD. OIL TANK		1							
6	1	172437-03330	LABEL, PROTECTOR		2							
7	1	172437-03340	LABEL, TRANSPORT		1							
8	1	172437-03351	LABEL, GREASE CYL.		2							
9	1	172437-03360	LABEL, BATTERY		1							
10	1	172437-03370	LABEL, NEUTRAL		1							
10-1	1	172437-03371	LABEL		1							N
(B=*1999.8)												
11	1	172437-03380	LABEL, SWING AREA		1							
12	1	172437-03390	LABEL, RADIATOR		1							
13	1	172437-03400	LABEL, ENG. HOOD		1							
14	1	172437-03410	LABEL, ENG. ROOM		1							
15	1	172437-03420	LABEL		1							
15-1	1	172437-03421	LABEL, MUFFLER		1							S
(B=M/#60501)												
16	1	172437-03430	LABEL, STEERING		1							
16-1	1	172437-03431	LABEL, STEERING		1							N
(B=*1999.8)												
17	1	172437-03440	LABEL, ROPS		1							
18	1	172437-03450	LABEL, SEAT BELT		1							
19	1	172437-03460	LABEL, BOOM		2							
20	1	172437-03470	LABEL, LEVER LOCK		1							
21	1	172437-03481	LABEL, SUPPORT		2							
22	1	172437-03600	LABEL		1							1

Remarks
(1)2-WAY VALVE SPEC.

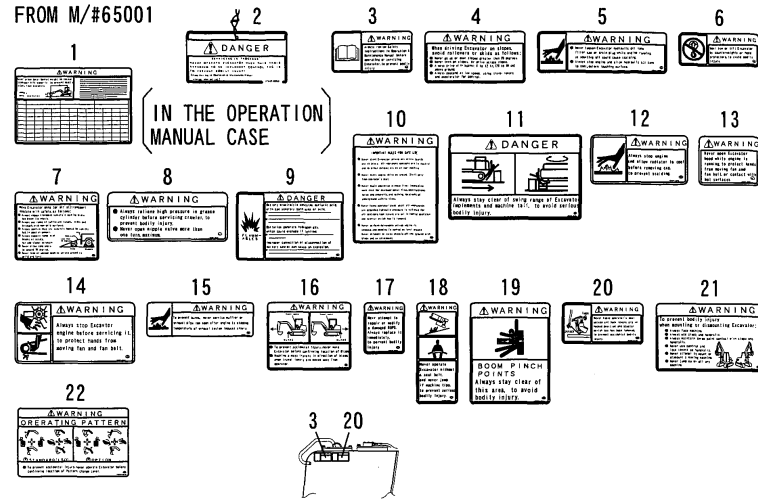
Fig.6. SAFETY LABEL(CANOPY)(NEW)

(A)=B37-2B(C)
 (B)=B37-2B(P)
 (C)=

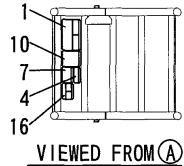
(D)=
 (E)=
 (F)=

Fig.6 SAFETY LABEL (CANOPY) (NEW)

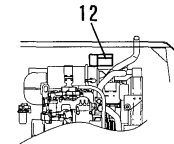
FROM M/#65001



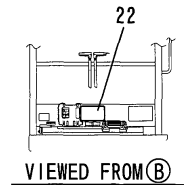
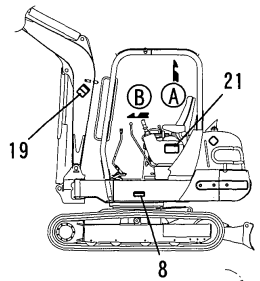
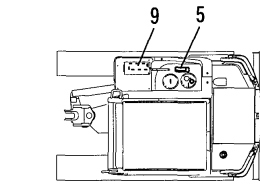
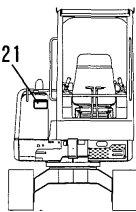
DETAIL OF RESERVOIR



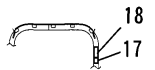
VIEWED FROM (A)



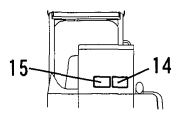
BONNET INSIDE



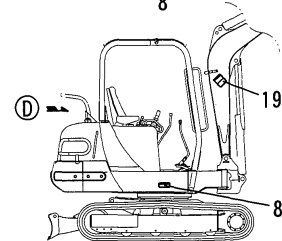
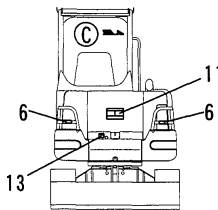
VIEWED FROM (B)



VIEWED FROM (C)



VIEWED FROM (D)



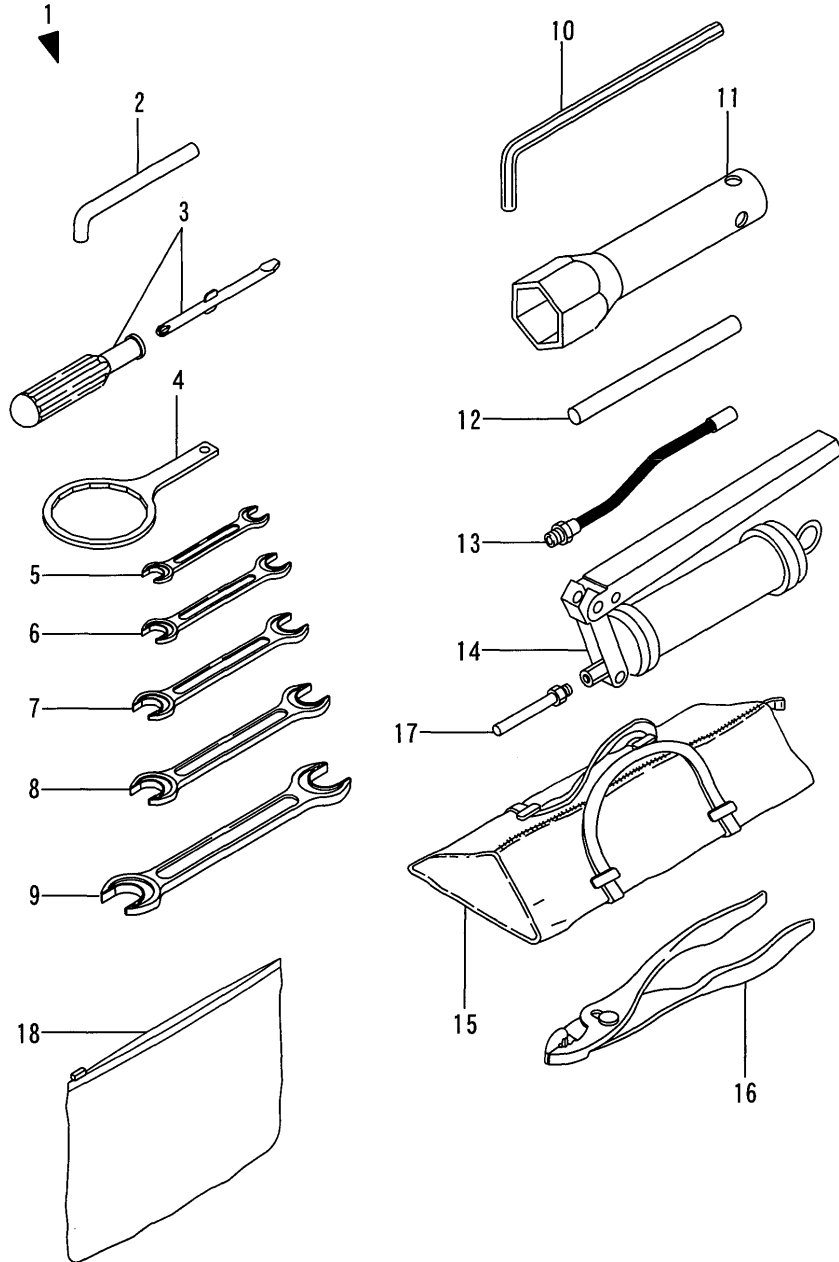
No.	Lev.	Parts No.	Description	Q'ty						I	R
				(A)	(B)	(C)	(D)	(E)	(F)		
1	1	172436-03231	LABEL, LIFTING		1						
2	1	172437-03250	TAG ASSY, CAUTION		1						
3	1	172437-03300	LABEL, MANUAL		1						
4	1	172437-03310	LABEL, SLOPE		1						
5	1	172437-03320	LABEL, HYD. OIL TANK		1						
6	1	172437-03330	LABEL, PROTECTOR		2						
7	1	172437-03340	LABEL, TRANSPORT		1						
8	1	172437-03351	LABEL, GREASE CYL.		2						
9	1	172437-03360	LABEL, BATTERY		1						
10	1	172437-03370	LABEL, NEUTRAL		1						
10-1	1	172437-03371	LABEL		1						N
			(B=*1999.8)								
11	1	172437-03380	LABEL, SWING AREA		1						
12	1	172437-03390	LABEL, RADIATOR		1						
13	1	172437-03400	LABEL, ENG. HOOD		1						
14	1	172437-03410	LABEL, ENG. ROOM		1						
15	1	172437-03421	LABEL, MUFFLER		1						
16	1	172437-03430	LABEL, STEERING		1						
16-1	1	172437-03431	LABEL, STEERING		1						N
			(B=*1999.8)								
17	1	172437-03440	LABEL, ROPS		1						
18	1	172437-03450	LABEL, SEAT BELT		1						
19	1	172437-03460	LABEL, BOOM		2						
20	1	172437-03470	LABEL, LEVER LOCK		1						
21	1	172437-03481	LABEL, SUPPORT		2						
22	1	172437-03600	LABEL		1						1

Remarks
 THIS FIGURE IS NEWLY ADDED.
 (1)2-WAY VALVE SPEC.

Fig.7. TOOL

Fig.7 TOOL

1 INC. 2~18



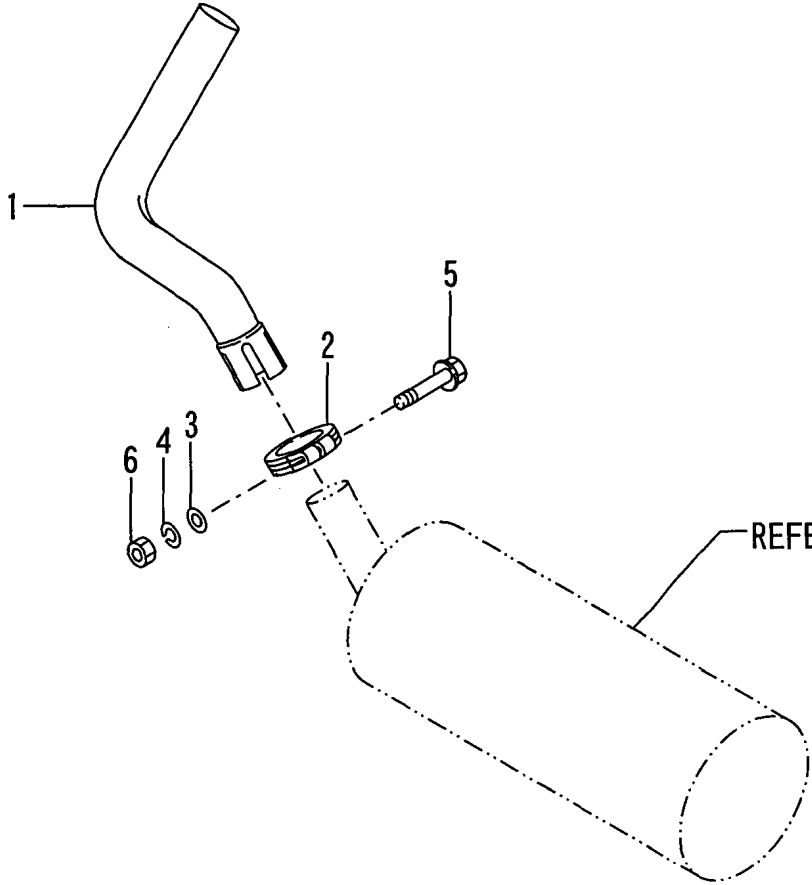
(A)=B37-2B(C)
(B)=B37-2B(P)
(C)=

(D)=
(E)=
(F)=

No.	Lev.	Parts No.	Description	Q'ty						I	R
				(A)	(B)	(C)	(D)	(E)	(F)		
1	1	772435-05100	TOOL ASSY	1	1						
2	2	172614-38300	PIN 5X45, LOCK	4	4						
2-1	2	172614-38300	PIN 5X45, LOCK	2	2						K
		(A)=M/#65001	(B)=M/#65001								
3	2	104200-92350	DRIVER, SCREW	1	1						
4	2	119640-92750	WRENCH, FILTER 80	1	1						
5	2	28110-080100	SPANNER, 8X10	1	1						
6	2	28110-120140	SPANNER, 12X14	2	2						
7	2	28110-170190	SPANNER, 17X19	1	1						
8	2	28110-220240	SPANNER, 22X24	1	1						
9	2	28110-270300	SPANNER, 27X30	1	1						
10	2	28150-080000	WRENCH, BAR 8	1	1						
11	2	28227-271400	BOX WRENCH 27X140	1	1						
12	2	28230-120250	HANDLE, TURN 12X250	1	1						
13	2	933110-09701	HOSE, GREASE	1	1						
14	2	933110-09801	GUN, GREASE	1	1						
15	2	933110-90000	BAG, TOOL	1	1						
16	2	933171-00470	PLIER 200	1	1						
17	2	172122-05101	NOZZLE	1	1						
18	2	172434-07330	CASE, MANUAL	1	1						

Fig.8. MUFFLER

Fig.8 MUFFLER

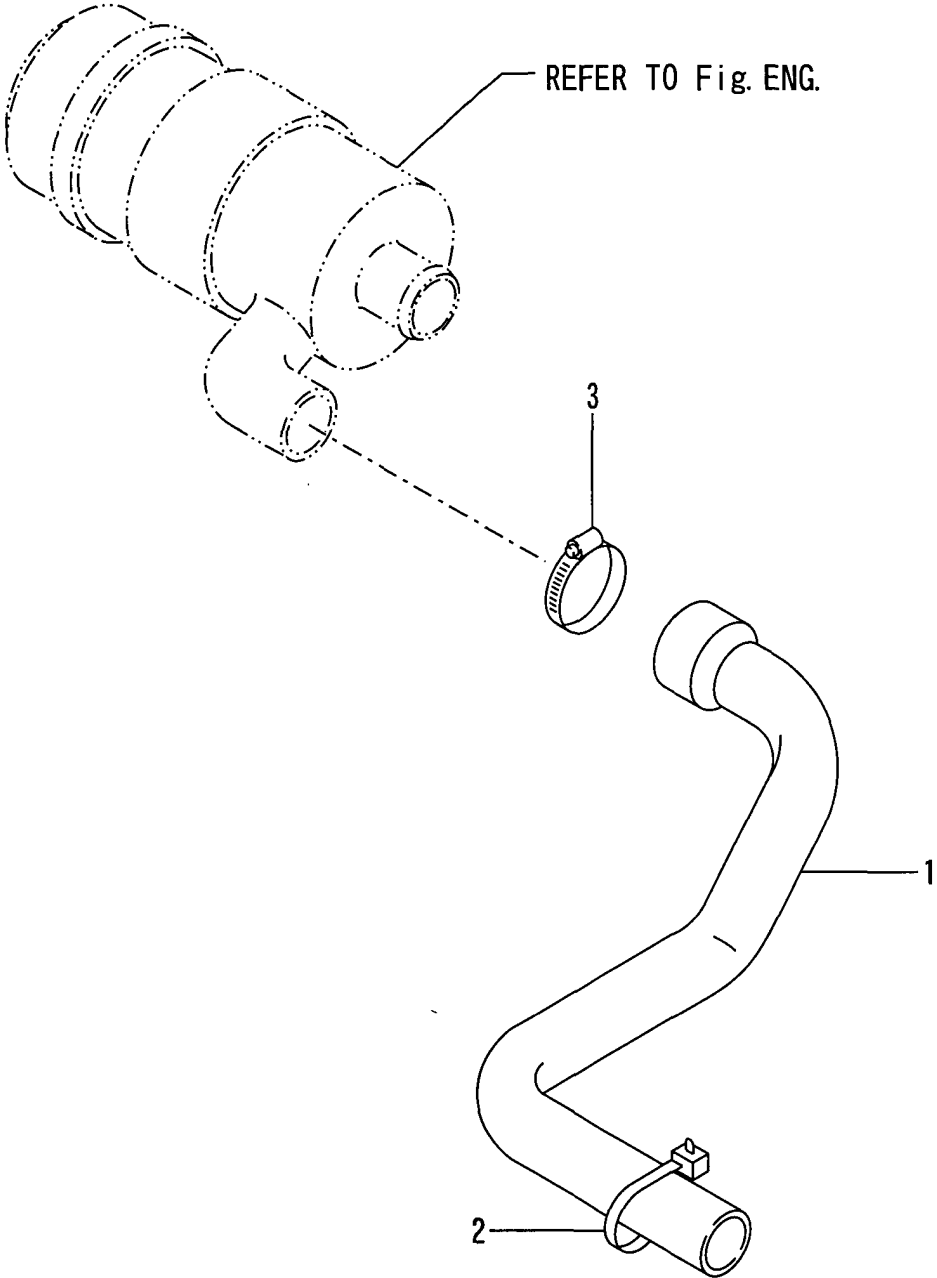


(A)=B37-2B(C)
 (B)=B37-2B(P)
 (C)=
 (D)=
 (E)=
 (F)=

No.	Lev.	Parts No.	Description	Q'ty						I	R
				(A)	(B)	(C)	(D)	(E)	(F)		
1	1	172170-11300	PIPE, EXTENSION	1	1						
2	1	172168-11310	CLAMP	1	1						
3	1	22117-080000	WASHER, 8	1	1						
4	1	22217-080000	WASHER, SPRING 8	1	1						
5	1	26106-080552	BOLT, M8X 55 PLATED	1	1						
6	1	26706-080002	NUT, M8	1	1						

Fig.9. AIR CLEANER

Fig.9 AIR CLEANER

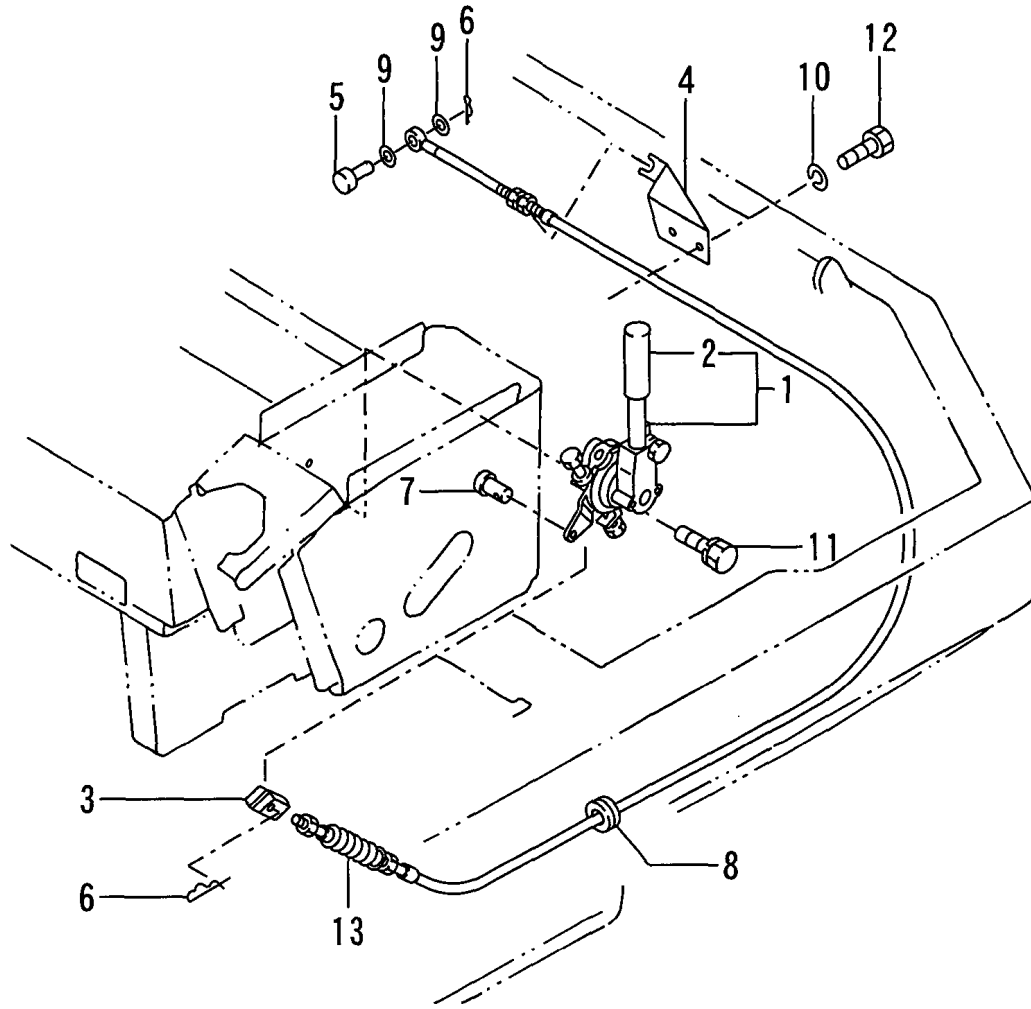


No.	Lev.	Parts No.	Description	Q'ty						I	R
				(A)	(B)	(C)	(D)	(E)	(F)		
1	1	172170-11540	HOSE,AIR CLEANER	1	1						
2	1	194250-51660	BAND 250	1	1						
3	1	23000-070000	CLAMP, 70	1	1						

(A)=B37-2B(C) (D)=
 (B)=B37-2B(P) (E)=
 (C)= (F)=

Fig.10. ACCELERATOR LEVER

Fig. 10 ACCELERATOR LEVER



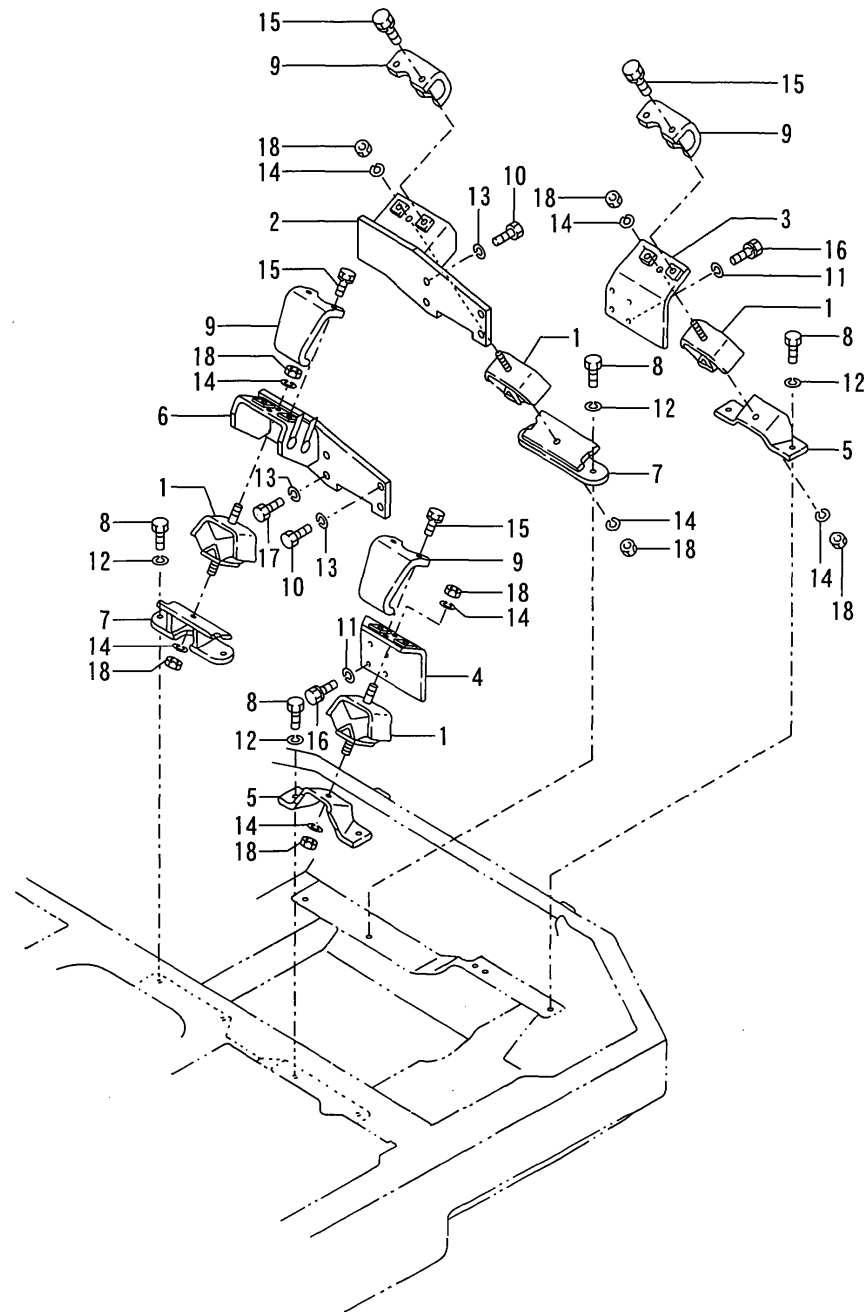
(A)=B37-2B(C)
 (B)=B37-2B(P)
 (C)=

(D)=
 (E)=
 (F)=

No.	Lev.	Parts No.	Description	Q'ty						I	R
				(A)	(B)	(C)	(D)	(E)	(F)		
1	1	172179-12100	LEVER,ACCEL	1	1						
2	2	172165-12140	GRIP	1	1						
3	1	172137-12270	JOINT, CABLE	1	1						
4	1	172141-12280	CLAMP, WIRE	1	1						
5	1	172113-12521	PIN, CABLE	1	1						
6	1	1C6281-52310	PIN, SNAP 6	2	2						
7	1	1A1040-56900	PIN, 6X17	1	1						
8	1	1A1380-58050	GROMMET, 16X20X4.5	1	1						
9	1	22137-060000	WASHER, 6	2	2						
10	1	22217-080000	WASHER, SPRING 8	2	2						
11	1	26013-100302	BOLT, M10X 30	2	2						
12	1	26116-080162	BOLT, M8X 16 PLATED	2	2						
13	1	172170-12110	CABLE, ACCELERATOR	1	1						

Fig.11. ENGINE MOUNT

Fig.11 ENGINE MOUNT



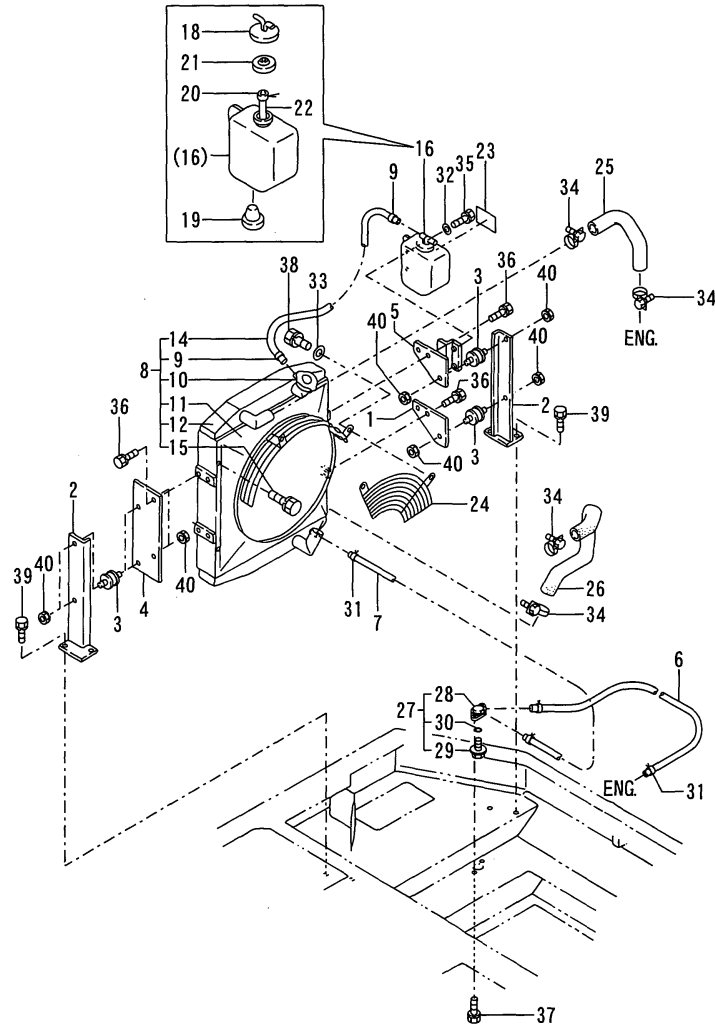
(A)=B37-2B(C)
(B)=B37-2B(P)
(C)=

(D)=
(E)=
(F)=

No.	Lev.	Parts No.	Description	Q'ty						I	R
				(A)	(B)	(C)	(D)	(E)	(F)		
1	1	196420-02310	ABSORBER, SHOCK 230	4	4						
2	1	172126-13102	BED ASSY, ENGINE	1	1						
3	1	172146-13101	BRACKET (73)	1	1						
4	1	172146-13111	BRACKET (73)	1	1						
5	1	172168-13150	BRACKET,ENGINE (73)	2	2						
6	1	172142-13171	BRACKET, ENGINE	1	1						
7	1	172168-13181	BRACKET,ENGINE (73)	2	2						
8	1	172162-13200	BOLT M10X30	8	8						
9	1	172124-13230	STOPPER, ENGINE	4	4						
10	1	172131-37170	BOLT M12X 30	7	7						
11	1	172137-46040	SEAT, SPRING	8	8						
12	1	22217-100000	WASHER, SPRING 10	8	8						
13	1	22217-120000	WASHER, SPRING 12	8	8						
14	1	22217-120000	WASHER, SPRING 12	8	8						
15	1	26013-100252	BOLT, M10X 25	8	8						
16	1	26013-120302	BOLT, M12X 30	8	8						
17	1	26076-120402	BOLT, 10.912X 40	1	1						
18	1	26716-120002	NUT, M12	8	8						

Fig.12. RADIATOR & MOUNT

Fig.12 RADIATOR & MOUNT



Remarks

- (1) PLEASE USE THIS PART WITH FOLLOWING LABELS AT THE SAME TIME. REF.NO. 41A.
- (2) PLEASE USE THIS PART WITH FOLLOWING LABELS AT THE SAME TIME. REF.NO. 42A.
- (3) PLEASE USE THIS PART WITH FOLLOWING LABELS AT THE SAME TIME. REF.NO. 43A.
- (4) LABELS ARE NOT ILLUSTRATED.

(A)=B37-2B(C)
(B)=B37-2B(P)
(C)=

(D)=
(E)=
(F)=

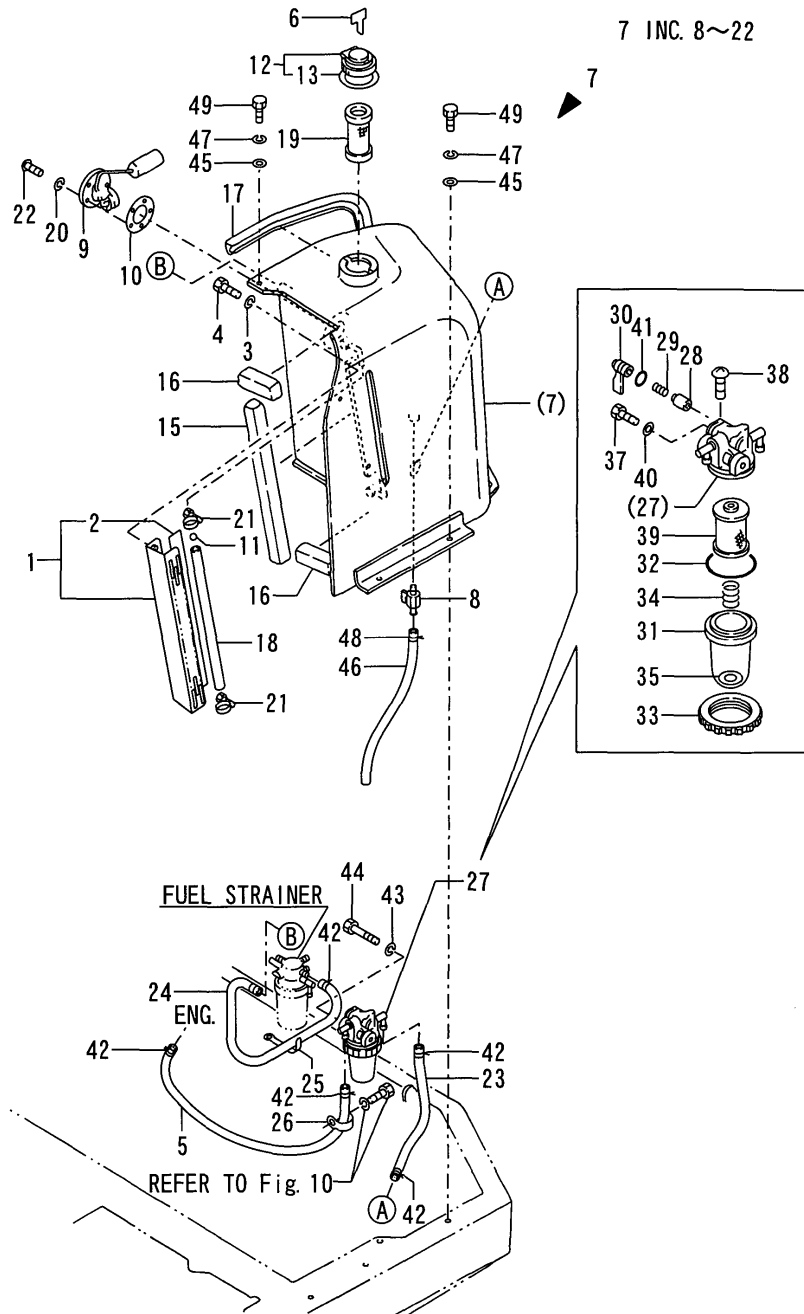
No.	Lev.	Parts No.	Description	Q'ty						I	R
				(A)	(B)	(C)	(D)	(E)	(F)		
1	1	172122-13300	STAY, RADIATOR	1	1						
2	1	172168-13300	MOUNT CMP,RADIATOR	2	2						
3	1	172122-13310	MOUNT, RADIATOR	4	4						
4	1	172168-13330	STAY, MOUNT	1	1						
5	1	172168-13370	BRACKET COMPL.	1	1						
6	1	172171-14600	HOSE 800	1	1						
7	1	172734-14620	PIPE L=300, FUEL	1	1						
8	1	129030-44502	RADIATOR	1	1						1
8-1	1	129030-44503	RADIATOR	1	1						N 1
		(A=M/#60683) (B=M/#60683)									
9	2	121250-44590	CLAMP	2	2						
10	2	124450-44590	CAP, RADIATOR	1	1						2
11	2	171064-44610	SHROUD	1	1						
12	2	129030-44650	RADIATOR SUB-ASSY	1	1						
14	2	129030-59530	PIPE, FUEL D12XL200	1	1						
15	2	26014-080122	BOLT, M8X 12	4	4						
16	1	121468-44510	SUB-TANK ASSY	1	1						3
18	2	121450-44531	CAP	1	1						
19	2	121468-44540	PLUG, SUB-TANK	1	1						
20	2	124450-44560	RETAINER	1	1						
21	2	121470-44581	GASKET	1	1						
22	2	23065-070130	PIPE, 7X 130	1	1						
23	1	121470-44540	LABEL, SUB-TANK	1	1						
24	1	172435-13400	NET, WIRE	1	1						
25	1	129030-49010	PIPE, WATER	1	1						
26	1	119812-49020	PIPE, WATER	1	1						
27	1	121450-49110	COCK ASSY, 3-WAY	1	1						
28	2	121450-49100	BODY, 3-WAY COCK	1	1						
29	2	121250-49121	PLUG, DRAIN	1	1						
30	2	24311-000160	O-RING, 1AP16.0	1	1						
31	1	124766-59050	CLIP, HOSE 12	4	4						
32	1	22137-060000	WASHER, 6	2	2						
33	1	22137-080000	WASHER, 8	2	2						
34	1	23010-038000	CLAMP, 38	4	4						
35	1	26013-060202	BOLT, M6X 20	2	2						
36	1	26013-080162	BOLT, M8X 16	6	6						
37	1	26013-080162	BOLT, M8X 16	2	2						
38	1	26013-080162	BOLT, M8X 16	2	2						
39	1	26013-100202	BOLT, M10X 20	4	4						
40	1	26051-080002	NUT, M8	8	8						
41A	1	124764-44920	LABEL, ANTI-FREEZING	1	1						4
42A	1	121120-44800	LABEL, RADIATOR	1	1						4
43A	1	124764-44810	LABEL, SUB-TANK	1	1						4

Fig.13. FUEL TANK & FUEL LINE

(A)=B37-2B(C)
 (B)=B37-2B(P)
 (C)=

(D)=
 (E)=
 (F)=

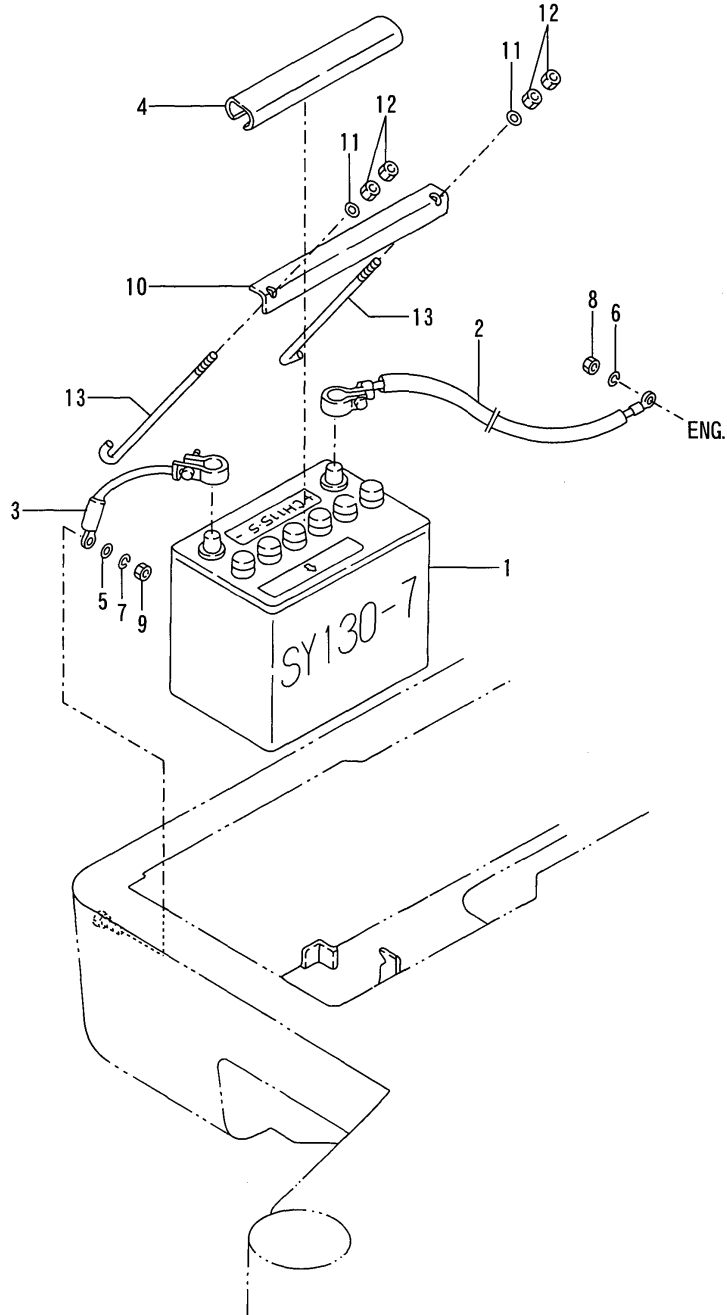
Fig.13 FUEL TANK & FUEL LINE



No.	Lev.	Parts No.	Description	Q'ty						I	R
				(A)	(B)	(C)	(D)	(E)	(F)		
1	1	172168-14270	COVER ASSY	1	1						
2	2	172168-14230		1	1						
3	1	22217-080000	WASHER, SPRING 8	2	2						
4	1	26116-080162	BOLT, M8X 16 PLATED	2	2						
5	1	172137-13430	PIPE, DRAIN	1	1						
6	1	933110-00301	KEY ASSY	1	1						
7	1	772168-14101	TANK ASSY, FUEL	1	1						
8	2	104200-11920	COCK, WATER	1	1						
9	2	172162-14180	GAUGE, FUEL	1	1						
10	2	172162-14200	GASKET	1	1						
11	2	172141-14260	FLOAT	1	1						
12	2	172122-14301	CAP ASSY, TANK	1	1						
13	3	172122-14350	GASKET	1	1						
15	3	172168-14220	SEAL, SPONGE	1	1						
16	3	172168-14240	SEAL, SPONGE	2	2						
17	3	172168-14320	RUBBER, SEAL	1	1						
18	2	172142-14421	HOSE, FUEL GAUGE	1	1						
19	2	172183-14250	FILTER (FUEL)	1	1						
20	2	22217-050000	WASHER, SPRING 5	5	5						
21	2	23010-014000	CLAMP, 14	2	2						
22	2	26557-050122	SCREW, M5X12	5	5						
23	1	1E6760-03470	HOSE, RADIATOR C	1	1						
24	1	172171-14600	HOSE 800	1	1						
25	1	172126-16540	CLAMP	1	1						
26	1	194440-51620	CLAMP	1	1						
27	1	129335-55700	SEPARATOR ASSY,WATER	1	1						
28	2	104200-55321	VALVE, TAPER	1	1						
29	2	104200-55330	SPRING, VALVE	1	1						
30	2	104200-55341	HANDLE	1	1						
31	2	124064-55510	COVER	1	1						
32	2	102103-55520	O-RING	1	1						
33	2	110250-55610	RING, RETAINING	1	1						
34	2	121257-55720	SPRING	1	1						
35	2	121257-55731	FLOAT	1	1						
37	2	101720-55750	PLUG, 6	2	2						
38	2	104200-55750	SCREW, M4	1	1						
39	2	171081-55910	SCREEN	1	1						
40	2	23418-060000	GASKET, 6X1.0	2	2						
41	2	24311-240100	O-RING, 1AP10A	1	1						
42	1	124766-59050	CLIP, HOSE 12	6	6						
43	1	22217-080000	WASHER, SPRING 8	1	1						
44	1	26116-080652	BOLT, M8X 65 PLATED	1	1						
45	1	194145-04810	WASHER 10	6	6						
46	1	172142-14320	GAUGE, FUEL	1	1						
47	1	22217-100000	WASHER, SPRING 10	6	6						
48	1	23080-013000	CLAMP, 13	1	1						
49	1	26116-100252	BOLT, M10X 25 PLATED	6	6						

Fig.14. BATTERY

Fig. 14 BATTERY



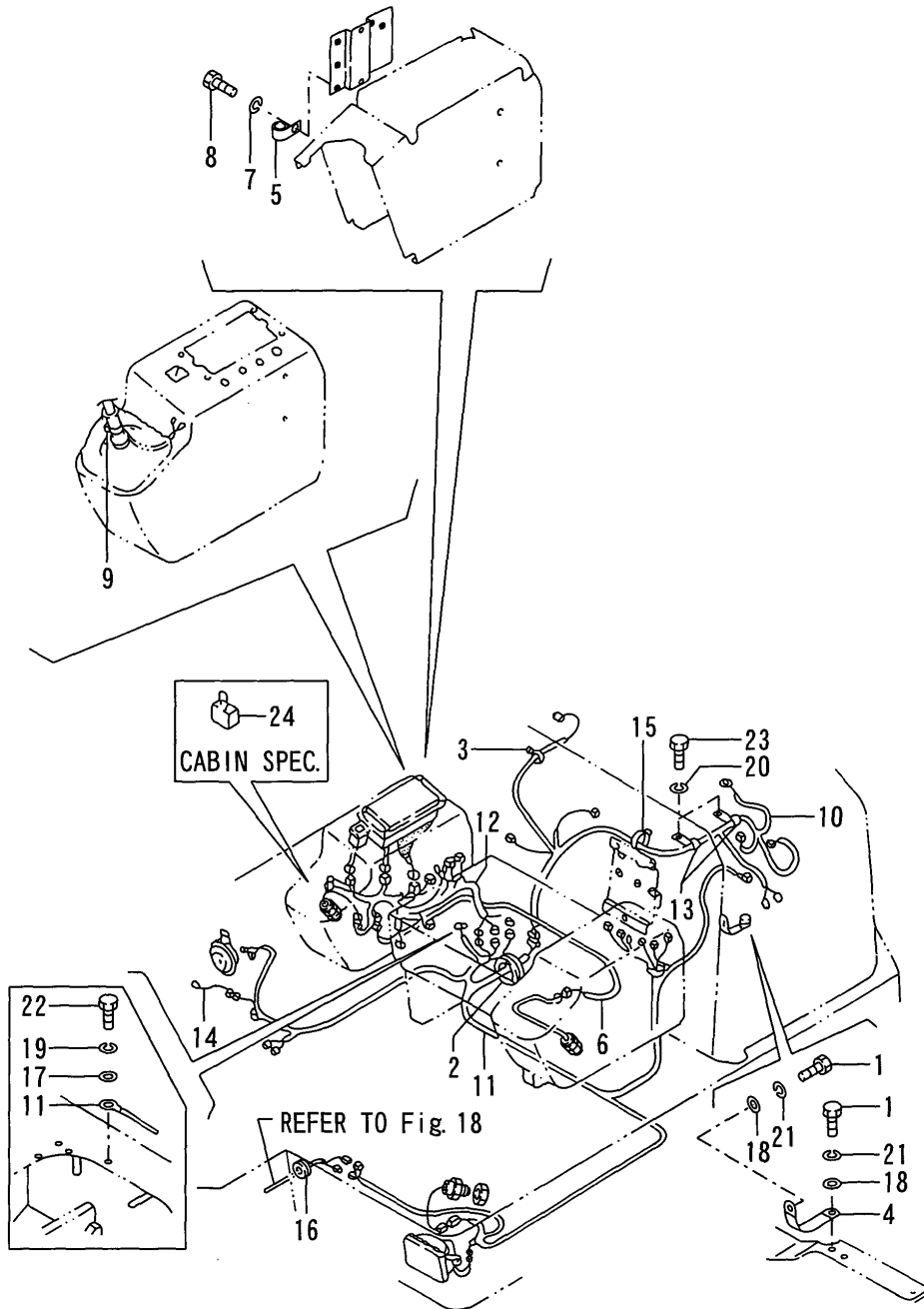
(A)=B37-2B(C)
(B)=B37-2B(P)
(C)=

(D)=
(E)=
(F)=

No.	Lev.	Parts No.	Description	Q'ty						I	R
				(A)	(B)	(C)	(D)	(E)	(F)		
1	1	172165-16102	BATTERY	1	1						
2	1	172170-16100	CORD, BATTERY	1	1						
3	1	172142-16110	CORD, BATTERY	1	1						
4	1	172165-16130	COVER, BATTERY	1	1						
5	1	22137-100000	WASHER, 10	1	1						
6	1	22217-080000	WASHER, SPRING 8	1	1						
7	1	22217-100000	WASHER, SPRING 10	1	1						
8	1	26716-080002	NUT, M8	1	1						
9	1	26716-100002	NUT, M10	1	1						
10	1	172116-16310	RETAINER, BATTERY	1	1						
11	1	22157-080000	WASHER, 8	2	2						
12	1	26716-080002	NUT, M8	4	4						
13	1	933171-15710	ROD(B), BATTERY FIX	2	2						

Fig.15. ELECTRIC PART(WIRING)

Fig. 15 ELECTRIC PART(WIRING)



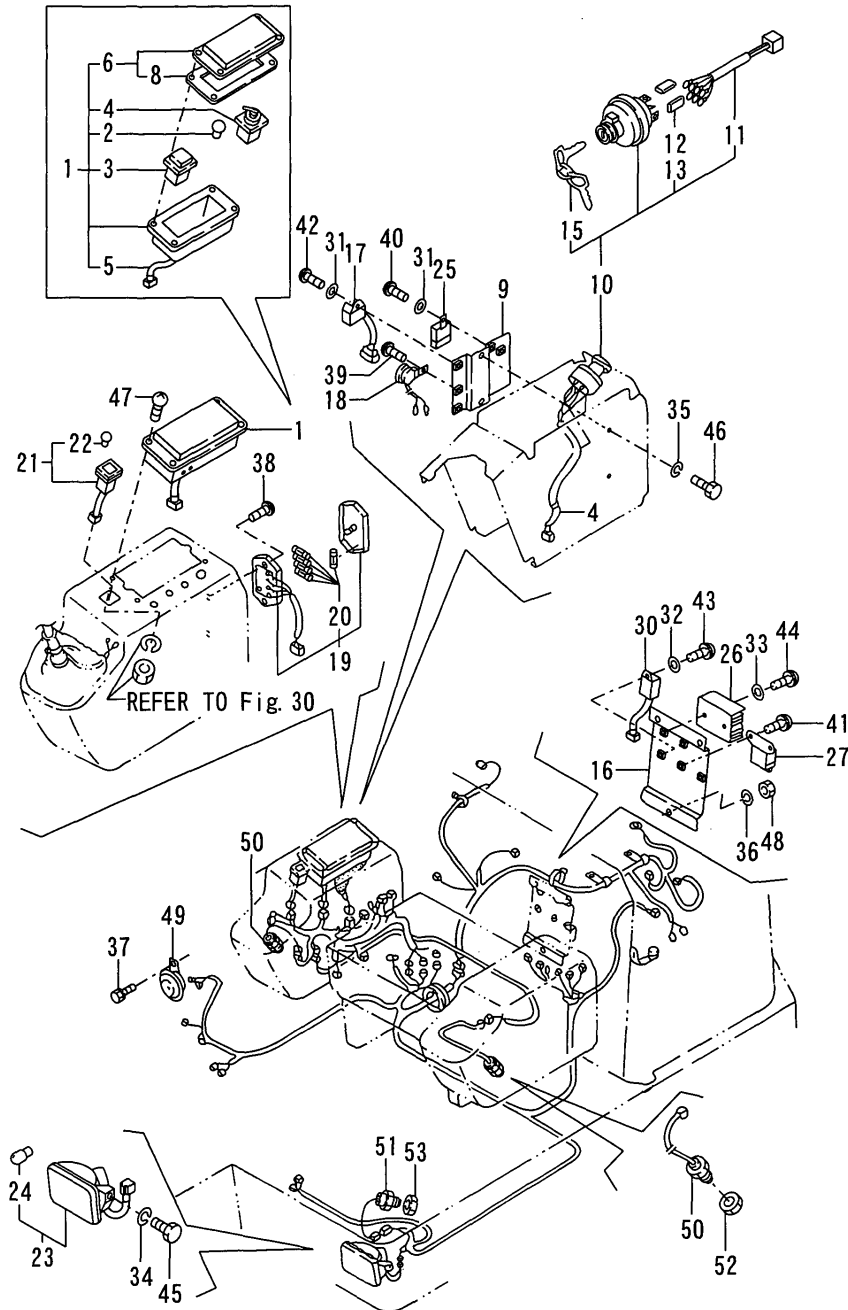
(A)=B37-2B(C)
 (B)=B37-2B(P)
 (C)=

(D)=
 (E)=
 (F)=

No.	Lev.	Parts No.	Description	Qty						I	R
				(A)	(B)	(C)	(D)	(E)	(F)		
1	1	26116-120162	BOLT, M12X 16 PLATED	2	2						
2	1	29311-515000	GROMMET, 50.5X5	1	1						
3	1	933168-55770	BAND 146	3	3						
4	1	933171-15801	CORD, ENGINE EARTH	1	1						
5	1	172142-16550	CLAMP	1	1						
6	1	172165-16560	HARNESS (G)	1	1						
7	1	22217-060000	WASHER, SPRING 6	1	1						
8	1	26116-060122	BOLT, M6X 12 PLATED	1	1						
9	1	933168-55770	BAND 146	1	1						
10	1	172168-16501	HARNESS A,WIRE	1	1						
11	1	172168-16512	HARNESS B,WIRE	1	1						
12	1	172428-16520	HARNESS (C), WIRE	1	1						
13	1	172126-16540	CLAMP	3	3						
14	1	172183-16540	LINK,FUSIBLE	1	1						
15	1	194250-51660	BAND 250	1	1						
16	1	1A1380-58050	GROMMET, 16X20X4.5	1	1						
17	1	22137-100000	WASHER, 10	1	1						
18	1	22137-120000	WASHER, 12	2	2						
19	1	22217-100000	WASHER, SPRING 10	1	1						
20	1	22217-100000	WASHER, SPRING 10	2	2						
21	1	22217-120000	WASHER, SPRING 12	2	2						
22	1	26116-100162	BOLT, M10X 16 PLATED	1	1						
23	1	26116-100162	BOLT, M10X 16 PLATED	2	2						
24	1	172190-16500	HARNESS	1							

Fig.16. ELECTRIC PART(EQUIPMENT)

Fig.16 ELECTRIC PART(EQUIPMENT)



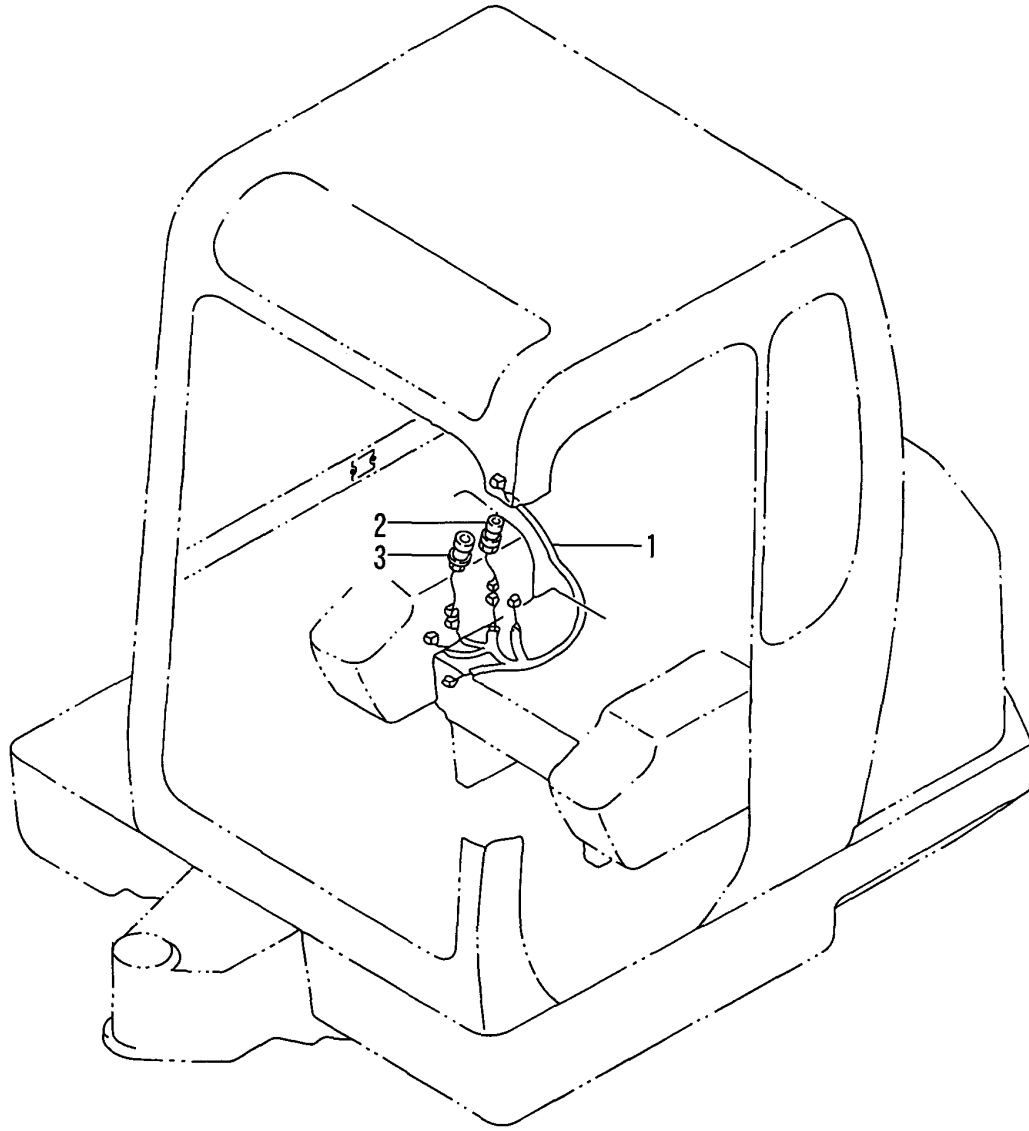
(A)=B37-2B(C)
(B)=B37-2B(P)
(C)=

(D)=
(E)=
(F)=

No.	Lev.	Parts No.	Description	Qty						I	R
				(A)	(B)	(C)	(D)	(E)	(F)		
1	1	172162-17101	BOX ASSY, INDICATOR	1	1						
2	2	172162-17120	VALVE	4	4						
3	2	172162-17130	METER, HOUR	1	1						
4	2	172162-17240	METER ASSY, FUEL	1	1						
5	2	172162-17250	HARNESS	1	1						
6	2	172162-17270	COVER ASSY	1	1						
8	3	172162-17260	GASKET	1	1						
9	1	172168-17100	BRACKET ASSY, ELEC.	1	1						
10	1	172428-17100	SWITCH ASSY, STARTER	1	1						
11	2	172165-16530	HARNESS D	1	1						
12	2	172187-17080	COVER	3	3						
13	2	172187-17090	COVER	2	2						
15	2	933110-00301	KEY ASSY	1	1						
16	1	172168-17120	BRACKET ASSY, TIMER	1	1						
17	1	172141-17141	CHECKER	1	1						
18	1	172141-17150	BUZZER	1	1						
19	1	172141-17161	BOX, FUSE	1	1						
20	2	29411-150000	FUSE, CARTRIDGE 15A	5	5						
21	1	172141-17190	SWITCH, WORK LAMP	1	1						
22	2	172141-17230	BULB, 24V 6W	1	1						
23	1	172162-17410	LAMP ASSY, HEADLIGHT	1	1						
24	2	29220-788200	BULB, 12V 25W	1	1						
25	1	119247-77100	RELAY, SAFETY	1	1						
26	1	119653-77710	LIMITER, CURRENT	1	1						
27	1	119650-77910	RELAY ASSY, GLOW	1	1						
30	1	119632-77922	TIMER	1	1						
31	1	22137-060000	WASHER, 6	2	2						
32	1	22137-060000	WASHER, 6	1	1						
33	1	22137-060000	WASHER, 6	2	2						
34	1	22217-080000	WASHER, SPRING 8	2	2						
35	1	22217-080000	WASHER, SPRING 8	2	2						
36	1	22217-100000	WASHER, SPRING 10	3	3						
37	1	26013-060122	BOLT, M6X 12	2	2						
38	1	26022-050162	SCREW, M5X16	2	2						
39	1	26022-060122	SCREW, M6X12	1	1						
40	1	26022-060122	SCREW, M6X12	1	1						
41	1	26022-060122	SCREW, M6X12	2	2						
42	1	26022-060162	SCREW, M6X16	1	1						
43	1	26022-060162	SCREW, M6X16	1	1						
44	1	26022-060252	SCREW, M6X25	2	2						
45	1	26116-080162	BOLT, M8X 16 PLATED	2	2						
46	1	26116-080162	BOLT, M8X 16 PLATED	2	2						
47	1	26589-040202	SCREW, M4X20	4	4						
48	1	26716-100002	NUT, M10	3	3						
49	1	933110-05300	HORN	1	1						
49-1	1	933110-05301	HORN	1	1						N
		(A=M/#65011) (B=M/#65011)									
50	1	172164-17140	SWITCH	1	2						
51	1	194464-52190	SWITCH, SAFETY START	1	1						
52	1	26776-160002	NUT, LOCK M16	1	2						
53	1	26776-180002	NUT, LOCK M18	1	1						

Fig.17. ELECTRIC PART(CABIN)

Fig. 17 ELECTRIC PART(CABIN)



(A)=B37-2B(C)
 (B)=B37-2B(P)
 (C)=

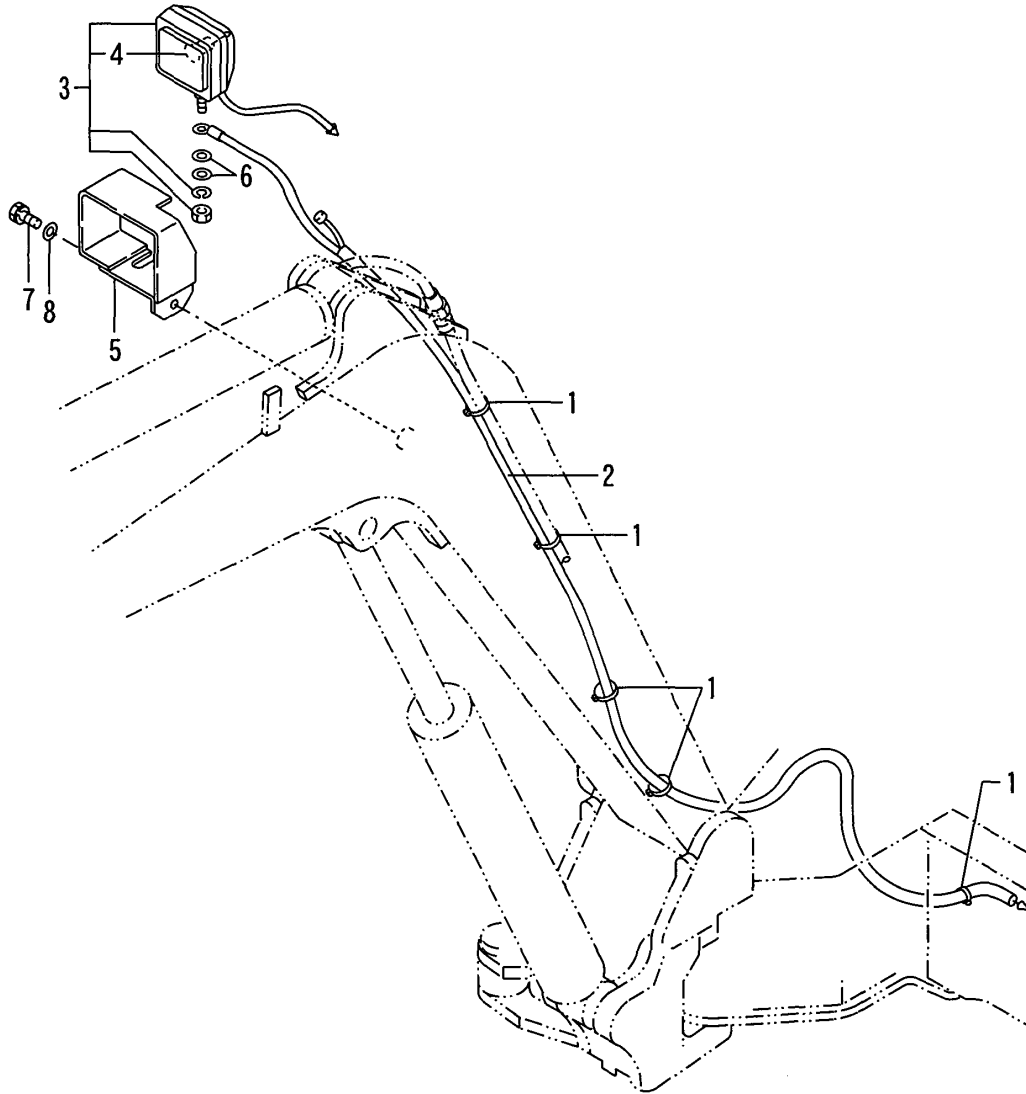
(D)=
 (E)=
 (F)=

No.	Lev.	Parts No.	Description	Q'ty						I	R
				(A)	(B)	(C)	(D)	(E)	(F)		
1	1	172165-16541	HARNESSE	1							
2	1	172162-17330	SWITCH, WIPER	1							
3	1	933113-15000	LIGHTER ASSY, CIGAR	1							

Remarks
 THIS FIGURE IS NEWLY ADDED.

Fig.18. WORK LAMP

Fig. 18 WORK LAMP



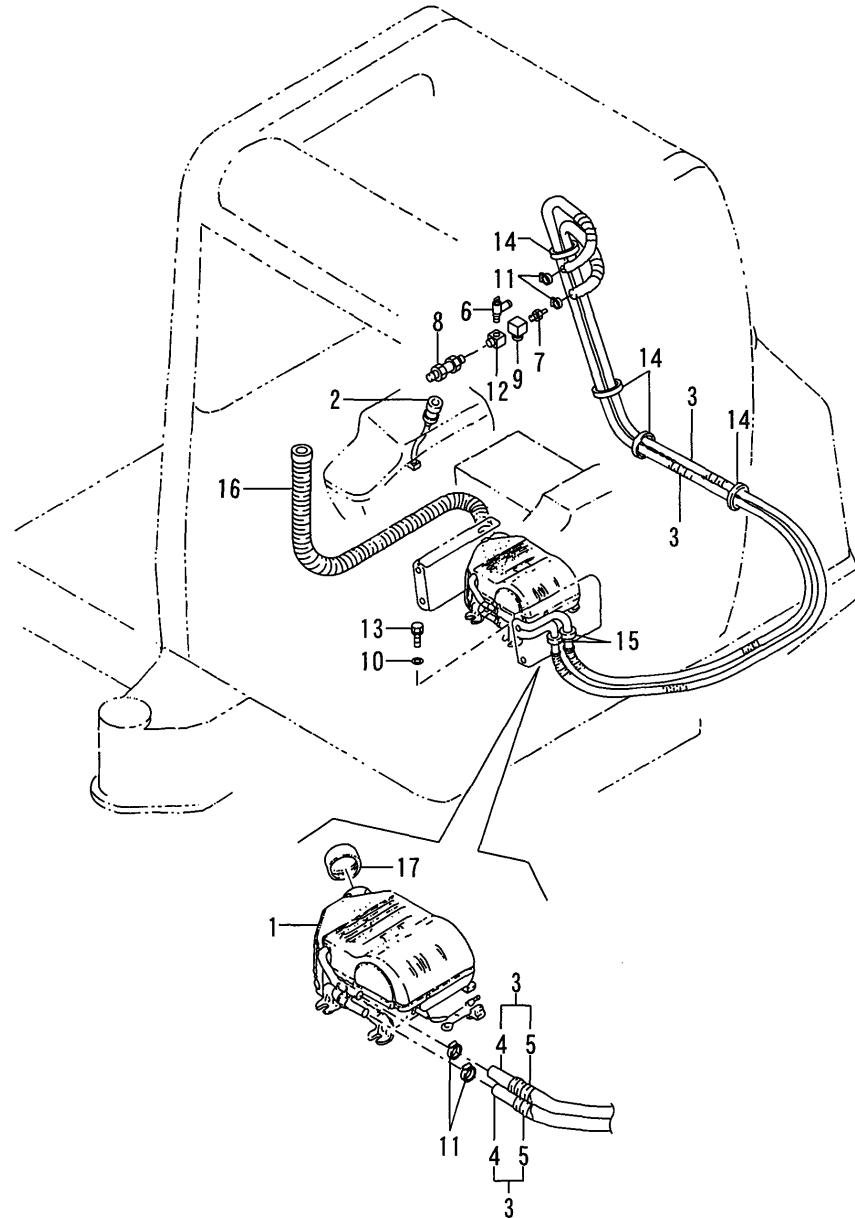
(A)=B37-2B(C)
 (B)=B37-2B(P)
 (C)=

(D)=
 (E)=
 (F)=

No.	Lev.	Parts No.	Description	Q'ty						I	R
				(A)	(B)	(C)	(D)	(E)	(F)		
1	1	172137-16560	BAND	5	5						
2	1	172141-16561	WIRE, LAMP	1	1						
3	1	172141-17201	LAMP, WORK	1	1						
4	2	172141-17211	BULB	1	1						
5	1	172137-17401	COVER, LAMP	1	1						
6	1	22137-130000	WASHER, 13	2	2						
7	1	26013-120252	BOLT, M12X 25	1	1						
8	1	933152-03700	WASHER, CLUTCH	1	1						

Fig.19. HEATER & DEFROSTER

Fig. 19 HEATER & DEFROSTER



(A)=B37-2B(C)
 (B)=B37-2B(P)
 (C)=

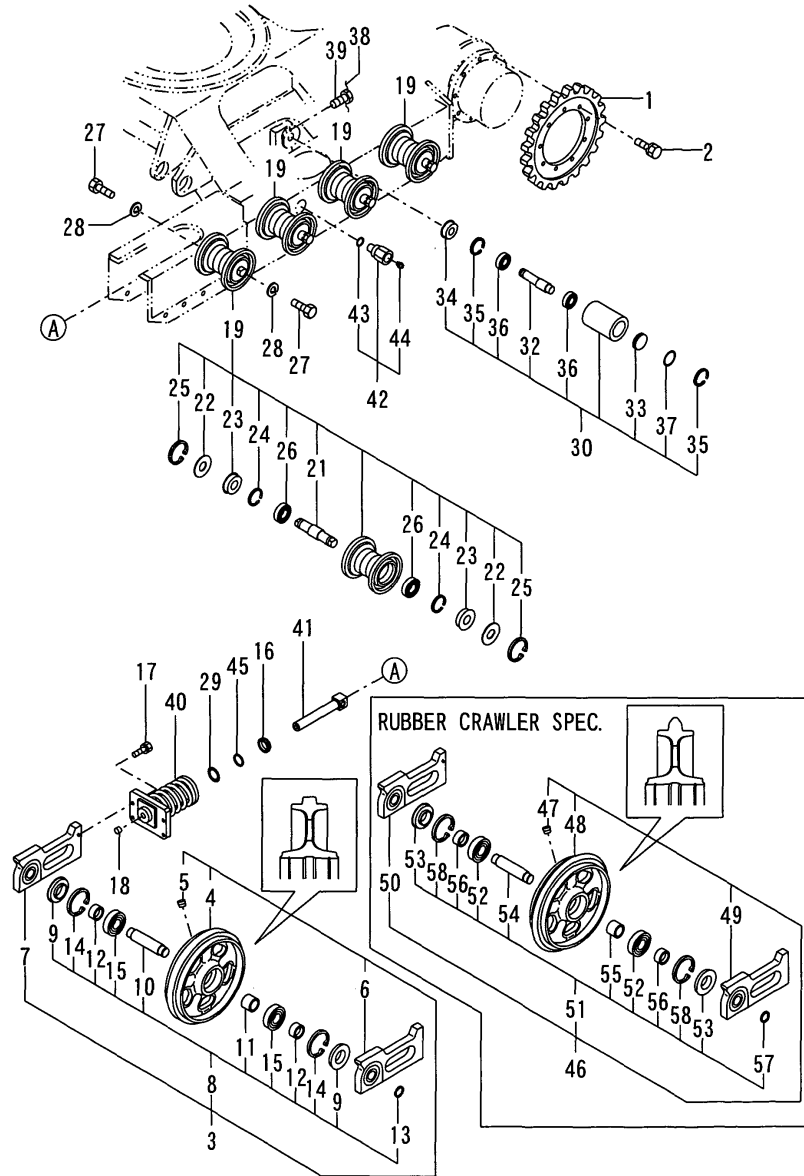
(D)=
 (E)=
 (F)=

No.	Lev.	Parts No.	Description	Q'ty						I	R
				(A)	(B)	(C)	(D)	(E)	(F)		
1	1	172165-17601	HEATER ASSY	1							
2	1	172162-17610	SWITCH, HEATER	1							
3	1	172168-17610	HOSE, HEATER	2							
4	2	172168-17620	HOSE, HEATER	2							
5	2	172168-17630	TUBE, CORRUGATED	2							
6	1	172425-17630	VALVE ASSY, HEATER	1							
7	1	172124-17640	JOINT, PIPE	1							
8	1	172135-76100	ELBOW	1							
9	1	172168-79520	ELBOW	1							
10	1	22137-100000	WASHER, 10	4							
11	1	23000-022000	CLAMP, 22	4							
12	1	23392-030000	JOINT, RGU-3/8	1							
13	1	26013-100202	BOLT, M10X 20	4							
14	1	933152-09280	BAND 170	3							
15	1	933171-15680	GROMMET	2							
16	1	172437-17700	HOSE	1							
17	1	172122-17730	COVER, DEFROSTER	1							

Remarks
 THIS FIGURE IS NEWLY ADDED.

Fig.20. ROLLER & ADJUST

Fig.20 ROLLER & ADJUST



Remarks
 (1)IRON CRAWLER SPEC.
 (2)RUBBER CRAWLER SPEC.
 (M)MISPRINT.

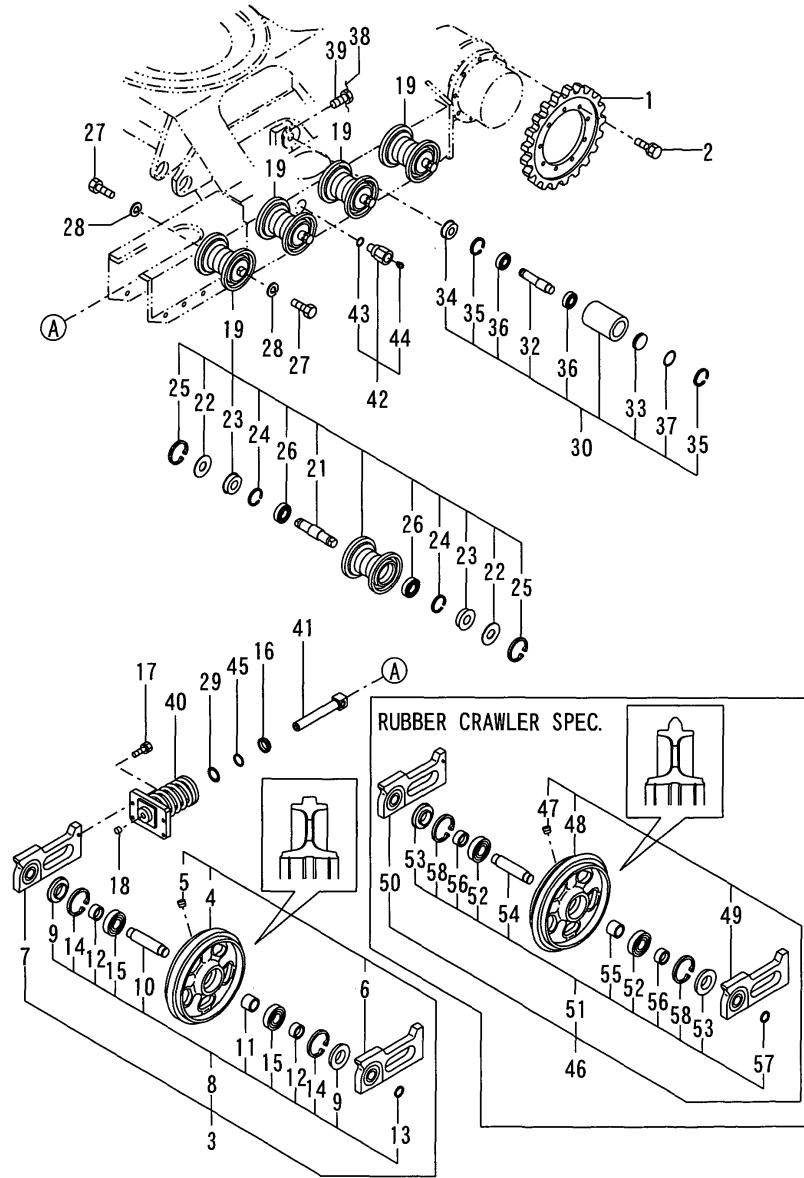
(A)=B37-2B(C)
 (B)=B37-2B(P)
 (C)=

(D)=
 (E)=
 (F)=

No.	Lev.	Parts No.	Description	Q'ty						I	R
				(A)	(B)	(C)	(D)	(E)	(F)		
1	1	172141-29110	SPROCKET	2	2						
2	1	26013-120302	BOLT, M12X 30	18	18						
3	1	772175-37110	IDLER ASSY, IRON	2	2						1
4	2	172175-37110	IDLER, 280	2	2						1
5	2	194630-42120	PLUG, PT1/8	2	2						
6	2	172141-37111	FORK(L), IDLER	2	2						
7	2	172141-37121	FORK(R), IDLER	2	2						
8	2	172175-99490	IDLER KIT, FRONT	2	2						
9	3	172164-37120	SEAL, OIL	4	4						
10	3	172175-37130	SHAFT, IDLER	2	2						
11	3	172631-37150	COLLAR, 35X45X34	2	2						
12	3	172631-37160	COLLAR, 35X45X22.5	4	4						
13	3	22242-000300	RING, 30	2	2						
14	3	22252-000800	RING, 80	4	4						
15	3	24101-063074	BEARING, BALL 6307	4	4						
16	1	933111-23600	SEAL, OIL	2	2						
17	1	26013-100402	BOLT, M10X 40	8	8						
18	1	933171-13691	PLUG PT1/8	2	2						
19	1	772422-37300	ROLLER ASSY, TRACK	8	8						
21	2	172422-37310	SHAFT, ROLLER	8	8						
22	2	172141-37320	SPACER	16	16						
23	2	1A1030-48250	SEAL, QLF30621218	16	16						
24	2	22252-000620	RING, 62	16	16						
25	2	22252-000750	RING, 75	16	16						
26	2	933111-73800	BEARING	16	16						
27	1	26116-160352	BOLT, M16X 35 PLATED	16	16						M
27-1	1	172162-82980	BOLT M16X 35	16	16						
28	1	22217-160000	WASHER, SPRING 16	16	16						
29	1	24325-000400	O-RING, 1BG40.0	2	2						
30	1	772116-37502	ROLLER ASSY, CARIA	2	2						
32	2	172146-37510	SHAFT, ROLLER	2	2						
33	2	172116-37540	COVER, BLIND	2	2						
34	2	1E6140-73420	SEAL, OIL QLF255218	2	2						
35	2	22252-000520	RING, 52	4	4						
36	2	24101-062054	BEARING, BALL 6205	4	4						
37	2	24311-000460	O-RING, 1AP46.0	2	2						
38	1	22451-160170	WIRE, 1.6X 170	2	2						
39	1	933110-21600	BOLT M 8X 18	2	2						
40	1	172422-37700	SPRING ASSY, CRAWLER	2	2						
41	1	172422-37780	PISTON ASSY, ADJUST	2	2						
42	1	172122-37843	VALVE ASSY, NIPPLE	2	2						
43	2	24315-000140	O-RING, 1BP14.0	2	2						
44	2	24761-020000	NIPPLE, GREASE PT1/8	2	2						
45	1	172122-37830	RING, BUCK UP	2	2						
46	1	772422-37100	IDLER ASSY, RUBBER	2	2						2
47	2	194630-42120	PLUG, PT1/8	2	2						
48	2	172422-37100	IDLER, 289	2	2						2
48-1	2	172422-37101	IDLER, 295	2	2						R
				(A=M/#65001)	(B=M/#65001)						
49	2	172141-37111	FORK(L), IDLER	2	2						
50	2	172141-37121	FORK(R), IDLER	2	2						

Fig.20. ROLLER & ADJUST

Fig.20 ROLLER & ADJUST



(A)=B37-2B(C)
(B)=B37-2B(P)
(C)=

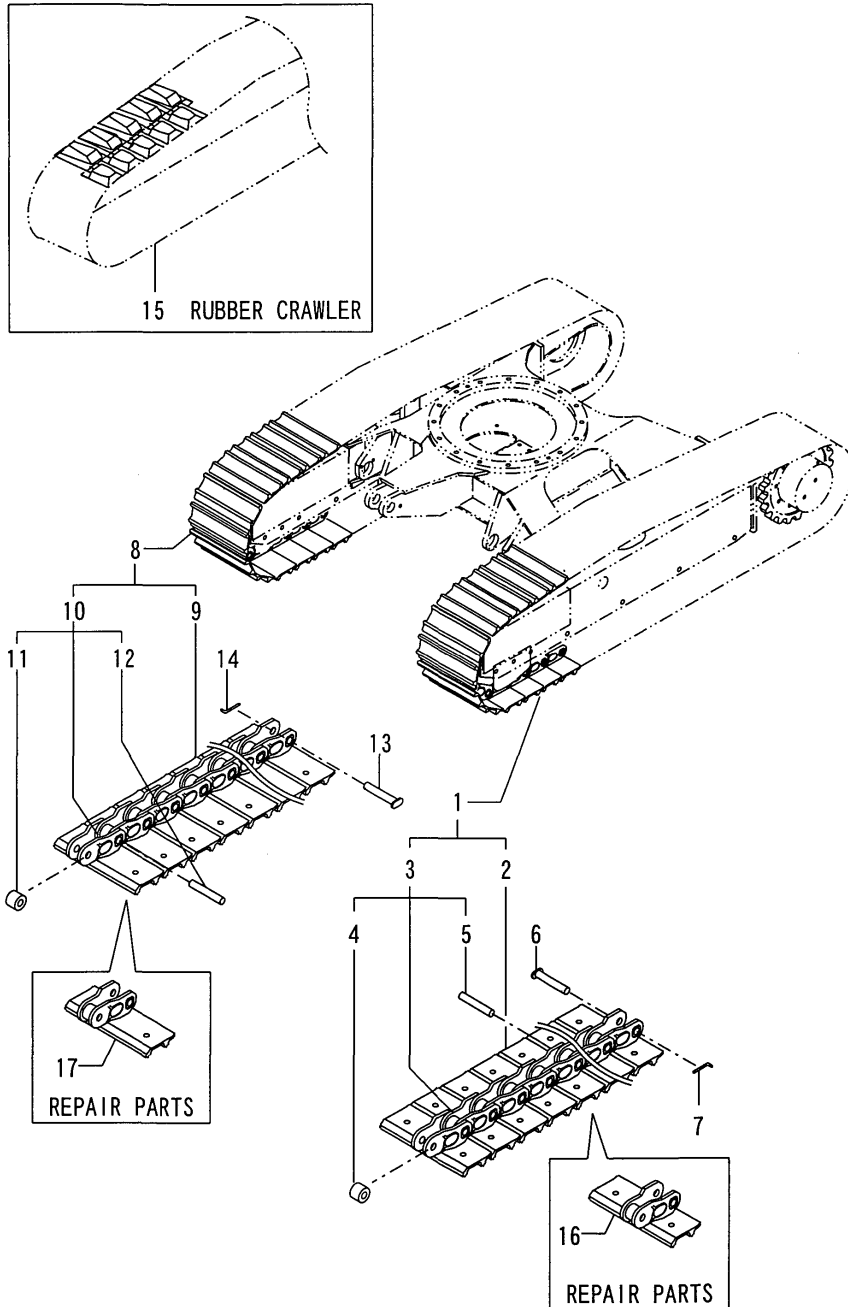
(D)=
(E)=
(F)=

No.	Lev.	Parts No.	Description	Q'ty						I	R
				(A)	(B)	(C)	(D)	(E)	(F)		
51	2	172175-99490	IDLER KIT, FRONT	2	2						
52	3	24101-063074	BEARING, BALL 6307	4	4						
53	3	172164-37120	SEAL, OIL	4	4						
54	3	172175-37130	SHAFT, IDLER	2	2						
55	3	172631-37150	COLLAR, 35X45X34	2	2						
56	3	172631-37160	COLLAR, 35X45X22.5	4	4						
57	3	22242-000300	RING, 30	2	2						
58	3	22252-000800	RING, 80	4	4						

Remarks
(1)IRON CRAWLER SPEC.
(2)RUBBER CRAWLER SPEC.
(M)MISPRINT.

Fig.21. CRAWLER

Fig.21 CRAWLER



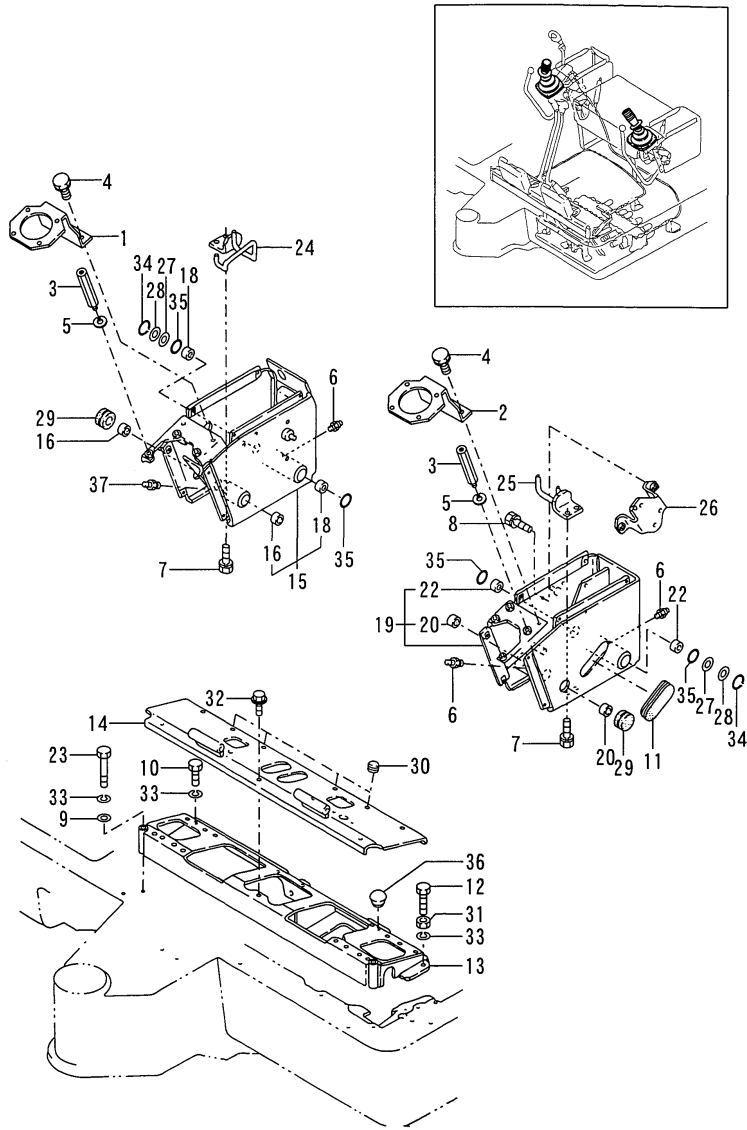
(A)=B37-2B(C)
(B)=B37-2B(P)
(C)=

(D)=
(E)=
(F)=

No.	Lev.	Parts No.	Description	Q'ty						I	R
				(A)	(B)	(C)	(D)	(E)	(F)		
1	1	172422-38100	SHOE ASSY, TRACK	1	1						
2	2	172422-38110	PLATE L, SHOE	43	43						
3	2	172422-38140	LINK, TRUCK	1	1						
4	3	172141-38200	BUSH	43	43						
5	3	172141-38210	PIN, CRAWLER	42	42						
6	1	172141-38220	PIN, MASTER	1	1						
7	1	172614-38300	PIN 5X45, LOCK	1	1						
8	1	172422-38120	SHOE ASSY, TRACK	1	1						
9	2	172422-38130	PLATE R, SHOE	43	43						
10	2	172422-38140	LINK, TRUCK	1	1						
11	3	172141-38200	BUSH	43	43						
12	3	172141-38210	PIN, CRAWLER	42	42						
13	1	172141-38220	PIN, MASTER	1	1						
14	1	172614-38300	PIN 5X45, LOCK	1	1						
15	1	172422-38600	CRAWLER ASSY, RUBBER	2	2						
16	1	172422-38260	TRACK ASSY, MASTER	1	1						
17	1	172422-38270	TRACK ASSY, MASTER	1	1						

Fig.22. CONTROL EQUIP.(LEVER & STAND)

Fig.22 CONTROL EQUIPMENT (LEVER & STAND)



(A)=B37-2B(C)
(B)=B37-2B(P)
(C)=

(D)=
(E)=
(F)=

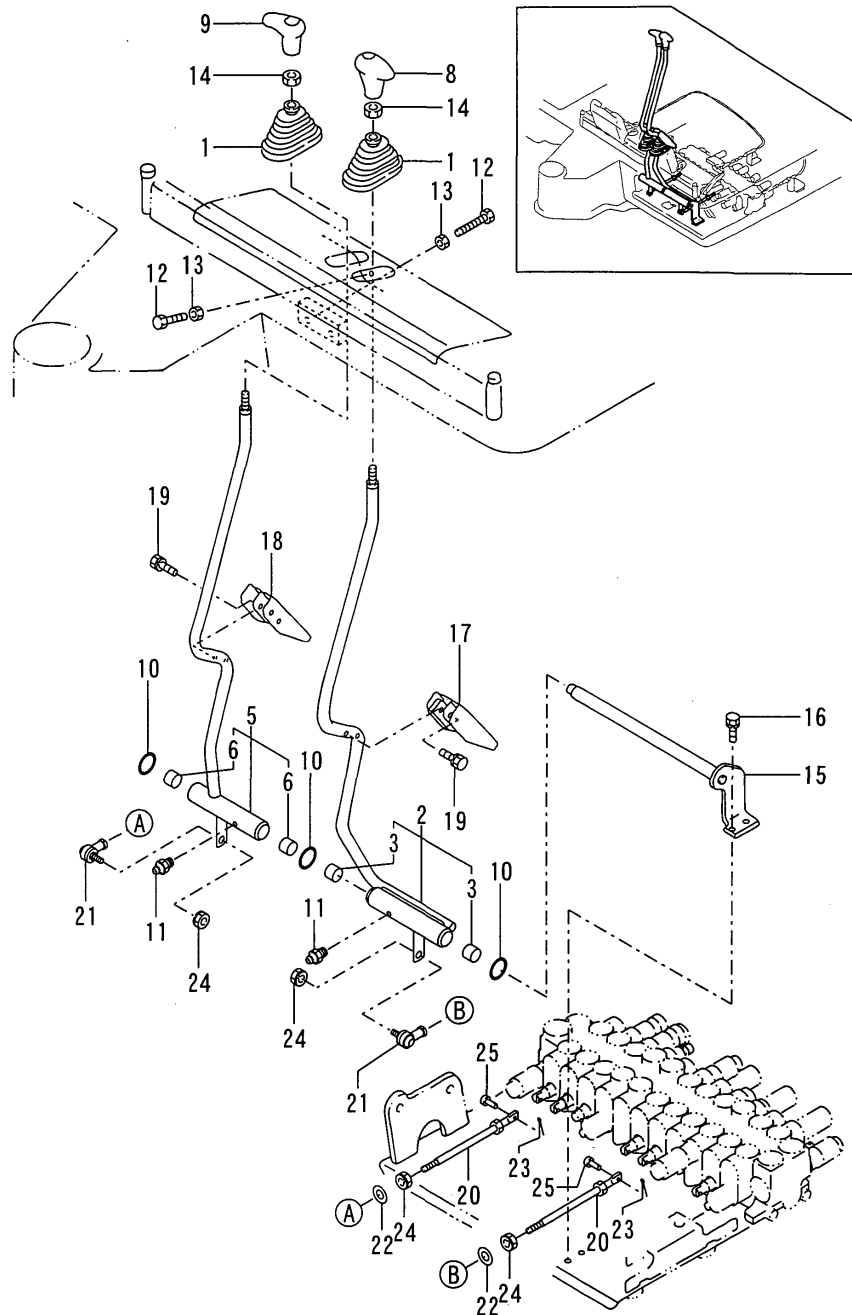
No.	Lev.	Parts No.	Description	Q'ty						I	R
				(A)	(B)	(C)	(D)	(E)	(F)		
1	1	172165-47900	BRACKET R	1	1						
2	1	172165-47930	BRACKET L	1	1						
3	1	172165-47960	BOLT M 8	4	4						
4	1	26013-080202	BOLT, M8X 20	4	4						
5	1	22117-080000	WASHER, 8	4	4						
6	1	24761-020000	NIPPLE, GREASE PT1/8	3	3						
7	1	26013-080202	BOLT, M8X 20	4	4						
8	1	26013-100202	BOLT, M10X 20	2	2						
9	1	194145-04810	WASHER 10	2	2						
10	1	26116-100202	BOLT, M10X 20 PLATED	4	4						
11	1	172146-41320	GROMMET	1	1						
12	1	26116-100504	BOLT, M10X 50 PLATED	1	1						
13	1	172165-46401	SUPPORT ASSY	1	1						
14	1	172165-46660	COVER ASSY	1	1						
15	1	172165-47100	STAND, LEVER	1	1						
16	2	172141-41370	BUSH 2015	2	2						
18	2	24550-025150	BUSH, 25X15	2	2						
19	1	172165-47300	STAND, LEVER	1	1						1
20	2	172141-41370	BUSH 2015	2	2						
22	2	24550-025150	BUSH, 25X15	2	2						
23	1	26116-100902	BOLT, M10X 90 PLATED	2	2						
24	1	172165-47720	GUIDE ASSY, HOSE	1	1						
25	1	172165-47730	GUIDE ASSY, HOSE	1	1						
26	1	172165-47770	BRACKET, ACCEL	1	1						
27	1	172165-47980	SHIM	4	4						
28	1	172165-47990	WASHER 25.5X42	2	2						
29	1	172151-53430	GROMMET, 34	2	2						
30	1	194630-62360	GROMMET	4	4						
31	1	26716-100002	NUT, M10	1	1						
32	1	172519-63240	BOLT	8	8						
33	1	22217-100000	WASHER, SPRING 10	7	7						
34	1	22242-000250	RING, 25	2	2						
35	1	24311-000340	O-RING, 1AP34.0	4	4						
36	1	194300-21450	PLUG	1	1						
37	1	24761-020000	NIPPLE, GREASE PT1/8		1						
38A	1	172437-03481	LABEL, SUPPORT		1						2

Remarks

(1)PLEASE USE THIS PART WITH ATTACHED LABELS AT THE SAME TIME.
CABIN SPEC.:NOT APPLIDE.
CANOPY SPEC.:REF.NO. 38A.
(2)LABELS ARE NOT ILLUSTRATED.

Fig.23. CONTROL EQUIP.(DRIVE)

Fig.23 CONTROL EQUIPMENT (DRIVE)



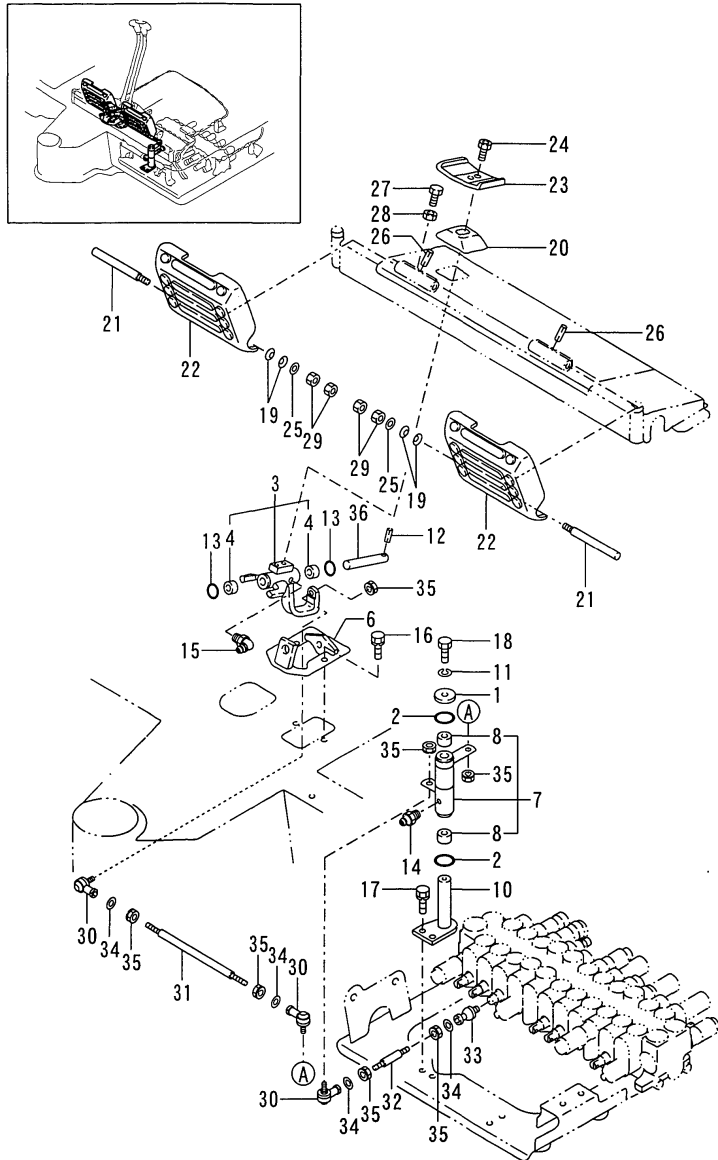
(A)=B37-2B(C)
(B)=B37-2B(P)
(C)=

(D)=
(E)=
(F)=

No.	Lev.	Parts No.	Description	Q'ty						I	R
				(A)	(B)	(C)	(D)	(E)	(F)		
1	1	172141-41340	BOOTS	2	2						
2	1	172168-45101	LEVER L COMP.,TRACK	1	1						
3	2	172141-41370	BUSH 2015	2	2						
5	1	172168-45121	LEVER R COMP.,TRACK	1	1						
6	2	172141-41370	BUSH 2015	2	2						
8	1	172164-45951	GRIP, DRIVE	1	1						
9	1	172164-45961	GRIP, DRIVE	1	1						
10	1	172124-46200	O-RING	3	3						
11	1	24761-020000	NIPPLE, GREASE PT1/8	2	2						
12	1	26116-100504	BOLT, M10X 50 PLATED	4	4						
13	1	26716-100002	NUT, M10	4	4						
14	1	26756-100002	NUT, LOCK M10	2	2						
15	1	172168-45200	SHAFT ASSY, TRACK	1	1						
16	1	26013-100252	BOLT, M10X 25	2	2						
17	1	172165-46100	PEDAL L ASSY	1	1						
18	1	172165-46150	PEDAL R COMP	1	1						
19	1	26013-060302	BOLT, M6X 30	4	4						
20	1	172168-45940	ROD 200	2	2						
21	1	172122-46590	ELBOW	2	2						
22	1	22137-080000	WASHER, 8	2	2						
23	1	22417-160160	PIN, COTTER 1.6X16	2	2						
24	1	26051-080002	NUT, M8	4	4						
25	1	933110-54100	PIN 4.75X14	2	2						

Fig.24. CONTROL EQUIP.(SWING)

Fig.24 CONTROL EQUIPMENT (SWING)



(A)=B37-2B(C)
(B)=B37-2B(P)
(C)=

(D)=
(E)=
(F)=

No.	Lev.	Parts No.	Description	Q'ty						I	R
				(A)	(B)	(C)	(D)	(E)	(F)		
1	1	1A1040-45890	WASHER, 10X36X4.5	1	1						
2	1	172124-46200	O-RING	2	2						
3	1	172165-46300	LINK W/BUSH	1	1						
3-1	1	172165-46301	LINK W/BUSH	1	1						R
		(A=M/#65001) (B=M/#65001)									
4	2	172141-41360	BUSH 1415	2	2						
6	1	172165-46350	BRACKET, PEDAL	1	1						
7	1	172168-46800	LINK W/BUSH, SWING	1	1						
8	2	172141-41370	BUSH 2015	2	2						
10	1	172168-46820	SHAFT ASSY, SWING	1	1						
11	1	22217-100000	WASHER, SPRING 10	1	1						
12	1	22351-040032	PIN, SPRING 4.0X32	1	1						
13	1	24311-000210	O-RING, 1AP21.0	2	2						
14	1	24761-020000	NIPPLE, GREASE PT1/8	1	1						
15	1	24761-050000	NIPPLE, GREASE C	1	1						
16	1	26013-100202	BOLT, M10X 20	2	2						
17	1	26013-100252	BOLT, M10X 25	2	2						
18	1	26116-100202	BOLT, M10X 20 PLATED	1	1						
19	1	172068-28490	SPRING	4	4						
20	1	172157-45990	BOOTS, PEDAL	1	1						
21	1	172165-46230	SHAFT, SWING	2	2						
22	1	172165-46261	COVER, PEDAL	2	2						1
23	1	172165-46281	PEDAL ASSY, SWING	1	1						
24	1	172165-46340	BOLT	2	2						
25	1	22137-080000	WASHER, 8	2	2						
26	1	22351-040020	PIN, SPRING 4.0X20	2	2						
27	1	26116-080304	BOLT, M8X 30 PLATED	2	2						
28	1	26716-080002	NUT, M8	2	2						
29	1	26716-080002	NUT, M8	4	4						
30	1	172122-46590	ELBOW	3	3						
31	1	172168-46840	ROD 240	1	1						
32	1	172168-46860	ROD 100	1	1						
33	1	172122-47250	BALL 8, LINK	1	1						
34	1	22137-080000	WASHER, 8	4	4						
35	1	26051-080002	NUT, M8	7	7						
36	1	172146-41910	PIN 14-100	1	1						
37A	1	172165-03231	LABEL, P.T.O.	1	1						2

Remarks

(1)PLEASE USE THIS PART WITH FOLLOWING LABELS AT THE SAME TIME.
REF.NO. 37A

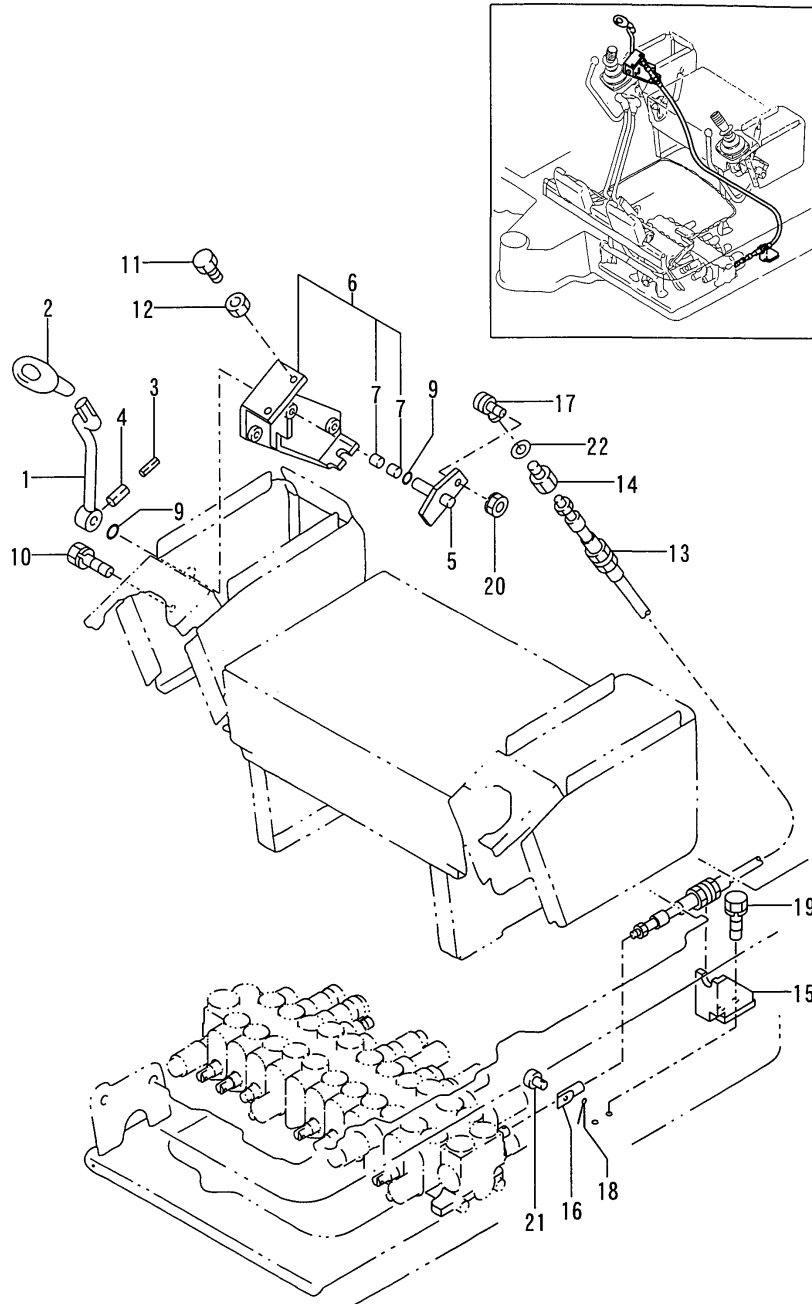
(2)LABELS ARE NOT ILLUSTRATED.

Fig.25. CONTROL EQUIP.(BLADE)

(A)=B37-2B(C)
 (B)=B37-2B(P)
 (C)=

(D)=
 (E)=
 (F)=

Fig.25 CONTROL EQUIPMENT (BLADE)



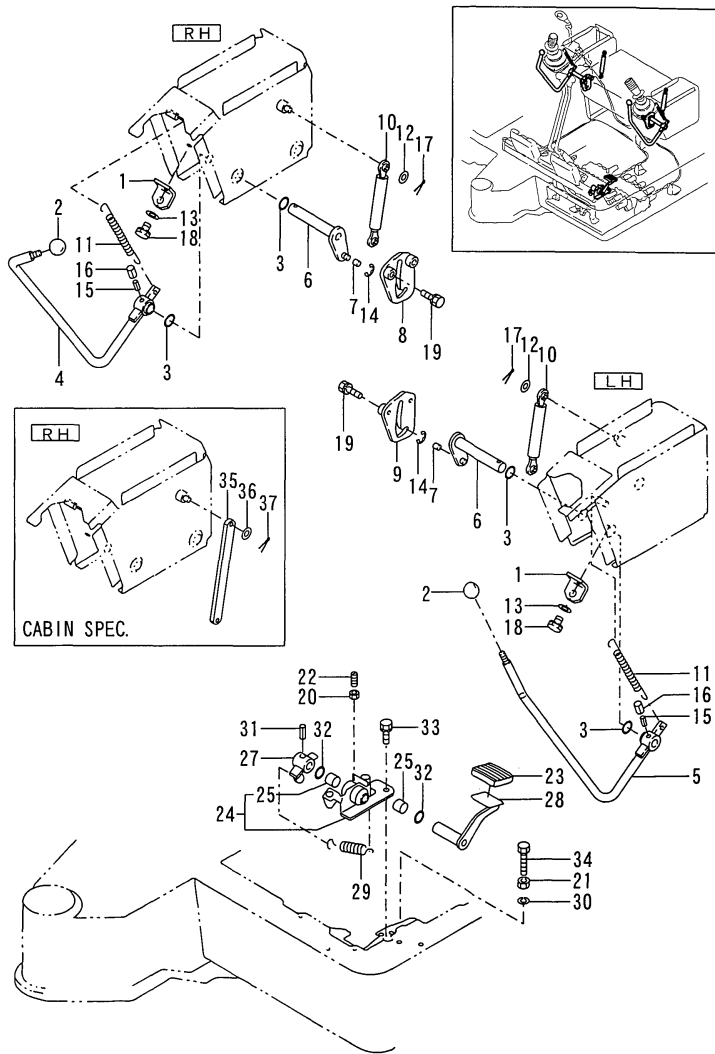
No.	Lev.	Parts No.	Description	Q'ty						I	R
				(A)	(B)	(C)	(D)	(E)	(F)		
1	1	172165-45270	LEVER ASSY, BLADE S	1	1						
2	1	172164-45970	GRIP, BLADE	1	1						
3	1	22351-030032	PIN, SPRING 3.0X32	1	1						
4	1	22351-050032	PIN, SPRING 5.0X32	1	1						
5	1	172165-45140	LINK, BLADE	1	1						
6	1	172165-45181	BRACKET ASY	1	1						
7	2	172141-41360	BUSH 1415	2	2						
9	1	24311-000210	O-RING, 1AP21.0	2	2						
10	1	26013-100202	BOLT, M10X 20	3	3						
11	1	26116-100354	BOLT, M10X 35 PLATED	2	2						
12	1	26716-100002	NUT, M10	2	2						
13	1	172141-42950	CABLE, BLADE	1	1						
14	1	172141-42960	JOINT, CABLE	1	1						
15	1	172168-45140	SUPPORT, CABLE	1	1						
16	1	172142-45670	ROD, SPOOL	1	1						
17	1	172122-46590	ELBOW	1	1						
18	1	22417-160160	PIN, COTTER 1.6X16	1	1						
19	1	26013-100202	BOLT, M10X 20	2	2						
20	1	26051-080002	NUT, M8	1	1						
21	1	933110-54100	PIN 4.75X14	1	1						
22	1	933168-28480	WASHER, 20X9X3.2	1	1						

Fig.26. CONTROL EQUIP.(CUT OFF LEVER & PEDAL)

(A)=B37-2B(C)
(B)=B37-2B(P)
(C)=

(D)=
(E)=
(F)=

Fig.26 CONTROL EQUIPMENT (CUT OFF LEVER & PEDAL)



No.	Lev.	Parts No.	Description	Qty						I	R
				(A)	(B)	(C)	(D)	(E)	(F)		
1	1	172164-17150	BRACKET, SWITCH	1	2						
2	1	1D4070-23580	GRIP	1	2						
3	1	172124-46200	O-RING	2	4						
4	1	172168-47700	LEVER		1						1
4-1	1	172168-47701	LEVER R CMP.,EP LOCK		1						N 1
(B=M/#60728)											
5	1	172165-47680	LEVER L	1	1						2
5-1	1	172165-47681	LEVER L	1	1						N 2
				(A=M/#60728)		(B=M/#60728)					
6	1	172165-47500	ARM ASSY, LOCK	1	2						
7	1	172165-47550	BUSH	1	2						
8	1	172165-47601	GUIDE ASSY, LOCK		1						
9	1	172165-47621	GUIDE ASSY, LOCK	1	1						
10	1	172165-47801	SPRING, GAS	1	2						
11	1	1A1380-56661	SPRING, RETURN	1	2						
12	1	22137-080000	WASHER, 8	2	4						
13	1	22137-080000	WASHER, 8	2	4						
14	1	22272-000070	RING, E- 7	1	2						
15	1	22351-035040	PIN, SPRING 3.5X40	1	2						
16	1	22351-060040	PIN, SPRING 6.0X40	1	2						
17	1	22417-200200	PIN, COTTER 2.0X20	2	4						
18	1	26013-080202	BOLT, M8X 20	2	4						
19	1	26013-100202	BOLT, M10X 20	2	4						
20	1	26716-060002	NUT, M6	1	1						
21	1	26716-100002	NUT, M10	1	1						
22	1	26911-060202	SCREW, M6X20	1	1						
23	1	172122-45830	PAD, METAL	1	1						
24	1	172176-46400	BRACKET	1	1						
25	2	172141-41360	BUSH 1415	2	2						
27	1	172176-46480	LINK	1	1						
28	1	172165-46570	PADAL ASSY, LOW-HIGH	1	1						
29	1	172162-46690	SPRING	1	1						
30	1	22217-100000	WASHER, SPRING 10	1	1						
31	1	22351-050025	PIN, SPRING 5.0X25	1	1						
32	1	24311-000210	O-RING, 1AP21.0	2	2						
33	1	26013-100252	BOLT, M10X 25	2	2						
34	1	26116-100504	BOLT, M10X 50 PLATED	1	1						
35	1	172165-47970	BAR	1							
36	1	22137-080000	WASHER, 8	2							
37	1	22417-200200	PIN, COTTER 2.0X20	2							
38A	1	172183-03280	LABEL,LOCK		1						3
39A	1	172183-03280	LABEL,LOCK	1	1						3

Remarks

(1)PLEASE USE THIS PART WITH FOLLOWING LABELS AT THE SAME TIME.

REF.NO. 38A.

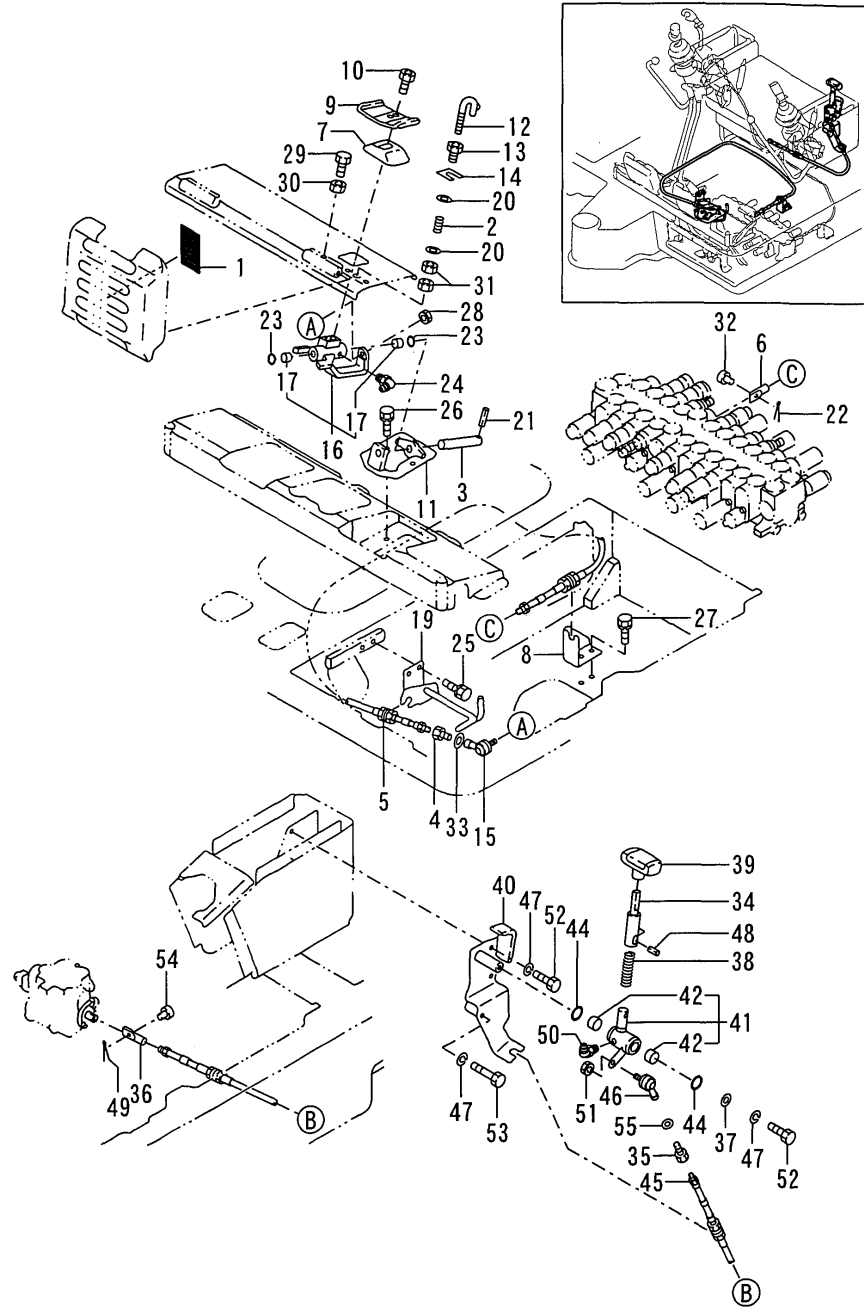
(2)PLEASE USE THIS PART WITH FOLLOWING LABELS AT THE SAME TIME.

REF.NO. 39A.

(3)LABELS ARE NOT ILLUSTRATED.

Fig.27. CONTROL EQUIP.(P.T.O.CONTROL)

Fig.27 CONTROL EQUIPMENT (P. T. O. CONTROL)



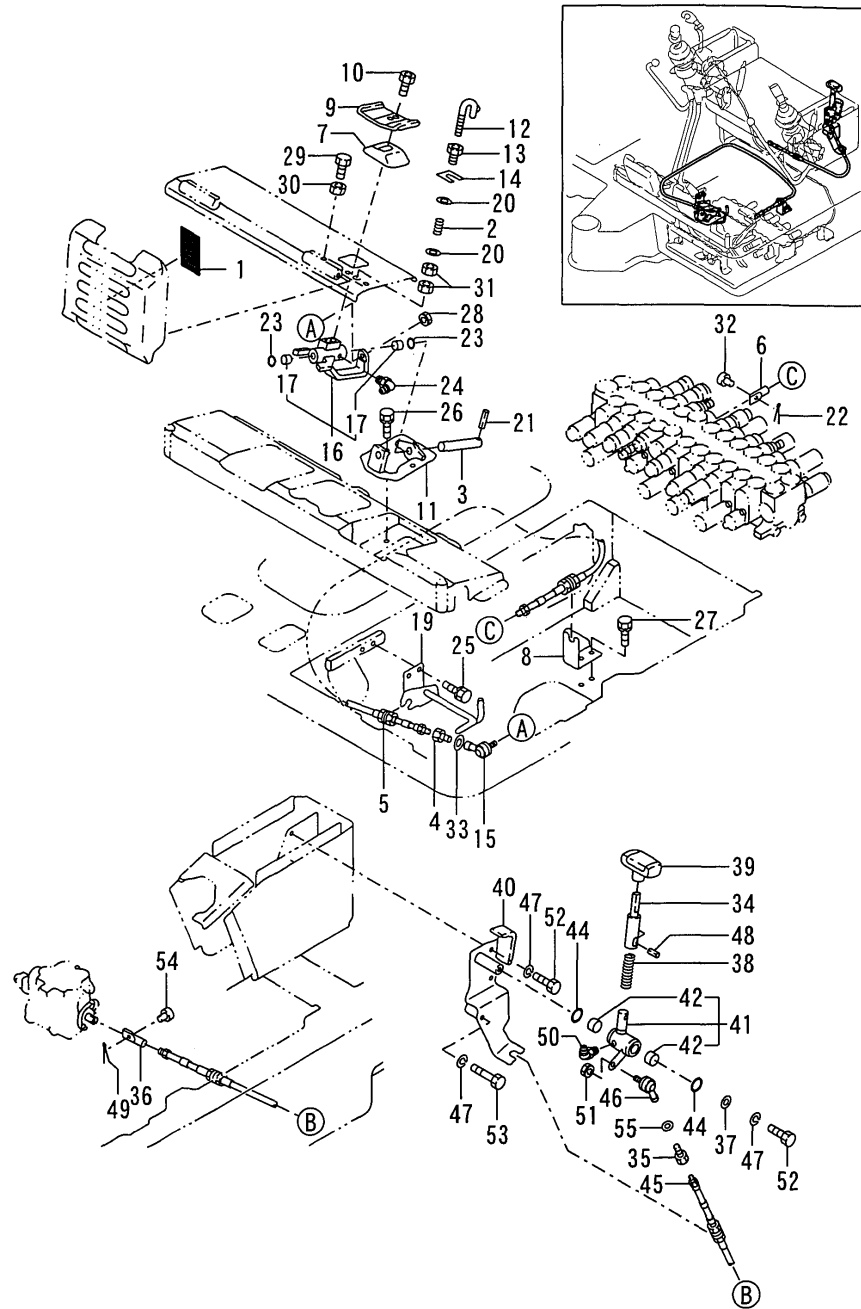
(A)=B37-2B(C)
(B)=B37-2B(P)
(C)=

(D)=
(E)=
(F)=

No.	Lev.	Parts No.	Description	Q'ty						I	R
				(A)	(B)	(C)	(D)	(E)	(F)		
1	1	172165-03231	LABEL, P.T.O.	1	1						
2	1	1C6141-35370	SPRING, LOCK	1	1						
3	1	172146-41910	PIN 14-100	1	1						
4	1	172141-42960	JOINT, CABLE	1	1						
5	1	172151-45650	CABLE	1	1						
6	1	172142-45670	ROD, SPOOL	1	1						
7	1	172157-45990	BOOTS, PEDAL	1	1						
8	1	172168-46250	SUPPORT, CABLE	1	1						
9	1	172165-46281	PEDAL ASSY, SWING	1	1						
10	1	172165-46340	BOLT	2	2						
11	1	172165-46350	BRACKET, PEDAL	1	1						
12	1	172165-46450	LOCK CMP	1	1						
13	1	172165-46480	BOLT	1	1						
14	1	172165-46490	SHIM	5	5						
15	1	172122-46590	ELBOW	1	1						
16	1	172165-46600	LINK, PEDAL	1	1						
17	2	172141-41360	BUSH 1415	2	2						
19	1	172168-46870	BRACKET	1	1						
20	1	22137-080000	WASHER, 8	2	2						
21	1	22351-040032	PIN, SPRING 4.0X32	1	1						
22	1	22417-160160	PIN, COTTER 1.6X16	1	1						
23	1	24311-000210	O-RING, 1AP21.0	2	2						
24	1	24761-050000	NIPPLE, GREASE C	1	1						
25	1	26013-100162	BOLT, M10X 16	2	2						
26	1	26013-100202	BOLT, M10X 20	2	2						
27	1	26013-100202	BOLT, M10X 20	2	2						
28	1	26051-080002	NUT, M8	1	1						
29	1	26116-080304	BOLT, M8X 30 PLATED	2	2						
30	1	26716-080002	NUT, M8	2	2						
31	1	26716-080002	NUT, M8	2	2						
32	1	933110-54100	PIN 4.75X14	1	1						
33	1	933168-28480	WASHER, 20X9X3.2	1	1						
34	1	172168-46190	LEVER	1	1						
35	1	172141-42960	JOINT, CABLE	1	1						
36	1	172142-45670	ROD, SPOOL	1	1						
37	1	1A1040-45890	WASHER, 10X36X4.5	1	1						
38	1	172312-45930	SPRING, 13X1.2X70	1	1						
39	1	172116-45940	KNOB, LEVER	1	1						
40	1	172168-46100	BRACKET	1	1						
41	1	172168-46160	LINK W/BUSH	1	1						
42	2	172141-41370	BUSH 2015	2	2						
44	1	172124-46200	O-RING	2	2						
45	1	172168-46231	CABLE	1	1						
46	1	172122-46590	ELBOW	1	1						
47	1	22217-100000	WASHER, SPRING 10	4	4						
48	1	22351-080020	PIN, SPRING 8.0X20	1	1						
49	1	22417-160160	PIN, COTTER 1.6X16	1	1						
50	1	24761-050000	NIPPLE, GREASE C	1	1						
51	1	26051-080002	NUT, M8	1	1						
52	1	26116-100202	BOLT, M10X 20 PLATED	3	3						
53	1	26116-100602	BOLT, M10X 60 PLATED	1	1						

Fig.27. CONTROL EQUIP.(P.T.O.CONTROL)

Fig.27 CONTROL EQUIPMENT (P. T. O. CONTROL)



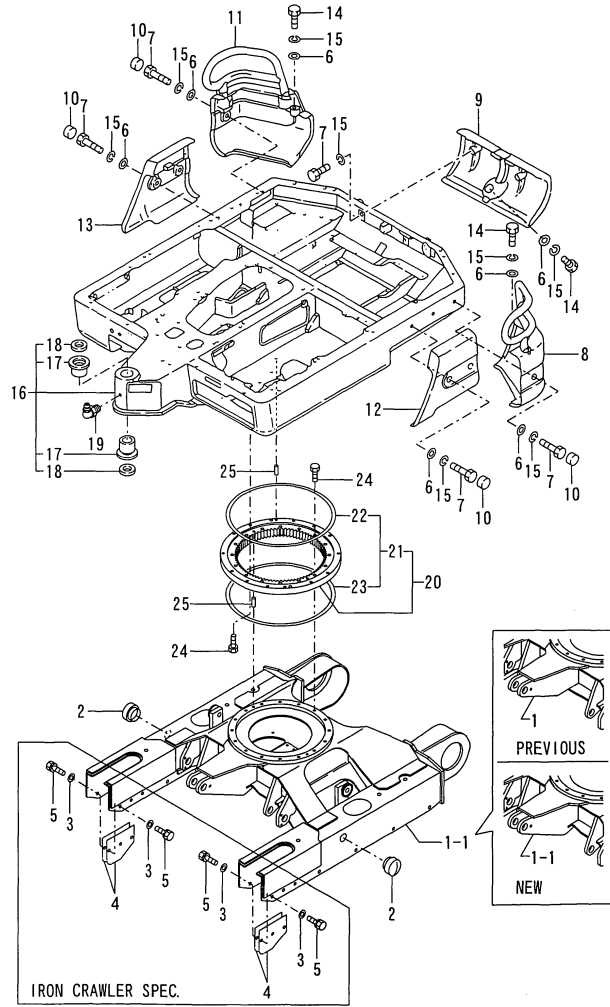
(A)=B37-2B(C)
 (B)=B37-2B(P)
 (C)=

(D)=
 (E)=
 (F)=

No.	Lev.	Parts No.	Description	Q'ty						I	R
				(A)	(B)	(C)	(D)	(E)	(F)		
54	1	933110-54100	PIN 4.75X14	1	1						
55	1	933168-28480	WASHER, 20X9X3.2	1	1						

Fig.28. FRAME & TURNING BEARING

Fig. 28 FRAME & TURNING BEARING



B

Remarks

- (1)IRON CRAWLER SPEC.
- (2)PLEASE USE THIS PART WITH FOLLOWING LABELS AT THE SAME TIME. REF.NO. 26A.
- (3)PLEASE USE THIS PART WITH FOLLOWING LABELS AT THE SAME TIME. REF.NO. 27A.
- (4)PLEASE USE THIS PART WITH FOLLOWING LABELS AT THE SAME TIME. REF.NO. 28A.
- (5)LABELS ARE NOT ILLUSTRATED.

(A)=B37-2B(C)
(B)=B37-2B(P)
(C)=

(D)=
(E)=
(F)=

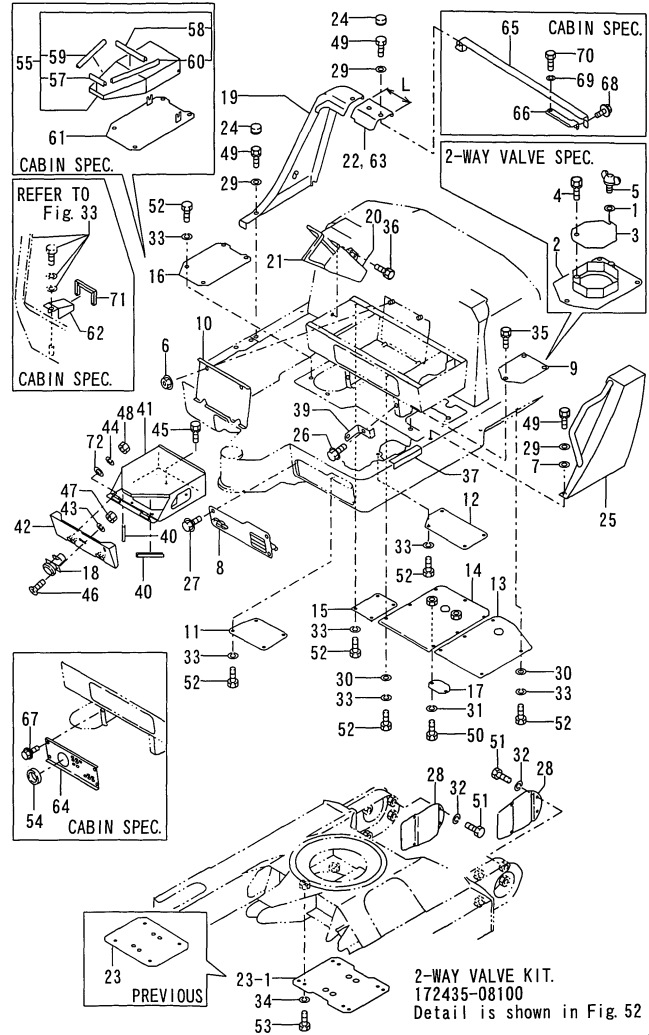
No.	Lev.	Parts No.	Description	Q'ty						I	R
				(A)	(B)	(C)	(D)	(E)	(F)		
1	1	172422-50100-3	FRAME, LOWER	1	1						
1-1	1	172422-50101-3	FRAME, LOWER (82)	1	1						S
		(A=*1999.3) (B=*1999.3)									
2	1	172141-50890	GROMMET	2	2						
3	1	172730-05250	WASHER 12	12	12						1
4	1	172422-50910	GUARD, SHOE	4	4						1
5	1	26013-120452	BOLT, M12X 45	12	12						1
6	1	172730-05250	WASHER 12	9	9						
7	1	172131-37170	BOLT M12X 30	8	8						
8	1	172168-53300-3	WEIGHT, COUNTER	1	1						2
9	1	172168-53400-3	WEIGHT ASSY, CENTER	1	1						
10	1	172141-53350	GROMMET, 26	6	6						
11	1	172168-53350-3	WEIGHT, COUNTER	1	1						3
12	1	172168-53430	WEIGHT, SIDE	1	1						
13	1	172168-53440	WEIGHT, SIDE	1	1						
14	1	172168-53450	BOLT 12X70	3	3						
15	1	22217-120000	WASHER, SPRING 12	11	11						
16	1	172427-54100-1	FRAME (GREEN:86)	1	1						4
17	2	172169-54750	BUSH 70X75	2	2						
18	2	172165-81770	SEAL, DUST	2	2						
19	1	24761-040000	NIPPLE, GREASE B	1	1						
20	1	172148-57601	BEARING, TURNING	1	1						
21	2	172142-57610	SEAL SET	1	1						
22	3	172122-57630	SEAL, SWING	1	1						
23	3	172122-57640	SEAL, SWING	1	1						
24	1	172122-57610	BOLT	32	32						
25	1	172122-57620	PARALLEL PIN 13X36	4	4						
26A	1	172437-03330	LABEL, PROTECTOR	1	1						5
27A	1	172437-03330	LABEL, PROTECTOR	1	1						5
28A	1	172437-03351	LABEL, GREASE CYL.	2	2						5

Fig.29. FRAME COVER

(A)=B37-2B(C)
 (B)=B37-2B(P)
 (C)=

(D)=
 (E)=
 (F)=

Fig.29 FRAME COVER



No.	Lev.	Parts No.	Description	Q'ty						I	R
				(A)	(B)	(C)	(D)	(E)	(F)		
1	2	194145-04810	WASHER 10	1	1						1
2	2	172165-62341	COVER, ROTARY MULTI	1	1						1
3	2	172165-62380	COVER, ROTARY MULTI	1	1						3
4	2	26013-100162	BOLT, M10X 16	1	1						1
5	2	26647-100152	BOLT, WING M10X15	1	1						1
6	1	26367-100002	NUT, M10	4	4						
7	1	194145-04810	WASHER 10		3						
8	1	172168-61350	COVER, LAMP	1	1						
9	1	172165-62300	STEP	1	1						
10	1	172165-61450	COVER ASSY	1	1						
11	1	172168-61500	PLATE A (GREEN:86)	1	1						
12	1	172168-61510	PLATE B (GREEN:86)	1	1						
13	1	172168-61520	PLATE,C	1	1						
14	1	172170-61530	PLATE	1	1						
15	1	172168-61540	PLATE E	1	1						
16	1	172428-61550	PLATE F		1						
17	1	172168-61560	PLATE G (GREEN:86)	1	1						
18	1	172212-61230	FASTENER, DIAL		1						
19	1	172165-61190-3	COVER	1	1						
20	1	172165-61701	COVER, LINK	1	1						
21	1	172165-61720	RUBBER	1	1						
22	1	172435-61300	COVER		1						
22-1	1	172435-61301	COVER ASSY (B=M/#65001)	1							S 2
23	1	172141-50761	COVER	1	1						
23-1	1	172141-50762	COVER (A=*1999.3) (B=*1999.3)	1	1						S
24	1	172165-61801	PLUG	5	5						
25	1	172437-61821	COVER		1						
26	1	172519-63240	BOLT		1						
27	1	172519-63240	BOLT	4	4						
28	1	172148-61100	COVER, TRAVEL	2	2						
29	1	22137-100000	WASHER, 10	5	8						
30	1	22137-100000	WASHER, 10	12	12						
31	1	22217-100000	WASHER, SPRING 10	2	2						
32	1	22217-100000	WASHER, SPRING 10	8	8						
33	1	22217-100000	WASHER, SPRING 10	28	28						
34	1	22217-120000	WASHER, SPRING 12	4	4						
35	1	26013-100202	BOLT, M10X 20	3	3						
36	1	26013-080162	BOLT, M8X 16	2	2						
37	1	172437-61500	SHEET, NON SLIP		1						
39	1	172435-61650	ROCK PLATE		1						
40	1	172435-61660	TRIM, 130		2						
41	1	172435-61700	BOX ASSY, TOOL		1						
42	1	172435-61730	COVER, TOOL BOX		1						
43	1	22217-050000	WASHER, SPRING 5		2						
44	1	22217-080000	WASHER, SPRING 8		4						
45	1	26013-100202	BOLT, M10X 20		4						
46	1	26577-050122	SCREW, M5X12		2						
47	1	26716-050002	NUT, M5		2						
48	1	26716-080002	NUT, M8		4						

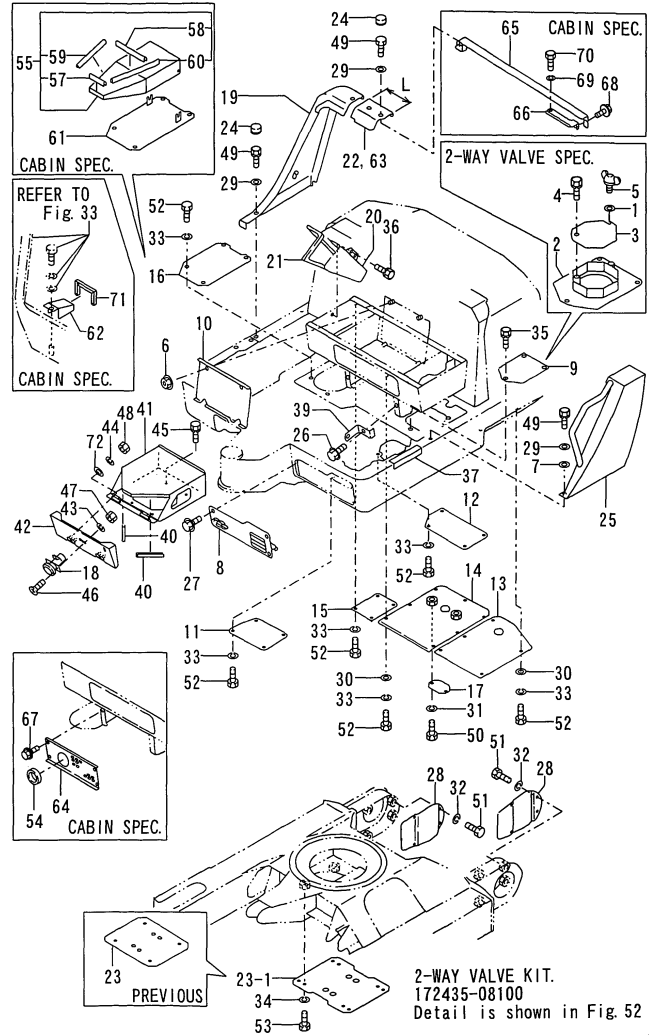
Remarks
 (1)2-WAY VALVE SPEC.
 DETAILS IS REFER TO FIG.52.
 (2)L=REF.NO.22 176MM,REF.NO.22-1
 254MM.
 (3)2-WAY VALVE SPEC.
 DETAILS IS REFER TO FIG.52.
 PLEASE USE THIS PART WITH FOLLOW-
 ING LABELS AT THE SAME TIME.
 REF.NO. 73A & 73B.
 (4)LABELS ARE NOT ILLUSTRATED.

Fig.29. FRAME COVER

(A)=B37-2B(C)
(B)=B37-2B(P)
(C)=

(D)=
(E)=
(F)=

Fig.29 FRAME COVER



No.	Lev.	Parts No.	Description	Q'ty						I	R
				(A)	(B)	(C)	(D)	(E)	(F)		
49	1	26013-100352	BOLT, M10X 35	5	8						
50	1	26116-100162	BOLT, M10X 16 PLATED	2	2						
51	1	26116-100202	BOLT, M10X 20 PLATED	8	8						
52	1	26116-100202	BOLT, M10X 20 PLATED	28	28						
53	1	26116-120252	BOLT, M12X 25 PLATED	4	4						
54	1	172732-11510	GROMMET	1							
55	1	172434-61090	BOX ASSY, TOOL	1							
57	2	172434-61170	TRIM	1							
58	2	172434-61180	TRIM	1							
59	2	172434-61190	TRIM	1							
60	2	172434-61200	TRIM, 245	1							
61	1	172434-61150	COVER ASSY	1							
62	1	172434-61210	COVER, GREASE	1							
63	1	172168-61300-3	COVER	1							
64	1	172428-61650	COVER	1							
65	1	172165-61740-3	COVER	1							
66	1	172165-61780	BRACKET ASSY	1							
67	1	172519-63240	BOLT	4							
68	1	172519-63240	BOLT	1							
69	1	22217-140000	WASHER, SPRING 14	2							
70	1	26116-140352	BOLT, M14X 35 PLATED	2							
71	1	172435-61660	TRIM, 130	1							
72	1	22137-080000	WASHER, 8		4						
73A	1	172437-03610	LABEL	1	1						4
73B	1	172437-03620	LABEL	1	1						4

Remarks

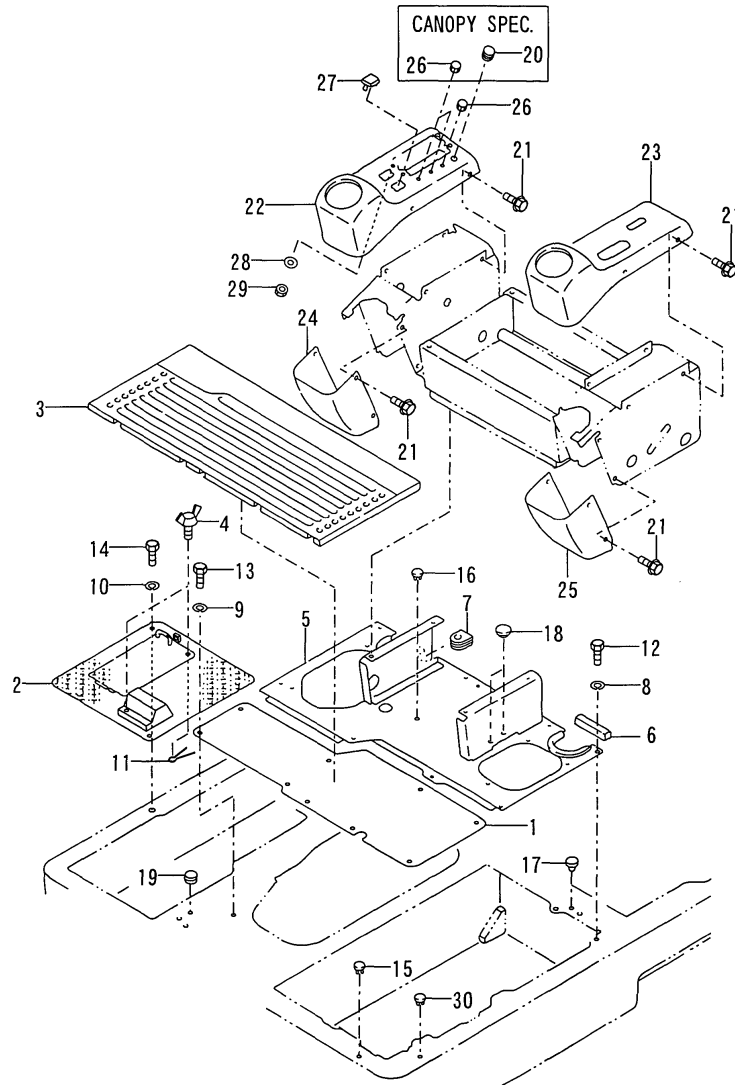
- (1)2-WAY VALVE SPEC. DETAILS IS REFER TO FIG.52.
- (2)L=REF.NO.22 176MM,REF.NO.22-1 254MM.
- (3)2-WAY VALVE SPEC. DETAILS IS REFER TO FIG.52. PLEASE USE THIS PART WITH FOLLOWING LABELS AT THE SAME TIME. REF.NO. 73A & 73B.
- (4)LABELS ARE NOT ILLUSTRATED.

Fig.30. STEP & INSTRUMENT PANEL

(A)=B37-2B(C)
(B)=B37-2B(P)
(C)=

(D)=
(E)=
(F)=

Fig.30 STEP & INSTRUMENT PANEL



No.	Lev.	Parts No.	Description	Q'ty						I	R
				(A)	(B)	(C)	(D)	(E)	(F)		
1	1	172165-62100	STEP	1	1						
2	1	172168-62150	STEP ASSY	1	1						1
3	1	172168-62201	MAT, FLOOR	1	1						
4	1	172142-62300	WING BOLT M10X15	2	2						
5	1	172428-62600	STEP	1	1						
6	1	172165-62630	RUBBER 90,EDGE	1	1						
7	1	172165-62800	GROMMET	1	1						
8	1	22217-100000	WASHER, SPRING 10	7	7						
9	1	22217-100000	WASHER, SPRING 10	9	9						
10	1	22217-100000	WASHER, SPRING 10	4	4						
11	1	22417-320200	PIN, COTTER 3.2X20	2	2						
12	1	26116-100202	BOLT, M10X 20 PLATED	7	7						
13	1	26116-100202	BOLT, M10X 20 PLATED	9	9						
14	1	26116-100202	BOLT, M10X 20 PLATED	4	4						
15	1	172122-17190	CLIP, TREE		4						
16	1	172122-17190	CLIP, TREE		4						
17	1	172157-54850	GROMMET, 18		1						
18	1	172151-62240	GROMMET		2						
19	1	172165-68250	PLUG,RUBBER		1						
20	1	194300-21460	CAP, RUBBER 25		1						
21	1	172519-63240	BOLT	16	16						
22	1	172165-63700	PANEL(R),INST(EP	1	1						2
23	1	172168-63100	PANEL(L),INST(EP	1	1						3
24	1	172165-63600	COVER, PANEL	1	1						
25	1	172165-63620	COVER, PANEL	1	1						4
26	1	172165-63650	PLUG 10,HOLE	1	3						
27	1	172165-63660	CAP	1	1						
28	1	22137-040000	WASHER, 4	4	4						
29	1	26716-040002	NUT, M4	4	4						
30	1	172176-68210	CLIP, TREE		2						
31A	1	172437-03360	LABEL,BATTERY	1	1						5
32A	1	172141-03360	LABEL, START SWITCH	1	1						5
32B	1	172437-03530	LABEL,RE-START	1	1						5
32C	1	172162-03180	LABEL,HEATER SWITCH	1							5
32D	1	172162-03190	LABEL,WIPER SWITCH	1							5
33A	1	172519-03150	LABEL, ACCEL	1	1						5
33B	1	172168-03301	LABEL, SELECT	1	1						5
34A	1	172437-03241	LABEL,CRAWLER	1	1						5

Remarks

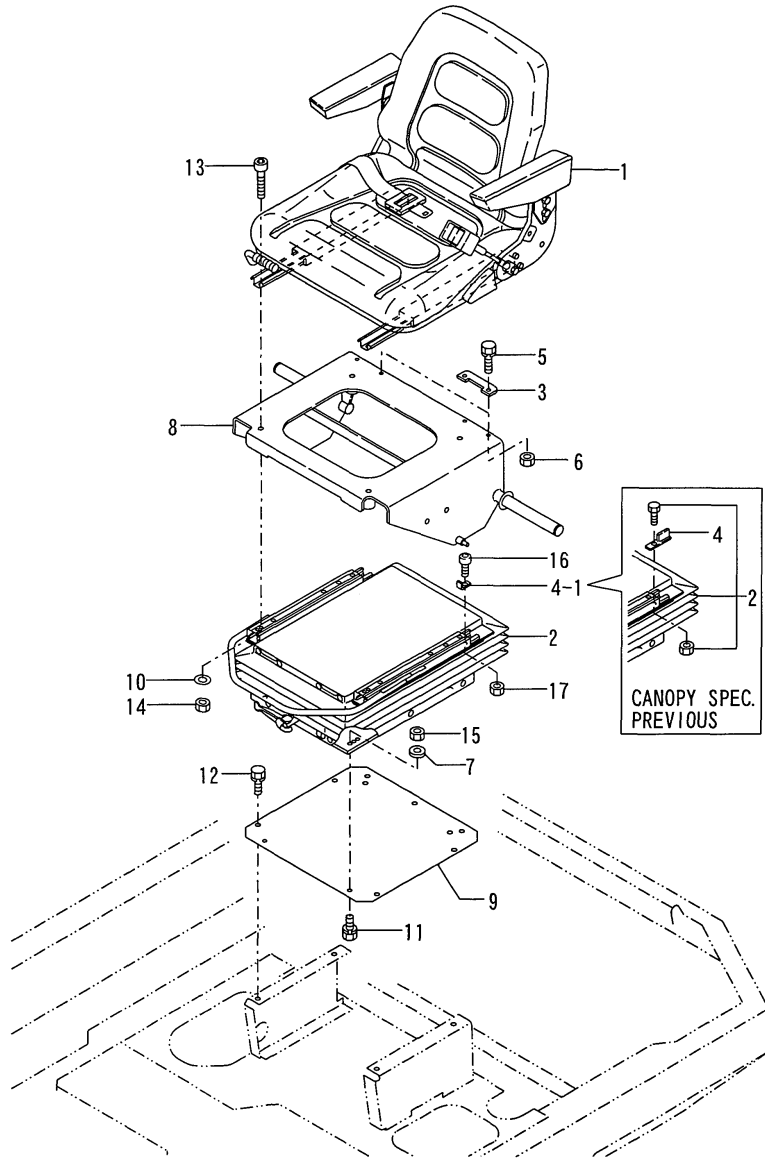
- (1)USE W/REF.NO.31A LABEL.
- (2)USE W/32A,32B,32C & 32D(CABIN)
USE W/32A & 32B LABELS(CANOPY)
- (3)USE W/33A & 33B LABELS.
- (4)USE W/34A(RUBBER CRAWLER SPEC.)
USE /O LABEL(IRON CRAWLER SPEC.)
- (5)LABELS ARE NOT ILLUSTRATED

Fig.31. SEAT & SEAT MOUNT

(A)=B37-2B(C)
 (B)=B37-2B(P)
 (C)=

(D)=
 (E)=
 (F)=

Fig.31 SEAT & SEAT MOUNT



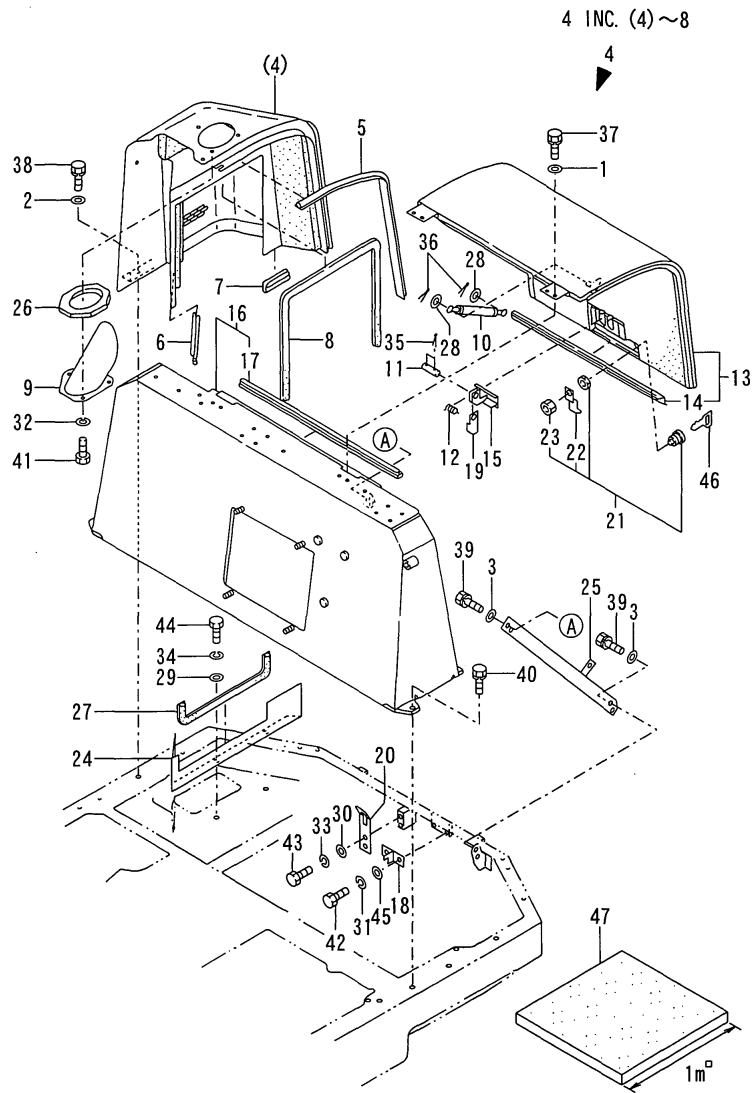
No.	Lev.	Parts No.	Description	Q'ty						I	R
				(A)	(B)	(C)	(D)	(E)	(F)		
1	1	172437-64200	SEAT, GRAMMER	1	1						
2	1	172437-64210	SUSPENSION, GRAMMER	1	1						
3	1	172437-64400	STOPPER, SEAT	2	2						
4	1	172437-64410	STOPPER ASSY		2						
4-1	1	172437-64440	STOPPER, SUSPENSION (B=M/#60698)	2	2					N	1
5	1	26013-080252	BOLT, M8X 25	4	4						
6	1	26716-080002	NUT, M8	4	4						
7	1	172157-45840	WASHER 8X18X4	4	4						
8	1	172437-64300	MOUNT A ASSY,SEAT US	1	1						
9	1	172165-64390	MOUNT	1	1						
10	1	22137-080000	WASHER, 8	4	4						
11	1	26013-080202	BOLT, M8X 20	4	4						
12	1	26013-100202	BOLT, M10X 20	4	4						
13	1	26450-080502	BOLT, M8X 50	4	4						
14	1	26716-080002	NUT, M8	4	4						
15	1	26716-080002	NUT, M8	4	4						
16	1	26450-080252	BOLT, M8X 25 (B=M/#60698)	2	2						W
17	1	26716-080002	NUT, M8 (B=M/#60698)	2	2						W

Remarks

(1)BOTH(LEFT AND RIGHT)SIDES PARTS TO BE REPLACED AT THE SAME TIME. SINGLE SIDE NEW PARTS CANNOT BE FITTED ON OLD MACHINE.

Fig.32. BONNET

Fig. 32 BONNET



Remarks

- (1)PLEASE USE THIS PART WITH FOLLOWING LABELS AT THE SAME TIME.
REF.NO. 48A,48B,48C & 48D.
- (2)PLEASE USE THIS PART WITH FOLLOWING LABELS AT THE SAME TIME.
REF.NO. 49A.
- (3)LABELS ARE NOT ILLUSTRATED.

(A)=B37-2B(C)
(B)=B37-2B(P)
(C)=

(D)=
(E)=
(F)=

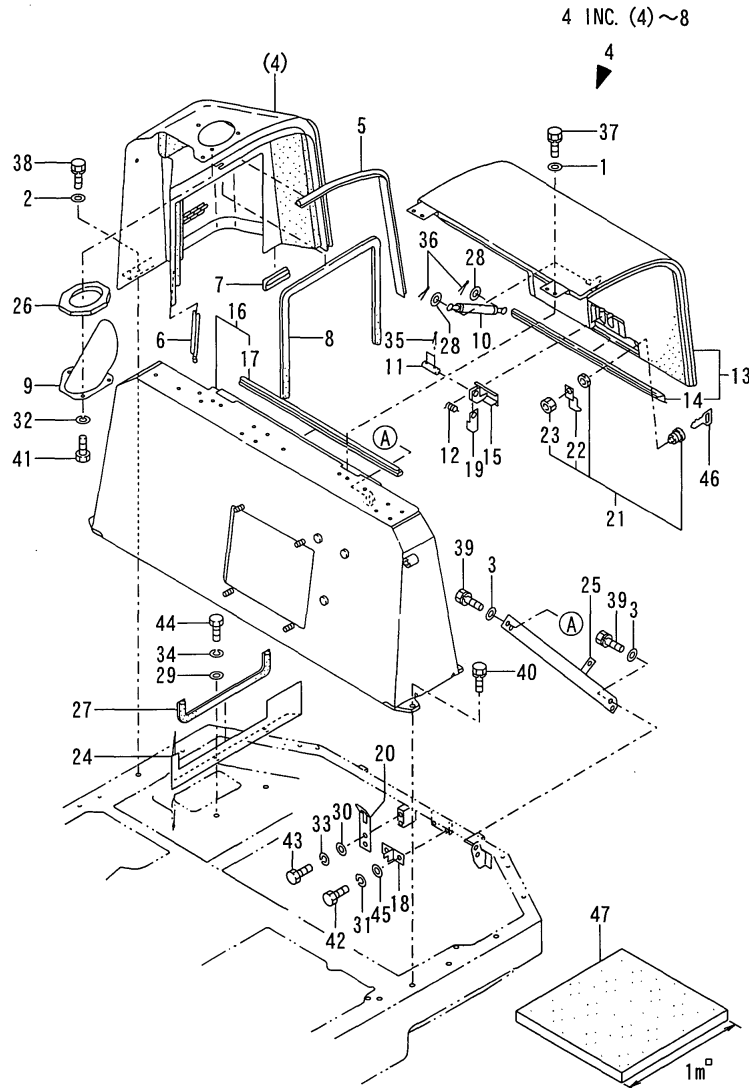
No.	Lev.	Parts No.	Description	Qty						I	R
				(A)	(B)	(C)	(D)	(E)	(F)		
1	1	194145-04810	WASHER 10	4	4						
2	1	194145-04810	WASHER 10	6	6						
3	1	194145-04810	WASHER 10	4	4						
4	1	172168-65100	BONNET CR CMP(EV	1	1						
5	2	172168-65780	RUBBER, SEAL	1	1						
6	2	172168-65790	RUBBER, SEAL	1	1						
7	2	172168-65800	RUBBER, SEAL	1	1						
8	2	172168-65810	RUBBER, SEAL	1	1						
9	1	172168-65200	PIPE, EXTENSION	1	1						
10	1	172168-65260	SPRING, GAS	1	1						
11	1	172734-65260	PIN, BONNET LEVER	1	1						
12	1	172734-65270	SPRING, CATCH	1	1						
13	1	172168-65300	BONNET B CMP(EV	1	1						1
14	2	172168-65760	RUBBER, SEAL	1	1						
15	1	172124-65450	LEVER, LOCK	1	1						
16	1	172168-65450-3	BONNET A (GREEN:86)	1	1						2
17	2	172168-65750	RUBBER, SEAL	1	1						
18	1	172126-65460	HOOK	1	1						
19	1	172124-65480	CATCHER	1	1						
20	1	172124-65490	PLATE,CATCH	1	1						
21	1	172126-65500	KEY ASSY, CYLINDER	1	1						
22	2	172126-65571	WASHER LOCK	1	1						
23	2	26347-100002	NUT, M10	1	1						
24	1	172168-65640	DUCT ASSY	1	1						
25	1	172168-65660	BRACKET COMPL.	1	1						
26	1	172168-65740	SEAL	1	1						
27	1	172168-65820	RUBBER, SEAL	1	1						
28	1	22137-080000	WASHER, 8	2	2						
29	1	22137-100000	WASHER, 10	3	3						
30	1	22137-100000	WASHER, 10	2	2						
31	1	22217-080000	WASHER, SPRING 8	2	2						
32	1	22217-080000	WASHER, SPRING 8	3	3						
33	1	22217-100000	WASHER, SPRING 10	2	2						
34	1	22217-100000	WASHER, SPRING 10	3	3						
35	1	22417-200200	PIN, COTTER 2.0X20	2	2						
36	1	22417-200200	PIN, COTTER 2.0X20	2	2						
37	1	26013-100252	BOLT, M10X 25	4	4						
38	1	26013-100252	BOLT, M10X 25	6	6						
39	1	26013-100252	BOLT, M10X 25	4	4						
40	1	26013-120352	BOLT, M12X 35	5	5						
41	1	26116-080162	BOLT, M8X 16 PLATED	3	3						
42	1	26116-080202	BOLT, M8X 20 PLATED	2	2						
43	1	26116-100202	BOLT, M10X 20 PLATED	2	2						
44	1	26116-100202	BOLT, M10X 20 PLATED	3	3						
45	1	933152-02900	WASHER	2	2						
46	1	933110-00301	KEY ASSY	1	1						
47	1	933171-20390	SPONGE	1	1						
48A	1	172437-03380	LABEL,SWING AREA	1	1						3
48B	1	172437-03400	LABEL,ENG.HOOD	1	1						3
48C	1	172437-03410	LABEL,ENG.ROOM	1	1						3
48D	1	172437-03421	LABEL,MUFFLER	1	1						3

Fig.32. BONNET

(A)=B37-2B(C)
 (B)=B37-2B(P)
 (C)=

(D)=
 (E)=
 (F)=

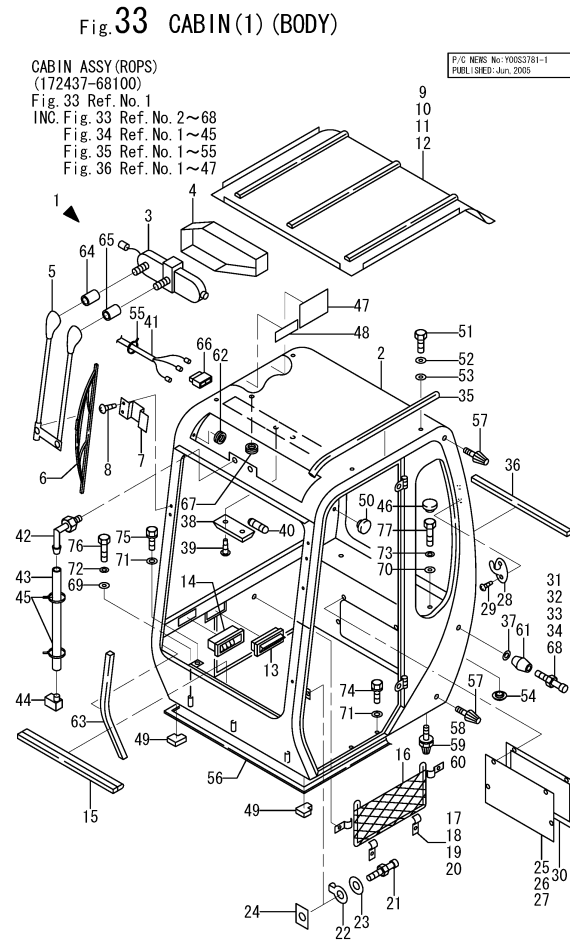
Fig. 32 BONNET



No.	Lev.	Parts No.	Description	Q'ty						I	R
				(A)	(B)	(C)	(D)	(E)	(F)		
49A	1	172437-03390	LABEL,RADIATOR	1	1						3

Remarks
 (1)PLEASE USE THIS PART WITH FOLLOW-
 ING LABELS AT THE SAME TIME.
 REF.NO. 48A,48B,48C & 48D.
 (2)PLEASE USE THIS PART WITH FOLLOW-
 ING LABELS AT THE SAME TIME.
 REF.NO. 49A.
 (3)LABELS ARE NOT ILLUSTRATED.

Fig.33. CABIN(1)(BODY)



Remarks

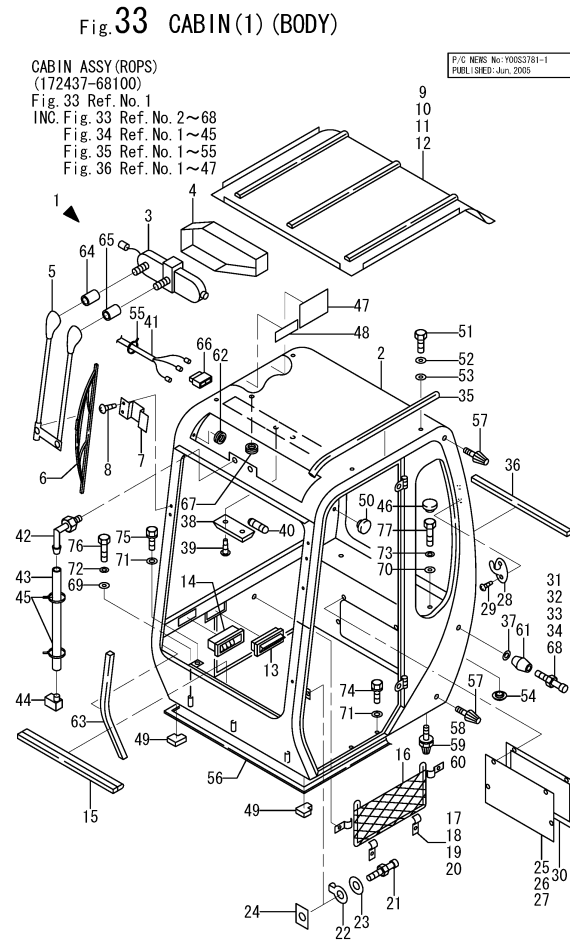
- (1)INC.FIG.33 REF.NO.2 - 68, FIG.34 REF.NO.1 - 45, FIG.35 REF.NO.1 - 55 & FIG.36 REF.NO.1 - 47.
- (2)PLEASE USE THIS PART WITH FOLLOWING LABELS AT THE SAME TIME. REF.NO. 78A,78B,78C,78D,78E,78F & 78G.
- (3)LABELS ARE NOT ILLUSTRATED.
- (4)PARTS NO. ARE CHANGED, BUT BOTH PARTS ARE THE SAME.

(A)=B37-2B(C)
(B)=B37-2B(P)
(C)=

(D)=
(E)=
(F)=

No.	Lev.	Parts No.	Description	Q'ty						I	R
				(A)	(B)	(C)	(D)	(E)	(F)		
1	1	172437-68100	CABIN ASSY, ROPS	1							1
2	2	172437-69400	CABIN	1							2
3	2	172437-68540	WIPER MOTOR	1							4
4	2	172437-68730	COVER, MOTOR	1							4
5	2	172456-69210	ARM, WIPER	1							4
6	2	172456-69220	BLADE, WIPER	1							4
7	2	172456-68600	SUPPORT, WIPER BLADE	1							4
8	2	172456-68610	SCREW, M5X8	2							4
9	2	172437-68950	PROTECTOR,ROOF	1							4
10	2	172456-68950	SCREW, M6X16	3							4
11	2	172437-68340	RUBBER WASHER 9X30X2	3							4
12	2	172437-68330	PULG 8/22	3							4
13	2	172456-68620	ASHTRAY	1							4
14	2	172437-68610	DEFROSTER	1							4
15	2	172437-68990	BRUSH,SEAL LG:810	1							4
16	2	172437-68580	MANUAL HOLDER	1							4
17	2	172437-68360	BRACKET,NET	4							4
18	2	172437-68230	SCREW	4							4
19	2	172437-68240	WASHER 4	4							4
20	2	172437-68220	NUT	4							4
21	2	172437-68510	CATCH, DOOR LOCK	1							4
22	2	172437-68470	PROTECTOR L	1							4
23	2	172456-68750	WASHER, 12X30X2	1							4
24	2	172437-68980	PLATE L	1							4
25	2	172437-69050	PLATE,REAR	1							4
26	2	172456-68150	WASHER, 6X18X1	5							4
27	2	172456-68870	NUT, SAFETY	5							4
28	2	172456-68640	HOOK	1							4
29	2	172456-68650	SCREW, M3.5X12.7	2							4
30	2	172437-69150	SPONGE	1							4
31	2	172437-68630	CATCH, DOOR	1							4
32	2	172A21-69420	WASHER, 11X27X2	1							4
33	2	172437-68160	WASHER 10	1							4
34	2	172456-69860	NUT	1							4
35	2	172437-69210	SEAL, RUBBER	1							4
36	2	172437-68660	SPONGE	1							4
37	2	172437-69260	RING,RETAINER	1							4
38	2	172456-68960	ROOM LAMP	1							4
39	2	172456-68650	SCREW, M3.5X12.7	2							4
40	2	172456-68970	LAMP	1							4
41	2	172437-68860	WIRE HARNESS	1							4
42	2	172A21-68930	BEND UNION	1							4
43	2	172437-69220	HOSE,WASHER LG:600	1							4
44	2	172437-68520	NOZZLE, WASHER	1							4
45	2	172437-68400	CLAMP	2							4
46	2	172437-68750	CAP	2							4
47	2	172437-69270	PLATE,ROPS/FOPS	1							4
48	2	172437-68560	PLATE,MANUFACTURER	1							4
49	2	172437-69160	MOUNT	2							4
50	2	172437-68680	PLUG	1							4
51	2	172437-68200	BOLT M12X35	4							4

Fig.33. CABIN(1)(BODY)



Remarks

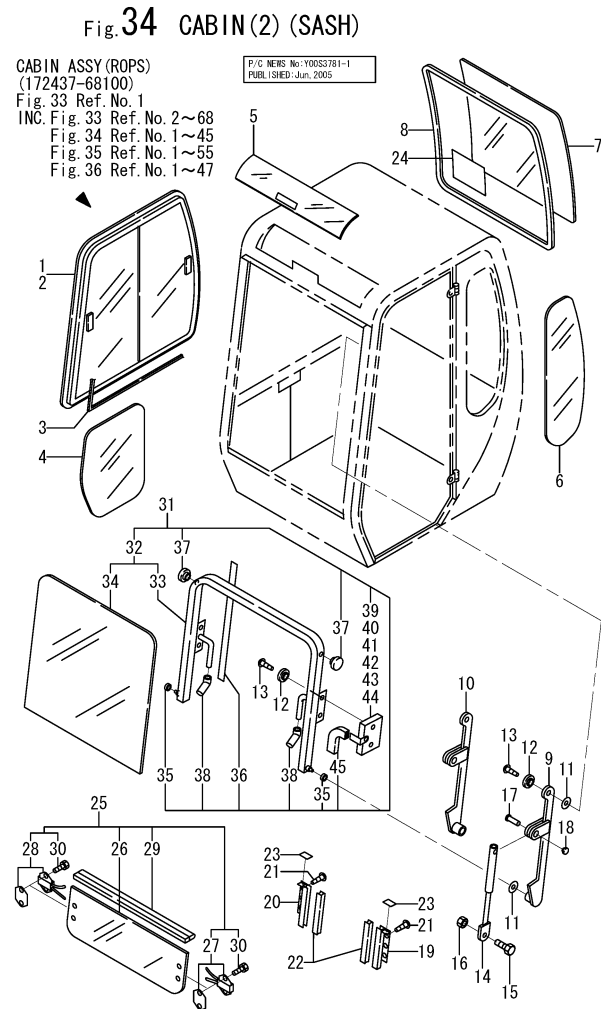
- (1)INC.FIG.33 REF.NO.2 - 68, FIG.34 REF.NO.1 - 45, FIG.35 REF.NO.1 - 55 & FIG.36 REF.NO.1 - 47.
- (2)PLEASE USE THIS PART WITH FOLLOWING LABELS AT THE SAME TIME. REF.NO. 78A,78B,78C,78D,78E,78F & 78G.
- (3)LABELS ARE NOT ILLUSTRATED.
- (4)PARTS NO. ARE CHANGED, BUT BOTH PARTS ARE THE SAME.

(A)=B37-2B(C)
(B)=B37-2B(P)
(C)=

(D)=
(E)=
(F)=

No.	Lev.	Parts No.	Description	Qty						I	R
				(A)	(B)	(C)	(D)	(E)	(F)		
52	2	172456-68750	WASHER, 12X30X2	4							4
53	2	172437-68790	WASHER 11X30X2	4							4
54	2	172437-68480	PLUG	2							4
55	2	172456-68520	CLAMP, CABLE	2							4
56	2	172437-69100	SPONGE	1							4
57	2	172437-68640	STOPPER, DOOR	2							4
58	2	172437-68650	PIN,POSITIONING	1							4
59	2	172437-68290	WASHER 10	1							4
60	2	172456-69860	NUT	1							4
61	2	172437-68670	COVER, DOOR CATCH	1							4
62	2	172456-68530	GROMMET, 16X22X3	1							4
63	2	172437-69290	SPONGE	1							4
64	2	172437-69170	FITTING,WIPER MOTOR	1							4
65	2	172437-69180	FITTING,WIPER MOTOR	1							4
66	2	172437-68450	CONNECTOR	1							4
67	2	172437-68300	GROMMET, 9X16X3	1							4
68	2	172437-68350	WASHER 10.5X30X2.5	2							4
69	1	194145-04810	WASHER 10	3							W
(A=M/#60701)											
70	1	22117-140000	WASHER, 14	2							W
(A=M/#60701)											
71	1	22137-100000	WASHER, 10	7							W
(A=M/#60701)											
72	1	22217-100000	WASHER, SPRING 10	3							W
(A=M/#60701)											
73	1	22217-140000	WASHER, SPRING 14	2							W
(A=M/#60701)											
74	1	26013-100252	BOLT, M10X 25	5							W
(A=M/#60701)											
75	1	26013-100602	BOLT, M10X 60	2							W
(A=M/#60701)											
76	1	26116-101002	BOLT, M10X100 PLATED	3							W
(A=M/#60701)											
77	1	26116-140802	BOLT, M14X 80 PLATED	2							W
(A=M/#60701)											
78A	1	172147-03210	LABEL,2 SPEED	1							3
78B	1	172437-03300	LABEL,MANUAL	1							3
78C	1	172437-03310	LABEL,SLOPE	1							3
78D	1	172149-03430	LABEL	1							3
78E	1	172437-03440	LABEL,ROPS	1							3
78F	1	172437-03450	LABEL,SEAT BELT	1							3
78G	1	172437-03470	LABEL,LEVER LOCK	1							3

Fig.34. CABIN(2)(SASH)



Remarks

- (1)USE W/46A,46B,46C & 46D.
(STANDARD SPEC.)
USE W/46A,46B,46C,46D & 46E.
(2-WAY SPEC.)
(2)PLEASE USE THIS PART WITH FOLLOW-
ING LABELS AT THE SAME TIME.
REF.NO. 47A.
(3)LABELS ARE NOT ILLUSTRATED.

No.	Lev.	Parts No.	Description	Q'ty						I	R
				(A)	(B)	(C)	(D)	(E)	(F)		
1	2	172437-68870	SASH	1							1
2	2	172437-68320	SCREW	4							
3	2	172437-69140	SPONGE	1							
4	2	172437-68880	GLASS	1							
5	2	172437-69300	GLASS	1							
6	2	172437-68890	GLASS	1							
7	2	172437-68900	GLASS	1							2
8	2	172437-69090	SEAL, RUBBER	1							
9	2	172437-69360	ARM, WINDOW	1							
10	2	172437-69370	ARM, WINDOW	1							
11	2	172456-68780	WASHER	4							
12	2	172456-69420	SPACER, NYLON	4							
13	2	172456-68800	SCREW	4							
14	2	172437-68570	DAMPER	2							
15	2	172437-68250	BOLT M8X25	2							
16	2	172A21-69040	NUT, SELF LOCK	2							
17	2	172437-68590	PIN	2							
18	2	172437-68310	PLUG 8	2							
19	2	172437-69310	GUIDE, WINDOW	1							
20	2	172437-69320	GUIDE, WINDOW	1							
21	2	172456-68950	SCREW, M6X16	6							
22	2	172437-69080	SEAL, NYLON 440	2							
23	2	172437-68410	STOPPER	3							
24	2	172437-68960	SEAL, MASKING	1							
25	2	172437-68150	WINDOW ASSY	1							
26	3	172437-68910	GLASS	1							
27	3	172456-69550	LOCK L, UNDER GLASS	1							
27-1	3	172456-69551	LOCK, L UNDER GLASS	1							N
		(A=MXXXXX)									
28	3	172456-69560	LOCK R, UNDER GLASS	1							
28-1	3	172456-69561	LOCK, R UNDER GLASS	1							N
		(A=MXXXXX)									
29	3	172437-69200	BRUSH,SEAL LG:785	1							
30	3	172456-69570	SCREW, M5X25	4							
31	2	172437-68120	WINDOW ASSY	1							
32	3	172437-68130	GLASS	1							
33	3	172437-69350	FRAME	1							
34	3	172437-68920	GLASS	1							
35	3	172456-69390	BUSH, NYLON	2							
36	3	172437-69110	SEAL, NYLON 730	2							
37	3	172456-68570	PLUG	2							
38	3	172456-69380	GRIP	2							
39	3	172437-68690	LOCK L,UPPER WINDOW	1							
40	3	172437-68710	LOCK R,UPPER WINDOW	1							
41	3	172456-69840	SCREW, M8X40	4							
42	3	172456-69990	WASHER, 8	4							
43	3	172456-68100	NUT, M8	4							
44	3	172A21-69030	CAP, NUT M8	4							
45	3	172437-68550	LEVER,LOCK	2							
46A	1	172437-03340	LABEL,TRANSPORT	1							3
46B	1	172437-03371	LABEL	1							3

Fig.34. CABIN(2)(SASH)

Fig.34 CABIN(2)(SASH)

CABIN ASSY (ROPS)
(172437-68100)

Fig. 33 Ref. No. 1

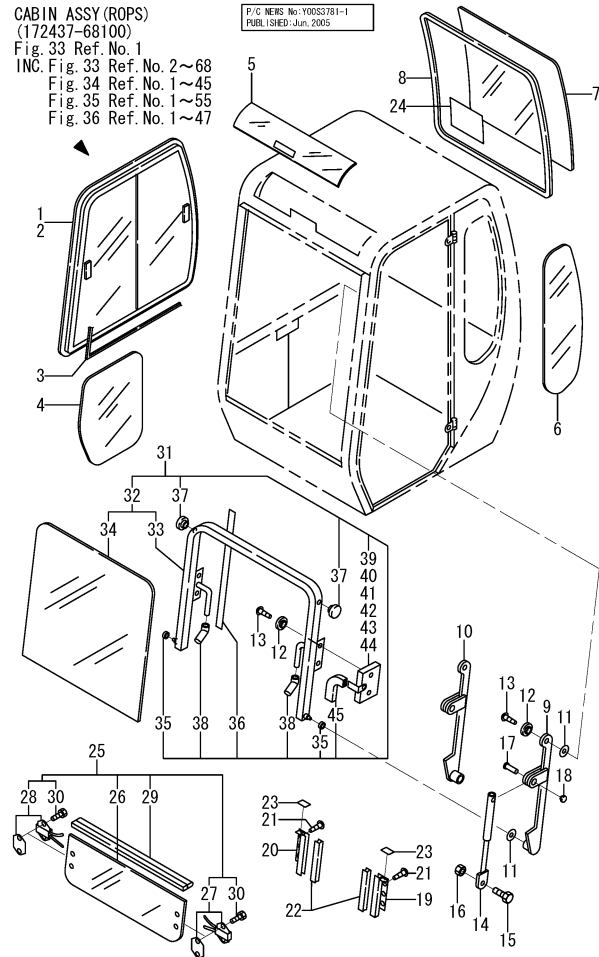
INC. Fig. 33 Ref. No. 2~68

Fig. 34 Ref. No. 1~45

Fig. 35 Ref. No. 1~55

Fig. 36 Ref. No. 1~47

P/C NEWS No:Y00S3781-1
PUBLISHED:Jun, 2005



(A)=B37-2B(C)

(B)=B37-2B(P)

(C)=

(D)=

(E)=

(F)=

No.	Lev.	Parts No.	Description	Q'ty						I	R	
				(A)	(B)	(C)	(D)	(E)	(F)			
46C	1	172437-03431	LABEL,STEERING	1							3	
46D	1	172437-03550	LABEL,WINDOW	1							3	
46E	1	172437-03600	LABEL	1							3	
47A	1	172436-03231	LABEL, LIFTING	1							3	

Remarks

(1)USE W/46A,46B,46C & 46D.

(STANDARD SPEC.)

USE W/46A,46B,46C,46D & 46E.

(2-WAY SPEC.)

(2)PLEASE USE THIS PART WITH FOLLOW-
ING LABELS AT THE SAME TIME.

REF.NO. 47A.

(3)LABELS ARE NOT ILLUSTRATED.

Fig.35. CABIN(3)(FITTING)

(A)=B37-2B(C)
(B)=B37-2B(P)
(C)=

(D)=
(E)=
(F)=

Fig.35 CABIN(3) (FITTING)

CABIN ASSY (ROPS)

(172437-68100)

Fig. 33 Ref. No. 1

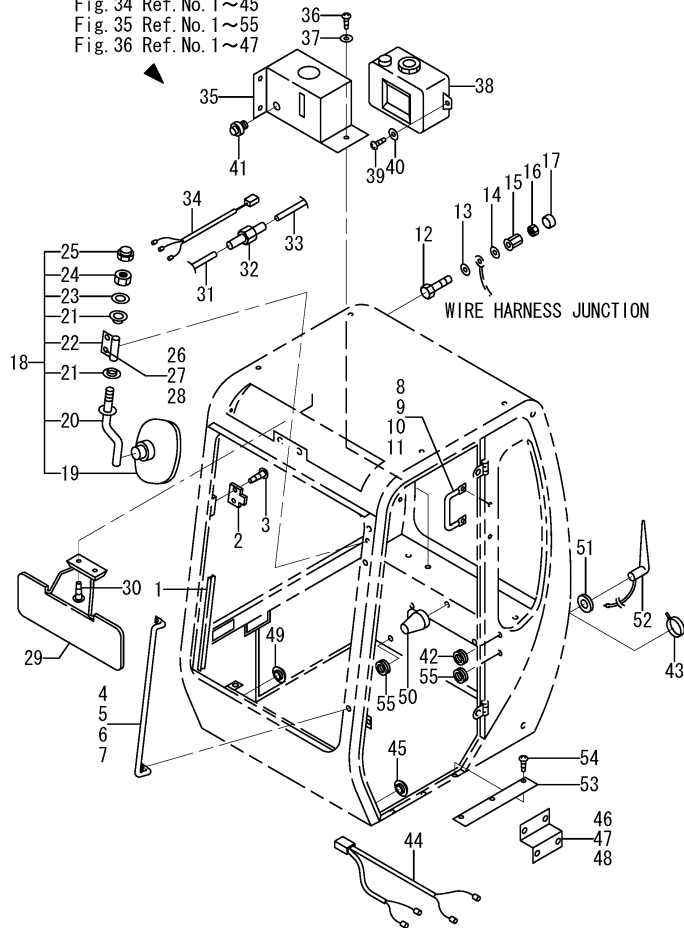
INC. Fig. 33 Ref. No. 2~68

Fig. 34 Ref. No. 1~45

Fig. 35 Ref. No. 1~55

Fig. 36 Ref. No. 1~47

P/O NEWS No: Y00S3781-1
PUBLISHED: Jun, 2005



No.	Lev.	Parts No.	Description	Q'ty						I	R
				(A)	(B)	(C)	(D)	(E)	(F)		
1	2	172437-69280	SEAL, RUBBER	1							1
2	2	172437-68780	HOLDER,FRONT WINDOW	2							1
3	2	172456-68950	SCREW, M6X16	4							1
4	2	172437-69030	HANDRAIL	1							1
5	2	172437-68170	WASHER, 8	2							1
6	2	172437-68250	BOLT M8X25	2							1
7	2	172A21-69030	CAP, NUT M8	2							1
8	2	172437-69120	HANDRAIL	1							1
9	2	172437-68250	BOLT M8X25	2							1
10	2	172437-68170	WASHER, 8	2							1
11	2	172A21-69030	CAP, NUT M8	2							1
12	2	172437-68770	BOLT,BRASS M6X25	1							1
13	2	172456-68140	WASHER, 6	1							1
14	2	172456-68150	WASHER, 6X18X1	1							1
15	2	172456-68160	NUT, SEAL M6	1							1
16	2	172456-68170	NUT, BRASS M6	1							1
17	2	172456-69910	CAP, NUT M6	1							1
18	2	172437-68110	REAR MIRROR ASSY	1							1
19	3	172437-68370	REAR MIRROR	1							1
20	3	172437-68380	ARM, MIRROR	1							1
21	3	172437-68390	PLATE,PLASTIC	2							1
22	3	172437-68740	SUPPORT, MIRROR	1							1
23	3	172437-68260	WASHER 10.5X21X2	1							1
24	3	172437-68720	NUT	1							1
25	3	172A21-69400	CAP, NUT M10	1							1
26	2	172437-68250	BOLT M8X25	2							1
27	2	172437-68170	WASHER, 8	2							1
28	2	172A21-69030	CAP, NUT M8	2							1
29	2	172437-68600	SUNVISOR	1							1
30	2	172456-68220	SCREW, M4.8X15.9	3							1
31	2	172437-69240	HOSE,WASHER LG:2460	1							1
32	2	172437-68460	CHECK VALVE,WASHER	1							1
33	2	172437-68970	HOSE,WASHER LG:150	1							1
34	2	172437-68810	WIRE HARNESS,WASHER	1							1
35	2	172437-69390	BRACKET,WASHER TANK	1							1
36	2	172437-68320	SCREW	3							1
37	2	172437-68440	WASHER 5.5X10X1	3							1
38	2	172437-68760	TANK, WASHER	1							1
39	2	172456-68590	SCREW, M6X12	2							1
40	2	172456-68150	WASHER, 6X18X1	2							1
41	2	172437-68820	SWITCH	1							1
42	2	172A21-69050	GROMMET	1							1
43	2	172456-68520	CLAMP, CABLE	5							1
44	2	172437-68620	WIRE HARNESS,SPEAKER	1							1
45	2	172437-68280	PLUG	2							1
46	2	172437-69060	BRACKET,RADIO	1							1
47	2	172456-68590	SCREW, M6X12	2							1
48	2	172456-68150	WASHER, 6X18X1	2							1
49	2	172456-68570	PLUG	2							1
50	2	172437-68420	STOPPER, SEAT	1							1
51	2	172437-68180	WASHER 5	1							1

Remarks

(1)PARTS NO. ARE CHANGED, BUT BOTH PARTS ARE THE SAME.

Fig.36. CABIN(4)(DOOR)

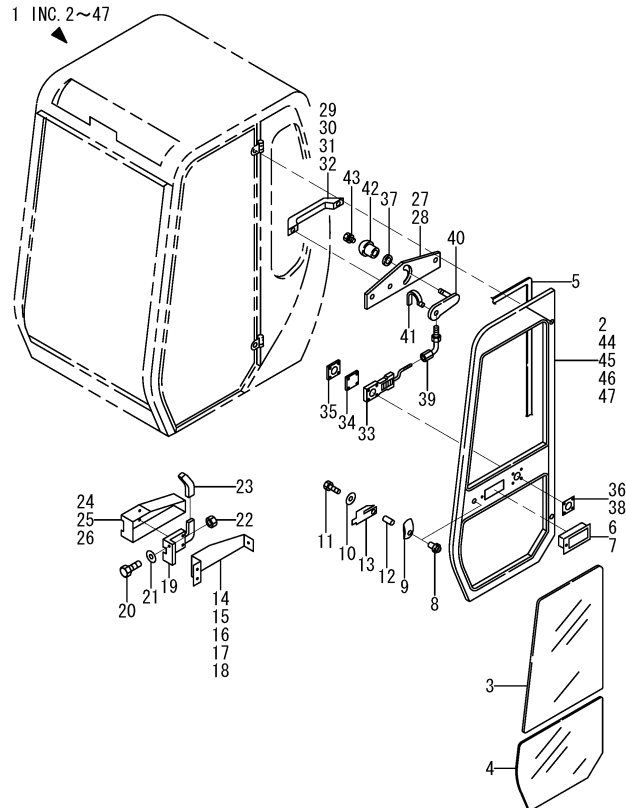
(A)=B37-2B(C)
(B)=B37-2B(P)
(C)=

(D)=
(E)=
(F)=

Fig.36 CABIN(4) (DOOR)

CABIN ASSY (ROPS)
(172437-68100)
Fig. 33 Ref. No. 1
INC. Fig. 33 Ref. No. 2~68
Fig. 34 Ref. No. 1~45
Fig. 35 Ref. No. 1~55
Fig. 36 Ref. No. 1~47

P/C NEWS No:Y00S3781-1
PUBLISHED:Jun, 2005



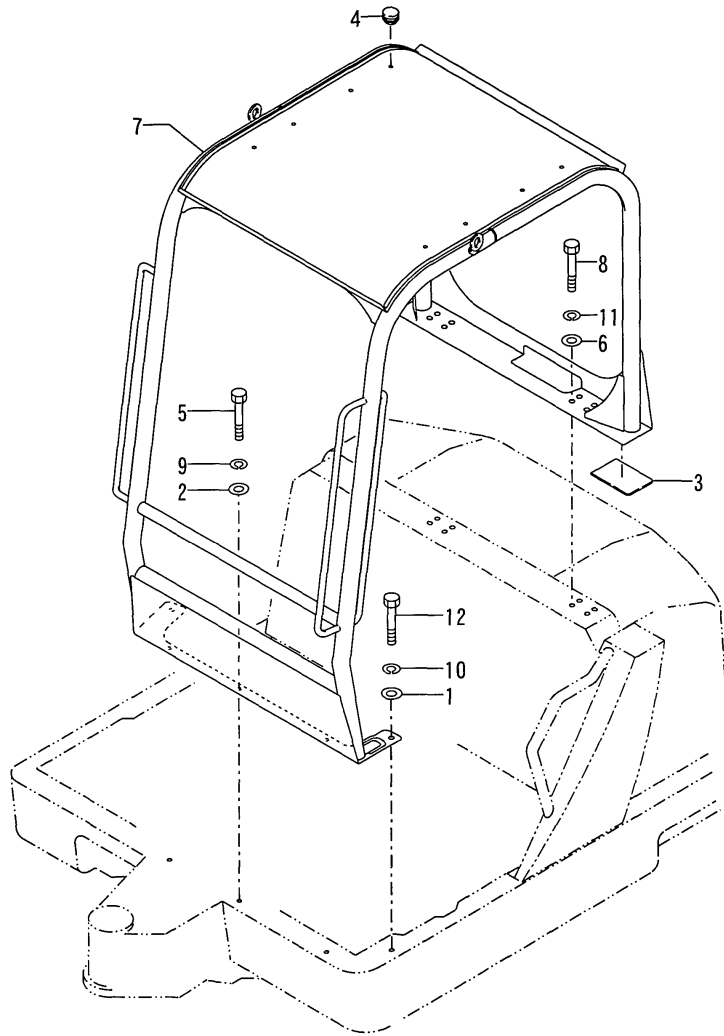
No.	Lev.	Parts No.	Description	Q'ty						I	R
				(A)	(B)	(C)	(D)	(E)	(F)		
1	2	172437-68140	DOOR ASSY	1							3
2	3	172437-69340	DOOR	1							3
3	3	172437-68930	GLASS	1							1
4	3	172437-68940	GLASS	1							3
5	3	172437-69190	SEAL, RUBBER	1							3
6	3	172437-68500	HANDLE, DOOR LOCK	1							3
7	3	172437-68320	SCREW	2							3
8	3	172456-69780	LOCK, KEY	1							3
9	3	172437-69010	LATCH	1							3
10	3	172456-68140	WASHER, 6	1							3
11	3	172456-68890	SCREW, M6X25	1							3
12	3	172437-69000	SUPPORT, LOCK	1							3
13	3	172437-69070	LOCK, DOOR	1							3
14	3	172437-69330	BRACKET, LOCK	1							3
15	3	172456-68590	SCREW, M6X12	2							3
16	3	172A21-69060	SCREW, M6X16	1							3
17	3	172456-68930	WASHER	1							3
18	3	172456-69900	NUT, M6	1							3
19	3	172A21-69380	LOCK, DOOR	1							3
20	3	172456-68890	SCREW, M6X25	1							3
21	3	172456-68930	WASHER	1							3
22	3	172456-69900	NUT, M6	1							3
23	3	172A21-69370	LOCK, SWITCH	1							3
24	3	172437-68490	COVER, DOOR LOCK	1							3
25	3	172456-68890	SCREW, M6X25	2							3
26	3	172456-68930	WASHER	2							3
27	3	172437-69250	COVER, RELEASE LINK	1							3
28	3	172437-68320	SCREW	2							3
29	3	172437-68430	GRIP	1							3
30	3	172437-68210	SCREW, M5X20	1							3
31	3	172437-68320	SCREW	1							3
32	3	172437-68440	WASHER 5.5X10X1	2							3
33	3	172437-68830	RELEASE, LOCK	1							3
34	3	172437-69040	PLATE, RUBBER	1							3
35	3	172437-69020	PLATE, LOCK HANDLE	1							3
36	3	172437-68800	SCREW	4							3
37	3	172456-69750	SPACER, PLASTIC	1							3
38	3	172437-69230	PLATE, REINFORCEMENT	1							3
39	3	172437-68850	LINK	1							3
40	3	172437-69380	SUPPORT, RELEASE	1							3
41	3	172437-68270	CLIP	1							3
42	3	172437-68840	KNOB, RELEASE	1							3
43	3	172437-68310	PLUG 8	1							3
44	3	172437-68190	BOLT M10X55	2							3
45	3	172A21-69420	WASHER, 11X27X2	4							3
46	3	172456-69870	NUT, M10	2							3
47	3	172A21-69400	CAP, NUT M10	2							3
48A	1	172437-03541	LABEL	1							2

Remarks

- (1) PLEASE USE THIS PART WITH FOLLOWING LABELS AT THE SAME TIME. REF.NO. 48A.
- (2) LABELS ARE NOT ILLUSTRATED.
- (3) PARTS NO. ARE CHANGED, BUT BOTH PARTS ARE THE SAME.

Fig.38. CANOPY(NEW)

Fig.38 CANOPY (NEW)



(A)=B37-2B(C)
(B)=B37-2B(P)
(C)=

(D)=
(E)=
(F)=

No.	Lev.	Parts No.	Description	Q'ty						I	R
				(A)	(B)	(C)	(D)	(E)	(F)		
1	1	172165-13220	WASHER		2						
2	1	172137-46040	SEAT, SPRING		3						
3	1	172437-61520	RUBBER		1						
4	1	194630-62360	GROMMET		8						
5	1	172433-64520	BOLT M10X30		3						
6	1	172125-65640	WASHER		8						
7	1	172437-66300	CANOPY ASSY, ROPS		1						1
8	1	172142-86280	BOLT M14X 40		8						
9	1	22217-100000	WASHER, SPRING 10		3						
10	1	22217-120000	WASHER, SPRING 12		2						
11	1	22217-140000	WASHER, SPRING 14		8						
12	1	26076-120352	BOLT, 10.912X 35		2						
13A	1	172147-03210	LABEL,2 SPEED		1						2
13B	1	172436-03231	LABEL, LIFTING		1						2
13C	1	172437-03310	LABEL,SLOPE		1						2
13D	1	172437-03340	LABEL,TRANSPORT		1						2
13E	1	172437-03371	LABEL		1						2
13F	1	172149-03430	LABEL		1						2
13G	1	172437-03431	LABEL,STEERING		1						2
13H	1	172437-03440	LABEL,ROPS		1						2
13I	1	172437-03450	LABEL,SEAT BELT		1						2
13J	1	172437-03700	LABEL		1						2
13K	1	172519-04350	SCREW		4						2
13L	1	172437-03600	LABEL		1						2

Remarks

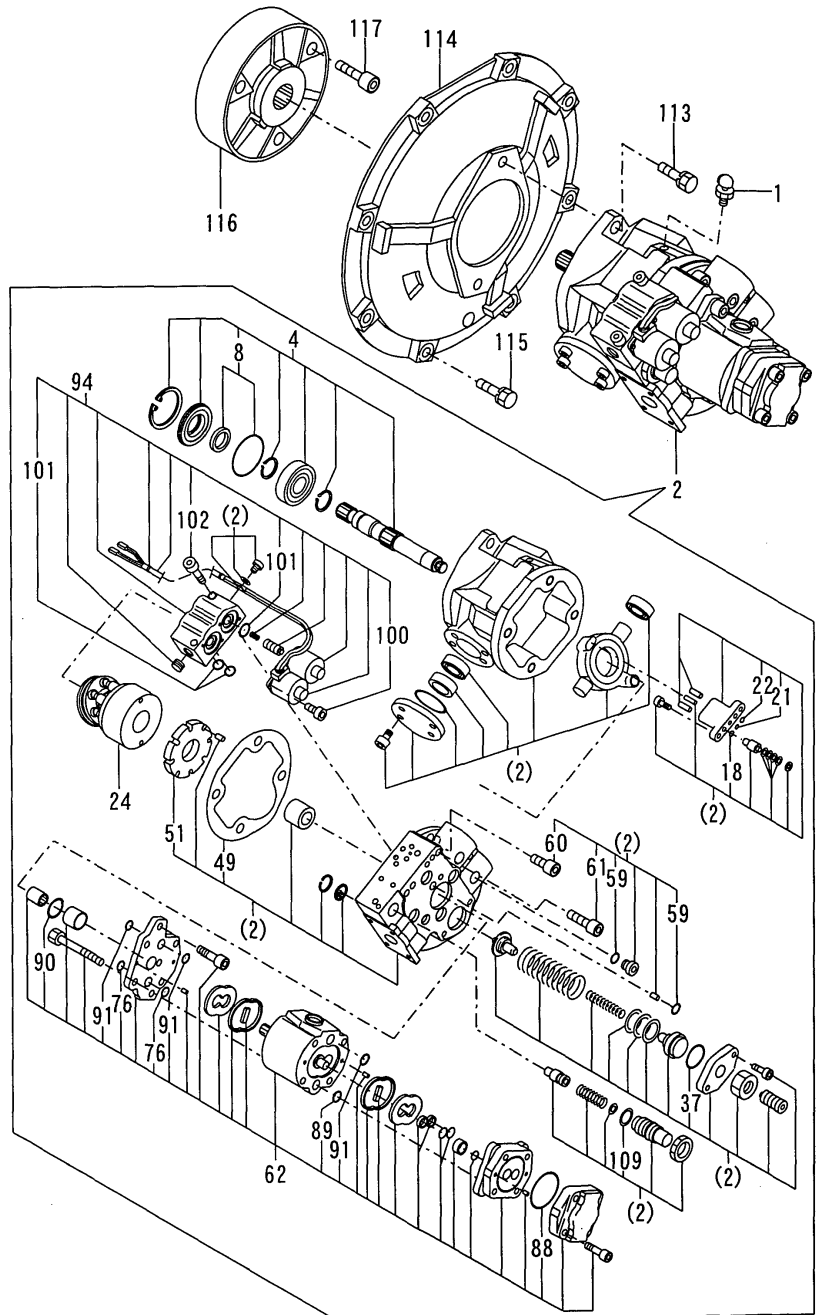
THIS FIGURE IS NEWLY ADDED.
 (1)PLEASE USE THIS PART WITH ATTACHED LABELS AT THE SAME TIME.
 STANDARD SPEC.:REF.NO. 13A,13B,13C,13D,13E,13F,13G,13H,13I,13J & 13K.
 2-WAY SPEC. :REF.NO. 13A,13B,13C,13D,13E,13F,13G,13H,13I,13J,13K & 13L.
 (2)LABELS ARE NOT ILLUSTRATED.

Fig.39. HYD.OIL PUMP & JOINT

(A)=B37-2B(C)
 (B)=B37-2B(P)
 (C)=

(D)=
 (E)=
 (F)=

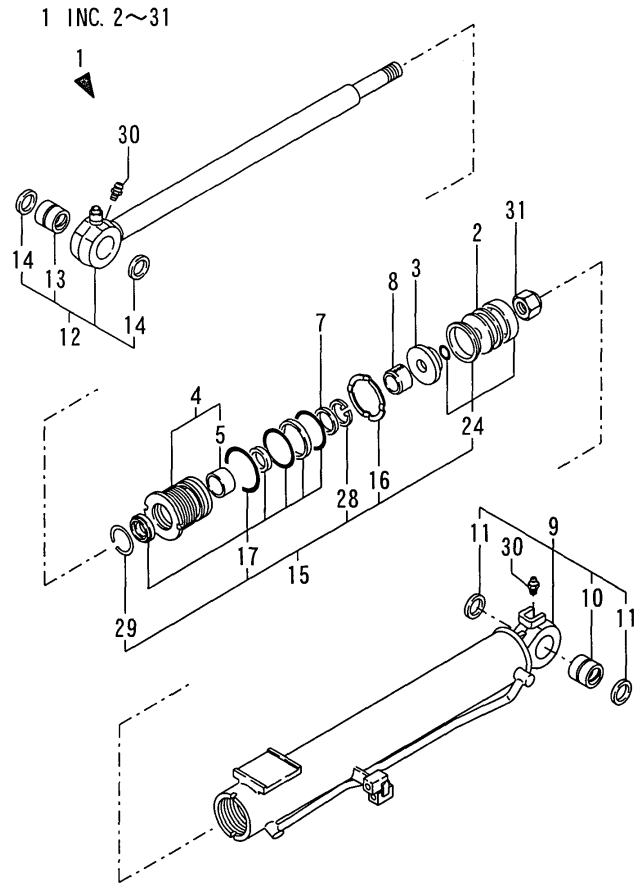
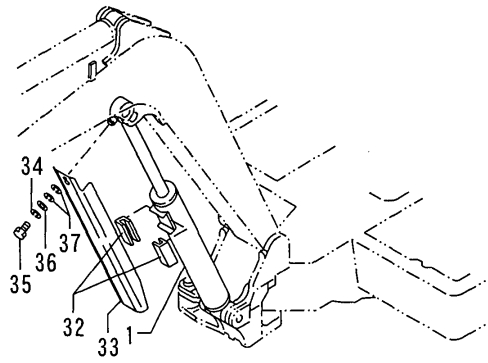
Fig. 39 HYD. OIL PUMP & JOINT



No.	Lev.	Parts No.	Description	Q'ty						I	R
				(A)	(B)	(C)	(D)	(E)	(F)		
1	1	172164-73110	VALVE	1	1						
2	1	172170-73202	PUMP ASSY	1	1						
4	2	172168-71200	SHAFT ASSY	1	1						
8	3	172164-73170	SEAL ASSY	1	1						
18	3	172168-71510	O-RING	1	1						
21	3	172165-73790	O-RING	1	1						
22	3	172143-74220	O-RING	1	1						
24	2	172175-73111	ROTARY COMP.	1	1						
37	3	172168-71430	O-RING	1	1						
49	3	172168-71360	GASKET	1	1						
51	3	172175-73150	PLATE, CONTROL	1	1						
59	3	24315-000080	O-RING, 1BP8.0	5	5						
60	3	26450-100302	BOLT, M10X 30	3	3						
61	3	26450-100502	BOLT, M10X 50	1	1						
62	2	172175-73440	PUMP ASSY, GEAR	1	1						
76	3	172147-73650	O-RING	2	2						
88	3	172165-73870	O-RING	1	1						
89	3	172164-73880	O-RING, NBR HS70	1	1						
90	3	172164-73890	O-RING, NBR HS70	1	1						
91	3	24315-000100	O-RING, 1BP10.0	3	3						
94	2	172164-73461	VALVE	1	1						
100	3	172162-74860	BOLT	4	4						
101	3	24311-000160	O-RING, 1AP16.0	4	4						
102	3	26450-080252	BOLT, M8X 25	2	2						
109	3	172141-74430	O-RING	1	1						
113	1	26013-120302	BOLT, M12X 30	2	2						
114	1	172168-71101	COVER, FLYWHEEL	1	1						
115	1	26013-100302	BOLT, M10X 30	8	8						
116	1	172165-71200	COUPLING	1	1						
117	1	26450-120402	BOLT, M12X 40	3	3						

Fig.40. BOOM CYLINDER

Fig.40 BOOM CYLINDER



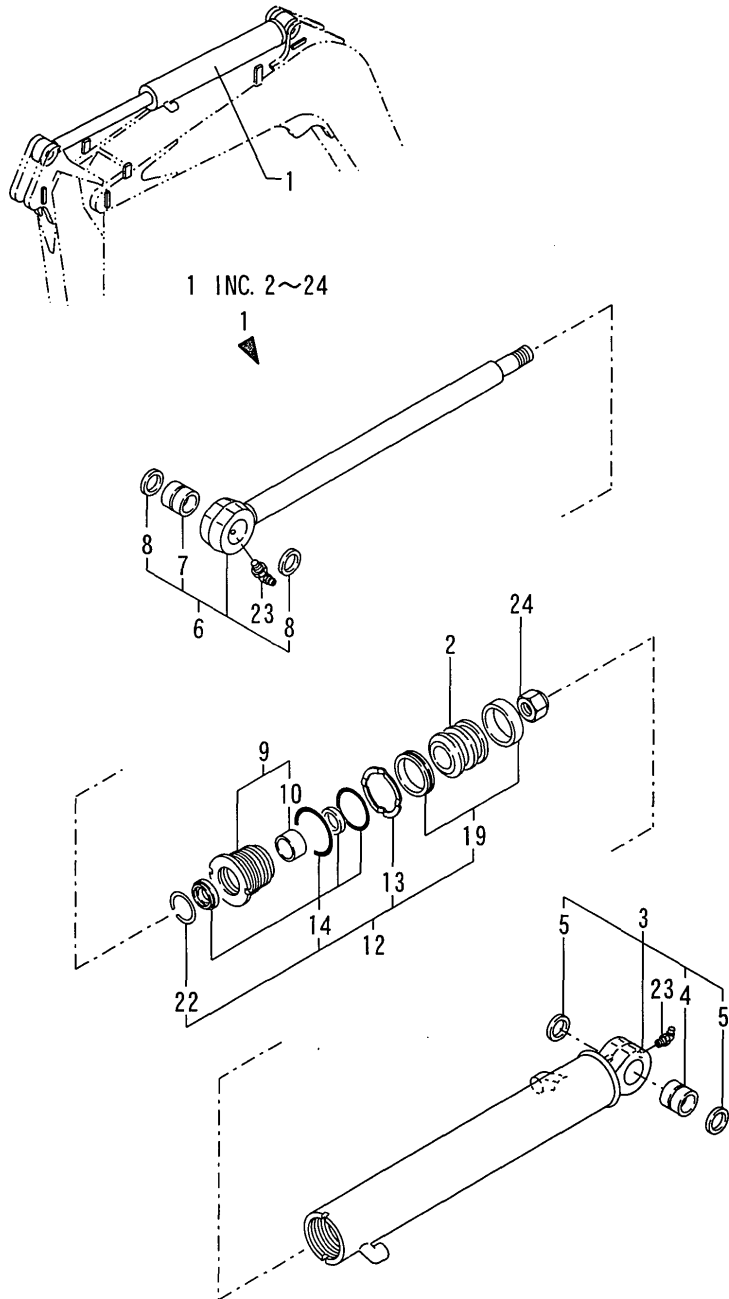
(A)=B37-2B(C)
(B)=B37-2B(P)
(C)=

(D)=
(E)=
(F)=

No.	Lev.	Parts No.	Description	Q'ty						I	R
				(A)	(B)	(C)	(D)	(E)	(F)		
1	1	172148-72501	CYLINDER ASSY, BOOM	1	1						
2	2	172148-72081	PISTON 80 33	1	1						
3	2	172148-72091	SPACER	1	1						
4	2	172148-72180	HEAD 80 45	1	1						
5	3	194300-24130	BUSH 45X50X30	1	1						
7	2	172148-72210	RING 50 CUSHION	1	1						
8	2	172148-72220	PLUNGER 50 CUSHION	1	1						
9	2	172148-72511	TUBE ASSY, BOOM	1	1						
10	3	172146-72310	BUSH 45 50	1	1						
11	3	172168-81410	SEAL, DUST	2	2						
12	2	172148-72302	ROD COMP	1	1						
13	3	172146-72310	BUSH 45 50	1	1						
14	3	172168-81410	SEAL, DUST	2	2						
15	2	172148-99340	CYLINDER KIT, BOOM	1	1						
16	3	172142-72260	WASHER 80 B	1	1						
17	3	172148-72900	SEAL SET, HEAD	1	1						
24	3	172148-72910	SEAL SET, PISTON	1	1						
28	3	22252-000601	RING, 60	1	1						
29	3	933125-94500	RING 60, SPRING	1	1						
30	2	24761-020000	NIPPLE, GREASE PT1/8	2	2						
31	2	933111-20200	NUT	1	1						
32	1	172162-61770	GUIDE, SLIDE	2	2						
33	1	172169-72300	COVER, SLIDE	1	1						
34	1	22217-100000	WASHER, SPRING 10	1	1						
35	1	26116-100162	BOLT, M10X 16 PLATED	1	1						
36	1	933147-03400	WASHER, BRAKE ARM	1	1						
37	1	933168-14170	SPRING	2	2						

Fig.41. ARM CYLINDER

Fig.41 ARM CYLINDER



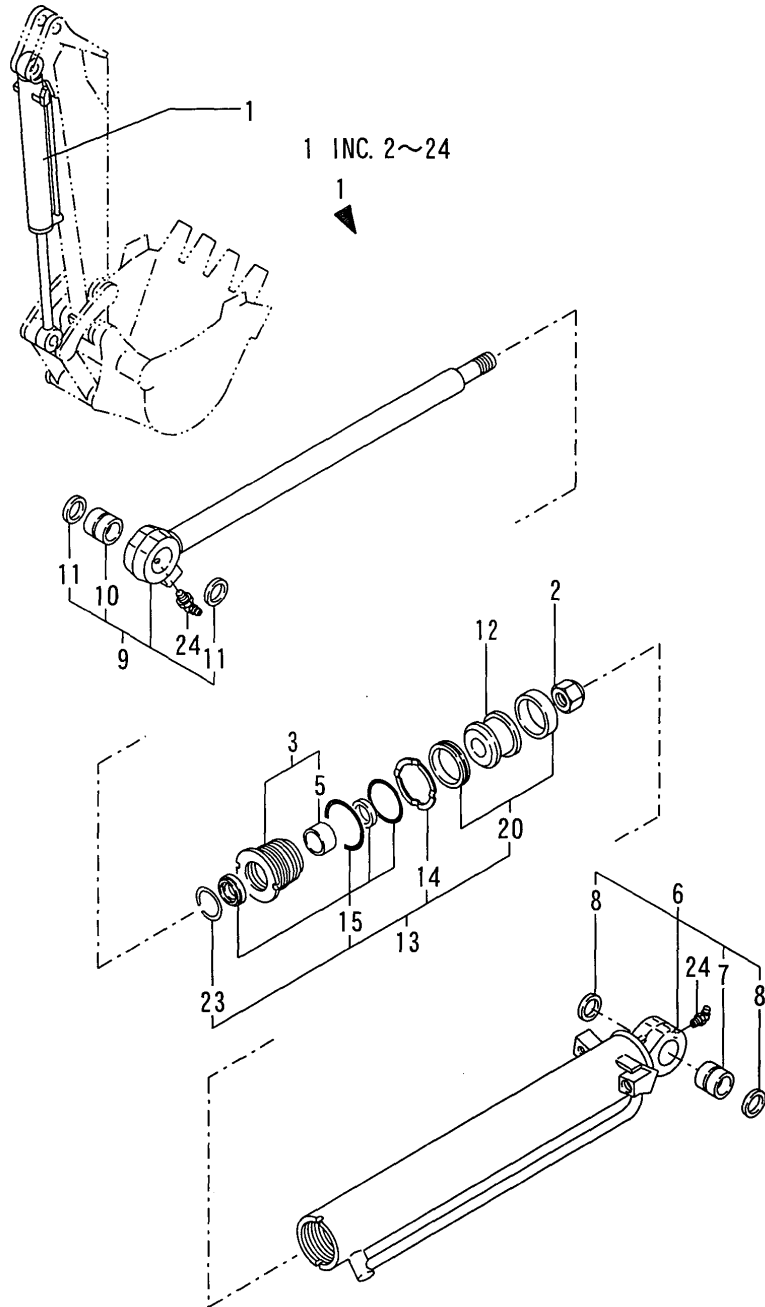
(A)=B37-2B(C)
(B)=B37-2B(P)
(C)=

(D)=
(E)=
(F)=

No.	Lev.	Parts No.	Description	Q'ty						I	R
				(A)	(B)	(C)	(D)	(E)	(F)		
1	1	172148-72341	CYLINDER ASSY, ARM	1	1						
2	2	172148-72050	PISTON 75	1	1						
3	2	172148-72351	TUBE, ARM	1	1						
4	3	172171-72150	BUSH 38X50X40	1	1						
5	3	172168-81270	SEAL, DUST	2	2						
6	2	172148-72371	ROD COMP	1	1						
7	3	172171-72150	BUSH 38X50X40	1	1						
8	3	172168-81270	SEAL, DUST	2	2						
9	2	172148-72390	HEAD 75 45	1	1						
10	3	194300-24130	BUSH 45X50X30	1	1						
12	2	172148-99380	CYLINDER KIT, ARM	1	1						
13	3	172141-72190	WASHER 75	1	1						
14	3	172148-72920	SEAL SET, HEAD	1	1						
19	3	172148-72930	SEAL SET, PISTON	1	1						
22	3	933125-94500	RING 60, SPRING	1	1						
23	2	24761-040000	NIPPLE, GREASE B	2	2						
24	2	933111-20200	NUT	1	1						

Fig.42. BUCKET CYLINDER

Fig.42 BUCKET CYLINDER



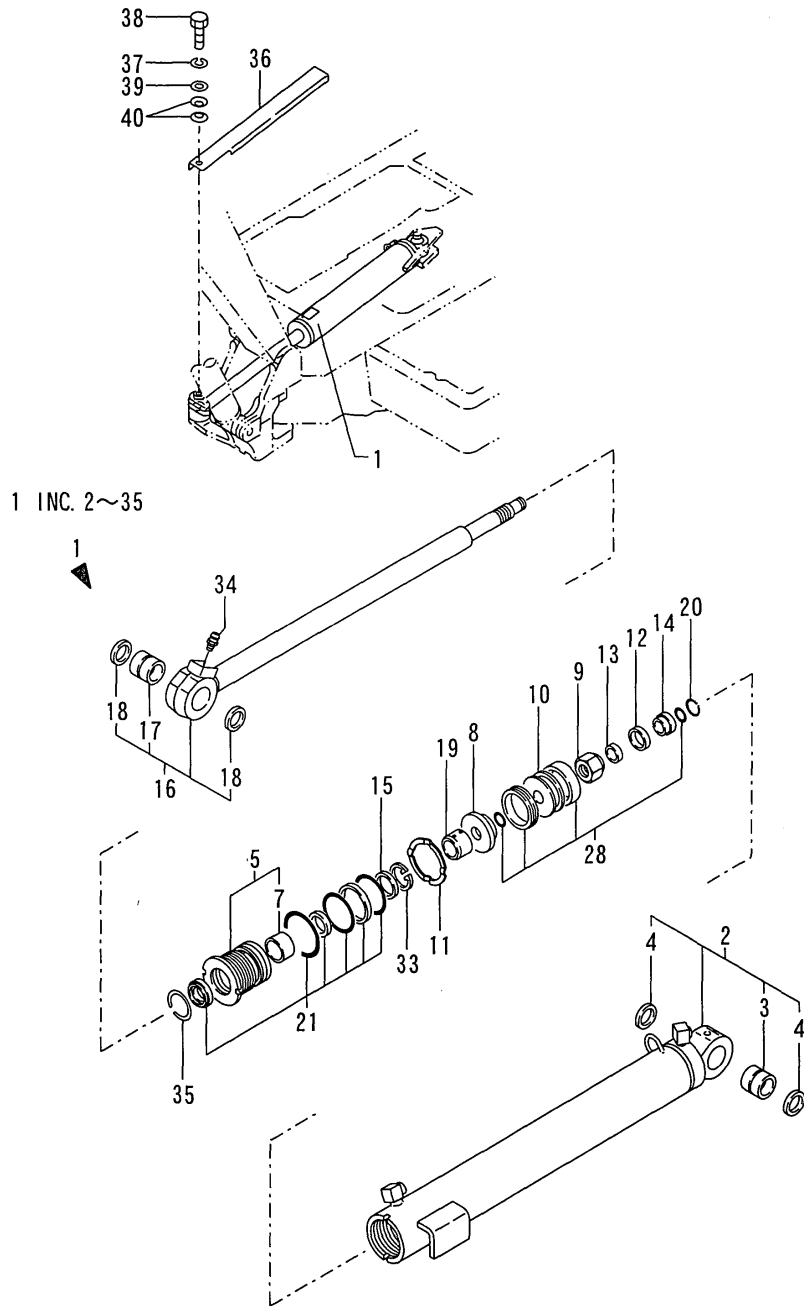
(A)=B37-2B(C)
(B)=B37-2B(P)
(C)=

(D)=
(E)=
(F)=

No.	Lev.	Parts No.	Description	Q'ty						I	R
				(A)	(B)	(C)	(D)	(E)	(F)		
1	1	172148-72711	CYLINDER ASSY	1	1						
2	2	172141-72250	NUT	1	1						
3	2	172142-72510	HEAD 65 40 W/BUSH	1	1						
5	3	933135-14600	BUSH 40 30, ROD	1	1						
6	2	172148-72721	TUBE, BUCKET	1	1						
7	3	172168-72240	BUSH 38X50X40	1	1						
8	3	172168-81270	SEAL, DUST	2	2						
9	2	172148-72771	ROD COMP	1	1						
10	3	172168-72240	BUSH 38X50X40	1	1						
11	3	172168-81270	SEAL, DUST	2	2						
12	2	172148-72790	PISTON 65	1	1						
13	2	172142-99420	CYLINDER KIT, BUCKET	1	1						
14	3	172142-72560	WASHER 65, LOCK	1	1						
15	3	172142-72920	SEAL SET, HEAD	1	1						
20	3	172148-72940	SEAL SET, PISTON	1	1						
21-1	4	172142-72551 (A="2008.08) (B="2008.08)	PACKING,SPGW65	1	1						N
23	3	933111-26600	RING 55, SPRING	1	1						
24	2	24761-040000	NIPPLE, GREASE B	2	2						

Fig.43. SWING CYLINDER

Fig.43 SWING CYLINDER



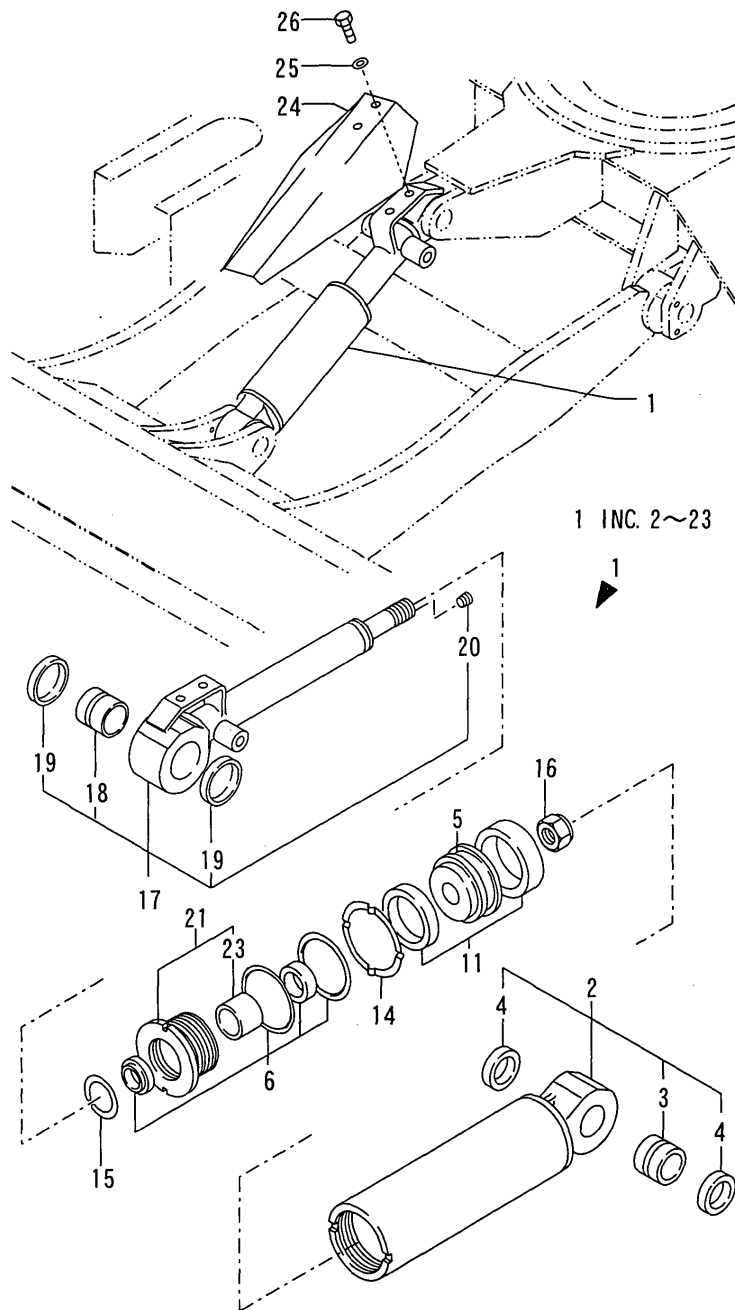
(A)=B37-2B(C)
 (B)=B37-2B(P)
 (C)=

(D)=
 (E)=
 (F)=

No.	Lev.	Parts No.	Description	Q'ty						I	R
				(A)	(B)	(C)	(D)	(E)	(F)		
1	1	172169-72200-3	CYLINDER ASSY, SWING	1	1						
2	2	172169-72210-3	TUBE ASSY, SWING	1	1						
3	3	172171-72150	BUSH 38X50X40	1	1						
4	3	172168-81270	SEAL, DUST	2	2						
5	2	172146-72220	HEAD 85 40 W/BUSH	1	1						
7	3	933135-14600	BUSH 40 30, ROD	1	1						
8	2	172146-72241	PISTON 85 27 B	1	1						
9	2	172141-72250	NUT	1	1						
10	2	172146-72251	PISTON 85 27 A	1	1						
11	2	172146-72270	LOCK WASHER 85	1	1						
12	2	172137-72700	RING 40A, CUSHION	1	1						
13	2	172137-72710	COLLAR, 40B	1	1						
14	2	172137-72720	COLLAR, 40A	1	1						
15	2	172137-72730	RING 44B, CUSHION	1	1						
16	2	172142-72781	ROD W/BUSH, SWING	1	1						
17	3	172171-72150	BUSH 38X50X40	1	1						
18	3	172168-81270	SEAL, DUST	2	2						
19	2	172142-72800	PLUNGER 44D, CUSHION	1	1						
20	2	172142-72810	CIRCLIP	1	1						
21	2	172148-72950	SEAL SET, HEAD	1	1						
28	2	172148-72960	SEAL SET, PISTON	1	1						
33	2	22252-000561	RING, 56	1	1						
34	2	24761-020000	NIPPLE, GREASE PT1/8	1	1						
35	2	933111-26600	RING 55, SPRING	1	1						
36	1	172168-72300-3	COVER ASSY, SWING	1	1						
37	1	22217-100000	WASHER, SPRING 10	1	1						
38	1	26116-100162	BOLT, M10X 16 PLATED	1	1						
39	1	933147-03400	WASHER, BRAKE ARM	1	1						
40	1	933168-14170	SPRING	2	2						

Fig.44. BLADE CYLINDER

Fig.44 BLADE CYLINDER

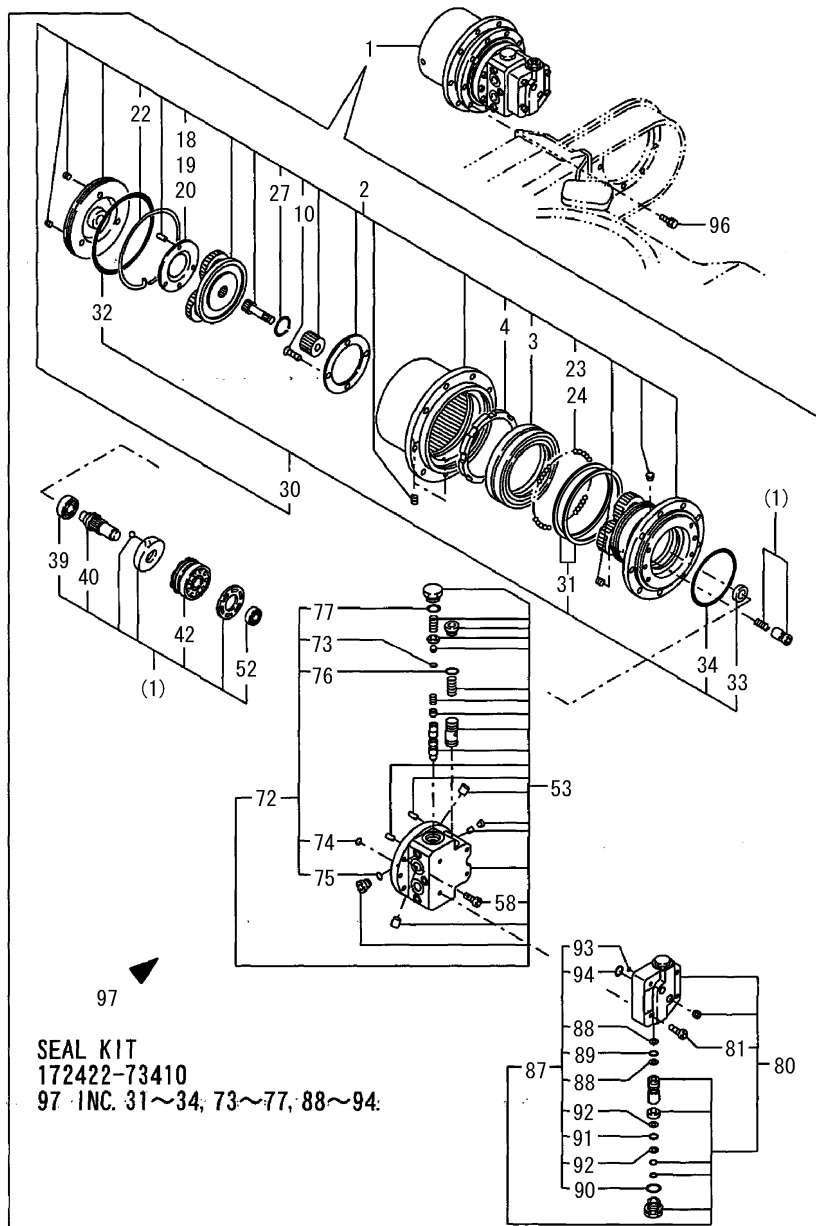


(A)=B37-2B(C)
(B)=B37-2B(P)
(C)=

(D)=
(E)=
(F)=

No.	Lev.	Parts No.	Description	Q'ty						I	R
				(A)	(B)	(C)	(D)	(E)	(F)		
1	1	172422-72700-3	CYLINDER ASSY, BLADE	1	1						
2	2	172422-72710-3	TUBE, BLADE	1	1						
3	3	172168-72410	BUSH 40X50X40	1	1						
4	3	172165-81750	SEAL, DUST 40X50X5	2	2						
5	2	172422-72780	PISTON	1	1						
6	2	172142-72930	SEAL SET, HEAD	1	1						
11	2	172142-72950	SEAL SET, PISTON	1	1						
14	2	172142-72260	WASHER 80 B	1	1						
15	2	933111-26600	RING 55, SPRING	1	1						
16	2	172175-72550	NUT	1	1						
17	2	172422-72730	ROD ASSY, BLADE CLY.	1	1						
18	3	172168-72410	BUSH 40X50X40	1	1						
19	3	172165-81750	SEAL, DUST 40X50X5	2	2						
20	3	23871-005000	PLUG, R005	1	1						
21	2	172142-72640	HEAD 80 40 W/BUSH	1	1						
23	3	933135-14600	BUSH 40 30, ROD	1	1						
24	1	172422-72790-3	COVER, BLADE	1	1						
25	1	22157-100000	WASHER, 10	2	2						
26	1	26013-100202	BOLT, M10X 20	2	2						

Fig.45. DRIVING MOTOR

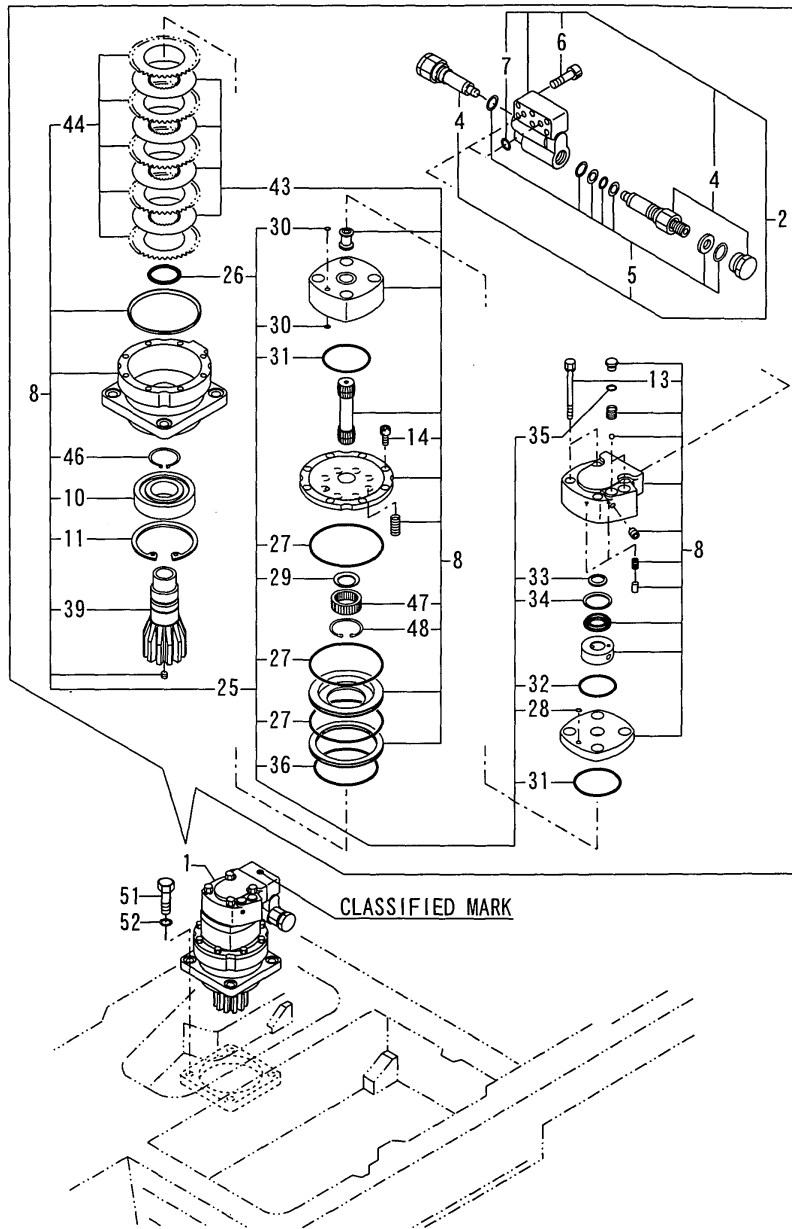


No.	Lev.	Parts No.	Description	Q'ty						I	R
				(A)	(B)	(C)	(D)	(E)	(F)		
1	1	172422-73300	MOTOR, TRAVEL	2	2						
2	2	172175-70100	GEAR, REDUCTION	2	2						
3	3	172141-70030	BEARING, ANGULAR	2	2						
4	3	172141-70040	NUT, RING	2	2						
10	3	172141-70110	SCREW	8	8						
18	3	172141-70180	PLATE(T1.8), THRUST	2	2						
19	3	172141-70190	PLATE(T2.3), THRUST	2	2						
20	3	172141-70200	PLATE(T2.8), THRUST	2	2						
22	3	172141-70230	WIRE	2	2						
23	3	172122-70350	BALL, STEEL	132	132						
24	3	172122-70350	BALL, STEEL	132	132						
27	3	22242-000350	RING, 35	2	2						
30	3	772422-73310	SEAL SET, REDUCTION	2	2						
31	4	172141-70020-Z	SEAL, FLOATING	2	2						
32	4	172162-70820	O-RING	2	2						
33	4	172638-73540	SEAL, OIL	2	2						
34	4	24321-001200	O-RING, 1AG120.0	2	2						
39	2	24101-060044	BEARING, BALL 6004	2	2						
40	2	172183-73670	SHAFT	2	2						
42	2	172183-73910	BLOCK KIT,CYLINDER	2	2						
52	2	24101-060024	BEARING, BALL 6002	2	2						
53	2	772422-73320	BASE PLATE ASSY	2	2						
58	3	172122-70540	BOLT, SOCKET	12	12						
72	3	772422-73340	SEAL SET, BASE PLATE	2	2						
73	4	24315-000100	O-RING, 1BP10.0	4	4						
74	4	24315-000070	O-RING, 1BP7.0	6	6						
75	4	24315-000110	O-RING, 1BP11.0	4	4						
76	4	24315-000140	O-RING, 1BP14.0	4	4						
77	4	24315-000290	O-RING, 1BP29.0	4	4						
80	2	172422-73370	VALVE	2	2						
81	3	172148-70350	BOLT	8	8						
87	3	772422-73350	SEAL SET, VALVE	2	2						
88	4	172147-70580	RING, BUCK UP	8	8						
89	4	24315-000120	O-RING, 1BP12.0	4	4						
90	4	24315-000240	O-RING, 1BP24.0	4	4						
91	4	24315-000150	O-RING, 1BP15.0	4	4						
92	4	172147-70600	RING P15,T3,BACKUP	8	8						
93	4	24315-000070	O-RING, 1BP7.0	6	6						
94	4	24315-000160	O-RING, 1BP16.0	4	4						
96	1	26013-120302	BOLT, M12X 30	18	18						
97	1	172422-73410	SEAL SET	1	1						1

Remarks
 (1)INC.REFER NO.31-34,73-77,88-94

Fig.46. TURNING MOTOR

Fig.46 TURNING MOTOR



(A)=B37-2B(C)
(B)=B37-2B(P)
(C)=

(D)=
(E)=
(F)=

No.	Lev.	Parts No.	Description	Q'ty						I	R
				(A)	(B)	(C)	(D)	(E)	(F)		
1	1	172175-73312	MOTOR CMP	1	1						
1-1	1	172175-73313	MOTOR ASSY, SWING	1	1						N 1
		(A=M/#60718) (B=M/#60718)									
2	2	172175-73331	VALVE, SHOCKLESS	1	1						
4	3	172175-73351	CARTRIDGE ASSY	2	2						
5	3	172168-73360	SEAL SET	1	1						
6	3	172168-73370	BOLT	6	6						
7	3	24315-000160	O-RING, 1BP16.0	2	2						
8	2	172175-73371	MOTOR COMP.	1	1						
8-1	2	172175-73372	MOTOR ASSY, SWING	1	1						N
		(A=M/#60718) (B=M/#60718)									
10	3	172168-73430	BEARING, BALL	1	1						
11	3	172168-73450	CIRCLIP	1	1						
13	3	172175-73520	BOLT	4	4						
14	3	172175-73540	BOLT	8	8						
25	3	172168-73641	SEAL SET	1	1						
39	3	172175-73660	GEAR, PINION	1	1						
43	3	172175-73770	PLATE	4	4						
43-1	3	172175-73771	PLATE	4	4						S
		(A=M/#60718) (B=M/#60718)									
44	3	172175-73780	PLATE	4	4						
44-1	3	172175-73780	PLATE	5	5						K
		(A=M/#60718) (B=M/#60718)									
46	3	172175-73800	CIRCLIP	1	1						
47	3	172175-73810	REAR BEARING	1	1						
48	3	172175-73820	CIRCLIP	1	1						
51	1	26116-160502	BOLT, M16X 50 PLATED	4	4						
52	1	22217-160000	WASHER, SPRING 16	4	4						

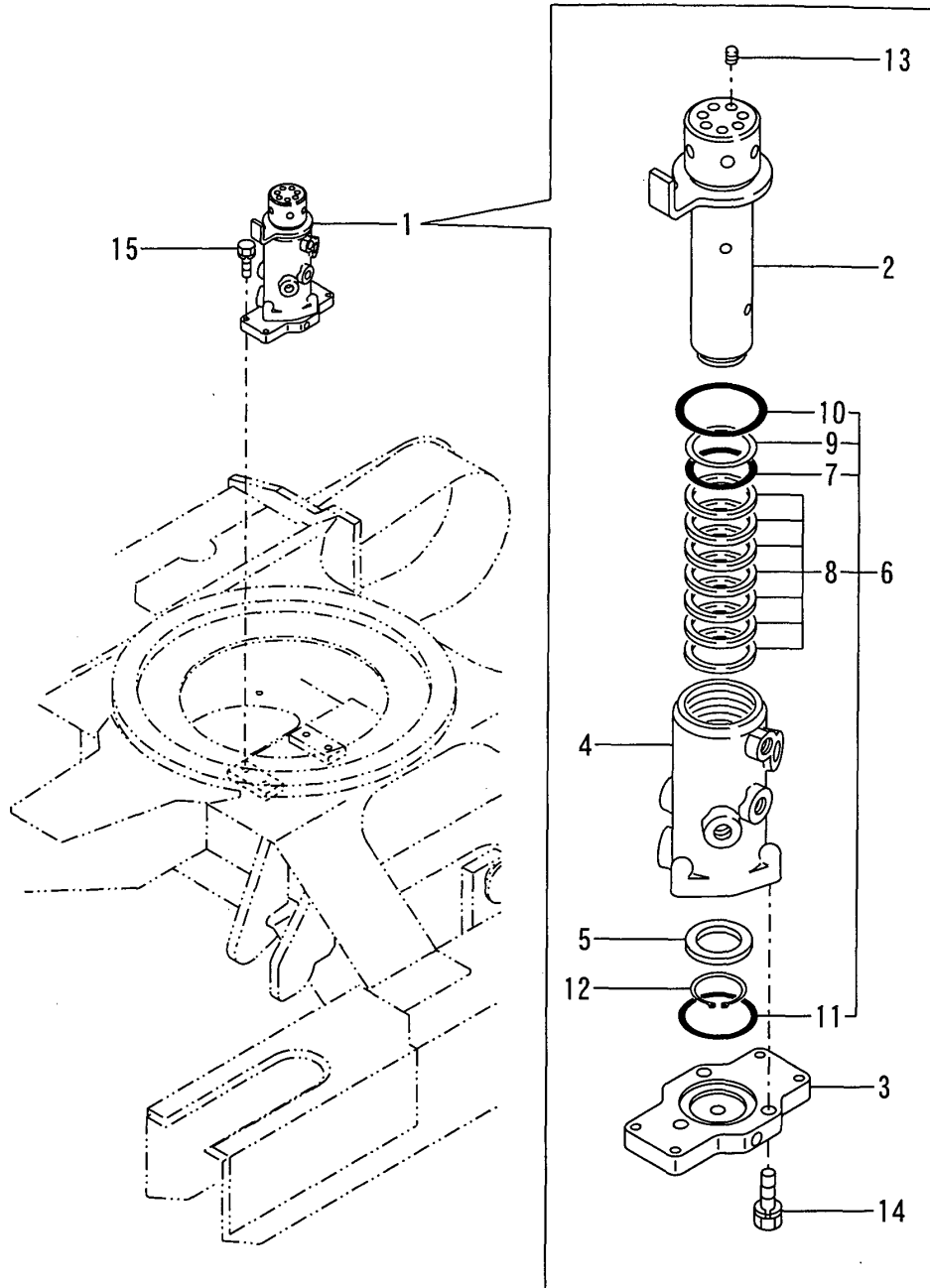
Remarks

(1)CLASSIFIED MARK:YELLOW

N:Old $\xrightarrow{\text{Yes}}$ New, Q:Old $\xrightarrow{\text{No}}$ New, R:Old $\xrightarrow{\text{Yes}}$ New, S:Old $\xrightarrow{\text{No}}$ New, W:Add, Z:Discontinued, F:Interchangeable by set, K:Q'ty Change

Fig.47. SWIVEL JOINT

Fig.47 SWIVEL JOINT



(A)=B37-2B(C)
(B)=B37-2B(P)
(C)=

(D)=
(E)=
(F)=

No.	Lev.	Parts No.	Description	Q'ty						I	R
				(A)	(B)	(C)	(D)	(E)	(F)		
1	1	172148-73800	JOINT ASSY, SWIVEL	1	1						
1-1	1	172148-73801	JOINT ASSY, SWIVEL	1	1						N
		(A=M/#65001) (B=M/#65001)									
2	2	172148-73810	SHAFT ASSY, SWIVEL	1	1						
3	2	172148-73830	FLANGE, SWIVEL	1	1						
4	2	172148-73840	HUB, SWIVEL	1	1						
5	2	172137-73860	SPACER, SWIVEL	1	1						
6	2	172148-73880	SEAL SET, SWIVEL	1	1						
6-1	2	172148-73881	SEAL SET, SWIVEL	1	1						N
		(A=M/#65001) (B=M/#65001)									
7	3	172142-73800	O-RING	1	1						
8	3	172148-73860	SEAL	7	7						
8-1	3	172148-73861	SEAL	7	7						N
		(A=M/#65001) (B=M/#65001)									
9	3	172148-73870	RING EL, BACK UP	1	1						
10	3	24311-000750	O-RING, 1AP75.0	1	1						
11	3	24321-000700	O-RING, 1AG70.0	1	1						
12	2	22242-000451	RING, 45	1	1						
13	2	23871-020000	PLUG, R02	7	7						
14	2	26013-100352	BOLT, M10X 35	3	3						
15	1	26013-100302	BOLT, M10X 30	4	4						

Fig.48. CONTROL VALVE(1/2)

(A)=B37-2B(C)
(B)=B37-2B(P)
(C)=

(D)=
(E)=
(F)=

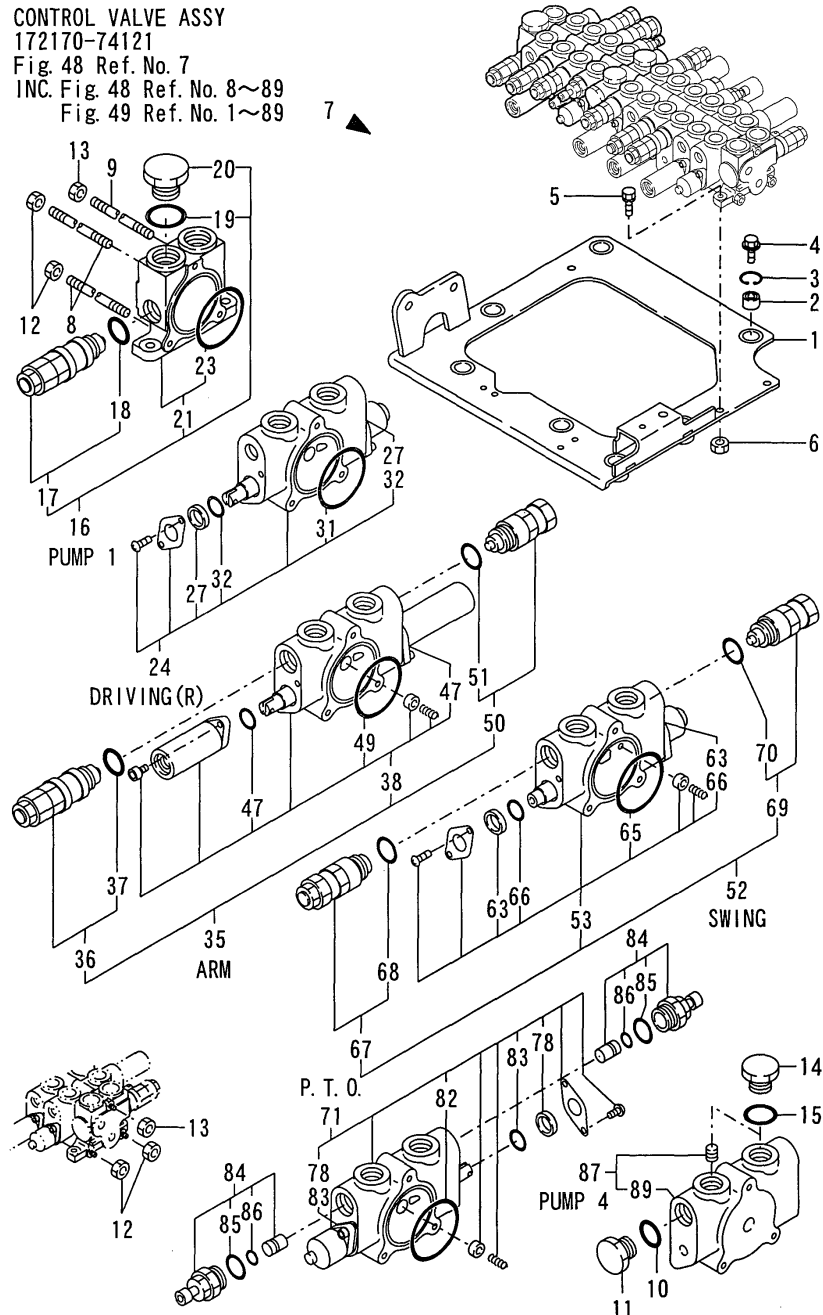
Fig.48 CONTROL VALVE(1/2)

CONTROL VALVE ASSY
172170-74121

Fig. 48 Ref. No. 7

INC. Fig. 48 Ref. No. 8~89

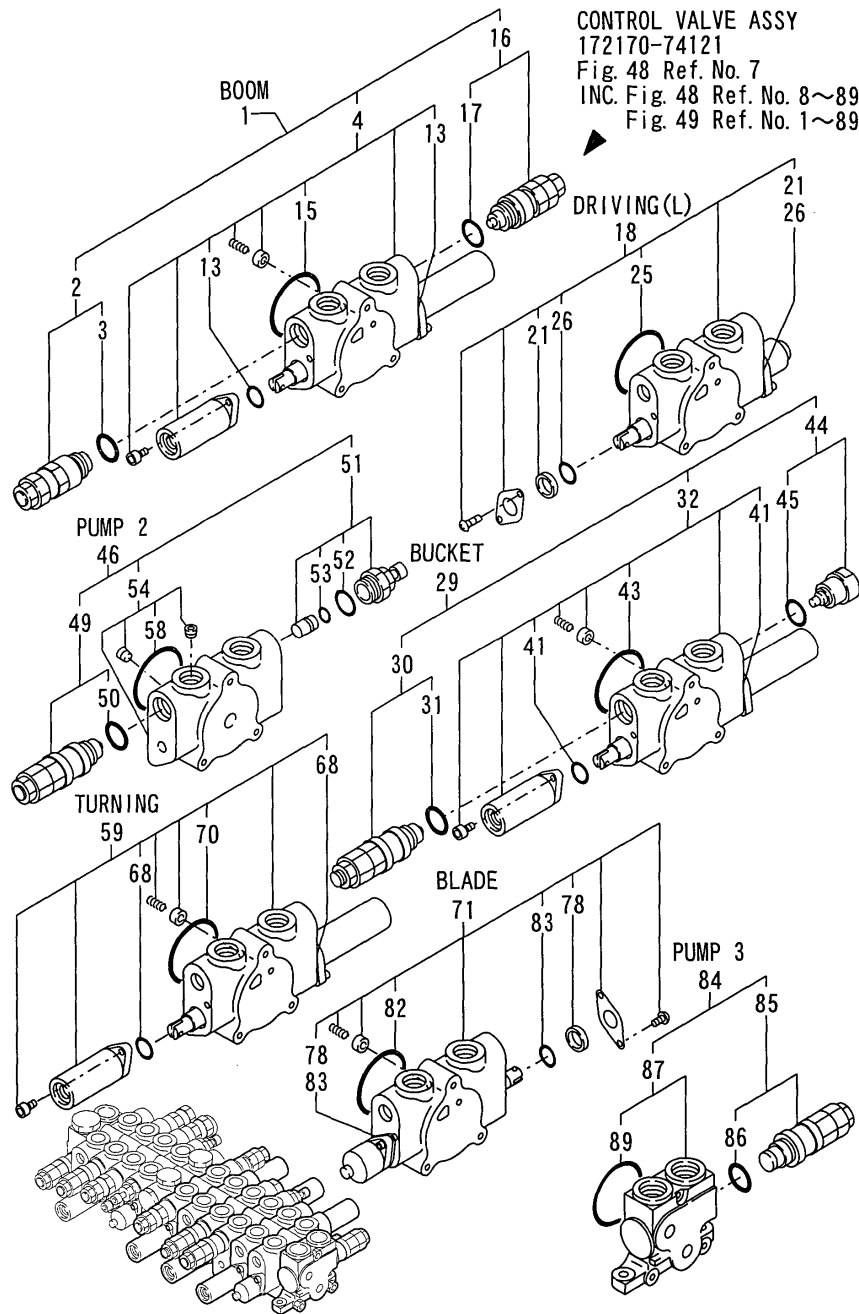
Fig. 49 Ref. No. 1~89



No.	Lev.	Parts No.	Description	Q'ty						I	R
				(A)	(B)	(C)	(D)	(E)	(F)		
1	1	172168-45400	PLATE ASSY, LINK	1	1						
2	1	172165-45490	CUSHION	5	5						
3	1	22252-000280	RING, 28	5	5						
4	1	26106-100352	BOLT, M10X 35 PLATED	5	5						
5	1	26013-100302	BOLT, M10X 30	3	3						
6	1	26716-100002	NUT, M10	1	1						
7	1	172170-74121	VALVE ASSY,CONTROL	1	1						
8	2	172151-74110	ROD, TIE	2	2						
9	2	172151-74120	ROD, TIE	1	1						
10	2	172116-74150	O-RING	1	1						
11	2	172116-74320	PLUG	1	1						
12	2	26716-080002	NUT, M8	4	4						
13	2	26716-100002	NUT, M10	2	2						
14	2	172112-06480	PLUG	2	2						
15	2	172112-06490	O-RING	2	2						
16	2	172169-72400	SECTION KIT, INLET	1	1						
17	3	172169-72480	VALVE 210/33, RELIEF	1	1						
18	4	172116-74150	O-RING	1	1						
19	3	172116-74150	O-RING	1	1						
20	3	172116-74320	PLUG	1	1						
21	3	172122-74520	SECTION ASSY, INLET	1	1						
23	4	933171-80590	O-RING	1	1						
24	2	172168-72580	SECTION ASSY, SPOOL	1	1						
27	3	933166-80520	WIPER	2	2						
31	3	933171-80590	O-RING	1	1						
32	3	933171-80610	O-RING	2	2						
35	2	172189-72421	SECTION KIT, SPOOL	1	1						
36	3	172169-72520	VALVE 240/33, RELIEF	1	1						
37	4	172116-74150	O-RING	1	1						
38	3	172189-72460	SECTION ASSY, SPOOL	1	1						
47	4	172151-74320	O-RING	2	2						
49	4	933171-80590	O-RING	1	1						
50	3	172146-74730	VALVE ASSY	1	1						
51	4	172116-74150	O-RING	1	1						
52	2	172169-72430	SECTION KIT, SPOOL	1	1						
53	3	172168-72600	SECTION ASSY, SPOOL	1	1						
63	4	933166-80520	WIPER	2	2						
65	4	933171-80590	O-RING	1	1						
66	4	933171-80610	O-RING	2	2						
67	3	172169-72510	VALVE 230/33, RELIEF	1	1						
68	4	172116-74150	O-RING	1	1						
69	3	172146-74730	VALVE ASSY	1	1						
70	4	172116-74150	O-RING	1	1						
71	2	172168-72610	SECTION ASSY, SPOOL	1	1						
78	3	933166-80520	WIPER	2	2						
82	3	933171-80590	O-RING	1	1						
83	3	933171-80610	O-RING	2	2						
84	2	172146-74720	VALVE ASSY, SHUT-OFF	2	2						
85	3	172116-74150	O-RING	2	2						
86	3	24311-240100	O-RING, 1AP10A	2	2						
87	2	172168-72620	SECTION ASSY, SPACER	1	1						

Fig.49. CONTROL VALVE(2/2)

Fig.49 CONTROL VALVE(2/2)



CONTROL VALVE ASSY
172170-74121
Fig. 48 Ref. No. 7
INC. Fig. 48 Ref. No. 8~89
Fig. 49 Ref. No. 1~89

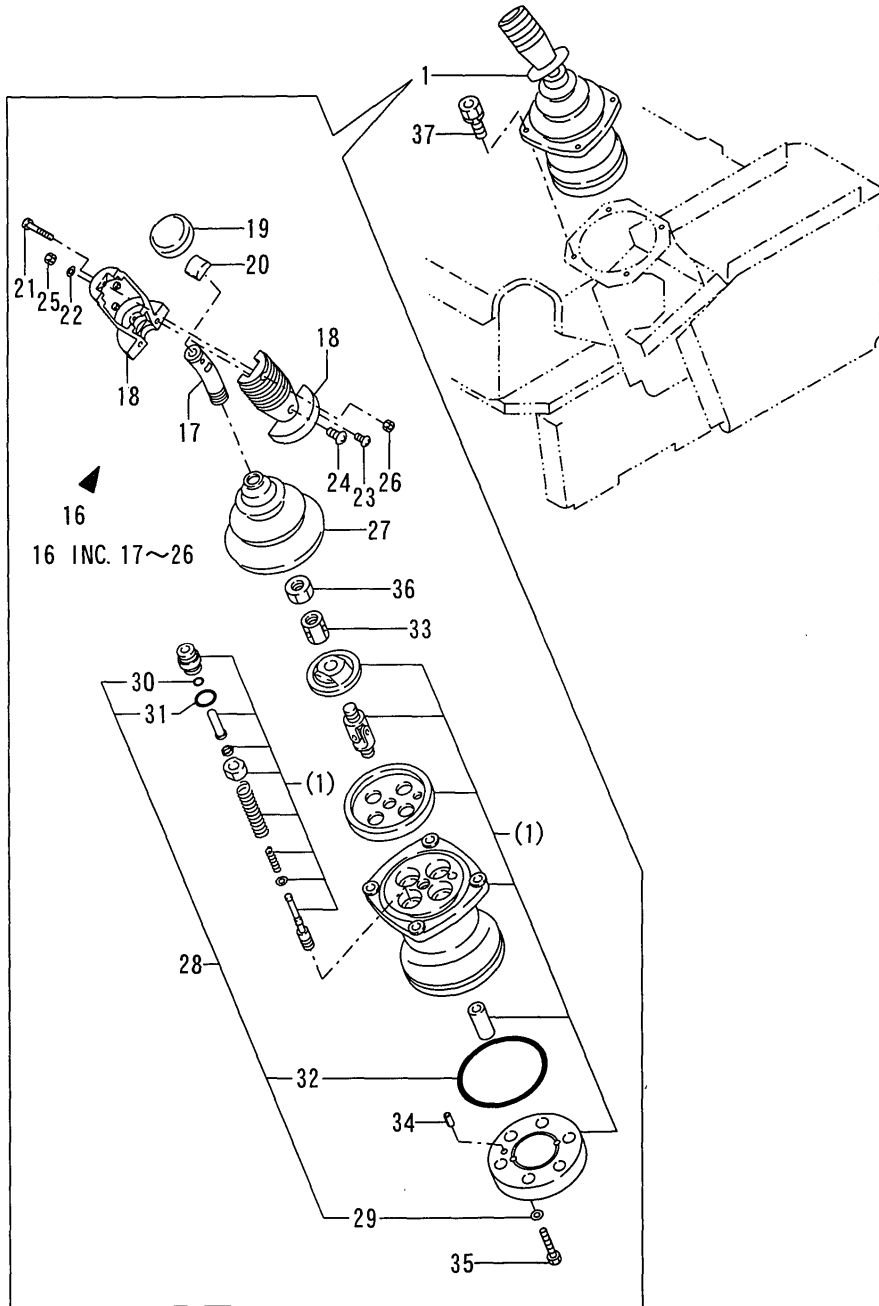
(A)=B37-2B(C)
(B)=B37-2B(P)
(C)=

(D)=
(E)=
(F)=

No.	Lev.	Parts No.	Description	Q'ty						I	R
				(A)	(B)	(C)	(D)	(E)	(F)		
1	2	172189-72440	SECTION KIT, SPOOL	1	1						
2	3	172169-72500	VALVE 240/33, RELIEF	1	1						
3	4	172116-74150	O-RING	1	1						
4	3	172189-72470	SECTION ASSY, SPOOL	1	1						
13	4	172151-74320	O-RING	2	2						
15	4	933171-80590	O-RING	1	1						
16	3	172169-72520	VALVE 240/33, RELIEF	1	1						
17	4	172116-74150	O-RING	1	1						
18	2	172168-72640	SECTION ASSY, SPOOL	1	1						
21	3	933166-80520	WIPER	2	2						
25	3	933171-80590	O-RING	1	1						
26	3	933171-80610	O-RING	2	2						
29	2	172190-72790	SECTION KIT, SPOOL	1	1						
30	3	172168-72730	VALVE 260/33,RELIEF	1	1						
31	4	172116-74150	O-RING	1	1						
32	3	172175-74210	SECTION ASSY, SPOOL	1	1						
41	4	172151-74320	O-RING	2	2						
43	4	933171-80590	O-RING	1	1						
44	3	172310-79180	VALVE	1	1						
45	4	172116-74150	O-RING	1	1						
46	2	172169-72530	SECTION KIT, SPACER	1	1						
49	3	172169-72480	VALVE 210/33, RELIEF	1	1						
50	4	172116-74150	O-RING	1	1						
51	3	172146-74720	VALVE ASSY, SHUT-OFF	1	1						
52	4	172116-74150	O-RING	1	1						
53	4	24311-240100	O-RING, 1AP10A	1	1						
54	3	172146-74680	SECTION ASSY, SPACER	1	1						
58	4	933171-80590	O-RING	1	1						
59	2	172190-72830	SECTION KIT, SPOOL	1	1						
68	3	172151-74320	O-RING	2	2						
70	3	933171-80590	O-RING	1	1						
71	2	172168-72670	SECTION ASSY, SPOOL	1	1						
78	3	933166-80520	WIPER	2	2						
82	3	933171-80590	O-RING	1	1						
83	3	933171-80610	O-RING	2	2						
84	2	172169-72410	SECTION KIT, INLET	1	1						
85	3	172169-72490	VALVE 180/27, RELIEF	1	1						
86	4	172116-74150	O-RING	1	1						
87	3	172122-74520	SECTION ASSY, INLET	1	1						
89	4	933171-80590	O-RING	1	1						

Fig.50. REMOTE CONTROL VALVE (L)

Fig. 50 REMOTE CONTROL VALVE (L)



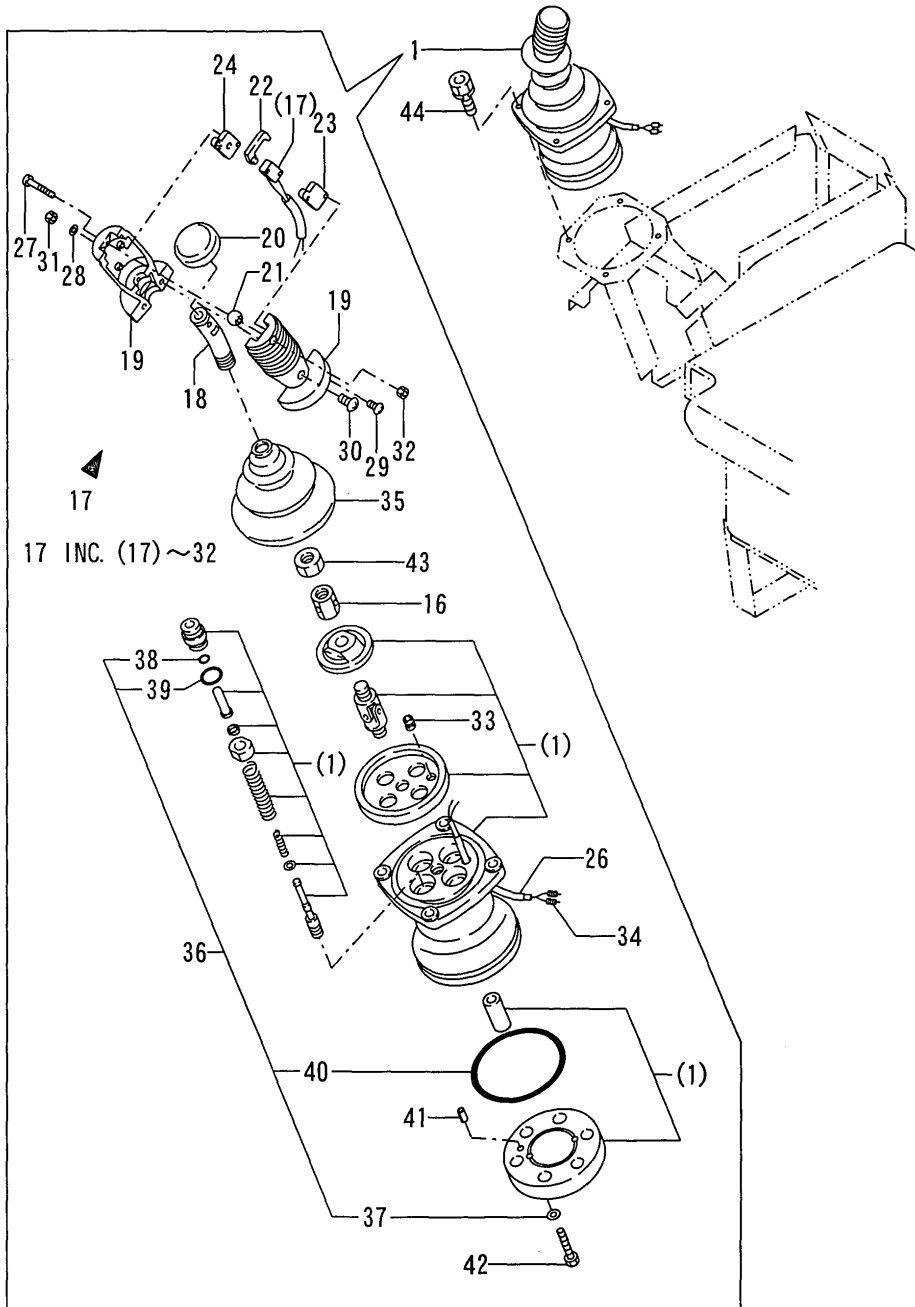
(A)=B37-2B(C)
(B)=B37-2B(P)
(C)=

(D)=
(E)=
(F)=

No.	Lev.	Parts No.	Description	Q'ty						I	R
				(A)	(B)	(C)	(D)	(E)	(F)		
1	1	172165-74300	JOY-STICK L.H.	1	1						
16	2	172165-74340	HANDLE, SUB	1	1						
17	3	172151-73510	BAR, HANDLE	1	1						
18	3	172151-73520	HANDLE	2	2						
19	3	172151-73530	HANDLE, CAP	1	1						
20	3	172151-73640	CAP	1	1						
21	3	172151-73660	SCREW, 4X30	1	1						
22	3	22137-040000	WASHER, 4	2	2						
23	3	26553-040102	SCREW 4X10	2	2						
24	3	26553-050082	SCREW, M5X 8	2	2						
25	3	26716-040002	NUT, M4	2	2						
26	3	26716-040002	NUT, M4	1	1						
27	2	172151-73620	BELLOWS	1	1						
28	2	172151-73630	SEAL SET	1	1						
29	3	172151-73360	SEAL WASHER	2	2						
30	3	172151-73420	SEAL	4	4						
31	3	24315-000200	O-RING, 1BP20.0	4	4						
32	3	24341-000900	O-RING, 1AS90.0	1	1						
33	2	172151-73650	NUT, ADJUST	1	1						
34	2	22351-050010	PIN, SPRING 5.0X10	1	1						
35	2	26450-080302	BOLT, M8X 30	2	2						
36	2	26756-140002	NUT, LOCK M14	1	1						
37	1	26013-060252	BOLT, M6X 25	4	4						

Fig.51. REMOTE CONTROL VALVE (R)

Fig. 51 REMOTE CONTROL VALVE (R)



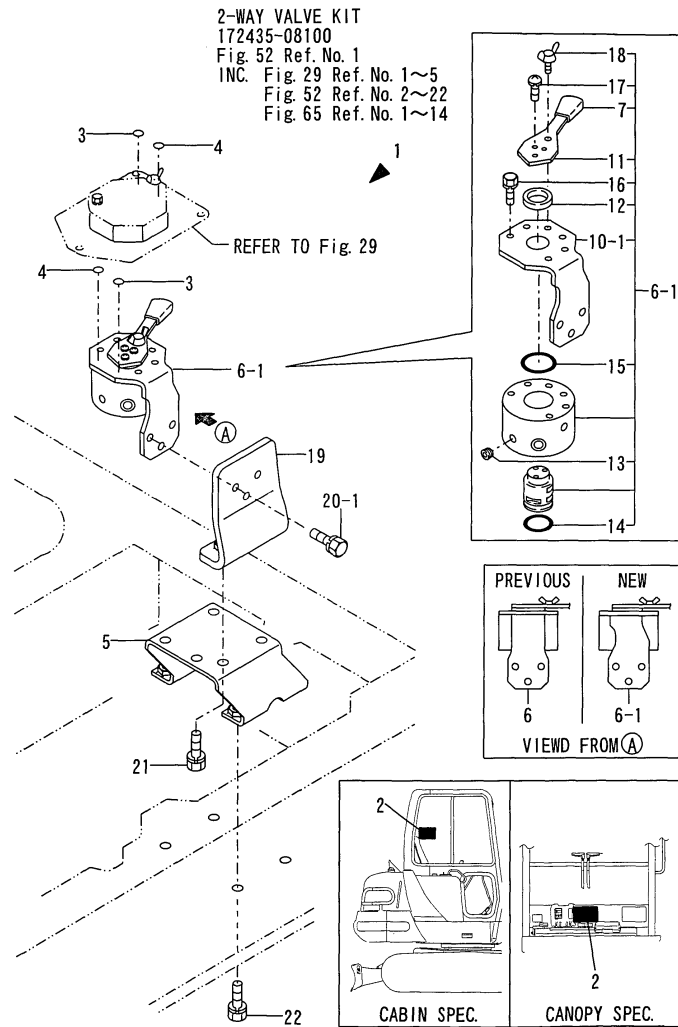
(A)=B37-2B(C)
 (B)=B37-2B(P)
 (C)=

(D)=
 (E)=
 (F)=

No.	Lev.	Parts No.	Description	Q'ty						I	R
				(A)	(B)	(C)	(D)	(E)	(F)		
1	1	172165-74310	JOY-STICK R.H.	1	1						
16	2	172151-73500	NUT, ADJUST	1	1						
17	2	172165-74350	HANDLE, SUB	1	1						
18	3	172151-73510	BAR, HANDLE	1	1						
19	3	172151-73520	HANDLE	2	2						
20	3	172151-73530	HANDLE, CAP	1	1						
21	3	172151-73540	ROLLER	1	1						
22	3	172151-73550	LEVER, SWITCH	1	1						
23	3	172151-73560	SEAT, SWITCH	1	1						
24	3	172151-73570	SEAT, SWITCH	1	1						
26	3	172151-73600	TUBE	1	1						
27	3	172151-73660	SCREW, 4X30	1	1						
28	3	22137-040000	WASHER, 4	2	2						
29	3	26553-040102	SCREW 4X10	2	2						
30	3	26553-050082	SCREW, M5X 8	2	2						
31	3	26716-040002	NUT, M4	2	2						
32	3	26716-040002	NUT, M4	1	1						
33	2	172151-73590	BUSH	1	1						
34	2	172151-73610	TERMINAL	2	2						
35	2	172151-73620	BELLOWS	1	1						
36	2	172151-73630	SEAL SET	1	1						
37	3	172151-73360	SEAL WASHER	2	2						
38	3	172151-73420	SEAL	4	4						
39	3	24315-000200	O-RING, 1BP20.0	4	4						
40	3	24341-000900	O-RING, 1AS90.0	1	1						
41	2	22351-050010	PIN, SPRING 5.0X10	1	1						
42	2	26450-080302	BOLT, M8X 30	2	2						
43	2	26756-140002	NUT, LOCK M14	1	1						
44	1	26013-060252	BOLT, M6X 25	4	4						

Fig.52. 2-WAY VALVE

Fig. 52 2-WAY VALVE

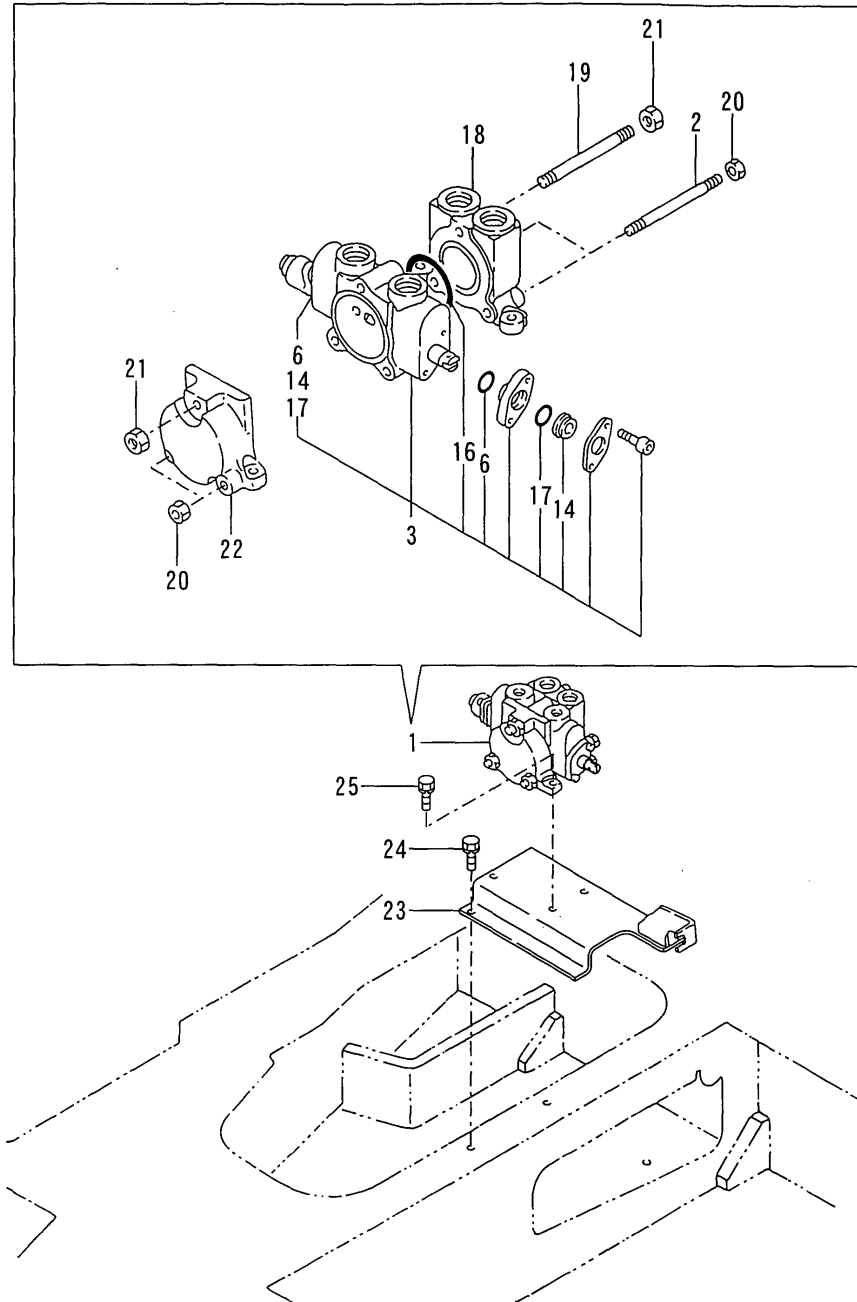


No.	Lev.	Parts No.	Description	Q'ty						I	R
				(A)	(B)	(C)	(D)	(E)	(F)		
1	1	172435-08100	2-WAY VALVE KIT (US)	1	1						1
2	2	172437-03600	LABEL	1	1						
3	2	172437-03610	LABEL	2	2						
4	2	172437-03620	LABEL	2	2						
5	2	172165-74202	BRACKET	1	1						
6	2	172437-74700	VALVE ASSY, 2-WAY	1	1						
6-1	2	172437-74701	VALVE ASSY,2WAY	1	1						S
		(A=M/#65018) (B=M/#65018)									
7	3	194273-47910	KNOB, LEVER	1	1						
10	3	172437-74730	STAY ASSY	1	1						2
10-1	3	172437-74731	STAY ASSY	1	1						S 2
		(A=M/#65018) (B=M/#65018)									
11	3	172437-74750	LEVER	1	1						
12	3	22137-240000	WASHER, 24	1	1						
13	3	23871-010000	PLUG, R01	4	4						
14	3	24311-000250	O-RING, 1AP25.0	1	1						
15	3	24311-000320	O-RING, 1AP32.0	1	1						
16	3	26013-060162	BOLT, M6X 16	4	4						
17	3	26022-050122	SCREW, M5X12	3	3						
18	3	26647-060202	BOLT, WING M6X20	1	1						
19	2	172190-74901	BRACKET	1	1						
20	2	26013-080202	BOLT, M8X 20	3	3						
20-1	2	26013-080252	BOLT, M8X 25	3	3						S
		(A=M/#65018) (B=M/#65018)									
21	2	26013-100252	BOLT, M10X 25	2	2						
22	2	26013-100302	BOLT, M10X 30	4	4						
23A	1	172437-03610	LABEL	1	1						3
23B	1	172437-03620	LABEL	1	1						3

Remarks
THIS FIGURE IS NEWLY ADDED.
(1)SPEC.CODE OF OPTIONAL.
CUTOUT VALVE PARTS,ETC. WHICH CAN
CHANGE FROM STANDARD OPERATION
PATTERN(ISO, YANMAR PATER) TO
OPTIONAL.
(2)PLEASE USE THIS PART WITH FOLLOW-
ING LABELS AT THE SAME TIME.
REF.NO. 23A & 23B.
(3)LABELS ARE NOT ILLUSTRATED.

Fig.53. P.T.O.VALVE

Fig. 53 P. T. O. VALVE



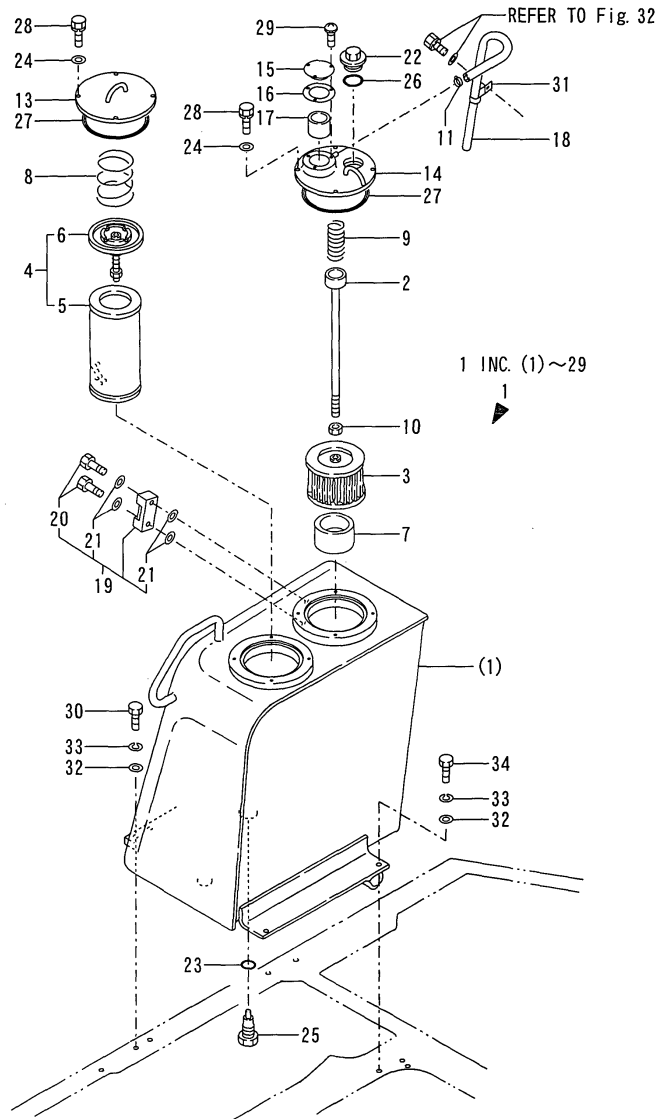
(A)=B37-2B(C)
 (B)=B37-2B(P)
 (C)=

(D)=
 (E)=
 (F)=

No.	Lev.	Parts No.	Description	Q'ty						I	R
				(A)	(B)	(C)	(D)	(E)	(F)		
1	1	172168-74710	VALVE ASSY,PTO	1	1						
2	2	172614-74410	ROD, TIE	2	2						
3	2	172168-74800	SECTION, SPOOL	1	1						
6	3	172312-74230	O-RING	2	2						
14	3	933166-80520	WIPER	2	2						
16	3	933171-80590	O-RING	1	1						
17	3	933171-80610	O-RING	2	2						
18	2	172168-74810	SECTION ASSY, INLET	1	1						
19	2	172168-74820	ROD, TIE	1	1						
20	2	26716-080002	NUT, M8	4	4						
21	2	26716-100002	NUT, M10	2	2						
22	2	933171-80420	SECTION, OUTLET	1	1						
23	1	172168-74750	BRACKET COMPL.	1	1						
24	1	26013-100162	BOLT, M10X 16	3	3						
25	1	26013-100302	BOLT, M10X 30	3	3						

Fig.54. HYD.OIL TANK

Fig.54 HYD. OIL TANK



(A)=B37-2B(C)
(B)=B37-2B(P)
(C)=

(D)=
(E)=
(F)=

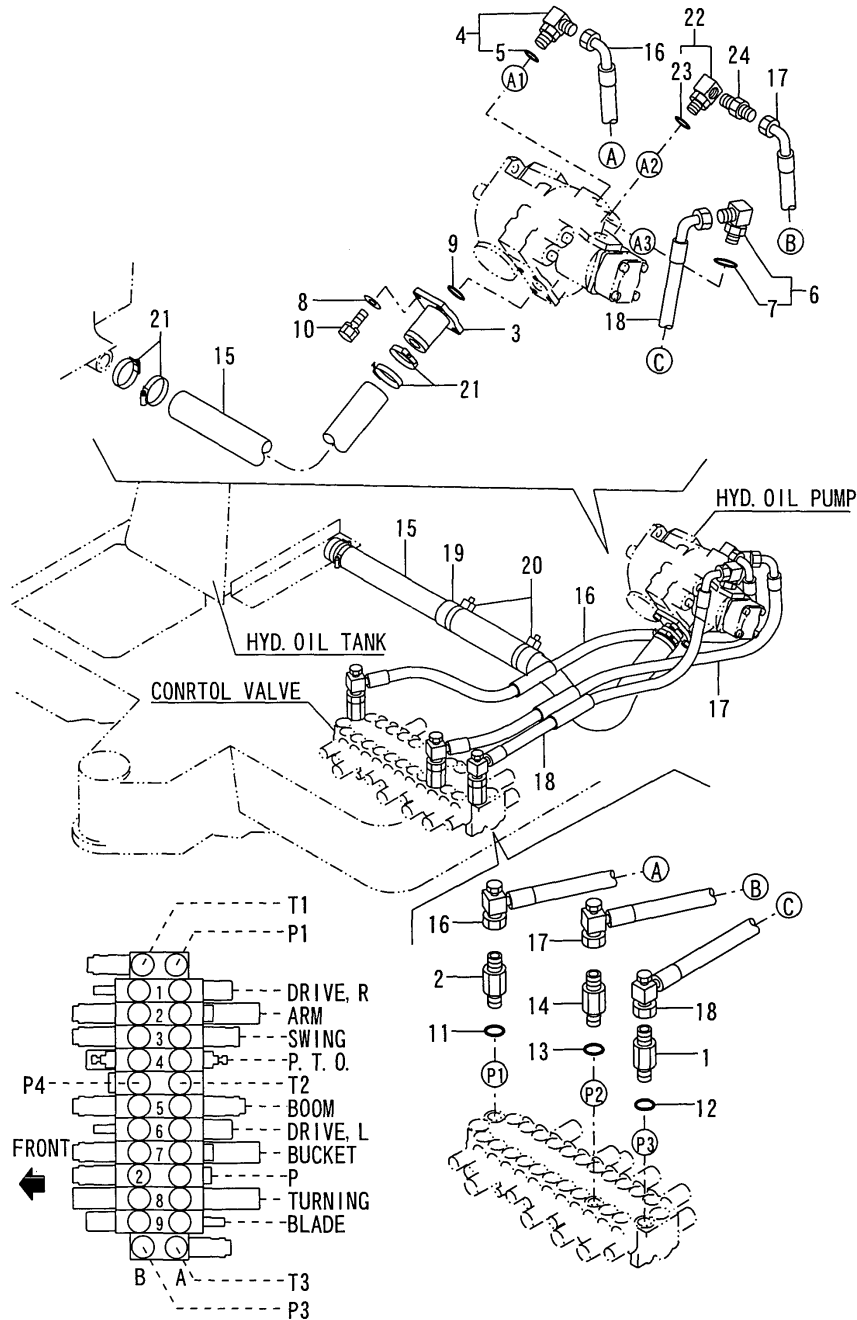
No.	Lev.	Parts No.	Description	Q'ty						I	R
				(A)	(B)	(C)	(D)	(E)	(F)		
1	1	772168-75101	TANK ASSY, RESERVOIR	1	1						1
2	2	172124-73700	ROD ASSY, FILTER	1	1						
3	2	172112-74801	STRAINER, SUCTION	1	1						
4	2	172112-74901	ELEMENT, FILTER	1	1						
5	3	172112-74911	ELEMENT, FILTER	1	1						
6	3	172112-74971	VALVE, BY-PASS	1	1						
7	2	172165-75340	COLLAR	1	1						
8	2	172112-75770	SPRING, FILTER	1	1						
9	2	172112-75780	SPRING, FILTER	1	1						
10	2	26716-100002	NUT, M10	1	1						
11	2	124766-59050	CLIP, HOSE 12	1	1						
13	2	172122-75331	COVER, RESERVOIR	1	1						
14	2	172165-75401	COVER, RESERVOIR	1	1						
15	2	172165-75450	PLATE (YELLOW:87)	1	1						
16	2	172165-75460	GASKET	1	1						
17	2	172165-75481	ELEMENT	1	1						
18	2	172165-75490	HOSE	1	1						
19	2	172122-75600	GAUGE, OIL LEVEL	1	1						
20	3	172122-75620	BOLT	2	2						
21	3	172122-75630	GASKET	4	4						
22	2	172116-75850	PLUG, OIL FEED	1	1						
23	2	24341-000300	O-RING, 1AS30.0	1	1						
24	2	22137-100000	WASHER, 10	8	8						
25	2	172187-75500	PLUG 24	1	1						
26	2	24311-000380	O-RING, 1AP38.0	1	1						
27	2	24321-001350	O-RING, 1AG135.0	2	2						
28	2	26013-100202	BOLT, M10X 20	8	8						
29	2	26022-050102	SCREW, M5X10	3	3						
30	1	26116-140452	BOLT, M14X 45 PLATED	2	2						
31	1	172126-16540	CLAMP	1	1						
32	1	22137-140000	WASHER, 14	4	4						
33	1	22217-140000	WASHER, SPRING 14	4	4						
34	1	26116-140302	BOLT, M14X 30 PLATED	2	2						
35A	1	172437-03541	LABEL	1							2
35B	1	172437-03320	LABEL, HYD.OIL TANK	1	1						2
35C	1	172437-03481	LABEL, SUPPORT		1						2
35D	1	172437-03300	LABEL, MANUAL		1						2
35E	1	172437-03470	LABEL, LEVER LOCK		1						2

Remarks

(1) PLEASE USE THIS PART WITH ATTACHED LABELS AT THE SAME TIME.
CABIN SPEC.: REF.NO. 35A & 35B.
CANOPY SPEC.: REF.NO. 35B, 35C, 35D & 35E.
(2) LABELS ARE NOT ILLUSTRATED.

Fig.55. HYD.OIL PIPING(TANK-PUMP-VALVE)

Fig.55 HYD. OIL PIPING(TANK~PUMP~VALVE)



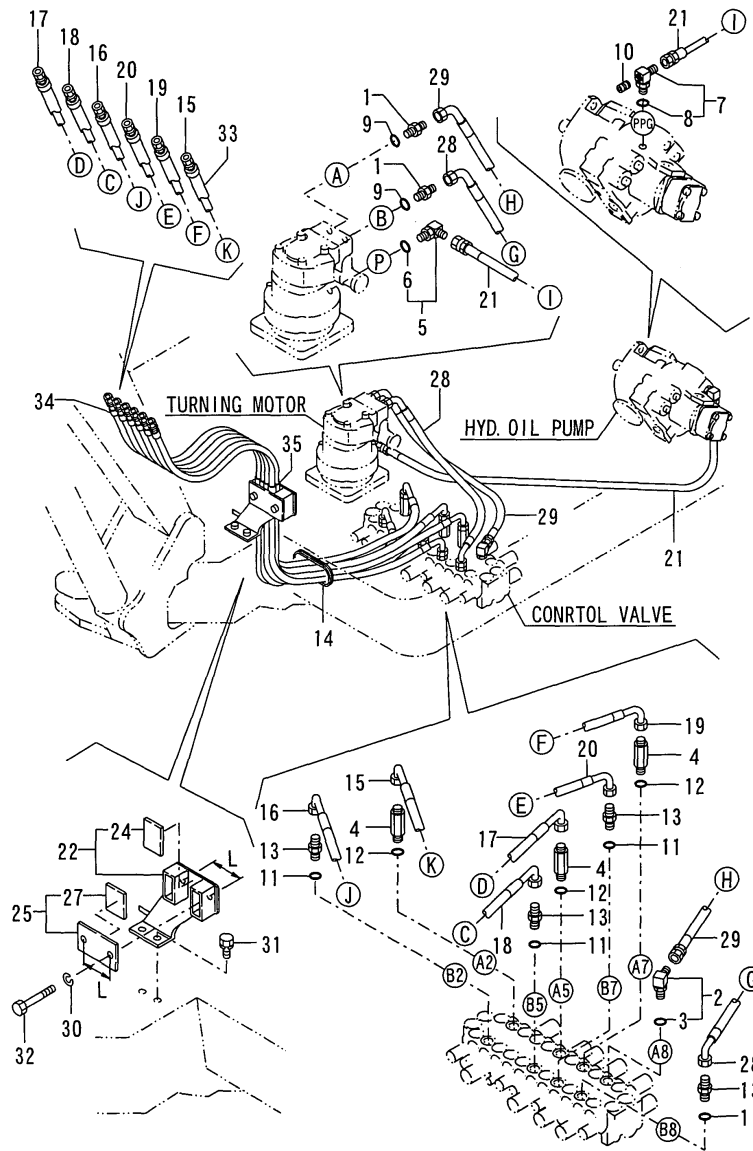
(A)=B37-2B(C)
(B)=B37-2B(P)
(C)=

(D)=
(E)=
(F)=

No.	Lev.	Parts No.	Description	Q'ty						I	R
				(A)	(B)	(C)	(D)	(E)	(F)		
1	1	172142-76130	JOINT	1	1						
2	1	172168-76240	CONNECTOR,UN7/8PF1/2	1	1						
3	1	172165-76860	FLANGE	1	1						
4	1	172141-76900	CONNECTOR ASSY	1	1						
5	2	24315-000180	O-RING, 1BP18.0	1	1						
6	1	172141-76900	CONNECTOR ASSY	1	1						
7	2	24315-000180	O-RING, 1BP18.0	1	1						
8	1	22117-120000	WASHER, 12	4	4						
9	1	24321-000450	O-RING, 1AG45.0	1	1						
10	1	26013-120302	BOLT, M12X 30	4	4						
11	1	933152-07400	O-RING	1	1						
12	1	933152-07400	O-RING	1	1						
13	1	933152-24120	O-RING	1	1						
14	1	933166-24140	CONNECTOR	1	1						
15	1	172168-78101	HOSE	1	1						
16	1	172170-78150	HOSE	1	1						
17	1	172170-78160	HOSE	1	1						
18	1	172170-78170	HOSE	1	1						
19	1	172173-78180	COVER, HOSE	1	1						
20	1	172122-79890	CLAMP, HOSE	2	2						
21	1	23000-060000	CLAMP, 60	4	4						
22	1	172122-76131	CONNECTOR, PT1/2X45	1	1						
23	2	24315-000180	O-RING, 1BP18.0	1	1						
24	1	23391-040000	JOINT, RGI-1/2	1	1						

Fig.56. HYD.OIL PIPING(PUMP,VALVE MOTOR,BOOM)

Fig.56 HYD. OIL PIPING(PUMP, VALVE
~MOTOR, BOOM)



(A)=B37-2B(C)
(B)=B37-2B(P)
(C)=

(D)=
(E)=
(F)=

No.	Lev.	Parts No.	Description	Q'ty						I	R
				(A)	(B)	(C)	(D)	(E)	(F)		
1	1	172730-75140	ADAPTER	2	2						
2	1	172168-76130	CONNECTOR,UN3/4PF3/8	1	1						
3	2	933152-24120	O-RING	1	1						
4	1	172142-76160	JOINT, 3/4UN-3/8	3	3						
5	1	172141-76180	CONNECTOR ASSY	1	1						
6	2	24315-000110	O-RING, 1BP11.0	1	1						
7	1	172164-76360	ELBOW	1	1						
8	2	24315-000080	O-RING, 1BP8.0	1	1						
9	1	24315-000140	O-RING, 1BP14.0	2	2						
10	1	23871-010000	PLUG, R01	1	1						
11	1	933152-24120	O-RING	4	4						
12	1	933152-24120	O-RING	3	3						
13	1	933155-08481	CONNECTOR	4	4						
14	1	172165-78150	GROMMET, 49X119	1	1						
15	1	172168-78500	HOSE	1	1						
16	1	172168-78510	HOSE G206BC145	1	1						
17	1	172168-78520	HOSE G206BC153	1	1						
18	1	172168-78530	HOSE G206BC145	1	1						
19	1	172168-78540	HOSE G206BC145	1	1						
20	1	172168-78550	HOSE G206BC135	1	1						
21	1	172165-78670	HOSE	1	1						
22	1	172168-78700	SUPPORT ASSY, HOSE	1	1						1
22-1	1	172435-78700	SUPPORT ASSY	1	1						S
		(A=M/#60501) (B=M/#60501)									
24	2	172168-78760	RUBBER, HOSE SUPPORT	1	1						
24-1	2	172142-78940	RUBBER, HOSE SUPPORT	1	1						S
		(A=M/#60501) (B=M/#60501)									
25	1	172168-78740-2	COVER ASSY	1	1						1
25-1	1	172435-78740	COVER ASSY	1	1						S
		(A=M/#60501) (B=M/#60501)									
27	2	172168-78760	RUBBER, HOSE SUPPORT	1	1						
27-1	2	172142-78940	RUBBER, HOSE SUPPORT	1	1						S
		(A=M/#60501) (B=M/#60501)									
28	1	172168-78920	HOSE P208CC080S	1	1						
29	1	172168-78960	HOSE P206BC080S	1	1						
30	1	22217-100000	WASHER, SPRING 10	2	2						
31	1	26013-100202	BOLT, M10X 20	2	2						
32	1	26116-100652	BOLT, M10X 65 PLATED	2	2						
32-1	1	26116-100752	BOLT, M10X 75 PLATED	2	2						S
		(A=M/#60501) (B=M/#60501)									
32-2	1	26116-100702	BOLT, M10X 70 PLATED	2	2						N
		(A=M/#60718) (B=M/#60718)									
33	1	172142-78760	COVER, HOSE	6	6						2
33-1	1	172142-78770	COVER, HOSE	6	6						S
		(A=M/#60501) (B=M/#60501)									
34	1	23000-025000	CLAMP, 25	6	6						
35	1	172122-79920	CLIP, HOSE	6	6						Z
		(A=M/#60501) (B=M/#60501)									

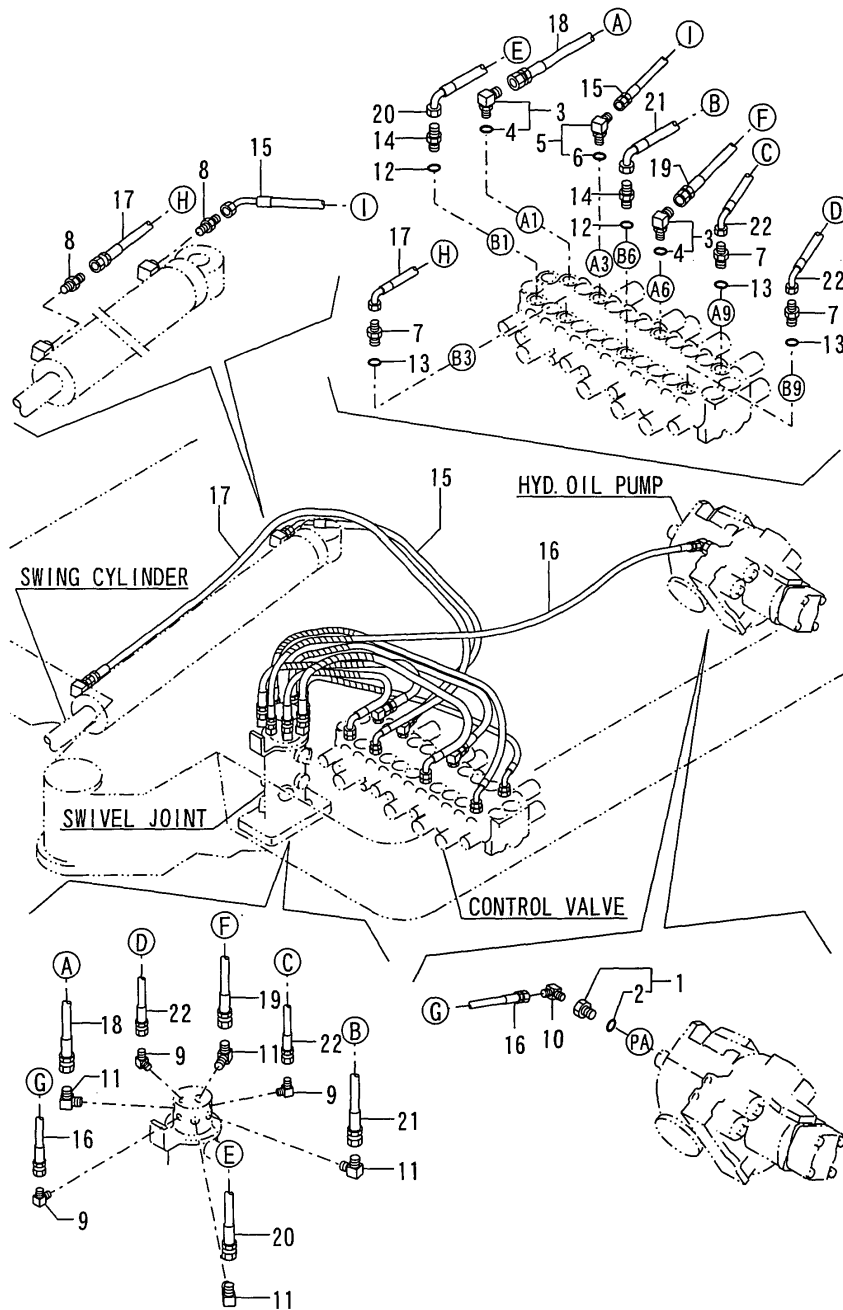
Remarks

(1)L=REF.NO.22,25 82MM,REF.NO.22-1,
25-1 79MM.

(2)REF.NO.33 650MM,REF.NO.33-1 730MM.

Fig.57. HYD.OIL PIPING(VALVE-SWIVEL,SWING)

Fig.57 HYD. OIL PIPING (VALVE~SWIVEL, SWING)



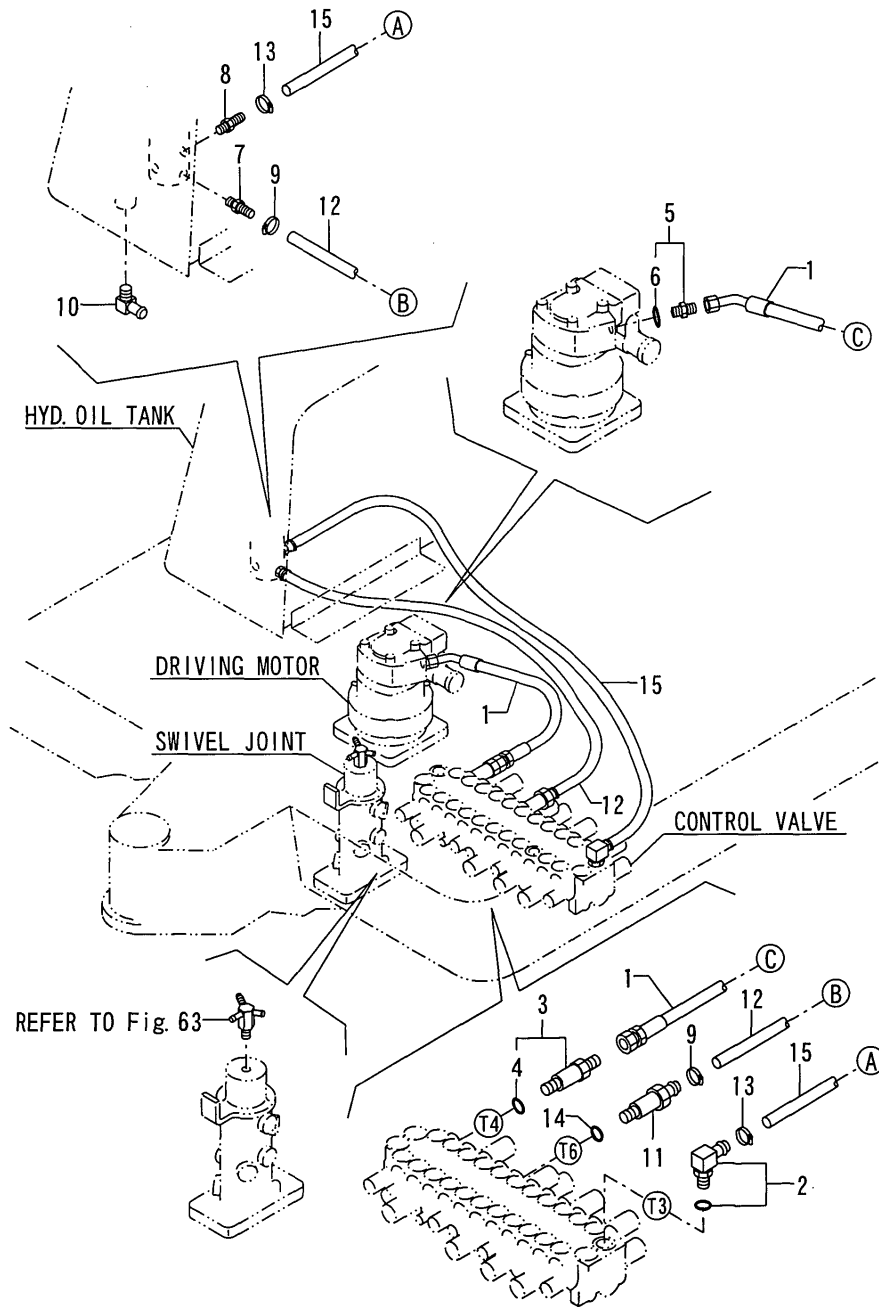
(A)=B37-2B(C)
(B)=B37-2B(P)
(C)=

(D)=
(E)=
(F)=

No.	Lev.	Parts No.	Description	Q'ty						I	R
				(A)	(B)	(C)	(D)	(E)	(F)		
1	1	172151-76080	CONNECTOR	1	1						
2	2	24315-000110	O-RING, 1BP11.0	1	1						
3	1	172168-76130	CONNECTOR,UN3/4PF3/8	2	2						
4	2	933152-24120	O-RING	2	2						
5	1	172168-76140	CONNECTOR,UN3/4PF1/4	1	1						
6	2	933152-24120	O-RING	1	1						
7	1	172312-76220	CONNECTOR, 1/4X3/4UN	3	3						
8	1	23391-020000	JOINT, RGI-1/4	2	2						
9	1	23393-020000	JOINT, 90RGI-1/4	3	3						
10	1	23393-020000	JOINT, 90RGI-1/4	1	1						
11	1	23393-030000	JOINT, 90RGI-3/8	4	4						
12	1	933152-24120	O-RING	2	2						
13	1	933152-24120	O-RING	3	3						
14	1	933155-08481	CONNECTOR	2	2						
15	1	172168-78181	HOSE P204BB127S	1	1						
16	1	172171-78180	HOSE P204BE127S	1	1						
17	1	172168-78191	HOSE P204BC195S	1	1						
18	1	172141-78240	HOSE	1	1						
19	1	172131-78600	HOSE	1	1						
20	1	172168-78900	HOSE P206BC070S	1	1						
21	1	172168-78940	HOSE P206BC089S	1	1						
22	1	172168-78980	HOSE P204BC100S	2	2						

Fig.58. HYD.OIL PIPING(RETURN)

Fig. 58 HYD. OIL PIPING(RETURN)



(A)=B37-2B(C)
 (B)=B37-2B(P)
 (C)=

(D)=
 (E)=
 (F)=

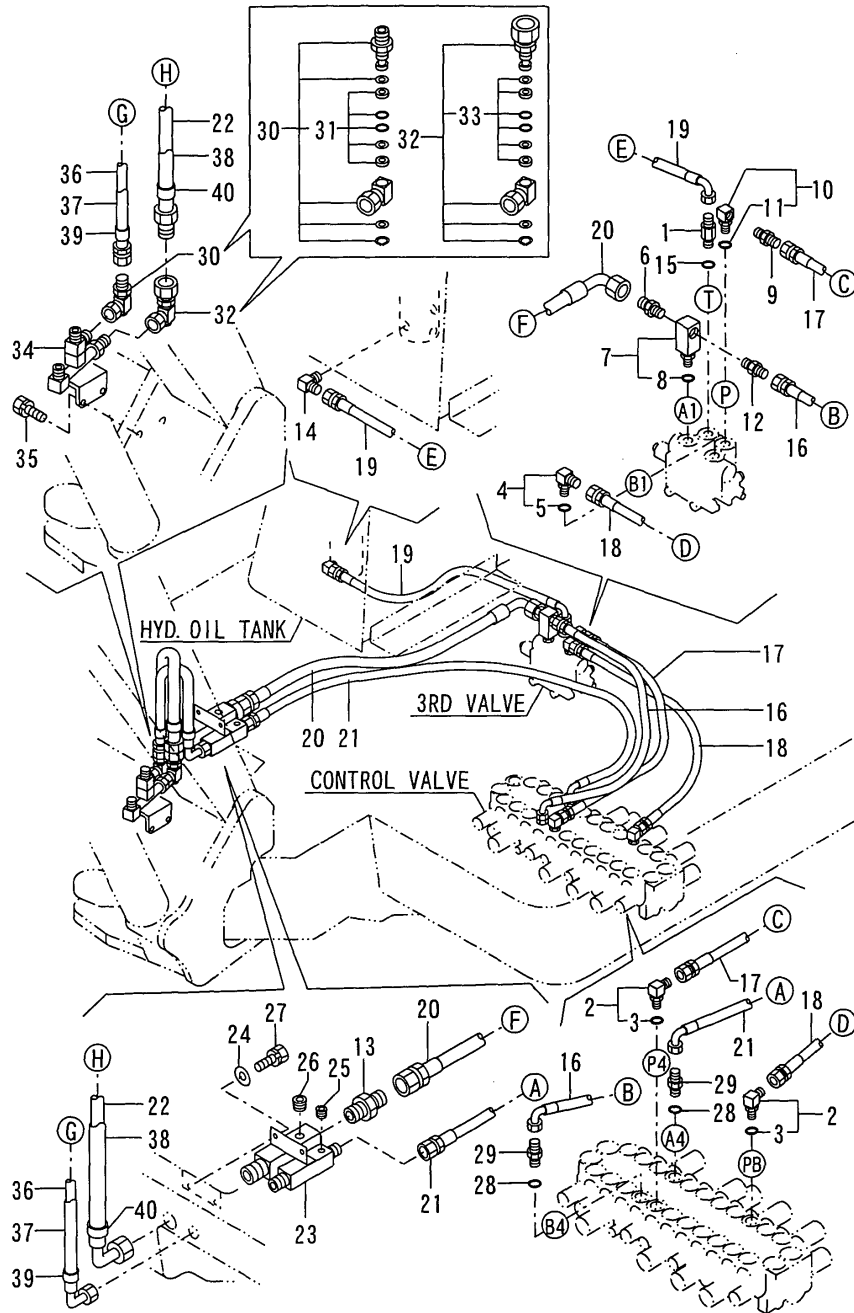
No.	Lev.	Parts No.	Description	Q'ty						I	R
				(A)	(B)	(C)	(D)	(E)	(F)		
1	1	172168-78470	HOSE G608BE043	1	1						
2	1	172164-76110	ELBOW	1	1						
3	1	172168-76150	CONNECTOR,UN7/8PF1/2	1	1						
4	2	933152-07400	O-RING	1	1						
5	1	172168-76160	CONNECTOR,PF1/2PF3/8	1	1						
6	2	24315-000140	O-RING, 1BP14.0	1	1						
7	1	172168-76170	CONNECTOR	1	1						
8	1	172165-76220	NIPPLE	1	1						
9	1	23000-022000	CLAMP, 22	2	2						
10	1	172312-76290	ELBOW	1	1						
11	1	172168-76350	CONNECTOR, 7/8X1/2	1	1						
12	1	172170-78260	HOSE	1	1						
13	1	23000-035000	CLAMP, 35	2	2						
14	1	933152-07400	O-RING	1	1						
15	1	172170-78240	HOSE	1	1						

Fig.59. HYD.OIL PIPING(P.T.O.FRAME END)

(A)=B37-2B(C)
 (B)=B37-2B(P)
 (C)=

(D)=
 (E)=
 (F)=

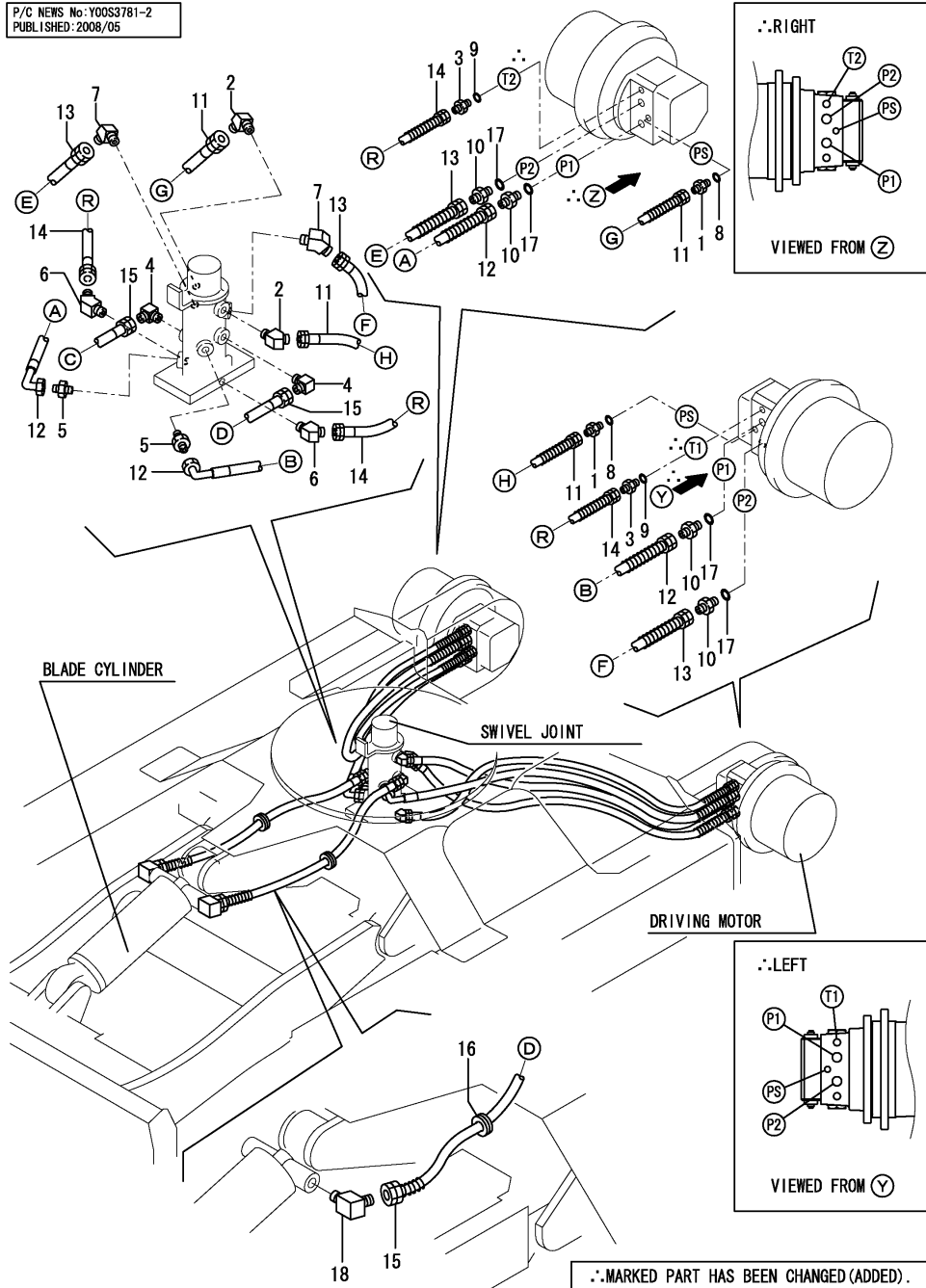
Fig. 59 HYD. OIL PIPING(P. T. O. , FRAME END)



No.	Lev.	Parts No.	Description	Qty						I	R
				(A)	(B)	(C)	(D)	(E)	(F)		
1	1	172142-76130	JOINT	1	1						
2	1	172168-76130	CONNECTOR,UN3/4PF3/8	2	2						
3	2	933152-24120	O-RING	2	2						
4	1	172168-76130	CONNECTOR,UN3/4PF3/8	1	1						
5	2	933152-24120	O-RING	1	1						
6	1	172633-76160	ADAPTER	1	1						
7	1	172168-76180	CONNECTOR,UN3/4PT1/2	1	1						
8	2	933152-24120	O-RING	1	1						
9	1	172312-76180	NIPPLE, 1/2X3/8	1	1						
10	1	172124-76350	CONNECTOR, 1/2	1	1						
11	2	933152-07400	O-RING	1	1						
12	1	23391-040000	JOINT, RGI-1/2	1	1						
13	1	23391-060000	JOINT, RGI-3/4	1	1						
14	1	23393-040000	JOINT, 90RGI-1/2	1	1						
15	1	933152-07400	O-RING	1	1						
16	1	172130-78220	HOSE	1	1						
17	1	172168-78230	HOSE P206BB070	1	1						
18	1	172168-78230	HOSE P206BB070	1	1						
19	1	172168-78331	HOSE G608BC058	1	1						
20	1	172168-78340	HOSE G212BC068	1	1						
21	1	172168-78370	HOSE G208BC127	1	1						
22	1	172164-78760	HOSE	1	1						
23	1	172168-76300	JOINT ASSY, 3RD	1	1						
24	1	22137-100000	WASHER, 10	2	2						
25	1	23871-030000	PLUG, R03	1	1						
26	1	23871-040000	PLUG, R04	1	1						
27	1	26013-100202	BOLT, M10X 20	2	2						
28	1	933152-24120	O-RING	2	2						
29	1	933166-24120	CONNECTOR, PF1/2X10	2	2						
30	1	172142-76270	JOINT, SWIVEL 1/2	1	1						
31	2	172142-77040	SEAL SET	1	1						
32	1	172142-76280	JOINT, SWIVEL	1	1						
33	2	172142-77050	SEAL SET	1	1						
34	1	172175-76550-5	TUBE ASSY, 3RD	1	1						
35	1	26013-100252	BOLT, M10X 25	2	2						
36	1	172175-78360	HOSE	1	1						
37	1	172151-79410	COVER, HOSE	1	1						
38	1	172151-79420	COVER, HOSE	1	1						
39	1	23000-035000	CLAMP, 35	2	2						
40	1	23000-041000	CLAMP, 41	2	2						

Fig.60. HYD.OIL PIPING(TRACK FRAME)

P/C NEWS No. Y00S3781-2
PUBLISHED: 2008/05



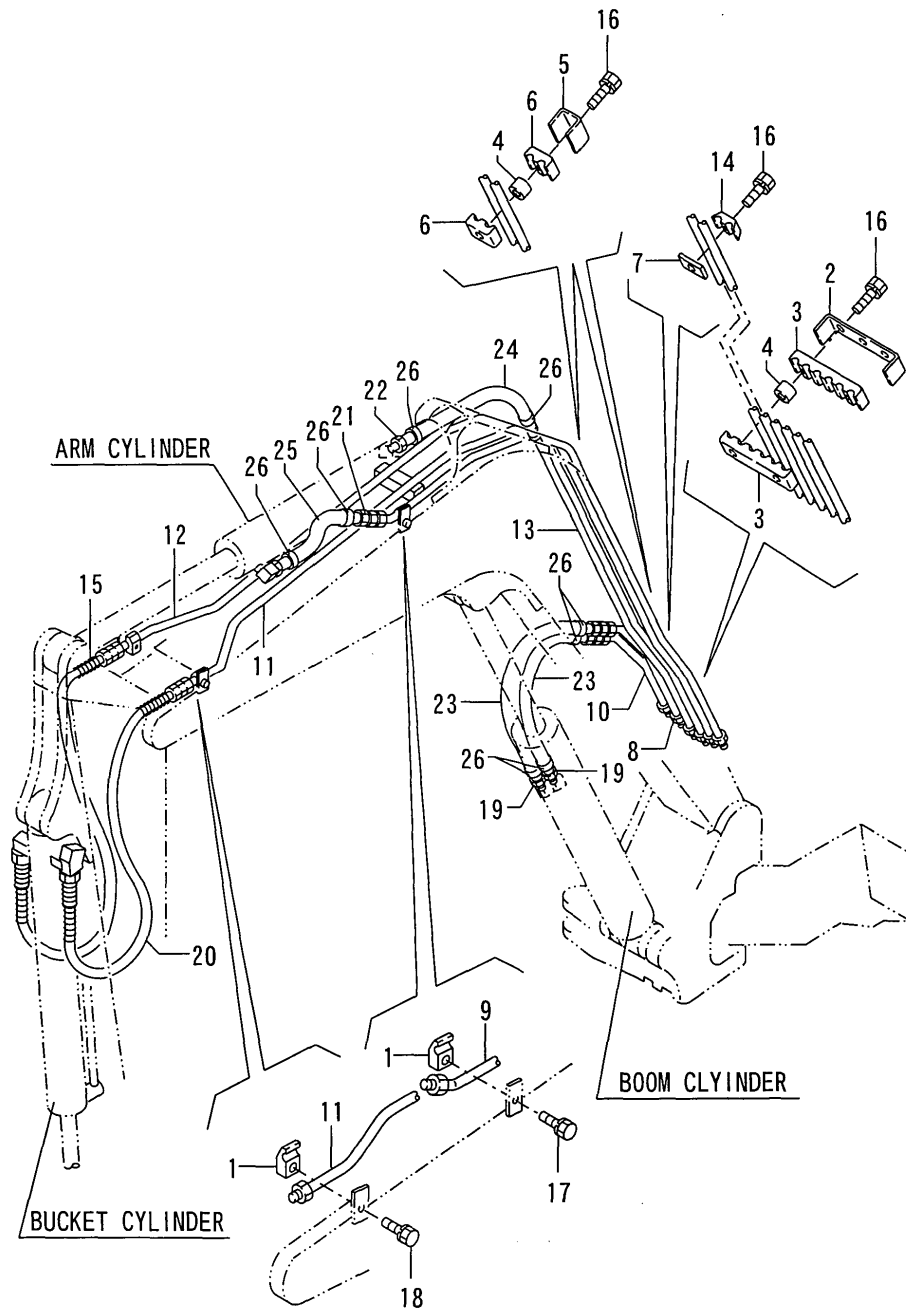
(A)=B37-2B(C)
(B)=B37-2B(P)
(C)=

(D)=
(E)=
(F)=

No.	Lev.	Parts No.	Description	Q'ty						I	R
				(A)	(B)	(C)	(D)	(E)	(F)		
1	1	172123-76120	ADAPTER, PF1/4	2	2						
2	1	23394-020000	JOINT, 45RGI-1/4	2	2						
3	1	172157-76220	CONNECTOR, 1/4X3/8	2	2						
4	1	23393-020000	JOINT, 90RGI-1/4	2	2						
5	1	23391-030000	JOINT, RGI-3/8	2	2						
6	1	23394-020000	JOINT, 45RGI-1/4	2	2						
7	1	23394-030000	JOINT, 45RGI-3/8	2	2						
8	1	24315-000110	O-RING, 1BP11.0	2	2						
9	1	24315-000110	O-RING, 1BP11.0	2	2						
10	1	933160-01370	CONNECTOR,PF1/2PF3/8	4	4						
11	1	172422-78350	HOSE	2	2						
12	1	172422-78360	HOSE F206BC108W	2	2						
13	1	172422-78370	HOSE F206BB105W	2	2						
14	1	172422-78380	HOSE	2	2						
15	1	172422-78390	HOSE F204BB068W	2	2						
16	1	172422-78760	GROMMET	2	2						
17	1	24315-000180	O-RING, 1BP18.0	4	4						
18	1	23393-020000	JOINT, 90RGI-1/4	2	2						

Fig.61. HYD.OIL PIPING(BOOM)

Fig.61 HYD. OIL PIPING(BOOM)



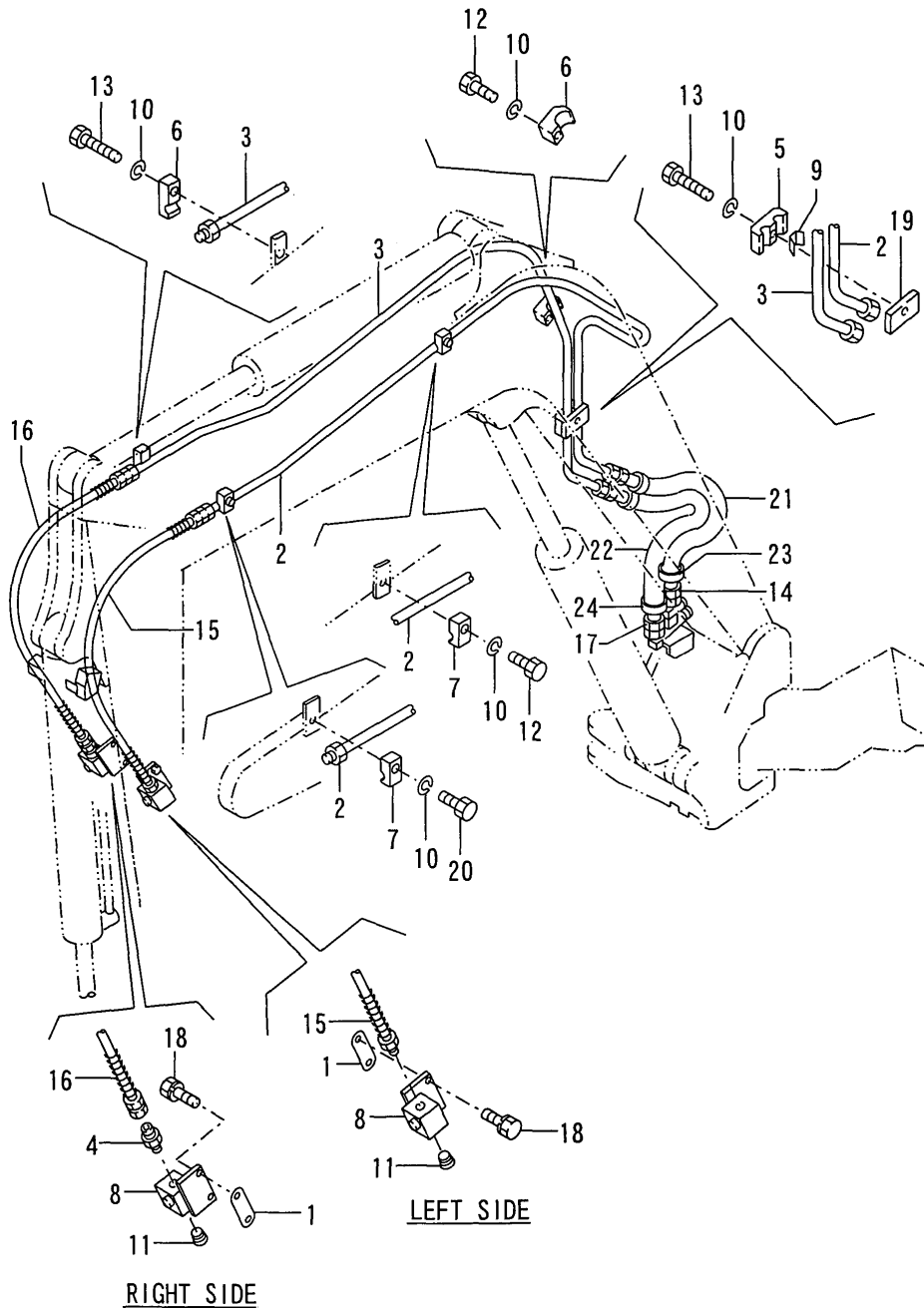
(A)=B37-2B(C)
(B)=B37-2B(P)
(C)=

(D)=
(E)=
(F)=

No.	Lev.	Parts No.	Description	Q'ty						I	R
				(A)	(B)	(C)	(D)	(E)	(F)		
1	1	172183-76230-5	CLAMP	3	3						
2	1	172175-76401-5	CLAMP, TUBE	1	1						
3	1	172175-76411	RUBBER	2	2						
4	1	172175-76420	COLLAR	6	6						
5	1	172175-76431-5	CLAMP, TUBE	3	3						
6	1	172175-76440	RUBBER	6	6						
7	1	172175-76450-5	W.P BACH PLATE (87)	1	1						
8	1	172142-76500	TUBE, BOOM	1	1						
9	1	172148-76501	TUBE, ARM	1	1						
10	1	172142-76520	TUBE, BOOM	1	1						
11	1	172148-76520	TUBE, BUCKET	1	1						
12	1	172148-76540	TUBE, BUCKET	1	1						
13	1	172142-76560	TUBE, ARM	1	1						
14	1	172141-76670	CLAMP, TUBE	1	1						
15	1	172168-78771	HOSE G206AB085W	1	1						
16	1	26013-100352	BOLT, M10X 35	7	7						
17	1	26013-120302	BOLT, M12X 30	1	1						
18	1	26013-120352	BOLT, M12X 35	2	2						
19	1	172142-78270	HOSE	2	2						
20	1	172142-78281	HOSE	1	1						
21	1	172142-78290	HOSE	1	1						
22	1	172146-78640	HOSE	1	1						
23	1	172142-78770	COVER, HOSE	2	2						
24	1	172149-78970	COVER, HOSE	1	1						
25	1	172137-79970	COVER, HOSE	1	1						
26	1	23000-025000	CLAMP, 25	8	8						

Fig.62. HYD.OIL PIPING(P.T.O.ARM END)

Fig.62 HYD. OIL PIPING(P. T. O. , ARM END)



(A)=B37-2B(C)
(B)=B37-2B(P)
(C)=

(D)=
(E)=
(F)=

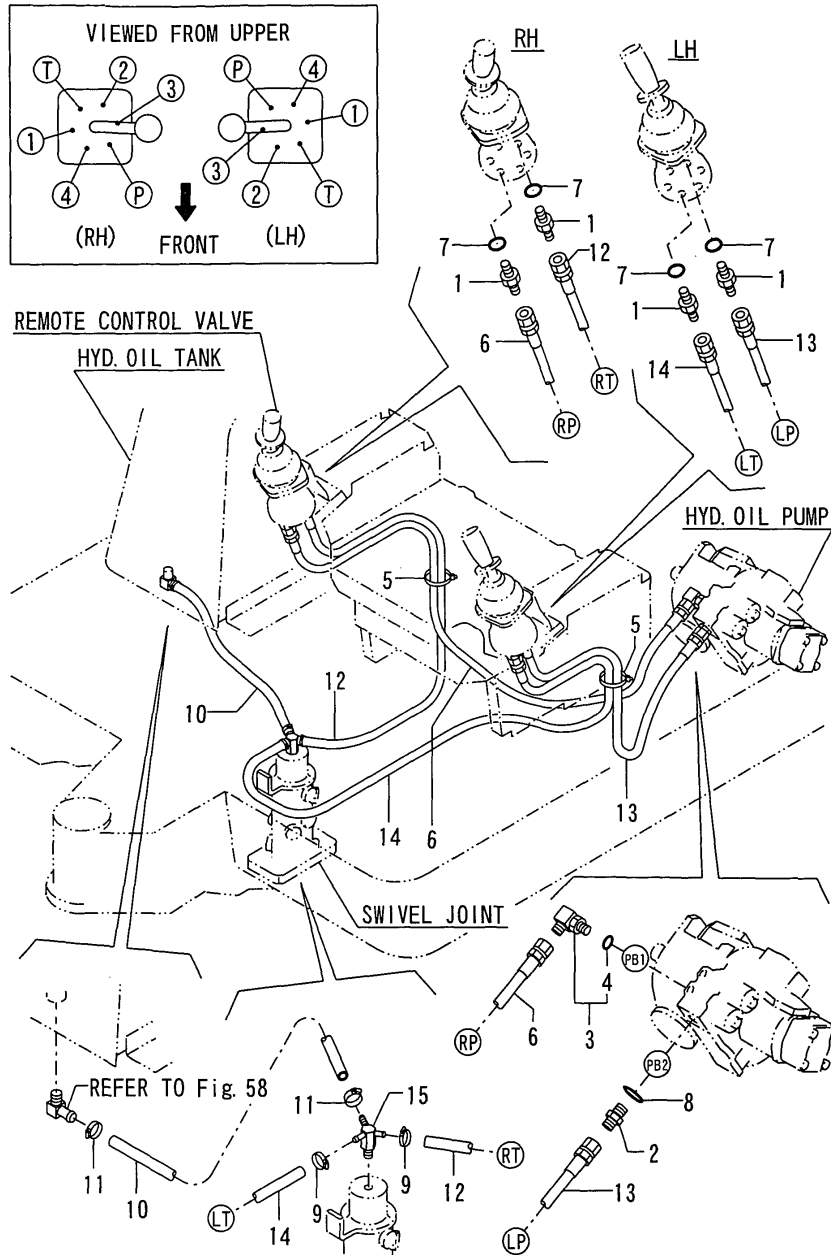
No.	Lev.	Parts No.	Description	Q'ty						I	R
				(A)	(B)	(C)	(D)	(E)	(F)		
1	1	172173-76630	PLATE	2	2						
2	1	172170-76701	TUBE, PTO	1	1						
3	1	172170-76721	TUBE, PTO	1	1						
4	1	172633-76160	ADAPTER	1	1						
5	1	172125-76900	CLAMP	1	1						
6	1	172142-76940	CLAMP	2	2						
7	1	172175-76490-5	CLAMP	2	2						
8	1	172183-74820-5	STOP VALVE 08	2	2						
9	1	172312-77930	SPACER, CLAMP	1	1						
10	1	22217-120000	WASHER, SPRING 12	5	5						
11	1	23871-040000	PLUG, R04	2	2						
12	1	26116-120552	BOLT, M12X 55 PLATED	2	2						
13	1	26116-120702	BOLT, M12X 70 PLATED	2	2						
14	1	172175-78350	HOSE	1	1						
15	1	172124-78400	HOSE G208AB100W	1	1						
15-1	1	172124-78401	HOSE	1	1						R
		(A=M/#65022) (B=M/#65022)									
16	1	172170-78801	HOSE	1	1						
16-1	1	172170-78802	HOSE	1	1						R
		(A=M/#65022) (B=M/#65022)									
17	1	172164-78870	HOSE G212AB065	1	1						
18	1	26013-100352	BOLT, M10X 35	4	4						
19	1	172175-76640	SPACER ASSY	1	1						
20	1	26116-120602	BOLT, M12X 60 PLATED	1	1						
21	1	172142-78790	COVER, HOSE	1	1						
22	1	172137-79950	COVER, HOSE	1	1						
23	1	23000-035000	CLAMP, 35	2	2						
24	1	23000-041000	CLAMP, 41	2	2						

Fig.63. CONTROL PIPING(PUMP-REMO-CON.V-RETURN)

(A)=B37-2B(C)
 (B)=B37-2B(P)
 (C)=

(D)=
 (E)=
 (F)=

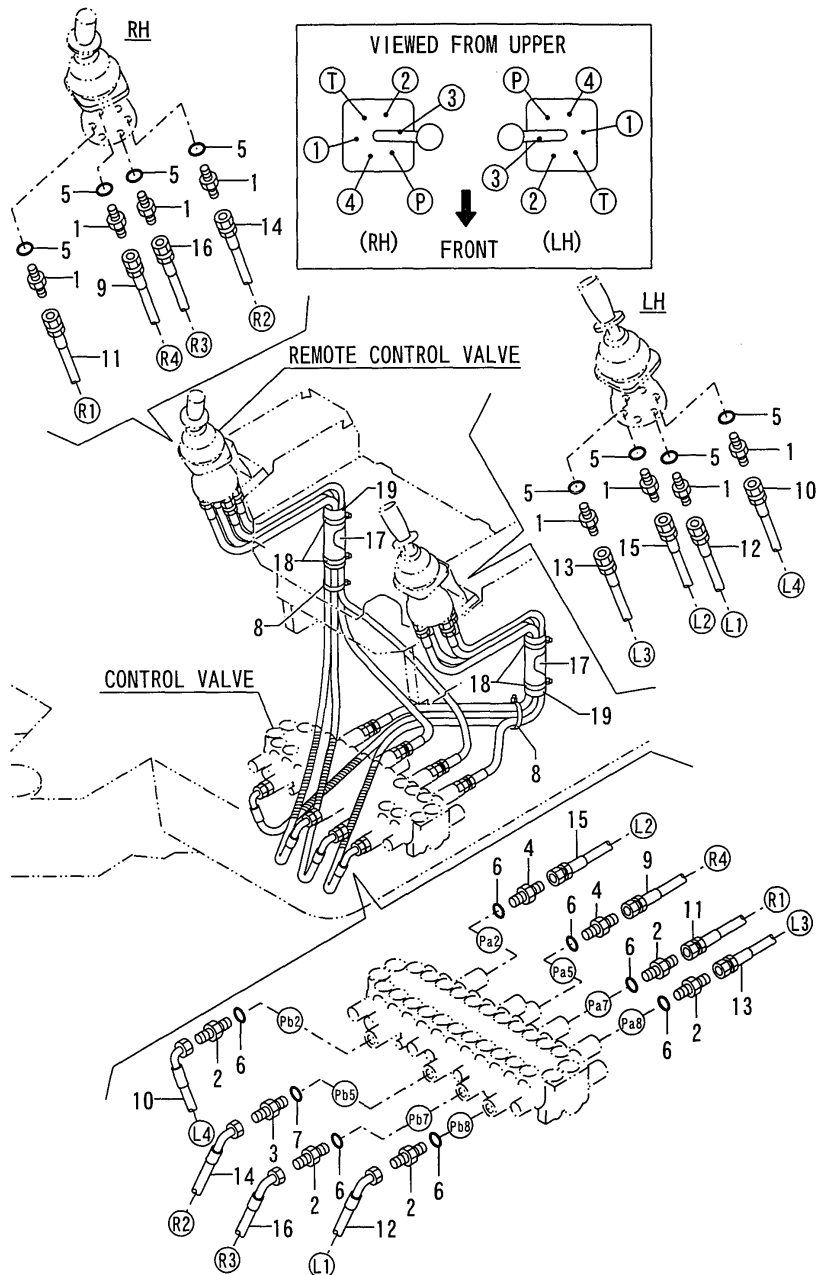
Fig. 63 CONTROL PIPING(PUMP~REMOTE CONT. V.
 ~RETURN)



No.	Lev.	Parts No.	Description	Q'ty						I	R
				(A)	(B)	(C)	(D)	(E)	(F)		
1	1	172123-76120	ADAPTER, PF1/4	4	4						
2	1	172123-76120	ADAPTER, PF1/4	1	1						
3	1	172141-76180	CONNECTOR ASSY	1	1						
4	2	24315-000110	O-RING, 1BP11.0	1	1						
5	1	194202-56460	BAND, 200	2	2						
6	1	172170-78220	HOSE	1	1						
7	1	24315-000110	O-RING, 1BP11.0	4	4						
8	1	24315-000110	O-RING, 1BP11.0	1	1						
9	1	23010-014000	CLAMP, 14	2	2						
10	1	172170-78400	HOSE	1	1						
11	1	23000-016000	CLAMP, 16	2	2						
12	1	172170-78230	HOSE	1	1						
13	1	172170-78210	HOSE	1	1						
14	1	172165-79641	HOSE G604BY185T	1	1						
15	1	172168-76380	JOINT ASSY	1	1						

Fig.64. CONTROL PIPING(REMO-CON.V.-CON.V:DIRECT)

Fig.64 CONTROL PIPING(REMOTE CONTROL V.
~CONTROL V.:DIRECT)



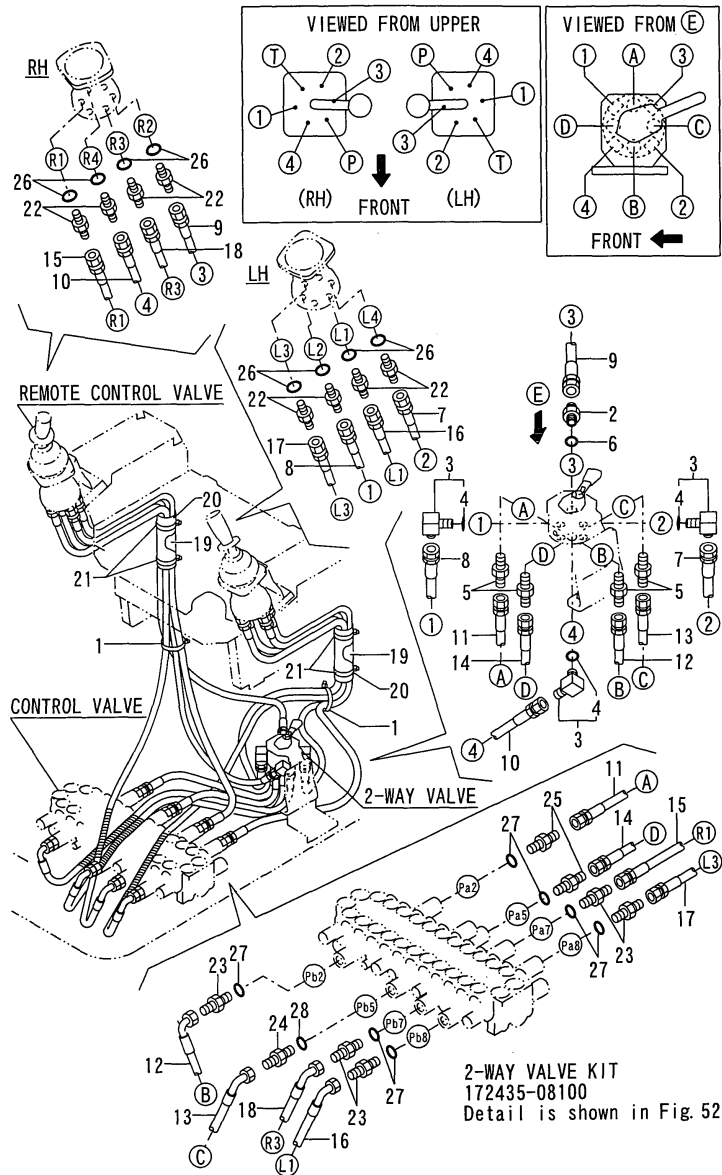
(A)=B37-2B(C)
(B)=B37-2B(P)
(C)=

(D)=
(E)=
(F)=

No.	Lev.	Parts No.	Description	Q'ty						I	R
				(A)	(B)	(C)	(D)	(E)	(F)		
1	1	172123-76120	ADAPTER, PF1/4	8	8						
2	1	172123-76120	ADAPTER, PF1/4	5	5						
3	1	172168-76550	JOINT	1	1						
4	1	172162-76770	JOINT	2	2						
5	1	24315-000110	O-RING, 1BP11.0	8	8						
6	1	24315-000110	O-RING, 1BP11.0	7	7						
7	1	24315-000110	O-RING, 1BP11.0	1	1						
8	1	194202-56460	BAND, 200	2	2						
9	1	172165-79220	HOSE	1	1						
10	1	172165-79290	HOSE	1	1						
11	1	172165-79300	HOSE	1	1						
12	1	172165-79310	HOSE	1	1						
13	1	172165-79340	HOSE	1	1						
14	1	172165-79350	HOSE	1	1						
15	1	172165-79360	HOSE	1	1						
16	1	172165-79370	HOSE	1	1						
17	1	172165-79810	SPONGE, HOSE	2	2						
18	1	172122-79930	CLAMP, HOSE	4	4						
19	1	172165-79820	COVER, HOSE	2	2						

Fig.65. CONTROL PIPING(2-WAY VALVE)

Fig.65 CONTROL PIPING(2-WAY VALVE)



(A)=B37-2B(C)
(B)=B37-2B(P)
(C)=

(D)=
(E)=
(F)=

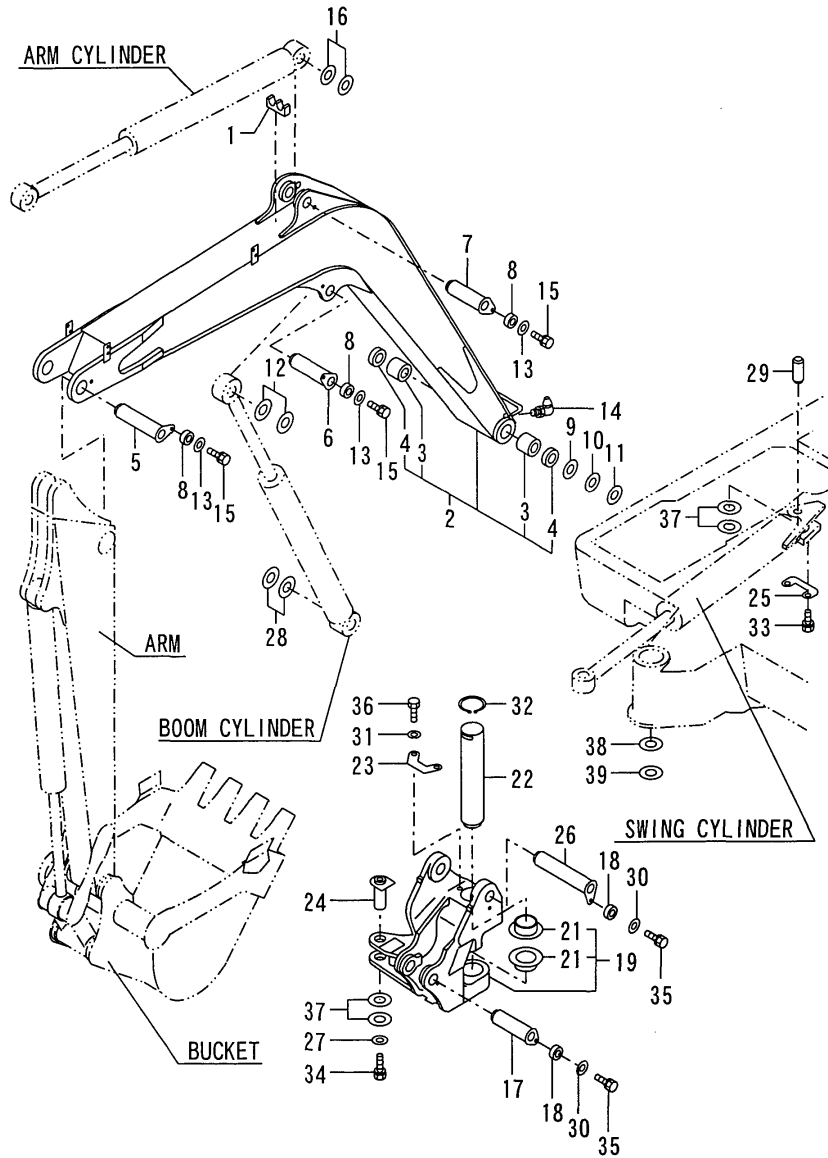
No.	Lev.	Parts No.	Description	Qty						I	R
				(A)	(B)	(C)	(D)	(E)	(F)		
1	2	194202-56460	BAND, 200	2	2						1
2	2	172123-76120	ADAPTER, PF1/4	1	1						1
3	2	172141-76180	CONNECTOR ASSY	3	3						1
4	3	24315-000110	O-RING, 1BP11.0	3	3						1
5	2	23391-020000	JOINT, RGI-1/4	4	4						1
6	2	24315-000110	O-RING, 1BP11.0	1	1						1
7	2	172435-79100	HOSE	1	1						1
8	2	172435-79110	HOSE	1	1						1
9	2	172435-79120	HOSE	1	1						1
10	2	172435-79130	HOSE	1	1						1
11	2	172435-79140	HOSE	1	1						1
12	2	172435-79150	HOSE	1	1						1
13	2	172435-79160	HOSE	1	1						1
14	2	172435-79170	HOSE	1	1						1
15	1	172165-79300	HOSE	1	1						
16	1	172165-79310	HOSE	1	1						
17	1	172165-79340	HOSE	1	1						
18	1	172165-79370	HOSE	1	1						
19	1	172165-79810	SPONGE, HOSE	2	2						
20	1	172165-79820	COVER, HOSE	2	2						
21	1	172122-79930	CLAMP, HOSE	4	4						
22	1	172123-76120	ADAPTER, PF1/4	8	8						
23	1	172123-76120	ADAPTER, PF1/4	5	5						
24	1	172168-76550	JOINT	1	1						
25	1	172162-76770	JOINT	2	2						
26	1	24315-000110	O-RING, 1BP11.0	8	8						
27	1	24315-000110	O-RING, 1BP11.0	7	7						
28	1	24315-000110	O-RING, 1BP11.0	1	1						

E

Remarks
THIS FIGURE IS NEWLY ADDED.
(1)2-WAY VALVE SPEC.
DETAILS IS REFER TO FIG.52.

Fig.67. BOOM & BOOM BRACKET

Fig.67 BOOM & BOOM BRACKET



(A)=B37-2B(C)
(B)=B37-2B(P)
(C)=

(D)=
(E)=
(F)=

No.	Lev.	Parts No.	Description	Q'ty						I	R
				(A)	(B)	(C)	(D)	(E)	(F)		
1	1	172142-76620	RUBBER	1	1						
2	1	172170-81103	BOOM S (YELLOW:87)	1	1						1
3	2	172146-81300	BUSH 45 60	2	2						
4	2	172168-81410	SEAL, DUST	2	2						
5	1	172142-81551-5	PIN 38X191	1	1						
6	1	172164-81590-1	PIN 45X149 (87)	1	1						
7	1	172122-81622-1	PIN C,BOOM(YELLOW:87)	1	1						
8	1	172164-81670	SPACER	3	3						
9	1	172165-82550	SHIM	1	1						
10	1	172165-82560	SHIM	1	1						
11	1	172165-82570	SHIM	1	1						
12	1	172112-87840	SHIM	1	1						
13	1	22157-120000	WASHER, 12	3	3						
14	1	24761-050000	NIPPLE, GREASE C	1	1						
15	1	26013-120302	BOLT, M12X 30	3	3						
16	1	933171-29750	SHIM ASSY	1	1						
17	1	172164-81590-1	PIN 45X149 (87)	1	1						
18	1	172164-81670	SPACER	2	2						
19	1	172148-82291	BRACKET, BOOM	1	1						
21	2	172148-82320	BUSH 70X60	2	2						
22	1	172148-82350	PIN 70X356	1	1						
23	1	172148-82360	PLATE,LOCK(YELLOW:87)	1	1						
24	1	172148-82382	PIN 38-94	1	1						
25	1	172142-82400	PLATE, LOCK	1	1						
26	1	172148-82401	PIN 45X261	1	1						
27	1	172146-82910	SPACER	1	1						
28	1	172112-87840	SHIM	4	4						
29	1	172141-94260	PIN 38-130	1	1						
30	1	22157-120000	WASHER, 12	2	2						
31	1	22217-160000	WASHER, SPRING 16	2	2						
32	1	22242-000700	RING, 70	1	1						
33	1	26013-100252	BOLT, M10X 25	2	2						
34	1	26013-120252	BOLT, M12X 25	1	1						
35	1	26013-120302	BOLT, M12X 30	2	2						
36	1	26116-160402	BOLT, M16X 40 PLATED	2	2						
37	1	933171-29750	SHIM ASSY	2	2						
38	1	172176-81700	SHIM	1	1						
39	1	172176-81710	SHIM	1	1						
40A	1	172437-03460	LABEL, BOOM	2	2						2
40B	1	172437-03510	LABEL,HOOK	1	1						2

Remarks

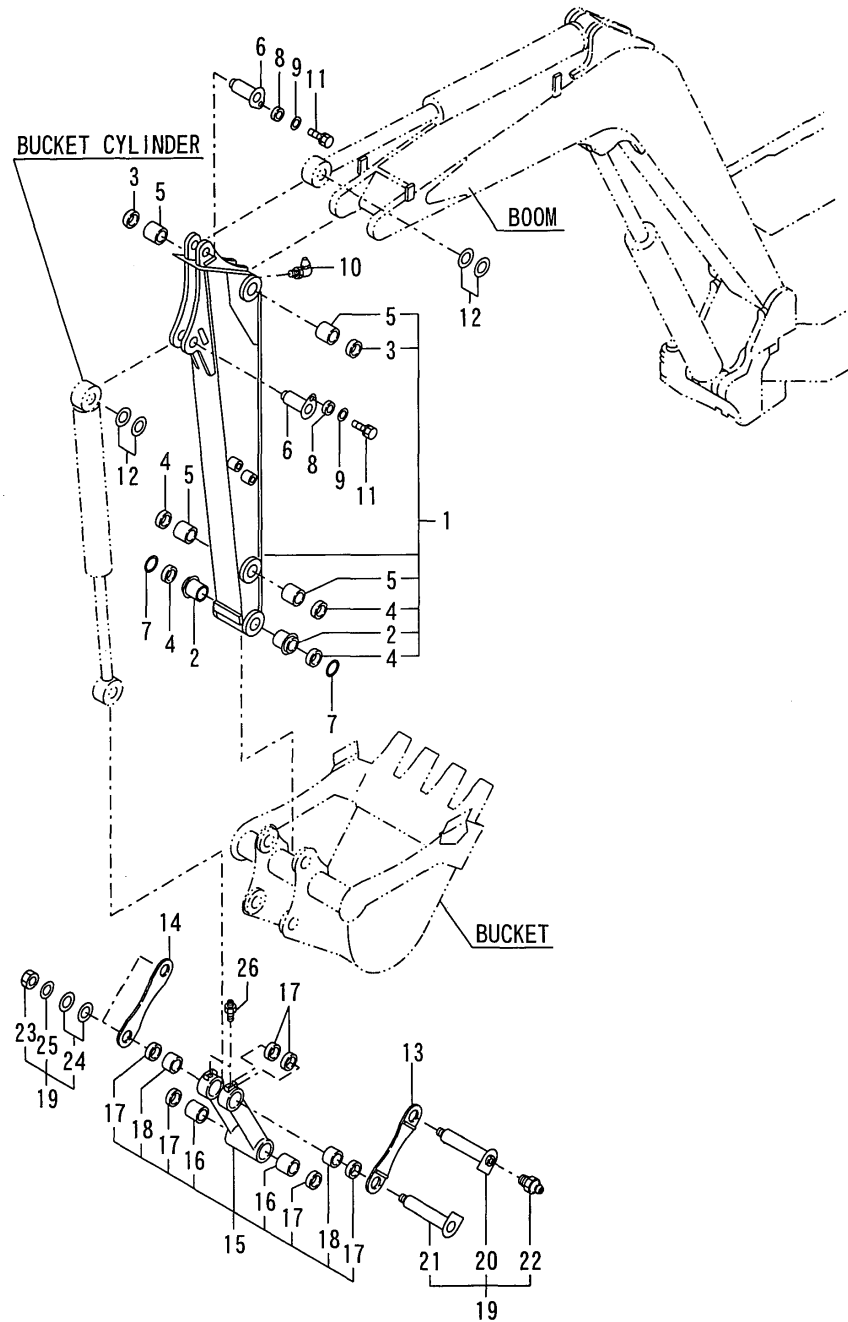
(1)PLEASE USE THIS PART WITH FOLLOWING LABELS AT THE SAME TIME.

REF.NO. 42A & 42B.

(2)LABELS ARE NOT ILLUSTRATED.

Fig.68. ARM & BUCKET LINK

Fig.68 ARM & BUCKET LINK



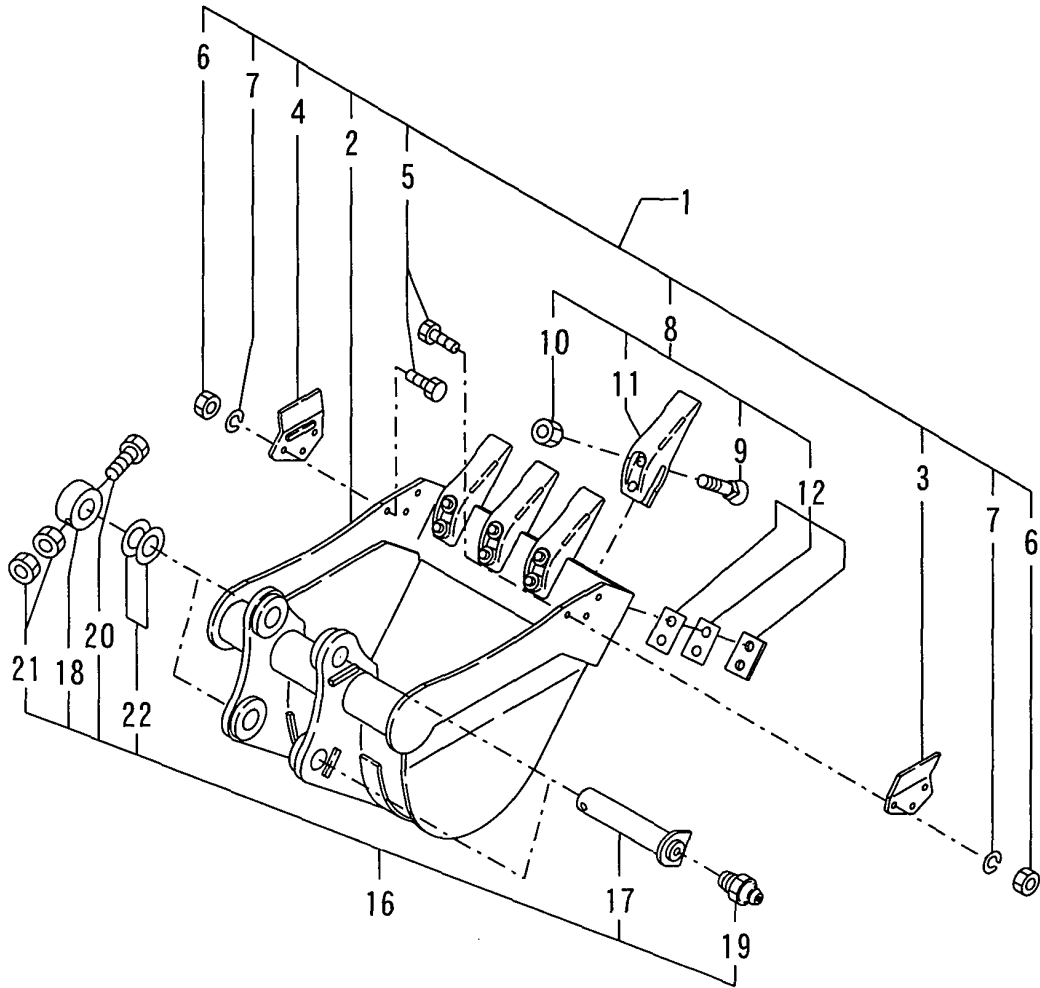
(A)=B37-2B(C)
(B)=B37-2B(P)
(C)=

(D)=
(E)=
(F)=

No.	Lev.	Parts No.	Description	Qty						I	R
				(A)	(B)	(C)	(D)	(E)	(F)		
1	1	172148-81204-5	ARM ASSY	1	1						
2	2	172168-81260	BUSH 38X55	2	2						
3	2	172168-81400	SEAL, DUST 38X48X4	2	2						
4	2	172122-82290	SEAL, DUST	4	4						
5	2	172116-82400	PIN BUSH 38X55	4	4						
6	1	172164-81500-1	PIN 38X106 (87)	2	2						
7	1	172142-81620	O-RING	2	2						
8	1	172164-81670	SPACER	2	2						
9	1	22157-120000	WASHER, 12	2	2						
10	1	24761-040000	NIPPLE, GREASE B	1	1						
11	1	26013-120302	BOLT, M12X 30	2	2						
12	1	933171-29750	SHIM ASSY	2	2						
13	1	172164-81810-5	ARM, BUCKET	1	1						
14	1	172164-81820-5	ARM, BUCKET	1	1						
15	1	172168-84402	LINK, BUCKET (YELLOW87)	1	1						
16	2	172164-81880	BUSH 38X55, PIN	2	2						
17	2	172122-82290	SEAL, DUST	6	6						
18	2	172168-84411	BUSH 38-48-33.5	2	2						
19	1	172164-81960-5	KIT, ARM PIN (87)	1	1						
20	2	172164-81830-5	PIN 38X170A (87)	1	1						
21	2	172164-81850-5	PIN 38X170B (87)	1	1						
22	2	24761-020000	NIPPLE, GREASE PT1/8	1	1						
23	2	933110-86600	NUT, NYLON 24X24	2	2						
24	2	933171-29751	SHIM SET	2	2						
25	2	933171-29760	WASHER	2	2						
26	1	24761-020000	NIPPLE, GREASE PT1/8	2	2						

Fig.69. BUCKET

Fig. 69 BUCKET



(A)=B37-2B(C)
 (B)=B37-2B(P)
 (C)=

(D)=
 (E)=
 (F)=

No.	Lev.	Parts No.	Description	Q'ty						I	R
				(A)	(B)	(C)	(D)	(E)	(F)		
1	1	772122-81432-5	BUCKET ASSY	1	1						
2	2	172122-86602-5	BUCKET ASSY	1	1						
3	2	172142-86150-5	CUTTER, SIDE	1	1						
4	2	172142-86160-5	CUTTER, SIDE	1	1						
5	2	172142-86280	BOLT M14X 40	6	6						
6	2	172142-86290	NUT, M14	6	6						
7	2	22217-140000	WASHER, SPRING 14	6	6						
8	2	772122-86123-5	TEETH ASSY	4	4						
9	3	172142-81380	BOLT	8	8						
10	3	172142-81390	NUT, 9/16-18UNF	8	8						
11	3	172113-86123-5	TEETH ASSY	4	4						
12	3	172137-86710	SHIM SET, TEETH	4	4						
16	1	172164-81950-1	PIN KIT,BUCKET (87)	2	2						
17	2	172164-81630-1	PIN 45X271 (87)	2	2						
18	2	172164-81700	COLLAR	2	2						
19	2	24761-020000	NIPPLE, GREASE PT1/8	2	2						
20	2	26116-100652	BOLT, M10X 65 PLATED	2	2						
21	2	26716-100002	NUT, M10	4	4						
22	2	933171-29751	SHIM SET	2	2						

Parts No. Index

Parts No.	Fig. No.	Ref. No.
101720-55750	13	37
102103-55520	13	32
104200-11920	13	8
104200-55321	13	28
104200-55330	13	29
104200-55341	13	30
104200-55750	13	38
104200-92350	7	3
110250-55610	13	33
119247-77100	16	25
119632-77922	16	30
119640-92750	7	4
119650-77910	16	27
119653-77710	16	26
119812-49020	12	26
121120-44800	1	41
	2	41
	3	41
	12	42 A
121250-44590	12	9
121250-49121	12	29
121257-55720	13	34
121257-55731	13	35
121450-44531	12	18
121450-49100	12	28
121450-49110	12	27
121468-44510	12	16
121468-44540	12	19
121470-44540	12	23
121470-44581	12	21
124064-55510	13	31
124450-44560	12	20
124450-44590	12	10
124764-44810	1	42
	2	42
	3	42
	12	43 A
124764-44920	1	43
	2	43
	3	43
	12	41 A
124766-59050	12	31
	13	42
	54	11
129030-44502	12	8
129030-44503	12	8 -1
129030-44650	12	12
129030-49010	12	25
129030-59530	12	14
129335-55700	13	27

Parts No.	Fig. No.	Ref. No.
171064-44610	12	11
171081-55910	13	39
172068-28490	24	19
172112-06480	48	14
172112-06490	48	15
172112-74801	54	3
172112-74901	54	4
172112-74911	54	5
172112-74971	54	6
172112-75770	54	8
172112-75780	54	9
172112-77580	66	1
172112-87840	67	12
		28
172112-87860	70	2
172113-12521	10	5
172113-86123-5	69	11
172116-16310	14	10
172116-37540	20	33
172116-45940	27	39
172116-74150	48	10
		18
		19
		37
		51
		68
		70
		85
	49	3
		17
		31
		45
		50
		52
		86
172116-74320	48	11
		20
172116-75850	54	22
172116-82400	68	5
172122-05101	7	17
172122-13300	12	1
172122-13310	12	3
172122-14301	13	12
172122-14350	13	13
172122-17190	30	15
		16
172122-17730	19	17
172122-37830	20	45
172122-37843	20	42
172122-45830	26	23

Parts No.	Fig. No.	Ref. No.
172122-46590	23	21
	24	30
	25	17
	27	15
		46
172122-47250	24	33
172122-57610	28	24
172122-57620	28	25
172122-57630	28	22
172122-57640	28	23
172122-70350	45	23
		24
172122-70540	45	58
172122-74520	48	21
	49	87
172122-75331	54	13
172122-75600	54	19
172122-75620	54	20
172122-75630	54	21
172122-76131	55	22
172122-79890	55	20
172122-79920	56	35
172122-79930	64	18
	65	21
172122-81622-1	67	7
172122-82290	68	4
		17
172122-86602-5	69	2
172123-76120	60	1
	63	1
		2
	64	1
		2
	65	2
		22
		23
172124-13230	11	9
172124-17640	19	7
172124-46200	23	10
	24	2
	26	3
	27	44
172124-65450	32	15
172124-65480	32	19
172124-65490	32	20
172124-73700	54	2
172124-76350	59	10
172124-78400	62	15
172124-78401	62	15 -1
172124-94310-2	70	8

Parts No.	Fig. No.	Ref. No.
172125-03950	1	40
	2	40
	3	40
172125-65640	38	6
172125-76900	62	5
172126-13102	11	2
172126-16540	13	25
	15	13
	54	31
172126-65460	32	18
172126-65500	32	21
172126-65571	32	22
172130-78220	59	16
172131-37170	11	10
	28	7
172131-78600	57	19
172135-76100	19	8
172137-12270	10	3
172137-13430	13	5
172137-16560	18	1
172137-17401	18	5
172137-46040	11	11
	38	2
172137-72700	43	12
172137-72710	43	13
172137-72720	43	14
172137-72730	43	15
172137-73860	47	5
172137-79950	62	22
172137-79970	61	25
172137-86710	69	12
172141-03360	1	20
	2	20
	3	20
	30	32 A
172141-12280	10	4
172141-14260	13	11
172141-16561	18	2
172141-17141	16	17
172141-17150	16	18
172141-17161	16	19
172141-17190	16	21
172141-17201	18	3
172141-17211	18	4
172141-17230	16	22
172141-29110	20	1
172141-37111	20	6
		49
172141-37121	20	7
		50

Parts No. Index

Parts No.	Fig. No.	Ref. No.
172141-37320	20	22
172141-38200	21	4
		11
172141-38210	21	5
		12
172141-38220	21	6
		13
172141-41340	23	1
172141-41360	24	4
	25	7
	26	25
	27	17
172141-41370	22	16
		20
	23	3
		6
	24	8
	27	42
172141-42950	25	13
172141-42960	25	14
	27	4
		35
172141-50761	29	23
172141-50762	29	23 -1
172141-50890	28	2
172141-53350	28	10
172141-70020-Z	45	31
172141-70030	45	3
172141-70040	45	4
172141-70110	45	10
172141-70180	45	18
172141-70190	45	19
172141-70200	45	20
172141-70230	45	22
172141-72190	41	13
172141-72250	42	2
	43	9
172141-74430	39	109
172141-76180	56	5
	63	3
	65	3
172141-76670	61	14
172141-76900	55	4
		6
172141-77800	66	2
172141-78240	57	18
172141-94260	67	29
172142-13171	11	6
172142-14320	13	46
172142-14421	13	18

Parts No.	Fig. No.	Ref. No.
172142-16110	14	3
172142-16550	15	5
172142-45670	25	16
	27	6
		36
172142-57610	28	21
172142-62300	30	4
172142-72260	40	16
	44	14
172142-72510	42	3
172142-72551	42	21 -1
172142-72560	42	14
172142-72640	44	21
172142-72781	43	16
172142-72800	43	19
172142-72810	43	20
172142-72920	42	15
172142-72930	44	6
172142-72950	44	11
172142-73800	47	7
172142-74900	48	89
172142-76130	55	1
	59	1
172142-76160	56	4
172142-76270	59	30
172142-76280	59	32
172142-76500	61	8
172142-76520	61	10
172142-76560	61	13
172142-76620	67	1
172142-76940	62	6
172142-77040	59	31
172142-77050	59	33
172142-77800	66	3
172142-77811	66	4
172142-78270	61	19
172142-78281	61	20
172142-78290	61	21
172142-78760	56	33
172142-78770	56	33 -1
	61	23
172142-78790	62	21
172142-78940	56	24 -1
		27 -1
172142-81380	69	9
172142-81390	69	10
172142-81551-5	67	5
172142-81620	68	7
172142-82400	67	25
172142-86150-5	69	3

Parts No.	Fig. No.	Ref. No.
172142-86160-5	69	4
172142-86280	38	8
	69	5
172142-86290	69	6
172142-94241	70	7
172142-99420	42	13
172143-74220	39	22
172146-13101	11	3
172146-13111	11	4
172146-37510	20	32
172146-41320	22	11
172146-41910	24	36
	27	3
172146-72220	43	5
172146-72241	43	8
172146-72251	43	10
172146-72270	43	11
172146-72310	40	10
		13
172146-74680	49	54
172146-74720	48	84
	49	51
172146-74730	48	50
		69
172146-78640	61	22
172146-81300	67	3
172146-82910	67	27
172147-03210	1	7
	2	7
	3	7
	33	78 A
	37	6 A
	38	13 A
172147-70580	45	88
172147-70600	45	92
172147-73650	39	76
172148-57601	28	20
172148-61100	29	28
172148-70350	45	81
172148-72050	41	2
172148-72081	40	2
172148-72091	40	3
172148-72180	40	4
172148-72210	40	7
172148-72220	40	8
172148-72302	40	12
172148-72341	41	1
172148-72351	41	3
172148-72371	41	6
172148-72390	41	9

Parts No.	Fig. No.	Ref. No.
172148-72501	40	1
172148-72511	40	9
172148-72711	42	1
172148-72721	42	6
172148-72771	42	9
172148-72790	42	12
172148-72900	40	17
172148-72910	40	24
172148-72920	41	14
172148-72930	41	19
172148-72940	42	20
172148-72950	43	21
172148-72960	43	28
172148-73800	47	1
172148-73801	47	1 -1
172148-73810	47	2
172148-73830	47	3
172148-73840	47	4
172148-73860	47	8
172148-73861	47	8 -1
172148-73870	47	9
172148-73880	47	6
172148-73881	47	6 -1
172148-76501	61	9
172148-76520	61	11
172148-76540	61	12
172148-81204-5	68	1
172148-82291	67	19
172148-82320	67	21
172148-82350	67	22
172148-82360	67	23
172148-82382	67	24
172148-82401	67	26
172148-99340	40	15
172148-99380	41	12
172149-03430	1	28
	2	28
	3	28
	33	78 D
	37	6 F
	38	13 F
172149-78970	61	24
172151-45650	27	5
172151-53430	22	29
172151-62240	30	18
172151-73360	50	29
	51	37
172151-73420	50	30
	51	38
172151-73500	51	16

Parts No. Index

Parts No.	Fig. No.	Ref. No.
172151-73510	50	17
	51	18
172151-73520	50	18
	51	19
172151-73530	50	19
	51	20
172151-73540	51	21
172151-73550	51	22
172151-73560	51	23
172151-73570	51	24
172151-73590	51	33
172151-73600	51	26
172151-73610	51	34
172151-73620	50	27
	51	35
172151-73630	50	28
	51	36
172151-73640	50	20
172151-73650	50	33
172151-73660	50	21
	51	27
172151-74110	48	8
172151-74120	48	9
172151-74320	48	47
	49	13
		41
		68
172151-76080	57	1
172151-79410	59	37
172151-79420	59	38
172155-03790	1	39
	2	39
	3	39
172157-45840	31	7
172157-45990	24	20
	27	7
172157-54850	30	17
172157-76220	60	3
172162-03180	1	50
	30	32 C
172162-03190	1	51
	30	32 D
172162-13200	11	8
172162-14180	13	9
172162-14200	13	10
172162-17101	16	1
172162-17120	16	2
172162-17130	16	3
172162-17240	16	4
172162-17250	16	5

Parts No.	Fig. No.	Ref. No.
172162-17260	16	8
172162-17270	16	6
172162-17330	17	2
172162-17410	16	23
172162-17610	19	2
172162-46690	26	29
172162-61770	40	32
172162-70820	45	32
172162-74860	39	100
172162-76770	64	4
	65	25
172162-82980	20	27 -1
172164-17140	16	50
172164-17150	26	1
172164-37120	20	9
		53
172164-45951	23	8
172164-45961	23	9
172164-45970	25	2
172164-73110	39	1
172164-73170	39	8
172164-73461	39	94
172164-73880	39	89
172164-73890	39	90
172164-76110	58	2
172164-76360	56	7
172164-78760	59	22
172164-78870	62	17
172164-81500-1	68	6
172164-81590-1	67	6
		17
172164-81630-1	69	17
172164-81670	67	8
		18
		8
		70
		1
172164-81700	69	18
172164-81810-5	68	13
172164-81820-5	68	14
172164-81830-5	68	20
172164-81850-5	68	21
172164-81880	68	16
172164-81950-1	69	16
172164-81960-5	68	19
172165-03231	1	49
	2	49
	3	49
	24	37 A
	27	1
172165-03261	1	13

Parts No.	Fig. No.	Ref. No.
172165-03261	2	13
	3	13
172165-03301	1	52
172165-03500	1	34
	2	34
	3	34
172165-12140	10	2
172165-13220	38	1
172165-16102	14	1
172165-16130	14	4
172165-16530	16	11
172165-16541	17	1
172165-16560	15	6
172165-17601	19	1
172165-45140	25	5
172165-45181	25	6
172165-45270	25	1
172165-45490	48	2
172165-46100	23	17
172165-46150	23	18
172165-46230	24	21
172165-46261	24	22
172165-46281	24	23
	27	9
172165-46300	24	3
172165-46301	24	3 -1
172165-46340	24	24
	27	10
172165-46350	24	6
	27	11
172165-46401	22	13
172165-46450	27	12
172165-46480	27	13
172165-46490	27	14
172165-46570	26	28
172165-46600	27	16
172165-46660	22	14
172165-47100	22	15
172165-47300	22	19
172165-47500	26	6
172165-47550	26	7
172165-47601	26	8
172165-47621	26	9
172165-47680	26	5
172165-47681	26	5 -1
172165-47720	22	24
172165-47730	22	25
172165-47770	22	26
172165-47801	26	10
172165-47900	22	1

Parts No.	Fig. No.	Ref. No.
172165-47930	22	2
172165-47960	22	3
172165-47970	26	35
172165-47980	22	27
172165-47990	22	28
172165-61190-3	29	19
172165-61450	29	10
172165-61701	29	20
172165-61720	29	21
172165-61740-3	29	65
172165-61780	29	66
172165-61801	29	24
172165-62100	30	1
172165-62300	29	9
172165-62341	29	2
172165-62380	29	3
172165-62630	30	6
172165-62800	30	7
172165-63600	30	24
172165-63620	30	25
172165-63650	30	26
172165-63660	30	27
172165-63700	30	22
172165-64390	31	9
172165-68250	30	19
172165-71200	39	116
172165-73790	39	21
172165-73870	39	88
172165-74202	52	5
172165-74300	50	1
172165-74310	51	1
172165-74340	50	16
172165-74350	51	17
172165-75340	54	7
172165-75401	54	14
172165-75450	54	15
172165-75460	54	16
172165-75481	54	17
172165-75490	54	18
172165-76220	58	8
172165-76860	55	3
172165-78150	56	14
172165-78670	56	21
172165-79220	64	9
172165-79290	64	10
172165-79300	64	11
	65	15
172165-79310	64	12
	65	16
172165-79340	64	13

Parts No. Index

Parts No.	Fig. No.	Ref. No.
172165-79340	65	17
172165-79350	64	14
172165-79360	64	15
172165-79370	64	16
	65	18
172165-79641	63	14
172165-79810	64	17
	65	19
172165-79820	64	19
	65	20
172165-81750	44	4
		19
172165-81770	28	18
172165-82550	67	9
172165-82560	67	10
172165-82570	67	11
172168-03211	1	8
	2	8
	3	8
172168-03301	1	47
	2	47
	3	47
	30	33 B
172168-11310	8	2
172168-13150	11	5
172168-13181	11	7
172168-13300	12	2
172168-13330	12	4
172168-13370	12	5
172168-14220	13	15
172168-14230	13	2
172168-14240	13	16
172168-14270	13	1
172168-14320	13	17
172168-16501	15	10
172168-16512	15	11
172168-17100	16	9
172168-17120	16	16
172168-17610	19	3
172168-17620	19	4
172168-17630	19	5
172168-45101	23	2
172168-45121	23	5
172168-45140	25	15
172168-45200	23	15
172168-45400	48	1
172168-45940	23	20
172168-46100	27	40
172168-46160	27	41
172168-46190	27	34

Parts No.	Fig. No.	Ref. No.	
172168-46231	27	45	
172168-46250	27	8	
172168-46800	24	7	
172168-46820	24	10	
172168-46840	24	31	
172168-46860	24	32	
172168-46870	27	19	
172168-47700	26	4	
172168-47701	26	4 -1	
172168-53300-3	28	8	
172168-53350-3	28	11	
172168-53400-3	28	9	
172168-53430	28	12	
172168-53440	28	13	
172168-53450	28	14	
172168-61300-3	29	63	
172168-61350	29	8	
172168-61500	29	11	
172168-61510	29	12	
172168-61520	29	13	
172168-61540	29	15	
172168-61560	29	17	
172168-62150	30	2	
172168-62201	30	3	
172168-63100	30	23	
172168-65100	32	4	
172168-65200	32	9	
172168-65260	32	10	
172168-65300	32	13	
172168-65450-3	32	16	
172168-65640	32	24	
172168-65660	32	25	
172168-65740	32	26	
172168-65750	32	17	
172168-65760	32	14	
172168-65780	32	5	
172168-65790	32	6	
172168-65800	32	7	
172168-65810	32	8	
172168-65820	32	27	
172168-71101	39	114	
172168-71200	39	4	
172168-71360	39	49	
172168-71430	39	37	
172168-71510	39	18	
172168-72240	42	7	
		10	
		70	4
172168-72300-3	43	36	
172168-72410	44	3	

Parts No.	Fig. No.	Ref. No.
172168-72410	44	18
172168-72580	48	24
172168-72600	48	53
172168-72610	48	71
172168-72620	48	87
172168-72640	49	18
172168-72670	49	71
172168-72730	49	30
172168-73360	46	5
172168-73370	46	6
172168-73430	46	10
172168-73450	46	11
172168-73641	46	25
172168-74710	53	1
172168-74750	53	23
172168-74800	53	3
172168-74810	53	18
172168-74820	53	19
172168-76130	56	2
	57	3
	59	2
		4
172168-76140	57	5
172168-76150	58	3
172168-76160	58	5
172168-76170	58	7
172168-76180	59	7
172168-76240	55	2
172168-76300	59	23
172168-76350	58	11
172168-76380	63	15
172168-76550	64	3
	65	24
172168-78101	55	15
172168-78181	57	15
172168-78191	57	17
172168-78230	59	17
		18
172168-78331	59	19
172168-78340	59	20
172168-78370	59	21
172168-78470	58	1
172168-78500	56	15
172168-78510	56	16
172168-78520	56	17
172168-78530	56	18
172168-78540	56	19
172168-78550	56	20
172168-78700	56	22
172168-78740-2	56	25

Parts No.	Fig. No.	Ref. No.
172168-78760	56	24
		27
172168-78771	61	15
172168-78900	57	20
172168-78920	56	28
172168-78940	57	21
172168-78960	56	29
172168-78980	57	22
172168-79520	19	9
172168-81260	68	2
172168-81270	41	5
		8
	42	8
		11
	43	4
		18
	70	5
172168-81400	68	3
172168-81410	40	11
		14
	67	4
172168-84402	68	15
172168-84411	68	18
172169-54750	28	17
172169-72200-3	43	1
172169-72210-3	43	2
172169-72300	40	33
172169-72400	48	16
172169-72410	49	84
172169-72430	48	52
172169-72480	48	17
	49	49
172169-72490	49	85
172169-72500	49	2
172169-72510	48	67
172169-72520	48	36
	49	16
172169-72530	49	46
172170-03151	1	2
	2	2
	3	2
172170-03161	1	4
	2	4
	3	4
172170-11300	8	1
172170-11540	9	1
172170-12110	10	13
172170-16100	14	2
172170-61530	29	14
172170-73202	39	2

Parts No. Index

Parts No.	Fig. No.	Ref. No.
172170-74121	48	7
172170-76701	62	2
172170-76721	62	3
172170-78150	55	16
172170-78160	55	17
172170-78170	55	18
172170-78210	63	13
172170-78220	63	6
172170-78230	63	12
172170-78240	58	15
172170-78260	58	12
172170-78400	63	10
172170-78801	62	16
172170-78802	62	16 -1
172170-81103	67	2
172171-03510	1	36
	2	36
	3	36
172171-14600	12	6
	13	24
172171-72150	41	4
		7
	43	3
		17
172171-78180	57	16
172173-76630	62	1
172173-78180	55	19
172175-37110	20	4
172175-37130	20	10
		54
172175-70100	45	2
172175-72550	44	16
172175-73111	39	24
172175-73150	39	51
172175-73312	46	1
172175-73313	46	1 -1
172175-73331	46	2
172175-73351	46	4
172175-73371	46	8
172175-73372	46	8 -1
172175-73440	39	62
172175-73520	46	13
172175-73540	46	14
172175-73660	46	39
172175-73770	46	43
172175-73771	46	43 -1
172175-73780	46	44
		44 -1
172175-73800	46	46
172175-73810	46	47

Parts No.	Fig. No.	Ref. No.
172175-73820	46	48
172175-74210	49	32
172175-76401-5	61	2
172175-76411	61	3
172175-76420	61	4
172175-76431-5	61	5
172175-76440	61	6
172175-76450-5	61	7
172175-76490-5	62	7
172175-76550-5	59	34
172175-76640	62	19
172175-78350	62	14
172175-78360	59	36
172175-99490	20	8
		51
172176-46400	26	24
172176-46480	26	27
172176-68210	30	30
172176-81700	67	38
172176-81710	67	39
172179-12100	10	1
172183-03280	1	48
	2	48
	3	48
	26	38 A
		39 A
172183-14250	13	19
172183-16540	15	14
172183-73670	45	40
172183-73910	45	42
172183-74820-5	62	8
172183-76230-5	61	1
172183-81170	37	4
172186-03200	1	5
	2	5
	3	5
172187-17080	16	12
172187-17090	16	13
172187-75500	54	25
172189-72421	48	35
172189-72440	49	1
172189-72460	48	38
172189-72470	49	4
172190-16500	15	24
172190-72790	49	29
172190-72830	49	59
172190-74901	52	19
172212-61230	29	18
172310-79180	49	44
172312-45930	27	38

Parts No.	Fig. No.	Ref. No.
172312-74230	53	6
172312-76180	59	9
172312-76220	57	7
172312-76290	58	10
172312-77820	66	5
172312-77930	62	9
172422-37100	20	48
172422-37101	20	48 -1
172422-37310	20	21
172422-37700	20	40
172422-37780	20	41
172422-38100	21	1
172422-38110	21	2
172422-38120	21	8
172422-38130	21	9
172422-38140	21	3
		10
172422-38260	21	16
172422-38270	21	17
172422-38600	21	15
172422-50100-3	28	1
172422-50101-3	28	1 -1
172422-50910	28	4
172422-72700-3	44	1
172422-72710-3	44	2
172422-72730	44	17
172422-72780	44	5
172422-72790-3	44	24
172422-73300	45	1
172422-73370	45	80
172422-73410	45	97
172422-78350	60	11
172422-78360	60	12
172422-78370	60	13
172422-78380	60	14
172422-78390	60	15
172422-78760	60	16
172422-94100-3	70	3
172422-94210	70	6
172425-17630	19	6
172427-54100-1	28	16
172428-16520	15	12
172428-17100	16	10
172428-61550	29	16
172428-61650	29	64
172428-62600	30	5
172433-64520	38	5
172434-07330	7	18
172434-61090	29	55
172434-61150	29	61

Parts No.	Fig. No.	Ref. No.
172434-61170	29	57
172434-61180	29	58
172434-61190	29	59
172434-61200	29	60
172434-61210	29	62
172435-08100	52	1
172435-13400	12	24
172435-61300	29	22
172435-61301	29	22 -1
172435-61650	29	39
172435-61660	29	40
		71
172435-61700	29	41
172435-61730	29	42
172435-78700	56	22 -1
172435-78740	56	25 -1
172435-79100	65	7
172435-79110	65	8
172435-79120	65	9
172435-79130	65	10
172435-79140	65	11
172435-79150	65	12
172435-79160	65	13
172435-79170	65	14
172436-03211	2	45
	3	45
172436-03220	1	9
	2	9
	3	9
172436-03231	1	11
	2	11
	3	11
	4	1
	5	1
	6	1
	34	47 A
	37	6 B
	38	13 B
172436-03250	1	45
172437-03241	1	46
	2	46
	3	46
	30	34 A
172437-03250	1	12
	2	12
	3	12
	4	2
	5	2
	6	2
172437-03300	1	14

Parts No. Index

Parts No.	Fig. No.	Ref. No.	
172437-03300	2	14	
	3	14	
	4	3	
	5	3	
	6	3	
	33	78 B	
172437-03310	54	35 D	
	1	15	
172437-03320	2	15	
	3	15	
	4	4	
	5	4	
	6	4	
	33	78 C	
	37	6 C	
	38	13 C	
	172437-03330	1	16
		2	16
3		16	
4		5	
5		5	
6		5	
172437-03340	54	35 B	
	1	17	
	2	17	
	3	17	
	4	6	
	5	6	
	6	6	
	28	26 A	
		27 A	
	172437-03350	1	18
2		18	
3		18	
4		7	
5		7	
6		7	
34		46 A	
37		6 D	
38		13 D	
172437-03360		1	19
	2	19	
	3	19	
	4	8	
	5	8	
	6	8	
172437-03370	28	28 A	
	1	21	
	2	21	
3	21		

Parts No.	Fig. No.	Ref. No.
172437-03380	4	9
	5	9
	6	9
172437-03390	30	31 A
	1	22
	2	22
	3	22
	4	10
	5	10
	6	10
	1	22 -1
	2	22 -1
	3	22 -1
172437-03400	4	10 -1
	5	10 -1
	6	10 -1
	34	46 B
	37	6 E
	38	13 E
	1	23
	2	23
	3	23
	4	11
172437-03410	5	11
	6	11
	32	48 A
	1	24
	2	24
	3	24
	4	12
	5	12
	6	12
	32	49 A
172437-03420	1	25
	2	25
	3	25
	4	13
	5	13
	6	13
	32	48 B
	1	26
	2	26
	3	26
172437-03430	4	14
	5	14
	6	14
	32	48 C
	2	27
	5	15
	1	27

Parts No.	Fig. No.	Ref. No.
172437-03440	2	27 -1
	3	27
	4	15
	5	15 -1
	6	15
	32	48 D
172437-03450	1	29
	2	29
	3	29
	4	16
	5	16
	6	16
	1	29 -1
	2	29 -1
	3	29 -1
	4	16 -1
172437-03460	5	16 -1
	6	16 -1
	34	46 C
	37	6 G
	38	13 G
	1	30
	2	30
	3	30
	4	17
	5	17
172437-03470	6	17
	33	78 E
	37	6 H
	38	13 H
	1	31
	2	31
	3	31
	4	18
	5	18
	6	18
172437-03480	33	78 F
	37	6 I
	38	13 I
	1	32
	2	32
	3	32
	4	19
	5	19
	6	19
	67	40 A
172437-03490	1	33
	2	33
	3	33
	4	20

Parts No.	Fig. No.	Ref. No.
172437-03470	5	20
	6	20
	33	78 G
172437-03481	54	35 E
	2	6
	3	6
	5	21
	6	21
172437-03500	22	38 A
	54	35 C
	1	35
	2	35
	3	35
172437-03510	1	37
	2	37
	3	37
	67	40 B
	70	17 A
172437-03530	1	38
	2	38
	3	38
	30	32 B
	1	6
172437-03540	4	21
	1	6 -1
	4	21 -1
	36	48 A
172437-03550	54	35 A
	1	53
	4	23
	34	46 D
	1	55
172437-03600	2	51
	3	53
	4	22
	5	22
	6	22
	34	46 E
	37	6 J
	38	13 L
	52	2
	172437-03610	1
2		52
3		54
29		73 A
52		3
172437-03620	1	23 A
	1	57
	2	53
3	55	

Parts No. Index

Parts No.	Fig. No.	Ref. No.
172437-03620	29	73 B
	52	4
		23 B
172437-03700	3	50
	38	13 J
172437-17700	19	16
172437-61500	29	37
172437-61520	37	1
	38	3
172437-61821	29	25
172437-64200	31	1
172437-64210	31	2
172437-64300	31	8
172437-64400	31	3
172437-64410	31	4
172437-64440	31	4 -1
172437-64500	37	2
172437-64510	37	3
172437-66300	38	7
172437-68100	33	1
172437-68110	35	18
172437-68120	34	31
172437-68130	34	32
172437-68140	36	1
172437-68150	34	25
172437-68160	33	33
172437-68170	35	5
		10
		27
172437-68180	35	51
172437-68190	36	44
172437-68200	33	51
172437-68210	36	30
172437-68220	33	20
172437-68230	33	18
172437-68240	33	19
172437-68250	34	15
	35	6
		9
		26
172437-68260	35	23
172437-68270	36	41
172437-68280	35	45
172437-68290	33	59
172437-68300	33	67
	35	55
172437-68310	34	18
	36	43
172437-68320	34	2
	35	36

Parts No.	Fig. No.	Ref. No.
172437-68320	36	7
		28
		31
172437-68330	33	12
172437-68340	33	11
172437-68350	33	68
172437-68360	33	17
172437-68370	35	19
172437-68380	35	20
172437-68390	35	21
172437-68400	33	45
172437-68410	34	23
172437-68420	35	50
172437-68430	36	29
172437-68440	35	37
	36	32
172437-68450	33	66
172437-68460	35	32
172437-68470	33	22
172437-68480	33	54
172437-68490	36	24
172437-68500	36	6
172437-68510	33	21
172437-68520	33	44
172437-68540	33	3
172437-68550	34	45
172437-68560	33	48
172437-68570	34	14
172437-68580	33	16
172437-68590	34	17
172437-68600	35	29
172437-68610	33	14
172437-68620	35	44
172437-68630	33	31
172437-68640	33	57
172437-68650	33	58
172437-68660	33	36
172437-68670	33	61
172437-68680	33	50
172437-68690	34	39
172437-68700	37	5
172437-68710	34	40
172437-68720	35	24
172437-68730	33	4
172437-68740	35	22
172437-68750	33	46
172437-68760	35	38
172437-68770	35	12
172437-68780	35	2
172437-68790	33	53

Parts No.	Fig. No.	Ref. No.
172437-68800	36	36
172437-68810	35	34
172437-68820	35	41
172437-68830	36	33
172437-68840	36	42
172437-68850	36	39
172437-68860	33	41
172437-68870	34	1
172437-68880	34	4
172437-68890	34	6
172437-68900	34	7
172437-68910	34	26
172437-68920	34	34
172437-68930	36	3
172437-68940	36	4
172437-68950	33	9
172437-68960	34	24
172437-68970	35	33
172437-68980	33	24
172437-68990	33	15
172437-69000	36	12
172437-69010	36	9
172437-69020	36	35
172437-69030	35	4
172437-69040	36	34
172437-69050	33	25
172437-69060	35	46
172437-69070	36	13
172437-69080	34	22
172437-69090	34	8
172437-69100	33	56
172437-69110	34	36
172437-69120	35	8
172437-69130	35	53
172437-69140	34	3
172437-69150	33	30
172437-69160	33	49
172437-69170	33	64
172437-69180	33	65
172437-69190	36	5
172437-69200	34	29
172437-69210	33	35
172437-69220	33	43
172437-69230	36	38
172437-69240	35	31
172437-69250	36	27
172437-69260	33	37
172437-69270	33	47
172437-69280	35	1
172437-69290	33	63

Parts No.	Fig. No.	Ref. No.
172437-69300	34	5
172437-69310	34	19
172437-69320	34	20
172437-69330	36	14
172437-69340	36	2
172437-69350	34	33
172437-69360	34	9
172437-69370	34	10
172437-69380	36	40
172437-69390	35	35
172437-69400	33	2
172437-74700	52	6
172437-74701	52	6 -1
172437-74730	52	10
172437-74731	52	10 -1
172437-74750	52	11
172439-03220	1	10
	2	10
	3	10
172456-68100	34	43
172456-68140	35	13
	36	10
172456-68150	33	26
	35	14
		40
		48
172456-68160	35	15
172456-68170	35	16
172456-68220	35	30
172456-68520	33	55
	35	43
172456-68530	33	62
172456-68570	34	37
	35	49
172456-68590	35	39
		47
		54
	36	15
172456-68600	33	7
172456-68610	33	8
172456-68620	33	13
172456-68640	33	28
172456-68650	33	29
		39
172456-68750	33	23
		52
172456-68780	34	11
172456-68800	34	13
172456-68870	33	27
172456-68890	36	11

Parts No. Index

Parts No.	Fig. No.	Ref. No.
172456-68890	36	20
		25
172456-68930	36	17
		21
		26
172456-68950	33	10
	34	21
	35	3
172456-68960	33	38
172456-68970	33	40
172456-69210	33	5
172456-69220	33	6
172456-69380	34	38
172456-69390	34	35
172456-69420	34	12
172456-69550	34	27
172456-69551	34	27 -1
172456-69560	34	28
172456-69561	34	28 -1
172456-69570	34	30
172456-69750	36	37
172456-69780	36	8
172456-69840	34	41
172456-69860	33	34
		60
172456-69870	36	46
172456-69900	36	18
		22
172456-69910	35	17
172456-69990	34	42
172519-03150	1	3
	2	3
	3	3
	30	33 A
172519-04350	3	51
	38	13 K
172519-63240	22	32
	29	26
		27
		67
		68
	30	21
172614-38300	7	2
		2 -1
	21	7
		14
172614-74410	53	2
172631-37150	20	11
		55
172631-37160	20	12

Parts No.	Fig. No.	Ref. No.
172631-37160	20	56
172633-76160	59	6
	62	4
172638-73540	45	33
172730-05250	28	3
		6
172730-75140	56	1
172732-11510	29	54
172734-14620	12	7
172734-65260	32	11
172734-65270	32	12
172A21-68930	33	42
172A21-68950	35	52
172A21-69030	34	44
	35	7
		11
		28
172A21-69040	34	16
172A21-69050	35	42
172A21-69060	36	16
172A21-69370	36	23
172A21-69380	36	19
172A21-69400	35	25
	36	47
172A21-69420	33	32
	36	45
194145-04810	13	45
	22	9
	29	1
	32	1
		2
		3
	33	69
194202-56460	63	5
	64	8
	65	1
194250-51660	9	2
	15	15
194273-47910	52	7
194300-21450	22	36
194300-21460	30	20
194300-24130	40	5
	41	10
194440-51620	13	26
194464-52190	16	51
194630-42120	20	5
		47
194630-62360	22	30
	38	4

Parts No.	Fig. No.	Ref. No.
196420-02310	11	1
1A1030-48250	20	23
1A1040-45890	24	1
	27	37
1A1040-56900	10	7
1A1380-56661	26	11
1A1380-58050	10	8
	15	16
1C6141-35370	27	2
1C6281-52310	10	6
1D4070-23580	26	2
1E6140-73420	20	34
1E6760-03470	13	23
22117-080000	8	3
	22	5
22117-120000	55	8
22117-140000	33	70
22137-040000	30	28
	50	22
	51	28
22137-060000	10	9
	12	32
	16	31
		32
		33
22137-080000	12	33
	23	22
	24	25
		34
	26	12
		13
		36
	27	20
	29	72
	31	10
	32	28
22137-100000	14	5
	15	17
	19	10
	29	29
		30
	32	29
		30
	33	71
	54	24
	59	24
22137-120000	15	18
22137-130000	18	6
22137-140000	54	32
22137-240000	52	12

Parts No.	Fig. No.	Ref. No.
22157-080000	14	11
22157-100000	44	25
22157-120000	67	13
		30
	68	9
	70	9
22217-050000	13	20
	29	43
22217-060000	15	7
22217-080000	8	4
	10	10
	13	3
		43
	14	6
	16	34
		35
	29	44
	32	31
		32
22217-100000	11	12
	13	47
	14	7
	15	19
		20
	16	36
	22	33
	24	11
	26	30
	27	47
	29	31
		32
		33
	30	8
		9
		10
	32	33
		34
	33	72
	38	9
	40	34
	43	37
	56	30
22217-120000	11	13
		14
	15	21
	28	15
	29	34
	38	10
	62	10
22217-140000	29	69

Parts No. Index

Parts No.	Fig. No.	Ref. No.
22217-140000	33	73
	38	11
	54	33
	69	7
22217-160000	20	28
	46	52
	67	31
22242-000250	22	34
22242-000300	20	13
		57
22242-000350	45	27
22242-000451	47	12
22242-000700	67	32
22252-000280	48	3
22252-000520	20	35
22252-000561	43	33
22252-000601	40	28
22252-000620	20	24
22252-000750	20	25
22252-000800	20	14
		58
22272-000070	26	14
22351-030032	25	3
22351-035040	26	15
22351-040020	24	26
22351-040032	24	12
	27	21
22351-050010	50	34
	51	41
22351-050025	26	31
22351-050032	25	4
22351-060040	26	16
22351-080020	27	48
22417-160160	23	23
	25	18
	27	22
		49
22417-200200	26	17
		37
	32	35
		36
22417-320200	30	11
22451-160170	20	38
22857-300050	1	44
	2	44
	3	44
23000-016000	63	11
23000-022000	19	11
	58	9
23000-025000	56	34

Parts No.	Fig. No.	Ref. No.
23000-025000	61	26
23000-035000	58	13
	59	39
	62	23
23000-041000	59	40
	62	24
23000-060000	55	21
23000-070000	9	3
23010-014000	13	21
	63	9
23010-038000	12	34
23065-070130	12	22
23080-013000	13	48
23391-020000	57	8
	65	5
23391-030000	60	5
23391-040000	55	24
	59	12
23391-060000	59	13
23392-030000	19	12
23393-020000	57	9
		10
	60	4
		18
23393-030000	57	11
23393-040000	59	14
23394-020000	60	2
		6
23394-030000	60	7
23418-060000	13	40
23871-005000	44	20
23871-010000	52	13
	56	10
23871-020000	47	13
23871-030000	59	25
23871-040000	59	26
	62	11
24101-060024	45	52
24101-060044	45	39
24101-062054	20	36
24101-063074	20	15
		52
24311-000160	12	30
	39	101
24311-000210	24	13
	25	9
	26	32
	27	23
24311-000250	52	14
24311-000320	52	15

Parts No.	Fig. No.	Ref. No.
24311-000340	22	35
24311-000380	54	26
24311-000460	20	37
24311-000750	47	10
24311-240100	13	41
	48	86
	49	53
24315-000070	45	74
		93
24315-000080	39	59
	56	8
24315-000100	39	91
	45	73
24315-000110	45	75
	56	6
	57	2
	60	8
		9
	63	4
		7
		8
	64	5
		6
		7
	65	4
		6
		26
		27
		28
24315-000120	45	89
24315-000140	20	43
	45	76
	56	9
	58	6
24315-000150	45	91
24315-000160	45	94
	46	7
24315-000180	55	5
		7
		23
	60	17
24315-000200	50	31
	51	39
24315-000240	45	90
24315-000290	45	77
24321-000450	55	9
24321-000700	47	11
24321-001200	45	34
24321-001350	54	27
24325-000400	20	29

Parts No.	Fig. No.	Ref. No.
24341-000300	54	23
24341-000900	50	32
	51	40
24550-025150	22	18
		22
24761-020000	20	44
	22	6
		37
		23
		11
		24
		14
		40
		30
		43
		34
		66
		6
		68
		22
		26
		69
		19
		70
		10
24761-040000	28	19
	41	23
	42	24
	68	10
	70	11
24761-050000	24	15
	27	24
		50
		67
		14
26013-060122	16	37
26013-060162	52	16
26013-060202	12	35
26013-060252	50	37
	51	44
26013-060302	23	19
26013-080162	12	36
		37
		38
		29
		36
26013-080202	22	4
		7
		26
		18
		31
		11
		52
		20
26013-080252	31	5
	52	20
		-1
26013-100162	27	25
	29	4
	53	24
26013-100202	12	39
	19	13
	22	8
	24	16

Parts No. Index

Parts No.	Fig. No.	Ref. No.	
26013-100202	25	10	
		19	
		26	
		27	
		27	
		29	
		35	
		45	
		31	
		12	
		44	
		26	
		54	
		28	
26013-100252	56	31	
	59	27	
	11	15	
	23	16	
	24	17	
	26	33	
	32	37	
		38	
		39	
		33	
		74	
		52	
		21	
		59	
	35		
26013-100302	67	33	
	70	12	
	10	11	
	39	115	
	47	15	
	48	5	
	52	22	
	53	25	
	26013-100352	29	49
		47	14
		61	16
		62	18
	26013-100402	20	17
	26013-100602	33	75
26013-120252	18	7	
26013-120302	67	34	
	11	16	
	20	2	
	39	113	
	45	96	
	55	10	
	61	17	
	67	15	
		35	
		68	
		11	
		70	
		13	
	26013-120352	32	40
61		18	

Parts No.	Fig. No.	Ref. No.	
26013-120452	28	5	
26014-080122	12	15	
26022-050102	54	29	
26022-050122	52	17	
26022-050162	16	38	
26022-060122	16	39	
		40	
		41	
26022-060162	16	42	
		43	
26022-060252	16	44	
26051-080002	12	40	
	23	24	
	24	35	
	25	20	
	27	28	
		51	
26076-120352	38	12	
26076-120402	11	17	
26106-080552	8	5	
26106-100352	48	4	
26116-060122	15	8	
26116-080162	10	12	
	13	4	
	16	45	
		46	
	32	41	
26116-080202	32	42	
26116-080304	24	27	
	27	29	
26116-080652	13	44	
26116-100162	15	22	
		23	
	29	50	
	40	35	
	43	38	
26116-100202	22	10	
	24	18	
	27	52	
	29	51	
		52	
		30	
		12	
		13	
		14	
		32	
		43	
		44	
	26116-100252	13	49
	26116-100354	25	11
26116-100504	22	12	
	23	12	

Parts No.	Fig. No.	Ref. No.
26116-100504	26	34
26116-100602	27	53
26116-100652	56	32
	69	20
26116-100702	56	32 -2
26116-100752	56	32 -1
26116-100902	22	23
26116-101002	33	76
26116-120162	15	1
26116-120252	29	53
26116-120552	62	12
26116-120602	62	20
26116-120702	62	13
26116-140302	54	34
26116-140352	29	70
26116-140452	54	30
26116-140802	33	77
26116-160352	20	27
26116-160402	67	36
26116-160502	46	51
26347-100002	32	23
26367-100002	29	6
26450-080252	31	16
	39	102
26450-080302	50	35
	51	42
26450-080502	31	13
26450-100302	39	60
26450-100502	39	61
26450-120402	39	117
26553-040102	50	23
	51	29
26553-050082	50	24
	51	30
26557-050122	13	22
26577-050122	29	46
26589-040202	16	47
26647-060202	52	18
26647-100152	29	5
26706-080002	8	6
26716-040002	30	29
	50	25
		26
	51	31
		32
26716-050002	29	47
26716-060002	26	20
26716-080002	14	8
		12
	24	28

Parts No.	Fig. No.	Ref. No.
26716-080002	24	29
	27	30
		31
	29	48
	31	6
		14
		15
		17
	48	12
	53	20
26716-100002	14	9
	16	48
	22	31
	23	13
	25	12
	26	21
	48	6
		13
		53
		21
		54
		10
		69
		21
26716-120002	11	18
26756-100002	23	14
26756-140002	50	36
	51	43
26776-160002	16	52
26776-180002	16	53
26911-060202	26	22
28110-080100	7	5
28110-120140	7	6
28110-170190	7	7
28110-220240	7	8
28110-270300	7	9
28150-080000	7	10
28227-271400	7	11
28230-120250	7	12
29220-788200	16	24
29311-515000	15	2
29411-150000	16	20
772116-37502	20	30
772122-81432-5	69	1
772122-86123-5	69	8
772168-14101	13	7
772168-75101	54	1
772175-37110	20	3
772422-37100	20	46
772422-37300	20	19
772422-73310	45	30
772422-73320	45	53
772422-73340	45	72

Parts No. Index

Parts No.	Fig. No.	Ref. No.
772422-73350	45	87
772435-05100	7	1
772436-03100	2	1
772436-03101	2	1 -1
772436-03120	3	1
772436-03200	1	1
933110-00301	13	6
	16	15
	32	46
933110-05300	16	49
933110-05301	16	49 -1
933110-09701	7	13
933110-09801	7	14
933110-21600	20	39
933110-54100	23	25
	25	21
	27	32
		54
933110-86600	68	23
933110-90000	7	15
933111-20200	40	31
	41	24
933111-23600	20	16
933111-26600	42	23
	43	35
	44	15
933111-73800	20	26
933113-15000	17	3
933125-94500	40	29
	41	22
933135-14600	42	5
	43	7
	44	23
933147-03400	40	36
	43	39
933152-02900	32	45
933152-03700	18	8
933152-07400	55	11
		12
	58	4
		14
	59	11
		15
933152-09280	19	14
933152-24120	55	13
	56	3
		11
		12
	57	4
		6

Parts No.	Fig. No.	Ref. No.
933152-24120	57	12
		13
	59	3
		5
		8
		28
933155-08481	56	13
	57	14
933160-01370	60	10
933166-24120	59	29
933166-24140	55	14
933166-80520	48	27
		63
		78
	49	21
		78
	53	14
933168-14170	40	37
	43	40
933168-28480	25	22
	27	33
		55
933168-55770	15	3
		9
933171-00470	7	16
933171-13691	20	18
933171-15680	19	15
933171-15710	14	13
933171-15801	15	4
933171-20390	32	47
933171-29750	67	16
		37
	68	12
933171-29751	68	24
	69	22
	70	14
933171-29760	68	25
933171-80420	53	22
933171-80590	48	23
		31
		49
		65
		82
	49	15
		25
		43
		58
		70
		82
		89

Parts No.	Fig. No.	Ref. No.
933171-80590	53	16
933171-80610	48	32
		66
		83
	49	26
		83
	53	17

Parts No.	Fig. No.	Ref. No.
-----------	----------	----------