

0CS10-M37601EN

PREFACE

1. This parts catalog is the 1st revised of Yanmar crawler backhoe B22-2B for U.S.A..

2. Parts catalog history

	Parts catalog No.	Published	Remarks
1st edition	000Y00S3760	May, 1998	Disuse old edition
1st revised	000Y00S3761	Sep., 1999	

3. Model name

	Column	Model name	M/#	Manufactured
I (Vehicle)	(A)	B22-2B C(R)	60576~	1998/5~
	(B)	B22-2B P(R)		
II (Engine)	(A)	3TNE78A-B1	18361~	1998/4~

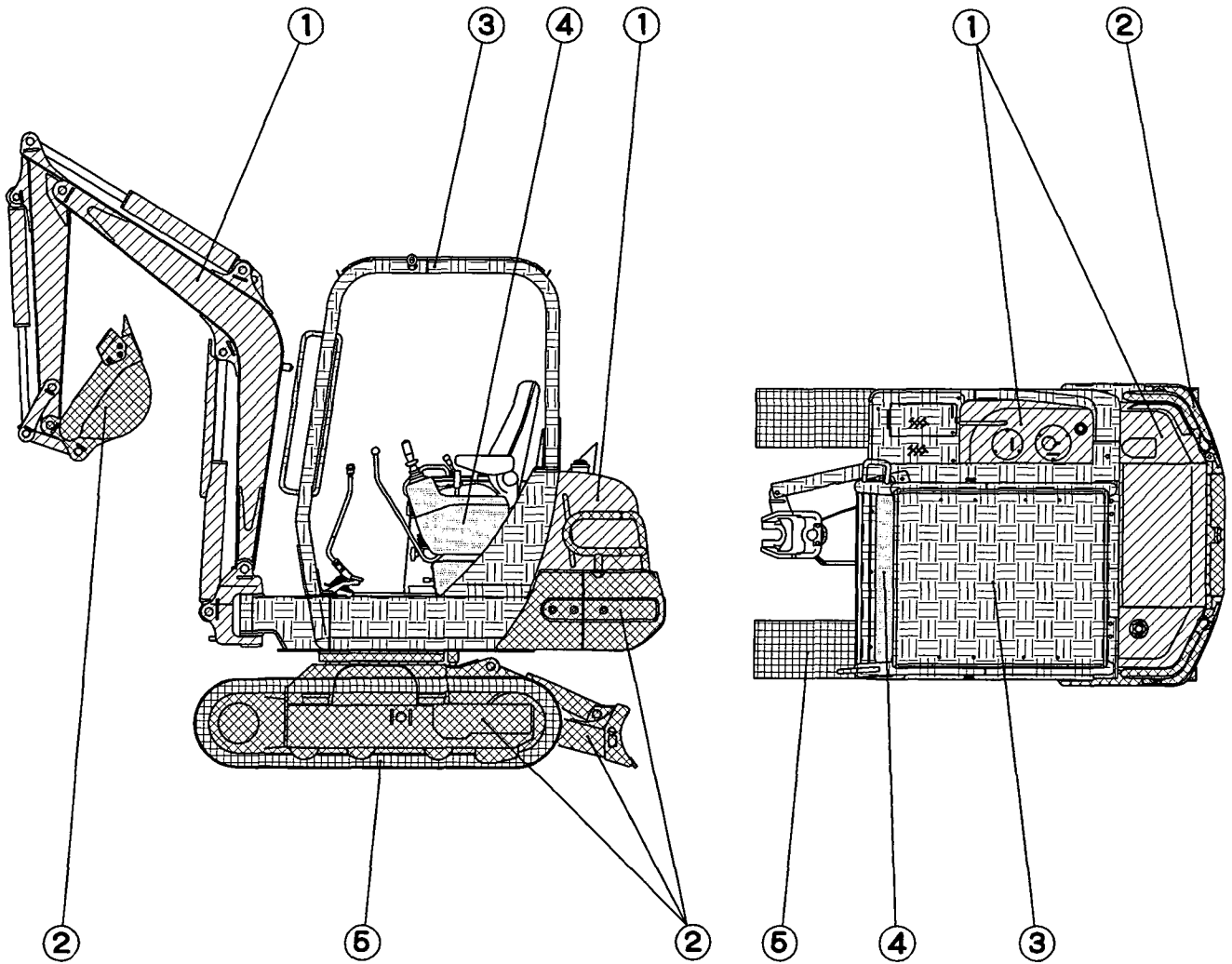
(Note) C : cabin spec., P : canopy spec., R : rubber crawler.

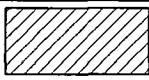
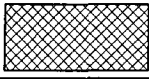
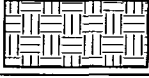


4. Your understanding is asking that this parts catalog is not a technical data manual setting forth as servicing procedures, This parts catalog is using simplified illustration.

Be sure to use Yanmar Genuine Parts in your maintenance servicing of Yanmar products.

Be careful not to use the simple parts available in the market ; otherwise their use in repairing causes such as an early breakage, for instance.

1 [PAINTED COLOR LIST (1)]



PART	DESC RIPTION	PAINTED COLOR MUNSEL No.	COLOR CODE
①		YANMAR NEW PERMANENT YELLOW 5.2Y8.5/11	87
②		YANMAR DEEP GREEN 6.36BG2.11/1.76	82
③		YANMAR NEW GRAYISH GREEN 2.9BG4.8/3.0	86
④		YANMAR DARK OLIVE GRAY 5.39Y2.92/0.78	72
⑤		YANMAR CHARCOAL GRAY N2.0	71

2 [PAINT PART No.]

PART	PAINTED COLOR	PAINT PART No.		
		160CAN	40CAN	SPRAY
①	YANMAR NEW PERMANENT YELLOW	981101-09519	977620-40870	977620-30871
②	YANMAR DEEP GREEN	981101-09517	977620-40820	977620-30N31
③	YANMAR NEW GRAYISH GREEN	981101-09616	977620-40860	977620-30861
④	YANMAR DARK OLIVE GRAY	-----	977620-40720	TOR-90460003
⑤	YANMAR CHARCOAL GRAY	981101-09516	977620-40710	977620-30371

3 [EXPRESSION OF PAINTED PARTS]

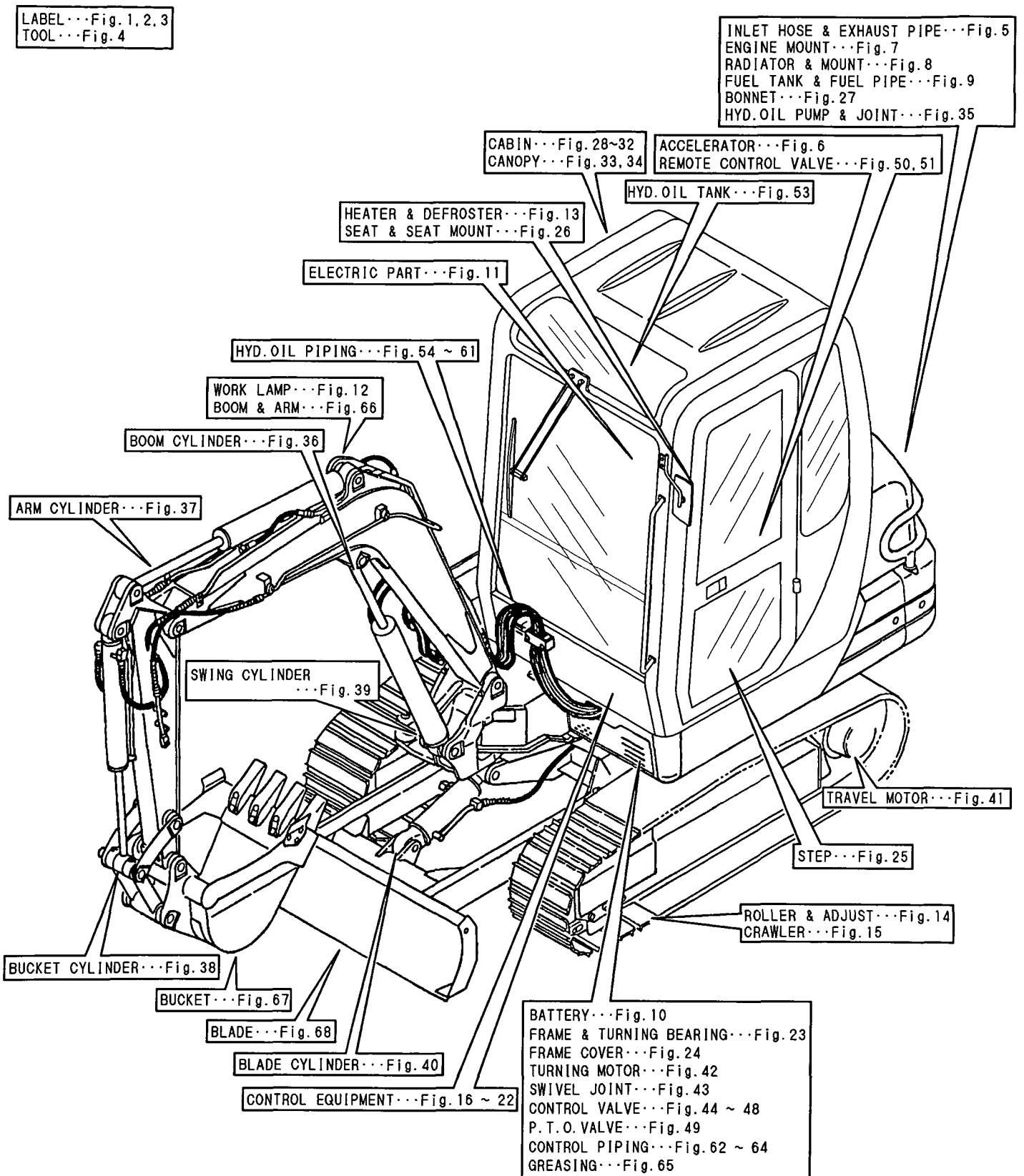
PART NO.	PART NAME	PAINTED COLOR
172141-82103 -2	ARM. 1080 (GREEN) (85)	YANMAR NEW PERMANENT YELLOW

(NOTE) () at the end of part name shows Paint Color.

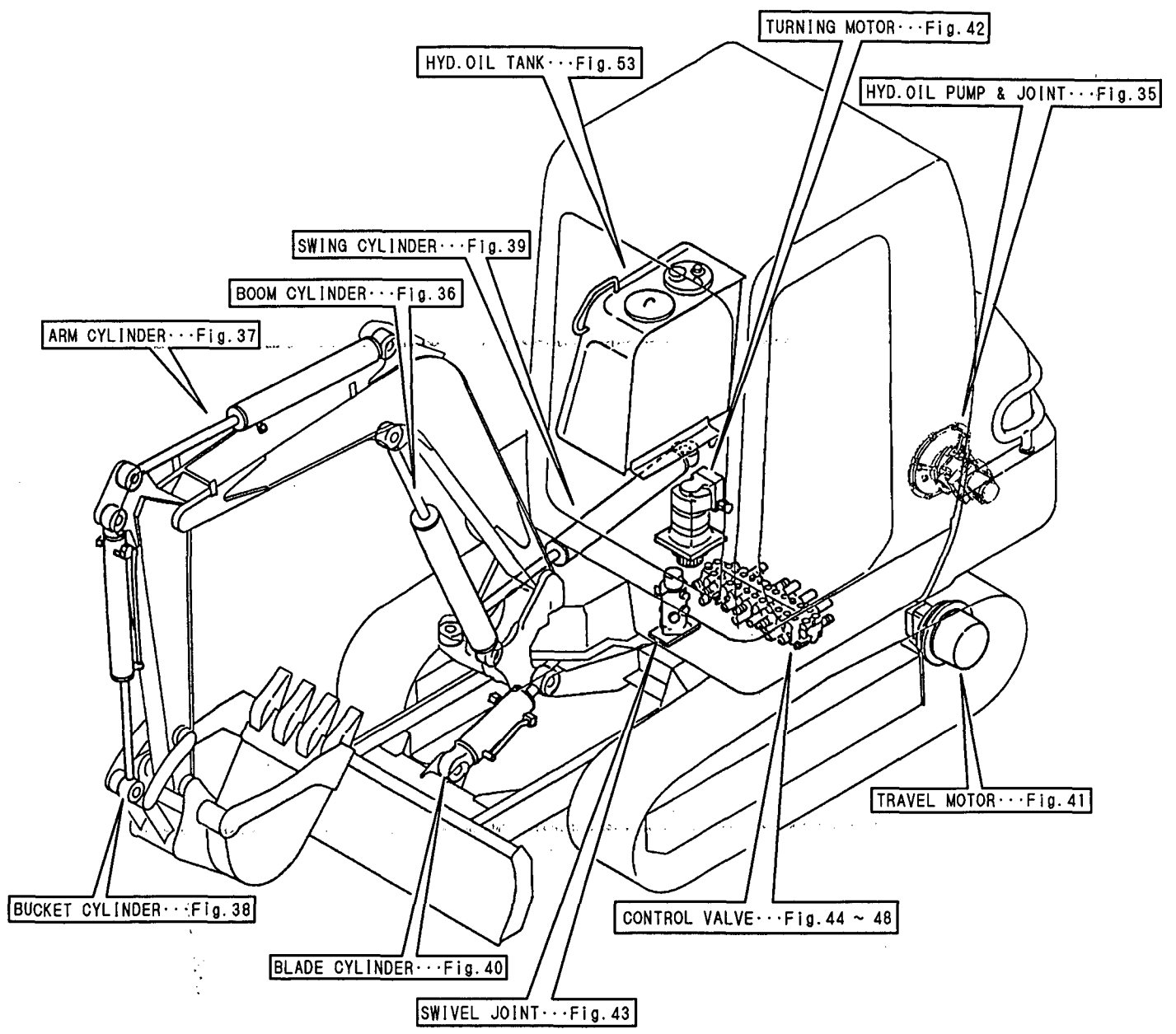
4 [COLOR OF MAIN PARTS]

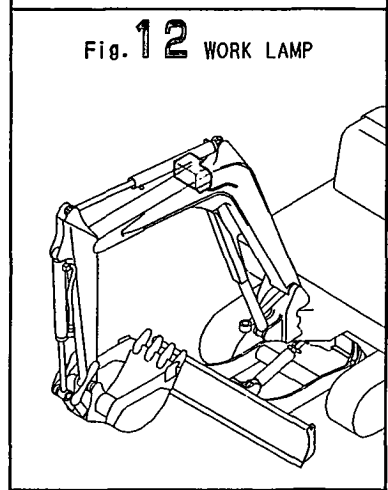
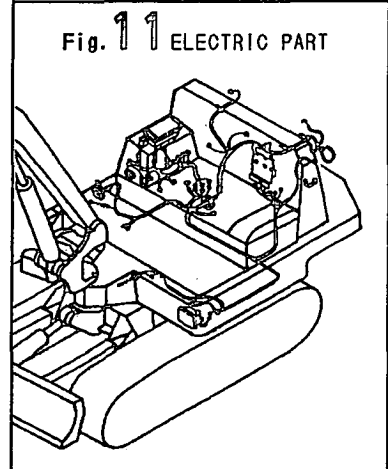
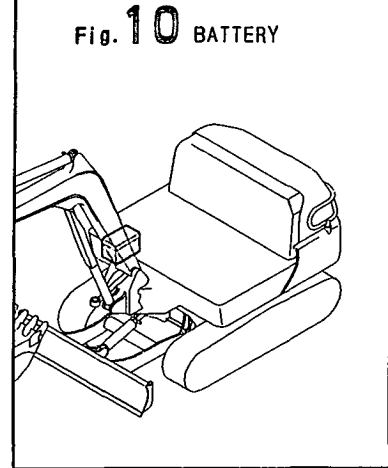
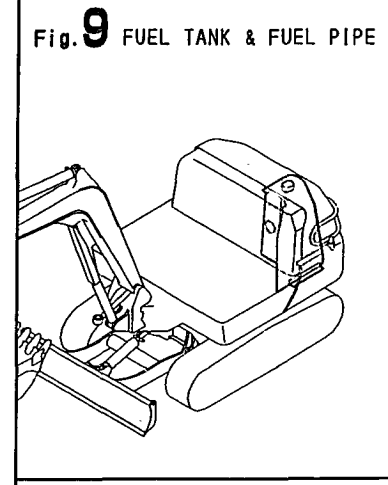
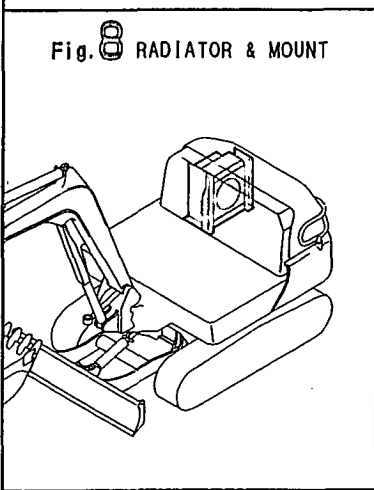
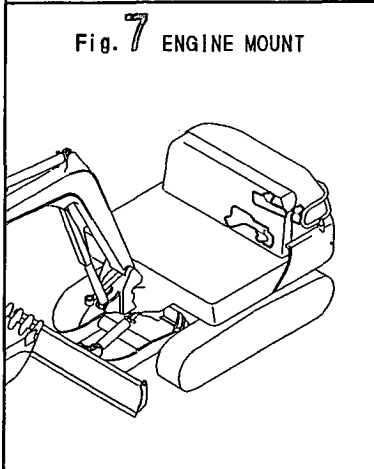
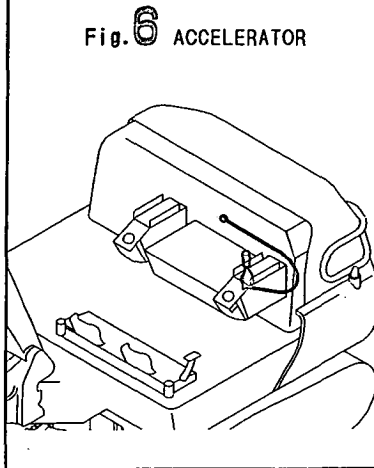
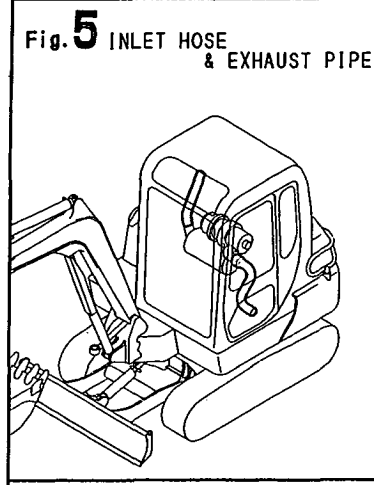
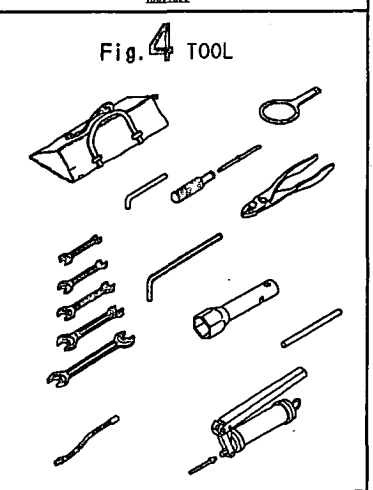
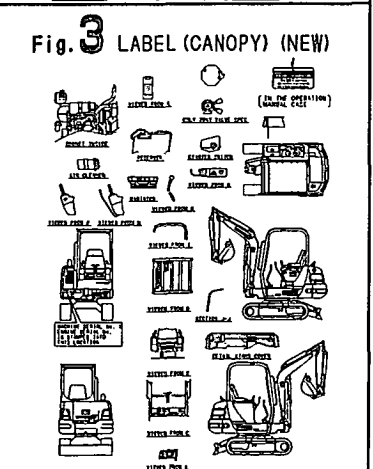
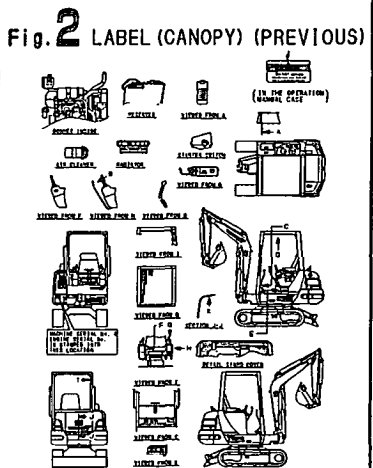
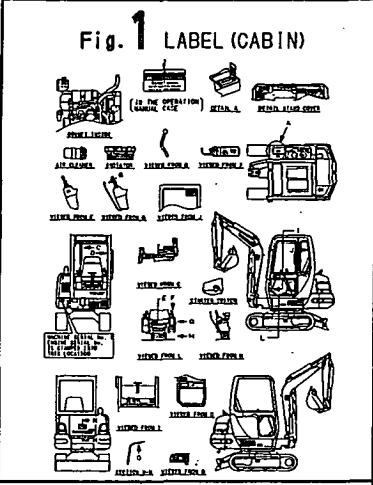
PART	PAINTED COLOR	MAIN PARTS
①	YANMAR NEW PERMANENT YELLOW	BOOM ARM BOOM CYLINDER ARM CYLINDER BUCKET CYLINDER FUEL TANK HYD.OIL TANK BONNET WORK LAMP COVER
②	YANMAR DEEP GREEN	BUCKET BLADE BLADE CYLINDER COUNTER WEIGHT ENGINE SURROUNDINGS TRAVEL CONNECTION
③	YANMAR NEW GRAYISH GREEN	CABIN CANOPY STEP TURNING FRAME CYLINDER COVER
④	YANMAR DARK OLIVE GRAY	OPERATION PART
⑤	YANMAR CHARCOAL GRAY	STEEL CRAWLER

PICTURESQUE INDEX (1) ··· MAIN PARTS

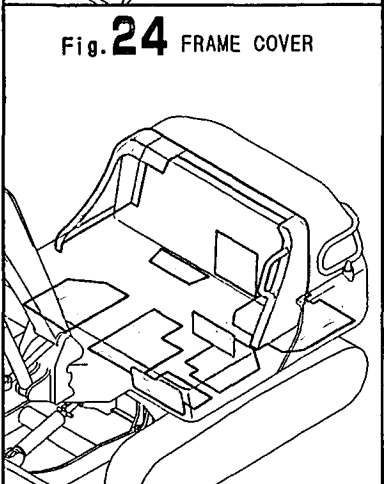
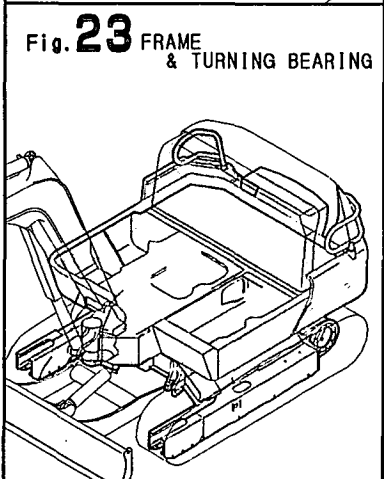
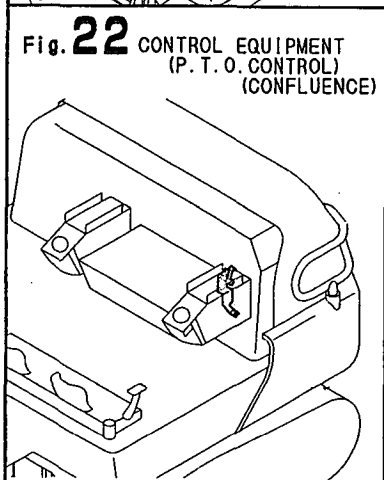
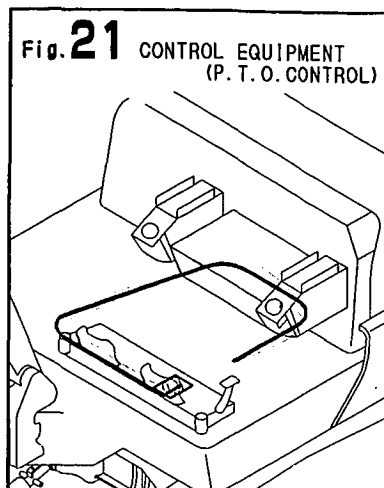
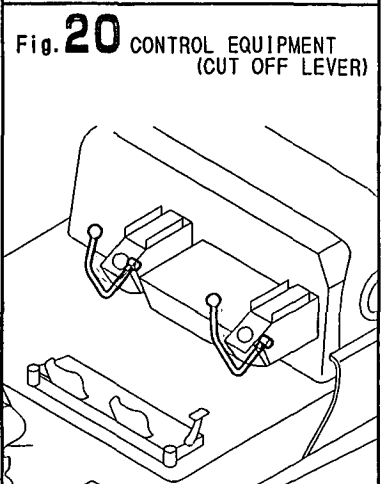
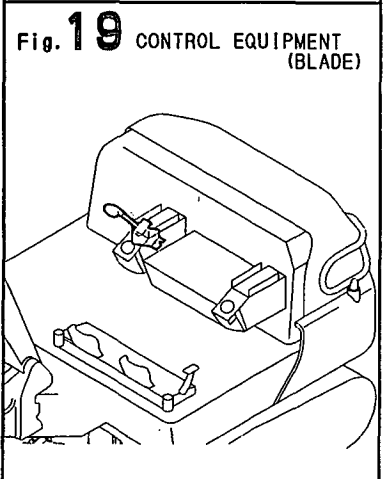

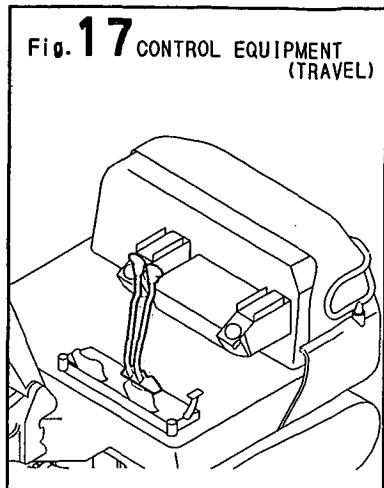
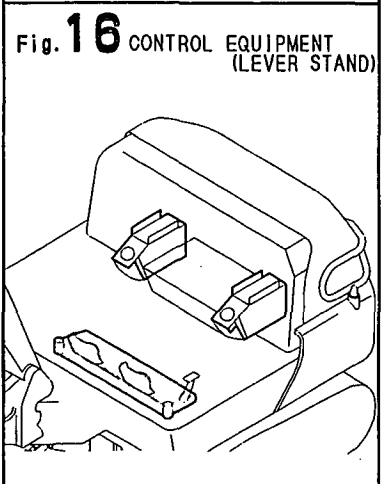
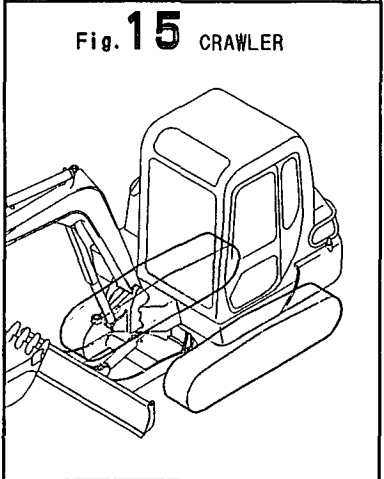




PICTURESQUE INDEX (2) ···HYDRAULIC SECTION





PICTURESQUE INDEX (3) FIGURE



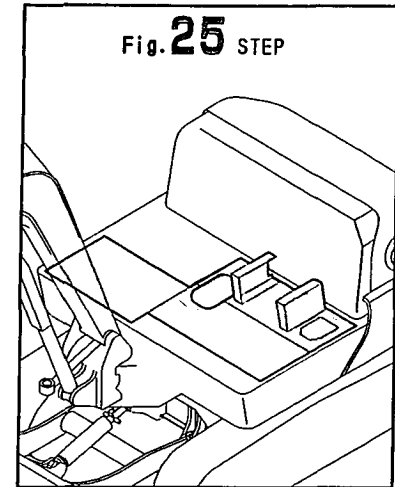


Fig. 25 STEP




Fig. 26 SEAT & SEAT MOUNT

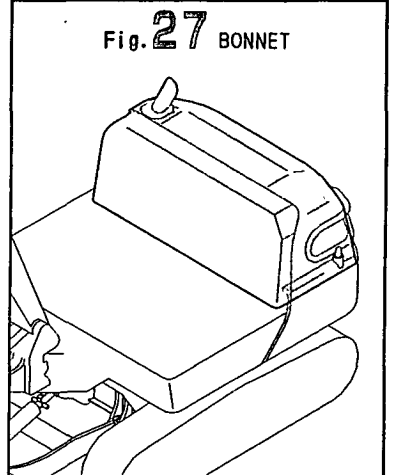


Fig. 27 BONNET

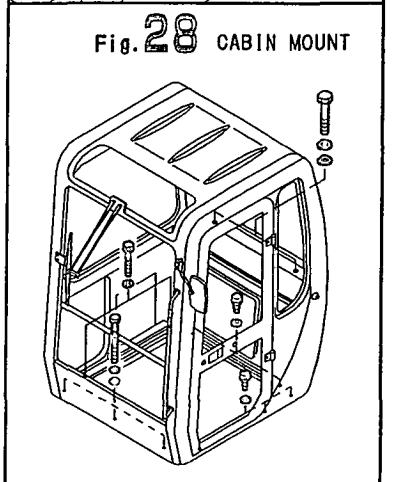


Fig. 28 CABIN MOUNT

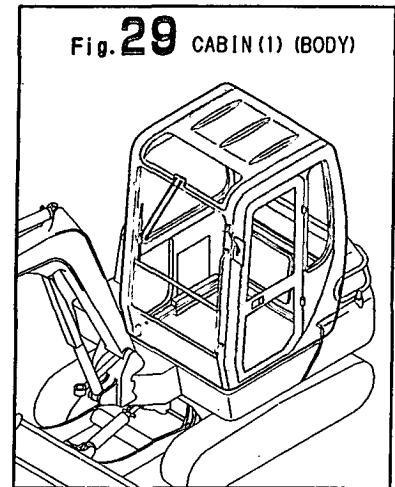


Fig. 29 CABIN (1) (BODY)

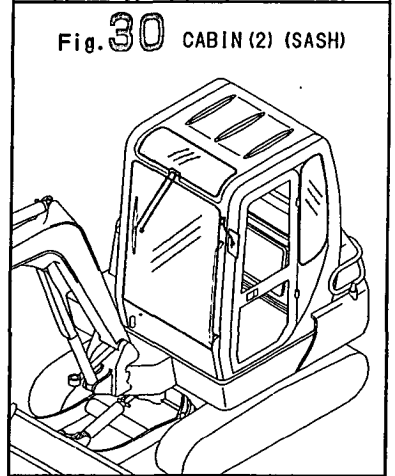


Fig. 30 CABIN (2) (SASH)

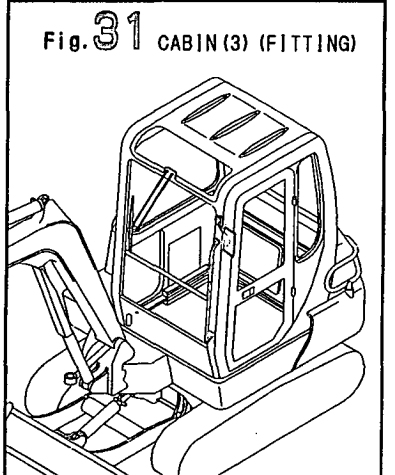


Fig. 31 CABIN (3) (FITTING)

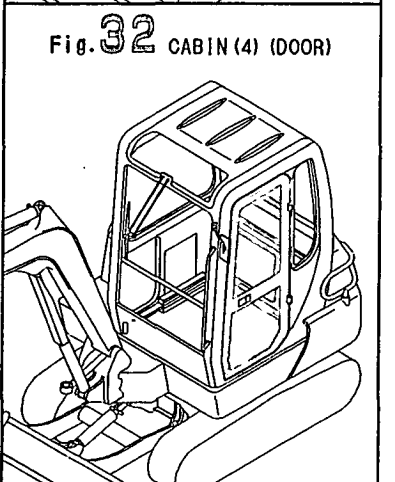


Fig. 32 CABIN (4) (DOOR)

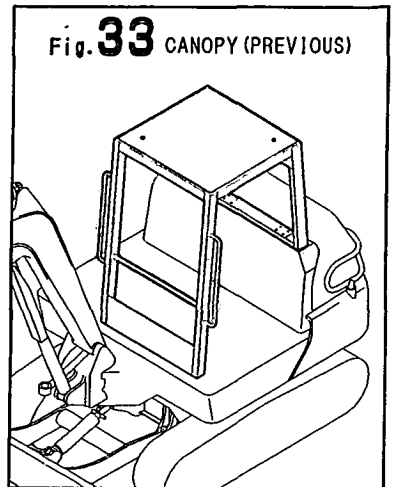


Fig. 33 CANOPY (PREVIOUS)

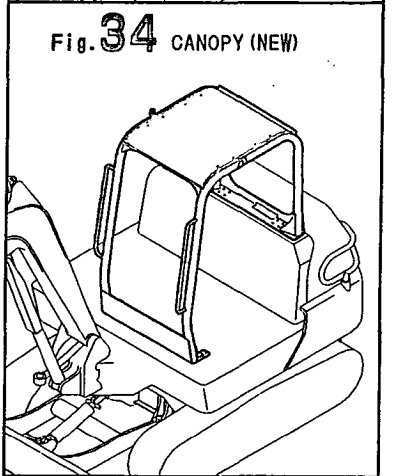


Fig. 34 CANOPY (NEW)

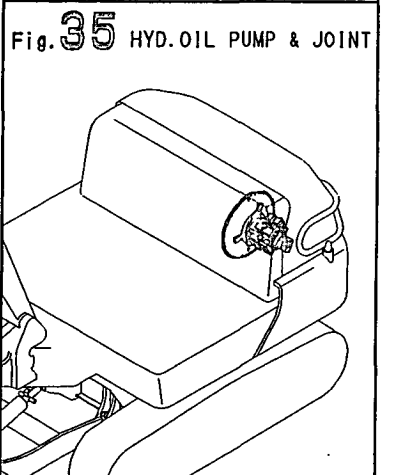


Fig. 35 HYD. OIL PUMP & JOINT

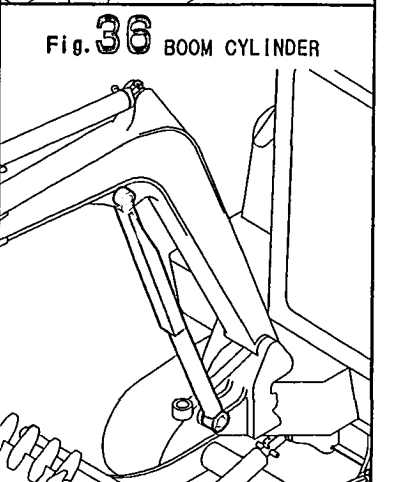
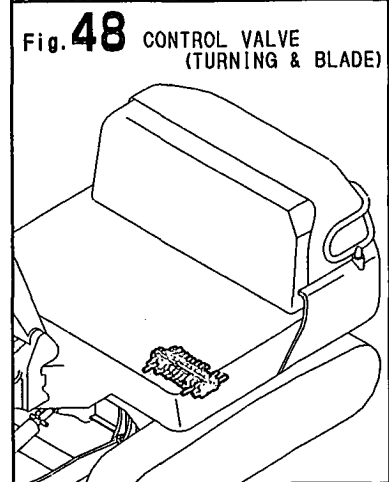
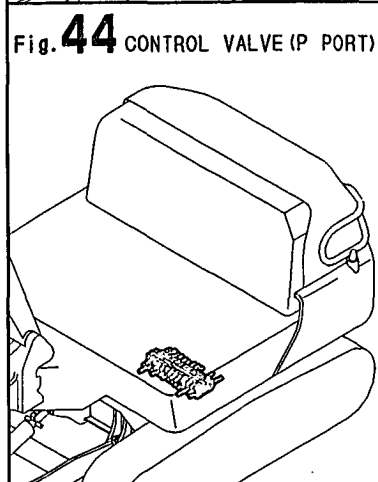
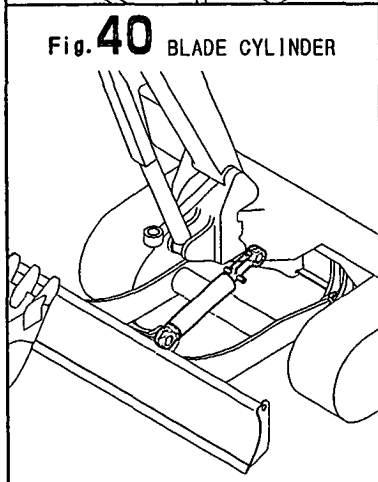

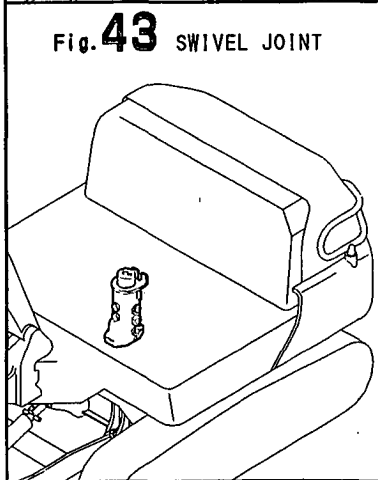
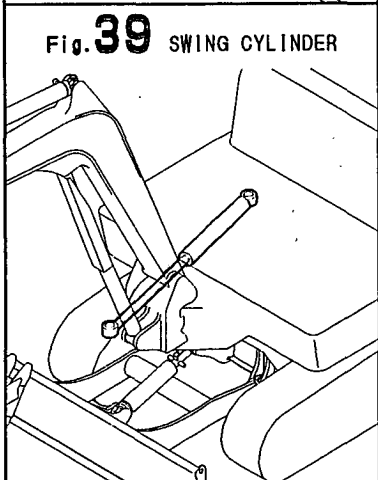

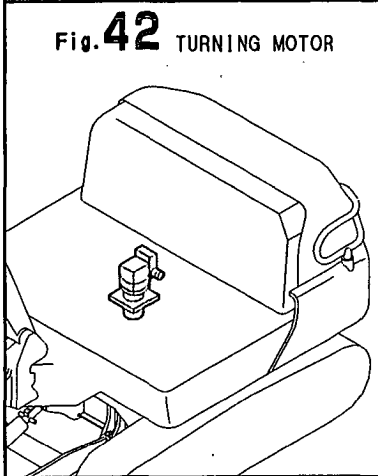
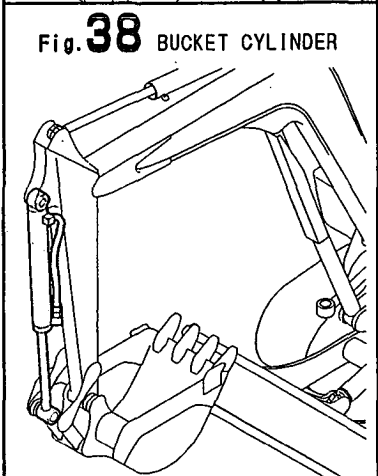

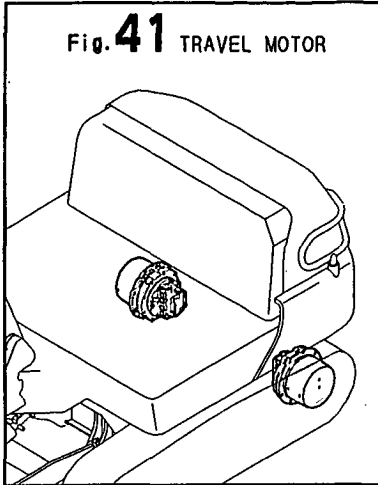
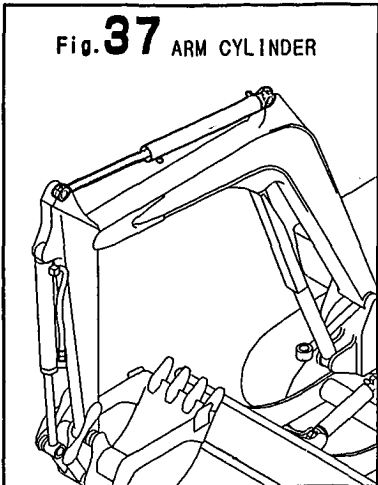
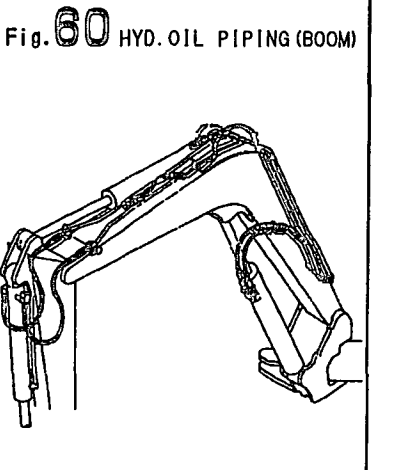
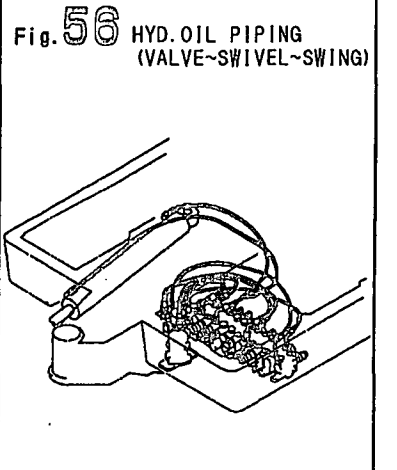

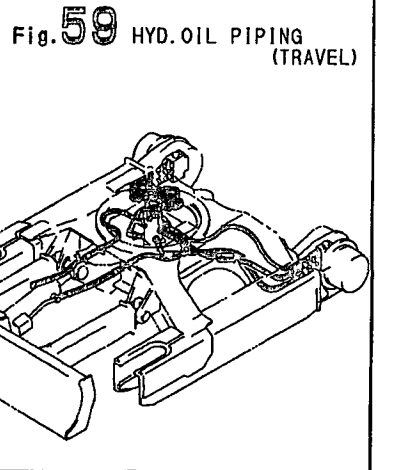
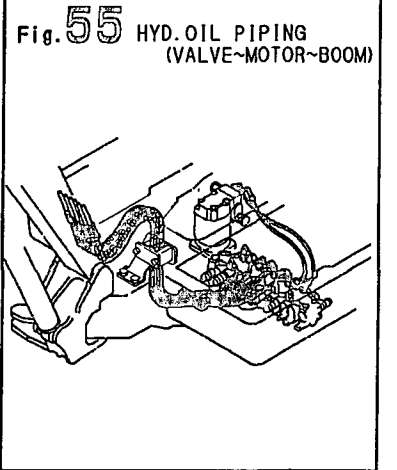
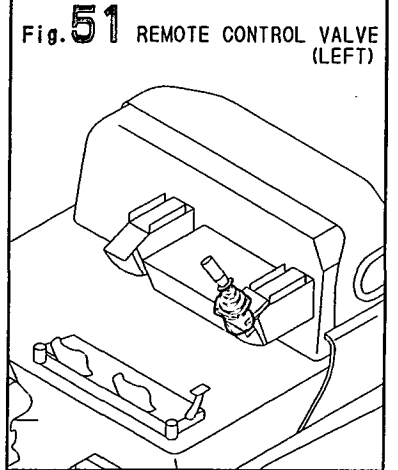
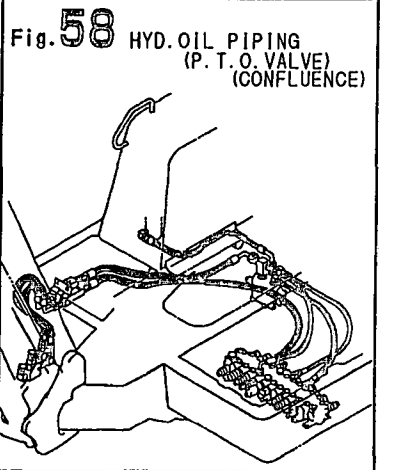
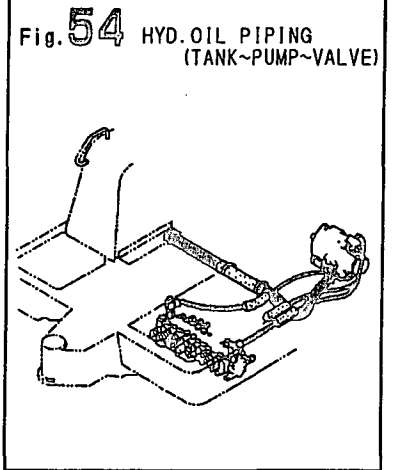


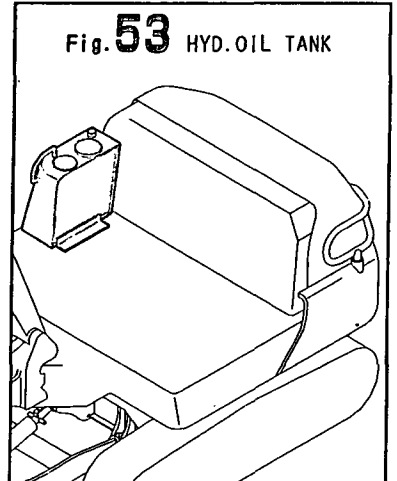
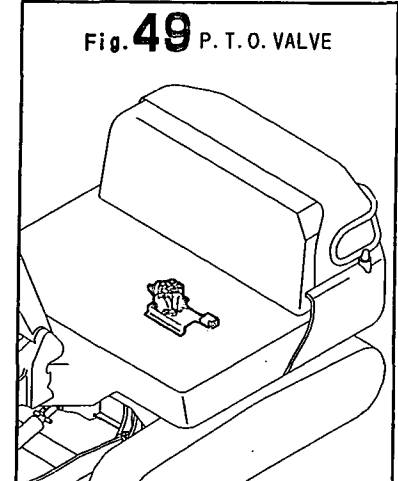
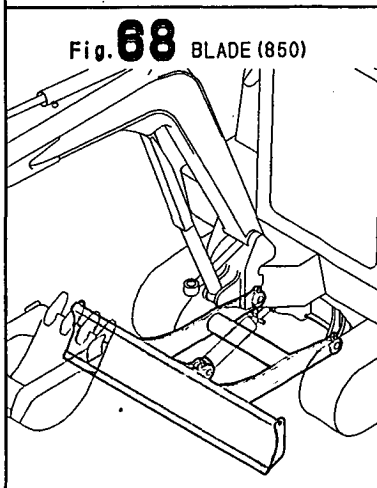

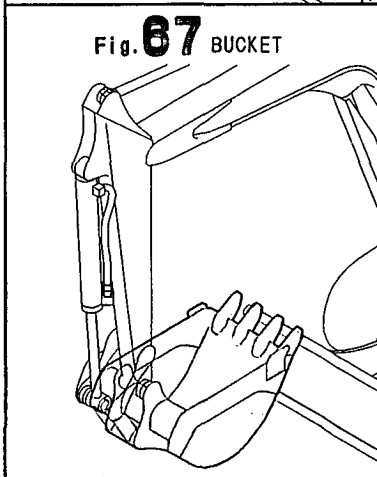
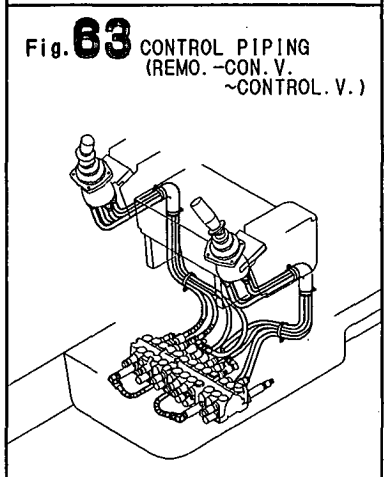
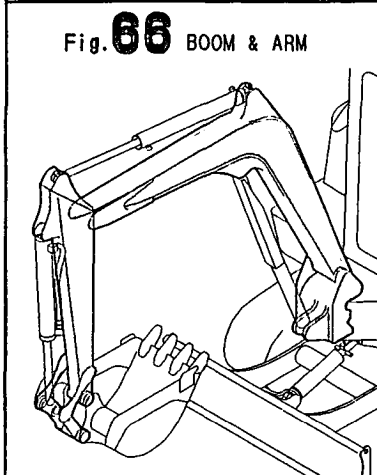
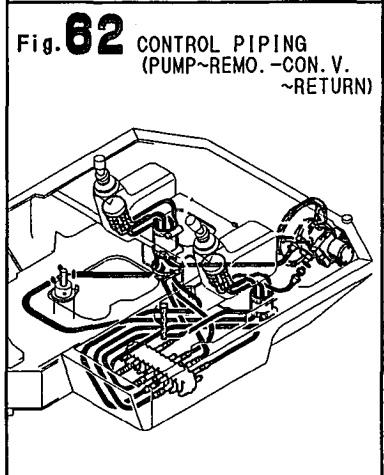
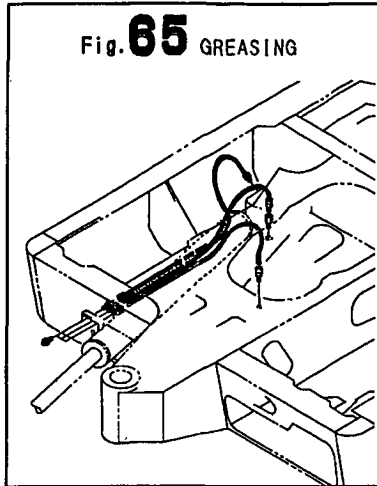
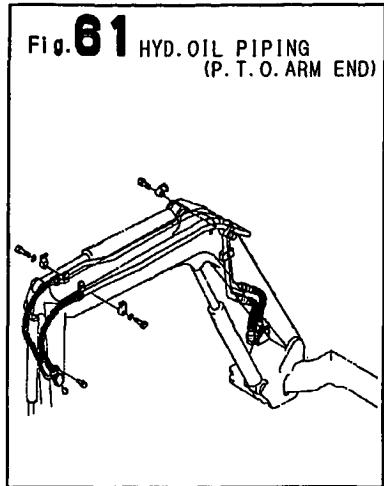


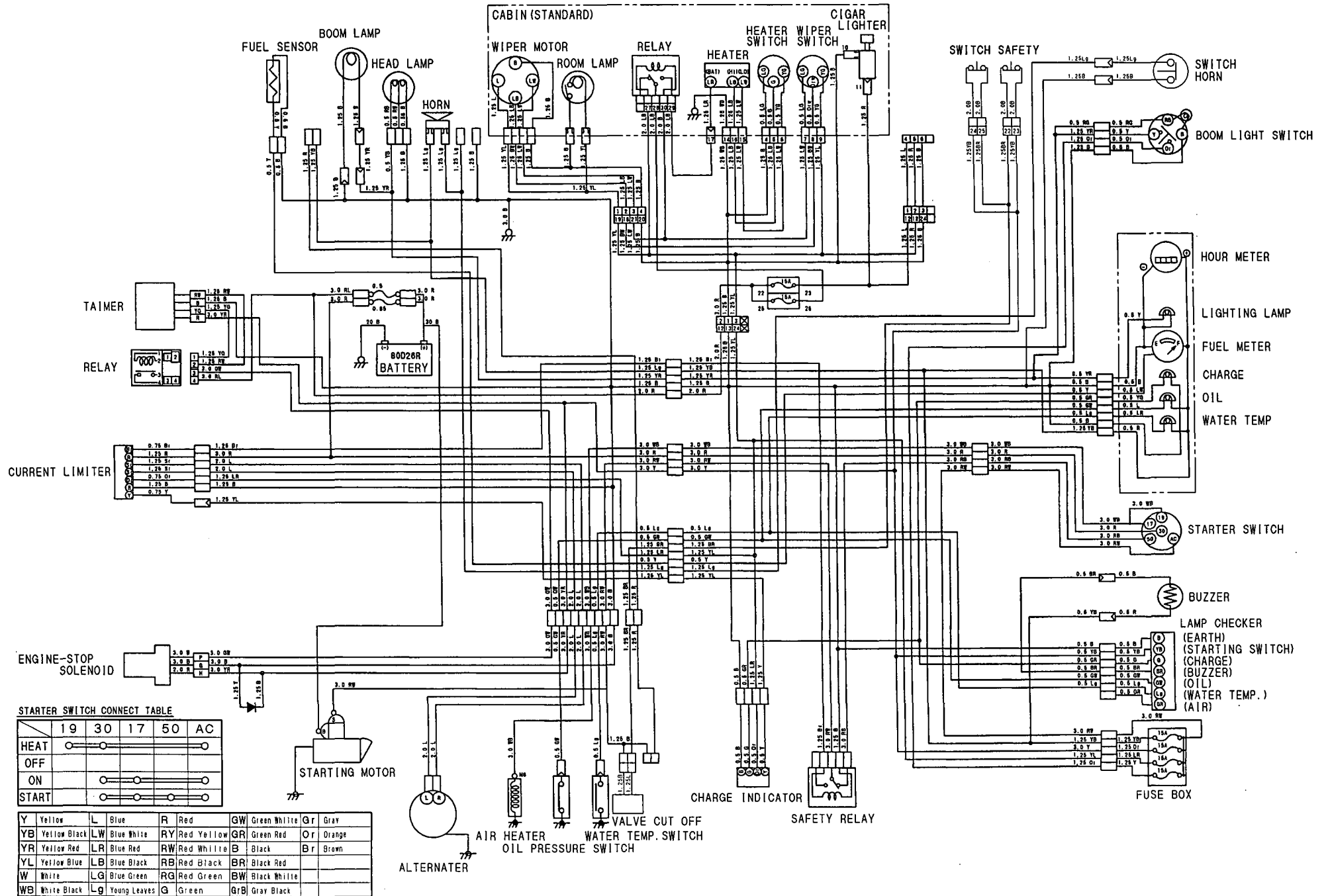
Fig. 36 BOOM CYLINDER







WIRING DIAGRAM



Contents

Fig. No.	Fig. Name	Fig. No.	Fig. Name
VEHICLE B22-2B(US)		25.	STEP
1.	LABEL(CABIN)	26.	SEAT & SEAT MOUNT
2.	LABEL(CANOPY)(PREVIOUS)	27.	BONNET
3.	LABEL(CANOPY)(NEW)	28.	CABIN MOUNT
4.	TOOL	29.	CABIN(1)(BODY)
5.	INLET HOSE & EXHAUST PIPE	30.	CABIN(2)(SASH)
6.	ACCELERATOR	31.	CABIN(3)(FITTING)
7.	ENGINE MOUNT	32.	CABIN(4)(DOOR)
8.	RADIATOR & MOUNT	33.	CANOPY(PREVIOUS)
9.	FUEL TANK & FUEL PIPE	34.	CANOPY(NEW)
10.	BATTERY	35.	HYD.OIL PUMP & JOINT
11.	ELECTRIC PART	36.	MOOM CYLINDER
12.	WORK LAMP	37.	ARM CYLINDERR
13.	HEATER & DEFROSTER	38.	BUCKET CYLINDER
14.	ROLLER & ADJUST	39.	SWING CYLINDER
15.	CRAWLER	40.	BLADE CYLINDER
16.	CONTROL EQUIPMENT(LEVER STAND)	41.	TRAVEL MOTOR
17.	CONTROL EQUIPMENT(TRAVEL)	42.	TURNING MOTOR
18.	CONTROL EQUIPMENT(SWING)	43.	SWIVEL JOINT
19.	CONTROL EQUIPMENT(BLADE)	44.	CONTROL VALVE(P PORT)
20.	CONTROL EQUIPMENT(CUT OFF VALVE)	45.	CONTROL VALVE(TRAVEL)
21.	CONTROL EQUIPMENT(P.T.O.CONTROL)	46.	CONTROL VALVE(ARM & SWING)
22.	CONTROL EQUIPMENT(P.T.O.CONTROL)(CONFLUENCE)	47.	CONTROL VALVE(BOOM & BUCKET)
23.	FRAME & TURNING BEARING	48.	CONTROL VALVEL(TURNING & BLADE)
24.	FRAME COVER	49.	P.T.O. VALVE

Contents

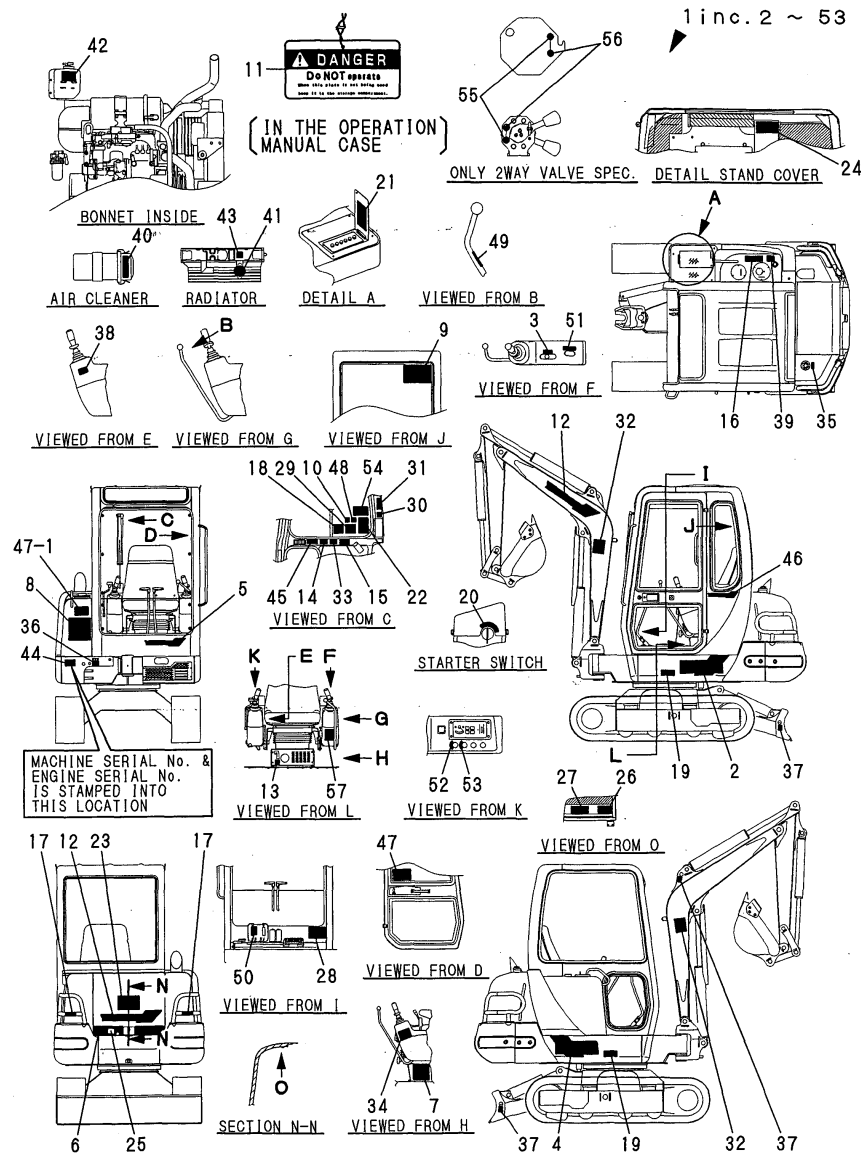
Fig. No. Fig. Name

- 50. REMOTE CONTROL VALVE(RIGHT)
- 51. REMOTE CONTROL VALVE(LEFT)
- 52. 2WAY VALVE(2-WAY MULTI CHANGE)
- 53. HYD.OIL TANK
- 54. HYD.OIL PIPING(TANK-PUMP-VALVE)
- 55. HYD.OIL PIPING(VALVE-MOTOR-BOOM)
- 56. HYD.OIL PIPING(VALVE-SWIVEL-SWING)
- 57. HYD.OIL PIPING(RETURN)
- 58. HYD.OIL PIPING(P.T.O.VALVE)(CONFLUENCE)
- 59. HYD.OIL PIPING(TRAVEL)
- 60. HYD.OIL PIPING(BOOM)
- 61. HYD.OIL PIPING(P.T.O.ARM END)
- 62. CONTROL PIPING(PUMP-REMO.-CON.V.-RETURN)
- 63. CONTROL PIPING(REMO.-CON.V.-CON.V.)
- 64. CONTROL PIPING(2WAY MULTI CHANGE)
- 65. GREASING
- 66. BOOM & ARM
- 67. BUCKET
- 68. BLADE(850)

Fig. No. Fig. Name

Fig.1. LABEL(CABIN)

Fig. 1 LABEL (CABIN)



(A)=B22-2BC(R)US
(B)=B22-2BP(R)US
(C)=

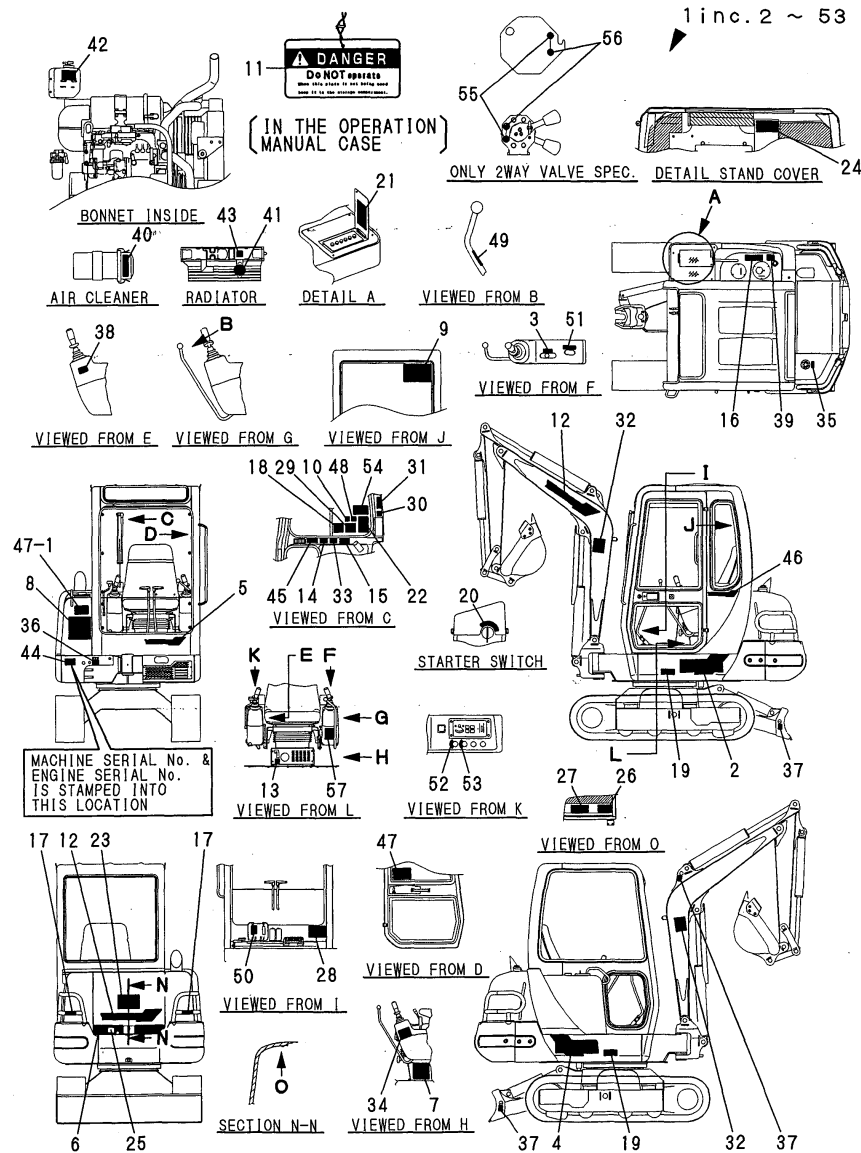
(D)=
(E)=
(F)=

No.	Lev.	Parts No.	Description	Q'ty						I	R
				(A)	(B)	(C)	(D)	(E)	(F)		
1	1	772434-03200	LABEL ASSY(CABIN)	1							
2	2	172171-03151	LABEL	1							
3	2	172519-03150	LABEL, ACCEL	1							
4	2	172171-03161	LABEL	1							
5	2	172186-03200	LABEL, BRAND	1							
6	2	172168-03211	LABEL	1							
7	2	172434-03220	LABEL	1							
8	2	172439-03220	MARK, NO1	1							
9	2	172434-03231	LABEL	1							
10	2	172433-03250	LABEL	1							
11	2	172437-03250	TAG ASSY, CAUTION	1							
12	2	172171-03261	LABEL, BOOM	2							
13	2	172137-03301	LABEL, TURNING LOCK	1							
14	2	172437-03300	LABEL, MANUAL	1							
15	2	172437-03310	LABEL, SLOPE	1							
16	2	172437-03320	LABEL, HYD. OIL TANK	1							
17	2	172437-03330	LABEL, PROTECTOR	2							
18	2	172437-03340	LABEL, TRANSPORT	1							
19	2	172437-03351	LABEL, GREASE CYL.	2							
20	2	172141-03360	LABEL, START SWITCH	1							
21	2	172437-03360	LABEL, BATTERY	1							
22	2	172437-03370	LABEL, NEUTRAL	1							
22-1	2	172437-03371	LABEL	1							N
(A=*1999.08)											
23	2	172437-03380	LABEL, SWING AREA	1							
24	2	172437-03390	LABEL, RADIATOR	1							
25	2	172437-03400	LABEL, ENG. HOOD	1							
26	2	172437-03410	LABEL, ENG. ROOM	1							
27	2	172437-03421	LABEL, MUFFLER	1							
28	2	172149-03430	LABEL	1							
29	2	172437-03430	LABEL, STEERING	1							
29-1	2	172437-03431	LABEL, STEERING	1							N
(A=*1999.08)											
30	2	172437-03440	LABEL, ROPS	1							
31	2	172437-03450	LABEL, SEAT BELT	1							
32	2	172437-03460	LABEL, BOOM	2							
33	2	172437-03470	LABEL, LEVER LOCK	1							
34	2	172165-03500	LABEL, GREASE FEED	1							
35	2	172437-03500	LABEL, FUEL	1							
36	2	172171-03510	LABEL, GREASE	1							
37	2	172437-03510	LABEL, HOOK	3							
38	2	172437-03530	LABEL, RE-START	1							
39	2	172155-03790	LABEL, RE-FUELING	1							
40	2	172125-03950	LABEL, AIR CLEANER	1							
41	2	121120-44800	LABEL, RADIATOR	1							
42	2	124764-44810	LABEL, SUB-TANK	1							
43	2	124764-44920	LABEL, ANTI-FREEZING	1							
44	2	22857-300050	SCREW, 3X 5	4							
45	2	172434-03250	LABEL	1							
46	2	172165-03301	LABEL, CAB	1							
47	2	172437-03540	LABEL	1							

Remarks
(1) RUBBER CRAWLER SPEC.
(2) 2WAY MULTI CHANGE SPEC.

Fig.1. LABEL(CABIN)

Fig. 1 LABEL (CABIN)



(A)=B22-2BC(R)US
(B)=B22-2BP(R)US
(C)=

(D)=
(E)=
(F)=

No.	Lev.	Parts No.	Description	Qty						I	R
				(A)	(B)	(C)	(D)	(E)	(F)		
47-1	2	172437-03541 (A=*1999.08)	LABEL	2							N
48	2	172437-03550	LABEL,WINDOW	1							
49	2	172183-03280	LABEL,LOCK	1							
50	2	172165-03231	LABEL,P.T.O.	1							
51	2	172168-03301	LABEL,SELECT	1							
52	2	172162-03180 (A=FROM 1ST)	LABEL,HEATER SWITCH	1							W
53	2	172162-03190 (A=FROM 1ST)	LABEL,WIPER SWITCH	1							W
54	1	172437-03600	LABEL	1							2
55	1	172437-03610	LABEL	2							2
56	1	172437-03620	LABEL	2							2
57	1	172437-03241	LABEL,CRAWLER	1							1

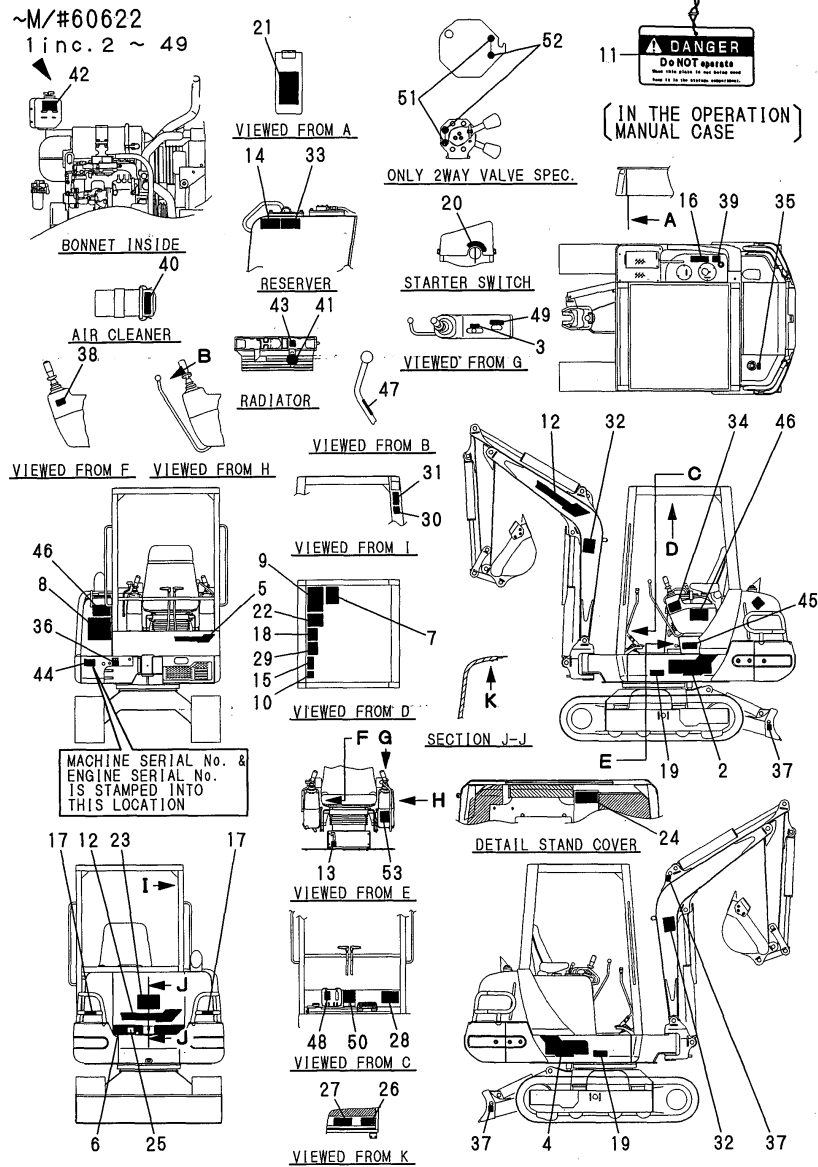
Remarks
(1)RUBBER CRWLER SPEC.
(2)2WAY MULTI CHANGE SPEC.

Fig.2. LABEL(CANOPY)(PREVIOUS)

(A)=B22-2BC(R)US
 (B)=B22-2BP(R)US
 (C)=

(D)=
 (E)=
 (F)=

Fig.2 LABEL (CANOPY) (PREVIOUS)



No.	Lev.	Parts No.	Description	Qty						I	R
				(A)	(B)	(C)	(D)	(E)	(F)		
1	1	772434-03210	LABEL ASSY(CANOPY)	1							
2	2	172171-03151	LABEL		1						
3	2	172519-03150	LABEL, ACCEL		1						
4	2	172171-03161	LABEL		1						
5	2	172186-03200	LABEL, BRAND		1						
6	2	172168-03211	LABEL		1						
7	2	172434-03220	LABEL		1						
8	2	172439-03220	MARK, NO1		1						
9	2	172434-03231	LABEL		1						
10	2	172433-03250	LABEL		1						
11	2	172437-03250	TAG ASSY, CAUTION		1						
12	2	172171-03261	LABEL, BOOM		2						
13	2	172137-03301	LABEL, TURNING LOCK		1						
14	2	172437-03300	LABEL, MANUAL		1						
15	2	172437-03310	LABEL, SLOPE		1						
16	2	172437-03320	LABEL, HYD. OIL TANK		1						
17	2	172437-03330	LABEL, PROTECTOR		2						
18	2	172437-03340	LABEL, TRANSPORT		1						
19	2	172437-03351	LABEL, GREASE CYL.		2						
20	2	172141-03360	LABEL, START SWITCH		1						
21	2	172437-03360	LABEL, BATTERY		1						
22	2	172437-03370	LABEL, NEUTRAL		1						
23	2	172437-03380	LABEL, SWING AREA		1						
24	2	172437-03390	LABEL, RADIATOR		1						
25	2	172437-03400	LABEL, ENG. HOOD		1						
26	2	172437-03410	LABEL, ENG. ROOM		1						
27	2	172437-03421	LABEL, MUFFLER		1						
28	2	172149-03430	LABEL		1						
29	2	172437-03430	LABEL, STEERING		1						
30	2	172437-03440	LABEL, ROPS		1						
31	2	172437-03450	LABEL, SEAT BELT		1						
32	2	172437-03460	LABEL, BOOM		2						
33	2	172437-03470	LABEL, LEVER LOCK		1						
34	2	172165-03500	LABEL, GREASE FEED		1						
35	2	172437-03500	LABEL, FUEL		1						
36	2	172171-03510	LABEL, GREASE		1						
37	2	172437-03510	LABEL, HOOK		3						
38	2	172437-03530	LABEL, RE-START		1						
39	2	172155-03790	LABEL, RE-FUELING		1						
40	2	172125-03950	LABEL, AIR CLEANER		1						
41	2	121120-44800	LABEL, RADIATOR		1						
42	2	124764-44810	LABEL, SUB-TANK		1						
43	2	124764-44920	LABEL, ANTI-FREEZING		1						
44	2	22857-300050	SCREW, 3X 5		4						
45	2	172434-03211	LABEL		1						
46	2	172437-03481	LABEL, SUPPORT		2						
47	2	172183-03280	LABEL, LOCK		2						
48	2	172165-03231	LABEL, P.T.O.		1						
49	2	172168-03301	LABEL, SELECT		1						
50	1	172437-03600	LABEL		1						2
51	1	172437-03610	LABEL		2						2

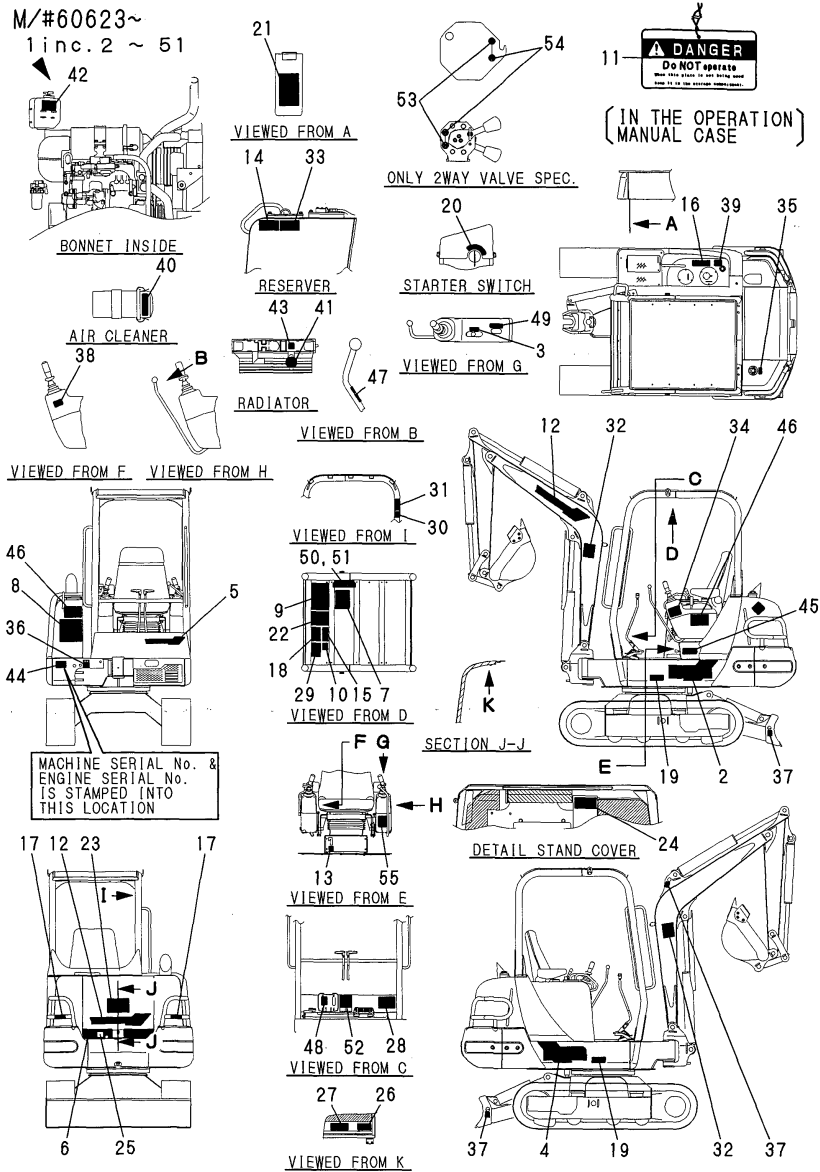
Remarks
 (1) RUBBER CRAWLER SPEC.
 (2) 2WAY MULTI CHANGE SPEC.

Fig.3. LABEL(CANOPY)(NEW)

(A)=B22-2BC(R)US
 (B)=B22-2BP(R)US
 (C)=

(D)=
 (E)=
 (F)=

Fig.3 LABEL (CANOPY) (NEW)

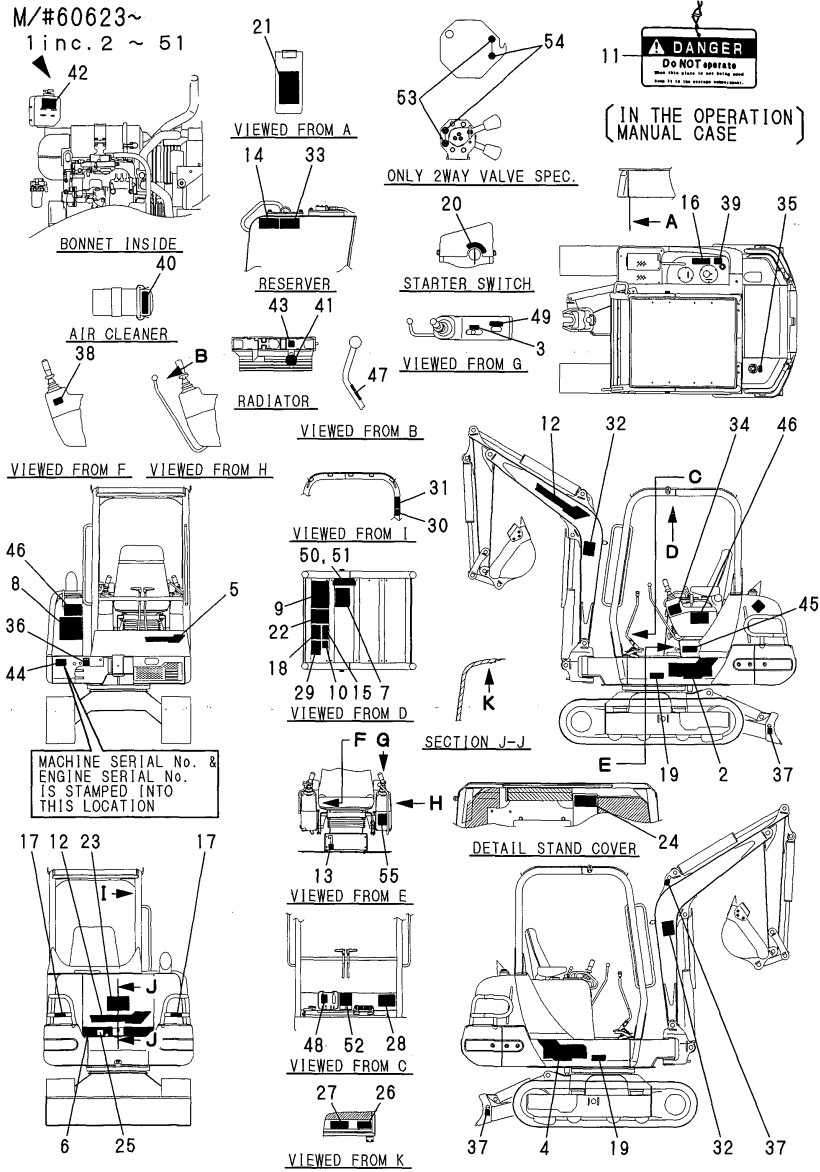


No.	Lev.	Parts No.	Description	Qty						I	R
				(A)	(B)	(C)	(D)	(E)	(F)		
1	1	772434-03211	LABEL ASSY(CANOPY)	1							
2	2	172171-03151	LABEL		1						
3	2	172519-03150	LABEL, ACCEL		1						
4	2	172171-03161	LABEL		1						
5	2	172186-03200	LABEL, BRAND		1						
6	2	172168-03211	LABEL		1						
7	2	172434-03220	LABEL		1						
8	2	172439-03220	MARK, NO1		1						
9	2	172434-03231	LABEL		1						
10	2	172433-03250	LABEL		1						
11	2	172437-03250	TAG ASSY, CAUTION		1						
12	2	172171-03261	LABEL, BOOM		2						
13	2	172137-03301	LABEL, TURNING LOCK		1						
14	2	172437-03300	LABEL, MANUAL		1						
15	2	172437-03310	LABEL, SLOPE		1						
16	2	172437-03320	LABEL, HYD. OIL TANK		1						
17	2	172437-03330	LABEL, PROTECTOR		2						
18	2	172437-03340	LABEL, TRANSPORT		1						
19	2	172437-03351	LABEL, GREASE CYL.		2						
20	2	172141-03360	LABEL, START SWITCH		1						
21	2	172437-03360	LABEL, BATTERY		1						
22	2	172437-03371	LABEL		1						
23	2	172437-03380	LABEL, SWING AREA		1						
24	2	172437-03390	LABEL, RADIATOR		1						
25	2	172437-03400	LABEL, ENG. HOOD		1						
26	2	172437-03410	LABEL, ENG. ROOM		1						
27	2	172437-03421	LABEL, MUFFLER		1						
28	2	172149-03430	LABEL		1						
29	2	172437-03431	LABEL, STEERING		1						
30	2	172437-03440	LABEL, ROPS		1						
31	2	172437-03450	LABEL, SEAT BELT		1						
32	2	172437-03460	LABEL, BOOM		2						
33	2	172437-03470	LABEL, LEVER LOCK		1						
34	2	172165-03500	LABEL, GREASE FEED		1						
35	2	172437-03500	LABEL, FUEL		1						
36	2	172171-03510	LABEL, GREASE		1						
37	2	172437-03510	LABEL, HOOK		3						
38	2	172437-03530	LABEL, RE-START		1						
39	2	172155-03790	LABEL, RE-FUELING		1						
40	2	172125-03950	LABEL, AIR CLEANER		1						
41	2	121120-44800	LABEL, RADIATOR		1						
42	2	124764-44810	LABEL, SUB-TANK		1						
43	2	124764-44920	LABEL, ANTI-FREEZING		1						
44	2	22857-300050	SCREW, 3X 5		4						
45	2	172434-03211	LABEL		1						
46	2	172437-03481	LABEL, SUPPORT		2						
47	2	172183-03280	LABEL, LOCK		2						
48	2	172165-03231	LABEL, P.T.O.		1						
49	2	172168-03301	LABEL, SELECT		1						
50	2	172437-03700	LABEL		1						
51	2	172519-04350	SCREW		4						

Remarks
 (1) RUBBER CRAWLER SPEC.
 (2) 2WAY MULTI CHANGE SPEC.

Fig.3. LABEL(CANOPY)(NEW)

Fig.3 LABEL (CANOPY) (NEW)



(A)=B22-2BC(R)US
(B)=B22-2BP(R)US
(C)=

(D)=
(E)=
(F)=

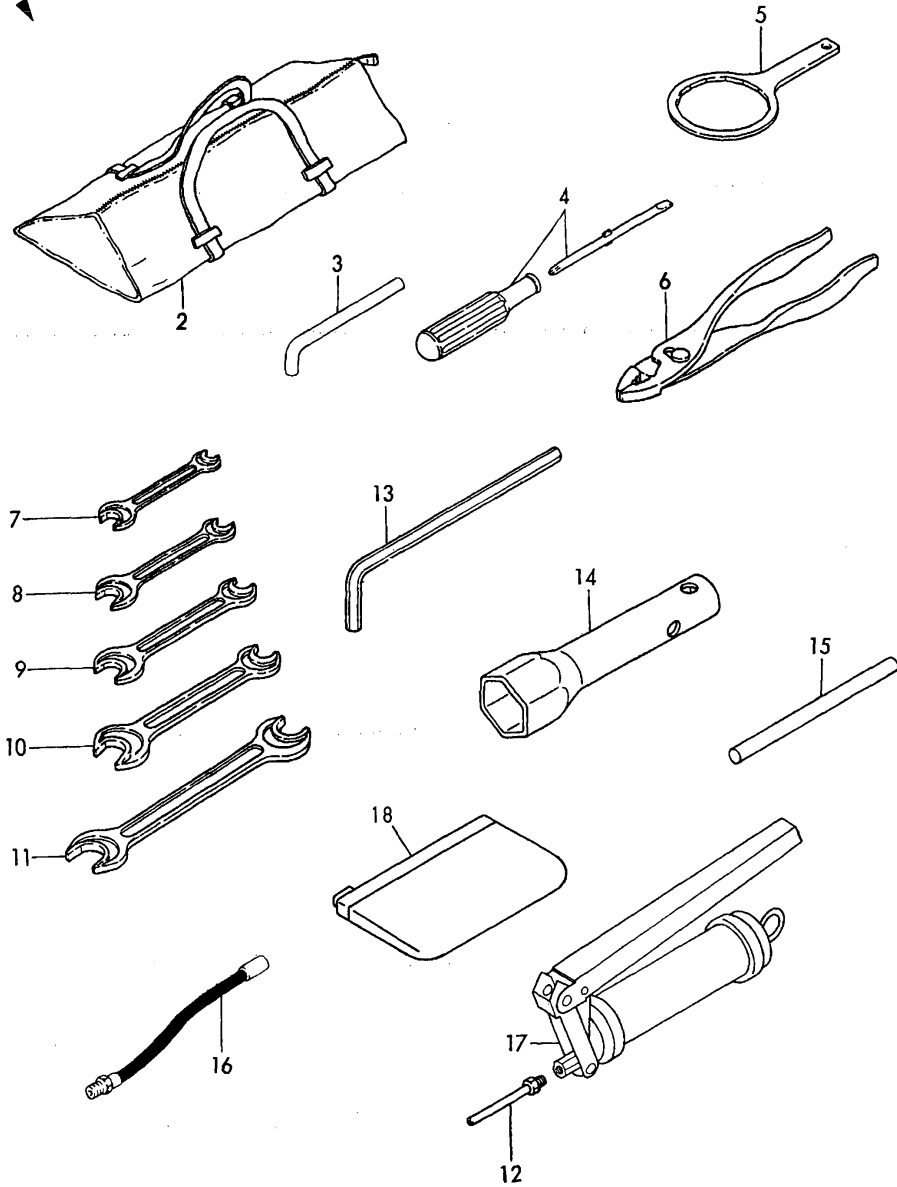
No.	Lev.	Parts No.	Description	Qty						I	R
				(A)	(B)	(C)	(D)	(E)	(F)		
52	1	172437-03600	LABEL		1						2
53	1	172437-03610	LABEL		2						2
54	1	172437-03620	LABEL		2						2
55	1	172437-03241	LABEL,CRAWLER		1						1

Remarks
(1)RUBBER CRWLER SPEC.
(2)2WAY MULTI CHANGE SPEC.

Fig.4. TOOL

Fig.4 TOOL

1 inc. 2 ~ 17



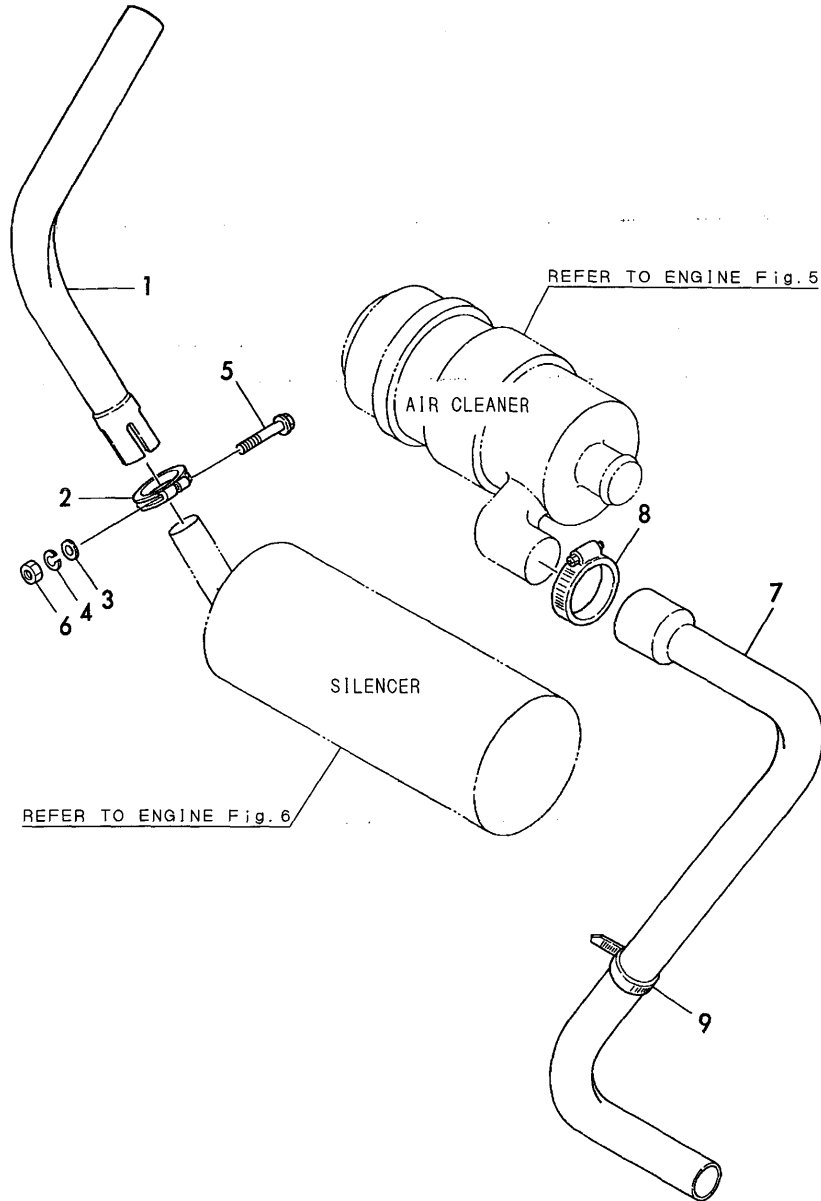
(A)=B22-2BC(R)US
(B)=B22-2BP(R)US
(C)=

(D)=
(E)=
(F)=

No.	Lev.	Parts No.	Description	Q'ty						I	R
				(A)	(B)	(C)	(D)	(E)	(F)		
1	1	772141-05100	TOOL ASSY	1	1						
2	2	933110-90000	BAG, TOOL	1	1						
3	2	172614-38300	PIN 5X45, LOCK	4	4						
3-1	2	172614-38300 (A=M/#60623) (B=M/#60623)	PIN 5X45, LOCK	2	2						K
4	2	104200-92350	DRIVER, SCREW	1	1						
5	2	119640-92750	WRENCH, FILTER 80	1	1						
6	2	933171-00470	PLIER 200	1	1						
7	2	28110-080100	SPANNER, 8X10	1	1						
8	2	28110-120140	SPANNER, 12X14	2	2						
9	2	28110-170190	SPANNER, 17X19	1	1						
10	2	28110-220240	SPANNER, 22X24	1	1						
11	2	28110-270300	SPANNER, 27X30	1	1						
12	2	172122-05101	NOZZLE	1	1						
13	2	28150-080000	WRENCH, BAR 8	1	1						
14	2	28227-271400	BOX WRENCH 27X140	1	1						
15	2	28230-120250	HANDLE, TURN 12X250	1	1						
16	2	933110-09701	HOSE, GREASE	1	1						
17	2	933110-09801	GUN, GREASE	1	1						
18	1	172434-07330 (A=M/#60618) (B=M/#60618)	CASE, MANUAL	1	1						W

Fig.5. INLET HOSE & EXHAUST PIPE

Fig.5 INLET HOSE & EXHAUST PIPE

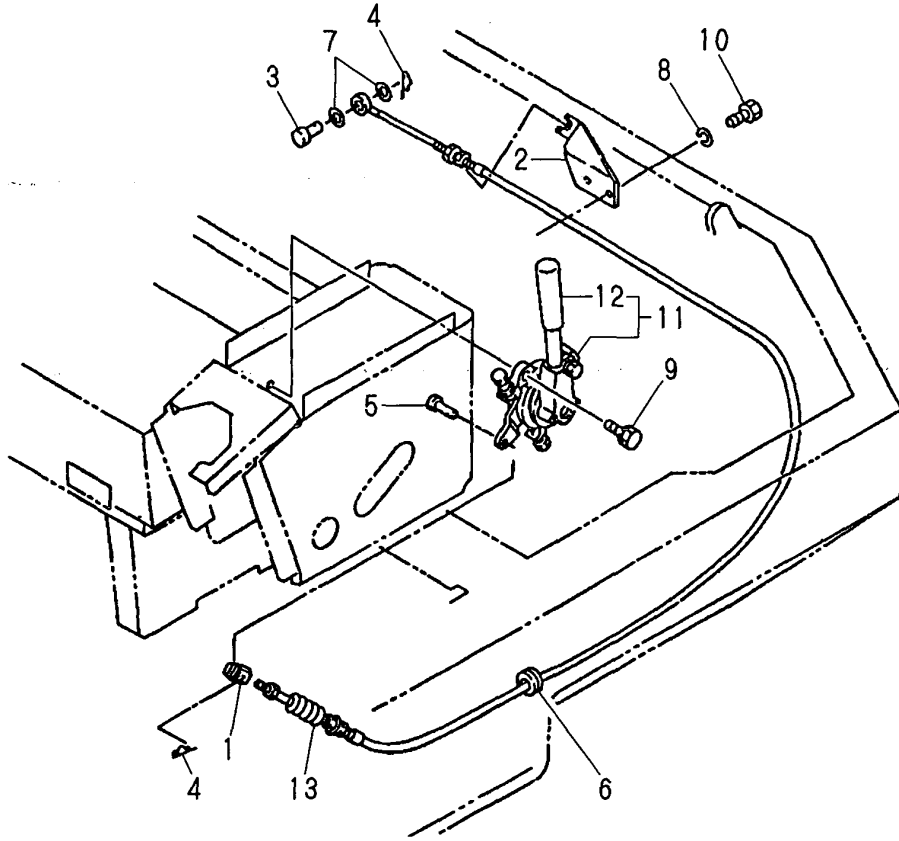


(A)=B22-2BC(R)US
 (B)=B22-2BP(R)US
 (C)=
 (D)=
 (E)=
 (F)=

No.	Lev.	Parts No.	Description	Q'ty						I	R
				(A)	(B)	(C)	(D)	(E)	(F)		
1	1	172171-11300	PIPE, TAIL	1	1						
2	1	119831-13580	CLAMP	1	1						
3	1	22117-080000	WASHER, 8	1	1						
4	1	22217-080000	WASHER, SPRING 8	1	1						
5	1	26106-080552	BOLT, M8X 55 PLATED	1	1						
6	1	26706-080002	NUT, M8	1	1						
7	1	172171-11500	HOSE,AIR CLEANER	1	1						
8	1	23000-070000	CLAMP, 70	1	1						
9	1	194250-51660	BAND 250	1	1						

Fig.6. ACCELERATOR

Fig. 6 ACCELERATOR



(A)=B22-2BC(R)US
 (B)=B22-2BP(R)US
 (C)=

(D)=
 (E)=
 (F)=

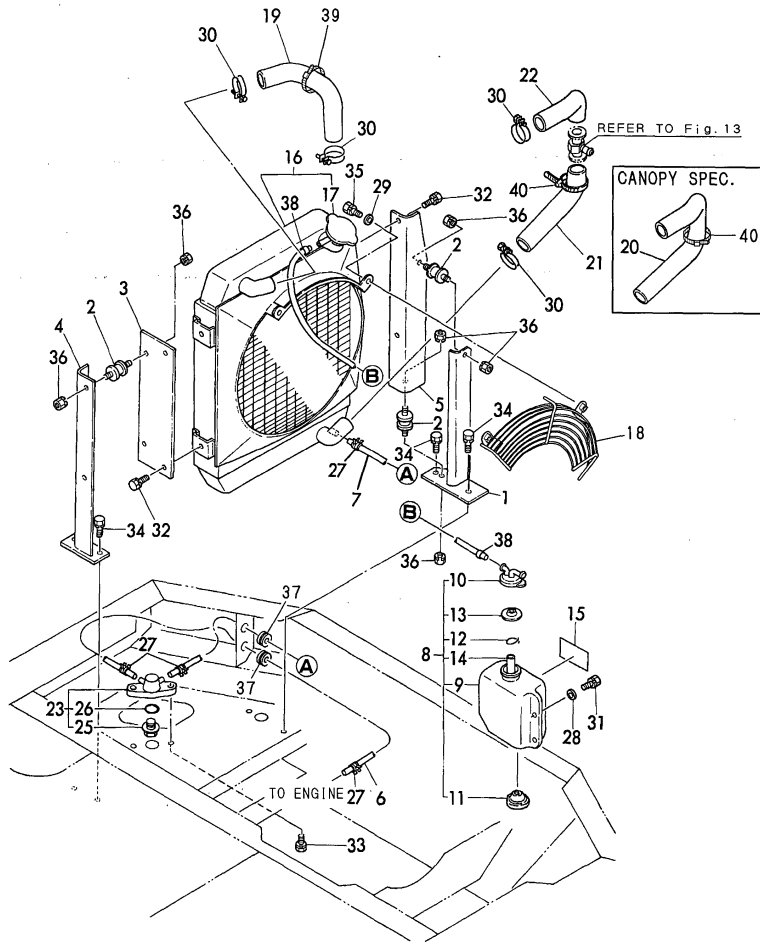
No.	Lev.	Parts No.	Description	Q'ty						I	R
				(A)	(B)	(C)	(D)	(E)	(F)		
1	1	172137-12270	JOINT, CABLE	1	1						
2	1	172141-12280	CLAMP, WIRE	1	1						
3	1	172113-12521	PIN, CABLE	1	1						
4	1	1C6281-52310	PIN, SNAP 6	2	2						
5	1	1A1040-56900	PIN, 6X17	1	1						
6	1	1A1380-58050	GROMMET, 16X20X4.5	1	1						
7	1	22137-060000	WASHER, 6	2	2						
8	1	22217-080000	WASHER, SPRING 8	2	2						
9	1	26013-100302	BOLT, M10X 30	2	2						
10	1	26116-080162	BOLT, M8X 16 PLATED	2	2						
11	1	172179-12100	LEVER,ACCEL	1	1						
12	2	172165-12140	GRIP	1	1						
13	1	172168-12110	CABLE, ACCELERATOR	1	1						

Fig.8. RADIATOR & MOUNT

(A)=B22-2BC(R)US
 (B)=B22-2BP(R)US
 (C)=

(D)=
 (E)=
 (F)=

Fig. 8 RADIATOR & MOUNT



No.	Lev.	Parts No.	Description	Qty						I	R
				(A)	(B)	(C)	(D)	(E)	(F)		
1	1	172171-13300	MOUNT(R), RADIATOR	1	1						
2	1	172122-13310	MOUNT, RADIATOR	4	4						
3	1	172171-13330	PLATE, RADIATOR	1	1						
4	1	172171-13340	MOUNT L CMP,RADIATOR	1	1						
5	1	172171-13410	BRACKET	1	1						
6	1	172124-14650	HOSE L=1100, FUEL	1	1						
7	1	172171-13461	HOSE 7.5X13	1	1						
8	1	121468-44510	SUB-TANK ASSY	1	1						1
9	2	121470-44521	BODY, TANK	1	1						
10	2	121450-44531	CAP	1	1						
11	2	121468-44540	PLUG, SUB-TANK	1	1						
12	2	124450-44560	RETAINER	1	1						
13	2	121470-44581	GASKET	1	1						
14	2	23065-070130	PIPE, 7X 130	1	1						
14A	1	124764-44810	LABEL,SUB-TANK	1	1						4
15	1	121470-44540	LABEL, SUB-TANK	1	1						
16	1	119831-44551	RADIATOR	1	1						2
17	2	124450-44590	CAP, RADIATOR	1	1						3
17A	1	121120-44800	LABEL, RADIATOR	1	1						4
17B	1	124764-44920	LABEL, ANTI-FREEZING	1	1						4
18	1	172434-13400	NET, WIRE	1	1						
19	1	119831-49010	PIPE, WATER	1	1						
20	1	119831-49020	PIPE, WATER		1						
21	1	119831-49040	PIPE, WATER	1							
22	1	119831-49050	PIPE, WATER	1							
23	1	121450-49110	COCK ASSY, 3-WAY	1	1						
25	2	121250-49121	PLUG, DRAIN	1	1						
26	2	24311-000160	O-RING, 1AP16.0	1	1						
27	1	124766-59050	CLIP, HOSE 12	4	4						
28	1	22137-060000	WASHER, 6	2	2						
29	1	22137-080000	WASHER, 8	2	2						
30	1	23010-038000	CLAMP, 38	4	4						
31	1	26013-060202	BOLT, M6X 20	2	2						
32	1	26013-080162	BOLT, M8X 16	4	4						
33	1	26013-080162	BOLT, M8X 16	2	2						
34	1	26013-100202	BOLT, M10X 20	4	4						
35	1	26013-080162	BOLT, M8X 16	2	2						
36	1	26051-080002	NUT, M8	8	8						
37	1	1A1380-58050	GROMMET, 16X20X4.5	2	2						
38	1	121250-44590	CLAMP	2	2						
39	1	933168-55770	BAND 146	1	1						
40	1	933152-09280	BAND 170	1	1						

Remarks

- (1)PLEASE USE THIS PART WITH FOLLOWING LABELS AT THE SAME TIME. REF. NO. 14A.
- (2)PLEASE USE THIS PART WITH FOLLOWING LABELS AT THE SAME TIME. REF. NO. 17A.
- (3)PLEASE USE THIS PART WITH FOLLOWING LABELS AT THE SAME TIME. REF. NO. 17B.
- (4)LABELS ARE NOT ILLUSTRATED.

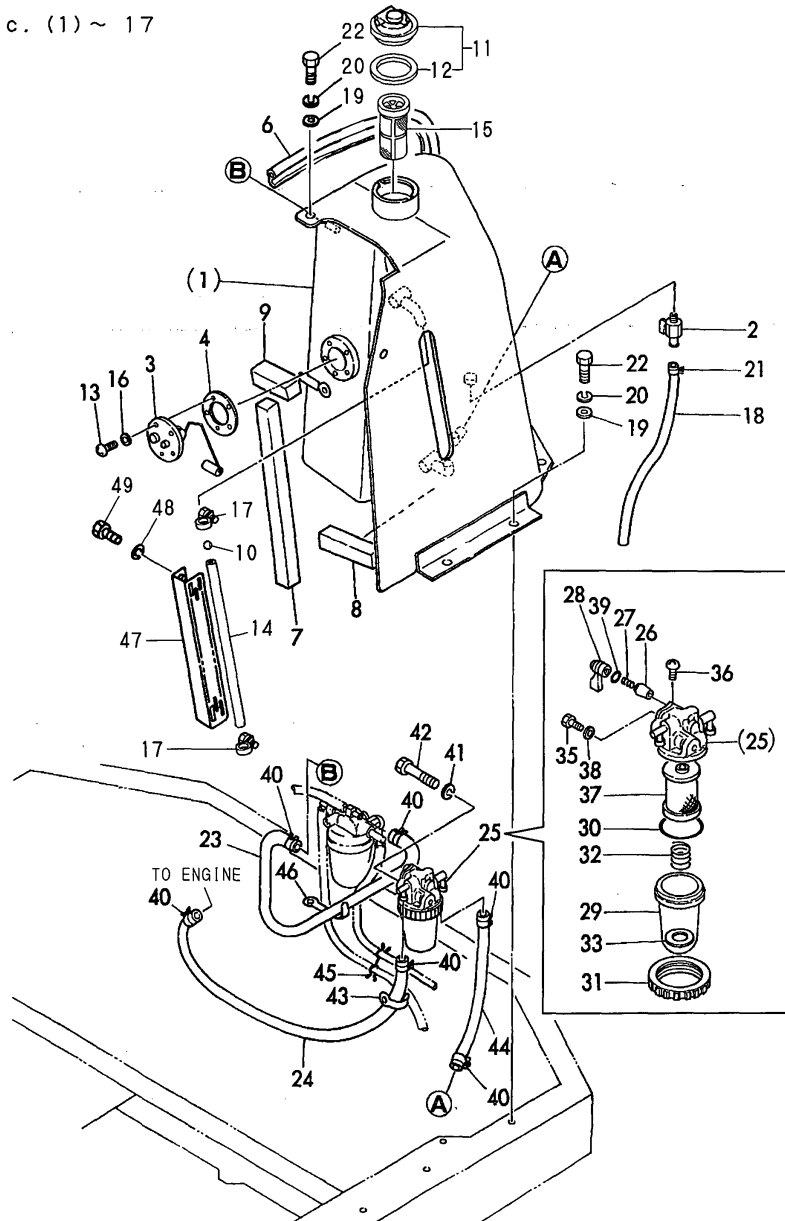
Fig.9. FUEL TANK & FUEL PIPE

(A)=B22-2BC(R)US
 (B)=B22-2BP(R)US
 (C)=

(D)=
 (E)=
 (F)=

Fig.9 FUEL TANK & FUEL PIPE

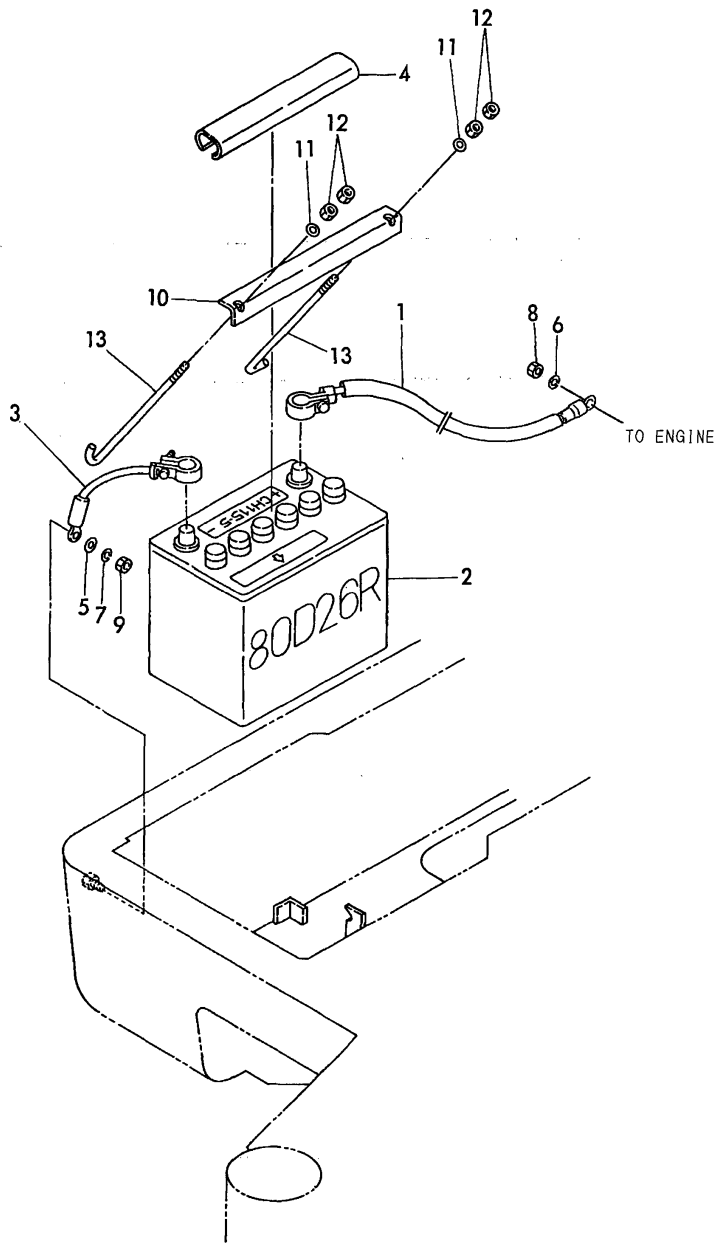
1 inc. (1) ~ 17



No.	Lev.	Parts No.	Description	Q'ty						I	R
				(A)	(B)	(C)	(D)	(E)	(F)		
1	1	772171-14101-1	TANK ASSY, FUEL	1	1						
2	2	104200-11920	COCK, WATER	1	1						
3	2	172162-14180	GAUGE, FUEL	1	1						
4	2	172162-14200	GASKET	1	1						
6	3	172171-14150	RUBBER, SEAL	1	1						
7	3	172171-14210	SEAL, SPONGE	1	1						
8	3	172171-14220	SEAL, SPONGE	1	1						
9	3	172168-14240	SEAL, SPONGE	1	1						
10	2	172141-14260	FLOAT	1	1						
11	2	172122-14301	CAP ASSY, TANK	1	1						
12	3	172122-14350	GASKET	1	1						
13	2	26557-050122	SCREW, M5X12	5	5						
14	2	172142-14421	HOSE, FUEL GAUGE	1	1						
15	2	172183-14250	FILTER (FUEL	1	1						
16	2	22217-050000	WASHER, SPRING 5	5	5						
17	2	23010-014000	CLAMP, 14	2	2						
18	1	172142-14320	GAUGE, FUEL	1	1						
19	1	194145-04810	WASHER 10	6	6						
20	1	22217-100000	WASHER, SPRING 10	6	6						
21	1	23080-013000	CLAMP, 13	1	1						
22	1	26116-100252	BOLT, M10X 25 PLATED	6	6						
23	1	172171-14600	HOSE 800	1	1						
24	1	172171-14600	HOSE 800	1	1						
25	1	129335-55700	SEPARATOR ASSY,WATER	1	1						
26	2	104200-55321	VALVE, TAPER	1	1						
27	2	104200-55330	SPRING, VALVE	1	1						
28	2	104200-55341	HANDLE	1	1						
29	2	124064-55510	COVER	1	1						
30	2	102103-55520	O-RING	1	1						
31	2	110250-55610	RING, RETAINING	1	1						
32	2	121257-55720	SPRING	1	1						
33	2	121257-55731	FLOAT	1	1						
35	2	101720-55750	PLUG, 6	2	2						
36	2	104200-55750	SCREW, M4	1	1						
37	2	171081-55910	SCREEN	1	1						
38	2	23418-060000	GASKET, 6X1.0	2	2						
39	2	24311-240100	O-RING, 1AP10A	1	1						
40	1	124766-59050	CLIP, HOSE 12	6	6						
41	1	22217-080000	WASHER, SPRING 8	1	1						
42	1	26116-080652	BOLT, M8X 65 PLATED	1	1						
43	1	194440-51620	CLAMP	1	1						
44	1	172171-14610	HOSE 260,FUEL	1	1						
45	1	172171-14300	CLAMP	1	1						
46	1	172126-16540	CLAMP	1	1						
47	1	172168-14270	COVER ASSY	1	1						
48	1	22217-080000	WASHER, SPRING 8	2	2						
49	1	26116-080162	BOLT, M8X 16 PLATED	2	2						

Fig.10. BATTERY

Fig. 10 BATTERY



(A)=B22-2BC(R)US
 (B)=B22-2BP(R)US
 (C)=

(D)=
 (E)=
 (F)=

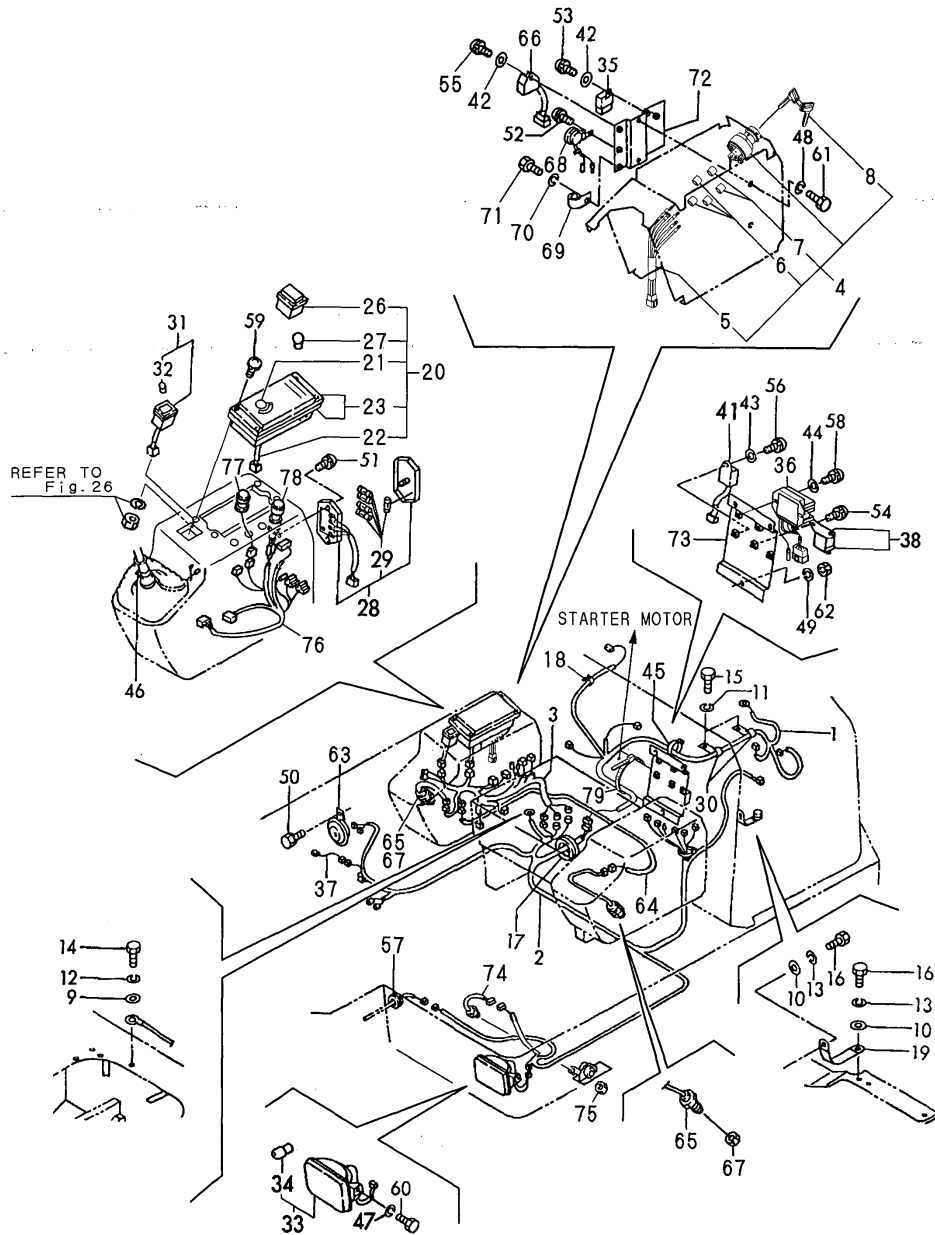
No.	Lev.	Parts No.	Description	Q'ty						I	R
				(A)	(B)	(C)	(D)	(E)	(F)		
1	1	172170-16100	CORD, BATTERY	1	1						
2	1	172168-16101	BATTERY	1	1						
3	1	172142-16110	CORD, BATTERY	1	1						
4	1	194432-51550	COVER, BATTERY	1	1						
5	1	22137-100000	WASHER, 10	1	1						
6	1	22217-080000	WASHER, SPRING 8	1	1						
7	1	22217-100000	WASHER, SPRING 10	1	1						
8	1	26716-080002	NUT, M8	1	1						
9	1	26716-100002	NUT, M10	1	1						
10	1	172168-16300	CLAMP, BATTERY	1	1						
11	1	22157-080000	WASHER, 8	2	2						
12	1	26716-080002	NUT, M8	4	4						
13	1	933171-15710	ROD(B), BATTERY FIX	2	2						

Fig.11. ELECTRIC PART

(A)=B22-2BC(R)US
 (B)=B22-2BP(R)US
 (C)=

(D)=
 (E)=
 (F)=

Fig. 11 ELECTRIC PART



No.	Lev.	Parts No.	Description	Q'ty						I	R
				(A)	(B)	(C)	(D)	(E)	(F)		
1	1	172168-16501	HARNES A,WIRE	1	1						
2	1	172168-16512	HARNES B,WIRE	1	1						
3	1	172428-16520	HARNES (C), WIRE	1	1						
4	1	172428-17100	SWITCH ASSY, STARTER	1	1						
5	2	172165-16530	HARNES D	1	1						
6	2	172187-17080	COVER	3	3						
7	2	172187-17090	COVER	2	2						
8	2	933110-00301	KEY ASSY	1	1						
9	1	22137-100000	WASHER, 10	1	1						
10	1	22137-120000	WASHER, 12	2	2						
11	1	22217-100000	WASHER, SPRING 10	2	2						
12	1	22217-100000	WASHER, SPRING 10	1	1						
13	1	22217-120000	WASHER, SPRING 12	2	2						
14	1	26116-100162	BOLT, M10X 16 PLATED	1	1						
15	1	26116-100162	BOLT, M10X 16 PLATED	2	2						
16	1	26116-120162	BOLT, M12X 16 PLATED	2	2						
17	1	29311-515000	GROMET, 50.5X5	1	1						
18	1	933168-55770	BAND 146	3	3						
19	1	933171-15801	CORD, ENGINE EARTH	1	1						
20	1	172162-17101	BOX ASSY, INDICATOR	1	1						
21	2	172162-17240	METER ASSY, FUEL	1	1						
22	2	172162-17250	HARNES	1	1						
23	2	172162-17270	COVER ASSY	1	1						
26	2	172162-17130	METER, HOUR	1	1						
27	2	172162-17120	VALVE	4	4						
28	1	172141-17161	BOX, FUSE	1	1						
29	2	29411-150000	FUSE, CARTRIDGE 15A	5	5						
30	1	172126-16540	CLAMP	3	3						
31	1	172141-17190	SWITCH, WORK LAMP	1	1						
32	2	172141-17230	BULB, 24V 6W	1	1						
33	1	172162-17410	LAMP ASSY, HEADLIGHT	1	1						
34	2	29220-788200	BULB, 12V 25W	1	1						
35	1	119247-77100	RELAY, SAFETY	1	1						
36	1	119653-77710	LIMITER, CURRENT	1	1						
37	1	172183-16540	LINK,FUSIBLE	1	1						
38	1	119650-77910	RELAY ASSY, GLOW	1	1						
41	1	119632-77922	TIMER	1	1						
42	1	22137-060000	WASHER, 6	2	2						
43	1	22137-060000	WASHER, 6	1	1						
44	1	22137-060000	WASHER, 6	2	2						
45	1	194250-51660	BAND 250	1	1						
46	1	933168-55770	BAND 146	1	1						
47	1	22217-080000	WASHER, SPRING 8	2	2						
48	1	22217-080000	WASHER, SPRING 8	2	2						
49	1	22217-100000	WASHER, SPRING 10	3	3						
50	1	26013-060122	BOLT, M6X 12	2	2						
51	1	26022-050162	SCREW, M5X16	2	2						
52	1	26022-060122	SCREW, M6X12	1	1						
53	1	26022-060122	SCREW, M6X12	1	1						
54	1	26022-060122	SCREW, M6X12	2	2						
55	1	26022-060162	SCREW, M6X16	1	1						

Fig.11. ELECTRIC PART

(A)=B22-2BC(R)US

(B)=B22-2BP(R)US

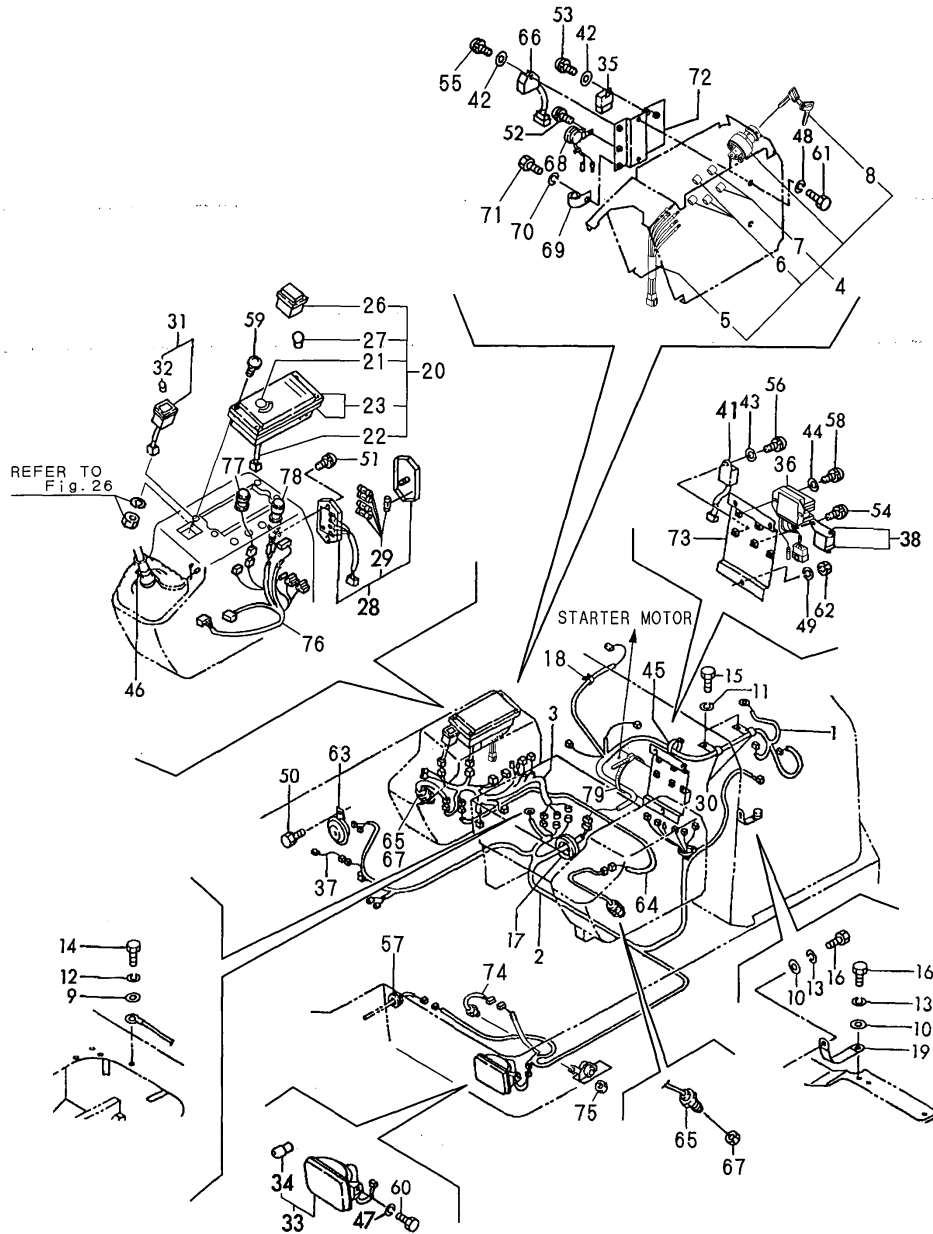
(C)=

(D)=

(E)=

(F)=

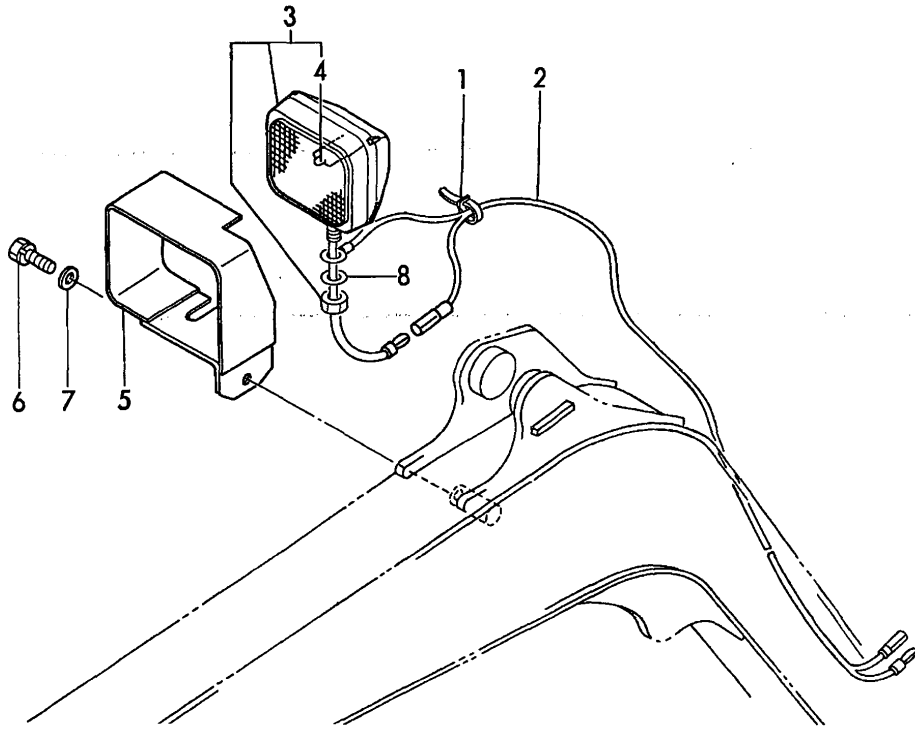
Fig. 11 ELECTRIC PART



No.	Lev.	Parts No.	Description	Q'ty						I	R
				(A)	(B)	(C)	(D)	(E)	(F)		
56	1	26022-060162	SCREW, M6X16	1	1						
57	1	1A1380-58050	GROMMET, 16X20X4.5	1	1						
58	1	26022-060252	SCREW, M6X25	2	2						
59	1	26589-040202	SCREW, M4X20	4	4						
60	1	26116-080162	BOLT, M8X 16 PLATED	2	2						
61	1	26116-080162	BOLT, M8X 16 PLATED	2	2						
62	1	26716-100002	NUT, M10	3	3						
63	1	933110-05300	HORN	1	1						
64	1	172165-16560	HARNES (G)	1	1						
65	1	172164-17140	SWITCH	1	2						
66	1	172141-17141	CHECKER	1	1						
67	1	26776-160002	NUT, LOCK M16	1	2						
68	1	172141-17150	BUZZER	1	1						
69	1	172142-16550	CLAMP	1	1						
70	1	22217-060000	WASHER, SPRING 6	1	1						
71	1	26116-060122	BOLT, M6X 12 PLATED	1	1						
72	1	172168-17100	BRACKET ASSY, ELEC.	1	1						
73	1	172168-17120	BRACKET ASSY, TIMER	1	1						
74	1	194464-52190	SWITCH, SAFETY START	1	1						
75	1	26776-180002	NUT, LOCK M18	1	1						
76	1	172165-16541	HARNES E	1							
77	1	172162-17330	SWITCH, WIPER	1							
78	1	933113-15000	LIGHTER ASSY, CIGAR	1							
79	1	172122-79890	CLAMP, HOSE	1	1						

Fig.12. WORK LAMP

Fig. 12 WORK LAMP



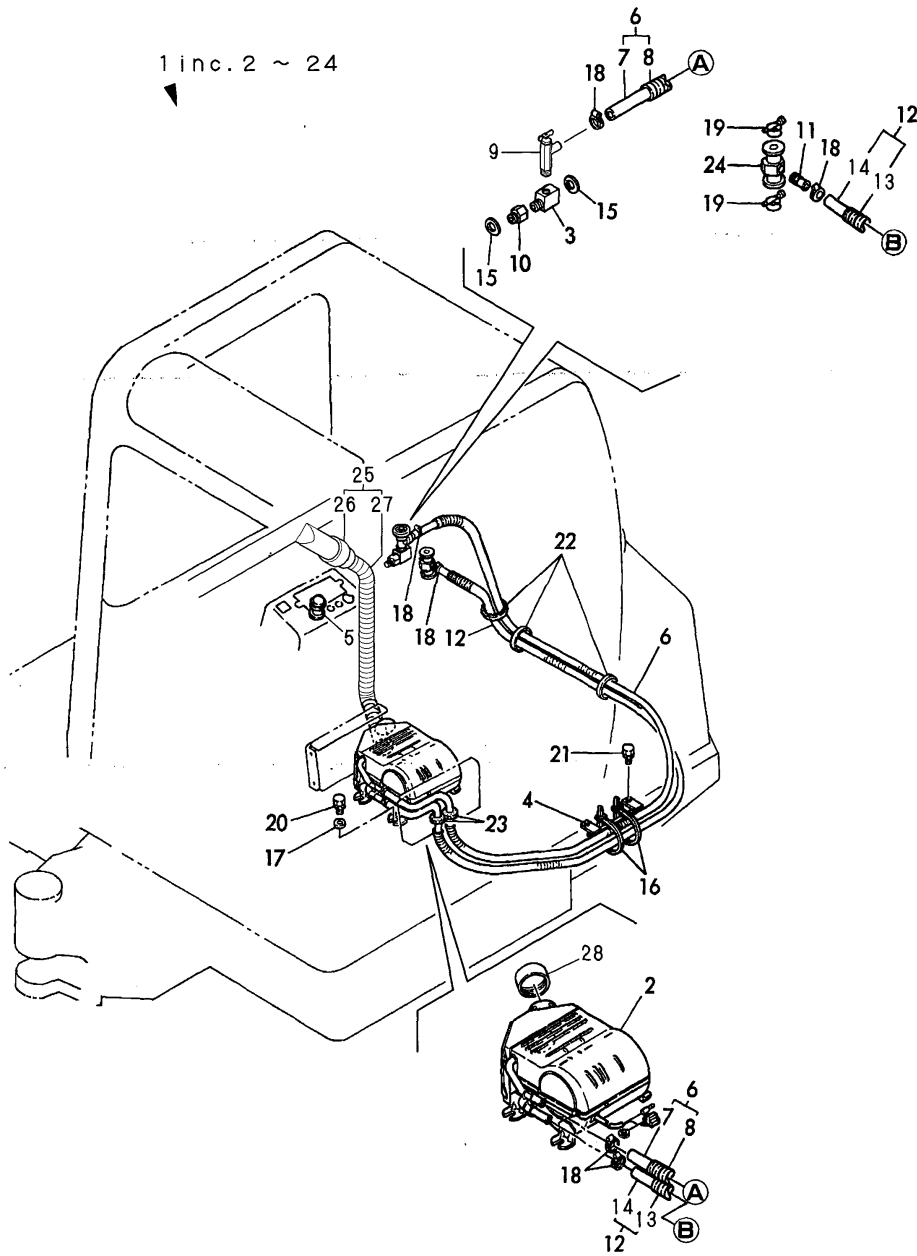
(A)=B22-2BC(R)US
 (B)=B22-2BP(R)US
 (C)=

(D)=
 (E)=
 (F)=

No.	Lev.	Parts No.	Description	Q'ty						I	R
				(A)	(B)	(C)	(D)	(E)	(F)		
1	1	172137-16560	BAND	5	5						
2	1	172141-16561	WIRE, LAMP	1	1						
3	1	172141-17201	LAMP, WORK	1	1						
4	2	172141-17211	BULB	1	1						
5	1	172137-17401	COVER, LAMP	1	1						
6	1	26013-120252	BOLT, M12X 25	1	1						
7	1	933152-03700	WASHER, CLUTCH	1	1						
8	1	22137-130000	WASHER, 13	2	2						

Fig.13. HEATER & DEFROSTER

Fig. 13 HEATER & DEFROSTER



(A)=B22-2BC(R)US
(B)=B22-2BP(R)US
(C)=

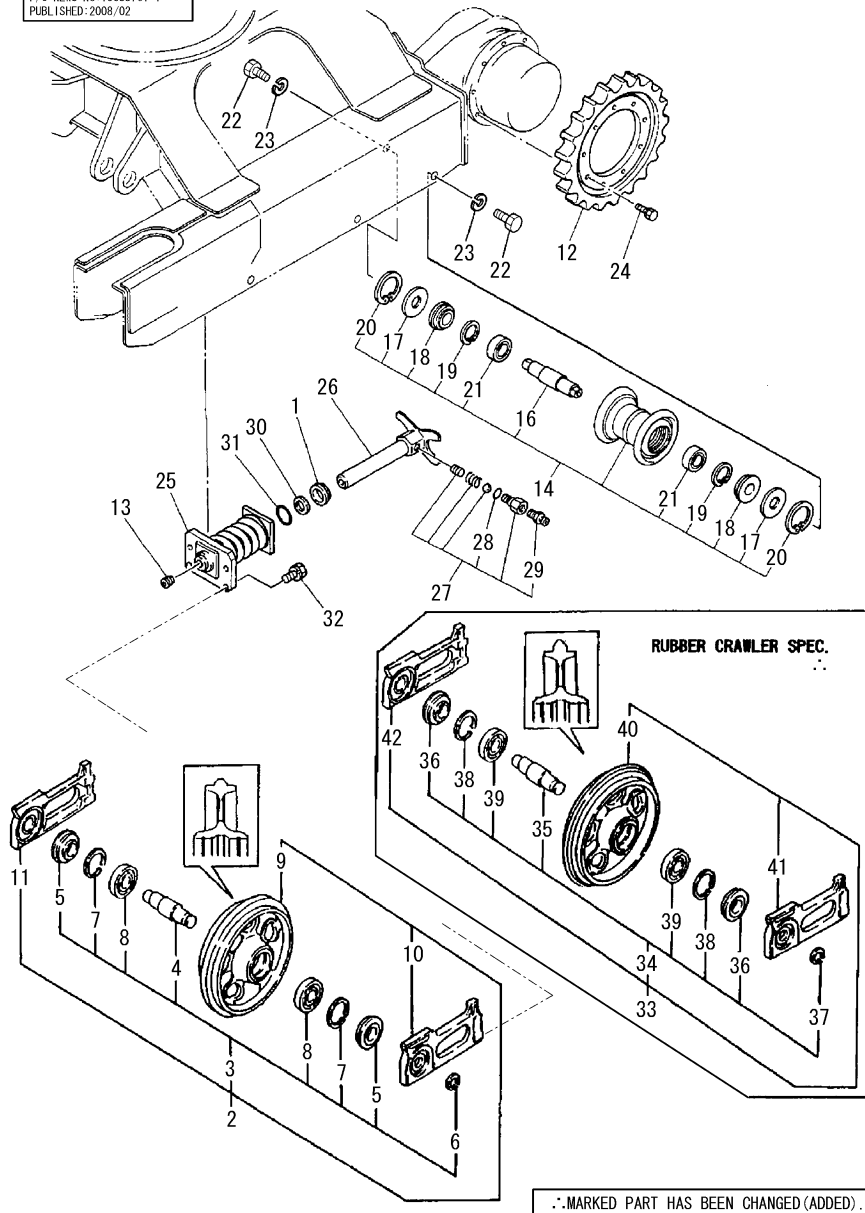
(D)=
(E)=
(F)=

No.	Lev.	Parts No.	Description	Q'ty						I	R
				(A)	(B)	(C)	(D)	(E)	(F)		
1	1	772171-17601	HEATER ASSY	1							
2	2	172165-17601	HEATER ASSY	1							
3	2	172168-17600	CONNECTOR, PT3/8XM16	1							
4	2	172171-17600	STAY, CLAMP	1							
5	2	172162-17610	SWITCH, HEATER	1							
6	2	172168-17640	HOSE ASSY, HEATER	1							
7	3	172312-17620	HOSE, HEATER	1							
8	3	172168-17650	TUBE, CORRUGATED	1							
9	2	172425-17630	VALVE ASSY, HEATER	1							
10	2	172137-17630	JOINT, HEATER	1							
11	2	172124-17640	JOINT, PIPE	1							
12	2	172171-17620	HOSE COMP.,HEATER	1							
13	3	172171-17630	TUBE, CORRUGATED	1							
14	3	172122-17840	HOSE, HEATER	1							
15	2	124465-44950	GASKET, 16	2							
16	2	194250-51660	BAND 250	2							
17	2	22137-100000	WASHER, 10	4							
18	2	23000-022000	CLAMP, 22	4							
19	2	23010-038000	CLAMP, 38	2							
20	2	26013-100202	BOLT, M10X 20	4							
21	2	26013-100202	BOLT, M10X 20	2							
22	2	933152-09280	BAND 170	5							
23	2	933171-15680	GROMMET	2							
24	2	172141-13490	JOINT	1							
25	1	172437-17700	HOSE	1							
26	2	172124-17730	CONNECTOR	2							
27	2	172142-17820	HOSE	1							
28	1	172122-17730	COVER, DEFROSTER	1							W

(A=FROM 1ST)

Fig.14. ROLLER & ADJUST

P/C NEWS No:Y00S3761-1
PUBLISHED:2008/02



(A)=B22-2BC(R)US
(B)=B22-2BP(R)US
(C)=

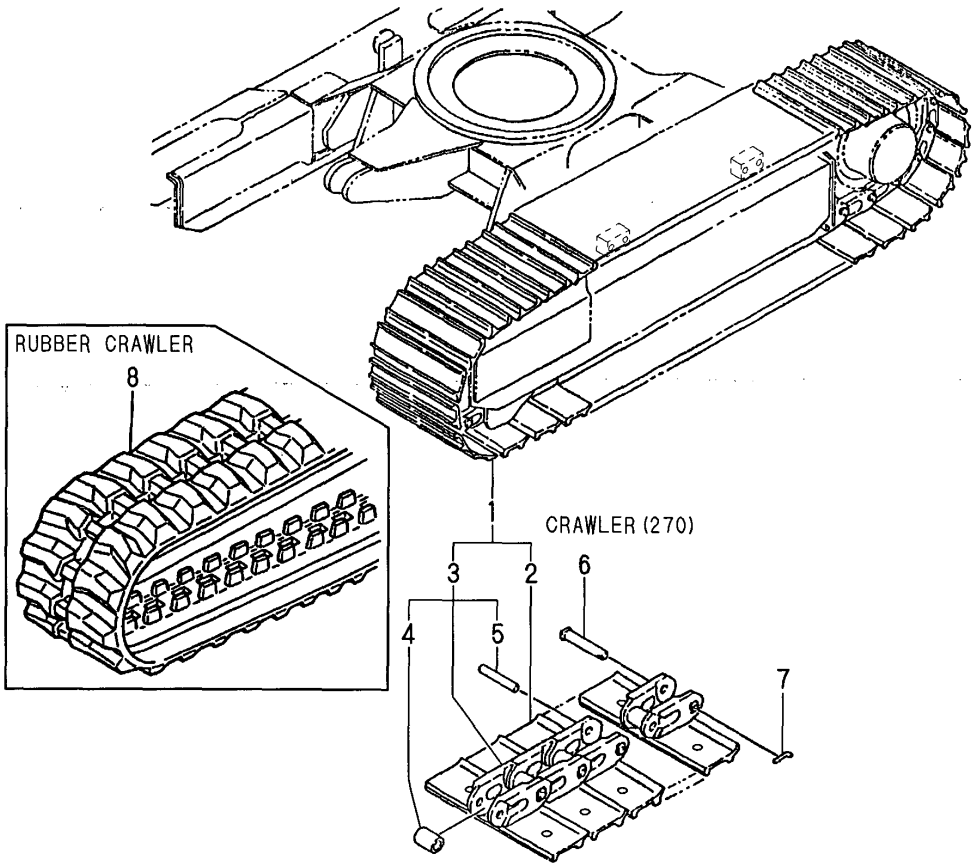
(D)=
(E)=
(F)=

No.	Lev.	Parts No.	Description	Q'ty						I	R
				(A)	(B)	(C)	(D)	(E)	(F)		
1	1	933126-34300	SEAL, DKB3547710	2	2						
2	1	772141-37101	IDLER ASSY, IRON	2	2						2
3	2	172141-99490	IDLER KIT, FRONT	2	2						
4	3	172141-37130	SHAFT, IDLER	2	2						
5	3	172141-37140	SEAL, 357220	4	4						
6	3	22242-000300	RING, 30	2	2						
7	3	22252-000720	RING, 72	4	4						
8	3	24101-062074	BEARING, BALL 6207	4	4						
9	2	172141-37100	IDLER ASSY	2	2						2
10	2	172141-37111	FORK(L), IDLER	2	2						
11	2	172141-37121	FORK(R), IDLER	2	2						
12	1	172141-29110	SPROCKET	2	2						
13	1	933171-13691	PLUG PT1/8	2	2						
14	1	772422-37300	ROLLER ASSY, TRACK	6	6						
16	2	172422-37310	SHAFT, ROLLER	6	6						
17	2	172141-37320	SPACER	12	12						
18	2	1A1030-48250	SEAL, QLF30621218	12	12						
19	2	22252-000620	RING, 62	12	12						
20	2	22252-000750	RING, 75	12	12						
21	2	933111-73800	BEARING	12	12						
22	1	172162-82980	BOLT M16X 35	12	12						
23	1	22217-160000	WASHER, SPRING 16	12	12						
24	1	26013-120302	BOLT, M12X 30	18	18						
25	1	172146-37700	SPRING ASSY, CRAWLER	2	2						
26	1	172141-37801	PISTON, ADJUST	2	2						
27	1	172122-37843	VALVE ASSY, NIPPLE	2	2						
28	2	24315-000140	O-RING, 1BP14.0	2	2						
29	2	24761-020000	NIPPLE, GREASE PT1/8	2	2						
30	1	172141-37850	RING G35, BACK UP	2	2						
31	1	24325-000350	O-RING, 1BG35.0	2	2						
32	1	26013-100402	BOLT, M10X 40	8	8						
33	1	772146-37101	IDLER ASSY, RUBBER	2	2						1
34	2	172141-99490	IDLER KIT, FRONT	2	2						
35	3	172141-37130	SHAFT, IDLER	2	2						
36	3	172141-37140	SEAL, 357220	4	4						
37	3	22242-000300	RING, 30	2	2						
38	3	22252-000720	RING, 72	4	4						
39	3	24101-062074	BEARING, BALL 6207	4	4						
40	2	172146-37100	IDLER, 280	2	2						1
41	2	172141-37111	FORK(L), IDLER	2	2						
42	2	172141-37121	FORK(R), IDLER	2	2						

Remarks
(1)RUBBER CRAWLER SPEC.
(2)IRON CRAWLER SPEC.

Fig.15. CRAWLER

Fig. 15 CRAWLER



(A)=B22-2BC(R)US
 (B)=B22-2BP(R)US
 (C)=

(D)=
 (E)=
 (F)=

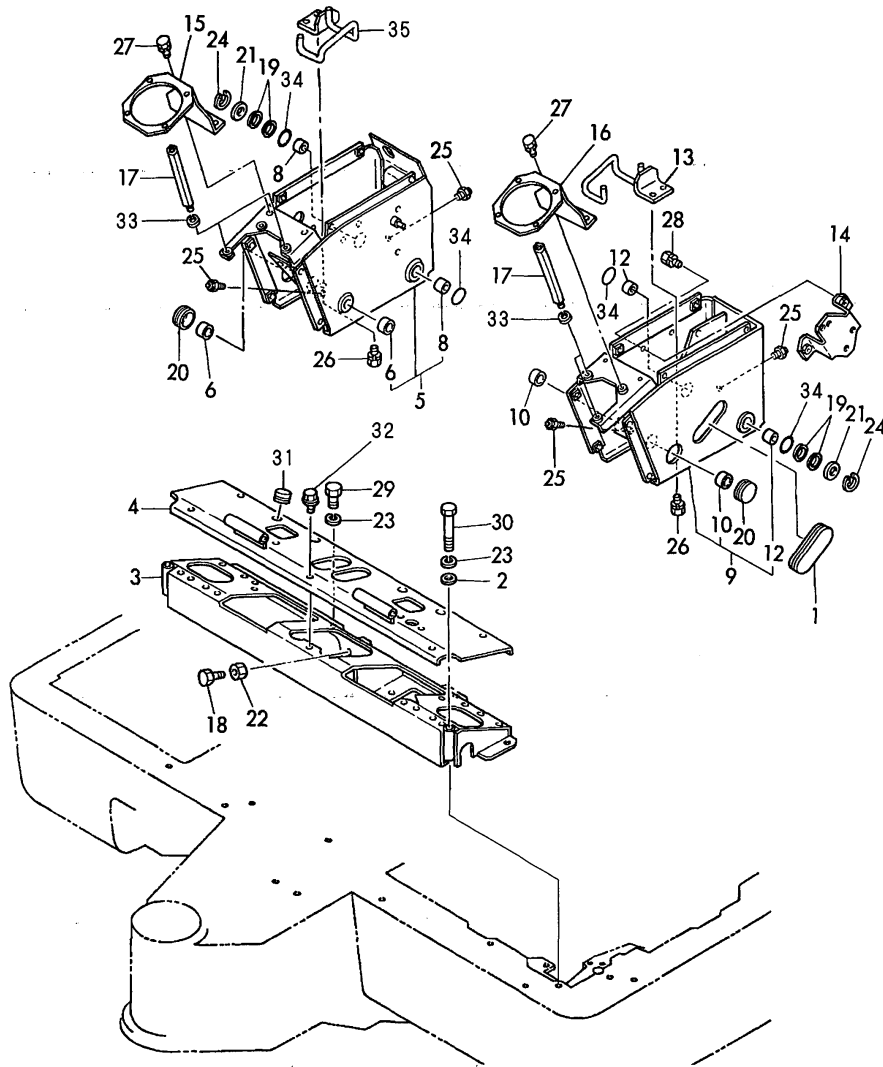
No.	Lev.	Parts No.	Description	Q'ty						I	R
				(A)	(B)	(C)	(D)	(E)	(F)		
1	1	172141-38101	CRAWLER ASSY	2	2						
2	2	172141-38231	SHOE, CRAWLER	72	72						
3	2	172141-38150	LINK ASSY, CRAWLER	2	2						
4	3	172141-38200	BUSH	72	72						
5	3	172141-38210	PIN, CRAWLER	70	70						
6	1	172141-38220	PIN, MASTER	2	2						
7	1	172614-38300	PIN 5X45, LOCK	2	2						
8	1	172141-38610	CRAWLER ASSY, RUBBER	2	2						

Fig.16. CONTROL EQUIPMENT(LEVER STAND)

(A)=B22-2BC(R)US
 (B)=B22-2BP(R)US
 (C)=

(D)=
 (E)=
 (F)=

Fig. 16 CONTROL EQUIPMENT (LEVER STAND)



No.	Lev.	Parts No.	Description	Q'ty						I	R
				(A)	(B)	(C)	(D)	(E)	(F)		
1	1	172146-41320	GROMMET	1	1						
2	1	194145-04810	WASHER 10	2	2						
3	1	172165-46401	SUPPORT ASSY	1	1						
4	1	172165-46660	COVER ASSY	1	1						
5	1	172165-47100	STAND, LEVER	1	1						
6	2	172141-41370	BUSH 2015	2	2						
8	2	24550-025150	BUSH, 25X15	2	2						
9	1	172165-47300	STAND, LEVER	1	1						1
10	2	172141-41370	BUSH 2015	2	2						
12	2	24550-025150	BUSH, 25X15	2	2						
12A	1	172437-03481	LABEL, SUPPORT		1						2
13	1	172165-47730	GUIDE ASSY, HOSE	1	1						
14	1	172165-47770	BRACKET, ACCEL	1	1						
15	1	172165-47900	BRACKET R	1	1						
16	1	172165-47930	BRACKET L	1	1						
17	1	172165-47960	BOLT M 8	4	4						
18	1	26116-100504	BOLT, M10X 50 PLATED	2	2						
19	1	172165-47980	SHIM	4	4						
20	1	172151-53430	GROMMET, 34	2	2						
21	1	172165-47990	WASHER 25.5X42	2	2						
22	1	26716-100002	NUT, M10	2	2						
23	1	22217-100000	WASHER, SPRING 10	7	7						
24	1	22242-000250	RING, 25	2	2						
25	1	24761-020000	NIPPLE, GREASE PT1/8	4	4						
26	1	26013-080202	BOLT, M8X 20	4	4						
27	1	26013-080202	BOLT, M8X 20	4	4						
28	1	26013-100202	BOLT, M10X 20	2	2						
29	1	26116-100202	BOLT, M10X 20 PLATED	4	4						
30	1	26116-100902	BOLT, M10X 90 PLATED	2	2						
31	1	194630-62360	GROMMET	4	4						
32	1	172519-63240	BOLT	8	8						
33	1	22217-080000	WASHER, SPRING 8	4	4						
34	1	24311-000340	O-RING, 1AP34.0	4	4						
35	1	172165-47720	GUIDE ASSY, HOSE	1	1						

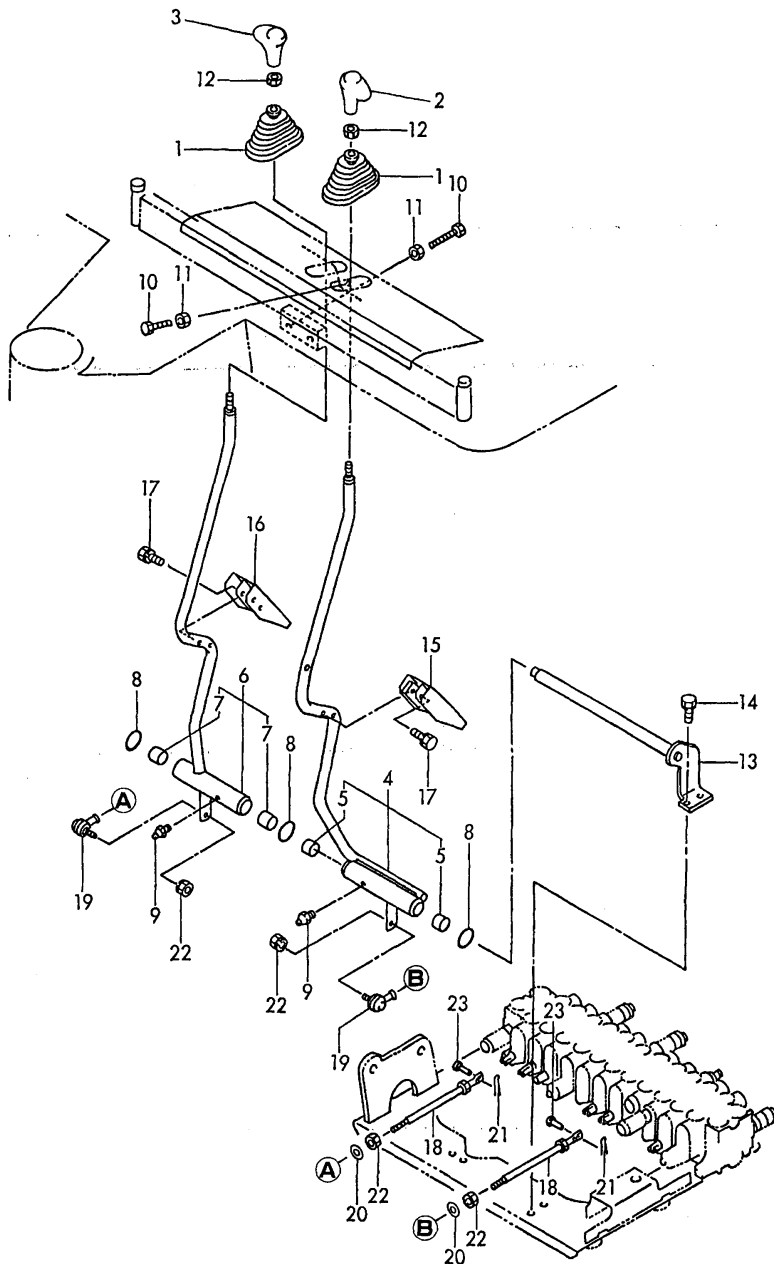
Remarks

(1)PLEASE USE THIS PART WITH FOLLOWING LABELS AT THE SAME TIME.
 REF. NO. 12A.

(2)LABELS ARE NOT ILLUSTRATED.

Fig.17. CONTROL EQUIPMENT(TRAVEL)

Fig. 17 CONTROL EQUIPMENT (TRAVEL)



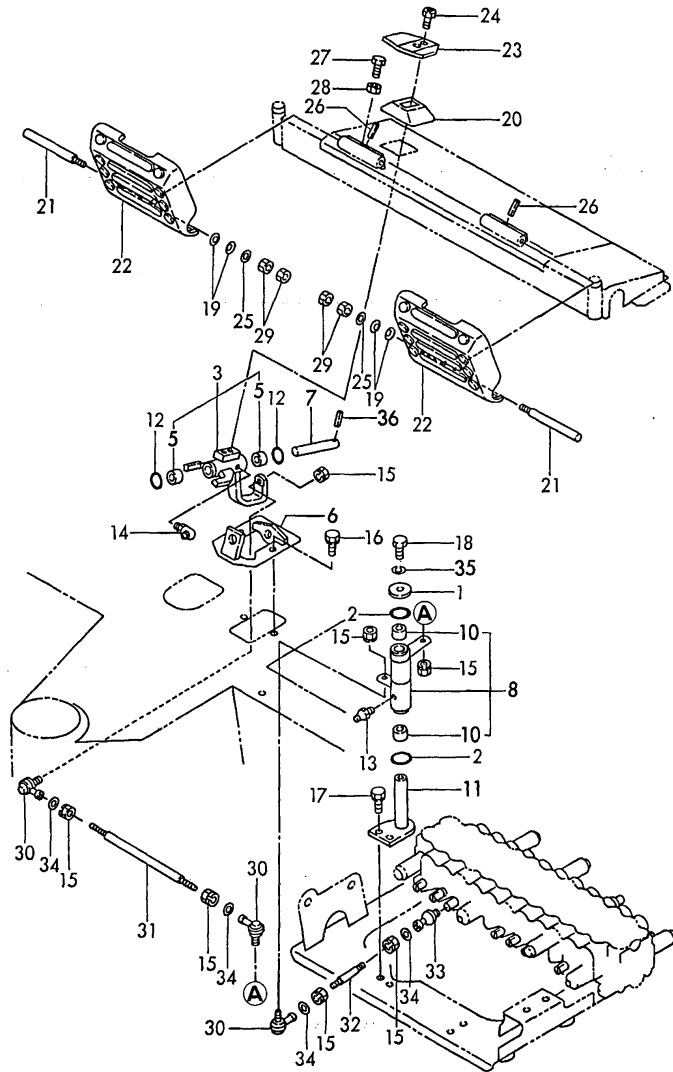
(A)=B22-2BC(R)US
(B)=B22-2BP(R)US
(C)=

(D)=
(E)=
(F)=

No.	Lev.	Parts No.	Description	Q'ty						I	R
				(A)	(B)	(C)	(D)	(E)	(F)		
1	1	172141-41340	BOOTS	2	2						
2	1	172164-45951	GRIP, DRIVE	1	1						
3	1	172164-45961	GRIP, DRIVE	1	1						
4	1	172168-45101	LEVER L COMP.,TRACK	1	1						
5	2	172141-41370	BUSH 2015	2	2						
6	1	172168-45121	LEVER R COMP.,TRACK	1	1						
7	2	172141-41370	BUSH 2015	2	2						
8	1	172124-46200	O-RING	3	3						
9	1	24761-020000	NIPPLE, GREASE PT1/8	2	2						
10	1	26116-100504	BOLT, M10X 50 PLATED	4	4						
11	1	26716-100002	NUT, M10	4	4						
12	1	26756-100002	NUT, LOCK M10	2	2						
13	1	172168-45200	SHAFT ASSY, TRACK	1	1						
14	1	26013-100252	BOLT, M10X 25	2	2						
15	1	172165-46100	PEDAL L ASSY	1	1						
16	1	172165-46150	PEDAL R COMP	1	1						
17	1	26013-060302	BOLT, M6X 30	4	4						
18	1	172168-45940	ROD 200	2	2						
19	1	172122-46590	ELBOW	2	2						
20	1	22137-080000	WASHER, 8	2	2						
21	1	22417-160160	PIN, COTTER 1.6X16	2	2						
22	1	26051-080002	NUT, M8	4	4						
23	1	933110-54100	PIN 4.75X14	2	2						

Fig.18. CONTROL EQUIPMENT(SWING)

Fig. 18 ONTROL EQUIPMENT (SWING)



(A)=B22-2BC(R)US
(B)=B22-2BP(R)US
(C)=

(D)=
(E)=
(F)=

No.	Lev.	Parts No.	Description	Q'ty						I	R
				(A)	(B)	(C)	(D)	(E)	(F)		
1	1	1A1040-45890	WASHER, 10X36X4.5	1	1						
2	1	172124-46200	O-RING	2	2						
3	1	172165-46300	LINK W/BUSH	1	1						
3-1	1	172165-46301	LINK W/BUSH	1	1						N
		(A=M/#60623) (B=M/#60623)									
5	2	172141-41360	BUSH 1415	2	2						
6	1	172165-46350	BRACKET, PEDAL	1	1						
7	1	172146-41910	PIN 14-100	1	1						
8	1	172168-46800	LINK W/BUSH, SWING	1	1						
10	2	172141-41370	BUSH 2015	2	2						
11	1	172168-46820	SHAFT ASSY, SWING	1	1						
12	1	24311-000210	O-RING, 1AP21.0	2	2						
13	1	24761-020000	NIPPLE, GREASE PT1/8	1	1						
14	1	24761-050000	NIPPLE, GREASE C	1	1						
15	1	26051-080002	NUT, M8	7	7						
16	1	26013-100202	BOLT, M10X 20	2	2						
17	1	26013-100252	BOLT, M10X 25	2	2						
18	1	26116-100202	BOLT, M10X 20 PLATED	1	1						
19	1	172068-28490	SPRING	4	4						
20	1	172157-45990	BOOTS, PEDAL	1	1						
21	1	172165-46230	SHAFT, SWING	2	2						
22	1	172165-46261	COVER, PEDAL	2	2						1
22A	1	172165-03231	LABEL, P.T.O.	2	2						2
23	1	172165-46281	PEDAL ASSY, SWING	1	1						
24	1	172165-46340	BOLT	2	2						
25	1	22137-080000	WASHER, 8	2	2						
26	1	22351-040020	PIN, SPRING 4.0X20	2	2						
27	1	26116-080304	BOLT, M8X 30 PLATED	2	2						
28	1	26716-080002	NUT, M8	2	2						
29	1	26716-080002	NUT, M8	4	4						
30	1	172122-46590	ELBOW	3	3						
31	1	172168-46840	ROD 240	1	1						
32	1	172168-46860	ROD 100	1	1						
33	1	172122-47250	BALL 8, LINK	1	1						
34	1	22137-080000	WASHER, 8	4	4						
35	1	22217-100000	WASHER, SPRING 10	1	1						
36	1	22351-040032	PIN, SPRING 4.0X32	1	1						

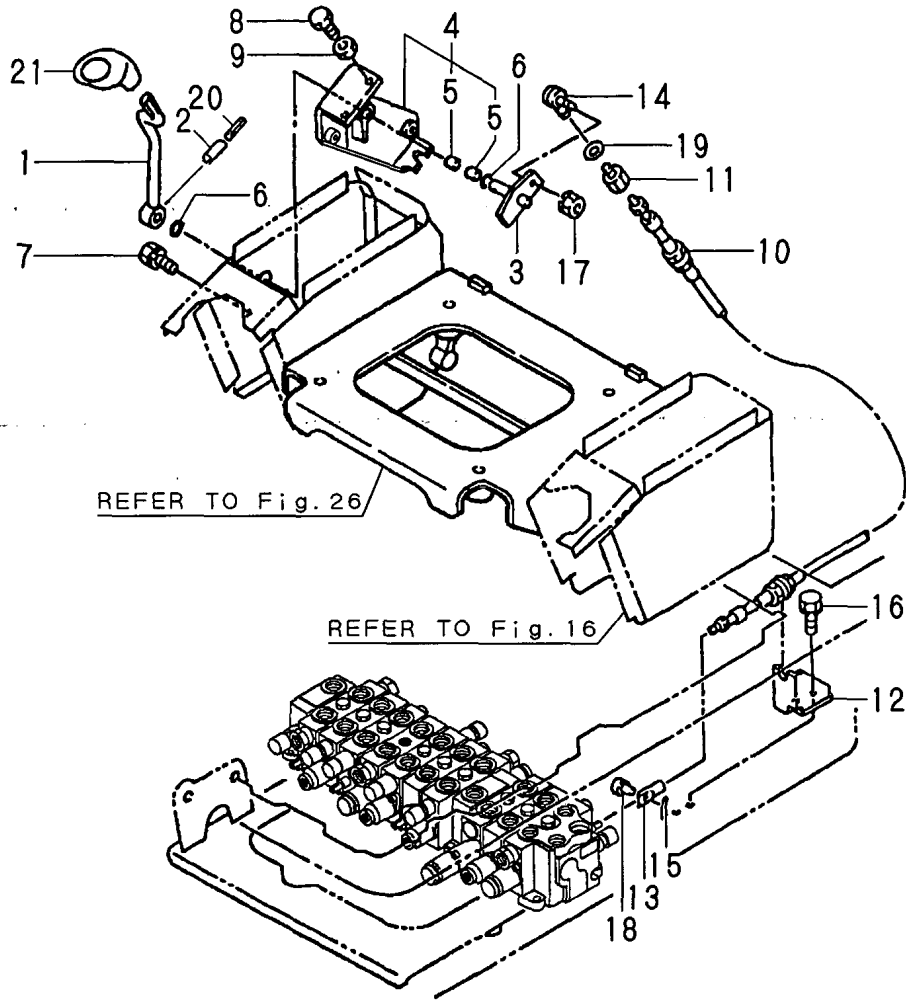
Remarks

(1)PLEASE USE THIS PART WITH FOLLOWING LABELS AT THE SAME TIME. REF. NO. 22A.

(2)LABELS ARE NOT ILLUSTRATED.

Fig.19. CONTROL EQUIPMENT(BLADE)

Fig. 19 CONTROL EQUIPMENT (BLADE)



(A)=B22-2BC(R)US
(B)=B22-2BP(R)US
(C)=

(D)=
(E)=
(F)=

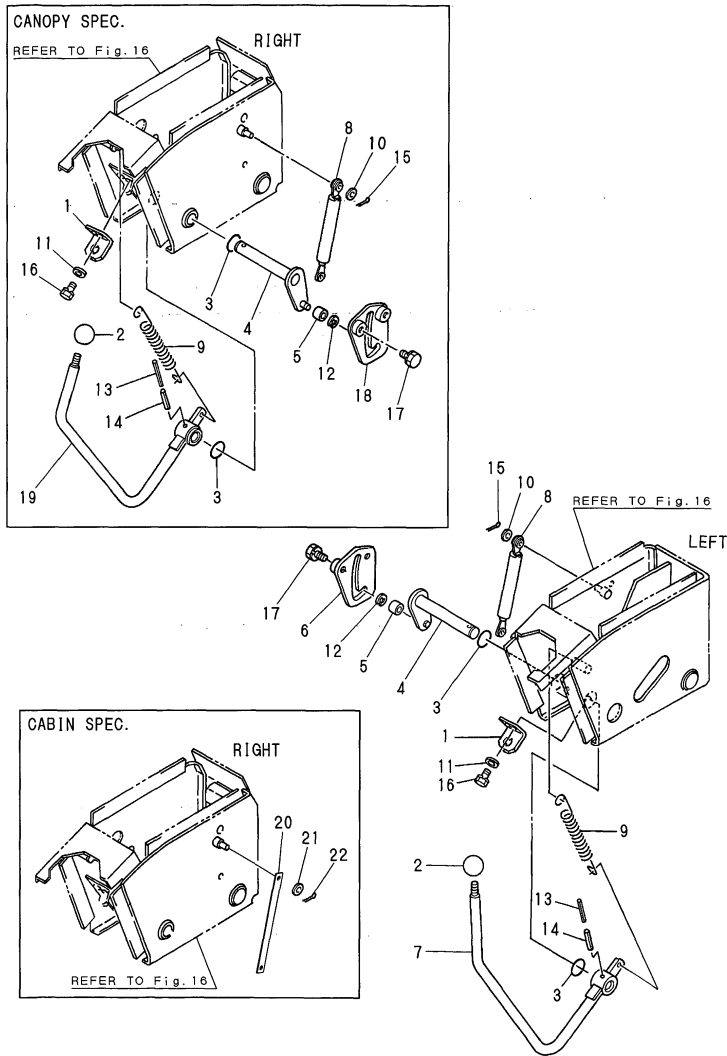
No.	Lev.	Parts No.	Description	Qty						I	R
				(A)	(B)	(C)	(D)	(E)	(F)		
1	1	172165-45270	LEVER ASSY, BLADE S	1	1						
2	1	22351-050032	PIN, SPRING 5.0X32	1	1						
3	1	172165-45140	LINK, BLADE	1	1						
4	1	172165-45181	BRACKET ASY	1	1						
5	2	172141-41360	BUSH 1415	2	2						
6	1	24311-000210	O-RING, 1AP21.0	2	2						
7	1	26013-100202	BOLT, M10X 20	3	3						
8	1	26116-100354	BOLT, M10X 35 PLATED	2	2						
9	1	26716-100002	NUT, M10	2	2						
10	1	172141-42950	CABLE, BLADE	1	1						
11	1	172141-42960	JOINT, CABLE	1	1						
12	1	172168-45140	SUPPORT, CABLE	1	1						
13	1	172142-45670	ROD, SPOOL	1	1						
14	1	172122-46590	ELBOW	1	1						
15	1	22417-160160	PIN, COTTER 1.6X16	1	1						
16	1	26013-100202	BOLT, M10X 20	2	2						
17	1	26051-080002	NUT, M8	1	1						
18	1	933110-54100	PIN 4.75X14	1	1						
19	1	933168-28480	WASHER, 20X9X3.2	1	1						
20	1	22351-030032	PIN, SPRING 3.0X32	1	1						
21	1	172164-45970	GRIP, BLADE	1	1						

Fig.20. CONTROL EQUIPMENT(CUT OFF VALVE)

(A)=B22-2BC(R)US
(B)=B22-2BP(R)US
(C)=

(D)=
(E)=
(F)=

Fig.20 CONTROL EQUIPMENT (CUT OFF LEVER)



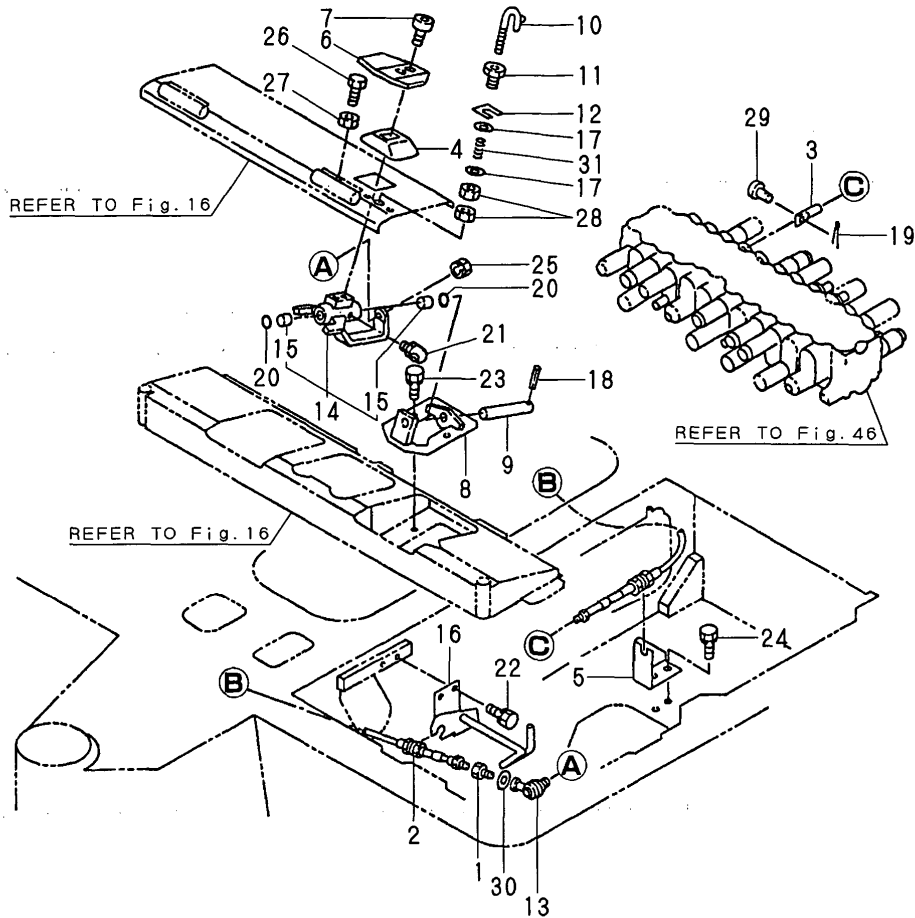
No.	Lev.	Parts No.	Description	Q'ty						I	R
				(A)	(B)	(C)	(D)	(E)	(F)		
1	1	172164-17150	BRACKET, SWITCH	1	2						
2	1	1D4070-23580	GRIP	1	2						
3	1	172124-46200	O-RING	2	4						
4	1	172165-47500	ARM ASSY, LOCK	1	2						
5	1	172165-47550	BUSH	1	2						
6	1	172165-47621	GUIDE ASSY, LOCK	1	1						
7	1	172165-47680	LEVER L	1	1						1
7-1	1	172165-47681	LEVER L	1	1						N 1
		(A=M/#60618) (B=M/#60618)									
7A	1	172183-03280	LABEL, LOCK	1	1						3
8	1	172165-47801	SPRING, GAS	1	2						
9	1	1A1380-56661	SPRING, RETURN	1	2						
10	1	22137-080000	WASHER, 8	2	4						
11	1	22137-080000	WASHER, 8	2	4						
12	1	22272-000070	RING, E- 7	1	2						
13	1	22351-035040	PIN, SPRING 3.5X40	1	2						
14	1	22351-060040	PIN, SPRING 6.0X40	1	2						
15	1	22417-200200	PIN, COTTER 2.0X20	2	4						
16	1	26013-080202	BOLT, M8X 20	2	4						
17	1	26013-100202	BOLT, M10X 20	2	4						
18	1	172165-47601	GUIDE ASSY, LOCK		1						
19	1	172168-47700	LEVER		1						2
19-1	1	172168-47701	LEVER R CMP.,EP LOCK		1						N 2
		(B=M/#60618)									
19A	1	172183-03280	LABEL, LOCK		1						3
20	1	172165-47970	BAR	1							
21	1	22137-080000	WASHER, 8	2							
22	1	22417-200200	PIN, COTTER 2.0X20	2							

Remarks

- (1)PLEASE USE THIS PART WITH FOLLOWING LABELS AT THE SAME TIME. REF. NO. 7A.
- (2)PLEASE USE THIS PART WITH FOLLOWING LABELS AT THE SAME TIME. REF. NO. 19A.
- (3)LABELS ARE NOT ILLUSTRATED.

Fig.21. CONTROL EQUIPMENT(P.T.O.CONTROL)

Fig.21 CONTROL EQUIPMENT (P. T. O. CONTROL)



(A)=B22-2BC(R)US

(B)=B22-2BP(R)US

(C)=

(D)=

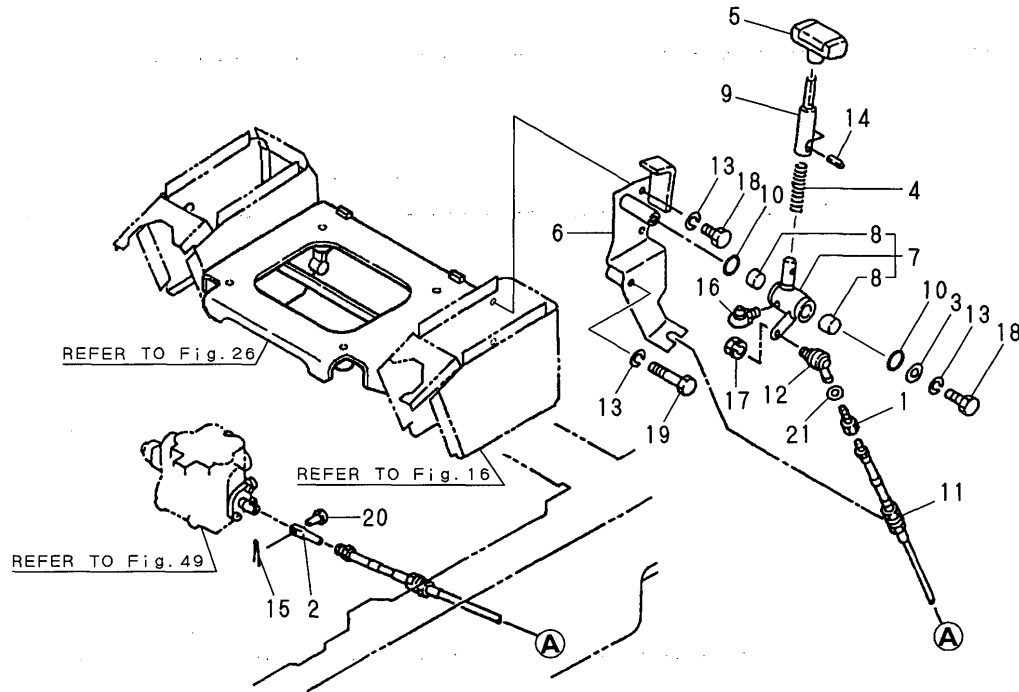
(E)=

(F)=

No.	Lev.	Parts No.	Description	Qty						I	R
				(A)	(B)	(C)	(D)	(E)	(F)		
1	1	172141-42960	JOINT, CABLE	1	1						
2	1	172151-45650	CABLE	1	1						
3	1	172142-45670	ROD, SPOOL	1	1						
4	1	172157-45990	BOOTS, PEDAL	1	1						
5	1	172168-46250	SUPPORT, CABLE	1	1						
6	1	172165-46281	PEDAL ASSY, SWING	1	1						
7	1	172165-46340	BOLT	2	2						
8	1	172165-46350	BRACKET, PEDAL	1	1						
9	1	172146-41910	PIN 14-100	1	1						
10	1	172165-46450	LOCK CMP	1	1						
11	1	172165-46480	BOLT	1	1						
12	1	172165-46490	SHIM	5	5						
13	1	172122-46590	ELBOW	1	1						
14	1	172165-46600	LINK, PEDAL	1	1						
15	2	172141-41360	BUSH 1415	2	2						
16	1	172168-46870	BRACKET	1	1						
17	1	22137-080000	WASHER, 8	2	2						
18	1	22351-040032	PIN, SPRING 4.0X32	1	1						
19	1	22417-160160	PIN, COTTER 1.6X16	1	1						
20	1	24311-000210	O-RING, 1AP21.0	2	2						
21	1	24761-050000	NIPPLE, GREASE C	1	1						
22	1	26013-100162	BOLT, M10X 16	2	2						
23	1	26013-100202	BOLT, M10X 20	2	2						
24	1	26013-100202	BOLT, M10X 20	2	2						
25	1	26051-080002	NUT, M8	1	1						
26	1	26116-080304	BOLT, M8X 30 PLATED	2	2						
27	1	26716-080002	NUT, M8	2	2						
28	1	26716-080002	NUT, M8	2	2						
29	1	933110-54100	PIN 4.75X14	1	1						
30	1	933168-28480	WASHER, 20X9X3.2	1	1						
31	1	1C6141-35370	SPRING, LOCK	1	1						

Fig.22. CONTROL EQUIPMENT(P.T.O.CONTROL)(CONFLUENCE)

Fig.22 CONTROL EQUIPMENT (P. T. O. CONTROL) (CONFLUENCE)



(A)=B22-2BC(R)US
 (B)=B22-2BP(R)US
 (C)=

(D)=
 (E)=
 (F)=

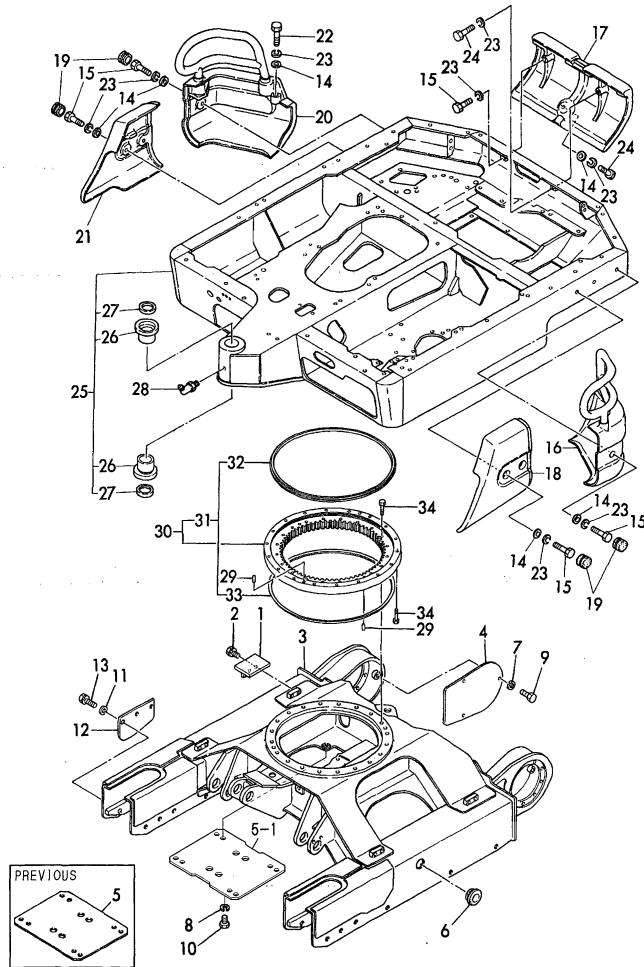
No.	Lev.	Parts No.	Description	Q'ty						I	R
				(A)	(B)	(C)	(D)	(E)	(F)		
1	1	172141-42960	JOINT, CABLE	1	1						
2	1	172142-45670	ROD, SPOOL	1	1						
3	1	1A1040-45890	WASHER, 10X36X4.5	1	1						
4	1	172312-45930	SPRING, 13X1.2X70	1	1						
5	1	172116-45940	KNOB, LEVER	1	1						
6	1	172168-46100	BRACKET	1	1						
7	1	172168-46160	LINK W/BUSH	1	1						
8	2	172141-41370	BUSH 2015	2	2						
9	1	172168-46190	LEVER	1	1						
10	1	172124-46200	O-RING	2	2						
11	1	172168-46231	CABLE	1	1						
12	1	172122-46590	ELBOW	1	1						
13	1	22217-100000	WASHER, SPRING 10	4	4						
14	1	22351-080020	PIN, SPRING 8.0X20	1	1						
15	1	22417-160160	PIN, COTTER 1.6X16	1	1						
16	1	24761-050000	NIPPLE, GREASE C	1	1						
17	1	26051-080002	NUT, M8	1	1						
18	1	26116-100202	BOLT, M10X 20 PLATED	3	3						
19	1	26116-100602	BOLT, M10X 60 PLATED	1	1						
20	1	933110-54100	PIN 4.75X14	1	1						
21	1	933168-28480	WASHER, 20X9X3.2	1	1						

Fig.23. FRAME & TURNING BEARING

(A)=B22-2BC(R)US
 (B)=B22-2BP(R)US
 (C)=

(D)=
 (E)=
 (F)=

Fig. **23** FRAME & TURNING BEARING



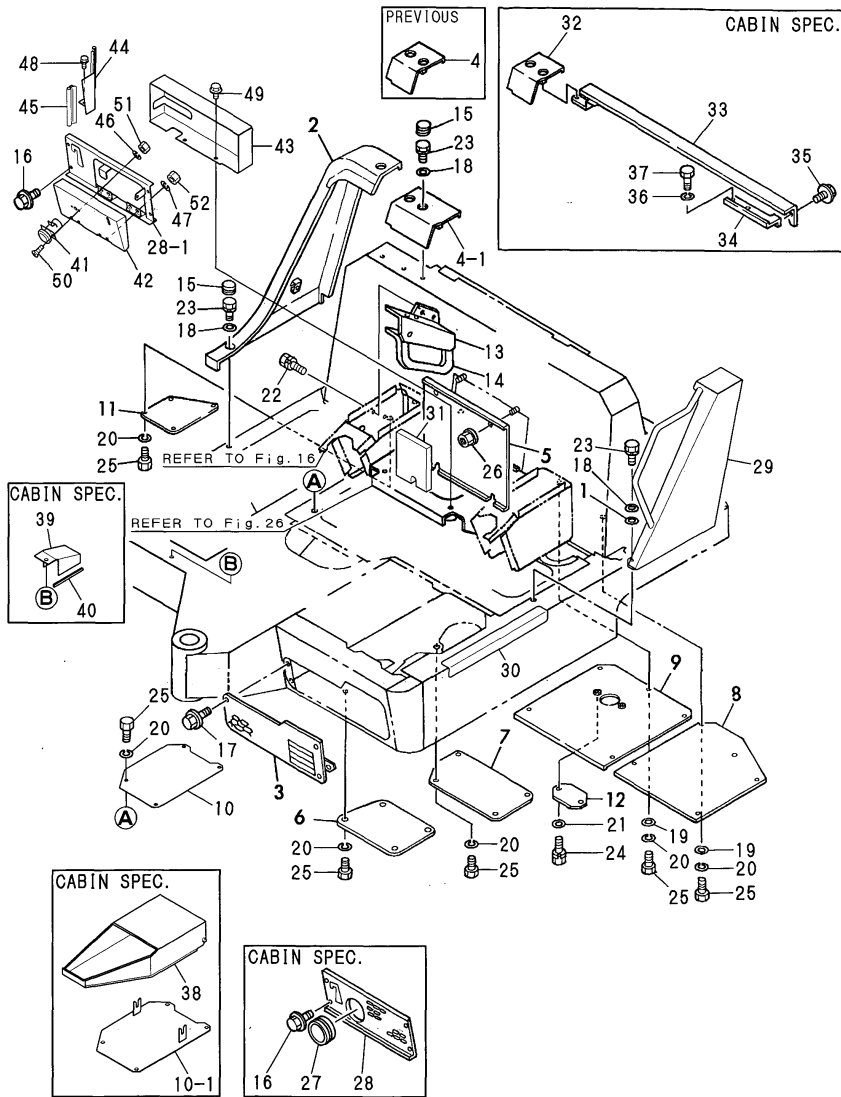
No.	Lev.	Parts No.	Description	Q'ty						I	R
				(A)	(B)	(C)	(D)	(E)	(F)		
2	1	26013-100302	BOLT, M10X 30	8	8						
3	1	172141-50103-1	FRAME ASSY, LOWER	1	1						
4	1	172141-50750-1	COVER, MOTOR	2	2						
5	1	172141-50761-3	COVER	1	1						
5-1	1	172141-50762-2	COVER	1	1						N
		(A=M/#60633) (B=M/#60633)									
6	1	172141-50890	GROMMET	2	2						
7	1	22217-100000	WASHER, SPRING 10	6	6						
8	1	22217-120000	WASHER, SPRING 12	4	4						
9	1	26116-100202	BOLT, M10X 20 PLATED	6	6						
10	1	26116-120252	BOLT, M12X 25 PLATED	4	4						
11	1	172730-05250	WASHER 12	12	12						
12	1	172141-50901-1	GUARD, SHOE	4	4						
13	1	26013-120452	BOLT, M12X 45	12	12						
14	1	172730-05250	WASHER 12	9	9						
15	1	172131-37170	BOLT M12X 30	7	7						
16	1	172168-53300-1	WEIGHT, COUNTER	1	1						1
16A	1	172437-03330	LABEL, PROTECTOR	1	1						4
17	1	172171-53310-1	WEIGHT, CENTER	1	1						
18	1	172171-53340-1	WEIGHT, SIDE	1	1						
19	1	172141-53350	GROMMET, 26	6	6						
20	1	172168-53350-1	WEIGHT, COUNTER	1	1						2
20A	1	172437-03330	LABEL, PROTECTOR	1	1						4
21	1	172171-53350-1	WEIGHT, SIDE	1	1						
22	1	172168-53450	BOLT 12X70	2	2						
23	1	22217-120000	WASHER, SPRING 12	11	11						
24	1	26116-120552	BOLT, M12X 55 PLATED	2	2						
25	1	172171-54102	FRAME W/BUSH,TURNING	1	1						3
26	2	172171-54750	BUSH 50X65	2	2						
27	2	172165-81760	SEAL, DUST 50X60X4	2	2						
27A	1	172437-03351	LABEL,GREASE CYL.	2	2						4
28	1	24761-040000	NIPPLE, GREASE B	1	1						
29	1	194940-24350	PIN, 10X28	4	4						
30	1	172141-57601	BEARING, SWING	1	1						
31	2	172141-57610	SEAL SET	1	1						
32	3	172141-57620	SEAL	1	1						
33	3	172141-57630	SEAL	1	1						
34	1	172141-57650	BOLT M12X 55 PLATED	38	38						

Remarks

- (1)PLEASE USE THIS PART WITH FOLLOWING LABELS AT THE SAME TIME. REF. NO. 16A.
- (2)PLEASE USE THIS PART WITH FOLLOWING LABELS AT THE SAME TIME. REF. NO. 20A.
- (3)PLEASE USE THIS PART WITH FOLLOWING LABELS AT THE SAME TIME. REF. NO. 27A.
- (4)LABELS ARE NOT ILLUSTRATED.

Fig.24. FRAME COVER

Fig. 24 FRAME COVER



Remarks
 (1)PLEASE USE THIS PART WITH FOLLOWING LABELS AT THE SAME TIME.
 REF. NO. 28A.
 (2)LABELS ARE NOT ILLUSTRATED.

(A)=B22-2BC(R)US
 (B)=B22-2BP(R)US
 (C)=

(D)=
 (E)=
 (F)=

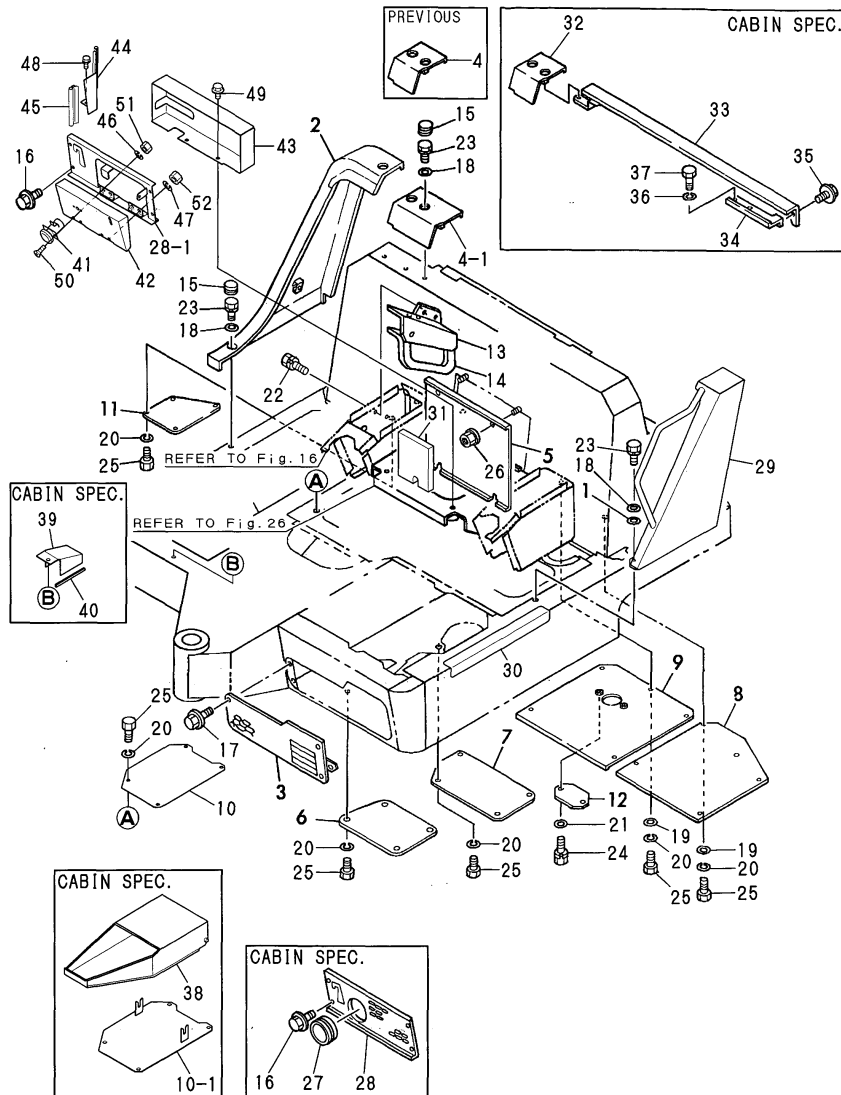
No.	Lev.	Parts No.	Description	(A)	(B)	(C)	Q'ty	(D)	(E)	(F)	I	R
1	1	194145-04810	WASHER 10	3	3							
2	1	172165-61190-3	COVER	1	1							
3	1	172168-61350	COVER, LAMP	1	1							
4	1	172434-61300	COVER		1							
4-1	1	172434-61301	COVER		1							S
		(B=M/#60623)										
5	1	172165-61450-3	COVER ASSY	1	1							
6	1	172168-61500	PLATE A (GREEN:86)	1	1							
7	1	172168-61510	PLATE B (GREEN:86)	1	1							
8	1	172171-61520	PLATE,C	1	1							
9	1	172171-61530	PLATE D COMPL.	1	1							
10	1	172428-61550	PLATE F	1	1							
10-1	1	172434-61150	COVER ASSY	1	1							N
		(A=M/#60590) (B=M/#60590)										
10-2	1	172428-61550	PLATE F		1							N
		(B=M/#60608)										
11	1	172171-61550	PLATE E	1	1							
12	1	172168-61560	PLATE G (GREEN:86)	1	1							
13	1	172165-61701	COVER, LINK	1	1							
14	1	172165-61720	RUBBER	1	1							
15	1	172165-61801	PLUG	5	5							
16	1	172519-63240	BOLT	4	4							
17	1	172519-63240	BOLT	4	4							
18	1	22137-100000	WASHER, 10	5	8							
19	1	22137-100000	WASHER, 10	9	9							
20	1	22217-100000	WASHER, SPRING 10	25	25							
21	1	22217-100000	WASHER, SPRING 10	2	2							
22	1	26013-080162	BOLT, M8X 16	2	2							
23	1	26013-100352	BOLT, M10X 35	5	8							
24	1	26116-100162	BOLT, M10X 16 PLATED	2	2							
25	1	26116-100202	BOLT, M10X 20 PLATED	25	25							
26	1	26367-100002	NUT, M10	4	4							
27	1	172732-11510	GROMMET	1	1							
27-1	1	172732-11510	GROMMET		1							Z
		(B=M/#60590)										
28	1	172165-61650	COVER	1	1							1
28-1	1	172434-61240	COVER ASSY		1							N 1
		(B=M/#60590)										
28-2	1	172434-61241	COVER ASSY		1							N 1
		(B=M/#60608)										
28A	1	172137-03301	LABEL, TURNING LOCK	1	1							2
29	1	172437-61821	COVER		1							
30	1	172437-61500	SHEET, NON SLIP		1							
31	1	172437-61510	RUBBER	1	1							
32	1	172171-61300	COVER ASSY	1								
33	1	172165-61740-3	COVER	1								
34	1	172165-61780-3	BRACKET	1								
35	1	172519-63240	BOLT	1								
36	1	22217-140000	WASHER, SPRING 14		2							
37	1	26116-140352	BOLT, M14X 35 PLATED	2								
38	1	172434-61090	BOX ASSY, TOOL	1	1							W

Fig.24. FRAME COVER

(A)=B22-2BC(R)US
 (B)=B22-2BP(R)US
 (C)=

(D)=
 (E)=
 (F)=

Fig. 24 FRAME COVER

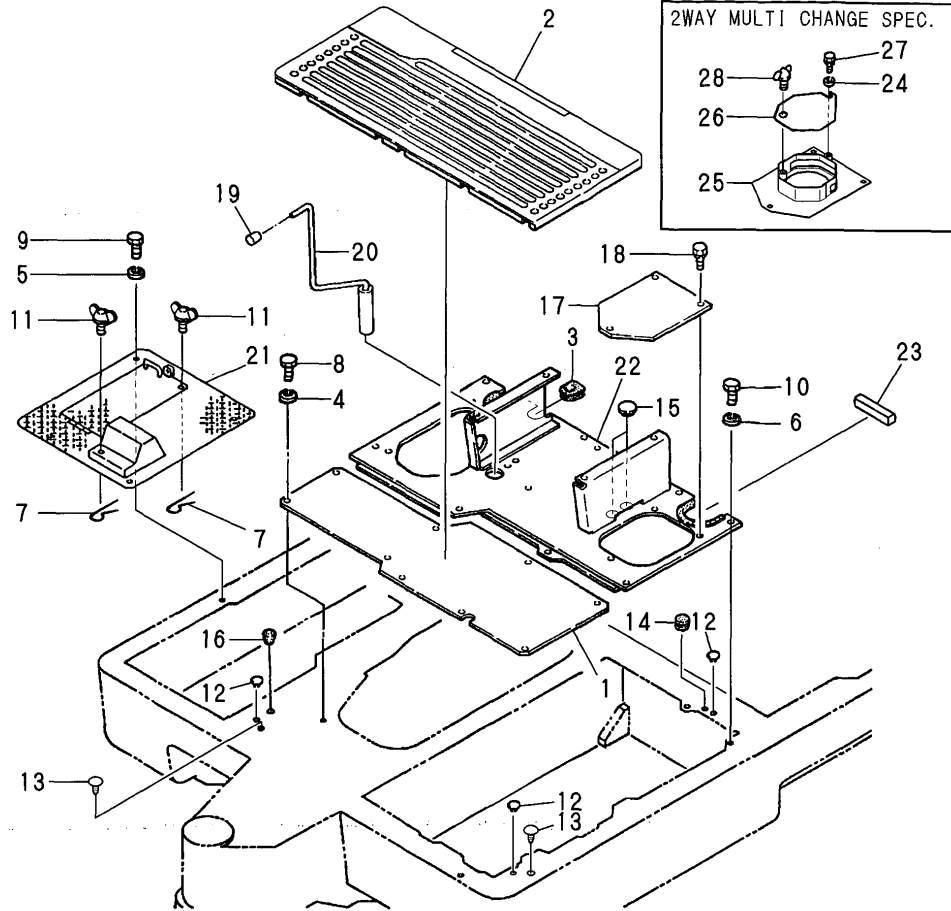


No.	Lev.	Parts No.	Description	Q'ty						I	R
				(A)	(B)	(C)	(D)	(E)	(F)		
38-1	1	(A=M/#60590) 172434-61090 (B=M/#60608)	BOX ASSY, TOOL		1						Z
39	1	172434-61210 (A=M/#60590) (B=M/#60590)	COVER, GREASE		1	1					W
39-1	1	172434-61210 (B=M/#60608)	COVER, GREASE			1					Z
40	1	172435-61660 (A=M/#60590) (B=M/#60590)	TRIM, 130		1	1					W
40-1	1	172435-61660 (B=M/#60608)	TRIM, 130			1					Z
41	1	172212-61230 (B=M/#60590)	FASTENER, DIAL			1					W
42	1	172434-61220 (B=M/#60590)	COVER, TOOL BOX			1					W
43	1	172434-61290 (B=M/#60590)	BOX, TOOL			1					W
44	1	172434-61320 (A=M/#60590) (B=M/#60590)	COVER, PIN		1	1					W
44-1	1	172434-61320 (A=M/#60608)	COVER, PIN			1					Z
45	1	172434-61350 (A=M/#60590) (B=M/#60590)	SEAL, RUBBER		2	2					W
45-1	1	172434-61350 (A=M/#60608)	SEAL, RUBBER			2					Z
46	1	22217-050000 (B=M/#60590)	WASHER, SPRING 5			2					W
47	1	22217-080000 (B=M/#60590)	WASHER, SPRING 8			4					W
48	1	26013-080162 (A=M/#60590) (B=M/#60590)	BOLT, M8X 16		2	2					W
48-1	1	26013-080162 (A=M/#60608)	BOLT, M8X 16			2					Z
49	1	26013-100202 (B=M/#60608)	BOLT, M10X 20			2					W
50	1	26577-050122 (B=M/#60590)	SCREW, M5X12			2					W
51	1	26716-050002 (B=M/#60590)	NUT, M5			2					W
52	1	26716-080002 (B=M/#60590)	NUT, M8			4					W

Remarks
 (1)PLEASE USE THIS PART WITH FOLLOW-
 ING LABELS AT THE SAME TIME.
 REF. NO. 28A.
 (2)LABELS ARE NOT ILLUSTRATED.

Fig.25. STEP

Fig. **25** STEP



(A)=B22-2BC(R)US
(B)=B22-2BP(R)US
(C)=

(D)=
(E)=
(F)=

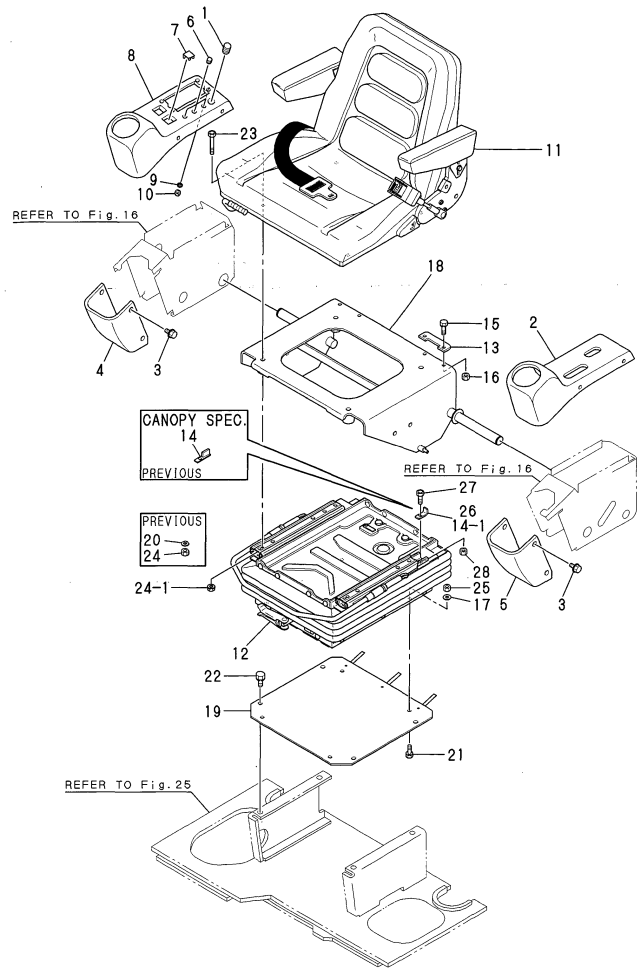
No.	Lev.	Parts No.	Description	Q'ty						I	R
				(A)	(B)	(C)	(D)	(E)	(F)		
1	1	172165-62100	STEP	1	1						
2	1	172168-62201	MAT, FLOOR	1	1						
3	1	172165-62800	GROMMET	1	1						
4	1	22217-100000	WASHER, SPRING 10	9	9						
5	1	22217-100000	WASHER, SPRING 10	4	4						
6	1	22217-100000	WASHER, SPRING 10	7	7						
7	1	22417-320200	PIN, COTTER 3.2X20	2	2						
8	1	26116-100202	BOLT, M10X 20 PLATED	9	9						
9	1	26116-100202	BOLT, M10X 20 PLATED	4	4						
10	1	26116-100202	BOLT, M10X 20 PLATED	7	7						
11	1	172142-62300	WING BOLT M10X15	2	2						
12	1	172122-17190	CLIP, TREE		4						
13	1	172176-68210	CLIP, TREE		2						
14	1	172157-54850	GROMMET, 18		1						
15	1	172151-62240	GROMMET		2						
16	1	172165-68250	PLUG,RUBBER		1						
17	1	172165-62300	STEP	1	1						
18	1	26013-100202	BOLT, M10X 20	3	3						
19	1	172116-46630	KNOB, LEVER	1	1						
20	1	172171-58800	PIN, LOCK	1	1						
21	1	172171-62150	STEP ASSY	1	1						2
21A	1	172437-03360	LABEL,BATTERY	1	1						4
22	1	172165-62600	STEP	1	1						
22-1	1	172428-62600	STEP	1	1						S
(A=FROM 1ST) (B=FROM 1ST)											
23	1	172165-62630	RUBBER 90,EDGE	1	1						
24	1	194145-04810	WASHER 10	1	1						1
25	1	172165-62341	COVER, ROTARY MULTI	1	1						1
26	1	172165-62380	COVER, ROTARY MULTI	1	1						3
26A	1	172437-03610	LABEL	1	1						4
26B	1	172437-03620	LABEL	1	1						4
27	1	26013-100162	BOLT, M10X 16	1	1						1
28	1	26647-100152	BOLT, WING M10X15	1	1						1

Remarks

- (1)2 WAY MULTI CHANGE SPEC.
- (2)PLEASE USE THIS PART WITH FOLLOWING LABELS AT THE SAME TIME. REF. NO. 21A.
- (3)PLEASE USE THIS PART WITH FOLLOWING LABELS AT THE SAME TIME. REF. NO. 26A & 26B.
- (4)LABELS ARE NOT ILLUSTRATED.

Fig.26. SEAT & SEAT MOUNT

Fig. **26** SEAT & SEAT MOUNT



Remarks

- (1)INTERCHANGEABLE BY SIMULTANEOUS REPLACEMENT WITH REF.NO.27A & 28A.
- (2)PLEASE USE THIS PART WITH FOLLOWING LABELS AT THE SAME TIME.
REF. NO. 2A,2B
- (3)PLEASE USE THIS PART WITH FOLLOWING LABELS AT THE SAME TIME.
REF. NO. 5A.
- (4)PLEASE USE THIS PART WITH FOLLOWING LABELS AT THE SAME TIME.
REF. NO. 8A-8D.

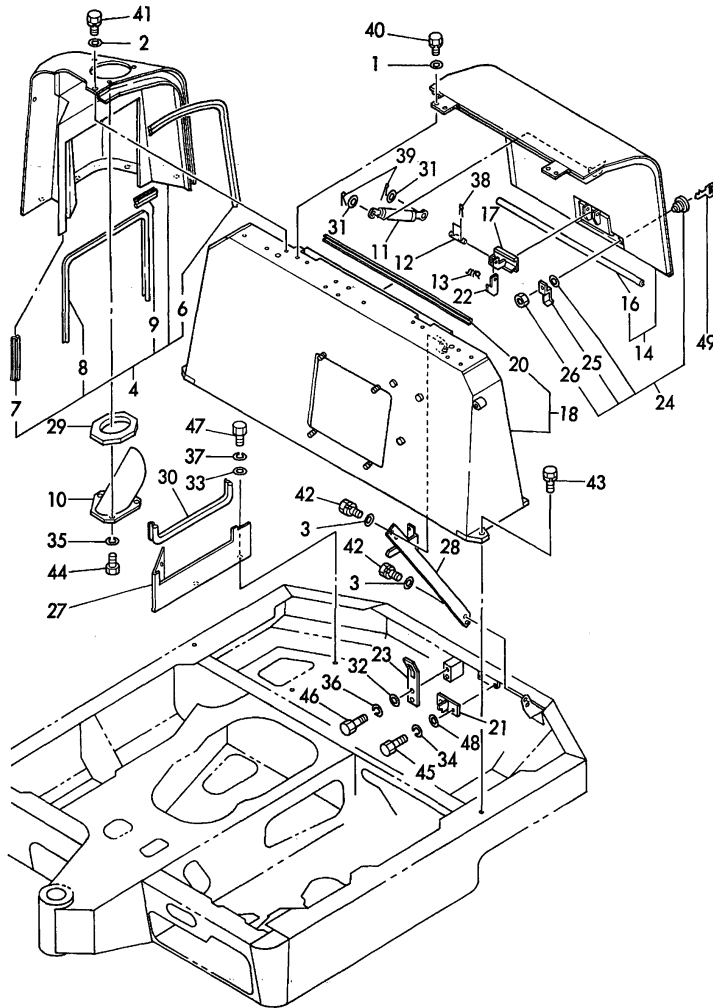
(A)=B22-2BC(R)US
(B)=B22-2BP(R)US
(C)=

(D)=
(E)=
(F)=

No.	Lev.	Parts No.	Description	Q'ty						I	R
				(A)	(B)	(C)	(D)	(E)	(F)		
1	1	194300-21460	CAP, RUBBER 25	1	1						
2	1	172168-63100	PANEL(L),INST(EP)	1	1						2
2A	1	172519-03150	LABEL, ACCEL	1	1						5
2B	1	172168-03301	LABEL, SELECT	1	1						5
3	1	172519-63240	BOLT	16	16						
4	1	172165-63600	COVER, PANEL	1	1						
5	1	172165-63620	COVER, PANEL	1	1						3
5A	1	172437-03241	LABEL,CRAWLER	1	1						5
6	1	172165-63650	PLUG 10,HOLE	3	3						
7	1	172165-63660	CAP	1	1						
8	1	172165-63700	PANEL(R),INST(EP)	1	1						4
8A	1	172141-03360	LABEL, START SWITCH	1	1						5
8B	1	172437-03530	LABEL,RE-START	1	1						5
8C	1	172162-03180	LABEL,HEATER SWITCH	1							5
8D	1	172162-03190	LABEL,WIPER SWITCH	1							5
9	1	22137-040000	WASHER, 4	4	4						
10	1	26716-040002	NUT, M4	4	4						
11	1	172437-64200	SEAT, GRAMMER	1	1						
12	1	172437-64210	SUSPENSION, GRAMMER	1	1						
13	1	172437-64400	STOPPER, SEAT	2	2						
14	1	172437-64410	STOPPER ASSY		2						
14-1	1	172437-64440	STOPPER, SUSPENSION		2						F 1
		(B=M/#60623)									
15	1	26013-080252	BOLT, M8X 25	4	4						
16	1	26716-080002	NUT, M8	4	4						
16-1	1	26051-080002	NUT, M8	4	4						N
		(A=*1999.08) (B=*1999.08)									
17	1	172157-45840	WASHER 8X18X4	4	4						
18	1	172437-64300	MOUNT A ASSY,SEAT US	1	1						
19	1	172165-64390	MOUNT	1	1						
20	1	22137-080000	WASHER, 8	4	4						Z
		(A=*1999.08) (B=*1999.08)									
21	1	26013-080202	BOLT, M8X 20	4	4						
22	1	26013-100202	BOLT, M10X 20	4	4						
23	1	26450-080502	BOLT, M8X 50	4	4						
24	1	26716-080002	NUT, M8	4	4						
24-1	1	26051-080002	NUT, M8	4	4						N
		(A=*1999.08) (B=*1999.08)									
25	1	26716-080002	NUT, M8	4	4						
25-1	1	26051-080002	NUT, M8	4	4						N
		(A=*1999.08) (B=*1999.08)									
26	1	172437-64440	STOPPER, SUSPENSION	1							
27	1	26450-080252	BOLT, M8X 25	2							
27A	1	26450-080252	BOLT, M8X 25		2						W
		(B=M/#60623)									
28	1	26716-080002	NUT, M8	2							
28A	1	26716-080002	NUT, M8		2						W
		(B=M/#60623)									

Fig.27. BONNET

Fig. **27** BONNET



Remarks
 (1)PLEASE USE THIS PART WITH FOLLOWING LABELS AT THE SAME TIME.
 REF. NO. 16A-16D.
 (2)PLEASE USE THIS PART WITH FOLLOWING LABELS AT THE SAME TIME.
 REF. NO. 20A.
 (3)LABELS ARE NOT ILLUSTRATED.

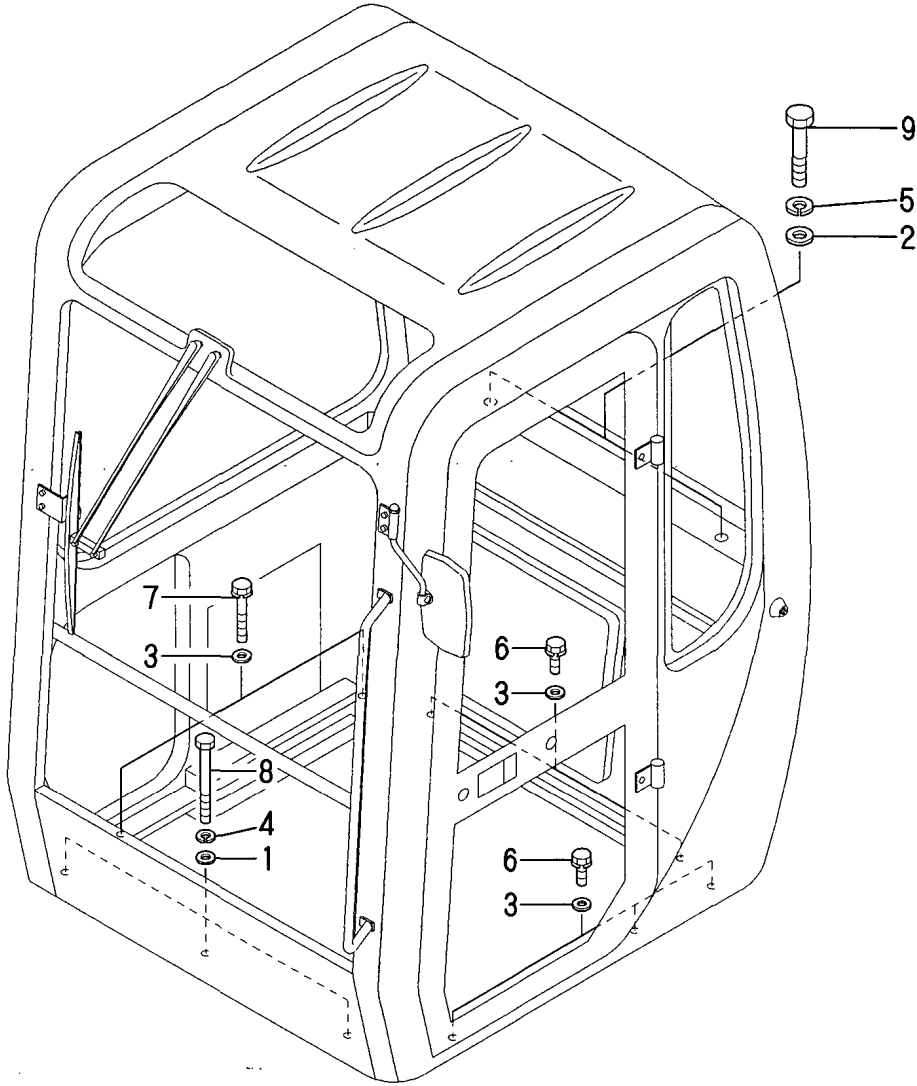
(A)=B22-2BC(R)US
 (B)=B22-2BP(R)US
 (C)=

(D)=
 (E)=
 (F)=

No.	Lev.	Parts No.	Description	Q'ty						I	R
				(A)	(B)	(C)	(D)	(E)	(F)		
1	1	194145-04810	WASHER 10	4	4						
2	1	194145-04810	WASHER 10	6	6						
3	1	194145-04810	WASHER 10	4	4						
4	1	172171-65100-2	BONNET (YELLOW)	1	1						
6	2	172171-65780	RUBBER, SEAL	1	1						
7	2	172168-65790	RUBBER, SEAL	1	1						
8	2	172171-65820	RUBBER, SEAL	1	1						
9	2	172171-65850	RUBBER, SEAL	1	1						
10	1	172168-65200	PIPE, EXTENSION	1	1						
11	1	172168-65260	SPRING, GAS	1	1						
12	1	172734-65260	PIN, BONNET LEVER	1	1						
13	1	172734-65270	SPRING, CATCH	1	1						
14	1	172171-65300-2	BONNET B (YELLOW)	1	1						1
16	2	172168-65760	RUBBER, SEAL	1	1						
16A	1	172437-03380	LABEL,SWING AREA	1	1						3
16B	1	172437-03400	LABEL,ENG.HOOD	1	1						3
16C	1	172437-03410	LABEL,ENG.ROOM	1	1						3
16D	1	172437-03421	LABEL,MUFFLER	1	1						3
17	1	172124-65450	LEVER, LOCK	1	1						
18	1	172171-65451	BONNET A CMP(EV	1	1						2
20	2	172168-65750	RUBBER, SEAL	1	1						
20A	1	172437-03390	LABEL,RADIATOR	1	1						3
21	1	172126-65460	HOOK	1	1						
22	1	172124-65480	CATCHER	1	1						
23	1	172124-65490	PLATE,CATCH	1	1						
24	1	172126-65500	KEY ASSY, CYLINDER	1	1						
25	2	172126-65571	WASHER LOCK	1	1						
26	2	26347-100002	NUT, M10	1	1						
27	1	172171-65601	DUCT ASSY	1	1						
28	1	172171-65650	BRACKET COMPL.	1	1						
29	1	172168-65740	SEAL	1	1						
30	1	172171-65830	RUBBER, SEAL	1	1						
31	1	22137-080000	WASHER, 8	2	2						
32	1	22137-100000	WASHER, 10	2	2						
33	1	22137-100000	WASHER, 10	3	3						
34	1	22217-080000	WASHER, SPRING 8	2	2						
35	1	22217-080000	WASHER, SPRING 8	3	3						
36	1	22217-100000	WASHER, SPRING 10	2	2						
37	1	22217-100000	WASHER, SPRING 10	3	3						
38	1	22417-200200	PIN, COTTER 2.0X20	2	2						
39	1	22417-200200	PIN, COTTER 2.0X20	2	2						
40	1	26013-100252	BOLT, M10X 25	4	4						
41	1	26013-100252	BOLT, M10X 25	6	6						
42	1	26013-100252	BOLT, M10X 25	4	4						
43	1	26013-120352	BOLT, M12X 35	5	5						
44	1	26116-080162	BOLT, M8X 16 PLATED	3	3						
45	1	26116-080202	BOLT, M8X 20 PLATED	2	2						
46	1	26116-100202	BOLT, M10X 20 PLATED	2	2						
47	1	26116-100202	BOLT, M10X 20 PLATED	3	3						
48	1	933152-02900	WASHER	2	2						
49	1	933110-00301	KEY ASSY	1	1						

Fig.28. CABIN MOUNT

Fig. 28 CABIN MOUNT



(A)=B22-2BC(R)US
 (B)=B22-2BP(R)US
 (C)=

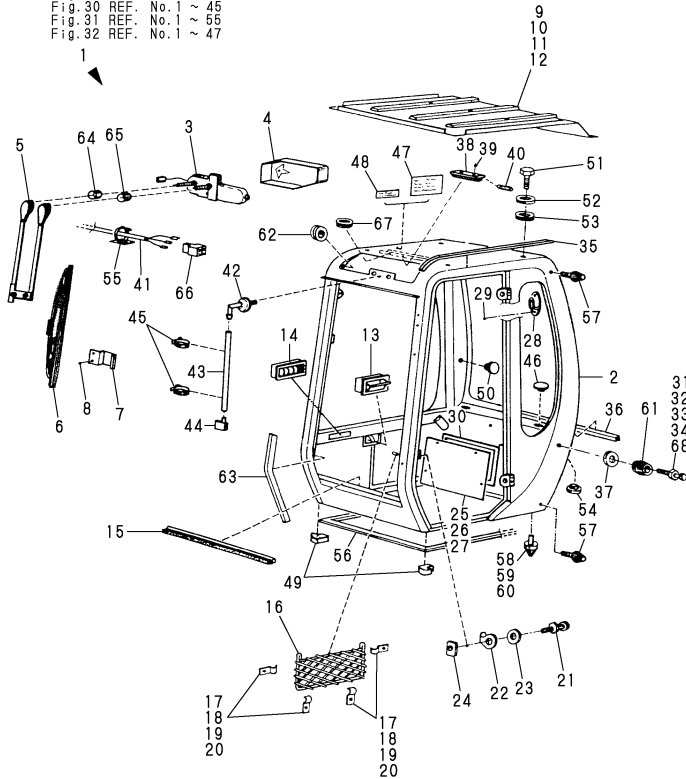
(D)=
 (E)=
 (F)=

No.	Lev.	Parts No.	Description	Q'ty						I	R
				(A)	(B)	(C)	(D)	(E)	(F)		
1	1	172112-42090	WASHER, STOPPER	3							
2	1	22117-140000	WASHER, 14	2							
3	1	22137-100000	WASHER, 10	7							
4	1	22217-100000	WASHER, SPRING 10	3							
5	1	22217-140000	WASHER, SPRING 14	2							
6	1	26013-100252	BOLT, M10X 25	5							
7	1	26013-100602	BOLT, M10X 60	2							
8	1	26116-101002	BOLT, M10X100 PLATED	3							
9	1	26116-140802	BOLT, M14X 80 PLATED	2							

Fig.29. CABIN(1)(BODY)

P/C NEWS No:Y00S3761-1
 (172437-68100)
 PUBLISHED:2005/6

CABIN ASSY (ROPS)
 (172437-68100)
 Fig.29 REF. No.1
 inc. Fig. 29 REF. No.2 ~ 68
 Fig. 30 REF. No.1 ~ 45
 Fig. 31 REF. No.1 ~ 55
 Fig. 32 REF. No.1 ~ 47



(A)=B22-2BC(R)US
 (B)=B22-2BP(R)US
 (C)=

(D)=
 (E)=
 (F)=

No.	Lev.	Parts No.	Description	Q'ty						I	R
				(A)	(B)	(C)	(D)	(E)	(F)		
1	1	172437-68100	CABIN ASSY, ROPS	1							1
2	2	172437-69400	CABIN	1							2
3	2	172437-68540	WIPER MOTOR	1							
4	2	172437-68730	COVER, MOTOR	1							
5	2	172456-69210	ARM, WIPER	1							
6	2	172456-69220	BLADE, WIPER	1							
7	2	172456-68600	SUPPORT, WIPER BLADE	1							
8	2	172456-68610	SCREW, M5X8	2							
9	2	172437-68950	PROTECTOR,ROOF	1							
10	2	172456-68950	SCREW, M6X16	3							
11	2	172437-68340	RUBBER WASHER 9X30X2	3							
12	2	172437-68330	PULG 8/22	3							
13	2	172456-68620	ASHTRAY	1							
14	2	172437-68610	DEFROSTER	1							
15	2	172437-68990	BRUSH,SEAL LG:810	1							
16	2	172437-68580	MANUAL HOLDER	1							
17	2	172437-68360	BRACKET,NET	4							
18	2	172437-68230	SCREW	4							
19	2	172437-68240	WASHER 4	4							
20	2	172437-68220	NUT	4							
21	2	172437-68510	CATCH, DOOR LOCK	1							
22	2	172437-68470	PROTECTOR L	1							
23	2	172456-68750	WASHER, 12X30X2	1							
24	2	172437-68980	PLATE L	1							
25	2	172437-69050	PLATE,REAR	1							
26	2	172456-68150	WASHER, 6X18X1	5							
27	2	172456-68870	NUT, SAFETY	5							
28	2	172456-68640	HOOK	1							
29	2	172456-68650	SCREW, M3.5X12.7	2							
30	2	172437-69150	SPONGE	1							
31	2	172437-68630	CATCH, DOOR	1							
32	2	172A21-69420	WASHER, 11X27X2	1							
33	2	172437-68160	WASHER 10	1							
34	2	172456-69860	NUT	1							
35	2	172437-69210	SEAL, RUBBER	1							
36	2	172437-68660	SPONGE	1							
37	2	172437-69260	RING,RETAINER	1							
38	2	172456-68960	ROOM LAMP	1							
39	2	172456-68650	SCREW, M3.5X12.7	2							
40	2	172456-68970	LAMP	1							
41	2	172437-68860	WIRE HARNESS	1							
42	2	172A21-68930	BEND UNION	1							
43	2	172437-69220	HOSE,WASHER LG:600	1							
44	2	172437-68520	NOZZLE, WASHER	1							
45	2	172437-68400	CLAMP	2							
46	2	172437-68750	CAP	2							
47	2	172437-69270	PLATE,ROPS/FOPS	1							
48	2	172437-68560	PLATE,MANUFACTURER	1							
49	2	172437-69160	MOUNT	2							
50	2	172437-68680	PLUG	1							
51	2	172437-68200	BOLT M12X35	4							

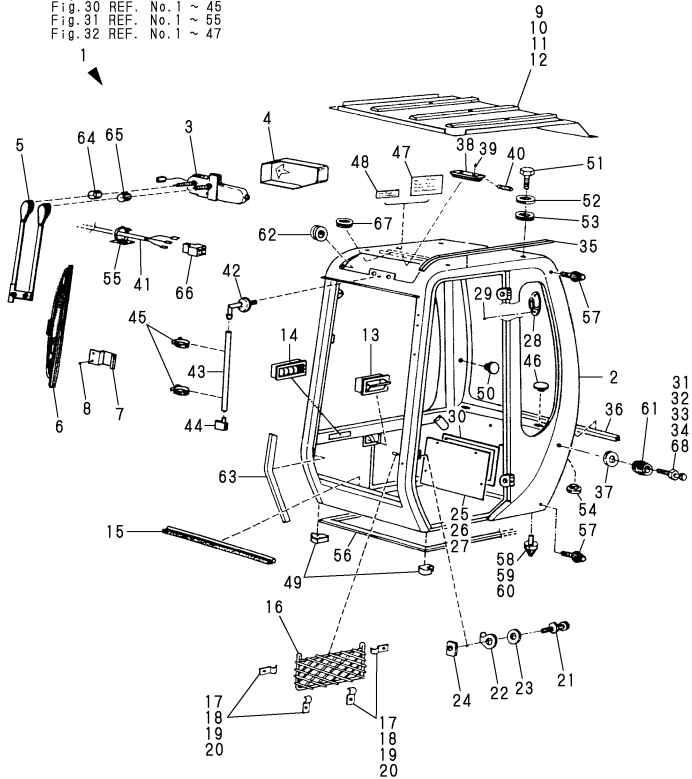
Remarks

- (1)INC.FIG.29 REF.NO.2 - 68,
 FIG.30 REF.NO.1 - 45,
 FIG.31 REF.NO.1 - 55 &
 FIG.32 REF.NO.1 - 47.
- (2)PLEASE USE THIS PART WITH FOLLOW-
 ING LABELS AT THE SAME TIME.
 REF. NO. 69-74.
- (3)LABELS ARE NOT ILLUSTRATED.

Fig.29. CABIN(1)(BODY)

P/C NEWS No:Y00S3761-1
 (172437-68100)
 PUBLISHED:2005/6

CABIN ASSY (ROPS)
 (172437-68100)
 Fig.29 REF. No.1
 inc. Fig.29 REF. No.2 ~ 68
 Fig.30 REF. No.1 ~ 45
 Fig.31 REF. No.1 ~ 55
 Fig.32 REF. No.1 ~ 47



(A)=B22-2BC(R)US
 (B)=B22-2BP(R)US
 (C)=

(D)=
 (E)=
 (F)=

No.	Lev.	Parts No.	Description	Q'ty						I	R
				(A)	(B)	(C)	(D)	(E)	(F)		
52	2	172456-68750	WASHER, 12X30X2	4							
53	2	172437-68790	WASHER 11X30X2	4							
54	2	172437-68480	PLUG	2							
55	2	172456-68520	CLAMP, CABLE	2							
56	2	172437-69100	SPONGE	1							
57	2	172437-68640	STOPPER, DOOR	2							
58	2	172437-68650	PIN,POSITIONING	1							
59	2	172437-68290	WASHER 10	1							
60	2	172456-69860	NUT	1							
61	2	172437-68670	COVER, DOOR CATCH	1							
62	2	172456-68530	GROMMET, 16X22X3	1							
63	2	172437-69290	SPONGE	1							
64	2	172437-69170	FITTING,WIPER MOTOR	1							
65	2	172437-69180	FITTING,WIPER MOTOR	1							
66	2	172437-68450	CONNECTOR	1							
67	2	172437-68300	GROMMET, 9X16X3	1							
68	2	172437-68350	WASHER 10.5X30X2.5	2							
69	1	172437-03300	LABEL,MANUAL	1							3
70	1	172437-03310	LABEL,SLOPE	1							3
71	1	172149-03430	LABEL	1							3
72	1	172437-03440	LABEL,ROPS	1							3
73	1	172437-03450	LABEL,SEAT BELT	1							3
74	1	172437-03470	LABEL,LEVER LOCK	1							3

Remarks

- (1)INC.FIG.29 REF.NO.2 - 68,
 FIG.30 REF.NO.1 - 45,
 FIG.31 REF.NO.1 - 55 &
 FIG.32 REF.NO.1 - 47.
- (2)PLEASE USE THIS PART WITH FOLLOW-
 ING LABELS AT THE SAME TIME.
 REF. NO. 69-74.
- (3)LABELS ARE NOT ILLUSTRATED.

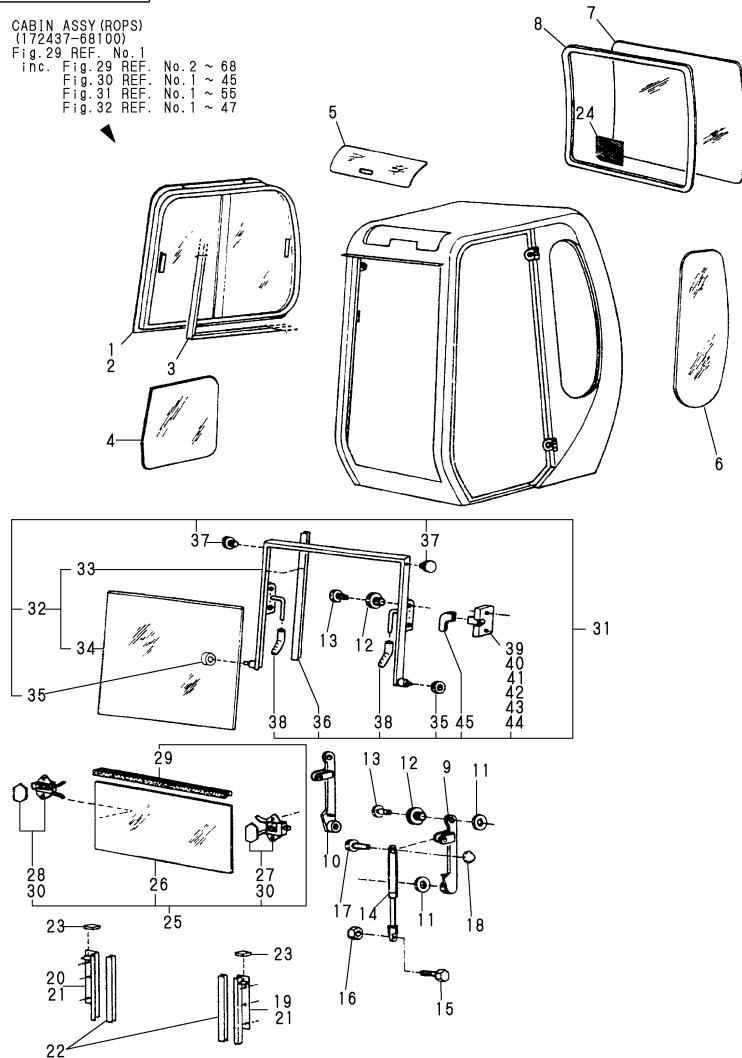
Fig.30. CABIN(2)(SASH)

(A)=B22-2BC(R)US
 (B)=B22-2BP(R)US
 (C)=

(D)=
 (E)=
 (F)=

P/C NEWS No.:Y00S3761-1
 PUBLISHED:2005/6

CABIN ASSY (ROPS)
 (172437-68100)
 Fig. 29 REF. No. 1
 inc. Fig. 29 REF. No. 2 ~ 68
 Fig. 30 REF. No. 1 ~ 45
 Fig. 31 REF. No. 1 ~ 55
 Fig. 32 REF. No. 1 ~ 47



No.	Lev.	Parts No.	Description	Q'ty						I	R
				(A)	(B)	(C)	(D)	(E)	(F)		
1	2	172437-68870	SASH	1							1
2	2	172437-68320	SCREW	4							
3	2	172437-69140	SPONGE	1							
4	2	172437-68880	GLASS	1							
5	2	172437-69300	GLASS	1							
6	2	172437-68890	GLASS	1							
7	2	172437-68900	GLASS	1							2
8	2	172437-69090	SEAL, RUBBER	1							
9	2	172437-69360	ARM, WINDOW	1							
10	2	172437-69370	ARM, WINDOW	1							
11	2	172456-68780	WASHER	4							
12	2	172456-69420	SPACER, NYLON	4							
13	2	172456-68800	SCREW	4							
14	2	172437-68570	DAMPER	2							
15	2	172437-68250	BOLT M8X25	2							
16	2	172A21-69040	NUT, SELF LOCK	2							
17	2	172437-68590	PIN	2							
18	2	172437-68310	PLUG 8	2							
19	2	172437-69310	GUIDE, WINDOW	1							
20	2	172437-69320	GUIDE, WINDOW	1							
21	2	172456-68950	SCREW, M6X16	6							
22	2	172437-69080	SEAL, NYLON 440	2							
23	2	172437-68410	STOPPER	3							
24	2	172437-68960	SEAL, MASKING	1							
25	2	172437-68150	WINDOW ASSY	1							
26	3	172437-68910	GLASS	1							
27	3	172456-69550	LOCK L, UNDER GLASS	1							
28	3	172456-69560	LOCK R, UNDER GLASS	1							
29	3	172437-69200	BRUSH,SEAL LG:785	1							
30	3	172456-69570	SCREW, M5X25	4							
31	2	172437-68120	WINDOW ASSY	1							
32	3	172437-68130	GLASS	1							
33	4	172437-69350	FRAME	1							
34	4	172437-68920	GLASS	1							
35	3	172456-69390	BUSH, NYLON	2							
36	3	172437-69110	SEAL, NYLON 730	2							
37	3	172456-68570	PLUG	2							
38	3	172456-69380	GRIP	2							
39	3	172437-68690	LOCK L,UPPER WINDOW	1							
40	3	172437-68710	LOCK R,UPPER WINDOW	1							
41	3	172456-69840	SCREW, M8X40	4							
42	3	172456-69990	WASHER, 8	4							
43	3	172456-68100	NUT, M8	4							
44	3	172A21-69030	CAP, NUT M8	4							
45	3	172437-68550	LEVER_LOCK	2							
46	1	172433-03250	LABEL	1							3
47	1	172437-03340	LABEL,TRANSPORT	1							3
48	1	172437-03371	LABEL	1							3
49	1	172437-03431	LABEL,STEERING	1							3
50	1	172437-03550	LABEL,WINDOW	1							3
51	1	172437-03600	LABEL	1							3

Remarks

- (1)PLEASE USE THIS PART WITH FOLLOWING LABELS AT THE SAME TIME.
REF. NO. 46-51.
- (2)PLEASE USE THIS PART WITH FOLLOWING LABELS AT THE SAME TIME.
REF. NO. 52.
- (3)LABELS ARE NOT ILLUSTRATED.

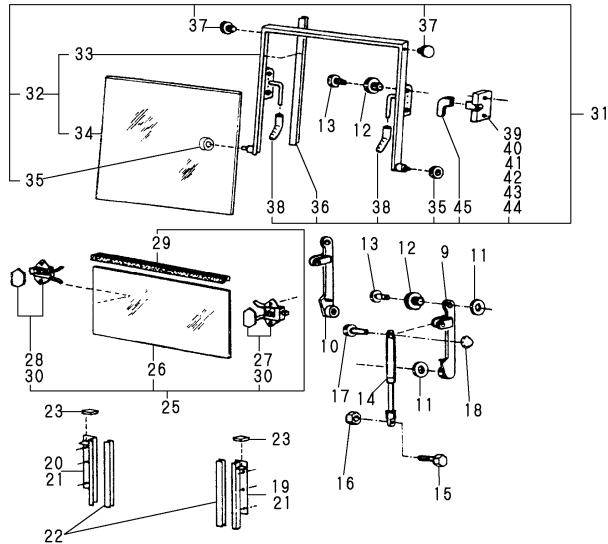
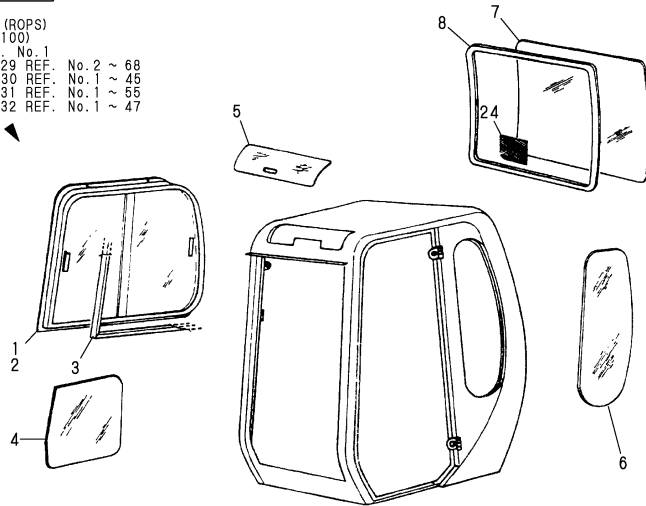
Fig.30. CABIN(2)(SASH)

(A)=B22-2BC(R)US
 (B)=B22-2BP(R)US
 (C)=

(D)=
 (E)=
 (F)=

P/C NEWS No:Y00S3761-1
 PUBLISHED:2005/6

CABIN ASSY (ROPS)
 (172437-68100)
 Fig. 29 REF. No.1
 inc. Fig. 29 REF. No.2 ~ 68
 Fig. 30 REF. No.1 ~ 45
 Fig. 31 REF. No.1 ~ 55
 Fig. 32 REF. No.1 ~ 47



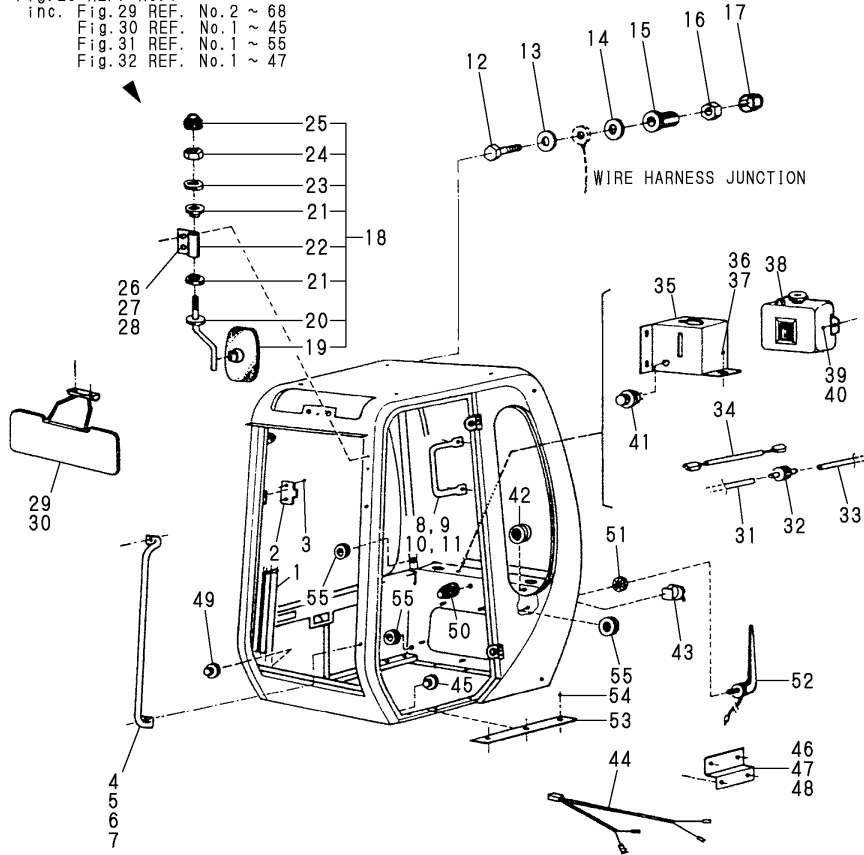
No.	Lev.	Parts No.	Description	Qty						I	R
				(A)	(B)	(C)	(D)	(E)	(F)		
52	1	172434-03231	LABEL	1							3

Remarks
 (1)PLEASE USE THIS PART WITH FOLLOWING LABELS AT THE SAME TIME.
 REF. NO. 46-51.
 (2)PLEASE USE THIS PART WITH FOLLOWING LABELS AT THE SAME TIME.
 REF. NO. 52.
 (3)LABELS ARE NOT ILLUSTRATED.

Fig.31. CABIN(3)(FITTING)

P/C NEWS No:Y00S3761-1
PUBLISHED:2005/6

CABIN ASSY (ROPS)
(172437-68100)
Fig.29 REF. No.1
inc. Fig.29 REF. No.2 ~ 68
Fig.30 REF. No.1 ~ 45
Fig.31 REF. No.1 ~ 55
Fig.32 REF. No.1 ~ 47



(A)=B22-2BC(R)US
(B)=B22-2BP(R)US
(C)=

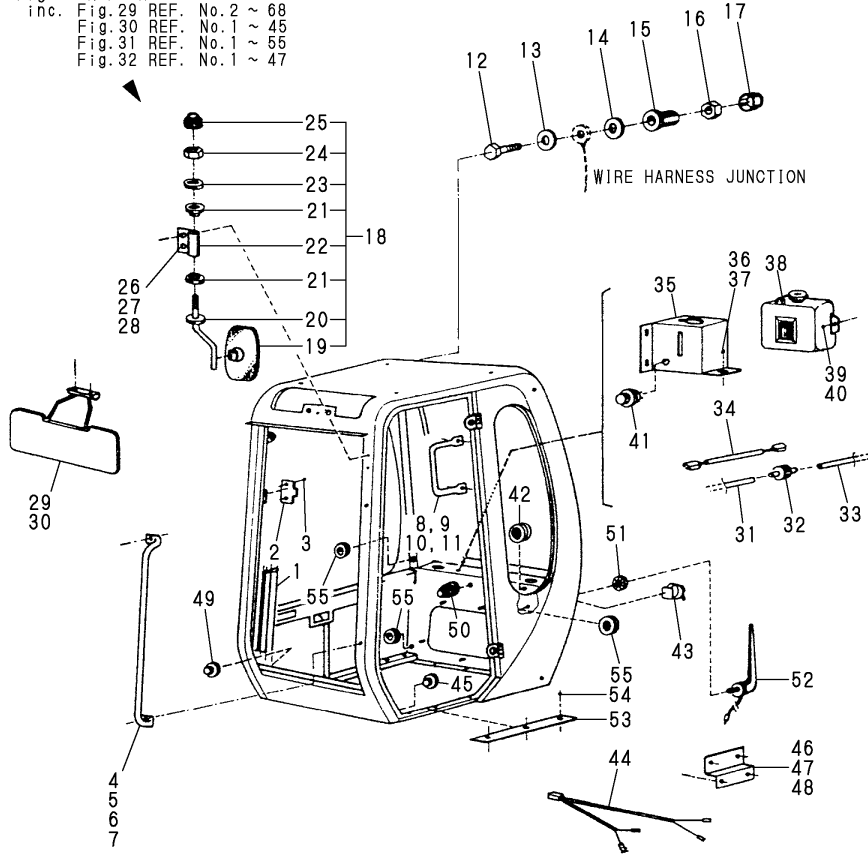
(D)=
(E)=
(F)=

No.	Lev.	Parts No.	Description	Q'ty						I	R
				(A)	(B)	(C)	(D)	(E)	(F)		
1	2	172437-69280	SEAL, RUBBER	1							
2	2	172437-68780	HOLDER,FRONT WINDOW	2							
3	2	172456-68950	SCREW, M6X16	4							
4	2	172437-69030	HANDRAIL	1							
5	2	172437-68170	WASHER, 8	2							
6	2	172437-68250	BOLT M8X25	2							
7	2	172A21-69030	CAP, NUT M8	2							
8	2	172437-69120	HANDRAIL	1							
9	2	172437-68250	BOLT M8X25	2							
10	2	172437-68170	WASHER, 8	2							
11	2	172A21-69030	CAP, NUT M8	2							
12	2	172437-68770	BOLT,BRASS M6X25	1							
13	2	172456-68140	WASHER, 6	1							
14	2	172456-68150	WASHER, 6X18X1	1							
15	2	172456-68160	NUT, SEAL M6	1							
16	2	172456-68170	NUT, BRASS M6	1							
17	2	172456-69910	CAP, NUT M6	1							
18	2	172437-68110	REAR MIRROR ASSY	1							
19	3	172437-68370	REAR MIRROR	1							
20	3	172437-68380	ARM, MIRROR	1							
21	3	172437-68390	PLATE,PLASTIC	2							
22	3	172437-68740	SUPPORT, MIRROR	1							
23	3	172437-68260	WASHER 10.5X21X2	1							
24	3	172437-68720	NUT	1							
25	3	172A21-69400	CAP, NUT M10	1							
26	2	172437-68250	BOLT M8X25	2							
27	2	172437-68170	WASHER, 8	2							
28	2	172A21-69030	CAP, NUT M8	2							
29	2	172437-68600	SUNVISOR	1							
30	2	172456-68220	SCREW, M4.8X15.9	3							
31	2	172437-69240	HOSE,WASHER LG:2460	1							
32	2	172437-68460	CHECK VALVE,WASHER	1							
33	2	172437-68970	HOSE,WASHER LG:150	1							
34	2	172437-68810	WIRE HARNESS,WASHER	1							
35	2	172437-69390	BRACKET,WASHER TANK	1							
36	2	172437-68320	SCREW	3							
37	2	172437-68440	WASHER 5.5X10X1	3							
38	2	172437-68760	TANK, WASHER	1							
39	2	172456-68590	SCREW, M6X12	2							
40	2	172456-68150	WASHER, 6X18X1	2							
41	2	172437-68820	SWITCH	1							
42	2	172A21-69050	GROMMET	1							
43	2	172456-68520	CLAMP, CABLE	5							
44	2	172437-68620	WIRE HARNESS,SPEAKER	1							
45	2	172437-68280	PLUG	2							
46	2	172437-69060	BRACKET,RADIO	1							
47	2	172456-68590	SCREW, M6X12	2							
48	2	172456-68150	WASHER, 6X18X1	2							
49	2	172456-68570	PLUG	2							
50	2	172437-68420	STOPPER, SEAT	1							
51	2	172437-68180	WASHER 5	1							

Fig.31. CABIN(3)(FITTING)

P/C NEWS No:Y00S3761-1
PUBLISHED:2005/6

CABIN ASSY (ROPS)
(172437-68100)
Fig.29 REF. No.1
inc. Fig.29 REF. No.2 ~ 68
Fig.30 REF. No.1 ~ 45
Fig.31 REF. No.1 ~ 55
Fig.32 REF. No.1 ~ 47



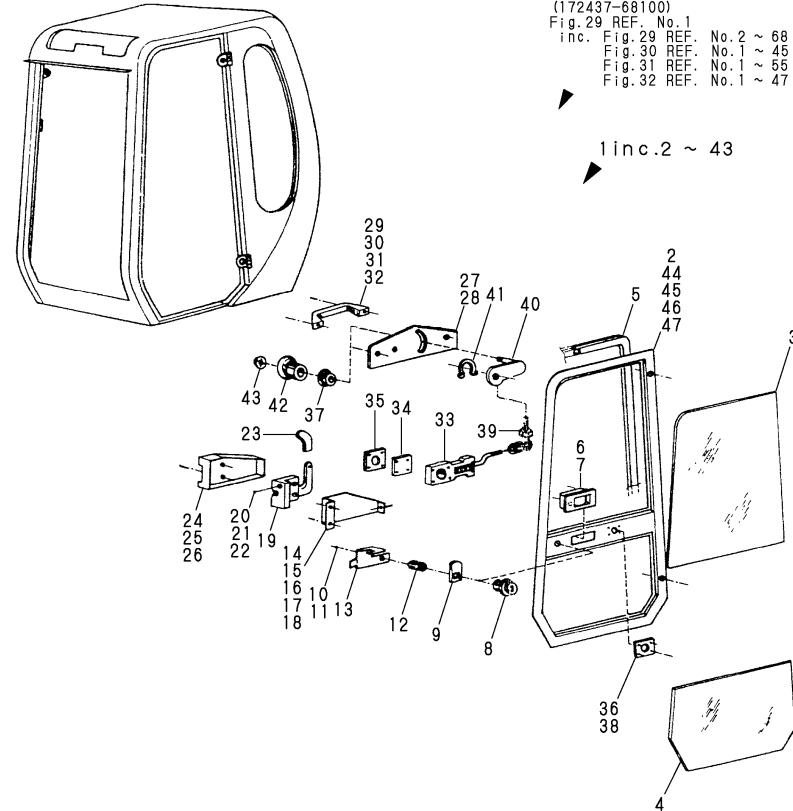
(A)=B22-2BC(R)US
(B)=B22-2BP(R)US
(C)=

(D)=
(E)=
(F)=

No.	Lev.	Parts No.	Description	Qty						I	R
				(A)	(B)	(C)	(D)	(E)	(F)		
52	2	172A21-68950	ANTENNA	1							
53	2	172437-69130	STEP	1							
54	2	172456-68590	SCREW, M6X12	3							
55	2	172437-68300	GROMMET, 9X16X3	3							

Fig.32. CABIN(4)(DOOR)

P/C NEWS No:Y00S3761-1
PUBLISHED:2005/6



(A)=B22-2BC(R)US
(B)=B22-2BP(R)US
(C)=

(D)=
(E)=
(F)=

No.	Lev.	Parts No.	Description	Q'ty						I	R
				(A)	(B)	(C)	(D)	(E)	(F)		
1	2	172437-68140	DOOR ASSY	1							
2	3	172437-69340	DOOR	1							
3	3	172437-68930	GLASS	1							1
4	3	172437-68940	GLASS	1							
5	3	172437-69190	SEAL, RUBBER	1							
6	3	172437-68500	HANDLE,DOOR LOCK	1							
7	3	172437-68320	SCREW	2							
8	3	172456-69780	LOCK, KEY	1							
9	3	172437-69010	LATCH	1							
10	3	172456-68140	WASHER, 6	1							
11	3	172456-68890	SCREW, M6X25	1							
12	3	172437-69000	SUPPORT, LOCK	1							
13	3	172437-69070	LOCK,DOOR	1							
14	3	172437-69330	BRACKET,LOCK	1							
15	3	172456-68590	SCREW, M6X12	2							
16	3	172A21-69060	SCREW, M6X16	1							
17	3	172456-68930	WASHER	1							
18	3	172456-69900	NUT, M6	1							
19	3	172A21-69380	LOCK,DOOR	1							
20	3	172456-68890	SCREW, M6X25	1							
21	3	172456-68930	WASHER	1							
22	3	172456-69900	NUT, M6	1							
23	3	172A21-69370	LOCK,SWITCH	1							
24	3	172437-68490	COVER, DOOR LOCK	1							
25	3	172456-68890	SCREW, M6X25	2							
26	3	172456-68930	WASHER	2							
27	3	172437-69250	COVER, RELEASE LINK	1							
28	3	172437-68320	SCREW	2							
29	3	172437-68430	GRIP	1							
30	3	172437-68210	SCREW, M5X20	1							
31	3	172437-68320	SCREW	1							
32	3	172437-68440	WASHER 5.5X10X1	2							
33	3	172437-68830	RELEASE,LOCK	1							
34	3	172437-69040	PLATE,RUBBER	1							
35	3	172437-69020	PLATE,LOCK HANDLE	1							
36	3	172437-68800	SCREW	4							
37	3	172456-69750	SPACER, PLASTIC	1							
38	3	172437-69230	PLATE,REINFORCEMENT	1							
39	3	172437-68850	LINK	1							
40	3	172437-69380	SUPPORT, RELEASE	1							
41	3	172437-68270	CLIP	1							
42	3	172437-68840	KNOB, RELEASE	1							
43	3	172437-68310	PLUG 8	1							
44	2	172437-68190	BOLT M10X55	2							
45	2	172A21-69420	WASHER, 11X27X2	4							
46	2	172456-69870	NUT, M10	2							
47	2	172A21-69400	CAP, NUT M10	2							
48	1	172437-03541	LABEL	1							2

Remarks

(1)PLEASE USE THIS PART WITH FOLLOW-
ING LABELS AT THE SAME TIME.

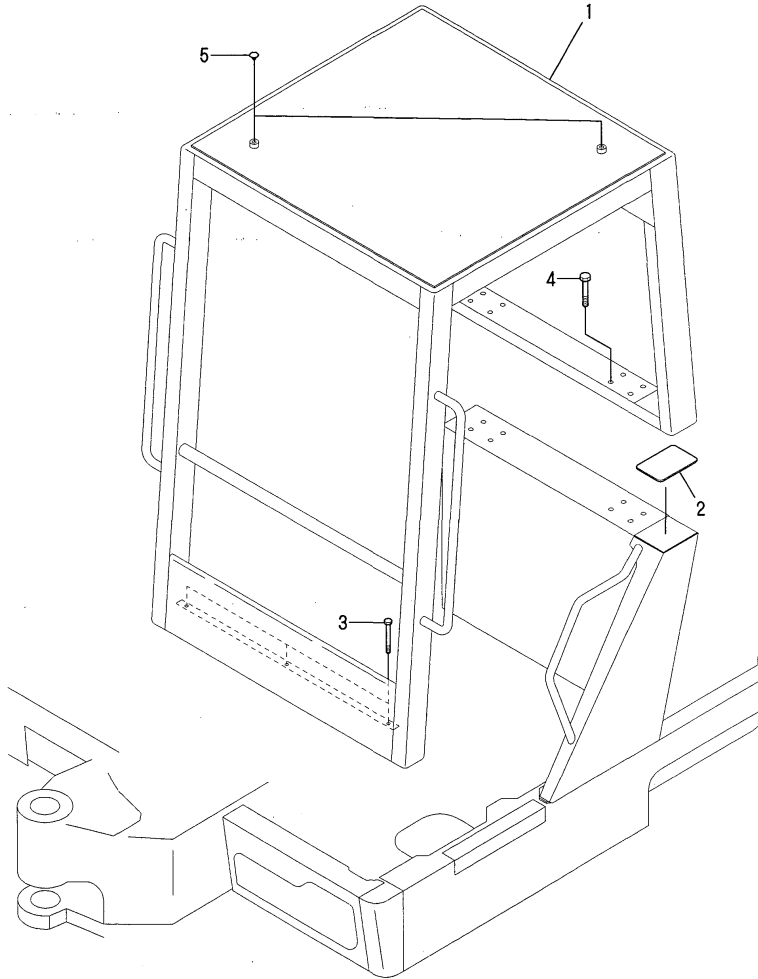
REF. NO. 48.

(2)LABELS ARE NOT ILLUSTRATED.

Fig.33. CANOPY(PREVIOUS)

Fig.33 CANOPY (PREVIOUS)

~M/#60622



Remarks

- (1)PLEASE USE THIS PART WITH FOLLOWING LABELS AT THE SAME TIME. REF. NO. 6-15.
- (2)LABELS ARE NOT ILLUSTRATED.

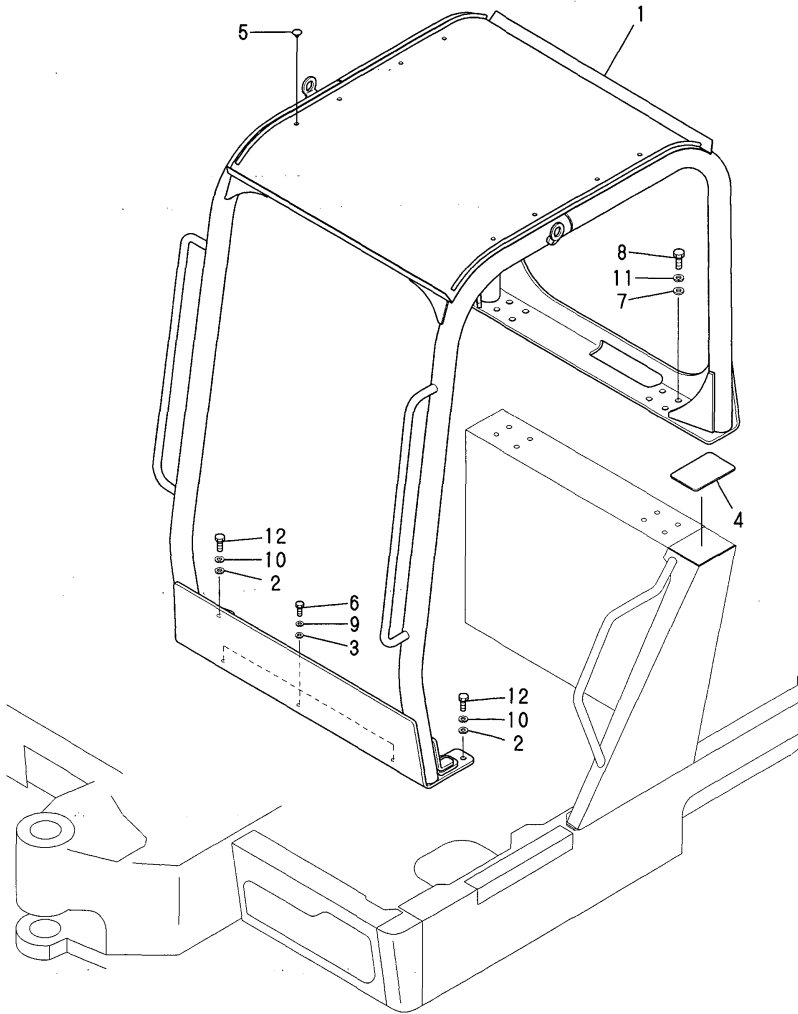
(A)=B22-2BC(R)US
(B)=B22-2BP(R)US
(C)=

(D)=
(E)=
(F)=

No.	Lev.	Parts No.	Description	Q'ty						I	R	
				(A)	(B)	(C)	(D)	(E)	(F)			
1	1	172437-68700	CANOPY ASSY, ROPS		1						1	
2	1	172437-61520	RUBBER		1							
3	1	172437-64500	BOLT M10X90		3							
4	1	172437-64510	BOLT M14X2.0X80		8							
5	1	172183-81170	CLIP, TREE		2							
6	1	172433-03250	LABEL		1							2
7	1	172434-03231	LABEL		1							2
8	1	172437-03310	LABEL,SLOPE		1							2
9	1	172437-03340	LABEL,TRANSPORT		1							2
10	1	172437-03371	LABEL		1							2
11	1	172149-03430	LABEL		1							2
12	1	172437-03431	LABEL,STEERING		1							2
13	1	172437-03440	LABEL,ROPS		1							2
14	1	172437-03450	LABEL,SEAT BELT		1							2
15	1	172437-03600	LABEL		1							2

Fig.34. CANOPY(NEW)

Fig. **34** CANOPY (NEW)



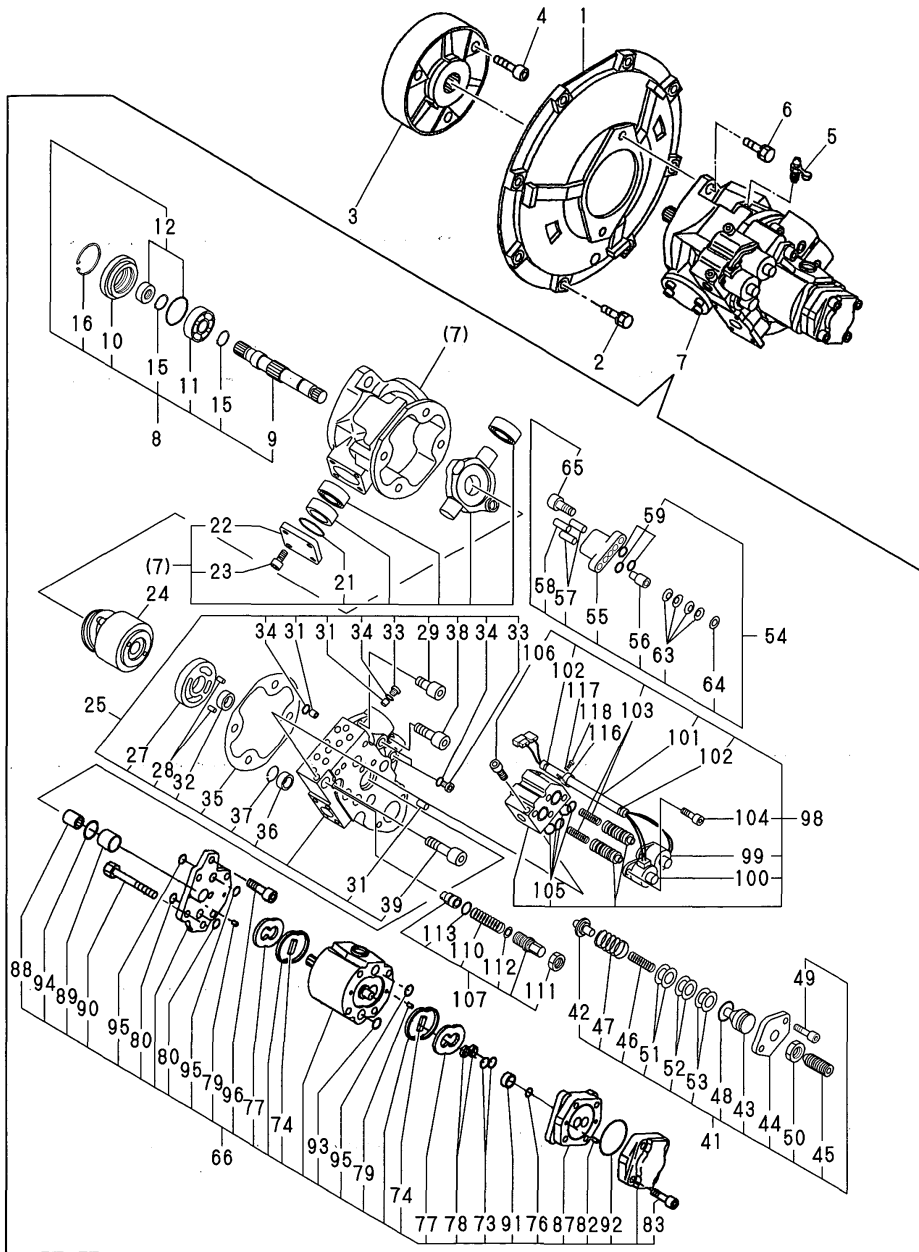
(A)=B22-2BC(R)US
 (B)=B22-2BP(R)US
 (C)=
 (D)=
 (E)=
 (F)=

No.	Lev.	Parts No.	Description	Q'ty						I	R
				(A)	(B)	(C)	(D)	(E)	(F)		
1	1	172437-66300	CANOPY ASSY, ROPS		1						1
2	1	172165-13220	WASHER		2						
3	1	172137-46040	SEAT, SPRING		3						
4	1	172437-61520	RUBBER		1						
5	1	194630-62360	GROMMET		8						
6	1	172433-64520	BOLT M10X30		3						
7	1	172125-65640	WASHER		8						
8	1	172142-86280	BOLT M14X 40		8						
9	1	22217-100000	WASHER, SPRING 10		3						
10	1	22217-120000	WASHER, SPRING 12		2						
11	1	22217-140000	WASHER, SPRING 14		8						
12	1	26076-120352	BOLT, 10.912X 35		2						
13	1	172433-03250	LABEL		1						2
14	1	172434-03231	LABEL		1						2
15	1	172437-03310	LABEL,SLOPE		1						2
16	1	172437-03340	LABEL,TRANSPORT		1						2
17	1	172437-03371	LABEL		1						2
18	1	172149-03430	LABEL		1						2
19	1	172437-03431	LABEL,STEERING		1						2
20	1	172437-03440	LABEL,ROPS		1						2
21	1	172437-03450	LABEL,SEAT BELT		1						2
22	1	172437-03700	LABEL		1						2
23	1	172519-04350	SCREW		4						2
24	1	172437-03600	LABEL		1						2

Remarks
 (1)PLEASE USE THIS PART WITH FOLLOW-
 ING LABELS AT THE SAME TIME.
 REF. NO. 13-24.
 (2)LABELS ARE NOT ILLUSTRATED.

Fig.35. HYD.OIL PUMP & JOINT

Fig. **35** HYD.OIL PUMP & JOINT



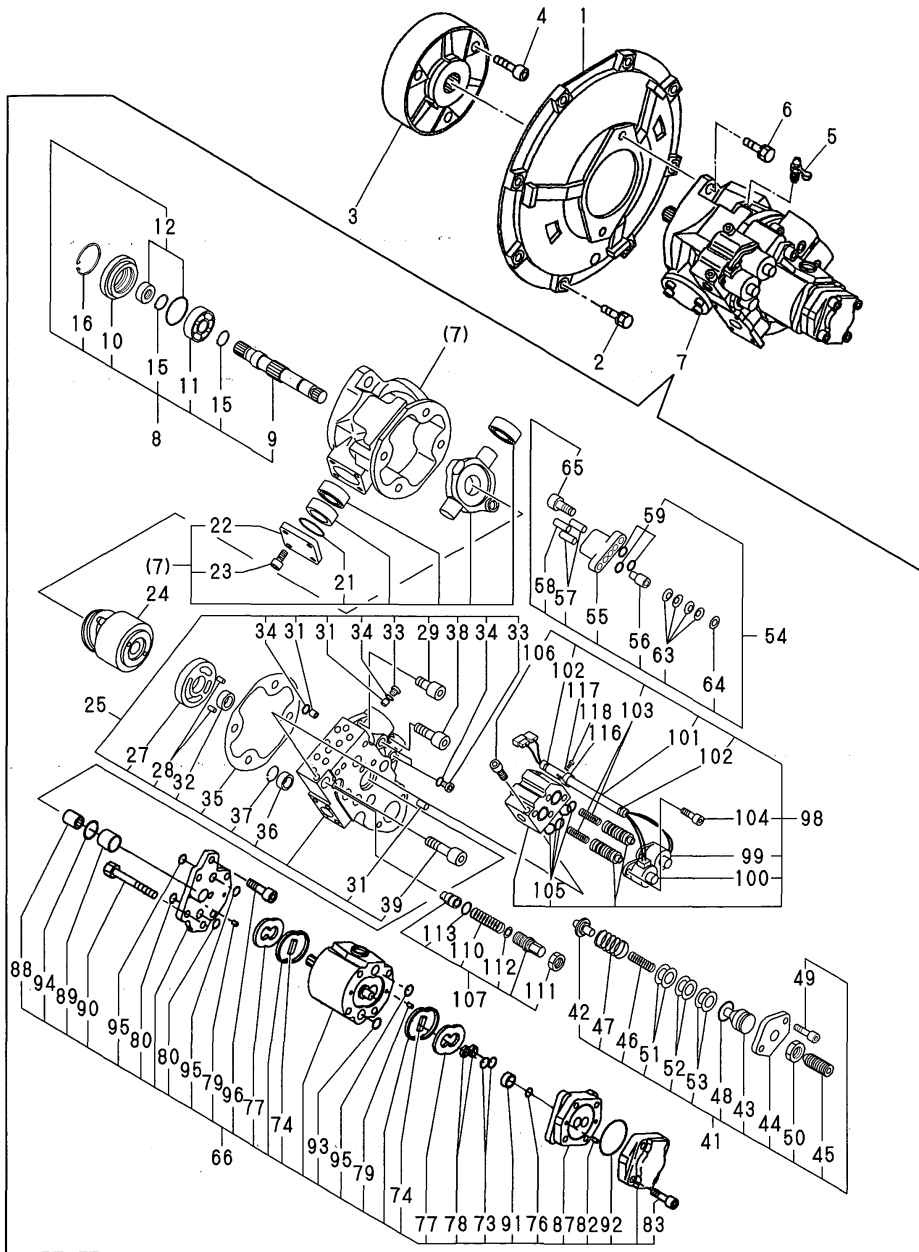
(A)=B22-2BC(R)US
(B)=B22-2BP(R)US
(C)=

(D)=
(E)=
(F)=

No.	Lev.	Parts No.	Description	Q'ty						I	R
				(A)	(B)	(C)	(D)	(E)	(F)		
1	1	172168-71101	COVER, FLYWHEEL	1	1						
2	1	26013-100302	BOLT, M10X 30	8	8						
3	1	172165-71200	COUPLING	1	1						
4	1	26450-120402	BOLT, M12X 40	3	3						
5	1	172164-73110	VALVE	1	1						
6	1	26013-120352	BOLT, M12X 35	2	2						
7	1	172171-73212	PUMP ASSY, 4-THROW	1	1						
8	2	172168-71200	SHAFT ASSY	1	1						
9	3	172168-71310	SHAFT	1	1						
10	3	172168-71320	SEAL, CASE	1	1						
11	3	172168-71330	BEARING	1	1						
12	3	172164-73170	SEAL ASSY	1	1						
15	3	22242-000250	RING, 25	2	2						
16	3	22252-000620	RING, 62	1	1						
21	2	172168-71340	O-RING	1	1						
22	2	172168-71550	COVER	1	1						
23	2	26450-060162	BOLT, M6X 16	4	4						
24	2	172175-73111	ROTARY COMP.	1	1						
25	2	172164-73410	COVER ASSY	1	1						
27	3	172175-73150	PLATE, CONTROL	1	1						
28	3	22312-060140	PIN, PARALLEL M6X14	2	2						
29	3	26450-100302	BOLT, M10X 30	3	3						
31	3	172165-73580	ORIFICE	3	3						
32	3	172168-71560	BEARING	1	1						
33	3	172142-74650	PLUG 1/8	4	4						
34	3	24315-000080	O-RING, 1BP8.0	5	5						
35	3	172168-71360	GASKET	1	1						
36	3	172164-73660	FILTER	1	1						
37	3	172164-73670	CIRCLIP	1	1						
38	3	26450-100502	BOLT, M10X 50	1	1						
39	3	26450-100552	BOLT, M10X 55	1	1						
41	2	172168-73220	SPRING ASSY, CONTROL	1	1						
42	3	172168-71380	SEAT, SPRING	1	1						
43	3	172168-71390	SEAT, SPRING	1	1						
44	3	172164-73720	COVER	1	1						
45	3	172165-73640	SCREW, ADJUST	1	1						
46	3	172175-73450	SPRING	1	1						
47	3	172168-73230	SPRING	1	1						
48	3	172168-71430	O-RING	1	1						
49	3	26450-080302	BOLT, M8X 30	2	2						
50	3	172165-73670	NUT, M16	1	1						
51	3	172168-71440	SHIM	2	2						
52	3	172168-71450	SHIM	2	2						
53	3	172168-71460	SHIM	2	2						
54	2	172171-73230	PISTON ASSY, CONTROL	1	1						
55	3	172168-71470	CYLINDER	1	1						
56	3	172171-73270	PISTON	1	1						
57	3	172168-71490	PARALLEL PIN	2	2						
58	3	172168-71500	PARALLEL PIN	1	1						
59	3	172164-73220	O-RING	1	1						
63	3	172168-71520	SPRING	4	4						

Fig.35. HYD.OIL PUMP & JOINT

Fig. **35** HYD.OIL PUMP & JOINT



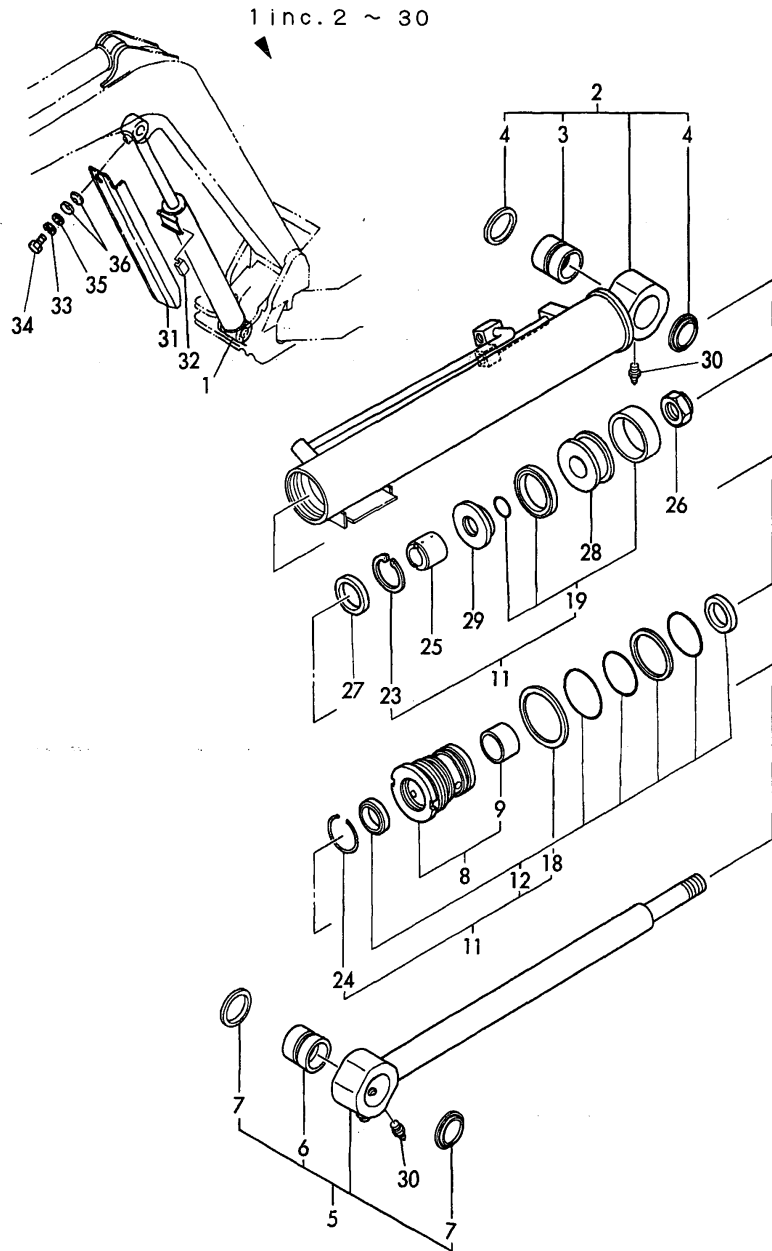
(A)=B22-2BC(R)US
(B)=B22-2BP(R)US
(C)=

(D)=
(E)=
(F)=

No.	Lev.	Parts No.	Description	Qty						I	R
				(A)	(B)	(C)	(D)	(E)	(F)		
64	3	172168-71530	RETAINER	1	1						
65	3	26450-080252	BOLT, M8X 25	2	2						
66	2	172175-73440	PUMP ASSY, GEAR	1	1						
73	3	172141-71550	O-RING	2	2						
74	3	172141-71560	RING	2	2						
76	3	172141-73210	CIRCLIP	1	1						
77	3	172141-73220	PLATE	2	2						
78	3	172141-73230	GUIDE	2	2						
79	3	172141-73240	PIN, PARALLEL	4	4						
80	3	172147-73650	O-RING	2	2						
82	3	172141-73240	PIN, PARALLEL	1	1						
83	3	26450-080402	BOLT, M8X 40	4	4						
87	3	172164-73770	FRAME, MIDDLE	1	1						
88	3	172164-73830	COUPLING	1	1						
89	3	172164-73840	BUSH	1	1						
90	3	172164-73850	HEX.HEAD BOLT	4	4						
91	3	172164-73870	COUPLING	1	1						
92	3	172165-73870	O-RING	1	1						
93	3	172164-73880	O-RING, NBR HS70	1	1						
94	3	172164-73890	O-RING, NBR HS70	1	1						
95	3	24315-000100	O-RING, 1BP10.0	3	3						
96	3	26450-100252	BOLT, M10X 25	2	2						
98	2	172164-73461	VALVE	1	1						
99	3	172164-73010	SOLENOID	1	1						
100	3	172164-73020	SOLENOID	1	1						
101	3	172164-73030	COVER, SUPPORT	1	1						
102	3	172164-73040	BAND, BINDER	2	2						
103	3	172162-74820	SPRING	2	2						
104	3	172162-74860	BOLT	4	4						
105	3	24311-000160	O-RING, 1AP16.0	4	4						
106	3	26450-080252	BOLT, M8X 25	2	2						
107	2	172164-73470	VALVE ASSY, RELIEF	1	1						
110	3	172164-73380	SPRING	1	1						
111	3	172164-73390	NUT	1	1						
112	3	172164-73990	SHIM, 6.5X12X0.5	1	1						
113	3	172141-74430	O-RING	1	1						
116	2	172164-73490	CLAMP	1	1						
117	2	172164-73500	WASHER	1	1						
118	2	172162-74860	BOLT	1	1						

Fig.36. MOOM CYLINDER

Fig. **36** BOOM CYLINDER



(A)=B22-2BC(R)US

(B)=B22-2BP(R)US

(C)=

(D)=

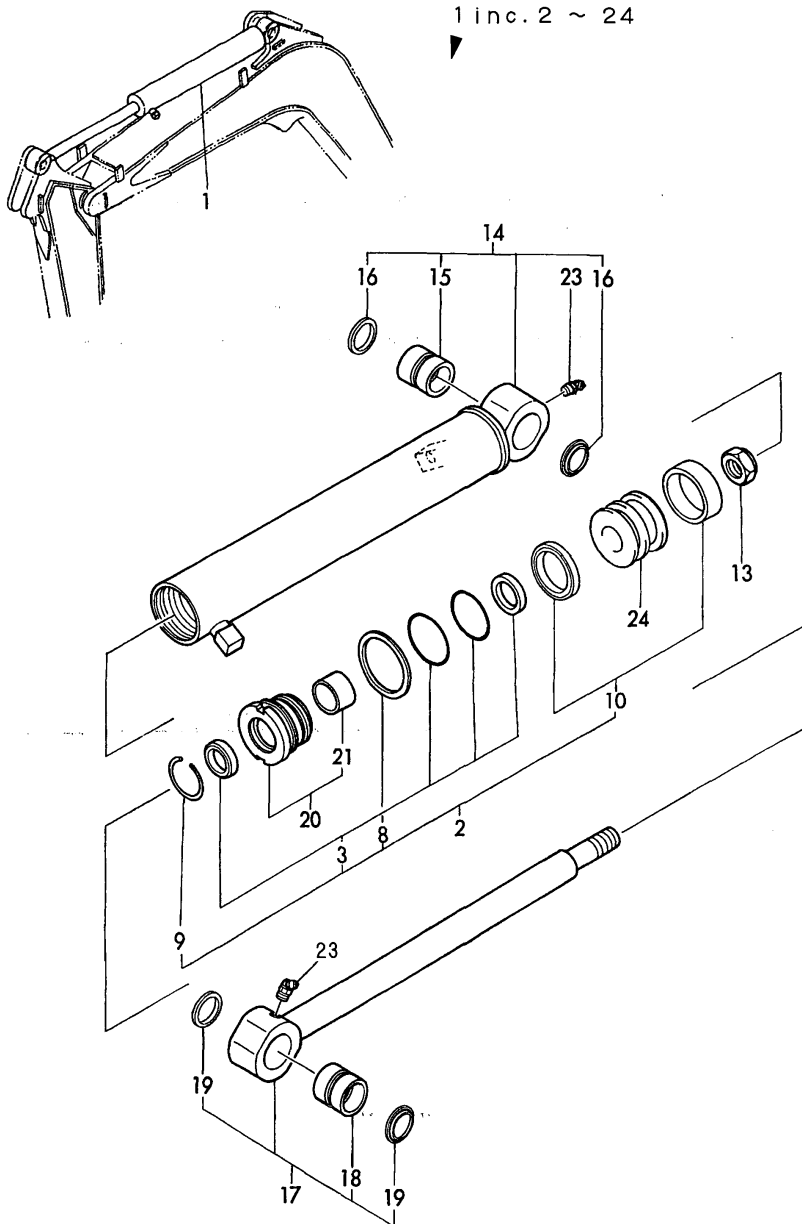
(E)=

(F)=

No.	Lev.	Parts No.	Description	Q'ty						I	R
				(A)	(B)	(C)	(D)	(E)	(F)		
1	1	172141-71701-2	CYLINDER ASSY, BOOM	1	1						
2	2	172141-71711-2	TUBE ASSY, BOOM	1	1						
3	3	172143-72331	BUSH 38 50	1	1						
4	3	172168-81270	SEAL, DUST	2	2						
5	2	172141-72322	ROD COMP	1	1						
6	3	172143-72331	BUSH 38 50	1	1						
7	3	172168-81270	SEAL, DUST	2	2						
8	2	172141-72140	HEAD 75 40	1	1						
9	3	933135-14600	BUSH 40 30, ROD	1	1						
11	2	172141-99350	CYLINDER KIT, BOOM	1	1						
12	3	172141-71880	SEAL SET, HEAD	1	1						
18	3	172141-72190	WASHER 75	1	1						
19	3	172141-71911	SEAL SET, PISTON	1	1						
23	3	22252-000561	RING, 56	1	1						
24	3	933111-26600	RING 55, SPRING	1	1						
25	2	172141-72220	PLUNGER 44C, CUSHION	1	1						
26	2	172141-72250	NUT	1	1						
27	2	172137-72730	RING 44B, CUSHION	1	1						
28	2	172141-73051	PISTON 75 27 A	1	1						
29	2	172141-73061	PISTON 75 27 B	1	1						
30	2	24761-020000	NIPPLE, GREASE PT1/8	2	2						
31	1	172141-72592-2	COVER, SLIDE	1	1						
32	1	172162-61770	GUIDE, SLIDE	2	2						
33	1	22217-100000	WASHER, SPRING 10	1	1						
34	1	26116-100162	BOLT, M10X 16 PLATED	1	1						
35	1	933147-03400	WASHER, BRAKE ARM	1	1						
36	1	933168-14170	SPRING	2	2						

Fig.37. ARM CYLINDERR

Fig.37 ARM CYLINDER



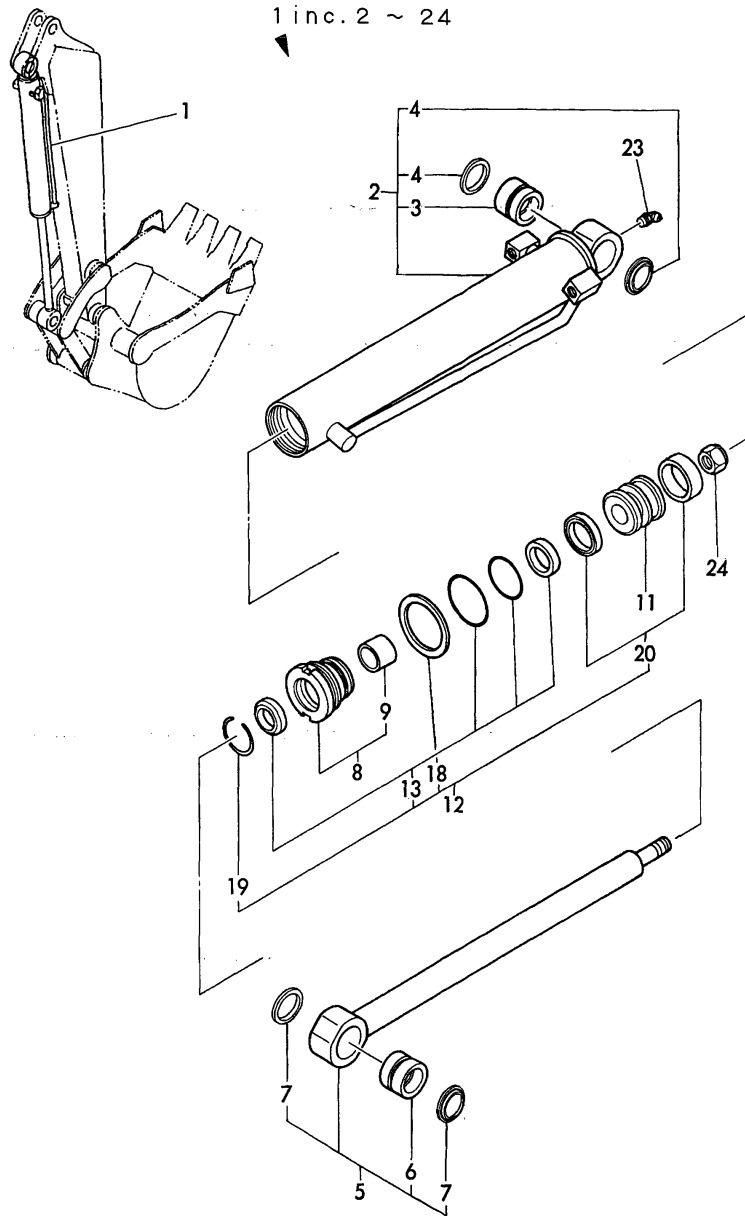
(A)=B22-2BC(R)US
(B)=B22-2BP(R)US
(C)=

(D)=
(E)=
(F)=

No.	Lev.	Parts No.	Description	Q'ty						I	R
				(A)	(B)	(C)	(D)	(E)	(F)		
1	1	172141-72351-2	CYLINDER ASSY, ARM	1	1						
2	2	172141-99380	CYLINDER KIT, ARM	1	1						
3	3	172141-71890	SEAL SET, HEAD	1	1						
8	3	172141-72190	WASHER 75	1	1						
9	3	933111-26600	RING 55, SPRING	1	1						
10	3	172148-72930	SEAL SET, PISTON	1	1						
13	2	172141-72250	NUT	1	1						
14	2	172141-72361-2	TUBE ASSY	1	1						
15	3	172171-72150	BUSH 38X50X40	1	1						
16	3	172168-81270	SEAL, DUST	2	2						
17	2	172141-72381	ROD W/BUSH, ARM	1	1						
18	3	172171-72150	BUSH 38X50X40	1	1						
19	3	172168-81270	SEAL, DUST	2	2						
20	2	172141-72690	HEAD 75 40 W/BUSH	1	1						
21	3	933135-14600	BUSH 40 30, ROD	1	1						
23	2	24761-040000	NIPPLE, GREASE B	2	2						
24	2	172175-72470	PISTON 75	1	1						

Fig.38. BUCKET CYLINDER

Fig. **38** BUCKET CYLINDER



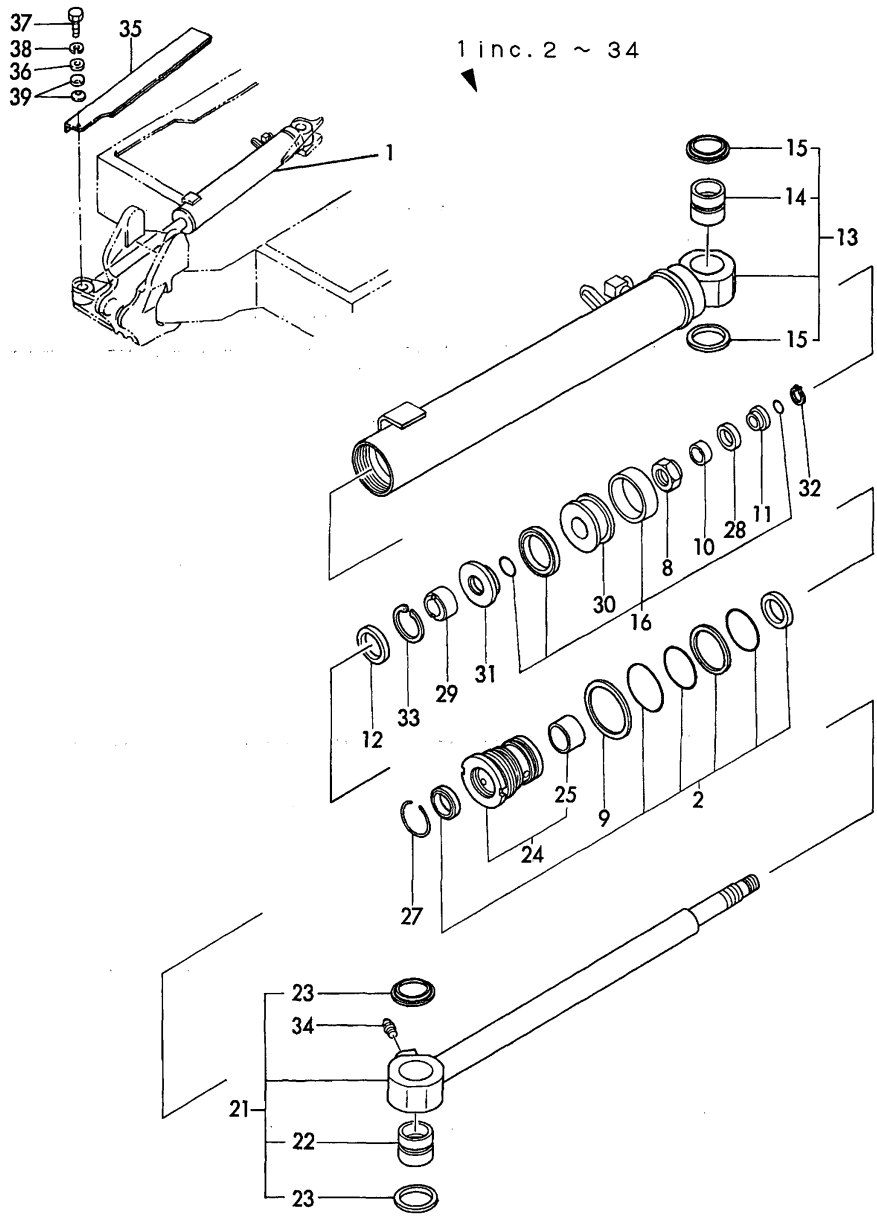
(A)=B22-2BC(R)US
 (B)=B22-2BP(R)US
 (C)=

(D)=
 (E)=
 (F)=

No.	Lev.	Parts No.	Description	Q'ty						I	R
				(A)	(B)	(C)	(D)	(E)	(F)		
1	1	172141-72451-2	CYLINDER ASSY	1	1						
2	2	172141-72461-2	TUBE ASSY, BUCKET	1	1						
3	3	172141-72561	BUSH (35-45-30)	1	1						
4	3	172171-81280	SEAL, DUST 35X45X4	2	2						
5	2	172141-72511	ROD, BUCKET	1	1						
6	3	172141-72561	BUSH (35-45-30)	1	1						
7	3	172171-81280	SEAL, DUST 35X45X4	2	2						
8	2	172141-72540	HEAD 6035, CYLINDER	1	1						
9	3	933111-01600	BUSH 35 30, ROD	1	1						
11	2	172171-72120	PISTON	1	1						
12	2	172149-99380	CYLINDER KIT	1	1						
13	3	172141-71900	SEAL SET, HEAD	1	1						
18	3	933125-59600	WASHER 60 B, LOCK	1	1						
19	3	172141-73090	RING, SPRING	1	1						
20	3	172137-72452	SEAL SET, PISTON 60A	1	1						
23	2	24761-040000	NIPPLE, GREASE B	1	1						
24	2	172171-72130	NUT, M24	1	1						

Fig.39. SWING CYLINDER

Fig. **39** SWING CYLINDER



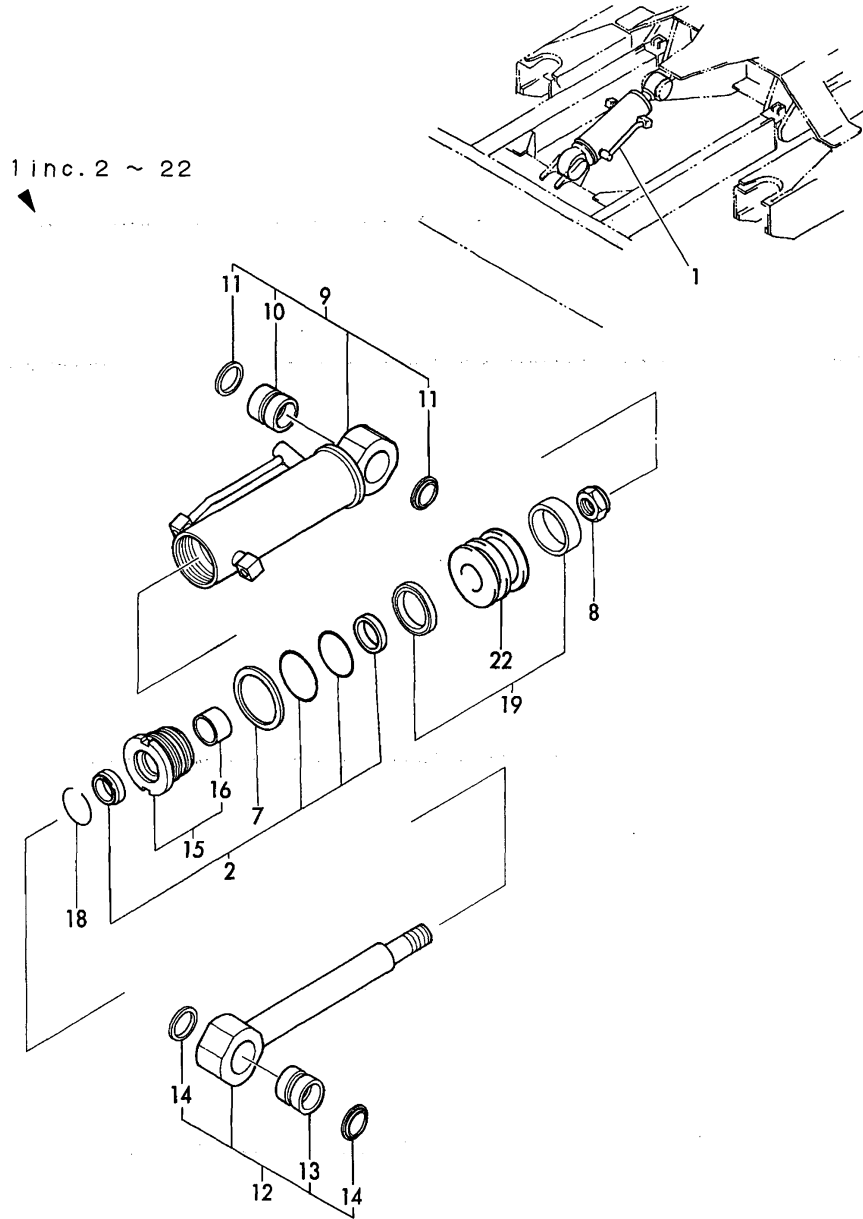
(A)=B22-2BC(R)US
(B)=B22-2BP(R)US
(C)=

(D)=
(E)=
(F)=

No.	Lev.	Parts No.	Description	Q'ty						I	R
				(A)	(B)	(C)	(D)	(E)	(F)		
1	1	172171-72200-1	CYLINDER ASSY, SWING	1	1						
2	2	172141-71880	SEAL SET, HEAD	1	1						
8	2	172141-72250	NUT	1	1						
9	2	172141-72190	WASHER 75	1	1						
10	2	172137-72710	COLLAR, 40B	1	1						
11	2	172137-72720	COLLAR, 40A	1	1						
12	2	172137-72730	RING 44B, CUSHION	1	1						
13	2	172171-72210-1	TUBE ASSY, SWING	1	1						
14	3	172168-72240	BUSH 38X50X40	1	1						
15	3	172168-81270	SEAL, DUST	2	2						
16	2	172141-71921	SEAL SET, PISTON	1	1						
21	2	172171-72350	ROD ASSY, SWING	1	1						
22	3	172168-72240	BUSH 38X50X40	1	1						
23	3	172168-81270	SEAL, DUST	2	2						
24	2	172141-72140	HEAD 75 40	1	1						
25	3	933135-14600	BUSH 40 30, ROD	1	1						
27	2	933111-26600	RING 55, SPRING	1	1						
28	2	172137-72700	RING 40A, CUSHION	1	1						
29	2	172141-72930	PLUGER 44, CUSHION	1	1						
30	2	172141-73051	PISTON 75 27 A	1	1						
31	2	172141-73061	PISTON 75 27 B	1	1						
32	2	172142-72810	CIRCLIP	1	1						
33	2	22252-000561	RING, 56	1	1						
34	2	24761-020000	NIPPLE, GREASE PT1/8	1	1						
35	1	172171-72260-1	COVER ASSY, SWING	1	1						
36	1	933147-03400	WASHER, BRAKE ARM	1	1						
37	1	26116-100162	BOLT, M10X 16 PLATED	1	1						
38	1	22217-100000	WASHER, SPRING 10	1	1						
39	1	933168-14170	SPRING	2	2						

Fig.40. BLADE CYLINDER

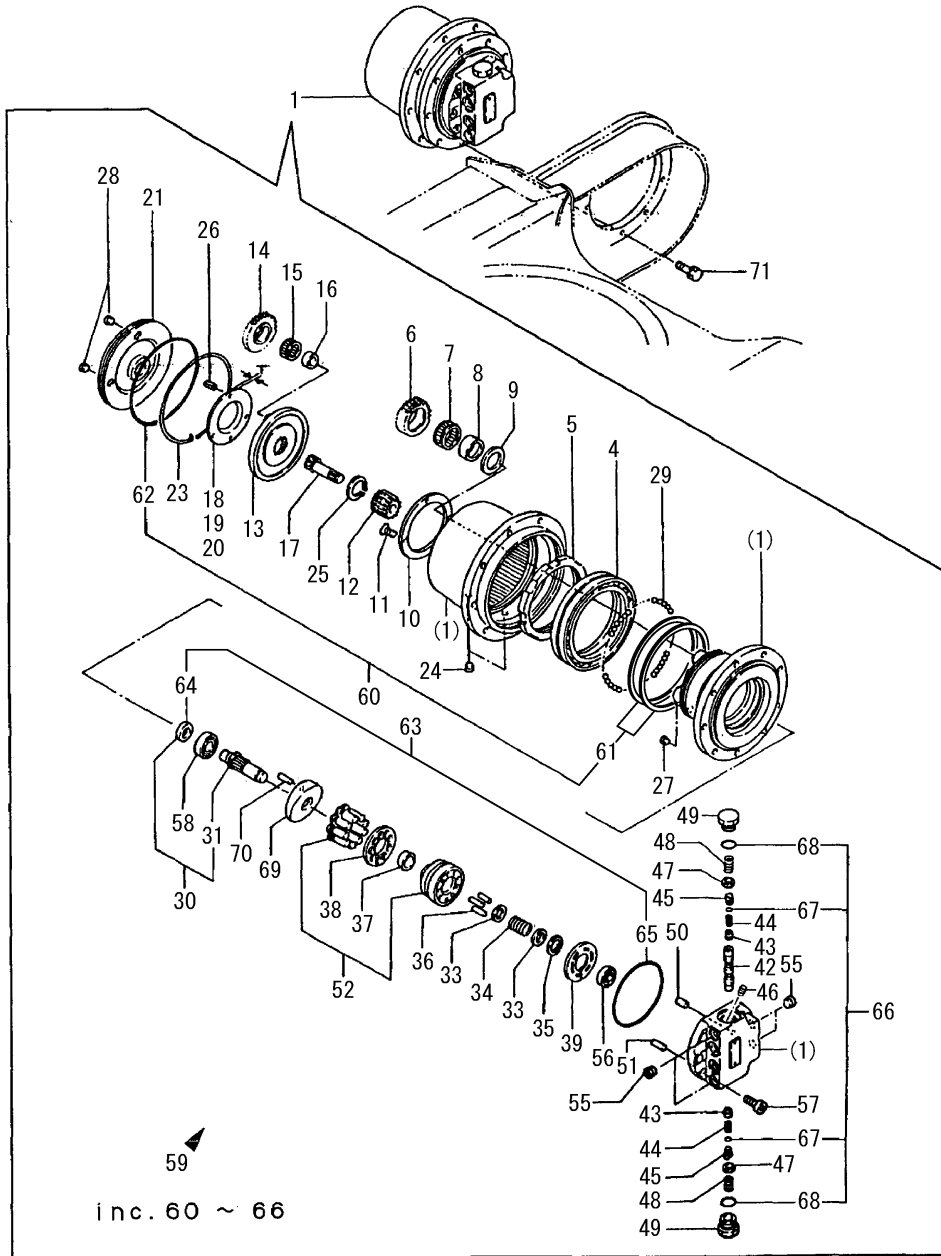
Fig. **40** BLADE CYLINDER



(A)=B22-2BC(R)US
 (B)=B22-2BP(R)US
 (C)=
 (D)=
 (E)=
 (F)=

No.	Lev.	Parts No.	Description	Q'ty						I	R
				(A)	(B)	(C)	(D)	(E)	(F)		
1	1	172141-72601-1	CYLINDER, BLADE	1	1						
2	2	172141-71890	SEAL SET, HEAD	1	1						
7	2	172141-72190	WASHER 75	1	1						
8	2	172141-72250	NUT	1	1						
9	2	172141-72611-1	TUBE ASSY, BLADE	1	1						
10	3	172168-72240	BUSH 38X50X40	1	1						
11	3	172168-81270	SEAL, DUST	2	2						
12	2	172141-72671	ROD, BLADE	1	1						
13	3	172168-72240	BUSH 38X50X40	1	1						
14	3	172168-81270	SEAL, DUST	2	2						
15	2	172141-72690	HEAD 75 40 W/BUSH	1	1						
16	3	933135-14600	BUSH 40 30, ROD	1	1						
18	2	933111-26600	RING 55, SPRING	1	1						
19	2	172148-72930	SEAL SET, PISTON	1	1						
22	2	172175-72470	PISTON 75	1	1						

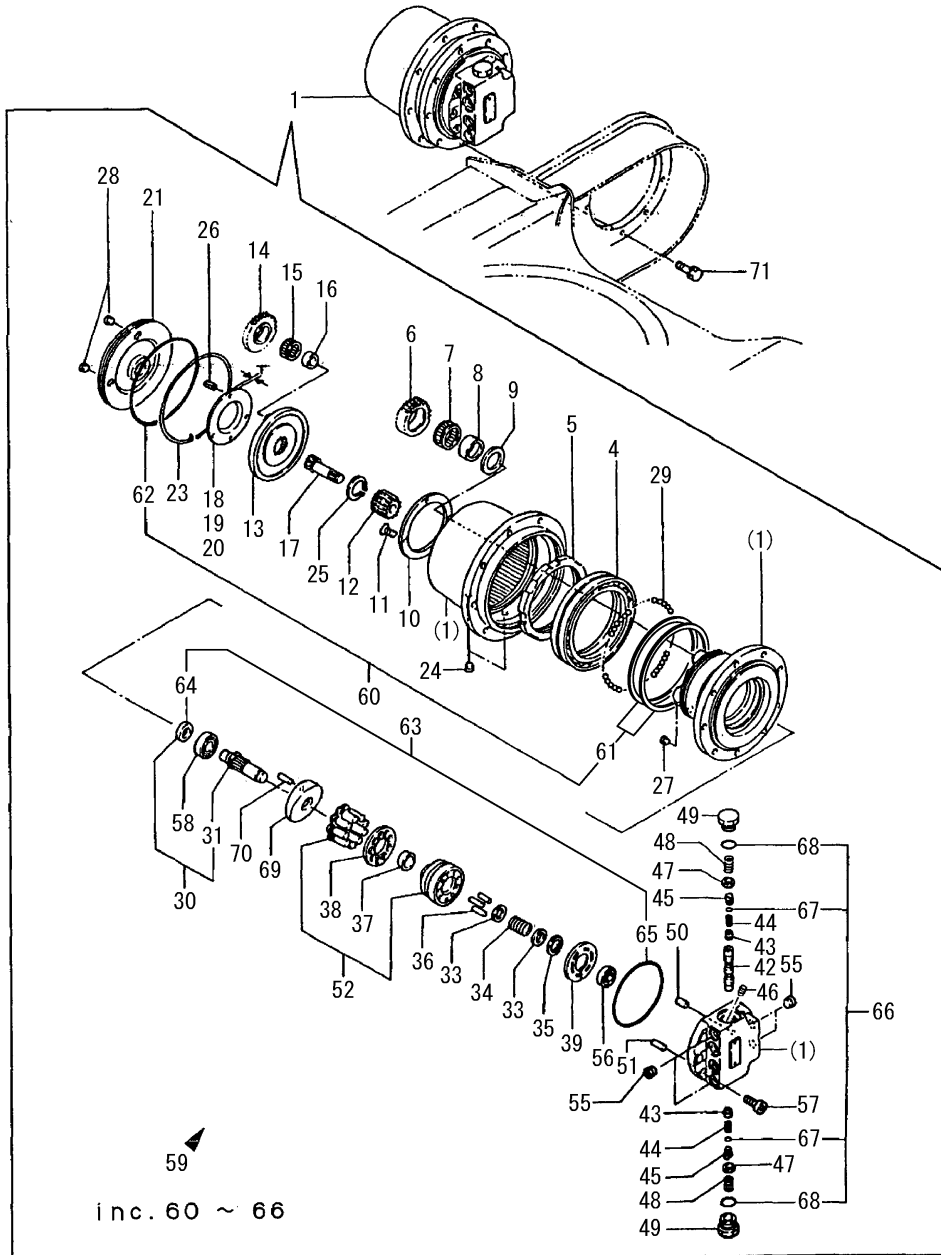
Fig.41. TRAVEL MOTOR



No.	Lev.	Parts No.	Description	Q'ty						I	R
				(A)	(B)	(C)	(D)	(E)	(F)		
1	1	172141-73351	MOTOR ASSY, DRIVE	2	2						
4	3	172141-70030	BEARING, ANGULAR	2	2						
5	3	172141-70040	NUT, RING	2	2						
6	3	172141-70060	GEAR, PLANETARY	8	8						
7	3	172141-70070	GAUGE, W/ROLLER	8	8						
8	3	172141-70080	COLLAR	8	8						
9	3	172141-70090	WASHER, THRUST	8	8						
10	3	172141-70100	PLATE, THRUST	2	2						
11	3	172141-70110	SCREW	8	8						
12	3	172141-70120	GEAR, SUN	2	2						
13	3	172141-70130	HOLDER	2	2						
14	3	172141-70140	GEAR, PLANETARY	6	6						
15	3	172141-70150	GAUGE, W/ROLLER	6	6						
16	3	172141-70160	RACE, INNER	6	6						
17	3	172141-70170	GEAR, DRIVE	2	2						
18	3	172141-70180	PLATE(T1.8), THRUST	2	2						1
19	3	172141-70190	PLATE(T2.3), THRUST	2	2						1
20	3	172141-70200	PLATE(T2.8), THRUST	2	2						1
21	3	172141-70210	COVER	2	2						
23	3	172141-70230	WIRE	2	2						
24	3	172122-73430	PLUG	4	4						
25	3	22242-000350	RING, 35	2	2						
26	3	22351-050016	PIN, SPRING 5.0X16	6	6						
27	3	23871-020000	PLUG, R02	4	4						
28	3	23871-030000	PLUG, R03	4	4						
29	3	24190-050001	BALL, STEEL 5/32	262	262						
30	2	172142-73591	SHAFT ASSY	2	2						
31	3	172171-70360	SHAFT	2	2						
33	2	172141-70290	HOLDER, SPRING	4	4						
34	2	172141-70300	SPRING	2	2						
35	2	172141-70310	RING, SNAP	2	2						
36	2	172141-70320	PIN	6	6						
37	2	172141-70330	HOLDER, RETAINER	2	2						
38	2	172141-70340	PLATE, RETAINER	2	2						
39	2	172141-70360	PLATE, VALVE	2	2						
42	2	172171-70320	PLUNGER	2	2						
43	2	172141-70410	VALVE, CHECK	4	4						
44	2	172171-70330	SPRING	4	4						
45	2	172141-70430	PLUG	4	4						
46	2	172171-70340	ORIFICE	4	4						
47	2	172141-70450	SEAT, SPRING	4	4						
48	2	172141-70460	SPRING	4	4						
49	2	172141-70470	CAP	4	4						
50	2	172141-70480	PIN	2	2						
51	2	172141-70490	PIN	4	4						
52	2	172141-70540	CYLINDER BLOCK S/A	2	2						
55	2	23871-020000	PLUG, R02	8	8						
56	2	24101-060024	BEARING, BALL 6002	2	2						
57	2	26450-080202	BOLT, M8X 20	12	12						
58	2	24101-060040	BEARING, BALL 6004C3	2	2						
59	2	172141-70500	SEAL SET	2	2						

Remarks
 (1)SELECTIVE PART.
 (REFER TO ILLUSTRATION)

Fig.41. TRAVEL MOTOR



(A)=B22-2BC(R)US
 (B)=B22-2BP(R)US
 (C)=

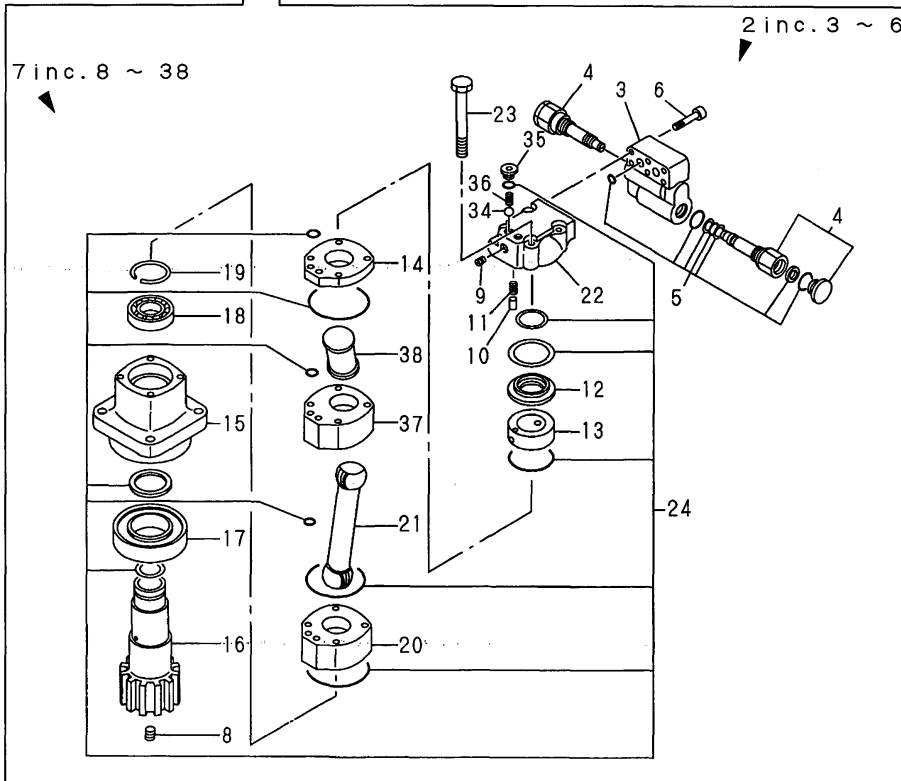
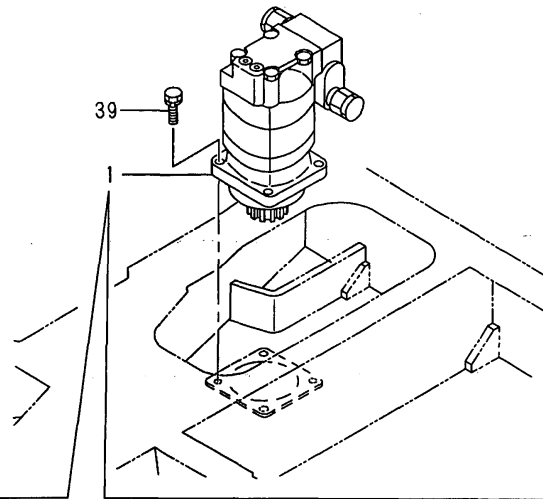
(D)=
 (E)=
 (F)=

No.	Lev.	Parts No.	Description	Qty						I	R
				(A)	(B)	(C)	(D)	(E)	(F)		
60	3	172141-70510	SEAL SET, REDUCTION	2	2						
61	4	172141-70020-Z	SEAL, FLOATING	2	2						
62	4	172141-70220	O-RING	2	2						
63	3	172141-70520	SEAL SET, MOTOR	2	2						
64	4	172171-70370	SEAL, OIL	2	2						
65	4	172141-70370	O-RING	2	2						
66	3	172141-70530	SEAL SET, BASE PLATE	2	2						
67	4	172141-70440	O-RING	4	4						
68	4	24315-000300	O-RING, 1BP30.0	4	4						
69	2	172141-70260	PLATE	2	2						
70	2	172141-70270	PIN	2	2						
71	1	26013-120302	BOLT, M12X 30	18	18						

Remarks
 (1)SELECTIVE PART.
 (REFER TO ILLUSTRATION)

Fig.42. TURNING MOTOR

Fig. **42** TURNING MOTOR



(A)=B22-2BC(R)US
(B)=B22-2BP(R)US
(C)=

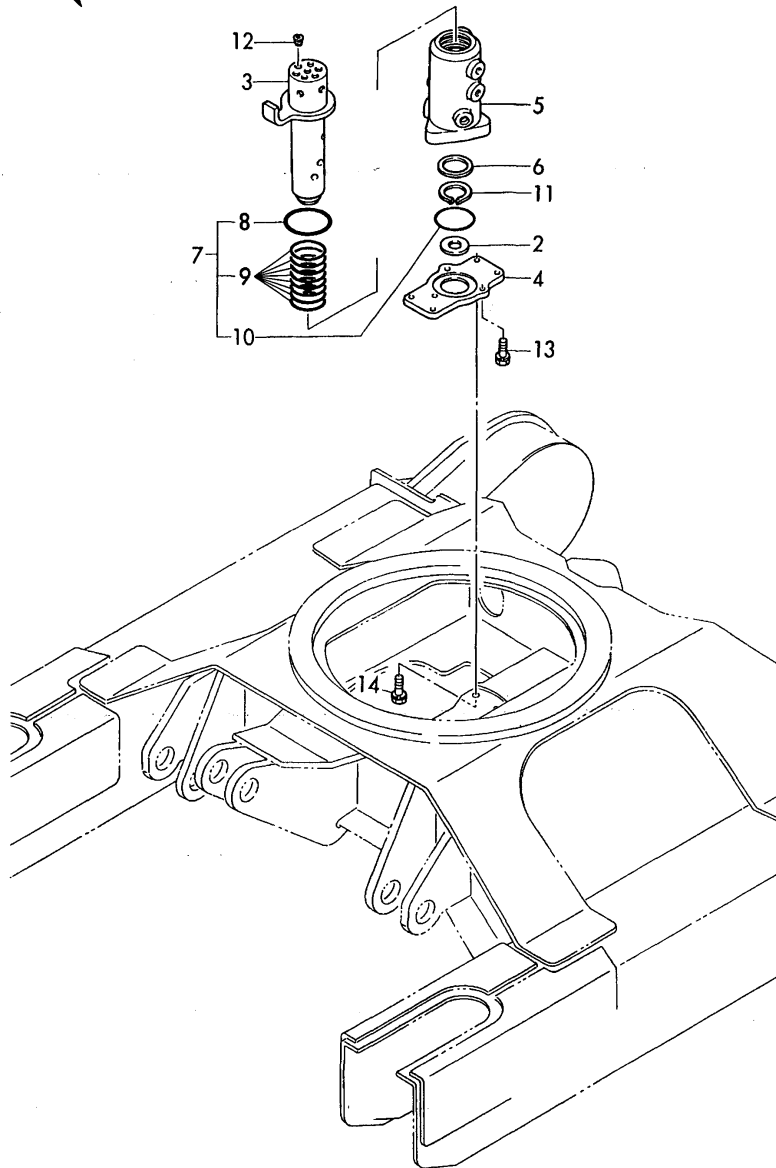
(D)=
(E)=
(F)=

No.	Lev.	Parts No.	Description	Q'ty						I	R
				(A)	(B)	(C)	(D)	(E)	(F)		
1	1	172171-73311	MOTOR ASSY, SWING	1	1						
2	2	172171-73321	VALVE CMP.	1	1						
3	3	172168-73340	VALVE BODY	1	1						
4	3	172171-73350	CARTRIDGE ASSY	2	2						
5	3	172168-73360	SEAL SET	1	1						
6	3	172168-73370	BOLT	6	6						
7	2	172171-73401	MOTOR ASSY, SWING	1	1						
8	3	172137-70490	PLUG	1	1						
9	3	172137-70490	PLUG	1	1						
10	3	172137-70570	PIN	2	2						
11	3	172137-70580	SPRING	2	2						
12	3	172137-70590	PLATE	1	1						
13	3	172137-70600	VALVE	1	1						
14	3	172148-73350	PLATE, VALVE	1	1						
15	3	172171-73410	HOUSING	1	1						
16	3	172171-73420	GEAR, PINION	1	1						
17	3	172171-73430	BALL BEARING	1	1						
18	3	172171-73440	BALL BEARING	1	1						
19	3	172171-73460	RETAINING RING	1	1						
20	3	172171-73481	PLATE, WEAR	1	1						
21	3	172171-73491	DRIVE	1	1						
22	3	172171-73501	HOUSING, VALVE	1	1						
23	3	172171-73511	BOLT	4	4						
24	3	172171-73521	SEAL SET	1	1						
34	3	172168-73580	BALL	2	2						
35	3	172168-73590	PLUG	2	2						
36	3	172168-73600	SPRING	2	2						
37	3	172141-77250	GEROLLER	1	1						
38	3	172141-77260	DRIVE, VALVE	1	1						
39	1	26013-120402	BOLT, M12X 40	4	4						

Fig.43. SWIVEL JOINT

Fig. **43** SWIVEL JOINT

1 inc. 2 ~ 13



(A)=B22-2BC(R)US
(B)=B22-2BP(R)US
(C)=

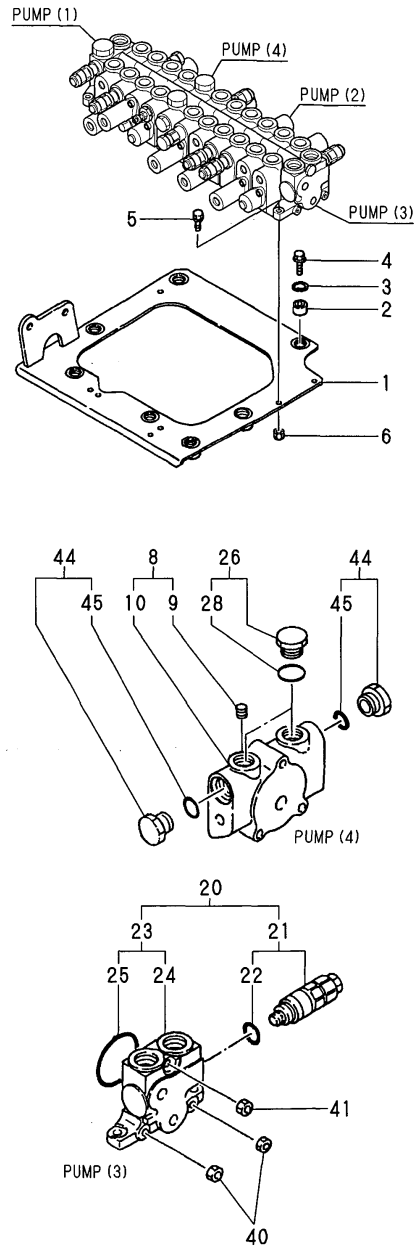
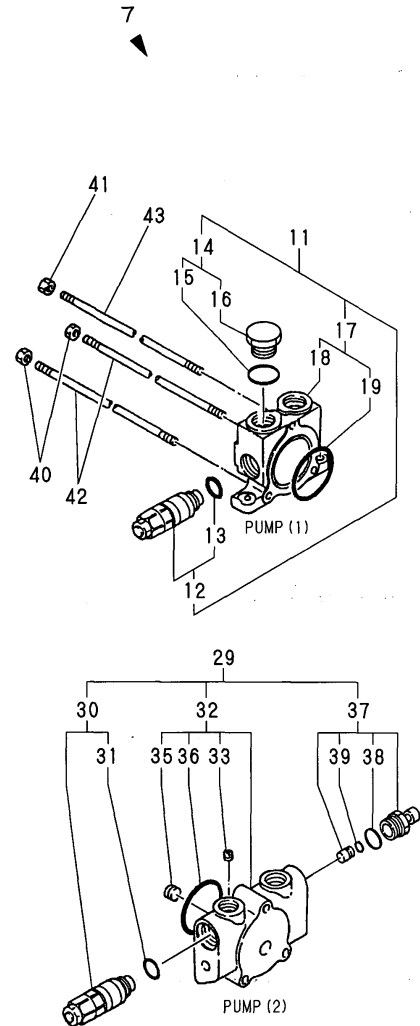
(D)=
(E)=
(F)=

No.	Lev.	Parts No.	Description	Q'ty						I	R
				(A)	(B)	(C)	(D)	(E)	(F)		
1	1	172141-73800	JOINT ASSY, SWIVEL	1	1						
2	2	194630-31910	LINER 22.5X40X2	1	1						
3	2	172141-73810	SHAFT ASSY, SWIVEL	1	1						
4	2	172131-73830	FLANGE, SWIVEL	1	1						
5	2	172141-73830	HUB, SWIVEL	1	1						
6	2	172137-73860	SPACER, SWIVEL	1	1						
7	2	172141-73890	SEAL SET, SWIVEL	1	1						
8	3	24311-000750	O-RING, 1AP75.0	1	1						
9	3	172142-73800	O-RING	8	8						
10	3	24321-000700	O-RING, 1AG70.0	1	1						
11	2	22242-000451	RING, 45	1	1						
12	2	23871-020000	PLUG, R02	6	6						
13	2	26013-100252	BOLT, M10X 25	3	3						
14	1	26013-100302	BOLT, M10X 30	4	4						

Fig.44. CONTROL VALVE(P PORT)

Fig. **44** CONTROL VALVE (P PORT)

CONTROL VALVE ASSY
(172171-74121)
Fig. 44 REF. No. 7
inc. Fig. 44 REF. No. 8 ~ 45
Fig. 45 REF. No. 1 ~ 22
Fig. 46 REF. No. 1 ~ 42
Fig. 47 REF. No. 1 ~ 23
Fig. 48 REF. No. 1 ~ 14



(A)=B22-2BC(R)US
(B)=B22-2BP(R)US
(C)=

(D)=
(E)=
(F)=

No.	Lev.	Parts No.	Description	Q'ty						I	R
				(A)	(B)	(C)	(D)	(E)	(F)		
1	1	172168-45400	PLATE ASSY, LINK	1	1						
2	1	172165-45490	CUSHION	5	5						
3	1	22252-000280	RING, 28	5	5						
4	1	26106-100352	BOLT, M10X 35 PLATED	5	5						
5	1	26013-100302	BOLT, M10X 30	3	3						
6	1	26716-100002	NUT, M10	1	1						
7	1	172171-74121	VALVE ASSY, CONTROL	1	1						
8	2	172168-72620	SECTION ASSY, SPACER	1	1						
9	3	172122-73430	PLUG	1	1						
10	3	172142-74900	SPACER	1	1						
11	2	172171-72500	SECTION KIT, INLET	1	1						
12	3	172171-72630	VALVE 175/25,RELIEF	1	1						
13	4	172116-74150	O-RING	1	1						
14	3	172175-74350	PLUG ASSY	1	1						
15	4	172116-74150	O-RING	1	1						
16	4	172116-74320	PLUG	1	1						
17	3	172122-74520	SECTION ASSY, INLET	1	1						
18	4	172823-74270	HOUSING, INLET	1	1						
19	4	933171-80590	O-RING	1	1						
20	2	172171-72510	SECTION KIT, INLET	1	1						
21	3	172171-72640	VALVE 160/24,RELIEF	1	1						
22	4	172116-74150	O-RING	1	1						
23	3	172122-74520	SECTION ASSY, INLET	1	1						
24	4	172823-74270	HOUSING, INLET	1	1						
25	4	933171-80590	O-RING	1	1						
26	2	172175-74270	PLUG ASSY	2	2						
28	3	172112-06490	O-RING	2	2						
29	2	172171-72700	SECTION KIT, SPACER	1	1						
30	3	172171-72630	VALVE 175/25,RELIEF	1	1						
31	4	172116-74150	O-RING	1	1						
32	3	172146-74680	SECTION ASSY, SPACER	1	1						
33	4	172122-73430	PLUG	1	1						
35	4	23871-030000	PLUG, R03	1	1						
36	4	933171-80590	O-RING	1	1						
37	3	172146-74720	VALVE ASSY, SHUT-OFF	1	1						
38	4	172116-74150	O-RING	1	1						
39	4	24311-240100	O-RING, 1AP10A	1	1						
40	2	26716-080002	NUT, M8	4	4						
41	2	26716-100002	NUT, M10	2	2						
42	2	172151-74110	ROD, TIE	2	2						
43	2	172151-74120	ROD, TIE	1	1						
44	2	172175-74350	PLUG ASSY	2	2						
45	3	172116-74150	O-RING	2	2						

Fig.45. CONTROL VALVE(TRAVEL)

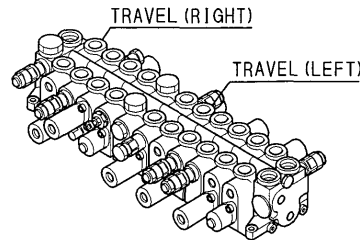
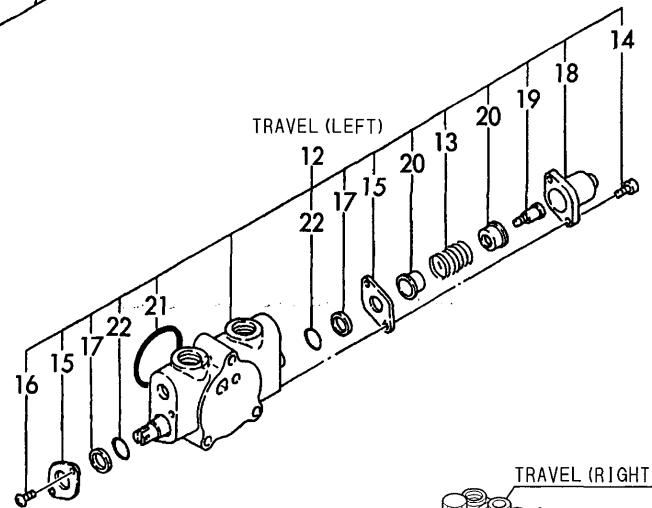
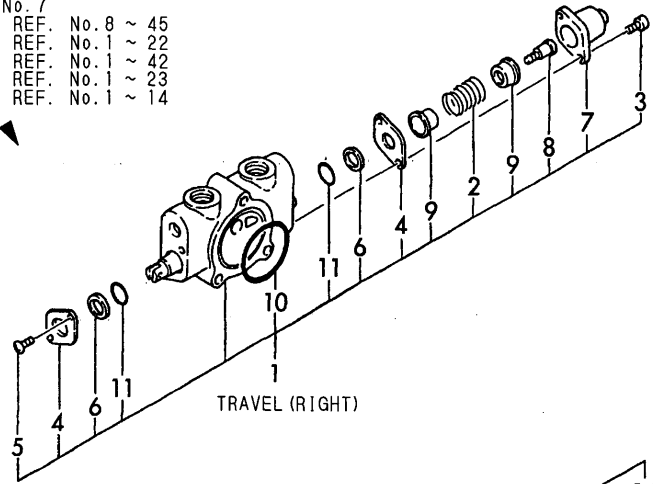
Fig.45 CONTROL VALVE (TRAVEL)

CONTROL VALVE ASSY

(172171-74121)

Fig.44 REF. No.7

- inc. Fig.44 REF. No.8 ~ 45
- Fig.45 REF. No.1 ~ 22
- Fig.46 REF. No.1 ~ 42
- Fig.47 REF. No.1 ~ 23
- Fig.48 REF. No.1 ~ 14



(A)=B22-2BC(R)US
(B)=B22-2BP(R)US
(C)=

(D)=
(E)=
(F)=

No.	Lev.	Parts No.	Description	Q'ty						I	R
				(A)	(B)	(C)	(D)	(E)	(F)		
1	2	172171-72580	SECTION ASSY, SPOOL	1	1						
2	3	172122-74050	SPRING	1	1						
3	3	172151-74060	BOLT, SOCKET HEAD	2	2						
4	3	172116-74190	PLATE, SEAL	2	2						
5	3	172116-74220	SCREW	2	2						
6	3	933166-80520	WIPER	2	2						
7	3	933166-80530	CAP	1	1						
8	3	933166-80550	SCREW, CAP	1	1						
9	3	933171-80510	SEAT, SPRING	2	2						
10	3	933171-80590	O-RING	1	1						
11	3	933171-80610	O-RING	2	2						
12	2	172171-72610	SECTION ASSY, SPOOL	1	1						
13	3	172122-74050	SPRING	1	1						
14	3	172151-74060	BOLT, SOCKET HEAD	2	2						
15	3	172116-74190	PLATE, SEAL	2	2						
16	3	172116-74220	SCREW	2	2						
17	3	933166-80520	WIPER	2	2						
18	3	933166-80530	CAP	1	1						
19	3	933166-80550	SCREW, CAP	1	1						
20	3	933171-80510	SEAT, SPRING	2	2						
21	3	933171-80590	O-RING	1	1						
22	3	933171-80610	O-RING	2	2						

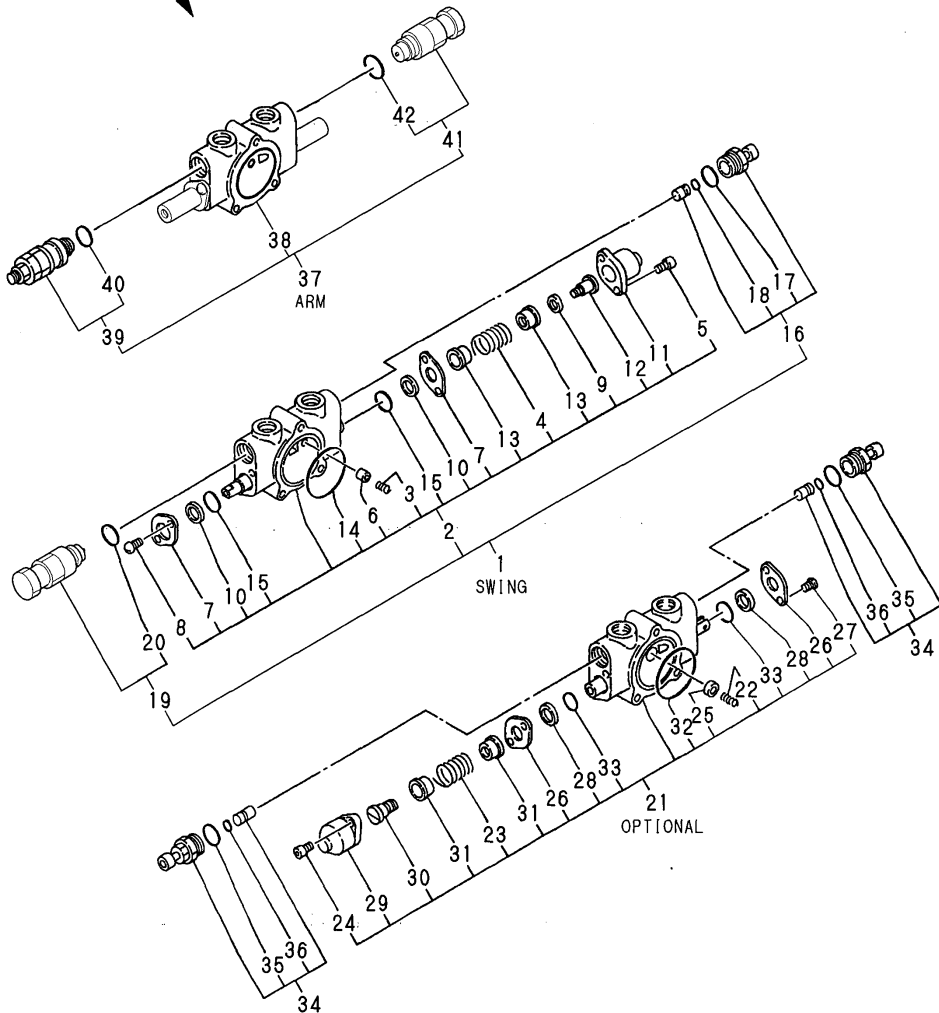
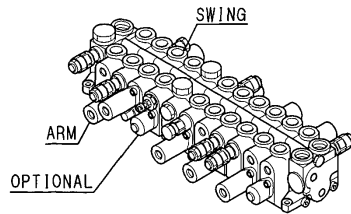
Fig.46. CONTROL VALVE(ARM & SWING)

Fig.46 CONTROL VALVE (ARM & SWING)

(A)=B22-2BC(R)US
 (B)=B22-2BP(R)US
 (C)=

(D)=
 (E)=
 (F)=

CONTROL VALVE ASSY
 (172171-74121)
 Fig.44 REF. No.7
 inc. Fig.44 REF. No.8 ~ 45
 Fig.45 REF. No.1 ~ 22
 Fig.46 REF. No.1 ~ 42
 Fig.47 REF. No.1 ~ 23
 Fig.48 REF. No.1 ~ 14

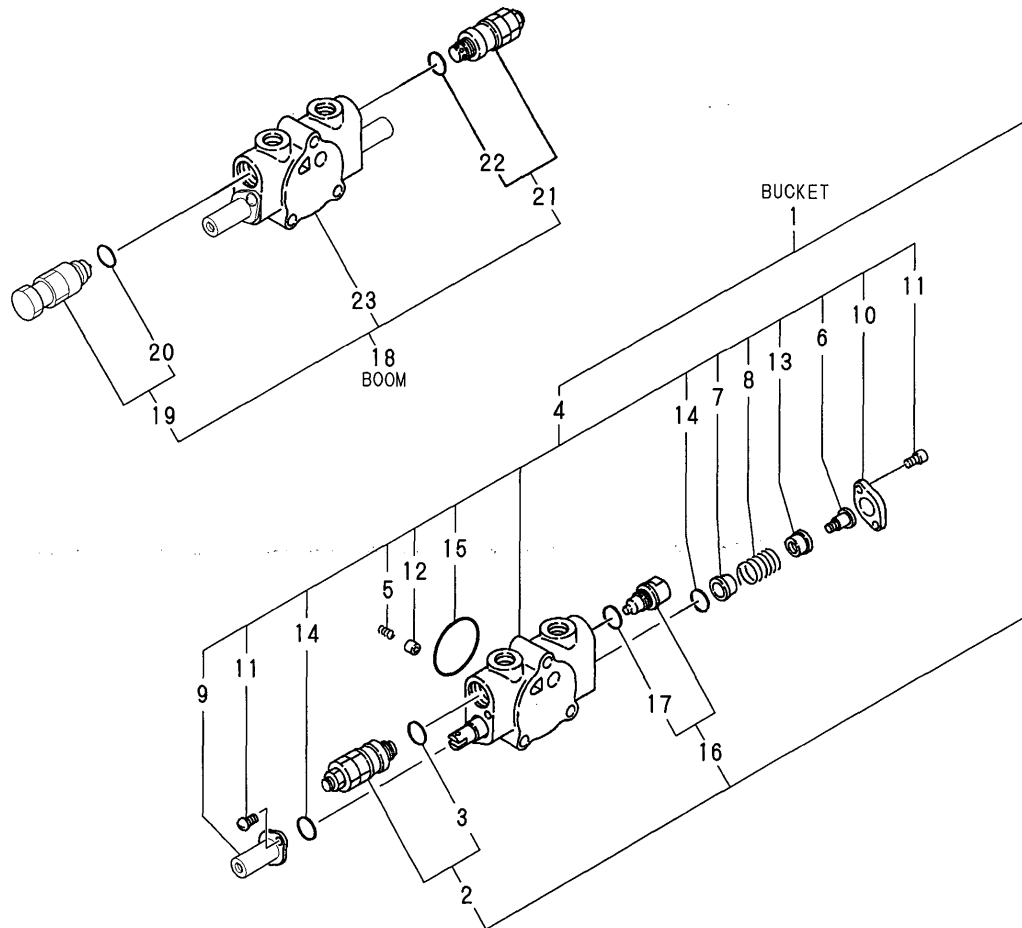
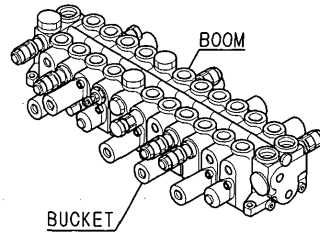


No.	Lev.	Parts No.	Description	Qty						I	R
				(A)	(B)	(C)	(D)	(E)	(F)		
1	2	172171-72530	SECTION KIT, SPOOL	1	1						
2	3	172171-72590	SECTION ASSY, SPOOL	1	1						
3	4	172168-72750	SPRING, VALVE	1	1						
4	4	172122-74050	SPRING	1	1						
5	4	172151-74060	BOLT, SOCKET HEAD	1	1						
6	4	172122-74130	POPPET	1	1						
7	4	172116-74190	PLATE, SEAL	2	2						
8	4	172116-74220	SCREW	1	1						
9	4	172146-74740	WASHER	1	1						
10	4	933166-80520	WIPER	2	2						
11	4	933166-80530	CAP	2	2						
12	4	933166-80550	SCREW, CAP	1	1						
13	4	933171-80510	SEAT, SPRING	2	2						
14	4	933171-80590	O-RING	1	1						
15	4	933171-80610	O-RING	2	2						
16	3	172146-74720	VALVE ASSY, SHUT-OFF	1	1						
17	4	172116-74150	O-RING	1	1						
18	4	24311-240100	O-RING, 1AP10A	1	1						
19	3	172146-74730	VALVE ASSY	1	1						
20	4	172116-74150	O-RING	1	1						
21	2	172168-72610	SECTION ASSY, SPOOL	1	1						
22	3	172168-72750	SPRING, VALVE	1	1						
23	3	172168-72760	SPRING, SPOOL	1	1						
24	3	172151-74060	BOLT, SOCKET HEAD	2	2						
25	3	172122-74130	POPPET	1	1						
26	3	172116-74190	PLATE, SEAL	2	2						
27	3	172116-74220	SCREW	2	2						
28	3	933166-80520	WIPER	2	2						
29	3	933166-80530	CAP	1	1						
30	3	933166-80550	SCREW, CAP	1	1						
31	3	933171-80510	SEAT, SPRING	2	2						
32	3	933171-80590	O-RING	1	1						
33	3	933171-80610	O-RING	2	2						
34	2	172146-74720	VALVE ASSY, SHUT-OFF	2	2						
35	3	172116-74150	O-RING	2	2						
36	3	24311-240100	O-RING, 1AP10A	2	2						
37	2	172171-74220	SECTION KIT, SPOOL	1	1						
38	3	172171-72730	SECTION ASSY, SPOOL	1	1						
39	3	172171-72660	VALVE 210/25,RELIEF	1	1						
40	4	172116-74150	O-RING	1	1						
41	3	172146-74730	VALVE ASSY	2	2						
42	4	172116-74150	O-RING	2	2						

Fig.47. CONTROL VALVE(BOOM & BUCKET)

Fig.47 CONTROL VALVE (BOOM & BUCKET)

CONTROL VALVE ASSY
(172171-74121)
Fig.44 REF. No.7
inc. Fig.44 REF. No.8 ~ 45
Fig.45 REF. No.1 ~ 22
Fig.46 REF. No.1 ~ 42
Fig.47 REF. No.1 ~ 23
Fig.48 REF. No.1 ~ 14



(A)=B22-2BC(R)US
(B)=B22-2BP(R)US
(C)=

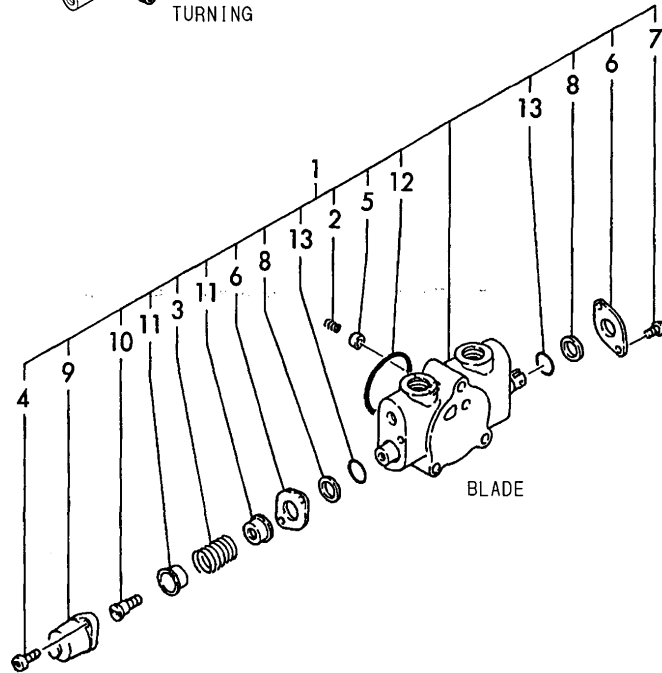
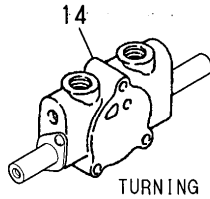
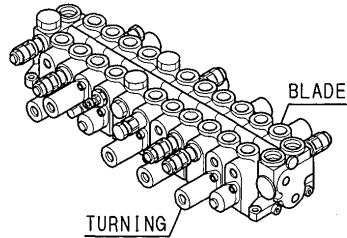
(D)=
(E)=
(F)=

No.	Lev.	Parts No.	Description	Q'ty						I	R
				(A)	(B)	(C)	(D)	(E)	(F)		
1	2	172171-74200	SECTION KIT, SPOOL	1	1						
2	3	172168-72730	VALVE 260/33,RELIEF	1	1						
3	4	172116-74150	O-RING	1	1						
4	3	172175-74210	SECTION ASSY, SPOOL	1	1						
5	4	172168-72750	SPRING, VALVE	2	2						
6	4	172168-72850	END, SPOOL	1	1						
7	4	172168-72860	SEAT, SPRING	1	1						
8	4	172168-72880	SPRING	1	1						
9	4	172168-72890	CAP	1	1						
10	4	172168-72900	CAP	1	1						
11	4	172151-74060	BOLT, SOCKET HEAD	4	4						
12	4	172122-74130	POPPET	1	1						
13	4	172175-74220	SEAT, SPRING	1	1						
14	4	172151-74320	O-RING	2	2						
15	4	933171-80590	O-RING	1	1						
16	3	172310-79180	VALVE	1	1						
17	4	172116-74150	O-RING	1	1						
18	2	172171-74210	SECTION KIT, SPOOL	1	1						
19	3	172146-74730	VALVE ASSY	1	1						
20	4	172116-74150	O-RING	1	1						
21	3	172171-72650	VALVE 210/25,RELIEF	1	1						
22	4	172116-74150	O-RING	1	1						
23	3	172171-72720	SECTION ASSY, SPOOL	1	1						

Fig.48. CONTROL VALVE(TURNING & BLADE)

Fig.48 CONTROL VALVE (TURNING & BLADE)

CONTROL VALVE ASSY
(172171-74121)
Fig.44 REF. No.7
inc. Fig.44 REF. No.8 ~ 45
Fig.45 REF. No.1 ~ 22
Fig.46 REF. No.1 ~ 42
Fig.47 REF. No.1 ~ 23
Fig.48 REF. No.1 ~ 14



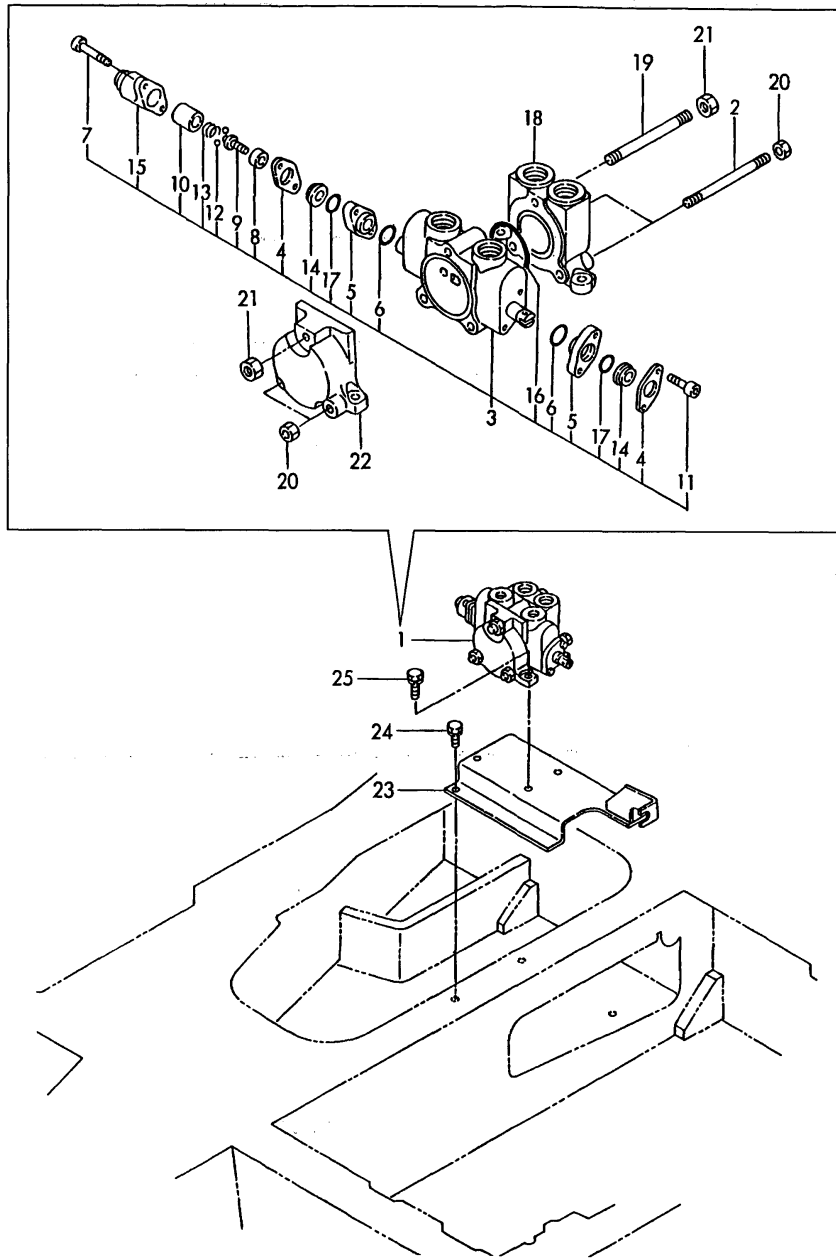
(A)=B22-2BC(R)US
(B)=B22-2BP(R)US
(C)=

(D)=
(E)=
(F)=

No.	Lev.	Parts No.	Description	Q'ty						I	R
				(A)	(B)	(C)	(D)	(E)	(F)		
1	2	172171-72620	SECTION ASSY, SPOOL	1	1						
2	3	172168-72750	SPRING, VALVE	1	1						
3	3	172122-74050	SPRING	1	1						
4	3	172151-74060	BOLT, SOCKET HEAD	2	2						
5	3	172122-74130	POPPET	1	1						
6	3	172116-74190	PLATE, SEAL	2	2						
7	3	172116-74220	SCREW	2	2						
8	3	933166-80520	WIPER	2	2						
9	3	933166-80530	CAP	1	1						
10	3	933166-80550	SCREW, CAP	1	1						
11	3	933171-80510	SEAT, SPRING	2	2						
12	3	933171-80590	O-RING	1	1						
13	3	933171-80610	O-RING	2	2						
14	2	172171-72710	SECTION ASSY, SPOOL	1	1						

Fig.49. P.T.O. VALVE

Fig. **49** P.T.O. VALVE



(A)=B22-2BC(R)US
 (B)=B22-2BP(R)US
 (C)=

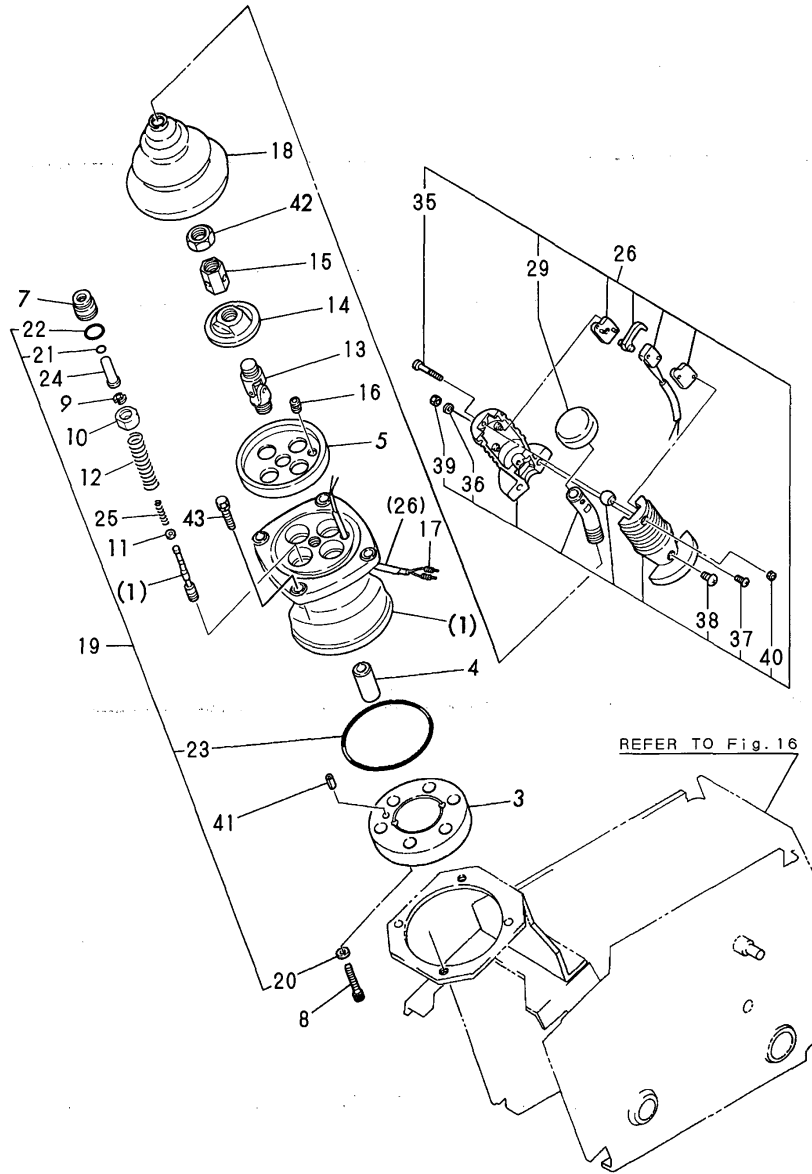
(D)=
 (E)=
 (F)=

No.	Lev.	Parts No.	Description	Q'ty						I	R
				(A)	(B)	(C)	(D)	(E)	(F)		
1	1	172168-74710	VALVE ASSY,PTO	1	1						
2	2	172614-74410	ROD, TIE	2	2						
3	2	172168-74800	SECTION, SPOOL	1	1						
4	3	172116-74190	PLATE, SEAL	2	2						
5	3	172312-74220	SPACER	2	2						
6	3	172312-74230	O-RING	2	2						
7	3	172151-74290	BOLT, SOCKET HEAD	2	2						
8	3	172168-74830	SPACER	1	1						
9	3	172168-74840	PIN	1	1						
10	3	172168-74850	SLEEVE	1	1						
11	3	172168-74860	BOLT, SOCKET HEAD	2	2						
12	3	172168-74870	BALL, STAINLESS STEEL	2	2						
13	3	172168-74880	SPRING	1	1						
14	3	933166-80520	WIPER	2	2						
15	3	933166-80530	CAP	1	1						
16	3	933171-80590	O-RING	1	1						
17	3	933171-80610	O-RING	2	2						
18	2	172168-74810	SECTION ASSY, INLET	1	1						
19	2	172168-74820	ROD, TIE	1	1						
20	2	26716-080002	NUT, M8	4	4						
21	2	26716-100002	NUT, M10	2	2						
22	2	933171-80420	SECTION, OUTLET	1	1						
23	1	172168-74750	BRACKET COMPL.	1	1						
24	1	26013-100162	BOLT, M10X 16	3	3						
25	1	26013-100302	BOLT, M10X 30	3	3						

Fig.50. REMOTE CONTROL VALVE(RIGHT)

Fig. **50** REMOTE CONTROL VALVE (RIGHT)

1 inc. (1) ~ 42



(A)=B22-2BC(R)US
(B)=B22-2BP(R)US
(C)=

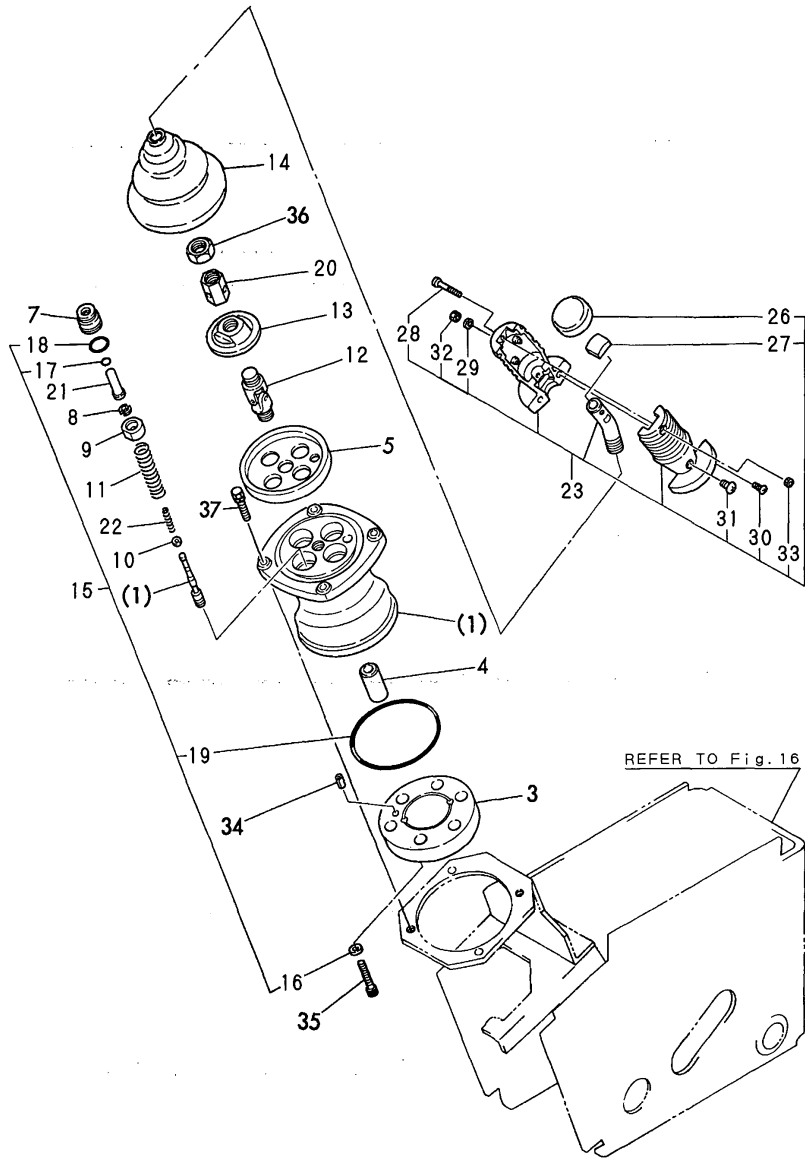
(D)=
(E)=
(F)=

No.	Lev.	Parts No.	Description	Q'ty						I	R
				(A)	(B)	(C)	(D)	(E)	(F)		
1	1	172165-74310	JOY-STICK R.H.	1	1						
3	2	172151-73350	PLATE, PORT	1	1						
4	2	172151-73370	BUSH	1	1						
5	2	172151-73380	PLATE	1	1						
7	2	172151-73400	PLUG	4	4						
8	2	26450-080302	BOLT, M8X 30	2	2						
9	2	172151-73430	WASHER	8	8						
10	2	172151-73440	RETAINER	4	4						
11	2	172151-73450	WASHER	4	4						
12	2	172151-73460	SPRING	4	4						
13	2	172151-73480	JOINT	1	1						
14	2	172151-73490	PLATE	1	1						
15	2	172151-73500	NUT, ADJUST	1	1						
16	2	172151-73590	BUSH	1	1						
17	2	172151-73610	TERMINAL	2	2						
18	2	172151-73620	BELLOWS	1	1						
19	2	172151-73630	SEAL SET	1	1						
20	3	172151-73360	SEAL WASHER	2	2						
21	3	172151-73420	SEAL	4	4						
22	3	24315-000200	O-RING, 1BP20.0	4	4						
23	3	24341-000900	O-RING, 1AS90.0	1	1						
24	2	172165-74320	ROD	4	4						
25	2	172165-74330	SPRING	4	4						
26	2	172165-74350	HANDLE, SUB	1	1						
29	3	172151-73530	HANDLE, CAP	1	1						
35	3	172151-73660	SCREW, 4X30	1	1						
36	3	22137-040000	WASHER, 4	2	2						
37	3	26553-040102	SCREW 4X10	2	2						
38	3	26553-050082	SCREW, M5X 8	2	2						
39	3	26716-040002	NUT, M4	2	2						
40	3	26716-040002	NUT, M4	1	1						
41	2	22351-050010	PIN, SPRING 5.0X10	1	1						
42	2	26756-140002	NUT, LOCK M14	1	1						
43	1	26013-060252	BOLT, M6X 25	4	4						

Fig.51. REMOTE CONTROL VALVE(LEFT)

Fig. **51** REMOTE CONTROL VALVE (LEFT)

1 inc. (1) ~ 36



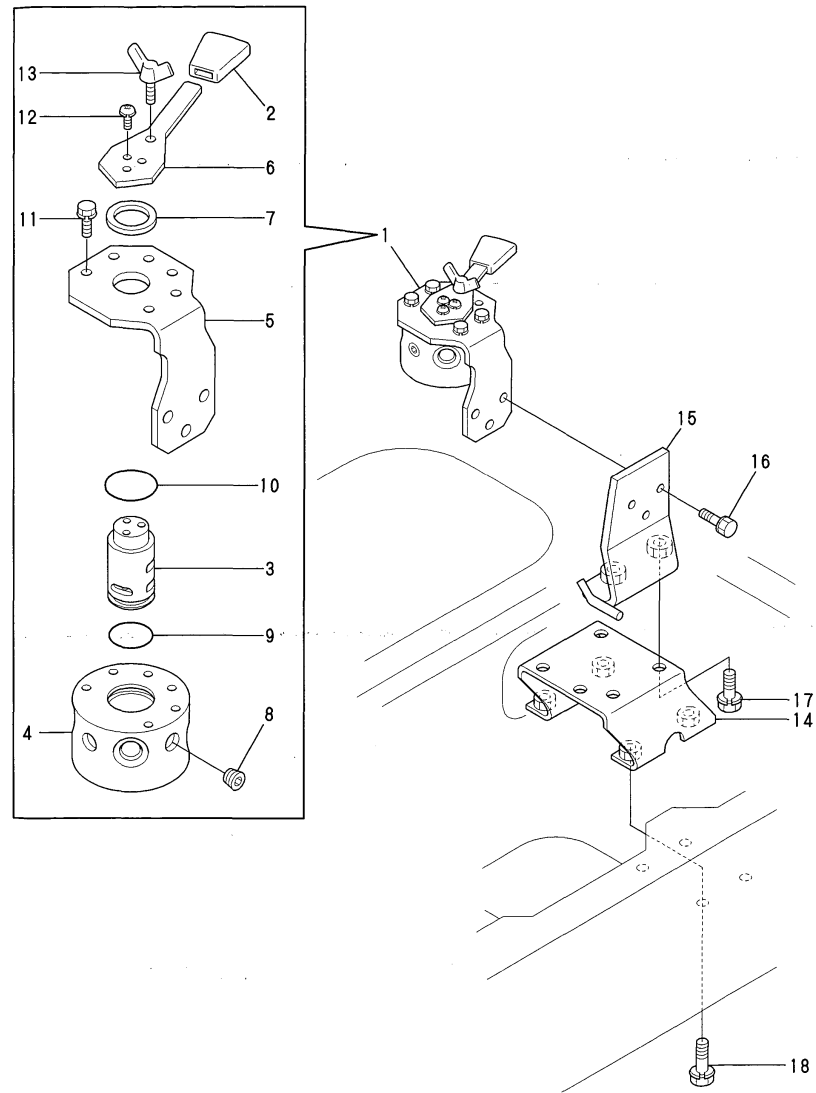
(A)=B22-2BC(R)US
(B)=B22-2BP(R)US
(C)=

(D)=
(E)=
(F)=

No.	Lev.	Parts No.	Description	Q'ty						I	R
				(A)	(B)	(C)	(D)	(E)	(F)		
1	1	172165-74300	JOY-STICK L.H.	1	1						
3	2	172151-73350	PLATE, PORT	1	1						
4	2	172151-73370	BUSH	1	1						
5	2	172151-73380	PLATE	1	1						
7	2	172151-73400	PLUG	4	4						
8	2	172151-73430	WASHER	8	8						
9	2	172151-73440	RETAINER	4	4						
10	2	172151-73450	WASHER	4	4						
11	2	172151-73460	SPRING	4	4						
12	2	172151-73480	JOINT	1	1						
13	2	172151-73490	PLATE	1	1						
14	2	172151-73620	BELLOWS	1	1						
15	2	172151-73630	SEAL SET	1	1						
16	3	172151-73360	SEAL WASHER	2	2						
17	3	172151-73420	SEAL	4	4						
18	3	24315-000200	O-RING, 1BP20.0	4	4						
19	3	24341-000900	O-RING, 1AS90.0	1	1						
20	2	172151-73650	NUT, ADJUST	1	1						
21	2	172165-74320	ROD	4	4						
22	2	172165-74330	SPRING	4	4						
23	2	172165-74340	HANDLE, SUB	1	1						
26	3	172151-73530	HANDLE, CAP	1	1						
27	3	172151-73640	CAP	1	1						
28	3	172151-73660	SCREW, 4X30	1	1						
29	3	22137-040000	WASHER, 4	2	2						
30	3	26553-040102	SCREW 4X10	2	2						
31	3	26553-050082	SCREW, M5X 8	2	2						
32	3	26716-040002	NUT, M4	2	2						
33	3	26716-040002	NUT, M4	1	1						
34	2	22351-050010	PIN, SPRING 5.0X10	1	1						
35	2	26450-080302	BOLT, M8X 30	2	2						
36	2	26756-140002	NUT, LOCK M14	1	1						
37	1	26013-060252	BOLT, M6X 25	4	4						

Fig.52. 2WAY VALVE(2-WAY MULTI CHANGE)

Fig. **52** 2WAY VALVE (2WAY MULTI CHANGE)



(A)=B22-2BC(R)US
(B)=B22-2BP(R)US
(C)=

(D)=
(E)=
(F)=

No.	Lev.	Parts No.	Description	Q'ty						I	R
				(A)	(B)	(C)	(D)	(E)	(F)		
1	1	172437-74701	VALVE ASSY,2WAY	1	1						1
2	2	194273-47910	KNOB, LEVER	1	1						
3	2	172437-74711	SHAFT	1	1						
4	2	172437-74720	BLOCK,VALVE	1	1						
5	2	172437-74731	STAY ASSY	1	1						
6	2	172437-74750	LEVER	1	1						
7	2	22137-240000	WASHER, 24	1	1						
8	2	23871-010000	PLUG, R01	4	4						
9	2	24311-000250	O-RING, 1AP25.0	1	1						
10	2	24311-000320	O-RING, 1AP32.0	1	1						
11	2	26013-060162	BOLT, M6X 16	4	4						
12	2	26022-050122	SCREW, M5X12	3	3						
13	2	26647-060202	BOLT, WING M6X20	1	1						
13A	1	172437-03610	LABEL	1	1						2
13B	1	172437-03620	LABEL	1	1						2
14	1	172165-74202	BRACKET	1	1						
15	1	172190-74901	BRACKET	1	1						
16	1	26013-080252	BOLT, M8X 25	3	3						
17	1	26013-100252	BOLT, M10X 25	2	2						
18	1	26013-100302	BOLT, M10X 30	4	4						

Remarks

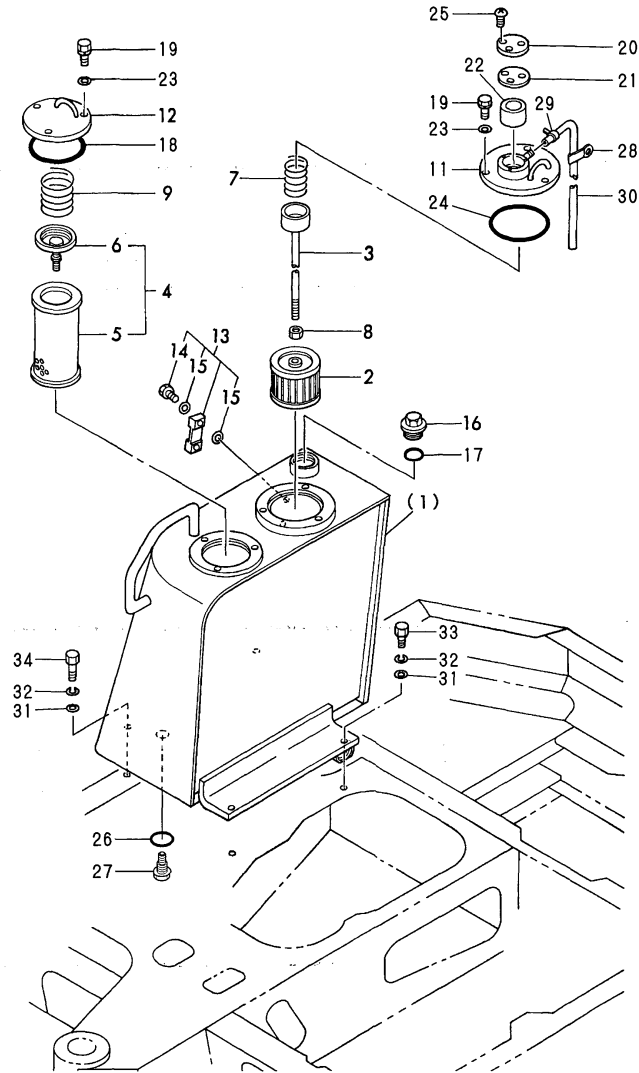
(1)PLEASE USE THIS PART WITH FOLLOWING LABELS AT THE SAME TIME. REF. NO. 13A & 13B.

(2)LABELS ARE NOT ILLUSTRATED.

Fig.53. HYD.OIL TANK

Fig. **53** HYD.OIL TANK

1 inc. (1) ~ 27



(A)=B22-2BC(R)US
(B)=B22-2BP(R)US
(C)=

(D)=
(E)=
(F)=

No.	Lev.	Parts No.	Description	Q'ty						I	R
				(A)	(B)	(C)	(D)	(E)	(F)		
1	1	772171-75100-2	TANK ASSY, RESERVOIR	1	1						1
2	2	172137-73700	FILTER, SUCTION	1	1						
3	2	172124-73700	ROD ASSY, FILTER	1	1						
4	2	172141-73750	FILTER ASSY, RETURN	1	1						
5	3	172141-73760	ELEMENT, FILTER	1	1						
6	3	172141-73770	VALVE ASSY, BYPASS	1	1						
7	2	172112-75780	SPRING, FILTER	1	1						
8	2	26716-100002	NUT, M10	1	1						
9	2	933152-02710	SPRING, CLUTCH	1	1						
11	2	172171-75210-2	COVER, RESERVOIR	1	1						
12	2	172141-75430-2	COVER, INTAKE	1	1						
13	2	172122-75600	GAUGE, OIL LEVEL	1	1						
14	3	172122-75620	BOLT	2	2						
15	3	172122-75630	GASKET	4	4						
16	2	172116-75850	PLUG, OIL FEED	1	1						
17	2	24311-000380	O-RING, 1AP38.0	1	1						
18	2	24321-001050	O-RING, 1AG105.0	1	1						
19	2	26013-080202	BOLT, M8X 20	6	6						
20	2	172165-75450	PLATE (YELLOW:87)	1	1						
21	2	172165-75460	GASKET	1	1						
22	2	172165-75481	ELEMENT	1	1						
23	2	22137-080000	WASHER, 8	6	6						
24	2	24321-001150	O-RING, 1AG115.0	1	1						
25	2	26022-050102	SCREW, M5X10	3	3						
26	2	24341-000300	O-RING, 1AS30.0	1	1						
27	2	172187-75500	PLUG 24	1	1						
27A	1	172437-03320	LABEL, HYD.OIL TANK	1	1						2
27B	1	172437-03541	LABEL	1							2
27C	1	172437-03300	LABEL, MANUAL		1						2
27D	1	172437-03470	LABEL, LEVER LOCK		1						2
27E	1	172437-03481	LABEL, SUPPORT		1						2
28	1	172126-16540	CLAMP	1	1						
29	1	124766-59050	CLIP, HOSE 12	1	1						
30	1	172165-75490	HOSE	1	1						
31	1	22137-140000	WASHER, 14	4	4						
32	1	22217-140000	WASHER, SPRING 14	4	4						
33	1	26116-140302	BOLT, M14X 30 PLATED	2	2						
34	1	26116-140452	BOLT, M14X 45 PLATED	2	2						

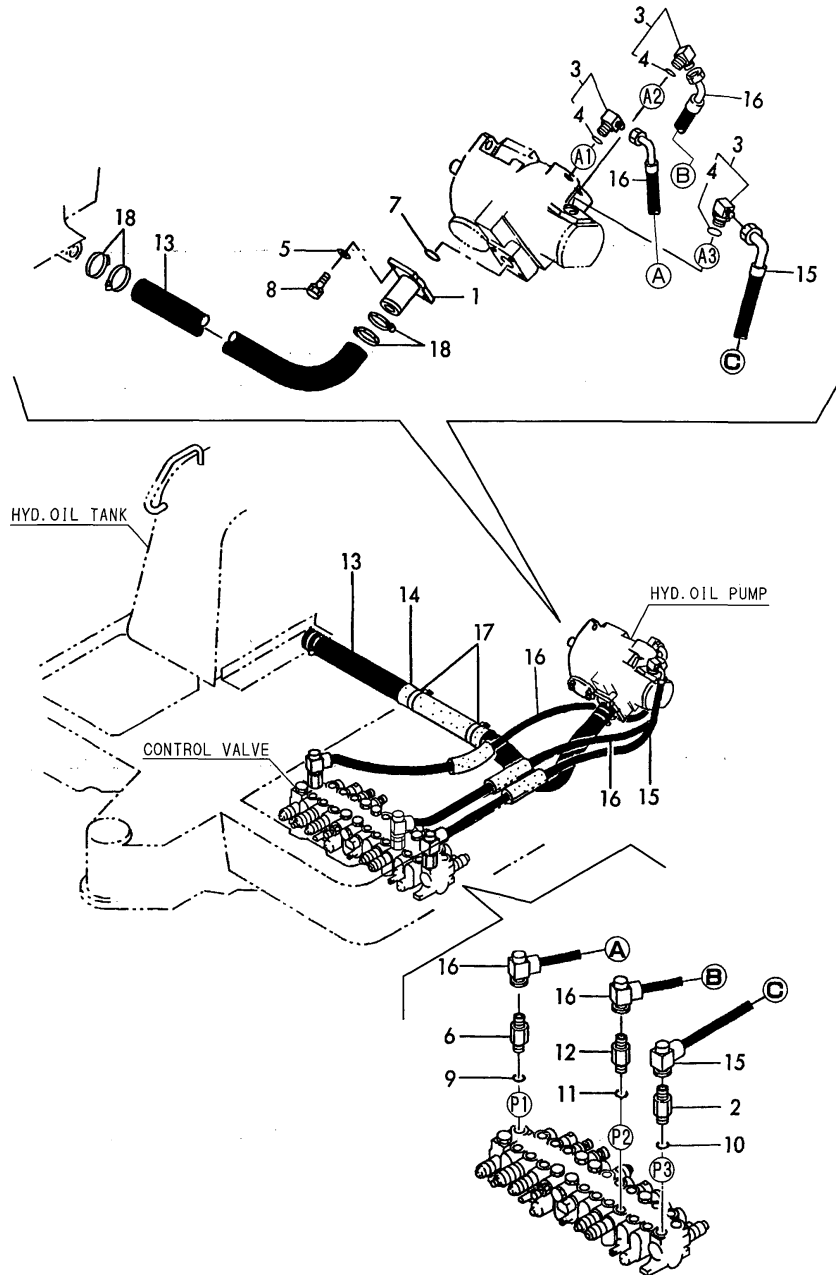
Remarks

(1) PLEASE USE THIS PART WITH FOLLOWING LABELS AT THE SAME TIME.
REF. NO. 27A-27E.

(2) LABELS ARE NOT ILLUSTRATED.

Fig.54. HYD.OIL PIPING(TANK-PUMP-VALVE)

Fig. **54** HYD. OIL PIPING (TANK~PUMP~VALVE)



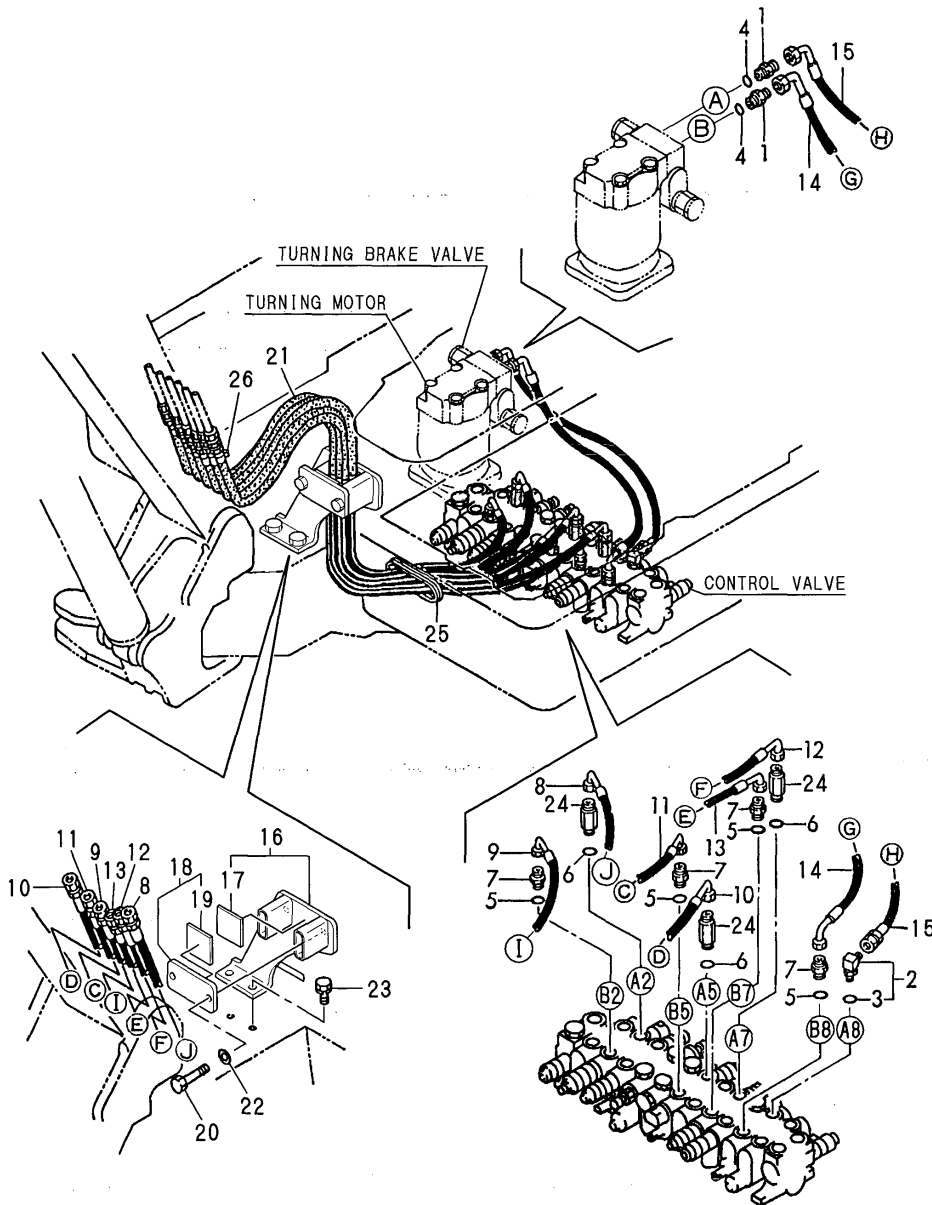
(A)=B22-2BC(R)US
 (B)=B22-2BP(R)US
 (C)=

(D)=
 (E)=
 (F)=

No.	Lev.	Parts No.	Description	Q'ty						I	R
				(A)	(B)	(C)	(D)	(E)	(F)		
1	1	172165-76860	FLANGE	1	1						
2	1	172142-76130	JOINT	1	1						
3	1	172141-76900	CONNECTOR ASSY	3	3						
4	2	24315-000180	O-RING, 1BP18.0	3	3						
5	1	22117-120000	WASHER, 12	4	4						
6	1	172168-76240	CONNECTOR,UN7/8PF1/2	1	1						
7	1	24321-000450	O-RING, 1AG45.0	1	1						
8	1	26013-120302	BOLT, M12X 30	4	4						
9	1	933152-07400	O-RING	1	1						
10	1	933152-07400	O-RING	1	1						
11	1	933152-24120	O-RING	1	1						
12	1	933166-24140	CONNECTOR	1	1						
13	1	172171-78101	HOSE	1	1						
14	1	172173-78180	COVER, HOSE	1	1						
15	1	172171-78250	HOSE P208EV092S	1	1						
16	1	172165-78810	HOSE G208CV115S	2	2						
17	1	172122-79890	CLAMP, HOSE	2	2						
18	1	23000-060000	CLAMP, 60	4	4						

Fig.55. HYD.OIL PIPING(VALVE-MOTOR-BOOM)

Fig. 55 HYD. OIL PIPING (VALVE~MOTOR~BOOM)



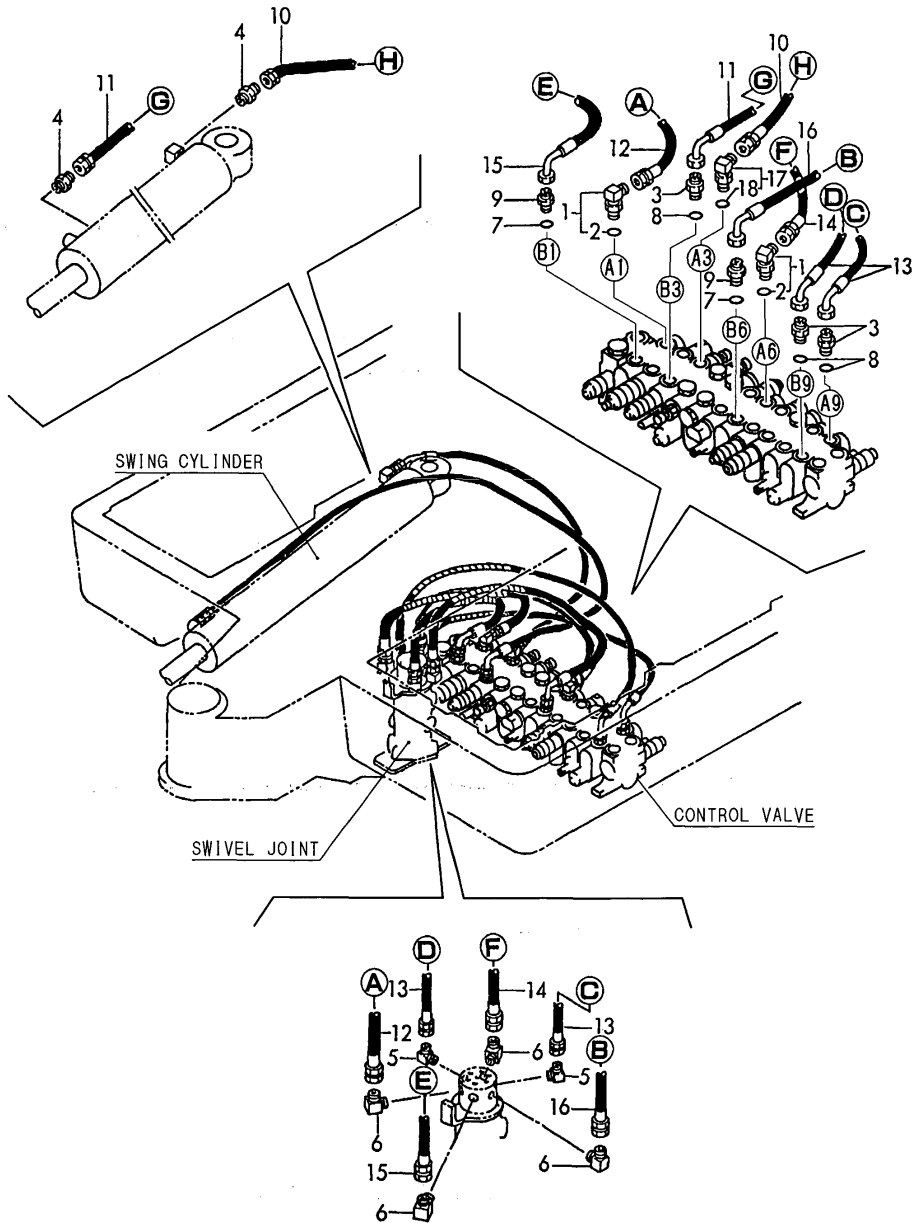
(A)=B22-2BC(R)US
 (B)=B22-2BP(R)US
 (C)=

(D)=
 (E)=
 (F)=

No.	Lev.	Parts No.	Description	Qty						I	R
				(A)	(B)	(C)	(D)	(E)	(F)		
1	1	172730-75140	ADAPTER	2	2						
2	1	172168-76130	CONNECTOR,UN3/4PF3/8	1	1						
3	2	933152-24120	O-RING	1	1						
4	1	24315-000140	O-RING, 1BP14.0	2	2						
5	1	933152-24120	O-RING	4	4						
6	1	933152-24120	O-RING	3	3						
7	1	933155-08481	CONNECTOR	4	4						
8	1	172171-78500	HOSE	1	1						
9	1	172171-78510	HOSE	1	1						
10	1	172171-78520	HOSE	1	1						
11	1	172171-78530	HOSE	1	1						
12	1	172171-78540	HOSE	1	1						
13	1	172171-78550	HOSE	1	1						
14	1	172168-78920	HOSE P208CC080S	1	1						
15	1	172168-78960	HOSE P206BC080S	1	1						
16	1	172435-78700	SUPPORT ASSY	1	1						
17	2	172142-78940	RUBBER, HOSE SUPPORT	1	1						
18	1	172435-78740	COVER ASSY	1	1						
19	2	172142-78940	RUBBER, HOSE SUPPORT	1	1						
20	1	26116-100752	BOLT, M10X 75 PLATED	2	2						
20-1	1	26116-100702	BOLT, M10X 70 PLATED	2	2						N
		(A=M/#60608) (B=M/#60608)									
21	1	172142-78760	COVER, HOSE	6	6						
22	1	22217-100000	WASHER, SPRING 10	2	2						
23	1	26013-100202	BOLT, M10X 20	2	2						
24	1	172142-76160	JOINT, 3/4UN-3/8	3	3						
25	1	172165-78150	GROMMET, 49X119	1	1						
26	1	23000-025000	CLAMP, 25	6	6						

Fig.56. HYD.OIL PIPING(VALVE-SWIVEL-SWING)

Fig. 56 HYD. OIL PIPING (VALVE~SWIVEL~SWING)



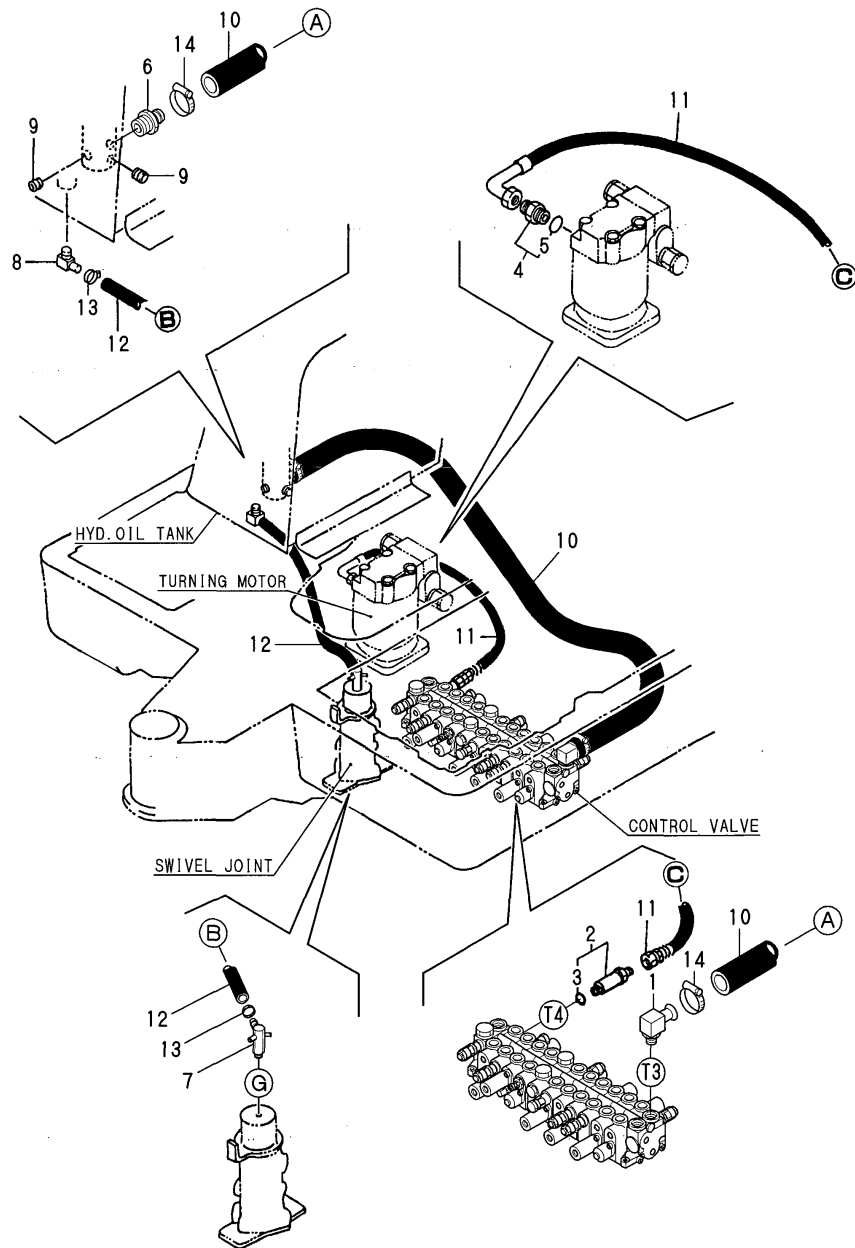
(A)=B22-2BC(R)US
 (B)=B22-2BP(R)US
 (C)=

(D)=
 (E)=
 (F)=

No.	Lev.	Parts No.	Description	Q'ty						I	R
				(A)	(B)	(C)	(D)	(E)	(F)		
1	1	172168-76130	CONNECTOR,UN3/4PF3/8	2	2						
2	2	933152-24120	O-RING	2	2						
3	1	172312-76220	CONNECTOR, 1/4X3/4UN	3	3						
4	1	23391-020000	JOINT, RGI-1/4	2	2						
5	1	23393-020000	JOINT, 90RGI-1/4	2	2						
6	1	23393-030000	JOINT, 90RGI-3/8	4	4						
7	1	933152-24120	O-RING	2	2						
8	1	933152-24120	O-RING	3	3						
9	1	933155-08481	CONNECTOR	2	2						
10	1	172171-78181	HOSE P204BE127S	1	1						
11	1	172168-78191	HOSE P204BC195S	1	1						
12	1	172141-78240	HOSE	1	1						
13	1	172168-78980	HOSE P204BC100S	2	2						
14	1	172131-78600	HOSE	1	1						
15	1	172168-78900	HOSE P206BC070S	1	1						
16	1	172168-78940	HOSE P206BC089S	1	1						
17	1	172168-76140	CONNECTOR,UN3/4PF1/4	1	1						
18	2	933152-24120	O-RING	1	1						

Fig.57. HYD.OIL PIPING(RETURN)

Fig. **57** HYD. OIL PIPING (RETURN)



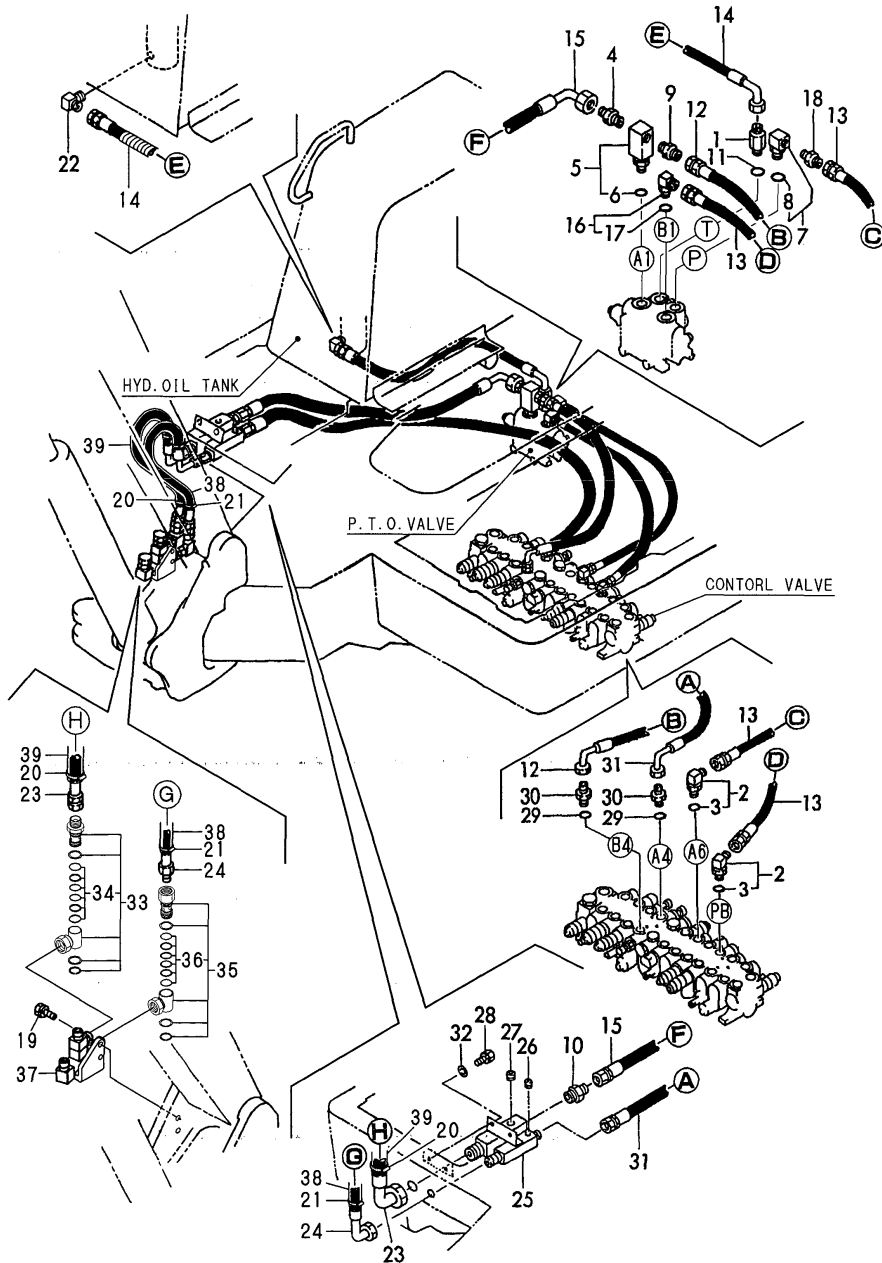
(A)=B22-2BC(R)US
 (B)=B22-2BP(R)US
 (C)=

(D)=
 (E)=
 (F)=

No.	Lev.	Parts No.	Description	Q'ty						I	R
				(A)	(B)	(C)	(D)	(E)	(F)		
1	1	172164-76110	ELBOW	1	1						
2	1	172168-76150	CONNECTOR,UN7/8PF1/2	1	1						
3	2	933152-07400	O-RING	1	1						
4	1	172168-76160	CONNECTOR,PF1/2PF3/8	1	1						
5	2	24315-000140	O-RING, 1BP14.0	1	1						
6	1	172165-76220	NIPPLE	1	1						
7	1	172168-76380	JOINT ASSY	1	1						
8	1	172168-76370	ELBOW	1	1						
9	1	23871-040000	PLUG, R04	2	2						
10	1	172170-78240	HOSE	1	1						
11	1	172168-78251	HOSE G608BC078S	1	1						
12	1	172170-78400	HOSE	1	1						
13	1	23000-016000	CLAMP, 16	2	2						
14	1	23000-035000	CLAMP, 35	2	2						

Fig.58. HYD.OIL PIPING(P.T.O.VALVE)(CONFLUENCE)

Fig. 58 HYD.OIL PIPING (P. T. O. VALVE) (CONFLUENCE)

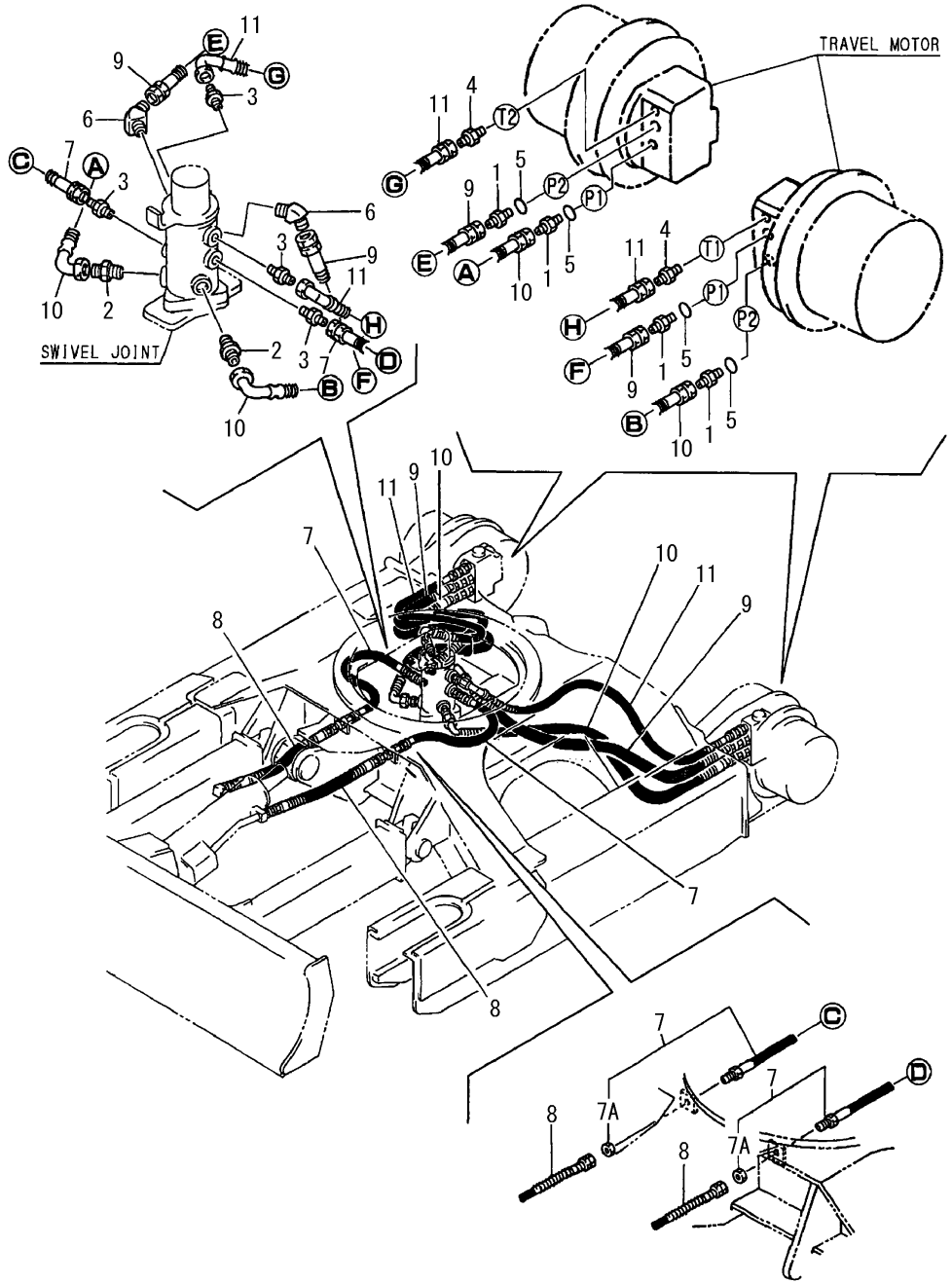


(A)=B22-2BC(R)US
 (B)=B22-2BP(R)US
 (C)=

(D)=
 (E)=
 (F)=

No.	Lev.	Parts No.	Description	Qty						I	R
				(A)	(B)	(C)	(D)	(E)	(F)		
1	1	172142-76130	JOINT	1	1						
2	1	172168-76130	CONNECTOR,UN3/4PF3/8	2	2						
3	2	933152-24120	O-RING	2	2						
4	1	172633-76160	ADAPTER	1	1						
5	1	172168-76180	CONNECTOR,UN3/4PT1/2	1	1						
6	2	933152-24120	O-RING	1	1						
7	1	172124-76350	CONNECTOR, 1/2	1	1						
8	2	933152-07400	O-RING	1	1						
9	1	23391-040000	JOINT, RGI-1/2	1	1						
10	1	23391-060000	JOINT, RGI-3/4	1	1						
11	1	933152-07400	O-RING	1	1						
12	1	172130-78220	HOSE	1	1						
13	1	172168-78230	HOSE P206BB070	2	2						
14	1	172168-78331	HOSE G608BC058	1	1						
15	1	172168-78340	HOSE G212BC068	1	1						
16	1	172168-76130	CONNECTOR,UN3/4PF3/8	1	1						
17	2	933152-24120	O-RING	1	1						
18	1	172312-76180	NIPPLE, 1/2X3/8	1	1						
19	1	26013-100252	BOLT, M10X 25	2	2						
20	1	23000-035000	CLAMP, 35	2	2						
21	1	23000-041000	CLAMP, 41	2	2						
22	1	23393-040000	JOINT, 90RGI-1/2	1	1						
23	1	172175-78360	HOSE	1	1						
24	1	172164-78760	HOSE	1	1						
25	1	172168-76300	JOINT ASSY, 3RD	1	1						
26	1	23871-030000	PLUG, R03	1	1						
27	1	23871-040000	PLUG, R04	1	1						
28	1	26013-100202	BOLT, M10X 20	2	2						
29	1	933152-24120	O-RING	2	2						
30	1	933166-24120	CONNECTOR, PF1/2X10	2	2						
31	1	172168-78370	HOSE G208BC127	1	1						
32	1	22137-100000	WASHER, 10	2	2						
33	1	172142-76270	JOINT, SWIVEL 1/2	1	1						
34	2	172142-77040	SEAL SET	1	1						
35	1	172142-76280	JOINT, SWIVEL	1	1						
36	2	172142-77050	SEAL SET	1	1						
37	1	172171-76900-2	TUBE, PTO	1	1						
37-1	1	172171-76901-1	TUBE, PTO	1	1						N
				(A)=M/#60608	(B)=M/#60608						
38	1	172151-79420	COVER, HOSE	1	1						
39	1	172151-79410	COVER, HOSE	1	1						

Fig.59. HYD.OIL PIPING(TRAVEL)



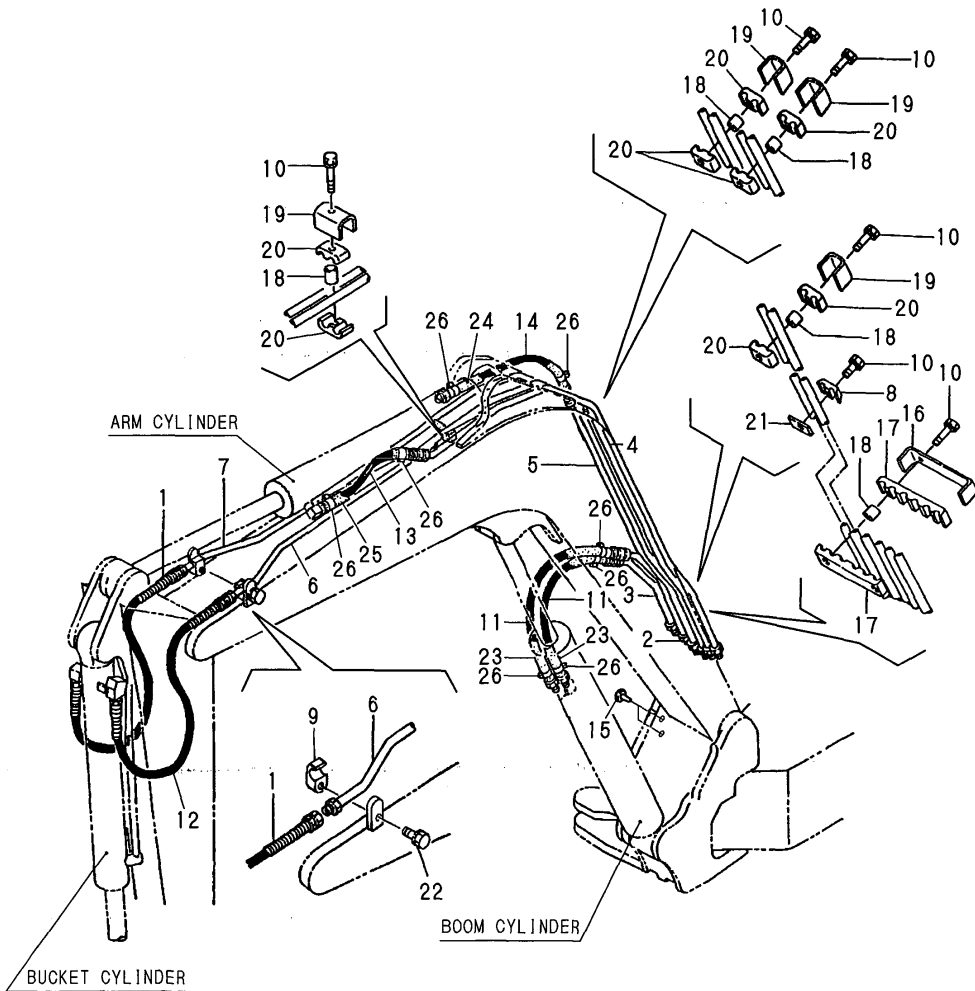
(A)=B22-2BC(R)US
 (B)=B22-2BP(R)US
 (C)=

(D)=
 (E)=
 (F)=

No.	Lev.	Parts No.	Description	Q'ty						I	R
				(A)	(B)	(C)	(D)	(E)	(F)		
1	1	172730-75140	ADAPTER	4	4						
2	1	23391-030000	JOINT, RGI-3/8	2	2						
3	1	23391-020000	JOINT, RGI-1/4	4	4						
4	1	23391-020000	JOINT, RGI-1/4	2	2						
5	1	24315-000140	O-RING, 1BP14.0	4	4						
6	1	23394-030000	JOINT, 45RGI-3/8	2	2						
7	1	172168-78200	HOSE P204BX043	2	2						
7A	2	172455-79740	NUT, LOCK 1/4	2	2						W
				(A=M/#XXXXXX) (B=M/#XXXXXX)							
8	1	172141-78460	HOSE	2	2						
9	1	172141-78470	HOSE	2	2						
10	1	172141-78480	HOSE	2	2						
11	1	172141-78490	HOSE	2	2						

Fig.60. HYD.OIL PIPING(BOOM)

Fig.60 HYD.OIL PIPING (BOOM)



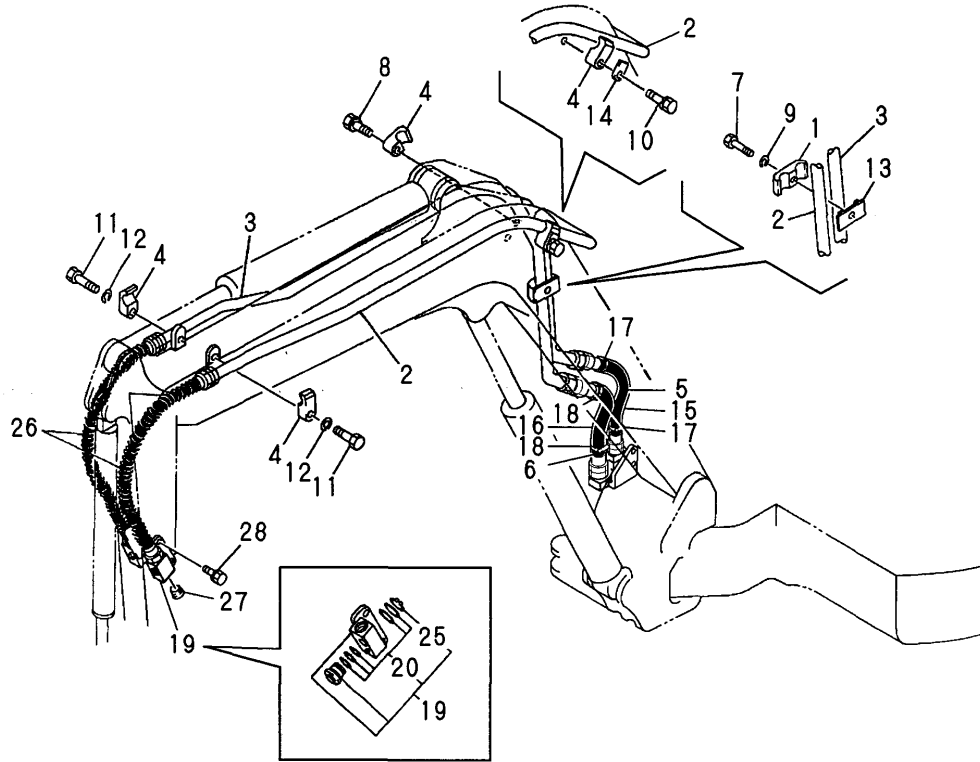
(A)=B22-2BC(R)US
 (B)=B22-2BP(R)US
 (C)=

(D)=
 (E)=
 (F)=

No.	Lev.	Parts No.	Description	Q'ty						I	R
				(A)	(B)	(C)	(D)	(E)	(F)		
1	1	172171-78770	HOSE G206AB078W	1	1						
2	1	172142-76500	TUBE, BOOM	1	1						
3	1	172142-76520	TUBE, BOOM	1	1						
4	1	172171-76541-1	TUBE ASSY, ARM	1	1						
5	1	172171-76560-2	TUBE ASSY, ARM	1	1						
6	1	172171-76581-1	TUBE ASSY, BUCKET	1	1						
7	1	172171-76600-2	TUBE ASSY, BUCKET	1	1						
8	1	172141-76670	CLAMP, TUBE	1	1						
9	1	172183-76230-5	CLAMP	2	2						
10	1	26013-100352	BOLT, M10X 35	8	8						
11	1	172312-78270	HOSE	2	2						
12	1	172141-78440	HOSE	1	1						
13	1	172141-78400	HOSE	1	1						
14	1	172141-78410	HOSE	1	1						
15	1	172183-81160	CLIP, TREE	2	2						
16	1	172175-76401-5	CLAMP, TUBE	1	1						
17	1	172175-76411	RUBBER	2	2						
18	1	172175-76420	COLLAR	7	7						
19	1	172175-76431-5	CLAMP, TUBE	4	4						
20	1	172175-76440	RUBBER	8	8						
21	1	172175-76450-5	W.P BACH PLATE (87)	1	1						
22	1	26013-120352	BOLT, M12X 35	2	2						
23	1	172171-78910	COVER, HOSE	2	2						
24	1	172143-79800	COVER, HOSE	1	1						
25	1	172137-79970	COVER, HOSE	1	1						
26	1	23000-025000	CLAMP, 25	8	8						

Fig.61. HYD.OIL PIPING(P.T.O.ARM END)

Fig.61 HYD.OIL PIPING(P.T.O.ARM END)



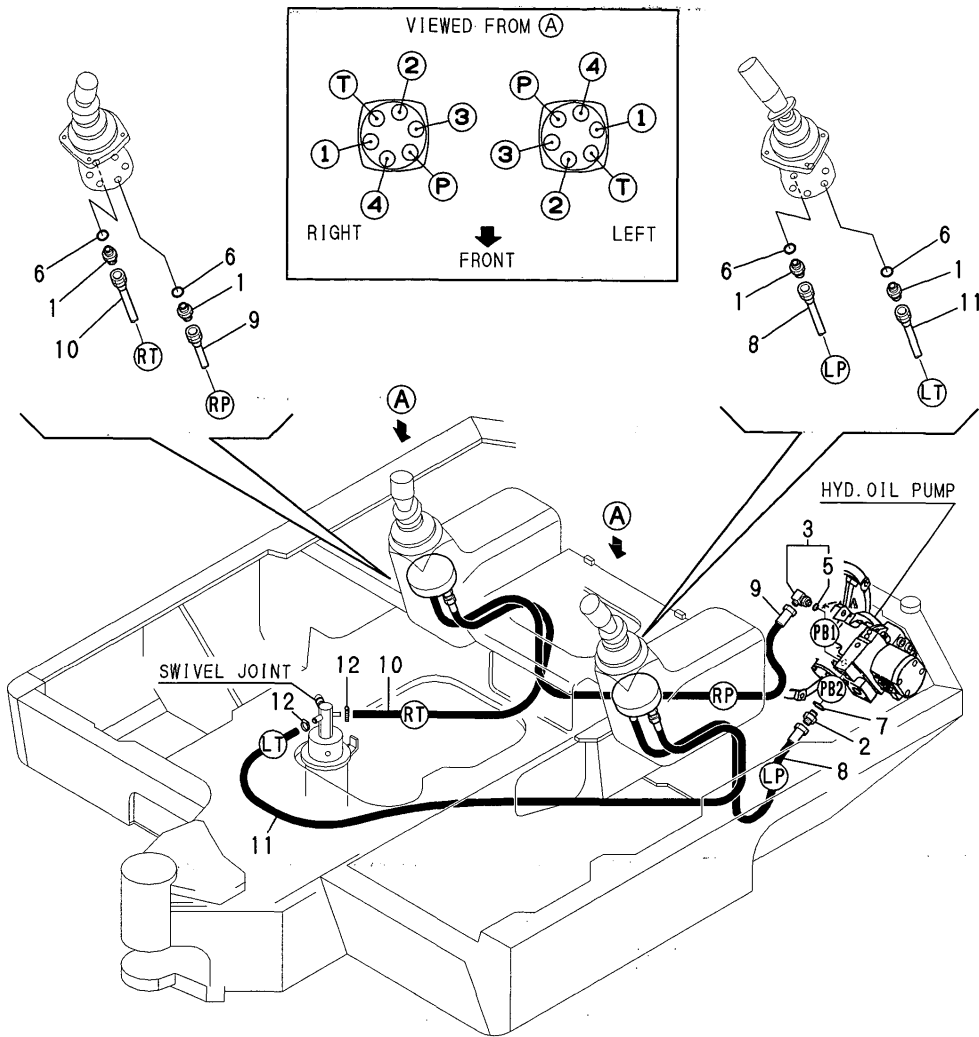
(A)=B22-2BC(R)US
 (B)=B22-2BP(R)US
 (C)=

(D)=
 (E)=
 (F)=

No.	Lev.	Parts No.	Description	Q'ty						I	R
				(A)	(B)	(C)	(D)	(E)	(F)		
1	1	172112-76300-3	RETAINER A,BOOM PIPE	1	1						
2	1	172171-76861-1	TUBE ASSY, 3RD	1	1						
3	1	172171-76881-1	TUBE ASSY, 3RD	1	1						
4	1	172142-76950	CLAMP	4	4						
5	1	172171-78350	HOSE	1	1						
6	1	172171-78360	HOSE	1	1						
7	1	26116-100552	BOLT, M10X 55 PLATED	1	1						
8	1	26013-120402	BOLT, M12X 40	1	1						
9	1	22217-100000	WASHER, SPRING 10	1	1						
10	1	26013-120502	BOLT, M12X 50	1	1						
11	1	26116-120602	BOLT, M12X 60 PLATED	2	2						
12	1	22217-120000	WASHER, SPRING 12	2	2						
13	1	172183-76260-1	SPACER ASSY	1	1						
14	1	172183-76250-1	PLATE (YELLOW:87)	1	1						
15	1	172142-78790	COVER, HOSE	1	1						
16	1	172150-79030	COVER, HOSE	1	1						
17	1	23000-035000	CLAMP, 35	2	2						
18	1	23000-041000	CLAMP, 41	2	2						
19	1	172183-74820-5	STOP VALVE 08	2	2						
20	2	172142-77150	SEAL SET	2	2						
25	2	22242-000300	RING, 30	2	2						
26	1	172176-78270	HOSE G208AB087W	2	2						
27	1	23871-040000	PLUG, R04	2	2						
28	1	26013-100252	BOLT, M10X 25	4	4						

Fig.62. CONTROL PIPING(PUMP-REMO.-CON.V.-RETURN)

Fig. 62 CONTROL PIPING (PUMP~REMO. -CON. V. ~RETURN)



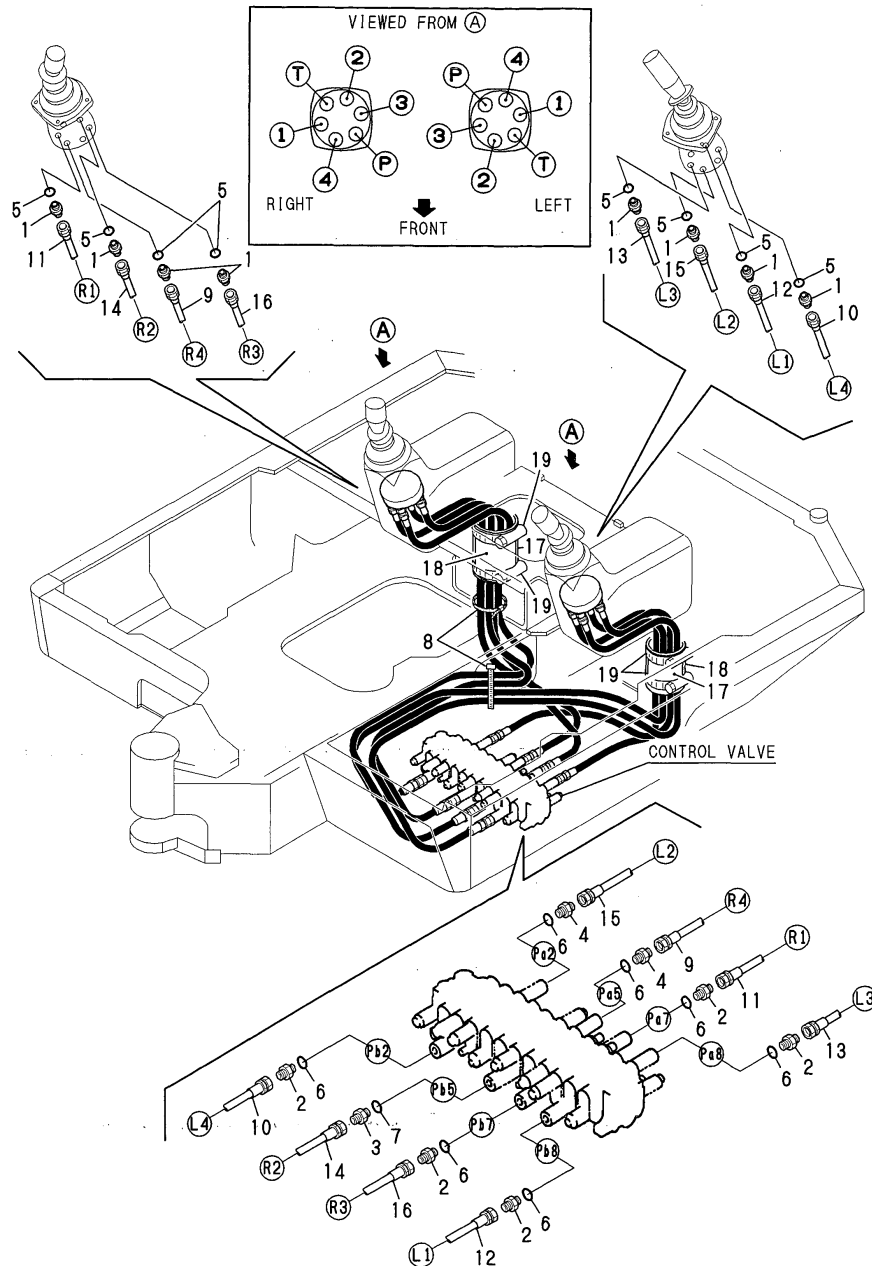
(A)=B22-2BC(R)US
 (B)=B22-2BP(R)US
 (C)=

(D)=
 (E)=
 (F)=

No.	Lev.	Parts No.	Description	Q'ty						I	R
				(A)	(B)	(C)	(D)	(E)	(F)		
1	1	172123-76120	ADAPTER, PF1/4	4	4						
2	1	172123-76120	ADAPTER, PF1/4	1	1						
3	1	172141-76180	CONNECTOR ASSY	1	1						
5	2	24315-000110	O-RING, 1BP11.0	1	1						
6	1	24315-000110	O-RING, 1BP11.0	4	4						
7	1	24315-000110	O-RING, 1BP11.0	1	1						
8	1	172170-78210	HOSE	1	1						
9	1	172170-78220	HOSE	1	1						
10	1	172170-78230	HOSE	1	1						
11	1	172165-79641	HOSE G604BY185T	1	1						
12	1	23010-014000	CLAMP, 14	2	2						

Fig.63. CONTROL PIPING(REMO.-CON.V.-CON.V.)

Fig. **63** CONTROL PIPING (REMO. -CON. V. ~CONTROL. V.)



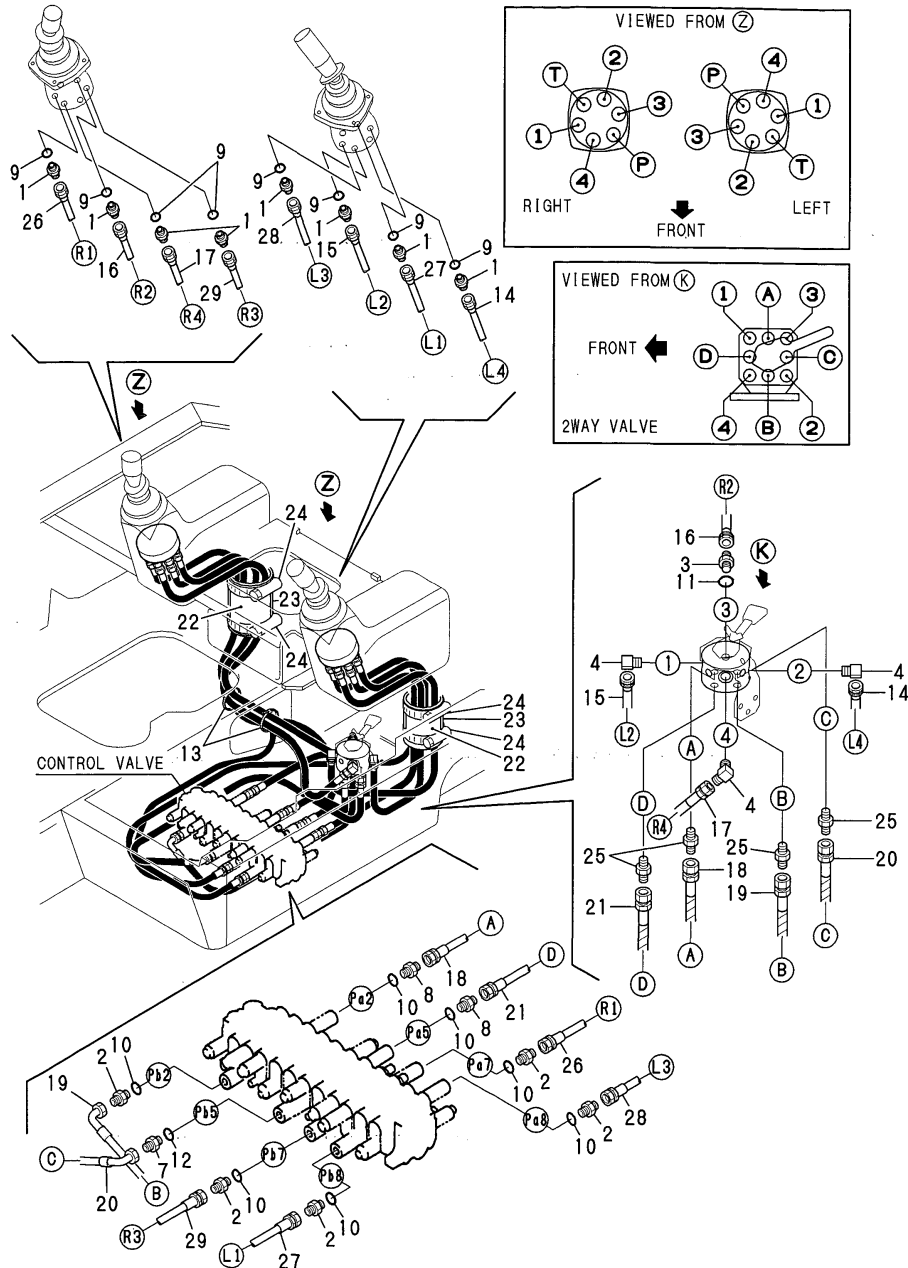
(A)=B22-2BC(R)US
 (B)=B22-2BP(R)US
 (C)=

(D)=
 (E)=
 (F)=

No.	Lev.	Parts No.	Description	Q'ty						I	R
				(A)	(B)	(C)	(D)	(E)	(F)		
1	1	172123-76120	ADAPTER, PF1/4	8	8						
2	1	172123-76120	ADAPTER, PF1/4	5	5						
3	1	172168-76550	JOINT	1	1						
4	1	172162-76770	JOINT	2	2						
5	1	24315-000110	O-RING, 1BP11.0	8	8						
6	1	24315-000110	O-RING, 1BP11.0	7	7						
7	1	24315-000110	O-RING, 1BP11.0	1	1						
8	1	194202-56460	BAND, 200	6	6						
9	1	172165-79220	HOSE	1	1						
10	1	172165-79290	HOSE	1	1						
11	1	172165-79300	HOSE	1	1						
12	1	172165-79310	HOSE	1	1						
13	1	172165-79340	HOSE	1	1						
14	1	172165-79350	HOSE	1	1						
15	1	172165-79360	HOSE	1	1						
16	1	172165-79370	HOSE	1	1						
17	1	172165-79810	SPONGE, HOSE	2	2						
18	1	172165-79820	COVER, HOSE	2	2						
19	1	172122-79930	CLAMP, HOSE	4	4						

Fig.64. CONTROL PIPING(2WAY MULTI CHANGE)

Fig. **64** CONTROL PIPING(2WAY MULTI CHANGE)



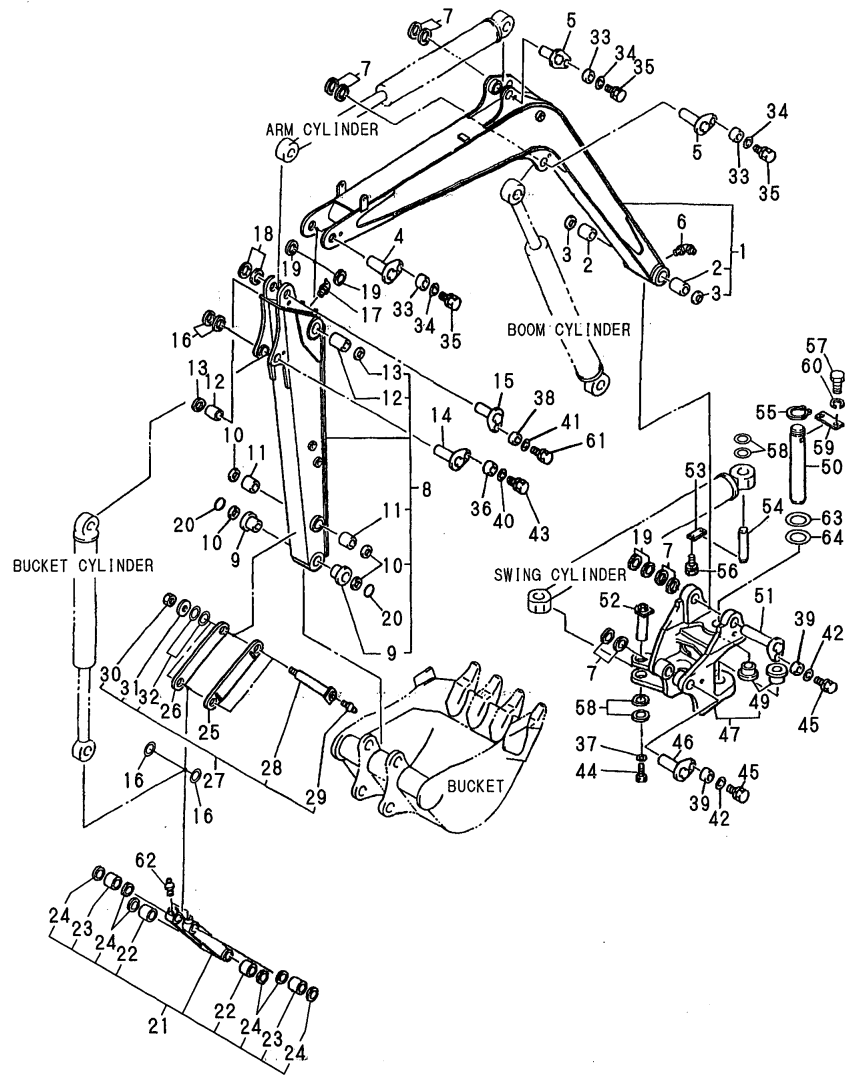
(A)=B22-2BC(R)US
 (B)=B22-2BP(R)US
 (C)=

(D)=
 (E)=
 (F)=

No.	Lev.	Parts No.	Description	Q'ty						I	R
				(A)	(B)	(C)	(D)	(E)	(F)		
1	1	172123-76120	ADAPTER, PF1/4	8	8						
2	1	172123-76120	ADAPTER, PF1/4	5	5						
3	1	172123-76120	ADAPTER, PF1/4	1	1						
4	1	172141-76180	CONNECTOR ASSY	3	3						
7	1	172168-76550	JOINT	1	1						
8	1	172162-76770	JOINT	2	2						
9	1	24315-000110	O-RING, 1BP11.0	8	8						
10	1	24315-000110	O-RING, 1BP11.0	7	7						
11	1	24315-000110	O-RING, 1BP11.0	1	1						
12	1	24315-000110	O-RING, 1BP11.0	1	1						
13	1	194202-56460	BAND, 200	5	5						
14	1	172435-79100	HOSE	1	1						
15	1	172435-79110	HOSE	1	1						
16	1	172435-79120	HOSE	1	1						
17	1	172435-79130	HOSE	1	1						
18	1	172435-79140	HOSE	1	1						
19	1	172435-79150	HOSE	1	1						
20	1	172435-79160	HOSE	1	1						
21	1	172435-79170	HOSE	1	1						
22	1	172165-79810	SPONGE, HOSE	2	2						
23	1	172165-79820	COVER, HOSE	2	2						
24	1	172122-79930	CLAMP, HOSE	4	4						
25	1	23391-020000	JOINT, RGI-1/4	4	4						
26	1	172165-79300	HOSE	1	1						
27	1	172165-79310	HOSE	1	1						
28	1	172165-79340	HOSE	1	1						
29	1	172165-79370	HOSE	1	1						

Fig.66. BOOM & ARM

Fig. **66** BOOM & ARM



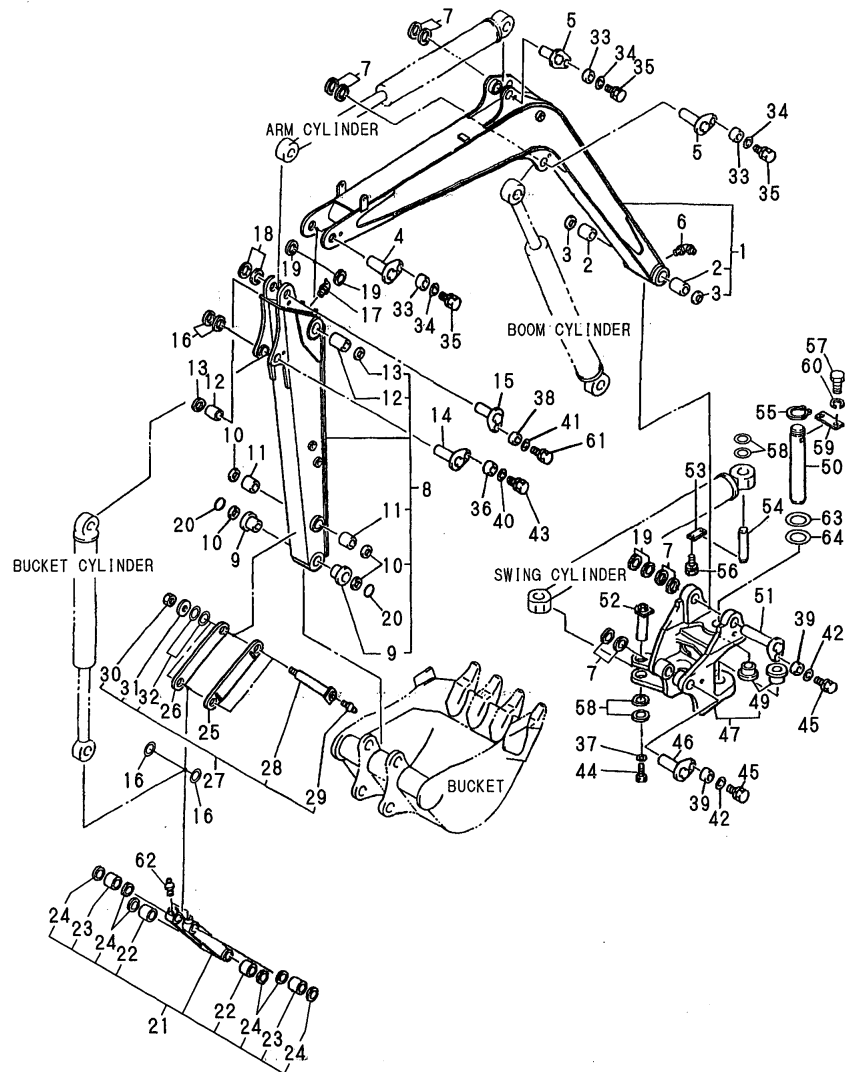
No.	Lev.	Parts No.	Description	Q'ty						I	R
				(A)	(B)	(C)	(D)	(E)	(F)		
1	1	172171-81103-1	BOOM ASSY	1	1						1
2	2	172116-82400	PIN BUSH 38X55	2	2						
3	2	172168-81400	SEAL, DUST 38X48X4	2	2						
3A	1	172437-03460	LABEL, BOOM	2	2						2
3B	1	172437-03510	LABEL,HOOK	1	1						2
4	1	172141-81401-2	PIN 38-164	1	1						
5	1	172141-81421-2	PIN 38-120	2	2						
6	1	24761-050000	NIPPLE, GREASE C	1	1						
7	1	933171-29750	SHIM ASSY	4	4						
8	1	172141-82104-1	ARM ASSY	1	1						
9	2	172171-81261	BUSH 35X50	2	2						
10	2	172171-81280	SEAL, DUST 35X45X4	4	4						
11	2	172141-82270	BUSH 35 45	2	2						
12	2	172141-82280	BUSH 38 45, PIN	2	2						
13	2	172168-81400	SEAL, DUST 38X48X4	2	2						
14	1	172141-82301-2	PIN 35-92	1	1						
15	1	172122-82302-2	PIN ASSY,ARM	1	1						
16	1	172141-84600	SHIM ASSY	2	2						
17	1	24761-040000	NIPPLE, GREASE B	1	1						
18	1	933171-29750	SHIM ASSY	1	1						
19	1	172171-82510	SHIM ASSY	2	2						
20	1	172171-81270	O-RING, 61X6.0	2	2						
21	1	172141-84401-2	LINK,BUCKET (YELLOW)	1	1						
21-1	1	172141-84402-1	LINK,BUCKET(YELLOW87)	1	1						N
		(A=M/#60576)	(B=M/#60576)								
22	2	172141-82270	BUSH 35 45	2	2						
23	2	172141-72561	BUSH (35-45-30)	2	2						
24	2	172171-81280	SEAL, DUST 35X45X4	6	6						
25	1	172141-84500-2	ARM ASSY, BUCKET	1	1						
26	1	172141-84510-2	ARM ASSY, BUCKET	1	1						
27	1	172141-99470-2	PIN KIT,ARM	2	2						
28	2	172141-84550-2	PIN 35-152	2	2						
29	2	24761-020000	NIPPLE, GREASE PT1/8	2	2						
30	2	933110-86600	NUT, NYLON 24X24	2	2						
31	2	933171-29760	WASHER	2	2						
32	2	172141-84601	SHIM	2	2						
33	1	172164-81670	SPACER	3	3						
34	1	22157-120000	WASHER, 12	3	3						
35	1	26013-120302	BOLT, M12X 30	3	3						
36	1	172010-01640	SPACER	1	1						
37	1	172146-82910	SPACER	1	1						
38	1	172164-81670	SPACER	1	1						
39	1	172164-81670	SPACER	2	2						
40	1	22157-100000	WASHER, 10	1	1						
41	1	22157-120000	WASHER, 12	1	1						
42	1	22157-120000	WASHER, 12	2	2						
43	1	26013-100252	BOLT, M10X 25	1	1						
44	1	26013-120252	BOLT, M12X 25	1	1						
45	1	26013-120302	BOLT, M12X 30	2	2						
46	1	172141-81401-2	PIN 38-164	1	1						
47	1	172141-83291-2	BRACKET,BOOM(YELLOW)	1	1						

Remarks

- (1)PLEASE USE THIS PART WITH FOLLOWING LABELS AT THE SAME TIME. REF. NO. 3A & 3B.
- (2)LABELS ARE NOT ILLUSTRATED.

Fig.66. BOOM & ARM

Fig. **66** BOOM & ARM



(A)=B22-2BC(R)US
 (B)=B22-2BP(R)US
 (C)=

(D)=
 (E)=
 (F)=

No.	Lev.	Parts No.	Description	Qty						I	R
				(A)	(B)	(C)	(D)	(E)	(F)		
49	2	172141-83330	BUSH 50X45	2	2						
50	1	172171-82310	PIN 50X292	1	1						
51	1	172141-83341-2	PIN 38-226	1	1						
52	1	172141-83372-2	PIN 38-94(YELLOW:87)	1	1						
53	1	172141-83390	PLATE, PIN LOCK	1	1						
54	1	172141-94260	PIN 38-130	1	1						
55	1	22242-000500	RING, 50	1	1						
56	1	26013-100252	BOLT, M10X 25	2	2						
57	1	26116-160402	BOLT, M16X 40 PLATED	2	2						
58	1	933171-29750	SHIM ASSY	2	2						
59	1	172141-83400	PLATE	1	1						
60	1	22217-160000	WASHER, SPRING 16	2	2						
61	1	26013-120302	BOLT, M12X 30	1	1						
62	1	24761-020000	NIPPLE, GREASE PT1/8	2	2						
63	1	172173-81700	SHIM, 50X90X0.8	1	1						
64	1	172173-81710	SHIM, 50X90X0.5	1	1						

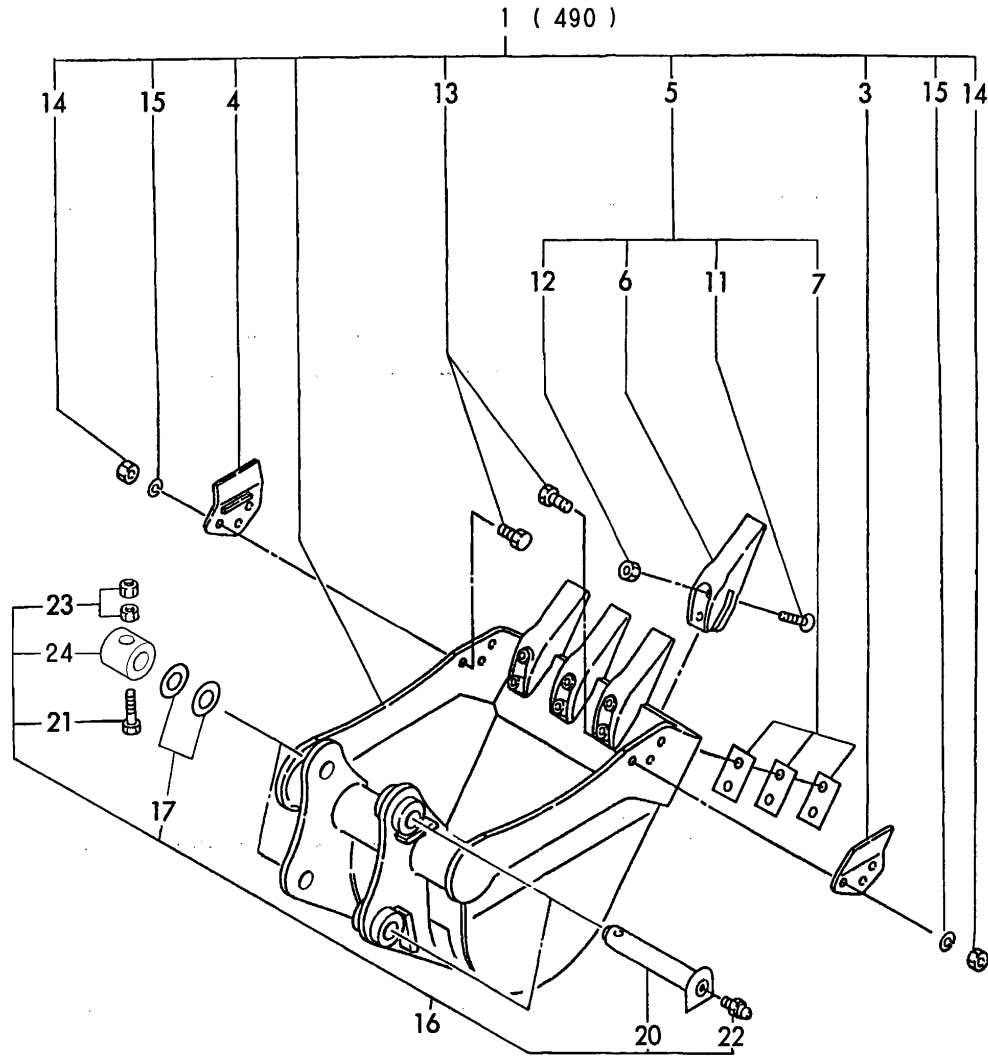
Remarks

(1)PLEASE USE THIS PART WITH FOLLOWING LABELS AT THE SAME TIME.
 REF. NO. 3A & 3B.

(2)LABELS ARE NOT ILLUSTRATED.

Fig.67. BUCKET

Fig. **67** BUCKET



(A)=B22-2BC(R)US
 (B)=B22-2BP(R)US
 (C)=

(D)=
 (E)=
 (F)=

No.	Lev.	Parts No.	Description	Q'ty						I	R
				(A)	(B)	(C)	(D)	(E)	(F)		
1	1	772141-81402-2	BUCKET ASSY	1	1						
3	2	172142-86150-1	CUTTER, SIDE	1	1						
4	2	172142-86160-1	CUTTER, SIDE	1	1						
5	2	772141-86231-1	TEETH ASSY	4	4						
6	3	172141-86231-1	TEETH ASSY	4	4						
7	3	172137-86710	SHIM SET, TEETH	4	4						
11	3	172137-86770	BOLT	8	8						
12	3	172137-86780	NUT	8	8						
13	2	172142-86280	BOLT M14X 40	6	6						
14	2	172142-86290	NUT, M14	6	6						
15	2	22217-140000	WASHER, SPRING 14	6	6						
16	1	172173-99460-2	KIT, BUCKET PIN	2	2						
17	2	172141-84601	SHIM	2	2						
20	2	172141-86252-2	PIN 35-195	2	2						
21	2	26116-100652	BOLT, M10X 65 PLATED	2	2						
22	2	24761-020000	NIPPLE, GREASE PT1/8	2	2						
23	2	26716-100002	NUT, M10	4	4						
24	2	172171-81500	COLLAR, 35X48.6X22	2	2						

Parts No. Index

Parts No.	Fig. No.	Ref. No.
101720-55750	9	35
102103-55520	9	30
104200-11920	9	2
104200-55321	9	26
104200-55330	9	27
104200-55341	9	28
104200-55750	9	36
104200-92350	4	4
110250-55610	9	31
119247-77100	11	35
119632-77922	11	41
119640-92750	4	5
119650-77910	11	38
119653-77710	11	36
119831-13580	5	2
119831-44551	8	16
119831-49010	8	19
119831-49020	8	20
119831-49040	8	21
119831-49050	8	22
121120-44800	1	41
	2	41
	3	41
	8	17 A
121250-44590	8	38
121250-49121	8	25
121257-55720	9	32
121257-55731	9	33
121450-44531	8	10
121450-49110	8	23
121468-44510	8	8
121468-44540	8	11
121470-44521	8	9
121470-44540	8	15
121470-44581	8	13
124064-55510	9	29
124450-44560	8	12
124450-44590	8	17
124465-44950	13	15
124764-44810	1	42
	2	42
	3	42
	8	14 A
124764-44920	1	43
	2	43
	3	43
	8	17 B
124766-59050	8	27
	9	40
	53	29

Parts No.	Fig. No.	Ref. No.
129335-55700	9	25
171081-55910	9	37
172010-01640	66	36
172068-28490	18	19
172112-06490	44	28
172112-42090	28	1
172112-75780	53	7
172112-76300-3	61	1
172112-77580	65	1
172113-12521	6	3
172116-45940	22	5
172116-46630	25	19
172116-74150	44	13
		15
		22
		31
		38
		45
	46	17
		20
		35
		40
		42
	47	3
		17
		20
		22
172116-74190	45	4
		15
	46	7
		26
	48	6
	49	4
172116-74220	45	5
		16
	46	8
		27
	48	7
172116-74320	44	16
172116-75850	53	16
172116-82400	66	2
172122-05101	4	12
172122-13310	8	2
172122-14301	9	11
172122-14350	9	12
172122-17190	25	12
172122-17730	13	28
172122-17840	13	14
172122-37843	14	27
172122-46590	17	19

Parts No.	Fig. No.	Ref. No.
172122-46590	18	30
	19	14
	21	13
	22	12
172122-47250	18	33
172122-73430	41	24
	44	9
		33
172122-74050	45	2
		13
		46
		48
172122-74130	46	6
		25
		47
		48
172122-74520	44	17
		23
172122-75600	53	13
172122-75620	53	14
172122-75630	53	15
172122-79890	11	79
	54	17
172122-79930	63	19
	64	24
172122-82302-2	66	15
172123-76120	62	1
		2
	63	1
		2
	64	1
		2
		3
172124-13230	7	9
172124-14650	8	6
172124-17640	13	11
172124-17730	13	26
172124-46200	17	8
	18	2
	20	3
	22	10
172124-65450	27	17
172124-65480	27	22
172124-65490	27	23
172124-73700	53	3
172124-76350	58	7
172124-94310-2	68	5
172125-03950	1	40
	2	40
	3	40

Parts No.	Fig. No.	Ref. No.
172125-65640	34	7
172126-16540	9	46
	11	30
	53	28
172126-65460	27	21
172126-65500	27	24
172126-65571	27	25
172130-78220	58	12
172131-37170	7	10
		23
		15
172131-73830	43	4
172131-78600	56	14
172137-03301	1	13
	2	13
	3	13
	24	28 A
172137-12270	6	1
172137-16560	12	1
172137-17401	12	5
172137-17630	13	10
172137-46040	7	11
	34	3
172137-70490	42	8
		9
172137-70570	42	10
172137-70580	42	11
172137-70590	42	12
172137-70600	42	13
172137-72452	38	20
172137-72700	39	28
172137-72710	39	10
172137-72720	39	11
172137-72730	36	27
	39	12
172137-73700	53	2
172137-73860	43	6
172137-79970	60	25
172137-86710	67	7
172137-86770	67	11
172137-86780	67	12
172141-03360	1	20
	2	20
	3	20
	26	8 A
172141-12280	6	2
172141-13490	13	24
172141-14260	9	10
172141-16561	12	2
172141-17141	11	66
172141-17150	11	68

Parts No. Index

Parts No.	Fig. No.	Ref. No.
172141-17161	11	28
172141-17190	11	31
172141-17201	12	3
172141-17211	12	4
172141-17230	11	32
172141-29110	14	12
172141-37100	14	9
172141-37111	14	10
		41
172141-37121	14	11
		42
172141-37130	14	4
		35
172141-37140	14	5
		36
172141-37320	14	17
172141-37801	14	26
172141-37850	14	30
172141-38101	15	1
172141-38150	15	3
172141-38200	15	4
172141-38210	15	5
172141-38220	15	6
172141-38231	15	2
172141-38610	15	8
172141-41340	17	1
172141-41360	18	5
		19
		5
		21
		15
172141-41370	16	6
		10
		17
		5
		7
		18
		10
		8
172141-42950	19	10
172141-42960	19	11
		21
		1
		22
		1
172141-50103-1	23	3
172141-50750-1	23	4
172141-50761-3	23	5
172141-50762-2	23	5 -1
172141-50890	23	6
172141-50901-1	23	12
172141-53350	23	19
172141-57601	23	30
172141-57610	23	31
172141-57620	23	32
172141-57630	23	33

Parts No.	Fig. No.	Ref. No.
172141-57650	23	34
172141-70020-Z	41	61
172141-70030	41	4
172141-70040	41	5
172141-70060	41	6
172141-70070	41	7
172141-70080	41	8
172141-70090	41	9
172141-70100	41	10
172141-70110	41	11
172141-70120	41	12
172141-70130	41	13
172141-70140	41	14
172141-70150	41	15
172141-70160	41	16
172141-70170	41	17
172141-70180	41	18
172141-70190	41	19
172141-70200	41	20
172141-70210	41	21
172141-70220	41	62
172141-70230	41	23
172141-70260	41	69
172141-70270	41	70
172141-70290	41	33
172141-70300	41	34
172141-70310	41	35
172141-70320	41	36
172141-70330	41	37
172141-70340	41	38
172141-70360	41	39
172141-70370	41	65
172141-70410	41	43
172141-70430	41	45
172141-70440	41	67
172141-70450	41	47
172141-70460	41	48
172141-70470	41	49
172141-70480	41	50
172141-70490	41	51
172141-70500	41	59
172141-70510	41	60
172141-70520	41	63
172141-70530	41	66
172141-70540	41	52
172141-71550	35	73
172141-71560	35	74
172141-71701-2	36	1
172141-71711-2	36	2
172141-71880	36	12

Parts No.	Fig. No.	Ref. No.
172141-71880	39	2
172141-71890	37	3
	40	2
172141-71900	38	13
172141-71911	36	19
172141-71921	39	16
172141-72140	36	8
	39	24
172141-72190	36	18
	37	8
	39	9
	40	7
172141-72220	36	25
172141-72250	36	26
	37	13
	39	8
	40	8
172141-72322	36	5
172141-72351-2	37	1
172141-72361-2	37	14
172141-72381	37	17
172141-72451-2	38	1
172141-72461-2	38	2
172141-72511	38	5
172141-72540	38	8
172141-72561	38	3
		6
		23
172141-72592-2	36	31
172141-72601-1	40	1
172141-72611-1	40	9
172141-72671	40	12
172141-72690	37	20
	40	15
172141-72930	39	29
172141-73051	36	28
	39	30
172141-73061	36	29
	39	31
172141-73090	38	19
172141-73210	35	76
172141-73220	35	77
172141-73230	35	78
172141-73240	35	79
		82
172141-73351	41	1
172141-73750	53	4
172141-73760	53	5
172141-73770	53	6
172141-73800	43	1

Parts No.	Fig. No.	Ref. No.
172141-73810	43	3
172141-73830	43	5
172141-73890	43	7
172141-74430	35	113
172141-75430-2	53	12
172141-76180	62	3
	64	4
172141-76670	60	8
172141-76900	54	3
172141-77250	42	37
172141-77260	42	38
172141-77800	65	2
172141-78240	56	12
172141-78400	60	13
172141-78410	60	14
172141-78440	60	12
172141-78460	59	8
172141-78470	59	9
172141-78480	59	10
172141-78490	59	11
172141-81401-2	66	4
		46
172141-81421-2	66	5
172141-82104-1	66	8
172141-82270	66	11
		22
172141-82280	66	12
172141-82301-2	66	14
172141-83291-2	66	47
172141-83330	66	49
172141-83341-2	66	51
172141-83372-2	66	52
172141-83390	66	53
172141-83400	66	59
172141-84401-2	66	21
172141-84402-1	66	21 -1
172141-84500-2	66	25
172141-84510-2	66	26
172141-84550-2	66	28
172141-84600	66	16
172141-84601	66	32
	67	17
172141-86231-1	67	6
172141-86252-2	67	20
172141-94103-1	68	1
172141-94260	66	54
	68	3
172141-94271-2	68	4
172141-99350	36	11
172141-99380	37	2

Parts No. Index

Parts No.	Fig. No.	Ref. No.
172141-99470-2	66	27
172141-99490	14	3
		34
172142-14320	9	18
172142-14421	9	14
172142-16110	10	3
172142-16550	11	69
172142-17820	13	27
172142-45670	19	13
	21	3
	22	2
172142-62300	25	11
172142-72810	39	32
172142-73591	41	30
172142-73800	43	9
172142-74650	35	33
172142-74900	44	10
172142-76130	54	2
	58	1
172142-76160	55	24
172142-76270	58	33
172142-76280	58	35
172142-76500	60	2
172142-76520	60	3
172142-76950	61	4
172142-77040	58	34
172142-77050	58	36
172142-77150	61	20
172142-77811	65	3
172142-78760	55	21
172142-78790	61	15
172142-78940	55	17
		19
172142-86150-1	67	3
172142-86160-1	67	4
172142-86280	34	8
	67	13
172142-86290	67	14
172143-72331	36	3
		6
172143-79800	60	24
172146-13101	7	2
172146-13111	7	4
172146-37100	14	40
172146-37700	14	25
172146-41320	16	1
172146-41910	18	7
	21	9
172146-74680	44	32
172146-74720	44	37

Parts No.	Fig. No.	Ref. No.
172146-74720	46	16
		34
172146-74730	46	19
		41
		47
		19
172146-74740	46	9
172146-82910	66	37
172147-73650	35	80
172148-72930	37	10
	40	19
	42	14
172148-73350	42	14
172149-03430	1	28
	2	28
	3	28
		29
		71
	33	11
	34	18
172149-78500	65	5
172149-99380	38	12
172150-79030	61	16
172151-45650	21	2
172151-53430	16	20
172151-62240	25	15
172151-73350	50	3
	51	3
172151-73360	50	20
	51	16
172151-73370	50	4
	51	4
172151-73380	50	5
	51	5
172151-73400	50	7
	51	7
172151-73420	50	21
	51	17
172151-73430	50	9
	51	8
172151-73440	50	10
	51	9
172151-73450	50	11
	51	10
172151-73460	50	12
	51	11
172151-73480	50	13
	51	12
172151-73490	50	14
	51	13
172151-73500	50	15
172151-73530	50	29
	51	26

Parts No.	Fig. No.	Ref. No.
172151-73590	50	16
172151-73610	50	17
172151-73620	50	18
	51	14
172151-73630	50	19
	51	15
172151-73640	51	27
172151-73650	51	20
172151-73660	50	35
	51	28
172151-74060	45	3
		14
	46	5
		24
	47	11
	48	4
172151-74110	44	42
172151-74120	44	43
172151-74290	49	7
172151-74320	47	14
172151-79410	58	39
172151-79420	58	38
172155-03790	1	39
	2	39
	3	39
172157-45840	26	17
172157-45990	18	20
	21	4
172157-54850	25	14
172162-03180	1	52
	26	8 C
172162-03190	1	53
	26	8 D
172162-13200	7	8
172162-14180	9	3
172162-14200	9	4
172162-17101	11	20
172162-17120	11	27
172162-17130	11	26
172162-17240	11	21
172162-17250	11	22
172162-17270	11	23
172162-17330	11	77
172162-17410	11	33
172162-17610	13	5
172162-61770	36	32
172162-74820	35	103
172162-74860	35	104
		118
172162-76770	63	4

Parts No.	Fig. No.	Ref. No.
172162-76770	64	8
172162-82980	14	22
172164-17140	11	65
172164-17150	20	1
172164-45951	17	2
172164-45961	17	3
172164-45970	19	21
172164-73010	35	99
172164-73020	35	100
172164-73030	35	101
172164-73040	35	102
172164-73110	35	5
172164-73170	35	12
172164-73220	35	59
172164-73380	35	110
172164-73390	35	111
172164-73410	35	25
172164-73461	35	98
172164-73470	35	107
172164-73490	35	116
172164-73500	35	117
172164-73660	35	36
172164-73670	35	37
172164-73720	35	44
172164-73770	35	87
172164-73830	35	88
172164-73840	35	89
172164-73850	35	90
172164-73870	35	91
172164-73880	35	93
172164-73890	35	94
172164-73990	35	112
172164-76110	57	1
172164-78760	58	24
172164-81670	66	33
		38
		39
	68	10
172165-03231	1	50
	2	48
	3	48
	18	22 A
172165-03301	1	46
172165-03500	1	34
	2	34
	3	34
172165-12140	6	12
172165-13220	34	2
172165-16530	11	5
172165-16541	11	76

Parts No. Index

Parts No.	Fig. No.	Ref. No.
172165-16560	11	64
172165-17601	13	2
172165-45140	19	3
172165-45181	19	4
172165-45270	19	1
172165-45490	44	2
172165-46100	17	15
172165-46150	17	16
172165-46230	18	21
172165-46261	18	22
172165-46281	18	23
	21	6
172165-46300	18	3
172165-46301	18	3 -1
172165-46340	18	24
	21	7
172165-46350	18	6
	21	8
172165-46401	16	3
172165-46450	21	10
172165-46480	21	11
172165-46490	21	12
172165-46600	21	14
172165-46660	16	4
172165-47100	16	5
172165-47300	16	9
172165-47500	20	4
172165-47550	20	5
172165-47601	20	18
172165-47621	20	6
172165-47680	20	7
172165-47681	20	7 -1
172165-47720	16	35
172165-47730	16	13
172165-47770	16	14
172165-47801	20	8
172165-47900	16	15
172165-47930	16	16
172165-47960	16	17
172165-47970	20	20
172165-47980	16	19
172165-47990	16	21
172165-61190-3	24	2
172165-61450-3	24	5
172165-61650	24	28
172165-61701	24	13
172165-61720	24	14
172165-61740-3	24	33
172165-61780-3	24	34
172165-61801	24	15

Parts No.	Fig. No.	Ref. No.
172165-62100	25	1
172165-62300	25	17
172165-62341	25	25
172165-62380	25	26
172165-62600	25	22
172165-62630	25	23
172165-62800	25	3
172165-63600	26	4
172165-63620	26	5
172165-63650	26	6
172165-63660	26	7
172165-63700	26	8
172165-64390	26	19
172165-68250	25	16
172165-71200	35	3
172165-73580	35	31
172165-73640	35	45
172165-73670	35	50
172165-73870	35	92
172165-74202	52	14
172165-74300	51	1
172165-74310	50	1
172165-74320	50	24
	51	21
172165-74330	50	25
	51	22
172165-74340	51	23
172165-74350	50	26
172165-75450	53	20
172165-75460	53	21
172165-75481	53	22
172165-75490	53	30
172165-76220	57	6
172165-76860	54	1
172165-78150	55	25
172165-78810	54	16
172165-79220	63	9
172165-79290	63	10
172165-79300	63	11
	64	26
172165-79310	63	12
	64	27
172165-79340	63	13
	64	28
172165-79350	63	14
172165-79360	63	15
172165-79370	63	16
	64	29
172165-79641	62	11
172165-79810	63	17

Parts No.	Fig. No.	Ref. No.
172165-79810	64	22
172165-79820	63	18
	64	23
172165-81760	23	27
172168-03211	1	6
	2	6
	3	6
172168-03301	1	51
	2	49
	3	49
	26	2 B
172168-12110	6	13
172168-13101	7	3
172168-13120	7	5
172168-13150	7	6
172168-13181	7	7
172168-13250	7	18
172168-14240	9	9
172168-14270	9	47
172168-16101	10	2
172168-16300	10	10
172168-16501	11	1
172168-16512	11	2
172168-17100	11	72
172168-17120	11	73
172168-17600	13	3
172168-17640	13	6
172168-17650	13	8
172168-45101	17	4
172168-45121	17	6
172168-45140	19	12
172168-45200	17	13
172168-45400	44	1
172168-45940	17	18
172168-46100	22	6
172168-46160	22	7
172168-46190	22	9
172168-46231	22	11
172168-46250	21	5
172168-46800	18	8
172168-46820	18	11
172168-46840	18	31
172168-46860	18	32
172168-46870	21	16
172168-47700	20	19
172168-47701	20	19 -1
172168-53300-1	23	16
172168-53350-1	23	20
172168-53450	23	22
172168-61350	24	3

Parts No.	Fig. No.	Ref. No.
172168-61500	24	6
172168-61510	24	7
172168-61560	24	12
172168-62201	25	2
172168-63100	26	2
172168-65200	27	10
172168-65260	27	11
172168-65740	27	29
172168-65750	27	20
172168-65760	27	16
172168-65790	27	7
172168-71101	35	1
172168-71200	35	8
172168-71310	35	9
172168-71320	35	10
172168-71330	35	11
172168-71340	35	21
172168-71360	35	35
172168-71380	35	42
172168-71390	35	43
172168-71430	35	48
172168-71440	35	51
172168-71450	35	52
172168-71460	35	53
172168-71470	35	55
172168-71490	35	57
172168-71500	35	58
172168-71520	35	63
172168-71530	35	64
172168-71550	35	22
172168-71560	35	32
172168-72240	39	14
		22
	40	10
		13
172168-72610	46	21
172168-72620	44	8
172168-72730	47	2
172168-72750	46	3
		22
	47	5
	48	2
172168-72760	46	23
172168-72850	47	6
172168-72860	47	7
172168-72880	47	8
172168-72890	47	9
172168-72900	47	10
172168-73220	35	41
172168-73230	35	47

Parts No. Index

Parts No.	Fig. No.	Ref. No.
172168-73340	42	3
172168-73360	42	5
172168-73370	42	6
172168-73580	42	34
172168-73590	42	35
172168-73600	42	36
172168-74710	49	1
172168-74750	49	23
172168-74800	49	3
172168-74810	49	18
172168-74820	49	19
172168-74830	49	8
172168-74840	49	9
172168-74850	49	10
172168-74860	49	11
172168-74870	49	12
172168-74880	49	13
172168-76130	55	2
	56	1
	58	2
		16
172168-76140	56	17
172168-76150	57	2
172168-76160	57	4
172168-76180	58	5
172168-76240	54	6
172168-76300	58	25
172168-76370	57	8
172168-76380	57	7
172168-76550	63	3
	64	7
172168-78191	56	11
172168-78200	59	7
172168-78230	58	13
172168-78251	57	11
172168-78331	58	14
172168-78340	58	15
172168-78370	58	31
172168-78900	56	15
172168-78920	55	14
172168-78940	56	16
172168-78960	55	15
172168-78980	56	13
172168-81270	36	4
		7
	37	16
		19
	39	15
		23
	40	11

Parts No.	Fig. No.	Ref. No.
172168-81270	40	14
	68	2
172168-81400	66	3
		13
172170-16100	10	1
172170-78210	62	8
172170-78220	62	9
172170-78230	62	10
172170-78240	57	10
172170-78400	57	12
172171-03151	1	2
	2	2
	3	2
172171-03161	1	4
	2	4
	3	4
172171-03261	1	12
	2	12
	3	12
172171-03510	1	36
	2	36
	3	36
172171-11300	5	1
172171-11500	5	7
172171-13300	8	1
172171-13330	8	3
172171-13340	8	4
172171-13410	8	5
172171-13461	8	7
172171-14150	9	6
172171-14210	9	7
172171-14220	9	8
172171-14300	9	45
172171-14600	9	23
		24
172171-14610	9	44
172171-17600	13	4
172171-17620	13	12
172171-17630	13	13
172171-53310-1	23	17
172171-53340-1	23	18
172171-53350-1	23	21
172171-54102	23	25
172171-54750	23	26
172171-58800	25	20
172171-61300	24	32
172171-61520	24	8
172171-61530	24	9
172171-61550	24	11
172171-62150	25	21

Parts No.	Fig. No.	Ref. No.
172171-65100-2	27	4
172171-65300-2	27	14
172171-65451	27	18
172171-65601	27	27
172171-65650	27	28
172171-65780	27	6
172171-65820	27	8
172171-65830	27	30
172171-65850	27	9
172171-70320	41	42
172171-70330	41	44
172171-70340	41	46
172171-70360	41	31
172171-70370	41	64
172171-72120	38	11
172171-72130	38	24
172171-72150	37	15
		18
172171-72200-1	39	1
172171-72210-1	39	13
172171-72260-1	39	35
172171-72350	39	21
172171-72500	44	11
172171-72510	44	20
172171-72530	46	1
172171-72580	45	1
172171-72590	46	2
172171-72610	45	12
172171-72620	48	1
172171-72630	44	12
		30
172171-72640	44	21
172171-72650	47	21
172171-72660	46	39
172171-72700	44	29
172171-72710	48	14
172171-72720	47	23
172171-72730	46	38
172171-73212	35	7
172171-73230	35	54
172171-73270	35	56
172171-73311	42	1
172171-73321	42	2
172171-73350	42	4
172171-73401	42	7
172171-73410	42	15
172171-73420	42	16
172171-73430	42	17
172171-73440	42	18
172171-73460	42	19

Parts No.	Fig. No.	Ref. No.
172171-73481	42	20
172171-73491	42	21
172171-73501	42	22
172171-73511	42	23
172171-73521	42	24
172171-74121	44	7
172171-74200	47	1
172171-74210	47	18
172171-74220	46	37
172171-75210-2	53	11
172171-76541-1	60	4
172171-76560-2	60	5
172171-76581-1	60	6
172171-76600-2	60	7
172171-76861-1	61	2
172171-76881-1	61	3
172171-76900-2	58	37
172171-76901-1	58	37 -1
172171-78101	54	13
172171-78181	56	10
172171-78250	54	15
172171-78350	61	5
172171-78360	61	6
172171-78500	55	8
172171-78510	55	9
172171-78520	55	10
172171-78530	55	11
172171-78540	55	12
172171-78550	55	13
172171-78770	60	1
172171-78910	60	23
172171-81103-1	66	1
172171-81261	66	9
172171-81270	66	20
172171-81280	38	4
		7
	66	10
		24
172171-81500	67	24
172171-82310	66	50
172171-82510	66	19
172173-78180	54	14
172173-81700	66	63
172173-81710	66	64
172173-99460-2	67	16
172175-72470	37	24
	40	22
172175-73111	35	24
172175-73150	35	27
172175-73440	35	66

Parts No. Index

Parts No.	Fig. No.	Ref. No.
172175-73450	35	46
172175-74210	47	4
172175-74220	47	13
172175-74270	44	26
172175-74350	44	14
		44
172175-76401-5	60	16
172175-76411	60	17
172175-76420	60	18
172175-76431-5	60	19
172175-76440	60	20
172175-76450-5	60	21
172175-78360	58	23
172176-68210	25	13
172176-78270	61	26
172179-12100	6	11
172183-03280	1	49
	2	47
	3	47
	20	7 A
		19 A
172183-14250	9	15
172183-16540	11	37
172183-74820-5	61	19
172183-76230-5	60	9
172183-76250-1	61	14
172183-76260-1	61	13
172183-81160	60	15
172183-81170	33	5
172186-03200	1	5
	2	5
	3	5
172187-17080	11	6
172187-17090	11	7
172187-75500	53	27
172190-74901	52	15
172212-61230	24	41
172310-79180	47	16
172312-17620	13	7
172312-45930	22	4
172312-74220	49	5
172312-74230	49	6
172312-76180	58	18
172312-76220	56	3
172312-77820	65	4
172312-78270	60	11
172422-37310	14	16
172425-17630	13	9
172428-16520	11	3
172428-17100	11	4

Parts No.	Fig. No.	Ref. No.
172428-61550	24	10
		10 -2
172428-62600	25	22 -1
172433-03250	1	10
	2	10
	3	10
	30	46
	33	6
	34	13
172433-64520	34	6
172434-03211	2	45
	3	45
172434-03220	1	7
	2	7
	3	7
172434-03231	1	9
	2	9
	3	9
	30	52
	33	7
	34	14
172434-03250	1	45
172434-07330	4	18
172434-13400	8	18
172434-61090	24	38
		38 -1
172434-61150	24	10 -1
172434-61210	24	39
		39 -1
172434-61220	24	42
172434-61240	24	28 -1
172434-61241	24	28 -2
172434-61290	24	43
172434-61300	24	4
172434-61301	24	4 -1
172434-61320	24	44
		44 -1
172434-61350	24	45
		45 -1
172435-61660	24	40
		40 -1
172435-78700	55	16
172435-78740	55	18
172435-79100	64	14
172435-79110	64	15
172435-79120	64	16
172435-79130	64	17
172435-79140	64	18
172435-79150	64	19
172435-79160	64	20

Parts No.	Fig. No.	Ref. No.
172435-79170	64	21
172437-03241	1	57
	2	53
	3	55
	26	5 A
172437-03250	1	11
	2	11
	3	11
172437-03300	1	14
	2	14
	3	14
	29	69
	53	27 C
172437-03310	1	15
	2	15
	3	15
	29	70
	33	8
	34	15
172437-03320	1	16
	2	16
	3	16
	53	27 A
172437-03330	1	17
	2	17
	3	17
	23	16 A
		20 A
172437-03340	1	18
	2	18
	3	18
	30	47
	33	9
	34	16
172437-03351	1	19
	2	19
	3	19
	23	27 A
172437-03360	1	21
	2	21
	3	21
	25	21 A
172437-03370	1	22
	2	22
172437-03371	1	22 -1
	3	22
	30	48
	33	10
	34	17
172437-03380	1	23

Parts No.	Fig. No.	Ref. No.
172437-03380	2	23
	3	23
	27	16 A
172437-03390	1	24
	2	24
	3	24
	27	20 A
172437-03400	1	25
	2	25
	3	25
	27	16 B
172437-03410	1	26
	2	26
	3	26
	27	16 C
172437-03421	1	27
	2	27
	3	27
	27	16 D
172437-03430	1	29
	2	29
172437-03431	1	29 -1
	3	29
	30	49
	33	12
	34	19
172437-03440	1	30
	2	30
	3	30
	29	72
	33	13
	34	20
172437-03450	1	31
	2	31
	3	31
	29	73
	33	14
	34	21
172437-03460	1	32
	2	32
	3	32
	66	3 A
172437-03470	1	33
	2	33
	3	33
	29	74
	53	27 D
172437-03481	2	46
	3	46
	16	12 A

Parts No. Index

Parts No.	Fig. No.	Ref. No.
172437-03481	53	27 E
172437-03500	1	35
	2	35
	3	35
172437-03510	1	37
	2	37
	3	37
	66	3 B
	68	2 A
172437-03530	1	38
	2	38
	3	38
	26	8 B
172437-03540	1	47
172437-03541	1	47 -1
	32	48
	53	27 B
172437-03550	1	48
	30	50
172437-03600	1	54
	2	50
	3	52
	30	51
	33	15
	34	24
172437-03610	1	55
	2	51
	3	53
	25	26 A
	52	13 A
172437-03620	1	56
	2	52
	3	54
	25	26 B
	52	13 B
172437-03700	3	50
	34	22
172437-17700	13	25
172437-61500	24	30
172437-61510	24	31
172437-61520	33	2
	34	4
172437-61821	24	29
172437-64200	26	11
172437-64210	26	12
172437-64300	26	18
172437-64400	26	13
172437-64410	26	14
172437-64440	26	14 -1
	26	26

Parts No.	Fig. No.	Ref. No.
172437-64500	33	3
172437-64510	33	4
172437-66300	34	1
172437-68100	29	1
172437-68110	31	18
172437-68120	30	31
172437-68130	30	32
172437-68140	32	1
172437-68150	30	25
172437-68160	29	33
172437-68170	31	5
		10
		27
172437-68180	31	51
172437-68190	32	44
172437-68200	29	51
172437-68210	32	30
172437-68220	29	20
172437-68230	29	18
172437-68240	29	19
172437-68250	30	15
	31	6
		9
		26
172437-68260	31	23
172437-68270	32	41
172437-68280	31	45
172437-68290	29	59
172437-68300	29	67
	31	55
172437-68310	30	18
	32	43
172437-68320	30	2
	31	36
	32	7
		28
		31
172437-68330	29	12
172437-68340	29	11
172437-68350	29	68
172437-68360	29	17
172437-68370	31	19
172437-68380	31	20
172437-68390	31	21
172437-68400	29	45
172437-68410	30	23
172437-68420	31	50
172437-68430	32	29
172437-68440	31	37
	32	32

Parts No.	Fig. No.	Ref. No.
172437-68450	29	66
172437-68460	31	32
172437-68470	29	22
172437-68480	29	54
172437-68490	32	24
172437-68500	32	6
172437-68510	29	21
172437-68520	29	44
172437-68540	29	3
172437-68550	30	45
172437-68560	29	48
172437-68570	30	14
172437-68580	29	16
172437-68590	30	17
172437-68600	31	29
172437-68610	29	14
172437-68620	31	44
172437-68630	29	31
172437-68640	29	57
172437-68650	29	58
172437-68660	29	36
172437-68670	29	61
172437-68680	29	50
172437-68690	30	39
172437-68700	33	1
172437-68710	30	40
172437-68720	31	24
172437-68730	29	4
172437-68740	31	22
172437-68750	29	46
172437-68760	31	38
172437-68770	31	12
172437-68780	31	2
172437-68790	29	53
172437-68800	32	36
172437-68810	31	34
172437-68820	31	41
172437-68830	32	33
172437-68840	32	42
172437-68850	32	39
172437-68860	29	41
172437-68870	30	1
172437-68880	30	4
172437-68890	30	6
172437-68900	30	7
172437-68910	30	26
172437-68920	30	34
172437-68930	32	3
172437-68940	32	4
172437-68950	29	9

Parts No.	Fig. No.	Ref. No.
172437-68960	30	24
172437-68970	31	33
172437-68980	29	24
172437-68990	29	15
172437-69000	32	12
172437-69010	32	9
172437-69020	32	35
172437-69030	31	4
172437-69040	32	34
172437-69050	29	25
172437-69060	31	46
172437-69070	32	13
172437-69080	30	22
172437-69090	30	8
172437-69100	29	56
172437-69110	30	36
172437-69120	31	8
172437-69130	31	53
172437-69140	30	3
172437-69150	29	30
172437-69160	29	49
172437-69170	29	64
172437-69180	29	65
172437-69190	32	5
172437-69200	30	29
172437-69210	29	35
172437-69220	29	43
172437-69230	32	38
172437-69240	31	31
172437-69250	32	27
172437-69260	29	37
172437-69270	29	47
172437-69280	31	1
172437-69290	29	63
172437-69300	30	5
172437-69310	30	19
172437-69320	30	20
172437-69330	32	14
172437-69340	32	2
172437-69350	30	33
172437-69360	30	9
172437-69370	30	10
172437-69380	32	40
172437-69390	31	35
172437-69400	29	2
172437-74701	52	1
172437-74711	52	3
172437-74720	52	4
172437-74731	52	5
172437-74750	52	6

Parts No. Index

Parts No.	Fig. No.	Ref. No.
172439-03220	1	8
	2	8
	3	8
172455-79740	59	7 A
172456-68100	30	43
172456-68140	31	13
	32	10
172456-68150	29	26
	31	14
		40
		48
172456-68160	31	15
172456-68170	31	16
172456-68220	31	30
172456-68520	29	55
	31	43
172456-68530	29	62
172456-68570	30	37
	31	49
172456-68590	31	39
		47
		54
	32	15
172456-68600	29	7
172456-68610	29	8
172456-68620	29	13
172456-68640	29	28
172456-68650	29	29
		39
172456-68750	29	23
		52
172456-68780	30	11
172456-68800	30	13
172456-68870	29	27
172456-68890	32	11
		20
		25
172456-68930	32	17
		21
		26
172456-68950	29	10
	30	21
	31	3
172456-68960	29	38
172456-68970	29	40
172456-69210	29	5
172456-69220	29	6
172456-69380	30	38
172456-69390	30	35
172456-69420	30	12

Parts No.	Fig. No.	Ref. No.
172456-69550	30	27
172456-69560	30	28
172456-69570	30	30
172456-69750	32	37
172456-69780	32	8
172456-69840	30	41
172456-69860	29	34
		60
172456-69870	32	46
172456-69900	32	18
		22
172456-69910	31	17
172456-69990	30	42
172519-03150	1	3
	2	3
	3	3
	26	2 A
172519-04350	3	51
	34	23
172519-63240	16	32
	24	16
		17
		35
	26	3
172614-38300	4	3
		3 -1
	15	7
172614-74410	49	2
172633-76160	58	4
172730-05250	23	11
		14
172730-75140	55	1
	59	1
172732-11510	24	27
		27 -1
172734-65260	27	12
172734-65270	27	13
172823-74270	44	18
		24
172A21-68930	29	42
172A21-68950	31	52
172A21-69030	30	44
	31	7
		11
		28
172A21-69040	30	16
172A21-69050	31	42
172A21-69060	32	16
172A21-69370	32	23
172A21-69380	32	19

Parts No.	Fig. No.	Ref. No.
172A21-69400	31	25
	32	47
172A21-69420	29	32
	32	45
194145-04810	9	19
	16	2
	24	1
	25	24
	27	1
		2
		3
194202-56460	63	8
	64	13
194250-51660	5	9
	11	45
	13	16
194273-47910	52	2
194300-21460	26	1
194432-51550	10	4
194440-51620	9	43
194464-52190	11	74
194630-31910	43	2
194630-62360	16	31
	34	5
194940-24350	23	29
196420-02310	7	1
1A1030-48250	14	18
1A1040-45890	18	1
	22	3
1A1040-56900	6	5
1A1380-56661	20	9
1A1380-58050	6	6
	8	37
	11	57
1C6141-35370	21	31
1C6281-52310	6	4
1D4070-23580	20	2
22117-080000	5	3
22117-120000	54	5
22117-140000	28	2
22137-040000	26	9
	50	36
	51	29
22137-060000	6	7
	8	28
	11	42
		43
		44
22137-080000	8	29
	17	20

Parts No.	Fig. No.	Ref. No.
22137-080000	18	25
		34
	20	10
		11
		21
	21	17
	26	20
	27	31
	53	23
22137-100000	10	5
	11	9
	13	17
	24	18
		19
	27	32
		33
	28	3
	58	32
22137-120000	11	10
22137-130000	12	8
22137-140000	53	31
22137-240000	52	7
22157-080000	10	11
22157-100000	66	40
22157-120000	66	34
		41
		42
	68	11
22217-050000	9	16
	24	46
22217-060000	11	70
22217-080000	5	4
	6	8
	9	41
		48
	10	6
	11	47
		48
	16	33
	24	47
	27	34
		35
22217-100000	7	12
	9	20
	10	7
	11	11
		12
		49
	16	23
	18	35

Parts No. Index

Parts No.	Fig. No.	Ref. No.	
22217-100000	22	13	
	23	7	
	24	20	
		21	
	25	4	
		5	
		6	
	27	36	
		37	
	28	4	
	34	9	
	36	33	
	39	38	
	55	22	
	61	9	
	22217-120000	7	13
			14
11		13	
23	8		
	23		
	34	10	
61	12		
22217-140000	24	36	
	28	5	
	34	11	
	53	32	
67	15		
22217-160000	14	23	
	66	60	
22242-000250	16	24	
	35	15	
22242-000300	14	6	
		37	
	61	25	
22242-000350	41	25	
22242-000451	43	11	
22242-000500	66	55	
22252-000280	44	3	
22252-000561	36	23	
	39	33	
22252-000620	14	19	
	35	16	
22252-000720	14	7	
		38	
22252-000750	14	20	
22272-000070	20	12	
22312-060140	35	28	
22351-030032	19	20	
22351-035040	20	13	
22351-040020	18	26	

Parts No.	Fig. No.	Ref. No.
22351-040032	18	36
	21	18
22351-050010	50	41
	51	34
	51	34
22351-050016	41	26
22351-050032	19	2
22351-060040	20	14
22351-080020	22	14
22417-160160	17	21
	19	15
	21	19
	22	15
22417-200200	20	15
		22
	27	38
		39
22417-320200	25	7
22857-300050	1	44
	2	44
	3	44
23000-016000	57	13
23000-022000	13	18
23000-025000	55	26
	60	26
23000-035000	57	14
	58	20
	61	17
23000-041000	58	21
	61	18
	54	18
23000-060000	54	18
23000-070000	5	8
23010-014000	9	17
	62	12
23010-038000	8	30
	13	19
23065-070130	8	14
23080-013000	9	21
23391-020000	56	4
	59	3
		4
	64	25
23391-030000	59	2
23391-040000	58	9
23391-060000	58	10
23393-020000	56	5
23393-030000	56	6
23393-040000	58	22
23394-030000	59	6
23418-060000	9	38
23871-010000	52	8

Parts No.	Fig. No.	Ref. No.
23871-020000	41	27
		55
	43	12
23871-030000	41	28
	44	35
	58	26
23871-040000	57	9
	58	27
	61	27
	41	56
24101-060024	41	56
24101-060040	41	58
24101-062074	14	8
		39
24190-050001	41	29
24311-000160	8	26
	35	105
24311-000210	18	12
	19	6
	21	20
24311-000250	52	9
24311-000320	52	10
24311-000340	16	34
24311-000380	53	17
24311-000750	43	8
24311-240100	9	39
	44	39
	46	18
		36
24315-000080	35	34
24315-000100	35	95
24315-000110	62	5
		6
		7
	63	5
		6
		7
	64	9
		10
		11
		12
24315-000140	14	28
	55	4
	57	5
	59	5
24315-000180	54	4
24315-000200	50	22
	51	18
24315-000300	41	68
24321-000450	54	7
24321-000700	43	10

Parts No.	Fig. No.	Ref. No.
24321-001050	53	18
24321-001150	53	24
24325-000350	14	31
24341-000300	53	26
24341-000900	50	23
	51	19
24550-025150	16	8
		12
24761-020000	14	29
	16	25
	17	9
	18	13
	36	30
	39	34
	65	6
	66	29
		62
	67	22
	68	6
24761-040000	23	28
	37	23
	38	23
	66	17
	68	7
24761-050000	18	14
	21	21
	22	16
	66	6
	11	50
26013-060122	52	11
26013-060162	8	31
26013-060202	50	43
	51	37
26013-060302	17	17
26013-080162	8	32
		33
		35
	24	22
		48
		48
		-1
26013-080202	16	26
		27
	20	16
	26	21
	53	19
26013-080252	26	15
	52	16
26013-100162	21	22
	25	27
	49	24

Parts No. Index

Parts No.	Fig. No.	Ref. No.	
26013-100202	8	34	
	13	20	
		21	
	16	28	
	18	16	
	19	7	
		16	
	20	17	
	21	23	
		24	
	24	49	
	25	18	
	26	22	
	55	23	
	58	28	
	26013-100252	7	15
		17	14
18		17	
27		40	
		41	
		42	
28		6	
43		13	
52		17	
58		19	
61		28	
66	43		
	56		
68	8		
26013-100302	6	9	
	23	2	
	35	2	
	43	14	
	44	5	
	49	25	
	52	18	
26013-100352	24	23	
	60	10	
26013-100402	14	32	
26013-100602	28	7	
26013-120252	12	6	
26013-120302	66	44	
	7	16	
	14	24	
	41	71	
	54	8	
	66	35	
		45	
		61	
	68	12	

Parts No.	Fig. No.	Ref. No.
26013-120352	27	43
	35	6
	60	22
26013-120402	42	39
	61	8
	23	13
26013-120452	23	13
26013-120502	61	10
26022-050102	53	25
26022-050122	52	12
26022-050162	11	51
26022-060122	11	52
		53
		54
26022-060162	11	55
		56
26022-060252	11	58
26051-080002	8	36
	17	22
	18	15
	19	17
	21	25
	22	17
	26	16 -1
		24 -1
		25 -1
26076-120352	34	12
26106-080552	5	5
26106-100352	44	4
26116-060122	11	71
26116-080162	6	10
	9	49
	11	60
		61
	27	44
26116-080202	27	45
26116-080304	18	27
	21	26
26116-080652	9	42
26116-100162	11	14
		15
	24	24
	36	34
	39	37
26116-100202	16	29
	18	18
	22	18
	23	9
	24	25
	25	8
		9
		25
		8
		9

Parts No.	Fig. No.	Ref. No.
26116-100202	25	10
	27	46
		47
26116-100252	9	22
26116-100354	19	8
26116-100504	16	18
	17	10
26116-100552	61	7
26116-100602	22	19
26116-100652	67	21
26116-100702	55	20 -1
26116-100752	55	20
26116-100902	16	30
26116-101002	28	8
26116-120162	11	16
26116-120252	23	10
26116-120552	23	24
26116-120602	61	11
26116-140302	53	33
26116-140352	24	37
26116-140452	53	34
26116-140802	28	9
26116-160402	66	57
26347-100002	27	26
26367-100002	24	26
26450-060162	35	23
26450-080202	41	57
26450-080252	26	27
		27 A
	35	65
		106
26450-080302	35	49
	50	8
	51	35
26450-080402	35	83
26450-080502	26	23
26450-100252	35	96
26450-100302	35	29
26450-100502	35	38
26450-100552	35	39
26450-120402	35	4
26553-040102	50	37
	51	30
26553-050082	50	38
	51	31
26557-050122	9	13
26577-050122	24	50
26589-040202	11	59
26647-060202	52	13
26647-100152	25	28

Parts No.	Fig. No.	Ref. No.
26706-080002	5	6
26716-040002	26	10
	50	39
		40
	51	32
		33
26716-050002	24	51
26716-080002	10	8
		12
	18	28
		29
	21	27
		28
	24	52
	26	16
		24
		25
		28
		28 A
	44	40
	49	20
26716-100002	10	9
	11	62
	16	22
	17	11
	19	9
	44	6
		41
	49	21
	53	8
	67	23
26716-120002	7	17
26756-100002	17	12
26756-140002	50	42
	51	36
26776-160002	11	67
26776-180002	11	75
28110-080100	4	7
28110-120140	4	8
28110-170190	4	9
28110-220240	4	10
28110-270300	4	11
28150-080000	4	13
28227-271400	4	14
28230-120250	4	15
29220-788200	11	34
29311-515000	11	17
29411-150000	11	29
772141-05100	4	1
772141-37101	14	2

Parts No. Index

Parts No.	Fig. No.	Ref. No.
772141-81402-2	67	1
772141-86231-1	67	5
772146-37101	14	33
772171-14101-1	9	1
772171-17601	13	1
772171-75100-2	53	1
772422-37300	14	14
772434-03200	1	1
772434-03210	2	1
772434-03211	3	1
933110-00301	11	8
	27	49
933110-05300	11	63
933110-09701	4	16
933110-09801	4	17
933110-54100	17	23
	19	18
	21	29
	22	20
933110-86600	66	30
933110-90000	4	2
933111-01600	38	9
933111-26600	36	24
	37	9
	39	27
	40	18
933111-73800	14	21
933113-15000	11	78
933125-59600	38	18
933126-34300	14	1
933135-14600	36	9
	37	21
	39	25
	40	16
933147-03400	36	35
	39	36
933152-02710	53	9
933152-02900	27	48
933152-03700	12	7
933152-07400	54	9
		10
	57	3
	58	8
		11
933152-09280	8	40
	13	22
933152-24120	54	11
	55	3
		5
		6

Parts No.	Fig. No.	Ref. No.
933152-24120	56	2
		7
		8
		18
	58	3
		6
		17
		29
933155-08481	55	7
	56	9
933166-24120	58	30
933166-24140	54	12
933166-80520	45	6
		17
	46	10
		28
	48	8
	49	14
933166-80530	45	7
		18
	46	11
		29
	48	9
	49	15
933166-80550	45	8
		19
	46	12
		30
	48	10
933168-14170	36	36
	39	39
933168-28480	19	19
	21	30
	22	21
933168-55770	8	39
	11	18
		46
933171-00470	4	6
933171-13691	14	13
933171-15680	13	23
933171-15710	10	13
933171-15801	11	19
933171-29750	66	7
		18
		58
	68	9
933171-29760	66	31
933171-80420	49	22
933171-80510	45	9
		20

Parts No.	Fig. No.	Ref. No.
933171-80510	46	13
		31
	48	11
933171-80590	44	19
		25
		36
	45	10
		21
	46	14
		32
	47	15
	48	12
	49	16
933171-80610	45	11
		22
	46	15
		33
	48	13
	49	17

Parts No.	Fig. No.	Ref. No.
-----------	----------	----------