

0CNP3-M68000EN

Contents

OCNP3-M68000

Fig. No.	Fig. Name
ENGINE UNIT(3TNE78A/82A)	
1.	CYLINDER BLOCK
2.	GEAR HOUSING
3.	MOUNTING FLANGE & OIL SUMP
4.	CYLINDER HEAD & BONNET
5.	SUCTION MANIFOLD & AIR CLEANER
6.	EXHAUST MANIFOLD & SILENCER
7.	CAMSHAFT & DRIVING GEAR
8.	CRANKSHAFT & PISTON
9.	HYDRAULIC PUMP
10.	LUB.OIL PUMP
11.	COOLING WATER SYSTEM
12.	FUEL INJECTION PUMP
13.	GOVERNOR
14.	FUEL INJECTION VALVE
15.	FUEL LINE
16.	STARTING MOTOR
17.	GENERATOR

ENGINE CONTROL SECTION

18.	ENGINE ACCESSORIES
19.	ACCEL LEVER
20.	FUEL TANK
21.	FUEL PIPE
22.	BELT COVER

Fig. No.	Fig. Name
23.	FRONT P.T.O

FRONT AXLE SECTION

24.	FRONT BRACKET
25.	CENTER PIN SUPPORT
26.	TIE ROD
27.	RING GEAR
28.	DIFFERENTIAL GEAR
29.	PROPELLER SHAFT
30.	FRONT SHAFT(1
31.	FRONT AXLE CASE
32.	FRONT GEAR CASE
33.	FRONT SPINDLE
34.	HIGH SPIN DRIVE
35.	SHAFT COVER
36.	FRONT WHEEL TIRE (TURF
37.	FRONT WHEEL TIRE
38.	STEERING GEAR
39.	STEERING PUSH
40.	DRAG ROD

TRANSMISSION SECTION

41.	CLUTCH HOUSING
42.	SINGLE CLUTCH & CLUTCH SHAFT
43.	CLUTCH RELEASE

Contents

OCNP3-M68000

Fig. No. Fig. Name

- 44. CLUTCH PEDAL
- 45. TRANSMISSION CASE
- 46. CENTER PLATE
- 47. OIL STREINER
- 48. MAIN DRIVE GEAR
- 49. COUNTER SHAFT
- 50. PTO DRIVE SHAFT
- 51. PTO DRIVE SHAFT
- 52. PTO SHAFT
- 53. SUB CHANGE SHIFT
- 54. SUB CHANGE LEVER
- 55. PTO SHIFT
- 56. PTO LEVER
- 57. FRONT DRIVE
- 58. HI-SPIN CONTROL
- 59. HST
- 60. TRANSMISSION COVER
- 61. HST LINK
- 62. HST PIPING
- 63. HST OIL CULLER

REAR AXLE SECTION

- 64. RING GEAR & DIFFERENTIAL GEAR
- 65. REAR HOUSING
- 66. DIFFERENTIAL LOCK

Fig. No. Fig. Name

- 67. FINAL PINION & FINAL GEAR
- 68. REAR AXLE SHAFT
- 69. REAR WHEEL TIRE (TURF
- 70. REAR WHEEL TIRE
- 71. BRAKE
- 72. BRAKE PEDAL

HYDRAULIC CONTROL SECTION

- 73. HYDRAULIC PUMP
- 74. HYDRAULIC CYLINDER CASE
- 75. HYDRAULIC SIDE COVER
- 76. PISTON & LIFT CRANK
- 77. CONTROL VALVE
- 78. RELIEF VALVE
- 79. STOP VALVE
- 80. SAFETY VALVE
- 81. SUB-CONTROL VALVE
- 82. HYDRAULIC CONTROL
- 83. HYDRAULIC PIPING
- 84. OIL FILTER

ELECTRICAL PARTS SECTION

- 85. WIRE HARNESS
- 86. BATTERY & HORN
- 87. SWITCHES

Contents

OCNP3-M68000

Fig. No. Fig. Name

88. LAMPS

89. METER

FITTINGS SECTION

90. BONNET

91. DASHBORD

92. FENDER

93. STEP

94. SEAT

95. LABELS

HITCH SECTION

96. TOP LINK

97. LIFT LINK R

98. LIFT LINK L

99. LOWER LINK & CHECK CHAIN

100. DRAW BAR HITCH

TOOL & ACCESSORIES SECTION

101. SAFETY FRAME

102. STANDARD TOOLS

PARTS OF FIELD SUPPLY SECTION

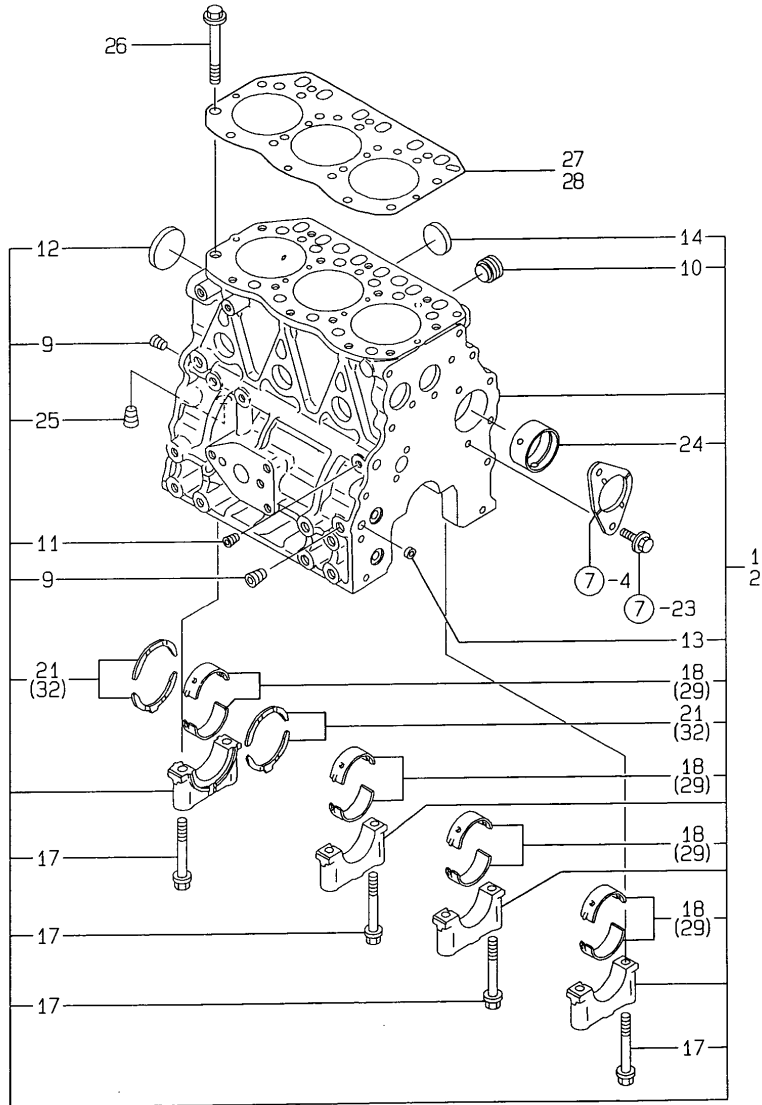
103. SEAT(PARTS OF FIELD SUPPLY

104. SAFETY FRAME(PARTS OF FIELD SUPPLY

Fig. No. Fig. Name

Fig.1. CYLINDER BLOCK

1. CYLINDER BLOCK



(A)=3TNE78A-RTR
(B)=3TNE82A-RTR
(C)=

(D)=
(E)=
(F)=

No.	Lev.	Parts No.	Description	Qty						I	R
				(A)	(B)	(C)	(D)	(E)	(F)		
1	1	719822-01560	BLOCK ASSY, CYLINDER	1							
2	1	719813-01560	BLOCK ASSY, CYLINDER		1						
9	2	124160-01910	PLUG, PT1/4	2	2						
10	2	171051-01921	PLUG, NPTF1	1	1						
11	2	23871-010000	PLUG, R01	1	1						
12	2	27231-500000	PLUG 50	1	1						
13	2	27241-120000	PLUG, 12	2	2						
14	2	27241-300000	PLUG 30	6	6						
17	2	119620-02020	BOLT, METAL CAP	8	8						
18	2	119810-02800	BEARING, MAIN	4	4						
21	2	119810-02930	BEARING, THRUST	1	1						
24	2	129795-02411	BUSH, CAMSHAFT	1	1						
25	2	124160-01910	PLUG, PT1/4	1	1						
26	1	119810-01200	BOLT, HEAD	14	14						
27	1	119818-01330	GASKET, HEAD	1							
28	1	119812-01330	GASKET, HEAD		1						
29	1	119810-02870	BEARING, 0.25 US	4	4						1
32	1	119810-02940	BEARING, THRUST 0.25	2	2						2

Remarks

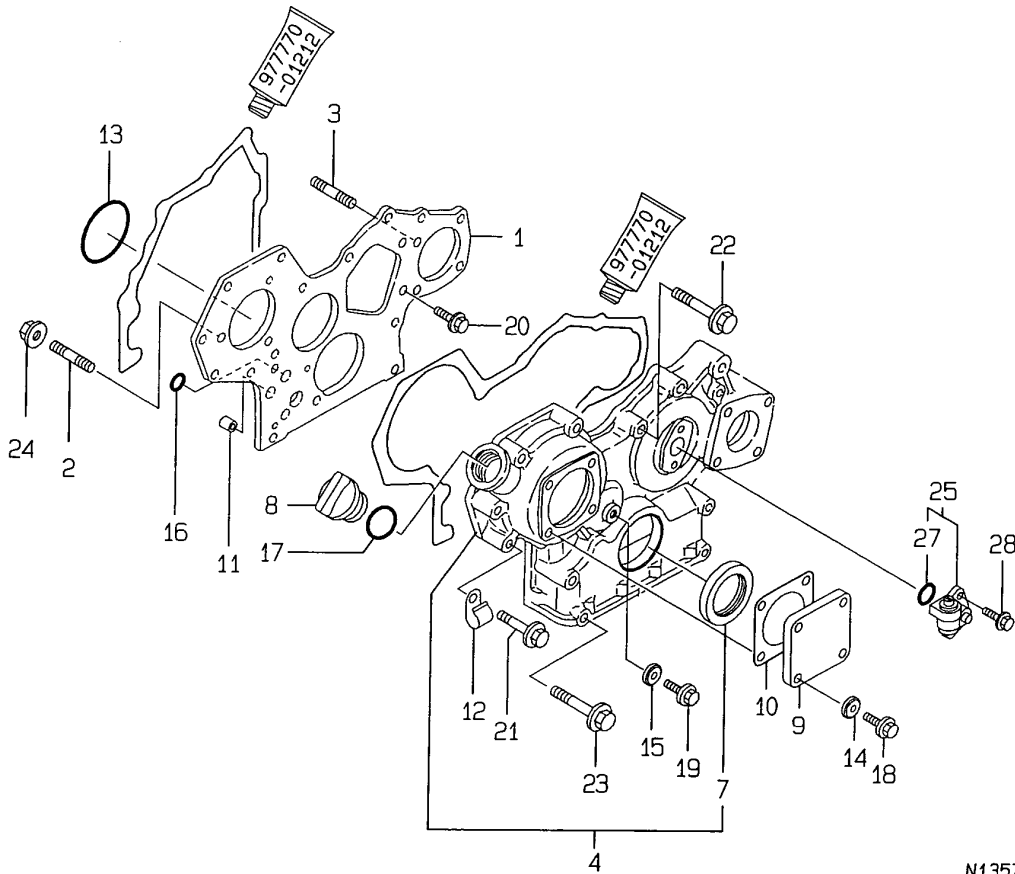
(1) UNDER-SIZE(U.S=0.25)PART.

(2) OVER-SIZE(O.S=0.25)PART.

(REMARKS)"EFFECTIVE MACHINE NO." OF ENGINE IS INDICATED ON THE ENGINE LABEL WHICH IS SHOWN IN FIG.4.

Fig.2. GEAR HOUSING

2. GEAR HOUSING



N135764

(A)=3TNE78A-RTR
(B)=3TNE82A-RTR
(C)=

(D)=
(E)=
(F)=

No.	Lev.	Parts No.	Description	Q'ty						I	R
				(A)	(B)	(C)	(D)	(E)	(F)		
1	1	129100-01520	FLANGE, GEAR CASE	1	1						
2	1	121450-01560	STUD, M8X22	3	3						
3	1	129150-01580	STUD, M8X30	1	1						
4	1	129100-01590	CASE ASSY, GEAR	1	1						
7	2	129795-01800	SEAL, OIL	1	1						
8	1	124160-01751	COVER, FILLER	1	1						
9	1	124240-01871	COVER	1	1						
10	1	124240-01883	GASKET	1	1						
11	1	129795-01950	PIPE, KNOCK L=18	2	2						
12	1	129150-03100	RETAINER, PIPE	1	1						
13	1	121850-51960	O-RING	1	1						
14	1	22190-080002	WASHER, SEAL 6	4	4						
15	1	22190-080002	WASHER, SEAL 6	1	1						
16	1	24311-000160	O-RING, 1AP16.0	2	2						
17	1	24311-000320	O-RING, 1AP32.0	1	1						
18	1	26106-080122	BOLT, M8X 12 PLATED	4	4						
19	1	26106-080162	BOLT, M8X 16 PLATED	1	1						
20	1	26106-080162	BOLT, M8X 16 PLATED	3	3						
21	1	26106-080452	BOLT, M8X 45 PLATED	6	6						
22	1	26106-080552	BOLT, M8X 55 PLATED	3	3						
23	1	129001-91840	BOLT, M8X85	4	4						
24	1	26366-080002	NUT, M8	3	3						
25	1	129150-91400	GEAR	1	1						
27	2	24341-000240	O-RING, 1AS24.0	1	1						
28	1	26106-060162	BOLT, M6X 16 PLATED	2	2						

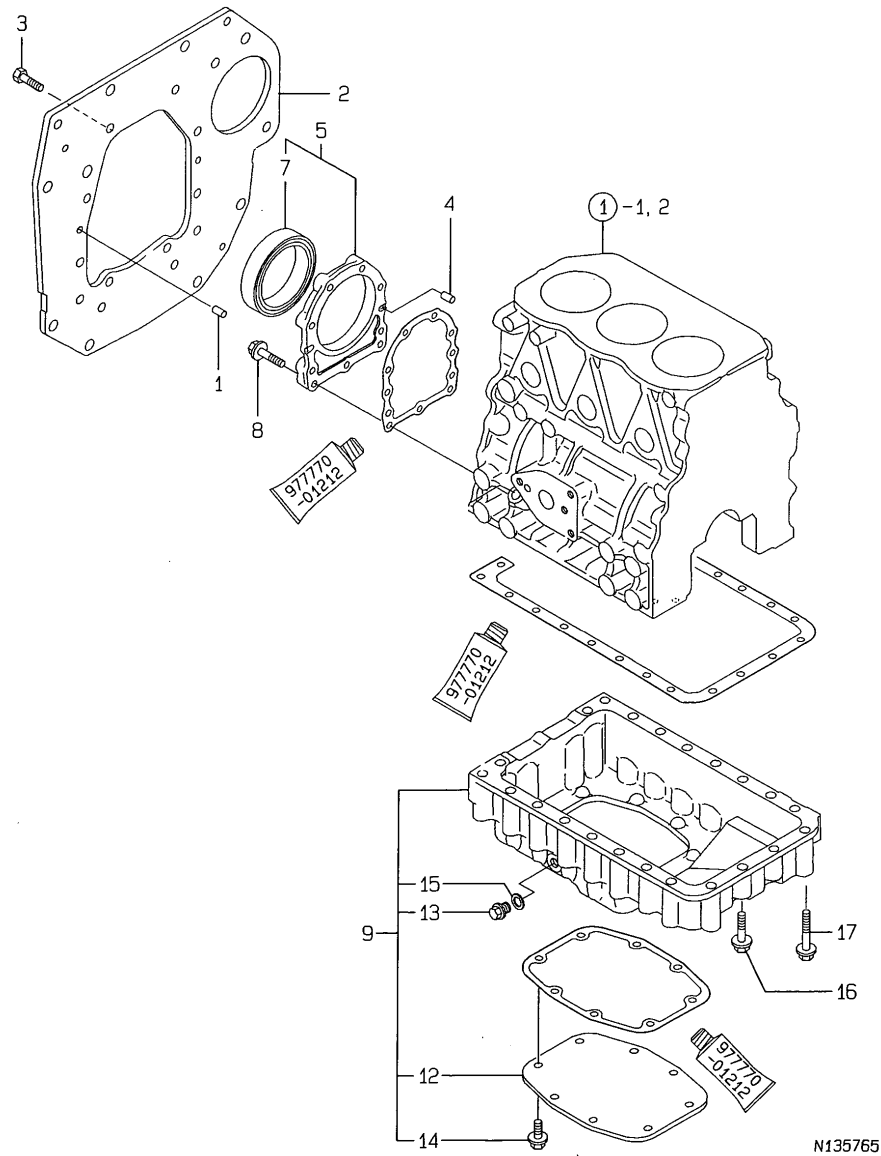
Remarks
(REMARKS)"EFFECTIVE MACHINE NO." OF
ENGINE IS INDICATED ON THE
ENGINE LABEL WHICH IS SHOWN
IN FIG.4.

Fig.3. MOUNTING FLANGE & OIL SUMP

(A)=3TNE78A-RTR
(B)=3TNE82A-RTR
(C)=

(D)=
(E)=
(F)=

3. MOUNTING FLANGE & OIL SUMP



No.	Lev.	Parts No.	Description	Q'ty						I	R
				(A)	(B)	(C)	(D)	(E)	(F)		
1	1	129100-01580	PIN, M8X16	2	2						
2	1	119808-01600	FLANGE, MOUNTING	1	1						
3	1	26206-100202	BOLT, M10X 20 PLATED	10	10						
4	1	129100-01580	PIN, M8X16	2	2						
5	1	719810-01650	CASE ASSY, OIL SEAL	1	1						
7	2	119810-01780	SEAL, 769310	1	1						
8	1	129486-01670	BOLT, M8X30	9	9						
9	1	119808-01770	SUMP ASSY, OIL	1	1						
12	2	119808-01720	COVER, OIL SUMP	1	1						
13	2	129054-01640	PLUG, DRAIN 12	1	1						
14	2	26106-080122	BOLT, M8X 12 PLATED	8	8						
15	2	22190-120002	WASHER, SEAL 12	1	1						
16	1	26106-080502	BOLT, M8X 50 PLATED	2	2						
17	1	129001-91810	BOLT, M8X70	20	20						

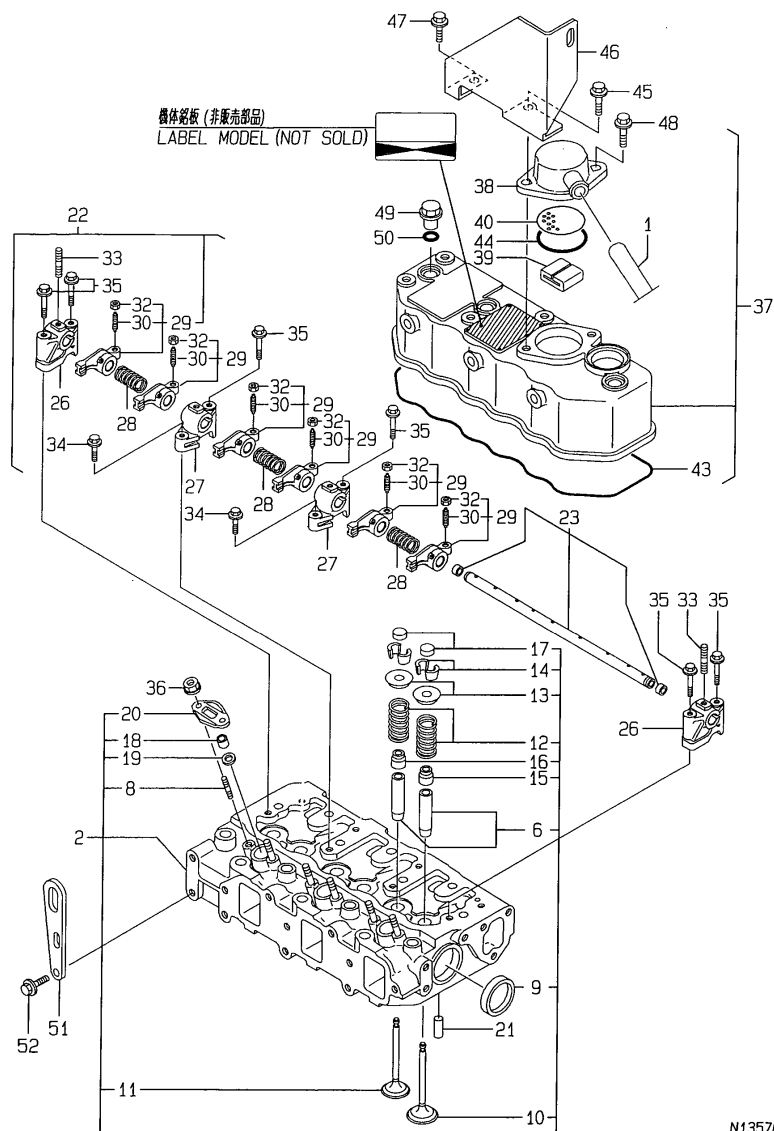
Remarks
(REMARKS)"EFFECTIVE MACHINE NO." OF
ENGINE IS INDICATED ON THE
ENGINE LABEL WHICH IS SHOWN
IN FIG.4.

Fig.4. CYLINDER HEAD & BONNET

(A)=3TNE78A-RTR
(B)=3TNE82A-RTR
(C)=

(D)=
(E)=
(F)=

4. CYLINDER HEAD & BONNET



N135766

No.	Lev.	Parts No.	Description	Q'ty						I	R
				(A)	(B)	(C)	(D)	(E)	(F)		
1	1	129150-03090	HOSE, ID16X2T	1	1						
2	1	119812-11700	HEAD ASSY, CYLINDER	1	1						
6	2	124060-11800	GUIDE, VALVE	6	6						1
8	2	26216-060302	STUD, M6X 30	6	6						
9	2	27241-400000	PLUG, 40	2	2						
10	2	119810-11100	VALVE, INTAKE	3	3						
11	2	119810-11110	VALVE, EXHAUST	3	3						
12	2	119810-11120	SPRING, VALVE	6	6						
13	2	104211-11180	RETAINER, SPRING	6	6						
14	2	27310-070001	COTTER, 7	6	6						
15	2	124160-11340	SEAL, VALVE STEM	3	3						
16	2	124950-11340	SEAL, VALVE STEM	3	3						
17	2	104211-11370	CAP, VALVE	6	6						
18	2	119625-11870	PROTECTOR, NOZZLE	3	3						
19	2	119625-11880	SEAT, NOZZLE	3	3						
20	2	119625-11900	RETAINER, NOZZLE	3	3						
21	1	22351-060012	PIN, SPRING 6.0X12	2	2						
22	1	119865-11210	SUPPORT ASSY	1	1						
23	2	119810-11240	SHAFT ASSY, ROCKER	1	1						
26	2	129155-11260	SUPPORT, ROCKER ARM	2	2						
27	2	129155-11270	SUPPORT, ROCKER ARM	2	2						
28	2	129150-11280	SPRING	3	3						
29	2	719810-11660	ARM ASSY, ROCKER	6	6						
30	3	129150-11230	SCREW, VALVE ADJUST	6	6						
32	3	129150-11750	NUT, M8	6	6						
33	2	26226-080182	STUD, M8X 18	3	3						
34	1	26106-080252	BOLT, M8X 25 PLATED	2	2						
35	1	26106-080502	BOLT, M8X 50 PLATED	6	6						
36	1	26366-060002	NUT, M6	6	6						
37	1	119854-11290	BONNET ASSY, HEAD	1	1						
38	2	129150-03020	COVER, BREATHER	1	1						
39	2	129150-03070	BAFFLE, BREATHER	1	1						
40	2	129150-03080	PLATE, BAFFLE	1	1						
43	2	119865-11310	GASKET, BONNET	1	1						
44	2	24341-000500	O-RING, 1AS50.0	1	1						
45	2	26106-080202	BOLT, M8X 20 PLATED	1	1						
46	2	119854-11370	STAY	1	1						
47	2	26106-080142	BOLT, M8X 14 PLATED	1	1						
48	2	26106-080162	BOLT, M8X 16 PLATED	1	1						
49	1	124160-11360	KNOB	3	3						
50	1	24311-000120	O-RING, 1AP12.0	3	3						
51	1	124736-07900	LIFTER	1	1						
52	1	26106-080142	BOLT, M8X 14 PLATED	2	2						

Remarks

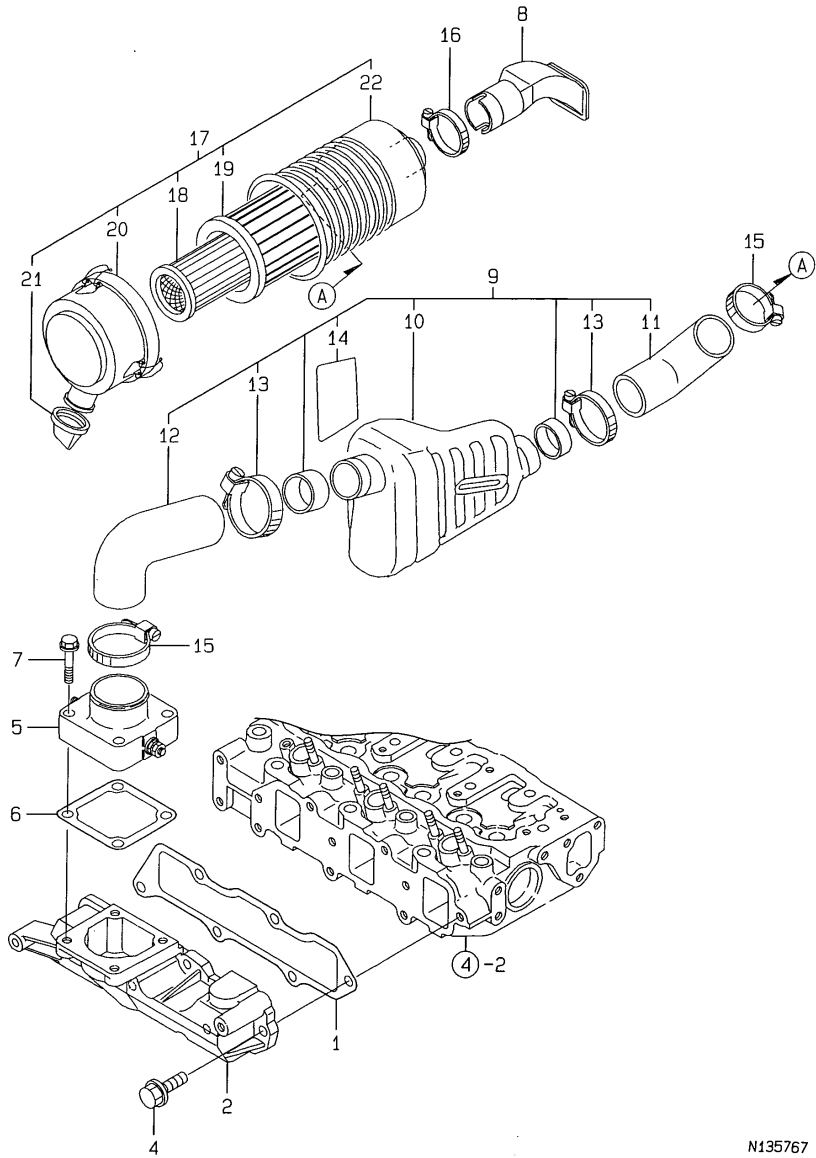
(1) REPAIR PART.
(REMARKS)"EFFECTIVE MACHINE NO." OF
ENGINE IS INDICATED ON THE
ENGINE LABEL WHICH IS SHOWN
IN FIG.4.

Fig.5. SUCTION MANIFOLD & AIR CLEANER

(A)=3TNE78A-RTR
(B)=3TNE82A-RTR
(C)=

(D)=
(E)=
(F)=

5. SUCTION MANIFOLD & AIR CLEANER



N135767

No.	Lev.	Parts No.	Description	Qty						I	R
				(A)	(B)	(C)	(D)	(E)	(F)		
1	1	119813-12110	GASKET, MANIFOLD	1	1						
2	1	119813-12120	MANIFOLD, AIR INTAKE	1	1						
4	1	26106-080252	BOLT, M8X 25 PLATED	6	6						
5	1	129120-77501	HEATER	1	1						
6	1	129150-77511	GASKET	1	1						
7	1	26106-080352	BOLT, M8X 35 PLATED	4	4						
8	1	119808-12020	PIPE, AIR INTAKE	1	1						
9	1	119853-12030	PIPE ASSY, INTAKE	1	1						
10	2	129051-12060	SILENCER ASSY	1	1						
11	2	119808-12050	PIPE, AIR INTAKE	1	1						
12	2	119808-12060	PIPE, AIR INTAKE	1	1						
13	2	121855-12080	CLAMP, HOSE	2	2						
14	2	119808-12090	PROTECTOR	1	1						
15	1	23000-070000	CLAMP, 70	2	2						
16	1	23010-055000	CLAMP, 55	1	1						
17	1	119826-12500	CLEANER ASSY, AIR	1	1						
18	2	129051-12530	ELEMENT	1	1						
19	2	119808-12520	ELEMENT	1	1						
20	2	129052-12530	COVER ASSY	1	1						
21	2	119808-12540	VALVE, UNLOADER	1	1						
22	2	119853-12510	BODY	1	1						

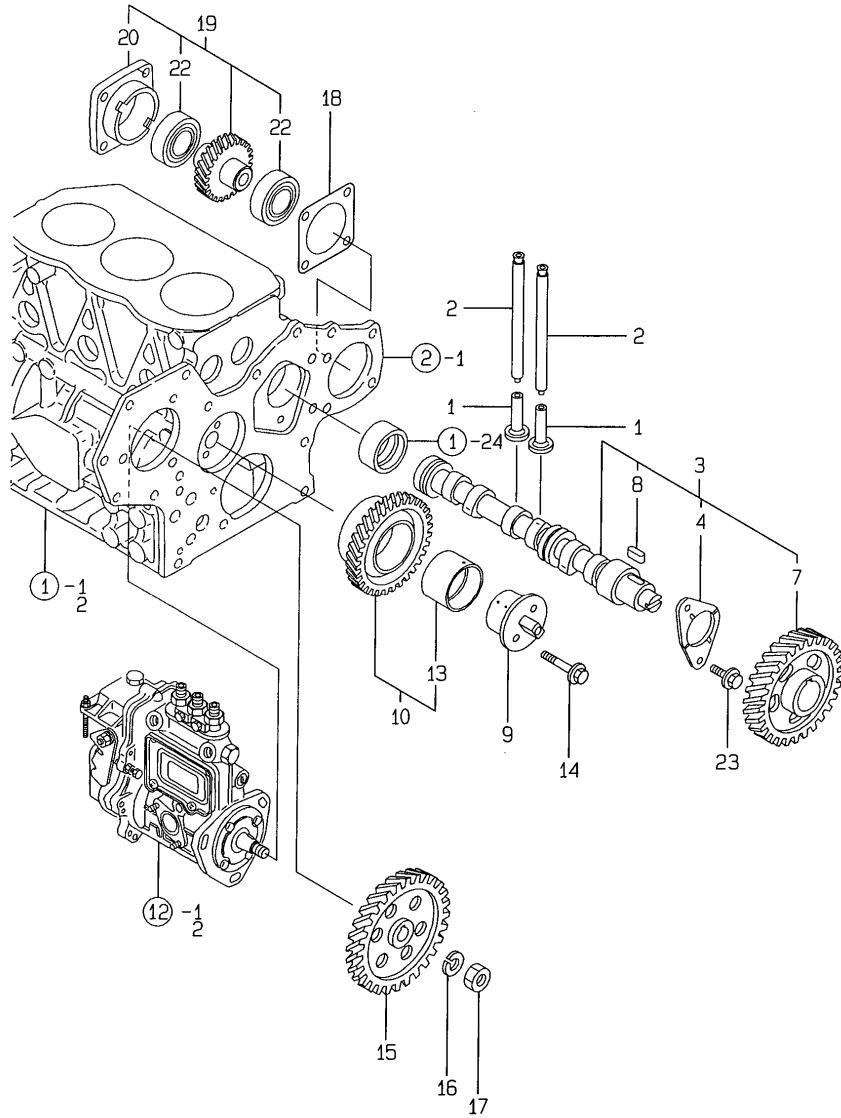
Remarks
(REMARKS)"EFFECTIVE MACHINE NO." OF
ENGINE IS INDICATED ON THE
ENGINE LABEL WHICH IS SHOWN
IN FIG.4.

Fig.7. CAMSHAFT & DRIVING GEAR

(A)=3TNE78A-RTR
(B)=3TNE82A-RTR
(C)=

(D)=
(E)=
(F)=

7. CAMSHAFT & DRIVING GEAR



No.	Lev.	Parts No.	Description	Q'ty						I	R
				(A)	(B)	(C)	(D)	(E)	(F)		
1	1	129150-14200	TAPPET	6	6						
2	1	119810-14400	ROD, PUSH	6	6						
3	1	119810-14580	CAMSHAFT ASSY	1	1						
4	2	129150-02450	BEARING, THRUST	1	1						
7	2	129150-14101	GEAR, CAMSHAFT	1	1						
8	2	22512-070140	KEY, 7X 14	1	1						
9	1	129100-25061	SHAFT, IDLE	1	1						
10	1	129150-25101	GEAR ASSY, IDLE	1	1						
13	2	129150-25920	BUSH, IDLE GEAR	1	1						1
14	1	26106-080452	BOLT, M8X 45 PLATED	2	2						
15	1	129150-25900	GEAR, PUMP	1	1						
16	1	22217-120000	WASHER, SPRING 12	1	1						
17	1	26716-120002	NUT, M12	1	1						
18	1	129150-01881	GASKET	1	1						
19	1	129150-26000	DRIVE ASSY, PUMP	1	1						
20	2	129150-26050	BRACKET, PUMP	1	1						
22	2	24105-060064	BEARING, BALL 6006Z	2	2						
23	1	26106-080142	BOLT, M8X 14 PLATED	2	2						

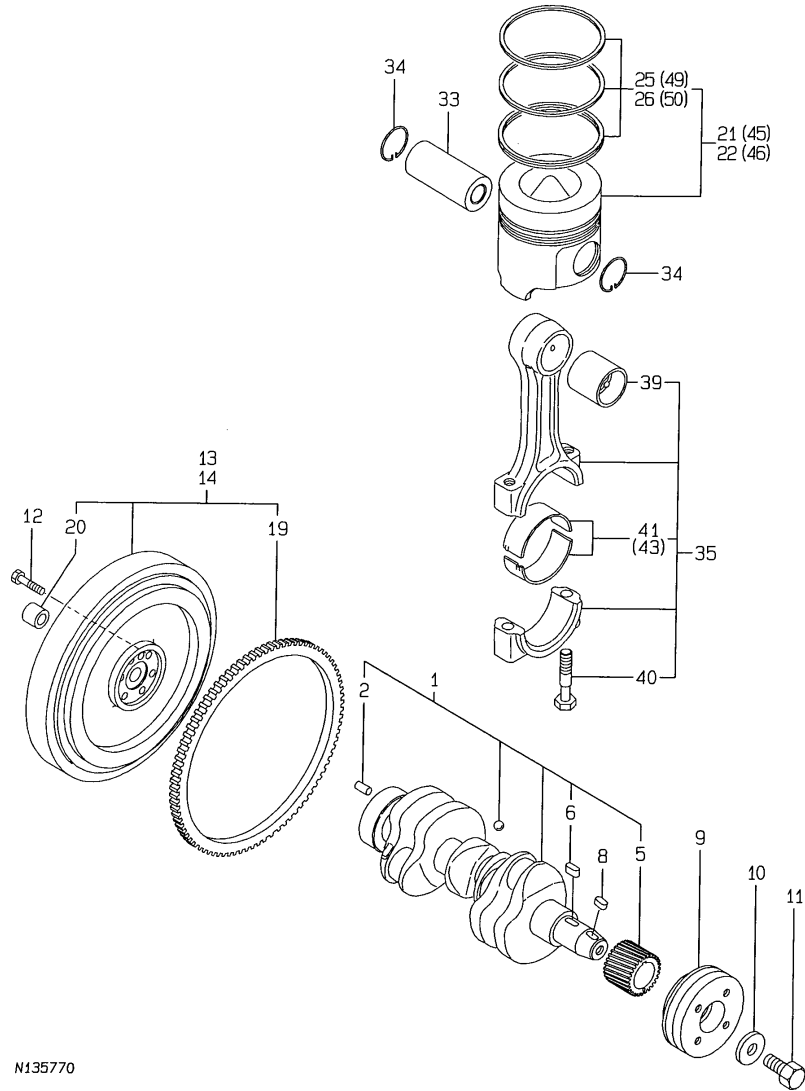
Remarks
(1) REPAIR PART.
(REMARKS)"EFFECTIVE MACHINE NO." OF
ENGINE IS INDICATED ON THE
ENGINE LABEL WHICH IS SHOWN
IN FIG.4.

Fig.8. CRANKSHAFT & PISTON

(A)=3TNE78A-RTR
(B)=3TNE82A-RTR
(C)=

(D)=
(E)=
(F)=

8. CRANKSHAFT & PISTON



No.	Lev.	Parts No.	Description	Q'ty						I	R
				(A)	(B)	(C)	(D)	(E)	(F)		
1	1	119813-21000	CRANKSHAFT ASSY	1	1						
2	2	129100-01580	PIN, M8X16	1	1						
5	2	129150-21200	GEAR, CRANKSHAFT	1	1						
6	2	22512-070140	KEY, 7X 14	1	1						
8	1	22512-070140	KEY, 7X 14	1	1						
9	1	119867-21650	V-PULLEY	1	1						
10	1	129795-21661	WASHER	1	1						
11	1	121850-21680	BOLT	1	1						
12	1	121111-21501	BOLT, FLYWHEEL	6	6						
13	1	119808-21580	FLYWHEEL ASSY	1							
14	1	119853-21590	FLYWHEEL ASSY		1						
19	2	119867-21600	GEAR, RING	1	1						
19-1	2	119867-21601	GEAR, RING	1	1						S
		(A=EZZZZZ) (B=EZZZZZ)									
20	2	124950-21230	BUSH	1	1						
21	1	119818-22080	PISTON ASSY	3							
22	1	119813-22080	PISTON ASSY		3						
25	2	119818-22500	RING SET, PISTON	3							
26	2	119813-22500	RING SET, PISTON		3						
33	1	119813-22300	PIN, PISTON	3	3						
34	1	129792-22400	CIRCLIP, 23	6	6						
35	1	719810-23100	ROD ASSY, CONNECTING	3	3						
39	2	119810-23910	BEARING, PISTON PIN	3	3						1
40	2	119810-23200	BOLT, CONNECTING ROD	6	6						
41	2	119810-23600	BEARING, CRANK PIN	3	3						
43	1	119810-23610	BEARING, 0.25 US	3	3						2
45	1	119818-22900	PISTON ASSY, 0.25 OS	3							3
46	1	119813-22900	PISTON ASSY, 0.25 OS		3						3
49	2	119818-22950	RING SET, 0.25 OS	3							3
50	2	129003-22950	RING SET, 0.25 OS		3						3

M135770

Remarks

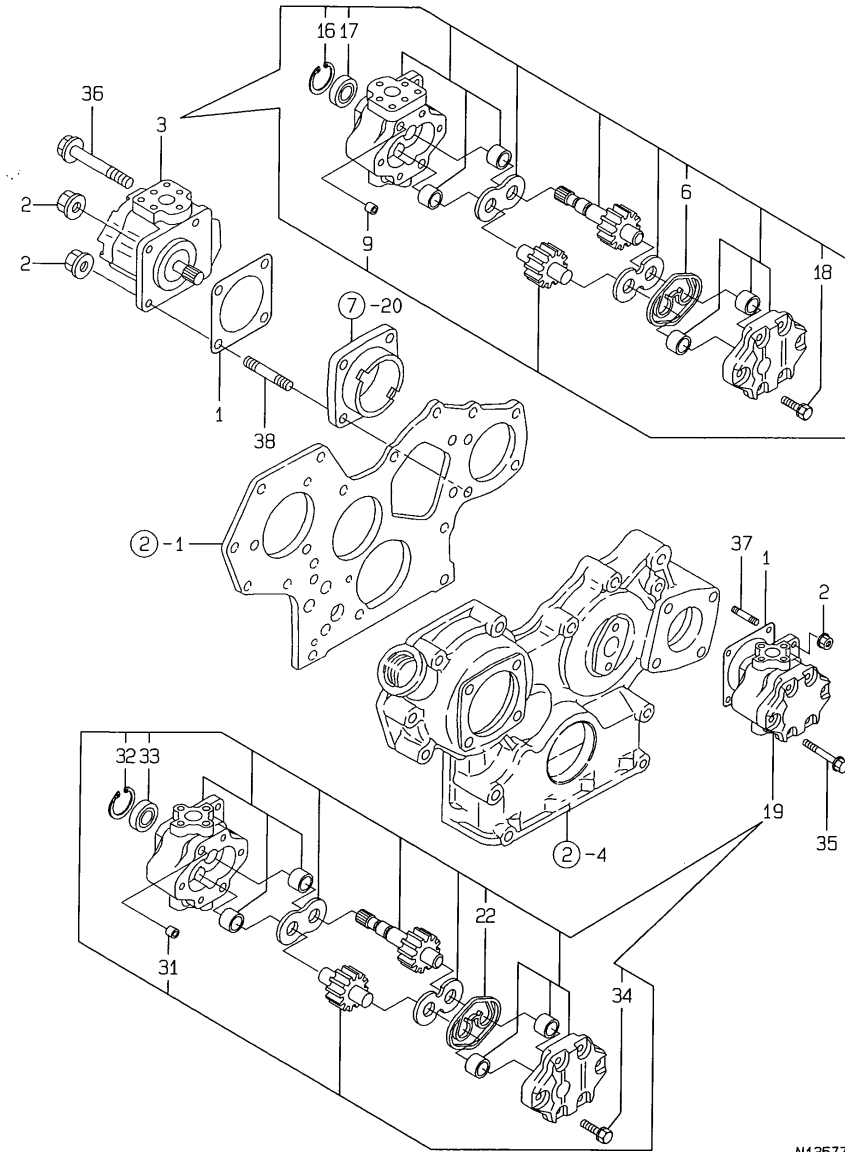
- (1) REPAIR PART.
 - (2) UNDER-SIZE(U.S=0.25)PART.
 - (3) OVER-SIZE(O.S=0.25)PART.
- (REMARKS)"EFFECTIVE MACHINE NO." OF ENGINE IS INDICATED ON THE ENGINE LABEL WHICH IS SHOWN IN FIG.4.

Fig.9. HYDRAULIC PUMP

(A)=3TNE78A-RTR
(B)=3TNE82A-RTR
(C)=

(D)=
(E)=
(F)=

9. HYDRAULIC PUMP



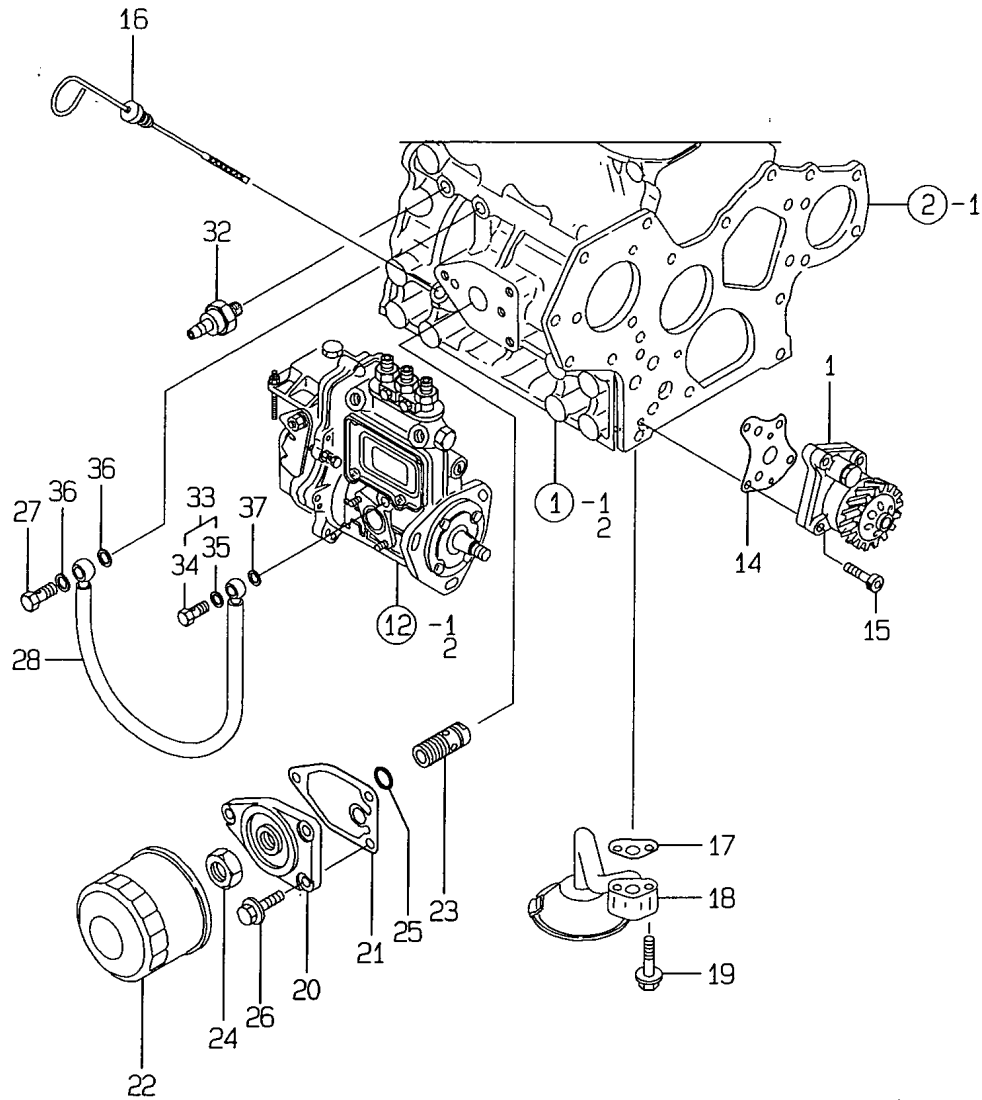
N135771

No.	Lev.	Parts No.	Description	Qty						I	R
				(A)	(B)	(C)	(D)	(E)	(F)		
1	1	124240-01883	GASKET	2	2						
2	1	26366-080002	NUT, M8	4	4						
3	1	198172-41110	PUMP, HYDRAULIC	1	1						
6	2	178070-10401	RING	1	1						
9	2	194521-41570	PIN, 11X7	2	2						
16	2	22252-000320	RING, 32	1	1						
17	2	24421-153207	SEAL, OIL TC153207	1	1						
18	2	26016-080352	BOLT, M8X 35	4	4						
19	1	198011-41110	PUMP, PW1-C-4C	1	1						
31	2	194521-41570	PIN, 11X7	2	2						
32	2	22252-000320	RING, 32	1	1						
33	2	24421-153207	SEAL, OIL TC153207	1	1						
34	2	26016-080352	BOLT, M8X 35	4	4						
35	1	26106-080802	BOLT, M8X 80 PLATED	2	2						
36	1	26106-080952	BOLT, M8X 95 PLATED	2	2						
37	1	26216-080202	STUD, M8X 20	2	2						
38	1	26216-080402	STUD, M8X 40	1	1						

Remarks
(REMARKS)"EFFECTIVE MACHINE NO." OF
ENGINE IS INDICATED ON THE
ENGINE LABEL WHICH IS SHOWN
IN FIG.4.

Fig.10. LUB.OIL PUMP

10. LUBRICATING OIL SYSTEM



(A)=3TNE78A-RTR
(B)=3TNE82A-RTR
(C)=

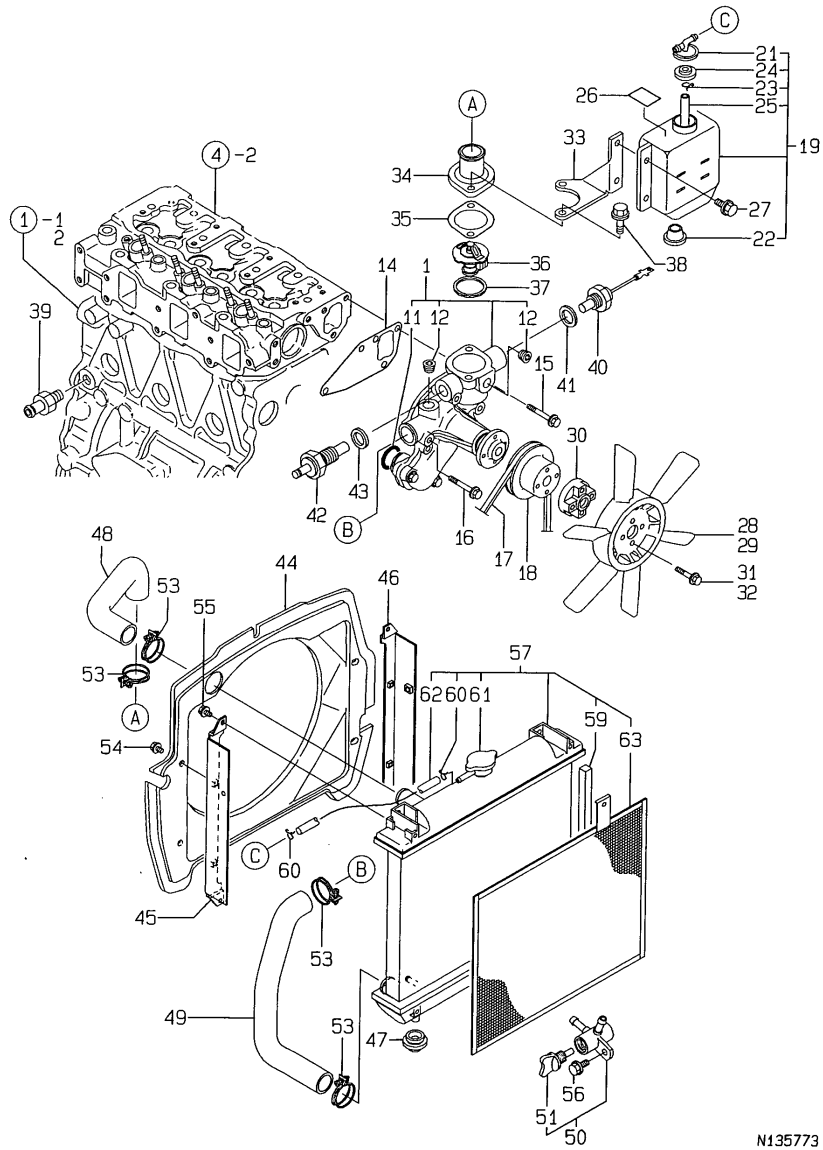
(D)=
(E)=
(F)=

No.	Lev.	Parts No.	Description	Q'ty						I	R
				(A)	(B)	(C)	(D)	(E)	(F)		
1	1	129001-32001	PUMP ASSY, OIL	1	1						
14	1	129150-32020	GASKET, PUMP	1	1						
15	1	26450-060252	BOLT, M6X 25	4	4						
16	1	119853-34800	DIPSTICK, OIL	1	1						
17	1	129150-35041	GASKET	1	1						
18	1	119867-35090	PIPE ASSY, OIL INLET	1	1						
19	1	26106-080352	BOLT, M8X 35 PLATED	2	2						
20	1	129150-35101	BRACKET, STRAINER	1	1						
21	1	129150-35111	GASKET	1	1						
22	1	119305-35150	FILTER, OIL	1	1						
23	1	129001-35300	BOLT, FILTER	1	1						
24	1	129150-35350	NUT	1	1						
25	1	24311-000160	O-RING, 1AP16.0	1	1						
26	1	26106-080202	BOLT, M8X 20 PLATED	3	3						
27	1	124160-39140	BOLT, PIPE JOINT M10	1	1						
28	1	119810-39200	PIPE ASSY, OIL	1	1						
32	1	124160-39450	SWITCH, 0.5KG	1	1						
33	1	124550-59830	BOLT ASSY, JOINT M8	1	1						
34	2	124550-59820	BOLT, PIPE JOINT M8	1	1						
35	2	22190-080002	WASHER, SEAL 6	1	1						
36	1	23414-100000	GASKET, 10X1.0	2	2						
37	1	22190-080002	WASHER, SEAL 6	1	1						

Remarks
(REMARKS)"EFFECTIVE MACHINE NO." OF
ENGINE IS INDICATED ON THE
ENGINE LABEL WHICH IS SHOWN
IN FIG.4.

Fig.11. COOLING WATER SYSTEM

11. COOLING WATER SYSTEM



N135773

(A)=3TNE78A-RTR
(B)=3TNE82A-RTR
(C)=

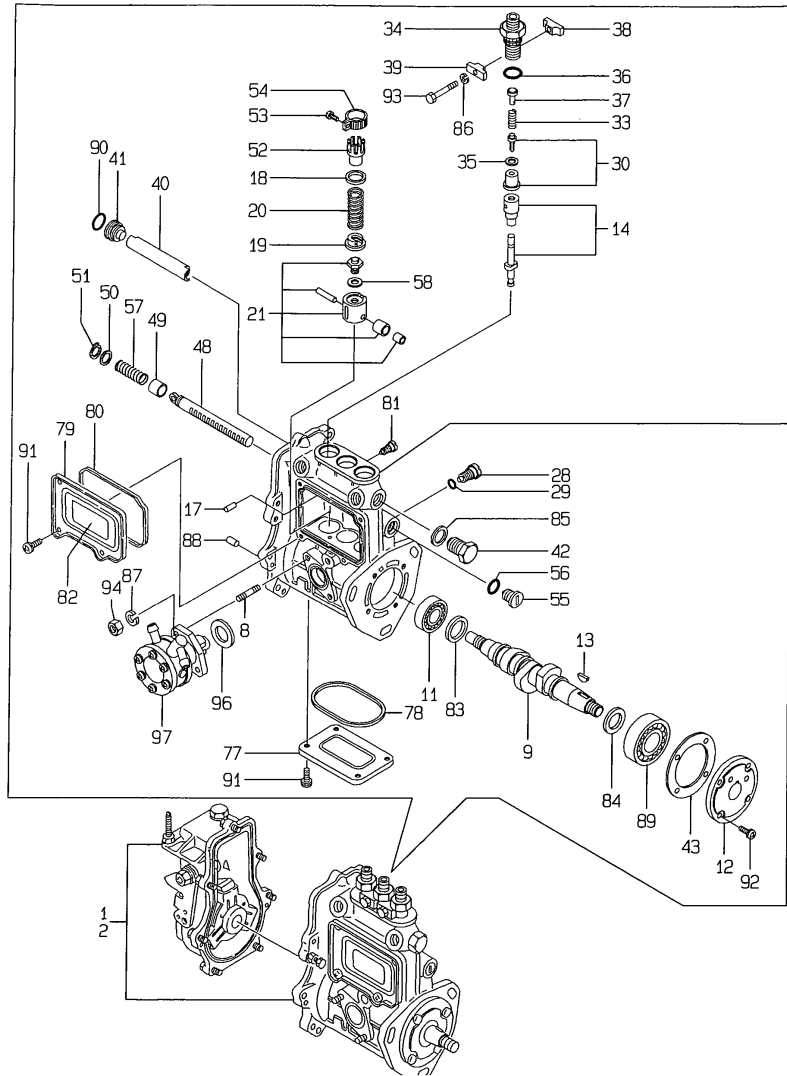
(D)=
(E)=
(F)=

No.	Lev.	Parts No.	Description	Q'ty						I	R
				(A)	(B)	(C)	(D)	(E)	(F)		
1	1	119810-42001	PUMP ASSY, WATER	1	1						
11	2	129150-42320	O-RING	1	1						
12	2	23871-030000	PLUG, R03	2	2						
14	1	129150-42020	GASKET, WATER PUMP	1	1						
15	1	26106-080352	BOLT, M8X 35 PLATED	1	1						
16	1	26106-080552	BOLT, M8X 55 PLATED	3	3						
17	1	25132-003800	V-BELT, A38	1	1						
18	1	129550-42350	V-PULLEY, D=120	1	1						
19	1	121468-44510	TANK ASSY, SUB	1	1						
21	2	121450-44531	CAP	1	1						
22	2	121468-44540	PLUG, SUB-TANK	1	1						
23	2	124450-44560	RETAINER	1	1						
24	2	121470-44581	GASKET	1	1						
25	2	23065-070130	PIPE, 7X 130	1	1						
26	1	124764-44810	LABEL, SUB-TANK	1	1						
27	1	26106-060102	BOLT, M6X 10 PLATED	2	2						
28	1	129155-44740	FAN, COOLING D320	1							
29	1	119653-44740	FAN, COOLING D=320		1						
30	1	124574-44761	SPACER, FAN	1	1						
31	1	26106-060202	BOLT, M6X 20 PLATED	4							
32	1	26014-060252	BOLT, M6X 25		4						
33	1	119808-44600	BRACKET, SUB TANK	1	1						
34	1	129350-49530	COVER, THERMOSTAT	1	1						
35	1	129795-49551	GASKET	1	1						
36	1	129155-49800	THERMOSTAT, 71	1	1						
37	1	129150-49811	GASKET, THERMOSTAT	1	1						
38	1	26106-080252	BOLT, M8X 25 PLATED	2	2						
39	1	121550-49111	JOINT, PT1/4	1	1						
40	1	129107-44901	SENSOR	1	1						
41	1	124465-44950	GASKET, 16	1	1						
42	1	124250-49351	SENSOR	1	1						
43	1	129150-49360	GASKET	1	1						
44	1	119854-44560	SHROUD, FAN	1	1						
45	1	119853-44600	FOOT	1	1						
46	1	119853-44610	FOOT	1	1						
47	1	119255-44660	ABSORBER	2	2						
48	1	119853-49010	PIPE (A), C. WATER	1	1						
49	1	119853-49020	PIPE (B), C. WATER	1	1						
50	1	129150-49101	COCK ASSY, 3-WAY	1	1						
51	2	129150-49081	COCK, DRAIN	1	1						
53	1	175022-49730	CRIP 31, HOSE	4	4						
54	1	26106-080122	BOLT, M8X 12 PLATED	4	4						
55	1	26106-060122	BOLT, M6X 12 PLATED	4	4						
56	1	26106-080162	BOLT, M8X 16 PLATED	1	1						
57	1	119854-44500	RADIATOR ASSY	1	1						
59	2	119854-44580	SEAL, RADIATOR	4	4						
60	2	121250-44590	CLAMP	2	2						
61	2	129107-44590	CAP, RADIATOR	1	1						
62	2	23780-070400	HOSE, FUEL 7X 400	1	1						
63	1	119854-44570	SCREEN, RADIATOR	1	1						

Remarks
(REMARKS)"EFFECTIVE MACHINE NO." OF
ENGINE IS INDICATED ON THE
ENGINE LABEL WHICH IS SHOWN
IN FIG.4.

Fig.12. FUEL INJECTION PUMP

12. FUEL OIL INJECTION PUMP



Remarks
 (1)GOVERNOR (FIG 13)IS INCORPORATED
 IN THIS FUEL INJECTION PUMP
 (REF NO.1,2).
 (REMARKS)"EFFECTIVE MACHINE NO." OF
 ENGINE IS INDICATED ON THE
 ENGINE LABEL WHICH IS SHOWN
 IN FIG.4.

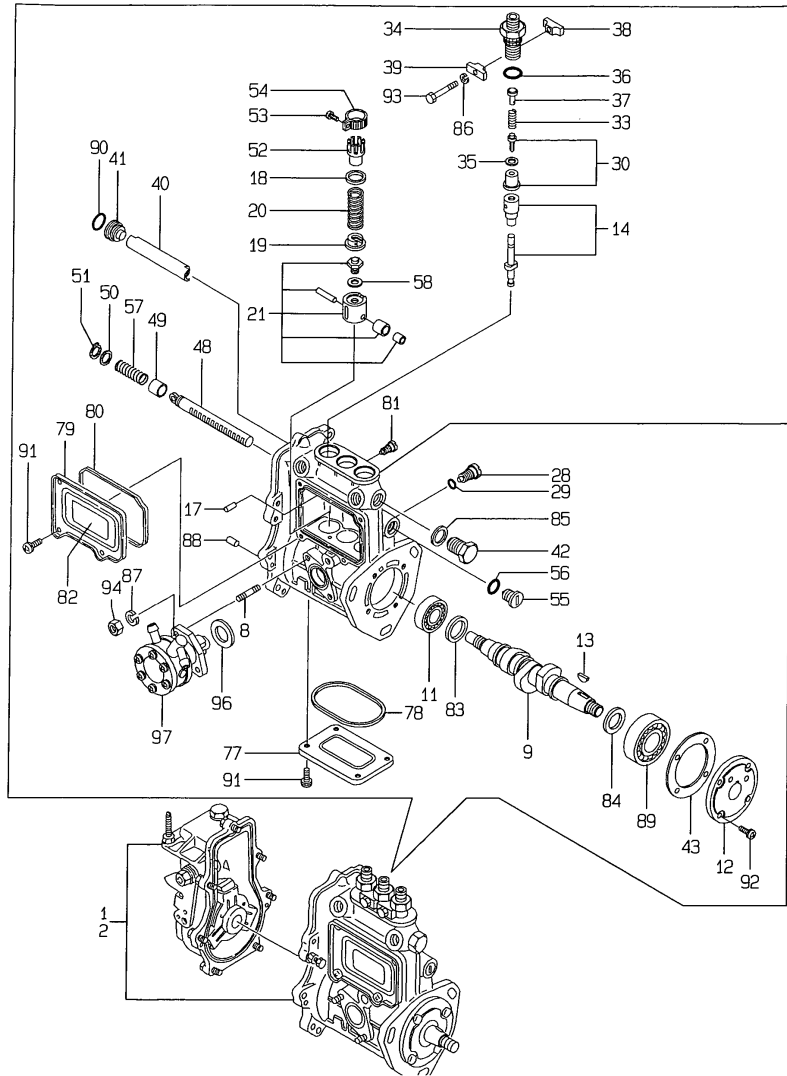
(A)=3TNE78A-RTR
 (B)=3TNE82A-RTR
 (C)=

(D)=
 (E)=
 (F)=

No.	Lev.	Parts No.	Description	Qty						I	R
				(A)	(B)	(C)	(D)	(E)	(F)		
1	1	719854-51370	PUMP ASSY, INJECTION	1							1
2	1	719853-51370	PUMP ASSY, INJECTION		1						1
8	2	129155-51020	STUD	2	2						
9	2	119810-51040	CAMSHAFT	1	1						
11	2	129155-51050	BEARING, 17BM001D	1	1						
12	2	129155-51060	SUPPORT, CAMSHAFT	1	1						
13	2	122710-51090	KEY	1	1						
14	2	129108-51100	PLUNGER ASSY	3	3						
17	2	129155-51140	PIN	3	3						
18	2	174307-51170	RETAINER, SPRING A	3	3						
19	2	129155-51180	RETAINER, SPRING	3	3						
20	2	124950-51190	SPRING, PLUNGER	3	3						
21	2	129155-51200	TAPPET ASSY	3	3						
28	2	129155-51270	STOPPER, TAPPET	3	3						
29	2	129155-51280	O-RING, S6	3	3						
30	2	129100-51300	VALVE ASSY, DELIVERY	3	3						
33	2	129155-51320	SPRING, DELIVERY	3	3						
34	2	129155-51340	RETAINER	3	3						
35	2	124550-51350	GASKET, DELIVERY	3	3						
36	2	124550-51370	O-RING	3	3						
37	2	129155-51370	STOPPER, VALVE	3	3						
38	2	129155-51380	STOPPER	2	2						
39	2	129155-51390	STOPPER	2	2						
40	2	129155-51400	DEFLECTOR	1	1						
41	2	129155-51410	BOLT	1	1						
42	2	129155-51420	PLUG, M16	1	1						
43	2	129155-51450	SHIM SET, ADJUSTING	1	1						
48	2	129155-51500	RACK, CONTROL	1	1						
49	2	129155-51521	BUSH, RACK	1	1						
50	2	129155-51530	SPACER	1	1						
51	2	129155-51540	CIRCLIP	1	1						
52	2	129155-51550	PINION, CONTROL	3	3						
53	2	122117-51560	SCREW	3	3						
54	2	174307-51560	PINION	3	3						
55	2	129155-51570	PLUG, M12	1	1						
56	2	129155-51580	O-RING	1	1						
57	2	129155-51591	SPRING, RACK	1	1						
58	2	129155-51600	SHIM SET, ADJUSTING	3	3						
77	2	129155-51700	COVER	1	1						
78	2	129155-51710	GASKET	1	1						
79	2	129155-51750	COVER	1	1						
80	2	129155-51760	GASKET	1	1						
81	2	129155-51790	STOOPER, RACK	1	1						
82	2	129156-51910	LABEL, CAUTION	1	1						
83	2	129155-51930	SPACER, T=3.25	1	1						
84	2	129155-51940	SPACER, T=1.5	1	1						
85	2	22190-160002	WASHER, SEAL 16	1	1						
86	2	22217-050000	WASHER, SPRING 5	2	2						
87	2	22217-060000	WASHER, SPRING 6	2	2						
88	2	22351-050010	PIN, SPRING 5.0X10	2	2						
89	2	24101-063034	BEARING, BALL 6303	1	1						

Fig.12. FUEL INJECTION PUMP

12. FUEL OIL INJECTION PUMP



(A)=3TNE78A-RTR
(B)=3TNE82A-RTR
(C)=

(D)=
(E)=
(F)=

No.	Lev.	Parts No.	Description	Q'ty						I	R
				(A)	(B)	(C)	(D)	(E)	(F)		
90	2	24341-000160	O-RING, 1AS16.0	1	1						
91	2	26022-050102	SCREW, M5X10	8	8						
92	2	26022-060162	SCREW, M6X16	4	4						
93	2	26116-050302	BOLT, M5X 30 PLATED	2	2						
94	2	26716-060002	NUT, M6	2	2						
96	2	129155-52050	GASKET	1	1						
97	2	129108-52100	PUMP ASSY, FUEL FEED	1	1						

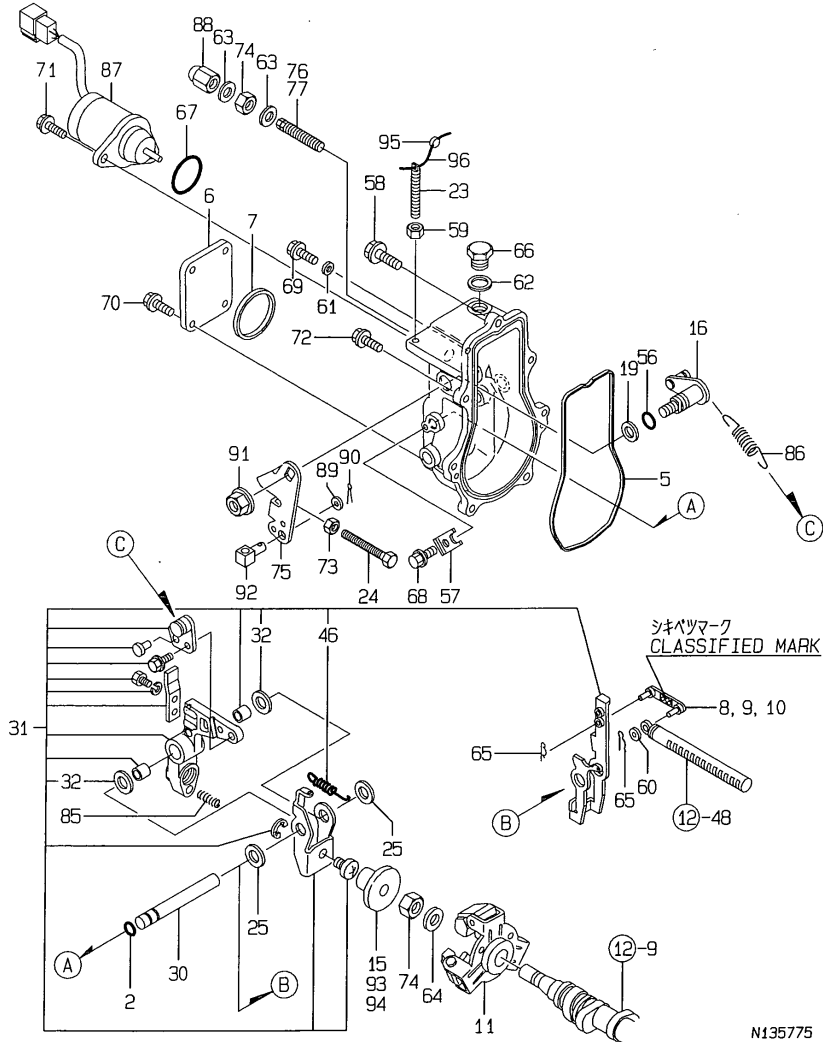
Remarks
(1)GOVERNOR (FIG 13)IS INCORPORATED
IN THIS FUEL INJECTION PUMP
(REF NO.1,2).
(REMARKS)"EFFECTIVE MACHINE NO." OF
ENGINE IS INDICATED ON THE
ENGINE LABEL WHICH IS SHOWN
IN FIG.4.

Fig.13. GOVERNOR

(A)=3TNE78A-RTR
(B)=3TNE82A-RTR
(C)=

(D)=
(E)=
(F)=

13. GOVERNOR



No.	Lev.	Parts No.	Description	Q'ty						I	R
				(A)	(B)	(C)	(D)	(E)	(F)		
2	2	129155-51280	O-RING, S6	1	1						
5	2	129052-61050	GASKET	1	1						
6	2	129052-61060	COVER, GOVERNOR CASE	1	1						
7	2	129052-61070	GASKET	1	1						
8	2	129155-61120	LINK, L=30 MARK 0	1	1						1
9	2	129155-61130	LINK, L=31 MARK 1	1	1						1
10	2	129155-61140	LINK, L=30.5 MARK 05	1	1						1
11	2	129155-61201	WEIGHT ASSY,GOVERNOR	1	1						
15	2	129155-61341	SLEEVE	1	1						2
16	2	129100-61400	SHAFT ASSY	1	1						
19	2	129155-61430	SPACER	1	1						
23	2	129155-61450	BOLT, LIMITER	1	1						
24	2	129155-61460	BOLT, IDLE	1	1						
25	2	129155-61480	SPACER ASSY	2	2						
30	2	129052-61390	SHAFT	1	1						
31	2	129052-61500	LEVER ASSY, GOVERNOR	1	1						
32	3	174307-51700	SHIM SET	2	2						
46	3	129052-61540	SPRING, SET	1	1						
56	2	129155-61830	O-RING, S10	1	1						
57	2	119660-61901	RETAINER, SHAFT	1	1						
58	2	129155-61950	BOLT	1	1						
59	2	124550-66370	NUT, M6	1	1						
60	2	22117-040000	WASHER, 4	1	1						
61	2	22190-060003	SEAL WASER 6	1	1						
62	2	22190-100002	WASHER, SEAL 10	1	1						
63	2	22190-120002	WASHER, SEAL 12	2	2						
64	2	22287-120000	WASHER, 12	1	1						
65	2	22372-040000	PIN, SNAP 4	2	2						
66	2	23887-100002	PLUG, 10	1	1						
67	2	24341-000280	O-RING, 1AS28.0	1	1						
67-1	2	158552-61900	O-RING	1	1						N
				(A=EXXXXX)	(B=EXXXXX)						
68	2	26106-060102	BOLT, M6X 10 PLATED	1	1						
69	2	26106-060102	BOLT, M6X 10 PLATED	1	1						
70	2	26106-060102	BOLT, M6X 10 PLATED	4	4						
71	2	26106-060142	BOLT, M6X 14 PLATED	2	2						
72	2	26106-060202	BOLT, M6X 20 PLATED	6	6						
73	2	26756-060002	NUT, LOCK M6	1	1						
74	2	26776-120002	NUT, LOCK M12	2	2						
75	2	129100-61440	LEVER, CONTROL	1	1						
76	2	119867-61451	LIMITER ASSY, FUEL	1							
77	2	171350-61450	LIMITER ASSY, FUEL		1						
85	2	129100-61650	SPRING, CONTROLLER	1	1						
86	2	129489-61700	SPRING, GOVERNOR	1	1						
87	2	119653-77950	SOLENOID, STOP	1	1						
88	2	26687-120002	NUT, CAP M12	1	1						
89	2	22137-080000	WASHER, 8	1	1						
90	2	22417-160180	PIN, COTTER 1.6X18	1	1						
91	2	26366-080002	NUT, M8	1	1						
92	2	194150-01370	ADJUSTER	1	1						
93	2	129155-61350	SLEEVE, L=24.9	1	1						2

Remarks

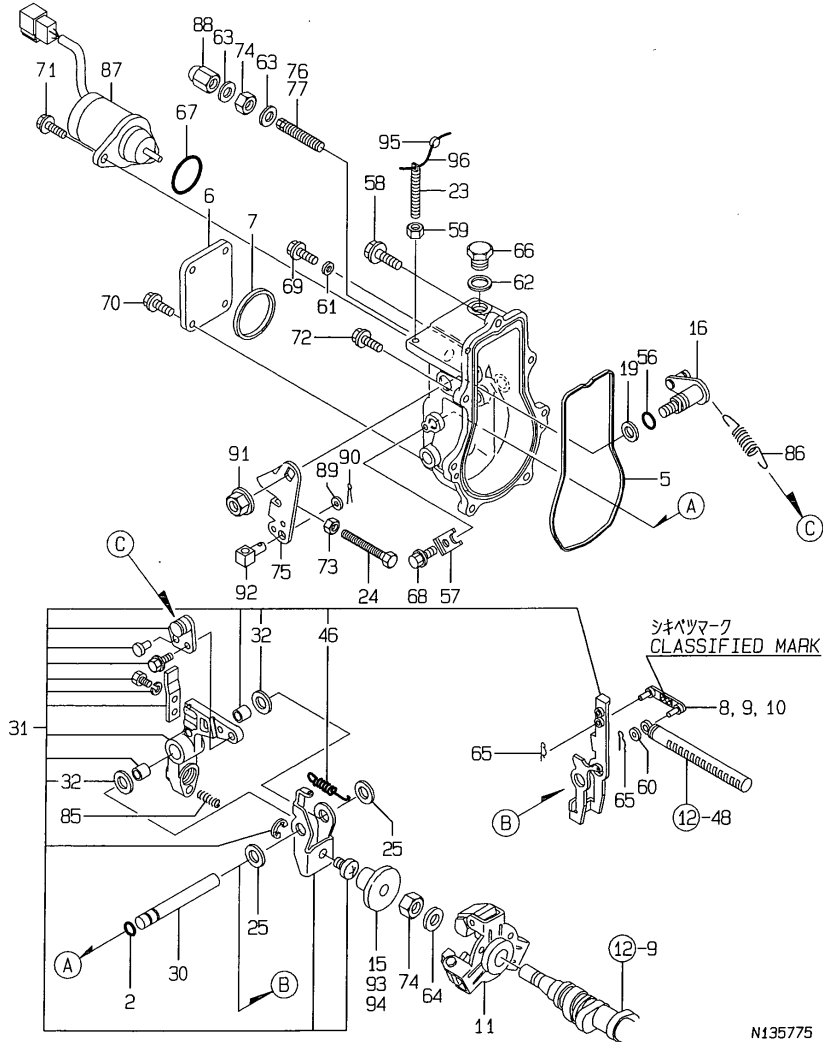
- (1) SELECTIVE PARTS: CERTAIN THE CLASSIFICATION MARK, THEN PLACE YOUR ORDER.(REFER TO ILLUSTRATION).
- (2) SELECTIVE PARTS.
(REMARKS)"EFFECTIVE MACHINE NO." OF ENGINE IS INDICATED ON THE ENGINE LABEL WHICH IS SHOWN IN FIG.4.

Fig.13. GOVERNOR

(A)=3TNE78A-RTR
(B)=3TNE82A-RTR
(C)=

(D)=
(E)=
(F)=

13. GOVERNOR



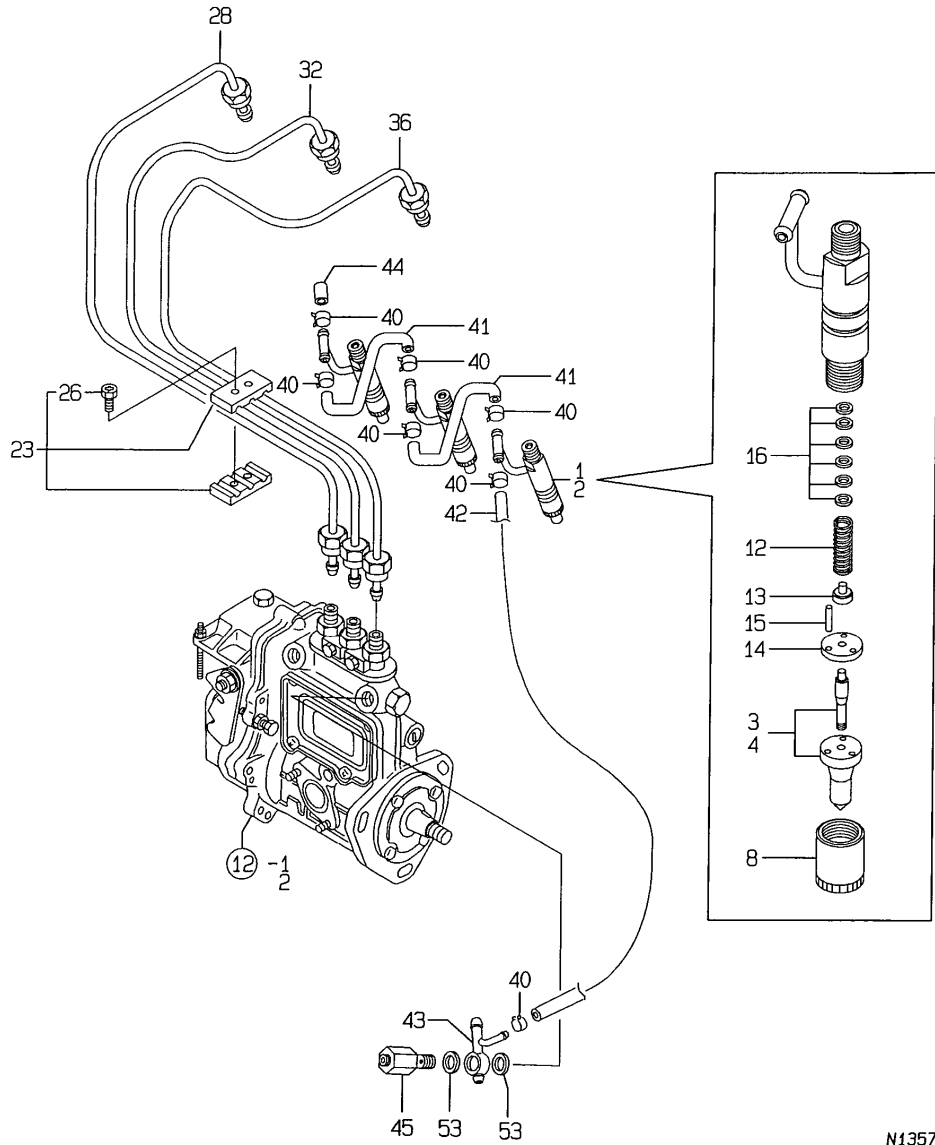
No.	Lev.	Parts No.	Description	Q'ty						I	R
				(A)	(B)	(C)	(D)	(E)	(F)		
94	2	129155-61360	SLEEVE, L=25.2	1	1						2
95	1	135210-61090	LEAD	1	1						
96	1	22451-060000	WIRE, 0.6	1	1						

Remarks

- (1) SELECTIVE PARTS: CERTAIN THE CLASSIFICATION MARK, THEN PLACE YOUR ORDER.(REFER TO ILLUSTRATION).
- (2) SELECTIVE PARTS.
(REMARKS)"EFFECTIVE MACHINE NO." OF ENGINE IS INDICATED ON THE ENGINE LABEL WHICH IS SHOWN IN FIG.4.

Fig.14. FUEL INJECTION VALVE

14. FUEL OIL INJECTION VALVE



N135776

(A)=3TNE78A-RTR
(B)=3TNE82A-RTR
(C)=

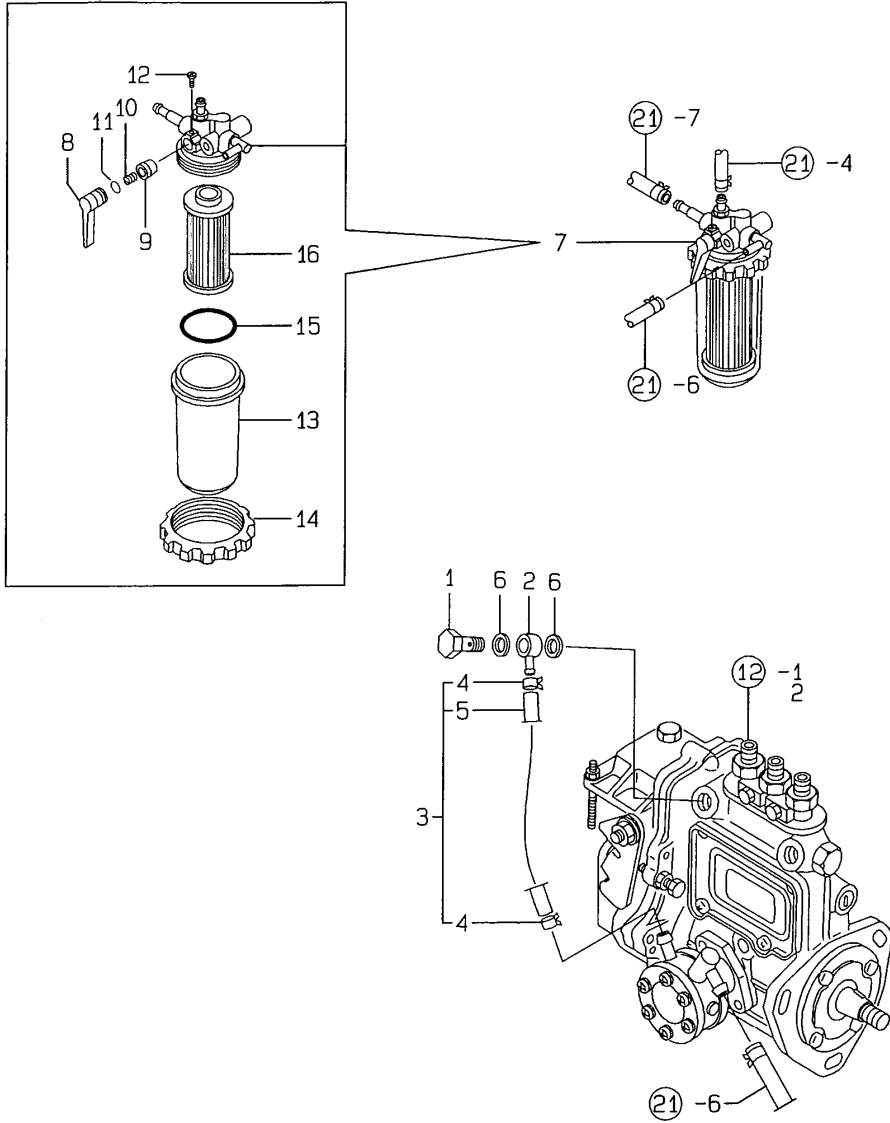
(D)=
(E)=
(F)=

No.	Lev.	Parts No.	Description	Q'ty						I	R
				(A)	(B)	(C)	(D)	(E)	(F)		
1	1	719810-53100	VALVE ASSY,INJECTION	3							
2	1	729500-53200	VALVE ASSY,INJECTION		3						
3	2	119810-53000	VALVE ASSY,INJECTION	3							
4	2	129500-53050	VALVE ASSY,INJECTION		3						
8	2	114250-53080	NUT, NOZZLE D16.95	3	3						
12	2	114250-53120	SPRING, NOZZLE	3	3						
13	2	114250-53130	SEAT, SPRING	3	3						
14	2	114250-53140	PLATE	3	3						
15	2	114250-53210	PIN	6	6						
16	2	114250-53400	SHIM SET	3	3						
23	1	129150-59120	RETAINER, PIPE	1	1						
26	2	129150-59131	BOLT, M4X14	2	2						
28	1	119810-59810	PIPE ASSY, INJECTION	1	1						
32	1	119810-59820	PIPE ASSY, INJECTION	1	1						
36	1	119810-59830	PIPE ASSY, INJECTION	1	1						
40	1	124066-59100	CLIP, HOSE 8	7	7						
41	1	121250-59550	PIPE, FUEL D8X120	2	2						
42	1	119840-59560	PIPE, FUEL RETURN	1	1						
43	1	119808-59570	JOINT, OVER FLOW	1	1						
44	1	129150-59580	CAP	1	1						
45	1	129100-59951	VALVE ASSY, CHECK	1	1						
53	1	23414-120000	GASKET, 12X1.0	2	2						

Remarks
(REMARKS)"EFFECTIVE MACHINE NO." OF
ENGINE IS INDICATED ON THE
ENGINE LABEL WHICH IS SHOWN
IN FIG.4.

Fig.15. FUEL LINE

15. FUEL OIL LINE



(A)=3TNE78A-RTR
(B)=3TNE82A-RTR
(C)=

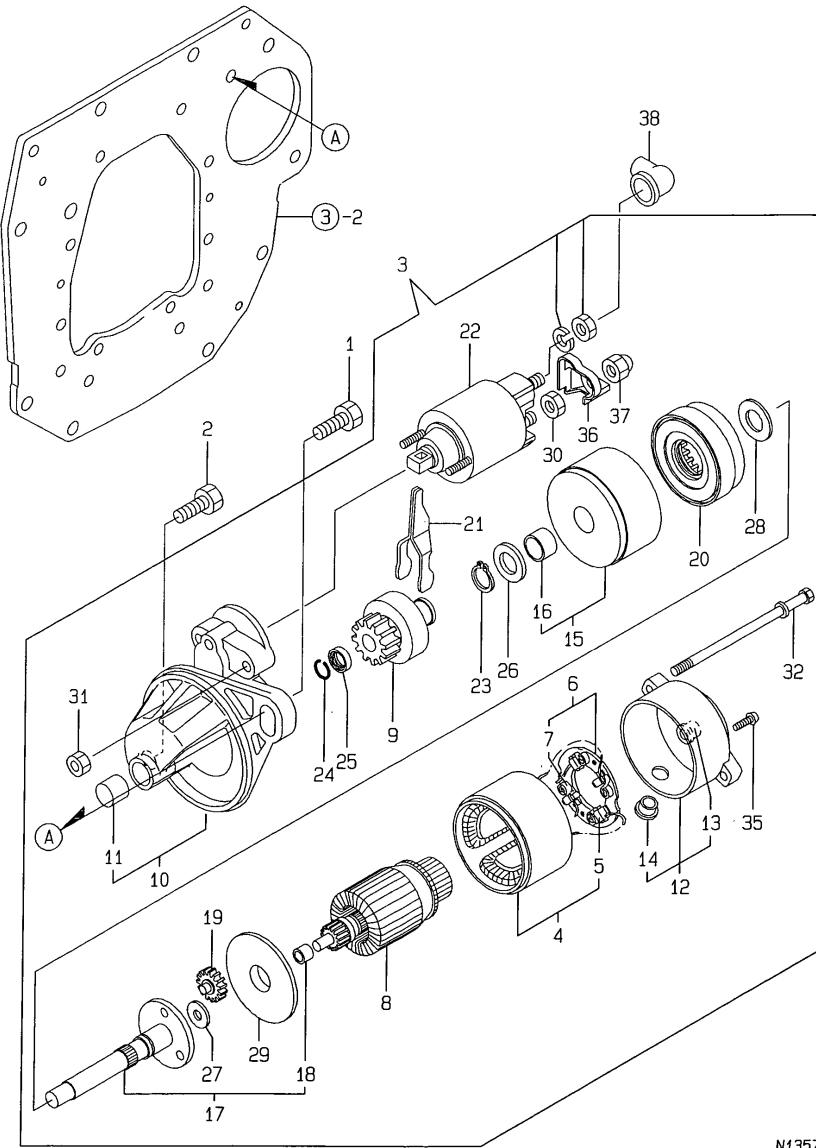
(D)=
(E)=
(F)=

No.	Lev.	Parts No.	Description	Q'ty						I	R
				(A)	(B)	(C)	(D)	(E)	(F)		
1	1	103854-39140	BOLT, PIPE JOINT	1	1						
2	1	101304-59020	JOINT, PIPE 12	1	1						
3	1	119860-59020	PIPE ASSY, FUEL	1	1						
4	2	124766-59050	CLIP, HOSE 12	2	2						
5	2	105110-59560	PIPE, FUEL	1	1						
6	1	22190-120002	WASHER, SEAL 12	2	2						
7	1	119808-55620	FILTER ASSY, FUEL	1	1						
8	2	119810-55340	LEVER	1	1						
9	2	104200-55321	VALVE, TAPER	1	1						
10	2	104200-55330	SPRING, VALVE	1	1						
11	2	24311-240100	O-RING, 1AP10A	1	1						
12	2	104200-55750	SCREW, M4	1	1						
13	2	121254-55510	COVER	1	1						
14	2	110250-55610	RING, RETAINING	1	1						
15	2	102103-55520	O-RING	1	1						
16	2	119810-55650	ELEMENT	1	1						

Remarks
(REMARKS)"EFFECTIVE MACHINE NO." OF
ENGINE IS INDICATED ON THE
ENGINE LABEL WHICH IS SHOWN
IN FIG.4.

Fig.16. STARTING MOTOR

16. STARTING MOTOR



N135778

Remarks
(REMARKS)"EFFECTIVE MACHINE NO." OF
ENGINE IS INDICATED ON THE
ENGINE LABEL WHICH IS SHOWN
IN FIG.4.

(A)=3TNE78A-RTR
(B)=3TNE82A-RTR
(C)=

(D)=
(E)=
(F)=

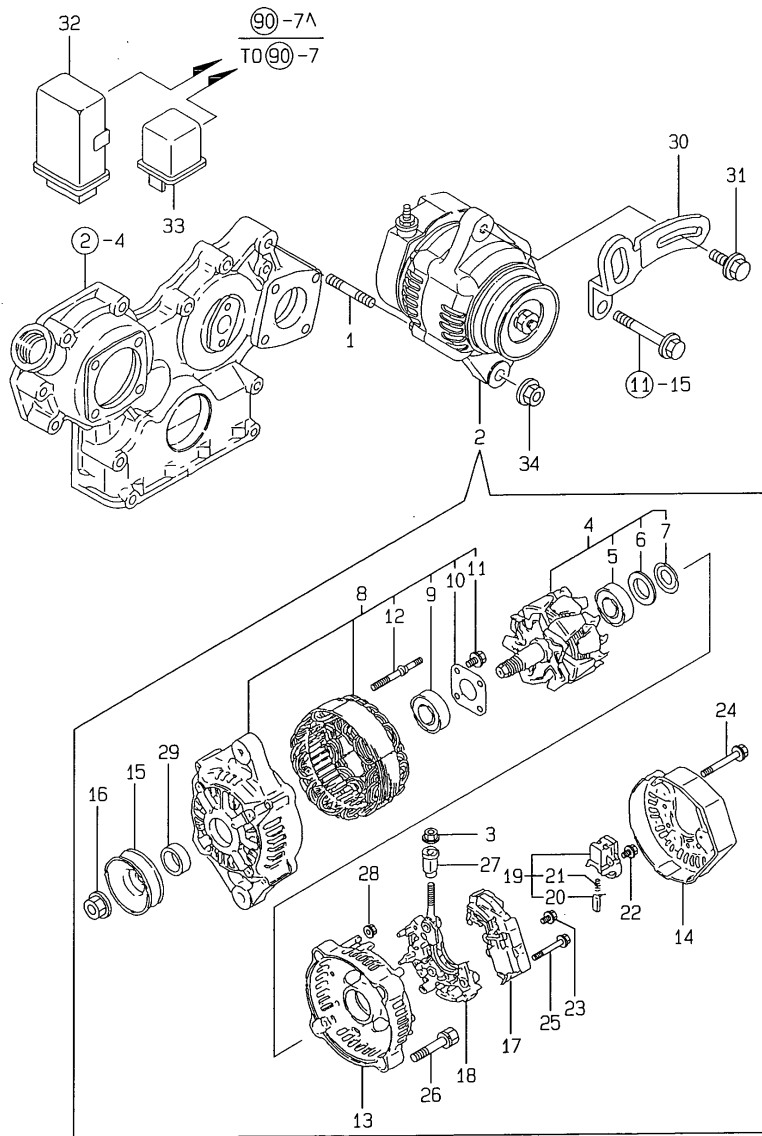
No.	Lev.	Parts No.	Description	Q'ty						I	R
				(A)	(B)	(C)	(D)	(E)	(F)		
1	1	26116-100202	BOLT, M10X 20 PLATED	1	1						
2	1	119865-01650	BOLT	1	1						
3	1	119853-77010	STARTER, P1.1	1	1						
4	2	X0281007750	YOKE ASSY	1	1						
5	3	X0280996180	STARTER KIT	2	2						
6	2	X0285105190	HOLDER ASSY	1	1						
7	3	X0285205030	SPRING	4	4						
8	2	X0282005991	ARMATURE ASSY	1	1						
9	2	X0283006960	CLUTCH ASSY	1	1						
10	2	X2284006080	HOUSING ASSY	1	1						
11	3	X9491050100	BEARING, NEEDLE	1	1						
12	2	X0285005750	FRAME ASSY	1	1						
13	3	X9491040990	BEARING	1	1						
14	3	X0280626010	COVER	1	1						
15	2	X0284105010	BEARING ASSY	1	1						
16	3	X9491034330	BEARING	1	1						
17	2	X0286105010	SHAFT ASSY	1	1						
18	3	X9491034320	BEARING	1	1						
19	2	X0286305010	GEAR	3	3						
20	2	X0286355010	GEAR	1	1						
21	2	X0287405140	LEVER	1	1						
22	2	X0534007800	SWITCH ASSY	1	1						
23	2	X9055715000	RING	1	1						
24	2	X9490721360	RING	1	1						
25	2	X0280210331	NUT	1	1						
26	2	X9490138110	WASHER	1	1						
27	2	X9490138090	WASHER	1	1						
28	2	X9490138100	WASHER	1	1						
29	2	X0284525010	PLATE	1	1						
30	2	X9490562360	NUT	1	1						
31	2	X9490560750	NUT	2	2						
32	2	X9490423420	BOLT, THROUGH	2	2						
35	2	X9490065670	SCREW, M4X6	2	2						
36	2	X0280335350	COVER, TERMINAL	1	1						
37	2	X1289510130	NUT	1	1						
38	1	124550-77030	COVER, TERMINAL	1	1						

Fig.17. GENERATOR

(A)=3TNE78A-RTR
(B)=3TNE82A-RTR
(C)=

(D)=
(E)=
(F)=

17. GENERATOR

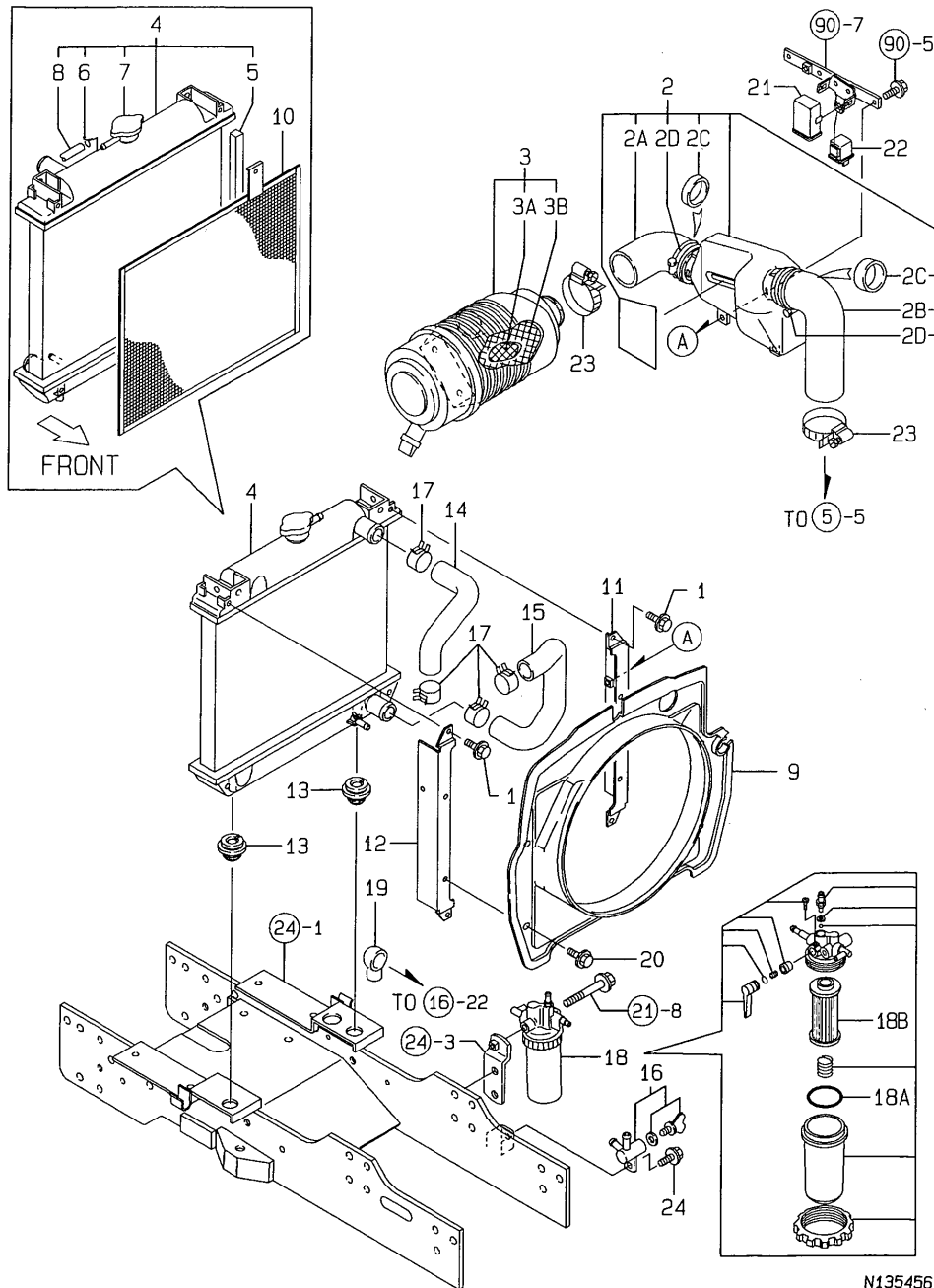


No.	Lev.	Parts No.	Description	Q'ty						I	R
				(A)	(B)	(C)	(D)	(E)	(F)		
1	1	129795-01900	STUD	1	1						
2	1	119620-77201	GENERATOR, 40A	1	1						
3	2	X9490561001	NUT	1	1						
4	2	119620-77380	ROTOR ASSY	1	1						
5	3	119620-79240	BALL BEARING	1	1						
6	3	119620-79250	COVER, BEARING	1	1						
7	3	119620-79360	WASHER, THRUST	1	1						
8	2	119620-77421	FRAME ASSY, DRIVE	1	1						
9	3	119620-79200	BALL BEARING	1	1						
10	3	119620-79210	PLATE, RETAINER	1	1						
11	3	119620-79220	SCREW	4	4						
12	3	119620-79230	STUD	2	2						
13	2	119620-77440	FLAME ASSY, REAR	1	1						
14	2	119620-77450	COVER, REAR END	1	1						
15	2	119620-77461	PULLEY	1	1						
16	2	119620-77471	NUT	1	1						
17	2	119620-77710	REGULATOR ASSY	1	1						
18	2	119620-79260	HOLDER	1	1						
19	2	119620-79270	HOLDER, BRUSH	1	1						
20	3	119620-77480	BRUSH ASSY	2	2						
21	3	119620-79280	SPRING	2	2						
22	2	119620-79290	SCREW	6	6						
23	2	119620-79300	SCREW	1	1						
24	2	119620-79310	BOLT	3	3						
25	2	119620-79320	SCREW	2	2						
26	2	119620-79330	BOLT	2	2						
27	2	119620-79340	BUSH, INSULATION	1	1						
28	2	119620-79350	NUT	2	2						
29	2	119620-77490	COLLAR	1	1						
30	1	119808-77330	ADJUSTER	1	1						
31	1	119810-77340	BOLT, ADJUSTER	1	1						
32	1	129457-77880	BODY, FUEL LIMITER	1	1						
33	1	129052-77920	BODY, RELAY	1	1						
34	1	26366-100002	NUT, M10	1	1						

Remarks
(REMARKS)"EFFECTIVE MACHINE NO." OF
ENGINE IS INDICATED ON THE
ENGINE LABEL WHICH IS SHOWN
IN FIG.4.

Fig.18. ENGINE ACCESSORIES

18. ENGINE ACCESSORIES



N135456

(A)=FE-240H
(B)=FE-280H
(C)=

(D)=
(E)=
(F)=

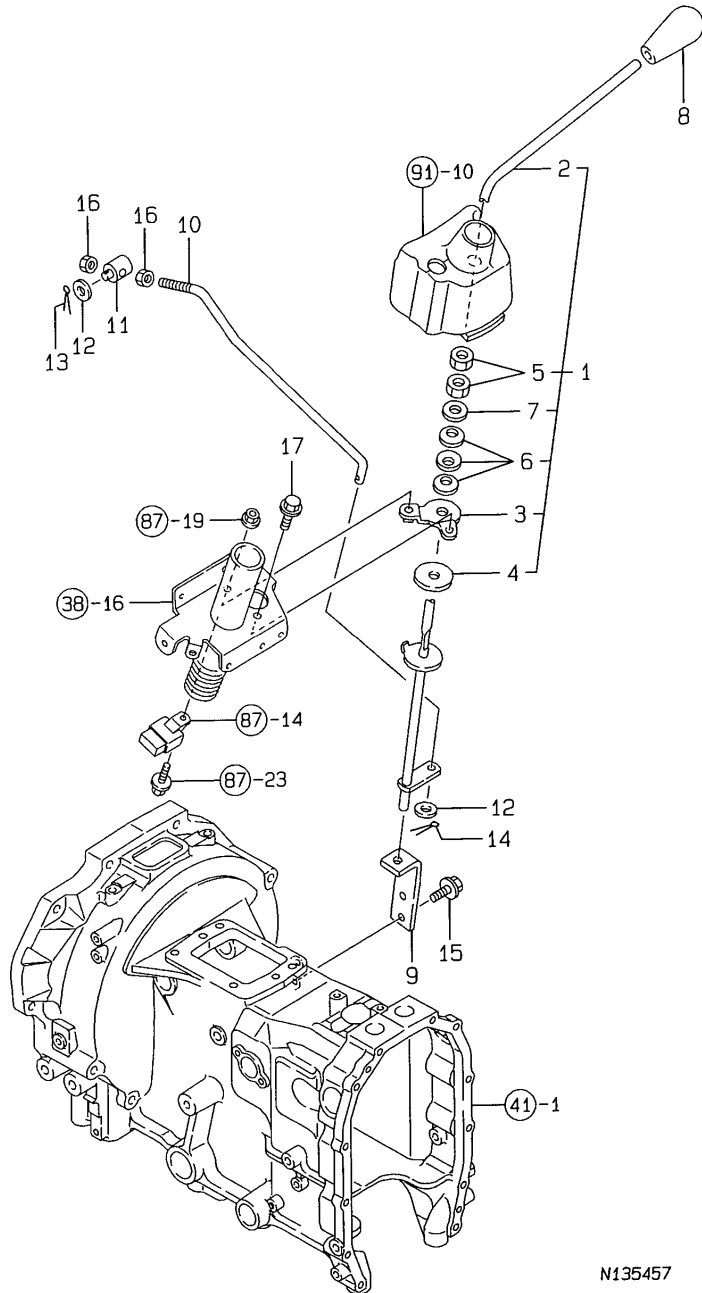
No.	Lev.	Parts No.	Description	Q'ty						I	R
				(A)	(B)	(C)	(D)	(E)	(F)		
1	1	26106-060122	BOLT, M6X 12 PLATED	4	4						
2	1	119853-12030	PIPE ASSY, INTAKE	1	1						
2A	2	119808-12050	PIPE, AIR INTAKE	1	1						
2B	2	119853-12060	PIPE, AIR INTAKE C	1	1						
2C	2	119808-12070	PIPE	2	2						
2D	2	121855-12080	CLAMP, HOSE	2	2						
3	1	119826-12500	CLEANER ASSY, AIR	1	1						
3A	2	129051-12530	ELEMENT	1	1						
3B	2	119808-12520	ELEMENT	1	1						
4	1	119854-44500	RADIATOR ASSY	1	1						
5	2	119854-44580	SEAL, RADIATOR	4	4						
6	2	121250-44590	CLAMP	2	2						
7	2	129107-44590	CAP, RADIATOR	1	1						
8	2	23780-070400	HOSE, FUEL 7X 400	1	1						
9	1	119854-44560	SHROUD, FAN	1	1						
10	1	119854-44570	SCREEN, RADIATOR	1	1						
11	1	119853-44600	FOOT	1	1						
12	1	119853-44610	FOOT	1	1						
13	1	119255-44660	ABSORBER	2	2						
14	1	119853-49010	PIPE (A), C. WATER	1	1						
15	1	119853-49020	PIPE (B), C. WATER	1	1						
16	1	129150-49101	COCK ASSY, 3-WAY	1	1						
17	1	175022-49730	CRIP 31, HOSE	4	4						
18	1	119808-55620	FILTER ASSY, FUEL	1	1						
18A	2	102103-55520	O-RING	1	1						
18B	2	119810-55700	ELEMENT	1	1						
19	1	124550-77030	COVER, TERMINAL	1	1						
20	1	26106-080122	BOLT, M8X 12 PLATED	4	4						
21	1	129505-77880	BODY, FUEL LIMITER	1	1						
22	1	129052-77920	BODY, RELAY	1	1						
23	1	23000-070000	CLAMP, 70	2	2						
24	1	26106-080162	BOLT, M8X 16 PLATED	1	1						

Fig.19. ACCEL LEVER

19. ACCELERATOR LEVER

(A)=FE-240H
(B)=FE-280H
(C)=

(D)=
(E)=
(F)=

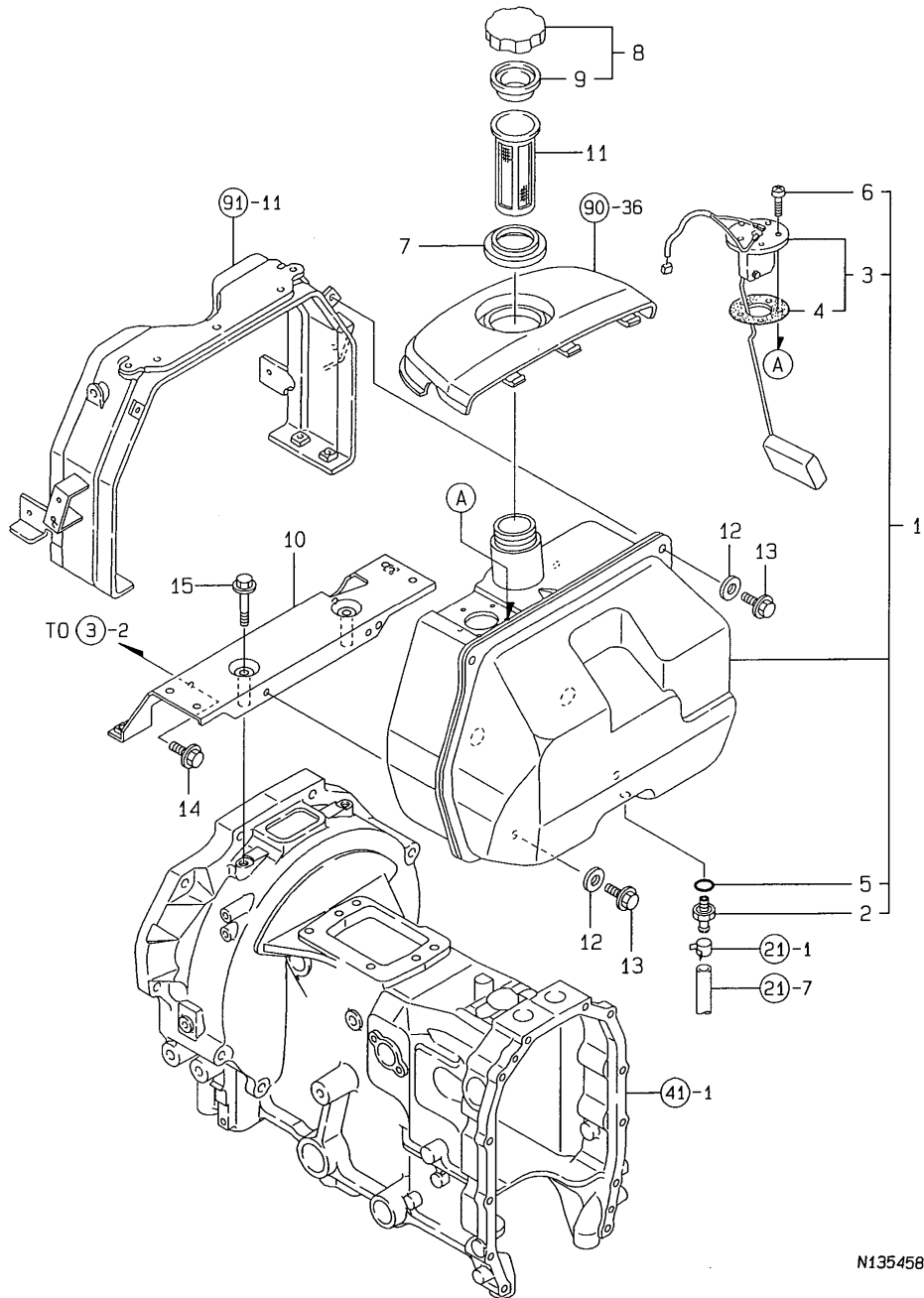


No.	Lev.	Parts No.	Description	Q'ty						I	R
				(A)	(B)	(C)	(D)	(E)	(F)		
1	1	198129-01100	LEVER KIT,ACCEL	1	1						
2	2	198129-01110	LEVER, ACCELERATOR	1	1						
3	2	198010-01160	BRACKET, LEVER	1	1						
4	2	194145-01260	PLATE, FRICTION	1	1						
5	2	194130-15530	NUT, LOCK M12	2	2						
6	2	194151-47760	WASHER, 12	3	3						
7	2	22137-120000	WASHER, 12	1	1						
8	1	194464-01190	KNOB, LEVER	1	1						
9	1	198010-01190	HINGE, LEVER	1	1						
10	1	198129-01360	ROD, LINK	1	1						
11	1	194150-01370	ADJUSTER	1	1						
12	1	22137-080000	WASHER, 8	2	2						
13	1	22417-160180	PIN, COTTER 1.6X18	1	1						
14	1	22417-200300	PIN, COTTER 2.0X30	1	1						
15	1	26106-080162	BOLT, M8X 16 PLATED	2	2						
16	1	26716-080002	NUT, M8	2	2						
17	1	26106-080162	BOLT, M8X 16 PLATED	1	1						

N135457

Fig.20. FUEL TANK

20. FUEL TANK



(A)=FE-240H
(B)=FE-280H
(C)=

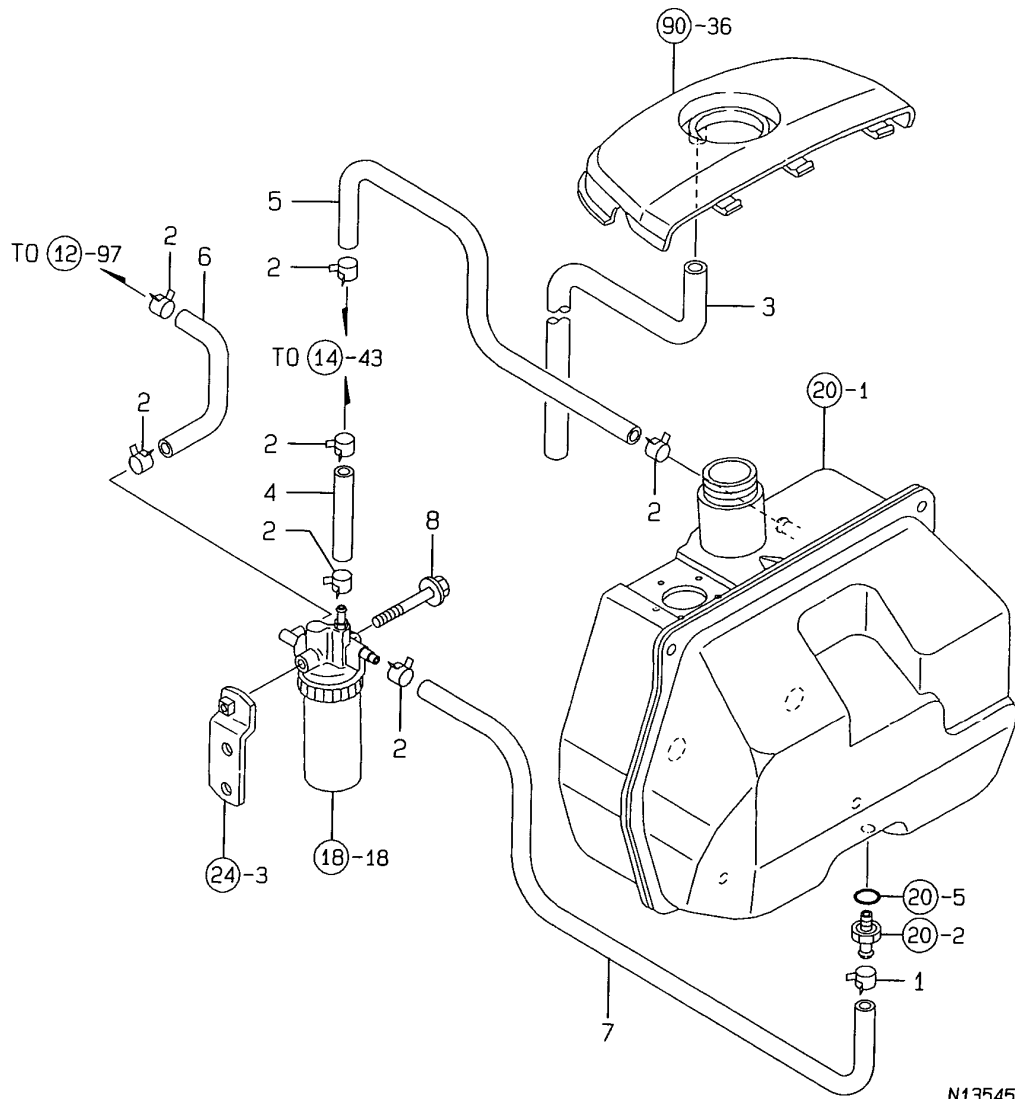
(D)=
(E)=
(F)=

No.	Lev.	Parts No.	Description	Qty						I	R
				(A)	(B)	(C)	(D)	(E)	(F)		
1	1	198121-04000	TANK ASSY, FUEL	1	1						
2	2	198121-04750	JOINT, FUEL	1	1						
3	2	198290-56600	GAUGE ASSY, FUEL	1	1						
4	3	194420-56620	GASKET	1	1						
5	2	24311-000160	O-RING, 1AP16.0	1	1						
6	2	26557-050122	SCREW, M5X12	5	5						
7	1	198010-04260	PACKING, FUEL SUMP	1	1						
8	1	198173-04500	CAP ASSY, FILLER	1	1						
9	2	1A1120-61541	SEAL, RUBBER	1	1						
10	1	198010-04511	STAY, TANK	1	1						
11	1	198072-04510	FILTER	1	1						
12	1	22157-080000	WASHER, 8	4	4						
13	1	26106-080162	BOLT, M8X 16 PLATED	4	4						
14	1	26106-080162	BOLT, M8X 16 PLATED	2	2						
15	1	26106-080552	BOLT, M8X 55 PLATED	2	2						

N135458

Fig.21. FUEL PIPE

21. FUEL PIPE



(A)=FE-240H
(B)=FE-280H
(C)=

(D)=
(E)=
(F)=

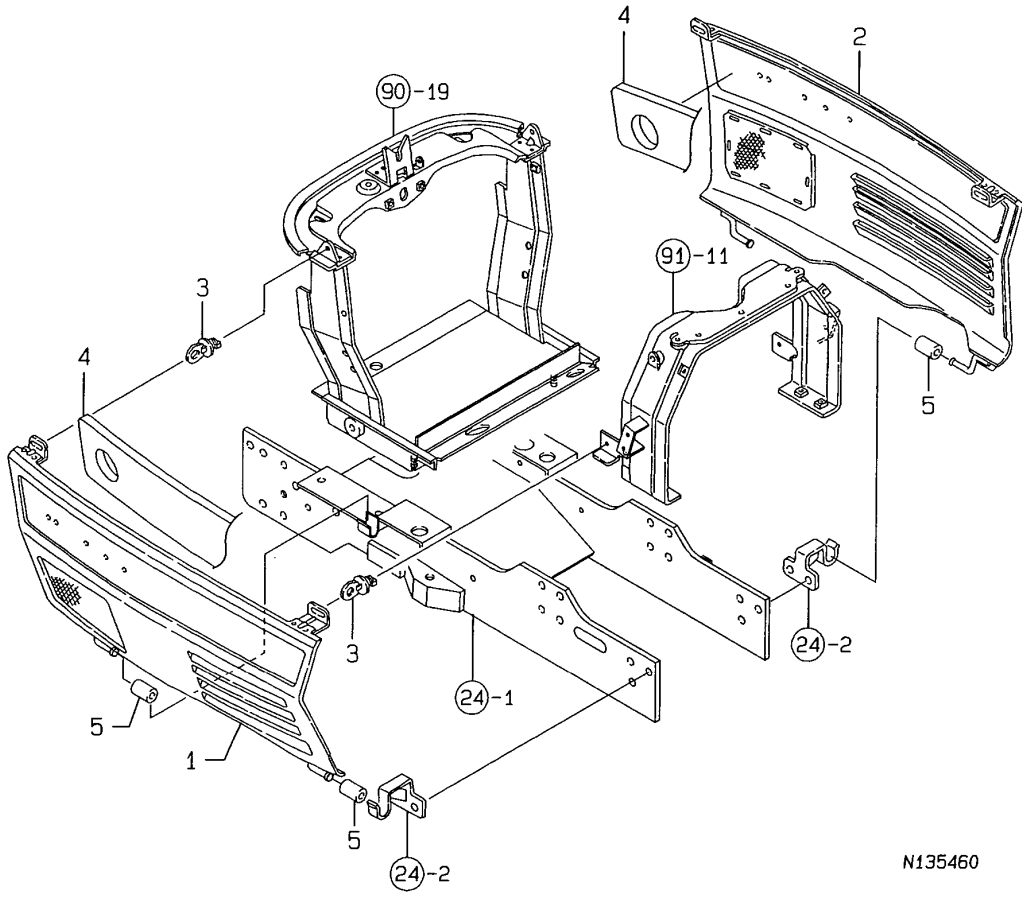
No.	Lev.	Parts No.	Description	Q'ty						I	R
				(A)	(B)	(C)	(D)	(E)	(F)		
1	1	106990-44660	CLIP, HOSE 12.5	1	1						
2	1	124766-59050	CLIP, HOSE 12	7	7						
3	1	23065-160650	PIPE, 16X 650	1	1						
4	1	23780-070140	HOSE, FUEL 7X 140	1	1						
5	1	23780-070450	HOSE, FUEL 7X 450	1	1						
6	1	23980-730110	HOSE, 7.3X 110	1	1						
7	1	23980-730540	HOSE, 7.3X 540	1	1						
8	1	26106-080602	BOLT, M8X 60 PLATED	1	1						

Fig.22. BELT COVER

22. BELT COVER

(A)=FE-240H
(B)=FE-280H
(C)=

(D)=
(E)=
(F)=

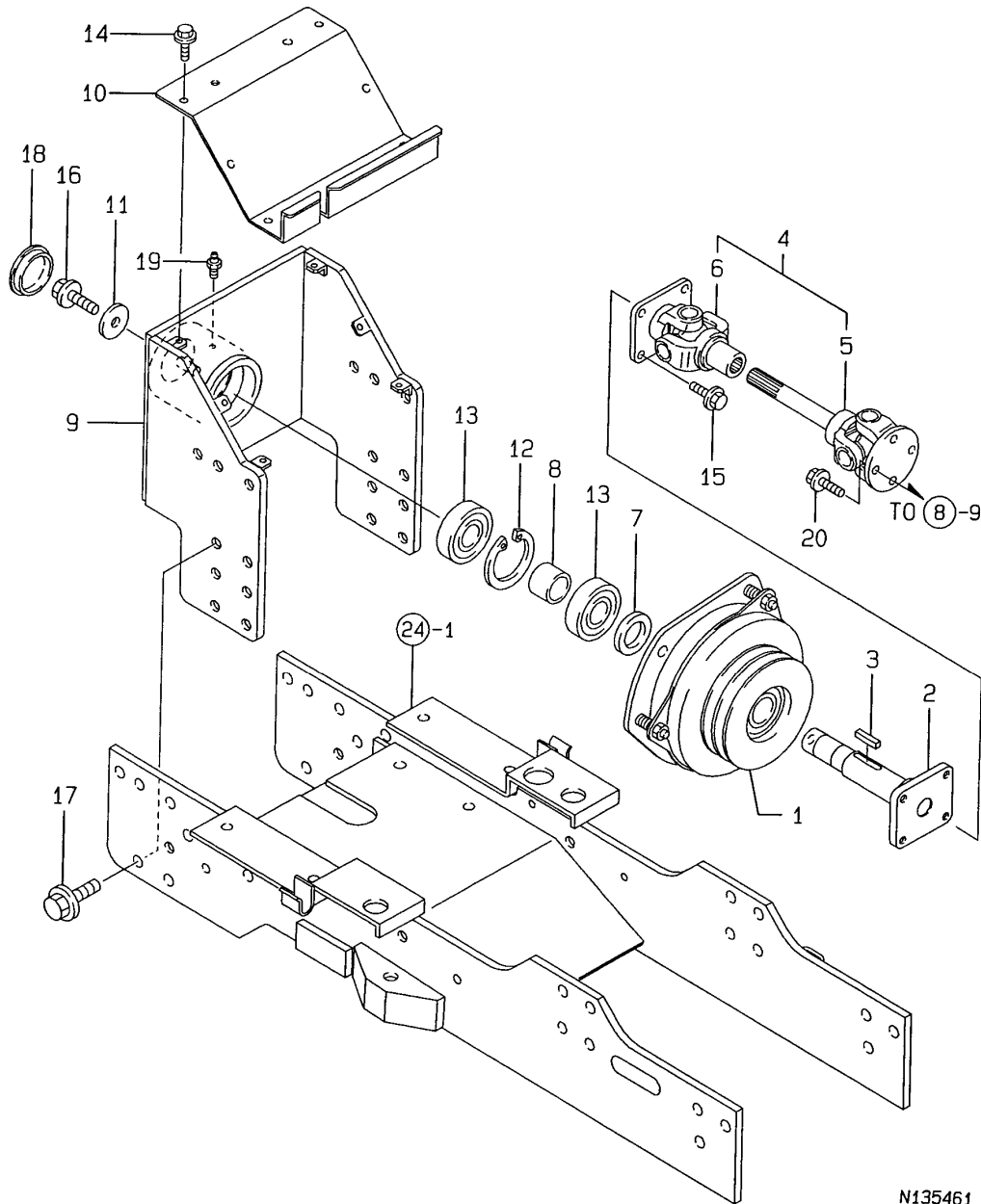


N135460

No.	Lev.	Parts No.	Description	Qty						I	R
				(A)	(B)	(C)	(D)	(E)	(F)		
1	1	198129-05080	COVER KIT, SIDE L	1	1						
2	1	198129-05090	COVER ASSY, SIDE R	1	1						
3	1	198220-61351	LOCK ASSY, CAM	4	4						
4	1	198129-61470	URETHANE, BELT COVER	2	2						
5	1	198220-61800	RUBBER, CUSHION	4	4						

Fig.23. FRONT P.T.O

23. FRONT P. T. O.



N135461

(A)=FE-240H
(B)=FE-280H
(C)=

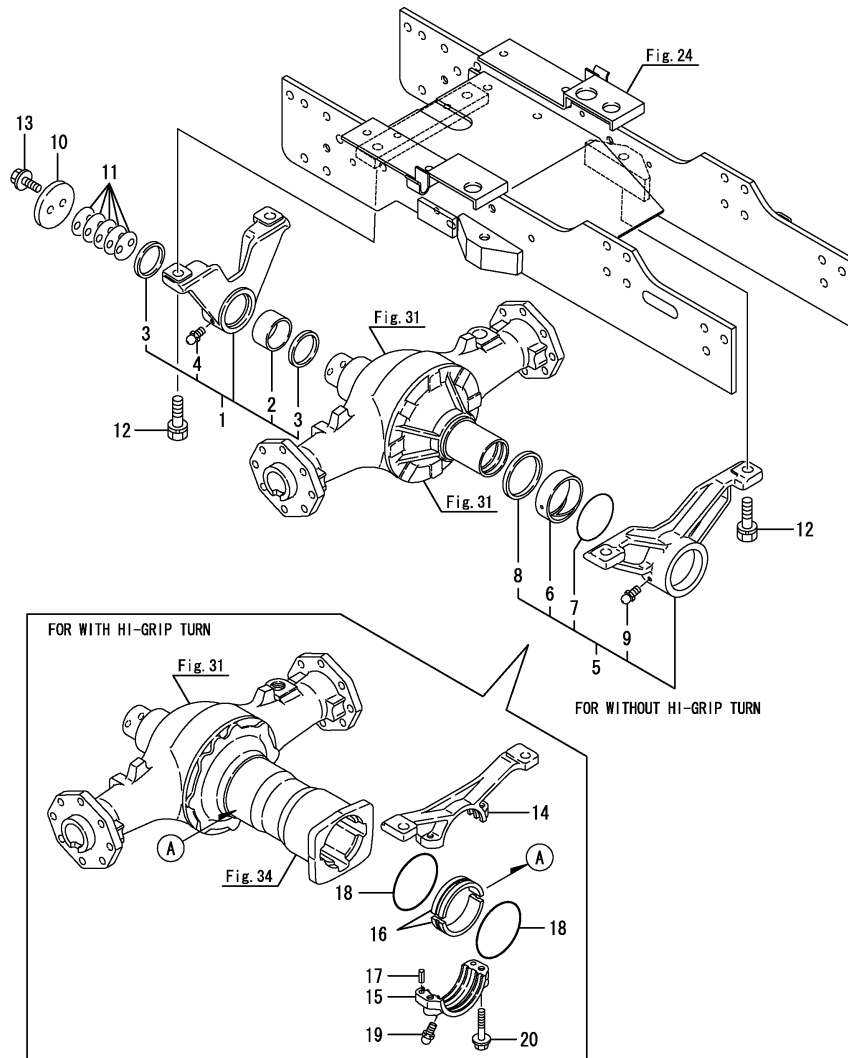
(D)=
(E)=
(F)=

No.	Lev.	Parts No.	Description	Q'ty						I	R
				(A)	(B)	(C)	(D)	(E)	(F)		
1	1	198173-08100	CLUTCH ASSY, MAGNET	1	1						
2	1	198173-08130	SHAFT, FRONT PTO	1	1						
3	1	198173-08150	KEY, 3.36X30	1	1						
4	1	198173-08160	JOINT CMP;UNIVERSAL	1	1						
5	2	198173-08250	JOINT ASSY, FRONT	1	1						
6	2	198173-08260	JOINT ASSY, R	1	1						
7	1	198173-08170	SPACER, 29X45X6.6	1	1						
8	1	198173-08180	SPACER, 26X34X25.4	1	1						
9	1	198173-08200	SUPPORT ASSY	1	1						
10	1	198173-08280	COVER ASSY, PTO	1	1						
11	1	194800-83260	WASHER, 11X37X6.0	1	1						
12	1	22252-000620	RING, 62	1	1						
13	1	24104-063054	BEARING, BALL 6305UU	2	2						
14	1	26106-060122	BOLT, M6X 12 PLATED	6	6						
15	1	26106-080162	BOLT, M8X 16 PLATED	4	4						
16	1	26106-100252	BOLT, M10X 25 PLATED	1	1						
17	1	26106-120202	BOLT, M12X 20 PLATED	8	8						
18	1	27260-470001	PLUG, 47	1	1						
19	1	24761-010000	NIPPLE, GREASE M6F	1	1						
20	1	26106-080162	BOLT, M8X 16 PLATED	4	4						

Fig.25. CENTER PIN SUPPORT

(A)=FE-240H
(B)=FE-280H
(C)=

(D)=
(E)=
(F)=

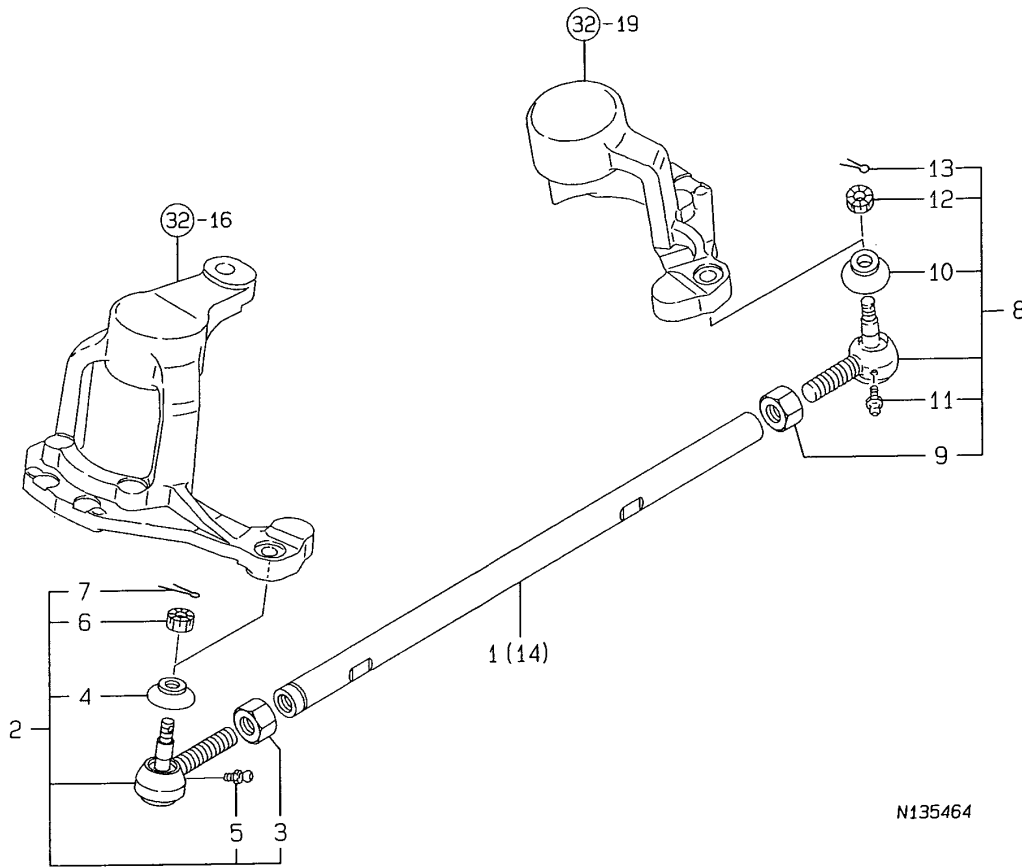


No.	Lev.	Parts No.	Description	Q'ty						I	R
				(A)	(B)	(C)	(D)	(E)	(F)		
1	1	198291-13200	SUPPORT ASSY, CASE F	1	1						
2	2	194451-11960	BUSH, 45X49X25	1	1						
3	2	198291-13240	SEAL, OIL G455204	2	2						
4	2	24761-010000	NIPPLE, GREASE M6F	1	1						
5	1	198291-13220	SUPPORT ASSY, CASE R	1	1						1
6	2	194556-11620	BUSH, 60X66X22	1	1						1
7	2	194556-11630	O-RING, 3060	1	1						1
8	2	194556-11640	SEAL, OIL VB60665	1	1						1
9	2	24761-010000	NIPPLE, GREASE M6F	1	1						1
10	1	198291-13260	PLATE, THRUST	1	1						
11	1	198291-13270	SHIM, T=43	5	5						
12	1	26013-140402	BOLT, M14X 40	4	4						
13	1	26106-100252	BOLT, M10X 25 PLATED	2	2						
14	1	194951-11660	SUPPORT, AXLE CASE	1	1						2
15	1	194951-11670	SUPPORT, COVER	1	1						2
16	1	194951-11680	BUSH, 90X20,SPLIT	1	1						2
17	1	22351-080020	PIN, SPRING 8.0X20	2	2						2
18	1	24311-000900	O-RING, 1AP90.0	2	2						2
19	1	24761-010000	NIPPLE, GREASE M6F	1	1						2
20	1	26106-100502	BOLT, M10X 50 PLATED	2	2						2

Remarks
(1) FOR WITHOUT HI-GRIP TURN
(2) FOR WITH HI-GRIP TURN

Fig.26. TIE ROD

26. TIE ROD



N135464

(A)=FE-240H
(B)=FE-280H
(C)=

(D)=
(E)=
(F)=

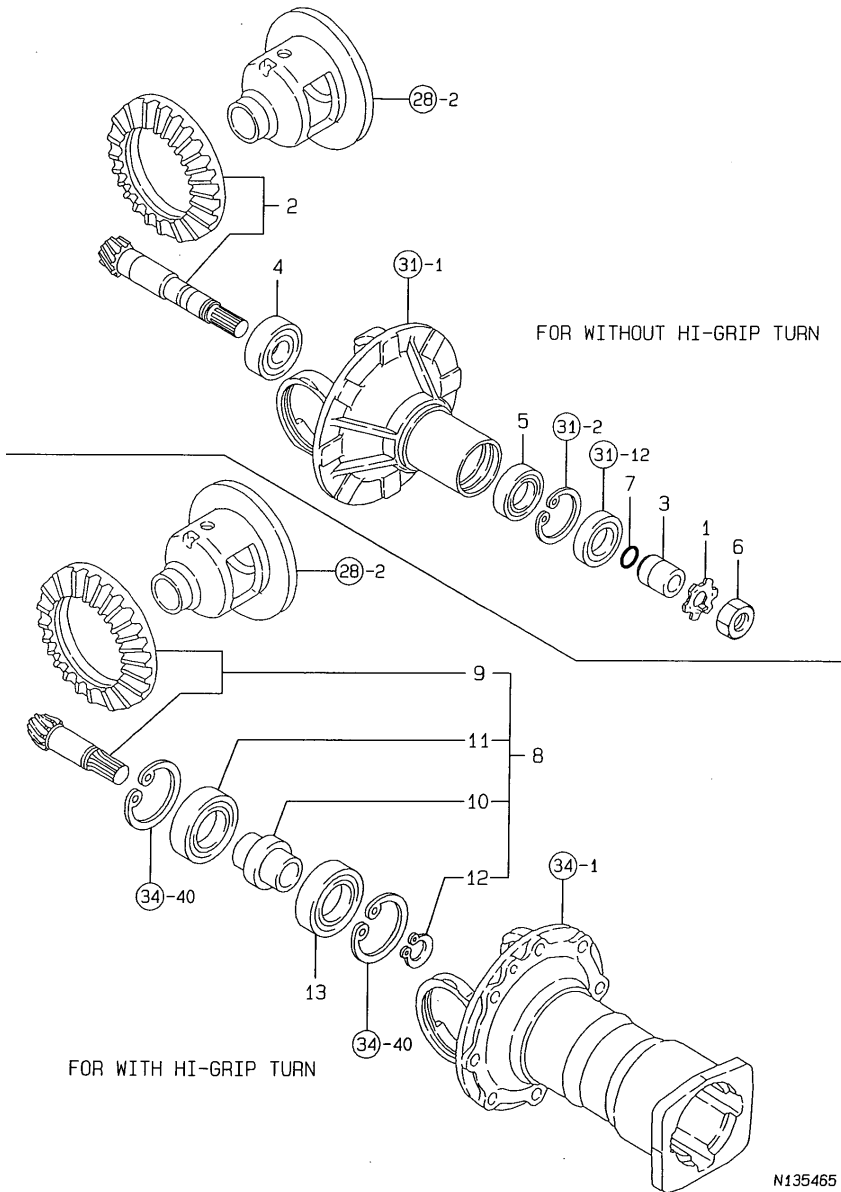
No.	Lev.	Parts No.	Description	Q'ty						I	R
				(A)	(B)	(C)	(D)	(E)	(F)		
1	1	198291-12310	TIE-ROD	1							
2	1	198240-18120	END KIT, TIE-ROD LR	1	1						
3	2	194990-22830	NUT M17	1	1						
4	2	194730-57220	COVER, DUCT	1	1						
5	2	24761-060000	NIPPLE, GREASE MT6X1	1	1						
6	2	198240-12590	NUT, M12	1	1						
7	2	22417-300250	PIN, COTTER 3.0X25	1	1						
8	1	198240-18130	END KIT, TIE-ROD RL	1	1						
9	2	194990-22840	NUT M17	1	1						
10	2	194730-57220	COVER, DUCT	1	1						
11	2	24761-060000	NIPPLE, GREASE MT6X1	1	1						
12	2	198240-12590	NUT, M12	1	1						
13	2	22417-300250	PIN, COTTER 3.0X25	1	1						
14	1	198127-12310	TIE-ROD			1					

Fig.27. RING GEAR

(A)=FE-240H
(B)=FE-280H
(C)=

(D)=
(E)=
(F)=

27. RING GEAR

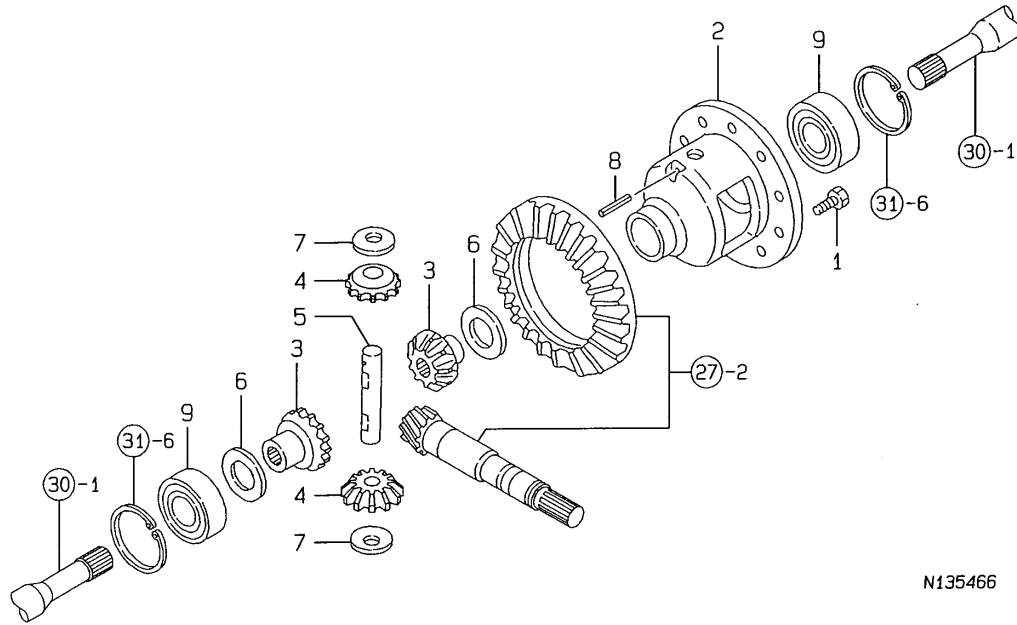


No.	Lev.	Parts No.	Description	Q'ty						I	R
				(A)	(B)	(C)	(D)	(E)	(F)		
1	1	194301-11660	WASHER, BEARING 20	1	1						1
2	1	198121-13100	GEAR ASSY, RING	1	1						1
3	1	194441-13130	COLLAR, 20X30X32	1	1						1
4	1	194447-13860	BEARING, TMB304CX1	1	1						1
5	1	194555-25880	BEARING, BALL TMB305	1	1						1
6	1	194300-32260	NUT, M20	1	1						1
7	1	24341-000180	O-RING, 1AS18.0	1	1						1
8	1	198121-13170	GEAR KIT, RING	1	1						2
9	2	198121-13130	GEAR ASSY, RING	1	1						2
10	2	198311-13160	COLLAR, PINION	1	1						2
11	2	194555-25870	BEARING, TMB206CC3	1	1						2
12	2	22242-000220	RING, 22	1	1						2
13	1	194555-25870	BEARING, TMB206CC3	1	1						2

Remarks
(1) FOR WITHOUT HI-GRIP TURN
(2) FOR WITH HI-GRIP TURN

Fig.28. DIFFERENTIAL GEAR

28. DIFFERENTIAL GEAR



N135466

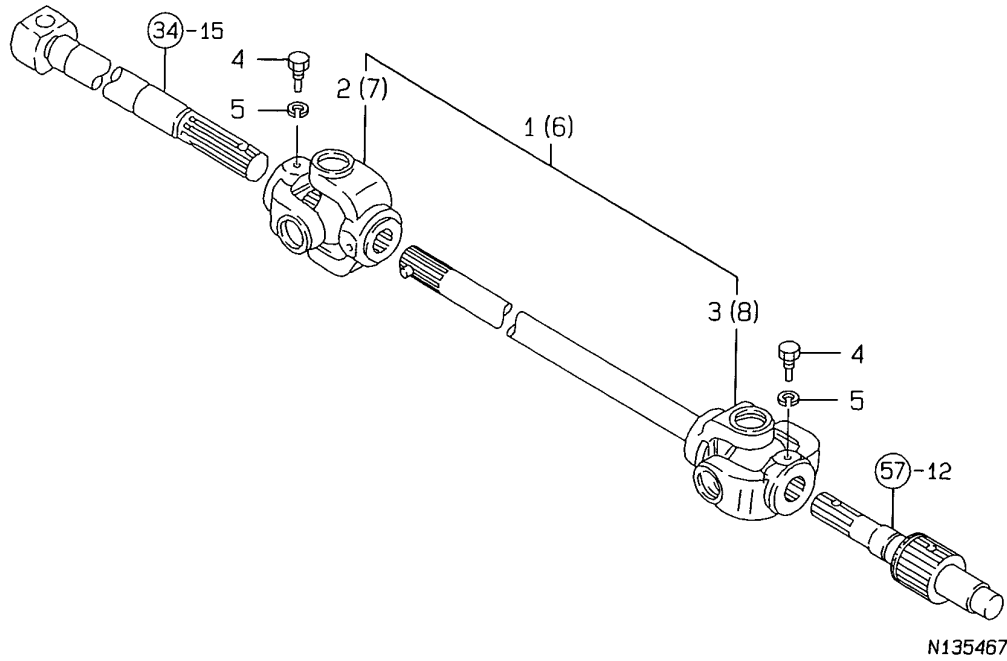
(A)=FE-240H
(B)=FE-280H
(C)=

(D)=
(E)=
(F)=

No.	Lev.	Parts No.	Description	Q'ty						I	R
				(A)	(B)	(C)	(D)	(E)	(F)		
1	1	194301-11800	BOLT, M8X14	10	10						
2	1	198121-13210	CASE, DIFFERENTIAL	1	1						
3	1	194300-31550	GEAR, DIFFERENTIAL	2	2						
4	1	194300-31560	GEAR, PINION	2	2						
5	1	194300-31570	SHAFT, DIFFERENTIAL	1	1						
6	1	194300-31610	WASHER, DIFFERENTIAL	2	2						
7	1	194300-31620	WASHER, DIFFERENTIAL	2	2						
8	1	22351-040030	PIN, SPRING 4.0X30	1	1						
9	1	24101-060084	BEARING, BALL 6008	2	2						

Fig.29. PROPELLER SHAFT

29. PROPELLER SHAFT



(A)=FE-240H
(B)=FE-280H
(C)=

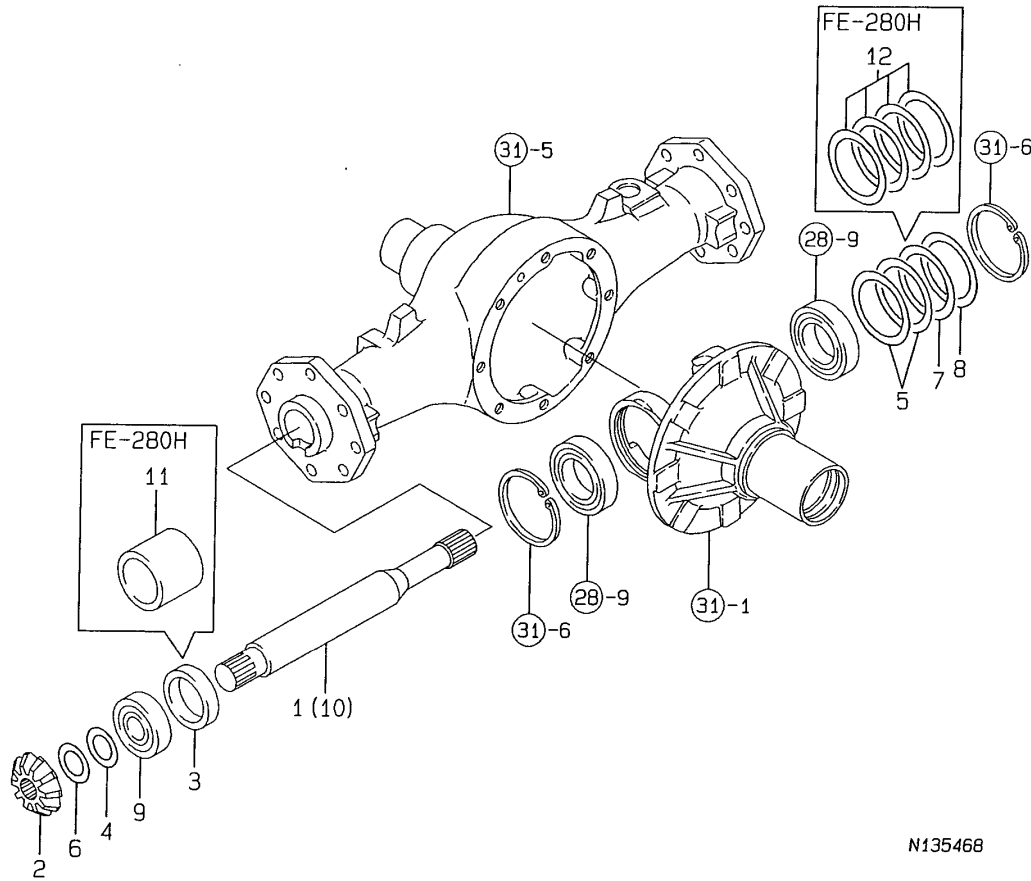
(D)=
(E)=
(F)=

No.	Lev.	Parts No.	Description	Q'ty						I	R	
				(A)	(B)	(C)	(D)	(E)	(F)			
1	1	198173-13320	SHAFT ASSY,PROPELLER	1	1						1	
2	2	194305-22260	JOINT ASSY, CROSS R	1	1						1	
3	2	198173-13330	JOINT ASSY, CROSS R	1	1						1	
4	1	198221-13410	BOLT, M8	2	2							
5	1	22217-080000	WASHER, SPRING 8	2	2							
6	1	198173-13310	SHAFT ASSY,PROPELLER	1	1						2	
7	2	194305-22260	JOINT ASSY, CROSS R	1	1						2	
8	2	198173-13350	JOINT ASSY, CROSS R	1	1						2	

Remarks
(1) FOR WITHOUT HI-GRIP TURN
(2) FOR WITH HI-GRIP TURN

Fig.30. FRONT SHAFT(1)

30. FRONT SHAFT(1)



N135468

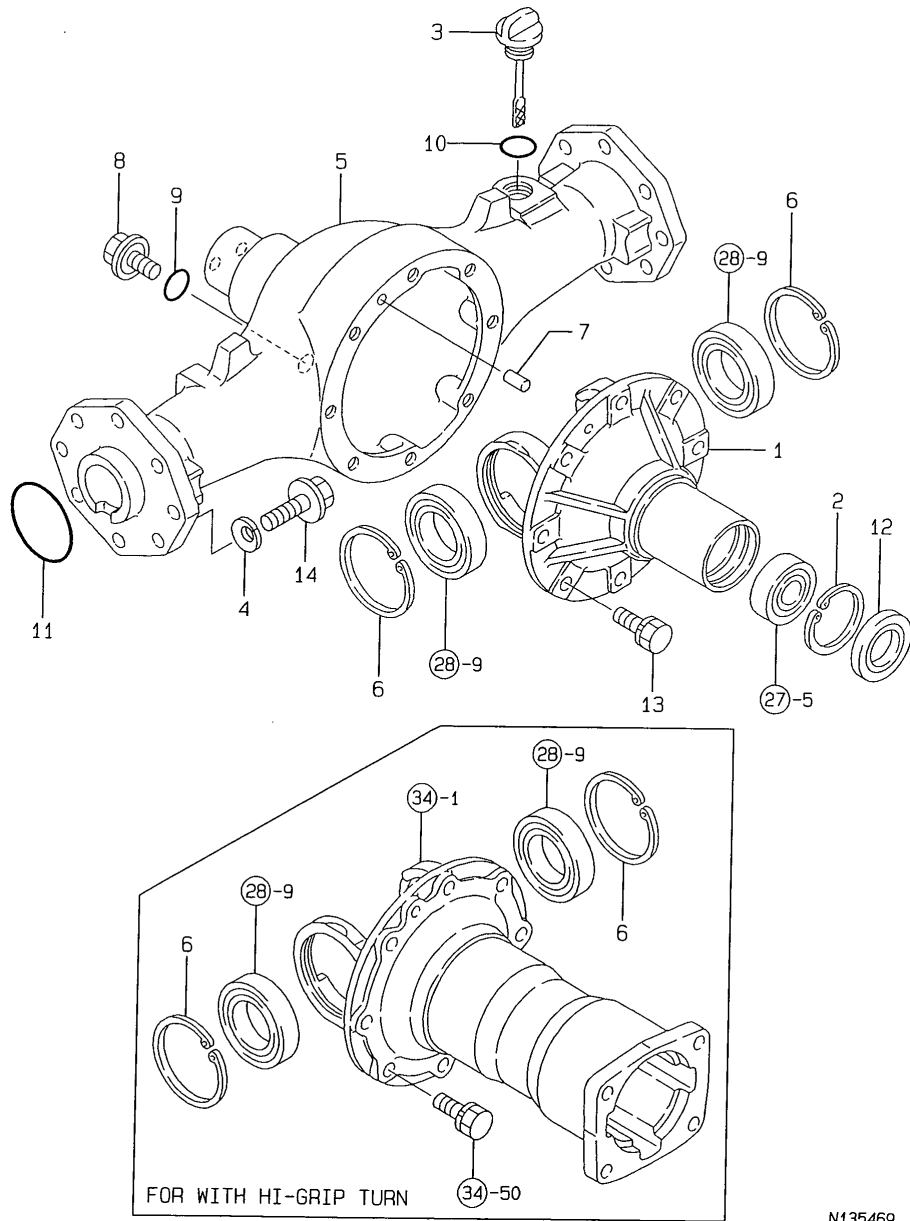
(A)=FE-240H
(B)=FE-280H
(C)=

(D)=
(E)=
(F)=

No.	Lev.	Parts No.	Description	Q'ty						I	R
				(A)	(B)	(C)	(D)	(E)	(F)		
1	1	198011-13510	SHAFT, FRONT 1ST	2							
2	1	194516-13520	PINION, SHAFT	2	2						
3	1	198011-13550	SPACER	2							
4	1	194191-13570	SHIM, A	2	2						
5	1	194447-13570	SHIM, T=0.1	2							
6	1	194191-13580	SHIM, B	2	2						
7	1	194447-13580	SHIM, T=0.3	1							
8	1	194447-13590	SHIM, T=0.5	1							
9	1	194640-25390	BEARING, BALL TMB205	2	2						
10	1	198127-13510	SHAFT, FRONT 1ST	2							
11	1	198127-13550	SPACER	2							
12	1	794447-13570	SHIM SET	1							

Fig.31. FRONT AXLE CASE

31. FRONT AXLE CASE



N135469

(A)=FE-240H
(B)=FE-280H
(C)=

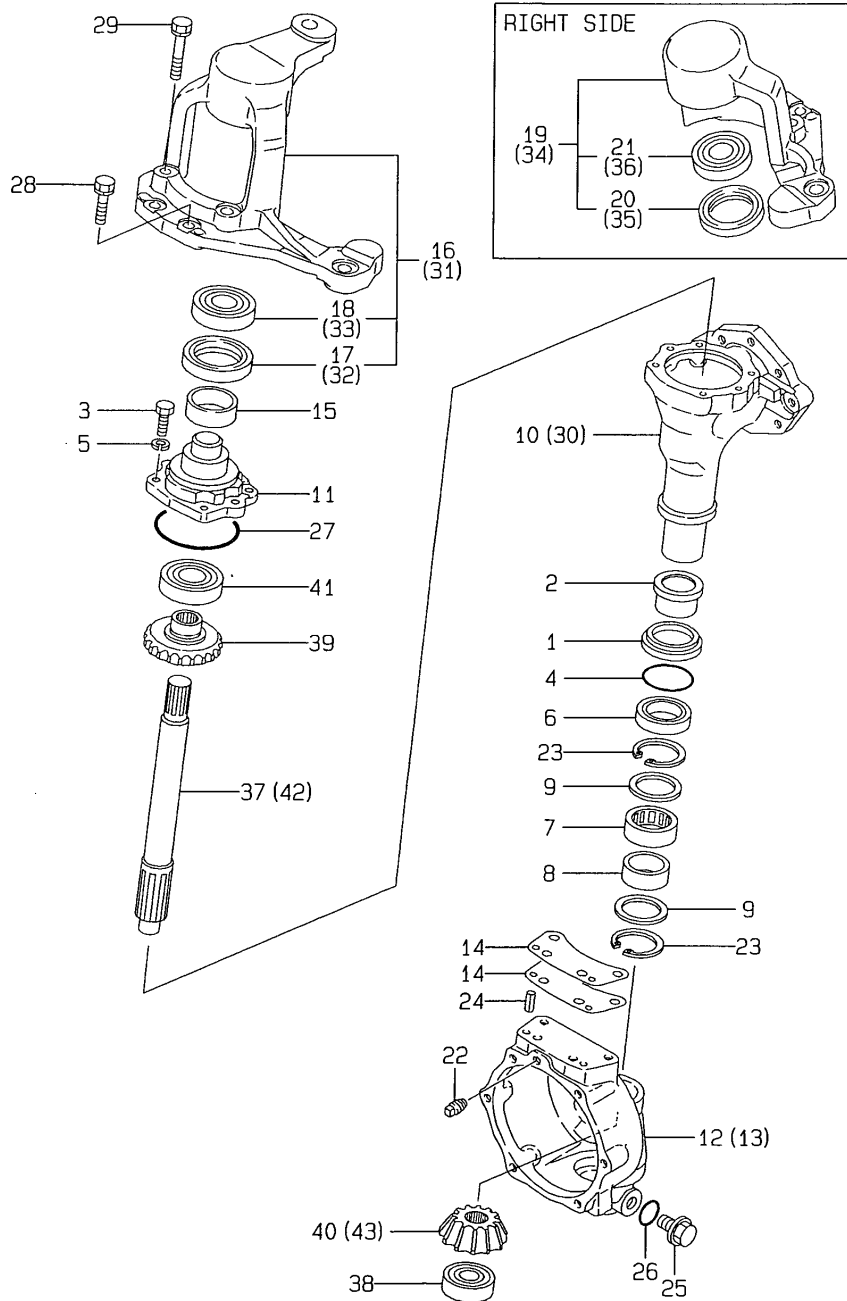
(D)=
(E)=
(F)=

No.	Lev.	Parts No.	Description	Q'ty						I	R
				(A)	(B)	(C)	(D)	(E)	(F)		
1	1	198291-13450	CARRIER	1	1						1
2	1	194516-13470	CIRCLIP, 52X3	1	1						1
3	1	198291-13491	GAUGE, OIL LEVEL	1	1						
4	1	194274-13570	WASHER, SPRING 10	16	16						
5	1	198121-13610	HOUSING, FRONT AXLE	1	1						
6	1	22252-000680	RING, 68	2	2						
7	1	22312-080140	PIN, PARALLEL M8X14	1	1						
8	1	23491-140002	PLUG, 14	1	1						
9	1	24311-000160	O-RING, 1AP16.0	1	1						
10	1	24311-000180	O-RING, 1AP18.0	1	1						
11	1	24321-000500	O-RING, 1AG50.0	2	2						
12	1	24421-305208	SEAL, OIL TC305208	1	1						1
13	1	26013-100252	BOLT, M10X 25	8	8						1
14	1	26108-100302	BOLT, M10X 30 PLATED	16	16						

Remarks
(1) FOR WITHOUT HI-GRIP TURN

Fig.32. FRONT GEAR CASE

32. FRONT GEAR CASE



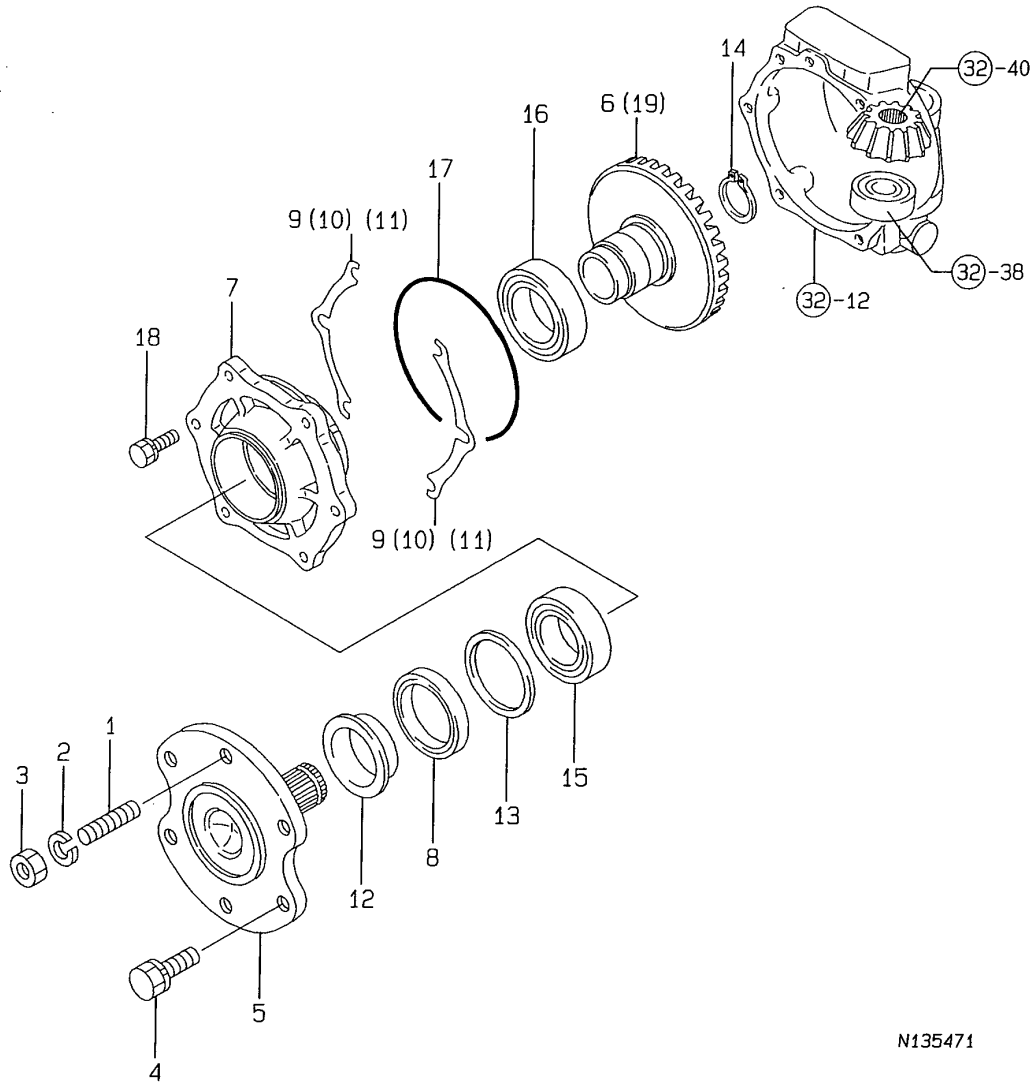
(A)=FE-240H
(B)=FE-280H
(C)=

(D)=
(E)=
(F)=

No.	Lev.	Parts No.	Description	Q'ty						I	R
				(A)	(B)	(C)	(D)	(E)	(F)		
1	1	194306-13630	COLLAR, 48X57X10	2	2						
2	1	194306-13640	SLEEVE, SI 40X44X26	2	2						
3	1	194421-13640	BOLT, M8X22	12	12						
4	1	194306-13650	O-RING, 1AP45.0A	2	2						
5	1	194421-13650	WASHER, SPRING 8	12	12						
6	1	194447-13650	SEAL, TC6Y445711.5	2	2						
7	1	194447-13660	BEARING, T455216	2	2						
8	1	194447-13670	RING, INNER 40X45X17	2	2						
9	1	194447-13680	WASHER, 42X52X1.6	4	4						
10	1	198011-13710	CASE, FRONT GEAR	2							
11	1	194516-13721	COVER, GEAR CASE	2	2						
12	1	194516-13740	BOX, GEAR L	1	1						
13	1	194516-13750	BOX, GEAR R	1	1						
14	1	194516-13760	SHIM, T=0.5	4	4						
15	1	194516-13770	SLEEVE, SI 45X50X16	2	2						
16	1	198121-13790	SUPPORT ASSY, PIN L	1							
17	2	194313-13790	SEAL, TC6Y506812.5	1							
18	2	24104-062064	BEARING, BALL 6206UU	1							
19	1	198121-13890	SUPPORT ASSY, PIN R	1							
20	2	194313-13790	SEAL, TC6Y506812.5	1							
21	2	24104-062064	BEARING, BALL 6206UU	1							
22	1	194151-36670	PLUG, PF02	2	2						
23	1	22262-000520	RING, R-52	4	4						
24	1	22351-080020	PIN, SPRING 8.0X20	4	4						
25	1	23491-140002	PLUG, 14	2	2						
26	1	24311-000160	O-RING, 1AP16.0	2	2						
27	1	24321-000750	O-RING, 1AG75.0	2	2						
28	1	26013-100302	BOLT, M10X 30	4	4						
29	1	26013-100502	BOLT, M10X 50	4	4						
30	1	198127-13710	CASE, FRONT GEAR		2						
31	1	198127-13790	SUPPORT ASSY, PIN L		1						
32	2	194313-13790	SEAL, TC6Y506812.5		1						
33	2	24104-062064	BEARING, BALL 6206UU		1						
34	1	198127-13890	SUPPORT ASSY, PIN R		1						
35	2	194313-13790	SEAL, TC6Y506812.5		1						
36	2	24104-062064	BEARING, BALL 6206UU		1						
37	1	198011-13850	SHAFT, FRONT 2ND		2						
38	1	194447-13860	BEARING, TMB304CX1		2	2					
39	1	194516-13940	GEAR, FRONT SHAFT		2	2					
40	1	194516-13950	PINION, FRONT FINAL		2						
41	1	24104-062064	BEARING, BALL 6206UU		2	2					
42	1	198127-13850	SHAFT, FRONT 2ND		2						
43	1	198127-13950	PINION, FRONT FINAL		2						

Fig.33. FRONT SPINDLE

33. FRONT SPINDLE



N135471

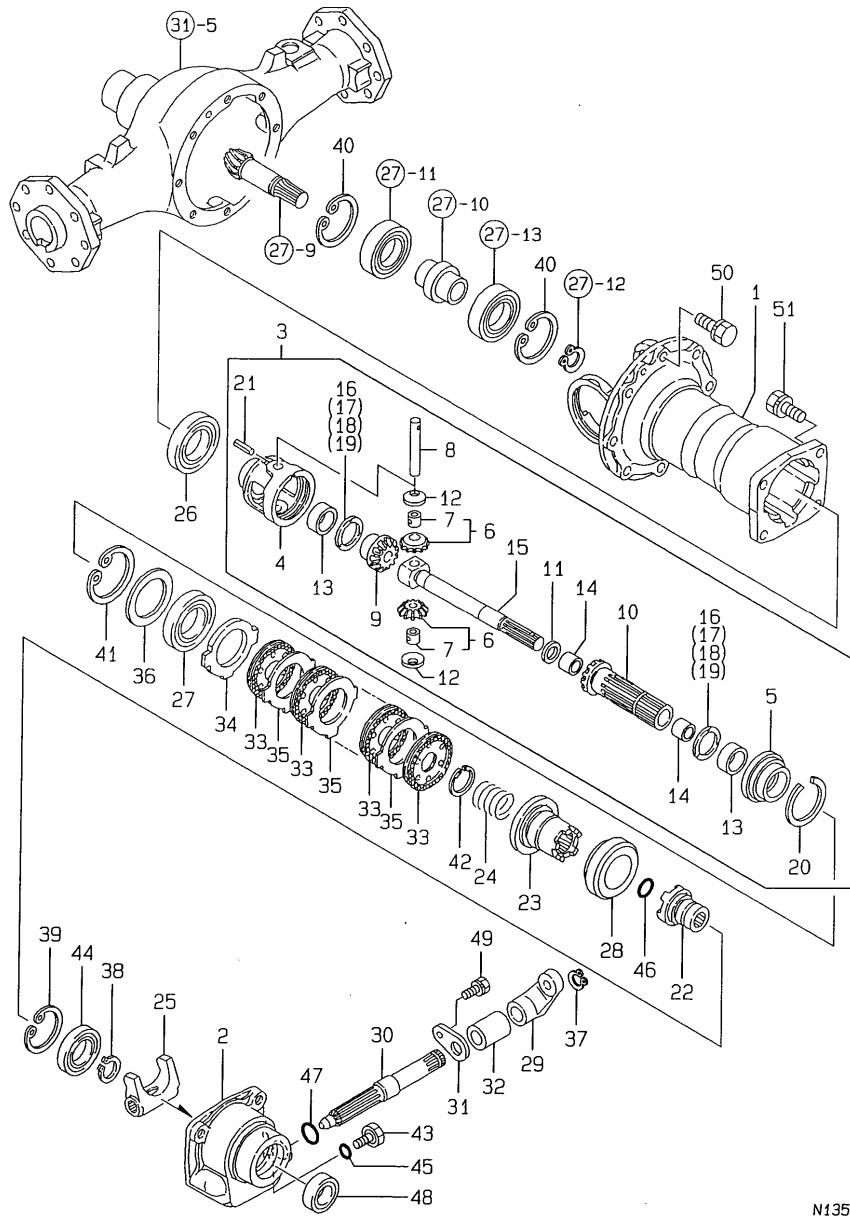
(A)=FE-240H
(B)=FE-280H
(C)=

(D)=
(E)=
(F)=

No.	Lev.	Parts No.	Description	Q'ty						I	R
				(A)	(B)	(C)	(D)	(E)	(F)		
1	1	194556-12620	STUD, M14X24	4	4						
2	1	194556-12630	WASHER, SPRING 14	4	4						
3	1	194556-12640	NUT, M14	4	4						
4	1	194278-12650	BOLT, M14X25	8	8						
5	1	198331-14110	SPINDLE, FRONT	2	2						
6	1	198121-14120	GEAR, FRONT SHAFT	2							
7	1	198121-14130	HOUSING, BEARING	2	2						
8	1	194447-14140	SEAL, OIL TC6Y577512	2	2						
8-1	1	198475-32660	SEAL, QLNY527514.5	2	2						S
		(A=FXXXXX) (B=FXXXXX)									
9	1	194447-14150	SHIM, T=0.1	4	4						
10	1	194447-14160	SHIM, T=0.3	2	2						
11	1	194447-14170	SHIM, T=0.5	2	2						
12	1	194447-14180	SLEEVE, SL 52X57X18	2	2						Z
		(A=FXXXXX) (B=FXXXXX)									
13	1	194065-25660	COLLAR, 64X75X2	2	2						Z
		(A=FXXXXX) (B=FXXXXX)									
14	1	22242-000340	RING, 34	2	2						
15	1	24101-060094	BEARING, BALL 6009	2	2						
16	1	24101-060104	BEARING, BALL 6010	2	2						
17	1	24321-001400	O-RING, 1AG140.0	2	2						
18	1	26013-100302	BOLT, M10X 30	12	12						
19	1	198127-14120	GEAR, FRONT SHAFT		2						

Fig.34. HIGH SPIN DRIVE

34. HI-SPIN DRIVE



N135472

(A)=FE-240H
(B)=FE-280H
(C)=

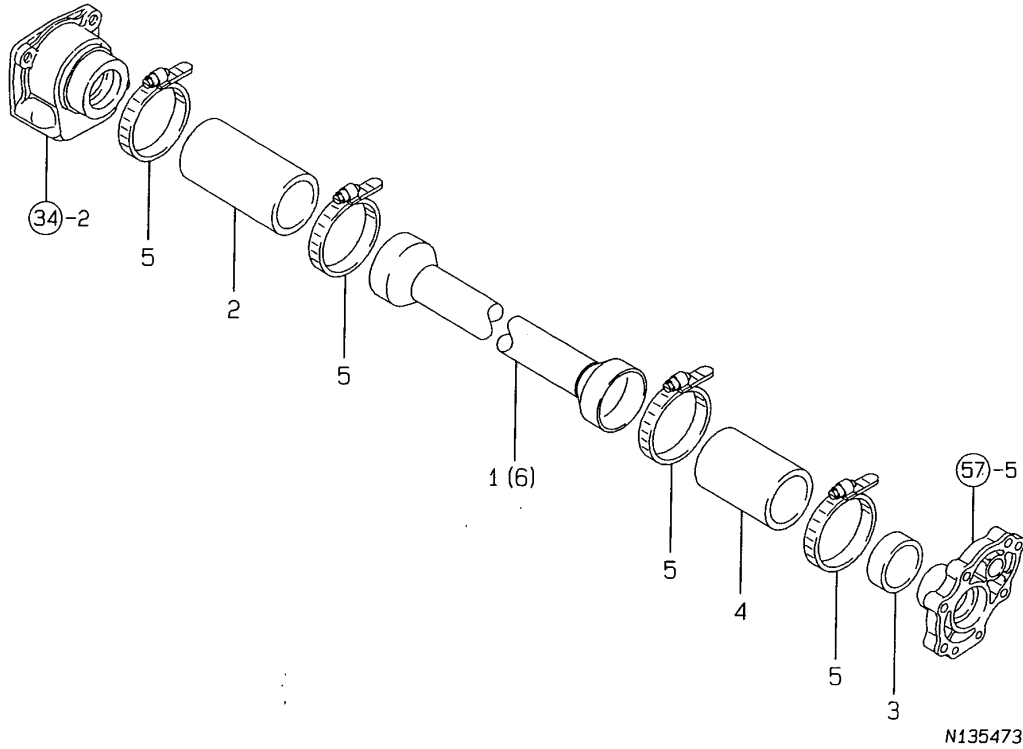
(D)=
(E)=
(F)=

No.	Lev.	Parts No.	Description	Q'ty						I	R
				(A)	(B)	(C)	(D)	(E)	(F)		
1	1	194951-13651	CARRIER	1	1						
2	1	198311-13661	CASE, SHIFTER	1	1						
3	1	198121-14200	DIFFERENTIAL ASSY	1	1						
4	2	198331-14210	CASE, DIFFERENTIAL	1	1						
5	2	194951-14220	COVER, CASE	1	1						
6	2	198331-14230	PINION ASSY	2	2						
7	3	198331-14330	BUSH, 10X12X12	2	2						
8	2	198331-14240	SHAFT, DIFFERENTIAL	1	1						
9	2	194951-14250	GEAR, 14	1	1						
10	2	194951-14260	SHAFT, BRAKE	1	1						
11	2	194951-14280	SPACER, 18X24X1.0	1	1						
12	2	198331-14300	LINER, PINION	2	2						
13	2	194951-14310	BUSH, 30X34X15	2	2						
14	2	194951-14320	BUSH, 18X20X15	2	2						
15	2	198121-14350	SHAFT, DRIVE	1	1						
16	2	194951-14500	SPACER, GEAR 0.8	2	2						
17	2	194951-14510	SPACER, GEAR 0.9	2	2						
18	2	194951-14520	SPACER, GEAR 1.0	2	2						
19	2	194951-14530	SPACER, GEAR 1.1	2	2						
20	2	194951-14590	CIRCLIP, NEEDLE 58	1	1						
21	2	22351-030025	PIN, SPRING 3.0X25	1	1						
22	1	194951-14360	SHAFT, CLUTCH	1	1						
23	1	194951-14384	SLIDER	1	1						
24	1	194951-14390	SPRING, SLIDER	1	1						
25	1	194951-14420	YOKE, SHIFTER	1	1						
26	1	194951-14430	BEARING, 6908	1	1						
27	1	194951-14440	BEARING, 6909	1	1						
28	1	198511-14450	BEARING, 45TNK804	1	1						
29	1	194931-14460	ARM, SHIFTER	1	1						
30	1	198311-14470	SHAFT, SHIFTER	1	1						
31	1	194951-14480	STOPPER, SHAFT	1	1						
32	1	198311-14480	SPACER	1	1						
33	1	198331-14540	PLATE, FRICTION	10	10						
34	1	194951-14550	PLATE, STEEL	1	1						
35	1	198331-14550	PLATE, STEEL	9	9						
36	1	194951-14571	LINER, 50X68X5	1	1						
37	1	22242-000170	RING, 17	1	1						
38	1	22242-000300	RING, 30	1	1						
39	1	22252-000550	RING, 55	1	1						
40	1	22252-000620	RING, 62	2	2						
41	1	22252-000680	RING, 68	1	1						
42	1	22292-000300	RING, S-30	1	1						
43	1	23491-100002	PLUG, 10	1	1						
44	1	24101-060064	BEARING, BALL 6006	1	1						
45	1	24311-000120	O-RING, 1AP12.0	1	1						
46	1	24311-000180	O-RING, 1AP18.0	1	1						
47	1	24311-000200	O-RING, 1AP20.0	1	1						
48	1	24421-304508	SEAL, OIL TC304508	1	1						
49	1	26013-080162	BOLT, M8X 16	1	1						
50	1	26013-100252	BOLT, M10X 25	8	8						
51	1	26013-100302	BOLT, M10X 30	4	4						

Remarks
* FIGURE FOR TYPE HI-GRIP TURN

Fig.35. SHAFT COVER

35. SHAFT COVER



N135473

(A)=FE-240H
(B)=FE-280H
(C)=

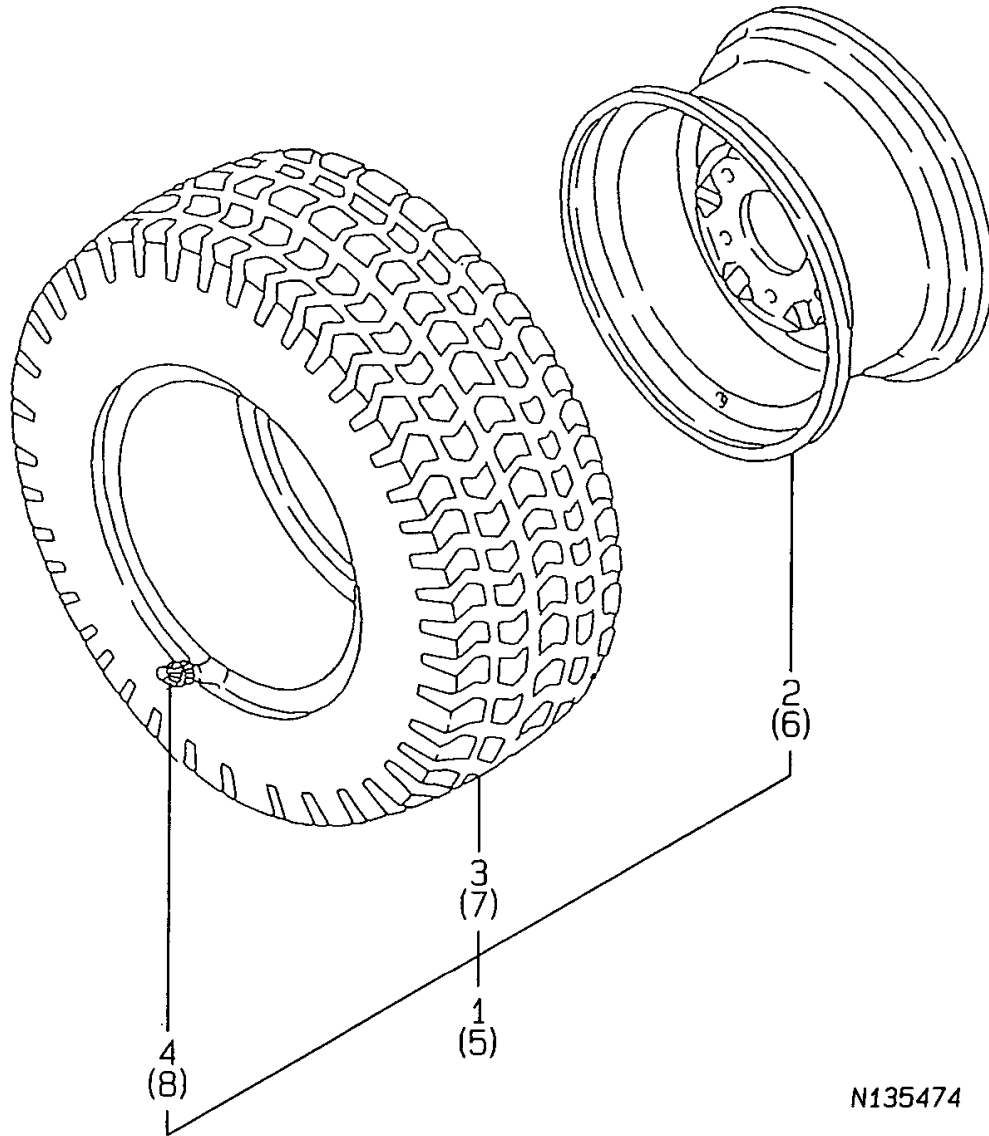
(D)=
(E)=
(F)=

No.	Lev.	Parts No.	Description	Q'ty						I	R
				(A)	(B)	(C)	(D)	(E)	(F)		
1	1	198173-14610	COVER ASSY, SHAFT	1	1						1
2	1	198129-14650	BOOT, RUBBER	1	1						
3	1	194516-14660	COLLAR, BOOT	1	1						
4	1	198129-14660	BOOT, RUBBER	1	1						
5	1	23000-080000	CLAMP, 80	4	4						
6	1	198173-14640	COVER ASSY, SHAFT	1	1						2

Remarks
(1) FOR WITHOUT HI-GRIP TURN
(2) FOR WITH HI-GRIP TURN

Fig.36. FRONT WHEEL TIRE (TURF)

36. FRONT WHEEL TIRE(TURF)



N135474

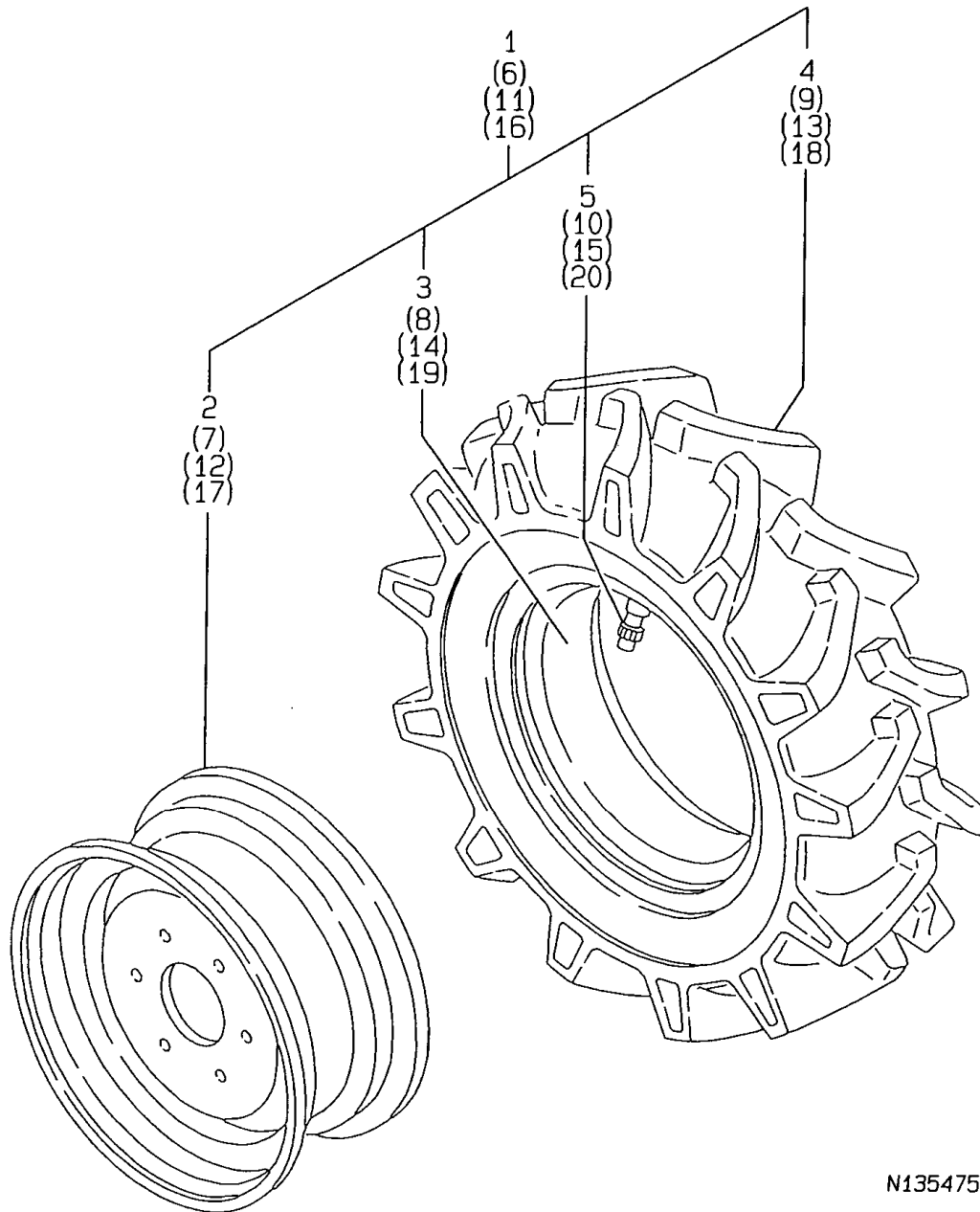
(A)=FE-240H
(B)=FE-280H
(C)=

(D)=
(E)=
(F)=

No.	Lev.	Parts No.	Description	Q'ty						I	R
				(A)	(B)	(C)	(D)	(E)	(F)		
1	1	794361-14701	TIRE KIT, 24X8.5 L	1	1						
2	2	194361-12811	WHEEL ASSY,7JAX14WDC	1	1						
3	2	194361-12850	TIRE, 25X8.50-14	1	1						
4	2	194136-12880	VALVE, TR413	1	1						
5	1	794361-14801	TIRE KIT, 24X8.5 R	1	1						
6	2	194361-12811	WHEEL ASSY,7JAX14WDC	1	1						
7	2	194361-12850	TIRE, 25X8.50-14	1	1						
8	2	194136-12880	VALVE, TR413	1	1						

Fig.37. FRONT WHEEL TIRE

37. FRONT WHEEL TIRE



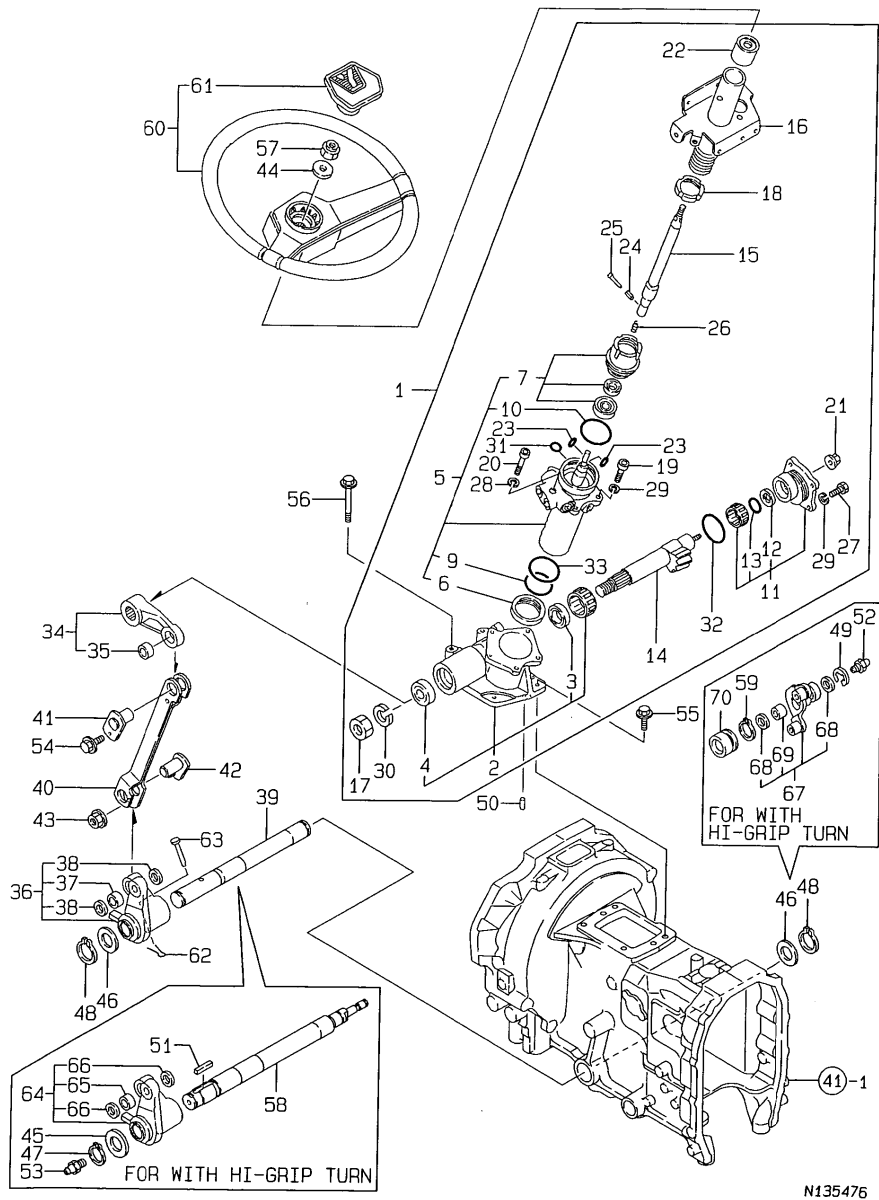
(A)=FE-240H
(B)=FE-280H
(C)=

(D)=
(E)=
(F)=

No.	Lev.	Parts No.	Description	Q'ty						I	R
				(A)	(B)	(C)	(D)	(E)	(F)		
1	1	198021-14700	TIRE KIT, FRONT L	1							
2	2	198021-14710	WHEEL, 12X4.00B	1							
3	2	194526-14810	TUBE, 6.00-12	1							
4	2	194526-14820	TIRE, 6.00-12 4 FSLM	1							
5	2	194190-34730	HOUSING, CORE	1							
6	1	198021-14800	TIRE KIT, FRONT R	1							
7	2	198021-14710	WHEEL, 12X4.00B	1							
8	2	194526-14810	TUBE, 6.00-12	1							
9	2	194526-14820	TIRE, 6.00-12 4 FSLM	1							
10	2	194190-34730	HOUSING, CORE	1							
11	1	198127-14700	TIRE KIT, FRONT L		1						
12	2	198031-14710	WHEEL, 5JAX14WDC		1						
13	2	194171-14810	TIRE, 7-14 4 FSLM		1						
14	2	194171-14820	TUBE, 7-14		1						
15	2	194190-34730	HOUSING, CORE		1						
16	1	198127-14800	TIRE KIT, FRONT R		1						
17	2	198031-14710	WHEEL, 5JAX14WDC		1						
18	2	194171-14810	TIRE, 7-14 4 FSLM		1						
19	2	194171-14820	TUBE, 7-14		1						
20	2	194190-34730	HOUSING, CORE		1						

N135475

Fig.38. STEERING GEAR



N135476

(A)=FE-240H
(B)=FE-280H
(C)=

(D)=
(E)=
(F)=

No.	Lev.	Parts No.	Description	Q'ty						I	R
				(A)	(B)	(C)	(D)	(E)	(F)		
1	1	198011-15100	GEAR ASSY, STEERING	1	1						
2	2	198291-15110	HOUSING ASSY, GEAR	1	1						
3	3	194516-15210	GASKET	1	1						
4	3	194516-15220	SEAL, OIL	1	1						
5	2	194516-15120	CASE ASSY, PISTON	1	1						
6	3	194516-15240	SEAL, SLIPPER	1	1						
7	3	194556-15310	PLUG ASSY	1	1						
9	3	24341-000530	O-RING, 1AS53.0	1	1						
10	3	24341-000560	O-RING, 1AS56.0	1	1						
11	2	194516-15130	COVER ASSY, SIDE	1	1						
12	3	194516-15230	SEAL, SLIPPER	1	1						
13	3	24341-000300	O-RING, 1AS30.0	1	1						
14	2	198291-15140	SHAFT ASSY, SECTOR	1	1						
15	2	198011-15150	SHAFT ASSY, STEERING	1	1						
16	2	198011-15160	COLUMN ASSY, STEERING	1	1						
17	2	194516-15250	NUT, M22	1	1						
18	2	194516-15260	NUT, LOCK	1	1						
19	2	194556-15360	BOLT	4	4						
20	2	194556-15370	BOLT	1	1						
21	2	194556-15380	NUT, LOCK	1	1						
22	2	194327-15410	BUSH, COLUMN	1	1						
23	2	194454-15490	O-RING	2	2						
24	2	194454-15500	SPRING PIN	1	1						
25	2	194454-15510	RIVET	1	1						
26	2	194454-15600	SPRING	1	1						
27	2	194454-15610	BOLT	4	4						
28	2	22217-060000	WASHER, SPRING 6	1	1						
29	2	22217-100000	WASHER, SPRING 10	8	8						
30	2	22217-220000	WASHER, SPRING 22	1	1						
31	2	24311-000080	O-RING, 1AP8.0	1	1						
32	2	24321-000600	O-RING, 1AG60.0	1	1						
33	2	24341-000560	O-RING, 1AS56.0	1	1						
34	1	198011-15600	ARM ASSY, PITMAN	1	1						
35	2	198291-16140	BUSH, 25X28X15	1	1						
36	1	198011-15631	ARM ASSY, PITMAN	1	1						1
37	2	198291-16140	BUSH, 25X28X15	1	1						1
38	2	198291-16150	SEAL, OIL G253204	2	2						1
39	1	198122-15640	SHAFT, PITMAN	1	1						1
40	1	198129-16100	ROD, DRAG A	1	1						
41	1	198011-16180	PIN, LINK U	1	1						
42	1	198011-16190	PIN D, LINK	1	1						
43	1	194990-22140	NUT, M8	1	1						
44	1	22137-120000	WASHER, 12	1	1						
45	1	22137-270000	WASHER, 27	1	1						2
46	1	22137-300000	WASHER, 30	2	2						1
47	1	22242-000280	RING, 28	1	1						2
48	1	22242-000300	RING, 30	2	2						1
49	1	22272-000100	RING, E-10	1	1						2
50	1	22312-100180	PIN, PARALLEL M10X18	2	2						
51	1	22512-070400	KEY, 7X 40	1	1						2
52	1	24761-010000	NIPPLE, GREASE M6F	1	1						2

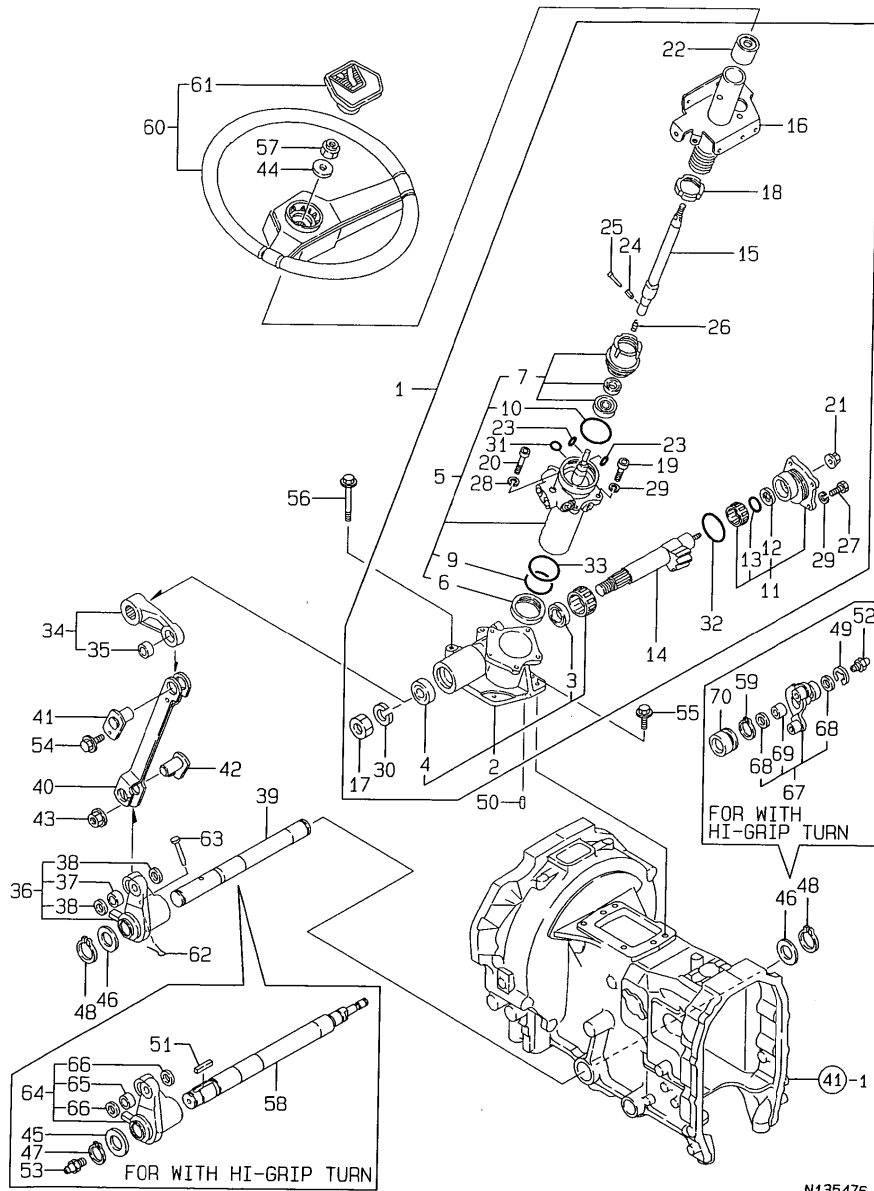
Remarks
(1) FOR WITHOUT HI-GRIP TURN
(2) FOR WITH HI-GRIP TURN

Fig.38. STEERING GEAR

(A)=FE-240H
(B)=FE-280H
(C)=

(D)=
(E)=
(F)=

No.	Lev.	Parts No.	Description	Q'ty						I	R
				(A)	(B)	(C)	(D)	(E)	(F)		
53	1	24761-020000	NIPPLE, GREASE PT1/8	1	1						2
54	1	26106-080122	BOLT, M8X 12 PLATED	1	1						
55	1	26106-100252	BOLT, M10X 25 PLATED	2	2						
56	1	26106-100802	BOLT, M10X 80 PLATED	2	2						
57	1	26356-120002	NUT, M12	1	1						
58	1	198190-15641	SHAFT, PITMAN	1	1						2
59	1	22242-000220	RING, 22	1	1						2
60	1	194940-15800	WHEEL COMP.,STEERING	1	1						
61	2	194940-15870	CAP, WHEEL	1	1						
62	1	22417-200300	PIN, COTTER 2.0X30	1	1						1
63	1	22487-080600	PIN 8X 60	1	1						1
64	1	198129-15630	ARM ASSY, PITMAN	1	1						2
65	2	198291-16140	BUSH, 25X28X15	1	1						2
66	2	198291-16150	SEAL, OIL G253204	2	2						2
67	1	198311-15350	ARM ASSY, ROLLER	1	1						2
68	2	198311-15460	SEAL, OIL G121603	2	2						2
69	2	24550-012150	BUSH, 12X15	1	1						2
70	1	198190-15450	HOLDER	1	1						2



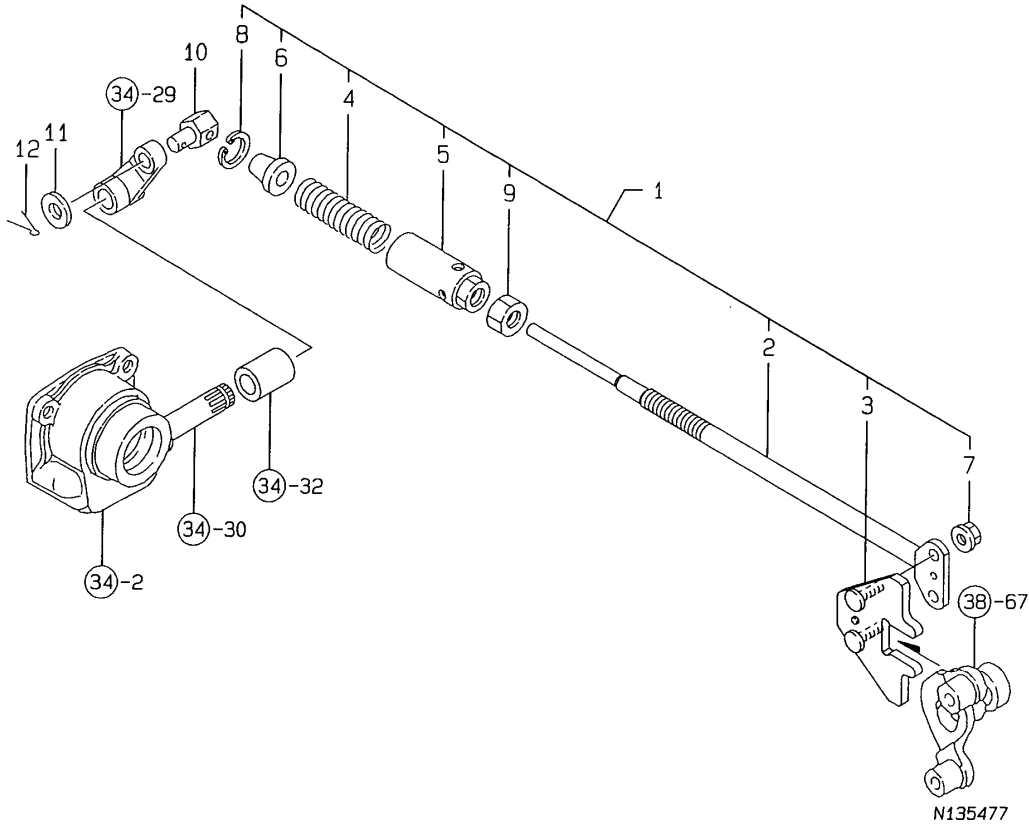
N135476

Remarks

- (1) FOR WITHOUT HI-GRIP TURN
- (2) FOR WITH HI-GRIP TURN

Fig.39. STEERING PUSH

39. STEERING PUSH



(A)=FE-240H
(B)=FE-280H
(C)=

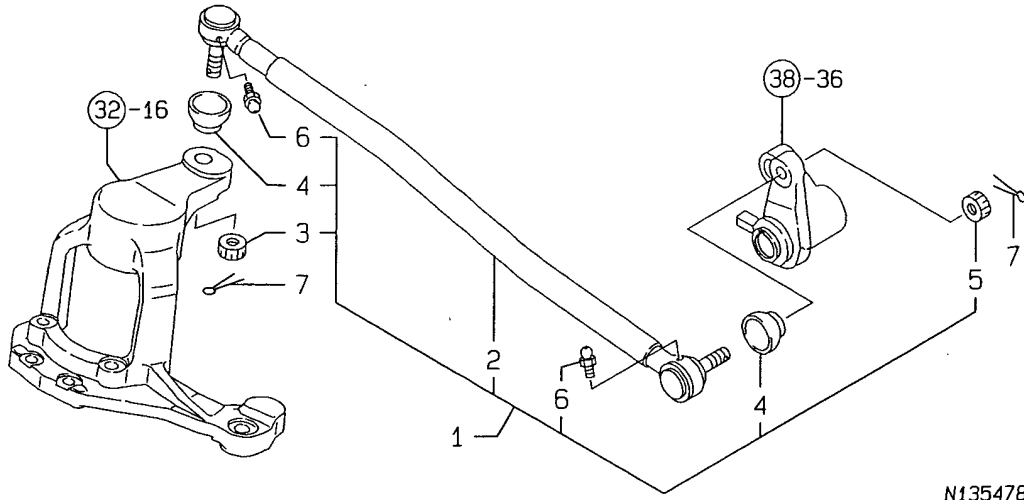
(D)=
(E)=
(F)=

No.	Lev.	Parts No.	Description	Qty						I	R
				(A)	(B)	(C)	(D)	(E)	(F)		
1	1	198173-15010	ROD ASSY, PUSH	1	1						
2	2	198173-15310	ROD, PUSH	1	1						
3	2	198016-15350	CAM ASSY	1	1						
4	2	198331-15380	SPRING, 4X29X100	1	1						
5	2	198331-15700	CASE ASSY, END	1	1						
6	2	198331-15740	SPACER, SPRING CASE	1	1						
7	2	194990-22140	NUT, M8	2	2						
8	2	22252-000300	RING, 30	1	1						
9	2	26716-160002	NUT, M16	1	1						
10	1	198016-15580	PIN, LEVER	1	1						
11	1	22137-140000	WASHER, 14	1	1						
12	1	22417-300350	PIN, COTTER 3.0X35	1	1						

Remarks
* FIGURE FOR TYPE HI-GRIP TURN

Fig.40. DRAG ROD

40. DRAG ROD



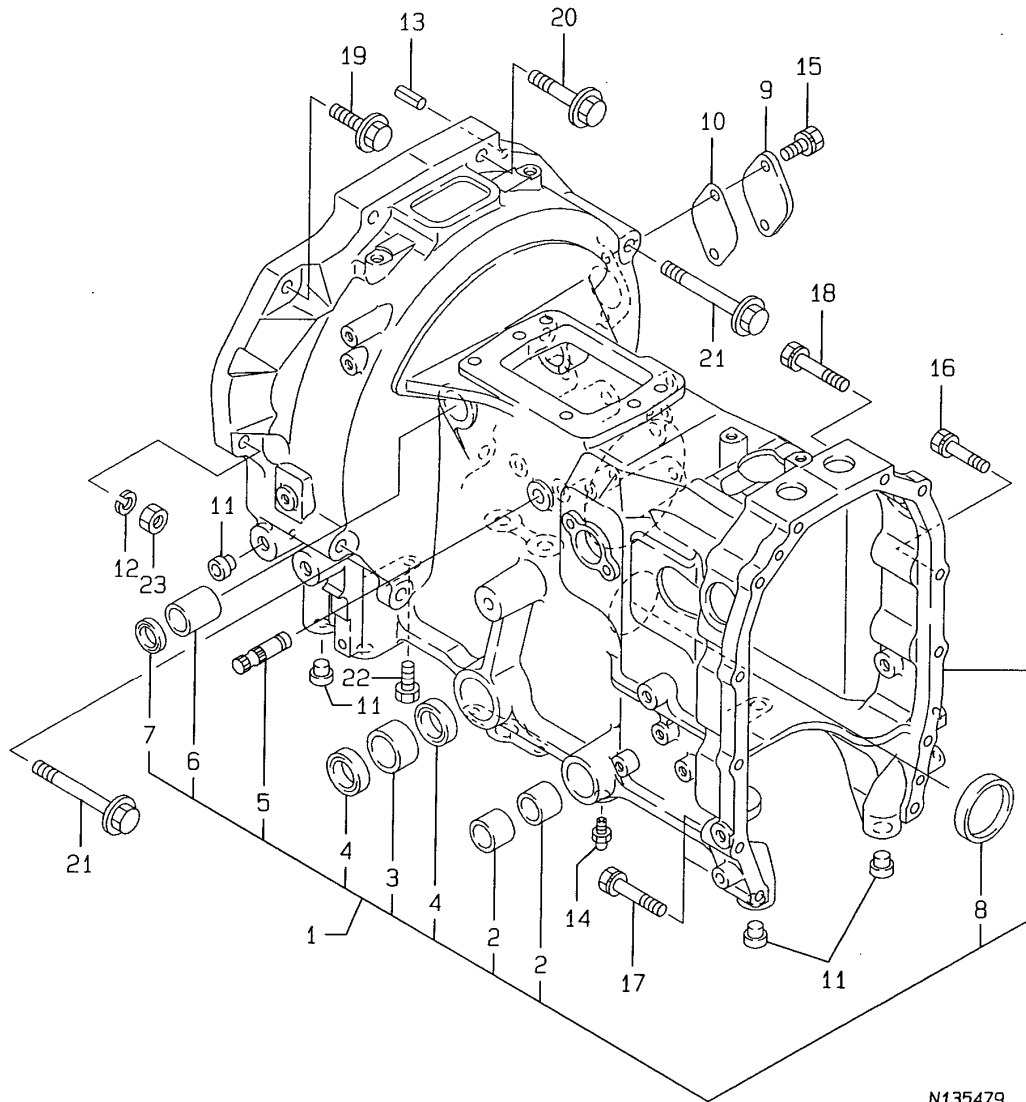
(A)=FE-240H
(B)=FE-280H
(C)=

(D)=
(E)=
(F)=

No.	Lev.	Parts No.	Description	Q'ty						I	R
				(A)	(B)	(C)	(D)	(E)	(F)		
1	1	198128-16100-1	ROD ASSY,DRAG (49)	1	1						
2	2	198128-16110	ROD SUB CMP,DRAG	1	1						
3	2	194115-16130	NUT, CASTLE M12	1	1						
4	2	194730-57220	COVER, DUCT	2	2						
5	2	194730-57241	NUT M12	1	1						
6	2	24761-060000	NIPPLE, GREASE MT6X1	2	2						
7	1	22417-300250	PIN, COTTER 3.0X25	2	2						

Fig.41. CLUTCH HOUSING

41. CLUTCH HOUSING



N135479

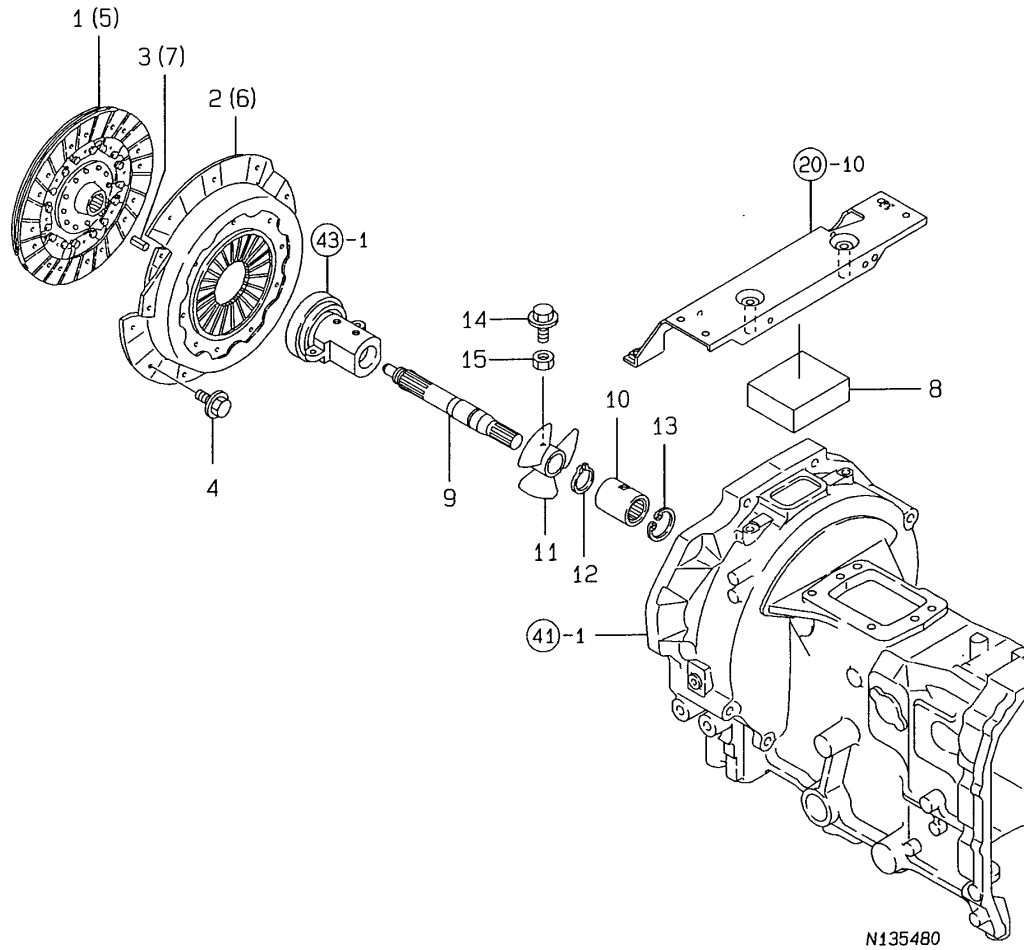
(A)=FE-240H
(B)=FE-280H
(C)=

(D)=
(E)=
(F)=

No.	Lev.	Parts No.	Description	Q'ty						I	R
				(A)	(B)	(C)	(D)	(E)	(F)		
1	1	198129-21100	HOUSING ASSY, CLUTCH	1	1						
2	2	194740-06080	BUSH, 25X30X18	4	4						
3	2	198291-21410	BUSH 30X37X20	2	2						
4	2	198291-21430	SEAL, OIL G303704	4	4						
5	2	194150-22250	PIN, HOOK	2	2						
6	2	194680-22280	BUSH, 20X26X22	2	2						
7	2	194680-22290	SEAL, OIL G202604	2	2						
8	2	27260-550000	PLUG, 55	1	1						
9	1	194146-21150	COVER, SIDE	1	1						
10	1	194146-21160	GASKET, SIDE COVER	1	1						
11	1	194150-21910	PLUG, 11.2	10	10						
12	1	22217-100000	WASHER, SPRING 10	1	1						
13	1	22351-080018	PIN, SPRING 8.0X18	2	2						
14	1	24761-020000	NIPPLE, GREASE PT1/8	2	2						
15	1	26013-080202	BOLT, M8X 20	2	2						
16	1	26013-080302	BOLT, M8X 30	4	4						
17	1	26013-080502	BOLT, M8X 50	4	4						
18	1	26013-080652	BOLT, M8X 65	4	4						
19	1	26106-100352	BOLT, M10X 35 PLATED	1	1						
20	1	26106-100552	BOLT, M10X 55 PLATED	2	2						
21	1	26106-101052	BOLT, M10X105 PLATED	5	5						
22	1	26116-080162	BOLT, M8X 16 PLATED	1	1						
23	1	26716-100002	NUT, M10	1	1						

Fig.42. SINGLE CLUTCH & CLUTCH SHAFT

42. SINGLE CLUTCH & CLUTCH SHAFT



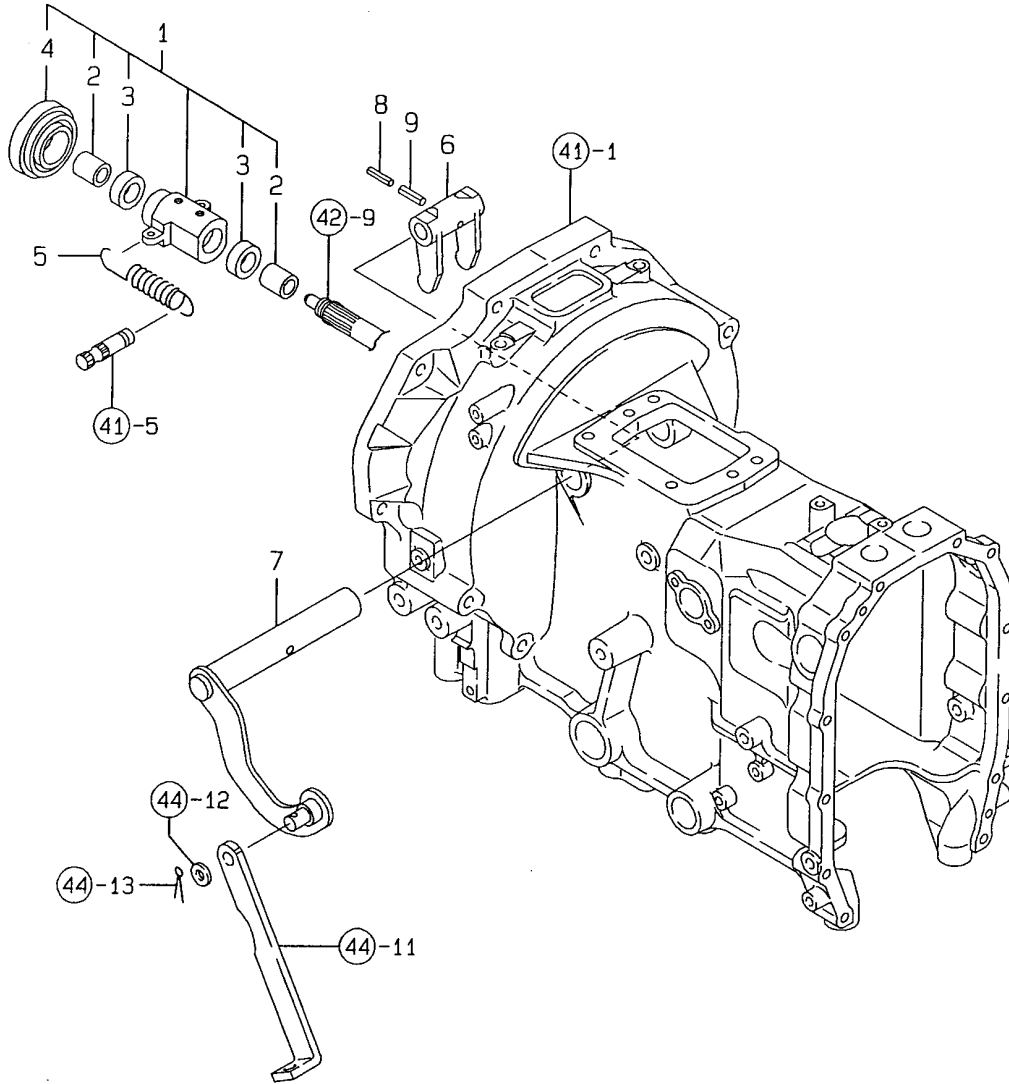
(A)=FE-240H
(B)=FE-280H
(C)=

(D)=
(E)=
(F)=

No.	Lev.	Parts No.	Description	Qty						I	R
				(A)	(B)	(C)	(D)	(E)	(F)		
1	1	194535-21401	DISK ASSY, CLUTCH	1							
2	1	794150-21700	PLATE, PRESSURE	1							
3	1	22351-080018	PIN, SPRING 8.0X18	3							
4	1	26106-080162	BOLT, M8X 16 PLATED	6	6						
5	1	194320-21512	DISC ASSY, CLUTCH		1						
6	1	194320-21700	PLATE, PRESSURE		1						
7	1	22351-060016	PIN, SPRING 6.0X16		3						
8	1	198129-21180	FILTER, COOLING	1	1						
9	1	198129-22110	SHAFT, MAIN DRIVE	1	1						
10	1	198129-25100	JOINT, MAIN	1	1						
11	1	198129-29150	FAN, COLLING	1	1						
12	1	22242-000250	RING, 25	1	1						
13	1	22252-000170	RING, 17	1	1						
14	1	26106-060162	BOLT, M6X 16 PLATED	1	1						
15	1	26716-060002	NUT, M6	1	1						

Fig.43. CLUTCH RELEASE

43. CLUTCH RELEASE



(A)=FE-240H
(B)=FE-280H
(C)=

(D)=
(E)=
(F)=

No.	Lev.	Parts No.	Description	Q'ty						I	R
				(A)	(B)	(C)	(D)	(E)	(F)		
1	1	194550-22150	SLEEVE ASSY, BEARING	1	1						
2	2	194550-22160	BUSH, 25X30X22	2	2						
3	2	194130-22170	FELT	2	2						
4	2	194990-42710	BEARING, TK40-14	1	1						
5	1	198129-22240	SPRING, RETURN	2	2						
6	1	194150-22311	YOKE, CLUTCH SHIFT	1	1						
7	1	198010-22330	SHAFT, CLUTCH RELEASE	1	1						
8	1	22351-035040	PIN, SPRING 3.5X40	1	1						
9	1	22351-060040	PIN, SPRING 6.0X40	1	1						

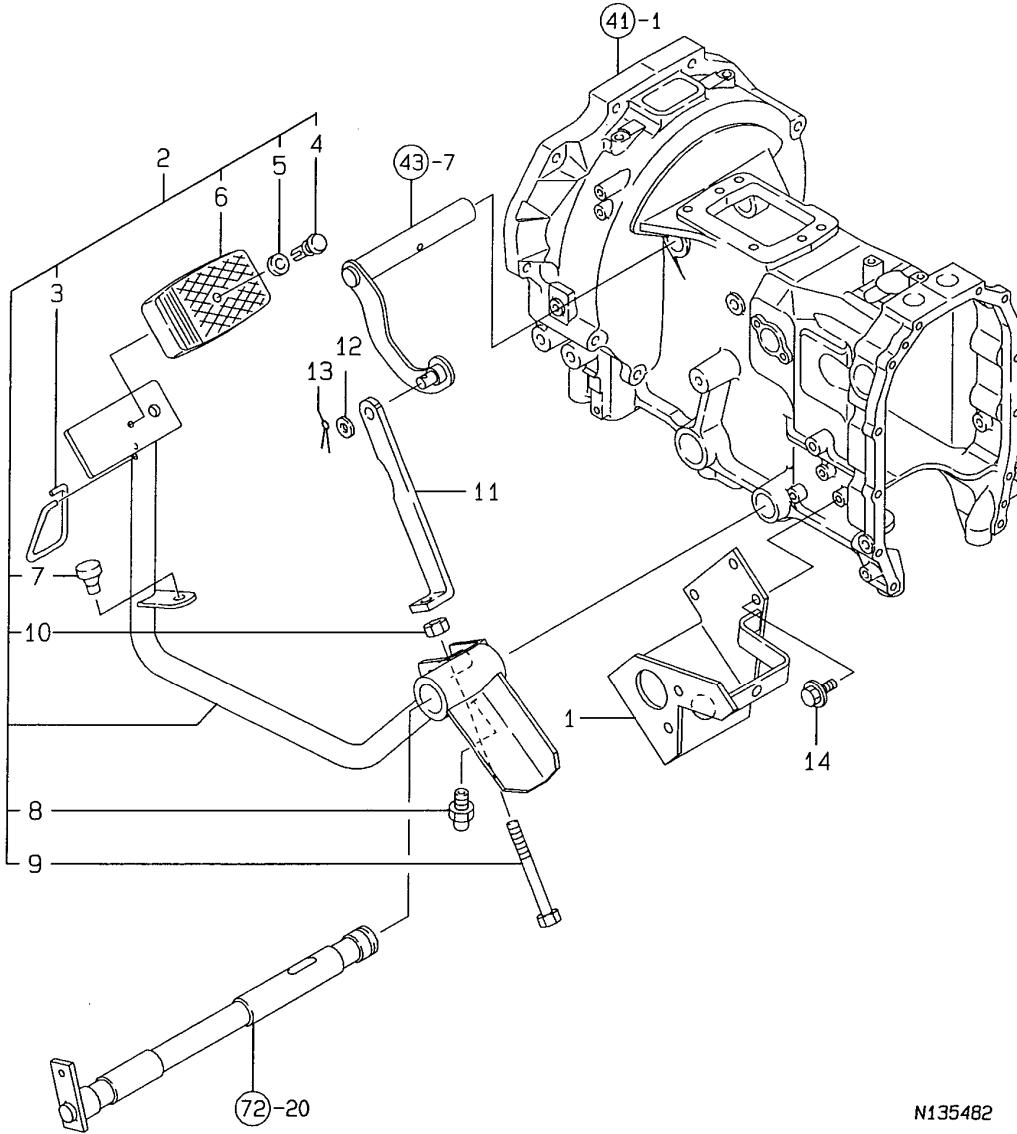
N135481

Fig.44. CLUTCH PEDAL

44. CLUTCH PEDAL

(A)=FE-240H
(B)=FE-280H
(C)=

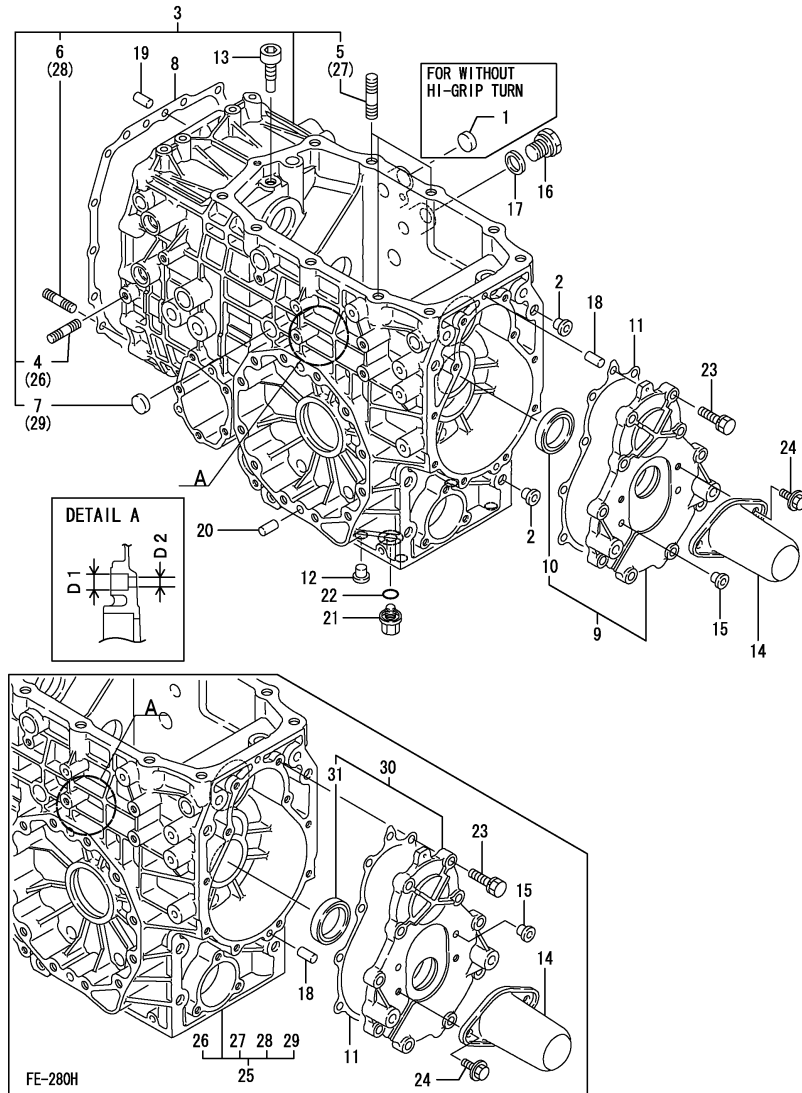
(D)=
(E)=
(F)=



N135482

No.	Lev.	Parts No.	Description	Q'ty						I	R
				(A)	(B)	(C)	(D)	(E)	(F)		
1	1	198129-21350	STOPPER, PEDAL	1	1						
2	1	198129-22510	PEDAL KIT, CLUTCH	1	1						
3	2	198010-22460	LOCK, CLUTCH	1	1						
4	2	198133-22510	RIVET, PEDAL HEAD	1	1						
5	2	198133-22530	WASHER, RIVET	1	1						
6	2	198071-37510	COVER, HEAD	1	1						
7	2	194330-62530	STOPPER, PEDAL	1	1						
8	2	24761-010000	NIPPLE, GREASE M6F	1	1						
9	2	26116-080754	BOLT, M8X 75 PLATED	1	1						
10	2	26716-080002	NUT, M8	1	1						
11	1	198129-22550	ROD, CLUTCH	1	1						
12	1	22137-100000	WASHER, 10	1	1						
13	1	22417-200300	PIN, COTTER 2.0X30	1	1						
14	1	26106-080162	BOLT, M8X 16 PLATED	3	3						

Fig.45. TRANSMISSION CASE



(A)=FE-240H
(B)=FE-280H
(C)=

(D)=
(E)=
(F)=

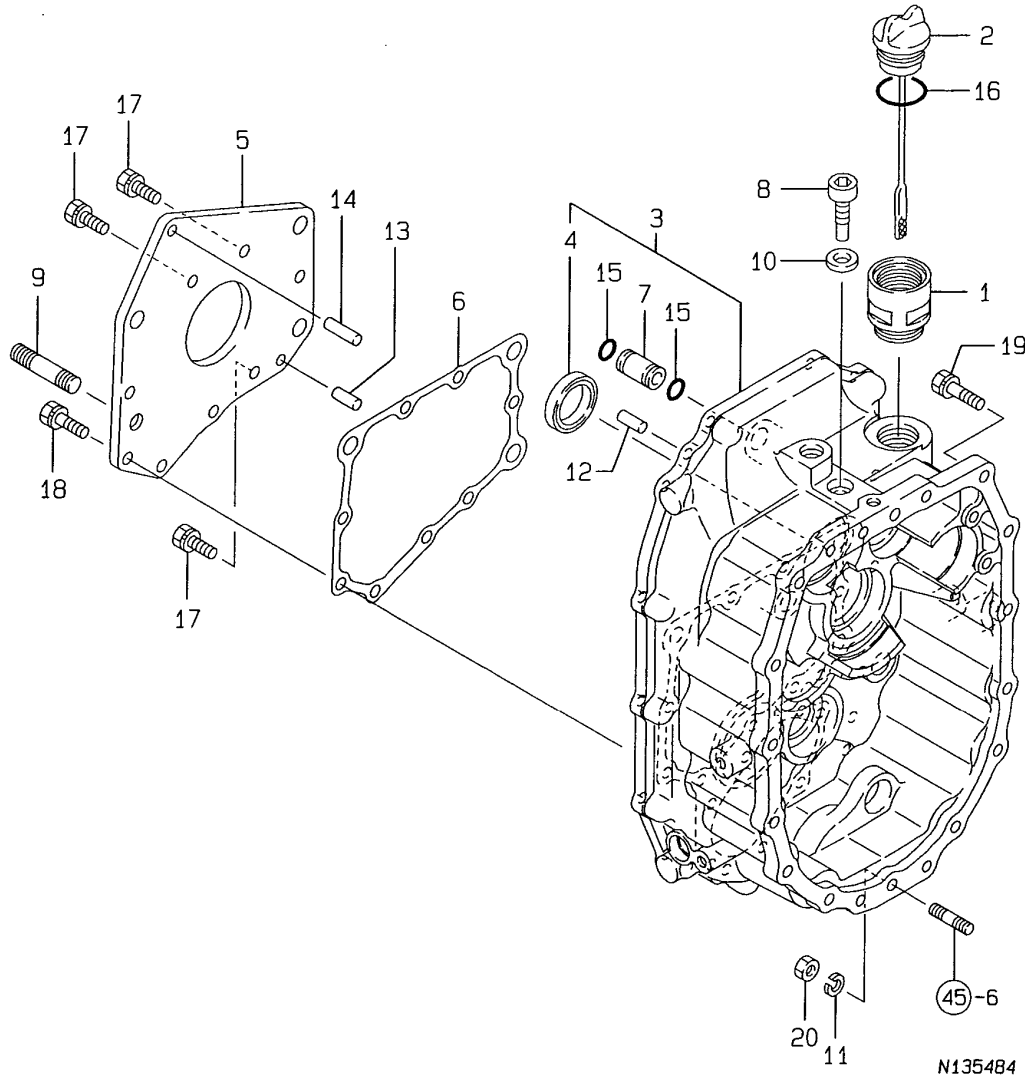
No.	Lev.	Parts No.	Description	Q'ty						I	R
				(A)	(B)	(C)	(D)	(E)	(F)		
1	1	194197-21170	CAP. SEAL 17X4	1	1						1
2	1	194150-21910	PLUG, 11.2	6	6						
3	1	198126-24100	CASE CMP,TRANSMISSIO	1							
3-1	1	198126-24101	HOUSING ASSY	1							N
		(A=FXXXXX)									
3-2	1	198126-24102	HOUSING ASSY	1							S 2
		(A=FXXXXX)									
3-3	1	198126-24103	HOUSING ASSY	1							S 3
		(A=FXXXXX)									
4	2	26216-080202	STUD, M8X 20	1							
5	2	26216-120352	STUD, M12X 35	3							
6	2	26226-080252	STUD, M8X 25	1							
7	2	27260-200000	PLUG, 20	2							
8	1	194515-24121	GASKET, MISSION CASE	1	1						
9	1	198124-24140	COVER ASSY, MISSION	1							
10	2	194197-24370	SEAL, OIL TC38508	1							
11	1	198121-24160	PACKING	1	1						
12	1	194150-24270	CAP. SCREW 13.0	6	8						
13	1	198121-24380	BOLT, SET M10	1	1						
14	1	198290-26860	COVER, SHAFT	1	1						
15	1	194275-27750	PLUG, 7.8	2	2						
16	1	194312-46750	PLUG, PF3/8	1	1						
17	1	194555-77910	GASKET, 17	1	1						
18	1	22312-080140	PIN, PARALLEL M8X14	2	2						
19	1	22312-080200	PIN, PARALLEL M8X20	2	2						
20	1	22312-100180	PIN, PARALLEL M10X18	4	4						
21	1	23491-140002	PLUG, 14	1	1						
22	1	24311-000160	O-RING, 1AP16.0	1	1						
23	1	26013-080302	BOLT, M8X 30	10	10						
24	1	26106-080122	BOLT, M8X 12 PLATED	2	2						
25	1	198196-24100	TRANS. HOUSING ASSY	1							
25-1	1	198196-24101	HOUSING ASSY	1							N
		(B=FXXXXX)									
25-2	1	198196-24102	HOUSING ASSY	1							S 2
		(B=FXXXXX)									
25-3	1	198196-24103	HOUSING ASSY	1							S 3
		(B=FXXXXX)									
26	2	26216-080202	STUD, M8X 20	1							
27	2	26216-120352	STUD, M12X 35	3							
28	2	26226-080252	STUD, M8X 25	1							
29	2	27260-200000	PLUG, 20	2							
30	1	198127-24141	COVER ASSY, MISSION	1							
31	2	194197-24370	SEAL, OIL TC38508	1							

Remarks

- (1) For without hi-grip turn.
- (2) D1=Ref.no.3,3-1,25.25-1 18mm.
Ref.no.3-2,25-2 24mm.
- (3) D2=Ref.no.3,3-1,3-2,25,25-1,25-2 11mm.
Ref.no.3-3,25-3 12.5mm.

Fig.46. CENTER PLATE

46. CENTER PLATE



N135484

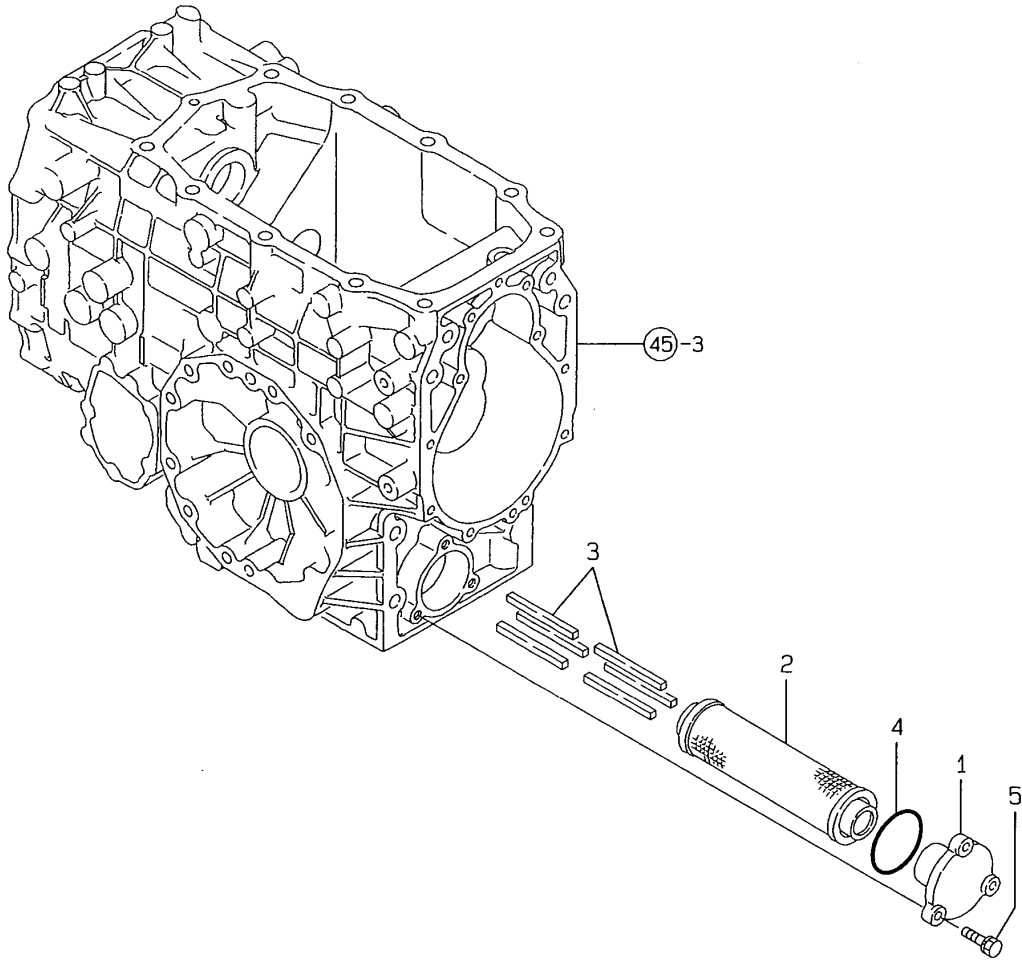
(A)=FE-240H
(B)=FE-280H
(C)=

(D)=
(E)=
(F)=

No.	Lev.	Parts No.	Description	Q'ty						I	R
				(A)	(B)	(C)	(D)	(E)	(F)		
1	1	198129-24280	PIPE, OIL PLUG	1	1						
2	1	198129-24290	PLUG, OIL 33X140	1	1						
3	1	198173-24300	PLATE ASSY, CENTER	1	1						
4	2	24423-254208	SEAL, OIL TC254208	1	1						
5	1	198129-24350	FLANGE, HST MOUNT	1	1						
6	1	198129-24360	PACKING, FLANGE	1	1						
7	1	198129-24370	JOINT	1	1						
8	1	198121-24380	BOLT, SET M10	1	1						
9	1	198129-24380	STUD, M12X55	1	1						
10	1	22190-100000	WASHER, SEAL 10	1	1						
11	1	22217-080000	WASHER, SPRING 8	1	1						
12	1	22312-080200	PIN, PARALLEL M8X20	2	2						
13	1	22312-080200	PIN, PARALLEL M8X20	1	1						
14	1	22312-080280	PIN, PARALLEL M8X28	1	1						
15	1	24311-000120	O-RING, 1AP12.0	2	2						
16	1	24321-000300	O-RING, 1AG30.0	1	1						
17	1	26013-080202	BOLT, M8X 20	3	3						
18	1	26013-080252	BOLT, M8X 25	5	5						
19	1	26013-080302	BOLT, M8X 30	14	14						
20	1	26716-080002	NUT, M8	1	1						

Fig.47. OIL STREINER

47. OIL STRAINER



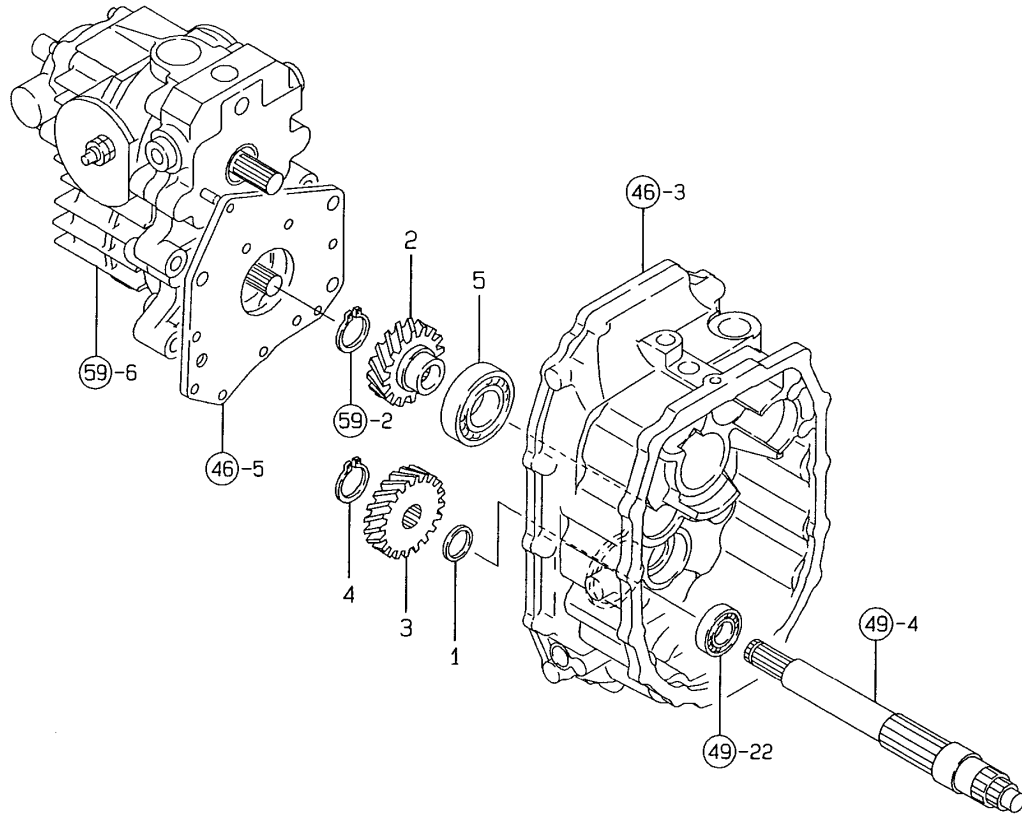
(A)=FE-240H
(B)=FE-280H
(C)=

(D)=
(E)=
(F)=

No.	Lev.	Parts No.	Description	Q'ty						I	R
				(A)	(B)	(C)	(D)	(E)	(F)		
1	1	194640-24921	COVER, STRAINER	1	1						
2	1	194515-24930	FILTER, SUCTION	1	1						
3	1	198129-24930	MAGNET, FILTER	6	6						
4	1	24341-000550	O-RING, 1AS55.0	1	1						
5	1	26013-080252	BOLT, M8X 25	3	3						

Fig.48. MAIN DRIVE GEAR

48. MAIN DRIVE GEAR



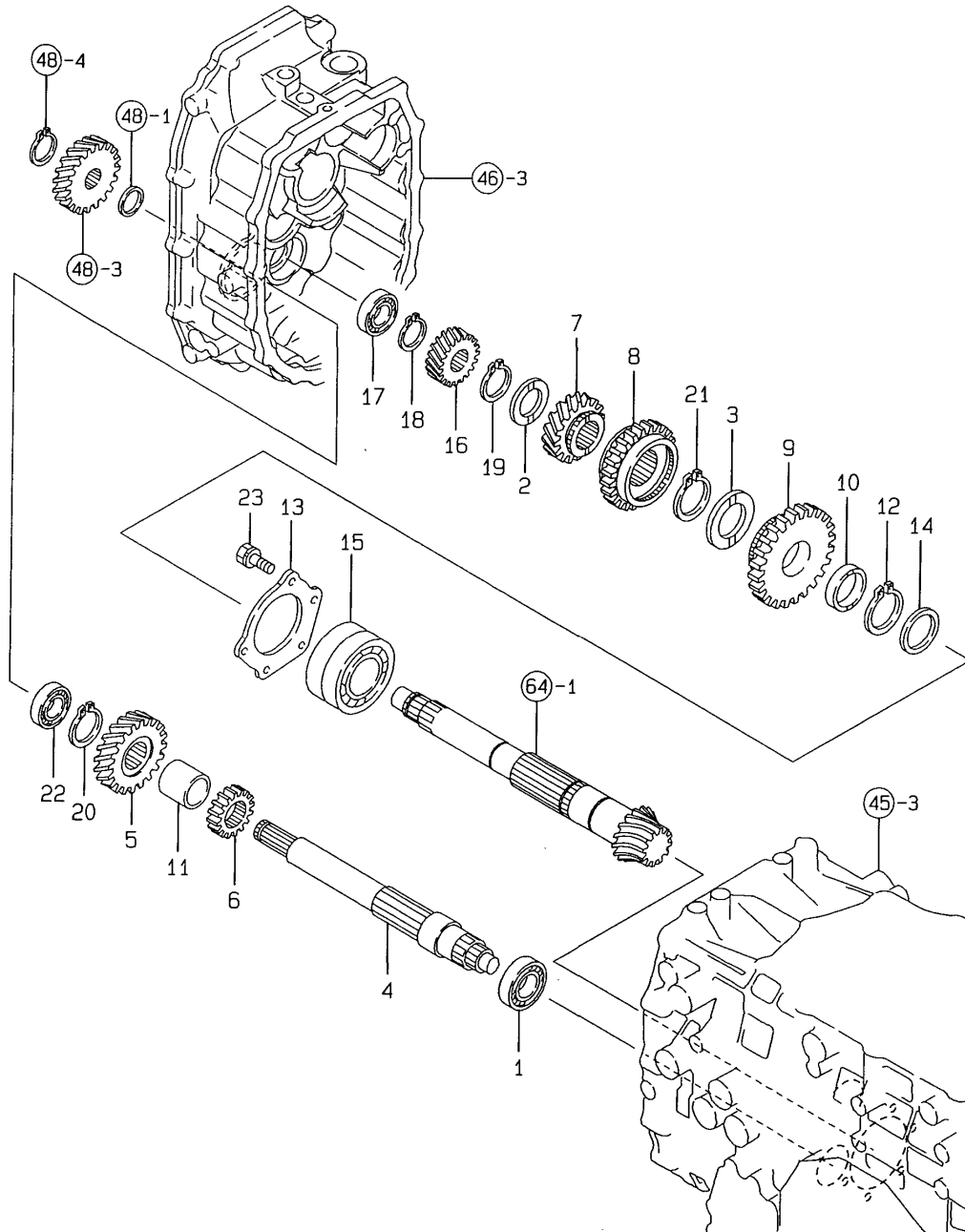
(A)=FE-240H
(B)=FE-280H
(C)=

(D)=
(E)=
(F)=

No.	Lev.	Parts No.	Description	Q'ty						I	R
				(A)	(B)	(C)	(D)	(E)	(F)		
1	1	194305-24310	COLLAR, 20X25X2	1	1						
2	1	198129-25410	GEAR, MAIN 22	1	1						
3	1	198129-25420	GEAR, MAIN 25	1	1						
4	1	22242-000200	RING, 20	1	1						
5	1	24101-060064	BEARING, BALL 6006	1	1						

Fig.49. COUNTER SHAFT

49. COUNTER SHAFT



(A)=FE-240H
(B)=FE-280H
(C)=

(D)=
(E)=
(F)=

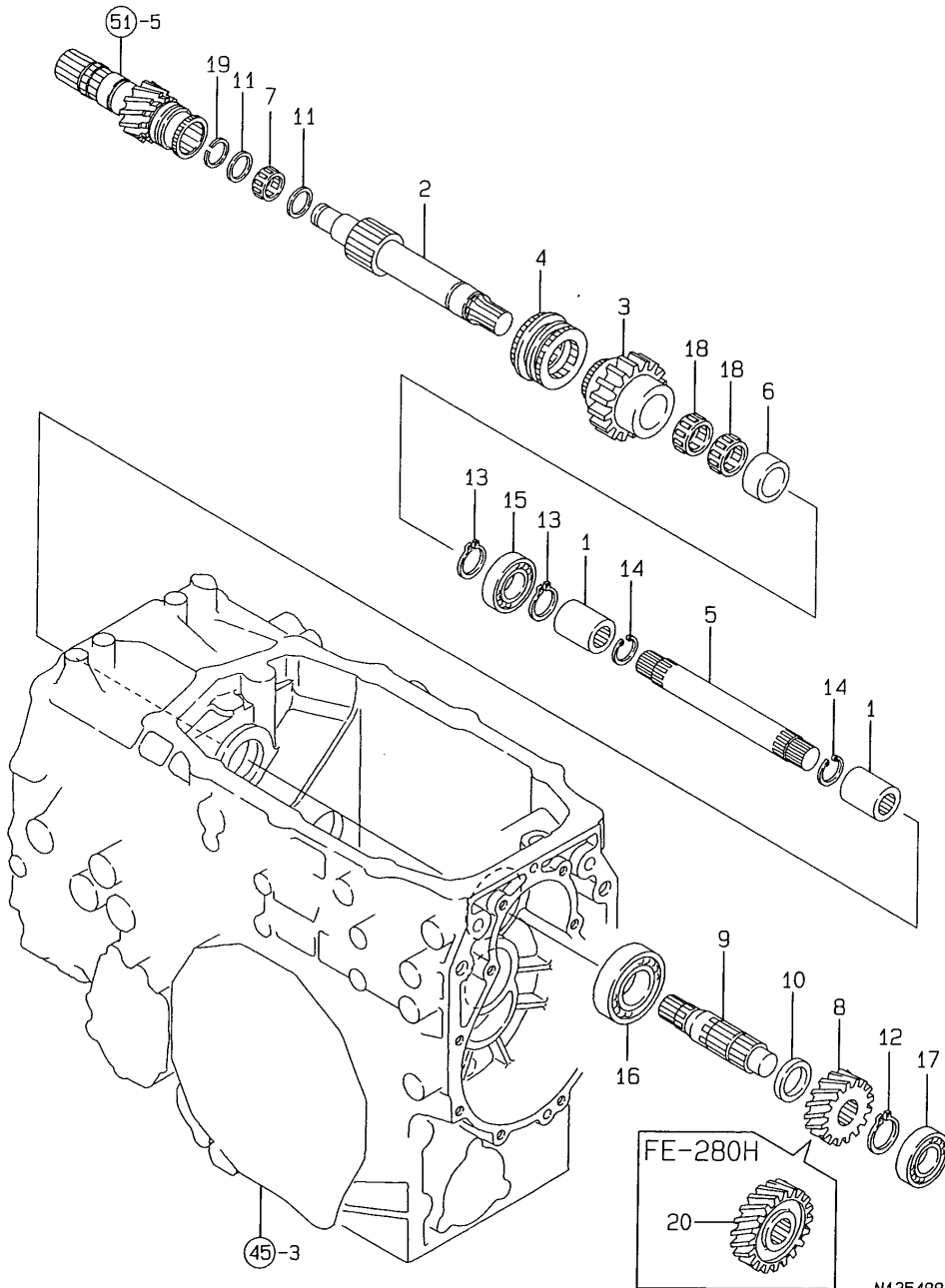
No.	Lev.	Parts No.	Description	Q'ty						I	R
				(A)	(B)	(C)	(D)	(E)	(F)		
1	1	194305-25160	BEARING, BALL TMB203	1	1						
2	1	194565-25490	WASHER, 28X45X3	1	1						
3	1	194180-25550	WASHER, 35X50X3	1	1						
4	1	198129-25710	SHAFT, REDUCTION	1	1						
5	1	198173-25720	GEAR, REDUCTION 34	1	1						
6	1	198129-25730	GEAR, REDUCTION 20	1	1						
7	1	198173-25740	GEAR, COUNTER 22	1	1						
8	1	198129-25750	GEAR, SLIDE 39	1	1						
9	1	198129-25760	GEAR, COUNTER 47	1	1						
10	1	198129-25780	COLLAR, 36X43X10	1	1						
11	1	198129-25790	COLLAR, 30X34X33.2	1	1						
12	1	194515-25810	CIRCLIP, C35X2	1	1						
13	1	194515-25820	RETAINER, BEARING	1	1						
14	1	194515-25840	WASHER, 35X45X3	1	1						
15	1	194515-25850	BEARING, BALL 6207	1	1						
16	1	198129-28130	PINION, DRIVE Z=23	1	1						
17	1	194405-83910	BEARING, TMB204	1	1						
18	1	22242-000250	RING, 25	1	1						
19	1	22242-000280	RING, 28	1	1						
20	1	22242-000300	RING, 30	1	1						
21	1	22242-000340	RING, 34	1	1						
22	1	24121-063044	BEARING, BALL 6304NR	1	1						
23	1	26013-080202	BOLT, M8X 20	5	5						

Fig.50. PTO DRIVE SHAFT

(A)=FE-240H
(B)=FE-280H
(C)=

(D)=
(E)=
(F)=

50. P.T.O. DRIVE SHAFT

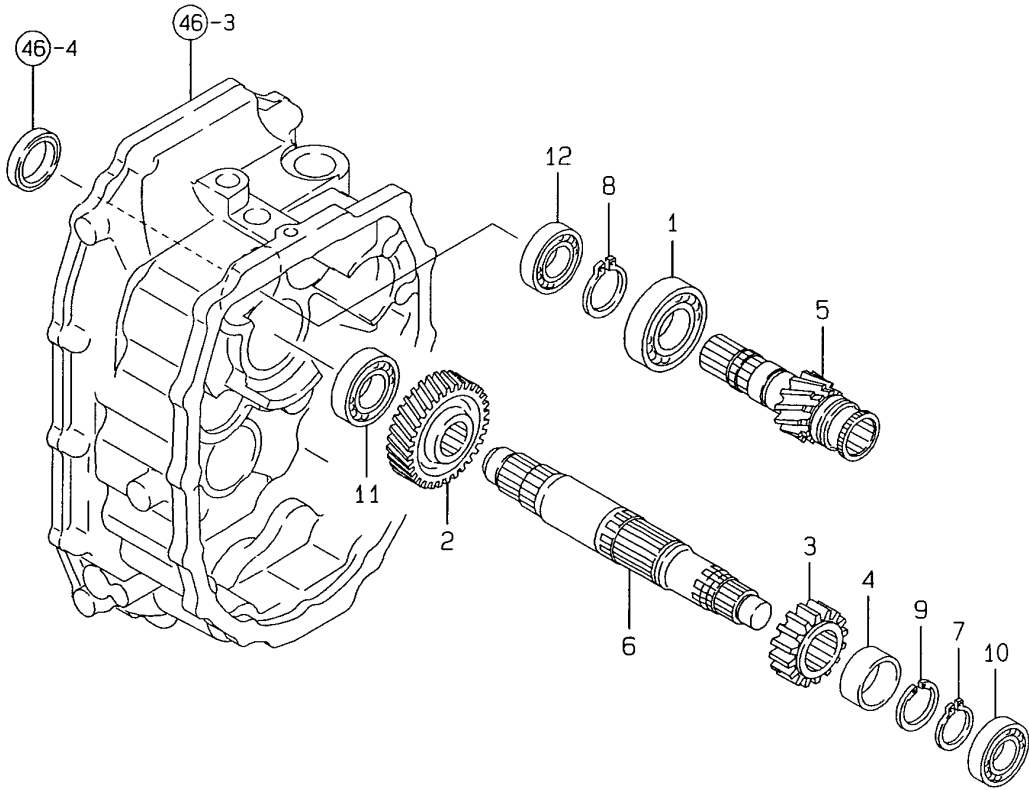


No.	Lev.	Parts No.	Description	Q'ty						I	R
				(A)	(B)	(C)	(D)	(E)	(F)		
1	1	194310-25100	JOINT	2	2						
2	1	198121-26141	SHAFT, PTO DRIVE	1	1						
3	1	198172-26150	GEAR, PTO 24	1	1						
4	1	198121-26171	SHIFTER, PTO	1	1						
5	1	198330-26190	SHAFT, CONNECTING	1	1						
6	1	198121-26221	COLLAR, 25X35X18.2	1	1						
7	1	198121-26230	NEEDLE, 182413	1	1						
8	1	198330-26260	GEAR, IDLE 15T	1	1						
9	1	198121-26270	SHAFT, PTO PINION	1	1						
10	1	194515-26290	COLLAR, 25X34X6	1	1						
11	1	192152-33510	WASHER 18X23X2	2	2						
12	1	22242-000240	RING, 24	1	1						
13	1	22242-000250	RING, 25	2	2						
14	1	22252-000170	RING, 17	2	2						
15	1	24101-060054	BEARING, BALL 6005	1	1						
16	1	24101-062044	BEARING, BALL 6204	1	1						
17	1	24101-063054	BEARING, BALL 6305	1	1						
18	1	24161-253017	BEARING, 253017	2	2						
19	1	24164-000182	CIRCLIP, 18	1	1						
20	1	198127-26260	GEAR, IDLE 32		1						

N135488

Fig.51. PTO DRIVE SHAFT

51. PTO DRIVE SHAFT



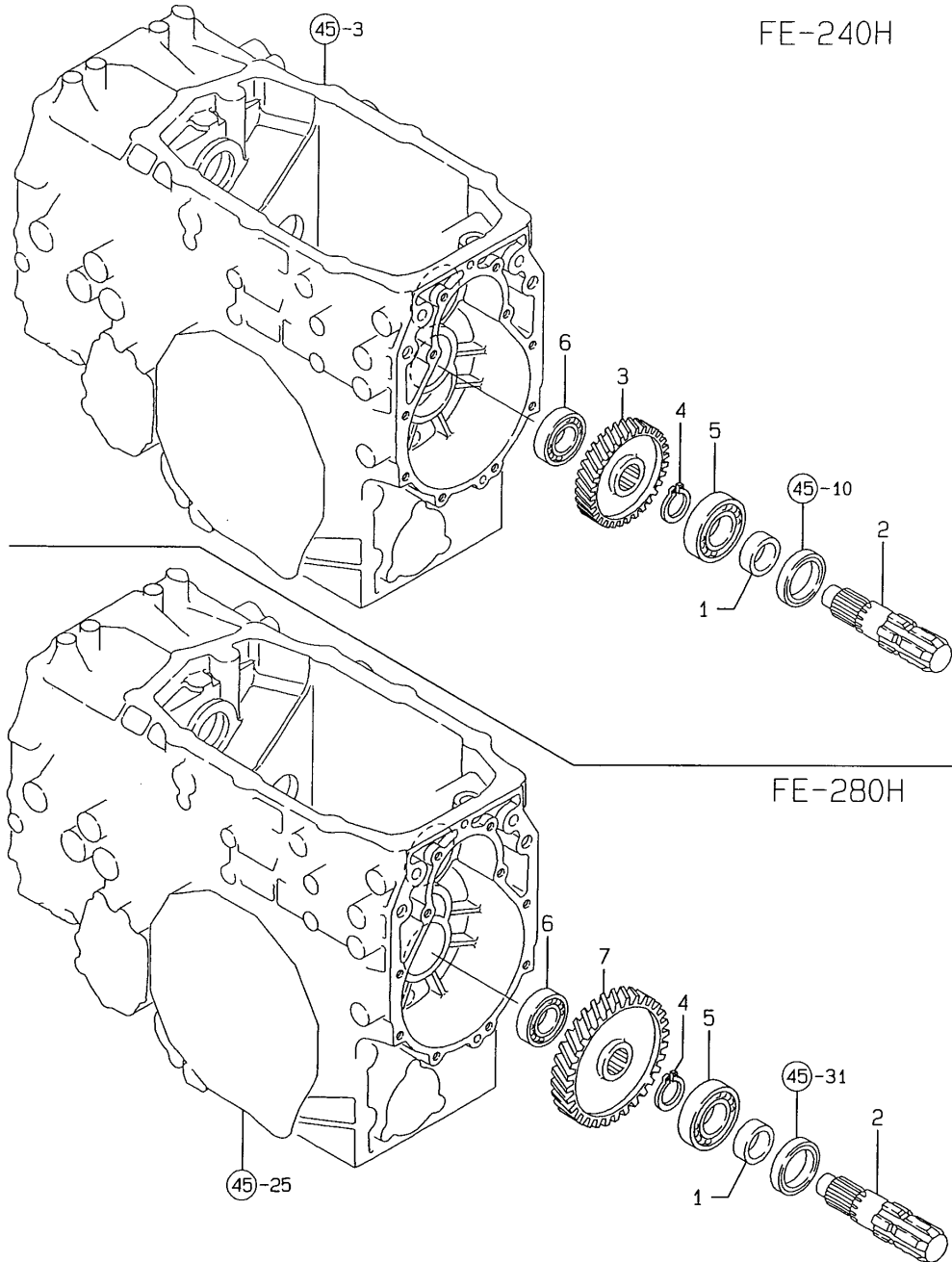
(A)=FE-240H
(B)=FE-280H
(C)=

(D)=
(E)=
(F)=

No.	Lev.	Parts No.	Description	Q'ty						I	R
				(A)	(B)	(C)	(D)	(E)	(F)		
1	1	194430-24190	BEARING, BALL 62/28	1	1						
2	1	198121-25120	GEAR, MAIN 35	1	1						
3	1	198121-25130	GEAR, MAIN 20	1	1						
4	1	198173-25140	COLLAR, PTO	1	1						
5	1	198129-25160	GEAR, MAIN DRIVE	1	1						
6	1	198121-25210	SHAFT, MAIN	1	1						
7	1	22242-000200	RING, 20	1	1						
8	1	22242-000280	RING, 28	1	1						
9	1	22292-000320	RING, S-32	1	1						
10	1	24101-062044	BEARING, BALL 6204	1	1						
11	1	24101-062054	BEARING, BALL 6205	1	1						
12	1	24104-062054	BEARING, BALL 6205UU	1	1						

Fig.52. PTO SHAFT

52. P.T.O. SHAFT



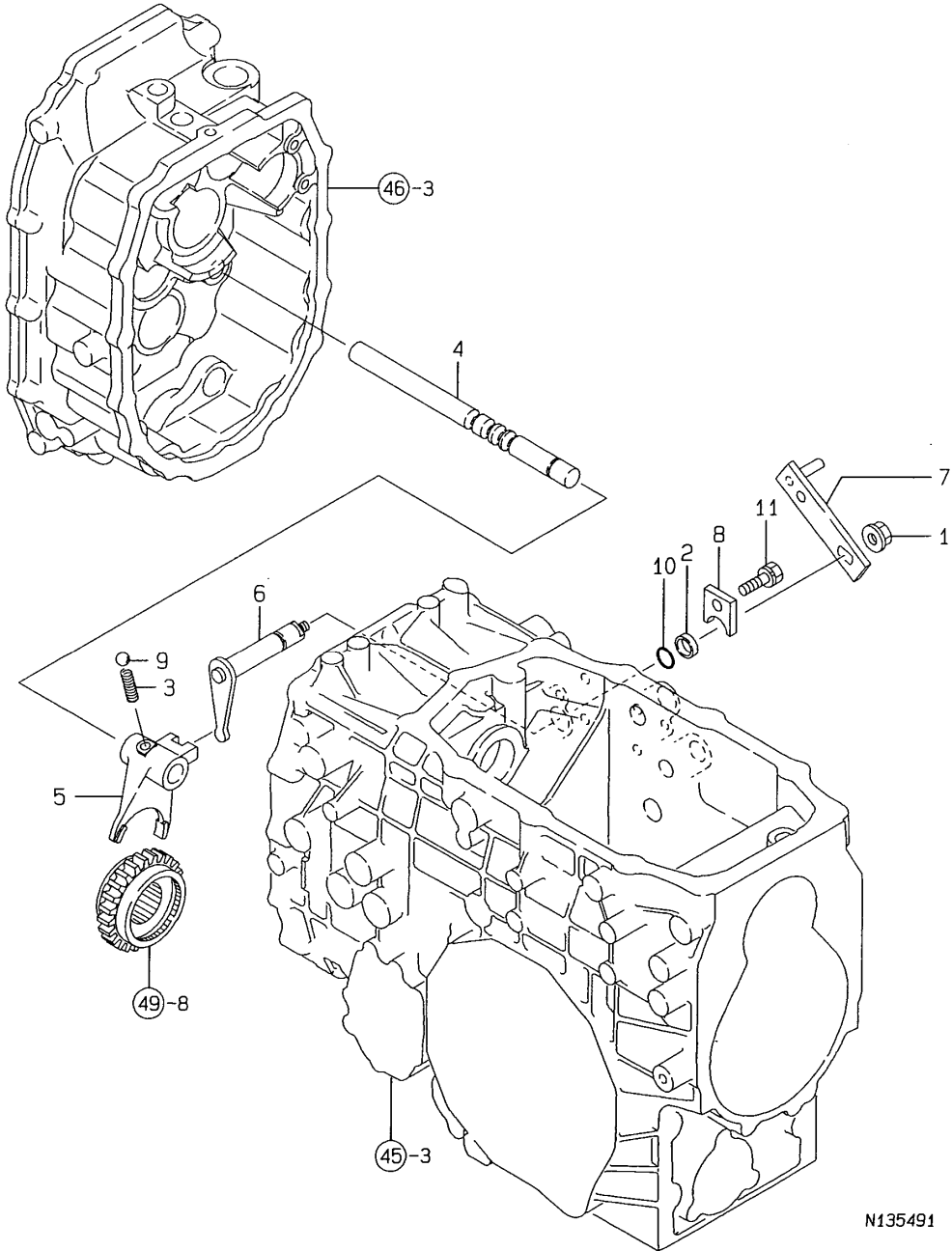
(A)=FE-240H
(B)=FE-280H
(C)=

(D)=
(E)=
(F)=

No.	Lev.	Parts No.	Description	Qty						I	R
				(A)	(B)	(C)	(D)	(E)	(F)		
1	1	195040-13320	COLLAR, 30X38X14	1	1						
2	1	194515-26310	SHAFT, PTO	1	1						
3	1	198330-26330	GEAR, DRIVEN 31T	1							
4	1	22242-000290	RING, 29	1	1						
5	1	24101-062064	BEARING, BALL 6206	1	1						
6	1	24101-063044	BEARING, BALL 6304	1	1						
7	1	198127-26330	GEAR, DRIVEN 66			1					

Fig.53. SUB CHANGE SHIFT

53. SUB CHANGE SHIFT



(A)=FE-240H
(B)=FE-280H
(C)=

(D)=
(E)=
(F)=

No.	Lev.	Parts No.	Description	Q'ty						I	R
				(A)	(B)	(C)	(D)	(E)	(F)		
1	1	194990-22140	NUT, M8	1	1						
2	1	198119-27150	COLLAR, ARM	1	1						
3	1	194145-27450	SPRING	1	1						
4	1	198129-27510	SHAFT, FORK	1	1						
5	1	198129-27520	FORK, SHIFT	1	1						
6	1	198121-27550	ARM, SHIFT	1	1						
7	1	198129-27560	ARM, CHANGE	1	1						
8	1	198119-27570	PLATE, KEEP	1	1						
9	1	24190-100001	BALL, STEEL 5/16	1	1						
10	1	24311-000160	O-RING, 1AP16.0	1	1						
11	1	26013-080202	BOLT, M8X 20	1	1						

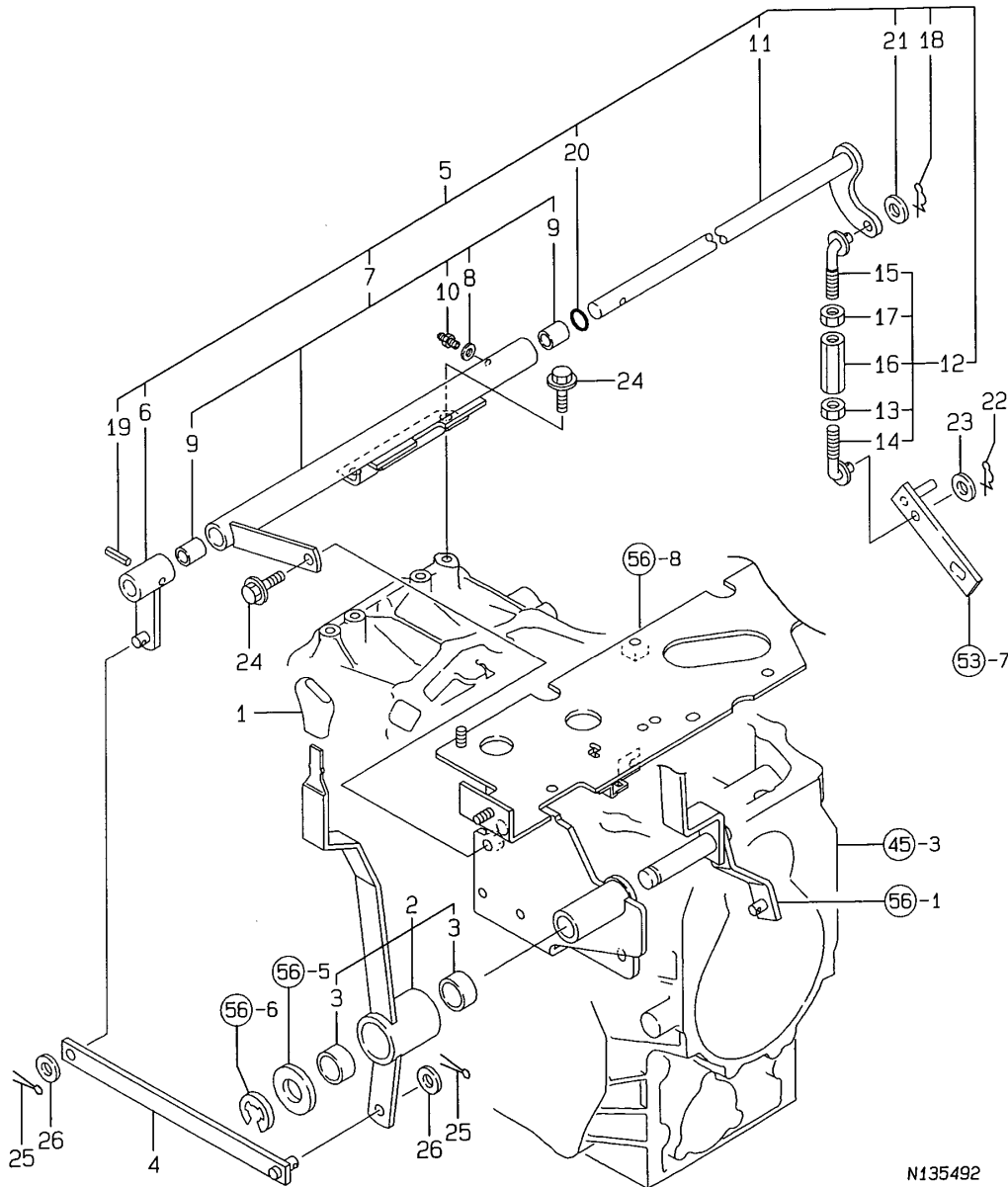
N135491

Fig.54. SUB CHANGE LEVER

54. SUB CHANGE LEVER

(A)=FE-240H
(B)=FE-280H
(C)=

(D)=
(E)=
(F)=

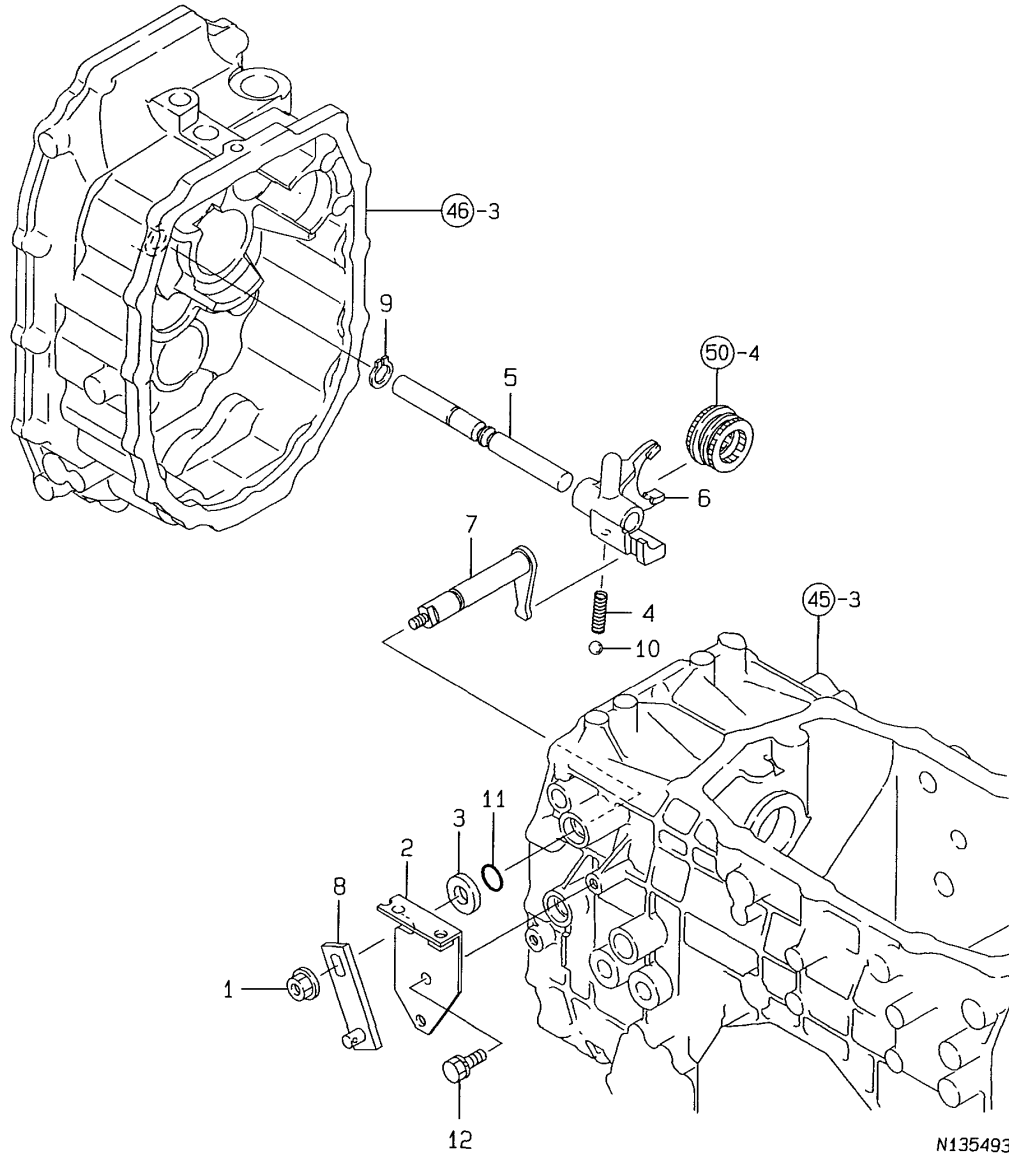


N135492

No.	Lev.	Parts No.	Description	Q'ty						I	R
				(A)	(B)	(C)	(D)	(E)	(F)		
1	1	198072-27610	KNOB, SHIFT	1	1						
2	1	198121-27790	LEVER ASSY, CHANGE	1	1						
3	2	24550-030150	BUSH, 30X15	2	2						
4	1	198121-27840	ROD, SUB CHANGE B	1	1						
5	1	198173-28350	SUPPORT, SHIFT	1	1						
6	2	198121-27230	ARM, SHIFT	1	1						
7	2	198173-27600	SUPPORT ASSY, SHIFT	1	1						
8	3	22117-060000	WASHER, 6	1	1						
9	3	24550-015200	BUSH, 15X20	2	2						
10	3	24761-060000	NIPPLE, GREASE MT6X1	1	1						
11	2	198129-27881	SHAFT, RANGE SHIFT	1	1						
12	2	198121-28150	ROD ASSY, CHANGE A	1	1						
13	3	194150-22480	NUT, M10 L	1	1						
14	3	198121-28160	ROD, M10	1	1						
15	3	198121-28170	ROD, M10	1	1						
16	3	194250-47490	TURNBUCKLE 10X50	1	1						
17	3	26716-100002	NUT, M10	1	1						
18	2	1C6281-52320	PIN, SNAP 8	1	1						
19	2	22351-060032	PIN, SPRING 6.0X32	1	1						
20	2	24356-010150	O-RING 4D 1015	1	1						
21	2	22137-100000	WASHER, 10	1	1						
22	1	1C6281-52320	PIN, SNAP 8	1	1						
23	1	22137-100000	WASHER, 10	1	1						
24	1	26106-080162	BOLT, M8X 16 PLATED	3	3						
25	1	22417-200300	PIN, COTTER 2.0X30	2	2						
26	1	22137-100000	WASHER, 10	2	2						

Fig.55. PTO SHIFT

55. P.T.O SHIFT



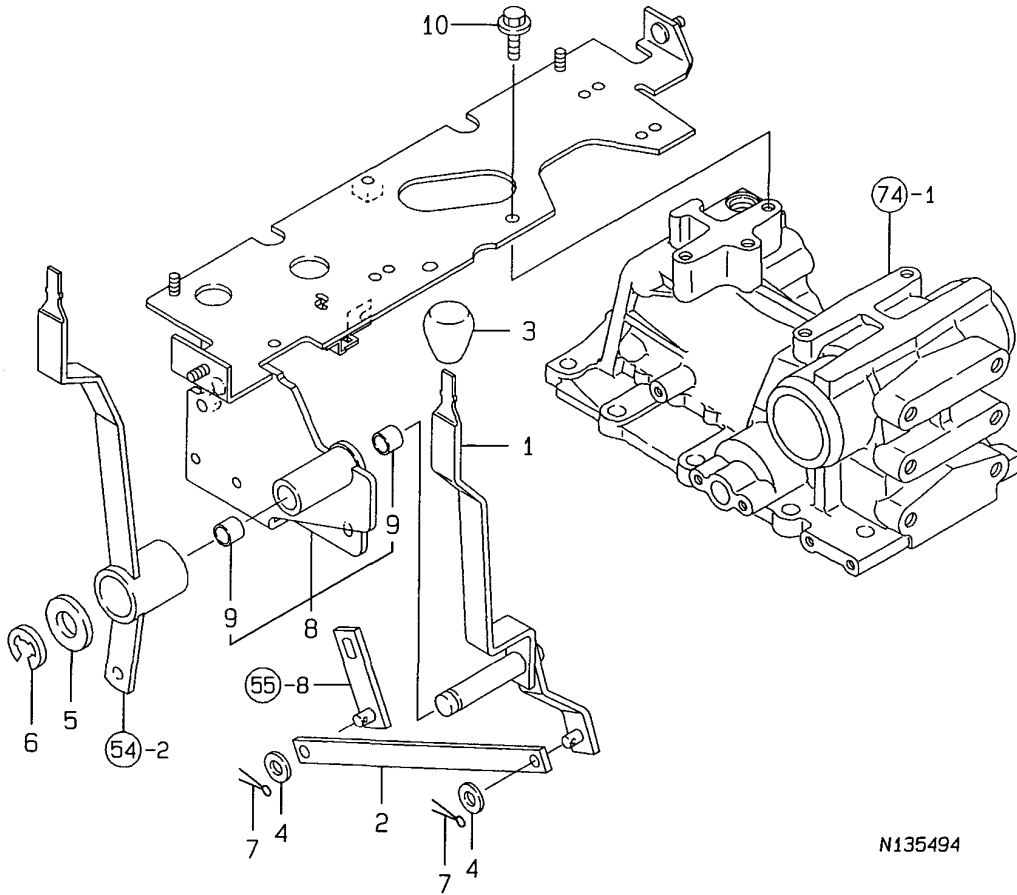
(A)=FE-240H
(B)=FE-280H
(C)=

(D)=
(E)=
(F)=

No.	Lev.	Parts No.	Description	Q'ty						I	R
				(A)	(B)	(C)	(D)	(E)	(F)		
1	1	194990-22140	NUT, M8	1	1						
2	1	198129-27140	PLATE, KEEP	1	1						
3	1	198119-27150	COLLAR, ARM	1	1						
4	1	194680-27540	SPRING, FORK LOCK	1	1						
5	1	198172-27710	SHAFT, PTO FORK	1	1						
6	1	198121-27720	FORK, PTO SHIFT	1	1						
7	1	198121-27750	ARM, SHIFT	1	1						
8	1	198121-27760	ARM, CHANGE	1	1						
9	1	22242-000140	RING, 14	1	1						
10	1	24190-080001	BALL, STEEL 1/4	1	1						
11	1	24311-000160	O-RING, 1AP16.0	1	1						
12	1	26013-080202	BOLT, M8X 20	1	1						

Fig.56. PTO LEVER

56. P.T.O LEVER



N135494

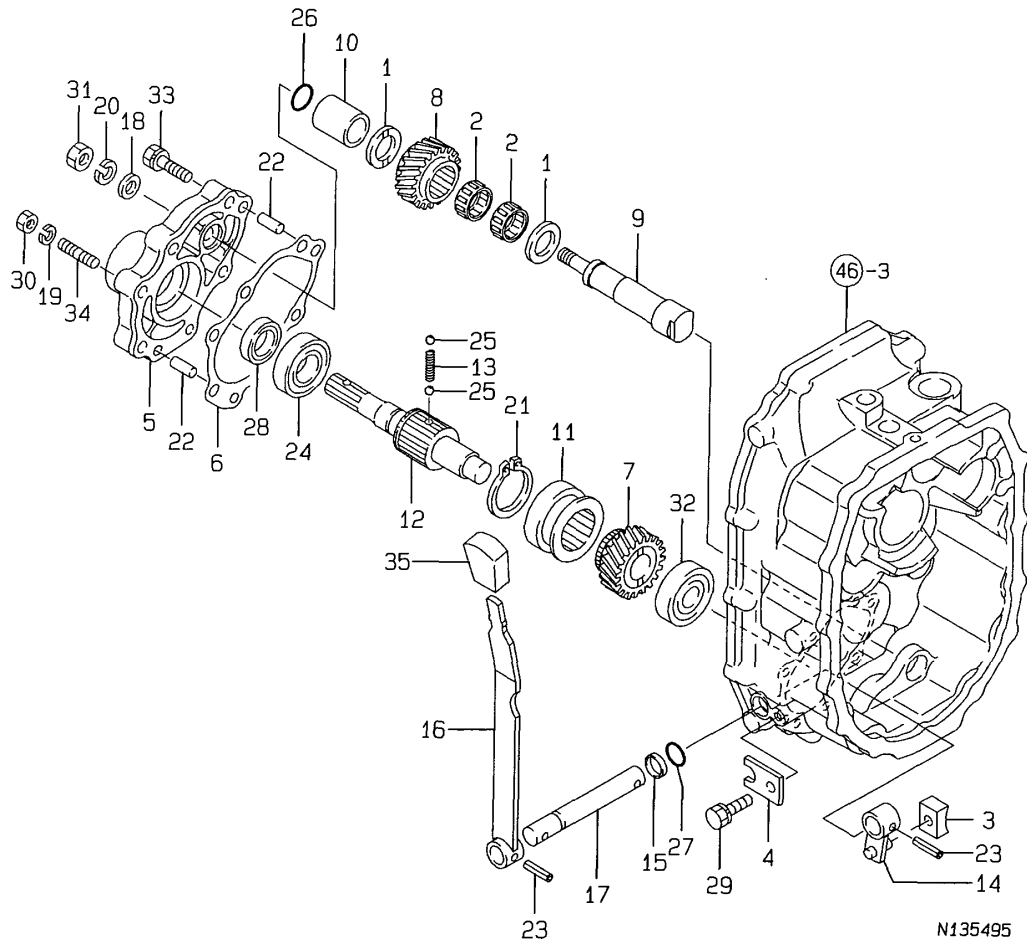
(A)=FE-240H
(B)=FE-280H
(C)=

(D)=
(E)=
(F)=

No.	Lev.	Parts No.	Description	Q'ty						I	R
				(A)	(B)	(C)	(D)	(E)	(F)		
1	1	198121-27650	LEVER, PTO	1	1						
2	1	198121-27680	ROD, PTO	1	1						
3	1	198122-27810	KNOB, YELLOW	1	1						
4	1	22137-100000	WASHER, 10	2	2						
5	1	22157-160000	WASHER, 16	1	1						
6	1	22272-000150	RING, E-15	1	1						
7	1	22417-200300	PIN, COTTER 2.0X30	2	2						
8	1	198129-27000	SUPPORT ASSY, LEVER	1	1						
9	2	24550-108150	BUSH 18X 15	2	2						
10	1	26106-100162	BOLT, M10X 16 PLATED	2	2						

Fig.57. FRONT DRIVE

57. FRONT DRIVE



N135495

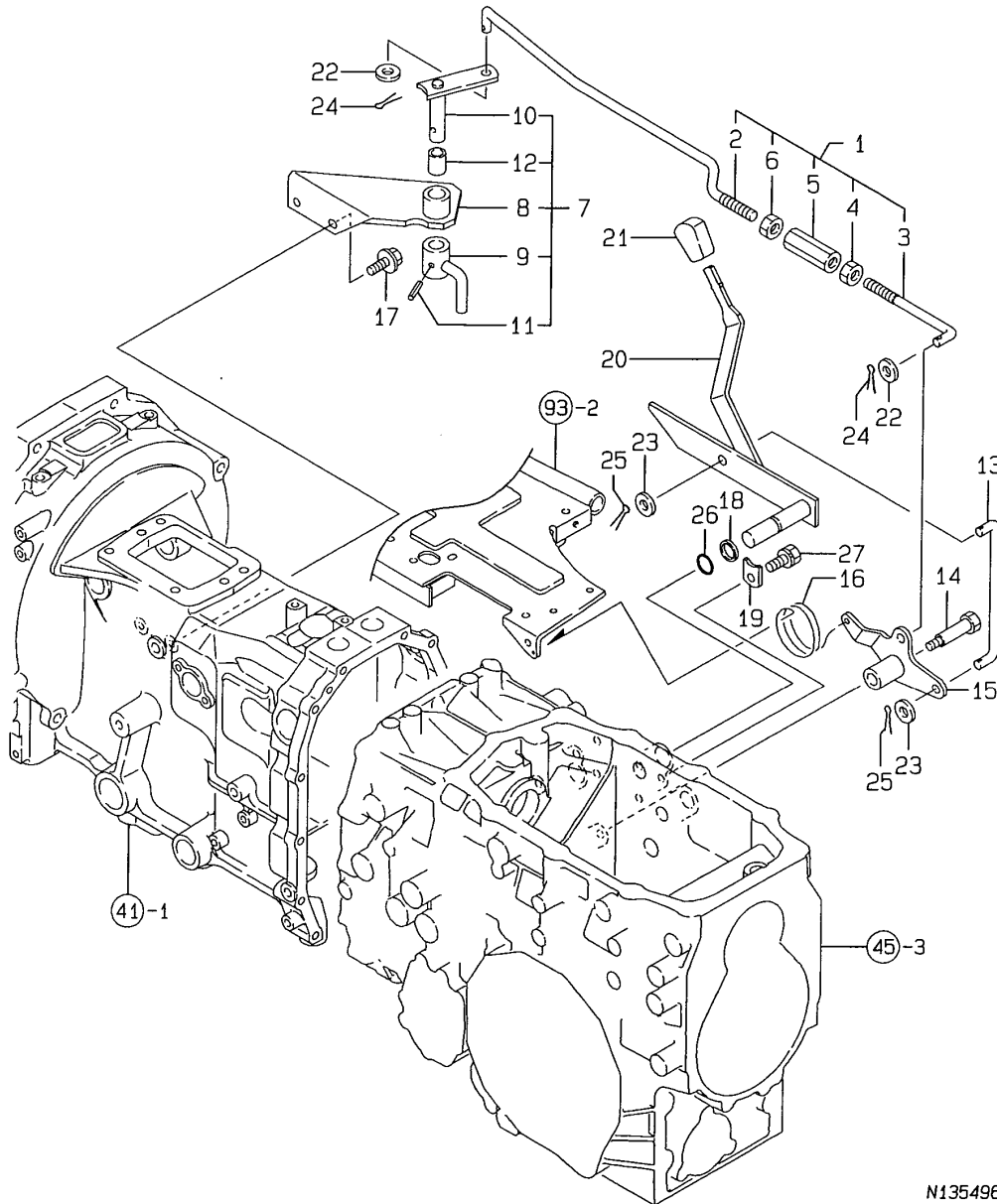
(A)=FE-240H
(B)=FE-280H
(C)=

(D)=
(E)=
(F)=

No.	Lev.	Parts No.	Description	Q'ty						I	R
				(A)	(B)	(C)	(D)	(E)	(F)		
1	1	194446-25230	WASHER, 20X32X4	2	2						
2	1	198133-25850	NEEDLE, 202615	2	2						
3	1	198220-26790	BLOCK, SHIFT	1	1						
4	1	198119-27570	PLATE, KEEP	1	1						
5	1	198129-28110	HOUSING, FRONT DRIVE	1	1						
6	1	198129-28120	PACKING, CASE	1	1						
7	1	198173-28130	GEAR, FRONT 23	1	1						
8	1	198129-28140	GEAR, IDLE 22	1	1						
9	1	198129-28160	SHAFT, IDLE	1	1						
10	1	198129-28170	COLLAR, 20X27X33	1	1						
11	1	194765-28180	SLIDER	1	1						
12	1	198173-28210	SHAFT, F	1	1						
13	1	194321-28230	SPRING, 26.2	1	1						
14	1	198173-28250	ARM, SHIFT	1	1						
15	1	198121-28380	COLLAR, ARM	1	1						
16	1	198173-28410	LEVER, FRONT DRIVE	1	1						
17	1	198173-28420	SHAFT, SHIFT	1	1						
18	1	22137-100000	WASHER, 10	1	1						
19	1	22217-080000	WASHER, SPRING 8	1	1						
20	1	22217-100000	WASHER, SPRING 10	1	1						
21	1	22242-000320	RING, 32	1	1						
22	1	22312-080200	PIN, PARALLEL M8X20	2	2						
23	1	22351-060025	PIN, SPRING 6.0X25	2	2						
24	1	24101-062044	BEARING, BALL 6204	1	1						
25	1	24190-080001	BALL, STEEL 1/4	2	2						
26	1	24311-000100	O-RING, 1AP10.0	1	1						
27	1	24311-000150	O-RING, 1AP15.0	1	1						
28	1	24421-203508	SEAL, OIL TC203508	1	1						
29	1	26013-080202	BOLT, M8X 20	1	1						
30	1	26716-080002	NUT, M8	1	1						
31	1	26716-100002	NUT, M10	1	1						
32	1	24101-063034	BEARING, BALL 6303	1	1						
33	1	26013-080402	BOLT, M8X 40	5	5						
34	1	26226-080352	STUD, M8X 35	1	1						
35	1	198331-22520	KNOB, HIGH GRIP	1	1						

Fig.58. HI-SPIN CONTROL

58. HI-SPIN CONTROL



(A)=FE-240H
(B)=FE-280H
(C)=

(D)=
(E)=
(F)=

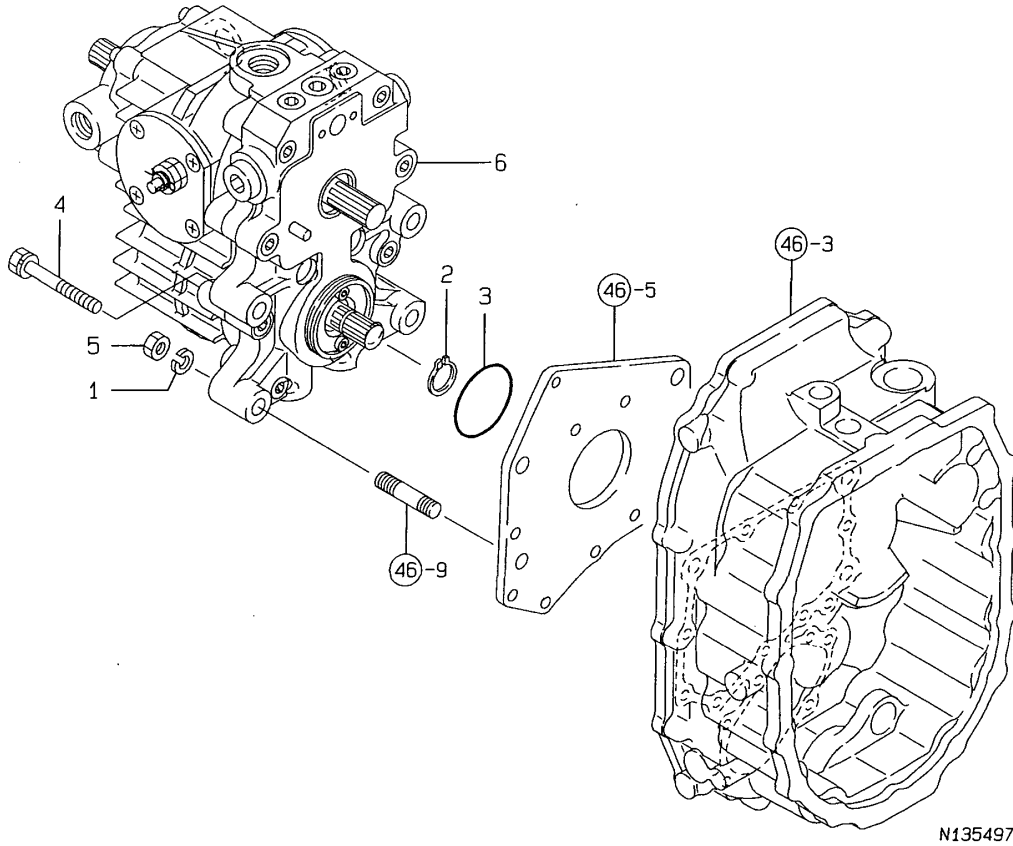
No.	Lev.	Parts No.	Description	Qty						I	R
				(A)	(B)	(C)	(D)	(E)	(F)		
1	1	198173-16060	ROD ASSY, ADJUST	1	1						
2	2	198173-16210	ROD, ADJUST	1	1						
3	2	198129-16220	ROD	1	1						
4	2	194150-22480	NUT, M10 L	1	1						
5	2	194250-47490	TURNBUCKLE 10X50	1	1						
6	2	26716-100002	NUT, M10	1	1						
7	1	198173-16070	BRACKET, ARM	1	1						
8	2	198173-16250	BRACKET, ARM	1	1						
9	2	198173-16310	ARM, RELEASE	1	1						
10	2	198129-16370	ARM	1	1						
11	2	22351-050025	PIN, SPRING 5.0X25	1	1						
12	2	24550-014200	BUSH, 14X20	1	1						
13	1	198129-16110	ROD, LINK	1	1						
14	1	198129-16140	BOLT, M8X59	1	1						
15	1	198129-16150	LINK, HI-GRIP	1	1						
16	1	198311-16550	SPRING, COIL	1	1						
17	1	26106-080202	BOLT, M8X 20 PLATED	2	2						
18	1	198119-27150	COLLAR, ARM	1	1						
19	1	198119-27570	PLATE, KEEP	1	1						
20	1	198129-28500	LEVER, HIGH GRIP	1	1						
21	1	198331-28520	KNOB, HIGH GRIP	1	1						
22	1	22137-100000	WASHER, 10	2	2						
23	1	22137-100000	WASHER, 10	2	2						
24	1	22417-200300	PIN, COTTER 2.0X30	2	2						
25	1	22417-200300	PIN, COTTER 2.0X30	2	2						
26	1	24311-000160	O-RING, 1AP16.0	1	1						
27	1	26013-080202	BOLT, M8X 20	1	1						

N135496

Remarks
* FIGURE FOR TYPE HI-GRIP TURN

Fig.59. HST

59. HST



N135497

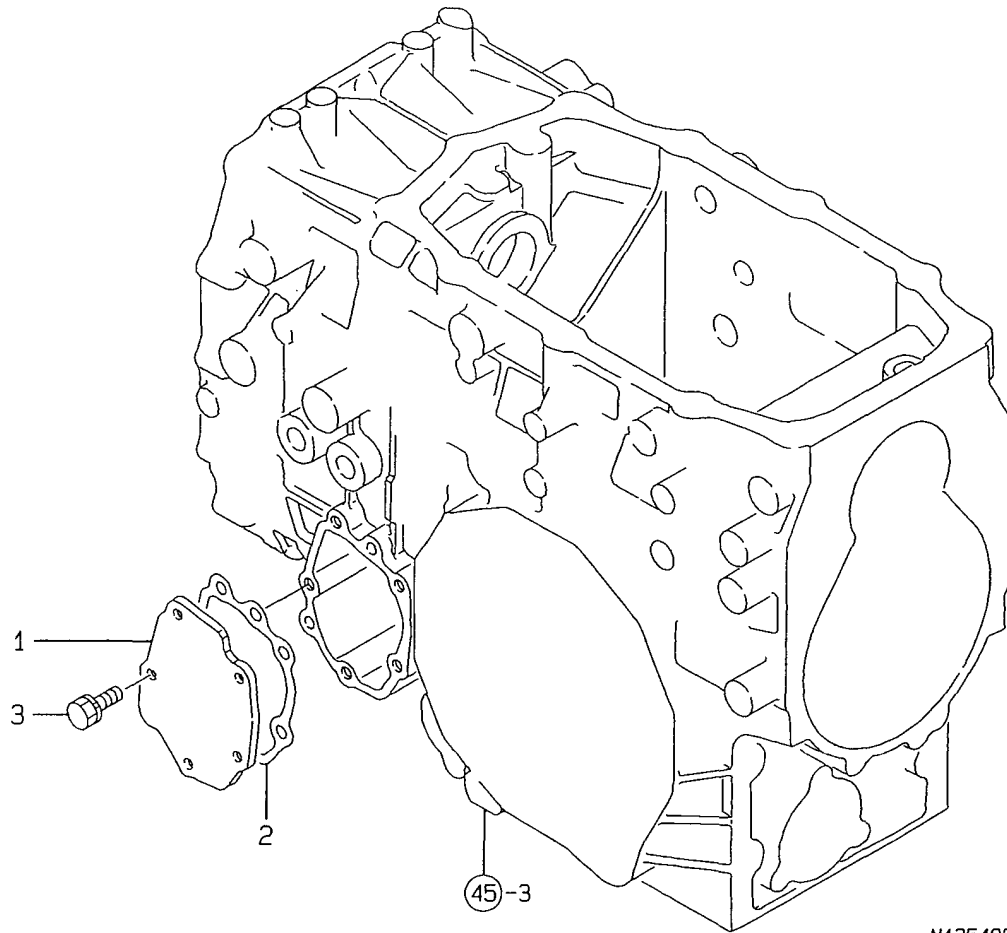
(A)=FE-240H
(B)=FE-280H
(C)=

(D)=
(E)=
(F)=

No.	Lev.	Parts No.	Description	Q'ty						I	R
				(A)	(B)	(C)	(D)	(E)	(F)		
1	1	22217-120000	WASHER, SPRING 12	1	1						
2	1	22242-000200	RING, 20	1	1						
3	1	24341-000560	O-RING, 1AS56.0	1	1						
4	1	26013-120702	BOLT, M12X 70	3	3						
5	1	26716-120002	NUT, M12	1	1						
6	1	758810-85100	HST,MT23UC TYPE	1	1						

Fig.60. TRANSMISSION COVER

60. MISSION COVER



N135498

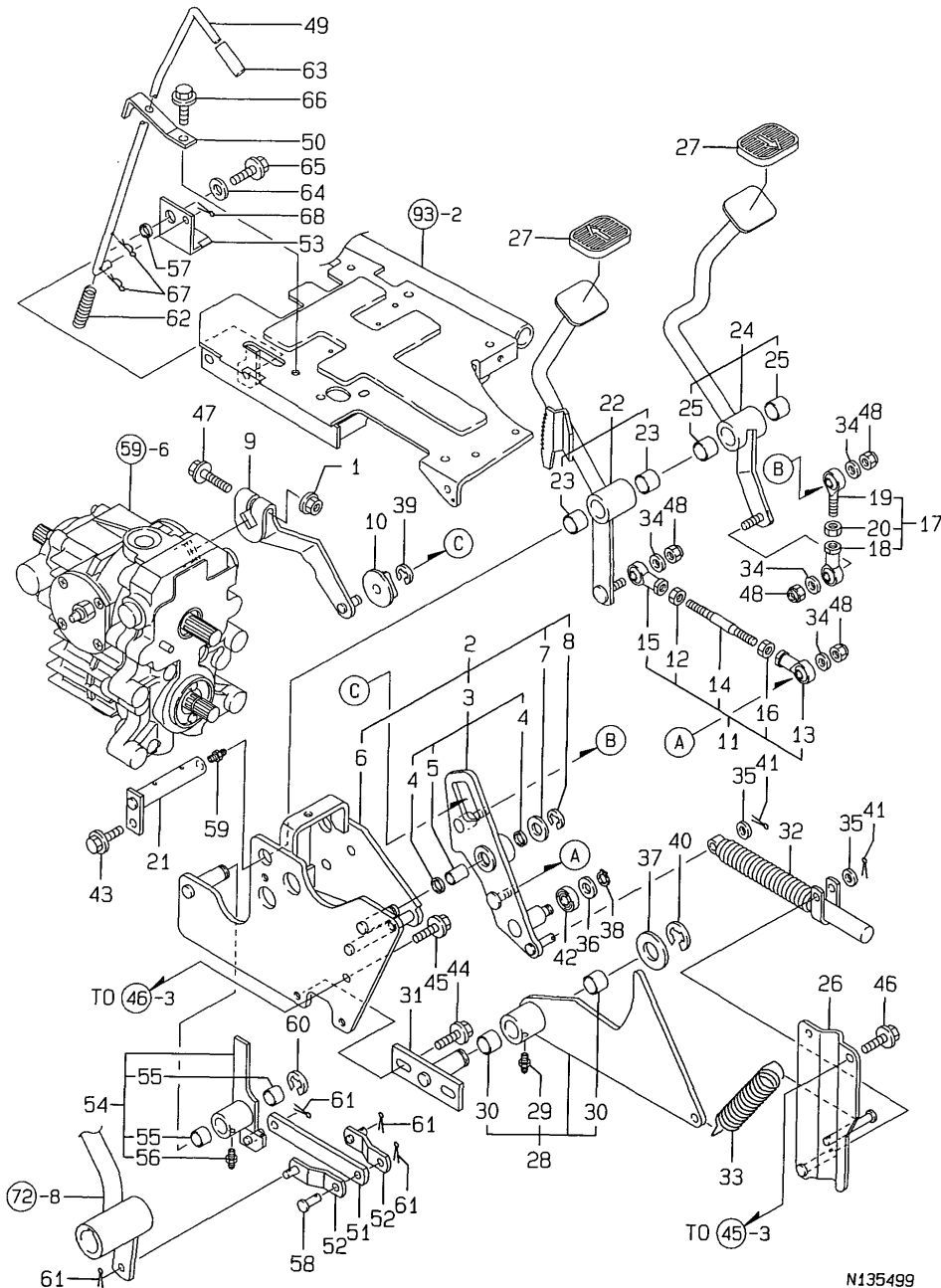
(A)=FE-240H
(B)=FE-280H
(C)=

(D)=
(E)=
(F)=

No.	Lev.	Parts No.	Description	Q'ty						I	R
				(A)	(B)	(C)	(D)	(E)	(F)		
1	1	194515-24180	COVER, MISSION	1	1						
2	1	194515-24190	GASKET, SIDE COVER	1	1						
3	1	26013-080202	BOLT, M8X 20	5	5						

Fig.61. HST LINK

61. HST LINK



N135499

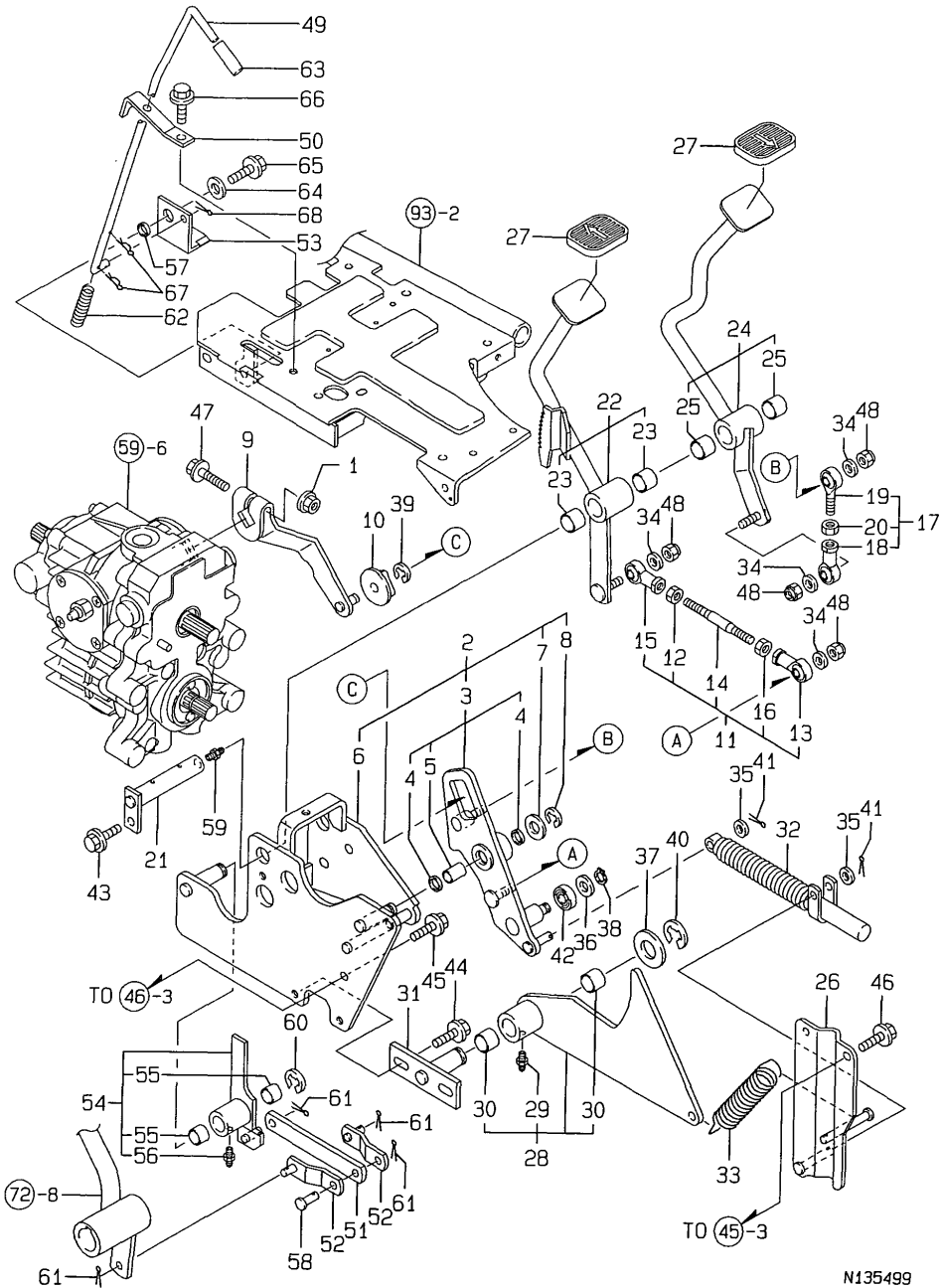
(A)=FE-240H
(B)=FE-280H
(C)=

(D)=
(E)=
(F)=

No.	Lev.	Parts No.	Description	Q'ty						I	R
				(A)	(B)	(C)	(D)	(E)	(F)		
1	1	194990-22140	NUT, M8	1	1						
2	1	198173-27100	LINK ASSY, HST	1	1						
3	2	198173-27120	ARM ASSY, LINK	1	1						
4	3	198311-15460	SEAL, OIL G121603	2	2						
5	3	24550-012200	BUSH, 12X20	1	1						
6	2	198173-29960	BRACKET, FILTER	1	1						
7	2	22137-120000	WASHER, 12	1	1						
8	2	22272-000100	RING, E-10	1	1						
9	1	198129-27221	ARM, TRUNNION	1	1						
10	1	198129-27281	ROLLER, CAM	1	1						
11	1	198173-27320	ROD ASSY, F	1	1						
12	2	194990-20170	NUT, M8	1	1						
13	2	198129-27290	END, ROD 8	1	1						
14	2	198173-27310	ROD, F	1	1						
15	2	1E6310-64250	END, PILLOW BALL L	1	1						
16	2	26716-080002	NUT, M8	1	1						
17	1	198173-27330	ROD ASSY, R	1	1						
18	2	198129-27290	END, ROD 8	1	1						
19	2	198220-46210	BALL, PILLOW	1	1						
20	2	26716-080002	NUT, M8	1	1						
21	1	198173-27410	PIN, PEDAL	1	1						
22	1	198173-27800	PEDAL ASSY, HST F	1	1						
23	2	24550-018150	BUSH, 18X15	2	2						
24	1	198173-27900	PEDAL ASSY, HST R	1	1						
25	2	24550-018150	BUSH, 18X15	2	2						
26	1	198173-27940	SUPPORT, DAMPER	1	1						
27	1	198136-27950	COVER, PEDAL	2	2						
28	1	198173-29300	LEVER ASSY, NEUTRAL	1	1						
29	2	24761-010000	NIPPLE, GREASE M6F	1	1						
30	2	24550-018150	BUSH, 18X15	2	2						
31	1	198173-29350	PIN, NEUTRAL	1	1						
32	1	194697-29580	DAMPER	1	1						
33	1	198461-37580	SPRING	1	1						
34	1	22137-080000	WASHER, 8	4	4						
35	1	22137-080000	WASHER, 8	2	2						
36	1	22137-100000	WASHER, 10	1	1						
37	1	22137-180000	WASHER, 18	1	1						
38	1	22242-000100	RING, 10	1	1						
39	1	22272-000080	RING, E- 8	1	1						
40	1	22272-000150	RING, E-15	1	1						
41	1	22417-200300	PIN, COTTER 2.0X30	2	2						
42	1	24104-060000	BEARING, 6000UUC3	1	1						
43	1	26106-080122	BOLT, M8X 12 PLATED	1	1						
44	1	26106-080162	BOLT, M8X 16 PLATED	2	2						
45	1	26106-080162	BOLT, M8X 16 PLATED	2	2						
46	1	26106-080162	BOLT, M8X 16 PLATED	2	2						
47	1	26106-080502	BOLT, M8X 50 PLATED	1	1						
48	1	26346-080002	NUT, M8	4	4						
49	1	198173-28710	LEVER, CONTROL	1	1						
50	1	198173-28730	GUIDE, LEVER	1	1						
51	1	198173-28750	LINK, CONTROL A	1	1						

Fig.61. HST LINK

61. HST LINK



(A)=FE-240H
(B)=FE-280H
(C)=

(D)=
(E)=
(F)=

No.	Lev.	Parts No.	Description	Q'ty						I	R
				(A)	(B)	(C)	(D)	(E)	(F)		
52	1	198173-28760	LINK, CONTROL B	2	2						
53	1	198173-28790	STOPPER, CONTROL	1	1						
54	1	198173-28800	PLATE ASSY, RELEASE	1	1						
55	2	24550-015120	BUSH, 15X12	2	2						
56	2	24761-010000	NIPPLE, GREASE M6F	1	1						
57	1	198129-38460	COLLAR	1	1						
58	1	22487-080160	PIN, H 8X 16	1	1						
59	1	24761-020000	NIPPLE, GREASE PT1/8	1	1						
60	1	22272-000120	RING, E-12	1	1						
61	1	22417-200300	PIN, COTTER 2.0X30	4	4						
62	1	194555-22910	SPRING, LOCK	1	1						
63	1	198220-61800	RUBBER, CUSHION	1	1						
64	1	22157-100000	WASHER, 10	1	1						
65	1	26106-100202	BOLT, M10X 20 PLATED	1	1						
66	1	26106-080162	BOLT, M8X 16 PLATED	1	1						
67	1	22372-080000	PIN, SNAP 8	2	2						
68	1	22417-200300	PIN, COTTER 2.0X30	1	1						

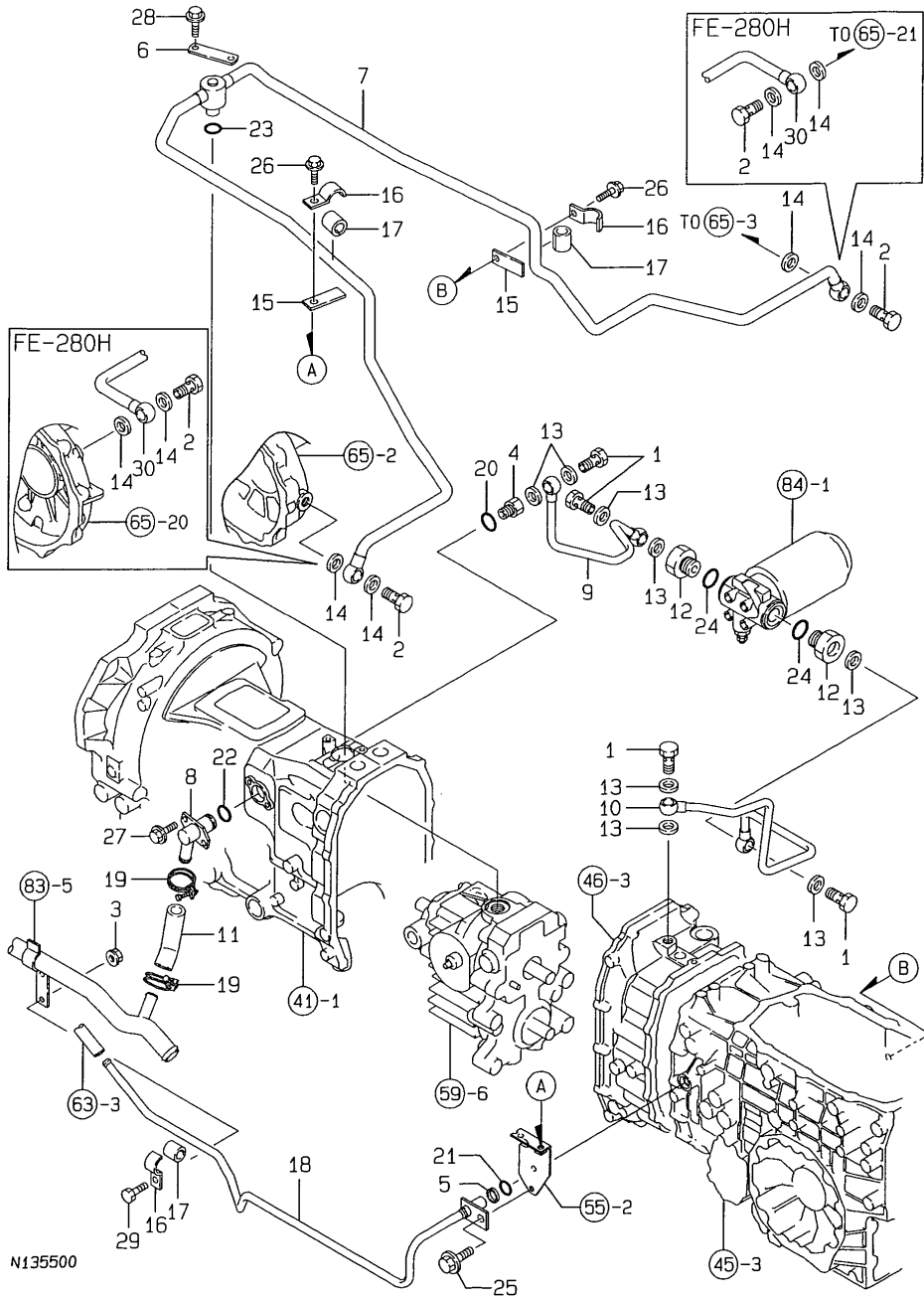
N135499

Fig.62. HST PIPING

(A)=FE-240H
(B)=FE-280H
(C)=

(D)=
(E)=
(F)=

62. HST PIPING

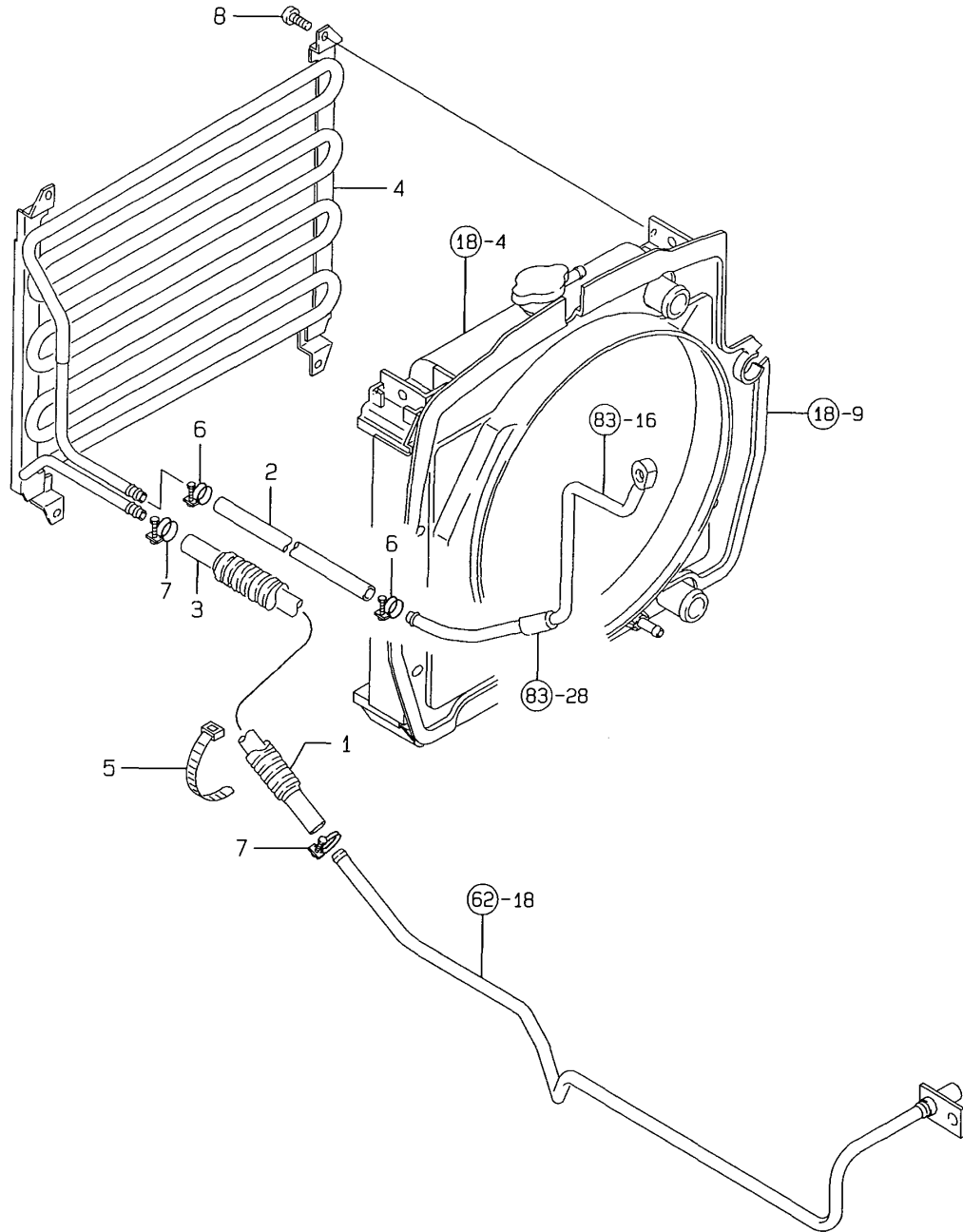


No.	Lev.	Parts No.	Description	Q'ty						I	R
				(A)	(B)	(C)	(D)	(E)	(F)		
1	1	194321-17870	BOLT 10, PIPE JOINT	4	4						
2	1	194321-17870	BOLT 10, PIPE JOINT	2	2						
3	1	194990-22140	NUT, M8	1	1						
4	1	174810-26420	CONNECTOR, 16-3/8	1	1						
5	1	198119-27150	COLLAR, ARM	1	1						
6	1	198129-29780	RETAINER, PIPE	1	1						
7	1	198129-29810	PIPE, PRESSURE	1							
8	1	198129-29840	PIPE, INTAKE	1	1						
9	1	198129-29860	PIPE, CHARGE A	1	1						
10	1	198129-29880	PIPE, CHARGE B	1	1						
11	1	198129-29920	HOSE, PRESSURE	1	1						
12	1	198129-29950	PLUG, JOINT G3/4	2	2						
13	1	124465-44950	GASKET, 16	8	8						
14	1	124465-44950	GASKET, 16	4	4						
15	1	198330-48410	CLAMP	2	2						
16	1	194450-48830	CLAMP	3	3						
17	1	194464-48850	RUBBER, ABSORBER	3	3						
18	1	198129-49150	PIPE, PRESSURE	1	1						
19	1	23010-027000	CLAMP, 27	2	2						
20	1	24311-000140	O-RING, 1AP14.0	1	1						
21	1	24311-000160	O-RING, 1AP16.0	1	1						
22	1	24311-000160	O-RING, 1AP16.0	1	1						
23	1	24311-000180	O-RING, 1AP18.0	1	1						
24	1	24311-000300	O-RING, 1AP30.0	2	2						
25	1	26106-080162	BOLT, M8X 16 PLATED	1	1						
26	1	26106-080162	BOLT, M8X 16 PLATED	2	2						
27	1	26106-080162	BOLT, M8X 16 PLATED	2	2						
28	1	26106-080162	BOLT, M8X 16 PLATED	2	2						
29	1	26476-080162	SCREW, TAPPING M8X16	1	1						
30	1	198196-29810	PIPE, PRESSURE	1							

N135500

Fig.63. HST OIL CULLER

63. HST OIL CULLER



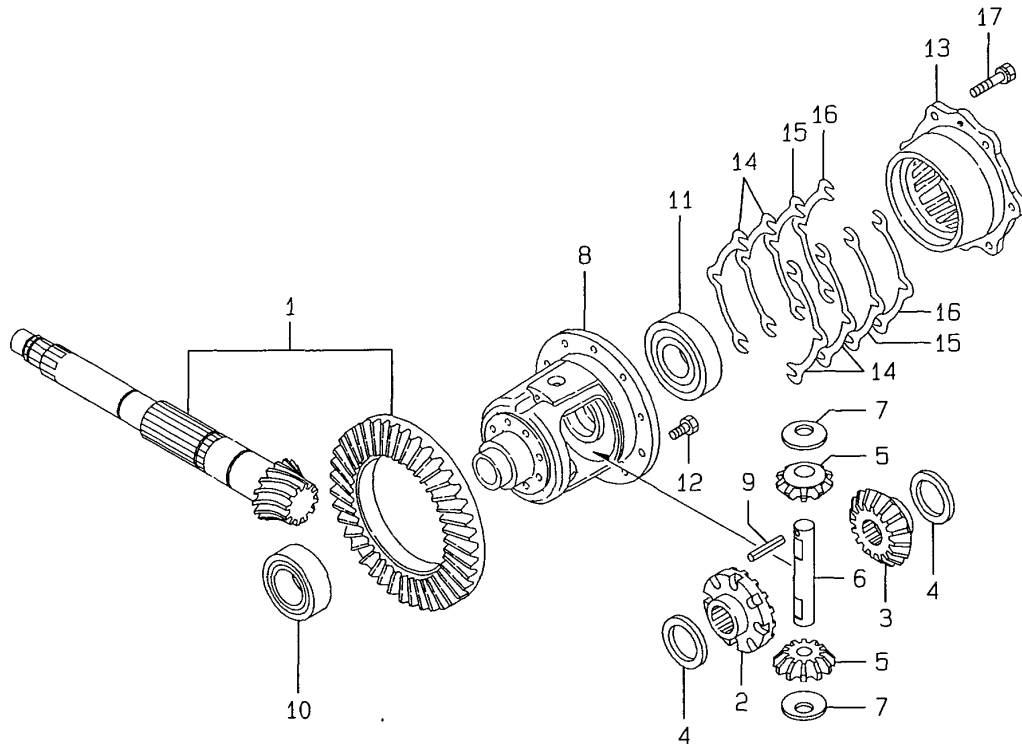
(A)=FE-240H
(B)=FE-280H
(C)=

(D)=
(E)=
(F)=

No.	Lev.	Parts No.	Description	Q'ty						I	R
				(A)	(B)	(C)	(D)	(E)	(F)		
1	1	198121-48260	TUBE, 19X145	1	1						
2	1	198129-48410	HOSE, PRESSURE IN	1	1						
3	1	198129-48420	HOSE, PRESSURE OUT	1	1						
4	1	198129-49100	COOLER ASSY, OIL	1	1						
5	1	194250-51660	BAND 250	1	1						
6	1	23010-016000	CLAMP, 16	2	2						
7	1	23010-018000	CLAMP, 18	2	2						
8	1	26557-060122	SCREW, M6X12	4	4						

Fig.64. RING GEAR & DIFFERENTIAL GEAR

64. RING GEAR & DIFFERENTIAL GEAR



N135502

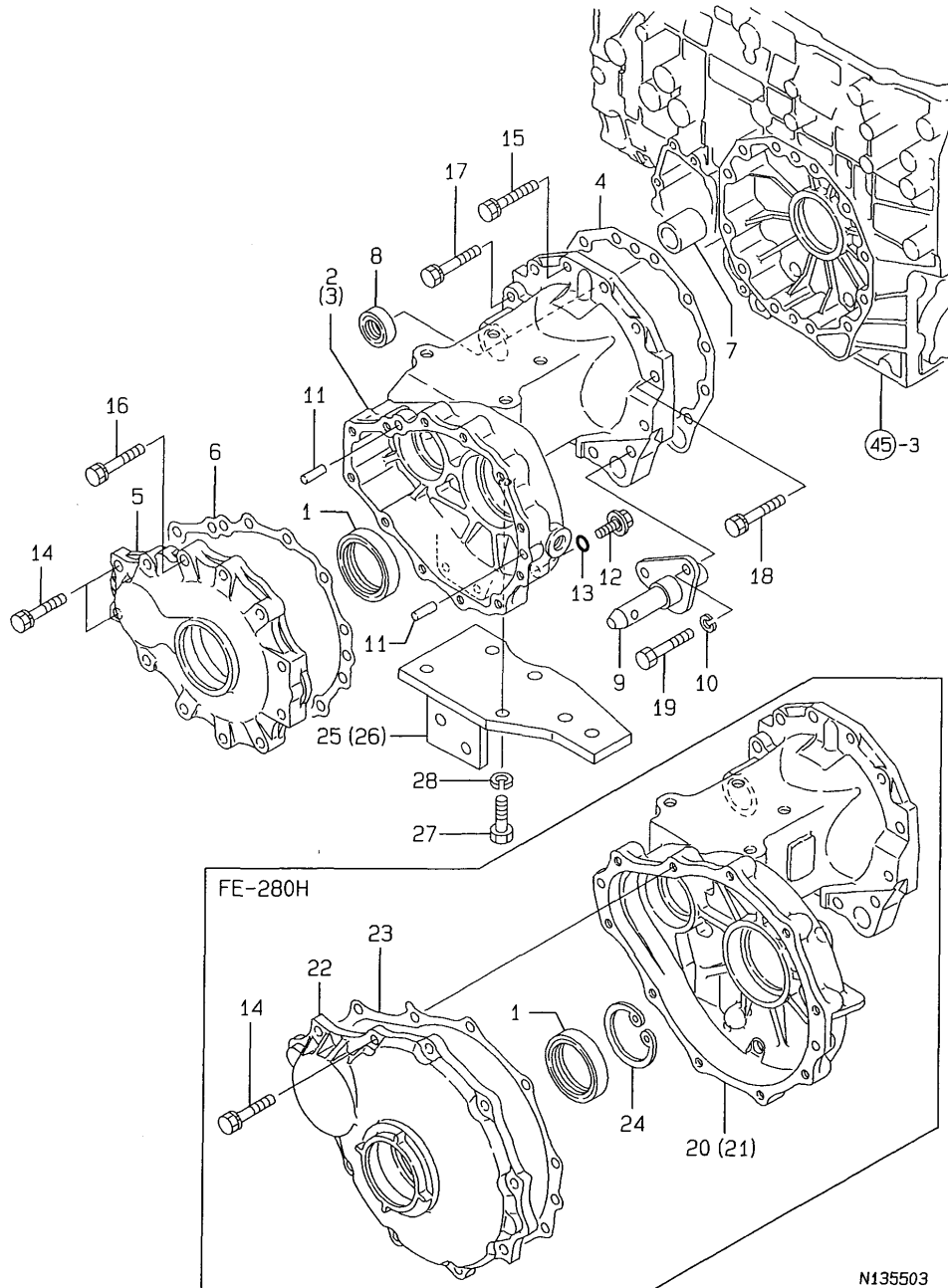
(A)=FE-240H
(B)=FE-280H
(C)=

(D)=
(E)=
(F)=

No.	Lev.	Parts No.	Description	Q'ty						I	R
				(A)	(B)	(C)	(D)	(E)	(F)		
1	1	198129-31400	GEAR ASSY, RING	1	1						
2	1	194525-31510	GEAR, DIFFERENTIAL L	1	1						
3	1	194525-31520	GEAR, DIFFERENTIAL R	1	1						
4	1	194515-31610	WASHER, DIFFERENTIAL	2	2						
5	1	194525-31810	PINION, DIFFERENTIAL	2	2						
6	1	194515-31820	SHAFT, DIFFERENTIAL	1	1						
7	1	194515-31850	WASHER, DIFFERENTIAL	2	2						
8	1	194515-32110	CASE, DIFFERENTIAL	1	1						
9	1	22351-040040	PIN, SPRING 4.0X40	1	1						
10	1	24101-060074	BEARING, BALL 6007	1	1						
11	1	24101-062074	BEARING, BALL 6207	1	1						
12	1	26116-080162	BOLT, M8X 16 PLATED	10	10						
13	1	194515-32320	CARRIER	1	1						
14	1	194515-32350	SHIM, T=0.1	4	4						
15	1	194515-32360	SHIM, T=0.3	2	2						
16	1	194515-32370	SHIM, T=0.5	2	2						
17	1	26013-080252	BOLT, M8X 25	6	6						

Fig.65. REAR HOUSING

65. REAR HOUSING



N135503

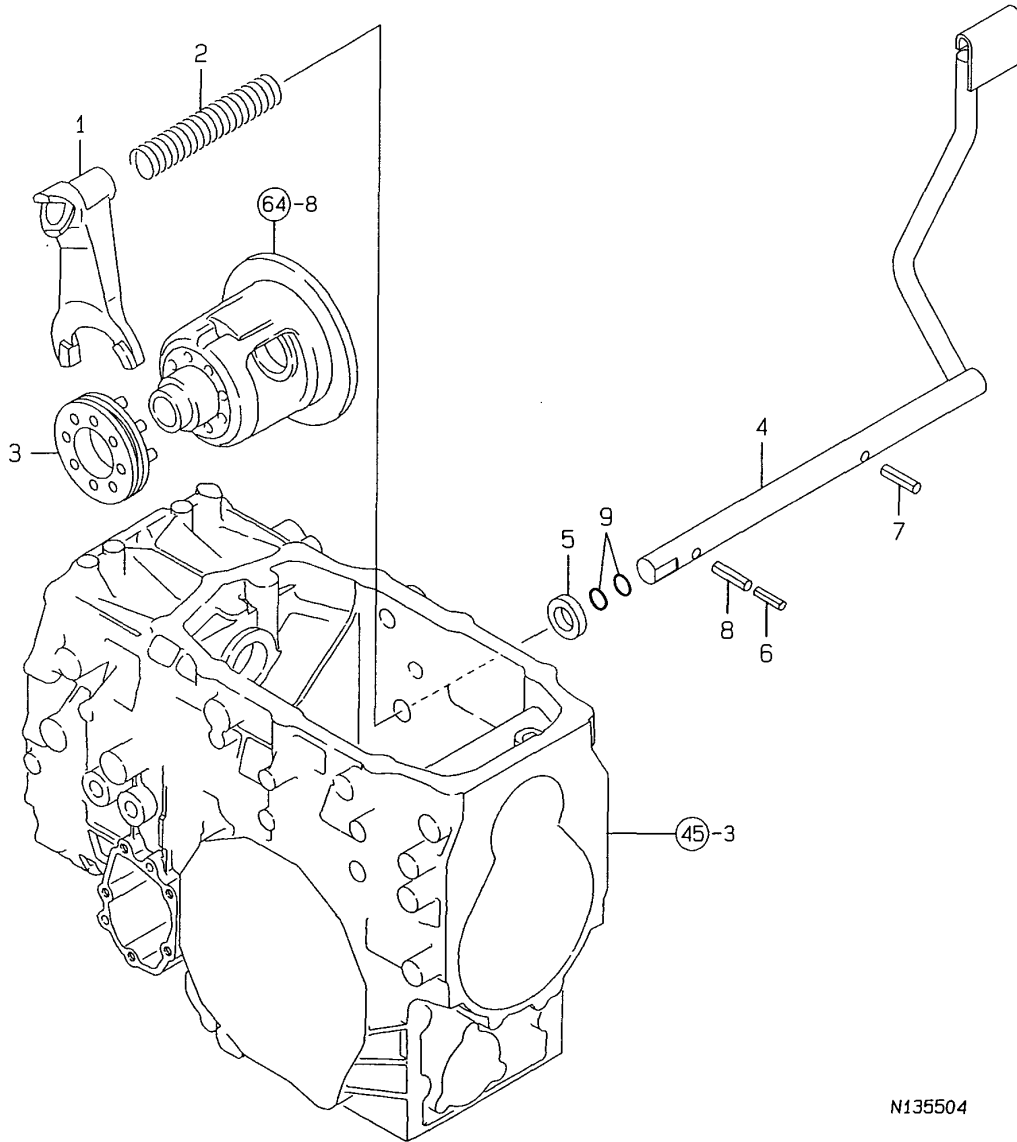
(A)=FE-240H
(B)=FE-280H
(C)=

(D)=
(E)=
(F)=

No.	Lev.	Parts No.	Description	Q'ty						I	R
				(A)	(B)	(C)	(D)	(E)	(F)		
1	1	194447-14140	SEAL, OIL TC6Y577512	2	2						
1-1	1	198475-32660	SEAL, QLN527514.5	2	2						S
		(A=FXXXXX) (B=FXXXXX)									
2	1	198126-32610	HOUSING, REAR AXLE L	1							
3	1	198126-32620	HOUSING, REAR AXLE R	1							
4	1	194515-32630	PACKING, HOUSING	2	2						
5	1	198121-32650	COVER, REAR AXLE	2							
6	1	194515-32660	GASKET, AXLE COVER	2							
7	1	198290-32710	SLEEVE, CAMSHAFT	2	2						
8	1	198290-32750	SEAL, OIL TC253506	2	2						
9	1	194312-32800	HINGE, LOWER LINK	2	2						
10	1	22217-100000	WASHER, SPRING 10	4	4						
11	1	22312-100180	PIN, PARALLEL M10X18	4	4						
12	1	23491-140002	PLUG, 14	2	2						
13	1	24311-000160	O-RING, 1AP16.0	2	2						
14	1	26013-100302	BOLT, M10X 30	4	20						
15	1	26013-100352	BOLT, M10X 35	14	14						
16	1	26013-100402	BOLT, M10X 40	20							
17	1	26013-100452	BOLT, M10X 45	4	4						
18	1	26013-100502	BOLT, M10X 50	2	2						
19	1	26116-100552	BOLT, M10X 55 PLATED	4	4						
20	1	198196-32610	HOUSING, REAR AXLE L	1							
21	1	198196-32620	HOUSING, REAR AXLE R	1							
22	1	194555-34310	COVER, REAR AXLE	2							
23	1	194555-34340	PACKING, AXLE COVER	2							
24	1	22252-000850	RING, 85	2							
25	1	198122-85310	BRACKET, CHAIN L	1	1						
26	1	198122-85320	BRACKET, CHAIN R	1	1						
27	1	26076-120302	BOLT, 10.912X 30	8	8						
28	1	22217-120000	WASHER, SPRING 12	8	8						

Fig.66. DIFFERENTIAL LOCK

66. DIFFERENTIAL LOCK



N135504

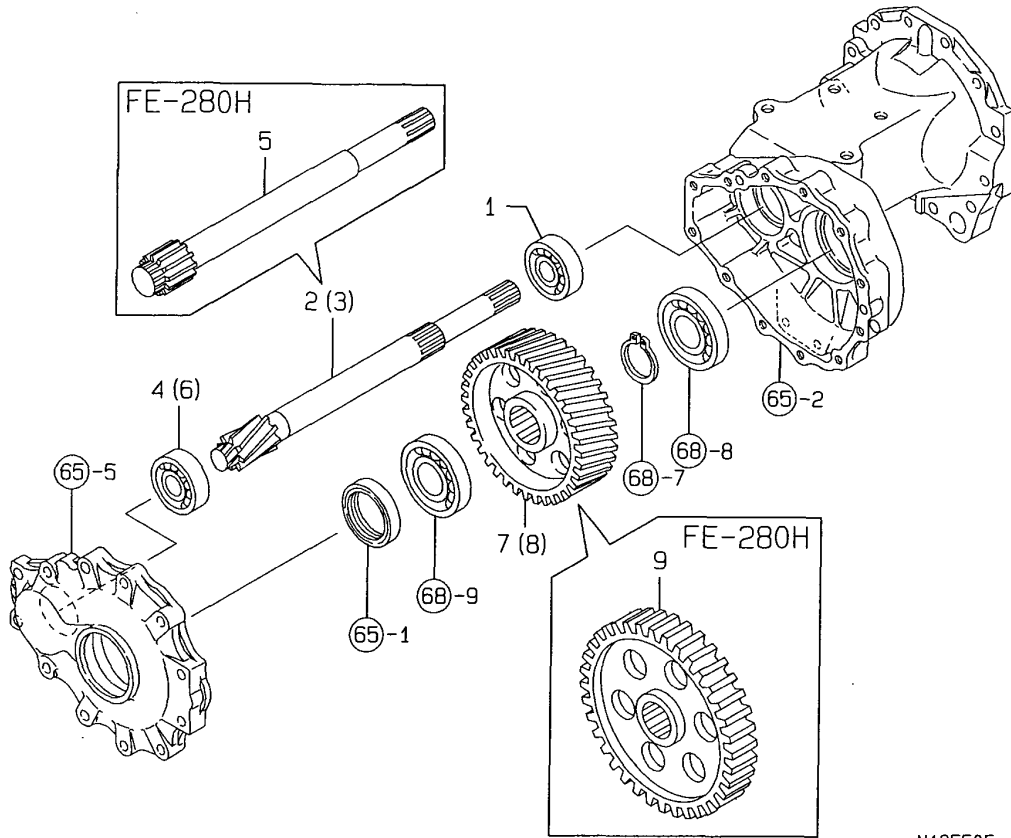
(A)=FE-240H
(B)=FE-280H
(C)=

(D)=
(E)=
(F)=

No.	Lev.	Parts No.	Description	Q'ty						I	R
				(A)	(B)	(C)	(D)	(E)	(F)		
1	1	194515-33110	FORK, LOCK	1	1						
2	1	194420-33150	SPRING, RETURN	1	1						
3	1	194515-33150	SLIDER, DIFFERENTIAL	1	1						
4	1	198129-33160	PEDAL, LOCK	1	1						
5	1	194300-33200	SPACER, 20X32X3.2	1	1						
6	1	22351-050040	PIN, SPRING 5.0X40	1	1						
7	1	22351-080032	PIN, SPRING 8.0X32	1	1						
8	1	22351-080040	PIN, SPRING 8.0X40	1	1						
9	1	24311-000200	O-RING, 1AP20.0	2	2						

Fig.67. FINAL PINION & FINAL GEAR

67. FINAL PINION & FINAL GEAR



N135505

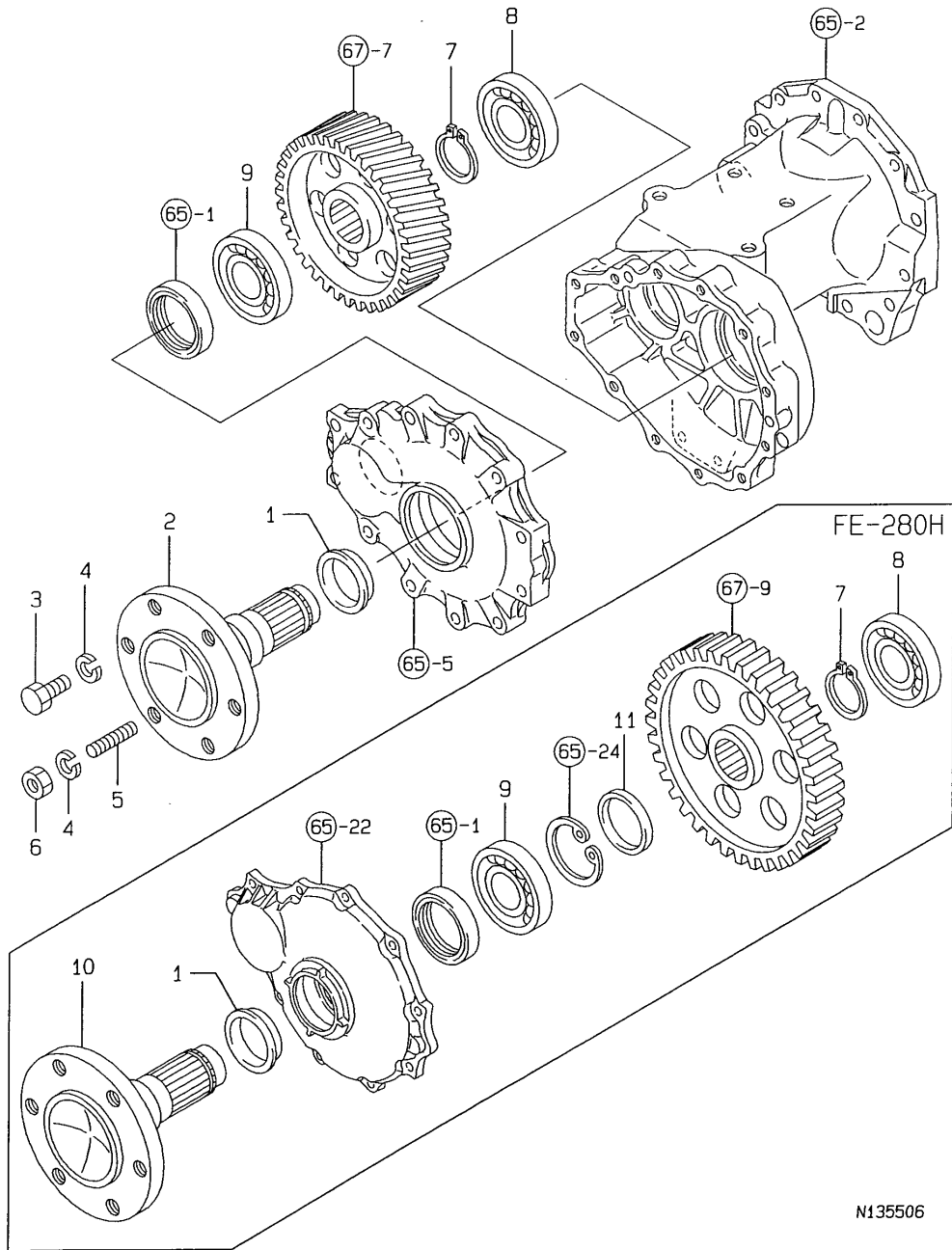
(A)=FE-240H
(B)=FE-280H
(C)=

(D)=
(E)=
(F)=

No.	Lev.	Parts No.	Description	Q'ty						I	R
				(A)	(B)	(C)	(D)	(E)	(F)		
1	1	194446-25620	BEARING, BALL HR6206	2	2						
2	1	194515-33410	PINION, FINAL L	1							
3	1	194515-33420	PINION, FINAL R	1							
4	1	194515-33440	BEARING, 6305C-C3	2							
5	1	198127-33411	PINION, FINAL		2						
6	1	24101-062074	BEARING, BALL 6207		2						
7	1	194525-33510	GEAR, FINAL L	1							
8	1	194525-33520	GEAR, FINAL R	1							
9	1	198127-33510	GEAR, FINAL		2						

Fig.68. REAR AXLE SHAFT

68. REAR AXLE SHAFT



N135506

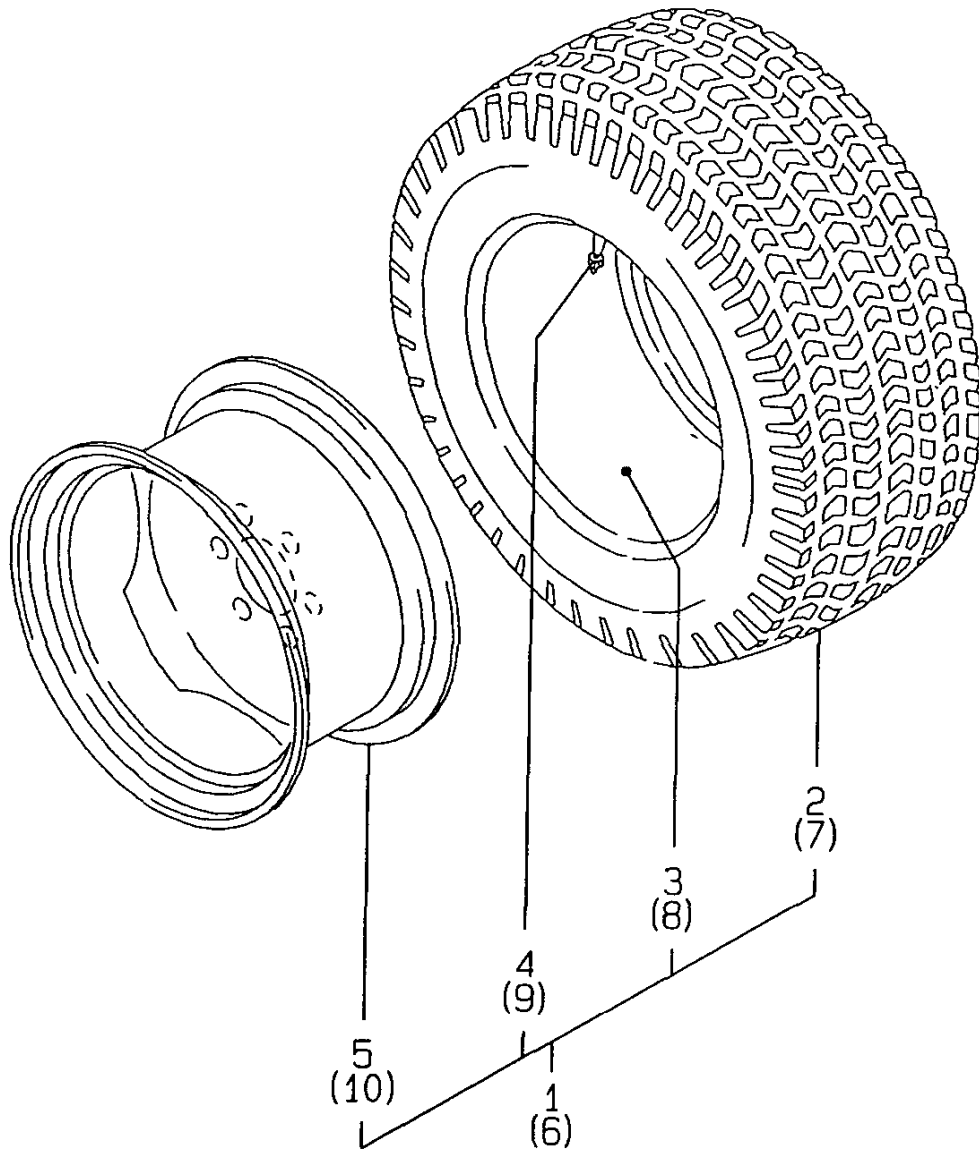
(A)=FE-240H
(B)=FE-280H
(C)=

(D)=
(E)=
(F)=

No.	Lev.	Parts No.	Description	Q'ty						I	R
				(A)	(B)	(C)	(D)	(E)	(F)		
1	1	194447-14180 (A=FXXXXX) (B=FXXXXX)	SLEEVE, SL 52X57X18	2	2						Z
2	1	194525-34110	SHAFT, REAR AXLE	2							
3	1	194555-34180	BOLT, M16X30	8	8						
4	1	194555-34190	WASHER, SPRING 16	12	12						
5	1	194555-34200	STUD 16X28	4	4						
6	1	194555-34210	NUT, M16	4	4						
7	1	22242-000450	RING, 45	2	2						
8	1	24101-062084	BEARING, BALL 6208	2	2						
9	1	24101-062094	BEARING, BALL 6209	2	2						
10	1	198127-34100	SHAFT, REAR AXLE		2						
11	1	194555-34120	COLLAR, 45X54X17		2						

Fig.69. REAR WHEEL TIRE (TURF)

69. REAR WHEEL TIRE (TURF)



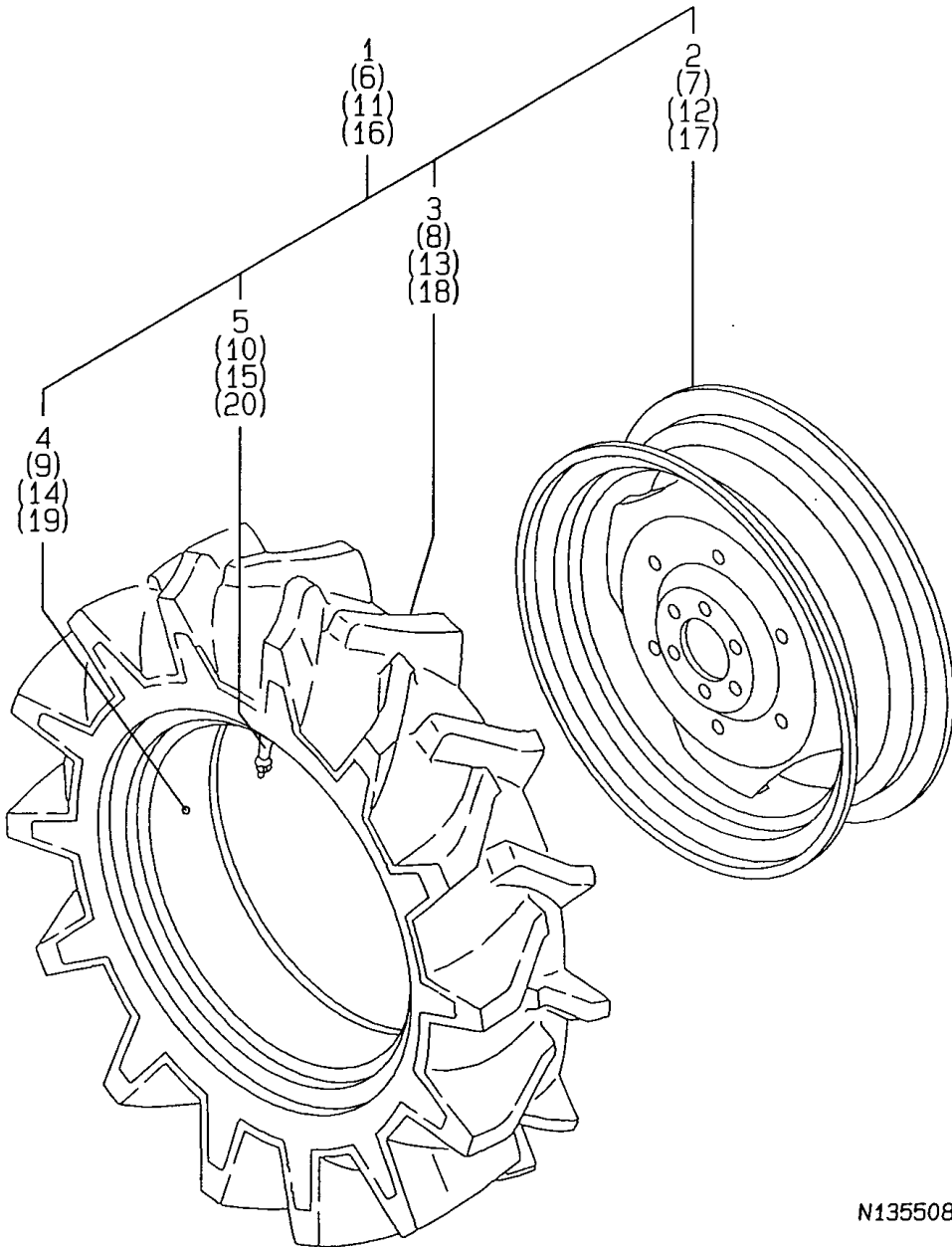
(A)=FE-240H
(B)=FE-280H
(C)=

(D)=
(E)=
(F)=

No.	Lev.	Parts No.	Description	Q'ty						I	R
				(A)	(B)	(C)	(D)	(E)	(F)		
1	1	198173-34500	TIRE ASSY, REAR L	1	1						
2	2	194136-34720	TIRE, REAR 13.6-16	1	1						
3	2	194240-34730	TUBE, 13.6-16	1	1						
4	2	194190-34730	HOUSING, CORE	1	1						
5	2	198172-34760	WHEEL, 16XW11	1	1						
6	1	198173-34600	TIRE ASSY, REAR R	1	1						
7	2	194136-34720	TIRE, REAR 13.6-16	1	1						
8	2	194240-34730	TUBE, 13.6-16	1	1						
9	2	194190-34730	HOUSING, CORE	1	1						
10	2	198172-34760	WHEEL, 16XW11	1	1						

Fig.70. REAR WHEEL TIRE

70. REAR WHEEL TIRE



(A)=FE-240H
(B)=FE-280H
(C)=

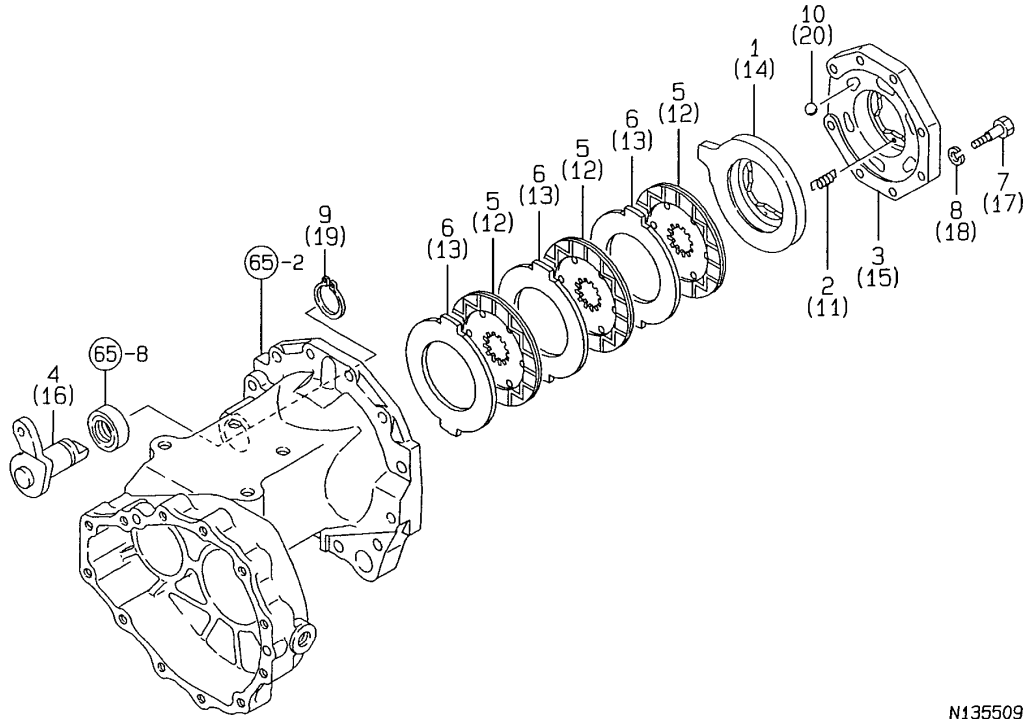
(D)=
(E)=
(F)=

No.	Lev.	Parts No.	Description	Q'ty						I	R
				(A)	(B)	(C)	(D)	(E)	(F)		
1	1	198192-34700	TIRE KIT, REAR L	1							
2	2	194150-34650-1	WHEEL, W7X24W	1							
3	2	198192-34910	TIRE, 8.3-24 4 T13H	1							
4	2	194152-34920	TUBE 8.3-24	1							
5	2	194190-34730	HOUSING, CORE	1							
6	1	198192-34800	TIRE KIT, REAR R	1							
7	2	194150-34650-1	WHEEL, W7X24W	1							
8	2	198192-34910	TIRE, 8.3-24 4 T13H	1							
9	2	194152-34920	TUBE 8.3-24	1							
10	2	194190-34730	HOUSING, CORE	1							
11	1	198196-34700	TIRE KIT, REAR L		1						
12	2	194150-34650-1	WHEEL, W7X24W		1						
13	2	198196-34910	TIRE, 9.5-24 4 T13H		1						
14	2	194080-34950	TUBE		1						
15	2	194190-34730	HOUSING, CORE		1						
16	1	198196-34800	TIRE KIT, REAR R		1						
17	2	194150-34650-1	WHEEL, W7X24W		1						
18	2	198196-34910	TIRE, 9.5-24 4 T13H		1						
19	2	194080-34950	TUBE		1						
20	2	194190-34730	HOUSING, CORE		1						

N135508

Fig.71. BRAKE

71. BRAKE



N135509

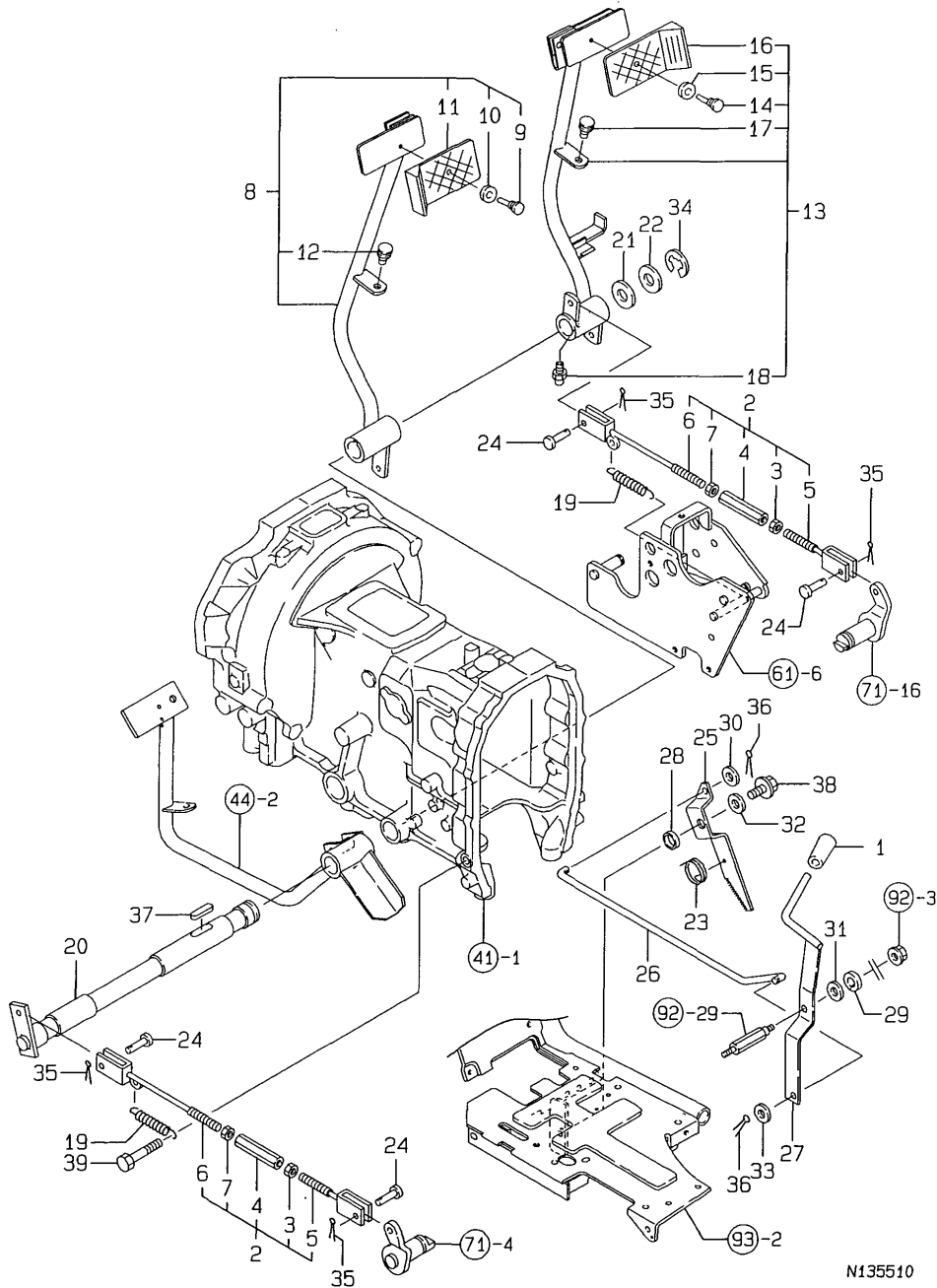
(A)=FE-240H
(B)=FE-280H
(C)=

(D)=
(E)=
(F)=

No.	Lev.	Parts No.	Description	Q'ty						I	R
				(A)	(B)	(C)	(D)	(E)	(F)		
1	1	198010-36310	ACTUATOR	1	1						
2	1	194205-36320	SPRING, ACTUATOR	2	2						
3	1	194515-36320	COVER, ACTUATOR L	1	1						
4	1	194515-36330	SHAFT, CAM LEVER L	1	1						
5	1	198421-36380	PLATE 116, FRICTION	3	3						
6	1	198010-36390	PLATE, STEEL 118	3	3						
7	1	194515-36450	BOLT, REAMER M8X30	8	8						
8	1	22217-080000	WASHER, SPRING 8	8	8						
9	1	22242-000250	RING, 25	1	1						
10	1	24190-160001	BALL, STEEL 1/2	6	6						
11	1	194205-36320	SPRING, ACTUATOR	2	2						
12	1	198421-36380	PLATE 116, FRICTION	3	3						
13	1	198010-36390	PLATE, STEEL 118	3	3						
14	1	198010-36410	ACTUATOR	1	1						
15	1	194515-36420	COVER, ACTUATOR R	1	1						
16	1	194515-36430	SHAFT, CAM LEVER R	1	1						
17	1	194515-36450	BOLT, REAMER M8X30	8	8						
18	1	22217-080000	WASHER, SPRING 8	8	8						
19	1	22242-000250	RING, 25	1	1						
20	1	24190-160001	BALL, STEEL 1/2	6	6						

Fig.72. BRAKE PEDAL

72. BRAKE PEDAL



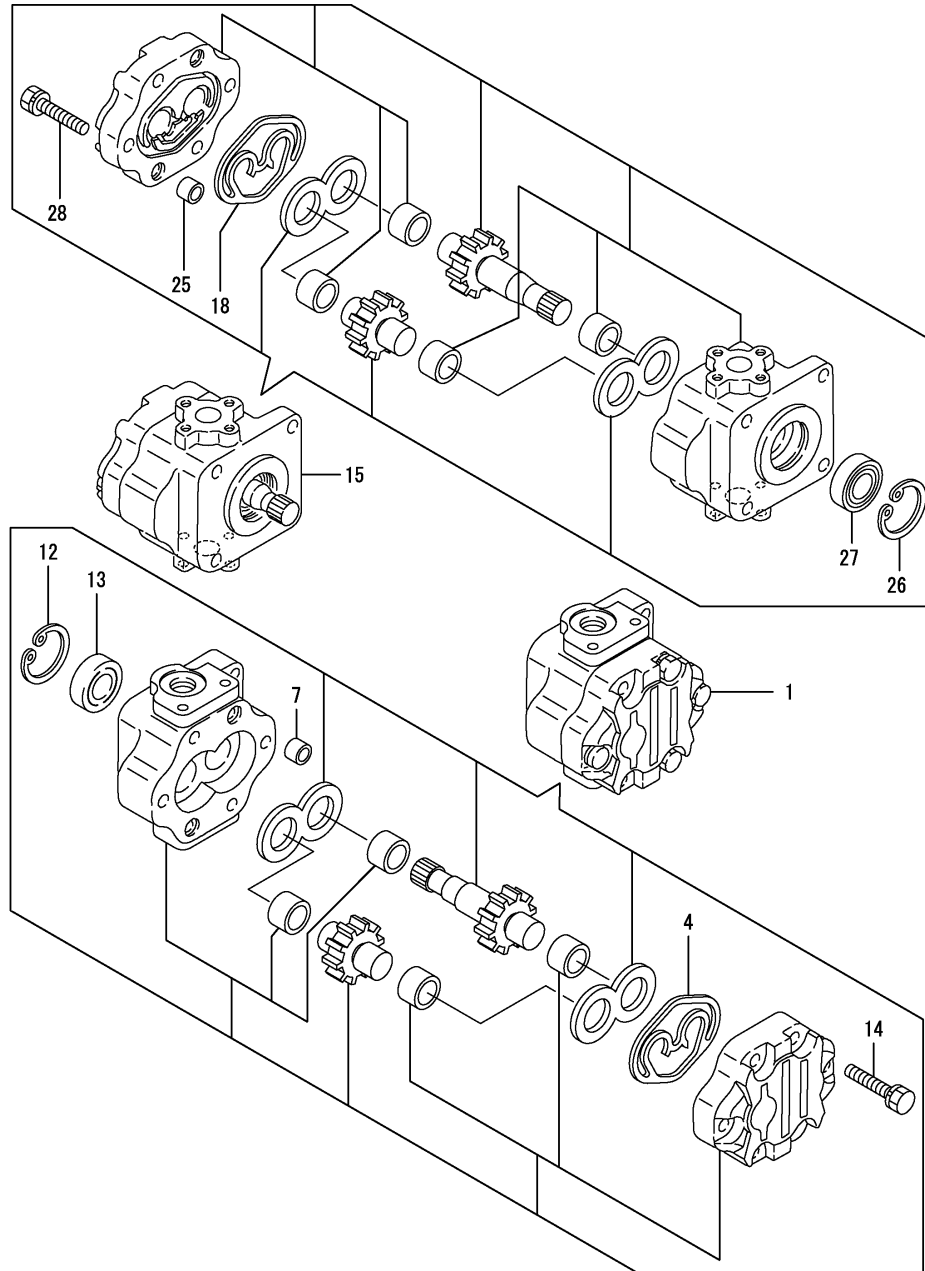
N135510

(A)=FE-240H
(B)=FE-280H
(C)=

(D)=
(E)=
(F)=

No.	Lev.	Parts No.	Description	Qty						I	R
				(A)	(B)	(C)	(D)	(E)	(F)		
1	1	194150-01190	KNOB, LEVER	1	1						
2	1	798290-37000	ROD ASSY, BRAKE	2	2						
3	2	194150-22480	NUT, M10 L	2	2						
4	2	194151-37730	TURNBUCKLE M10X90	2	2						
5	2	194130-37740	ROD, BRAKE L	2	2						
6	2	198290-37750	ROD, BRAKE R	2	2						
7	2	26716-100002	NUT, M10	2	2						
8	1	198173-37300	PEDAL ASSY, BRAKE L	1	1						
9	2	198133-22510	RIVET, PEDAL HEAD	1	1						
10	2	198133-22530	WASHER, RIVET	1	1						
11	2	198071-37510	COVER, HEAD	1	1						
12	2	194330-62530	STOPPER, PEDAL	1	1						
13	1	198173-37400	PEDAL ASSY, BRAKE R	1	1						
14	2	198133-22510	RIVET, PEDAL HEAD	1	1						
15	2	198133-22530	WASHER, RIVET	1	1						
16	2	198071-37510	COVER, HEAD	1	1						
17	2	194330-62530	STOPPER, PEDAL	1	1						
18	2	24761-010000	NIPPLE, GREASE M6F	1	1						
19	1	198290-37510	SPRING, RETURN	2	2						
20	1	198290-37550	SHAFT, BRAKE PEDAL	1	1						
21	1	194130-37560	WASHER	1	1						
22	1	194150-37570	WASHER, 25X38X1.2	1	1						
23	1	194110-37691	SPRING	1	1						
24	1	194080-37781	PIN, 8X25	4	4						
25	1	198129-38410	ARM, LOCK	1	1						
26	1	198190-38420	ROD, LOCK	1	1						
27	1	198129-38430	LOCK LEVER, BRAKE	1	1						
28	1	198129-38460	COLLAR	1	1						
29	1	194420-62260	RUBBER, CUSHION	1	1						
30	1	22137-100000	WASHER, 10	1	1						
31	1	22137-100000	WASHER, 10	1	1						
32	1	22157-100000	WASHER, 10	1	1						
33	1	22190-080000	WASHER, SEAL 8	1	1						
34	1	22272-000190	RING, E-19	1	1						
35	1	22417-200300	PIN, COTTER 2.0X30	4	4						
36	1	22417-200300	PIN, COTTER 2.0X30	2	2						
37	1	22512-070400	KEY, 7X 40	1	1						
38	1	26106-100202	BOLT, M10X 20 PLATED	1	1						
39	1	26116-120802	BOLT, M12X 80 PLATED	1	1						

Fig.73. HYDRAULIC PUMP



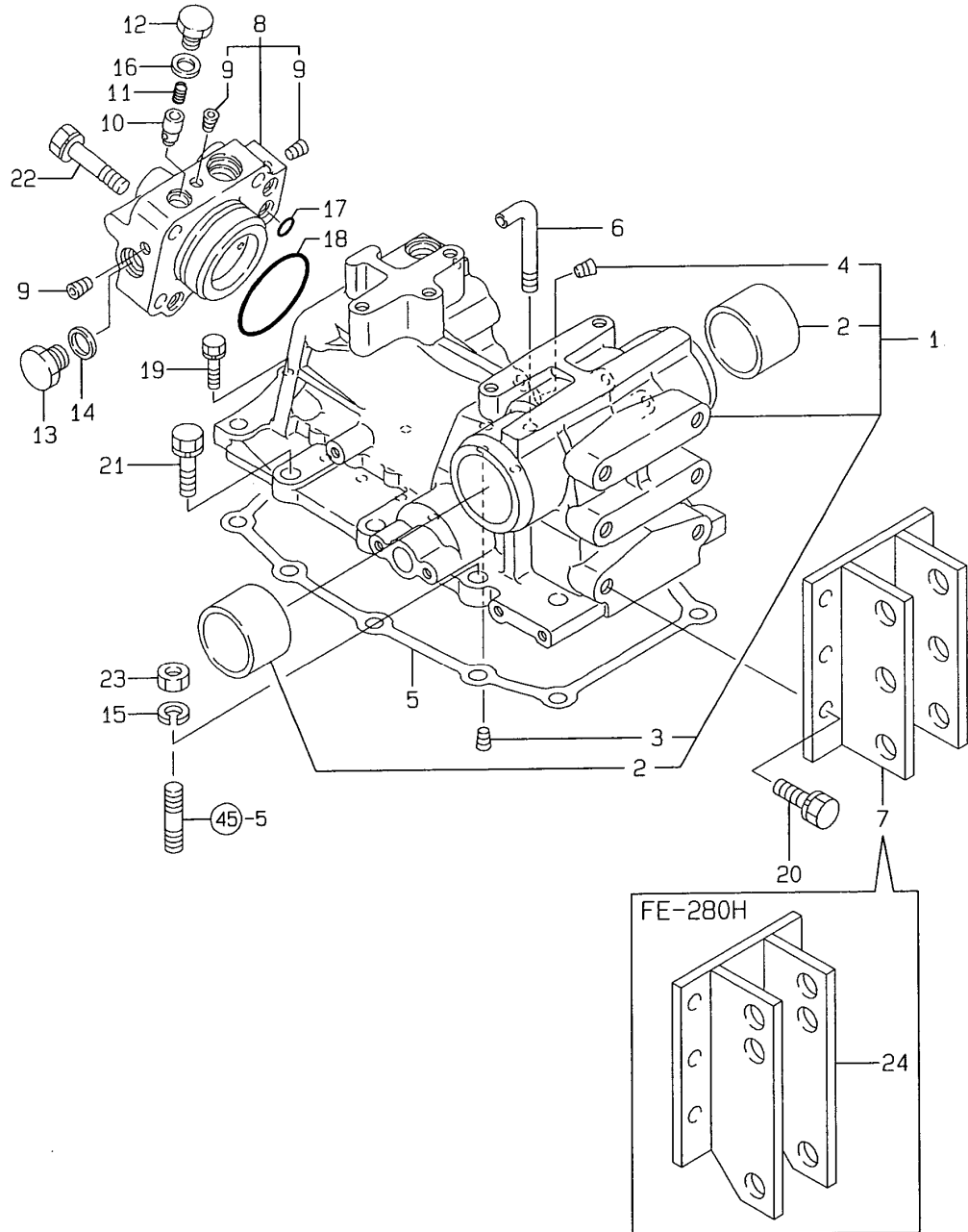
(A)=FE-240H
(B)=FE-280H
(C)=

(D)=
(E)=
(F)=

No.	Lev.	Parts No.	Description	Q'ty						I	R
				(A)	(B)	(C)	(D)	(E)	(F)		
1	1	198172-41110	PUMP, HYDRAULIC	1	1						
4	2	178070-10401	RING	1	1						
7	2	194521-41570	PIN, 11X7	2	2						
12	2	22252-000320	RING, 32	1	1						
13	2	24421-153207	SEAL, OIL TC153207	1	1						
14	2	26016-080352	BOLT, M8X 35	4	4						
15	1	198011-41110	PUMP, PW1-C-4C	1	1						
18	2	178070-10400	RING	1	1						
25	2	194521-41570	PIN, 11X7	2	2						
26	2	22252-000320	RING, 32	1	1						
27	2	24421-153207	SEAL, OIL TC153207	1	1						
28	2	26016-080352	BOLT, M8X 35	4	4						

Fig.74. HYDRAULIC CYLINDER CASE

74. HYDRAULIC CYLINDER CASE



(A)=FE-240H
(B)=FE-280H
(C)=

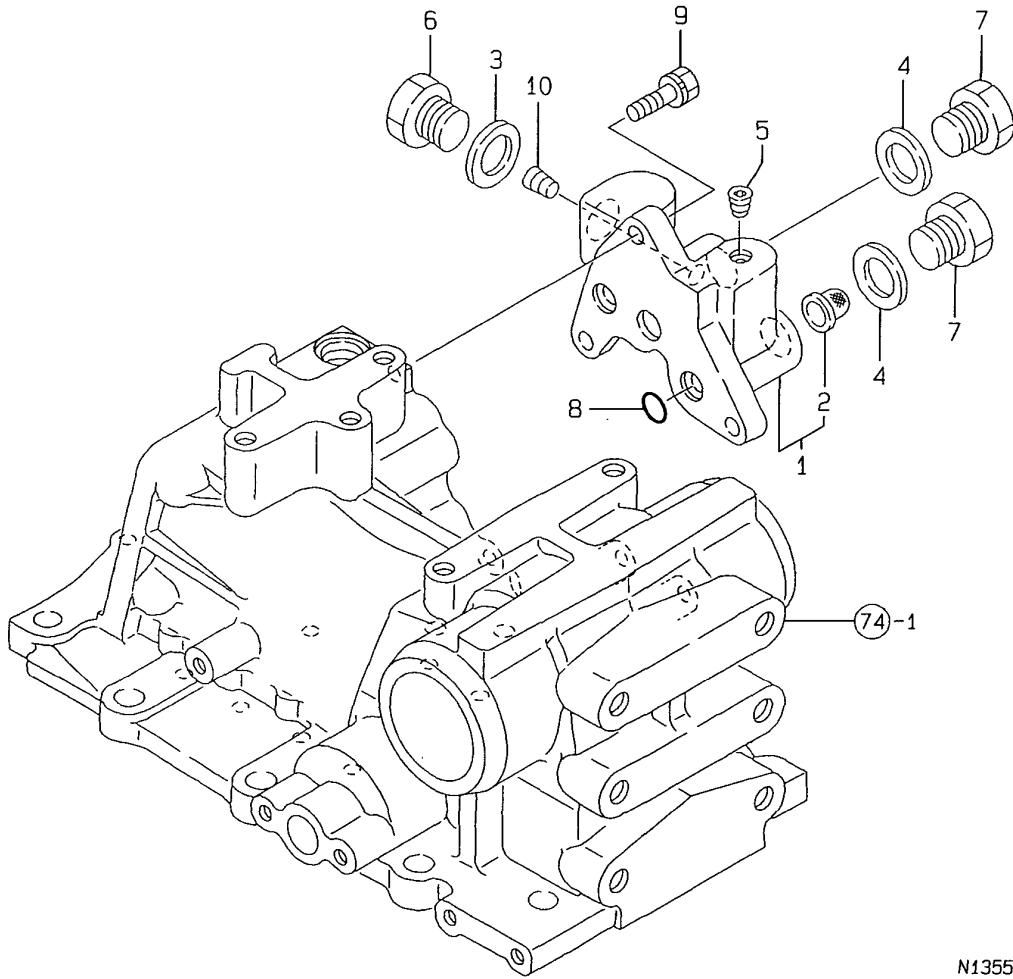
(D)=
(E)=
(F)=

No.	Lev.	Parts No.	Description	Q'ty						I	R
				(A)	(B)	(C)	(D)	(E)	(F)		
1	1	198121-42101	HOUSING, HYDRAULIC	1	1						
2	2	194150-42130	BUSH, 50X55X40	2	2						
3	2	23871-010000	PLUG, R01	1	1						
4	2	23871-020000	PLUG, R02	1	1						
5	1	194515-42150	GASKET, HOUSING	1	1						
6	1	198290-42281	BREATHER, AIR	1	1						
7	1	194515-42810	HINGE, TOP LINK	1							
8	1	198121-43200	HEAD ASSY, CYLINDER	1	1						
9	2	23871-010000	PLUG, R01	3	3						
10	1	194310-46350	POPPET, CHECK	1	1						
11	1	194310-46380	SPRING	1	1						
12	1	194310-46730	PLUG, 14	1	1						
13	1	194312-46750	PLUG, PF3/8	1	1						
14	1	194555-77910	GASKET, 17	1	1						
15	1	22217-120000	WASHER, SPRING 12	3	3						
16	1	23414-140018	GASKET, 14X1.0	1	1						
17	1	24315-000110	O-RING, 1BP11.0	3	3						
18	1	24325-000650	O-RING, 1BG65.0	1	1						
19	1	26013-080352	BOLT, M8X 35	1	1						
20	1	26013-120302	BOLT, M12X 30	6	6						
21	1	26013-120402	BOLT, M12X 40	7	7						
22	1	26013-120502	BOLT, M12X 50	4	4						
23	1	26716-120002	NUT, M12	3	3						
24	1	198127-42810	HINGE, TOP LINK		1						

N135512

Fig.75. HYDRAULIC SIDE COVER

75. HYDRAULIC SIDE COVER



N135513

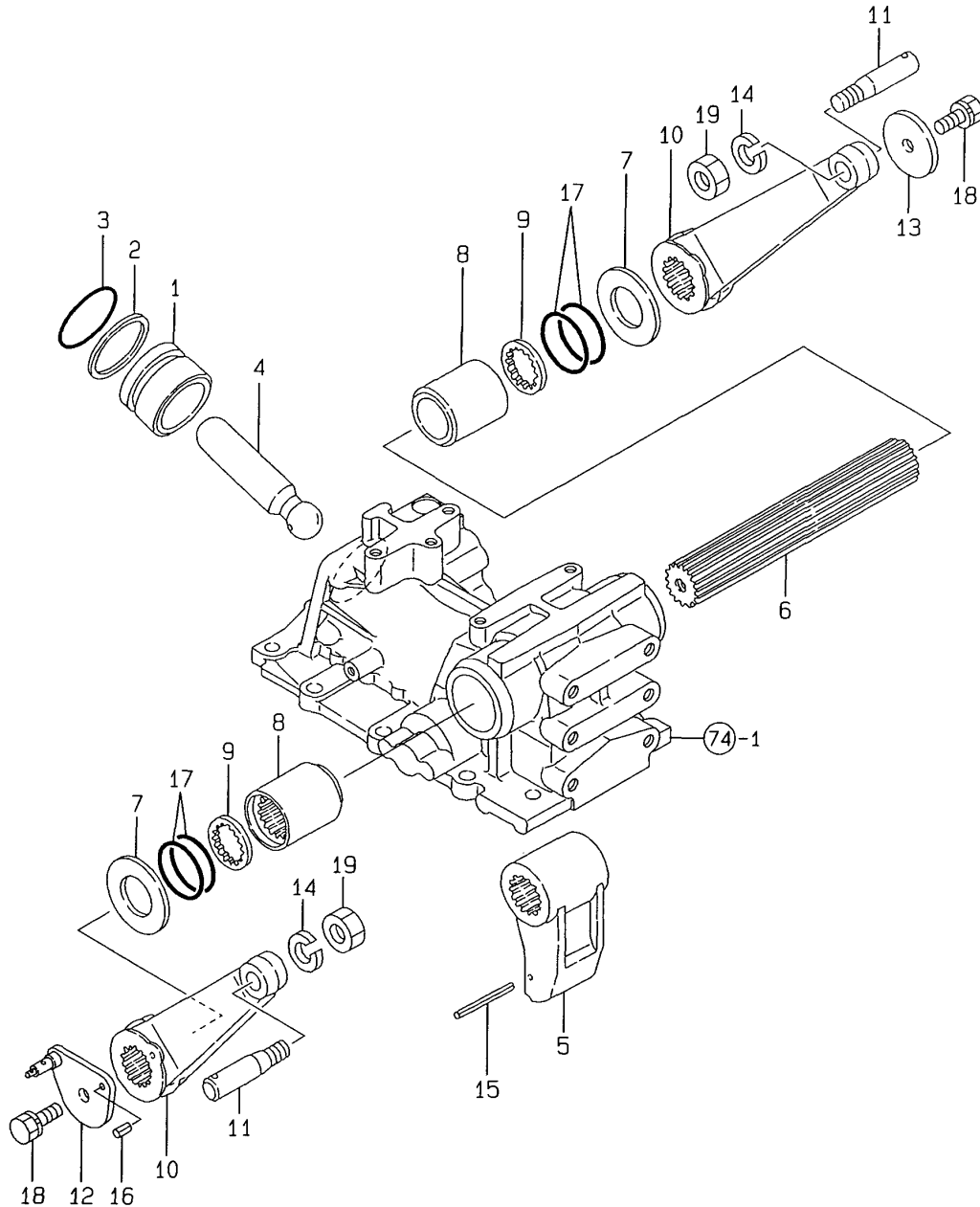
(A)=FE-240H
(B)=FE-280H
(C)=

(D)=
(E)=
(F)=

No.	Lev.	Parts No.	Description	Q'ty						I	R
				(A)	(B)	(C)	(D)	(E)	(F)		
1	1	194555-42200	COVER ASSY	1	1						
2	2	194556-42220	STRAINER, A	1	1						
3	1	23414-180023	GASKET, 18X1.0	1	1						
4	1	23414-200026	GASKET, 20X1.0	2	2						
5	1	23871-010000	PLUG, R01	1	1						
6	1	23887-180002	PLUG, 18	1	1						
7	1	23887-200002	PLUG, 20	2	2						
8	1	24315-000110	O-RING, 1BP11.0	3	3						
9	1	26013-080252	BOLT, M8X 25	3	3						
10	1	23871-020000	PLUG, R02	1	1						

Fig.76. PISTON & LIFT CRANK

76. PISTON & LIFT CRANK



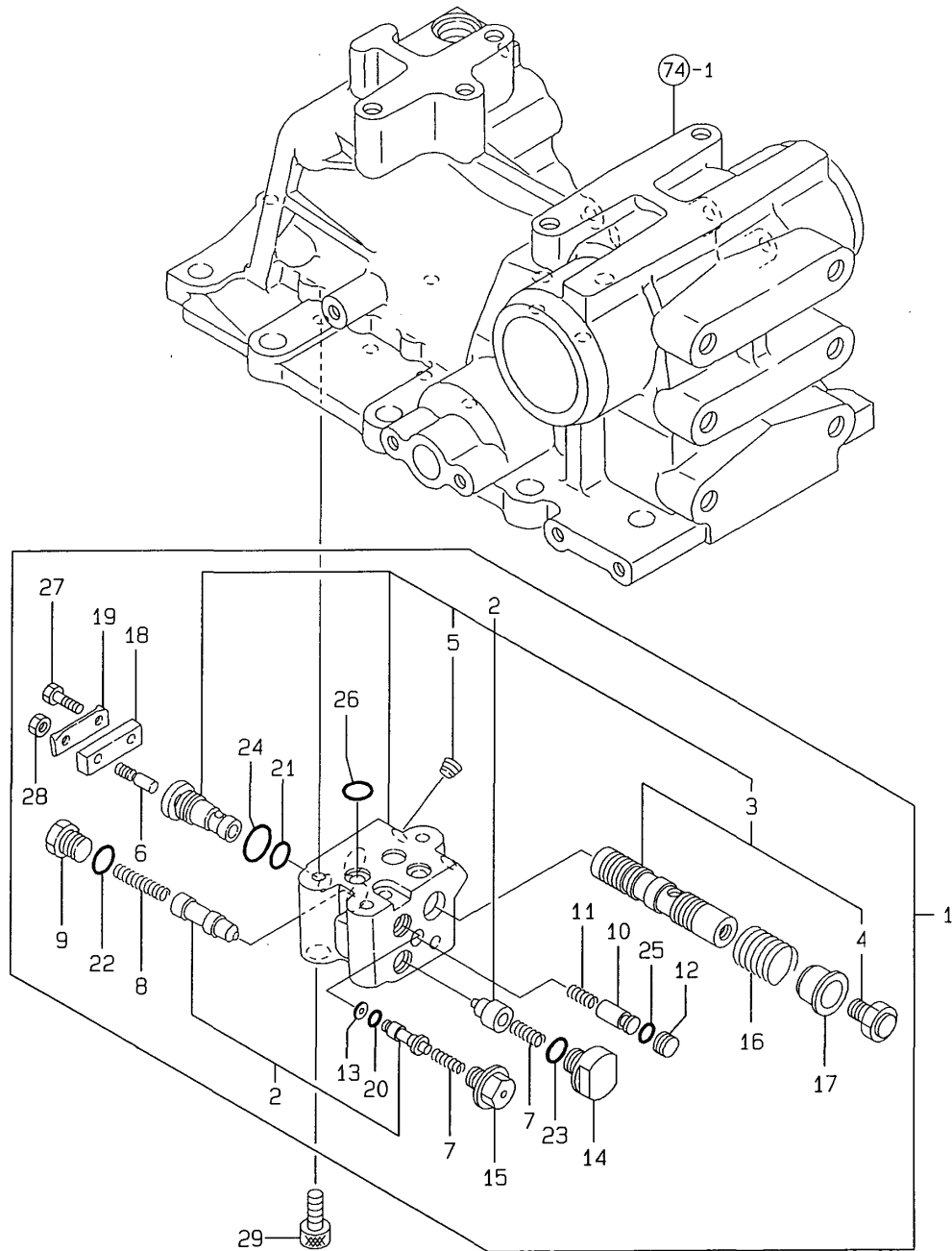
(A)=FE-240H
(B)=FE-280H
(C)=

(D)=
(E)=
(F)=

No.	Lev.	Parts No.	Description	Q'ty						I	R
				(A)	(B)	(C)	(D)	(E)	(F)		
1	1	194515-43310	PISTON, HYDRAULIC	1	1						
2	1	194520-43350	RING, BACK UP	1	1						
3	1	24311-000600	O-RING, 1AP60.0	1	1						
4	1	194310-43410	ROD, PISTON	1	1						
5	1	194515-44110	CRANK, LIFT	1	1						
6	1	194515-44210	SHAFT, LIFTING	1	1						
7	1	194282-44230	WASHER, 40X73X3.2	2	2						
8	1	194150-44251	SLEEVE, LIFT SHAFT	2	2						
9	1	194150-44261	SEAL, SPLINE SHAFT	2	2						
10	1	198290-44420	ARM, LIFT L	2	2						
11	1	194130-44480	PIN, LIFT ARM	2	2						
12	1	198121-44510	ARM, FEEDBACK	1	1						
13	1	194150-44530	WASHER, 12X60X6	1	1						
14	1	22217-160000	WASHER, SPRING 16	2	2						
15	1	22351-050056	PIN, SPRING 5.0X56	1	1						
16	1	22351-060016	PIN, SPRING 6.0X16	1	1						
17	1	24321-000500	O-RING, 1AG50.0	4	4						
18	1	26013-120252	BOLT, M12X 25	2	2						
19	1	26736-160002	NUT, M16	2	2						

Fig.77. CONTROL VALVE

77. CONTROL VALVE



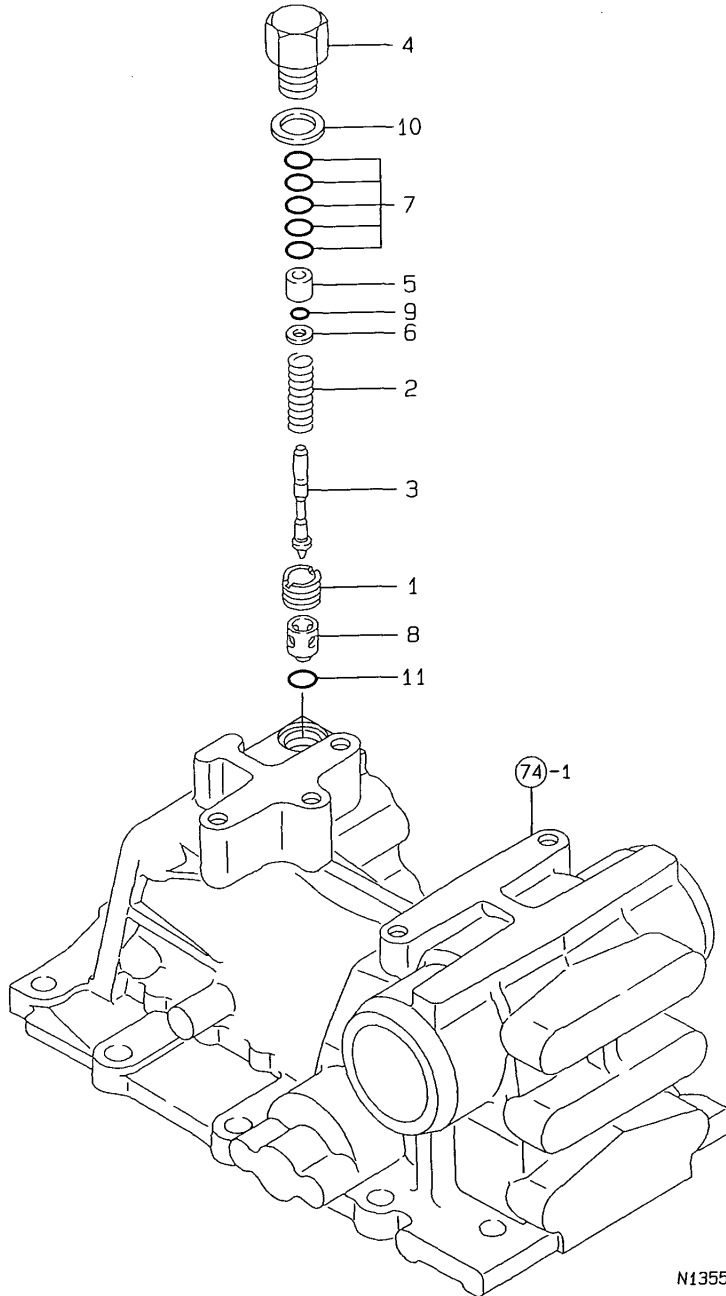
(A)=FE-240H
(B)=FE-280H
(C)=

(D)=
(E)=
(F)=

No.	Lev.	Parts No.	Description	Q'ty						I	R
				(A)	(B)	(C)	(D)	(E)	(F)		
1	1	194515-45101	VALVE ASSY, CONTROL	1	1						
2	2	194515-45120	BODY ASSY, VALVE	1	1						
3	3	194515-45500	SPOOL ASSY	1	1						
4	4	194555-45540	PIN, SPOOL	1	1						
5	3	23871-010000	PLUG, R01	2	2						
6	2	194170-45220	BAR, PUSH	1	1						
7	2	194170-45230	SPRING	2	2						
8	2	194170-45321	SPRING	1	1						
9	2	194170-45330	PLUG	1	1						
10	2	194170-45350	SPOOL	1	1						
11	2	194170-45360	SPRING	1	1						
12	2	194170-45370	PLUG	1	1						
13	2	194170-45430	RING, BACK UP	1	1						
14	2	194170-45440	PLUG	1	1						
15	2	198421-45440	HOLDER	1	1						
16	2	194170-45520	SPRING, SPOOL	1	1						
17	2	194170-45530	STOPPER, SPOOL	1	1						
18	2	194170-45550	BAR, SPOOL	1	1						
19	2	194170-45560	WASHER, 12X40X0.6	1	1						
20	2	24311-000050	O-RING, 1AP5.0	1	1						
21	2	24311-000100	O-RING, 1AP10.0	1	1						
22	2	24311-000120	O-RING, 1AP12.0	1	1						
23	2	24311-000120	O-RING, 1AP12.0	1	1						
24	2	24311-000140	O-RING, 1AP14.0	1	1						
25	2	24315-000070	O-RING, 1BP7.0	1	1						
26	2	24315-000110	O-RING, 1BP11.0	3	3						
27	2	26116-060162	BOLT, M6X 16 PLATED	1	1						
28	2	26756-060002	NUT, LOCK M6	1	1						
29	1	26450-080202	BOLT, M8X 20	3	3						

Fig.78. RELIEF VALVE

78. RELIEF VALVE



(A)=FE-240H
(B)=FE-280H
(C)=

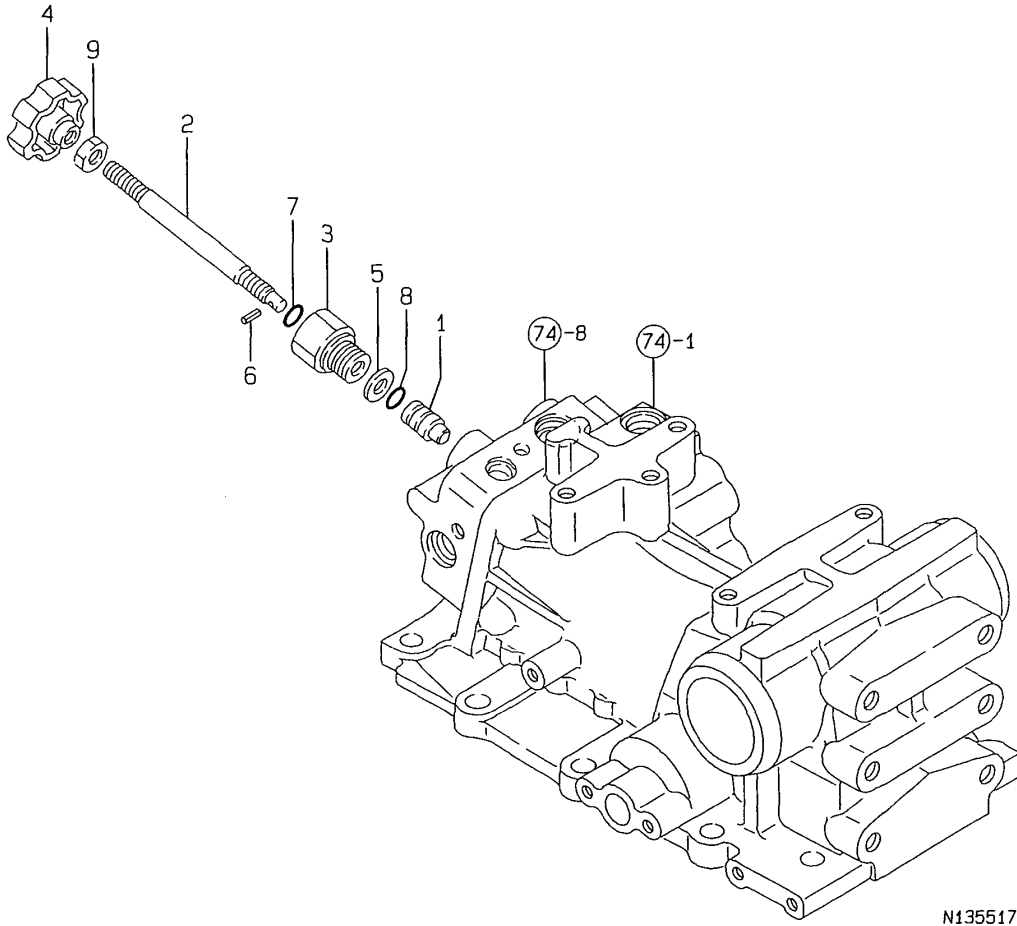
(D)=
(E)=
(F)=

No.	Lev.	Parts No.	Description	Q'ty						I	R
				(A)	(B)	(C)	(D)	(E)	(F)		
1	1	194275-45340	SCREW, VALVE SEAT	1	1						
2	1	194170-45610	SPRING, RELIEF VALVE	1	1						
3	1	194195-45620	POPPET	1	1						
4	1	194195-45630	PLUG, RELIEF VALVE	1	1						
5	1	194195-45640	SEAT, 6.6X13X12.5	1	1						
6	1	194195-45650	WASHER, 6.6X13X3,2	1	1						
7	1	194850-45700	SHIM SET	1	1						
8	1	194195-46260	SEAT, RELIEF VALVE	1	1						
9	1	194850-49230	O-RING, 6X1.8 70	1	1						
10	1	23414-200026	GASKET, 20X1.0	1	1						
11	1	24311-000120	O-RING, 1AP12.0	1	1						

N135516

Fig.79. STOP VALVE

79. STOP VALVE



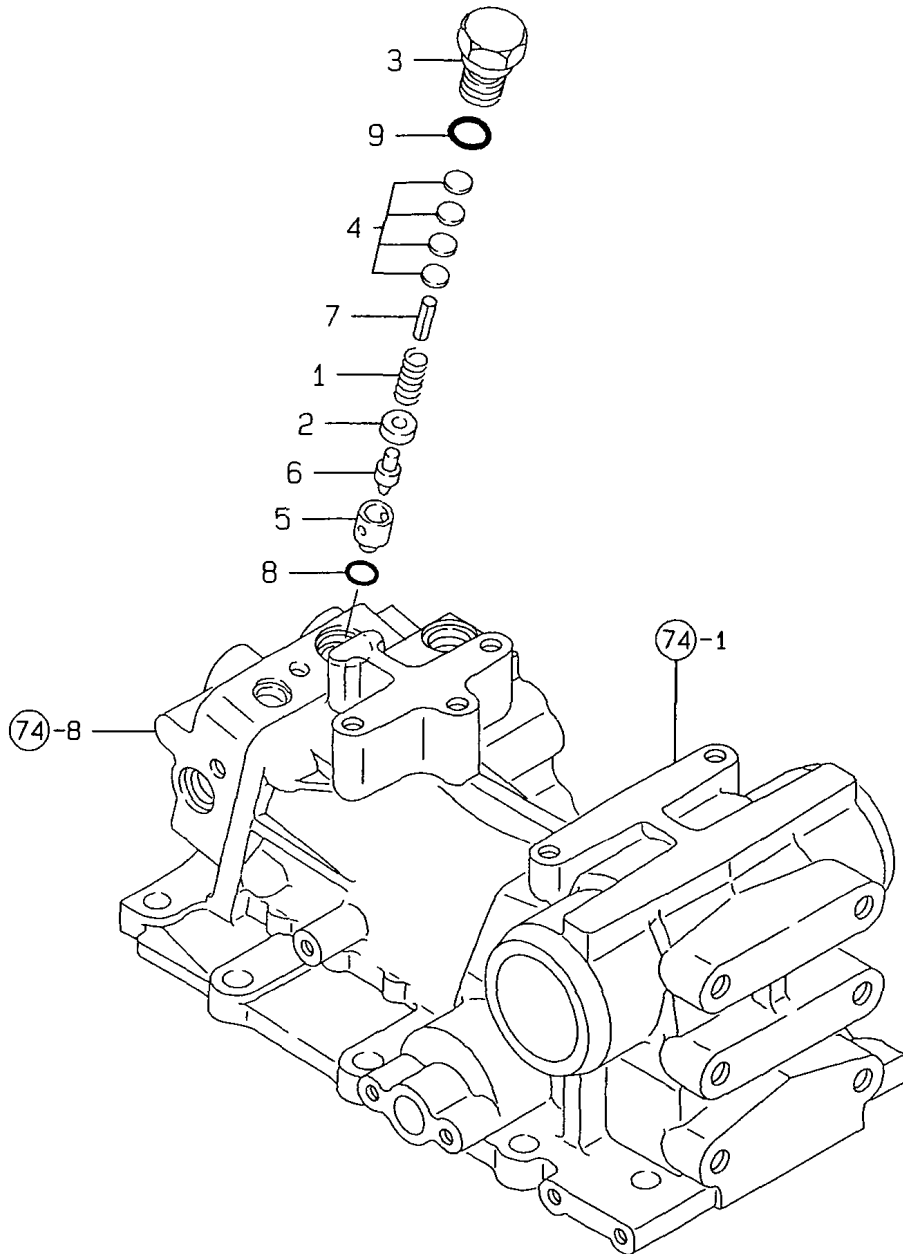
(A)=FE-240H
(B)=FE-280H
(C)=

(D)=
(E)=
(F)=

No.	Lev.	Parts No.	Description	Q'ty						I	R
				(A)	(B)	(C)	(D)	(E)	(F)		
1	1	194515-46300	VALVE, STOP	1	1						
2	1	194525-46620	BOLT, STOP	1	1						
3	1	194312-46630	HOLDER, VALVE	1	1						
4	1	198220-46670	KNOB, SHAFT	1	1						
5	1	22117-080000	WASHER, 8	1	1						
6	1	22351-040012	PIN, SPRING 4.0X12	1	1						
7	1	24311-000120	O-RING, 1AP12.0	1	1						
8	1	24315-000110	O-RING, 1BP11.0	1	1						
9	1	26716-100002	NUT, M10	1	1						

Fig.80. SAFETY VALVE

80. SAFETY VALVE



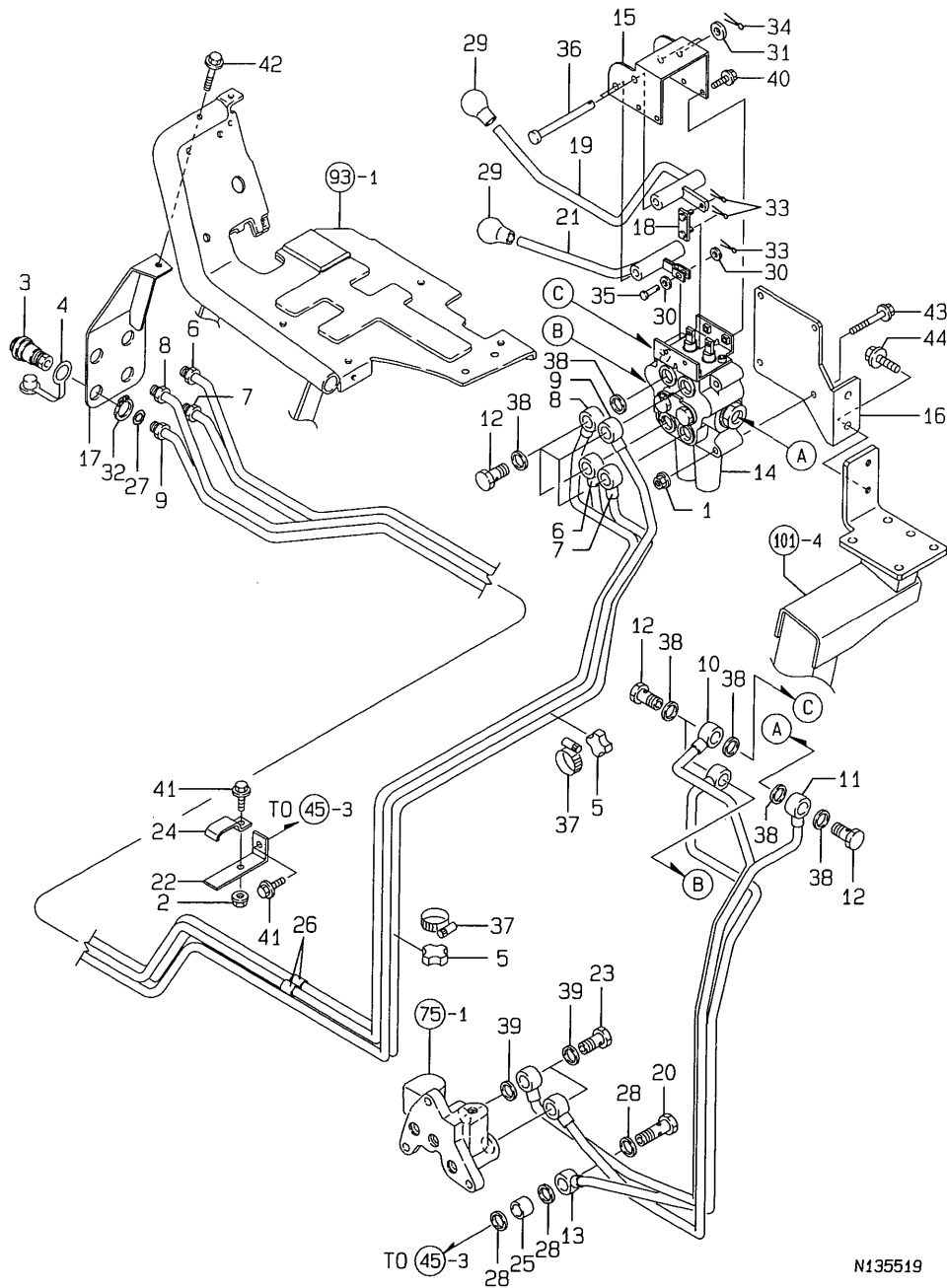
(A)=FE-240H
(B)=FE-280H
(C)=

(D)=
(E)=
(F)=

No.	Lev.	Parts No.	Description	Q'ty						I	R
				(A)	(B)	(C)	(D)	(E)	(F)		
1	1	194150-45320	SPRING, RELIEF VALVE	1	1						
2	1	198220-45350	COLLAR, VALVE	1	1						
3	1	198220-45370	PLUG, SAFETY VALVE	1	1						
4	1	198220-46400	SHIM SET	1	1						
5	1	194640-46410	SEAT, SAFETY VALVE	1	1						
6	1	194640-46420	POPPET	1	1						
7	1	22351-060028	PIN, SPRING 6.0X28	1	1						
8	1	24311-000120	O-RING, 1AP12.0	1	1						
9	1	24311-000180	O-RING, 1AP18.0	1	1						

Fig.81. SUB-CONTROL VALVE

81. SUB-CONTROL VALVE



(A)=FE-240H
(B)=FE-280H
(C)=

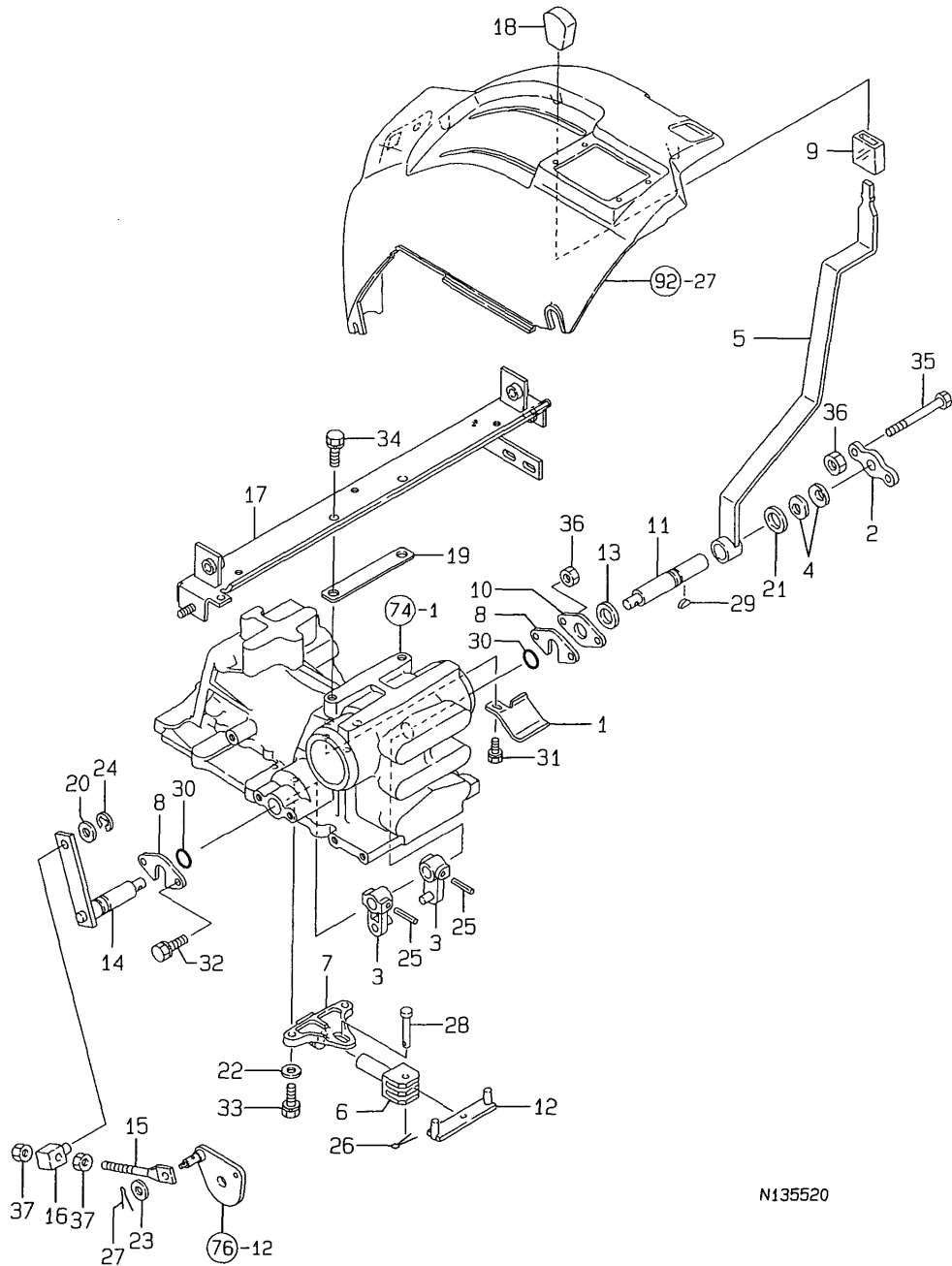
(D)=
(E)=
(F)=

No.	Lev.	Parts No.	Description	Qty						I	R
				(A)	(B)	(C)	(D)	(E)	(F)		
1	1	194990-22140	NUT, M8	4	4						
2	1	194990-22140	NUT, M8	1	1						
3	1	198223-46250	COUPLER, QUICK	4	4						
4	1	198223-46280	DUST PLUG	4	4						
5	1	198220-46500	CLAMP	2	2						
6	1	198173-46520	PIPE, PRESSURE SA1-R	1	1						
7	1	198173-46560	PIPE, PRESSURE SA2-R	1	1						
8	1	198173-46600	PIPE, PRESSURE SB1-R	1	1						
9	1	198173-46640	PIPE, PRESSURE SB2-R	1	1						
10	1	198173-46660	PIPE, PRESSURE SP	1	1						
11	1	198173-46680	PIPE, PRESSURE SPB	1	1						
12	1	198245-46680	BOLT, M3/4-16	7	7						
13	1	198173-46700	PIPE, PRESSURE ST	1	1						
14	1	198460-46740	VALVE KIT, CONTROL	1	1						
15	1	198327-46810	BRACKET, SCV LEVER	1	1						
16	1	198173-46820	BRACKET, SCV	1	1						
17	1	198173-46860	STAY, COUPLER	1	1						
18	1	198133-46890	LINK, LEVER	1	1						
19	1	198172-46900	LEVER, S1	1	1						
20	1	194680-46920	JOINT, PF3/8	1	1						
21	1	198172-46920	LEVER, S2	1	1						
22	1	198173-46940	BRACKET, PIPE	1	1						
23	1	194321-48140	BOLT 15, PIPE JOINT	2	2						
24	1	198448-48550	CLAMP, PIPE	1	1						
25	1	198448-48660	COLLAR, SEAL	1	1						
26	1	194464-48850	RUBBER, ABSORBER	2	2						
27	1	194850-49290	PACKING, 6-1	4	4						
28	1	194555-77910	GASKET, 17	3	3						
29	1	194990-85561	KNOB, HIGH/LOW	2	2						
30	1	22137-060000	WASHER, 6	2	2						
31	1	22137-100000	WASHER, 10	2	2						
32	1	22242-000220	RING, 22	4	4						
33	1	22417-160180	PIN, COTTER 1.6X18	3	3						
34	1	22417-200300	PIN, COTTER 2.0X30	2	2						
35	1	22486-060160	PIN, H 6X 16	1	1						
36	1	22487-101000	PIN, H10X100	2	2						
37	1	23000-035000	CLAMP, 35	2	2						
38	1	23414-190000	GASKET, 19X1.0	14	14						
39	1	23414-200026	GASKET, 20X1.0	4	4						
40	1	26106-060162	BOLT, M6X 16 PLATED	4	4						
41	1	26106-080202	BOLT, M8X 20 PLATED	2	2						
42	1	26106-080502	BOLT, M8X 50 PLATED	1	1						
43	1	26106-080602	BOLT, M8X 60 PLATED	4	4						
44	1	26106-100202	BOLT, M10X 20 PLATED	2	2						

N135519

Fig.82. HYDRAULIC CONTROL

82. HYDRAULIC CONTROL



N135520

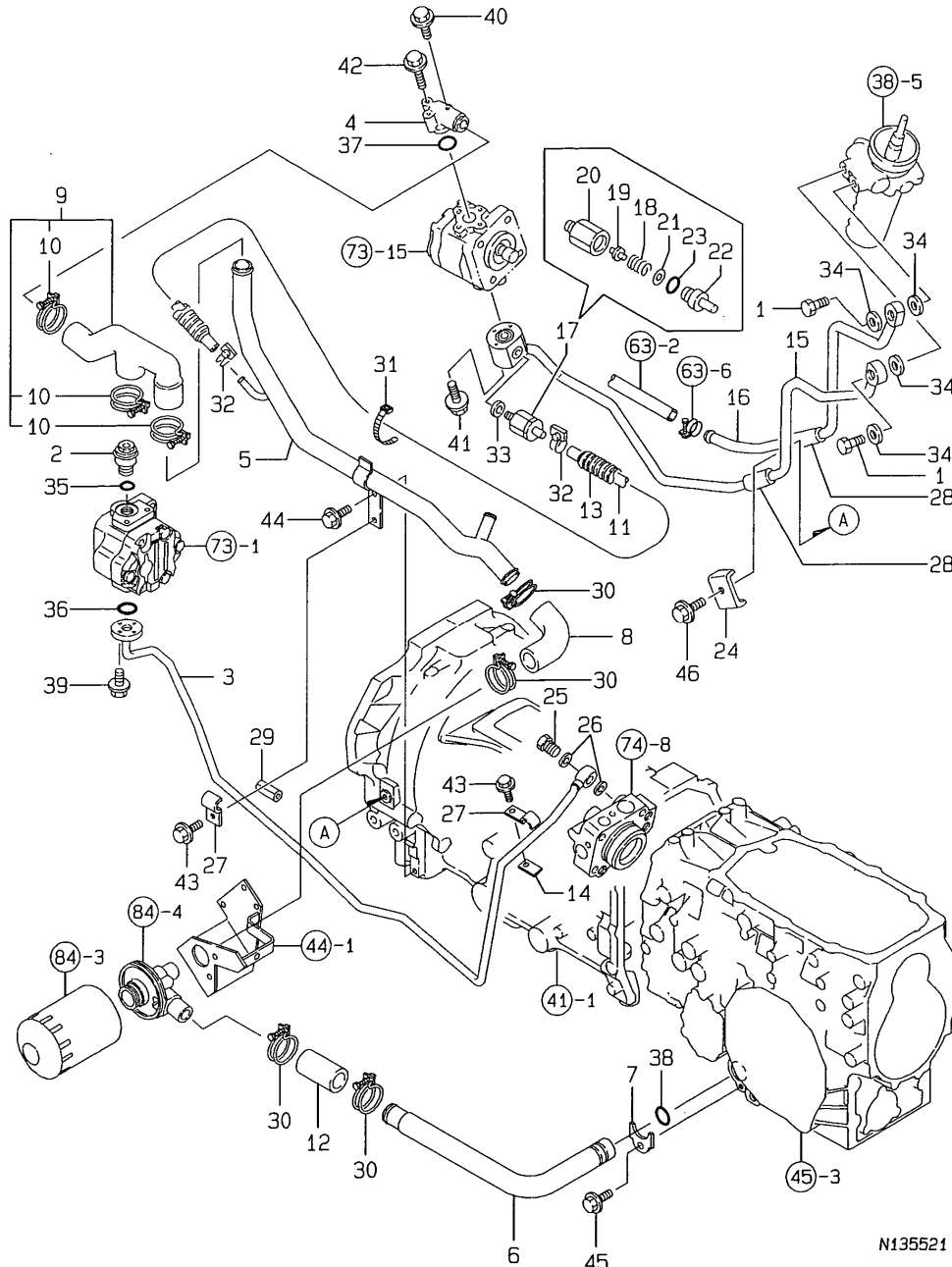
(A)=FE-240H
(B)=FE-280H
(C)=

(D)=
(E)=
(F)=

No.	Lev.	Parts No.	Description	Q'ty						I	R
				(A)	(B)	(C)	(D)	(E)	(F)		
1	1	198290-42290	GUARD, OIL	1	1						
2	1	194940-47210	PLATE	1	1						
3	1	198075-47210	ARM, CONTROL	2	2						
4	1	194940-47220	WASHER, 20	2	2						
5	1	198122-47310	LEVER, CONTROL	1	1						
6	1	198360-47320	ROD, CONTROL	1	1						
7	1	198360-47330	PLATE, CONTROL	1	1						
8	1	194555-47340	PLATE, A	2	2						
9	1	198010-47340	PIPE, PROTECTOR	1	1						
10	1	194555-47350	PLATE, B	1	1						
11	1	198122-47380	SHAFT, CONTROL	1	1						
12	1	198360-47420	BAR, CONTROL	1	1						
13	1	194170-47440	PLATE, FRICTION	1	1						
14	1	198122-47450	ARM, FEEDBACK	1	1						
15	1	194515-47490	ROD, FEEDBACK	1	1						
16	1	194550-47530	ADJUSTER	1	1						
17	1	198121-47890	STOPPER ASSY, LEVER	1	1						
18	1	194273-47910	KNOB, LEVER	1	1						
19	1	198121-47950	SPACER, 1.2T	1	1						
20	1	22117-100000	WASHER, 10	1	1						
21	1	22117-200000	WASHER, 20	1	1						
22	1	22137-080000	WASHER, 8	2	2						
23	1	22137-100000	WASHER, 10	1	1						
24	1	22272-000070	RING, E- 7	1	1						
25	1	22351-050032	PIN, SPRING 5.0X32	2	2						
26	1	22417-200200	PIN, COTTER 2.0X20	1	1						
27	1	22417-250200	PIN, COTTER 2.5X20	1	1						
28	1	22487-080350	PIN, H 8X 35	1	1						
29	1	22522-030130	KEY, WOODRUFF 3X13	1	1						
30	1	24311-000160	O-RING, 1AP16.0	2	2						
31	1	26013-080122	BOLT, M8X 12	1	1						
32	1	26013-080162	BOLT, M8X 16	2	2						
33	1	26013-080202	BOLT, M8X 20	2	2						
34	1	26013-100202	BOLT, M10X 20	2	2						
35	1	26116-080504	BOLT, M8X 50 PLATED	2	2						
36	1	26716-080002	NUT, M8	4	4						
37	1	26716-100002	NUT, M10	2	2						

Fig.83. HYDRAULIC PIPING

83. HYDRAULIC PIPING



N135521

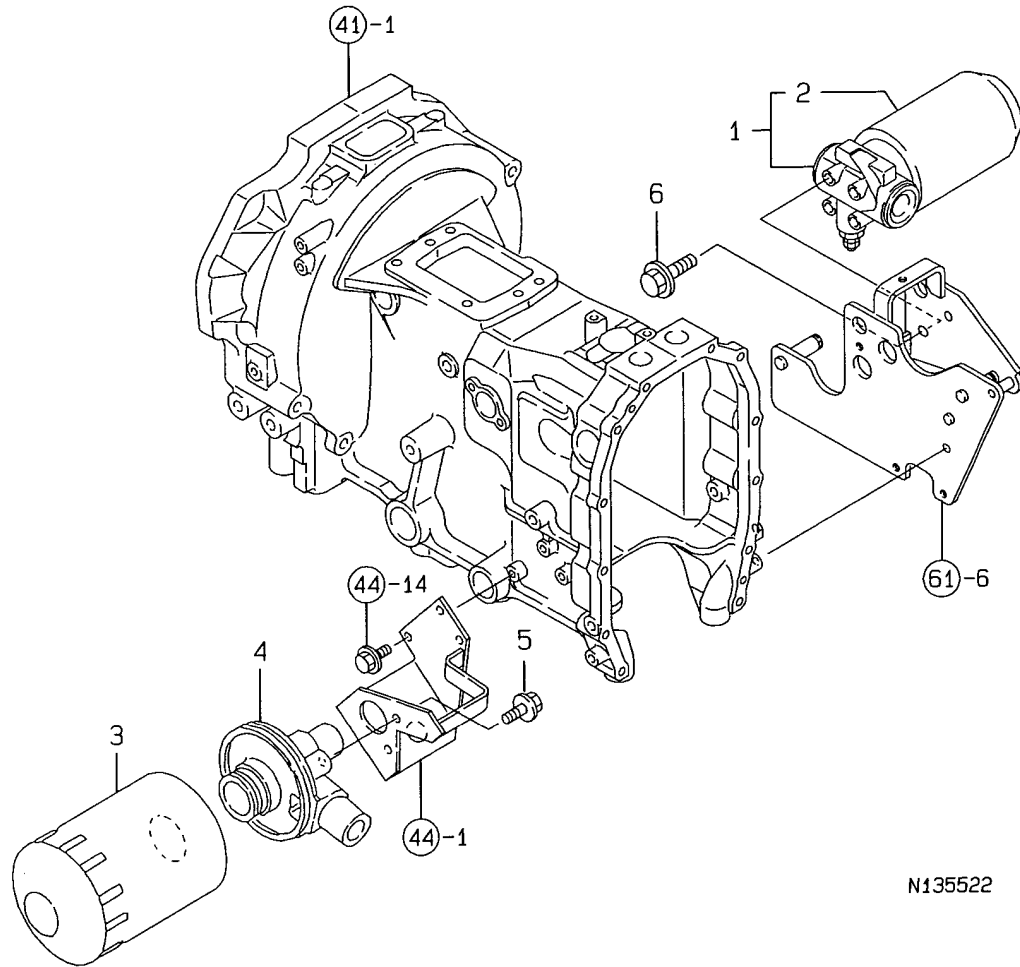
(A)=FE-240H
(B)=FE-280H
(C)=

(D)=
(E)=
(F)=

No.	Lev.	Parts No.	Description	Q'ty						I	R
				(A)	(B)	(C)	(D)	(E)	(F)		
1	1	194556-17780	BOLT, JOINT M16	2	2						
2	1	198010-41211	JOINT, M22	1	1						
3	1	198129-48110	PIPE, PRESSURE	1	1						
4	1	198220-48140	FLANGE, PIPE P	1	1						
5	1	198129-48160	PIPE, PRESSURE F	1	1						
6	1	198129-48190	PIPE, PRESSURE R	1	1						
7	1	198121-48210	PLATE, KEEP	1	1						
8	1	194640-48220	HOSE, PRESSURE A	1	1						
9	1	198121-48220	HOSE, PRESSURE	1	1						
10	2	175022-49730	CRIP 31, HOSE	3	3						
11	1	198121-48230	HOSE, RETURN RUBBER	1	1						
12	1	194640-48240	HOSE, PRESSURE C	1	1						
13	1	198121-48260	TUBE, 19X145	1	1						
14	1	198330-48410	CLAMP	1	1						
15	1	198121-48500	PIPE, PRESSURE	1	1						
16	1	198129-48550	PIPE, PRESSURE	1	1						
17	1	198011-48601	VALVE ASSY, RELIEF	1	1						
18	2	158870-17520	SPRING,RELIEF	1	1						
19	2	158870-17610	POPPET	1	1						
20	2	198011-48611	HOLDER, VALVE	1	1						
21	2	198011-48620	SHIM, T=0.2	1	1						
22	2	198011-48631	PLUG, VALVE	1	1						
23	2	24311-000180	O-RING, 1AP18.0	1	1						
24	1	194470-48630	CLAMP	1	1						
25	1	194130-48650	BOLT, JOINT M12	1	1						
26	1	194320-48660	GASKET, 18	2	2						
27	1	194450-48830	CLAMP	2	2						
28	1	194464-48850	RUBBER, ABSORBER	2	2						
29	1	194464-48850	RUBBER, ABSORBER	1	1						
30	1	175022-49730	CRIP 31, HOSE	4	4						
31	1	194250-51660	BAND 250	1	1						
32	1	23010-016000	CLAMP, 16	2	2						
33	1	23414-120016	GASKET, 12X1.0	1	1						
34	1	23414-160021	GASKET, 16X1.0	4	4						
35	1	24311-000200	O-RING, 1AP20.0	1	1						
36	1	24311-000200	O-RING, 1AP20.0	1	1						
37	1	24311-000200	O-RING, 1AP20.0	1	1						
38	1	24311-000260	O-RING, 1AP26.0	1	1						
39	1	26106-060202	BOLT, M6X 20 PLATED	4	4						
40	1	26106-060202	BOLT, M6X 20 PLATED	1	1						
41	1	26106-060402	BOLT, M6X 40 PLATED	3	3						
42	1	26106-060402	BOLT, M6X 40 PLATED	2	2						
43	1	26106-080162	BOLT, M8X 16 PLATED	2	2						
44	1	26106-080162	BOLT, M8X 16 PLATED	1	1						
45	1	26106-080162	BOLT, M8X 16 PLATED	1	1						
46	1	26106-080202	BOLT, M8X 20 PLATED	1	1						

Fig.84. OIL FILTER

84. OIL FILTER



N135522

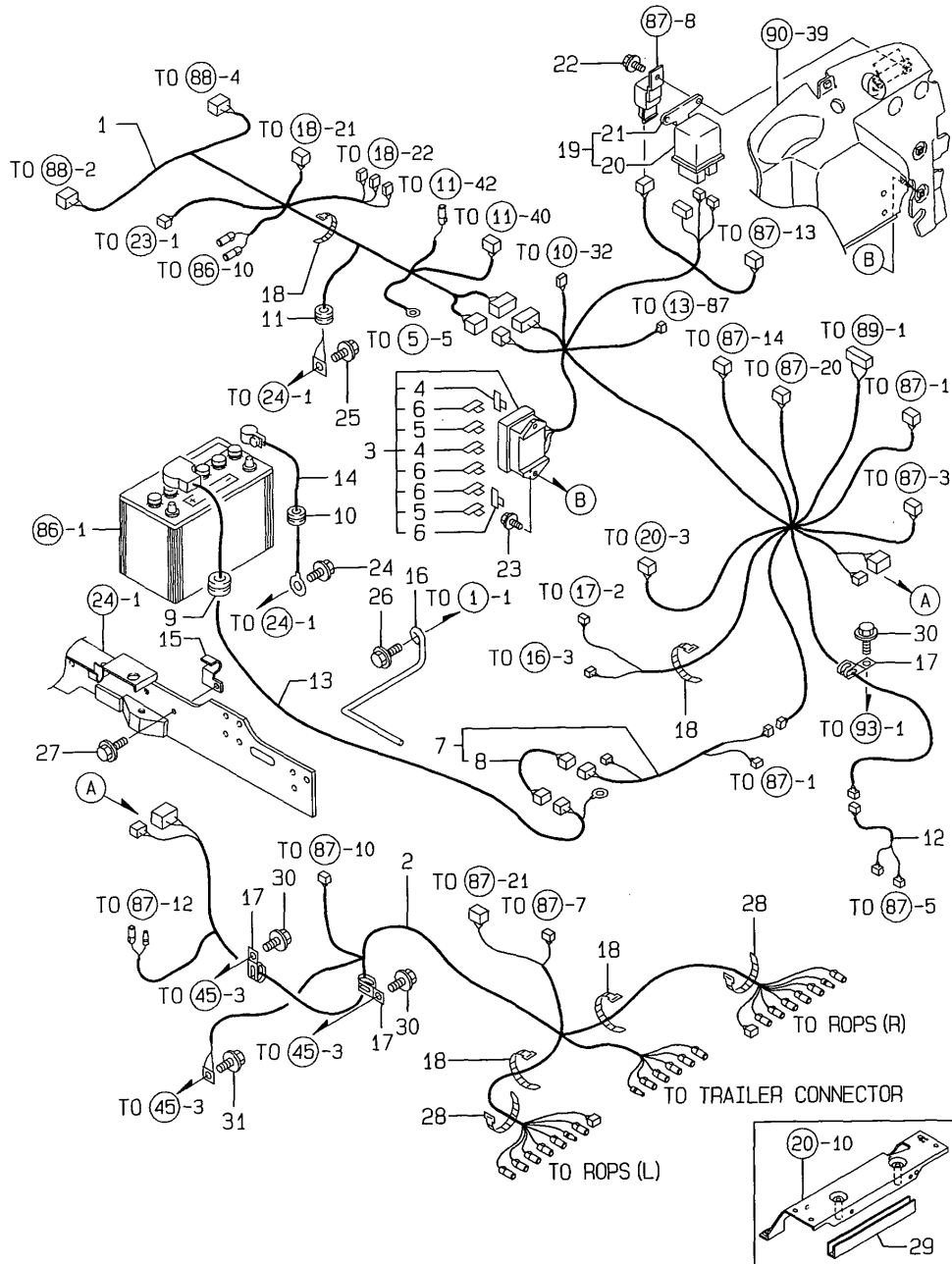
(A)=FE-240H
(B)=FE-280H
(C)=

(D)=
(E)=
(F)=

No.	Lev.	Parts No.	Description	Q'ty						I	R
				(A)	(B)	(C)	(D)	(E)	(F)		
1	1	198129-29300	FILTER ASSY, OIL	1	1						
2	2	198129-29310	FILTER, 10	1	1						
3	1	198119-48310	FILTER	1	1						
4	1	198290-48360	COVER, FILTER	1	1						
5	1	26106-080252	BOLT, M8X 25 PLATED	2	2						
6	1	26106-100202	BOLT, M10X 20 PLATED	2	2						

Fig.85. WIRE HARNESS

85. WIRE HARNESS



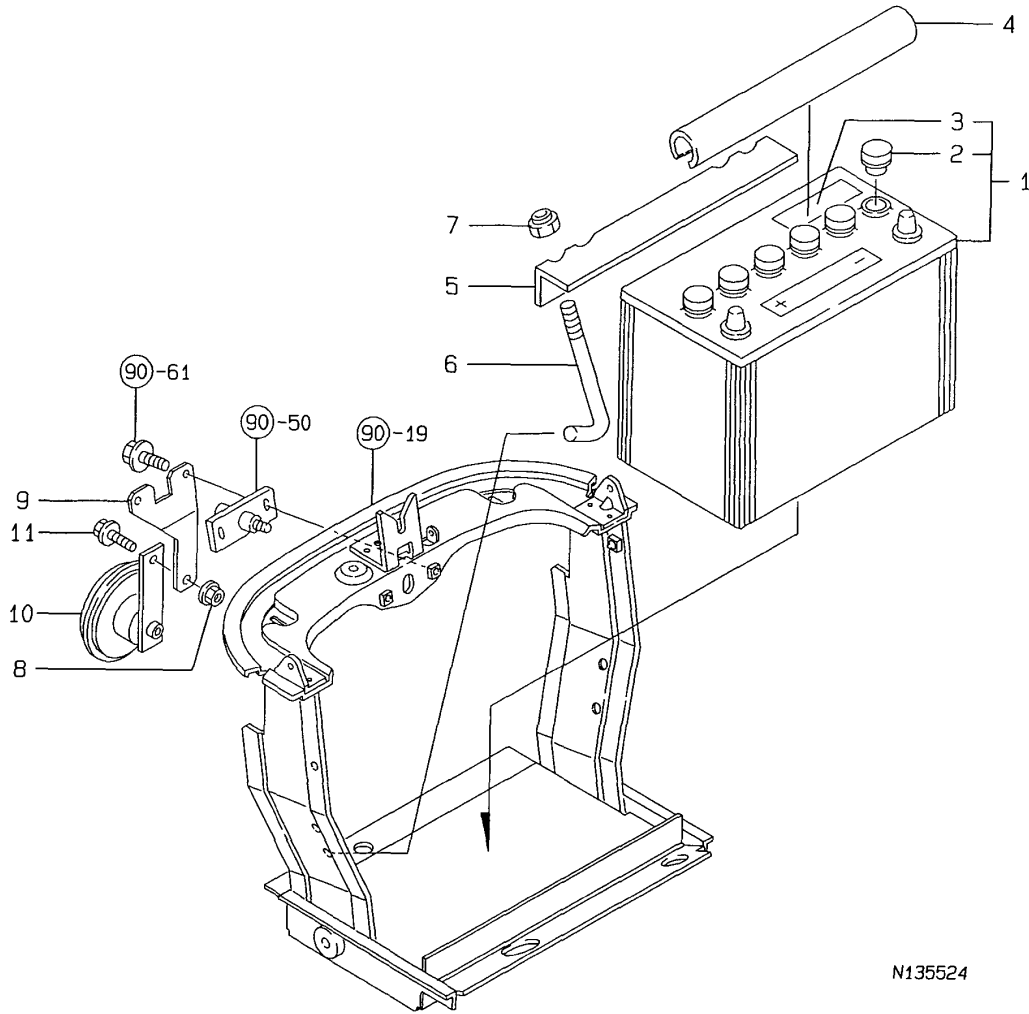
(A)=FE-240H
(B)=FE-280H
(C)=

(D)=
(E)=
(F)=

No.	Lev.	Parts No.	Description	Q'ty						I	R
				(A)	(B)	(C)	(D)	(E)	(F)		
1	1	198173-51110	HARNESS, WIRE	1	1						
2	1	198173-51120	HARNESS, WIRE	1	1						
3	1	198173-51150	HARNESS ASSY, WIRE F	1	1						
4	2	29420-050000	FUSE, B 5A	2	2						
5	2	29420-200000	FUSE, B 20A	2	2						
6	2	29420-150000	FUSE, B 15A	4	4						
7	1	198010-51180	HARNESS CMP,STR.WIRE	1	1						
8	2	194550-51220	LINK, FUSIBLE 0.85	1	1						
9	1	198220-51210	GROMMET, 35/15	1	1						
10	1	198245-51210	GROMMET, 25/18	1	1						
11	1	198245-51210	GROMMET, 25/18	1	1						
12	1	198010-51230	CORD, SWITCH	1	1						
13	1	198220-51410	CABLE, BATTERY 900	1	1						
14	1	194250-51420	CABLE, BATTERY EARTH	1	1						
15	1	198121-51430	CLAMP, CABLE B	1	1						
16	1	198190-51580	ROD, BATTERY CLAMP	1	1						
17	1	194440-51620	CLAMP	3	3						
18	1	194250-51660	BAND 250	8	8						
19	1	119650-77910	RELAY ASSY, GLOW	1	1						
20	2	129052-77920	BODY, RELAY	1	1						
21	2	119650-77930	BRACKET, RELAY	1	1						
22	1	26106-060122	BOLT, M6X 12 PLATED	2	2						
23	1	26106-060162	BOLT, M6X 16 PLATED	2	2						
24	1	26106-080162	BOLT, M8X 16 PLATED	1	1						
25	1	26106-080162	BOLT, M8X 16 PLATED	1	1						
26	1	26106-080162	BOLT, M8X 16 PLATED	1	1						
27	1	26106-080202	BOLT, M8X 20 PLATED	1	1						
28	1	194250-51660	BAND 250	2	2						
29	1	198291-77870	COVER, GUARD	2	2						
30	1	26106-080162	BOLT, M8X 16 PLATED	3	3						
31	1	26106-080162	BOLT, M8X 16 PLATED	1	1						

Fig.86. BATTERY & HORN

86. BATTERY, HORN & BUZZAR



N135524

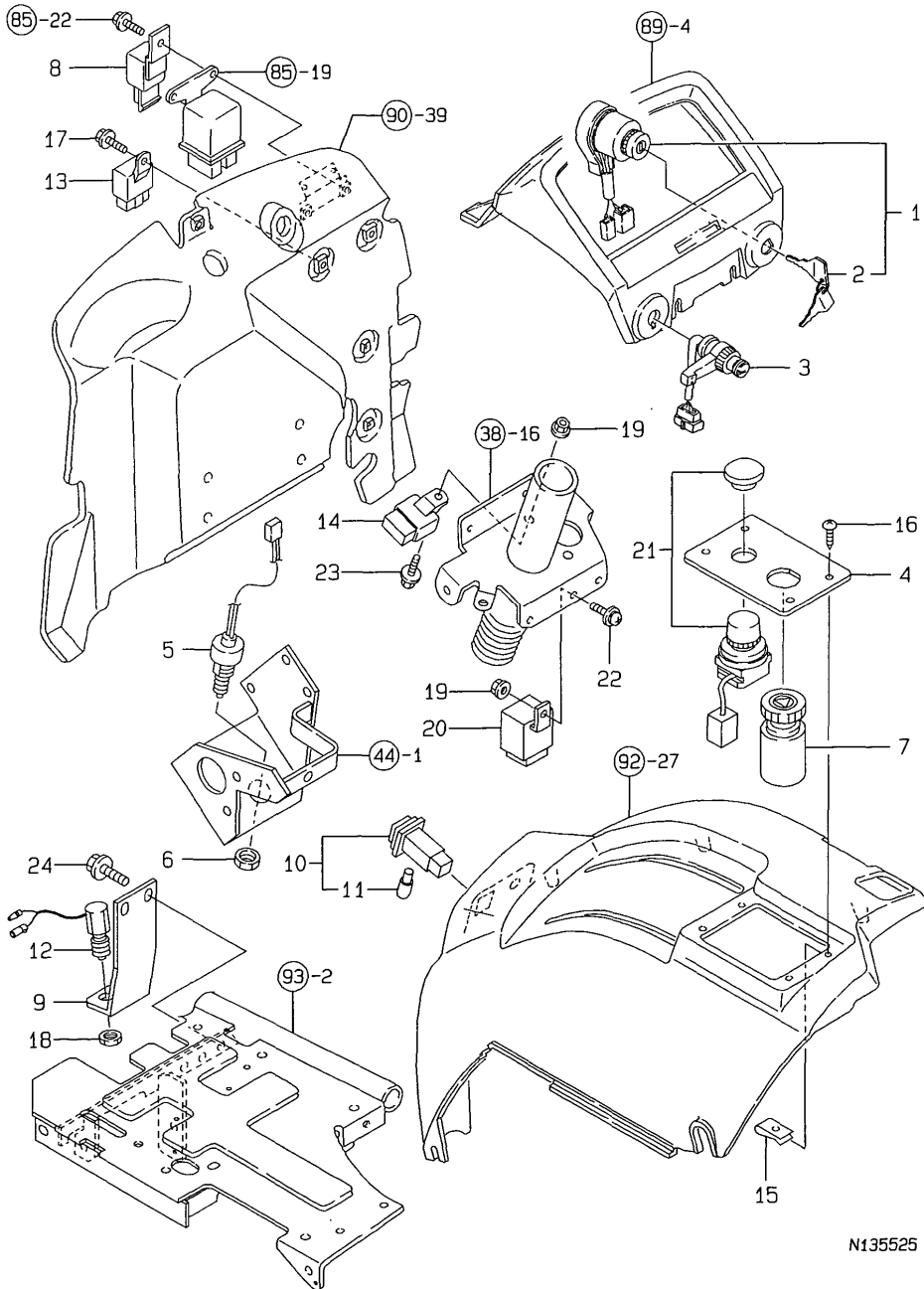
(A)=FE-240H
(B)=FE-280H
(C)=

(D)=
(E)=
(F)=

No.	Lev.	Parts No.	Description	Qty						I	R
				(A)	(B)	(C)	(D)	(E)	(F)		
1	1	198230-51510	BATTERY, 75D31R	1	1						
2	2	198327-51530	CAP, BATTERY	6	6						
3	2	194275-51580	LABEL, BATTERY	1	1						
4	1	194150-51550	COVER, BATTERY	1	1						
5	1	194190-61750	CLAMP, BATTERY	1	1						
6	1	198010-61780	ROD, BATTERY CLAMP	2	2						
7	1	26346-080002	NUT, M8	2	2						
8	1	194990-22140	NUT, M8	1	1						
9	1	198173-57100	BRACKET, HORN	1	1						
10	1	198223-57100	HORN	1	1						
11	1	26106-080122	BOLT, M8X 12 PLATED	1	1						

Fig.87. SWITCHES

87. SWITCHES



N135525

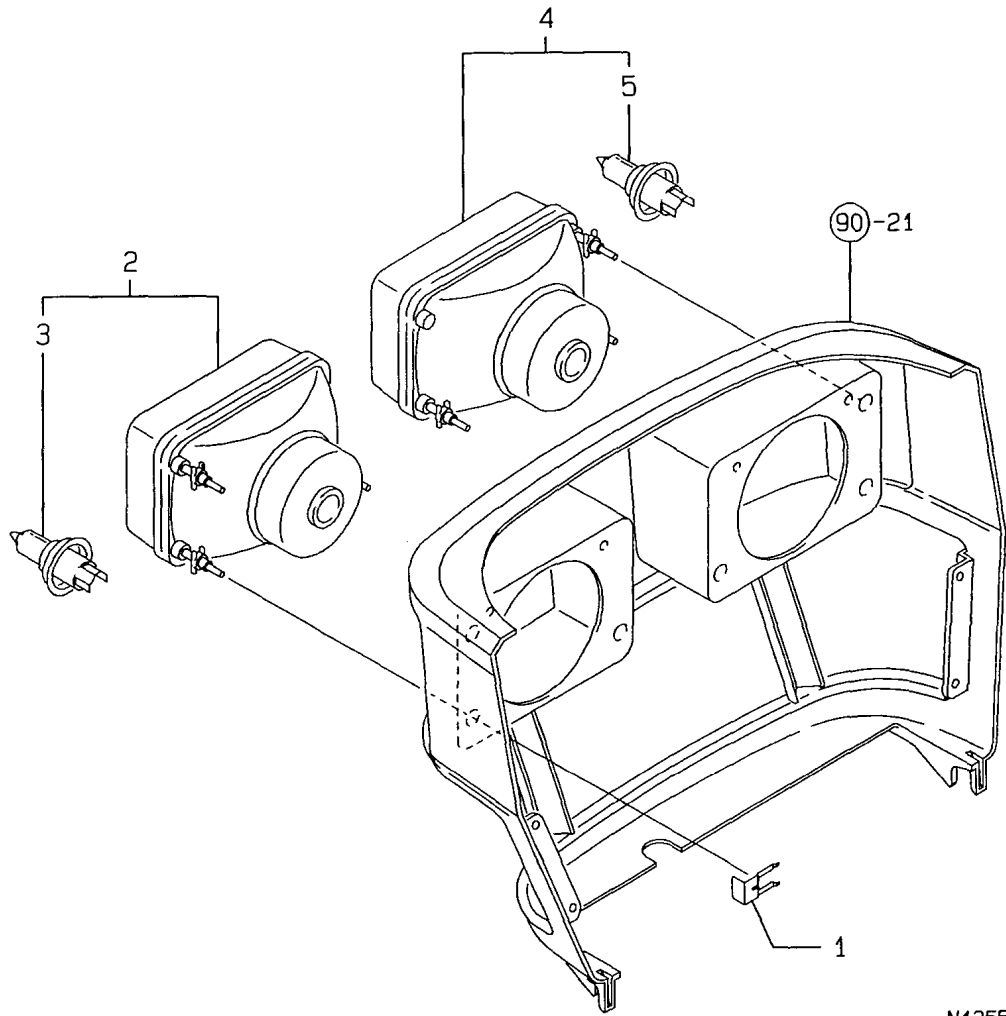
(A)=FE-240H
(B)=FE-280H
(C)=

(D)=
(E)=
(F)=

No.	Lev.	Parts No.	Description	Q'ty						I	R
				(A)	(B)	(C)	(D)	(E)	(F)		
1	1	194940-52110	SWITCH, STARTING	1	1						
2	2	198360-52160	KEY ASSY	1	1						
3	1	194555-52140	SWITCH, COMBINATION	1	1						
4	1	198173-52150	PLATE, PTO SWITCH	1	1						
5	1	194197-52191	SWITCH, SAFETY START	1	1						
6	1	194240-52210	NUT, M22	1	1						
7	1	198223-52400	SWITCH, HAZARD	1	1						
8	1	198223-57200	RELAY, FLASHER	1	1						
9	1	198173-37490	STAY, SWITCH	1	1						
10	1	198121-52110	SWITCH ASSY	1	1						
11	2	198121-52150	LAMP W/SOCKET	1	1						
12	1	194450-52150	SWITCH, STOP LAMP	1	1						
13	1	198461-52950	RELAY, CA TYPE C	1	1						
14	1	198461-52950	RELAY, CA TYPE C	1	1						
15	1	194167-61650	NUT 5008	4	4						
16	1	194940-61790	SCREW, TAPPING M5X16	4	4						
17	1	26106-060162	BOLT, M6X 16 PLATED	1	1						
18	1	26776-120002	NUT, LOCK M12	1	1						
19	1	194990-22130	NUT, M6	2	2						
20	1	198220-52180	RELAY, STARTER	1	1						
21	1	198448-52290	SWITCH, PTO ON-OFF	1	1						
22	1	194065-60580	SCREW, M6X25	1	1						
23	1	26106-060202	BOLT, M6X 20 PLATED	1	1						
24	1	26106-080162	BOLT, M8X 16 PLATED	2	2						

Fig.88. LAMPS

88. LAMPS



N135526

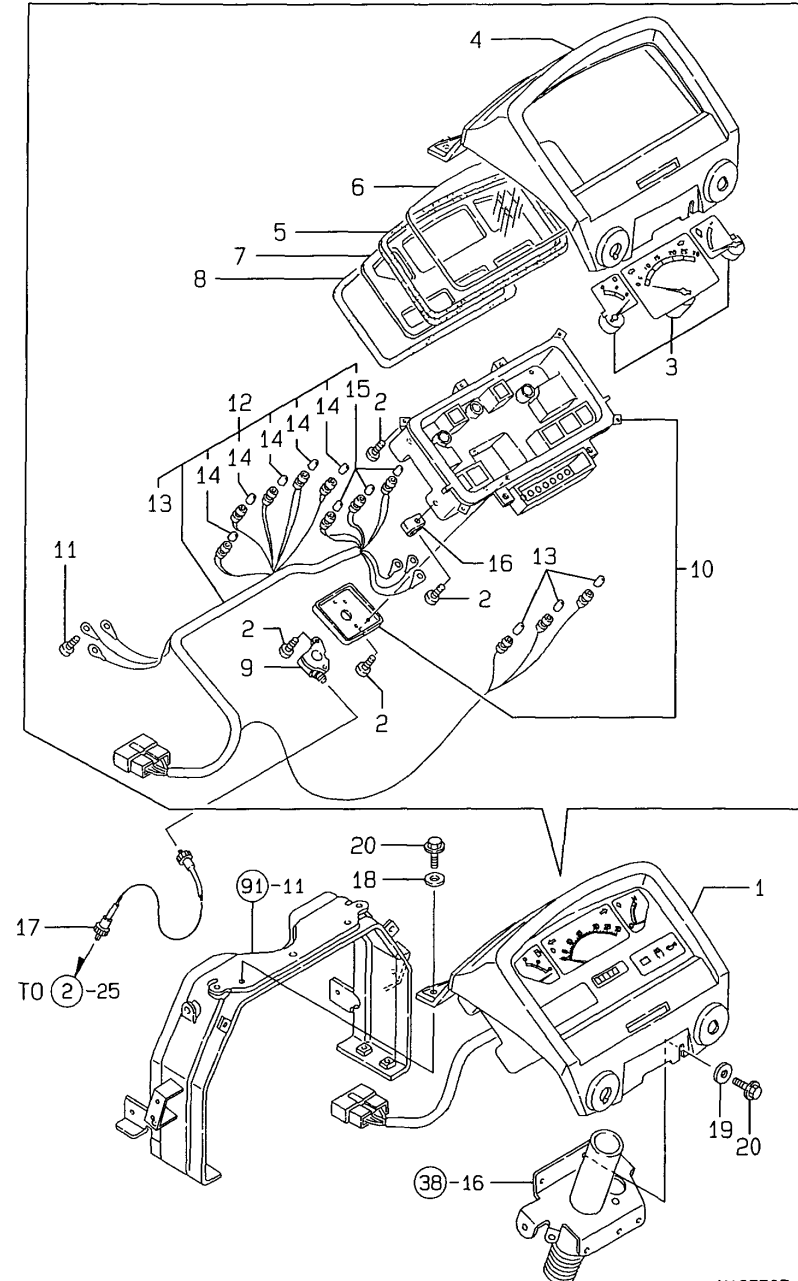
(A)=FE-240H
(B)=FE-280H
(C)=

(D)=
(E)=
(F)=

No.	Lev.	Parts No.	Description	Qty						I	R
				(A)	(B)	(C)	(D)	(E)	(F)		
1	1	198165-53140	CLIP, HEAD LAMP	6	6						
2	1	198165-53510	LAMP ASSY, HEAD EL	1	1						
3	2	198165-53530	BULB, HEAD LAMP	1	1						
4	1	198165-53520	LAMP ASSY, HEAD ER	1	1						
5	2	198165-53530	BULB, HEAD LAMP	1	1						

Fig.89. METER

89. METER



(A)=FE-240H
(B)=FE-280H
(C)=

(D)=
(E)=
(F)=

No.	Lev.	Parts No.	Description	Q'ty						I	R
				(A)	(B)	(C)	(D)	(E)	(F)		
1	1	198173-56100	METER ASSY	1	1						
2	2	198220-53170	SCREW	11	11						
3	2	198173-56110	METER ASSY	1	1						
4	2	198010-56120	VISOR	1	1						
5	2	198220-56130	PACKING	1	1						
6	2	198220-56140	GLASS	1	1						
7	2	198220-56150	REFLECTOR	1	1						
8	2	198220-56160	PACKING	1	1						
9	2	198121-56220	ELBOW ASSY	1	1						
10	2	198173-56230	CASE ASSY	1	1						
11	2	198220-56230	SCREW, M3X22	6	6						
12	2	198173-56250	HARNESS ASSY, WIRE	1	1						
13	3	198361-55820	BULB, 14V/3W-T6.5	3	3						
14	3	124617-91920	BULB, 12V-3W	5	5						
15	3	124617-91980	BULB, 12V-1.7W	3	3						
16	2	198451-78680	CLAMP, CORD	1	1						
17	1	194275-56900	CABLE ASSY, METER	1	1						
18	1	22137-080000	WASHER, 8	2	2						
19	1	22157-080000	WASHER, 8	1	1						
20	1	26106-080202	BOLT, M8X 20 PLATED	3	3						

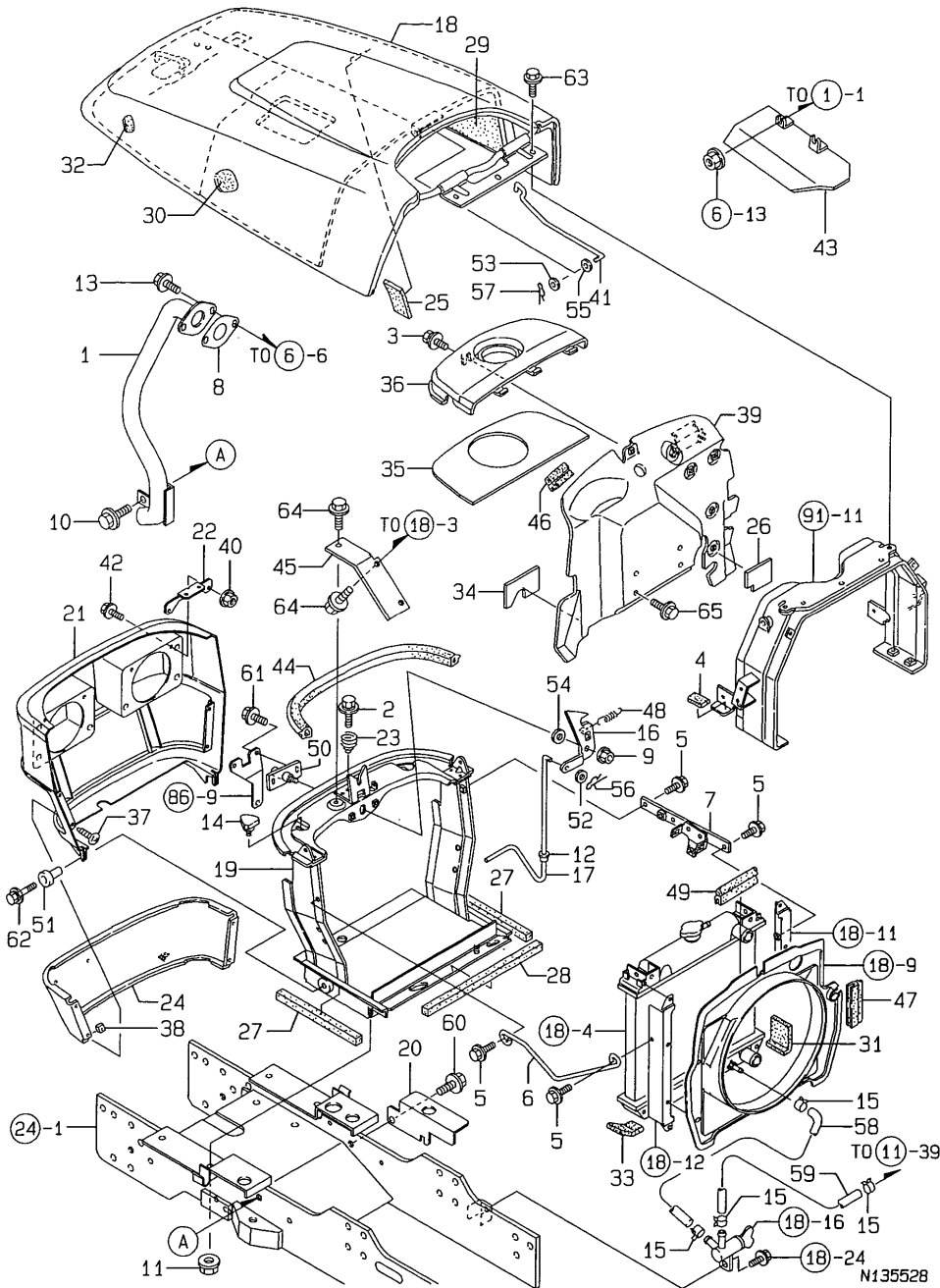
N135527

Fig.90. BONNET

(A)=FE-240H
(B)=FE-280H
(C)=

(D)=
(E)=
(F)=

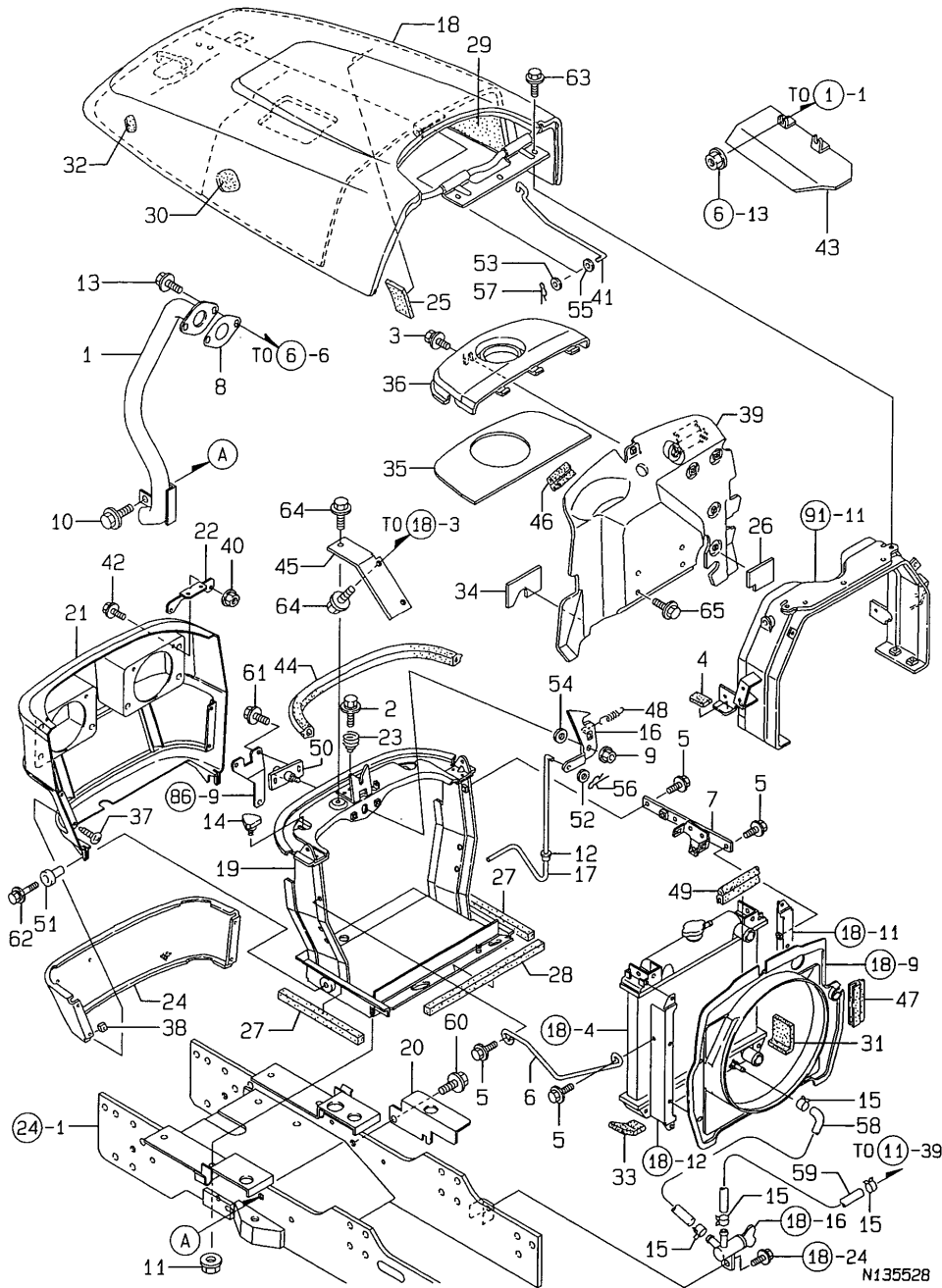
90. BONNET



No.	Lev.	Parts No.	Description	Qty						I	R
				(A)	(B)	(C)	(D)	(E)	(F)		
1	1	198173-03110	PIPE, EXHAUST	1	1						
2	1	194420-05210	BOLT, M6X16	1	1						
3	1	194420-05210	BOLT, M6X16	1	1						
4	1	198010-05290	PACKING	4	4						
5	1	26106-080162	BOLT, M8X 16 PLATED	4	4						
6	1	198121-05580	STAY, RADIATOR L	1	1						
7	1	198121-05590	STAY, RADIATOR R	1	1						
8	1	129107-13550	GASKET	1	1						
9	1	194990-22140	NUT, M8	1	1						
10	1	26106-100202	BOLT, M10X 20 PLATED	1	1						
11	1	194990-22140	NUT, M8	4	4						
12	1	198241-28330	GUIDE, SHIFT	1	1						
13	1	26106-080252	BOLT, M8X 25 PLATED	2	2						
14	1	194130-47851	BOLT, M6X15	2	2						
15	1	124766-59050	CLIP, HOSE 12	4	4						
16	1	198010-61050	LEVER, BONNET LOCK	1	1						
17	1	198173-61060	LEVER, LINK	1	1						
18	1	198129-61100	BONNET ASSY, UPPER	1	1						
19	1	198173-61200	FRAME ASSY, GRILLE	1	1						
20	1	198173-61260	COVER, SAFETY	1	1						
21	1	198173-61300	GRILLE, FRONT	1	1						
22	1	198173-61320	BRACKET, GRILLE	2	2						
23	1	198220-61340	SPRING	1	1						
24	1	198010-61350-1	NET, FRONT GRILLE	1	1						
25	1	198010-61410	PAD	1	1						
26	1	198121-61410	PAD, PLATE AIR-CUT	1	1						
27	1	198121-61420	SEAL, FRAME SIDE	2	2						
28	1	198121-61430	SEAL, FRAME UPPER	1	1						
29	1	198129-61430	URETHANE, BONNET R	1	1						
30	1	198010-61441	URETHANE, UPPER L	1	1						
31	1	198121-61440	PAD, AS35X50X70	1	1						
32	1	198129-61450	URETHANE, BONNET L	1	1						
33	1	194322-61460	PAD, RUBBER	1	1						
34	1	198121-61460	PAD, MOTOR	1	1						
35	1	198129-61460	SHEET, SOUNDPROOF	1	1						
36	1	198010-61540	COVER, FUEL TANK	1	1						
37	1	194420-61640	SCREW, TAPPING M5X16	4	4						
38	1	194167-61650	NUT 5008	4	4						
39	1	198010-61711	PLATE ASSY, AIR CUT	1	1						
40	1	194990-22130	NUT, M6	4	4						
41	1	198129-61750	STAND, BONNET	1	1						
42	1	26106-060122	BOLT, M6X 12 PLATED	4	4						
43	1	198129-61830	PLATE	1	1						
44	1	198010-61890	PACKING, SEAL	1	1						
45	1	198121-61910	BRACKET, AIR CLEANER	1	1						
46	1	198010-61950	WEATHER-STRIP, A	1	1						
47	1	198010-61960	WEATHER-STRIP, B	1	1						
48	1	198230-61960	SPRING	1	1						
49	1	198240-61970	WEATHER-STRIP, 830	1	1						
50	1	198010-61980	PIN, BONNET LOCK	1	1						
51	1	198220-62010	RUBBER, CUSHION	2	2						

Fig.90. BONNET

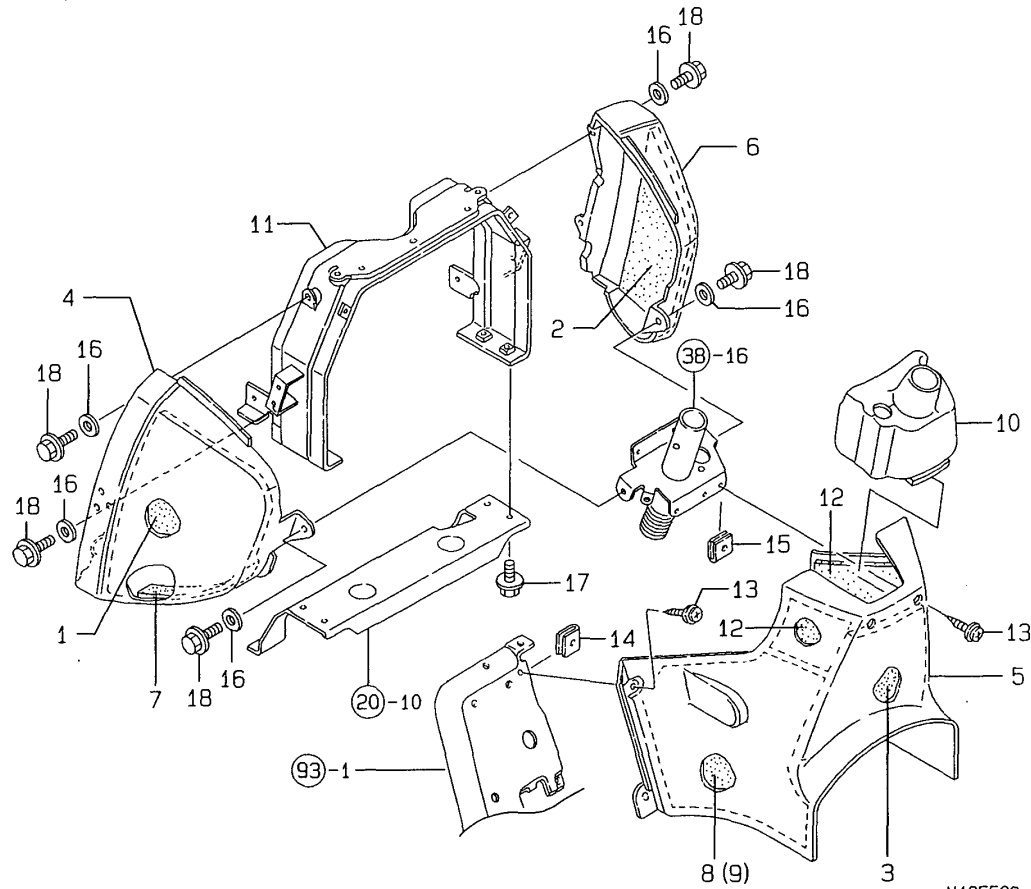
90. BONNET



No.	Lev.	Parts No.	Description	Q'ty						I	R
				(A)	(B)	(C)	(D)	(E)	(F)		
52	1	22137-080000	WASHER, 8	1	1						
53	1	22137-080000	WASHER, 8	1	1						
54	1	22137-120000	WASHER, 12	1	1						
55	1	22190-080000	WASHER, SEAL 8	1	1						
56	1	22372-080000	PIN, SNAP 8	1	1						
57	1	22372-080000	PIN, SNAP 8	1	1						
58	1	23980-730300	HOSE, 7.3X 300	1	1						
59	1	23980-730300	HOSE, 7.3X 300	1	1						
60	1	26013-120202	BOLT, M12X 20	1	1						
61	1	26106-060122	BOLT, M6X 12 PLATED	2	2						
62	1	26106-060402	BOLT, M6X 40 PLATED	2	2						
63	1	26106-080122	BOLT, M8X 12 PLATED	3	3						
64	1	26106-080162	BOLT, M8X 16 PLATED	3	3						
65	1	26106-080162	BOLT, M8X 16 PLATED	4	4						

Fig.91. DASHBOARD

91. DASHBOARD



N135529

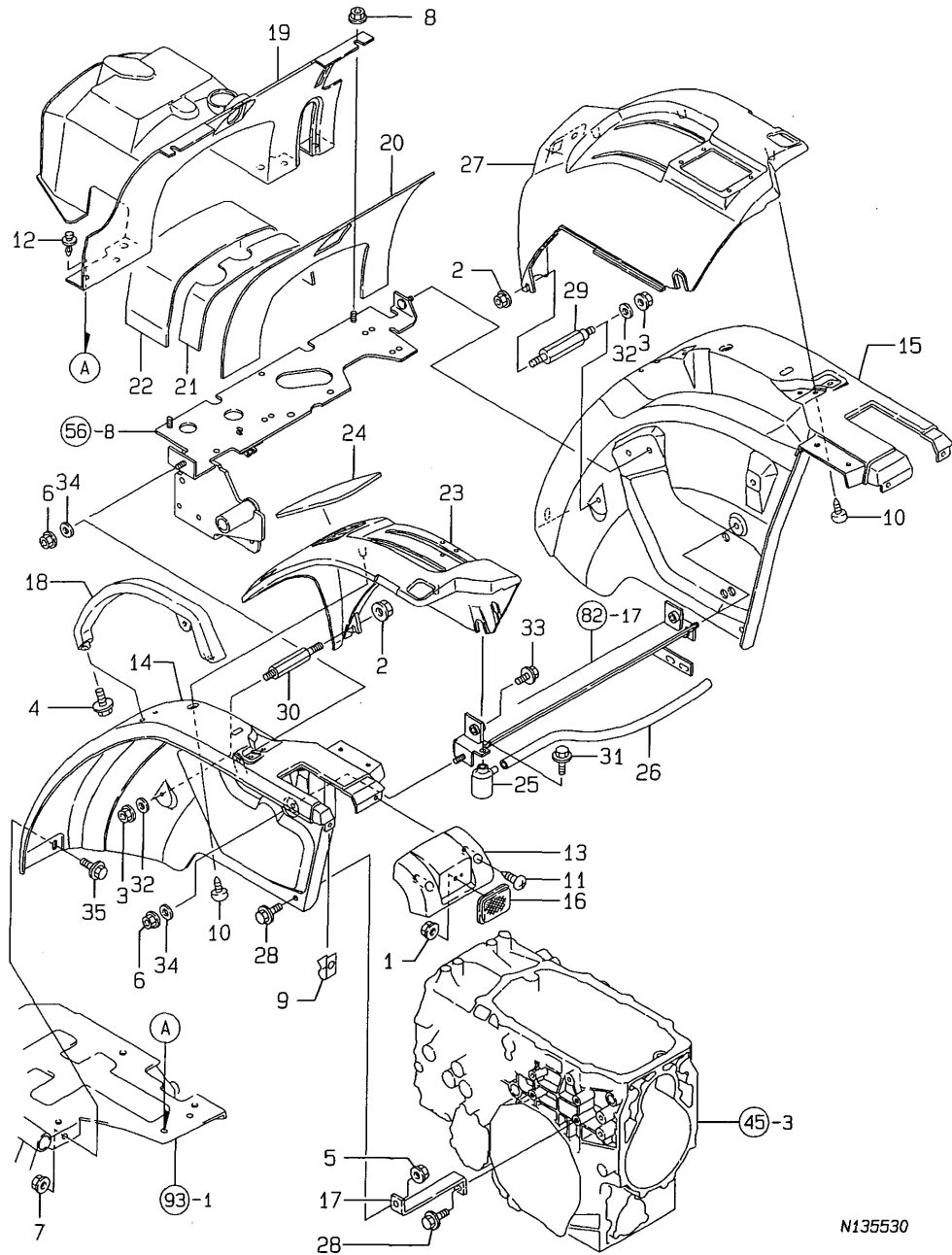
(A)=FE-240H
(B)=FE-280H
(C)=

(D)=
(E)=
(F)=

No.	Lev.	Parts No.	Description	Q'ty						I	R
				(A)	(B)	(C)	(D)	(E)	(F)		
1	1	198121-61470	SEAT, COVER L	1	1						
2	1	198121-61480	SEAT, COVER R	1	1						
3	1	198129-61490	SHEET, DASH COVER	1	1						
4	1	198173-61500	DASHBOARD, SIDE L	1	1						
5	1	198129-61520	COVER, DASHBOARD	1	1						
6	1	198010-61510	DASHBOARD, SIDE R	1	1						
7	1	198010-61550	URETHANE,CS50X25X250	1	1						
8	1	198121-61560	SHEET, DASH COVER	1	1						
9	1	198121-61570	SHEET, DASH COVER	1	1						
10	1	198010-61580	COVER, STEERING	1	1						
11	1	198173-61600	STAY ASSY, DASHBOARD	1	1						
12	1	198121-61610	SHEET, DASH COVER	2	2						
13	1	194420-61640	SCREW, TAPPING M5X16	6	6						
14	1	194167-61650	NUT 5008	4	4						
15	1	198220-63850	NUT, M5	2	2						
16	1	22157-080000	WASHER, 8	6	6						
17	1	26106-080162	BOLT, M8X 16 PLATED	4	4						
18	1	26106-080202	BOLT, M8X 20 PLATED	6	6						

Fig.92. FENDER

92. FENDER



N135530

(A)=FE-240H
(B)=FE-280H
(C)=

(D)=
(E)=
(F)=

No.	Lev.	Parts No.	Description	Qty						I	R
				(A)	(B)	(C)	(D)	(E)	(F)		
1	1	194990-22130	NUT, M6	2	2						
2	1	194990-22130	NUT, M6	2	2						
3	1	194990-22130	NUT, M6	2	2						
4	1	26106-080162	BOLT, M8X 16 PLATED	4	4						
5	1	194990-22140	NUT, M8	2	2						
6	1	194990-22140	NUT, M8	4	4						
7	1	194990-22140	NUT, M8	2	2						
8	1	194990-22140	NUT, M8	2	2						
9	1	194167-61650	NUT 5008	4	4						
10	1	194940-61790	SCREW, TAPPING M5X16	6	6						
11	1	194940-61790	SCREW, TAPPING M5X16	4	4						
12	1	198255-62000	RIVET, 8	4	4						
13	1	198121-62050	HOUSING, TAIL	2	2						
14	1	198121-62100	FENDER (L)	1	1						
15	1	198121-62110	FENDER (R)	1	1						
16	1	194630-62230	REFLECTOR	2	2						
17	1	198010-62350	STAY, FENDER LOWER	2	2						
18	1	198010-62411	BAR, ASSIST	2	2						
19	1	198173-62900	COVER, CLUTCH	1	1						
20	1	198129-62970	SHEET, SOUNDPROOF A	1	1						
21	1	198129-62980	SHEET, SOUNDPROOF B	1	1						
22	1	198129-62990	SHEET, SOUNDPROOF C	1	1						
23	1	198121-63500	GUIDE, LEVER L	1	1						
24	1	198129-63520	COVER, GUIDE	1	1						
25	1	194205-63550	BREATHER, AIR	1	1						
26	1	198121-63560	PIPE, BREATHER 320	1	1						
27	1	198173-63600	GUIDE, LEVER R	1	1						
28	1	26106-080202	BOLT, M8X 20 PLATED	1	1						
29	1	198129-63680	COLLAR, GUIDE	1	1						
30	1	198121-63690	BOLT, M6	1	1						
31	1	26106-080202	BOLT, M8X 20 PLATED	1	1						
32	1	22157-060000	WASHER, 6	2	2						
33	1	26106-100252	BOLT, M10X 25 PLATED	2	2						
34	1	22157-080000	WASHER, 8	4	4						
35	1	26106-080162	BOLT, M8X 16 PLATED	2	2						

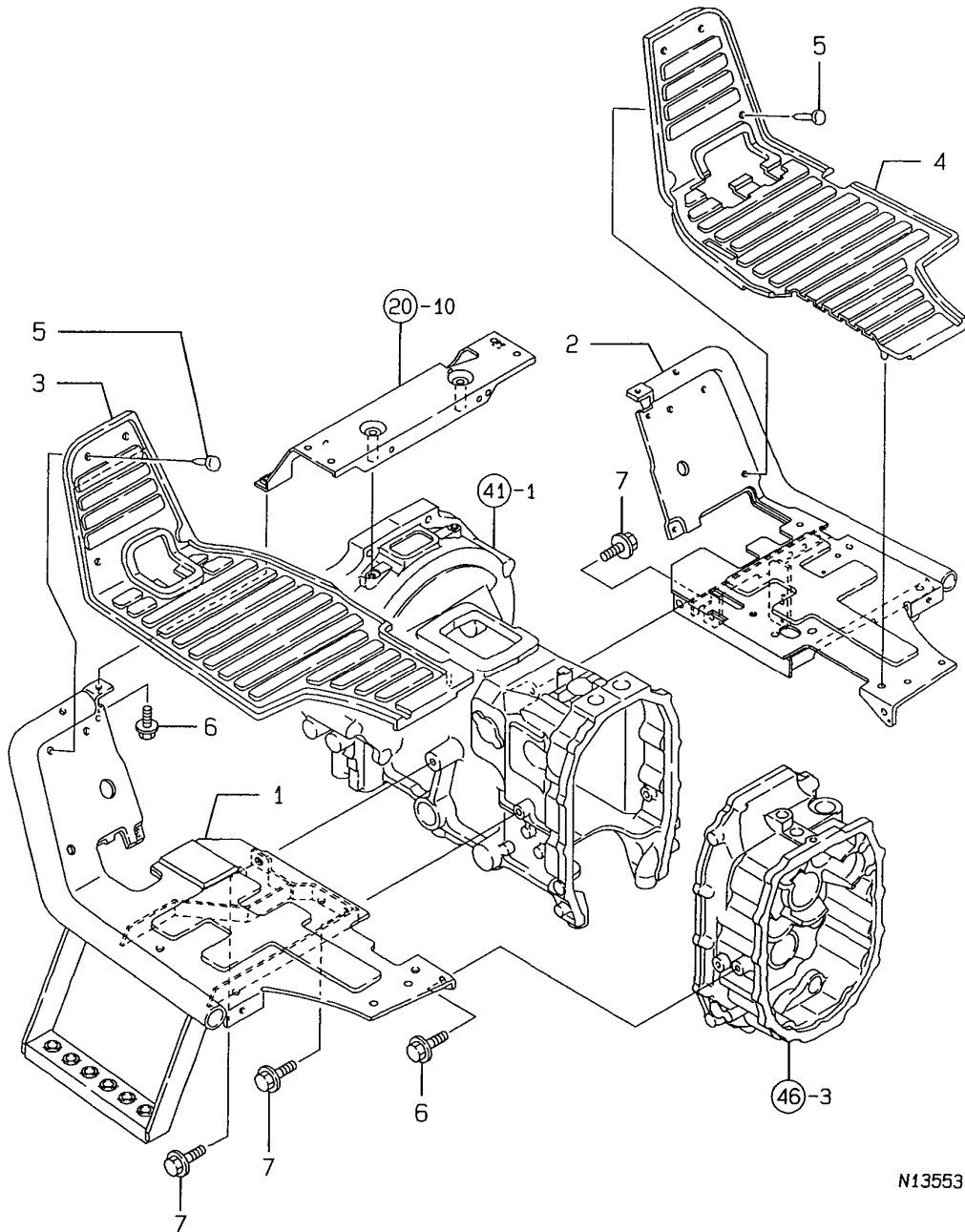
Fig.93. STEP

93. STEP

(A)=FE-240H
(B)=FE-280H
(C)=

(D)=
(E)=
(F)=

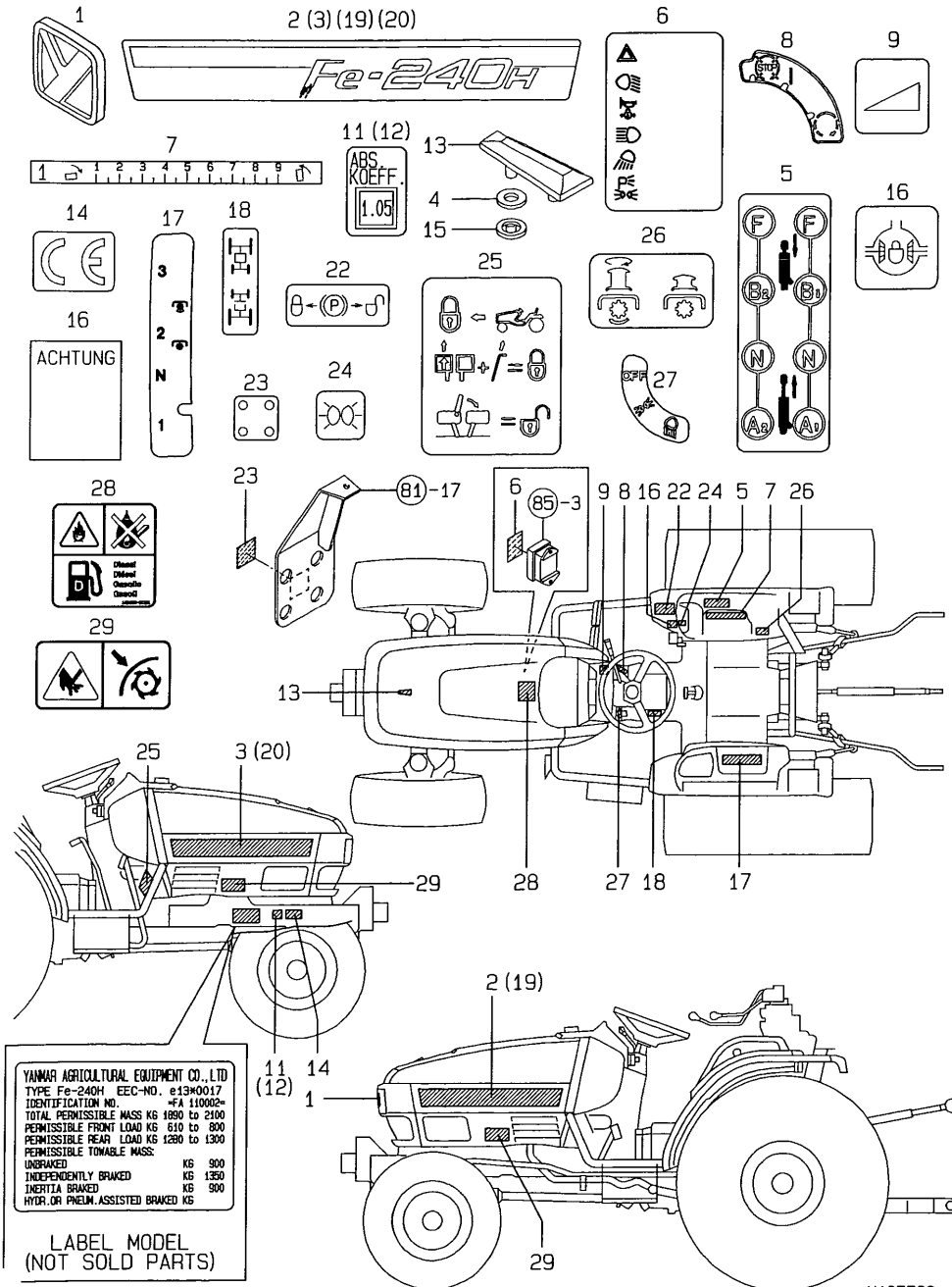
No.	Lev.	Parts No.	Description	Q'ty						I	R
				(A)	(B)	(C)	(D)	(E)	(F)		
1	1	198129-62500	STEP ASSY, L	1	1						
2	1	198173-62600	STEP ASSY, R	1	1						
3	1	198129-62950	RUBBER, STEP L	1	1						
4	1	198173-62960	RUBBER, STEP R	1	1						
5	1	1E6760-74150	CAP, HOLE 8	6	6						
6	1	26106-080122	BOLT, M8X 12 PLATED	4	4						
7	1	26106-100202	BOLT, M10X 20 PLATED	3	3						



N135531

Fig.95. LABELS

95. LABELS



N135533

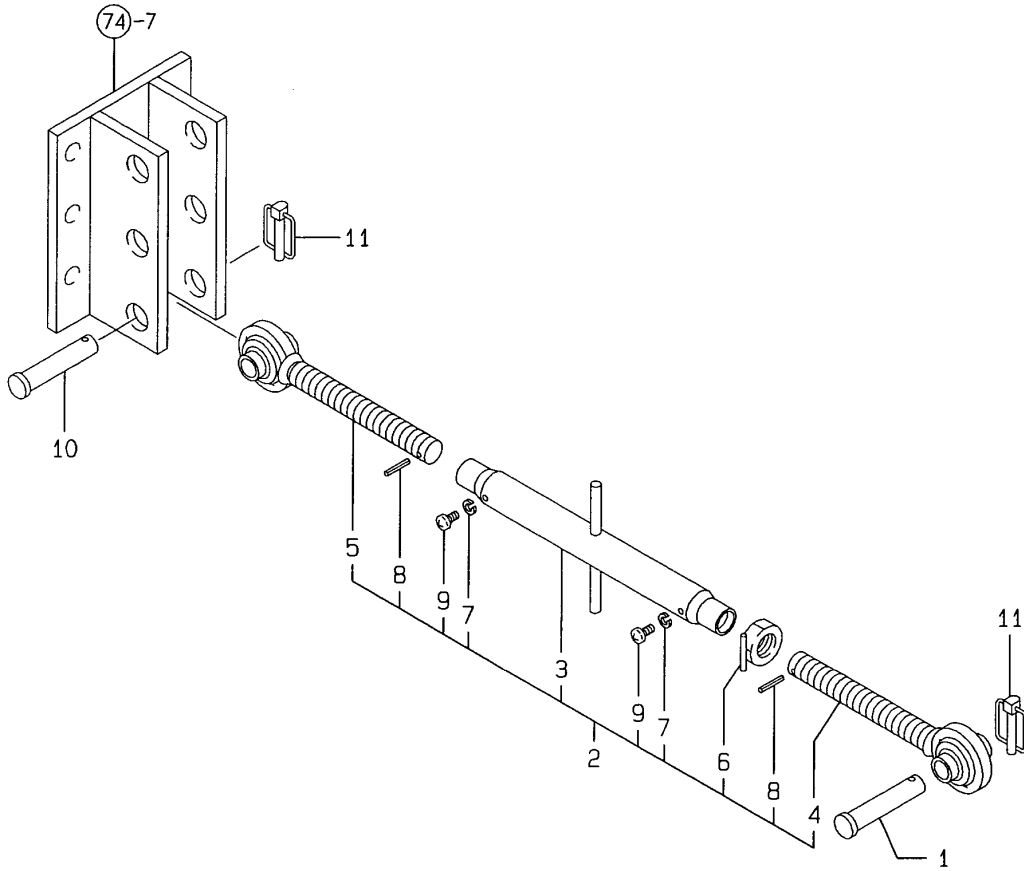
(A)=FE-240H
 (B)=FE-280H
 (C)=

(D)=
 (E)=
 (F)=

No.	Lev.	Parts No.	Description	Q'ty						I	R
				(A)	(B)	(C)	(D)	(E)	(F)		
1	1	198421-65030	MARK 50, YANMAR	1	1						
2	1	198173-65110	STRIPE, SIDE L	1							
3	1	198173-65120	STRIPE, SIDE R	1							
4	1	194555-65130	CUSHION	2	2						
5	1	198173-65680	LABEL, SCV LEVER	1	1						
6	1	198173-65440	LABEL, FUSE	1	1						
7	1	198220-65470	LABEL, LEVER	1	1						
8	1	1A6640-65510	LABEL, KEY SWITCH	1	1						
8-1	1	1A6640-65511	LABEL, KEY SWITCH	1	1						N
(A=FZZZZZ) (B=FZZZZZ)											
9	1	1A6640-65530	LABEL, THROTTLE	1	1						
11	1	198173-65570	LABEL, SMOK	1							
12	1	198174-65570	DECAL, SMOKE		1						
13	1	194940-65590	MARK, TOP	1	1						
14	1	198165-65590	DECAL, CE	1	1						
15	1	198071-65610	NUT, SPEED M5	2	2						
16	1	198223-65370	DECAL, DIFF. LOCK	1	1						
17	1	198173-65660	LABEL, SUB-PTO	1	1						
18	1	198221-65740	LABEL, MFWD	1	1						
19	1	198174-65110	STRIPE, SIDE L		1						
20	1	198174-65120	STRIPE, SIDE R		1						
22	1	198036-65470	LABEL, BRAKE LOCK	1	1						
23	1	198128-65430	LABEL, SCV CUPLER	1	1						
24	1	198165-65580	DECAL, P. SWITCH	1	1						
25	1	198173-65220	LABEL, HST CRUISE	1	1						
26	1	198173-65260	LABEL, P.T.O. SWITCH	1	1						
27	1	198173-65580	LABEL, RIGHT	1	1						
28	1	1A6150-91251	LABEL, RAKE CAUTION	1	1						
29	1	198163-65940	CAUTION, SAFETY COVER	2	2						

Fig.96. TOP LINK

96. TOP LINK



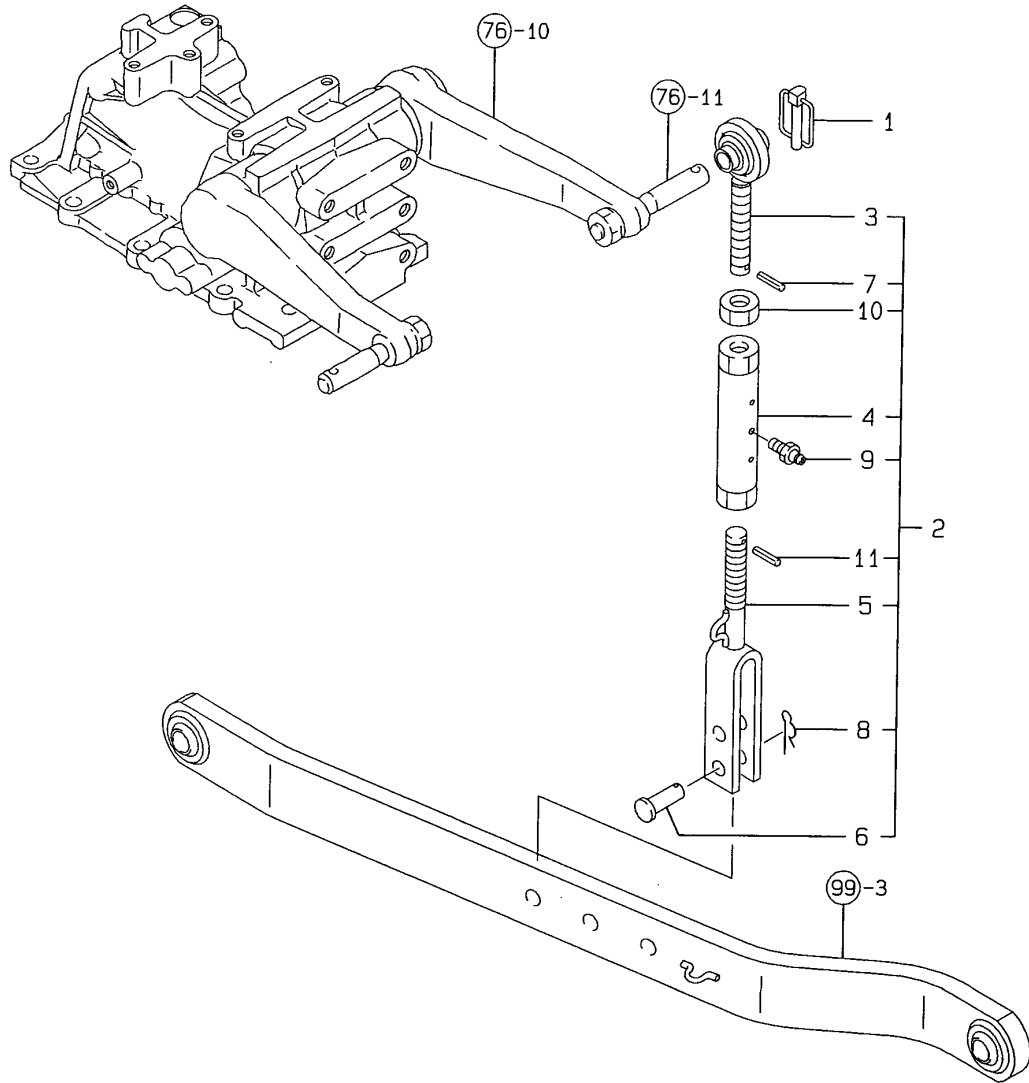
(A)=FE-240H
(B)=FE-280H
(C)=

(D)=
(E)=
(F)=

No.	Lev.	Parts No.	Description	Q'ty						I	R
				(A)	(B)	(C)	(D)	(E)	(F)		
1	1	195080-15060	PIN, HITCH	1	1						
2	1	198220-71100-1	LINK KIT, TOP	1	1						
3	2	194275-71500	TURNBUCKLE	1	1						
4	2	194145-71600	LINK ASSY, TOP R	1	1						
5	2	194145-71700	LINK ASSY, TOP L	1	1						
6	2	198092-71750	NUT ASSY, M24	1	1						
7	2	22217-060000	WASHER, SPRING 6	2	2						
8	2	22351-040024	PIN, SPRING 4.0X24	2	2						
9	2	26557-060062	SCREW, M6X 6	2	2						
10	1	194150-71230	PIN, LINK	1	1						
11	1	198220-71410	PIN ASSY, BALL	2	2						

Fig.97. LIFT LINK R

97. LIFT LINK R



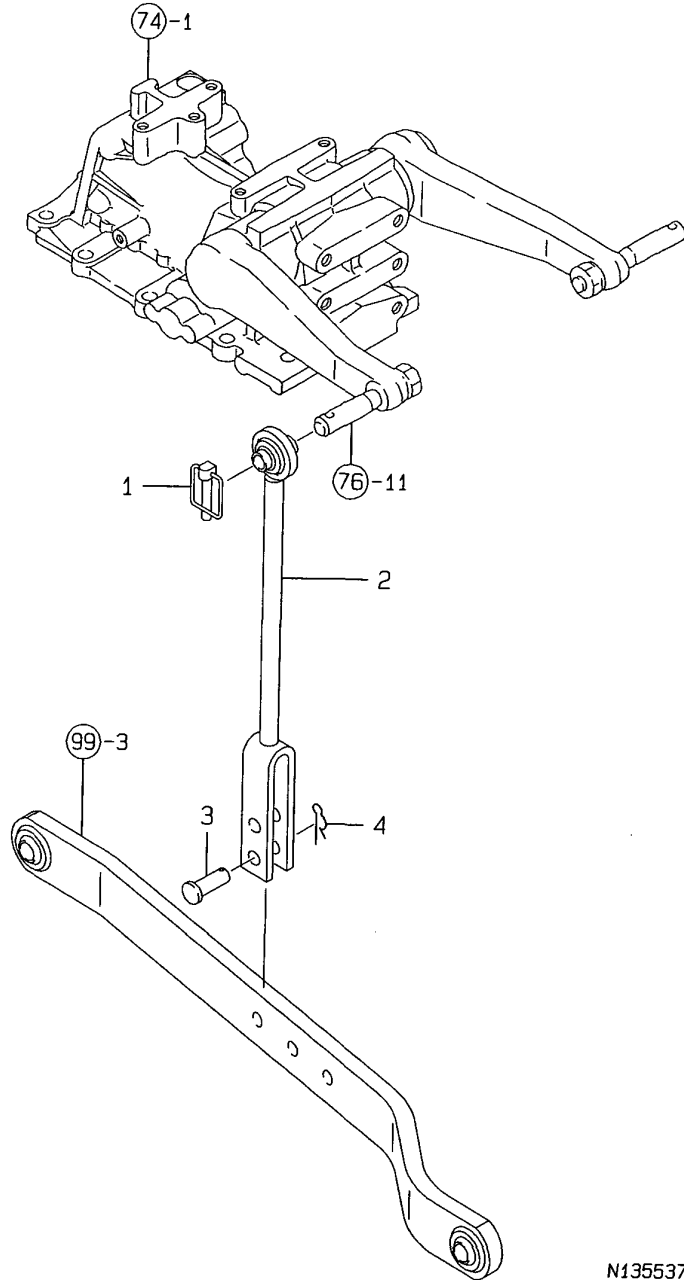
(A)=FE-240H
(B)=FE-280H
(C)=

(D)=
(E)=
(F)=

No.	Lev.	Parts No.	Description	Q'ty						I	R
				(A)	(B)	(C)	(D)	(E)	(F)		
1	1	198220-71410	PIN ASSY, BALL	1	1						
2	1	198173-72100	LINK ASSY, LIFT R	1	1						
3	2	198220-72200	BOLT, EYE	1	1						
4	2	194170-72230	TURNBUCKLE	1	1						
5	2	198173-72450	YOKE, LIFT LINK	1	1						
6	2	194150-72460	PIN, LIFT YOKE	1	1						
7	2	22351-040022	PIN, SPRING 4.0X22	1	1						
8	2	22372-160000	PIN, SNAP 16	1	1						
9	2	24761-010000	NIPPLE, GREASE M6F	1	1						
10	2	26756-200002	NUT, LOCK M20	1	1						
11	2	22351-040022	PIN, SPRING 4.0X22	1	1						

Fig.98. LIFT LINK L

98. LIFT LINK L



(A)=FE-240H
(B)=FE-280H
(C)=

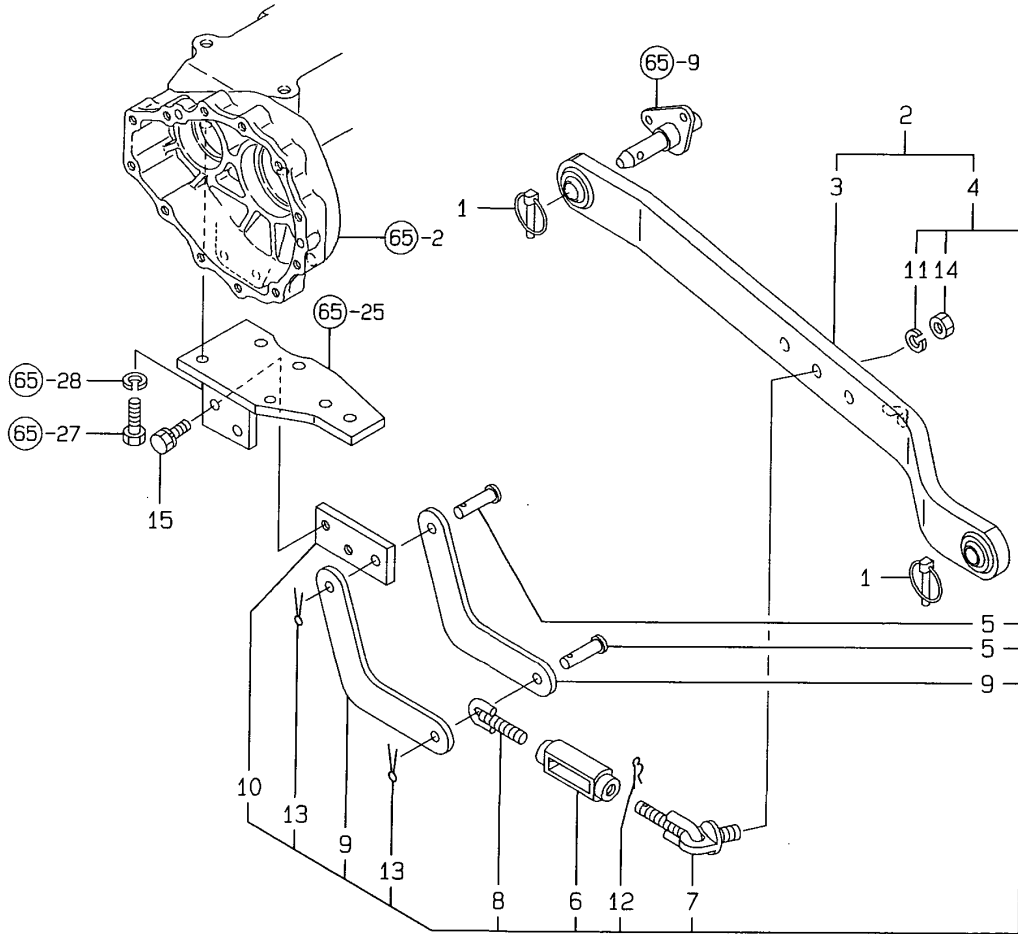
(D)=
(E)=
(F)=

No.	Lev.	Parts No.	Description	Q'ty						I	R
				(A)	(B)	(C)	(D)	(E)	(F)		
1	1	198220-71410	PIN ASSY, BALL	1	1						
2	1	198173-72300	LINK ASSY, LIFT L	1	1						
3	1	194150-72460	PIN, LIFT YOKE	1	1						
4	1	22372-160000	PIN, SNAP 16	1	1						

N135537

Fig.99. LOWER LINK & CHECK CHAIN

99. LOWER LINK & CHECK CHAIN



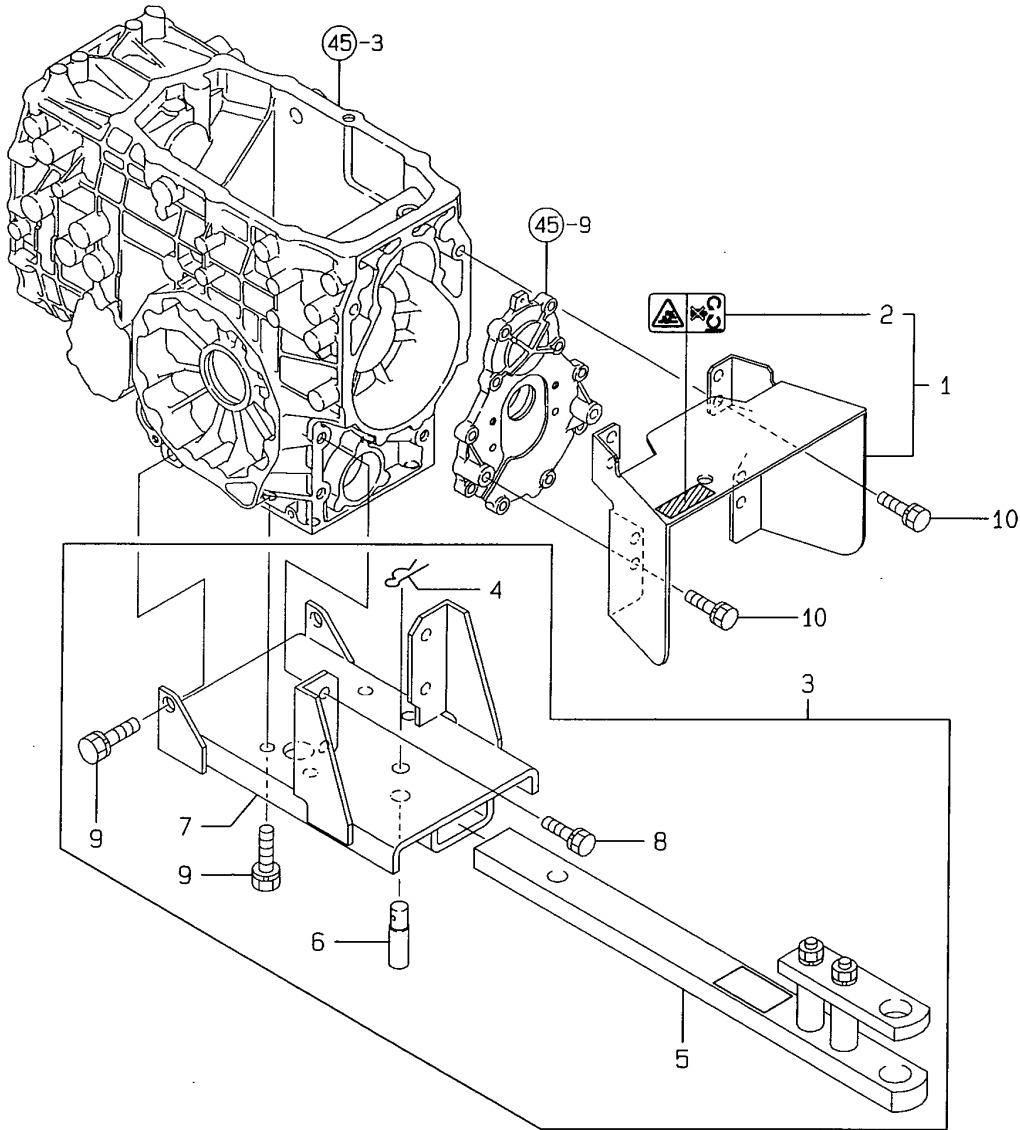
(A)=FE-240H
(B)=FE-280H
(C)=

(D)=
(E)=
(F)=

No.	Lev.	Parts No.	Description	Q'ty						I	R
				(A)	(B)	(C)	(D)	(E)	(F)		
1	1	794130-71410	PIN ASSY, BALL	4	4						
2	1	198173-73100	LINK ASSY, LOWER	2	2						
3	2	198173-73500	LINK ASSY, LOWER	2	2						
4	2	198122-74501	CHAIN ASSY, CHECK	2	2						
5	3	198240-74641	PIN, SHACKLE	4	4						
6	3	198360-74670	TURNBUCKLE, CHAIN	2	2						
6-1	3	1A8070-74670	TURNBUCKLE ASSY,	2	2						N
		(A=FZZZZZ) (B=FZZZZZ)									
7	3	198122-74720	BOLT, EYE	2	2						
8	3	198122-74821	BOLT, EYE	2	2						
9	3	198122-74840	PLATE, CHAIN	4	4						
10	3	198122-74850	HINGE, CHECK CHAIN	2	2						
11	3	22217-140000	WASHER, SPRING 14	2	2						
12	3	22360-200000	PIN, SNAP 20	2	2						
13	3	22417-400250	PIN, COTTER 4.0X25	4	4						
14	3	26716-140002	NUT, M14	2	2						
15	1	26013-120302	BOLT, M12X 30	4	4						

Fig.100. DRAW BAR HITCH

100. DRAW BAR HITCH



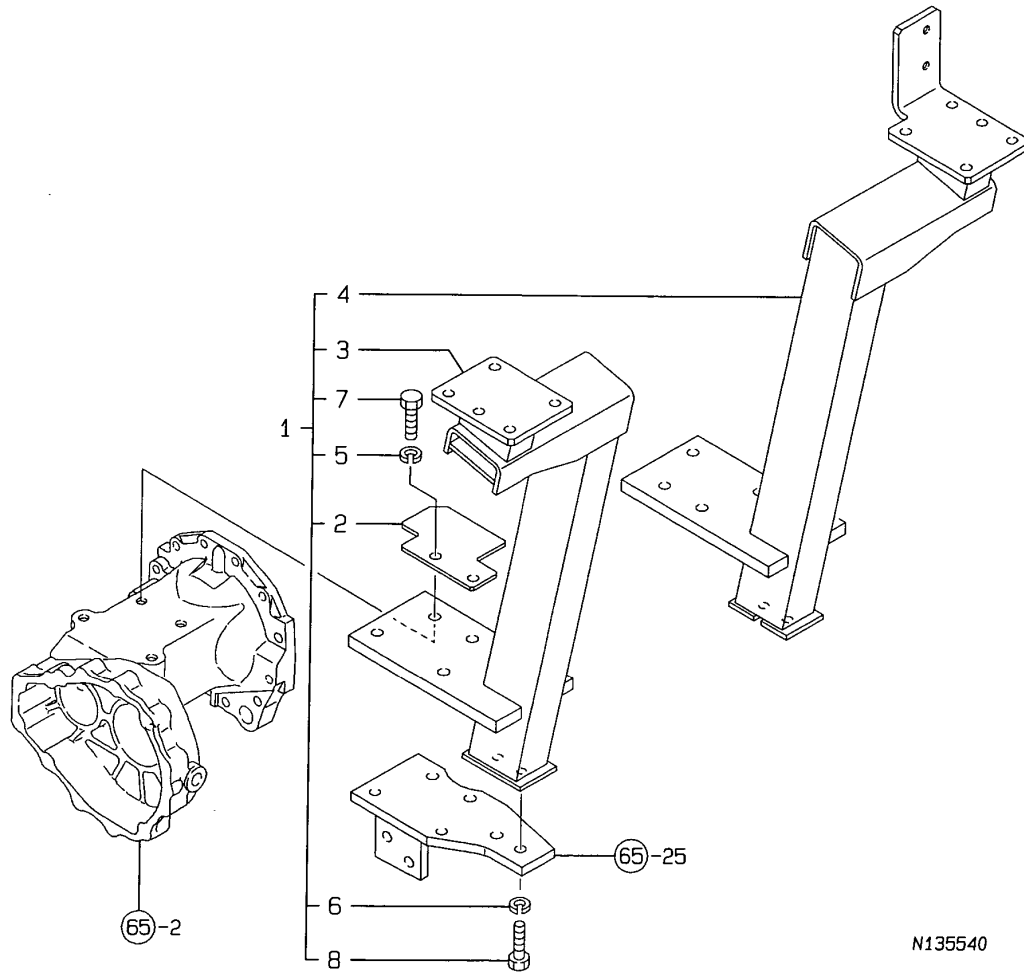
(A)=FE-240H
(B)=FE-280H
(C)=

(D)=
(E)=
(F)=

No.	Lev.	Parts No.	Description	Qty						I	R
				(A)	(B)	(C)	(D)	(E)	(F)		
1	1	198173-26900	GUARD ASSY, PTO M	1	1						
2	2	1A6150-93151	LABEL,COVER	1	1						
3	1	198173-75700	HITCH KIT, DRAWBAR	1	1						
4	2	195230-17260	PIN, SNAP 22S	1	1						
5	2	198173-75100	HITCH KIT, DRAWBAR	1	1						
6	2	198220-75430	PIN, HITCH	1	1						
7	2	198173-75810	BRACKET ASSY	1	1						
8	2	26013-120252	BOLT, M12X 25	4	4						
9	2	26013-140352	BOLT, M14X 35	6	6						
10	1	26013-120252	BOLT, M12X 25	4	4						

Fig.101. SAFETY FRAME

101. SAFETY FRAME



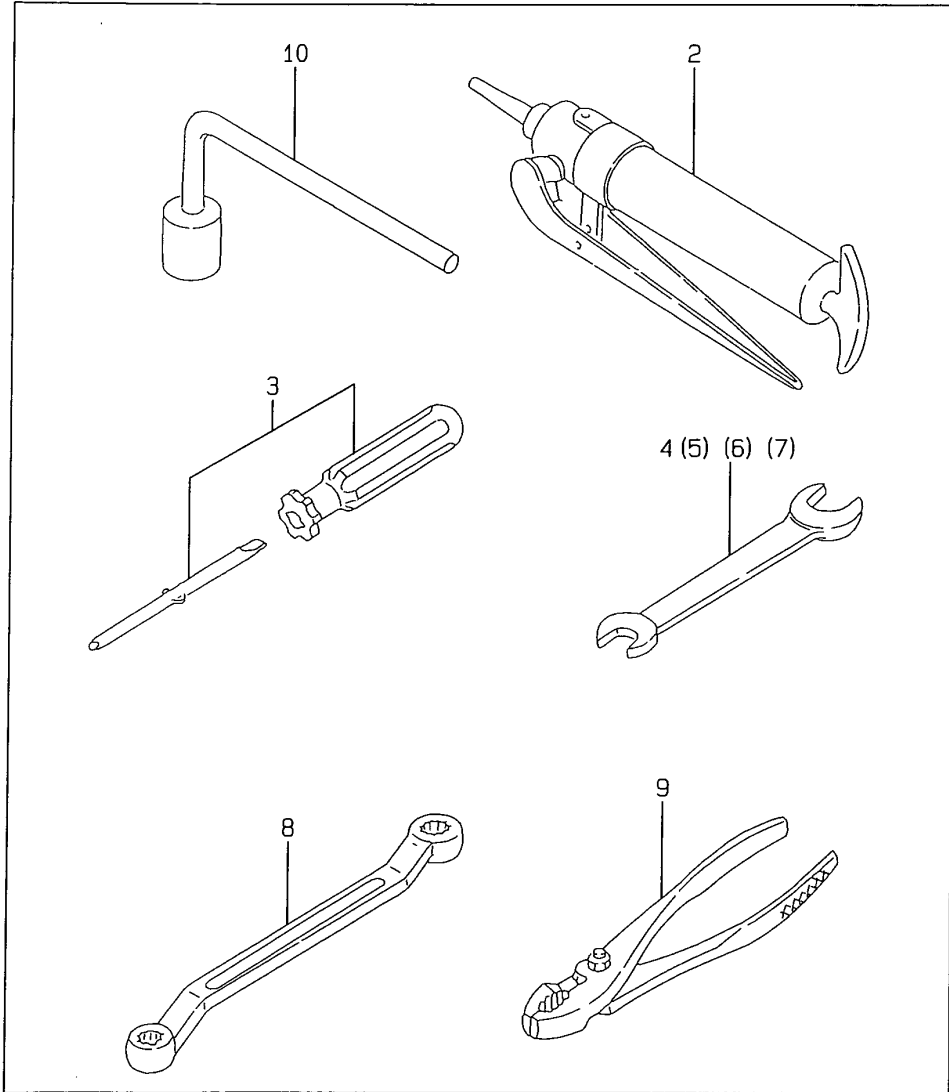
(A)=FE-240H
(B)=FE-280H
(C)=

(D)=
(E)=
(F)=

No.	Lev.	Parts No.	Description	Qty						I	R
				(A)	(B)	(C)	(D)	(E)	(F)		
1	1	198173-85000	ROPS ASSY	1	1						
2	2	198129-37610	COVER, ARM	2	2						
3	2	198173-85200	FRAME ASSY, LOWER L	1	1						
4	2	198173-85300	FRAME ASSY, LOWER R	1	1						
5	2	22217-120000	WASHER, SPRING 12	8	8						
6	2	22217-120000	WASHER, SPRING 12	4	4						
7	2	26076-120352	BOLT, 10.912X 35	8	8						
8	2	26076-120352	BOLT, 10.912X 35	4	4						

Fig.102. STANDARD TOOLS

102. STANDARD TOOLS



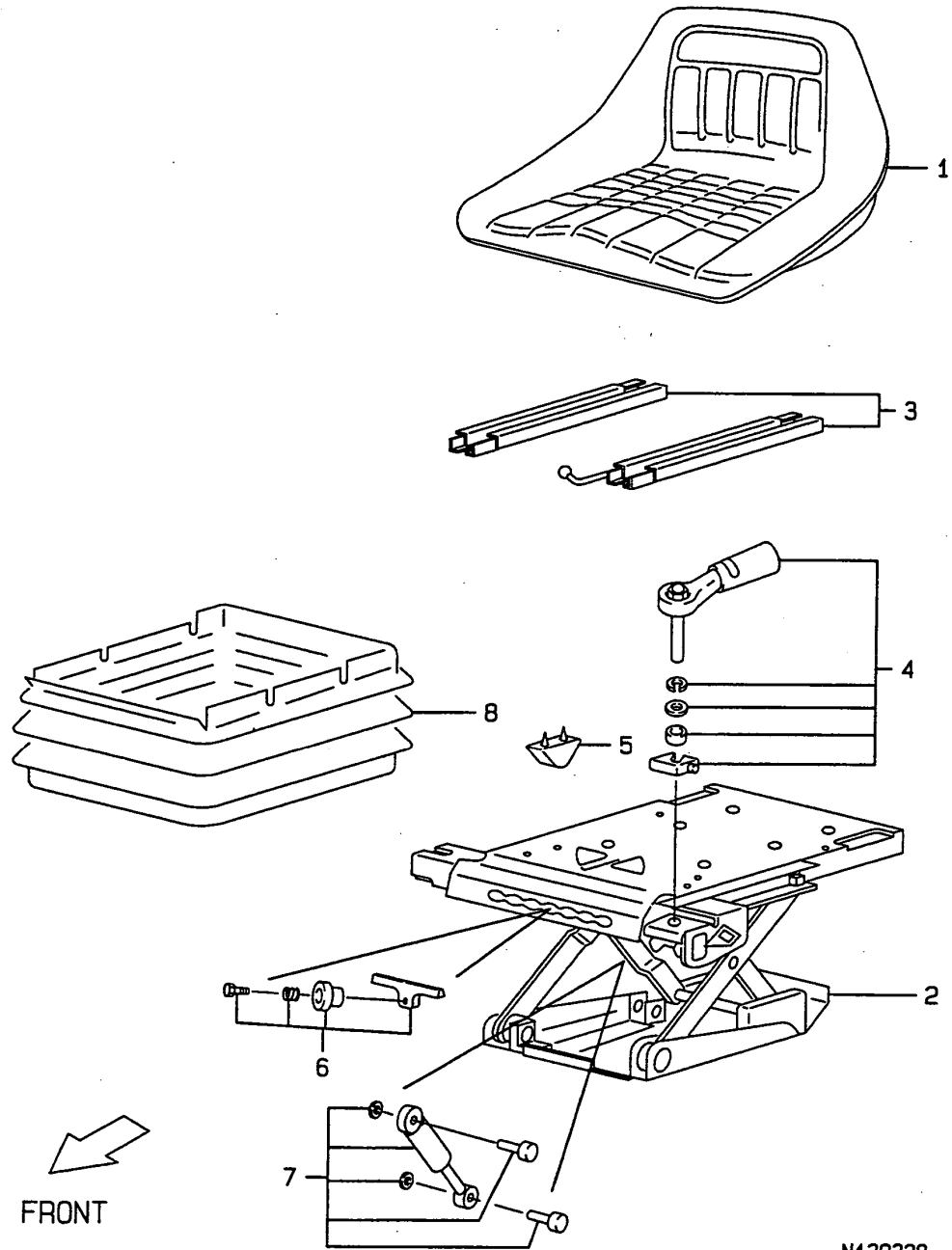
(A)=FE-240H
(B)=FE-280H
(C)=

(D)=
(E)=
(F)=

No.	Lev.	Parts No.	Description	Q'ty						I	R
				(A)	(B)	(C)	(D)	(E)	(F)		
1	1	794440-82100	TOOL KIT, STANDARD	1	1						
2	2	194130-82190	PUMP, GREASE	1	1						
3	2	104200-92350	DRIVER, SCREW	1	1						
4	2	28110-080100	SPANNER, 8X10	1	1						
5	2	28110-120140	SPANNER, 12X14	1	1						
6	2	28110-170190	SPANNER, 17X19	1	1						
7	2	28110-220240	SPANNER, 22X24	1	1						
8	2	28160-170190	WRENCH, 17X19	1	1						
9	2	28170-001500	PLIER	1	1						
10	2	28912-260925	WRENCH, B26X09X25	1	1						

Fig.103. SEAT(PARTS OF FIELD SUPPLY)

103. SEAT(PARTS OF FIELD SUPPLY)



(A)=FE-240H
(B)=FE-280H
(C)=

(D)=
(E)=
(F)=

No.	Lev.	Parts No.	Description	Q'ty						I	R
				(A)	(B)	(C)	(D)	(E)	(F)		
1	1	198174-63100	SEAT	1	1						
2	1	198174-63200	SUSPENSION ASSY,SEAT	1	1						
3	1	198174-63210	ADJUSTER	1	1						
4	1	198174-63220	ADJUSTER	1	1						
5	1	198174-63230	STOPPER	1	1						
6	1	198174-63240	ADJUSTER	1	1						
7	1	198174-63250	DAMPER	1	1						
8	1	198174-63260	COVER, SUSPENSION	1	1						

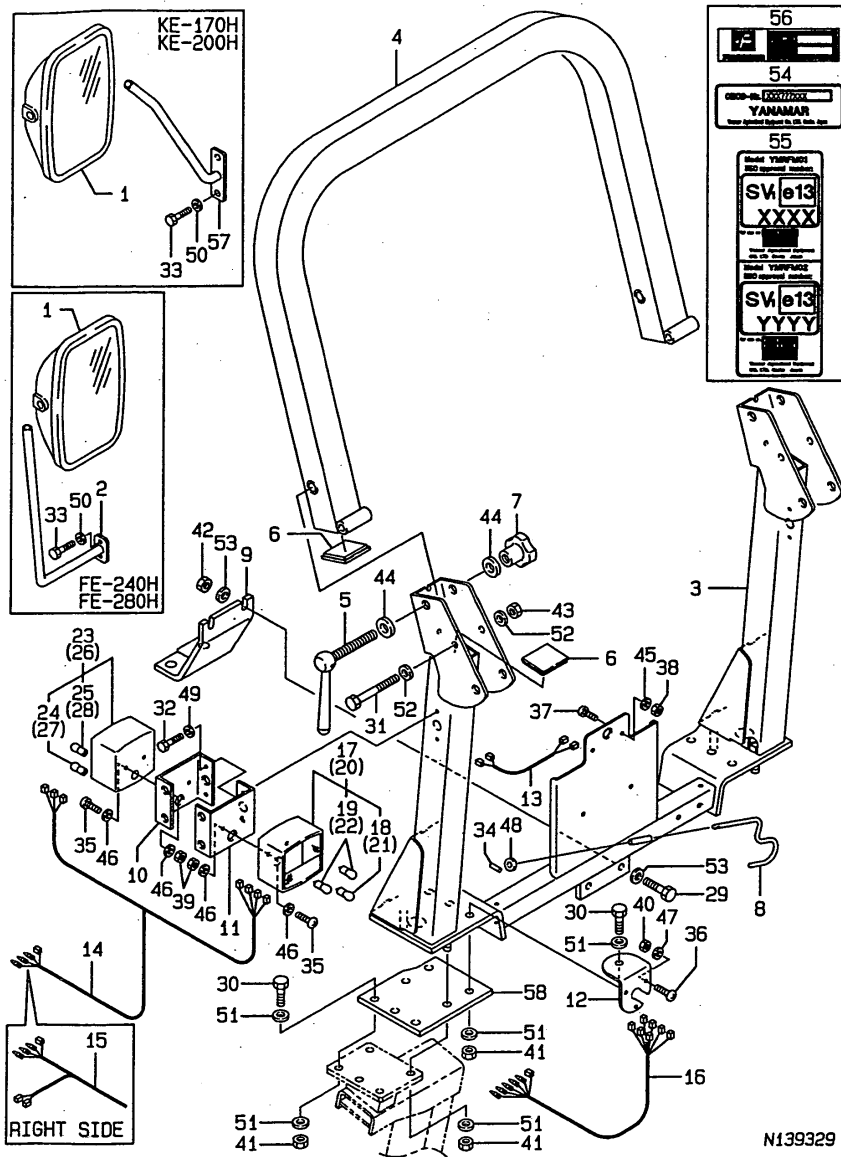
N139328

Fig.104. SAFETY FRAME(PARTS OF FIELD SUPPLY

(A)=FE-240H
(B)=FE-280H
(C)=

(D)=
(E)=
(F)=

104. SAFETY FRAME(PARTS OF FIED SUP

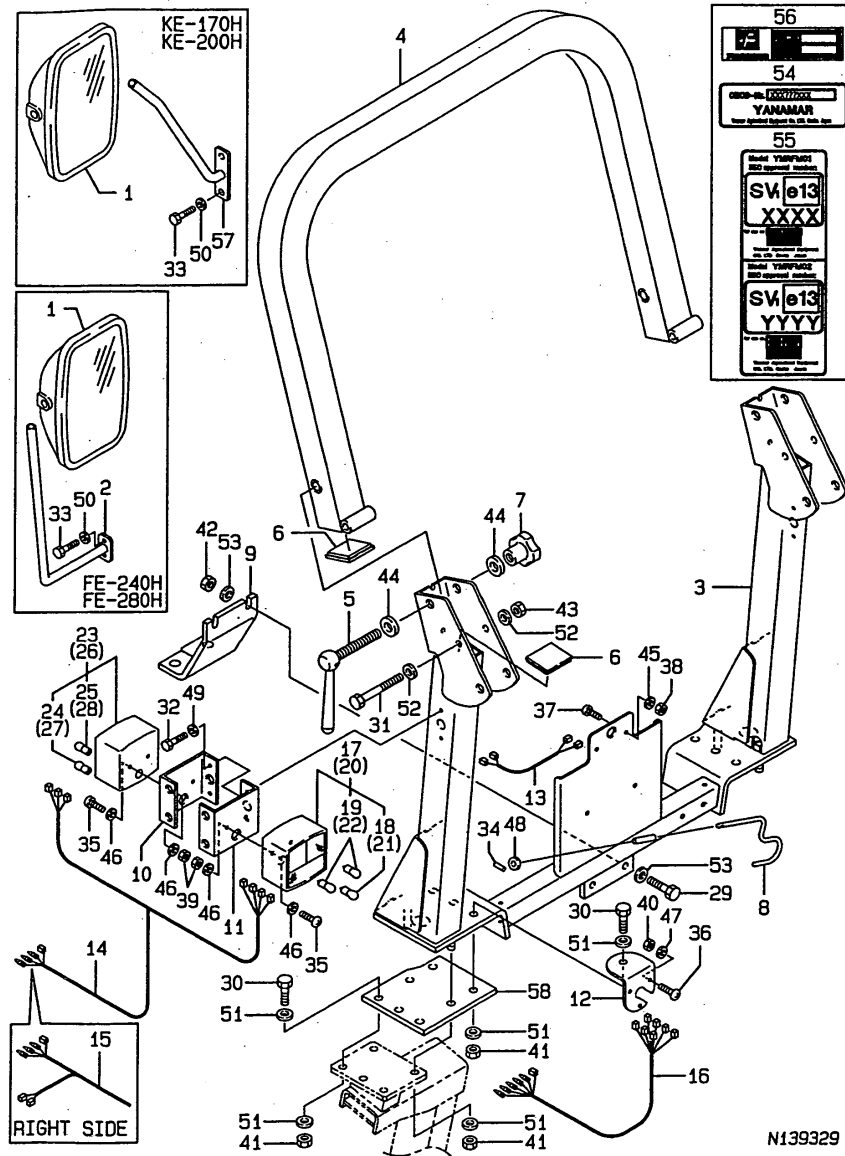


No.	Lev.	Parts No.	Description	Qty						I	R
				(A)	(B)	(C)	(D)	(E)	(F)		
1	1	198174-64100	MIRROR, BACK	1	1						
2	1	198174-64110	STAY, MIRROR FE-240H	1	1						1
3	1	198174-85110	FRAME ASSY, UPPER	1	1						
4	1	198174-85120	FRAME, UPPER	1	1						
5	1	198174-85130	HANDLE, GRIP	2	2						
6	1	198174-85150	GROMMET, 60X60	4	4						
7	1	198174-85170	KNOB, KU-80	2	2						
8	1	198174-85210	HOOK	1	1						
9	1	198174-85220	HOLDER, KE-200H	1	1						
10	1	198174-85270	PLATE, LAMP L	2	2						
11	1	198174-85280	PLATE, LAMP R	2	2						
12	1	198174-85290	PLATE, LAMP	1	1						
13	1	198174-85510	WIRE HARNESS ;1	1	1						
14	1	198174-85520	WIRE HARNESS ;2	1	1						
15	1	198174-85530	WIRE HARNESS ;3	1	1						
16	1	198174-85550	HARNESS, WIRE	1	1						
17	1	198174-85610	LAMP, A L.H	1	1						3
18	2	198174-85660	LAMP, R10W-12V 10W	1	1						3
19	2	198174-85670	LAMP, P21W-12V 21W	2	2						3
20	1	198174-85620	LAMP, A R.H	1	1						4
21	2	198174-85660	LAMP, R10W-12V 10W	1	1						4
22	2	198174-85670	LAMP, P21W-12V 21W	2	2						4
23	1	198174-85630	LAMP, B L.H	1	1						3
24	2	198174-85660	LAMP, R10W-12V 10W	1	1						3
25	2	198174-85670	LAMP, P21W-12V 21W	1	1						3
26	1	198174-85640	LAMP, B R.H	1	1						4
27	2	198174-85660	LAMP, R10W-12V 10W	1	1						4
28	2	198174-85670	LAMP, P21W-12V 21W	1	1						4
29	1	198174-85710	BOLT, M12X35	2	2						
30	1	198174-85720	BOLT, M12X40	10	10						
31	1	198174-85730	BOLT, M12X100	2	2						
32	1	198174-85740	BOLT, M6X25	4	4						
33	1	198174-85740	BOLT, M6X25	2	2						
34	1	198174-85760	PIN, 3X12	1	1						
35	1	198174-85770	SCREW, M5X20	8	8						
36	1	198174-85780	SCREW, M5X35	3	3						
37	1	198174-85790	SCREW, M4X16	2	2						
38	1	198174-85810	NUT, M4	2	2						
39	1	198174-85820	NUT, M5	8	8						
40	1	198174-85820	NUT, M5	3	3						
41	1	198174-85830	NUT, M12	14	14						
42	1	198174-85830	NUT, M12	2	2						
43	1	198174-85840	NUT, M12	2	2						
44	1	198174-85850	WASHER, 16	4	4						
45	1	198174-85860	WASHER, 4	2	2						
46	1	198174-85870	WASHER, 5	16	16						
47	1	198174-85870	WASHER, 5	3	3						
48	1	198174-85880	WASHER, 6	1	1						
49	1	198174-85880	WASHER, 6	4	4						
50	1	198174-85880	WASHER, 6	2	2						
51	1	198174-85890	WASHER, 12	20	20						

Remarks
 (1)FOR MODEL FE-240H,280H
 (2)FOR MODEL KE-170H,200H
 (3)FOR LEFT SIDE LAMPS
 (4)FOR RIGHT SIDE LAMPS

Fig.104. SAFETY FRAME(PARTS OF FIELD SUPPLY

104. SAFETY FRAME(PARTS OF FIED SUP



(A)=FE-240H
(B)=FE-280H
(C)=

(D)=
(E)=
(F)=

No.	Lev.	Parts No.	Description	Q'ty						I	R
				(A)	(B)	(C)	(D)	(E)	(F)		
52	1	198174-85890	WASHER, 12	4	4						
53	1	198174-85890	WASHER, 12	4	4						
54	1	198174-85910	LABEL ;OECD	1	1						
55	1	198174-85920	LABEL ;EEC	1	1						
56	1	198174-85930	LABEL ;SERIAL	1	1						
57	1	198174-64130	STAY, MIRROR KE-200H	1	1						2
58	1	198174-85250	PLATE, UPPER	2	2						

Remarks

- (1)FOR MODEL FE-240H,280H
- (2)FOR MODEL KE-170H,200H
- (3)FOR LEFT SIDE LAMPS
- (4)FOR RIGHT SIDE LAMPS

Parts No. Index

Parts No.	Fig. No.	Ref. No.
101304-59020	15	2
102103-55520	15	15
	18	18 A
103854-39140	15	1
104200-55321	15	9
104200-55330	15	10
104200-55750	15	12
104200-92350	102	3
104211-11180	4	13
104211-11370	4	17
105110-59560	15	5
106990-44660	21	1
110250-55610	15	14
114250-53080	14	8
114250-53120	14	12
114250-53130	14	13
114250-53140	14	14
114250-53210	14	15
114250-53400	14	16
119131-18320	6	12
119255-44660	11	47
	18	13
119305-35150	10	22
119620-02020	1	17
119620-77201	17	2
119620-77380	17	4
119620-77421	17	8
119620-77440	17	13
119620-77450	17	14
119620-77461	17	15
119620-77471	17	16
119620-77480	17	20
119620-77490	17	29
119620-77710	17	17
119620-79200	17	9
119620-79210	17	10
119620-79220	17	11
119620-79230	17	12
119620-79240	17	5
119620-79250	17	6
119620-79260	17	18
119620-79270	17	19
119620-79280	17	21
119620-79290	17	22
119620-79300	17	23
119620-79310	17	24
119620-79320	17	25
119620-79330	17	26
119620-79340	17	27
119620-79350	17	28

Parts No.	Fig. No.	Ref. No.
119620-79360	17	7
119625-11870	4	18
119625-11880	4	19
119625-11900	4	20
119650-77910	85	19
119650-77930	85	21
119653-44740	11	29
119653-77950	13	87
119660-61901	13	57
119808-01600	3	2
119808-01720	3	12
119808-01770	3	9
119808-12020	5	8
119808-12050	5	11
	18	2 A
119808-12060	5	12
119808-12070	18	2 C
119808-12090	5	14
119808-12520	5	19
	18	3 B
119808-12540	5	21
119808-21580	8	13
119808-44600	11	33
119808-55620	15	7
	18	18
119808-59570	14	43
119808-77330	17	30
119810-01200	1	26
119810-01780	3	7
119810-02800	1	18
119810-02870	1	29
119810-02930	1	21
119810-02940	1	32
119810-11100	4	10
119810-11110	4	11
119810-11120	4	12
119810-11240	4	23
119810-14400	7	2
119810-14580	7	3
119810-23200	8	40
119810-23600	8	41
119810-23610	8	43
119810-23910	8	39
119810-39200	10	28
119810-42001	11	1
119810-51040	12	9
119810-53000	14	3
119810-55340	15	8
119810-55650	15	16
119810-55700	18	18 B

Parts No.	Fig. No.	Ref. No.
119810-59810	14	28
119810-59820	14	32
119810-59830	14	36
119810-77340	17	31
119812-01330	1	28
119812-11700	4	2
119813-12110	5	1
119813-12120	5	2
119813-13110	6	2
119813-21000	8	1
119813-22080	8	22
119813-22300	8	33
119813-22500	8	26
119813-22900	8	46
119818-01330	1	27
119818-22080	8	21
119818-22500	8	25
119818-22900	8	45
119818-22950	8	49
119826-12500	5	17
	18	3
119840-59560	14	42
119853-12030	5	9
	18	2
119853-12060	18	2 B
119853-12510	5	22
119853-13100	6	1
119853-21590	8	14
119853-34800	10	16
119853-44600	11	45
	18	11
119853-44610	11	46
	18	12
119853-49010	11	48
	18	14
119853-49020	11	49
	18	15
119853-77010	16	3
119854-11290	4	37
119854-11370	4	46
119854-13510	6	6
119854-44500	11	57
	18	4
119854-44560	11	44
	18	9
119854-44570	11	63
	18	10
119854-44580	11	59
	18	5
119860-59020	15	3

Parts No.	Fig. No.	Ref. No.
119865-01650	16	2
119865-11210	4	22
119865-11310	4	43
119867-21600	8	19
119867-21601	8	19 -1
119867-21650	8	9
119867-35090	10	18
119867-61451	13	76
121111-21501	8	12
121250-44590	11	60
	18	6
121250-59550	14	41
121254-55510	15	13
121450-01560	2	2
121450-44531	11	21
121468-44510	11	19
121468-44540	11	22
121470-44581	11	24
121550-49111	11	39
121850-21680	8	11
121850-51960	2	13
121855-12080	5	13
	18	2 D
122117-51560	12	53
122710-51090	12	13
124060-11800	4	6
124066-59100	14	40
124160-01751	2	8
124160-01910	1	9
		25
124160-11340	4	15
124160-11360	4	49
124160-39140	10	27
124160-39450	10	32
124240-01871	2	9
124240-01883	2	10
	9	1
124250-49351	11	42
124450-44560	11	23
124465-44950	11	41
	62	13
		14
124550-51350	12	35
124550-51370	12	36
124550-59820	10	34
124550-59830	10	33
124550-66370	13	59
124550-77030	16	38
	18	19
124574-44761	11	30

Parts No. Index

Parts No.	Fig. No.	Ref. No.
124617-91920	89	14
124617-91980	89	15
124736-07900	4	51
124764-44810	11	26
124766-59050	15	4
	21	2
	90	15
124950-11340	4	16
124950-21230	8	20
124950-51190	12	20
129001-32001	10	1
129001-35300	10	23
129001-91810	3	17
129001-91840	2	23
129003-22950	8	50
129051-12060	5	10
129051-12530	5	18
	18	3 A
129052-12530	5	20
129052-61050	13	5
129052-61060	13	6
129052-61070	13	7
129052-61390	13	30
129052-61500	13	31
129052-61540	13	46
129052-77920	17	33
	18	22
	85	20
129054-01640	3	13
129100-01520	2	1
129100-01580	3	1
		4
	8	2
129100-01590	2	4
129100-25061	7	9
129100-51300	12	30
129100-59951	14	45
129100-61400	13	16
129100-61440	13	75
129100-61650	13	85
129107-13540	6	7
129107-13550	90	8
129107-44590	11	61
	18	7
129107-44901	11	40
129108-51100	12	14
129108-52100	12	97
129120-77501	5	5
129150-01580	2	3
129150-01881	7	18

Parts No.	Fig. No.	Ref. No.
129150-02450	7	4
129150-03020	4	38
129150-03070	4	39
129150-03080	4	40
129150-03090	4	1
129150-03100	2	12
129150-11230	4	30
129150-11280	4	28
129150-11750	4	32
129150-14101	7	7
129150-14200	7	1
129150-21200	8	5
129150-25101	7	10
129150-25900	7	15
129150-25920	7	13
129150-26000	7	19
129150-26050	7	20
129150-32020	10	14
129150-35041	10	17
129150-35101	10	20
129150-35111	10	21
129150-35350	10	24
129150-42020	11	14
129150-42320	11	11
129150-49081	11	51
129150-49101	11	50
	18	16
129150-49360	11	43
129150-49811	11	37
129150-59120	14	23
129150-59131	14	26
129150-59580	14	44
129150-77511	5	6
129150-91400	2	25
129155-11260	4	26
129155-11270	4	27
129155-44740	11	28
129155-49800	11	36
129155-51020	12	8
129155-51050	12	11
129155-51060	12	12
129155-51140	12	17
129155-51180	12	19
129155-51200	12	21
129155-51270	12	28
129155-51280	12	29
	13	2
129155-51320	12	33
129155-51340	12	34
129155-51370	12	37

Parts No.	Fig. No.	Ref. No.
129155-51380	12	38
129155-51390	12	39
129155-51400	12	40
129155-51410	12	41
129155-51420	12	42
129155-51450	12	43
129155-51500	12	48
129155-51521	12	49
129155-51530	12	50
129155-51540	12	51
129155-51550	12	52
129155-51570	12	55
129155-51580	12	56
129155-51591	12	57
129155-51600	12	58
129155-51700	12	77
129155-51710	12	78
129155-51750	12	79
129155-51760	12	80
129155-51790	12	81
129155-51930	12	83
129155-51940	12	84
129155-52050	12	96
129155-61120	13	8
129155-61130	13	9
129155-61140	13	10
129155-61201	13	11
129155-61341	13	15
129155-61350	13	93
129155-61360	13	94
129155-61430	13	19
129155-61450	13	23
129155-61460	13	24
129155-61480	13	25
129155-61830	13	56
129155-61950	13	58
129156-51910	12	82
129350-49530	11	34
129457-77880	17	32
129486-01670	3	8
129489-61700	13	86
129500-53050	14	4
129505-77880	18	21
129550-42350	11	18
129792-22400	8	34
129795-01800	2	7
129795-01900	17	1
129795-01950	2	11
129795-02411	1	24
129795-21661	8	10

Parts No.	Fig. No.	Ref. No.
129795-49551	11	35
135210-61090	13	95
158552-61900	13	67 -1
158870-17520	83	18
158870-17610	83	19
171051-01921	1	10
171350-61450	13	77
174307-51170	12	18
174307-51560	12	54
174307-51700	13	32
174810-26420	62	4
175022-49730	11	53
	18	17
	83	10
		30
178070-10400	73	18
178070-10401	9	6
	73	4
192152-33510	50	11
194065-25660	33	13
194065-60580	87	22
194080-34950	70	14
		19
194080-37781	72	24
194110-37691	72	23
194115-16130	40	3
194130-15530	19	5
194130-22170	43	3
194130-37560	72	21
194130-37740	72	5
194130-44480	76	11
194130-47851	90	14
194130-48650	83	25
194130-82190	102	2
194136-12880	36	4
		8
194136-34720	69	2
		7
194145-01260	19	4
194145-27450	53	3
194145-71600	96	4
194145-71700	96	5
194146-21150	41	9
194146-21160	41	10
194150-01190	72	1
194150-01370	13	92
	19	11
194150-21910	41	11
	45	2
194150-22250	41	5

Parts No. Index

Parts No.	Fig. No.	Ref. No.
194150-22311	43	6
194150-22480	54	13
	58	4
	72	3
194150-24270	45	12
194150-34650-1	70	2
		7
		12
		17
194150-37570	72	22
194150-42130	74	2
194150-44251	76	8
194150-44261	76	9
194150-44530	76	13
194150-45320	80	1
194150-51550	86	4
194150-71230	96	10
194150-72460	97	6
	98	3
194151-36670	32	22
194151-37730	72	4
194151-47760	19	6
194152-34920	70	4
		9
194167-61650	87	15
	90	38
	91	14
	92	9
194170-45220	77	6
194170-45230	77	7
194170-45321	77	8
194170-45330	77	9
194170-45350	77	10
194170-45360	77	11
194170-45370	77	12
194170-45430	77	13
194170-45440	77	14
194170-45520	77	16
194170-45530	77	17
194170-45550	77	18
194170-45560	77	19
194170-45610	78	2
194170-47440	82	13
194170-72230	97	4
194171-14810	37	13
		18
194171-14820	37	14
		19
194180-25550	49	3
194190-34730	37	5

Parts No.	Fig. No.	Ref. No.
194190-34730	37	10
		15
		20
	69	4
		9
	70	5
		10
		15
		20
194190-61750	86	5
194191-13570	30	4
194191-13580	30	6
194195-45620	78	3
194195-45630	78	4
194195-45640	78	5
194195-45650	78	6
194195-46260	78	8
194197-21170	45	1
194197-24370	45	10
		31
194197-52191	87	5
194205-36320	71	2
		11
194205-63550	92	25
194240-34730	69	3
		8
194240-52210	87	6
194250-47490	54	16
	58	5
194250-51420	85	14
194250-51660	63	5
	83	31
	85	18
		28
194273-47910	82	18
194274-13570	31	4
194275-27750	45	15
194275-45340	78	1
194275-51580	86	3
194275-56900	89	17
194275-71500	96	3
194278-12650	33	4
194282-44230	76	7
194300-31550	28	3
194300-31560	28	4
194300-31570	28	5
194300-31610	28	6
194300-31620	28	7
194300-32260	27	6
194300-33200	66	5

Parts No.	Fig. No.	Ref. No.
194301-11660	27	1
194301-11800	28	1
194305-22260	29	2
		7
194305-24310	48	1
194305-25160	49	1
194306-13630	32	1
194306-13640	32	2
194306-13650	32	4
194310-25100	50	1
194310-43410	76	4
194310-46350	74	10
194310-46380	74	11
194310-46730	74	12
194312-32800	65	9
194312-46630	79	3
194312-46750	45	16
	74	13
194313-13790	32	17
		20
		32
		35
194320-21512	42	5
194320-21700	42	6
194320-48660	83	26
194321-17870	62	1
		2
194321-28230	57	13
194321-48140	81	23
194322-61460	90	33
194327-15410	38	22
194330-62530	44	7
	72	12
		17
194361-12811	36	2
		6
194361-12850	36	3
		7
194405-83910	49	17
194420-05210	90	2
		3
194420-33150	66	2
194420-56620	20	4
194420-61640	90	37
	91	13
194420-62260	72	29
194421-13640	32	3
194421-13650	32	5
194430-24190	51	1
194440-51620	85	17

Parts No.	Fig. No.	Ref. No.
194441-13130	27	3
194446-25230	57	1
194446-25620	67	1
194447-13570	30	5
194447-13580	30	7
194447-13590	30	8
194447-13650	32	6
194447-13660	32	7
194447-13670	32	8
194447-13680	32	9
194447-13860	27	4
	32	38
194447-14140	33	8
	65	1
194447-14150	33	9
194447-14160	33	10
194447-14170	33	11
194447-14180	33	12
	68	1
194450-48830	62	16
	83	27
194450-52150	87	12
194451-11960	25	2
194454-15490	38	23
194454-15500	38	24
194454-15510	38	25
194454-15600	38	26
194454-15610	38	27
194464-01190	19	8
194464-48850	62	17
	81	26
	83	28
		29
194470-48630	83	24
194515-24121	45	8
194515-24180	60	1
194515-24190	60	2
194515-24930	47	2
194515-25810	49	12
194515-25820	49	13
194515-25840	49	14
194515-25850	49	15
194515-26290	50	10
194515-26310	52	2
194515-31610	64	4
194515-31820	64	6
194515-31850	64	7
194515-32110	64	8
194515-32320	64	13
194515-32350	64	14

Parts No. Index

Parts No.	Fig. No.	Ref. No.
194515-32360	64	15
194515-32370	64	16
194515-32630	65	4
194515-32660	65	6
194515-33110	66	1
194515-33150	66	3
194515-33410	67	2
194515-33420	67	3
194515-33440	67	4
194515-36320	71	3
194515-36330	71	4
194515-36420	71	15
194515-36430	71	16
194515-36450	71	7
		17
194515-42150	74	5
194515-42810	74	7
194515-43310	76	1
194515-44110	76	5
194515-44210	76	6
194515-45101	77	1
194515-45120	77	2
194515-45500	77	3
194515-46300	79	1
194515-47490	82	15
194516-13470	31	2
194516-13520	30	2
194516-13721	32	11
194516-13740	32	12
194516-13750	32	13
194516-13760	32	14
194516-13770	32	15
194516-13940	32	39
194516-13950	32	40
194516-14660	35	3
194516-15120	38	5
194516-15130	38	11
194516-15210	38	3
194516-15220	38	4
194516-15230	38	12
194516-15240	38	6
194516-15250	38	17
194516-15260	38	18
194520-43350	76	2
194521-41570	9	9
		31
	73	7
		25
194525-31510	64	2
194525-31520	64	3

Parts No.	Fig. No.	Ref. No.
194525-31810	64	5
194525-33510	67	7
194525-33520	67	8
194525-34110	68	2
194525-46620	79	2
194526-14810	37	3
		8
194526-14820	37	4
		9
194535-21401	42	1
194550-22150	43	1
194550-22160	43	2
194550-47530	82	16
194550-51220	85	8
194555-22910	61	62
194555-25870	27	11
		13
194555-25880	27	5
194555-34120	68	11
194555-34180	68	3
194555-34190	68	4
194555-34200	68	5
194555-34210	68	6
194555-34310	65	22
194555-34340	65	23
194555-42200	75	1
194555-45540	77	4
194555-47340	82	8
194555-47350	82	10
194555-52140	87	3
194555-65130	95	4
194555-77910	45	17
	74	14
	81	28
194556-11620	25	6
194556-11630	25	7
194556-11640	25	8
194556-12620	33	1
194556-12630	33	2
194556-12640	33	3
194556-15310	38	7
194556-15360	38	19
194556-15370	38	20
194556-15380	38	21
194556-17780	83	1
194556-42220	75	2
194565-25490	49	2
194630-62230	92	16
194640-24921	47	1
194640-25390	30	9

Parts No.	Fig. No.	Ref. No.
194640-46410	80	5
194640-46420	80	6
194640-48220	83	8
194640-48240	83	12
194680-22280	41	6
194680-22290	41	7
194680-27540	55	4
194680-46920	81	20
194697-29580	61	32
194730-57220	26	4
		10
	40	4
194730-57241	40	5
194740-06080	41	2
194765-28180	57	11
194800-83260	23	11
194850-45700	78	7
194850-49230	78	9
194850-49290	81	27
194931-14460	34	29
194940-15800	38	60
194940-15870	38	61
194940-47210	82	2
194940-47220	82	4
194940-52110	87	1
194940-61790	87	16
	92	10
		11
194940-65590	95	13
194951-11660	25	14
194951-11670	25	15
194951-11680	25	16
194951-13651	34	1
194951-14220	34	5
194951-14250	34	9
194951-14260	34	10
194951-14280	34	11
194951-14310	34	13
194951-14320	34	14
194951-14360	34	22
194951-14384	34	23
194951-14390	34	24
194951-14420	34	25
194951-14430	34	26
194951-14440	34	27
194951-14480	34	31
194951-14500	34	16
194951-14510	34	17
194951-14520	34	18
194951-14530	34	19

Parts No.	Fig. No.	Ref. No.
194951-14550	34	34
194951-14571	34	36
194951-14590	34	20
194990-20170	61	12
194990-22130	87	19
	90	40
	92	1
		2
		3
194990-22140	38	43
	39	7
	53	1
	55	1
	61	1
	62	3
	81	1
		2
	86	8
	90	9
		11
	92	5
		6
		7
		8
194990-22830	26	3
194990-22840	26	9
194990-42710	43	4
194990-85561	81	29
195040-13320	52	1
195080-15060	96	1
195230-17260	100	4
198010-01160	19	3
198010-01190	19	9
198010-04260	20	7
198010-04511	20	10
198010-05290	90	4
198010-11210	24	2
198010-11250	24	3
198010-22330	43	7
198010-22460	44	3
198010-36310	71	1
198010-36390	71	6
		13
198010-36410	71	14
198010-41211	83	2
198010-47340	82	9
198010-51180	85	7
198010-51230	85	12
198010-56120	89	4
198010-61050	90	16

Parts No. Index

Parts No.	Fig. No.	Ref. No.
198010-61350-1	90	24
198010-61410	90	25
198010-61441	90	30
198010-61510	91	6
198010-61540	90	36
198010-61550	91	7
198010-61580	91	10
198010-61711	90	39
198010-61780	86	6
198010-61890	90	44
198010-61950	90	46
198010-61960	90	47
198010-61980	90	50
198010-62350	92	17
198010-62411	92	18
198011-13510	30	1
198011-13550	30	3
198011-13710	32	10
198011-13850	32	37
198011-15100	38	1
198011-15150	38	15
198011-15160	38	16
198011-15600	38	34
198011-15631	38	36
198011-16180	38	41
198011-16190	38	42
198011-41110	9	19
	73	15
198011-48601	83	17
198011-48611	83	20
198011-48620	83	21
198011-48631	83	22
198016-15350	39	3
198016-15580	39	10
198021-14700	37	1
198021-14710	37	2
		7
198021-14800	37	6
198031-14710	37	12
		17
198036-65470	95	22
198071-37510	44	6
	72	11
		16
198071-65610	95	15
198072-04510	20	11
198072-27610	54	1
198075-47210	82	3
198092-71750	96	6
198119-27150	53	2

Parts No.	Fig. No.	Ref. No.
198119-27150	55	3
	58	18
	62	5
198119-27570	53	8
	57	4
	58	19
198119-48310	84	3
198121-04000	20	1
198121-04750	20	2
198121-05580	90	6
198121-05590	90	7
198121-13100	27	2
198121-13130	27	9
198121-13170	27	8
198121-13210	28	2
198121-13610	31	5
198121-13790	32	16
198121-13890	32	19
198121-14120	33	6
198121-14130	33	7
198121-14200	34	3
198121-14350	34	15
198121-24160	45	11
198121-24380	45	13
	46	8
198121-25120	51	2
198121-25130	51	3
198121-25210	51	6
198121-26141	50	2
198121-26171	50	4
198121-26221	50	6
198121-26230	50	7
198121-26270	50	9
198121-27230	54	6
198121-27550	53	6
198121-27650	56	1
198121-27680	56	2
198121-27720	55	6
198121-27750	55	7
198121-27760	55	8
198121-27790	54	2
198121-27840	54	4
198121-28150	54	12
198121-28160	54	14
198121-28170	54	15
198121-28380	57	15
198121-32650	65	5
198121-42101	74	1
198121-43200	74	8
198121-44510	76	12

Parts No.	Fig. No.	Ref. No.
198121-47890	82	17
198121-47950	82	19
198121-48210	83	7
198121-48220	83	9
198121-48230	83	11
198121-48260	63	1
	83	13
198121-48500	83	15
198121-51430	85	15
198121-52110	87	10
198121-52150	87	11
198121-56220	89	9
198121-61410	90	26
198121-61420	90	27
198121-61430	90	28
198121-61440	90	31
198121-61460	90	34
198121-61470	91	1
198121-61480	91	2
198121-61560	91	8
198121-61570	91	9
198121-61610	91	12
198121-61910	90	45
198121-62050	92	13
198121-62100	92	14
198121-62110	92	15
198121-63500	92	23
198121-63560	92	26
198121-63690	92	30
198122-15640	38	39
198122-27810	56	3
198122-47310	82	5
198122-47380	82	11
198122-47450	82	14
198122-74501	99	4
198122-74720	99	7
198122-74821	99	8
198122-74840	99	9
198122-74850	99	10
198122-85310	65	25
198122-85320	65	26
198124-24140	45	9
198126-24100	45	3
198126-24101	45	3 -1
198126-24102	45	3 -2
198126-24103	45	3 -3
198126-32610	65	2
198126-32620	65	3
198127-12310	26	14
198127-13510	30	10

Parts No.	Fig. No.	Ref. No.
198127-13550	30	11
198127-13710	32	30
198127-13790	32	31
198127-13850	32	42
198127-13890	32	34
198127-13950	32	43
198127-14120	33	19
198127-14700	37	11
198127-14800	37	16
198127-24141	45	30
198127-26260	50	20
198127-26330	52	7
198127-33411	67	5
198127-33510	67	9
198127-34100	68	10
198127-42810	74	24
198128-16100-1	40	1
198128-16110	40	2
198128-65430	95	23
198129-01100	19	1
198129-01110	19	2
198129-01360	19	10
198129-05080	22	1
198129-05090	22	2
198129-14650	35	2
198129-14660	35	4
198129-15630	38	64
198129-16100	38	40
198129-16110	58	13
198129-16140	58	14
198129-16150	58	15
198129-16220	58	3
198129-16370	58	10
198129-21100	41	1
198129-21180	42	8
198129-21350	44	1
198129-22110	42	9
198129-22240	43	5
198129-22510	44	2
198129-22550	44	11
198129-24280	46	1
198129-24290	46	2
198129-24350	46	5
198129-24360	46	6
198129-24370	46	7
198129-24380	46	9
198129-24930	47	3
198129-25100	42	10
198129-25160	51	5
198129-25410	48	2

Parts No. Index

Parts No.	Fig. No.	Ref. No.
198129-25420	48	3
198129-25710	49	4
198129-25730	49	6
198129-25750	49	8
198129-25760	49	9
198129-25780	49	10
198129-25790	49	11
198129-27000	56	8
198129-27140	55	2
198129-27221	61	9
198129-27281	61	10
198129-27290	61	13
		18
198129-27510	53	4
198129-27520	53	5
198129-27560	53	7
198129-27881	54	11
198129-28110	57	5
198129-28120	57	6
198129-28130	49	16
198129-28140	57	8
198129-28160	57	9
198129-28170	57	10
198129-28500	58	20
198129-29150	42	11
198129-29300	84	1
198129-29310	84	2
198129-29780	62	6
198129-29810	62	7
198129-29840	62	8
198129-29860	62	9
198129-29880	62	10
198129-29920	62	11
198129-29950	62	12
198129-31400	64	1
198129-33160	66	4
198129-37610	101	2
198129-38410	72	25
198129-38430	72	27
198129-38460	61	57
	72	28
198129-48110	83	3
198129-48160	83	5
198129-48190	83	6
198129-48410	63	2
198129-48420	63	3
198129-48550	83	16
198129-49100	63	4
198129-49150	62	18
198129-61100	90	18

Parts No.	Fig. No.	Ref. No.
198129-61430	90	29
198129-61450	90	32
198129-61460	90	35
198129-61470	22	4
198129-61490	91	3
198129-61520	91	5
198129-61750	90	41
198129-61830	90	43
198129-62500	93	1
198129-62950	93	3
198129-62970	92	20
198129-62980	92	21
198129-62990	92	22
198129-63520	92	24
198129-63680	92	29
198133-22510	44	4
	72	9
		14
198133-22530	44	5
	72	10
		15
198133-25850	57	2
198133-46890	81	18
198136-27950	61	27
198163-65940	95	29
198165-53140	88	1
198165-53510	88	2
198165-53520	88	4
198165-53530	88	3
		5
198165-65580	95	24
198165-65590	95	14
198172-26150	50	3
198172-27710	55	5
198172-34760	69	5
		10
198172-41110	9	3
	73	1
198172-46900	81	19
198172-46920	81	21
198173-03110	90	1
198173-04500	20	8
198173-08100	23	1
198173-08130	23	2
198173-08150	23	3
198173-08160	23	4
198173-08170	23	7
198173-08180	23	8
198173-08200	23	9
198173-08250	23	5

Parts No.	Fig. No.	Ref. No.
198173-08260	23	6
198173-08280	23	10
198173-11100	24	1
198173-13310	29	6
198173-13320	29	1
198173-13330	29	3
198173-13350	29	8
198173-14610	35	1
198173-14640	35	6
198173-15010	39	1
198173-15310	39	2
198173-16060	58	1
198173-16070	58	7
198173-16210	58	2
198173-16250	58	8
198173-16310	58	9
198173-24300	46	3
198173-25140	51	4
198173-25720	49	5
198173-25740	49	7
198173-26900	100	1
198173-27100	61	2
198173-27120	61	3
198173-27310	61	14
198173-27320	61	11
198173-27330	61	17
198173-27410	61	21
198173-27600	54	7
198173-27800	61	22
198173-27900	61	24
198173-27940	61	26
198173-28130	57	7
198173-28210	57	12
198173-28250	57	14
198173-28350	54	5
198173-28410	57	16
198173-28420	57	17
198173-28710	61	49
198173-28730	61	50
198173-28750	61	51
198173-28760	61	52
198173-28790	61	53
198173-28800	61	54
198173-29300	61	28
198173-29350	61	31
198173-29960	61	6
198173-34500	69	1
198173-34600	69	6
198173-37300	72	8
198173-37400	72	13

Parts No.	Fig. No.	Ref. No.
198173-37490	87	9
198173-46520	81	6
198173-46560	81	7
198173-46600	81	8
198173-46640	81	9
198173-46660	81	10
198173-46680	81	11
198173-46700	81	13
198173-46820	81	16
198173-46860	81	17
198173-46940	81	22
198173-51110	85	1
198173-51120	85	2
198173-51150	85	3
198173-52150	87	4
198173-56100	89	1
198173-56110	89	3
198173-56230	89	10
198173-56250	89	12
198173-57100	86	9
198173-61060	90	17
198173-61200	90	19
198173-61260	90	20
198173-61300	90	21
198173-61320	90	22
198173-61500	91	4
198173-61600	91	11
198173-62600	93	2
198173-62900	92	19
198173-62920	94	1
198173-62960	93	4
198173-63600	92	27
198173-65110	95	2
198173-65120	95	3
198173-65220	95	25
198173-65260	95	26
198173-65440	95	6
198173-65570	95	11
198173-65580	95	27
198173-65660	95	17
198173-65680	95	5
198173-72100	97	2
198173-72300	98	2
198173-72450	97	5
198173-73100	99	2
198173-73500	99	3
198173-75100	100	5
198173-75700	100	3
198173-75810	100	7
198173-85000	101	1

Parts No. Index

Parts No.	Fig. No.	Ref. No.
198173-85200	101	3
198173-85300	101	4
198174-63100	103	1
198174-63200	103	2
198174-63210	103	3
198174-63220	103	4
198174-63230	103	5
198174-63240	103	6
198174-63250	103	7
198174-63260	103	8
198174-64100	104	1
198174-64110	104	2
198174-64130	104	57
198174-65110	95	19
198174-65120	95	20
198174-65570	95	12
198174-85110	104	3
198174-85120	104	4
198174-85130	104	5
198174-85150	104	6
198174-85170	104	7
198174-85210	104	8
198174-85220	104	9
198174-85250	104	58
198174-85270	104	10
198174-85280	104	11
198174-85290	104	12
198174-85510	104	13
198174-85520	104	14
198174-85530	104	15
198174-85550	104	16
198174-85610	104	17
198174-85620	104	20
198174-85630	104	23
198174-85640	104	26
198174-85660	104	18
		21
		24
		27
198174-85670	104	19
		22
		25
		28
198174-85710	104	29
198174-85720	104	30
198174-85730	104	31
198174-85740	104	32
		33
198174-85760	104	34
198174-85770	104	35

Parts No.	Fig. No.	Ref. No.
198174-85780	104	36
198174-85790	104	37
198174-85810	104	38
198174-85820	104	39
		40
198174-85830	104	41
		42
198174-85840	104	43
198174-85850	104	44
198174-85860	104	45
198174-85870	104	46
		47
198174-85880	104	48
		49
		50
198174-85890	104	51
		52
		53
198174-85910	104	54
198174-85920	104	55
198174-85930	104	56
198190-15450	38	70
198190-15641	38	58
198190-38420	72	26
198190-51580	85	16
198192-34700	70	1
198192-34800	70	6
198192-34910	70	3
		8
198196-24100	45	25
198196-24101	45	25 -1
198196-24102	45	25 -2
198196-24103	45	25 -3
198196-29810	62	30
198196-32610	65	20
198196-32620	65	21
198196-34700	70	11
198196-34800	70	16
198196-34910	70	13
		18
198220-26790	57	3
198220-45350	80	2
198220-45370	80	3
198220-46210	61	19
198220-46400	80	4
198220-46500	81	5
198220-46670	79	4
198220-48140	83	4
198220-51210	85	9
198220-51410	85	13

Parts No.	Fig. No.	Ref. No.
198220-52180	87	20
198220-53170	89	2
198220-56130	89	5
198220-56140	89	6
198220-56150	89	7
198220-56160	89	8
198220-56230	89	11
198220-61340	90	23
198220-61351	22	3
198220-61800	22	5
	61	63
198220-62010	90	51
198220-63850	91	15
198220-65470	95	7
198220-71100-1	96	2
198220-71410	96	11
	97	1
	98	1
198220-72200	97	3
198220-75430	100	6
198221-13410	29	4
198221-65740	95	18
198223-46250	81	3
198223-46280	81	4
198223-52400	87	7
198223-57100	86	10
198223-57200	87	8
198223-65370	95	16
198230-51510	86	1
198230-61960	90	48
198240-12590	26	6
		12
198240-18120	26	2
198240-18130	26	8
198240-61970	90	49
198240-74641	99	5
198241-28330	90	12
198245-46680	81	12
198245-51210	85	10
		11
198255-62000	92	12
198290-26860	45	14
198290-32710	65	7
198290-32750	65	8
198290-37510	72	19
198290-37550	72	20
198290-37750	72	6
198290-42281	74	6
198290-42290	82	1
198290-44420	76	10

Parts No.	Fig. No.	Ref. No.
198290-48360	84	4
198290-56600	20	3
198291-12310	26	1
198291-13200	25	1
198291-13220	25	5
198291-13240	25	3
198291-13260	25	10
198291-13270	25	11
198291-13450	31	1
198291-13491	31	3
198291-15110	38	2
198291-15140	38	14
198291-16140	38	35
		37
		65
198291-16150	38	38
		66
198291-21410	41	3
198291-21430	41	4
198291-77870	85	29
198311-13160	27	10
198311-13661	34	2
198311-14470	34	30
198311-14480	34	32
198311-15350	38	67
198311-15460	38	68
	61	4
198311-16550	58	16
198327-46810	81	15
198327-51530	86	2
198330-26190	50	5
198330-26260	50	8
198330-26330	52	3
198330-48410	62	15
	83	14
198331-14110	33	5
198331-14210	34	4
198331-14230	34	6
198331-14240	34	8
198331-14300	34	12
198331-14330	34	7
198331-14540	34	33
198331-14550	34	35
198331-15380	39	4
198331-15700	39	5
198331-15740	39	6
198331-22520	57	35
198331-28520	58	21
198360-47320	82	6
198360-47330	82	7

Parts No. Index

Parts No.	Fig. No.	Ref. No.
198360-47420	82	12
198360-52160	87	2
198360-74670	99	6
198361-55820	89	13
198421-36380	71	5
		12
198421-45440	77	15
198421-65030	95	1
198448-48550	81	24
198448-48660	81	25
198448-52290	87	21
198451-78680	89	16
198460-46740	81	14
198461-37580	61	33
198461-52950	87	13
		14
198475-32660	33	8 -1
	65	1 -1
198511-14450	34	28
1A1120-61541	20	9
1A6150-91251	95	28
1A6150-93151	100	2
1A6640-65510	95	8
1A6640-65511	95	8 -1
1A6640-65530	95	9
1A8070-74670	99	6 -1
1C6281-52320	54	18
		22
1E6310-64250	61	15
1E6760-74150	93	5
22117-040000	13	60
22117-060000	54	8
22117-080000	79	5
22117-100000	82	20
22117-200000	82	21
22137-060000	81	30
22137-080000	13	89
	19	12
	61	34
		35
	82	22
	89	18
	90	52
		53
22137-100000	44	12
	54	21
		23
		26
	56	4
	57	18

Parts No.	Fig. No.	Ref. No.
22137-100000	58	22
		23
	61	36
	72	30
		31
	81	31
	82	23
22137-120000	19	7
	38	44
	61	7
	90	54
22137-140000	39	11
22137-180000	61	37
22137-270000	38	45
22137-300000	38	46
22157-060000	92	32
22157-080000	20	12
	89	19
	91	16
	92	34
22157-100000	61	64
	72	32
22157-160000	56	5
22190-060003	13	61
22190-080000	72	33
	90	55
22190-080002	2	14
		15
	10	35
		37
22190-100000	46	10
22190-100002	13	62
22190-120002	3	15
	13	63
	15	6
22190-160002	12	85
22217-050000	12	86
22217-060000	12	87
	38	28
	96	7
22217-080000	29	5
	46	11
	57	19
	71	8
		18
22217-100000	38	29
	41	12
	57	20
	65	10
22217-120000	7	16

Parts No.	Fig. No.	Ref. No.
22217-120000	59	1
	65	28
	74	15
	101	5
		6
22217-140000	99	11
22217-160000	76	14
22217-220000	38	30
22242-000100	61	38
22242-000140	55	9
22242-000170	34	37
22242-000200	48	4
	51	7
	59	2
22242-000220	27	12
	38	59
	81	32
22242-000240	50	12
22242-000250	42	12
	49	18
	50	13
	71	9
		19
22242-000280	38	47
	49	19
	51	8
22242-000290	52	4
22242-000300	34	38
	38	48
	49	20
22242-000320	57	21
22242-000340	33	14
	49	21
22242-000450	68	7
22252-000170	42	13
	50	14
22252-000300	39	8
22252-000320	9	16
		32
	73	12
		26
22252-000550	34	39
22252-000620	23	12
	34	40
22252-000680	31	6
	34	41
22252-000850	65	24
22262-000520	32	23
22272-000070	82	24
22272-000080	61	39

Parts No.	Fig. No.	Ref. No.
22272-000100	38	49
	61	8
22272-000120	61	60
22272-000150	56	6
	61	40
22272-000190	72	34
22287-120000	13	64
22292-000300	34	42
22292-000320	51	9
22312-080140	31	7
	45	18
22312-080200	45	19
	46	12
		13
	57	22
22312-080280	46	14
22312-100180	38	50
	45	20
	65	11
22351-030025	34	21
22351-035040	43	8
22351-040012	6	9
	79	6
22351-040022	97	7
		11
22351-040024	96	8
22351-040030	28	8
22351-040040	64	9
22351-050010	12	88
22351-050025	58	11
22351-050032	82	25
22351-050040	66	6
22351-050056	76	15
22351-060012	4	21
22351-060016	42	7
	76	16
22351-060025	57	23
22351-060028	80	7
22351-060032	54	19
22351-060040	43	9
22351-080018	41	13
	42	3
22351-080020	25	17
	32	24
22351-080032	66	7
22351-080040	66	8
22360-200000	99	12
22372-040000	13	65
22372-080000	61	67
	90	56

Parts No. Index

Parts No.	Fig. No.	Ref. No.
22372-080000	90	57
22372-160000	97	8
	98	4
22417-160180	13	90
	19	13
	81	33
22417-200200	82	26
22417-200300	19	14
	38	62
	44	13
	54	25
	56	7
	58	24
		25
	61	41
		61
		68
	72	35
		36
	81	34
22417-250200	82	27
22417-300250	26	7
		13
	40	7
22417-300350	39	12
22417-400250	99	13
22451-060000	13	96
22486-060160	81	35
22487-080160	61	58
22487-080350	82	28
22487-080600	38	63
22487-101000	81	36
22512-070140	7	8
	8	6
		8
22512-070400	38	51
	72	37
22522-030130	82	29
23000-035000	81	37
23000-070000	5	15
	18	23
23000-080000	35	5
23010-016000	63	6
	83	32
23010-018000	63	7
23010-027000	62	19
23010-055000	5	16
23065-070130	11	25
23065-160650	21	3
23414-100000	10	36

Parts No.	Fig. No.	Ref. No.
23414-120000	14	53
23414-120016	83	33
23414-140018	74	16
23414-160021	83	34
23414-180023	75	3
23414-190000	81	38
23414-200026	75	4
	78	10
	81	39
23491-100002	34	43
23491-140002	31	8
	32	25
	45	21
	65	12
23780-070140	21	4
23780-070400	11	62
	18	8
23780-070450	21	5
23871-010000	1	11
	74	3
		9
	75	5
	77	5
23871-020000	74	4
	75	10
23871-030000	11	12
23887-100002	13	66
23887-180002	75	6
23887-200002	75	7
23980-730110	21	6
23980-730300	90	58
		59
23980-730540	21	7
24101-060054	50	15
24101-060064	34	44
	48	5
24101-060074	64	10
24101-060084	28	9
24101-060094	33	15
24101-060104	33	16
24101-062044	50	16
	51	10
	57	24
24101-062054	51	11
24101-062064	52	5
24101-062074	64	11
	67	6
24101-062084	68	8
24101-062094	68	9
24101-063034	12	89

Parts No.	Fig. No.	Ref. No.
24101-063034	57	32
24101-063044	52	6
24101-063054	50	17
24104-060000	61	42
24104-062054	51	12
24104-062064	32	18
		21
		33
		36
		41
24104-063054	23	13
24105-060064	7	22
24121-063044	49	22
24161-253017	50	18
24164-000182	50	19
24190-080001	55	10
	57	25
24190-100001	53	9
24190-160001	71	10
		20
24311-000050	77	20
24311-000080	38	31
24311-000100	57	26
	77	21
24311-000120	4	50
	34	45
	46	15
	77	22
		23
	78	11
	79	7
	80	8
24311-000140	62	20
	77	24
24311-000150	57	27
24311-000160	2	16
	10	25
	20	5
	31	9
	32	26
	45	22
	53	10
	55	11
	58	26
	62	21
		22
	65	13
	82	30
24311-000180	31	10
	34	46

Parts No.	Fig. No.	Ref. No.
24311-000180	62	23
	80	9
	83	23
24311-000200	34	47
	66	9
	83	35
		36
		37
24311-000260	83	38
24311-000300	62	24
24311-000320	2	17
24311-000600	76	3
24311-000900	25	18
24311-240100	15	11
24315-000070	77	25
24315-000110	74	17
	75	8
	77	26
	79	8
24321-000300	46	16
24321-000500	31	11
	76	17
24321-000600	38	32
24321-000750	32	27
24321-001400	33	17
24325-000650	74	18
24341-000160	12	90
24341-000180	27	7
24341-000240	2	27
24341-000280	13	67
24341-000300	38	13
24341-000500	4	44
24341-000530	38	9
24341-000550	47	4
24341-000560	38	10
		33
	59	3
24356-010150	54	20
24421-153207	9	17
		33
	73	13
		27
24421-203508	57	28
24421-304508	34	48
24421-305208	31	12
24423-254208	46	4
24550-012150	38	69
24550-012200	61	5
24550-014200	58	12
24550-015120	61	55

Parts No. Index

Parts No.	Fig. No.	Ref. No.
24550-015200	54	9
24550-018150	61	23
		25
		30
24550-030150	54	3
24550-108150	56	9
24761-010000	23	19
	25	4
		9
		19
	38	52
	44	8
	61	29
		56
	72	18
	97	9
24761-020000	38	53
	41	14
	61	59
24761-060000	26	5
		11
	40	6
	54	10
25132-003800	11	17
26013-080122	82	31
26013-080162	34	49
	82	32
26013-080202	41	15
	46	17
	49	23
	53	11
	55	12
	57	29
	58	27
	60	3
	82	33
26013-080252	46	18
	47	5
	64	17
	75	9
26013-080302	41	16
	45	23
	46	19
26013-080352	74	19
26013-080402	57	33
26013-080502	41	17
26013-080652	41	18
26013-100202	82	34
26013-100252	31	13
	34	50

Parts No.	Fig. No.	Ref. No.
26013-100302	32	28
	33	18
	34	51
	65	14
26013-100352	65	15
26013-100402	65	16
26013-100452	65	17
26013-100502	32	29
	65	18
26013-120202	90	60
26013-120252	76	18
	100	8
		10
26013-120302	24	4
	74	20
	99	15
26013-120402	74	21
26013-120502	74	22
26013-120702	59	4
26013-140352	100	9
26013-140402	25	12
26014-060252	11	32
26016-080352	9	18
		34
	73	14
		28
26022-050102	12	91
26022-060162	12	92
26076-120302	65	27
26076-120352	101	7
		8
26106-060102	11	27
	13	68
		69
		70
26106-060122	11	55
	18	1
	23	14
	85	22
	90	42
		61
26106-060142	13	71
26106-060162	2	28
	42	14
	81	40
	85	23
	87	17
26106-060202	11	31
	13	72
	83	39

Parts No.	Fig. No.	Ref. No.
26106-060202	83	40
	87	23
26106-060402	83	41
		42
	90	62
26106-080122	2	18
	3	14
	11	54
	18	20
	38	54
	45	24
	61	43
	86	11
	90	63
	93	6
26106-080142	4	47
		52
	6	10
	7	23
26106-080162	2	19
		20
	4	48
	11	56
	18	24
	19	15
		17
	20	13
		14
	23	15
		20
	42	4
	44	14
	54	24
	61	44
		45
		46
		66
	62	25
		26
		27
		28
	83	43
		44
		45
	85	24
		25
		26
		30
		31
		31
	87	24

Parts No.	Fig. No.	Ref. No.
26106-080162	90	5
		64
		65
	91	17
	92	4
		28
		35
	94	2
26106-080202	4	45
	10	26
	58	17
	81	41
	83	46
	85	27
	89	20
	91	18
	92	31
26106-080252	4	34
	5	4
	11	38
	84	5
	90	13
26106-080352	5	7
	10	19
	11	15
26106-080402	6	3
		11
26106-080452	2	21
	7	14
26106-080502	3	16
	4	35
	61	47
	81	42
26106-080552	2	22
	11	16
	20	15
26106-080602	21	8
	81	43
26106-080802	9	35
26106-080952	9	36
26106-081052	6	4
26106-100162	56	10
26106-100202	61	65
	72	38
	81	44
	84	6
	90	10
	93	7
26106-100252	23	16
	25	13

Parts No. Index

Parts No.	Fig. No.	Ref. No.
26106-100252	38	55
	92	33
26106-100352	41	19
26106-100502	25	20
26106-100552	41	20
26106-100802	38	56
26106-101052	41	21
26106-120202	23	17
26108-100302	31	14
26116-050302	12	93
26116-060162	77	27
26116-080162	41	22
	64	12
26116-080504	82	35
26116-080754	44	9
26116-100202	16	1
26116-100552	65	19
26116-120802	72	39
26206-100202	3	3
26216-060302	4	8
26216-080202	9	37
	45	4
		26
26216-080402	6	5
	9	38
26216-120352	45	5
		27
26226-080182	4	33
26226-080252	45	6
		28
26226-080352	57	34
26346-080002	61	48
	86	7
26356-120002	38	57
26366-060002	4	36
26366-080002	2	24
	6	8
		13
	9	2
	13	91
26366-100002	17	34
26450-060252	10	15
26450-080202	77	29
26476-080162	62	29
26557-050122	20	6
26557-060062	96	9
26557-060122	63	8
26687-120002	13	88
26716-060002	12	94
	42	15

Parts No.	Fig. No.	Ref. No.
26716-080002	19	16
	44	10
	46	20
	57	30
	61	16
		20
	82	36
26716-100002	41	23
	54	17
	57	31
	58	6
	72	7
	79	9
	82	37
26716-120002	7	17
	59	5
	74	23
26716-140002	99	14
26716-160002	39	9
26736-160002	76	19
26756-060002	13	73
	77	28
26756-200002	97	10
26776-120002	13	74
	87	18
27231-500000	1	12
27241-120000	1	13
27241-300000	1	14
27241-400000	4	9
27260-200000	45	7
		29
27260-470001	23	18
27260-550000	41	8
27310-070001	4	14
28110-080100	102	4
28110-120140	102	5
28110-170190	102	6
28110-220240	102	7
28160-170190	102	8
28170-001500	102	9
28912-260925	102	10
29420-050000	85	4
29420-150000	85	6
29420-200000	85	5
719810-01650	3	5
719810-11660	4	29
719810-23100	8	35
719810-53100	14	1
719813-01560	1	2
719822-01560	1	1

Parts No.	Fig. No.	Ref. No.
719853-51370	12	2
719854-51370	12	1
729500-53200	14	2
758810-85100	59	6
794130-71410	99	1
794150-21700	42	2
794361-14701	36	1
794361-14801	36	5
794440-82100	102	1
794447-13570	30	12
798290-37000	72	2
X0280210331	16	25
X0280335350	16	36
X0280626010	16	14
X0280996180	16	5
X0281007750	16	4
X0282005991	16	8
X0283006960	16	9
X0284105010	16	15
X0284525010	16	29
X0285005750	16	12
X0285105190	16	6
X0285205030	16	7
X0286105010	16	17
X0286305010	16	19
X0286355010	16	20
X0287405140	16	21
X0534007800	16	22
X1289510130	16	37
X2284006080	16	10
X9055715000	16	23
X9490065670	16	35
X9490138090	16	27
X9490138100	16	28
X9490138110	16	26
X9490423420	16	32
X9490560750	16	31
X9490561001	17	3
X9490562360	16	30
X9490721360	16	24
X9491034320	16	18
X9491034330	16	16
X9491040990	16	13
X9491050100	16	11

Parts No.	Fig. No.	Ref. No.
-----------	----------	----------