

OCK10-M34602EN

P R E F A C E

1. This parts catalog is the 2nd revised of Yanmar crawler backhoe Model B50 - 2B for Japan & Overseas (except Europe & U.S.A.).

2. Parts catalog history

	Parts catalog No.	Published	Remarks
1st edition	000Y00K3460	Oct., 1997	Disuse old edition
1st revised	000Y00K3461	Nov., 1998	Disuse old edition
2nd revised	000Y00K3462	Jul., 2000	

3. Model name

SECTION	Column	Model name	M/#	Mnufactured
I (Vehicle)	(A)	B50 - 2B C (R) F	60501 ~	1997/ 7 ~
	(B)	B50 - 2B C (R) S		
	(C)	B50 - 2B P (R) F		
	(D)	B50 - 2B P (R) S		
	(E)	B50 - 2B C (R) AS		
	(F)	B50 - 2B P (R) AS		
II (Engine)	(A)	4TNE88 - B1	15622 ~ 45624	1997/ 6 ~ 1998/12
	(B)	4TNE88 - EB1	38979 ~	1999/ 1 ~

(Note) C : cabin spec., P : canopy spec., R : rubber crawler,
 F : front lever spec., S : side lever spec., AS : Australia spec.,
 EX : export except Europe, U.S.A. & Australia.

4. Your understanding is asking that this parts catalog is not a technical data manual setting forth as servicing procedures, This parts catalog is using simplified illustration. Be sure to use Yanmar Genuine Parts in your maintenance servicing of Yanmar products. Be careful not to use the simple parts available in the market ; otherwise their use in repairing causes such as an early breakage, for instance.

Directions for the Parts Catalog.

1. This Parts Catalog shows both standard and optional parts.
2. Parts may change without prior notice.
3. The following is an example of the Parts Catalog format.

REF.	LEV.	PARTS NO.	DESCRIPTION	Q'TY						I	R
				(A)	(B)	(C)	(D)	(E)	(F)		
1	1	729595-51390	FUEL INJECTION PUMP	1	1	1	1	1			1
1-1	1	729595-51391	FUEL INJECTION PUMP	1	1	1	1	1		N	1
		(A=E00185) (B=E00200)									
3	2	26022-060162	SCREW M 6X 16	9	9	9	9	9			
3-1	2	26022-060162	SCREW M 6X 16	4	4	4	4	4		K	
		(A=E00156) (B=E00156) (C=E00156) (D=E00156) (E=E00156)									
4	2	129470-51040	CAMSHAFT	1	1	1	1	1			
5	2	122710-51050	BEARING, ROLLER	2	2	2	2	2			
6	2	129470-51060	RETAINER	1	1	1	1	1			

Remarks
(1) BOOST COMPEMSATOR TYPE. OPTIONAL PART, TO E00155,(4JH-DT, 4JH-DTZ

① Ref. No.

The Ref. No. listed may not be in accordance with the illustration Ref. No.

(Ex.) Illustration No.

List Ref No.

1

1

(Before change)

1-1

(After change)

For interchangeable symbols N, R and K, illustrations for new parts may be abbreviated.

② Lev. (Level)

Level indication

The numbers below indicate the level of relativity towards the main part.

1 ----- Main parts (Assembly parts)

2 ----- Sub component included in " 1 ".

3 ----- Sub component included in " 2 ".

Note) Parts that are not for sale are partially illustrated but not listed.

③ Interchangeability Symbol

When a part change takes place, one of the following interchangeability symbols is indicated beside the part.

Symbol	Interchangeability	Contents note
N	Old $\begin{matrix} \leftarrow \text{Yes} \\ \text{No} \rightarrow \end{matrix}$ New	New Part is interchangeable for Old Part but Old Part is not interchangeable for New Part.
Q	Old $\begin{matrix} \leftarrow \text{No} \\ \text{Yes} \rightarrow \end{matrix}$ New	New Part is not interchangeable for Old Part but Old Part is interchangeable for New Part.
R	Old $\begin{matrix} \leftarrow \text{Yes} \\ \text{Yes} \rightarrow \end{matrix}$ New	New/ Old Parts are both interchangeable.
S	Old $\begin{matrix} \leftarrow \text{No} \\ \text{No} \rightarrow \end{matrix}$ New	New/ Old Parts are both not interchangeable.
W		Part newly added.
Z		Part discontinued.
F		Not interchangeable by a single part but interchangeable together with related parts.
K		Changes only for used parts quantities.

④ Effective Machine No.

When a part changes, the effective Machine No. will be indicated in the (A)-(F) column.

Product Symbol	Product No.	Product Symbol	Product No.
C	Clutch No. Compressor No.	F	Machine No. (Agricultural Equip.)
D	Drive No.	M	Machine No.
E	Engine No.		

Note 1) A date may follow the symbol. (Ex.) 1996.01

Note 2) "XXXXX" and "ZZZZZ" are for parts that could not be predicted or for engine models that could not be identified.

Note 3) (A=E00185) is the E (Engine Serial Number) for the column (A) model (in this case 4JH-DT) after the parts design change.

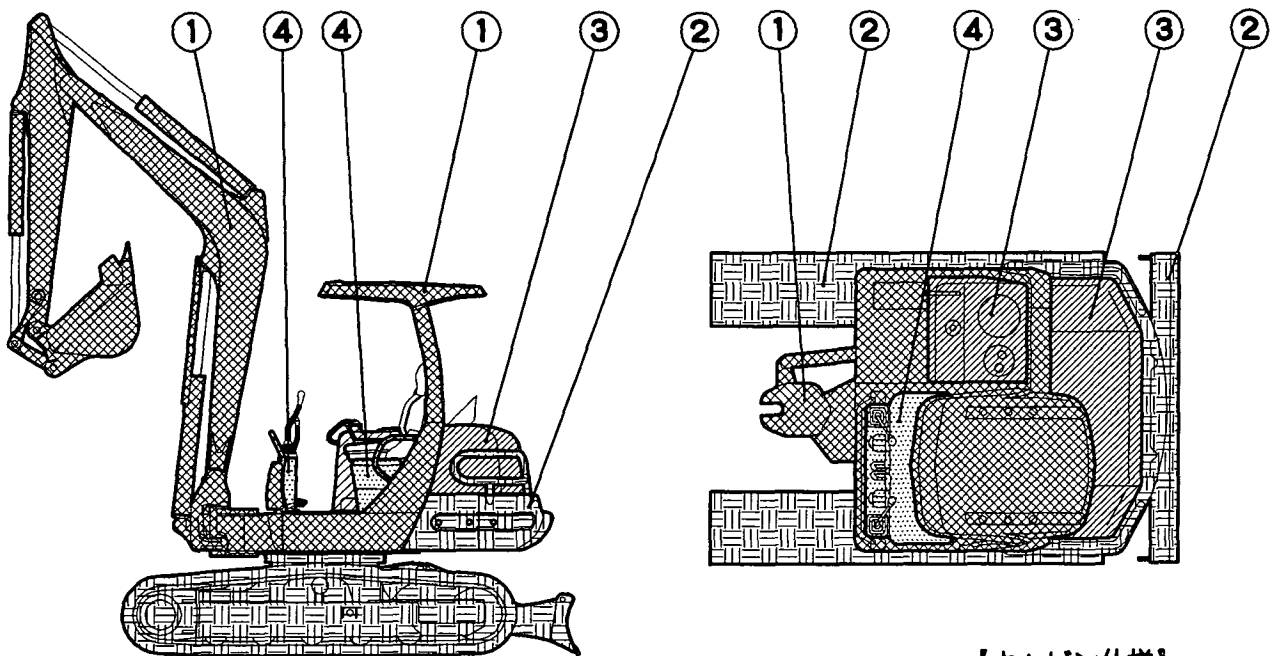
⑤ Remarks

Figures or alphabets (symbols) are entered in the remarks column.

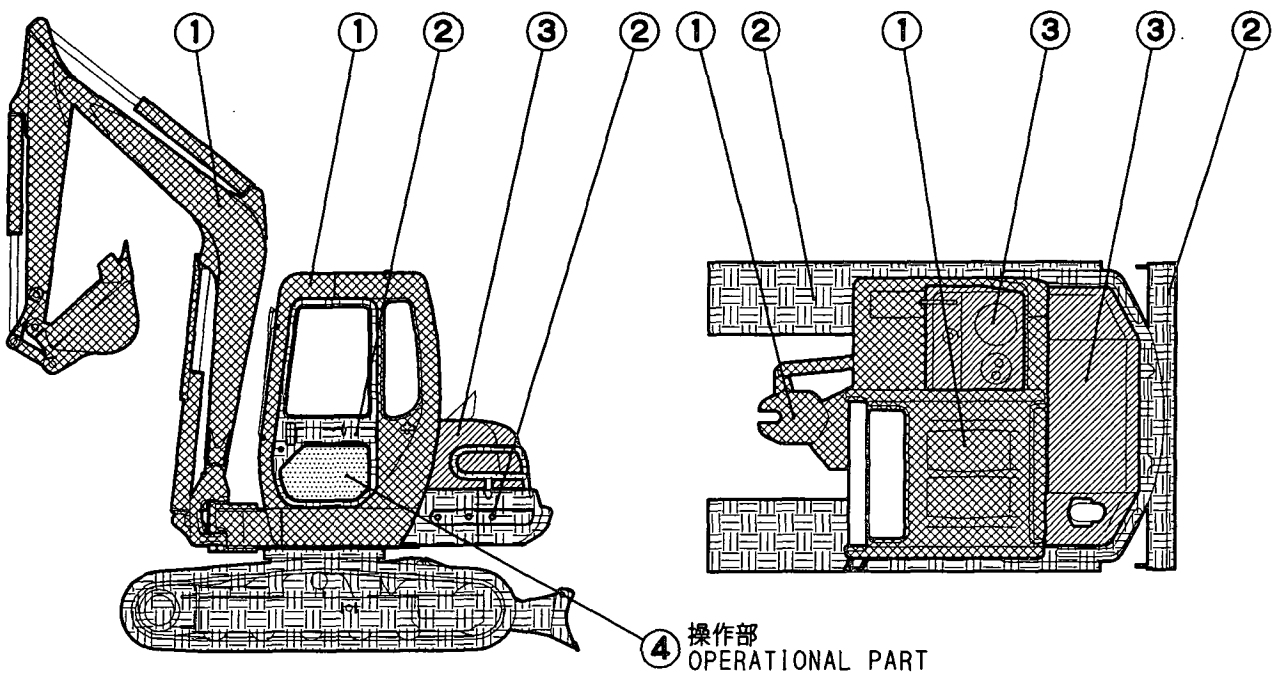
The comments (remarks) on parts that are indicated at the bottom of the illustration are the same symbols as those stated above.





1 [本機塗装色] (JP, EX) [PAINTED COLOR LIST] (JP, EX)

【キャノピ仕様】
[CANOPY SPEC.]



【キャビン仕様】
[CABIN SPEC.]



部所 PART	表示 DESCRIPTION	塗装色 マンセル記号	PAINTED COLOR MUNSEL No.	色区分 COLOR CODE
①		ヤンマーピーコックグリーン 3.8BG5.31/9.15	YANMAR PEACOCK GREEN 3.8BG5.31/9.15	97
②		ヤンマー新ディーブグリーン 0.6B2.2/4.2	YANMAR NEW DEEP GREEN 0.6B2.2/4.2	88
③		ヤンマーシトラスグリーン 4.84GY8.42/6.99	YANMAR CITRUS GREEN 4.84GY8.42/6.99	96
④		ヤンマーダークオリーブグレー 5.39Y2.92/0.78	YANMAR DARK OLIVE GRAY 5.39Y2.92/0.78	72

2 [塗料部品番号] (JP, EX) [PAINT PART No.] (JP, EX)

部所 PART	塗装色 PAINTED COLOR	塗料部品番号 PAINT PART No.		
		16ℓ缶 16ℓCAN	4ℓ缶 4ℓCAN	スプレー SPRAY
①	ヤンマーピーコックグリーン YANMAR PEACOCK GREEN	981101-09597	977620-40970	977620-30971
②	ヤンマー新ディーブグリーン YANMAR NEW DEEP GREEN	981101-09598	977620-40980	977620-30981
③	ヤンマーシトラスグリーン YANMAR CITRUS GREEN	981101-09599	977620-40990	977620-30991
④	ヤンマーダークオリーブグレー YANMAR DARK OLIVE GRAY	-----	977620-40720	TOR-90460003

3 [塗装色部品の表現] (JP, EX) [EXPRESSION OF PAINTED PARTS] (JP, EX)

部品番号 PART NO.	部品名 PART NAME	塗装色 PAINTED COLOR
172165-68400 -4	キャビンCMP (グリーン: 97) CABIN ASSY (GREEN: 97)	ヤンマーピーコックグリーン YANMAR PEACOCK GREEN

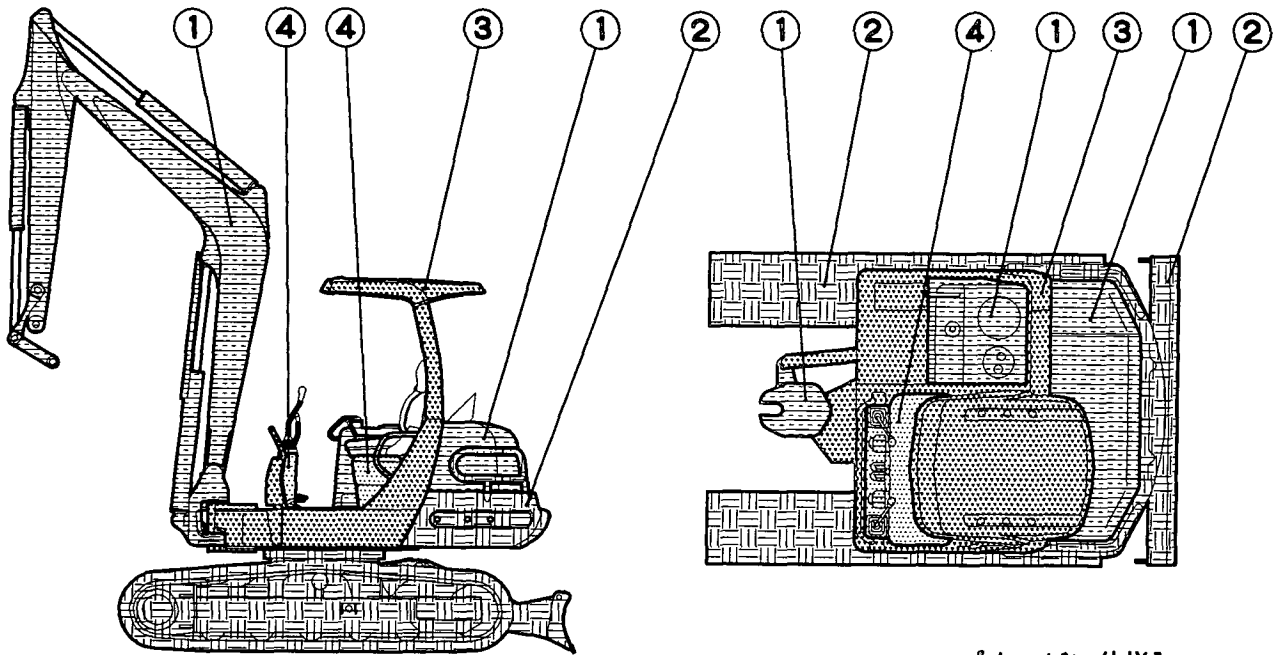
(注) 部品名末尾の () 内は塗装色を示す。
(NOTE) () at the end of part name shows Paint Color.

4 [主要部品の塗装色] (JP, EX) [COLOR OF MAIN PARTS] (JP, EX)

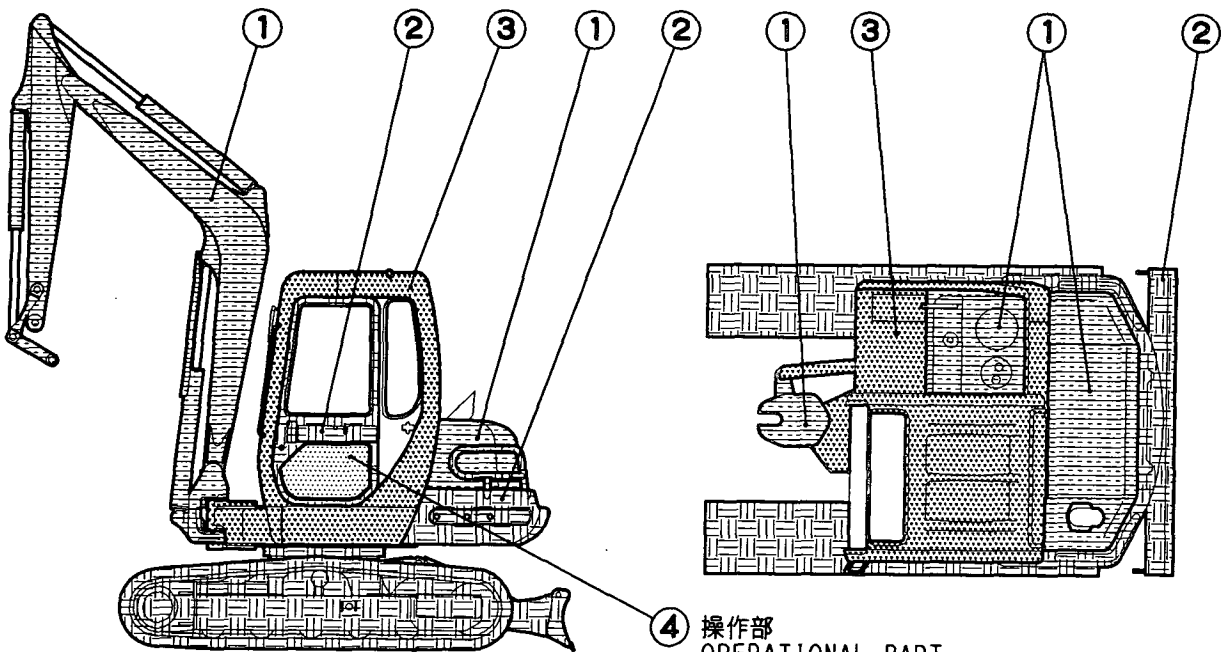
部所 PART	塗装色 PAINTED COLOR	主な部品 MAIN PARTS
①	ヤンマーピーコックグリーン YANMAR PEACOCK GREEN	ターニングフレーム ブーム アーム キャビン本体 バケット フロントカバー TURNING FRAME BOOM ARM CABIN BODY BUCKET FRONT COVER
②	ヤンマー新ディーブグリーン YANMAR NEW DEEP GREEN	下部走行体 ブレード カウンターウエイト スイングシリンダ ブレードシリンダ UNDER TRAVELING BODY BLADE COUNTER WEIGHT SWING CYLINDER BLADE CYLINDER
③	ヤンマーシトラスグリーン YANMAR CITRUS GREEN	ボンネット 燃料タンク BONNET FUEL TANK
④	ヤンマーダークオリーブグレー YANMAR DARK OLIVE GRAY	ステップ レバー類 インパネ ペダルカバー STEP LEVER SORT INSTRUMENT PANEL PEDAL COVER

1 [本機塗装色] (AS) [PAINTED COLOR LIST] (AS)

【キャノピ仕様】
【CANOPY SPEC.】



【キャビン仕様】
【CABIN SPEC.】



④ 操作部
OPERATIONAL PART

部所 PART	表示 DESCRIPTION	塗装色 マンセル記号	PAINTED COLOR MUNSEL No.	色区分 COLOR CODE
①		ヤンマー新パーマネントイエロー 5.2Y8.5/11	YANMAR NEW PERMANENT YELLOW 5.2Y8.5/11	87
②		ヤンマー新ディーブグリーン 0.6B2.2/4.2	YANMAR NEW DEEP GREEN 0.6B2.2/4.2	88
③		ヤンマー新グレイッシュグリーン 2.9BG4.8/3.0	YANMAR NEW GRAYISH GREEN 2.9BG4.8/3.0	86
④		ヤンマーダークオリーブグレー 5.39Y2.92/0.78	YANMAR DARK OLIVE GRAY 5.39Y2.92/0.78	72

2 [塗料部品番号] (AS) [PAINT PART No.] (AS)

部所 PART	塗装色 PAINTED COLOR	塗料部品番号 PAINT PART No.		
		16ℓ缶 16ℓCAN	4ℓ缶 4ℓCAN	スプレー SPRAY
①	ヤンマー新パーマネントイエロー YANMAR NEW PERMANENT YELLOW	981101-09519	977620-40870	977620-30871
②	ヤンマー新ディープグリーン YANMAR NEW DEEP GREEN	981101-09588	977620-40880	977620-30881
③	ヤンマー新グレイッシュグリーン YANMAR NEW GRAYISH GREEN	981101-09616	977620-40860	977620-30861
④	ヤンマーダークオリーブグレー YANMAR DARK OLIVE GRAY	-----	977620-40720	TOR-90460003

3 [塗装色部品の表現] (AS) [EXPRESSION OF PAINTED PARTS] (AS)

部品番号 PART NO.	部品名 PART NAME	塗装色 PAINTED COLOR
172425-81100 -1	ブーム ASSY (イエロー:87) BOOM ASSY (YELLOW:87)	ヤンマー新パーマネントイエロー YANMAR NEW PERMANENT YELLOW

(注) 部品名末尾の () 内は塗装色を示す。

(NOTE) () at the end of part name shows Paint Color.

4 [主要部品の塗装色] (AS) [COLOR OF MAIN PARTS] (AS)

部所 PART	塗装色 PAINTED COLOR	主な部品 MAIN PARTS
①	ヤンマー新パーマネントイエロー YANMAR NEW PERMANENT YELLOW	ブーム アーム ブームシリンダ アームシリンダ バケットシリンダ 燃料タンク 作動油タンク ボンネット ワークランプカバー BOOM ARM BOOM CYLINDER ARM CYLINDER BUCKET CYLINDER FUEL TANK HYD. OIL TANK BONNET WORK LAMP COVER
②	ヤンマー新ディープグリーン YANMAR NEW DEEP GREEN	ブレード ブレードシリンダ スイングシリンダ キャビンドア カウンターウエイト エンジン周り 走行関係 BLADE BLADE CYLINDER SWING CYLINDER CABIN DOOR COUNTER WEIGHT ENGINE SURROUNDINGS TRAVEL CONNECTION
③	ヤンマー新グレイッシュグリーン YANMAR NEW GRAYISH GREEN	キャビン キャノピ ステップ 旋回フレーム シリンダカバー CABIN CANOPY STEP TURNING FRAME CYLINDER COVER
④	ヤンマーダークオリーブグレー YANMAR DARK OLIVE GRAY	操作部 OPERATIONAL PART

絵目次 (1) 主要部品
 PICTURESQUE INDEX (1) MAIN PARTS

銘板 . . . FIG. 1 ~ 6
 LABEL
 安全銘板 . . . FIG. 7
 SAFETY LABEL
 工具 . . . FIG. 8
 TOOL
 PTOキット . . . FIG. 105
 P. T. O. KIT
 クーラキット . . . FIG. 106, 107
 COOLER KIT

電装品 . . . FIG. 17 ~ 20
 ELECTRIC PART
 ヒータ&デフロスタ . . . FIG. 22
 HEATER & DEFROSTER
 コンプレッサ&Vプーリ . . . FIG. 24
 COMPRESSOR & V PULLER

ラジオ . . . FIG. 23
 RADIO
 シート&シートマウント . . . FIG. 43 ~ 46
 SEAT & SEAT MOUNT
 シートマウント&ステップ . . . FIG. 47
 SEAT MOUNT & STEP
 キャビン . . . FIG. 51, 52
 CABIN
 キャビンドア . . . FIG. 53
 CABIN DOOR
 キャンピ . . . FIG. 54
 CANOPY

吸気パイプ&排気パイプ . . . FIG. 9
 SUC. PIPE & EXH. PIPE
 エンジンマウント . . . FIG. 12
 ENGINE MOUNT
 ラジエータ&オイルクーラ . . . FIG. 13
 RADIATOR & OIL COOLER
 燃料タンク&燃料パイプ . . . FIG. 14, 15
 FUEL TANK & FUEL PIPE
 作動油タンク . . . FIG. 76
 HYD. OIL TANK

バッテリー . . . FIG. 16
 BATTERY
 スイングシリンダ . . . FIG. 60, 61
 SWING CYLINDER
 遠隔グリースング . . . FIG. 98
 GREASING

カバー . . . FIG. 26
 COVER
 フレームカバー . . . FIG. 41, 42
 FRAME COVER
 ステップ . . . FIG. 48, 49
 STEP
 ボンネット . . . FIG. 50
 BONNET

ブーム&ブームブラケット . . . FIG. 99
 BOOM & BOOM BRACKET

ワークランプ . . . FIG. 21
 WORK LAMP

アームシリンダ . . . FIG. 58
 ARM CYLINDER

ブームシリンダ
 BOOM CYLINDER
 . . . FIG. 56, 57

バケットシリンダ
 BUCKET CYLINDER
 . . . FIG. 59

アーム&バケットリンク . . . FIG. 100
 ARM & BUCKET LINK
 バケット . . . FIG. 101 ~ 103
 BUCKET

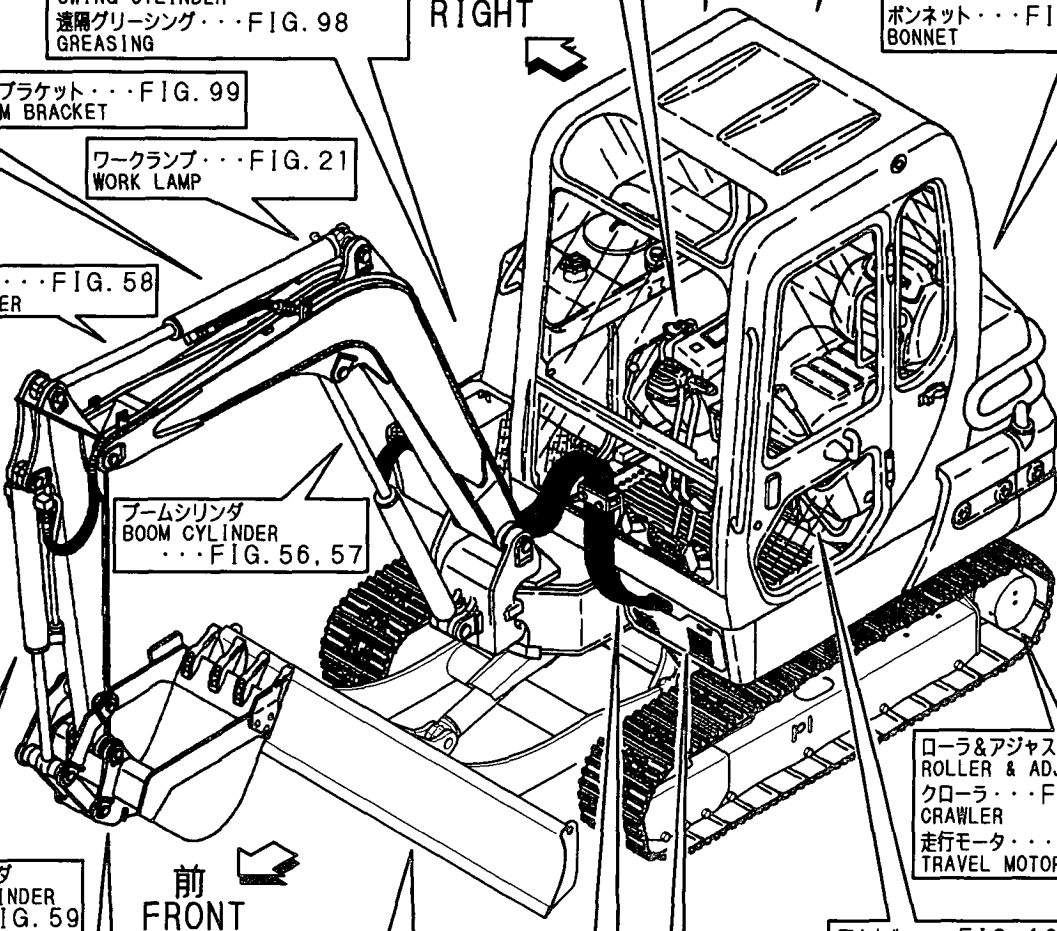
ブレードシリンダ . . . FIG. 62
 BLADE CYLINDER
 ブレード . . . FIG. 104
 BLADE

パイピング . . . FIG. 25
 PIPING
 油圧配管 . . . FIG. 77 ~ 86
 HYD. OIL PIPING
 コントロール配管 . . . FIG. 87 ~ 97
 CONTROL PIPING

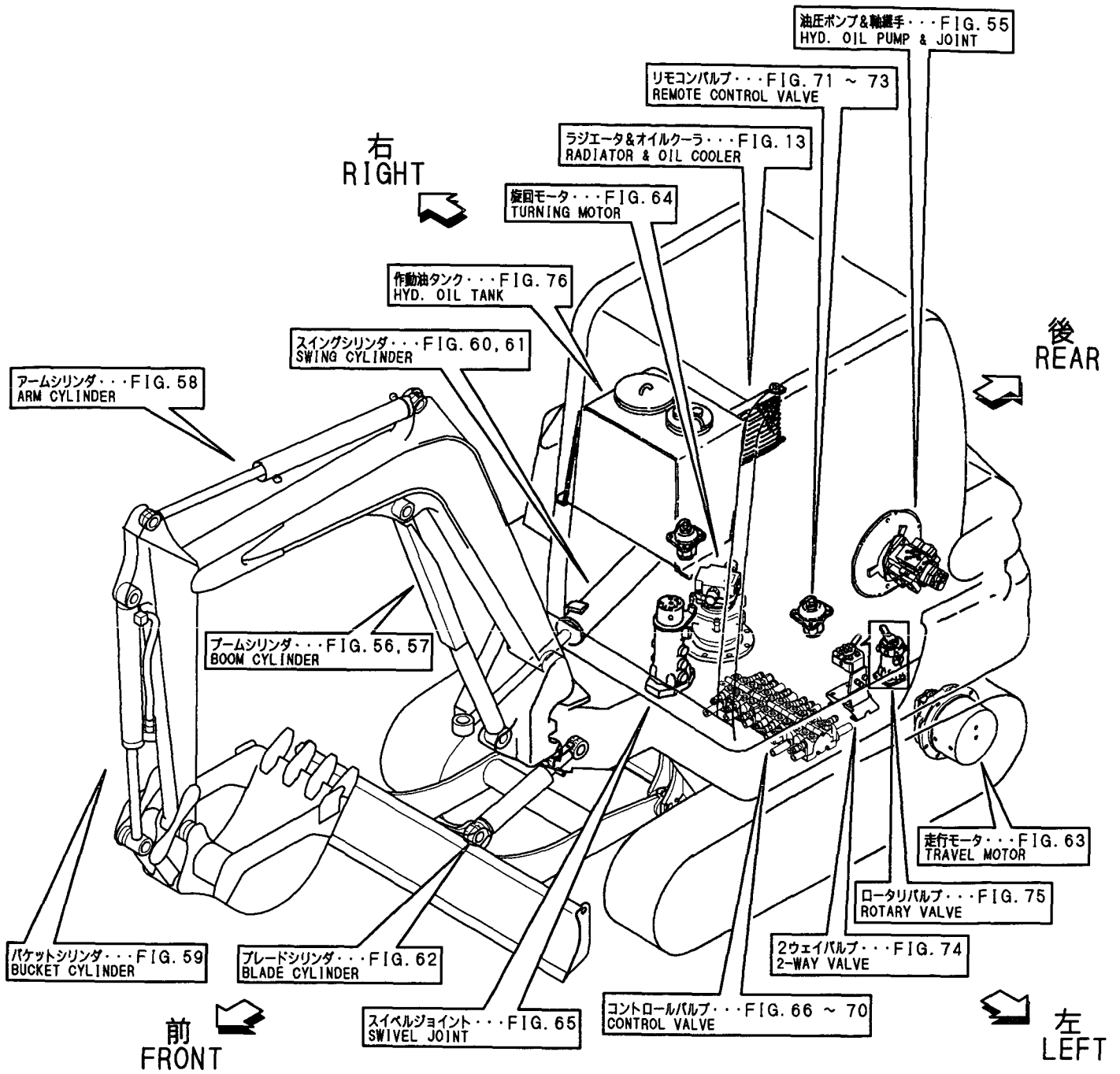
フレーム&旋回ベアリング . . . FIG. 40
 FRAME & TURNING BEARING
 旋回モータ . . . FIG. 64
 TURNING MOTOR
 スイベルジョイント . . . FIG. 65
 SWIVEL JOINT

ローラ&アジャスト . . . FIG. 27
 ROLLER & ADJUST
 クローラ . . . FIG. 28
 CRAWLER
 走行モータ . . . FIG. 63
 TRAVEL MOTOR

アクセラ . . . FIG. 10, 11
 ACCELERATOR
 操縦装置 . . . FIG. 29 ~ 39
 CONTROL EQUIPMENT
 油圧ポンプ&軸継手 . . . FIG. 55
 HYD. OIL PUMP & JOINT
 コントロールバルブ . . . FIG. 66 ~ 70
 CONTROL VALVE
 リモコンバルブ . . . FIG. 71 ~ 73
 REMOTE CONTROL VALVE
 2ウェイバルブ . . . FIG. 74
 2-WAY VALVE
 ロータリバルブ . . . FIG. 75
 ROTARY VALVE



絵目次 (2) 油圧関係
PICTURESQUE INDEX (2) HYDRAULIC SECTION



Contents

Fig. No.	Fig. Name	Fig. No.	Fig. Name
	VEHICLE B50-2B(JP,AS,EX)		
1.	LABEL(CABIN)FRONT LEVER(JP)	25.	PIPING(COOLER SPEC.)
2.	LABEL(CABIN)SIDE LEVER(JP)	26.	COVER(COOLER SPEC.)
3.	LABEL(CABIN)(AS)	27.	ROLLER & ADJUST
4.	LABEL(CANOPY)(FRONT LEVER)(JP)	28.	CRAWLER
5.	LABEL(CANOPY)(SIDE LEVER)(JP)	29.	CONTROL EQUIPMENT(LINK STAND & OPERATION LEVER/FRONT LEVER)
6.	LABEL(CANOPY)(AS,EX)	30.	CONTROL EQUIPMENT(LINK STAND & OPERATION LEVER/SIDE LEVER)
7.	SAFETY LABEL	31.	CONTROL EQUIPMENT(LINK STAND)(AS)
8.	TOOL	32.	CONTROL EQUIPMENT(TRAVEL & SWING)
9.	SUC.PIPE & EXH. PIPE	33.	CONTROL EQUIPMENT(BLADE LEVER)
10.	ACCELERATOR	34.	CONTROL EQUIPMENT(LOW-HIGH PEDAL)
11.	ACCELERATOR(ONE TOUCH DECEL)	35.	CONTROL EQUIPMENT(CUT OFF LEVE/FRONT LEVER)
12.	ENGINE MOUNT	36.	CONTROL EQUIPMENT(CUT OFF LEVE/FRONT LEVER)(COOLER SPEC.)
13.	RADIATOR & OIL CIILER	37.	CONTROL EQUIPMENT(CUT OFF LEVE/SIDE LEVER)
14.	FUEL TANK & FUEL PIPE	38.	CONTROL EQUIPMENT(CUT OFF LEVER)(AS)
15.	FUEL TANK & FUEL PIPE(AS)	39.	CONTROL EQUIPMENT(P.T.O.CONTROL)
16.	BATTERY	40.	FRAME & TURNING BEARING
17.	ELECTRIC PART(CABIN,CANOPY)	41.	FRAME COVER(CABIN)
18.	ELECTRIC PART(CABIN,CANOPY)(ONE TOUCH DECEL)	42.	FRAME COVER(CANOPY)
19.	ELECTRIC PART(CABIN)	43.	SEAT & SEAT MOUNT(FRONT LEVER)
20.	ELECTRIC PART(COOLER SPEC.)	44.	SEAT & SEAT MOUNT(FRONT LEVER)(COOLER SPEC.)
21.	WORK LAMP	45.	SEAT & SEAT MOUNT(SIDE LEVER)
22.	HEATER & DEFROSTER	46.	SEAT & SEAT MOUNT(SIDE LEVER)(COOLER SPEC.)
23.	RADIO(OPTIONAL)	47.	SEAT MOUNT & STEP(AS)
24.	COMPRESSOR & V PULLER(COOLER SPEC.)	48.	STEP
		49.	STEP(COOLER SPEC.)

Contents

Fig. No. Fig. Name

- 50. BONNET
- 51. CABIN
- 52. CABIN(COOLER SPEC.)(JP)
- 53. CABIN DOOR
- 54. CANOPY
- 55. HYD.OIL PUMP & JOINT
- 56. BOOM CYLINDER(CABIN)
- 57. BOOM CYLINDER(CANOPY)
- 58. ARM CYLINDER
- 59. BUCKET CYLINDER
- 60. SWING CYLINDER(CABIN)
- 61. SWING CYLINDER(CANOPY)
- 62. BLADE CYLINDER
- 63. TRAVEL MOTOR
- 64. TURNING MOTOR
- 65. SWIVEL JOINT
- 66. CONTROL VALVE(P PORT)
- 67. CONTROL VALVE(TRAVEL & P.T.O.)
- 68. CONTROL VALVE(ARM & SWING)
- 69. CONTROL VALVE(BOOM & BUCKET)
- 70. CONTROL VALVE(TURNING & BLADE)
- 71. REMOTE CONTROL VALVE
- 72. REMOTE CONTROL VALVE(RIGHT)(AS)
- 73. REMOTE CONTROL VALVE(LEFT)(AS)
- 74. 2-WAY VALVE(2-WAY MULTI CHANGE)

Fig. No. Fig. Name

- 75. ROTARY VALVE(4-WAY MULTI CHANGE)
- 76. HYD.OIL TANK
- 77. HYD.OIL PIPING(TANK-PUMP-VALVE)
- 78. HYD.OIL PIPING(VALVE-MOTOR,BOOM)
- 79. HYD.OIL PIPING(VALVE-SWIVEL,SWING)
- 80. HYD.OIL PIPING(RETURN:1)
- 81. HYD.OIL PIPING(RETURN:2)
- 82. HYD.OIL PIPING(TRAVEL)
- 83. HYD.OIL PIPING(BOOM)
- 84. HYD.OIL PIPING(P.T.O.FRAME END)
- 85. HYD.OIL PIPING(P.T.O.BOOM END)
- 86. HYD.OIL PIPING(P.T.O.ARM END)
- 87. CONTROL PIPING(PUMP-REMO.CON.V.-RETURN/FRONT LEVER)
- 88. CONTROL PIPING(PUMP-REMO.CON.V.-RETURN/SIDE LEVER)
- 89. CONTROL PIPING(PUMP-REMO.CON.V.-RETURN)(AS)
- 90. CONTROL PIPING(REMO.CON V.-CON V./DIRECT.FRONT LEVER)
- 91. CONTROL PIPING(REMO.CON V.-CON V./DIRECT,SIDE LEVER)
- 92. CONTROL PIPING(REMO.CON V.-CON V./DIRECT)(AS)
- 93. CONTROL PIPING(REMO.CON V.-MULTI V./4-WAY,FRONT LEVER)
- 94. CONTROL PIPING(REMO.CON V.-MULTI V./4-WAY,SIDE LEVER)
- 95. CONTROL PIPING(MULTI V.-CON V./4WAY MULTI)
- 96. CONTROL PIPING(2-WAY MULTI CHANGE/FRONT LEVER)
- 97. CONTROL PIPING(2-WAY MULTI CHANGE/SIDE LEVER)
- 98. GREASING
- 99. BOOM & BOOM BRACKET

Contents

Fig. No. Fig. Name

100. ARM & BUCKET LINK

101. BUCKET

102. BUCKET(ATTACHMENT)

103. BUCKET S-TYPE(ATTACHMENT)

104. BLADE

105. P.T.O.KIT

106. COOLER KIT(FRONT LEVER)

107. COOLER KIT(SIDE LEVER)

Fig. No. Fig. Name

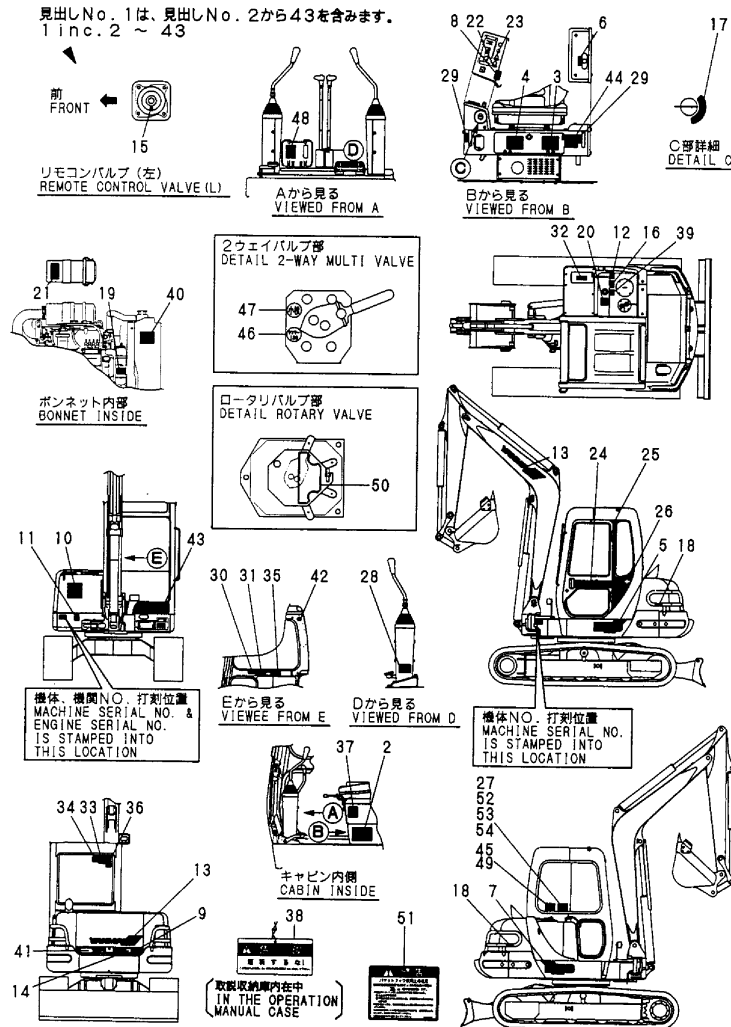
Fig.1. LABEL(CABIN)FRONT LEVER(JP)

(A)=B50-2B C(R)F
 (B)=B50-2B C(R)S
 (C)=B50-2B P(R)F

(D)=B50-2B P(R)S
 (E)=B50-2BC(R)AS
 (F)=B50-2BP(R)AS

Y00K3462

Fig. 1 銘板(キャビン) (フロントレバー) (JP)
 LABEL (CABIN) (FRONT LEVER) (JP)



No.	Lev.	Parts No.	Description	Q'ty						I	R
				(A)	(B)	(C)	(D)	(E)	(F)		
1	1	772426-03100	LABEL ASSY	1							
2	2	172426-03110	LABEL	1							
2-1	2	172426-03111	LABEL, SPECIFICATION	1							S 6
(A=M/#66343)											
3	2	172426-03120	LABEL	1							
4	2	172165-03130	LABEL, GREASE FEED	1							
5	2	172165-03151	LABEL(B50 L	1							
6	2	172519-03150	LABEL, ACCEL	1							
7	2	172165-03161	LABEL(B50 R	1							
8	2	172141-03170	LABEL, RESTART	1							
9	2	172165-03451	LABEL	1							
10	2	172164-03180	MARK, NO.1	1							
11	2	172165-03220	LABEL, GREASE	1							
12	2	172155-03310	LABEL, OILING	1							
13	2	172165-03261	LABEL, BOOM	2							
14	2	172519-04180	LABEL, WARNING	1							
15	2	172173-03250	LABEL	1							
16	2	172142-03302	LABEL, CAUTION	1							
17	2	172141-03360	LABEL, START SWITCH	1							
18	2	172141-03372	LABEL	2							
19	2	121470-44540	LABEL, SUB-TANK	1							
20	2	172183-03250	LABEL, FUEL	1							
21	2	172141-03202	LABEL, CAUTION	1							
22	2	172162-03180	LABEL, HEATER SWITCH	1							
23	2	172162-03190	LABEL, WIPER SWITCH	1							
24	2	172428-03160	LABEL	1							
25	2	172165-03311	LABEL	1							
26	2	172428-03170	LABEL, CAB	1							
27	2	172165-03460	LABEL, PATERN A	1							
28	2	172147-03210	LABEL, 2 SPEED	1							
29	2	172511-03250	LABEL, LEVER LOCK	2							
30	2	172964-03610	LABEL A	1							
31	2	172164-03500	LABEL, START	1							
32	2	172165-03661	LABEL, DANGER	1							
33	2	172164-03510	LABEL, LOADING	1							
34	2	172164-03520	LABEL, DANGER	1							
35	2	172164-03540	LABEL	1							
36	2	172964-03370	LABEL	1							
37	2	172964-03390	LABEL, ADJUST	1							
38	2	172964-03481	TAG ASSY, CAUTION	1							
39	2	172519-04290	LABEL, WARNING	1							
40	2	172519-04300	LABEL	1							
41	2	172164-03560	LABEL	1							
42	2	172164-03530	LABEL, WARNING	2							
42-1	2	172164-03531	LABEL, WARNING	2							S
(A=M/#61124)											
43	2	172428-03150	LABEL	1							
44	1	172165-03240	LABEL	1							1
45	1	172175-03550	LABEL(2-WAY	1							2
46	1	172173-03560	LABEL (YANMAR	1							2
47	1	172173-03570	LABEL (KOMATSU	1							2

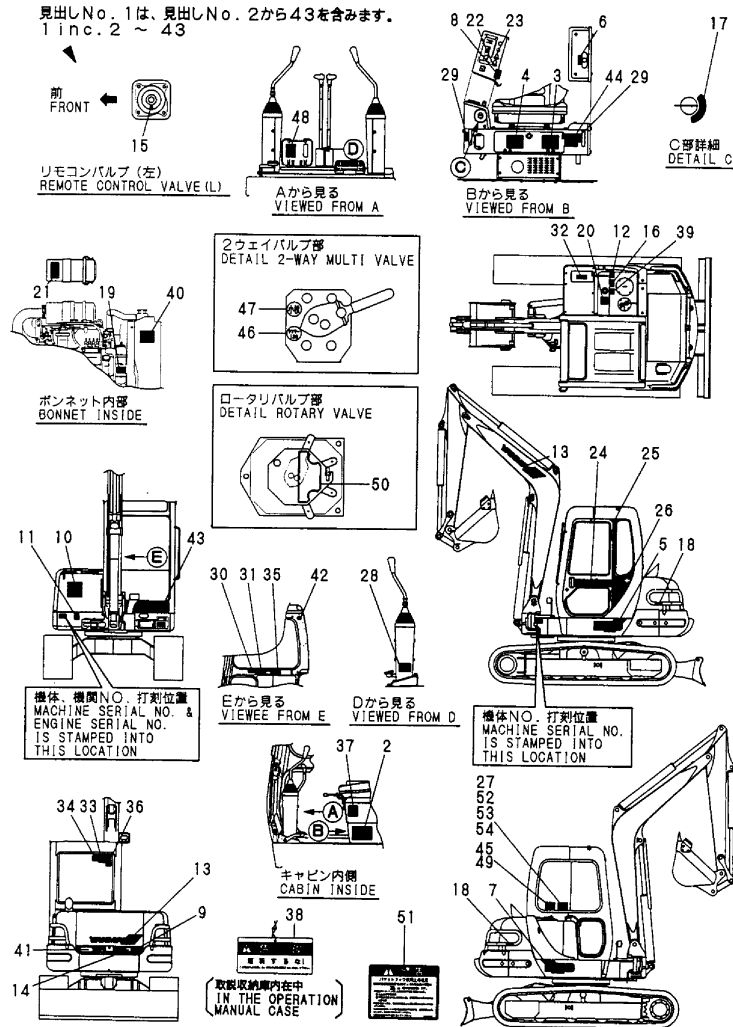
- Remarks
 (1) RUBBER CRAWLER SPEC.
 (2) 2-WAY MULTI CHANGE SPEC.
 (3) P.T.O. SPEC.
 (4) 4-WAY MULTI CHANGE SPEC.
 (5) OPTIONAL
 (6) S.I UNIT PART

Fig.1. LABEL(CABIN)FRONT LEVER(JP)

(A)=B50-2B C(R)F (D)=B50-2B P(R)S
 (B)=B50-2B C(R)S (E)=B50-2BC(R)AS
 (C)=B50-2B P(R)F (F)=B50-2BP(R)AS

Y00K3462

Fig. 1 銘板(キャビン) (フロントレバー) (JP)
 LABEL (CABIN) (FRONT LEVER) (JP)



No.	Lev.	Parts No.	Description	Q'ty						I	R
				(A)	(B)	(C)	(D)	(E)	(F)		
48	1	172165-03231	LABEL, P.T.O.	1							3
49	1	172165-03471	LABEL	1							4
50	1	172425-03200	LABEL	1							W 4
(A=M/#61005)											
51	1	172151-03050	LABEL	1							5
52	1	172168-03250	LABEL	1							5
53	1	172168-03410	LABEL	1							5
54	1	172168-03260	LABEL, PATTERN D	1							5

Remarks

- (1)RUBBER CRAWLER SPEC.
- (2)2-WAY MULTI CHANGE SPEC.
- (3)P.T.O. SPEC.
- (4)4-WAY MULTI CHANGE SPEC.
- (5)OPTIONAL
- (6)S.I UNIT PART

Fig.2. LABEL(CABIN)SIDE LEVER(JP)

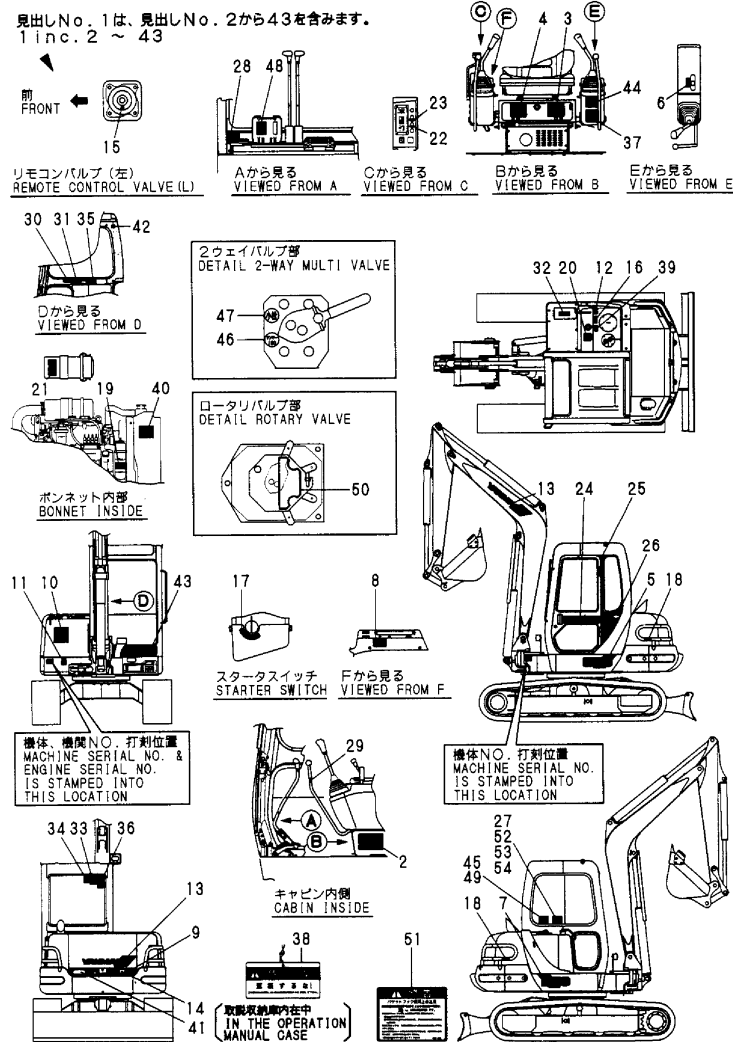
(A)=B50-2B C(R)F
(B)=B50-2B C(R)S
(C)=B50-2B P(R)F

(D)=B50-2B P(R)S
(E)=B50-2BC(R)AS
(F)=B50-2BP(R)AS

Y00K3462

Fig.2 銘板(キャビン)(サイドレバー)(JP)
LABEL(CABIN)(SIDE LEVER)(JP)

見出しNo. 1は、見出しNo. 2から43を含みます。
1 inc. 2 ~ 43



No.	Lev.	Parts No.	Description	Q'ty						I	R
				(A)	(B)	(C)	(D)	(E)	(F)		
1	1	772426-03110	LABEL ASSY		1						
2	2	172426-03110	LABEL		1						
2-1	2	172426-03111	LABEL, SPECIFICATION		1						S 6
(A)=M/#66343											
3	2	172426-03120	LABEL		1						
4	2	172165-03130	LABEL, GREASE FEED		1						
5	2	172165-03151	LABEL(B50 L		1						
6	2	172519-03150	LABEL, ACCEL		1						
7	2	172165-03161	LABEL(B50 R		1						
8	2	172141-03170	LABEL, RESTART		1						
9	2	172165-03451	LABEL		1						
10	2	172164-03180	MARK, NO.1		1						
11	2	172165-03220	LABEL, GREASE		1						
12	2	172155-03310	LABEL, OILING		1						
13	2	172165-03261	LABEL, BOOM		2						
14	2	172519-04180	LABEL, WARNING		1						
15	2	172173-03250	LABEL		1						
16	2	172142-03302	LABEL, CAUTION		1						
17	2	172141-03360	LABEL, START SWITCH		1						
18	2	172141-03372	LABEL		2						
19	2	121470-44540	LABEL, SUB-TANK		1						
20	2	172183-03250	LABEL, FUEL		1						
21	2	172141-03202	LABEL, CAUTION		1						
22	2	172162-03180	LABEL, HEATER SWITCH		1						
23	2	172162-03190	LABEL, WIPER SWITCH		1						
24	2	172428-03160	LABEL		1						
25	2	172165-03311	LABEL		1						
26	2	172428-03170	LABEL, CAB		1						
27	2	172165-03460	LABEL, PATERN A		1						
28	2	172147-03210	LABEL, 2 SPEED		1						
29	2	172183-03280	LABEL, LOCK		2						
30	2	172964-03610	LABEL A		1						
31	2	172164-03500	LABEL, START		1						
32	2	172165-03661	LABEL, DANGER		1						
33	2	172164-03510	LABEL, LOADING		1						
34	2	172164-03520	LABEL, DANGER		1						
35	2	172164-03540	LABEL		1						
36	2	172964-03370	LABEL		1						
37	2	172964-03390	LABEL, ADJUST		1						
38	2	172964-03481	TAG ASSY, CAUTION		1						
39	2	172519-04290	LABEL, WARNING		1						
40	2	172519-04300	LABEL		1						
41	2	172164-03560	LABEL		1						
42	2	172164-03530	LABEL, WARNING		2						
42-1	2	172164-03531	LABEL, WARNING		2						S
(B)=M/#61124											
43	2	172428-03150	LABEL		1						
44	1	172165-03240	LABEL		1						1
45	1	172173-03550	LABEL (2-WAY		1						2
46	1	172173-03560	LABEL (YANMAR		1						2
47	1	172173-03570	LABEL (KOMATSU		1						2

Remarks

- (1) RUBBER CRAWLER SPEC.
- (2) 2-WAY MULTI CHANGE SPEC.
- (3) P.T.O. SPEC.
- (4) 4-WAY MULTI CHANGE SPEC.
- (5) OPTIONAL
- (6) S.I UNIT PART

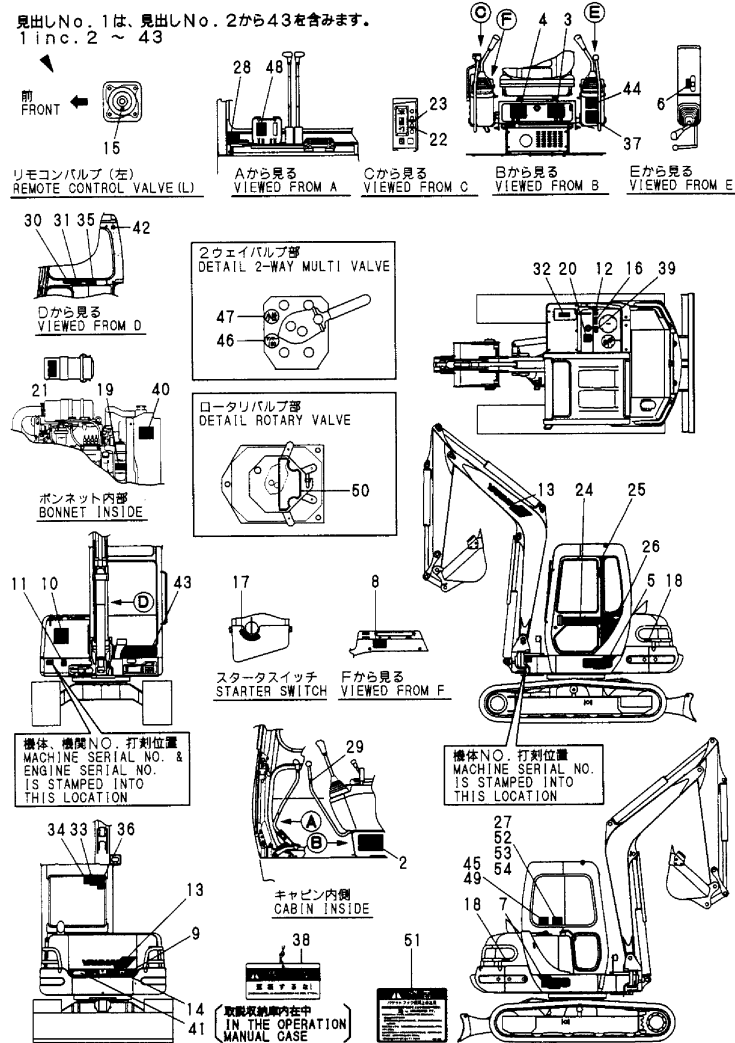
Fig.2. LABEL(CABIN)SIDE LEVER(JP)

(A)=B50-2B C(R)F (D)=B50-2B P(R)S
 (B)=B50-2B C(R)S (E)=B50-2BC(R)AS
 (C)=B50-2B P(R)F (F)=B50-2BP(R)AS

Y00K3462

Fig.2 鉛板(キャビン)(サイドレバー)(JP)
LABEL(CABIN)(SIDE LEVER)(JP)

見出しNo. 1は、見出しNo. 2から43を含みます。
 1 inc. 2 ~ 43



No.	Lev.	Parts No.	Description	Q'ty						I	R
				(A)	(B)	(C)	(D)	(E)	(F)		
48	1	172165-03231	LABEL, P.T.O.		1						3
49	1	172165-03471	LABEL		1						4
50	1	172425-03200	LABEL		1						W 4
				(B=M/#61005)							
51	1	172151-03050	LABEL		1						5
52	1	172168-03250	LABEL		1						5
53	1	172168-03410	LABEL		1						5
54	1	172168-03260	LABEL, PATTERN D		1						5

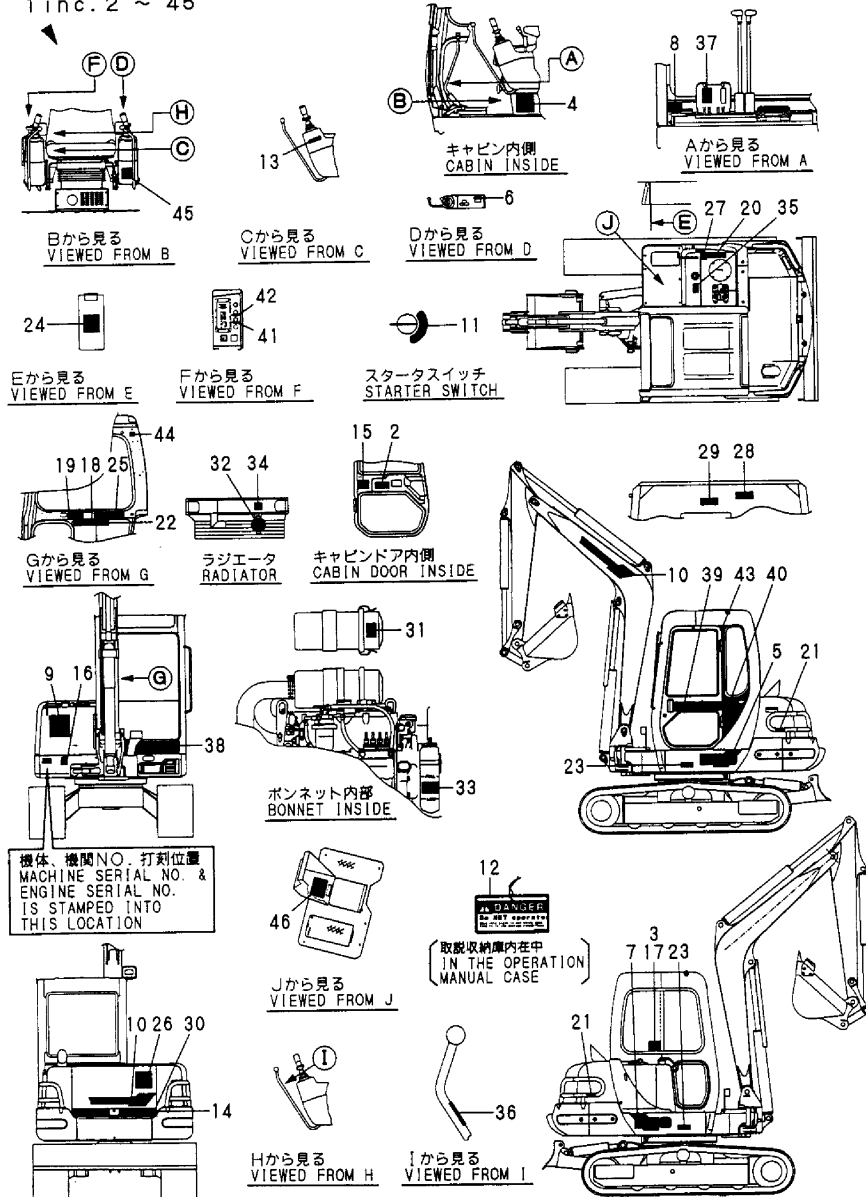
- Remarks
- (1) RUBBER CRAWLER SPEC.
 - (2) 2-WAY MULTI CHANGE SPEC.
 - (3) P.T.O. SPEC.
 - (4) 4-WAY MULTI CHANGE SPEC.
 - (5) OPTIONAL
 - (6) S.I UNIT PART

Fig.3. LABEL(CABIN)(AS)

Y00K3462

Fig.3 銘板(キャビン)(AS)
LABEL(CABIN)(AS)

見出しNo. 1は、見出しNo. 2から45を含みます。
1 inc. 2 ~ 45



(A)=B50-2B C(R)F
(B)=B50-2B C(R)S
(C)=B50-2B P(R)F

(D)=B50-2B P(R)S
(E)=B50-2BC(R)AS
(F)=B50-2BP(R)AS

No.	Lev.	Parts No.	Description	Qty						I	R
				(A)	(B)	(C)	(D)	(E)	(F)		
1	1	772437-03120	LABEL ASSY							1	
2	2	172437-03130	LABEL							1	
3	2	172165-03460	LABEL, PATERNA							1	
4	2	172437-03140	LABEL							1	
5	2	172165-03151	LABEL(B50 L							1	
6	2	172519-03150	LABEL, ACCEL							1	
7	2	172165-03161	LABEL(B50 R							1	
8	2	172147-03210	LABEL, 2 SPEED							1	
9	2	172439-03220	MARK, NO1							1	
10	2	172165-03261	LABEL, BOOM							2	
11	2	172141-03360	LABEL, START SWITCH							1	
12	2	172171-03400	TAG ASSY, CAUTION							1	
13	2	172141-03440	LABEL							1	
14	2	172165-03451	LABEL							1	
15	2	172165-03500	LABEL, GREASE FEED							1	
16	2	172171-03510	LABEL, GREASE							1	
17	2	172151-03540	LABEL, PATTERN A							1	
18	2	172171-03700	LABEL							1	
19	2	172171-03710	LABEL							1	
20	2	172171-03720	LABEL							1	
21	2	172171-03730	LABEL							2	
22	2	172171-03740	LABEL							1	
23	2	172171-03750	LABEL							2	
24	2	172171-03760	LABEL							1	
25	2	172171-03770	LABEL							1	
26	2	172171-03780	LABEL							1	
27	2	172155-03790	LABEL, RE-FUELING							1	
28	2	172171-03790	LABEL, RADIATOR							1	
29	2	172171-03800	LABEL							1	
30	2	172171-03810	LABEL							1	
31	2	172125-03950	LABEL, AIR CLEANER							1	
32	2	121120-44800	LABEL, RADIATOR							1	
33	2	124764-44810	LABEL, SUB-TANK							1	
34	2	124764-44920	LABEL, ANTI-FREEZING							1	
35	2	933112-52100	LABEL, FUEL							1	
35-1	2	172183-03450	LABEL, FUEL							1	N
36	2	172183-03280	LABEL, LOCK				(E=M/#61119)			1	
37	2	172165-03231	LABEL, P.T.O.							1	
38	2	172428-03150	LABEL							1	
39	2	172428-03160	LABEL							1	
40	2	172428-03170	LABEL, CAB							1	
41	2	172162-03180	LABEL, HEATER SWITCH							1	
42	2	172162-03190	LABEL, WIPER SWITCH							1	
43	2	172165-03311	LABEL							1	
44	2	172164-03530	LABEL, WARNING							2	
44-1	2	172164-03531	LABEL, WARNING							2	S
45	2	172141-03501	LABEL(ADJUST CRAWLER				(E=M/#61124)			1	
46	1	172437-03630	LABEL PTO, SELECT							1	W
							(E=M/#61143)				

Fig.4. LABEL(CANOPY)(FRONT LEVER)(JP)

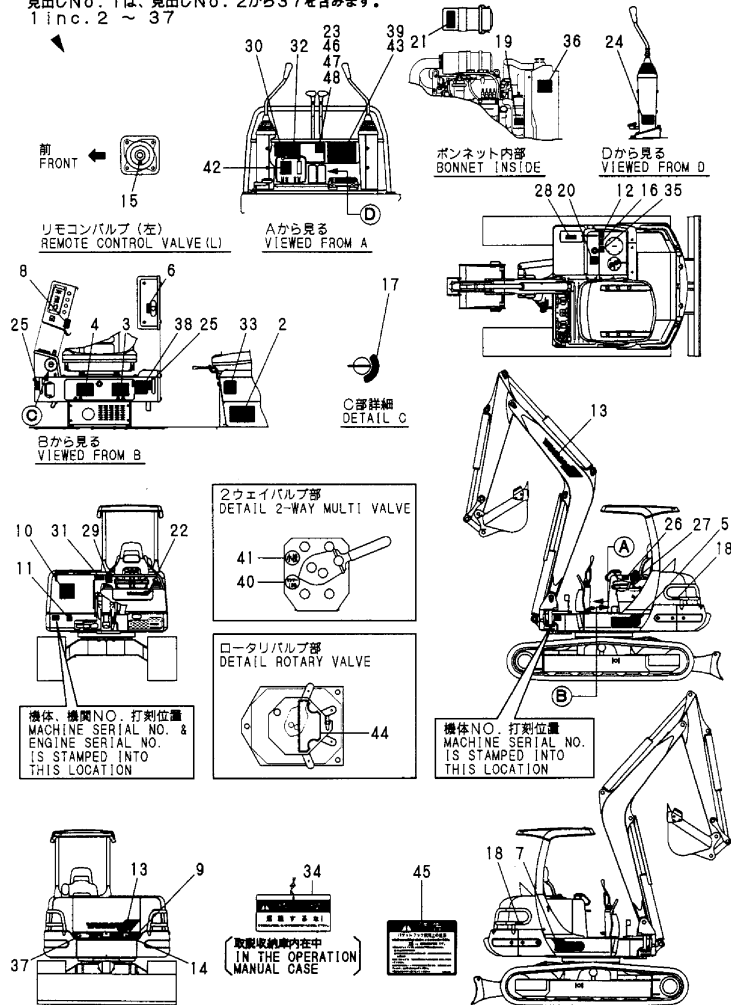
(A)=B50-2B C(R)F
(B)=B50-2B C(R)S
(C)=B50-2B P(R)F

(D)=B50-2B P(R)S
(E)=B50-2BC(R)AS
(F)=B50-2BP(R)AS

Y00K3462

Fig.4 銘板(キャノピ)(フロントレバー)(JP)
LABEL(CANOPY)(FRONT LEVER)(JP)

見出しNo. 1は、見出しNo. 2から37を含みます。
1 inc. 2 ~ 37



No.	Lev.	Parts No.	Description	Q'ty						I	R
				(A)	(B)	(C)	(D)	(E)	(F)		
1	1	772426-03120	LABEL ASSY			1					
2	2	172426-03110	LABEL			1					
2-1	2	172426-03111	LABEL, SPECIFICATION			1					S 6
(C=M/#66343)											
3	2	172426-03120	LABEL			1					
4	2	172165-03130	LABEL, GREASE FEED			1					
5	2	172165-03151	LABEL(B50 L			1					
6	2	172519-03150	LABEL, ACCEL			1					
7	2	172165-03161	LABEL(B50 R			1					
8	2	172141-03170	LABEL, RESTART			1					
9	2	172165-03451	LABEL			1					
10	2	172164-03180	MARK, NO.1			1					
11	2	172165-03220	LABEL, GREASE			1					
12	2	172155-03310	LABEL, OILING			1					
13	2	172165-03261	LABEL, BOOM			2					
14	2	172519-04180	LABEL, WARNING			1					
15	2	172173-03250	LABEL			1					
16	2	172142-03302	LABEL, CAUTION			1					
17	2	172141-03360	LABEL, START SWITCH			1					
18	2	172141-03372	LABEL			2					
19	2	121470-44540	LABEL, SUB-TANK			1					
20	2	172183-03250	LABEL, FUEL			1					
21	2	172141-03202	LABEL, CAUTION			1					
22	2	172165-03141	LABEL, FRONT			1					
23	2	172151-03540	LABEL, PATTERN A			1					
24	2	172147-03210	LABEL, 2 SPEED			1					
25	2	172511-03250	LABEL, LEVER LOCK			2					
26	2	172964-03610	LABEL A			1					
27	2	172164-03500	LABEL, START			1					
28	2	172165-03661	LABEL, DANGER			1					
29	2	172164-03510	LABEL, LOADING			1					
30	2	172164-03520	LABEL, DANGER			1					
31	2	172164-03540	LABEL			1					
32	2	172964-03370	LABEL			1					
33	2	172964-03390	LABEL, ADJUST			1					
34	2	172964-03481	TAG ASSY, CAUTION			1					
35	2	172519-04290	LABEL, WARNING			1					
36	2	172519-04300	LABEL			1					
37	2	172164-03560	LABEL			1					
38	1	172165-03240	LABEL			1					1
39	1	172173-03550	LABEL (2-WAY			1					2
40	1	172173-03560	LABEL (YANMAR			1					2
41	1	172173-03570	LABEL (KOMATSU			1					2
42	1	172165-03231	LABEL, P.T.O.			1					3
43	1	172151-03550	LABEL, PATTERN B			1					4
44	1	172425-03200	LABEL			1					W 4
(C=M/#61005)											
45	1	172151-03050	LABEL			1					5
46	1	172141-03160	LABEL, OPERATION(C)			1					5
47	1	172141-03390	LABEL			1					5
48	1	172168-03401	LABEL			1					5

Remarks

- (1) RUBBER CRAWLER SPEC.
- (2) 2-WAY MULTI CHANGE SPEC.
- (3) P.T.O. SPEC.
- (4) 4-WAY MULTI CHANGE SPEC.
- (5) OPTIONAL
- (6) S.I UNIT PART

Fig.5. LABEL(CANOPY)(SIDE LEVER)(JP)

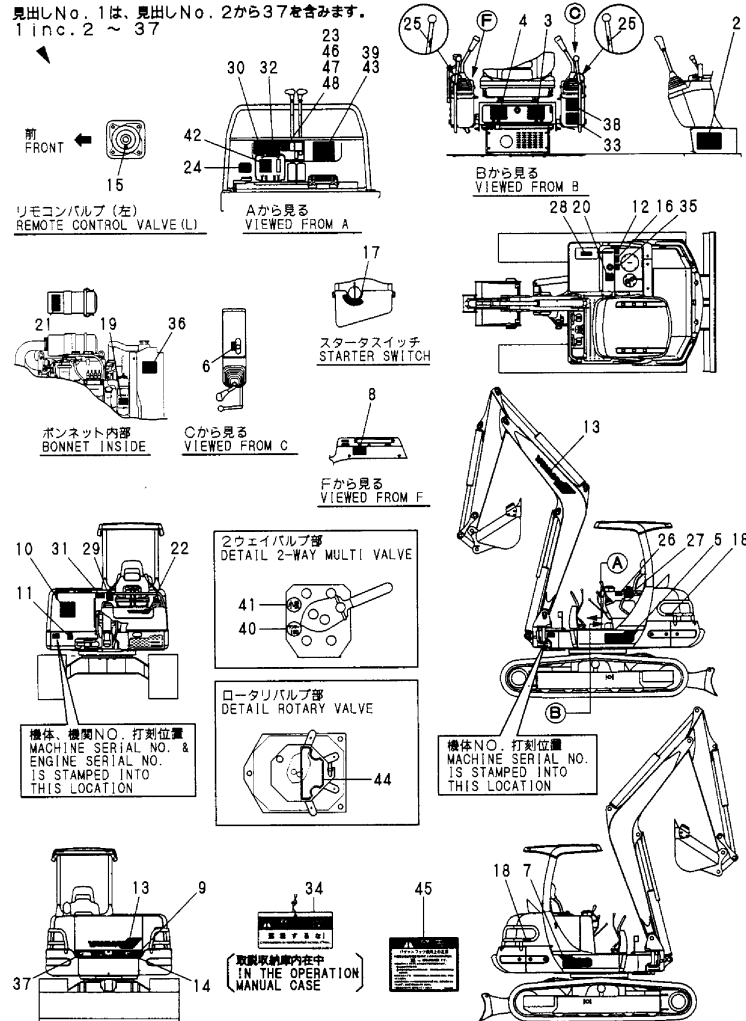
(A)=B50-2B C(R)F
(B)=B50-2B C(R)S
(C)=B50-2B P(R)F

(D)=B50-2B P(R)S
(E)=B50-2BC(R)AS
(F)=B50-2BP(R)AS

Y00K3462

Fig.5 銘板(キャノピ)(サイドレバー)(JP)
LABEL(CANOPY)(SIDE LEVER)(JP)

見出しNo. 1は、見出しNo. 2から37を含みます。
1 inc. 2 ~ 37



No.	Lev.	Parts No.	Description	Q'ty						I	R	
				(A)	(B)	(C)	(D)	(E)	(F)			
1	1	772426-03130	LABEL ASSY				1					
2	2	172426-03110	LABEL				1					
2-1	2	172426-03111	LABEL, SPECIFICATION				1				S	6
(D=M/#66343)												
3	2	172426-03120	LABEL				1					
4	2	172165-03130	LABEL, GREASE FEED				1					
5	2	172165-03151	LABEL(B50 L)				1					
6	2	172519-03150	LABEL, ACCEL				1					
7	2	172165-03161	LABEL(B50 R)				1					
8	2	172141-03170	LABEL, RESTART				1					
9	2	172165-03451	LABEL				1					
10	2	172164-03180	MARK, NO.1				1					
11	2	172165-03220	LABEL, GREASE				1					
12	2	172155-03310	LABEL, OILING				1					
13	2	172165-03261	LABEL, BOOM				2					
14	2	172519-04180	LABEL, WARNING				1					
15	2	172173-03250	LABEL				1					
16	2	172142-03302	LABEL, CAUTION				1					
17	2	172141-03360	LABEL, START SWITCH				1					
18	2	172141-03372	LABEL				2					
19	2	121470-44540	LABEL, SUB-TANK				1					
20	2	172183-03250	LABEL, FUEL				1					
21	2	172141-03202	LABEL, CAUTION				1					
22	2	172165-03141	LABEL, FRONT				1					
23	2	172151-03540	LABEL, PATTERN A				1					
24	2	172147-03210	LABEL, 2 SPEED				1					
25	2	172183-03280	LABEL, LOCK				2					
26	2	172964-03610	LABEL A				1					
27	2	172164-03500	LABEL, START				1					
28	2	172165-03661	LABEL, DANGER				1					
29	2	172164-03510	LABEL, LOADING				1					
30	2	172164-03520	LABEL, DANGER				1					
31	2	172164-03540	LABEL				1					
32	2	172964-03370	LABEL				1					
33	2	172964-03390	LABEL, ADJUST				1					
34	2	172964-03481	TAG ASSY, CAUTION				1					
35	2	172519-04290	LABEL, WARNING				1					
36	2	172519-04300	LABEL				1					
37	2	172164-03560	LABEL				1					
38	1	172165-03240	LABEL				1					1
39	1	172173-03550	LABEL (2-WAY)				1					2
40	1	172173-03560	LABEL (YANMAR)				1					2
41	1	172173-03570	LABEL (KOMATSU)				1					2
42	1	172165-03231	LABEL, P.T.O.				1					3
43	1	172151-03550	LABEL, PATTERN B				1					4
44	1	172425-03200	LABEL				1				W	4
(D=M/#61005)												
45	1	172151-03050	LABEL				1					5
46	1	172141-03160	LABEL, OPERATION(C)				1					
47	1	172141-03390	LABEL				1					
48	1	172168-03401	LABEL				1					

Remarks

- (1) RUBBER CRAWLER SPEC.
- (2) 2-WAY MULTI CHANGE SPEC.
- (3) P.T.O. SPEC.
- (4) 4-WAY MULTI CHANGE SPEC.
- (5) OPTIONAL
- (6) S.I UNIT PART

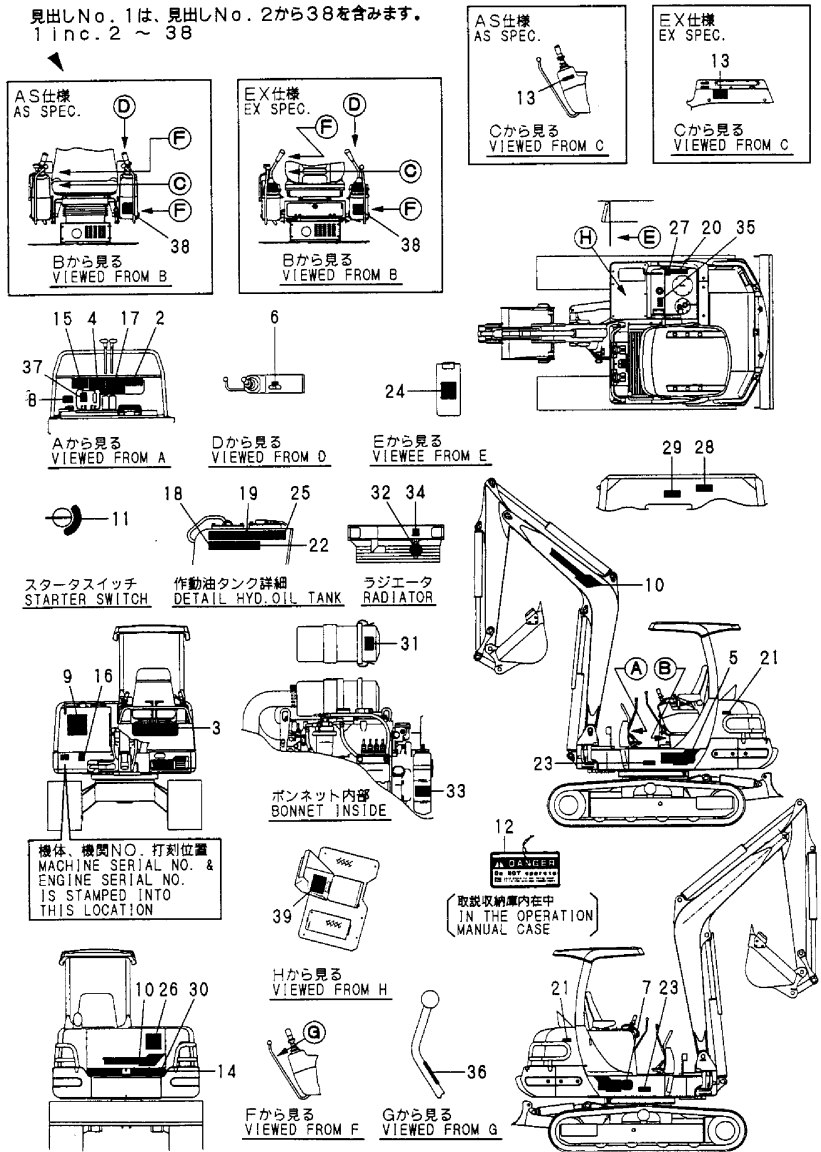
N:Old \xrightarrow{Yes} New, Q:Old \xrightarrow{No} New, R:Old \xrightarrow{Yes} New, S:Old \xrightarrow{No} New, W:Add, Z:Discontinued, F:Interchangeable by set, K:Q'ty Change

Fig.6. LABEL(CYANOPY)(AS,EX)

Y00K3462

Fig.6 銘板(キャノピ)(AS,EX)
LABEL(CANOPY)(AS,EX)

見出しNo. 1は、見出しNo. 2から38を含みます。
1 inc. 2 ~ 38



(A)=B50-2B C(R)F
(B)=B50-2B C(R)S
(C)=B50-2B P(R)F

(D)=B50-2B P(R)S
(E)=B50-2BC(R)AS
(F)=B50-2BP(R)AS

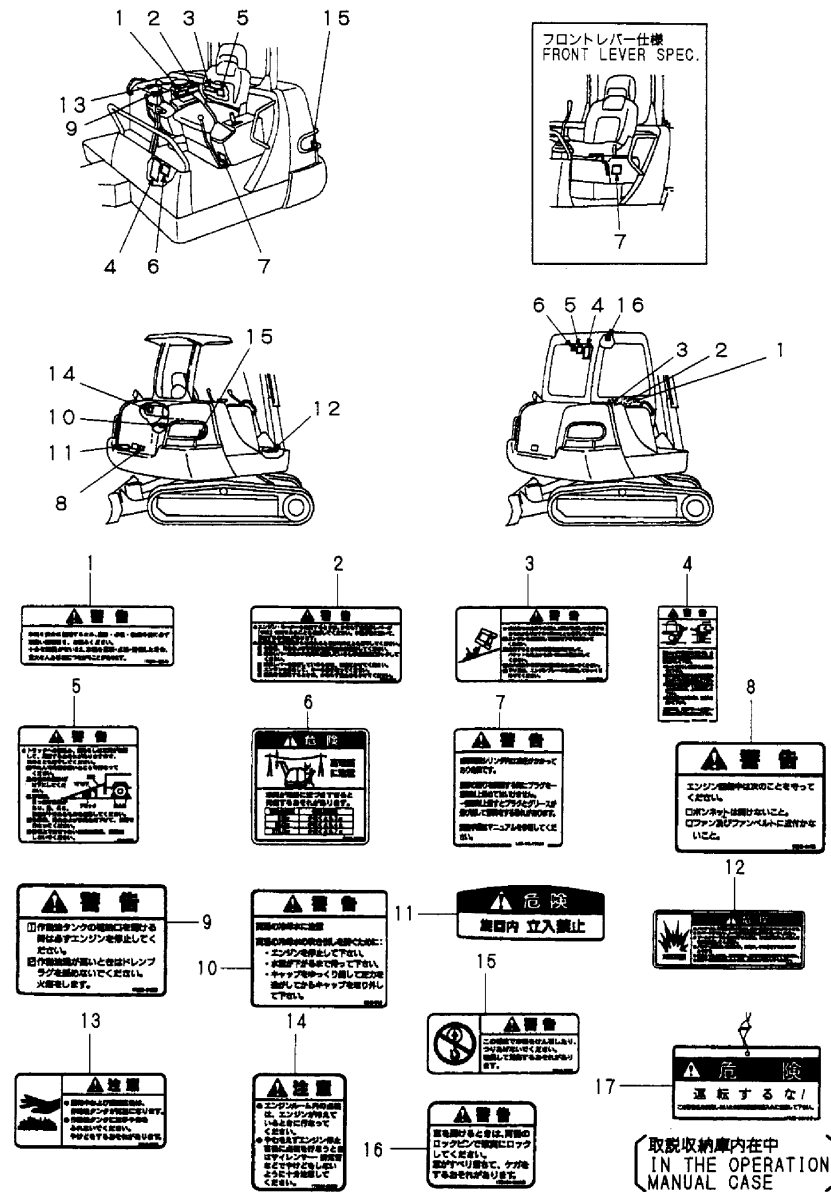
No.	Lev.	Parts No.	Description	Qty						I	R	
				(A)	(B)	(C)	(D)	(E)	(F)			
1	1	772437-03110	LABEL ASSY				1			1		
2	2	172437-03130	LABEL				1			1		
3	2	172165-03141	LABEL,FRONT				1			1		
4	2	172437-03140	LABEL				1			1		
5	2	172165-03151	LABEL(B50 L				1			1		
6	2	172519-03150	LABEL, ACCEL				1			1		
7	2	172165-03161	LABEL(B50 R				1			1		
8	2	172147-03210	LABEL,2 SPEED				1			1		
9	2	172439-03220	MARK,NO1				1			1		
10	2	172165-03261	LABEL, BOOM				2			2		
11	2	172141-03360	LABEL, START SWITCH				1			1		
12	2	172171-03400	TAG ASSY, CAUTION				1			1		
13	2	172141-03440	LABEL				1			1		
14	2	172165-03451	LABEL				1			1		
15	2	172165-03500	LABEL,GREASE FEED				1			1		
16	2	172171-03510	LABEL, GREASE				1			1		
17	2	172151-03540	LABEL,PATTERN A				1			1		
18	2	172171-03700	LABEL				1			1		
19	2	172171-03710	LABEL				1			1		
20	2	172171-03720	LABEL				1			1		
21	2	172171-03730	LABEL				2			2		
22	2	172171-03740	LABEL				1			1		
23	2	172171-03750	LABEL				2			2		
24	2	172171-03760	LABEL				1			1		
25	2	172171-03770	LABEL				1			1		
26	2	172171-03780	LABEL				1			1		
27	2	172155-03790	LABEL,RE-FUELING				1			1		
28	2	172171-03790	LABEL, RADIATOR				1			1		
29	2	172171-03800	LABEL				1			1		
30	2	172171-03810	LABEL				1			1		
31	2	172125-03950	LABEL, AIR CLEANER				1			1		
32	2	121120-44800	LABEL, RADIATOR				1			1		
33	2	124764-44810	LABEL,SUB-TANK				1			1		
34	2	124764-44920	LABEL, ANTI-FREEZING				1			1		
35	2	933112-52100	LABEL, FUEL				1			1		
35-1	2	172183-03450	LABEL,FUEL				1			1	N	
36	2	172183-03280	LABEL,LOCK			(D=M/#61119)				(F=M/#61119)	2	2
37	2	172165-03231	LABEL, P.T.O.				1			1	1	
38	2	172141-03501	LABEL(ADJUST CRAWLER				1			1	1	
39	1	172437-03630	LABEL PTO,SELECT				1			1	W	
						(D=M/#61143)				(F=M/#61143)		

Remarks
(1) RUBBER CRAWLER SPEC.

Fig.7. SAFETY LABEL

Y00K3462

Fig.7 安全銘板 SAFETY LABEL



(A)=B50-2B C(R)F
(B)=B50-2B C(R)S
(C)=B50-2B P(R)F

(D)=B50-2B P(R)S
(E)=B50-2BC(R)AS
(F)=B50-2BP(R)AS

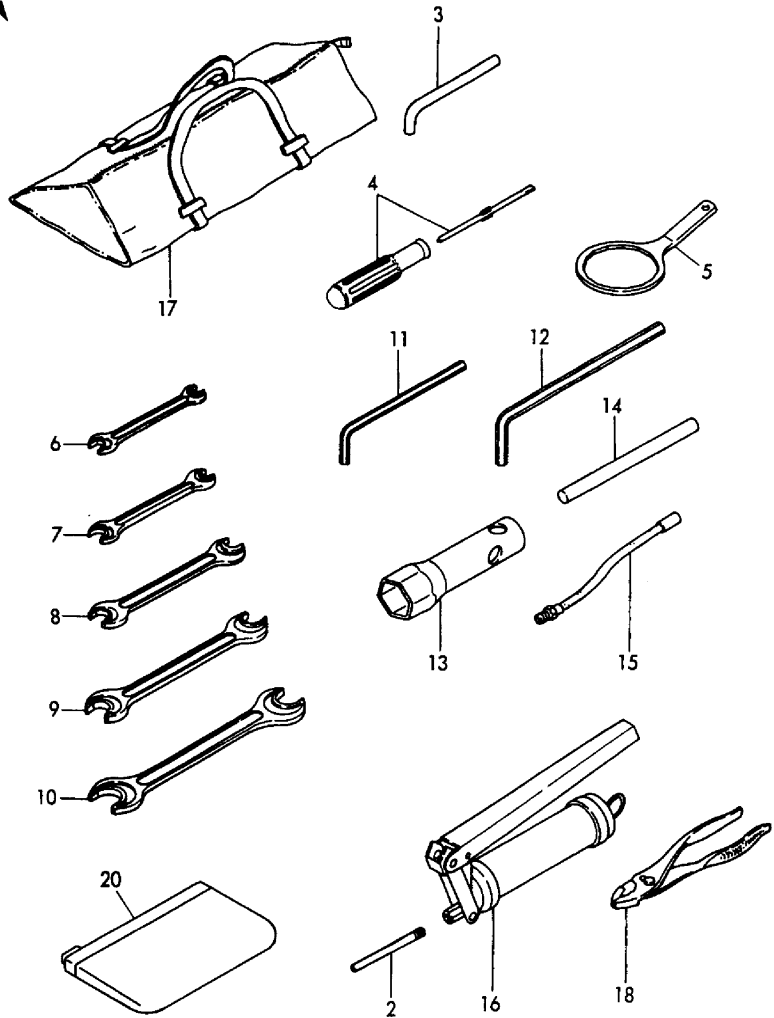
No.	Lev.	Parts No.	Description	Q'ty						I	R
				(A)	(B)	(C)	(D)	(E)	(F)		
1	1	172964-03610	LABEL A	1	1	1	1				
2	1	172164-03500	LABEL,START	1	1	1	1				
3	1	172164-03540	LABEL	1	1	1	1				
4	1	172964-03370	LABEL	1	1	1	1				
5	1	172164-03510	LABEL,LOADING	1	1	1	1				
6	1	172164-03520	LABEL,DANGER	1	1	1	1				
7	1	172964-03390	LABEL,ADJUST	1	1	1	1				
8	1	172519-04180	LABEL,WARNING	1	1	1	1				
9	1	172519-04290	LABEL,WARNING	1	1	1	1				
10	1	172519-04300	LABEL	1	1	1	1				
11	1	172164-03560	LABEL	1	1	1	1				
12	1	172165-03661	LABEL,DANGER	1	1	1	1				
13	1	172142-03302	LABEL,CAUTION	1	1	1	1				
14	1	172141-03202	LABEL,CAUTION	1	1	1	1				
15	1	172141-03372	LABEL	2	2	2	2				
16	1	172164-03530	LABEL,WARNING	2	2						
17	1	172964-03481	TAG ASSY, CAUTION	1	1	1	1				

Fig.8. TOOL

Y00K3462

Fig. 8 工具
TOOL

見出しNo. 1は、見出しNo. 2から18を含みます。
1 inc. 2 ~ 18



(A)=B50-2B C(R)F
(B)=B50-2B C(R)S
(C)=B50-2B P(R)F

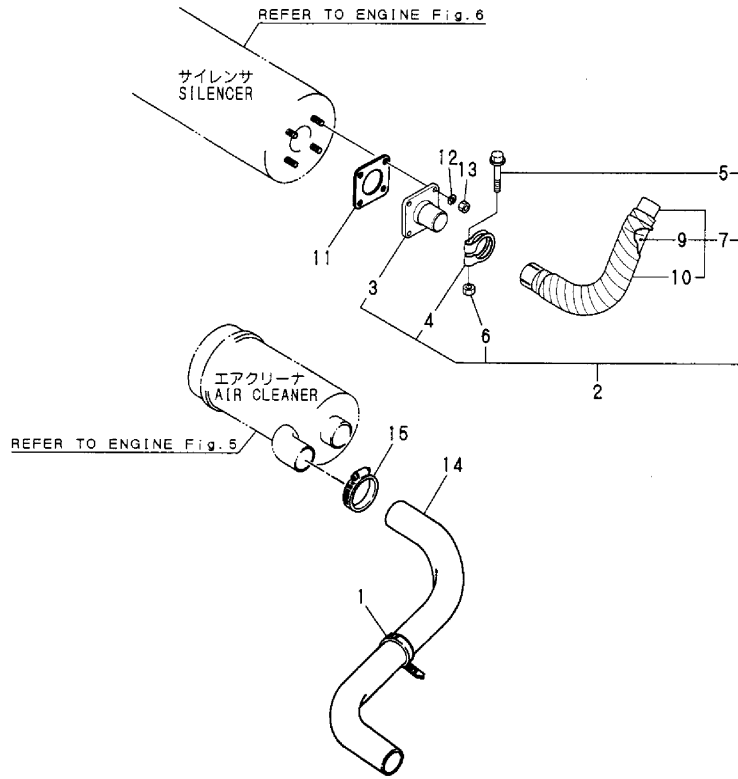
(D)=B50-2B P(R)S
(E)=B50-2BC(R)AS
(F)=B50-2BP(R)AS

No.	Lev.	Parts No.	Description	Qty						I	R
				(A)	(B)	(C)	(D)	(E)	(F)		
1	1	772426-05100	TOOL ASSY	1	1	1	1	1	1		
2	2	172122-05101	NOZZLE	1	1	1	1	1	1		
3	2	172614-38300	PIN 5X45, LOCK	2	2	2	2	2	2		
4	2	104200-92350	DRIVER, SCREW	1	1	1	1	1	1		
5	2	119640-92750	WRENCH, FILTER 80	1	1	1	1	1	1		
6	2	28110-080100	SPANNER, 8X10	1	1	1	1	1	1		
7	2	28110-120140	SPANNER, 12X14	2	2	2	2	2	2		
8	2	28110-170190	SPANNER, 17X19	1	1	1	1	1	1		
9	2	28110-220240	SPANNER, 22X24	1	1	1	1	1	1		
10	2	28110-270300	SPANNER, 27X30	1	1	1	1	1	1		
11	2	28150-080000	WRENCH, BAR 8	1	1	1	1	1	1		
12	2	28150-140000	WRENCH, BAR 14	1	1	1	1	1	1		
13	2	28227-271400	BOX WRENCH 27X140	1	1	1	1	1	1		
14	2	28230-120250	HANDLE, TURN 12X250	1	1	1	1	1	1		
15	2	933110-09701	HOSE, GREASE	1	1	1	1	1	1		
16	2	933110-09801	GUN, GREASE	1	1	1	1	1	1		
17	2	933110-90000	BAG, TOOL	1	1	1	1	1	1		
18	2	933171-00470	PLIER 200	1	1	1	1	1	1		
20	1	172176-07330	BAG, MANUAL	1	1	1	1				

Fig.9. SUC.PIPE & EXH. PIPE

Y00K3462

Fig.9 吸気パイプ&排気パイプ
SUC.PIPE & EXH.PIPE



(A)=B50-2B C(R)F
(B)=B50-2B C(R)S
(C)=B50-2B P(R)F

(D)=B50-2B P(R)S
(E)=B50-2BC(R)AS
(F)=B50-2BP(R)AS

No.	Lev.	Parts No.	Description	Q'ty						I	R
				(A)	(B)	(C)	(D)	(E)	(F)		
1	1	194250-51660	BAND 250	1	1	1	1	1	1		
2	1	172426-11300	PIPE KIT, EXHAUST	1	1	1	1	1	1		W
		(A=FROM 1ST)	(B=FROM 1ST)	(C=FROM 1ST)	(D=FROM 1ST)						
3	2	172151-11312	FLANGE	1	1	1	1	1	1		
4	2	172165-11320	CLAMP	1	1	1	1	1	1		
5	2	26106-100652	BOLT, M10X 65 PLATED	1	1	1	1	1	1		
6	2	26706-100002	NUT, M10	1	1	1	1	1	1		
7	2	172165-11290	PIPE ASSY, EXHAUST	1	1	1	1	1	1		
9	3	172165-11310	SEAT	1	1	1	1	1	1		
10	3	172164-11310	MAT	1	1	1	1	1	1		
11	1	129400-13201	GASKET, SILENCER	1	1	1	1	1	1		
12	1	22217-080000	WASHER, SPRING 8	4	4	4	4	4	4		
13	1	26716-080002	NUT, M8	4	4	4	4	4	4		
14	1	172165-11500	HOSE	1	1	1	1	1	1		
15	1	23000-070000	CLAMP, 70	1	1	1	1	1	1		

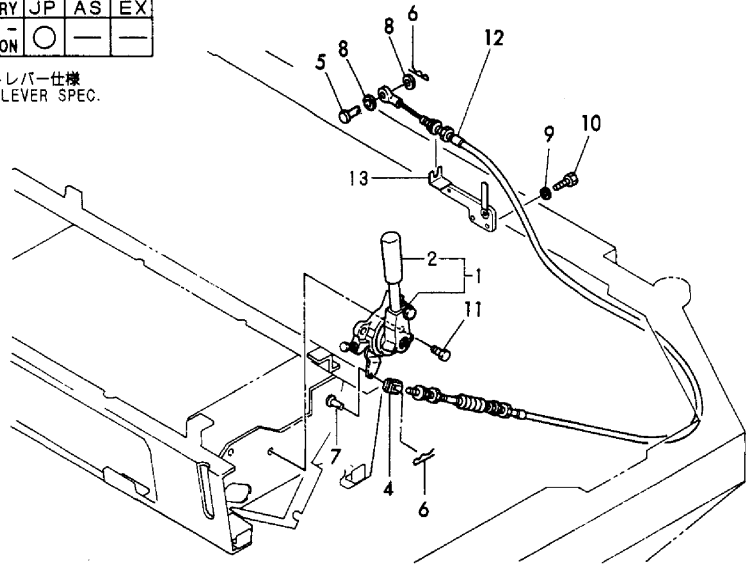
Fig.10. ACCELERATOR

Y00K3462

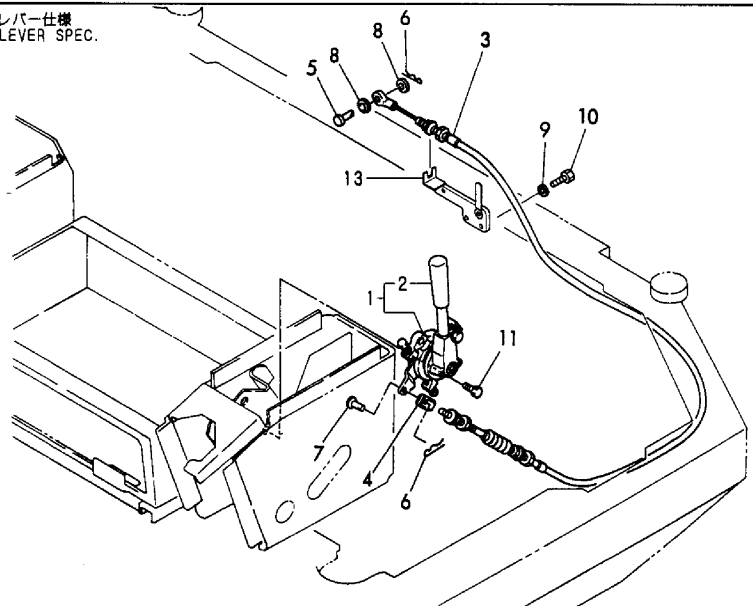
Fig. 10 アクセル
ACCELERATOR

COUNTRY	JP	AS	EX
APPLI- CATION	○	—	—

フロントレバー仕様
FRONT LEVER SPEC.



サイドレバー仕様
SIDE LEVER SPEC.



(A)=B50-2B C(R)F
(B)=B50-2B C(R)S
(C)=B50-2B P(R)F

(D)=B50-2B P(R)S
(E)=B50-2BC(R)AS
(F)=B50-2BP(R)AS

No.	Lev.	Parts No.	Description	Q'ty						I	R
				(A)	(B)	(C)	(D)	(E)	(F)		
1	1	172165-12100	LEVER ASSY,ACCEL.	1	1	1	1	1	1		
1-1	1	172165-12101	LEVER ASSY,ACCEL.	1	1	1	1	1	1		R
		(A=M/#61143) (B=M/#61143) (C=M/#61143) (D=M/#61143)									
2	2	172165-12140	GRIP	1	1	1	1	1	1		
3	1	172165-12160	CABLE, ACCELERATOR		1		1	1	1		
4	1	172137-12270	JOINT, CABLE	1	1	1	1	1	1		
5	1	172113-12521	PIN, CABLE	1	1	1	1	1	1		
5-1	1	172113-12522	PIN	1	1	1	1	1	1		N
		(A=M/#65392) (B=M/#65392) (C=M/#65392) (D=M/#65392)									
6	1	1C6281-52310	PIN, SNAP 6	2	2	2	2	2	2		
7	1	1A1040-56900	PIN, 6X17	1	1	1	1	1	1		
8	1	22137-060000	WASHER, 6	2	2	2	2	2	2		
9	1	22217-080000	WASHER, SPRING 8	2	2	2	2	2	2		
10	1	26116-080202	BOLT, M8X 20 PLATED	2	2	2	2	2	2		
11	1	26013-100252	BOLT, M10X 25	2	2	2	2	2	2		
12	1	172165-12110	CABLE, ACCELERATOR	1		1					
13	1	172147-12100	SUPPORT, CABLE	1	1	1	1	1	1		

Fig.11. ACCELERATOR(ONE TOUCH DECEL)

(A)=B50-2B C(R)F
 (B)=B50-2B C(R)S
 (C)=B50-2B P(R)F
 (D)=B50-2B P(R)S
 (E)=B50-2BC(R)AS
 (F)=B50-2BP(R)AS

Y00K3482

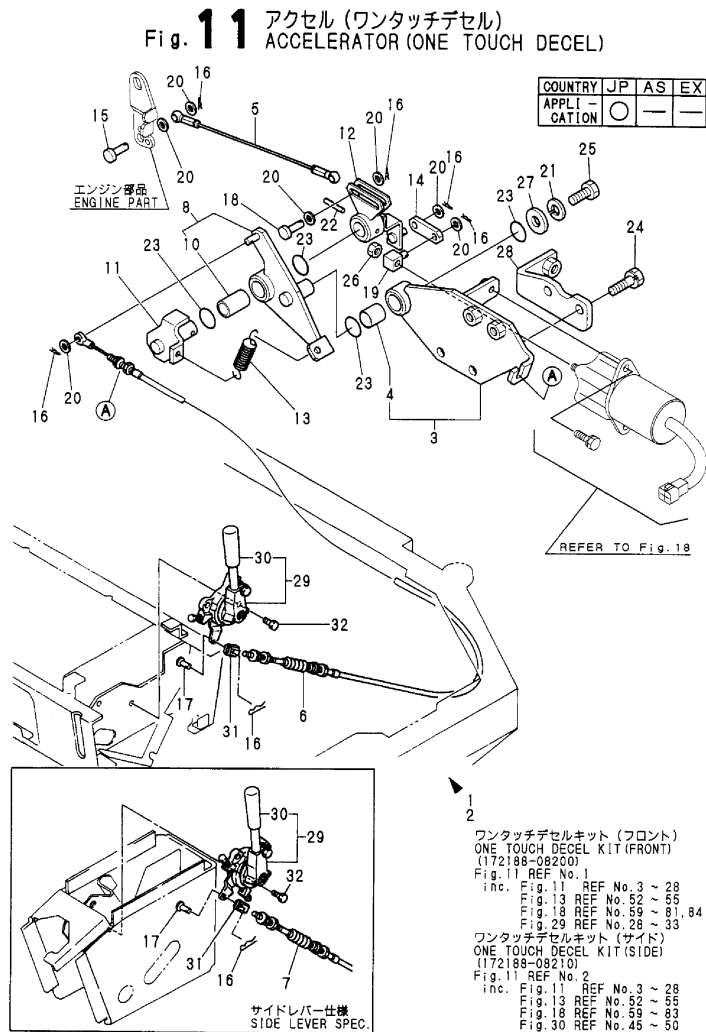


Fig. 11 アクセル (ワンタッチデセル)
 ACCELERATOR (ONE TOUCH DECEL)

COUNTRY	JP	AS	EX
APPLI- CATION	○	—	—

No.	Lev.	Parts No.	Description	Q'ty						I	R
				(A)	(B)	(C)	(D)	(E)	(F)		
1	1	172188-08200	DECELERATE KIT	1		1					1
2	1	172188-08210	DECELERATE KIT		1			1			2
3	2	172164-12110	BASE CMP	1	1	1	1				
4	3	24550-014200	BUSH, 14X20	1	1	1	1				
5	2	172176-12110	CABLE, ACCELERATOR	1	1	1	1				
6	2	172190-12130	CABLE, ACCELERATOR	1		1					
7	2	172164-12250	CABLE, ACCELERATOR			1				1	
8	2	172164-12160	LINK B CMP	1	1	1	1				
10	3	24550-014200	BUSH, 14X20	1	1	1	1				
11	2	172164-12200	SHAFT ASSY	1	1	1	1				
12	2	172175-12230	LINK A	1	1	1	1				
13	2	172175-12350	SPRING, RETURN	1	1	1	1				
14	2	172175-12370	PLATE	1	1	1	1				
15	2	172113-12521	PIN, CABLE	1	1	1	1				
15-1	2	172113-12522	PIN	1	1	1	1				N
		(A=M/#65392)	(B=M/#65392)	(C=M/#65392)	(D=M/#65392)						
16	2	1C6281-52310	PIN, SNAP 6	6	6	6	6				
17	2	1A1040-56900	PIN, 6X17	1	1	1	1				
18	2	1A3809-56915	PIN, 6X20	1	1	1	1				
19	2	119620-66820	JOINT	1	1	1	1				
20	2	22137-060000	WASHER, 6	7	7	7	7				
21	2	22217-100000	WASHER, SPRING 10	1	1	1	1				
22	2	22351-040025	PIN, SPRING 4.0X25	1	1	1	1				
23	2	24311-000210	O-RING, 1AP21.0	4	4	4	4				
24	2	26013-080252	BOLT, M8X 25	2	2	2	2				
25	2	26116-100162	BOLT, M10X 16 PLATED	1	1	1	1				
26	2	26716-060002	NUT, M6	1	1	1	1				
27	2	933166-17730	WASHER	1	1	1	1				
28	2	172176-14600	STAY ASSY	1	1	1	1				
29	1	172165-12100	LEVER ASSY,ACCEL.	1	1	1	1				
29-1	1	172165-12101	LEVER ASSY,ACCEL.	1	1	1	1				R
		(A=M/#61143)	(B=M/#61143)	(C=M/#61143)	(D=M/#61143)						
30	2	172165-12140	GRIP	1	1	1	1				
31	1	172137-12270	JOINT, CABLE	1	1	1	1				
32	1	26013-100252	BOLT, M10X 25	2	2	2	2				

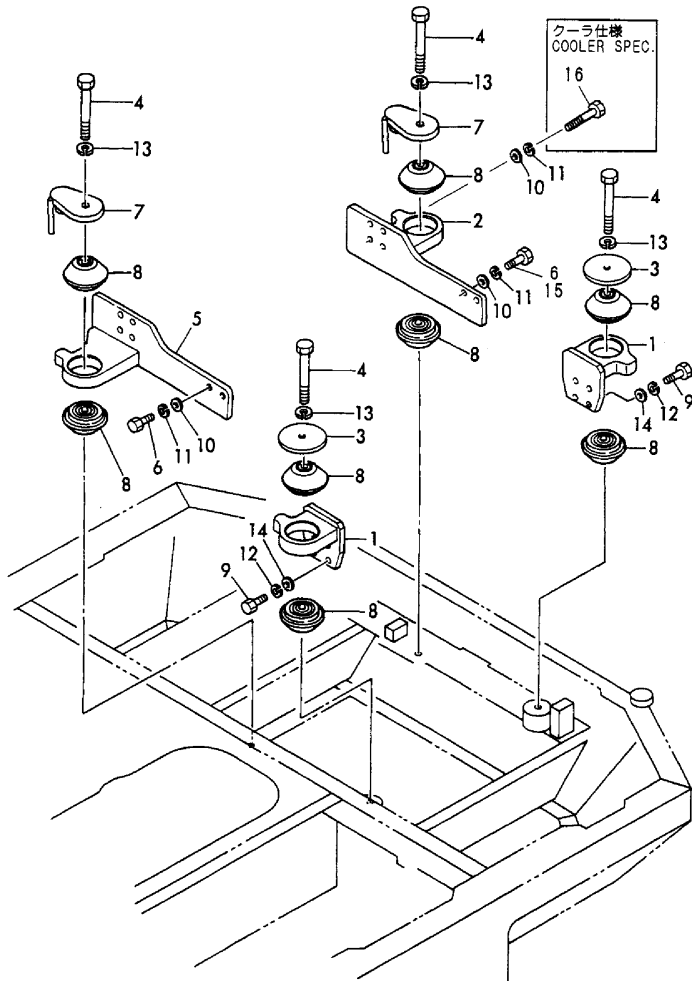
ワンタッチデセルキット (フロント)
 ONE TOUCH DECEL KIT (FRONT)
 (172188-08200)
 Fig.11 REF.No.1
 inc. Fig.11 REF.No.3 ~ 28
 Fig.13 REF.No.52 ~ 55
 Fig.18 REF.No.59 ~ 81,84
 Fig.29 REF.No.28 ~ 33
 ワンタッチデセルキット (サイド)
 ONE TOUCH DECEL KIT (SIDE)
 (172188-08210)
 Fig.11 REF.No.2
 inc. Fig.11 REF.No.3 ~ 28
 Fig.13 REF.No.52 ~ 55
 Fig.18 REF.No.59 ~ 83
 Fig.30 REF.No.45 ~ 50

Remarks
 (1)INC. FIG.11.REF.NO.3-28,
 FIG.13.REF.NO.52-55,
 FIG.18.REF.NO.59-81,84&
 FIG.29.REF.NO.28-33.
 (2)INC. FIG.11.REF.NO.3-28,
 FIG.13.REF.NO.52-55,
 FIG.18.REF.NO.59-83 &
 FIG.30.REF.NO.45-50.

Fig.12. ENGINE MOUNT

Y00K3462

Fig. 12 エンジンマウント
ENGINE MOUNT



(A)=B50-2B C(R)F
(B)=B50-2B C(R)S
(C)=B50-2B P(R)F

(D)=B50-2B P(R)S
(E)=B50-2BC(R)AS
(F)=B50-2BP(R)AS

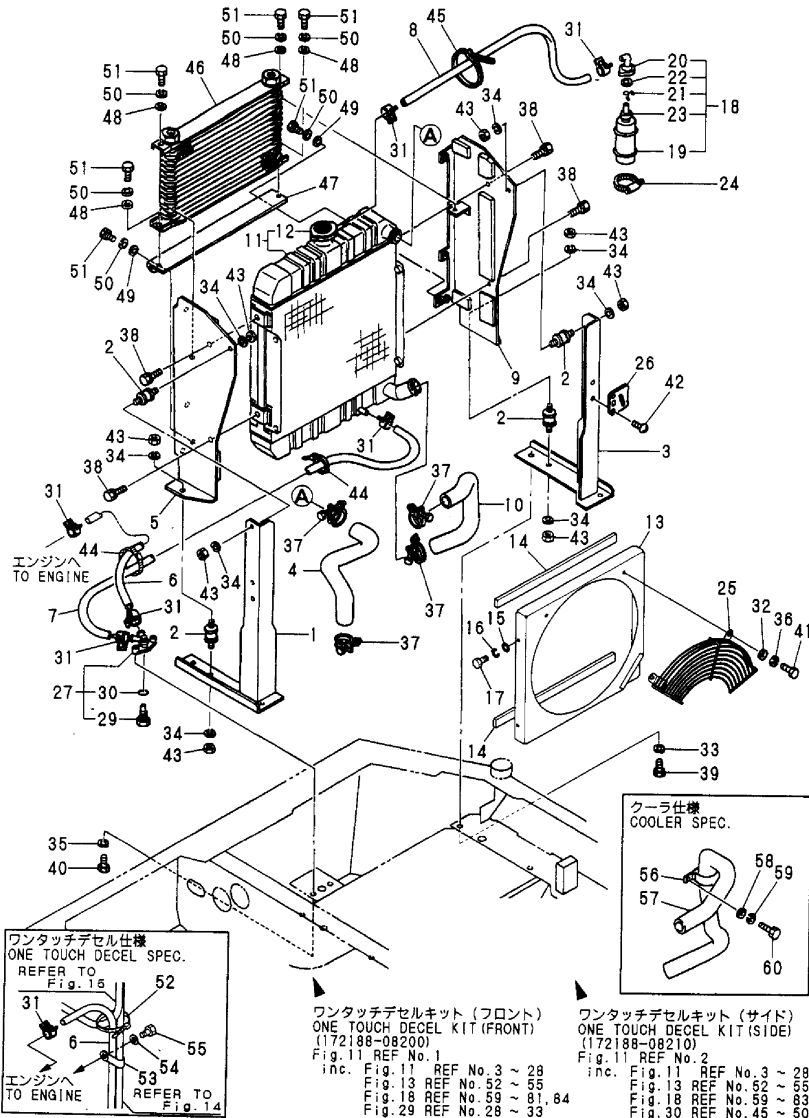
No.	Lev.	Parts No.	Description	Qty						I	R
				(A)	(B)	(C)	(D)	(E)	(F)		
1	1	172165-13130	BRACKET RF CMP	2	2	2	2	2	2		
2	1	172165-13160	BRACKET LR ASSY	1	1	1	1	1	1		
3	1	172162-13170	WASHER	2	2	2	2	2	2		
4	1	172162-13190	BOLT M16X150	4	4	4	4	4	4		
5	1	172165-13191	BRACKET RR CMP	1	1	1	1	1	1		
6	1	172162-13200	BOLT M10X30	12	12	12	12	12	12		
7	1	172165-13241	STOPPER ASSY	2	2	2	2	2	2		
8	1	172165-13270	MOUNT,ENGINE (12)	8	8	8	8	8	8		
9	1	26076-120352	BOLT, 10.912X 35	8	8	8	8	8	8		
10	1	172137-46040	SEAT, SPRING	12	12	12	12	12	12		
11	1	22217-100000	WASHER, SPRING 10	12	12	12	12	12	12		
12	1	22217-120000	WASHER, SPRING 12	8	8	8	8	8	8		
13	1	22217-160000	WASHER, SPRING 16	4	4	4	4	4	4		
14	1	172165-13220	WASHER	8	8	8	8	8	8		
15	1	172162-13200	BOLT M10X30	10	10						1
16	1	172165-13610	BOLT M10X 40	2	2						1

Remarks
(1)COOLER SPEC.

Fig.13. RADIATOR & OIL CIILER

Y00K3462

Fig. 13 ラジエータ&オイルクーラ
RADIATOR & OIL COOLER



(A)=B50-2B C(R)F
(B)=B50-2B C(R)S
(C)=B50-2B P(R)F

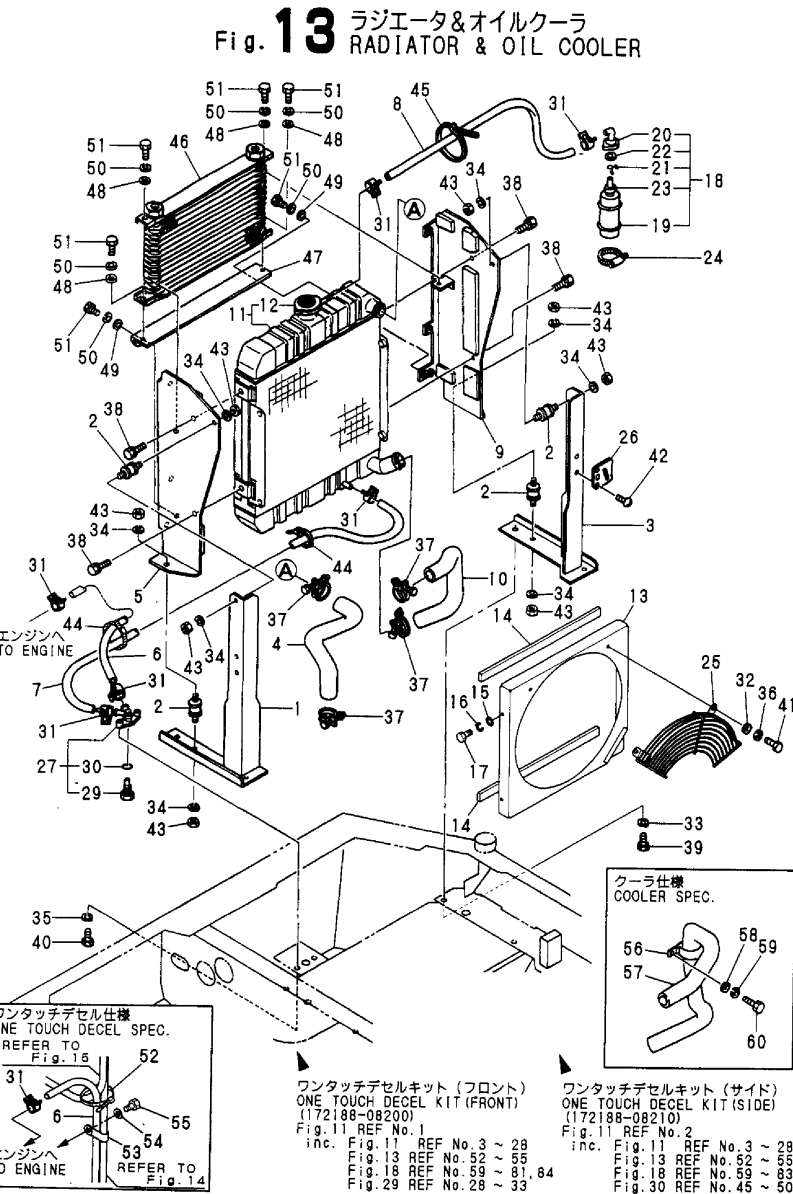
(D)=B50-2B P(R)S
(E)=B50-2BC(R)AS
(F)=B50-2BP(R)AS

No.	Lev.	Parts No.	Description	Q'ty						I	R
				(A)	(B)	(C)	(D)	(E)	(F)		
1	1	172165-13300	STAND ASSY	1	1	1	1	1	1		
2	1	172122-13310	MOUNT, RADIATOR	4	4	4	4	4	4		
3	1	172165-13330	STAND ASSY	1	1	1	1	1	1		
4	1	172164-13210	HOSE B	1	1	1	1	1	1		
5	1	172165-13350	BRACKET F CMP(EV)	1	1	1	1	1	1		
6	1	172165-13501	HOSE 7.5X13	1	1	1	1	1	1		
7	1	172124-14650	HOSE L=1100, FUEL	1	1	1	1	1	1		
8	1	172116-13400	PIPE, DRAIN	1	1	1	1	1	1		
9	1	172165-13410	BRACKET R ASSY(EV)	1	1	1	1	1	1		
10	1	172165-13481	HOSE	1	1	1	1	1	1		
11	1	129430-44520	RADIATOR	1	1	1	1	1	1		
12	2	119259-44570	CAP, RADIATOR	1	1	1	1	1	1		
13	1	172426-13401	SHROUD ASSY	1	1	1	1	1	1		
14	1	172423-13650	SEAL	2	2	2	2	2	2		
14-1	1	172175-65770	SEAL	2	2	2	2	2	2	S	
				(A=FROM 1ST)	(B=FROM 1ST)	(C=FROM 1ST)	(D=FROM 1ST)				
15	1	22137-060000	WASHER, 6	4	4	4	4	4	4		
16	1	22217-060000	WASHER, SPRING 6	4	4	4	4	4	4		
17	1	26116-060142	BOLT, M6X 14 PLATED	4	4	4	4	4	4		
18	1	171064-44510	TANK ASSY, SUB	1	1	1	1	1	1		
19	2	171064-44520	BODY, TANK	1	1	1	1	1	1		
20	2	121450-44531	CAP	1	1	1	1	1	1		
21	2	124450-44560	RETAINER	1	1	1	1	1	1		
22	2	121470-44581	GASKET	1	1	1	1	1	1		
23	2	23065-070225	HOSE 7X 225	1	1	1	1	1	1		
24	1	124450-44550	BAND	1	1	1	1	1	1		
25	1	172423-13550	NET, WIRE	1	1	1	1	1	1		
26	1	121256-44600	BRACKET, SUB TANK	1	1	1	1	1	1		
27	1	121450-49110	COCK ASSY, 3-WAY	1	1	1	1	1	1		
29	2	121250-49121	PLUG, DRAIN	1	1	1	1	1	1		
30	2	24311-000160	O-RING, 1AP16.0	1	1	1	1	1	1		
31	1	124766-59050	CLIP, HOSE 12	6	6	6	6	6	6		
32	1	22137-080000	WASHER, 8	2	2	2	2	2	2		
33	1	22137-100000	WASHER, 10	4	4	4	4	4	4		
34	1	22217-080000	WASHER, SPRING 8	8	8	8	8	8	8		
35	1	22217-080000	WASHER, SPRING 8	2	2	2	2	2	2		
36	1	22217-080000	WASHER, SPRING 8	2	2	2	2	2	2		
37	1	23010-038000	CLAMP, 38	4	4	4	4	4	4		
38	1	26013-080162	BOLT, M8X 16	4	4	4	4	4	4		
39	1	26013-100252	BOLT, M10X 25	4	4	4	4	4	4		
40	1	26116-080202	BOLT, M8X 20 PLATED	2	2	2	2	2	2		
41	1	26116-080202	BOLT, M8X 20 PLATED	2	2	2	2	2	2		
42	1	26022-080162	SCREW, M8X16	2	2	2	2	2	2		
43	1	26716-080002	NUT, M8	8	8	8	8	8	8		
44	1	933152-09280	BAND 170	2	2	2	2	2	2		
45	1	933152-09280	BAND 170	1	1	1	1	1	1		
46	1	172165-74901	COOLER, OIL	1	1	1	1	1	1		
47	1	172165-74910	BRACKET	1	1	1	1	1	1		
48	1	22137-080000	WASHER, 8	4	4	4	4	4	4		
49	1	22157-080000	WASHER, 8	2	2	2	2	2	2		
50	1	22217-080000	WASHER, SPRING 8	6	6	6	6	6	6		

Remarks
(1)ONE TOUCH DECEL SPEC.
(2)COOLER SPEC.

Fig.13. RADIATOR & OIL COILER

Y00K3462



(A)=B50-2B C(R)F
(B)=B50-2B C(R)S
(C)=B50-2B P(R)F

(D)=B50-2B P(R)S
(E)=B50-2BC(R)AS
(F)=B50-2BP(R)AS

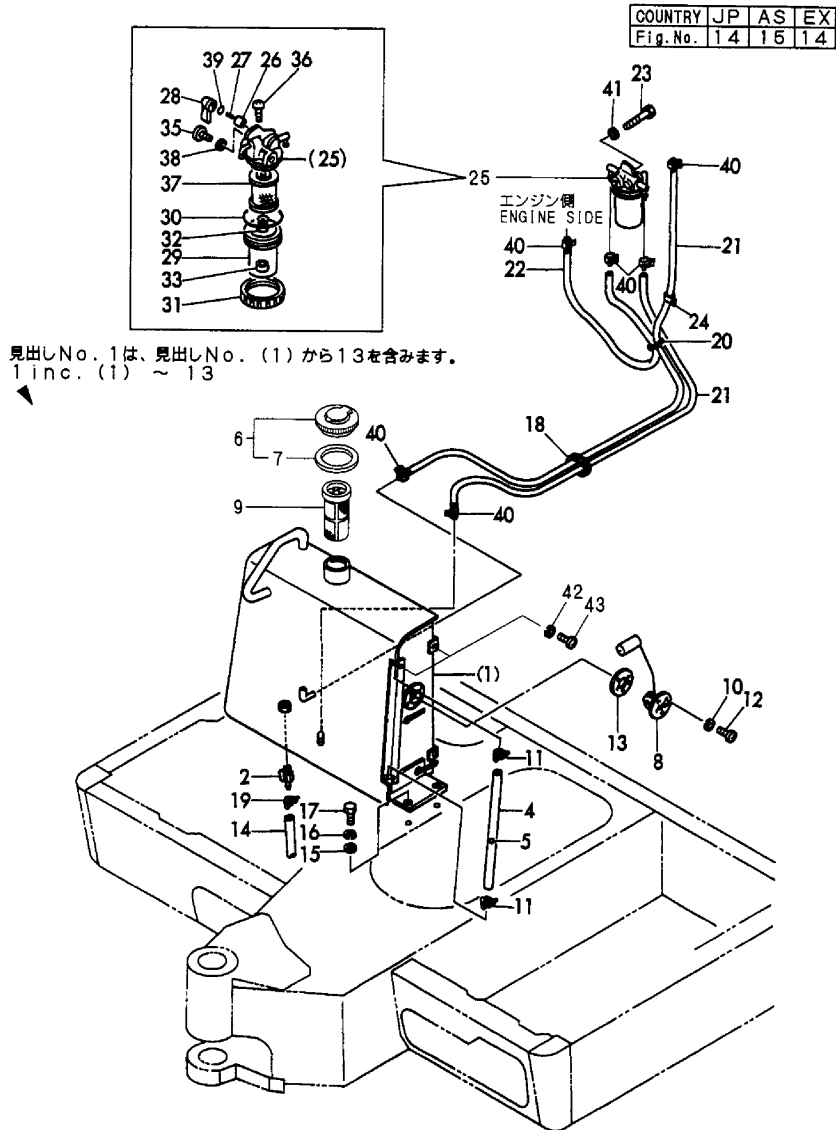
No.	Lev.	Parts No.	Description	Q'ty						I	R
				(A)	(B)	(C)	(D)	(E)	(F)		
51	1	26116-080202	BOLT, M8X 20 PLATED	6	6	6	6	6	6		
52	1	933152-09280	BAND 170	1	1	1	1				1
53	1	172126-16540	CLAMP	1	1	1	1				1
54	1	22217-100000	WASHER, SPRING 10	1	1	1	1				1
55	1	26116-100162	BOLT, M10X 16 PLATED	1	1	1	1				1
56	1	172122-13400	CLAMP, HOSE	1	1						2
57	1	172165-13601	HOSE	1	1						2
58	1	22137-080000	WASHER, 8	1	1						2
59	1	22217-080000	WASHER, SPRING 8	1	1						2
60	1	26116-080202	BOLT, M8X 20 PLATED	1	1						2

Remarks
(1)ONE TOUCH DECEL SPEC.
(2)COOLER SPEC.

Fig.14. FUEL TANK & FUEL PIPE

Y00K3462

Fig. 14 燃料タンク&燃料パイプ
FUEL TANK & FUEL PIPE



(A)=B50-2B C(R)F
(B)=B50-2B C(R)S
(C)=B50-2B P(R)F

(D)=B50-2B P(R)S
(E)=B50-2BC(R)AS
(F)=B50-2BP(R)AS

No.	Lev.	Parts No.	Description	Qty						I	R
				(A)	(B)	(C)	(D)	(E)	(F)		
1	1	772165-14100-2	TANK ASSY, FUEL	1	1	1	1				
2	2	104200-11920	COCK, WATER	1	1	1	1				
4	2	172151-14191	HOSE	1	1	1	1				
5	2	172141-14260	FLOAT	1	1	1	1				
6	2	172122-14301	CAP ASSY, TANK	1	1	1	1				
7	3	172122-14350	GASKET	1	1	1	1				
8	2	172162-14180	GAUGE, FUEL	1	1	1	1				
9	2	172183-14250	FILTER (FUEL)	1	1	1	1				
10	2	22217-050000	WASHER, SPRING 5	5	5	5	5				
11	2	23010-014000	CLAMP, 14	2	2	2	2				
12	2	26557-050122	SCREW, M5X12	5	5	5	5				
13	2	172162-14200	GASKET	1	1	1	1				
14	1	172165-14170	TUBE, DRAIN	1	1	1	1				
15	1	22137-140000	WASHER, 14	4	4	4	4				
16	1	22217-140000	WASHER, SPRING 14	4	4	4	4				
17	1	26116-140402	BOLT, M14X 40 PLATED	4	4	4	4				
18	1	29321-255050	GROMET, 25X5.0X50	1	1	1	1				
19	1	23080-013000	CLAMP, 13	1	1	1	1				
20	1	933168-55770	BAND 146	3	3	3	3				
21	1	172165-14610	HOSE L=2500, FUEL	2	2	2	2				
22	1	172116-14620	PIPE, FUEL	1	1	1	1				
23	1	26116-080702	BOLT, M8X 70 PLATED	1	1	1	1				
24	1	172126-16540	CLAMP	1	1	1	1				
25	1	129335-55700	SEPARATOR ASSY,WATER	1	1	1	1				
26	2	104200-55321	VALVE, TAPER	1	1	1	1				
27	2	104200-55330	SPRING, VALVE	1	1	1	1				
28	2	104200-55341	HANDLE	1	1	1	1				
29	2	124064-55510	COVER	1	1	1	1				
30	2	102103-55520	O-RING	1	1	1	1				
31	2	110250-55610	RING, RETAINING	1	1	1	1				
32	2	121257-55720	SPRING	1	1	1	1				
33	2	121257-55731	FLOAT	1	1	1	1				
35	2	101720-55750	PLUG, 6	2	2	2	2				
36	2	104200-55750	SCREW, M4	1	1	1	1				
37	2	171081-55910	SCREEN	1	1	1	1				
38	2	23418-060000	GASKET, 6X1.0	2	2	2	2				
39	2	24311-240100	O-RING, 1AP10A	1	1	1	1				
40	1	124766-59050	CLIP, HOSE 12	6	6	6	6				
41	1	22217-080000	WASHER, SPRING 8	1	1	1	1				
42	1	22217-100000	WASHER, SPRING 10	4	4	4	4				W
		(A=M/#60939) (B=M/#60939) (C=M/#60939) (D=M/#60939)									
43	1	26116-100162	BOLT, M10X 16 PLATED	4	4	4	4				W
		(A=M/#60939) (B=M/#60939) (C=M/#60939) (D=M/#60939)									

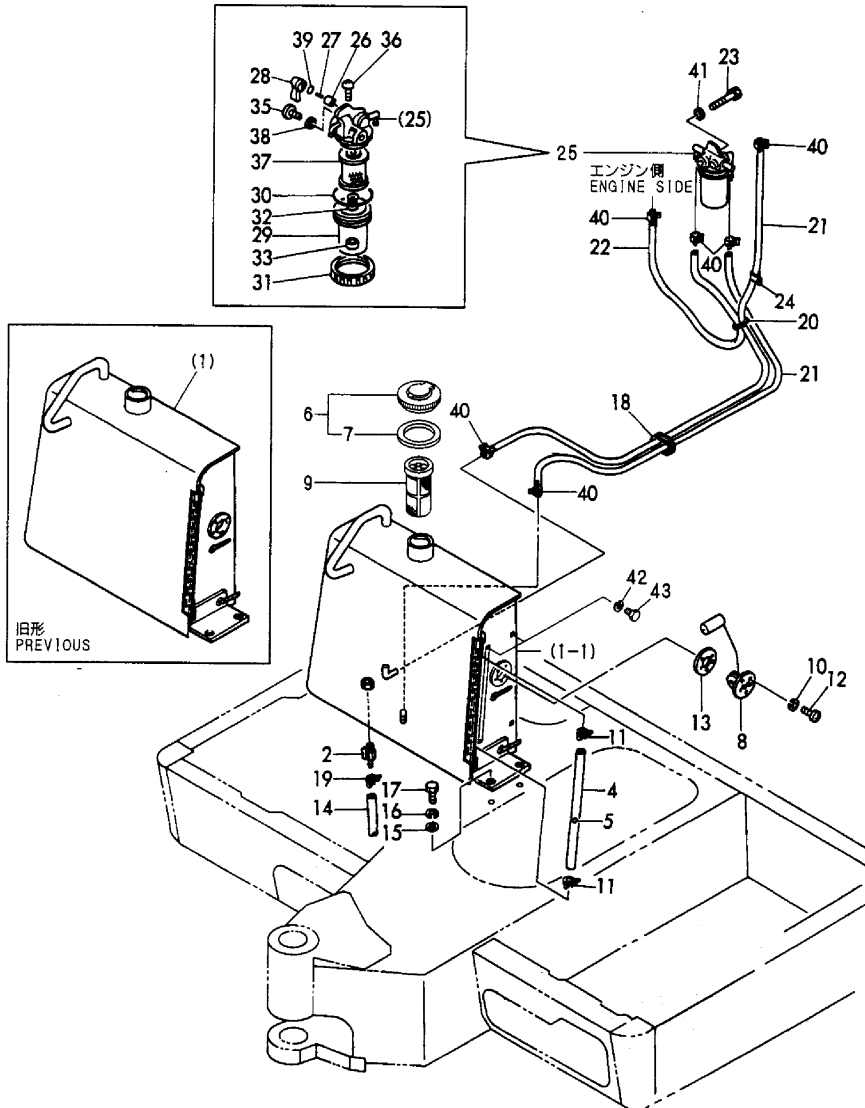
Fig.15. FUEL TANK & FUEL PIPE(AS)

Y00K3462

Fig. 15 燃料タンク&燃料パイプ (AS)
FUEL TANK & FUEL PIPE (AS)

見出しNo. 1, 1-1は、見出しNo. (1), (1-1) から13を含みます。
1, 1-inc. (f), (1-1) ~ 13

COUNTRY	JP	AS	EX
Fig.No.	14	15	14



(A)=B50-2B C(R)F
(B)=B50-2B C(R)S
(C)=B50-2B P(R)F

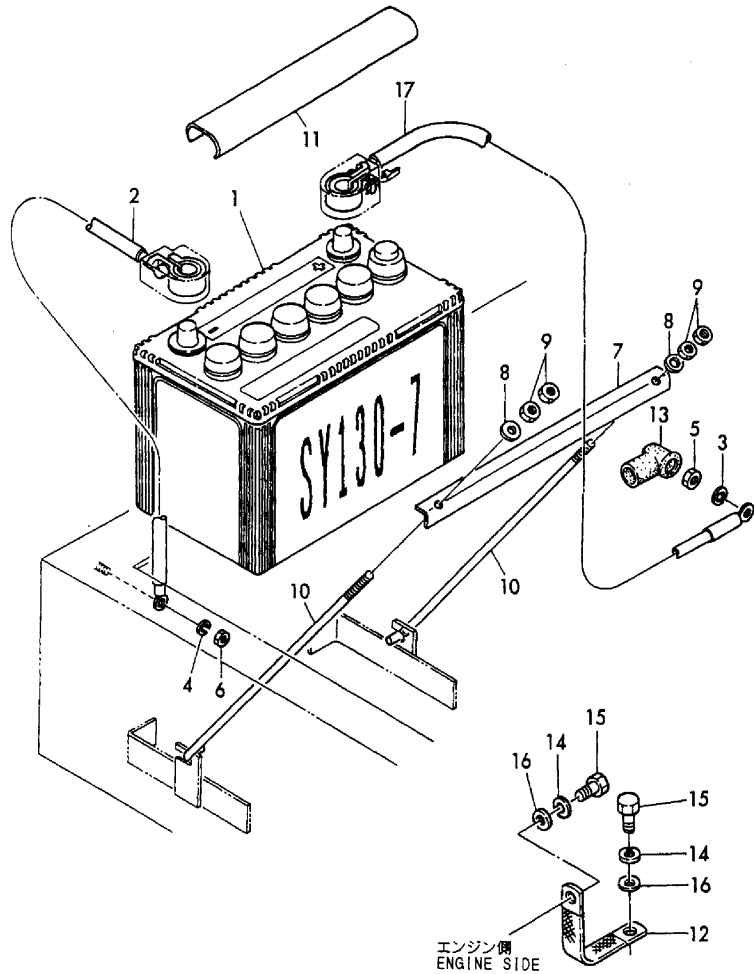
(D)=B50-2B P(R)S
(E)=B50-2BC(R)AS
(F)=B50-2BP(R)AS

No.	Lev.	Parts No.	Description	Q'ty						I	R
				(A)	(B)	(C)	(D)	(E)	(F)		
1	1	772165-14110	TANK ASSY, FUEL					1	1		
1-1	1	772437-14100	TANK ASSY, FUEL					1	1		N
				(E=M/#60939)				(F=M/#60939)			
2	2	104200-11920	COCK, WATER					1	1		
4	2	172151-14191	HOSE					1	1		
5	2	172141-14260	FLOAT					1	1		
6	2	172122-14301	CAP ASSY, TANK					1	1		
7	3	172122-14350	GASKET					1	1		
8	2	172162-14180	GAUGE, FUEL					1	1		
9	2	172183-14250	FILTER (FUEL					1	1		
10	2	22217-050000	WASHER, SPRING 5					5	5		
11	2	23010-014000	CLAMP, 14					2	2		
12	2	26557-050122	SCREW, M5X12					5	5		
13	2	172162-14200	GASKET					1	1		
14	1	172165-14170	TUBE, DRAIN					1	1		
15	1	22137-140000	WASHER, 14					4	4		
16	1	22217-140000	WASHER, SPRING 14					4	4		
17	1	26116-140402	BOLT, M14X 40 PLATED					4	4		
18	1	29321-255050	GROMET, 25X5.0X50					1	1		
19	1	23080-013000	CLAMP, 13					1	1		
20	1	933168-55770	BAND 146					3	3		
21	1	172165-14610	HOSE L=2500, FUEL					2	2		
22	1	172116-14620	PIPE, FUEL					1	1		
23	1	26116-080702	BOLT, M8X 70 PLATED					1	1		
24	1	172126-16540	CLAMP					1	1		
25	1	129335-55700	SEPARATOR ASSY,WATER					1	1		
26	2	104200-55321	VALVE, TAPER					1	1		
27	2	104200-55330	SPRING, VALVE					1	1		
28	2	104200-55341	HANDLE					1	1		
29	2	124064-55510	COVER					1	1		
30	2	102103-55520	O-RING					1	1		
31	2	110250-55610	RING, RETAINING					1	1		
32	2	121257-55720	SPRING					1	1		
33	2	121257-55731	FLOAT					1	1		
35	2	101720-55750	PLUG, 6					2	2		
36	2	104200-55750	SCREW, M4					1	1		
37	2	171081-55910	SCREEN					1	1		
38	2	23418-060000	GASKET, 6X1.0					2	2		
39	2	24311-240100	O-RING, 1AP10A					1	1		
40	1	124766-59050	CLIP, HOSE 12					6	6		
41	1	22217-080000	WASHER, SPRING 8					1	1		
42	1	22217-100000	WASHER, SPRING 10					4	4		W
				(E=M/#60939)				(F=M/#60939)			
43	1	26116-100162	BOLT, M10X 16 PLATED					4	4		W
				(E=M/#60939)				(F=M/#60939)			

Fig.16. BATTERY

Y00K3462

Fig. 16 バッテリー BATTERY



(A)=B50-2B C(R)F
(B)=B50-2B C(R)S
(C)=B50-2B P(R)F

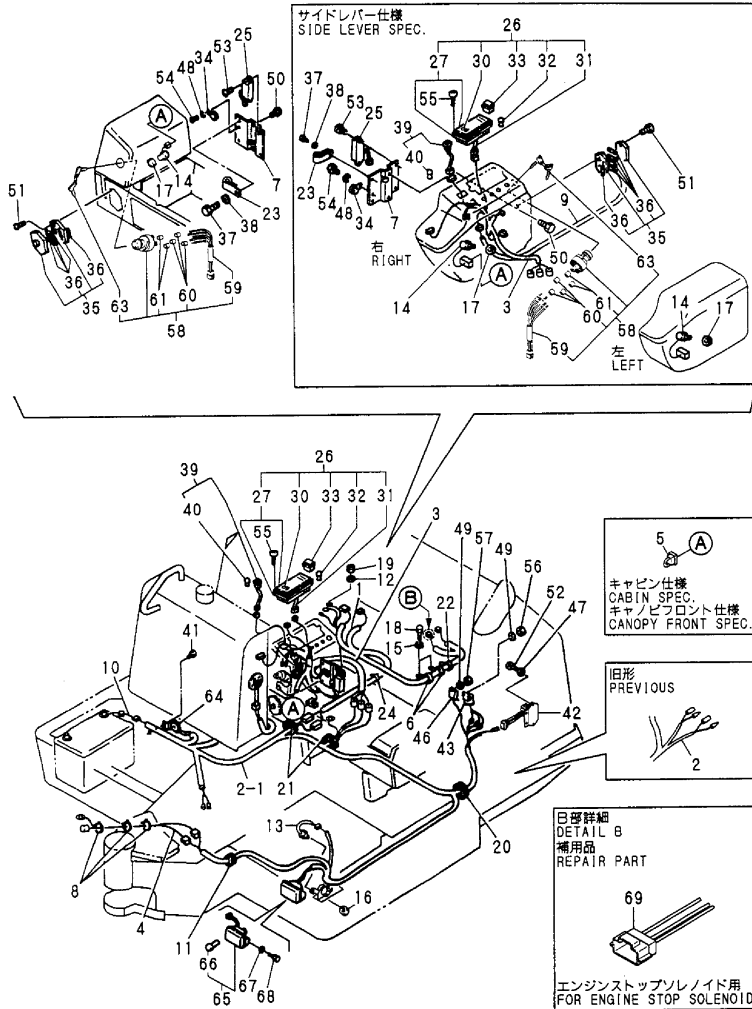
(D)=B50-2B P(R)S
(E)=B50-2BC(R)AS
(F)=B50-2BP(R)AS

No.	Lev.	Parts No.	Description	Qty						I	R
				(A)	(B)	(C)	(D)	(E)	(F)		
1	1	172165-16102	BATTERY	1	1	1	1	1	1		
2	1	172142-16110	CORD, BATTERY	1	1	1	1	1	1		
3	1	22217-080000	WASHER, SPRING 8	1	1	1	1	1	1		
4	1	22217-100000	WASHER, SPRING 10	1	1	1	1	1	1		
5	1	26716-080002	NUT, M8	1	1	1	1	1	1		
6	1	26716-100002	NUT, M10	1	1	1	1	1	1		
7	1	172116-16310	RETAINER, BATTERY	1	1	1	1	1	1		
8	1	22157-080000	WASHER, 8	2	2	2	2	2	2		
9	1	26716-080002	NUT, M8	4	4	4	4	4	4		
10	1	933171-15710	ROD(B), BATTERY FIX	2	2	2	2	2	2		
11	1	172165-16130	COVER, BATTERY	1	1	1	1	1	1		
12	1	933171-15801	CORD, ENGINE EARTH	1	1	1	1	1	1		
13	1	124550-77030	COVER, TERMINAL	1	1	1	1	1	1		
14	1	22217-100000	WASHER, SPRING 10	2	2	2	2	2	2		
15	1	26116-100162	BOLT, M10X 16 PLATED	2	2	2	2	2	2		
16	1	22137-100000	WASHER, 10	2	2	2	2	2	2		
17	1	172165-16111	CORD, BATTERY	1	1	1	1	1	1		

Fig.17. ELECTRIC PART(CABIN,CANOPY)

Y00K3462

Fig. 17 電装品 (キャビン、キャノピ)
ELECTRIC PART (CABIN, CANOPY)



(A)=B50-2B C(R)F
(B)=B50-2B C(R)S
(C)=B50-2B P(R)F

(D)=B50-2B P(R)S
(E)=B50-2BC(R)AS
(F)=B50-2BP(R)AS

No.	Lev.	Parts No.	Description	Q'ty						I	R
				(A)	(B)	(C)	(D)	(E)	(F)		
1	1	172976-16500	HARNES A	1	1	1	1	1	1		
2	1	172165-16513	HARNES B	1	1	1	1				
2-1	1	172426-16510	HARNES, WIRE B	1	1	1	1	1	1	S	2
3	1	172165-16521	HARNES C	1	1	1	1				
3-1	1	172426-16520	HARNES, WIRE C	1	1	1	1	1	1	S	2
4	1	172151-16531	WIRE, LEAD	1	1	1	1	1	1		
5	1	172190-16500	HARNES	1	1	1		1			
6	1	172126-16540	CLAMP	3	3	3	3	3	3		
7	1	172165-17100	BRACKET	1	1	1	1	1	1		
8	1	172137-16560	BAND	5	5	5	5	5	5		
9	1	172165-16560	HARNES (G)		1		1	1	1		
10	1	172183-16540	LINK,FUSIBLE	1	1	1	1	1	1		
11	1	1A1380-58050	GROMMET, 16X20X4.5	1	1	1	1	1	1		
12	1	22217-050000	WASHER, SPRING 5	1	1	1	1	1	1		
13	1	194464-52190	SWITCH, SAFETY START	1	1	1	1	1	1		
14	1	172164-17140	SWITCH	1	2	1	2	1	2		
15	1	22217-100000	WASHER, SPRING 10	2	2	2	2	2	2		
16	1	26776-180002	NUT, LOCK M18	1	1	1	1	1	1		
17	1	26776-160002	NUT, LOCK M16	1	2	1	2	1	2		
18	1	26116-100162	BOLT, M10X 16 PLATED	2	2	2	2	2	2		
19	1	26716-050002	NUT, M5	1	1	1	1	1	1		
20	1	29311-515000	GROMET, 50.5X5	1	1	1	1	1	1		
21	1	29321-255050	GROMET, 25X5.0X50	2	2	2	2	2	2		
22	1	194250-51660	BAND 250	1	1	1	1	1	1		
23	1	172142-16550	CLAMP	1	1	1	1	1	1		
24	1	933168-55770	BAND 146	2	3	2	3	3	3		
25	1	172151-17100	LAMP, CHECKER	1	1	1	1	1	1		
26	1	172162-17101	BOX ASSY, INDICATOR	1	1	1	1	1	1		
27	2	172162-17270	COVER ASSY	1	1	1	1	1	1		
30	2	172162-17240	METER ASSY, FUEL	1	1	1	1	1	1		
31	2	172162-17250	HARNES	1	1	1	1	1	1		
32	2	172162-17120	VALVE	4	4	4	4	4	4		
33	2	172162-17130	METER, HOUR	1	1	1	1	1	1		
34	1	172141-17150	BUZZER	1	1	1	1	1	1		
35	1	172141-17161	BOX, FUSE	1	1	1	1	1	1		
36	2	29411-150000	FUSE, CARTRIDGE 15A	5	5	5	5	5	5		
37	1	26116-060122	BOLT, M6X 12 PLATED	1	1	1	1	1	1		
38	1	22217-060000	WASHER, SPRING 6	1	1	1	1	1	1		
39	1	172141-17190	SWITCH, WORK LAMP	1	1	1	1	1	1		
40	2	172141-17230	BULB, 24V 6W	1	1	1	1	1	1		
41	1	1A1380-62480	BOLT 6X12,SLIT	2	2	2	2	2	2		
42	1	129432-77101	RELAY, SAFETY	1	1	1	1	1	1		
43	1	119650-77910	RELAY ASSY, GLOW	1	1	1	1	1	1		
46	1	119632-77922	TIMER	1	1	1	1	1	1		
47	1	22137-060000	WASHER, 6	2	2	2	2	2	2		
48	1	22217-060000	WASHER, SPRING 6	1	1	1	1	1	1		
49	1	22217-060000	WASHER, SPRING 6	3	3	3	3	3	3		
50	1	26013-080162	BOLT, M8X 16	2	2	2	2	2	2		
51	1	26022-050162	SCREW, M5X16	2	2	2	2	2	2		

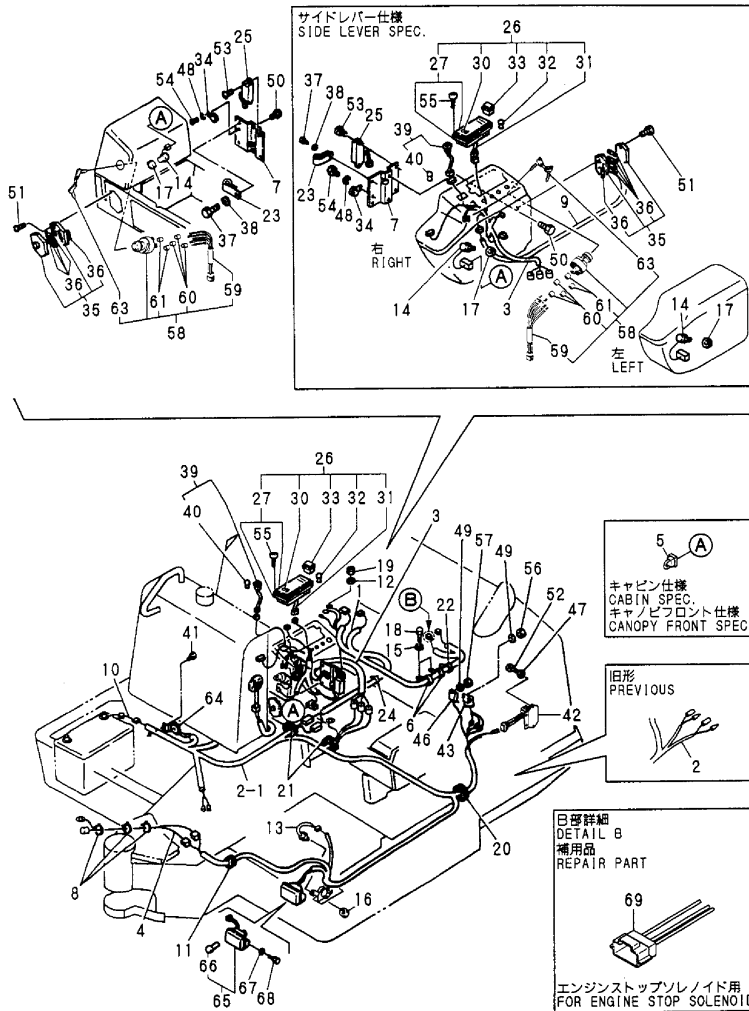
Remarks

- (1)REPAIR PARTS FOR ONLY B PARTS OF REF.NO.1.
- (2)INTERCHANGEABLE BY SIMULTANEOUS REPLACEMENT WITH REF.NO.2- 1 & 3- 1.

Fig.17. ELECTRIC PART(CABIN,CANOPY)

Y00K3462

Fig. 17 電装品 (キャビン、キャノピ)
ELECTRIC PART (CABIN, CANOPY)



(A)=B50-2B C(R)F
(B)=B50-2B C(R)S
(C)=B50-2B P(R)F

(D)=B50-2B P(R)S
(E)=B50-2BC(R)AS
(F)=B50-2BP(R)AS

No.	Lev.	Parts No.	Description	Qty						I	R
				(A)	(B)	(C)	(D)	(E)	(F)		
52	1	26022-060122	SCREW, M6X12	2	2	2	2	2	2		
53	1	26022-060202	SCREW, M6X20	2	2	2	2	2	2		
54	1	26116-060122	BOLT, M6X 12 PLATED	1	1	1	1	1	1		
55	1	26589-040202	SCREW, M4X20	4	4	4	4	4	4		
56	1	26716-060002	NUT, M6	2	2	2	2	2	2		
57	1	26716-060002	NUT, M6	1	1	1	1	1	1		
58	1	172428-17100	SWITCH ASSY, STARTER	1	1	1	1	1	1		
59	2	172165-16530	HARNESS D	1	1	1	1	1	1		
60	2	172187-17080	COVER	3	3	3	3	3	3		
61	2	172187-17090	COVER	2	2	2	2	2	2		
63	2	933110-00301	KEY ASSY	1	1	1	1	1	1		
64	1	933110-05300	HORN	1	1	1	1	1	1		
64-1	1	933110-05301	HORN	1	1	1	1	1	1		N
		(A=M/#65065) (B=M/#65065) (C=M/#65065) (D=M/#65065) (E=M/#65065) (F=M/#65065)									
65	1	172162-17410	LAMP ASSY, HEADLIGHT	1	1	1	1	1	1		
66	2	29220-788200	BULB, 12V 25W	1	1	1	1	1	1		
67	1	22217-080000	WASHER, SPRING 8	2	2	2	2	2	2		
68	1	26116-080162	BOLT, M8X 16 PLATED	2	2	2	2	2	2		
69	1	172183-16900	CONNECTOR	1	1	1	1	1	1		1

Remarks

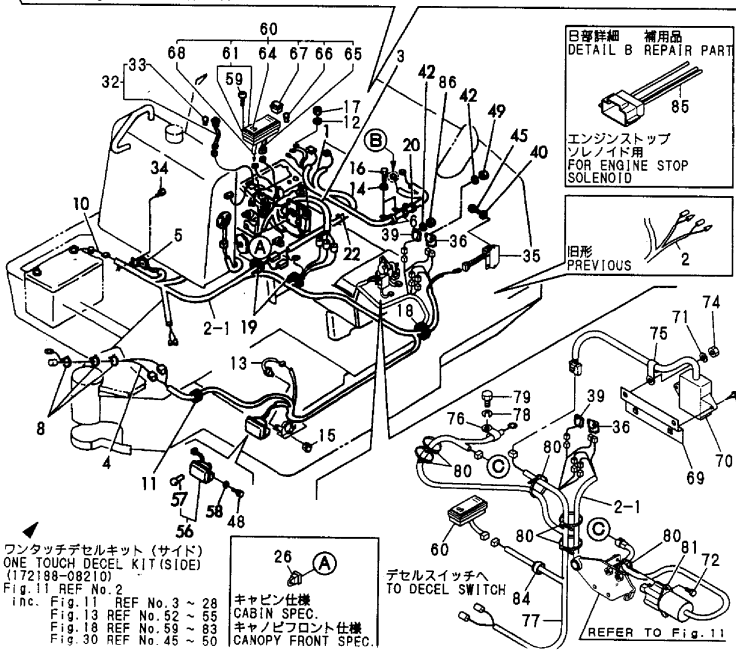
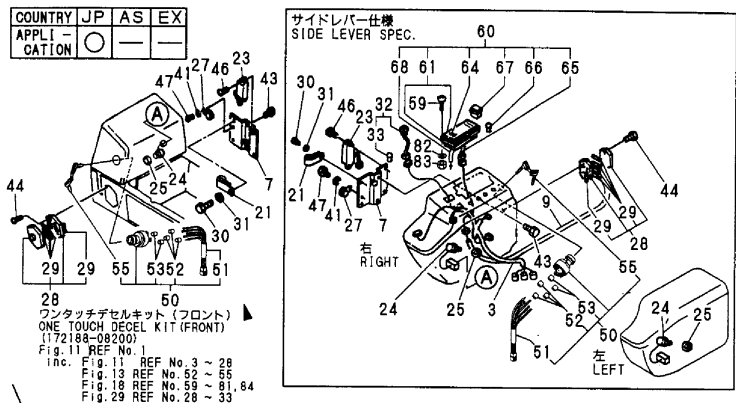
- (1)REPAIR PARTS FOR ONLY B PARTS OF REF.NO.1.
- (2)INTERCHANGEABLE BY SIMULTANEOUS REPLACEMENT WITH REF.NO.2- 1 & 3- 1.

Fig.18. ELECTRIC PART(CABIN,CANOPY)(ONE TOUCH DECEL)

(A)=B50-2B C(R)F
 (B)=B50-2B C(R)S
 (C)=B50-2B P(R)F
 (D)=B50-2B P(R)S
 (E)=B50-2BC(R)AS
 (F)=B50-2BP(R)AS

Y00K3462

Fig. 18 電装品 (キャビン、キャノピ) (ワンタッチデセル)
 ELECTRIC PART (CABIN, CANOPY) (ONE TOUCH DECEL)



No.	Lev.	Parts No.	Description	Q'ty						I	R
				(A)	(B)	(C)	(D)	(E)	(F)		
1	1	172976-16500	HARNES A	1	1	1	1				
2	1	172165-16513	HARNES B	1	1	1	1				
2-1	1	172426-16510	HARNES, WIRE B	1	1	1	1				S 2
3	1	172165-16521	HARNES C	1	1	1	1				
3-1	1	172426-16520	HARNES, WIRE C	1	1	1	1				S 2
4	1	172151-16531	WIRE, LEAD	1	1	1	1				
5	1	933110-05300	HORN	1	1	1	1				
5-1	1	933110-05301	HORN	1	1	1	1				N
6	1	172126-16540	CLAMP	3	3	3	3				
7	1	172165-17100	BRACKET	1	1	1	1				
8	1	172137-16560	BAND	5	5	5	5				
9	1	172165-16560	HARNES (G)		1		1				
10	1	172183-16540	LINK,FUSIBLE	1	1	1	1				
11	1	1A1380-58050	GROMMET, 16X20X4.5	1	1	1	1				
12	1	22217-050000	WASHER, SPRING 5	1	1	1	1				
13	1	194464-52190	SWITCH, SAFETY START	1	1	1	1				
14	1	22217-100000	WASHER, SPRING 10	2	2	2	2				
15	1	26776-180002	NUT, LOCK M18	1	1	1	1				
16	1	26116-100162	BOLT, M10X 16 PLATED	2	2	2	2				
17	1	26716-050002	NUT, M5	1	1	1	1				
18	1	29311-515000	GROMET, 50.5X5	1	1	1	1				
19	1	29321-255050	GROMET, 25X5.0X50	2	2	2	2				
20	1	194250-51660	BAND 250	1	1	1	1				
21	1	172142-16550	CLAMP	1	1	1	1				
22	1	933168-55770	BAND 146	2	3	2	3				
23	1	172151-17100	LAMP, CHECKER	1	1	1	1				
24	1	172164-17140	SWITCH	1	2	1	2				
25	1	26776-160002	NUT, LOCK M16	1	2	1	2				
26	1	172190-16500	HARNES	1	1	1					
27	1	172141-17150	BUZZER	1	1	1	1				
28	1	172141-17161	BOX, FUSE	1	1	1	1				
29	2	29411-150000	FUSE, CARTRIDGE 15A	5	5	5	5				
30	1	26116-060122	BOLT, M6X 12 PLATED	1	1	1	1				
31	1	22217-060000	WASHER, SPRING 6	1	1	1	1				
32	1	172141-17190	SWITCH, WORK LAMP	1	1	1	1				
33	2	172141-17230	BULB, 24V 6W	1	1	1	1				
34	1	1A1380-62480	BOLT 6X12,SLIT	2	2	2	2				
35	1	129432-77101	RELAY, SAFETY	1	1	1	1				
36	1	119650-77910	RELAY ASSY, GLOW	1	1	1	1				
39	1	119632-77922	TIMER	1	1	1	1				
40	1	22137-060000	WASHER, 6	2	2	2	2				
41	1	22217-060000	WASHER, SPRING 6	1	1	1	1				
42	1	22217-060000	WASHER, SPRING 6	3	3	3	3				
43	1	26013-080162	BOLT, M8X 16	2	2	2	2				
44	1	26022-050162	SCREW, M5X16	2	2	2	2				
45	1	26022-060122	SCREW, M6X12	2	2	2	2				
46	1	26022-060202	SCREW, M6X20	2	2	2	2				
47	1	26116-060122	BOLT, M6X 12 PLATED	1	1	1	1				

Remarks
 (1)REPAIR PARTS FOR ONLY B PARTS OF REF.NO.1.
 (2)INTERCHANGEABLE BY SIMULTANEOUS REPLACEMENT WITH REF.NO.2- 1 & 3-1.
 (3)INC.ONE TOUCH DECEL KIT.

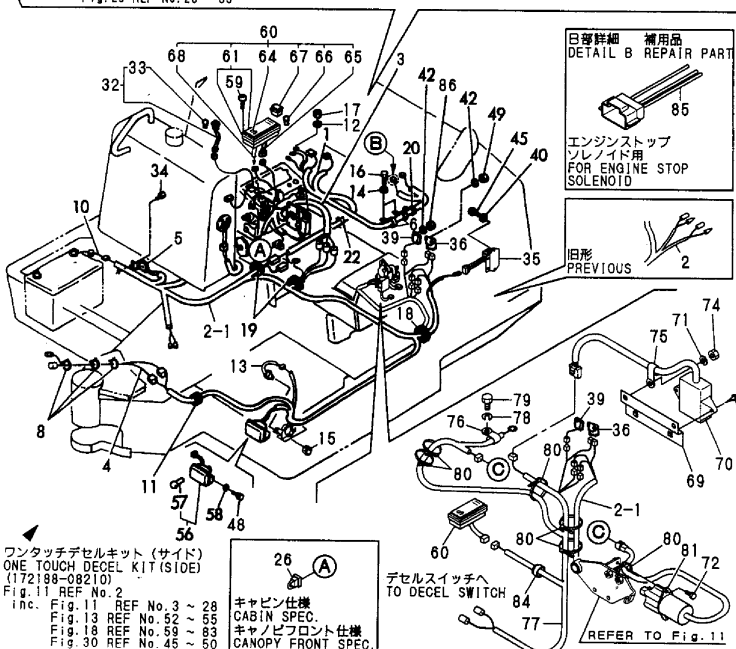
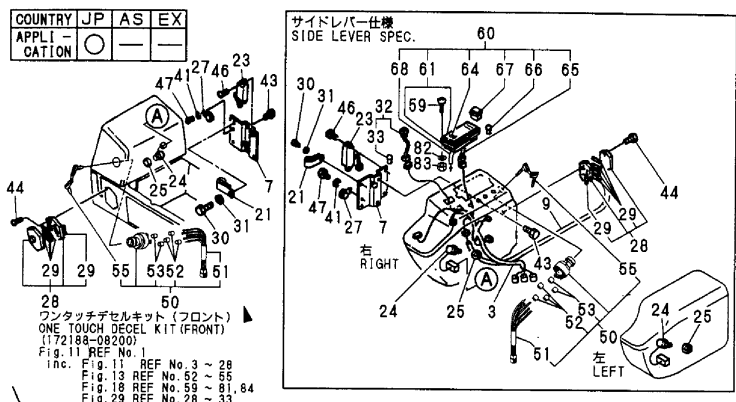
Fig.18. ELECTRIC PART(CABIN,CANOPY)(ONE TOUCH DECEL)

(A)=B50-2B C(R)F
 (B)=B50-2B C(R)S
 (C)=B50-2B P(R)F

(D)=B50-2B P(R)S
 (E)=B50-2BC(R)AS
 (F)=B50-2BP(R)AS

Y00K3462

Fig. 18 電装品 (キャビン、キャノピ) (ワンタッチデセル)
 ELECTRIC PART (CABIN, CANOPY) (ONE TOUCH DECEL)



No.	Lev.	Parts No.	Description	Q'ty						I	R
				(A)	(B)	(C)	(D)	(E)	(F)		
48	1	26116-080162	BOLT, M8X 16 PLATED	2	2	2	2				
49	1	26716-060002	NUT, M6	2	2	2	2				
50	1	172428-17100	SWITCH ASSY, STARTER	1	1	1	1				
51	2	172165-16530	HARNASS D	1	1	1	1				
52	2	172187-17080	COVER	3	3	3	3				
53	2	172187-17090	COVER	2	2	2	2				
55	2	933110-00301	KEY ASSY	1	1	1	1				
56	1	172162-17410	LAMP ASSY, HEADLIGHT	1	1	1	1				
57	2	29220-788200	BULB, 12V 25W	1	1	1	1				
58	1	22217-080000	WASHER, SPRING 8	2	2	2	2				
59	1	26589-040202	SCREW, M4X20	4	4	4	4				3
60	1	172176-17100	BOX, INDICATOR	1	1	1	1				3
61	2	172162-17270	COVER ASSY	1	1	1	1				3
64	2	172176-17120	METER, FUEL	1	1	1	1				3
65	2	172162-17250	HARNASS	1	1	1	1				3
66	2	172162-17120	VALVE	5	5	5	5				3
67	2	172162-17130	METER, HOUR	1	1	1	1				3
68	2	172176-17130	HARNASS	1	1	1	1				3
69	1	172188-17200	BRACKET, TIMER	1	1	1	1				3
70	1	172190-17220	RELEY, TIMER	1	1	1	1				3
71	1	22217-100000	WASHER, SPRING 10	2	2	2	2				3
72	1	26013-060162	BOLT, M6X 16	2	2	2	2				3
73	1	26022-060252	SCREW, M6X25	2	2	2	2				3
74	1	26716-100002	NUT, M10	2	2	2	2				3
75	1	172126-16540	CLAMP	1	1	1	1				3
76	1	172126-16540	CLAMP	1	1	1	1				3
77	1	172190-16650	HARNASS,DECEL	1	1	1	1				3
78	1	22217-100000	WASHER, SPRING 10	1	1	1	1				3
79	1	26116-100162	BOLT, M10X 16 PLATED	1	1	1	1				3
80	1	933152-09280	BAND 170	6	6	6	6				3
81	1	172162-17180	SOLENOID	1	1	1	1				3
82	1	22137-040000	WASHER, 4		4		4				3
83	1	26716-040002	NUT, M4		4		4				3
84	1	172165-62800	GROMMET	1		1					3
85	1	172183-16900	CONNECTOR	1	1	1	1				1
86	1	26716-060002	NUT, M6	1	1	1	1				

Remarks

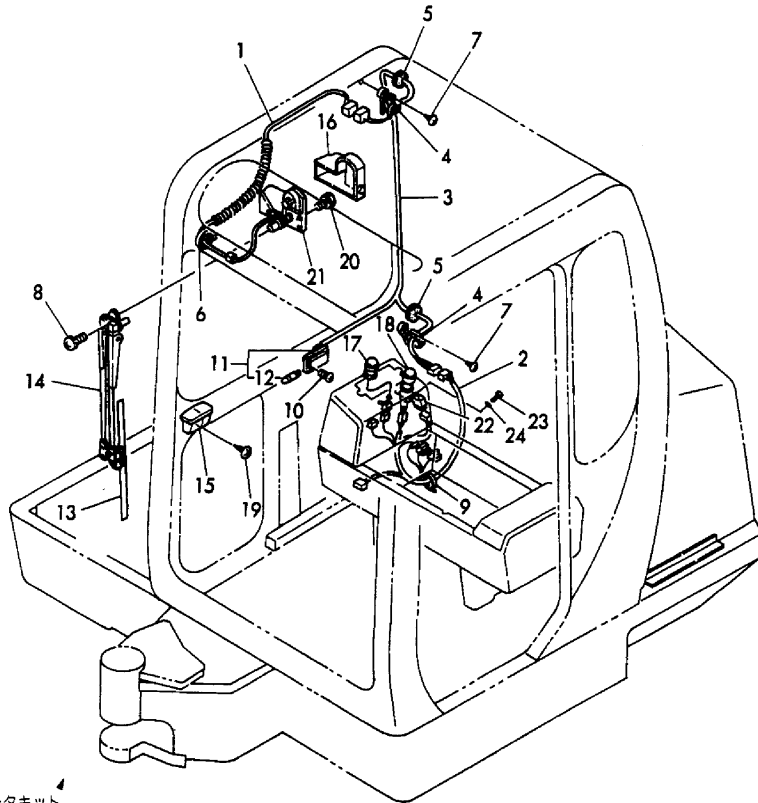
- (1)REPAIR PARTS FOR ONLY B PARTS OF REF.NO.1.
- (2)INTERCHANGEABLE BY SIMULTANEOUS REPLACEMENT WITH REF.NO.2- 1 & 3- 1.
- (3)INC.ONE TOUCH DECEL KIT.

Fig.19. ELECTRIC PART(CABIN)

Y00K3462

Fig. 19 電装品 (キャビン)
ELECTRIC PART (CABIN)

COUNTRY	JP	AS	EX
APPLI- CATION	○	○	—



ヒータキット
HEATER KIT
(172426-08180)
Fig.22 REF No. |
inc. Fig.19 REF No. 2, 9, 23, 24
Fig.22 REF No. 1A~16A
Fig.41 REF No. 1, 18

(A)=B50-2B C(R)F
(B)=B50-2B C(R)S
(C)=B50-2B P(R)F

(D)=B50-2B P(R)S
(E)=B50-2BC(R)AS
(F)=B50-2BP(R)AS

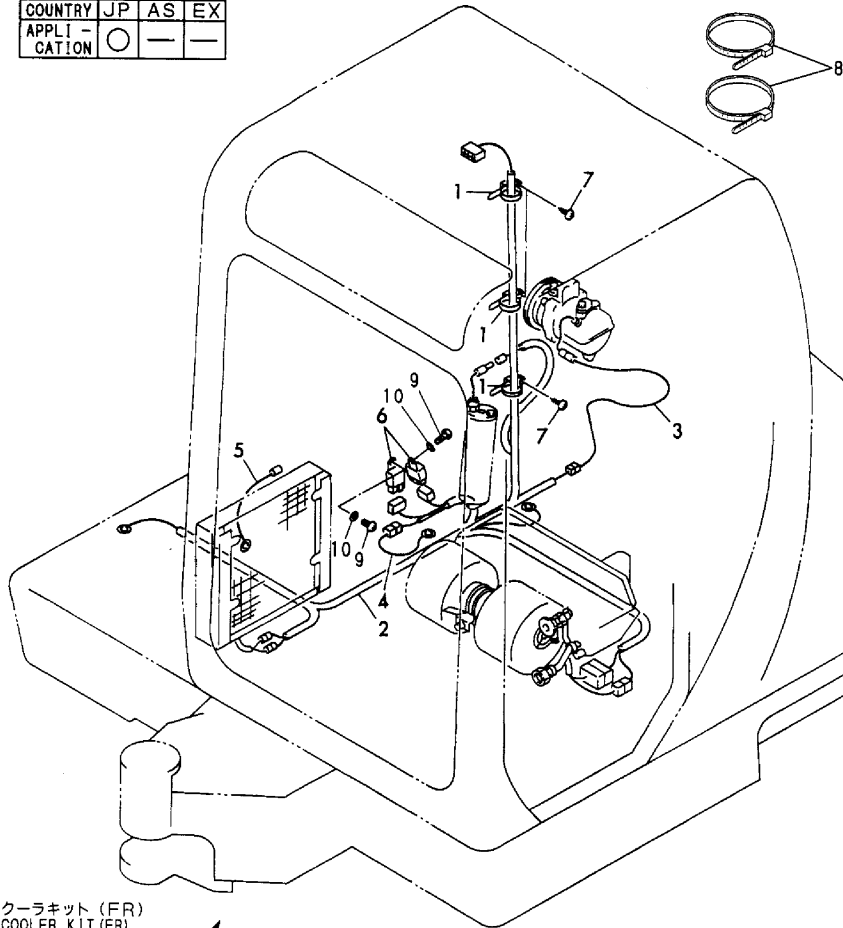
No.	Lev.	Parts No.	Description	Q'ty						I	R
				(A)	(B)	(C)	(D)	(E)	(F)		
1	1	172137-16000	WIRE	1	1				1		
2	1	172165-16541	HARNESS E	1	1				1		
3	1	172165-16550	HARNESS (F)	1	1				1		
4	1	172122-16590	BAND 200F	2	2				2		
5	1	172137-62970	GROMMET	2	2				2		
6	1	172122-79890	CLAMP, HOSE	1	1				1		
7	1	22857-400120	SCREW, 4X12	2	2				2		
8	1	26022-050202	SCREW, M5X20	1	1				1		
9	1	933168-55770	BAND 146	1	1				1		
10	1	22857-400100	SCREW, 4X10	2	2				2		
11	1	933113-05150	LAMP, ROOM	1	1				1		
12	2	933113-05160	BULB, 12V 5W	1	1				1		
13	1	172734-17070	BLADE 450, WIPER	1	1				1		
14	1	172165-17130	ARM, WIPER	1	1				1		
15	1	172312-17250	ASHTRAY	1	1				1		
16	1	172151-17300	COVER	1	1				1		
17	1	172162-17330	SWITCH, WIPER	1	1				1		
18	1	933113-15000	LIGHTER ASSY, CIGAR	1	1				1		
19	1	22867-400100	SCREW, 4X10	3	3				3		
20	1	26013-060122	BOLT, M6X 12	3	3				3		
21	1	172165-16200	MOTOR 520A, WIPER	1	1				1		
22	1	119247-77100	RELAY, SAFETY	1	1				1		
23	1	26022-060122	SCREW, M6X12	1	1				1		
24	1	22137-060000	WASHER, 6	1	1				1		

Fig.20. ELECTRIC PART(COOLER SPEC.)

Y00K3462

Fig. 20 電装品 (クーラ仕様)
ELECTRIC PART (COOLER SPEC.)

COUNTRY	JP	AS	EX
APPLI- CATION	○	—	—



クーラキット (FR)
COOLER KIT (FR)
(172426-08010)

Fig. 24 REF. No. 1
inc. Fig. 20 REF. No. 1 ~ 10
Fig. 24 REF. No. 5 ~ 32
Fig. 25 REF. No. 1 ~ 53
Fig. 26 REF. No. 1 ~ 55
Fig. 106 REF. No. 1 ~ 32

クーラキット (SI)
COOLER KIT (SI)
(172426-08020)

Fig. 24 REF. No. 2
inc. Fig. 20 REF. No. 1 ~ 10
Fig. 24 REF. No. 5 ~ 32
Fig. 25 REF. No. 1 ~ 53
Fig. 26 REF. No. 1 ~ 55
Fig. 107 REF. No. 1 ~ 25

クーラキット (FR, V)
COOLER KIT (FR, V)
(172426-08030)

Fig. 24 REF. No. 3
inc. Fig. 20 REF. No. 1 ~ 10
Fig. 24 REF. No. 5 ~ 32
Fig. 25 REF. No. 1 ~ 53
Fig. 26 REF. No. 1 ~ 55
Fig. 106 REF. No. 1 ~ 13, 15 ~ 33

クーラキット (SI, V)
COOLER KIT (SI, V)
(172426-08040)

Fig. 24 REF. No. 4
inc. Fig. 20 REF. No. 1 ~ 10
Fig. 24 REF. No. 5 ~ 32
Fig. 25 REF. No. 1 ~ 53
Fig. 26 REF. No. 1 ~ 55
Fig. 107 REF. No. 1 ~ 9, 11 ~ 26

(A)=B50-2B C(R)F
(B)=B50-2B C(R)S
(C)=B50-2B P(R)F

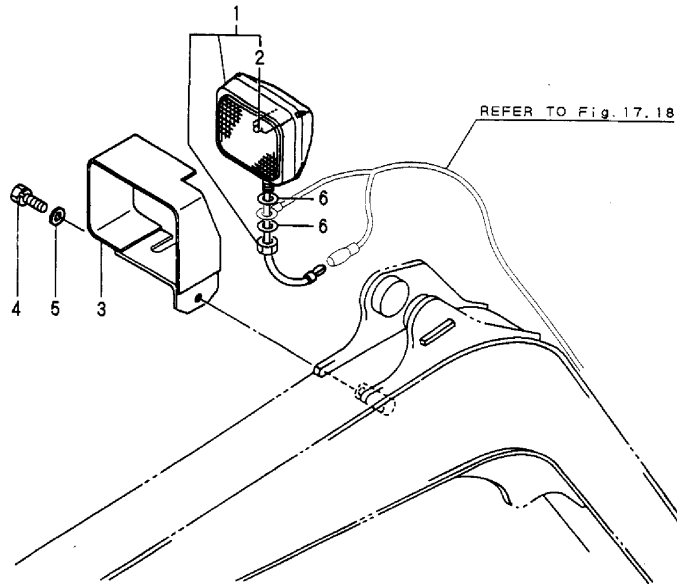
(D)=B50-2B P(R)S
(E)=B50-2BC(R)AS
(F)=B50-2BP(R)AS

No.	Lev.	Parts No.	Description	Q'ty						I	R
				(A)	(B)	(C)	(D)	(E)	(F)		
1	2	172122-16590	BAND 200F	3	3						
2	2	172165-16700	HARNESS, WIRE	1	1						
3	2	172165-16710	HARNESS, WIRE	1	1						
4	2	172162-16730	HARNESS, WIRE	1	1						
5	2	172162-16740	HARNESS, WIRE	1	1						
6	2	119247-77100	RELAY, SAFETY	2	2						
7	2	22857-400120	SCREW, 4X12	3	3						
8	2	933168-55770	BAND 146	2	2						
9	2	26022-060122	SCREW, M6X12	2	2						
10	2	22137-060000	WASHER, 6	2	2						

Fig.21. WORK LAMP

Y00K3462

Fig.21 ワークランプ
WORK LAMP



(A)=B50-2B C(R)F
(B)=B50-2B C(R)S
(C)=B50-2B P(R)F

(D)=B50-2B P(R)S
(E)=B50-2BC(R)AS
(F)=B50-2BP(R)AS

No.	Lev.	Parts No.	Description	Q'ty						I	R
				(A)	(B)	(C)	(D)	(E)	(F)		
1	1	172141-17201	LAMP, WORK	1	1	1	1	1	1		
2	2	172141-17211	BULB	1	1	1	1	1	1		
3	1	172137-17401-4	COVER, LAMP	1	1	1	1				
3A	1	172137-17401	COVER, LAMP						1	1	
4	1	26013-120252	BOLT, M12X 25	1	1	1	1	1	1		
5	1	933152-03700	WASHER, CLUTCH	1	1	1	1	1	1		
6	1	22137-130000	WASHER, 13	2	2	2	2	2	2		

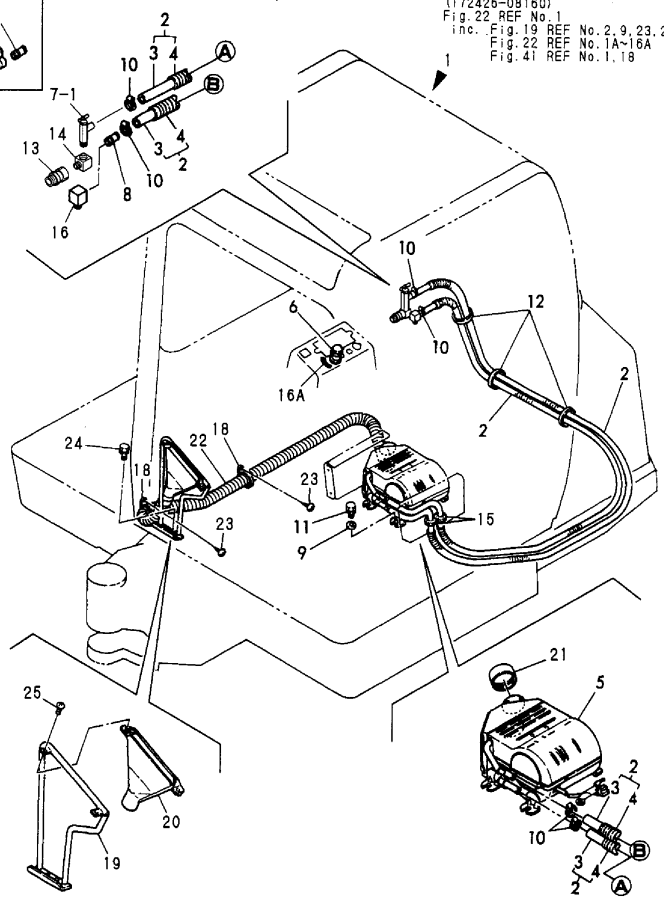

Fig.22. HEATER & DEFROSTER

Y00K3462

Fig.22 ヒータ&デフロスタ
HEATER & DEFROSTER

見出しNo. 1Aは、見出しNo. 2から16を含みます。
1A inc. 2 ~ 16

ヒータキット
HEATER KIT
(172426-08160)
Fig.22 REF.No.1
inc. Fig.19 REF.No.2,9,23,24
Fig.22 REF.No.1A-16A
Fig.41 REF.No.1,18



見出しNo. 17は、見出しNo. 18から25を含みます。
17 inc. 18 ~ 25

(A)=B50-2B C(R)F
(B)=B50-2B C(R)S
(C)=B50-2B P(R)F

(D)=B50-2B P(R)S
(E)=B50-2BC(R)AS
(F)=B50-2BP(R)AS

No.	Lev.	Parts No.	Description	Q'ty						I	R
				(A)	(B)	(C)	(D)	(E)	(F)		
1	1	172426-08160	HEATER KIT	1	1						2
1A	2	772165-17600	HEATER ASSY	1	1			1			
2	3	172165-17610	HOSE, HEATER	2	2						
3	4	172151-17610	HOSE, HEATER	2	2						
4	4	172165-17620	TUBE, CORRUGATED	2	2						
5	3	172165-17601	HEATER ASSY	1	1						
6	3	172162-17610	SWITCH, HEATER	1	1						
7	3	172124-17630	VALVE, MINIATURE	1	1						
7-1	3	172425-17630	VALVE ASSY, HEATER	1	1					1	S
		(A=M/#60831) (B=M/#60831)									
8	3	172124-17640	JOINT, PIPE	2	2						
8-1	3	172124-17640	JOINT, PIPE	1	1					1	K
		(A=M/#60831) (B=M/#60831)									
9	3	22137-100000	WASHER, 10	4	4					4	
10	3	23000-022000	CLAMP, 22	4	4					4	
11	3	26013-100202	BOLT, M10X 20	4	4					4	
12	3	933152-09280	BAND 170	3	3					3	
13	3	23392-030000	JOINT, RGU-3/8	1	1					1	
14	3	172135-76100	ELBOW	1	1					1	
15	3	933171-15680	GROMMET	2	2					2	
16	3	172168-79520	ELBOW	1	1					1	
16A	2	172162-03180	LABEL, HEATER SWITCH	1	1						
17	1	772165-17700	DEFROSTER ASSY	1	1					1	1
18	2	172122-16590	BAND 200F	2	2					2	1
19	2	172165-17701	BRACKET COMPL.	1	1					1	1
20	2	172120-17710	NOZZLE, DEFROSTER	1	1					1	1
21	2	172122-17730	COVER, DEFROSTER	1	1					1	1
22	2	172165-17800	HOSE	1	1					1	1
23	2	22857-400120	SCREW, 4X12	2	2					2	1
24	2	26013-080202	BOLT, M8X 20	2	2					2	1
25	2	26557-050102	SCREW, M5X10	2	2					2	1

Remarks
(1)OPTIONAL
STANDARD ACCESSORY PARTS FOR
AS SPECIFICATION.
(2)INC.FIG.19 REF.NO.2,9,23,24,
FIG.22 REF.NO.1A-16A &
FIG.41 REF.NO.1,18.

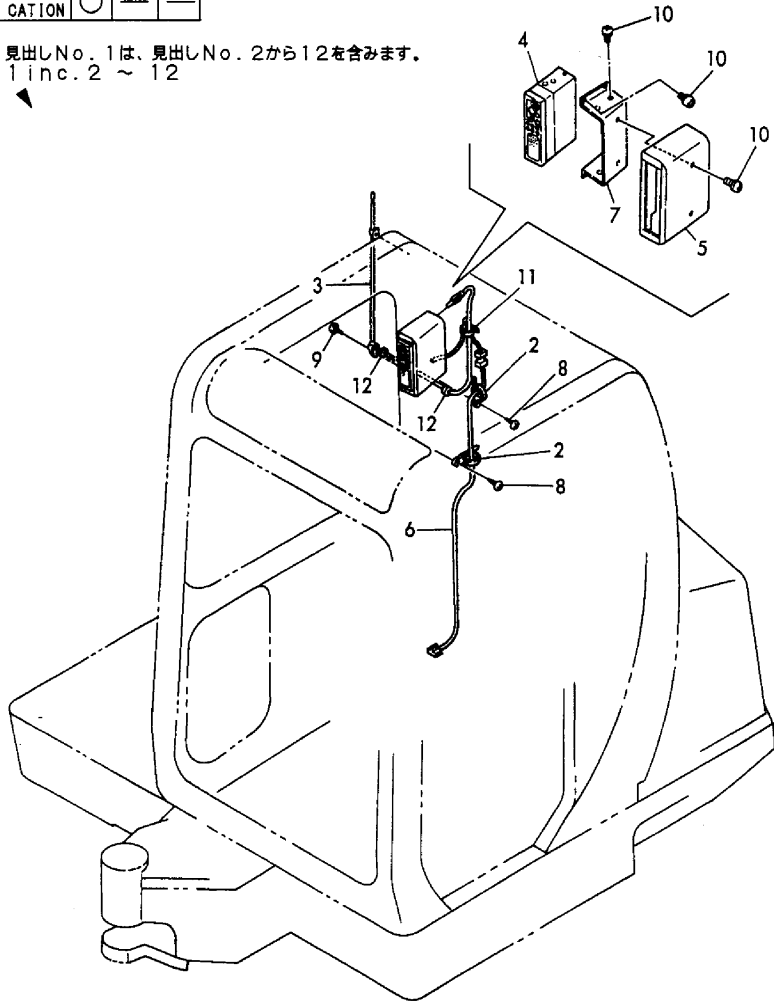
Fig.23. RADIO(OPTIONAL)

Y00K3462

Fig. 23 ラジオ (オプション)
RADIO (OPTIONAL)

COUNTRY	JP	AS	EX
APPLI- CATION	○	—	—

見出しNo. 1は、見出しNo. 2から12を含みます。
1 inc. 2 ~ 12



(A)=B50-2B C(R)F
(B)=B50-2B C(R)S
(C)=B50-2B P(R)F

(D)=B50-2B P(R)S
(E)=B50-2BC(R)AS
(F)=B50-2BP(R)AS

No.	Lev.	Parts No.	Description	Q'ty						I	R
				(A)	(B)	(C)	(D)	(E)	(F)		
1	1	772165-17800	RADIO ASSY	1	1						
2	2	172122-16590	BAND 200F	2	2						
3	2	172112-17190	ANTENNA	1	1						
4	2	172162-17800	RADIO	1	1						
5	2	172165-17820	COVER ASSY	1	1						
6	2	172165-17850	HARNES	1	1						
7	2	172165-17860	STAY ASSY, RADIO	1	1						
8	2	22857-400120	SCREW, 4X12	2	2						
9	2	22857-500120	SCREW, 5X12	2	2						
10	2	26023-050122	SCREW, M5X12	10	10						
11	2	933168-55770	BAND 146	1	1						
12	2	933168-56000	GROMMET, 17X9	2	2						

Fig.24. COMPRESSOR & V PULLER(COOLER SPEC.)

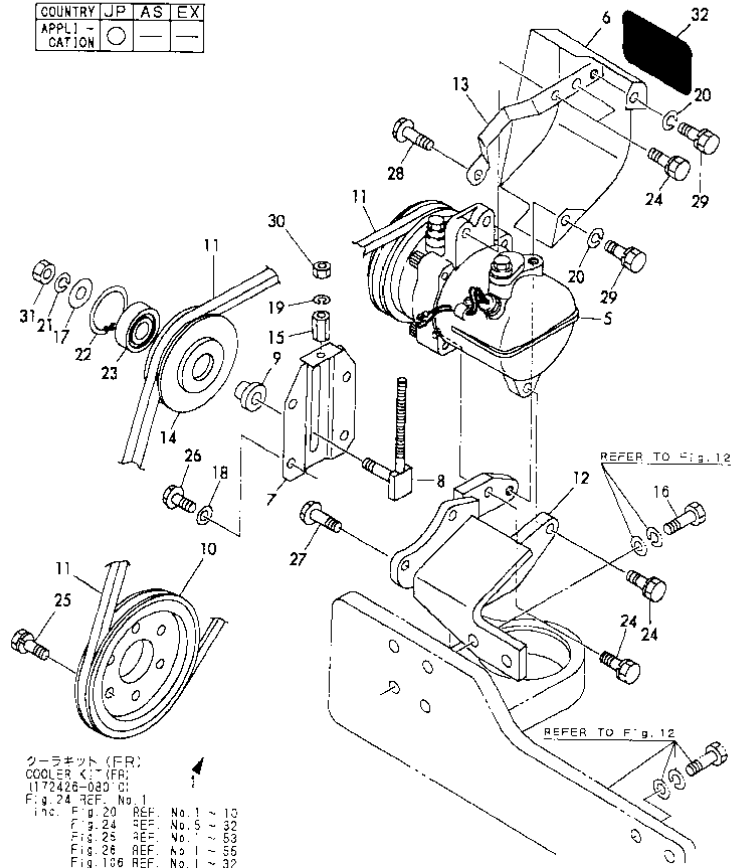
(A)=B50-2B C(R)F
(B)=B50-2B C(R)S
(C)=B50-2B P(R)F

(D)=B50-2B P(R)S
(E)=B50-2BC(R)AS
(F)=B50-2BP(R)AS

Y00K348Z

Fig. 24 コンプレッサ&Vプーリ (クーラ仕様)
COMPRESSOR & V PULLEY (COOLER SPEC.)

COUNTRY	JP	AS	EX
APPLI- CATION	○	—	—



クーラキット (FR)
COOLER KIT (FR)
(172426-08030)
Fig. 24 REF. No. 1
inc. Fig. 20 REF. No. 1 ~ 10
Fig. 24 REF. No. 5 ~ 32
Fig. 25 REF. No. 1 ~ 53
Fig. 26 REF. No. 1 ~ 55
Fig. 106 REF. No. 1 ~ 32

クーラキット (S)
COOLER KIT (S)
(172426-08020)
Fig. 24 REF. No. 2
inc. Fig. 20 REF. No. 1 ~ 10
Fig. 24 REF. No. 5 ~ 32
Fig. 25 REF. No. 1 ~ 53
Fig. 26 REF. No. 1 ~ 55
Fig. 107 REF. No. 1 ~ 26

クーラキット (FR, V)
COOLER KIT (FR, V)
(172426-08030)
Fig. 24 REF. No. 3
inc. Fig. 20 REF. No. 1 ~ 10
Fig. 24 REF. No. 5 ~ 32
Fig. 25 REF. No. 1 ~ 53
Fig. 26 REF. No. 1 ~ 55
Fig. 106 REF. No. 1 ~ 13, 15 ~ 33

クーラキット (S, V)
COOLER KIT (S, V)
(172426-08040)
Fig. 24 REF. No. 4
inc. Fig. 20 REF. No. 1 ~ 10
Fig. 24 REF. No. 5 ~ 32
Fig. 25 REF. No. 1 ~ 53
Fig. 26 REF. No. 1 ~ 55
Fig. 107 REF. No. 1 ~ 9, 11 ~ 21

No.	Lev.	Parts No.	Description	Q'ty						I	R
				(A)	(B)	(C)	(D)	(E)	(F)		
1	1	172426-08010	COOLER KIT	1							1
2	1	172426-08020	COOLER KIT		1						2
3	1	172426-08030	COOLER KIT	1							3
4	1	172426-08040	COOLER KIT		1						4
5	2	172162-18020	COMPRESSOR	1	1						
6	2	172165-18370	COVER ASSY, PULLEY	1	1						
7	2	172165-18601	BRACKET ASSY	1	1						
8	2	172165-18630	ADJUSTER ASSY	1	1						
9	2	172165-18670	BOSS	1	1						
10	2	172164-18290	PULLEY	1	1						
11	2	129430-42260	V-BELT, HM38	1	1						
12	2	172165-18700	BRACKET	1	1						
13	2	172165-18751	PLATE	1	1						
14	2	172165-18930	PULLEY, TENSION	1	1						
15	2	172164-19310	NUT	1	1						
16	2	172165-13610	BOLT M10X 40	2	2						
17	2	1A1040-43900	WASHER, SPRING	1	1						
18	2	22190-080002	WASHER, SEAL 6	4	4						
19	2	22217-060000	WASHER, SPRING 6	1	1						
20	2	22217-080000	WASHER, SPRING 8	2	2						
21	2	22217-080000	WASHER, SPRING 8	1	1						
22	2	22252-000400	RING, 40	1	1						
23	2	24104-062034	BEARING, BALL 6203UU	1	1						
24	2	26013-080252	BOLT, M8X 25	4	4						
25	2	26013-100252	BOLT, M10X 25	3	3						
26	2	26106-080202	BOLT, M8X 20 PLATED	4	4						
27	2	26106-080552	BOLT, M8X 55 PLATED	2	2						
28	2	26106-080552	BOLT, M8X 55 PLATED	1	1						
29	2	26116-080202	BOLT, M8X 20 PLATED	2	2						
30	2	26716-060002	NUT, M6	1	1						
31	2	26716-080002	NUT, M8	1	1						
32	2	172162-03510	LABEL, CAUTION	1	1						

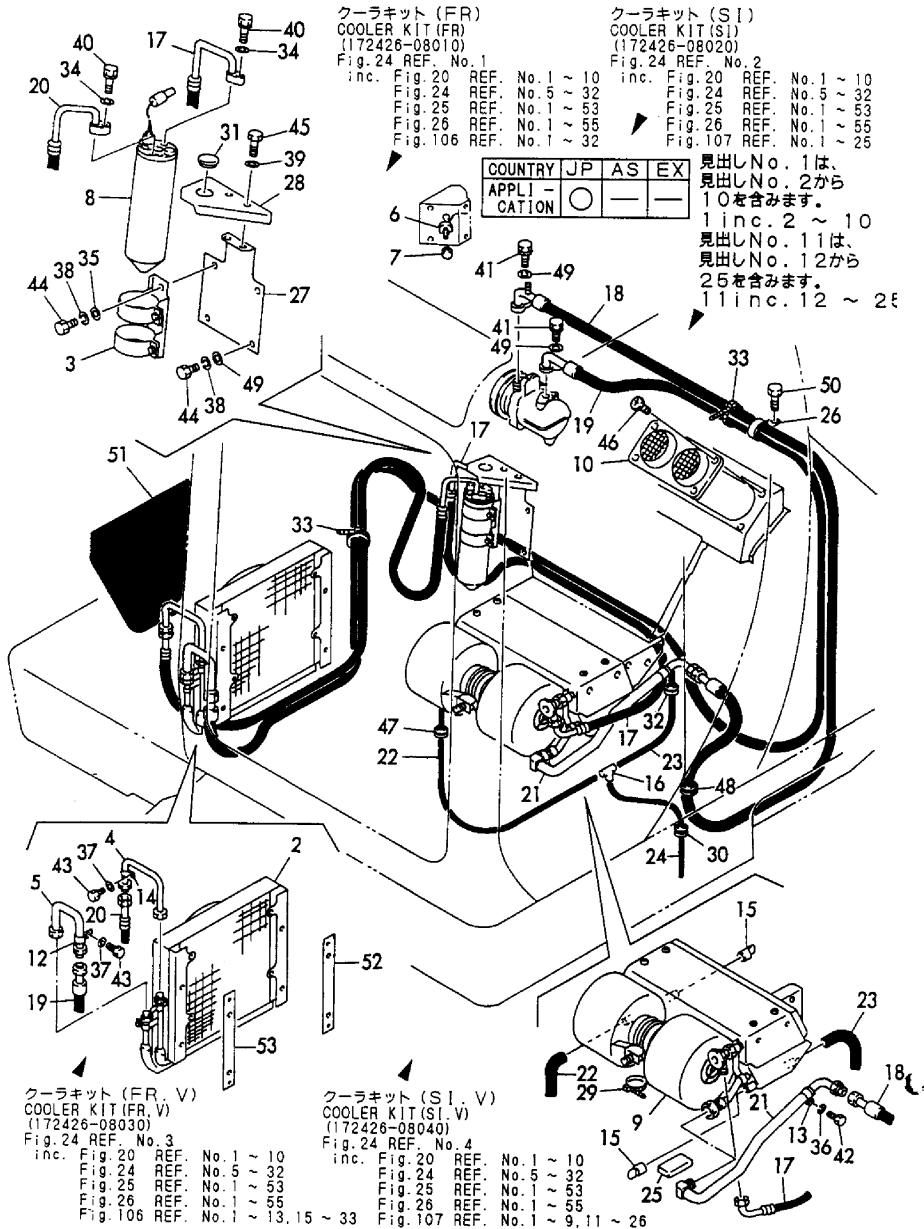
Remarks

- (1)INC.5-32 & FIG20. 1-10 & FIG25.
1-53 & FIG26. 1-55 & FIG106. 1-32
- (2)INC.5-32 & FIG20. 1-10 & FIG25.
1-53 & FIG26. 1-55 & FIG107. 1-25
- (3)INC.5-32 & FIG20. 1-10 & FIG25.
1-53 & FIG26. 1-55 & FIG106. 1-33
- (4)INC.5-32 & FIG20. 1-10 & FIG25.
1-53 & FIG26. 1-55 & FIG107. 1-26

Fig.25. PIPING(COOLER SPEC.)

Y00K3462

Fig. 25 バイピング (クーラ仕様)
PIPING (COOLER SPEC.)



No.	Lev.	Parts No.	Description	Q'ty						I	R
				(A)	(B)	(C)	(D)	(E)	(F)		
1	2	172162-18000	COOLER ASSY, OIL	1	1						
2	3	172162-18030	CONDENSER	1	1						
3	3	172162-18040	BRACKET	1	1						
4	3	172162-18160	TUBE	1	1						
5	3	172162-18170	TUBE	1	1						
6	3	1E8080-79430	SWITCH ASSY, CONTROL	1	1						
7	3	1E8080-79450	KNOB, FAN	2	2						
8	3	198325-87110	DRIER ASSY, RECEIVER	1	1						
9	3	198325-87200	COOLER UNIT	1	1						
10	3	197821-88070	GRILLE	2	2						
11	2	172165-18010	COOLER ASSY, OIL	1	1						
12	3	172162-18050	CLIP, 12	1	1						
13	3	172165-18050	CLIP, 16	1	1						
14	3	172162-18060	CLIP, 8	1	1						
15	3	172162-18070	PLUG, DRAIN	2	2						
16	3	172165-18080	CONNECTOR	1	1						
17	3	172165-18100	HOSE	1	1						
18	3	172165-18110	HOSE	1	1						
19	3	172165-18120	HOSE	1	1						
20	3	172165-18130	HOSE	1	1						
21	3	172165-18140	TUBE	1	1						
22	3	172165-18200	HOSE	1	1						
23	3	172165-18210	HOSE	1	1						
24	3	172165-18220	HOSE	1	1						
25	3	197821-88380	INSULATOR	1	1						
26	2	172165-18770	GUIDE ASSY, HOSE	1	1						
27	2	172165-18900	BRACKET	1	1						
28	2	172165-18920	COVER	1	1						
29	2	194250-51660	BAND 250	1	1						
30	2	1A1380-58050	GROMMET, 16X20X4.5	1	1						
31	2	172165-61801	PLUG	1	1						
32	2	172137-62970	GROMMET	1	1						
33	2	172122-79930	CLAMP, HOSE	2	2						
34	2	22137-060000	WASHER, 6	2	2						
35	2	22137-080000	WASHER, 8	2	2						
36	2	22217-060000	WASHER, SPRING 6	1	1						
37	2	22217-060000	WASHER, SPRING 6	2	2						
38	2	22217-080000	WASHER, SPRING 8	4	4						
39	2	22217-080000	WASHER, SPRING 8	2	2						
40	2	26013-060252	BOLT, M6X 25	2	2						
41	2	26013-080252	BOLT, M8X 25	2	2						
42	2	26116-060122	BOLT, M6X 12 PLATED	1	1						
43	2	26116-060122	BOLT, M6X 12 PLATED	2	2						
44	2	26116-080162	BOLT, M8X 16 PLATED	4	4						
45	2	26116-080162	BOLT, M8X 16 PLATED	2	2						
46	2	26579-050162	SCREW, M5X16	8	8						
47	2	933166-16110	GROMMET, 30X9.5	1	1						
48	2	933171-15680	GROMMET	1	1						
49	2	22137-080000	WASHER, 8	2	2						
50	2	26013-080252	BOLT, M8X 25	1	1						
51	2	172165-03800	LABEL	1	1						

Fig.25. PIPING(COOLER SPEC.)

Y00K3462

(A)=B50-2B C(R)F
(B)=B50-2B C(R)S
(C)=B50-2B P(R)F

(D)=B50-2B P(R)S
(E)=B50-2BC(R)AS
(F)=B50-2BP(R)AS

No.	Lev.	Parts No.	Description	Q'ty						I	R
				(A)	(B)	(C)	(D)	(E)	(F)		
52	2	172162-18580	PLATE	1	1						
53	2	172162-18590	PLATE	1	1						

Fig.25 バイピング (クーラ仕様)
PIPING (COOLER SPEC.)

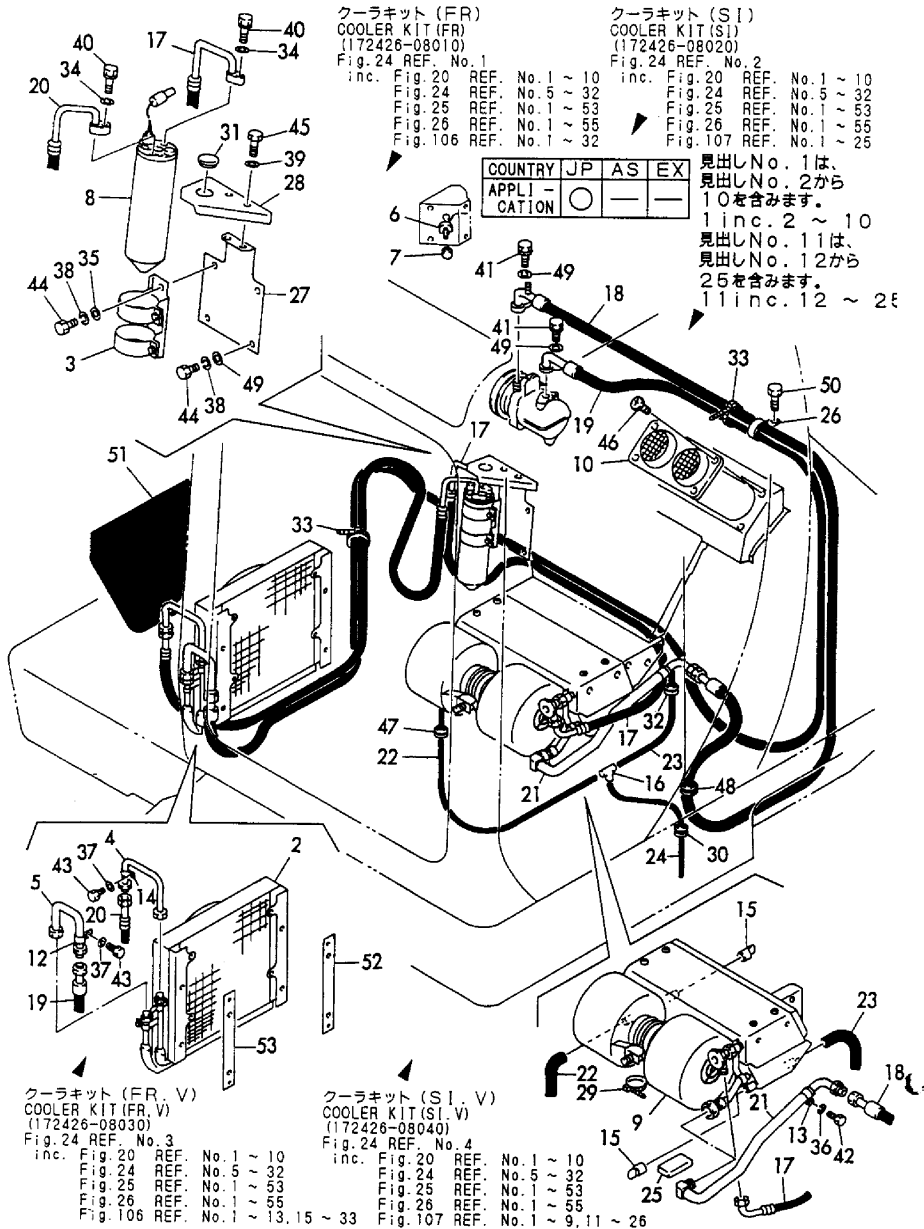
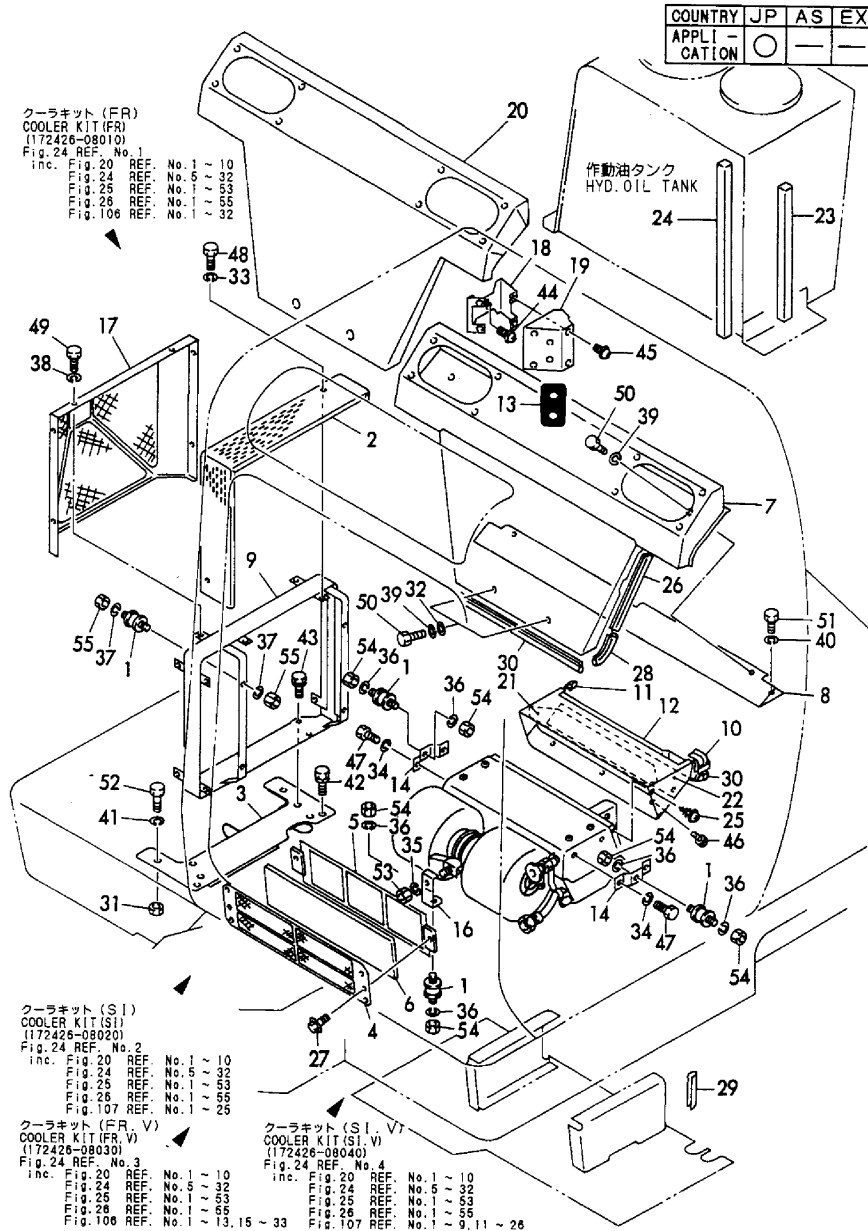


Fig.26. COVER(COOLER SPEC.)

Y00K3462

Fig.26 カバー (クーラ仕様)
COVER (COOLER SPEC.)

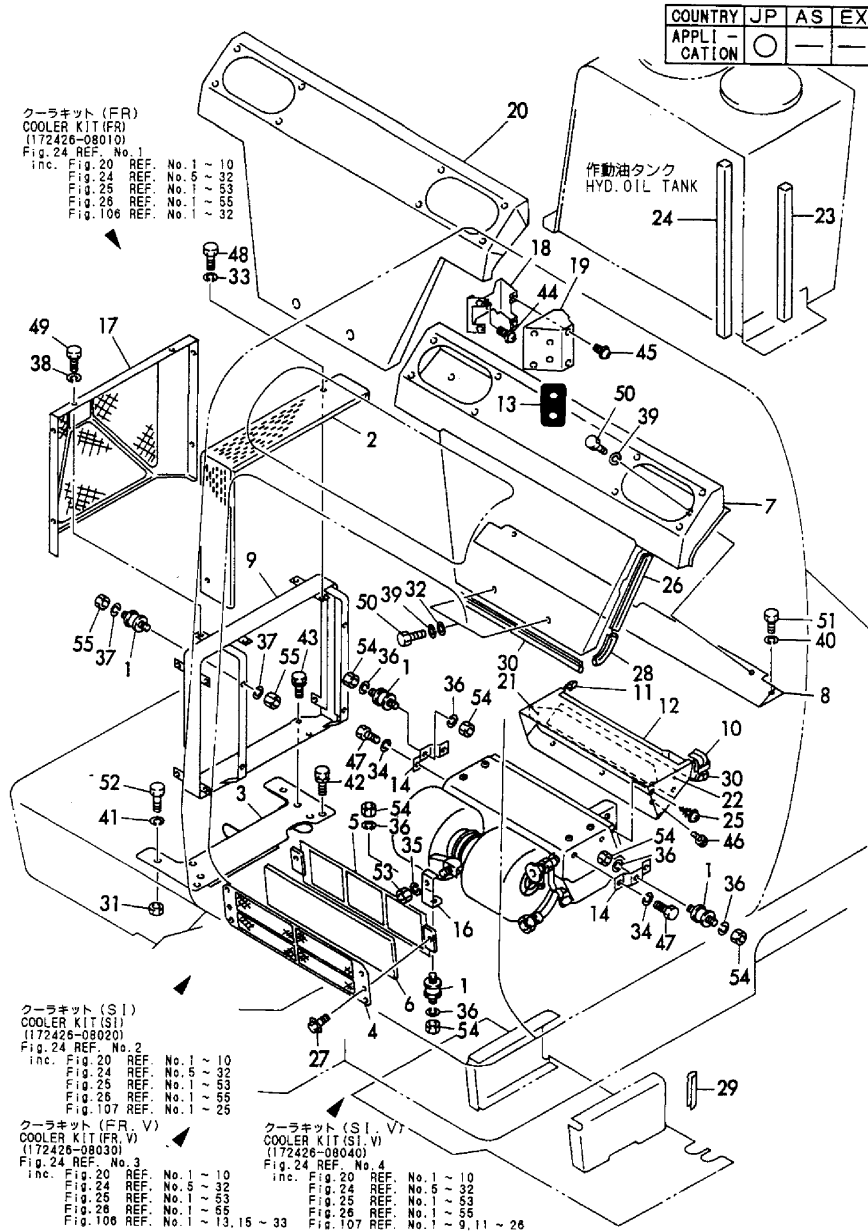


No.	Lev.	Parts No.	Description	Q'ty						I	R
				(A)	(B)	(C)	(D)	(E)	(F)		
1	2	172122-13310	MOUNT, RADIATOR	7	7						
2	2	172165-18250	COVER, CONDENSER	1	1						
3	2	172165-18260	PLATE	1	1						
4	2	172165-18300	COVER ASSY	1	1						
5	2	172165-18330	COVER ASSY	1	1						
6	2	172165-18360	FILTER	1	1						
7	2	172165-18400	DUCT ASSY	1	1						
8	2	172165-18480	STAY	1	1						
9	2	172162-18500	BRACKET	1	1						
10	2	172165-18500	SEAL, SPONGE	1	1						
11	2	172165-18510	SEAL	1	1						
12	2	172165-18530	DUCT ASSY	1	1						
13	2	172162-03500	LABEL	1	1						
14	2	172165-18580	STAY, MOUNT	2	2						
16	2	172165-18590	STAY, MOUNT	1	1						
17	2	172162-18650	COVER ASSY	1	1						
18	2	172165-18800	STAY, SWITCH	1	1						
19	2	172165-18820	COVER, SWITCH	1	1						
20	2	172165-18840	TRIM	1	1						
21	2	172165-18860	INSULATOR	1	1						
22	2	172165-18870	INSULATOR	1	1						
23	2	172165-18940	SEAL	1	1						
24	2	172165-18950	SEAL	1	1						
25	2	194940-61790	SCREW, TAPPING M5X16	2	2						
26	2	172162-61880	SEAL	2	2						
27	2	172519-63240	BOLT	6	6						
28	2	172164-65760	SEAL	2	2						
29	2	172141-65970	RUBBER, PLATE	1	1						
30	2	172164-66640	RUBBER, SEAL	2	2						
31	2	26716-120002	NUT, M12	1	1						
32	2	22137-100000	WASHER, 10	2	2						
33	2	22217-080000	WASHER, SPRING 8	4	4						
34	2	22217-080000	WASHER, SPRING 8	4	4						
35	2	22217-080000	WASHER, SPRING 8	1	1						
36	2	22217-080000	WASHER, SPRING 8	6	6						
37	2	22217-080000	WASHER, SPRING 8	8	8						
38	2	22217-080000	WASHER, SPRING 8	5	5						
39	2	22217-100000	WASHER, SPRING 10	4	4						
40	2	22217-100000	WASHER, SPRING 10	3	3						
41	2	22217-120000	WASHER, SPRING 12	1	1						
42	2	26013-100252	BOLT, M10X 25	3	3						
43	2	26013-120202	BOLT, M12X 20	4	4						
44	2	26023-050122	SCREW, M5X12	2	2						
45	2	26023-050122	SCREW, M5X12	4	4						
46	2	26023-050122	SCREW, M5X12	3	3						
47	2	26116-080122	BOLT, M8X 12 PLATED	4	4						
48	2	26116-080162	BOLT, M8X 16 PLATED	4	4						
49	2	26116-080162	BOLT, M8X 16 PLATED	5	5						
50	2	26116-100202	BOLT, M10X 20 PLATED	4	4						
51	2	26116-100202	BOLT, M10X 20 PLATED	3	3						
52	2	26116-120352	BOLT, M12X 35 PLATED	1	1						

Fig.26. COVER(COOLER SPEC.)

Y00K3462

Fig. 26 カバー (クーラ仕様)
COVER (COOLER SPEC.)



(A)=B50-2B C(R)F
(B)=B50-2B C(R)S
(C)=B50-2B P(R)F

(D)=B50-2B P(R)S
(E)=B50-2BC(R)AS
(F)=B50-2BP(R)AS

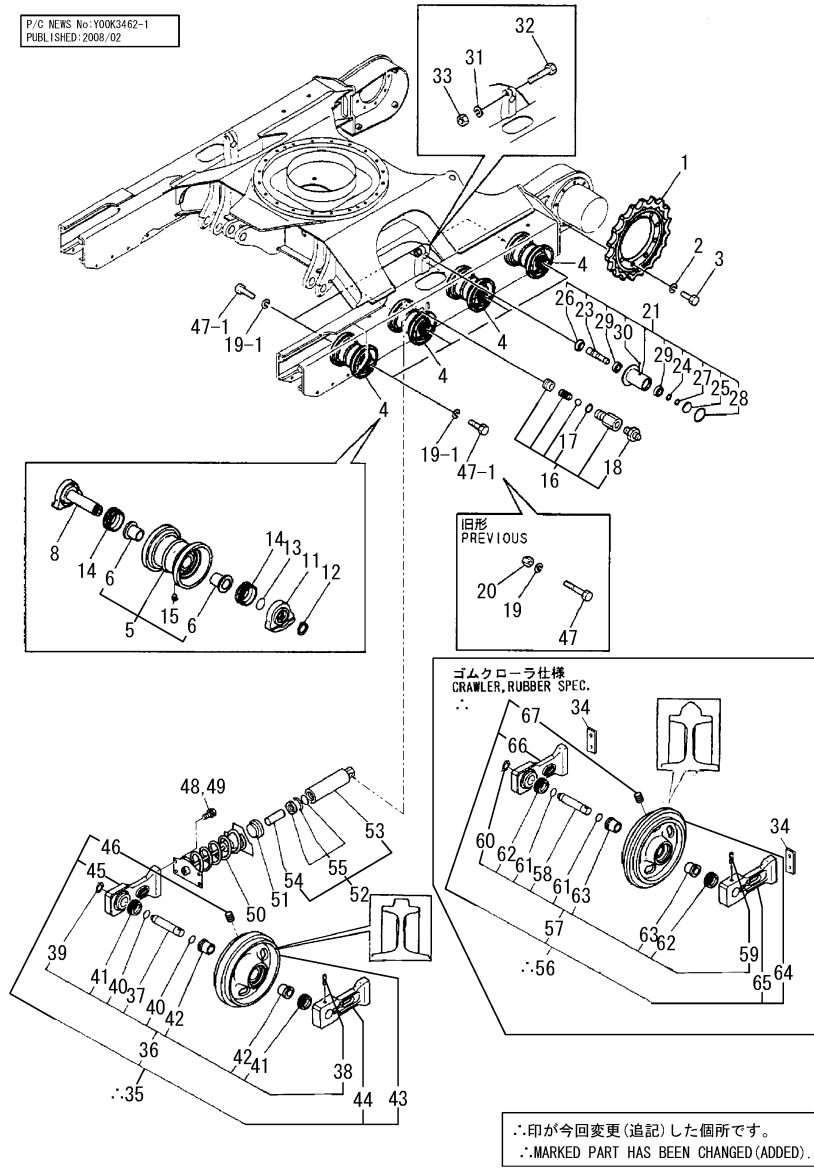
No.	Lev.	Parts No.	Description	Q'ty						I	R
				(A)	(B)	(C)	(D)	(E)	(F)		
53	2	26716-080002	NUT, M8	1	1						
54	2	26716-080002	NUT, M8	6	6						
55	2	26716-080002	NUT, M8	8	8						

Fig.27. ROLLER & ADJUST

(A)=B50-2B C(R)F
 (B)=B50-2B C(R)S
 (C)=B50-2B P(R)F

(D)=B50-2B P(R)S
 (E)=B50-2BC(R)AS
 (F)=B50-2BP(R)AS

P/C NEWS No:Y00K3462-1
 PUBLISHED:2008/02



No.	Lev.	Parts No.	Description	Qty						I	R
				(A)	(B)	(C)	(D)	(E)	(F)		
1	1	172119-35010	SPROCKET	2	2	2	2	2	2		
2	1	22217-140000	WASHER, SPRING 14	18	18	18	18	18	18		
3	1	26116-140352	BOLT, M14X 35 PLATED	18	18	18	18	18	18		
4	1	772147-37300	ROLLER ASSY,TRACK	8	8	8	8	8	8		
4-1	1	772423-37310	ROLLER ASSY,TRACK	8	8	8	8	8	8	F	2
		(A=M/#60773) (B=M/#60773) (C=M/#60773) (D=M/#60773)									
5	2	172147-37300-2	ROLLER	8	8	8	8	8	8		
6	3	172124-37310	BUSH, ROLLER	16	16	16	16	16	16		
8	2	172147-37320-2	SHAFT, ROLLER	8	8	8	8	8	8		
8-1	2	172423-37430	SHAFT, ROLLER	8	8	8	8	8	8	S	
		(A=M/#60773) (B=M/#60773) (C=M/#60773) (D=M/#60773)									
11	2	172147-37340-2	COVER, ROLLER SEAL	8	8	8	8	8	8		
12	2	22242-000300	RING, 30	8	8	8	8	8	8		
13	2	24321-000350	O-RING, 1AG35.0	8	8	8	8	8	8		
14	2	933112-00400	SEAL, 64X78X25	16	16	16	16	16	16		
15	2	933171-13691	PLUG PT1/8	8	8	8	8	8	8		
16	1	172122-37843	VALVE ASSY, NIPPLE	2	2	2	2	2	2		
17	2	24315-000140	O-RING, 1BP14.0	2	2	2	2	2	2		
18	2	24761-020000	NIPPLE, GREASE PT1/8	2	2	2	2	2	2		
19	1	22217-160000	WASHER, SPRING 16	8	8	8	8	8	8		
19-1	1	22217-160000	WASHER, SPRING 16	16	16	16	16	16	16	K	
		(A=M/#60773) (B=M/#60773) (C=M/#60773) (D=M/#60773)									
20	1	26657-160002	NUT, CAP M16	8	8	8	8	8	8		Z
		(A=M/#60773) (B=M/#60773) (C=M/#60773) (D=M/#60773)									
21	1	172425-37500	ROLLER ASSY,CARRIER	2	2	2	2	2	2		
23	2	172187-37521	SHAFT, ROLLER	2	2	2	2	2	2		
24	2	172187-37530	WASHER, CARRIER	2	2	2	2	2	2		
25	2	172187-37540	CAP, ROLLER	2	2	2	2	2	2		
26	2	172187-37550	SEAL, CARRIER ROLLER	2	2	2	2	2	2		
27	2	22242-000300	RING, 30	2	2	2	2	2	2		
28	2	22252-000621	RING, 62	2	2	2	2	2	2		
29	2	24105-062064	BEARING, BALL 6206Z	4	4	4	4	4	4		
30	2	933171-13691	PLUG PT1/8	2	2	2	2	2	2		
31	1	22217-160000	WASHER, SPRING 16	2	2	2	2	2	2		
32	1	26116-160702	BOLT M16X 70 PLATED	2	2	2	2	2	2		
33	1	26716-160002	NUT, M16	2	2	2	2	2	2		
34	1	172147-37700	PLAET	4	4	4	4	4	4		1
35	1	772124-37100	IDLER ASSY, FRONT	2	2	2	2	2	2		3
36	2	172124-99490	IDLER KIT, FRONT	2	2	2	2	2	2		
37	3	172124-37130	SHAFT, IDLER	2	2	2	2	2	2		
38	3	172124-37160	PIN	2	2	2	2	2	2		
39	3	22242-000350	RING, 35	2	2	2	2	2	2		
40	3	24321-000350	O-RING, 1AG35.0	4	4	4	4	4	4		
41	3	933112-00500	SEAL, 66X86X28	4	4	4	4	4	4		
42	3	172124-37120	BUSH 40	4	4	4	4	4	4		
43	2	172124-37100	IDLER ASSY, FRONT	2	2	2	2	2	2		3
44	2	172124-37140	COVER, IDLER SEAL	2	2	2	2	2	2		
45	2	172124-37150	COVER, IDLER SEAL	2	2	2	2	2	2		
46	2	933171-13691	PLUG PT1/8	2	2	2	2	2	2		
47	1	172113-36050	BOLT, ROLLER ADJUST	8	8	8	8	8	8		
47-1	1	172162-82980	BOLT M16X 35	16	16	16	16	16	16	S	

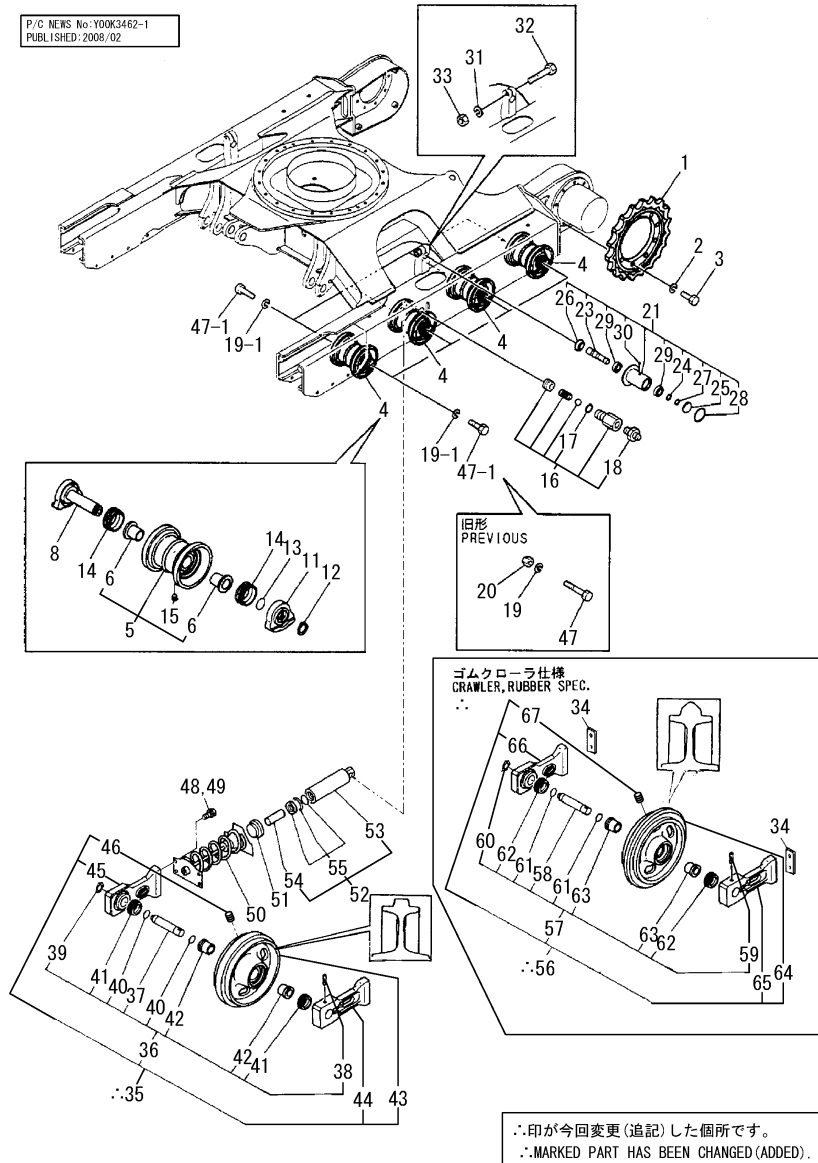
Remarks
 (1) RUBBER CRAWLER SPEC.
 (2) INTERCHANGEABLE BY SIMULTANEOUS REPLACEMENT WITH REF.NO.19-1 & 57-1.
 (3) IRON CRAWLER SPEC.

Fig.27. ROLLER & ADJUST

(A)=B50-2B C(R)F
 (B)=B50-2B C(R)S
 (C)=B50-2B P(R)F

(D)=B50-2B P(R)S
 (E)=B50-2BC(R)AS
 (F)=B50-2BP(R)AS

P/C NEWS No:Y00K3462-1
 PUBLISHED:2008/02

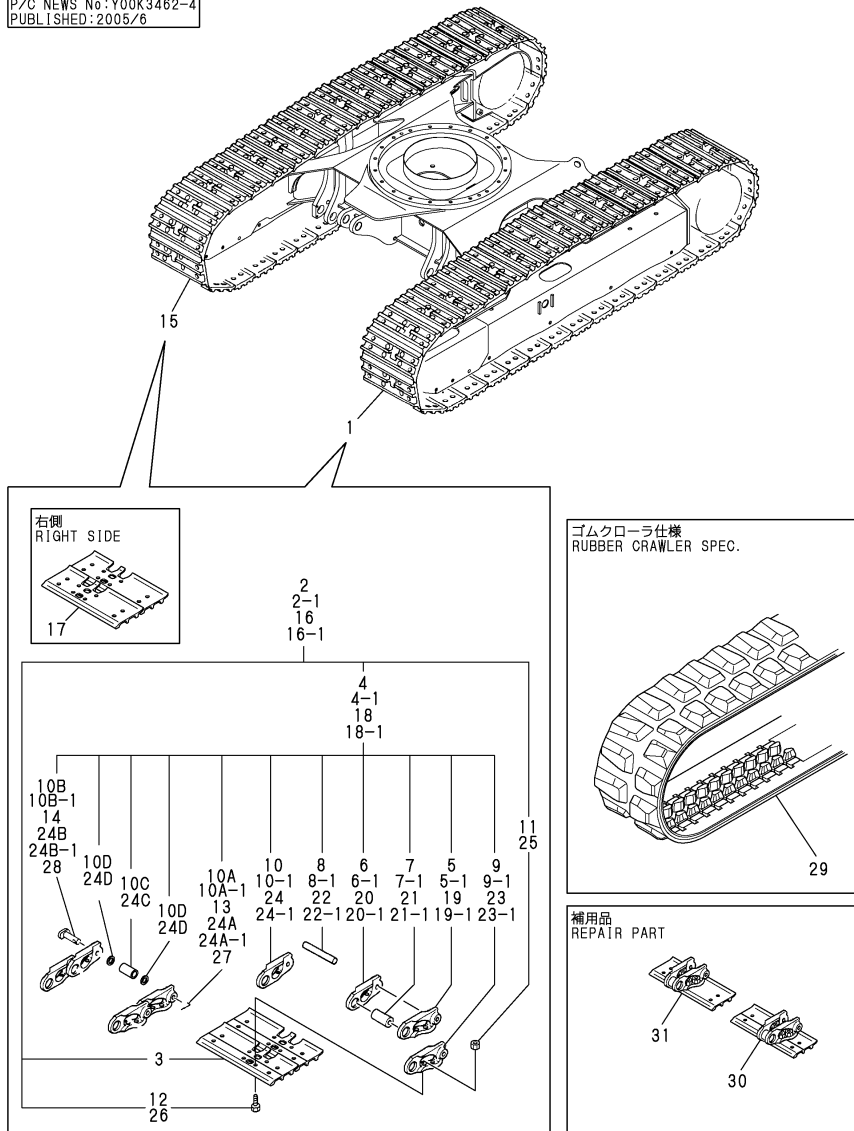


No.	Lev.	Parts No.	Description	Q'ty						I	R
				(A)	(B)	(C)	(D)	(E)	(F)		
		(A=M/#60773)	(B=M/#60773)	(C=M/#60773)	(D=M/#60773)						
48	1	26013-120402	BOLT, M12X 40	8	8	8	8	8	8		
49	1	26013-120502	BOLT, M12X 50	8	8	8	8	8	8		1
50	1	172124-37700	SPRING ASSY, ADJUST	2	2	2	2	2	2		
51	1	172122-37710	HOLDER, ADJUSTER	2	2	2	2	2	2		
52	1	172122-37752	CYLINDER ASSY	2	2	2	2	2	2		
53	2	172122-37782	TUBE ASSY, ADJUST	2	2	2	2	2	2		
54	2	172122-37810	PISTON	2	2	2	2	2	2		
55	2	172122-37820	SEAL SET, ADJUST	2	2	2	2	2	2		
56	1	772423-37100	IDLER ASSY	2	2	2	2	2	2		1
57	2	172124-99490	IDLER KIT, FRONT	2	2	2	2	2	2		
58	3	172124-37130	SHAFT, IDLER	2	2	2	2	2	2		
59	3	172124-37160	PIN	2	2	2	2	2	2		
60	3	22242-000350	RING, 35	2	2	2	2	2	2		
61	3	24321-000350	O-RING, 1AG35.0	4	4	4	4	4	4		
62	3	933112-00500	SEAL, 66X86X28	4	4	4	4	4	4		
63	3	172124-37120	BUSH 40	4	4	4	4	4	4		
64	2	172423-37100	IDLER ASSY	2	2	2	2	2	2		1
65	2	172124-37140	COVER, IDLER SEAL	2	2	2	2	2	2		
66	2	172124-37150	COVER, IDLER SEAL	2	2	2	2	2	2		
67	2	933171-13691	PLUG PT1/8	2	2	2	2	2	2		

Remarks
 (1) RUBBER CRAWLER SPEC.
 (2) INTERCHANGEABLE BY SIMULTANEOUS REPLACEMENT WITH REF.NO.19-1 & 57-1.
 (3) IRON CRAWLER SPEC.

Fig.28. CRAWLER

P/C NEWS No:Y00K3462-4
PUBLISHED:2005/6



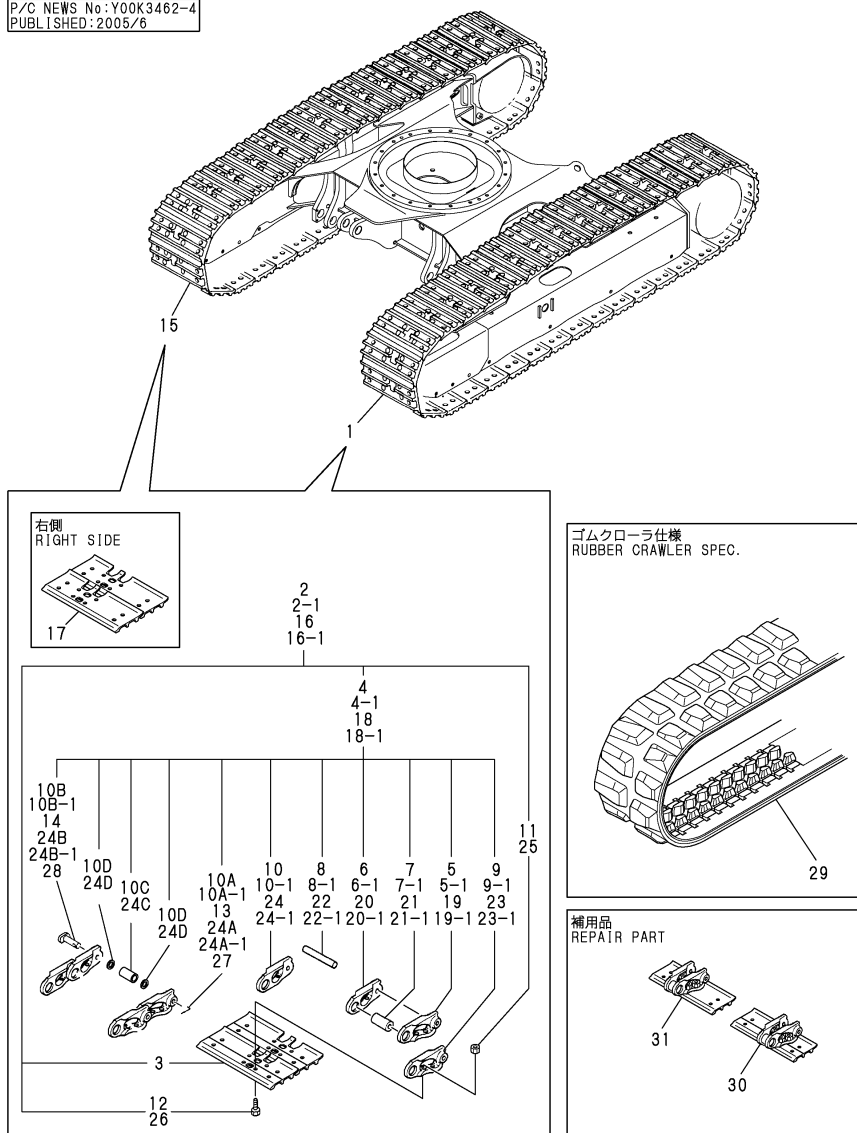
No.	Lev.	Parts No.	Description	Qty						I	R
				(A)	(B)	(C)	(D)	(E)	(F)		
1	1	772425-38100	SHOE ASSY, TRACK	1	1	1	1	1	1	1	Z
		(A=*2002.09) (B=*2002.09) (C=*2002.09) (D=*2002.09) (E=*2002.09) (F=*2002.09)									
2	2	172425-38100	SHOE ASSY, TRACK	1	1	1	1	1	1	1	
2-1	2	172425-38101	SHOE ASSY, TRACK	1	1	1	1	1	1	1	S 3
		(A=*2005.06) (B=*2005.06) (C=*2005.06) (D=*2005.06) (E=*2005.06) (F=*2005.06)									
3	3	172425-38110	SHOE PLATE 400L	40	40	40	40	40	40	40	
4	3	172425-38120	LINK ASSY	1	1	1	1	1	1	1	
4-1	3	172425-38121	LINK ASSY	1	1	1	1	1	1	1	S 4
		(A=*2005.06) (B=*2005.06) (C=*2005.06) (D=*2005.06) (E=*2005.06) (F=*2005.06)									
5	4	172425-38200	LINK (L), TRACK	39	39	39	39	39	39	39	
5-1	4	172425-38201	LINK (L), TRACK	39	39	39	39	39	39	39	S
		(A=*2005.06) (B=*2005.06) (C=*2005.06) (D=*2005.06) (E=*2005.06) (F=*2005.06)									
6	4	172425-38210	LINK (R), TRACK	39	39	39	39	39	39	39	
6-1	4	172425-38211	LINK (R), TRACK	39	39	39	39	39	39	39	S
		(A=*2005.06) (B=*2005.06) (C=*2005.06) (D=*2005.06) (E=*2005.06) (F=*2005.06)									
7	4	172425-38150	BUSH	40	40	40	40	40	40	40	
7-1	4	172425-38151	BUSH	39	39	39	39	39	39	39	S
		(A=*2005.06) (B=*2005.06) (C=*2005.06) (D=*2005.06) (E=*2005.06) (F=*2005.06)									
8	4	172425-38160	PIN, TRACK	39	39	39	39	39	39	39	
8-1	4	172425-38161	PIN, TRACK	39	39	39	39	39	39	39	S
		(A=*2005.06) (B=*2005.06) (C=*2005.06) (D=*2005.06) (E=*2005.06) (F=*2005.06)									
9	4	172425-38170	LINK (L), MASTER	1	1	1	1	1	1	1	
9-1	4	172425-38171	LINK (L), MASTER	1	1	1	1	1	1	1	S
		(A=*2005.06) (B=*2005.06) (C=*2005.06) (D=*2005.06) (E=*2005.06) (F=*2005.06)									
10	4	172425-38180	LINK (R), MASTER	1	1	1	1	1	1	1	
10-1	4	172425-38181	LINK (R), MASTER	1	1	1	1	1	1	1	S
		(A=*2005.06) (B=*2005.06) (C=*2005.06) (D=*2005.06) (E=*2005.06) (F=*2005.06)									
10A	4	172614-38300	PIN 5X45, LOCK	1	1	1	1	1	1	1	W
10A-1	4	172425-38240	PIN	1	1	1	1	1	1	1	S
		(A=*2005.06) (B=*2005.06) (C=*2005.06) (D=*2005.06) (E=*2005.06) (F=*2005.06)									
10B	4	172425-38190	PIN, MASTER	1	1	1	1	1	1	1	W
10B-1	4	172425-38191	PIN, MASTER	1	1	1	1	1	1	1	S
		(A=*2005.06) (B=*2005.06) (C=*2005.06) (D=*2005.06) (E=*2005.06) (F=*2005.06)									
10C	4	172425-38220	BUSH, MASTER	1	1	1	1	1	1	1	W
		(A=*2005.06) (B=*2005.06) (C=*2005.06) (D=*2005.06) (E=*2005.06) (F=*2005.06)									
10D	4	172425-38230	COLLAR	2	2	2	2	2	2	2	W
		(A=*2005.06) (B=*2005.06) (C=*2005.06) (D=*2005.06) (E=*2005.06) (F=*2005.06)									
11	3	172112-38140	NUT, SHOE	160	160	160	160	160	160	160	
12	3	172112-38130	BOLT, SHOE	160	160	160	160	160	160	160	
13	2	172614-38300	PIN 5X45, LOCK	1	1	1	1	1	1	1	Z
		(A=*2002.09) (B=*2002.09) (C=*2002.09) (D=*2002.09) (E=*2002.09) (F=*2002.09)									
14	2	172425-38190	PIN, MASTER	1	1	1	1	1	1	1	Z
		(A=*2002.09) (B=*2002.09) (C=*2002.09) (D=*2002.09) (E=*2002.09) (F=*2002.09)									
15	1	772425-38130	SHOE ASSY, TRACK	1	1	1	1	1	1	1	Z
		(A=*2002.09) (B=*2002.09) (C=*2002.09) (D=*2002.09) (E=*2002.09) (F=*2002.09)									
16	2	172425-38130	SHOE ASSY, TRACK	1	1	1	1	1	1	1	
16-1	2	172425-38131	SHOE ASSY, TRACK	1	1	1	1	1	1	1	S 3
		(A=*2005.06) (B=*2005.06) (C=*2005.06) (D=*2005.06) (E=*2005.06) (F=*2005.06)									
17	3	172425-38140	SHOE PLATE 400R	40	40	40	40	40	40	40	

Remarks

- (1)RUBBER CRAWLER SPEC.
- (2)REPAIR PART
- (3)INTERCHANGEABLE BY SIMULTANEOUS REPLACEMENT WITH NO.2-1 AND 16-1.
- (4)INTERCHANGEABLE BY SIMULTANEOUS REPLACEMENT WITH NO.4-1 AND 18-1.

Fig.28. CRAWLER

P/C NEWS No:Y00K3462-4
PUBLISHED:2005/6



No.	Lev.	Parts No.	Description	Q'ty						I	R
				(A)	(B)	(C)	(D)	(E)	(F)		
18	3	172425-38120	LINK ASSY	1	1	1	1	1	1		
18-1	3	172425-38121	LINK ASSY	1	1	1	1	1	1	S	4
		(A=*2005.06)	(B=*2005.06)	(C=*2005.06)	(D=*2005.06)	(E=*2005.06)	(F=*2005.06)				
19	4	172425-38200	LINK (L), TRACK	39	39	39	39	39	39		
19-1	4	172425-38201	LINK (L), TRACK	39	39	39	39	39	39	S	
		(A=*2005.06)	(B=*2005.06)	(C=*2005.06)	(D=*2005.06)	(E=*2005.06)	(F=*2005.06)				
20	4	172425-38210	LINK (R), TRACK	39	39	39	39	39	39		
20-1	4	172425-38211	LINK (R), TRACK	39	39	39	39	39	39	S	
		(A=*2005.06)	(B=*2005.06)	(C=*2005.06)	(D=*2005.06)	(E=*2005.06)	(F=*2005.06)				
21	4	172425-38150	BUSH	40	40	40	40	40	40		
21-1	4	172425-38151	BUSH	39	39	39	39	39	39	S	
		(A=*2005.06)	(B=*2005.06)	(C=*2005.06)	(D=*2005.06)	(E=*2005.06)	(F=*2005.06)				
22	4	172425-38160	PIN, TRACK	39	39	39	39	39	39		
22-1	4	172425-38161	PIN, TRACK	39	39	39	39	39	39	S	
		(A=*2005.06)	(B=*2005.06)	(C=*2005.06)	(D=*2005.06)	(E=*2005.06)	(F=*2005.06)				
23	4	172425-38170	LINK (L), MASTER	1	1	1	1	1	1		
23-1	4	172425-38171	LINK (L), MASTER	1	1	1	1	1	1	S	
		(A=*2005.06)	(B=*2005.06)	(C=*2005.06)	(D=*2005.06)	(E=*2005.06)	(F=*2005.06)				
24	4	172425-38180	LINK (R), MASTER	1	1	1	1	1	1		
24-1	4	172425-38181	LINK (R), MASTER	1	1	1	1	1	1	S	
		(A=*2005.06)	(B=*2005.06)	(C=*2005.06)	(D=*2005.06)	(E=*2005.06)	(F=*2005.06)				
24A	4	172614-38300	PIN 5X45, LOCK	1	1	1	1	1	1	W	
24A-1	4	172425-38240	PIN	1	1	1	1	1	1	S	
		(A=*2005.06)	(B=*2005.06)	(C=*2005.06)	(D=*2005.06)	(E=*2005.06)	(F=*2005.06)				
24B	4	172425-38190	PIN, MASTER	1	1	1	1	1	1	W	
		(A=*2002.09)	(B=*2002.09)	(C=*2002.09)	(D=*2002.09)	(E=*2002.09)	(F=*2002.09)				
24B-1	4	172425-38191	PIN, MASTER	1	1	1	1	1	1	S	
		(A=*2005.06)	(B=*2005.06)	(C=*2005.06)	(D=*2005.06)	(E=*2005.06)	(F=*2005.06)				
24C	4	172425-38220	BUSH, MASTER	1	1	1	1	1	1	W	
		(A=*2005.06)	(B=*2005.06)	(C=*2005.06)	(D=*2005.06)	(E=*2005.06)	(F=*2005.06)				
24D	4	172425-38230	COLLAR	2	2	2	2	2	2	W	
		(A=*2005.06)	(B=*2005.06)	(C=*2005.06)	(D=*2005.06)	(E=*2005.06)	(F=*2005.06)				
25	3	172112-38140	NUT, SHOE	160	160	160	160	160	160		
26	3	172112-38130	BOLT, SHOE	160	160	160	160	160	160		
27	2	172614-38300	PIN 5X45, LOCK	1	1	1	1	1	1	Z	
		(A=*2002.09)	(B=*2002.09)	(C=*2002.09)	(D=*2002.09)	(E=*2002.09)	(F=*2002.09)				
28	2	172425-38190	PIN, MASTER	1	1	1	1	1	1	Z	
		(A=*2002.09)	(B=*2002.09)	(C=*2002.09)	(D=*2002.09)	(E=*2002.09)	(F=*2002.09)				
29	1	172425-38600	CRAWLER ASSY, RUBBER	2	2	2	2	2	2		1
29-1	1	172425-38601	CRAWLER ASSY, RUBBER	2	2	2	2	2	2	N	1
		(A=M/#66228)	(B=M/#66228)	(C=M/#66228)	(D=M/#66228)	(E=M/#66228)	(F=M/#66228)				
29-2	1	172425-38603	CRAWLER ASSY, RUBBER	2	2	2	2	2	2	N	1
		(A=*2002.08)	(B=*2002.08)	(C=*2002.08)	(D=*2002.08)	(E=*2002.08)	(F=*2002.08)				
30	1	172425-38260	TRACK ASSY, MASTER	1	1	1	1				2
30-1	1	172425-38261	TRACK ASSY, MASTER	1	1	1	1			S	2
		(A=*2005.06)	(B=*2005.06)	(C=*2005.06)	(D=*2005.06)						
31	1	172425-38270	TRACK ASSY, MASTER	1	1	1	1				2
31-1	1	172425-38271	TRACK ASSY, MASTER	1	1	1	1			S	2
		(A=*2005.06)	(B=*2005.06)	(C=*2005.06)	(D=*2005.06)						

Remarks

- (1)RUBBER CRAWLER SPEC.
- (2)REPAIR PART
- (3)INTERCHANGEABLE BY SIMULTANEOUS REPLACEMENT WITH NO.2-1 AND 16-1.
- (4)INTERCHANGEABLE BY SIMULTANEOUS REPLACEMENT WITH NO.4-1 AND 18-1.

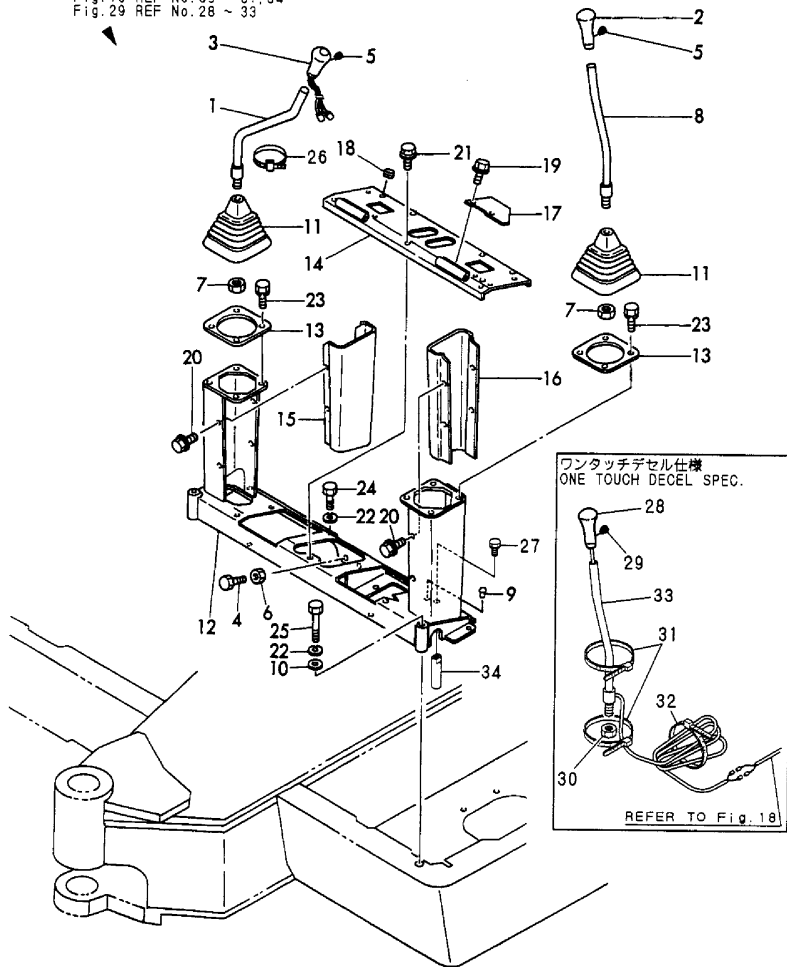
Fig.29. CONTROL EQUIPMENT(LINK STAND & OPERATION LEVER/FRONT LEVER)

Y00K3462

Fig. 29 操縦装置 (リンク台&作業レバー/フロントレバー)
CONTROL EQUIP.
(LINK STAND & OPERATION LEVER /FRONT LEVER)

ワンタッチデセルキット (フロント)
ONE TOUCH DECEL KIT (FRONT)
(172188-08200)
Fig.11 REF No.1
inc. Fig.11 REF No.3 ~ 28
Fig.13 REF No.52 ~ 55
Fig.18 REF No.59 ~ 81, 84
Fig.29 REF No.26 ~ 33

COUNTRY	JP	AS	EX
APPLI-	○	—	—
GATION			



(A)=B50-2B C(R)F
(B)=B50-2B C(R)S
(C)=B50-2B P(R)F

(D)=B50-2B P(R)S
(E)=B50-2BC(R)AS
(F)=B50-2BP(R)AS

No.	Lev.	Parts No.	Description	Q'ty						I	R
				(A)	(B)	(C)	(D)	(E)	(F)		
1	1	172165-45030	LEVER(R)	1	1						
2	1	172165-45071	KNOB ASSY	1	1						
3	1	172165-45081	KNOB ASSY	1	1						
4	1	26116-100504	BOLT, M10X 50 PLATED	4	4						
5	1	26587-040062	SCREW, M4X 6	2	2						
6	1	26716-100002	NUT, M10	4	4						
7	1	26736-140002	NUT, M14	2	2						
8	1	172165-45000	LEVER L CMP	1	1						
9	1	194300-21450	PLUG	1	1						
10	1	194145-04810	WASHER 10	2	2						
11	1	172151-45010	BOOT P,LEVER	2	2						
12	1	172165-45301	SUPPORT ASSY	1	1						
13	1	172151-45320	PLATE,BOOT	2	2						
14	1	172165-45420	COVER ASSY	1	1						
15	1	172165-45450	COVER, SUPPORT	1	1						
16	1	172165-45470	COVER, SUPPORT	1	1						
17	1	172165-45620	COVER, SUPPORT	1	1						
18	1	194630-62360	GROMMET	4	4						
19	1	172519-63240	BOLT	2	2						
20	1	172519-63240	BOLT	8	8						
21	1	172519-63240	BOLT	5	5						
22	1	22217-100000	WASHER, SPRING 10	7	7						
23	1	26013-080162	BOLT, M8X 16	8	8						
24	1	26116-100202	BOLT, M10X 20 PLATED	4	4						
25	1	26116-100902	BOLT, M10X 90 PLATED	2	2						
26	1	933168-55770	BAND 146	2	2						
27	1	26013-100202	BOLT, M10X 20	1	1						
28	1	172176-47870	KNOB	1	1						1
29	1	26587-040062	SCREW, M4X 6	1	1						1
30	1	26736-140002	NUT, M14	1	1						1
31	1	933168-55770	BAND 146	2	2						1
32	1	933152-09280	BAND 170	1	1						1
33	1	172190-45060	LEVER L,DECEL	1	1						1
34	1	172165-46630	PIN	1	1						1

Remarks
(1)ONE TOUCH DECEL SPEC.

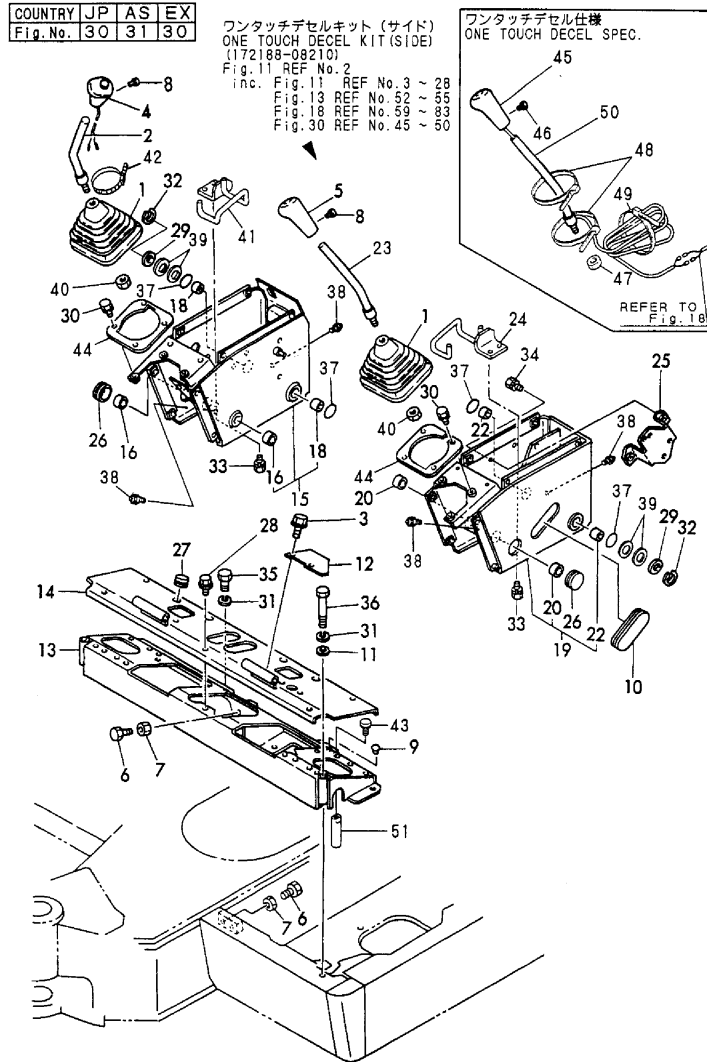
Fig.30. CONTROL EQUIPMENT(LINK STAND & OPERATION LEVER/SIDE LEVER)

(A)=B50-2B C(R)F
 (B)=B50-2B C(R)S
 (C)=B50-2B P(R)F

(D)=B50-2B P(R)S
 (E)=B50-2BC(R)AS
 (F)=B50-2BP(R)AS

Y00K3462

Fig.30 操縦装置 (リンク台&作業レバー/サイドレバー)
 CONTROL EQUIP.
 (LINK STAND & OPERATION LEVER /SIDE LEVER)



No.	Lev.	Parts No.	Description	Q'ty						I	R
				(A)	(B)	(C)	(D)	(E)	(F)		
1	1	172151-45010	BOOT P.LEVER		2		2				
2	1	172165-47821	LEVER R ASSY, SI(72)		1		1				
3	1	172519-63240	BOLT		2		2				
4	1	172165-47871	KNOB ASSY		1		1				2
5	1	172165-45071	KNOB ASSY		1		1				
6	1	26116-100504	BOLT, M10X 50 PLATED		4		4				
7	1	26716-100002	NUT, M10		4		4				
8	1	26587-040062	SCREW, M4X 6		2		2				
9	1	194300-21450	PLUG		1		1				
10	1	172146-41320	GROMMET		1		1				
11	1	194145-04810	WASHER 10		2		2				
12	1	172165-45620	COVER, SUPPORT		1		1				
13	1	172165-46401	SUPPORT ASSY		1		1				
14	1	172165-46660	COVER ASSY		1		1				
15	1	172165-47100	STAND, LEVER		1		1				
16	2	172141-41370	BUSH 2015		2		2				
18	2	24550-025150	BUSH, 25X15		2		2				
19	1	172165-47300	STAND, LEVER		1		1				
20	2	172141-41370	BUSH 2015		2		2				
22	2	24550-025150	BUSH, 25X15		2		2				
23	1	172165-47851	LEVER L, SI		1		1				
24	1	172165-47730	GUIDE ASSY, HOSE		1		1				
25	1	172165-47770	BRACKET, ACCEL		1		1				
26	1	172151-53430	GROMMET, 34		2		2				
27	1	194630-62360	GROMMET		4		4				
28	1	172519-63240	BOLT		5		5				
29	1	172165-47990	WASHER 25.5X42		2		2				
30	1	26013-080162	BOLT, M8X 16		8		8				
31	1	22217-100000	WASHER, SPRING 10		7		7				
32	1	22242-000250	RING, 25		2		2				
33	1	26013-080202	BOLT, M8X 20		4		4				
34	1	26013-100202	BOLT, M10X 20		2		2				
35	1	26116-100202	BOLT, M10X 20 PLATED		4		4				
36	1	26116-100902	BOLT, M10X 90 PLATED		2		2				
37	1	24311-000340	O-RING, 1AP34.0		4		4				
38	1	24761-020000	NIPPLE, GREASE PT1/8		4		4				
39	1	172165-47980	SHIM		4		4				
40	1	26736-140002	NUT, M14		2		2				
41	1	172165-47720	GUIDE ASSY, HOSE		1		1				
42	1	933168-55770	BAND 146		2		2				
43	1	26013-100202	BOLT, M10X 20		1		1				
44	1	172165-47711	PLATE		2		2				
45	1	172176-47870	KNOB		1		1				1
46	1	26587-040062	SCREW, M4X 6		1		1				1
47	1	26736-140002	NUT, M14		1		1				1
48	1	933168-55770	BAND 146		2		2				1
49	1	933152-09280	BAND 170		1		1				1
50	1	172190-45080	LEVER L CMP(DECEL)		1		1				1
51	1	172165-46630	PIN		1		1				

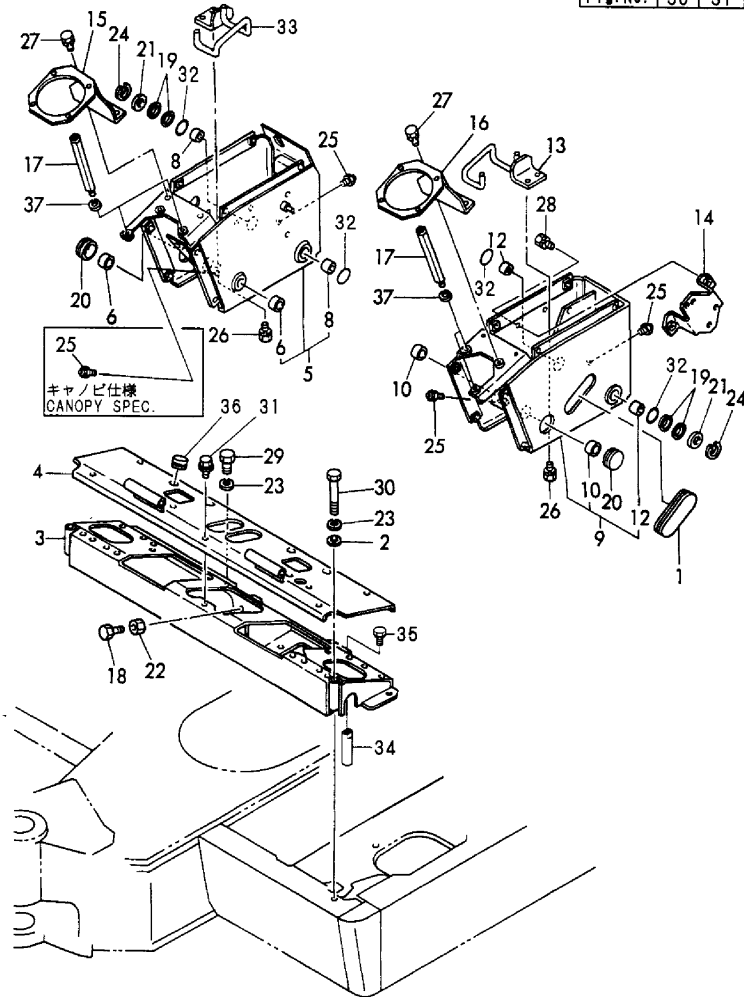
Remarks
 (1)ONE TOUCH DECEL SPEC.
 (2)A KNOB WITH A BUILT-IN HORN SWITCH.

Fig.31. CONTROL EQUIPMENT(LINK STAND)(AS)

Y00K3462

Fig.31 操縦装置(リンク台)(AS)
CONTROL EQUIP.(LINK STAND)(AS)

COUNTRY	JP	AS	EX
Fig.No.	30	31	30



(A)=B50-2B C(R)F
(B)=B50-2B C(R)S
(C)=B50-2B P(R)F

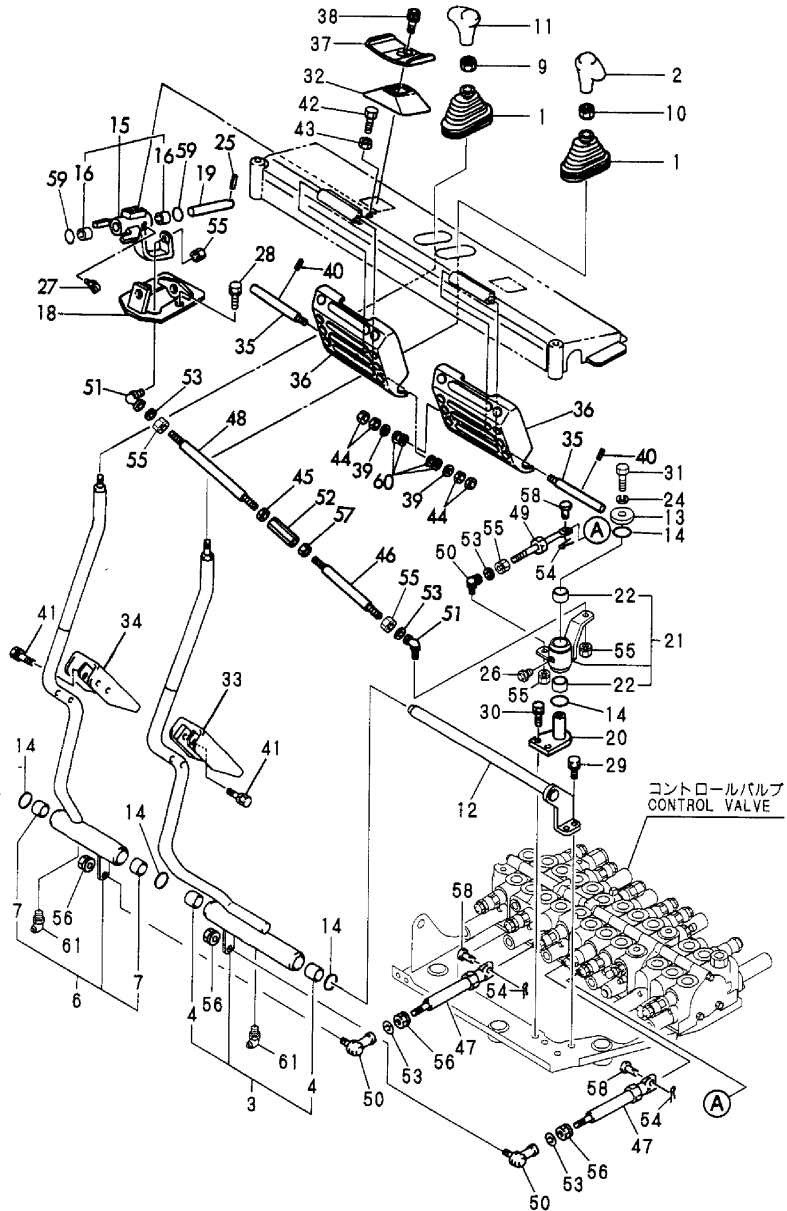
(D)=B50-2B P(R)S
(E)=B50-2BC(R)AS
(F)=B50-2BP(R)AS

No.	Lev.	Parts No.	Description	Q'ty						I	R
				(A)	(B)	(C)	(D)	(E)	(F)		
1	1	172146-41320	GROMMET					1		1	
2	1	194145-04810	WASHER 10					2		2	
3	1	172165-46401	SUPPORT ASSY					1		1	
4	1	172165-46660	COVER ASSY					1		1	
5	1	172165-47100	STAND, LEVER					1		1	
6	2	172141-41370	BUSH 2015					2		2	
8	2	24550-025150	BUSH, 25X15					2		2	
9	1	172165-47300	STAND, LEVER					1		1	
10	2	172141-41370	BUSH 2015					2		2	
12	2	24550-025150	BUSH, 25X15					2		2	
13	1	172165-47730	GUIDE ASSY, HOSE					1		1	
14	1	172165-47770	BRACKET, ACCEL					1		1	
15	1	172165-47900	BRACKET R					1		1	
16	1	172165-47930	BRACKET L					1		1	
17	1	172165-47960	BOLT M 8					4		4	
18	1	26116-100504	BOLT, M10X 50 PLATED					4		4	
19	1	172165-47980	SHIM					4		4	
20	1	172151-53430	GROMMET, 34					2		2	
21	1	172165-47990	WASHER 25.5X42					2		2	
22	1	26716-100002	NUT, M10					4		4	
23	1	22217-100000	WASHER, SPRING 10					7		7	
24	1	22242-000250	RING, 25					2		2	
25	1	24761-020000	NIPPLE, GREASE PT1/8					3		4	
26	1	26013-080202	BOLT, M8X 20					4		4	
27	1	26013-080202	BOLT, M8X 20					4		4	
28	1	26013-100202	BOLT, M10X 20					2		2	
29	1	26116-100202	BOLT, M10X 20 PLATED					4		4	
30	1	26116-100902	BOLT, M10X 90 PLATED					2		2	
31	1	172519-63240	BOLT					8		8	
32	1	24311-000340	O-RING, 1AP34.0					4		4	
33	1	172165-47720	GUIDE ASSY, HOSE					1		1	
34	1	172165-46630	PIN					1		1	
35	1	26013-100202	BOLT, M10X 20					1		1	
36	1	194630-62360	GROMMET					4		4	
37	1	22217-080000	WASHER, SPRING 8					4		4	

Fig.32. CONTROL EQUIPMENT(TRAVEL & SWING)

Y00K3462

Fig.32 操縦装置 (走行&スイング)
CONTROL EQUIP. (TRAVEL & SWING)



(A)=B50-2B C(R)F
(B)=B50-2B C(R)S
(C)=B50-2B P(R)F

(D)=B50-2B P(R)S
(E)=B50-2BC(R)AS
(F)=B50-2BP(R)AS

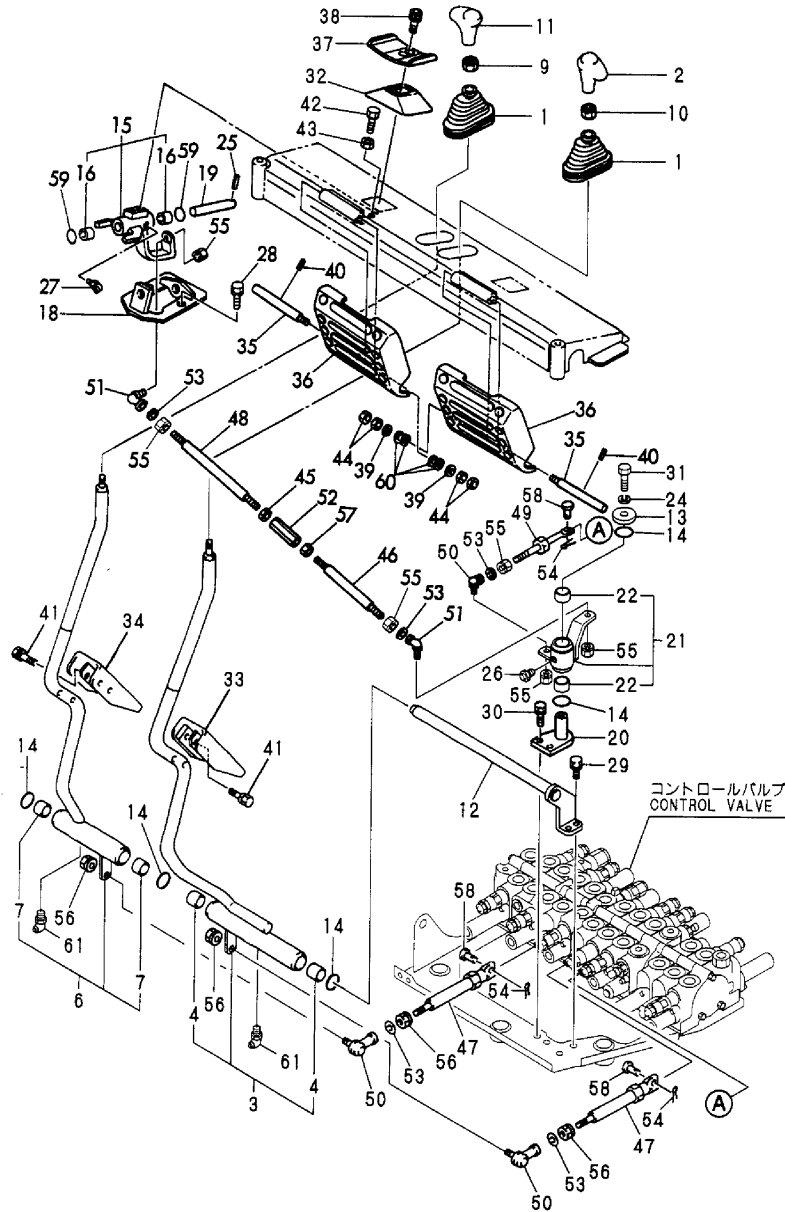
No.	Lev.	Parts No.	Description	Q'ty						I	R
				(A)	(B)	(C)	(D)	(E)	(F)		
1	1	172141-41340	BOOTS	2	2	2	2	2	2		
2	1	172164-45951	GRIP, DRIVE	1	1	1	1	1	1		
3	1	172423-45100	LEVER(L),TRACK	1	1	1	1	1	1		
4	2	172141-41370	BUSH 2015	2	2	2	2	2	2		
6	1	172423-45120	LEVER(R),TRACK	1	1	1	1	1	1		
7	2	172141-41370	BUSH 2015	2	2	2	2	2	2		
9	1	26756-100002	NUT, LOCK M10	1	1	1	1	1	1		
10	1	26756-100002	NUT, LOCK M10	1	1	1	1	1	1		
11	1	172164-45961	GRIP, DRIVE	1	1	1	1	1	1		
12	1	172423-45620	SHAFT ASSY, TRACK	1	1	1	1	1	1		
13	1	1A1040-45890	WASHER, 10X36X4.5	1	1	1	1	1	1		
14	1	172124-46200	O-RING	5	5	5	5	5	5		
15	1	172165-46300	LINK W/BUSH	1	1	1	1	1	1		
15-1	1	172165-46301	LINK W/BUSH	1	1	1	1	1	1		R
		(A=M/#61143)	(B=M/#61143)	(C=M/#61143)	(D=M/#61143)	(E=M/#61143)	(F=M/#61143)				
16	2	172141-41360	BUSH 1415	2	2	2	2	2	2		
18	1	172165-46350	BRACKET, PEDAL	1	1	1	1	1	1		
19	1	172146-41910	PIN 14-100	1	1	1	1	1	1		
20	1	172165-46800	SHAFT ASSY	1	1	1	1	1	1		
21	1	172175-45650	BOSS ASSY, SWING	1	1	1	1	1	1		
22	2	172141-41370	BUSH 2015	2	2	2	2	2	2		
24	1	22217-100000	WASHER, SPRING 10	1	1	1	1	1	1		
25	1	22351-040032	PIN, SPRING 4.0X32	1	1	1	1	1	1		
26	1	24761-020000	NIPPLE, GREASE PT1/8	1	1	1	1	1	1		
27	1	24761-050000	NIPPLE, GREASE C	1	1	1	1	1	1		
28	1	26013-100202	BOLT, M10X 20	2	2	2	2	2	2		
29	1	26013-100252	BOLT, M10X 25	2	2	2	2	2	2		
30	1	26013-100252	BOLT, M10X 25	2	2	2	2	2	2		
31	1	26116-100202	BOLT, M10X 20 PLATED	1	1	1	1	1	1		
32	1	172157-45990	BOOTS, PEDAL	1	1	1	1	1	1		
33	1	172165-46100	PEDAL L ASSY	1	1	1	1	1	1		
34	1	172165-46150	PEDAL R COMP	1	1	1	1	1	1		
35	1	172165-46230	SHAFT, SWING	2	2	2	2	2	2		
36	1	172165-46261	COVER, PEDAL	2	2	2	2	2	2		
37	1	172165-46281	PEDAL ASSY, SWING	1	1	1	1	1	1		
38	1	172165-46340	BOLT	2	2	2	2	2	2		
39	1	22137-080000	WASHER, 8	2	2	2	2	2	2		
40	1	22351-040020	PIN, SPRING 4.0X20	2	2	2	2	2	2		
41	1	26013-060302	BOLT, M6X 30	4	4	4	4	4	4		
42	1	26116-080304	BOLT, M8X 30 PLATED	2	2	2	2	2	2		
43	1	26716-080002	NUT, M8	2	2	2	2	2	2		
44	1	26716-080002	NUT, M8	4	4	4	4	4	4		
45	1	194200-37780	NUT, M8	1	1	1	1	1	1		
46	1	172150-42600	ROD(RA)	1	1	1	1	1	1		
47	1	172164-45230	ROD 135 ASSY	2	2	2	2	2	2		
48	1	172147-45620	ROD, LINK 215	1	1	1	1	1	1		
49	1	172162-46210	ROD 98.5	1	1	1	1	1	1		
50	1	172122-46590	ELBOW	3	3	3	3	3	3		
51	1	172122-46590	ELBOW	2	2	2	2	2	2		
52	1	172165-46860	TURNBUCKLE ASSY	1	1	1	1	1	1		
53	1	22137-080000	WASHER, 8	5	5	5	5	5	5		

N:Old $\frac{Yes}{No}$ New, Q:Old $\frac{No}{Yes}$ New, R:Old $\frac{Yes}{Yes}$ New, S:Old $\frac{No}{No}$ New, W:Add, Z:Discontinued, F:Interchangeable by set, K:Q'ty Change
 ++ CONTINUE ++
 Copyright (C) YANMAR CO., LTD. All Rights Reserved.

Fig.32. CONTROL EQUIPMENT(TRAVEL & SWING)

Y00K3462

Fig.32 操縦装置(走行&スイング)
CONTROL EQUIP. (TRAVEL & SWING)



(A)=B50-2B C(R)F
(B)=B50-2B C(R)S
(C)=B50-2B P(R)F

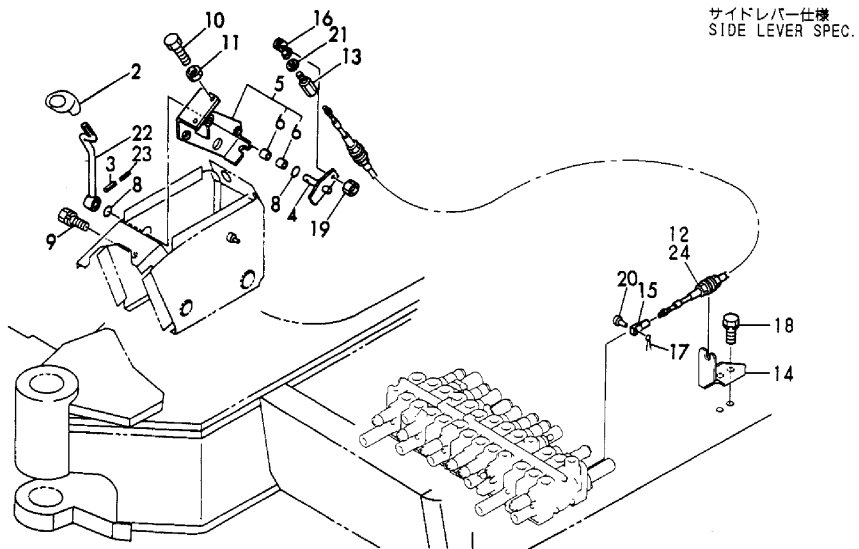
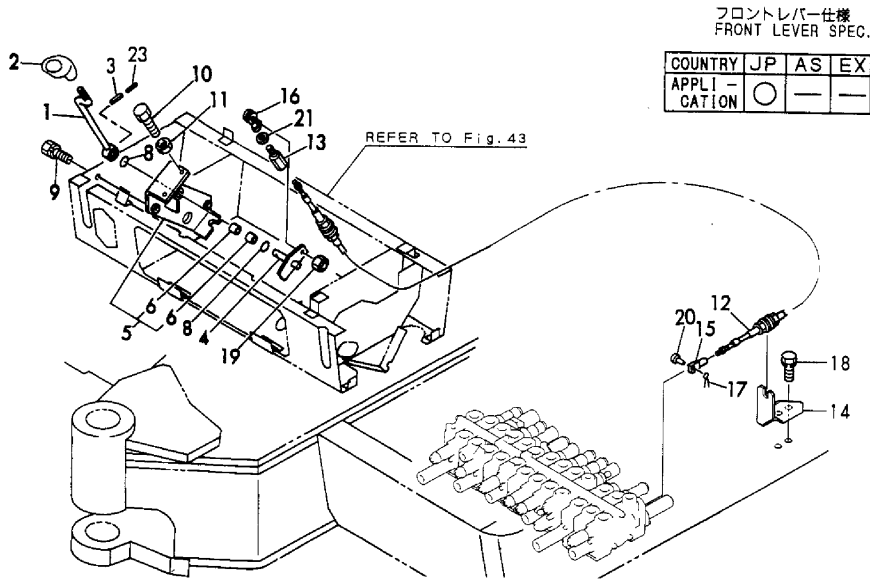
(D)=B50-2B P(R)S
(E)=B50-2BC(R)AS
(F)=B50-2BP(R)AS

No.	Lev.	Parts No.	Description	Q'ty						I	R
				(A)	(B)	(C)	(D)	(E)	(F)		
54	1	22417-160160	PIN, COTTER 1.6X16	3	3	3	3	3	3		
55	1	26051-080002	NUT, M8	6	6	6	6	6	6		
56	1	26051-080002	NUT, M8	4	4	4	4	4	4		
57	1	26716-080002	NUT, M8	1	1	1	1	1	1		
58	1	933110-54100	PIN 4.75X14	3	3	3	3	3	3		
59	1	24311-000210	O-RING, 1AP21.0	2	2	2	2	2	2		
60	1	172068-28490	SPRING	4	4	4	4	4	4		
61	1	24761-050000	NIPPLE, GREASE C	2	2	2	2	2	2		

Fig.33. CONTROL EQUIPMENT(BLADE LEVER)

Y00K3462

Fig.33 操縦装置 (ブレードレバー)
CONTROL EQUIP. (BLADE LEVER)



(A)=B50-2B C(R)F
(B)=B50-2B C(R)S
(C)=B50-2B P(R)F

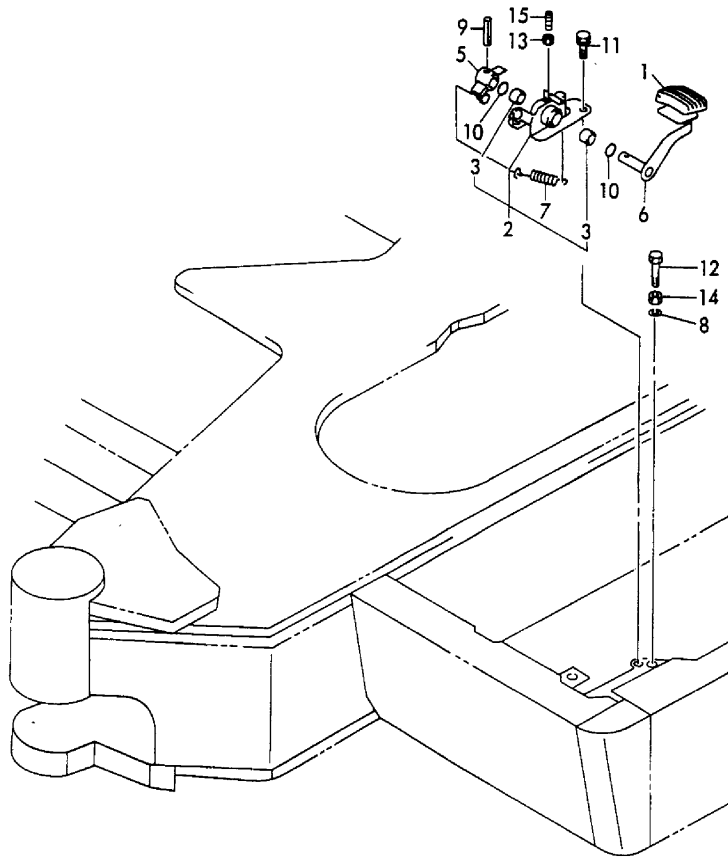
(D)=B50-2B P(R)S
(E)=B50-2BC(R)AS
(F)=B50-2BP(R)AS

No.	Lev.	Parts No.	Description	Q'ty						I	R
				(A)	(B)	(C)	(D)	(E)	(F)		
1	1	172165-45100	LEVER ASSY, BLADE	1	1						
2	1	172164-45970	GRIP, BLADE	1	1	1	1	1	1		
3	1	22351-050032	PIN, SPRING 5.0X32	1	1	1	1	1	1		
4	1	172165-45140	LINK, BLADE	1	1	1	1	1	1		
5	1	172165-45181	BRACKET ASY	1	1	1	1	1	1		
6	2	172141-41360	BUSH 1415	2	2	2	2	2	2		
8	1	24311-000210	O-RING, 1AP21.0	2	2	2	2	2	2		
9	1	26013-100202	BOLT, M10X 20	3	3	3	3	3	3		
10	1	26116-100354	BOLT, M10X 35 PLATED	2	2	2	2	2	2		
11	1	26716-100002	NUT, M10	2	2	2	2	2	2		
12	1	172141-42950	CABLE, BLADE	1	1	1	1				
13	1	172141-42960	JOINT, CABLE	1	1	1	1	1	1		
14	1	172426-45250	BRACKET, BLADE	1	1	1	1	1	1		
15	1	172142-45670	ROD, SPOOL	1	1	1	1	1	1		
16	1	172122-46590	ELBOW	1	1	1	1	1	1		
17	1	22417-160160	PIN, COTTER 1.6X16	1	1	1	1	1	1		
18	1	26013-100202	BOLT, M10X 20	2	2	2	2	2	2		
19	1	26051-080002	NUT, M8	1	1	1	1	1	1		
20	1	933110-54100	PIN 4.75X14	1	1	1	1	1	1		
21	1	933168-28480	WASHER, 20X9X3.2	1	1	1	1	1	1		
22	1	172165-45270	LEVER ASSY, BLADE S		1		1	1	1		
23	1	22351-030032	PIN, SPRING 3.0X32	1	1	1	1	1	1		
24	1	172141-43180	CABLE							1	1

Fig.34. CONTROL EQUIPMENT(LOW-HIGH PEDAL)

Y00K3462

Fig. **34** 操縦装置 (ローハイペダル)
CONTROL EQUIP. (LOW-HIGH PEDAL)



(A)=B50-2B C(R)F
(B)=B50-2B C(R)S
(C)=B50-2B P(R)F

(D)=B50-2B P(R)S
(E)=B50-2BC(R)AS
(F)=B50-2BP(R)AS

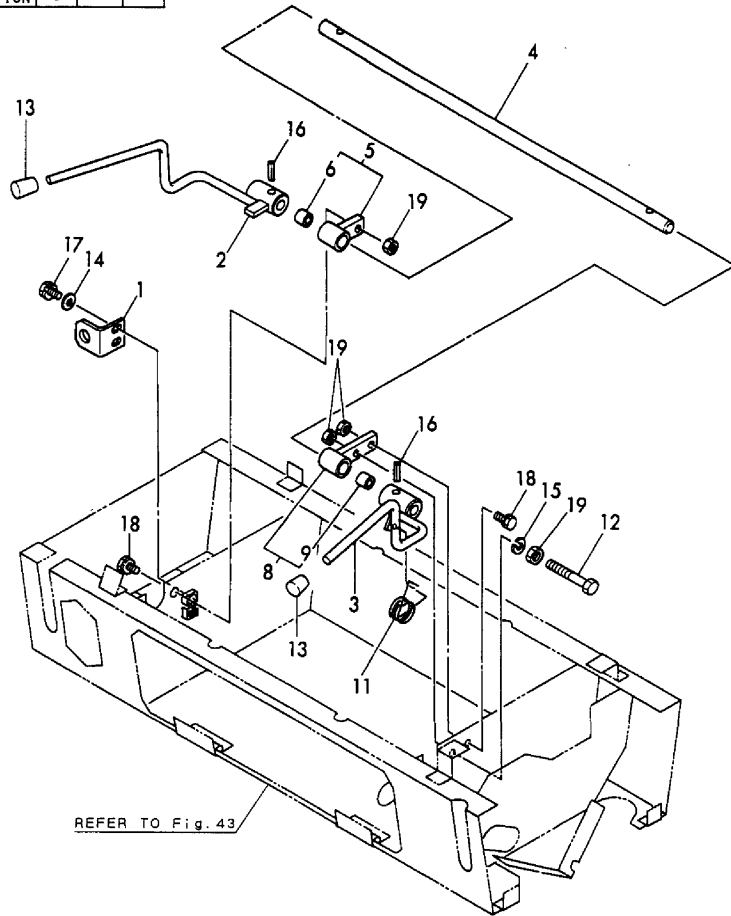
No.	Lev.	Parts No.	Description	Q'ty						I	R
				(A)	(B)	(C)	(D)	(E)	(F)		
1	1	172122-45830	PAD, METAL	1	1	1	1	1	1		
2	1	172176-46400	BRACKET	1	1	1	1	1	1		
3	2	172141-41360	BUSH 1415	2	2	2	2	2	2		
5	1	172176-46480	LINK	1	1	1	1	1	1		
6	1	172165-46570	PADAL ASSY, LOW-HIGH	1	1	1	1	1	1		
7	1	172162-46690	SPRING	1	1	1	1	1	1		
8	1	22217-100000	WASHER, SPRING 10	1	1	1	1	1	1		
9	1	22351-050025	PIN, SPRING 5.0X25	1	1	1	1	1	1		
10	1	24311-000210	O-RING, 1AP21.0	2	2	2	2	2	2		
11	1	26013-100252	BOLT, M10X 25	2	2	2	2	2	2		
12	1	26116-100504	BOLT, M10X 50 PLATED	1	1	1	1	1	1		
13	1	26716-060002	NUT, M6	1	1	1	1	1	1		
14	1	26716-100002	NUT, M10	1	1	1	1	1	1		
15	1	26911-060202	SCREW, M6X20	1	1	1	1	1	1		

Fig.35. CONTROL EQUIPMENT(CUT OFF LEVE/FRONT LEVER)

Y00K3462

Fig.35 操縦装置 (カットオフレバー/フロントレバー)
CONTROL EQUIP. (CUT OFF LEVER/FRONT LEVER)

COUNTRY	JP	AS	EX
APPLI - CATION	○	—	—



(A)=B50-2B C(R)F
(B)=B50-2B C(R)S
(C)=B50-2B P(R)F

(D)=B50-2B P(R)S
(E)=B50-2BC(R)AS
(F)=B50-2BP(R)AS

No.	Lev.	Parts No.	Description	Q'ty						I	R
				(A)	(B)	(C)	(D)	(E)	(F)		
1	1	172164-17150	BRACKET, SWITCH	1	1						
2	1	172165-45800	LEVER R ASSY,CUT-OFF	1	1						
3	1	172165-45841	LEVER L ASSY,CUT-OFF	1	1						
4	1	172165-45880	SHAFT	1	1						
5	1	172165-45900	BRACKET R ASSY	1	1						
6	2	172141-41360	BUSH 1415	1	1						
8	1	172165-45930	BRACKET L COMP	1	1						
9	2	172141-41360	BUSH 1415	1	1						
11	1	172165-45970	SPRING	1	1						
12	1	172165-45980	BOLT 10X65	1	1						
13	1	172116-46630	KNOB, LEVER	2	2						
14	1	22137-080000	WASHER, 8	2	2						
15	1	22217-100000	WASHER, SPRING 10	1	1						
16	1	22351-050025	PIN, SPRING 5.0X25	2	2						
17	1	26013-080202	BOLT, M8X 20	2	2						
18	1	26013-100252	BOLT, M10X 25	2	2						
19	1	26716-100002	NUT, M10	4	4						

Fig.36. CONTROL EQUIPMENT(CUT OFF LEVE/FRONT LEVER)(COOLER SPEC.)

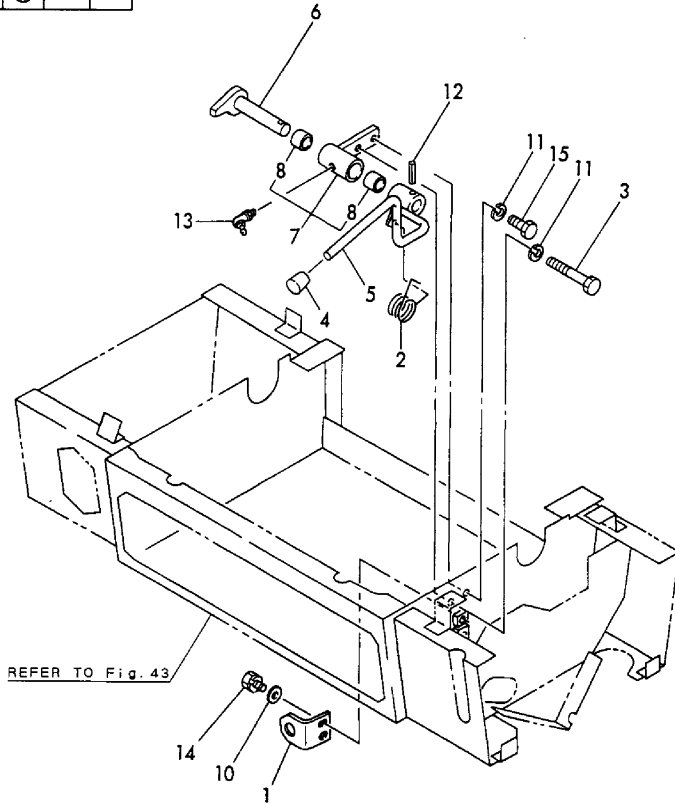
(A)=B50-2B C(R)F
 (B)=B50-2B C(R)S
 (C)=B50-2B P(R)F

(D)=B50-2B P(R)S
 (E)=B50-2BC(R)AS
 (F)=B50-2BP(R)AS

Y00K3462

Fig.36 操作装置 (カットオフレバー/フロントレバー) (クーラ仕様)
 CONTROL EQUIP.
 (CUT OFF LEVER/FRONT LEVER) (COOLER SPEC.)

COUNTRY	JP	AS	EX
APPLI - GATION	○	—	—



No.	Lev.	Parts No.	Description	Q'ty						I	R
				(A)	(B)	(C)	(D)	(E)	(F)		
1	1	172164-17150	BRACKET, SWITCH	1							
2	1	172165-45970	SPRING	1							
3	1	172165-45980	BOLT 10X65	1							
4	1	172116-46630	KNOB, LEVER	1							
5	1	172165-48100	LEVER	1							
6	1	172165-48130	PIN	1							
7	1	172165-48170	BRACKET	1							
8	2	172141-41360	BUSH 1415	2							
10	1	22137-080000	WASHER, 8	2							
11	1	22217-100000	WASHER, SPRING 10	2							
12	1	22351-050025	PIN, SPRING 5.0X25	1							
13	1	24761-040000	NIPPLE, GREASE B	1							
14	1	26013-080202	BOLT, M8X 20	2							
15	1	26116-100202	BOLT, M10X 20 PLATED	1							

Fig.37. CONTROL EQUIPMENT(CUT OFF LEVE/SIDE LEVER)

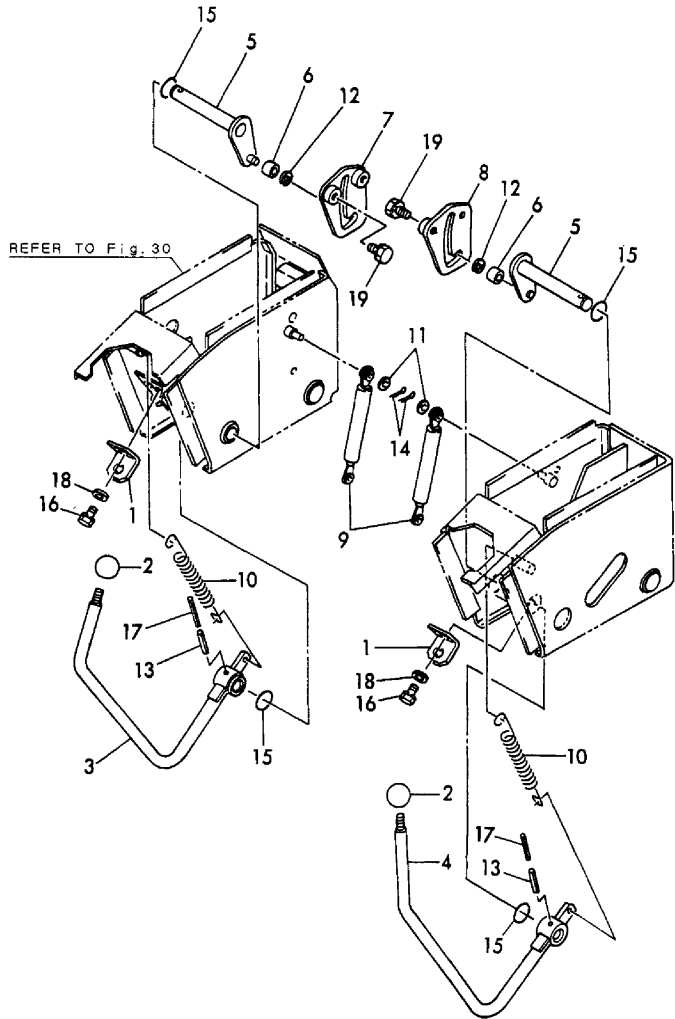
Y00K3462

(A)=B50-2B C(R)F
(B)=B50-2B C(R)S
(C)=B50-2B P(R)F

(D)=B50-2B P(R)S
(E)=B50-2BC(R)AS
(F)=B50-2BP(R)AS

Fig.37 操作装置 (カットオフレバー/サイドレバー)
CONTROL EQUIP. (CUT OFF LEVER/SIDE LEVER)

COUNTRY	JP	AS	EX
Fig. No.	37	38	37

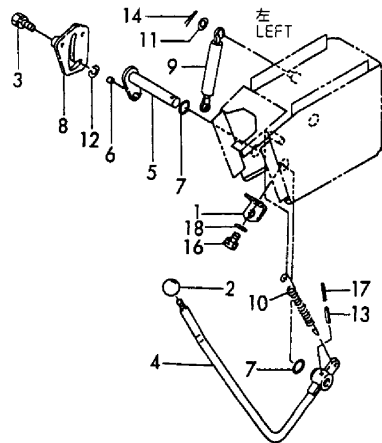
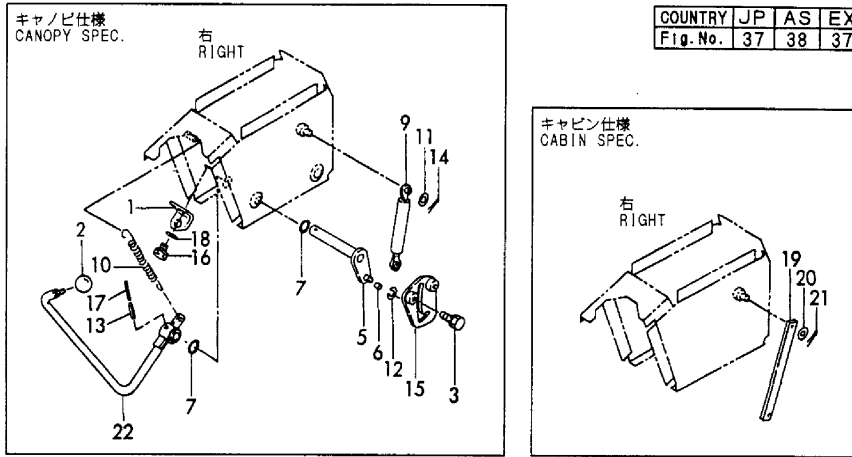


No.	Lev.	Parts No.	Description	Q'ty						I	R
				(A)	(B)	(C)	(D)	(E)	(F)		
1	1	172164-17150	BRACKET, SWITCH		2		2				
2	1	1D4070-23580	GRIP		2		2				
3	1	172165-47400	LEVER R ASSY, LOCK		1		1				
4	1	172165-47450	LEVER (L), LOCK		1		1				
5	1	172165-47500	ARM ASSY, LOCK		2		2				
6	1	172165-47550	BUSH		2		2				
7	1	172165-47601	GUIDE ASSY, LOCK		1		1				
8	1	172165-47621	GUIDE ASSY, LOCK		1		1				
9	1	172165-47801	SPRING, GAS		2		2				
10	1	1A1380-56661	SPRING, RETURN		2		2				
11	1	22137-080000	WASHER, 8		4		4				
12	1	22272-000070	RING, E- 7		2		2				
13	1	22351-060040	PIN, SPRING 6.0X40		2		2				
14	1	22417-200200	PIN, COTTER 2.0X20		4		4				
15	1	172124-46200	O-RING		4		4				
16	1	26013-080202	BOLT, M8X 20		4		4				
17	1	22351-035040	PIN, SPRING 3.5X40		2		2				
18	1	22137-080000	WASHER, 8		4		4				
19	1	26013-100202	BOLT, M10X 20		4		4				

Fig.38. CONTROL EQUIPMENT(CUT OFF LEVER)(AS)

Y00K3462

Fig. 38 操縦装置 (カットオフレバー) (AS)
CONTROL EQUIP. (CUT OFF LEVER) (AS)



(A)=B50-2B C(R)F
(B)=B50-2B C(R)S
(C)=B50-2B P(R)F

(D)=B50-2B P(R)S
(E)=B50-2BC(R)AS
(F)=B50-2BP(R)AS

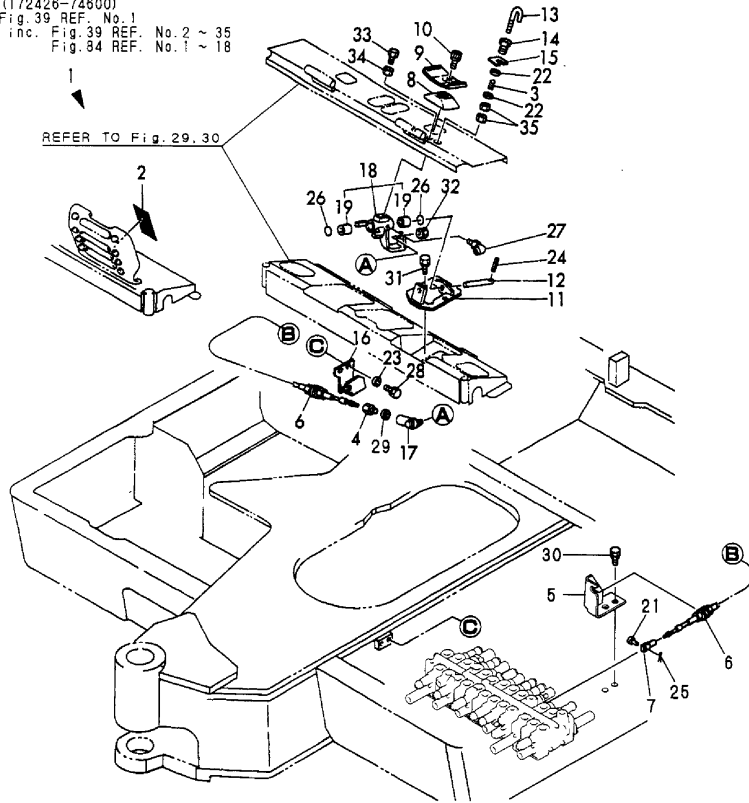
No.	Lev.	Parts No.	Description	Q'ty						I	R	
				(A)	(B)	(C)	(D)	(E)	(F)			
1	1	172164-17150	BRACKET, SWITCH					1		2		
2	1	1D4070-23580	GRIP					1		2		
3	1	26013-100202	BOLT, M10X 20					2		4		
4	1	172165-47680	LEVER L					1		1		
4-1	1	172165-47681	LEVER L					1		1		N
				(E=M/#61119)		(F=M/#61119)						
5	1	172165-47500	ARM ASSY, LOCK					1		2		
6	1	172165-47550	BUSH					1		2		
7	1	172124-46200	O-RING					2		4		
8	1	172165-47621	GUIDE ASSY, LOCK					1		1		
9	1	172165-47801	SPRING, GAS					1		2		
10	1	1A1380-56661	SPRING, RETURN					1		2		
11	1	22137-080000	WASHER, 8					2		4		
12	1	22272-000070	RING, E- 7					1		2		
13	1	22351-060040	PIN, SPRING 6.0X40					1		2		
14	1	22417-200200	PIN, COTTER 2.0X20					2		4		
15	1	172165-47601	GUIDE ASSY, LOCK							1		
16	1	26013-080202	BOLT, M8X 20					2		4		
17	1	22351-035040	PIN, SPRING 3.5X40					1		2		
18	1	22137-080000	WASHER, 8					2		4		
19	1	172165-47970	BAR					1				
20	1	22137-080000	WASHER, 8					2				
21	1	22417-200200	PIN, COTTER 2.0X20					2				
22	1	172168-47700	LEVER							1		
22-1	1	172168-47701	LEVER R CMP.,EP LOCK							1		N
				(F=M/#61119)								

Fig.39. CONTROL EQUIPMENT(P.T.O.CONTROL)

Y00K3462

Fig.39 操縦装置 (PTOコントロール)
CONTROL EQUIP. (P. T. O. CONTROL)

PTOキット (フレームエンド)
P. T. O. KIT (FRAME END)
(172426-74600)
Fig. 39 REF. No. 1
inc. Fig. 39 REF. No. 2 ~ 35
Fig. 84 REF. No. 1 ~ 18



(A)=B50-2B C(R)F
(B)=B50-2B C(R)S
(C)=B50-2B P(R)F

(D)=B50-2B P(R)S
(E)=B50-2BC(R)AS
(F)=B50-2BP(R)AS

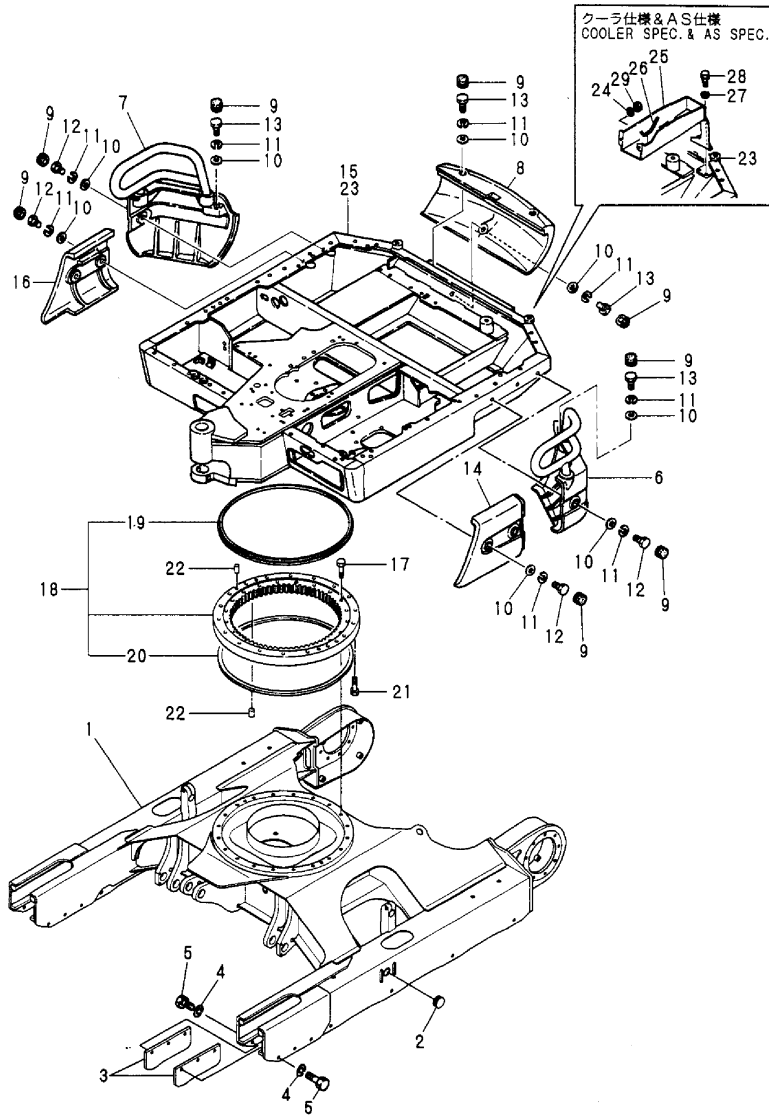
No.	Lev.	Parts No.	Description	Q'ty						I	R
				(A)	(B)	(C)	(D)	(E)	(F)		
1	1	172426-74600	PTO KIT, FRAME END	1	1	1	1				1
2	2	172165-03231	LABEL, P.T.O.	1	1	1	1				
3	2	1C6141-35370	SPRING, LOCK	1	1	1	1	1	1		
4	2	172141-42960	JOINT, CABLE	1	1	1	1	1	1		
5	2	172426-45240	BRACKET	1	1	1	1	1	1		
6	2	172165-45260	CABLE	1	1	1	1	1	1		
7	2	172142-45670	ROD, SPOOL	1	1	1	1	1	1		
8	2	172157-45990	BOOTS, PEDAL	1	1	1	1	1	1		
9	2	172165-46281	PEDAL ASSY, SWING	1	1	1	1	1	1		
10	2	172165-46340	BOLT	2	2	2	2	2	2		
11	2	172165-46350	BRACKET, PEDAL	1	1	1	1	1	1		
12	2	172146-41910	PIN 14-100	1	1	1	1	1	1		
13	2	172165-46450	LOCK CMP	1	1	1	1	1	1		
14	2	172165-46480	BOLT	1	1	1	1	1	1		
15	2	172165-46490	SHIM	5	5	5	5	5	5		
16	2	172165-46500	BRACKET	1	1	1	1	1	1		
17	2	172122-46590	ELBOW	1	1	1	1	1	1		
18	2	172165-46600	LINK, PEDAL	1	1	1	1	1	1		
19	3	172141-41360	BUSH 1415	2	2	2	2	2	2		
21	2	933110-54100	PIN 4.75X14	1	1	1	1	1	1		
22	2	22137-080000	WASHER, 8	2	2	2	2	2	2		
23	2	22137-100000	WASHER, 10	2	2	2	2	2	2		
24	2	22351-040032	PIN, SPRING 4.0X32	1	1	1	1	1	1		
25	2	22417-160160	PIN, COTTER 1.6X16	1	1	1	1	1	1		
26	2	24311-000210	O-RING, 1AP21.0	2	2	2	2	2	2		
27	2	24761-050000	NIPPLE, GREASE C	1	1	1	1	1	1		
28	2	26013-100202	BOLT, M10X 20	2	2	2	2	2	2		
29	2	933168-28480	WASHER, 20X9X3.2	1	1	1	1	1	1		
30	2	26013-100202	BOLT, M10X 20	2	2	2	2	2	2		
31	2	26013-100202	BOLT, M10X 20	2	2	2	2	2	2		
32	2	26051-080002	NUT, M8	1	1	1	1	1	1		
33	2	26116-080304	BOLT, M8X 30 PLATED	2	2	2	2	2	2		
34	2	26716-080002	NUT, M8	2	2	2	2	2	2		
35	2	26716-080002	NUT, M8	2	2	2	2	2	2		

Remarks
(1)INC FIG.39.REF.NO.2-35 &
FIG.84.REF.NO.1-18.

Fig.40. FRAME & TURNING BEARING

Y00K3462

Fig.40 フレーム&回転ベアリング
FRAME & TURNING BEARING



(A)=B50-2B C(R)F
(B)=B50-2B C(R)S
(C)=B50-2B P(R)F

(D)=B50-2B P(R)S
(E)=B50-2BC(R)AS
(F)=B50-2BP(R)AS

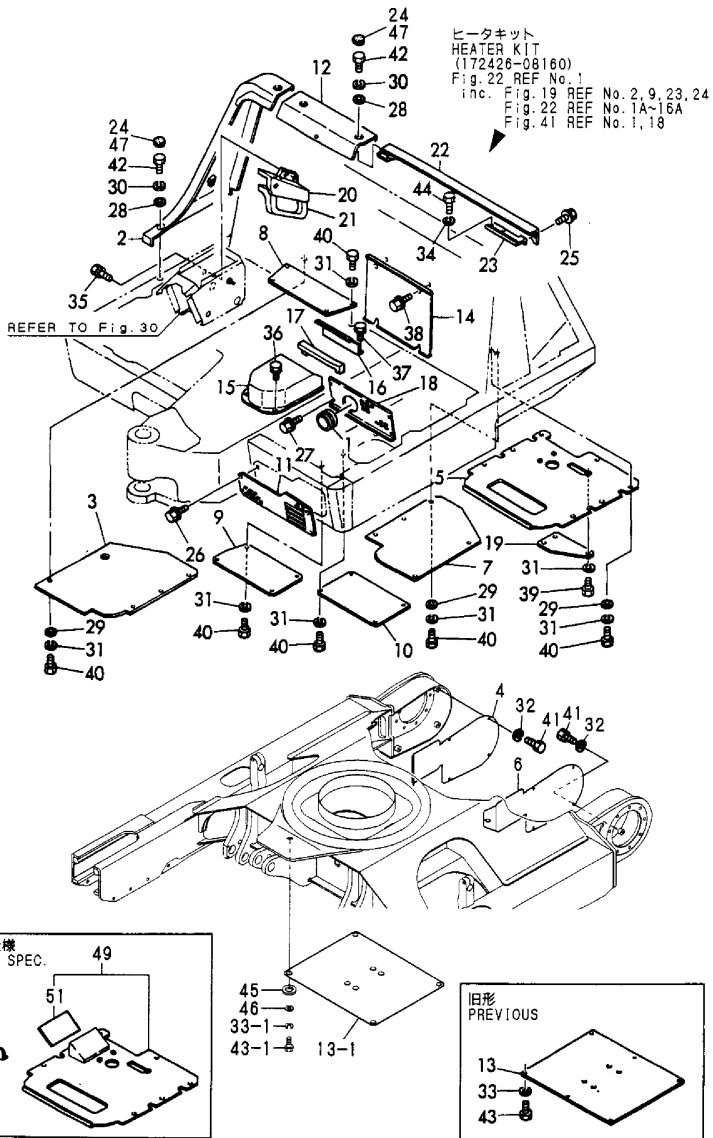
No.	Lev.	Parts No.	Description	Q'ty						I	R
				(A)	(B)	(C)	(D)	(E)	(F)		
1	1	172423-50100	FRAME ASSY, LOWER	1	1	1	1	1	1		
2	1	172141-50890	GROMMET	2	2	2	2	2	2		
3	1	172423-50810	GUARD, CRAWLER	4	4	4	4	4	4		1
4	1	22217-160000	WASHER, SPRING 16	12	12	12	12	12	12		1
5	1	26116-160352	BOLT, M16X 35 PLATED	12	12	12	12	12	12		1
6	1	172165-53300-2	WEIGHT, COUNTER	1	1	1	1	1	1		
7	1	172165-53360-2	WEIGHT, COUNTER	1	1	1	1	1	1		
8	1	172165-53410-2	WEIGHT ASSY, CENTER	1	1	1	1	1	1		
9	1	172151-53430	GROMMET, 34	11	11	11	11	11	11		
10	1	172165-53500	WASHER	11	11	11	11	11	11		
11	1	22217-160000	WASHER, SPRING 16	11	11	11	11	11	11		
12	1	172165-53490	BOLT M16X 40	6	6	6	6	6	6		
13	1	172165-53480	BOLT M16X 60	5	5	5	5	5	5		
14	1	172165-53450-2	WEIGHT, SIDE	1	1	1	1	1	1		
15	1	172426-54100	FRAME,TURNING	1	1	1	1				
16	1	172165-53460-2	WEIGHT, SIDE	1	1	1	1	1	1		
17	1	172162-57650	BOLT M16X90	20	20	20	20	20	20		
18	1	172124-57602	BEARING, TURNING	1	1	1	1	1	1		
19	2	172124-57620	SEAL, TURNING	1	1	1	1	1	1		
20	2	172124-57630	SEAL, TURNING	1	1	1	1	1	1		
21	1	172124-57610	BOLT M16X80	20	20	20	20	20	20		
22	1	172122-57620	PARALLEL PIN 13X36	4	4	4	4	4	4		
23	1	172437-54100	FRAME,TURNING	1	1			1	1		2
24	1	194145-04810	WASHER 10	2	2			2	2		2
25	1	172165-05300	BOX, TOOL	1	1			1	1		2
26	1	172165-79800	RUBBER 150	1	1			1	1		2
27	1	22137-100000	WASHER, 10	2	2			2	2		2
28	1	26013-100202	BOLT, M10X 20	2	2			2	2		2
29	1	26716-100002	NUT, M10	2	2			2	2		2

Remarks
(1)STEEL CRAWLER SPEC.
(2)COOLER & AS SPEC.

Fig.41. FRAME COVER(CABIN)

Y00K3462

Fig.41 フレームカバー (キャビン)
FRAME COVER (CABIN)



(A)=B50-2B C(R)F
(B)=B50-2B C(R)S
(C)=B50-2B P(R)F
(D)=B50-2B P(R)S
(E)=B50-2BC(R)AS
(F)=B50-2BP(R)AS

No.	Lev.	Parts No.	Description	Q'ty						I	R
				(A)	(B)	(C)	(D)	(E)	(F)		
1	1	172732-11510	GROMMET	1	1			1			
2	1	172165-61190-4	COVER	1	1						
2A	1	172165-61190-3	COVER					1			
3	1	172165-61290	COVER	1	1			1			
4	1	172423-61520	COVER, TRAVEL	1	1			1			
5	1	172165-61300-1	COVER	1	1						
5A	1	172165-61300-3	COVER					1			
6	1	172423-61510	COVER, TRAVEL	1	1			1			
7	1	172165-61310-1	COVER	1	1						
7A	1	172165-61310-3	COVER					1			
8	1	172165-61320-1	COVER	1	1						
8A	1	172165-61320-3	COVER					1			
9	1	172165-61330-1	COVER	1	1						
9A	1	172165-61330-3	COVER					1			
10	1	172165-61340-1	COVER	1	1						
10A	1	172165-61340-3	COVER					1			
11	1	172426-61350	COVER, LAMP	1	1						
11A	1	172426-61350-1	COVER, LAMP					1			
12	1	172165-61420-1	COVER	1	1						
12A	1	172165-61420-3	COVER					1			
13	1	172147-61450-2	COVER	1	1						
13-1	1	172445-61260-1	COVER	1	1			1			S
				(A=M/#61068)	(B=M/#61068)						
14	1	172165-61450-4	COVER ASSY	1	1						
14A	1	172165-61450-3	COVER ASSY					1			
15	1	172426-61500	COVER, MOTOR	1	1			1			
16	1	172165-61540	COVER, MOTOR	1	1			1			
17	1	172165-61620	RUBBER	1	1			1			
18	1	172428-61650	COVER	1	1			1			
19	1	172165-61660-1	COVER	1	1						
19A	1	172165-61660-3	COVER					1			
20	1	172165-61701	COVER, LINK	1	1			1			
21	1	172165-61720	RUBBER	1	1			1			
22	1	172165-61740-4	COVER	1	1						
22A	1	172165-61740-3	COVER					1			
23	1	172165-61780-4	BRACKET ASSY	1	1						
23A	1	172165-61780-3	BRACKET					1			
24	1	172186-81930	PLUG	5	5						
25	1	172519-63240	BOLT	1	1			1			
26	1	172519-63240	BOLT	4	4			4			
27	1	172519-63240	BOLT	4	4			4			
28	1	22137-100000	WASHER, 10	5	5			5			
29	1	22137-100000	WASHER, 10	17	17			17			
30	1	22217-100000	WASHER, SPRING 10	5	5			5			
31	1	22217-100000	WASHER, SPRING 10	32	32			32			
32	1	22217-100000	WASHER, SPRING 10	10	10			10			
33	1	22217-120000	WASHER, SPRING 12	6	6						
33-1	1	22217-120000	WASHER, SPRING 12	4	4			4			K
				(A=M/#61068)	(B=M/#61068)						
34	1	22217-140000	WASHER, SPRING 14	2	2			2			
35	1	26013-080162	BOLT, M8X 16	2	2			2			

Remarks
(1)COOLER SPEC.

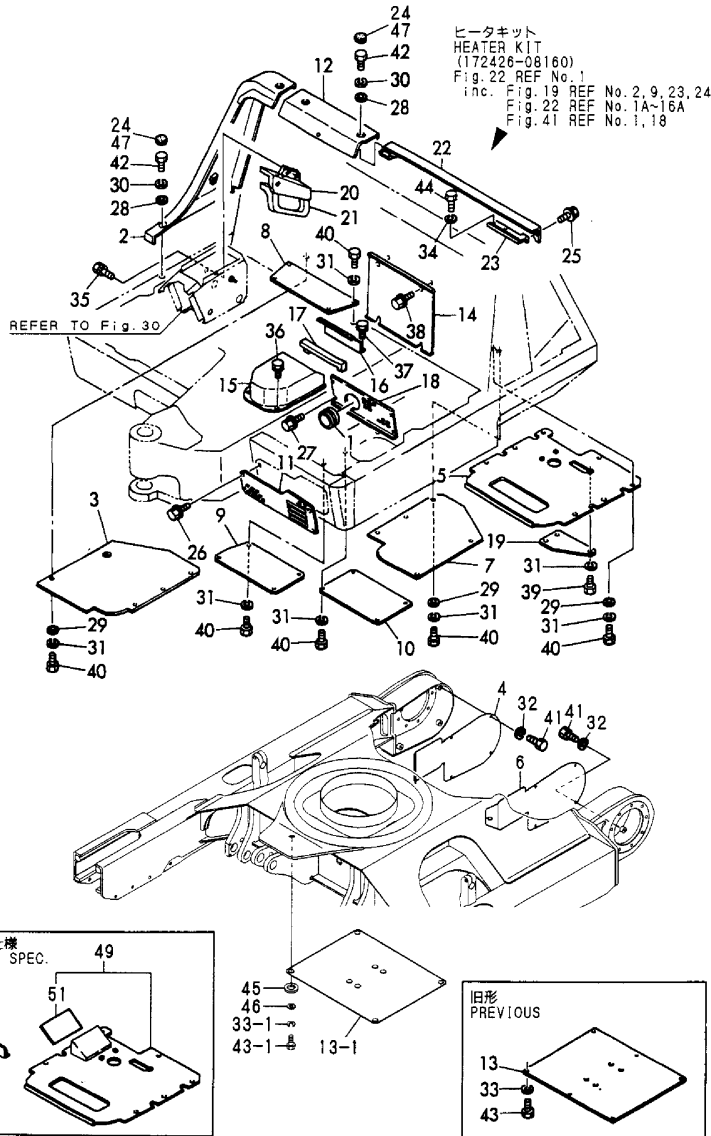
Fig.41. FRAME COVER(CABIN)

(A)=B50-2B C(R)F
 (B)=B50-2B C(R)S
 (C)=B50-2B P(R)F

(D)=B50-2B P(R)S
 (E)=B50-2BC(R)AS
 (F)=B50-2BP(R)AS

Y00K3462

Fig.41 フレームカバー (キャビン)
 FRAME COVER (CABIN)



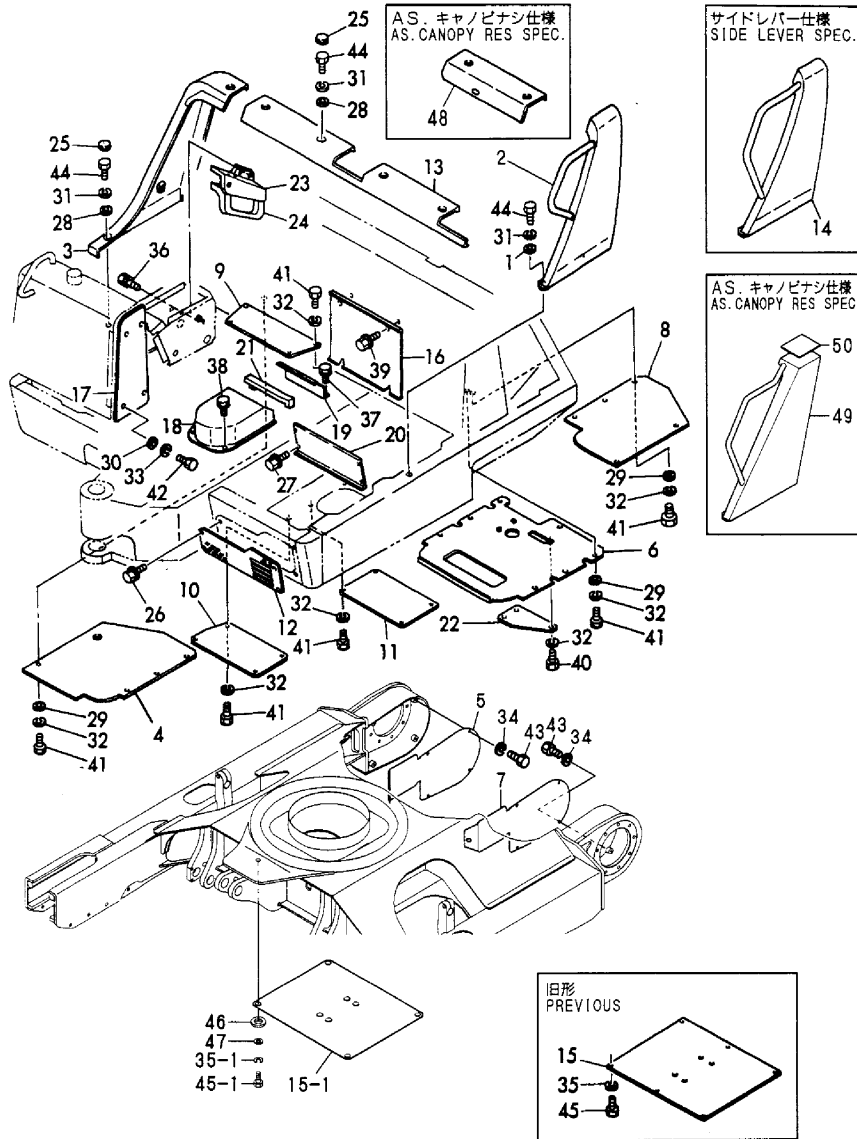
No.	Lev.	Parts No.	Description	Q'ty						I	R
				(A)	(B)	(C)	(D)	(E)	(F)		
36	1	26013-100202	BOLT, M10X 20	2	2			2			
37	1	26013-100202	BOLT, M10X 20	2	2			2			
38	1	26106-100162	BOLT, M10X 16 PLATED	4	4			4			
39	1	26116-100162	BOLT, M10X 16 PLATED	3	3			3			
40	1	26116-100202	BOLT, M10X 20 PLATED	29	29			29			
41	1	26116-100202	BOLT, M10X 20 PLATED	10	10			10			
42	1	26116-100352	BOLT, M10X 35 PLATED	5	5			5			
43	1	26116-120252	BOLT, M12X 25 PLATED	6	6			6			
43-1	1	26116-120302	BOLT, M12X 30 PLATED	4	4			4		S	
		(A=M/#61068) (B=M/#61068)									
44	1	26116-140352	BOLT, M14X 35 PLATED	2	2			2			
45	1	172162-61500	TRIM	4	4			4		W	
		(A=M/#61068) (B=M/#61068)									
46	1	22157-120000	WASHER, 12	4	4			4		W	
		(A=M/#61068) (B=M/#61068)									
47	1	172165-61801	PLUG					5			
48	1	172165-61550	COVER, MOTOR	1	1					1	
49	1	172165-61890	COVER ASSY	1	1					1	
51	2	172165-61930	SPONGE	1	1					1	

Remarks
 (1)COOLER SPEC.

Fig.42. FRAME COVER(CANOPY)

Y00K3462

Fig.42 フレームカバー (キャノピー)
FRAME COVER (CANOPY)



(A)=B50-2B C(R)F
(B)=B50-2B C(R)S
(C)=B50-2B P(R)F

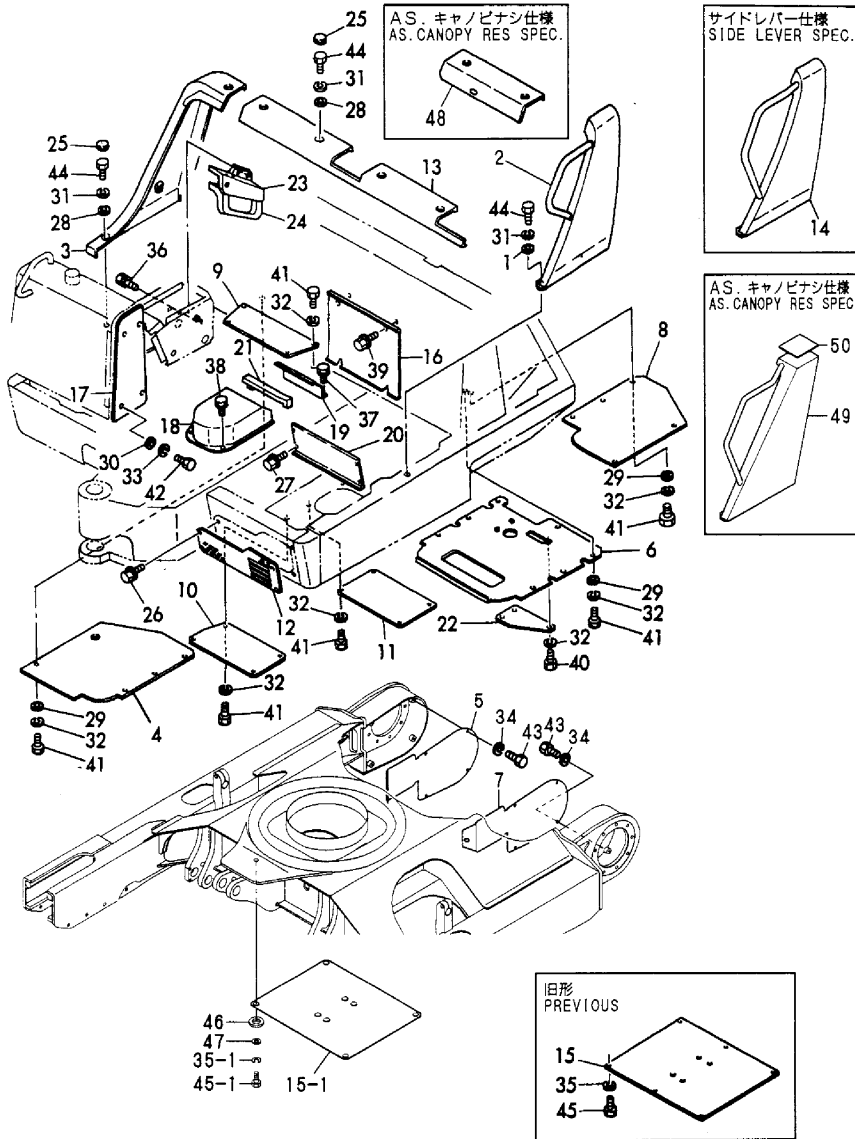
(D)=B50-2B P(R)S
(E)=B50-2BC(R)AS
(F)=B50-2BP(R)AS

No.	Lev.	Parts No.	Description	Qty						I	R
				(A)	(B)	(C)	(D)	(E)	(F)		
1	1	194145-04810	WASHER 10			3	3			3	
2	1	172165-61100-4	COVER			1					
3	1	172165-61190-4	COVER			1	1				
3A	1	172165-61190-3	COVER								1
4	1	172165-61290	COVER			1	1			1	
5	1	172423-61520	COVER, TRAVEL			1	1			1	
6	1	172165-61300-1	COVER			1	1				
6A	1	172165-61300-3	COVER								1
7	1	172423-61510	COVER, TRAVEL			1	1			1	
8	1	172165-61310-1	COVER			1	1				
8A	1	172165-61310-3	COVER								1
9	1	172165-61320-1	COVER			1	1				
9A	1	172165-61320-3	COVER								1
10	1	172165-61330-1	COVER			1	1				
10A	1	172165-61330-3	COVER								1
11	1	172165-61340-1	COVER			1	1				
11A	1	172165-61340-3	COVER								1
12	1	172426-61350	COVER, LAMP			1	1				
12A	1	172426-61350-1	COVER, LAMP								1
13	1	172165-61381-1	COVER			1	1				
13A	1	172165-61381	COVER								1
14	1	172165-61820-4	COVER						1		
14A	1	172165-61820-3	COVER								1
15	1	172147-61450-2	COVER			1	1				
15-1	1	172445-61260-1	COVER			1	1			1	S
			(C=M/#61068) (D=M/#61068)								
16	1	172165-61450-4	COVER ASSY			1	1				
16A	1	172165-61450-3	COVER ASSY								1
17	1	172165-61480-2	COVER, TANK			1	1				
17A	1	172165-61480	COVER, TANK								1
18	1	172426-61500	COVER, MOTOR			1	1			1	
19	1	172165-61540	COVER, MOTOR			1	1			1	
20	1	172428-61600	COVER			1	1			1	
21	1	172165-61620	RUBBER			1	1			1	
22	1	172165-61660-1	COVER			1	1				
22A	1	172165-61660-3	COVER								1
23	1	172165-61701	COVER, LINK			1	1			1	
24	1	172165-61720	RUBBER			1	1			1	
25	1	172186-81930	PLUG			7	7			7	
25-1	1	172165-61801	PLUG								7 S
			(F=M/#61124)								
26	1	172519-63240	BOLT			4	4			4	
27	1	172519-63240	BOLT			4	4			4	
28	1	22137-100000	WASHER, 10			7	7			7	
29	1	22137-100000	WASHER, 10			17	17			17	
30	1	22137-100000	WASHER, 10			4	4			4	
31	1	22217-100000	WASHER, SPRING 10			10	10			10	
32	1	22217-100000	WASHER, SPRING 10			32	32			32	
33	1	22217-100000	WASHER, SPRING 10			4	4			4	
34	1	22217-100000	WASHER, SPRING 10			10	10			10	
35	1	22217-120000	WASHER, SPRING 12			6	6				

Fig.42. FRAME COVER(CANOPY)

Y00K3462

Fig.42 フレームカバー (キャノピー)
FRAME COVER (CANOPY)



(A)=B50-2B C(R)F
(B)=B50-2B C(R)S
(C)=B50-2B P(R)F

(D)=B50-2B P(R)S
(E)=B50-2BC(R)AS
(F)=B50-2BP(R)AS

No.	Lev.	Parts No.	Description	Q'ty						I	R
				(A)	(B)	(C)	(D)	(E)	(F)		
35-1	1	22217-120000	WASHER, SPRING 12 (C=M/#61068) (D=M/#61068)			4	4			4	K
36	1	26013-080162	BOLT, M8X 16			2	2			2	
37	1	26013-100202	BOLT, M10X 20			2	2			2	
38	1	26013-100202	BOLT, M10X 20			2	2			2	
39	1	26106-100162	BOLT, M10X 16 PLATED			4	4			4	
40	1	26116-100162	BOLT, M10X 16 PLATED			3	3			3	
41	1	26116-100202	BOLT, M10X 20 PLATED			29	29			29	
42	1	26116-100202	BOLT, M10X 20 PLATED			4	4			4	
43	1	26116-100202	BOLT, M10X 20 PLATED			10	10			10	
44	1	26116-100352	BOLT, M10X 35 PLATED			10	10			10	
45	1	26116-120252	BOLT, M12X 25 PLATED			6	6			6	
45-1	1	26116-120302	BOLT, M12X 30 PLATED (C=M/#61068) (D=M/#61068)			4	4			4	S
46	1	172162-61500	TRIM (C=M/#61068) (D=M/#61068)			4	4			4	W
47	1	22157-120000	WASHER, 12 (C=M/#61068) (D=M/#61068)			4	4			4	W
48	1	172437-61421	COVER								1
49	1	172437-61821	COVER								1
50	1	172437-61520	RUBBER								1

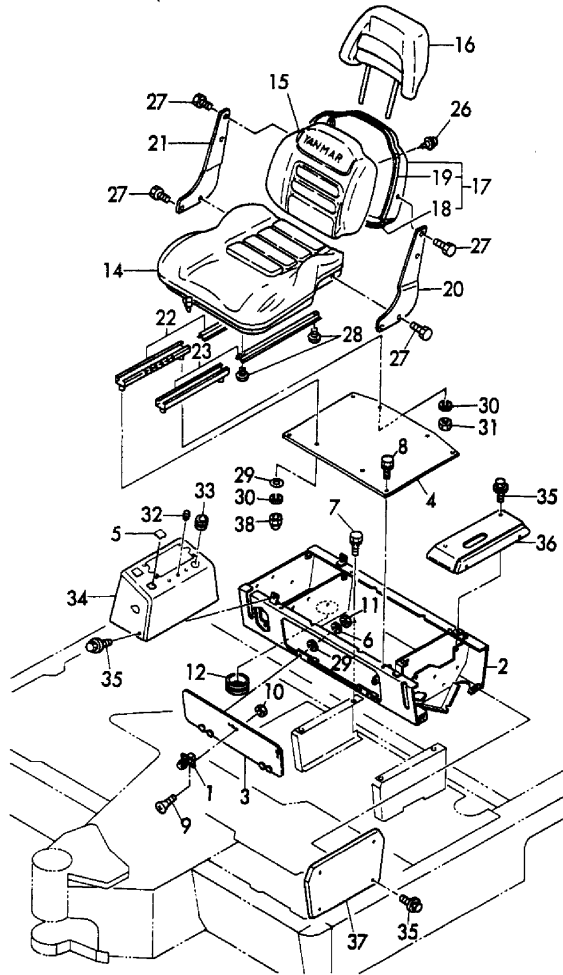
Fig.43. SEAT & SEAT MOUNT(FRONT LEVER)

Y00K3462

Fig.43 シート&シートマウント (フロントレバー)
SEAT & SEAT MOUNT (FRONT LEVER)

COUNTRY	JP	AS	EX
APPLI- CATION	○	—	—

見出しNo. 13は、見出しNo. 14から28を含みます。
13 inc. 14 ~ 28



(A)=B50-2B C(R)F
(B)=B50-2B C(R)S
(C)=B50-2B P(R)F

(D)=B50-2B P(R)S
(E)=B50-2BC(R)AS
(F)=B50-2BP(R)AS

No.	Lev.	Parts No.	Description	Q'ty						I	R
				(A)	(B)	(C)	(D)	(E)	(F)		
1	1	172212-61230	FASTENER, DIAL	1	1						
2	1	172165-64401	MOUNT, SEAT	1	1						
3	1	172165-64601	COVER ASSY, MOUNT	1	1						
4	1	172165-64691	PLATE, SEAT	1	1						
5	1	172165-63660	CAP	1	1						
6	1	22217-080000	WASHER, SPRING 8	4	4						
7	1	26013-100202	BOLT, M10X 20	4	4						
8	1	26013-100202	BOLT, M10X 20	4	4						
9	1	26577-050122	SCREW, M5X12	2	2						
10	1	26716-050002	NUT, M5	2	2						
11	1	26716-080002	NUT, M8	4	4						
12	1	933110-58500	GROMMET, 50	1	1						
13	1	172162-64200	SEAT ASSY, OPERATOR	1	1						
14	2	172162-64210	CUSHION ASSY	1	1						
15	2	172162-64220	CHSHION ASSY, BACK	1	1						
16	2	172162-64230	CHSHION ASSY, BACK	1	1						
17	2	172162-64240	PANEL, BACK	1	1						
18	3	172162-64320	TRIM	1	1						
19	3	172162-64330	RUBBER B,EDGE	1	1						
20	2	172162-64250	BRACKET L,SIDE	1	1						
21	2	172162-64260	BRACKET R,SIDE	1	1						
22	2	172162-64270	ADJUSTER	1	1						
23	2	172162-64280	ADJUSTER	1	1						
26	2	172162-64310	SCREW, M5X10	3	3						
27	2	26013-080202	BOLT, M8X 20	8	8						
28	2	26022-080162	SCREW, M8X16	4	4						
29	1	22137-080000	WASHER, 8	6	6						
30	1	22217-080000	WASHER, SPRING 8	4	4						
31	1	26716-080002	NUT, M8	2	2						
32	1	172111-16890	GROMMET, 9	3	3						
33	1	172312-17260	GROMMET	1	1						
34	1	172165-63201	PANEL, INST	1	1						
35	1	172519-63240	BOLT	10	10						
36	1	172165-63250	PANEL(L), INSTRUMENT	1	1						
37	1	172165-63280	COVER, PANEL	1	1						
38	1	172165-64770	NUT, CAP M8	2	2						

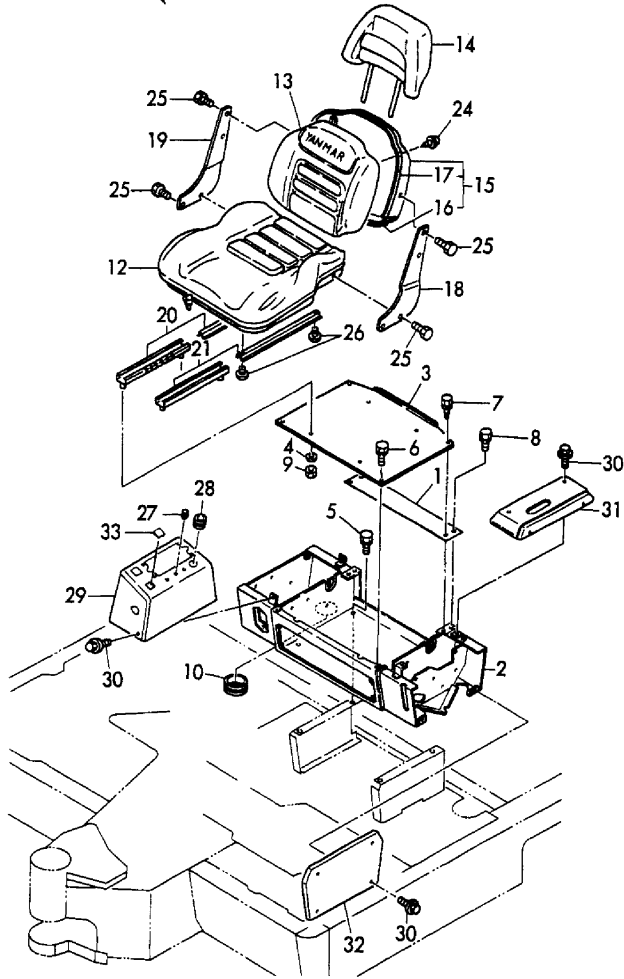
Fig.44. SEAT & SEAT MOUNT(FRONT LEVER)(COOLER SPEC.)

Y00K3462

Fig.44 シート & シートマウント (フロントレバー) (クーラ仕様)
SEAT & SEAT MOUNT (FRONT LEVER) (COOLER SPEC.)

COUNTRY	JP	AS	EX
APPLI - CATION	○	—	—

見出しNo. 11は、見出しNo. 12から26を含みます。
11inc. 12 ~ 26



(A)=B50-2B C(R)F
(B)=B50-2B C(R)S
(C)=B50-2B P(R)F

(D)=B50-2B P(R)S
(E)=B50-2BC(R)AS
(F)=B50-2BP(R)AS

No.	Lev.	Parts No.	Description	Q'ty						I	R
				(A)	(B)	(C)	(D)	(E)	(F)		
1	1	172165-64190	PLATE	1							
2	1	172165-64200		1							
3	1	172165-64260	PLATE, SEAT	1							
4	1	22217-080000	WASHER, SPRING 8	4							
5	1	26013-100202	BOLT, M10X 20	4							
6	1	26013-100202	BOLT, M10X 20	2							
7	1	26013-100302	BOLT, M10X 30	2							
8	1	26013-100302	BOLT, M10X 30	2							
9	1	26716-080002	NUT, M8	4							
10	1	933110-58500	GROMMET, 50	1							
11	1	172165-64010	SEAT ASSY, OPERATOR	1							
12	2	172162-64210	CUSHION ASSY	1							
13	2	172162-64220	CHSHION ASSY, BACK	1							
14	2	172162-64230	CHSHION ASSY, BACK	1							
15	2	172162-64240	PANEL, BACK	1							
16	3	172162-64320	TRIM	1							
17	3	172162-64330	RUBBER B, EDGE	1							
18	2	172162-64250	BRACKET L, SIDE	1							
19	2	172162-64260	BRACKET R, SIDE	1							
20	2	172165-64020	ADJUSTER, SLIDE	1							
21	2	172165-64030	ADJUSTER, SLIDE	1							
24	2	172162-64310	SCREW, M5X10	3							
25	2	26013-080202	BOLT, M8X 20	8							
26	2	26022-080162	SCREW, M8X16	4							
27	1	172111-16890	GROMMET, 9	3							
28	1	172312-17260	GROMMET	1							
29	1	172165-63201	PANEL, INST	1							
30	1	172519-63240	BOLT	10							
31	1	172165-63250	PANEL(L), INSTRUMENT	1							
32	1	172165-63280	COVER, PANEL	1							
33	1	172165-63660	CAP	1							

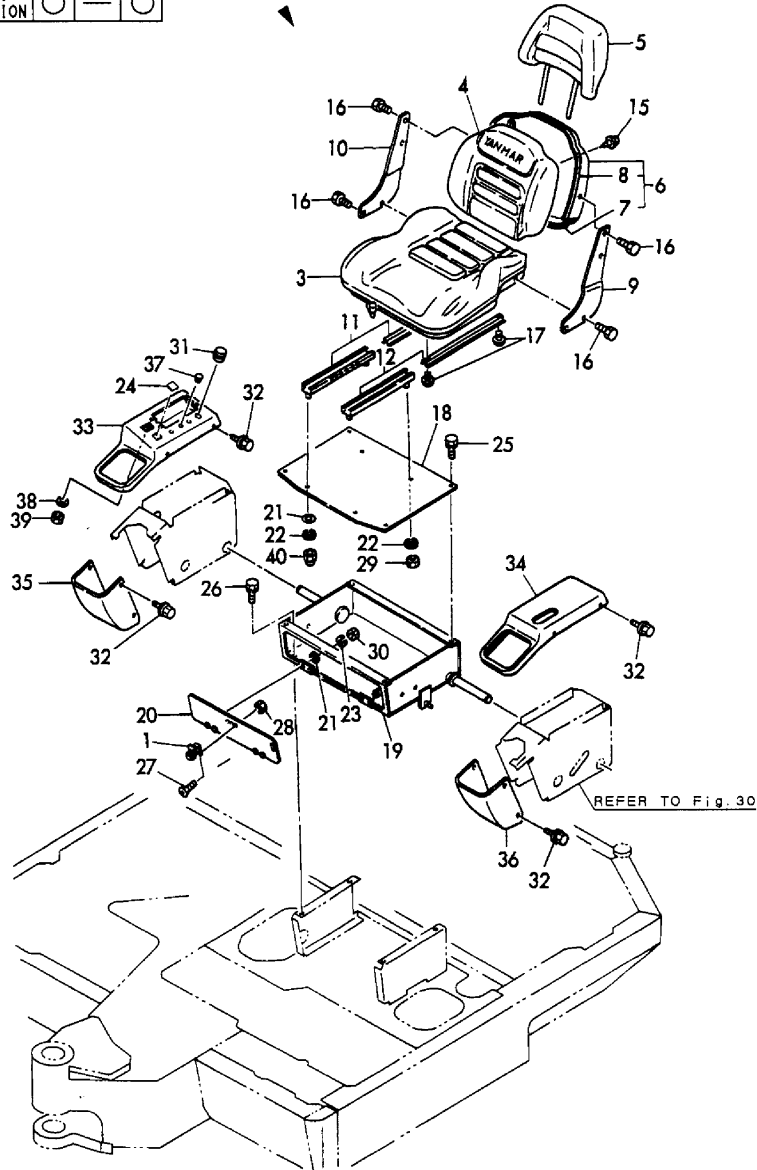
Fig.45. SEAT & SEAT MOUNT(SIDE LEVER)

Y00K3462

Fig.45 シート&シートマウント (サイドレバー)
SEAT & SEAT MOUNT (SIDE LEVER)

COUNTRY	JP	AS	EX
APPLI - CATION	○	—	○

見出しNo. 2は、見出しNo. 3から17を含みます。
2 inc. 3 ~ 17



(A)=B50-2B C(R)F
(B)=B50-2B C(R)S
(C)=B50-2B P(R)F

(D)=B50-2B P(R)S
(E)=B50-2BC(R)AS
(F)=B50-2BP(R)AS

No.	Lev.	Parts No.	Description	Q'ty						I	R
				(A)	(B)	(C)	(D)	(E)	(F)		
1	1	172212-61230	FASTENER, DIAL		1		1				
2	1	172162-64200	SEAT ASSY, OPERATOR		1		1				
3	2	172162-64210	CUSHION ASSY		1		1				
4	2	172162-64220	CHSHION ASSY, BACK		1		1				
5	2	172162-64230	CHSHION ASSY, BACK		1		1				
6	2	172162-64240	PANEL, BACK		1		1				
7	3	172162-64320	TRIM		1		1				
8	3	172162-64330	RUBBER B, EDGE		1		1				
9	2	172162-64250	BRACKET L, SIDE		1		1				
10	2	172162-64260	BRACKET R, SIDE		1		1				
11	2	172162-64270	ADJUSTER		1		1				
12	2	172162-64280	ADJUSTER		1		1				
15	2	172162-64310	SCREW, M5X10		3		3				
16	2	26013-080202	BOLT, M8X 20		8		8				
17	2	26022-080162	SCREW, M8X16		4		4				
18	1	172165-64691	PLATE, SEAT		1		1				
19	1	172165-64801	MOUNT, SEAT		1		1				
20	1	172165-64601	COVER ASSY, MOUNT		1		1				
21	1	22137-080000	WASHER, 8		6		6				
22	1	22217-080000	WASHER, SPRING 8		4		4				
23	1	22217-080000	WASHER, SPRING 8		4		4				
24	1	172165-63660	CAP		1		1				
25	1	26013-100202	BOLT, M10X 20		4		4				
26	1	26013-100202	BOLT, M10X 20		4		4				
27	1	26577-050122	SCREW, M5X12		2		2				
28	1	26716-050002	NUT, M5		2		2				
29	1	26716-080002	NUT, M8		2		2				
30	1	26716-080002	NUT, M8		4		4				
31	1	194300-21460	CAP, RUBBER 25		1		1				
32	1	172519-63240	BOLT		16		16				
33	1	172165-63501	PANEL(R),INST(SI		1		1				
34	1	172165-63550	PANEL(L), INSTRUMENT		1		1				
35	1	172165-63600	COVER, PANEL		1		1				
36	1	172165-63620	COVER, PANEL		1		1				
37	1	172165-63650	PLUG 10,HOLE		3		3				
38	1	22137-040000	WASHER, 4		4		4				
39	1	26716-040002	NUT, M4		4		4				
40	1	172165-64770	NUT, CAP M8		2		2				

Fig.46. SEAT & SEAT MOUNT(SIDE LEVER)(COOLER SPEC.)

Y00K3462

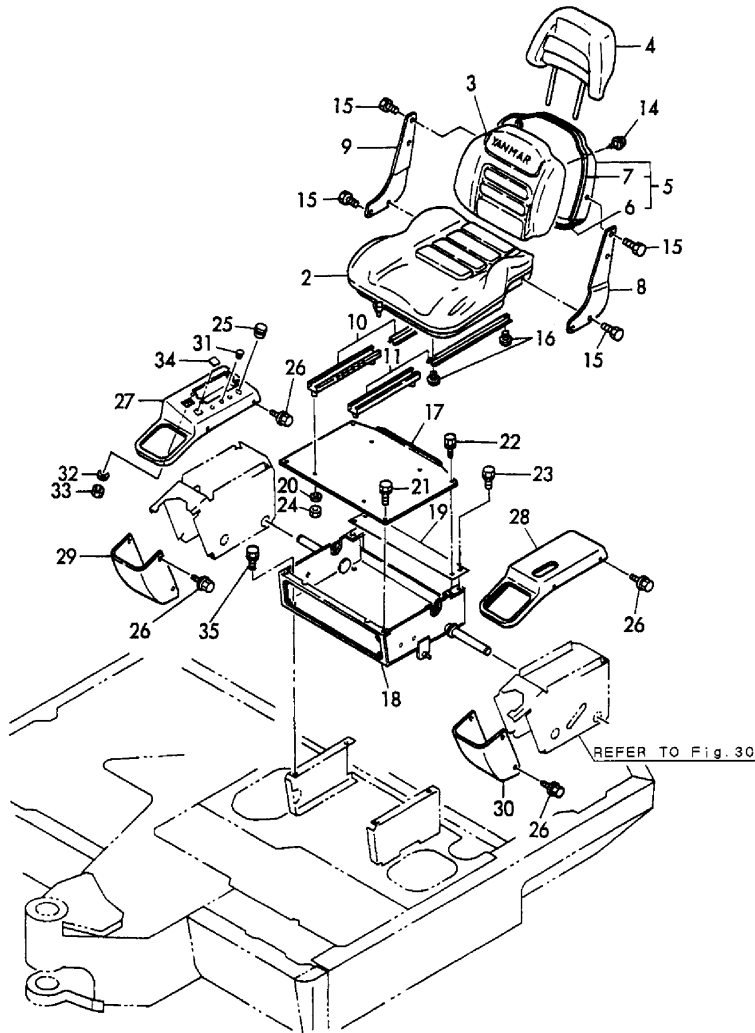
(A)=B50-2B C(R)F
(B)=B50-2B C(R)S
(C)=B50-2B P(R)F

(D)=B50-2B P(R)S
(E)=B50-2BC(R)AS
(F)=B50-2BP(R)AS

Fig. 46 シート&シートマウント (サイドレバー) (クーラ仕様)
SEAT & SEAT MOUNT (SIDE LEVER) (COOLER SPEC.)

COUNTRY	JP	AS	EX
APPLICATION	○	—	—

見出しNo. 1は、見出しNo. 2から16を含みます。
1 inc. 2 ~ 16



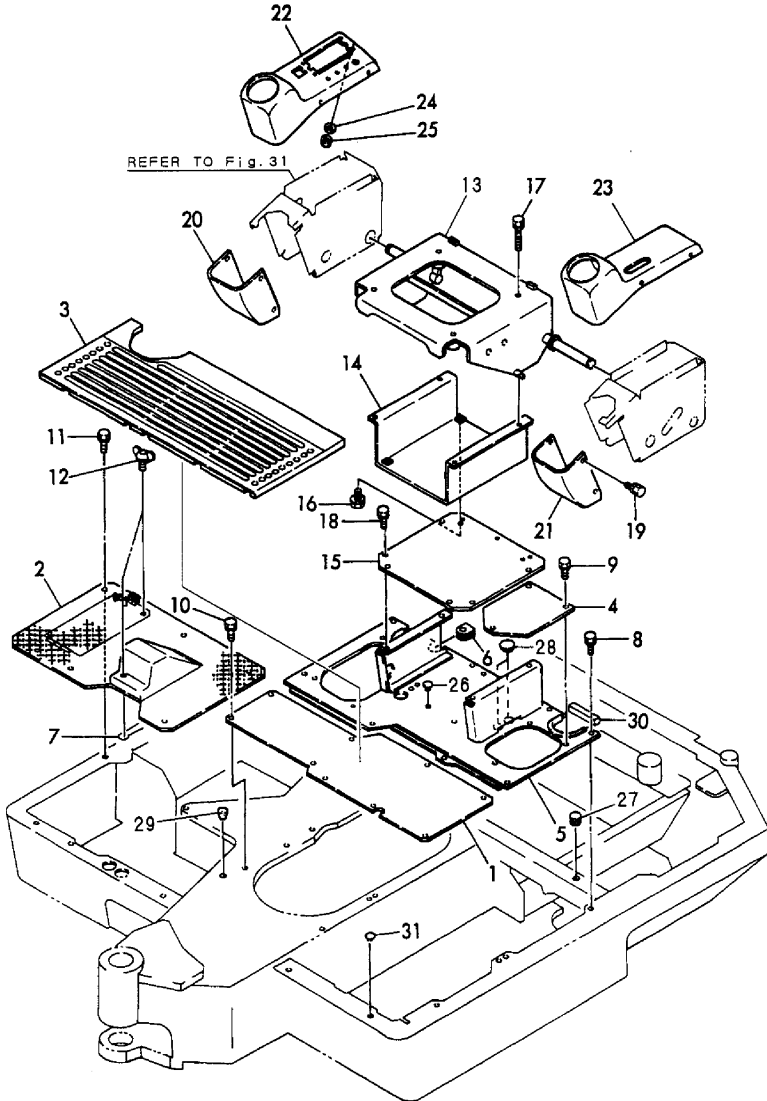
No.	Lev.	Parts No.	Description	Q'ty						I	R
				(A)	(B)	(C)	(D)	(E)	(F)		
1	1	172165-64010	SEAT ASSY, OPERATOR	1							
2	2	172162-64210	CUSHION ASSY		1						
3	2	172162-64220	CHSHION ASSY, BACK		1						
4	2	172162-64230	CHSHION ASSY, BACK		1						
5	2	172162-64240	PANEL, BACK		1						
6	3	172162-64320	TRIM		1						
7	3	172162-64330	RUBBER B, EDGE		1						
8	2	172162-64250	BRACKET L, SIDE		1						
9	2	172162-64260	BRACKET R, SIDE		1						
10	2	172165-64020	ADJUSTER, SLIDE		1						
11	2	172165-64030	ADJUSTER, SLIDE		1						
14	2	172162-64310	SCREW, M5X10		3						
15	2	26013-080202	BOLT, M8X 20		8						
16	2	26022-080162	SCREW, M8X16		4						
17	1	172165-64260	PLATE, SEAT		1						
18	1	172165-64100	MOUNT, SEAT		1						
19	1	172165-64190	PLATE		1						
20	1	22217-080000	WASHER, SPRING 8		4						
21	1	26013-100202	BOLT, M10X 20		2						
22	1	26013-100302	BOLT, M10X 30		2						
23	1	26013-100302	BOLT, M10X 30		2						
24	1	26716-080002	NUT, M8		4						
25	1	194300-21460	CAP, RUBBER 25		1						
26	1	172519-63240	BOLT		16						
27	1	172165-63501	PANEL(R), INST(SI		1						
28	1	172165-63550	PANEL(L), INSTRUMENT		1						
29	1	172165-63600	COVER, PANEL		1						
30	1	172165-63620	COVER, PANEL		1						
31	1	172165-63650	PLUG 10, HOLE		3						
32	1	22137-040000	WASHER, 4		4						
33	1	26716-040002	NUT, M4		4						
34	1	172165-63660	CAP		1						
35	1	26013-100202	BOLT, M10X 20		4						

Fig.47. SEAT MOUNT & STEP(AS)

Y00K3462

Fig. 47 シートマウント&ステップ (AS)
SEAT MOUNT & STEP (AS)

COUNTRY	JP	AS	EX
APPLI- CATION	—	○	—



(A)=B50-2B C(R)F
(B)=B50-2B C(R)S
(C)=B50-2B P(R)F

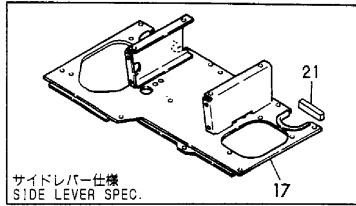
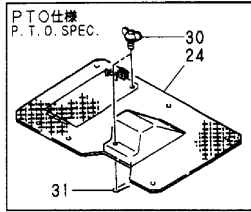
(D)=B50-2B P(R)S
(E)=B50-2BC(R)AS
(F)=B50-2BP(R)AS

No.	Lev.	Parts No.	Description	Q'ty						I	R
				(A)	(B)	(C)	(D)	(E)	(F)		
1	1	172165-62100	STEP					1		1	
2	1	172165-62150-3	STEP					1		1	
3	1	172165-62191	MAT, FLOOR					1		1	
4	1	172165-62300	STEP					1		1	
5	1	172428-62600	STEP					1		1	
6	1	172165-62800	GROMMET					1		1	
7	1	22417-320200	PIN, COTTER 3.2X20					2		2	
8	1	26013-100202	BOLT, M10X 20					7		7	
9	1	26013-100202	BOLT, M10X 20					3		3	
10	1	26013-100202	BOLT, M10X 20					9		9	
11	1	26013-100202	BOLT, M10X 20					6		6	
12	1	172142-62300	WING BOLT M10X15					2		2	
13	1	172165-64302	MOUNT A ASSY,SEAT EP					1		1	
14	1	172165-64360	MOUNT B COMP.,EP					1		1	
15	1	172165-64390	MOUNT					1		1	
16	1	26013-080202	BOLT, M8X 20					4		4	
17	1	26013-080552	BOLT, M8X 55					4		4	
18	1	26013-100202	BOLT, M10X 20					4		4	
19	1	172519-63240	BOLT					16		16	
20	1	172165-63600	COVER, PANEL					1		1	
21	1	172165-63620	COVER, PANEL					1		1	
22	1	172165-63700	PANEL(R),INST(EP					1		1	
23	1	172165-63720	PANEL(L),INST(ER					1		1	
24	1	22137-040000	WASHER, 4					4		4	
25	1	26716-040002	NUT, M4					4		4	
26	1	172122-17190	CLIP, TREE							4	
27	1	172157-54850	GROMMET, 18							1	
28	1	172151-62240	GROMMET							2	
29	1	172165-68250	PLUG,RUBBER							1	
30	1	172165-62630	RUBBER 90,EDGE					1		1	
31	1	172122-17190	CLIP, TREE							5	

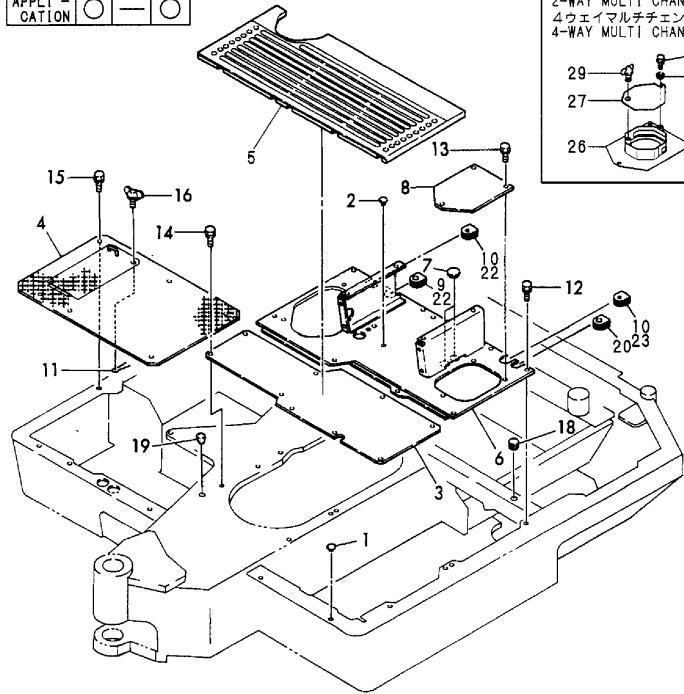
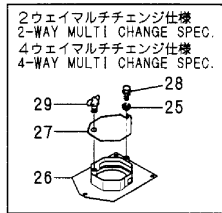
Fig.48. STEP

Y00K3462

Fig.48 ステップ STEP



COUNTRY	JP	AS	EX
APPLI -	○	—	○
CATION	○	—	○



(A)=B50-2B C(R)F
(B)=B50-2B C(R)S
(C)=B50-2B P(R)F

(D)=B50-2B P(R)S
(E)=B50-2BC(R)AS
(F)=B50-2BP(R)AS

No.	Lev.	Parts No.	Description	Q'ty						I	R
				(A)	(B)	(C)	(D)	(E)	(F)		
1	1	172122-17190	CLIP, TREE			5	5				
2	1	172122-17190	CLIP, TREE			4	4				
3	1	172165-62100	STEP	1	1	1	1				
4	1	172165-62110-1	STEP	1	1	1	1				
5	1	172165-62191	MAT, FLOOR	1	1	1	1				
6	1	172428-62200	STEP	1		1					
7	1	172151-62240	GROMMET				2	2			
8	1	172165-62300	STEP	1	1	1	1				
9	1	172165-62800	GROMMET	1	1	1	1				
10	1	172165-62810	GROMMET, 10	2		2					
11	1	22417-320200	PIN, COTTER 3.2X20	1	1	1	1				
12	1	26013-100202	BOLT, M10X 20	7	7	7	7				
13	1	26013-100202	BOLT, M10X 20	3	3	3	3				
14	1	26013-100202	BOLT, M10X 20	9	9	9	9				
15	1	26013-100202	BOLT, M10X 20	6	6	6	6				
16	1	172142-62300	WING BOLT M10X15	1	1	1	1				
17	1	172428-62600	STEP		1		1				
18	1	172157-54850	GROMMET, 18				1	1			
19	1	172165-68250	PLUG,RUBBER				1	1			
20	1	172165-62830	GROMMET	1		1					
21	1	172165-62630	RUBBER 90,EDGE		1		1				
22	1	172165-62800	GROMMET	2		2					1
23	1	172165-62810	GROMMET, 10	1		1					1
24	1	172165-62150-1	STEP	1	1	1	1				2
25	1	194145-04810	WASHER 10	1	1	1	1				3
26	1	172165-62341	COVER, ROTARY MULTI	1	1	1	1				3
27	1	172165-62380	COVER, ROTARY MULTI	1	1	1	1				3
28	1	26013-100162	BOLT, M10X 16	1	1	1	1				3
29	1	26647-100152	BOLT, WING M10X15	1	1	1	1				3
30	1	172142-62300	WING BOLT M10X15	2	2	2	2				2
31	1	22417-320200	PIN, COTTER 3.2X20	2	2	2	2				2

Remarks

- (1)ONE TOUCH DECEL SPEC.
- (2)P.T.O.SPEC.
- (3)2-WAY MULTI CHANGE SPEC. & 4-WAY MULTI CHANGE SPEC.

Fig.49. STEP(COOLER SPEC.)

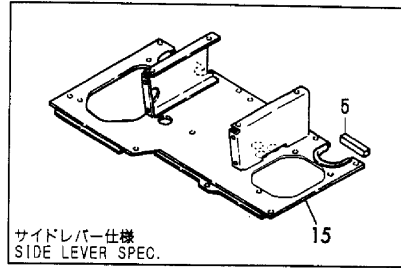
Y00K3462

(A)=B50-2B C(R)F
 (B)=B50-2B C(R)S
 (C)=B50-2B P(R)F

(D)=B50-2B P(R)S
 (E)=B50-2BC(R)AS
 (F)=B50-2BP(R)AS

Fig.49 ステップ (クーラ仕様)
 STEP (COOLER SPEC.)

COUNTRY	JP	AS	EX
APPLI - GATION	○	—	—



No.	Lev.	Parts No.	Description	Q'ty						I	R
				(A)	(B)	(C)	(D)	(E)	(F)		
1	1	172165-62100	STEP	1	1						
2	1	172165-62660-1	STEP	1	1						
3	1	172165-62191	MAT, FLOOR	1	1						
4	1	172426-62400	STEP	1							
5	1	172165-62630	RUBBER 90,EDGE		1						
6	1	172165-62300	STEP	1	1						
7	1	172165-62800	GROMMET	1	1						
8	1	172165-62810	GROMMET, 10	2							
9	1	22417-320200	PIN, COTTER 3.2X20	1	1						
10	1	26013-100202	BOLT, M10X 20	7	7						
11	1	26013-100202	BOLT, M10X 20	3	3						
12	1	26013-100202	BOLT, M10X 20	9	9						
13	1	26013-100202	BOLT, M10X 20	4	4						
14	1	172142-62300	WING BOLT M10X15	1	1						
15	1	172426-62450	STEP		1						
16	1	172165-62830	GROMMET	1							
17	1	22217-120000	WASHER, SPRING 12	1	1						
18	1	26116-120252	BOLT, M12X 25 PLATED	1	1						
19	1	26716-120002	NUT, M12	1	1						

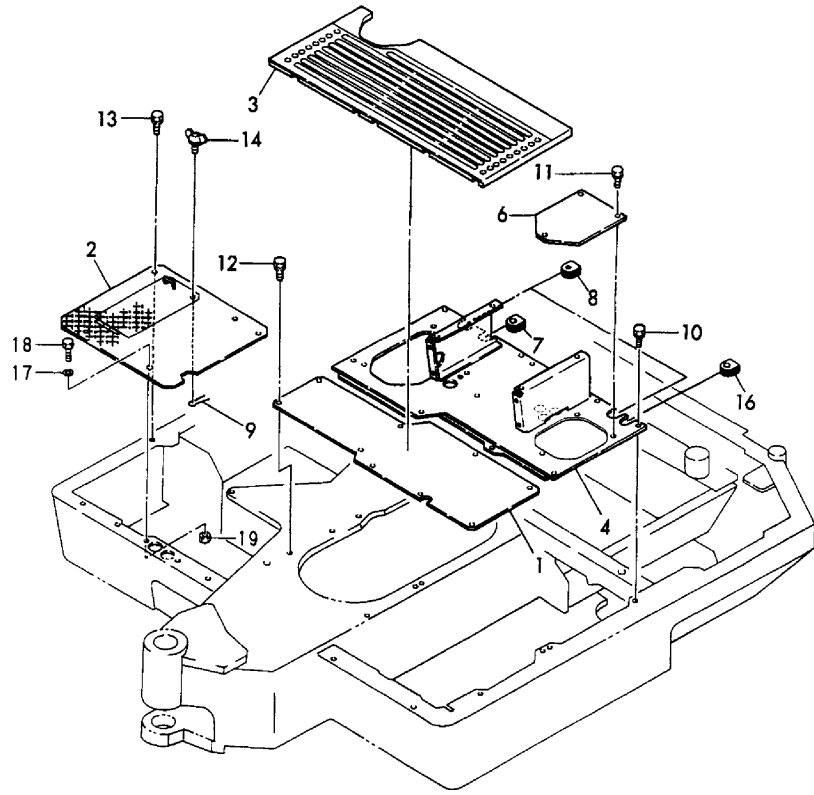
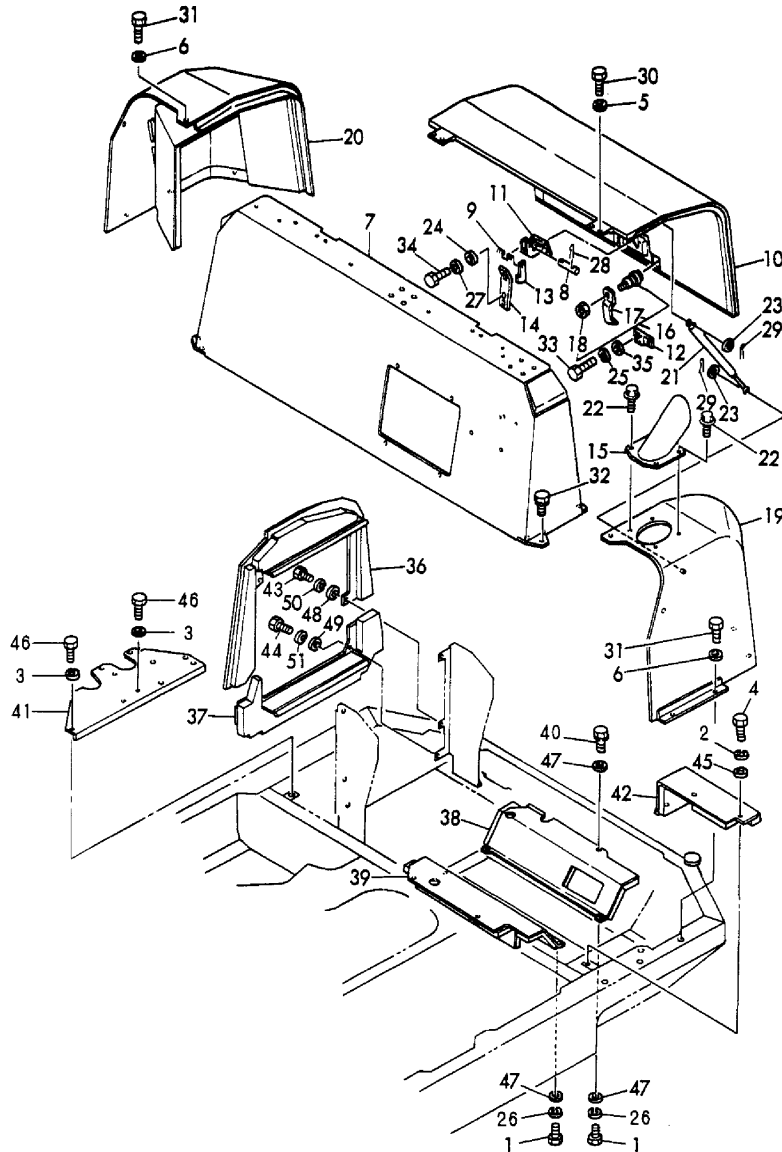


Fig.50. BONNET

Y00K3462

Fig. 50 ボンネット
BONNET



(A)=B50-2B C(R)F
(B)=B50-2B C(R)S
(C)=B50-2B P(R)F

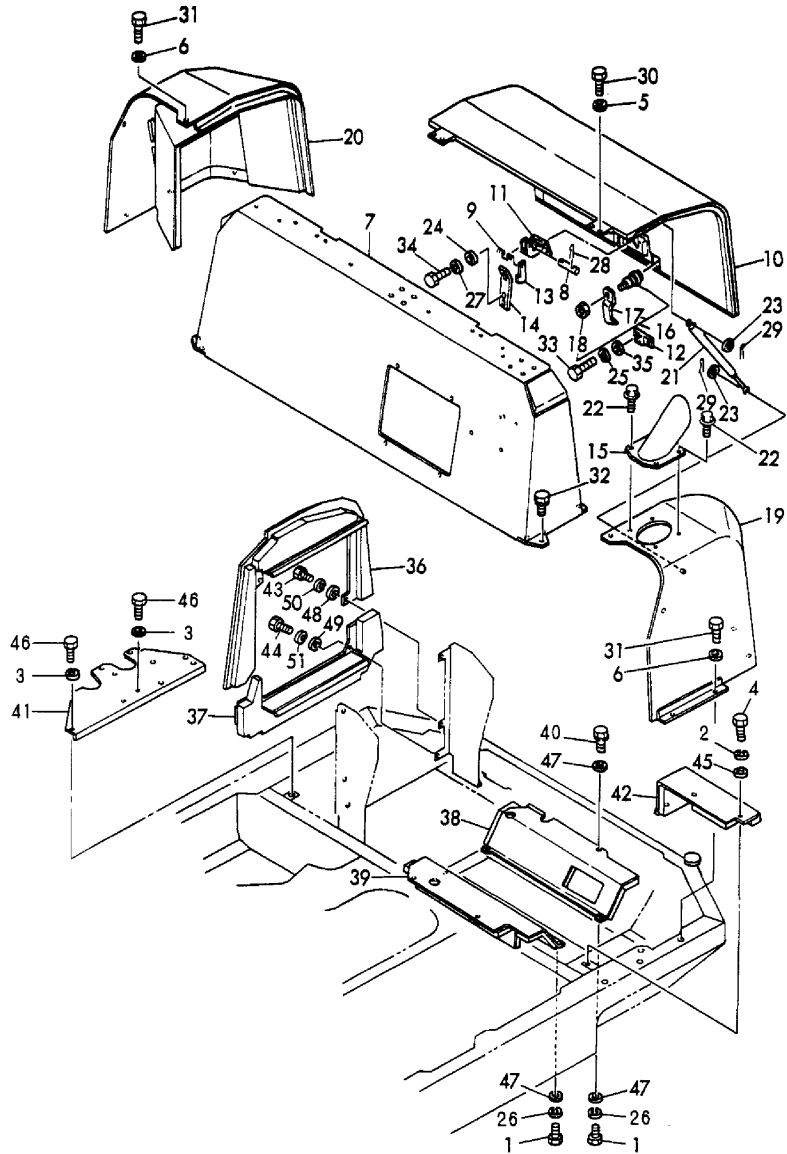
(D)=B50-2B P(R)S
(E)=B50-2BC(R)AS
(F)=B50-2BP(R)AS

No.	Lev.	Parts No.	Description	Q'ty						I	R
				(A)	(B)	(C)	(D)	(E)	(F)		
1	1	26116-100202	BOLT, M10X 20 PLATED	6	6	6	6	6	6		
2	1	22217-100000	WASHER, SPRING 10	3	3	3	3	3	3		
3	1	22217-100000	WASHER, SPRING 10	5	5	5	5	5	5		
4	1	26116-100202	BOLT, M10X 20 PLATED	3	3	3	3	3	3		
5	1	194145-04810	WASHER 10	4	4	4	4	4	4		
6	1	194145-04810	WASHER 10	12	12	12	12	12	12		
7	1	172165-65100-1	BONNET A, EV	1	1	1	1				
7A	1	172165-65100-3	BONNET A, EV					1	1		
8	1	172734-65260	PIN, BONNET LEVER	1	1	1	1	1	1		
9	1	172734-65270	SPRING, CATCH	1	1	1	1	1	1		
10	1	172165-65300-2	BONNET B ASSY(EV	1	1	1	1				
10A	1	172165-65300	BONNET B CMP(EV						1	1	
11	1	172124-65450	LEVER, LOCK	1	1	1	1	1	1		
12	1	172126-65460	HOOK	1	1	1	1	1	1		
13	1	172124-65480	CATCHER	1	1	1	1	1	1		
14	1	172124-65490	PLATE, CATCH	1	1	1	1	1	1		
15	1	172165-65850	COVER ASSY	1	1	1	1	1	1		
16	1	172126-65500	KEY ASSY, CYLINDER	1	1	1	1	1	1		
17	2	172126-65571	WASHER LOCK	1	1	1	1	1	1		
18	2	26347-100002	NUT, M10	1	1	1	1	1	1		
19	1	172165-65500-2	BONNET CL ASSY	1	1	1	1				
19A	1	172165-65500	BONNET CL CMP(EV						1	1	
20	1	172165-65700-2	BONNET CR ASSY	1	1	1	1				
20A	1	172165-65700	BONNET CR CMP(EV						1	1	
21	1	172165-65900	SPRING, GAS	1	1	1	1	1	1		
22	1	172519-63240	BOLT	4	4	4	4	4	4		
23	1	22117-080000	WASHER, 8	2	2	2	2	2	2		
24	1	22137-100000	WASHER, 10	2	2	2	2	2	2		
25	1	22217-080000	WASHER, SPRING 8	2	2	2	2	2	2		
26	1	22217-100000	WASHER, SPRING 10	6	6	6	6	6	6		
27	1	22217-100000	WASHER, SPRING 10	2	2	2	2	2	2		
28	1	22417-200200	PIN, COTTER 2.0X20	2	2	2	2	2	2		
29	1	22417-200200	PIN, COTTER 2.0X20	2	2	2	2	2	2		
30	1	26013-100252	BOLT, M10X 25	4	4	4	4	4	4		
31	1	26013-100252	BOLT, M10X 25	12	12	12	12	12	12		
32	1	26013-120352	BOLT, M12X 35	5	5	5	5	5	5		
33	1	26116-080202	BOLT, M8X 20 PLATED	2	2	2	2	2	2		
34	1	26116-100202	BOLT, M10X 20 PLATED	2	2	2	2	2	2		
35	1	933152-02900	WASHER	2	2	2	2	2	2		
36	1	172165-66100-2	PARTITION ASSY	1	1	1	1	1	1		
37	1	172165-66140-2	PARTITION ASSY	1	1	1	1	1	1		
38	1	172165-66301-2	DUCT ASSY	1	1	1	1	1	1		
39	1	172165-66341-2	DUCT ASSY	1	1	1	1	1	1		
40	1	26013-100352	BOLT, M10X 35	1	1	1	1	1	1		
41	1	172165-66640-2	BASE CMP	1	1	1	1	1	1		
42	1	172165-66520-2	DUCT	1	1	1	1	1	1		
43	1	26116-080202	BOLT, M8X 20 PLATED	4	4	4	4	4	4		
44	1	26116-080202	BOLT, M8X 20 PLATED	2	2	2	2	2	2		
45	1	22137-100000	WASHER, 10	3	3	3	3	3	3		
46	1	26116-100202	BOLT, M10X 20 PLATED	5	5	5	5	5	5		
47	1	22137-100000	WASHER, 10	8	8	8	8	8	8		

Fig.50. BONNET

Y00K3462

Fig. 50 ボンネット
BONNET



(A)=B50-2B C(R)F
(B)=B50-2B C(R)S
(C)=B50-2B P(R)F

(D)=B50-2B P(R)S
(E)=B50-2BC(R)AS
(F)=B50-2BP(R)AS

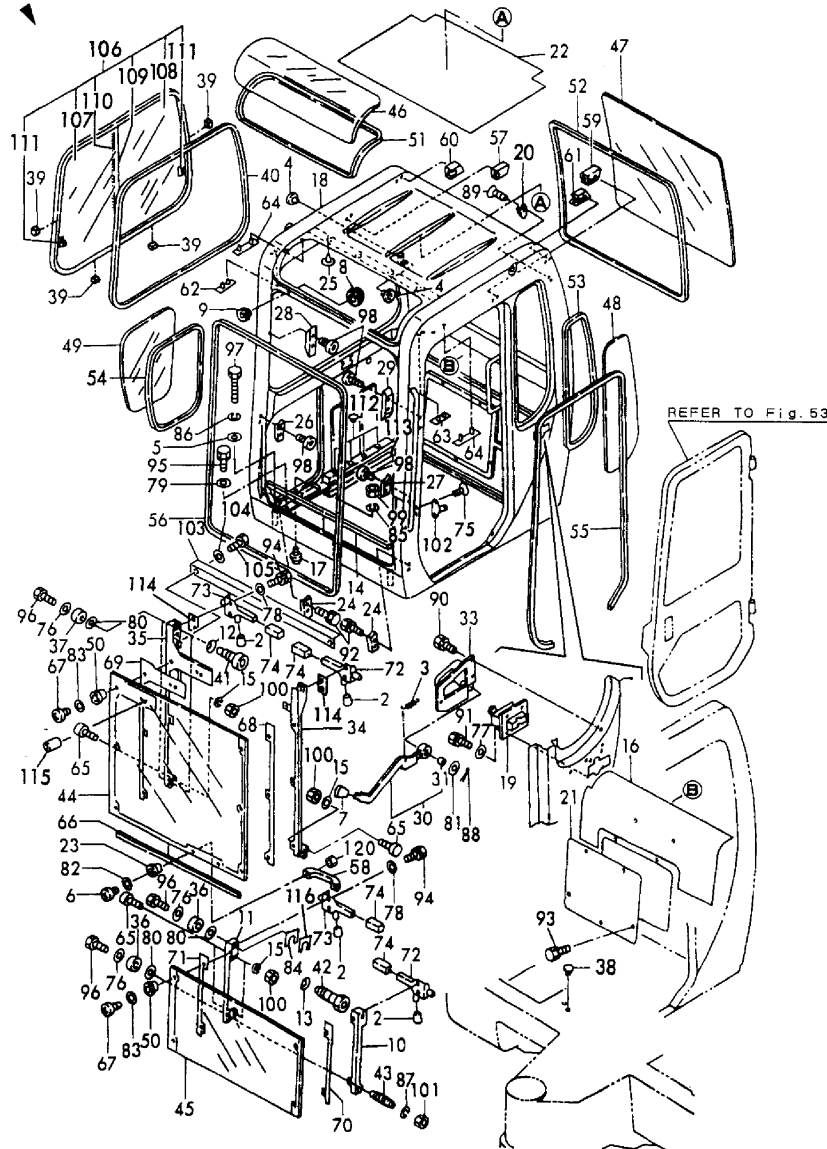
No.	Lev.	Parts No.	Description	Qty						I	R
				(A)	(B)	(C)	(D)	(E)	(F)		
48	1	22157-080000	WASHER, 8	4	4	4	4	4	4		
49	1	22157-080000	WASHER, 8	2	2	2	2	2	2		
50	1	22217-080000	WASHER, SPRING 8	4	4	4	4	4	4		
51	1	22217-080000	WASHER, SPRING 8	2	2	2	2	2	2		

Fig.51. CABIN

Y00K3462

Fig.51 キャビン
CABIN

見出しNo. 1は、見出しNo. 2から120を含みます。
1 inc. 2 ~ 120



(A)=B50-2B C(R)F
(B)=B50-2B C(R)S
(C)=B50-2B P(R)F

(D)=B50-2B P(R)S
(E)=B50-2BC(R)AS
(F)=B50-2BP(R)AS

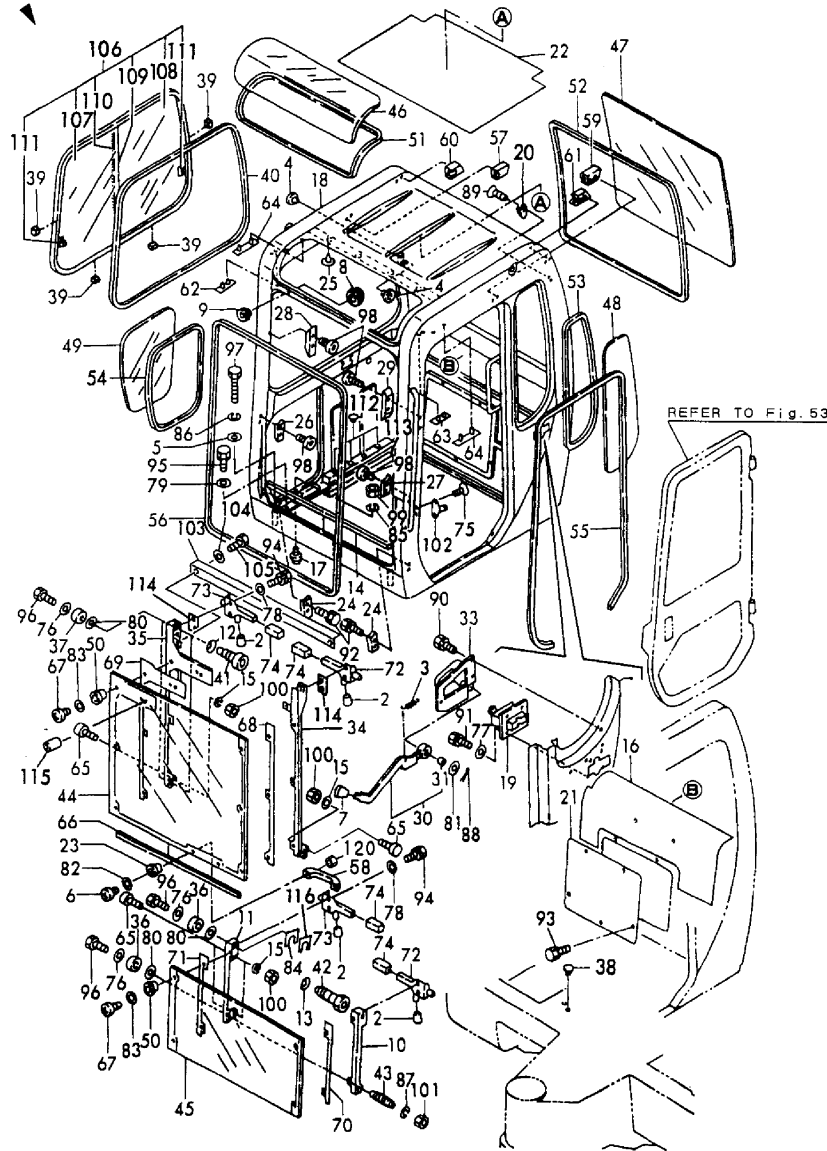
No.	Lev.	Parts No.	Description	Q'ty						I	R
				(A)	(B)	(C)	(D)	(E)	(F)		
1	1	772165-68401-4	CABIN ASSY	1	1						
1A	1	772165-68401	CABIN ASSY							1	
2	2	194080-01121	KNOB 8X17X30	4	4					4	
3	2	172725-23050	SPRING, RETURN	1	1					1	
4	2	194150-24270	CAP, SCREW 13.0	2	2					2	
5	2	194145-04810	WASHER 10	3	3					3	
6	2	172137-46210	SCREW	2	2					2	
7	2	194273-47910	KNOB, LEVER	1	1					1	
8	2	172141-53350	GROMMET, 26	1	1					1	
9	2	194310-61610	GROMMET, 9	1	1					1	
10	2	172165-67100	FRAME UNL ASSY, GLASS	1	1					1	
11	2	172165-67170	FRAME UNR ASSY, GLASS	1	1					1	
12	2	172165-67240	SPRING	4	4					4	
13	2	172165-67250	SPRING	2	2					2	
14	2	172165-67350	SEAL	1	1					1	
15	2	22217-080000	WASHER, SPRING 8	3	3					3	
16	2	172165-67370	TRIM	1	1					1	
17	2	172137-68120	PIN	2	2					2	
18	2	172165-68400-4	CABIN ASSY	1	1						
18A	2	172165-68400	CABIN ASSY							1	
19	2	172162-69050	LOCK ASSY	1	1					1	
20	2	172162-69071	HANGER, COAT	1	1					1	
21	2	172165-69090	COVER	1	1					1	
22	2	172165-69170	TRIM, ROOF	1	1					1	
23	2	172165-69180	COLLAR, GLASS	2	2					2	
24	2	172165-69200	STOPPER	2	2					2	
25	2	172141-68270	CLIP, TREE	4	4					4	
26	2	172165-69220	STOPPER	1	1					1	
27	2	172165-69230	STOPPER	1	1					1	
28	2	172165-69240	COVER	1	1					1	
29	2	172165-69250	COVER	1	1					1	
30	2	172165-69260	LEVER	1	1					1	
31	3	172141-41360	BUSH 1415	1	1					1	
33	2	172165-69290	BRACKET	1	1					1	
34	2	172165-69320	FRAME UPL, GLASS	1	1					1	
35	2	172165-69410	FRAME	1	1					1	
36	2	172165-69500	ROLLER 35	4	4					4	
37	2	172165-69510	ROLLER	4	4					4	
38	2	172176-68210	CLIP, TREE	1	1					1	
39	2	172165-69530	SPACER	6	6					6	
40	2	172165-69540	FINISHER	1	1					1	
41	2	172165-69550	SHAFT, ROLLER	4	4					4	
42	2	172165-69560	SHAFT, ROLLER	2	2					2	
43	2	172165-69570	SHAFT, ROLLER	2	2					2	
44	2	172165-69581	GLASS	1	1					1	
45	2	172165-69590	GLASS	1	1					1	
46	2	172165-69600	ACRYL	1	1					1	
47	2	172165-69610	GLASS	1	1					1	
48	2	172165-69620	GLASS	1	1					1	
49	2	172165-69630	GLASS	1	1					1	
50	2	172137-69651	COLLAR, GLASS	10	10					10	

Fig.51. CABIN

Y00K3462

Fig.51 キャビン
CABIN

見出しNo. 1は、見出しNo. 2から120を含みます。
1 inc. 2 ~ 120



(A)=B50-2B C(R)F
(B)=B50-2B C(R)S
(C)=B50-2B P(R)F

(D)=B50-2B P(R)S
(E)=B50-2BC(R)AS
(F)=B50-2BP(R)AS

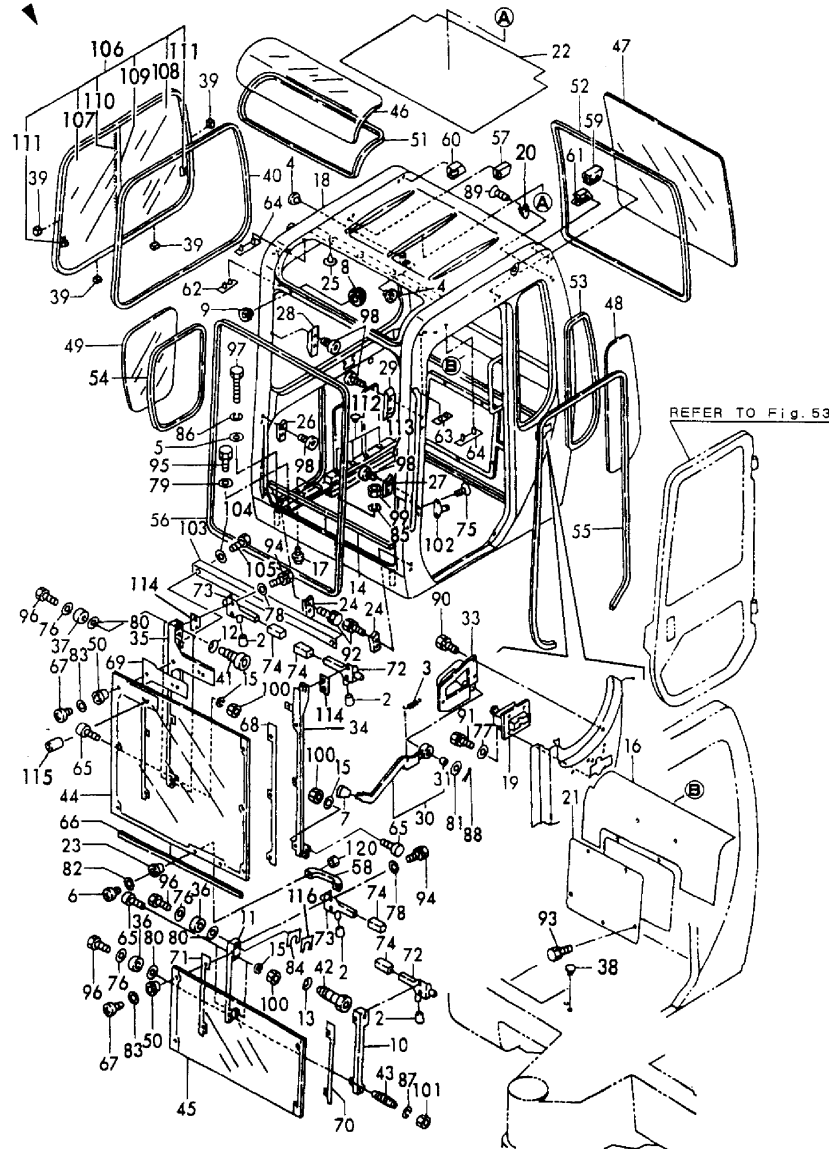
No.	Lev.	Parts No.	Description	Q'ty						I	R
				(A)	(B)	(C)	(D)	(E)	(F)		
51	2	172165-69661	SEAL, ROOF	1	1			1			
52	2	172165-69671	SEAL	1	1			1			
53	2	172165-69681	SEAL, CABIN	1	1			1			
54	2	172165-69691	SEAL, CABIN	1	1			1			
55	2	172165-69720	SEAL, DOOR	1	1			1			
56	2	172165-69731	SEAL	1	1			1			
57	2	172165-69740	RUBBER, STOPPER	1	1			1			
58	2	172162-69750	HANDLE	1	1			1			
59	2	172165-69750	RUBBER	1	1			1			
60	2	172165-69760	RUBBER, STOPPER	1	1			1			
61	2	172165-69770	RUBBER	1	1			1			
62	2	172165-69780	CUSHION, RUBBER	1	1			1			
63	2	172165-69790	CUSHION, RUBBER	1	1			1			
64	2	172165-69800	CUSHION, RUBBER	2	2			2			
65	2	172165-69811	RUBBER	3	3			3			
66	2	172165-69830	SEAL	1	1			1			
67	2	172137-69840	SCREW	10	10			10			
68	2	172165-69840	PACKING	1	1			1			
69	2	172165-69850	PACKING	1	1			1			
70	2	172165-69860	PACKING	1	1			1			
71	2	172165-69870	PACKING	1	1			1			
72	2	172165-69890	LATCH L ASSY	2	2			2			
73	2	172165-69960	LATCH R ASSY	2	2			2			
74	2	172165-69980	GUARD	4	4			4			
75	2	26577-080122	SCREW, M8X12	2	2			2			
76	2	22137-060000	WASHER, 6	9	9			9			
77	2	22137-080000	WASHER, 8	4	4			4			
78	2	22137-100000	WASHER, 10	8	8			8			
79	2	22137-100000	WASHER, 10	7	7			7			
80	2	22137-100000	WASHER, 10	8	8			8			
81	2	22137-140000	WASHER, 14	1	1			1			
82	2	22157-060000	WASHER, 6	2	2			2			
83	2	22157-080000	WASHER, 8	10	10			10			
84	2	172165-67380	SHIM	2	2			2			
85	2	22217-100000	WASHER, SPRING 10	2	2			2			
86	2	22217-100000	WASHER, SPRING 10	3	3			3			
87	2	22217-140000	WASHER, SPRING 14	2	2			2			
88	2	22417-400250	PIN, COTTER 4.0X25	1	1			1			
89	2	22867-300080	SCREW, 3X 8	2	2			2			
90	2	26013-080162	BOLT, M8X 16	4	4			4			
91	2	26013-080252	BOLT, M8X 25	4	4			4			
92	2	26013-080302	BOLT, M8X 30	4	4			4			
93	2	26013-100162	BOLT, M10X 16	5	5			5			
94	2	26013-100202	BOLT, M10X 20	8	8			8			
95	2	26013-100252	BOLT, M10X 25	7	7			7			
96	2	26116-060122	BOLT, M6X 12 PLATED	8	8			8			
97	2	26116-101002	BOLT, M10X100 PLATED	3	3			3			
98	2	26450-080202	BOLT, M8X 20	8	8			8			
99	2	26716-100002	NUT, M10	2	2			2			
100	2	26757-080002	NUT, LOCK M8	3	3			3			
101	2	26757-140002	NUT, LOCK M14	2	2			2			

Fig.51. CABIN

Y00K3462

Fig.51 キャビン
CABIN

見出しNo. 1は、見出しNo. 2から120を含みます。
1 inc. 2 ~ 120



(A)=B50-2B C(R)F
(B)=B50-2B C(R)S
(C)=B50-2B P(R)F

(D)=B50-2B P(R)S
(E)=B50-2BC(R)AS
(F)=B50-2BP(R)AS

No.	Lev.	Parts No.	Description	Q'ty						I	R
				(A)	(B)	(C)	(D)	(E)	(F)		
102	2	172162-69060	STRIKER	1	1			1			
103	2	172165-69490	PLATE	1	1			1			
104	2	22137-100000	WASHER, 10	2	2			2			
105	2	26013-100202	BOLT, M10X 20	2	2			2			
106	2	172165-69521	SUSH ASSY	1	1			1			
107	3	172165-67811	GLASS	1	1			1			
108	3	172165-67821	GLASS	1	1			1			
109	3	172165-67850	CHANNEL	1	1			1			
110	3	172165-67860	STRIP, WEATHER	1	1			1			
111	3	172162-69970	LOCK ASSY	2	2			2			
112	2	172151-62240	GROMMET	4	4			4			
113	2	172165-67500	SEAL	1	1			1			
114	2	172165-69990	SHIM	2	2			2			
115	2	172165-68280	COLLAR, GLASS	1	1			1			
116	2	933171-17770	SHIM SET	2	2			2			
120	2	26717-060002	NUT, M6	2	2			2			

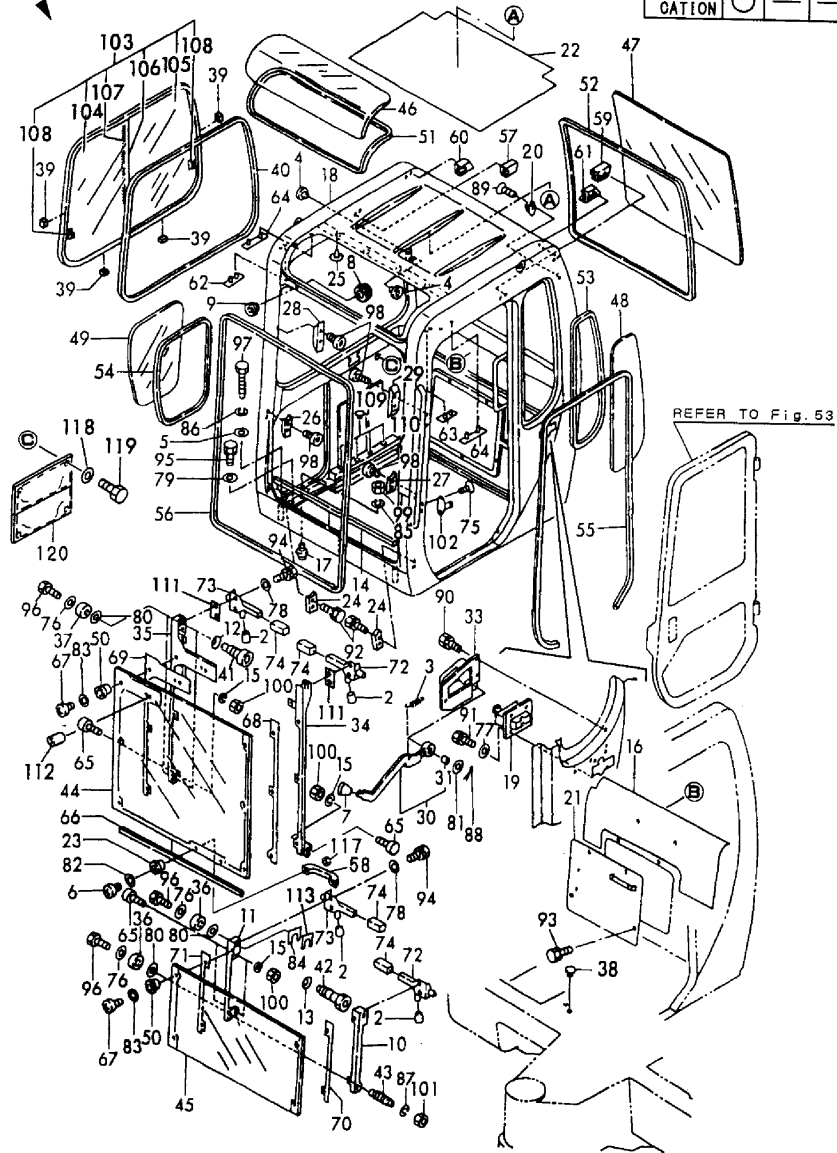
Fig.52. CABIN(COOLER SPEC.)(JP)

Y00K3462

Fig.52 キャビン (クーラ仕様) (JP)
CABIN (COOLER SPEC.) (JP)

見出しNo. 1は、見出しNo. 2から117を含みます。
1 inc. 2 ~ 117

COUNTRY	JP	AS	EX
APPLI - CATION	○	—	—



(A)=B50-2B C(R)F
(B)=B50-2B C(R)S
(C)=B50-2B P(R)F

(D)=B50-2B P(R)S
(E)=B50-2BC(R)AS
(F)=B50-2BP(R)AS

No.	Lev.	Parts No.	Description	Q'ty						I	R
				(A)	(B)	(C)	(D)	(E)	(F)		
1	1	772165-68420-1	CABIN ASSY, COOLER	1	1						
2	2	194080-01121	KNOB 8X17X30	4	4						
3	2	172725-23050	SPRING, RETURN	1	1						
4	2	194150-24270	CAP, SCREW 13.0	2	2						
5	2	194145-04810	WASHER 10	3	3						
6	2	172137-46210	SCREW	2	2						
7	2	194273-47910	KNOB, LEVER	1	1						
8	2	172141-53350	GROMMET, 26	1	1						
9	2	194310-61610	GROMMET, 9	1	1						
10	2	172165-67100	FRAME UNL ASSY, GLASS	1	1						
11	2	172165-67170	FRAME UNR ASSY, GLASS	1	1						
12	2	172165-67240	SPRING	4	4						
13	2	172165-67250	SPRING	2	2						
14	2	172165-67350	SEAL	1	1						
15	2	22217-080000	WASHER, SPRING 8	3	3						
16	2	172165-67650	TRIM	1	1						
17	2	172137-68120	PIN	2	2						
18	2	172165-68400-4	CABIN ASSY	1	1						
19	2	172162-69050	LOCK ASSY	1	1						
20	2	172162-69071	HANGER, COAT	1	1						
21	2	172165-67600	COVER ASSY, COOLER	1	1						
22	2	172165-69170	TRIM, ROOF	1	1						
23	2	172165-69180	COLLAR, GLASS	2	2						
24	2	172165-69200	STOPPER	2	2						
25	2	172141-68270	CLIP, TREE	4	4						
26	2	172165-69220	STOPPER	1	1						
27	2	172165-69230	STOPPER	1	1						
28	2	172165-69240	COVER	1	1						
29	2	172165-69250	COVER	1	1						
30	2	172165-69260	LEVER	1	1						
31	3	172141-41360	BUSH 1415	1	1						
33	2	172165-69290	BRACKET	1	1						
34	2	172165-69320	FRAME UPL, GLASS	1	1						
35	2	172165-69410	FRAME	1	1						
36	2	172165-69500	ROLLER 35	4	4						
37	2	172165-69510	ROLLER	4	4						
38	2	172176-68210	CLIP, TREE	1	1						
39	2	172165-69530	SPACER	6	6						
40	2	172165-69540	FINISHER	1	1						
41	2	172165-69550	SHAFT, ROLLER	4	4						
42	2	172165-69560	SHAFT, ROLLER	2	2						
43	2	172165-69570	SHAFT, ROLLER	2	2						
44	2	172165-69581	GLASS	1	1						
45	2	172165-69590	GLASS	1	1						
46	2	172165-69600	ACRYL	1	1						
47	2	172165-69610	GLASS	1	1						
48	2	172165-69620	GLASS	1	1						
49	2	172165-69630	GLASS	1	1						
50	2	172137-69651	COLLAR, GLASS	10	10						
51	2	172165-69661	SEAL, ROOF	1	1						
52	2	172165-69671	SEAL	1	1						

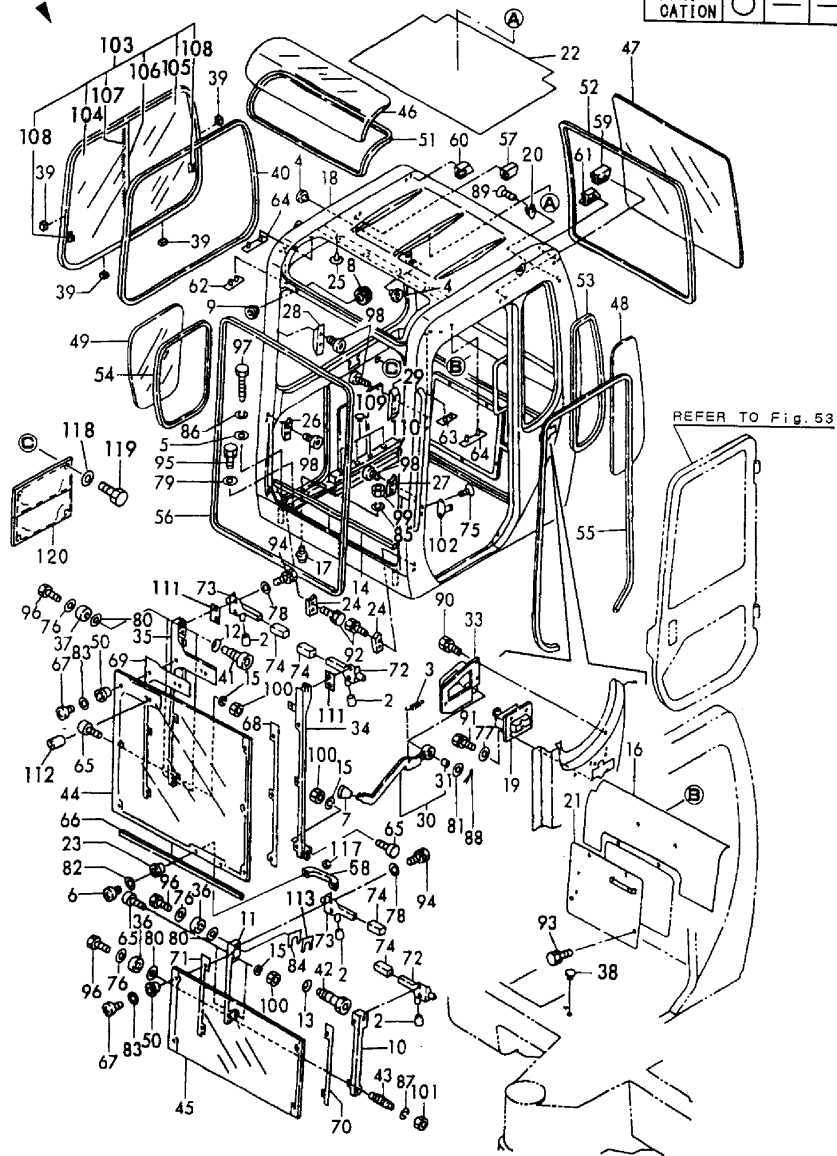
Fig.52. CABIN(COOLER SPEC.)(JP)

Y00K3462

Fig.52 キャビン (クーラ仕様) (JP)
CABIN (COOLER SPEC.) (JP)

見出しNo. 1は、見出しNo. 2から117を含みます。
1 inc. 2 ~ 117

COUNTRY	JP	AS	EX
APPLI - CATION	○	—	—



(A)=B50-2B C(R)F
(B)=B50-2B C(R)S
(C)=B50-2B P(R)F

(D)=B50-2B P(R)S
(E)=B50-2BC(R)AS
(F)=B50-2BP(R)AS

No.	Lev.	Parts No.	Description	Q'ty						I	R
				(A)	(B)	(C)	(D)	(E)	(F)		
53	2	172165-69681	SEAL, CABIN	1	1						
54	2	172165-69691	SEAL, CABIN	1	1						
55	2	172165-69720	SEAL, DOOR	1	1						
56	2	172165-69731	SEAL	1	1						
57	2	172165-69740	RUBBER, STOPPER	1	1						
58	2	172162-69750	HANDLE	1	1						
59	2	172165-69750	RUBBER	1	1						
60	2	172165-69760	RUBBER, STOPPER	1	1						
61	2	172165-69770	RUBBER	1	1						
62	2	172165-69780	CUSHION, RUBBER	1	1						
63	2	172165-69790	CUSHION, RUBBER	1	1						
64	2	172165-69800	CUSHION, RUBBER	2	2						
65	2	172165-69811	RUBBER	3	3						
66	2	172165-69830	SEAL	1	1						
67	2	172137-69840	SCREW	10	10						
68	2	172165-69840	PACKING	1	1						
69	2	172165-69850	PACKING	1	1						
70	2	172165-69860	PACKING	1	1						
71	2	172165-69870	PACKING	1	1						
72	2	172165-69890	LATCH L ASSY	2	2						
73	2	172165-69960	LATCH R ASSY	2	2						
74	2	172165-69980	GUARD	4	4						
75	2	26577-080122	SCREW, M8X12	2	2						
76	2	22137-060000	WASHER, 6	9	9						
77	2	22137-080000	WASHER, 8	4	4						
78	2	22137-100000	WASHER, 10	8	8						
79	2	22137-100000	WASHER, 10	7	7						
80	2	22137-100000	WASHER, 10	8	8						
81	2	22137-140000	WASHER, 14	1	1						
82	2	22157-060000	WASHER, 6	2	2						
83	2	22157-080000	WASHER, 8	10	10						
84	2	172165-67380	SHIM	2	2						
85	2	22217-100000	WASHER, SPRING 10	2	2						
86	2	22217-100000	WASHER, SPRING 10	3	3						
87	2	22217-140000	WASHER, SPRING 14	2	2						
88	2	22417-400250	PIN, COTTER 4.0X25	1	1						
89	2	22867-300080	SCREW, 3X 8	2	2						
90	2	26013-080162	BOLT, M8X 16	4	4						
91	2	26013-080252	BOLT, M8X 25	4	4						
92	2	26013-080302	BOLT, M8X 30	4	4						
93	2	26013-100162	BOLT, M10X 16	5	5						
94	2	26013-100202	BOLT, M10X 20	8	8						
95	2	26013-100252	BOLT, M10X 25	7	7						
96	2	26116-060122	BOLT, M6X 12 PLATED	8	8						
97	2	26116-101002	BOLT, M10X100 PLATED	3	3						
98	2	26450-080202	BOLT, M8X 20	8	8						
99	2	26716-100002	NUT, M10	2	2						
100	2	26757-080002	NUT, LOCK M8	3	3						
101	2	26757-140002	NUT, LOCK M14	2	2						
102	2	172162-69060	STRIKER	1	1						
103	2	172165-69521	SUSH ASSY	1	1						

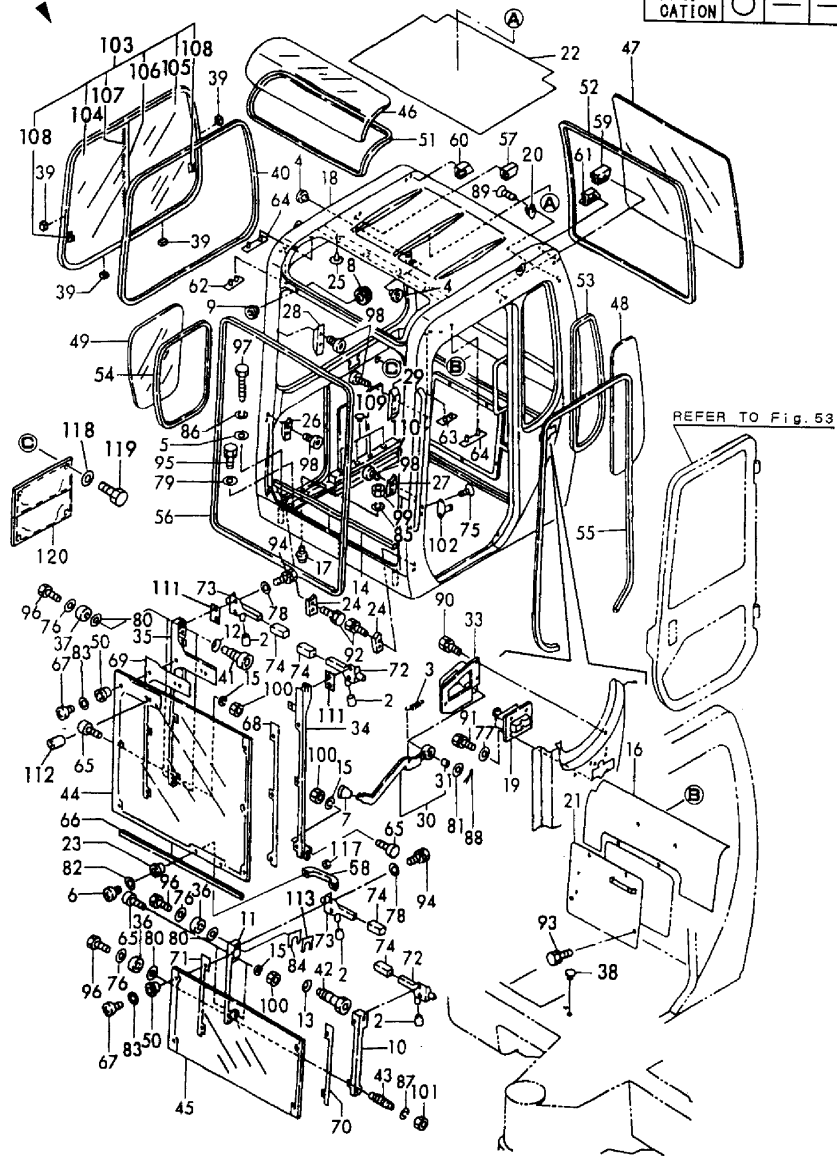
Fig.52. CABIN(COOLER SPEC.)(JP)

Y00K3462

Fig.52 キャビン (クーラ仕様) (JP)
CABIN (COOLER SPEC.) (JP)

見出しNo. 1は、見出しNo. 2から117を含みます。
1 inc. 2 ~ 117

COUNTRY	JP	AS	EX
APPLI - CATION	○	—	—



(A)=B50-2B C(R)F
(B)=B50-2B C(R)S
(C)=B50-2B P(R)F

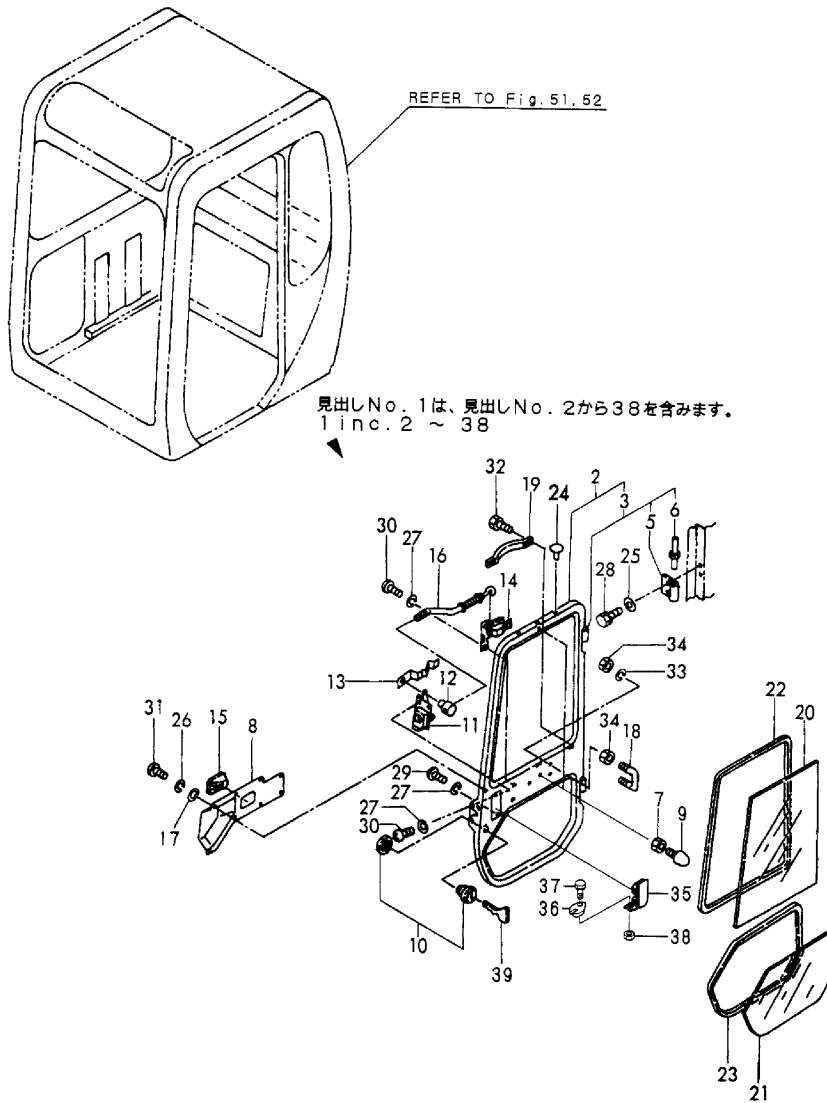
(D)=B50-2B P(R)S
(E)=B50-2BC(R)AS
(F)=B50-2BP(R)AS

No.	Lev.	Parts No.	Description	Q'ty						I	R
				(A)	(B)	(C)	(D)	(E)	(F)		
104	3	172165-67811	GLASS	1	1						
105	3	172165-67821	GLASS	1	1						
106	3	172165-67850	CHANNEL	1	1						
107	3	172165-67860	STRIP, WEATHER	1	1						
108	3	172162-69970	LOCK ASSY	2	2						
109	2	172151-62240	GROMMET	4	4						
110	2	172165-67500	SEAL	1	1						
111	2	172165-69990	SHIM	2	2						
112	2	172165-68280	COLLAR, GLASS	1	1						
113	2	933171-17770	SHIM SET	2	2						
117	2	26716-060002	NUT, M6	2	2						
118	1	22217-080000	WASHER, SPRING 8	2	2						
119	1	26116-080162	BOLT, M8X 16 PLATED	2	2						
120	1	172119-68600	BAG ASSY	1	1						

Fig.53. CABIN DOOR

Y00K3462

Fig.53 キャビンドア
CABIN DOOR



(A)=B50-2B C(R)F
(B)=B50-2B C(R)S
(C)=B50-2B P(R)F

(D)=B50-2B P(R)S
(E)=B50-2BC(R)AS
(F)=B50-2BP(R)AS

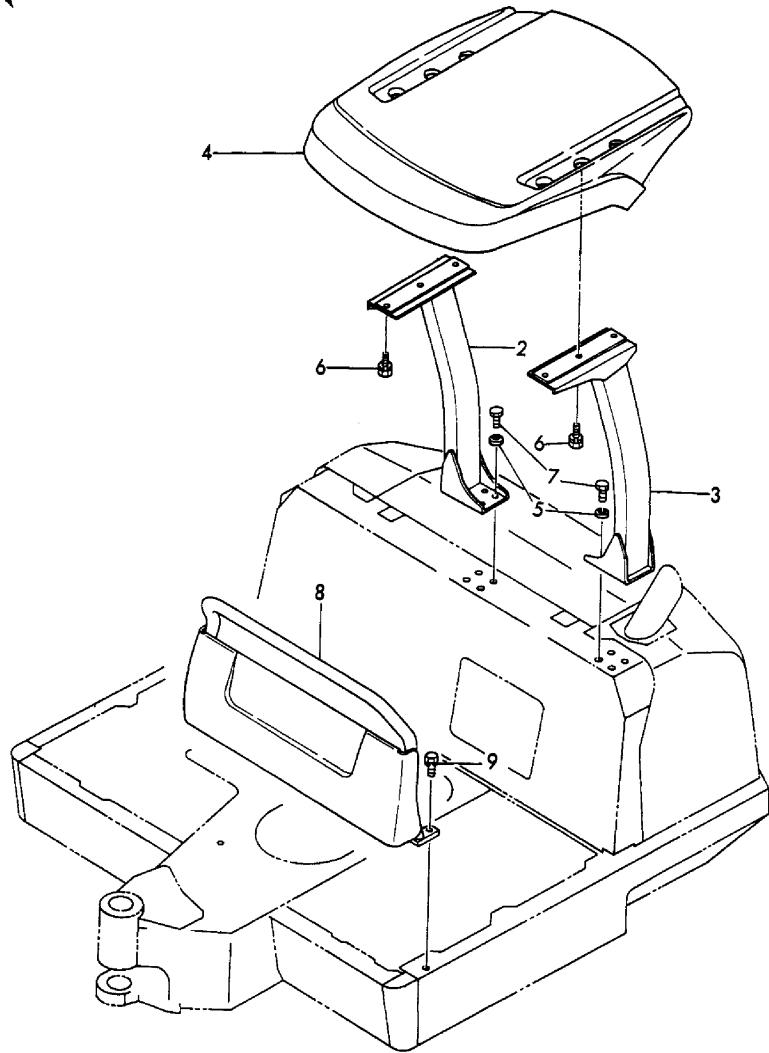
No.	Lev.	Parts No.	Description	Q'ty						I	R
				(A)	(B)	(C)	(D)	(E)	(F)		
1	1	772165-69000-2	DOOR ASSY	1	1			1			
2	2	172165-69000-2	DOOR ASSY	1	1			1			
3	3	172137-69410-2	HINGE	2	2			2			
5	4	172137-66650-2	HINGE	2	2			2			
6	4	172122-69390	HINGE	2	2			2			
7	2	26757-100002	NUT, LOCK M10	2	2			2			
8	2	172165-69141	COVER, DOOR	1	1			1			
9	2	172165-69190	RUBBER, STOPPER	2	2			2			
10	2	172162-69460	KEY ASSY, CYLINDER	1	1			1			
11	2	172162-69480	LOCK ASSY	1	1			1			
12	2	172162-69490	PIN	1	1			1			
13	2	172162-69500	SPRING	1	1			1			
14	2	172162-69510	HANDLE ASSY	1	1			1			
15	2	172162-69520	COVER	1	1			1			
16	2	172162-69530	ROD ASSY	1	1			1			
17	2	22137-050000	WASHER, 5	8	8			8			
18	2	172162-69550	HOOK	1	1			1			
19	2	172122-69620	KNOB, DOOR	1	1			1			
20	2	172165-69640	GLASS, DOOR	1	1			1			
21	2	172165-69650	GLASS, DOOR	1	1			1			
22	2	172165-69701	SEAL, DOOR	1	1			1			
23	2	172165-69711	SEAL	1	1			1			
24	2	172165-63650	PLUG 10,HOLE	5	5			5			
25	2	22137-100000	WASHER, 10	4	4			4			
26	2	22217-050000	WASHER, SPRING 5	8	8			8			
27	2	22217-060000	WASHER, SPRING 6	8	8			8			
28	2	26013-100252	BOLT, M10X 25	4	4			4			
29	2	26557-060102	SCREW, M6X10	2	2			2			
30	2	26557-060162	SCREW M 6X 16	7	7			7			
31	2	26559-050162	SCREW, M5X16	8	8			8			
32	2	26559-050202	SCREW, M5X20	4	4			4			
33	2	22217-100000	WASHER, SPRING 10	2	2			2			
34	2	26716-100002	NUT, M10	4	4			4			
35	2	172162-69541	HANDLE, OUTER	1	1			1			
36	2	172162-69590	PLATE, LOCK	1	1			1			
37	2	26013-080202	BOLT, M8X 20	1	1			1			
38	2	26716-080002	NUT, M8	1	1			1			
39	1	933110-00301	KEY ASSY	1	1			1			

Fig.54. CANOPY

Y00K3462

Fig.54 キャンピ
CANOPY

見出しNo. 1は、見出しNo. 2から7を含みます。
1 inc. 2 ~ 7



(A)=B50-2B C(R)F
(B)=B50-2B C(R)S
(C)=B50-2B P(R)F

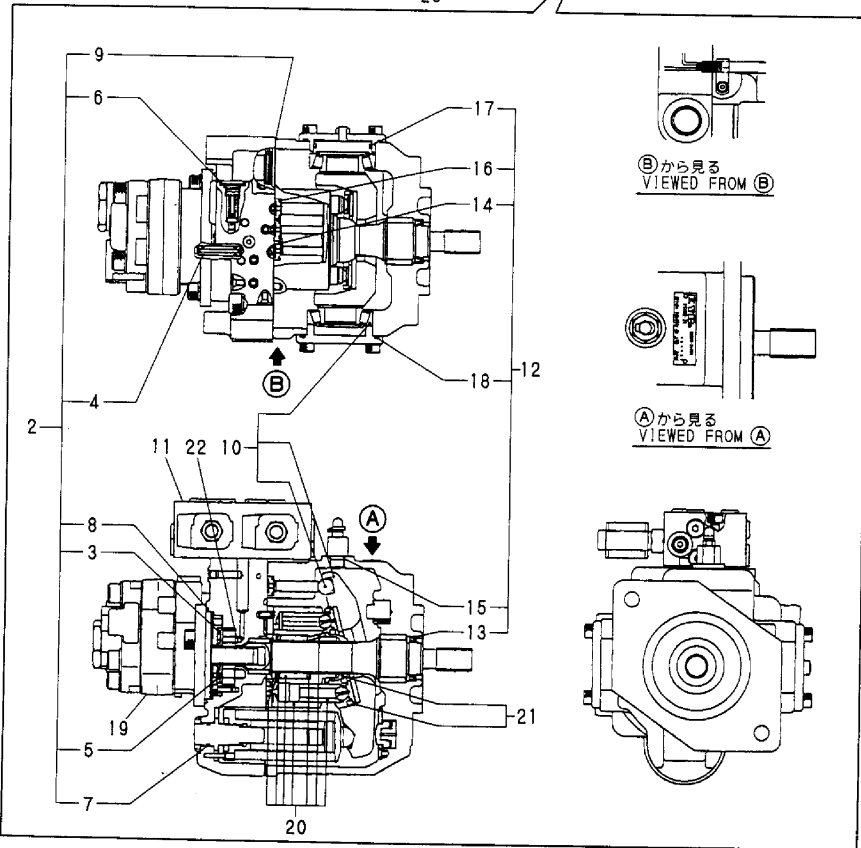
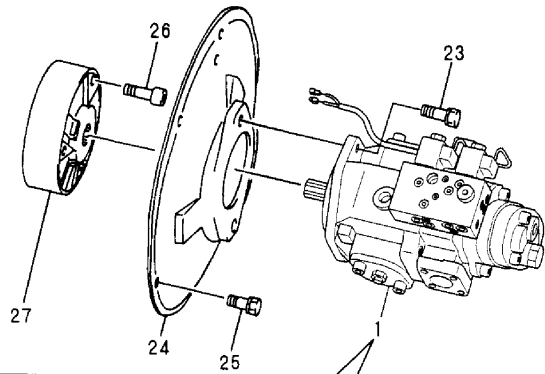
(D)=B50-2B P(R)S
(E)=B50-2BC(R)AS
(F)=B50-2BP(R)AS

No.	Lev.	Parts No.	Description	Q'ty						I	R
				(A)	(B)	(C)	(D)	(E)	(F)		
1	1	772165-68100-4	CANOPY ASSY			1	1				
1A	1	772165-68100-3	CANOPY ASSY								1
2	2	172165-68100-4	POLE ASSY,CANOPY R			1	1				
2A	2	172165-68100-3	POLE, CANOPY R								1
3	2	172165-68110-4	POLE ASSY,CANOPY L			1	1				
3A	2	172165-68110-3	POLE, CANOPY L								1
4	2	172429-68300	ROOF,CANOPY			1	1				
4A	2	172429-68300-1	ROOF,CANOPY								1
5	2	22217-140000	WASHER, SPRING 14			8	8				8
6	2	26013-120402	BOLT, M12X 40			6	6				6
7	2	172165-68180	BOLT, M14X 35			8	8				8
8	1	172165-68200-4	CANOPY ASSY, FRONT			1	1				
8A	1	172165-68200-3	CANOPY ASSY, FRONT								1
9	1	26013-120352	BOLT, M12X 35			2	2				2

Fig.55. HYD.OIL PUMP & JOINT

Y00K3462

Fig.55 油圧ポンプ&軸継手
HYD.OIL PUMP & JOINT



(A)=B50-2B C(R)F
(B)=B50-2B C(R)S
(C)=B50-2B P(R)F

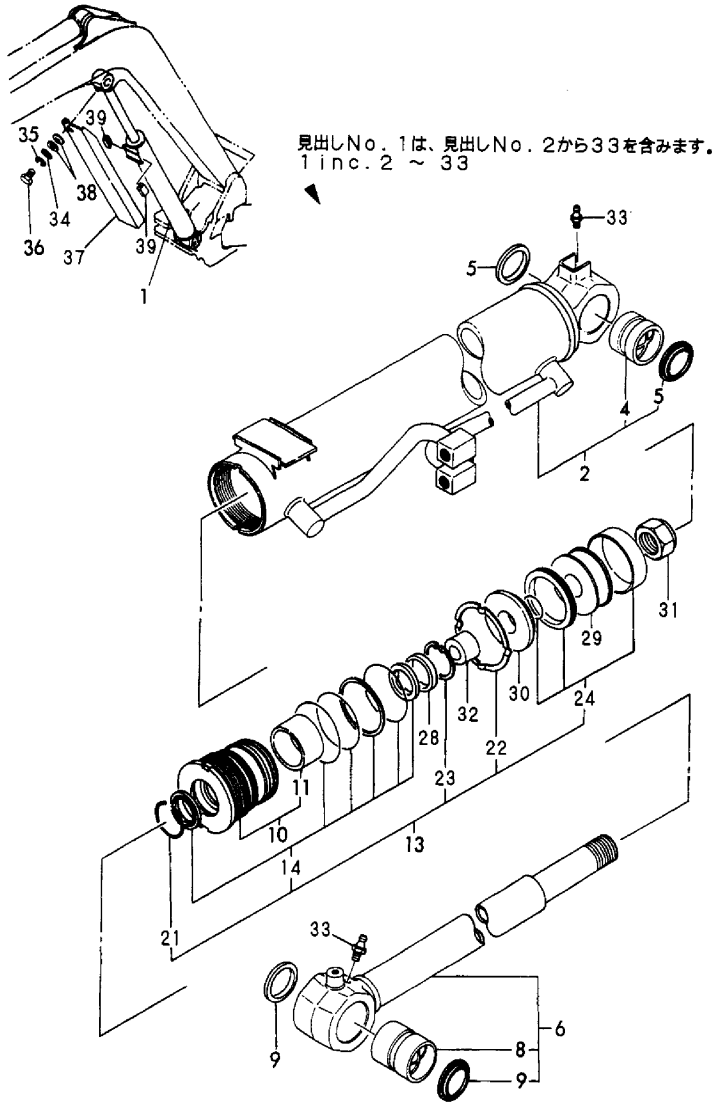
(D)=B50-2B P(R)S
(E)=B50-2BC(R)AS
(F)=B50-2BP(R)AS

No.	Lev.	Parts No.	Description	Q'ty						I	R
				(A)	(B)	(C)	(D)	(E)	(F)		
1	1	172426-73200	PUMP ASSY	1	1	1	1	1	1		
2	2	172425-73120	SEAL SET, PORT BLOCK	1	1	1	1	1	1		
3	3	172176-73471	O-RING	1	1	1	1	1	1		
4	3	24315-000060	O-RING, 1BP6.0	2	2	2	2	2	2		
5	3	24315-000080	O-RING, 1BP8.0	2	2	2	2	2	2		
6	3	24315-000110	O-RING, 1BP11.0	1	1	1	1	1	1		
7	3	24315-000180	O-RING, 1BP18.0	1	1	1	1	1	1		
8	3	24321-000850	O-RING, 1AG85.0	1	1	1	1	1	1		
9	3	172425-73260	GASKET	1	1	1	1	1	1		
10	2	172425-73130	PLATE KIT	1	1	1	1	1	1		
11	2	172425-73140	VALVE	1	1	1	1	1	1		
12	2	172426-73210	SEAL SET, CASE	1	1	1	1	1	1		
13	3	172176-73271	SEAL, OIL	1	1	1	1	1	1		
14	3	24315-000100	O-RING, 1BP10.0	3	3	3	3	3	3		
15	3	24315-000110	O-RING, 1BP11.0	2	2	2	2	2	2		
16	3	24315-000140	O-RING, 1BP14.0	3	3	3	3	3	3		
17	3	24321-000500	O-RING, 1AG50.0	1	1	1	1	1	1		
18	3	24321-000700	O-RING, 1AG70.0	2	2	2	2	2	2		
19	2	172176-73250	PUMP, GEAR	1	1	1	1	1	1		
20	2	172176-73830	CYLINDER BLOCK KIT	1	1	1	1	1	1		
21	2	172176-73840	RETAINER KIT	1	1	1	1	1	1		
22	2	172176-73880	ROTOR ASSY,TROCHOID	1	1	1	1	1	1		
23	1	26013-120352	BOLT, M12X 35	2	2	2	2	2	2		
24	1	172148-71102	COVER, FLYWHEEL	1	1	1	1	1	1		
25	1	26013-100252	BOLT, M10X 25	6	6	6	6	6	6		
26	1	26450-120402	BOLT, M12X 40	3	3	3	3	3	3		
27	1	172165-71200	COUPLING	1	1	1	1	1	1		

Fig.56. BOOM CYLINDER(CABIN)

Y00K3462

Fig. 56 ブームシリンダ (キャビン)
BOOM CYLINDER (CABIN)



(A)=B50-2B C(R)F
(B)=B50-2B C(R)S
(C)=B50-2B P(R)F

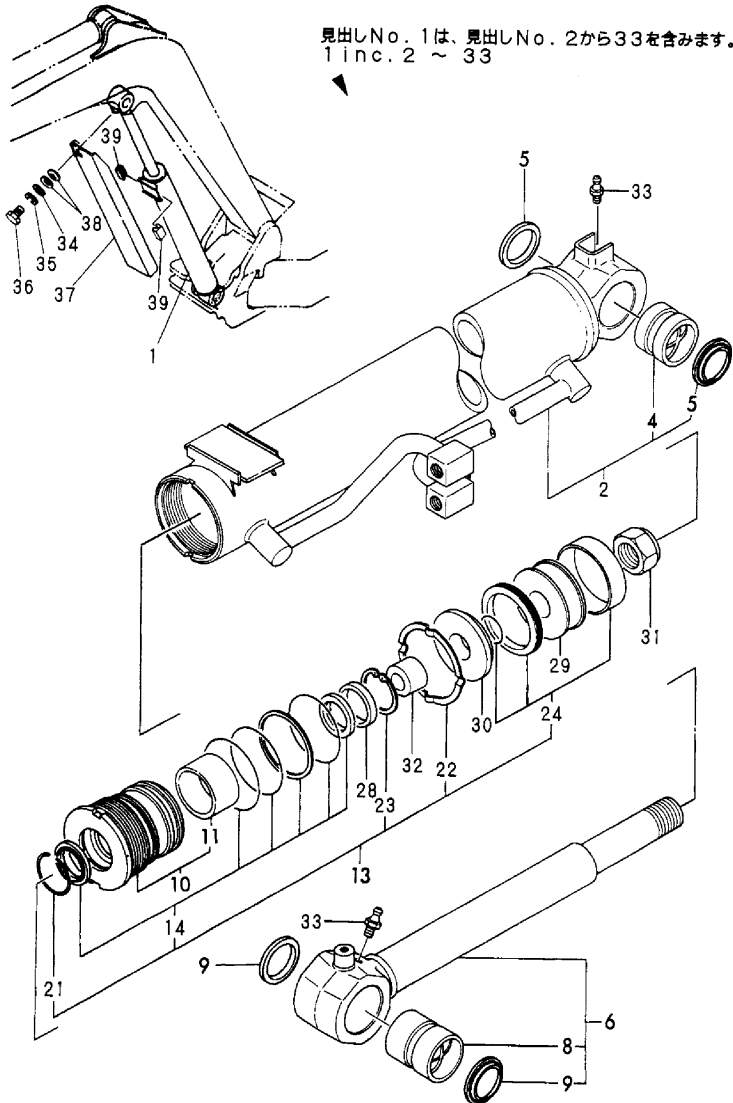
(D)=B50-2B P(R)S
(E)=B50-2BC(R)AS
(F)=B50-2BP(R)AS

No.	Lev.	Parts No.	Description	Q'ty						I	R
				(A)	(B)	(C)	(D)	(E)	(F)		
1	1	172165-72201-4	CYLINDER ASSY, BOOM	1	1						
1A	1	172165-72201	CYLINDER ASSY, BOOM						1		
2	2	172165-72610-4	TUBE, BOOM	1	1						
2A	2	172165-72610	TUBE, BOOM						1		
4	3	172165-72300	PINBUSH 50X60	1	1				1		
5	3	172165-81760	SEAL, DUST 50X60X4	2	2				2		
6	2	172165-72630	ROD W/BUSH, BOOM	1	1				1		
8	3	172165-72300	PINBUSH 50X60	1	1				1		
9	3	172165-81760	SEAL, DUST 50X60X4	2	2				2		
10	2	172151-72220	HEAD 100 55	1	1				1		
11	3	172151-72240	BUSH 55 35, ROD	1	1				1		
13	2	172165-72640	CYLINDER KIT, BOOM	1	1				1		
14	3	172151-71810	SEAL SET, HEAD	1	1				1		
21	3	933126-00500	RING 72, SPRING	1	1				1		
22	3	172151-72290	LOCK WASHER	1	1				1		
23	3	22252-000800	RING, 80	1	1				1		
24	3	172151-71800	SEAL SET, PISTON	1	1				1		
28	2	172151-72330	CUSHION RING 62	1	1				1		
29	2	172151-72250	PISTON 100	1	1				1		
30	2	172151-72260	SPACER, 100X39X20.5	1	1				1		
31	2	172151-72270	NUT	1	1				1		
32	2	933127-32001	PLUNGER 62, CUSHION	1	1				1		
33	2	24764-020000	NIPPLE, GREASE R1/8	2	2				2		
34	1	933147-03400	WASHER, BRAKE ARM	1	1				1		
35	1	22217-100000	WASHER, SPRING 10	1	1				1		
36	1	26116-100162	BOLT, M10X 16 PLATED	1	1				1		
37	1	172165-72351-4	COVER, SLIDE	1	1						
37A	1	172165-72351	COVER, SLIDE								1
38	1	933168-14170	SPRING		2	2					2
39	1	172162-61770	GUIDE, SLIDE		2	2					2

Fig.57. BOOM CYLINDER(CANOPY)

Y00K3462

Fig.57 ブームシリンダ (キャノピ)
BOOM CYLINDER (CANOPY)



(A)=B50-2B C(R)F
(B)=B50-2B C(R)S
(C)=B50-2B P(R)F

(D)=B50-2B P(R)S
(E)=B50-2BC(R)AS
(F)=B50-2BP(R)AS

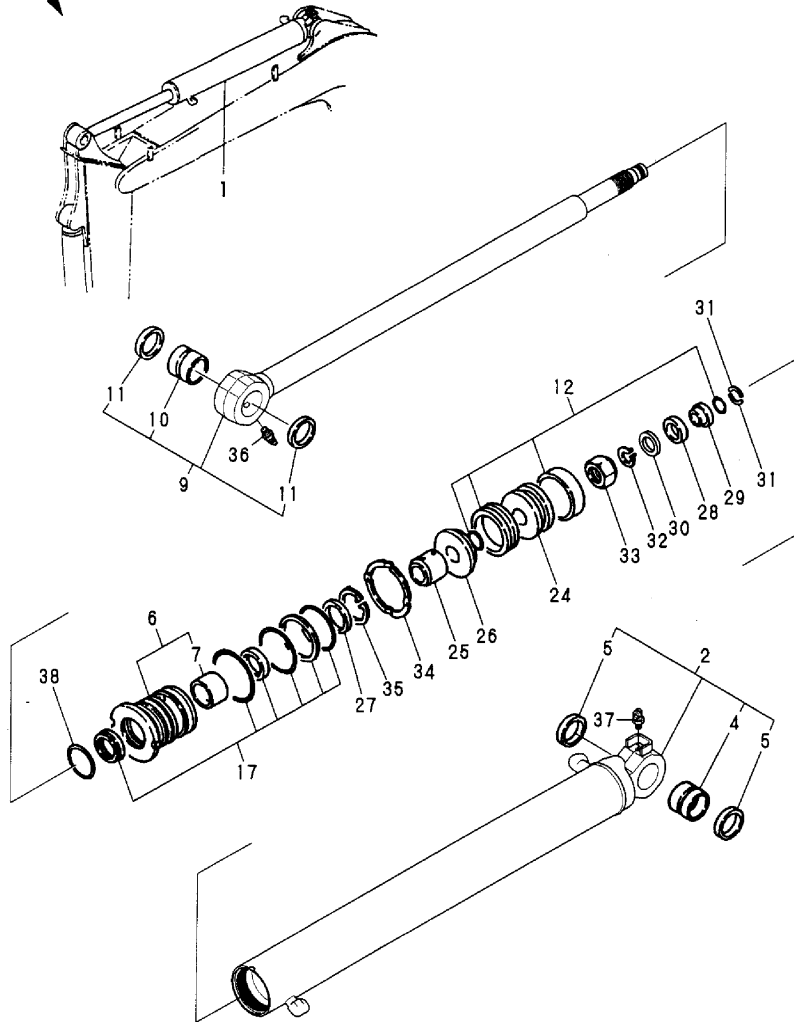
No.	Lev.	Parts No.	Description	Q'ty						I	R
				(A)	(B)	(C)	(D)	(E)	(F)		
1	1	172165-72101-4	CYLINDER ASSY, BOOM			1	1				
1A	1	172165-72201	CYLINDER ASSY, BOOM								1
2	2	172165-72650-4	TUBE, BOOM			1	1				
2A	2	172165-72610	TUBE, BOOM								1
4	3	172165-72300	PINBUSH 50X60			1	1				1
5	3	172165-81760	SEAL, DUST 50X60X4			2	2				2
6	2	172165-72630	ROD W/BUSH, BOOM			1	1				1
8	3	172165-72300	PINBUSH 50X60			1	1				1
9	3	172165-81760	SEAL, DUST 50X60X4			2	2				2
10	2	172151-72220	HEAD 100 55			1	1				1
11	3	172151-72240	BUSH 55 35, ROD			1	1				1
13	2	172165-72640	CYLINDER KIT, BOOM			1	1				1
14	3	172151-71810	SEAL SET, HEAD			1	1				1
21	3	933126-00500	RING 72, SPRING			1	1				1
22	3	172151-72290	LOCK WASHER			1	1				1
23	3	22252-000800	RING, 80			1	1				1
24	3	172151-71800	SEAL SET, PISTON			1	1				1
28	2	172151-72330	CUSHION RING 62			1	1				1
29	2	172151-72250	PISTON 100			1	1				1
30	2	172151-72260	SPACER, 100X39X20.5			1	1				1
31	2	172151-72270	NUT			1	1				1
32	2	933127-32001	PLUNGER 62, CUSHION			1	1				1
33	2	24764-020000	NIPPLE, GREASE R1/8			2	2				2
34	1	933147-03400	WASHER, BRAKE ARM			1	1				1
35	1	22217-100000	WASHER, SPRING 10			1	1				1
36	1	26116-100162	BOLT, M10X 16 PLATED			1	1				1
37	1	172165-72351-4	COVER, SLIDE			1	1				
37A	1	172165-72351	COVER, SLIDE								1
38	1	933168-14170	SPRING			2	2				2
39	1	172162-61770	GUIDE, SLIDE			2	2				2

Fig.58. ARM CYLINDER

Y00K3462

Fig.58 アームシリンダ
ARM CYLINDER

見出しNo. 1は、見出しNo. 2から38を含みます。
1 inc. 2 ~ 38



(A)=B50-2B C(R)F
(B)=B50-2B C(R)S
(C)=B50-2B P(R)F

(D)=B50-2B P(R)S
(E)=B50-2BC(R)AS
(F)=B50-2BP(R)AS

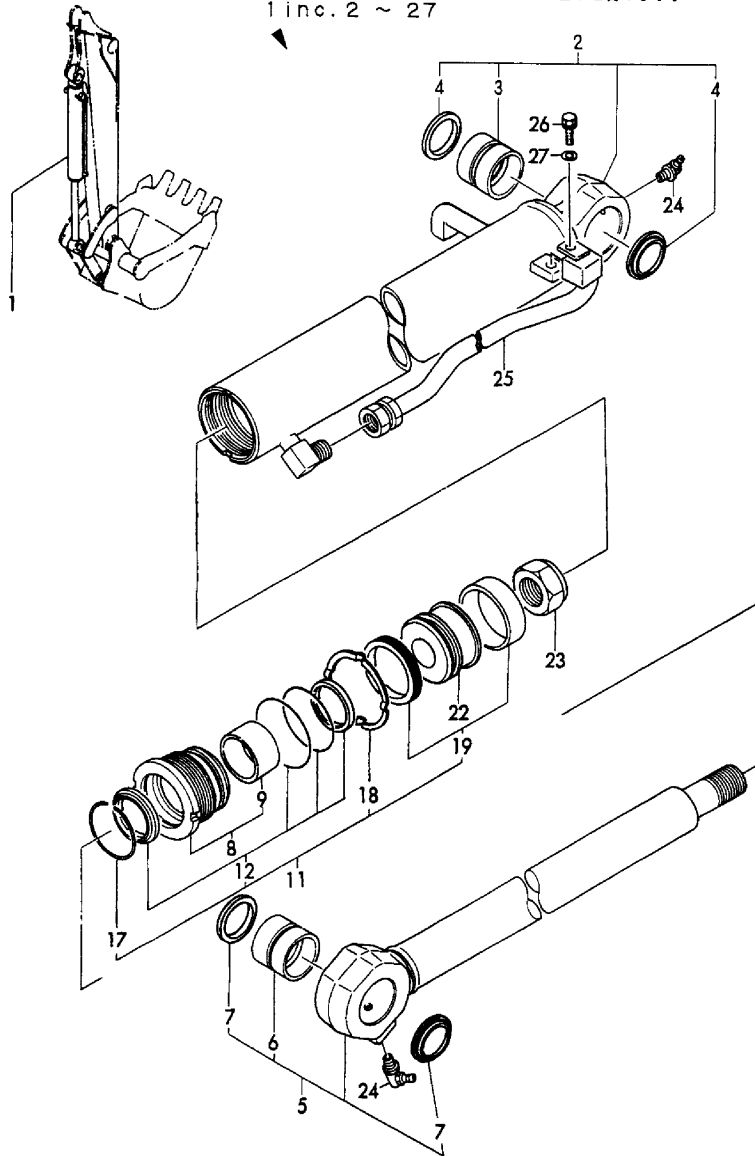
No.	Lev.	Parts No.	Description	Q'ty						I	R
				(A)	(B)	(C)	(D)	(E)	(F)		
1	1	172425-72200	CYLINDER ASSY, ARM	1	1	1	1				
1A	1	172425-72200-1	CYLINDER ASSY, ARM							1	1
2	2	172425-72210	TUBE, ARM	1	1	1	1				
2A	2	172425-72210-1	TUBE, ARM							1	1
4	3	172151-72591	BUSH 50X60	1	1	1	1	1	1	1	
5	3	172165-81760	SEAL, DUST 50X60X4	2	2	2	2	2	2	2	
6	2	172425-72240	HEAD 90 55	1	1	1	1	1	1	1	
7	3	172151-72240	BUSH 55 35, ROD	1	1	1	1	1	1	1	
9	2	172425-72270	ROD, ARM	1	1	1	1	1	1	1	
10	3	172151-72591	BUSH 50X60	1	1	1	1	1	1	1	
11	3	172165-81760	SEAL, DUST 50X60X4	2	2	2	2	2	2	2	
12	2	172425-72600	SEAL SET, PISTON	1	1	1	1	1	1	1	
17	2	172425-72500	SEAL SET, HEAD	1	1	1	1	1	1	1	
24	2	172425-72260	PISTON 90 36	1	1	1	1	1	1	1	
25	2	172425-72290	PLUNGER 59	1	1	1	1	1	1	1	
25-1	2	172425-72291	PLUNGER, CUSHION 59	1	1	1	1	1	1	1	N
		(A=M/#61143) (B=M/#61143) (C=M/#61143) (D=M/#61143)		(E=M/#61143)	(F=M/#61143)						
26	2	172425-72300	SPACER	1	1	1	1	1	1	1	
27	2	172425-72310	LING 59B	1	1	1	1	1	1	1	
28	2	172425-72330	CUSHION RING	1	1	1	1	1	1	1	
29	2	172423-72520	COLLAR, CUSHION	1	1	1	1	1	1	1	
30	2	172423-72530	SPACER	1	1	1	1	1	1	1	
31	2	172423-72540	STOPPER	2	2	2	2	2	2	2	
32	2	172423-72550	CIRCLIP	2	2	2	2	2	2	2	
32-1	2	172423-72550	CIRCLIP	1	1	1	1	1	1	1	K
		(A=M/#61143) (B=M/#61143) (C=M/#61143) (D=M/#61143)		(E=M/#61143)	(F=M/#61143)						
33	2	172151-72580	NUT	1	1	1	1	1	1	1	
34	2	172151-72870	LOCK WASHER 90	1	1	1	1	1	1	1	
35	2	22252-000750	RING, 75	1	1	1	1	1	1	1	
36	2	24761-040000	NIPPLE, GREASE B	1	1	1	1	1	1	1	
37	2	24761-050000	NIPPLE, GREASE C	1	1	1	1	1	1	1	
38	2	933126-00500	RING 72, SPRING	1	1	1	1	1	1	1	

Fig.59. BUCKET CYLINDER

Y00K3462

Fig. 59 バケットシリンダ
BUCKET CYLINDER

見出しNo. 1は、見出しNo. 2から27を含みます。
1 inc. 2 ~ 27



(A)=B50-2B C(R)F
(B)=B50-2B C(R)S
(C)=B50-2B P(R)F

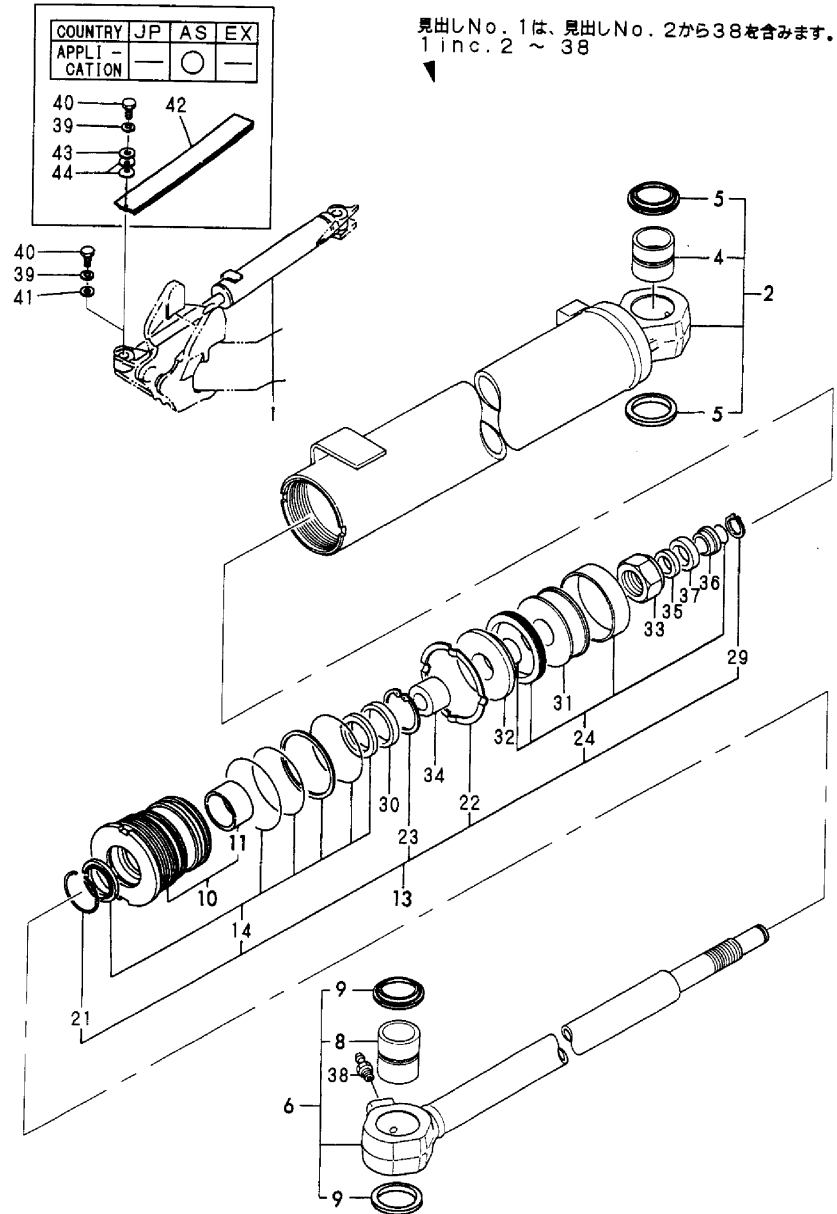
(D)=B50-2B P(R)S
(E)=B50-2BC(R)AS
(F)=B50-2BP(R)AS

No.	Lev.	Parts No.	Description	Q'ty						I	R
				(A)	(B)	(C)	(D)	(E)	(F)		
1	1	172176-72600	CYLINDER ASSY	1	1	1	1				
1A	1	172176-72600-2	CYLINDER ASSY					1	1		
2	2	172176-72610	TUBE, BUCKET	1	1	1	1				
2A	2	172176-72610-2	TUBE, BUCKET					1	1		
3	3	172165-72320	BUSH 45X40	1	1	1	1	1	1		
4	3	172168-81410	SEAL, DUST	2	2	2	2	2	2		
5	2	172176-72650	ROD,BUCKET(WHITE:14)	1	1	1	1	1	1		
6	3	172151-72670	BUSH 45 50	1	1	1	1	1	1		
7	3	172168-81410	SEAL, DUST	2	2	2	2	2	2		
8	2	172151-72710	HEAD 75 50	1	1	1	1	1	1		
9	3	172151-72540	BUSH 50 35, ROD	1	1	1	1	1	1		
11	2	172157-99420	CYLINDER KIT, BUCKET	1	1	1	1	1	1		
12	3	172151-71840	SEAL SET, HEAD	1	1	1	1	1	1		
17	3	933111-26700	RING 65, SPRING	1	1	1	1	1	1		
18	3	172141-72190	WASHER 75	1	1	1	1	1	1		
19	3	172148-72930	SEAL SET, PISTON	1	1	1	1	1	1		
22	2	172148-72050	PISTON 75	1	1	1	1	1	1		
23	2	933111-20200	NUT	1	1	1	1	1	1		
24	2	24761-040000	NIPPLE, GREASE B	2	2	2	2	2	2		
25	2	172176-72630	PIPE, BUCKET	1	1	1	1				
25A	2	172176-72630-2	PIPE, BUCKET					1	1		
26	2	26013-100202	BOLT, M10X 20	1	1	1	1	1	1		
27	2	194145-04810	WASHER 10	1	1	1	1	1	1		

Fig.60. SWING CYLINDER(CABIN)

Y00K3462

Fig.60 スイングシリンダ (キャビン)
SWING CYLINDER (CABIN)



(A)=B50-2B C(R)F
(B)=B50-2B C(R)S
(C)=B50-2B P(R)F

(D)=B50-2B P(R)S
(E)=B50-2BC(R)AS
(F)=B50-2BP(R)AS

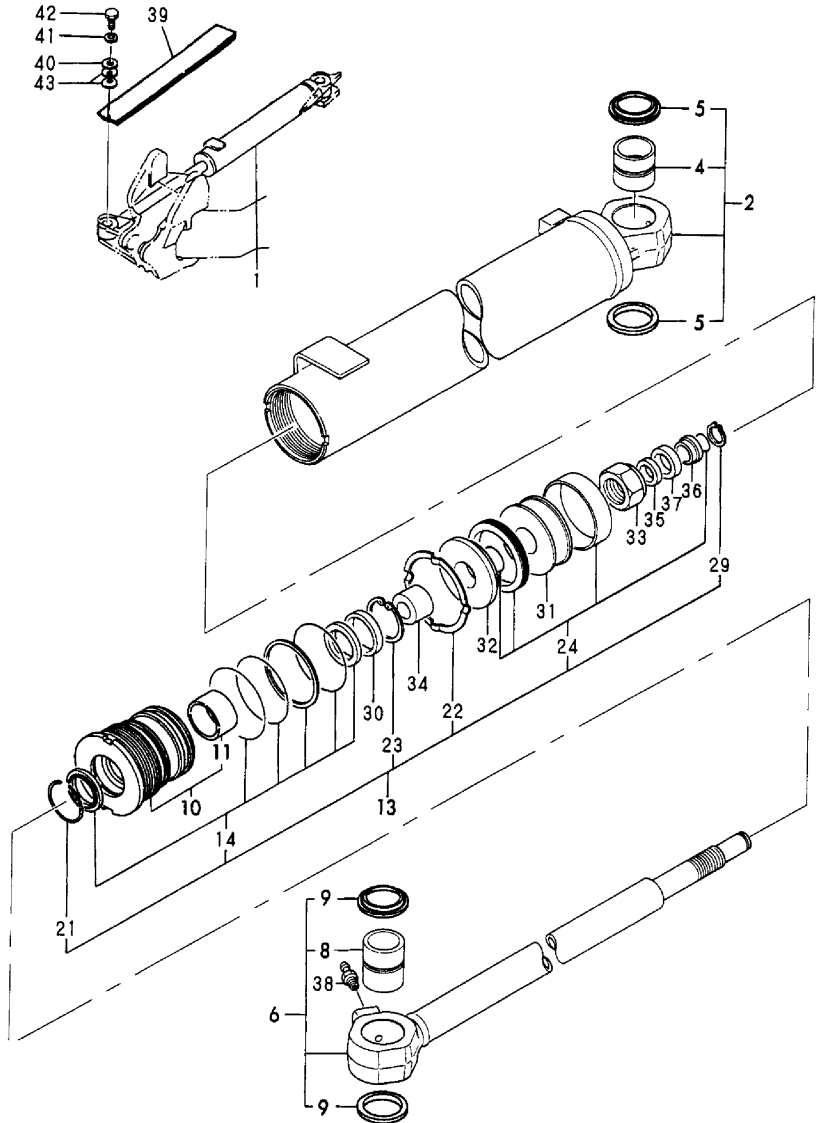
No.	Lev.	Parts No.	Description	Q'ty						I	R
				(A)	(B)	(C)	(D)	(E)	(F)		
1	1	172151-72753	CYLINDER ASSY, SWING	1	1			1			
2	2	172151-72070	TUBE ASSY, SWING	1	1			1			
4	3	172165-72310	BUSH 40X40	1	1			1			
5	3	172165-81750	SEAL, DUST 40X50X5	2	2			2			
6	2	172151-72060	ROD ASSY, SWING	1	1			1			
8	3	172165-72310	BUSH 40X40	1	1			1			
9	3	172165-81750	SEAL, DUST 40X50X5	2	2			2			
10	2	172151-72840	HEAD 90 50	1	1			1			
11	3	933135-14600	BUSH 40 30, ROD	1	1			1			
13	2	172151-72080	CYLINDER KIT, SWING	1	1			1			
14	3	172151-71860	SEAL SET, HEAD	1	1			1			
21	3	933111-26600	RING 55, SPRING	1	1			1			
22	3	172151-72870	LOCK WASHER 90	1	1			1			
23	3	22252-000561	RING, 56	1	1			1			
24	3	172151-71850	SEAL SET, PISTON	1	1			1			
29	3	172142-72810	CIRCLIP	1	1			1			
30	2	172137-72730	RING 44B, CUSHION	1	1			1			
31	2	172151-72950	PISTON 90	1	1			1			
32	2	172151-72960	SPACER	1	1			1			
33	2	172141-72250	NUT	1	1			1			
34	2	933127-23001	CUSHION PLUNGER 44 C	1	1			1			
35	2	172137-72710	COLLAR, 40B	1	1			1			
36	2	172137-72720	COLLAR, 40A	1	1			1			
37	2	172135-72800	RING 40 B, CUSHION	1	1			1			
38	2	24761-020000	NIPPLE, GREASE PT1/8	1	1			1			
39	1	22217-100000	WASHER, SPRING 10	1	1			1			
40	1	26116-100162	BOLT, M10X 16 PLATED	1	1			1			
41	1	22157-100000	WASHER, 10	1	1						
42	1	172165-72401-3	COVER, SWING							1	
43	1	933147-03400	WASHER, BRAKE ARM							1	
44	1	933168-14170	SPRING							2	

Fig.61. SWING CYLINDER(CANOPY)

Y00K3462

Fig. 61 スイングシリンダ (キャノピ)
SWING CYLINDER (CANOPY)

見出しNo. 1は、見出しNo. 2から38を含みます。
1 inc. 2 ~ 38



(A)=B50-2B C(R)F

(B)=B50-2B C(R)S

(C)=B50-2B P(R)F

(D)=B50-2B P(R)S

(E)=B50-2BC(R)AS

(F)=B50-2BP(R)AS

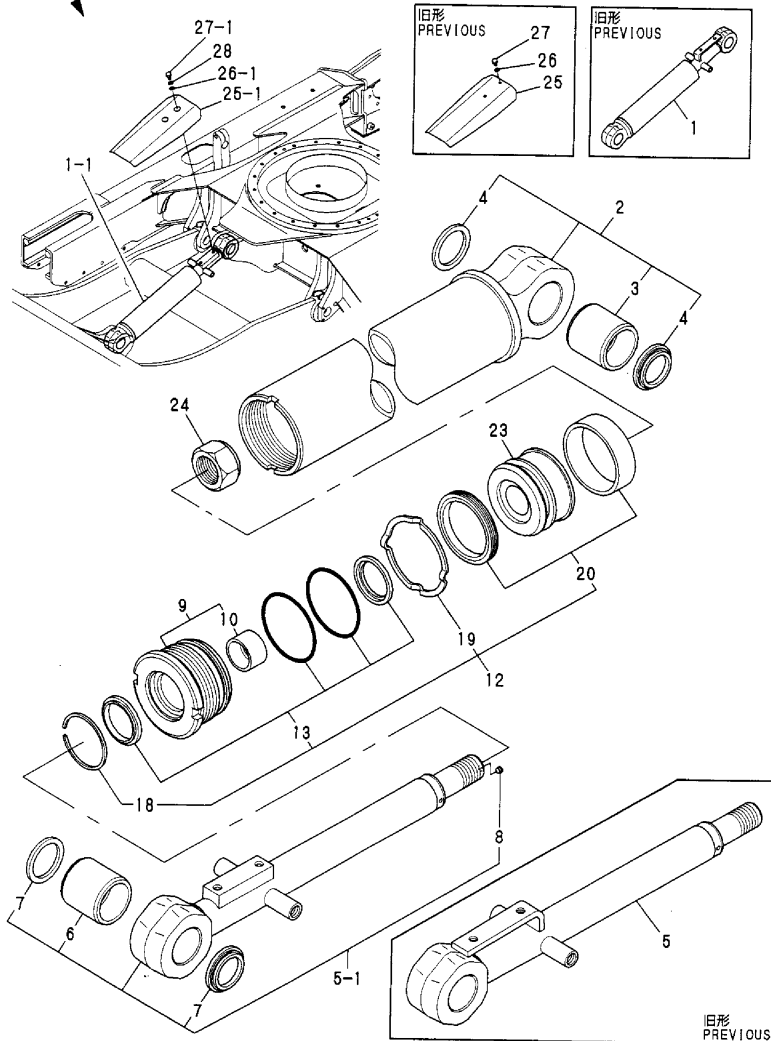
No.	Lev.	Parts No.	Description	Q'ty						I	R	
				(A)	(B)	(C)	(D)	(E)	(F)			
1	1	172151-72753	CYLINDER ASSY, SWING			1	1				1	
2	2	172151-72070	TUBE ASSY, SWING			1	1				1	
4	3	172165-72310	BUSH 40X40			1	1				1	
5	3	172165-81750	SEAL, DUST 40X50X5			2	2				2	
6	2	172151-72060	ROD ASSY, SWING			1	1				1	
8	3	172165-72310	BUSH 40X40			1	1				1	
9	3	172165-81750	SEAL, DUST 40X50X5			2	2				2	
10	2	172151-72840	HEAD 90 50			1	1				1	
11	3	933135-14600	BUSH 40 30, ROD			1	1				1	
13	2	172151-72080	CYLINDER KIT, SWING			1	1				1	
14	3	172151-71860	SEAL SET, HEAD			1	1				1	
21	3	933111-26600	RING 55, SPRING			1	1				1	
22	3	172151-72870	LOCK WASHER 90			1	1				1	
23	3	22252-000561	RING, 56			1	1				1	
24	3	172151-71850	SEAL SET, PISTON			1	1				1	
29	3	172142-72810	CIRCLIP			1	1				1	
30	2	172137-72730	RING 44B, CUSHION			1	1				1	
31	2	172151-72950	PISTON 90			1	1				1	
32	2	172151-72960	SPACER			1	1				1	
33	2	172141-72250	NUT			1	1				1	
34	2	933127-23001	CUSHION PLUNGER 44 C			1	1				1	
35	2	172137-72710	COLLAR, 40B			1	1				1	
36	2	172137-72720	COLLAR, 40A			1	1				1	
37	2	172135-72800	RING 40 B, CUSHION			1	1				1	
38	2	24761-020000	NIPPLE, GREASE PT1/8			1	1				1	
39	1	172165-72401-4	COVER, SWING			1	1					
39A	1	172165-72401-3	COVER, SWING									1
40	1	933147-03400	WASHER, BRAKE ARM			1	1				1	
41	1	22217-100000	WASHER, SPRING 10			1	1				1	
42	1	26116-100162	BOLT, M10X 16 PLATED			1	1				1	
43	1	933168-14170	SPRING			2	2				2	

Fig.62. BLADE CYLINDER

Y00K3462

Fig.62 ブレードシリンダ
BLADE CYLINDER

見出しNo. 1, 1-1は、見出しNo. 2から24を含みます。
1, 1-1 inc. 2 ~ 24



(A)=B50-2B C(R)F
(B)=B50-2B C(R)S
(C)=B50-2B P(R)F

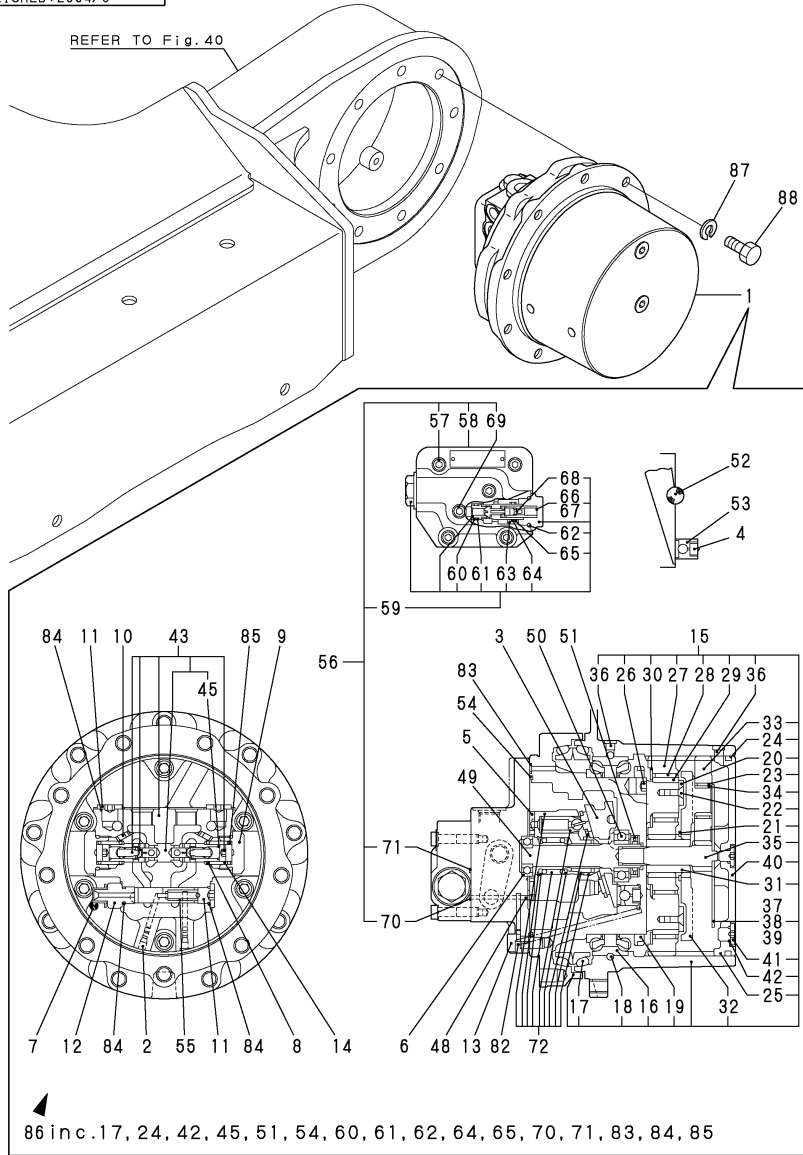
(D)=B50-2B P(R)S
(E)=B50-2BC(R)AS
(F)=B50-2BP(R)AS

No.	Lev.	Parts No.	Description	Qty						I	R
				(A)	(B)	(C)	(D)	(E)	(F)		
1	1	172423-72700	CYLINDER ASSY, BLADE	1	1	1	1				
1-1	1	172423-72701	CYLINDER ASSY, BLADE	1	1	1	1	1	1	1	F 1
		(A=M/#61005) (B=M/#61005) (C=M/#61005) (D=M/#61005)									
2	2	172423-72710	TUBE, BLADE	1	1	1	1	1	1	1	
3	3	172151-72670	BUSH 45 50	1	1	1	1	1	1	1	
4	3	172168-81410	SEAL, DUST	2	2	2	2	2	2	2	
5	2	172423-72730	ROD ASSY, BLADE	1	1	1	1				
5-1	2	172423-72731	ROD ASSY, BLADE	1	1	1	1	1	1	1	S
		(A=M/#61005) (B=M/#61005) (C=M/#61005) (D=M/#61005)									
6	3	172151-72670	BUSH 45 50	1	1	1	1	1	1	1	
7	3	172168-81410	SEAL, DUST	2	2	2	2	2	2	2	
8	3	23871-010000	PLUG, R01	1	1	1	1	1	1	1	
9	2	172151-71590	HEAD 90 50	1	1	1	1	1	1	1	
10	3	172151-72540	BUSH 50 35, ROD	1	1	1	1	1	1	1	
12	2	172151-72940	CYLINDER KIT, BLADE	1	1	1	1	1	1	1	
13	3	172151-71880	SEAL SET, HEAD	1	1	1	1	1	1	1	
18	3	933111-26700	RING 65, SPRING	1	1	1	1	1	1	1	
19	3	172151-72870	LOCK WASHER 90	1	1	1	1	1	1	1	
20	3	172151-71870	SEAL SET, PISTON	1	1	1	1	1	1	1	
23	2	172423-72800	PISTON 90	1	1	1	1	1	1	1	
24	2	172151-72580	NUT	1	1	1	1	1	1	1	
25	1	172423-72780	COVER, BLADE	1	1	1	1				
25-1	1	172445-72670	COVER, BLADE	1	1	1	1	1	1	1	S
		(A=M/#61005) (B=M/#61005) (C=M/#61005) (D=M/#61005)									
26	1	22157-120000	WASHER, 12	2	2	2	2				
26-1	1	22137-120000	WASHER, 12	2	2	2	2	2	2	2	S
		(A=M/#61005) (B=M/#61005) (C=M/#61005) (D=M/#61005)									
27	1	26116-120202	BOLT, M12X 20 PLATED	2	2	2	2				
27-1	1	26116-120252	BOLT, M12X 25 PLATED	2	2	2	2	2	2	2	S
		(A=M/#61005) (B=M/#61005) (C=M/#61005) (D=M/#61005)									
27-2	1	26013-120202	BOLT, M12X 20	2	2	2	2	2	2	2	N
		(A=MZZZZZ) (B=MZZZZZ) (C=MZZZZZ) (D=MZZZZZ) (E=MZZZZZ) (F=MZZZZZ)									
28	1	22217-120000	WASHER, SPRING 12	2	2	2	2	2	2	2	W
		(A=M/#61005) (B=M/#61005) (C=M/#61005) (D=M/#61005)									
28-1	1	22217-120000	WASHER, SPRING 12	2	2	2	2	2	2	2	Z
		(A=MZZZZZ) (B=MZZZZZ) (C=MZZZZZ) (D=MZZZZZ) (E=MZZZZZ) (F=MZZZZZ)									

Remarks
(1)INTERCHANGEABLE BY SIMULTANEOUS
RELACEMENT WITH REF.NO.25-1,26-1,
27-1 & 28.

Fig.63. TRAVEL MOTOR

P/C NEWS No:Y00K3462-2
PUBLISHED:2004/6



86 inc .17, 24, 42, 45, 51, 54, 60, 61, 62, 64, 65, 70, 71, 83, 84, 85

Remarks
(1)INC.REF NO.17,24-1,42,45,51,54,
60-62,64,65,70,71 AND 83-85.
(2)SELECT PART.
(M)MISPRINT:REFER TO THE NEXT ITEM.

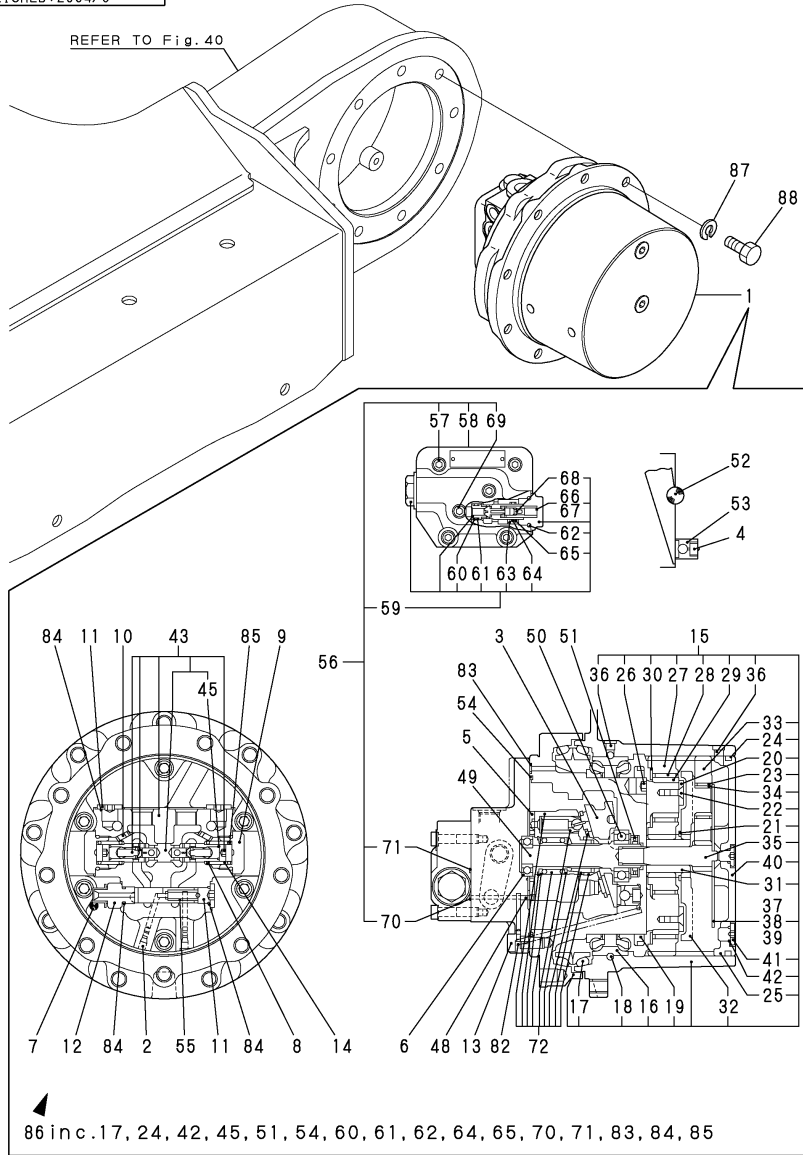
(A)=B50-2B C(R)F
(B)=B50-2B C(R)S
(C)=B50-2B P(R)F

(D)=B50-2B P(R)S
(E)=B50-2BC(R)AS
(F)=B50-2BP(R)AS

No.	Lev.	Parts No.	Description	Qty						I	R
				(A)	(B)	(C)	(D)	(E)	(F)		
1	1	172425-73300	MOTOR ASSY, TRAVEL	2	2	2	2	2	2		
2	2	172147-70220	PLUG	4	4	4	4	4	4		
3	2	172147-70260	PLATE	2	2	2	2	2	2		
4	2	172147-70360	SPRING	4	4	4	4	4	4		
5	2	172147-70370	PLATE VALVE	2	2	2	2	2	2		
6	2	172147-70390	BALL BEARING	2	2	2	2	2	2		
7	2	172122-70410	PIN	4	4	4	4	4	4		
8	2	172122-70460	SEAT, SPRING	4	4	4	4	4	4		
9	2	172147-70460	CAP	4	4	4	4	4	4		
10	2	172147-70470	ORIFICE	4	4	4	4	4	4		
11	2	172147-70500	PLUG	6	6	6	6	6	6		
12	2	172147-70520	PLUG	2	2	2	2	2	2		
13	2	172147-70540	HEAD BOLT, SOCKET	12	12	12	12	12	12		
14	2	172122-70840	SPRING	4	4	4	4	4	4		
15	2	172423-73320	GEAR, REDUCTION	2	2	2	2	2	2		
16	3	172124-70010	BEARING	2	2	2	2	2	2		
17	3	172147-70020	SEAL, FLOATING	4	4	4	4	4	4		
18	3	172124-70030	BALL	198	198	198	198	198	198		
19	3	172124-70050	NUT, RING	2	2	2	2	2	2		
20	3	172147-70070	PLATE	2	2	2	2	2	2		
21	3	172147-70090	SNAP RING	2	2	2	2	2	2		
22	3	172141-70110	SCREW	8	8	8	8	8	8		
23	3	172147-70120	GAUGE ASSY	6	6	6	6	6	6		
24	3	172147-70200	O-RING	2	2	2	2	2	2		M
24-1	3	172423-73690	O-RING	2	2	2	2	2	2		
25	3	172147-70210	WIRE	2	2	2	2	2	2		
26	3	172423-73330	PLUG	4	4	4	4	4	4		
27	3	172423-73340	GEAR, PLANETARY	8	8	8	8	8	8		
28	3	172423-73350	BEARING	8	8	8	8	8	8		
29	3	172423-73360	LATHE	8	8	8	8	8	8		
30	3	172423-73370	WASHER	8	8	8	8	8	8		
31	3	172423-73380	GEAR, SUN	2	2	2	2	2	2		
32	3	172423-73390	HOLDER	2	2	2	2	2	2		
33	3	172423-73400	GEAR, PLANETARY	6	6	6	6	6	6		
34	3	172423-73410	LATHE	6	6	6	6	6	6		
35	3	172423-73420	GEAR, DRIVE	2	2	2	2	2	2		
36	3	172122-73430	PLUG	4	4	4	4	4	4		
37	3	172423-73430	PLATE	2	2	2	2	2	2		2
38	3	172423-73440	PLATE	2	2	2	2	2	2		2
39	3	172423-73450	PLATE	2	2	2	2	2	2		2
40	3	172423-73460	COVER	2	2	2	2	2	2		
41	3	172183-73770	PLUG	4	4	4	4	4	4		
42	3	24315-000110	O-RING, 1BP11.0	4	4	4	4	4	4		
43	2	172425-73330	PLATE KIT	2	2	2	2	2	2		
45	4	24315-000100	O-RING, 1BP10.0	4	4	4	4	4	4		
48	2	172122-73470	PIN	2	2	2	2	2	2		
49	2	172423-73470	SHAFT	2	2	2	2	2	2		
50	2	172423-73480	BEARING	2	2	2	2	2	2		
51	2	172423-73490	SEAL, OIL	2	2	2	2	2	2		
52	2	172423-73510	BOLL	4	4	4	4	4	4		
53	2	172423-73550	PISTON	4	4	4	4	4	4		

Fig.63. TRAVEL MOTOR

P/C NEWS No:Y00K3462-2
PUBLISHED:2004/6



(A)=B50-2B C(R)F
(B)=B50-2B C(R)S
(C)=B50-2B P(R)F

(D)=B50-2B P(R)S
(E)=B50-2BC(R)AS
(F)=B50-2BP(R)AS

No.	Lev.	Parts No.	Description	Q'ty						I	R
				(A)	(B)	(C)	(D)	(E)	(F)		
54	2	172423-73560	O-RING	2	2	2	2	2	2		
55	2	172423-73600	SPRING	2	2	2	2	2	2		
56	2	172423-73610	VALVE	2	2	2	2	2	2		
57	3	172148-70350	BOLT	8	8	8	8	8	8		
58	3	172168-71990	VALVE BODY	2	2	2	2	2	2		
59	3	172423-73620	VALVE	4	4	4	4	4	4		
60	4	172147-70580	RING P12 T2, BACK UP	4	4	4	4	4	4		
61	4	24315-000120	O-RING, 1BP12.0	4	4	4	4	4	4		
62	4	24315-000240	O-RING, 1BP24.0	4	4	4	4	4	4		
63	4	172423-73630	PISTON	4	4	4	4	4	4		
64	4	24315-000150	O-RING, 1BP15.0	4	4	4	4	4	4		
65	4	172147-70600	RING P15,T3,BACKUP	8	8	8	8	8	8		
66	4	172147-70610	SHIM	4	4	4	4	4	4		
67	4	172162-70760	SHIM	12	12	2	12	12	12		
68	4	172173-73440	ORIFICE	4	4	4	4	4	4		
69	3	23871-020000	PLUG, R02	4	4	4	4	4	4		
70	3	24315-000070	O-RING, 1BP7.0	6	6	6	6	6	6		
71	3	24315-000160	O-RING, 1BP16.0	4	4	4	4	4	4		
72	2	172423-73650	BROCK KIT	2	2	2	2	2	2		
82	2	172312-74790	ORIFICE	8	8	8	8	8	8		
83	2	24315-000070	O-RING, 1BP7.0	6	6	6	6	6	6		
84	2	24315-000140	O-RING, 1BP14.0	8	8	8	8	8	8		
85	2	24315-000290	O-RING, 1BP29.0	4	4	4	4	4	4		
86	2	172423-73640	SEAL SET, MOTOR	2	2	2	2	2	2		1
87	1	22217-140000	WASHER, SPRING 14	18	18	18	18	18	18		
88	1	26116-140352	BOLT, M14X 35 PLATED	18	18	18	18	18	18		

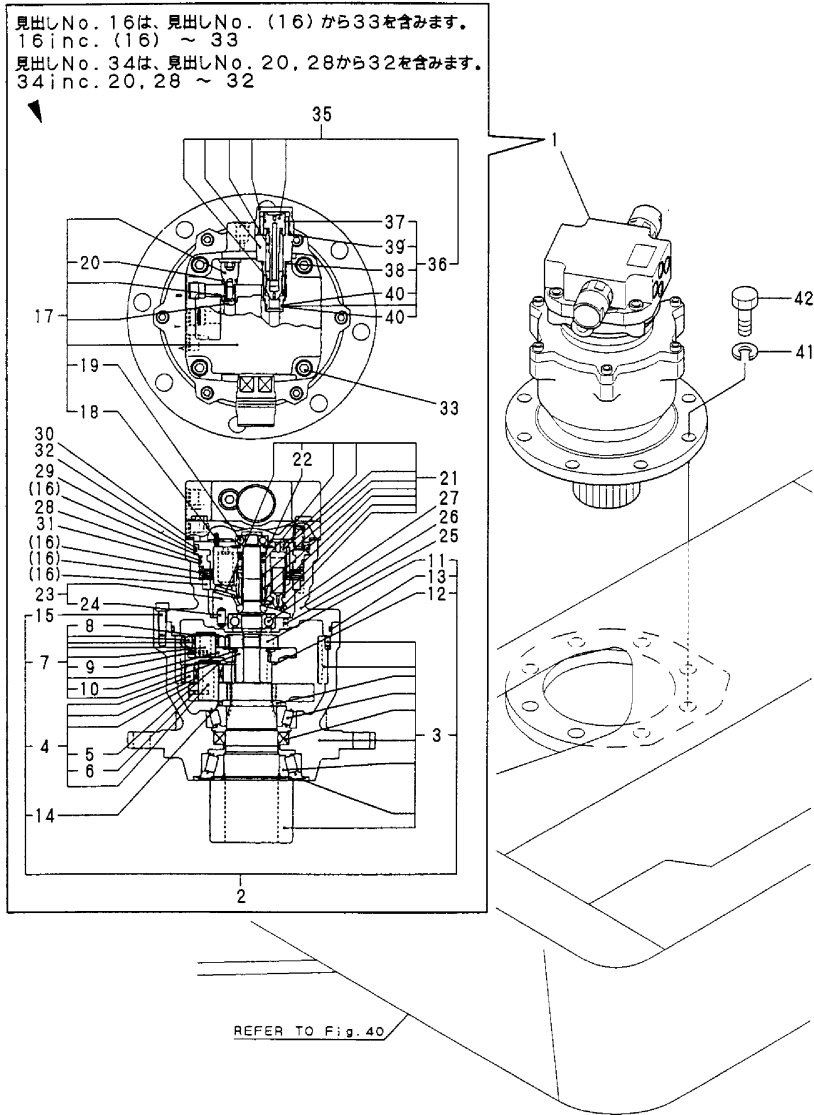
Remarks

- (1)INC.REF NO.17,24-1,42,45,51,54, 60-62,64,65,70,71 AND 83-85.
- (2)SELECT PART.
- (M)MISPRINT:REFER TO THE NEXT ITEM.

Fig.64. TURNING MOTOR

Y00K3462

Fig. 64 旋回モータ
TURNING MOTOR



(A)=B50-2B C(R)F
(B)=B50-2B C(R)S
(C)=B50-2B P(R)F

(D)=B50-2B P(R)S
(E)=B50-2BC(R)AS
(F)=B50-2BP(R)AS

No.	Lev.	Parts No.	Description	Qty						I	R
				(A)	(B)	(C)	(D)	(E)	(F)		
1	1	172425-73310	MOTOR ASSY, TURNING	1	1	1	1	1	1		
1-1	1	172425-73311	MOTOR ASSY, TURNING	1	1	1	1	1	1		N
		(A=M/#65478) (B=M/#65478) (C=M/#65478) (D=M/#65478)		(E=M/#65478)	(F=M/#65478)						
2	2	172425-73360	GEAR ASSY, REDUCTION	1	1	1	1	1	1		
3	3	172425-73400	PINION KIT	1	1	1	1	1	1		
4	3	172425-73410	CARRIER KIT	1	1	1	1	1	1		
5	4	22242-000200	RING, 20	4	4	4	4	4	4		
6	4	22351-040020	PIN, SPRING 4.0X20	4	4	4	4	4	4		
7	3	172425-73420	CARRIER KIT	1	1	1	1	1	1		
8	4	22242-000200	RING, 20	3	3	3	3	3	3		
9	4	22351-040020	PIN, SPRING 4.0X20	3	3	3	3	3	3		
10	4	22242-000300	RING, 30	1	1	1	1	1	1		
11	3	172425-73480	GEAR	1	1	1	1	1	1		
12	3	172425-73490	COLLAR, THRUST	1	1	1	1	1	1		
13	3	172425-73510	O-RING	1	1	1	1	1	1		
14	3	172425-73520	RING	1	1	1	1	1	1		
15	3	26450-080252	BOLT, M8X 25	6	6	6	6	6	6		
16	2	172425-73370	HYD.MOTOR ASSY	1	1	1	1	1	1		
16-1	2	172425-73371	MOTOR ASSY, HYDRAULIC	1	1	1	1	1	1		N
		(A=M/#65478) (B=M/#65478) (C=M/#65478) (D=M/#65478)		(E=M/#65478)	(F=M/#65478)						
17	3	172425-73430	BODY H KIT	1	1	1	1	1	1		
17-1	3	172425-73431	BODY H KIT	1	1	1	1	1	1		N
		(A=M/#65478) (B=M/#65478) (C=M/#65478) (D=M/#65478)		(E=M/#65478)	(F=M/#65478)						
18	4	22351-050012	PIN, SPRING 5.0X12	1	1	1	1	1	1		
19	4	24101-062010	BEARING, BALL 6201C3	2	2	2	2	2	2		
20	4	24315-000110	O-RING, 1BP11.0	2	2	2	2	2	2		
21	3	172425-73440	BARREL KIT	1	1	1	1	1	1		
22	4	22252-000280	RING, 28	1	1	1	1	1	1		
23	3	172425-73450	PLATE KIT	1	1	1	1	1	1		
24	4	172425-73550	PIN	1	1	1	1	1	1		
25	3	172425-73530	FILTER	2	2	2	2	2	2		
26	3	172425-73540	PIN	1	1	1	1	1	1		
27	3	24105-062044	BEARING, BALL 6204Z	1	1	1	1	1	1		
28	3	24325-001000	O-RING, 1BG100.0	1	1	1	1	1	1		
29	3	24325-001100	O-RING, 1BG110.0	1	1	1	1	1	1		
30	3	24325-001200	O-RING, 1BG120.0	1	1	1	1	1	1		
31	3	24376-001000	RING, BACK UP T3G100	1	1	1	1	1	1		
32	3	24376-001100	RING, BACK UP T3G110	1	1	1	1	1	1		
33	3	26450-100302	BOLT, M10X 30	4	4	4	4	4	4		
34	2	172425-73460	SEAL SET	1	1	1	1	1	1		1
35	2	172425-73380	VALVE ASSY	2	2	2	2	2	2		
35-1	2	172425-73381	VALVE ASSY, RELIEF	2	2	2	2	2	2		N
		(A=M/#65478) (B=M/#65478) (C=M/#65478) (D=M/#65478)		(E=M/#65478)	(F=M/#65478)						
36	3	172425-73470	SEAL SET, RELIEF	2	2	2	2	2	2		
36-1	3	172425-73471	SEAL SET, RELIEF	2	2	2	2	2	2		N
		(A=M/#65478) (B=M/#65478) (C=M/#65478) (D=M/#65478)		(E=M/#65478)	(F=M/#65478)						
37	4	24311-000180	O-RING, 1AP18.0	2	2	2	2	2	2		
38	4	24315-000220	O-RING, 1BP22.0	2	2	2	2	2	2		
39	4	24315-000240	O-RING, 1BP24.0	2	2	2	2	2	2		
39-1	4	24315-000280	O-RING, 1BP28.0	2	2	2	2	2	2		N
		(A=M/#65478) (B=M/#65478) (C=M/#65478) (D=M/#65478)		(E=M/#65478)	(F=M/#65478)						

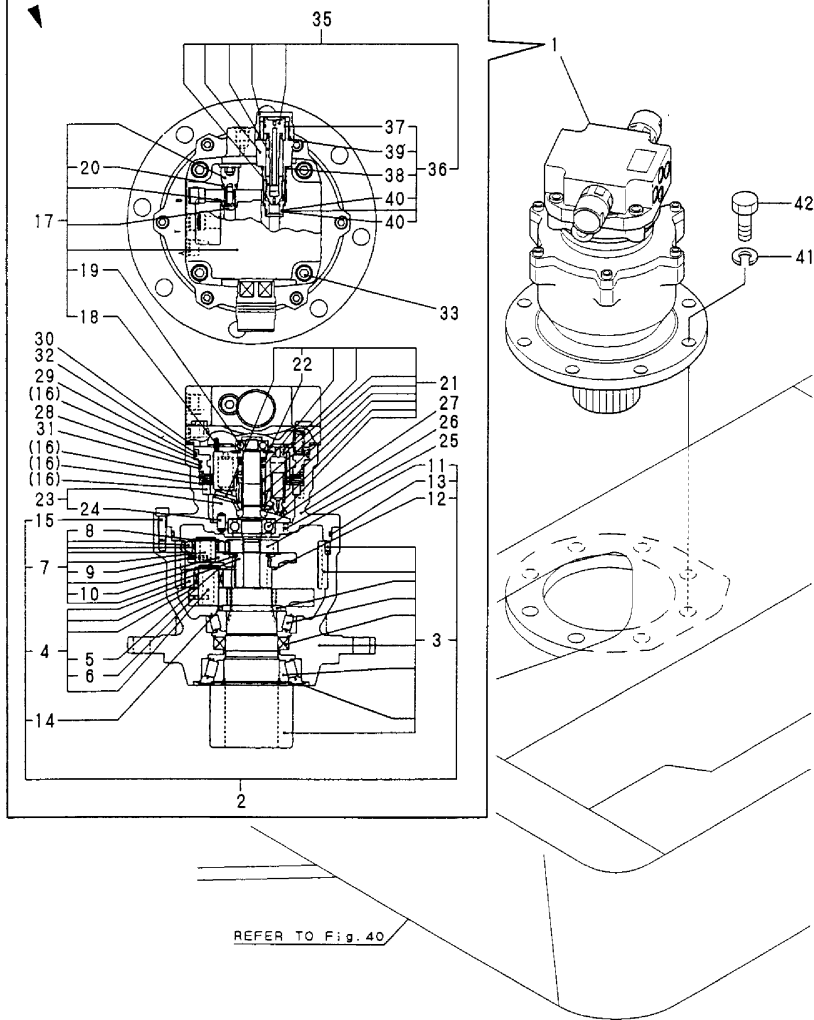
Remarks
(1)INC.REF.NO.20 AND 28-32.

Fig.64. TURNING MOTOR

Y00K3462

Fig. 64 旋回モータ
TURNING MOTOR

見出しNo. 16は、見出しNo. (16) から33を含みます。
16 inc. (16) ~ 33
見出しNo. 34は、見出しNo. 20, 28から32を含みます。
34 inc. 20, 28 ~ 32



(A)=B50-2B C(R)F
(B)=B50-2B C(R)S
(C)=B50-2B P(R)F

(D)=B50-2B P(R)S
(E)=B50-2BC(R)AS
(F)=B50-2BP(R)AS

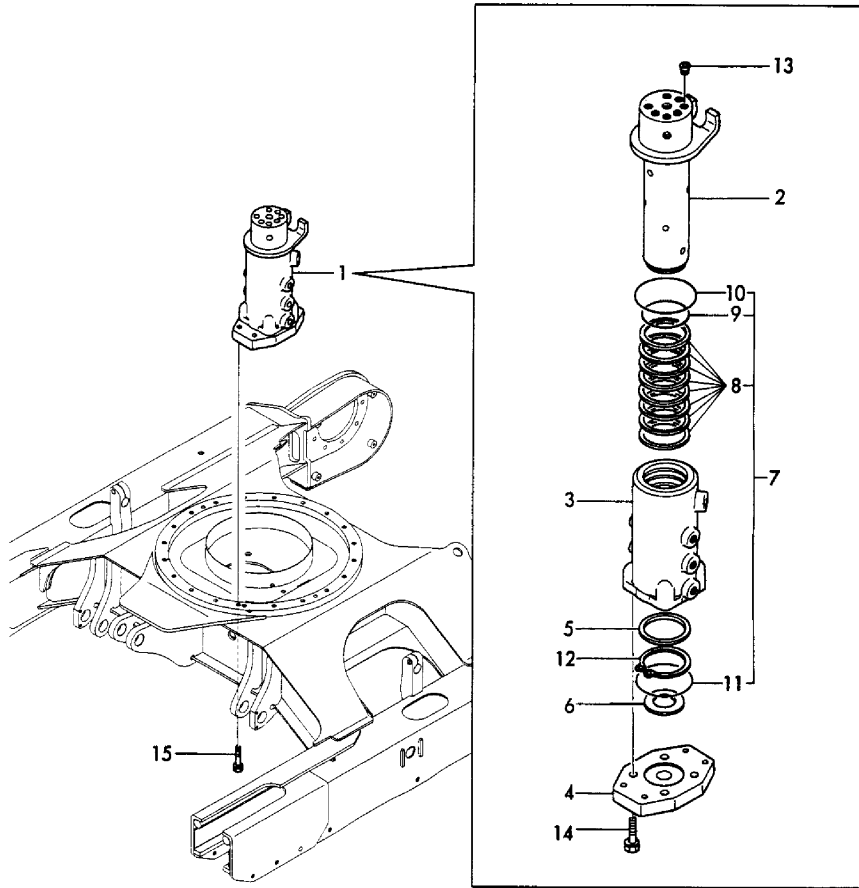
No.	Lev.	Parts No.	Description	Q'ty						I	R
				(A)	(B)	(C)	(D)	(E)	(F)		
40	4	24372-000140 (A=M/#65478) (B=M/#65478) (C=M/#65478) (D=M/#65478)	RING, BACK UP T2P14	4	4	4	4	4	4	4	W
41	1	22217-160000	WASHER, SPRING 16	8	8	8	8	8	8	8	
42	1	26116-160452	BOLT, M16X 45 PLATED	8	8	8	8	8	8	8	

Remarks
(1)INC.REF.NO.20 AND 28-32.

Fig.65. SWIVEL JOINT

Y00K3462

Fig. 65 スイベルジョイント
SWIVEL JOINT



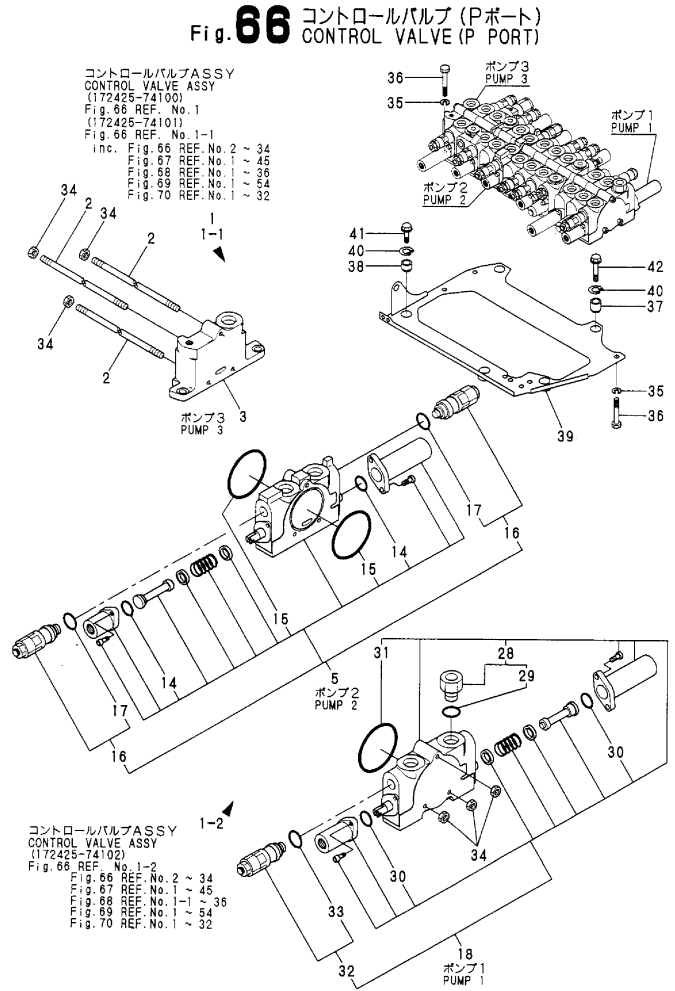
(A)=B50-2B C(R)F
(B)=B50-2B C(R)S
(C)=B50-2B P(R)F

(D)=B50-2B P(R)S
(E)=B50-2BC(R)AS
(F)=B50-2BP(R)AS

No.	Lev.	Parts No.	Description	Q'ty						I	R
				(A)	(B)	(C)	(D)	(E)	(F)		
1	1	172147-73800	JOINT ASSY, SWIVEL	1	1	1	1				
1-1	1	172423-73800	JOINT ASSY, SWIVEL	1	1	1	1	1	1	1	R
		(A=M/#60751) (B=M/#60751) (C=M/#60751) (D=M/#60751)									
2	2	172147-73810	SHAFT, SWIVEL	1	1	1	1	1	1	1	
3	2	172147-73830	HUB, SWIVEL	1	1	1	1	1	1	1	
4	2	172147-73850	PLATE	1	1	1	1	1	1	1	
5	2	172122-73860	SPACER, SWIVEL	1	1	1	1	1	1	1	
6	2	172122-73870	THRUST WASHER	1	1	1	1	1	1	1	
7	2	172147-73880	SEAL ASSY	1	1	1	1				
7-1	2	172423-73810	SEAL ASSY	1	1	1	1	1	1	1	R
		(A=M/#60751) (B=M/#60751) (C=M/#60751) (D=M/#60751)									
8	3	172122-73890	SEAL, SWIVEL	8	8	8	8				
8-1	3	172423-73820	SEAL, SWIVEL	8	8	8	8	8	8	8	R
		(A=M/#60751) (B=M/#60751) (C=M/#60751) (D=M/#60751)									
9	3	24311-000800	O-RING, 1AP80.0	1	1	1	1	1	1	1	
10	3	24311-001000	O-RING, 1AP100.0	1	1	1	1	1	1	1	
11	3	24321-000950	O-RING, 1AG95.0	1	1	1	1	1	1	1	
12	2	22242-000700	RING, 70	1	1	1	1	1	1	1	
13	2	23871-030000	PLUG, R03	4	4	4	4	4	4	4	
14	2	26013-100402	BOLT, M10X 40	4	4	4	4	4	4	4	
15	1	26013-120502	BOLT, M12X 50	4	4	4	4	4	4	4	

Fig.66. CONTROL VALVE(P PORT)

Y00K3462



(A)=B50-2B C(R)F
(B)=B50-2B C(R)S
(C)=B50-2B P(R)F
(D)=B50-2B P(R)S
(E)=B50-2BC(R)AS
(F)=B50-2BP(R)AS

No.	Lev.	Parts No.	Description	Q'ty						I	R
				(A)	(B)	(C)	(D)	(E)	(F)		
1	1	172425-74100	VALVE ASSY, CONTROL	1	1	1	1				
1-1	1	172425-74101	VALVE ASSY, CONTROL	1	1	1	1	1	1	1	N 1
		(A=M/#60773) (B=M/#60773) (C=M/#60773) (D=M/#60773)									
1-2	1	172425-74102	VALVE ASSY, CONTROL	1	1	1	1	1	1	1	N 3
		(A=M/#65222) (B=M/#65222) (C=M/#65222) (D=M/#65222) (E=M/#65222) (F=M/#65222)									
2	2	172425-74120	ROD, TIE	3	3	3	3	3	3		
3	2	172425-74130	SECTION, OUTLET	1	1	1	1	1	1	1	
5	2	172425-74580	SECTION ASSY, INLET	1	1	1	1	1	1	1	
14	4	172151-74320	O-RING	2	2	2	2	2	2		
15	4	24321-000650	O-RING, 1AG65.0	2	2	2	2	2	2		
16	3	172425-74380	VALVE, RELIEF	2	2	2	2	2	2		
17	4	172116-74150	O-RING	2	2	2	2	2	2		
18	2	172425-74510	SECTION, SPOOL	1	1	1	1	1	1	1	
28	4	172187-74300	PLUG	1	1	1	1	1	1	1	2
29	4	24315-000180	O-RING, 1BP18.0	1	1	1	1	1	1	1	
30	4	172151-74320	O-RING	2	2	2	2	2	2	2	
31	4	24321-000650	O-RING, 1AG65.0	1	1	1	1	1	1	1	
32	3	172425-74390	VALVE, RELIEF	1	1	1	1	1	1	1	
33	4	172116-74150	O-RING	1	1	1	1	1	1	1	
34	2	26716-100002	NUT, M10	6	6	6	6	6	6	6	
35	1	22217-100000	WASHER, SPRING 10	3	3	3	3	3	3	3	
36	1	26116-100852	BOLT, M10X 85 PLATED	3	3	3	3	3	3	3	
37	1	172187-45090	CUSHION	2	2	2	2	2	2	2	
38	1	172165-45490	CUSHION	3	3	3	3	3	3	3	
39	1	172423-45600	PLATE, LINK	1	1	1	1	1	1	1	
40	1	22252-000280	RING, 28	5	5	5	5	5	5	5	
41	1	26106-100352	BOLT, M10X 35 PLATED	3	3	3	3	3	3	3	
42	1	26106-100552	BOLT, M10X 55 PLATED	2	2	2	2	2	2	2	

Remarks

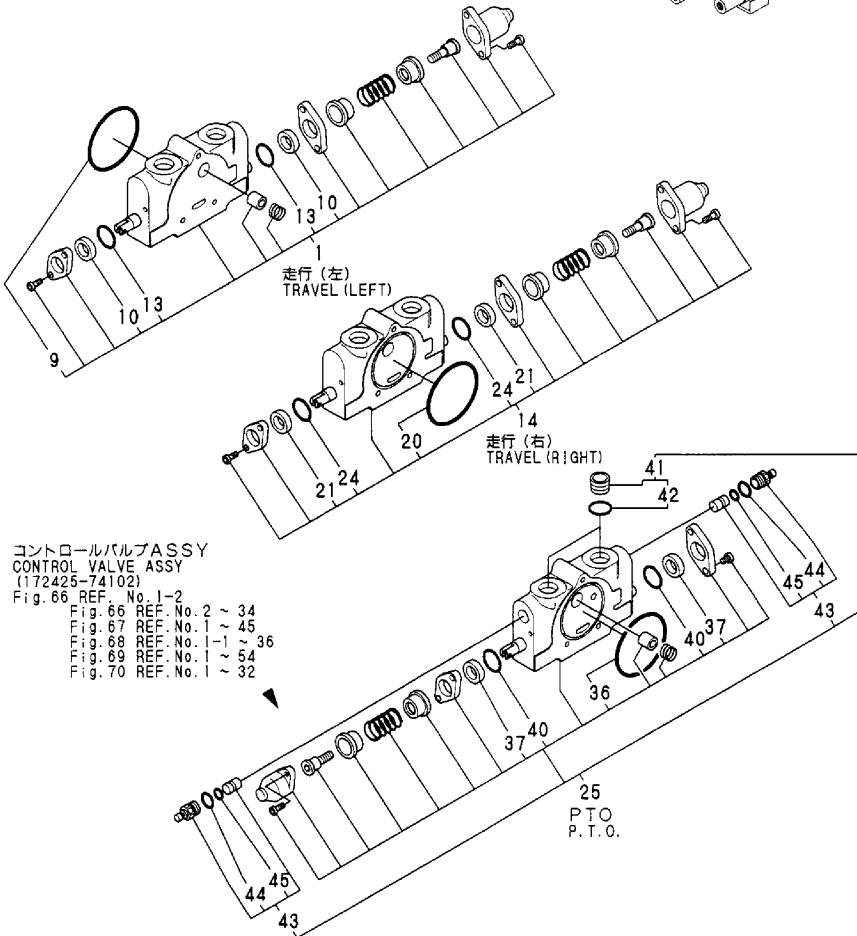
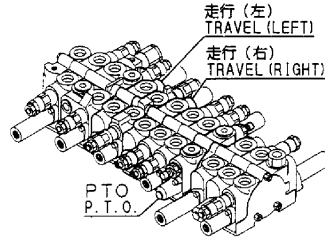
- (1)INC.FIG.66 REF.NO.2- 34,
FIG.67 REF.NO.1- 45,
FIG.68 REF.NO.1- 36,
FIG.69 REF.NO.1- 54,
FIG.70 REF.NO.1- 32.
- (2)INC.REF.NO.29.
- (3) FIG.66 REF.NO.2- 34,
FIG.67 REF.NO.1- 45,
FIG.68 REF.NO.1-1- 36,
FIG.69 REF.NO.1- 54,
FIG.70 REF.NO.1- 32.

Fig.67. CONTROL VALVE(TRAVEL & P.T.O.)

Y00K3462

Fig. 67 コントロールバルブ (走行&PTO)
CONTROL VALVE (TRAVEL & P. T. O.)

コントロールバルブASSY
CONTROL VALVE ASSY
(172425-74100)
Fig. 66 REF. No. 1
(172425-74101)
Fig. 66 REF. No. 1-1
inc. Fig. 66 REF. No. 2 ~ 34
Fig. 67 REF. No. 1 ~ 45
Fig. 68 REF. No. 1 ~ 36
Fig. 69 REF. No. 1 ~ 54
Fig. 70 REF. No. 1 ~ 32



コントロールバルブASSY
CONTROL VALVE ASSY
(172425-74102)
Fig. 66 REF. No. 1-2
Fig. 66 REF. No. 2 ~ 34
Fig. 67 REF. No. 1 ~ 45
Fig. 68 REF. No. 1-1 ~ 36
Fig. 69 REF. No. 1 ~ 54
Fig. 70 REF. No. 1 ~ 32

(A)=B50-2B C(R)F
(B)=B50-2B C(R)S
(C)=B50-2B P(R)F

(D)=B50-2B P(R)S
(E)=B50-2BC(R)AS
(F)=B50-2BP(R)AS

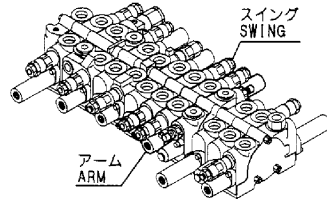
No.	Lev.	Parts No.	Description	Q'ty						I	R
				(A)	(B)	(C)	(D)	(E)	(F)		
1	2	172425-74250	SECTION, SPOOL	1	1	1	1	1	1		
9	3	24321-000650	O-RING, 1AG65.0	1	1	1	1	1	1		
10	3	933166-80520	WIPER	2	2	2	2	2	2		
13	3	933171-80610	O-RING	2	2	2	2	2	2		
14	2	172425-74290	SECTION, SPOOL	1	1	1	1	1	1		
20	3	24321-000650	O-RING, 1AG65.0	1	1	1	1	1	1		
21	3	933166-80520	WIPER	2	2	2	2	2	2		
24	3	933171-80610	O-RING	2	2	2	2	2	2		
25	2	172425-74520	SECTION ASSY, PTO	1	1	1	1	1	1		
36	4	24321-000650	O-RING, 1AG65.0	1	1	1	1	1	1		
37	4	933166-80520	WIPER	2	2	2	2	2	2		
40	4	933171-80610	O-RING	2	2	2	2	2	2		
41	3	172187-74550	PLUG	2	2	2	2	2	2		
42	4	24315-000180	O-RING, 1BP18.0	2	2	2	2	2	2		
43	3	172146-74720	VALVE ASSY, SHUT-OFF	2	2	2	2	2	2		
44	4	172116-74150	O-RING	2	2	2	2	2	2		
45	4	24311-240100	O-RING, 1AP10A	2	2	2	2	2	2		

Fig.68. CONTROL VALVE(ARM & SWING)

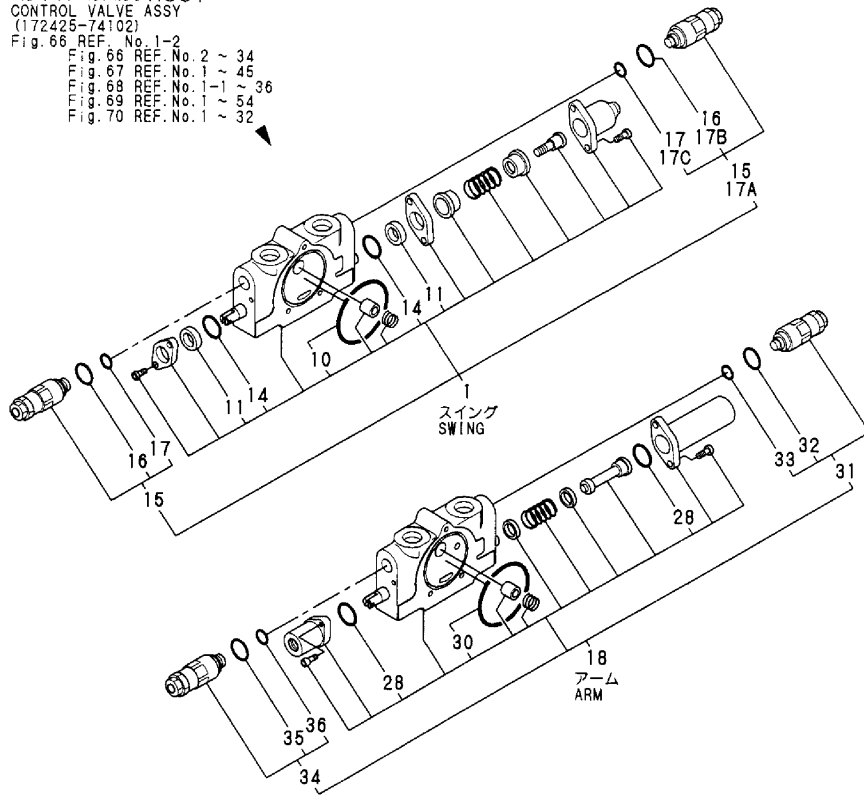
Y00K3462

Fig. 68 コントロールバルブ (アーム&スイング)
CONTROL VALVE (ARM & SWING)

コントロールバルブ ASSY
CONTROL VALVE ASSY
(172425-74100)
Fig. 66 REF. No. 1
(172425-74101)
Fig. 66 REF. No. 1-1
inc. Fig. 66 REF. No. 2 ~ 34
Fig. 67 REF. No. 1 ~ 45
Fig. 68 REF. No. 1 ~ 36
Fig. 69 REF. No. 1 ~ 54
Fig. 70 REF. No. 1 ~ 32



コントロールバルブ ASSY
CONTROL VALVE ASSY
(172425-74102)
Fig. 66 REF. No. 1-2
Fig. 66 REF. No. 2 ~ 34
Fig. 67 REF. No. 1 ~ 45
Fig. 68 REF. No. 1-1 ~ 36
Fig. 69 REF. No. 1 ~ 54
Fig. 70 REF. No. 1 ~ 32



(A)=B50-2B C(R)F
(B)=B50-2B C(R)S
(C)=B50-2B P(R)F

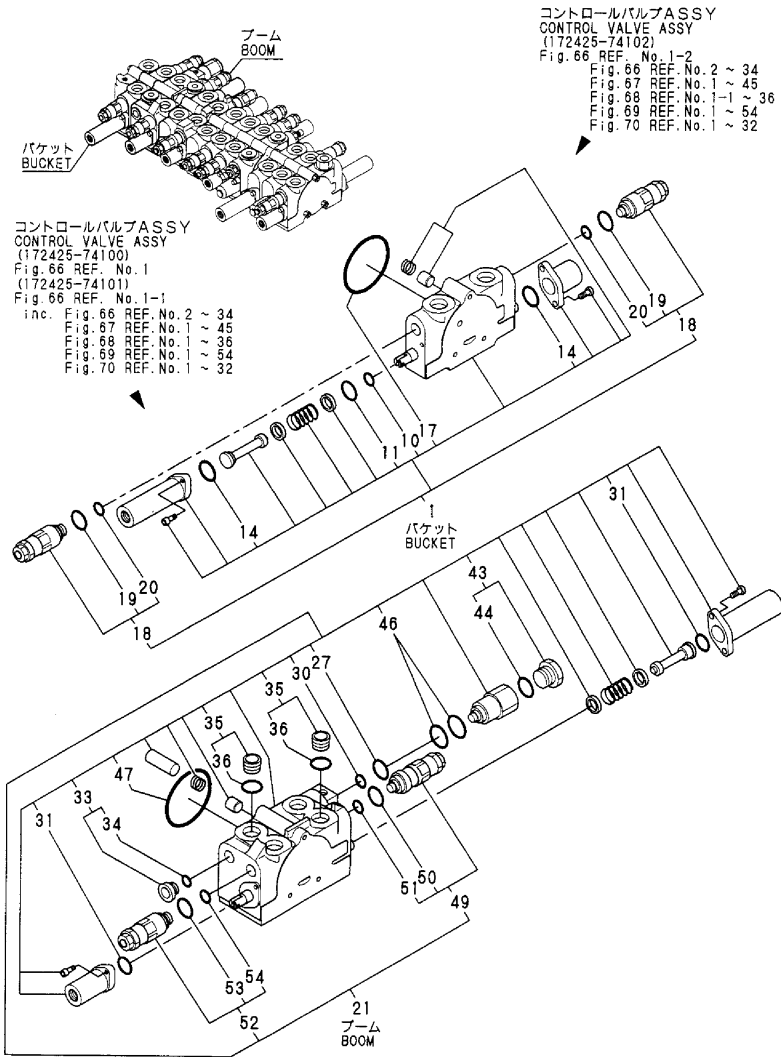
(D)=B50-2B P(R)S
(E)=B50-2BC(R)AS
(F)=B50-2BP(R)AS

No.	Lev.	Parts No.	Description	Qty						I	R
				(A)	(B)	(C)	(D)	(E)	(F)		
1	2	172425-74530	SPOOL ASSY	1	1	1	1	1	1		
1-1	2	172425-74531	SECTION ASSY, SWING	1	1	1	1	1	1		N
		(A=M/#65222) (B=M/#65222) (C=M/#65222) (D=M/#65222)		(E=M/#65222)	(F=M/#65222)						
10	4	24321-000650	O-RING, 1AG65.0	1	1	1	1	1	1		
11	4	933166-80520	WIPER	2	2	2	2	2	2		
14	4	933171-80610	O-RING	2	2	2	2	2	2		
15	3	172425-74400	VALVE, RELIFE	2	2	2	2	2	2		
15-1	3	172425-74400	VALVE, RELIFE	1	1	1	1	1	1		K
		(A=M/#65222) (B=M/#65222) (C=M/#65222) (D=M/#65222)		(E=M/#65222)	(F=M/#65222)						
16	4	172116-74150	O-RING	2	2	2	2	2	2		
16-1	4	172116-74150	O-RING	1	1	1	1	1	1		K
		(A=M/#65222) (B=M/#65222) (C=M/#65222) (D=M/#65222)		(E=M/#65222)	(F=M/#65222)						
17	4	24315-000100	O-RING, 1BP10.0	2	2	2	2	2	2		
17-1	4	24315-000100	O-RING, 1BP10.0	1	1	1	1	1	1		K
		(A=M/#65222) (B=M/#65222) (C=M/#65222) (D=M/#65222)		(E=M/#65222)	(F=M/#65222)						
17A	3	172425-74430	VALVE, RELEAF 245/30	1	1	1	1	1	1		W
		(A=M/#65222) (B=M/#65222) (C=M/#65222) (D=M/#65222)		(E=M/#65222)	(F=M/#65222)						
17B	4	172116-74150	O-RING	1	1	1	1	1	1		W
		(A=M/#65222) (B=M/#65222) (C=M/#65222) (D=M/#65222)		(E=M/#65222)	(F=M/#65222)						
17C	4	24315-000100	O-RING, 1BP10.0	1	1	1	1	1	1		W
		(A=M/#65222) (B=M/#65222) (C=M/#65222) (D=M/#65222)		(E=M/#65222)	(F=M/#65222)						
18	2	172425-74540	SPOOL ASSY, ARM	1	1	1	1	1	1		
28	4	172151-74320	O-RING	2	2	2	2	2	2		
30	4	24321-000650	O-RING, 1AG65.0	1	1	1	1	1	1		
31	3	172425-74400	VALVE, RELIFE	1	1	1	1	1	1		
32	4	172116-74150	O-RING	1	1	1	1	1	1		
33	4	24315-000100	O-RING, 1BP10.0	1	1	1	1	1	1		
34	3	172425-74410	VALVE, RELIFE	1	1	1	1	1	1		
35	4	172116-74150	O-RING	1	1	1	1	1	1		
36	4	24315-000100	O-RING, 1BP10.0	1	1	1	1	1	1		

Fig.69. CONTROL VALVE(BOOM & BUCKET)

Y00K3462

Fig. 69 コントロールバルブ (ブーム&バケット)
CONTROL VALVE (BOOM & BUCKET)



(A)=B50-2B C(R)F
(B)=B50-2B C(R)S
(C)=B50-2B P(R)F

(D)=B50-2B P(R)S
(E)=B50-2BC(R)AS
(F)=B50-2BP(R)AS

No.	Lev.	Parts No.	Description	Q'ty						I	R
				(A)	(B)	(C)	(D)	(E)	(F)		
1	2	172425-74550	SPOOL ASSY, BUCKET	1	1	1	1	1	1		
10	4	172425-74200	O-RING	1	1	1	1	1	1		
11	4	172425-74210	RING	1	1	1	1	1	1		
14	4	172151-74320	O-RING	2	2	2	2	2	2		
17	4	24321-000650	O-RING, 1AG65.0	1	1	1	1	1	1		
18	3	172425-74400	VALVE, RELIEF	2	2	2	2	2	2		
19	4	172116-74150	O-RING	2	2	2	2	2	2		
20	4	24315-000100	O-RING, 1BP10.0	2	2	2	2	2	2		
21	2	172425-74560	SPOOL ASSY, BOOM	1	1	1	1	1	1		
27	4	172425-74240	O-RING	1	1	1	1	1	1		
30	4	172422-74280	O-RING	1	1	1	1	1	1		
31	4	172151-74320	O-RING	2	2	2	2	2	2		
33	4	172187-74540	PLUG	1	1	1	1	1	1		1
34	4	24315-000140	O-RING, 1BP14.0	1	1	1	1	1	1		
35	4	172187-74550	PLUG	2	2	2	2	2	2		2
36	4	24315-000180	O-RING, 1BP18.0	2	2	2	2	2	2		
43	4	172187-74690	PLUG	1	1	1	1	1	1		3
44	4	172312-74770	O-RING	1	1	1	1	1	1		
46	4	24311-000200	O-RING, 1AP20.0	2	2	2	2	2	2		
47	4	24321-000650	O-RING, 1AG65.0	1	1	1	1	1	1		
49	3	172425-74400	VALVE, RELIEF	1	1	1	1	1	1		
50	4	172116-74150	O-RING	1	1	1	1	1	1		
51	4	24315-000100	O-RING, 1BP10.0	1	1	1	1	1	1		
52	3	172425-74410	VALVE, RELIEF	1	1	1	1	1	1		
53	4	172116-74150	O-RING	1	1	1	1	1	1		
54	4	24315-000100	O-RING, 1BP10.0	1	1	1	1	1	1		

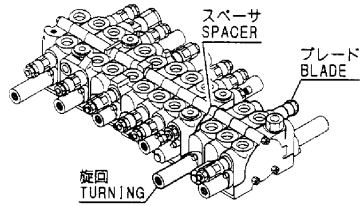
Remarks

- (1)INC.REF.NO.34.
- (2)INC.REF.NO.36
- (3)INC.REF.NO.44

Fig.70. CONTROL VALVE(TURNING & BLADE)

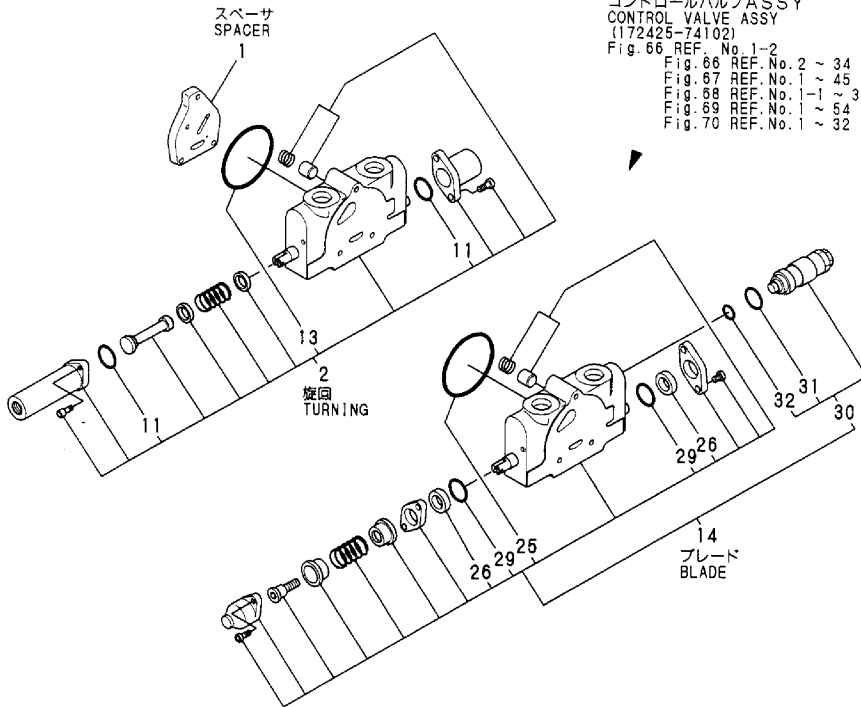
Y00K3462

Fig. 70 コントロールバルブ (旋回&ブレード)
CONTROL VALVE (TURNING & BLADE)



コントロールバルブ ASSY
CONTROL VALVE ASSY
(172425-74100)
Fig. 66 REF. No. 1
(172425-74101)
Fig. 66 REF. No. 1-1
inc. Fig. 66 REF. No. 2 ~ 34
Fig. 67 REF. No. 1 ~ 45
Fig. 68 REF. No. 1 ~ 36
Fig. 69 REF. No. 1 ~ 54
Fig. 70 REF. No. 1 ~ 32

コントロールバルブ ASSY
CONTROL VALVE ASSY
(172425-74102)
Fig. 66 REF. No. 1-2
Fig. 66 REF. No. 2 ~ 34
Fig. 67 REF. No. 1 ~ 45
Fig. 68 REF. No. 1-1 ~ 36
Fig. 69 REF. No. 1 ~ 54
Fig. 70 REF. No. 1 ~ 32



(A)=B50-2B C(R)F
(B)=B50-2B C(R)S
(C)=B50-2B P(R)F

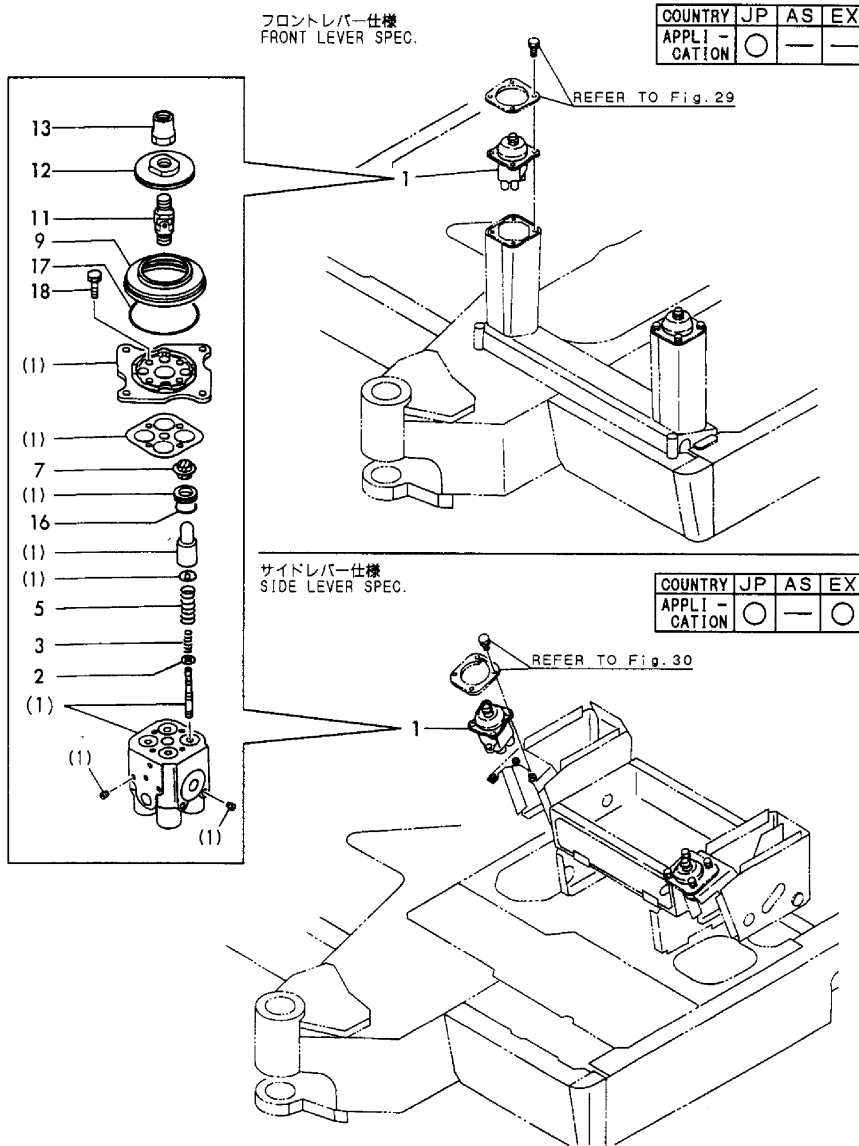
(D)=B50-2B P(R)S
(E)=B50-2BC(R)AS
(F)=B50-2BP(R)AS

No.	Lev.	Parts No.	Description	Q'ty						I	R
				(A)	(B)	(C)	(D)	(E)	(F)		
1	2	172425-74340	SPACER	1	1	1	1	1	1		
2	2	172425-74350	SECTION, SPOOL	1	1	1	1	1	1		
11	3	172151-74320	O-RING	2	2	2	2	2	2		
13	3	24321-000650	O-RING, 1AG65.0	1	1	1	1	1	1		
14	2	172425-74570	SPOOL ASSY, BLADE	1	1	1	1	1	1		
25	4	24321-000650	O-RING, 1AG65.0	1	1	1	1	1	1		
26	4	933166-80520	WIPER	2	2	2	2	2	2		
29	4	933171-80610	O-RING	2	2	2	2	2	2		
30	3	172425-74420	VALVE, RELIEF	1	1	1	1	1	1		
31	4	172116-74150	O-RING	1	1	1	1	1	1		
32	4	24315-000100	O-RING, 1BP10.0	1	1	1	1	1	1		

Fig.71. REMOTE CONTROL VALVE

Y00K3462

Fig. 71 リモコンバルブ
REMOTE CONTROL VALVE



(A)=B50-2B C(R)F
(B)=B50-2B C(R)S
(C)=B50-2B P(R)F

(D)=B50-2B P(R)S
(E)=B50-2BC(R)AS
(F)=B50-2BP(R)AS

No.	Lev.	Parts No.	Description	Q'ty						I	R
				(A)	(B)	(C)	(D)	(E)	(F)		
1	1	172187-74600	REMO-CON VALVW ASSY	2	2	2	2				
2	2	172151-74860	SHIM(COUNT. SET	8	8	8	8				
5	2	172151-74890	SP (SYN.	8	8	8	8				
7	2	172151-74910	SEAL	8	8	8	8				
9	2	172151-74930	BOOT	2	2	2	2				
11	2	172151-74950	UNION	2	2	2	2				
12	2	172164-74620	DISK	2	2	2	2				
13	2	172164-74630	NUT	2	2	2	2				
16	2	24311-000200	O-RING, 1AP20.0	8	8	8	8				
17	2	24321-000700	O-RING, 1AG70.0	2	2	2	2				
18	2	26116-060202	BOLT, M6X 20 PLATED	8	8	8	8				

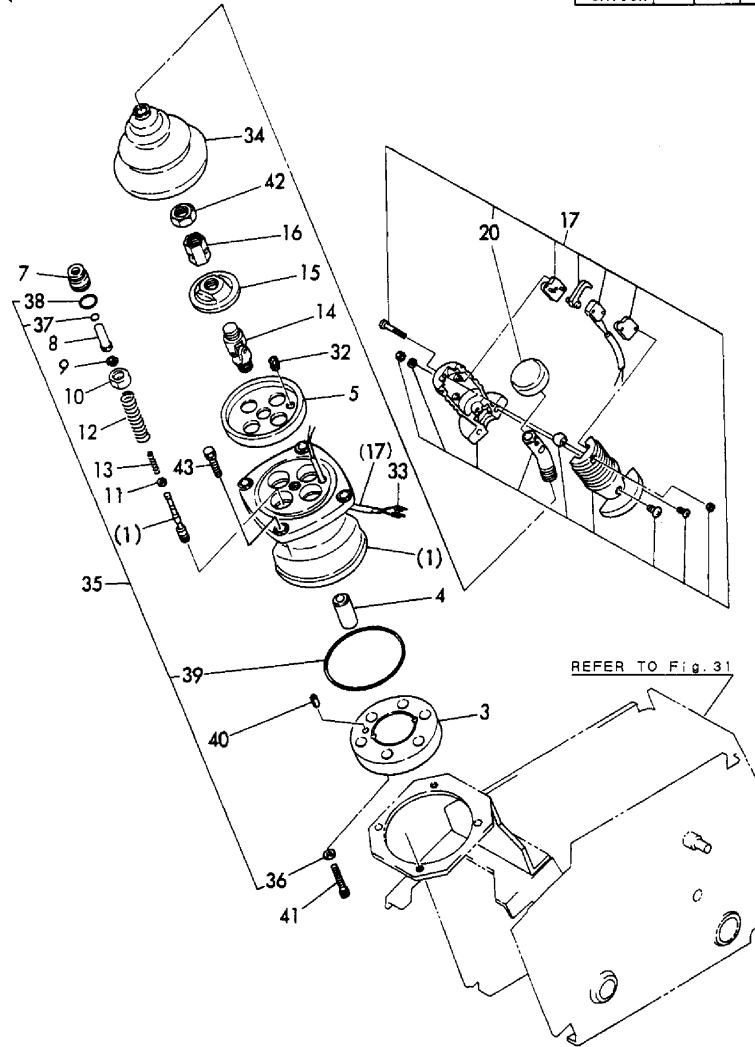
Fig.72. REMOTE CONTROL VALVE(RIGHT)(AS)

Y00K3462

Fig. 72 リモコンバルブ (右) (AS)
REMOTE CONTROL VALVE (RIGHT) (AS)

見出しNo. 1は、見出しNo. (1) から42を含みます。
1 inc. (1) ~ 42

COUNTRY	JP	AS	EX
APPLI- CATION	—	○	—



(A)=B50-2B C(R)F
(B)=B50-2B C(R)S
(C)=B50-2B P(R)F

(D)=B50-2B P(R)S
(E)=B50-2BC(R)AS
(F)=B50-2BP(R)AS

No.	Lev.	Parts No.	Description	Q'ty						I	R
				(A)	(B)	(C)	(D)	(E)	(F)		
1	1	172187-74760	VALVE ASSY (R, EP					1	1		
3	2	172151-73350	PLATE, PORT					1	1		
4	2	172151-73370	BUSH					1	1		
5	2	172151-73380	PLATE					1	1		
7	2	172151-73400	PLUG					4	4		
8	2	172165-74320	ROD					4	4		
9	2	172151-73430	WASHER					8	8		
10	2	172151-73440	RETAINER					4	4		
11	2	172151-73450	WASHER					4	4		
12	2	172151-73460	SPRING					4	4		
13	2	172187-74770	SPRING					4	4		
14	2	172151-73480	JOINT					1	1		
15	2	172151-73490	PLATE					1	1		
16	2	172151-73500	NUT, ADJUST					1	1		
17	2	172165-74350	HANDLE, SUB					1	1		
20	3	172151-73530	HANDLE, CAP					1	1		
32	2	172151-73590	BUSH					1	1		
33	2	172151-73610	TERMINAL					2	2		
34	2	172151-73620	BELLOWS					1	1		
35	2	172151-73630	SEAL SET					1	1		
36	3	172151-73360	SEAL WASHER					2	2		
37	3	172151-73420	SEAL					4	4		
38	3	24315-000200	O-RING, 1BP20.0					4	4		
39	3	24341-000900	O-RING, 1AS90.0					1	1		
40	2	22351-050010	PIN, SPRING 5.0X10					1	1		
41	2	26450-080302	BOLT, M8X 30					2	2		
42	2	26756-140002	NUT, LOCK M14					1	1		
43	1	26013-060252	BOLT, M6X 25					4	4		

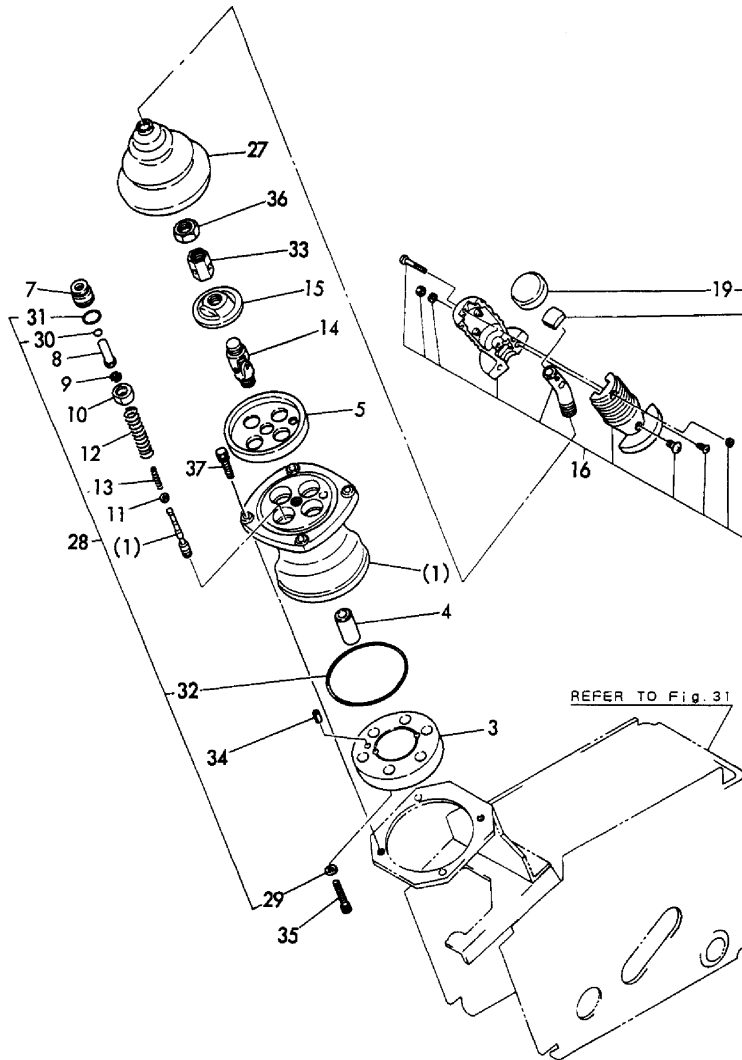
Fig.73. REMOTE CONTROL VALVE(LEFT)(AS)

Y00K3462

Fig. 73 リモコンバルブ (左) (AS)
REMOTE CONTROL VALVE (LEFT) (AS)

見出しNo. 1は、見出しNo. (1) から36を含みます。
1 inc. (1) ~ 36

COUNTRY	JP	AS	EX
APPLI -	—	○	—
CATION	—	—	—



(A)=B50-2B C(R)F
(B)=B50-2B C(R)S
(C)=B50-2B P(R)F

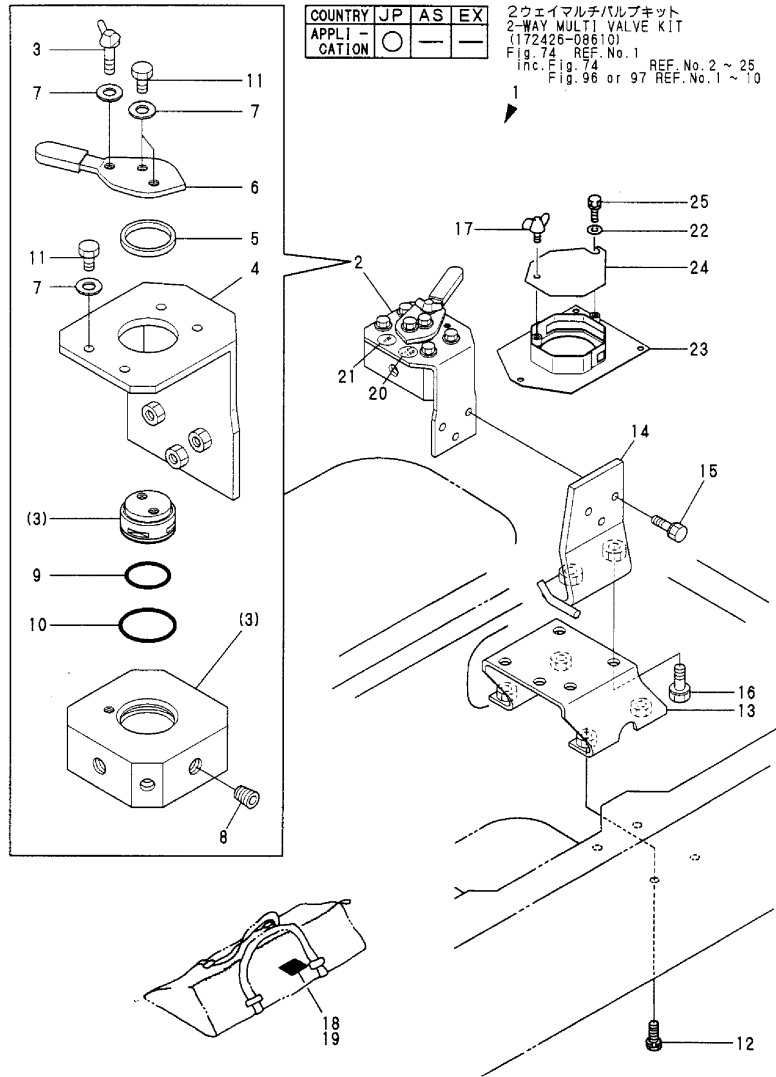
(D)=B50-2B P(R)S
(E)=B50-2BC(R)AS
(F)=B50-2BP(R)AS

No.	Lev.	Parts No.	Description	Q'ty						I	R
				(A)	(B)	(C)	(D)	(E)	(F)		
1	1	172187-74750	VALVE ASSY (L, EP					1	1		
3	2	172151-73350	PLATE, PORT					1	1		
4	2	172151-73370	BUSH					1	1		
5	2	172151-73380	PLATE					1	1		
7	2	172151-73400	PLUG					4	4		
8	2	172165-74320	ROD					4	4		
9	2	172151-73430	WASHER					8	8		
10	2	172151-73440	RETAINER					4	4		
11	2	172151-73450	WASHER					4	4		
12	2	172151-73460	SPRING					4	4		
13	2	172187-74770	SPRING					4	4		
14	2	172151-73480	JOINT					1	1		
15	2	172151-73490	PLATE					1	1		
16	2	172165-74340	HANDLE, SUB					1	1		
19	3	172151-73530	HANDLE, CAP					1	1		
27	2	172151-73620	BELLOWS					1	1		
28	2	172151-73630	SEAL SET					1	1		
29	3	172151-73360	SEAL WASHER					2	2		
30	3	172151-73420	SEAL					4	4		
31	3	24315-000200	O-RING, 1BP20.0					4	4		
32	3	24341-000900	O-RING, 1AS90.0					1	1		
33	2	172151-73650	NUT, ADJUST					1	1		
34	2	22351-050010	PIN, SPRING 5.0X10					1	1		
35	2	26450-080302	BOLT, M8X 30					2	2		
36	2	26756-140002	NUT, LOCK M14					1	1		
37	1	26013-060252	BOLT, M6X 25					4	4		

Fig.74. 2-WAY VALVE(2-WAY MULTI CHANGE)

Y00K3462

Fig. 74 2ウェイバルブ (2ウェイマルチチェンジ)
2-WAY VALVE (2-WAY MULTI CHANGE)



No.	Lev.	Parts No.	Description	Q'ty						I	R
				(A)	(B)	(C)	(D)	(E)	(F)		
1	1	172426-08610	M2-KIT (2-WAY MULTI)	1	1	1	1				1
2	2	172175-74700	VALVE, 2-WAY	1	1	1	1				
3	3	26647-060202	BOLT, WING M6X20	1	1	1	1				
4	3	172175-74710	PLATE	1	1	1	1				
5	3	172175-74720	GASKET	1	1	1	1				
6	3	172175-74730	LEVER	1	1	1	1				
7	3	172151-74760	WASHER	7	7	7	7				
8	3	23871-010000	PLUG, R01	8	8	8	8				
9	3	24311-000250	O-RING, 1AP25.0	1	1	1	1				
10	3	24311-000320	O-RING, 1AP32.0	1	1	1	1				
11	3	26116-060162	BOLT, M6X 16 PLATED	6	6	6	6				
12	2	26013-100302	BOLT, M10X 30	4	4	4	4				
13	2	172165-74202	BRACKET	1	1	1	1				
14	2	172190-74901	BRACKET	1	1	1	1				
15	2	26013-080252	BOLT, M8X 25	3	3	3	3				
16	2	26013-100252	BOLT, M10X 25	2	2	2	2				
17	2	26647-100152	BOLT, WING M10X15	1	1	1	1				
18	2	172173-03550	LABEL (2-WAY)	1	1	1	1				2
19	2	172175-03550	LABEL(2-WAY)	1	1	1	1				3
20	2	172173-03560	LABEL (YANMAR)	1	1	1	1				
21	2	172173-03570	LABEL (KOMATSU)	1	1	1	1				
22	2	194145-04810	WASHER 10	1	1	1	1				
23	2	172165-62341	COVER, ROTARY MULTI	1	1	1	1				
24	2	172165-62380	COVER, ROTARY MULTI	1	1	1	1				
25	2	26013-100162	BOLT, M10X 16	1	1	1	1				

Remarks

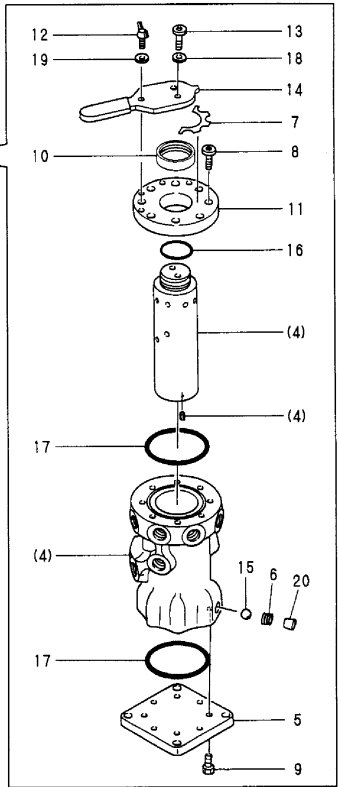
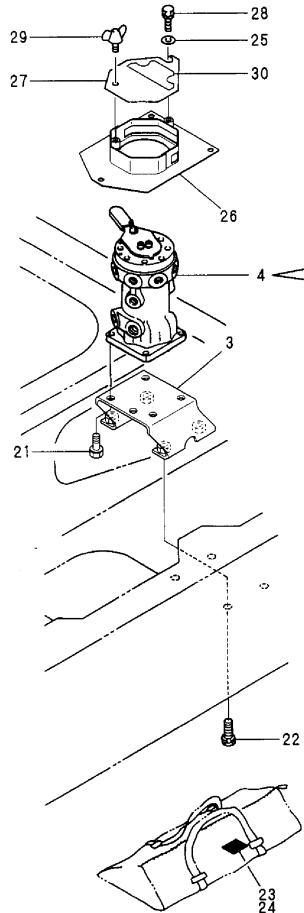
- (1)INC FIG.74 REF.NO.2-25 & FIG.96 OR FIG.97 REF.NO.1-10.
- (2)FOR CANOPY SPEC.
- (3)FOR CABIN SPEC.

Fig.75. ROTARY VALVE(4-WAY MULTI CHANGE)

Y00K3462

Fig. 75 ロータリバルブ (4ウェイマルチチェンジ)
 ROTARY VALVE (4-WAY MULTI CHANGE)

COUNTRY	JP	AS	EX
APPLT -	○	-	-
CATION	-	-	-



マルチバルブキット (FR)
 MULTI VALVE KIT (FR)
 (172426-74650)
 1 inc. Fig. 75 REF. No. 3 ~ 30
 Fig. 93 REF. No. 1 ~ 13
 Fig. 95 REF. No. 1 ~ 12

マルチバルブキット (SI)
 MULTI VALVE KIT (SI)
 (172426-74670)
 2 inc. Fig. 75 REF. No. 3 ~ 30
 Fig. 94 REF. No. 1 ~ 13
 Fig. 96 REF. No. 1 ~ 12

(A)=B50-2B C(R)F
 (B)=B50-2B C(R)S
 (C)=B50-2B P(R)F

(D)=B50-2B P(R)S
 (E)=B50-2BC(R)AS
 (F)=B50-2BP(R)AS

No.	Lev.	Parts No.	Description	Q'ty						I	R
				(A)	(B)	(C)	(D)	(E)	(F)		
1	1	172426-74650	MULTI VALVE KIT	1		1					1
2	1	172426-74670	MULTI VALVE KIT		1			1			2
3	2	172165-74202	BRACKET	1	1	1	1				
4	2	172151-74601	VALVE	1	1	1	1				
5	3	182900-16530	COVER	1	1	1	1				
6	3	182900-22300	SPRING	1	1	1	1				
7	3	172151-74740	PLATE, MARK	1	1	1	1				
8	3	182900-77190	BOLT	8	8	8	8				
9	3	182900-77200	BOLT	8	8	8	8				
10	3	182900-77210	DUST SEAL	1	1	1	1				
11	3	182900-77220	COVER	1	1	1	1				
12	3	182900-77230	WING BOLT	1	1	1	1				
13	3	182900-77240	BOLT	2	2	2	2				
14	3	182900-77250	LEVER	1	1	1	1				
15	3	24190-100001	BALL, STEEL 5/16	1	1	1	1				
16	3	24311-000280	O-RING, 1AP28.0	1	1	1	1				
17	3	24321-000600	O-RING, 1AG60.0	2	2	2	2				
18	3	953KM0-00220	WASHER	2	2	2	2				
19	3	953KM0-00220	WASHER	1	1	1	1				
20	3	953KM0-10894	PLUG	1	1	1	1				
21	2	26013-100252	BOLT, M10X 25	3	3	3	3				
22	2	26013-100302	BOLT, M10X 30	4	4	4	4				
23	2	172165-03471	LABEL	1	1	1	1				3
24	2	172151-03550	LABEL,PATTERN B	1	1	1	1				4
25	2	194145-04810	WASHER 10	1	1	1	1				
26	2	172165-62341	COVER, ROTARY MULTI	1	1	1	1				
27	2	172165-62380	COVER, ROTARY MULTI	1	1	1	1				
28	2	26013-100162	BOLT, M10X 16	1	1	1	1				
29	2	26647-100152	BOLT, WING M10X15	1	1	1	1				
30	2	172425-03200	LABEL	1	1	1	1				W

(A)=M/#61005 (B)=M/#61005 (C)=M/#61005 (D)=M/#61005

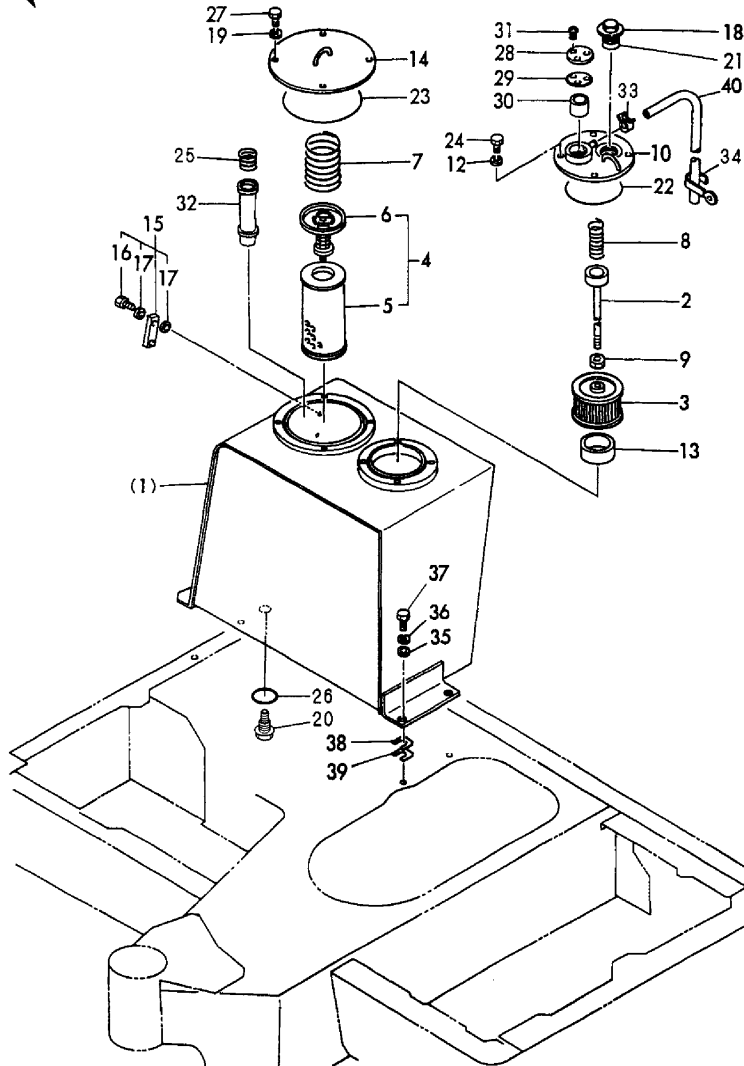
Remarks
 (1)INC FIG.75 REF.NO.3-30,
 FIG.93 REF.NO.1-13 &
 FIG.95 REF.NO.1-12,
 (2)INC FIG.75 REF.NO.3-30,
 FIG.94 REF.NO.1-13 &
 FIG.95 REF.NO.1-12.
 (3)FOR CABIN SPEC.
 (4)FOR CANOPY SPEC.

Fig.76. HYD.OIL TANK

Y00K3462

Fig.76 作動油タンク
HYD.OIL TANK

見出しNo. 1は、見出しNo. (1) から32を含みます。
1 inc. (1) ~ 32



(A)=B50-2B C(R)F
(B)=B50-2B C(R)S
(C)=B50-2B P(R)F

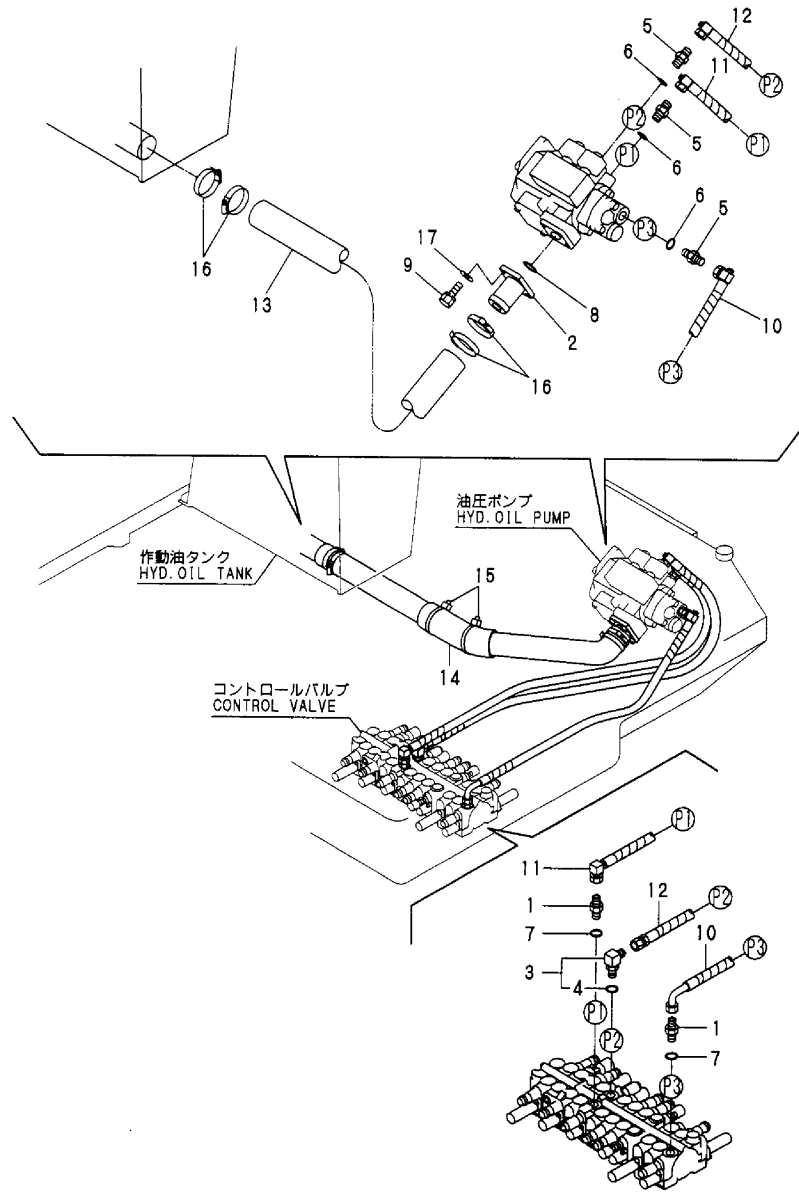
(D)=B50-2B P(R)S
(E)=B50-2BC(R)AS
(F)=B50-2BP(R)AS

No.	Lev.	Parts No.	Description	Q'ty						I	R
				(A)	(B)	(C)	(D)	(E)	(F)		
1	1	772165-75100-2	TANK ASSY, OIL	1	1	1	1				
1A	1	772165-75100	TANK ASSY, OIL						1	1	
2	2	172124-73700	ROD ASSY, FILTER	1	1	1	1	1	1	1	
3	2	172112-74801	STRAINER, SUCTION	1	1	1	1	1	1	1	
4	2	172112-74901	ELEMENT, FILTER	1	1	1	1	1	1	1	
5	3	172112-74911	ELEMENT, FILTER	1	1	1	1	1	1	1	
6	3	172112-74971	VALVE, BY-PASS	1	1	1	1	1	1	1	
7	2	172112-75770	SPRING, FILTER	1	1	1	1	1	1	1	
8	2	172112-75780	SPRING, FILTER	1	1	1	1	1	1	1	
9	2	26716-100002	NUT, M10	1	1	1	1	1	1	1	
10	2	172165-75401-4	COVER, RESERVOIR	1	1	1	1				
10A	2	172165-75401	COVER, RESERVOIR							1	1
12	2	22217-100000	WASHER, SPRING 10	4	4	4	4	4	4	4	
13	2	172165-75340	COLLAR	1	1	1	1	1	1	1	
14	2	172165-75350-1	COVER, RESERVOIR	1	1	1	1				
14A	2	172165-75350-2	COVER, RESERVOIR							1	1
15	2	172122-75600	GAUGE, OIL LEVEL	1	1	1	1	1	1	1	
16	3	172122-75620	BOLT	2	2	2	2	2	2	2	
17	3	172122-75630	GASKET	4	4	4	4	4	4	4	
18	2	172116-75850-5	PLUG, OIL FEED	1	1	1	1				
18A	2	172116-75850	PLUG, OIL FEED							1	1
19	2	22217-100000	WASHER, SPRING 10	4	4	4	4	4	4	4	
20	2	172187-75500	PLUG 24	1	1	1	1	1	1	1	
21	2	24311-000380	O-RING, 1AP38.0	1	1	1	1	1	1	1	
22	2	24321-001350	O-RING, 1AG135.0	1	1	1	1	1	1	1	
23	2	24321-001900	O-RING, 1AG190.0	1	1	1	1	1	1	1	
24	2	26116-100202	BOLT, M10X 20 PLATED	4	4	4	4	4	4	4	
25	2	172165-75530	SPRING	1	1	1	1	1	1	1	
26	2	24341-000300	O-RING, 1AS30.0	1	1	1	1	1	1	1	
27	2	26116-100202	BOLT, M10X 20 PLATED	4	4	4	4	4	4	4	
28	2	172165-75450-5	PLATE (GREEN:96)	1	1	1	1				
28A	2	172165-75450	PLATE (YELLOW:87)							1	1
29	2	172165-75460	GASKET	1	1	1	1	1	1	1	
30	2	172165-75481	ELEMENT	1	1	1	1	1	1	1	
31	2	26022-050102	SCREW, M5X10	3	3	3	3	3	3	3	
32	2	172165-75500	PIPE ASSY	1	1	1	1	1	1	1	
33	1	124766-59050	CLIP, HOSE 12	1	1	1	1	1	1	1	
34	1	172126-16540	CLAMP	1	1	1	1	1	1	1	
35	1	22137-140000	WASHER, 14	4	4	4	4	4	4	4	
36	1	22217-140000	WASHER, SPRING 14	4	4	4	4	4	4	4	
37	1	26116-140402	BOLT, M14X 40 PLATED	4	4	4	4	4	4	4	
38	1	172117-53330	SPACER	4	4	4	4	4	4	4	
39	1	172117-53350	SPACER	4	4	4	4	4	4	4	
40	1	172165-75490	HOSE	1	1	1	1	1	1	1	

Fig.77. HYD.OIL PIPING(TANK-PUMP-VALVE)

Y00K3462

Fig. 77 油圧配管 (タンク~ポンプ~バルブ)
HYD. OIL PIPING (TANK~PUMP~VALVE)



(A)=B50-2B C(R)F
(B)=B50-2B C(R)S
(C)=B50-2B P(R)F

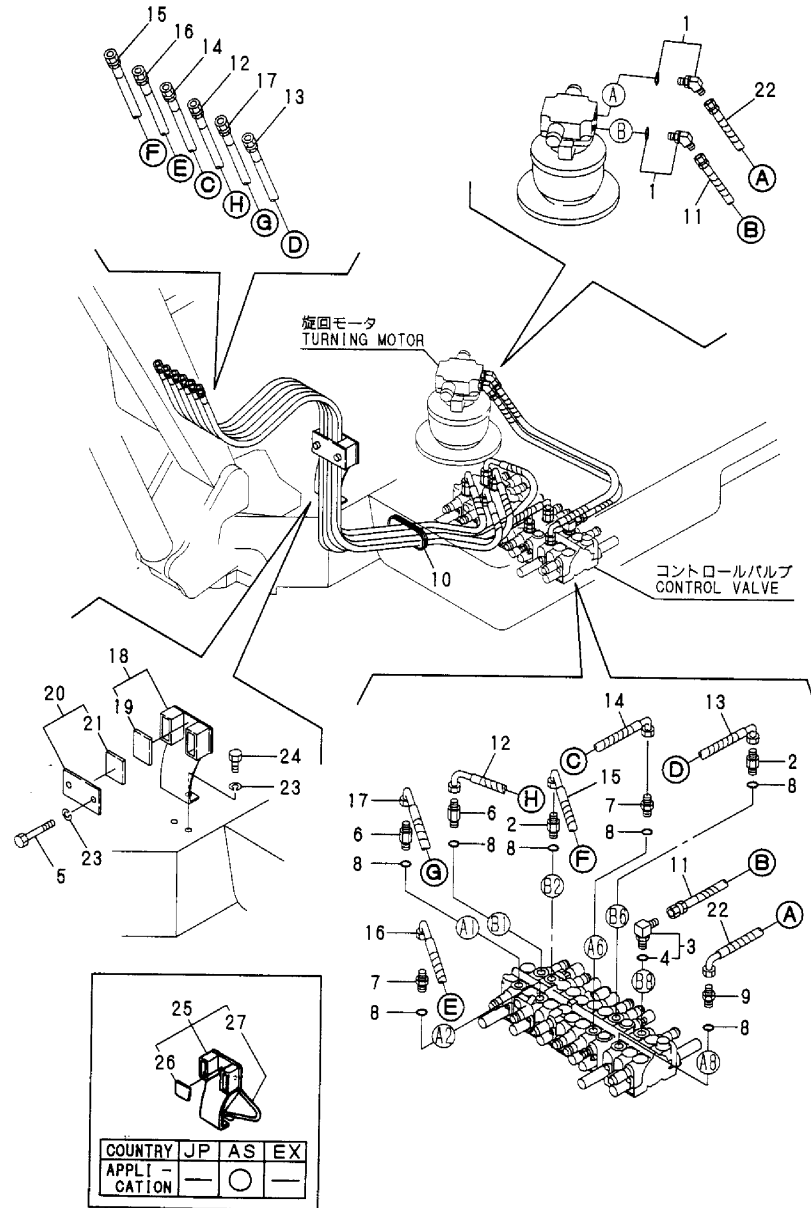
(D)=B50-2B P(R)S
(E)=B50-2BC(R)AS
(F)=B50-2BP(R)AS

No.	Lev.	Parts No.	Description	Q'ty						I	R
				(A)	(B)	(C)	(D)	(E)	(F)		
1	1	172147-76270	CONNECTOR, 1/2X1/2	2	2	2	2	2	2		
1-1	1	172147-76271	CONNECTOR, 1/2X1/2	2	2	2	2	2	2		N
		(A=M/#65343)	(B=M/#65343)	(C=M/#65343)	(D=M/#65343)	(E=M/#65343)	(F=M/#65343)				
2	1	172165-76860	FLANGE	1	1	1	1	1	1		
3	1	172141-76900	CONNECTOR ASSY	1	1	1	1	1	1		
4	2	24315-000180	O-RING, 1BP18.0	1	1	1	1	1	1		
5	1	172112-77360	CONNECTOR,PF1/2PF1/2	3	3	3	3	3	3		
6	1	24315-000180	O-RING, 1BP18.0	3	3	3	3	3	3		
7	1	24315-000180	O-RING, 1BP18.0	2	2	2	2	2	2		
8	1	24321-000450	O-RING, 1AG45.0	1	1	1	1	1	1		
9	1	26013-120302	BOLT, M12X 30	4	4	4	4	4	4		
10	1	172426-78100	HOSE G208CC105S	1	1	1	1	1	1		
11	1	172426-78110	HOSE G208BC131S	1	1	1	1	1	1		
12	1	172426-78120	HOSE G208CC138S	1	1	1	1	1	1		
13	1	172165-78130	HOSE	1	1	1	1	1	1		
14	1	172173-78180	COVER, HOSE	1	1	1	1	1	1		
15	1	172122-79890	CLAMP, HOSE	2	2	2	2	2	2		
16	1	23000-070000	CLAMP, 70	4	4	4	4	4	4		
17	1	22117-120000	WASHER, 12	4	4	4	4	4	4		

Fig.78. HYD.OIL PIPING(VALVE-MOTOR,BOOM)

Y00K3462

Fig. 78 油圧配管 (バルブ~モータ、ブーム)
HYD. OIL PIPING (VALVE~MOTOR, BOOM)



(A)=B50-2B C(R)F
(B)=B50-2B C(R)S
(C)=B50-2B P(R)F

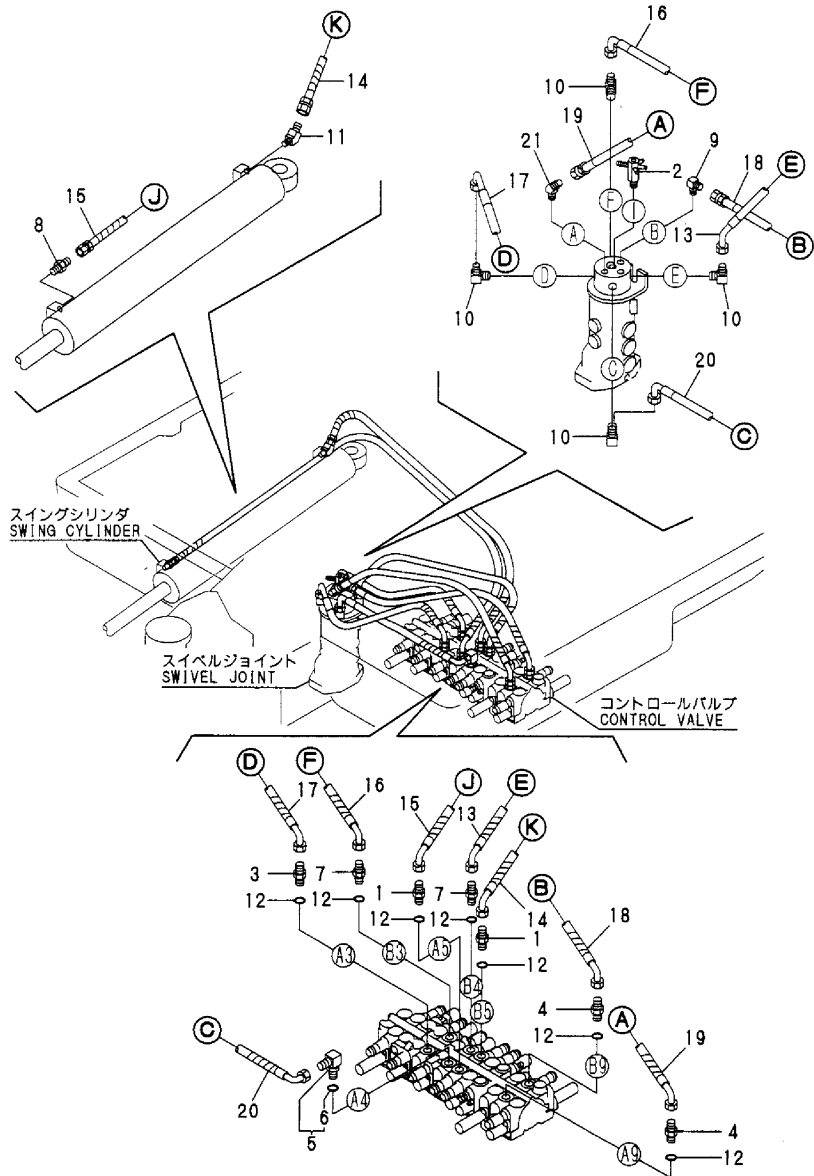
(D)=B50-2B P(R)S
(E)=B50-2BC(R)AS
(F)=B50-2BP(R)AS

No.	Lev.	Parts No.	Description	Q'ty						I	R
				(A)	(B)	(C)	(D)	(E)	(F)		
1	1	172644-76160	ELBOW, ADJUST	2	2	2	2	2	2		
2	1	172176-76210	JOINT, PF1/2	2	2	2	2	2	2		
3	1	172157-76300	ELBOW ASSY	1	1	1	1	1	1		
4	2	24315-000180	O-RING, 1BP18.0	1	1	1	1	1	1		
5	1	26116-100702	BOLT, M10X 70 PLATED	2	2	2	2	2	2		
6	1	172165-76360	JOINT, PF1/2	2	2	2	2	2	2		
7	1	172112-77360	CONNECTOR,PF1/2PF1/2	2	2	2	2	2	2		
8	1	24315-000180	O-RING, 1BP18.0	7	7	7	7	7	7		
9	1	933160-01370	CONNECTOR,PF1/2PF3/8	1	1	1	1	1	1		
10	1	172165-78150	GROMMET, 49X119	1	1	1	1	1	1		
11	1	172426-78160	HOSE P206BB123S	1	1	1	1	1	1		
12	1	172426-78240	HOSE H208BC190S	1	1	1	1	1	1		
13	1	172426-78250	HOSE H208BC172S	1	1	1	1	1	1		
14	1	172426-78260	HOSE H208BC159S	1	1	1	1	1	1		
15	1	172426-78270	HOSE H208BC184S	1	1	1	1	1	1		
16	1	172426-78280	HOSE H208BC165S	1	1	1	1	1	1		
17	1	172426-78460	HOSE H208BC179S	1	1	1	1	1	1		
18	1	172165-78701-1	SUPPORT, HOSE	1	1	1	1				
19	2	172165-78781	RUBBER, HOSE SUPPORT	1	1	1	1				
20	1	172165-78741-2	COVER ASSY	1	1	1	1	1	1		
21	2	172165-78781	RUBBER, HOSE SUPPORT	1	1	1	1	1	1		
22	1	172141-79160	HOSE	1	1	1	1	1	1		
23	1	22217-100000	WASHER, SPRING 10	4	4	4	4	4	4		
24	1	26116-100202	BOLT, M10X 20 PLATED	2	2	2	2	2	2		
25	1	172165-79101	SUPPORT ASSY, HOSE							1	1
26	2	172165-78781	RUBBER, HOSE SUPPORT							1	1
27	2	172165-79130	RUBBER							1	1

Fig.79. HYD.OIL PIPING(VALVE-SWIVEL,SWING)

Y00K3462

Fig.79 油圧配管 (バルブ~スイベル、スイング)
HYD. OIL PIPING (VALVE~SWIVEL, SWING)



(A)=B50-2B C(R)F
(B)=B50-2B C(R)S
(C)=B50-2B P(R)F

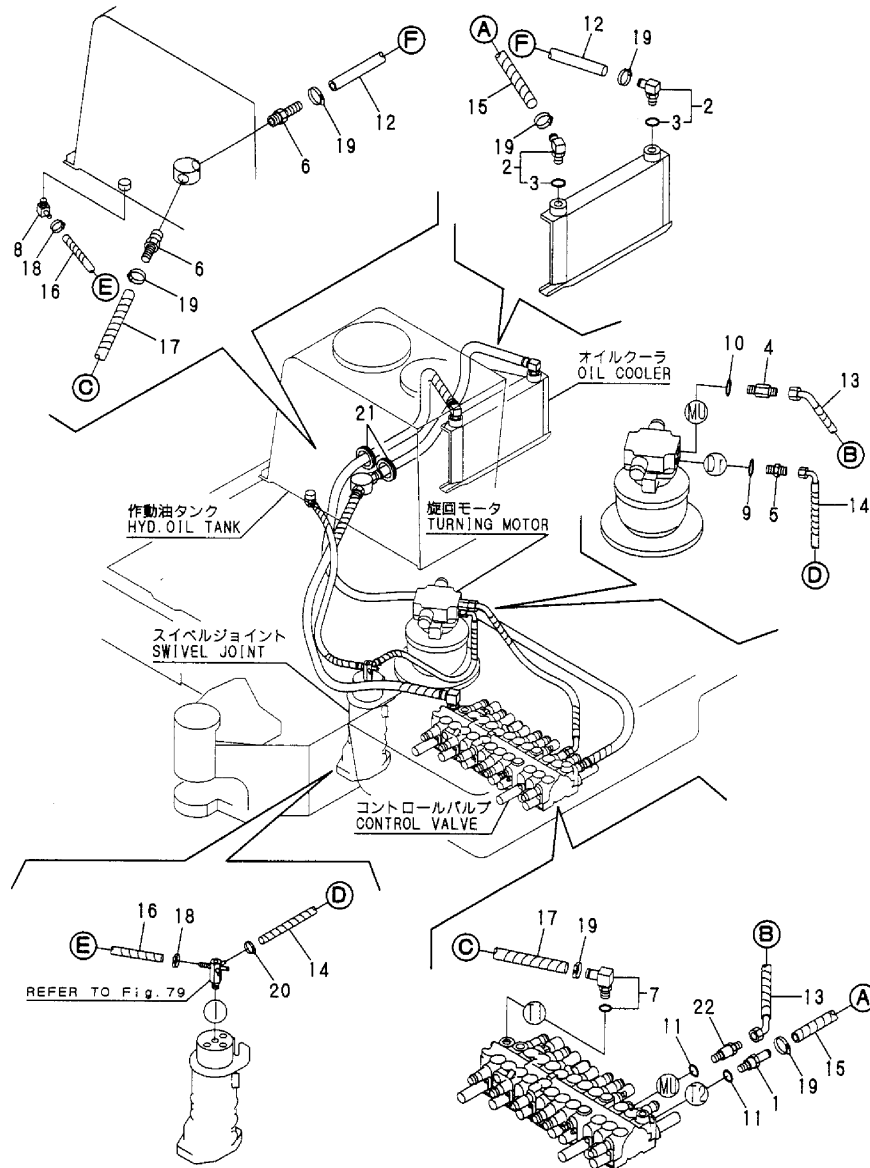
(D)=B50-2B P(R)S
(E)=B50-2BC(R)AS
(F)=B50-2BP(R)AS

No.	Lev.	Parts No.	Description	Qty						I	R
				(A)	(B)	(C)	(D)	(E)	(F)		
1	1	172423-76120	CONNECTOR, PF1/2X1/4	2	2	2	2	2	2		
2	1	172164-76241	JOINT ASSY	1	1	1	1	1	1		
3	1	172147-76270	CONNECTOR, 1/2X1/2	1	1	1	1	1	1		
3-1	1	172147-76271	CONNECTOR, 1/2X1/2	1	1	1	1	1	1		N
		(A=M/#65343) (B=M/#65343) (C=M/#65343) (D=M/#65343)		(E=M/#65343)	(F=M/#65343)						
4	1	172165-76280	CONNECTOR, PF1/23/8A	2	2	2	2	2	2		
5	1	172141-76900	CONNECTOR ASSY	1	1	1	1	1	1		
6	2	24315-000180	O-RING, 1BP18.0	1	1	1	1	1	1		
7	1	172112-77360	CONNECTOR,PF1/2PF1/2	2	2	2	2	2	2		
8	1	23391-020000	JOINT, RGI-1/4	1	1	1	1	1	1		
9	1	23393-030000	JOINT, 90RGI-3/8	1	1	1	1	1	1		
10	1	23393-040000	JOINT, 90RGI-1/2	4	4	4	4	4	4		
11	1	23394-020000	JOINT, 45RGI-1/4	1	1	1	1	1	1		
12	1	24315-000180	O-RING, 1BP18.0	7	7	7	7	7	7		
13	1	172426-78300	HOSE P208CC084S	1	1	1	1	1	1		
14	1	172426-78330	HOSE P204CE148S	1	1	1	1	1	1		
15	1	172426-78340	HOSE P204BC227S	1	1	1	1	1	1		
16	1	172426-78440	HOSE P208CC056S	1	1	1	1	1	1		
17	1	172426-78450	HOSE G208CC058S	1	1	1	1	1	1		
18	1	172164-78540	HOSE	1	1	1	1	1	1		
19	1	172168-78940	HOSE P206BC089S	1	1	1	1	1	1		
20	1	172426-79660	HOSE G208CC053S	1	1	1	1	1	1		
21	1	23394-030000	JOINT, 45RGI-3/8	1	1	1	1	1	1		

Fig.80. HYD.OIL PIPING(RETURN:1)

Y00K3462

Fig.80 油圧配管 (リターン:1)
HYD.OIL PIPING (RETURN:1)



(A)=B50-2B C(R)F
(B)=B50-2B C(R)S
(C)=B50-2B P(R)F

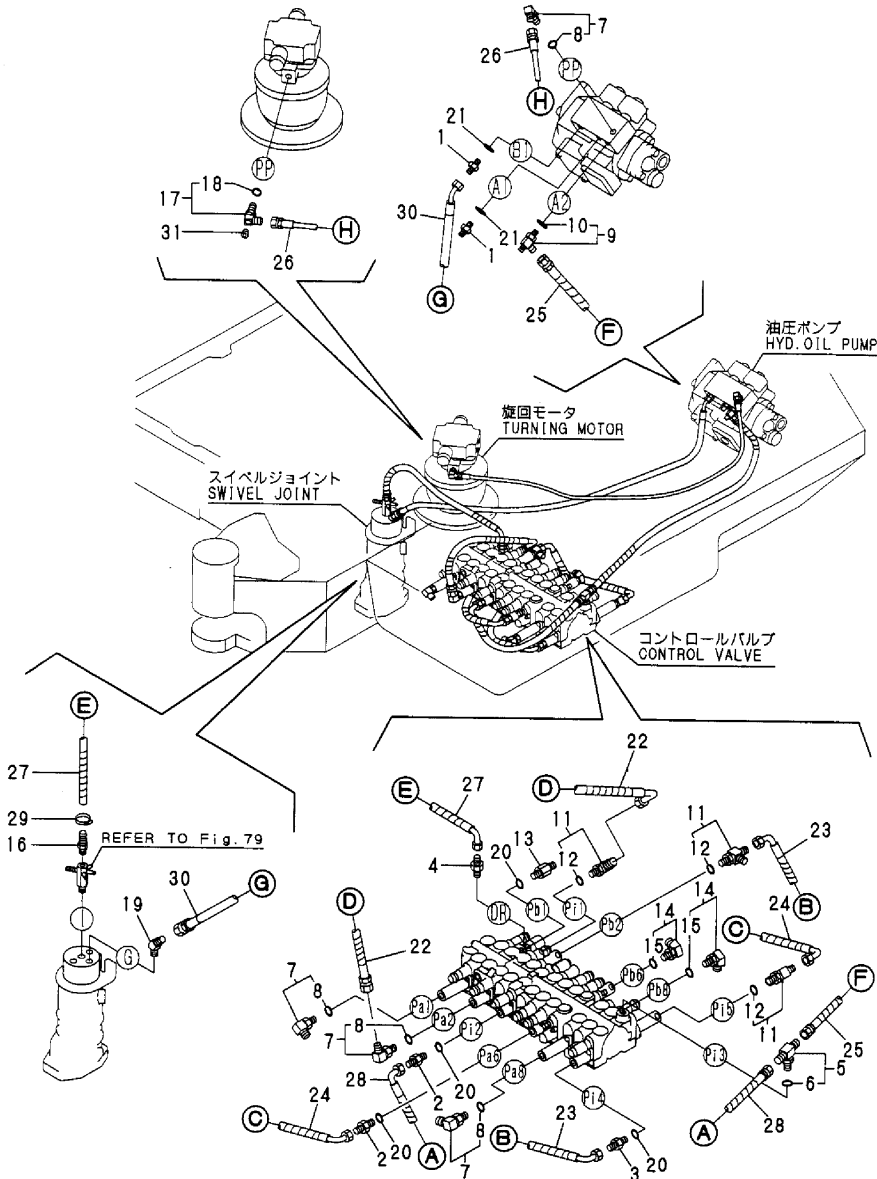
(D)=B50-2B P(R)S
(E)=B50-2BC(R)AS
(F)=B50-2BP(R)AS

No.	Lev.	Parts No.	Description	Q'ty						I	R
				(A)	(B)	(C)	(D)	(E)	(F)		
1	1	172423-76110	CONNECTOR, PF1/2	1	1	1	1	1	1		
2	1	172164-76131	ELBOW	2	2	2	2	2	2		
3	2	24315-000180	O-RING, 1BP18.0	2	2	2	2	2	2		
4	1	172422-76180	CONNECTOR, PF3/8X1/2	1	1	1	1	1	1		
5	1	172183-76200	CONNECTOR	1	1	1	1	1	1		
6	1	172165-76220	NIPPLE	2	2	2	2	2	2		
7	1	172176-76221	ELBOW	1	1	1	1	1	1		
8	1	172168-76370	ELBOW	1	1	1	1	1	1		
9	1	24315-000110	O-RING, 1BP11.0	1	1	1	1	1	1		
10	1	24315-000140	O-RING, 1BP14.0	1	1	1	1	1	1		
11	1	24315-000180	O-RING, 1BP18.0	2	2	2	2	2	2		
12	1	172165-78360	HOSE	1	1	1	1	1	1		
13	1	172426-78360	HOSE G608CE092S	1	1	1	1	1	1		
14	1	172423-78380	HOSE G704CY045S	1	1	1	1	1	1		
15	1	172426-78400	HOSE G612YY286S	1	1	1	1	1	1		
16	1	172165-78412	HOSE G806YY077S	1	1	1	1	1	1		
17	1	172426-78410	HOSE G612YY114S	1	1	1	1	1	1		
18	1	23000-016000	CLAMP, 16	2	2	2	2	2	2		
19	1	23000-035000	CLAMP, 35	6	6	6	6	6	6		
20	1	23010-014000	CLAMP, 14	1	1	1	1	1	1		
21	1	29311-515000	GROMET, 50.5X5	2	2	2	2	2	2		
22	1	172147-76271	CONNECTOR, 1/2X1/2	1	1	1	1	1	1		

Fig.81. HYD.OIL PIPING(RETURN:2)

Y00K3462

Fig. 81 油圧配管 (リターン: 2)
HYD. OIL PIPING (RETURN: 2)



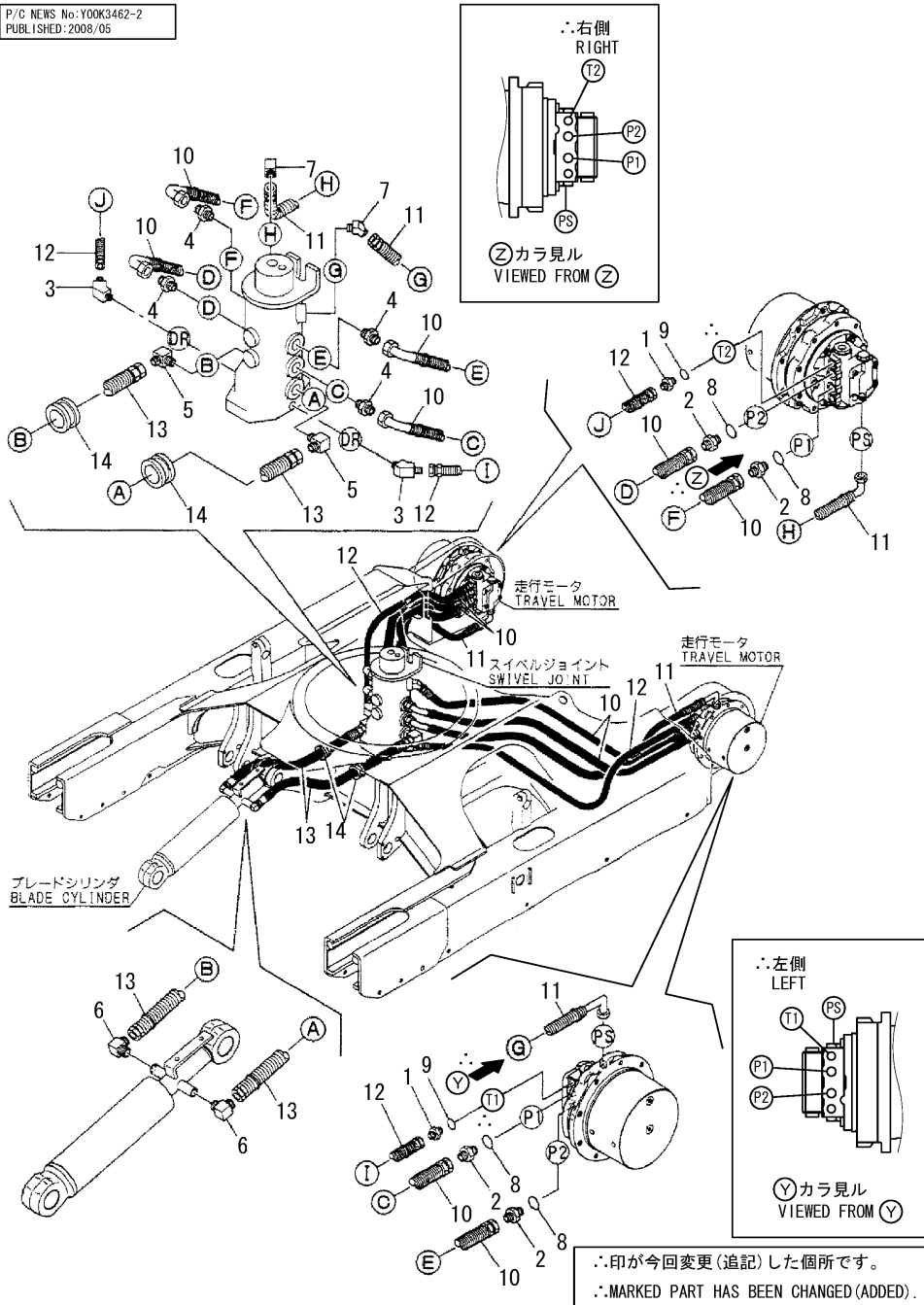
(A)=B50-2B C(R)F
(B)=B50-2B C(R)S
(C)=B50-2B P(R)F

(D)=B50-2B P(R)S
(E)=B50-2BC(R)AS
(F)=B50-2BP(R)AS

No.	Lev.	Parts No.	Description	Qty						I	R
				(A)	(B)	(C)	(D)	(E)	(F)		
1	1	172123-76120	ADAPTER, PF1/4	2	2	2	2	2	2		
2	1	172123-76120	ADAPTER, PF1/4	2	2	2	2	2	2		
3	1	172423-76130	VALVE	1	1	1	1	1	1		
4	1	172312-76150	NIPPLE, 1/8X1/4	1	1	1	1	1	1		
5	1	172187-76170	TEE, ADJUSTABLE	1	1	1	1	1	1		
6	2	24315-000110	O-RING, 1BP11.0	1	1	1	1	1	1		
7	1	172141-76180	CONNECTOR ASSY	4	4	4	4	4	4		
8	2	24315-000110	O-RING, 1BP11.0	4	4	4	4	4	4		
9	1	172162-76180	JOINT ASSY, 3-1/4	1	1	1	1	1	1		
10	2	24315-000110	O-RING, 1BP11.0	1	1	1	1	1	1		
11	1	172162-76180	JOINT ASSY, 3-1/4	3	3	3	3	3	3		
12	2	24315-000110	O-RING, 1BP11.0	3	3	3	3	3	3		
13	1	172183-76200	CONNECTOR	1	1	1	1	1	1		
14	1	172173-76100	CONNECTOR ASSY	2	2	2	2	2	2		
15	2	24315-000110	O-RING, 1BP11.0	2	2	2	2	2	2		
16	1	172141-76220	NIPPLE	1	1	1	1	1	1		
17	1	172164-76360	ELBOW	1	1	1	1	1	1		
18	2	24315-000080	O-RING, 1BP8.0	1	1	1	1	1	1		
19	1	23394-020000	JOINT, 45RGI-1/4	1	1	1	1	1	1		
20	1	24315-000110	O-RING, 1BP11.0	4	4	4	4	4	4		
21	1	24315-000110	O-RING, 1BP11.0	2	2	2	2	2	2		
22	1	172423-78310	HOSE	1	1	1	1	1	1		
23	1	172423-78330	HOSE	1	1	1	1	1	1		
24	1	172423-78340	HOSE	1	1	1	1	1	1		
25	1	172426-78370	HOSE F403BB110S	1	1	1	1	1	1		
26	1	172426-78370	HOSE F403BB110S	1	1	1	1	1	1		
27	1	172423-78380	HOSE G704CY045S	1	1	1	1	1	1		
28	1	172426-78380	HOSE F403BC055S	1	1	1	1	1	1		
29	1	23010-014000	CLAMP, 14	1	1	1	1	1	1		
30	1	172165-79860	HOSE P204BE125	1	1	1	1	1	1		
31	1	23871-010000	PLUG, R01	1	1	1	1	1	1		

Fig.82. HYD.OIL PIPING(TRAVEL)

P/C NEWS No:Y00K3462-2
PUBLISHED:2008/05



(A)=B50-2B C(R)F
(B)=B50-2B C(R)S
(C)=B50-2B P(R)F

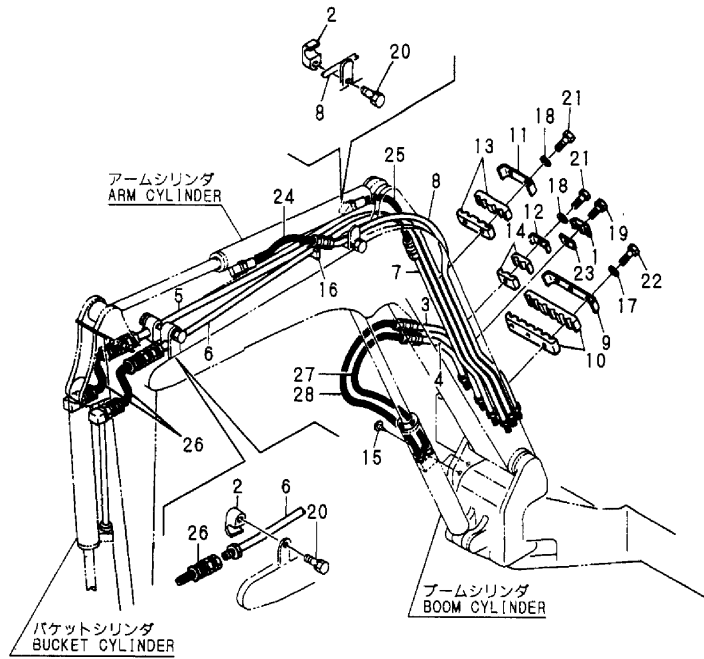
(D)=B50-2B P(R)S
(E)=B50-2BC(R)AS
(F)=B50-2BP(R)AS

No.	Lev.	Parts No.	Description	Q'ty						I	R
				(A)	(B)	(C)	(D)	(E)	(F)		
1	1	172730-75140	ADAPTER	2	2	2	2	2	2		
2	1	172112-77360	CONNECTOR,PF1/2PF1/2	4	4	4	4	4	4		
3	1	23394-030000	JOINT, 45RGI-3/8	2	2	2	2	2	2		
4	1	23391-040000	JOINT, RGI-1/2	4	4	4	4	4	4		
5	1	23393-030000	JOINT, 90RGI-3/8	2	2	2	2	2	2		
6	1	23393-030000	JOINT, 90RGI-3/8	2	2	2	2	2	2		
7	1	23394-020000	JOINT, 45RGI-1/4	2	2	2	2	2	2		
8	1	24315-000180	O-RING, 1BP18.0	4	4	4	4	4	4		
9	1	24315-000140	O-RING, 1BP14.0	2	2	2	2	2	2		
10	1	172423-78420	HOSE P208BC132W	4	4	4	4	4	4		
11	1	172423-78430	HOSE P204BC142W	2	2	2	2	2	2		
12	1	172423-78440	HOSE G706BB138W	2	2	2	2	2	2		
13	1	172423-78450	HOSE P206BB078W	2	2	2	2	2	2		
14	1	172422-78760	GROMMET	2	2	2	2	2	2		

Fig.83. HYD.OIL PIPING(BOOM)

Y00K3462

Fig. 83 油圧配管 (ブーム)
HYD. OIL PIPING (BOOM)



(A)=B50-2B C(R)F
(B)=B50-2B C(R)S
(C)=B50-2B P(R)F

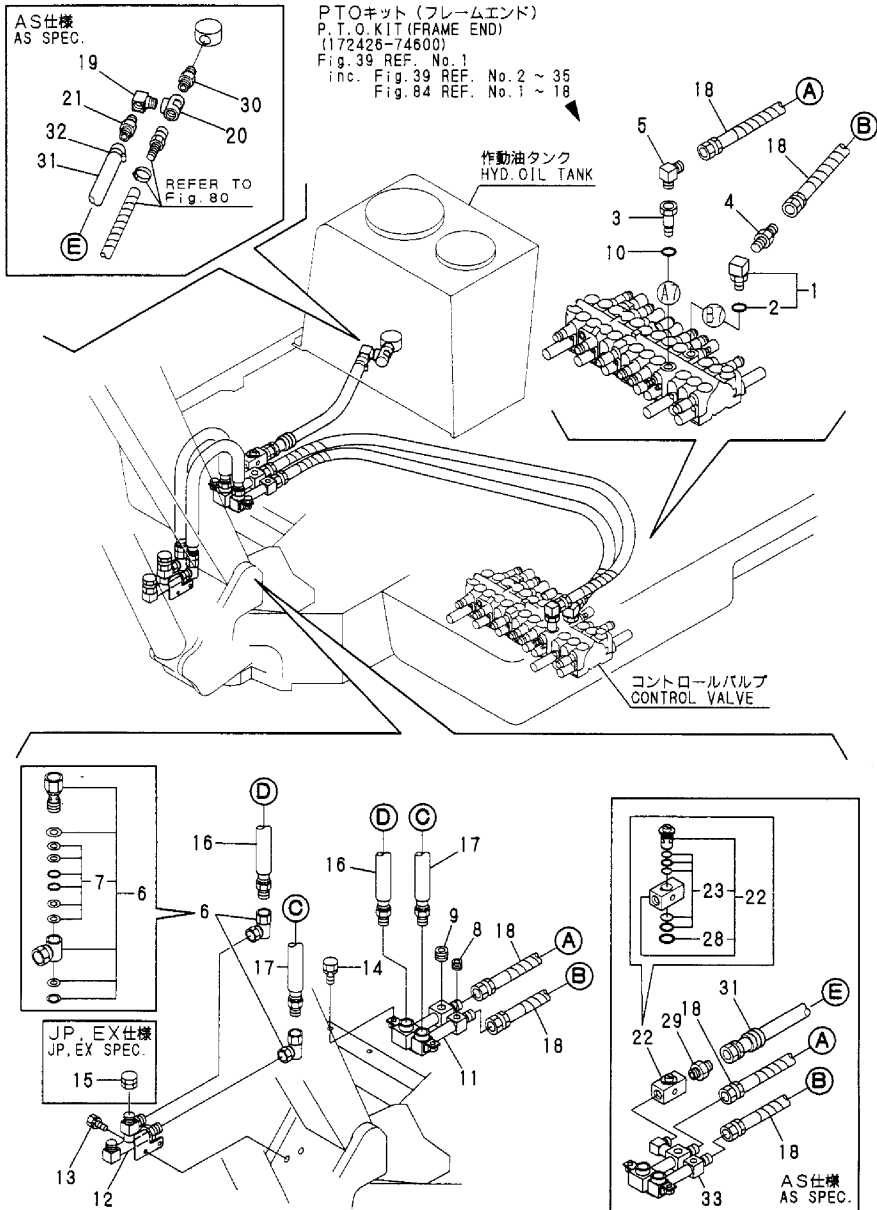
(D)=B50-2B P(R)S
(E)=B50-2BC(R)AS
(F)=B50-2BP(R)AS

No.	Lev.	Parts No.	Description	Q'ty						I	R
				(A)	(B)	(C)	(D)	(E)	(F)		
1	1	172310-51290-1	CLAMP, SEAT	1	1	1	1				
1A	1	172310-51290-2	CLAMP, SEAT					1	1		
2	1	172176-76260	CLAMP	3	3	3	3				
2A	1	172176-76260-2	CLAMP					3	3		
3	1	172151-76400-4	TUBE ASSY, BOOM	1	1	1	1				
3A	1	172151-76400	TUBE ASSY, BOOM					1	1		
4	1	172151-76420-4	TUBE ASSY, BOOM	1	1	1	1				
4A	1	172151-76420	TUBE ASSY, BOOM					1	1		
5	1	172176-76420	TUBE, BUCKET	1	1	1	1				
5A	1	172176-76420-2	TUBE, BUCKET					1	1		
6	1	172176-76440	TUBE, BUCKET	1	1	1	1				
6A	1	172176-76440-2	TUBE, BUCKET					1	1		
7	1	172151-76460-4	TUBE ASSY, BOOM	1	1	1	1				
7A	1	172151-76460	TUBE ASSY, BOOM					1	1		
8	1	172165-76511-4	TUBE ASSY, ARM	1	1	1	1				
8A	1	172165-76511-1	TUBE ASSY, ARM					1	1		
9	1	172165-76530-4	CLAMP, TUBE	1	1	1	1				
9A	1	172165-76530	CLAMP, TUBE					1	1		
10	1	172165-76540	RUBBER	2	2	2	2	2	2		
11	1	172147-76750-4	CLAMP, TUBE	1	1	1	1				
11A	1	172147-76750	CLAMP, TUBE					1	1		
12	1	172147-76760-4	CLAMP, TUBE	1	1	1	1				
12A	1	172147-76760	CLAMP, TUBE					1	1		
13	1	172147-76770	CLAMP, RUBBER	2	2	2	2	2	2		
14	1	172147-76780	CLAMP, RUBBER	2	2	2	2	2	2		
15	1	172183-81160	CLIP, TREE	2	2	2	2	2	2		
16	1	172112-81720	CUSION RUBBER,PIPE	1	1	1	1	1	1		
17	1	22217-100000	WASHER, SPRING 10	3	3	3	3	3	3		
18	1	22217-100000	WASHER, SPRING 10	3	3	3	3	3	3		
19	1	26013-100452	BOLT, M10X 45	1	1	1	1	1	1		
20	1	26013-120352	BOLT, M12X 35	3	3	3	3	3	3		
21	1	26116-100552	BOLT, M10X 55 PLATED	3	3	3	3	3	3		
22	1	26116-100602	BOLT, M10X 60 PLATED	3	3	3	3	3	3		
23	1	933155-09670-4	CLAMP, PIPE	1	1	1	1				
23A	1	933155-09670-2	CLAMP, PIPE					1	1		
24	1	172425-78190	HOSE	1	1	1	1	1	1		
25	1	172425-78200	HOSE	1	1	1	1	1	1		
26	1	172176-78270	HOSE G208AB087W	2	2	2	2	2	2		
27	1	23202-040801	HOSE, 04X 800	1	1	1	1	1	1		
28	1	23202-040901	HOSE	1	1	1	1	1	1		

Fig.84. HYD.OIL PIPING(P.T.O.FRAME END)

Y00K3462

Fig.84 油圧配管 (PTOフレームエンド)
HYD. OIL PIPING (P. T. O. FRAME END)



(A)=B50-2B C(R)F
(B)=B50-2B C(R)S
(C)=B50-2B P(R)F

(D)=B50-2B P(R)S
(E)=B50-2BC(R)AS
(F)=B50-2BP(R)AS

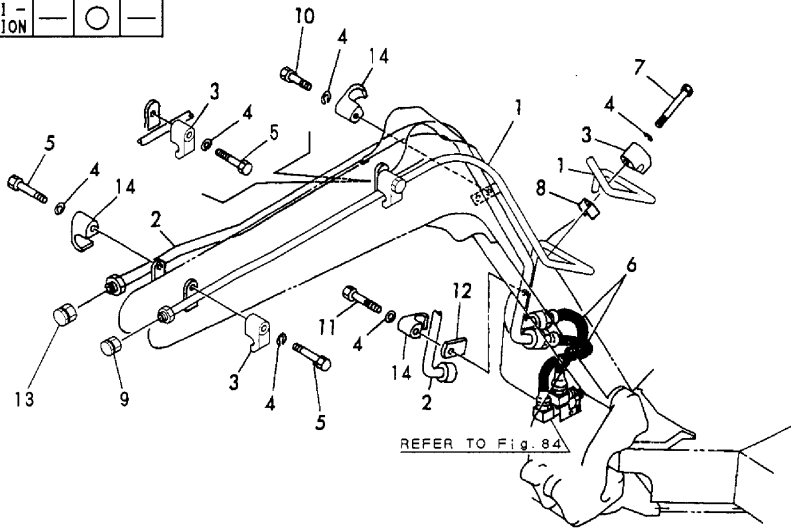
No.	Lev.	Parts No.	Description	Qty						I	R
				(A)	(B)	(C)	(D)	(E)	(F)		
1	2	172122-76131	CONNECTOR, PT1/2X45	1	1	1	1	1	1		
2	3	24315-000180	O-RING, 1BP18.0	1	1	1	1	1	1		
3	2	172183-76160	CONNECTOR, 1/2X1/2	1	1	1	1	1	1		
4	2	172633-76160	ADAPTER	1	1	1	1	1	1		
4-1	2	172162-76141	ADAPTER, 1/2-3/4	1	1	1	1	1	1		N
		(A="2008.07) (B="2008.07) (C="2008.07) (D="2008.07) (E="2008.07) (F="2008.07)									
5	2	172165-76200	CONNECTOR,PT1/2PF3/4	1	1	1	1	1	1		
6	2	172142-76280	JOINT, SWIVEL	2	2	2	2	2	2		
7	3	172142-77050	SEAL SET	2	2	2	2	2	2		
8	2	23871-030000	PLUG, R03	1	1	1	1	1	1		
9	2	23871-040000	PLUG, R04	1	1	1	1	1	1		
10	2	24315-000180	O-RING, 1BP18.0	1	1	1	1	1	1		
11	2	172188-76100	TUBE ASSY, 3RD	1	1	1	1	1	1		
11-1	2	172188-76100	TUBE ASSY, 3RD							1	Z
				(E=M/#61143)						(F=M/#61143)	
12	2	172176-76651	JOINT, 3RD	1	1	1	1	1	1		
13	2	26013-100252	BOLT, M10X 25	2	2	2	2	2	2		
14	2	26013-120252	BOLT, M12X 25	2	2	2	2	2	2		
15	2	172151-76600	ADAPTER, PF3/4	2	2	2	2	2	2		
16	2	172188-78100	HOSE	1	1	1	1	1	1		
17	2	172151-78770	HOSE	1	1	1	1	1	1		
18	2	172426-79780	HOSE G212BB170S	2	2	2	2	2	2		
19	1	172437-76100	CONNECTOR, 90PT3/4							1	W
				(E=M/#61143)						(F=M/#61143)	
20	1	172437-76110	CONNECTOR, T PT3/4							1	W
				(E=M/#61143)						(F=M/#61143)	
21	1	172165-76220	NIPPLE							1	W
				(E=M/#61143)						(F=M/#61143)	
22	1	172151-76651	STOP VALVE							1	W
				(E=M/#61143)						(F=M/#61143)	
23	2	172142-77150	SEAL SET							1	W
				(E=M/#61143)						(F=M/#61143)	
28	2	22242-000300	RING, 30							1	W
				(E=M/#61143)						(F=M/#61143)	
29	1	23394-060000	JOINT, 45RGI-3/4							1	W
				(E=M/#61143)						(F=M/#61143)	
30	1	23395-060000	JOINT, RRRN-3/4							1	W
				(E=M/#61143)						(F=M/#61143)	
31	1	172437-79200	HOSE G612BY046							1	W
				(E=M/#61143)						(F=M/#61143)	
32	1	23000-035000	CLAMP, 35							1	W
				(E=M/#61143)						(F=M/#61143)	
33	1	172437-76200	TUBE ASSY, 3RD							1	W
				(E=M/#61143)						(F=M/#61143)	

Fig.85. HYD.OIL PIPING(P.T.O.BOOM END)

Y00K3462

Fig. 85 油圧配管 (PTOブームエンド) (AS)
HYD. OIL PIPING (P. T. O. BOOM END) (AS)

COUNTRY	JP	AS	EX
APPLI - CATION	—	○	—



(A)=B50-2B C(R)F
(B)=B50-2B C(R)S
(C)=B50-2B P(R)F

(D)=B50-2B P(R)S
(E)=B50-2BC(R)AS
(F)=B50-2BP(R)AS

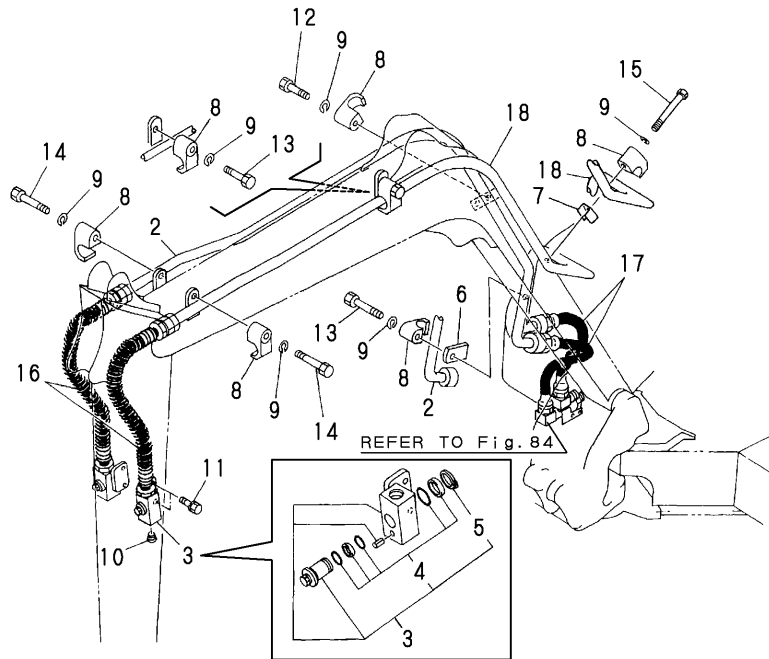
No.	Lev.	Parts No.	Description	Q'ty						I	R	
				(A)	(B)	(C)	(D)	(E)	(F)			
1	1	172176-76522-2	TUBE ASSY, 3RD					1			1	
2	1	172165-76880	TUBE, PTO					1			1	
3	1	172142-76940	CLAMP					3			3	
4	1	22217-120000	WASHER, SPRING 12					6			6	
5	1	26116-120752	BOLT, M12X 75 PLATED					3			3	
6	1	172164-78870	HOSE G212AB065					2			2	
7	1	26116-120902	BOLT, M12X 90 PLATED					1			1	
8	1	172151-76790	PLATE, CLAMP					1			1	
9	1	172151-76600	ADAPTER, PF3/4					1			1	
10	1	26116-120602	BOLT, M12X 60 PLATED					1			1	
11	1	26116-120702	BOLT, M12X 70 PLATED					1			1	
12	1	172164-76660	PLATE					1			1	
13	1	172151-76610	ADAPTER, PF 1					1			1	
14	1	172151-76990-1	CLAMP					3			3	

Fig.86. HYD.OIL PIPING(P.T.O.ARM END)

P/C NEWS No. : Y00K3462-5
 PUBLISHED : 2006/1

PTOキット (アームエンド)
 P.T.O. KIT (ARM END)
 (172176-74511)
 1 inc. 2~18

COUNTRY	JP	AS	EX
APPLI - CATION	○	—	○



(A)=B50-2B C(R)F
 (B)=B50-2B C(R)S
 (C)=B50-2B P(R)F

(D)=B50-2B P(R)S
 (E)=B50-2BC(R)AS
 (F)=B50-2BP(R)AS

No.	Lev.	Parts No.	Description	Q'ty						I	R
				(A)	(B)	(C)	(D)	(E)	(F)		
1	1	172176-74511	PTO KIT, ARM END	1	1	1	1				
2	2	172176-76542	TUBE ASSY, 3RD	1	1	1	1				
3	2	172176-76580	STOP VALVE(GREEN:97)	2	2	2	2				
4	3	172142-77151	SEAL SET	2	2	2	2				
5	3	22242-000300	RING, 30	2	2	2	2				
6	2	172164-76660	PLATE	1	1	1	1				
7	2	172151-76790	PLATE, CLAMP	1	1	1	1				
8	2	172142-76940-4	CLAMP	6	6	6	6				
9	2	22217-120000	WASHER, SPRING 12	6	6	6	6				
10	2	23871-060000	PLUG, R06	2	2	2	2				
11	2	26013-100252	BOLT, M10X 25	4	4	4	4				
12	2	26116-120552	BOLT, M12X 55 PLATED	1	1	1	1				
13	2	26116-120652	BOLT, M12X 65 PLATED	2	2	2	2				
14	2	26116-120752	BOLT, M12X 75 PLATED	2	2	2	2				
15	2	26116-120902	BOLT, M12X 90 PLATED	1	1	1	1				
16	2	172176-78571	HOSE G212BA105W	2	2	2	2				1
17	2	172164-78870	HOSE G212AB065	2	2	2	2				
18	2	172176-76522	TUBE ASSY, 3RD	1	1	1	1				

Remarks

(1)PART NAME IS CORRECTED.

Fig.87. CONTROL PIPING(PUMP-REMO.CON.V.-RETURN/FRONT LEVER)

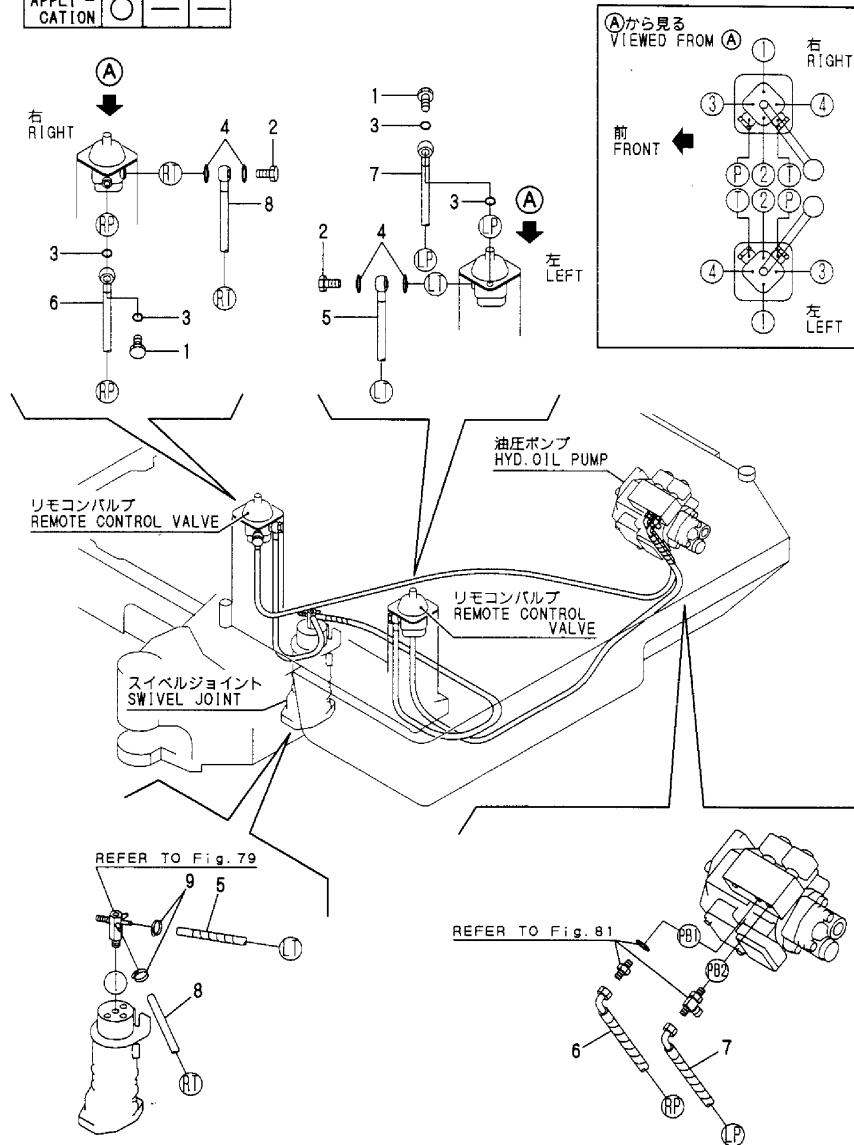
(A)=B50-2B C(R)F
 (B)=B50-2B C(R)S
 (C)=B50-2B P(R)F

(D)=B50-2B P(R)S
 (E)=B50-2BC(R)AS
 (F)=B50-2BP(R)AS

Y00K3462

Fig. 87 コントロール配管 (ポンプ~リモコンバルブ~リターン/フロントレバー)
 CONTROL PIPING
 (PUMP~REMO.-CON.V.~RETURN/FRONT LEVER)

COUNTRY	JP	AS	EX
APPLI- CATION	○	—	—



No.	Lev.	Parts No.	Description	Q'ty						I	R
				(A)	(B)	(C)	(D)	(E)	(F)		
1	1	172151-76030	BOLT, PIPE JOINT	2		2					
2	1	172151-76040	BOLT, PIPE JOINT	2		2					
3	1	24315-000180	O-RING, 1BP18.0	4		4					
4	1	24315-000180	O-RING, 1BP18.0	4		4					
5	1	172426-78530	HOSE G604WY163S T	1		1					
6	1	172426-79850	HOSE F404CW186S P	1		1					
7	1	172426-79860	HOSE F404CW170S T	1		1					
8	1	172165-79870	HOSE	1		1					
9	1	23010-014000	CLAMP, 14	2		2					

Fig.88. CONTROL PIPING(PUMP-REMO.CON.V.-RETURN/SIDE LEVER)

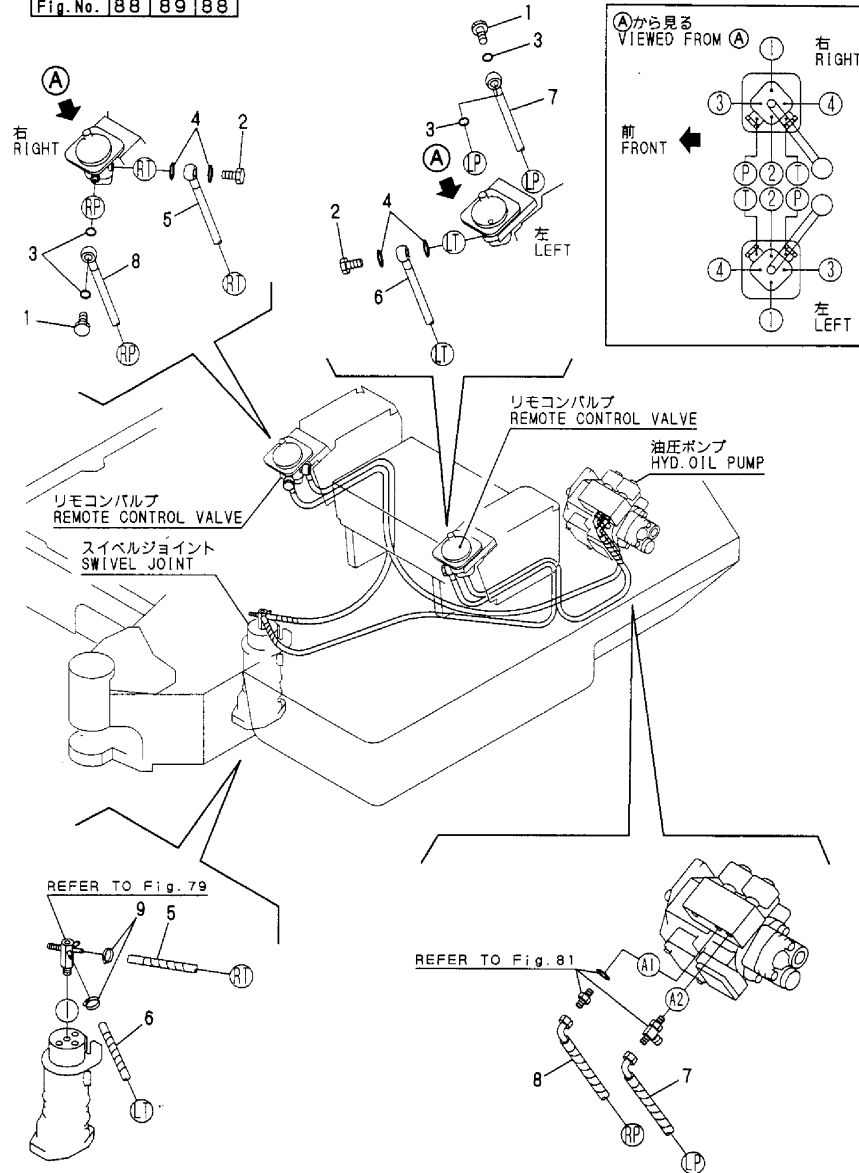
(A)=B50-2B C(R)F
 (B)=B50-2B C(R)S
 (C)=B50-2B P(R)F

(D)=B50-2B P(R)S
 (E)=B50-2BC(R)AS
 (F)=B50-2BP(R)AS

Y00K3462

Fig.88 コントロール配管 (ポンプ~リモコンバルブ~リターン/サイドレバー)
 CONTROL PIPING
 (PUMP~REMO.-CON.V.~RETURN/SIDE LEVER)

COUNTRY	JP	AS	EX
Fig.No.	88	89	88



No.	Lev.	Parts No.	Description	Q'ty						I	R
				(A)	(B)	(C)	(D)	(E)	(F)		
1	1	172151-76030	BOLT, PIPE JOINT		2		2				
2	1	172151-76040	BOLT, PIPE JOINT		2		2				
3	1	24315-000180	O-RING, 1BP18.0		4		4				
4	1	24315-000180	O-RING, 1BP18.0		4		4				
5	1	172164-78520	HOSE G604BY115S T		1		1				
6	1	172164-78530	HOSE G604BY185S T		1		1				
7	1	172426-78820	HOSE F404CW124S P		1		1				
8	1	172426-79380	HOSE F404CW163S P		1		1				
9	1	23010-014000	CLAMP, 14		2		2				

Fig.89. CONTROL PIPING(PUMP-REMO.CON.V.-RETURN)(AS)

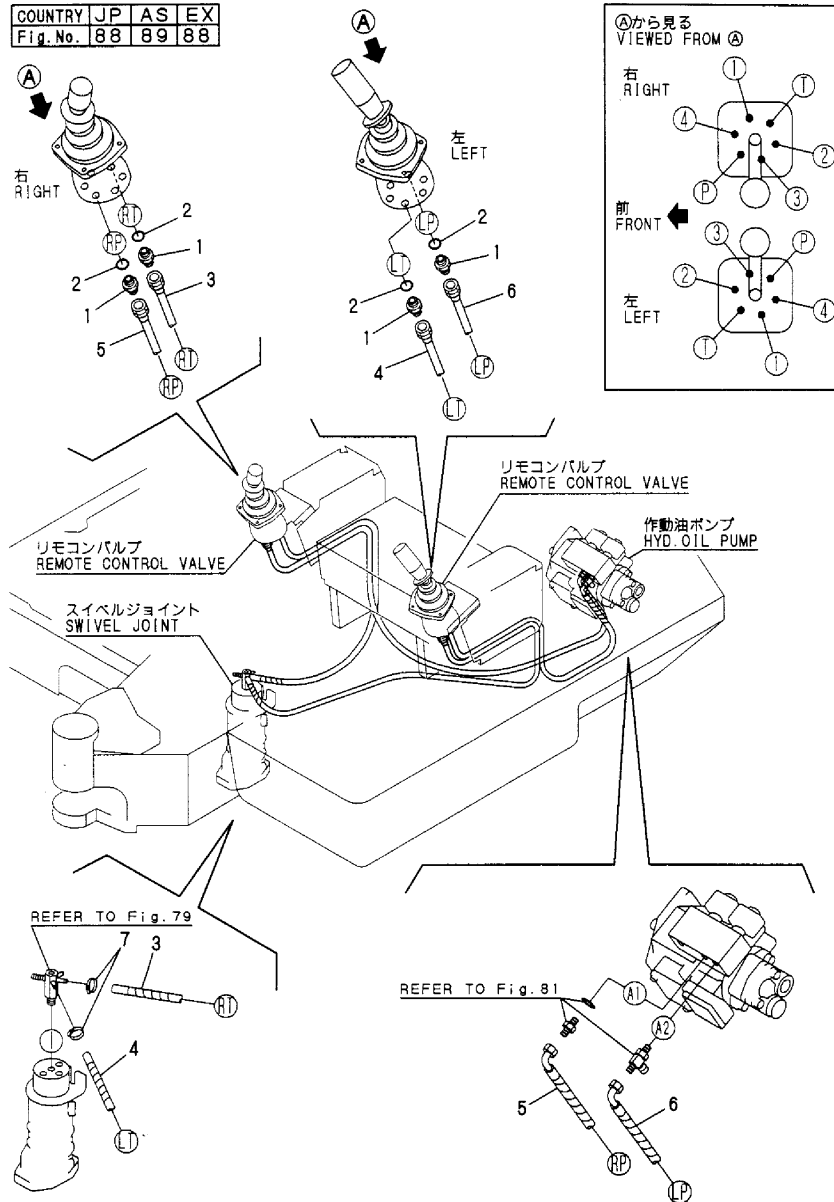
(A)=B50-2B C(R)F
 (B)=B50-2B C(R)S
 (C)=B50-2B P(R)F

(D)=B50-2B P(R)S
 (E)=B50-2BC(R)AS
 (F)=B50-2BP(R)AS

Y00K3462

Fig. 89 コントロール配管 (ポンプ~リモコンバルブ~リターン) (AS)
 CONTROL PIPING (PUMP~REMO.-CON. V. ~RETURN) (AS)

COUNTRY	JP	AS	EX
Fig.No.	88	89	88



No.	Lev.	Parts No.	Description	Q'ty						I	R
				(A)	(B)	(C)	(D)	(E)	(F)		
1	1	172123-76120	ADAPTER, PF1/4					4	4		
2	1	24315-000110	O-RING, 1BP11.0					4	4		
3	1	172437-79121	HOSE G604BY121S T					1	1		
4	1	172437-79130	HOSE G604BY159S T					1	1		
5	1	172437-79101	HOSE F404BC171S P					1	1		
6	1	172437-79110	HOSE F404BC122S P					1	1		
7	1	23010-014000	CLAMP, 14					2	2		

Fig.90. CONTROL PIPING(REMO.CON V.-CON V./DIRECT.FRONT LEVER)

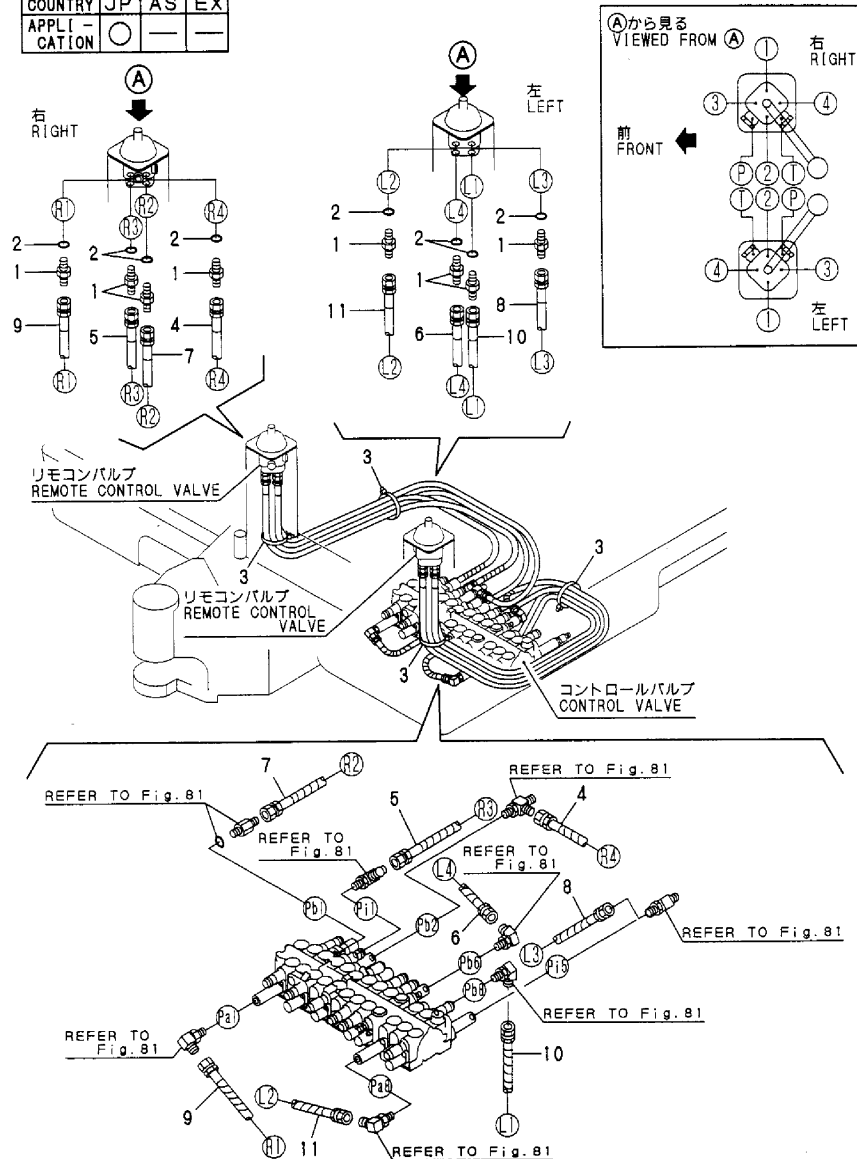
(A)=B50-2B C(R)F
 (B)=B50-2B C(R)S
 (C)=B50-2B P(R)F

(D)=B50-2B P(R)S
 (E)=B50-2BC(R)AS
 (F)=B50-2BP(R)AS

Y00K3462

Fig. 90 コントロール配管
 (リモコンバルブ~コントロールバルブ/ダイレクト, フロントレバー)
 CONTROL PIPING
 (REMO.-CON.V. ~ CONTROL.V./DIRECT, FRONT LEVER)

COUNTRY	JP	AS	EX
APPLI - CATION	○	—	—



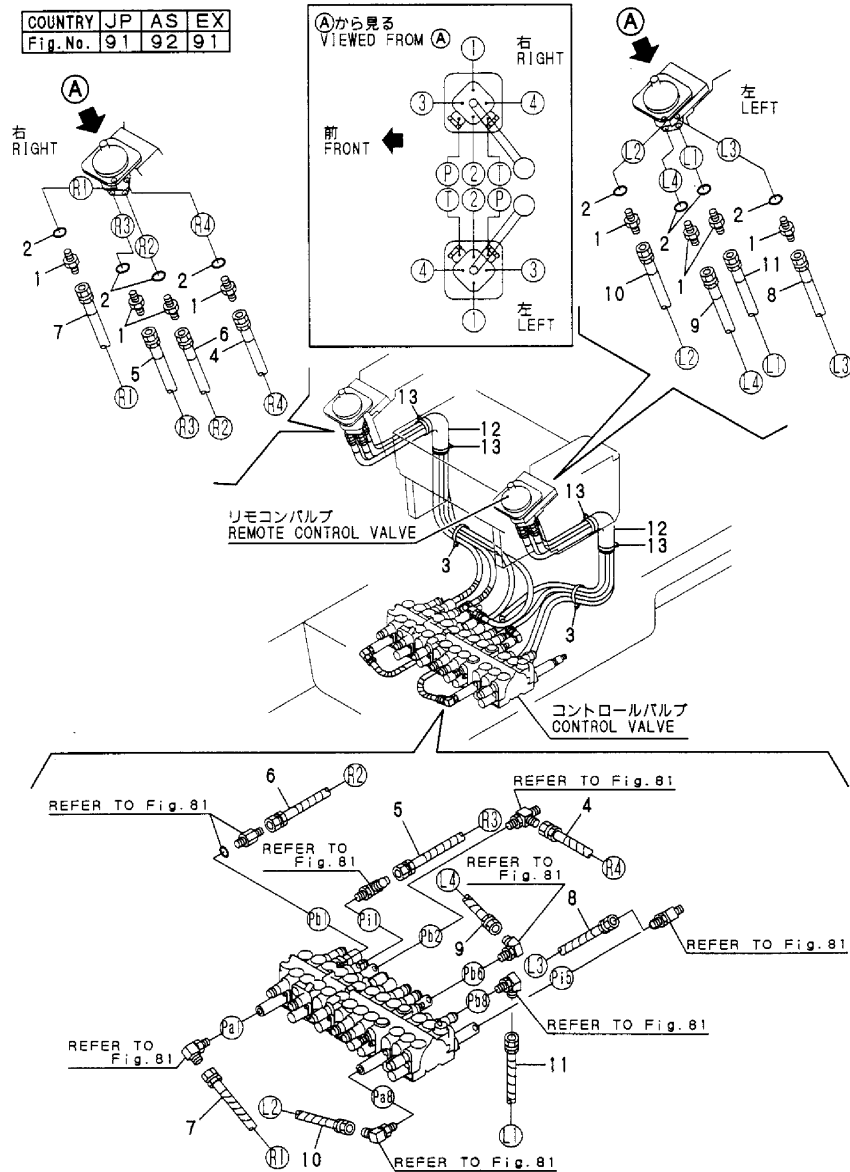
No.	Lev.	Parts No.	Description	Q'ty						I	R
				(A)	(B)	(C)	(D)	(E)	(F)		
1	1	172123-76120	ADAPTER, PF1/4	8		8					
2	1	24315-000110	O-RING, 1BP11.0	8		8					
3	1	194202-56460	BAND, 200	4		4					
4	1	172426-78670	HOSE F403BB165S	1		1					
5	1	172426-78690	HOSE F403BB157S	1		1					
6	1	172426-78800	HOSE F403BB144S	1		1					
7	1	172426-78830	HOSE F403BB152S	1		1					
8	1	172426-78840	HOSE F403BB145S	1		1					
9	1	172426-78850	HOSE F403BB175S	1		1					
10	1	172426-78860	HOSE F403BB146S	1		1					
11	1	172426-78890	HOSE F403BB175S	1		1					

Fig.91. CONTROL PIPING(REMO.CON V.-CON V./DIRECT,SIDE LEVER)

Y00K3462

Fig.91 コントロール配管
(リモコンバルブ~コントロールバルブ/ダイレクト, サイドレバー)
CONTROL PIPING
(REMO.-CON.V. ~ CONTROL.V./DIRECT, SIDE LEVER)

COUNTRY	JP	AS	EX
Fig.No.	91	92	91



(A)=B50-2B C(R)F
(B)=B50-2B C(R)S
(C)=B50-2B P(R)F

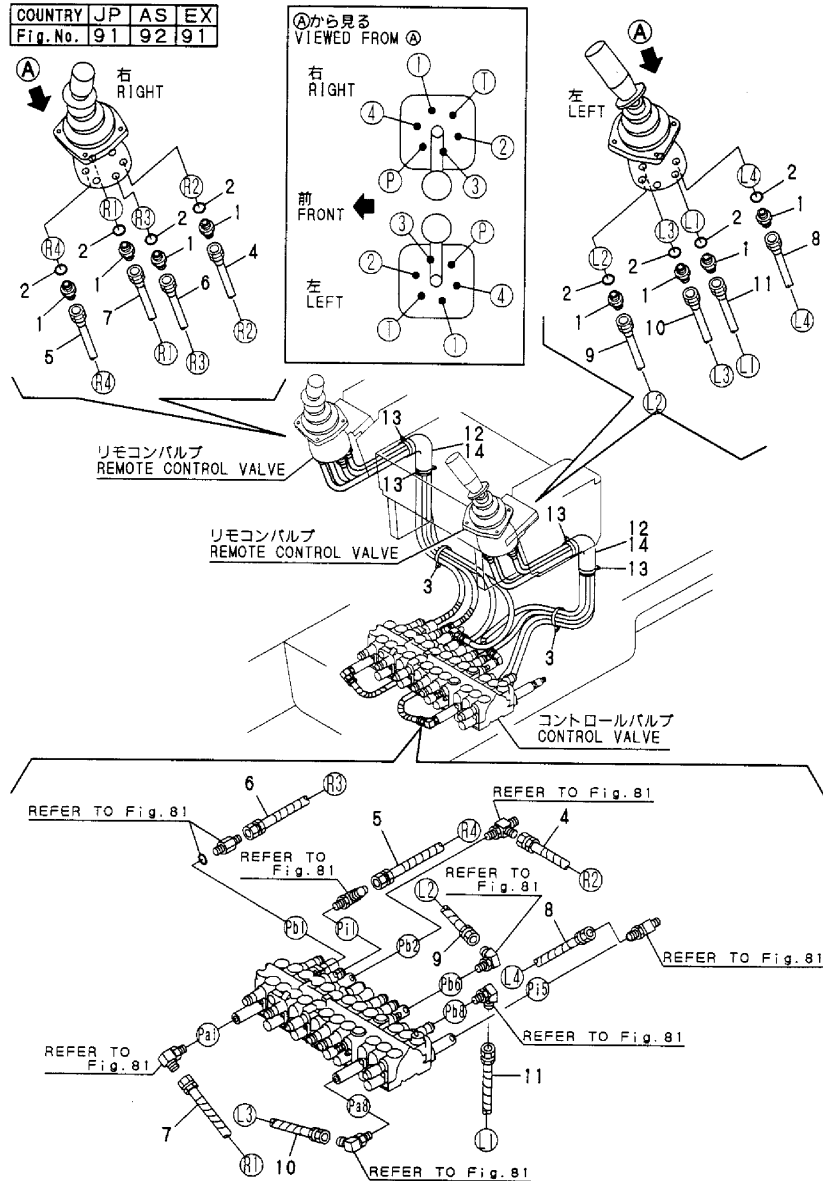
(D)=B50-2B P(R)S
(E)=B50-2BC(R)AS
(F)=B50-2BP(R)AS

No.	Lev.	Parts No.	Description	Q'ty						I	R
				(A)	(B)	(C)	(D)	(E)	(F)		
1	1	172123-76120	ADAPTER, PF1/4		8		8				
2	1	24315-000110	O-RING, 1BP11.0		8		8				
3	1	194202-56460	BAND, 200		2		2				
4	1	172426-79220	HOSE F403BB141S		1		1				
5	1	172426-79290	HOSE F403BB129		1		1				
6	1	172426-79300	HOSE F403BB137		1		1				
7	1	172426-79310	HOSE F403BB184S		1		1				
8	1	172426-79340	HOSE F403BB134S		1		1				
9	1	172426-79350	HOSE F403BB120S		1		1				
10	1	172426-79360	HOSE F403BB169S		1		1				
11	1	172426-79370	HOSE F403BB126S		1		1				
12	1	172165-79810	SPONGE, HOSE		2		2				
13	1	172122-79930	CLAMP, HOSE		4		4				

Fig.92. CONTROL PIPING(REMO.CON V.-CON V./DIRECT)(AS)

Y00K3462

Fig.92 コントロール配管
(リモコンバルブ~コントロールバルブ/ダイレクト) (AS)
CONTROL PIPING
(REMO.-CON.V.~CONTROL.V./DIRECT) (AS)



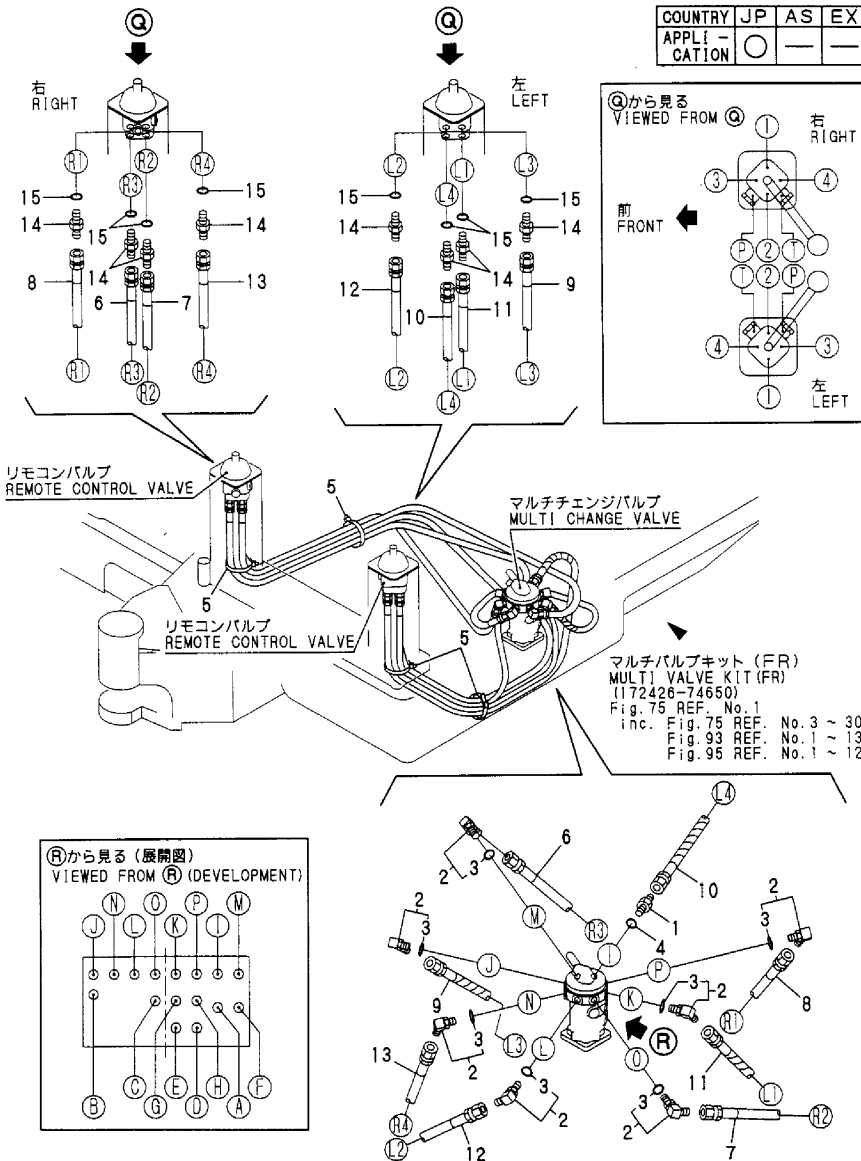
(A)=B50-2B C(R)F
(B)=B50-2B C(R)S
(C)=B50-2B P(R)F
(D)=B50-2B P(R)S
(E)=B50-2BC(R)AS
(F)=B50-2BP(R)AS

No.	Lev.	Parts No.	Description	Q'ty						I	R	
				(A)	(B)	(C)	(D)	(E)	(F)			
1	1	172123-76120	ADAPTER, PF1/4					8		8		
2	1	24315-000110	O-RING, 1BP11.0					8		8		
3	1	194202-56460	BAND, 200					2		2		
4	1	172426-79220	HOSE F403BB141S					1		1		
5	1	172426-79290	HOSE F403BB129					1		1		
6	1	172426-79300	HOSE F403BB137					1		1		
7	1	172426-79310	HOSE F403BB184S					1		1		
8	1	172426-79340	HOSE F403BB134S					1		1		
9	1	172426-79350	HOSE F403BB120S					1		1		
10	1	172426-79360	HOSE F403BB169S					1		1		
11	1	172426-79370	HOSE F403BB126S					1		1		
12	1	172165-79810	SPONGE, HOSE					2		2		
13	1	172122-79930	CLAMP, HOSE					4		4		
14	1	172165-79820	COVER, HOSE					2		2		

Fig.93. CONTROL PIPING(REMO.CON V.-MULTI V./4-WAY,FRONT LEVER)

Y00K3462

Fig. 93 コントロール配管
(リモコンバルブ~マルチバルブ/4ウェイ, フロントレバー)
CONTROL PIPING
(REMO.-CON.V. ~ MULTI V./4-WAY, FRONT LEVER)



(A)=B50-2B C(R)F
(B)=B50-2B C(R)S
(C)=B50-2B P(R)F

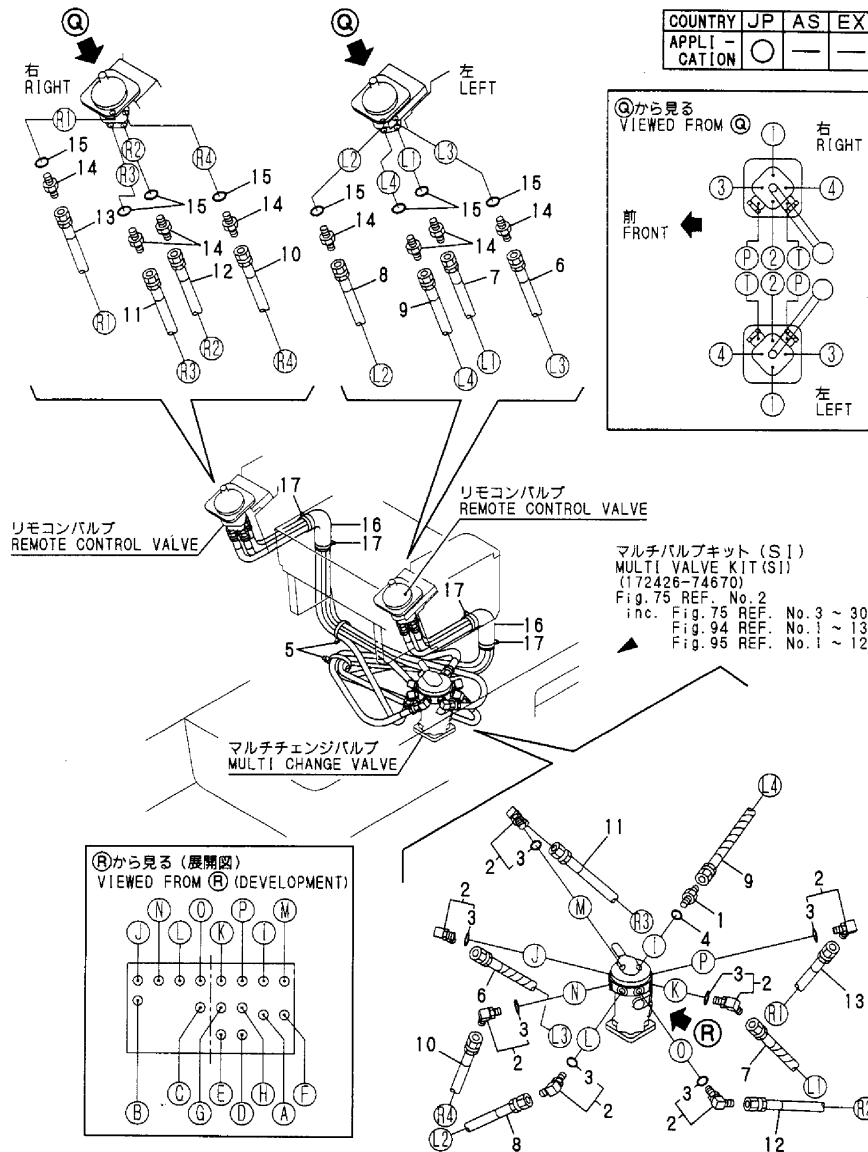
(D)=B50-2B P(R)S
(E)=B50-2BC(R)AS
(F)=B50-2BP(R)AS

No.	Lev.	Parts No.	Description	Q'ty						I	R
				(A)	(B)	(C)	(D)	(E)	(F)		
1	2	172123-76120	ADAPTER, PF1/4	1		1					
2	2	172141-76180	CONNECTOR ASSY	7		7					
3	3	24315-000110	O-RING, 1BP11.0	7		7					
4	2	24315-000110	O-RING, 1BP11.0	1		1					
5	2	194202-56460	BAND, 200	4		4					
6	2	172426-78910	HOSE F403BB160	1		1					
7	2	172426-78920	HOSE F403BB160	1		1					
8	2	172426-78930	HOSE F403BB160	1		1					
9	2	172426-78940	HOSE F403BB136S	1		1					
10	2	172426-78950	HOSE F403BB136S	1		1					
11	2	172426-78960	HOSE F403BB140S	1		1					
12	2	172426-78970	HOSE F403BB160	1		1					
13	2	172426-78980	HOSE F403BB160	1		1					
14	1	172123-76120	ADAPTER, PF1/4	8		8					
15	1	24315-000110	O-RING, 1BP11.0	8		8					

Fig.94. CONTROL PIPING(REMO.CON V.-MULTI V./4-WAY,SIDE LEVER)

Y00K3462

Fig. 94 コントロール配管
(リモコンバルブ~マルチバルブ/4ウェイ, サイドレバー)
CONTROL PIPING
(REMO.-CON.V. ~ MULTI V./4-WAY, SIDE LEVER)



(A)=B50-2B C(R)F
(B)=B50-2B C(R)S
(C)=B50-2B P(R)F

(D)=B50-2B P(R)S
(E)=B50-2BC(R)AS
(F)=B50-2BP(R)AS

No.	Lev.	Parts No.	Description	Q'ty						I	R
				(A)	(B)	(C)	(D)	(E)	(F)		
1	2	172123-76120	ADAPTER, PF1/4		1		1				
2	2	172141-76180	CONNECTOR ASSY		7		7				
3	3	24315-000110	O-RING, 1BP11.0		7		7				
4	2	24315-000110	O-RING, 1BP11.0		1		1				
5	2	194202-56460	BAND, 200		2		2				
6	2	172426-78870	HOSE F403BB160		1		1				
7	2	172426-78880	HOSE F403BB160		1		1				
8	2	172426-78970	HOSE F403BB160		1		1				
9	2	172426-78990	HOSE F403BB160		1		1				
10	2	172426-79060	HOSE F403BB140		1		1				
11	2	172426-79070	HOSE F403BB140		1		1				
12	2	172426-79080	HOSE F403BB147		1		1				
13	2	172426-79090	HOSE F403BB140		1		1				
14	1	172123-76120	ADAPTER, PF1/4		8		8				
15	1	24315-000110	O-RING, 1BP11.0		8		8				
16	1	172165-79810	SPONGE, HOSE		2		2				
17	1	172122-79930	CLAMP, HOSE		4		4				

Fig.95. CONTROL PIPING(MULTI V.-CON V./4WAY MULTI)

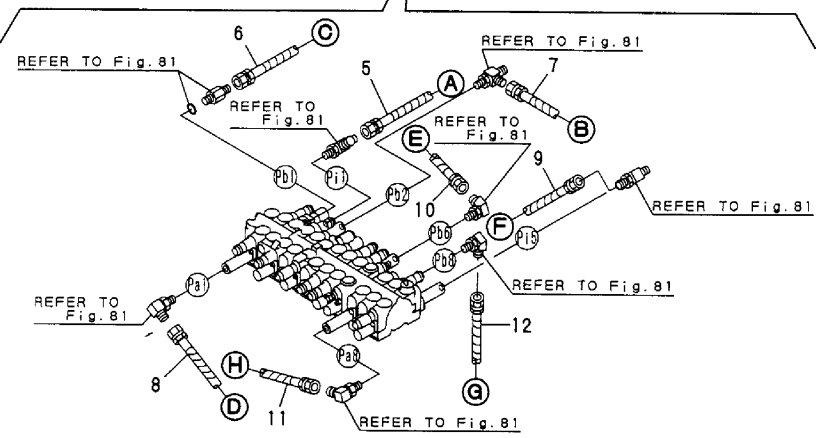
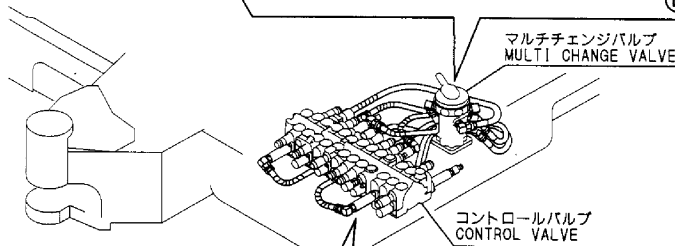
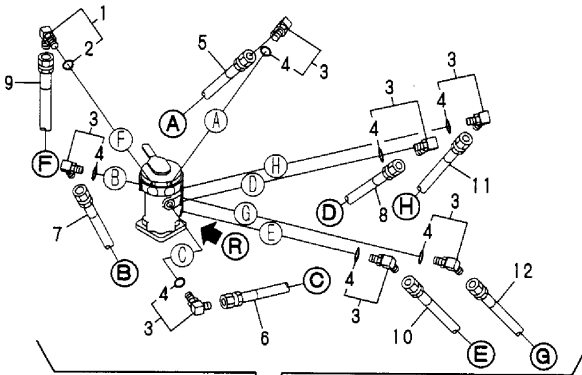
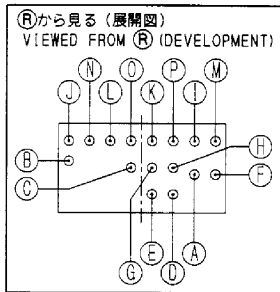
Y00K3462

Fig.95 コントロール配管 (マルチバルブ~コントロールバルブ/4ウェイマルチ)
CONTROL PIPING (MULTI V.~CONTROL V./4-WAY MULTI)

COUNTRY	JP	AS	EX
APPLI - CATION	○	—	—

マルチバルブキット (FR)
MULTI VALVE KIT (FR)
(172426-74650)
Fig.75 REF. No.1
inc. Fig.75 REF. No.3 ~ 30
Fig.93 REF. No.1 ~ 13
Fig.95 REF. No.1 ~ 12

マルチバルブキット (S I)
MULTI VALVE KIT (S I)
(172426-74670)
Fig.75 REF. No.2
inc. Fig.75 REF. No.3 ~ 30
Fig.94 REF. No.1 ~ 13
Fig.95 REF. No.1 ~ 12



(A)=B50-2B C(R)F
(B)=B50-2B C(R)S
(C)=B50-2B P(R)F

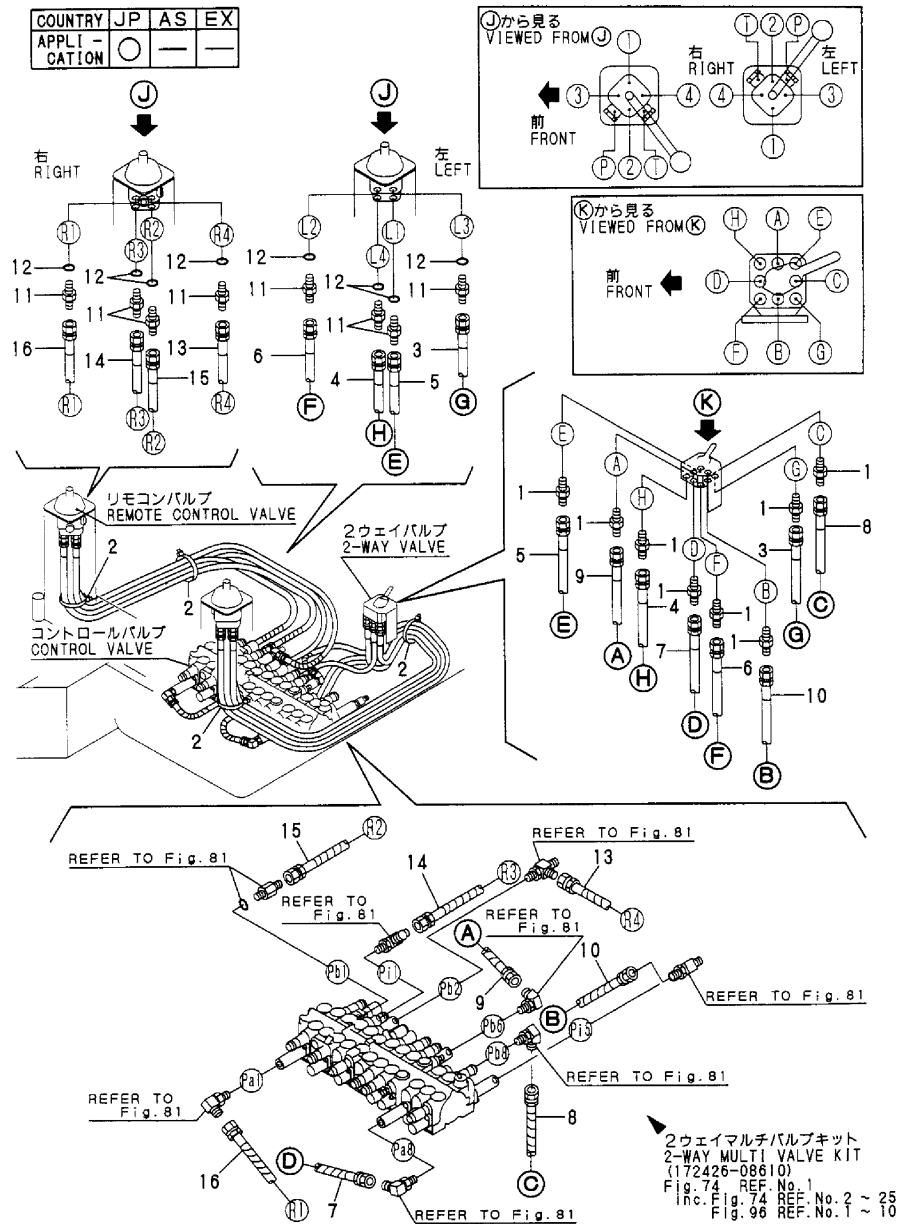
(D)=B50-2B P(R)S
(E)=B50-2BC(R)AS
(F)=B50-2BP(R)AS

No.	Lev.	Parts No.	Description	Q'ty						I	R
				(A)	(B)	(C)	(D)	(E)	(F)		
1	2	172173-76100	CONNECTOR ASSY	1	1	1	1				
2	3	24315-000110	O-RING, 1BP11.0	1	1	1	1				
3	2	172141-76180	CONNECTOR ASSY	7	7	7	7				
4	3	24315-000110	O-RING, 1BP11.0	7	7	7	7				
5	2	172426-78700	HOSE F403BB043	1	1	1	1				
6	2	172426-78710	HOSE F403BB076	1	1	1	1				
7	2	172426-79000	HOSE F403BB035	1	1	1	1				
8	2	172426-79010	HOSE F403BB084S	1	1	1	1				
9	2	172426-79020	HOSE F403BB051	1	1	1	1				
10	2	172426-79030	HOSE F403BB051	1	1	1	1				
11	2	172426-79040	HOSE F403BB096S	1	1	1	1				
12	2	172426-79050	HOSE F403BB071S	1	1	1	1				

Fig.96. CONTROL PIPING(2-WAY MULTI CHANGE/FRONT LEVER)

Y00K3462

Fig.96 コントロール配管 (2ウェイマルチチェンジ/フロントレバー)
CONTROL PIPING (2-WAY MULTI CHANGE/FRONT LEVER)



(A)=B50-2B C(R)F
(B)=B50-2B C(R)S
(C)=B50-2B P(R)F

(D)=B50-2B P(R)S
(E)=B50-2BC(R)AS
(F)=B50-2BP(R)AS

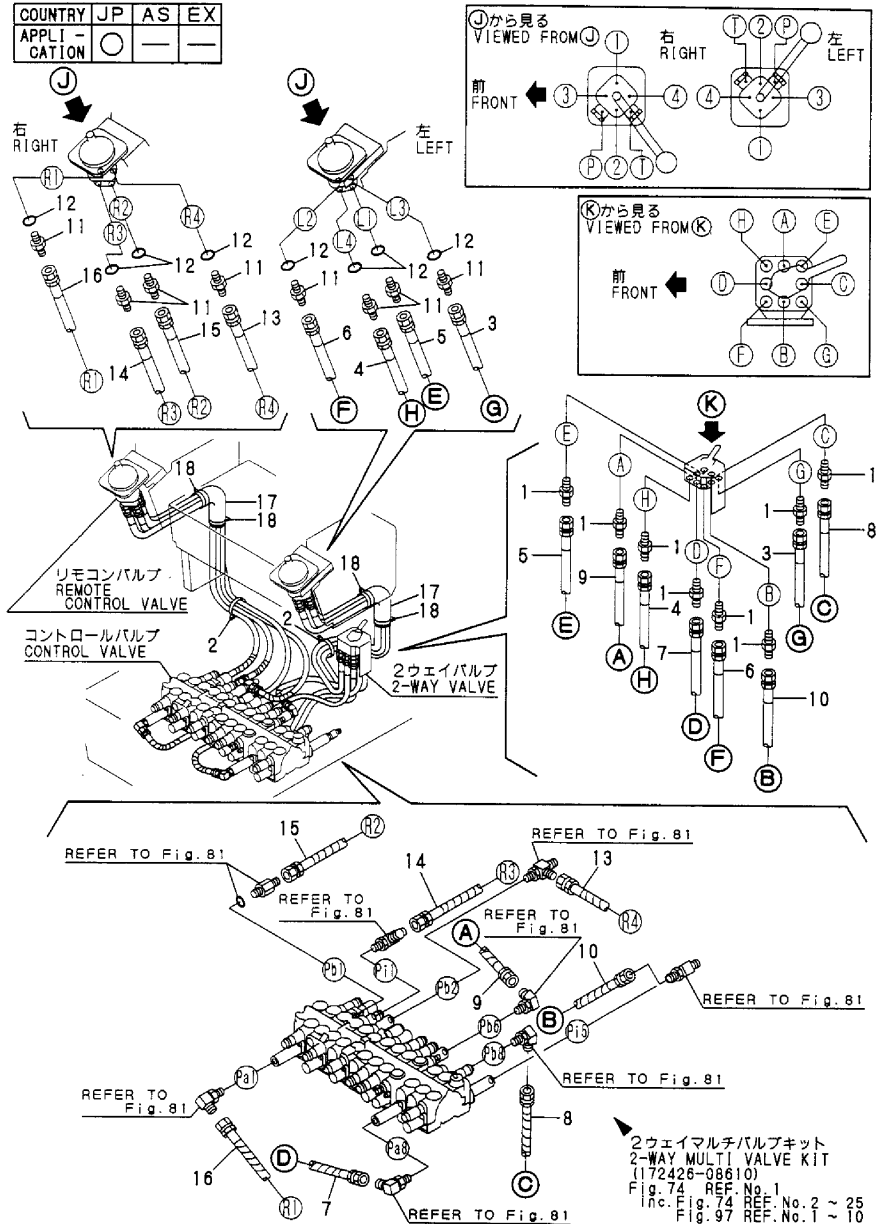
No.	Lev.	Parts No.	Description	Q'ty						I	R
				(A)	(B)	(C)	(D)	(E)	(F)		
1	2	23391-020000	JOINT, RGI-1/4	8	8						
2	2	194202-56460	BAND, 200	4	4						
3	2	172426-79500	HOSE F403BB160S	1	1						
4	2	172426-79510	HOSE F403BB160S	1	1						
5	2	172426-79520	HOSE F403BB160S	1	1						
6	2	172426-79530	HOSE F403BB160S	1	1						
7	2	172426-79540	HOSE F403BB095S	1	1						
8	2	172426-79550	HOSE F403BB045	1	1						
9	2	172426-79560	HOSE F403BB034	1	1						
10	2	172426-79570	HOSE F403BB046	1	1						
11	1	172123-76120	ADAPTER, PF1/4	8	8						
12	1	24315-000110	O-RING, 1BP11.0	8	8						
13	1	172426-78670	HOSE F403BB165S	1	1						
14	1	172426-78690	HOSE F403BB157S	1	1						
15	1	172426-78830	HOSE F403BB152S	1	1						
16	1	172426-78850	HOSE F403BB175S	1	1						

Fig.97. CONTROL PIPING(2-WAY MULTI CHANGE/SIDE LEVER)

Y00K3462

Fig. 97 コントロール配管 (2ウェイマルチチェンジ/サイドレバー)
CONTROL PIPING (2-WAY MULTI CHANGE/SIDE LEVER)

COUNTRY	JP	AS	EX
APPLI-CATION	○	—	—



(A)=B50-2B C(R)F
(B)=B50-2B C(R)S
(C)=B50-2B P(R)F

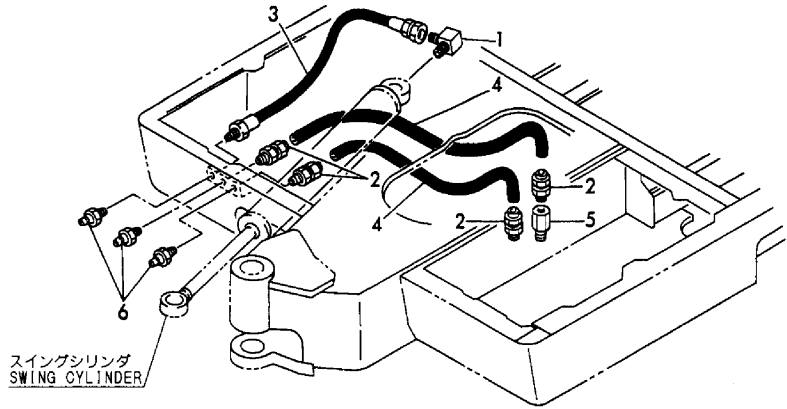
(D)=B50-2B P(R)S
(E)=B50-2BC(R)AS
(F)=B50-2BP(R)AS

No.	Lev.	Parts No.	Description	Q'ty						I	R
				(A)	(B)	(C)	(D)	(E)	(F)		
1	2	23391-020000	JOINT, RGI-1/4		8		8				
2	2	194202-56460	BAND, 200		2		2				
3	2	172426-79500	HOSE F403BB160S		1		1				
4	2	172426-79510	HOSE F403BB160S		1		1				
5	2	172426-79520	HOSE F403BB160S		1		1				
6	2	172426-79530	HOSE F403BB160S		1		1				
7	2	172426-79540	HOSE F403BB095S		1		1				
8	2	172426-79550	HOSE F403BB045		1		1				
9	2	172426-79560	HOSE F403BB034		1		1				
10	2	172426-79570	HOSE F403BB046		1		1				
11	1	172123-76120	ADAPTER, PF1/4		8		8				
12	1	24315-000110	O-RING, 1BP11.0		8		8				
13	1	172426-79220	HOSE F403BB141S		1		1				
14	1	172426-79290	HOSE F403BB129		1		1				
15	1	172426-79300	HOSE F403BB137		1		1				
16	1	172426-79310	HOSE F403BB184S		1		1				
17	1	172165-79810	SPONGE, HOSE		2		2				
18	1	172122-79930	CLAMP, HOSE		4		4				

Fig.98. GREASING

Y00K3462

Fig. 98 遠隔グリースング
GREASING



(A)=B50-2B C(R)F
(B)=B50-2B C(R)S
(C)=B50-2B P(R)F

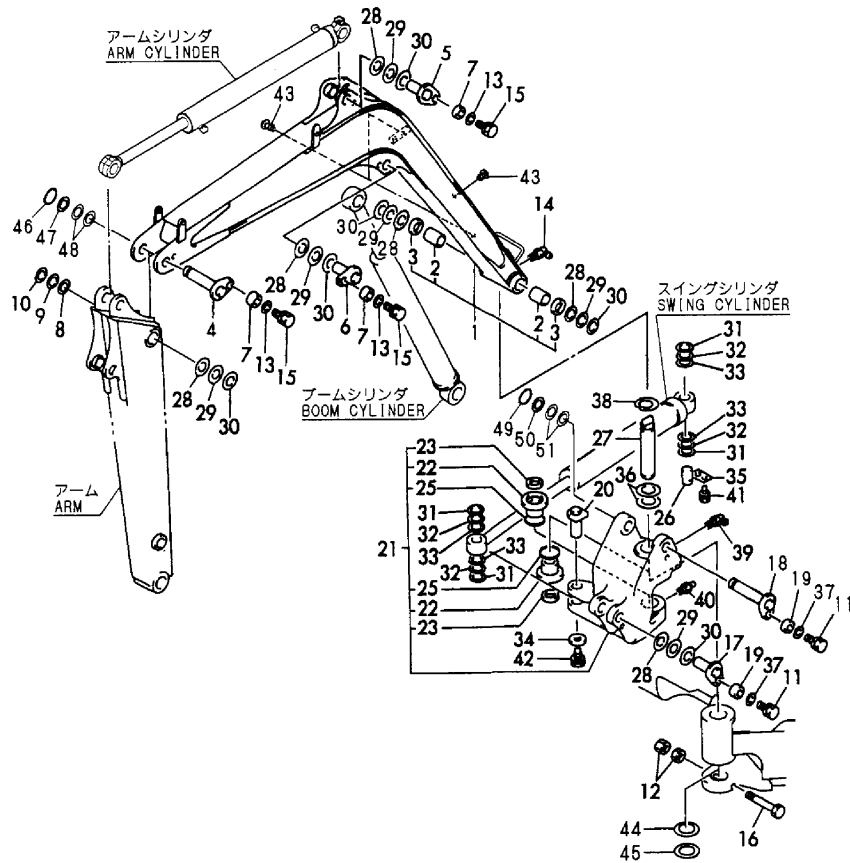
(D)=B50-2B P(R)S
(E)=B50-2BC(R)AS
(F)=B50-2BP(R)AS

No.	Lev.	Parts No.	Description	Q'ty						I	R
				(A)	(B)	(C)	(D)	(E)	(F)		
1	1	172112-77660	JOINT, PT1/8	1	1	1	1	1	1		
2	1	172141-77800	JOINT, GREASE	4	4	4	4	4	4		
3	1	172142-77800	HOSE	1	1	1	1	1	1		
4	1	172149-77811	HOSE	2	2	2	2	2	2		
5	1	172312-77820	FITTING, GREASE	1	1	1	1	1	1		
6	1	24761-020000	NIPPLE, GREASE PT1/8	3	3	3	3	3	3		

Fig.99. BOOM & BOOM BRACKET

Y00K3462

Fig. 99 ブーム&ブームブラケット
BOOM & BOOM BRACKET



(A)=B50-2B C(R)F
(B)=B50-2B C(R)S
(C)=B50-2B P(R)F

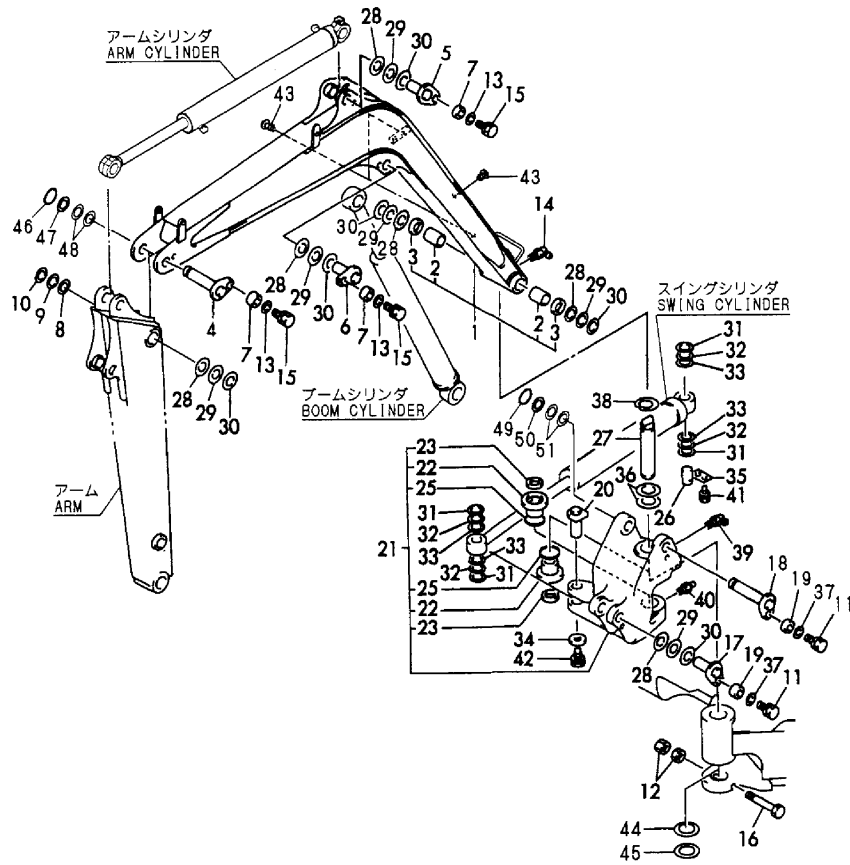
(D)=B50-2B P(R)S
(E)=B50-2BC(R)AS
(F)=B50-2BP(R)AS

No.	Lev.	Parts No.	Description	Q'ty						I	R
				(A)	(B)	(C)	(D)	(E)	(F)		
1	1	172425-81100	BOOM ASSY	1	1	1	1				
1A	1	172425-81100-1	BOOM ASSY(YELLOW:87)						1	1	
2	2	172147-81451	BUSH 50X75	2	2	2	2	2	2	2	
3	2	172165-81760	SEAL, DUST 50X60X4	2	2	2	2	2	2	2	
4	1	172176-81541	PIN 50X234	1	1	1	1				
4A	1	172176-81541-1	PIN 50X234							1	1
5	1	172176-81620	PIN 50-155	1	1	1	1				
5A	1	172176-81620-1	PIN 50X155 (GREEN)							1	1
6	1	172176-81580	PIN 50-183	1	1	1	1				
6A	1	172176-81580-1	PIN 50X183							1	1
7	1	172164-81670	SPACER	3	3	3	3	3	3	3	
8	1	172165-82520	SHIM	1	1	1	1	1	1	1	
9	1	172165-82530	SHIM	1	1	1	1	1	1	1	
10	1	172165-82540	SHIM, 50X85X1.6	1	1	1	1	1	1	1	
11	1	26013-120302	BOLT, M12X 30	2	2	2	2	2	2	2	
12	1	26716-160002	NUT, M16	2	2	2	2	2	2	2	
13	1	22157-120000	WASHER, 12	3	3	3	3	3	3	3	
14	1	24761-040000	NIPPLE, GREASE B	1	1	1	1	1	1	1	
15	1	26013-120302	BOLT, M12X 30	3	3	3	3	3	3	3	
16	1	172312-31120	BOLT M16X170	1	1	1	1	1	1	1	
16-1	1	26076-161702	BOLT, 10.916X170	1	1	1	1	1	1	1	N
		(A=M/#65295)	(B=M/#65295)	(C=M/#65295)	(D=M/#65295)	(E=M/#65295)	(F=M/#65295)				
17	1	172176-81620	PIN 50-155	1	1	1	1				
17A	1	172176-81620-1	PIN 50X155 (GREEN)							1	1
18	1	172176-81601	PIN 50X325	1	1	1	1				
18A	1	172176-81601-1	PIN 50X325							1	1
19	1	172164-81670	SPACER	2	2	2	2	2	2	2	
20	1	172164-81680	PIN 40X111	1	1	1	1				
20A	1	172164-81680-1	PIN 40X111							1	1
21	1	172165-82301-4	BRACKET,BOOM (GREEN)	1	1	1	1				
21A	1	172165-82301	BRACKET, BOOM							1	1
22	2	172165-81710	BUSH 70X85	2	2	2	2	2	2	2	
23	2	172165-81770	SEAL, DUST	2	2	2	2	2	2	2	
25	2	24321-000700	O-RING, 1AG70.0	2	2	2	2	2	2	2	
26	1	172165-82340	PIN 40X122	1	1	1	1	1	1	1	
27	1	172165-82360	PIN 70-400 CMP	1	1	1	1	1	1	1	
28	1	172165-82520	SHIM	8	8	8	8	8	8	8	
29	1	172165-82530	SHIM	8	8	8	8	8	8	8	
30	1	172165-82540	SHIM, 50X85X1.6	8	8	8	8	8	8	8	
31	1	172165-82580	SHIM	4	4	4	4	4	4	4	
32	1	172165-82590	SHIM	4	4	4	4	4	4	4	
33	1	172165-82600	SHIM	4	4	4	4	4	4	4	
34	1	172146-82910	SPACER	1	1	1	1	1	1	1	
35	1	172117-83970-1	PLATE (C)	1	1	1	1				
35A	1	172117-83970-5	PLATE(C),LOCK (86)							1	1
36	1	172112-87830	SHIM, 70X4	2	2	2	2	2	2	2	
37	1	22157-120000	WASHER, 12	2	2	2	2	2	2	2	
38	1	22242-000700	RING, 70	1	1	1	1	1	1	1	
39	1	24761-040000	NIPPLE, GREASE B	1	1	1	1	1	1	1	
40	1	24761-050000	NIPPLE, GREASE C	1	1	1	1	1	1	1	
41	1	26013-100202	BOLT, M10X 20	2	2	2	2	2	2	2	

Fig.99. BOOM & BOOM BRACKET

Y00K3462

Fig. 99 ブーム&ブームブラケット
BOOM & BOOM BRACKET



(A)=B50-2B C(R)F
(B)=B50-2B C(R)S
(C)=B50-2B P(R)F

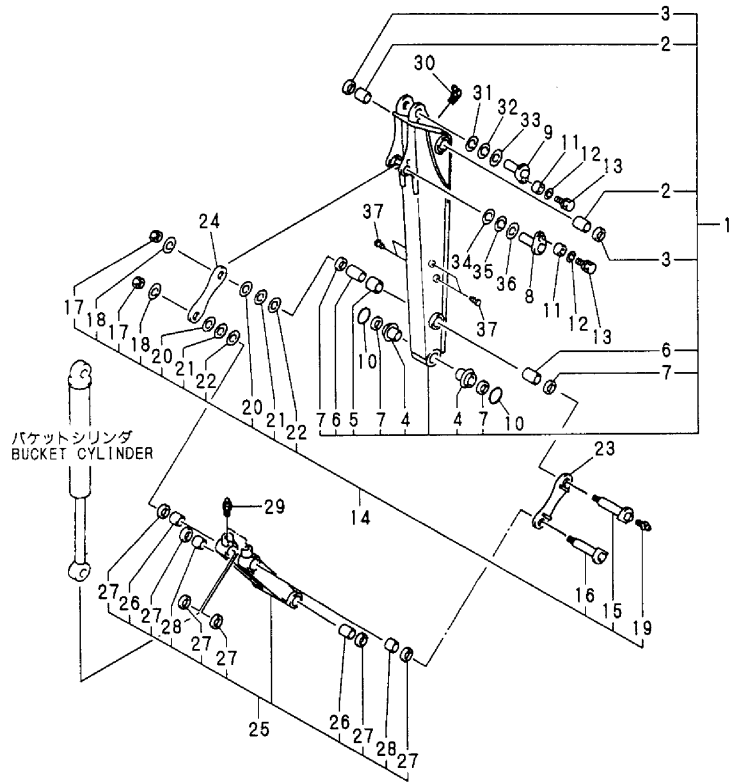
(D)=B50-2B P(R)S
(E)=B50-2BC(R)AS
(F)=B50-2BP(R)AS

No.	Lev.	Parts No.	Description	Q'ty						I	R
				(A)	(B)	(C)	(D)	(E)	(F)		
42	1	26013-120252	BOLT, M12X 25	1	1	1	1	1	1		
43	1	172183-81170	CLIP, TREE	3	3	3	3	3	3		
44	1	172176-81700	SHIM	1	1	1	1	1	1		
45	1	172176-81710	SHIM	1	1	1	1	1	1		
46	1	22242-000451	RING, 45	1	1	1	1	1	1		
47	1	172176-81650	COLLAR, 45.5X65	1	1	1	1	1	1		
48	1	172176-81660	COLLAR, 45.5X65X1	2	2	2	2	2	2		
49	1	22242-000451	RING, 45	1	1	1	1	1	1		
50	1	172176-81650	COLLAR, 45.5X65	1	1	1	1	1	1		
51	1	172176-81660	COLLAR, 45.5X65X1	2	2	2	2	2	2		

Fig.100. ARM & BUCKET LINK

Y00K3462

Fig. 100 アーム&バケットリンク
ARM & BUCKET LINK



(A)=B50-2B C(R)F
(B)=B50-2B C(R)S
(C)=B50-2B P(R)F

(D)=B50-2B P(R)S
(E)=B50-2BC(R)AS
(F)=B50-2BP(R)AS

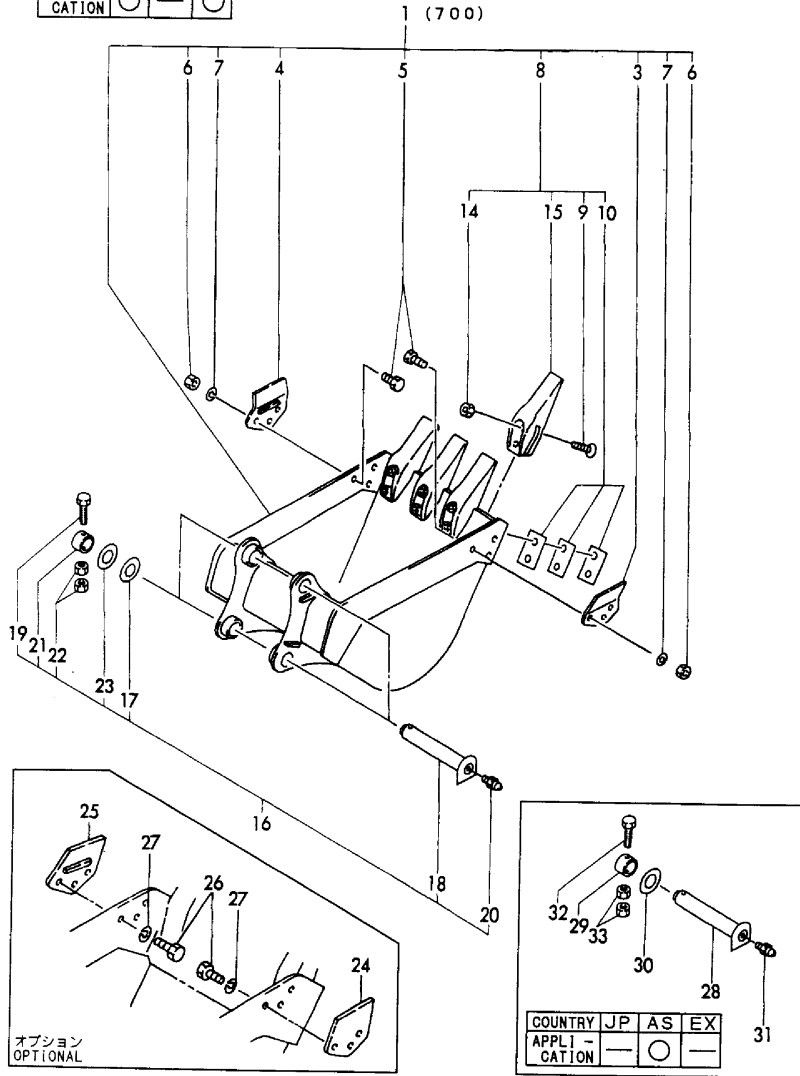
No.	Lev.	Parts No.	Description	Q'ty						I	R
				(A)	(B)	(C)	(D)	(E)	(F)		
1	1	172165-81202-4	ARM ASSY	1	1	1	1				
1A	1	172165-81202	ARM ASSY						1	1	
2	2	172147-81451	BUSH 50X75	2	2	2	2	2	2	2	
3	2	172165-81760	SEAL, DUST 50X60X4	2	2	2	2	2	2	2	
4	2	172165-81700	BUSH 45X65	2	2	2	2	2	2	2	
5	2	172112-83530	SPACER, 49.5X33	1	1	1	1	1	1	1	
6	2	172112-83500	PIN BUSH 45X60	2	2	2	2	2	2	2	
7	2	933126-44500	SEAL, DUST 45X55X4	4	4	4	4	4	4	4	
8	1	172176-81500	PIN 45-112	1	1	1	1				
8A	1	172176-81500-1	PIN 45X112							1	1
9	1	172176-81520	PIN 50-122	1	1	1	1				
9A	1	172176-81520-1	PIN 50X122							1	1
10	1	172125-81280	O-RING	2	2	2	2	2	2	2	
11	1	172164-81670	SPACER	2	2	2	2	2	2	2	
12	1	22157-120000	WASHER, 12	2	2	2	2	2	2	2	
13	1	26013-120302	BOLT, M12X 30	2	2	2	2	2	2	2	
14	1	172165-81500-1	KIT,ARM PIN	1	1	1	1				
14A	1	172165-81500-2	KIT, ARM PIN							1	1
15	2	172165-81320-1	PIN 45X204	1	1	1	1				
15A	2	172165-81320-2	PIN 45X204							1	1
16	2	172165-81340-1	PIN 45X204	1	1	1	1				
16A	2	172165-81340-2	PIN 45X204							1	1
17	2	933110-86600	NUT, NYLON 24X24	2	2	2	2	2	2	2	
18	2	933171-29760	WASHER	2	2	2	2	2	2	2	
19	2	24761-020000	NIPPLE, GREASE PT1/8	1	1	1	1	1	1	1	
20	2	172165-82550	SHIM	2	2	2	2	2	2	2	
21	2	172165-82560	SHIM	2	2	2	2	2	2	2	
22	2	172165-82570	SHIM	2	2	2	2	2	2	2	
23	1	172165-81300-4	ARM, BUCKET	1	1	1	1				
23A	1	172165-81300	ARM, BUCKET							1	1
24	1	172165-81310-4	ARM, BUCKET	1	1	1	1				
24A	1	172165-81310	ARM, BUCKET							1	1
25	1	172147-84401-4	LINK,BUCKET(GREEN)	1	1	1	1				
25A	1	172147-84401	LINK,BUCKET(YELLOW87)							1	1
26	2	172112-83500	PIN BUSH 45X60	2	2	2	2	2	2	2	
27	2	933126-44500	SEAL, DUST 45X55X4	6	6	6	6	6	6	6	
28	2	172112-86250	BUSH 45X39, PIN	2	2	2	2	2	2	2	
29	1	24761-020000	NIPPLE, GREASE PT1/8	2	2	2	2	2	2	2	
30	1	24761-040000	NIPPLE, GREASE B	1	1	1	1	1	1	1	
31	1	172165-82520	SHIM	1	1	1	1	1	1	1	
32	1	172165-82530	SHIM	1	1	1	1	1	1	1	
33	1	172165-82540	SHIM, 50X85X1.6	1	1	1	1	1	1	1	
34	1	172165-82550	SHIM	1	1	1	1	1	1	1	
35	1	172165-82560	SHIM	1	1	1	1	1	1	1	
36	1	172165-82570	SHIM	1	1	1	1	1	1	1	
37	1	172183-81160	CLIP, TREE	4	4	4	4	4	4	4	

Fig.101. BUCKET

Y00K3462

Fig. 101 バケツ
BUCKET

COUNTRY	JP	AS	EX
APPLI- CATION	○	—	○



(A)=B50-2B C(R)F
(B)=B50-2B C(R)S
(C)=B50-2B P(R)F

(D)=B50-2B P(R)S
(E)=B50-2BC(R)AS
(F)=B50-2BP(R)AS

No.	Lev.	Parts No.	Description	Q'ty						I	R
				(A)	(B)	(C)	(D)	(E)	(F)		
1	1	772125-81403-4	BUCKET ASSY	1	1	1	1				
3	2	172162-82820-4	CUTTER, SIDE	1	1	1	1				
4	2	172162-82840-4	CUTTER, SIDE	1	1	1	1				
5	2	172162-82930	BOLT M16X 50 PLATED	6	6	6	6				
6	2	172162-82940	NUT	6	6	6	6				
7	2	22217-160000	WASHER, SPRING 16	6	6	6	6				
8	2	772112-91303-4	TEETH ASSY	4	4	4	4				
9	3	172151-81400	BOLT	8	8	8	8				
10	3	172151-81410	SHIM SET, TEETH	4	4	4	4				
14	3	172137-86780	NUT	8	8	8	8				
15	3	172112-91303-4	TEETH ASSY	4	4	4	4				
16	1	172176-81950	PIN KIT, BUCKET	2	2	2	2				
17	2	172124-81940	SHIM, 45X1.2	2	2	2	2				
18	2	172176-81560	PIN 45X271 CMP	2	2	2	2				
19	2	26116-100752	BOLT, M10X 75 PLATED	2	2	2	2				
20	2	24761-020000	NIPPLE, GREASE PT1/8	2	2	2	2				
21	2	172176-81640	COLLAR	2	2	2	2				
22	2	26716-100002	NUT, M10	4	4	4	4				
23	2	172124-81930	SHIM, 45X0.8	2	2	2	2				
24	1	172151-86210-1	CUTTER, SIDE	1	1	1	1				1
25	1	172151-86220-1	CUTTER, SIDE	1	1	1	1				1
26	1	172151-86240	BOLT M16X 32	6	6	6	6				1
27	1	22217-160000	WASHER, SPRING 16	6	6	6	6				1
28	1	172176-81560-3	PIN 45X271 ASSY							2	2
29	1	172176-81640	COLLAR							2	2
30	1	172112-87840	SHIM							2	2
31	1	24761-020000	NIPPLE, GREASE PT1/8							2	2
32	1	26116-100752	BOLT, M10X 75 PLATED							2	2
33	1	26716-100002	NUT, M10							4	4

COUNTRY	JP	AS	EX
APPLI- CATION	—	○	—

Remarks
(1)OPTIONAL

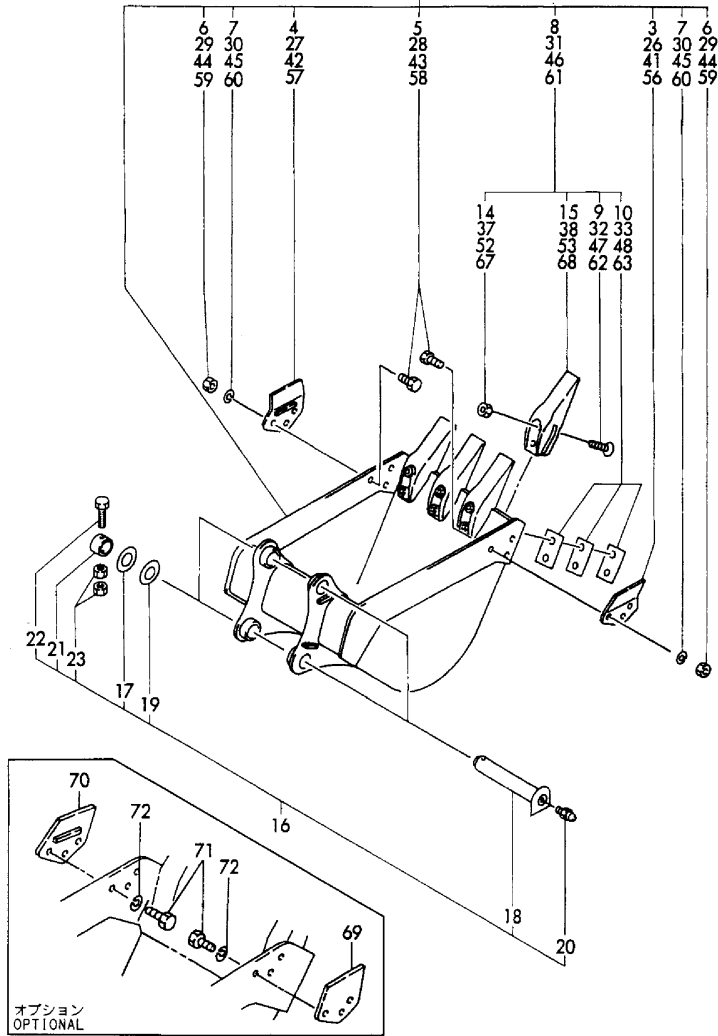
Fig.102. BUCKET(ATTACHMENT)

Y00K3462

Fig. 102 バケット (アタッチメント)
BUCKET TYPE (ATTACHMENT)

COUNTRY	JP	AS	EX
APPLI -	○	—	—
CATION	○	—	—

1 (450)
24 (600)
39 (650)
54 (750)



(A)=B50-2B C(R)F
(B)=B50-2B C(R)S
(C)=B50-2B P(R)F

(D)=B50-2B P(R)S
(E)=B50-2BC(R)AS
(F)=B50-2BP(R)AS

No.	Lev.	Parts No.	Description	Q'ty						I	R
				(A)	(B)	(C)	(D)	(E)	(F)		
1	1	772147-81411-4	BUCKET ASSY	1	1	1	1				
3	2	172162-82820-4	CUTTER, SIDE	1	1	1	1				
4	2	172162-82840-4	CUTTER, SIDE	1	1	1	1				
5	2	172162-82930	BOLT M16X 50 PLATED	6	6	6	6				
6	2	172162-82940	NUT	6	6	6	6				
7	2	22217-160000	WASHER, SPRING 16	6	6	6	6				
8	2	772112-91303-4	TEETH ASSY	3	3	3	3				
9	3	172151-81400	BOLT	6	6	6	6				
10	3	172151-81410	SHIM SET, TEETH	3	3	3	3				
14	3	172137-86780	NUT	6	6	6	6				
15	3	172112-91303-4	TEETH ASSY	3	3	3	3				
16	1	172176-81950	PIN KIT, BUCKET	2	2	2	2				
17	2	172124-81930	SHIM, 45X0.8	2	2	2	2				
18	2	172176-81560	PIN 45X271 CMP	2	2	2	2				
19	2	172124-81940	SHIM, 45X1.2	2	2	2	2				
20	2	24761-020000	NIPPLE, GREASE PT1/8	2	2	2	2				
21	2	172176-81640	COLLAR	2	2	2	2				
22	2	26116-100752	BOLT, M10X 75 PLATED	2	2	2	2				
23	2	26716-100002	NUT, M10	4	4	4	4				
24	1	772125-81471-4	BUCKET ASSY	1	1	1	1				
26	2	172162-82820-4	CUTTER, SIDE	1	1	1	1				
27	2	172162-82840-4	CUTTER, SIDE	1	1	1	1				
28	2	172162-82930	BOLT M16X 50 PLATED	6	6	6	6				
29	2	172162-82940	NUT	6	6	6	6				
30	2	22217-160000	WASHER, SPRING 16	6	6	6	6				
31	2	772112-91303-4	TEETH ASSY	4	4	4	4				
32	3	172151-81400	BOLT	8	8	8	8				
33	3	172151-81410	SHIM SET, TEETH	4	4	4	4				
37	3	172137-86780	NUT	8	8	8	8				
38	3	172112-91303-4	TEETH ASSY	4	4	4	4				
39	1	772124-81401-4	BUCKET ASSY	1	1	1	1				
41	2	172162-82820-4	CUTTER, SIDE	1	1	1	1				
42	2	172162-82840-4	CUTTER, SIDE	1	1	1	1				
43	2	172162-82930	BOLT M16X 50 PLATED	6	6	6	6				
44	2	172162-82940	NUT	6	6	6	6				
45	2	22217-160000	WASHER, SPRING 16	6	6	6	6				
46	2	772112-91303-4	TEETH ASSY	4	4	4	4				
47	3	172151-81400	BOLT	8	8	8	8				
48	3	172151-81410	SHIM SET, TEETH	4	4	4	4				
52	3	172137-86780	NUT	8	8	8	8				
53	3	172112-91303-4	TEETH ASSY	4	4	4	4				
54	1	772147-81441-4	BUCKET ASSY	1	1	1	1				
56	2	172162-82820-4	CUTTER, SIDE	1	1	1	1				
57	2	172162-82840-4	CUTTER, SIDE	1	1	1	1				
58	2	172162-82930	BOLT M16X 50 PLATED	6	6	6	6				
59	2	172162-82940	NUT	6	6	6	6				
60	2	22217-160000	WASHER, SPRING 16	6	6	6	6				
61	2	772112-91303-4	TEETH ASSY	5	5	5	5				
62	3	172151-81400	BOLT	10	10	10	10				
63	3	172151-81410	SHIM SET, TEETH	5	5	5	5				
67	3	172137-86780	NUT	10	10	10	10				

Remarks
(1)OPTIONAL

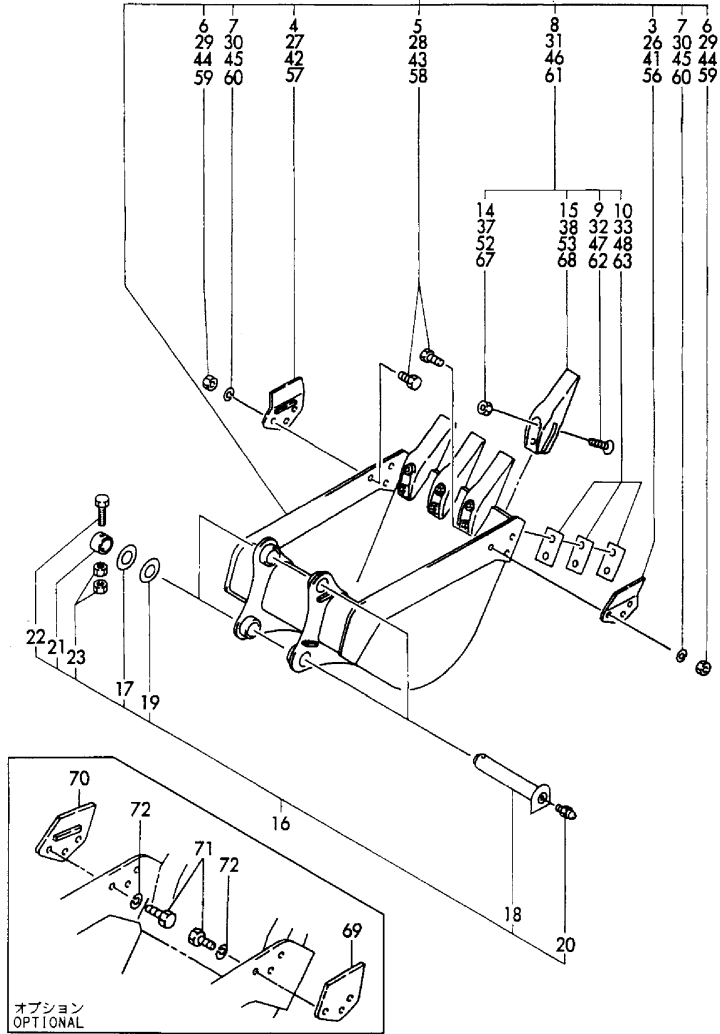
Fig.102. BUCKET(ATTACHMENT)

Y00K3462

Fig. 102 バケット (アタッチメント)
BUCKET TYPE (ATTACHMENT)

COUNTRY	JP	AS	EX
APPLI- CATION	○	—	—

1 (450)
24 (600)
39 (650)
54 (750)



(A)=B50-2B C(R)F (D)=B50-2B P(R)S
(B)=B50-2B C(R)S (E)=B50-2BC(R)AS
(C)=B50-2B P(R)F (F)=B50-2BP(R)AS

No.	Lev.	Parts No.	Description	Qty						I	R
				(A)	(B)	(C)	(D)	(E)	(F)		
68	3	172112-91303-4	TEETH ASSY	5	5	5	5				
69	1	172151-86210-1	CUTTER, SIDE	1	1	1	1				1
70	1	172151-86220-1	CUTTER, SIDE	1	1	1	1				1
71	1	172151-86240	BOLT M16X 32	6	6	6	6				1
72	1	22217-160000	WASHER, SPRING 16	6	6	6	6				1

Remarks
(1)OPTIONAL

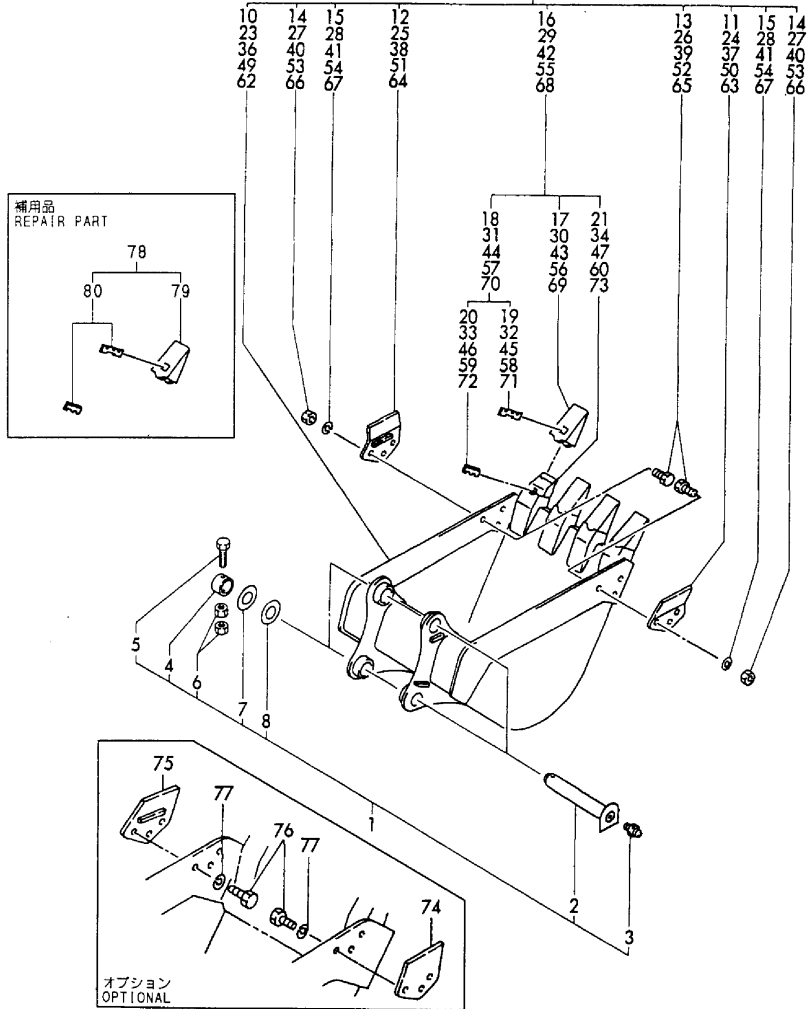
Fig.103. BUCKET S-TYPE(ATTACHMENT)

Y00K3462

Fig. 103 バケツSタイプ (アタッチメント)
BUCKET S TYPE (ATTACHMENT)

COUNTRY	JP	AS	EX
APPLI -	○	—	—
CATION	○	—	—

9 (450S)
22 (600S)
35 (650S)
48 (700S)
61 (750S)



Remarks
(1)OPTIONAL
(2)REPAIR PART

(A)=B50-2B C(R)F
(B)=B50-2B C(R)S
(C)=B50-2B P(R)F

(D)=B50-2B P(R)S
(E)=B50-2BC(R)AS
(F)=B50-2BP(R)AS

No.	Lev.	Parts No.	Description	Q'ty						I	R
				(A)	(B)	(C)	(D)	(E)	(F)		
1	1	172176-81950	PIN KIT, BUCKET	2	2	2	2				
2	2	172176-81560	PIN 45X271 CMP	2	2	2	2				
3	2	24761-020000	NIPPLE, GREASE PT1/8	2	2	2	2				
4	2	172176-81640	COLLAR	2	2	2	2				
5	2	26116-100752	BOLT, M10X 75 PLATED	2	2	2	2				
6	2	26716-100002	NUT, M10	4	4	4	4				
7	2	172124-81930	SHIM, 45X0.8	2	2	2	2				
8	2	172124-81940	SHIM, 45X1.2	2	2	2	2				
9	1	172151-81700-4	BUCKET ASSY	1	1	1	1				
10	2	172151-81710-4	BUCKET ASSY	1	1	1	1				
11	2	172162-82820-4	CUTTER, SIDE	1	1	1	1				
12	2	172162-82840-4	CUTTER, SIDE	1	1	1	1				
13	2	172162-82930-4	BOLT M16X 50 (GREEN)	6	6	6	6				
14	2	172162-82940-4	NUT	6	6	6	6				
15	2	22217-160000	WASHER, SPRING 16	6	6	6	6				
16	2	772151-81610-4	TEETH ASSY	3	3	3	3				
17	3	172151-81600-4	TOOTH, POINT	3	3	3	3				
18	3	172151-81620	PIN ASSY, LOCK	3	3	3	3				
19	4	172151-81630	PIN	3	3	3	3				
20	4	172151-81640	LOCK,RUBBER BIN	3	3	3	3				
21	3	172151-81610	ADAPTER	3	3	3	3				
22	1	172151-81800-4	BUCKET ASSY	1	1	1	1				
23	2	172151-81810-4	BUCKET ASSY	1	1	1	1				
24	2	172162-82820-4	CUTTER, SIDE	1	1	1	1				
25	2	172162-82840-4	CUTTER, SIDE	1	1	1	1				
26	2	172162-82930-4	BOLT M16X 50 (GREEN)	6	6	6	6				
27	2	172162-82940-4	NUT	6	6	6	6				
28	2	22217-160000	WASHER, SPRING 16	6	6	6	6				
29	2	772151-81610-4	TEETH ASSY	4	4	4	4				
30	3	172151-81600-4	TOOTH, POINT	4	4	4	4				
31	3	172151-81620	PIN ASSY, LOCK	4	4	4	4				
32	4	172151-81630	PIN	4	4	4	4				
33	4	172151-81640	LOCK,RUBBER BIN	4	4	4	4				
34	3	172151-81610	ADAPTER	4	4	4	4				
35	1	172151-81900-4	BUCKET ASSY	1	1	1	1				
36	2	172151-81910-4	BUCKET ASSY	1	1	1	1				
37	2	172162-82820-4	CUTTER, SIDE	1	1	1	1				
38	2	172162-82840-4	CUTTER, SIDE	1	1	1	1				
39	2	172162-82930-4	BOLT M16X 50 (GREEN)	6	6	6	6				
40	2	172162-82940-4	NUT	6	6	6	6				
41	2	22217-160000	WASHER, SPRING 16	6	6	6	6				
42	2	772151-81610-4	TEETH ASSY	4	4	4	4				
43	3	172151-81600-4	TOOTH, POINT	4	4	4	4				
44	3	172151-81620	PIN ASSY, LOCK	4	4	4	4				
45	4	172151-81630	PIN	4	4	4	4				
46	4	172151-81640	LOCK,RUBBER BIN	4	4	4	4				
47	3	172151-81610	ADAPTER	4	4	4	4				
48	1	172151-81500-4	BUCKET ASSY	1	1	1	1				
49	2	172151-81510-4	BUCKET ASSY	1	1	1	1				
50	2	172162-82820-4	CUTTER, SIDE	1	1	1	1				
51	2	172162-82840-4	CUTTER, SIDE	1	1	1	1				

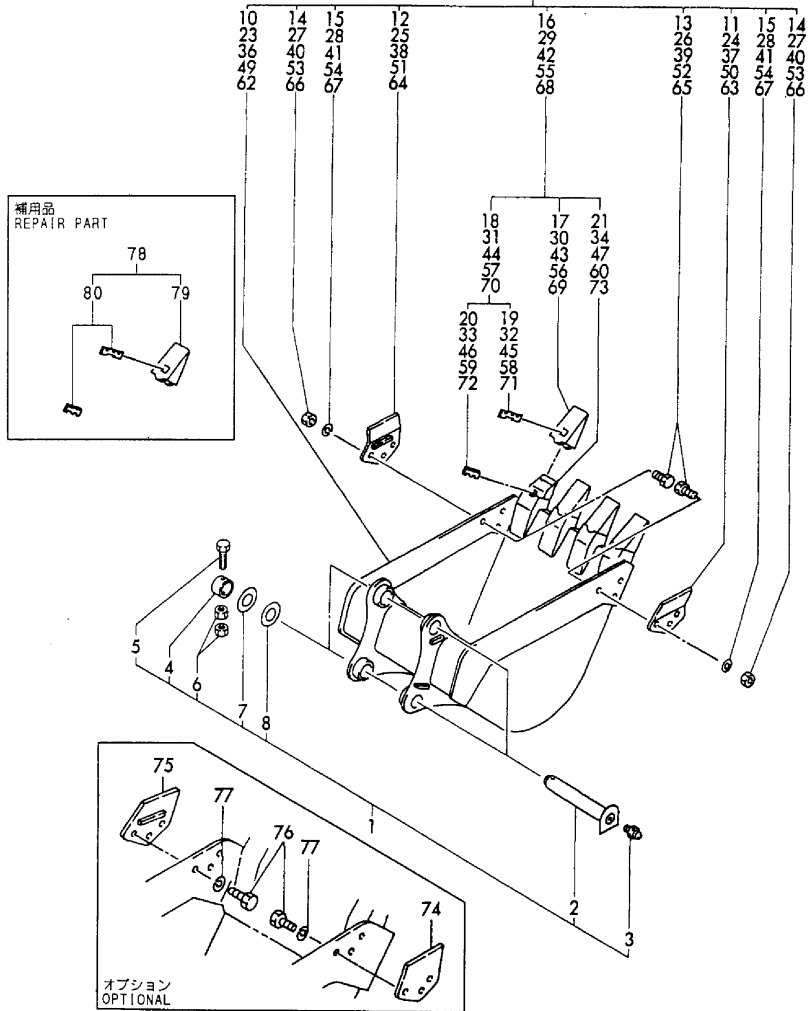
Fig.103. BUCKET S-TYPE(ATTACHMENT)

Y00K3462

Fig. 103 バケツSタイプ (アタッチメント)
BUCKET S TYPE (ATTACHMENT)

COUNTRY	JP	AS	EX
APPLI - CATION	○	—	—

9 (450S)
22 (600S)
35 (650S)
48 (700S)
61 (750S)



(A)=B50-2B C(R)F
(B)=B50-2B C(R)S
(C)=B50-2B P(R)F

(D)=B50-2B P(R)S
(E)=B50-2BC(R)AS
(F)=B50-2BP(R)AS

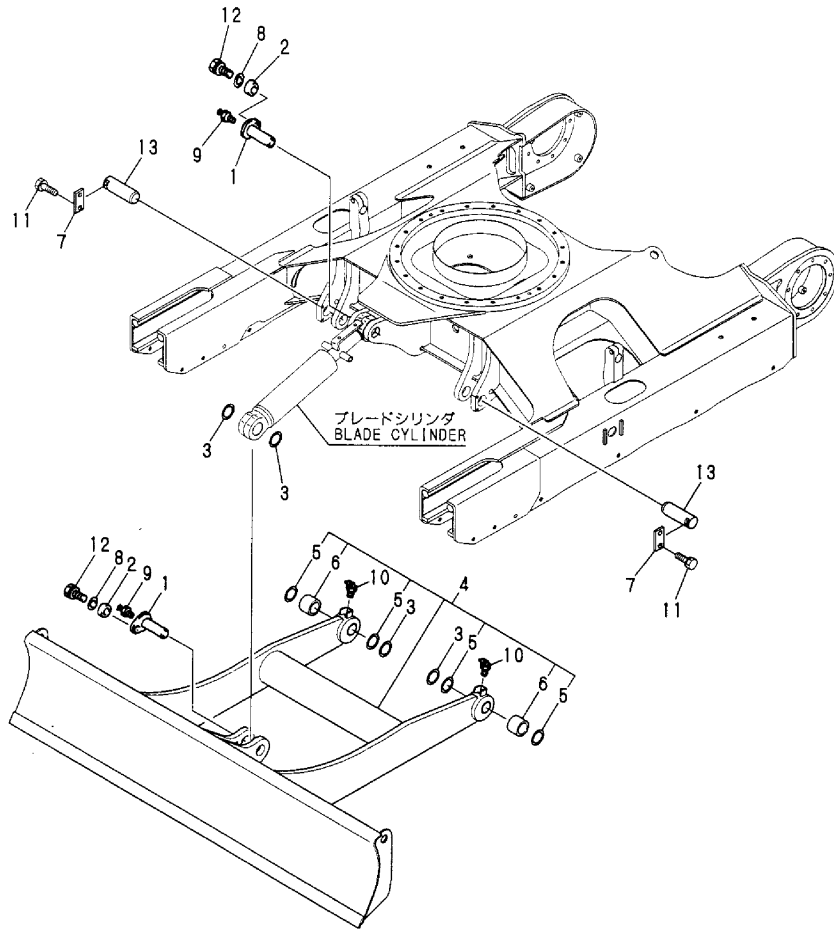
No.	Lev.	Parts No.	Description	Q'ty						I	R
				(A)	(B)	(C)	(D)	(E)	(F)		
52	2	172162-82930-4	BOLT M16X 50 (GREEN)	6	6	6	6				
53	2	172162-82940-4	NUT	6	6	6	6				
54	2	22217-160000	WASHER, SPRING 16	6	6	6	6				
55	2	772151-81610-4	TEETH ASSY	4	4	4	4				
56	3	172151-81600-4	TOOTH, POINT	4	4	4	4				
57	3	172151-81620	PIN ASSY, LOCK	4	4	4	4				
58	4	172151-81630	PIN	4	4	4	4				
59	4	172151-81640	LOCK,RUBBER BIN	4	4	4	4				
60	3	172151-81610	ADAPTER	4	4	4	4				
61	1	172151-82000-4	BUCKET ASSY	1	1	1	1				
62	2	172151-82010-4	BUCKET ASSY	1	1	1	1				
63	2	172162-82820-4	CUTTER, SIDE	1	1	1	1				
64	2	172162-82840-4	CUTTER, SIDE	1	1	1	1				
65	2	172162-82930-4	BOLT M16X 50 (GREEN)	6	6	6	6				
66	2	172162-82940-4	NUT	6	6	6	6				
67	2	22217-160000	WASHER, SPRING 16	6	6	6	6				
68	2	772151-81610-4	TEETH ASSY	5	5	5	5				
69	3	172151-81600-4	TOOTH, POINT	5	5	5	5				
70	3	172151-81620	PIN ASSY, LOCK	5	5	5	5				
71	4	172151-81630	PIN	5	5	5	5				
72	4	172151-81640	LOCK,RUBBER BIN	5	5	5	5				
73	3	172151-81610	ADAPTER	5	5	5	5				
74	1	172151-86210-1	CUTTER, SIDE	1	1	1	1				1
75	1	172151-86220-1	CUTTER, SIDE	1	1	1	1				1
76	1	172151-86240	BOLT M16X 32	6	6	6	6				1
77	1	22217-160000	WASHER, SPRING 16	6	6	6	6				1
78	1	172165-86500	TOOTH KIT, POINT	1	1	1	1				2
79	2	172151-81600	TOOTH, POINT	1	1	1	1				2
80	2	172151-81620	PIN ASSY, LOCK	1	1	1	1				2

Remarks
(1)OPTIONAL
(2)REPAIR PART

Fig.104. BLADE

Y00K3462

Fig. 104 ブレード
BLADE



(A)=B50-2B C(R)F
(B)=B50-2B C(R)S
(C)=B50-2B P(R)F

(D)=B50-2B P(R)S
(E)=B50-2BC(R)AS
(F)=B50-2BP(R)AS

No.	Lev.	Parts No.	Description	Q'ty						I	R
				(A)	(B)	(C)	(D)	(E)	(F)		
1	1	172164-81650-1	PIN 45X122	2	2	2	2	2	2		
2	1	172164-81670	SPACER	2	2	2	2	2	2		
3	1	172112-87840	SHIM	4	4	4	4	4	4		
4	1	172423-94100	BLADE ASSY	1	1	1	1	1	1		
5	2	172168-81410	SEAL, DUST	4	4	4	4	4	4		
6	2	172151-72670	BUSH 45 50	2	2	2	2	2	2		
7	1	172124-94310-1	PLATE (GREEN:88)	2	2	2	2	2	2		
8	1	22157-120000	WASHER, 12	2	2	2	2	2	2		
9	1	24761-020000	NIPPLE, GREASE PT1/8	2	2	2	2	2	2		
10	1	24761-040000	NIPPLE, GREASE B	2	2	2	2	2	2		
11	1	26013-100252	BOLT, M10X 25	4	4	4	4	4	4		
12	1	26013-120302	BOLT, M12X 30	2	2	2	2	2	2		
13	1	172423-94210	PIN 45X120	2	2	2	2	2	2		

Fig.105. P.T.O.KIT

(A)=B50-2B C(R)F
 (B)=B50-2B C(R)S
 (C)=B50-2B P(R)F

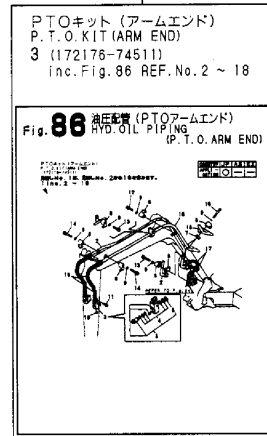
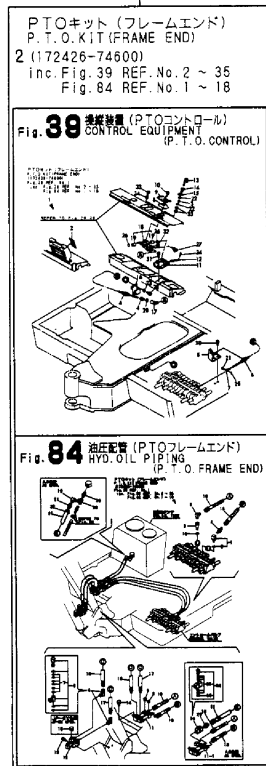
(D)=B50-2B P(R)S
 (E)=B50-2BC(R)AS
 (F)=B50-2BP(R)AS

Y00K3462

Fig. 105 PTOキット P.T.O.KIT

COUNTRY	JP	AS	EX
APPLI- CATION	○	—	—

PTOキット
 P.T.O.KIT
 1 (172426-08500)
 inc. Fig. 39 REF. No. 1
 Fig. 86 REF. No. 1



No.	Lev.	Parts No.	Description	Q'ty						I	R
				(A)	(B)	(C)	(D)	(E)	(F)		
1	1	172426-08500	PTO KIT	1	1	1	1				1
2	2	172426-74600	PTO KIT, FRAME END	1	1	1	1				2
3	2	172176-74511	PTO KIT, ARM END	1	1	1	1				3

Remarks

- (1)INC FIG.39,84 & 86.
- (2)REFER TO FIG.39 & 84.
- (3)REFER TO FIG.86.

Fig.106. COOLER KIT(FRONT LEVER)

(A)=B50-2B C(R)F
 (B)=B50-2B C(R)S
 (C)=B50-2B P(R)F

(D)=B50-2B P(R)S
 (E)=B50-2BC(R)AS
 (F)=B50-2BP(R)AS

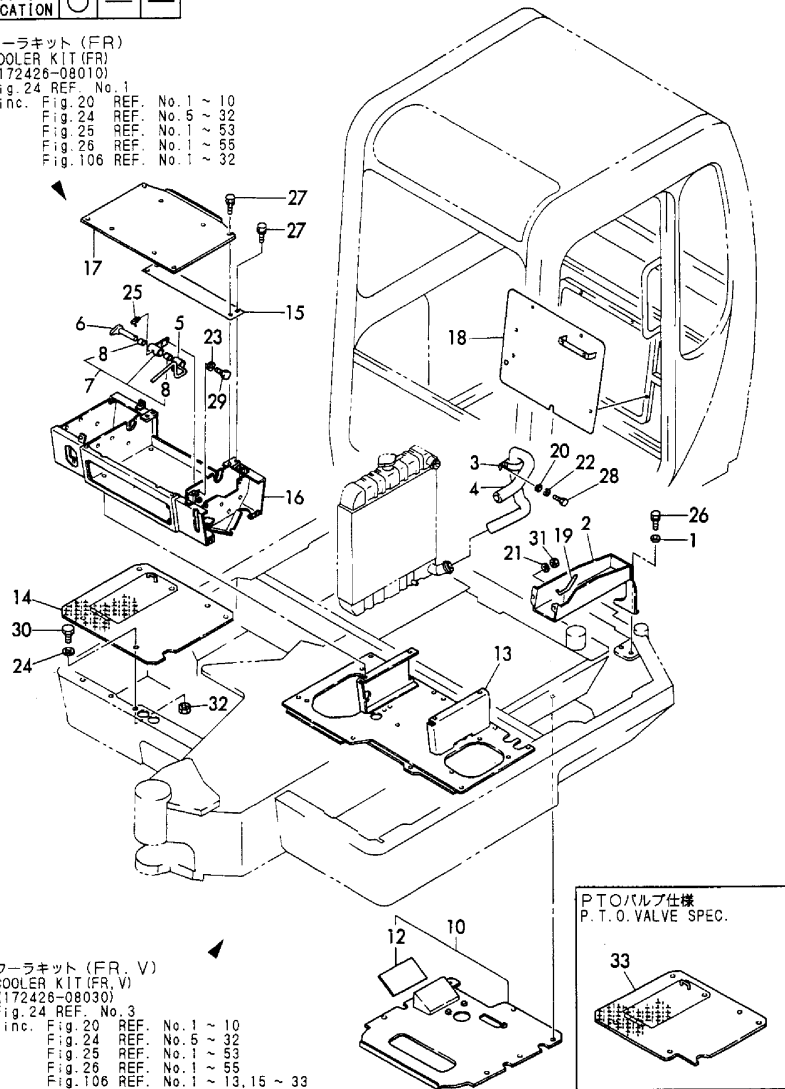
Y00K3462

Fig. 106 クーラキット (フロントレバー) COOLER KIT (FRONT LEVER)

COUNTRY	JP	AS	EX
APPLI- CATION	○	—	—

クーラキット (FR)
 COOLER KIT (FR)
 (172426-08010)

Fig.24 REF. No.1
 inc. Fig.20 REF. No.1 ~ 10
 Fig.24 REF. No.5 ~ 32
 Fig.25 REF. No.1 ~ 53
 Fig.26 REF. No.1 ~ 55
 Fig.106 REF. No.1 ~ 32



クーラキット (FR, V)
 COOLER KIT (FR, V)
 (172426-08030)

Fig.24 REF. No.3
 inc. Fig.20 REF. No.1 ~ 10
 Fig.24 REF. No.5 ~ 32
 Fig.25 REF. No.1 ~ 53
 Fig.26 REF. No.1 ~ 55
 Fig.106 REF. No.1 ~ 13, 15 ~ 33

No.	Lev.	Parts No.	Description	Q'ty						I	R
				(A)	(B)	(C)	(D)	(E)	(F)		
1	2	194145-04810	WASHER 10	2							
2	2	172165-05300	BOX, TOOL	1							
3	2	172122-13400	CLAMP, HOSE	1							
4	2	172165-13601	HOSE	1							
5	2	172165-48101	LEVER L	1							
6	2	172165-48130	PIN	1							
7	2	172165-48170	BRACKET	1							
8	3	172141-41360	BUSH 1415	2							
10	2	172165-61890	COVER ASSY	1							
12	3	172165-61930	SPONGE	1							
13	2	172426-62400	STEP	1							
14	2	172165-62660-1	STEP	1							
15	2	172165-64190	PLATE	1							
16	2	172165-64200		1							
17	2	172165-64260	PLATE, SEAT	1							
18	2	172165-67600	COVER ASSY, COOLER	1							
19	2	172165-79800	RUBBER 150	1							
20	2	22137-080000	WASHER, 8	1							
21	2	22137-100000	WASHER, 10	2							
22	2	22217-080000	WASHER, SPRING 8	1							
23	2	22217-100000	WASHER, SPRING 10	1							
24	2	22217-120000	WASHER, SPRING 12	1							
25	2	24761-040000	NIPPLE, GREASE B	1							
26	2	26013-100202	BOLT, M10X 20	2							
27	2	26013-100302	BOLT, M10X 30	4							
28	2	26116-080202	BOLT, M8X 20 PLATED	1							
29	2	26116-100202	BOLT, M10X 20 PLATED	1							
30	2	26116-120252	BOLT, M12X 25 PLATED	1							
31	2	26716-100002	NUT, M10	2							
32	2	26716-120002	NUT, M12	1							
33	2	172165-62690-1	STEP	1							1

Remarks
 (1)P.T.O. SPEC.

Fig.107. COOLER KIT(SIDE LEVER)

(A)=B50-2B C(R)F
 (B)=B50-2B C(R)S
 (C)=B50-2B P(R)F

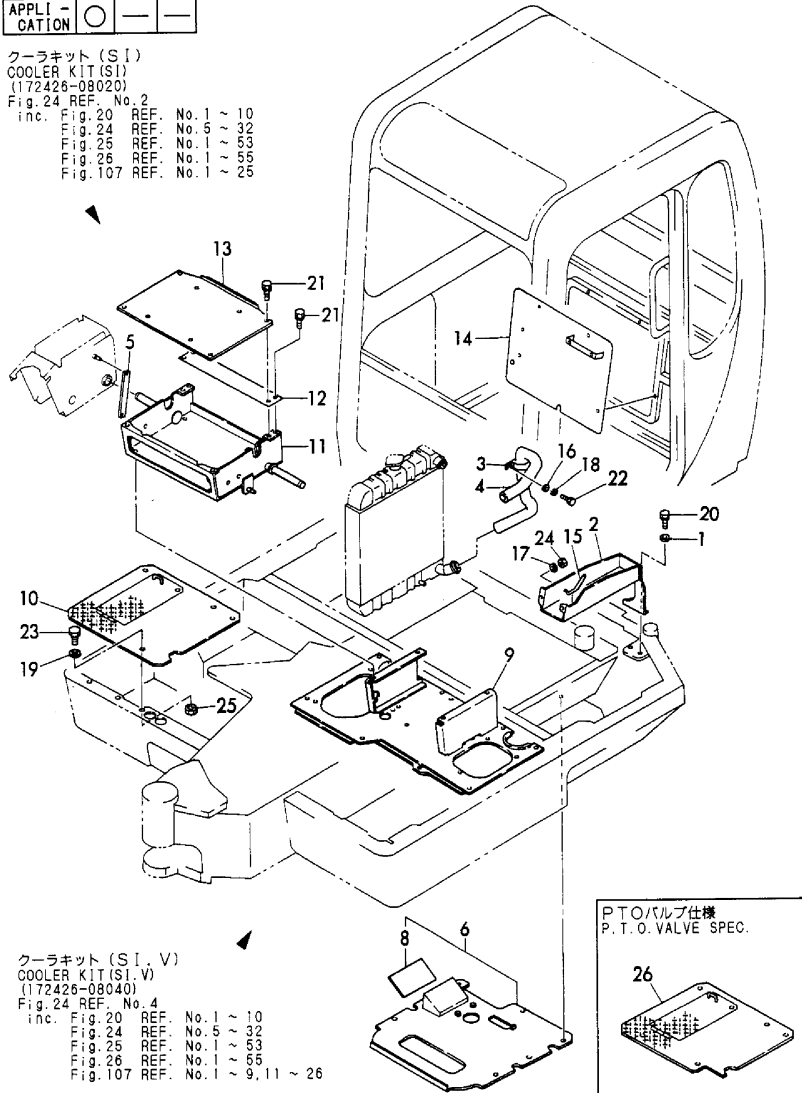
(D)=B50-2B P(R)S
 (E)=B50-2BC(R)AS
 (F)=B50-2BP(R)AS

Y00K3462

Fig. 107 クーラキット (サイドレバー) COOLER KIT (SIDE LEVER)

COUNTRY	JP	AS	EX
APPLI- CATION	○	—	—

クーラキット (S I)
 COOLER KIT (S I)
 (172426-08020)
 Fig.24 REF. No.2
 inc. Fig.20 REF. No.1 ~ 10
 Fig.24 REF. No.5 ~ 32
 Fig.25 REF. No.1 ~ 53
 Fig.26 REF. No.1 ~ 55
 Fig.107 REF. No.1 ~ 25



クーラキット (S I, V)
 COOLER KIT (S I, V)
 (172426-08040)
 Fig.24 REF. No.4
 inc. Fig.20 REF. No.1 ~ 10
 Fig.24 REF. No.5 ~ 32
 Fig.25 REF. No.1 ~ 53
 Fig.26 REF. No.1 ~ 55
 Fig.107 REF. No.1 ~ 9, 11 ~ 26

No.	Lev.	Parts No.	Description	Q'ty						I	R
				(A)	(B)	(C)	(D)	(E)	(F)		
1	2	194145-04810	WASHER 10		2						
2	2	172165-05300	BOX, TOOL		1						
3	2	172122-13400	CLAMP, HOSE		1						
4	2	172165-13601	HOSE		1						
5	2	172165-47950	BAR, 197		1						
6	2	172165-61890	COVER ASSY		1						
8	3	172165-61930	SPONGE		1						
9	2	172426-62450	STEP		1						
10	2	172165-62660-1	STEP		1						
11	2	172165-64100	MOUNT, SEAT		1						
12	2	172165-64190	PLATE		1						
13	2	172165-64260	PLATE, SEAT		1						
14	2	172165-67600	COVER ASSY, COOLER		1						
15	2	172165-79800	RUBBER 150		1						
16	2	22137-080000	WASHER, 8		1						
17	2	22137-100000	WASHER, 10		2						
18	2	22217-080000	WASHER, SPRING 8		1						
19	2	22217-120000	WASHER, SPRING 12		1						
20	2	26013-100202	BOLT, M10X 20		2						
21	2	26013-100302	BOLT, M10X 30		4						
22	2	26116-080202	BOLT, M8X 20 PLATED		1						
23	2	26116-120252	BOLT, M12X 25 PLATED		1						
24	2	26716-100002	NUT, M10		2						
25	2	26716-120002	NUT, M12		1						
26	2	172165-62690-1	STEP		1						1

Remarks
 (1)P.T.O. SPEC.

Parts No. Index

Parts No.	Fig. No.	Ref. No.
101720-55750	14	35
	15	35
102103-55520	14	30
	15	30
104200-11920	14	2
	15	2
104200-55321	14	26
	15	26
104200-55330	14	27
	15	27
104200-55341	14	28
	15	28
104200-55750	14	36
	15	36
104200-92350	8	4
110250-55610	14	31
	15	31
119247-77100	19	22
	20	6
119259-44570	13	12
119620-66820	11	19
119632-77922	17	46
	18	39
119640-92750	8	5
119650-77910	17	43
	18	36
121120-44800	3	32
	6	32
121250-49121	13	29
121256-44600	13	26
121257-55720	14	32
	15	32
121257-55731	14	33
	15	33
121450-44531	13	20
121450-49110	13	27
121470-44540	1	19
	2	19
	4	19
	5	19
121470-44581	13	22
124064-55510	14	29
	15	29
124450-44550	13	24
124450-44560	13	21
124550-77030	16	13
124764-44810	3	33
	6	33
124764-44920	3	34
	6	34

Parts No.	Fig. No.	Ref. No.
124766-59050	13	31
	14	40
	15	40
	76	33
129335-55700	14	25
	15	25
129400-13201	9	11
129430-42260	24	11
129430-44520	13	11
129432-77101	17	42
	18	35
171064-44510	13	18
171064-44520	13	19
171081-55910	14	37
	15	37
172068-28490	32	60
172111-16890	43	32
	44	27
172112-17190	23	3
172112-38130	28	12
		26
172112-38140	28	11
		25
172112-74801	76	3
172112-74901	76	4
172112-74911	76	5
172112-74971	76	6
172112-75770	76	7
172112-75780	76	8
172112-77360	77	5
	78	7
	79	7
	82	2
172112-77660	98	1
172112-81720	83	16
172112-83500	100	6
		26
172112-83530	100	5
172112-86250	100	28
172112-87830	99	36
172112-87840	101	30
	104	3
172112-91303-4	101	15
	102	15
		38
		53
		68
172113-12521	10	5
	11	15
172113-12522	10	5 -1

Parts No.	Fig. No.	Ref. No.
172113-12522	11	15 -1
172113-36050	27	47
172116-13400	13	8
172116-14620	14	22
	15	22
172116-16310	16	7
172116-46630	35	13
	36	4
172116-74150	66	17
		33
	67	44
	68	16
		16 -1
		17 B
		32
		35
	69	19
		50
		53
	70	31
172116-75850	76	18 A
172116-75850-5	76	18
172117-53330	76	38
172117-53350	76	39
172117-83970-1	99	35
172117-83970-5	99	35 A
172119-35010	27	1
172119-68600	52	120
172120-17710	22	20
172122-05101	8	2
172122-13310	13	2
	26	1
172122-13400	13	56
	106	3
	107	3
172122-14301	14	6
	15	6
172122-14350	14	7
	15	7
172122-16590	19	4
	20	1
	22	18
	23	2
172122-17190	47	26
		31
	48	1
		2
172122-17730	22	21
172122-37710	27	51
172122-37752	27	52

Parts No.	Fig. No.	Ref. No.
172122-37782	27	53
172122-37810	27	54
172122-37820	27	55
172122-37843	27	16
172122-45830	34	1
172122-46590	32	50
		51
		33
		16
		39
		17
172122-57620	40	22
172122-69390	53	6
172122-69620	53	19
172122-70410	63	7
172122-70460	63	8
172122-70840	63	14
172122-73430	63	36
172122-73470	63	48
172122-73860	65	5
172122-73870	65	6
172122-73890	65	8
172122-75600	76	15
172122-75620	76	16
172122-75630	76	17
172122-76131	84	1
172122-79890	19	6
		77
		15
172122-79930	25	33
		91
		13
		92
		13
		94
		17
		97
		18
172123-76120	81	1
		2
		89
		1
		90
		1
		91
		1
		92
		1
		93
		1
		14
		94
		1
		96
		11
		97
		11
172124-14650	13	7
172124-17630	22	7
172124-17640	22	8
		8 -1
172124-37100	27	43
172124-37120	27	42
		63

Parts No. Index

Parts No.	Fig. No.	Ref. No.
172124-37130	27	37
		58
172124-37140	27	44
		65
172124-37150	27	45
		66
172124-37160	27	38
		59
172124-37310	27	6
172124-37700	27	50
172124-46200	32	14
	37	15
	38	7
172124-57602	40	18
172124-57610	40	21
172124-57620	40	19
172124-57630	40	20
172124-65450	50	11
172124-65480	50	13
172124-65490	50	14
172124-70010	63	16
172124-70030	63	18
172124-70050	63	19
172124-73700	76	2
172124-81930	101	23
	102	17
	103	7
172124-81940	101	17
	102	19
	103	8
172124-94310-1	104	7
172124-99490	27	36
		57
172125-03950	3	31
	6	31
172125-81280	100	10
172126-16540	13	53
	14	24
	15	24
	17	6
	18	6
		75
		76
	76	34
172126-65460	50	12
172126-65500	50	16
172126-65571	50	17
172135-72800	60	37
	61	37
172135-76100	22	14

Parts No.	Fig. No.	Ref. No.
172137-12270	10	4
	11	31
172137-16000	19	1
172137-16560	17	8
	18	8
172137-17401	21	3 A
172137-17401-4	21	3
172137-46040	12	10
172137-46210	51	6
	52	6
172137-62970	19	5
	25	32
172137-66650-2	53	5
172137-68120	51	17
	52	17
172137-69410-2	53	3
172137-69651	51	50
	52	50
172137-69840	51	67
	52	67
172137-72710	60	35
	61	35
172137-72720	60	36
	61	36
172137-72730	60	30
	61	30
172137-86780	101	14
	102	14
		37
		52
		67
172141-03160	4	46
	5	46
172141-03170	1	8
	2	8
	4	8
	5	8
172141-03202	1	21
	2	21
	4	21
	5	21
	7	14
172141-03360	1	17
	2	17
	3	11
	4	17
	5	17
	6	11
172141-03372	1	18
	2	18

Parts No.	Fig. No.	Ref. No.
172141-03372	4	18
	5	18
	7	15
172141-03390	4	47
	5	47
172141-03440	3	13
	6	13
172141-03501	3	45
	6	38
172141-14260	14	5
	15	5
172141-17150	17	34
	18	27
172141-17161	17	35
	18	28
172141-17190	17	39
	18	32
172141-17201	21	1
172141-17211	21	2
172141-17230	17	40
	18	33
172141-41340	32	1
172141-41360	32	16
	33	6
	34	3
	35	6
		9
	36	8
	39	19
	51	31
	52	31
	106	8
172141-41370	30	16
		20
	31	6
		10
	32	4
		7
		22
172141-42950	33	12
172141-42960	33	13
	39	4
172141-43180	33	24
172141-50890	40	2
172141-53350	51	8
	52	8
172141-65970	26	29
172141-68270	51	25
	52	25
172141-70110	63	22

Parts No.	Fig. No.	Ref. No.
172141-72190	59	18
172141-72250	60	33
	61	33
172141-76180	81	7
	93	2
	94	2
	95	3
172141-76220	81	16
172141-76900	77	3
	79	5
172141-77800	98	2
172141-79160	78	22
172142-03302	1	16
	2	16
	4	16
	5	16
	7	13
172142-16110	16	2
172142-16550	17	23
	18	21
172142-45670	33	15
	39	7
172142-62300	47	12
	48	16
		30
	49	14
172142-72810	60	29
	61	29
172142-76280	84	6
172142-76940	85	3
172142-76940-4	86	8
172142-77050	84	7
172142-77150	84	23
172142-77151	86	4
172142-77800	98	3
172146-41320	30	10
	31	1
172146-41910	32	19
	39	12
172146-74720	67	43
172146-82910	99	34
172147-03210	1	28
	2	28
	3	8
	4	24
	5	24
	6	8
172147-12100	10	13
172147-37300-2	27	5
172147-37320-2	27	8

Parts No. Index

Parts No.	Fig. No.	Ref. No.
172147-37340-2	27	11
172147-37700	27	34
172147-45620	32	48
172147-61450-2	41	13
	42	15
172147-70020	63	17
172147-70070	63	20
172147-70090	63	21
172147-70120	63	23
172147-70200	63	24
172147-70210	63	25
172147-70220	63	2
172147-70260	63	3
172147-70360	63	4
172147-70370	63	5
172147-70390	63	6
172147-70460	63	9
172147-70470	63	10
172147-70500	63	11
172147-70520	63	12
172147-70540	63	13
172147-70580	63	60
172147-70600	63	65
172147-70610	63	66
172147-73800	65	1
172147-73810	65	2
172147-73830	65	3
172147-73850	65	4
172147-73880	65	7
172147-76270	77	1
	79	3
172147-76271	77	1 -1
	79	3 -1
	80	22
172147-76750	83	11 A
172147-76750-4	83	11
172147-76760	83	12 A
172147-76760-4	83	12
172147-76770	83	13
172147-76780	83	14
172147-81451	99	2
	100	2
172147-84401	100	25 A
172147-84401-4	100	25
172148-70350	63	57
172148-71102	55	24
172148-72050	59	22
172148-72930	59	19
172149-77811	98	4
172150-42600	32	46

Parts No.	Fig. No.	Ref. No.
172151-03050	1	51
	2	51
	4	45
	5	45
172151-03540	3	17
	4	23
	5	23
	6	17
172151-03550	4	43
	5	43
	75	24
172151-11312	9	3
172151-14191	14	4
	15	4
172151-16531	17	4
	18	4
172151-17100	17	25
	18	23
172151-17300	19	16
172151-17610	22	3
172151-45010	29	11
	30	1
172151-45320	29	13
172151-53430	30	26
	31	20
	40	9
172151-62240	47	28
	48	7
	51	112
	52	109
172151-71590	62	9
172151-71800	56	24
	57	24
172151-71810	56	14
	57	14
172151-71840	59	12
172151-71850	60	24
	61	24
172151-71860	60	14
	61	14
172151-71870	62	20
172151-71880	62	13
172151-72060	60	6
	61	6
172151-72070	60	2
	61	2
172151-72080	60	13
	61	13
172151-72220	56	10
	57	10

Parts No.	Fig. No.	Ref. No.
172151-72240	56	11
	57	11
	58	7
172151-72250	56	29
	57	29
172151-72260	56	30
	57	30
172151-72270	56	31
	57	31
172151-72290	56	22
	57	22
172151-72330	56	28
	57	28
172151-72540	59	9
	62	10
172151-72580	58	33
	62	24
172151-72591	58	4
		10
172151-72670	59	6
	62	3
		6
	104	6
172151-72710	59	8
172151-72753	60	1
	61	1
172151-72840	60	10
	61	10
172151-72870	58	34
	60	22
	61	22
	62	19
172151-72940	62	12
172151-72950	60	31
	61	31
172151-72960	60	32
	61	32
172151-73350	72	3
	73	3
172151-73360	72	36
	73	29
172151-73370	72	4
	73	4
172151-73380	72	5
	73	5
172151-73400	72	7
	73	7
172151-73420	72	37
	73	30
172151-73430	72	9

Parts No.	Fig. No.	Ref. No.	
172151-73430	73	9	
172151-73440	72	10	
	73	10	
172151-73450	72	11	
	73	11	
172151-73460	72	12	
	73	12	
172151-73480	72	14	
	73	14	
172151-73490	72	15	
	73	15	
172151-73500	72	16	
172151-73530	72	20	
	73	19	
172151-73590	72	32	
172151-73610	72	33	
172151-73620	72	34	
	73	27	
172151-73630	72	35	
	73	28	
172151-73650	73	33	
172151-74320	66	14	
		30	
		68	28
		69	14
			31
		70	11
172151-74601	75	4	
172151-74740	75	7	
172151-74760	74	7	
172151-74860	71	2	
172151-74890	71	5	
172151-74910	71	7	
172151-74930	71	9	
172151-74950	71	11	
172151-76030	87	1	
	88	1	
172151-76040	87	2	
	88	2	
172151-76400	83	3 A	
172151-76400-4	83	3	
172151-76420	83	4 A	
172151-76420-4	83	4	
172151-76460	83	7 A	
172151-76460-4	83	7	
172151-76600	84	15	
	85	9	
172151-76610	85	13	
172151-76651	84	22	
172151-76790	85	8	

Parts No. Index

Parts No.	Fig. No.	Ref. No.
172151-76790	86	7
172151-76990-1	85	14
172151-78770	84	17
172151-81400	101	9
	102	9
		32
		47
		62
172151-81410	101	10
	102	10
		33
		48
		63
172151-81500-4	103	48
172151-81510-4	103	49
172151-81600	103	79
172151-81600-4	103	17
		30
		43
		56
		69
172151-81610	103	21
		34
		47
		60
		73
172151-81620	103	18
		31
		44
		57
		70
		80
172151-81630	103	19
		32
		45
		58
		71
172151-81640	103	20
		33
		46
		59
		72
172151-81700-4	103	9
172151-81710-4	103	10
172151-81800-4	103	22
172151-81810-4	103	23
172151-81900-4	103	35
172151-81910-4	103	36
172151-82000-4	103	61
172151-82010-4	103	62

Parts No.	Fig. No.	Ref. No.
172151-86210-1	101	24
	102	69
	103	74
172151-86220-1	101	25
	102	70
	103	75
172151-86240	101	26
	102	71
	103	76
172155-03310	1	12
	2	12
	4	12
	5	12
172155-03790	3	27
	6	27
172157-45990	32	32
	39	8
172157-54850	47	27
	48	18
172157-76300	78	3
172157-99420	59	11
172162-03180	1	22
	2	22
	3	41
	22	16 A
172162-03190	1	23
	2	23
	3	42
172162-03500	26	13
172162-03510	24	32
172162-13170	12	3
172162-13190	12	4
172162-13200	12	6
		15
172162-14180	14	8
	15	8
172162-14200	14	13
	15	13
172162-16730	20	4
172162-16740	20	5
172162-17101	17	26
172162-17120	17	32
	18	66
172162-17130	17	33
	18	67
172162-17180	18	81
172162-17240	17	30
172162-17250	17	31
	18	65
172162-17270	17	27

Parts No.	Fig. No.	Ref. No.
172162-17270	18	61
172162-17330	19	17
172162-17410	17	65
	18	56
172162-17610	22	6
172162-17800	23	4
172162-18000	25	1
172162-18020	24	5
172162-18030	25	2
172162-18040	25	3
172162-18050	25	12
172162-18060	25	14
172162-18070	25	15
172162-18160	25	4
172162-18170	25	5
172162-18500	26	9
172162-18580	25	52
172162-18590	25	53
172162-18650	26	17
172162-46210	32	49
172162-46690	34	7
172162-57650	40	17
172162-61500	41	45
	42	46
172162-61770	56	39
	57	39
172162-61880	26	26
172162-64200	43	13
	45	2
172162-64210	43	14
	44	12
	45	3
	46	2
172162-64220	43	15
	44	13
	45	4
	46	3
172162-64230	43	16
	44	14
	45	5
	46	4
172162-64240	43	17
	44	15
	45	6
	46	5
172162-64250	43	20
	44	18
	45	9
	46	8
172162-64260	43	21

Parts No.	Fig. No.	Ref. No.
172162-64260	44	19
	45	10
	46	9
172162-64270	43	22
	45	11
172162-64280	43	23
	45	12
172162-64310	43	26
	44	24
	45	15
	46	14
172162-64320	43	18
	44	16
	45	7
	46	6
172162-64330	43	19
	44	17
	45	8
	46	7
172162-69050	51	19
	52	19
172162-69060	51	102
	52	102
172162-69071	51	20
	52	20
172162-69460	53	10
172162-69480	53	11
172162-69490	53	12
172162-69500	53	13
172162-69510	53	14
172162-69520	53	15
172162-69530	53	16
172162-69541	53	35
172162-69550	53	18
172162-69590	53	36
172162-69750	51	58
	52	58
172162-69970	51	111
	52	108
172162-70760	63	67
172162-76141	84	4 -1
172162-76180	81	9
		11
172162-82820-4	101	3
	102	3
		26
		41
		56
	103	11
		24

Parts No. Index

Parts No.	Fig. No.	Ref. No.
172162-82820-4	103	37
		50
		63
172162-82840-4	101	4
		102
	103	4
		27
		42
		57
		12
		25
		38
		51
64		
172162-82930	101	5
	102	5
		28
172162-82930-4	103	43
		58
		13
		26
		39
172162-82940	101	52
		65
	102	6
		6
		29
		44
		59
172162-82940-4	103	14
		27
		40
		53
		66
		47
172162-82980	27	-1
172164-03180	1	10
	2	10
	4	10
	5	10
	10	10
172164-03500	1	31
	2	31
	4	27
	5	27
	7	2
172164-03510	1	33
	2	33
	4	29
	5	29
	7	5
172164-03520	1	34
	2	34

Parts No.	Fig. No.	Ref. No.	
172164-03520	4	30	
	5	30	
	7	6	
172164-03530	1	42	
	2	42	
	3	44	
	7	16	
	172164-03531	1	42 -1
		2	42 -1
		3	44 -1
172164-03540	1	35	
	2	35	
	4	31	
	5	31	
172164-03560	103	5	
		7	
		3	
		1	
		2	
		4	
		37	
172164-11310	9	10	
	11	3	
172164-12110	11	8	
172164-12160	11	8	
172164-12200	11	11	
172164-12250	11	7	
172164-13210	13	4	
172164-17140	17	14	
172164-17150	18	24	
	35	1	
	36	1	
	37	1	
	38	1	
	24	10	
172164-18290	24	10	
172164-19310	24	15	
172164-45230	32	47	
172164-45951	32	2	
172164-45961	32	11	
172164-45970	33	2	
172164-65760	26	28	
172164-66640	26	30	
172164-74620	71	12	
172164-74630	71	13	
172164-76131	80	2	
172164-76241	79	2	
172164-76360	81	17	
172164-76660	85	12	
172164-78520	86	6	
	88	5	
	88	5	
172164-78530	88	6	
172164-78540	79	18	

Parts No.	Fig. No.	Ref. No.
172164-78870	85	6
	86	17
172164-81650-1	104	1
172164-81670	99	7
	100	19
		11
		2
	104	2
	99	20
	99	20 A
	1	4
	2	4
	4	4
5	4	
172165-03141	4	22
	5	22
	6	3
172165-03151	1	5
	2	5
	3	5
	4	5
	5	5
	6	5
	7	5
172165-03161	1	7
	2	7
	3	7
	4	7
	5	7
172165-03220	6	7
	1	11
	2	11
	4	11
	5	11
	1	48
172165-03231	2	48
	3	37
	4	42
172165-03240	5	42
	6	37
	39	2
	1	44
	2	44
	4	38
	5	38
	1	13
	2	13
	3	10
172165-03261	4	13
	5	13
	6	10
	1	25
	1	25

Parts No.	Fig. No.	Ref. No.
172165-03311	2	25
	3	43
	1	9
172165-03451	2	9
	3	14
	4	9
	5	9
	6	14
172165-03460	1	27
	2	27
	3	3
172165-03471	1	49
	2	49
	75	23
172165-03500	3	15
	6	15
	1	32
172165-03661	2	32
	4	28
	5	28
	7	12
	25	51
	40	25
	106	2
107	2	
172165-11290	9	7
172165-11310	9	9
172165-11320	9	4
172165-11500	9	14
172165-12100	10	1
	11	29
172165-12101	10	1 -1
	11	29 -1
172165-12110	10	12
172165-12140	10	2
172165-12160	11	30
	10	3
172165-13130	12	1
172165-13160	12	2
172165-13191	12	5
172165-13220	12	14
172165-13241	12	7
172165-13270	12	8
172165-13300	13	1
172165-13330	13	3
172165-13350	13	5
172165-13410	13	9
172165-13481	13	10
172165-13501	13	6
172165-13601	13	57

Parts No. Index

Parts No.	Fig. No.	Ref. No.
172165-13601	106	4
	107	4
172165-13610	12	16
	24	16
172165-14170	14	14
	15	14
172165-14610	14	21
	15	21
172165-16102	16	1
172165-16111	16	17
172165-16130	16	11
172165-16200	19	21
172165-16513	17	2
	18	2
172165-16521	17	3
	18	3
172165-16530	17	59
	18	51
172165-16541	19	2
172165-16550	19	3
172165-16560	17	9
	18	9
172165-16700	20	2
172165-16710	20	3
172165-17100	17	7
	18	7
172165-17130	19	14
172165-17601	22	5
172165-17610	22	2
172165-17620	22	4
172165-17701	22	19
172165-17800	22	22
172165-17820	23	5
172165-17850	23	6
172165-17860	23	7
172165-18010	25	11
172165-18050	25	13
172165-18080	25	16
172165-18100	25	17
172165-18110	25	18
172165-18120	25	19
172165-18130	25	20
172165-18140	25	21
172165-18200	25	22
172165-18210	25	23
172165-18220	25	24
172165-18250	26	2
172165-18260	26	3
172165-18300	26	4
172165-18330	26	5

Parts No.	Fig. No.	Ref. No.
172165-18360	26	6
172165-18370	24	6
172165-18400	26	7
172165-18480	26	8
172165-18500	26	10
172165-18510	26	11
172165-18530	26	12
172165-18580	26	14
172165-18590	26	16
172165-18601	24	7
172165-18630	24	8
172165-18670	24	9
172165-18700	24	12
172165-18751	24	13
172165-18770	25	26
172165-18800	26	18
172165-18820	26	19
172165-18840	26	20
172165-18860	26	21
172165-18870	26	22
172165-18900	25	27
172165-18920	25	28
172165-18930	24	14
172165-18940	26	23
172165-18950	26	24
172165-45000	29	8
172165-45030	29	1
172165-45071	29	2
	30	5
172165-45081	29	3
172165-45100	33	1
172165-45140	33	4
172165-45181	33	5
172165-45260	39	6
172165-45270	33	22
172165-45301	29	12
172165-45420	29	14
172165-45450	29	15
172165-45470	29	16
172165-45490	66	38
172165-45620	29	17
	30	12
172165-45800	35	2
172165-45841	35	3
172165-45880	35	4
172165-45900	35	5
172165-45930	35	8
172165-45970	35	11
	36	2
172165-45980	35	12

Parts No.	Fig. No.	Ref. No.
172165-45980	36	3
172165-46100	32	33
172165-46150	32	34
172165-46230	32	35
172165-46261	32	36
172165-46281	32	37
	39	9
172165-46300	32	15
172165-46301	32	15 -1
172165-46340	32	38
	39	10
172165-46350	32	18
	39	11
172165-46401	30	13
	31	3
172165-46450	39	13
172165-46480	39	14
172165-46490	39	15
172165-46500	39	16
172165-46570	34	6
172165-46600	39	18
172165-46630	29	34
	30	51
	31	34
172165-46660	30	14
	31	4
172165-46800	32	20
172165-46860	32	52
172165-47100	30	15
	31	5
172165-47300	30	19
	31	9
172165-47400	37	3
172165-47450	37	4
172165-47500	37	5
	38	5
172165-47550	37	6
	38	6
172165-47601	37	7
	38	15
172165-47621	37	8
	38	8
172165-47680	38	4
172165-47681	38	4 -1
172165-47711	30	44
172165-47720	30	41
	31	33
172165-47730	30	24
	31	13
172165-47770	30	25

Parts No.	Fig. No.	Ref. No.
172165-47770	31	14
172165-47801	37	9
	38	9
172165-47821	30	2
172165-47851	30	23
172165-47871	30	4
172165-47900	31	15
172165-47930	31	16
172165-47950	107	5
172165-47960	31	17
172165-47970	38	19
172165-47980	30	39
	31	19
172165-47990	30	29
	31	21
172165-48100	36	5
172165-48101	106	5
172165-48130	36	6
	106	6
172165-48170	36	7
	106	7
172165-53300-2	40	6
172165-53360-2	40	7
172165-53410-2	40	8
172165-53450-2	40	14
172165-53460-2	40	16
172165-53480	40	13
172165-53490	40	12
172165-53500	40	10
172165-61100-4	42	2
172165-61190-3	41	2 A
	42	3 A
172165-61190-4	41	2
	42	3
172165-61290	41	3
	42	4
172165-61300-1	41	5
	42	6
172165-61300-3	41	5 A
	42	6 A
172165-61310-1	41	7
	42	8
172165-61310-3	41	7 A
	42	8 A
172165-61320-1	41	8
	42	9
172165-61320-3	41	8 A
	42	9 A
172165-61330-1	41	9
	42	10

Parts No. Index

Parts No.	Fig. No.	Ref. No.
172165-61330-3	41	9 A
	42	10 A
172165-61340-1	41	10
	42	11
172165-61340-3	41	10 A
	42	11 A
172165-61381	42	13 A
172165-61381-1	42	13
172165-61420-1	41	12
172165-61420-3	41	12 A
172165-61450-3	41	14 A
	42	16 A
172165-61450-4	41	14
	42	16
172165-61480	42	17 A
172165-61480-2	42	17
172165-61540	41	16
	42	19
172165-61550	41	48
172165-61620	41	17
	42	21
172165-61660-1	41	19
	42	22
172165-61660-3	41	19 A
	42	22 A
172165-61701	41	20
	42	23
172165-61720	41	21
	42	24
172165-61740-3	41	22 A
172165-61740-4	41	22
172165-61780-3	41	23 A
172165-61780-4	41	23
172165-61801	25	31
	41	47
	42	25 -1
172165-61820-3	42	14 A
172165-61820-4	42	14
172165-61890	41	49
	106	10
	107	6
172165-61930	41	51
	106	12
	107	8
172165-62100	47	1
	48	3
	49	1
172165-62110-1	48	4
172165-62150-1	48	24
172165-62150-3	47	2

Parts No.	Fig. No.	Ref. No.
172165-62191	47	3
	48	5
	49	3
172165-62300	47	4
	48	8
	49	6
172165-62341	48	26
	74	23
	75	26
172165-62380	48	27
	74	24
	75	27
172165-62630	47	30
	48	21
	49	5
172165-62660-1	49	2
	106	14
	107	10
172165-62690-1	106	33
	107	26
172165-62800	18	84
	47	6
	48	9
		22
	49	7
172165-62810	48	10
		23
	49	8
172165-62830	48	20
	49	16
172165-63201	43	34
	44	29
172165-63250	43	36
	44	31
172165-63280	43	37
	44	32
172165-63501	45	33
	46	27
172165-63550	45	34
	46	28
172165-63600	45	35
	46	29
	47	20
172165-63620	45	36
	46	30
	47	21
172165-63650	45	37
	46	31
	53	24
172165-63660	43	5

Parts No.	Fig. No.	Ref. No.
172165-63660	44	33
	45	24
	46	34
172165-63700	47	22
172165-63720	47	23
172165-64010	44	11
	46	1
172165-64020	44	20
	46	10
172165-64030	44	21
	46	11
172165-64100	46	18
	107	11
172165-64190	44	1
	46	19
	106	15
	107	12
172165-64200	44	2
	106	16
172165-64260	44	3
	46	17
	106	17
	107	13
172165-64302	47	13
172165-64360	47	14
172165-64390	47	15
172165-64401	43	2
172165-64601	43	3
	45	20
172165-64691	43	4
	45	18
172165-64770	43	38
	45	40
172165-64801	45	19
172165-65100-1	50	7
172165-65100-3	50	7 A
172165-65300	50	10 A
172165-65300-2	50	10
172165-65500	50	19 A
172165-65500-2	50	19
172165-65700	50	20 A
172165-65700-2	50	20
172165-65850	50	15
172165-65900	50	21
172165-66100-2	50	36
172165-66140-2	50	37
172165-66301-2	50	38
172165-66341-2	50	39
172165-66520-2	50	42
172165-66640-2	50	41

Parts No.	Fig. No.	Ref. No.
172165-67100	51	10
	52	10
172165-67170	51	11
	52	11
172165-67240	51	12
	52	12
172165-67250	51	13
	52	13
172165-67350	51	14
	52	14
172165-67370	51	16
172165-67380	51	84
	52	84
172165-67500	51	113
	52	110
172165-67600	52	21
	106	18
	107	14
172165-67650	52	16
172165-67811	51	107
	52	104
172165-67821	51	108
	52	105
172165-67850	51	109
	52	106
172165-67860	51	110
	52	107
172165-68100-3	54	2 A
172165-68100-4	54	2
172165-68110-3	54	3 A
172165-68110-4	54	3
172165-68180	54	7
172165-68200-3	54	8 A
172165-68200-4	54	8
172165-68250	47	29
	48	19
172165-68280	51	115
	52	112
172165-68400	51	18 A
172165-68400-4	51	18
	52	18
172165-69000-2	53	2
172165-69090	51	21
172165-69141	53	8
172165-69170	51	22
	52	22
172165-69180	51	23
	52	23
172165-69190	53	9
172165-69200	51	24

Parts No. Index

Parts No.	Fig. No.	Ref. No.
172165-69200	52	24
172165-69220	51	26
	52	26
172165-69230	51	27
	52	27
172165-69240	51	28
	52	28
172165-69250	51	29
	52	29
172165-69260	51	30
	52	30
172165-69290	51	33
	52	33
172165-69320	51	34
	52	34
172165-69410	51	35
	52	35
172165-69490	51	103
172165-69500	51	36
	52	36
172165-69510	51	37
	52	37
172165-69521	51	106
	52	103
172165-69530	51	39
	52	39
172165-69540	51	40
	52	40
172165-69550	51	41
	52	41
172165-69560	51	42
	52	42
172165-69570	51	43
	52	43
172165-69581	51	44
	52	44
172165-69590	51	45
	52	45
172165-69600	51	46
	52	46
172165-69610	51	47
	52	47
172165-69620	51	48
	52	48
172165-69630	51	49
	52	49
172165-69640	53	20
172165-69650	53	21
172165-69661	51	51
	52	51

Parts No.	Fig. No.	Ref. No.
172165-69671	51	52
	52	52
172165-69681	51	53
	52	53
172165-69691	51	54
	52	54
172165-69701	53	22
172165-69711	53	23
172165-69720	51	55
	52	55
172165-69731	51	56
	52	56
172165-69740	51	57
	52	57
172165-69750	51	59
	52	59
172165-69760	51	60
	52	60
172165-69770	51	61
	52	61
172165-69780	51	62
	52	62
172165-69790	51	63
	52	63
172165-69800	51	64
	52	64
172165-69811	51	65
	52	65
172165-69830	51	66
	52	66
172165-69840	51	68
	52	68
172165-69850	51	69
	52	69
172165-69860	51	70
	52	70
172165-69870	51	71
	52	71
172165-69890	51	72
	52	72
172165-69960	51	73
	52	73
172165-69980	51	74
	52	74
172165-69990	51	114
	52	111
172165-71200	55	27
172165-72101-4	57	1
172165-72201	56	1 A
	57	1 A

Parts No.	Fig. No.	Ref. No.
172165-72201-4	56	1
172165-72300	56	4
		8
	57	4
		8
172165-72310	60	4
		8
	61	4
		8
172165-72320	59	3
172165-72351	56	37 A
	57	37 A
172165-72351-4	56	37
	57	37
172165-72401-3	60	42
	61	39 A
172165-72401-4	61	39
172165-72610	56	2 A
	57	2 A
172165-72610-4	56	2
172165-72630	56	6
	57	6
172165-72640	56	13
	57	13
172165-72650-4	57	2
172165-74202	74	13
	75	3
172165-74320	72	8
	73	8
172165-74340	73	16
172165-74350	72	17
172165-74901	13	46
172165-74910	13	47
172165-75340	76	13
172165-75350-1	76	14
172165-75350-2	76	14 A
172165-75401	76	10 A
172165-75401-4	76	10
172165-75450	76	28 A
172165-75450-5	76	28
172165-75460	76	29
172165-75481	76	30
172165-75490	76	40
172165-75500	76	32
172165-75530	76	25
172165-76200	84	5
172165-76220	80	6
	84	21
172165-76280	79	4
172165-76360	78	6

Parts No.	Fig. No.	Ref. No.
172165-76511-1	83	8 A
172165-76511-4	83	8
172165-76530	83	9 A
172165-76530-4	83	9
172165-76540	83	10
172165-76860	77	2
172165-76880	85	2
172165-78130	77	13
172165-78150	78	10
172165-78360	80	12
172165-78412	80	16
172165-78701-1	78	18
172165-78741-2	78	20
172165-78781	78	19
		21
		26
172165-79101	78	25
172165-79130	78	27
172165-79800	40	26
	106	19
	107	15
172165-79810	91	12
	92	12
	94	16
	97	17
172165-79820	92	14
172165-79860	81	30
172165-79870	87	8
172165-81202	100	1 A
172165-81202-4	100	1
172165-81300	100	23 A
172165-81300-4	100	23
172165-81310	100	24 A
172165-81310-4	100	24
172165-81320-1	100	15
172165-81320-2	100	15 A
172165-81340-1	100	16
172165-81340-2	100	16 A
172165-81500-1	100	14
172165-81500-2	100	14 A
172165-81700	100	4
172165-81710	99	22
172165-81750	60	5
		9
	61	5
		9
172165-81760	56	5
		9
	57	5
		9

Parts No. Index

Parts No.	Fig. No.	Ref. No.
172165-81760	58	5
		11
	99	3
	100	3
172165-81770	99	23
172165-82301	99	21 A
172165-82301-4	99	21
172165-82340	99	26
172165-82360	99	27
172165-82520	99	8
		28
	100	31
172165-82530	99	9
		29
	100	32
172165-82540	99	10
		30
	100	33
172165-82550	100	20
		34
172165-82560	100	21
		35
172165-82570	100	22
		36
172165-82580	99	31
172165-82590	99	32
172165-82600	99	33
172165-86500	103	78
172168-03250	1	52
	2	52
172168-03260	1	54
	2	54
172168-03401	4	48
	5	48
172168-03410	1	53
	2	53
172168-47700	38	22
172168-47701	38	22 -1
172168-71990	63	58
172168-76370	80	8
172168-78940	79	19
172168-79520	22	16
172168-81410	59	4
		7
	62	4
	7	
	104	5
172171-03400	3	12
	6	12
172171-03510	3	16

Parts No.	Fig. No.	Ref. No.
172171-03510	6	16
172171-03700	3	18
	6	18
172171-03710	3	19
	6	19
172171-03720	3	20
	6	20
172171-03730	3	21
	6	21
172171-03740	3	22
	6	22
172171-03750	3	23
	6	23
172171-03760	3	24
	6	24
172171-03770	3	25
	6	25
172171-03780	3	26
	6	26
172171-03790	3	28
	6	28
172171-03800	3	29
	6	29
172171-03810	3	30
	6	30
172173-03250	1	15
	2	15
	4	15
	5	15
172173-03550	2	45
	4	39
	5	39
	74	18
172173-03560	1	46
	2	46
	4	40
	5	40
	74	20
172173-03570	1	47
	2	47
	4	41
	5	41
	74	21
172173-73440	63	68
172173-76100	81	14
	95	1
172173-78180	77	14
172175-03550	1	45
	74	19
172175-12230	11	12

Parts No.	Fig. No.	Ref. No.
172175-12350	11	13
172175-12370	11	14
172175-45650	32	21
172175-65770	13	14 -1
172175-74700	74	2
172175-74710	74	4
172175-74720	74	5
172175-74730	74	6
172176-07330	8	20
172176-12110	11	5
172176-14600	11	28
172176-17100	18	60
172176-17120	18	64
172176-17130	18	68
172176-46400	34	2
172176-46480	34	5
172176-47870	29	28
	30	45
172176-68210	51	38
	52	38
172176-72600	59	1
172176-72600-2	59	1 A
172176-72610	59	2
172176-72610-2	59	2 A
172176-72630	59	25
172176-72630-2	59	25 A
172176-72650	59	5
172176-73250	55	19
172176-73271	55	13
172176-73471	55	3
172176-73830	55	20
172176-73840	55	21
172176-73880	55	22
172176-74511	86	1
	105	3
172176-76210	78	2
172176-76221	80	7
172176-76260	83	2
172176-76260-2	83	2 A
172176-76420	83	5
172176-76420-2	83	5 A
172176-76440	83	6
172176-76440-2	83	6 A
172176-76522	86	18
172176-76522-2	85	1
172176-76542	86	2
172176-76580	86	3
172176-76651	84	12
172176-78270	83	26
172176-78571	86	16

Parts No.	Fig. No.	Ref. No.
172176-81500	100	8
172176-81500-1	100	8 A
172176-81520	100	9
172176-81520-1	100	9 A
172176-81541	99	4
172176-81541-1	99	4 A
172176-81560	101	18
	102	18
	103	2
172176-81560-3	101	28
172176-81580	99	6
172176-81580-1	99	6 A
172176-81601	99	18
172176-81601-1	99	18 A
172176-81620	99	5
		17
172176-81620-1	99	5 A
		17 A
172176-81640	101	21
		29
	102	21
	103	4
172176-81650	99	47
		50
172176-81660	99	48
		51
172176-81700	99	44
172176-81710	99	45
172176-81950	101	16
	102	16
	103	1
172183-03250	1	20
	2	20
	4	20
	5	20
172183-03280	2	29
	3	36
	5	25
	6	36
172183-03450	3	35 -1
	6	35 -1
172183-14250	14	9
	15	9
172183-16540	17	10
	18	10
172183-16900	17	69
	18	85
172183-73770	63	41
172183-76160	84	3
172183-76200	80	5

Parts No. Index

Parts No.	Fig. No.	Ref. No.
172183-76200	81	13
172183-81160	83	15
	100	37
172183-81170	99	43
172186-81930	41	24
	42	25
172187-17080	17	60
	18	52
172187-17090	17	61
	18	53
172187-37521	27	23
172187-37530	27	24
172187-37540	27	25
172187-37550	27	26
172187-45090	66	37
172187-74300	66	28
172187-74540	69	33
172187-74550	67	41
	69	35
172187-74600	71	1
172187-74690	69	43
172187-74750	73	1
172187-74760	72	1
172187-74770	72	13
	73	13
172187-75500	76	20
172187-76170	81	5
172188-08200	11	1
172188-08210	11	2
172188-17200	18	69
172188-76100	84	11
		11 -1
172188-78100	84	16
172190-12130	11	6
172190-16500	17	5
	18	26
172190-16650	18	77
172190-17220	18	70
172190-45060	29	33
172190-45080	30	50
172190-74901	74	14
172212-61230	43	1
	45	1
172310-51290-1	83	1
172310-51290-2	83	1 A
172312-17250	19	15
172312-17260	43	33
	44	28
172312-31120	99	16
172312-74770	69	44

Parts No.	Fig. No.	Ref. No.
172312-74790	63	82
172312-76150	81	4
172312-77820	98	5
172422-74280	69	30
172422-76180	80	4
172422-78760	82	14
172423-13550	13	25
172423-13650	13	14
172423-37100	27	64
172423-37430	27	8 -1
172423-45100	32	3
172423-45120	32	6
172423-45600	66	39
172423-45620	32	12
172423-50100	40	1
172423-50810	40	3
172423-61510	41	6
	42	7
172423-61520	41	4
	42	5
172423-72520	58	29
172423-72530	58	30
172423-72540	58	31
172423-72550	58	32
		32 -1
172423-72700	62	1
172423-72701	62	1 -1
172423-72710	62	2
172423-72730	62	5
172423-72731	62	5 -1
172423-72780	62	25
172423-72800	62	23
172423-73320	63	15
172423-73330	63	26
172423-73340	63	27
172423-73350	63	28
172423-73360	63	29
172423-73370	63	30
172423-73380	63	31
172423-73390	63	32
172423-73400	63	33
172423-73410	63	34
172423-73420	63	35
172423-73430	63	37
172423-73440	63	38
172423-73450	63	39
172423-73460	63	40
172423-73470	63	49
172423-73480	63	50
172423-73490	63	51

Parts No.	Fig. No.	Ref. No.
172423-73510	63	52
172423-73550	63	53
172423-73560	63	54
172423-73600	63	55
172423-73610	63	56
172423-73620	63	59
172423-73630	63	63
172423-73640	63	86
172423-73650	63	72
172423-73690	63	24 -1
172423-73800	65	1 -1
172423-73810	65	7 -1
172423-73820	65	8 -1
172423-76110	80	1
172423-76120	79	1
172423-76130	81	3
172423-78310	81	22
172423-78330	81	23
172423-78340	81	24
172423-78380	80	14
	81	27
172423-78420	82	10
172423-78430	82	11
172423-78440	82	12
172423-78450	82	13
172423-94100	104	4
172423-94210	104	13
172425-03200	1	50
	2	50
	4	44
	5	44
	75	30
172425-17630	22	7 -1
172425-37500	27	21
172425-38100	28	2
172425-38101	28	2 -1
172425-38110	28	3
172425-38120	28	4
		18
172425-38121	28	4 -1
		18 -1
172425-38130	28	16
172425-38131	28	16 -1
172425-38140	28	17
172425-38150	28	7
		21
172425-38151	28	7 -1
		21 -1
172425-38160	28	8
		22

Parts No.	Fig. No.	Ref. No.
172425-38161	28	8 -1
		22 -1
172425-38170	28	9
		23
172425-38171	28	9 -1
		23 -1
172425-38180	28	10
		24
172425-38181	28	10 -1
		24 -1
172425-38190	28	10 B
		14
		24 B
		28
172425-38191	28	10 B-1
		24 B-1
172425-38200	28	5
		19
172425-38201	28	5 -1
		19 -1
172425-38210	28	6
		20
172425-38211	28	6 -1
		20 -1
172425-38220	28	10 C
		24 C
172425-38230	28	10 D
		24 D
172425-38240	28	10 A-1
		24 A-1
172425-38260	28	30
172425-38261	28	30 -1
172425-38270	28	31
172425-38271	28	31 -1
172425-38600	28	29
172425-38601	28	29 -1
172425-38603	28	29 -2
172425-72200	58	1
172425-72200-1	58	1 A
172425-72210	58	2
172425-72210-1	58	2 A
172425-72240	58	6
172425-72260	58	24
172425-72270	58	9
172425-72290	58	25
172425-72291	58	25 -1
172425-72300	58	26
172425-72310	58	27
172425-72330	58	28
172425-72500	58	17

Parts No. Index

Parts No.	Fig. No.	Ref. No.
172425-72600	58	12
172425-73120	55	2
172425-73130	55	10
172425-73140	55	11
172425-73260	55	9
172425-73300	63	1
172425-73310	64	1
172425-73311	64	1 -1
172425-73330	63	43
172425-73360	64	2
172425-73370	64	16
172425-73371	64	16 -1
172425-73380	64	35
172425-73381	64	35 -1
172425-73400	64	3
172425-73410	64	4
172425-73420	64	7
172425-73430	64	17
172425-73431	64	17 -1
172425-73440	64	21
172425-73450	64	23
172425-73460	64	34
172425-73470	64	36
172425-73471	64	36 -1
172425-73480	64	11
172425-73490	64	12
172425-73510	64	13
172425-73520	64	14
172425-73530	64	25
172425-73540	64	26
172425-73550	64	24
172425-74100	66	1
172425-74101	66	1 -1
172425-74102	66	1 -2
172425-74120	66	2
172425-74130	66	3
172425-74200	69	10
172425-74210	69	11
172425-74240	69	27
172425-74250	67	1
172425-74290	67	14
172425-74340	70	1
172425-74350	70	2
172425-74380	66	16
172425-74390	66	32
172425-74400	68	15
		15 -1
	69	18
		49

Parts No.	Fig. No.	Ref. No.
172425-74410	68	34
	69	52
172425-74420	70	30
172425-74430	68	17 A
172425-74510	66	18
172425-74520	67	25
172425-74530	68	1
172425-74531	68	1 -1
172425-74540	68	18
172425-74550	69	1
172425-74560	69	21
172425-74570	70	14
172425-74580	66	5
172425-78190	83	24
172425-78200	83	25
172425-81100	99	1
172425-81100-1	99	1 A
172426-03110	1	2
	2	2
	4	2
	5	2
172426-03111	1	2 -1
	2	2 -1
	4	2 -1
	5	2 -1
172426-03120	1	3
	2	3
	4	3
	5	3
172426-08010	24	1
172426-08020	24	2
172426-08030	24	3
172426-08040	24	4
172426-08160	22	1
172426-08500	105	1
172426-08610	74	1
172426-11300	9	2
172426-13401	13	13
172426-16510	17	2 -1
	18	2 -1
172426-16520	17	3 -1
	18	3 -1
172426-45240	39	5
172426-45250	33	14
172426-54100	40	15
172426-61350	41	11
	42	12
172426-61350-1	41	11 A
	42	12 A
172426-61500	41	15

Parts No.	Fig. No.	Ref. No.
172426-61500	42	18
172426-62400	49	4
	106	13
172426-62450	49	15
	107	9
172426-73200	55	1
172426-73210	55	12
172426-74600	39	1
	105	2
172426-74650	75	1
172426-74670	75	2
172426-78100	77	10
172426-78110	77	11
172426-78120	77	12
172426-78160	78	11
172426-78240	78	12
172426-78250	78	13
172426-78260	78	14
172426-78270	78	15
172426-78280	78	16
172426-78300	79	13
172426-78330	79	14
172426-78340	79	15
172426-78360	80	13
172426-78370	81	25
		26
172426-78380	81	28
172426-78400	80	15
172426-78410	80	17
172426-78440	79	16
172426-78450	79	17
172426-78460	78	17
172426-78530	87	5
172426-78670	90	4
	96	13
172426-78690	90	5
	96	14
172426-78700	95	5
172426-78710	95	6
172426-78800	90	6
172426-78820	88	7
172426-78830	90	7
	96	15
172426-78840	90	8
172426-78850	90	9
	96	16
172426-78860	90	10
172426-78870	94	6
172426-78880	94	7
172426-78890	90	11

Parts No.	Fig. No.	Ref. No.
172426-78910	93	6
172426-78920	93	7
172426-78930	93	8
172426-78940	93	9
172426-78950	93	10
172426-78960	93	11
172426-78970	93	12
	94	8
172426-78980	93	13
172426-78990	94	9
172426-79000	95	7
172426-79010	95	8
172426-79020	95	9
172426-79030	95	10
172426-79040	95	11
172426-79050	95	12
172426-79060	94	10
172426-79070	94	11
172426-79080	94	12
172426-79090	94	13
172426-79220	91	4
	92	4
	97	13
172426-79290	91	5
	92	5
	97	14
172426-79300	91	6
	92	6
	97	15
172426-79310	91	7
	92	7
	97	16
172426-79340	91	8
	92	8
172426-79350	91	9
	92	9
172426-79360	91	10
	92	10
172426-79370	91	11
	92	11
172426-79380	88	8
172426-79500	96	3
	97	3
172426-79510	96	4
	97	4
172426-79520	96	5
	97	5
172426-79530	96	6
	97	6
172426-79540	96	7

Parts No. Index

Parts No.	Fig. No.	Ref. No.
172426-79540	97	7
172426-79550	96	8
	97	8
172426-79560	96	9
	97	9
172426-79570	96	10
	97	10
172426-79660	79	20
172426-79780	84	18
172426-79850	87	6
172426-79860	87	7
172428-03150	1	43
	2	43
	3	38
172428-03160	1	24
	2	24
	3	39
172428-03170	1	26
	2	26
	3	40
172428-17100	17	58
	18	50
172428-61600	42	20
172428-61650	41	18
172428-62200	48	6
172428-62600	47	5
	48	17
172429-68300	54	4
172429-68300-1	54	4 A
172437-03130	3	2
	6	2
172437-03140	3	4
	6	4
172437-03630	3	46
	6	39
172437-54100	40	23
172437-61421	42	48
172437-61520	42	50
172437-61821	42	49
172437-76100	84	19
172437-76110	84	20
172437-76200	84	33
172437-79101	89	5
172437-79110	89	6
172437-79121	89	3
172437-79130	89	4
172437-79200	84	31
172439-03220	3	9
	6	9
172445-61260-1	41	13 -1

Parts No.	Fig. No.	Ref. No.
172445-61260-1	42	15 -1
172445-72670	62	25 -1
172511-03250	1	29
	4	25
172519-03150	1	6
	2	6
	3	6
	4	6
	5	6
	6	6
172519-04180	1	14
	2	14
	4	14
	5	14
	7	8
172519-04290	1	39
	2	39
	4	35
	5	35
	7	9
172519-04300	1	40
	2	40
	4	36
	5	36
	7	10
172519-63240	26	27
	29	19
		20
		21
	30	3
		28
	31	31
	41	25
		26
		27
	42	26
		27
	43	35
	44	30
	45	32
	46	26
	47	19
	50	22
172614-38300	8	3
	28	10 A
		13
		24 A
		27
172633-76160	84	4
172644-76160	78	1

Parts No.	Fig. No.	Ref. No.
172725-23050	51	3
	52	3
172730-75140	82	1
172732-11510	41	1
172734-17070	19	13
172734-65260	50	8
172734-65270	50	9
172964-03370	1	36
	2	36
	4	32
	5	32
	7	4
172964-03390	1	37
	2	37
	4	33
	5	33
	7	7
172964-03481	1	38
	2	38
	4	34
	5	34
	7	17
172964-03610	1	30
	2	30
	4	26
	5	26
	7	1
172976-16500	17	1
	18	1
182900-16530	75	5
182900-22300	75	6
182900-77190	75	8
182900-77200	75	9
182900-77210	75	10
182900-77220	75	11
182900-77230	75	12
182900-77240	75	13
182900-77250	75	14
194080-01121	51	2
	52	2
194145-04810	29	10
	30	11
	31	2
	40	24
	42	1
	48	25
	50	5
		6
	51	5
	52	5

Parts No.	Fig. No.	Ref. No.
194145-04810	59	27
	74	22
	75	25
	106	1
	107	1
194150-24270	51	4
	52	4
194200-37780	32	45
194202-56460	90	3
	91	3
	92	3
	93	5
	94	5
	96	2
	97	2
194250-51660	9	1
	17	22
	18	20
	25	29
194273-47910	51	7
	52	7
194300-21450	29	9
	30	9
194300-21460	45	31
	46	25
194310-61610	51	9
	52	9
194464-52190	17	13
	18	13
194630-62360	29	18
	30	27
	31	36
194940-61790	26	25
197821-88070	25	10
197821-88380	25	25
198325-87110	25	8
198325-87200	25	9
1A1040-43900	24	17
1A1040-45890	32	13
1A1040-56900	10	7
	11	17
1A1380-56661	37	10
	38	10
1A1380-58050	17	11
	18	11
	25	30
1A1380-62480	17	41
	18	34
1A3809-56915	11	18
1C6141-35370	39	3

Parts No. Index

Parts No.	Fig. No.	Ref. No.	
1C6281-52310	10	6	
	11	16	
1D4070-23580	37	2	
	38	2	
1E8080-79430	25	6	
1E8080-79450	25	7	
22117-080000	50	23	
22117-120000	77	17	
22137-040000	18	82	
	45	38	
	46	32	
	47	24	
	47	104	
22137-050000	53	17	
22137-060000	10	8	
	11	20	
	13	15	
	17	47	
	18	40	
	19	24	
	20	10	
	25	34	
	51	76	
	52	76	
	22137-080000	13	32
			48
			58
		25	35
			49
32		39	
		53	
35		14	
36		10	
37		11	
		18	
38		11	
		18	
39		22	
43		29	
45	21		
51	77		
52	77		
106	20		
107	16		
22137-100000	13	33	
	16	16	
	22	9	
	26	32	
	39	23	
	40	27	

Parts No.	Fig. No.	Ref. No.
22137-100000	41	28
		29
	42	28
		29
		30
	50	24
		45
	51	47
		78
		79
		80
	52	78
		79
		80
	53	25
	106	21
	107	17
22137-120000	62	26 -1
22137-130000	21	6
22137-140000	14	15
	15	15
	51	81
	52	81
	76	35
	51	82
	52	82
22157-060000	13	49
22157-080000	16	8
	50	48
		49
	51	83
	52	83
22157-100000	60	41
22157-120000	41	46
	42	47
	62	26
	99	13
		37
	100	12
	104	8
22190-080002	24	18
22217-050000	14	10
	15	10
	17	12
	18	12
	53	26
	13	16
	17	38
22217-060000		48

Parts No.	Fig. No.	Ref. No.
22217-060000	17	49
	18	31
		41
		42
	24	19
	25	36
		37
22217-080000	53	27
	9	12
	10	9
	13	34
		35
		36
		50
	59	
	14	41
	15	41
	16	3
	17	67
	18	58
	24	20
		21
	25	38
		39
	26	33
		34
		35
		36
		37
		38
	31	37
	43	6
		30
	44	4
	45	22
	46	23
	46	20
	50	25
		50
		51
	51	15
	52	15
		118
	106	22
	107	18
22217-100000	11	21
	12	11
	13	54
	14	42
	15	42

Parts No.	Fig. No.	Ref. No.
22217-100000	16	4
		14
	17	15
	18	14
		71
		78
	26	39
		40
	29	22
	30	31
	31	23
	32	24
	34	8
	35	15
	36	11
	41	30
		31
		32
	42	31
		32
		33
		34
	50	2
		3
		26
		27
	51	85
		86
	52	85
		86
	53	33
	56	35
	57	35
	60	39
	61	41
	66	35
	76	12
		19
	78	23
83	17	
		18
	106	23
	12	12
	26	41
	41	33
		33 -1
	42	35
		35 -1
	49	17
	62	28

Parts No. Index

Parts No.	Fig. No.	Ref. No.
22217-120000	62	28 -1
	85	4
	86	9
	106	24
	107	19
22217-140000	14	16
	15	16
	27	2
	41	34
	51	87
	52	87
	54	5
	63	87
	76	36
	22217-160000	12
27		19
		19 -1
		31
40		4
		11
64		41
101		7
		27
102		7
		30
		45
		60
		72
103		15
	28	
	41	
	54	
	67	
	77	
22242-000200	64	5 8
22242-000250	30	32
	31	24
22242-000300	27	12
		27
	64	10
	84	28
	86	5
22242-000350	27	39
		60
22242-000451	99	46 49
22242-000700	65	12
	99	38
22252-000280	64	22

Parts No.	Fig. No.	Ref. No.
22252-000280	66	40
22252-000400	24	22
22252-000561	60	23
		61
	23	
22252-000621	27	28
22252-000750	58	35
22252-000800	56	23
	57	23
22272-000070	37	12
	38	12
22351-030032	33	23
22351-035040	37	17
	38	17
22351-040020	32	40
	64	6
		9
22351-040025	11	22
22351-040032	32	25
	39	24
22351-050010	72	40
	73	34
22351-050012	64	18
22351-050025	34	9
	35	16
	36	12
22351-050032	33	3
22351-060040	37	13
	38	13
22417-160160	32	54
	33	17
	39	25
22417-200200	37	14
	38	14
		21
	50	28
		29
22417-320200	47	7
	48	11
		31
	49	9
22417-400250	51	88
	52	88
22857-400100	19	10
22857-400120	19	7
	20	7
	22	23
	23	8
22857-500120	23	9
22867-300080	51	89
	52	89

Parts No.	Fig. No.	Ref. No.
22867-400100	19	19
23000-016000	80	18
23000-022000	22	10
23000-035000	80	19
	84	32
23000-070000	9	15
	77	16
23010-014000	14	11
	15	11
	80	20
	81	29
	87	9
	88	9
	89	7
23010-038000	13	37
23065-070225	13	23
23080-013000	14	19
	15	19
23202-040801	83	27
23202-040901	83	28
23391-020000	79	8
	96	1
	97	1
23391-040000	82	4
23392-030000	22	13
23393-030000	79	9
	82	5
		6
23393-040000	79	10
23394-020000	79	11
	81	19
	82	7
23394-030000	79	21
	82	3
23394-060000	84	29
23395-060000	84	30
23418-060000	14	38
	15	38
23871-010000	62	8
	74	8
	81	31
23871-020000	63	69
23871-030000	65	13
	84	8
23871-040000	84	9
23871-060000	86	10
24101-062010	64	19
24104-062034	24	23
24105-062044	64	27
24105-062064	27	29

Parts No.	Fig. No.	Ref. No.
24190-100001	75	15
24311-000160	13	30
24311-000180	64	37
24311-000200	69	46
	71	16
24311-000210	11	23
	32	59
	33	8
	34	10
	39	26
24311-000250	74	9
24311-000280	75	16
24311-000320	74	10
24311-000340	30	37
	31	32
24311-000380	76	21
24311-000800	65	9
24311-001000	65	10
24311-240100	14	39
	15	39
	67	45
24315-000060	55	4
24315-000070	63	70
		83
24315-000080	55	5
	81	18
24315-000100	55	14
	63	45
	68	17
		17 -1
		17 C
		33
	69	20
		51
		54
	70	32
24315-000110	55	6
		15
	63	42
	64	20
	80	9
	81	6
		8
		10
		12
		15
		20
		21
	89	2

Parts No. Index

Parts No.	Fig. No.	Ref. No.	
24315-000110	90	2	
	91	2	
	92	2	
	93	3	
		4	
		15	
	94	3	
		4	
		15	
	95	2	
		4	
	96	12	
	97	12	
	24315-000120	63	61
	24315-000140	27	17
	55	16	
	63	84	
	69	34	
	80	10	
	82	9	
24315-000150	63	64	
24315-000160	63	71	
24315-000180	55	7	
	66	29	
	67	42	
	69	36	
	77	4	
		6	
		7	
	78	4	
		8	
	79	6	
		12	
	80	3	
		11	
	82	8	
	84	2	
		10	
	87	3	
		4	
	88	3	
		4	
24315-000200	72	38	
	73	31	
24315-000220	64	38	
24315-000240	63	62	
	64	39	
24315-000280	64	39 -1	
24315-000290	63	85	
24321-000350	27	13	

Parts No.	Fig. No.	Ref. No.
24321-000350	27	40
		61
24321-000450	77	8
24321-000500	55	17
24321-000600	75	17
24321-000650	66	15
		31
	67	9
		20
		36
	68	10
		30
	69	17
		47
	70	13
		25
24321-000700	55	18
	71	17
	99	25
24321-000850	55	8
24321-000950	65	11
24321-001350	76	22
24321-001900	76	23
24325-001000	64	28
24325-001100	64	29
24325-001200	64	30
24341-000300	76	26
24341-000900	72	39
	73	32
24372-000140	64	40
24376-001000	64	31
24376-001100	64	32
24550-014200	11	4
		10
24550-025150	30	18
		22
	31	8
		12
24761-020000	27	18
	30	38
	31	25
	32	26
	60	38
	61	38
	98	6
	100	19
		29
	101	20
		31
	102	20

Parts No.	Fig. No.	Ref. No.
24761-020000	103	3
	104	9
24761-040000	36	13
	58	36
	59	24
	99	14
		39
	100	30
	104	10
	106	25
24761-050000	32	27
		61
	39	27
	58	37
	99	40
24764-020000	56	33
	57	33
26013-060122	19	20
26013-060162	18	72
26013-060252	25	40
	72	43
	73	37
26013-060302	32	41
26013-080162	13	38
	17	50
	18	43
	29	23
	30	30
	41	35
	42	36
	51	90
	52	90
26013-080202	22	24
	30	33
	31	26
		27
	35	17
	36	14
	37	16
	38	16
	43	27
	44	25
	45	16
	46	15
	47	16
	53	37
26013-080252	11	24
	24	24
	25	41
		50

Parts No.	Fig. No.	Ref. No.
26013-080252	51	91
	52	91
	74	15
26013-080302	51	92
	52	92
26013-080552	47	17
26013-100162	48	28
	51	93
	52	93
	74	25
	75	28
26013-100202	22	11
	29	27
	30	34
		43
	31	28
		35
	32	28
	33	9
		18
	37	19
	38	3
	39	28
		30
		31
	40	28
	41	36
		37
	42	37
		38
	43	7
		8
	44	5
		6
	45	25
		26
	46	21
		35
	47	8
		9
		10
		11
		18
	48	12
		13
		14
		15
	49	10
		11
		12

Parts No. Index

Parts No.	Fig. No.	Ref. No.	
26013-100202	49	13	
	51	94	
		105	
	52	94	
	59	26	
	99	41	
	106	26	
	107	20	
26013-100252	10	11	
	11	32	
	13	39	
	24	25	
	26	42	
	32	29	
		30	
	34	11	
	35	18	
	50	30	
		31	
	51	95	
	52	95	
	53	28	
	55	25	
	74	16	
	75	21	
84	13		
86	11		
104	11		
26013-100302	44	7	
		8	
	46	22	
		23	
	74	12	
	75	22	
	106	27	
	107	21	
	26013-100352	50	40
	26013-100402	65	14
26013-100452	83	19	
26013-120202	26	43	
	62	27	
26013-120252	21	4	
	84	14	
	99	42	
	99	9	
26013-120302	99	11	
		15	
	100	13	
	104	12	
26013-120352	50	32	

Parts No.	Fig. No.	Ref. No.
26013-120352	54	9
	55	23
	83	20
26013-120402	27	48
	54	6
26013-120502	27	49
	65	15
26022-050102	76	31
26022-050162	17	51
	18	44
26022-050202	19	8
26022-060122	17	52
	18	45
	19	23
	20	9
26022-060202	17	53
	18	46
26022-060252	18	73
26022-080162	13	42
	43	28
	44	26
	45	17
	46	16
26023-050122	23	10
	26	44
	45	
	46	
26051-080002	32	55
		56
	33	19
	39	32
26076-120352	12	9
26076-161702	99	16
26106-080202	24	26
26106-080552	24	27
		28
26106-100162	41	38
	42	39
26106-100352	66	41
26106-100552	66	42
26106-100652	9	5
26116-060122	17	37
		54
	18	30
	25	42
	51	96
	52	96
26116-060142	13	17

Parts No.	Fig. No.	Ref. No.
26116-060162	74	11
26116-060202	71	18
26116-080122	26	47
26116-080162	17	68
	18	48
	25	44
		45
	26	48
		49
	52	119
26116-080202	10	10
	13	40
		41
		51
		60
	24	29
	50	33
		43
		44
	106	28
	107	22
26116-080304	32	42
	39	33
26116-080702	14	23
	15	23
26116-100162	11	25
	13	55
	14	43
	15	43
	16	15
	17	18
	18	16
		79
	41	39
	42	40
56	36	
57	36	
60	40	
61	42	
26116-100202	26	50
		51
		24
		30
		31
		29
		32
		31
		36
		15
		41
		41
	42	
	41	
	42	

Parts No.	Fig. No.	Ref. No.
26116-100202	42	43
	50	1
		4
		34
		46
	76	24
		27
	78	24
	106	29
26116-100352	41	42
	42	44
26116-100354	33	10
26116-100504	29	4
	30	6
	31	18
	34	12
26116-100552	83	21
26116-100602	83	22
26116-100702	78	5
26116-100752	101	19
		32
	102	22
	103	5
26116-100852	66	36
26116-100902	29	25
	30	36
	31	30
26116-101002	51	97
	52	97
26116-120202	62	27
26116-120252	41	43
	42	45
	49	18
	62	27
	106	30
	107	23
26116-120302	41	43
	42	45
26116-120352	26	52
26116-120552	86	12
26116-120602	85	10
26116-120652	86	13
26116-120702	85	11
26116-120752	85	5
	86	14
26116-120902	85	7
	86	15
26116-140352	27	3
	41	44
	63	88

Parts No. Index

Parts No.	Fig. No.	Ref. No.
26116-140402	14	17
	15	17
	76	37
26116-160352	40	5
26116-160452	64	42
26116-160702	27	32
26347-100002	50	18
26450-080202	51	98
	52	98
26450-080252	64	15
26450-080302	72	41
	73	35
26450-100302	64	33
26450-120402	55	26
26557-050102	22	25
26557-050122	14	12
	15	12
26557-060102	53	29
26557-060162	53	30
26559-050162	53	31
26559-050202	53	32
26577-050122	43	9
	45	27
26577-080122	51	75
	52	75
26579-050162	25	46
26587-040062	29	5
		29
	30	8
		46
26589-040202	17	55
	18	59
26647-060202	74	3
26647-100152	48	29
	74	17
	75	29
26657-160002	27	20
26706-100002	9	6
26716-040002	18	83
	45	39
	46	33
	47	25
26716-050002	17	19
	18	17
	43	10
	45	28
26716-060002	11	26
	17	56
		57
	18	49

Parts No.	Fig. No.	Ref. No.
26716-060002	18	86
	24	30
	34	13
	52	117
26716-080002	9	13
	13	43
	16	5
		9
	24	31
	26	53
		54
		55
	32	43
		44
		57
	39	34
		35
	43	11
		31
	44	9
	45	29
		30
	46	24
	53	38
26716-100002	16	6
	18	74
	29	6
	30	7
	31	22
	33	11
	34	14
	35	19
	40	29
	51	99
	52	99
	53	34
	66	34
	76	9
	101	22
		33
	102	23
	103	6
	106	31
	107	24
26716-120002	26	31
	49	19
	106	32
	107	25
26716-160002	27	33
	99	12

Parts No.	Fig. No.	Ref. No.
26717-060002	51	120
26736-140002	29	7
		30
	30	40
		47
26756-100002	32	9
		10
26756-140002	72	42
	73	36
26757-080002	51	100
	52	100
26757-100002	53	7
26757-140002	51	101
	52	101
26776-160002	17	17
	18	25
26776-180002	17	16
	18	15
26911-060202	34	15
28110-080100	8	6
28110-120140	8	7
28110-170190	8	8
28110-220240	8	9
28110-270300	8	10
28150-080000	8	11
28150-140000	8	12
28227-271400	8	13
28230-120250	8	14
29220-788200	17	66
	18	57
29311-515000	17	20
	18	18
	80	21
29321-255050	14	18
	15	18
	17	21
	18	19
29411-150000	17	36
	18	29
772112-91303-4	101	8
	102	8
		31
		46
		61
772124-37100	27	35
772124-81401-4	102	39
772125-81403-4	101	1
772125-81471-4	102	24
772147-37300	27	4
772147-81411-4	102	1

Parts No.	Fig. No.	Ref. No.
772147-81441-4	102	54
772151-81610-4	103	16
		29
		42
		55
		68
772165-14100-2	14	1
772165-14110	15	1
772165-17600	22	1 A
772165-17700	22	17
772165-17800	23	1
772165-68100-3	54	1 A
772165-68100-4	54	1
772165-68401	51	1 A
772165-68401-4	51	1
772165-68420-1	52	1
772165-69000-2	53	1
772165-75100	76	1 A
772165-75100-2	76	1
772423-37100	27	56
772423-37310	27	4 -1
772425-38100	28	1
772425-38130	28	15
772426-03100	1	1
772426-03110	2	1
772426-03120	4	1
772426-03130	5	1
772426-05100	8	1
772437-03110	6	1
772437-03120	3	1
772437-14100	15	1 -1
933110-00301	17	63
	18	55
	53	39
933110-05300	17	64
	18	5
933110-05301	17	64 -1
	18	5 -1
933110-09701	8	15
933110-09801	8	16
933110-54100	32	58
	33	20
	39	21
933110-58500	43	12
	44	10
933110-86600	100	17
933110-90000	8	17
933111-20200	59	23
933111-26600	60	21
	61	21

Parts No. Index

Parts No.	Fig. No.	Ref. No.
933111-26700	59	17
	62	18
933112-00400	27	14
	933112-00500	27
		62
933112-52100	3	35
	6	35
933113-05150	19	11
933113-05160	19	12
933113-15000	19	18
933126-00500	56	21
	57	21
933126-44500	58	38
	100	7
		27
933127-23001	60	34
	61	34
933127-32001	56	32
	57	32
933135-14600	60	11
	61	11
933147-03400	56	34
	57	34
	60	43
	61	40
933152-02900	50	35
933152-03700	21	5
933152-09280	13	44
		45
		52
	18	80
	22	12
	29	32
	30	49
933155-09670-2	83	23 A
933155-09670-4	83	23
933160-01370	78	9
933166-16110	25	47
933166-17730	11	27
933166-80520	67	10
		21
		37
	68	11
	70	26
933168-14170	56	38
	57	38
	60	44
	61	43
933168-28480	33	21
	39	29

Parts No.	Fig. No.	Ref. No.
933168-55770	14	20
	15	20
	17	24
	18	22
	19	9
	20	8
	23	11
	29	26
		31
	30	42
		48
933168-56000	23	12
933171-00470	8	18
933171-13691	27	15
		30
		46
		67
933171-15680	22	15
	25	48
933171-15710	16	10
933171-15801	16	12
933171-17770	51	116
	52	113
933171-29760	100	18
933171-80610	67	13
		24
		40
		68
		70
953KM0-00220	75	18
		19
953KM0-10894	75	20

Parts No.	Fig. No.	Ref. No.
-----------	----------	----------

Parts No.	Fig. No.	Ref. No.
-----------	----------	----------