

0CD10-M78002EN

Introduction

1. This parts catalog for SUPER Co., Ltd. OEM gasoline engine GA140SHPSK, GA180SEHPS, GA210SEHPSK, GA240SEHPSK, GA340SEHPSK, GA210SHPS is as well as the new one on the GA210SHPSK.

	Parts catalog No.	Date of issue	Remarks
First edition	000Y00D7800	Dec., 2002	No need
1st edition(supplement)	000Y00D7801	May, 2004	No need
2nd edition(supplement)	000Y00D7802	Apr., 2007	

2. This parts catalog does not contain the technical data needed for maintenance service.

3. The illustrations used in this parts catalog have been simplified for clarity.

4. Specification

Model name	Fig. No.	Production date	Model of SUPER Co., Ltd. name
G A 1 4 0 S H P S K	1~9	Nov., 2002~	SEN-1310SS
G A 1 8 0 S E H P S	10~19	Sep., 2002~	SE2705NSET/SE2107NSET
G A 2 1 0 S E H P S K	20~29	Nov., 2002~	SEN-2108SS/SEN-1315SS
G A 2 1 0 S H P S K		Apr., 2007~	FCPS-1513-3
G A 2 4 0 S E H P S K	30~39	Aug., 2002~	SEN-1615SS/SEN-2110SS
G A 3 4 0 S E H P S K	40~49	July, 2002~	SEN-1620SS/SEN-3010SS
G A 2 1 0 S H P S	50~58	Jan., 2004~	WRE-1500S

5. The contents of this parts catalog are subject to change without notice.

6. Be sure to use only Yanmar genuine parts for repairs. If imitation parts are used, it may cause engine defects.

Directions for the Parts Catalog.

1. The parts stipulated in this Parts Catalog are not necessarily standard equipped parts.
2. Parts may change without prior notice.
3. The following is an example of the Parts Catalog format.

REF.	LEV.	PARTS NO.	DESCRIPTION	Q'TY						I	R
				(A)	(B)	(C)	(D)	(E)	(F)		
1	1	729595-51390	FUEL INJECTION PUMP	1	1	1	1	1			1
1-1	1	729595-51391	FUEL INJECTION PUMP	1	1	1	1	1		N	1
		(A=E00185) (B=E00200)									
3	2	26022-060162	SCREW M 6X 16	9	9	9	9	9			
3-1	2	26022-060162	SCREW M 6X 16	4	4	4	4	4		K	
		(A=E00156) (B=E00156) (C=E00156) (D=E00156) (E=E00156)									
4	2	129470-51040	CAMSHAFT	1	1	1	1	1			
5	2	122710-51050	BEARING, ROLLER	2	2	2	2	2			
6	2	129470-51060	RETAINER	1	1	1	1	1			

Remarks
(1) BOOST COMPEMSATOR TYPE. OPTIONAL PART, TO E00155,(4JH-DT, 4JH-DTZ

① Ref. No.

The Ref. No. listed may not be in accordance with the illustration Ref. No.

(Ex.) Illustration No.

List Ref No.

1

1

(Before change)

1-1

(After change)

For interchangeable symbols N, R and K, illustrations for new parts may be abbreviated.

② Lev. (Level)

Level indication

The numbers below indicate the level of relativity towards the main part.

1 ----- Main parts (Assembly parts)

2 ----- Sub component included in " 1 ".

3 ----- Sub component included in " 2 ".

Note) Parts that are not for sale are partially illustrated but not listed.

③ Interchangeability Mark

When a part change takes place, one of the following interchangeability symbols is indicated beside the part.

Symbol	Interchangeability	Contents note
N	Old $\begin{matrix} \leftarrow \text{Yes} \\ \text{No} \rightarrow \end{matrix}$ New	New Part is interchangeable for Old Part but Old Part is not interchangeable for New Part.
Q	Old $\begin{matrix} \leftarrow \text{No} \\ \text{Yes} \rightarrow \end{matrix}$ New	New Part is not interchangeable for Old Part but Old Part is interchangeable for New Part.
R	Old $\begin{matrix} \leftarrow \text{Yes} \\ \text{Yes} \rightarrow \end{matrix}$ New	New/ Old Parts are both interchangeable.
S	Old $\begin{matrix} \leftarrow \text{No} \\ \text{No} \rightarrow \end{matrix}$ New	New/ Old Parts are both not interchangeable.
W		Part newly added.
Z		Part discontinued.
F		Not interchangeable by a single part but interchangeable together with related parts.
K		Changes only for used parts quantities.

④ Effective Machine No.

When a part changes, the effective Machine No. will be indicated in the (A)-(F) column.

Product Symbol	Product No.	Product Symbol	Product No.
C	Clutch No. Compressor No.	F	Machine No. (Agricultural Equip.)
D	Drive No.	M	Machine No.
E	Engine No.	Note 1)	Date

Note 1) A date may follow the symbol. (Ex.) 1996.01

Note 2) " XXX " are for parts that could not be predicted or for engine models that could not be identified.

Note 3) (A=E00185) is the E (Engine Serial Number) for the column (A) model (in this case 4JH-DT) after the parts design change.

⑤ Remarks Mark

Figures or alphabets (symbols) are entered in the remarks column.

The comments (remarks) on parts that are indicated at the bottom of the illustration are the same symbols as those stated above.

Contents

Fig. No.	Fig. Name
GA140-340S(E)HPS(K)	
1.	CYLINDER BLOCK
2.	CYLINDER HEAD & BONNET
3.	AIR CLEANER
4.	CRANKSHAFT,PISTON & CAMSHAFT
5.	FUEL PIPE
6.	CARBURETOR
7.	GOVERNOR & CONTROL DEVICE
8.	FLY.MAGNETO & STARTING DEVICE
9.	TOOL & LABEL
10.	CYLINDER BLOCK
11.	CYLINDER HEAD & BONNET
12.	AIR CLEANER
13.	CRANKSHAFT,PISTON & CAMSHAFT
14.	FUEL TANK & FUEL PIPE
15.	CARBURETOR
16.	GOVERNOR & CONTROL DEVICE
17.	FLY.MAGNETO & STARTING DEVICE
18.	STARTING MOTOR
19.	TOOL & LABEL
20.	CYLINDER BLOCK
21.	CYLINDER HEAD & BONNET
22.	AIR CLEANER
23.	CRANKSHAFT,PISTON & CAMSHAFT
24.	FUEL PIPE

Fig. No.	Fig. Name
25.	CARBURETOR
26.	GOVERNOR & CONTROL DEVICE
27.	FLY.MAGNETO & STARTING DEVICE
28.	STARTING MOTOR
29.	TOOL & LABEL
30.	CYLINDER BLOCK
31.	CYLINDER HEAD & BONNET
32.	AIR CLEANER
33.	CRANKSHAFT,PISTON & CAMSHAFT
34.	FUEL PIPE
35.	CARBURETOR
36.	GOVERNOR & CONTROL DEVICE
37.	FLY.MAGNETO & STARTING DEVICE
38.	STARTING MOTOR
39.	TOOL & LABEL
40.	CYLINDER BLOCK
41.	CYLINDER HEAD & BONNET
42.	AIR CLEANER
43.	CRANKSHAFT,PISTON & CAMSHAFT
44.	FUEL PIPE
45.	CARBURETOR
46.	GOVERNOR & CONTROL DEVICE
47.	FLY.MAGNETO & STARTING DEVICE
48.	STARTING MOTOR
49.	TOOL & LABEL

Contents

Fig. No. Fig. Name

50. CYLINDER BLOCK

51. CYLINDER HEAD & BONNET

52. AIR CLEANER

53. CRANKSHAFT,PISTON & CAMSHAFT

54. FUEL PIPE

55. CARBURETOR

56. GOVERNOR & CONTROL DEVICE

57. FLY.MAGNETO & STARTING DEVICE

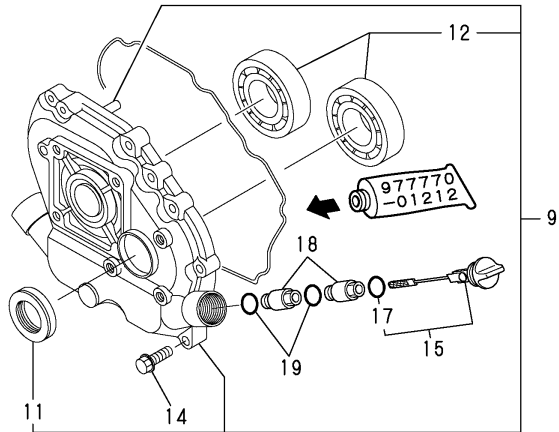
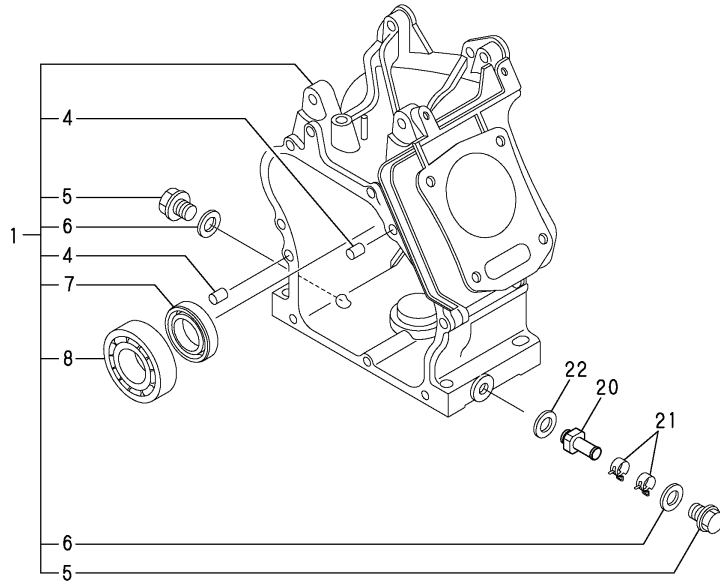
58. TOOL & LABEL

Fig. No. Fig. Name

Fig.1. CYLINDER BLOCK

(A)=GA140SHPSK
 (B)=GA180SEHPS
 (C)=GA210S(E)HPS

(D)=GA240SEHPSK
 (E)=GA340SEHPSK
 (F)=GA210SHPS

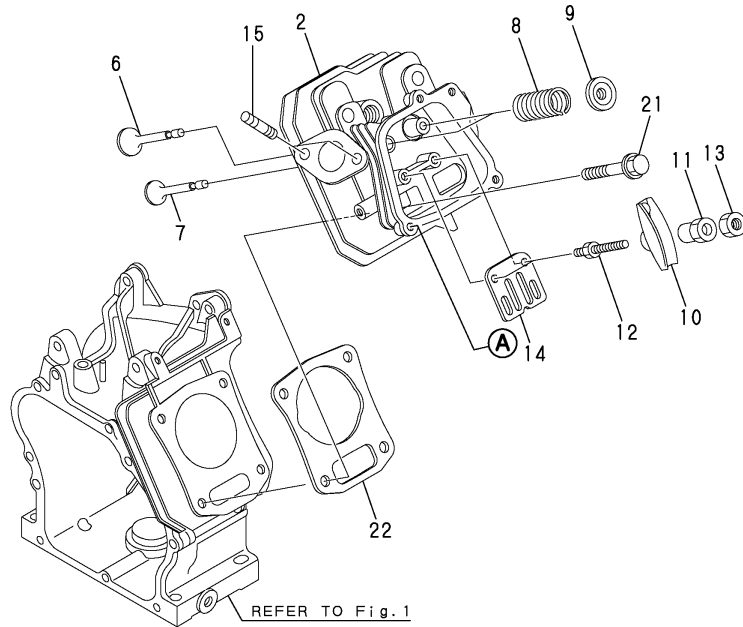
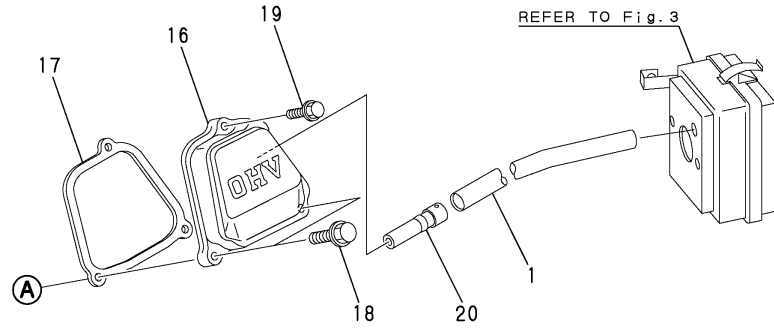


No.	Lev.	Parts No.	Description	Q'ty						I	R
				(A)	(B)	(C)	(D)	(E)	(F)		
1	1	760598-01561	BLOCK ASSY, CYLINDER	1							
4	2	114270-01600	PIN, M8X12	2							
5	2	160610-01690	PLUG, M12	2							
6	2	104200-59170	GASKET, 12	2							
7	2	160610-02220	SEAL, 20326	1							
8	2	24101-062040	BEARING, BALL 6204C3	1							
9	1	760590-01531	COVER ASSY	1							
11	2	160610-02220	SEAL, 20326	1							
12	2	24101-062040	BEARING, BALL 6204C3	2							
14	1	26476-060252	SCREW, TAPPING M6X25	8							
15	1	160591-01761	CAP ASSY	1							
17	2	24311-000180	O-RING, 1AP18.0	1							
18	1	160797-01851	JOINT	2							
19	1	24311-000180	O-RING, 1AP18.0	2							
20	1	160998-01950	NIPPLE, DRAIN	1							
21	1	106990-44660	CLIP, HOSE 12.5	2							
22	1	104200-59170	GASKET, 12	1							

Fig.2. CYLINDER HEAD & BONNET

(A)=GA140SHPSK
 (B)=GA180SEHPS
 (C)=GA210S(E)HPS

(D)=GA240SEHPSK
 (E)=GA340SEHPSK
 (F)=GA210SHPS



No.	Lev.	Parts No.	Description	Q'ty						I	R
				(A)	(B)	(C)	(D)	(E)	(F)		
1	1	160810-03180	PIPE , BREATHER	1							
2	1	160590-11011	HEAD ASSY, CYLINDER	1							
6	1	160590-11100	VALVE, INTAKE	1							
7	1	160590-11110	VALVE, EXHAUST	1							
8	1	160690-11120	SPRING, VALVE	2							
9	1	160690-11180	RETAINER, SPRING	2							
10	1	160690-11200	ARM, ROCKER	2							
11	1	160690-11222	PIVOT, ROCKER ARM	2							
12	1	160690-11271	BOLT	2							
13	1	160690-11280	NUT, M6X0.5	2							
14	1	160690-11290	PLATE, GUIDE	1							
15	1	26216-080182	STUD, M8X 18	2							
16	1	160690-11300	BONNET	1							
17	1	160690-11311	GASKET, BONNET	1							
18	1	26106-060352	BOLT, M6X 35 PLATED	2							
19	1	26106-060202	BOLT, M6X 20 PLATED	1							
20	1	160690-03050	BREATHER	1							
21	1	160610-04201	BOLT, FLANGE M8X53	4							
22	1	160598-01331	GASKET, HEAD	1							

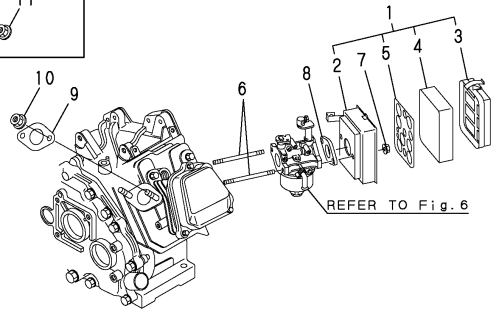
Fig.3. AIR CLEANER

(A)=GA140SHPSK
(B)=GA180SEHPS
(C)=GA210S(E)HPS

(D)=GA240SEHPSK
(E)=GA340SEHPSK
(F)=GA210SHPS

マフラーは客先手配です。
A MUFFLER IS CUSTOMER ARRANGEMENTS.

同梱品
PACKAGED PART
11

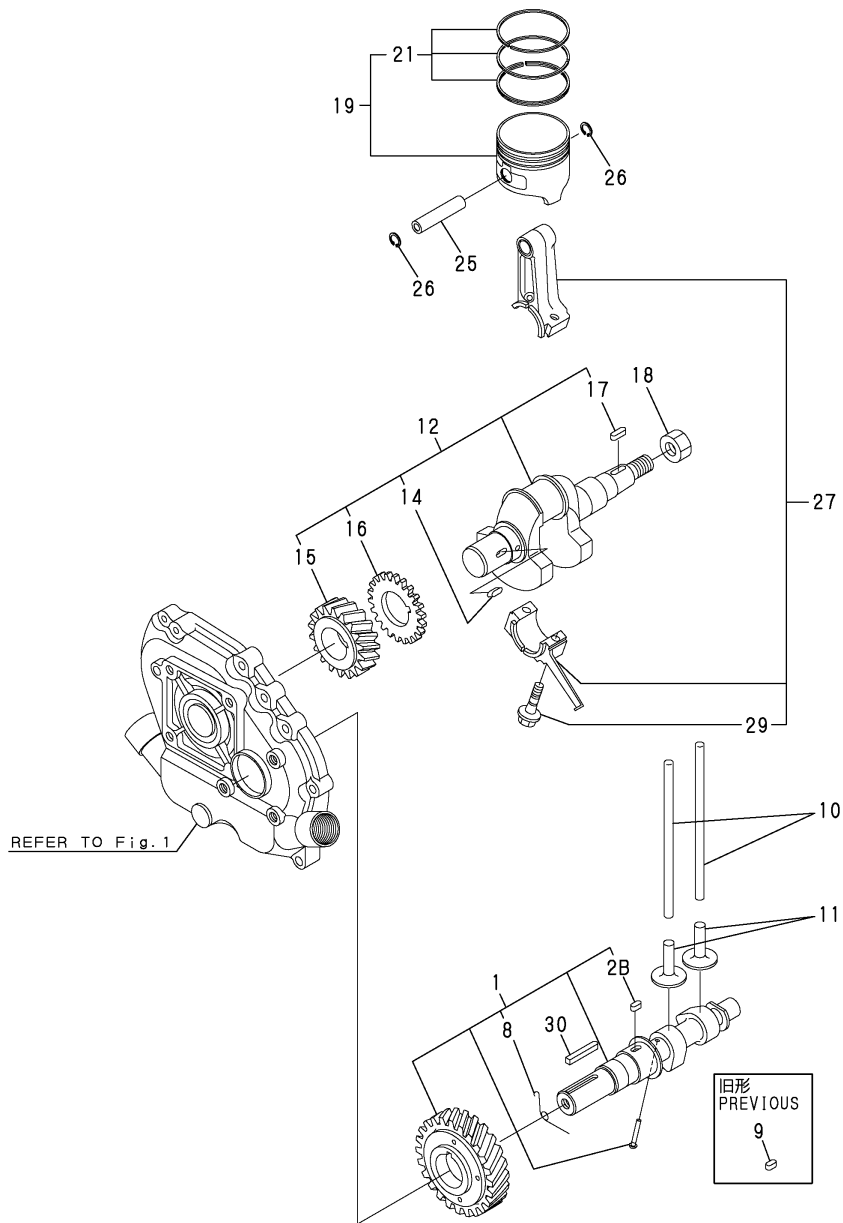


No.	Lev.	Parts No.	Description	Q'ty						I	R
				(A)	(B)	(C)	(D)	(E)	(F)		
1	1	183505-12600	CLEANER ASSY, AIR	1							
1-1	1	183505-12601	CLEANER ASSY, AIR	1							F 1
(A=*2003.07)											
2	2	183505-12500	BODY, AIR CLEANER	1							
3	2	160580-12531	CAP, AIR CLEANER	1							
4	2	160495-12540	ELEMENT	1							
5	2	160495-12550	HOLDER, ELEMENT	1							
5-1	2	160495-12551	HOLDER, ELEMENT	1							S 2
(A=*2003.07)											
6	1	160610-04570	BOLT, M6X70	2							
6-1	1	160790-04600	BOLT, M6X75	2							S 2
(A=*2003.07)											
6-2	1	160690-04610	STUD, 2D6X72	2							N
(A=E/#B9050)											
7	1	26366-060002	NUT, M6	2							
7-1	1	114250-12300	NUT	2							S 2
(A=*2003.07)											
8	1	160610-56151	GASKET, CARBURETOR	1							
9	1	160690-13201	GASKET, MUFFLER	1							
10	1	194990-22140	NUT, M8	2							
10-1	1	26366-080002	NUT, M8	2							N
(A=E/#A3687)											
11	1	194990-22140	NUT, M8	2							W
(A=E/#A3687)											

Remarks

- (1)INTERCHANGEABLE BY SIMULTANEOUS REPLACEMENT WITH NO.6-1 AND 7-1.
- (2)INTERCHANGEABLE BY SIMULTANEOUS REPLACEMENT WITH NO.5-1,6-1,7-1.

Fig.4. CRANKSHAFT,PISTON & CAMSHAFT



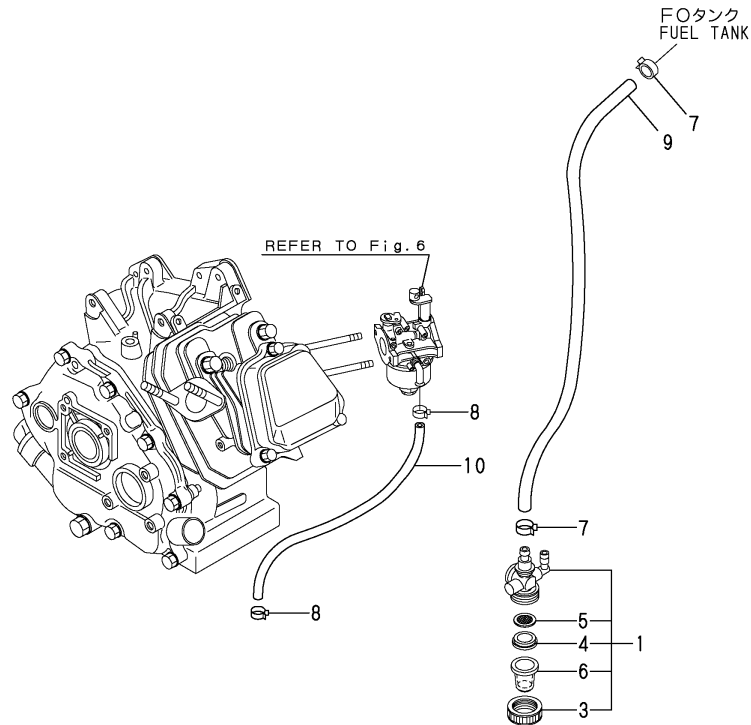
(A)=GA140SHPSK
(B)=GA180SEHPS
(C)=GA210S(E)HPS

(D)=GA240SEHPSK
(E)=GA340SEHPSK
(F)=GA210SHPS

No.	Lev.	Parts No.	Description	Q'ty						I	R
				(A)	(B)	(C)	(D)	(E)	(F)		
1	1	160598-14050	CAMSHAFT ASSY	1							
1-1	1	160598-14051	CAMSHAFT ASSY	1							N
(A=E/#98250)											
2B	3	160610-21290	KEY, 4X10	1							W
(A=E/#98250)											
8	2	160590-14570	SPRING, DECOMPRESSION	1							
9	1	22512-040120	KEY, 4X 12	1							Z
(A=E/#98250)											
10	1	160590-14400	ROD, PUSH	2							
11	1	160490-14200	TAPPET	2							
12	1	760590-21700	CRANKSHAFT ASSY	1							
14	3	160610-21290	KEY, 4X10	1							
15	2	160590-21200	GEAR, CRANKSHAFT	1							
16	2	160590-21210	GEAR, IDLE	1							
17	2	22512-040160	KEY, 4X 16	1							
18	1	160610-04910	NUT, FLYWHEEL M14	1							
19	1	160598-22010	PISTON ASSY	1							
21	2	760598-22500	RING SET, PISTON	1							
25	1	160590-22300	PIN, PISTON	1							
26	1	22252-000130	RING, 13	2							
27	1	760590-23700	ROD ASSY, CONNECTING	1							
29	2	26106-060302	BOLT, M6X 30 PLATED	2							
30	1	183605-14140	KEY	1							

Fig.5. FUEL PIPE

F〇タンクは客先手配です。
A FUEL TANK IS CUSTOMER ARRANGEMENTS.



(A)=GA140SHPSK
(B)=GA180SEHPS
(C)=GA210S(E)HPS

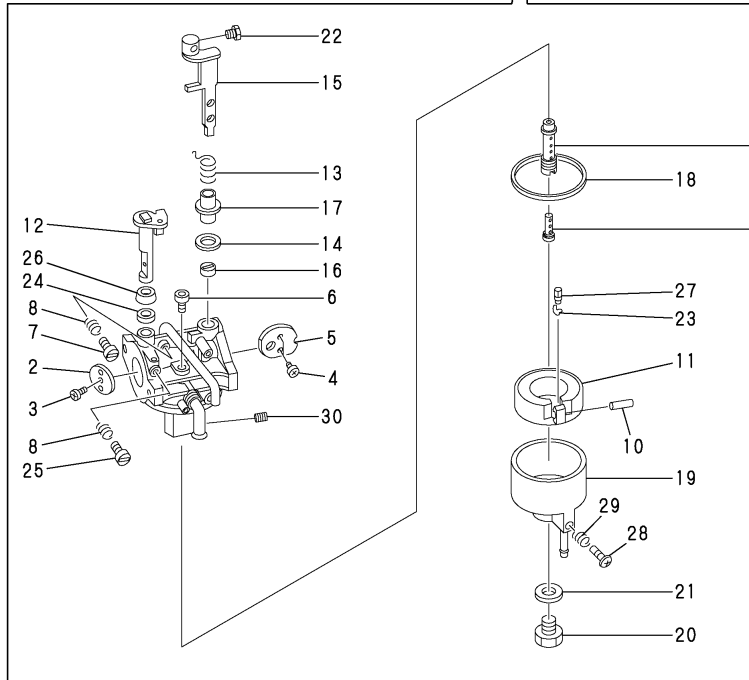
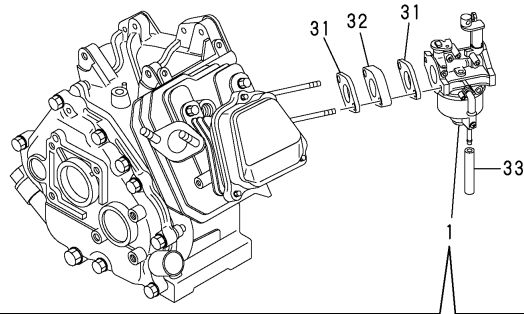
(D)=GA240SEHPSK
(E)=GA340SEHPSK
(F)=GA210SHPS

No.	Lev.	Parts No.	Description	Q'ty						I	R
				(A)	(B)	(C)	(D)	(E)	(F)		
1	1	160810-55301	COCK ASSY, FUEL	1							
1-1	1	160810-55303	COCK ASSY, FUEL	1							R
(A=E/#D6377)											
3	2	160710-55360	RING	1							
3-1	2	160810-55570	RING	1							R
(A=E/#D6377)											
4	2	160710-55370	GASKET	1							
4-1	2	160810-55560	GASKET	1							R
(A=E/#D6377)											
5	2	160810-55380	FILTER	1							
5-1	2	160810-55550	FILTER, FUEL	1							R
(A=E/#D6377)											
6	2	160710-55390	CUP, FUEL COCK L37	1							
6-1	2	160810-55540	CUP, FUEL COCK L37	1							R
(A=E/#D6377)											
7	1	106990-44660	CLIP, HOSE 12.5	2							
8	1	119520-03990	CLIP, HOSE 10.5	2							
9	1	160591-59350	HOSE, FUEL A-685	1							
9-1	1	160591-59361	HOSE, FUEL A-310	1							N
(A=E/#97208)											
10	1	160667-59360	PIPE, FUEL	1							
10-1	1	160493-59391	HOSE, FUEL B-150	1							N
(A=E/#97208)											

Fig.6. CARBURETOR

(A)=GA140SHPSK
(B)=GA180SEHPS
(C)=GA210S(E)HPS

(D)=GA240SEHPSK
(E)=GA340SEHPSK
(F)=GA210SHPS



No.	Lev.	Parts No.	Description	Q'ty						I	R
				(A)	(B)	(C)	(D)	(E)	(F)		
1	1	160598-56072	CARBURETOR ASSY	1							
2	2	160592-56540	VALVE, THROTTLE	1							
3	2	160690-56560	SCREW	1							
3-1	2	160690-56560	SCREW	2							K
(A=E/#A8516)											
4	2	160690-56570	SCREW	2							
5	2	160691-56680	VALVE, CHOKE	1							
6	2	160692-56540	JET, PILOT	1							
7	2	160692-56710	SCREW	1							
8	2	181230-56380	SPRING	2							
10	2	160690-56630	PIN, FLOAT	1							
11	2	160697-56620	FLOAT ASSY	1							
12	2	160697-56730	SHAFT, THROTTLE	1							
12-1	2	160590-56710	SHAFT, THROTTLE	1							S
(A=E/#A8516)											
13	2	160691-56720	SPRING	1							
14	2	160692-56800	RUBBER, SEAL	1							
15	2	160691-56700	LEVER, CHOKE	1							
16	2	160810-56580	RING, CHOKE SHAFT	1							
17	2	160594-56590	RING, CHOKE LEVER	1							
18	2	160610-56610	GASKET	1							
19	2	160730-56640	BODY, FLOAT CHAMBER	1							
20	2	160610-56660	BOLT	1							
21	2	160810-56550	WASHER	1							
22	2	160692-56500	BOLT	1							
23	2	160692-56750	CLIP	1							
24	2	160640-56850	SEAL	1							
25	2	160667-56750	ADJUSTER	1							
26	2	160891-56600	RING	1							
27	2	160710-56732	VALVE, INJECTION	1							1
28	2	160610-56900	SCREW	1							
29	2	181230-56380	SPRING	1							
30	2	160598-56600	JET, MAIN	1							
31	1	160610-56151	GASKET, CARBURETOR	2							
32	1	160690-56160	SPACER, CARBURETOR	1							
33	1	23061-030270	PIPE, 3X 270	1							
33-1	1	23061-030280	PIPE, 3X 280	1							R
(A=*2004.05)											

Remarks
(1)REPAIR PART.

Fig.7. GOVERNOR & CONTROL DEVICE

(A)=GA140SHPSK
 (B)=GA180SEHPS
 (C)=GA210S(E)HPS

(D)=GA240SEHPSK
 (E)=GA340SEHPSK
 (F)=GA210SHPS

No.	Lev.	Parts No.	Description	Q'ty						I	R
				(A)	(B)	(C)	(D)	(E)	(F)		
2	1	160690-61301	SPINDLE	1							
3	1	160690-61311	SHAFT	1							
4	1	160690-61450	WASHER	1							
5	1	160690-61600	GEAR ASSY, GOVERNOR	1							
9	1	22372-080000	PIN, SNAP 8	1							
10	1	160120-76940	WASHER	1							
11	1	160594-66011	SPRING, GOVERNOR	1							
12	1	160697-66100	CONTROLLER ASSY	1							
13	2	160692-66051	LEVER ASSY, CONTROL	1							
17	3	26117-040088	BOLT M 4X 8 PLATED	1							
18	2	160697-66110	BASE ASSY	1							
19	3	160697-66121	BASE ASSY	1							
19-1	3	160593-66150	BASE ASSY	1							N
(A=E/#C1756)											
22	3	160520-66291	SPRING	2							
23	3	26117-040257	BOLT, M4X 25 PLATED	1							
24	3	26117-040357	BOLT, M4X 35 PLATED	1							
24-1	3	160998-66220	BOLT, M4X30	1							
(A=*2009.03)											
25	2	160797-66311	LEVER, CONTROL	1							
26	2	160797-66320	SPRING, CONTROL	1							
27	2	160670-66350	COLLAR	1							
28	2	22137-040000	WASHER, 4	1							
29	2	26347-040002	NUT, M4	1							
30	2	26347-060002	NUT, M6	1							
31	2	26366-060002	NUT, M6	1							
32	2	26557-040102	SCREW, M4X10	1							
33	1	26476-060142	SCREW, TAPPING M6X14	3							
34	1	160690-66290	LEVER ASSY, GOVERNOR	1							
34-1	1	160690-66370	LEVER ASSY, GOVERNOR	1							R
(A=E/#C3345)											
34-2	1	160690-66371	LEVER ASSY, GOVERNOR	1							N
(A=E/#C3345)											
37	2	26366-060002	NUT, M6	1							
38	1	160998-66350	LINK, THROTTLE	1							
39	1	160690-66660	SPRING, TENSION	1							
40	1	114770-61600	SEAL, OIL	1							

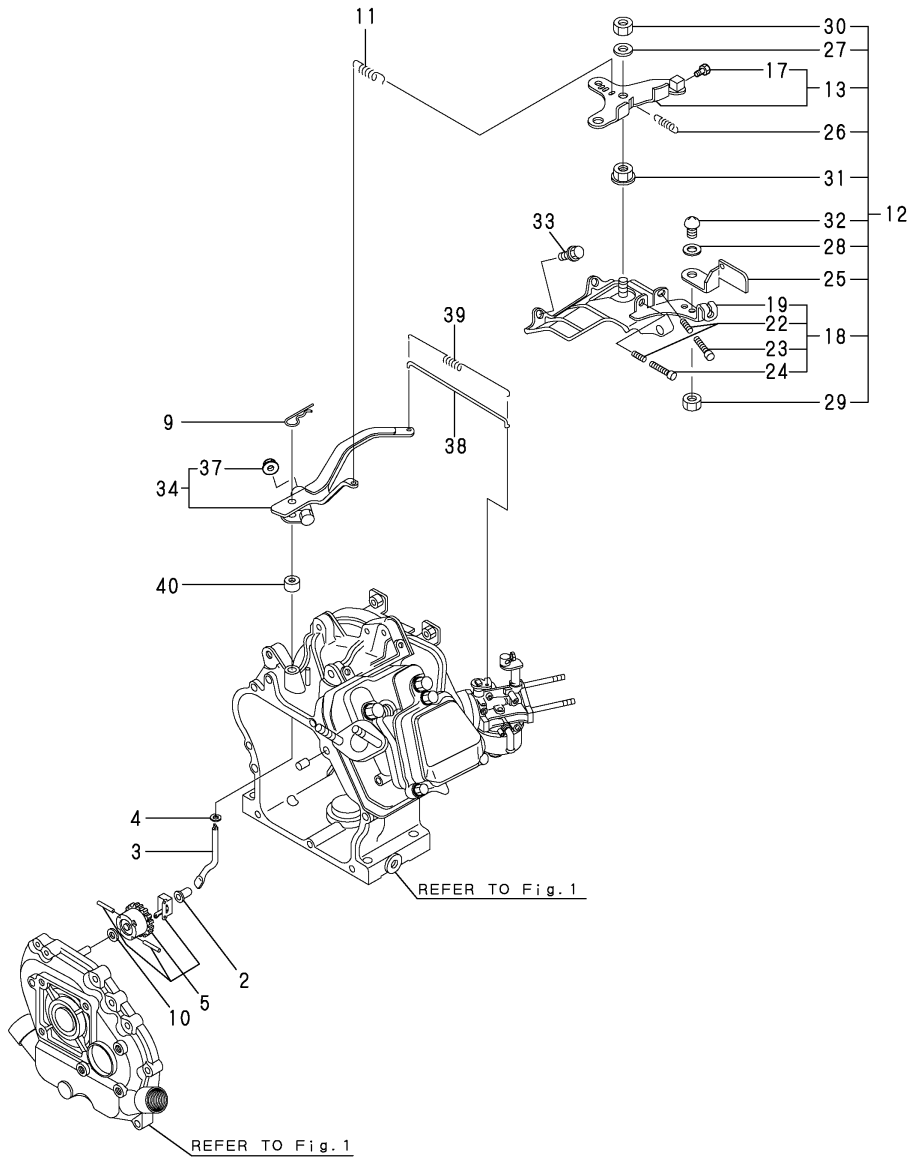
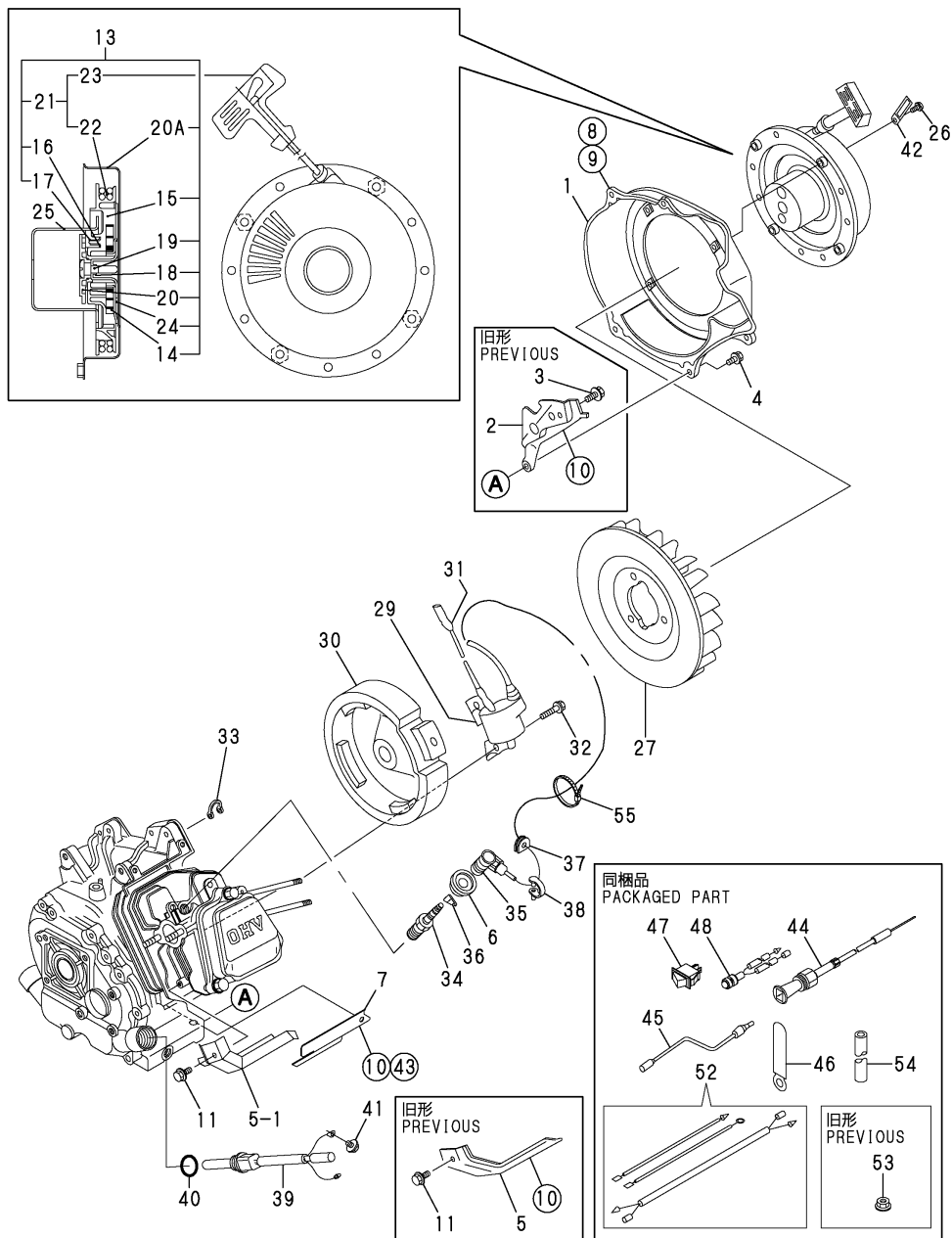


Fig.8. FLY.MAGNETO & STARTING DEVICE

(A)=GA140SHPSK
 (B)=GA180SEHPS
 (C)=GA210S(E)HPS
 (D)=GA240SEHPSK
 (E)=GA340SEHPSK
 (F)=GA210SHPS



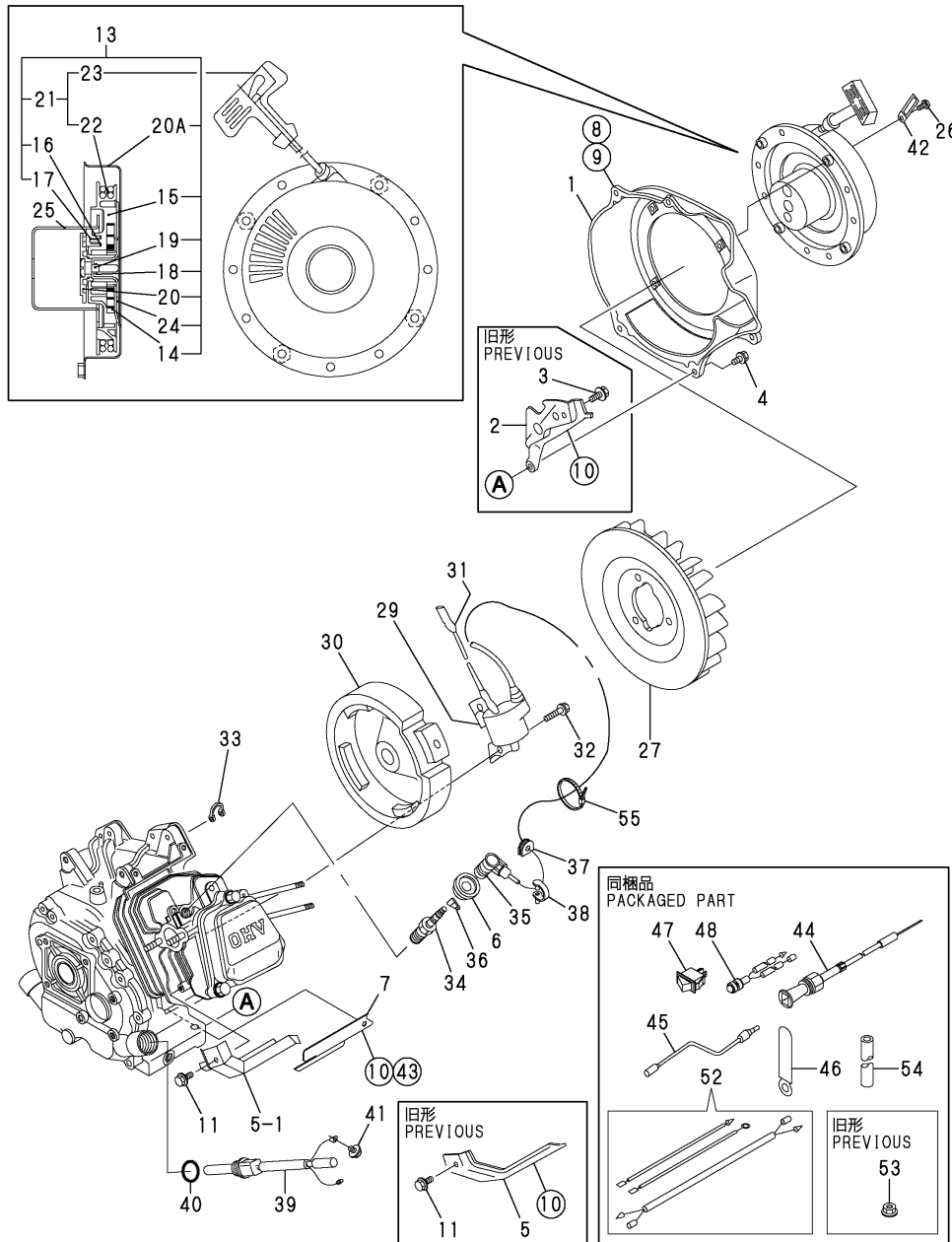
注) 図番を○で囲んでいるものは、内側に付けるスポンジ又はグラスウールを示しています。
 NOTE) THE ENCIRCLED DRAWING NUMBERS INDICATES THE PARTS LINED WITH RUBBER SPONGE OR GLASS WOOL.

No.	Lev.	Parts No.	Description	Q'ty						I	R
				(A)	(B)	(C)	(D)	(E)	(F)		
1	1	160598-45110-1	CASE, COOLING FAN	1							
2	1	183505-45210	COVER	1							Z
(A=EXXX)											
3	1	26476-060142	SCREW, TAPPING M6X14	1							Z
(A=EXXX)											
4	1	26476-060142	SCREW, TAPPING M6X14	4							
5	1	160690-45200	COVER	1							
5-1	1	160699-45200	COVER	1							N
(A=E/#97208)											
6	1	160797-45232	COVER	1							
7	1	183505-45311	COVER	1							
8	1	160697-45900	SEAL, 0.2X50X400	1							
9	1	160897-45920	SPONGE	1							
10	1	160897-45930	SPONGE	3							
10-1	1	160897-45930	SPONGE	2							K
(A=EXXX)											
10-2	1	160897-45930	SPONGE	1							K
(A=E/#97208)											
11	1	26476-060142	SCREW, TAPPING M6X14	1							
13	1	160697-76251	STARTER ASSY, RECOIL	1							
14	2	160697-76510	SPRING	1							
15	2	160697-76520	REEL	1							
16	2	160641-76530	SPRING, DOG	2							
17	2	160890-76540	DOG	2							
18	2	160697-76550	SPRING, BRAKE	1							
19	2	160641-76570	SCREW	1							
20	2	160697-76570	RETAINER	1							
20A	2	160697-76640	CASE ASSY	1							W
(A=FROM 1ST)											
21	2	160697-76660	HANDLE ASSY	1							
22	3	160697-76650	ROPE, STARTER	1							
23	3	160900-76620	HANDLE	1							
24	2	160697-76630	CASE, SPRING	1							
25	1	160697-76591	PULLEY, STARTER	1							
26	1	26022-060162	SCREW, M6X16	4							
27	1	160699-45010	CASE, COOLING FAN	1							
29	1	160590-78533	COIL, IGNITION	1							
30	1	160590-78542	ROTOR	1							
31	1	160690-78230	WIRE	1							
32	1	160690-04350	BOLT, M6X30	2							
33	1	29610-000650	CLAMP, SPEED 065	1							
34	1	160793-78010	PLUG, SPARK	1							
35	1	160700-78040	CAP, PLUG	1							
35-1	1	160700-78041	CAP, PLUG	1							N
(A=E/#C0968)											
36	1	160700-78050	TERMINAL, PLUG	1							
37	1	160700-78720	GROMMET	1							
38	1	29610-000950	CLAMP, SPEED 095	1							
39	1	160697-77750	SENSOR	1							
40	1	24311-000180	O-RING, 1AP18.0	1							
41	1	26476-060142	SCREW, TAPPING M6X14	1							

Fig.8. FLY.MAGNETO & STARTING DEVICE

(A)=GA140SHPSK
(B)=GA180SEHPS
(C)=GA210S(E)HPS

(D)=GA240SEHPSK
(E)=GA340SEHPSK
(F)=GA210SHPS



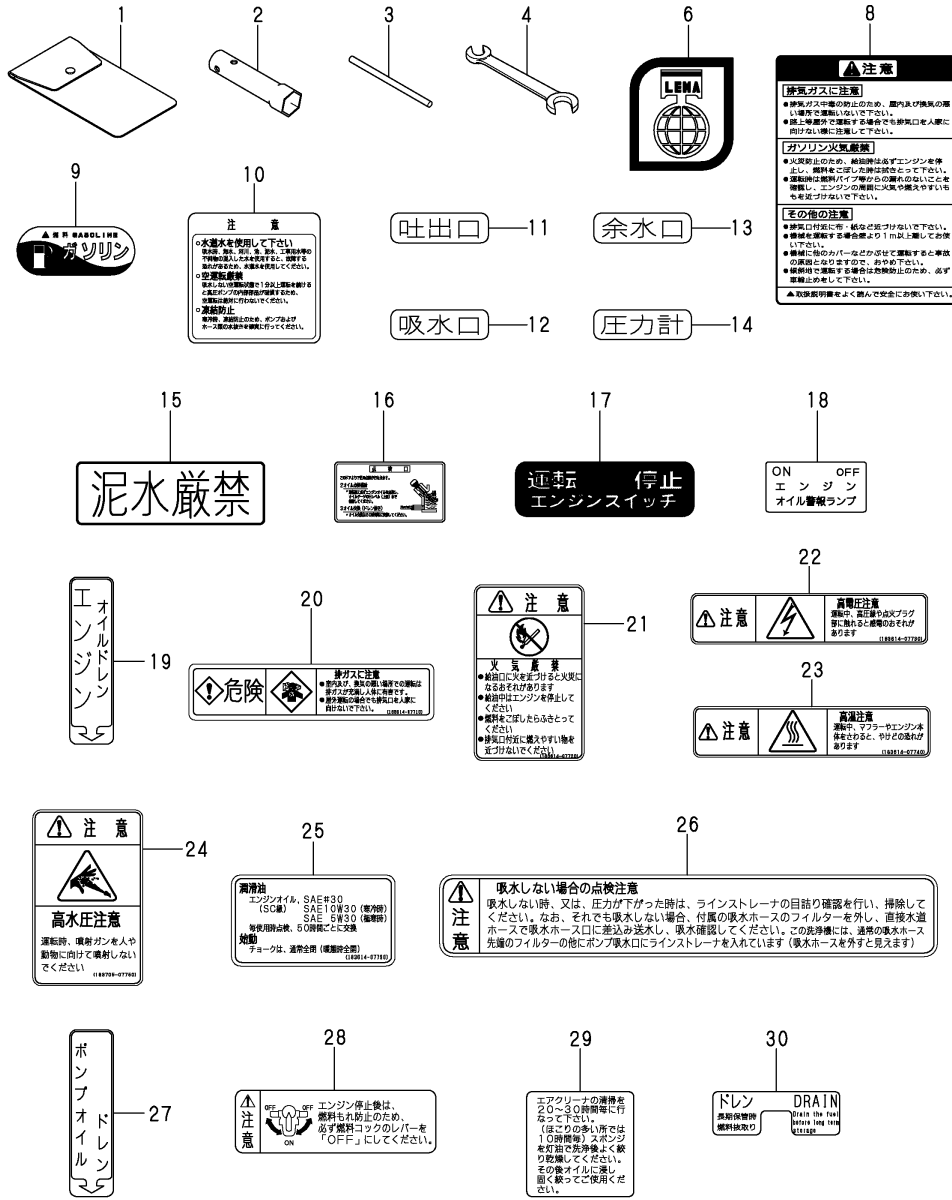
注) 図番を○で囲んでいるものは、内側に付けるスポンジ又はグラスウールを示しています。
NOTE) THE ENCIRCLED DRAWING NUMBERS INDICATES THE PARTS LINED WITH RUBBER SPONGE OR GLASS WOOL.

No.	Lev.	Parts No.	Description	Q'ty						I	R
				(A)	(B)	(C)	(D)	(E)	(F)		
42	1	160260-78700	CLAMP	1							
42-1	1	160802-78270	CLAMP, CORD	1							N
(A=E/#97208)											
43	1	160897-45920	SPONGE	1							
44	1	183632-56900	WIRE ASSY, CHOKE	1							
45	1	160671-78200	WIRE, LEAD	1							
46	1	160802-78270	CLAMP, CORD	1							Z
(A=E/#A3687)											
47	1	183730-91450	SWITCH, STOP	1							
48	1	183732-95501	ALERT ASSY	1							
52	1	183505-97700	HARNES ASSY, WIRE	1							
53	1	194990-22130	NUT, M6	2							Z
(A=E/#A1153)											
54	1	183650-59370	PIPE, FUEL L=230	1							
54-1	1	183993-59360	PIPE, FUEL	1							N
(A=E/#97208)											
55	1	29621-100000	BAND, TR100	1							W
(A=E/XXXX)											

Fig.9. TOOL & LABEL

(A)=GA140SHPSK
(B)=GA180SEHPS
(C)=GA210S(E)HPS

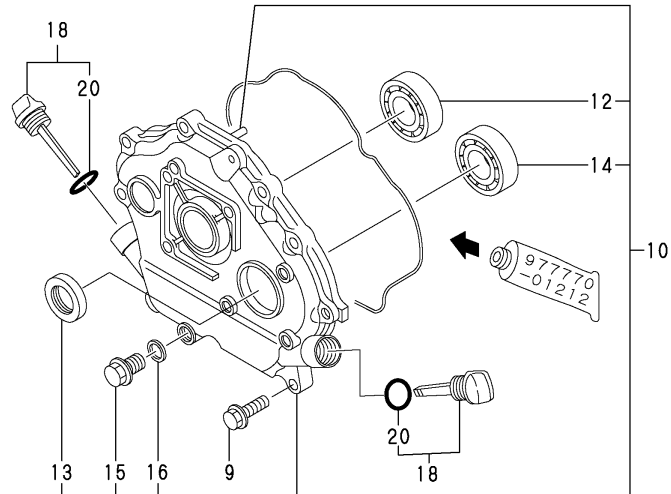
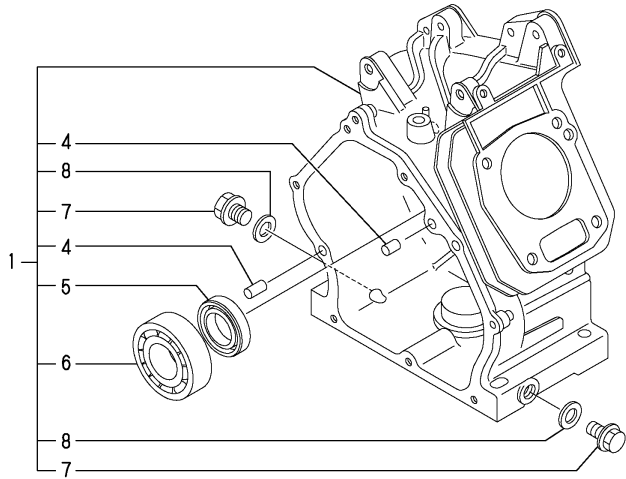
(D)=GA240SEHPSK
(E)=GA340SEHPSK
(F)=GA210SHPS



No.	Lev.	Parts No.	Description	Q'ty						I	R
				(A)	(B)	(C)	(D)	(E)	(F)		
1	1	160110-92610	BAG, TOOL	1							
2	1	160120-92700	WRENCH, 21 L86	1							
3	1	160110-92710	HANDLE, WRENCH	1							
4	1	28110-100120	SPANNER, 10X12	1							
6	1	161690-07300	LABEL	1							
8	1	183632-07600	LABEL, CAUTION	1							
9	1	183332-07420	LABEL, GASOLINE	1							
10	1	183705-07281	LABEL	1							
11	1	183705-07290	LABEL	1							
12	1	183705-07300	LABEL	1							
13	1	183705-07310	LABEL	1							
14	1	183705-07320	LABEL, OIL PRESSURE	1							
15	1	183705-07340	LABEL	1							
16	1	183733-07360	LABEL, CHECK	1							
17	1	183730-07420	LABEL, ENGINE SWITCH	1							
18	1	183730-07470	LABEL, OIL ALERT	1							
19	1	183805-07470	LABEL, DRAIN	1							
20	1	183614-07710	LABEL, EXH. GAS CAUTN	1							
21	1	183614-07720	LABEL, NO FIRE	1							
22	1	183614-07730	LABEL, PLUG	1							
23	1	183614-07740	LABEL, CAUTION	1							
24	1	183705-07750	LABEL	1							
25	1	183614-07790	LABEL, OIL	1							
26	1	183705-07403	LABEL	1							
27	1	183805-07480	LABEL	1							
28	1	183733-07800	LABEL, COCK, FUEL	1							
29	1	160520-07370	LABEL, CLEANER	1							
30	1	160690-07260	LABEL, DRAIN	1							

Fig.10. CYLINDER BLOCK

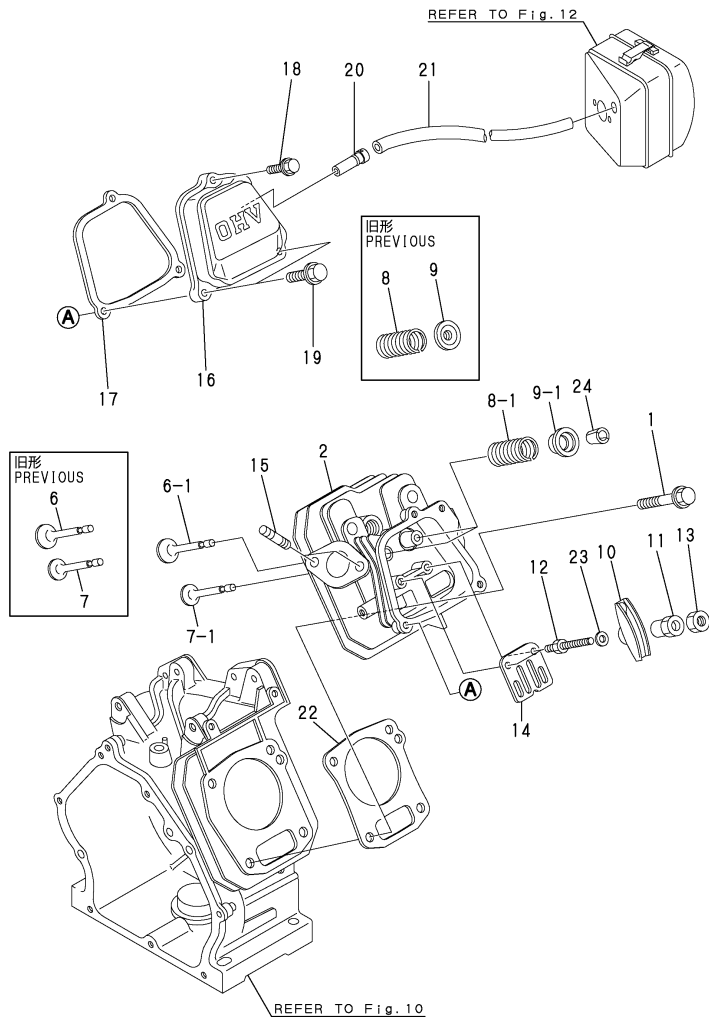
(A)=GA140SHPSK (D)=GA240SEHPSK
 (B)=GA180SEHPS (E)=GA340SEHPSK
 (C)=GA210S(E)HPS (F)=GA210SHPS



No.	Lev.	Parts No.	Description	Q'ty						I	R
				(A)	(B)	(C)	(D)	(E)	(F)		
1	1	783732-01564	BLOCK ASSY, CYLINDER		1						
1-1	1	760698-01730 (B=E/#F7103)	BLOCK ASSY, CYLINDER		1						S
4	2	114270-01600	PIN, M8X12		2						
5	2	160690-02220	SEAL, TC25416		1						
6	2	24101-062050	BEARING, BALL 6205C3		1						
7	2	160610-01690	PLUG, M12		2						
8	2	104200-59170	GASKET, 12		2						
9	1	26476-060252	SCREW, TAPPING M6X25		8						
10	1	760690-01520	COVER ASSY		1						
12	2	24101-062050	BEARING, BALL 6205C3		1						
13	2	160690-02220	SEAL, TC25416		1						
14	2	24101-062050	BEARING, BALL 6205C3		1						
15	2	160610-01690	PLUG, M12		1						
16	2	104200-59170	GASKET, 12		1						
18	1	114299-01760	CAP ASSY		2						
20	2	114299-01950	O-RING, 18		2						

Fig.11. CYLINDER HEAD & BONNET

(A)=GA140SHPSK
 (B)=GA180SEHPS
 (C)=GA210S(E)HPS
 (D)=GA240SEHPSK
 (E)=GA340SEHPSK
 (F)=GA210SHPS



No.	Lev.	Parts No.	Description	Q'ty						I	R
				(A)	(B)	(C)	(D)	(E)	(F)		
1	1	160610-04201	BOLT, FLANGE M8X53		4						
2	1	160690-11011	HEAD ASSY, CYLINDER		1						
6	1	160690-11100	VALVE, INTAKE		1						1
6-1	1	160690-11130 (B=EXXX)	VALVE, INTAKE		1						S 2
7	1	160690-11110	VALVE, EXHAUST		1						1
7-1	1	160690-11140 (B=EXXX)	VALVE, EXHAUST		1						S 2
8	1	160690-11120	SPRING, VALVE		2						1
8-1	1	160690-11150 (B=EXXX)	SPRING, VALVE		2						S 2
9	1	160690-11180	RETAINER, SPRING		2						1
9-1	1	101158-11180 (B=EXXX)	RETAINER, SPRING		2						S 2
10	1	160690-11200	ARM, ROCKER		2						
11	1	160690-11222	PIVOT, ROCKER ARM		2						
12	1	160690-11271	BOLT		2						
13	1	160690-11280	NUT, M6X0.5		2						
14	1	160690-11290	PLATE, GUIDE		1						
15	1	26216-080182	STUD, M8X 18		2						
16	1	160690-11300	BONNET		1						
17	1	160690-11311	GASKET, BONNET		1						
18	1	26106-060202	BOLT, M6X 20 PLATED		1						
19	1	26106-060352	BOLT, M6X 35 PLATED		2						
20	1	160690-03050	BREATHER		1						
21	1	160810-03180	PIPE, BREATHER		1						
22	1	160699-01332	GASKET, HEAD		1						
23	1	22137-060000 (B=EXXX)	WASHER, 6		2						W 2
24	1	27310-060001 (B=EXXX)	COTTER, 6		2						W 2

Remarks
 (1)SPEC.WITHOUT COTTER
 (2)SPEC.WITH COTTER
 INTERCHANGEABLE BY SIMULTANEOUS
 REPLACEMENT WITH NO.6-1,7-1,8-1,
 9-1,23,AND 24.

Fig.12. AIR CLEANER

(A)=GA140SHPSK
 (B)=GA180SEHPS
 (C)=GA210S(E)HPS

(D)=GA240SEHPSK
 (E)=GA340SEHPSK
 (F)=GA210SHPS

No.	Lev.	Parts No.	Description	Q'ty						I	R
				(A)	(B)	(C)	(D)	(E)	(F)		
1	1	160690-12600	CLEANER ASSY, AIR		1						
2	2	160690-12510	CAP, AIR CLEANER		1						
3	2	160690-12530	BODY, AIR CLEANER		1						
4	2	160760-12530	ELEMENT		1						
5	2	160493-12550	HOLDER, ELEMENT		1						
6	1	160610-56151	GASKET, CARBURETOR		1						
7	1	26366-060002	NUT, M6		2						
7-1	1	114250-12300 (B=*2003.07)	NUT		2						N
8	1	160690-13201	GASKET, MUFFLER		1						
9	1	26366-080002	NUT, M8		2						
10	1	160610-04570	BOLT, M6X70		2						
10-1	1	160790-04600 (B=*2003.07)	BOLT, M6X75		2						N
10-2	1	160690-04610 (B=E/#D8229)	STUD, 2D6X72		2						N

マフラーは客先手配です。
 A MUFFLER IS CUSTOMER ARRANGEMENTS.

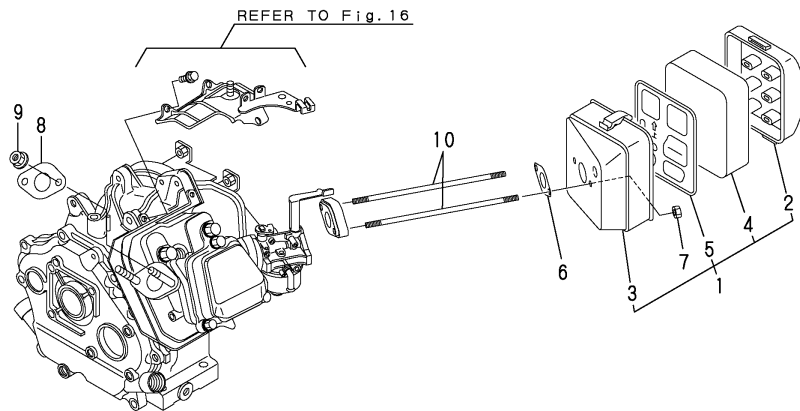
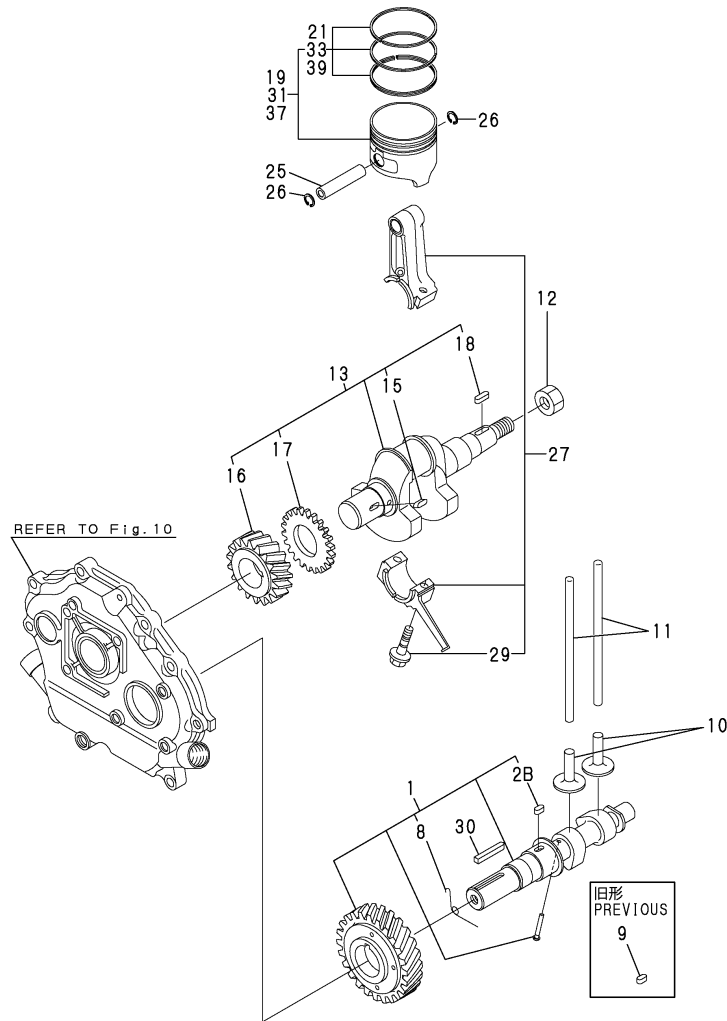


Fig.13. CRANKSHAFT,PISTON & CAMSHAFT

(A)=GA140SHPSK
(B)=GA180SEHPS
(C)=GA210S(E)HPS

(D)=GA240SEHPSK
(E)=GA340SEHPSK
(F)=GA210SHPS

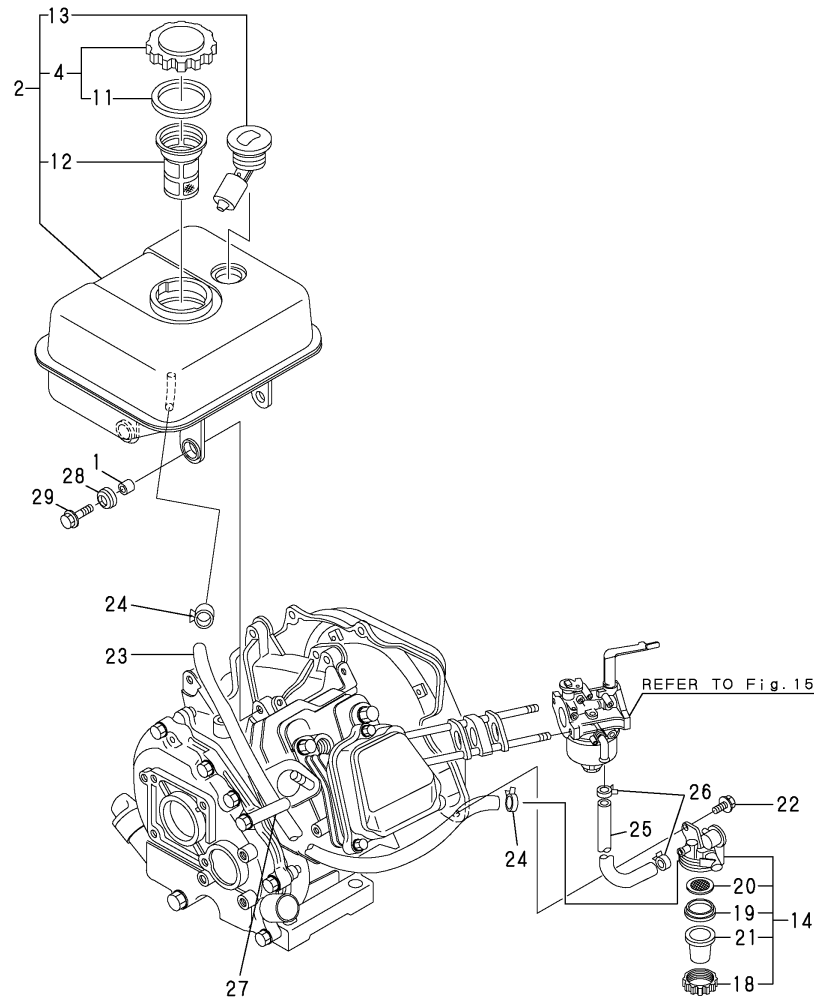


No.	Lev.	Parts No.	Description	Q'ty						I	R
				(A)	(B)	(C)	(D)	(E)	(F)		
1	1	160690-14051	CAMSHAFT ASSY		1						
1-1	1	160690-14052 (B=E/#B6540)	CAMSHAFT ASSY		1						N
1-2	1	160690-14160 (B=*2006.02)	CAMSHAFT ASSY		1						R
2B	3	22512-040120 (B=E/#B6540)	KEY, 4X 12		1						W
8	2	160690-14571	SPRING,DECOMPRESSION		1						
9	1	22512-040120 (B=E/#B6540)	KEY, 4X 12		1						Z
10	1	160490-14200	TAPPET		2						
11	1	114250-14400	ROD, PUSH		2						
12	1	160610-04910	NUT, FLYWHEEL M14		1						
13	1	760690-21700	CRANKSHAFT ASSY		1						
15	3	22512-040120	KEY, 4X 12		1						
16	2	160690-21201	GEAR, CRANKSHAFT		1						
17	2	160590-21210	GEAR, IDLE		1						
18	2	22512-040160	KEY, 4X 16		1						
19	1	160698-22020	PISTON ASSY		1						
21	2	760698-22501	RING SET, PISTON		1						
25	1	160690-22300	PIN, PISTON		1						
26	1	22252-000160	RING, 16		2						
27	1	760690-23700	ROD ASSY, CONNECTING		1						
29	2	26106-060302	BOLT, M6X 30 PLATED		2						
30	1	183605-14140	KEY		1						
31	1	160698-22120 (B=FROM 1ST)	PISTON ASSY, 0.25 OS		1						W 1
33	2	160698-22140 (B=FROM 1ST)	RING SET, 0.25 OS		1						W 1
37	1	160698-22130 (B=FROM 1ST)	PISTON ASSY, 0.50 OS		1						W 2
39	2	160698-22150 (B=FROM 1ST)	RING SET, 0.50 OS		1						W 2

Remarks

- (1)OVER SIZED(O.S.=0.25)PART.
- (2)OVER SIZED(O.S.=0.50)PART.

Fig.14. FUEL TANK & FUEL PIPE



(A)=GA140SHPSK
(B)=GA180SEHPS
(C)=GA210S(E)HPS

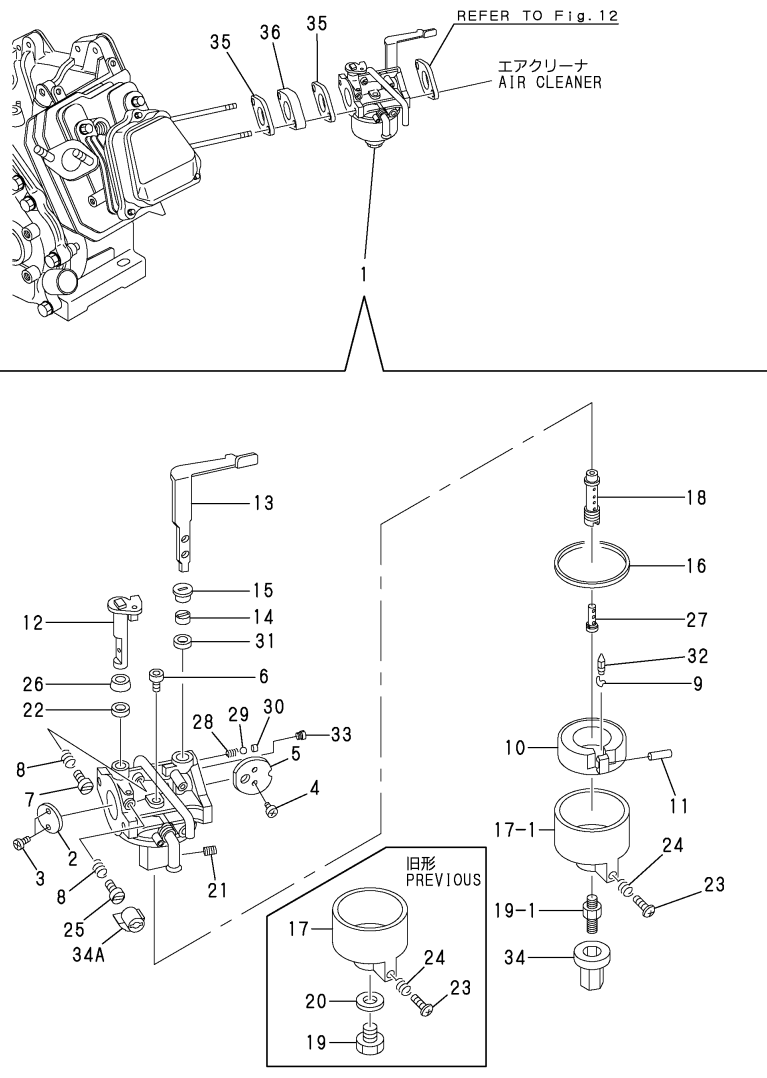
(D)=GA240SEHPSK
(E)=GA340SEHPSK
(F)=GA210SHPS

No.	Lev.	Parts No.	Description	Q'ty						I	R
				(A)	(B)	(C)	(D)	(E)	(F)		
1	1	114250-45310	COLLAR		4						
2	1	760690-55702	TANK ASSY, FUEL		1						
2-1	1	760690-55703	TANK ASSY, FUEL		1						N
(B=EXXX)											
4	2	160710-55061	CAP ASSY		1						
11	3	160393-55050	GASKET		1						
12	2	160610-55100	FILTER, FUEL		1						
13	2	160762-55150	GAUGE, FUEL		1						
13-1	2	160708-55150	GAUGE, FUEL		1						N
(B=EXXX)											
14	1	160692-55300	COCK ASSY, FUEL		1						
18	2	160710-55360	RING		1						
19	2	160710-55370	GASKET		1						
20	2	160710-55382	FILTER		1						
21	2	160710-55390	CUP, FUEL COCK L37		1						
21-1	2	160690-55390	CUP, FUEL COCK L37		1						N
(B=*2005.12)											
22	1	26106-060102	BOLT, M6X 10 PLATED		1						
23	1	160802-59371	HOSE, FUEL A-400		1						
24	1	106990-44660	CLIP, HOSE 12.5		2						
24-1	1	114270-59010	CLIP, HOSE 12		2						R
(B=*2004.04)											
25	1	160820-59391	HOSE, D11.5/L159		1						
26	1	119520-03990	CLIP, HOSE 10.5		2						
27	1	160710-78710	CLAMP, CORD		1						
28	1	160690-55462	DAMPER, FUEL TANK		4						
29	1	160690-55140	BOLT		4						

Fig.15. CARBURETOR

(A)=GA140SHPSK
(B)=GA180SEHPS
(C)=GA210S(E)HPS

(D)=GA240SEHPSK
(E)=GA340SEHPSK
(F)=GA210SHPS



No.	Lev.	Parts No.	Description	Q'ty						I	R
				(A)	(B)	(C)	(D)	(E)	(F)		
1	1	160698-57020	CARBURETOR ASSY		1						
1-1	1	160698-57021	CARBURETOR ASSY (B=*2003.10)		1						N
2	2	160698-56820	VALVE, THROTTLE		1						
2-1	2	160698-56520	VALVE, THROTTLE (B=*2003.10)		1						S
3	2	160690-56580	SCREW			2					
4	2	160690-56570	SCREW			2					
5	2	160590-56530	VALVE, CHOKE			1					
6	2	160710-56740	JET, PILOT			1					
6-1	2	160699-57740	JET, PILOT (B=*2003.10)			1					S
6-2	2	160691-56810	JET, PILOT (B=*2004.06)			1					S
7	2	160692-56710	SCREW			1					
8	2	181230-56380	SPRING			2					
9	2	160692-56750	CLIP			1					
10	2	160697-56620	FLOAT ASSY			1					
11	2	160690-56630	PIN, FLOAT			1					
12	2	160698-56550	SHAFT, THROTTLE			1					
13	2	160697-56650	LEVER, CHOKE			1					
14	2	160810-56580	RING, CHOKE SHAFT			1					
15	2	160810-56590	RING, CHOKE LEVER			1					
16	2	160610-56610	GASKET			1					
17	2	160769-56640	BODY, FLOAT CHAMBER			1					
17-1	2	160593-57550	BODY, FLOAT (B=*2003.10)			1					S
18	2	160693-56570	NOZZLE, MAIN			1					
18-1	2	160698-57460	NOZZLE, MAIN (B=*2003.10)			1					S
19	2	160769-56660	BOLT			1					
19-1	2	160690-57700	STUD (B=*2003.10)			1					S
20	2	160810-56550	WASHER			1					
21	2	160698-56620	JET, MAIN			1					
21-1	2	160693-56600	JET, MAIN (B=*2003.10)			1					S
21-2	2	160698-57530	JET, MAIN (B=*2004.06)			1					S
22	2	160640-56850	SEAL			1					
23	2	160610-56900	SCREW			1					
24	2	181230-56380	SPRING			1					
25	2	160667-56750	ADJUSTER			1					
25-1	2	160691-56790	ADJUSTER (B=*2004.06)			1					N
26	2	160702-56720	RING			1					
27	2	160590-56800	NOZZLE, MAIN			1					
28	2	160310-56980	SPRING, CHOKE			1					
29	2	160310-56990	BALL, STEEL			1					
30	2	160692-56700	PLUG			1					
31	2	160692-56800	RUBBER, SEAL			1					

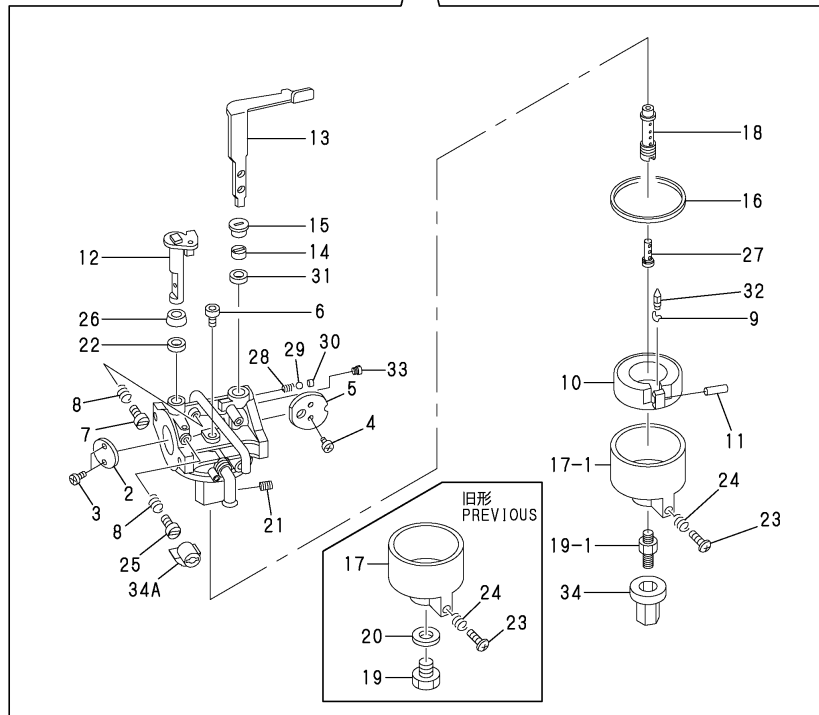
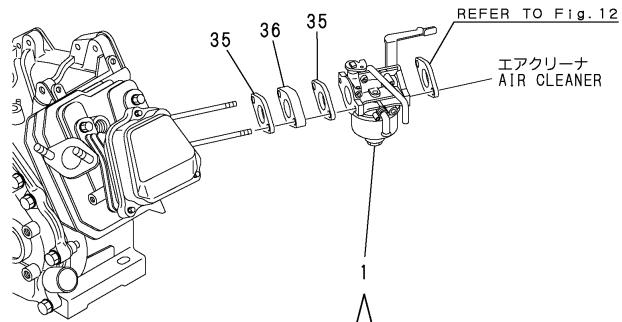
Remarks
(1)REPAIR PART.

Fig.15. CARBURETOR

(A)=GA140SHPSK
 (B)=GA180SEHPS
 (C)=GA210S(E)HPS

(D)=GA240SEHPSK
 (E)=GA340SEHPSK
 (F)=GA210SHPS

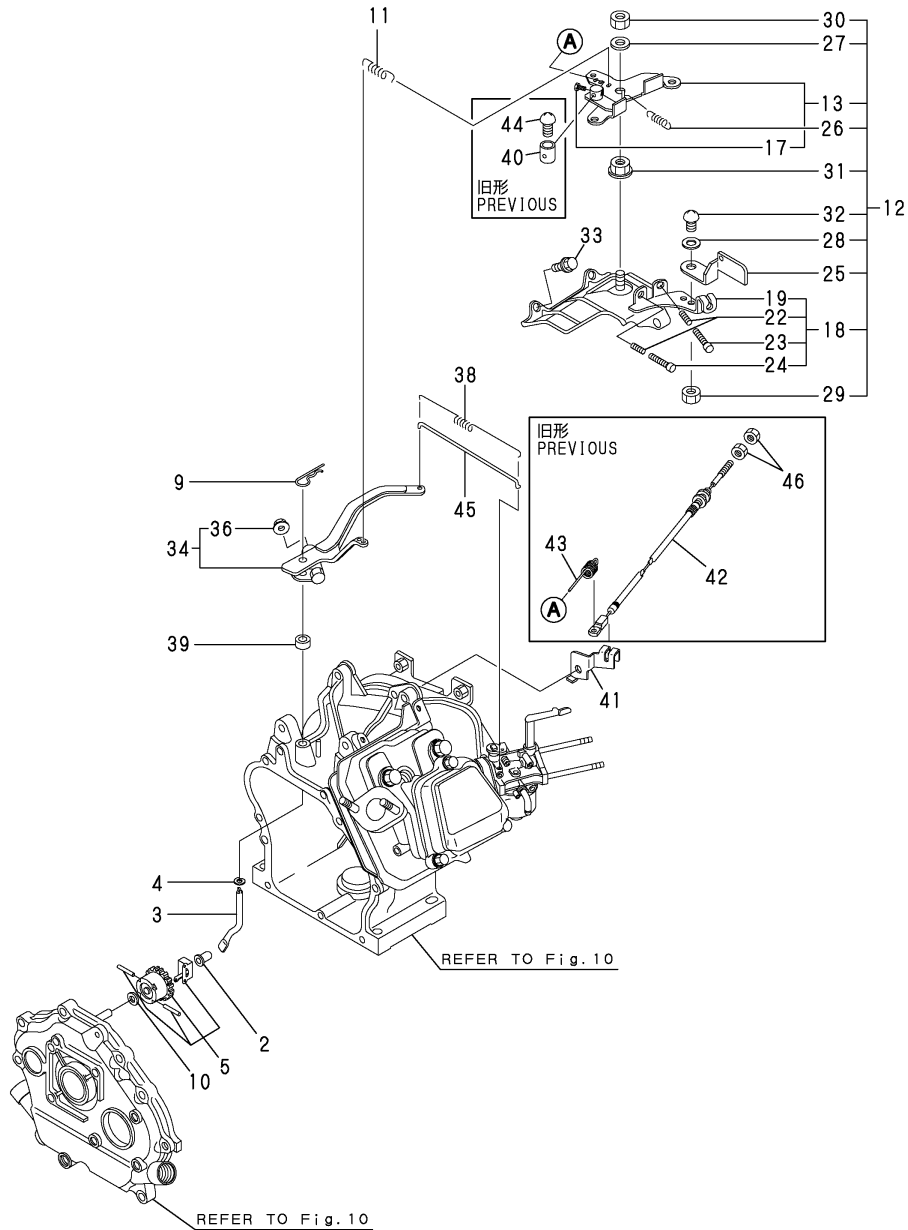
No.	Lev.	Parts No.	Description	Q'ty						I	R
				(A)	(B)	(C)	(D)	(E)	(F)		
32	2	160710-56732	VALVE, INJECTION		1						1
33	2	160893-56580	JET, AIR		1						W
		(B=*2003.10)									
33-1	2	160798-56610	JET		1						S
		(B=*2004.06)									
34	2	160593-57540	NUT		1						W
		(B=*2003.10)									
34A	2	160691-56800	CAP		1						W
		(B=*2004.06)									
35	1	160610-56151	GASKET, CARBURETOR		2						
36	1	160690-56160	SPACER, CARBURETOR		1						



Remarks
 (1)REPAIR PART.

Fig.16. GOVERNOR & CONTROL DEVICE

(A)=GA140SHPSK (D)=GA240SEHPSK
 (B)=GA180SEHPS (E)=GA340SEHPSK
 (C)=GA210S(E)HPS (F)=GA210SHPS

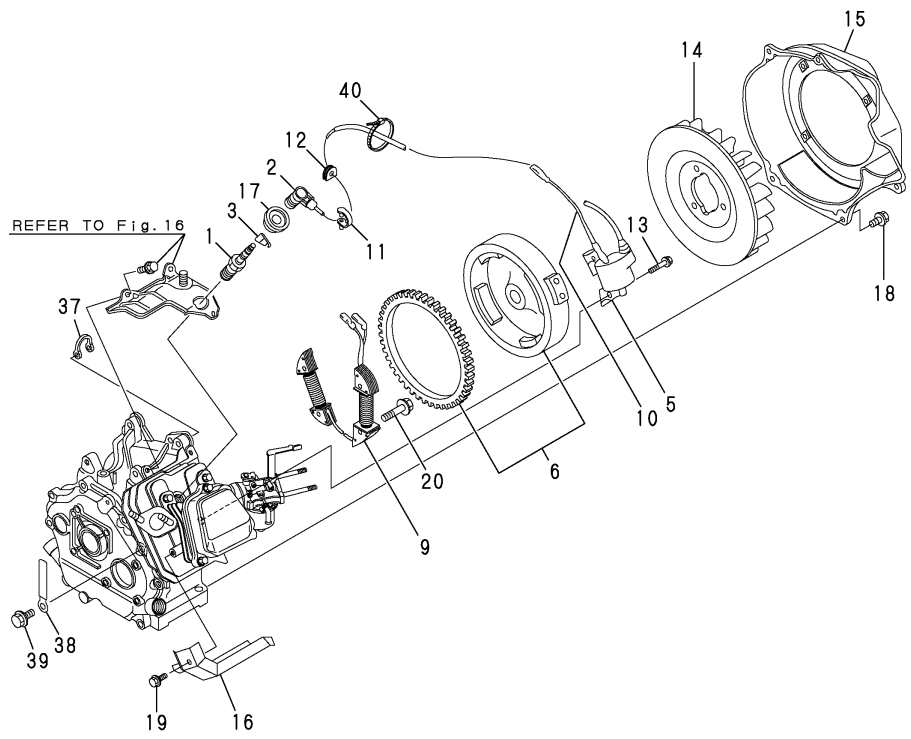
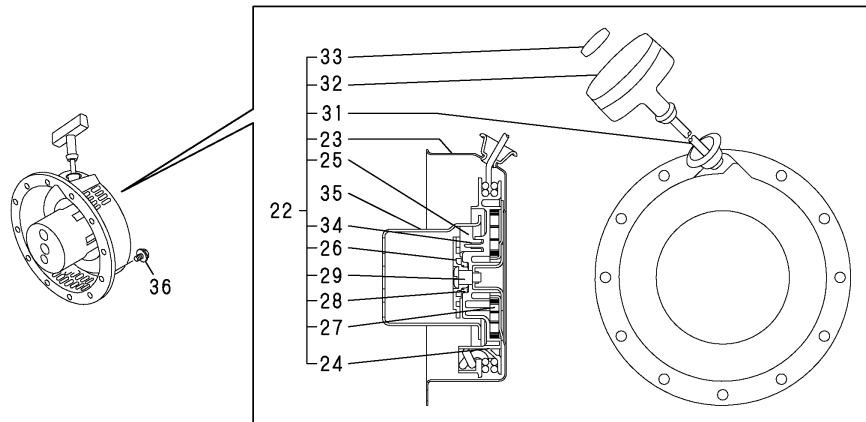


No.	Lev.	Parts No.	Description	Q'ty						I	R
				(A)	(B)	(C)	(D)	(E)	(F)		
2	1	160690-61301	SPINDLE		1						
3	1	160690-61311	SHAFT		1						
4	1	160690-61450	WASHER		1						
5	1	160690-61600	GEAR ASSY, GOVERNOR		1						
9	1	22372-080000	PIN, SNAP 8		1						
10	1	160120-76940	WASHER		1						
11	1	160690-66011	SPRING, GOVERNOR		1						
12	1	160699-66130	CONTROLLER ASSY		1						
13	2	183605-66050	LEVER ASSY, CONTROL		1						
17	3	26117-040088	BOLT M 4X 8 PLATED		1						
18	2	160697-66110	BASE ASSY		1						
19	3	160697-66121	BASE ASSY		1						
19-1	3	160593-66150 (B=*2006.03)	BASE ASSY		1						N
22	3	160520-66291	SPRING		2						
23	3	26117-040257	BOLT, M4X 25 PLATED		1						
24	3	26117-040357	BOLT, M4X 35 PLATED		1						
24-1	3	160998-66220 (B=*2009.03)	BOLT, M4X30		1						N
25	2	160797-66311	LEVER, CONTROL		1						
26	2	160797-66320	SPRING, CONTROL		1						
27	2	160670-66350	COLLAR		1						
28	2	22137-040000	WASHER, 4		1						
29	2	26347-040002	NUT, M4		1						
30	2	26347-060002	NUT, M6		1						
31	2	26366-060002	NUT, M6		1						
32	2	26557-040102	SCREW, M4X10		1						
33	1	26476-060142	SCREW, TAPPING M6X14		3						
34	1	160690-66290	LEVER ASSY, GOVERNOR		1						
34-1	1	160690-66370 (B=*2006.06)	LEVER ASSY, GOVERNOR		1						R
34-2	1	160690-66371 (B=*2006.06)	LEVER ASSY, GOVERNOR		1						N
36	2	26366-060002	NUT, M6		1						
38	1	160690-66660	SPRING, TENSION		1						
39	1	114770-61600	SEAL, OIL		1						
40	1	106500-44870 (B=*2003.10)	STOPPER		1						Z
41	1	183605-66701	STAY, WIRE		1						
42	1	183605-66950 (B=*2003.10)	CABLE		1						Z
43	1	183605-66960 (B=*2003.10)	SPRING, THROTTLE		1						Z
44	1	26557-040102 (B=*2003.10)	SCREW, M4X10		1						Z
45	1	160998-66350	LINK, THROTTLE		1						
46	1	26757-050002 (B=*2003.10)	NUT, LOCK M5		2						Z

Fig.17. FLY.MAGNETO & STARTING DEVICE

(A)=GA140SHPSK
(B)=GA180SEHPS
(C)=GA210S(E)HPS

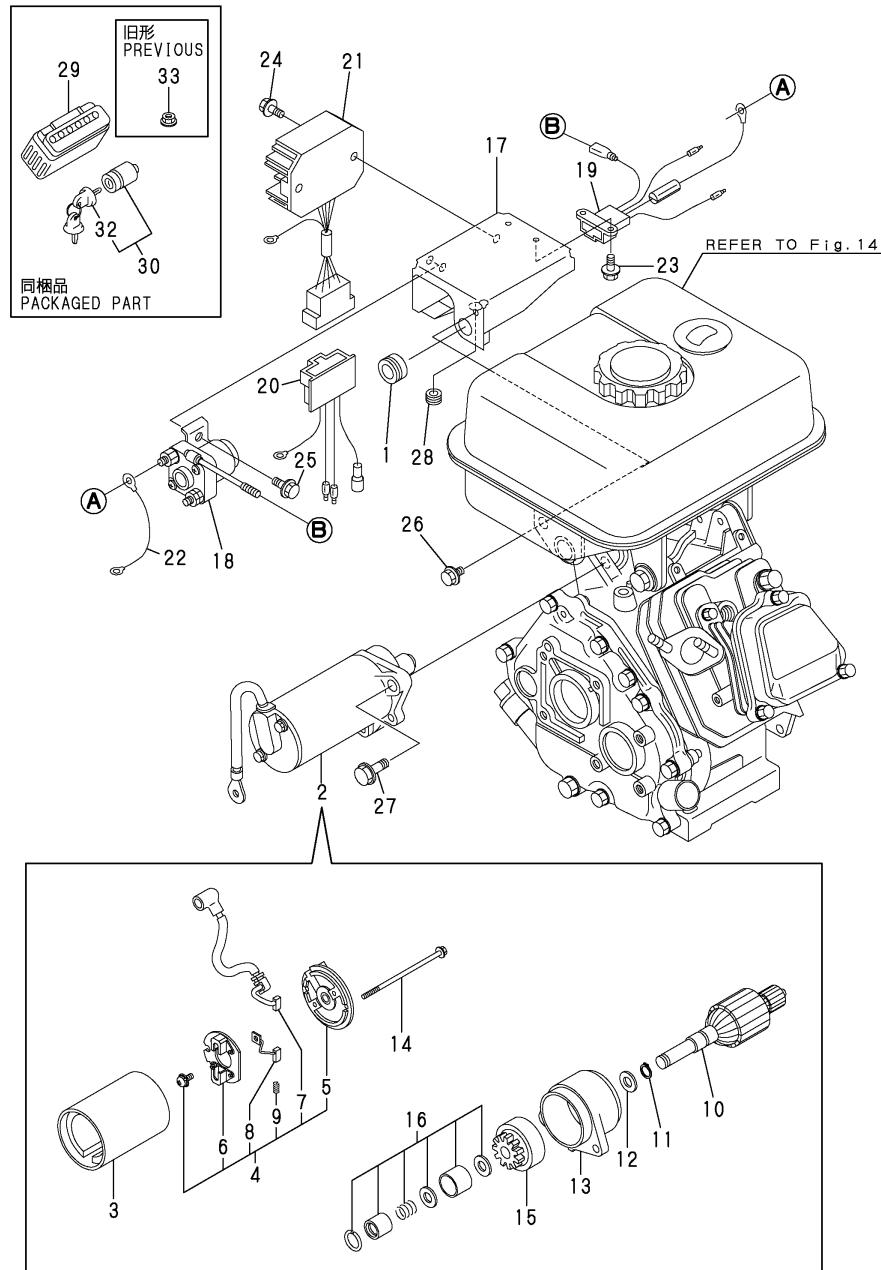
(D)=GA240SEHPSK
(E)=GA340SEHPSK
(F)=GA210SHPS



No.	Lev.	Parts No.	Description	Q'ty						I	R
				(A)	(B)	(C)	(D)	(E)	(F)		
1	1	160690-78030	PLUG, SPARK N11YC		1						
1-1	1	160690-78020	PLUG, SPARK (B="2006.05)		1						R
2	1	160700-78040	CAP, PLUG		1						
2-1	1	160700-78041	CAP, PLUG (B="2006.02)		1						N
3	1	160700-78050	TERMINAL, PLUG		1						
5	1	160690-78533	COIL, IGNITION		1						
6	1	160698-78512	ROTOR ASSY		1						
9	1	160793-78631	COIL, CHARGE		1						
10	1	160690-78230	WIRE		1						
11	1	29610-000950	CLAMP, SPEED 095		1						
12	1	160700-78720	GROMMET		1						
13	1	160690-04350	BOLT, M6X30		2						
14	1	160699-45010	CASE, COOLING FAN		1						
15	1	160692-45120	CASE, COOLING FAN		1						
16	1	160699-45200	COVER		1						
17	1	160797-45232	COVER		1						
18	1	26476-060142	SCREW, TAPPING M6X14		4						
19	1	26476-060142	SCREW, TAPPING M6X14		1						
20	1	26476-060252	SCREW, TAPPING M6X25		4						
22	1	160690-76251	STARTER ASSY, RECOIL		1						
23	2	160690-76511	CASE ASSY, STARTER		1						
24	2	160690-76521	REEL		1						
25	2	160690-76801	RATCHET		2						
26	2	160690-76531	GUIDE, RATCHET		1						
27	2	160690-76540	SPRING, SPIRAL		1						
28	2	160690-76561	SPRING, FRICTION		1						
29	2	160698-76580	SCREW		1						
31	2	160690-76630	ROPE, STARTER		1						
32	2	160690-76620	KNOB, STARTER		1						
33	2	160690-76830	CAP, KNOB		1						
34	2	160690-76570	SPRING, RETURN		2						
35	1	160690-76591	PULLEY, STARTER		1						
36	1	26106-060082	BOLT, M6X 8 PLATED		4						
37	1	29610-000650	CLAMP, SPEED 065		2						
38	1	160710-78710	CLAMP, CORD		1						
39	1	26476-060142	SCREW, TAPPING M6X14		1						
40	1	29621-100000	BAND, TR100		1						W

(B=E/#D2503)

Fig.18. STARTING MOTOR



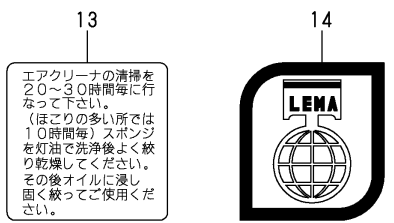
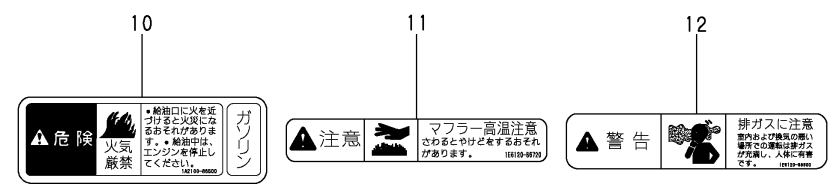
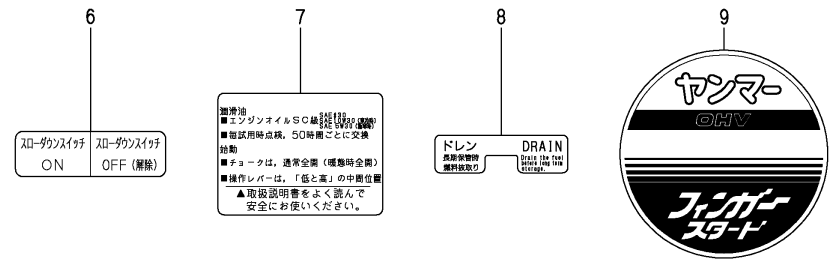
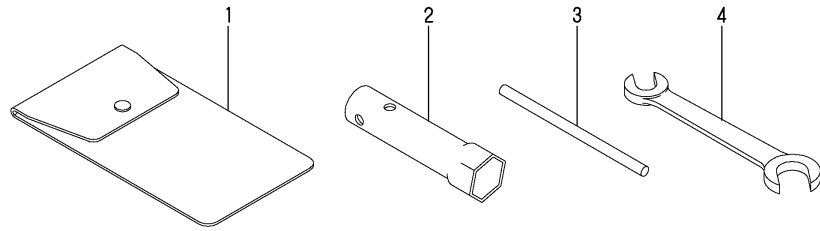
(A)=GA140SHPSK (D)=GA240SEHPSK
 (B)=GA180SEHPS (E)=GA340SEHPSK
 (C)=GA210S(E)HPS (F)=GA210SHPS

No.	Lev.	Parts No.	Description	Q'ty						I	R
				(A)	(B)	(C)	(D)	(E)	(F)		
1	1	160341-01950	PIPE		1						
2	1	160691-77020	MOTOR, STARTING		1						
3	2	X131009601X	YORK ASSY		1						
4	2	X133004703X	BRACKET ASSY, REAR		1						
5	3	X224023400X	BRACKET, REAR		1						
6	3	X133104900X	HOLDER ASSY, BLUSH		1						
7	3	X266008503X	BLUSH ASSY(+)		1						
8	3	X266008300X	BLUH ASSY(-)		1						
9	3	X520003100X	COIL, SPRING		2						
10	2	X132009202X	ARMATURE ASSY		1						
11	2	X8580151002	RING, RETAINING		1						
12	2	X503106201X	SHIM WASHER		1						
13	2	X224211001X	BRACKET, FRONT		1						
14	2	X8167050951	BOLT		2						
15	2	X136105701X	CLUTCH ASSY, PINION		1						
16	2	X366102100X	STOPPER, PINION		1						
17	1	160691-77310	BRACKET, ELECTRIC		1						
18	1	160725-77380	SWITCH, SOLENOID		1						
19	1	160691-77470	HARNESS, WIRE		1						
20	1	160691-77510	HARNESS, WIRE		1						
21	1	121520-77710	LIMITER, CURRENT		1						
22	1	160891-78200	WIRE, LEAD		1						
23	1	26023-040102	SCREW, M4X10		2						
24	1	26106-060102	BOLT, M6X 10 PLATED		2						
25	1	26106-060102	BOLT, M6X 10 PLATED		1						
26	1	26106-060122	BOLT, M6X 12 PLATED		1						
27	1	26106-080252	BOLT, M8X 25 PLATED		2						
28	1	29311-122000	GROMET, 12.0X2		1						
29	1	183733-79510	BATTERY, YTX5L-BS		1						
29-1	1	183733-79511	BATTERY, YTX5L-BS		1						R
(B=EXXX)											
30	1	183920-91450	SWITCH ASSY, KEY		1						
32	2	183920-91280	KEY, STARTER SWITCH		1						
33	1	26366-080002	NUT, M8		1						Z
(B=*2003.10)											

Fig.19. TOOL & LABEL

(A)=GA140SHPSK
(B)=GA180SEHPS
(C)=GA210S(E)HPS

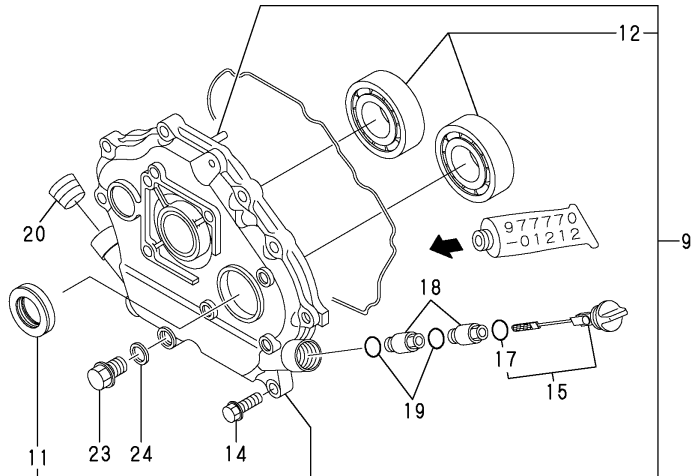
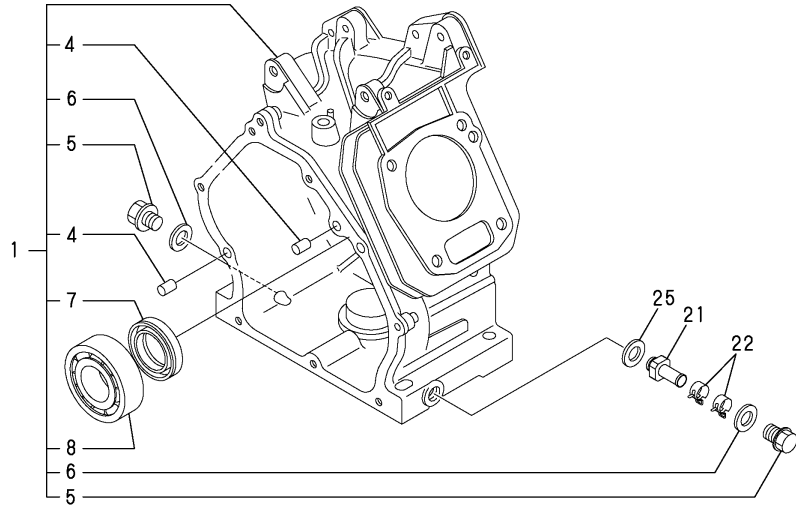
(D)=GA240SEHPSK
(E)=GA340SEHPSK
(F)=GA210SHPS



No.	Lev.	Parts No.	Description	Q'ty						I	R
				(A)	(B)	(C)	(D)	(E)	(F)		
1	1	160110-92610	BAG, TOOL		1						
2	1	160120-92700	WRENCH, 21 L86		1						
3	1	160110-92710	HANDLE, WRENCH		1						
4	1	28110-100120	SPANNER, 10X12		1						
6	1	183605-07220	LABEL, SLOW DOWN		1						
7	1	160692-07251	LABEL, CAUTION		1						
8	1	160690-07260	LABEL, DRAIN		1						
9	1	160698-07270	LABEL, FINGER START		1						
10	1	160690-07320	LABEL, NO FIRE		1						
11	1	105250-07330	LABEL		1						
12	1	105250-07340	LABEL, EXH. GAS CAUTN		1						
13	1	160520-07370	LABEL, CLEANER		1						
14	1	161690-07300	LABEL		1						

Fig.20. CYLINDER BLOCK

(A)=GA140SHPSK (D)=GA240SEHPSK
 (B)=GA180SEHPS (E)=GA340SEHPSK
 (C)=GA210S(E)HPS (F)=GA210SHPS

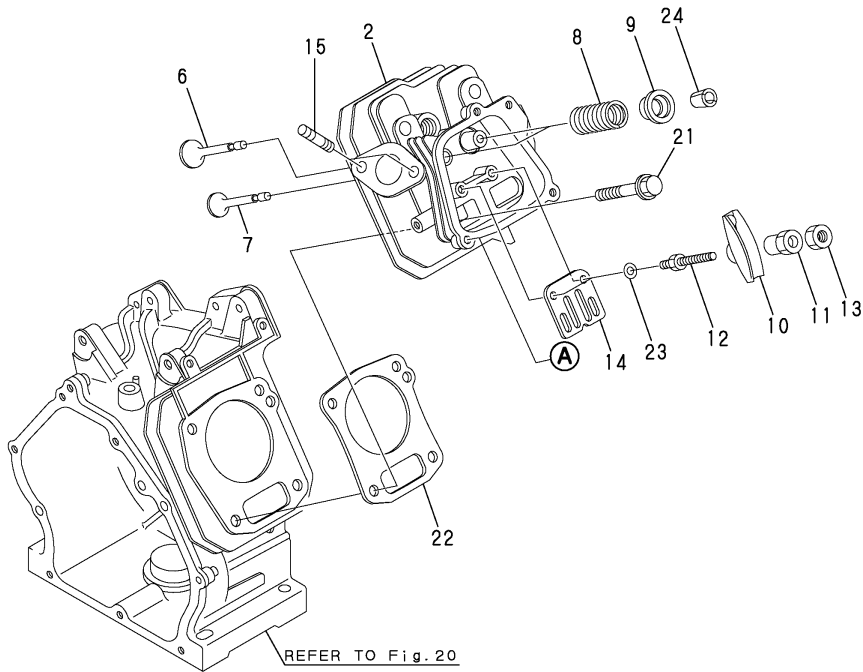
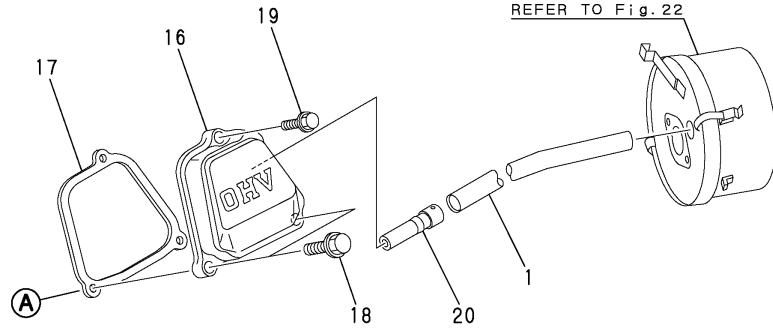


No.	Lev.	Parts No.	Description	Q'ty						I	R
				(A)	(B)	(C)	(D)	(E)	(F)		
1	1	760699-01741	BLOCK ASSY, CYLINDER			1					
4	2	114270-01600	PIN, M8X12			2					
5	2	160610-01690	PLUG, M12			2					
6	2	104200-59170	GASKET, 12			2					
7	2	160690-02220	SEAL, TC25416			1					
8	2	24101-062050	BEARING, BALL 6205C3			1					
9	1	760690-01540	COVER ASSY			1					
11	2	160690-02220	SEAL, TC25416			1					
12	2	24101-062050	BEARING, BALL 6205C3			2					
14	1	26476-060252	SCREW, TAPPING M6X25			8					
15	1	160591-01761	CAP ASSY			1					
17	2	24311-000180	O-RING, 1AP18.0			1					
18	1	160797-01851	JOINT			2					
19	1	24311-000180	O-RING, 1AP18.0			2					
20	1	160110-01870	PLUG, RUBBER			1					
21	1	160998-01950	NIPPLE, DRAIN			1					
22	1	106990-44660	CLIP, HOSE 12.5			2					
23	1	160610-01690	PLUG, M12			1					
24	1	104200-59170	GASKET, 12			1					
25	1	104200-59170	GASKET, 12			1					

Fig.21. CYLINDER HEAD & BONNET

(A)=GA140SHPSK
 (B)=GA180SEHPS
 (C)=GA210S(E)HPS

(D)=GA240SEHPSK
 (E)=GA340SEHPSK
 (F)=GA210SHPS



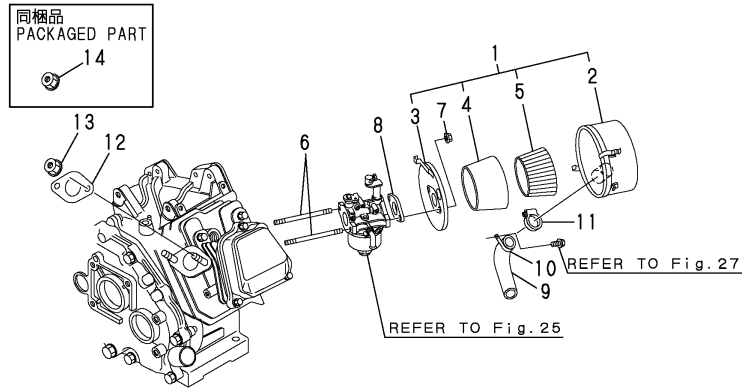
No.	Lev.	Parts No.	Description	Q'ty						I	R
				(A)	(B)	(C)	(D)	(E)	(F)		
1	1	160810-03180	PIPE , BREATHER			1					
2	1	160690-11011	HEAD ASSY, CYLINDER			1					
6	1	160690-11130	VALVE, INTAKE			1					
7	1	160690-11140	VALVE, EXHAUST			1					
8	1	160690-11150	SPRING, VALVE			2					
9	1	101158-11180	RETAINER, SPRING			2					
10	1	160699-11200	ARM, ROCKER			2					
11	1	160690-11222	PIVOT, ROCKER ARM			2					
12	1	160690-11271	BOLT			2					
13	1	160690-11280	NUT, M6X0.5			2					
14	1	160690-11290	PLATE, GUIDE			1					
15	1	26216-080182	STUD, M8X 18			2					
16	1	160690-11300	BONNET			1					
17	1	160690-11311	GASKET, BONNET			1					
18	1	26106-060352	BOLT, M6X 35 PLATED			2					
19	1	26106-060202	BOLT, M6X 20 PLATED			1					
20	1	160690-03050	BREATHER			1					
21	1	160610-04201	BOLT, FLANGE M8X53			4					
22	1	160699-01332	GASKET, HEAD			1					
23	1	22137-060000	WASHER, 6			2					
24	1	27310-060001	COTTER, 6			2					

Fig.22. AIR CLEANER

(A)=GA140SHPSK
 (B)=GA180SEHPS
 (C)=GA210S(E)HPS

(D)=GA240SEHPSK
 (E)=GA340SEHPSK
 (F)=GA210SHPS

マフラーは客先手配です。
 A MUFFLER IS CUSTOMER ARRANGEMENTS.



No.	Lev.	Parts No.	Description	Q'ty						I	R
				(A)	(B)	(C)	(D)	(E)	(F)		
1	1	183702-12551	CLEANER ASSY, AIR			1					
2	2	183702-12611	BODY			1					
3	2	183702-12620	PLATE			1					
4	2	160697-12560	ELEMENT			1					
5	2	160697-12570	HOLDER, ELEMENT			1					
6	1	160610-04570	BOLT, M6X70			2					
6-1	1	160790-04600	BOLT, M6X75 (C=E/#032089)			2					N
6-2	1	160690-04610	STUD, 2D6X72 (C=E/#040225)			2					N
7	1	26366-060002	NUT, M6			2					
7-1	1	114250-12300	NUT (C=E/#032089)			2					N
8	1	160610-56151	GASKET, CARBURETOR			1					
9	1	129470-49040	PIPE, WATER			1					
10	1	160802-78270	CLAMP, CORD			1					
11	1	23000-035000	CLAMP, 35			1					
12	1	160690-13201	GASKET, MUFFLER			1					
13	1	194990-22140	NUT, M8			2					
13-1	1	26366-080002	NUT, M8 (C=E/#033554)			2					N
14	1	194990-22140	NUT, M8 (C=E/#033554)			2					W

Fig.23. CRANKSHAFT,PISTON & CAMSHAFT

(A)=GA140SHPSK
(B)=GA180SEHPS
(C)=GA210S(E)HPS

(D)=GA240SEHPSK
(E)=GA340SEHPSK
(F)=GA210SHPS

No.	Lev.	Parts No.	Description	Qty						I	R
				(A)	(B)	(C)	(D)	(E)	(F)		
1	1	160699-14050	CAMSHAFT ASSY			1					
1-1	1	160699-14051	CAMSHAFT ASSY (C=E/#031504)			1					N
1-2	1	160699-14170	CAMSHAFT ASSY (C=E/#041029)			1					R
2B	3	22512-040120	KEY, 4X 12 (C=E/#031504)			1					W
8	2	160690-14570	SPRING,DECOMPRESSION			1					
9	1	22512-040120	KEY, 4X 12 (C=E/#031504)			1					Z
10	1	114250-14400	ROD, PUSH			2					
11	1	160490-14200	TAPPET			2					
12	1	760699-21700	CRANKSHAFT ASSY			1					
12-1	1	760699-21701	CRANKSHAFT ASSY (C=FROM 1ST)			1					N
14	3	22512-040120	KEY, 4X 12			1					
15	2	160690-21201	GEAR, CRANKSHAFT			1					
16	2	160699-21220	GEAR, BALANCER			1					
16-1	2	160699-21850	GEAR, BALANCER (C=FROM 1ST)			1					N
17	2	22512-040160	KEY, 4X 16			1					
18	2	22351-040008	PIN, SPRING 4.0X 8			1					
19	1	160610-04910	NUT, FLYWHEEL M14			1					
20	1	160699-22010	PISTON ASSY			1					
22	2	760780-22530	RING SET, PISTON			1					
26	1	160690-22300	PIN, PISTON			1					
27	1	22252-000160	RING, 16			2					
28	1	760690-23700	ROD ASSY, CONNECTING			1					
30	2	26106-060302	BOLT, M6X 30 PLATED			2					
31	1	183605-14140	KEY			1					

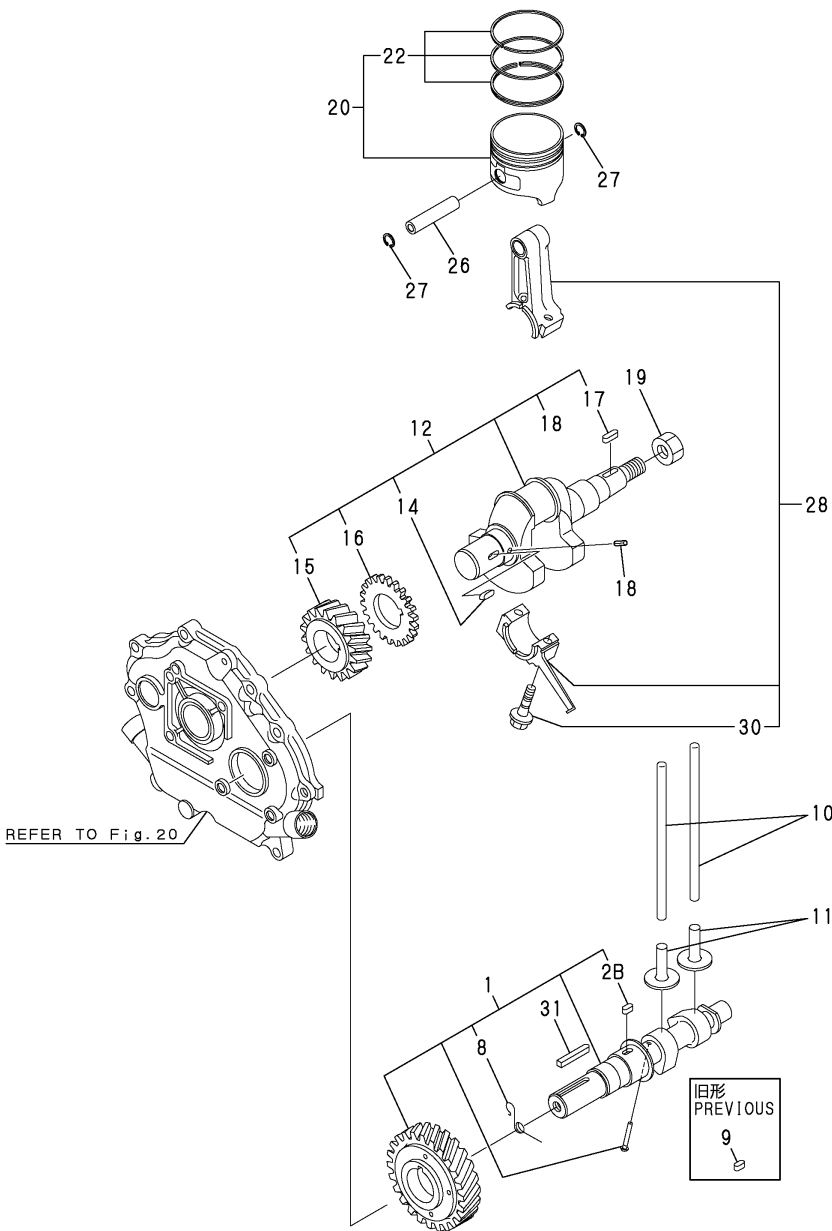
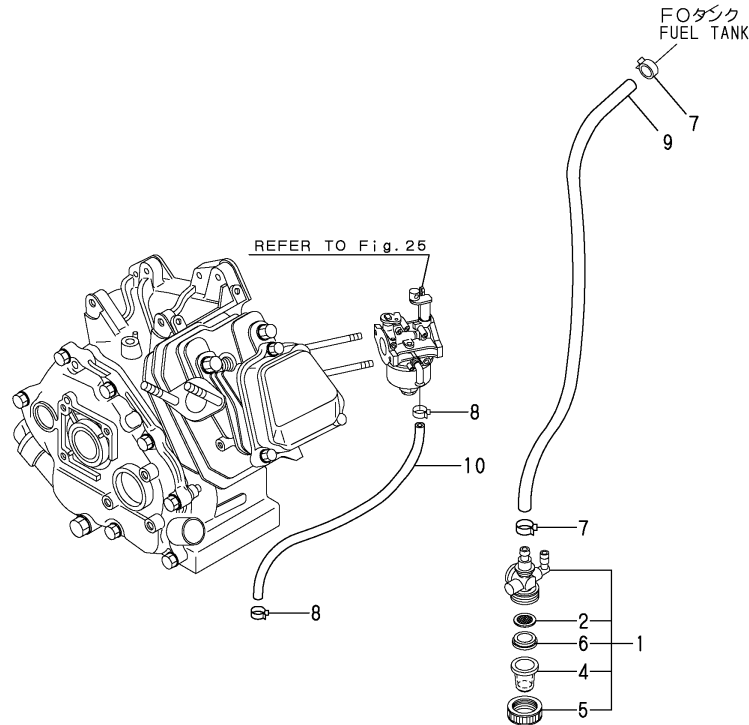


Fig.24. FUEL PIPE

(A)=GA140SHPSK
 (B)=GA180SEHPS
 (C)=GA210S(E)HPS

(D)=GA240SEHPSK
 (E)=GA340SEHPSK
 (F)=GA210SHPS

F〇タンクは客先手配です。
 A FUEL TANK IS CUSTOMER ARRANGEMENTS.

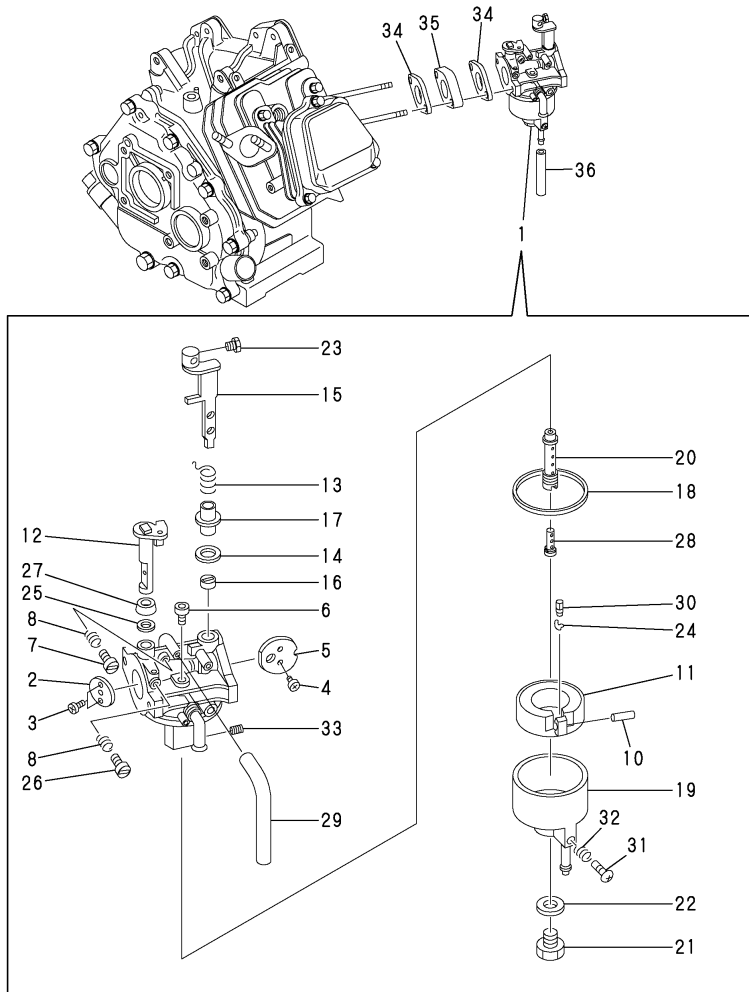


No.	Lev.	Parts No.	Description	Q'ty						I	R
				(A)	(B)	(C)	(D)	(E)	(F)		
1	1	160810-55301	COCK ASSY, FUEL			1					
1-1	1	160808-55300	COCK ASSY, FUEL (C=E/#041342)			1					N
1-2	1	160808-55301	COCK ASSY, FUEL (C=E/#053377)				1				R
2	2	160810-55380	FILTER			1					
2-1	2	160810-55550	FILTER, FUEL (C=E/#053377)			1					R
4	2	160710-55390	CUP, FUEL COCK L37			1					
4-1	2	160998-55390	BOWL, STRAINER (C=E/#041342)			1					N
4-2	2	160798-55510	CUP, FUEL COCK L57 (C=E/#053377)			1					R
5	2	160710-55360	RING			1					
5-1	2	160810-55570	RING (C=E/#053377)			1					R
6	2	160710-55370	GASKET			1					
6-1	2	160810-55560	GASKET (C=E/#053377)			1					R
7	1	106990-44660	CLIP, HOSE 12.5			2					
8	1	119520-03990	CLIP, HOSE 10.5			2					
9	1	160903-59361	HOSE, FUEL A-410			1					
10	1	160769-59370	PIPE, FUEL L=203			1					
10-1	1	160792-59361	HOSE, FUEL B-180 (C=E/XXX)			1					N

Fig.25. CARBURETOR

(A)=GA140SHPSK
 (B)=GA180SEHPS
 (C)=GA210S(E)HPS

(D)=GA240SEHPSK
 (E)=GA340SEHPSK
 (F)=GA210SHPS

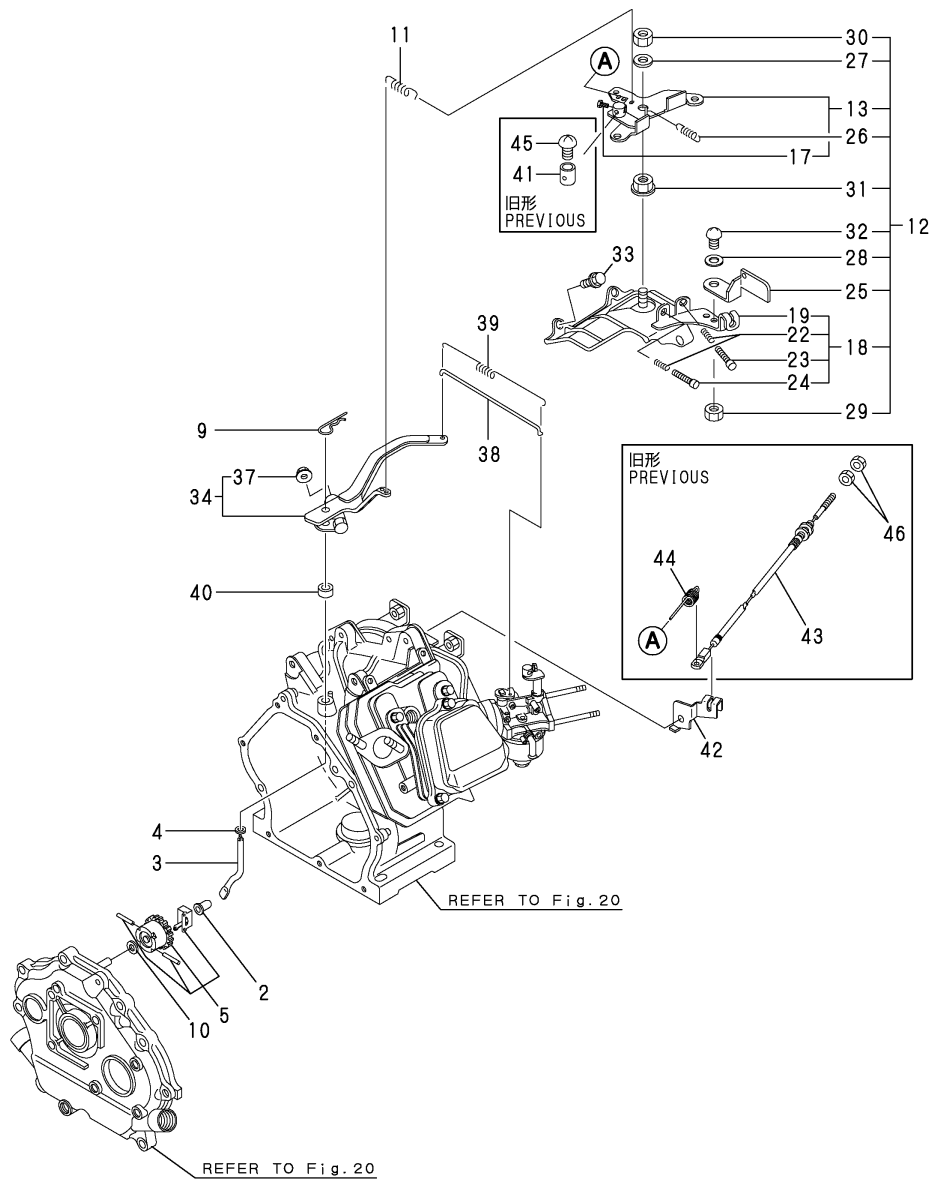


No.	Lev.	Parts No.	Description	Q'ty						I	R
				(A)	(B)	(C)	(D)	(E)	(F)		
1	1	160699-56080	CARBURETOR ASSY			1					
2	2	160698-56520	VALVE, THROTTLE			1					
3	2	160120-56670	SCREW			2					
4	2	160903-56670	SCREW			2					
5	2	160590-56530	VALVE, CHOKE			1					
6	2	160330-56740	JET, PILOT			1					
7	2	160692-56710	SCREW			1					
8	2	181230-56380	SPRING			2					
10	2	160610-56630	PIN, FLOAT			1					
11	2	160697-56620	FLOAT ASSY			1					
12	2	160699-56530	SHAFT, THROTTLE			1					
13	2	160594-56810	SPRING			1					
14	2	160692-56800	RUBBER, SEAL			1					
15	2	160594-56650	LEVER, CHOKE			1					
16	2	160810-56580	RING, CHOKE SHAFT			1					
17	2	160594-56590	RING, CHOKE LEVER			1					
18	2	160610-56610	GASKET			1					
19	2	160730-56640	BODY, FLOAT CHAMBER			1					
20	2	160693-56570	NOZZLE, MAIN			1					
21	2	160610-56660	BOLT			1					
22	2	160610-56550	WASHER			1					
23	2	160692-56500	BOLT			1					
24	2	160692-56750	CLIP			1					
25	2	160640-56850	SEAL			1					
26	2	160667-56750	ADJUSTER			1					
27	2	160891-56600	RING			1					
28	2	160590-56800	NOZZLE, MAIN			1					
29	2	160692-56770	HOSE			1					
30	2	160692-56560	VALVE ASSY, NEEDLE			1					1
31	2	160610-56900	SCREW			1					
32	2	181230-56380	SPRING			1					
33	2	160698-56840	JET, MAIN			1					
34	1	160610-56151	GASKET, CARBURETOR			2					
35	1	160690-56160	SPACER, CARBURETOR			1					
36	1	23061-030270	PIPE, 3X 270			1					
36-1	1	23061-030280	PIPE, 3X 280			1					R

(C=E/#034333)

Remarks
 (1)REPAIR PART.

Fig.26. GOVERNOR & CONTROL DEVICE

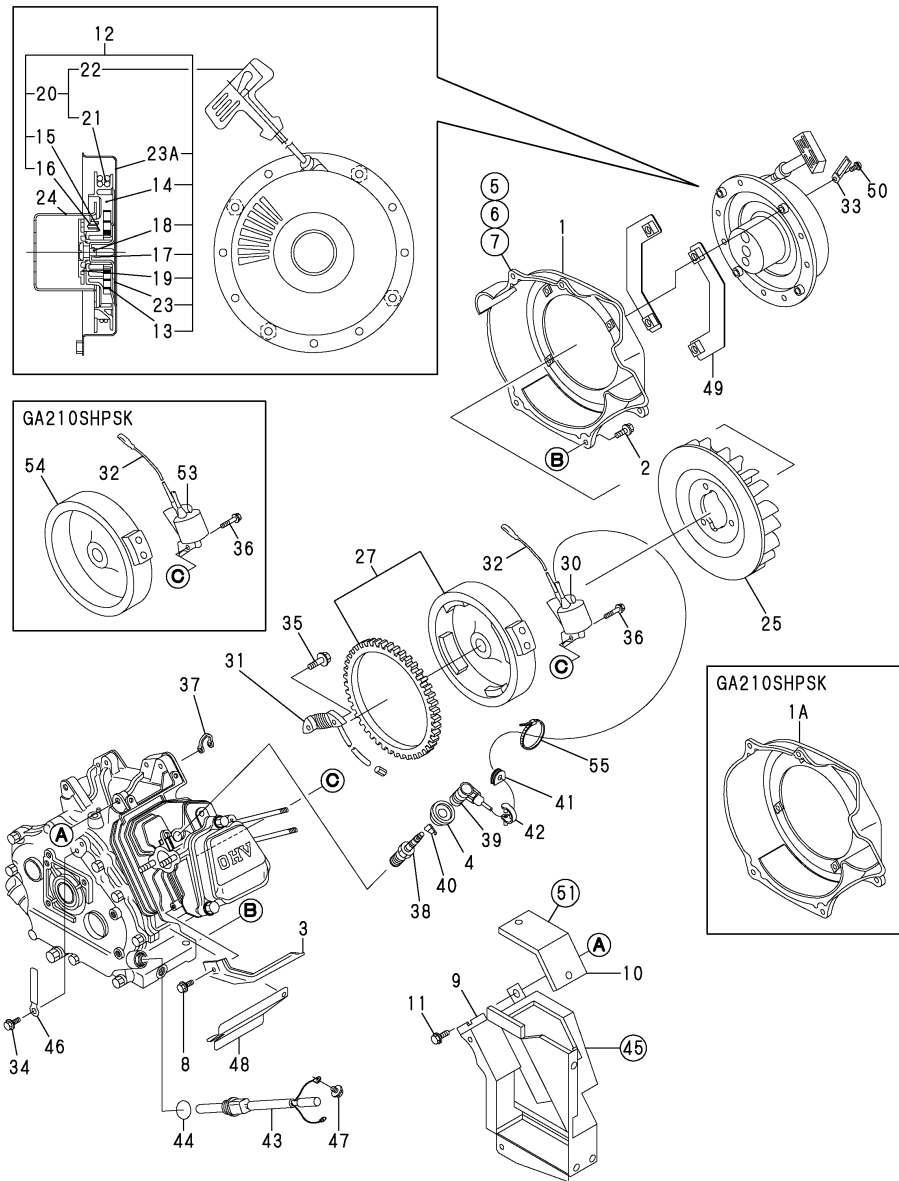


(A)=GA140SHPSK
 (B)=GA180SEHPS
 (C)=GA210S(E)HPS
 (D)=GA240SEHPSK
 (E)=GA340SEHPSK
 (F)=GA210SHPS

No.	Lev.	Parts No.	Description	Q'ty						I	R
				(A)	(B)	(C)	(D)	(E)	(F)		
2	1	160690-61301	SPINDLE			1					
3	1	160690-61311	SHAFT			1					
4	1	160690-61450	WASHER			1					
5	1	160690-61600	GEAR ASSY, GOVERNOR			1					
9	1	22372-080000	PIN, SNAP 8			1					
10	1	160120-76940	WASHER			1					
11	1	160690-66011	SPRING, GOVERNOR			1					
12	1	160699-66130	CONTROLLER ASSY			1					
13	2	183605-66050	LEVER ASSY, CONTROL			1					
17	3	26117-040088	BOLT M 4X 8 PLATED			1					
18	2	160697-66110	BASE ASSY			1					
19	3	160697-66121	BASE ASSY			1					
19-1	3	160593-66150	BASE ASSY (C=E/#041100)			1					N
22	3	160520-66291	SPRING			2					
23	3	26117-040257	BOLT, M4X 25 PLATED			1					
24	3	26117-040357	BOLT, M4X 35 PLATED			1					
24-1	3	160998-66220	BOLT, M4X30 (C=*2009.03)			1					N
25	2	160797-66311	LEVER, CONTROL			1					
26	2	160797-66320	SPRING, CONTROL			1					
27	2	160670-66350	COLLAR			1					
28	2	22137-040000	WASHER, 4			1					
29	2	26347-040002	NUT, M4			1					
30	2	26347-060002	NUT, M6			1					
31	2	26366-060002	NUT, M6			1					
32	2	26557-040102	SCREW, M4X10			1					
33	1	26476-060142	SCREW, TAPPING M6X14			3					
34	1	160690-66290	LEVER ASSY, GOVERNOR			1					
34-1	1	160690-66370	LEVER ASSY, GOVERNOR (C=E/#041903)			1					R
34-2	1	160690-66371	LEVER ASSY, GOVERNOR (C=E/#041903)			1					N
37	2	26366-060002	NUT, M6			1					
38	1	160998-66350	LINK, THROTTLE			1					
39	1	160690-66660	SPRING, TENSION			1					
40	1	114770-61600	SEAL, OIL			1					
41	1	106500-44870	STOPPER (C=E/#032454)			1					Z
42	1	183605-66701	STAY, WIRE			1					
43	1	183605-66950	CABLE (C=E/#032454)			1					Z
44	1	183605-66960	SPRING, THROTTLE (C=E/#032454)			1					Z
45	1	26557-040102	SCREW, M4X10 (C=E/#032454)			1					Z
46	1	26757-050002	NUT, LOCK M5 (C=E/#032454)			2					Z

Fig.27. FLY.MAGNETO & STARTING DEVICE

(A)=GA140SHPSK (D)=GA240SEHPSK
 (B)=GA180SEHPS (E)=GA340SEHPSK
 (C)=GA210S(E)HPS (F)=GA210SHPS

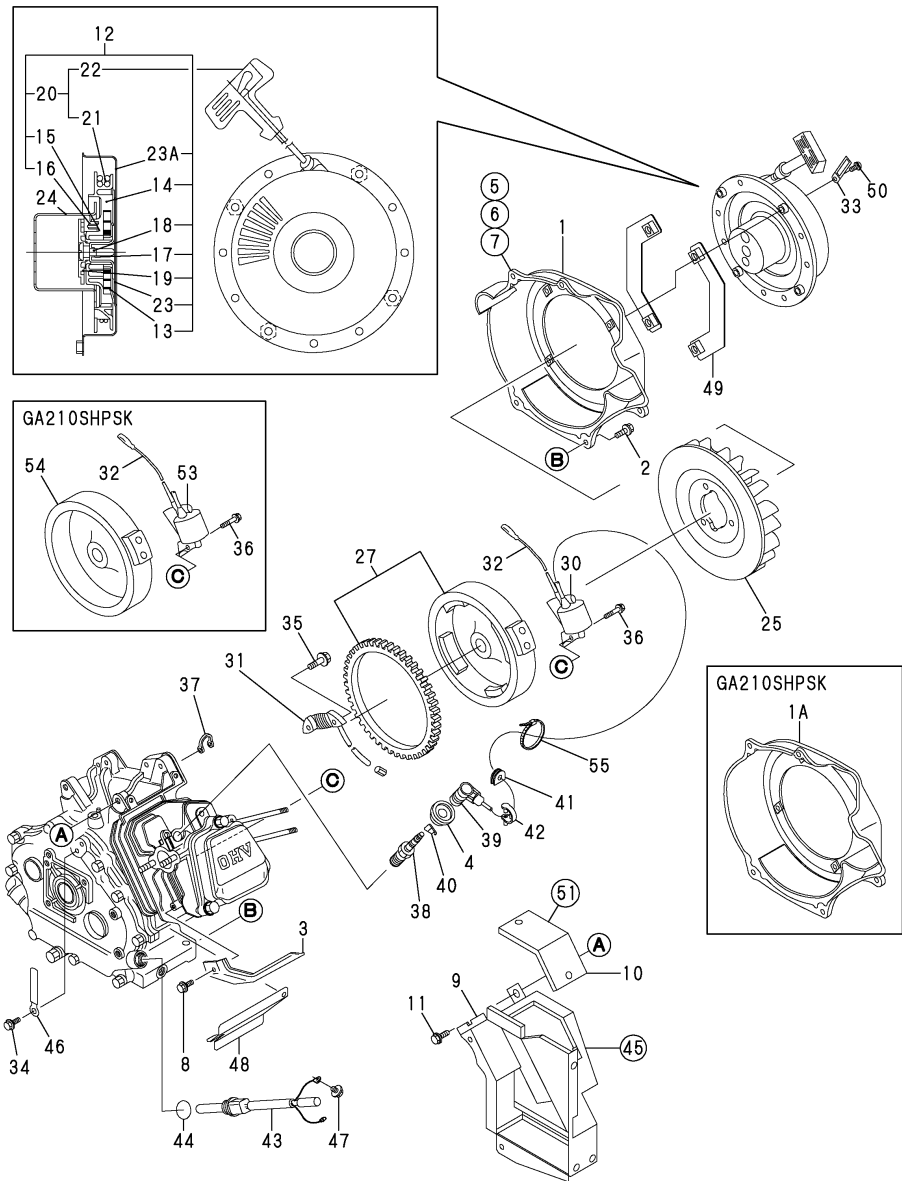


注) 図番を○で囲んでいるものは、内側に付けるスポンジ又はグラスウールを示しています。
 NOTE) THE ENCIRCLED DRAWING NUMBERS INDICATES THE PARTS LINED WITH RUBBER SPONGE OR GLASS WOOL.

No.	Lev.	Parts No.	Description	Q'ty						I	R
				(A)	(B)	(C)	(D)	(E)	(F)		
1	1	160697-45150-1	CASE, COOLING FAN	1							1
1A	1	160693-45130-1	CASE, COOLING FAN	1							2
2	1	26476-060142	SCREW, TAPPING M6X14	4							
3	1	160690-45200	COVER	1							
4	1	160797-45232	COVER	1							
5	1	160697-45900	SEAL, 0.2X50X400	1							
6	1	160897-45920	SPONGE	2							
7	1	160897-45930	SPONGE	2							
8	1	26476-060142	SCREW, TAPPING M6X14	1							
9	1	183605-45050	DUCT, COOLING	1							
10	1	183732-45540	COVER	1							
11	1	26476-060142	SCREW, TAPPING M6X14	2							
12	1	160697-76251	STARTER ASSY, RECOIL	1							
13	2	160697-76510	SPRING	1							
14	2	160697-76520	REEL	1							
15	2	160641-76530	SPRING, DOG	2							
16	2	160890-76540	DOG	2							
17	2	160697-76550	SPRING, BRAKE	1							
18	2	160641-76570	SCREW	1							
19	2	160697-76570	RETAINER	1							
20	2	160697-76660	HANDLE ASSY	1							
21	3	160697-76650	ROPE, STARTER	1							
22	3	160900-76620	HANDLE	1							
23	2	160697-76630	CASE, SPRING	1							
23A	2	160697-76640	CASE ASSY	1							W
			(C=FROM 1ST)								
24	1	160699-76591	PULLEY, STARTER	1							
25	1	160699-45010	CASE, COOLING FAN	1							
27	1	160698-78512	ROTOR ASSY	1							1
30	1	160690-78533	COIL, IGNITION	1							1
31	1	160793-78630	COIL, CHARGE	1							1
32	1	160690-78230	WIRE	1							
33	1	160260-78700	CLAMP	2							
34	1	26476-060142	SCREW, TAPPING M6X14	1							1
35	1	26476-060252	SCREW, TAPPING M6X25	2							1
36	1	160690-04350	BOLT, M6X30	2							
37	1	29610-000650	CLAMP, SPEED 065	1							
38	1	160793-78010	PLUG, SPARK	1							
39	1	160700-78040	CAP, PLUG	1							
39-1	1	160700-78041	CAP, PLUG	1							N
			(C=E/#041029)								
40	1	160700-78050	TERMINAL, PLUG	1							
41	1	160700-78720	GROMMET	1							
42	1	29610-000950	CLAMP, SPEED 095	1							
43	1	160697-77750	SENSOR	1							
44	1	24311-000180	O-RING, 1AP18.0	1							
45	1	160897-45910	SPONGE	1							
46	1	160710-78710	CLAMP, CORD	1							1
47	1	26476-060142	SCREW, TAPPING M6X14	1							
48	1	183605-45310	COVER	1							
49	1	160699-76951	SPACER, RECOIL	2							

Fig.27. FLY.MAGNETO & STARTING DEVICE

(A)=GA140SHPSK (D)=GA240SEHPSK
 (B)=GA180SEHPS (E)=GA340SEHPSK
 (C)=GA210S(E)HPS (F)=GA210SHPS



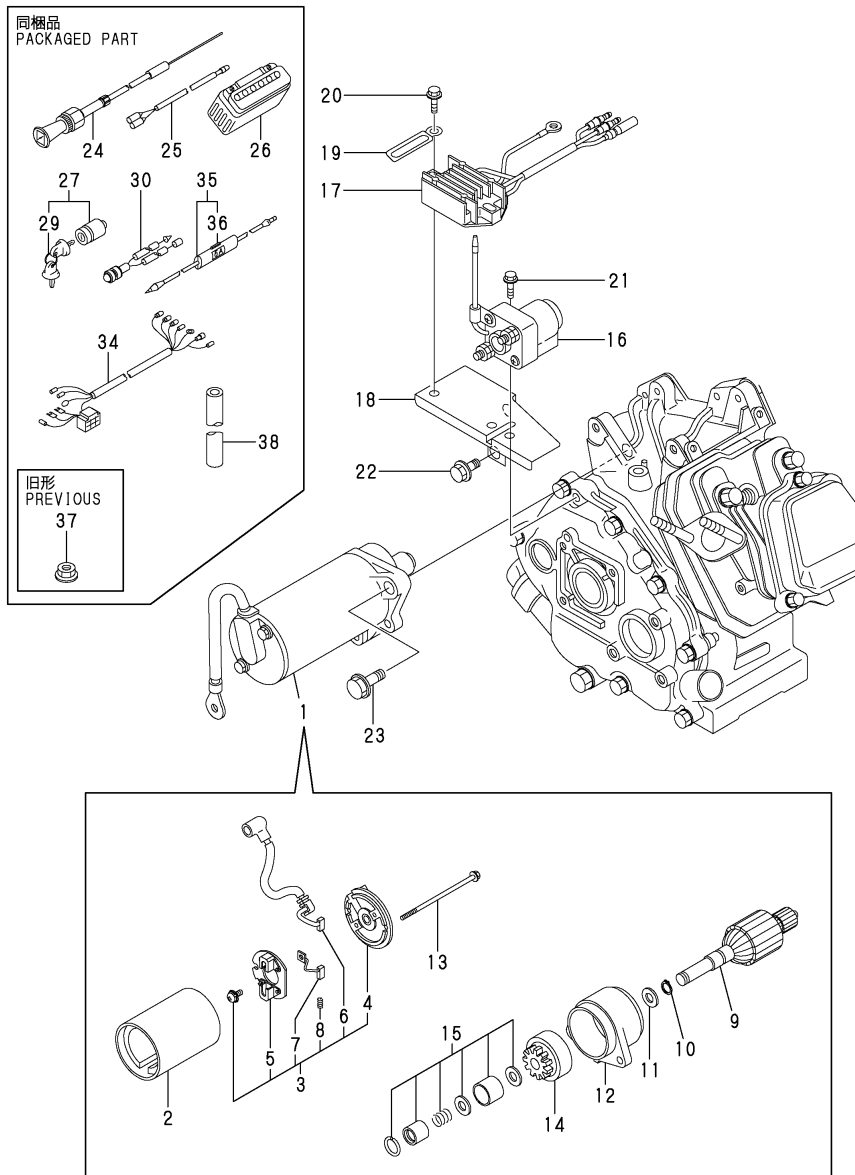
No.	Lev.	Parts No.	Description	Q'ty						I	R
				(A)	(B)	(C)	(D)	(E)	(F)		
50	1	26022-060202	SCREW, M6X20			4					
51	1	160897-45930	SPONGE			1					
53	1	160690-78533	COIL, IGNITION			1					2
54	1	160690-78542	ROTOR			1					2
55	1	29621-100000	BAND, TR100			1					W

(C=E/#037276)

注) 図番を○で囲んでいるものは、内側に付けるスポンジ又はグラスウールを示しています。
 NOTE) THE ENCIrcLED DRAWING NUMBERS INDICATES THE PARTS LINED WITH RUBBER SPONGE OR GLASS WOOL.

Remarks
 (1)FOR GA210SEHPSK
 (2)FOR GA210SHPSK

Fig.28. STARTING MOTOR



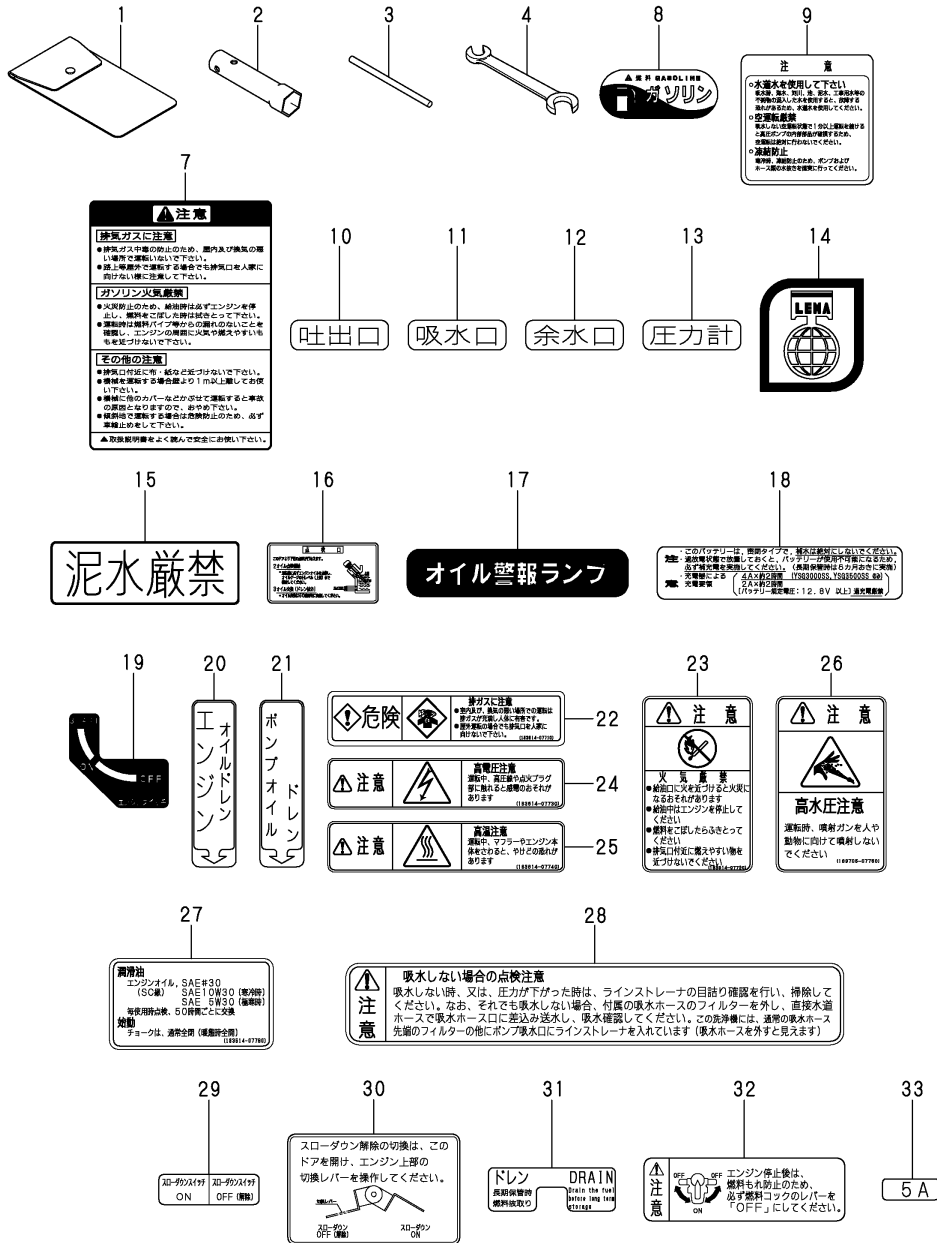
(A)=GA140SHPSK
(B)=GA180SEHPS
(C)=GA210S(E)HPS

(D)=GA240SEHPSK
(E)=GA340SEHPSK
(F)=GA210SHPS

No.	Lev.	Parts No.	Description	Q'ty						I	R
				(A)	(B)	(C)	(D)	(E)	(F)		
1	1	160691-77020	MOTOR, STARTING			1					
2	2	X131009601X	YORK ASSY			1					
3	2	X133004703X	BRACKET ASSY, REAR			1					
4	3	X224023400X	BRACKET, REAR			1					
5	3	X133104900X	HOLDER ASSY, BLUSH			1					
6	3	X266008503X	BLUSH ASSY(+)			1					
7	3	X266008300X	BLUH ASSY(-)			1					
8	3	X520003100X	COIL, SPRING			2					
9	2	X132009202X	ARMATURE ASSY			1					
10	2	X8580151002	RING, RETAINING			1					
11	2	X503106201X	SHIM WASHER			1					
12	2	X224211001X	BRACKET, FRONT			1					
13	2	X8167050951	BOLT			2					
14	2	X136105701X	CLUTCH ASSY, PINION			1					
15	2	X366102100X	STOPPER, PINION			1					
16	1	160725-77380	SWITCH, SOLENOID			1					
17	1	183232-77521	REGULATOR, RS2728			1					
17-1	1	160998-77530	REGULATOR ASSY			1					N
			(C=*2009.12)								
18	1	183732-78030	BRACKET			1					
18-1	1	160699-77550	BRACKET, ELECTRIC			1					N
			(C=E/#034583)								
19	1	160260-78700	CLAMP			1					
20	1	26476-060142	SCREW, TAPPING M6X14			2					
21	1	26106-060122	BOLT, M6X 12 PLATED			1					
22	1	26106-080252	BOLT, M8X 25 PLATED			2					
23	1	26106-060202	BOLT, M6X 20 PLATED			2					
24	1	183632-56900	WIRE ASSY, CHOKE			1					
25	1	160671-78200	WIRE, LEAD			1					
26	1	183733-79510	BATTERY, YTX5L-BS			1					
27	1	183920-91450	SWITCH ASSY, KEY			1					
29	2	183920-91280	KEY, STARTER SWITCH			1					
30	1	183732-95501	ALERT ASSY			1					
34	1	183605-95610	HARNESS ASSY, WIRE			1					1
34-1	1	160699-77600	HARNESS ASSY, WIRE			1					N 1
			(C=*2007.03)								
35	1	183131-95640	FUSE ASSY			1					
36	2	183733-07920	LABEL			1					
37	1	194990-22130	NUT, M6			2					Z
			(C=E/#032454)								
38	1	183650-59370	PIPE, FUEL L=230			1					
38-1	1	183366-59340	PIPE, DRAIN L125			1					N
			(C=EXXX)								

Remarks
(1)FOR GA210SEHPSK

Fig.29. TOOL & LABEL



(A)=GA140SHPSK
(B)=GA180SEHPS
(C)=GA210S(E)HPS

(D)=GA240SEHPSK
(E)=GA340SEHPSK
(F)=GA210SHPS

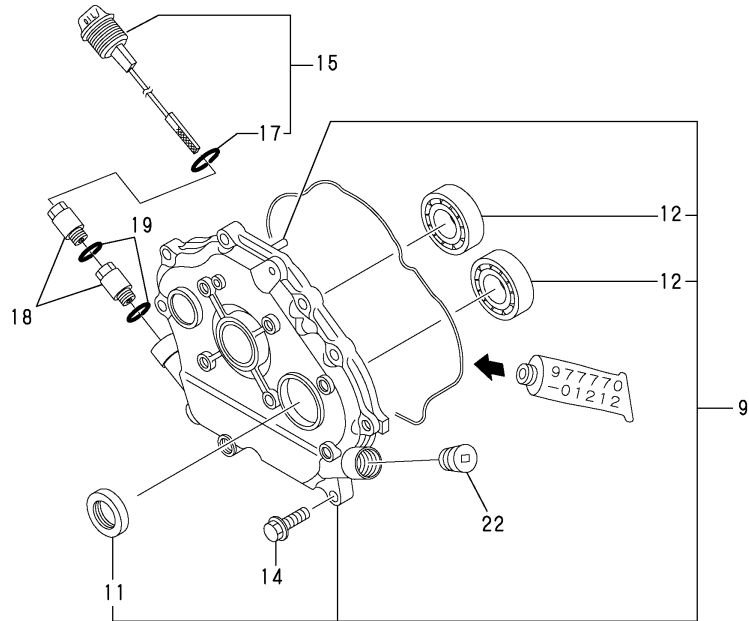
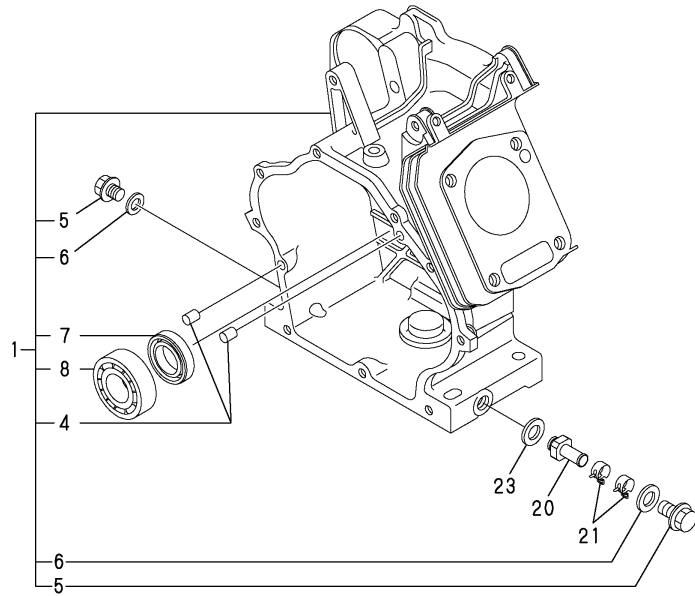
No.	Lev.	Parts No.	Description	Qty						I	R
				(A)	(B)	(C)	(D)	(E)	(F)		
1	1	160110-92610	BAG, TOOL			1					
2	1	160120-92700	WRENCH, 21 L86			1					
3	1	160110-92710	HANDLE, WRENCH			1					
4	1	28110-100120	SPANNER, 10X12			1					
7	1	183632-07600	LABEL, CAUTION			1					
8	1	183332-07420	LABEL, GASOLINE			1					
9	1	183705-07281	LABEL			1					
10	1	183705-07290	LABEL			1					
11	1	183705-07300	LABEL			1					
12	1	183705-07310	LABEL			1					
13	1	183705-07320	LABEL, OIL PRESSURE			1					
14	1	161690-07300	LABEL			1					
15	1	183705-07340	LABEL			1					
16	1	183733-07360	LABEL, CHECK			1					
17	1	183730-07470	LABEL, OIL ALERT			1					
18	1	183131-07600	LABEL			1					
19	1	183131-07450	LABEL, KEY SWITCH			1					
20	1	183805-07470	LABEL, DRAIN			1					
21	1	183805-07480	LABEL			1					
22	1	183614-07710	LABEL, EXH. GAS CAUTN			1					
23	1	183614-07720	LABEL, NO FIRE			1					
24	1	183614-07730	LABEL, PLUG			1					
25	1	183614-07740	LABEL, CAUTION			1					
26	1	183705-07750	LABEL			1					
27	1	183614-07790	LABEL, OIL			1					
28	1	183705-07403	LABEL			1					
29	1	183605-07220	LABEL, SLOW DOWN			1					
30	1	183605-07230	LABEL			1					
31	1	160690-07260	LABEL, DRAIN			1					
32	1	183733-07800	LABEL, COCK, FUEL			1					
33	1	183733-07920	LABEL			1					W

(C=E/#032454)

Fig.30. CYLINDER BLOCK

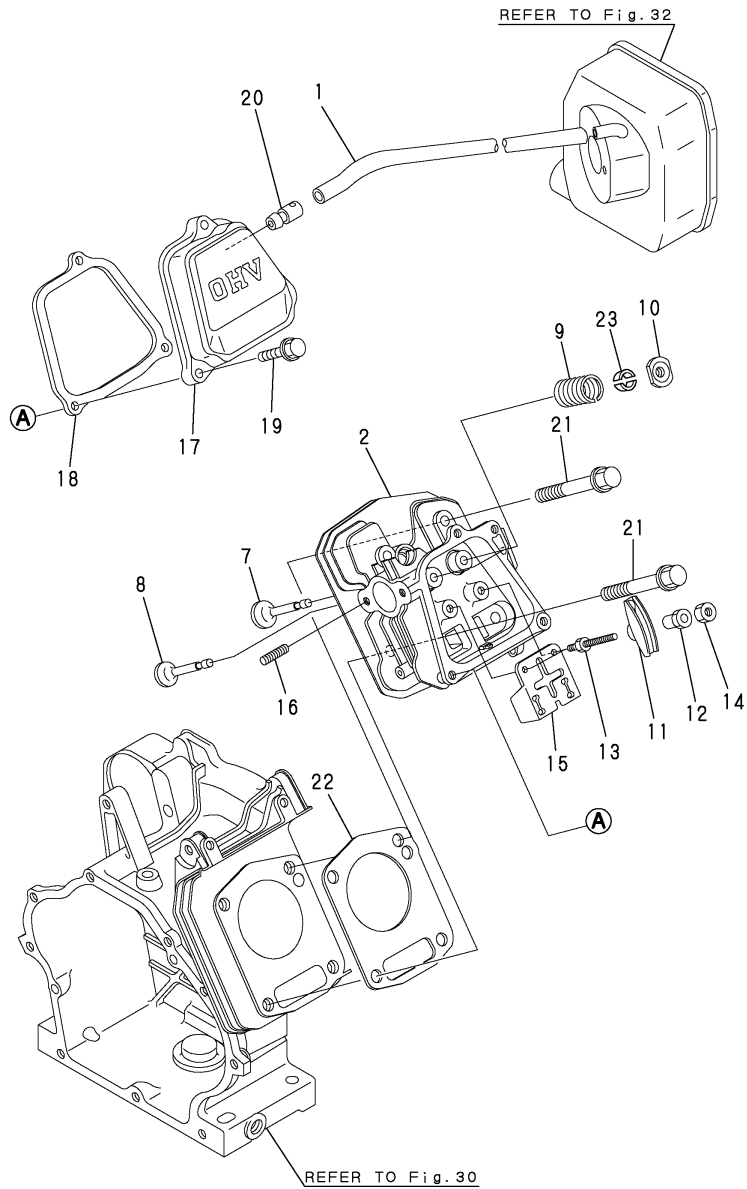
(A)=GA140SHPSK
 (B)=GA180SEHPS
 (C)=GA210S(E)HPS

(D)=GA240SEHPSK
 (E)=GA340SEHPSK
 (F)=GA210SHPS



No.	Lev.	Parts No.	Description	Q'ty						I	R	
				(A)	(B)	(C)	(D)	(E)	(F)			
1	1	760798-01581	BLOCK ASSY, CYLINDER				1					
4	2	114270-01600	PIN, M8X12				2					
5	2	160610-01690	PLUG, M12				2					
6	2	104200-59170	GASKET, 12				2					
7	2	160110-02220	SEAL, OIL				1					
8	2	129900-26250	BEARING, BALL 6206C3				1					
9	1	760890-01512	COVER ASSY				1					
11	2	160110-02220	SEAL, OIL				1					
12	2	129900-26250	BEARING, BALL 6206C3				2					
14	1	26106-080302	BOLT, M8X 30 PLATED				9					
15	1	160797-01761	CAP ASSY				1					
17	2	24311-000180	O-RING, 1AP18.0				1					
18	1	160797-01851	JOINT				2					
19	1	24311-000180	O-RING, 1AP18.0				2					
20	1	160998-01950	NIPPLE, DRAIN				1					
21	1	106990-44660	CLIP, HOSE 12.5				2					
22	1	160110-01870	PLUG, RUBBER				1					
23	1	104200-59170	GASKET, 12				1					

Fig.31. CYLINDER HEAD & BONNET



(A)=GA140SHPSK
(B)=GA180SEHPS
(C)=GA210S(E)HPS

(D)=GA240SEHPSK
(E)=GA340SEHPSK
(F)=GA210SHPS

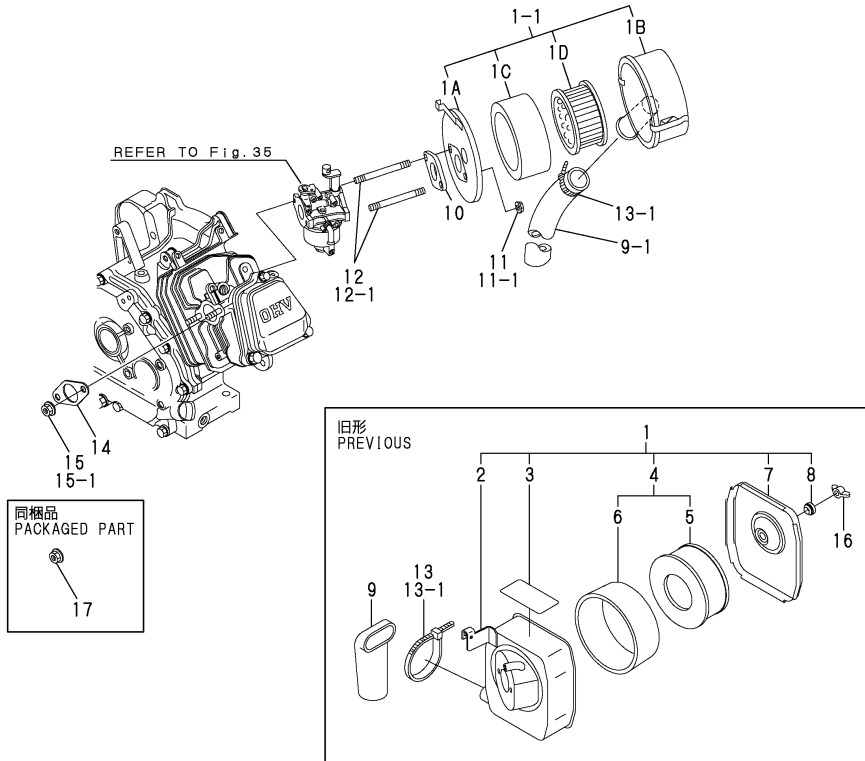
No.	Lev.	Parts No.	Description	Q'ty						I	R
				(A)	(B)	(C)	(D)	(E)	(F)		
1	1	160610-03180	PIPE , BREATHER				1				
2	1	160790-11011	HEAD ASSY, CYLINDER				1				
7	1	160790-11101	VALVE, INTAKE				1				
8	1	160790-11111	VALVE, EXHAUST				1				
9	1	160890-11120	SPRING, VALVE				2				
10	1	160890-11190	RETAINER, SPRING				2				
11	1	160890-11202	ARM, ROCKER				2				
12	1	160690-11222	PIVOT, ROCKER ARM				2				
13	1	160890-11270	BOLT				2				
14	1	160690-11280	NUT, M6X0.5				2				
15	1	160890-11290	PLATE, GUIDE				1				
16	1	160890-04330	STUD, 2D8X18				2				
17	1	160890-11300	BONNET ASSY, HEAD				1				
18	1	160890-11311	GASKET, BONNET				1				
19	1	26106-060352	BOLT, M6X 35 PLATED				3				
20	1	160610-03050	BREATHER ASSY				1				
21	1	160890-01210	BOLT, FLANGE M10X70				4				
22	1	160890-01331	GASKET, HEAD				1				
23	1	720380-11570	COTTER				2				

Fig.32. AIR CLEANER

(A)=GA140SHPSK
(B)=GA180SEHPS
(C)=GA210S(E)HPS

(D)=GA240SEHPSK
(E)=GA340SEHPSK
(F)=GA210SHPS

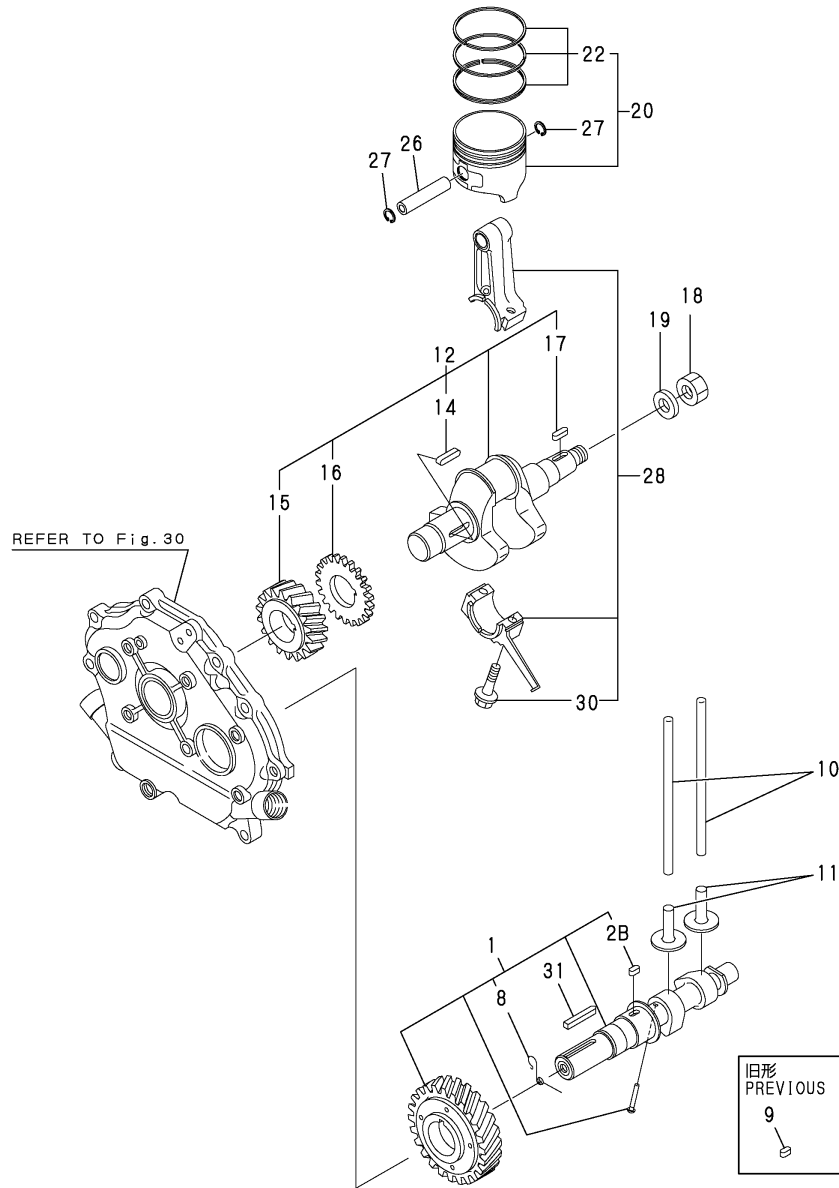
マフラーは客先手配です。
A MUFFLER IS CUSTOMER ARRANGEMENTS.



No.	Lev.	Parts No.	Description	Q'ty						I	R	
				(A)	(B)	(C)	(D)	(E)	(F)			
1	1	160797-12550	CLEANER ASSY, AIR				1					
1-1	1	160798-12490	CLEANER ASSY, AIR				1					N
			(D=*2005.06)									
1A	2	160798-12630	CASE, AIR CLEANER				1					W 2
			(D=*2005.06)									
1B	2	160998-12710	BODY				1					W 2
			(D=*2005.06)									
1C	2	160998-12730	ELEMENT, 1ST				1					W 2
			(D=*2005.06)									
1D	2	160998-12740	ELEMENT, 2ND				1					W 2
			(D=*2005.06)									
2	2	160797-12530	CASE, AIR CLEANER				1					1
3	2	160797-07450	LABEL, AIR CLEANER				1					1
4	2	160797-12580	ELEMENT				1					1
5	3	114250-12540	ELEMENT				1					1
6	3	160693-12930	SPONGE, AIR CLEANER				1					1
7	2	114250-12520	COVER, AIR CLEANER				1					1
8	2	114250-12560	WASHER, SEAL M6				1					1
9	1	160797-12910	PIPE, AIR INTAKE				1					1
9-1	1	160998-12910	PIPE, AIR INTAKE				1					S 2
			(D=*2005.06)									
10	1	160810-56151	GASKET, CARBURETOR				1					
11	1	26366-060002	NUT, M6				2					
11-1	1	114250-12300	NUT				2					N
			(D=E/#59071)									
12	1	160790-04600	BOLT, M6X75				2					
12-1	1	26226-060752	STUD, M6X 75				2					N
			(D=*2005.11)									
13	1	194250-51660	BAND 250				1					
13-1	1	29622-250001	BAND, RF250				1					R
			(D=E/#60125)									
14	1	160890-13211	GASKET, MUFFLER				1					
15	1	194990-22140	NUT, M8				2					
15-1	1	26366-080002	NUT, M8				2					N
			(D=E/#59914)									
16	1	114250-12550	NUT, WING M6				1					1
17	1	194990-22140	NUT, M8				2					W
			(D=E/#59914)									

Remarks
(1)FOR NO.1
(2)FOR NO.1-1

Fig.33. CRANKSHAFT,PISTON & CAMSHAFT



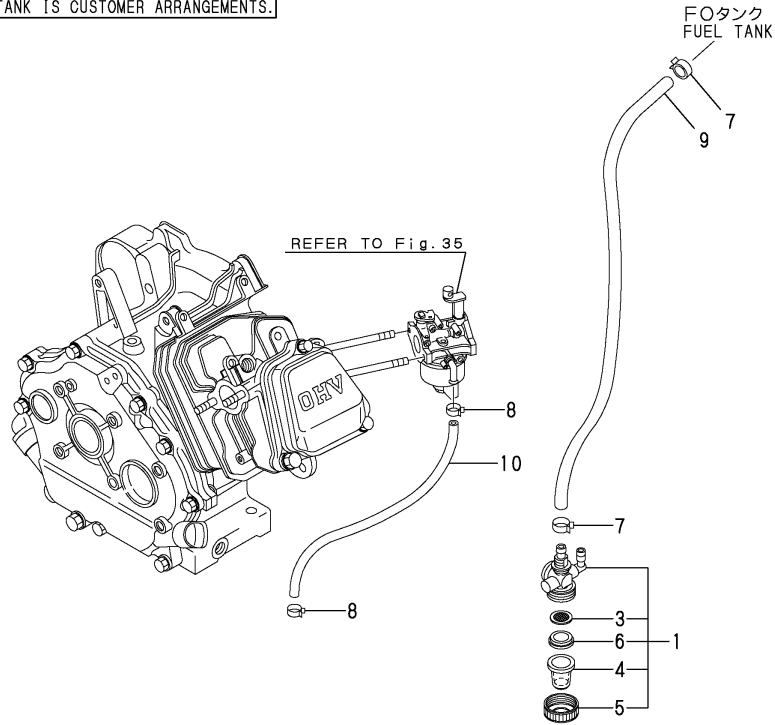
(A)=GA140SHPSK
(B)=GA180SEHPS
(C)=GA210S(E)HPS

(D)=GA240SEHPSK
(E)=GA340SEHPSK
(F)=GA210SHPS

No.	Lev.	Parts No.	Description	Q'ty						I	R	
				(A)	(B)	(C)	(D)	(E)	(F)			
1	1	160890-14051	CAMSHAFT ASSY				1					
1-1	1	160890-14052	CAMSHAFT ASSY				1					N
			(D=E/#58788)									
2B	3	22512-050160	KEY, 5X 16				1					W
			(D=E/#58788)									
8	2	160890-14560	SPRING, DECOMPRESSION				1					
9	1	22512-050160	KEY, 5X 16				1					Z
			(D=E/#58788)									
10	1	114250-14400	ROD, PUSH				2					
11	1	160890-14200	TAPPET				2					
12	1	760790-21700	CRANKSHAFT ASSY				1					
14	3	22512-040300	KEY, 4X 30				1					
15	2	160890-21200	GEAR, CRANKSHAFT				1					
16	2	160890-21220	GEAR, BALANCER				1					
17	2	22512-040160	KEY, 4X 16				1					
18	1	26737-160002	NUT, M16				1					
19	1	22137-160000	WASHER, 16				1					
20	1	160798-22010	PISTON ASSY				1					
22	2	760798-22500	RING SET, PISTON				1					
26	1	160890-22300	PIN, PISTON				1					
27	1	22252-000190	RING, 19				2					
28	1	760790-23700	ROD ASSY, CONNECTING				1					
30	2	160810-23201	BOLT, CONNECTING ROD				2					
31	1	183705-14140	KEY, 7X7X47				1					

Fig.34. FUEL PIPE

F〇タンクは客先手配です。
A FUEL TANK IS CUSTOMER ARRANGEMENTS.

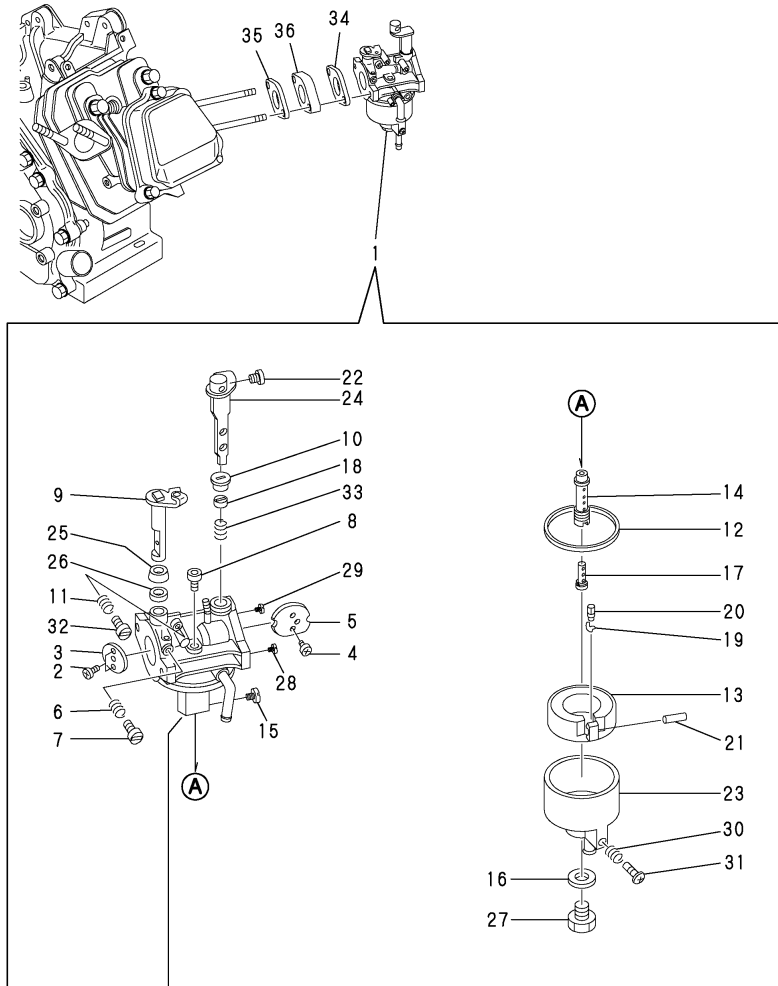


(A)=GA140SHPSK
(B)=GA180SEHPS
(C)=GA210S(E)HPS

(D)=GA240SEHPSK
(E)=GA340SEHPSK
(F)=GA210SHPS

No.	Lev.	Parts No.	Description	Q'ty						I	R	
				(A)	(B)	(C)	(D)	(E)	(F)			
1	1	160810-55301	COCK ASSY, FUEL				1					
1-1	1	160808-55300	COCK ASSY, FUEL (D=E/#63910)				1					N
1-2	1	160808-55301	COCK ASSY, FUEL (D=E/#74936)				1					R
3	2	160810-55380	FILTER				1					
3-1	2	160810-55550	FILTER, FUEL (D=E/#74936)				1					R
4	2	160710-55390	CUP, FUEL COCK L37				1					
4-1	2	160998-55390	BOWL, STRAINER (D=E/#63910)				1					N
4-2	2	160798-55510	CUP, FUEL COCK L57 (D=E/#74936)				1					R
5	2	160710-55360	RING				1					
5-1	2	160810-55570	RING (D=E/#74936)				1					R
6	2	160710-55370	GASKET				1					
6-1	2	160810-55560	GASKET (D=E/#74936)				1					R
7	1	106990-44660	CLIP, HOSE 12.5				2					
8	1	119520-03990	CLIP, HOSE 10.5				2					
9	1	160903-59361	HOSE, FUEL A-410				1					
10	1	160975-59361	HOSE, FUEL B-213				1					

Fig.35. CARBURETOR

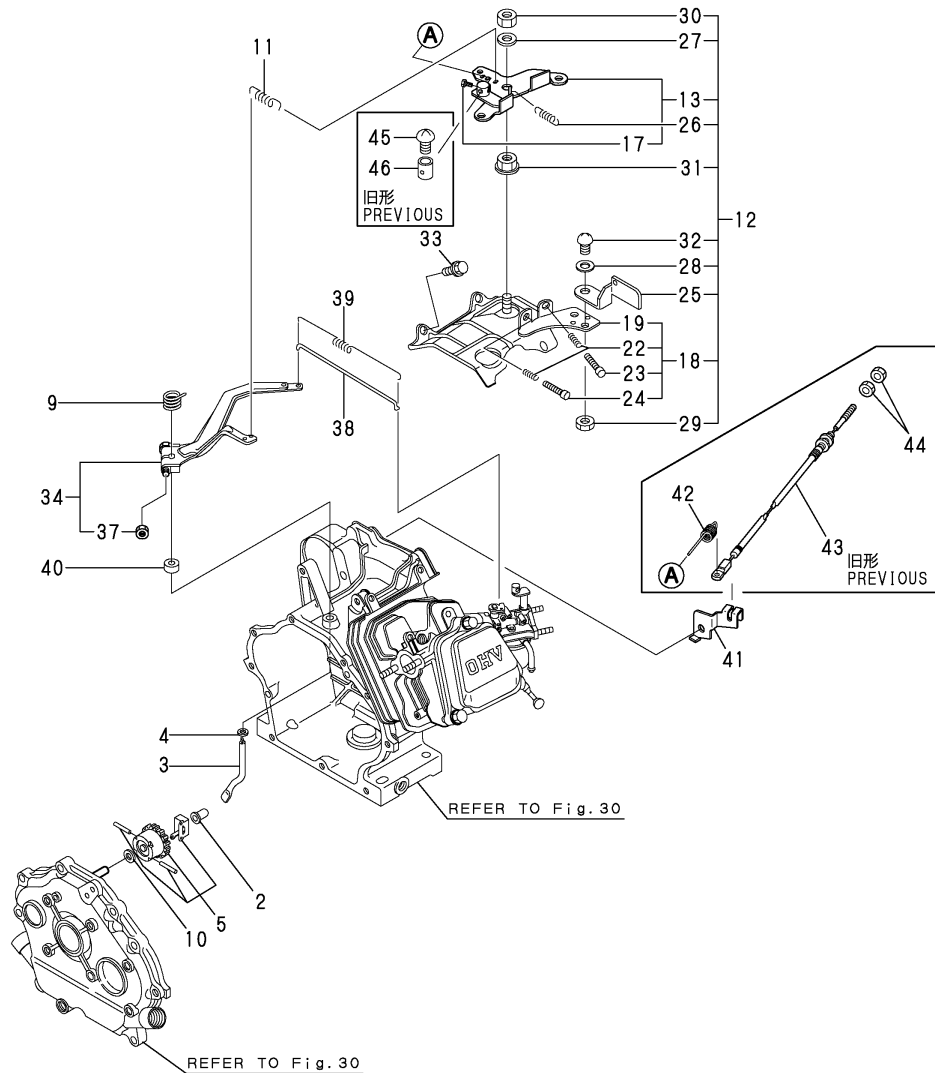


(A)=GA140SHPSK (D)=GA240SEHPSK
 (B)=GA180SEHPS (E)=GA340SEHPSK
 (C)=GA210S(E)HPS (F)=GA210SHPS

No.	Lev.	Parts No.	Description	Q'ty						I	R
				(A)	(B)	(C)	(D)	(E)	(F)		
1	1	160798-56150	CARBURETOR ASSY				1				
2	2	160690-56560	SCREW				2				
3	2	160880-56760	VALVE, THROTTLE				1				
4	2	160690-56570	SCREW				2				
5	2	160798-56790	VALVE, CHOKE				1				
6	2	181230-56380	SPRING				1				
7	2	160667-56750	ADJUSTER				1				
8	2	160667-56740	JET, PILOT				1				
9	2	160798-56660	SHAFT, THROTTLE				1				
10	2	160792-56540	RING				1				
11	2	181230-56380	SPRING				1				
12	2	160210-56610	WASHER				1				
13	2	160890-56620	FLOAT ASSY				1				
14	2	160798-56750	NOZZLE, MAIN				1				
15	2	160798-56720	JET, MAIN				1				
16	2	160120-56600	GASKET				1				
17	2	160998-56900	NOZZLE				1				
18	2	160810-56580	RING, CHOKE SHAFT				1				
19	2	160692-56750	CLIP				1				
20	2	160890-56790	VALVE, INJECTION				1				1
21	2	160690-56630	PIN, FLOAT				1				
22	2	26117-040088	BOLT M 4X 8 PLATED				1				
23	2	160798-56440	BODY, FLOAT				1				
24	2	160793-56600	LEVER, CHOKE				1				
25	2	160702-56720	RING				1				
26	2	160640-56850	SEAL				1				
27	2	160790-56610	BOLT				1				
28	2	160992-56540	JET, MAIN				1				
29	2	160792-56620	JET, MAIN				1				
30	2	181230-56380	SPRING				1				
31	2	160610-56900	SCREW				1				
32	2	160692-56710	SCREW				1				
33	2	160793-56380	SPRING				1				
34	1	160790-56151	GASKET, CARBURETOR				1				
35	1	160810-56151	GASKET, CARBURETOR				1				
36	1	160790-56160	INSULATOR				1				

Remarks
 (1)REPAIR PART.

Fig.36. GOVERNOR & CONTROL DEVICE

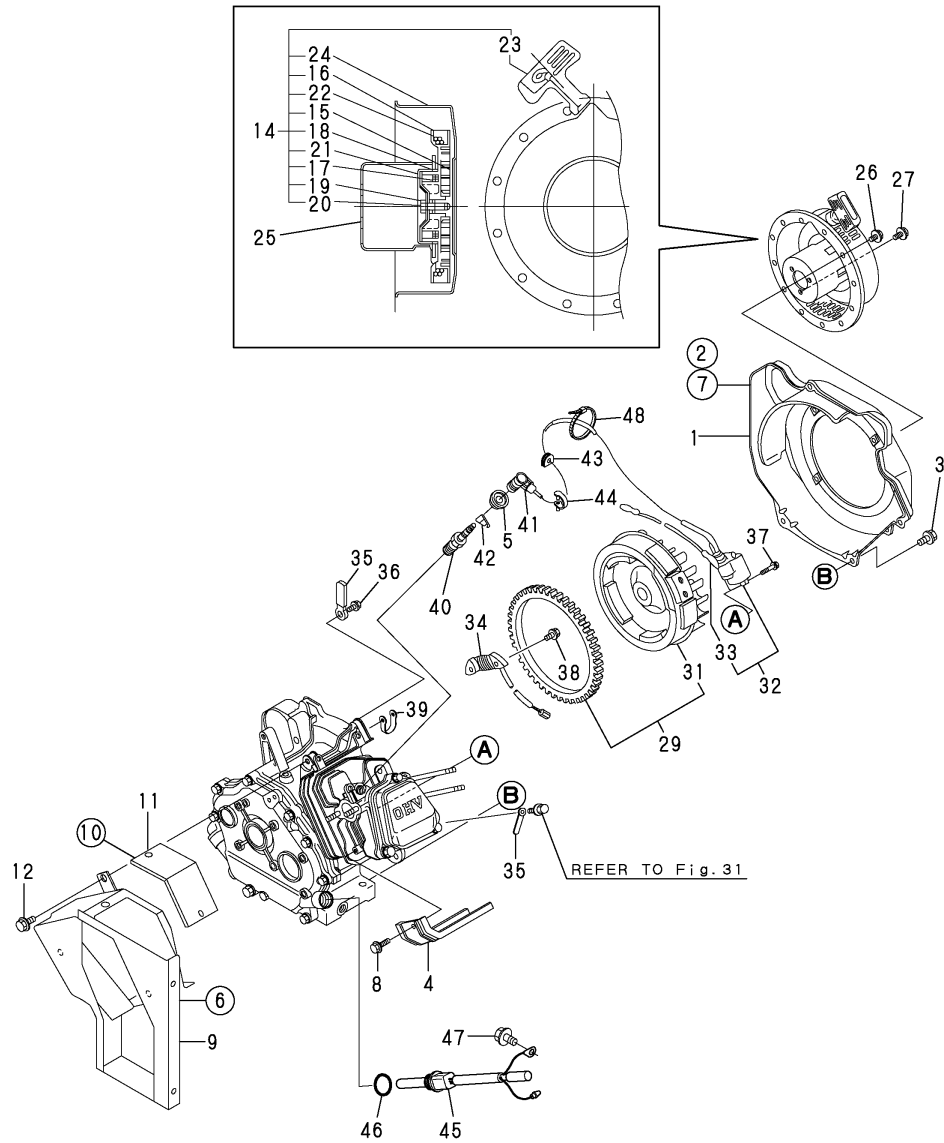


(A)=GA140SHPSK (D)=GA240SEHPSK
 (B)=GA180SEHPS (E)=GA340SEHPSK
 (C)=GA210S(E)HPS (F)=GA210SHPS

No.	Lev.	Parts No.	Description	Q'ty						I	R
				(A)	(B)	(C)	(D)	(E)	(F)		
2	1	160690-61301	SPINDLE				1				
3	1	160690-61311	SHAFT				1				
4	1	160690-61450	WASHER				1				
5	1	160690-61600	GEAR ASSY, GOVERNOR				1				
9	1	160890-66050	SPRING, RETURN				1				
10	1	160120-76940	WASHER				1				
11	1	160790-66010	SPRING, GOVERNOR				1				
12	1	160797-66230	CONTROLLER ASSY				1				
13	2	183605-66050	LEVER ASSY, CONTROL				1				
17	3	26117-040088	BOLT M 4X 8 PLATED				1				
18	2	160797-66210	BASE ASSY				1				
19	3	160797-66221	BASE ASSY				1				
22	3	160520-66291	SPRING				2				
23	3	26117-040257	BOLT, M4X 25 PLATED				1				
24	3	26117-040357	BOLT, M4X 35 PLATED				1				
25	2	160797-66311	LEVER, CONTROL				1				
26	2	160797-66320	SPRING, CONTROL				1				
27	2	160670-66350	COLLAR				1				
28	2	22137-040000	WASHER, 4				1				
29	2	26347-040002	NUT, M4				1				
30	2	26347-060002	NUT, M6				1				
31	2	26366-060002	NUT, M6				1				
32	2	26557-040102	SCREW, M4X10				1				
33	1	26476-060142	SCREW, TAPPING M6X14				3				
34	1	160890-66200	LEVER ASSY, GOVERNOR				1				
37	2	26366-060002	NUT, M6				1				
38	1	160998-66350	LINK, THROTTLE				1				
39	1	160690-66660	SPRING, TENSION				1				
40	1	114770-61600	SEAL, OIL				1				
41	1	183605-66701	STAY, WIRE				1				
42	1	183605-66960	SPRING, THROTTLE				1				Z
43	1	183605-66950	CABLE				1				Z
44	1	26757-050002	NUT, LOCK M5				2				Z
45	1	26557-040102	SCREW, M4X10				1				Z
46	1	106500-44870	STOPPER				1				Z

Fig.37. FLY.MAGNETO & STARTING DEVICE

(A)=GA140SHPSK (D)=GA240SEHPSK
 (B)=GA180SEHPS (E)=GA340SEHPSK
 (C)=GA210S(E)HPS (F)=GA210SHPS

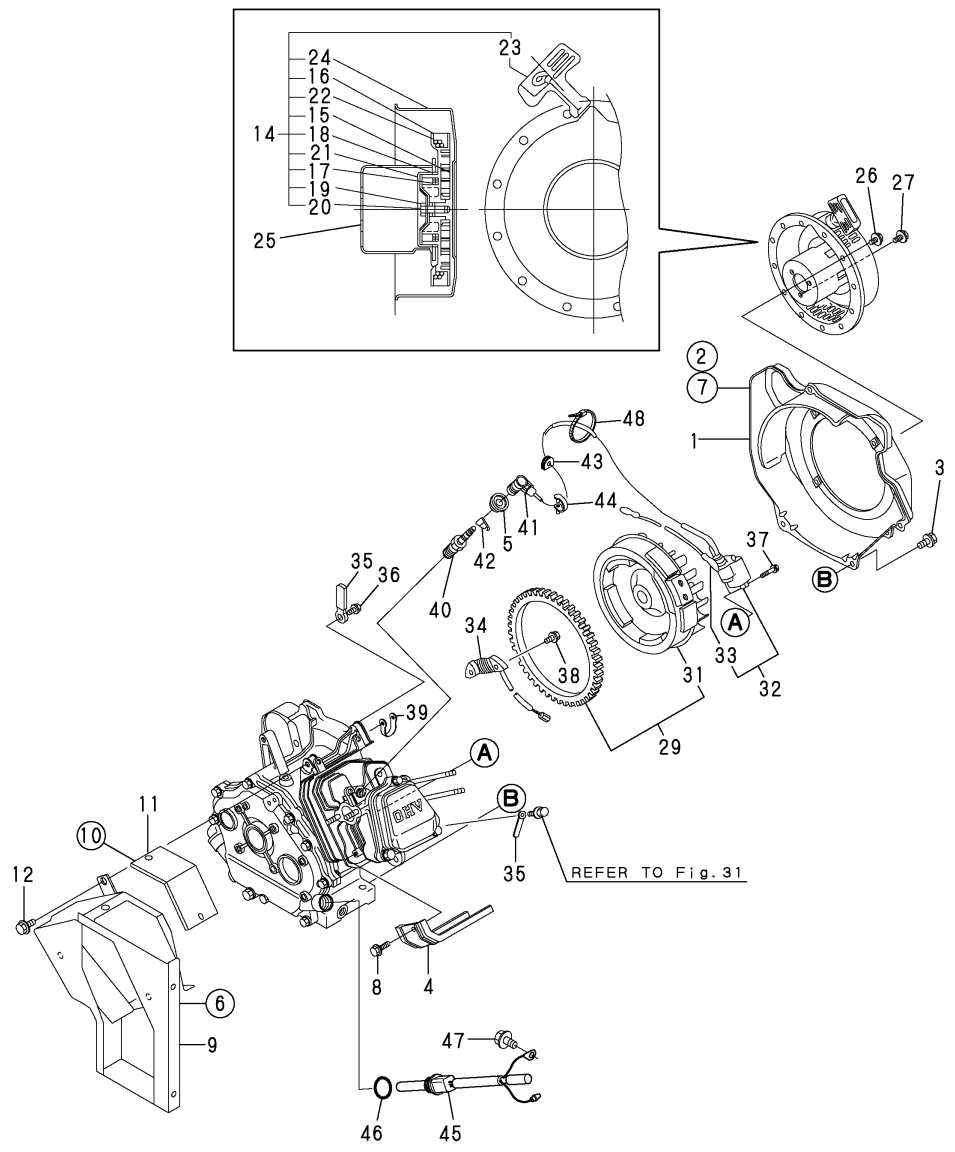


No.	Lev.	Parts No.	Description	Q'ty						I	R
				(A)	(B)	(C)	(D)	(E)	(F)		
1	1	160790-45110-2	CASE, COOLING FAN				1				
2	1	160897-45920	SPONGE				1				
3	1	26476-060142	SCREW, TAPPING M6X14				4				
4	1	160890-45200	COVER, HEAD				1				
5	1	160797-45232	COVER				1				
6	1	160897-45910	SPONGE				1				
7	1	160897-45920	SPONGE				2				
8	1	26476-060142	SCREW, TAPPING M6X14				2				
9	1	183705-45050	DUCT, COOLING				1				
10	1	160897-45930	SPONGE				1				
11	1	183833-45200	COVER				1				
12	1	26476-060142	SCREW, TAPPING M6X14				2				
14	1	160890-76250	STARTER ASSY, RECOIL				1				
15	2	160890-76510	SPRING, SPIRAL				1				
16	2	160890-76520	REEL				1				
17	2	160890-76530	SPRING, DOG				2				
18	2	160890-76540	DOG				2				
19	2	160890-76550	SPRING, BRAKE				1				
20	2	160641-76570	SCREW				1				
21	2	160890-76610	RETAINER				1				
21-1	2	160890-76570	RETAINER				1				N
			(D=E=XXX)								
22	2	160890-76580	ROPE, STARTER				1				
23	2	160260-76620	KNOB, STARTER				1				
24	2	160890-76600	CASE ASSY				1				
25	1	160790-76590	PULLEY, STARTER				1				
26	1	26106-060082	BOLT, M6X 8 PLATED				4				
27	1	26106-060122	BOLT, M6X 12 PLATED				3				
29	1	160791-78751	ROTOR ASSY				1				
31	2	160791-78510	ROTOR				1				
32	1	160791-78522	COIL, IGNITION				1				
32-1	1	160998-78400	IGNITER				1				N
			(D=*2009.11)								
33	2	160690-78230	WIRE				1				
34	1	160791-78650	COIL, CHARGE				1				
35	1	160710-78710	CLAMP, CORD				2				
36	1	26476-060142	SCREW, TAPPING M6X14				1				
37	1	160690-04350	BOLT, M6X30				2				
38	1	26476-060252	SCREW, TAPPING M6X25				2				
39	1	29610-000650	CLAMP, SPEED 065				1				
40	1	160793-78010	PLUG, SPARK				1				
41	1	160700-78040	CAP, PLUG				1				
41-1	1	160700-78041	CAP, PLUG				1				N
			(D=E/#63750)								
42	1	160700-78050	TERMINAL, PLUG				1				
43	1	160700-78720	GROMMET				1				
44	1	29610-000950	CLAMP, SPEED 095				1				
45	1	160998-77751	SENSOR				1				
46	1	24311-000180	O-RING, 1AP18.0				1				
47	1	26106-080122	BOLT, M8X 12 PLATED				1				
48	1	29621-100000	BAND, TR100				1				W

注) 図番を○で囲んでいるものは、内側に付けるスポンジ又はグラスウールを示しています。
 NOTE) THE CIRCLED DRAWING NUMBERS INDICATES THE PARTS LINED WITH RUBBER SPONGE OR GLASS WOOL.

Fig.37. FLY.MAGNETO & STARTING DEVICE

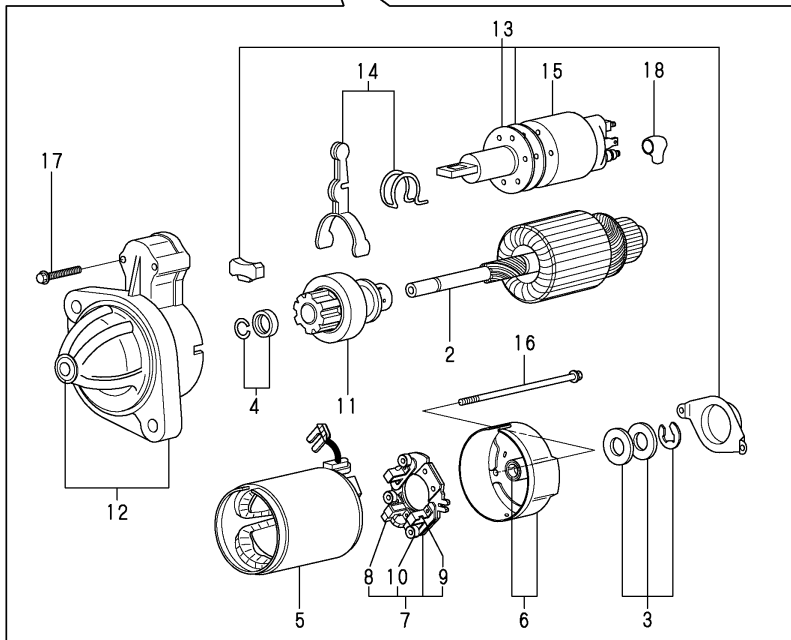
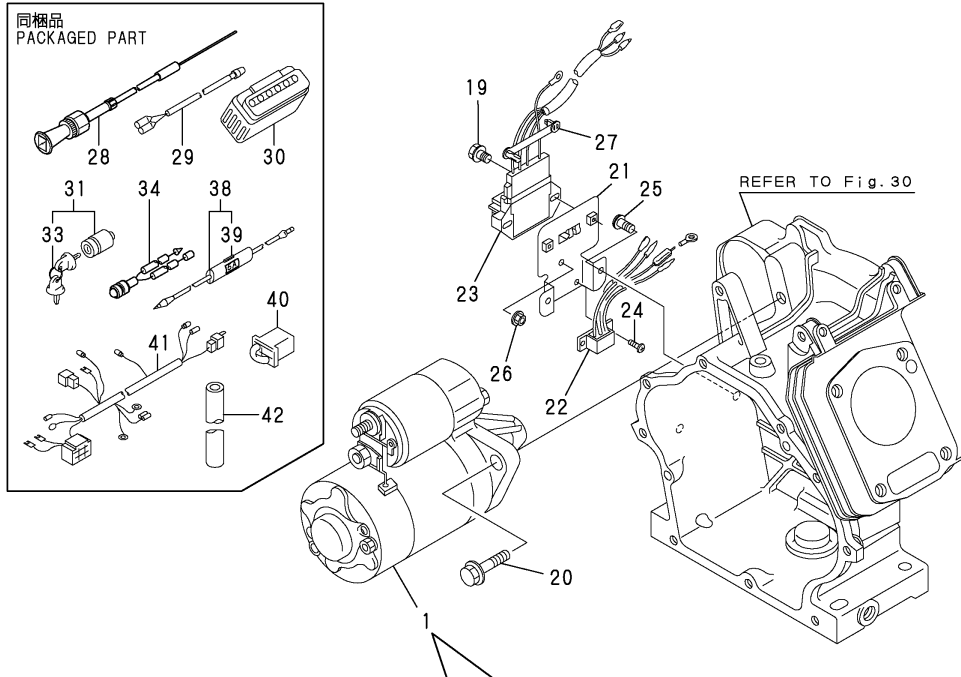
(A)=GA140SHPSK
 (B)=GA180SEHPS
 (C)=GA210S(E)HPS
 (D)=GA240SEHPSK
 (E)=GA340SEHPSK
 (F)=GA210SHPS



No.	Lev.	Parts No.	Description	Q'ty						I	R
				(A)	(B)	(C)	(D)	(E)	(F)		
			(D=E/#62053)								

注) 図番を○で囲んでいるものは、内側に付けるスポンジ又はグラスウールを示しています。
 NOTE) THE ENCIRCLED DRAWING NUMBERS INDICATES THE PARTS LINED WITH RUBBER SPONGE OR GLASS WOOL.

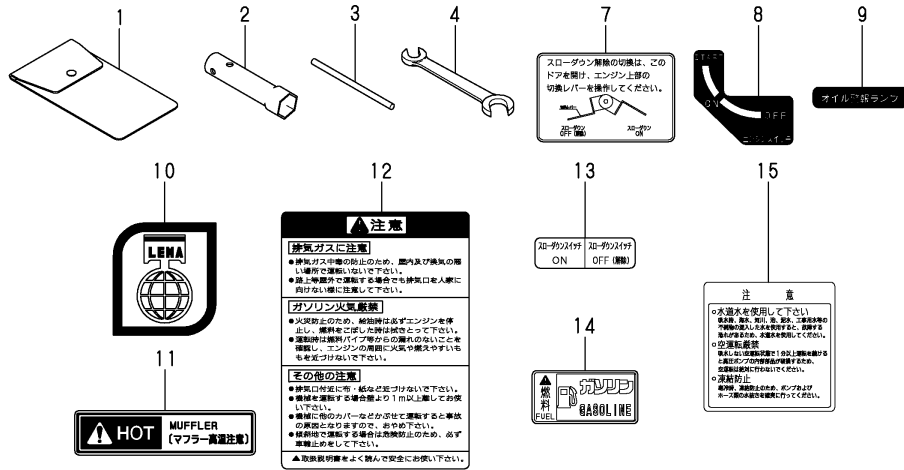
Fig.38. STARTING MOTOR



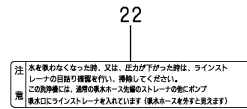
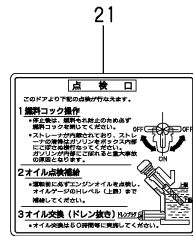
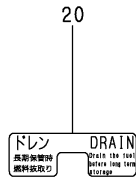
(A)=GA140SHPSK (D)=GA240SEHPSK
 (B)=GA180SEHPS (E)=GA340SEHPSK
 (C)=GA210S(E)HPS (F)=GA210SHPS

No.	Lev.	Parts No.	Description	Qty						I	R
				(A)	(B)	(C)	(D)	(E)	(F)		
1	1	160891-77020	STARTER ASSY				1				
2	2	114371-77110	ARMATURE				1				
3	2	X2114811000	WASHER KIT, THRUST				1				
4	2	X2114715500	STOPPER SET, PINION				1				
5	2	114371-77130	COIL ASSY, FIELD				1				
6	2	114371-77140	COVER ASSY, REAR				1				
7	2	114371-77160	HOLDER ASSY, BRUSH				1				
8	3	114371-79040	BRUSH (-)				2				
9	3	114371-79050	BRUSH (+)				1				
10	3	114371-79060	SPRING, BRUSH				4				
11	2	160891-77750	PINION ASSY				1				
12	2	160891-77760	HOUSING ASSY, GEARS				1				
13	2	114371-77170	COVER KIT, DUST				1				
14	2	114371-77180	LEVER KIT, SHIFT				1				
15	2	124298-77020	SWITCH, MAGNETIC				1				
16	2	124195-77770	THROUGH BOLT				2				
17	2	114371-79070	BOLT M 6X 37				2				
18	2	X2114274200	COVER, TERMINAL				1				
19	1	26106-060202	BOLT, M6X 20 PLATED				2				
20	1	26106-100302	BOLT, M10X 30 PLATED				2				
21	1	160891-77310	BRACKET, ELECTRIC				1				
22	1	160891-77490	HARNESS, WIRE				1				Z
			(D=*2009.12)								
23	1	183232-77521	REGULATOR, RS2728				1				
23-1	1	160998-77530	REGULATOR ASSY				1				N
			(D=*2009.12)								
24	1	26023-040102	SCREW, M4X10				2				Z
			(D=*2009.12)								
25	1	26106-080142	BOLT, M8X 14 PLATED				2				
26	1	26366-060002	NUT, M6				1				
27	1	29610-000650	CLAMP, SPEED 065				1				
28	1	183632-56900	WIRE ASSY, CHOKE				1				
29	1	160671-78200	WIRE, LEAD				1				
30	1	183131-79510	BATTERY, YTX9-BS				1				
31	1	183920-91450	SWITCH ASSY, KEY				1				
33	2	183920-91280	KEY, STARTER SWITCH				1				
34	1	183732-95501	ALERT ASSY				1				
38	1	183131-95640	FUSE ASSY				1				
39	2	183733-07920	LABEL				1				
40	1	183231-95940	HARNESS, WIRE				1				
41	1	183805-97610	HARNESS ASSY, WIRE				1				
42	1	183505-59050	PIPE, FUEL				1				W
			(D=FROM 1ST)								

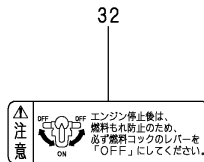
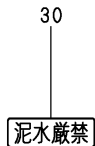
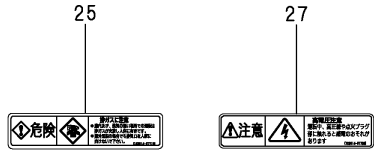
Fig.39. TOOL & LABEL



吐出口 16
 吸水口 17
 余水口 18
 圧力計 19



24 オイルドレン
 31 ポンプオイルドレン



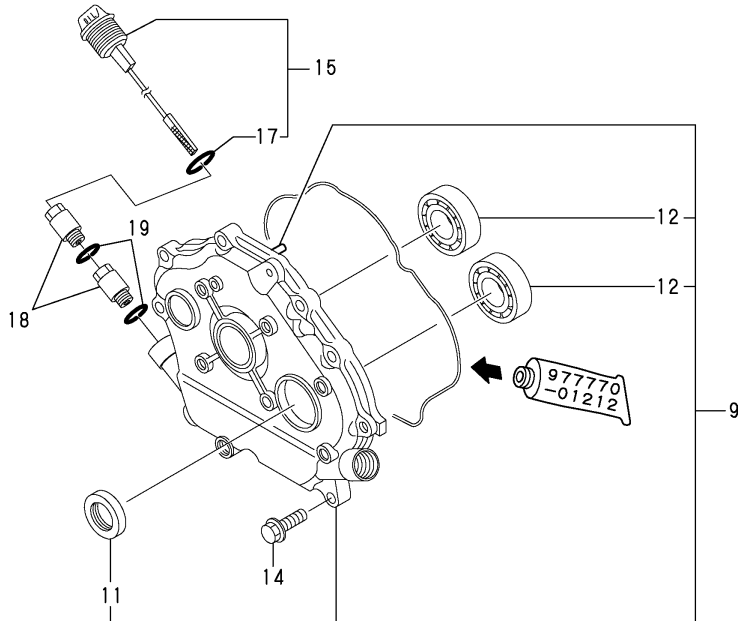
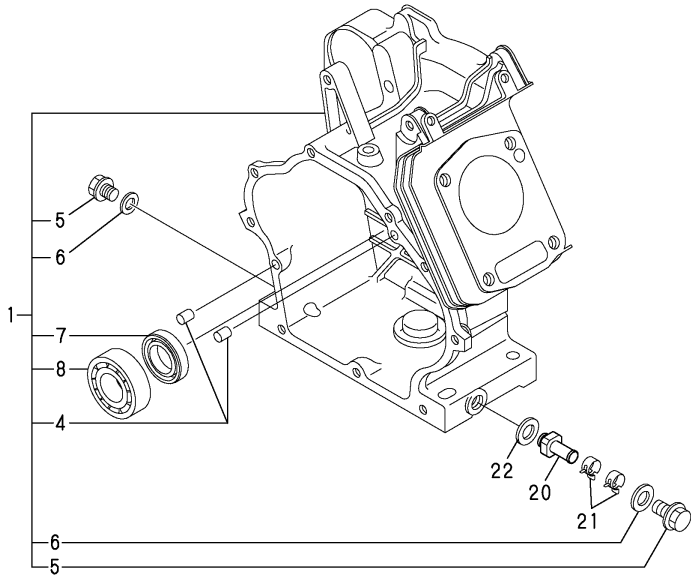
(A)=GA140SHPSK (D)=GA240SEHPSK
 (B)=GA180SEHPS (E)=GA340SEHPSK
 (C)=GA210S(E)HPS (F)=GA210SHPS

No.	Lev.	Parts No.	Description	Q'ty						I R
				(A)	(B)	(C)	(D)	(E)	(F)	
1	1	160110-92610	BAG, TOOL				1			
2	1	160120-92700	WRENCH, 21 L86				1			
3	1	160110-92710	HANDLE, WRENCH				1			
4	1	28110-100120	SPANNER, 10X12				1			
7	1	183605-07230	LABEL				1			
8	1	183131-07450	LABEL, KEY SWITCH				1			
9	1	183730-07470	LABEL, OIL ALERT				1			
10	1	161690-07300	LABEL				1			
11	1	183614-07740	LABEL, CAUTION				1			
12	1	183632-07600	LABEL, CAUTION				1			
13	1	183605-07220	LABEL, SLOW DOWN				1			
14	1	183332-07420	LABEL, GASOLINE				1			
15	1	183705-07281	LABEL				1			
16	1	183705-07290	LABEL				1			
17	1	183705-07300	LABEL				1			
18	1	183705-07310	LABEL				1			
19	1	183705-07320	LABEL, OIL PRESSURE				1			
20	1	160690-07260	LABEL, DRAIN				1			
21	1	183733-07360	LABEL, CHECK				1			
22	1	183705-07403	LABEL				1			
23	1	183131-07600	LABEL				1			
24	1	183805-07470	LABEL, DRAIN				1			
25	1	183614-07710	LABEL, EXH.GAS CAUTN				1			
26	1	183614-07720	LABEL, NO FIRE				1			
27	1	183614-07730	LABEL, PLUG				1			
28	1	183614-07790	LABEL, OIL				1			
29	1	183705-07750	LABEL				1			
30	1	183705-07340	LABEL				1			
31	1	183805-07480	LABEL				1			
32	1	183733-07800	LABEL, COCK, FUEL				1			
33	1	183733-07920	LABEL				1			W

(D=#59194)

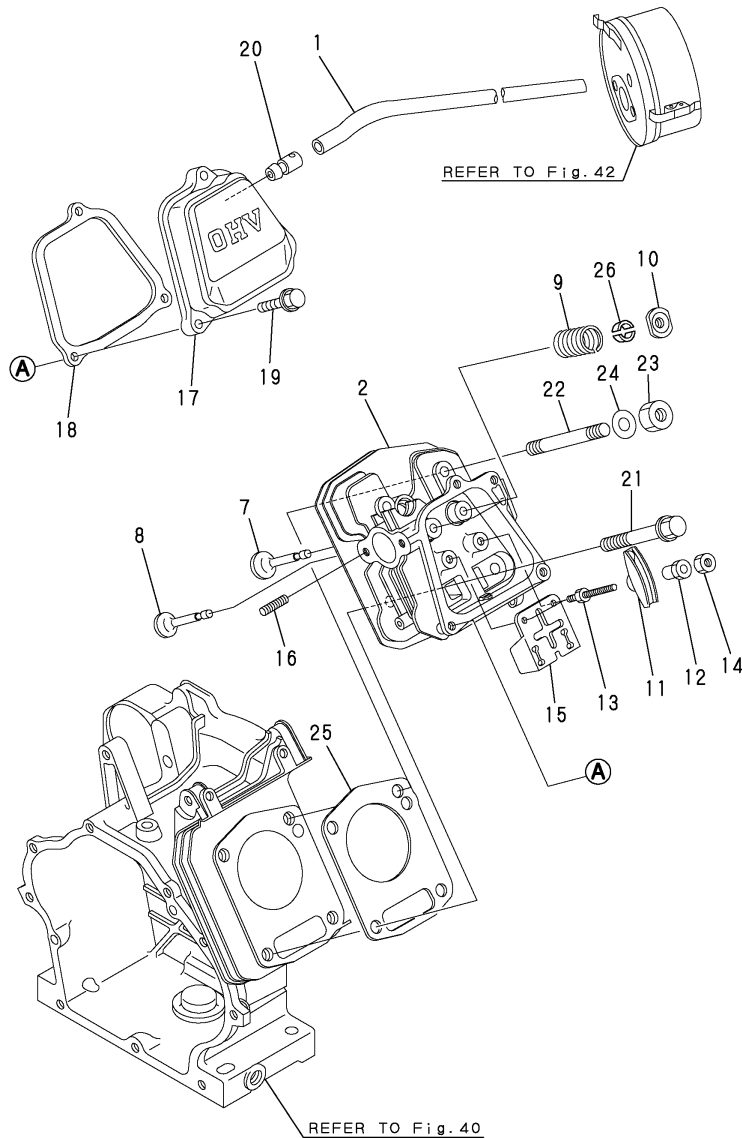
Fig.40. CYLINDER BLOCK

(A)=GA140SHPSK (D)=GA240SEHPSK
 (B)=GA180SEHPS (E)=GA340SEHPSK
 (C)=GA210S(E)HPS (F)=GA210SHPS



No.	Lev.	Parts No.	Description	Q'ty						I	R
				(A)	(B)	(C)	(D)	(E)	(F)		
1	1	760998-01742	BLOCK ASSY, CYLINDER						1		
4	2	114270-01600	PIN, M8X12						2		
5	2	160610-01690	PLUG, M12						2		
6	2	104200-59170	GASKET, 12						2		
7	2	160110-02220	SEAL, OIL						1		
8	2	129900-26250	BEARING, BALL 6206C3						1		
9	1	760890-01512	COVER ASSY						1		
11	2	160110-02220	SEAL, OIL						1		
12	2	129900-26250	BEARING, BALL 6206C3						2		
14	1	26106-080302	BOLT, M8X 30 PLATED						9		
15	1	160797-01761	CAP ASSY						1		
17	2	24311-000180	O-RING, 1AP18.0						1		
18	1	160797-01851	JOINT						2		
19	1	24311-000180	O-RING, 1AP18.0						2		
20	1	160998-01950	NIPPLE, DRAIN						1		
21	1	106990-44660	CLIP, HOSE 12.5						2		
22	1	104200-59170	GASKET, 12						1		

Fig.41. CYLINDER HEAD & BONNET



(A)=GA140SHPSK
(B)=GA180SEHPS
(C)=GA210S(E)HPS

(D)=GA240SEHPSK
(E)=GA340SEHPSK
(F)=GA210SHPS

No.	Lev.	Parts No.	Description	Q'ty						I	R	
				(A)	(B)	(C)	(D)	(E)	(F)			
1	1	160820-03180	PIPE , BREATHER							1		
2	1	160890-11011	HEAD ASSY, CYLINDER							1		
2-1	1	160890-11012	HEAD ASSY, CYLINDER							1		N
				(E=E/#61996)								
7	1	160890-11101	VALVE, INTAKE							1		
8	1	160890-11111	VALVE, EXHAUST							1		
9	1	160890-11120	SPRING, VALVE							2		
10	1	160890-11190	RETAINER, SPRING							2		
11	1	160998-11200	ARM, ROCKER							2		
12	1	160690-11222	PIVOT, ROCKER ARM							2		
13	1	160890-11270	BOLT							2		
14	1	160690-11280	NUT, M6X0.5							2		
15	1	160890-11290	PLATE, GUIDE							1		
16	1	160890-04330	STUD, 2D8X18							2		
17	1	160890-11300	BONNET ASSY, HEAD							1		
18	1	160890-11311	GASKET, BONNET							1		
19	1	26106-060352	BOLT, M6X 35 PLATED							3		
20	1	160610-03050	BREATHER ASSY							1		
21	1	160890-01210	BOLT, FLANGE M10X70							2		
22	1	160998-01200	BOLT, HEAD M10							2		
23	1	26366-100002	NUT, M10							2		
24	1	105425-01250	WASHER							2		
25	1	160998-01331	GASKET, HEAD							1		
26	1	720380-11570	COTTER							2		

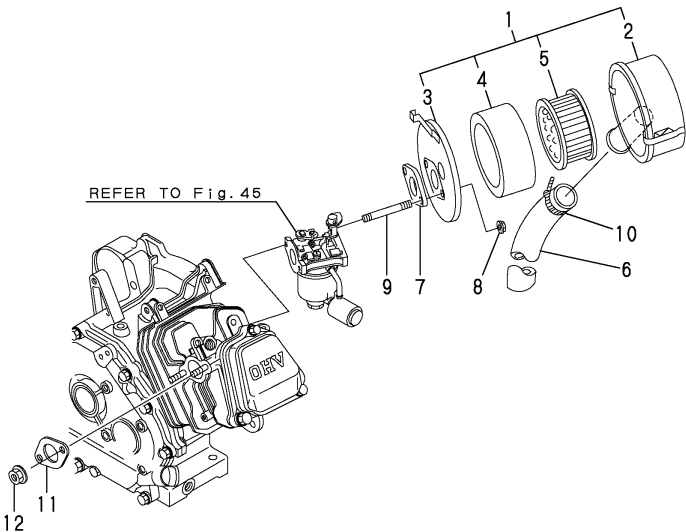
Fig.42. AIR CLEANER

(A)=GA140SHPSK
 (B)=GA180SEHPS
 (C)=GA210S(E)HPS

(D)=GA240SEHPSK
 (E)=GA340SEHPSK
 (F)=GA210SHPS

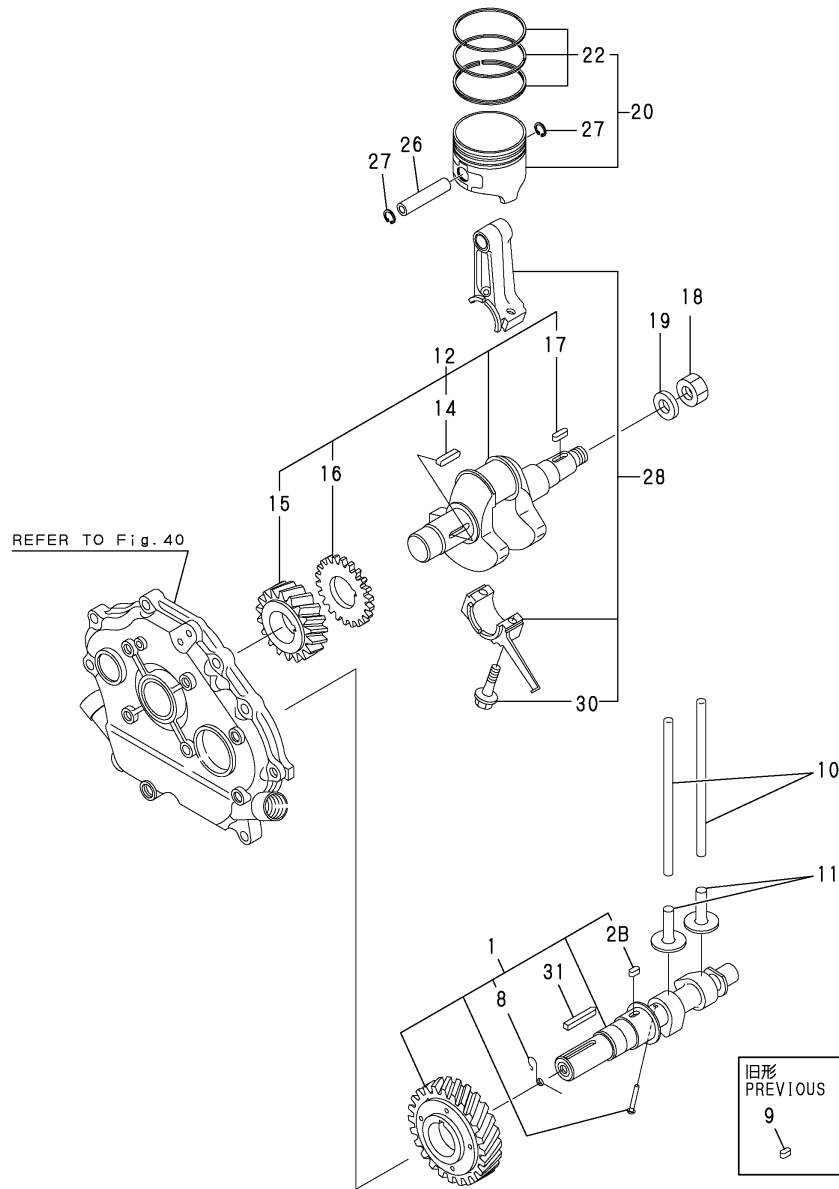
No.	Lev.	Parts No.	Description	Q'ty						I	R
				(A)	(B)	(C)	(D)	(E)	(F)		
1	1	160998-12560	CLEANER ASSY, AIR					1			
2	2	160998-12710	BODY					1			
3	2	160998-12720	PLATE					1			
4	2	160998-12730	ELEMENT, 1ST					1			
5	2	160998-12740	ELEMENT, 2ND					1			
6	1	160998-12910	PIPE, AIR INTAKE					1			
7	1	160910-56151	GASKET, CARBURETOR					1			
8	1	26366-080002	NUT, M8					2			
8-1	1	160998-04330	NUT, M8					2		N	
						(E=#56583)					
9	1	160890-04320	STUD, M8X 85					2			
9-1	1	160998-04340	STUD, 2D 8X 85					2		N	
						(E=#56583)					
10	1	194250-51660	BAND 250					1			
10-1	1	29622-250001	BAND, RF250					1		R	
						(E=#58666)					
11	1	160890-13211	GASKET, MUFFLER					1			
12	1	194990-22140	NUT, M8					2			
12-1	1	26366-080002	NUT, M8					2		N	
						(E=#58405)					
13	1	194990-22140	NUT, M8					2		W	
						(E=#58405)					

マフラーは客先手配です。
 A MUFFLER IS CUSTOMER ARRANGEMENTS.



同梱品
 PACKAGED PART
 13

Fig.43. CRANKSHAFT,PISTON & CAMSHAFT



(A)=GA140SHPSK
(B)=GA180SEHPS
(C)=GA210S(E)HPS

(D)=GA240SEHPSK
(E)=GA340SEHPSK
(F)=GA210SHPS

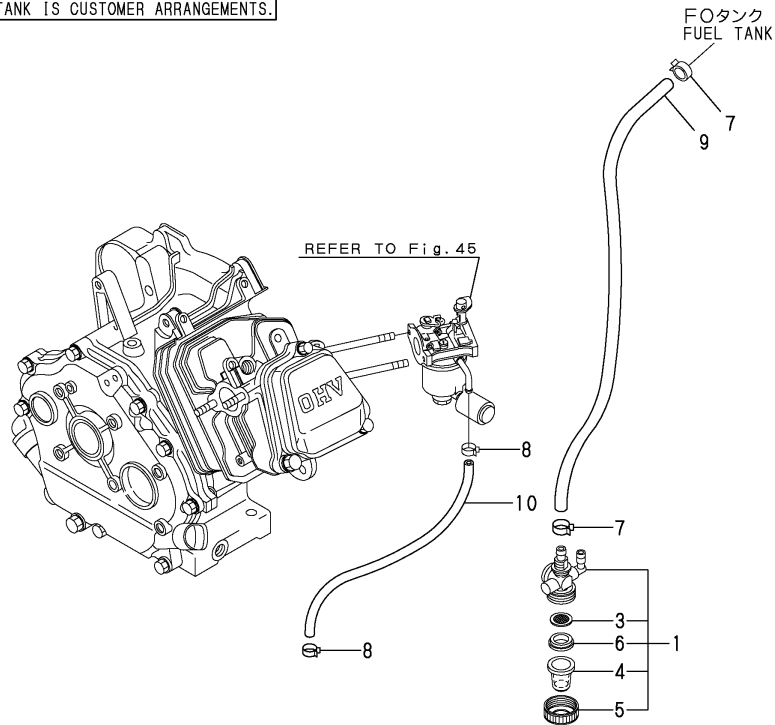
No.	Lev.	Parts No.	Description	Q'ty						I	R
				(A)	(B)	(C)	(D)	(E)	(F)		
1	1	160890-14051	CAMSHAFT ASSY						1		
1-1	1	160890-14052	CAMSHAFT ASSY						1		N
				(E=E/#56030)							
2B	3	22512-050160	KEY, 5X 16						1		W
				(E=E/#56030)							
8	2	160890-14560	SPRING,DECOMPRESSION						1		
9	1	22512-050160	KEY, 5X 16						1		Z
				(E=E/#56030)							
10	1	160890-14400	ROD, PUSH						2		
11	1	160890-14200	TAPPET						2		
12	1	760998-21700	CRANKSHAFT ASSY						1		
14	3	22512-040300	KEY, 4X 30						1		
15	2	160890-21200	GEAR, CRANKSHAFT						1		
16	2	160890-21220	GEAR, BALANCER						1		
17	2	22512-040160	KEY, 4X 16						1		
18	1	26737-160002	NUT, M16						1		
19	1	22217-160000	WASHER, SPRING 16						1		
20	1	160998-22010	PISTON ASSY						1		
22	2	760998-22500	RING SET, PISTON						1		
26	1	160890-22300	PIN, PISTON						1		
27	1	22252-000190	RING, 19						2		
28	1	760890-23700	ROD ASSY, CONNECTING						1		
30	2	160810-23201	BOLT, CONNECTING ROD						2		
31	1	183705-14140	KEY, 7X7X47						1		

Fig.44. FUEL PIPE

(A)=GA140SHPSK
 (B)=GA180SEHPS
 (C)=GA210S(E)HPS

(D)=GA240SEHPSK
 (E)=GA340SEHPSK
 (F)=GA210SHPS

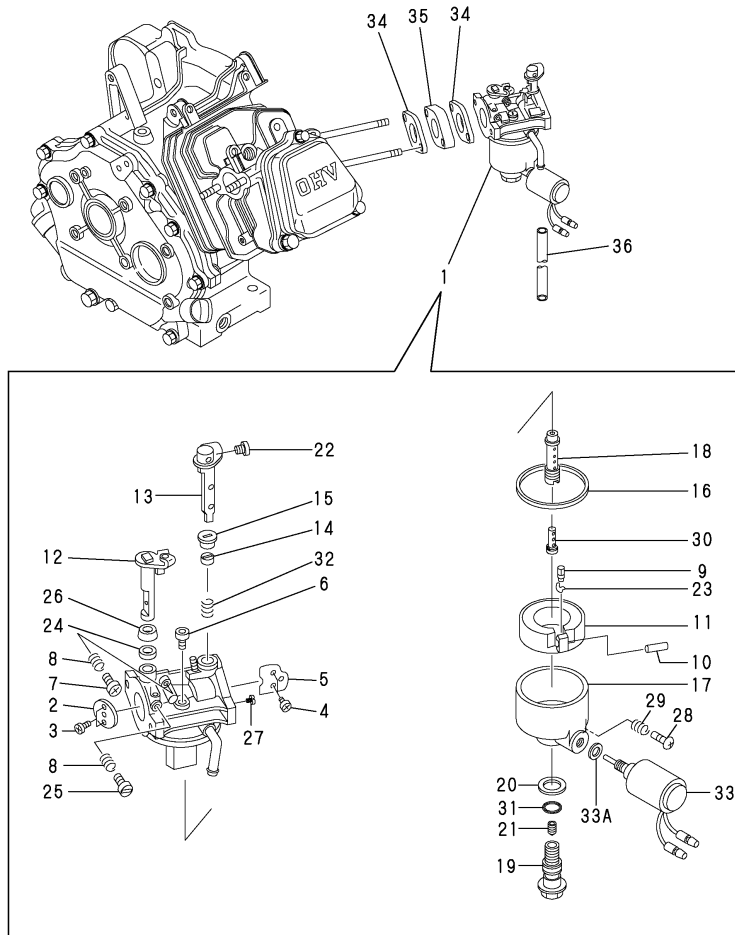
F〇タンクは客先手配です。
 A FUEL TANK IS CUSTOMER ARRANGEMENTS.



No.	Lev.	Parts No.	Description	Qty						I	R	
				(A)	(B)	(C)	(D)	(E)	(F)			
1	1	160810-55301	COCK ASSY, FUEL							1		
1-1	1	160808-55300	COCK ASSY, FUEL							1		N
				(E=E/#65963)								
1-2	1	160808-55301	COCK ASSY, FUEL							1		R
				(E=E/#77116)								
3	2	160810-55380	FILTER							1		
3-1	2	160810-55550	FILTER, FUEL							1		R
				(E=E/#77116)								
4	2	160710-55390	CUP, FUEL COCK L37							1		
4-1	2	160998-55390	BOWL, STRAINER							1		N
				(E=E/#65963)								
4-2	2	160798-55510	CUP, FUEL COCK L57							1		R
				(E=E/#77116)								
5	2	160710-55360	RING							1		
5-1	2	160810-55570	RING							1		R
				(E=E/#77116)								
6	2	160710-55370	GASKET							1		
6-1	2	160810-55560	GASKET							1		R
				(E=E/#77116)								
7	1	106990-44660	CLIP, HOSE 12.5							2		
8	1	119520-03990	CLIP, HOSE 10.5							2		
9	1	160903-59361	HOSE, FUEL A-410							1		
10	1	160975-59361	HOSE, FUEL B-213							1		

Fig.45. CARBURETOR

(A)=GA140SHPSK (D)=GA240SEHPSK
 (B)=GA180SEHPS (E)=GA340SEHPSK
 (C)=GA210S(E)HPS (F)=GA210SHPS

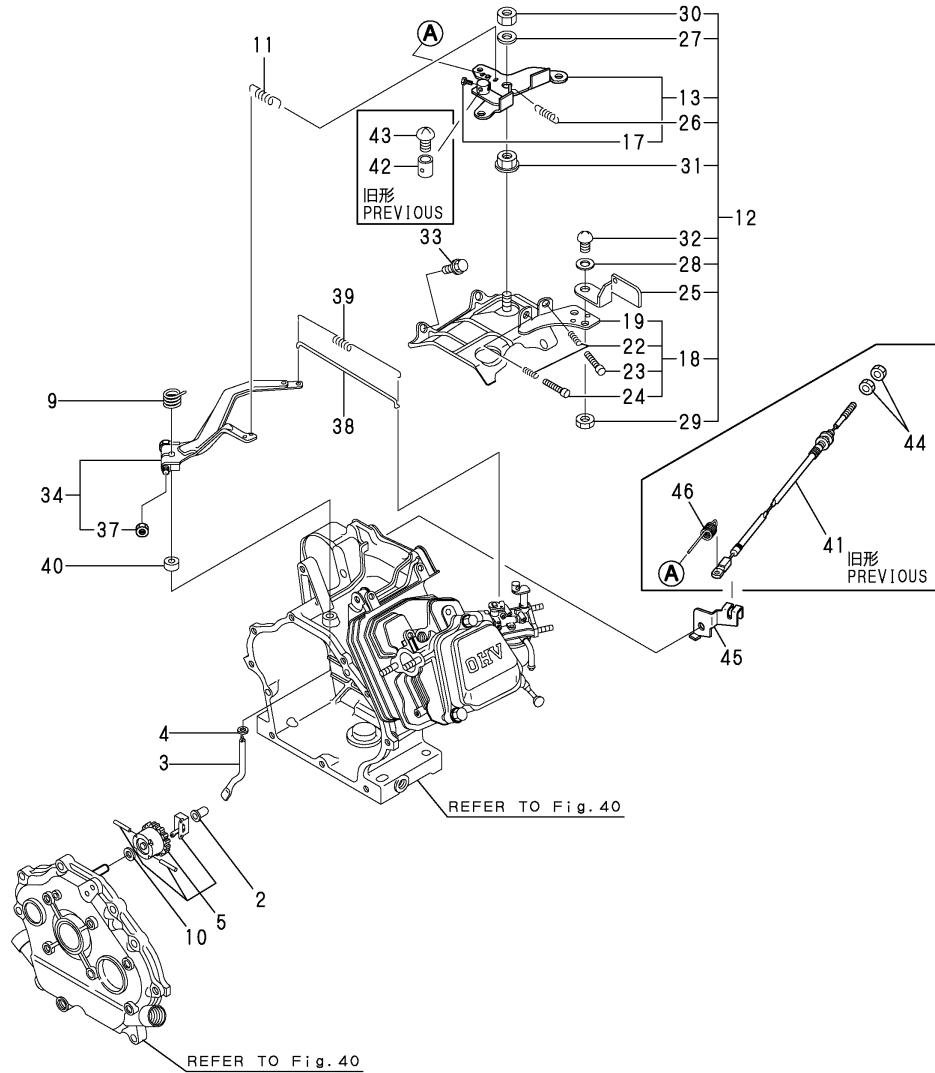


No.	Lev.	Parts No.	Description	Q'ty						I	R
				(A)	(B)	(C)	(D)	(E)	(F)		
1	1	160998-56081	CARBURETOR ASSY							1	
1-1	1	160998-56082	CARBURETOR ASSY							1	R
				(E=E/#57045)							
2	2	160992-56520	VALVE, THROTTLE							1	
3	2	160690-56560	SCREW							2	
4	2	160690-56570	SCREW							2	
5	2	160998-56620	VALVE, CHOKE							1	
6	2	160998-56630	JET, PILOT							1	
7	2	160692-56710	SCREW							1	
8	2	181230-56380	SPRING							2	
9	2	160890-56790	VALVE, INJECTION							1	1
10	2	160690-56630	PIN, FLOAT							1	
11	2	160890-56620	FLOAT ASSY							1	
12	2	160998-56610	SHAFT, THROTTLE							1	
13	2	160998-56640	LEVER, CHOKE							1	
14	2	160810-56580	RING, CHOKE SHAFT							1	
15	2	160890-56700	RING, CHOKE LEVER							1	
16	2	160210-56610	WASHER							1	
17	2	XBV26472	BODY, FLOAT							1	
17-1	2	160990-56500	BODY, FLOAT							1	S 2
				(E=E/#57045)							
18	2	160998-56660	NOZZLE, MAIN							1	
19	2	160998-56670	HOLDER							1	
20	2	160998-56680	WASHER							1	
21	2	160998-56730	JET, MAIN							1	
22	2	26117-040088	BOLT M 4X 8 PLATED							1	
23	2	160692-56750	CLIP							1	
24	2	160640-56850	SEAL							1	
25	2	160667-56750	ADJUSTER							1	
26	2	160702-56720	RING							1	
27	2	160890-56610	JET, PILOT							1	
28	2	160998-56700	SCREW							1	
29	2	160211-56950	SPRING							1	
30	2	160790-56571	NOZZLE							1	
31	2	160998-56710	O-RING							1	
32	2	160998-56720	SPRING							1	
33	2	160998-56990	SOLENOID							1	W 2
				(E=E/#57045)							
33A	2	160792-56600	GASKET							1	W
				(E=E/#57686)							
34	1	160910-56151	GASKET, CARBURETOR							2	
35	1	160890-56160	INSULATOR							1	
36	1	23061-030270	PIPE, 3X 270							1	
36-1	1	23061-030280	PIPE, 3X 280							1	N
				(E=E/#59527)							

Remarks

- (1)REPAIR PART.
- (2)INTERCHANGEABLE BY SIMULTANEOUS REPLACEMENT WITH NO.17-1 AND 33.

Fig.46. GOVERNOR & CONTROL DEVICE



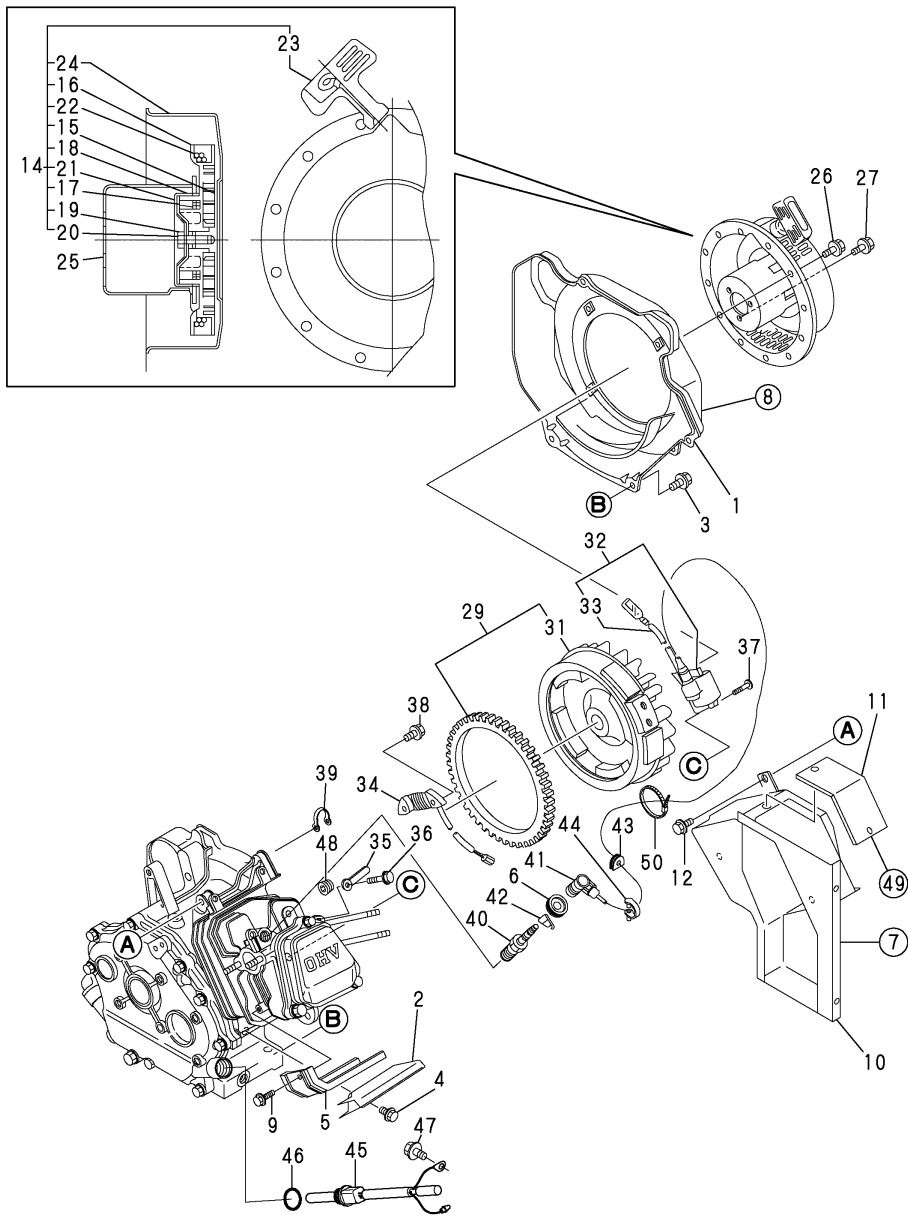
(A)=GA140SHPSK
(B)=GA180SEHPS
(C)=GA210S(E)HPS

(D)=GA240SEHPSK
(E)=GA340SEHPSK
(F)=GA210SHPS

No.	Lev.	Parts No.	Description	Q'ty						I	R	
				(A)	(B)	(C)	(D)	(E)	(F)			
2	1	160690-61301	SPINDLE							1		
3	1	160690-61311	SHAFT							1		
4	1	160690-61450	WASHER							1		
5	1	160690-61600	GEAR ASSY, GOVERNOR							1		
9	1	160890-66050	SPRING, RETURN							1		
10	1	160120-76940	WASHER							1		
11	1	160890-66010	SPRING, GOVERNOR							1		
12	1	160998-66270	CONTROLLER ASSY							1		
13	2	183605-66050	LEVER ASSY, CONTROL							1		
17	3	26117-040088	BOLT M 4X 8 PLATED							1		
18	2	160797-66210	BASE ASSY							1		
19	3	160797-66221	BASE ASSY							1		
22	3	160520-66291	SPRING							2		
23	3	26117-040257	BOLT, M4X 25 PLATED							1		
24	3	26117-040357	BOLT, M4X 35 PLATED							1		
25	2	160797-66311	LEVER, CONTROL							1		
26	2	160797-66320	SPRING, CONTROL							1		
27	2	160670-66350	COLLAR							1		
28	2	22137-040000	WASHER, 4							1		
29	2	26347-040002	NUT, M4							1		
30	2	26347-060002	NUT, M6							1		
31	2	26366-060002	NUT, M6							1		
32	2	26557-040102	SCREW, M4X10							1		
33	1	26476-060142	SCREW, TAPPING M6X14							3		
34	1	160890-66200	LEVER ASSY, GOVERNOR							1		
37	2	26366-060002	NUT, M6							1		
38	1	160998-66350	LINK, THROTTLE							1		
39	1	160690-66660	SPRING, TENSION							1		
40	1	114770-61600	SEAL, OIL							1		
41	1	183605-66950	CABLE							1		Z
42	1	106500-44870	STOPPER					(E=E/#56784)		1		Z
43	1	26557-040102	SCREW, M4X10					(E=E/#56784)		1		Z
44	1	26757-050002	NUT, LOCK M5					(E=E/#56784)		2		Z
45	1	183605-66701	STAY, WIRE							1		
46	1	183605-66960	SPRING, THROTTLE							1		

Fig.47. FLY.MAGNETO & STARTING DEVICE

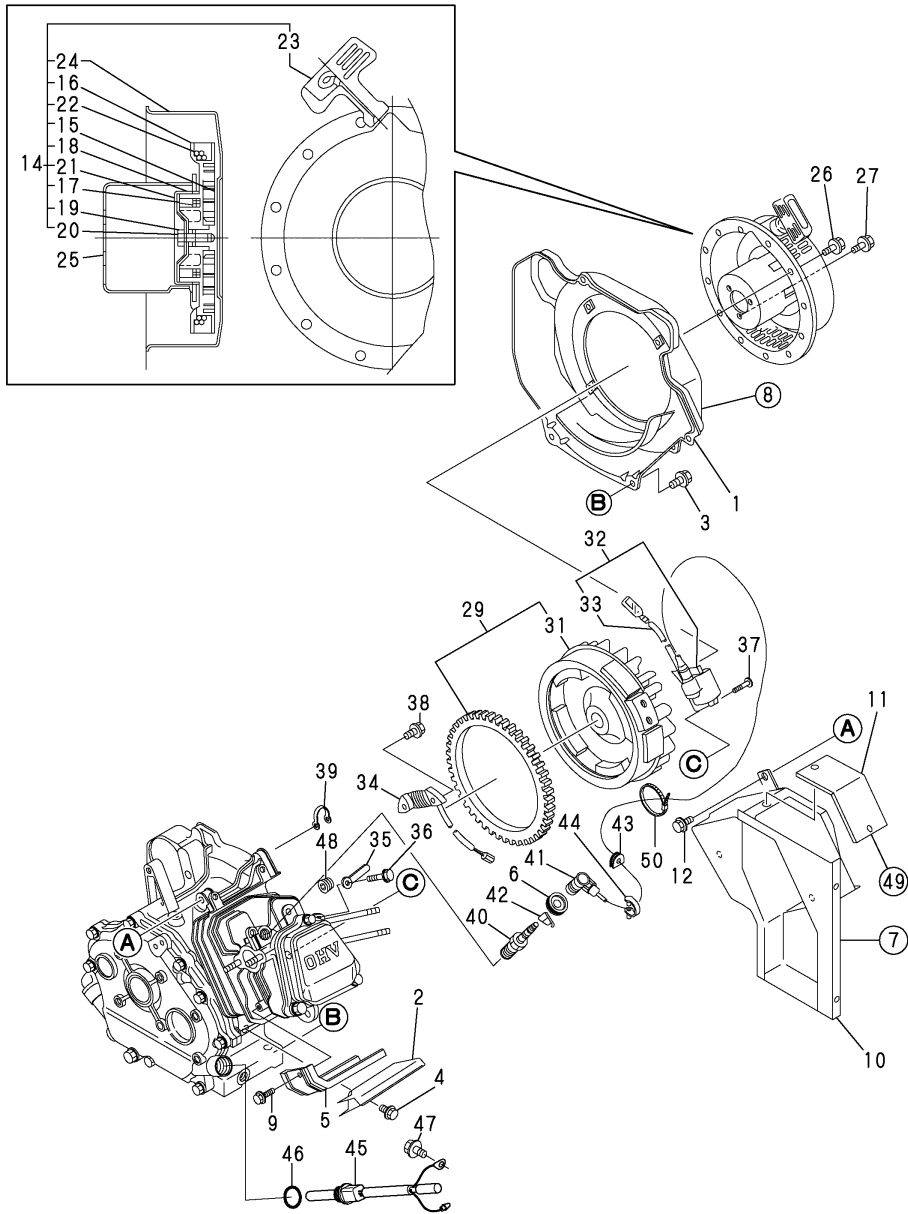
(A)=GA140SHPSK (D)=GA240SEHPSK
 (B)=GA180SEHPS (E)=GA340SEHPSK
 (C)=GA210S(E)HPS (F)=GA210SHPS



No.	Lev.	Parts No.	Description	Q'ty						I	R	
				(A)	(B)	(C)	(D)	(E)	(F)			
1	1	160992-45111-2	CASE, COOLING FAN					1				
2	1	160998-45311	COVER					1				
3	1	26476-060142	SCREW, TAPPING M6X14					4				
4	1	26476-060142	SCREW, TAPPING M6X14					1				
5	1	160890-45200	COVER, HEAD					1				
6	1	160797-45232	COVER					1				
7	1	160897-45910	SPONGE					1				
8	1	160897-45920	SPONGE					2				
9	1	26476-060142	SCREW, TAPPING M6X14					2				
10	1	183805-45051	DUCT, COOLING					1				
11	1	183833-45200	COVER					1				
12	1	26476-060142	SCREW, TAPPING M6X14					2				
14	1	160890-76250	STARTER ASSY, RECOIL					1				
15	2	160890-76510	SPRING, SPIRAL					1				
16	2	160890-76520	REEL					1				
17	2	160890-76530	SPRING, DOG					2				
18	2	160890-76540	DOG					2				
19	2	160890-76550	SPRING, BRAKE					1				
20	2	160641-76570	SCREW					1				
21	2	160890-76610	RETAINER					1				
21-1	2	160890-76570	RETAINER					1			N	
				(E=EXXX)								
22	2	160890-76580	ROPE, STARTER					1				
23	2	160260-76620	KNOB, STARTER					1				
24	2	160890-76600	CASE ASSY					1				
25	1	160890-76590	PULLEY, STARTER					1				
26	1	26106-060082	BOLT, M6X 8 PLATED					4				
27	1	26106-060122	BOLT, M6X 12 PLATED					3				
29	1	160998-78761	ROTOR ASSY					1				
31	2	160998-78510	ROTOR					1				
32	1	160791-78522	COIL, IGNITION					1				
32-1	1	160998-78400	IGNITER					1			N	
				(E=*2009.11)								
33	2	160690-78230	WIRE					1				
34	1	160791-78650	COIL, CHARGE					1				
35	1	160710-78710	CLAMP, CORD					1				
36	1	26476-060142	SCREW, TAPPING M6X14					1				
37	1	26476-060252	SCREW, TAPPING M6X25					2				
38	1	160690-04350	BOLT, M6X30					2				
39	1	29610-000650	CLAMP, SPEED 065					1				
40	1	160998-78010	PLUG, SPARK					1				
41	1	160700-78040	CAP, PLUG					1				
41-1	1	160700-78041	CAP, PLUG					1			N	
				(E=E/#65331)								
42	1	160700-78050	TERMINAL, PLUG					1				
43	1	160700-78720	GROMMET					1				
44	1	29610-000950	CLAMP, SPEED 095					1				
45	1	160998-77751	SENSOR					1				
46	1	24311-000180	O-RING, 1AP18.0					1				
47	1	26106-080122	BOLT, M8X 12 PLATED					1				
48	1	160763-12600	GROMMET					1				

注) 図番を○で囲んでいるものは、内側に付けるスポンジ又はグラスウールを示しています。
 NOTE) THE ENCIRCLED DRAWING NUMBERS INDICATES THE PARTS LINED WITH RUBBER SPONGE OR GLASS WOOL.

Fig.47. FLY.MAGNETO & STARTING DEVICE



(A)=GA140SHPSK
(B)=GA180SEHPS
(C)=GA210S(E)HPS

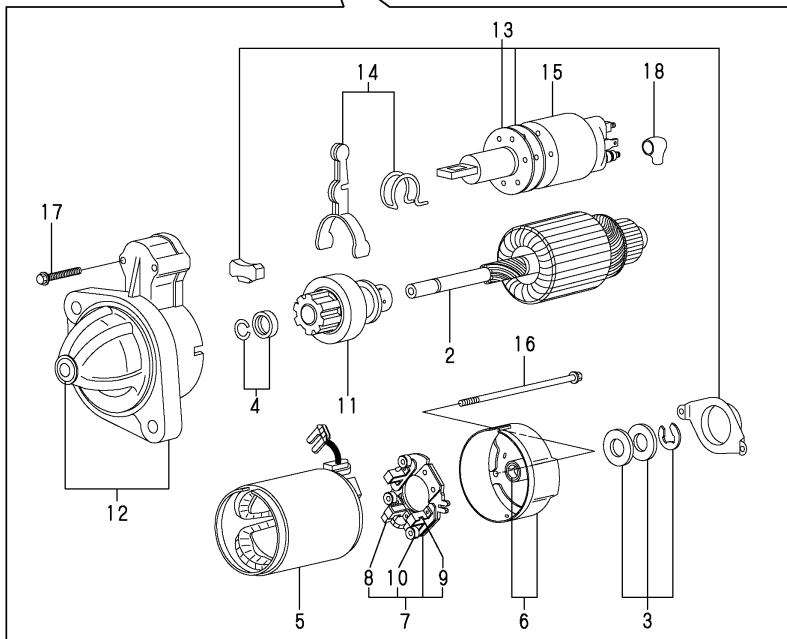
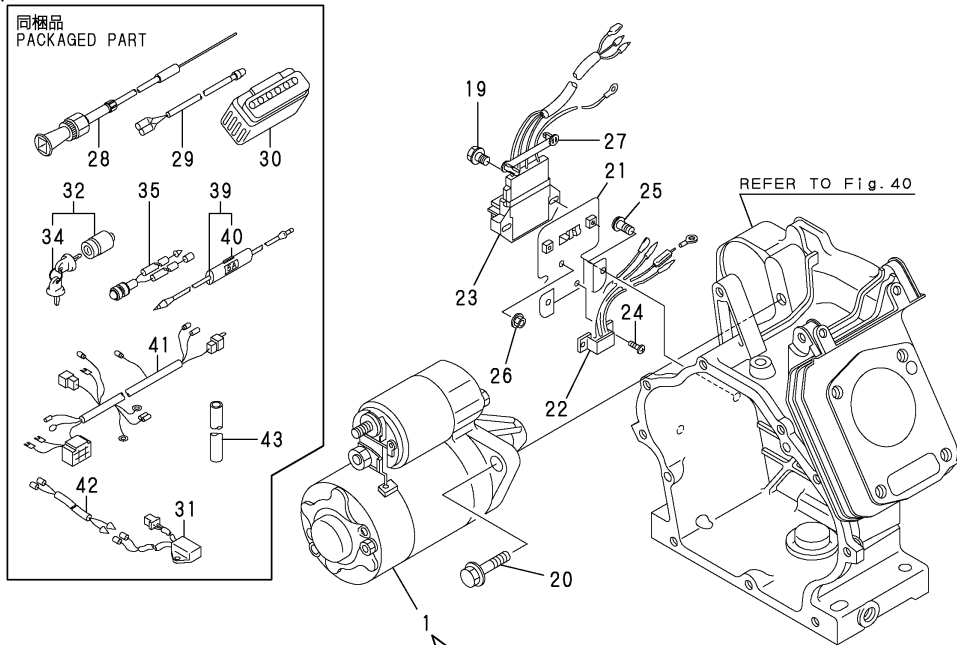
(D)=GA240SEHPSK
(E)=GA340SEHPSK
(F)=GA210SHPS

No.	Lev.	Parts No.	Description	Q'ty						I	R
				(A)	(B)	(C)	(D)	(E)	(F)		
49	1	160897-45930	SPONGE					1			W
50	1	29621-100000	BAND, TR100		(E=FROM 1ST)			1			W
					(E=E/#62567)						

注) 図番を○で囲んでいるものは、内側に付けるスポンジ又はグラスウールを示しています。
NOTE) THE ENCIRCLED DRAWING NUMBERS INDICATES THE PARTS LINED WITH RUBBER SPONGE OR GLASS WOOL.

Fig.48. STARTING MOTOR

(A)=GA140SHPSK (D)=GA240SEHPSK
 (B)=GA180SEHPS (E)=GA340SEHPSK
 (C)=GA210S(E)HPS (F)=GA210SHPS

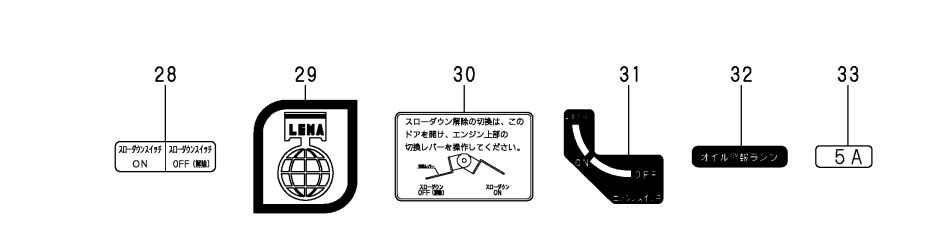
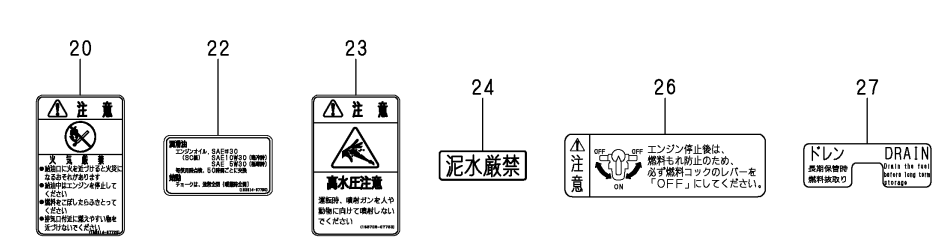
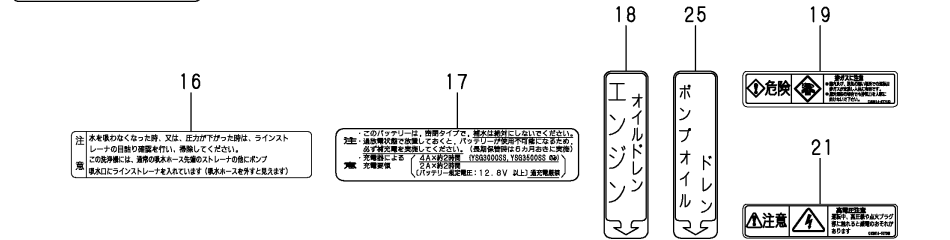
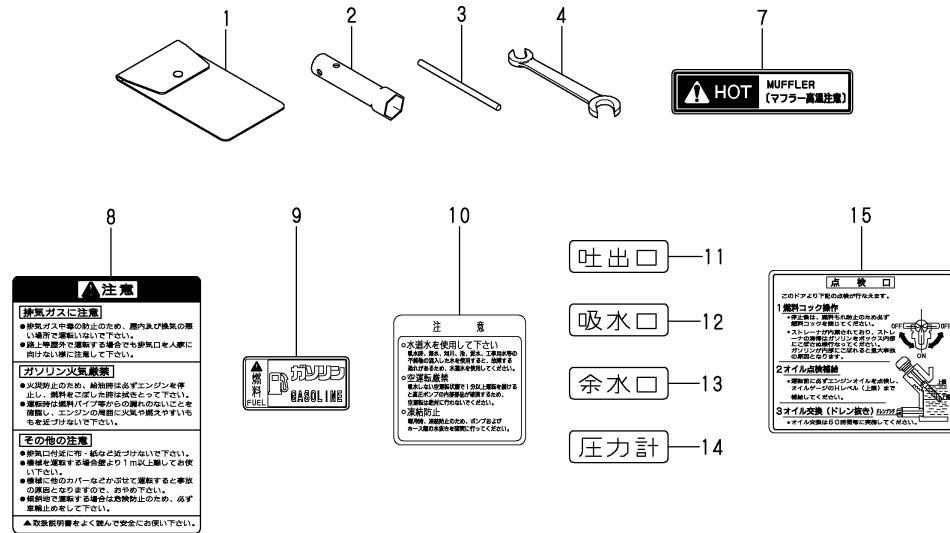


No.	Lev.	Parts No.	Description	Q'ty						I	R
				(A)	(B)	(C)	(D)	(E)	(F)		
1	1	160891-77020	STARTER ASSY					1			
2	2	114371-77110	ARMATURE					1			
3	2	X2114811000	WASHER KIT, THRUST					1			
4	2	X2114715500	STOPPER SET, PINION					1			
5	2	114371-77130	COIL ASSY, FIELD					1			
6	2	114371-77140	COVER ASSY, REAR					1			
7	2	114371-77160	HOLDER ASSY, BRUSH					1			
8	3	114371-79040	BRUSH (-)					2			
9	3	114371-79050	BRUSH (+)					1			
10	3	114371-79060	SPRING, BRUSH					4			
11	2	160891-77750	PINION ASSY					1			
12	2	160891-77760	HOUSING ASSY, GEARS					1			
13	2	114371-77170	COVER KIT, DUST					1			
14	2	114371-77180	LEVER KIT, SHIFT					1			
15	2	124298-77020	SWITCH, MAGNETIC					1			
16	2	124195-77770	THROUGH BOLT					2			
17	2	114371-79070	BOLT M 6X 37					2			
18	2	X2114274200	COVER, TERMINAL					1			
19	1	26106-060202	BOLT, M6X 20 PLATED					2			
20	1	26106-100302	BOLT, M10X 30 PLATED					2			
21	1	160891-77310	BRACKET, ELECTRIC					1			
22	1	160891-77490	HARNES, WIRE					1			Z
									(E=*2009.12)		
23	1	183232-77521	REGULATOR, RS2728					1			
23-1	1	160998-77530	REGULATOR ASSY					1			N
									(E=*2009.12)		
24	1	26023-040102	SCREW, M4X10					2			Z
									(E=*2009.12)		
25	1	26106-080142	BOLT, M8X 14 PLATED					2			
26	1	26366-060002	NUT, M6					1			
27	1	29610-000650	CLAMP, SPEED 065					1			
28	1	183632-56900	WIRE ASSY, CHOKE					1			
29	1	160671-78200	WIRE, LEAD					1			
30	1	183933-79510	BATTERY, YTX12-BS					1			
31	1	183135-91080	STOPPER					1			
32	1	183920-91450	SWITCH ASSY, KEY					1			
34	2	183920-91280	KEY, STARTER SWITCH					1			
35	1	183732-95501	ALERT ASSY					1			
39	1	183131-95640	FUSE ASSY					1			
40	2	183733-07920	LABEL					1			
41	1	183805-97610	HARNES ASSY, WIRE					1			
42	1	183805-97630	WIRE, LEAD					1			
43	1	183505-59050	PIPE, FUEL					1			

Fig.49. TOOL & LABEL

(A)=GA140SHPSK
(B)=GA180SEHPS
(C)=GA210S(E)HPS

(D)=GA240SEHPSK
(E)=GA340SEHPSK
(F)=GA210SHPS

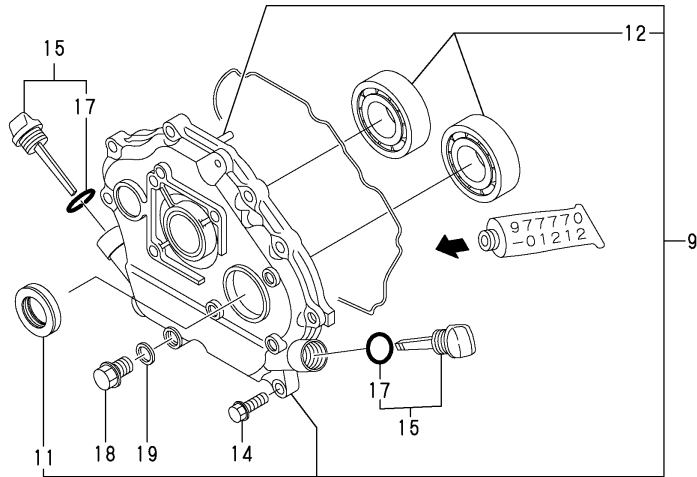
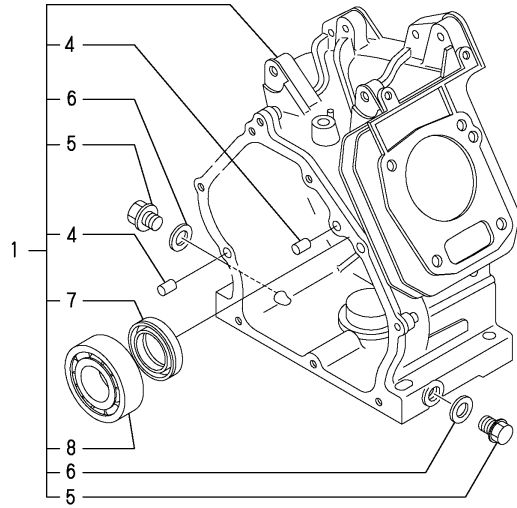


No.	Lev.	Parts No.	Description	Q'ty						I	R
				(A)	(B)	(C)	(D)	(E)	(F)		
1	1	160110-92610	BAG, TOOL							1	
2	1	160120-92700	WRENCH, 21 L86							1	
3	1	160110-92710	HANDLE, WRENCH							1	
4	1	28110-100120	SPANNER, 10X12							1	
7	1	183614-07740	LABEL, CAUTION							1	
8	1	183632-07600	LABEL, CAUTION							1	
9	1	183332-07420	LABEL, GASOLINE							1	
10	1	183705-07281	LABEL							1	
11	1	183705-07290	LABEL							1	
12	1	183705-07300	LABEL							1	
13	1	183705-07310	LABEL							1	
14	1	183705-07320	LABEL, OIL PRESSURE							1	
15	1	183733-07360	LABEL, CHECK							1	
16	1	183705-07403	LABEL							1	
17	1	183131-07600	LABEL							1	
18	1	183805-07470	LABEL, DRAIN							1	
19	1	183614-07710	LABEL, EXH. GAS CAUTN							1	
20	1	183614-07720	LABEL, NO FIRE							1	
21	1	183614-07730	LABEL, PLUG							1	
22	1	183614-07790	LABEL, OIL							1	
23	1	183705-07750	LABEL							1	
24	1	183705-07340	LABEL							1	
25	1	183805-07480	LABEL							1	
26	1	183733-07800	LABEL, COCK, FUEL							1	
27	1	160690-07260	LABEL, DRAIN							1	
28	1	183605-07220	LABEL, SLOW DOWN							1	
29	1	161690-07300	LABEL							1	
30	1	183605-07230	LABEL							1	
31	1	183131-07450	LABEL, KEY SWITCH							1	
32	1	183730-07470	LABEL, OIL ALERT							1	
33	1	183733-07920	LABEL							1	W

(E=E/#56784)

Fig.50. CYLINDER BLOCK

(A)=GA140SHPSK (D)=GA240SEHPSK
 (B)=GA180SEHPS (E)=GA340SEHPSK
 (C)=GA210S(E)HPS (F)=GA210SHPS

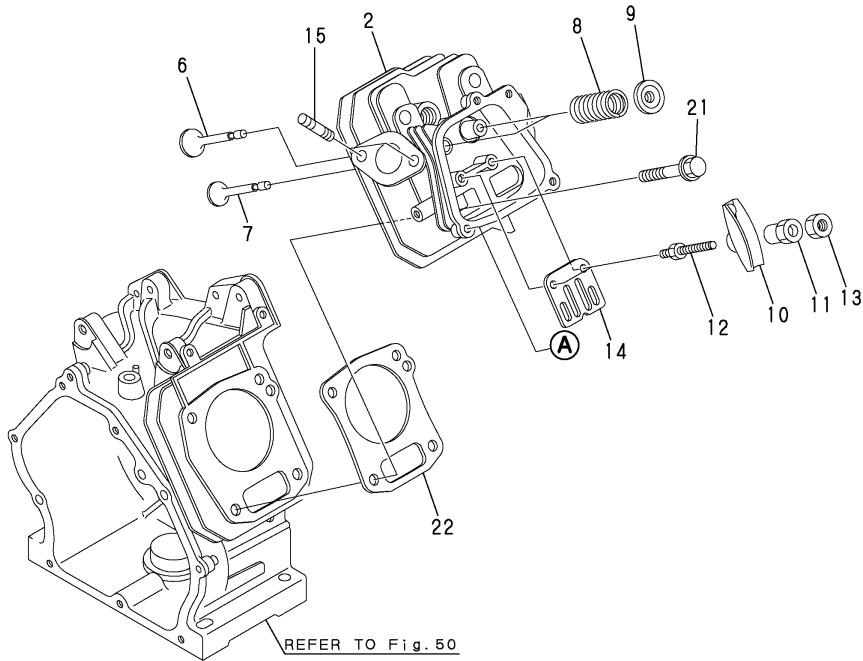
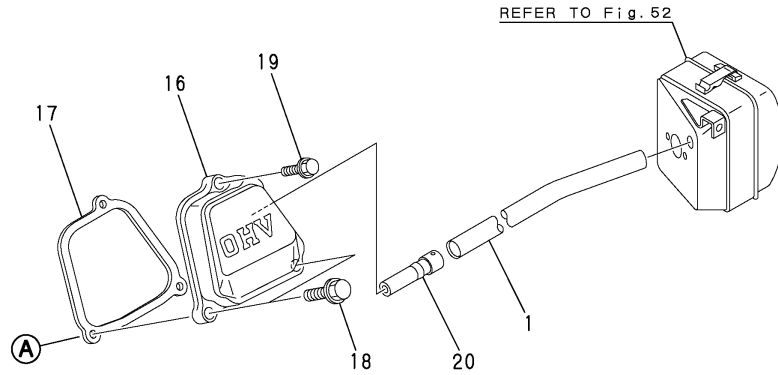


No.	Lev.	Parts No.	Description	Q'ty						I	R	
				(A)	(B)	(C)	(D)	(E)	(F)			
1	1	760699-01730	BLOCK ASSY, CYLINDER								1	
4	2	114270-01600	PIN, M8X12								2	
5	2	160610-01690	PLUG, M12								2	
6	2	104200-59170	GASKET, 12								2	
7	2	160690-02220	SEAL, TC25416								1	
8	2	24101-062050	BEARING, BALL 6205C3								1	
9	1	760690-01540	COVER ASSY								1	
11	2	160690-02220	SEAL, TC25416								1	
12	2	24101-062050	BEARING, BALL 6205C3								2	
14	1	26476-060252	SCREW, TAPPING M6X25								8	
15	1	114299-01760	CAP ASSY								2	
17	2	114299-01950	O-RING, 18								2	
18	1	160610-01690	PLUG, M12								1	
19	1	104200-59170	GASKET, 12								1	

Fig.51. CYLINDER HEAD & BONNET

(A)=GA140SHPSK
 (B)=GA180SEHPS
 (C)=GA210S(E)HPS

(D)=GA240SEHPSK
 (E)=GA340SEHPSK
 (F)=GA210SHPS



No.	Lev.	Parts No.	Description	Q'ty						I	R
				(A)	(B)	(C)	(D)	(E)	(F)		
1	1	160810-03180	PIPE , BREATHER								1
2	1	160690-11011	HEAD ASSY, CYLINDER								1
6	1	160690-11100	VALVE, INTAKE								1
7	1	160690-11110	VALVE, EXHAUST								1
8	1	160690-11120	SPRING, VALVE								2
9	1	160690-11180	RETAINER, SPRING								2
10	1	160699-11200	ARM, ROCKER								2
11	1	160690-11222	PIVOT, ROCKER ARM								2
12	1	160690-11271	BOLT								2
13	1	160690-11280	NUT, M6X0.5								2
14	1	160690-11290	PLATE, GUIDE								1
15	1	26216-080182	STUD, M8X 18								2
16	1	160690-11300	BONNET								1
17	1	160690-11311	GASKET, BONNET								1
18	1	26106-060352	BOLT, M6X 35 PLATED								2
19	1	26106-060202	BOLT, M6X 20 PLATED								1
20	1	160690-03050	BREATHER								1
21	1	160610-04201	BOLT, FLANGE M8X53								4
22	1	160699-01332	GASKET, HEAD								1

Fig.52. AIR CLEANER

(A)=GA140SHPSK
 (B)=GA180SEHPS
 (C)=GA210S(E)HPS

(D)=GA240SEHPSK
 (E)=GA340SEHPSK
 (F)=GA210SHPS

No.	Lev.	Parts No.	Description	Q'ty						I	R	
				(A)	(B)	(C)	(D)	(E)	(F)			
1	1	160690-12610	CLEANER ASSY, AIR								1	
2	2	160690-12510	CAP, AIR CLEANER								1	
3	2	160760-12530	ELEMENT								1	
4	2	160690-12540	BODY, AIR CLEANER								1	
5	2	160493-12550	HOLDER, ELEMENT								1	
6	1	160790-04600	BOLT, M6X75								2	
6-1	1	160690-04610	STUD, 2D6X72								2	N
									(F=*2005.11)		2	
7	1	114250-12300	NUT								2	
8	1	160610-56151	GASKET, CARBURETOR								1	
9	1	160690-13201	GASKET, MUFFLER								1	
10	1	26366-080002	NUT, M8								2	

マフラーは客先手配です。
 A MUFFLER IS CUSTOMER ARRANGEMENTS.

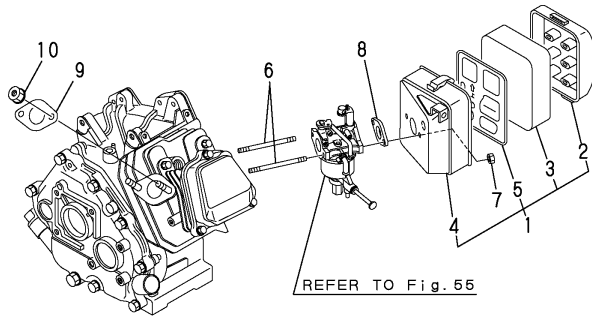
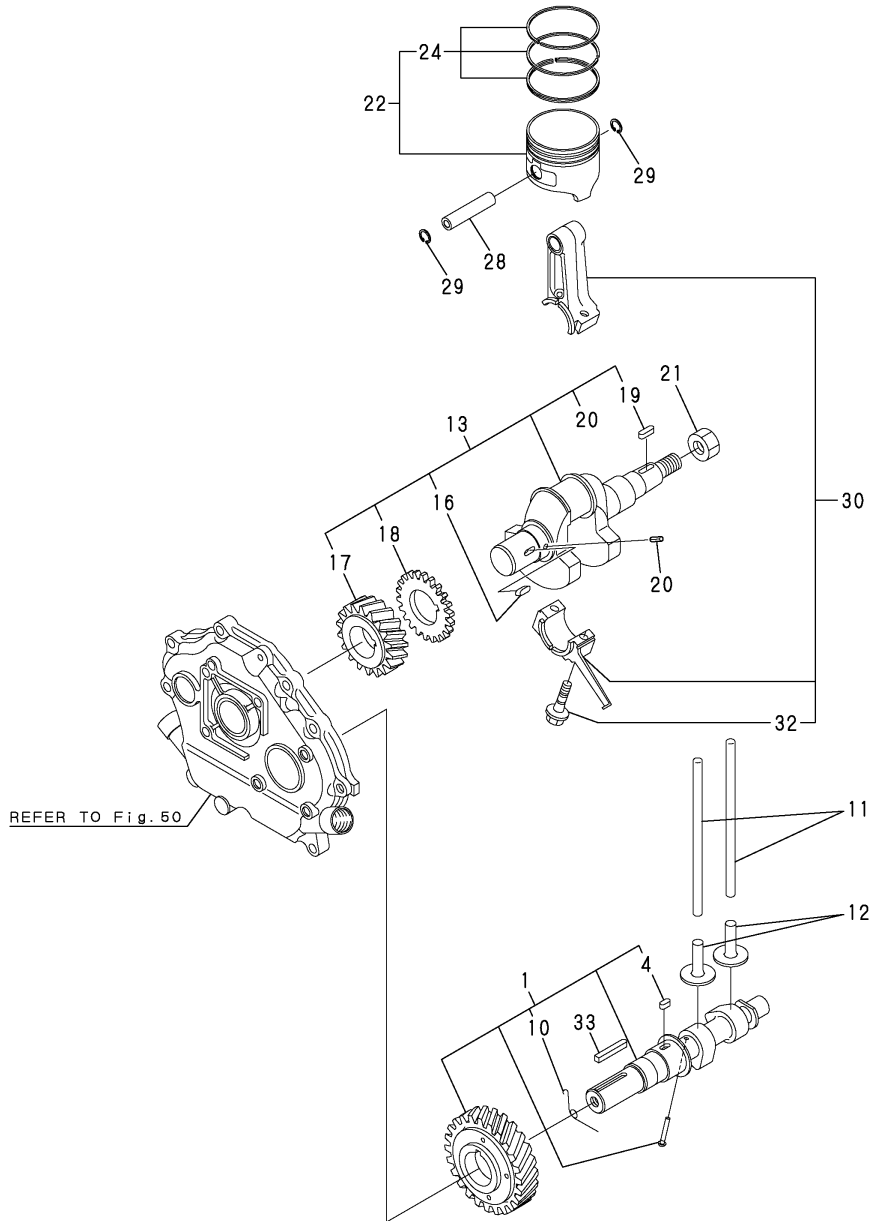


Fig.53. CRANKSHAFT,PISTON & CAMSHAFT

(A)=GA140SHPSK
(B)=GA180SEHPS
(C)=GA210S(E)HPS

(D)=GA240SEHPSK
(E)=GA340SEHPSK
(F)=GA210SHPS



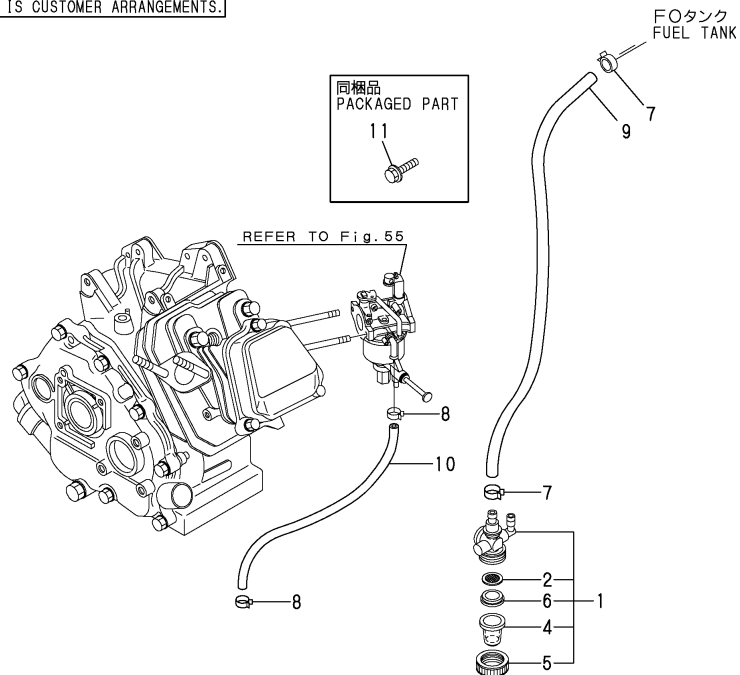
No.	Lev.	Parts No.	Description	Q'ty						I	R	
				(A)	(B)	(C)	(D)	(E)	(F)			
1	1	160690-14052	CAMSHAFT ASSY								1	
1-1	1	160690-14160	CAMSHAFT ASSY								1	R
											(F='2006.02)	
4	3	22512-040120	KEY, 4X 12								1	
10	2	160690-14571	SPRING,DECOMPRESSION		1						1	
11	1	114250-14400	ROD, PUSH								2	
12	1	160490-14200	TAPPET								2	
13	1	760699-21701	CRANKSHAFT ASSY								1	
16	3	22512-040120	KEY, 4X 12								1	
17	2	160690-21201	GEAR, CRANKSHAFT								1	
18	2	160699-21850	GEAR, BALANCER								1	
19	2	22512-040160	KEY, 4X 16								1	
20	2	22351-040008	PIN, SPRING 4.0X 8								1	
21	1	160610-04910	NUT, FLYWHEEL M14								1	
22	1	160699-22010	PISTON ASSY								1	
24	2	760780-22530	RING SET, PISTON								1	
28	1	160690-22300	PIN, PISTON								1	
29	1	22252-000160	RING, 16								2	
30	1	760690-23700	ROD ASSY, CONNECTING								1	
32	2	26106-060302	BOLT, M6X 30 PLATED								2	
33	1	183605-14140	KEY								1	

Fig.54. FUEL PIPE

(A)=GA140SHPSK
 (B)=GA180SEHPS
 (C)=GA210S(E)HPS

(D)=GA240SEHPSK
 (E)=GA340SEHPSK
 (F)=GA210SHPS

FOタンクは客先手配です。
 A FUEL TANK IS CUSTOMER ARRANGEMENTS.



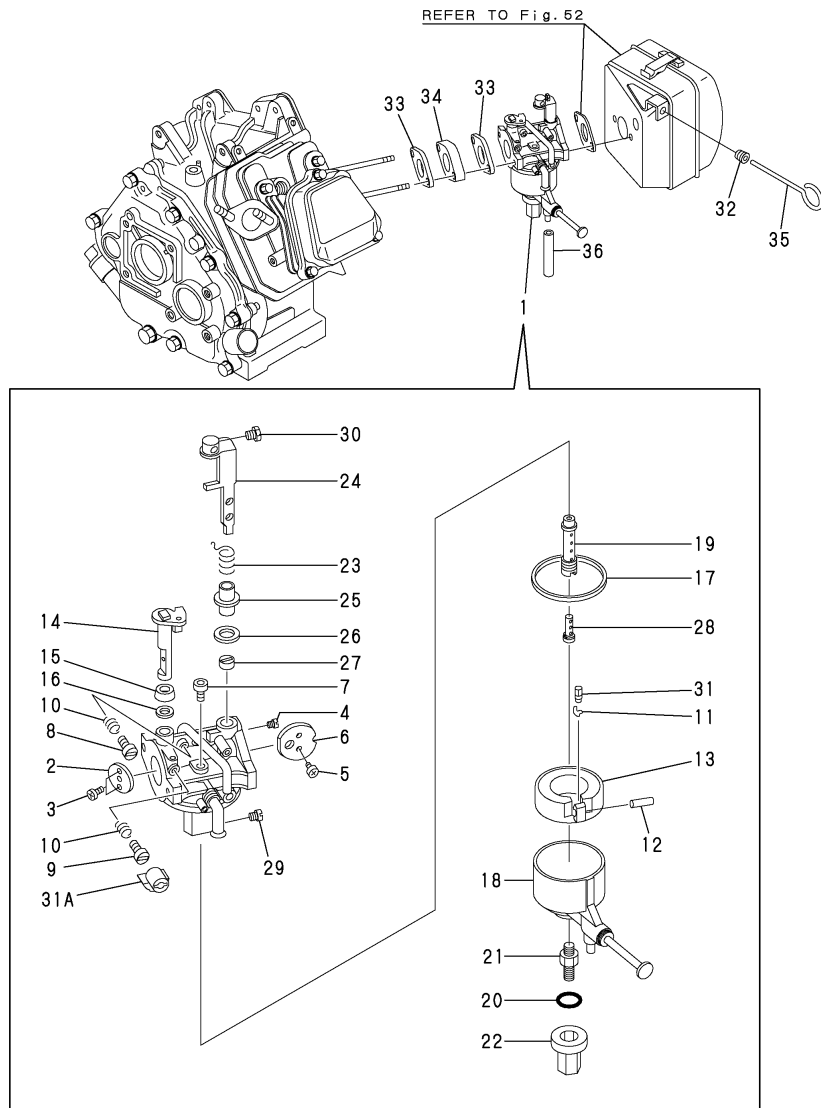
No.	Lev.	Parts No.	Description	Q'ty						I	R
				(A)	(B)	(C)	(D)	(E)	(F)		
1	1	160810-55301	COCK ASSY, FUEL							1	
1-1	1	160810-55303	COCK ASSY, FUEL							1	R
										(F=*2007.01)	
2	2	160810-55380	FILTER							1	
2-1	2	160810-55550	FILTER, FUEL							1	R
										(F=*2007.01)	
4	2	160710-55390	CUP, FUEL COCK L37							1	
4-1	2	160810-55540	CUP, FUEL COCK L37							1	R
										(F=*2007.01)	
5	2	160710-55360	RING							1	
5-1	2	160810-55570	RING							1	R
										(F=*2007.01)	
6	2	160710-55370	GASKET							1	
6-1	2	160810-55560	GASKET							1	R
										(F=*2007.01)	
7	1	106990-44660	CLIP, HOSE 12.5							2	
8	1	119520-03990	CLIP, HOSE 10.5							2	
9	1	160792-59351	HOSE, FUEL A-450							1	
10	1	160820-59391	HOSE, D11.5/L159							1	
11	1	160690-55140	BOLT							4	1

Remarks
 (1)FOR FUEL TANK FITTING.

Fig.55. CARBURETOR

(A)=GA140SHPSK
(B)=GA180SEHPS
(C)=GA210S(E)HPS

(D)=GA240SEHPSK
(E)=GA340SEHPSK
(F)=GA210SHPS

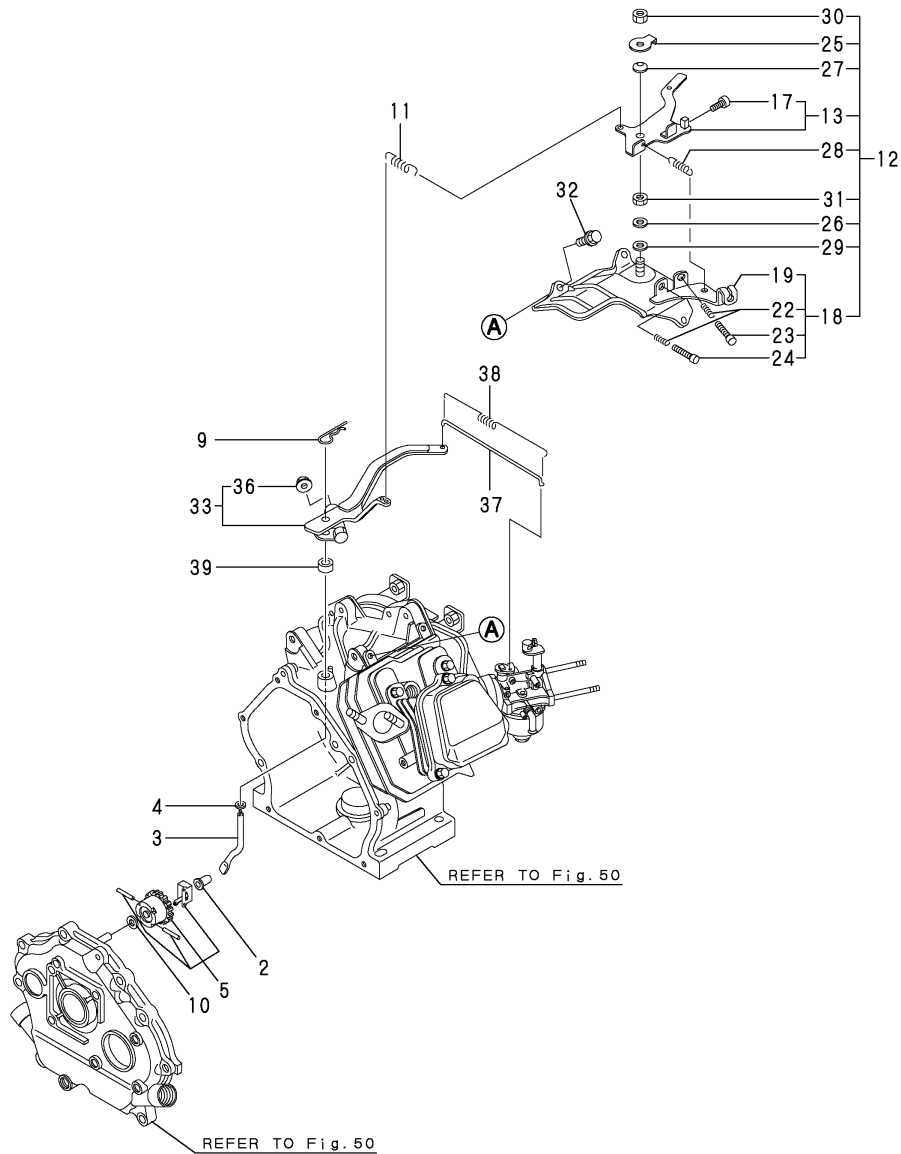


No.	Lev.	Parts No.	Description	Q'ty						I	R
				(A)	(B)	(C)	(D)	(E)	(F)		
1	1	160699-57021	CARBURETOR ASSY								
2	2	160699-57720	VALVE, THROTTLE								
3	2	160690-56560	SCREW								
4	2	160798-56530	JET, MAIN								
5	2	160690-56570	SCREW								
6	2	160590-56530	VALVE, CHOKE								
7	2	160699-57740	JET, PILOT								
8	2	160692-56710	SCREW								
9	2	160667-56750	ADJUSTER								
9-1	2	160691-56790	ADJUSTER							1	N
										(F=*2004.06)	
10	2	181230-56380	SPRING							2	
11	2	160692-56750	CLIP							1	
12	2	160690-56630	PIN, FLOAT							1	
13	2	160692-56570	FLOAT ASSY							1	
14	2	160699-56550	SHAFT, THROTTLE							1	
15	2	160702-56720	RING							1	
16	2	160593-56540	SEAL							1	
17	2	160610-56610	GASKET							1	
18	2	160699-57550	BODY, FLOAT CHAMBER							1	
19	2	160699-57710	NOZZLE, MAIN							1	
20	2	160893-56660	O-RING							1	
21	2	160690-57700	STUD							1	
22	2	160692-56400	NUT							1	
23	2	160594-56810	SPRING							1	
24	2	160594-56650	LEVER, CHOKE							1	
25	2	160594-56590	RING, CHOKE LEVER							1	
26	2	160692-56800	RUBBER, SEAL							1	
27	2	160810-56580	RING, CHOKE SHAFT							1	
28	2	160590-56800	NOZZLE, MAIN							1	
29	2	160699-57730	JET, MAIN							1	
30	2	160692-56500	BOLT							1	
31	2	160710-56732	VALVE, INJECTION							1	1
31A	2	160691-56800	CAP							1	W
										(F=*2004.06)	
32	1	160763-12600	GROMMET							1	
33	1	160610-56151	GASKET, CARBURETOR							2	
34	1	160690-56160	SPACER, CARBURETOR							1	
35	1	160690-56900	ROD, CHOKE							1	
36	1	23061-030120	PIPE, 3X 120							1	

Remarks

(1)REPAIR PART.

Fig.56. GOVERNOR & CONTROL DEVICE



(A)=GA140SHPSK
(B)=GA180SEHPS
(C)=GA210S(E)HPS

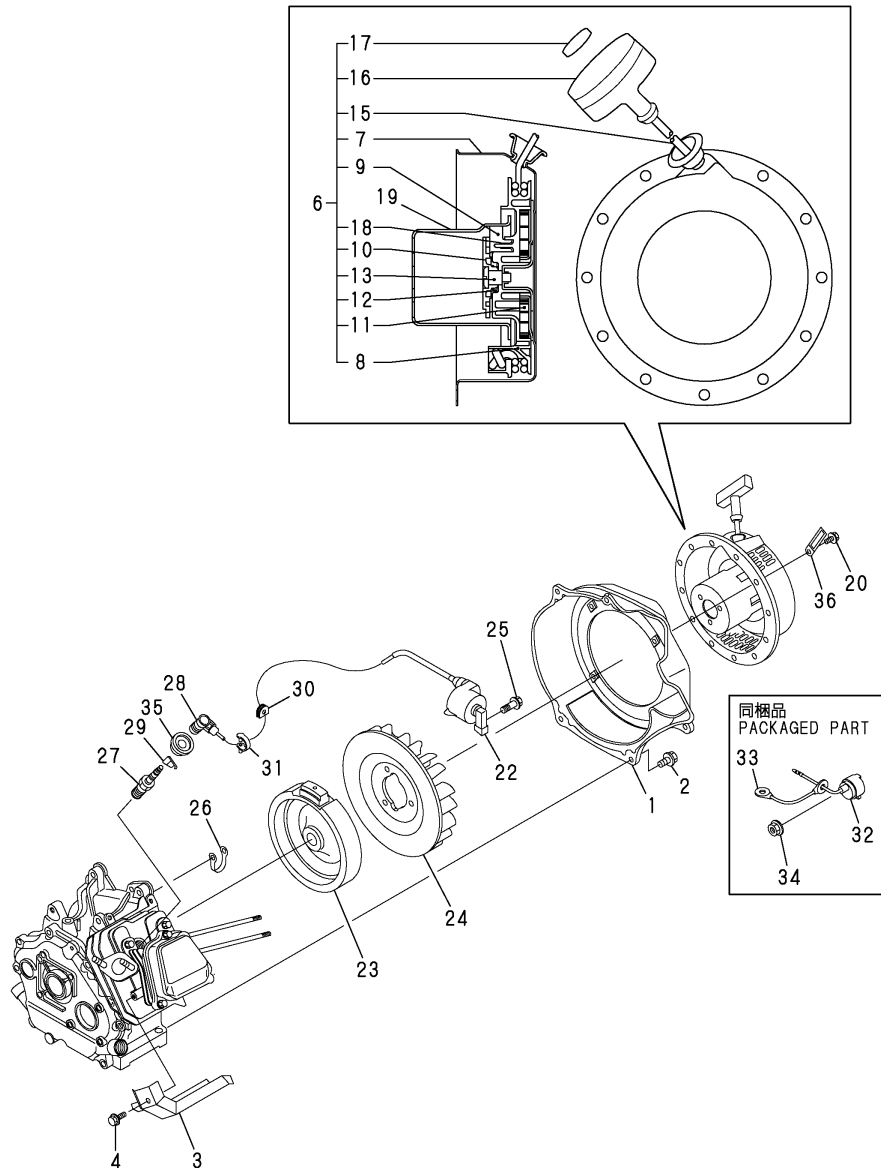
(D)=GA240SEHPSK
(E)=GA340SEHPSK
(F)=GA210SHPS

No.	Lev.	Parts No.	Description	Q'ty						I	R	
				(A)	(B)	(C)	(D)	(E)	(F)			
2	1	160690-61301	SPINDLE								1	
3	1	160690-61311	SHAFT								1	
4	1	160690-61450	WASHER								1	
5	1	160690-61600	GEAR ASSY, GOVERNOR								1	
9	1	22372-080000	PIN, SNAP 8								1	
10	1	160120-76940	WASHER								1	
11	1	160690-66011	SPRING, GOVERNOR								1	
12	1	160690-66101	CONTROLLER ASSY								1	
13	2	160690-66081	LEVER ASSY, CONTROL								1	
17	3	26117-040088	BOLT M 4X 8 PLATED								1	
18	2	160690-66111	BASE ASSY								1	
19	3	160690-66143	BASE ASSY								1	
22	3	160520-66291	SPRING								2	
23	3	26117-040257	BOLT, M4X 25 PLATED								1	
24	3	26117-040357	BOLT, M4X 35 PLATED								1	
24-1	3	26117-040257	BOLT, M4X 25 PLATED								1	N
												(F=*2009.03)
25	2	160690-66160	WASHER								1	
26	2	160664-66170	WASHER								1	
27	2	160664-66180	SPRING								1	
28	2	160664-66220	SPRING, RETURN								1	
29	2	22137-060000	WASHER, 6								1	
30	2	26347-060002	NUT, M6								1	
31	2	26756-060002	NUT, LOCK M6								1	
32	1	26476-060142	SCREW, TAPPING M6X14								3	
33	1	160690-66290	LEVER ASSY, GOVERNOR								1	
33-1	1	160690-66370	LEVER ASSY, GOVERNOR								1	R
												(F=*2006.06)
33-2	1	160690-66371	LEVER ASSY, GOVERNOR								1	N
												(F=*2006.06)
36	2	26366-060002	NUT, M6								1	
37	1	160998-66350	LINK, THROTTLE								1	
38	1	160690-66660	SPRING, TENSION								1	
39	1	114770-61600	SEAL, OIL								1	

Fig.57. FLY.MAGNETO & STARTING DEVICE

(A)=GA140SHPSK
(B)=GA180SEHPS
(C)=GA210S(E)HPS

(D)=GA240SEHPSK
(E)=GA340SEHPSK
(F)=GA210SHPS

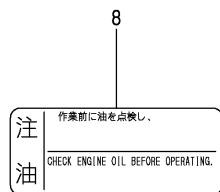
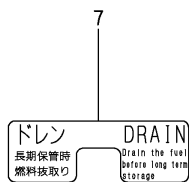
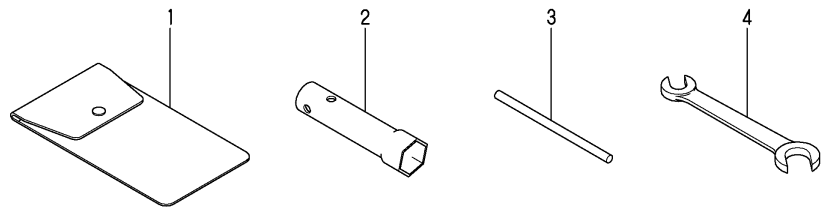


No.	Lev.	Parts No.	Description	Q'ty						I	R	
				(A)	(B)	(C)	(D)	(E)	(F)			
1	1	160692-45110-2	CASE, COOLING FAN								1	
2	1	26476-060142	SCREW, TAPPING M6X14								4	
3	1	160699-45200	COVER								1	
4	1	26476-060142	SCREW, TAPPING M6X14								1	
6	1	160690-76251	STARTER ASSY, RECOIL								1	
7	2	160690-76511	CASE ASSY, STARTER								1	
8	2	160690-76521	REEL								1	
9	2	160690-76801	RATCHET								2	
10	2	160690-76531	GUIDE, RATCHET								1	
11	2	160690-76540	SPRING, SPIRAL								1	
12	2	160690-76561	SPRING, FRICTION								1	
13	2	160698-76580	SCREW								1	
15	2	160690-76630	ROPE, STARTER								1	
16	2	160690-76620	KNOB, STARTER								1	
17	2	160690-76830	CAP, KNOB								1	
18	2	160690-76570	SPRING, RETURN								2	
19	1	160690-76591	PULLEY, STARTER								1	
20	1	26106-060082	BOLT, M6X 8 PLATED								4	
22	1	160690-78533	COIL, IGNITION								1	
23	1	160690-78542	ROTOR								1	
24	1	160699-45010	CASE, COOLING FAN								1	
25	1	160690-04350	BOLT, M6X30								2	
26	1	29610-000650	CLAMP, SPEED 065								1	
27	1	160690-78030	PLUG, SPARK N11YC								1	
27-1	1	160690-78020	PLUG, SPARK								1	R
												(F=*2006.05)
28	1	160700-78040	CAP, PLUG								1	
28-1	1	160700-78041	CAP, PLUG								1	N
												(F=*2006.02)
29	1	160700-78050	TERMINAL, PLUG								1	
30	1	160700-78720	GROMMET								1	
31	1	29610-000950	CLAMP, SPEED 095								1	
32	1	160611-77250	SWITCH, STOP								1	
33	1	160495-77260	WIRE								1	
34	1	26366-080002	NUT, M8								1	
35	1	160797-45232	COVER								1	
36	1	160260-78700	CLAMP								1	

Fig.58. TOOL & LABEL

(A)=GA140SHPSK
 (B)=GA180SEHPS
 (C)=GA210S(E)HPS

(D)=GA240SEHPSK
 (E)=GA340SEHPSK
 (F)=GA210SHPS



No.	Lev.	Parts No.	Description	Q'ty						I	R
				(A)	(B)	(C)	(D)	(E)	(F)		
1	1	160110-92610	BAG, TOOL								1
2	1	160120-92700	WRENCH, 21 L86								1
3	1	160110-92710	HANDLE, WRENCH								1
4	1	28110-100120	SPANNER, 10X12								1
6	1	161690-07300	LABEL								1
7	1	160690-07260	LABEL, DRAIN								1
8	1	160520-07370	LABEL, CLEANER								1

Parts No. Index

Parts No.	Fig. No.	Ref. No.
101158-11180	11	9 -1
	21	9
104200-59170	1	6
		22
	10	8
		16
	20	6
		24
		25
	30	6
		23
	40	6
		22
	50	6
	19	19
105250-07330	19	11
105250-07340	19	12
105425-01250	41	24
106500-44870	16	40
	26	41
	36	46
	46	42
106990-44660	1	21
	5	7
	14	24
	20	22
	24	7
	30	21
	34	7
	40	21
	44	7
	54	7
		7
114250-12300	3	7 -1
	12	7 -1
	22	7 -1
	32	11 -1
	52	7
114250-12520	32	7
114250-12540	32	5
114250-12550	32	16
114250-12560	32	8
114250-14400	13	11
	23	10
	33	10
	53	11
	114250-45310	14
114270-01600	1	4
	10	4
	20	4
	30	4

Parts No.	Fig. No.	Ref. No.
114270-01600	40	4
	50	4
114270-59010	14	24 -1
114299-01760	10	18
	50	15
	10	20
114299-01950	50	17
114371-77110	38	2
	48	2
	48	5
114371-77130	38	5
	48	5
114371-77140	38	6
	48	6
114371-77160	38	7
	48	7
114371-77170	38	13
	48	13
114371-77180	38	14
	48	14
114371-79040	38	8
	48	8
114371-79050	38	9
	48	9
114371-79060	38	10
	48	10
114371-79070	38	17
	48	17
114770-61600	7	40
	16	39
	26	40
	36	40
	46	40
	56	39
119520-03990	5	8
	14	26
	24	8
	34	8
	44	8
	54	8
121520-77710	18	21
124195-77770	38	16
	48	16
124298-77020	38	15
	48	15
	48	15
129470-49040	22	9
129900-26250	30	8
		12
	40	8
		12
160110-01870	20	20

Parts No.	Fig. No.	Ref. No.
160110-01870	30	22
160110-02220	30	7
		11
	40	7
		11
160110-92610	9	1
	19	1
	29	1
	39	1
	49	1
	58	1
	9	3
	19	3
	29	3
	39	3
49	3	
58	3	
160110-92710	9	3
	19	3
	29	3
	39	3
	49	3
	58	3
160120-56600	35	16
160120-56670	25	3
160120-76940	7	10
	16	10
	26	10
	36	10
	46	10
	56	10
160120-92700	9	2
	19	2
	29	2
	39	2
	49	2
	58	2
160210-56610	35	12
	45	16
160211-56950	45	29
160260-76620	37	23
	47	23
160260-78700	8	42
	27	33
	28	19
	57	36
	15	28
160310-56980	15	28
160310-56990	15	29
160330-56740	25	6
160341-01950	18	1
160393-55050	14	11
160490-14200	4	11
	13	10
	23	11
	53	12
160493-12550	12	5

Parts No.	Fig. No.	Ref. No.
160493-12550	52	5
160493-59391	5	10 -1
160495-12540	3	4
160495-12550	3	5
160495-12551	3	5 -1
160495-77260	57	33
160520-07370	9	29
	19	13
	58	8
160520-66291	7	22
	16	22
	26	22
	36	22
	46	22
	56	22
160580-12531	3	3
160590-11011	2	2
160590-11100	2	6
160590-11110	2	7
160590-14400	4	10
160590-14570	4	8
160590-21200	4	15
160590-21210	4	16
	13	17
160590-22300	4	25
160590-56530	15	5
	25	5
	55	6
	6	12 -1
160590-56710	15	27
160590-56800	25	28
	55	28
	8	29
160590-78533	8	29
160590-78542	8	30
160591-01761	1	15
	20	15
160591-59350	5	9
160591-59361	5	9 -1
160592-56540	6	2
160593-56540	55	16
160593-57540	15	34
160593-57550	15	17 -1
160593-66150	7	19 -1
	16	19 -1
	26	19 -1
160594-56590	6	17
	25	17
	55	25
160594-56650	25	15
	55	24

Parts No. Index

Parts No.	Fig. No.	Ref. No.
160594-56810	25	13
	55	23
160594-66011	7	11
160598-01331	2	22
160598-14050	4	1
160598-14051	4	1 -1
160598-22010	4	19
160598-45110-1	8	1
160598-56072	6	1
160598-56600	6	30
160610-01690	1	5
	10	7
		15
	20	5
		23
	30	5
	40	5
	50	5
		18
160610-02220	1	7
		11
160610-03050	31	20
	41	20
160610-03180	31	1
160610-04201	2	21
	11	1
	21	21
	51	21
160610-04570	3	6
	12	10
	22	6
160610-04910	4	18
	13	12
	23	19
	53	21
160610-21290	4	2 B
		14
160610-55100	14	12
160610-56151	3	8
	6	31
	12	6
	15	35
	22	8
	25	34
	52	8
	55	33
160610-56550	25	22
160610-56610	6	18
	15	16
	25	18

Parts No.	Fig. No.	Ref. No.
160610-56610	55	17
160610-56630	25	10
160610-56660	6	20
	25	21
160610-56900	6	28
	15	23
	25	31
	35	31
160611-77250	57	32
160640-56850	6	24
	15	22
	25	25
	35	26
	45	24
160641-76530	8	16
	27	15
160641-76570	8	19
	27	18
	37	20
	47	20
160664-66170	56	26
160664-66180	56	27
160664-66220	56	28
160667-56740	35	8
160667-56750	6	25
	15	25
	25	26
	35	7
	45	25
	55	9
160667-59360	5	10
160670-66350	7	27
	16	27
	26	27
	36	27
	46	27
160671-78200	8	45
	28	25
	38	29
	48	29
160690-02220	10	5
		13
	20	7
		11
	50	7
		11
160690-03050	2	20
	11	20
	21	20
	51	20

Parts No.	Fig. No.	Ref. No.
160690-04350	8	32
	17	13
	27	36
	37	37
	47	38
	57	25
160690-04610	3	6 -2
	12	10 -2
	22	6 -2
	52	6 -1
160690-07260	9	30
	19	8
	29	31
	39	20
	49	27
	58	7
160690-07320	19	10
160690-11011	11	2
	21	2
	51	2
160690-11100	11	6
	51	6
160690-11110	11	7
	51	7
160690-11120	2	8
	11	8
	51	8
160690-11130	11	6 -1
	21	6
160690-11140	11	7 -1
	21	7
160690-11150	11	8 -1
	21	8
160690-11180	2	9
	11	9
	51	9
160690-11200	2	10
	11	10
160690-11222	2	11
	11	11
	21	11
	31	12
	41	12
	51	11
160690-11271	2	12
	11	12
	21	12
	51	12
160690-11280	2	13
	11	13

Parts No.	Fig. No.	Ref. No.
160690-11280	21	13
	31	14
	41	14
	51	13
160690-11290	2	14
	11	14
	21	14
	51	14
160690-11300	2	16
	11	16
	21	16
	51	16
160690-11311	2	17
	11	17
	21	17
	51	17
160690-12510	12	2
	52	2
160690-12530	12	3
160690-12540	52	4
160690-12600	12	1
160690-12610	52	1
160690-13201	3	9
	12	8
	22	12
	52	9
160690-14051	13	1
160690-14052	13	1 -1
	53	1
160690-14160	13	1 -2
	53	1 -1
160690-14570	23	8
160690-14571	13	8
	53	10
160690-21201	13	16
	23	15
	53	17
160690-22300	13	25
	23	26
	53	28
160690-45200	8	5
	27	3
160690-55140	14	29
	54	11
160690-55390	14	21 -1
160690-55462	14	28
160690-56160	6	32
	15	36
	25	35
	55	34

Parts No. Index

Parts No.	Fig. No.	Ref. No.	
160690-56560	6	3	
		3 -1	
	35	2	
	45	3	
	55	3	
160690-56570	6	4	
	15	4	
	35	4	
	45	4	
	55	5	
160690-56580	15	3	
160690-56630	6	10	
	15	11	
	35	21	
	45	10	
	55	12	
160690-56900	55	35	
160690-57700	15	19 -1	
	55	21	
	160690-61301	7	2
		16	2
		26	2
36		2	
46		2	
160690-61311	56	2	
	7	3	
	16	3	
	26	3	
	36	3	
160690-61450	46	3	
	56	3	
	7	4	
	16	4	
	26	4	
160690-61600	36	4	
	46	4	
	56	4	
	7	5	
	16	5	
160690-66011	26	5	
	36	5	
	46	5	
	56	5	
	16	11	
160690-66081	26	11	
	56	11	
	56	13	
160690-66101	56	12	
160690-66111	56	18	
160690-66143	56	19	

Parts No.	Fig. No.	Ref. No.
160690-66160	56	25
160690-66290	7	34
	16	34
	26	34
	56	33
	7	34 -1
160690-66370	16	34 -1
	26	34 -1
	56	33 -1
	7	34 -2
	16	34 -2
160690-66371	26	34 -2
	56	33 -2
	7	39
	16	38
	26	39
160690-66660	36	39
	46	39
	56	38
	17	22
	57	6
160690-76251	57	7
160690-76511	17	23
	57	7
	17	24
	57	8
	17	26
160690-76531	57	10
	17	27
	57	11
	17	28
	57	12
160690-76561	17	34
	57	18
	17	35
	57	19
	17	32
160690-76570	57	16
	17	31
	57	15
	17	25
	57	9
160690-76591	17	33
	57	17
	17	1
	57	27 -1
	17	1
160690-78020	57	27
	8	31
	17	10
	27	32
	8	31

Parts No.	Fig. No.	Ref. No.
160690-78230	37	33
	47	33
	17	5
	27	30
		53
160690-78533	57	22
	27	54
	57	23
	6	5
	6	15
160690-78542	6	5
	6	13
	15	25 -1
	55	9 -1
	15	34 A
160691-56680	55	31 A
	15	6 -2
	18	2
	28	1
	18	17
160691-56700	18	19
	18	20
	19	7
	57	1
	17	15
160691-56720	14	14
	55	22
	6	22
	25	23
	55	30
160691-56790	6	6
	25	30
	55	13
	15	30
	6	7
160691-56800	15	7
	25	7
	35	32
	45	7
	55	8
160691-56810	6	23
	15	9
	25	24
	35	19
	45	23
160691-77020	55	11
	25	29
	6	14
	15	31
	25	14
160691-77310	55	26
	18	19
	18	20
	19	7
	57	1
160691-77470	17	15
	14	14
	55	22
	6	22
	25	23
160691-77510	55	30
	6	6
	25	30
	55	13
	15	30
160692-07251	6	7
	15	7
	25	7
	35	32
	45	7
160692-45110-2	55	8
	6	23
	15	9
	25	24
	35	19
160692-45120	45	23
	55	11
	25	29
	6	14
	15	31
160692-55300	25	14
	25	14
	25	14
	25	14
	55	26
160692-56400	6	14
	15	31
	25	14
	55	26
	6	14
160692-56500	15	31
	25	14
	55	26
	6	14
	15	31

Parts No.	Fig. No.	Ref. No.
160692-66051	7	13
160693-12930	32	6
160693-45130-1	27	1 A
	15	18
	25	20
	15	21 -1
	22	4
160693-56600	22	5
	27	1
	8	8
	27	5
	6	11
160697-12560	15	10
	25	11
	15	13
	6	12
	7	12
160697-12570	7	18
	16	18
	26	18
	7	19
	16	19
160697-45150-1	26	19
	8	13
	27	12
	8	14
	27	13
160697-45900	8	15
	27	14
	8	18
	27	17
	8	20
160697-56620	27	19
	8	25
	8	24
	27	23
	8	20 A
160697-56650	27	23 A
	8	22
	27	21
	8	21
	27	20
160697-56730	8	39
	27	43
	19	9
	13	19
	13	31
160697-66100	13	37
	13	33
	13	33
	13	39
	13	39

Parts No. Index

Parts No.	Fig. No.	Ref. No.
160698-56520	15	2 -1
	25	2
160698-56550	15	12
160698-56620	15	21
160698-56820	15	2
160698-56840	25	33
160698-57020	15	1
160698-57021	15	1 -1
160698-57460	15	18 -1
160698-57530	15	21 -2
160698-76580	17	29
	57	13
160698-78512	17	6
	27	27
160699-01332	11	22
	21	22
	51	22
160699-11200	21	10
	51	10
160699-14050	23	1
160699-14051	23	1 -1
160699-14170	23	1 -2
160699-21220	23	16
160699-21850	23	16 -1
	53	18
160699-22010	23	20
	53	22
160699-45010	8	27
	17	14
	27	25
	57	24
160699-45200	8	5 -1
	17	16
	57	3
160699-56080	25	1
160699-56530	25	12
160699-56550	55	14
160699-57021	55	1
160699-57550	55	18
160699-57710	55	19
160699-57720	55	2
160699-57730	55	29
160699-57740	15	6 -1
	55	7
160699-66130	16	12
	26	12
160699-76591	27	24
160699-76951	27	49
160699-77550	28	18 -1
160699-77600	28	34 -1

Parts No.	Fig. No.	Ref. No.
160700-78040	8	35
	17	2
	27	39
	37	41
	47	41
	57	28
160700-78041	8	35 -1
	17	2 -1
	27	39 -1
	37	41 -1
	47	41 -1
	57	28 -1
160700-78050	8	36
	17	3
	27	40
	37	42
	47	42
	57	29
160700-78720	8	37
	17	12
	27	41
	37	43
	47	43
	57	30
160702-56720	15	26
	35	25
	45	26
	55	15
160708-55150	14	13 -1
160710-55061	14	4
160710-55360	5	3
	14	18
	24	5
	34	5
	44	5
	54	5
160710-55370	5	4
	14	19
	24	6
	34	6
	44	6
	54	6
160710-55382	14	20
160710-55390	5	6
	14	21
	24	4
	34	4
	44	4
	54	4
160710-56732	6	27

Parts No.	Fig. No.	Ref. No.
160710-56732	15	32
	55	31
160710-56740	15	6
160710-78710	14	27
	17	38
	27	46
	37	35
	47	35
160725-77380	18	18
	28	16
160730-56640	6	19
	25	19
160760-12530	12	4
	52	3
160762-55150	14	13
160763-12600	47	48
	55	32
160769-56640	15	17
160769-56660	15	19
160769-59370	24	10
160790-04600	3	6 -1
	12	10 -1
	22	6 -1
	32	12
	52	6
160790-11011	31	2
160790-11101	31	7
160790-11111	31	8
160790-45110-2	37	1
160790-56151	35	34
160790-56160	35	36
160790-56571	45	30
160790-56610	35	27
160790-66010	36	11
160790-76590	37	25
160791-78510	37	31
160791-78522	37	32
	47	32
160791-78650	37	34
	47	34
160791-78751	37	29
160792-56540	35	10
160792-56600	45	33 A
160792-56620	35	29
160792-59351	54	9
160792-59361	24	10 -1
160793-56380	35	33
160793-56600	35	24
160793-78010	8	34
	27	38

Parts No.	Fig. No.	Ref. No.
160793-78010	37	40
160793-78630	27	31
160793-78631	17	9
160797-01761	30	15
	40	15
160797-01851	1	18
	20	18
	30	18
	40	18
160797-07450	32	3
160797-12530	32	2
160797-12550	32	1
160797-12580	32	4
160797-12910	32	9
160797-45232	8	6
	17	17
	27	4
	37	5
	47	6
	57	35
160797-66210	36	18
	46	18
160797-66221	36	19
	46	19
160797-66230	36	12
160797-66311	7	25
	16	25
	26	25
	36	25
	46	25
160797-66320	7	26
	16	26
	26	26
	36	26
	46	26
160798-12490	32	1 -1
160798-12630	32	1 A
160798-22010	33	20
160798-55510	24	4 -2
	34	4 -2
	44	4 -2
160798-56150	35	1
160798-56440	35	23
160798-56530	55	4
160798-56610	15	33 -1
160798-56660	35	9
160798-56720	35	15
160798-56750	35	14
160798-56790	35	5
160802-59371	14	23

Parts No. Index

Parts No.	Fig. No.	Ref. No.
160802-78270	8	42 -1
		46
		10
160808-55300	24	1 -1
		34 1 -1
		44 1 -1
		24 1 -2
160808-55301	34	1 -2
		44 1 -2
		2 1
160810-03180	11	21
		21 1
		51 1
		33 30
160810-23201	43	30
		5 1
160810-55301	24	1
		34 1
		44 1
		54 1
160810-55303	54	1 -1
		5 5
160810-55380	24	2
		34 3
		44 3
		54 2
		5 6 -1
160810-55540	54	4 -1
		5 5 -1
160810-55550	24	2 -1
		34 3 -1
		44 3 -1
		54 2 -1
		5 4 -1
160810-55560	24	6 -1
		34 6 -1
		44 6 -1
		54 6 -1
		5 3 -1
160810-55570	24	5 -1
		34 5 -1
		44 5 -1
		54 5 -1
160810-56151	32	10
		35 35
160810-56550	6	21
		15 20
160810-56580	6	16
		15 14

Parts No.	Fig. No.	Ref. No.
160810-56580	25	16
		35 18
		45 14
		55 27
160810-56590	15	15
		41 1
160820-03180	14	25
160820-59391	54	10
		35 3
160880-56760	31	21
160890-01210	41	21
		31 22
160890-01331	42	9
160890-04320	31	16
160890-04330	41	16
160890-11011	41	2
		41 2 -1
160890-11012	41	7
160890-11101	41	8
160890-11111	31	9
160890-11120	41	9
160890-11190	31	10
		41 10
160890-11202	31	11
160890-11270	31	13
160890-11290	41	13
		31 15
160890-11290	41	15
		31 17
160890-11300	41	17
160890-11311	31	18
		41 18
160890-13211	32	14
		42 11
160890-14051	33	1
		43 1
160890-14052	33	1 -1
		43 1 -1
160890-14200	33	11
		43 11
160890-14400	43	10
160890-14560	33	8
160890-21200	43	8
		33 15
160890-21200	43	15
		33 16
160890-21220	43	16
160890-22300	33	26
		43 26
160890-45200	37	4

Parts No.	Fig. No.	Ref. No.
160890-45200	47	5
160890-56160	45	35
160890-56610	45	27
160890-56620	35	13
160890-56700	45	11
		45 15
160890-56790	35	20
		45 9
160890-66010	46	11
160890-66050	36	9
160890-66200	46	9
		36 34
160890-76250	46	34
		37 14
160890-76510	47	14
		37 15
160890-76520	37	15
		47 15
160890-76530	47	16
		47 16
160890-76540	37	17
		47 17
160890-76540	8	17
		27 16
160890-76550	37	18
		47 18
160890-76570	37	19
		47 19
160890-76580	37	21 -1
		47 21 -1
160890-76590	47	22
		47 22
160890-76600	47	22
		47 25
160890-76610	37	24
		47 24
160891-56600	6	26
		47 21
160891-77020	38	26
		25 27
160891-77310	48	1
		48 1
160891-77490	38	21
		48 21
160891-77750	38	22
		48 22
160891-77760	38	11
		48 11
160891-78200	18	12
		48 12
160893-56580	15	33

Parts No.	Fig. No.	Ref. No.
160893-56660	55	20
160897-45910	27	45
		37 6
		47 7
160897-45920	8	9
		43
160897-45930	8	6
		27 6
160897-45930	8	2
		37 2
160897-45930	8	7
		47 8
160897-45930	8	8
		10
160897-45930	8	10 -1
		10 -2
160900-76620	27	7
		51
160903-56670	25	10
		47 49
160903-59361	24	8
		27 22
160910-56151	42	23
		45 34
160975-59361	34	10
		44 10
160990-56500	45	17 -1
		47 1
160992-45111-2	45	2
160992-56520	35	28
160992-56540	41	22
160998-01200	41	25
160998-01331	1	20
160998-01950	20	21
160998-04330	42	20
		30 20
160998-04340	42	20
		42 8 -1
160998-11200	42	9 -1
160998-12560	41	11
160998-12710	42	1
160998-12720	32	1 B
		42 2
160998-12730	42	3
		32 1 C
160998-12740	32	4
		42 4
160998-12910	32	1 D
		42 5
160998-12910	32	9 -1
	42	6

Parts No. Index

Parts No.	Fig. No.	Ref. No.
160998-22010	43	20
160998-45311	47	2
160998-55390	24	4 -1
	34	4 -1
	44	4 -1
160998-56081	45	1
160998-56082	45	1 -1
160998-56610	45	12
160998-56620	45	5
160998-56630	45	6
160998-56640	45	13
160998-56660	45	18
160998-56670	45	19
160998-56680	45	20
160998-56700	45	28
160998-56710	45	31
160998-56720	45	32
160998-56730	45	21
160998-56900	35	17
160998-56990	45	33
160998-66220	7	24 -1
	16	24 -1
	26	24 -1
160998-66270	46	12
160998-66350	7	38
	16	45
	26	38
	36	38
	46	38
	56	37
160998-77530	28	17 -1
	38	23 -1
	48	23 -1
160998-77751	37	45
	47	45
160998-78010	47	40
160998-78400	37	32 -1
	47	32 -1
160998-78510	47	31
160998-78761	47	29
161690-07300	9	6
	19	14
	29	14
	39	10
	49	29
	58	6
181230-56380	6	8
		29
	15	8
		24

Parts No.	Fig. No.	Ref. No.
181230-56380	25	8
		32
	35	6
		11
		30
	45	8
	55	10
183131-07450	29	19
	39	8
	49	31
183131-07600	29	18
	39	23
	49	17
183131-79510	38	30
183131-95640	28	35
	38	38
	48	39
183135-91080	48	31
183231-95940	38	40
183232-77521	28	17
	38	23
	48	23
183332-07420	9	9
	29	8
	39	14
	49	9
183366-59340	28	38 -1
183505-12500	3	2
183505-12600	3	1
183505-12601	3	1 -1
183505-45210	8	2
183505-45311	8	7
183505-59050	38	42
	48	43
183505-97700	8	52
183605-07220	19	6
	29	29
	39	13
	49	28
183605-07230	29	30
	39	7
	49	30
183605-14140	4	30
	13	30
	23	31
	53	33
183605-45050	27	9
183605-45310	27	48
183605-66050	16	13
	26	13

Parts No.	Fig. No.	Ref. No.
183605-66050	36	13
	46	13
183605-66701	16	41
	26	42
	36	41
	46	45
183605-66950	16	42
	26	43
	36	43
	46	41
183605-66960	16	43
	26	44
	36	42
	46	46
183605-95610	28	34
183614-07710	9	20
	29	22
	39	25
	49	19
183614-07720	9	21
	29	23
	39	26
	49	20
183614-07730	9	22
	29	24
	39	27
	49	21
183614-07740	9	23
	29	25
	39	11
	49	7
183614-07790	9	25
	29	27
	39	28
	49	22
183632-07600	9	8
	29	7
	39	12
	49	8
183632-56900	8	44
	28	24
	38	28
	48	28
183650-59370	8	54
	28	38
183702-12551	22	1
183702-12611	22	2
183702-12620	22	3
183705-07281	9	10
	29	9

Parts No.	Fig. No.	Ref. No.
183705-07281	39	15
	49	10
183705-07290	9	11
	29	10
	39	16
	49	11
183705-07300	9	12
	29	11
	39	17
	49	12
183705-07310	9	13
	29	12
	39	18
	49	13
183705-07320	9	14
	29	13
	39	19
	49	14
183705-07340	9	15
	29	15
	39	30
	49	24
183705-07403	9	26
	29	28
	39	22
	49	16
183705-07750	9	24
	29	26
	39	29
	49	23
183705-14140	33	31
	43	31
183705-45050	37	9
183730-07420	9	17
183730-07470	9	18
	29	17
	39	9
	49	32
183730-91450	8	47
183732-45540	27	10
183732-78030	28	18
183732-95501	8	48
	28	30
	38	34
	48	35
183733-07360	9	16
	29	16
	39	21
	49	15
183733-07800	9	28

Parts No. Index

Parts No.	Fig. No.	Ref. No.
183733-07800	29	32
	39	32
	49	26
183733-07920	28	36
	29	33
	38	39
	39	33
	48	40
	49	33
183733-79510	18	29
	28	26
183733-79511	18	29 -1
183805-07470	9	19
	29	20
	39	24
	49	18
183805-07480	9	27
	29	21
	39	31
	49	25
	47	10
183805-45051	47	10
183805-97610	38	41
	48	41
183805-97630	48	42
183833-45200	37	11
	47	11
183920-91280	18	32
	28	29
	38	33
	48	34
	48	34
183920-91450	18	30
	28	27
	38	31
	48	32
	48	30
183933-79510	48	30
183993-59360	8	54 -1
194250-51660	32	13
	42	10
194990-22130	8	53
	28	37
194990-22140	3	10
		11
	22	13
		14
	32	15
		17
	42	12
		13
22137-040000	7	28
	16	28

Parts No.	Fig. No.	Ref. No.
22137-040000	26	28
	36	28
	46	28
22137-060000	11	23
	21	23
	56	29
	33	19
	43	19
22137-160000	33	19
22217-160000	43	19
22252-000130	4	26
22252-000160	13	26
	23	27
	53	29
22252-000190	33	27
	43	27
22351-040008	23	18
	53	20
	7	9
22372-080000	16	9
	26	9
	56	9
	4	9
22512-040120	13	2 B
		9
	15	
	23	2 B
		9
		14
	53	4
		16
22512-040160	4	17
	13	18
	23	17
	33	17
	43	17
	53	19
22512-040300	33	14
	43	14
22512-050160	33	2 B
		9
	43	2 B
		9
23000-035000	22	11
23061-030120	55	36
23061-030270	6	33
	25	36
	45	36
23061-030280	6	33 -1
	25	36 -1
	45	36 -1
24101-062040	1	8

Parts No.	Fig. No.	Ref. No.
24101-062040	1	12
	10	6
24101-062050		12
		14
	20	8
		12
	50	8
		12
24311-000180	1	17
		19
	8	40
	20	17
		19
	27	44
	30	17
		19
	37	46
	40	17
		19
	47	46
26022-060162	8	26
26022-060202	27	50
26023-040102	18	23
	38	24
	48	24
26106-060082	17	36
	37	26
	47	26
	57	20
26106-060102	14	22
	18	24
		25
	18	26
	28	21
	37	27
	47	27
26106-060202	2	19
	11	18
	21	19
	28	23
	38	19
	48	19
	51	19
26106-060302	4	29
	13	29
	23	30
	53	32
26106-060352	2	18
	11	19
	21	18

Parts No.	Fig. No.	Ref. No.
26106-060352	31	19
	41	19
	51	18
26106-080122	37	47
	47	47
26106-080142	38	25
	48	25
26106-080252	18	27
	28	22
26106-080302	30	14
	40	14
26106-100302	38	20
	48	20
26117-040088	7	17
	16	17
	26	17
	35	22
	36	17
	45	22
	46	17
	56	17
26117-040257	7	23
	16	23
	26	23
	36	23
	46	23
	56	23
		24 -1
26117-040357	7	24
	16	24
	26	24
	36	24
	46	24
	56	24
26216-080182	2	15
	11	15
	21	15
	51	15
26226-060752	32	12 -1
	7	29
26347-040002	16	29
	26	29
	36	29
	46	29
	7	30
26347-060002	16	30
	26	30
	36	30
	46	30
	56	30

Parts No. Index

Parts No.	Fig. No.	Ref. No.
26366-060002	3	7
	7	31
		37
	12	7
	16	31
		36
	22	7
	26	31
		37
	32	11
	36	31
		37
	38	26
	46	31
		37
	48	26
	56	36
26366-080002	3	10 -1
	12	9
	18	33
	22	13 -1
	32	15 -1
	42	8
		12 -1
	52	10
	57	34
	26366-100002	41
26476-060142	7	33
	8	3
		4
		11
		41
	16	33
	17	18
		19
		39
	26	33
	27	2
		8
		11
		34
		47
	28	20
	36	33
37	3	
	8	
	12	
	36	
46	33	
47	3	

Parts No.	Fig. No.	Ref. No.	
26476-060142	47	4	
		9	
		12	
		36	
		32	
	56	2	
	57	4	
	26476-060252	1	14
		10	9
		17	20
20		14	
27		35	
37		38	
47		37	
50		14	
26557-040102		7	32
		16	32
		44	
	26	32	
		45	
	36	32	
		45	
	46	32	
		43	
	26737-160002	33	18
	43	18	
26756-060002	56	31	
26757-050002	16	46	
	26	46	
	36	44	
	46	44	
27310-060001	11	24	
	21	24	
28110-100120	9	4	
	19	4	
	29	4	
	39	4	
	49	4	
	58	4	
29311-122000	18	28	
29610-000650	8	33	
		17	37
		27	37
		37	39
		38	27
		47	39
		48	27
		57	26
	29610-000950	8	38
		17	11

Parts No.	Fig. No.	Ref. No.
29610-000950	27	42
	37	44
	47	44
	57	31
		31
29621-100000	8	55
	17	40
	27	55
	37	48
	47	50
29622-250001	32	13 -1
	42	10 -1
		10 -1
720380-11570	31	23
	41	26
760590-01531	1	9
760590-21700	4	12
760590-23700	4	27
760598-01561	1	1
760598-22500	4	21
760690-01520	10	10
760690-01540	20	9
	50	9
760690-21700	13	13
760690-23700	13	27
	23	28
	53	30
760690-55702	14	2
760690-55703	14	2 -1
760698-01730	10	1 -1
760698-22501	13	21
760699-01730	50	1
760699-01741	20	1
760699-21700	23	12
760699-21701	23	12 -1
	53	13
760780-22530	23	22
	53	24
760790-21700	33	12
760790-23700	33	28
760798-01581	30	1
760798-22500	33	22
760890-01512	30	9
	40	9
760890-23700	43	28
760998-01742	40	1
760998-21700	43	12
760998-22500	43	22
783732-01564	10	1
X131009601X	18	3
	28	2
X132009202X	18	10

Parts No.	Fig. No.	Ref. No.
X132009202X	28	9
X133004703X	18	4
	28	3
X133104900X	18	6
	28	5
X136105701X	18	15
	28	14
X2114274200	38	18
	48	18
X2114715500	38	4
	48	4
X2114811000	38	3
	48	3
X224023400X	18	5
	28	4
X224211001X	18	13
	28	12
X266008300X	18	8
	28	7
X266008503X	18	7
	28	6
X366102100X	18	16
	28	15
X503106201X	18	12
	28	11
X520003100X	18	9
	28	8
X8167050951	18	14
	28	13
X8580151002	18	11
	28	10
XBV26472	45	17