

OCD10-M37102EN

Contents

Fig. No.	Fig. Name	Fig. No.	Fig. Name
ENGINE 3T72,75-HKS		25.	CAMSHAFT
1.	CYLINDER BLOCK	26.	CRANKSHAFT
2.	CYLINDER BLOCK	27.	CRANKSHAFT
3.	GEARS HOUSING	28.	FLYWHEEL
4.	OIL PAN	29.	FLYWHEEL
5.	OIL PAN	30.	PISTON
6.	MOUNTING FLANGE	31.	PISTON
7.	MOUNTING ELANGE	32.	CONNECTING ROD
8.	BLOCK BLIND COVER	33.	CONNECTING ROD
9.	MAIN BEARING HOUSING	34.	LUB. OIL PUMP
10.	MAIN BEARING HOUSING	35.	DIPSTICK
11.	CAMSHAFT BEARING	36.	DIPSTICK
12.	BREATHER	37.	LUB. OIL STRAINER
13.	BREATHER	38.	LUB. OIL PIPE
14.	SLINGING EYE	39.	LUB. OIL PIPE
15.	SLINGING EYE	40.	COOLING WATER PUMP
16.	CYLINDER HEAD	41.	COOLING WATER PUMP
17.	CYLINDER HEAD	42.	COOLING WATER FAN
18.	BONNET	43.	COOLING WATER PIPE
19.	BONNET	44.	THERMOSTAT
20.	SUCTION MANIFOLD	45.	FUEL INJECTION PUMP
21.	SUCTION MANIFOLD	46.	FUEL INJECTION PUMP
22.	EXHAUST MANIFOLD	47.	FUEL FEED PUMP
23.	EXHAUST MANIFOLD	48.	FUEL INJECTION VALVE
24.	CAMSHAFT	49.	FUEL INJECTION VALVE

Contents

Fig. No. Fig. Name

50. FUEL OIL STRAINER

51. FUEL OIL INJECTION PIPE

52. FUEL OIL INJECTION PIPE

53. FUEL PIPES

54. FUEL PIPES

55. GOVERNOR

56. CONTROL DEVICE

57. IDLE ADJUSTER

58. CONTROL SYSTEM

59. ENGINE STOP

60. ELECTRIC EQUIPMENT

61. ELECTRIC EQUIPMENT

62. THERMOSTART DEVICE

63. THERMOSTART DEVICE

64. STARTING MOTOR(COMPONENT PARTS

65. GENERATOR COMPONENT PARTS

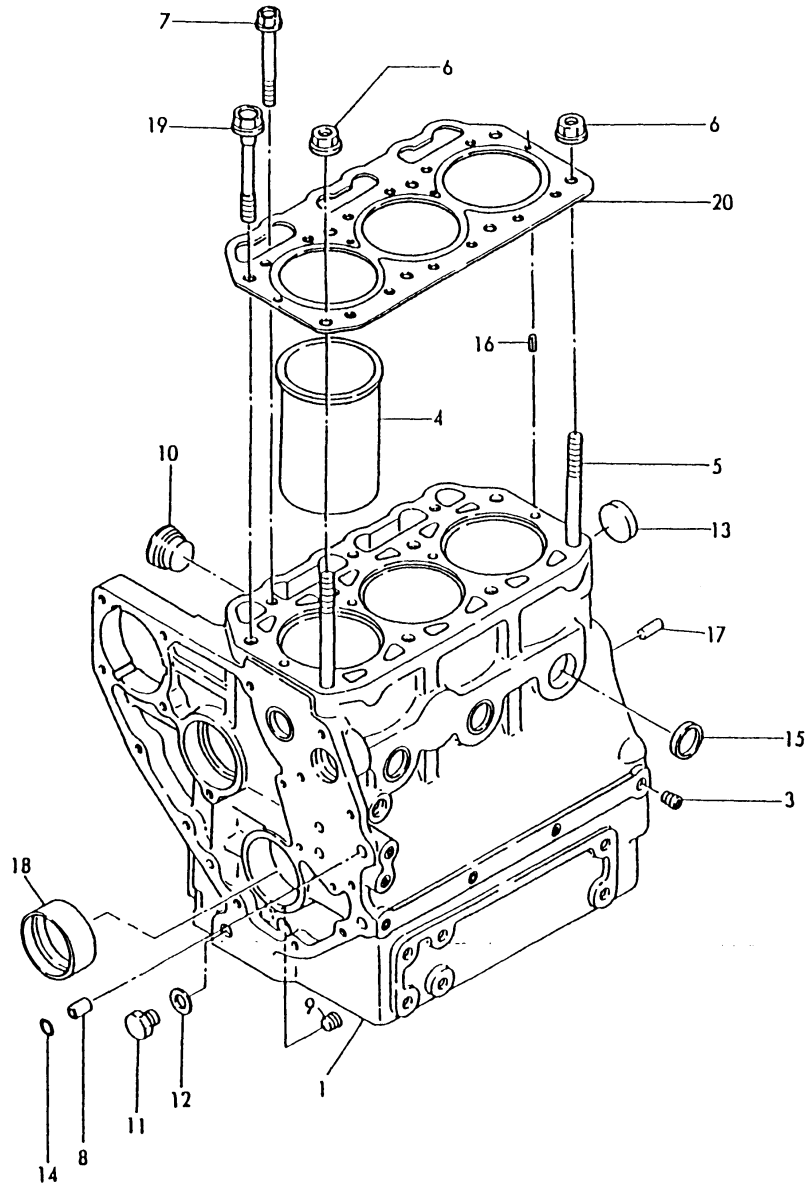
66. GASKET KIT

67. GASKET KIT

Fig. No. Fig. Name

Fig.1. CYLINDER BLOCK

021000-01113
 U71037-01400
 021450-02101



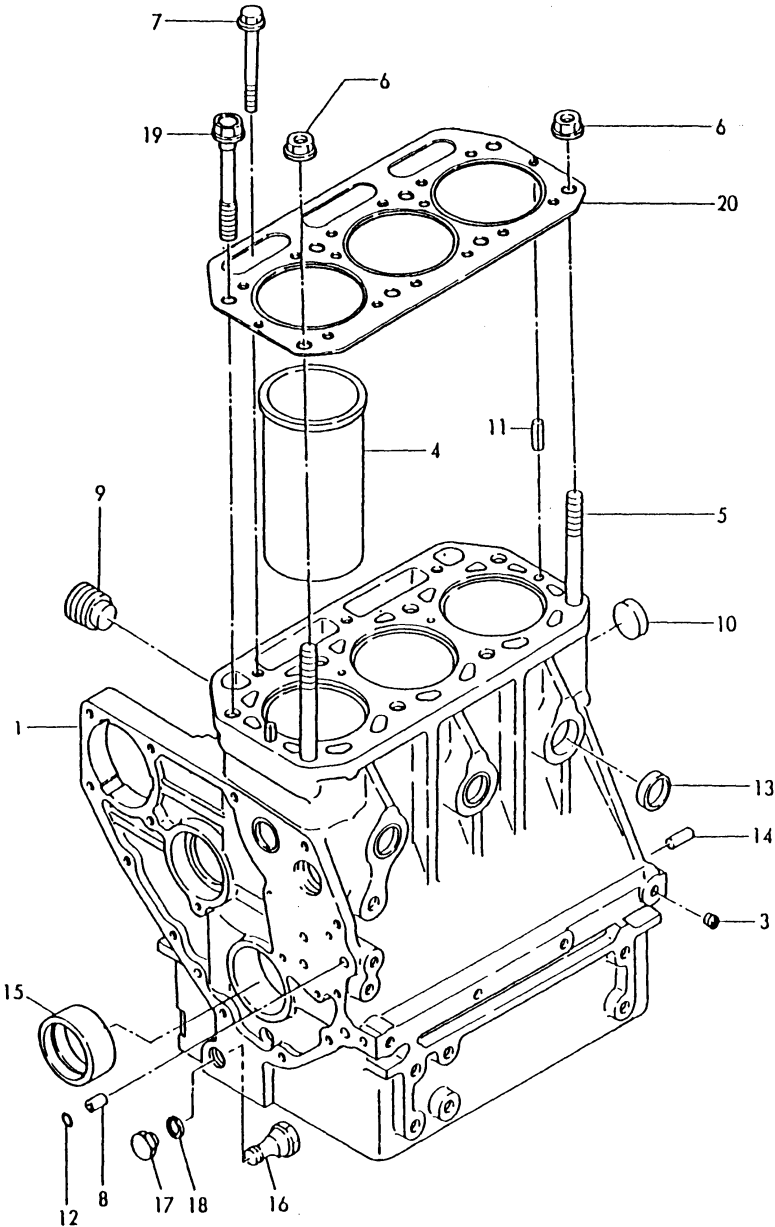
(A)=3T72HL-HKS
 (B)=3T75HL-HKS
 (C)=

(D)=
 (E)=
 (F)=

No.	Lev.	Parts No.	Description	Q'ty						I	R
				(A)	(B)	(C)	(D)	(E)	(F)		
1	1	721000-01561	BLOCK ASSY, CYLINDER	1							
3	2	124060-01050	PLUG, PT1/8	6							
4	2	121000-01100	LINER, CYLINDER	3							
5	2	121450-01210	BOLT, HEAD	2							
6	2	121450-01220	NUT, CYLINDER HEAD	2							
7	2	129350-01230	BOLT, HEAD	3							
8	2	124085-01900	GUIDE	2							
9	2	124160-01910	PLUG, PT1/4	1							
10	2	171051-01921	PLUG, NPTF1	2							
11	2	121450-01960	PLUG, PF1/4	1							
12	2	121450-01980	GASKET	1							
13	2	121450-01990	PLUG, 30	1							
14	2	24311-000100	O-RING, 1AP10.0	2							
15	2	27241-300000	PLUG 30	5							
16	2	22351-060012	PIN, SPRING 6.0X12	2							
17	2	22312-080160	PIN, PARALLEL M8X16	2							
18	2	121450-02100	BEARING, MAIN	1							
19	1	121450-01203	BOLT, HEAD	6							
20	1	121000-01330	GASKET, HEAD	1							

Fig.2. CYLINDER BLOCK

U71002-01100
 U71009-01400
 O21550-02100



(A)=3T72HL-HKS
 (B)=3T75HL-HKS
 (C)=

(D)=
 (E)=
 (F)=

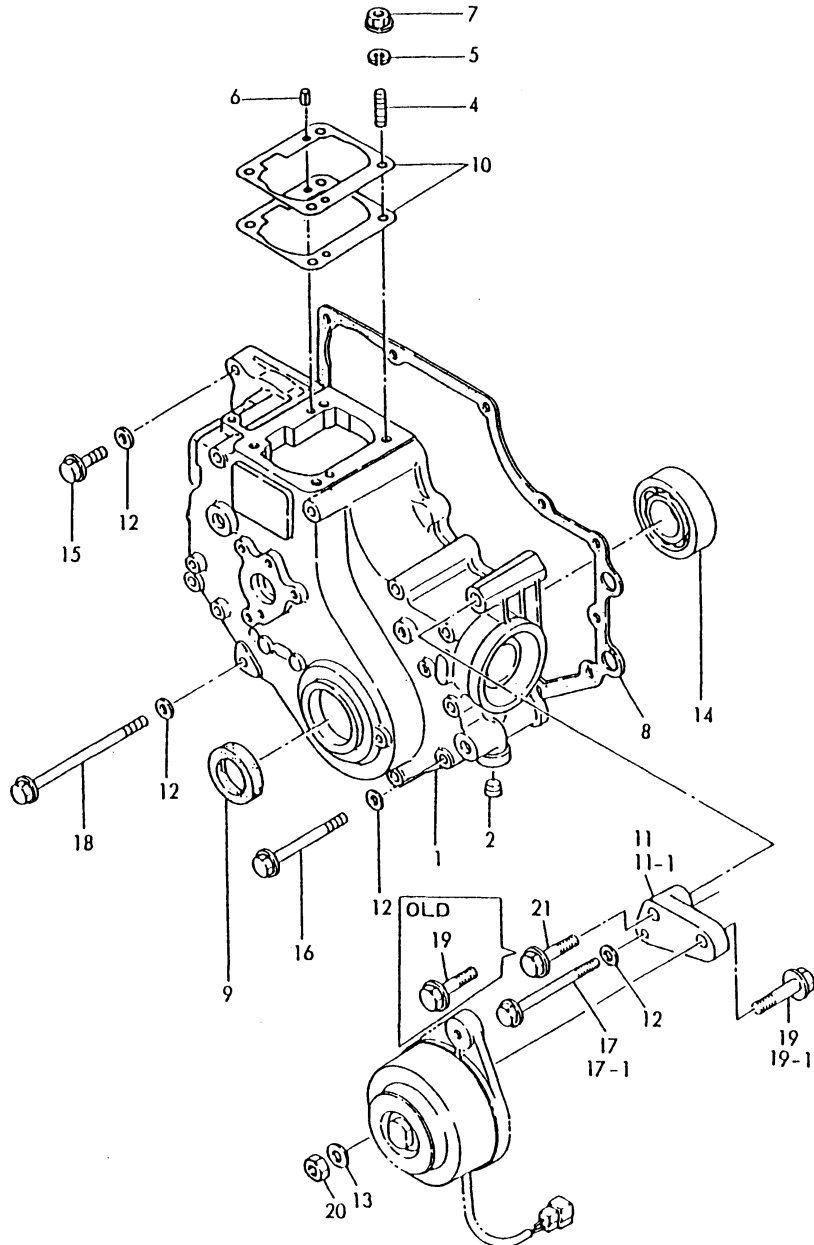
No.	Lev.	Parts No.	Description	Q'ty						I	R	
				(A)	(B)	(C)	(D)	(E)	(F)			
1	1	721500-01562	BLOCK ASSY, CYLINDER		1							
3	2	124060-01050	PLUG, PT1/8		8							
3-1	2	124060-01050	PLUG, PT1/8		7							K
(B=EXXX)												
4	2	121500-01100	LINER, CYLINDER		3							
5	2	121450-01210	BOLT, HEAD		2							
6	2	121450-01220	NUT, CYLINDER HEAD		2							
7	2	129350-01230	BOLT, HEAD		3							
8	2	124085-01900	GUIDE		2							
9	2	171051-01921	PLUG, NPTF1		2							
10	2	121450-01990	PLUG, 30		1							
11	2	22351-060012	PIN, SPRING 6.0X12		2							
12	2	24311-000100	O-RING, 1AP10.0		2							
13	2	27241-300000	PLUG 30		5							
14	2	22312-080160	PIN, PARALLEL M8X16		2							
15	2	121520-02100	BEARING, MAIN		1							
16	2	124500-01950	BOLT		1							
17	2	121550-35100	NUT, CAP PF1/4		1							
18	2	121550-35110	GASKET, 18		1							
19	1	121550-01200	BOLT, HEAD		6							
20	1	121575-01333	GASKET, HEAD		1							
20-1	1	121575-01334	GASKET, HEAD		1							N
(B=E98719)												

Fig.3. GEARS HOUSING

U71002-01200
U71037-01200

(A)=3T72HL-HKS
(B)=3T75HL-HKS
(C)=

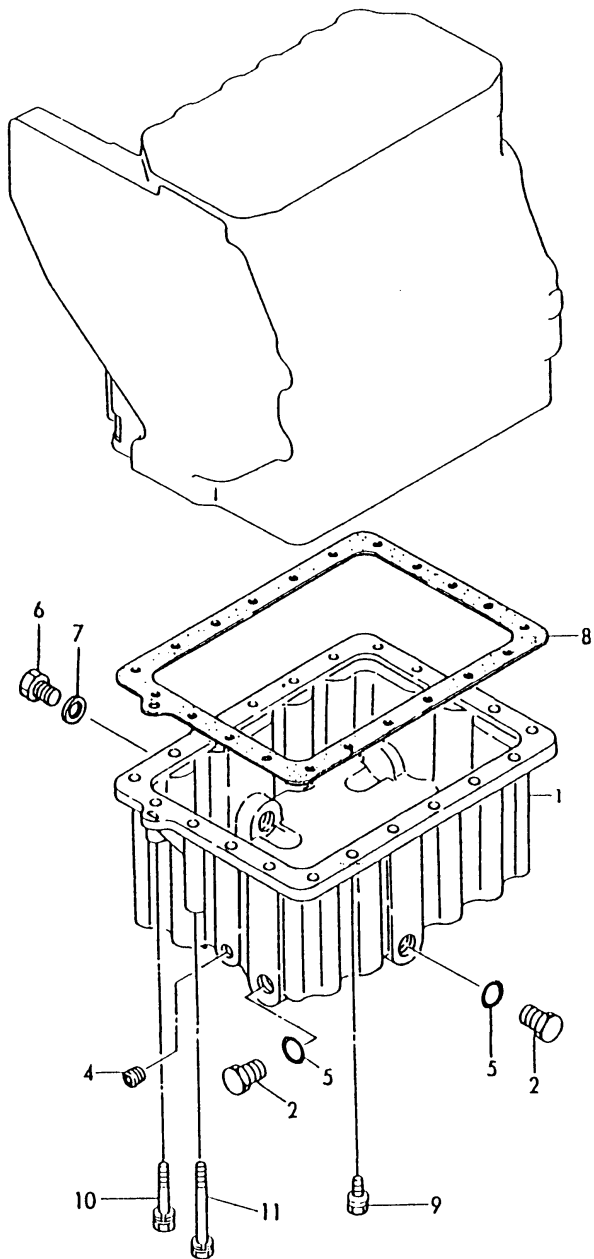
(D)=
(E)=
(F)=



No.	Lev.	Parts No.	Description	Q'ty						I	R
				(A)	(B)	(C)	(D)	(E)	(F)		
1	1	721000-01611	CASE ASSY, GEAR	1	1						
2	2	124060-01050	PLUG, PT1/8	1	1						
4	2	121450-01560	STUD, M8X22	4	4						
5	2	22217-080000	WASHER, SPRING 8	4	4						Z
		(A=E93641) (B=E93641)									
6	2	22351-040010	PIN, SPRING 4.0X10	2	2						
7	2	194990-22050	NUT, M8	4	4						
8	1	121575-01510	GASKET, GEAR CASE	1	1						
9	1	121450-01801	SEAL, TC25408	1	1						
10	1	121450-01951	SHIM SET, ADJUSTING	1	1						
11	1	171003-77252	BRACKET, GENERATOR	1	1						
11-1	1	171003-77253	BRACKET, GENERATOR	1	1						S
		(A=EB2922) (B=E93641)									
12	1	22117-080000	WASHER, 8	12	12						Z
		(A=E93641) (B=E93641)									
13	1	22137-100000	WASHER, 10	1	1						Z
		(A=E93641) (B=E93641)									
14	1	24101-063050	BEARING, BALL 6305C3	1	1						
15	1	26106-080302	BOLT, M8X 30 PLATED	2	2						
16	1	26106-080852	BOLT, M8X 85 PLATED	5	5						
17	1	26106-081002	BOLT, M8X100 PLATED	1	1						
17-1	1	26106-081052	BOLT, M8X105 PLATED	1	1						S
		(A=EB2922) (B=E93641)									
18	1	26106-081152	BOLT, M8X115 PLATED	4	4						
19	1	26106-100452	BOLT, M10X 45 PLATED	2	2						
19-1	1	26106-100502	BOLT, M10X 50 PLATED	1	1						S
		(A=EB2922) (B=E93641)									
20	1	26706-100002	NUT, M10	1	1						
21	1	26106-100552	BOLT, M10X 55 PLATED	1	1						W
		(A=EB2922) (B=E93641)									

Fig.4. OIL PAN

U71037-01300



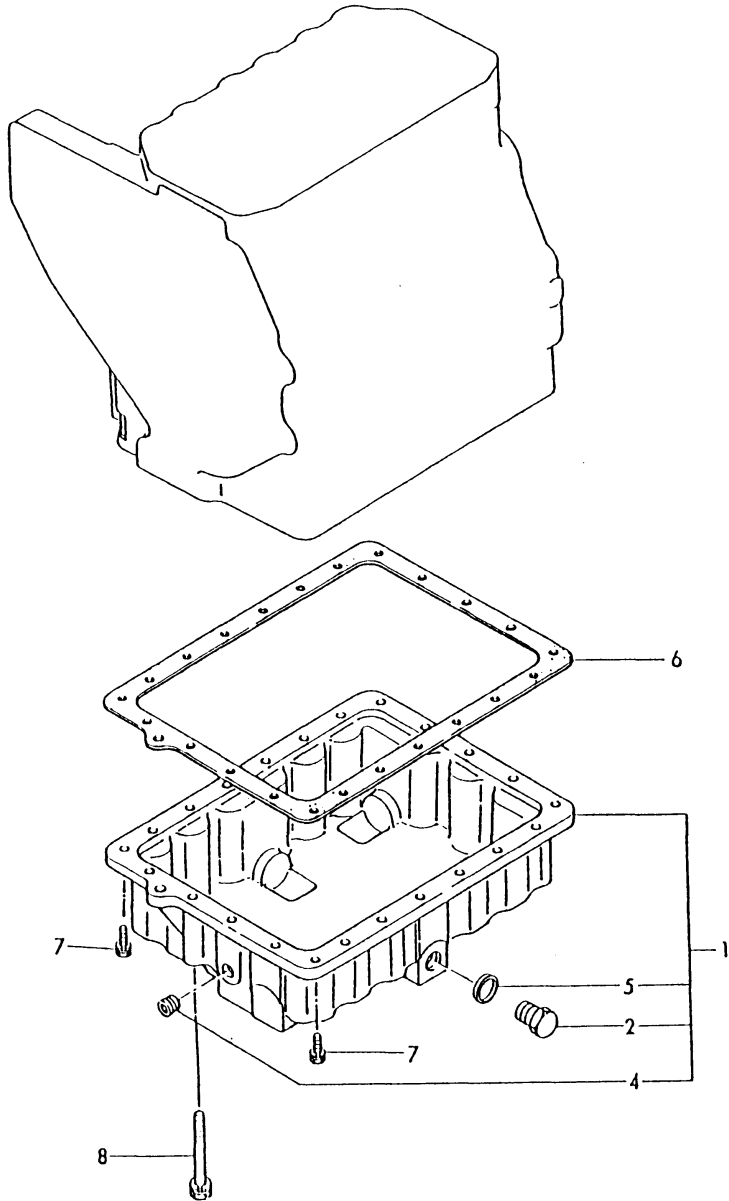
(A)=3T72HL-HKS
(B)=3T75HL-HKS
(C)=

(D)=
(E)=
(F)=

No.	Lev.	Parts No.	Description	Q'ty						I	R
				(A)	(B)	(C)	(D)	(E)	(F)		
1	1	771037-01540	SUMP ASSY, OIL	1							
2	2	121400-01640	PLUG, 16	2							
4	2	124160-01910	PLUG, PT1/4	1							
5	2	24311-000180	O-RING, 1AP18.0	2							
6	2	23887-220002	PLUG	1							W
(A=EB1504)											
7	2	43400-500550	SEAL WASHER	1							W
(A=EB1504)											
8	1	121000-01750	GASKET, OIL SUMP	1							
9	1	26014-060202	BOLT, M6X 20	19							
10	1	26014-060402	BOLT, M6X 40	1							
11	1	26014-060852	BOLT M 6X 85 W/PW&SW	1							

Fig.5. OIL PAN

U71009-01300



(A)=3T72HL-HKS
(B)=3T75HL-HKS
(C)=

(D)=
(E)=
(F)=

No.	Lev.	Parts No.	Description	Q'ty						I	R	
				(A)	(B)	(C)	(D)	(E)	(F)			
1	1	771009-01540	SUMP ASSY, OIL		1							
2	2	23887-220002	PLUG		1							
4	2	124160-01910	PLUG, PT1/4		1							
5	2	43400-500550	SEAL WASHER		1							
6	1	121575-01750	GASKET, OIL SUMP		1							
7	1	26014-060202	BOLT, M6X 20		22							
8	1	26014-060652	BOLT M 6X 65		1							

Fig.6. MOUNTING FLANGE

U71037-01400

(A)=3T72HL-HKS
(B)=3T75HL-HKS
(C)=

(D)=
(E)=
(F)=

No.	Lev.	Parts No.	Description	Q'ty						I	R
				(A)	(B)	(C)	(D)	(E)	(F)		
1	1	171001-01601	FLANGE, MOUNTING	1							
1-1	1	171037-01600	HOUSING, FLYWHEEL	1							N
(A=EXXX)											
2	1	26106-100252	BOLT, M10X 25 PLATED	10							
2-1	1	26206-100252	BOLT, M10X 25 PLATED	10							N
(A=EXXX)											
3	1	26216-120252	STUD, M12X 25	2							
4	1	26716-120002	NUT, M12	2							

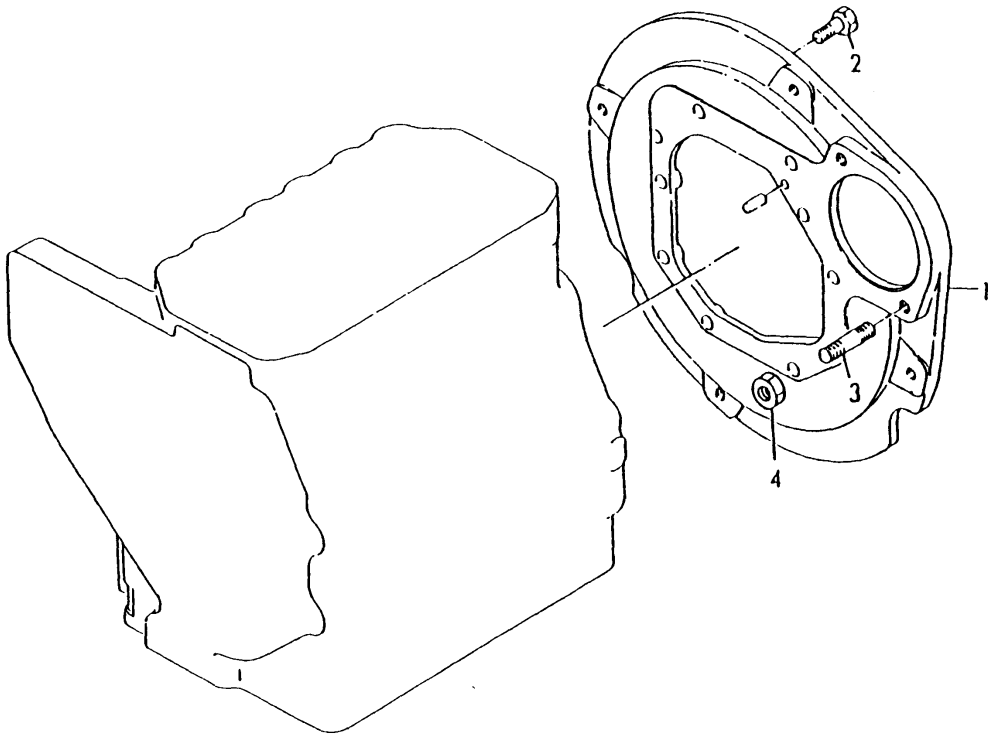
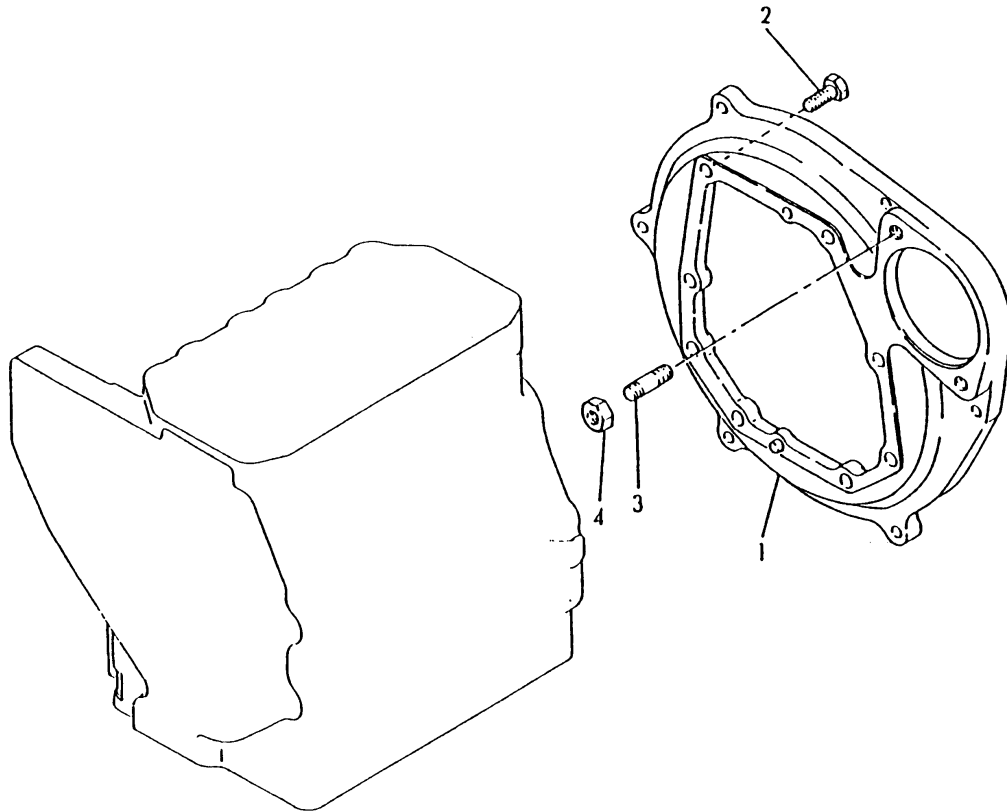


Fig.7. MOUNTING ELANGE

U71009-01400



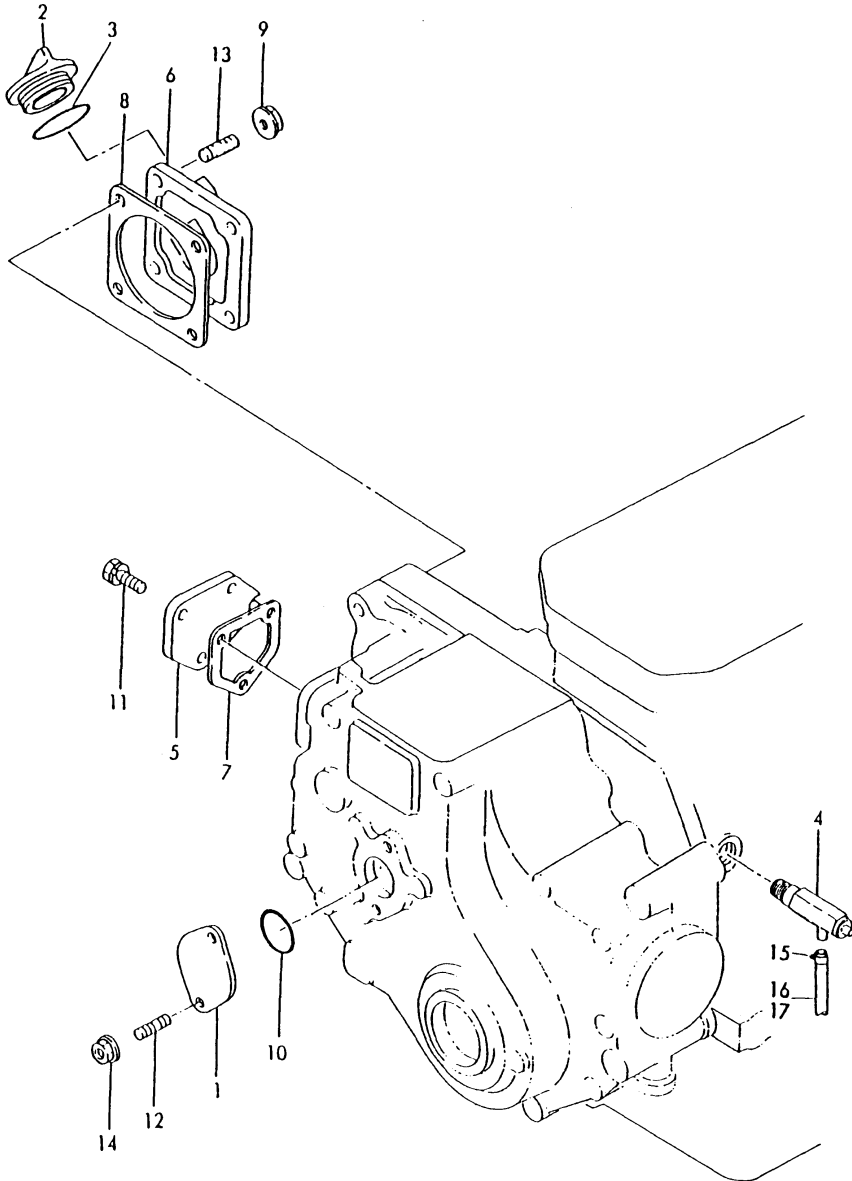
(A)=3T72HL-HKS
(B)=3T75HL-HKS
(C)=

(D)=
(E)=
(F)=

No.	Lev.	Parts No.	Description	Q'ty						I	R
				(A)	(B)	(C)	(D)	(E)	(F)		
1	1	171016-01600	FLANGE, MOUNTING		1						
2	1	26206-100252	BOLT, M10X 25 PLATED		8						
3	1	26216-120252	STUD, M12X 25		2						
4	1	26716-120002	NUT, M12		2						

Fig.8. BLOCK BLIND COVER

U71007-01500
 U71007-93100
 U71009-93010



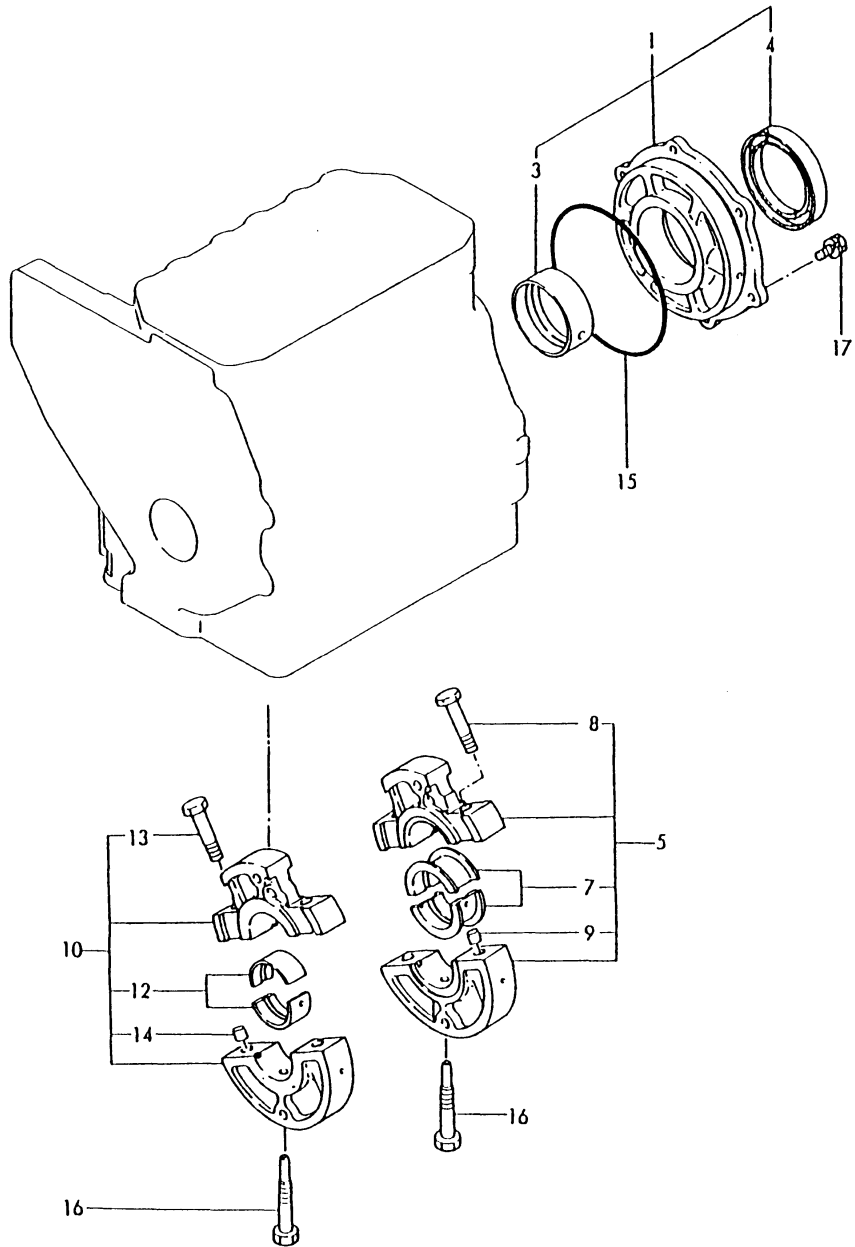
(A)=3T72HL-HKS
 (B)=3T75HL-HKS
 (C)=

(D)=
 (E)=
 (F)=

No.	Lev.	Parts No.	Description	Q'ty						I	R
				(A)	(B)	(C)	(D)	(E)	(F)		
1	1	121023-01550	COVER	1	1						
2	1	124160-01751	COVER, FILLER	1	1						
3	1	121420-01760	O-RING	1	1						
3-1	1	24311-000320 (A=*1990.07) (B=EB1267)	O-RING, 1AP32.0	1	1						N
4	1	128370-01800	COCK ASSY, 1/4	1	1						
5	1	121000-01850	COVER, BLOCK	1	1						
6	1	171009-01850	COVER, BLOCK	1	1						
7	1	121575-01860	GASKET	1	1						
8	1	124240-01882	GASKET	1	1						
8-1	1	124240-01883 (A=*1990.01) (B=EB0372)	GASKET	1	1						N
9	1	194990-22050	NUT, M8	4	4						
10	1	24341-000260	O-RING, 1AS26.0	1	1						
10-1	1	24341-000240 (A=*1989.04) (B=EA8656)	O-RING, 1AS24.0	1	1						S
11	1	26106-060122	BOLT, M6X 12 PLATED	3	3						
12	1	26216-060142	STUD, M6X 14	2	2						
13	1	26216-080222	STUD, M8X 22	4	4						
14	1	26366-060002	NUT, M6	2	2						
15	1	124766-59050 (A=EB3072) (B=E93814)	CLIP, HOSE 12	1	1						W
16	1	121236-49150 (A=EB3072)	PIPE, WATER DRAIN	1							W
16-1	1	121737-49150 (A=EA4113)	PIPE, WATER DRAIN	1							N
17	1	171022-49160 (B=E93814)	PIPE, DRAIN L=650		1						W

Fig.9. MAIN BEARING HOUSING

D21450-02101



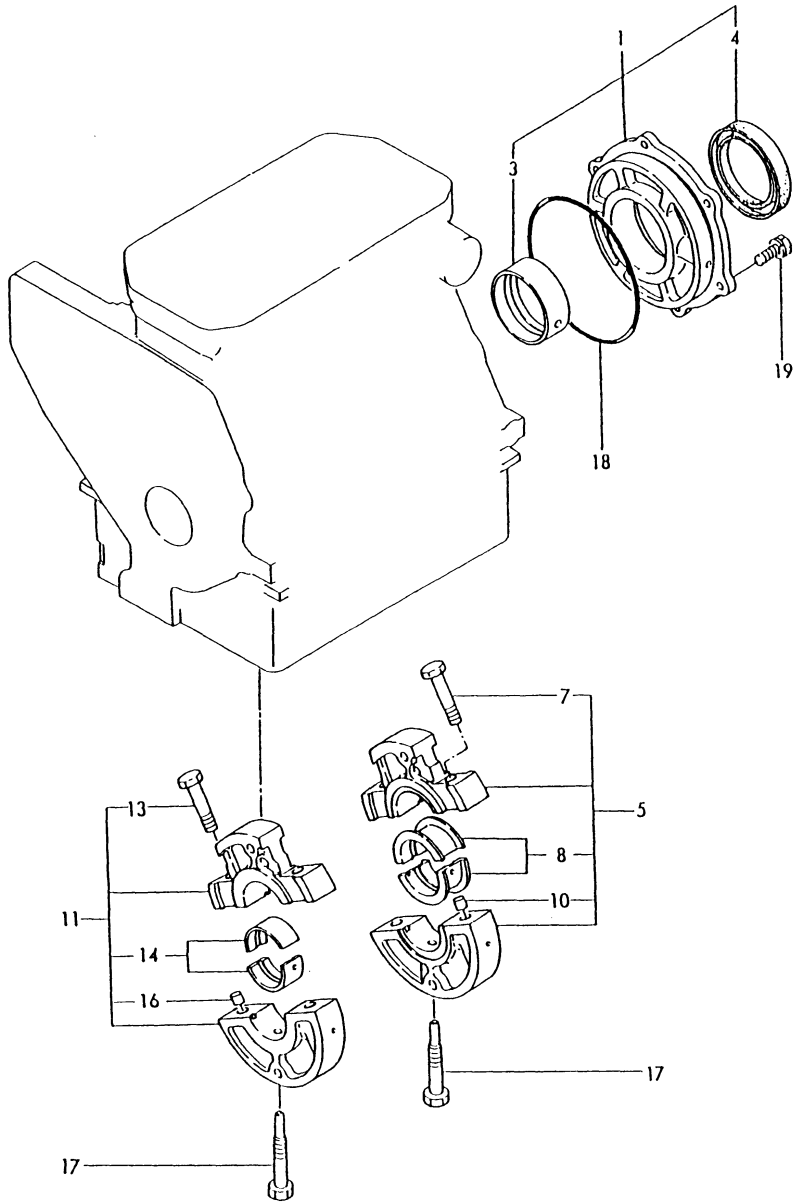
(A)=3T72HL-HKS
(B)=3T75HL-HKS
(C)=

(D)=
(E)=
(F)=

No.	Lev.	Parts No.	Description	Q'ty						I	R
				(A)	(B)	(C)	(D)	(E)	(F)		
1	1	721450-02500	HOUSING ASSY, METAL	1							
3	2	121450-02110	BEARING, MAIN	1							
4	2	124085-02220	SEAL, OIL	1							
5	1	721450-02612	HOUSING ASSY, METAL	1							
5-1	1	721450-02611	HOUSING ASSY	1							S
		(A=EC9225)									
7	2	121450-02160	BEARING, MAIN	1							
8	2	121450-02072	BOLT	2							
8-1	2	121450-02071	BOLT	2							S
		(A=EC9225)									
9	2	121450-02050	PIPE, KNOCK	2							Z
		(A=EC9225)									
10	1	721450-02621	HOUSING ASSY	1							
10-1	1	721450-02620	HOUSING ASSY	1							S
		(A=EC9225)									
12	2	121450-02170	BEARING, MAIN	1							
13	2	121450-02072	BOLT	2							
13-1	2	121450-02071	BOLT	2							S
		(A=EC9225)									
14	2	121450-02050	PIPE, KNOCK	2							Z
		(A=EC9225)									
15	1	105225-02020	O-RING	1							
16	1	105225-02300	BOLT	2							
17	1	26013-080202	BOLT, M8X 20	6							

Fig.10. MAIN BEARING HOUSING

021550-02100



(A)=3T72HL-HKS
(B)=3T75HL-HKS
(C)=

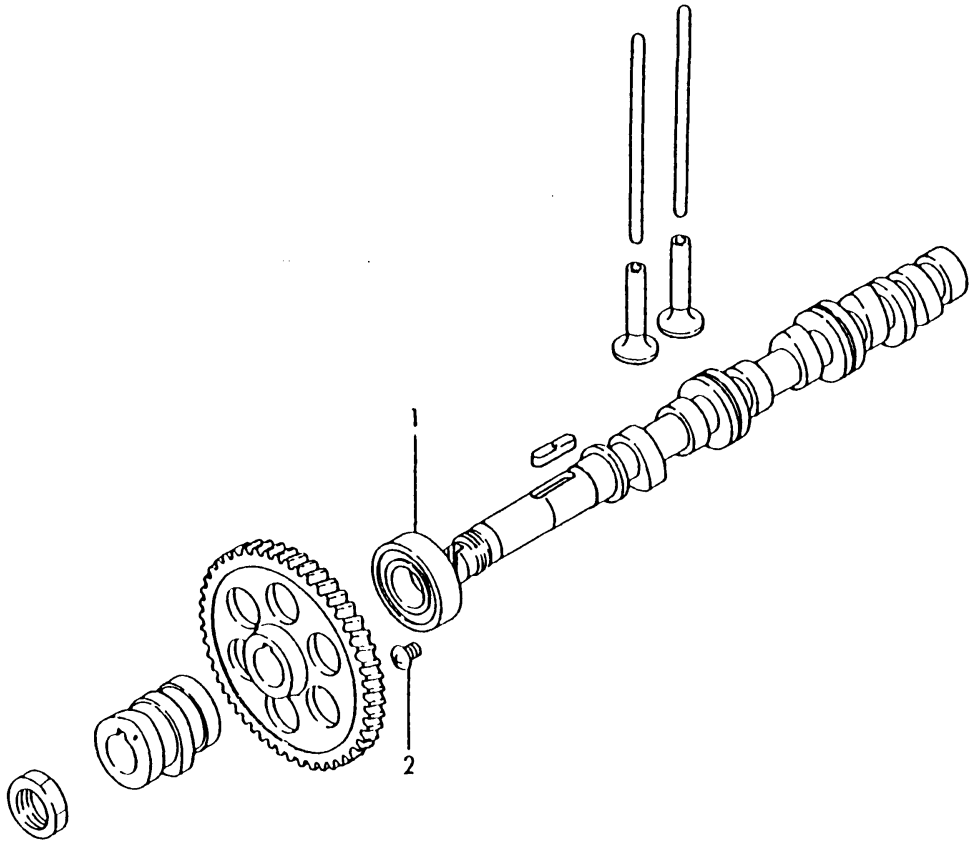
(D)=
(E)=
(F)=

No.	Lev.	Parts No.	Description	Q'ty						I	R
				(A)	(B)	(C)	(D)	(E)	(F)		
1	1	721550-02500	HOUSING ASSY, METAL		1						
3	2	121550-02110	BEARING, MAIN		1						
4	2	121551-02220	SEAL, OIL		1						
5-1	1	721550-02611	HOUSING ASSY		1						
5-2	1	721550-02610	HOUSING ASSY, METAL (B=EA4785)		1						S
7	2	129350-02070	BOLT		2						
7-1	2	121250-02070	BOLT (B=EA4785)		2						S
8	2	721550-02800	BEARING, MAIN		1						
10	2	129350-02050	PIPE (B=EA4785)		2						Z
11-1	1	721550-02621	HOUSING ASSY		1						
11-2	1	721550-02620	HOUSING ASSY, METAL (B=EA4785)		1						S
13	2	129350-02070	BOLT		2						
13-1	2	121250-02070	BOLT (B=EA4785)		2						S
14	2	721550-02810	BEARING, MAIN		1						
16	2	129350-02050	PIPE (B=EA4785)		2						Z
17	1	121550-02300	BOLT		2						
18	1	24341-001350	O-RING, 1AS135.0		1						
19	1	26013-080202	BOLT, M8X 20		6						

Remarks
(M) MISPRINT.

Fig.11. CAMSHAFT BEARING

024060-02200



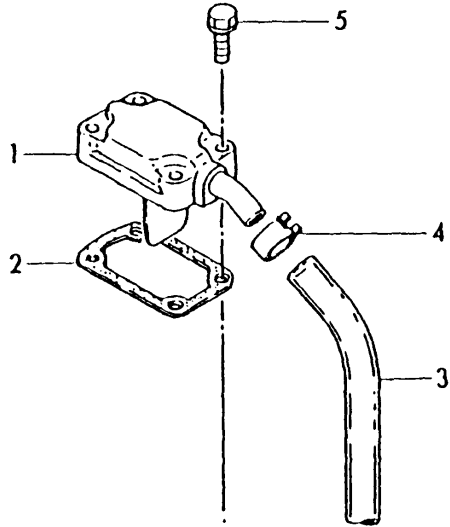
(A)=3T72HL-HKS
(B)=3T75HL-HKS
(C)=

(D)=
(E)=
(F)=

No.	Lev.	Parts No.	Description	Q'ty						I	R
				(A)	(B)	(C)	(D)	(E)	(F)		
1	1	24101-062054	BEARING, BALL 6205	1	1						
2	1	26587-080102	SCREW, M8X10	1	1						
2-1	1	26587-080122	SCREW, M8X12	1	1						N
		(A=EC7621)	(B=EA2293)								

Fig.12. BREATHER

D21000-03111



(A)=3T72HL-HKS
(B)=3T75HL-HKS
(C)=

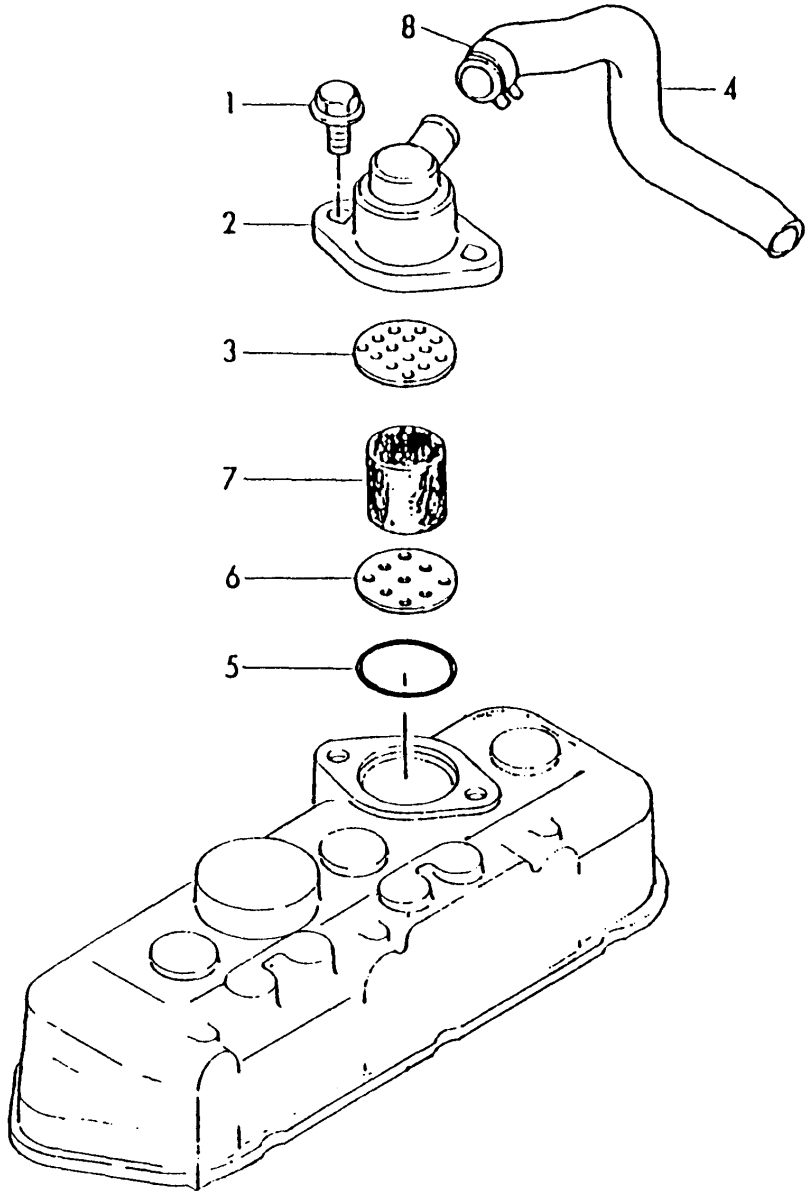
(D)=
(E)=
(F)=

No.	Lev.	Parts No.	Description	Q'ty						I	R
				(A)	(B)	(C)	(D)	(E)	(F)		
1	1	121000-03021	COVER, BREATHER	1							
2	1	121000-03071	GASKET	1							
3	1	121000-03200	PIPE , BREATHER	1							
4	1	23080-013000	CLAMP, 13	2							
5	1	26012-060252	BOLT M 6X 25	4							
5-1	1	26106-060252	BOLT, M6X 25 PLATED	4							N

(A=EXXX)

Fig.13. BREATHER

U71008-03101



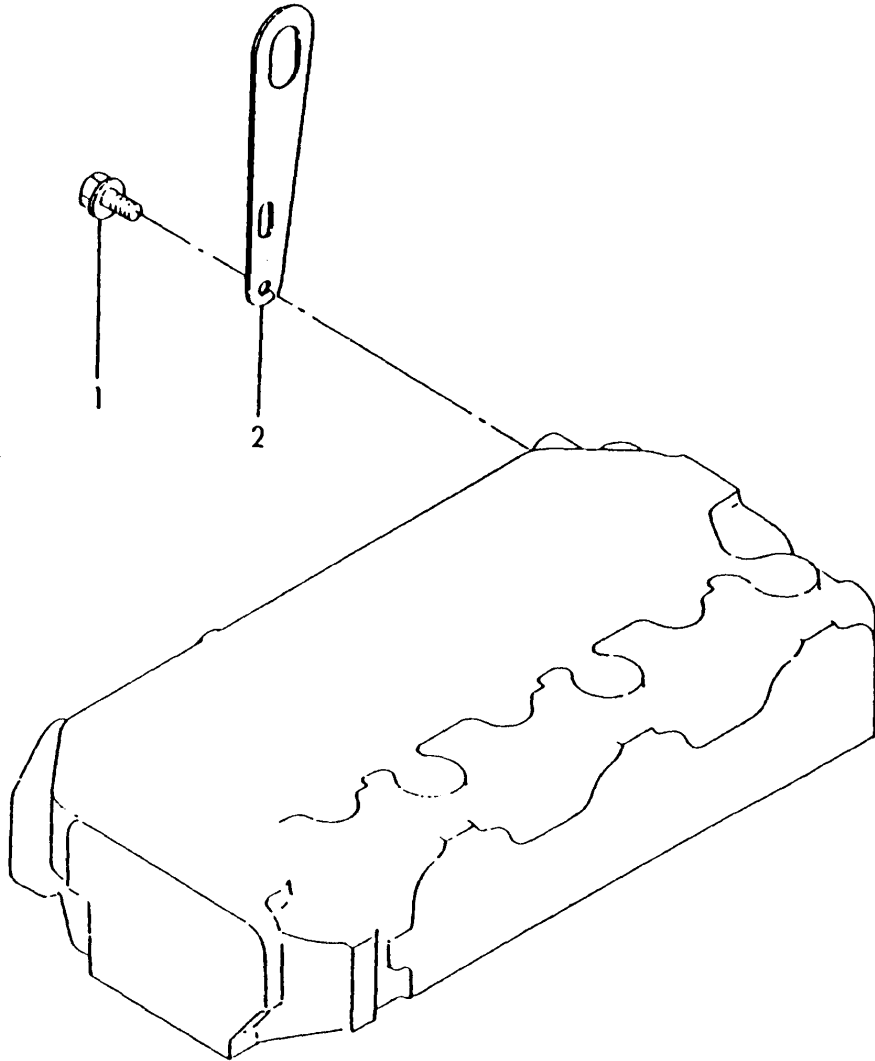
(A)=3T72HL-HKS
(B)=3T75HL-HKS
(C)=

(D)=
(E)=
(F)=

No.	Lev.	Parts No.	Description	Q'ty						I	R
				(A)	(B)	(C)	(D)	(E)	(F)		
1	1	26106-080162	BOLT, M8X 16 PLATED		2						
2	1	121450-03012	BODY, BREATHER		1						
3	1	128670-03020	PLATE, BAFFLE		1						Z
			(B=EXXX)								
4	1	171008-03203	PIPE , BREATHER		1						
5	1	24341-000400	O-RING, 1AS40.0		1						
6	1	128670-03030	PLATE, BAFFLE		1						
7	1	128670-03040	WOOL, STEEL		1						
8	1	171008-03990	CLIP, HOSE 18.5		2						

Fig.14. SLINGING EYE

D21000-07300



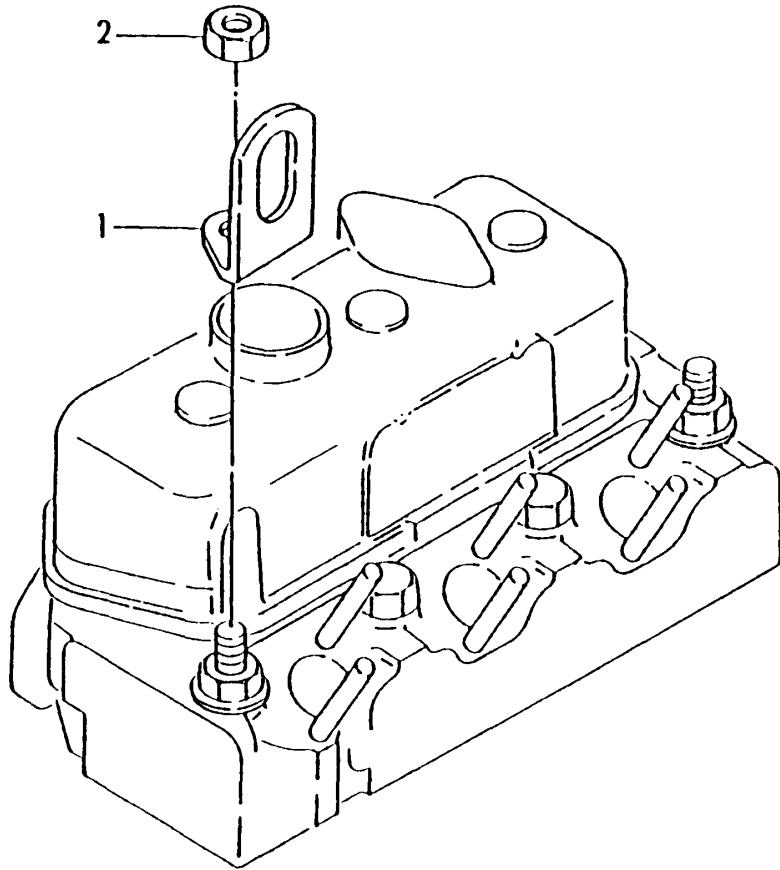
(A)=3T72HL-HKS
(B)=3T75HL-HKS
(C)=

(D)=
(E)=
(F)=

No.	Lev.	Parts No.	Description	Q'ty						I	R
				(A)	(B)	(C)	(D)	(E)	(F)		
1	1	26106-080142	BOLT, M8X 14 PLATED	2							
2	1	124736-07900	LIFTER	1							

Fig.15. SLINGING EYE

024936-07300

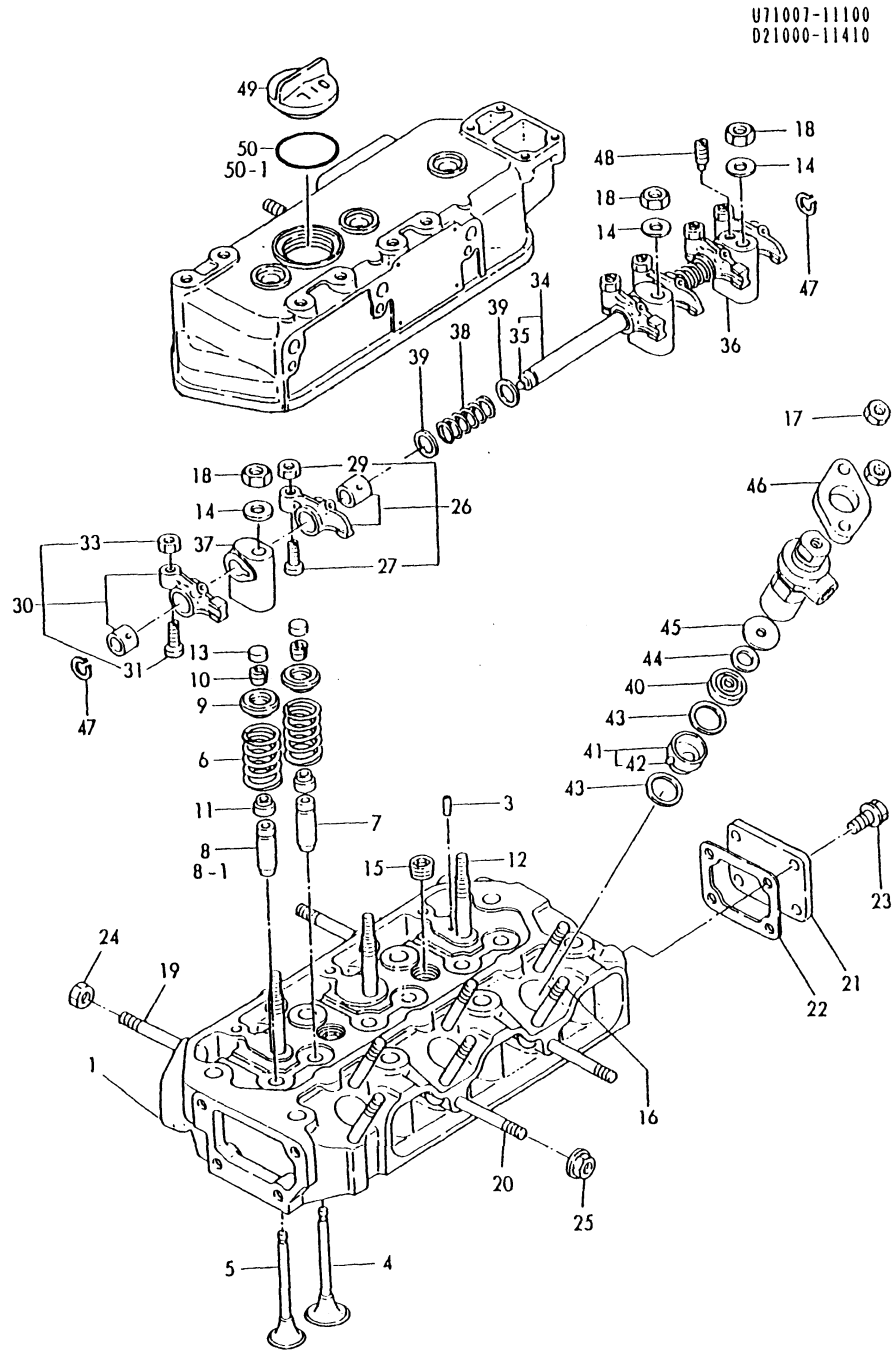


(A)=3T72HL-HKS
(B)=3T75HL-HKS
(C)=

(D)=
(E)=
(F)=

No.	Lev.	Parts No.	Description	Q'ty						I	R
				(A)	(B)	(C)	(D)	(E)	(F)		
1	1	121575-07230	LIFTER		1						
2	1	129305-07950	NUT, M12		1						

Fig.16. CYLINDER HEAD



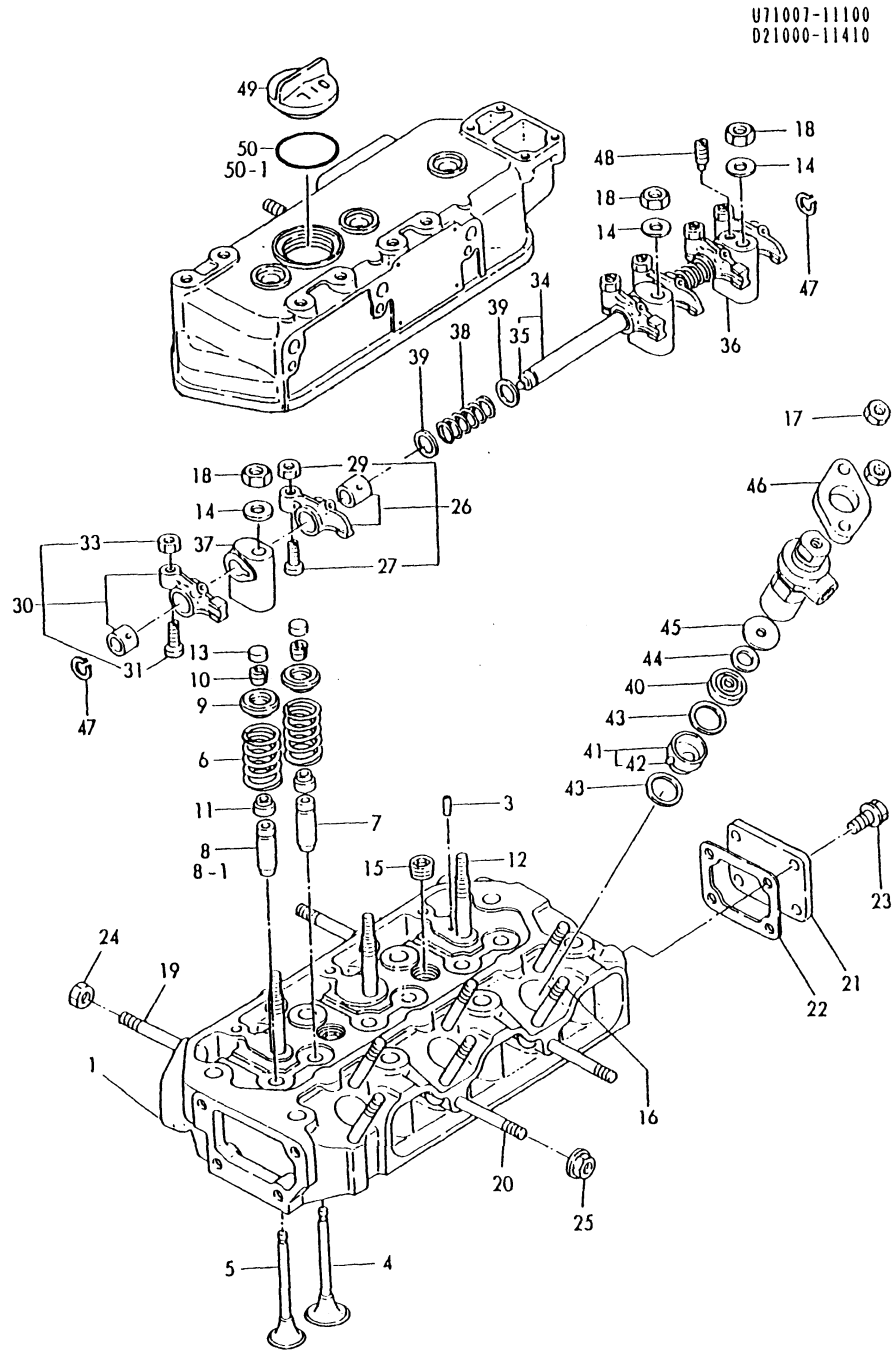
U71007-11100
D21000-11410

(A)=3T72HL-HKS
(B)=3T75HL-HKS
(C)=

(D)=
(E)=
(F)=

No.	Lev.	Parts No.	Description	Q'ty						I	R
				(A)	(B)	(C)	(D)	(E)	(F)		
1	1	771007-11700	HEAD ASSY, CYLINDER	1							
3	2	121000-11050	PIN, 4.5X12	1							
4	2	105225-11100	VALVE, INTAKE	3							
5	2	121000-11110	VALVE, EXHAUST	3							
6	2	121575-11121	SPRING, VALVE	6							
7	2	124060-11800	GUIDE, VALVE	3							
7-1	2	124060-11160	GUIDE, VALVE	3							S
		(A=EXXX)									
8	2	124060-11810	GUIDE, VALVE	3							
8-1	2	128272-11170	GUIDE, VALVE	3							S
		(A=EC0127)									
9	2	104200-11180	RETAINER, SPRING	6							
10	2	27310-070001	COTTER, 7	6							
10-1	2	101158-11190	COTTER	6							N
		(A=EXXX)									
11	2	124950-11340	SEAL, VALVE STEM	6							
12	2	105225-11350	STUD	3							
13	2	104211-11370	CAP, VALVE	6							
14	2	22137-100000	WASHER, 10	3							
15	2	23871-030000	PLUG, R03	2							
16	2	26216-080652	STUD, M8X 65	6							
17	2	121465-11950	NUT	6							
18	2	26696-100002	NUT, LOCK M10	3							
19	2	121450-11550	STUD, MANIFOLD	2							
20	2	121450-11550	STUD, MANIFOLD	2							
21	2	121450-11670	COVER, HEAD	1							
22	2	121450-11680	GASKET	1							
23	2	26106-080122	BOLT, M8X 12 PLATED	4							
24	2	194990-22050	NUT, M8	2							
25	2	26366-080002	NUT, M8	2							
26	1	721450-11650	ARM ASSY, ROCKER	3							
27	2	101158-11230	SCREW, VALVE ADJUST	3							
29	2	26756-080002	NUT, LOCK M8	3							
30	1	721450-11660	ARM ASSY, ROCKER	3							
31	2	101158-11230	SCREW, VALVE ADJUST	3							
33	2	26756-080002	NUT, LOCK M8	3							
34	1	121450-11240	SHAFT ASSY, ROCKER	1							
35	2	24190-110001	BALL, STEEL 11/32	2							
36	1	121450-11260	SUPPORT, ROCKER ARM	1							
37	1	121450-11270	SUPPORT, ROCKER ARM	2							
38	1	121550-11280	SPRING	2							
39	1	121550-11290	WASHER	6							
40	1	128275-11410	CHAMBER	3							
41	1	121000-11420	CHAMBER	3							
42	2	103338-11430	PIN	3							
43	1	124950-11450	GASKET, CHAMBER	6							
44	1	128275-11490	PROTECTOR	3							
45	1	128275-11500	COVER	3							
46	1	101147-11900	RETAINER	3							
47	1	22242-000140	RING, 14	2							
48	1	26921-080102	SCREW, M8X10	1							

Fig.16. CYLINDER HEAD



U71007-11100
D21000-11410

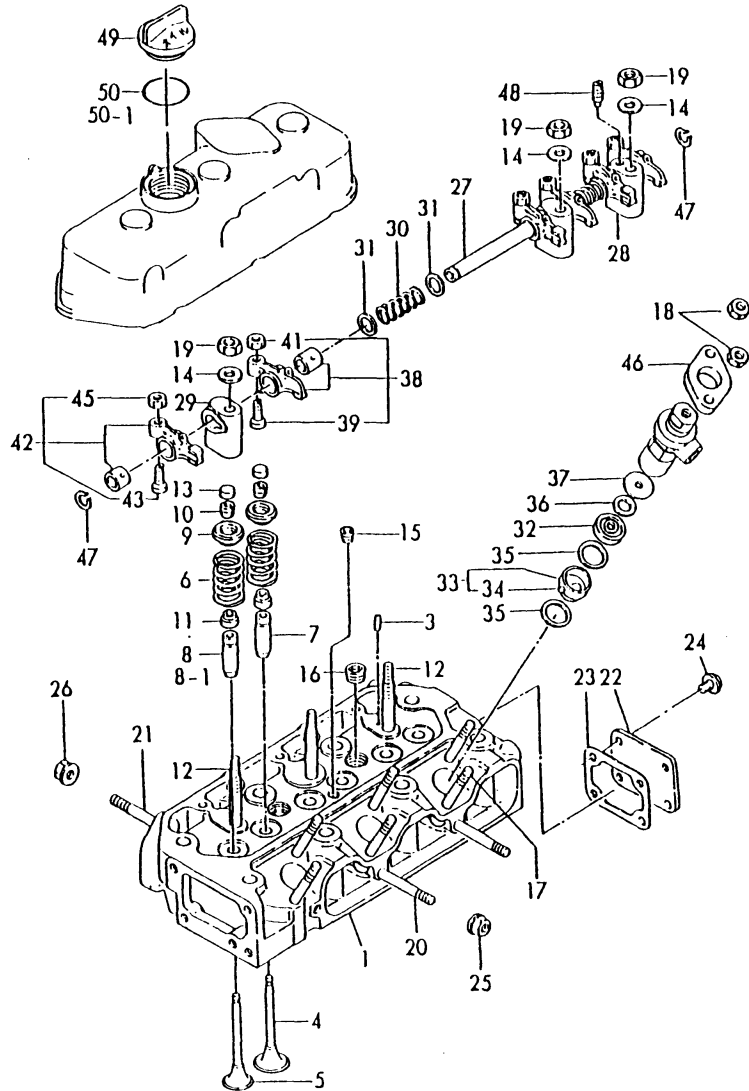
(A)=3T72HL-HKS
(B)=3T75HL-HKS
(C)=

(D)=
(E)=
(F)=

No.	Lev.	Parts No.	Description	Qty						I	R
				(A)	(B)	(C)	(D)	(E)	(F)		
49	1	124160-01751	COVER, FILLER	1							
50	1	121420-01760	O-RING	1							
50-1	1	24311-000320	O-RING, 1AP32.0	1							N
(A=EB3072)											

Fig.17. CYLINDER HEAD

U71002-11100
D21000-11410



(A)=3T72HL-HKS
(B)=3T75HL-HKS
(C)=

(D)=
(E)=
(F)=

No.	Lev.	Parts No.	Description	Q'ty						I	R
				(A)	(B)	(C)	(D)	(E)	(F)		
1	1	771002-11700	HEAD ASSY, CYLINDER		1						
3	2	121000-11050	PIN, 4.5X12		1						
4	2	104211-11100	VALVE, INTAKE		3						
5	2	121500-11110	VALVE, EXHAUST		3						
6	2	121575-11121	SPRING, VALVE		6						
7	2	124060-11800	GUIDE, VALVE		3						
7-1	2	124060-11160	GUIDE, VALVE		3						S
		(B=EXXX)									
8	2	124060-11810	GUIDE, VALVE		3						
8-1	2	128272-11170	GUIDE, VALVE		3						S
		(B=E96855)									
9	2	104211-11180	RETAINER, SPRING		6						
10	2	27310-070001	COTTER, 7		6						
10-1	2	101158-11190	COTTER		6						N
		(B=EXXX)									
11	2	124950-11340	SEAL, VALVE STEM		6						
12	2	105225-11350	STUD		3						
13	2	104211-11370	CAP, VALVE		6						
14	2	22137-100000	WASHER, 10		3						
15	2	23871-020000	PLUG, R02		1						
16	2	23871-030000	PLUG, R03		2						
17	2	26216-080702	STUD, M8X 70		6						
18	2	121465-11950	NUT		6						
19	2	26696-100002	NUT, LOCK M10		3						
20	2	121450-11550	STUD, MANIFOLD		2						
21	2	121450-11550	STUD, MANIFOLD		2						
22	2	121450-11670	COVER, HEAD		1						
23	2	121450-11680	GASKET		1						
24	2	26106-080122	BOLT, M8X 12 PLATED		4						
25	2	194990-22050	NUT, M8		2						
26	2	26366-080002	NUT, M8		2						
27	1	121550-11240	SHAFT ASSY, ROCKER		1						
28	1	121450-11260	SUPPORT, ROCKER ARM		1						
29	1	121450-11270	SUPPORT, ROCKER ARM		2						
30	1	121550-11280	SPRING		2						
31	1	121550-11290	WASHER		6						
32	1	128695-11410	CHAMBER		3						
33	1	121575-11421	CHAMBER		3						
34	2	103338-11430	PIN		3						
35	1	121550-11451	GASKET, CHAMBER		6						
36	1	128275-11490	PROTECTOR		3						
37	1	128695-11500	COVER		3						
38	1	721450-11650	ARM ASSY, ROCKER		3						
39	2	101158-11230	SCREW, VALVE ADJUST		3						
41	2	26756-080002	NUT, LOCK M8		3						
42	1	721450-11660	ARM ASSY, ROCKER		3						
43	2	101158-11230	SCREW, VALVE ADJUST		3						
45	2	26756-080002	NUT, LOCK M8		3						
46	1	101147-11900	RETAINER		3						
47	1	22242-000140	RING, 14		2						
48	1	26921-080102	SCREW, M8X10		1						

Fig.17. CYLINDER HEAD

U71002-11100
D21000-11410

(A)=3T72HL-HKS
(B)=3T75HL-HKS
(C)=

(D)=
(E)=
(F)=

No.	Lev.	Parts No.	Description	Q'ty						I	R
				(A)	(B)	(C)	(D)	(E)	(F)		
49	1	124160-01751	COVER, FILLER		1						
50	1	121420-01760	O-RING		1						
50-1	1	24311-000320	O-RING, 1AP32.0		1						N

(B=E93814)

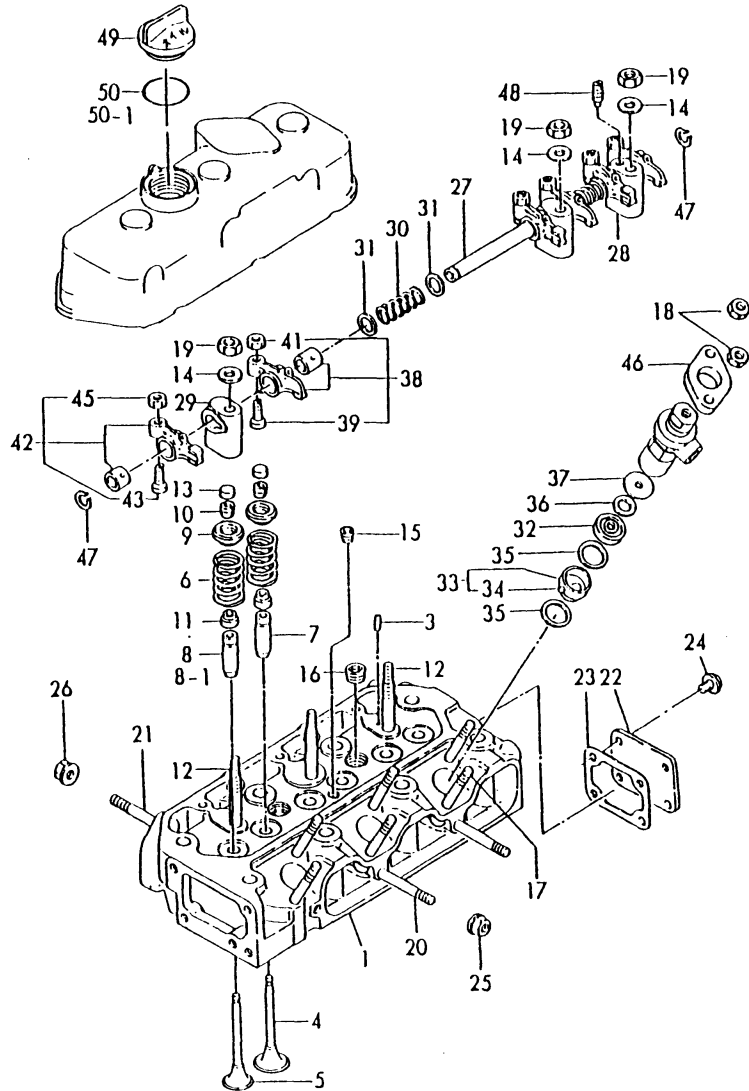
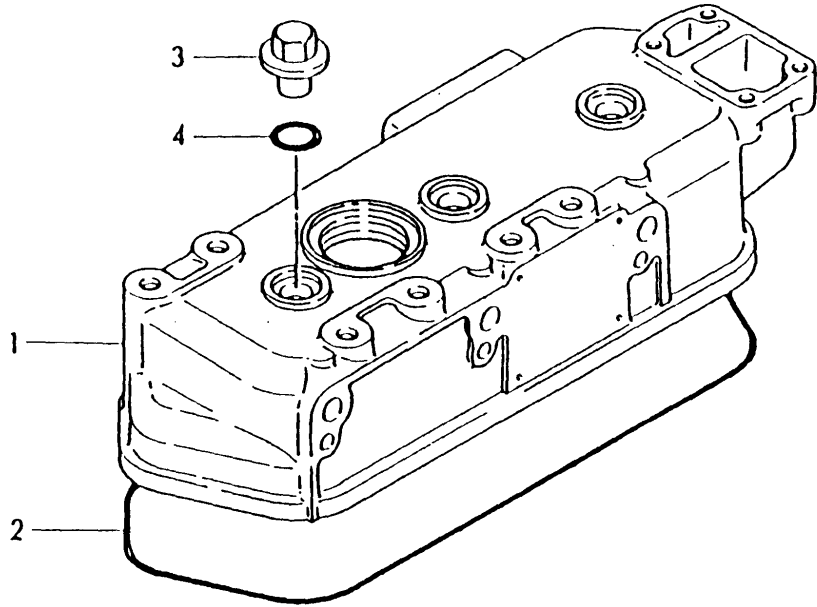


Fig.18. BONNET

021000-11210



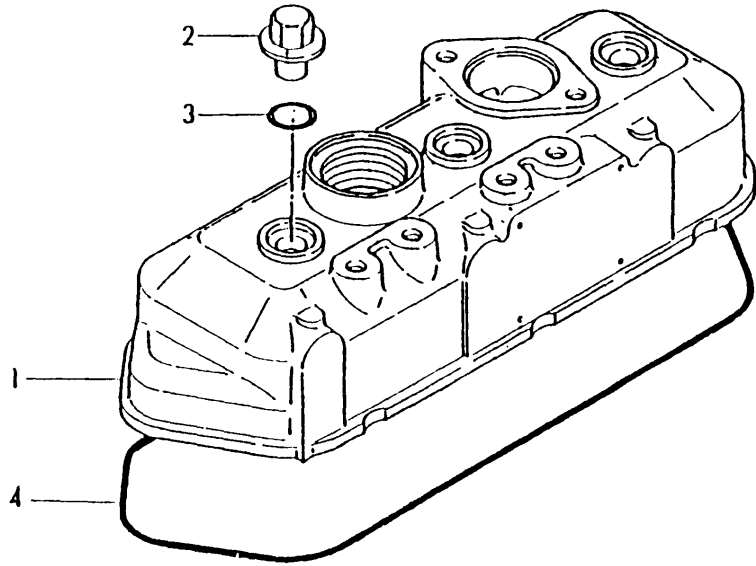
(A)=3T72HL-HKS
(B)=3T75HL-HKS
(C)=

(D)=
(E)=
(F)=

No.	Lev.	Parts No.	Description	Q'ty						I	R
				(A)	(B)	(C)	(D)	(E)	(F)		
1	1	121000-11301	BONNET	1							
2	1	121450-11310	GASKET, BONNET	1							
3	1	124160-11360	KNOB	3							
4	1	24311-000120	O-RING, 1AP12.0	3							

Fig.19. BONNET

021500-11200



(A)=3T72HL-HKS
(B)=3T75HL-HKS
(C)=

(D)=
(E)=
(F)=

No.	Lev.	Parts No.	Description	Q'ty						I	R	
				(A)	(B)	(C)	(D)	(E)	(F)			
1	1	121520-11300	BONNET		1							
2	1	124160-11360	KNOB		3							
3	1	24311-000120	O-RING, 1AP12.0		3							
4	1	121550-11310	GASKET, BONNET		1							

Fig.20. SUCTION MANIFOLD

U71037-12200

(A)=3T72HL-HKS
(B)=3T75HL-HKS
(C)=

(D)=
(E)=
(F)=

No.	Lev.	Parts No.	Description	Q'ty						I	R
				(A)	(B)	(C)	(D)	(E)	(F)		
1	1	121450-12710	GASKET, MANIFOLD	1							
2	1	121000-12732	MANIFOLD ASSY,INTAKE	1							
4	2	121000-12770	JOINT, PIPE PT1/8	1							

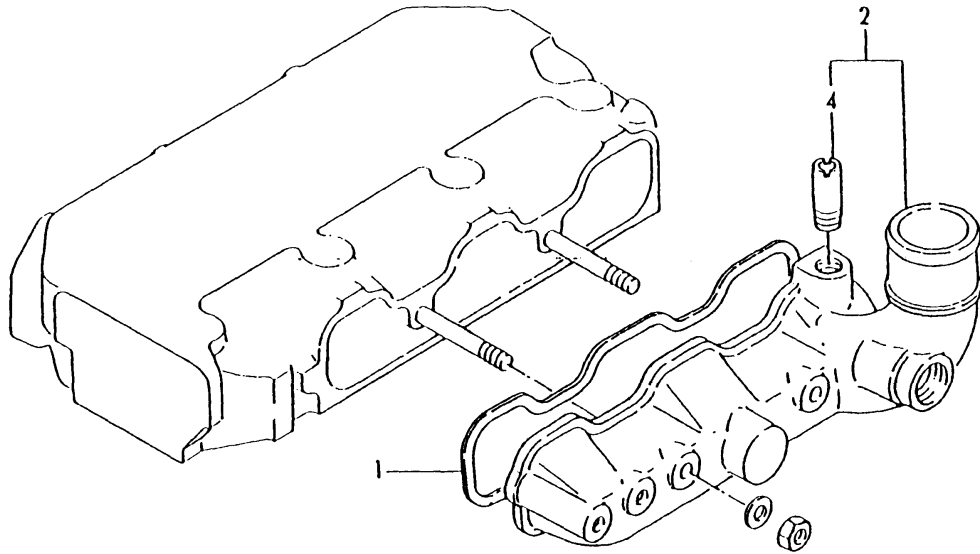
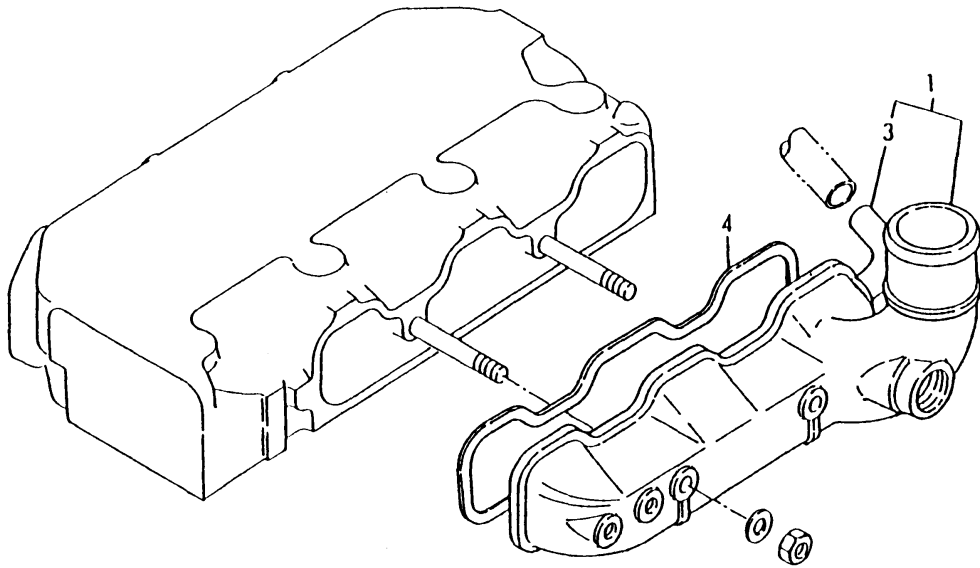


Fig.21. SUCTION MANIFOLD

U71056-12200



(A)=3T72HL-HKS
(B)=3T75HL-HKS
(C)=

(D)=
(E)=
(F)=

No.	Lev.	Parts No.	Description	Q'ty						I	R	
				(A)	(B)	(C)	(D)	(E)	(F)			
1	1	121500-12730	MANIFOLD ASSY,INTAKE		1							
3	2	121500-12790	JOINT, PIPE PT1/4		1							
4	1	121551-12710	GASKET, MANIFOLD		1							

Fig.22. EXHAUST MANIFOLD

U71037-13210
U71007-93100

(A)=3T72HL-HKS
(B)=3T75HL-HKS
(C)=

(D)=
(E)=
(F)=

No.	Lev.	Parts No.	Description	Q'ty						I	R
				(A)	(B)	(C)	(D)	(E)	(F)		
1	1	721470-13500	MANIFOLD ASSY	1							
3	2	26216-080222	STUD, M8X 22	4							
4	1	121450-13250	GASKET	1							
5	1	26116-080582	BOLT M 8X 58 PLATED	4							
5-1	1	121465-13582 (A=EXXX)	BOLT, M8X58	4							N
6	1	121000-13200	GASKET, SILENCER	1							

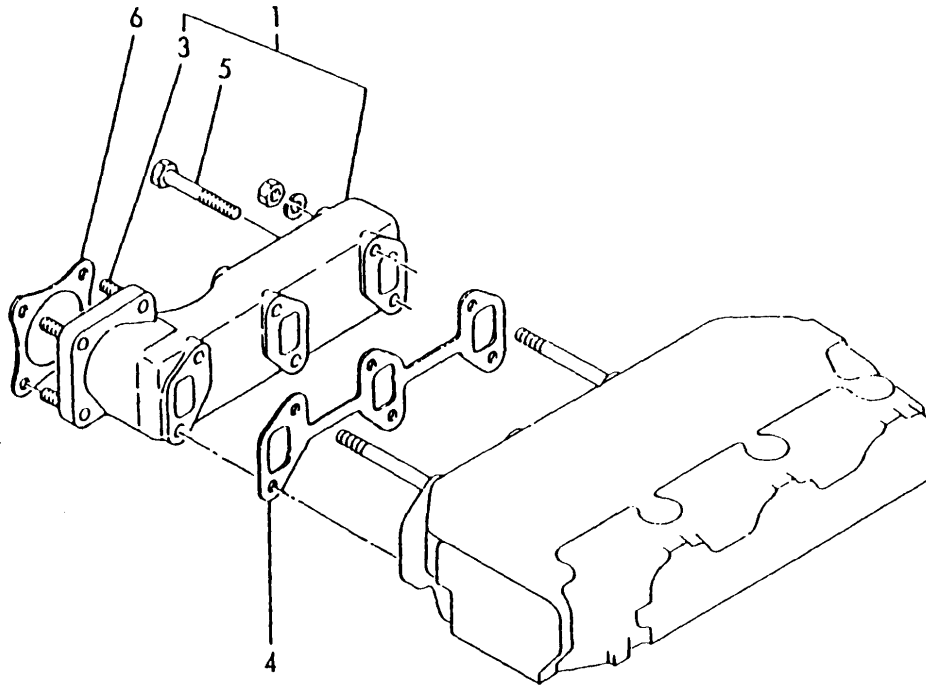


Fig.23. EXHAUST MANIFOLD

U71009-13200
U71009-93010

(A)=3T72HL-HKS
(B)=3T75HL-HKS
(C)=

(D)=
(E)=
(F)=

No.	Lev.	Parts No.	Description	Q'ty						I	R
				(A)	(B)	(C)	(D)	(E)	(F)		
1	1	721551-13500	MANIFOLD ASSY		1						
3	2	26216-080222	STUD, M8X 22		4						
4	1	121550-13520	GASKET		1						
5	1	121456-13582	BOLT		4						
5-1	1	121465-13582 (B=EXXX)	BOLT, M8X58		4						N
6	1	124701-11910	GASKET, SILENCER		1						
6-1	1	124701-11911 (B=EB1102)	GASKET, SILENCER		1						N

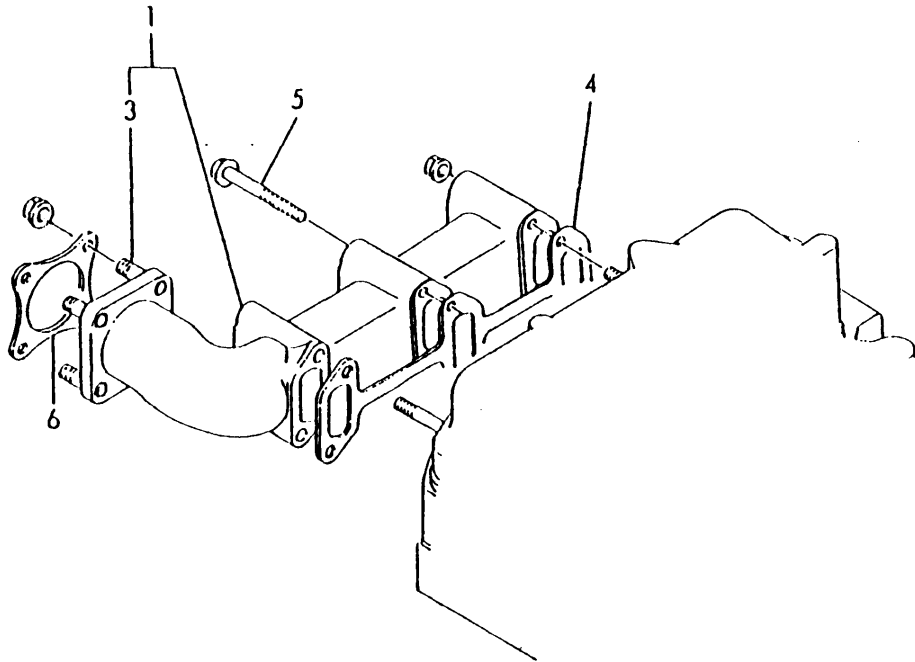
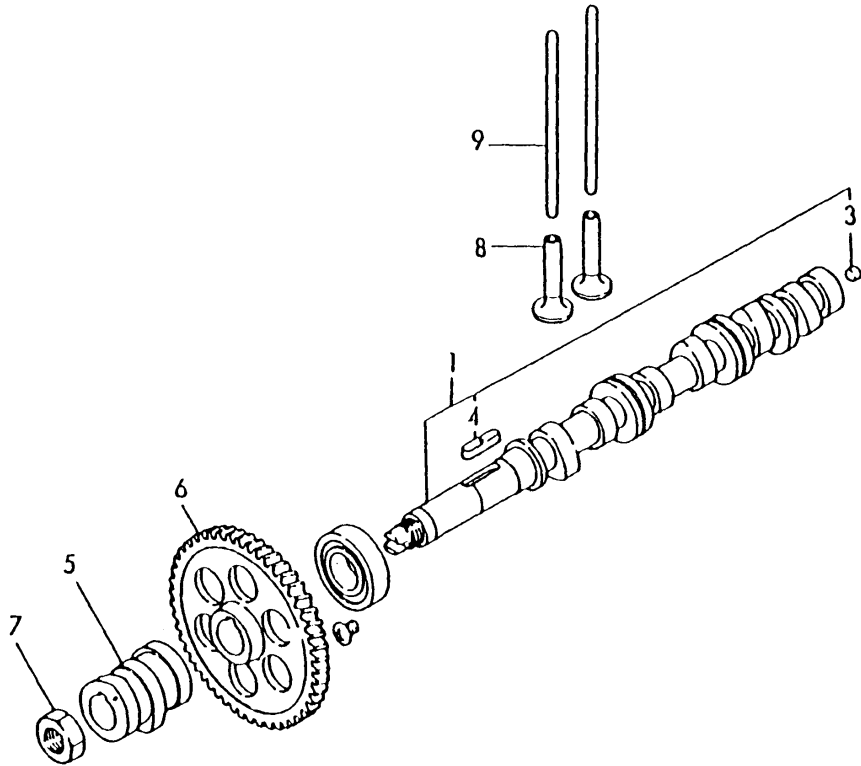


Fig.24. CAMSHAFT

D21000-14120



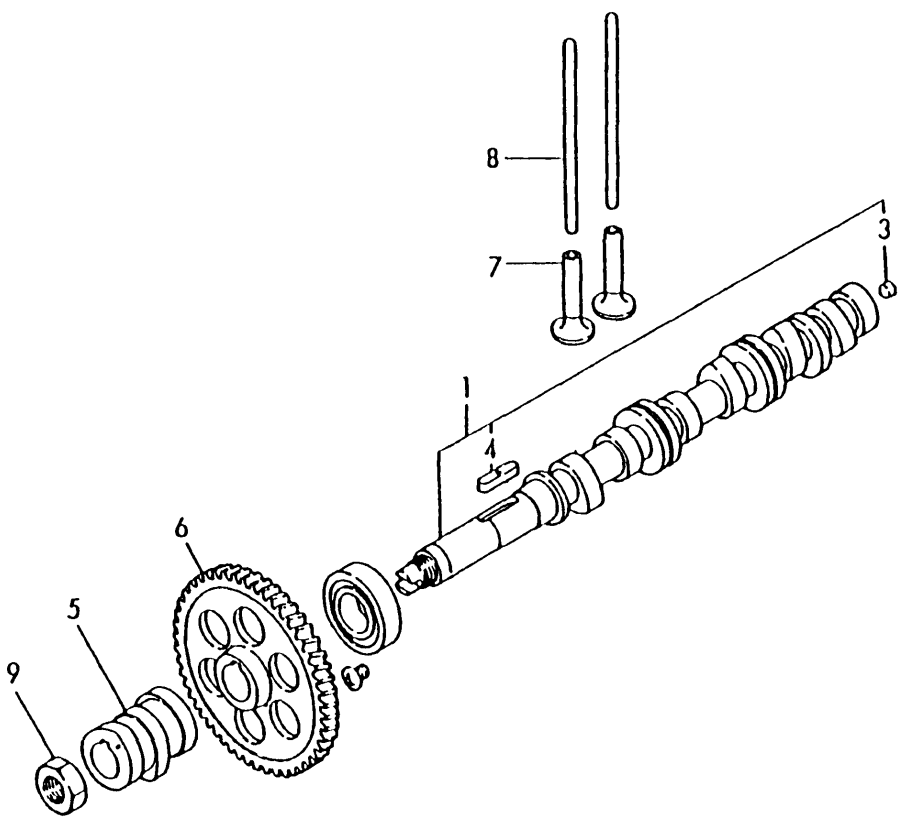
(A)=3T72HL-HKS
(B)=3T75HL-HKS
(C)=

(D)=
(E)=
(F)=

No.	Lev.	Parts No.	Description	Q'ty						I	R
				(A)	(B)	(C)	(D)	(E)	(F)		
1	1	721000-14581	CAMSHAFT ASSY	1							
3	2	121000-14550	PLUG	1							
4	2	22512-070300	KEY, 7X 30	1							
5	1	121575-14090	CAM, FUEL	1							
6	1	129350-14100	GEAR, CAMSHAFT	1							
7	1	121450-14120	NUT	1							
8	1	104200-14200	TAPPET	6							
9	1	121450-14400	ROD, PUSH	6							

Fig.25. CAMSHAFT

021500-14110



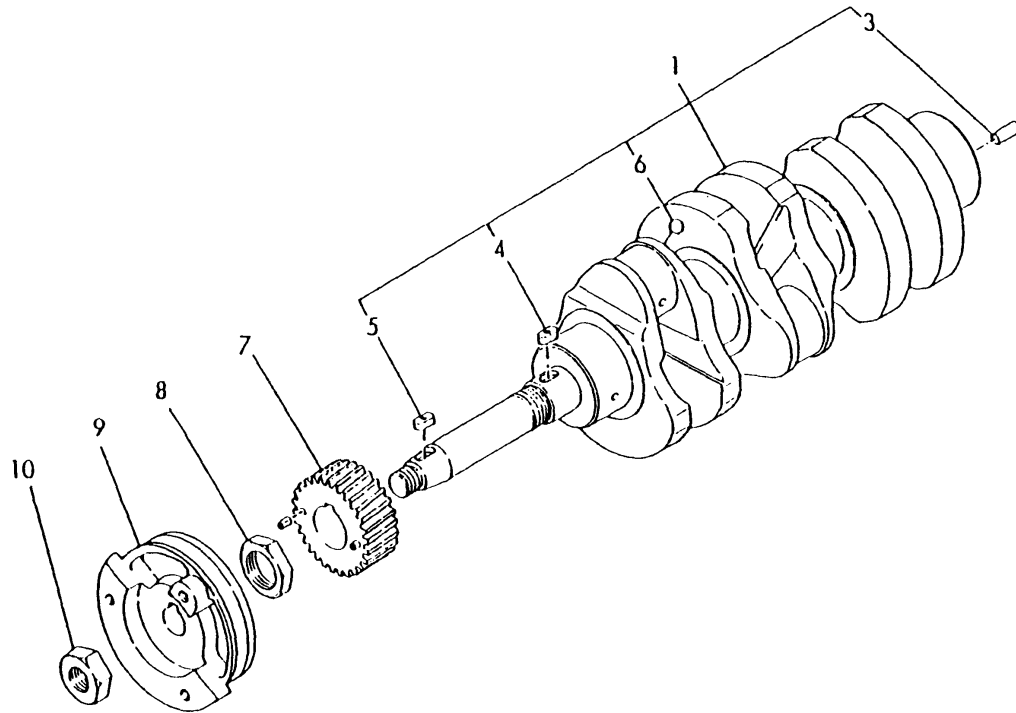
(A)=3T72HL-HKS
(B)=3T75HL-HKS
(C)=

(D)=
(E)=
(F)=

No.	Lev.	Parts No.	Description	Q'ty						I	R
				(A)	(B)	(C)	(D)	(E)	(F)		
1	1	721500-14581	CAMSHAFT ASSY		1						
3	2	121000-14550	PLUG		1						
4	2	22512-070300	KEY, 7X 30		1						
5	1	121575-14090	CAM, FUEL		1						
6	1	129350-14100	GEAR, CAMSHAFT		1						
7	1	104200-14200	TAPPET		6						
8	1	121550-14400	ROD, PUSH		6						
9	1	121450-14120	NUT		1						

Fig.26. CRANKSHAFT

U71007-21100



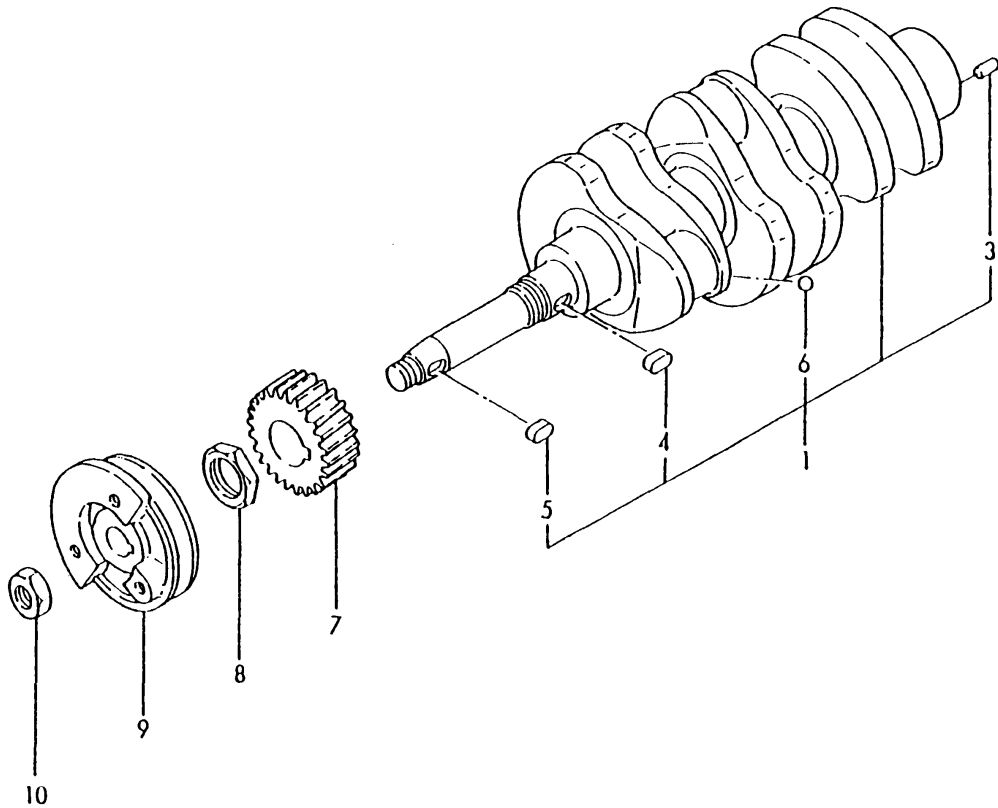
(A)=3T72HL-HKS
(B)=3T75HL-HKS
(C)=

(D)=
(E)=
(F)=

No.	Lev.	Parts No.	Description	Q'ty						I	R
				(A)	(B)	(C)	(D)	(E)	(F)		
1	1	721000-21701	CRANKSHAFT ASSY	1							
3	2	22312-080160	PIN, PARALLEL M8X16	1							
4	2	22512-070180	KEY, 7X 18	1							
5	2	22512-070180	KEY, 7X 18	1							
6	2	24190-080001	BALL, STEEL 1/4	3							
7	1	129350-21200	GEAR, CRANKSHAFT	1							
8	1	121450-21541	NUT, CRANKSHAFT GEAR	1							
9	1	171007-21650	V-PULLEY	1							
10	1	26776-180002	NUT, LOCK M18	1							

Fig.27. CRANKSHAFT

021500-21100



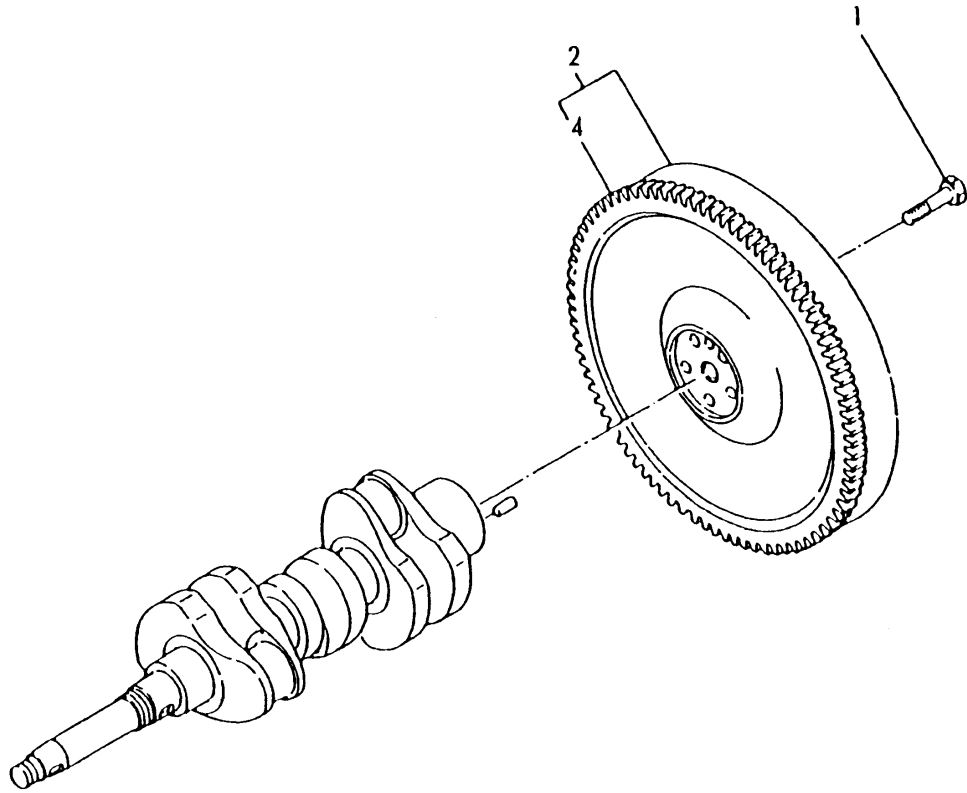
(A)=3T72HL-HKS
(B)=3T75HL-HKS
(C)=

(D)=
(E)=
(F)=

No.	Lev.	Parts No.	Description	Q'ty						I	R
				(A)	(B)	(C)	(D)	(E)	(F)		
1	1	721500-21700	CRANKSHAFT ASSY		1						
3	2	22312-080160	PIN, PARALLEL M8X16		1						
4	2	22512-070180	KEY, 7X 18		1						
5	2	22512-070180	KEY, 7X 18		1						
6	2	24190-080001	BALL, STEEL 1/4		3						
7	1	129350-21200	GEAR, CRANKSHAFT		1						
8	1	121450-21541	NUT, CRANKSHAFT GEAR		1						
9	1	121500-21652	V-PULLEY		1						
10	1	26776-180002	NUT, LOCK M18		1						

Fig.28. FLYWHEEL

U71007-21300



(A)=3T72HL-HKS
(B)=3T75HL-HKS
(C)=

(D)=
(E)=
(F)=

No.	Lev.	Parts No.	Description	Q'ty						I	R
				(A)	(B)	(C)	(D)	(E)	(F)		
1	1	121111-21501	BOLT, FLYWHEEL	5							
2	1	171007-21590	FLYWHEEL ASSY	1							
4	2	129350-21600	GEAR, RING	1							

Fig.29. FLYWHEEL

U71009-21300

(A)=3T72HL-HKS
(B)=3T75HL-HKS
(C)=

(D)=
(E)=
(F)=

No.	Lev.	Parts No.	Description	Q'ty						I	R
				(A)	(B)	(C)	(D)	(E)	(F)		
1	1	121111-21501	BOLT, FLYWHEEL		5						
2	1	171009-21590	FLYWHEEL ASSY		1						
4	2	129350-21600	GEAR, RING		1						

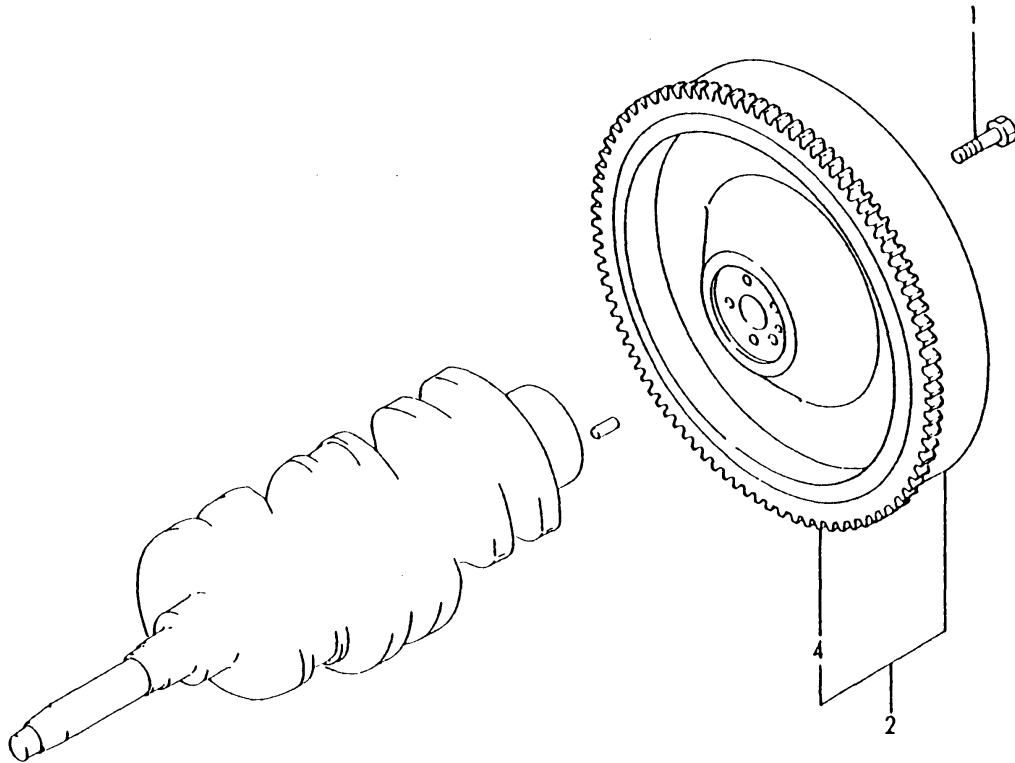


Fig.30. PISTON

D21000-22100

(A)=3T72HL-HKS
 (B)=3T75HL-HKS
 (C)=

(D)=
 (E)=
 (F)=

No.	Lev.	Parts No.	Description	Q'ty						I	R
				(A)	(B)	(C)	(D)	(E)	(F)		
1	1	121000-22091	PISTON ASSY	3							
3	2	721000-22500	RING SET, PISTON	3							
8	1	105225-22300	PIN, PISTON	3							
9	1	105225-22400	CIRCLIP	6							

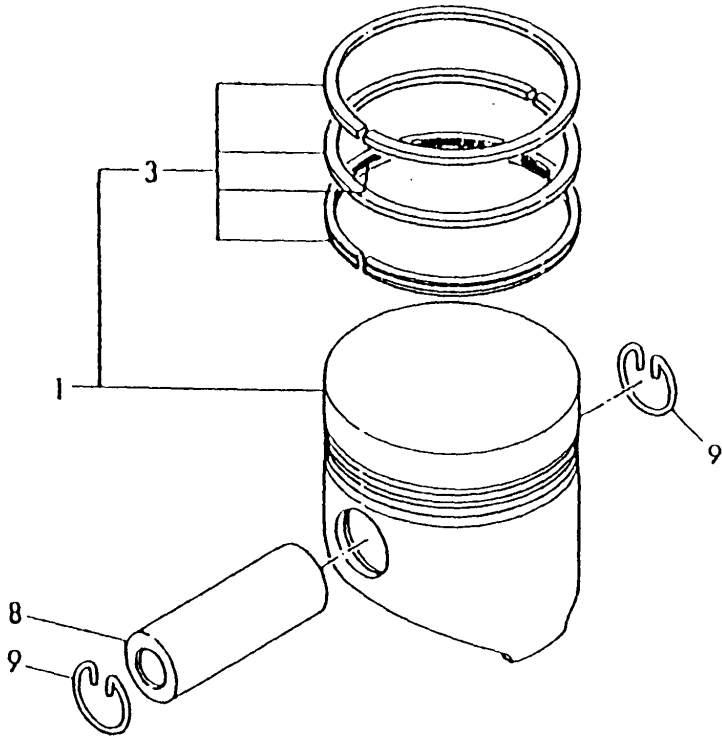
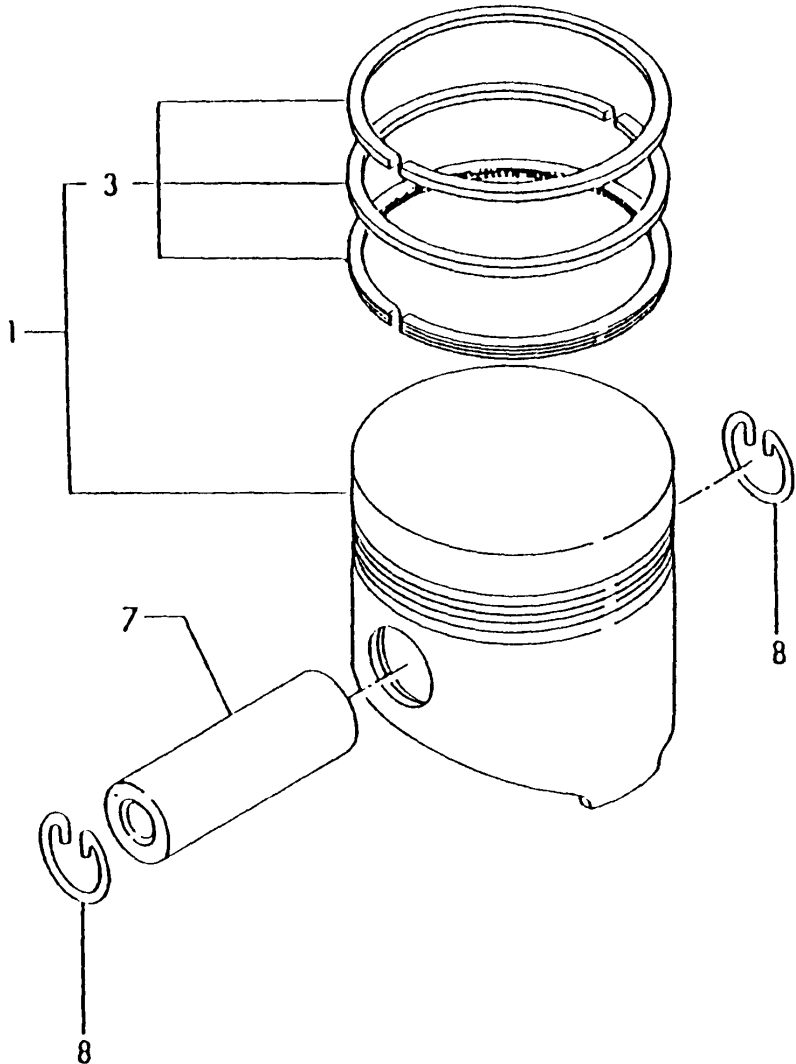


Fig.31. PISTON

U71002-22100



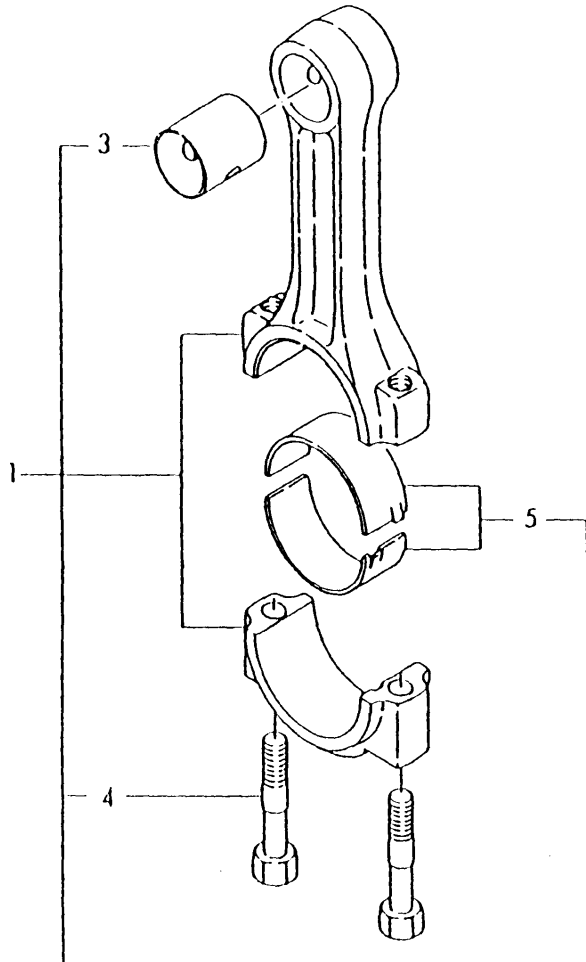
(A)=3T72HL-HKS
(B)=3T75HL-HKS
(C)=

(D)=
(E)=
(F)=

No.	Lev.	Parts No.	Description	Q'ty						I	R
				(A)	(B)	(C)	(D)	(E)	(F)		
1	1	171002-22090	PISTON ASSY		3						
3	2	721500-22500	RING SET, PISTON		3						
7	1	104200-22300	PIN, PISTON		3						
8	1	172100-22400	CIRCLIP		6						

Fig.32. CONNECTING ROD

005311-23100



(A)=3T72HL-HKS
(B)=3T75HL-HKS
(C)=

(D)=
(E)=
(F)=

No.	Lev.	Parts No.	Description	Q'ty						I	R
				(A)	(B)	(C)	(D)	(E)	(F)		
1	1	705311-23100	ROD ASSY, CONNECTING	3							
3	2	105225-23100	BEARING, PISTON PIN	3							
4	2	105225-23200	BOLT, CONNECTING ROD	6							
5	2	705311-23600	BEARING, CRANK PIN	3							

Fig.33. CONNECTING ROD

021550-23100

(A)=3T72HL-HKS
(B)=3T75HL-HKS
(C)=

(D)=
(E)=
(F)=

No.	Lev.	Parts No.	Description	Q'ty						I	R
				(A)	(B)	(C)	(D)	(E)	(F)		
1	1	721550-23100	ROD ASSY, CONNECTING		3						
3	2	124060-23100	BEARING, PISTON PIN		3						
4	2	121550-23200	BOLT, CONNECTING ROD		6						
5	2	721550-23600	BEARING, CRANK PIN		3						

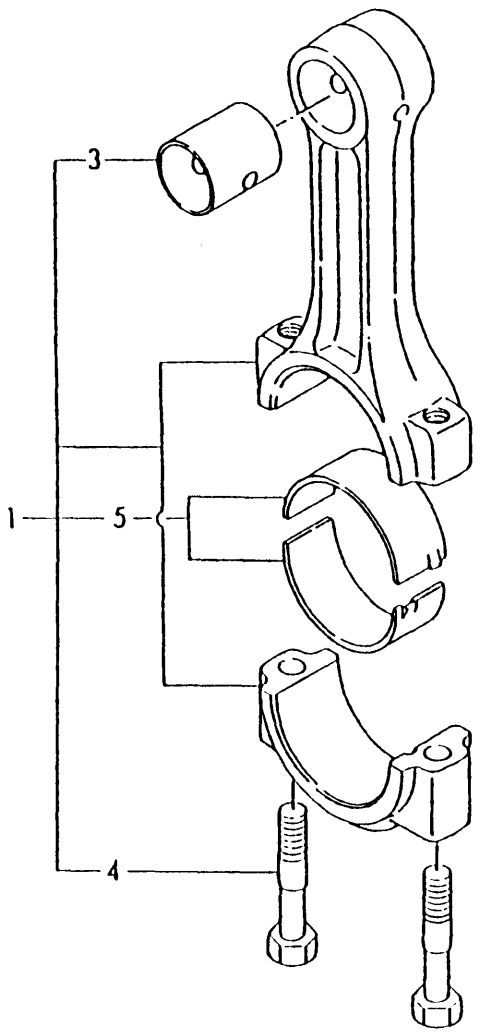
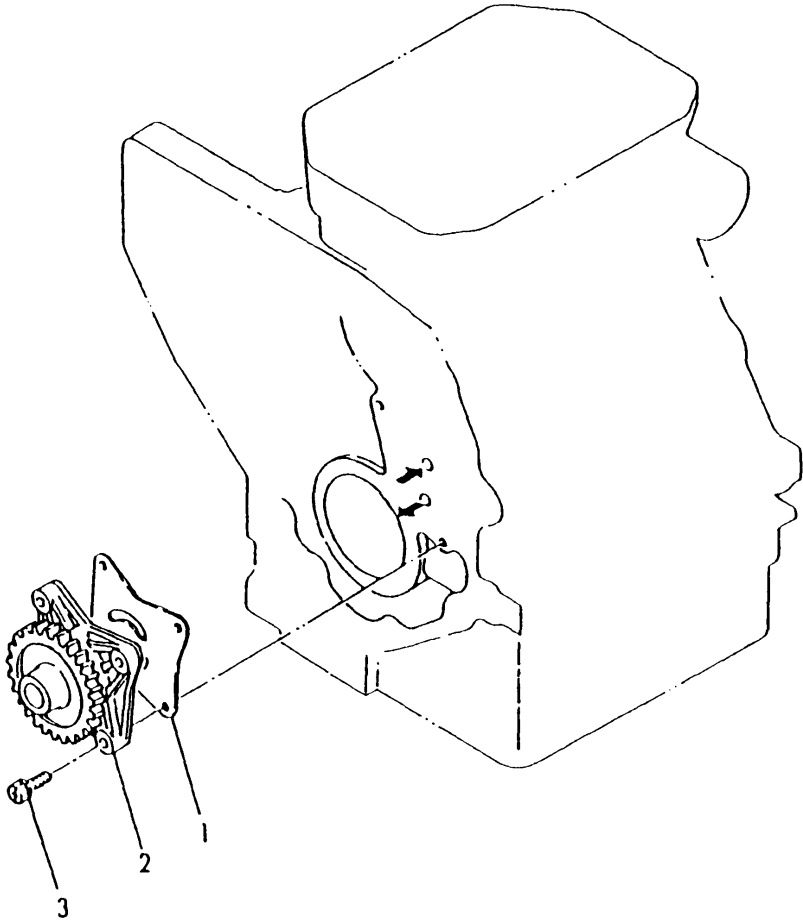


Fig.34. LUB. OIL PUMP

D21575-32100



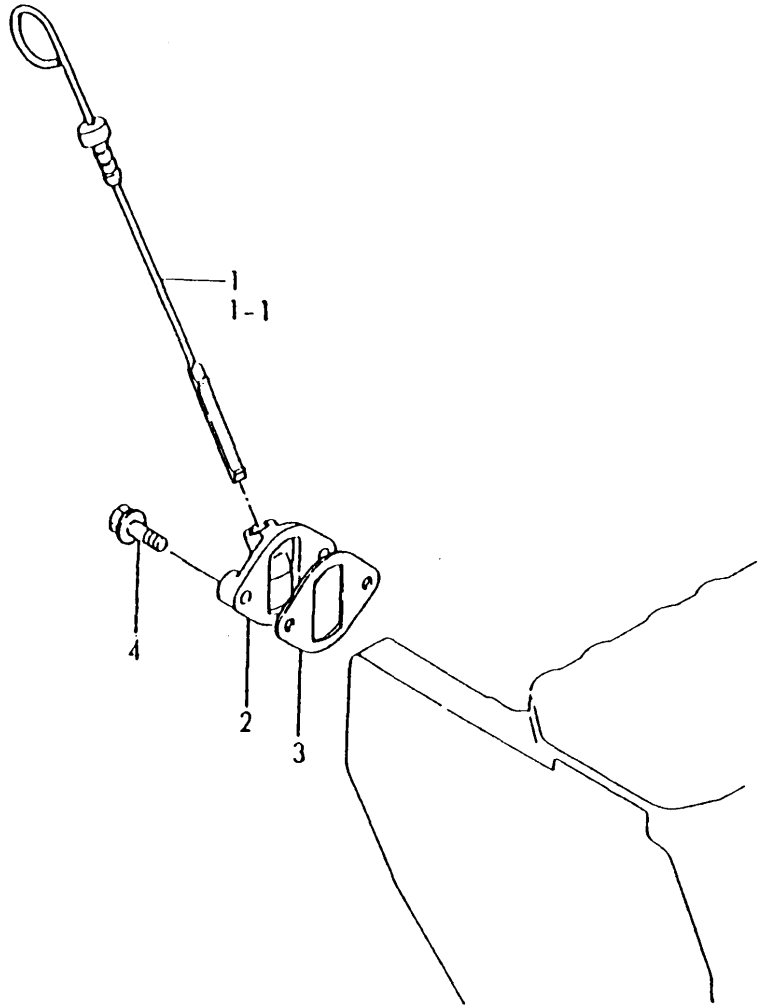
(A)=3T72HL-HKS
(B)=3T75HL-HKS
(C)=

(D)=
(E)=
(F)=

No.	Lev.	Parts No.	Description	Q'ty						I	R
				(A)	(B)	(C)	(D)	(E)	(F)		
1	1	121450-32021	GASKET, PUMP	1	1						
2	1	121575-32090	PUMP ASSY, OIL	1	1						
3	1	26013-060222	BOLT, M6X 22	3	3						

Fig.35. DIPSTICK

U71037-34100



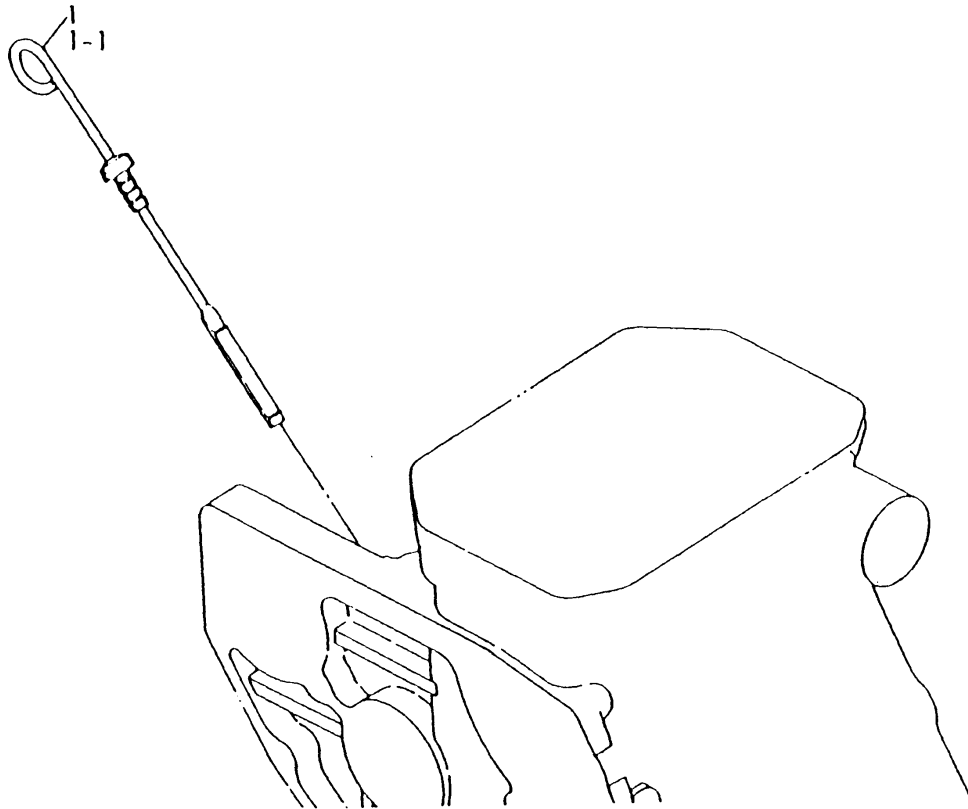
(A)=3T72HL-HKS
(B)=3T75HL-HKS
(C)=

(D)=
(E)=
(F)=

No.	Lev.	Parts No.	Description	Q'ty						I	R
				(A)	(B)	(C)	(D)	(E)	(F)		
1	1	171037-34800	DIPSTICK, OIL	1							
1-1	1	171037-34801	DIPSTICK, OIL	1							N
(A=EB5583)											
2	1	121575-34830	BRACKET	1							
3	1	124160-34844	GASKET	1							
4	1	26106-080222	BOLT, M8X 22 PLATED	2							

Fig.36. DIPSTICK

U71008-34100



(A)=3T72HL-HKS
(B)=3T75HL-HKS
(C)=

(D)=
(E)=
(F)=

No.	Lev.	Parts No.	Description	Q'ty						I	R	
				(A)	(B)	(C)	(D)	(E)	(F)			
1	1	171008-34801	DIPSTICK, OIL		1							
1-1	1	171008-34802 (B=E95329)	DIPSTICK, OIL		1							N

Fig.37. LUB. OIL STRAINER

024732-35100

(A)=3T72HL-HKS
(B)=3T75HL-HKS
(C)=

(D)=
(E)=
(F)=

No.	Lev.	Parts No.	Description	Q'ty						I	R
				(A)	(B)	(C)	(D)	(E)	(F)		
1	1	124450-35070	NUT, PF1/4	1	1						
2	1	124732-35090	PIPE ASSY, OIL INLET	1	1						
3	1	124550-35110	ELEMENT	1	1						
4	2	124450-35110	O-RING	1	1						
5	1	124085-35300	VALVE ASSY, CONTROL	1	1						
6	1	124085-35350	NUT, M20	1	1						

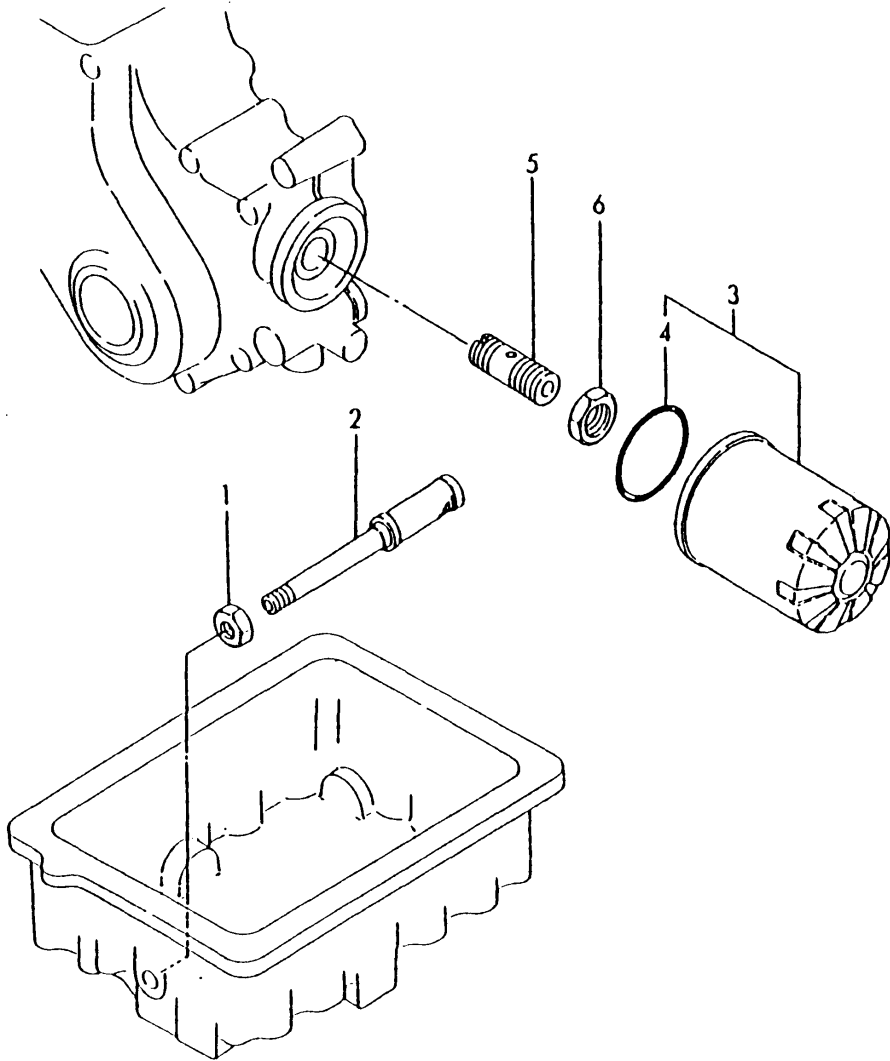
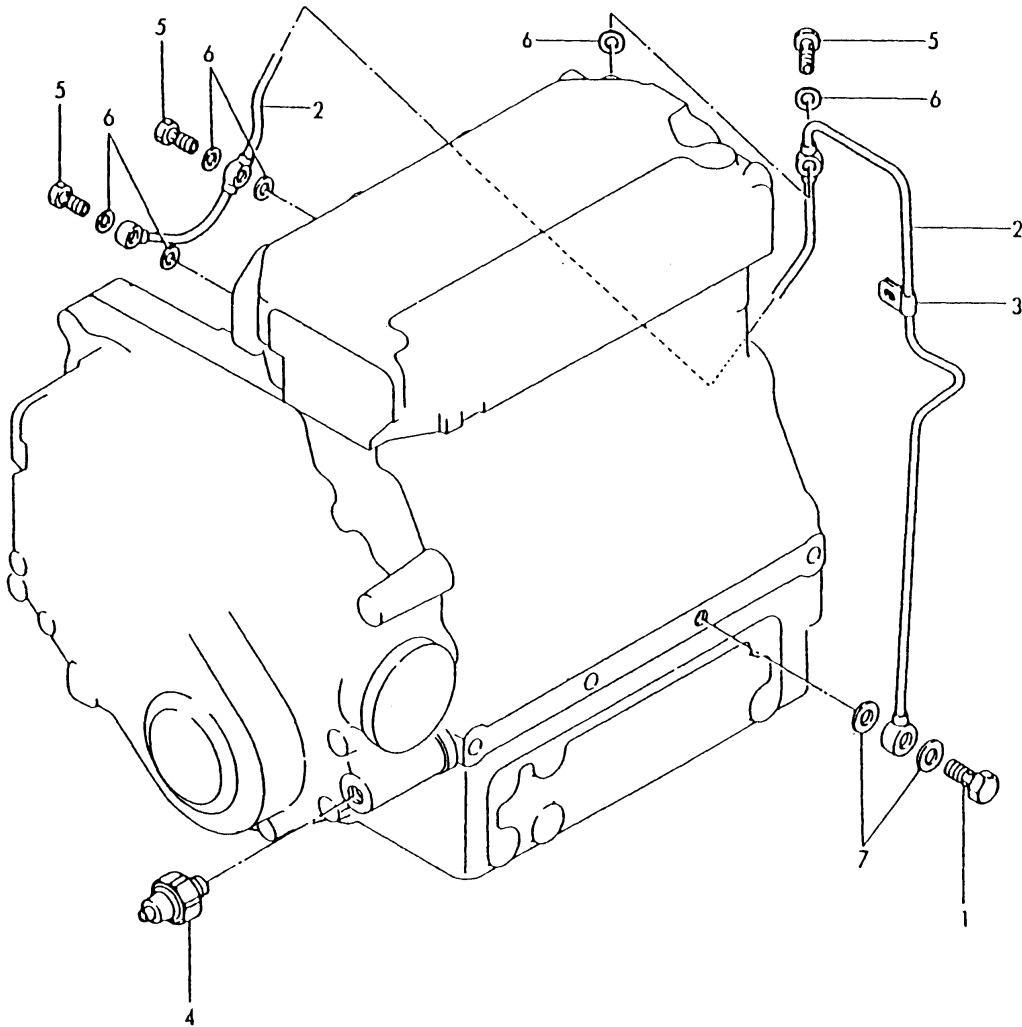


Fig.38. LUB. OIL PIPE

D21450-39110



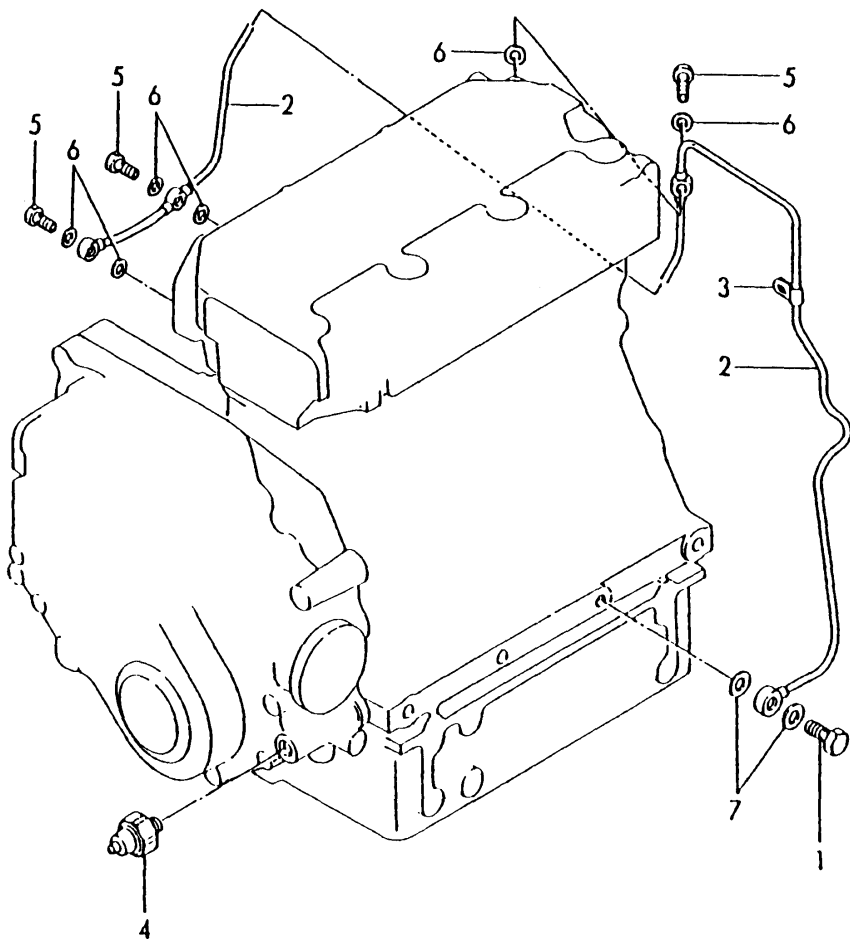
(A)=3T72HL-HKS
(B)=3T75HL-HKS
(C)=

(D)=
(E)=
(F)=

No.	Lev.	Parts No.	Description	Q'ty						I	R
				(A)	(B)	(C)	(D)	(E)	(F)		
1	1	124160-39140	BOLT, PIPE JOINT M10	1							
2	1	121450-39201	PIPE, 85X195X440	1							
3	1	124450-39240	RETAINER, PIPE	1							
4	1	124160-39450	SWITCH, 0.5KG	1							
5	1	124550-59820	BOLT, PIPE JOINT M8	3							
6	1	23414-080000	GASKET, 8X1.0	6							
7	1	23414-100000	GASKET, 10X1.0	2							

Fig.39. LUB. OIL PIPE

021550-39100



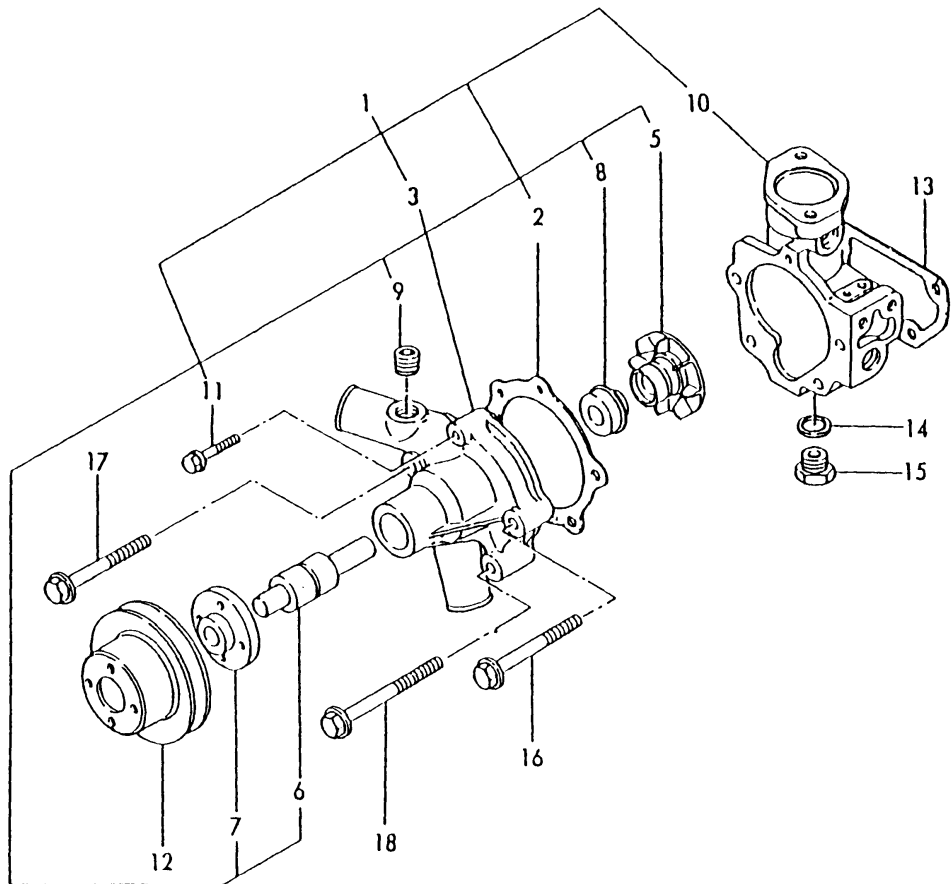
(A)=3T72HL-HKS
(B)=3T75HL-HKS
(C)=

(D)=
(E)=
(F)=

No.	Lev.	Parts No.	Description	Q'ty						I	R
				(A)	(B)	(C)	(D)	(E)	(F)		
1	1	124160-39140	BOLT, PIPE JOINT M10		1						
2	1	121550-39200	PIPE, OIL		1						
3	1	124450-39240	RETAINER, PIPE		1						
4	1	124160-39450	SWITCH, 0.5KG		1						
5	1	124550-59820	BOLT, PIPE JOINT M8		3						
6	1	23414-080000	GASKET, 8X1.0		6						
7	1	23414-100000	GASKET, 10X1.0		2						

Fig.40. COOLING WATER PUMP

021000-42110



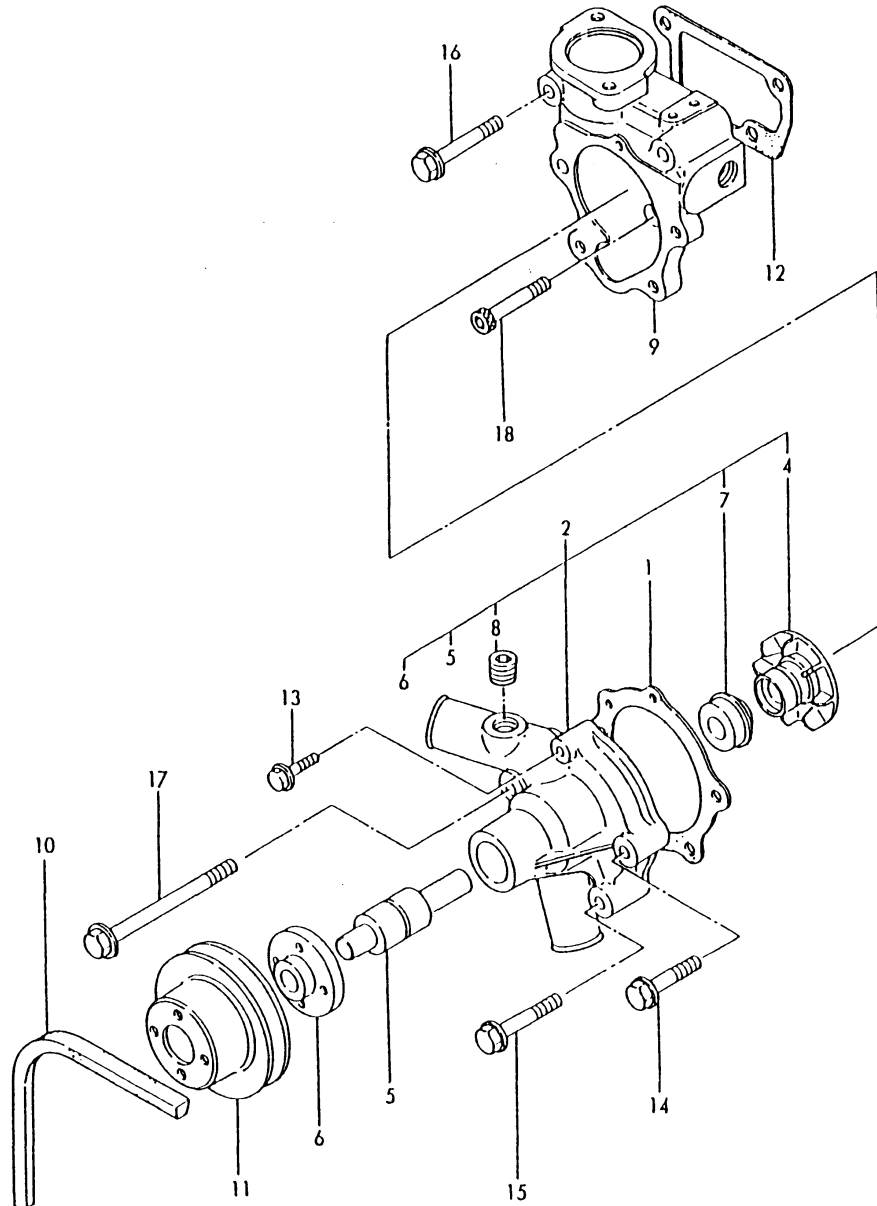
(A)=3T72HL-HKS
(B)=3T75HL-HKS
(C)=

(D)=
(E)=
(F)=

No.	Lev.	Parts No.	Description	Q'ty						I	R
				(A)	(B)	(C)	(D)	(E)	(F)		
1	1	121000-42010	PUMP ASSY, WATER	1							
2	2	121000-42051	GASKET, WATER PUMP	1							
3	2	121554-42100	PUMP ASSY, WATER	1							
3-1	2	121000-42100	PUMP ASSY, WATER	1							N
		(A=EXXX)									
5	3	129350-42200	IMPELLER	1							
6	3	121450-42240	BEARING, SHAFT	1							
7	3	121450-42260	FLANGE, V-PULLEY	1							
8	3	121450-42310	SEAL, MECHANICAL	1							
9	3	23871-030000	PLUG, R03	1							
10	2	121000-42120	BRACKET, PUMP	1							
11	2	26106-060322	BOLT, M6X 32 PLATED	1							
12	1	121450-42350	V-PULLEY	1							
13	1	121450-44410	GASKET	1							
14	1	124465-44950	GASKET, 16	1							
15	1	121450-42450	PLUG, M16	1							
16	1	26106-080822	BOLT M 8X 82 PLATED	2							
17	1	26106-080872	BOLT M 8X 87 PLATED	1							
18	1	26106-081052	BOLT, M8X105 PLATED	1							

Fig.41. COOLING WATER PUMP

U71003-42100



(A)=3T72HL-HKS
(B)=3T75HL-HKS
(C)=

(D)=
(E)=
(F)=

No.	Lev.	Parts No.	Description	Q'ty						I	R
				(A)	(B)	(C)	(D)	(E)	(F)		
1	1	121000-42051	GASKET, WATER PUMP		1						
2	1	121000-42100	PUMP ASSY, WATER		1						
4	2	129350-42200	IMPELLER		1						
5	2	121450-42240	BEARING, SHAFT		1						
6	2	121450-42260	FLANGE, V-PULLEY		1						
7	2	121450-42310	SEAL, MECHANICAL		1						
8	2	23871-030000	PLUG, R03		1						
9	1	171003-42123	BRACKET, PUMP		1						
10	1	124736-42290	V-BELT, A34		1						
11	1	121450-42350	V-PULLEY		1						
12	1	171003-44411	GASKET		1						
13	1	26106-060322	BOLT, M6X 32 PLATED		1						
14	1	26106-080402	BOLT, M8X 40 PLATED		2						
15	1	26106-080452	BOLT, M8X 45 PLATED		1						
16	1	26106-080552	BOLT, M8X 55 PLATED		2						
17	1	26106-081052	BOLT, M8X105 PLATED		1						
18	1	26450-080452	BOLT, M8X 45		1						

Fig.42. COOLING WATER FAN

U71009-44400
 U71007-93100
 U71009-93010

(A)=3T72HL-HKS
 (B)=3T75HL-HKS
 (C)=

(D)=
 (E)=
 (F)=

No.	Lev.	Parts No.	Description	Q'ty						I	R
				(A)	(B)	(C)	(D)	(E)	(F)		
1	1	171037-44740	FAN, COOLING	1	1						
2	1	26013-060142	BOLT, M6X 14	4	4						
2-1	1	26014-060252	BOLT, M6X 25	4	4						S
		(A=E XXX) (B=E XXX)									
3	1	171009-44760	SPACER	1	1						
4	1	124450-44510	TANK ASSY, SUB	1	1						
6	2	124450-44530	CAP	1	1						
7	2	124450-44560	RETAINER	1	1						
8	2	23061-070230	PIPE, 7X 230	1	1						
9	1	121470-44540	LABEL, SUB-TANK	1	1						
10	1	124450-44550	BAND	1	1						
11	1	121256-44600	BRACKET, SUB TANK	1	1						

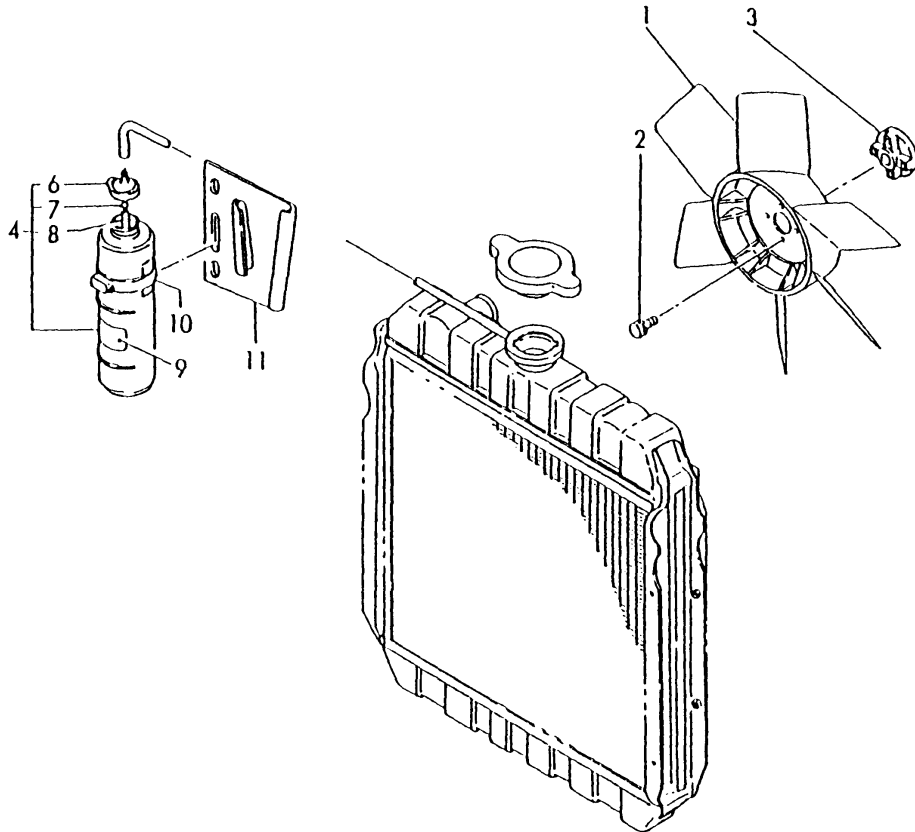


Fig.43. COOLING WATER PIPE

U71009-49100

(A)=3T72HL-HKS
(B)=3T75HL-HKS
(C)=

(D)=
(E)=
(F)=

No.	Lev.	Parts No.	Description	Q'ty						I	R
				(A)	(B)	(C)	(D)	(E)	(F)		
1	1	121250-44901	SWITCH, 110	1	1						
2	1	124465-44950	GASKET, 16	1	1						
3	1	121000-49030	PIPE, WATER	1	1						
3-1	1	171003-49030 (A=EXXX) (B=EXXX)	PIPE, WATER	1	1						N
4	1	124160-49480	JOINT, PIPE	1	1						
5	1	23010-038000	CLAMP, 38	2	2						

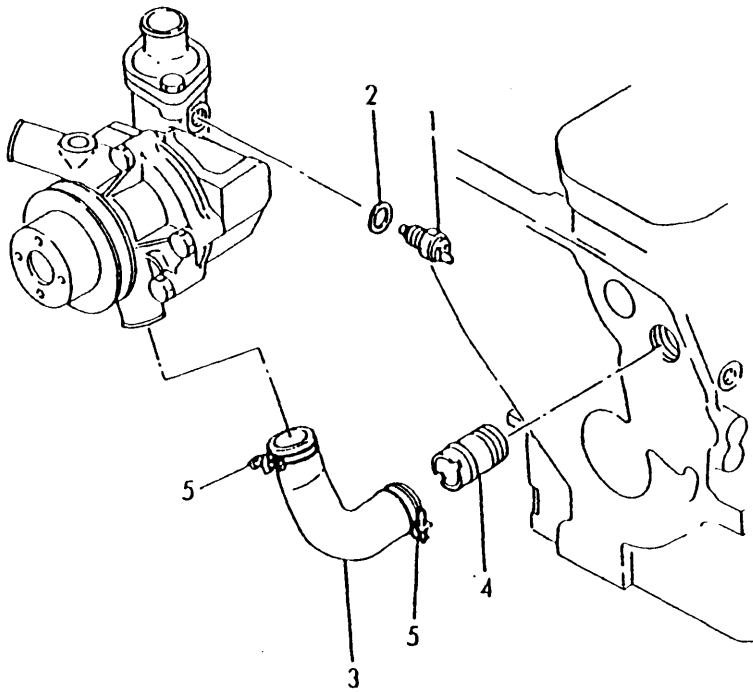
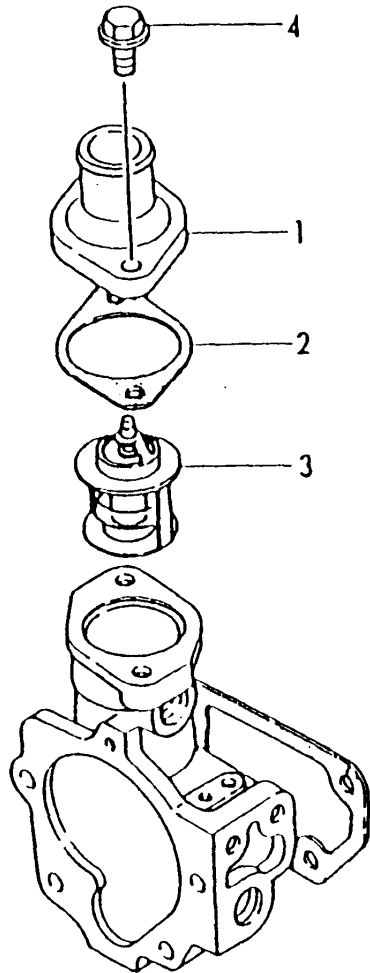


Fig.44. THERMOSTAT

021000-49200



(A)=3T72HL-HKS
(B)=3T75HL-HKS
(C)=

(D)=
(E)=
(F)=

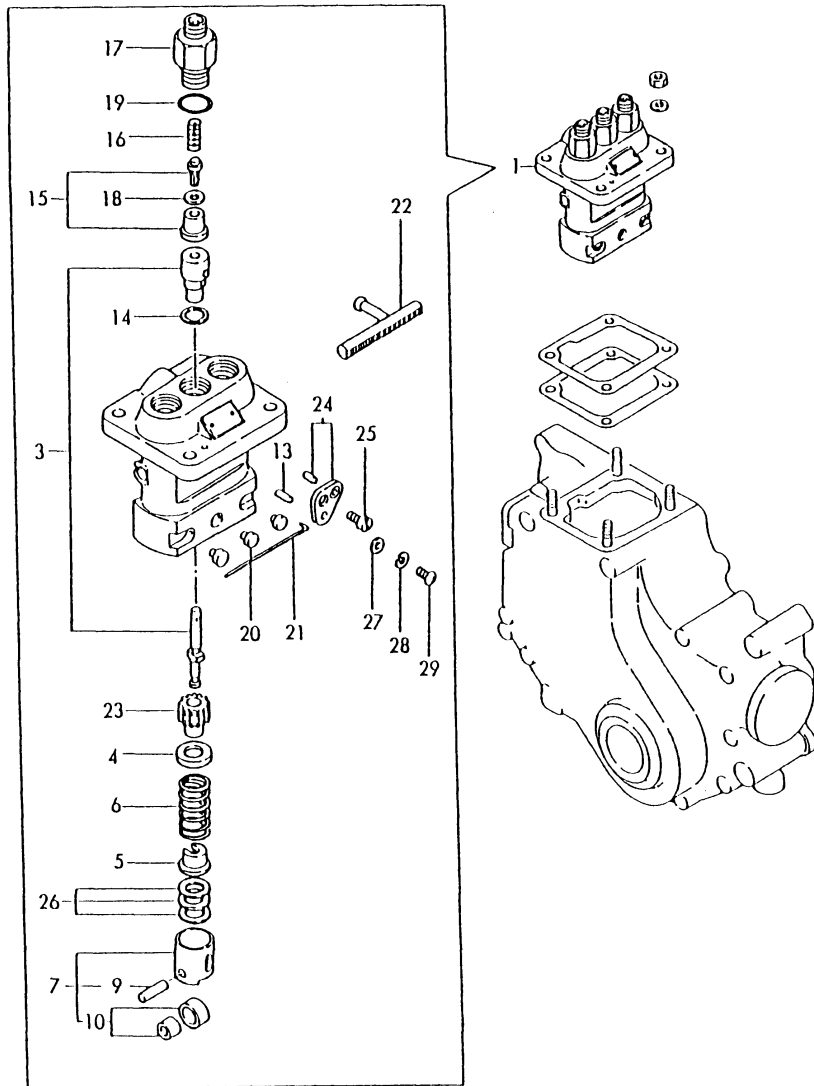
No.	Lev.	Parts No.	Description	Q'ty						I	R
				(A)	(B)	(C)	(D)	(E)	(F)		
1	1	129350-49530	COVER, THERMOSTAT	1	1						
2	1	129350-49540	GASKET	1	1						
2-1	1	129350-49541	GASKET	1	1						N
		(A=*1990.01) (B=EB0372)									
3	1	129350-49800	THERMOSTAT, 71	1	1						
4	1	26106-080182	BOLT, M8X 18 PLATED	2	2						

Fig.45. FUEL INJECTION PUMP

021000-51100

(A)=3T72HL-HKS
(B)=3T75HL-HKS
(C)=

(D)=
(E)=
(F)=

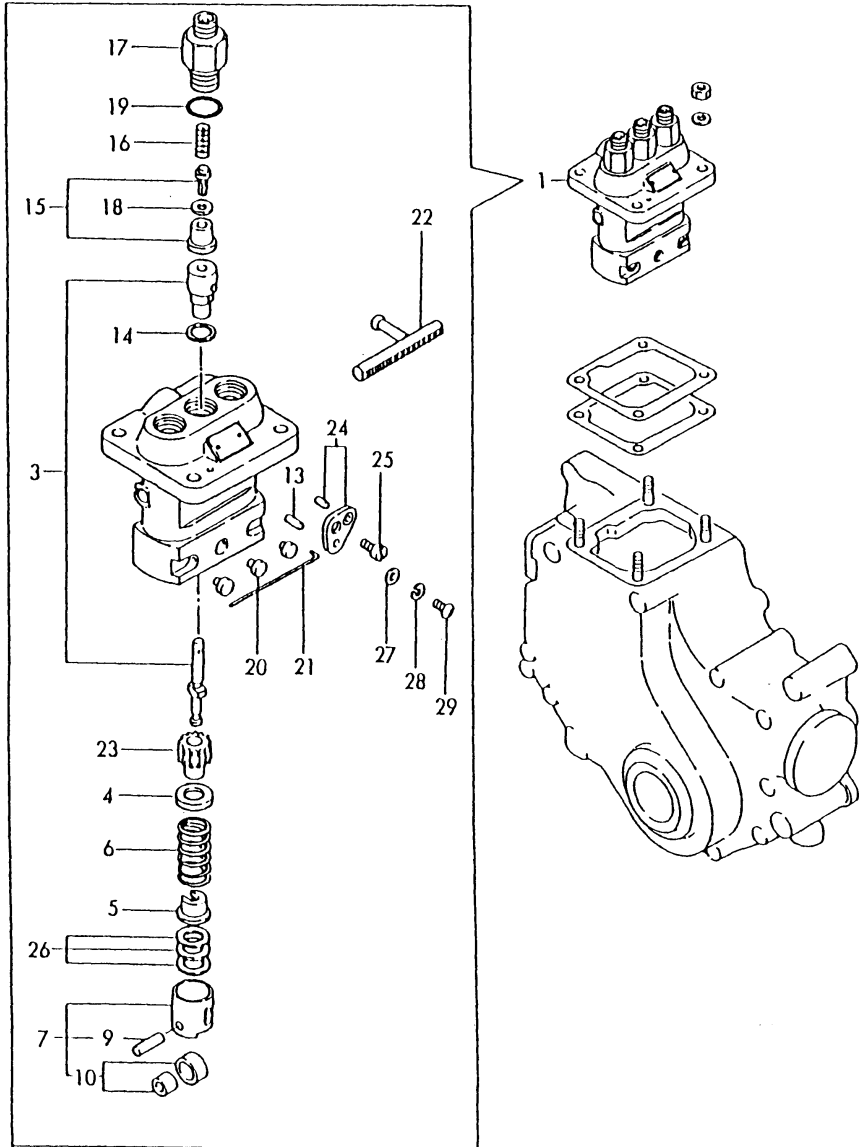


No.	Lev.	Parts No.	Description	Q'ty						I	R
				(A)	(B)	(C)	(D)	(E)	(F)		
1	1	721000-51700	PUMP ASSY, INJECTION	1							
3	2	121575-51100	PLUNGER ASSY	3							
4	2	174307-51170	RETAINER, SPRING A	3							
5	2	174307-51181	RETAINER, SPRING B	3							
6	2	124950-51190	SPRING, PLUNGER	3							
7	2	724550-51520	GUIDE, PLUNGER	3							
9	3	174100-54120	PIN	3							
10	3	711100-51540	ROLLER ASSY	3							
13	2	103854-51251	PIN, PLUNGER	1							
14	2	124950-51270	GASKET	3							
15	2	124060-51300	VALVE ASSY, DELIVERY	3							
16	2	124550-51320	SPRING, DELIVERY	3							
17	2	124550-51341	HOLDER, DELIVERY L43	3							
18	2	124550-51350	GASKET, DELIVERY	3							
19	2	124550-51370	O-RING	3							
20	2	124950-51450	PIECE, GUIDE	3							
21	2	121150-51460	PIN, GUIDE	1							
22	2	121450-51500	RACK, CONTROL	1							
23	2	124950-51510	PINION	3							
24	2	124950-51640	PLATE ASSY, ADJUST	2							
25	2	103854-51660	SCREW	2							
26	2	174307-51700	SHIM SET	3							
27	2	22131-050000	WASHER 5	2							
27-1	2	22117-050000	WASHER, 5	2							N
(A=E XXX)											
28	2	22217-050000	WASHER, SPRING 5	2							
29	2	26587-050102	SCREW, M5X10	2							

Remarks
(M) MISPRINT.

Fig.46. FUEL INJECTION PUMP

021500-51100



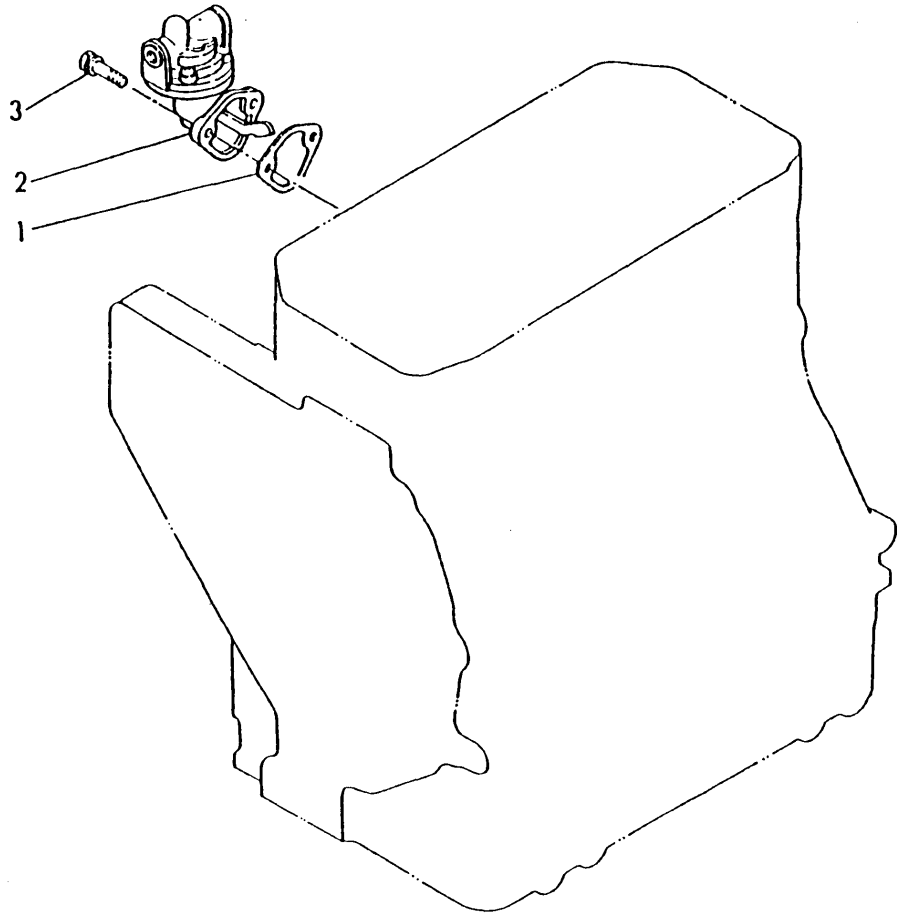
(A)=3T72HL-HKS
(B)=3T75HL-HKS
(C)=

(D)=
(E)=
(F)=

No.	Lev.	Parts No.	Description	Q'ty						I	R
				(A)	(B)	(C)	(D)	(E)	(F)		
1	1	721500-51100	PUMP ASSY, INJECTION		1						
3	2	121575-51100	PLUNGER ASSY		3						
4	2	174307-51170	RETAINER, SPRING A		3						
5	2	174307-51181	RETAINER, SPRING B		3						
6	2	124950-51190	SPRING, PLUNGER		3						
7	2	724550-51520	GUIDE, PLUNGER		3						
9	3	174100-54120	PIN		3						
10	3	711100-51540	ROLLER ASSY		3						
13	2	103854-51251	PIN, PLUNGER		1						
14	2	124950-51270	GASKET		3						
15	2	124060-51300	VALVE ASSY, DELIVERY		3						
16	2	124550-51320	SPRING, DELIVERY		3						
17	2	124550-51341	HOLDER, DELIVERY L43		3						
18	2	124550-51350	GASKET, DELIVERY		3						
19	2	124550-51370	O-RING		3						
20	2	124950-51450	PIECE, GUIDE		3						
21	2	121150-51460	PIN, GUIDE		1						
22	2	121450-51500	RACK, CONTROL		1						
23	2	124950-51510	PINION		3						
24	2	124950-51640	PLATE ASSY, ADJUST		2						
25	2	103854-51660	SCREW		2						
26	2	174307-51700	SHIM SET		3						
27	2	22131-050000	WASHER, 5		2						
27-1	2	22117-050000	WASHER, 5		2						N
(B=EXXX)											
28	2	22217-050000	WASHER, SPRING 5		2						
29	2	26587-050102	SCREW, M5X10		2						

Fig.47. FUEL FEED PUMP

U71051-52100



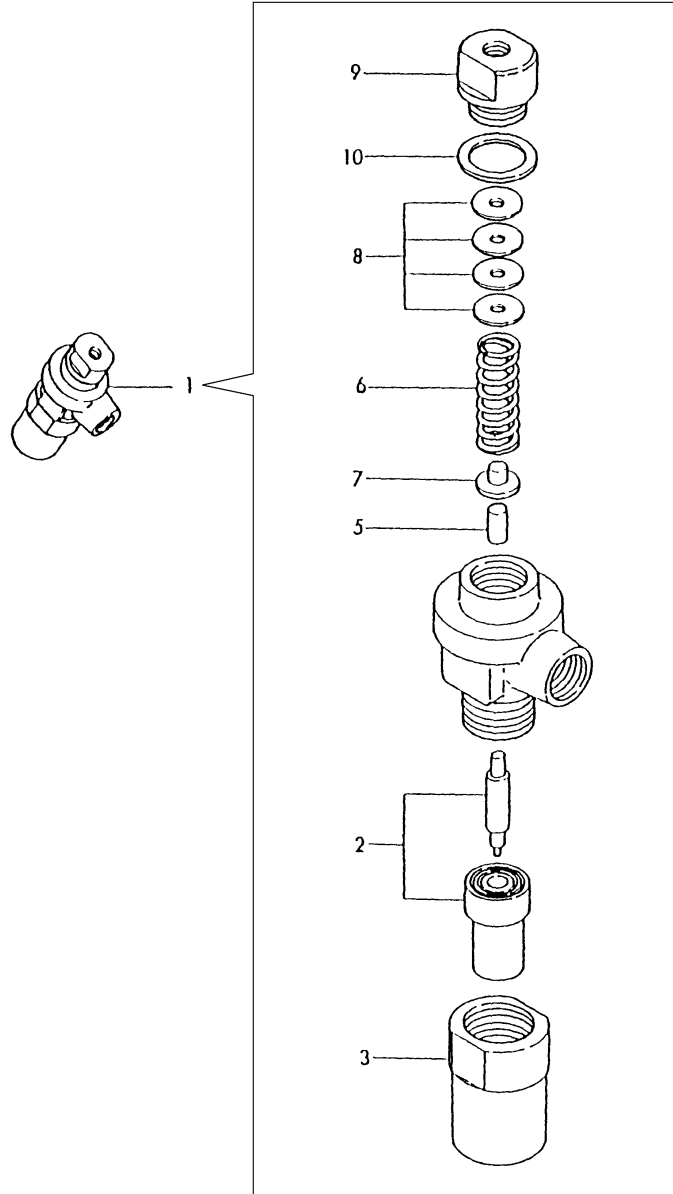
(A)=3T72HL-HKS
(B)=3T75HL-HKS
(C)=

(D)=
(E)=
(F)=

No.	Lev.	Parts No.	Description	Q'ty						I	R
				(A)	(B)	(C)	(D)	(E)	(F)		
1	1	121520-01850	GASKET	1	1						
1-1	1	121520-01851	GASKET	1	1						N
		(A=*1990.01)	(B=EB0372)								
2	1	129301-52020	PUMP ASSY, FUEL FEED	1	1						
3	1	26014-060182	BOLT, M6X 18	2	2						

Fig.48. FUEL INJECTION VALVE

021000-53100



(A)=3T72HL-HKS
(B)=3T75HL-HKS
(C)=

(D)=
(E)=
(F)=

No.	Lev.	Parts No.	Description	Q'ty						I	R
				(A)	(B)	(C)	(D)	(E)	(F)		
1	1	721000-53100	VALVE ASSY,INJECTION	3							
2	2	124770-53000	VALVE ASSY,INJECTION	3							
3	2	101147-53080	NUT, NOZZLE	3							
5	2	113200-53110	SPINDLE, INTER	3							
6	2	104211-53120	SPRING, NOZZLE	3							
7	2	113200-53120	RETAINER, SPRING	3							
8	2	110250-53150	PLATE ASSY, ADJUST	3							
9	2	103854-53180	RETAINER, SPRING	3							
10	2	172100-53200	GASKET	3							

Fig.49. FUEL INJECTION VALVE

D21500-53100

(A)=3T72HL-HKS
(B)=3T75HL-HKS
(C)=

(D)=
(E)=
(F)=

No.	Lev.	Parts No.	Description	Q'ty						I	R
				(A)	(B)	(C)	(D)	(E)	(F)		
1	1	721500-53100	VALVE ASSY,INJECTION		3						
2	2	124770-53000	VALVE ASSY,INJECTION		3						
3	2	104200-53080	NUT, NOZZLE		3						
5	2	113200-53110	SPINDLE, INTER		3						
6	2	104211-53120	SPRING, NOZZLE		3						
7	2	113200-53120	RETAINER, SPRING		3						
8	2	110250-53150	PLATE ASSY, ADJUST		3						
9	2	103854-53180	RETAINER, SPRING		3						
10	2	172100-53200	GASKET		3						

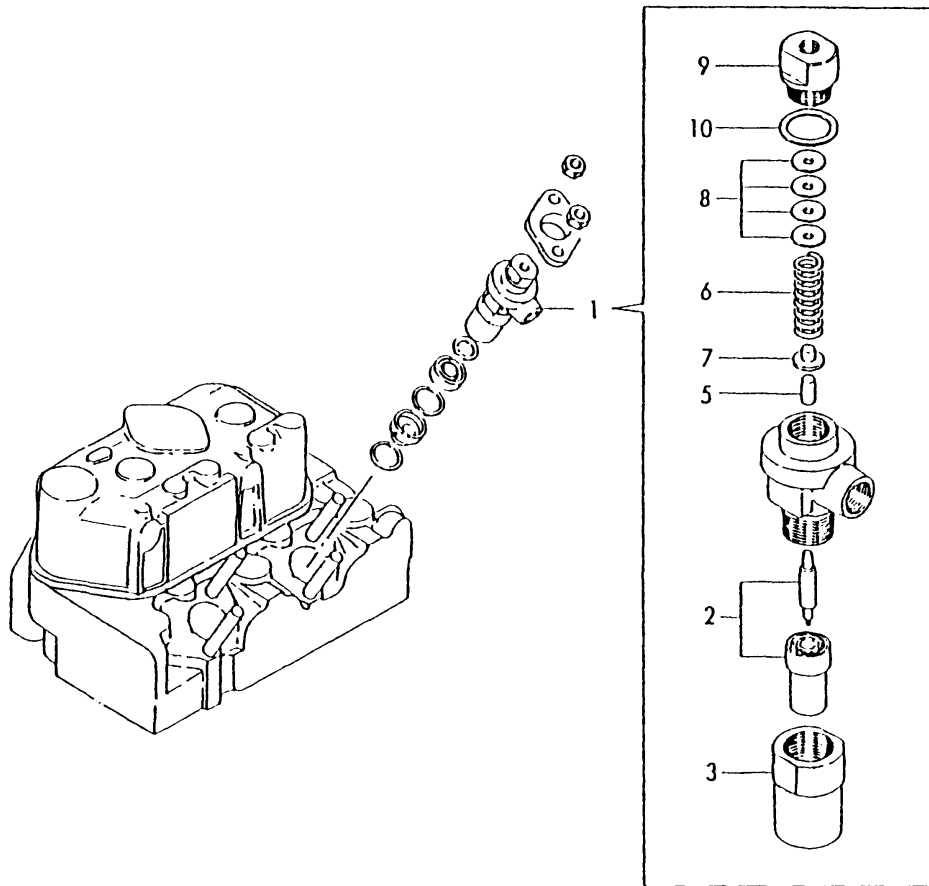
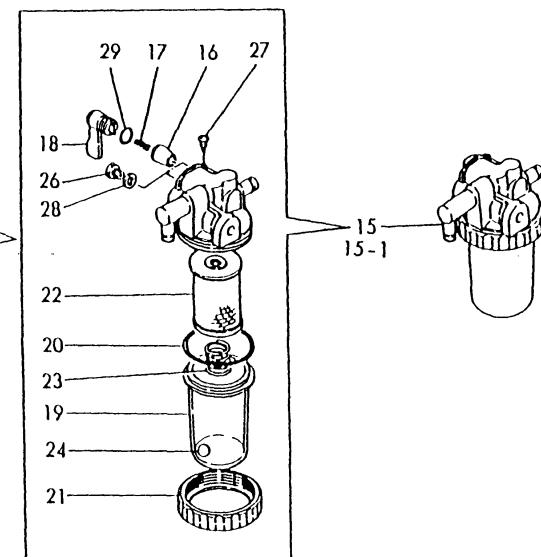
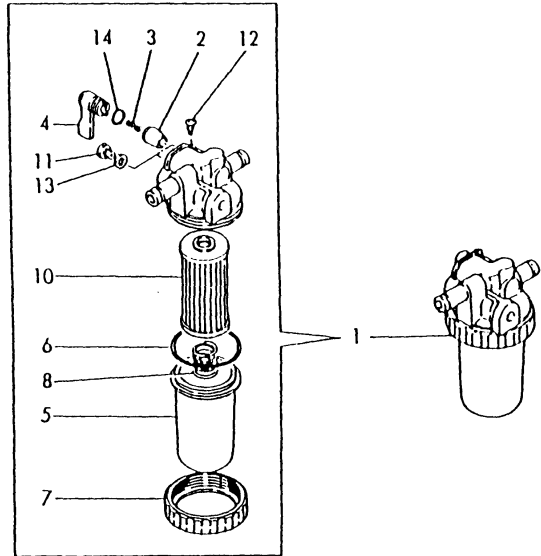


Fig.50. FUEL OIL STRAINER

U71007-93100
U71009-93010



(A)=3T72HL-HKS
(B)=3T75HL-HKS
(C)=

(D)=
(E)=
(F)=

No.	Lev.	Parts No.	Description	Q'ty						I	R
				(A)	(B)	(C)	(D)	(E)	(F)		
1	1	121254-55600	STRAINER ASSY, FUEL	1	1						
2	2	104200-55321	VALVE, TAPER	1	1						
3	2	104200-55330	SPRING, VALVE	1	1						
4	2	104200-55341	HANDLE	1	1						
5	2	121254-55510	COVER	1	1						
6	2	102103-55520	O-RING	1	1						
7	2	110250-55610	RING, RETAINING	1	1						
8	2	121250-55620	SPRING	1	1						
10	2	124550-55700	FILTER, FUEL L=90	1	1						
11	2	101720-55750	PLUG, 6	2	2						
12	2	104200-55750	SCREW, M4	1	1						
13	2	23418-060000	GASKET, 6X1.0	2	2						
14	2	24311-240100	O-RING, 1AP10A	1	1						
15	1	129335-55700	SEPARATOR ASSY,WATER	1	1						
15-1	1	171009-55700	SEPARATOR ASSY,WATER	1	1						S
		(A=EB2922) (B=E93641)									
16	2	104200-55321	VALVE, TAPER	1	1						
17	2	104200-55330	SPRING, VALVE	1	1						
18	2	104200-55341	HANDLE	1	1						
19	2	124064-55510	COVER	1	1						
20	2	102103-55520	O-RING	1	1						
21	2	110250-55610	RING, RETAINING	1	1						
22	2	121257-55710	SCREEN	1	1						
22-1	2	171081-55910	SCREEN	1	1						N
		(A=EXXX) (B=EXXX)									
23	2	121257-55720	SPRING	1	1						
24	2	121257-55730	FLOAT	5	5						
24-1	2	121257-55731	FLOAT	5	5						N
		(A=EXXX) (B=EXXX)									
26	2	101720-55750	PLUG, 6	2	2						
27	2	104200-55750	SCREW, M4	1	1						
28	2	23418-060000	GASKET, 6X1.0	2	2						
29	2	24311-240100	O-RING, 1AP10A	1	1						

Fig.51. FUEL OIL INJECTION PIPE

D21450-59100

(A)=3T72HL-HKS
 (B)=3T75HL-HKS
 (C)=

(D)=
 (E)=
 (F)=

No.	Lev.	Parts No.	Description	Q'ty						I	R
				(A)	(B)	(C)	(D)	(E)	(F)		
1	1	123325-59100	RETAINER, PIPE	2							
2	1	123325-59110	COVER	2							
3	1	121450-59810	PIPE, FUEL INJECTION	1							
4	1	121450-59820	PIPE ASSY, INJECTION	1							
5	1	121450-59830	PIPE, FUEL INJECTION	1							
6	1	121450-59850	BRACKET	1							
7	1	121250-59860	BRACKET	1							
8	1	26116-060102	BOLT, M6X 10 PLATED	2							
9	1	121465-59950	BOLT, M6X16	4							

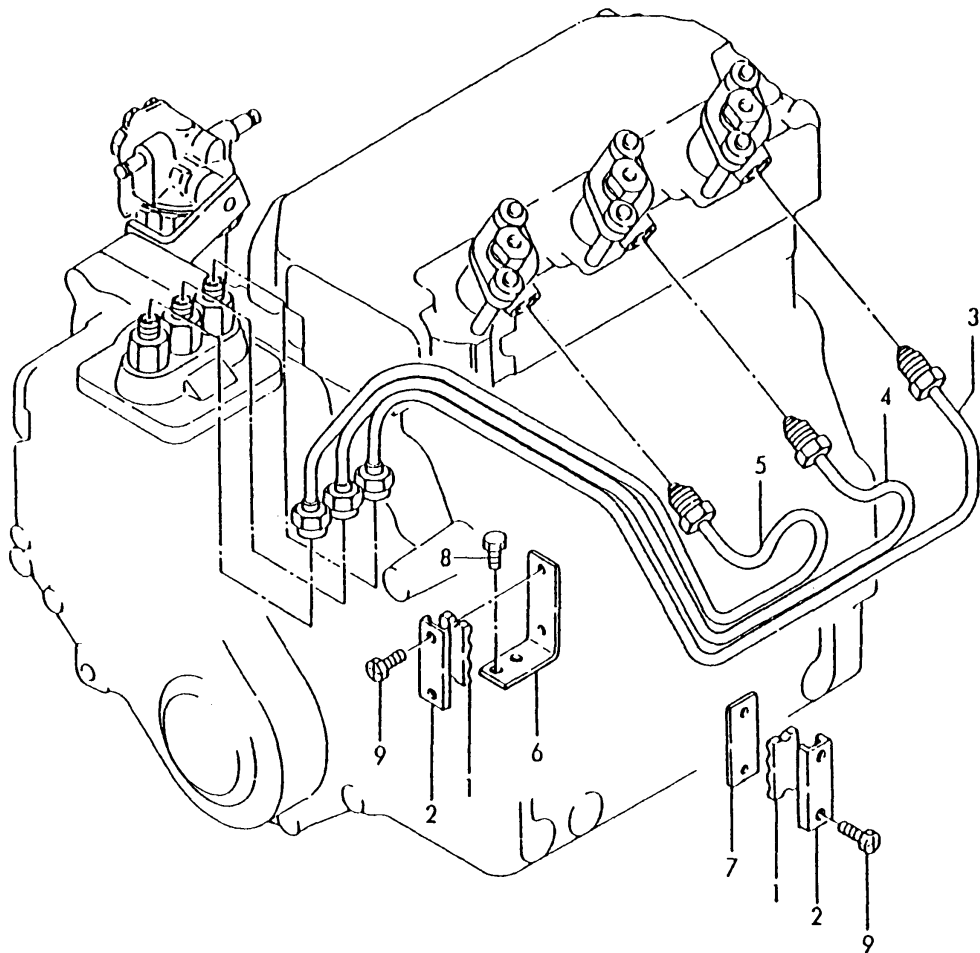


Fig.52. FUEL OIL INJECTION PIPE

D21500-59100

(A)=3T72HL-HKS
(B)=3T75HL-HKS
(C)=

(D)=
(E)=
(F)=

No.	Lev.	Parts No.	Description	Q'ty						I	R
				(A)	(B)	(C)	(D)	(E)	(F)		
1	1	123325-59100	RETAINER, PIPE		2						
2	1	123325-59110	COVER		2						
3	1	121522-59810	PIPE ASSY, INJECTION		1						
4	1	121522-59820	PIPE ASSY, INJECTION		1						
5	1	121522-59830	PIPE ASSY, INJECTION		1						
6	1	121450-59850	BRACKET		1						
7	1	121250-59860	BRACKET		1						
8	1	26116-060102	BOLT, M6X 10 PLATED		2						
9	1	121465-59950	BOLT, M6X16		4						

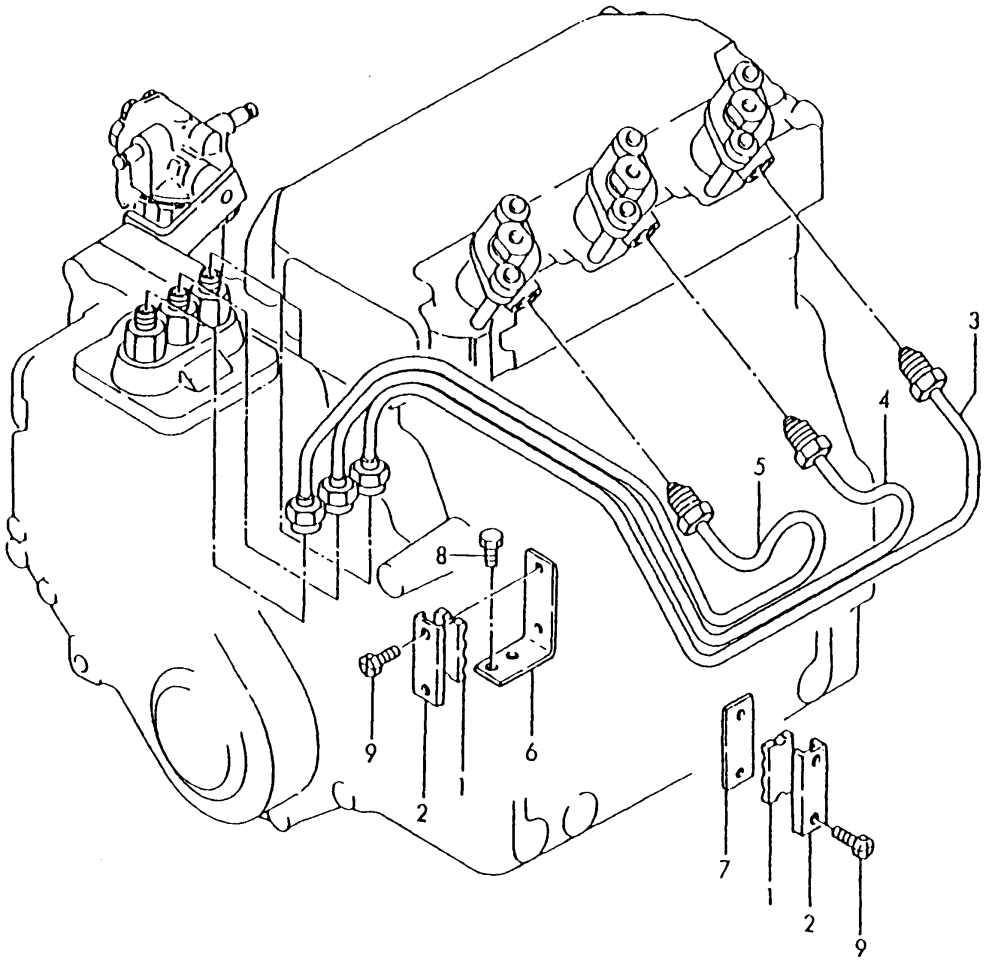
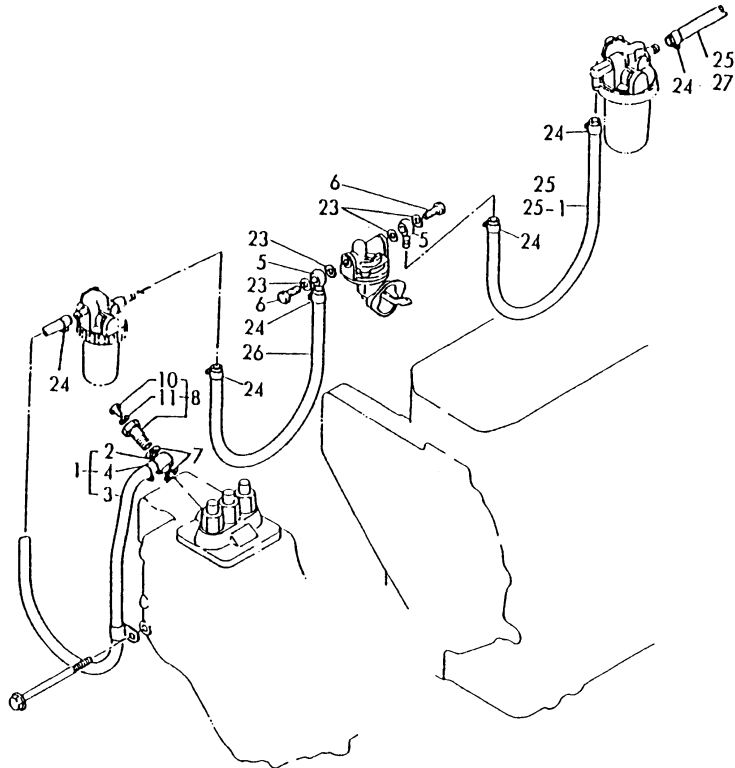
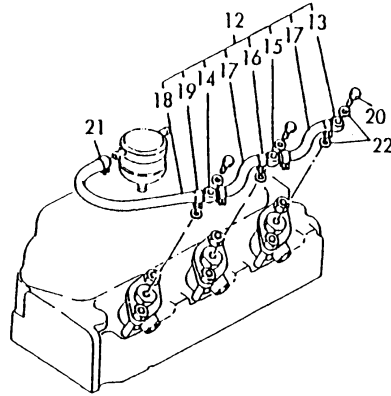


Fig.53. FUEL PIPES

U71007-59200
U71007-93100



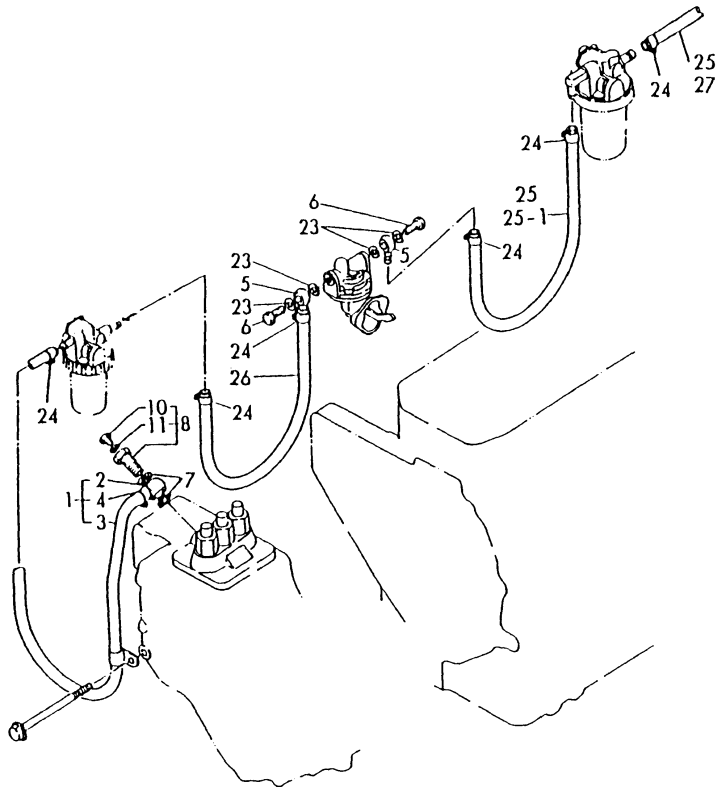
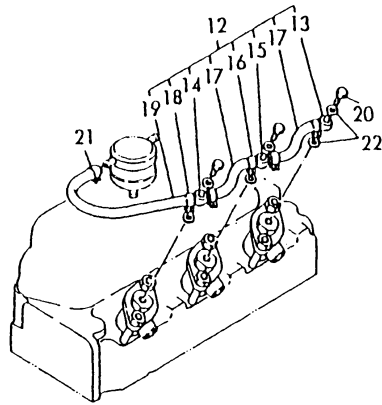
(A)=3T72HL-HKS
(B)=3T75HL-HKS
(C)=

(D)=
(E)=
(F)=

No.	Lev.	Parts No.	Description	Q'ty						I	R
				(A)	(B)	(C)	(D)	(E)	(F)		
1	1	129335-59010	PIPE ASSY, FUEL	1							
2	2	101304-59020	JOINT, PIPE 12	1							
3	2	129335-59090	PIPE, FUEL D13X500	1							
4	2	23000-013000	CLAMP, 13	2							
5	1	104264-59030	JOINT, PIPE 8	2							
6	1	105582-59150	BOLT, PIPE JOINT	2							
7	1	104200-59170	GASKET, 12	2							
8	1	103854-59191	BOLT ASSY, JOINT M12	1							
10	2	124060-59380	PLUG, 6	1							
11	2	43400-500390	SEAL WASHER 6	1							
12	1	121551-59500	PIPE ASSY, RETURN	1							
13	2	124550-59030	JOINT, PIPE 8	1							
14	2	121750-59090	JOINT, PIPE 8	1							
15	2	124550-59090	JOINT, PIPE 8	1							
16	2	124066-59100	CLIP, HOSE 8	4							
17	2	121450-59550	PIPE, FUEL D8X80	2							
18	2	121750-59560	PIPE, FUEL RETURN	1							
19	2	124060-77680	CLIP, HOSE 10	1							
20	1	101147-59810	BOLT, PIPE JOINT M8	3							
21	1	124060-77680	CLIP, HOSE 10	1							
22	1	23414-080012	GASKET, 8X1.0	6							
23	1	23414-080012	GASKET, 8X1.0	4							
24	1	124766-59050	CLIP, HOSE 12	8							
25	1	121236-59080	PIPE, FUEL D12X400	2							
25-1	1	121236-59080	PIPE, FUEL D12X400	1							K
		(A=EB3072)									
26	1	121250-59080	PIPE, FUEL D12X180	1							
27	1	124766-59530	PIPE, FUEL D12X350	1							W
		(A=EB3072)									

Fig.54. FUEL PIPES

U71009-59200
U71009-93010



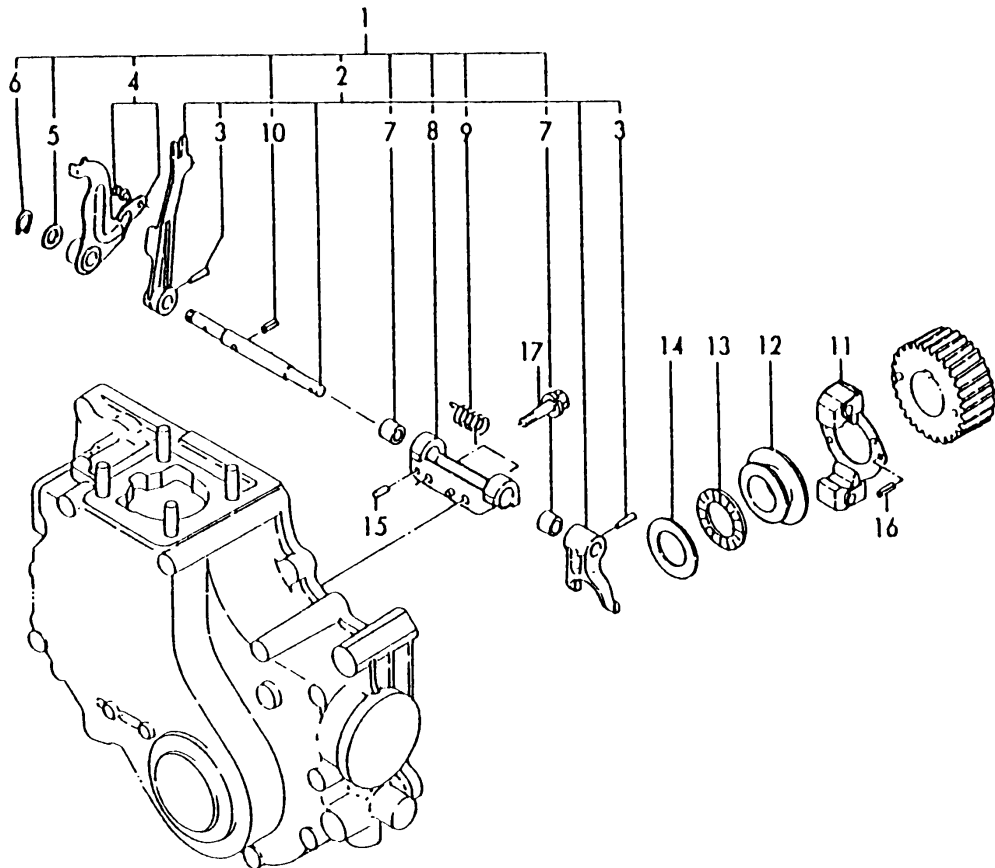
(A)=3T72HL-HKS
(B)=3T75HL-HKS
(C)=

(D)=
(E)=
(F)=

No.	Lev.	Parts No.	Description	Q'ty						I	R	
				(A)	(B)	(C)	(D)	(E)	(F)			
1	1	129335-59010	PIPE ASSY, FUEL		1							
2	2	101304-59020	JOINT, PIPE 12		1							
3	2	129335-59090	PIPE, FUEL D13X500		1							
4	2	23000-013000	CLAMP, 13		2							
5	1	104264-59030	JOINT, PIPE 8		2							
6	1	105582-59150	BOLT, PIPE JOINT		2							
7	1	104200-59170	GASKET, 12		2							
8	1	103854-59191	BOLT ASSY, JOINT M12		1							
10	2	124060-59380	PLUG, 6		1							
11	2	43400-500390	SEAL WASHER 6		1							
12	1	171002-59501	PIPE ASSY, RETURN		1							
13	2	124550-59030	JOINT, PIPE 8		1							
14	2	121750-59090	JOINT, PIPE 8		1							
15	2	124550-59090	JOINT, PIPE 8		1							
16	2	124066-59100	CLIP, HOSE 8		4							
17	2	121450-59550	PIPE, FUEL D8X80		2							
18	2	124060-77680	CLIP, HOSE 10		2							
19	2	121158-77700	PIPE, FUEL		1							
20	1	101147-59810	BOLT, PIPE JOINT M8		3							
21	1	124060-77680	CLIP, HOSE 10		2							
22	1	23414-080012	GASKET, 8X1.0		6							
23	1	23414-080012	GASKET, 8X1.0		4							
24	1	124766-59050	CLIP, HOSE 12		8							
25	1	121236-59080	PIPE, FUEL D12X400		2							
25-1	1	121236-59080	PIPE, FUEL D12X400		1							K
		(B=E93814)										
26	1	121250-59080	PIPE, FUEL D12X180		1							
27	1	124766-59530	PIPE, FUEL D12X350		1							W
		(B=E93814)										

Fig.55. GOVERNOR

U71007-61100



(A)=3T72HL-HKS
(B)=3T75HL-HKS
(C)=

(D)=
(E)=
(F)=

No.	Lev.	Parts No.	Description	Q'ty						I	R
				(A)	(B)	(C)	(D)	(E)	(F)		
1	1	171007-61000	LEVER ASSY, GOVERNOR	1	1						
2	2	121000-61010	SHAFT	1	1						
3	3	22322-030200	PIN, TAPER 3X20	2	2						
4	2	121000-61160	LEVER ASSY, CONTROL	1	1						
5	2	121000-61180	WASHER	1	1						
6	2	121000-61190	CIRCLIP	1	1						
7	2	121520-61520	BEARING, NEEDLE	2	2						
8	2	121000-61620	SUPPORT	1	1						
9	2	171007-66310	SPRING, STARTING	1	1						
10	2	22351-030012	PIN, SPRING 3.0X12	1	1						
11	1	121000-61101	WEIGHT ASSY,GOVERNOR	1	1						
12	1	121000-61600	SLEEVE, GOVERNOR	1	1						
13	1	121575-61710	BEARING, FNTA-2542	1	1						
14	1	121575-61720	COLLAR	1	1						
15	1	22312-040080	PIN, PARALLEL M4X 8	2	2						
16	1	22351-040008	PIN, SPRING 4.0X 8	2	2						
17	1	26013-060302	BOLT, M6X 30	2	2						

Fig.56. CONTROL DEVICE

D21000-66110
 U71001-66110
 U71009-93010

(A)=3T72HL-HKS
 (B)=3T75HL-HKS
 (C)=

(D)=
 (E)=
 (F)=

No.	Lev.	Parts No.	Description	Q'ty						I	R
				(A)	(B)	(C)	(D)	(E)	(F)		
1	1	121000-66020	SPRING, REGULATOR	1	1						
2	1	121575-66051	HANDLE, REGULATOR	1	1						
3	1	121000-66090	LEVER ASSY,REGULATOR	1	1						
4	1	22242-000120	RING, 12	1	1						
5	1	24311-000090	O-RING, 1AP9.0	1	1						
6	1	26366-080002	NUT, M8	1	1						
7	1	171009-67510	JOINT			1					W
		(B=E93305)									
8	1	26014-060162	BOLT, M6X 16			1					W
		(B=E93305)									

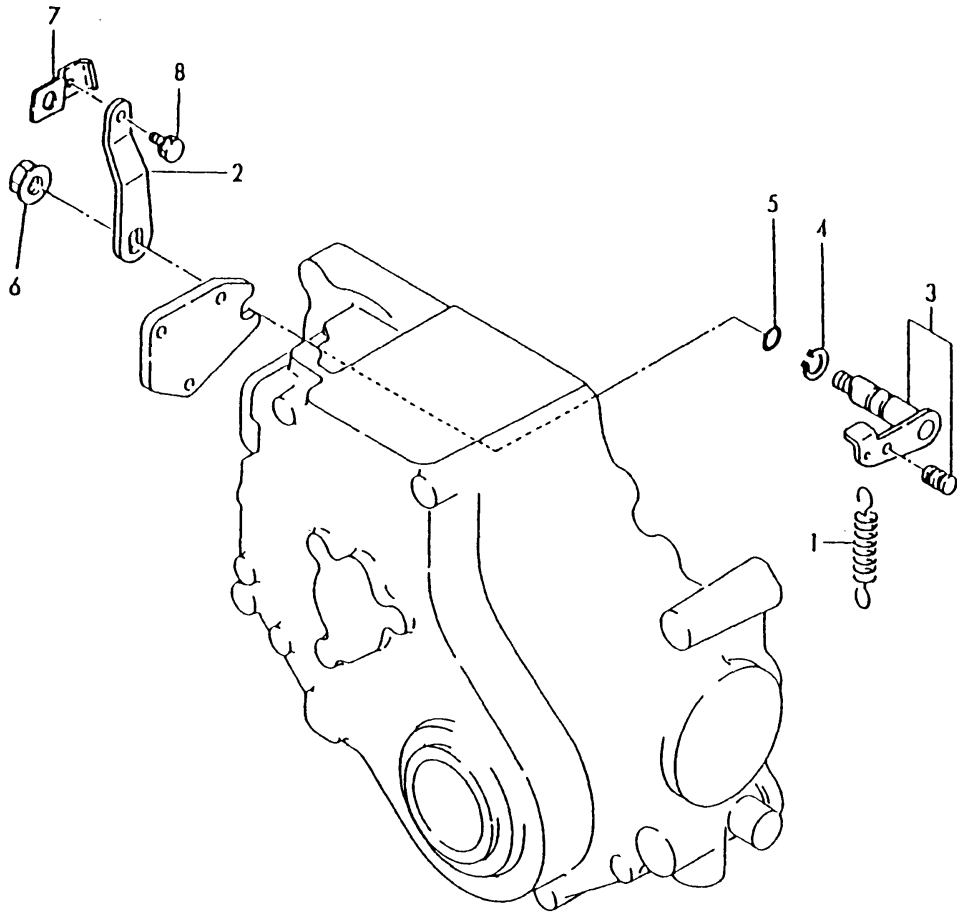
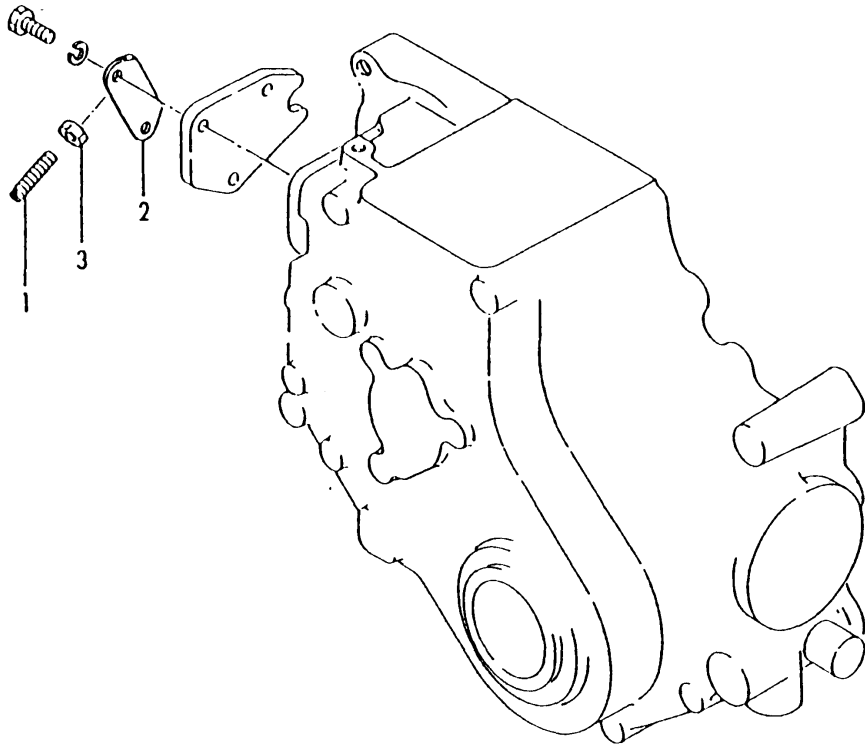


Fig.57. IDLE ADJUSTER

021575-66210



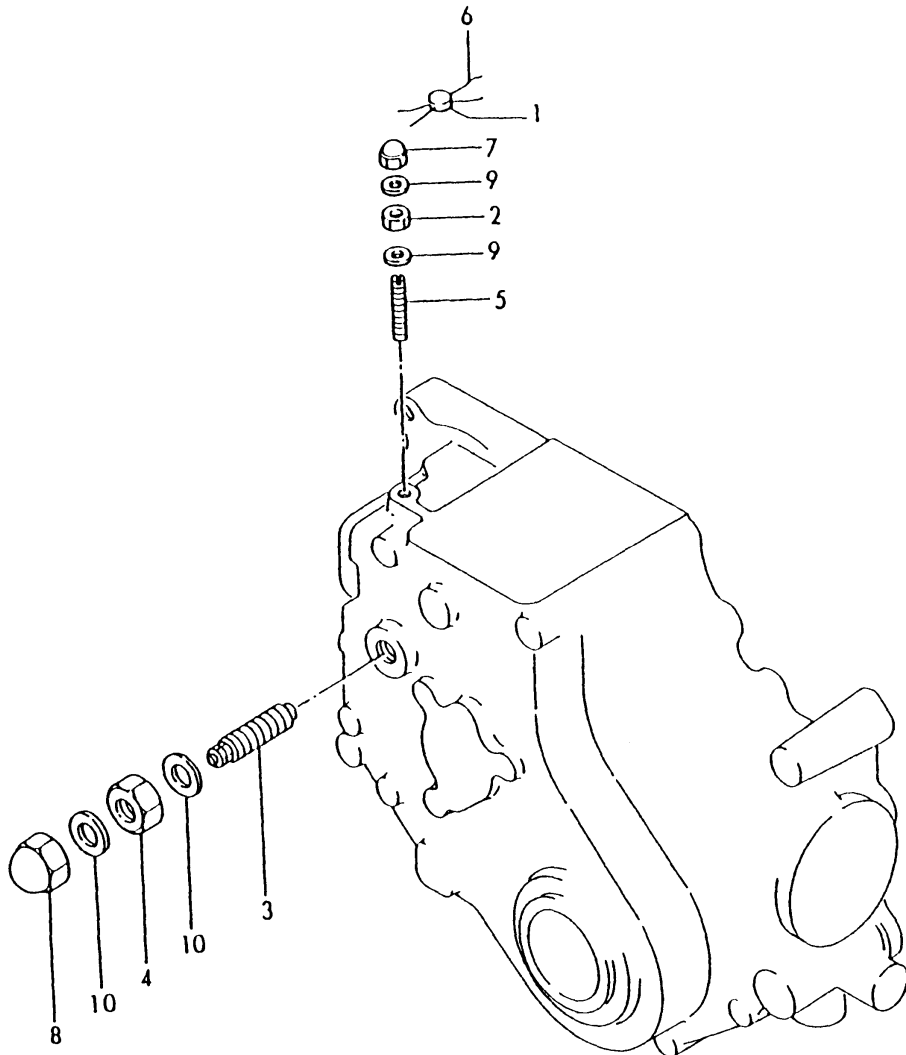
(A)=3T72HL-HKS
(B)=3T75HL-HKS
(C)=

(D)=
(E)=
(F)=

No.	Lev.	Parts No.	Description	Q'ty						I	R
				(A)	(B)	(C)	(D)	(E)	(F)		
1	1	121575-66800	SCREW	1	1						
2	1	121575-66850	RETAINER	1	1						
3	1	26756-060002	NUT, LOCK M6	1	1						

Fig.58. CONTROL SYSTEM

U71007-66300



(A)=3T72HL-HKS
(B)=3T75HL-HKS
(C)=

(D)=
(E)=
(F)=

No.	Lev.	Parts No.	Description	Q'ty						I	R
				(A)	(B)	(C)	(D)	(E)	(F)		
1	1	135210-61090 (A=*1990.04)	LEAD (B=EA8656)	1	1						Z
2	1	124550-66370	NUT, M6	1	1						
3	1	171007-66550	LIMITER ASSY, FUEL	1	1						
4	1	26776-120002	NUT, LOCK M12	1	1						
5	1	121575-66800	SCREW	1	1						
5-1	1	171002-66830 (A=*1990.04)	SCREW (B=EA8656)	1	1						N
6	1	22451-060000 (A=*1990.04)	WIRE, 0.6 (B=EA8656)	1	1						Z
7	1	26666-060002	NUT, CAP M6	1	1						
8	1	26686-120002	NUT, CAP M12	1	1						
8-1	1	26687-120002 (A=EXXX)	NUT, CAP M12 (B=EXXX)	1	1						N
9	1	43400-500400	SEAL WASHER 6	2	2						
10	1	43400-500450	SEAL WASHER 12	2	2						

Fig.59. ENGINE STOP

D21000-66500
 U71007-93100
 U71009-93010

(A)=3T72HL-HKS
 (B)=3T75HL-HKS
 (C)=

(D)=
 (E)=
 (F)=

No.	Lev.	Parts No.	Description	Q'ty						I	R
				(A)	(B)	(C)	(D)	(E)	(F)		
1	1	124250-03640	SCREW	1	1						
2	1	121575-66510	LEVER ASSY, STOP	1	1						
3	1	121575-66550	CAM	1	1						
4	1	121575-66580	SPRING, RETURN	1	1						
5	1	22117-060000	WASHER, 6	1	1						
6	1	22217-060000	WASHER, SPRING 6	1	1						
7	1	22322-030150	PIN, TAPER 3X15	1	1						
7-1	1	22322-030160	PIN, TAPER 3X16	1	1						N
		(A=E XXX) (B=E XXX)									
8	1	24311-000070	O-RING, 1AP7.0	1	1						
9	1	26716-060002	NUT, M6	1	1						
10	1	26116-050128	BOLT, M5X 12 PLATED	1	1						
11	1	26756-050002	NUT, LOCK M5	1	1						

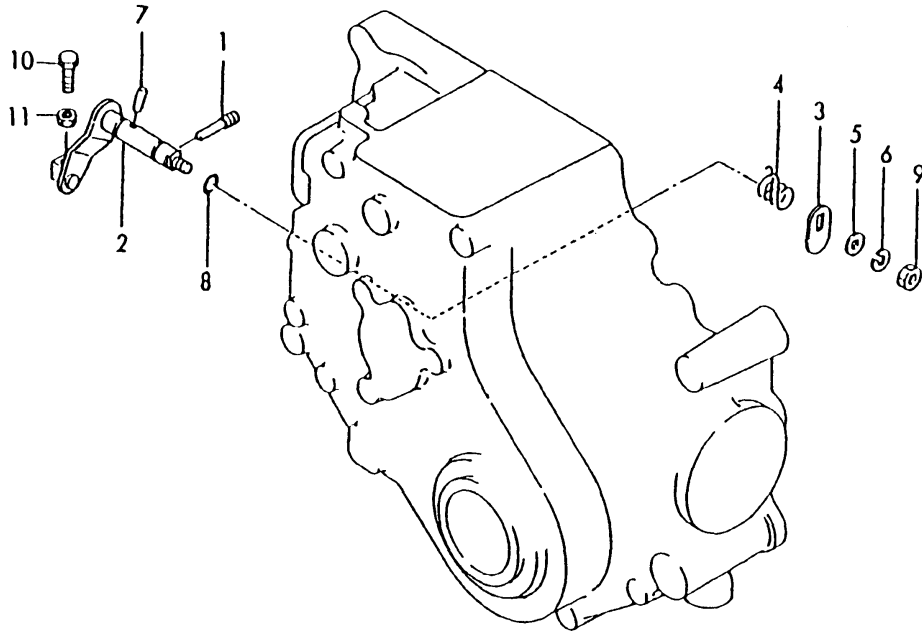
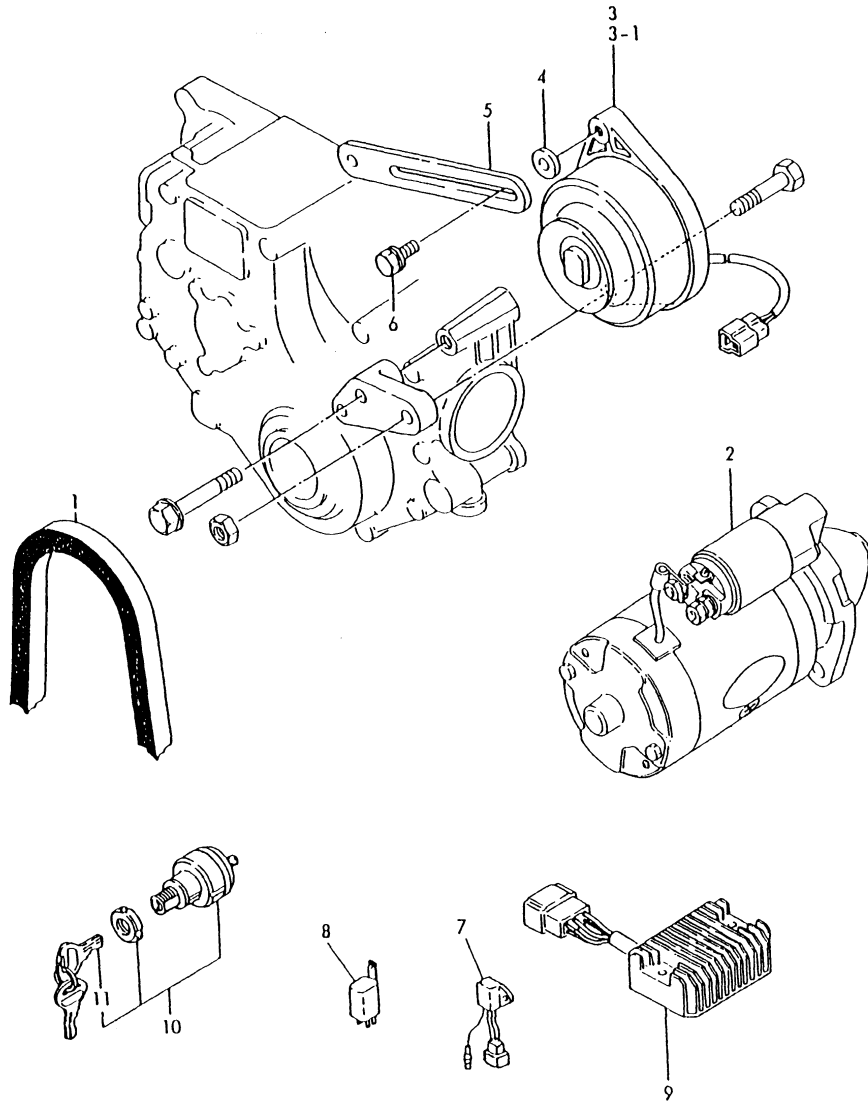


Fig.60. ELECTRIC EQUIPMENT

(A)=3T72HL-HKS
(B)=3T75HL-HKS
(C)=

(D)=
(E)=
(F)=

U71007-71100
U71007-93100



No.	Lev.	Parts No.	Description	Q'ty						I	R
				(A)	(B)	(C)	(D)	(E)	(F)		
1	1	124736-42290	V-BELT, A34	1							
2	1	124250-77012	STARTER, S12-77A	1							
3	1	121450-77200	DYNAMO, 12V-180W	1							
3-1	1	121000-77201	GENERATOR	1							F 1
		(A=EB2922)									
4	1	171003-77320	SPACER	1							
5	1	121450-77330	ADJUSTER	1							
6	1	26014-080252	BOLT, M8X 25	1							
7	1	121522-77101	RELAY, SAFETY	1							
8	1	121522-77721	INDICATOR	1							
9	1	121522-77712	LIMITER, RS5105	1							
9-1	1	171008-77710	LIMITER, RS5110	1							N
		(A=EXXX)									
10	1	121400-91251	SWITCH, STARTER	1							
11	2	121400-91271	KEY, SWITCH	1							

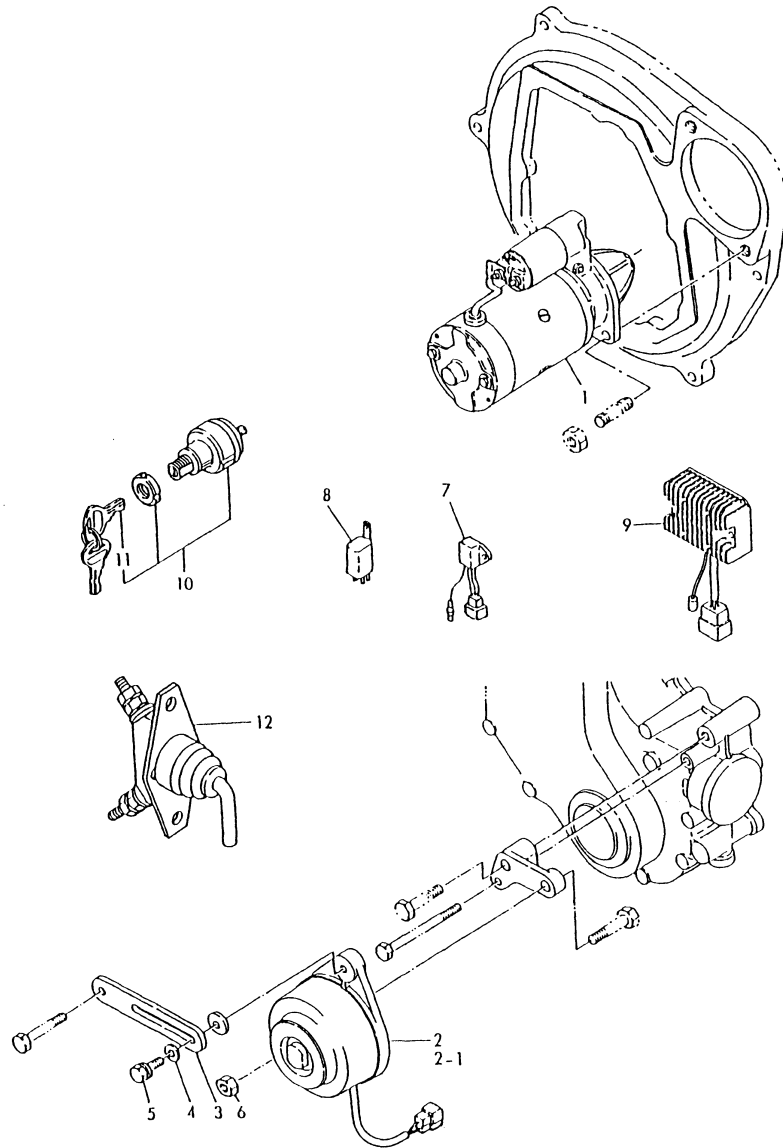
Remarks
 (1) INTERCHANGEABLE BY SIMULTANEOUS REPLACEMENT WITH FIG.3(GEAR HOUSING) REF.NO.11-1, 17-1,19-1 & 21.

Fig.61. ELECTRIC EQUIPMENT

(A)=3T72HL-HKS
(B)=3T75HL-HKS
(C)=

(D)=
(E)=
(F)=

U71009-77100
U71009-93010



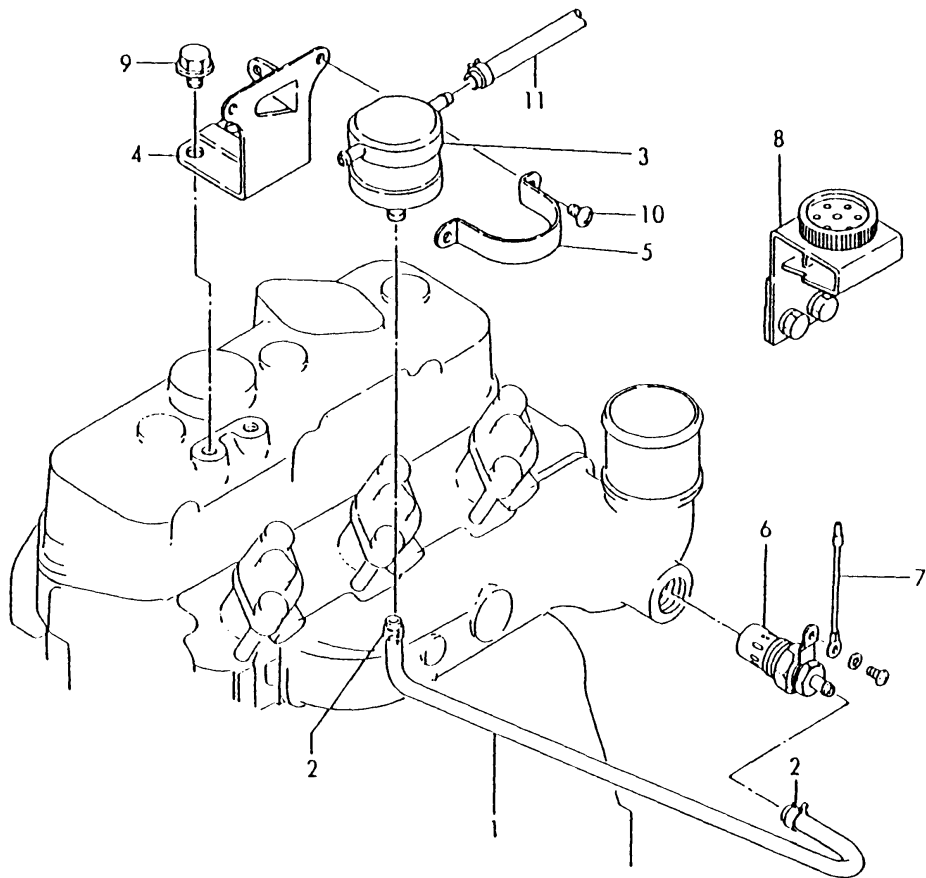
No.	Lev.	Parts No.	Description	Q'ty						I	R
				(A)	(B)	(C)	(D)	(E)	(F)		
1	1	121400-77010	STARTER, 13-24ST 12V		1						
1-1	1	124250-77012	STARTER, S12-77A		1						N
(B=EXXX)											
2	1	121450-77200	DYNAMO, 12V-180W		1						
2-1	1	121000-77201	GENERATOR		1						F 1
(B=E93641)											
3	1	121521-77330	ADJUSTER		1						
4	1	22217-080000	WASHER, SPRING 8		1						
5	1	26014-080252	BOLT, M8X 25		1						
6	1	26756-080002	NUT, LOCK M8		1						
7	1	121522-77101	RELAY, SAFETY		1						
8	1	121522-77721	INDICATOR		1						
9	1	121522-77712	LIMITER, RS5105		1						
9-1	1	171008-77710	LIMITER, RS5110		1						N
(B=EXXX)											
10	1	121400-91251	SWITCH, STARTER		1						
11	2	121400-91271	KEY, SWITCH		1						
12	1	171085-77630	SWITCH, BATTERY		1						W
(B=E93641)											
12-1	1	171085-77630	SWITCH, BATTERY		1						Z
(B=EXXX)											

Remarks

(1) INTERCHANGEABLE BY SIMULTANEOUS REPLACEMENT WITH FIG.3(GEAR HOUSING) REF.NO.11-1,17-1,19-1 & 21.

Fig.62. THERMOSTART DEVICE

U71007-77200
U71007-93100



(A)=3T72HL-HKS
(B)=3T75HL-HKS
(C)=

(D)=
(E)=
(F)=

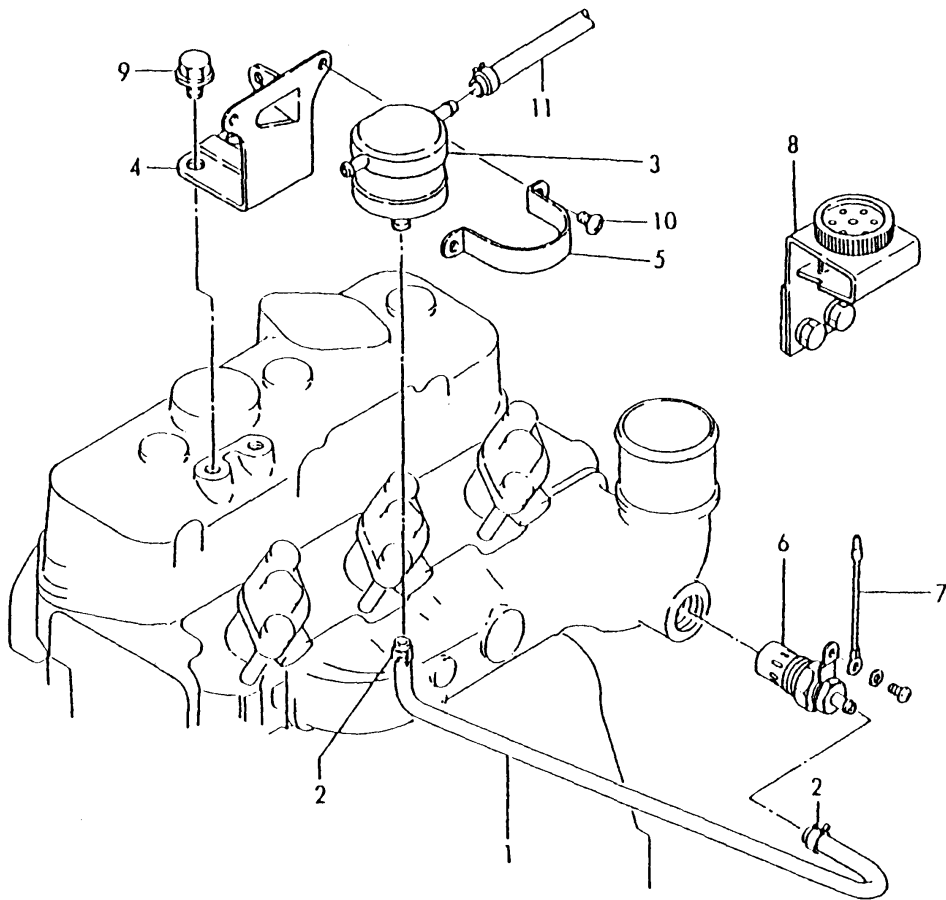
No.	Lev.	Parts No.	Description	Q'ty						I	R
				(A)	(B)	(C)	(D)	(E)	(F)		
1	1	121201-59570	PIPE, FUEL RETURN	1							
1-1	1	121400-77701	PIPE, FUEL D11X280	1							S
		(A=EXXX)									
2	1	124060-77680	CLIP, HOSE 10	2							
3	1	121750-77800	TANK ASSY, HEADER	1							
4	1	121550-77810	BRACKET	1							
5	1	124460-77820	RETAINER	1							
6	1	171023-77910	PLUG, THERMOSTAT	1							
6-1	1	121520-77910	PLUG, THERMOSTAT	1							N
		(A=EXXX)									
7	1	121120-77920	WIRE	1							
8	1	121474-77920	TIMER	1							
9	1	26106-080142	BOLT, M8X 14 PLATED	2							
9-1	1	26106-080122	BOLT, M8X 12 PLATED	2							S
		(A=EXXX)									
10	1	26557-060082	SCREW, M6X 8	2							
11	1	121024-59090	PIPE, FUEL D12X450	1							

Fig.63. THERMOSTART DEVICE

U71009-77200
U71009-93010

(A)=3T72HL-HKS
(B)=3T75HL-HKS
(C)=

(D)=
(E)=
(F)=



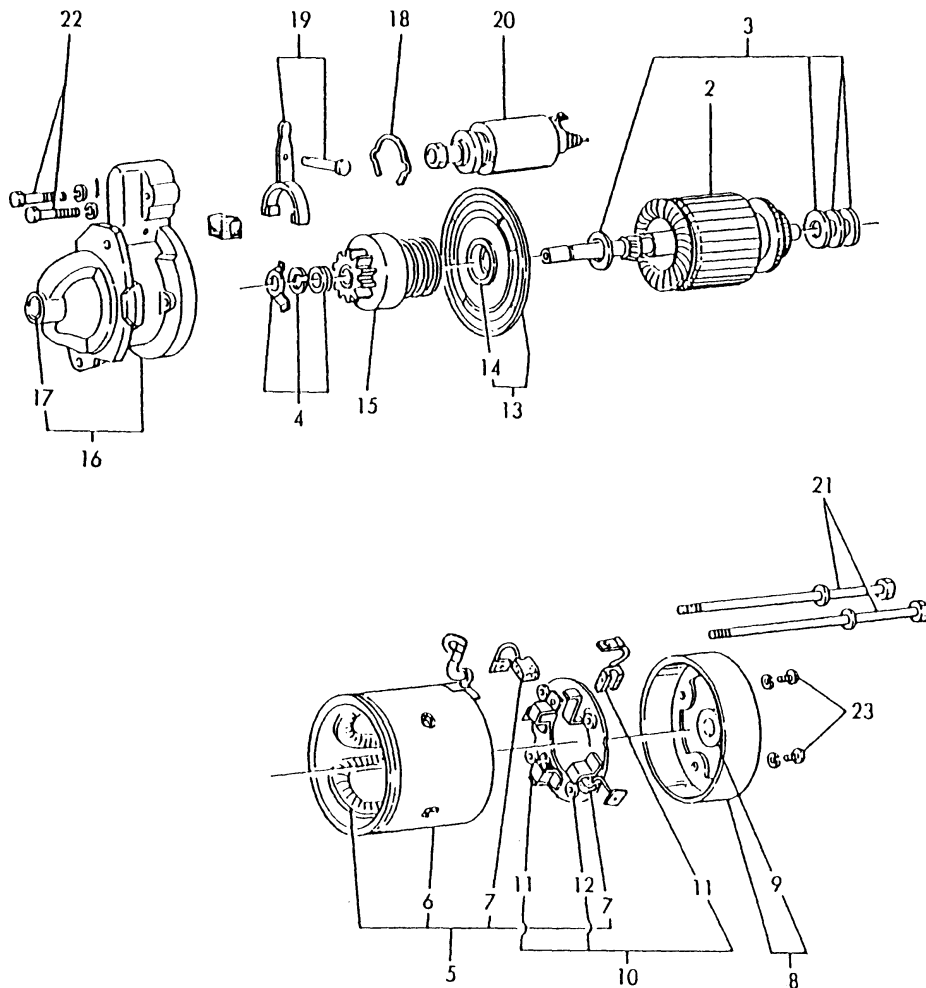
No.	Lev.	Parts No.	Description	Q'ty						I	R
				(A)	(B)	(C)	(D)	(E)	(F)		
1	1	121400-77701	PIPE, FUEL D11X280		1						
1-1	1	121201-59570	PIPE, FUEL RETURN		1						S
				(B=EXXX)							
2	1	124060-77680	CLIP, HOSE 10		2						
3	1	121750-77800	TANK ASSY, HEADER		1						
4	1	121550-77810	BRACKET		1						
5	1	124460-77820	RETAINER		1						
6	1	171023-77910	PLUG, THERMOSTAT		1						
6-1	1	121520-77910	PLUG, THERMOSTAT		1						N
				(B=EXXX)							
7	1	121120-77920	WIRE		1						
8	1	121474-77920	TIMER		1						
9	1	26106-080142	BOLT, M8X 14 PLATED		2						
9-1	1	26106-080122	BOLT, M8X 12 PLATED		2						S
				(B=EXXX)							
10	1	26557-060082	SCREW, M6X 8		2						
11	1	121024-59090	PIPE, FUEL D12X450		1						

Fig.64. STARTING MOTOR(COMPONENT PARTS)

U71001-77100
U71009-77100

(A)=3T72HL-HKS
(B)=3T75HL-HKS
(C)=

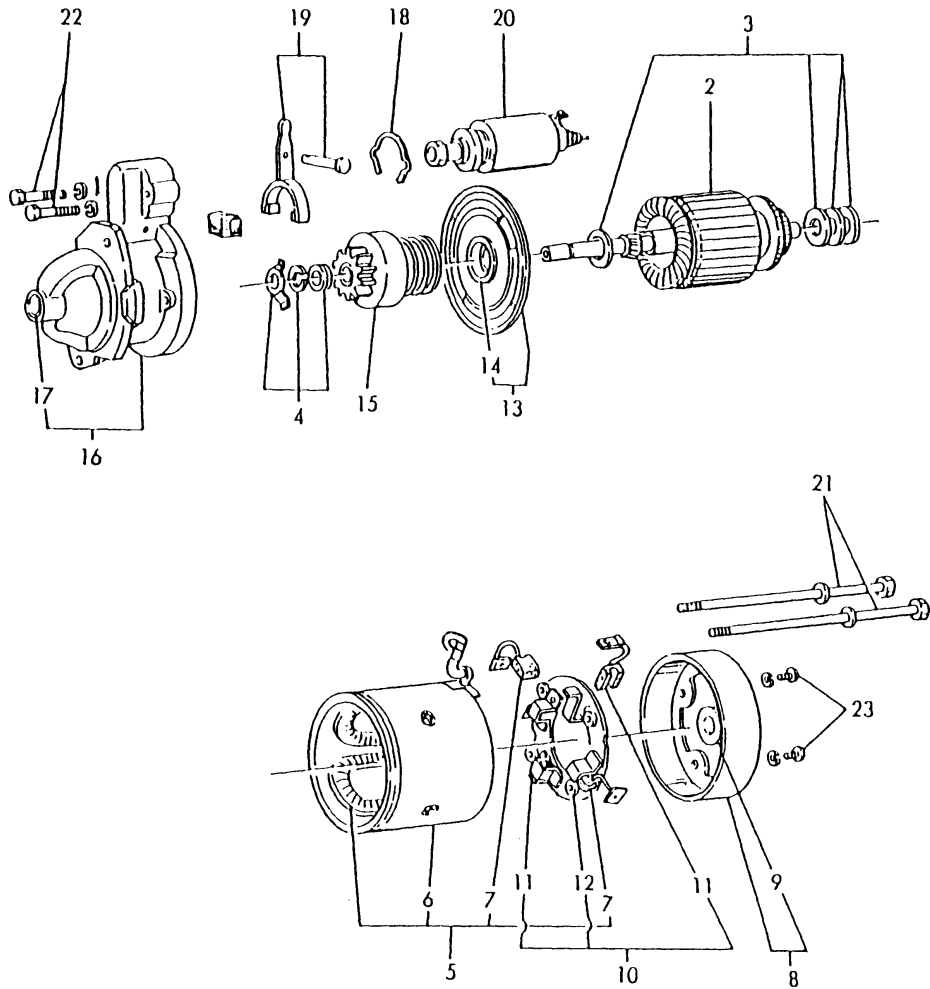
(D)=
(E)=
(F)=



No.	Lev.	Parts No.	Description	Qty						I	R
				(A)	(B)	(C)	(D)	(E)	(F)		
1	1	124250-77012	STARTER, S12-77A	1	1						
2	2	X21207100	ARMATURE ASSY	1	1						
2-1	2	124250-77500	ARMATURE ASSY	1	1						R
3	2	X21201115	WASHER SET, THRUST	1	1						
3-1	2	124250-77510	WASHER KIT	1	1						R
4	2	X21201110	STOPPER SET	1	1						
4-1	2	124250-77070	STOPPER SET, PINION	1	1						R
5	2	X21204259	COIL ASSY	1	1						
5-1	2	124250-77110	COIL ASSY, FIELD	1	1						R
6	3	X21142215	SCREW	4	4						
6-1	3	124250-77120	SCREW SET, PORE CORE	4	4						R
7	3	X21209311	BRUSH (+)	2	2						
7-1	3	124250-77130	BRUSH (+)	2	2						R
8	2	X22501300	COVER ASSY, REAR	1	1						
8-1	2	124250-77140	COVER ASSY, REAR	1	1						R
9	3	X21204302	METAL, COVER BEARING	1	1						
9-1	3	124250-77150	METAL, REAR COVER	1	1						R
10	2	X21205310	HOLDER ASSY, BRUSH	1	1						
10-1	2	124250-77160	HOLDER ASSY, BRUSH	1	1						R
11	3	X21207312	BRUSH	2	2						
11-1	3	124250-77170	BRUSH (-)	2	2						R
12	3	X21201313	SPRING, BRUSH	4	4						
12-1	3	124250-77180	SPRING, BRUSH	4	4						R
13	2	X21205400	BEARING ASSY	1	1						
13-1	2	124250-77190	BEARING ASSY, CENTER	1	1						R
14	3	X21204401	METAL, CENTER BERG.	1	1						
14-1	3	124250-77520	BEARING	1	1						R
15	2	X212045001	PINION ASSY	1	1						
15-1	2	124250-77210	PINION ASSY	1	1						R
16	2	X21205650	CASE ASSY, GEAR	1	1						
16-1	2	124250-77220	CASE ASSY, GEAR	1	1						R
17	3	X21202601	METAL, GEAR CASE	1	1						
17-1	3	124250-77230	METAL, GEAR CASE	1	1						R
18	2	X21202602	COVER SET	1	1						
18-1	2	124250-77240	COVER SET, DUST	1	1						R

Fig.64. STARTING MOTOR(COMPONENT PARTS)

U71001-77100
U71009-77100



(A)=3T72HL-HKS
(B)=3T75HL-HKS
(C)=

(D)=
(E)=
(F)=

No.	Lev.	Parts No.	Description	Qty						I	R	
				(A)	(B)	(C)	(D)	(E)	(F)			
		(A=EC3797) (B=E98953)										
19	2	X21201605	LEVER SET	1	1							
19-1	2	124250-77270	LEVER SET, SHIFT	1	1							R
		(A=EC3797) (B=E98953)										
20	2	X212037002	SWITCH, MAGNETIC	1	1							
20-1	2	124250-77310	SWITCH, MAGNETIC	1	1							R
		(A=EC3797) (B=E98953)										
21	2	X21204810	BOLT, THROUGH	2	2							
21-1	2	124250-77320	BOLT, THROUGH	2	2							R
		(A=EC3797) (B=E98953)										
22	2	X21145866	BOLT	2	2							Z
		(A=EC3797) (B=E98953)										
23	2	X0630412	BOLT M 4X 12	2	2							
23-1	2	26557-040122	SCREW, M4X12	2	2							N
		(A=*1988.11) (B=EA7323)										

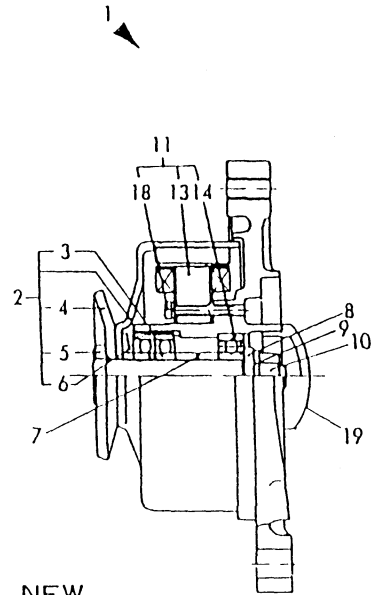
Fig.65. GENERATOR COMPONENT PARTS

U11007-77100
U11009-77100

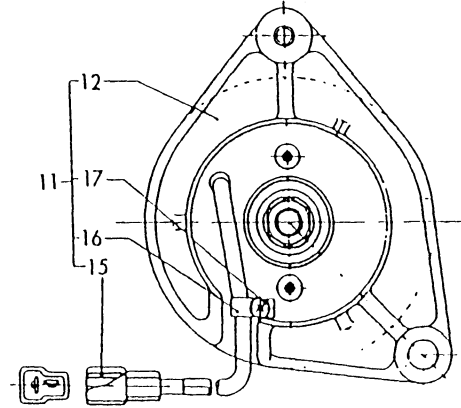
(A)=3T72HL-HKS
(B)=3T75HL-HKS
(C)=

(D)=
(E)=
(F)=

No.	Lev.	Parts No.	Description	Q'ty						I	R
				(A)	(B)	(C)	(D)	(E)	(F)		
1	1	121000-77201	GENERATOR	1	1						
2	2	XM72886	FLYWHEEL ASSY	1	1						
3	3	XM27436	BALL BEARING	2	2						
4	3	XM72174	PULLEY	1	1						
5	3	XM42752	SHAFT	1	1						
6	3	XM37336	WASHER	1	1						
7	2	XM32983	COLLAR	1	1						
8	2	XM86025	WASHER	1	1						
9	2	XM21923	WASHER, SPRING	1	1						
10	2	XM86372	NUT	1	1						
11	2	XM91456	PLATE ASSY	1	1						
12	3	XM91457	PLATE	1	1						
13	3	XM91460	STATOR ASSY	1	1						
14	3	XM27436	BALL BEARING	1	1						
15	3	XM17878	COUPLER	1	1						
16	3	XM06900	CLAMP	1	1						
17	3	XYSPS4008	SCREW	1	1						
18	3	XYSPS4024	SCREW	2	2						
19	2	XM61014	CAP	1	1						
20	1	121450-77200	DYNAMO, 12V-180W	1	1						Z
		(A=EB2922) (B=E93641)									
21	2	94210M-42875	FLYWHEEL ASSY	1	1						Z
		(A=EB2922) (B=E93641)									
22	3	94210M-86124	BEARING	1	1						Z
		(A=EB2922) (B=E93641)									
23	3	94210M-42929	PULLEY	1	1						Z
		(A=EB2922) (B=E93641)									
24	3	94210M-42927	SHAFT	1	1						Z
		(A=EB2922) (B=E93641)									
25	2	94210M-32983	COLLAR	1	1						Z
		(A=EB2922) (B=E93641)									
26	2	94210M-86025	WASHER	1	1						Z
		(A=EB2922) (B=E93641)									
27	2	94210M-21923	SPRING WASHER	1	1						Z
		(A=EB2922) (B=E93641)									
28	2	94210M-86372	NUT	1	1						Z
		(A=EB2922) (B=E93641)									
29	2	94210M-51416	PLATE ASSY	1	1						Z
		(A=EB2922) (B=E93641)									
30	3	94210M-51417	PLATE	1	1						Z
		(A=EB2922) (B=E93641)									
31	3	94210M-51418	CORE ASSY	1	1						Z
		(A=EB2922) (B=E93641)									
32	3	94210M-86124	BEARING	1	1						Z
		(A=EB2922) (B=E93641)									
33	3	94210M-96717	COUPLER	1	1						Z
		(A=EB2922) (B=E93641)									
34	3	94210M-06900	CLAMP	1	1						Z
		(A=EB2922) (B=E93641)									
35	3	26021-040082	SCREW M 4X 8	1	1						Z
		(A=EB2922) (B=E93641)									



NEW



OLD

20

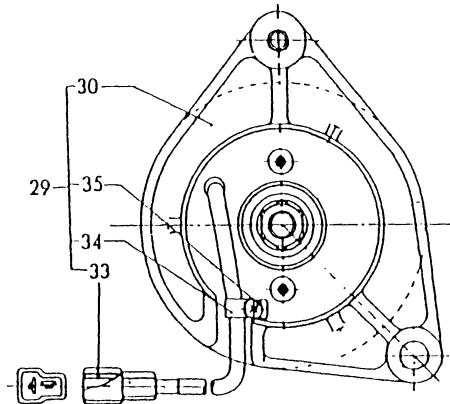
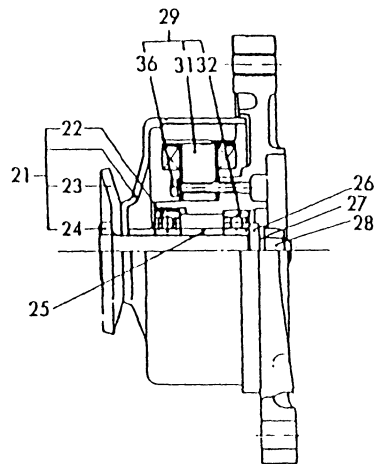


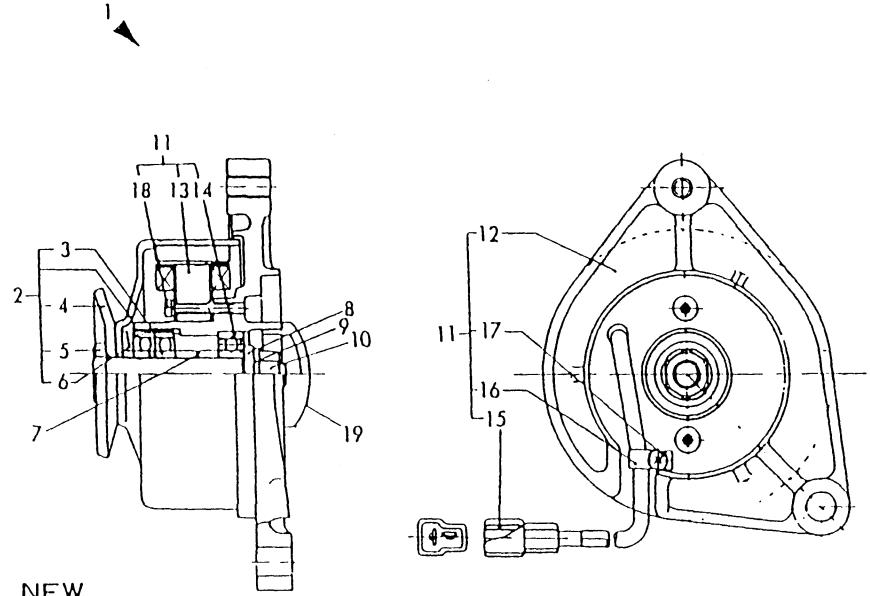
Fig.65. GENERATOR COMPONENT PARTS

U11007-77100
U11009-77100

(A)=3T72HL-HKS
(B)=3T75HL-HKS
(C)=

(D)=
(E)=
(F)=

No.	Lev.	Parts No.	Description	Q'ty						I	R
				(A)	(B)	(C)	(D)	(E)	(F)		
36	3	26021-040252 (A=EB2922) (B=E93641)	SCREW M 4X 25	1	1						Z



NEW

OLD

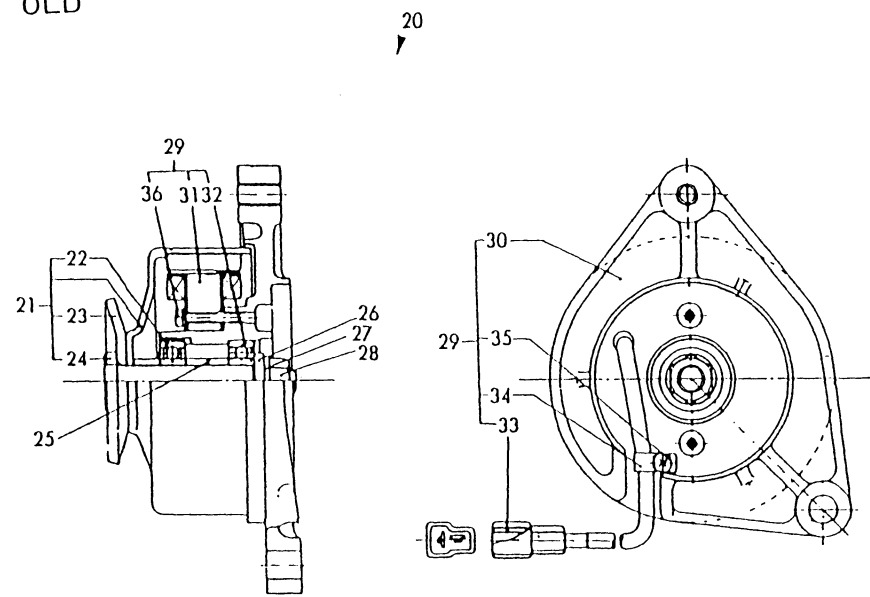
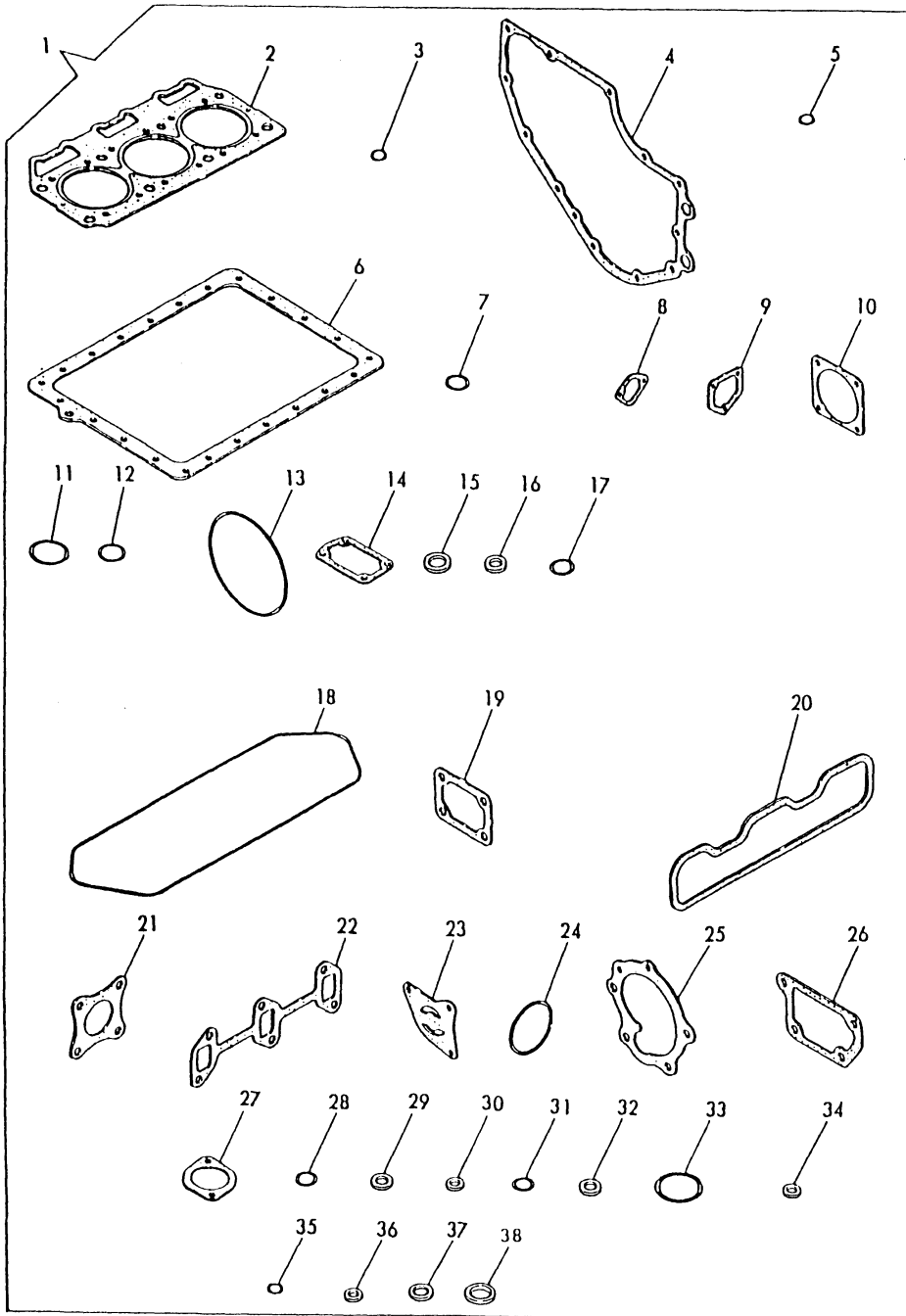


Fig.66. GASKET KIT

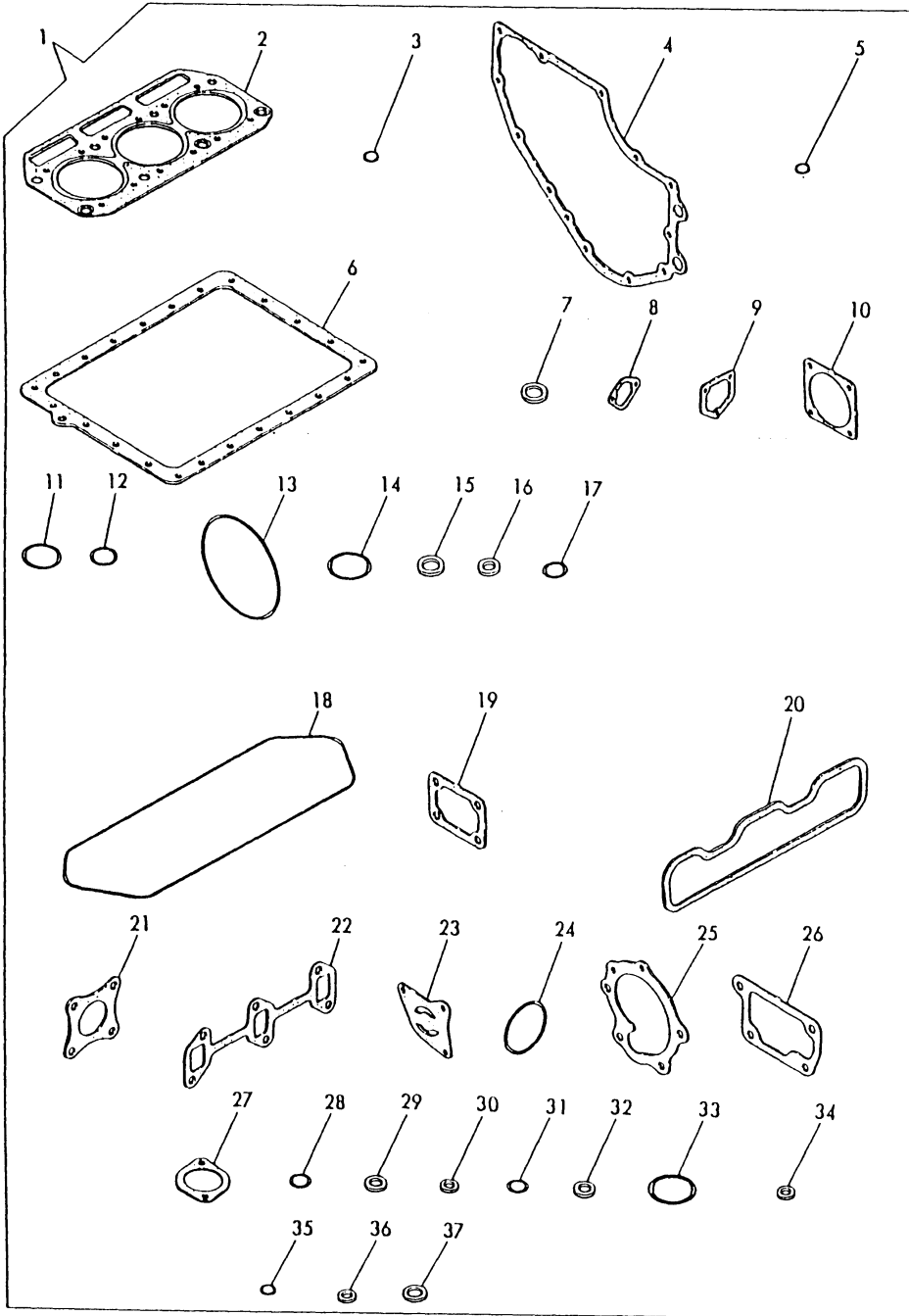


(A)=3T72HL-HKS
(B)=3T75HL-HKS
(C)=

(D)=
(E)=
(F)=

No.	Lev.	Parts No.	Description	Q'ty						I	R
				(A)	(B)	(C)	(D)	(E)	(F)		
1	1	771004-92600	GASKET SET	1							
1-1	1	771004-92601	GASKET SET	1							N
(A=*1990.01)											
2	2	121000-01330	GASKET, HEAD	1							
3	2	24311-000100	O-RING, 1AP10.0	2							
4	2	121575-01510	GASKET, GEAR CASE	1							
5	2	24311-000070	O-RING, 1AP7.0	1							
6	2	121000-01750	GASKET, OIL SUMP	1							
7	2	24311-000180	O-RING, 1AP18.0	1							
8	2	121520-01850	GASKET	1							
8-1	2	121520-01851	GASKET	1							N
(A=*1990.01)											
9	2	121575-01860	GASKET	1							
10	2	124240-01882	GASKET	1							
11	2	24311-000320	O-RING, 1AP32.0	1							
12	2	24341-000260	O-RING, 1AS26.0	1							
12-1	2	24341-000240	O-RING, 1AS24.0	1							N
(A=*1989.04)											
13	2	105225-02020	O-RING	1							
14	2	121000-03071	GASKET	1							
15	2	124950-11450	GASKET, CHAMBER	6							
16	2	128275-11490	PROTECTOR	3							
17	2	24311-000120	O-RING, 1AP12.0	3							
18	2	121450-11310	GASKET, BONNET	1							
19	2	121450-11680	GASKET	1							
20	2	121450-12710	GASKET, MANIFOLD	1							
21	2	121000-13200	GASKET, SILENCER	1							
22	2	121450-13250	GASKET	1							
23	2	121450-32021	GASKET, PUMP	1							
24	2	124450-35110	O-RING	1							
25	2	121000-42051	GASKET, WATER PUMP	1							
26	2	121450-44410	GASKET	1							
27	2	129350-49540	GASKET	1							
27-1	2	129350-49541	GASKET	1							N
(A=*1990.01)											
28	2	24311-000160	O-RING, 1AP16.0	1							
29	2	124950-51270	GASKET	3							
30	2	124550-51350	GASKET, DELIVERY	3							
31	2	124550-51370	O-RING	3							
32	2	172100-53200	GASKET	3							
33	2	102103-55520	O-RING	1							
34	2	43400-500390	SEAL WASHER 6	1							
35	2	24311-000090	O-RING, 1AP9.0	1							
36	2	43400-500400	SEAL WASHER 6	2							
37	2	43400-500450	SEAL WASHER 12	2							
38	2	43400-500550	SEAL WASHER	1							W
(A=EB1504)											

Fig.67. GASKET KIT



(A)=3T72HL-HKS
(B)=3T75HL-HKS
(C)=

(D)=
(E)=
(F)=

No.	Lev.	Parts No.	Description	Q'ty						I	R
				(A)	(B)	(C)	(D)	(E)	(F)		
1	1	771002-92620	GASKET SET		1						
1-1	1	771002-92621	GASKET SET		1						N
		(B=EB0372)									
2	2	121575-01333	GASKET, HEAD		1						
2-1	2	121575-01334	GASKET, HEAD		1						N
		(B=E98719)									
3	2	24311-000100	O-RING, 1AP10.0			2					
4	2	121575-01510	GASKET, GEAR CASE		1						
5	2	24311-000070	O-RING, 1AP7.0		1						
6	2	121575-01750	GASKET, OIL SUMP		1						
7	2	43400-500550	SEAL WASHER		1						
8	2	121520-01850	GASKET		1						
8-1	2	121520-01851	GASKET		1						N
		(B=EB0372)									
9	2	121575-01860	GASKET		1						
10	2	124240-01882	GASKET		1						
11	2	24311-000320	O-RING, 1AP32.0		1						
12	2	24341-000260	O-RING, 1AS26.0		1						
12-1	2	24341-000240	O-RING, 1AS24.0		1						N
		(B=EA8656)									
13	2	24341-001350	O-RING, 1AS135.0		1						
14	2	24341-000400	O-RING, 1AS40.0		1						
15	2	121550-11451	GASKET, CHAMBER		6						
16	2	128275-11490	PROTECTOR		3						
17	2	24311-000120	O-RING, 1AP12.0		3						
18	2	121550-11310	GASKET, BONNET		1						
19	2	121450-11680	GASKET		1						
20	2	121551-12710	GASKET, MANIFOLD		1						
21	2	124701-11910	GASKET, SILENCER		1						
21-1	2	124701-11911	GASKET, SILENCER		1						N
		(B=EB1102)									
22	2	121550-13520	GASKET		1						
23	2	121450-32021	GASKET, PUMP		1						
24	2	124450-35110	O-RING		1						
25	2	121000-42051	GASKET, WATER PUMP		1						
26	2	121450-44410	GASKET		1						
27	2	129350-49540	GASKET		1						
27-1	2	129350-49541	GASKET		1						N
		(B=EB0372)									
28	2	24311-000160	O-RING, 1AP16.0		1						
29	2	124950-51270	GASKET		3						
30	2	124550-51350	GASKET, DELIVERY		3						
31	2	124550-51370	O-RING		3						
32	2	172100-53200	GASKET		3						
33	2	102103-55520	O-RING		1						
34	2	43400-500390	SEAL WASHER 6		1						
35	2	24311-000090	O-RING, 1AP9.0		1						
36	2	43400-500400	SEAL WASHER 6		2						
37	2	43400-500450	SEAL WASHER 12		2						

Parts No. Index

Parts No.	Fig. No.	Ref. No.
101147-11900	16	46
	17	46
101147-53080	48	3
101147-59810	53	20
	54	20
101158-11190	16	10 -1
	17	10 -1
101158-11230	16	27
		31
	17	39
		43
101304-59020	53	2
	54	2
101720-55750	50	11
		26
102103-55520	50	6
		20
	66	33
	67	33
103338-11430	16	42
	17	34
103854-51251	45	13
	46	13
103854-51660	45	25
	46	25
103854-53180	48	9
	49	9
103854-59191	53	8
	54	8
104200-11180	16	9
104200-14200	24	8
	25	7
104200-22300	31	7
104200-53080	49	3
104200-55321	50	2
		16
104200-55330	50	3
		17
104200-55341	50	4
		18
104200-55750	50	12
		27
104200-59170	53	7
	54	7
104211-11100	17	4
104211-11180	17	9
104211-11370	16	13
	17	13
104211-53120	48	6
	49	6

Parts No.	Fig. No.	Ref. No.
104264-59030	53	5
	54	5
105225-02020	9	15
	66	13
105225-02300	9	16
105225-11100	16	4
105225-11350	16	12
	17	12
105225-22300	30	8
105225-22400	30	9
105225-23100	32	3
105225-23200	32	4
105582-59150	53	6
	54	6
110250-53150	48	8
	49	8
110250-55610	50	7
		21
113200-53110	48	5
	49	5
113200-53120	48	7
	49	7
121000-01100	1	4
121000-01330	1	20
	66	2
121000-01750	4	8
	66	6
121000-01850	8	5
121000-03021	12	1
121000-03071	12	2
	66	14
121000-03200	12	3
121000-11050	16	3
	17	3
121000-11110	16	5
121000-11301	18	1
121000-11420	16	41
121000-12732	20	2
121000-12770	20	4
121000-13200	22	6
	66	21
121000-14550	24	3
	25	3
121000-22091	30	1
121000-42010	40	1
121000-42051	40	2
	41	1
	66	25
	67	25
121000-42100	40	3 -1

Parts No.	Fig. No.	Ref. No.
121000-42100	41	2
121000-42120	40	10
121000-49030	43	3
121000-61010	55	2
121000-61101	55	11
121000-61160	55	4
121000-61180	55	5
121000-61190	55	6
121000-61600	55	12
121000-61620	55	8
121000-66020	56	1
121000-66090	56	3
121000-77201	60	3 -1
	61	2 -1
	65	1
121023-01550	8	1
121024-59090	62	11
	63	11
121111-21501	28	1
	29	1
121120-77920	62	7
	63	7
121150-51460	45	21
	46	21
121158-77700	54	19
121201-59570	62	1
	63	1 -1
121236-49150	8	16
121236-59080	53	25
		25 -1
	54	25
		25 -1
121250-02070	10	7 -1
		13 -1
121250-44901	43	1
121250-55620	50	8
121250-59080	53	26
	54	26
121250-59860	51	7
	52	7
121254-55510	50	5
121254-55600	50	1
121256-44600	42	11
121257-55710	50	22
121257-55720	50	23
121257-55730	50	24
121257-55731	50	24 -1
121400-01640	4	2
121400-77010	61	1
121400-77701	62	1 -1

Parts No.	Fig. No.	Ref. No.
121400-77701	63	1
121400-91251	60	10
	61	10
121400-91271	60	11
	61	11
121420-01760	8	3
	16	50
	17	50
121450-01203	1	19
121450-01210	1	5
	2	5
121450-01220	1	6
	2	6
121450-01560	3	4
121450-01801	3	9
121450-01951	3	10
121450-01960	1	11
121450-01980	1	12
121450-01990	1	13
	2	10
121450-02050	9	9
		14
121450-02071	9	8 -1
		13 -1
121450-02072	9	8
		13
121450-02100	1	18
121450-02110	9	3
121450-02160	9	7
121450-02170	9	12
121450-03012	13	2
121450-11240	16	34
121450-11260	16	36
	17	28
121450-11270	16	37
	17	29
121450-11310	18	2
	66	18
121450-11550	16	19
		20
	17	20
		21
121450-11670	16	21
	17	22
121450-11680	16	22
	17	23
	66	19
	67	19
121450-12710	20	1
	66	20

Parts No. Index

Parts No.	Fig. No.	Ref. No.
121450-13250	22	4
	66	22
121450-14120	24	7
	25	9
121450-14400	24	9
121450-21541	26	8
	27	8
121450-32021	34	1
	66	23
	67	23
121450-39201	38	2
121450-42240	40	6
	41	5
121450-42260	40	7
	41	6
121450-42310	40	8
	41	7
121450-42350	40	12
	41	11
121450-42450	40	15
121450-44410	40	13
	66	26
	67	26
121450-51500	45	22
	46	22
121450-59550	53	17
	54	17
121450-59810	51	3
121450-59820	51	4
121450-59830	51	5
121450-59850	51	6
	52	6
121450-77200	60	3
	61	2
	65	20
121450-77330	60	5
121456-13582	23	5
121465-11950	16	17
	17	18
121465-13582	22	5 -1
	23	5 -1
121465-59950	51	9
	52	9
121470-44540	42	9
121474-77920	62	8
	63	8
121500-01100	2	4
121500-11110	17	5
121500-12730	21	1
121500-12790	21	3

Parts No.	Fig. No.	Ref. No.
121500-21652	27	9
121520-01850	47	1
	66	8
	67	8
121520-01851	47	1 -1
	66	8 -1
	67	8 -1
121520-02100	2	15
121520-11300	19	1
121520-61520	55	7
121520-77910	62	6 -1
	63	6 -1
121521-77330	61	3
121522-59810	52	3
121522-59820	52	4
121522-59830	52	5
121522-77101	60	7
	61	7
121522-77712	60	9
	61	9
121522-77721	60	8
	61	8
121550-01200	2	19
121550-02110	10	3
121550-02300	10	17
121550-11240	17	27
121550-11280	16	38
	17	30
121550-11290	16	39
	17	31
121550-11310	19	4
	67	18
121550-11451	17	35
	67	15
121550-13520	23	4
	67	22
121550-14400	25	8
121550-23200	33	4
121550-35100	2	17
121550-35110	2	18
121550-39200	39	2
121550-77810	62	4
	63	4
121551-02220	10	4
121551-12710	21	4
	67	20
121551-59500	53	12
121554-42100	40	3
121575-01333	2	20
	67	2

Parts No.	Fig. No.	Ref. No.
121575-01334	2	20 -1
	67	2 -1
121575-01510	3	8
	66	4
	67	4
121575-01750	5	6
	67	6
121575-01860	8	7
	66	9
	67	9
121575-07230	15	1
121575-11121	16	6
	17	6
121575-11421	17	33
121575-14090	24	5
	25	5
121575-32090	34	2
121575-34830	35	2
121575-51100	45	3
	46	3
121575-61710	55	13
121575-61720	55	14
121575-66051	56	2
121575-66510	59	2
121575-66550	59	3
121575-66580	59	4
121575-66800	57	1
	58	5
121575-66850	57	2
121737-49150	8	16 -1
121750-59090	53	14
	54	14
121750-59560	53	18
121750-77800	62	3
	63	3
123325-59100	51	1
	52	1
123325-59110	51	2
	52	2
124060-01050	1	3
	2	3
	3	3 -1
	3	2
124060-11160	16	7 -1
	17	7 -1
124060-11800	16	7
	17	7
124060-11810	16	8
	17	8
124060-23100	33	3

Parts No.	Fig. No.	Ref. No.
124060-51300	45	15
	46	15
124060-59380	53	10
	54	10
124060-77680	53	19
	54	21
	54	18
	62	21
	62	2
	63	2
124064-55510	50	19
124066-59100	53	16
	54	16
124085-01900	1	8
	2	8
124085-02220	9	4
124085-35300	37	5
124085-35350	37	6
124160-01751	8	2
	16	49
	17	49
124160-01910	1	9
	4	4
	5	4
124160-11360	18	3
	19	2
124160-34844	35	3
124160-39140	38	1
	39	1
124160-39450	38	4
	39	4
124160-49480	43	4
124240-01882	8	8
	66	10
	67	10
124240-01883	8	8 -1
124250-03640	59	1
124250-77012	60	2
	61	1 -1
	64	1
124250-77070	64	4 -1
124250-77110	64	5 -1
124250-77120	64	6 -1
124250-77130	64	7 -1
124250-77140	64	8 -1
124250-77150	64	9 -1
124250-77160	64	10 -1
124250-77170	64	11 -1
124250-77180	64	12 -1
124250-77190	64	13 -1

Parts No. Index

Parts No.	Fig. No.	Ref. No.
124250-77210	64	15 -1
124250-77220	64	16 -1
124250-77230	64	17 -1
124250-77240	64	18 -1
124250-77270	64	19 -1
124250-77310	64	20 -1
124250-77320	64	21 -1
124250-77500	64	2 -1
124250-77510	64	3 -1
124250-77520	64	14 -1
124450-35070	37	1
124450-35110	37	4
	66	24
	67	24
124450-39240	38	3
	39	3
124450-44510	42	4
124450-44530	42	6
124450-44550	42	10
124450-44560	42	7
124460-77820	62	5
	63	5
124465-44950	40	14
	43	2
124500-01950	2	16
124550-35110	37	3
124550-51320	45	16
	46	16
124550-51341	45	17
	46	17
124550-51350	45	18
	46	18
	66	30
	67	30
124550-51370	45	19
	46	19
	66	31
	67	31
124550-55700	50	10
124550-59030	53	13
	54	13
124550-59090	53	15
	54	15
124550-59820	38	5
	39	5
124550-66370	58	2
124701-11910	23	6
	67	21
124701-11911	23	6 -1
	67	21 -1

Parts No.	Fig. No.	Ref. No.
124732-35090	37	2
124736-07900	14	2
124736-42290	41	10
	60	1
124766-59050	8	15
	53	24
	54	24
124766-59530	53	27
	54	27
124770-53000	48	2
	49	2
124950-11340	16	11
	17	11
124950-11450	16	43
	66	15
124950-51190	45	6
	46	6
124950-51270	45	14
	46	14
	66	29
	67	29
124950-51450	45	20
	46	20
124950-51510	45	23
	46	23
124950-51640	45	24
	46	24
128272-11170	16	8 -1
	17	8 -1
128275-11410	16	40
128275-11490	16	44
	17	36
	66	16
	67	16
128275-11500	16	45
128370-01800	8	4
128670-03020	13	3
128670-03030	13	6
128670-03040	13	7
128695-11410	17	32
128695-11500	17	37
129301-52020	47	2
129305-07950	15	2
129335-55700	50	15
129335-59010	53	1
	54	1
129335-59090	53	3
	54	3
129350-01230	1	7
	2	7

Parts No.	Fig. No.	Ref. No.
129350-02050	10	10
		16
129350-02070	10	7
		13
129350-14100	24	6
	25	6
129350-21200	26	7
	27	7
129350-21600	28	4
	29	4
129350-42200	40	5
	41	4
129350-49530	44	1
129350-49540	44	2
	66	27
	67	27
129350-49541	44	2 -1
	66	27 -1
	67	27 -1
129350-49800	44	3
135210-61090	58	1
171001-01601	6	1
171002-22090	31	1
171002-59501	54	12
171002-66830	58	5 -1
171003-42123	41	9
171003-44411	41	12
171003-49030	43	3 -1
171003-77252	3	11
171003-77253	3	11 -1
171003-77320	60	4
171007-21590	28	2
171007-21650	26	9
171007-61000	55	1
171007-66310	55	9
171007-66550	58	3
171008-03203	13	4
171008-03990	13	8
171008-34801	36	1
171008-34802	36	1 -1
171008-77710	60	9 -1
	61	9 -1
171009-01850	8	6
171009-21590	29	2
171009-44760	42	3
171009-55700	50	15 -1
171009-67510	56	7
171016-01600	7	1
171022-49160	8	17
171023-77910	62	6

Parts No.	Fig. No.	Ref. No.
171023-77910	63	6
171037-01600	6	1 -1
171037-34800	35	1
171037-34801	35	1 -1
171037-44740	42	1
171051-01921	1	10
	2	9
171081-55910	50	22 -1
171085-77630	61	12
		12 -1
172100-22400	31	8
172100-53200	48	10
	49	10
	66	32
	67	32
174100-54120	45	9
	46	9
174307-51170	45	4
	46	4
174307-51181	45	5
	46	5
174307-51700	45	26
	46	26
194990-22050	3	7
	8	9
	16	24
	17	25
22117-050000	45	27 -1
	46	27 -1
22117-060000	59	5
22117-080000	3	12
22131-050000	45	27
	46	27
22137-100000	3	13
	16	14
	17	14
22217-050000	45	28
	46	28
22217-060000	59	6
22217-080000	3	5
	61	4
22242-000120	56	4
22242-000140	16	47
	17	47
22312-040080	55	15
22312-080160	1	17
	2	14
	26	3
	27	3
22322-030150	59	7

Parts No. Index

Parts No.	Fig. No.	Ref. No.
22322-030160	59	7 -1
22322-030200	55	3
22351-030012	55	10
22351-040008	55	16
22351-040010	3	6
22351-060012	1	16
	2	11
22451-060000	58	6
22512-070180	26	4
		5
	27	4
		5
22512-070300	24	4
	25	4
23000-013000	53	4
	54	4
23010-038000	43	5
23061-070230	42	8
23080-013000	12	4
23414-080000	38	6
	39	6
23414-080012	53	22
		23
	54	22
		23
23414-100000	38	7
	39	7
23418-060000	50	13
		28
23871-020000	17	15
23871-030000	16	15
	17	16
	40	9
	41	8
23887-220002	4	6
	5	2
24101-062054	11	1
24101-063050	3	14
24190-080001	26	6
	27	6
24190-110001	16	35
24311-000070	59	8
	66	5
	67	5
24311-000090	56	5
	66	35
	67	35
24311-000100	1	14
	2	12
	66	3

Parts No.	Fig. No.	Ref. No.
24311-000100	67	3
24311-000120	18	4
	19	3
	66	17
	67	17
24311-000160	66	28
	67	28
24311-000180	4	5
	66	7
24311-000320	8	3 -1
	16	50 -1
	17	50 -1
	66	11
	67	11
24311-240100	50	14
		29
24341-000240	8	10 -1
	66	12 -1
	67	12 -1
24341-000260	8	10
	66	12
	67	12
24341-000400	13	5
	67	14
24341-001350	10	18
	67	13
26012-060252	12	5
26013-060142	42	2
26013-060222	34	3
26013-060302	55	17
26013-080202	9	17
	10	19
26014-060162	56	8
26014-060182	47	3
26014-060202	4	9
	5	7
26014-060252	42	2 -1
26014-060402	4	10
26014-060652	5	8
26014-060852	4	11
26014-080252	60	6
	61	5
26021-040082	65	35
26021-040252	65	36
26106-060122	8	11
26106-060252	12	5 -1
26106-060322	40	11
	41	13
26106-080122	16	23
	17	24

Parts No.	Fig. No.	Ref. No.
26106-080122	62	9 -1
	63	9 -1
26106-080142	14	1
	62	9
	63	9
26106-080162	13	1
26106-080182	44	4
26106-080222	35	4
26106-080302	3	15
26106-080402	41	14
26106-080452	41	15
26106-080552	41	16
26106-080822	40	16
26106-080852	3	16
26106-080872	40	17
26106-081002	3	17
26106-081052	3	17 -1
	40	18
	41	17
26106-081152	3	18
26106-100252	6	2
26106-100452	3	19
26106-100502	3	19 -1
26106-100552	3	21
26116-050128	59	10
26116-060102	51	8
	52	8
26116-080582	22	5
26206-100252	6	2 -1
	7	2
26216-060142	8	12
26216-080222	8	13
	22	3
	23	3
26216-080652	16	16
26216-080702	17	17
26216-120252	6	3
	7	3
26366-060002	8	14
26366-080002	16	25
	17	26
	56	6
26450-080452	41	18
26557-040122	64	23 -1
26557-060082	62	10
	63	10
26587-050102	45	29
	46	29
26587-080102	11	2
26587-080122	11	2 -1

Parts No.	Fig. No.	Ref. No.
26666-060002	58	7
26686-120002	58	8
26687-120002	58	8 -1
26696-100002	16	18
	17	19
26706-100002	3	20
26716-060002	59	9
26716-120002	6	4
	7	4
26756-050002	59	11
26756-060002	57	3
26756-080002	16	29
		33
	17	41
		45
	61	6
26776-120002	58	4
26776-180002	26	10
	27	10
26921-080102	16	48
	17	48
27241-300000	1	15
	2	13
27310-070001	16	10
	17	10
43400-500390	53	11
	54	11
	66	34
	67	34
43400-500400	58	9
	66	36
	67	36
43400-500450	58	10
	66	37
	67	37
43400-500550	4	7
	5	5
	66	38
	67	7
705311-23100	32	1
705311-23600	32	5
711100-51540	45	10
	46	10
721000-01561	1	1
721000-01611	3	1
721000-14581	24	1
721000-21701	26	1
721000-22500	30	3
721000-51700	45	1
721000-53100	48	1

Parts No. Index

Parts No.	Fig. No.	Ref. No.
721450-02500	9	1
721450-02611	9	5 -1
721450-02612	9	5
721450-02620	9	10 -1
721450-02621	9	10
721450-11650	16	26
	17	38
721450-11660	16	30
	17	42
721470-13500	22	1
721500-01562	2	1
721500-14581	25	1
721500-21700	27	1
721500-22500	31	3
721500-51100	46	1
721500-53100	49	1
721550-02500	10	1
721550-02610	10	5 -2
721550-02611	10	5 -1
721550-02620	10	11 -2
721550-02621	10	11 -1
721550-02800	10	8
721550-02810	10	14
721550-23100	33	1
721550-23600	33	5
721551-13500	23	1
724550-51520	45	7
	46	7
771002-11700	17	1
771002-92620	67	1
771002-92621	67	1 -1
771004-92600	66	1
771004-92601	66	1 -1
771007-11700	16	1
771009-01540	5	1
771037-01540	4	1
94210M-06900	65	34
94210M-21923	65	27
94210M-32983	65	25
94210M-42875	65	21
94210M-42927	65	24
94210M-42929	65	23
94210M-51416	65	29
94210M-51417	65	30
94210M-51418	65	31
94210M-86025	65	26
94210M-86124	65	22
		32
94210M-86372	65	28
94210M-96717	65	33

Parts No.	Fig. No.	Ref. No.
X0630412	64	23
X21142215	64	6
X21145866	64	22
X21201110	64	4
X21201115	64	3
X21201313	64	12
X21201605	64	19
X21202601	64	17
X21202602	64	18
X212037002	64	20
X21204259	64	5
X21204302	64	9
X21204401	64	14
X212045001	64	15
X21204810	64	21
X21205310	64	10
X21205400	64	13
X21205650	64	16
X21207100	64	2
X21207312	64	11
X21209311	64	7
X22501300	64	8
XM06900	65	16
XM17878	65	15
XM21923	65	9
XM27436	65	3
		14
XM32983	65	7
XM37336	65	6
XM42752	65	5
XM61014	65	19
XM72174	65	4
XM72886	65	2
XM86025	65	8
XM86372	65	10
XM91456	65	11
XM91457	65	12
XM91460	65	13
XYSPS4008	65	17
XYSPS4024	65	18

Parts No.	Fig. No.	Ref. No.
-----------	----------	----------

Parts No.	Fig. No.	Ref. No.
-----------	----------	----------