

OCD10-M33203EN

Introduction

1. This parts catalog for MIKASA Co., Ltd. NF (A) D6, 7, 8, 9- (E) KMK (2) is published as a revised edition of diesel engine.

	Parts catalog No.	Date of issue	Remarks
First edition	000Y00D3320		No Need
1st revised edition	000Y00D3321	Nov., 1991	No Need
2nd edition (supplement)	000Y00D3322	Aug., 1997	No Need
3rd revised edition	000Y00D3323	Mar., 2004	

2. This parts catalog does not contain the technical data needed for maintenance service.

3. The illustrations used in this parts catalog have been simplified for clarity.

4. The essential points list.

Model	Column	Production date	Serial number
NFAD6-KMK	A	Apr., 1989~	——
NFAD6-EKMK		Apr., 1996~	039533~
NFAD6-KMK2	B	Apr., 1996~	039543~
NFAD7-KMK	C	Apr., 1990~	——
NFAD8-KMK	D	Apr., 1991~	060781~
NFAD8-EKMK		Apr., 1990~	060399~
NFD9-KMK	E	Apr., 1990~	——
NFD9-EKMK		Apr., 1996~	——

5. The contents of this parts catalog are subject to change without notice.

6. Be sure to use only Yanmar genuine part for repairs. If imitation parts are used, it may cause engine defects.

How to read this Parts Catalog.

1. Parts mentioned in Parts Catalog may not necessarily be standard equipping parts
2. Parts change may be made without prior notice.
3. Form of this Parts Catalog.

Y00F2161 29. FUEL INJECTION PUMP (W/BOOST)											
REF.	LEV.	PARTS No.	DESCRIPTION	QTY						I	R
				(A)	(B)	(C)	(D)	(E)	(F)		
1		729595-51390	FUEL INJECTION PUMP	1	1	1	1	1			
1-1		729595-51391	FUEL INJECTION PUMP	1	1	1	1	1		N	1
		(A=E00185) (B=E00200)									
3		26022-060162	SCREW M 6X16	9	9	9	9	9			
I 3-1		26022-060162	SCREW M 6X16	4	4	4	4	4			K
		(A=E00156) (B=E00156) (C=E00156) (D=E00156) (E=E00156)									
4		129470-51040	CAMSHFT	9	9	9	9	9			
5		122710-51050	BEARING. ROLLER	9	9	9	9	9			
6		129470-51060	RETAINER	9	9	9	9	9			

Remarks

(1) BOOST COMPEMSATOR TYPE. OPTIONAL PART. TO E#00155 (4JH-DT, 4JH-DTZ)

①Ref. No,

The Ref. No, in the list may not be in accordance with the Ref. No, on illustration.

(Ex.) illustration No, List heed No,
 1 1 (Before change) → 1-1 (After change)

When interchangeable symbol N, and k, illustrations for the new parts are sometimes omitted.

②Lev. (Level)

Indication and Meaning of Level

Level Hereunder is given the relation among the number (1,2,3) the level and the nominal parent-child relationship.

1 ---- Parent parts (Assembly parts)

2 ---- Child parts included in " 1 " (Semi-Assembly parts, component parts of Assembly parts.)

3 ---- Child parts included in " 2 ", Grand-child parts in terms of " 1 ".

(Component parts of Semi-Assembly parts.)

Note) A parts of non-sale parts are illustrated but not listed.

③Change Mark

Change Mark " I " is given to the part for which a design change was made at this time.

The design change was not shown in the last published Parts Catalog.

④Interchangeability Mark

In the case where a part change took place, one of the following interchangeability marks is indicated for that part

Symbol	Interchangeability	Contents note
N	Old ← → New	New Part is interchangeable for Old Part but not interchangeable conversely.
Q	Old ← → New	New Part is not interchangeable for Old Part but interchangeable conversely.
R	Old ← → New	New Part is interchangeable for Old Part and vice versa.
S	Old ← → New	New Part is not interchangeable for Old Part and vice versa.
W		Part newly added.
Z		Part discontinued.
F		Not interchangeable single part but interchangeable by set of the related parts.
K		Changed only in quantity used.

⑤Effective Machine No,

When a part is changed, Effective Machine No, of a Model for which the part is applicable is indication

In each column of (A)-(F).

Product Symbol	Product No,	Product Symbol	Product No,
C	Clutch No, Compressor No,	M	Machine No,
D	Drive No,	T	Tractor No,
E	Engine No,	Note 1)※	Date

Note 1) Date may follow the symbol in some cases.(Ex.) ※1996.01

Note 2) As far as engine models shown by " XXX " are concerned, the modification of the parts could not be Predicted or the engine models themselves could not be identified.

Note 3) (A=E/#00185) means that the design change on the part has been effective for the model at the, column (A) (in the case, for 4JH-DT) on and from E/#(Engine Serial Number) 00185

⑥Remarks Mark

Figures or alphabets (Symbols) are entered in the remark column.

The comments (remarks) on the pertinent parts are indicated in the lower part of the list by the same symbols a those stated above.

Contents

Fig. No.	Fig. Name
NF(A)D6,7,8,9-(E)KMK	
1.	CYLINDER BLOCK
2.	CYLINDER HEAD & BONNET
3.	AIR CLEANER & MUFFLER
4.	CAMSHAFT
5.	CRANKSHAFT & FLYWHEEL
6.	PISTON & CONNECTING ROD
7.	LUB.OIL SYSTEM & BREATHER
8.	RADIATOR & FAN
9.	FUEL INJECTION PUMP
10.	FUEL OIL SYSTEM
11.	FUEL TANK
12.	HAND STARTING DEVICE
13.	GOVERNOR & CONTROL DEVICE
14.	STARTING MOTOR
15.	TOOL & LABEL
16.	TOOL(OPTIONAL)
17.	CYLINDER BLOCK
18.	CYLINDER HEAD & BONNET
19.	AIR CLEANER & MUFFLER
20.	CAMSHAFT
21.	CRANKSHAFT & FLYWHEEL
22.	PISTON & CONNECTING ROD
23.	BALANCER
24.	LUB.OIL SYSTEM & BREATHER

Fig. No.	Fig. Name
25.	RADIATOR & FAN
26.	FUEL INJECTION PUMP
27.	FUEL TANK
28.	FUEL OIL SYSTEM
29.	GOVERNOR & CONTROL DEVICE
30.	HAND STARTING DEVICE
31.	TOOL & LABEL
32.	CYLINDER BLOCK
33.	CYLINDER HEAD & BONNET
34.	AIR CLEANER & MUFFLER
35.	CAMSHAFT
36.	CRANKSHAFT & FLYWHEEL
37.	PISTON & CONNECTING ROD
38.	BALANCER
39.	LUB.OIL SYSTEM & BREATHER
40.	RADIATOR & FAN
41.	FUEL INJECTION PUMP
42.	FUEL SYSTEM
43.	FUEL TANK
44.	GOVERNOR & CONTROL DEVICE
45.	HAND STARTING DEVICE
46.	STARTING MOTOR
47.	TOOL & LABEL
48.	TOOL(OPTIONAL)
49.	CYLINDER BLOCK

Contents

Fig. No. Fig. Name

50. CYLINDER HEAD & BONNET

51. AIR CLEANER & MUFFLER

52. CAMSHAFT & BALANCER

53. CRANKSHAFT & FLYWHEEL

54. PISTON & CONNECTING ROD

55. LUB.OIL SYSTEM & BREATHER

56. RADIATOR & FUEL TANK

57. FAN

58. FUEL INJECTION PUMP

59. FUEL OIL SYSTEM

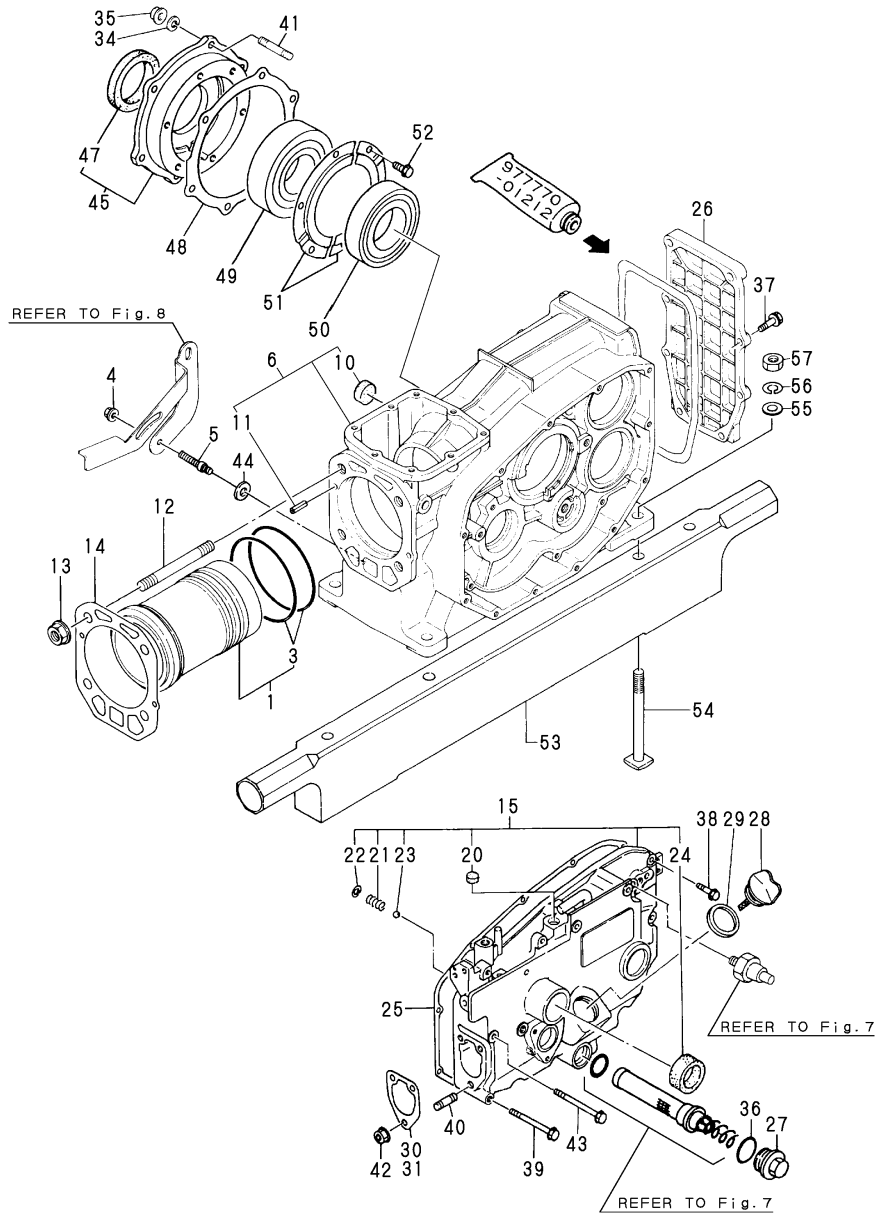
60. GOVERNOR & CONTROL DEVICE

61. STARTING MOTOR

62. TOOL & LABEL

Fig. No. Fig. Name

Fig.1. CYLINDER BLOCK



(A)=NFAD6-(E)KMK
 (B)=NFAD6-KMK2
 (C)=NFAD7-KMK

(D)=NFAD8-(E)KMK
 (E)=NFD9-(E)KMK
 (F)=

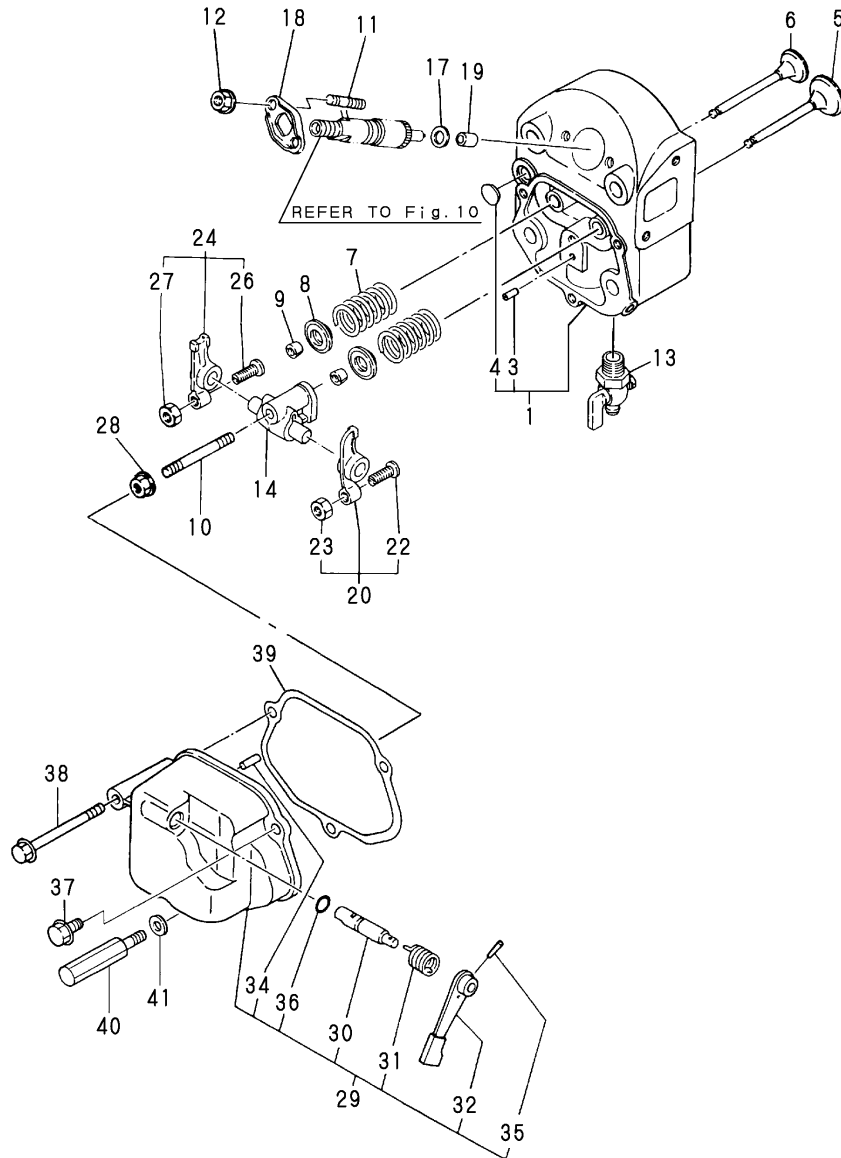
No.	Lev.	Parts No.	Description	Q'ty						I	R
				(A)	(B)	(C)	(D)	(E)	(F)		
1	1	705090-01900	LINER ASSY, CYLINDER	1	1						
3	2	105090-01300	O-RING	2	2						A
4	1	26366-060002	NUT, M6	1	1						
5	1	105100-44930	BOLT	1	1						
6	1	705090-01560	BLOCK ASSY, CYLINDER	1	1						
10	2	105215-01670	SEAL, 20	1	1						
11	2	22351-060012	PIN, SPRING 6.0X12	2	2						
12	1	105215-01200	BOLT, HEAD M12	4	4						
13	1	121450-01220	NUT, CYLINDER HEAD	4	4						
14	1	105090-01330	GASKET, HEAD	1							
14-1	1	105090-01331	GASKET, CYL. HEAD	1	1						R A
(A=E/#039533)											
15	1	705090-01500	CASE ASSY, GEAR	1							
15-1	1	705090-01501	CASE ASSY, GEAR	1	1						N
(A=E/XXX)											
20	2	105100-01660	PLUG, 14	1	1						
21	2	105300-34040	SPRING	1	1						
22	2	22252-000100	RING, 10	1	1						
23	2	24190-120001	BALL, STEEL 3/8	1	1						
24	2	105140-76500	SEAL, TCX25X35X6	1							
24-1	2	120270-61250	SEAL, OIL	1	1						R
(A=E/#039533)											
25	1	105090-01410	GASKET, GEAR CASE	1	1						A
26	1	105090-01480	COVER	1	1						
27	1	105300-01690	PLUG	1	1						
28	1	105090-01750	CAP	1	1						
29	1	101104-01760	GASKET, CAP	1	1						A
30	1	105300-01920	SHIM, T=0.1	1	1						
31	1	104271-01950	SHIM SET,0.2X3,0.3X2	1	1						
34	1	22217-080000	WASHER, SPRING 8	6	6						
35	1	26716-080002	NUT, M8	6	6						
36	1	24321-000250	O-RING, 1AG25.0	1	1						
37	1	26106-060202	BOLT, M6X 20 PLATED	6	6						
38	1	26106-060302	BOLT, M6X 30 PLATED	6	6						
39	1	26106-060552	BOLT, M6X 55 PLATED	1	1						
40	1	26216-080222	STUD, M8X 22	3	3						
41	1	26226-080222	STUD, M8X 22	6	6						
42	1	26366-080002	NUT, M8	3	3						
42-1	1	26306-080002	NUT, M8	3	3						R
(A=E/#057592) (B=E/#057653)											
43	1	26106-060652	BOLT, M6X 65 PLATED	4	4						
44	1	160120-76940	WASHER	1							
44-1	1	105190-21910	WASHER	1	1						N
(A=E/#039533)											
45	1	705090-02500	HOUSING ASSY, METAL	1	1						
47	2	111130-02160	SEAL, TC35508	1	1						
48	1	105090-02020	GASKET	1							
48-1	1	105090-02021	GASKET	1	1						R A
(A=E/#039533)											
49	1	105100-02300	BEARING, 6308-SH2-C3	1	1						
50	1	105100-02310	BEARING, 6208-SH2-C3	1	1						

Remarks
 (A)THESE PART ARE ALSO SOLD BY
 FIG.15 NO.15-1
 (GASKET SET.P/# 705092-92601).

Fig.2. CYLINDER HEAD & BONNET

(A)=NFAD6-(E)KMK
 (B)=NFAD6-KMK2
 (C)=NFAD7-KMK

(D)=NFAD8-(E)KMK
 (E)=NFD9-(E)KMK
 (F)=



No.	Lev.	Parts No.	Description	Q'ty						I	R
				(A)	(B)	(C)	(D)	(E)	(F)		
1	1	705090-11700	HEAD ASSY, CYLINDER	1	1						
3	2	105300-11330	PIN	1	1						
4	2	27231-150000	PLUG 15	1	1						
5	1	105090-11100	VALVE, INTAKE	1	1						
6	1	105090-11111	VALVE, EXHAUST	1	1						
7	1	105400-11121	SPRING, VALVE	2	2						
8	1	101158-11180	RETAINER, SPRING	2	2						
9	1	101158-11190	COTTER	4							
9-1	1	27310-070001	COTTER, 7	2	2						N
(A=E/#039533)											
10	1	26216-080452	STUD, M8X 45	1	1						
11	1	26216-060402	STUD, M6X 40	2	2						
11-1	1	26216-060352	STUD, M6X 35	2	2						S 1
(A=E/#043475) (B=E/#043482)											
12	1	26366-060002	NUT, M6	2	2						
13	1	105010-11920	COCK, WATER	1	1						
14	1	105090-11290	SUPPORT ASSY, ARM	1	1						
17	1	119625-11880	SEAT, NOZZLE	1	1						
18	1	105300-11900	RETAINER	1	1						
18-1	1	119625-11900	RETAINER, NOZZLE	1	1						S 1
(A=E/#043475) (B=E/#043482)											
19	1	119625-11870	PROTECTOR, NOZZLE	1							
19-1	1	119625-11871	PROTECTOR, NOZZLE	1	1						R A
(A=*1994.06)											
20	1	105090-11650	ARM, ROCKER	1	1						
22	2	101158-11230	SCREW, VALVE ADJUST	1	1						
23	2	26756-080002	NUT, LOCK M8	1	1						
24	1	105090-11660	ARM, ROCKER	1	1						
26	2	101158-11230	SCREW, VALVE ADJUST	1	1						
27	2	26756-080002	NUT, LOCK M8	1	1						
28	1	26366-080002	NUT, M8	1	1						
28-1	1	26306-080002	NUT, M8	1	1						R
(A=E/#057592) (B=E/#057653)											
29	1	705090-11520	BONNET ASSY, HEAD	1	1						
30	2	104200-03600	SHAFT, DECOMPRESSION	1	1						
31	2	104200-03641	SPRING, DECOMPRESSION	1	1						
32	2	104104-03750	LEVER, DECOMPRESSION	1	1						
34	2	22312-030180	PIN, PARALLEL M3X18	1	1						
35	2	22322-030180	PIN, TAPER 3X18	1	1						
36	2	24311-000070	O-RING, 1AP7.0	1	1						A
37	1	26106-060202	BOLT, M6X 20 PLATED	1	1						
38	1	26106-060602	BOLT, M6X 60 PLATED	1	1						
39	1	105090-11310	GASKET, BONNET	1	1						A
40	1	105090-11820	BOLT	1	1						
41	1	22117-060000	WASHER, 6	1	1						

Remarks

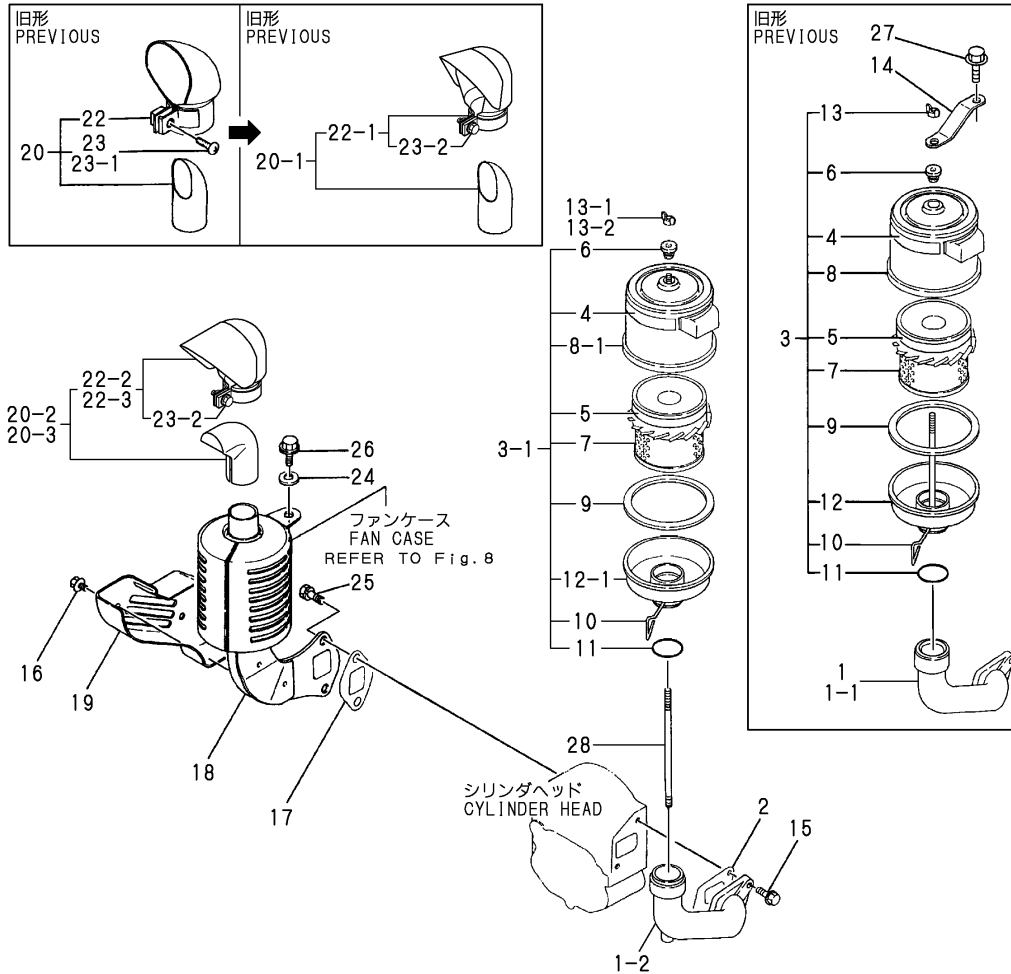
(A) THESE PARTS ARE ALSO SOLD BY FIG.15 NO.15-1 (GASKET SET.P/# 705092-92601).

(1) INTERCHANGEABLE BY SIMULTANEOUS REPLACEMENT WITH NO.11-1 AND 18-1.

Fig.3. AIR CLEANER & MUFFLER

(A)=NFAD6-(E)KMK
(B)=NFAD6-KMK2
(C)=NFAD7-KMK

(D)=NFAD8-(E)KMK
(E)=NFD9-(E)KMK
(F)=



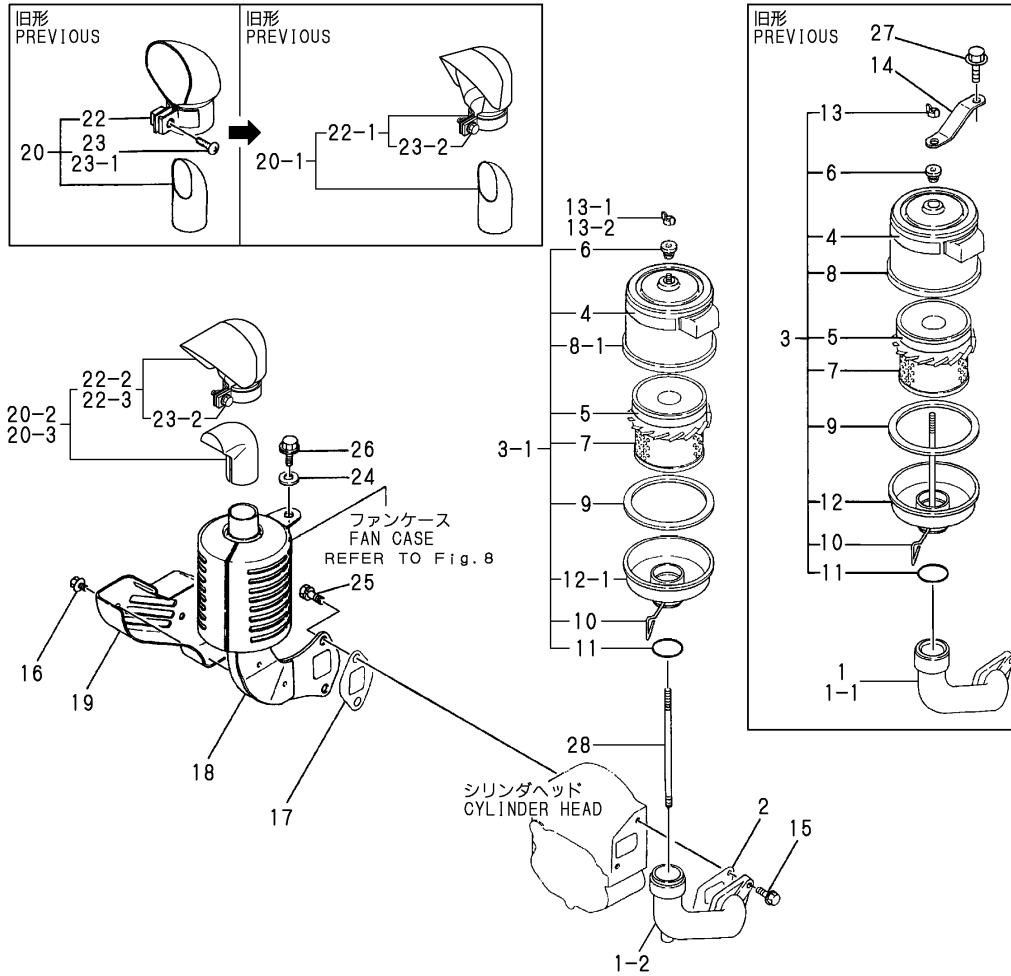
No.	Lev.	Parts No.	Description	(A)	(B)	(C)	(D)	(E)	(F)	Q'ty	I	R
1	1	105098-12020	PIPE, AIR INTAKE	1								
1-1	1	105098-12021	PIPE, AIR INTAKE	1	1							N
		(A=E/#042727)										
1-2	1	105098-12022	PIPE, AIR INTAKE	1	1							S 1
		(A=E/#047172) (B=*1998.07)										
2	1	105190-12050	GASKET	1	1							
3	1	105098-12510	CLEANER, AIR	1	1							
3-1	1	105098-12511	CLEANER, AIR	1	1							S 1
		(A=E/#047172) (B=*1998.07)										
4	2	105098-12530	LABEL, CAUTION	1	1							
5	2	105098-12540	LABEL, CAUTION	1	1							
6	2	105098-12560	GROMMET	1	1							
7	2	105098-12960	ELEMENT	1	1							
8	2	105098-12520	CASE ASSY	1	1							
8-1	2	105098-12521	CASE ASSY	1	1							S
		(A=E/#047172) (B=*1998.07)										
9	2	105098-12580	GASKET	1	1							
10	2	105098-12590	BOLT	1	1							
11	2	105098-12600	O-RING	1	1							
12	2	105098-12610	BODY, AIR CLEANER	1	1							
12-1	2	105098-12611	BODY ASSY	1	1							S
		(A=E/#047172) (B=*1998.07)										
13	2	105098-12550	NUT, WING	1	1							
13-1	1	101147-12550	NUT	1	1							S 1
		(A=E/#047172) (B=*1998.07)										
13-2	1	105092-12550	NUT	1	1							N
		(A=E/#063594) (B=*2003.10)										
14	1	105098-12570	SUPPORT	1	1							
15	1	26106-080202	BOLT, M8X 20 PLATED	2	2							
16	1	160260-01580	BOLT, FLANGE M6X6	2	2							
17	1	105010-13200	GASKET	1								
17-1	1	105010-13201	GASKET	1	1							N A
		(A=*1995.05) (B=*1995.05)										
18	1	105098-13510	SILENCER ASSY	1	1							
18-1	1	105098-13511	SILENCER ASSY	1	1							N
		(A=E/XXX) (B=E/XXX)										
19	1	105090-13550	COVER	1	1							
20	1	105098-13610	EXTENSION ASSY	1								
20-1	1	105098-13620	EXTENSION ASSY	1	1							R
		(A=E/#045428) (B=E/#045408)										
20-2	1	105098-13622	EXTENSION ASSY	1	1							N
		(A=E/#049206) (B=*1999.02)										
20-3	1	105098-13623	EXTENSION ASSY	1	1							N
		(A=E/#052018) (B=*1999.12)										
22	2	106148-13590	COVER	1								
22-1	2	105098-13590	COVER	1	1							R
		(A=E/#045428)										
22-2	2	105098-13591	COVER	1	1							N
		(A=E/#049206) (B=*1999.02)										
22-3	2	105098-13592	COVER	1	1							N
		(A=E/#052018) (B=*1999.12)										

Remarks
 (A) THESE PART ARE ALSO SOLD BY
 FIG.15 NO.15-1
 (GASKET SET.P/# 705092-92601).
 (1) INTERCHANGEABLE BY SIMULTANEOUS
 REPLACEMENT WITH NO.1-2,3-1,13-1,
 AND 28.

Fig.3. AIR CLEANER & MUFFLER

(A)=NFAD6-(E)KMK
 (B)=NFAD6-KMK2
 (C)=NFAD7-KMK

(D)=NFAD8-(E)KMK
 (E)=NFD9-(E)KMK
 (F)=



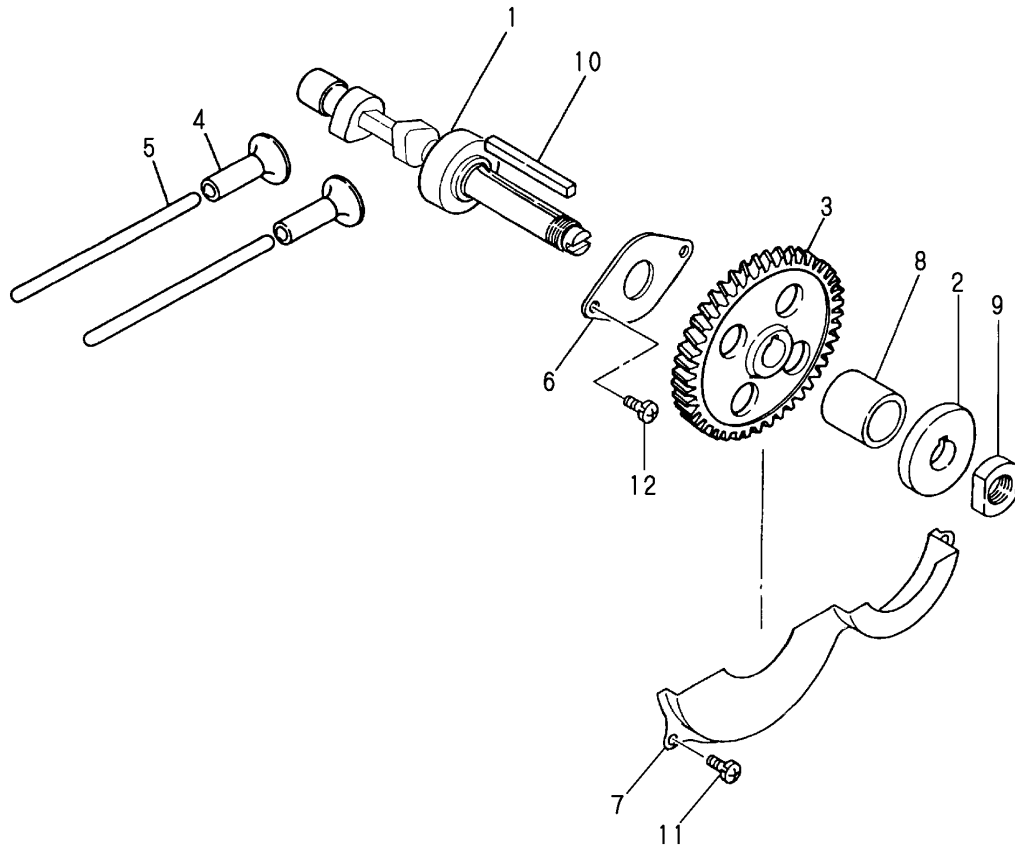
No.	Lev.	Parts No.	Description	Q'ty						I	R
				(A)	(B)	(C)	(D)	(E)	(F)		
23	2	26554-060162	SCREW, M6X16	1							
23-1	2	26113-060189	BOLT, M6X 18	1	1						R
(A=EXXX)											
23-2	3	105098-13990	BOLT	1	1						R
(A=E/#045428) (B=E/#045408)											
24	1	160120-76940	WASHER	1	1						
25	1	26013-080209	BOLT, M8X 20	2							
25-1	1	26013-080189	BOLT, M8X 18	2	2						N
(A=*1991.07)											
26	1	26106-060202	BOLT, M6X 20 PLATED	1	1						
27	1	26106-060122	BOLT, M6X 12 PLATED	1	1						W
(A=EXXX)											
28	1	105098-12650	BOLT	1	1						W 1
(A=E/#047172) (B=*1998.07)											

Remarks

(A) THESE PARTS ARE ALSO SOLD BY FIG.15 NO.15-1

(GASKET SET.P/# 705092-92601).
 (1) INTERCHANGEABLE BY SIMULTANEOUS REPLACEMENT WITH NO.1-2,3-1,13-1, AND 28.

Fig.4. CAMSHAFT



(A)=NFAD6-(E)KMK
 (B)=NFAD6-KMK2
 (C)=NFAD7-KMK

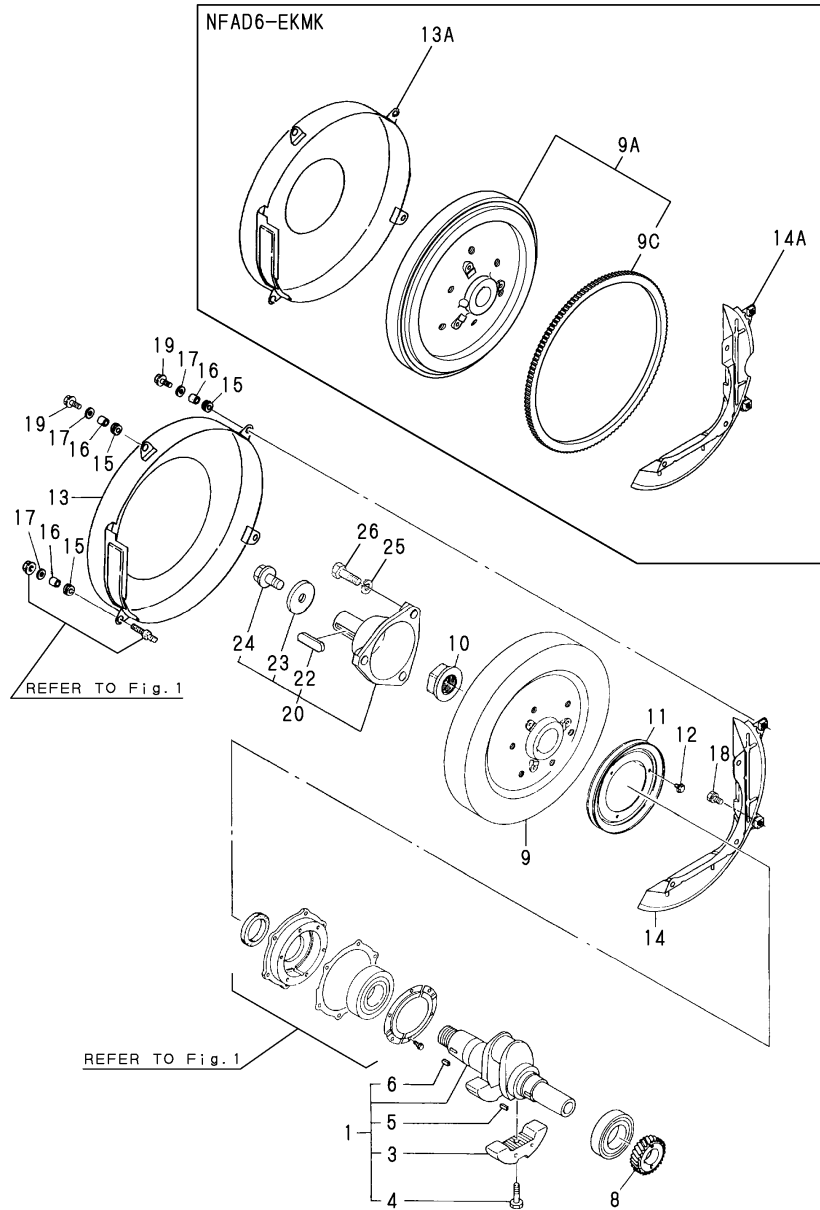
(D)=NFAD8-(E)KMK
 (E)=NFD9-(E)KMK
 (F)=

No.	Lev.	Parts No.	Description	Q'ty						I	R
				(A)	(B)	(C)	(D)	(E)	(F)		
1	1	105090-14010	CAMSHAFT	1	1						
2	1	105090-14091	CAM, FUEL	1	1						
3	1	105090-14100	GEAR, CAMSHAFT	1	1						
4	1	105300-14200	TAPPET	2	2						
5	1	105090-14400	ROD, PUSH	2	2						
6	1	105090-14420	RETAINER, BEARING	1	1						
7	1	105090-14600	COVER	1	1						
8	1	105700-14700	SPACER	1	1						
9	1	104300-76460	NUT	1	1						
10	1	22512-070500	KEY, 7X 50	1	1						
11	1	26022-060122	SCREW, M6X12	2	2						
12	1	26557-060142	SCREW M 6X 14	2	2						

Fig.5. CRANKSHAFT & FLYWHEEL

(A)=NFAD6-(E)KMK
 (B)=NFAD6-KMK2
 (C)=NFAD7-KMK

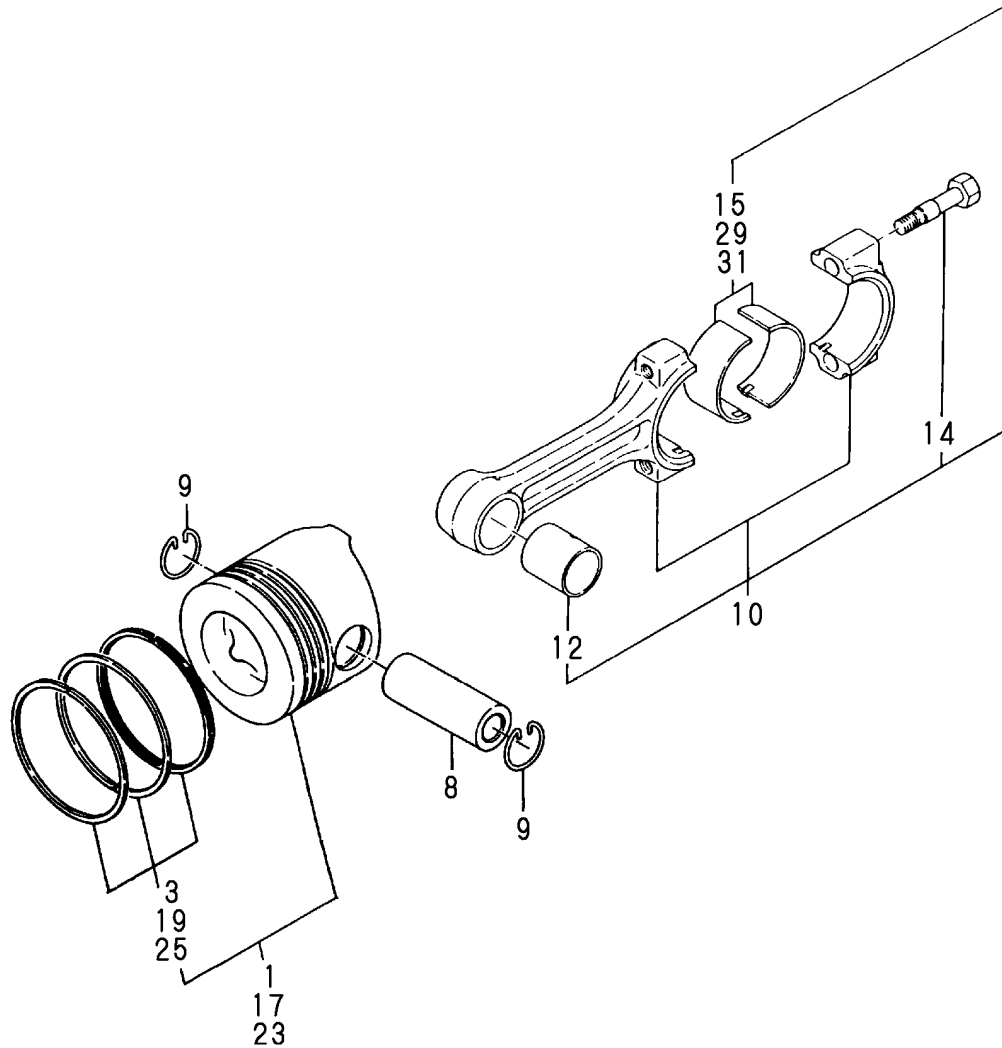
(D)=NFAD8-(E)KMK
 (E)=NFD9-(E)KMK
 (F)=



No.	Lev.	Parts No.	Description	Q'ty						I	R
				(A)	(B)	(C)	(D)	(E)	(F)		
1	1	705090-21700	CRANKSHAFT ASSY	1	1						
3	2	105090-21100	WEIGHT, BALANCE	2	2						
4	2	105090-21130	BOLT, BALANCE WEIGHT	2	2						
5	2	22512-050140	KEY, 5X 14	1	1						
6	2	22512-050140	KEY, 5X 14	1	1						
8	1	105090-21200	GEAR, CRANKSHAFT	1	1						
9	1	105090-21401	FLYWHEEL	1	1						
9A	1	105090-21591	FLYWHEEL ASSY	1							1
9C	2	104511-21600	GEAR, RING	1							1
10	1	105010-21530	NUT, END	1	1						
11	1	104407-21600	V-PULLEY	1	1						
12	1	26106-060122	BOLT, M6X 12 PLATED	3	3						
13	1	105090-21300	COVER, FLYWHEEL	1	1						
13A	1	105090-21350	COVER, FLYWHEEL	1							1
14	1	105090-21310	SUPPORT	1	1						
14A	1	105090-21361	SUPPORT	1							1
15	1	105300-21381	ABSORBER	4	4						
16	1	105300-44460	COLLAR	4	4						
17	1	160120-76940	WASHER	4	4						
18	1	26013-060142	BOLT, M6X 14	3	3						
19	1	26106-060202	BOLT, M6X 20 PLATED	3	3						
20	1	704100-21500	SHAFT ASSY, STUB	1							2
20-1	1	705098-21500	SHAFT ASSY, STUB	1	1						S 3
		(A=EXXX)									
22	2	120210-21580	KEY	1							
22-1	2	22512-070500	KEY, 7X 50	1	1						S
		(A=EXXX)									
23	2	173400-21940	WASHER	1	1						
24	2	26106-100202	BOLT, M10X 20 PLATED	1	1						
25	1	22217-120000	WASHER, SPRING 12	3	3						W
		(A=EXXX)									
26	1	26116-120352	BOLT, M12X 35 PLATED	3	3						W
		(A=EXXX)									

Remarks
 (1)FOR NFAD6-EKMK.
 (2)L=90
 (3)L=79

Fig.6. PISTON & CONNECTING ROD



(A)=NFAD6-(E)KMK
(B)=NFAD6-KMK2
(C)=NFAD7-KMK

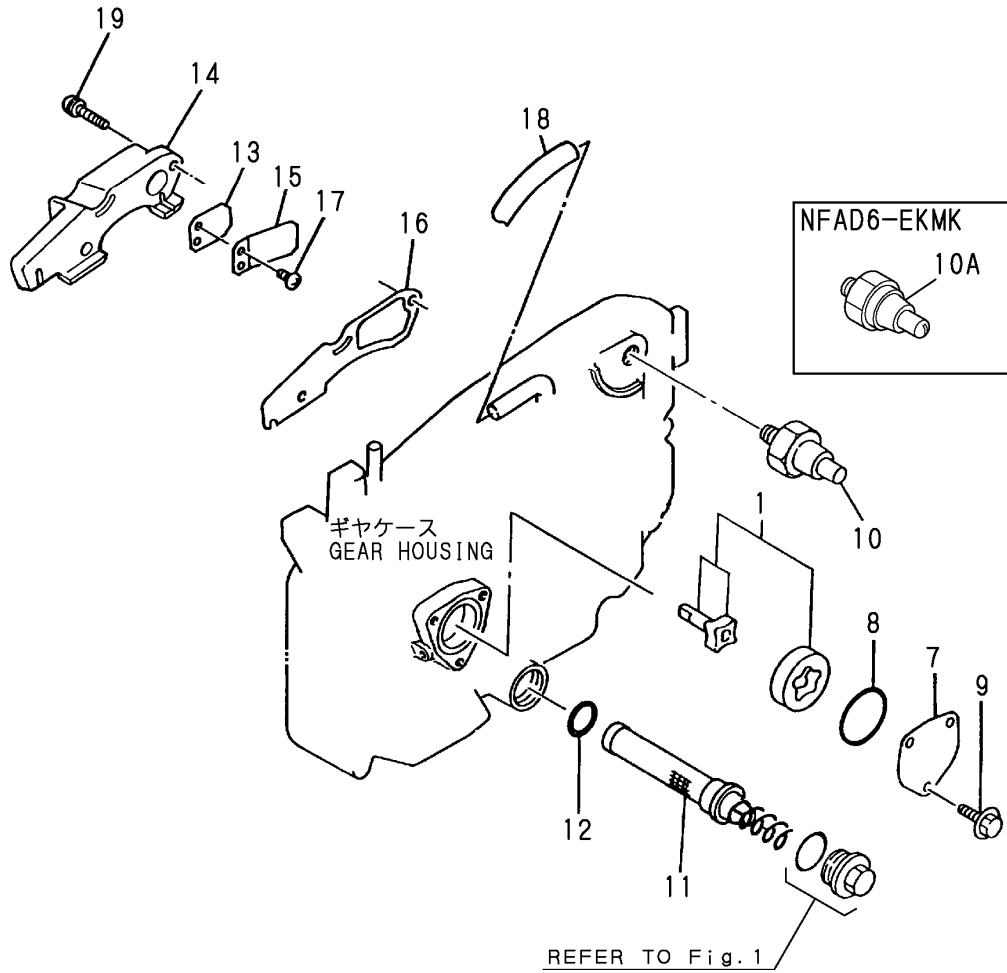
(D)=NFAD8-(E)KMK
(E)=NFD9-(E)KMK
(F)=

No.	Lev.	Parts No.	Description	Q'ty						I	R
				(A)	(B)	(C)	(D)	(E)	(F)		
1	1	105090-22190	PISTON ASSY	1	1						
3	2	705090-22501	RING SET, PISTON	1	1						
8	1	124950-22300	PIN, PISTON	1	1						
9	1	105090-22400	CIRCLIP	2	2						
10	1	705090-23100	ROD ASSY, CONNECTING	1	1						
12	2	105090-23910	BEARING, PISTON PIN	1	1						
14	2	105225-23200	BOLT, CONNECTING ROD	2	2						
15	2	705090-23600	BEARING, CRANK PIN	1	1						
17	1	105090-22470	PISTON ASSY, 0.25 OS	1	1						1
19	2	105090-22510	RING SET, 0.25 OS	1	1						1
23	1	105090-22480	PISTON ASSY, 0.50 OS	1	1						2
25	2	105090-22520	RING SET, 0.50 OS	1	1						2
29	1	705090-23610	BEARING ASSY, 0.25	1	1						3
31	1	705090-23620	BEARING, 0.50 US	1	1						4

Remarks

- (1) OVER SIZED (O.S.=0.25) PART.
- (2) OVER SIZED (O.S.=0.50) PART.
- (3) UNDER SIZED (U.S.=0.25) PART.
- (4) UNDER SIZED (U.S.=0.50) PART.

Fig.7. LUB.OIL SYSTEM & BREATHER



(A)=NFAD6-(E)KMK
(B)=NFAD6-KMK2
(C)=NFAD7-KMK

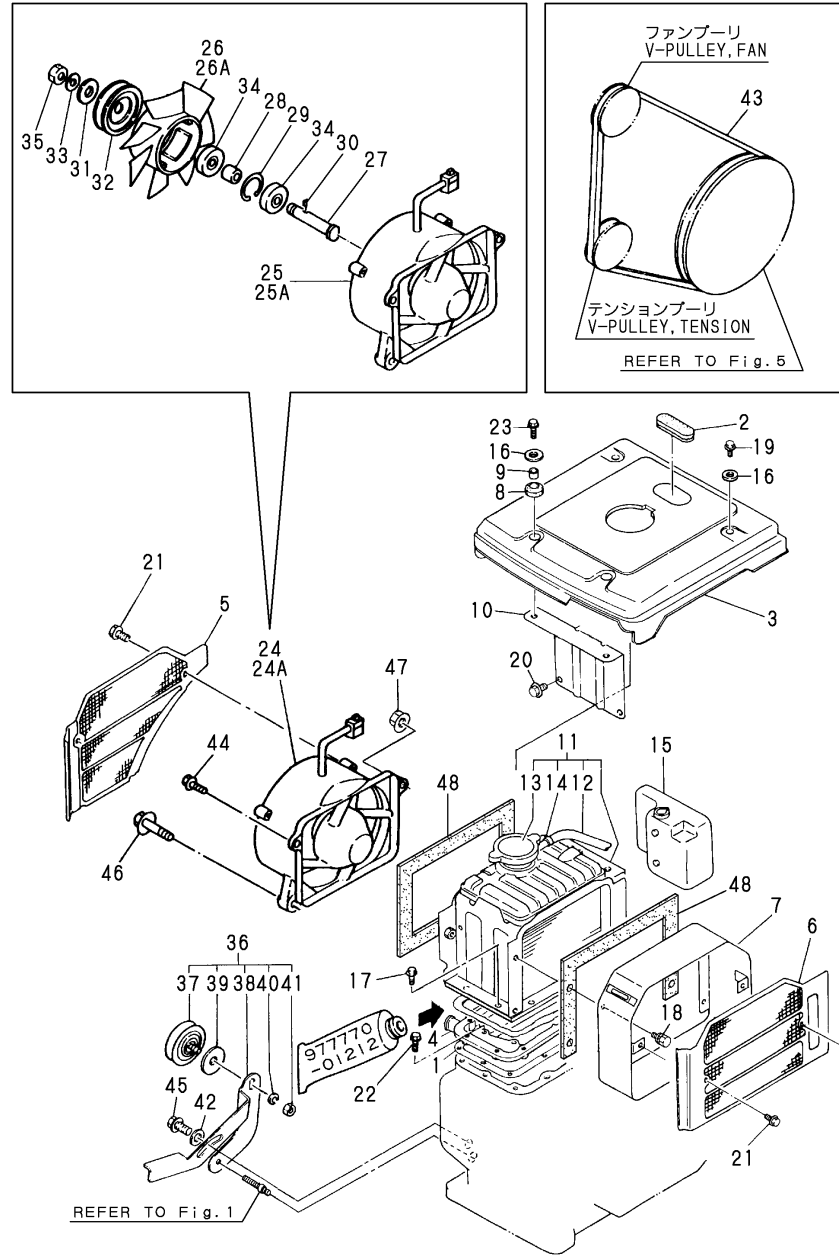
(D)=NFAD8-(E)KMK
(E)=NFD9-(E)KMK
(F)=

No.	Lev.	Parts No.	Description	Q'ty						I	R
				(A)	(B)	(C)	(D)	(E)	(F)		
1	1	104300-32150	ROTOR ASSY, INNER	1	1						
7	1	103338-32070	COVER	1	1						
8	1	103338-32570	O-RING	1	1						A
9	1	26106-060122	BOLT, M6X 12 PLATED	3	3						
10	1	105140-34100	INDICATOR	1	1						
10A	1	124060-39451	SWITCH, 0.2KG	1							1
10A-1	1	124060-39452	SWITCH, 0.2KG	1							N 1
(A=E/#052310)											
11	1	105190-35050	STRAINER ASSY, OIL	1	1						
12	1	24341-000200	O-RING, 1AS20.0	1	1						A
13	1	101158-03061	VALVE	1	1						
14	1	105090-03081	COVER, BREATHER	1	1						
15	1	101158-03111	RETAINER	1	1						
16	1	105090-03131	GASKET	1	1						
17	1	105362-78960	SCREW, M4X8	2	2						
18	1	23064-090370	PIPE, 9X 370	1							
18-1	1	23064-090220	PIPE, 9X 220	1	1						N
(A=*1993.10)											
19	1	26023-060252	SCREW, M6X25	2	2						

Remarks

(A) THESE PART ARE ALSO SOLD BY
FIG.15 NO.15-1
(GASKET SET.P/# 705092-92601).
(1) FOR NFAD6-EKMK.

Fig.8. RADIATOR & FAN



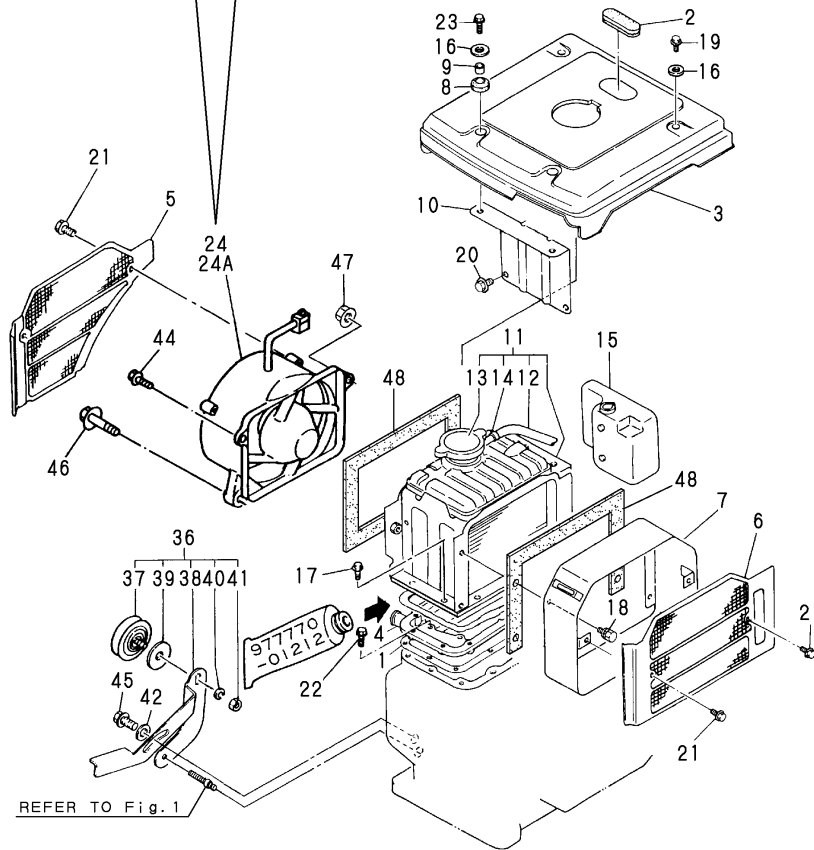
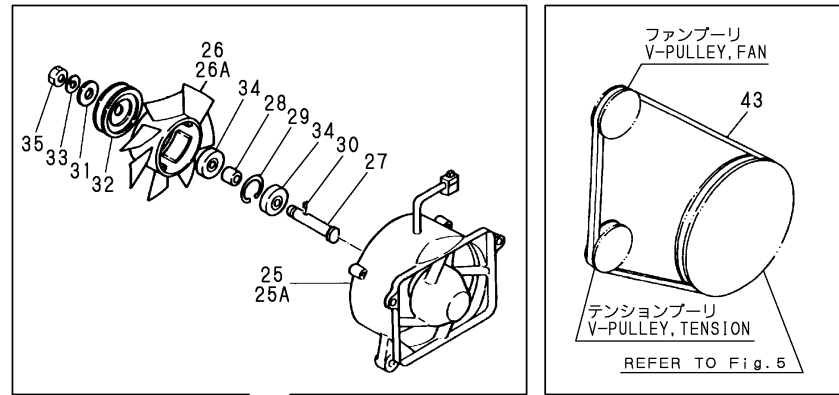
(A)=NFAD6-(E)KMK
 (B)=NFAD6-KMK2
 (C)=NFAD7-KMK

(D)=NFAD8-(E)KMK
 (E)=NFD9-(E)KMK
 (F)=

No.	Lev.	Parts No.	Description	Q'ty						I	R
				(A)	(B)	(C)	(D)	(E)	(F)		
1	1	105090-44050	GASKET	1	1						
2	1	105300-44220	COVER, RADIATOR	1	1						
3	1	105090-44251-1	COVER, RADIATOR	1	1						
4	1	105090-44300	BRACKET, RADIATOR	1	1						
5	1	105090-44330	SCREEN	1	1						
6	1	105090-44340	SCREEN	1							
6-1	1	105090-44350	SCREEN	1	1						N
(A=EXXX)											
7	1	105090-44360	DUCT, SCREEN	1	1						
8	1	105300-44451	ABSORBER	2	2						
9	1	105300-44460	COLLAR	2	2						
10	1	105090-44490	STAY	1	1						
11	1	105098-44500	RADIATOR ASSY	1	1						
12	2	105340-44570	PIPE, 7X170	1	1						
13	2	105198-44590	CAP, RADIATOR	1	1						
14	2	121250-44590	CLAMP	1	1						
15	1	105100-44630	TANK, SUB	1	1						
16	1	160120-76940	WASHER	4	4						
17	1	26013-060162	BOLT, M6X 16	9	9						
18	1	26013-060149	BOLT, M6X 14	4							
18-1	1	26013-060129	BOLT, M6X 12	4	4						N
(A=*1990.01)											
19	1	26106-060102	BOLT, M6X 10 PLATED	2	2						
20	1	26106-060122	BOLT, M6X 12 PLATED	2	2						
21	1	26106-060122	BOLT, M6X 12 PLATED	3	3						
22	1	26106-060202	BOLT, M6X 20 PLATED	8	8						
23	1	26106-060202	BOLT, M6X 20 PLATED	2	2						
24	1	105092-44201	CASE ASSY, FAN	1	1						
24A	1	105090-44211	CASE ASSY, FAN	1							1
25	2	105092-44680	COVER, FAN	1	1						
25A	2	105090-44800	CASE, COOLING FAN	1							1
26	2	105092-44700	FAN, COOLING	1	1						
26A	2	105090-44850	FAN, COOLING	1							1
27	2	105340-44710	SHAFT, FAN	1	1						
28	2	106383-44720	SPACER	1	1						
29	2	106383-44740	CIRCLIP	1	1						
30	2	105340-44750	PIN	1	1						
31	2	105100-44780	WASHER, PULLEY	1	1						
32	2	105100-44770	PULLEY, FAN	2	2						
33	2	22217-120000	WASHER, SPRING 12	1	1						
34	2	24107-062013	BEARING, 6201ZZP6	2	2						
35	2	26777-120002	NUT, LOCK M12	1	1						
36	1	105090-44810	PULLEY ASSY, TENSION	1	1						
37	2	106100-44650	PULLEY, TENSION	1	1						
38	2	105090-44940	LEVER, PULLEY	1	1						
39	2	106100-44960	CAP	1	1						
40	2	22217-080000	WASHER, SPRING 8	1	1						
41	2	26716-080002	NUT, M8	1	1						
42	1	22137-080000	WASHER, 8	1	1						
43	1	25117-003301	V-BELT, M33H	1	1						
44	1	26106-060252	BOLT, M6X 25 PLATED	2	2						

Remarks
 (1)FOR NFAD6-EKMK.

Fig.8. RADIATOR & FAN



(A)=NFAD6-(E)KMK
(B)=NFAD6-KMK2
(C)=NFAD7-KMK

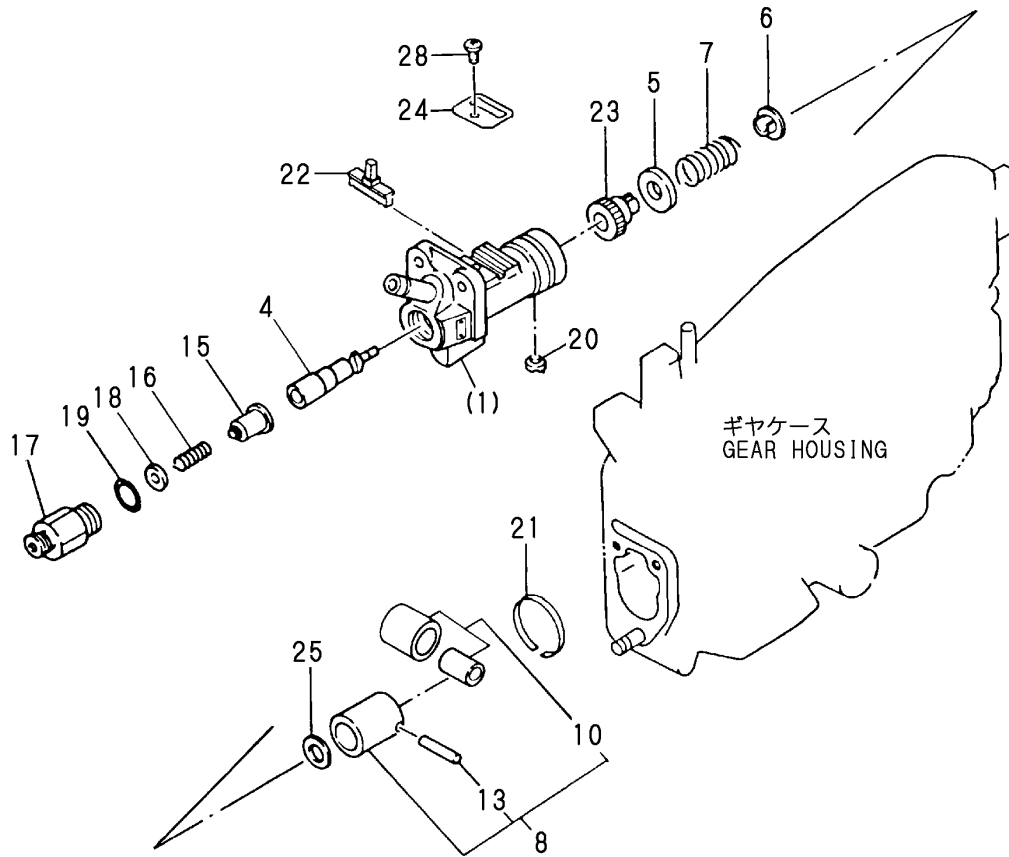
(D)=NFAD8-(E)KMK
(E)=NFD9-(E)KMK
(F)=

No.	Lev.	Parts No.	Description	Q'ty						I	R
				(A)	(B)	(C)	(D)	(E)	(F)		
45	1	26106-080162	BOLT, M8X 16 PLATED	1	1						
46	1	26106-080352	BOLT, M8X 35 PLATED	2	2						
47	1	26366-060002	NUT, M6	1	1						
48	1	106100-44560	SPONGE, 15X5X1000	2	2						

Remarks
(1)FOR NFAD6-EKMK.

Fig.9. FUEL INJECTION PUMP

1 inc.(1) ~ 28



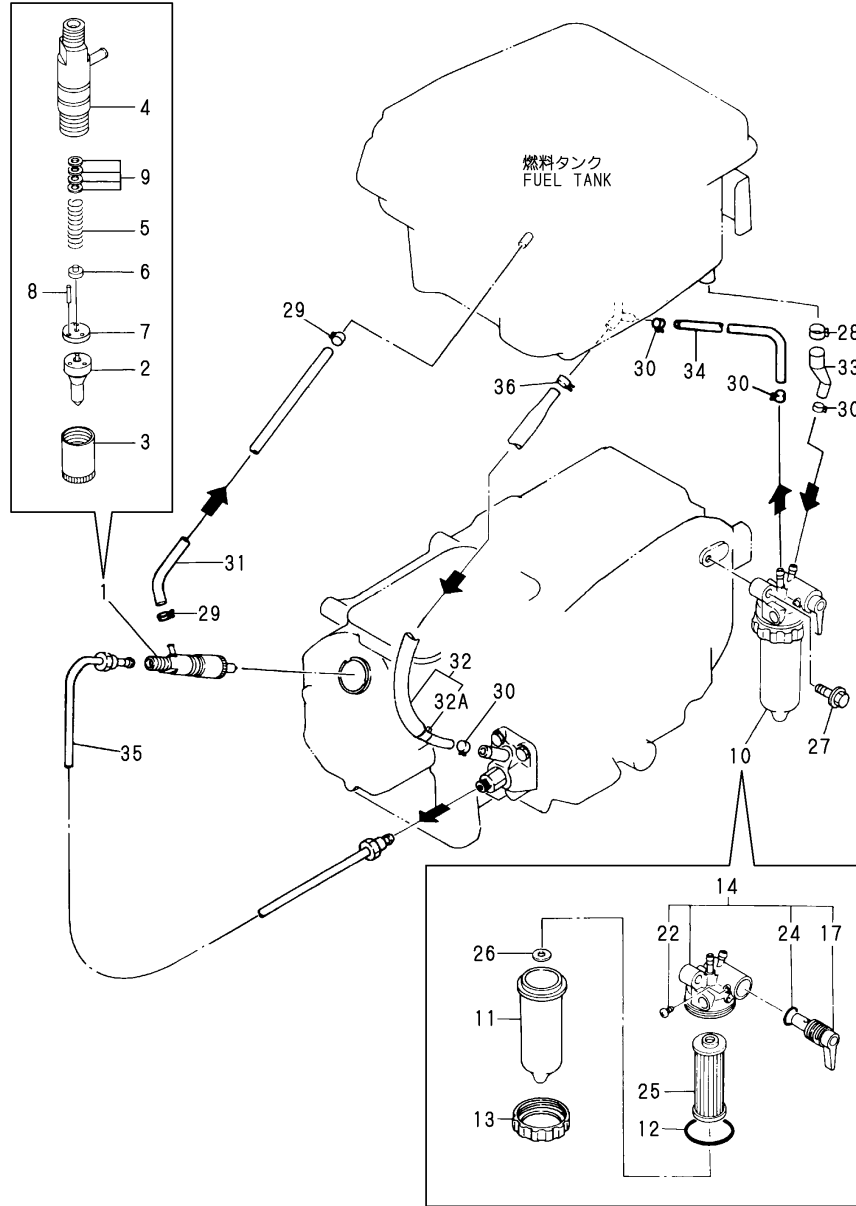
(A)=NFAD6-(E)KMK
(B)=NFAD6-KMK2
(C)=NFAD7-KMK

(D)=NFAD8-(E)KMK
(E)=NFD9-(E)KMK
(F)=

No.	Lev.	Parts No.	Description	Q'ty						I	R
				(A)	(B)	(C)	(D)	(E)	(F)		
1	1	705090-51102	PUMP ASSY, INJECTION	1	1						
4	2	105200-51100	PLUNGER ASSY	1	1						
5	2	174307-51170	RETAINER, SPRING A	1	1						
6	2	174307-51181	RETAINER, SPRING B	1	1						
7	2	124950-51190	SPRING, PLUNGER	1	1						
8	2	724550-51520	GUIDE, PLUNGER	1	1						
10	3	711100-51540	ROLLER ASSY	1	1						
13	3	174100-54120	PIN	1	1						
15	2	129100-51300	VALVE ASSY, DELIVERY	1	1						
16	2	124550-51320	SPRING, DELIVERY	1	1						
17	2	124550-51341	HOLDER, DELIVERY L43	1	1						
18	2	124550-51350	GASKET, DELIVERY	1	1						A
19	2	124550-51370	O-RING	1	1						A
20	2	104271-51450	PIECE, GUIDE	1	1						
21	2	104271-51460	CIRCLIP	1	1						
22	2	105300-51500	RACK, CONTROL	1	1						
23	2	105300-51510	PINION	1	1						
24	2	105300-51550	RETAINER, RACK	1	1						
25	2	174307-51700	SHIM SET	1	1						
28	2	26022-050102	SCREW, M5X10	1	1						

Remarks
(A) THESE PART ARE ALSO SOLD BY
FIG.15 NO.15-1
(GASKET SET.P/# 705092-92601).

Fig.10. FUEL OIL SYSTEM



(A)=NFAD6-(E)KMK
(B)=NFAD6-KMK2
(C)=NFAD7-KMK

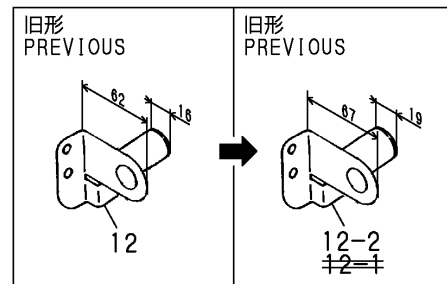
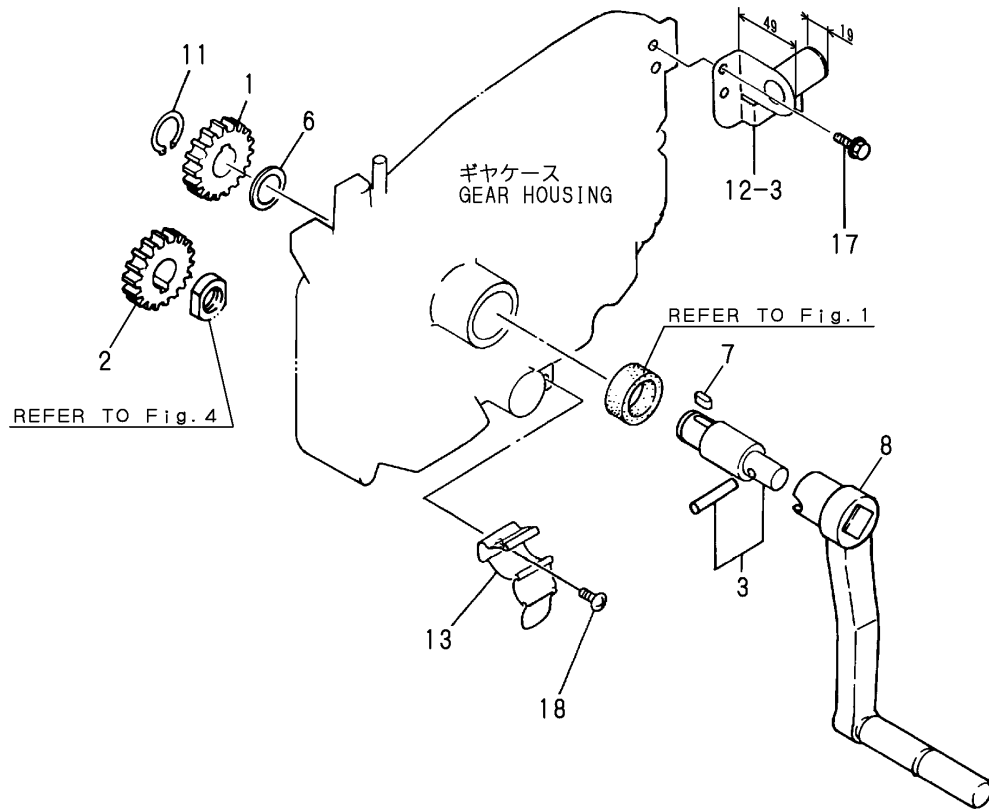
(D)=NFAD8-(E)KMK
(E)=NFD9-(E)KMK
(F)=

No.	Lev.	Parts No.	Description	Q'ty						I	R
				(A)	(B)	(C)	(D)	(E)	(F)		
1	1	705090-53100	VALVE ASSY,INJECTION	1							
1-1	1	705050-53100	VALVE ASSY,INJECTION	1	1						N
(A=*1990.09)											
2	2	105090-53000	VALVE ASSY,INJECTION	1							
2-1	2	105050-53000	VALVE ASSY,INJECTION	1	1						N
(A=*1990.09)											
3	2	114250-53080	NUT, NOZZLE D16.95	1	1						
4	2	105300-53100	HOLDER ASSY, NOZZLE	1	1						
5	2	114250-53120	SPRING, NOZZLE	1	1						
6	2	114250-53130	SEAT, SPRING	1	1						
7	2	114250-53140	PLATE	1	1						
8	2	114250-53210	PIN	2	2						
9	2	114250-53400	SHIM SET	1	1						
10	1	105198-55600	STRAINER ASSY, FUEL	1	1						
11	2	105198-55510	CUP, STRAINER	1	1						
12	2	105300-55520	O-RING	1	1						A
13	2	105300-55610	RING, RETAINING	1	1						
14	2	105300-55700	BODY ASSY, STRAINER	1	1						
17	3	105300-55340	LEVER	1	1						
22	3	104200-55750	SCREW, M4	1	1						
24	3	24311-000160	O-RING, 1AP16.0	1	1						
25	2	105370-55710	ELEMENT	1	1						
26	2	105300-55750	FLOAT	1	1						
27	1	26106-080302	BOLT, M8X 30 PLATED	1	1						
28	1	129301-03660	CLAMP 16	1	1						
29	1	124722-59050	CLIP, HOSE 9	2	2						
30	1	124766-59050	CLIP, HOSE 12	4	4						
31	1	105300-59100	PIPE, FUEL RETURN	1	1						
32	1	105090-59020	PIPE ASSY, FUEL	1	1						
32A	2	124766-59050	CLIP, HOSE 12	1	1						W
(A=FROM 1ST) (B=FROM 1ST)											
33	1	105192-59560	PIPE, FUEL	1							
33-1	1	105192-59562	PIPE, FUEL	1	1						N
(A=E/#039533)											
34	1	105192-59570	PIPE, FUEL	1	1						
35	1	105090-59800	PIPE ASSY, INJECTION	1	1						
36	1	23080-013000	CLAMP, 13	1	1						

Remarks

(A)THESE PART ARE ALSO SOLD BY
FIG.15 NO.15-1
(GASKET SET.P/# 705092-92601).

Fig.12. HAND STARTING DEVICE



Remarks

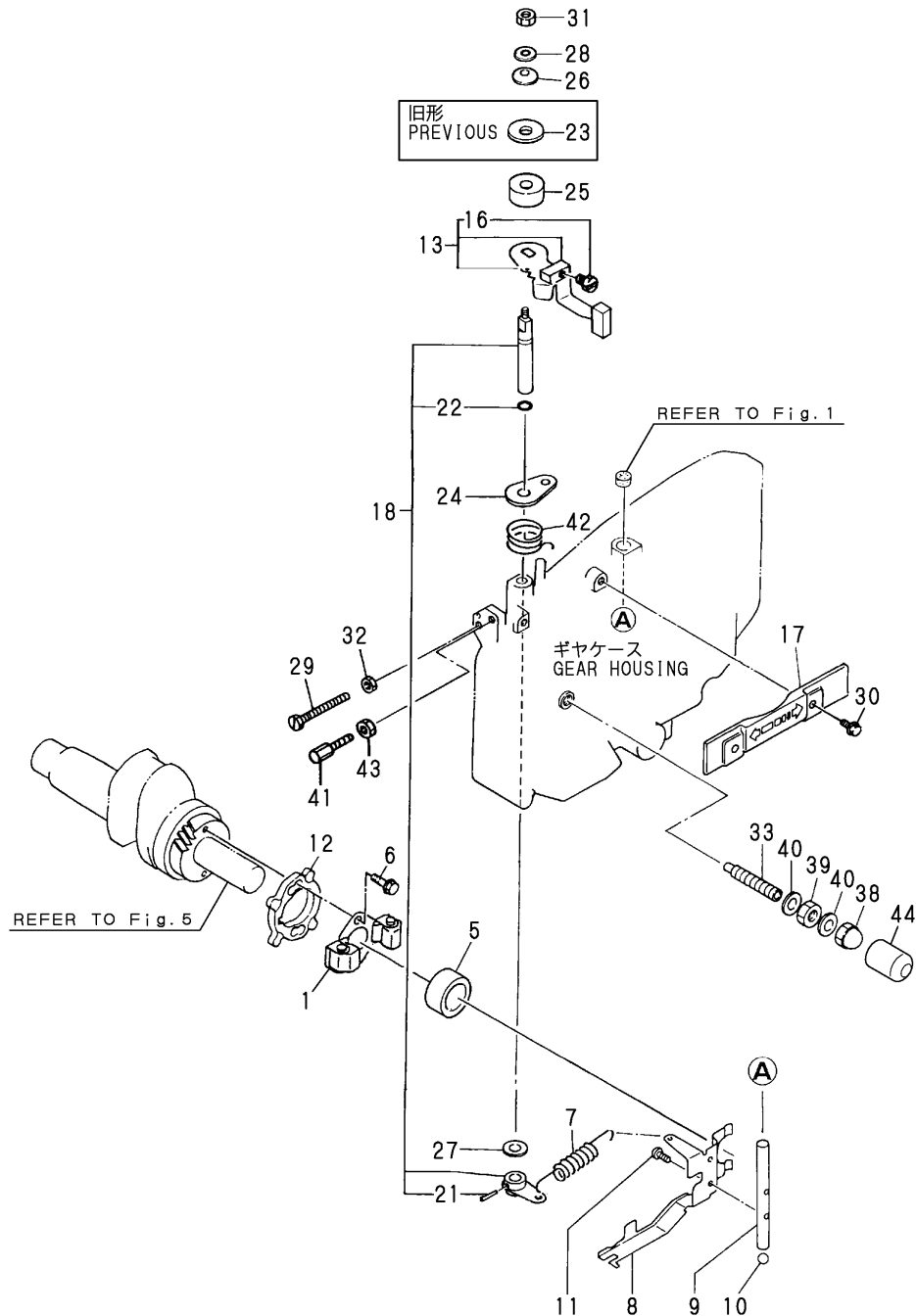
- (1) INTERCHANGEABLE BY SIMULTANEOUS REPLACEMENT WITH NO.3-2,8-2, AND 12-2.
- (M) MISPRINT: REFER TO THE NEXT ITEM.

(A)=NFAD6-(E)KMK
(B)=NFAD6-KMK2
(C)=NFAD7-KMK

(D)=NFAD8-(E)KMK
(E)=NFD9-(E)KMK
(F)=

No.	Lev.	Parts No.	Description	Q'ty						I	R
				(A)	(B)	(C)	(D)	(E)	(F)		
1	1	105300-76330	GEAR, STARTING	1	1						
2	1	105090-76340	GEAR, STARTING	1	1						
3	1	705300-76900	SHAFT ASSY, STARTING	1							
3-1	1	705100-76900	SHAFT ASSY, STARTING	1	1					N	M
3-2	1	705100-76900	SHAFT ASSY, STARTING	1	1					S	1
(A=*1989.09)											
6	1	105300-76470	COLLAR	1	1						
7	1	105300-76490	KEY, 7X10	1	1						
8	1	106100-76790	HANDLE ASSY	1							
8-1	1	105090-76790	HANDLE ASSY	1	1					N	M
8-2	1	105090-76790	HANDLE ASSY	1	1					S	1
(A=*1989.09)											
11	1	22242-000200	RING, 20	1	1						
12	1	105098-08060	BRACKET, HANDLE	1							
12-1	1	105098-08061	BRACKET, HANDLE	1						N	M
12-2	1	105098-08061	BRACKET, HANDLE	1						S	1
(A=*1989.09)											
12-3	1	105298-08100	BRACKET, HANDLE	1	1						S
(A=EXXX)											
13	1	105300-08510	BRACKET ASSY	1	1						
17	1	26106-060122	BOLT, M6X 12 PLATED	2	2						
18	1	26557-060082	SCREW, M6X 8	2	2						
18-1	1	26557-060082	SCREW, M6X 8	1	1						K
(A=EXXX) (B=EXXX)											

Fig.13. GOVERNOR & CONTROL DEVICE



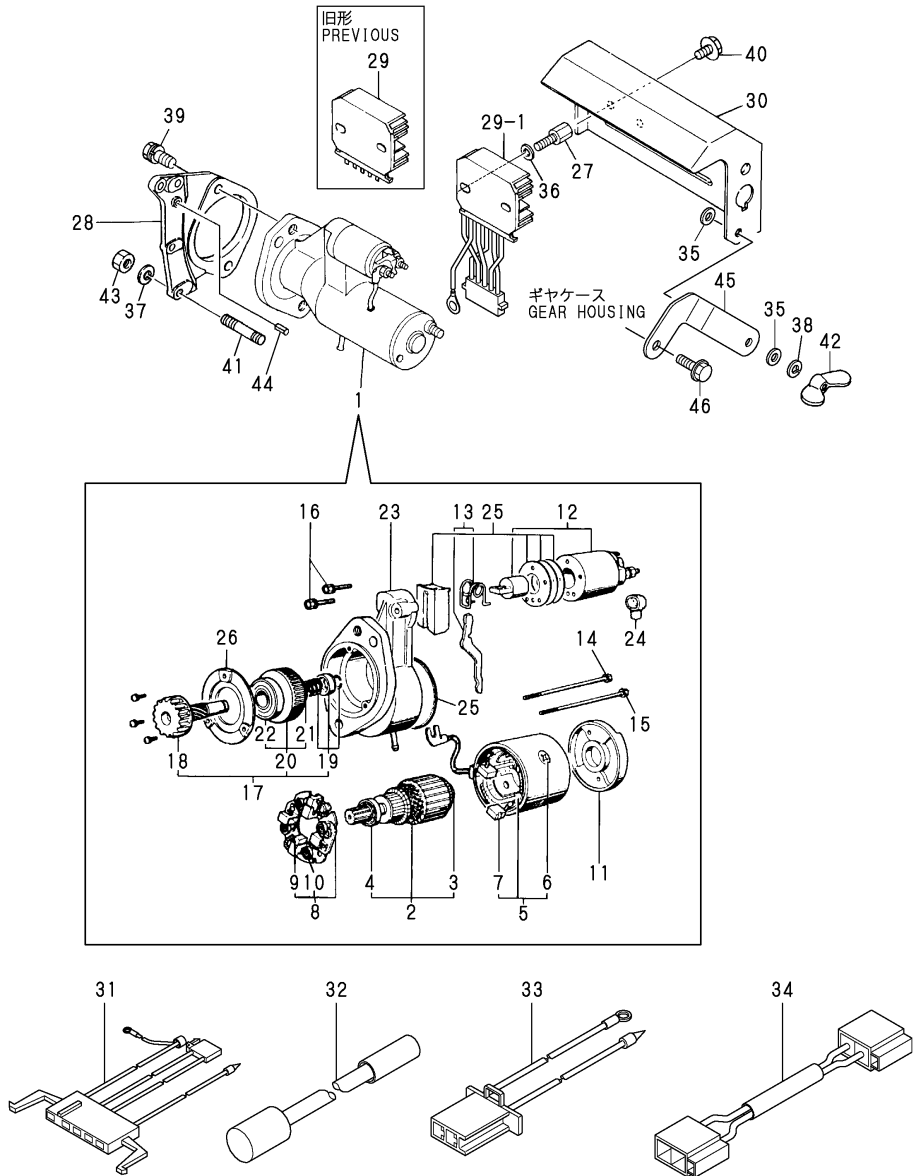
(A)=NFAD6-(E)KMK
(B)=NFAD6-KMK2
(C)=NFAD7-KMK

(D)=NFAD8-(E)KMK
(E)=NFD9-(E)KMK
(F)=

No.	Lev.	Parts No.	Description	Q'ty						I	R
				(A)	(B)	(C)	(D)	(E)	(F)		
1	1	705090-61700	GOVERNOR ASSY	1	1						
5	1	105300-61600	SLEEVE, GOVERNOR	1	1						
6	1	174100-61600	BOLT	2	2						
7	1	105300-66010	SPRING, REGULATOR	1	1						
8	1	105090-66300	LEVER, GOVERNOR	1	1						
9	1	105100-66400	SHAFT	1	1						
10	1	24190-120001	BALL, STEEL 3/8	1	1						
11	1	26022-050102	SCREW, M5X10	2	2						
12	1	105090-61810	PIECE, DISTANCE	1	1						
13	1	105502-66041	HANDLE ASSY	1	1						
16	2	105225-66990	SCREW, M5X8.5	1	1						
17	1	105300-66110	COVER	1	1						
18	1	705100-66700	LEVER ASSY,REGULATOR	1	1						
21	2	22322-030200	PIN, TAPER 3X20	1	1						
22	2	24311-000070	O-RING, 1AP7.0	1	1						
23	1	105300-66840	RETAINER	1							Z
		(A=*1990.11)									
24	1	105300-66850	RETAINER	1	1						
25	1	105840-66830	PLATE, FRICTION	2							
25-1	1	105840-66831	PLATE, FRICTION	2	2						R
		(A=*1991.07)									
25-2	1	105840-66831	PLATE, FRICTION	1	1						K
		(A=EXXX) (B=EXXX)									
26	1	105840-66880	SPRING	1	1						
27	1	22117-100000	WASHER, 10	1	1						
28	1	22137-060000	WASHER, 6	1	1						
29	1	105300-66520	SCREW	1	1						
30	1	26106-060122	BOLT, M6X 12 PLATED	2	2						
31	1	26347-060002	NUT, M6	1	1						
32	1	26756-060002	NUT, LOCK M6	1	1						
33	1	105090-66551	LIMITER ASSY, FUEL	1	1						
33-1	1	105090-66540	LIMITER ASSY, FUEL	1	1						N
		(A=E/#048501) (B=*1998.12)									
38	1	124060-66950	NUT, CAP M10	1	1						
39	1	26796-100002	NUT, LOCK M10	1	1						
40	1	43400-500430	SEAL WASHER 10S	2							
40-1	1	22190-100002	WASHER, SEAL 10	2	2						R
		(A=E/#039533)									
41	1	102100-67080	BOLT, ADJUSTING	1							Z
		(A=EXXX)									
42	1	105502-67301	SPRING, RETURN	1	1						
43	1	26756-060002	NUT, LOCK M6	1							Z
		(A=EXXX)									
44	1	105300-66610	CAP	1	1						W
		(A=EXXX)									

Fig.14. STARTING MOTOR

NFAD6-EKMK



(A)=NFAD6-(E)KMK
(B)=NFAD6-KMK2
(C)=NFAD7-KMK

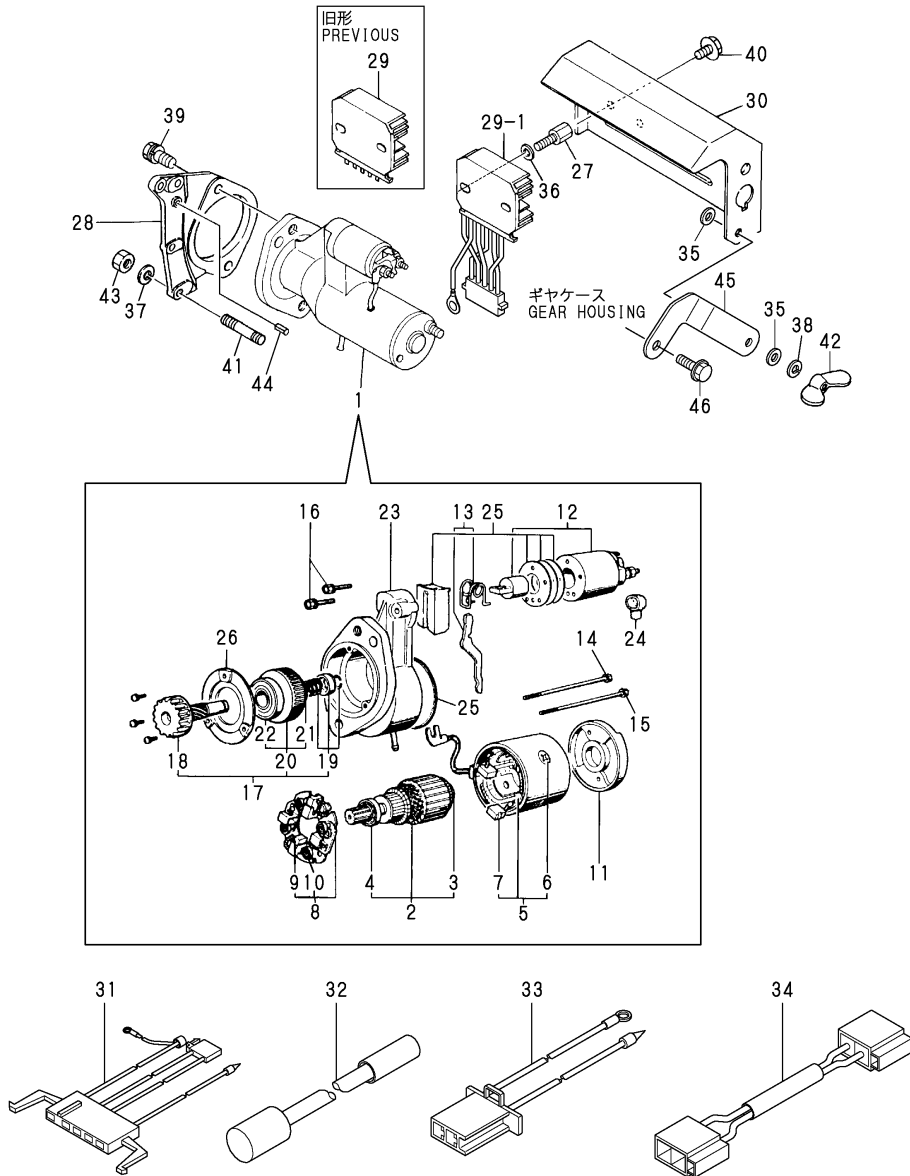
(D)=NFAD8-(E)KMK
(E)=NFD9-(E)KMK
(F)=

No.	Lev.	Parts No.	Description	Q'ty						I	R
				(A)	(B)	(C)	(D)	(E)	(F)		
1	1	105100-77010	STARTER, S114-438B	1							
1-1	1	105100-77011	MOTOR,STARTER	1							F 1
(A=E/#048181)											
2	2	X211461005	ARMATURE	1							
3	3	X211415502	BEARING, BALL	1							
3-1	3	X2130350900	BALL BEARING	1							R
(A=E/#048181)											
4	3	X211425502	BEARING, BALL	1							
4-1	3	X211425511	BALL BEARING	1							R
(A=E/#048181)											
5	2	X211442003	COIL ASSY, FIELD	1							
6	3	X21143215	SCREW, CORE	1							
7	3	X211469002	BRUSH (+)	2							
8	2	X211479001	HOLDER ASSY, BRUSH	1							
9	3	X211459002	BRUSH (-)	2							
10	3	X21148314	SPRING, BRUSH	4							
11	2	X211483003	COVER	1							
12	2	171008-77530	SWITCH, MAGNETIC	1							
13	2	X211446012	LEVER, SHIFT	1							
14	2	X211468005	BOLT, THROUGH	1							
15	2	X21148856	BOLT, THROUGH	1							
16	2	X21145866	BOLT	2							
17	2	X211455011	PINION ASSY	1							
18	3	X211465011	SHAFT, PINION	1							
19	3	X211429006	STOPPER SET	1							
20	3	X211425506	CLUTCH ASSY	1							
20-1	3	X2114555500	CLUTCH ASSY	1							R
(A=E/#048181)											
21	4	X211435502	BALL BEARING	1							
21-1	4	X211495502	BEARING, BALL	1							R
(A=E/#048181)											
22	4	X211455502	BALL BEARING	1							
23	2	X211466605	CASE ASSY, GEAR	1							
24	2	X21142742	COVER (A), RUBBER	1							
25	2	X211458012	COVER KIT	1							
26	2	X211428008	RETAINER, BEARING	1							
27	1	105212-01910	BOLT	2							
28	1	105090-77471	BRACKET	1							
29	1	119660-77710	LIMITER, CURRENT 15A	1							
29-1	1	119660-77711	LIMITER, CURRENT 15A	1							N
(A=*2000.07)											
30	1	105100-77780	COVER	1							
30-1	1	105100-77781	COVER	1							S
(A=E/#048181)											
31	1	105198-78552	HARNESS, WIRE	1							
32	1	105198-78560	HARNESS, WIRE	1							
33	1	105198-78570	HARNESS, WIRE	1							
34	1	105300-78570	HARNESS, WIRE	1							
35	1	22117-050000	WASHER, 5	2							
36	1	22117-060000	WASHER, 6	2							
37	1	22212-060000	WASHER 6	4							

Remarks
FOR NFAD6-EKMK.
(1)INTERCHANGEABLE BY SIMULTANEOUS
REPLACEMENT WITH NO.30-1.

Fig.14. STARTING MOTOR

NFAD6-EKMK



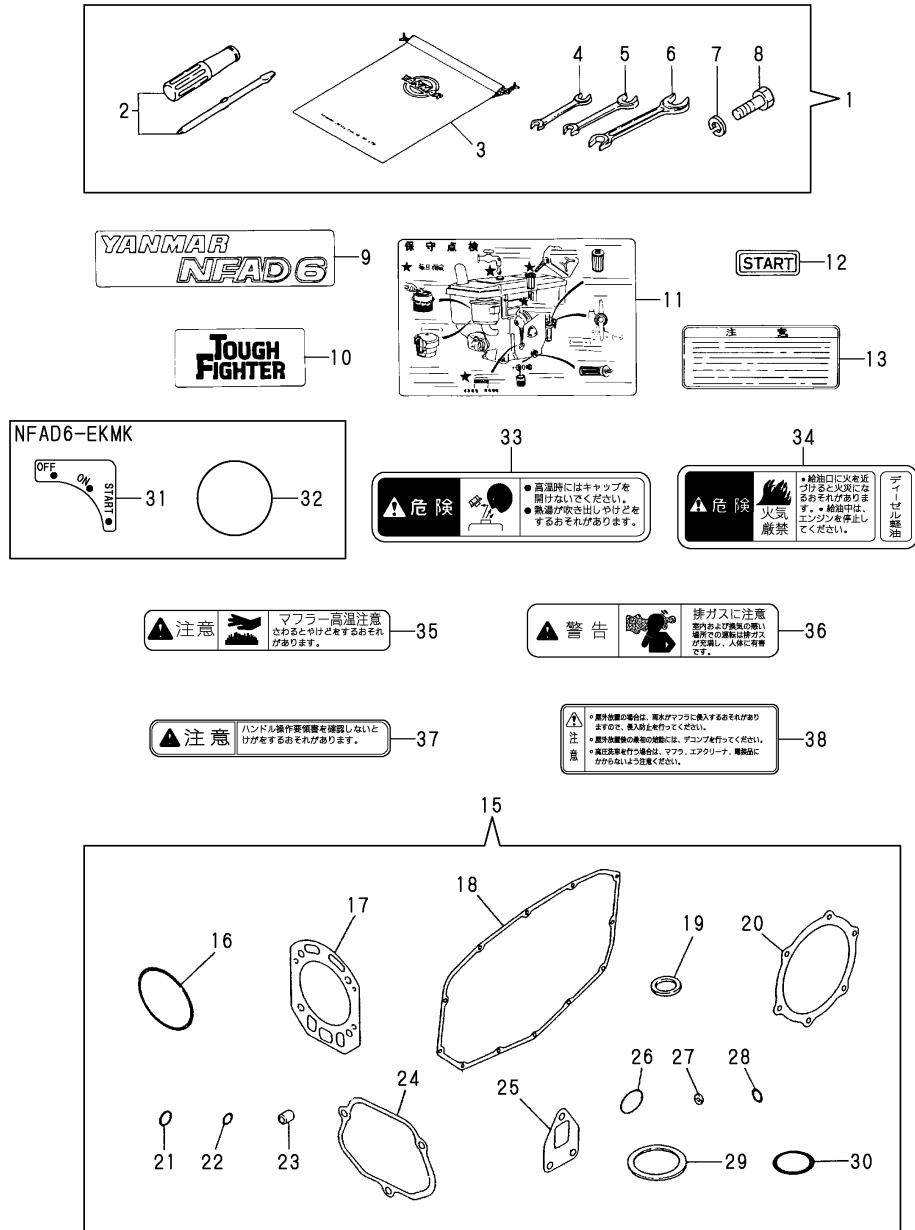
(A)=NFAD6-(E)KMK
(B)=NFAD6-KMK2
(C)=NFAD7-KMK

(D)=NFAD8-(E)KMK
(E)=NFD9-(E)KMK
(F)=

No.	Lev.	Parts No.	Description	Q'ty						I	R
				(A)	(B)	(C)	(D)	(E)	(F)		
38	1	22217-050000	WASHER, SPRING 5	1							
39	1	26013-120302	BOLT, M12X 30	2							
40	1	26106-060102	BOLT, M6X 10 PLATED	2							
41	1	26226-060222	STUD, M6X 22	4							
42	1	26636-050002	NUT, WING M5	1							
43	1	26716-060002	NUT, M6	4							
44	1	22351-060012	PIN, SPRING 6.0X12	1							
45	1	105090-77820	RETAINER	1							
46	1	26106-060182	BOLT, M6X 18 PLATED	1							

Remarks
FOR NFAD6-EKMK.
(1)INTERCHANGEABLE BY SIMULTANEOUS
REPLACEMENT WITH NO.30-1.

Fig.15. TOOL & LABEL



No.	Lev.	Parts No.	Description	Q'ty						I	R
				(A)	(B)	(C)	(D)	(E)	(F)		
1	1	705300-92100	BOX ASSY, TOOL	1	1						
1-1	1	705300-92101	BOX ASSY, TOOL	1	1						N
		(A=EXXX) (B=EXXX)									
2	2	104200-92350	DRIVER, SCREW	1	1						
3	2	105300-92600	BAG, TOOL	1	1						
4	2	28110-100120	SPANNER, 10X12	1	1						
5	2	28110-140170	SPANNER, 14X17	1	1						
6	2	28110-190220	SPANNER, 19X22	1	1						
7	2	22217-120000	WASHER, SPRING 12	3	3						
8	2	26206-120352	BOLT, M12X 35 PLATED	3	3						
9	1	105098-07060	LABEL	2	2						
10	1	105300-07070	LABEL	1	1						
11	1	105190-07100	LABEL	1	1						
12	1	105090-07160	LABEL, START	1	1						
13	1	105370-07450	LABEL, RADIATOR CAP	1							Z
		(A=EXXX)									
15	1	705092-92600	GASKET SET	1							1
15-1	1	705092-92601	GASKET SET	1	1						N 1
		(A=E/#039533)									
16	2	105090-01300	O-RING	2	2						
17	2	105090-01330	GASKET, HEAD	1							
17-1	2	105090-01331	GASKET, CYL. HEAD	1	1						R
		(A=E/#039533)									
18	2	105090-01410	GASKET, GEAR CASE	1	1						
19	2	101104-01760	GASKET, CAP	1	1						
20	2	105090-02020	GASKET	1							
20-1	2	105090-02021	GASKET	1	1						R
		(A=E/#039533)									
21	2	24341-000200	O-RING, 1AS20.0	1	1						
22	2	24311-000070	O-RING, 1AP7.0	1	1						
23	2	119625-11870	PROTECTOR, NOZZLE	1							
23-1	2	119625-11871	PROTECTOR, NOZZLE	1	1						R
		(A=E/#039533)									
24	2	105090-11310	GASKET, BONNET	1	1						
25	2	105010-13200	GASKET	1							
25-1	2	105010-13201	GASKET	1	1						R
		(A=EXXX)									
26	2	103338-32570	O-RING	1	1						
27	2	124550-51350	GASKET, DELIVERY	1	1						
28	2	124550-51370	O-RING	1	1						
29	2	101504-55051	GASKET	1	1						
30	2	105300-55520	O-RING	1	1						
31	1	105198-07120	LABEL, STARTER	1							W 2
		(A=EXXX)									
32	1	105372-07150	LABEL, LUB. OIL	1							W 2
		(A=EXXX)									
33	1	105250-07310	LABEL, RADIATOR	1	1						W
		(A=EXXX)									
34	1	105250-07320	LABEL, NO FIRE	1	1						W
		(A=EXXX)									
35	1	105250-07330	LABEL	1	1						W

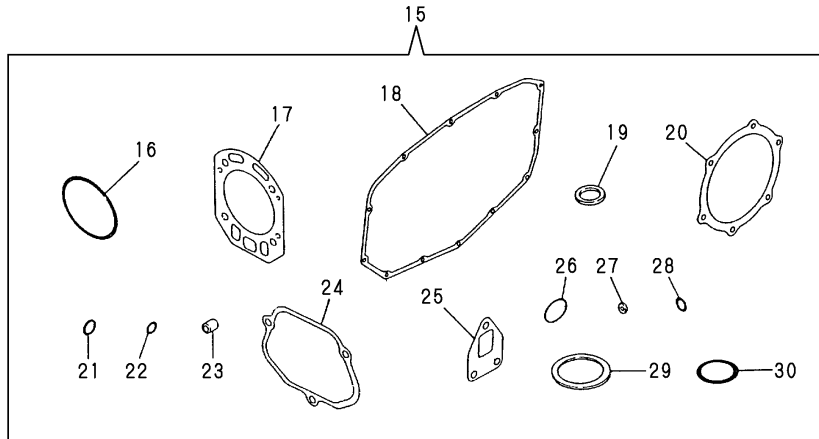
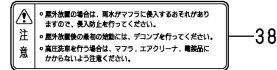
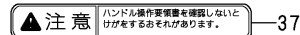
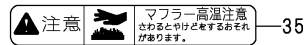
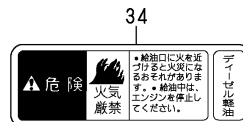
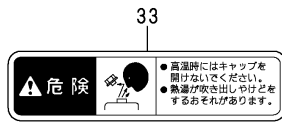
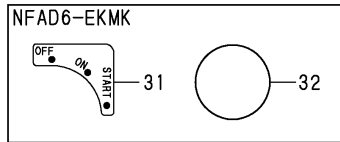

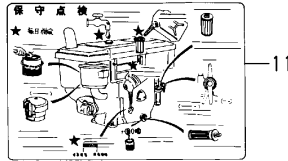
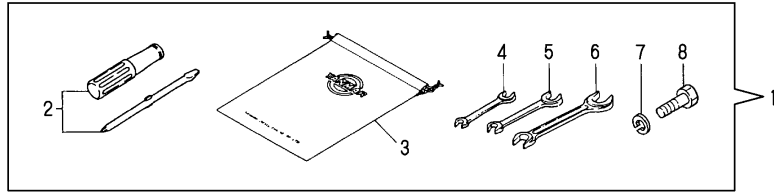
Remarks
 (1)OPTIONAL
 (2)FOR NFAD6-EKMK.

Fig.15. TOOL & LABEL

(A)=NFAD6-(E)KMK
(B)=NFAD6-KMK2
(C)=NFAD7-KMK

(D)=NFAD8-(E)KMK
(E)=NFD9-(E)KMK
(F)=

No.	Lev.	Parts No.	Description	Q'ty						I	R
				(A)	(B)	(C)	(D)	(E)	(F)		
36	1	105250-07340	LABEL,EXH.GAS CAUT'N	1	1						W
						(A=E/XXX)	(A=E/XXX)				
37	1	105100-07300	LABEL, CAUTION	1	1						W
						(A=E/#062549)	(B=*2003.06)				
38	1	105098-07900	LABEL	1	1						W
						(A=E/#048181)	(B=*1998.11)				

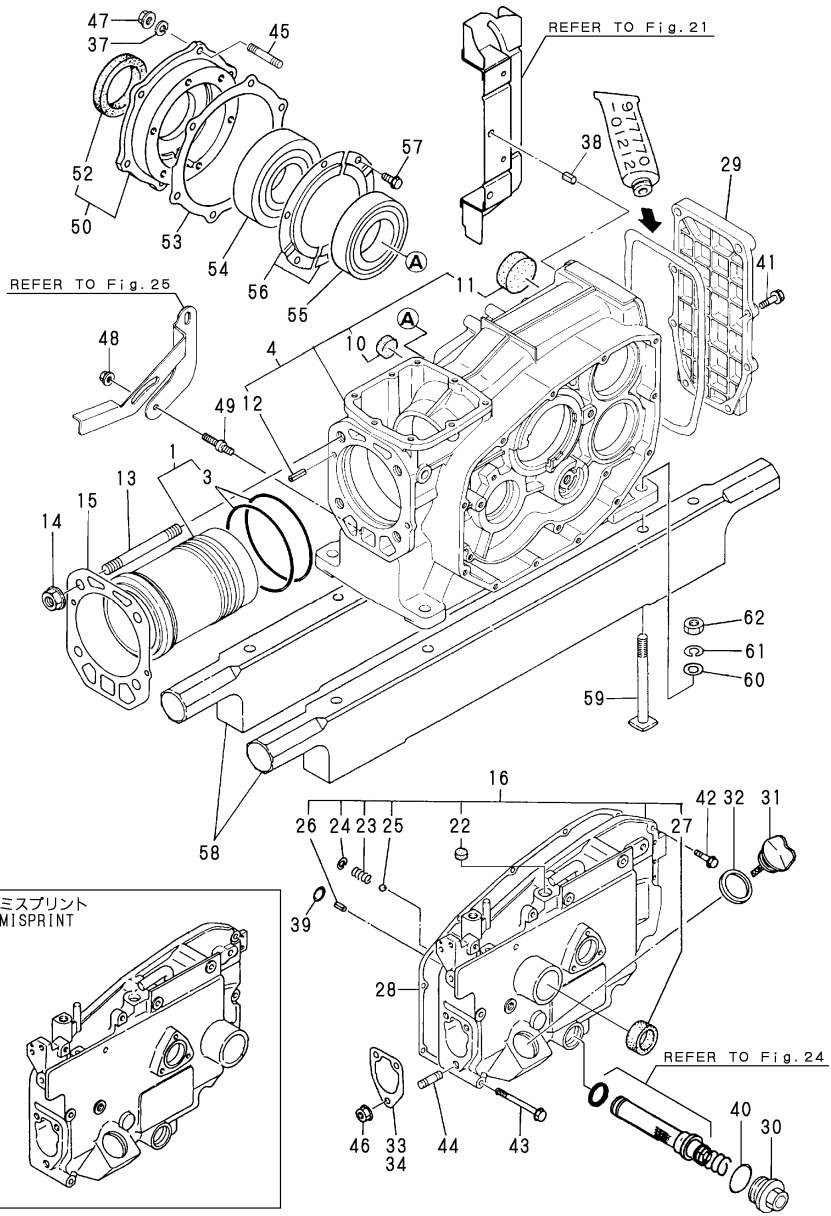


Remarks
(1)OPTIONAL
(2)FOR NFAD6-EKMK.

Fig.17. CYLINDER BLOCK

(A)=NFAD6-(E)KMK
(B)=NFAD6-KMK2
(C)=NFAD7-KMK

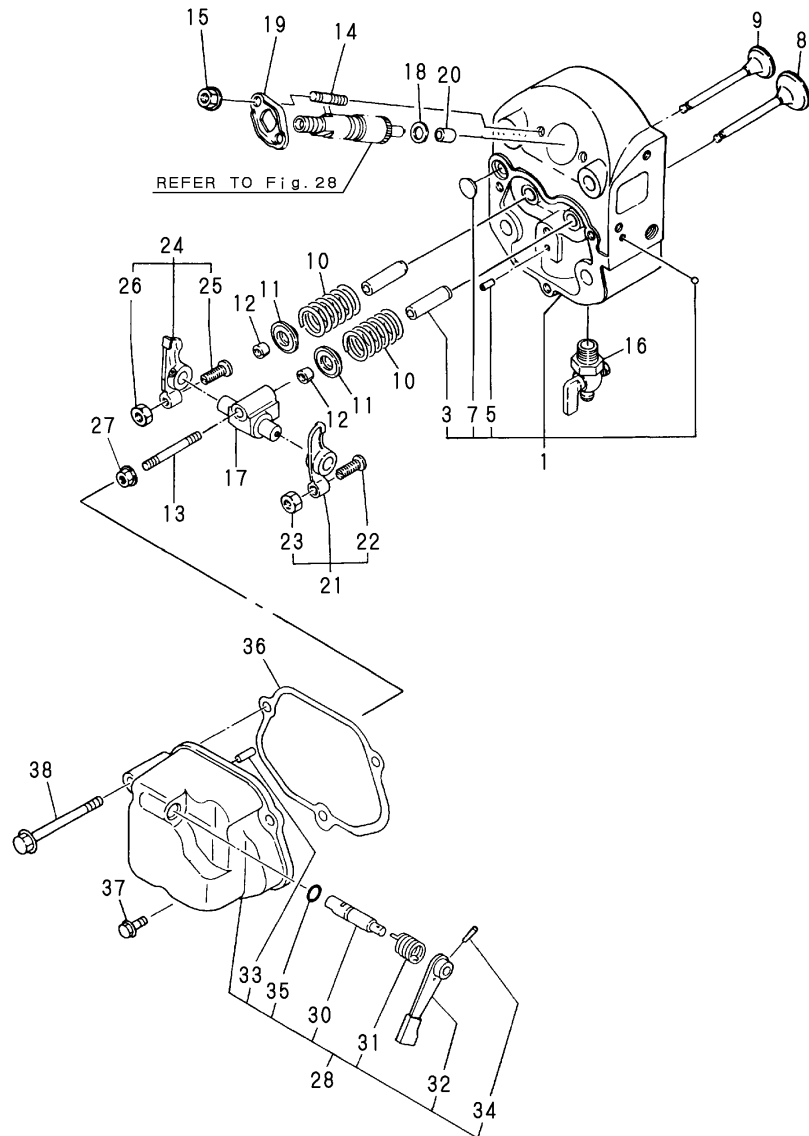
(D)=NFAD8-(E)KMK
(E)=NFD9-(E)KMK
(F)=



No.	Lev.	Parts No.	Description	Q'ty						I	R
				(A)	(B)	(C)	(D)	(E)	(F)		
1	1	705100-01900	LINER ASSY, CYLINDER			1					
3	2	105100-01300	O-RING			2					A
4	1	705190-01560	BLOCK ASSY, CYLINDER			1					
10	3	105190-01670	PLUG, 22			1					
10-1	3	105190-01671	SEAL, 22			1					N
				(C=*2000.10)							
11	3	105190-01680	SEAL, 42			2					
12	2	22351-060012	PIN, SPRING 6.0X12			2					
13	1	105215-01200	BOLT, HEAD M12			4					
14	1	121450-01220	NUT, CYLINDER HEAD			4					
15	1	105100-01330	GASKET, HEAD 147X118			1					
15-1	1	105100-01331	GASKET, HEAD			1					N A
				(C=*1997.08)							
16	1	705100-01501	CASE ASSY, GEAR			1					
22	2	105100-01660	PLUG, 14			1					
23	2	105300-34040	SPRING			1					
24	2	22252-000100	RING, 10			1					
25	2	24190-120001	BALL, STEEL 3/8			1					
26	2	22351-060012	PIN, SPRING 6.0X12			1					
27	2	105140-76500	SEAL, TCX25X35X6			1					
27-1	2	120270-61250	SEAL, OIL			1					R
				(C=*1996.04)							
28	1	105100-01410	GASKET, GEAR CASE			1					A
29	1	105190-01480	COVER			1					
30	1	105300-01690	PLUG			1					
31	1	105190-01750	CAP, FILLER			1					
32	1	101104-01760	GASKET, CAP			1					A
33	1	105300-01920	SHIM, T=0.1			1					
34	1	104271-01950	SHIM SET,0.2X3,0.3X2			1					
37	1	22217-080000	WASHER, SPRING 8			6					
38	1	22351-060012	PIN, SPRING 6.0X12			1					
39	1	24311-000060	O-RING, 1AP6.0			1					
40	1	24321-000250	O-RING, 1AG25.0			1					
41	1	26106-060202	BOLT, M6X 20 PLATED			6					
42	1	26106-060302	BOLT, M6X 30 PLATED			7					
43	1	26106-060702	BOLT, M6X 70 PLATED			5					
44	1	26216-080222	STUD, M8X 22			3					
45	1	26226-080222	STUD, M8X 22			6					
46	1	26366-080002	NUT, M8			3					
46-1	1	26306-080002	NUT, M8			3					R
				(C=*2001.06)							
47	1	26716-080002	NUT, M8			6					
48	1	26366-060002	NUT, M6			1					
49	1	105100-44930	BOLT			1					
50	1	705100-02500	HOUSING ASSY, METAL			1					
52	2	123325-02500	SEAL, OIL			1					
53	1	105100-02020	GASKET			1					
53-1	1	105100-02021	GASKET			1					N A
				(C=*1997.08)							
54	1	105100-02300	BEARING, 6308-SH2-C3			1					
55	1	105100-02310	BEARING, 6208-SH2-C3			1					

Remarks
(A) THESE PART ARE ALSO SOLD BY
FIG.31 NO.27-1
(GASKET SET.P/# 705100-92601).

Fig.18. CYLINDER HEAD & BONNET



(A)=NFAD6-(E)KMK (D)=NFAD8-(E)KMK
 (B)=NFAD6-KMK2 (E)=NFD9-(E)KMK
 (C)=NFAD7-KMK (F)=

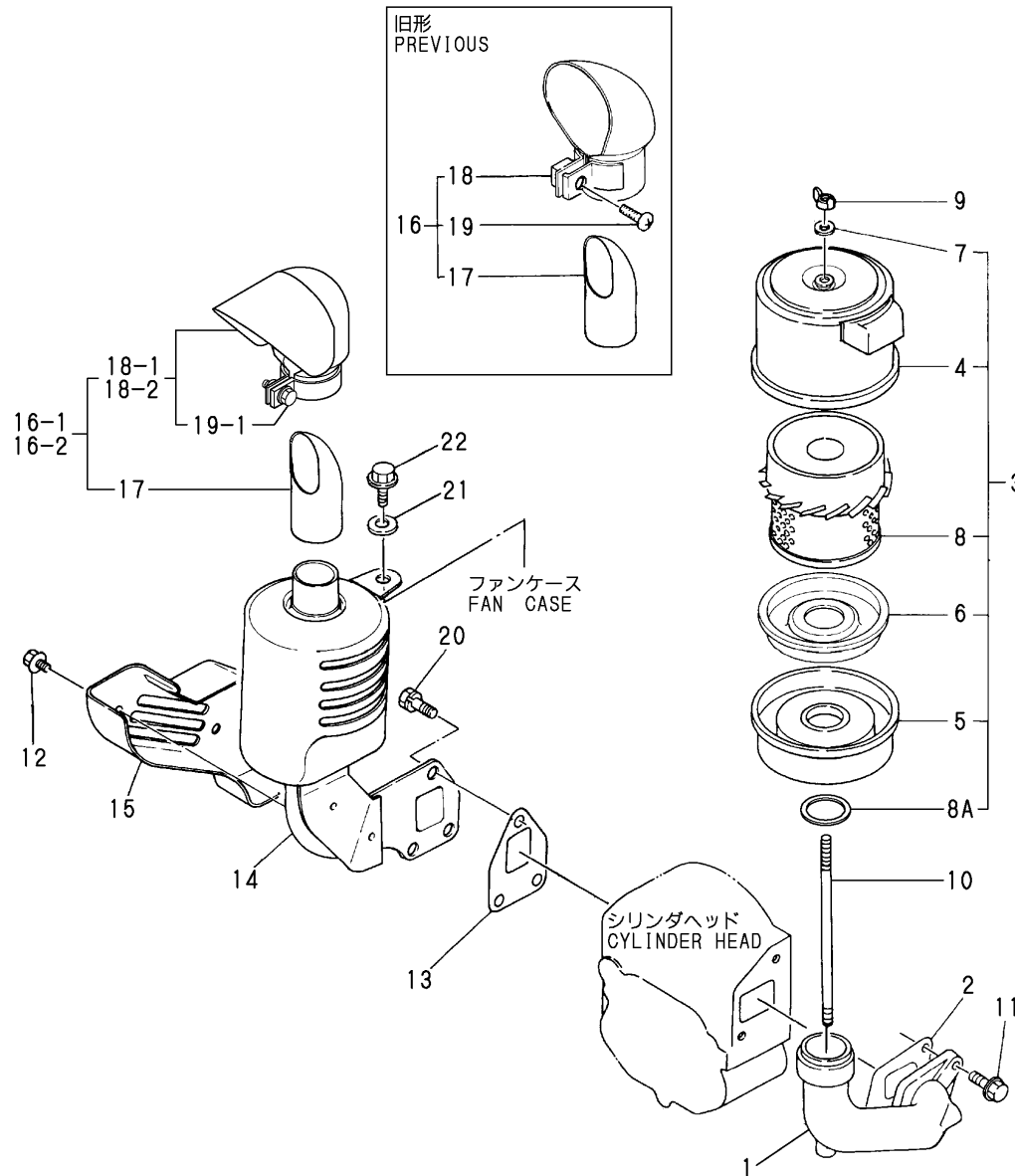
No.	Lev.	Parts No.	Description	Q'ty						I	R
				(A)	(B)	(C)	(D)	(E)	(F)		
1	1	705100-11700	HEAD ASSY, CYLINDER			1					
3	2	105300-11800	GUIDE, VALVE			2					M
3-1	2	105300-11801	GUIDE, VALVE			2					
5	2	105300-11330	PIN			1					
7	2	27231-150000	PLUG 15			1					
8	1	105100-11100	VALVE, INTAKE			1					
9	1	105100-11111	VALVE, EXHAUST			1					
10	1	105400-11121	SPRING, VALVE			2					
11	1	101158-11180	RETAINER, SPRING			2					
12	1	101158-11190	COTTER			4					
12-1	1	27310-070001	COTTER, 7			2					N
			(C=*1994.10)								
13	1	26216-080452	STUD, M8X 45			1					
14	1	26216-060402	STUD, M6X 40			2					
14-1	1	26216-060352	STUD, M6X 35			2					S 1
			(C=*1997.07)								
15	1	26366-060002	NUT, M6			2					
16	1	105010-11920	COCK, WATER			1					
17	1	105300-11290	SUPPORT ASSY, ARM			1					
18	1	119625-11880	SEAT, NOZZLE			1					
19	1	105300-11900	RETAINER			1					
19-1	1	119625-11900	RETAINER, NOZZLE			1					S 1
			(C=*1997.07)								
20	1	119625-11870	PROTECTOR, NOZZLE			1					
20-1	1	119625-11871	PROTECTOR, NOZZLE			1					R A
			(C=*1994.06)								
21	1	105100-11650	ARM, ROCKER			1					
22	2	101158-11230	SCREW, VALVE ADJUST			1					
23	2	26756-080002	NUT, LOCK M8			1					
24	1	105100-11660	ARM, ROCKER			1					
25	2	101158-11230	SCREW, VALVE ADJUST			1					
26	2	26756-080002	NUT, LOCK M8			1					
27	1	26366-080002	NUT, M8			1					
27-1	1	26306-080002	NUT, M8			1					R
			(C=*2001.06)								
28	1	705100-11520	BONNET ASSY, HEAD			1					
30	2	104200-03600	SHAFT, DECOMPRESSION			1					
31	2	104200-03641	SPRING, DECOMPRESSION			1					
32	2	104104-03750	LEVER, DECOMPRESSION			1					
33	2	22312-030180	PIN, PARALLEL M3X18			1					
34	2	22322-030180	PIN, TAPER 3X18			1					
35	2	24311-000070	O-RING, 1AP7.0			1					A
36	1	105100-11310	GASKET, BONNET			1					A
37	1	26106-060202	BOLT, M6X 20 PLATED			2					
38	1	26106-060602	BOLT, M6X 60 PLATED			1					

Remarks
 (A) THESE PART ARE ALSO SOLD BY
 FIG.31 NO.27-1
 (GASKET SET.P/# 705100-92601).
 (1) INTERCHANGEABLE BY SIMULTANEOUS
 REPLACEMENT WITH NO.14-1 AND 19-1.
 (M) MISPRINT: REFER TO THE NEXT ITEM.

Fig.19. AIR CLEANER & MUFFLER

(A)=NFAD6-(E)KMK
 (B)=NFAD6-KMK2
 (C)=NFAD7-KMK

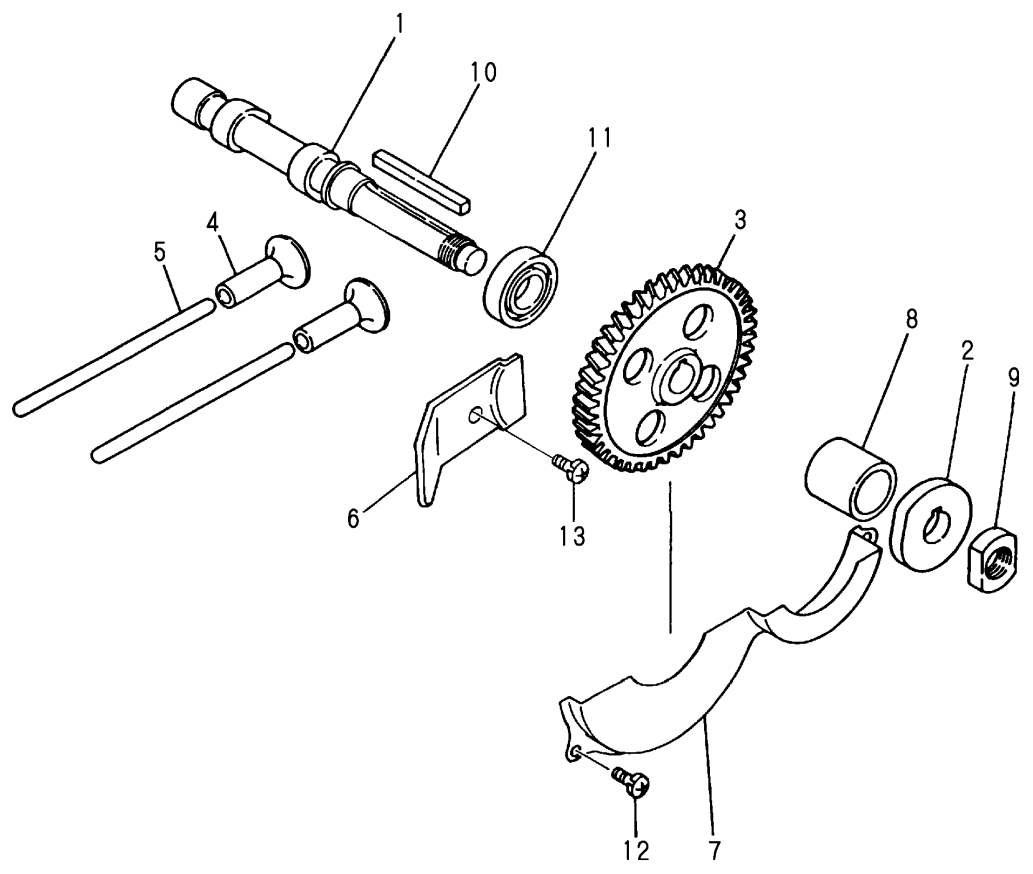
(D)=NFAD8-(E)KMK
 (E)=NFD9-(E)KMK
 (F)=



No.	Lev.	Parts No.	Description	Q'ty						I	R
				(A)	(B)	(C)	(D)	(E)	(F)		
1	1	105100-12020	PIPE, AIR INTAKE			1					
2	1	105190-12050	GASKET			1					
3	1	105190-12510	CLEANER, AIR			1					
3-1	1	105190-12511	CLEANER, AIR (C=*2002.01)			1					N
3-2	1	105190-12512	CLEANER, AIR (C=*2002.04)			1					R
4	2	105190-12530	COVER			1					
5	2	105190-12540	PAN, DUST			1					
6	2	105190-12560	BAFFLE ASSY			1					
7	2	105300-12560	WASHER, SEAL			1					
8	2	104300-12960	ELEMENT			1					
8A	2	105190-12590	GASKET, AIR CLEANER (C=*2002.01)			1					W
9	1	101147-12550	NUT			1					
9-1	1	105092-12550	NUT (C=*2002.04)			1					R
10	1	105100-12550	BOLT			1					
11	1	26106-080202	BOLT, M8X 20 PLATED			2					
12	1	160260-01580	BOLT, FLANGE M6X6			2					
13	1	105300-13200	GASKET, SILENCER			1					A
14	1	105198-13530	SILENCER ASSY			1					
15	1	105190-13550	COVER			1					
16	1	105198-13610	EXTENSION ASSY			1					
16-1	1	105198-13620	EXTENSION ASSY (C=*1997.12)			1					R
16-2	1	105198-13621	EXTENSION ASSY (C=EXXX)			1					N
17	2	106530-13570	PIPE			1					
18	2	106530-13590	COVER			1					
18-1	2	105198-13590	COVER (C=*1997.12)			1					R
18-2	2	105198-13591	COVER (C=EXXX)			1					N
19	2	26554-060162	SCREW, M6X16			1					
19-1	3	105098-13990	BOLT (C=*1997.12)			1					R
20	1	26013-080189	BOLT, M8X 18			3					
21	1	160120-76940	WASHER			1					
22	1	26106-060202	BOLT, M6X 20 PLATED			1					

Remarks
 (A) THESE PART ARE ALSO SOLD BY
 FIG.31 NO.27-1
 (GASKET SET.P/# 705100-92601).

Fig.20. CAMSHAFT

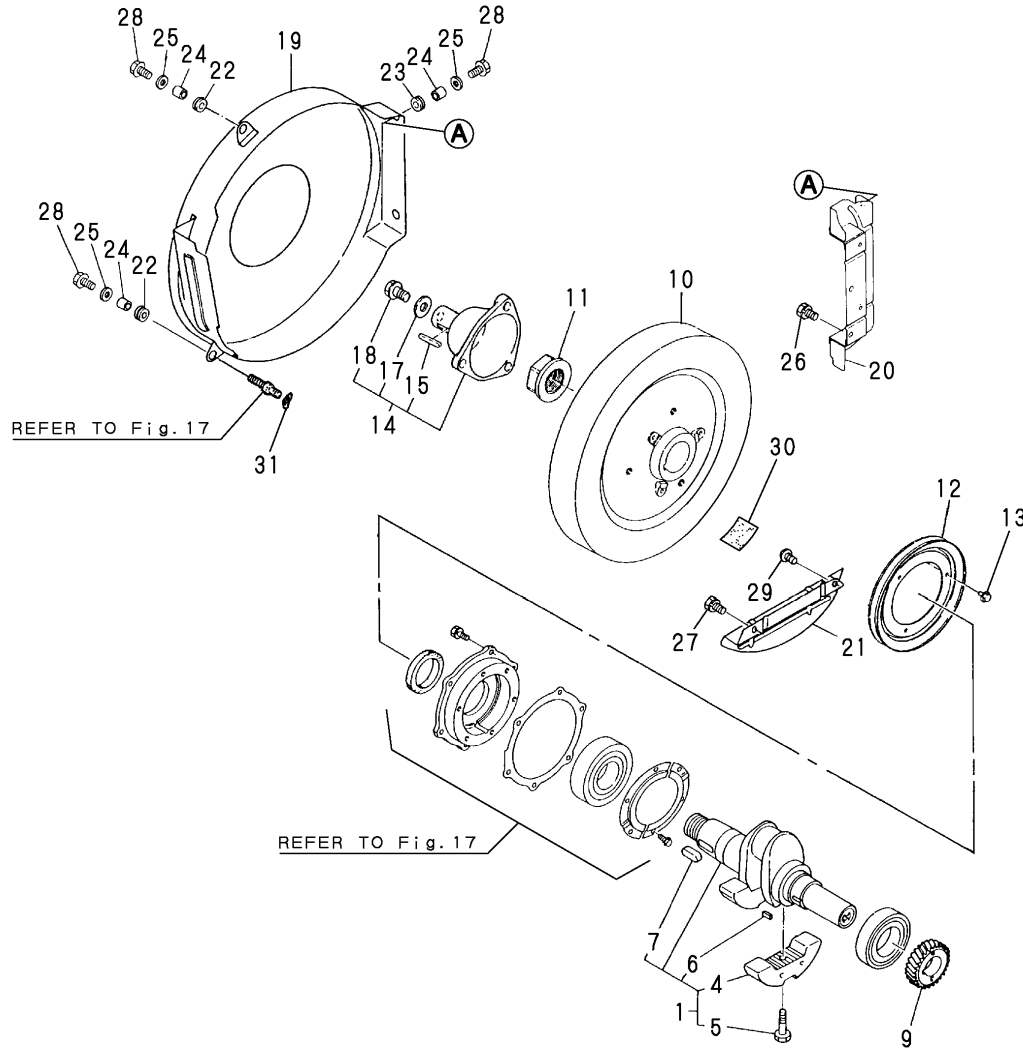


(A)=NFAD6-(E)KMK
 (B)=NFAD6-KMK2
 (C)=NFAD7-KMK

(D)=NFAD8-(E)KMK
 (E)=NFAD9-(E)KMK
 (F)=

No.	Lev.	Parts No.	Description	Q'ty						I	R
				(A)	(B)	(C)	(D)	(E)	(F)		
1	1	105170-14010	CAMSHAFT			1					
2	1	105100-14091	CAM, FUEL			1					
3	1	105100-14100	GEAR, CAMSHAFT			1					
4	1	105300-14200	TAPPET			2					
5	1	105100-14400	ROD, PUSH			2					
6	1	105190-14421	RETAINER, BEARING			1					
7	1	105100-14600	COVER			1					
8	1	105300-14700	SPACER			1					
9	1	104300-76460	NUT			1					
10	1	22512-070550	KEY, 7X 55			1					
11	1	24101-060064	BEARING, BALL 6006			1					
12	1	26022-060122	SCREW, M6X12			3					
13	1	26022-060122	SCREW, M6X12			1					

Fig.21. CRANKSHAFT & FLYWHEEL

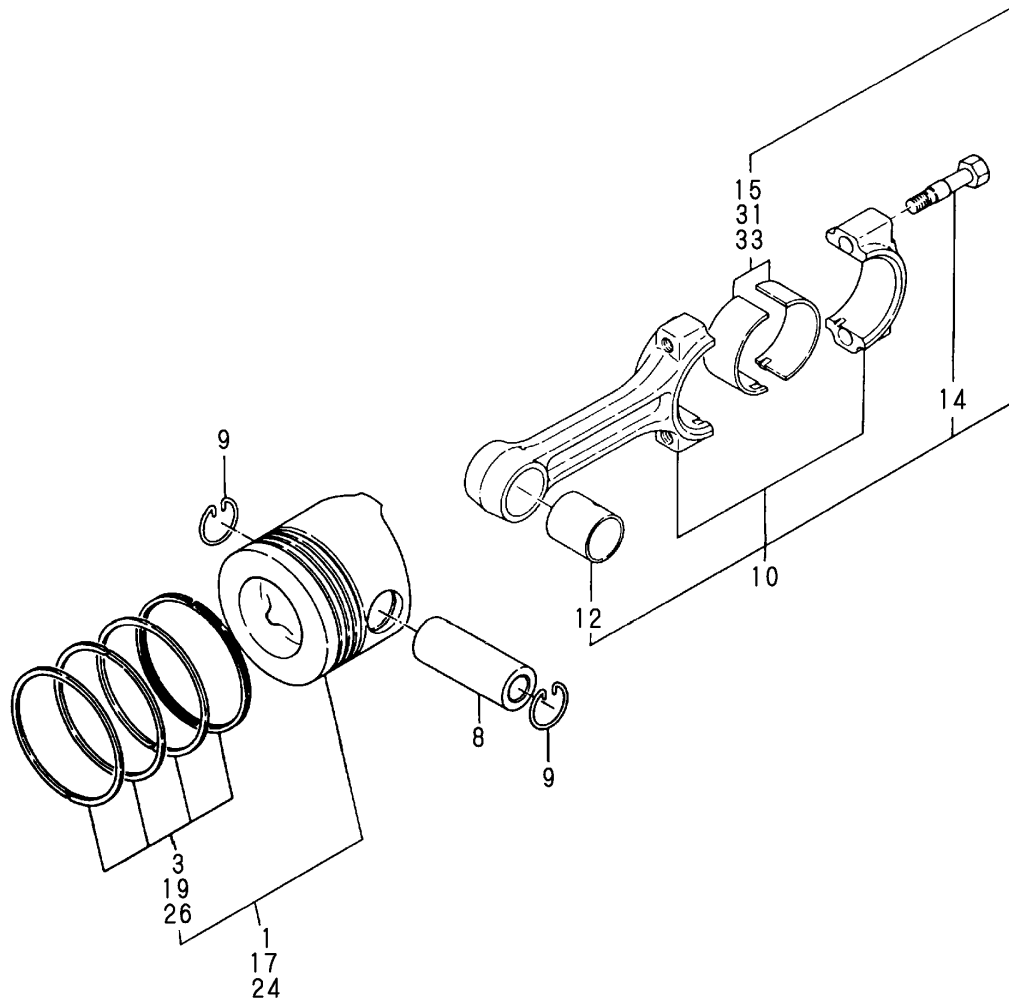


(A)=NFAD6-(E)KMK
 (B)=NFAD6-KMK2
 (C)=NFAD7-KMK

(D)=NFAD8-(E)KMK
 (E)=NFD9-(E)KMK
 (F)=

No.	Lev.	Parts No.	Description	Qty						I	R
				(A)	(B)	(C)	(D)	(E)	(F)		
1	1	705190-21700	CRANKSHAFT ASSY			1					
4	2	105190-21100	WEIGHT, BALANCE			2					
5	2	106100-21130	BOLT, BALANCE WEIGHT			2					
6	2	22512-050120	KEY, 5X 12			1					
7	2	22512-100260	KEY, 10X 26			1					
9	1	105100-21200	GEAR, CRANKSHAFT			1					
10	1	105100-21400	FLYWHEEL			1					
11	1	104200-21530	NUT, END			1					
12	1	104104-21600	V-PULLEY			1					
13	1	26106-060122	BOLT, M6X 12 PLATED			3					
14	1	704100-21500	SHAFT ASSY, STUB			1					
15	2	120210-21580	KEY			1					
17	2	173400-21940	WASHER			1					
18	2	26106-100202	BOLT, M10X 20 PLATED			1					
19	1	105190-21300	COVER, FLYWHEEL			1					
20	1	105190-21310	COVER			1					
21	1	105190-21320	COVER			1					
22	1	105300-21381	ABSORBER			2					
23	1	105300-44451	ABSORBER			2					
24	1	105300-44460	COLLAR			4					
25	1	160120-76940	WASHER			5					
26	1	26013-060142	BOLT, M6X 14			3					
27	1	26013-060142	BOLT, M6X 14			2					
28	1	26106-060202	BOLT, M6X 20 PLATED			3					
29	1	26557-060082	SCREW, M6X 8			1					
30	1	105190-21900	TAPE			1					W
			(C=*1992.04)								
31	1	105190-21910	WASHER			1					W
			(C=*1992.04)								

Fig.22. PISTON & CONNECTING ROD



(A)=NFAD6-(E)KMK
(B)=NFAD6-KMK2
(C)=NFAD7-KMK

(D)=NFAD8-(E)KMK
(E)=NFD9-(E)KMK
(F)=

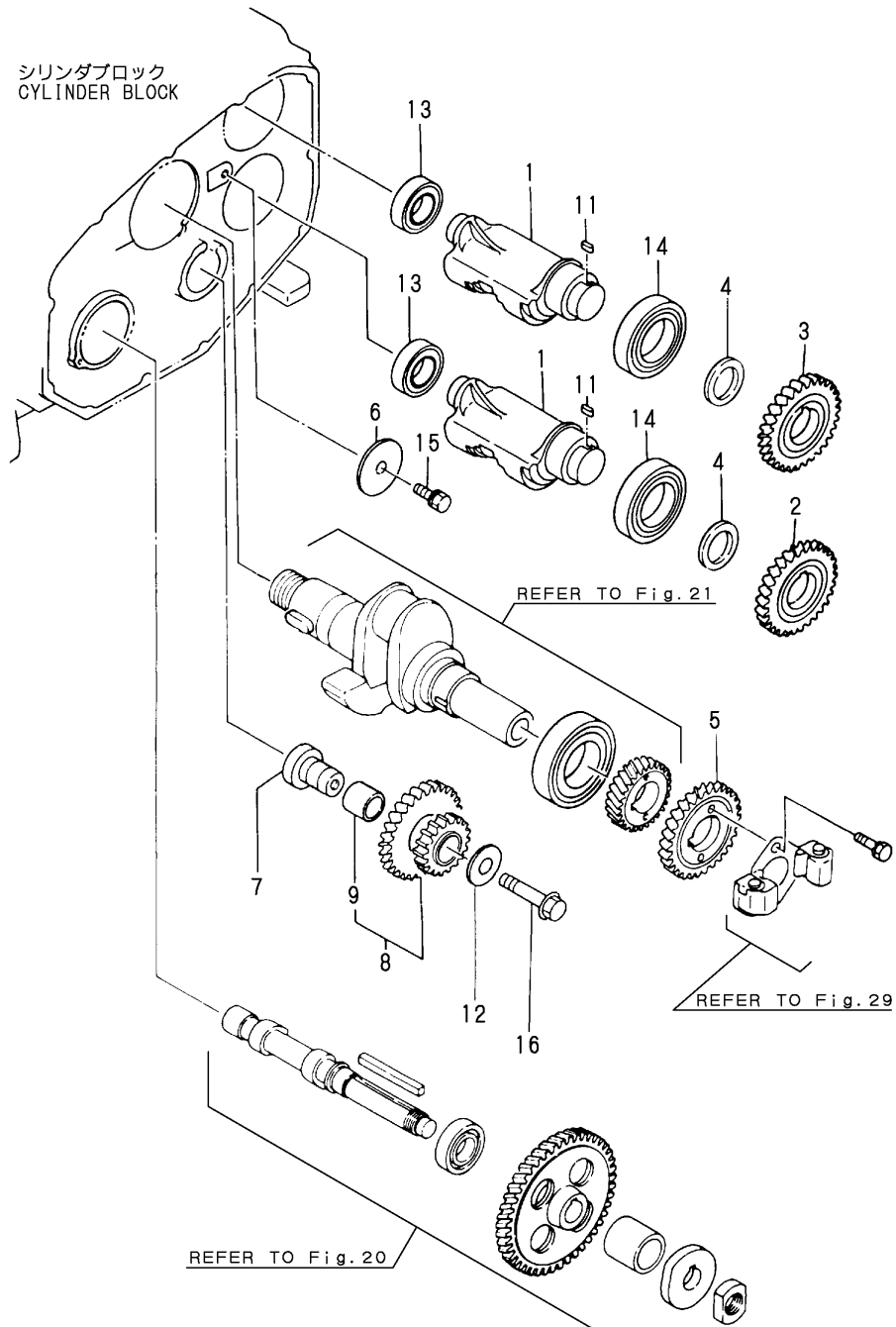
No.	Lev.	Parts No.	Description	Q'ty						I	R
				(A)	(B)	(C)	(D)	(E)	(F)		
1	1	105150-22090	PISTON ASSY			1					
3	2	705170-22501	RING SET, PISTON			1					
8	1	119810-22300	PIN, PISTON			1					
9	1	105100-22400	CIRCLIP			2					
10	1	705100-23100	ROD ASSY, CONNECTING			1					
12	2	105100-23910	BEARING, PISTON PIN			1					
14	2	105300-23200	BOLT, CONNECTING ROD			2					
15	2	705100-23600	BEARING, CRANK PIN			1					
17	1	105100-22471	PISTON ASSY, 0.25 OS			1					3
19	2	105100-22510	RING SET, 0.25 OS			1					3
24	1	105100-22481	PISTON ASSY, 0.50 OS			1					4
26	2	105100-22520	RING SET, 0.50 OS			1					4
31	1	705100-23610	BEARING ASSY, 0.25			1					1
33	1	705100-23620	BEARING, 0.50 US			1					2

Remarks

- (1) UNDER SIZED (U.S.=0.25) PART.
- (2) UNDER SIZED (U.S.=0.50) PART.
- (3) OVER SIZED (O.S.=0.25) PART.
- (4) OVER SIZED (O.S.=0.50) PART.

Fig.23. BALANCER

シリンダブロック
CYLINDER BLOCK

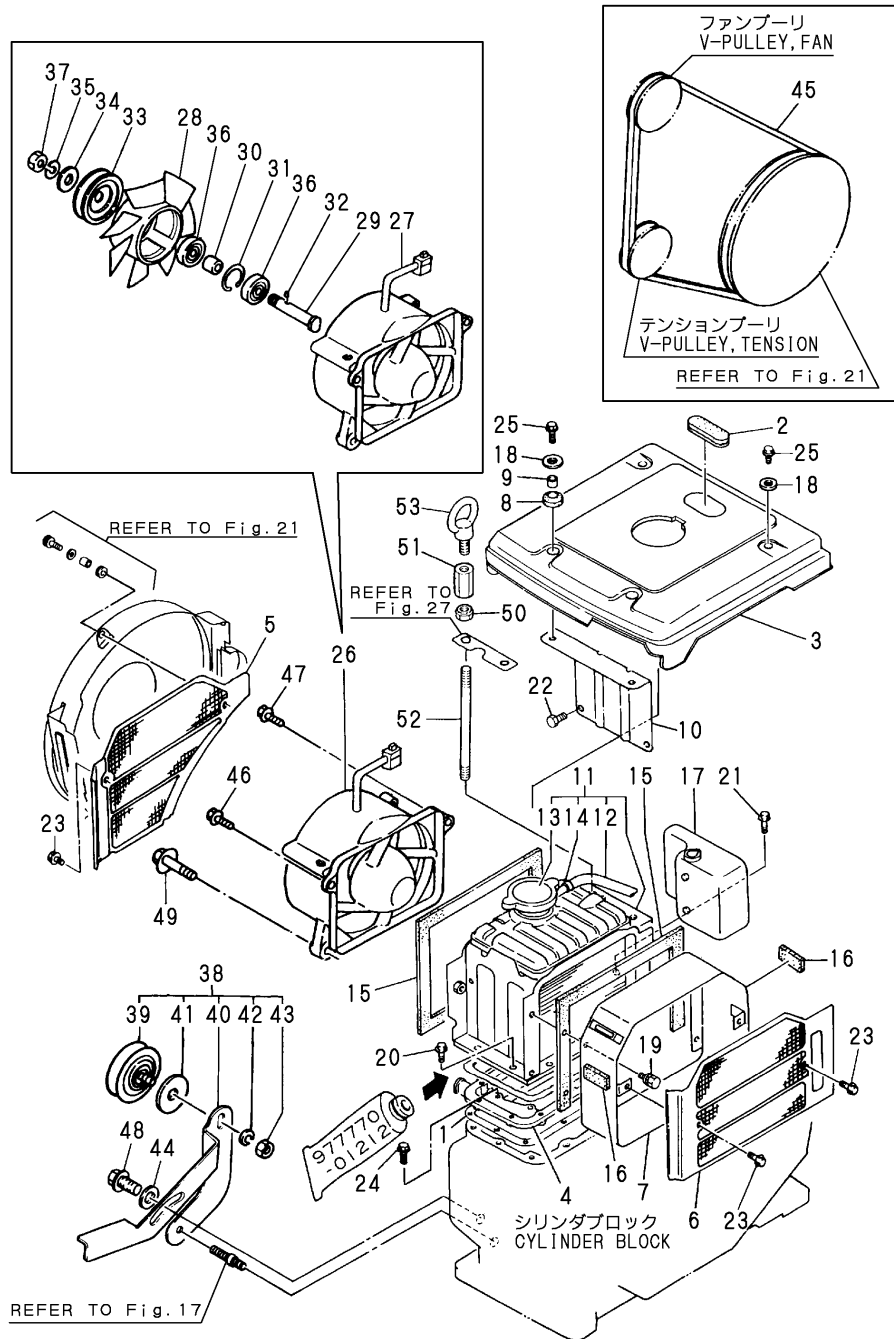


(A)=NFAD6-(E)KMK
(B)=NFAD6-KMK2
(C)=NFAD7-KMK

(D)=NFAD8-(E)KMK
(E)=NFD9-(E)KMK
(F)=

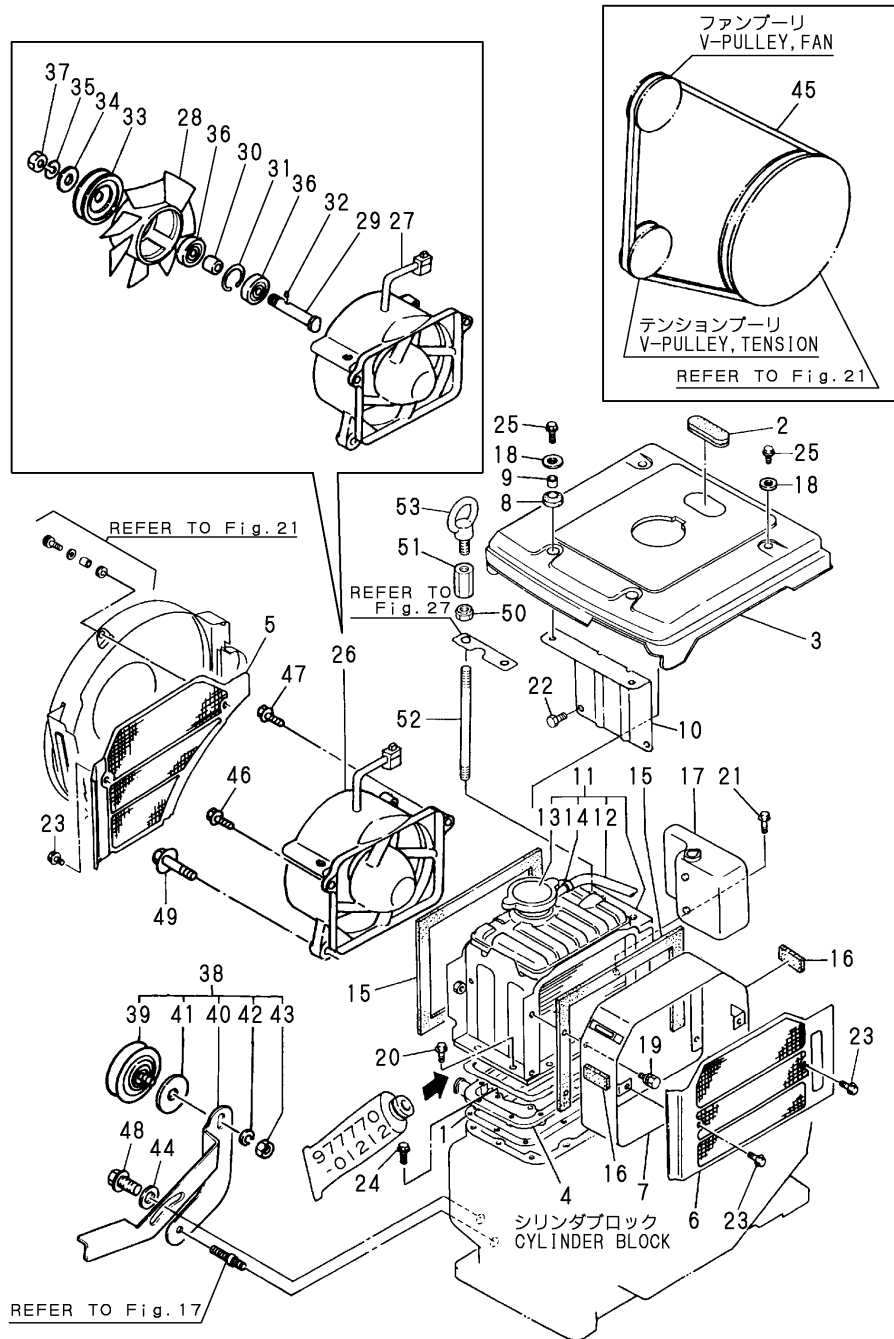
No.	Lev.	Parts No.	Description	Q'ty						I	R
				(A)	(B)	(C)	(D)	(E)	(F)		
1	1	105190-28250	SHAFT, BALANCER			2					
2	1	105190-28300	GEAR, BALANCER			1					
3	1	105190-28310	GEAR, BALANCER			1					
4	1	105190-28380	SPACER			2					
5	1	105190-28410	GEAR, BALANCER			1					
6	1	105300-28450	RETAINER			1					
7	1	105300-28700	SHAFT			1					
8	1	105190-28710	GEAR ASSY, IDLE			1					
9	2	105430-28720	BUSH, IDLE GEAR			1					
11	1	105215-76490	KEY			2					
12	1	123672-83880	RETAINER			1					
13	1	24101-060044	BEARING, BALL 6004			2					
14	1	24121-060074	BEARING, BALL 6007NR			2					
15	1	26013-080202	BOLT, M8X 20			1					
16	1	26106-100502	BOLT, M10X 50 PLATED			1					

Fig.25. RADIATOR & FAN



No.	Lev.	Parts No.	Description	Q'ty						I	R
				(A)	(B)	(C)	(D)	(E)	(F)		
1	1	105190-44050	GASKET			1					
2	1	105300-44220	COVER, RADIATOR			1					
3	1	105198-44250	COVER, RADIATOR			1					
4	1	105190-44300	BRACKET, RADIATOR			1					
5	1	105100-44330	SCREEN			1					
6	1	105292-44340	SCREEN			1					
7	1	105100-44360	DUCT, SCREEN			1					
8	1	105300-44451	ABSORBER			2					
9	1	105300-44460	COLLAR			2					
10	1	105100-44490	STAY			1					
11	1	105198-44500	RADIATOR ASSY			1					
12	2	105340-44570	PIPE, 7X170			1					
13	2	105198-44590	CAP, RADIATOR			1					
14	2	121250-44590	CLAMP			1					
15	1	104607-44540	SPONGE			2					
16	1	106100-44560	SPONGE, 15X5X1000			2					
17	1	105100-44630	TANK, SUB			1					
18	1	160120-76940	WASHER			4					
19	1	26013-060129	BOLT, M6X 12			4					
20	1	26013-060162	BOLT, M6X 16			8					
21	1	26013-060202	BOLT, M6X 20			1					
22	1	26106-060122	BOLT, M6X 12 PLATED			2					
23	1	26106-060122	BOLT, M6X 12 PLATED			3					
24	1	26106-060202	BOLT, M6X 20 PLATED			8					
25	1	26106-060202	BOLT, M6X 20 PLATED			4					
26	1	105172-44201	CASE ASSY, FAN			1					
27	2	105172-44680	COVER ASSY			1					
28	2	105172-44700	FAN, COOLING			1					
29	2	105340-44710	SHAFT, FAN			1					
30	2	106383-44720	SPACER			1					
31	2	106383-44740	CIRCLIP			1					
32	2	105340-44750	PIN			1					
33	2	105100-44770	PULLEY, FAN			2					
34	2	105100-44780	WASHER, PULLEY			1					
35	2	22217-120000	WASHER, SPRING 12			1					
36	2	24107-062013	BEARING, 6201ZZP6			2					
37	2	26777-120002	NUT, LOCK M12			1					
38	1	105100-44810	PULLEY ASSY, TENSION			1					
39	2	106100-44650	PULLEY, TENSION			1					
40	2	105100-44940	LEVER, PULLEY			1					
41	2	106100-44960	CAP			1					
42	2	22217-080000	WASHER, SPRING 8			1					
43	2	26716-080002	NUT, M8			1					
44	1	22137-080000	WASHER, 8			1					
45	1	25117-003451	V-BELT, M34.5H			1					
46	1	26106-060252	BOLT, M6X 25 PLATED			1					
47	1	26106-060302	BOLT, M6X 30 PLATED			1					
48	1	26106-080202	BOLT, M8X 20 PLATED			1					
49	1	26106-080352	BOLT, M8X 35 PLATED			2					
50	1	104107-07900	NUT, M10			1					
51	1	105300-07910	NUT			1					

Fig.25. RADIATOR & FAN



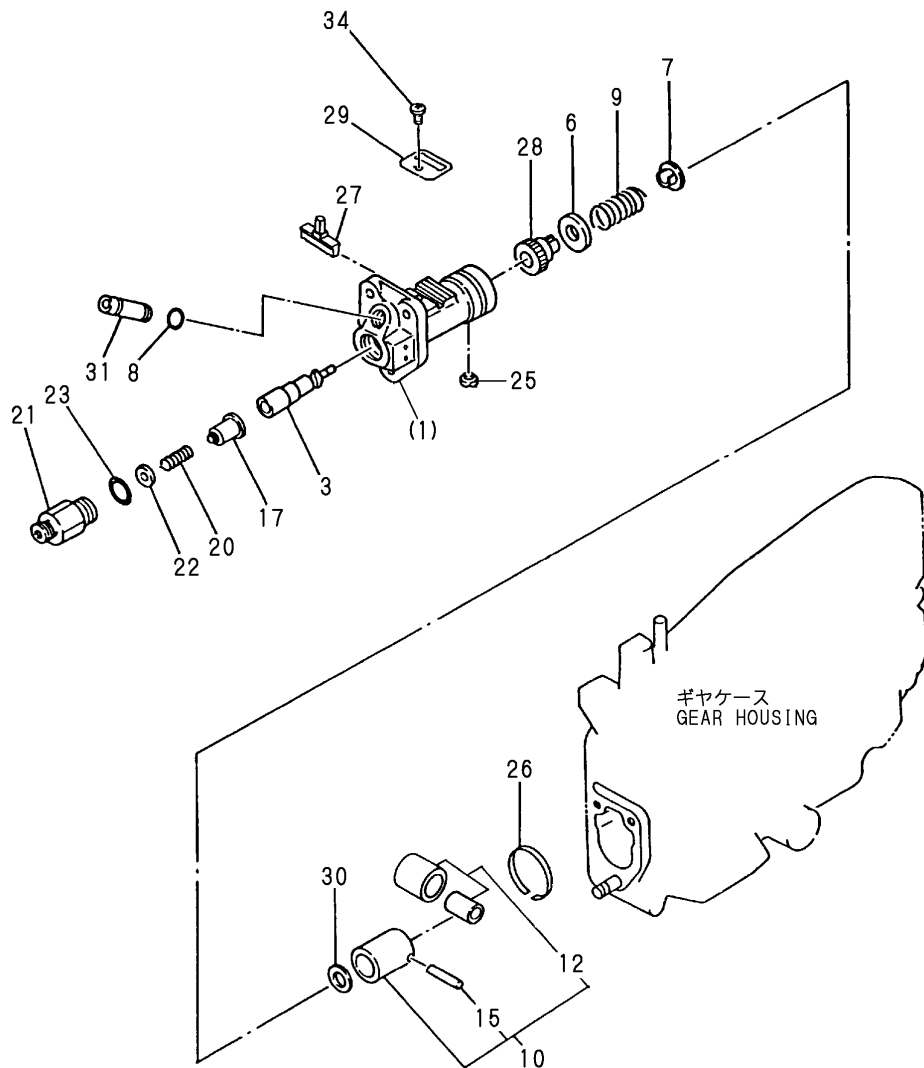
(A)=NFAD6-(E)KMK
(B)=NFAD6-KMK2
(C)=NFAD7-KMK

(D)=NFAD8-(E)KMK
(E)=NFD9-(E)KMK
(F)=

No.	Lev.	Parts No.	Description	Q'ty						I	R
				(A)	(B)	(C)	(D)	(E)	(F)		
52	1	105140-07940	BOLT, LIFTING			1					
53	1	26617-100002	BOLT, EYE M10			1					

Fig.26. FUEL INJECTION PUMP

1 inc.(1) ~ 34



(A)=NFAD6-(E)KMK
(B)=NFAD6-KMK2
(C)=NFAD7-KMK

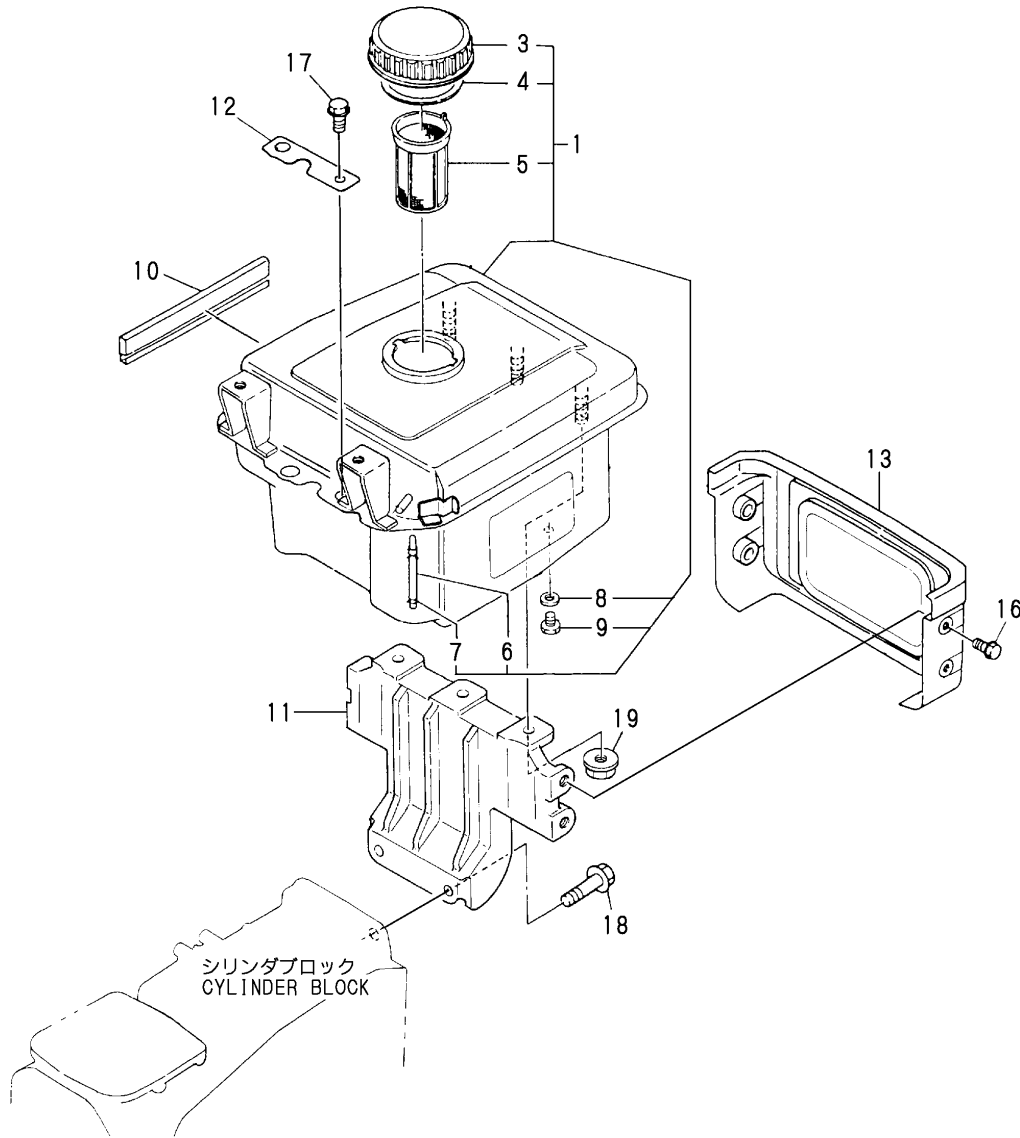
(D)=NFAD8-(E)KMK
(E)=NFD9-(E)KMK
(F)=

No.	Lev.	Parts No.	Description	Q'ty						I	R
				(A)	(B)	(C)	(D)	(E)	(F)		
1	1	705100-51111	PUMP ASSY, INJECTION			1					
3	2	105200-51100	PLUNGER ASSY			1					
6	2	174307-51170	RETAINER, SPRING A			1					
7	2	174307-51181	RETAINER, SPRING B			1					
8	2	114250-51190	O-RING, S27			1					
9	2	124950-51190	SPRING, PLUNGER			1					
10	2	724550-51520	GUIDE, PLUNGER			1					
12	3	711100-51540	ROLLER ASSY			1					
15	3	174100-54120	PIN			1					
17	2	128170-51300	VALVE ASSY, DELIVERY			1					
20	2	124550-51320	SPRING, DELIVERY			1					
21	2	124550-51341	HOLDER, DELIVERY L43			1					
22	2	124550-51350	GASKET, DELIVERY			1					A
23	2	124550-51370	O-RING			1					A
25	2	104271-51450	PIECE, GUIDE			1					
26	2	104271-51460	CIRCLIP			1					
27	2	105300-51500	RACK, CONTROL			1					
28	2	105300-51510	PINION			1					
29	2	105300-51550	RETAINER, RACK			1					
30	2	174307-51700	SHIM SET			1					
31	2	105300-51800	JOINT			1					
34	2	26022-050102	SCREW, M5X10			1					

Remarks

(A) THESE PART ARE ALSO SOLD BY
FIG.31 NO.27-1
(GASKET SET.P/# 705100-92601).

Fig.27. FUEL TANK



(A)=NFAD6-(E)KMK
(B)=NFAD6-KMK2
(C)=NFAD7-KMK

(D)=NFAD8-(E)KMK
(E)=NFD9-(E)KMK
(F)=

No.	Lev.	Parts No.	Description	Q'ty						I	R
				(A)	(B)	(C)	(D)	(E)	(F)		
1	1	705198-55750	TANK ASSY, FUEL			1					
3	2	101168-55040	CAP ASSY			1					
4	2	101504-55051	GASKET			1					A
5	2	101504-55101	STRAINER, FUEL			1					
6	2	49934-000014	PIPE, 5X7			1					M
6-1	2	104300-55160	GAUGE, LEVEL			1					
7	2	103854-55220	RETAINER			2					
8	2	23414-080000	GASKET, 8X1.0			1					
9	2	105300-55080	PLUG, 8			1					
10	1	105100-55230	MOULDING			2					
11	1	105198-55240	STAY, FUEL TANK			1					
12	1	105198-55520	RETAINER			1					
13	1	705100-55820	COVER, TANK			1					
16	1	26106-060122	BOLT, M6X 12 PLATED			4					
17	1	26106-080222	BOLT, M8X 22 PLATED			1					
18	1	26106-080452	BOLT, M8X 45 PLATED			2					
19	1	26366-080002	NUT, M8			3					
19-1	1	26306-080002	NUT, M8			3					R

(C=*2001.06)

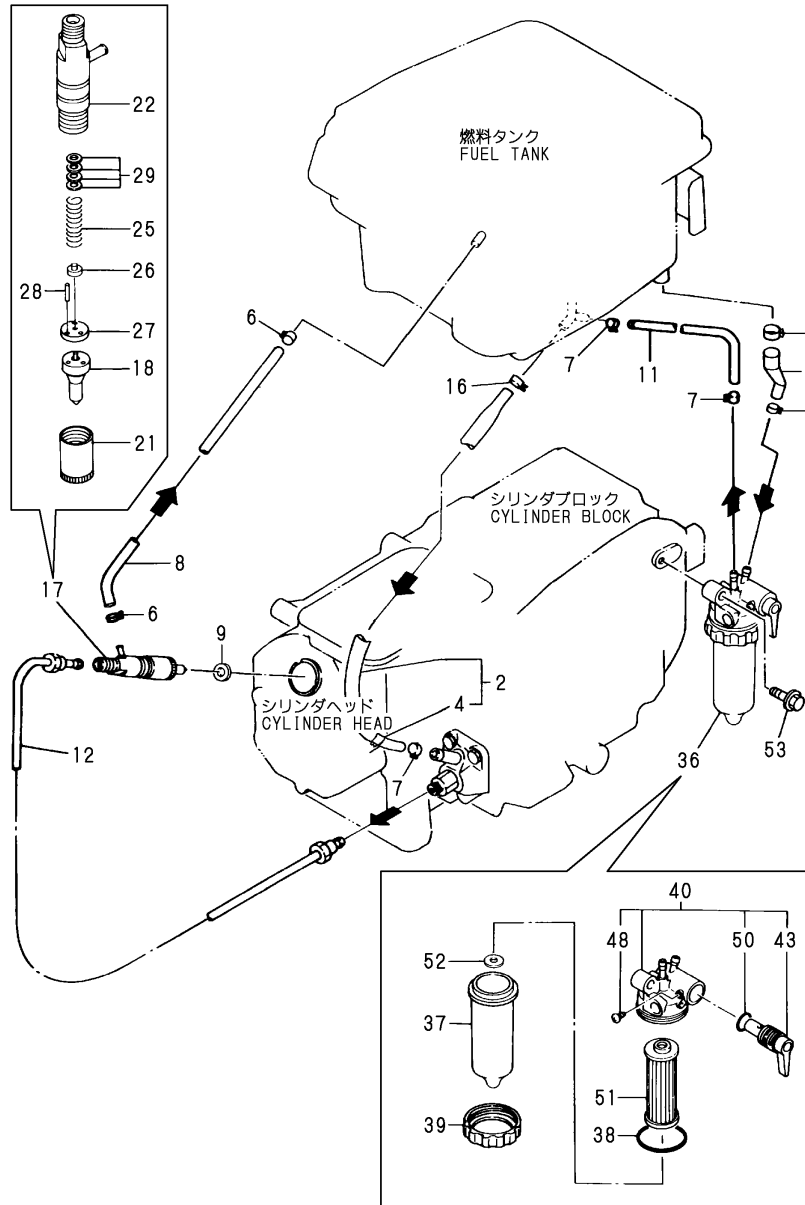
Remarks

(A) THESE PART ARE ALSO SOLD BY
FIG.31 NO.27-1
(GASKET SET.P/# 705100-92601).
(M) MISPRINT: REFER TO THE NEXT ITEM.

Fig.28. FUEL OIL SYSTEM

(A)=NFAD6-(E)KMK
 (B)=NFAD6-KMK2
 (C)=NFAD7-KMK

(D)=NFAD8-(E)KMK
 (E)=NFD9-(E)KMK
 (F)=

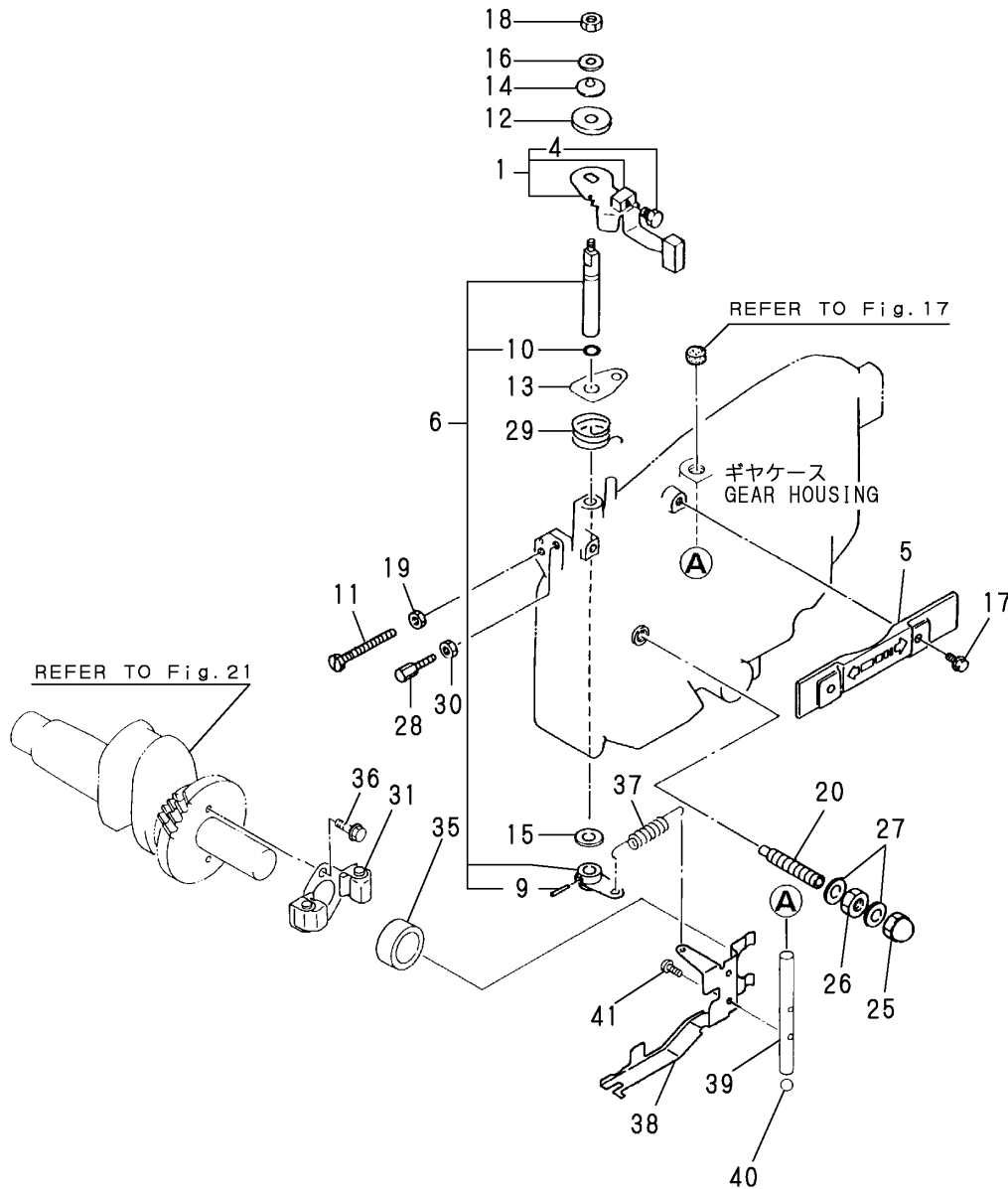


No.	Lev.	Parts No.	Description	Qty						I	R
				(A)	(B)	(C)	(D)	(E)	(F)		
1	1	129301-03660	CLAMP 16			1					
2	1	105100-59010	PIPE ASSY, FUEL			1					
4	2	124766-59050	CLIP, HOSE 12			1					
6	1	124722-59050	CLIP, HOSE 9			2					
7	1	124766-59050	CLIP, HOSE 12			4					
8	1	105300-59100	PIPE, FUEL RETURN			1					
9	1	104884-59170	GASKET			1					
10	1	105190-59520	PIPE, FUEL			1					
11	1	105300-59570	PIPE, FUEL			1					
12	1	105100-59800	PIPE ASSY, INJECTION			1					
16	1	23080-013000	CLAMP, 13			1					
17	1	705100-53100	VALVE ASSY, INJECTION			1					
18	2	119800-53000	VALVE ASSY, INJECTION			1					
21	2	114250-53080	NUT, NOZZLE D16.95			1					
22	2	105300-53100	HOLDER ASSY, NOZZLE			1					
25	2	114250-53120	SPRING, NOZZLE			1					
26	2	114250-53130	SEAT, SPRING			1					
27	2	114250-53140	PLATE			1					
28	2	114250-53210	PIN			2					
29	2	114250-53400	SHIM SET			1					
36	1	105198-55600	STRAINER ASSY, FUEL			1					
37	2	105198-55510	CUP, STRAINER			1					
38	2	105300-55520	O-RING			1					A
39	2	105300-55610	RING, RETAINING			1					
40	2	105300-55700	BODY ASSY, STRAINER			1					
43	3	105300-55340	LEVER			1					
48	3	104200-55750	SCREW, M4			1					
50	3	24311-000160	O-RING, 1AP16.0			1					
51	2	105370-55710	ELEMENT			1					
52	2	105300-55750	FLOAT			1					
53	1	26106-080302	BOLT, M8X 30 PLATED			1					

Remarks

(A) THESE PART ARE ALSO SOLD BY
 FIG.31 NO.27-1
 (GASKET SET.P/# 705100-92601).

Fig.29. GOVERNOR & CONTROL DEVICE



(A)=NFAD6-(E)KMK
(B)=NFAD6-KMK2
(C)=NFAD7-KMK

(D)=NFAD8-(E)KMK
(E)=NFD9-(E)KMK
(F)=

No.	Lev.	Parts No.	Description	Q'ty						I	R
				(A)	(B)	(C)	(D)	(E)	(F)		
1	1	105502-66041	HANDLE ASSY			1					
4	2	105225-66990	SCREW, M5X8.5			1					
5	1	105300-66110	COVER			1					
6	1	705100-66700	LEVER ASSY,REGULATOR			1					
9	2	22322-030200	PIN, TAPER 3X20			1					
10	2	24311-000070	O-RING, 1AP7.0			1					
11	1	105300-66520	SCREW			1					
12	1	105840-66830	PLATE, FRICTION			1					
12-1	1	105840-66831	PLATE, FRICTION			1					R
(C=*1991.07)											
13	1	105300-66850	RETAINER			1					
14	1	105840-66880	SPRING			1					
15	1	22117-100000	WASHER, 10			1					
16	1	22137-060000	WASHER, 6			1					
17	1	26106-060122	BOLT, M6X 12 PLATED			2					
18	1	26347-060002	NUT, M6			1					
19	1	26756-060002	NUT, LOCK M6			1					
20	1	105090-66551	LIMITER ASSY, FUEL			1					
25	1	124060-66950	NUT, CAP M10			1					
26	1	26796-100002	NUT, LOCK M10			1					
27	1	43400-500430	SEAL WASHER 10S			2					
27-1	1	22190-100002	WASHER, SEAL 10			2					N
(C=*1993.08)											
28	1	102100-67080	BOLT, ADJUSTING			1					
29	1	105502-67301	SPRING, RETURN			1					
30	1	26756-060002	NUT, LOCK M6			1					
31	1	705300-61701	GOVERNOR ASSY			1					
35	1	105300-61600	SLEEVE, GOVERNOR			1					
36	1	26013-060222	BOLT, M6X 22			2					
37	1	105300-66011	SPRING, REGULATOR			1					
38	1	105100-66300	LEVER, GOVERNOR			1					
39	1	105100-66400	SHAFT			1					
40	1	24190-120001	BALL, STEEL 3/8			1					
41	1	26022-050102	SCREW, M5X10			2					

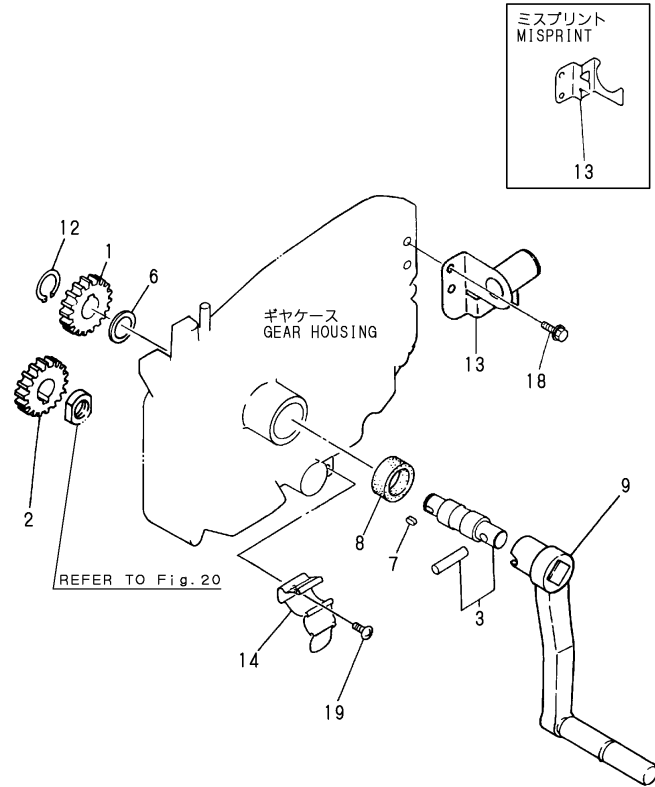
Fig.30. HAND STARTING DEVICE

P/C NEWS No:Y00D3323-1
PUBLISHED:2005/9

(A)=NFAD6-(E)KMK
(B)=NFAD6-KMK2
(C)=NFAD7-KMK

(D)=NFAD8-(E)KMK
(E)=NFD9-(E)KMK
(F)=

No.	Lev.	Parts No.	Description	Qty						I	R
				(A)	(B)	(C)	(D)	(E)	(F)		
1	1	105300-76330	GEAR, STARTING			1					
2	1	105300-76330	GEAR, STARTING			1					
3	1	705100-76900	SHAFT ASSY, STARTING			1					
6	1	105300-76470	COLLAR			1					
7	1	105300-76490	KEY, 7X10			1					
8	1	120270-61250	SEAL, OIL			1					
9	1	105100-76790	HANDLE ASSY			1					
12	1	22242-000200	RING, 20			1					
13	1	105298-08100	BRACKET, HANDLE			1					
14	1	105300-08510	BRACKET ASSY			1					
18	1	26106-060122	BOLT, M6X 12 PLATED			2					
19	1	26557-060082	SCREW, M6X 8			1					

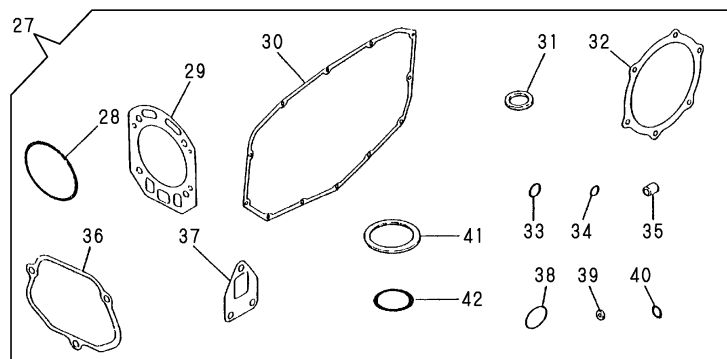
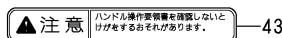
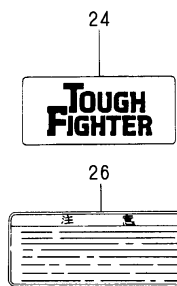
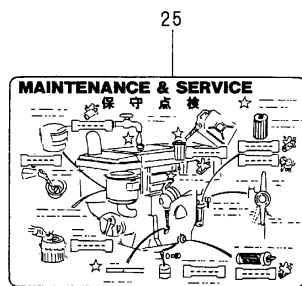

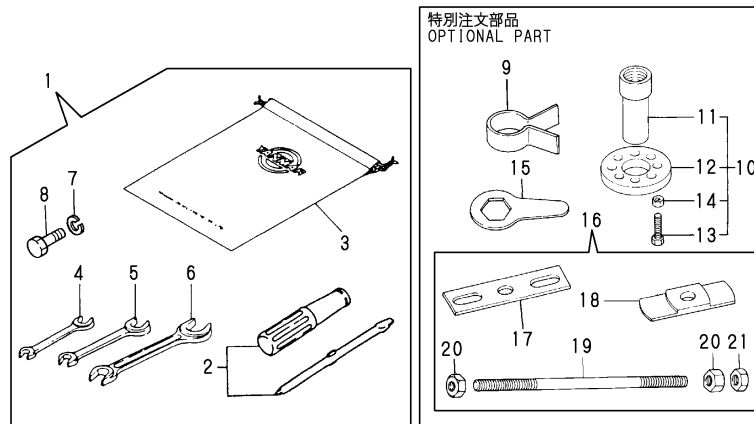


Remarks
(M)MISPRINT:REFER TO THE NEXT ITEM.

Fig.31. TOOL & LABEL

(A)=NFAD6-(E)KMK
(B)=NFAD6-KMK2
(C)=NFAD7-KMK

(D)=NFAD8-(E)KMK
(E)=NFD9-(E)KMK
(F)=



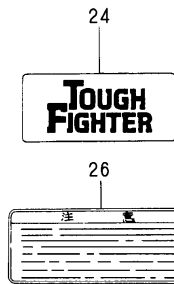
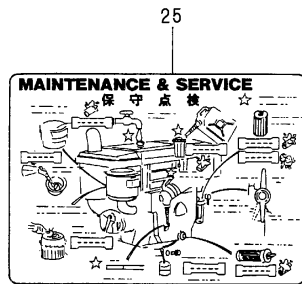
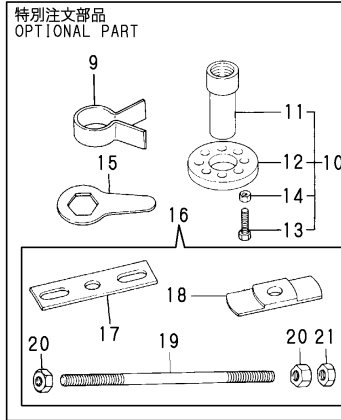
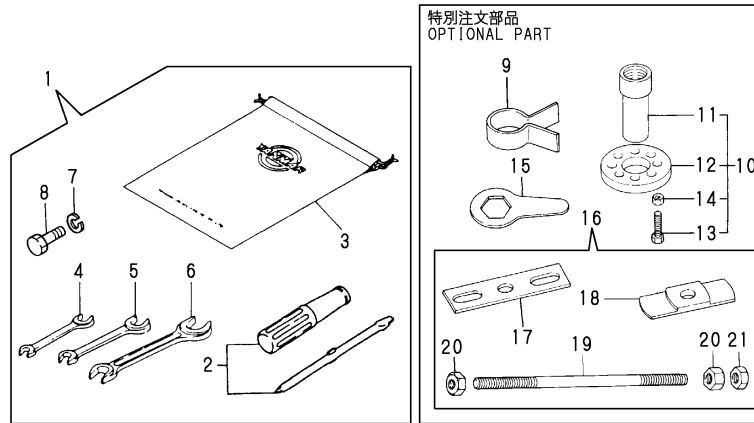
No.	Lev.	Parts No.	Description	Q'ty						I	R	
				(A)	(B)	(C)	(D)	(E)	(F)			
1	1	705300-92100	BOX ASSY, TOOL			1						
1-1	1	705300-92101	BOX ASSY, TOOL (C=EXXX)			1						N
2	2	104200-92350	DRIVER, SCREW			1						
3	2	105300-92600	BAG, TOOL			1						
4	2	28110-100120	SPANNER, 10X12			1						
5	2	28110-140170	SPANNER, 14X17			1						
6	2	28110-190220	SPANNER, 19X22			1						
7	2	22217-120000	WASHER, SPRING 12			3						
8	2	26206-120352	BOLT, M12X 35 PLATED			3						
9	1	101300-92140	TOOL, PISTON&RING			1						1
10	1	704200-92700	TOOL ASSY, FLYWHEEL			1						1
11	2	104200-92110	RETAINER, A			1						1
12	2	104200-92120	RETAINER, B			1						1
13	2	104200-92130	TOOL			2						1
14	2	26716-120002	NUT, M12			2						1
15	1	104200-92100	WRENCH			1						1
16	1	701300-92210	TOOL ASSY, LINER			1						1
17	2	172200-92020	TOOL, LINER REMOVER			1						1
18	2	101300-92010	TOOL, LINER REMOVER			1						1
19	2	103338-92030	BOLT, LINER REMOVER			1						1
20	2	26716-160002	NUT, M16			2						1
21	2	26757-160002	NUT, LOCK M16			1						1
23	1	105150-07070	LABEL			2						
24	1	105300-07070	LABEL			1						
25	1	105190-07100	LABEL			1						
26	1	105370-07450	LABEL, RADIATOR CAP			1						
27	1	705100-92600	GASKET SET			1						1
27-1	1	705100-92601	GASKET SET (C=*1997.08)			1						N 1
28	2	105100-01300	O-RING			2						
29	2	105100-01330	GASKET, HEAD 147X118			1						
29-1	2	105100-01331	GASKET, HEAD (C=*1997.08)			1						N
30	2	105100-01410	GASKET, GEAR CASE			1						
31	2	101104-01760	GASKET, CAP			1						
32	2	105100-02020	GASKET			1						
32-1	2	105100-02021	GASKET (C=*1997.08)			1						N
33	2	24341-000200	O-RING, 1AS20.0			1						
34	2	24311-000070	O-RING, 1AP7.0			1						
35	2	119625-11870	PROTECTOR, NOZZLE			1						
35-1	2	119625-11871	PROTECTOR, NOZZLE (C=*1994.06)			1						R
36	2	105100-11310	GASKET, BONNET			1						
37	2	105300-13200	GASKET, SILENCER			1						
38	2	103338-32570	O-RING			1						
39	2	124550-51350	GASKET, DELIVERY			1						
40	2	124550-51370	O-RING			1						
41	2	101504-55051	GASKET			1						
42	2	105300-55520	O-RING			1						

Remarks
(1)OPTIONAL

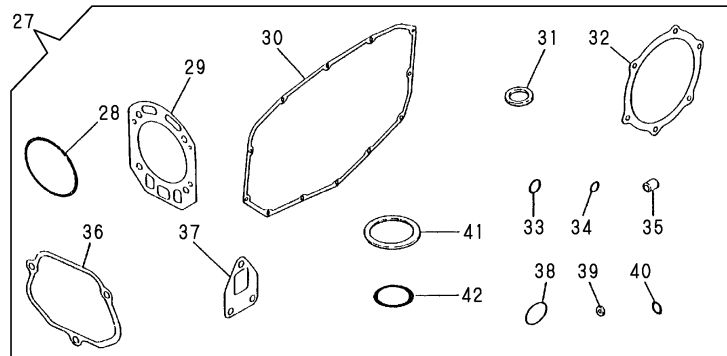
Fig.31. TOOL & LABEL

(A)=NFAD6-(E)KMK
 (B)=NFAD6-KMK2
 (C)=NFAD7-KMK

(D)=NFAD8-(E)KMK
 (E)=NFD9-(E)KMK
 (F)=



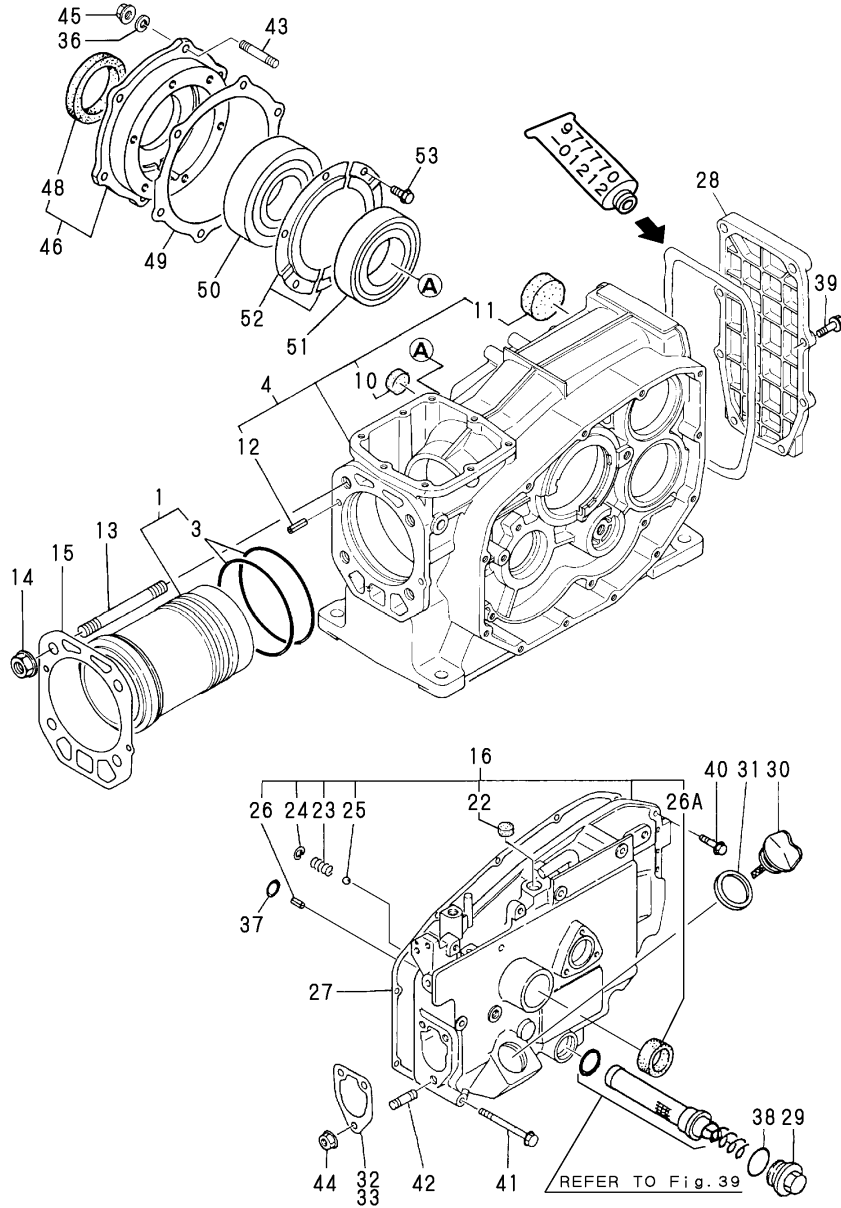
▲注意 ハンドル操作要領書を破損しないように
 ご注意ください。 43



No.	Lev.	Parts No.	Description	Q'ty						I	R
				(A)	(B)	(C)	(D)	(E)	(F)		
43	1	105100-07300	LABEL, CAUTION (C=*2003.06)			1					W

Remarks
 (1)OPTIONAL

Fig.32. CYLINDER BLOCK



(A)=NFAD6-(E)KMK
(B)=NFAD6-KMK2
(C)=NFAD7-KMK

(D)=NFAD8-(E)KMK
(E)=NFD9-(E)KMK
(F)=

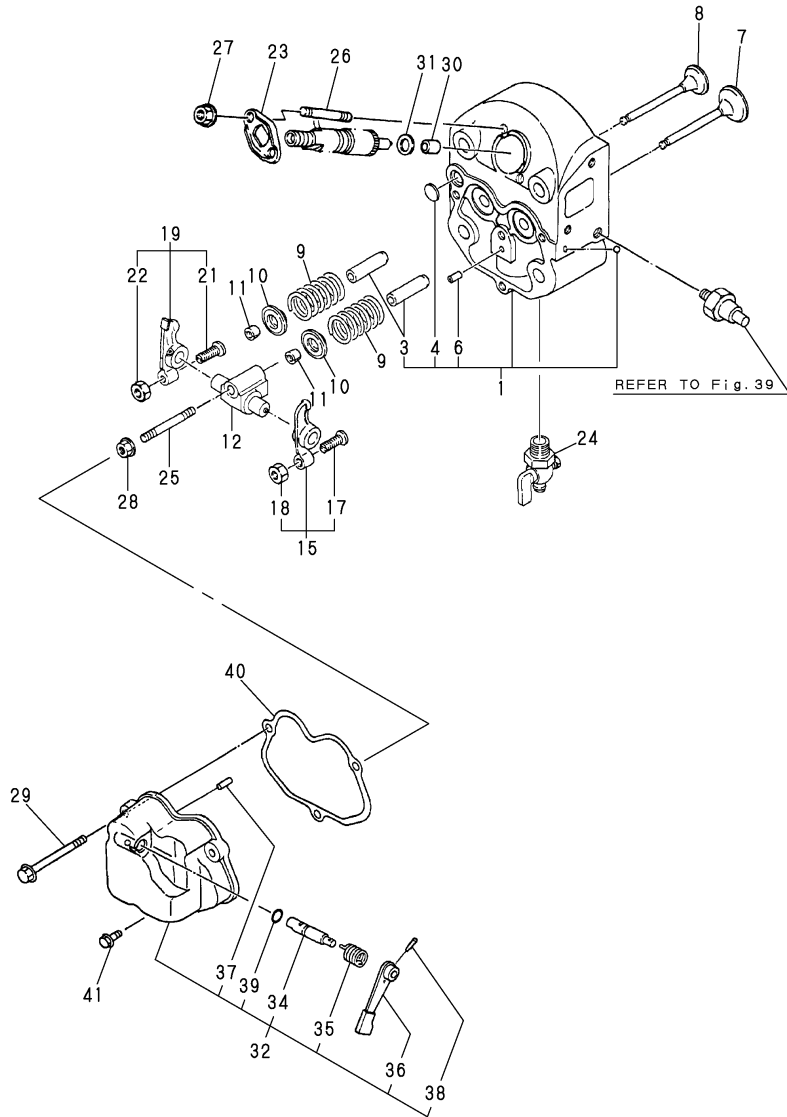
No.	Lev.	Parts No.	Description	Q'ty						I	R
				(A)	(B)	(C)	(D)	(E)	(F)		
1	1	705200-01900	LINER ASSY, CYLINDER				1				
3	2	105100-01300	O-RING				2				A
4	1	705190-01560	BLOCK ASSY, CYLINDER				1				
10	3	105190-01670	PLUG, 22				1				
10-1	3	105190-01671	SEAL, 22				1				N
(D="2000.10)											
11	3	105190-01680	SEAL, 42				2				
12	2	22351-060012	PIN, SPRING 6.0X12				2				
13	1	105215-01200	BOLT, HEAD M12				4				
14	1	121450-01220	NUT, CYLINDER HEAD				4				
15	1	105100-01331	GASKET, HEAD				1				A
16	1	705100-01501	CASE ASSY, GEAR				1				
22	2	105100-01660	PLUG, 14				1				
23	2	105300-34040	SPRING				1				
24	2	22252-000100	RING, 10				1				
25	2	24190-120001	BALL, STEEL 3/8				1				
26	2	22351-060012	PIN, SPRING 6.0X12				1				
26A	2	120270-61250	SEAL, OIL				1				W
(D=FROM 1ST)											
27	1	105100-01410	GASKET, GEAR CASE				1				A
28	1	105190-01480	COVER				1				
29	1	105300-01690	PLUG				1				
30	1	105190-01750	CAP, FILLER				1				
31	1	101104-01760	GASKET, CAP				1				A
32	1	105300-01920	SHIM, T=0.1				1				
33	1	104271-01950	SHIM SET,0.2X3,0.3X2				1				
36	1	22217-080000	WASHER, SPRING 8				6				
37	1	24311-000060	O-RING, 1AP6.0				1				
38	1	24321-000250	O-RING, 1AG25.0				1				
39	1	26106-060202	BOLT, M6X 20 PLATED				6				
40	1	26106-060302	BOLT, M6X 30 PLATED				7				
41	1	26106-060702	BOLT, M6X 70 PLATED				5				
42	1	26216-080222	STUD, M8X 22				3				
43	1	26226-080222	STUD, M8X 22				6				
44	1	26366-080002	NUT, M8				3				
44-1	1	26306-080002	NUT, M8				3				R
(D=E/#071458)											
45	1	26716-080002	NUT, M8				6				
46	1	705100-02500	HOUSING ASSY, METAL				1				
48	2	123325-02500	SEAL, OIL				1				
49	1	105100-02021	GASKET				1				A
50	1	105100-02300	BEARING, 6308-SH2-C3				1				
51	1	105100-02310	BEARING, 6208-SH2-C3				1				
52	1	106100-02331	RETAINER, BEARING				2				
53	1	26116-050082	BOLT, M5X 8 PLATED				6				

Remarks
(A) THESE PART ARE ALSO SOLD BY
FIG.47 NO.16
(GASKET SET.P/# 705100-92670).

Fig.33. CYLINDER HEAD & BONNET

(A)=NFAD6-(E)KMK
 (B)=NFAD6-KMK2
 (C)=NFAD7-KMK

(D)=NFAD8-(E)KMK
 (E)=NFD9-(E)KMK
 (F)=

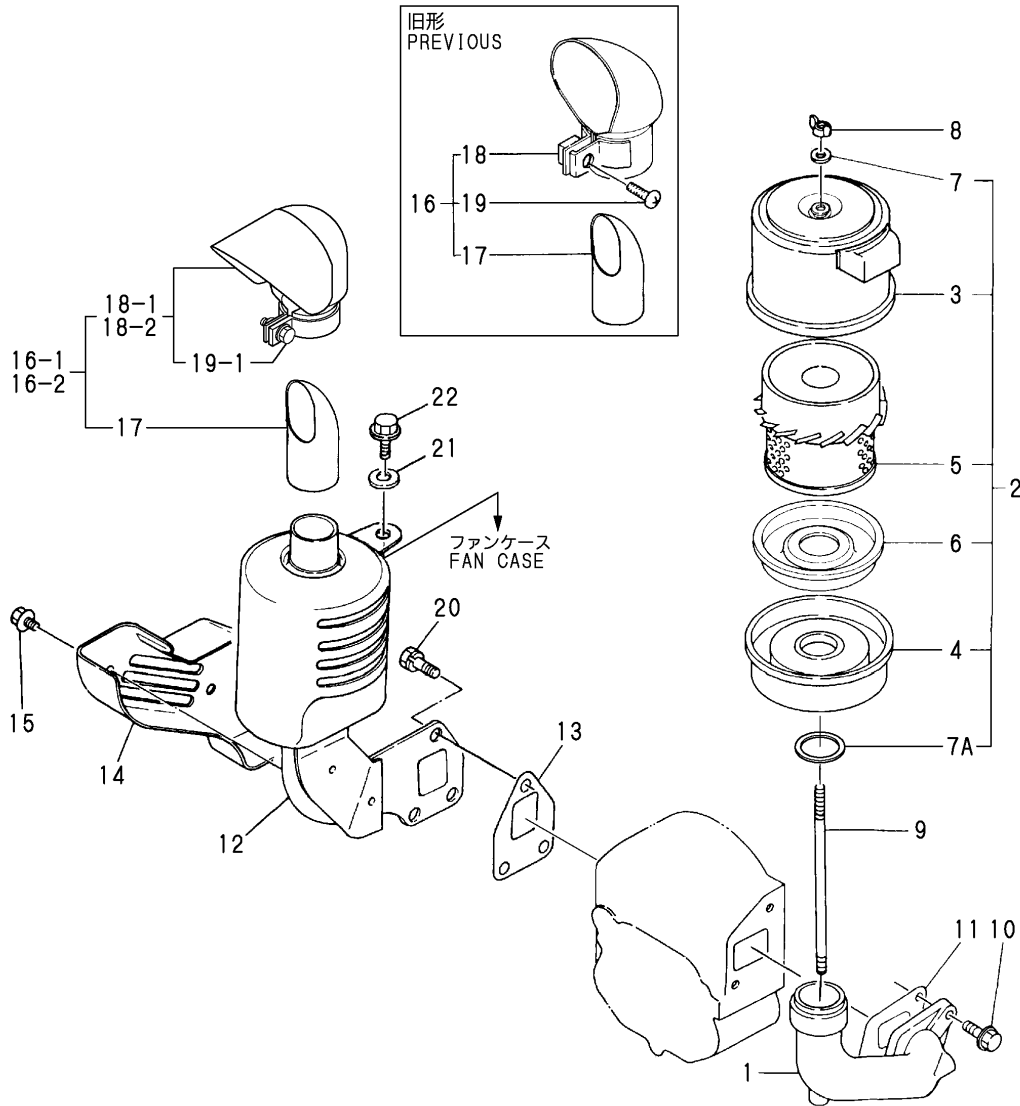
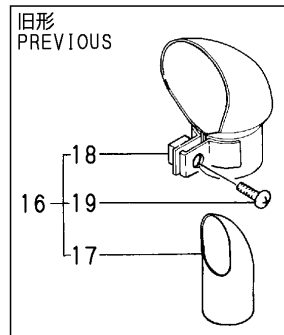


No.	Lev.	Parts No.	Description	Q'ty						I	R
				(A)	(B)	(C)	(D)	(E)	(F)		
1	1	705100-11700	HEAD ASSY, CYLINDER				1				
3	2	105300-11801	GUIDE, VALVE				2				1
4	2	27231-150000	PLUG 15				1				
6	2	105300-11330	PIN				1				
7	1	105100-11100	VALVE, INTAKE				1				
8	1	105100-11111	VALVE, EXHAUST				1				
9	1	105400-11121	SPRING, VALVE				2				
10	1	101158-11180	RETAINER, SPRING				2				
11	1	27310-070000	COTTER 7				4				
11-1	1	27310-070001	COTTER, 7				2				N
			(D=E/XXX)								
12	1	105300-11290	SUPPORT ASSY, ARM				1				
15	1	105100-11650	ARM, ROCKER				1				
17	2	101158-11230	SCREW, VALVE ADJUST				1				
18	2	26756-080002	NUT, LOCK M8				1				
19	1	105100-11660	ARM, ROCKER				1				
21	2	101158-11230	SCREW, VALVE ADJUST				1				
22	2	26756-080002	NUT, LOCK M8				1				
23	1	105300-11900	RETAINER				1				
23-1	1	119625-11900	RETAINER, NOZZLE				1				S 2
			(D=E/#064247)								
24	1	105010-11920	COCK, WATER				1				
25	1	26216-080452	STUD, M8X 45				1				
26	1	26216-060402	STUD, M6X 40				2				
26-1	1	26216-060352	STUD, M6X 35				2				N M
26-2	1	26216-060352	STUD, M6X 35				2				S 2
			(D=E/#064247)								
27	1	26366-060002	NUT, M6				2				
28	1	26366-080002	NUT, M8				1				
28-1	1	26306-080002	NUT, M8				1				R
			(D=E/#071458)								
29	1	26106-060602	BOLT, M6X 60 PLATED				1				
30	1	119625-11871	PROTECTOR, NOZZLE				1				A
31	1	119625-11880	SEAT, NOZZLE				1				
32	1	705100-11520	BONNET ASSY, HEAD				1				
34	2	104200-03600	SHAFT, DECOMPRESSION				1				
35	2	104200-03641	SPRING, DECOMPRESSION				1				
36	2	104104-03750	LEVER, DECOMPRESSION				1				
37	2	22312-030180	PIN, PARALLEL M3X18				1				
38	2	22322-030180	PIN, TAPER 3X18				1				
39	2	24311-000070	O-RING, 1AP7.0				1				A
40	1	105100-11310	GASKET, BONNET				1				A
41	1	26106-060202	BOLT, M6X 20 PLATED				2				

Remarks

- (A) THESE PART ARE ALSO SOLD BY FIG.47 NO.16 (GASKET SET.P/# 705100-92670).
- (1) REPAIR PART.
- (2) INTERCHANGEABLE BY SIMULTANEOUS REPLACEMENT WITH NO.23-1 AND 26-2.
- (M) MISPRINT: REFER TO THE NEXT ITEM.

Fig.34. AIR CLEANER & MUFFLER



(A)=NFAD6-(E)KMK
(B)=NFAD6-KMK2
(C)=NFAD7-KMK

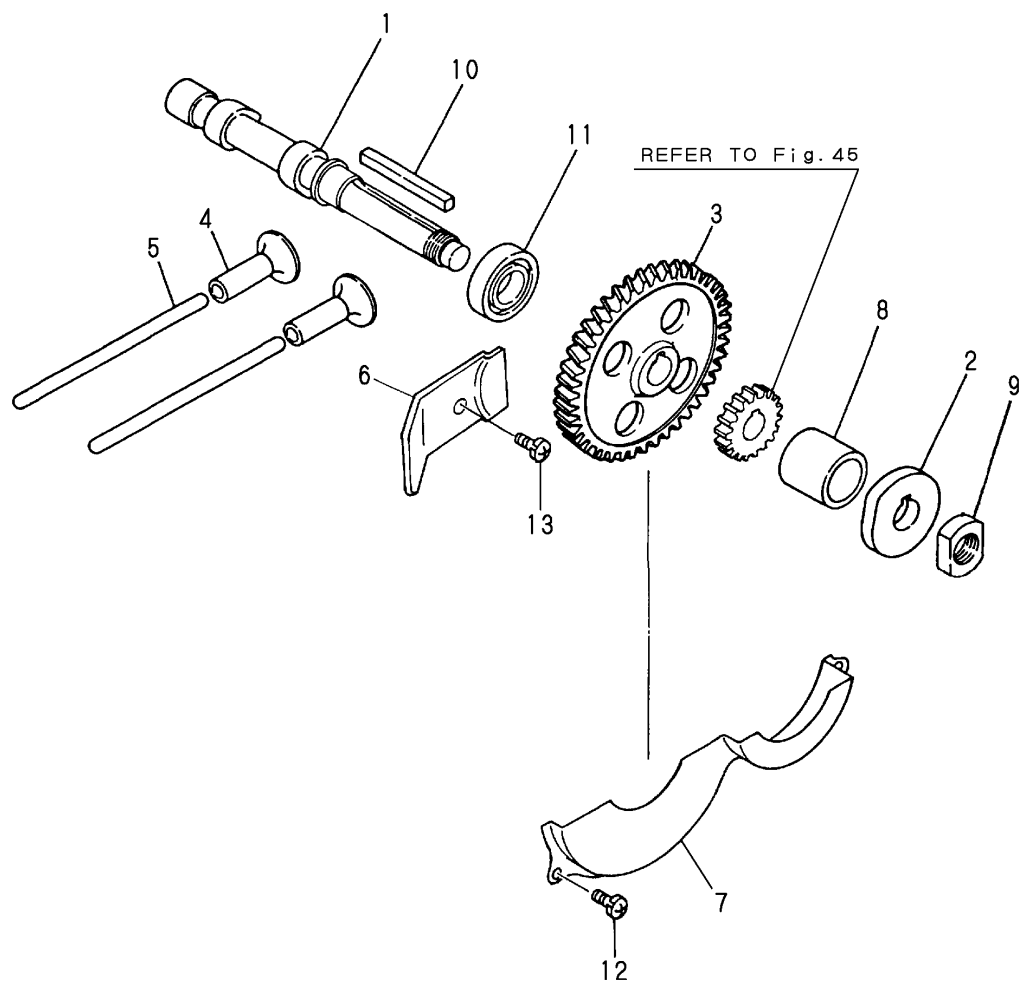
(D)=NFAD8-(E)KMK
(E)=NFD9-(E)KMK
(F)=

No.	Lev.	Parts No.	Description	Q'ty						I	R
				(A)	(B)	(C)	(D)	(E)	(F)		
1	1	105100-12020	PIPE, AIR INTAKE				1				
2	1	105190-12510	CLEANER, AIR				1				
2-1	1	105190-12511	CLEANER, AIR				1				N
2-2	1	105190-12512	CLEANER, AIR						1		R
3	2	105190-12530	COVER				1				
4	2	105190-12540	PAN, DUST				1				
5	2	104300-12960	ELEMENT				1				
6	2	105190-12560	BAFFLE ASSY				1				
7	2	105300-12560	WASHER, SEAL				1				
7A	2	105190-12590	GASKET, AIR CLEANER				1				W
8	1	101147-12550	NUT						1		
8-1	1	105092-12550	NUT						1		R
9	1	105100-12550	BOLT						1		
10	1	26106-080202	BOLT, M8X 20 PLATED						2		
11	1	105190-12050	GASKET				1				
12	1	105198-13530	SILENCER ASSY				1				
13	1	105300-13201	GASKET, SILENCER				1				A
14	1	105190-13550	COVER				1				
15	1	160260-01580	BOLT, FLANGE M6X6				2				
16	1	105198-13610	EXTENSION ASSY				1				
16-1	1	105198-13620	EXTENSION ASSY						1		R
16-2	1	105198-13621	EXTENSION ASSY						1		N
17	2	106530-13570	PIPE						1		
18	2	106530-13590	COVER						1		
18-1	2	105198-13590	COVER						1		R
18-2	2	105198-13591	COVER						1		N
19	2	26554-060162	SCREW, M6X16						1		
19-1	3	105098-13990	BOLT						1		R
20	1	26013-080189	BOLT, M8X 18						3		
21	1	160120-76940	WASHER						1		
22	1	26106-060202	BOLT, M6X 20 PLATED						1		

Remarks

(A) THESE PARTS ARE ALSO SOLD BY
FIG.47 NO.16
(GASKET SET.P/# 705100-92670).

Fig.35. CAMSHAFT



(A)=NFAD6-(E)KMK
 (B)=NFAD6-KMK2
 (C)=NFAD7-KMK

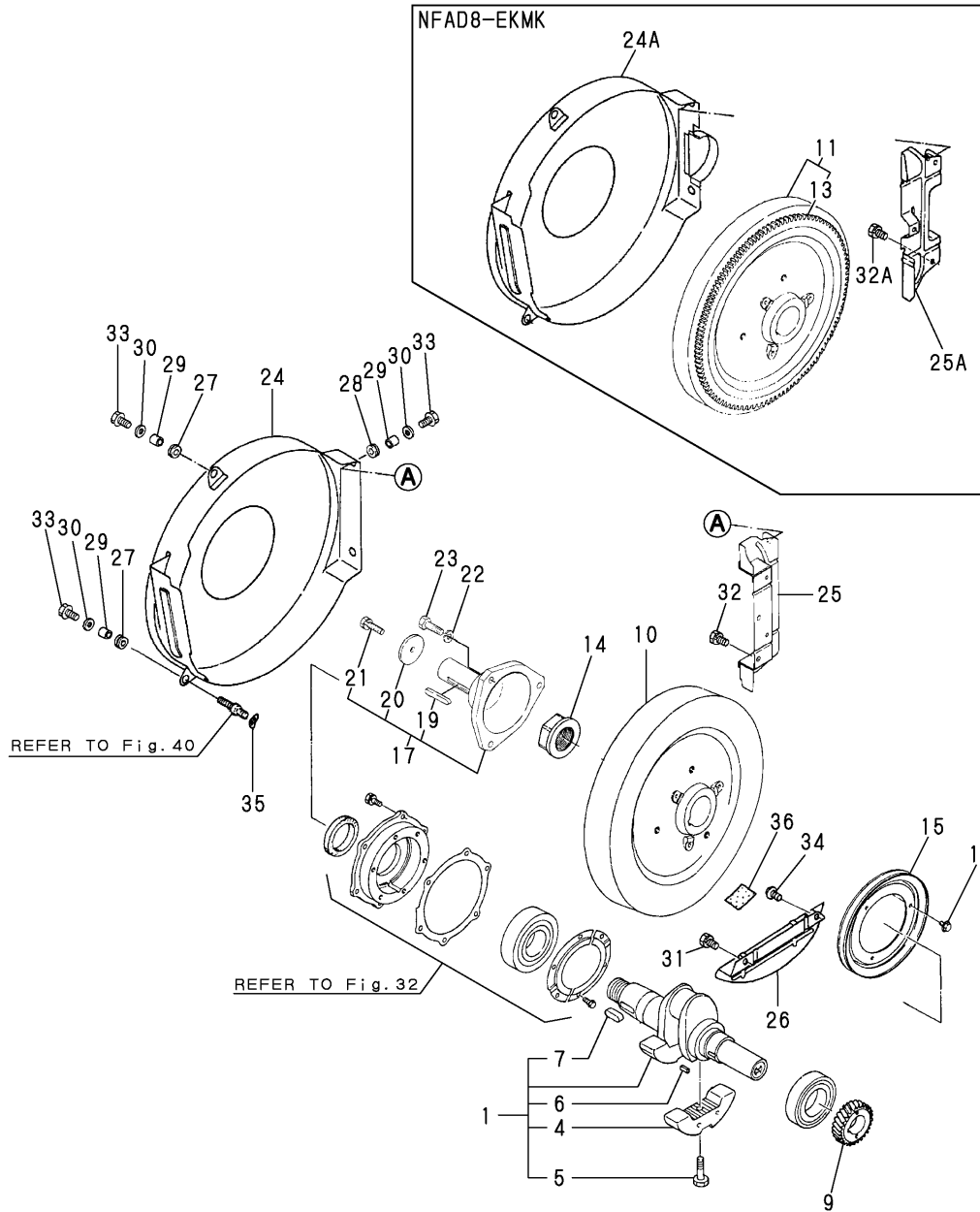
(D)=NFAD8-(E)KMK
 (E)=NFD9-(E)KMK
 (F)=

No.	Lev.	Parts No.	Description	Q'ty						I	R
				(A)	(B)	(C)	(D)	(E)	(F)		
1	1	105170-14010	CAMSHAFT				1				
2	1	105100-14091	CAM, FUEL				1				
3	1	105100-14100	GEAR, CAMSHAFT				1				
4	1	105300-14200	TAPPET				2				
5	1	105100-14400	ROD, PUSH				2				
6	1	105190-14421	RETAINER, BEARING				1				
7	1	105100-14600	COVER				1				
8	1	105300-14700	SPACER				1				
9	1	104300-76460	NUT				1				
10	1	22512-070550	KEY, 7X 55				1				
11	1	24101-060064	BEARING, BALL 6006				1				
12	1	26022-060122	SCREW, M6X12				3				
13	1	26022-060122	SCREW, M6X12				1				

Fig.36. CRANKSHAFT & FLYWHEEL

(A)=NFAD6-(E)KMK
 (B)=NFAD6-KMK2
 (C)=NFAD7-KMK

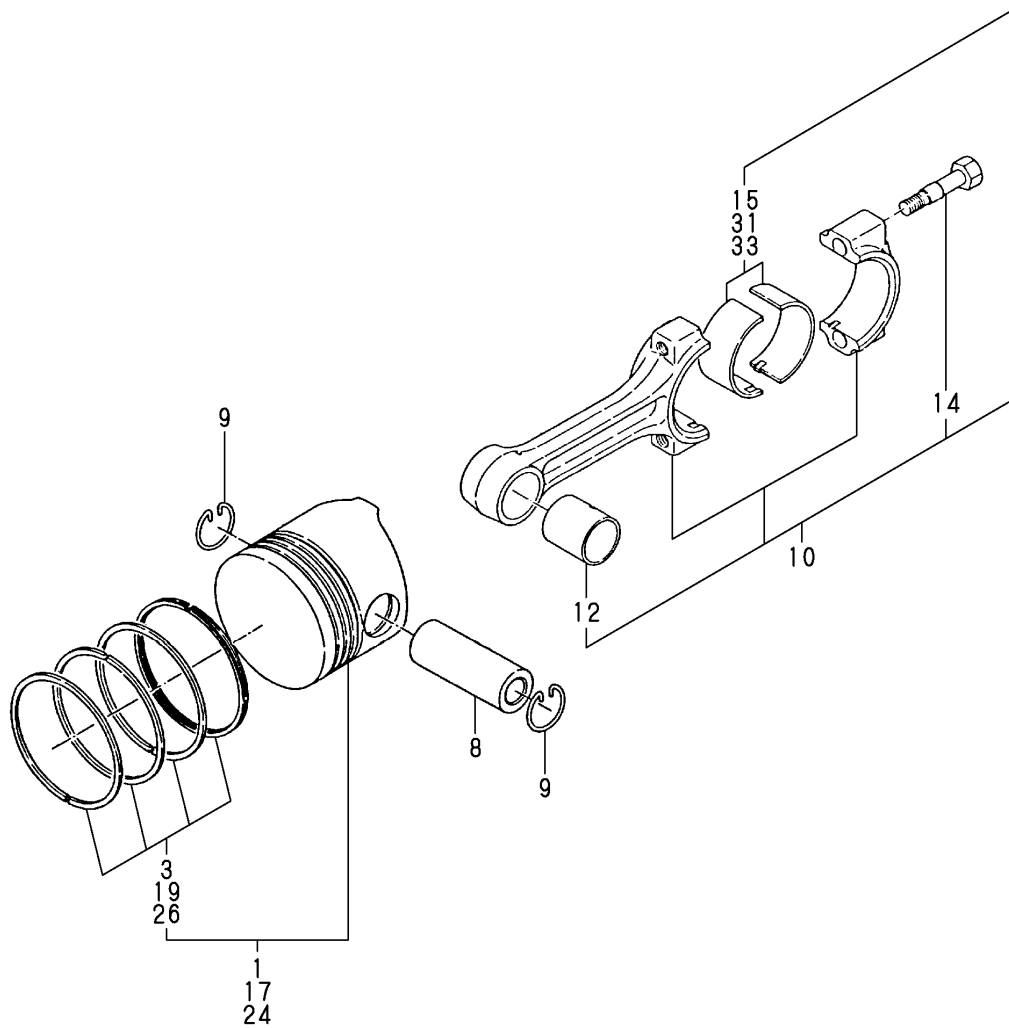
(D)=NFAD8-(E)KMK
 (E)=NFD9-(E)KMK
 (F)=



No.	Lev.	Parts No.	Description	Q'ty						I	R
				(A)	(B)	(C)	(D)	(E)	(F)		
1	1	705190-21700	CRANKSHAFT ASSY				1				
4	2	105190-21100	WEIGHT, BALANCE				2				
5	2	106100-21130	BOLT, BALANCE WEIGHT				2				
6	2	22512-050120	KEY, 5X 12				1				
7	2	22512-100260	KEY, 10X 26				1				
9	1	105100-21200	GEAR, CRANKSHAFT				1				
10	1	105100-21400	FLYWHEEL				1				
11	1	105100-21590	FLYWHEEL ASSY				1				1
13	2	105100-21600	GEAR, RING				1				1
14	1	104200-21530	NUT, END				1				
15	1	104104-21600	V-PULLEY				1				
16	1	26106-060122	BOLT, M6X 12 PLATED				3				
17	1	705098-21500	SHAFT ASSY, STUB				1				
19	2	22512-070500	KEY, 7X 50				1				
20	2	173400-21940	WASHER				1				
21	2	26106-100202	BOLT, M10X 20 PLATED				1				
22	1	22217-120000	WASHER, SPRING 12				3				
23	1	26116-120352	BOLT, M12X 35 PLATED				3				
24	1	105190-21300	COVER, FLYWHEEL				1				
24A	1	105190-21350	COVER, FLYWHEEL				1				1
25	1	105190-21310	COVER				1				
25A	1	105190-21360	COVER				1				1
26	1	105190-21320	COVER				1				
27	1	105300-21381	ABSORBER				2				
28	1	105300-44451	ABSORBER				2				
29	1	105300-44460	COLLAR				4				
30	1	160120-76940	WASHER				5				
31	1	26013-060142	BOLT, M6X 14				2				
32	1	26013-060142	BOLT, M6X 14				3				W
(D=FROM 1ST)											
32A	1	26013-060142	BOLT, M6X 14				2				1
33	1	26106-060202	BOLT, M6X 20 PLATED				3				
34	1	26557-060082	SCREW, M6X 8				1				
35	1	105190-21910	WASHER				1				
36	1	105190-21900	TAPE				1				

Remarks
 (1)FOR NFAD8-EKMK.

Fig.37. PISTON & CONNECTING ROD



(A)=NFAD6-(E)KMK
 (B)=NFAD6-KMK2
 (C)=NFAD7-KMK

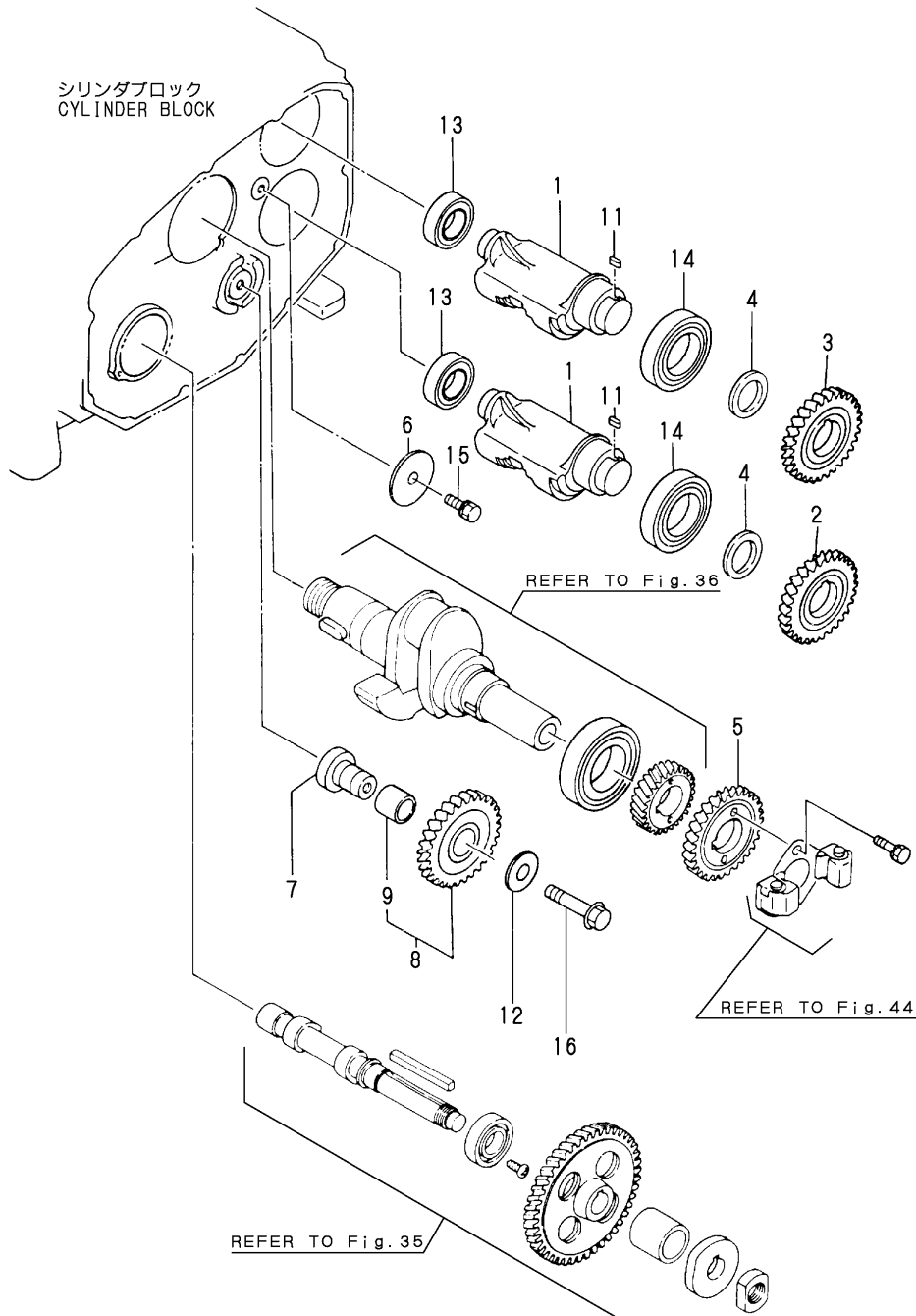
(D)=NFAD8-(E)KMK
 (E)=NFD9-(E)KMK
 (F)=

No.	Lev.	Parts No.	Description	Q'ty						I	R	
				(A)	(B)	(C)	(D)	(E)	(F)			
1	1	105250-22090	PISTON ASSY				1					
3	2	705270-22501	RING SET, PISTON				1					
3-1	2	705270-22502	RING SET, PISTON				1					N
(D=*2004.05)												
8	1	119810-22300	PIN, PISTON				1					
9	1	105100-22400	CIRCLIP				2					
10	1	705100-23100	ROD ASSY, CONNECTING				1					
12	2	105100-23910	BEARING, PISTON PIN				1					5
14	2	105300-23200	BOLT, CONNECTING ROD				2					
15	2	705100-23600	BEARING, CRANK PIN				1					
17	1	105200-22471	PISTON ASSY, 0.25 OS				1					1
19	2	105200-22510	RING SET, 0.25 OS				1					1
24	1	105200-22481	PISTON ASSY, 0.50 OS				1					2
26	2	105200-22520	RING SET, 0.50 OS				1					2
31	1	705100-23610	BEARING ASSY, 0.25				1					3
33	1	705100-23620	BEARING, 0.50 US				1					4

Remarks

- (1) OVER SIZED (O.S.=0.25) PART.
- (2) OVER SIZED (O.S.=0.50) PART.
- (3) UNDER SIZED (U.S.=0.25) PART.
- (4) UNDER SIZED (U.S.=0.50) PART.
- (5) REPAIR PART.

Fig.38. BALANCER

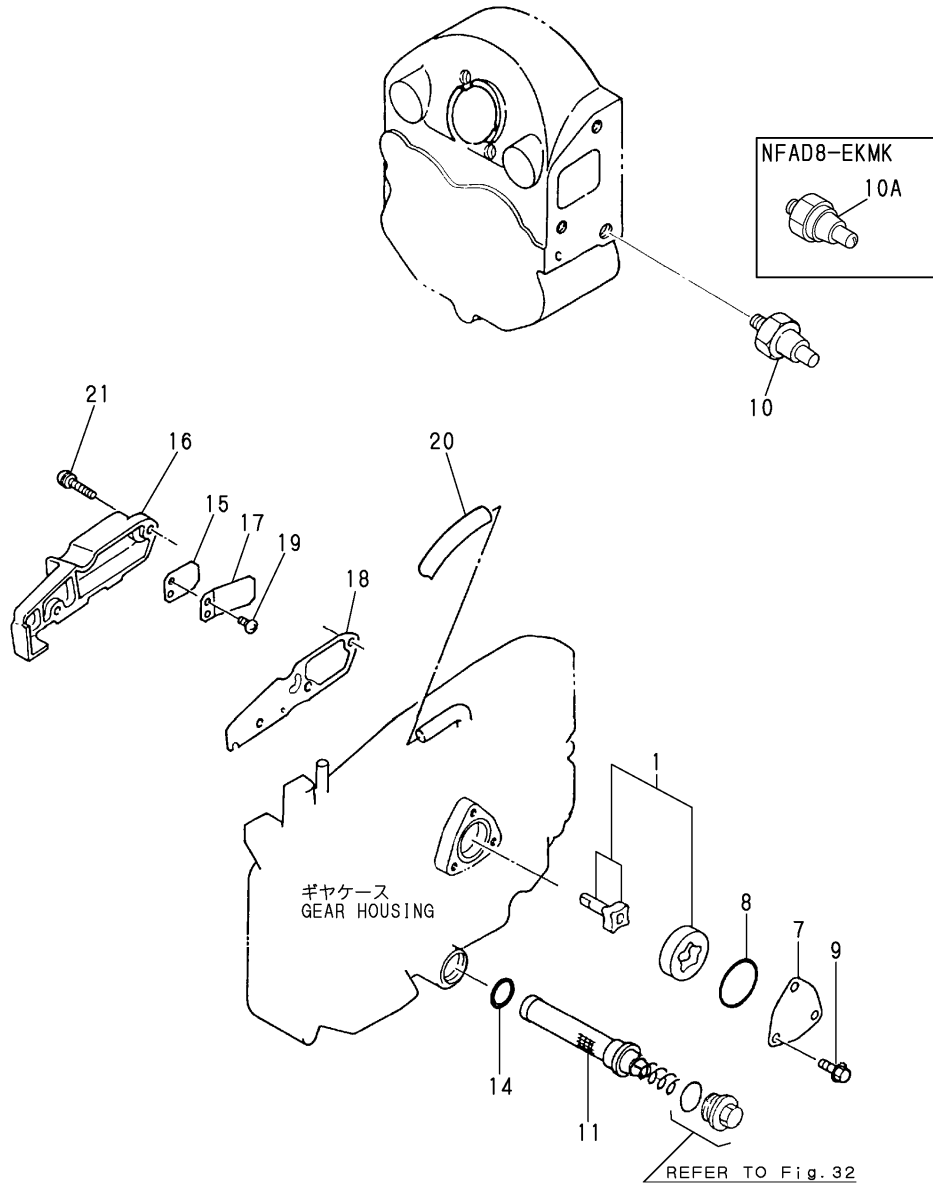


(A)=NFAD6-(E)KMK
 (B)=NFAD6-KMK2
 (C)=NFAD7-KMK

(D)=NFAD8-(E)KMK
 (E)=NFD9-(E)KMK
 (F)=

No.	Lev.	Parts No.	Description	Q'ty						I	R
				(A)	(B)	(C)	(D)	(E)	(F)		
1	1	105190-28250	SHAFT, BALANCER				2				
2	1	105190-28300	GEAR, BALANCER				1				
3	1	105190-28310	GEAR, BALANCER				1				
4	1	105190-28380	SPACER				2				
5	1	105190-28410	GEAR, BALANCER				1				
6	1	105300-28450	RETAINER				1				
7	1	105300-28700	SHAFT				1				
8	1	105190-28710	GEAR ASSY, IDLE				1				
9	2	105430-28720	BUSH, IDLE GEAR				1				
11	1	105215-76490	KEY				2				
12	1	123672-83880	RETAINER				1				
13	1	24101-060044	BEARING, BALL 6004				2				
14	1	24121-060074	BEARING, BALL 6007NR				2				
15	1	26013-080202	BOLT, M8X 20				1				
16	1	26106-100552	BOLT, M10X 55 PLATED				1				

Fig.39. LUB.OIL SYSTEM & BREATHER



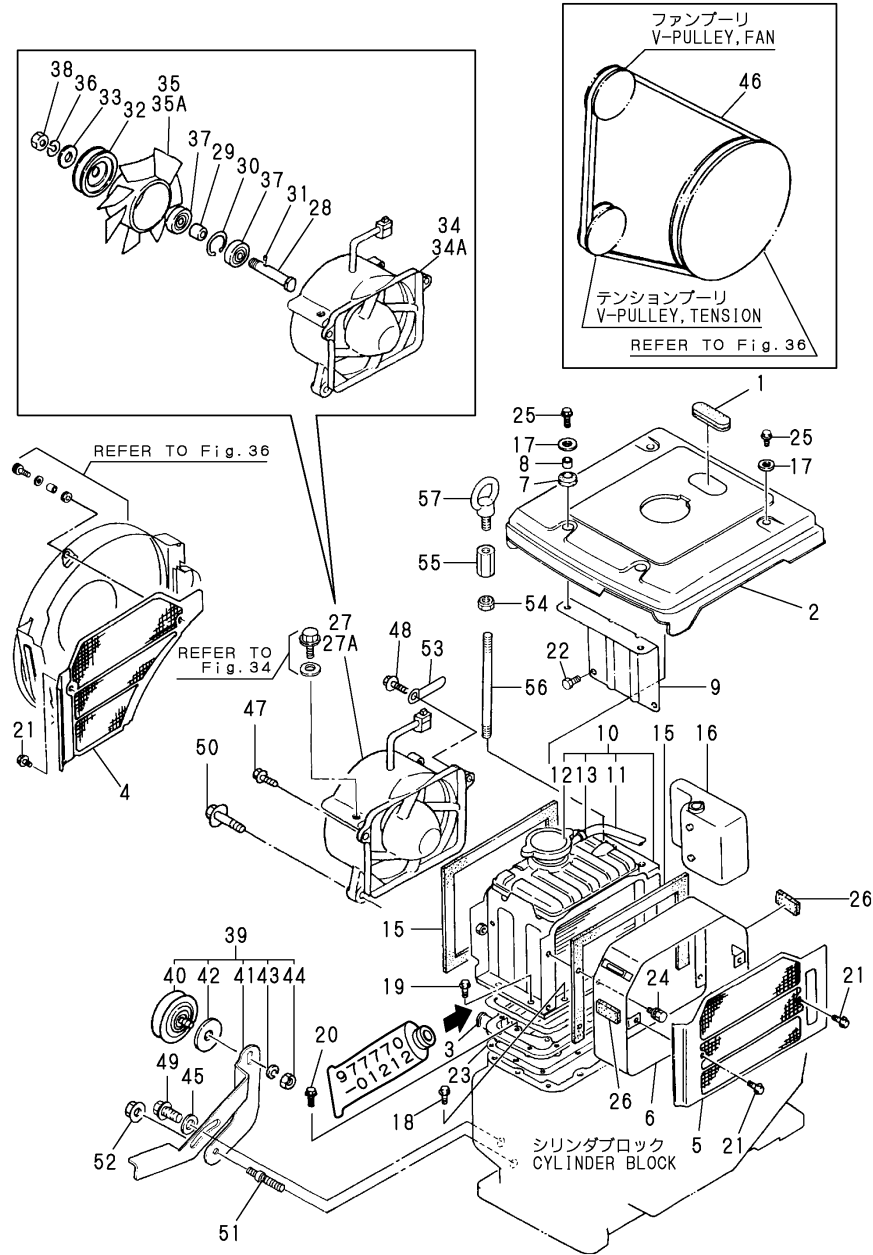
(A)=NFAD6-(E)KMK
(B)=NFAD6-KMK2
(C)=NFAD7-KMK

(D)=NFAD8-(E)KMK
(E)=NFD9-(E)KMK
(F)=

No.	Lev.	Parts No.	Description	Q'ty						I	R
				(A)	(B)	(C)	(D)	(E)	(F)		
1	1	705300-32500	ROTOR ASSY				1				
7	1	103338-32070	COVER				1				
8	1	103338-32570	O-RING				1				A
9	1	26106-060122	BOLT, M6X 12 PLATED				3				
10	1	105140-34100	INDICATOR				1				
10A	1	124060-39451	SWITCH, 0.2KG				1				1
10A-1	1	124060-39452	SWITCH, 0.2KG				1				N 1
11	1	105190-35050	STRAINER ASSY, OIL				1				
14	1	24341-000200	O-RING, 1AS20.0				1				A
15	1	101158-03061	VALVE				1				
16	1	105100-03081	COVER, BREATHER				1				
17	1	101158-03111	RETAINER				1				
18	1	105100-03131	GASKET				1				
19	1	105362-78960	SCREW, M4X8				2				
20	1	23064-090400	PIPE, 9X 400				1				
21	1	26023-060252	SCREW, M6X25				3				

Remarks
(1)FOR NFAD8-EKMK.
(A)THESE PART ARE ALSO SOLD BY
FIG.47 NO.16
(GASKET SET.P/# 705100-92670).

Fig.40. RADIATOR & FAN



(A)=NFAD6-(E)KMK
(B)=NFAD6-KMK2
(C)=NFAD7-KMK

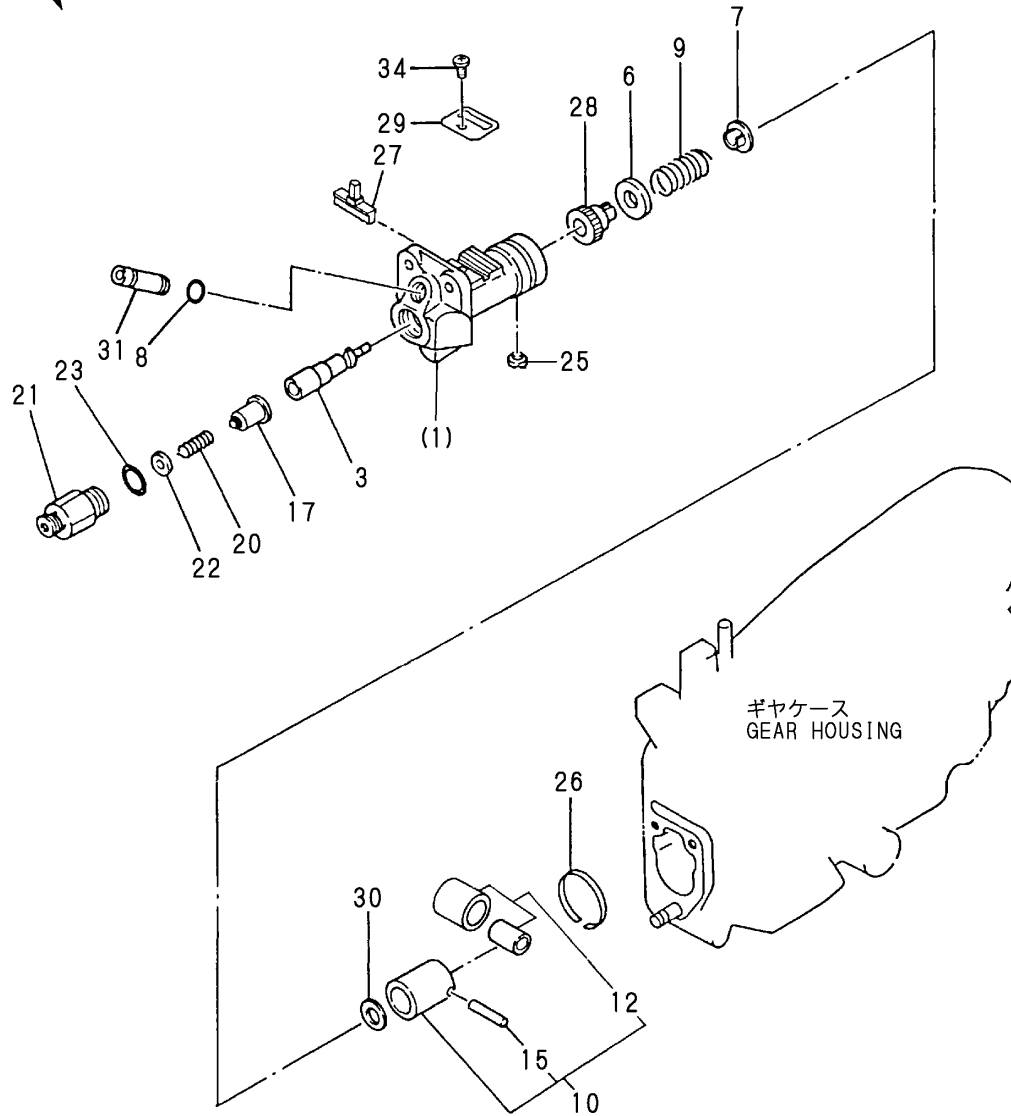
(D)=NFAD8-(E)KMK
(E)=NFD9-(E)KMK
(F)=

No.	Lev.	Parts No.	Description	Q'ty						I	R
				(A)	(B)	(C)	(D)	(E)	(F)		
1	1	105300-44220	COVER, RADIATOR				1				
2	1	105198-44250	COVER, RADIATOR				1				
3	1	105190-44300	BRACKET, RADIATOR				1				
4	1	105100-44330	SCREEN				1				
5	1	105292-44340	SCREEN				1				
6	1	105100-44360	DUCT, SCREEN				1				
7	1	105300-44451	ABSORBER				2				
8	1	105300-44460	COLLAR				2				
9	1	105100-44490	STAY				1				
10	1	105198-44500	RADIATOR ASSY				1				
11	2	105340-44570	PIPE, 7X170				1				
12	2	105198-44590	CAP, RADIATOR				1				
13	2	121250-44590	CLAMP				1				
15	1	104607-44540	SPONGE				2				
16	1	105100-44630	TANK, SUB				1				
17	1	160120-76940	WASHER				4				
18	1	26013-060202	BOLT, M6X 20				1				
19	1	26013-060162	BOLT, M6X 16				8				
20	1	26106-060202	BOLT, M6X 20 PLATED				8				
20-1	1	26106-060182	BOLT, M6X 18 PLATED				8				N
(D=*1999.06)											
21	1	26106-060122	BOLT, M6X 12 PLATED				3				
22	1	26106-060122	BOLT, M6X 12 PLATED				2				
23	1	105190-44050	GASKET				1				
24	1	26013-060129	BOLT, M6X 12				4				
25	1	26106-060202	BOLT, M6X 20 PLATED				4				
26	1	106100-44560	SPONGE, 15X5X1000				2				
27	1	105172-44201	CASE ASSY, FAN				1				
27A	1	105292-44200	CASE ASSY, FAN				1				1
28	2	105340-44710	SHAFT, FAN				1				
29	2	106383-44720	SPACER				1				
30	2	106383-44740	CIRCLIP				1				
31	2	105340-44750	PIN				1				
32	2	105100-44770	PULLEY, FAN				2				
33	2	105100-44780	WASHER, PULLEY				1				
34	2	105172-44680	COVER ASSY				1				
34A	2	105292-44680	COVER ASSY				1				1
35	2	105172-44700	FAN, COOLING				1				
35A	2	105100-44850	FAN, COOLING				1				1
35A-1	2	105292-44850	FAN, COOLING				1				R 1
(D=E/#060399)											
36	2	22217-120000	WASHER, SPRING 12				1				
37	2	24107-062013	BEARING, 6201ZZP6				2				
38	2	26777-120002	NUT, LOCK M12				1				
39	1	105100-44810	PULLEY ASSY, TENSION				1				
40	2	106100-44650	PULLEY, TENSION				1				
41	2	105100-44940	LEVER, PULLEY				1				
42	2	106100-44960	CAP				1				
43	2	22217-080000	WASHER, SPRING 8				1				
44	2	26716-080002	NUT, M8				1				
45	1	22137-080000	WASHER, 8				1				

Remarks
(1)FOR NFAD8-EKMK.

Fig.41. FUEL INJECTION PUMP

1 inc.(1) ~ 34



(A)=NFAD6-(E)KMK
(B)=NFAD6-KMK2
(C)=NFAD7-KMK

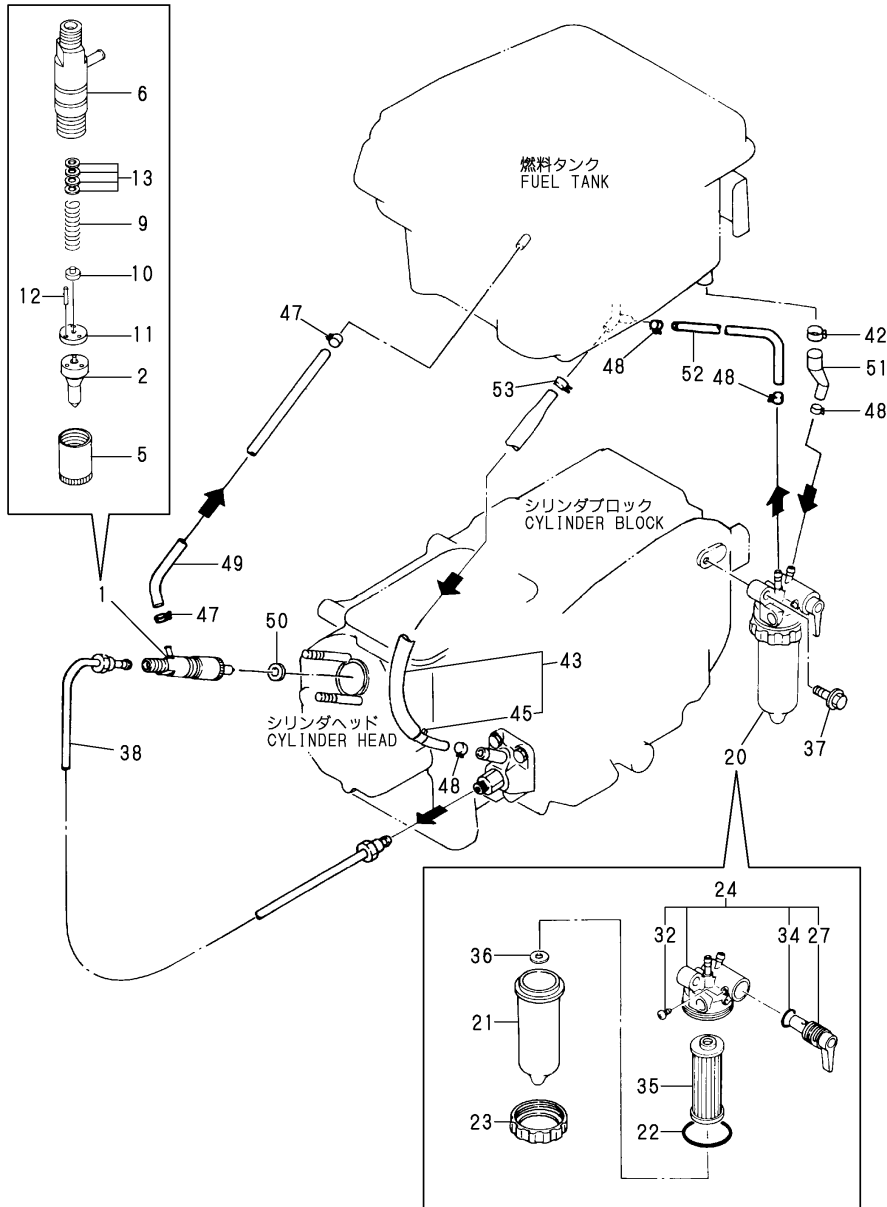
(D)=NFAD8-(E)KMK
(E)=NFD9-(E)KMK
(F)=

No.	Lev.	Parts No.	Description	Q'ty						I	R
				(A)	(B)	(C)	(D)	(E)	(F)		
1	1	705200-51111	PUMP ASSY, INJECTION				1				
3	2	105200-51100	PLUNGER ASSY				1				
6	2	174307-51170	RETAINER, SPRING A				1				
7	2	174307-51181	RETAINER, SPRING B				1				
8	2	114250-51190	O-RING, S27				1				
9	2	124950-51190	SPRING, PLUNGER				1				
10	2	724550-51520	GUIDE, PLUNGER				1				
12	3	711100-51540	ROLLER ASSY				1				
15	3	174100-54120	PIN				1				
17	2	128170-51300	VALVE ASSY, DELIVERY				1				
20	2	124550-51320	SPRING, DELIVERY				1				
21	2	124550-51341	HOLDER, DELIVERY L43				1				
22	2	124550-51350	GASKET, DELIVERY				1				A
23	2	124550-51370	O-RING				1				A
25	2	104271-51450	PIECE, GUIDE				1				
26	2	104271-51460	CIRCLIP				1				
27	2	105300-51500	RACK, CONTROL				1				
28	2	105300-51510	PINION				1				
29	2	105300-51550	RETAINER, RACK				1				
30	2	174307-51700	SHIM SET				1				
31	2	105300-51800	JOINT				1				
34	2	26022-050102	SCREW, M5X10				1				

Remarks

(A) THESE PART ARE ALSO SOLD BY
FIG.47 NO.16
(GASKET SET.P/# 705100-92670).

Fig.42. FUEL SYSTEM



(A)=NFAD6-(E)KMK
(B)=NFAD6-KMK2
(C)=NFAD7-KMK

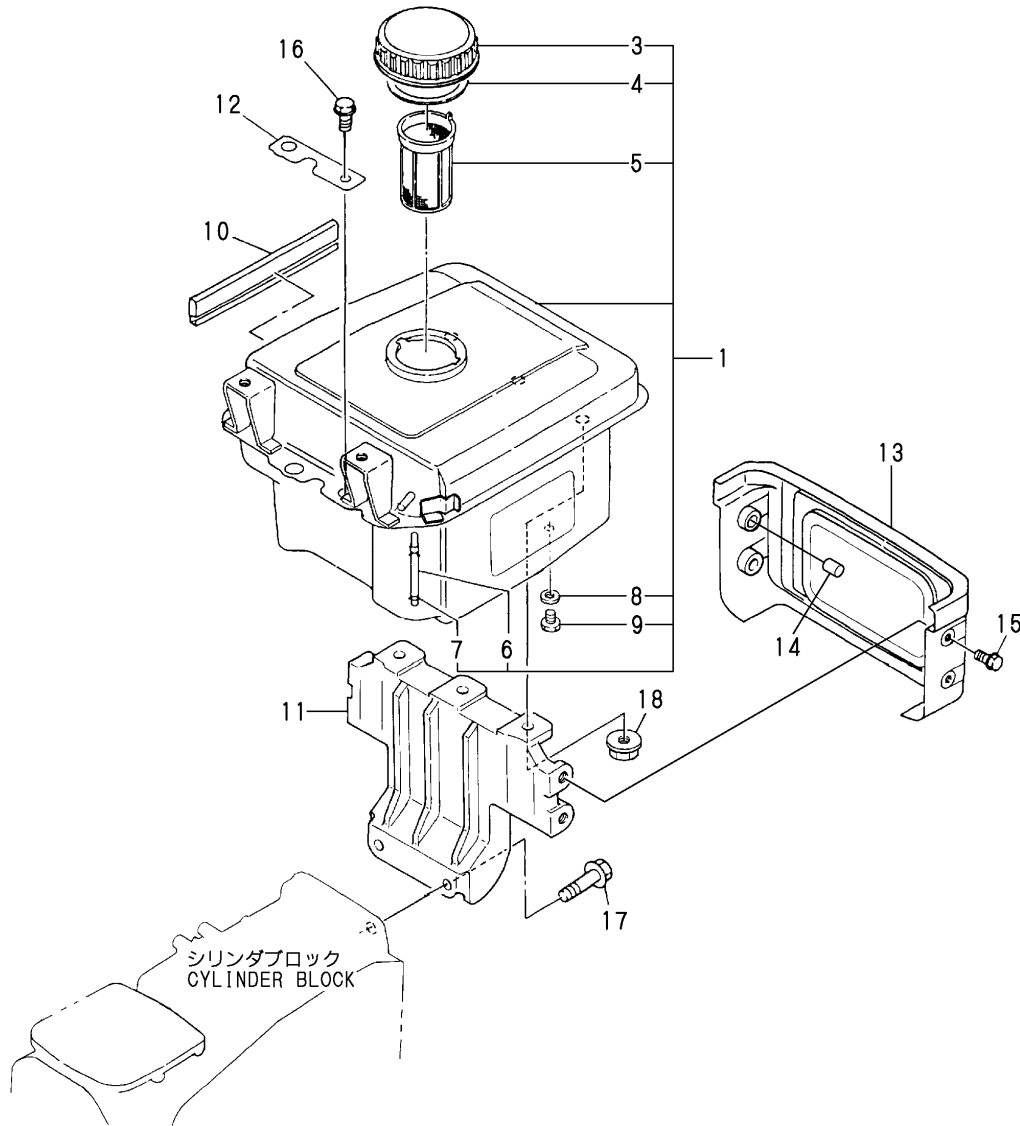
(D)=NFAD8-(E)KMK
(E)=NFD9-(E)KMK
(F)=

No.	Lev.	Parts No.	Description	Q'ty						I	R
				(A)	(B)	(C)	(D)	(E)	(F)		
1	1	705100-53100	VALVE ASSY,INJECTION				1				
2	2	119800-53000	VALVE ASSY,INJECTION				1				
5	2	114250-53080	NUT, NOZZLE D16.95				1				
6	2	105300-53100	HOLDER ASSY, NOZZLE				1				
9	2	114250-53120	SPRING, NOZZLE				1				
10	2	114250-53130	SEAT, SPRING				1				
11	2	114250-53140	PLATE				1				
12	2	114250-53210	PIN				2				
13	2	114250-53400	SHIM SET				1				
20	1	105198-55600	STRAINER ASSY, FUEL				1				
21	2	105198-55510	CUP, STRAINER				1				
22	2	105300-55520	O-RING				1				A
23	2	105300-55610	RING, RETAINING				1				
24	2	105300-55700	BODY ASSY, STRAINER				1				
27	3	105300-55340	LEVER				1				
32	3	104200-55750	SCREW, M4				1				
34	3	24311-000160	O-RING, 1AP16.0				1				
35	2	105370-55710	ELEMENT				1				
36	2	105300-55750	FLOAT				1				
37	1	26106-080302	BOLT, M8X 30 PLATED				1				
38	1	105100-59800	PIPE ASSY, INJECTION				1				
42	1	129301-03660	CLAMP 16				1				
43	1	105100-59010	PIPE ASSY, FUEL				1				
45	2	124766-59050	CLIP, HOSE 12				1				
47	1	124722-59050	CLIP, HOSE 9				2				
48	1	124766-59050	CLIP, HOSE 12				4				
49	1	105300-59100	PIPE, FUEL RETURN				1				
50	1	104884-59170	GASKET				1				
51	1	105190-59520	PIPE, FUEL				1				
52	1	105300-59570	PIPE, FUEL				1				
53	1	23080-013000	CLAMP, 13				1				

Remarks

(A)THESE PART ARE ALSO SOLD BY
FIG.47 NO.16
(GASKET SET.P/# 705100-92670).

Fig.43. FUEL TANK



(A)=NFAD6-(E)KMK
(B)=NFAD6-KMK2
(C)=NFAD7-KMK

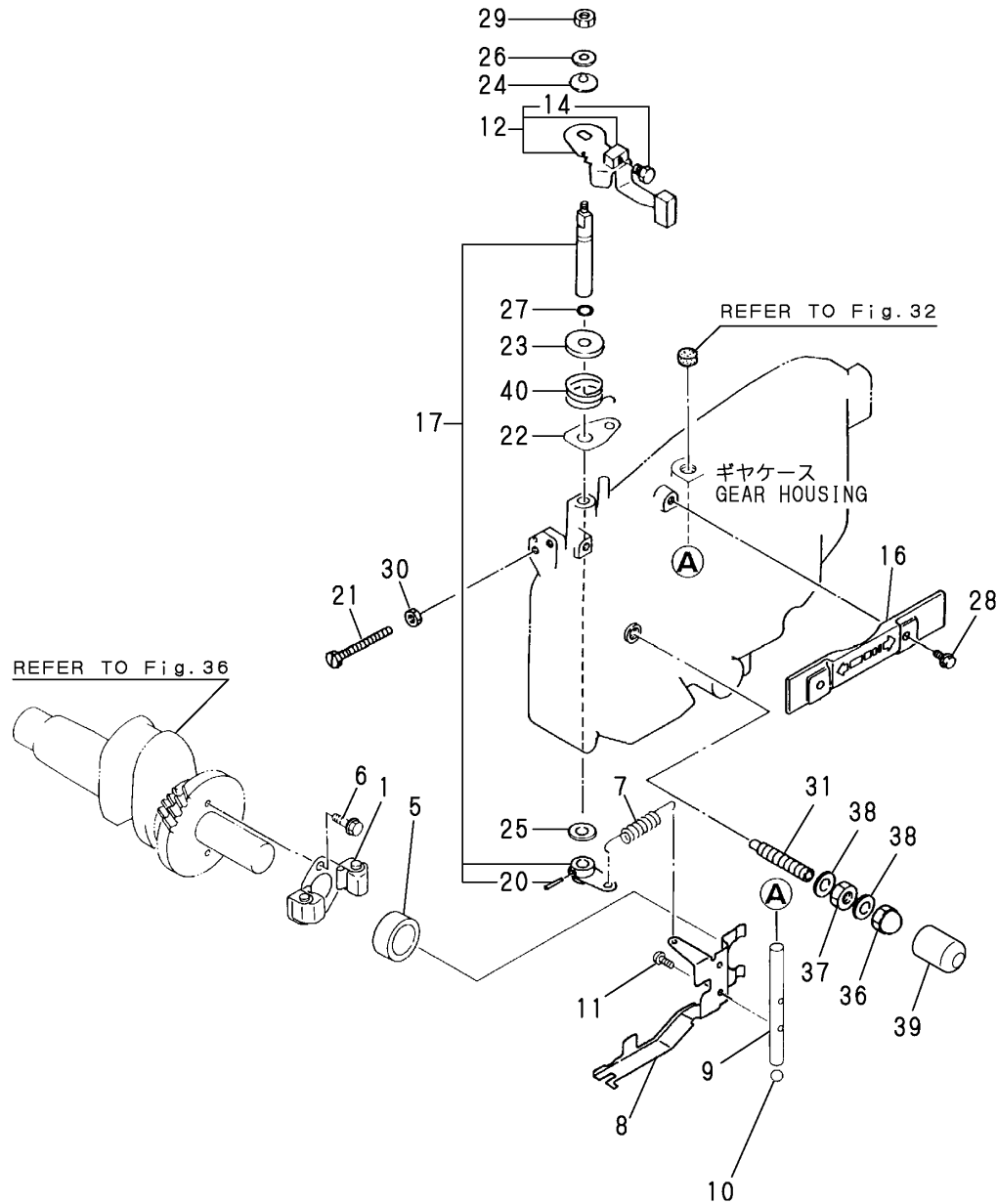
(D)=NFAD8-(E)KMK
(E)=NFD9-(E)KMK
(F)=

No.	Lev.	Parts No.	Description	Q'ty						I	R	
				(A)	(B)	(C)	(D)	(E)	(F)			
1	1	705198-55710	TANK ASSY, FUEL				1					
3	2	101168-55040	CAP ASSY				1					
4	2	101504-55051	GASKET				1					A
5	2	101504-55101	STRAINER, FUEL				1					
6	2	104300-55160	GAUGE, LEVEL				1					
7	2	103854-55220	RETAINER				2					
8	2	23414-080000	GASKET, 8X1.0				1					
9	2	105300-55080	PLUG, 8				1					
10	1	105100-55230	MOULDING				2					
11	1	105198-55240	STAY, FUEL TANK				1					
12	1	105198-55520	RETAINER				1					
13	1	105198-55810	COVER, TANK				1					
13-1	1	105100-55810	COVER, TANK				1					N
			(D=E=XXX)									
14	1	105100-55820	BUSH				4					
15	1	26106-060122	BOLT, M6X 12 PLATED				4					
16	1	26106-080222	BOLT, M8X 22 PLATED				1					
17	1	26106-080452	BOLT, M8X 45 PLATED				2					
18	1	26366-080002	NUT, M8				3					
18-1	1	26306-080002	NUT, M8				3					R
			(D=E/#071458)									

Remarks

(A) THESE PARTS ARE ALSO SOLD BY
FIG.47 NO.16
(GASKET SET.P/# 705100-92670).

Fig.44. GOVERNOR & CONTROL DEVICE



(A)=NFAD6-(E)KMK
(B)=NFAD6-KMK2
(C)=NFAD7-KMK

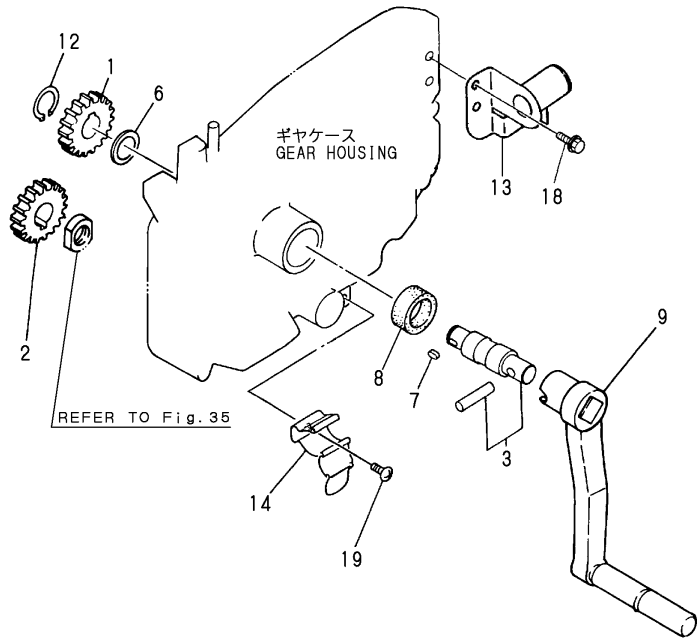

(D)=NFAD8-(E)KMK
(E)=NFD9-(E)KMK
(F)=

No.	Lev.	Parts No.	Description	Q'ty						I	R
				(A)	(B)	(C)	(D)	(E)	(F)		
1	1	705300-61702	GOVERNOR ASSY				1				M
1-1	1	705300-61701	GOVERNOR ASSY				1				
5	1	105300-61600	SLEEVE, GOVERNOR				1				
6	1	26013-060222	BOLT, M6X 22				2				
7	1	105300-66011	SPRING, REGULATOR				1				
8	1	105100-66300	LEVER, GOVERNOR				1				
9	1	105100-66400	SHAFT				1				
10	1	24190-120001	BALL, STEEL 3/8				1				
11	1	26022-050102	SCREW, M5X10				2				
12	1	105502-66041	HANDLE ASSY				1				
14	2	105225-66990	SCREW, M5X8.5				1				
16	1	105300-66110	COVER				1				
17	1	705100-66700	LEVER ASSY,REGULATOR				1				
20	2	22322-030200	PIN, TAPER 3X20				1				
21	1	105300-66520	SCREW				1				
22	1	105300-66850	RETAINER				1				
23	1	105840-66831	PLATE, FRICTION				1				
24	1	105840-66880	SPRING				1				
25	1	22117-100000	WASHER, 10				1				
26	1	22137-060000	WASHER, 6				1				
27	1	24311-000070	O-RING, 1AP7.0				1				
28	1	26106-060122	BOLT, M6X 12 PLATED				2				
29	1	26347-060002	NUT, M6				1				
30	1	26756-060002	NUT, LOCK M6				1				
31	1	105090-66551	LIMITER ASSY, FUEL				1				
36	1	124060-66950	NUT, CAP M10				1				
37	1	26796-100002	NUT, LOCK M10				1				
38	1	22190-100002	WASHER, SEAL 10				2				
39	1	105300-66610	CAP				1				
40	1	105502-67301	SPRING, RETURN				1				

Remarks
(M)MISPRINT:REFER TO THE NEXT ITEM.

Fig.45. HAND STARTING DEVICE

P/C NEWS No:Y00D3323-1
 PUBLISHED:2005/9



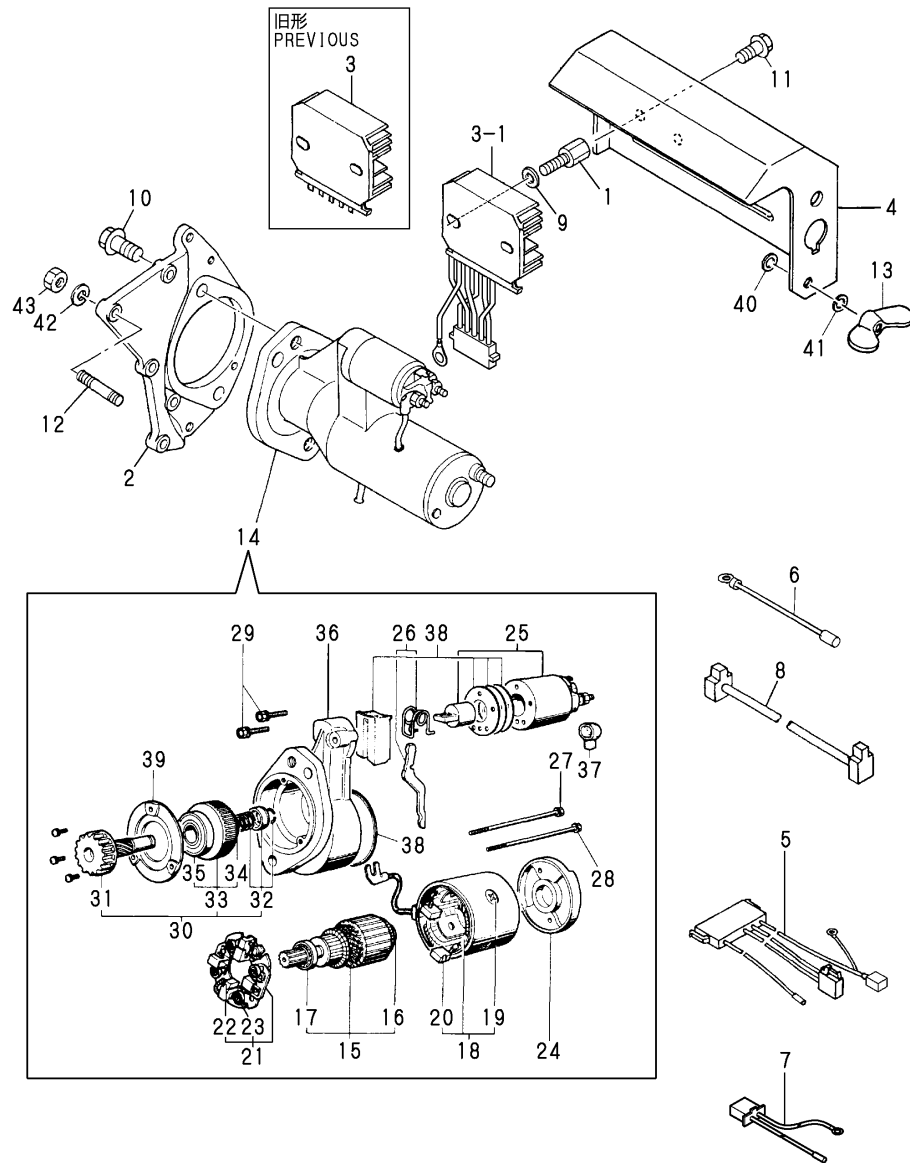
(A)=NFAD6-(E)KMK
 (B)=NFAD6-KMK2
 (C)=NFAD7-KMK

(D)=NFAD8-(E)KMK
 (E)=NFD9-(E)KMK
 (F)=

No.	Lev.	Parts No.	Description	Q'ty						I	R
				(A)	(B)	(C)	(D)	(E)	(F)		
1	1	105300-76330	GEAR, STARTING				1				
2	1	105300-76330	GEAR, STARTING				1				
3	1	705100-76900	SHAFT ASSY, STARTING				1				
6	1	105300-76470	COLLAR				1				
7	1	105300-76490	KEY, 7X10				1				
8	1	120270-61250	SEAL, OIL				1				
9	1	105100-76790	HANDLE ASSY				1				
12	1	22242-000200	RING, 20				1				
13	1	105298-08100	BRACKET, HANDLE				1				
14	1	105300-08510	BRACKET ASSY				1				
18	1	26106-060122	BOLT, M6X 12 PLATED				2				
19	1	26557-060082	SCREW, M6X 8				1				

Fig.46. STARTING MOTOR

NFAD8-EKMK



(A)=NFAD6-(E)KMK
(B)=NFAD6-KMK2
(C)=NFAD7-KMK

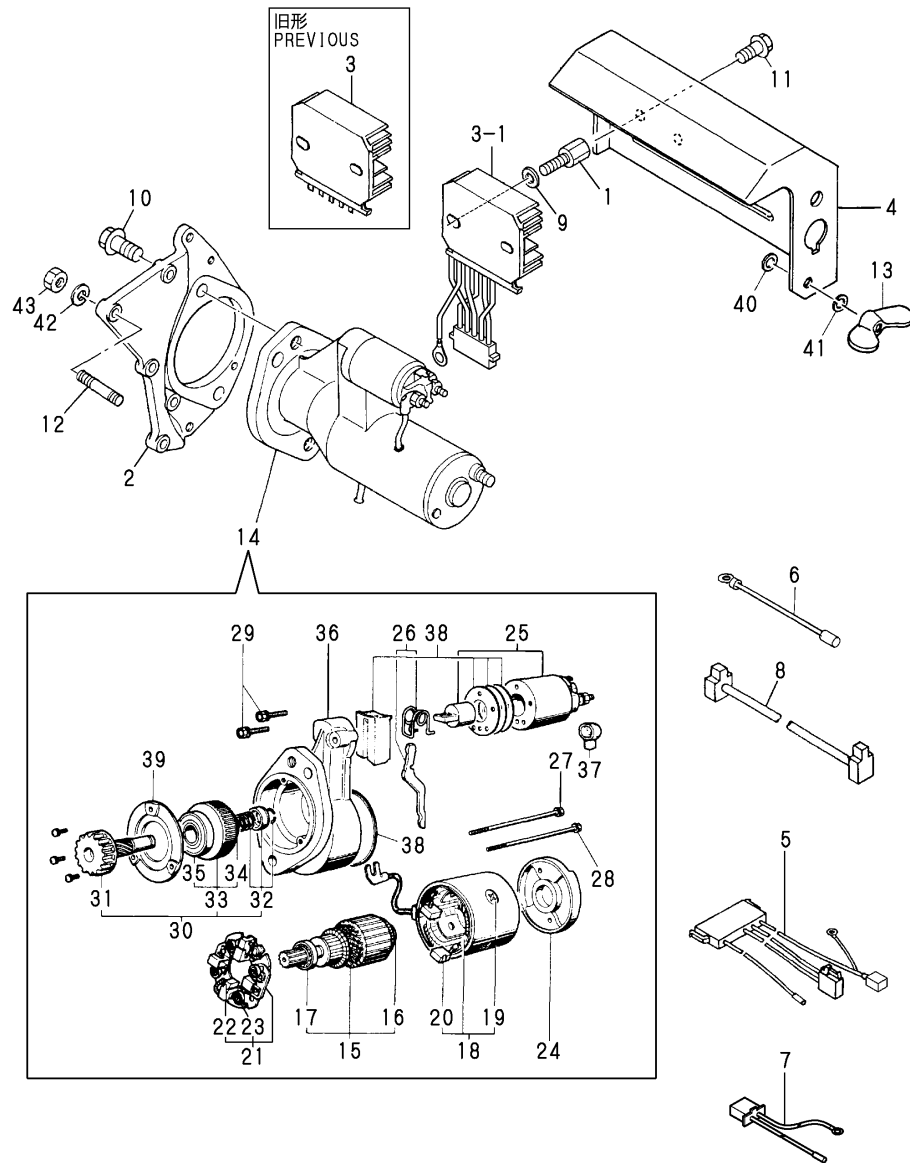
(D)=NFAD8-(E)KMK
(E)=NFD9-(E)KMK
(F)=

No.	Lev.	Parts No.	Description	Qty						I	R
				(A)	(B)	(C)	(D)	(E)	(F)		
1	1	105212-01910	BOLT				2				
2	1	105100-77470	BRACKET				1				
3	1	119660-77710	LIMITER, CURRENT 15A				1				
3-1	1	119660-77711	LIMITER, CURRENT 15A (D=E/#070286)				1				N
4	1	105100-77780	COVER				1				
4-1	1	105100-77781	COVER (D=*1998.11)				1				S
5	1	105198-78552	HARNESS, WIRE				1				
6	1	105198-78560	HARNESS, WIRE				1				
7	1	105198-78570	HARNESS, WIRE				1				
8	1	105300-78570	HARNESS, WIRE				1				
9	1	22117-060000	WASHER, 6				2				
10	1	26013-120302	BOLT, M12X 30				2				
11	1	26106-060102	BOLT, M6X 10 PLATED				2				
12	1	26226-060222	STUD, M6X 22				4				
13	1	26636-050002	NUT, WING M5				1				
14	1	105100-77010	STARTER, S114-438B				1				
14-1	1	105100-77011	MOTOR,STARTER (D=*1998.11)				1				F 1
15	2	X211461005	ARMATURE				1				
16	3	X211415502	BEARING, BALL				1				
16-1	3	X2130350900	BALL BEARING (D=*1998.11)				1				R
17	3	X211425502	BEARING, BALL				1				
17-1	3	X211425511	BALL BEARING (D=*1998.11)				1				R
18	2	X211442003	COIL ASSY, FIELD				1				
19	3	X21143215	SCREW, CORE				1				
20	3	X211469002	BRUSH (+)				2				
21	2	X211479001	HOLDER ASSY, BRUSH				1				
22	3	X211459002	BRUSH (-)				2				
23	3	X21148314	SPRING, BRUSH				4				
24	2	X211483003	COVER				1				
25	2	X211447007	SWITCH, MAGNETIC				1				
25-1	2	171008-77530	SWITCH, MAGNETIC (D=E/XXX)				1				N
26	2	X211446012	LEVER, SHIFT				1				
27	2	X211468005	BOLT, THROUGH				1				
28	2	X21148856	BOLT, THROUGH				1				
29	2	X21145866	BOLT				2				
30	2	X211455011	PINION ASSY				1				
31	3	X211465011	SHAFT, PINION				1				
32	3	X211429006	STOPPER SET				1				
33	3	X211425506	CLUTCH ASSY				1				
33-1	3	X2114555500	CLUTCH ASSY (D=*1998.11)				1				R
34	4	X211435502	BALL BEARING				1				
34-1	4	X211495502	BEARING, BALL (D=*1998.11)				1				R
35	4	X211455502	BALL BEARING				1				

Remarks
FOR NFAD8-EKMK.
(1)INTERCHANGEABLE BY SIMULTANEOUS
REPLACEMENT WITH NO.4-1.

Fig.46. STARTING MOTOR

NFAD8-EKMK



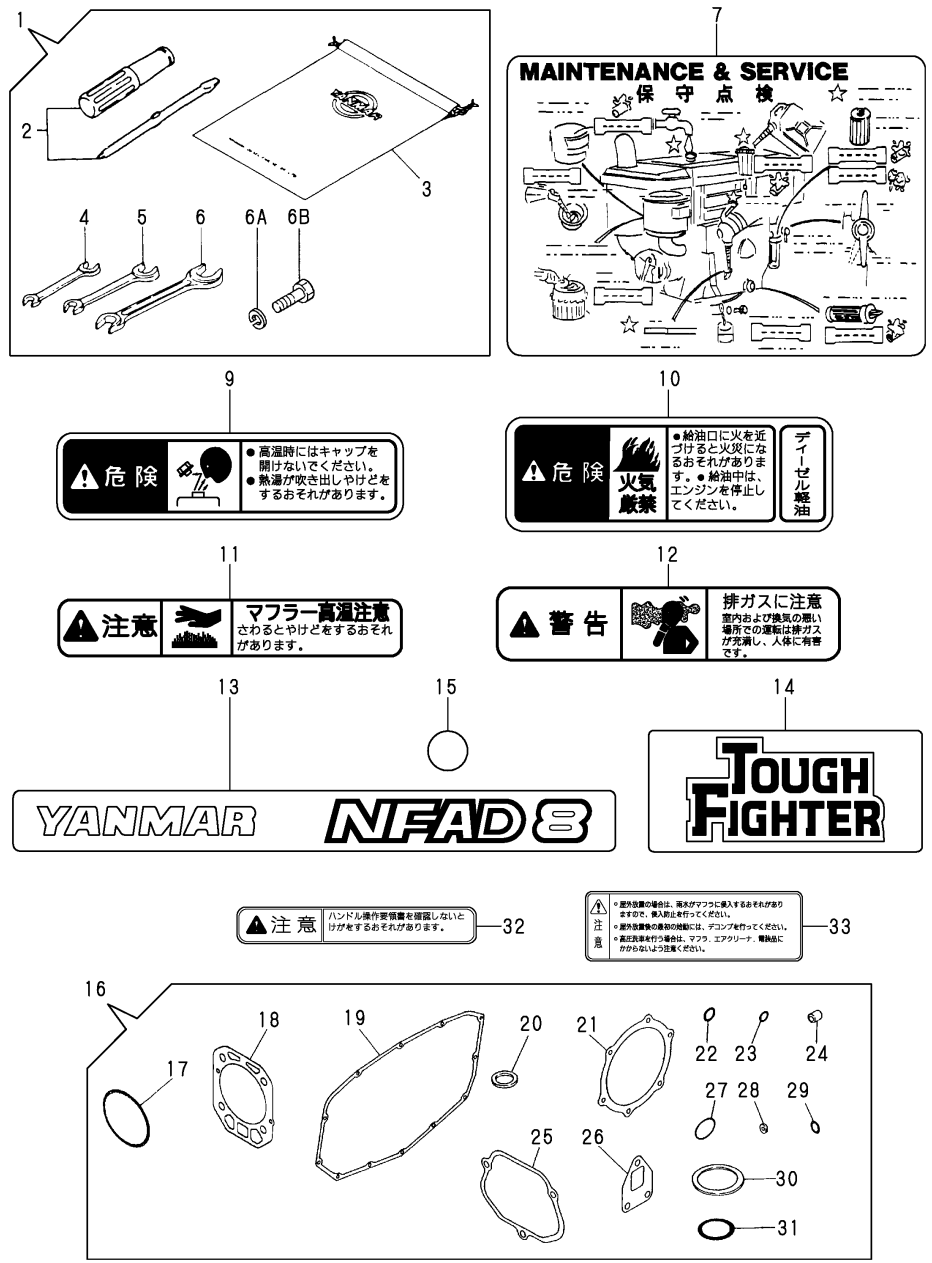
(A)=NFAD6-(E)KMK
(B)=NFAD6-KMK2
(C)=NFAD7-KMK

(D)=NFAD8-(E)KMK
(E)=NFD9-(E)KMK
(F)=

No.	Lev.	Parts No.	Description	Q'ty						I	R	
				(A)	(B)	(C)	(D)	(E)	(F)			
36	2	X211466605	CASE ASSY, GEAR				1					
37	2	X21142742	COVER (A), RUBBER				1					
38	2	X211458012	COVER KIT				1					
39	2	X211428008	RETAINER, BEARING				1					
40	1	22117-050000	WASHER, 5				2					
41	1	22217-050000	WASHER, SPRING 5				1					
42	1	22212-060000	WASHER 6				4					
43	1	26716-060002	NUT, M6				4					

Remarks
FOR NFAD8-EKMK.
(1)INTERCHANGEABLE BY SIMULTANEOUS
REPLACEMENT WITH NO.4-1.

Fig.47. TOOL & LABEL



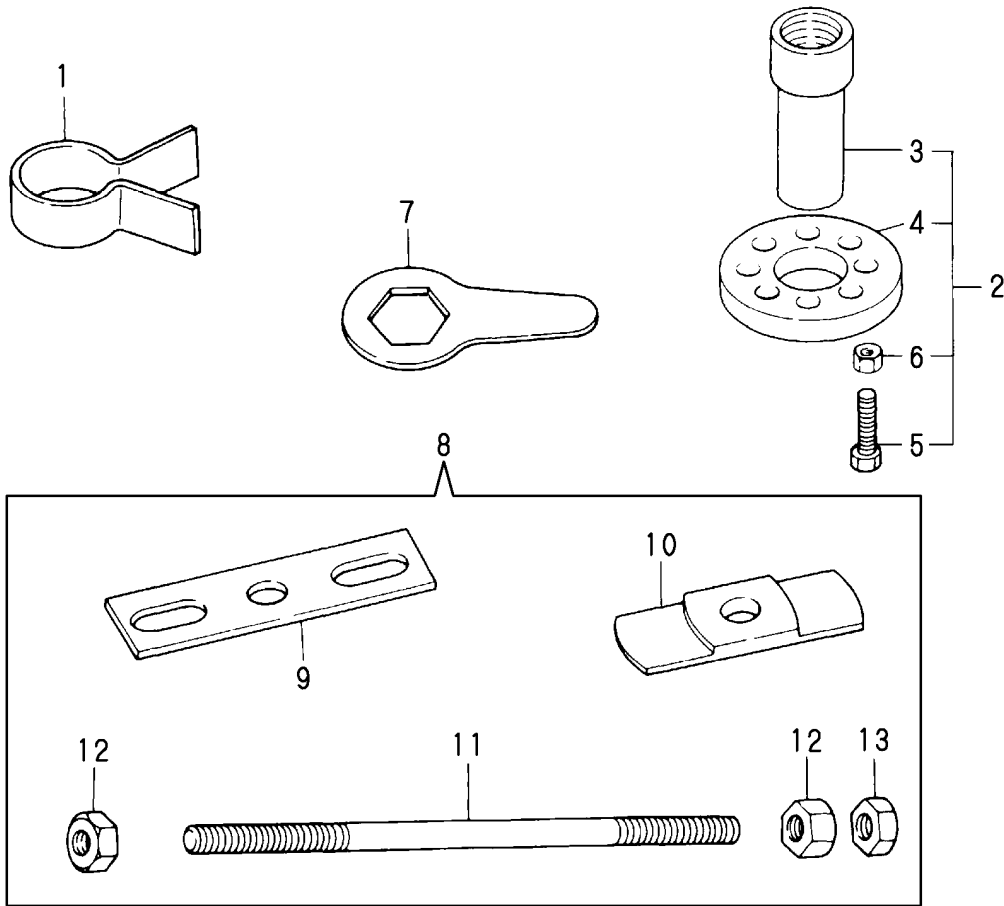
(A)=NFAD6-(E)KMK
(B)=NFAD6-KMK2
(C)=NFAD7-KMK

(D)=NFAD8-(E)KMK
(E)=NFD9-(E)KMK
(F)=

No.	Lev.	Parts No.	Description	Q'ty						I	R
				(A)	(B)	(C)	(D)	(E)	(F)		
1	1	705300-92100	BOX ASSY, TOOL				1				
1-1	1	705300-92101	BOX ASSY, TOOL				1				N
			(D=EXXX)								
2	2	104200-92350	DRIVER, SCREW				1				
3	2	105300-92600	BAG, TOOL				1				
4	2	28110-100120	SPANNER, 10X12				1				
5	2	28110-140170	SPANNER, 14X17				1				
6	2	28110-190220	SPANNER, 19X22				1				
6A	2	22217-120000	WASHER, SPRING 12				3				W
			(D=EXXX)								
6B	2	26206-120352	BOLT, M12X 35 PLATED				3				W
			(D=EXXX)								
7	1	105190-07100	LABEL				1				
9	1	105250-07310	LABEL, RADIATOR				1				
10	1	105250-07320	LABEL, NO FIRE				1				
11	1	105250-07330	LABEL				1				
12	1	105250-07340	LABEL, EXH. GAS CAUT'N				1				
13	1	105250-07070	LABEL				2				
14	1	105300-07070	LABEL				1				
15	1	105372-07150	LABEL, LUB. OIL				1				
16	1	705100-92670	GASKET SET				1				1
17	2	105100-01300	O-RING				2				
18	2	105100-01331	GASKET, HEAD				1				
19	2	105100-01410	GASKET, GEAR CASE				1				
20	2	101104-01760	GASKET, CAP				1				
21	2	105100-02020	GASKET				1				
22	2	24341-000200	O-RING, 1AS20.0				1				
23	2	24311-000070	O-RING, 1AP7.0				1				
24	2	119625-11871	PROTECTOR, NOZZLE				1				
25	2	105100-11310	GASKET, BONNET				1				
26	2	105300-13201	GASKET, SILENCER				1				
27	2	103338-32570	O-RING				1				
28	2	124550-51350	GASKET, DELIVERY				1				
29	2	124550-51370	O-RING				1				
30	2	101504-55051	GASKET				1				
31	2	105300-55520	O-RING				1				
32	1	105100-07300	LABEL, CAUTION				1				W
			(D=E/#073175)								
33	1	105098-07900	LABEL				1				W
			(D=*1998.11)								

Remarks
(1)OPTIONAL

Fig.48. TOOL(OPTIONAL)

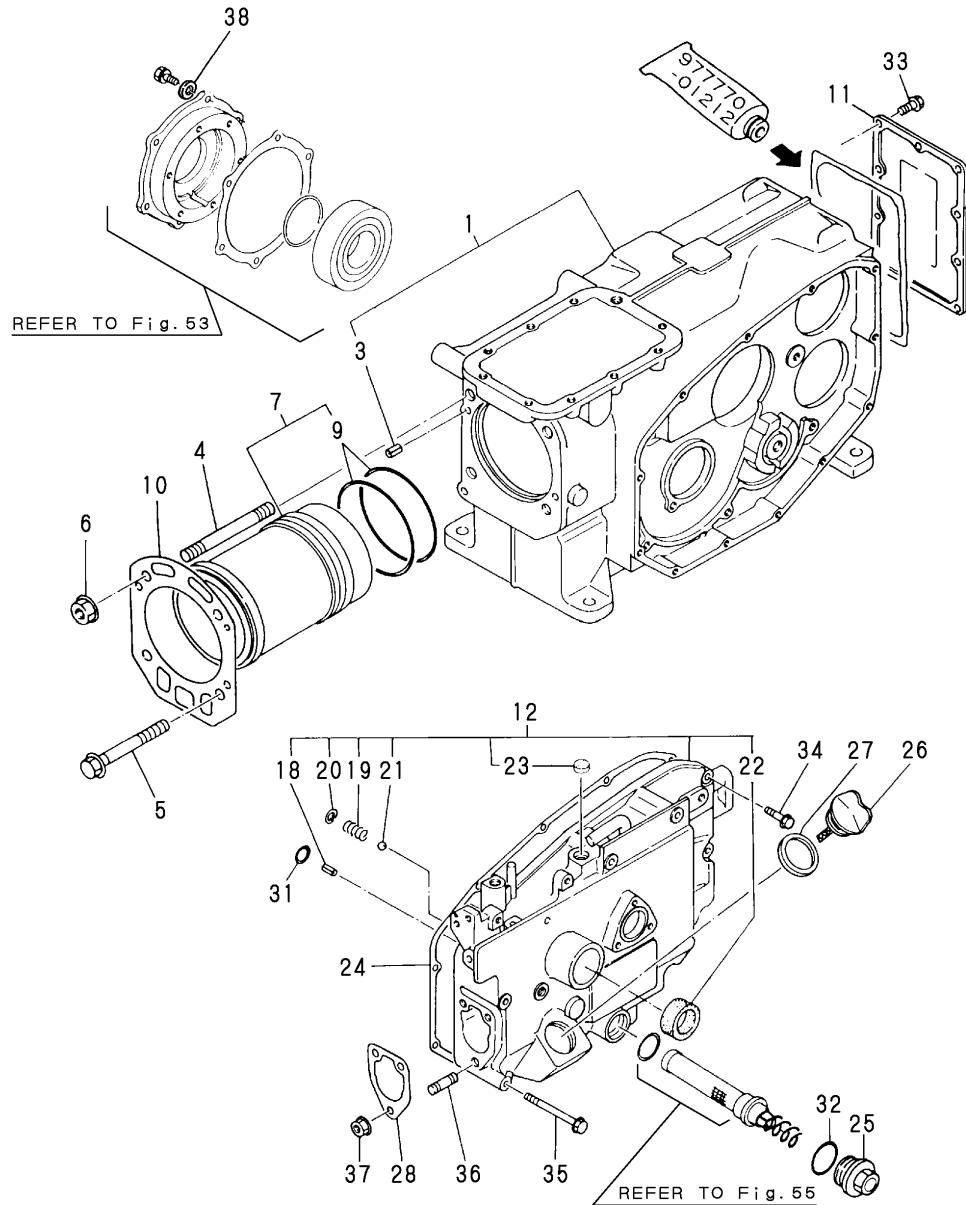


(A)=NFAD6-(E)KMK
 (B)=NFAD6-KMK2
 (C)=NFAD7-KMK

(D)=NFAD8-(E)KMK
 (E)=NFD9-(E)KMK
 (F)=

No.	Lev.	Parts No.	Description	Q'ty						I	R
				(A)	(B)	(C)	(D)	(E)	(F)		
1	1	102700-92140	TOOL, PISTON&RING				1				
2	1	704200-92700	TOOL ASSY, FLYWHEEL				1				
3	2	104200-92110	RETAINER, A				1				
4	2	104200-92120	RETAINER, B				1				
5	2	104200-92130	TOOL				2				
6	2	26717-120002	NUT, M12				2				
7	1	104200-92100	WRENCH				1				
8	1	705200-92210	TOOL ASSY, LINER				1				
9	2	172200-92020	TOOL, LINER REMOVER				1				
10	2	105200-92010	TOOL, LINER REMOVER				1				
11	2	103338-92030	BOLT, LINER REMOVER				1				
12	2	26716-160002	NUT, M16				2				
13	2	26757-160002	NUT, LOCK M16				1				

Fig.49. CYLINDER BLOCK



(A)=NFAD6-(E)KMK
(B)=NFAD6-KMK2
(C)=NFAD7-KMK

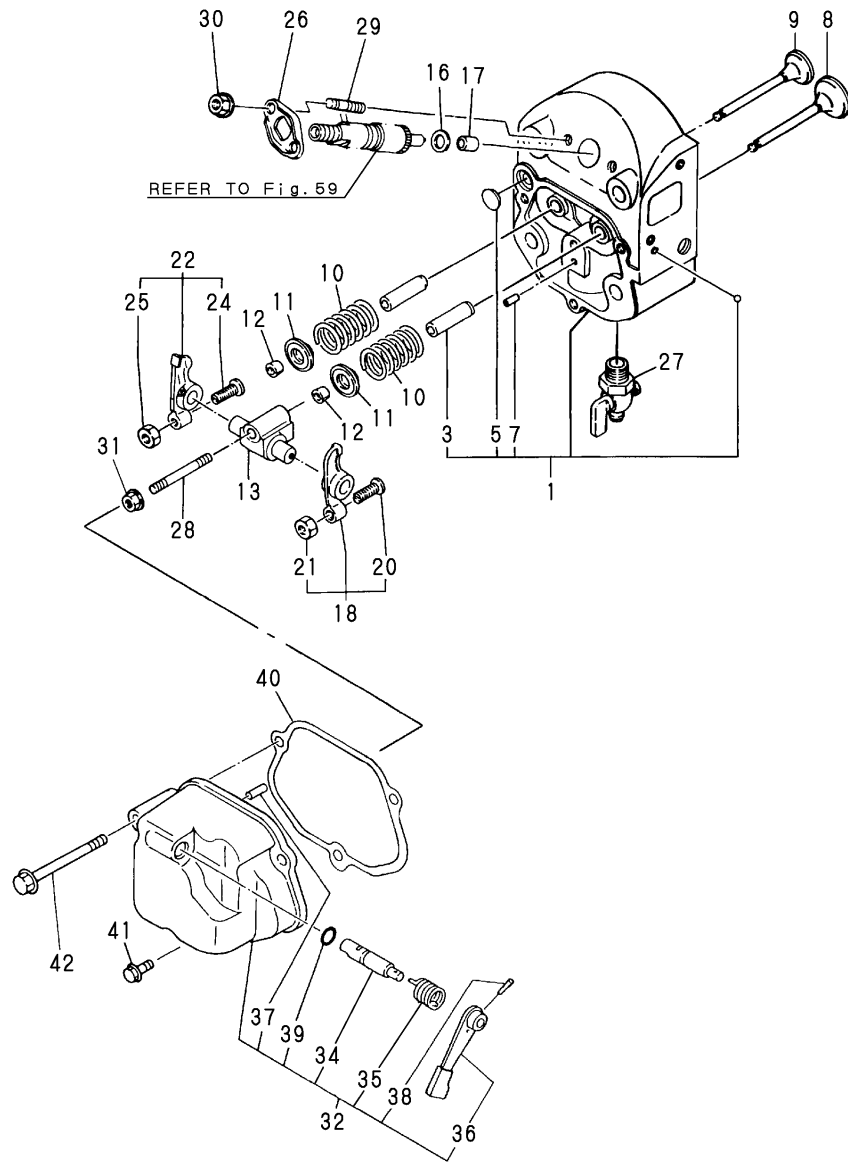
(D)=NFAD8-(E)KMK
(E)=NFD9-(E)KMK
(F)=

No.	Lev.	Parts No.	Description	Q'ty						I	R
				(A)	(B)	(C)	(D)	(E)	(F)		
1	1	705300-01561	BLOCK ASSY, CYLINDER							1	
3	2	22351-060012	PIN, SPRING 6.0X12							2	
4	1	105230-01200	BOLT, HEAD							2	
5	1	121550-01200	BOLT, HEAD							2	
6	1	121450-01220	NUT, CYLINDER HEAD							2	
7	1	705300-01900	LINER ASSY, CYLINDER							1	
9	2	105300-01300	GASKET, LINER							2	A
10	1	105300-01331	GASKET, HEAD 156X126							1	
10-1	1	105300-01332	GASKET, CYL. HEAD							1	N A
				(E=*1998.10)							
11	1	105300-01480	COVER							1	
12	1	705300-01502	CASE ASSY, GEAR							1	
18	2	22351-060012	PIN, SPRING 6.0X12							1	
19	2	105300-34040	SPRING							1	
20	2	22252-000100	RING, 10							1	
21	2	24190-120001	BALL, STEEL 3/8							1	
22	2	120270-61250	SEAL, OIL							1	
23	2	105100-01660	PLUG, 14							1	
24	1	105300-01410	GASKET, GEAR CASE							1	A
25	1	105300-01690	PLUG							1	
26	1	105300-01750	CAP, FILLER							1	
27	1	101104-01760	GASKET, CAP							1	A
28	1	104271-01950	SHIM SET,0.2X3,0.3X2							1	
31	1	24311-000060	O-RING, 1AP6.0							1	
32	1	24321-000250	O-RING, 1AG25.0							1	
33	1	26106-060162	BOLT, M6X 16 PLATED							10	
34	1	26106-060252	BOLT, M6X 25 PLATED							7	
35	1	26106-060652	BOLT, M6X 65 PLATED							5	
36	1	26216-080222	STUD, M8X 22							3	
37	1	26366-080002	NUT, M8							3	
37-1	1	26306-080002	NUT, M8							3	R
				(E=*2001.06)							
38	1	22217-080000	WASHER, SPRING 8							1	W
				(E=EXXX)							

Remarks

(A) THESE PART ARE ALSO SOLD BY
FIG.62 NO.28-1
(GASKET SET.P/# 705300-92602).

Fig.50. CYLINDER HEAD & BONNET

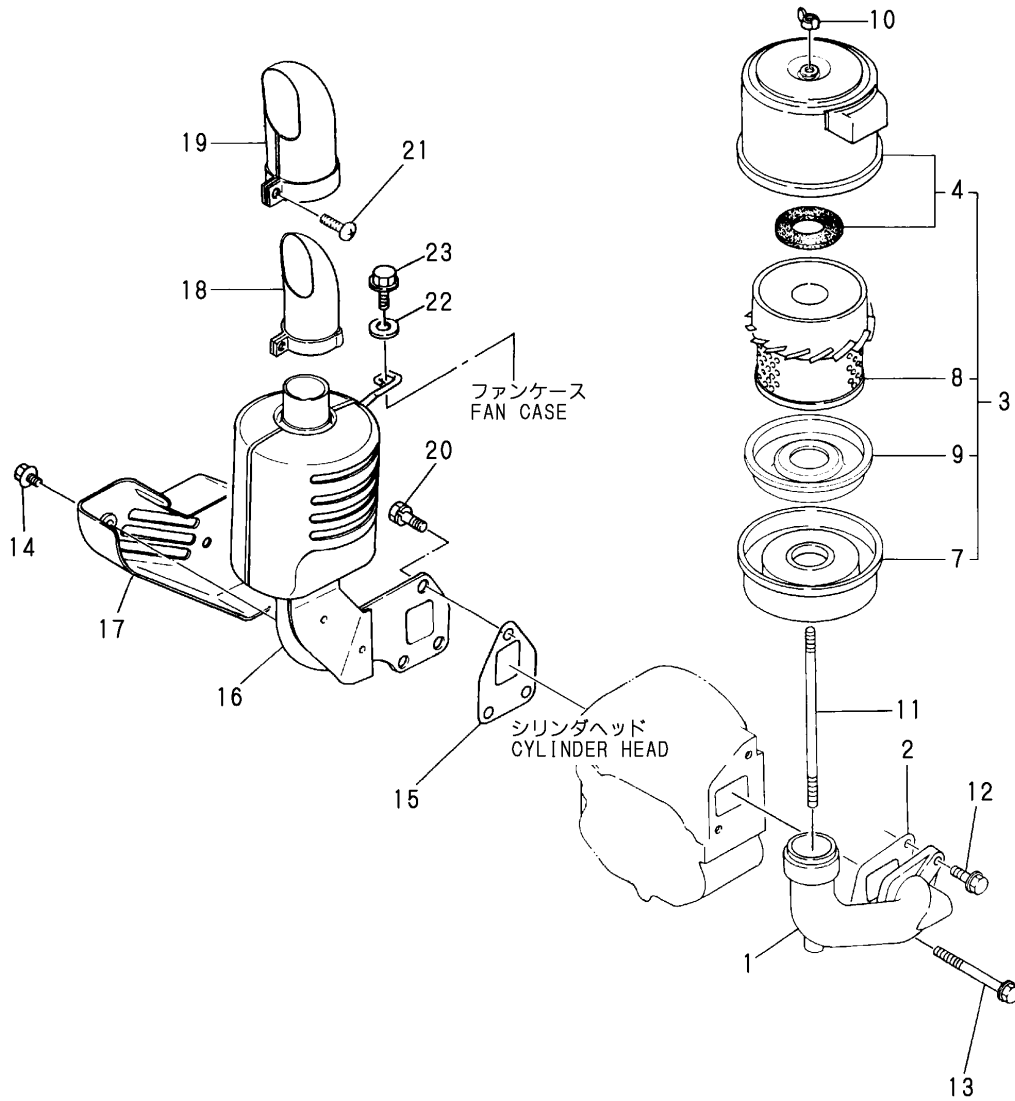


(A)=NFAD6-(E)KMK (D)=NFAD8-(E)KMK
 (B)=NFAD6-KMK2 (E)=NFD9-(E)KMK
 (C)=NFAD7-KMK (F)=

No.	Lev.	Parts No.	Description	Q'ty						I	R
				(A)	(B)	(C)	(D)	(E)	(F)		
1	1	705400-11700	HEAD ASSY, CYLINDER							1	
3	2	105300-11801	GUIDE, VALVE							2	
5	2	27231-150000	PLUG 15							1	
7	2	105300-11330	PIN							1	
8	1	105300-11100	VALVE, INTAKE							1	
9	1	105300-11111	VALVE, EXHAUST							1	
10	1	105400-11121	SPRING, VALVE							2	
11	1	101158-11180	RETAINER, SPRING							2	
12	1	101158-11190	COTTER							4	
12-1	1	27310-070001	COTTER, 7							2	N
							(E=*1994.10)				
13	1	105300-11290	SUPPORT ASSY, ARM							1	
16	1	119625-11880	SEAT, NOZZLE							1	
17	1	119625-11870	PROTECTOR, NOZZLE							1	
17-1	1	119625-11871	PROTECTOR, NOZZLE							1	R A
							(E=*1994.06)				
18	1	105300-11650	ARM, ROCKER							1	
20	2	101158-11230	SCREW, VALVE ADJUST							1	
21	2	26756-080002	NUT, LOCK M8							1	
22	1	105300-11660	ARM, ROCKER							1	
24	2	101158-11230	SCREW, VALVE ADJUST							1	
25	2	26756-080002	NUT, LOCK M8							1	
26	1	105300-11900	RETAINER							1	
26-1	1	119625-11900	RETAINER, NOZZLE							1	S 1
							(E=*1997.07)				
27	1	105010-11920	COCK, WATER							1	
28	1	26216-080452	STUD, M8X 45							1	
29	1	26216-060352	STUD, M6X 35							2	
29-1	1	26216-060302	STUD, M6X 30							2	S 1
							(E=*1997.07)				
30	1	26366-060002	NUT, M6							2	
31	1	26366-080002	NUT, M8							1	
31-1	1	26306-080002	NUT, M8							1	R
							(E=*2001.06)				
32	1	705300-11520	BONNET ASSY, HEAD							1	
34	2	104200-03600	SHAFT, DECOMPRESSION							1	
35	2	104200-03641	SPRING, DECOMPRESSION							1	
36	2	104104-03750	LEVER, DECOMPRESSION							1	
37	2	22312-030180	PIN, PARALLEL M3X18							1	
38	2	22322-030180	PIN, TAPER 3X18							1	
39	2	24311-000070	O-RING, 1AP7.0							1	A
40	1	105300-11310	GASKET, BONNET							1	A
41	1	26106-060202	BOLT, M6X 20 PLATED							2	
42	1	26106-060602	BOLT, M6X 60 PLATED							1	

Remarks
 (A) THESE PART ARE ALSO SOLD BY
 FIG.62 NO.28-1
 (GASKET SET.P/# 705300-92602).
 (1) INTERCHANGEABLE BY SIMULTANEOUS
 REPLACEMENT WITH NO.26-1 AND 29-1.

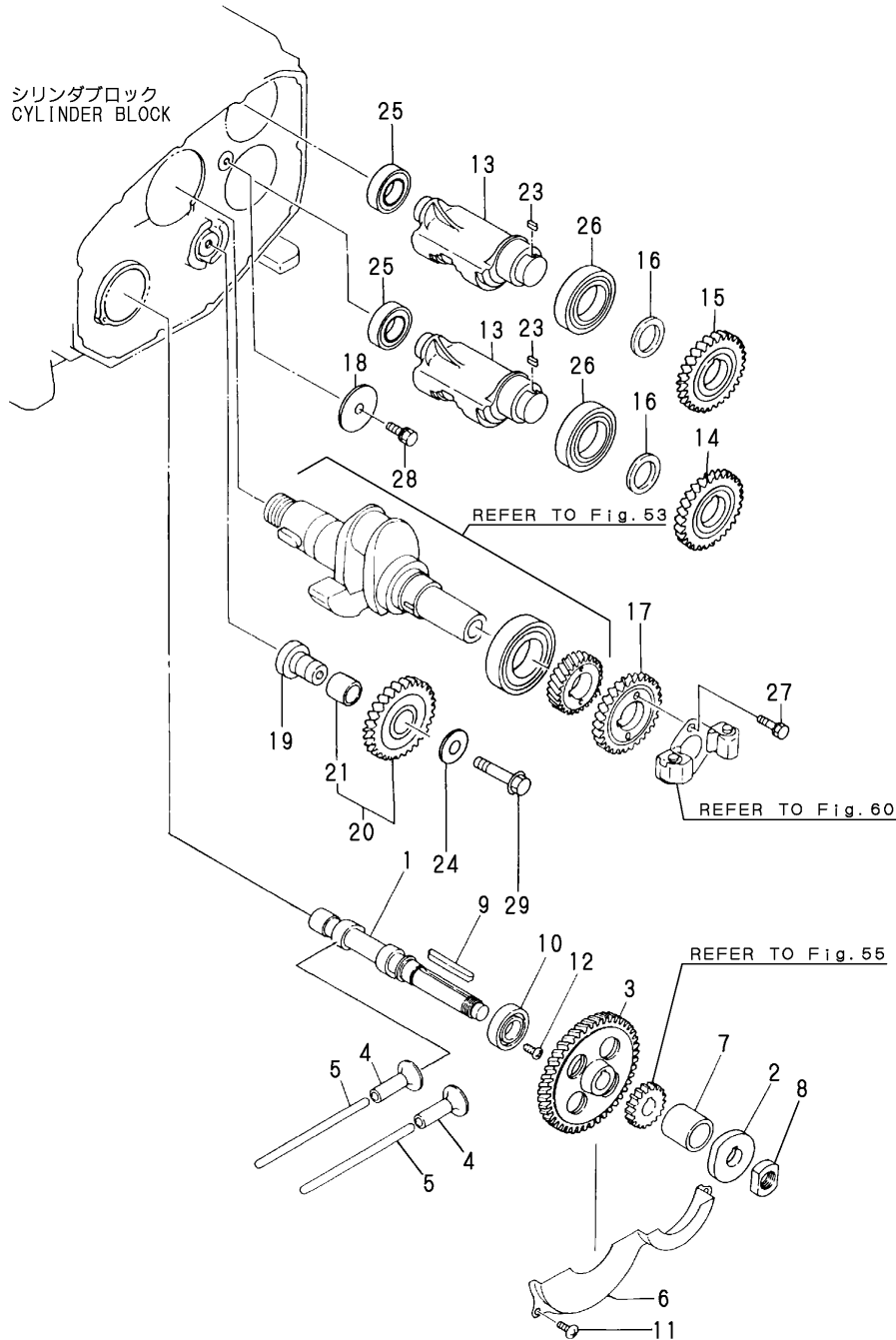
Fig.51. AIR CLEANER & MUFFLER



No.	Lev.	Parts No.	Description	Q'ty						I	R
				(A)	(B)	(C)	(D)	(E)	(F)		
1	1	105400-12020	PIPE, AIR INTAKE					1			
2	1	105400-12050	GASKET					1			
3	1	105300-12511	CLEANER, AIR					1			
3-1	1	105300-12512	CLEANER, AIR					1			R
				(E=*2002.04)							
4	2	105370-12531	COVER ASSY					1			
7	2	105370-12540	PAN ASSY, DUST					1			
8	2	105370-12570	ELEMENT					1			
9	2	105370-12670	BAFFLE					1			
10	1	101147-12550	NUT					1			
10-1	1	105092-12550	NUT					1			R
				(E=*2002.04)							
11	1	105300-12550	BOLT					1			
12	1	26106-080202	BOLT, M8X 20 PLATED					1			
13	1	26106-080602	BOLT, M8X 60 PLATED					1			
14	1	160260-01580	BOLT, FLANGE M6X6					2			A
15	1	105300-13200	GASKET, SILENCER					1			
16	1	105378-13521	SILENCER					1			
17	1	105300-13550	COVER					1			
18	1	105370-13570	PIPE					1			
18-1	1	105370-13571	PIPE					1			N
				(E=FROM 1ST)							
19	1	105212-13590	COVER					1			
19-1	1	105212-13591	COVER					1			N
				(E=FROM 1ST)							
20	1	26013-080209	BOLT, M8X 20					3			
20-1	1	26013-080189	BOLT, M8X 18					3			N
				(E=EXXX)							
21	1	26554-060162	SCREW, M6X16					1			
22	1	160120-76940	WASHER					1			
23	1	26106-060162	BOLT, M6X 16 PLATED					1			

Remarks
 (A) THESE PART ARE ALSO SOLD BY
 FIG.62 NO.28-1
 (GASKET SET.P/# 705300-92602).

Fig.52. CAMSHAFT & BALANCER



(A)=NFAD6-(E)KMK
(B)=NFAD6-KMK2
(C)=NFAD7-KMK

(D)=NFAD8-(E)KMK
(E)=NFD9-(E)KMK
(F)=

No.	Lev.	Parts No.	Description	Q'ty						I	R
				(A)	(B)	(C)	(D)	(E)	(F)		
1	1	105400-14010	CAMSHAFT							1	
2	1	105300-14090	CAM, FUEL							1	
3	1	105300-14100	GEAR, CAMSHAFT							1	
4	1	105300-14200	TAPPET							2	
5	1	105300-14400	ROD, PUSH							2	
6	1	105300-14600	COVER							1	
7	1	105300-14700	SPACER							1	
8	1	104300-76460	NUT							1	
9	1	22512-070600	KEY, 7X 60							1	
10	1	24101-060064	BEARING, BALL 6006							1	
11	1	26022-060122	SCREW, M6X12							3	
12	1	26587-080122	SCREW, M8X12							1	
13	1	105300-28251	SHAFT, BALANCER							2	
14	1	105300-28300	GEAR, BALANCER							1	
15	1	105300-28310	GEAR, BALANCER							1	
16	1	105300-28380	SPACER							2	
17	1	105300-28410	GEAR, BALANCER							1	
18	1	105300-28450	RETAINER							1	
19	1	105300-28700	SHAFT							1	
20	1	105300-28710	GEAR ASSY							1	
21	2	105430-28720	BUSH, IDLE GEAR							1	
23	1	105215-76490	KEY							2	
24	1	123672-83880	RETAINER							1	
25	1	24101-060054	BEARING, BALL 6005							2	
26	1	24101-060084	BEARING, BALL 6008							2	
27	1	26013-060222	BOLT, M6X 22							2	
28	1	26106-080162	BOLT, M8X 16 PLATED							1	
29	1	26106-100502	BOLT, M10X 50 PLATED							1	

Fig.53. CRANKSHAFT & FLYWHEEL

(A)=NFAD6-(E)KMK

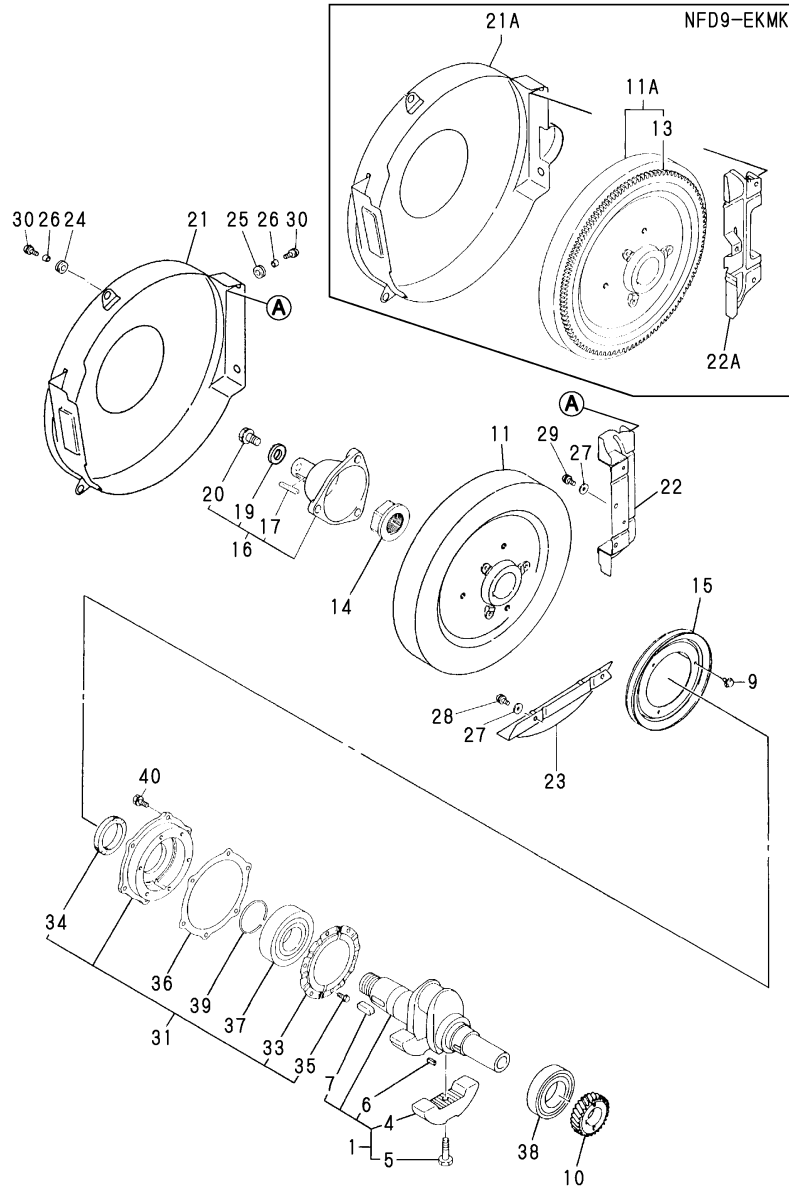
(B)=NFAD6-KMK2

(C)=NFAD7-KMK

(D)=NFAD8-(E)KMK

(E)=NFD9-(E)KMK

(F)=



No.	Lev.	Parts No.	Description	Q'ty						I	R
				(A)	(B)	(C)	(D)	(E)	(F)		
1	1	705300-21700	CRANKSHAFT ASSY							1	
4	2	105300-21100	WEIGHT, BALANCE							2	
5	2	106100-21130	BOLT, BALANCE WEIGHT							2	
6	2	22512-050120	KEY, 5X 12							1	
7	2	22512-100260	KEY, 10X 26							1	
9	1	26106-060122	BOLT, M6X 12 PLATED							3	
10	1	105300-21200	GEAR, CRANKSHAFT							1	
11	1	105300-21401	FLYWHEEL							1	
11A	1	105300-21591	FLYWHEEL ASSY							1	1
13	2	105362-21600	GEAR, RING							1	1
14	1	104200-21530	NUT, END							1	
15	1	104104-21600	V-PULLEY							1	
16	1	704300-21500	SHAFT ASSY, STUB							1	
17	2	131510-14190	KEY							1	
19	2	173400-21940	WASHER							1	
20	2	26106-100202	BOLT, M10X 20 PLATED							1	
21	1	105300-21300	COVER, FLYWHEEL							1	
21A	1	105300-21350	COVER, FLYWHEEL							1	1
22	1	105300-21310	COVER							1	
22A	1	105300-21360	COVER							1	1
23	1	105300-21320	COVER							1	
24	1	105300-21381	ABSORBER							2	
25	1	105300-44451	ABSORBER							2	
26	1	105300-44460	COLLAR							4	
27	1	160120-76940	WASHER							5	
28	1	26106-060122	BOLT, M6X 12 PLATED							2	
29	1	26106-060122	BOLT, M6X 12 PLATED							3	
30	1	26106-060202	BOLT, M6X 20 PLATED							4	
31	1	705300-02500	HOUSING ASSY, METAL							1	
33	2	105230-02320	RETAINER, BEARING							2	
34	2	123325-02500	SEAL, OIL							1	
35	2	26116-060102	BOLT, M6X 10 PLATED							6	
36	1	105300-02020	GASKET							1	A
37	1	105400-02300	BEARING, 6309G3C3							1	
38	1	105400-02310	BEARING, NF209G3WC3UC							1	
39	1	22242-000450	RING, 45							1	
40	1	26013-080202	BOLT, M8X 20							6	

Remarks

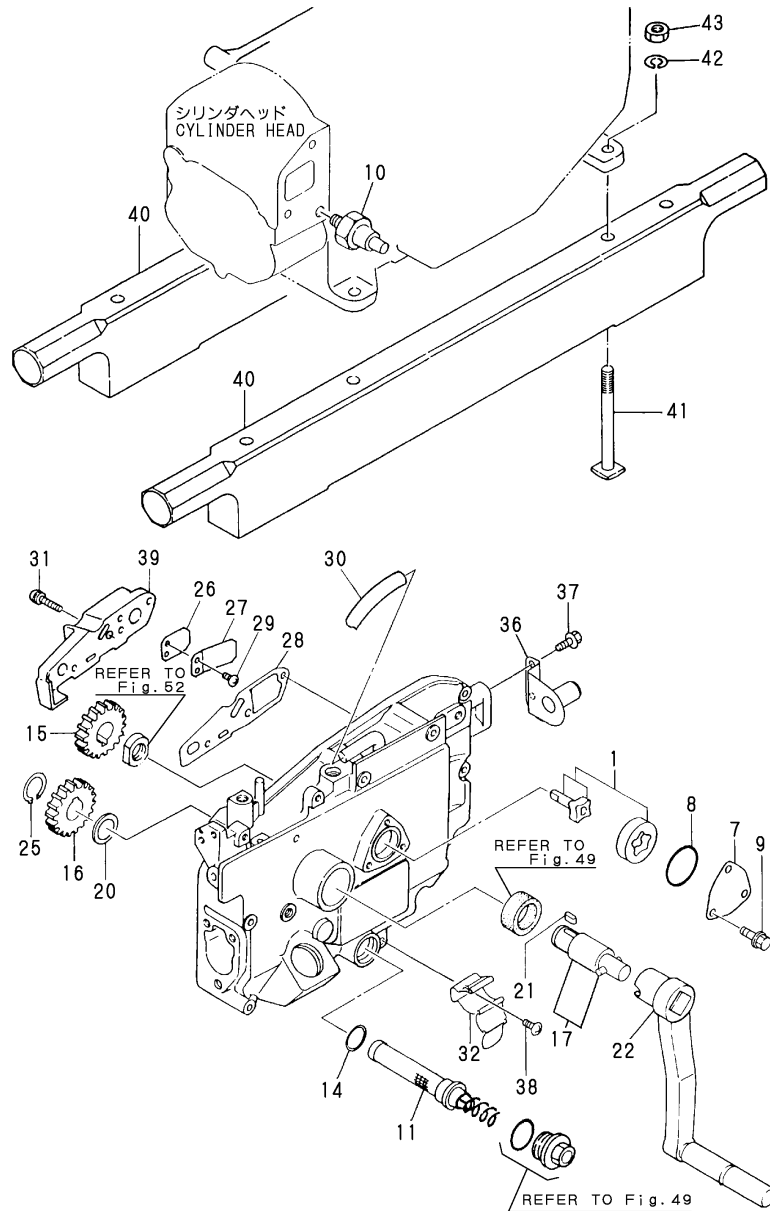
(A) THESE PART ARE ALSO SOLD BY

FIG.62 NO.28-1

(GASKET SET.P/# 705300-92602).

(1) FOR NFD9-EKMK.

Fig.55. LUB.OIL SYSTEM & BREATHER



(A)=NFAD6-(E)KMK
(B)=NFAD6-KMK2
(C)=NFAD7-KMK

(D)=NFAD8-(E)KMK
(E)=NFD9-(E)KMK
(F)=

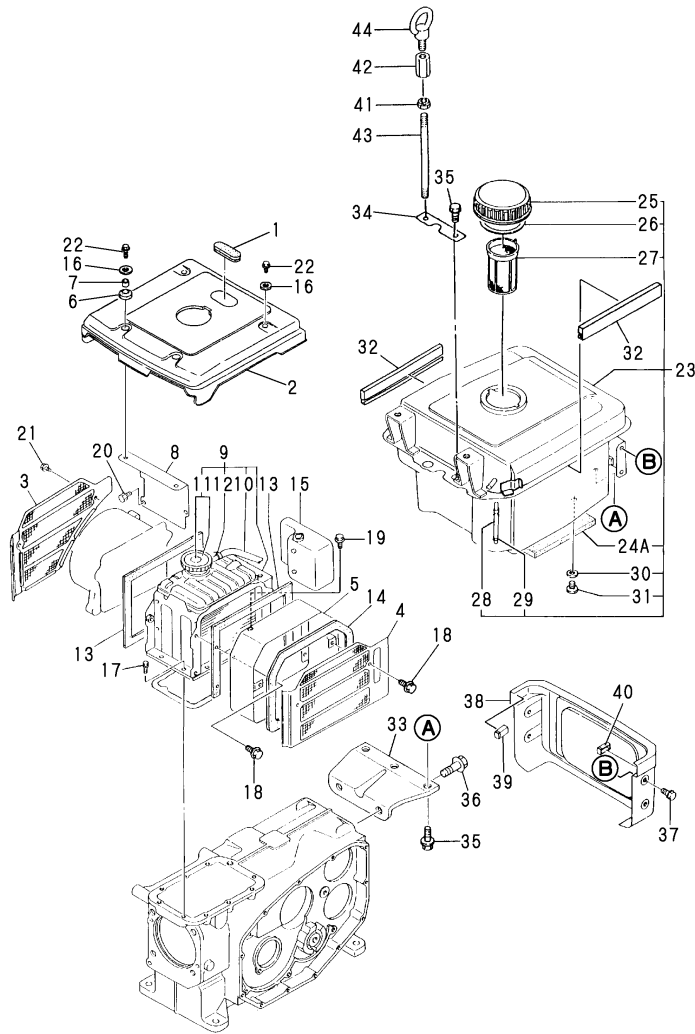
No.	Lev.	Parts No.	Description	Q'ty						I	R
				(A)	(B)	(C)	(D)	(E)	(F)		
1	1	705300-32500	ROTOR ASSY					1			
7	1	103338-32070	COVER					1			
8	1	103338-32570	O-RING					1			A
9	1	26106-060122	BOLT, M6X 12 PLATED					3			
10	1	105582-34100	SIGNAL					1			
11	1	105300-35052	STRAINER ASSY, OIL					1			
14	1	24341-000200	O-RING, 1AS20.0					1			A
15	1	105300-76330	GEAR, STARTING					1			
16	1	105300-76330	GEAR, STARTING					1			
17	1	705100-76900	SHAFT ASSY, STARTING					1			
20	1	105300-76470	COLLAR					1			
21	1	105300-76490	KEY, 7X10					1			
22	1	105100-76790	HANDLE ASSY					1			
25	1	22242-000200	RING, 20					1			
26	1	101158-03061	VALVE					1			
27	1	101158-03111	RETAINER					1			
28	1	105300-03130	GASKET					1			
29	1	105362-78960	SCREW, M4X8					2			
30	1	23064-090400	PIPE, 9X 400					1			
31	1	26023-060252	SCREW, M6X25					3			
32	1	105300-08510	BRACKET ASSY					1			
36	1	105378-08101	BRACKET, HANDLE					1			
37	1	26106-060122	BOLT, M6X 12 PLATED					2			
38	1	26557-060082	SCREW, M6X 8					1			
39	1	105300-03082	COVER, BREATHER					1			
40	1	105300-08010	BED, WOODEN					2			
41	1	104300-08050	BOLT, FOUNDATION					4			
42	1	22217-120000	WASHER, SPRING 12					4			
43	1	26716-120002	NUT, M12					4			

Remarks

(A)THESE PART ARE ALSO SOLD BY
FIG.62 NO.28-1
(GASKET SET.P/# 705300-92602).

Fig.56. RADIATOR & FUEL TANK

P/C NEWS No:Y0003323-2
PUBLISHED:2007/2



(A)=NFAD6-(E)KMK
(B)=NFAD6-KMK2
(C)=NFAD7-KMK

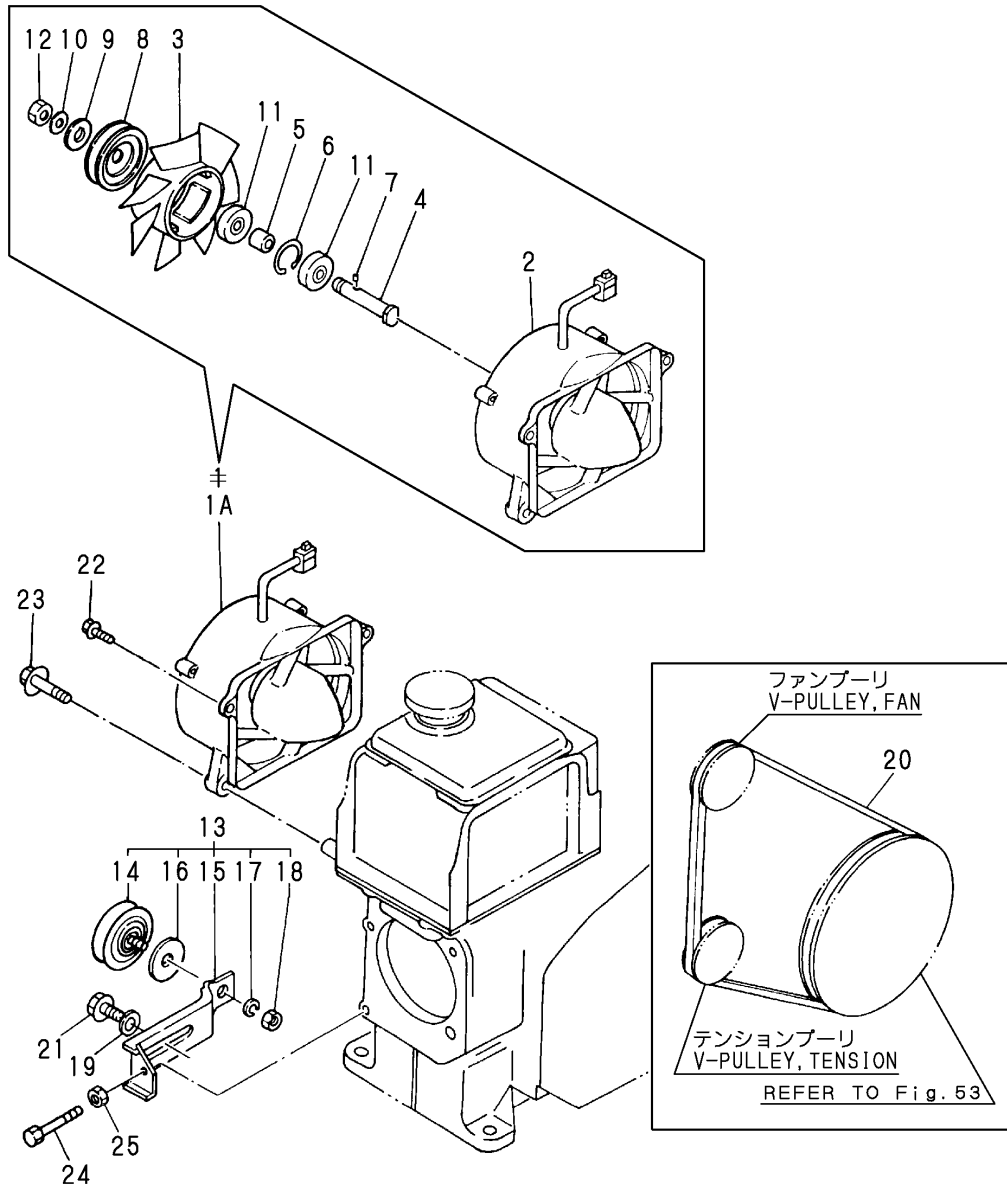
(D)=NFAD8-(E)KMK
(E)=NFD9-(E)KMK
(F)=

No.	Lev.	Parts No.	Description	Q'ty						I	R
				(A)	(B)	(C)	(D)	(E)	(F)		
1	1	105300-44220	COVER, RADIATOR							1	
2	1	105400-44250	COVER, RADIATOR							1	
3	1	105300-44330	SCREEN							1	
4	1	105402-44340	SCREEN							1	
5	1	105300-44360	DUCT, SCREEN							1	
6	1	105300-44451	ABSORBER							2	
7	1	105300-44460	COLLAR							2	
8	1	105300-44491	STAY							1	
9	1	105300-44502	RADIATOR ASSY							1	
10	2	105300-44570	PIPE, OVERFLOW 7X170							1	
11	2	105198-44590	CAP, RADIATOR							1	
12	2	121250-44590	CLAMP							1	
13	1	104607-44540	SPONGE							2	
14	1	106100-44560	SPONGE, 15X5X1000							1	
15	1	105300-44630	TANK, SUB							1	
16	1	160120-76940	WASHER							4	
17	1	26013-060142	BOLT, M6X 14							8	
18	1	26013-060129	BOLT, M6X 12							4	
19	1	26013-060162	BOLT, M6X 16							1	
20	1	26106-060122	BOLT, M6X 12 PLATED							2	
21	1	26106-060122	BOLT, M6X 12 PLATED							3	
22	1	26106-060202	BOLT, M6X 20 PLATED							4	
23	1	705300-55703	TANK ASSY, FUEL							1	
24A	3	105990-55200	FELT, FUEL TANK							1	
25	2	101168-55040	CAP ASSY							1	
26	2	101504-55051	GASKET							1	A
27	2	101504-55101	STRAINER, FUEL							1	
28	2	104300-55160	GAUGE, LEVEL							1	
29	2	103854-55220	RETAINER							2	
30	2	23414-080000	GASKET, 8X1.0							1	
31	2	105300-55080	PLUG, 8							1	
32	1	105400-55231	MOULDING							2	
33	1	105306-55241	STAY, FUEL TANK							1	
34	1	105198-55520	RETAINER							1	
35	1	26106-080222	BOLT, M8X 22 PLATED							4	
36	1	26106-100202	BOLT, M10X 20 PLATED							2	
37	1	26106-060122	BOLT, M6X 12 PLATED							4	
38	1	105300-55810	COVER, TANK							1	
39	1	105300-55840	PIECE							1	
40	1	105300-55850	PIECE							1	
41	1	104107-07900	NUT, M10							1	
42	1	105300-07910	NUT							1	
43	1	105300-07940	BOLT, LIFTING							1	
44	1	26617-100002	BOLT, EYE M10							1	

Remarks

(A)THESE PART ARE ALSO SOLD BY
FIG.62 NO.28-1
(GASKET SET.P/# 705300-92602).

Fig.57. FAN



(A)=NFAD6-(E)KMK
(B)=NFAD6-KMK2
(C)=NFAD7-KMK

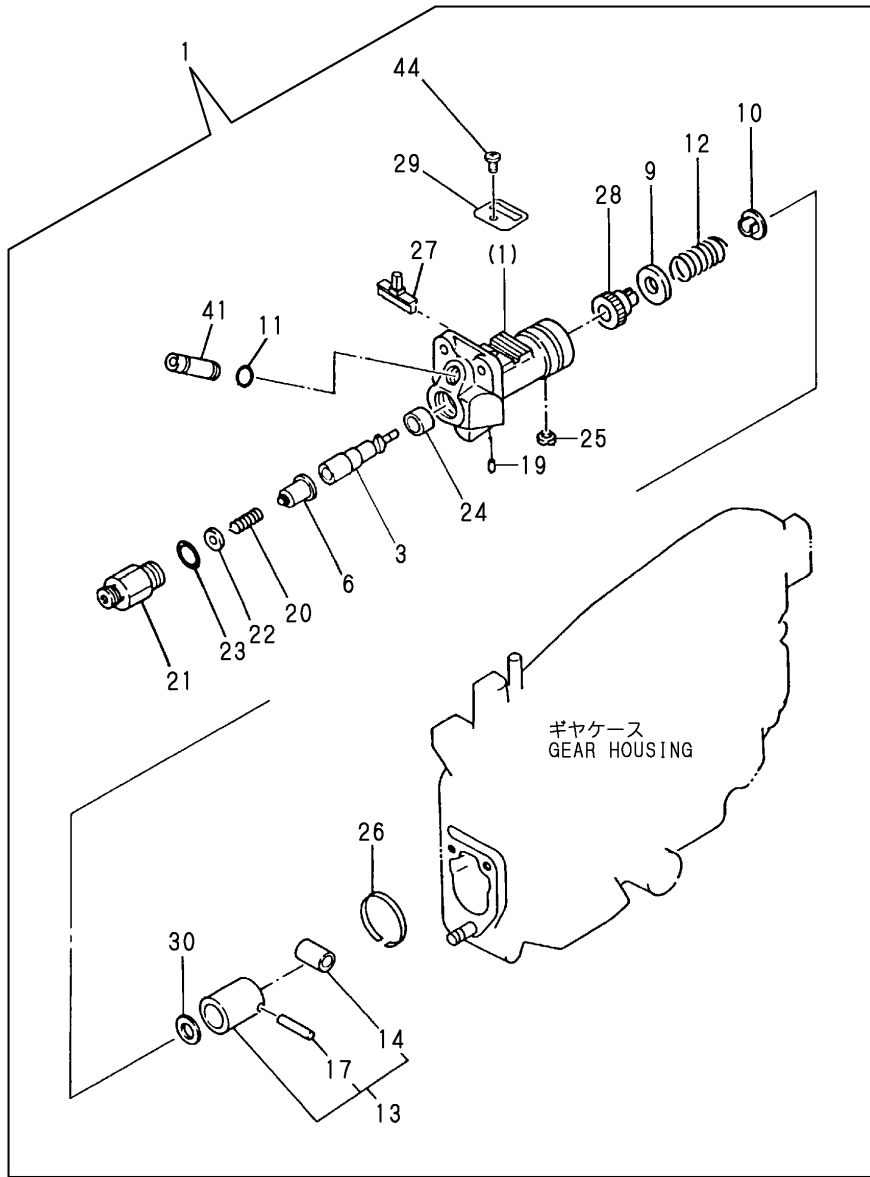
(D)=NFAD8-(E)KMK
(E)=NFD9-(E)KMK
(F)=

No.	Lev.	Parts No.	Description	Q'ty						I	R
				(A)	(B)	(C)	(D)	(E)	(F)		
1	1	105378-44201	CASE ASSY, FAN					1			M
1A	1	105378-44211	CASE ASSY, FAN					1			1
1A-1	1	105300-44201	CASE ASSY, FAN					1			N 2
				(E=EXXX)							
2	2	105400-44800	COVER ASSY					1			1
2-1	2	105300-44680	COVER ASSY					1			N 2
				(E=EXXX)							
3	2	105300-44850	FAN, COOLING					1			1
3-1	2	105300-44700	FAN, COOLING					1			N 2
				(E=EXXX)							
4	2	105340-44701	SHAFT, FAN					1			1
4-1	2	105340-44710	SHAFT, FAN					1			N 2
				(E=EXXX)							
5	2	106383-44720	SPACER					1			
6	2	106383-44740	CIRCLIP					1			
7	2	105340-44750	PIN					1			
8	2	105100-44770	PULLEY, FAN					2			
9	2	105100-44780	WASHER, PULLEY					1			
10	2	22217-120000	WASHER, SPRING 12					1			
11	2	24107-062013	BEARING, 6201ZZP6					2			
12	2	26777-120002	NUT, LOCK M12					1			
13	1	105300-44810	PULLEY ASSY, TENSION					1			
14	2	106100-44650	PULLEY, TENSION					1			
15	2	105300-44940	LEVER					1			
16	2	106100-44960	CAP					1			
17	2	22217-080000	WASHER, SPRING 8					1			
18	2	26716-080002	NUT, M8					1			
19	1	22137-080000	WASHER, 8					1			
20	1	25117-003751	V-BELT, M37.5H					1			
21	1	26013-080162	BOLT, M8X 16					1			
22	1	26106-060252	BOLT, M6X 25 PLATED					2			
23	1	26106-080302	BOLT, M8X 30 PLATED					2			
24	1	26116-060504	BOLT, M6X 50 PLATED					1			
25	1	26756-060002	NUT, LOCK M6					1			

Remarks

- (1)FOR NFD9-EKMK.
- (2)FOR NFD9-KMK.
- (M)MISPRINT

Fig.58. FUEL INJECTION PUMP



(A)=NFAD6-(E)KMK
(B)=NFAD6-KMK2
(C)=NFAD7-KMK

(D)=NFAD8-(E)KMK
(E)=NFD9-(E)KMK
(F)=

No.	Lev.	Parts No.	Description	Q'ty						I	R	
				(A)	(B)	(C)	(D)	(E)	(F)			
1	1	705300-51103	PUMP ASSY, INJECTION							1		M
1-1	1	705300-51102	PUMP ASSY, INJECTION							1		
3	2	105200-51100	PLUNGER ASSY							1		
6	2	129499-51300	VALVE ASSY, DELIVERY							1		
9	2	174307-51170	RETAINER, SPRING A							1		
10	2	174307-51181	RETAINER, SPRING B							1		
11	2	114250-51190	O-RING, S27							1		
12	2	124950-51190	SPRING, PLUNGER							1		
13	2	724550-51520	GUIDE, PLUNGER							1		
14	3	711100-51540	ROLLER ASSY							1		
17	3	174100-54120	PIN							1		
19	2	103854-51251	PIN, PLUNGER							1		
20	2	124550-51320	SPRING, DELIVERY							1		
21	2	124550-51341	HOLDER, DELIVERY L43							1		
22	2	124550-51350	GASKET, DELIVERY							1		A
23	2	124550-51370	O-RING							1		A
24	2	105300-51400	DEFLECTOR							1		
25	2	104271-51450	PIECE, GUIDE							1		
26	2	104271-51460	CIRCLIP							1		
27	2	105300-51500	RACK, CONTROL							1		
28	2	105300-51510	PINION							1		
29	2	105300-51550	RETAINER, RACK							1		
30	2	174307-51700	SHIM SET							1		
41	2	105300-51800	JOINT							1		
44	2	26022-050102	SCREW, M5X10							1		

Remarks

(A) THESE PART ARE ALSO SOLD BY

FIG.62 NO.28-1

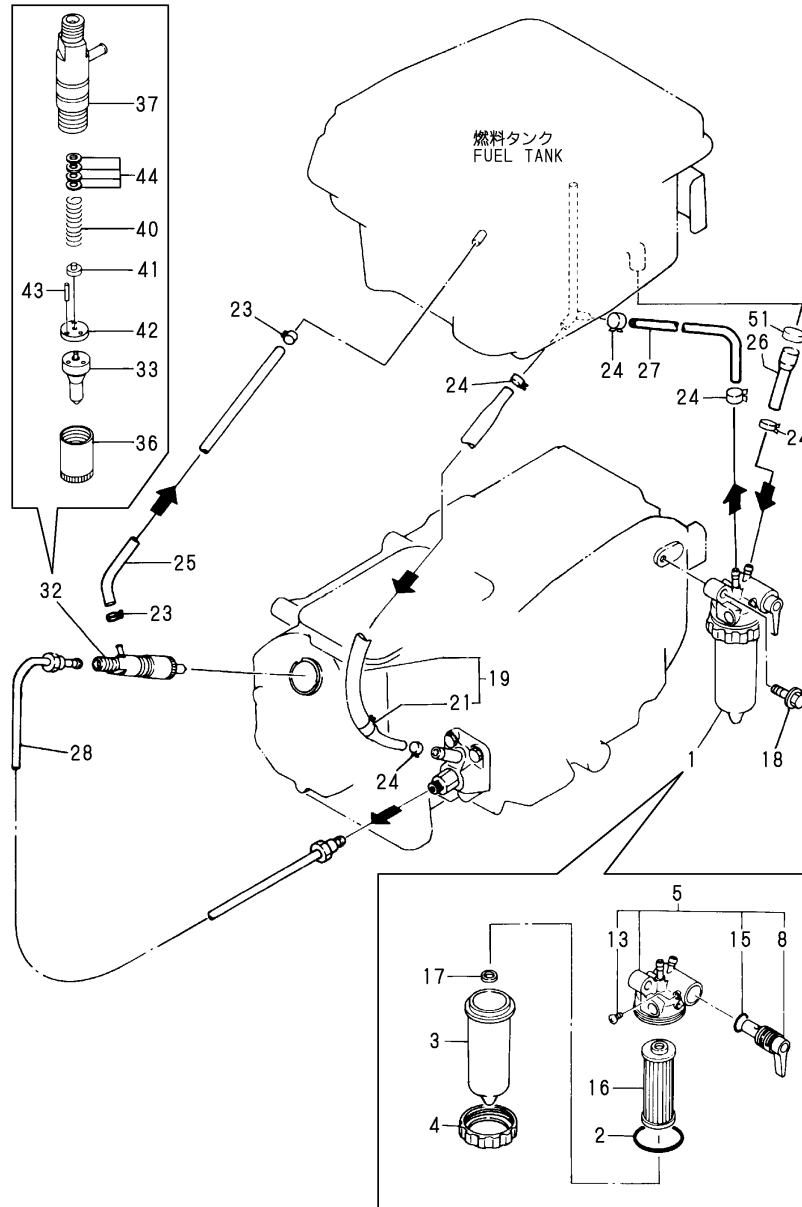
(GASKET SET.P/# 705300-92602).

(M) MISPRINT: REFER TO THE NEXT ITEM.

Fig.59. FUEL OIL SYSTEM

(A)=NFAD6-(E)KMK
 (B)=NFAD6-KMK2
 (C)=NFAD7-KMK

(D)=NFAD8-(E)KMK
 (E)=NFD9-(E)KMK
 (F)=



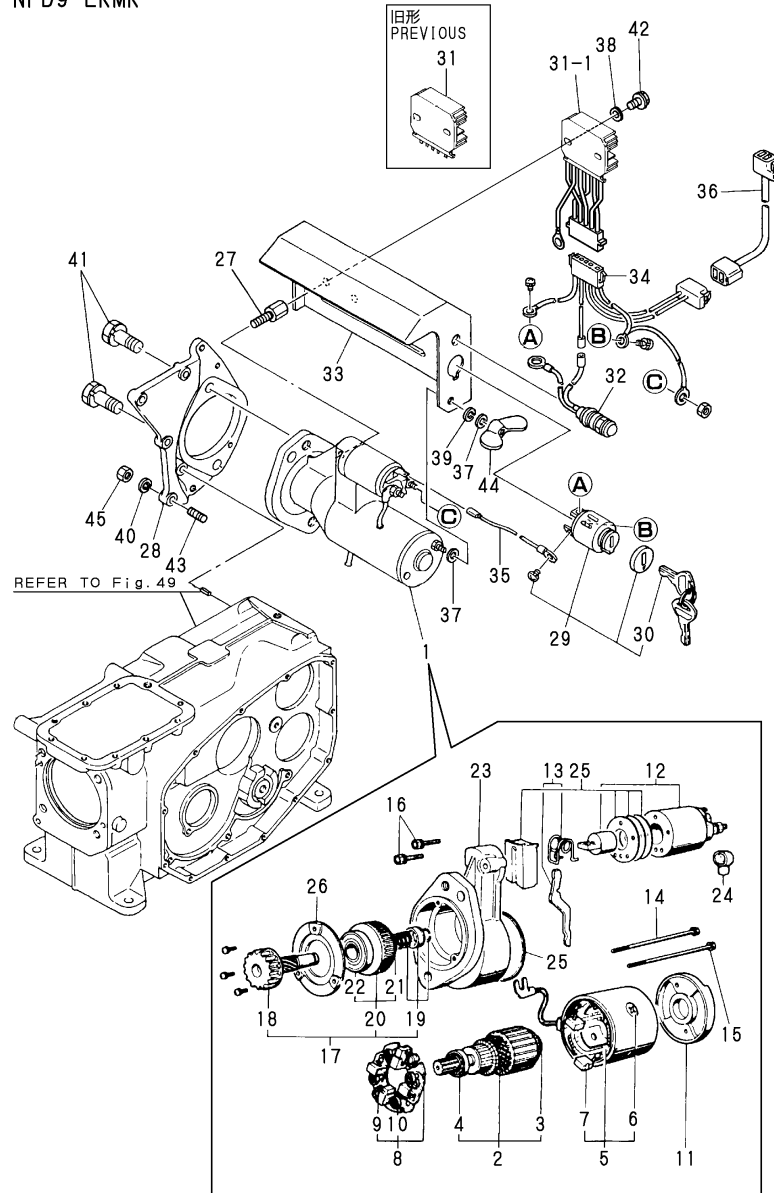
No.	Lev.	Parts No.	Description	Q'ty						I	R
				(A)	(B)	(C)	(D)	(E)	(F)		
1	1	105198-55600	STRAINER ASSY, FUEL					1			
2	2	105300-55520	O-RING					1			A
3	2	105198-55510	CUP, STRAINER					1			
4	2	105300-55610	RING, RETAINING					1			
5	2	105300-55700	BODY ASSY, STRAINER					1			
8	3	105300-55340	LEVER					1			
13	3	104200-55750	SCREW, M4					1			
15	3	24311-000160	O-RING, 1AP16.0					1			
16	2	105370-55710	ELEMENT					1			
17	2	105300-55750	FLOAT					1			
18	1	26106-080302	BOLT, M8X 30 PLATED					1			
19	1	105300-59020	PIPE ASSY, FUEL					1			
21	2	124766-59050	CLIP, HOSE 12					1			
23	1	124722-59050	CLIP, HOSE 9					2			
24	1	124766-59050	CLIP, HOSE 12					5			
24-1	1	124766-59050	CLIP, HOSE 12					4			K
							(E=EXXX)				
25	1	105300-59100	PIPE, FUEL RETURN					1			
26	1	105300-59561	PIPE, FUEL					1			
27	1	105300-59570	PIPE, FUEL					1			
28	1	105300-59800	PIPE ASSY, INJECTION					1			
32	1	705300-53100	VALVE ASSY, INJECTION					1			
33	2	129500-53050	VALVE ASSY, INJECTION					1			
36	2	114250-53080	NUT, NOZZLE D16.95					1			
37	2	105300-53100	HOLDER ASSY, NOZZLE					1			
40	2	114250-53120	SPRING, NOZZLE					1			
41	2	114250-53130	SEAT, SPRING					1			
42	2	114250-53140	PLATE					1			
43	2	114250-53210	PIN					2			
44	2	114250-53400	SHIM SET					1			
51	1	129301-03660	CLAMP 16					1			

Remarks

(A) THESE PART ARE ALSO SOLD BY
 FIG.62 NO.28-1
 (GASKET SET.P/# 705300-92602).

Fig.61. STARTING MOTOR

NFD9-EKMK



(A)=NFAD6-(E)KMK
(B)=NFAD6-KMK2
(C)=NFAD7-KMK

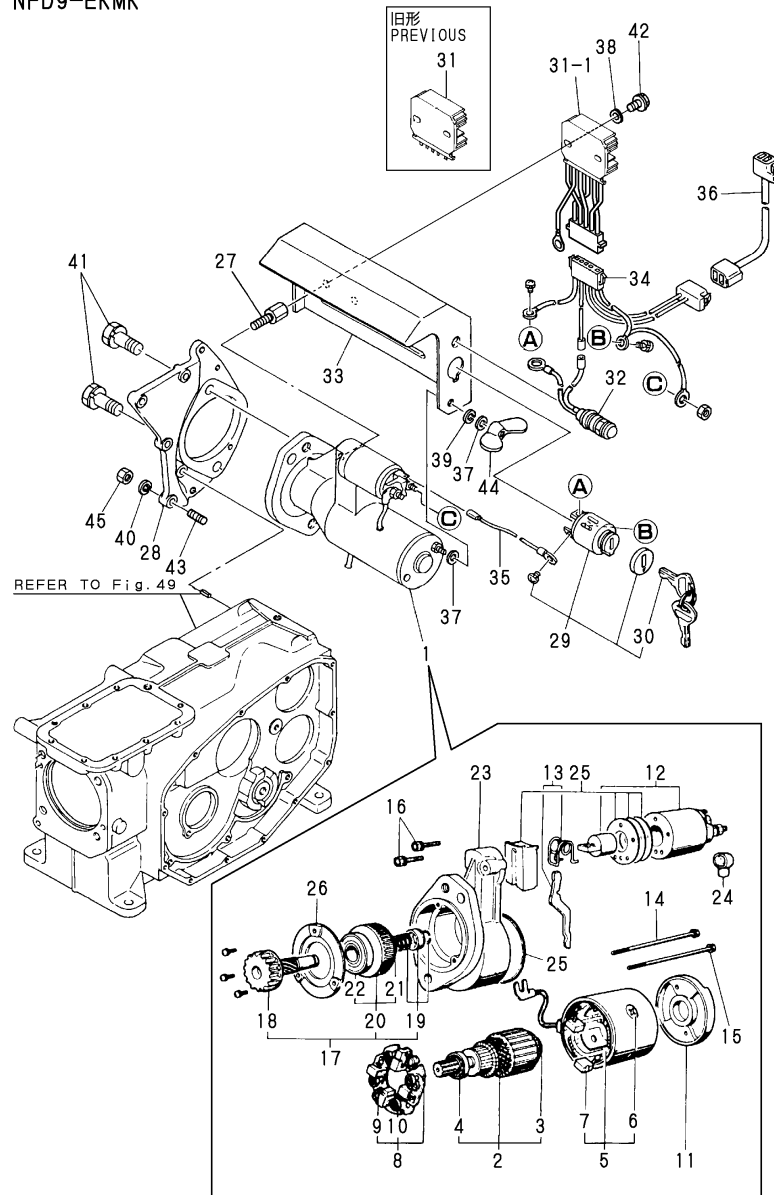
(D)=NFAD8-(E)KMK
(E)=NFD9-(E)KMK
(F)=

No.	Lev.	Parts No.	Description	Q'ty						I	R
				(A)	(B)	(C)	(D)	(E)	(F)		
1	1	105100-77010	STARTER, S114-438B					1			
1-1	1	105100-77011	MOTOR,STARTER					1		F	1
				(E=*1998.11)							
2	2	X211461005	ARMATURE					1			
3	3	X211415502	BEARING, BALL					1			
3-1	3	X2130350900	BALL BEARING					1		R	
				(E=*1998.11)							
4	3	X211425502	BEARING, BALL					1			
4-1	3	X211425511	BALL BEARING					1		R	
				(E=*1998.11)							
5	2	X211442003	COIL ASSY, FIELD					1			
6	3	X21143215	SCREW, CORE					1			
7	3	X211469002	BRUSH (+)					2			
8	2	X211479001	HOLDER ASSY, BRUSH					1			
9	3	X211459002	BRUSH (-)					2			
10	3	X21148314	SPRING, BRUSH					4			
11	2	X211483003	COVER					1			
12	2	X211447007	SWITCH, MAGNETIC					1			
12-1	2	171008-77530	SWITCH, MAGNETIC					1		N	
				(E=EXXX)							
13	2	X211446012	LEVER, SHIFT					1			
14	2	X211468005	BOLT, THROUGH					1			
15	2	X21148856	BOLT, THROUGH					1			
16	2	X21145866	BOLT					2			
17	2	X211455011	PINION ASSY					1			
18	3	X211465011	SHAFT, PINION					1			
19	3	X211429006	STOPPER SET					1			
20	3	X211425506	CLUTCH ASSY					1			
20-1	3	X211455500	CLUTCH ASSY					1		R	
				(E=*1998.11)							
21	4	X211435502	BALL BEARING					1			
21-1	4	X211495502	BEARING, BALL					1		R	
				(E=*1998.11)							
22	4	X211455502	BALL BEARING					1			
23	2	X211466605	CASE ASSY, GEAR					1			
24	2	X21142742	COVER (A), RUBBER					1			
25	2	X211458012	COVER KIT					1			
26	2	X211428008	RETAINER, BEARING					1			
27	1	105212-01910	BOLT					2			
28	1	105300-77470	BRACKET					1			
29	1	106100-77620	SWITCH, KEY					1			
30	2	106100-77630	KEY, SWITCH					2			
31	1	119660-77710	LIMITER, CURRENT 15A					1			
31-1	1	119660-77711	LIMITER, CURRENT 15A					1		N	
				(E=*2000.07)							
32	1	105100-77720	LAMP, CHARGING					1			
33	1	105100-77780	COVER					1			
33-1	1	105100-77781	COVER					1		S	
				(E=*1998.11)							
34	1	105100-78540	HARNES, WIRE					1			
35	1	105100-78550	HARNES, WIRE					1			

Remarks
FOR NFD9-EKMK.
(1)INTERCHANGEABLE BY SIMULTANEOUS
REPLACEMENT WITH NO.33-1.

Fig.61. STARTING MOTOR

NFD9-EKMK



(A)=NFAD6-(E)KMK
(B)=NFAD6-KMK2
(C)=NFAD7-KMK

(D)=NFAD8-(E)KMK
(E)=NFD9-(E)KMK
(F)=

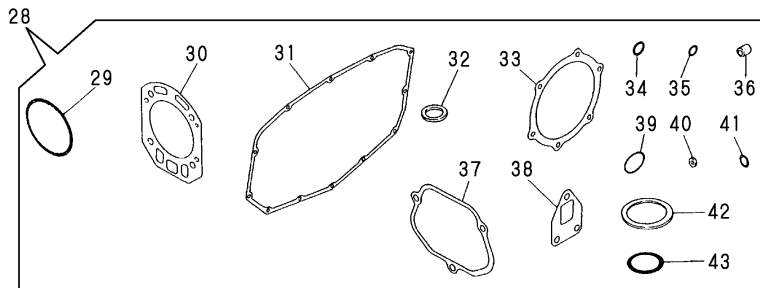
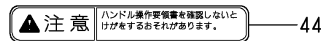
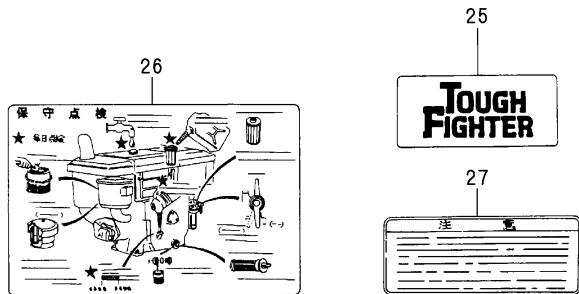

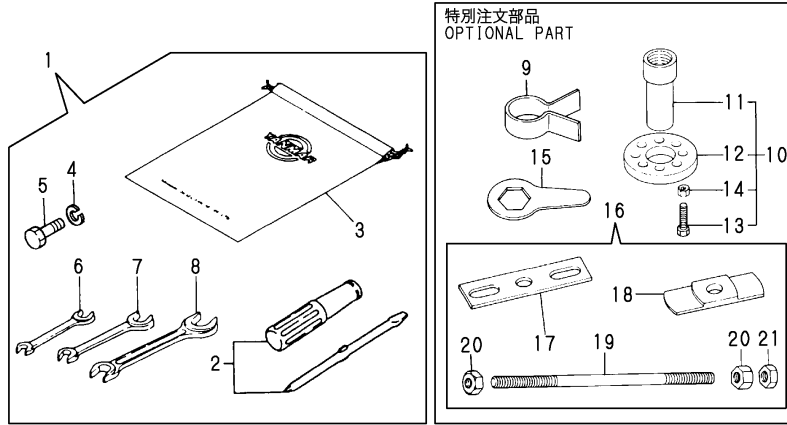
No.	Lev.	Parts No.	Description	Q'ty						I	R
				(A)	(B)	(C)	(D)	(E)	(F)		
36	1	105300-78570	HARNES, WIRE							1	
37	1	22117-050000	WASHER, 5							2	
38	1	22117-060000	WASHER, 6							2	
39	1	22217-050000	WASHER, SPRING 5							1	
40	1	22217-060000	WASHER, SPRING 6							4	
41	1	26013-120302	BOLT, M12X 30							2	
42	1	26106-060102	BOLT, M6X 10 PLATED							2	
43	1	26216-060202	STUD, M6X 20							4	
44	1	26636-050002	NUT, WING M5							1	
45	1	26716-060002	NUT, M6							4	

Remarks
FOR NFD9-EKMK.
(1)INTERCHANGEABLE BY SIMULTANEOUS
REPLACEMENT WITH NO.33-1.

Fig.62. TOOL & LABEL

(A)=NFAD6-(E)KMK
(B)=NFAD6-KMK2
(C)=NFAD7-KMK

(D)=NFAD8-(E)KMK
(E)=NFD9-(E)KMK
(F)=



No.	Lev.	Parts No.	Description	Q'ty						I	R	
				(A)	(B)	(C)	(D)	(E)	(F)			
1	1	705300-92100	BOX ASSY, TOOL					1				
1-1	1	705300-92101	BOX ASSY, TOOL					1			N	
				(E=EXXX)								
2	2	104200-92350	DRIVER, SCREW					1				
3	2	105300-92600	BAG, TOOL					1				
4	2	22217-120000	WASHER, SPRING 12					3				
5	2	26206-120352	BOLT, M12X 35 PLATED					3				
6	2	28110-100120	SPANNER, 10X12					1				
7	2	28110-140170	SPANNER, 14X17					1				
8	2	28110-190220	SPANNER, 19X22					1				
9	1	101400-92140	TOOL, PISTON&RING					1			1	
10	1	704200-92700	TOOL ASSY, FLYWHEEL					1			1	
11	2	104200-92110	RETAINER, A					1			1	
12	2	104200-92120	RETAINER, B					1			1	
13	2	104200-92130	TOOL					2			1	
14	2	26716-120002	NUT, M12					2			1	
15	1	104200-92100	WRENCH					1			1	
16	1	772300-92210	TOOL ASSY, LINER					1			1	
17	2	172200-92020	TOOL, LINER REMOVER					1			1	
18	2	172300-92010	TOOL, LINER REMOVER					1			1	
19	2	103338-92030	BOLT, LINER REMOVER					1			1	
20	2	26716-160002	NUT, M16					2			1	
21	2	26757-160002	NUT, LOCK M16					1			1	
24	1	105300-07060	LABEL					2				
25	1	105300-07070	LABEL					1				
26	1	105402-07100	LABEL					1				
27	1	105370-07450	LABEL, RADIATOR CAP					1				
28	1	705300-92601	GASKET SET					1			1	
28-1	1	705300-92602	GASKET SET					1			N	1
				(E=*1998.10)								
29	2	105300-01300	GASKET, LINER					2				
30	2	105300-01331	GASKET, HEAD 156X126					1				
30-1	2	105300-01332	GASKET, CYL. HEAD					1			N	
				(E=*1998.10)								
31	2	105300-01410	GASKET, GEAR CASE					1				
32	2	101104-01760	GASKET, CAP					1				
33	2	105300-02020	GASKET					1				
34	2	24341-000200	O-RING, 1AS20.0					1				
35	2	24311-000070	O-RING, 1AP7.0					1				
36	2	119625-11870	PROTECTOR, NOZZLE					1				
36-1	2	119625-11871	PROTECTOR, NOZZLE					1			R	
				(E=*1994.06)								
37	2	105300-11310	GASKET, BONNET					1				
38	2	105300-13200	GASKET, SILENCER					1				
39	2	103338-32570	O-RING					1				
40	2	124550-51350	GASKET, DELIVERY					1				
41	2	124550-51370	O-RING					1				
42	2	101504-55051	GASKET					1				
43	2	105300-55520	O-RING					1				
44	1	105100-07300	LABEL, CAUTION					1				W
				(E=*2003.06)								

Remarks
(1)OPTIONAL

Parts No. Index

Parts No.	Fig. No.	Ref. No.	
101104-01760	1	29	
	15	19	
	17	32	
	31	31	
	32	31	
	47	20	
	49	27	
	62	32	
	101137-08050	1	54
		17	59
101147-12550	3	13 -1	
	19	9	
101158-03061	34	8	
	51	10	
	7	13	
	24	14	
101158-03111	39	15	
	55	26	
	7	15	
101158-11180	24	16	
	39	17	
	55	27	
	2	8	
	18	11	
101158-11190	33	10	
	50	11	
	2	9	
101158-11230	18	12	
	50	12	
	2	22	
		26	
	18	22	
		25	
101168-55040	33	17	
		21	
	50	20	
		24	
	11	3	
101300-92010	27	3	
	43	3	
	56	25	
	31	18	
101300-92140	16	1	
101400-92140	31	9	
	62	9	
101504-55051	11	4	
	15	29	
	27	4	
	31	41	
	31	41	
	43	4	

Parts No.	Fig. No.	Ref. No.
101504-55051	47	30
	56	26
	62	42
101504-55101	11	6
	27	5
	43	5
	56	27
	13	41
102100-67080	29	28
	60	27
102700-92140	48	1
	7	7
103338-32070	24	6
	39	7
103338-32570	55	7
	7	8
	15	26
	24	7
	31	38
103338-92030	39	8
	47	27
	55	8
	62	39
	16	11
	31	19
103854-51251	48	11
	62	19
	58	19
	11	8
103854-55220	27	7
	43	7
	56	29
104104-03750	2	32
	18	32
	33	36
104104-21600	50	36
	21	12
	36	15
	53	15
104107-07900	11	12
	25	50
	40	54
104200-03600	56	41
	2	30
	18	30
	33	34
104200-03641	50	34
	2	31
	18	31
	33	35
	33	35

Parts No.	Fig. No.	Ref. No.
104200-03641	50	35
	21	11
104200-21530	36	14
	53	14
	11	7
104200-55160	10	22
104200-55750	28	48
	42	32
104200-92100	59	13
	31	15
	48	7
104200-92110	62	15
	31	11
	48	3
104200-92120	62	11
	16	4
	31	12
104200-92130	48	4
	62	12
	16	5
	31	13
	48	5
104200-92350	62	13
	15	2
	31	2
104271-01950	47	2
	62	2
	1	31
	17	34
	32	33
104271-51450	49	28
	9	20
	26	25
	41	25
	58	25
104271-51460	9	21
	26	26
	41	26
	58	26
104300-08050	55	41
104300-12960	19	8
	34	5
104300-32150	7	1
104300-55160	27	6 -1
	43	6
	56	28
104300-76460	4	9
	20	9
	35	9
	52	8
	52	8

Parts No.	Fig. No.	Ref. No.
104407-21600	5	11
104511-21600	5	9 C
104607-44540	25	15
	40	15
	56	13
104807-55220	11	16
104884-59170	28	9
	42	50
105010-11920	2	13
	18	16
	33	24
105010-13200	50	27
	3	17
	15	25
105010-13201	3	17 -1
	15	25 -1
105010-21530	5	10
105010-92100	16	7
105050-53000	10	2 -1
105090-01300	1	3
	15	16
105090-01330	1	14
	15	17
105090-01331	1	14 -1
	15	17 -1
105090-01410	1	25
	15	18
105090-01480	1	26
105090-01750	1	28
105090-02020	1	48
	15	20
105090-02021	1	48 -1
	15	20 -1
105090-03081	7	14
105090-03131	7	16
105090-07160	15	12
105090-07940	11	14
105090-08010	1	53
105090-11100	2	5
105090-11111	2	6
105090-11290	2	14
105090-11310	2	39
	15	24
105090-11650	2	20
105090-11660	2	24
105090-11820	2	40
105090-13550	3	19
105090-14010	4	1
105090-14091	4	2
105090-14100	4	3

Parts No. Index

Parts No.	Fig. No.	Ref. No.
105090-14400	4	5
105090-14420	4	6
105090-14600	4	7
105090-21100	5	3
105090-21130	5	4
105090-21200	5	8
105090-21300	5	13
105090-21310	5	14
105090-21350	5	13 A
105090-21361	5	14 A
105090-21401	5	9
105090-21591	5	9 A
105090-22190	6	1
105090-22400	6	9
105090-22470	6	17
105090-22480	6	23
105090-22510	6	19
105090-22520	6	25
105090-23910	6	12
105090-44050	8	1
105090-44211	8	24 A
105090-44251-1	8	3
105090-44300	8	4
105090-44330	8	5
105090-44340	8	6
105090-44350	8	6 -1
105090-44360	8	7
105090-44490	8	10
105090-44800	8	25 A
105090-44810	8	36
105090-44850	8	26 A
105090-44940	8	38
105090-53000	10	2
105090-59020	10	32
105090-59800	10	35
105090-61810	13	12
105090-66300	13	8
105090-66540	13	33 -1
105090-66551	13	33
	29	20
	44	31
	60	19
105090-76340	12	2
105090-76790	12	8 -1
		8 -2
105090-77471	14	28
105090-77820	14	45
105090-92010	16	10
105090-92090	16	8
105090-92110	16	3

Parts No.	Fig. No.	Ref. No.
105090-92190	16	2
105092-12550	3	13 -2
	19	9 -1
	34	8 -1
	51	10 -1
105092-44201	8	24
105092-44680	8	25
105092-44700	8	26
105098-07060	15	9
105098-07900	15	38
	47	33
105098-08060	12	12
105098-08061	12	12 -1
		12 -2
105098-12020	3	1
105098-12021	3	1 -1
105098-12022	3	1 -2
105098-12510	3	3
105098-12511	3	3 -1
105098-12520	3	8
105098-12521	3	8 -1
105098-12530	3	4
105098-12540	3	5
105098-12550	3	13
105098-12560	3	6
105098-12570	3	14
105098-12580	3	9
105098-12590	3	10
105098-12600	3	11
105098-12610	3	12
105098-12611	3	12 -1
105098-12650	3	28
105098-12960	3	7
105098-13510	3	18
105098-13511	3	18 -1
105098-13590	3	22 -1
105098-13591	3	22 -2
105098-13592	3	22 -3
105098-13610	3	20
105098-13620	3	20 -1
105098-13622	3	20 -2
105098-13623	3	20 -3
105098-13990	3	23 -2
	19	19 -1
	34	19 -1
105098-44500	8	11
105100-01300	17	3
	31	28
	32	3
	47	17

Parts No.	Fig. No.	Ref. No.
105100-01330	17	15
	31	29
105100-01331	17	15 -1
	31	29 -1
	32	15
	47	18
105100-01410	17	28
	31	30
	32	27
	47	19
105100-01660	1	20
	17	22
	32	22
	49	23
105100-02020	17	53
	31	32
	47	21
105100-02021	17	53 -1
	31	32 -1
	32	49
105100-02300	1	49
	17	54
	32	50
105100-02310	1	50
	17	55
	32	51
105100-03081	24	15
	39	16
105100-03130	24	17
105100-03131	24	17 -1
	39	18
105100-07300	15	37
	31	43
	47	32
	62	44
105100-08010	17	58
105100-11100	18	8
	33	7
105100-11111	18	9
	33	8
105100-11310	18	36
	31	36
	33	40
	47	25
105100-11650	18	21
	33	15
105100-11660	18	24
	33	19
105100-12020	19	1
	34	1

Parts No.	Fig. No.	Ref. No.
105100-12550	19	10
	34	9
105100-14091	20	2
	35	2
105100-14100	20	3
	35	3
105100-14400	20	5
	35	5
105100-14600	20	7
	35	7
105100-21200	21	9
	36	9
105100-21400	21	10
	36	10
105100-21590	36	11
105100-21600	36	13
105100-22400	22	9
	37	9
105100-22471	22	17
105100-22481	22	24
105100-22510	22	19
105100-22520	22	26
105100-23910	22	12
	37	12
105100-44330	25	5
	40	4
105100-44360	25	7
	40	6
105100-44490	25	10
	40	9
105100-44630	8	15
	25	17
	40	16
105100-44770	8	32
	25	33
	40	32
	57	8
105100-44780	8	31
	25	34
	40	33
	57	9
105100-44810	25	38
	40	39
105100-44850	40	35 A
105100-44930	1	5
	17	49
	40	51
105100-44940	25	40
	40	41
105100-55230	27	10

Parts No. Index

Parts No.	Fig. No.	Ref. No.
105100-55230	43	10
105100-55810	43	13 -1
105100-55820	43	14
105100-59010	28	2
	42	43
105100-59800	28	12
	42	38
105100-66300	29	38
	44	8
105100-66400	13	9
	29	39
	44	9
105100-76790	30	9
	45	9
	55	22
105100-77010	14	1
	46	14
	61	1
105100-77011	14	1 -1
	46	14 -1
	61	1 -1
105100-77470	46	2
105100-77720	61	32
105100-77780	14	30
	46	4
	61	33
105100-77781	14	30 -1
	46	4 -1
	61	33 -1
105100-78540	61	34
105100-78550	61	35
105140-07940	25	52
	40	56
105140-34100	7	10
	24	9
	39	10
105140-76500	1	24
	17	27
105150-07070	31	23
105150-22090	22	1
105170-14010	20	1
	35	1
105172-44201	25	26
	40	27
105172-44680	25	27
	40	34
105172-44700	25	28
	40	35
105190-01480	17	29
	32	28

Parts No.	Fig. No.	Ref. No.
105190-01670	17	10
	32	10
105190-01671	17	10 -1
	32	10 -1
105190-01680	17	11
	32	11
105190-01750	17	31
	32	30
105190-07100	15	11
	31	25
	47	7
105190-12050	3	2
	19	2
	34	11
105190-12510	19	3
	34	2
105190-12511	19	3 -1
	34	2 -1
105190-12512	19	3 -2
	34	2 -2
105190-12530	19	4
	34	3
105190-12540	19	5
	34	4
105190-12560	19	6
	34	6
105190-12590	19	8 A
	34	7 A
105190-13550	19	15
	34	14
105190-14421	20	6
	35	6
105190-21100	21	4
	36	4
105190-21300	21	19
	36	24
105190-21310	21	20
	36	25
105190-21320	21	21
	36	26
105190-21350	36	24 A
105190-21360	36	25 A
105190-21900	21	30
	36	36
105190-21910	1	44 -1
	21	31
	36	35
105190-28250	23	1
	38	1
105190-28300	23	2

Parts No.	Fig. No.	Ref. No.
105190-28300	38	2
105190-28310	23	3
	38	3
105190-28380	23	4
	38	4
105190-28410	23	5
	38	5
105190-28710	23	8
	38	8
105190-35050	7	11
	24	10
	39	11
105190-44050	25	1
	40	23
105190-44300	25	4
	40	3
105190-59520	28	10
	42	51
105192-59560	10	33
105192-59562	10	33 -1
105192-59570	10	34
105198-07120	15	31
105198-13530	19	14
	34	12
105198-13590	19	18 -1
	34	18 -1
105198-13591	19	18 -2
	34	18 -2
105198-13610	19	16
	34	16
105198-13620	19	16 -1
	34	16 -1
105198-13621	19	16 -2
	34	16 -2
105198-44250	25	3
	40	2
105198-44500	25	11
	40	10
105198-44590	8	13
	25	13
	40	12
	56	11
105198-55240	27	11
	43	11
105198-55510	10	11
	28	37
	42	21
	59	3
105198-55520	11	17
	27	12

Parts No.	Fig. No.	Ref. No.
105198-55520	43	12
	56	34
105198-55600	10	10
	28	36
	42	20
	59	1
105198-55810	43	13
105198-78552	14	31
	46	5
105198-78560	14	32
	46	6
105198-78570	14	33
	46	7
105200-22471	37	17
105200-22481	37	24
105200-22510	37	19
105200-22520	37	26
105200-51100	9	4
	26	3
	41	3
	58	3
105200-92010	48	10
105212-01910	14	27
	46	1
	61	27
105212-13590	51	19
105212-13591	51	19 -1
105215-01200	1	12
	17	13
	32	13
105215-01670	1	10
105215-76490	23	11
	38	11
	52	23
105225-23200	6	14
105225-66990	13	16
	29	4
	44	14
	60	4
105230-01200	49	4
105230-02320	53	33
105250-07070	47	13
105250-07310	15	33
	47	9
105250-07320	15	34
	47	10
105250-07330	15	35
	47	11
105250-07340	15	36
	47	12

Parts No. Index

Parts No.	Fig. No.	Ref. No.
105250-22090	37	1
105292-44200	40	27 A
105292-44340	25	6
	40	5
105292-44680	40	34 A
105292-44850	40	35 A-1
105298-08100	12	12 -3
	30	13
	45	13
105300-01300	49	9
	62	29
105300-01331	49	10
	62	30
105300-01332	49	10 -1
	62	30 -1
105300-01410	49	24
	62	31
105300-01480	49	11
105300-01690	1	27
	17	30
	32	29
	49	25
105300-01750	49	26
105300-01920	1	30
	17	33
	32	32
105300-02020	53	36
	62	33
105300-03082	55	39
105300-03130	55	28
105300-07060	62	24
105300-07070	15	10
	31	24
	47	14
	62	25
105300-07910	25	51
	40	55
	56	42
105300-07940	56	43
105300-08010	55	40
105300-08510	12	13
	30	14
	45	14
	55	32
105300-11100	50	8
105300-11111	50	9
105300-11290	18	17
	33	12
	50	13
105300-11310	50	40

Parts No.	Fig. No.	Ref. No.
105300-11310	62	37
105300-11330	2	3
	18	5
	33	6
	50	7
105300-11650	50	18
105300-11660	50	22
105300-11800	18	3
105300-11801	18	3 -1
	33	3
	50	3
105300-11900	2	18
	18	19
	33	23
	50	26
105300-12511	51	3
105300-12512	51	3 -1
105300-12550	51	11
105300-12560	19	7
	34	7
105300-13200	19	13
	31	37
	51	15
	62	38
105300-13201	34	13
	47	26
105300-13550	51	17
105300-14090	52	2
105300-14100	52	3
105300-14200	4	4
	20	4
	35	4
	52	4
105300-14400	52	5
105300-14600	52	6
105300-14700	20	8
	35	8
	52	7
105300-21100	53	4
105300-21200	53	10
105300-21300	53	21
105300-21310	53	22
105300-21320	53	23
105300-21350	53	21 A
105300-21360	53	22 A
105300-21381	5	15
	21	22
	36	27
	53	24
105300-21401	53	11

Parts No.	Fig. No.	Ref. No.
105300-21591	53	11 A
105300-22190	54	1
105300-22300	54	8
105300-22400	54	9
105300-22471	54	17
105300-22481	54	24
105300-22510	54	19
105300-22520	54	26
105300-23200	22	14
	37	14
	54	14
105300-23910	54	12
105300-28251	52	13
105300-28300	52	14
105300-28310	52	15
105300-28380	52	16
105300-28410	52	17
105300-28450	23	6
	38	6
	52	18
105300-28700	23	7
	38	7
	52	19
105300-28710	52	20
105300-34040	1	21
	17	23
	32	23
	49	19
105300-35052	55	11
105300-44201	57	1 A-1
105300-44220	8	2
	25	2
	40	1
	56	1
105300-44330	56	3
105300-44360	56	5
105300-44451	8	8
	21	23
	25	8
	36	28
	40	7
	53	25
	56	6
105300-44460	5	16
	8	9
	21	24
	25	9
	36	29
	40	8
	53	26

Parts No.	Fig. No.	Ref. No.
105300-44460	56	7
105300-44491	56	8
105300-44502	56	9
105300-44570	56	10
105300-44630	56	15
105300-44680	57	2 -1
105300-44700	57	3 -1
105300-44810	57	13
105300-44850	57	3
105300-44940	57	15
105300-51400	58	24
105300-51500	9	22
	26	27
	41	27
	58	27
105300-51510	9	23
	26	28
	41	28
	58	28
105300-51550	9	24
	26	29
	41	29
	58	29
105300-51800	26	31
	41	31
	58	41
105300-53100	10	4
	28	22
	42	6
	59	37
105300-55080	11	5
	27	9
	43	9
	56	31
105300-55340	10	17
	28	43
	42	27
	59	8
105300-55520	10	12
	15	30
	28	38
	31	42
	42	22
	47	31
	59	2
	62	43
105300-55610	10	13
	28	39
	42	23
	59	4

Parts No. Index

Parts No.	Fig. No.	Ref. No.
105300-55700	10	14
	28	40
	42	24
105300-55750	59	5
	10	26
	28	52
	42	36
105300-55810	59	17
	56	38
	56	39
	56	40
105300-55840	56	39
105300-55850	56	40
105300-59020	59	19
105300-59100	10	31
	28	8
	42	49
	59	25
	59	26
105300-59561	59	26
105300-59570	28	11
	42	52
	59	27
105300-59800	59	28
105300-61600	13	5
	29	35
	44	5
	60	34
105300-66010	13	7
105300-66011	29	37
	44	7
	60	35
105300-66110	13	17
	29	5
	44	16
	60	13
105300-66300	60	36
105300-66400	60	37
105300-66520	13	29
	29	11
	44	21
	60	14
105300-66530	60	41
105300-66610	13	44
	44	39
105300-66840	13	23
105300-66850	13	24
	29	13
	44	22
	60	15
105300-76330	12	1
	30	1
		2

Parts No.	Fig. No.	Ref. No.
105300-76330	45	1
		2
	55	15
105300-76470		16
	12	6
	30	6
	45	6
	55	20
105300-76490	12	7
	30	7
	45	7
105300-77470	55	21
	61	28
	14	34
	46	8
105300-78570	61	36
	15	3
	31	3
	47	3
105300-92600	62	3
	56	33
	8	12
	25	12
105340-44701	40	11
	57	4
	8	27
	25	29
105340-44710	40	28
	57	4 -1
	8	30
	25	32
105340-44750	40	31
	57	7
	53	13
	7	17
105362-21600	24	18
105362-78960	39	19
105370-07450	55	29
	15	13
	31	26
	62	27
105370-12531	51	4
105370-12540	51	7
105370-12570	51	8
105370-12670	51	9
105370-13570	51	18
105370-13571	51	18 -1
105370-55710	10	25
	28	51
	42	35

Parts No.	Fig. No.	Ref. No.
105370-55710	59	16
105372-07150	15	32
	47	15
105378-08101	55	36
105378-13521	51	16
105378-44201	57	1
105378-44211	57	1 A
105400-02300	53	37
105400-02310	53	38
105400-11121	2	7
	18	10
	33	9
105400-12020	50	10
	51	1
	51	2
	52	1
105400-12050	52	1
105400-14010	56	2
105400-44250	57	2
105400-44800	56	32
105402-07100	62	26
105402-44340	56	4
105430-28720	23	9
	38	9
	52	21
	40	53
105430-67110	40	53
105500-07920	11	13
105502-66041	13	13
	29	1
	44	12
	60	1
105502-67301	13	42
	29	29
	44	40
	60	28
105582-34100	55	10
105700-14700	4	8
105840-66830	13	25
	29	12
	60	40
	13	25 -1
105840-66831		25 -2
	29	12 -1
105840-66880	44	23
	60	40 -1
	13	26
	29	14
105840-66880	44	24
	60	10
	56	24 A
105990-55200	56	24 A
106100-02331	1	51

Parts No.	Fig. No.	Ref. No.
106100-02331	17	56
106100-21130	32	52
	21	5
106100-44560	36	5
	53	5
	8	48
106100-44650	25	16
	40	26
	56	14
	8	37
106100-44960	25	39
	40	40
	57	14
	8	39
106100-76790	25	41
	40	42
	57	16
	12	8
106100-77620	61	29
106100-77630	61	30
106148-13590	3	22
106383-44720	8	28
	25	30
	40	29
	57	5
106383-44740	8	29
106530-13570	25	31
	40	30
	57	6
	19	17
106530-13590	34	17
	19	18
	34	18
	1	47
111130-02160	26	8
114250-51190	41	8
	58	11
	10	3
114250-53080	28	21
	42	5
	59	36
	10	5
114250-53120	28	25
	42	9
	59	40
	10	6
114250-53130	28	26
	42	10
	59	41
114250-53140	10	7

Parts No. Index

Parts No.	Fig. No.	Ref. No.
114250-53140	28	27
	42	11
	59	42
114250-53210	10	8
	28	28
	42	12
	59	43
114250-53400	10	9
	28	29
	42	13
	59	44
119625-11870	2	19
	15	23
	18	20
	31	35
	50	17
	62	36
119625-11871	2	19 -1
	15	23 -1
	18	20 -1
	31	35 -1
	33	30
	47	24
	50	17 -1
119625-11880	62	36 -1
	2	17
	18	18
	33	31
	50	16
119625-11900	2	18 -1
	18	19 -1
	33	23 -1
	50	26 -1
119660-77710	14	29
	46	3
	61	31
119660-77711	14	29 -1
	46	3 -1
	61	31 -1
119800-53000	28	18
	42	2
119810-22300	22	8
	37	8
120210-21580	5	22
	21	15
120270-61250	1	24 -1
	17	27 -1
	30	8
	32	26 A
	45	8

Parts No.	Fig. No.	Ref. No.
120270-61250	49	22
	8	14
121250-44590	25	14
	40	13
	56	12
	1	13
	17	14
121450-01220	32	14
	49	6
	49	5
	17	52
121550-01200	32	48
	53	34
	23	12
123325-02500	38	12
	52	24
	7	10 A
	39	10 A
123672-83880	7	10 A-1
	39	10 A-1
	13	38
124060-39451	29	25
	44	36
	60	24
	9	16
	26	20
	41	20
124060-39452	58	20
	9	17
	26	21
	41	21
124060-66950	58	21
	9	18
	15	27
	26	22
	31	39
124550-51320	41	22
	47	28
	58	22
	62	40
	9	19
	15	28
124550-51341	26	23
	31	40
	41	23
	47	29
	58	23
	62	41
124550-51350	10	29
	28	6
	15	28
	26	23
	31	40
124550-51370	41	23
	47	29
	58	23
	62	41
	9	19
	15	28
124722-59050	26	21
	41	21
	58	21

Parts No.	Fig. No.	Ref. No.	
124722-59050	42	47	
	59	23	
124766-59050	10	30	
		32 A	
	28	4	
		7	
	42	45	
	59	48	
124950-22300		21	
		24	
		24 -1	
	6	8	
124950-51190	9	7	
	26	9	
	41	9	
	58	12	
	26	17	
	41	17	
128170-51300	9	15	
	10	28	
129100-51300	28	1	
	42	42	
	59	51	
	58	6	
	59	33	
	53	17	
129301-03660	1	44	
	3	24	
129499-51300	5	17	
	8	16	
	19	21	
	21	25	
	25	18	
	34	21	
	36	30	
	40	17	
	51	22	
	53	27	
56	16		
129500-53050	3	16	
	19	12	
	34	15	
	51	14	
	14	12	
131510-14190	46	25 -1	
	61	12 -1	
	16	9	
160120-76940	31	17	
	48	9	
	62	17	
	160260-01580	16	9
	171008-77530	16	9
	172200-92020	16	9

Parts No.	Fig. No.	Ref. No.
172300-92010	62	18
	5	23
173400-21940	21	17
	36	20
	53	19
	9	13
	26	15
174100-54120	41	15
	58	17
	13	6
	9	5
174100-61600	26	6
	41	6
	58	9
174307-51170	9	6
	26	7
	41	7
	58	10
174307-51181	9	25
	26	30
	41	30
	58	30
	14	35
174307-51700	46	40
	61	37
	2	41
	14	36
22117-050000	46	9
	61	38
	1	55
	13	27
	17	60
	29	15
22117-060000	44	25
	60	16
	13	28
	29	16
	44	26
22137-060000	60	11
	8	42
	25	44
	40	45
22137-080000	57	19
	13	40 -1
	29	27 -1
	44	38
	60	26 -1
22190-100002	14	37
	46	42
	14	38
22212-060000	46	42
	14	38
22217-050000	14	38

Parts No. Index

Parts No.	Fig. No.	Ref. No.
22217-050000	46	41
	61	39
22217-060000	61	40
22217-080000	1	34
	8	40
	17	37
	25	42
	32	36
	40	43
	49	38
	57	17
22217-100000	1	56
	17	61
22217-120000	5	25
	8	33
	15	7
	25	35
	31	7
	36	22
	40	36
	47	6 A
	55	42
	57	10
	62	4
22242-000200	12	11
	30	12
	45	12
	55	25
22242-000450	53	39
22252-000100	1	22
	17	24
	32	24
	49	20
22312-030180	2	34
	18	33
	33	37
	50	37
22322-030180	2	35
	18	34
	33	38
	50	38
22322-030200	13	21
	29	9
	44	20
	60	8
22351-060012	1	11
	14	44
	17	12
		26
		38

Parts No.	Fig. No.	Ref. No.
22351-060012	32	12
		26
	49	3
		18
22512-050120	21	6
	36	6
	53	6
22512-050140	5	5
		6
22512-070500	4	10
	5	22 -1
	36	19
22512-070550	20	10
	35	10
22512-070600	52	9
22512-100260	21	7
	36	7
	53	7
23064-090220	7	18 -1
23064-090370	7	18
23064-090400	24	19
	39	20
	55	30
23080-013000	10	36
	28	16
	42	53
23414-080000	11	9
	27	8
	43	8
	56	30
24101-060044	23	13
	38	13
24101-060054	52	25
24101-060064	20	11
	35	11
	52	10
24101-060084	52	26
24107-062013	8	34
	25	36
	40	37
	57	11
24121-060074	23	14
	38	14
24190-120001	1	23
	13	10
	17	25
	29	40
	32	25
	44	10
	49	21

Parts No.	Fig. No.	Ref. No.
24190-120001	60	38
24311-000060	17	39
	32	37
	49	31
24311-000070	2	36
	13	22
	15	22
	18	35
	29	10
	31	34
	33	39
	44	27
	47	23
	50	39
	60	9
	62	35
24311-000160	10	24
	28	50
	42	34
	59	15
24321-000250	1	36
	17	40
	32	38
	49	32
24341-000200	7	12
	15	21
	24	13
	31	33
	39	14
	47	22
	55	14
	62	34
25117-003301	8	43
25117-003451	25	45
	40	46
25117-003751	57	20
26013-060129	8	18 -1
	25	19
	40	24
	56	18
26013-060142	5	18
	21	26
		27
	36	31
		32
		32 A
	56	17
26013-060149	8	18
26013-060162	8	17
	25	20

Parts No.	Fig. No.	Ref. No.
26013-060162	40	19
	56	19
26013-060202	25	21
	40	18
26013-060222	29	36
	44	6
	52	27
26013-080162	57	21
26013-080189	3	25 -1
	19	20
	34	20
	51	20 -1
26013-080202	23	15
	38	15
	53	40
26013-080209	3	25
	51	20
26013-120302	14	39
	46	10
	61	41
26022-050102	9	28
	13	11
	26	34
	29	41
	41	34
	44	11
	58	44
	60	39
26022-060122	4	11
	20	12
		13
	35	12
		13
	52	11
26023-060252	7	19
	24	20
	39	21
	55	31
26106-060102	8	19
	14	40
	46	11
	61	42
26106-060122	3	27
	5	12
	7	9
	8	20
		21
	12	17
	13	30
	21	13

Parts No. Index

Parts No.	Fig. No.	Ref. No.
26106-060122	24	8
	25	22
		23
	27	16
	29	17
	30	18
	36	16
	39	9
	40	21
		22
	43	15
	44	28
	45	18
	53	9
		28
		29
	55	9
		37
	56	20
		21
		37
	60	17
26106-060162	49	33
	51	23
26106-060182	14	46
	40	20 -1
26106-060202	1	37
	2	37
	3	26
	5	19
	8	22
		23
	17	41
	18	37
	19	22
	21	28
	25	24
		25
	32	39
	33	41
	34	22
	36	33
	40	20
		25
	50	41
	53	30
	56	22
26106-060222	24	20 -1
26106-060252	8	44
	25	46

Parts No.	Fig. No.	Ref. No.
26106-060252	40	47
	49	34
	57	22
26106-060302	1	38
	17	42
	25	47
	32	40
	40	48
26106-060552	1	39
26106-060602	2	38
	18	38
	33	29
	50	42
26106-060652	1	43
	49	35
26106-060702	17	43
	32	41
26106-080142	11	10
26106-080162	8	45
	52	28
26106-080202	3	15
	19	11
	25	48
	34	10
	40	49
	51	12
26106-080222	11	10 -1
	27	17
	43	16
	56	35
26106-080302	10	27
	28	53
	42	37
	57	23
	59	18
26106-080322	11	11
26106-080352	8	46
	25	49
	40	50
26106-080452	27	18
	43	17
26106-080602	51	13
26106-100202	5	24
	21	18
	36	21
	53	20
	56	36
26106-100502	23	16
	52	29
26106-100552	38	16

Parts No.	Fig. No.	Ref. No.
26113-060189	3	23 -1
26116-050082	1	52
	17	57
	32	53
26116-060102	53	35
26116-060504	57	24
26116-120352	5	26
	36	23
26206-120352	15	8
	31	8
	47	6 B
	62	5
26216-060202	61	43
26216-060302	50	29 -1
26216-060352	2	11 -1
	18	14 -1
	33	26 -1
		26 -2
	50	29
26216-060402	2	11
	18	14
	33	26
26216-080222	1	40
	17	44
	32	42
	49	36
26216-080452	2	10
	18	13
	33	25
	50	28
26226-060222	14	41
	46	12
26226-080222	1	41
	17	45
	32	43
26306-080002	1	42 -1
	2	28 -1
	17	46 -1
	18	27 -1
	27	19 -1
	32	44 -1
	33	28 -1
	43	18 -1
	49	37 -1
	50	31 -1
26347-060002	13	31
	29	18
	44	29
	60	12
26366-060002	1	4

Parts No.	Fig. No.	Ref. No.
26366-060002	2	12
	8	47
	17	48
	18	15
	33	27
	40	52
	50	30
26366-080002	1	42
	2	28
	17	46
	18	27
	27	19
	32	44
	33	28
	43	18
	49	37
	50	31
26554-060162	3	23
	19	19
	34	19
	51	21
26557-060082	12	18
		18 -1
	21	29
	30	19
	36	34
	45	19
	55	38
26557-060142	4	12
26587-080122	52	12
26617-100002	11	15
	25	53
	40	57
	56	44
26636-050002	14	42
	46	13
	61	44
26706-100002	1	57
	17	62
26716-060002	14	43
	46	43
	61	45
26716-080002	1	35
	8	41
	17	47
	25	43
	32	45
	40	44
	57	18
26716-120002	31	14

Parts No. Index

Parts No.	Fig. No.	Ref. No.
26716-120002	55	43
	62	14
26716-160002	16	12
	31	20
	48	12
	62	20
26717-120002	16	6
	48	6
26756-060002	13	32
		43
	29	19
		30
	44	30
	57	25
	60	18
		29
		42
26756-080002	2	23
		27
	18	23
		26
	33	18
		22
	50	21
		25
26757-160002	16	13
	31	21
	48	13
	62	21
26777-120002	8	35
	25	37
	40	38
	57	12
26796-100002	13	39
	29	26
	44	37
	60	25
27231-150000	2	4
	18	7
	33	4
	50	5
27310-070000	33	11
27310-070001	2	9 -1
	18	12 -1
	33	11 -1
	50	12 -1
28110-100120	15	4
	31	4
	47	4
	62	6

Parts No.	Fig. No.	Ref. No.
28110-140170	15	5
	31	5
	47	5
	62	7
28110-190220	15	6
	31	6
	47	6
	62	8
43400-500430	13	40
	29	27
	60	26
49934-000014	27	6
701300-92210	31	16
704100-21500	5	20
	21	14
704200-92700	31	10
	48	2
	62	10
704300-21500	53	16
704300-22503	54	3 -1
705050-53100	10	1 -1
705090-01500	1	15
705090-01501	1	15 -1
705090-01560	1	6
705090-01900	1	1
705090-02500	1	45
705090-11520	2	29
705090-11700	2	1
705090-21700	5	1
705090-22501	6	3
705090-23100	6	10
705090-23600	6	15
705090-23610	6	29
705090-23620	6	31
705090-51102	9	1
705090-53100	10	1
705090-55700-1	11	1
705090-61700	13	1
705092-92600	15	15
705092-92601	15	15 -1
705098-21500	5	20 -1
	36	17
705100-01501	17	16
	32	16
705100-01900	17	1
705100-02500	17	50
	32	46
705100-11520	18	28
	33	32
705100-11700	18	1

Parts No.	Fig. No.	Ref. No.
705100-11700	33	1
705100-23100	22	10
	37	10
705100-23600	22	15
	37	15
705100-23610	22	31
	37	31
705100-23620	22	33
	37	33
705100-51111	26	1
705100-53100	28	17
	42	1
705100-55820	27	13
705100-66700	13	18
	29	6
	44	17
705100-76900	12	3 -1
		3 -2
	30	3
	45	3
	55	17
705100-92600	31	27
705100-92601	31	27 -1
705100-92670	47	16
705170-22501	22	3
705190-01560	17	4
	32	4
705190-21700	21	1
	36	1
705198-55710	43	1
705198-55750	27	1
705200-01900	32	1
705200-51111	41	1
705200-92210	48	8
705270-22501	37	3
705270-22502	37	3 -1
705300-01502	49	12
705300-01561	49	1
705300-01900	49	7
705300-02500	53	31
705300-11520	50	32
705300-21700	53	1
705300-22503	54	3
705300-23100	54	10
705300-23600	54	15
705300-23610	54	31
705300-23620	54	33
705300-32500	24	1
	39	1
	55	1

Parts No.	Fig. No.	Ref. No.
705300-51102	58	1 -1
705300-51103	58	1
705300-53100	59	32
705300-55703	56	23
705300-61700	60	30
705300-61701	29	31
	44	1 -1
	60	30 -1
705300-61702	44	1
705300-66700	60	5
705300-76900	12	3
705300-92100	15	1
	31	1
	47	1
	62	1
705300-92101	15	1 -1
	31	1 -1
	47	1 -1
	62	1 -1
705300-92601	62	28
705300-92602	62	28 -1
705400-11700	50	1
711100-51540	9	10
	26	12
	41	12
	58	14
724550-51520	9	8
	26	10
	41	10
	58	13
772300-92210	62	16
X211415502	14	3
	46	16
	61	3
X211425502	14	4
	46	17
	61	4
X211425506	14	20
	46	33
	61	20
X211425511	14	4 -1
	46	17 -1
	61	4 -1
X21142742	14	24
	46	37
	61	24
X211428008	14	26
	46	39
	61	26
X211429006	14	19

