

OCA10-M21705EN

Introduction

1. This parts catalog for GA90SN~GA300SN series is published as a revised edition of the gasoline engine.

	Parts catalog No.	Date of issue	Remarks
First edition	000Y00A2170	June, 1989	No need
First edition	000Y00A2300	July, 1990	No need
1st edition(supplement)	000Y00A2171	Mar., 1992	No need
2nd edition(supplement)	000Y00A2172	June, 1993	No need
3rd edition(supplement)	000Y00A2173	May, 1996	No need
4th edition(supplement)	000Y00A2174	Oct., 1999	No need
5th revised edition	000Y00A2175	Feb., 2003	

2. This parts catalog does not contain the technical data needed for maintenance service.

3. The illustrations used in this parts catalog have been simplified for clarity.

4. The essential points list.

Model	Fig. No.	Column	Production date	Serial number
GA90SNS	1~9	A	June, 1990~	010583~
GA90SNA		B	Apr., 1997~	155328~
GA120SNS	10~24	A	Oct., 1988~	07335~
GA120SNR		B	Dec., 1988~	08121~
GA120SNM		C		08149~
GA120SNK		D		08218~
GA120SNS S		E	Dec., 1997~	F2661~
GA160SNS	25~39	A	Oct., 1988~	15873~
GA160SNR		B	Dec., 1988~	18763~
GA160SNM		C		18845~
GA160SNK		D		19287~
GA160SNG		E	Oct., 1996~	P5592~
GA180SNS	40~48	A	Jan., 1995~	34071~
GA180SNM		C	Apr., 1996~	37211~
GA220SNS	49~58	A	Oct., 1988~	03311~
GA220SNR		B	Dec., 1988~	04113~
GA220SNM		C	Jan., 1989~	04607~
GA220SNK				D
GA240SNS	59~67	A	Jan., 1995~	34240~
GA280SNS	68~76	A	Oct., 1988~	00170~
GA280SNR		B	Dec., 1988~	00202~
GA280SNM		C	June, 1992~	04304~
GA300SNS		77~85	A	Nov., 1988~
GA300SNR	B		Dec., 1988~	01068~
GA300SNM	C		Apr., 1990~	01283~

5. The contents of this parts catalog are subject to change without notice.

6. Be sure to use only Yanmar genuine part for repairs. If imitation parts are used, it may cause engine defects.

Contents

Fig. No. Fig. Name

GA90SNS/SNA

1. CYLINDER BLOCK
2. CYLINDER HEAD & BONNET
3. AIR CLEANER & MUFFLER
4. CRANKSHAFT,PISTON & CAMSHAFT
5. FUEL TANK & FUEL PIPE
6. CARBURETOR
7. GOVERNOR & CONTROL DEVICE
8. FLY.MAGNETO & STARTING DEVICE
9. LABEL & TOOL

GA120SNS/R/M/K/SS

10. CYLINDER BLOCK
11. CYLINDER HEAD & BONNET
12. AIR CLEANER & MUFFLER
13. AIR CLEANER & MUFFLER
14. AIR CLEANER & MUFFLER
15. AIR CLEANER & MUFFLER
16. CRANKSHAFT,PISTON & CAMSHAFT
17. FUEL TANK & FUEL PIPE
18. FUEL TANK & FUEL PIPE
19. CARBURETOR
20. GOVERNOR & CONTROL DEVICE
21. FLY.MAGNETO & STARTING DEVICE
22. FLY.MAGNETO & STARTING DEVICE

Fig. No. Fig. Name

23. FLY.MAGNETO & STARTING DEVICE

24. LABEL & TOOL

GA160SNS/R/M/K/G

25. CYLINDER BLOCK
26. CYLINDER HEAD & BONNET
27. AIR CLEANER & MUFFLER
28. AIR CLEANER & MUFFLER
29. AIR CLEANER & MUFFLER
30. AIR CLEANER & MUFFLER
31. CRANKSHAFT,PISTON & CAMSHAFT
32. FUEL TANK & FUEL PIPE
33. FUEL TANK & FUEL PIPE
34. CARBURETOR
35. GOVERNOR & CONTROL DEVICE
36. FLY.MAGNETO & STARTING DEVICE
37. FLY.MAGNETO & STARTING DEVICE
38. FLY.MAGNETO & STARTING DEVICE
39. LABEL & TOOL

GA180SNS/SNM

40. CYLINDER BLOCK
41. CYLINDER HEAD & BONNET
42. AIR CLEANER & MUFFLER
43. CRANKSHAFT,PISTON & CAMSHAFT

Contents

Fig. No. Fig. Name

- 44. FUEL TANK & FUEL PIPE
- 45. CARBURETOR
- 46. GOVERNOR & CONTROL DEVICE
- 47. FLY.MAGNETO & STARTING DEVICE
- 48. LABEL & TOOL

GA220SNS/SNR/SNM/SNK

- 49. CYLINDER BLOCK
- 50. CYLINDER HEAD & BONNET
- 51. AIR CLEANER & MUFFLER
- 52. CRANKSHAFT, PISTON & CAMSHAFT
- 53. FUEL TANK & FUEL PIPE
- 54. CARBURETOR
- 55. GOVERNOR & CONTROL DEVICE
- 56. FLY.MAGNETO & STARTING DEVICE
- 57. FLY.MAGNETO & STARTING DEVICE
- 58. LABEL & TOOL

GA240SNS

- 59. CYLINDER BLOCK
- 60. CYLINDER HEAD & BONNET
- 61. AIR CLEANER & MUFFLER
- 62. CRANKSHAFT,PISTON & CAMSHAFT
- 63. FUEL TANK & FUEL PIPE
- 64. CARBURETOR

Fig. No. Fig. Name

- 65. GOVERNOR & CONTROL DEVICE
- 66. FLY.MAGNETO & STARTING DEVICE
- 67. LABEL & TOOL

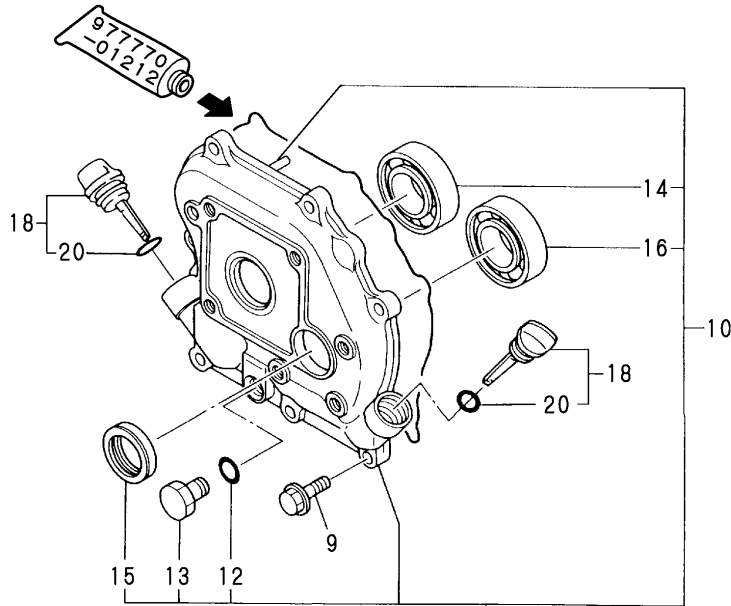
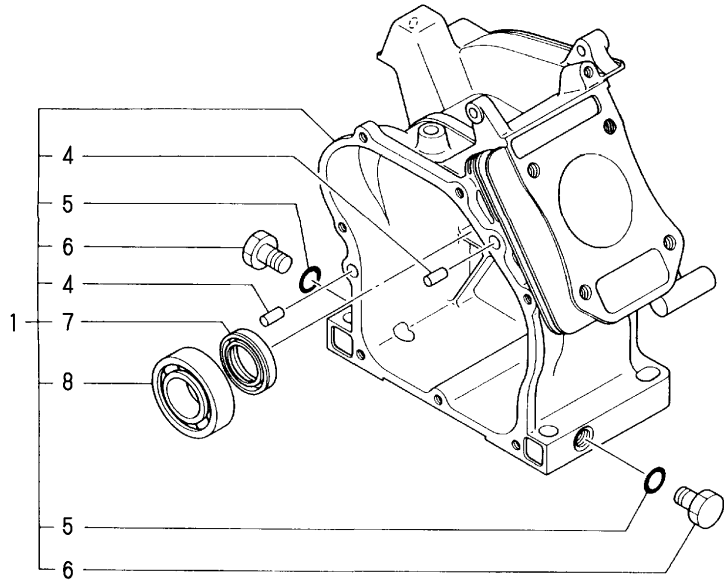
GA280SNS/SNR/SNM

- 68. CYLINDER BLOCK
- 69. CYLINDER HEAD & BONNET
- 70. AIR CLEANER & MUFFLER
- 71. CRANKSHAFT,PISTON & CAMSHAFT
- 72. FUEL TANK & FUEL PIPE
- 73. CARBURETOR
- 74. GOVERNOR & CONTROL DEVICE
- 75. FLY.MAGNETO & STARTING DEVICE
- 76. LABEL & TOOL

GA300SNS/SNR/SNM

- 77. CYLINDER BLOCK
- 78. CYLINDER HEAD & BONNET
- 79. AIR CLEANER & MUFFLER
- 80. CRANKSHAFT,PISTON & CAMSHAFT
- 81. FUEL TANK & FUEL PIPE
- 82. CARBURETOR
- 83. GOVERNOR & CONTROL DEVICE
- 84. FLY.MAGNETO & STARTING DEVICE
- 85. LABEL & TOOL

Fig.1. CYLINDER BLOCK



(A)=GA90SNS
(B)=GA90SNA
(C)=

(D)=
(E)=
(F)=

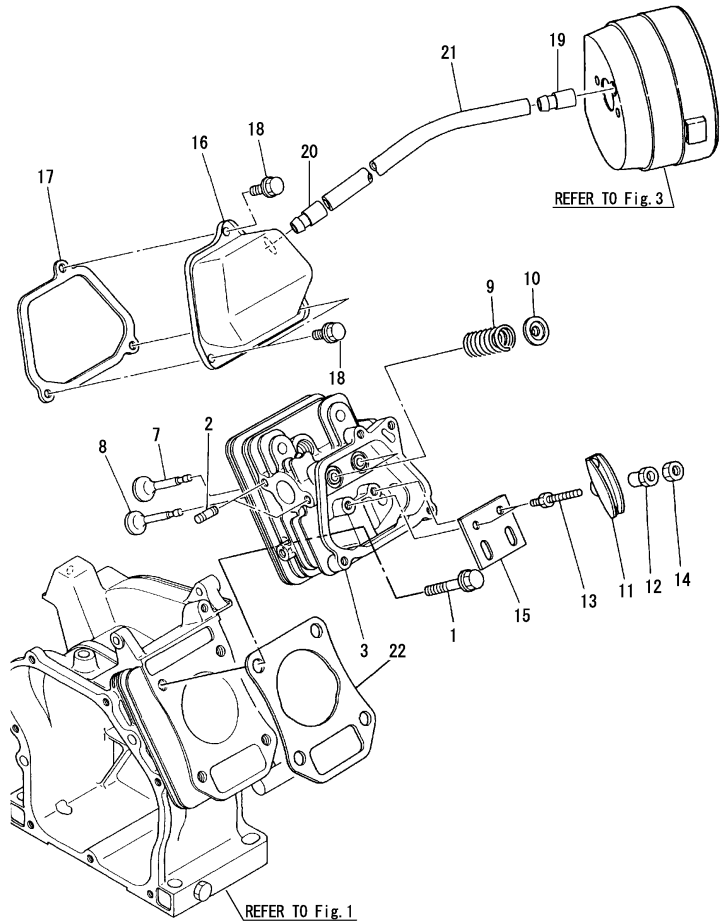
No.	Lev.	Parts No.	Description	Q'ty						I	R
				(A)	(B)	(C)	(D)	(E)	(F)		
1	1	760490-01560	BLOCK ASSY, CYLINDER	1							
1-1	1	760490-01561	BLOCK ASSY, CYLINDER	1							N
(A=E/#099342)											
1-2	1	760490-01562	BLOCK ASSY, CYLINDER	1	1						S 1
(A=E/#118239)											
4	2	22312-080120	PIN, PARALLEL M8X12	2							
4-1	2	114270-01600	PIN, M8X12	2	2						R
(A=E/#D79845)											
5	2	24311-000100	O-RING, 1AP10.0	2	2						
6	2	26106-100162	BOLT, M10X 16 PLATED	2	2						
7	2	160510-02220	SEAL, TC17306	1	1						
8	2	24101-062030	BEARING, BALL 6203C3	1	1						
9	1	26476-060202	SCREW, TAPPING M6X20	7	7						
10	1	760490-01500	COVER ASSY	1	1						
12	2	24311-000100	O-RING, 1AP10.0	1	1						
13	2	26106-100162	BOLT, M10X 16 PLATED	1	1						
14	2	24101-062030	BEARING, BALL 6203C3	1	1						
15	2	160510-02220	SEAL, TC17306	1	1						
16	2	24101-062030	BEARING, BALL 6203C3	1	1						
18	1	160611-01740	CAP ASSY	2	2						
18-1	1	160611-01741	CAP ASSY	2	2						R
(A=E/#245352) (B=*2002.01)											
20	2	24311-000150	O-RING, 1AP15.0	2	2						
20-1	2	160490-01760	O-RING	2	2						R
(A=E/#245352) (B=*2002.01)											

Remarks
(1)INTERCHANGEABLE BY SIMULTANEOUS REPLACEMENT WITH FIG.2 NO.22-1.

Fig.2. CYLINDER HEAD & BONNET

(A)=GA90SNS
(B)=GA90SNA
(C)=

(D)=
(E)=
(F)=



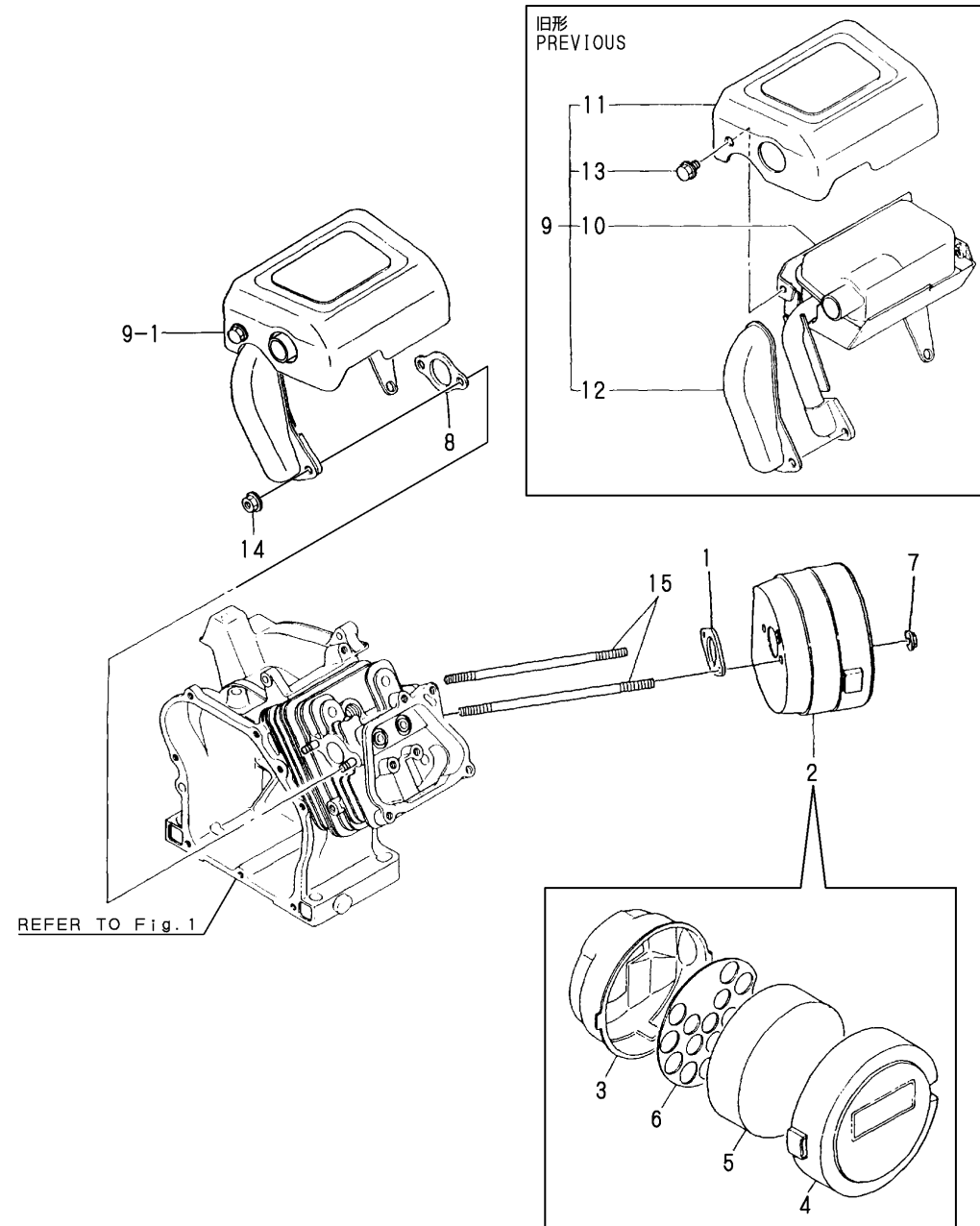
No.	Lev.	Parts No.	Description	Q'ty						I	R
				(A)	(B)	(C)	(D)	(E)	(F)		
1	1	160610-04201	BOLT, FLANGE M8X53	4	4						
2	1	160610-04620	BOLT, M6X16	2	2						
3	1	160490-11010	HEAD ASSY, CYLINDER	1	1						
7	1	160664-11100	VALVE, INTAKE	1	1						
8	1	160664-11110	VALVE, EXHAUST	1	1						
9	1	160490-11120	SPRING, VALVE	2	2						
10	1	160664-11180	RETAINER, SPRING	2	2						
11	1	160690-11200	ARM, ROCKER	2							
11-1	1	160699-11200	ARM, ROCKER	2	2						S 1
(A=E/#121178)											
12	1	160690-11220	PIVOT, ROCKER ARM	2	2						
12-1	1	160690-11221	PIVOT, ROCKER ARM	2	2						N
(A=E/#156042) (B=E/#170193)											
12-2	1	160690-11222	PIVOT, ROCKER ARM	2	2						R
(A=E/#253251) (B=*2002.10)											
13	1	160690-11270	BOLT	2							
13-1	1	160690-11271	BOLT	2	2						N
(A=E/#029646)											
14	1	160690-11280	NUT, M6X0.5	2	2						
15	1	160490-11290	PLATE, GUIDE	1	1						
16	1	160490-11300	BONNET	1	1						
17	1	160490-11310	GASKET, BONNET	1	1						
17-1	1	160490-11311	GASKET, BONNET	1	1						R
(A=E/#237271) (B=*2001.04)											
18	1	26476-060142	SCREW, TAPPING M6X14	3	3						
19	1	160520-03050	BREATHER	1	1						
20	1	160610-03050	BREATHER ASSY	1	1						
21	1	160510-03180	PIPE, BREATHER	1	1						
22	1	160490-01330	GASKET, HEAD	1							
22-1	1	160498-01330	GASKET, HEAD	1	1						S 2
(A=E/#118239)											

Remarks
 (1)INTERCHANGEABLE BY SIMULTANEOUS REPLACEMENT WITH FIG.4 NO.1-1.
 (2)INTERCHANGEABLE BY SIMULTANEOUS REPLACEMENT WITH FIG.1 NO.1-2.

Fig.3. AIR CLEANER & MUFFLER

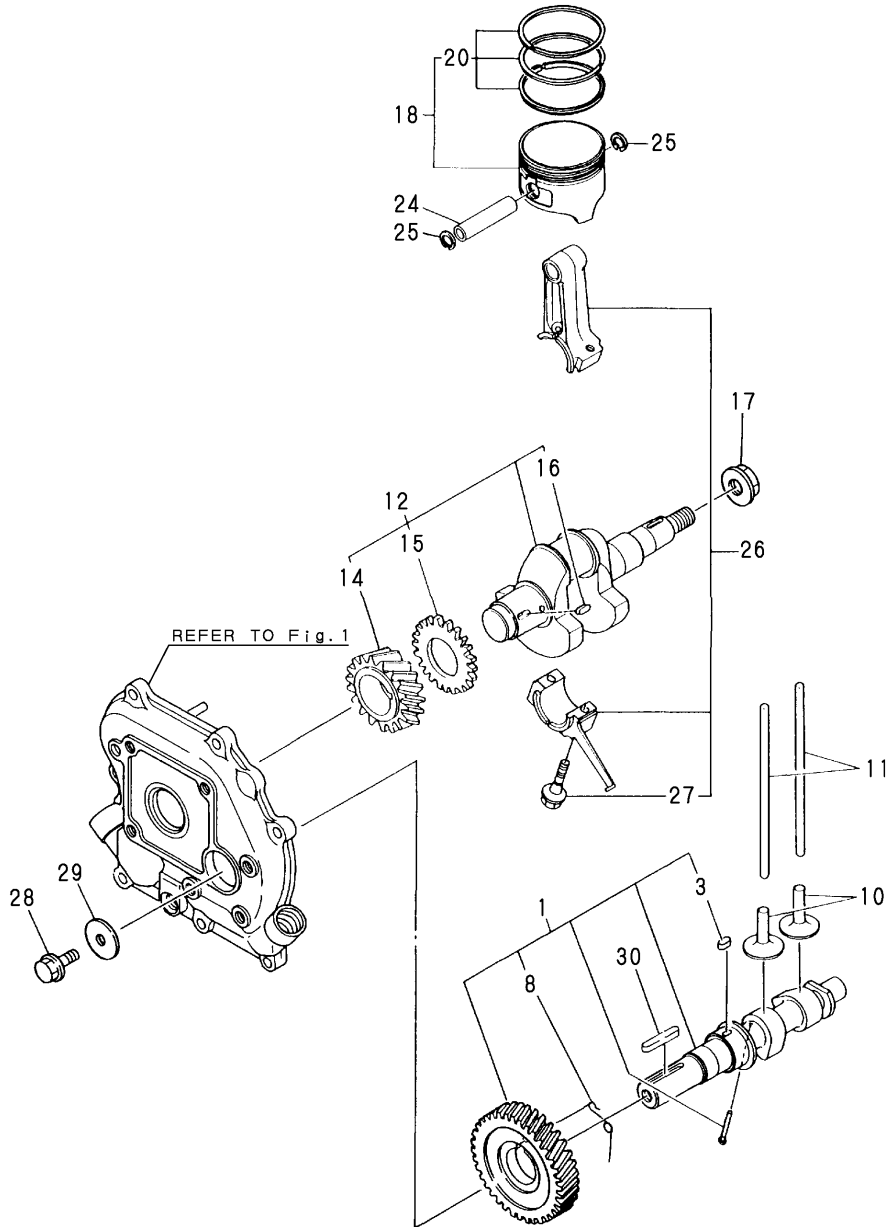
(A)=GA90SNS
(B)=GA90SNA
(C)=

(D)=
(E)=
(F)=



No.	Lev.	Parts No.	Description	Q'ty						I	R
				(A)	(B)	(C)	(D)	(E)	(F)		
1	1	160762-12050	GASKET, MANIFOLD	2	2						
1-1	1	160492-12050	GASKET	2	2						R
		(A=E/#203383) (B=E/#179536)									
2	1	160490-12500	CLEANER ASSY, AIR	1	1						
3	2	160490-12520	BODY, AIR CLEANER	1	1						
4	2	160610-12530	CAP, AIR CLEANER	1	1						
5	2	160610-12540	ELEMENT	1	1						
6	2	160610-12550	HOLDER, ELEMENT	1	1						
7	1	26366-060002	NUT, M6	2	2						
8	1	160510-13200	GASKET, MUFFLER	1	1						
8-1	1	160510-13201	GASKET, MUFFLER	1	1						N
		(A=E/#251631) (B=*2002.08)									
9	1	160490-13550	MUFFLER ASSY	1							
9-1	1	160498-13550	MUFFLER ASSY	1	1						R
		(A=E/#118239)									
10	2	160490-13500	MUFFLER	1							Z
		(A=E/#118239)									
11	2	160490-13530	COVER	1							Z
		(A=E/#118239)									
12	2	160490-13780	COVER	1							Z
		(A=E/#118239)									
13	2	26106-060082	BOLT, M6X 8 PLATED	4							Z
		(A=E/#118239)									
14	1	26366-060002	NUT, M6	2	2						
14-1	1	114250-12300	NUT	2	2						N
		(A=EXXXXX) (B=EXXXXX)									
15	1	160610-04570	BOLT, M6X70	2	2						
15-1	1	160790-04600	BOLT, M6X75	2	2						N
		(A=EXXXXX) (B=EXXXXX)									
15-2	1	160690-04610	STUD, 2D6X72	2	2						N
		(A=EXXXXX) (B=EXXXXX)									
15-3	1	26226-060752	STUD, M6X 75	2	2						N
		(A=EXXXXX) (B=EXXXXX)									

Fig.4. CRANKSHAFT,PISTON & CAMSHAFT



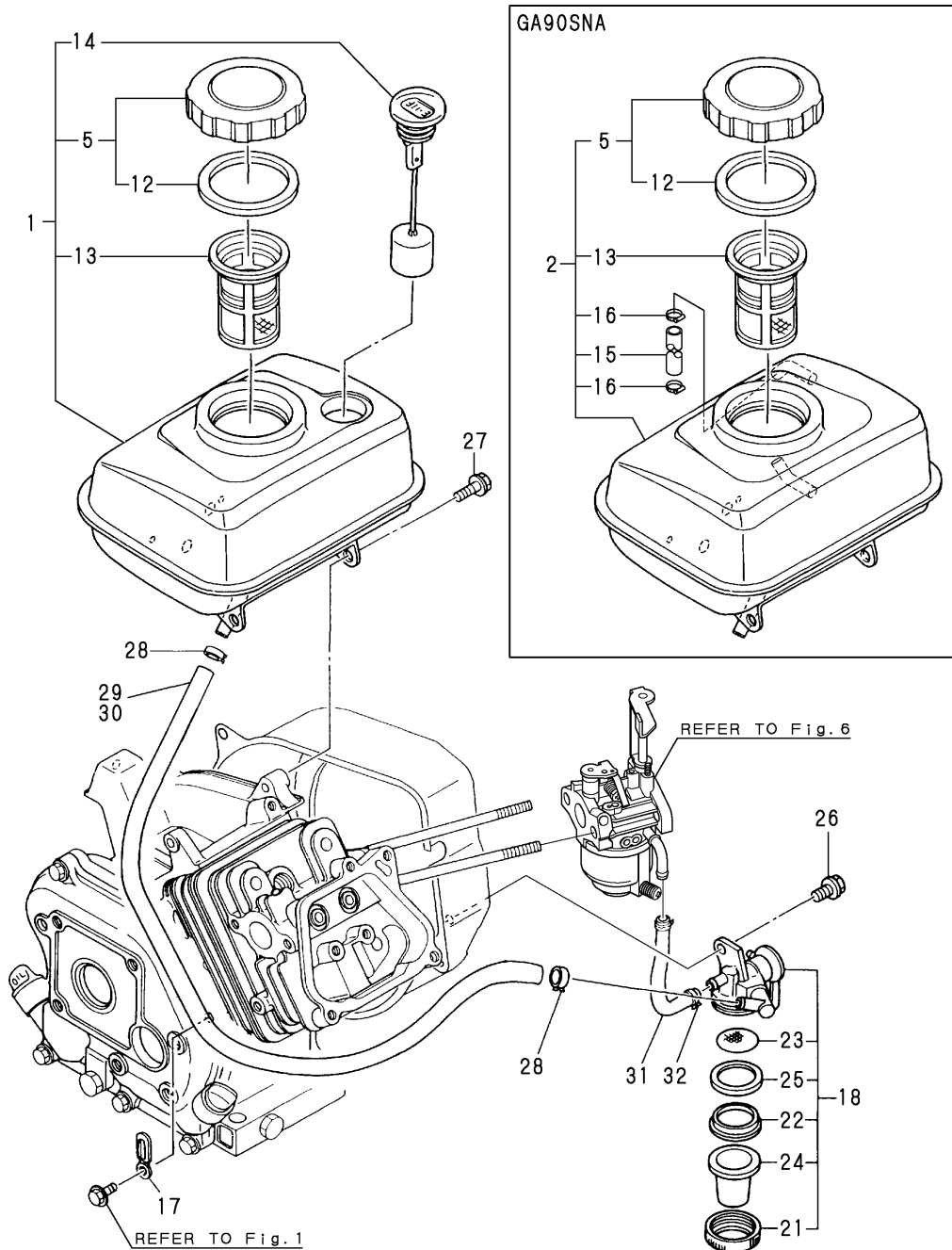
(A)=GA90SNS
(B)=GA90SNA
(C)=

(D)=
(E)=
(F)=

No.	Lev.	Parts No.	Description	Q'ty						I	R
				(A)	(B)	(C)	(D)	(E)	(F)		
1	1	160490-14050	CAMSHAFT ASSY	1							
1-1	1	160498-14050	CAMSHAFT ASSY	1	1						S 1
(A=E/#121178)											
1-2	1	160498-14051	CAMSHAFT ASSY	1	1						R
(A=*2003.05) (B=*2003.05)											
3	3	114250-21290	KEY, 4X7	1	1						
8	2	160611-14560	SPRING, DECOMPRESSION	1	1						
10	1	160490-14200	TAPPET	2	2						
11	1	160490-14400	ROD, PUSH	2	2						
12	1	760490-21700	CRANKSHAFT ASSY	1	1						
14	2	160530-21200	GEAR, CRANKSHAFT	1	1						
15	2	160590-21210	GEAR, IDLE	1	1						
16	2	160610-21290	KEY, 4X10	1	1						
17	1	26376-120002	NUT, M12	1	1						
18	1	160490-22010	PISTON ASSY	1	1						
20	2	760490-22500	RING SET, PISTON	1	1						
24	1	160490-22300	PIN, PISTON	1	1						
25	1	22252-000120	RING, 12	2	2						
26	1	160490-23030	ROD ASSY, CONNECTING	1	1						
27	2	160610-23201	BOLT, CONNECTING ROD	2							
27-1	2	26106-060302	BOLT, M6X 30 PLATED	2	2						R
(A=E/#081617)											
28	1	26106-060162	BOLT, M6X 16 PLATED		1						
29	1	160510-14550	WASHER		1						
30	1	160810-21290	KEY, 4X24		1						

Remarks
(1)INTERCHANGEABLE BY SIMULTANEOUS REPLACEMENT WITH FIG.2 NO.11-1.

Fig.5. FUEL TANK & FUEL PIPE

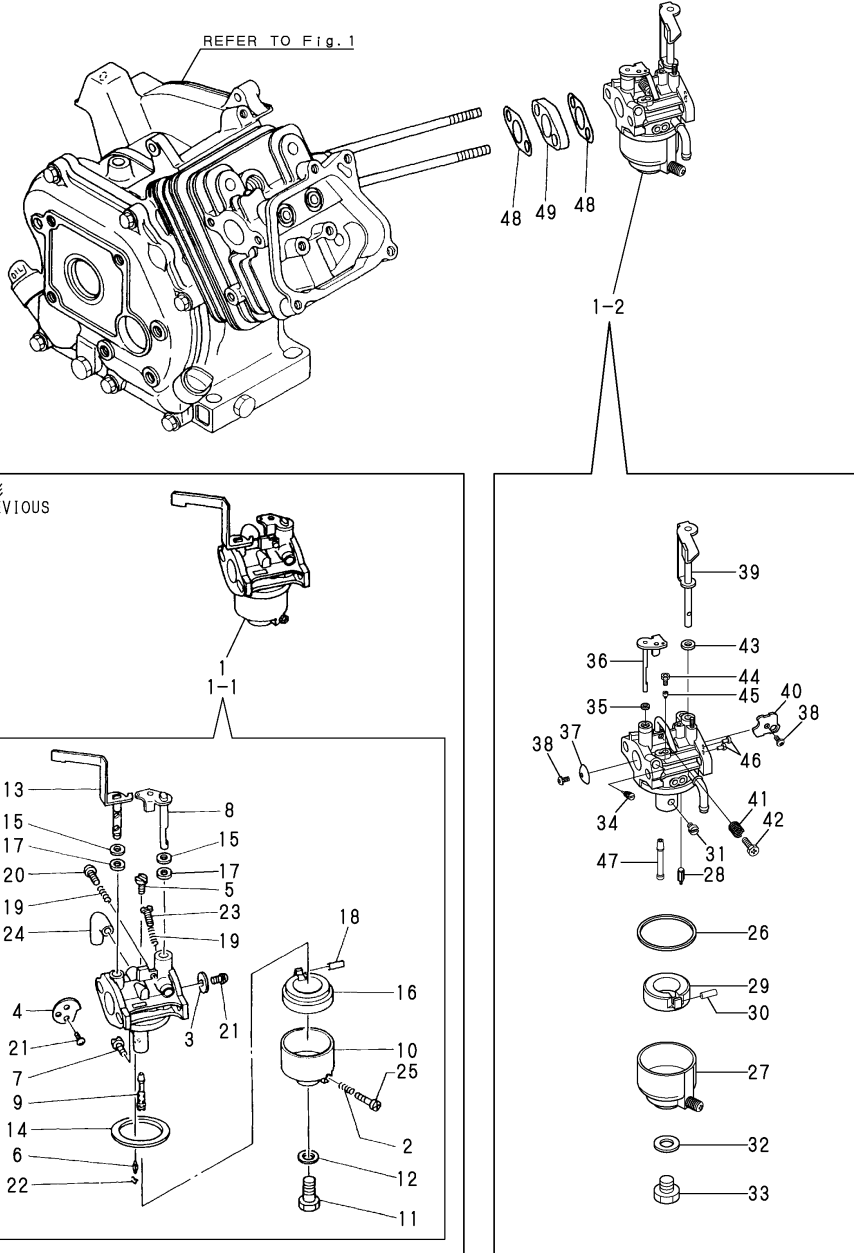


(A)=GA90SNS
(B)=GA90SNA
(C)=

(D)=
(E)=
(F)=

No.	Lev.	Parts No.	Description	Q'ty						I	R
				(A)	(B)	(C)	(D)	(E)	(F)		
1	1	760490-55710	TANK ASSY, FUEL	1							
2	1	760490-55720	TANK ASSY, FUEL		1						
5	2	160710-55061	CAP ASSY	1	1						
12	3	160393-55050	GASKET	1	1						
13	2	160610-55100	FILTER, FUEL	1	1						
14	2	160708-55150	GAUGE, FUEL	1							
15	2	160260-55150	GAUGE, LEVEL		1						
16	2	124722-59050	CLIP, HOSE 9		2						
17	1	160260-78700	CLAMP	1	1						
18	1	160692-55300	COCK ASSY, FUEL	1	1						
21	2	160710-55360	RING	1	1						
22	2	160710-55370	GASKET	1	1						
23	2	160710-55381	FILTER, FUEL	1	1						
23-1	2	160710-55382	FILTER	1	1						N
		(A=EXXX) (B=EXXX)									
24	2	160710-55390	CUP, FUEL COCK L37	1	1						
25	2	160692-55421	PLATE	1	1						Z
		(A=EXXX) (B=EXXX)									
26	1	26106-060102	BOLT, M6X 10 PLATED	1	1						
27	1	26476-060142	SCREW, TAPPING M6X14	3	3						
28	1	106990-44660	CLIP, HOSE 12.5	2	2						
29	1	160490-59350	HOSE, FUEL A-340	1							
29-1	1	160490-59351	HOSE, FUEL A-340	1							N
		(A=E/#224082)									
30	1	160792-59350	PIPE, FUEL		1						
30-1	1	160792-59351	HOSE, FUEL A-450		1						N
		(B=*2000.06)									
31	1	160490-59360	HOSE, FUEL B-145	1	1						
31-1	1	160490-59361	HOSE, FUEL B-145	1	1						N
		(A=E/#224082) (B=*2000.06)									
31-2	1	160493-59391	HOSE, FUEL B-150		1						R
		(A=E/#252860)									
32	1	124060-77680	CLIP, HOSE 10	2	2						
32-1	1	119520-03990	CLIP, HOSE 10.5	2	2						R
		(A=E/#239767) (B=*2001.06)									

Fig.6. CARBURETOR



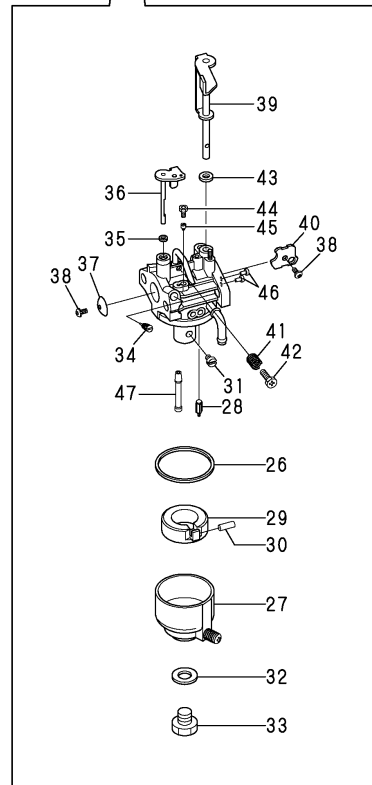
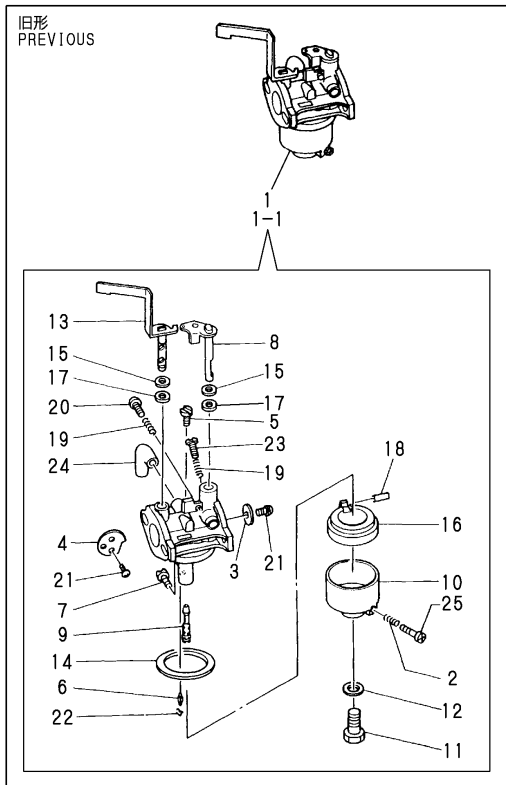
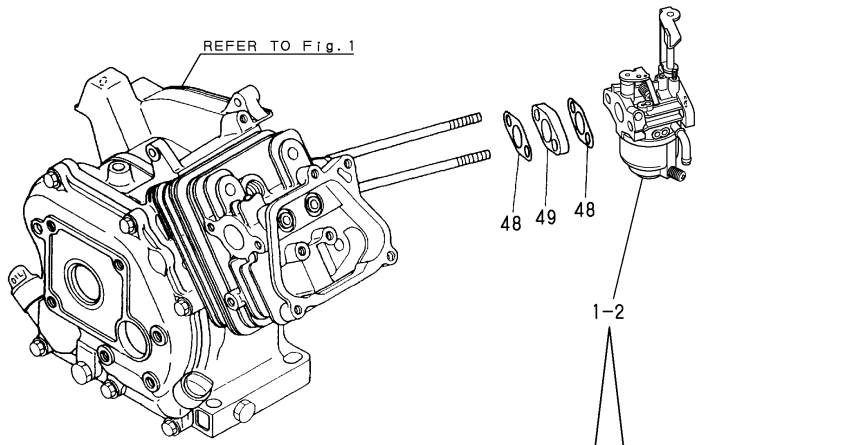
(A)=GA90SNS
(B)=GA90SNA
(C)=

(D)=
(E)=
(F)=

No.	Lev.	Parts No.	Description	Q'ty						I	R
				(A)	(B)	(C)	(D)	(E)	(F)		
1	1	160490-56010	CARBURETOR ASSY	1							
1-1	1	160490-56011	CARBURETOR ASSY	1	1						N
(A=E/#043904)											
1-2	1	160490-57020	CARBURETOR ASSY	1	1						N
(A=E/#255054) (B=*2003.01)											
2	2	181230-56380	SPRING	1	1						
3	2	160492-56520	VALVE, THROTTLE	1	1						
4	2	160492-56530	VALVE, CHOKE	1	1						
5	2	160492-56540	JET, PILOT	1	1						
6	2	160492-56550	NEEDLE	1	1						
7	2	160495-56560	JET, MAIN	1							
7-1	2	160495-56561	JET, MAIN	1	1						N
(A=E/#043904)											
8	2	160492-56570	SHAFT, THROTTLE	1	1						
9	2	160492-56580	NOZZLE, MAIN	1							
9-1	2	160492-56581	NOZZLE, MAIN	1	1						N
(A=E/#043904)											
10	2	160490-56590	BODY, FLOAT	1	1						
11	2	160490-56600	BOLT	1	1						
12	2	160495-56600	GASKET	1	1						
13	2	160492-56610	SHAFT, CHOKE	1	1						
14	2	160510-56610	GASKET	1	1						
15	2	160492-56620	GASKET	2	2						
16	2	160510-56620	FLOAT ASSY	1	1						
17	2	160492-56630	SEAL	2	2						
18	2	160610-56630	PIN, FLOAT	1	1						
19	2	181130-56640	SPRING	2	2						
20	2	160692-56710	SCREW	1	1						
21	2	160710-56710	SCREW	3	3						
22	2	160769-56720	CLIP	1	1						
23	2	160667-56750	ADJUSTER	1	1						
24	2	160692-56770	HOSE	1	1						
25	2	160610-56900	SCREW	1	1						
26	2	160493-56610	GASKET	1	1						1
27	2	160493-56670	CHAMBER, FLORT	1	1						1
28	2	160493-56720	VALVE, FLOAT	1	1						1
29	2	160493-56620	FLOAT ASSY	1	1						1
30	2	160493-56630	PIN, FLOAT	1	1						1
31	2	160492-56670	JET, MAIN	1	1						1
32	2	160493-56730	GASKET	1	1						1
33	2	160493-56740	PLUG	1	1						1
34	2	160699-56680	NEEDLE ASSY	1	1						1
35	2	160493-56850	FILTER, AIR	1	1						1
36	2	160493-56640	SHAFT, THROTTLE	1	1						1
37	2	160498-56540	VALVE, THROTTLE	1	1						1
38	2	160493-56550	SCREW	2	2						1
39	2	160493-56650	SHAFT, CHOKE	1	1						1
40	2	160492-56480	VALVE, CHOKE	1	1						1
41	2	160493-56710	SPRING	1	1						1
42	2	160493-56700	SCREW, ADJUSTING	1	1						1
43	2	160493-56800	CAP	1	1						1

Remarks
(1) THIS PART IS USED FOR NO.1-2.

Fig.6. CARBURETOR



(A)=GA90SNS
(B)=GA90SNA
(C)=

(D)=
(E)=
(F)=

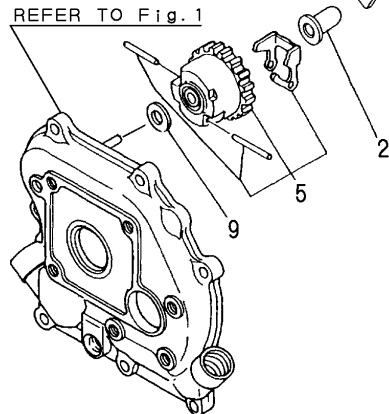
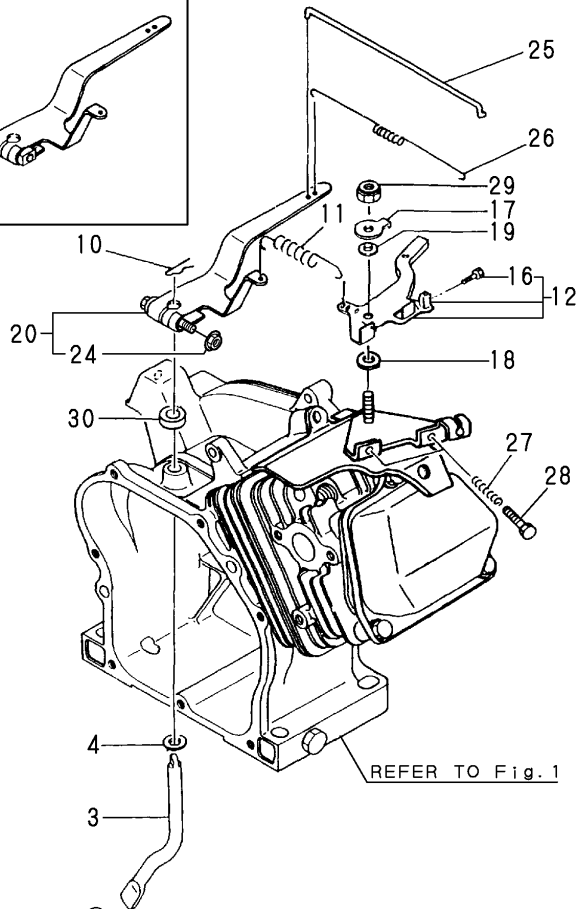
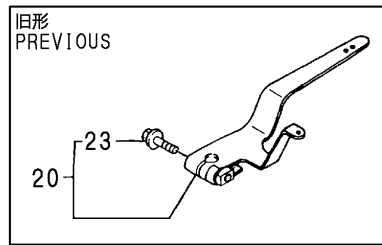
No.	Lev.	Parts No.	Description	Q'ty						I	R
				(A)	(B)	(C)	(D)	(E)	(F)		
44	2	160699-56760	PLUG	1	1						1
45	2	160492-56490	JET, SLOW	1	1						1
46	2	160492-56510	JET, AIR BLEED	2	2						1
47	2	160492-56680	NOZZLE, MAIN	1	1						1
48	1	160667-56150	GASKET, CARBURETOR	2	2						
48-1	1	160667-56151	GASKET, CARBURETOR	2	2						N
(A=E/#185748) (B=E/#179536)											
49	1	160667-56160	SPACER, CARBURETOR	1	1						

Remarks
(1) THIS PART IS USED FOR NO.1-2.

Fig.7. GOVERNOR & CONTROL DEVICE

(A)=GA90SNS
(B)=GA90SNA
(C)=

(D)=
(E)=
(F)=

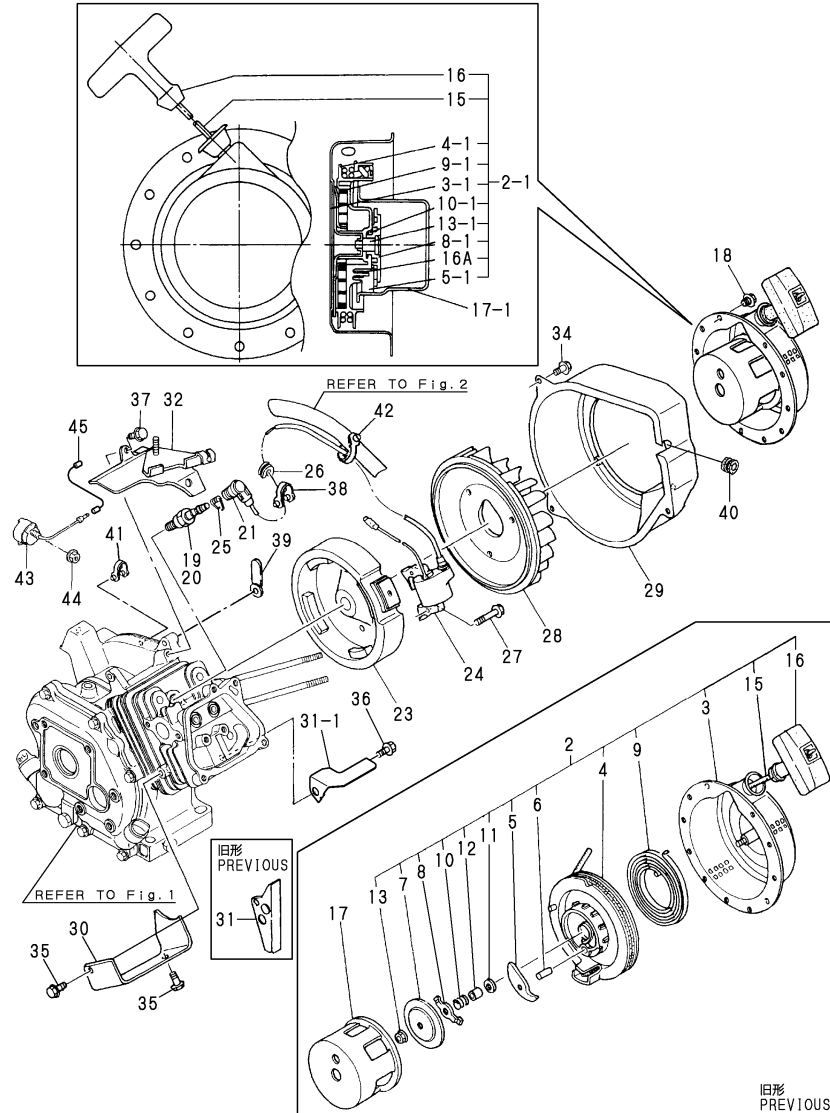


No.	Lev.	Parts No.	Description	Q'ty						I	R
				(A)	(B)	(C)	(D)	(E)	(F)		
2	1	160690-61300	SPINDLE	1							
2-1	1	160690-61301	SPINDLE	1	1						R
(A=E/#096539)											
3	1	160690-61310	SHAFT	1							
3-1	1	160690-61311	SHAFT	1	1						R
(A=E/#121178)											
4	1	160690-61450	WASHER	2	2						
5	1	160690-61600	GEAR ASSY, GOVERNOR	1	1						
9	1	160120-76940	WASHER	1	1						
10	1	22372-080000	PIN, SNAP 8	1	1						
11	1	160490-66010	SPRING, GOVERNOR	1							
11-1	1	160490-66020	SPRING, GOVERNOR	1	1						N
(A=E/#044832)											
12	1	160690-66081	LEVER ASSY, CONTROL	1	1						
16	2	26117-040088	BOLT M 4X 8 PLATED	1	1						
17	1	160690-66160	WASHER	1	1						
18	1	160664-66170	WASHER	1	1						
19	1	160664-66180	SPRING	1	1						
20	1	160490-66190	LEVER ASSY, GOVERNOR	1	1						
23	2	26106-060252	BOLT, M6X 25 PLATED	1							Z
(A=E/#084523)											
24	2	26367-060002	NUT, M6	1	1						W
(A=E/#084523)											
24-1	2	26366-060002	NUT, M6	1	1						N
(A=E/XXXX) (B=E/XXXX)											
25	1	160490-66200	LINK, THROTTLE	1	1						
26	1	160490-66211	SPRING, TENSION	1	1						
26-1	1	160798-66210	SPRING, TENSION	1	1						N
(A=E/#229705) (B=*2000.09)											
27	1	160520-66291	SPRING	2							
27-1	1	160690-66900	WASHER, 4	2	2						R
(A=E/XXXX)											
28	1	26117-040257	BOLT, M4X 25 PLATED	2	2						
29	1	26347-060002	NUT, M6	1	1						
30	1	114770-61600	SEAL, OIL	1	1						W
(A=E/#037951)											

Fig.8. FLY.MAGNETO & STARTING DEVICE

(A)=GA90SNS
(B)=GA90SNA
(C)=

(D)=
(E)=
(F)=



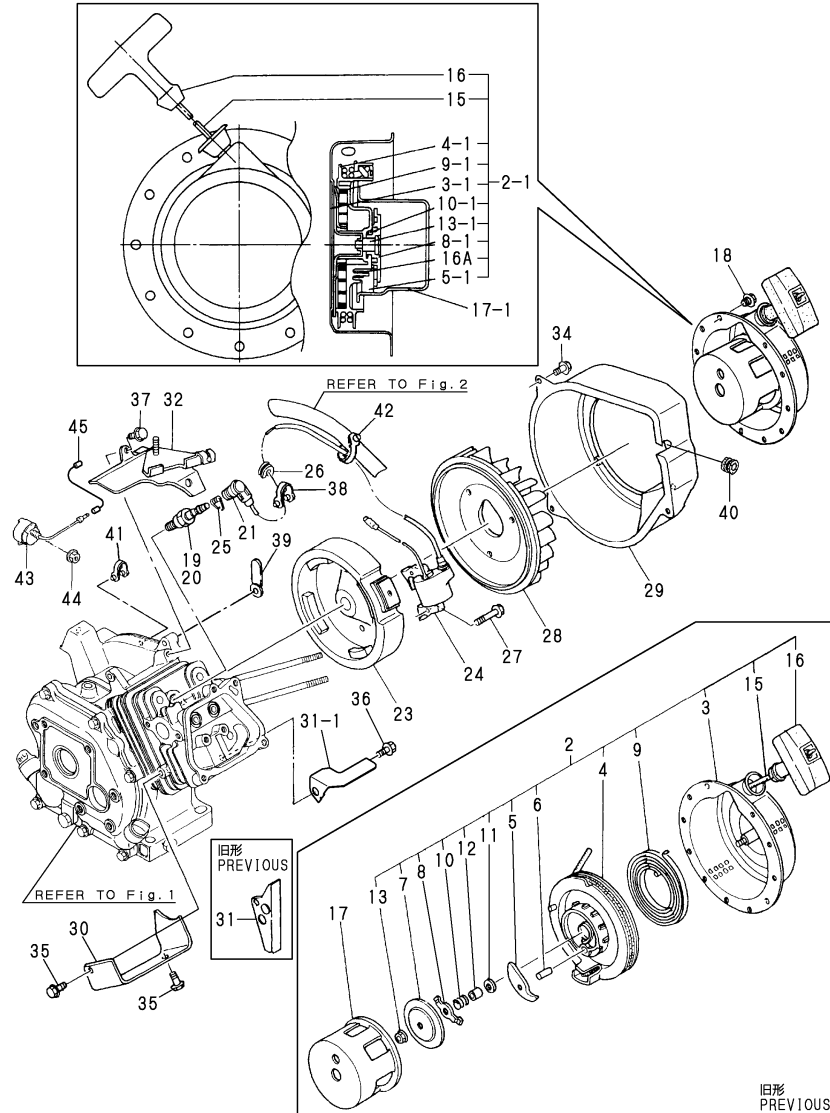
No.	Lev.	Parts No.	Description	Q'ty						I	R
				(A)	(B)	(C)	(D)	(E)	(F)		
2	1	160490-76250	STARTER ASSY, RECOIL	1							
2-1	1	160490-76251	STARTER ASSY, RECOIL	1	1						F 1
(A=E/#089137)											
3	2	160490-76610	CASE, STARTER	1							
3-1	2	160490-76611	CASE ASSY, STARTER	1	1						S
(A=E/#089137)											
4	2	160490-76510	REEL	1							
4-1	2	160490-76511	REEL	1	1						S
(A=E/#089137)											
5	2	160692-76800	RATCHET	1							
5-1	2	160690-76801	RATCHET	2	2						S
(A=E/#089137)											
6	2	160692-76530	PIN, RATCHET	1							3
7	2	160692-76810	PLATE, FRICTION	1							3
8	2	160692-76540	GUIDE, RATCHET	1							
8-1	2	160690-76531	GUIDE, RATCHET	1	1						S
(A=E/#089137)											
9	2	160692-76580	SPRING, SPIRAL	1							
9-1	2	160690-76540	SPRING, SPIRAL	1	1						S
(A=E/#089137)											
10	2	160692-76550	SPRING, FRICTION	1							
10-1	2	160690-76561	SPRING, FRICTION	1	1						S
(A=E/#089137)											
11	2	160692-76560	WASHER, THRUST	1							3
12	2	160692-76820	SHAFT	1							3
13	2	26367-060002	NUT, M6	1							
13-1	2	160698-76580	SCREW	1	1						S
(A=E/#089137)											
15	2	160490-76580	ROPE, STARTER	1	1						
16	2	160490-76600	KNOB, STARTER	1	1						
16A	2	160690-76570	SPRING, RETURN	2	2						4
17	1	160490-76590	PULLEY, STARTER	1							
17-1	1	160490-76591	PULLEY, STARTER	1	1						S
(A=E/#089137)											
18	1	26106-060082	BOLT, M6X 8 PLATED	4	4						
19	1	160690-78010	PLUG, SPARK BP6ES	1							
19-1	1	160690-78020	PLUG, SPARK	1							N
(A=E/#035409)											
19-2	1	160690-78030	PLUG, SPARK N11YC	1							N
(A=E/XXXX)											
20	1	160793-78010	PLUG, SPARK		1						
21	1	160700-78040	CAP, PLUG	1	1						
23	1	160490-78500	ROTOR	1							
23-1	1	160490-78540	ROTOR	1	1						S 2
(A=E/#121178)											
24	1	160490-78510	COIL, IGNITION	1							
24-1	1	160490-78550	COIL, IGNITION	1	1						S 2
(A=E/#121178)											
25	1	160700-78050	TERMINAL, PLUG	1	1						
26	1	160700-78720	GROMMET	1	1						
27	1	26476-060302	SCREW, TAPPING M6X30	2	2						

Remarks
 (1)INTERCHANGEABLE BY SIMULTANEOUS REPLACEMENT WITH NO.17-1.
 (2)INTERCHANGEABLE BY SIMULTANEOUS REPLACEMENT WITH NO.23-1,24-1,28-1 29-1 AND 31-1.
 (3)THIS PART IS USED FOR NO.2.
 (4)THIS PART IS USED FOR NO.2-1.

Fig.8. FLY.MAGNETO & STARTING DEVICE

(A)=GA90SNS
(B)=GA90SNA
(C)=

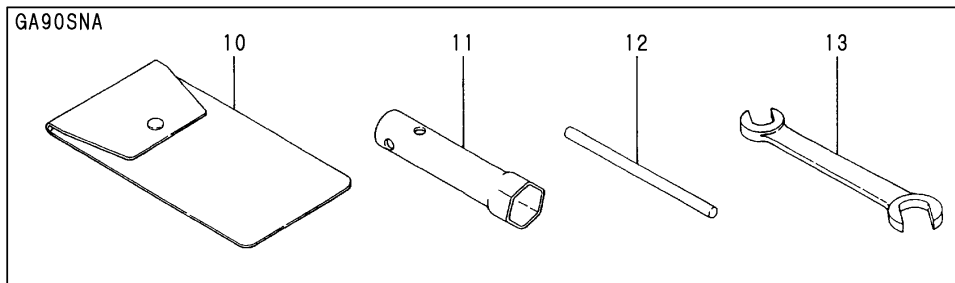
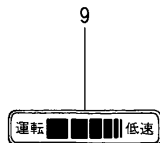
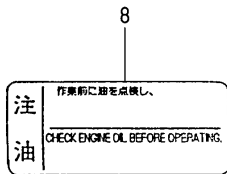
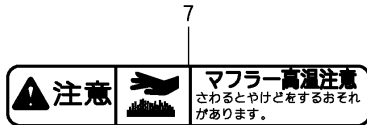
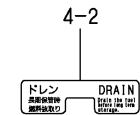
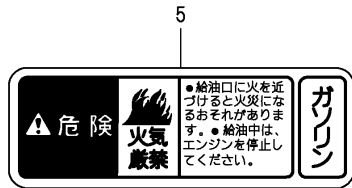
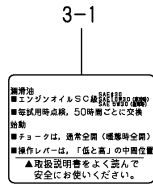
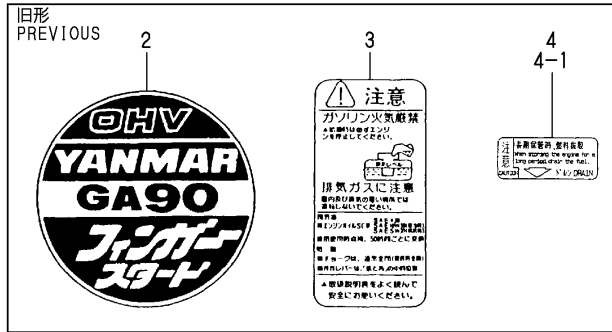
(D)=
(E)=
(F)=



No.	Lev.	Parts No.	Description	Q'ty						I	R
				(A)	(B)	(C)	(D)	(E)	(F)		
27-1	1	160690-04350 (A=E/#253966) (B=*2002.11)	BOLT, M6X30	2	2						R
28	1	160525-45010	FAN, COOLING	1							
28-1	1	160490-45010 (A=E/#121178)	CASE, COOLING FAN	1	1						S 2
29	1	160490-45110-1	CASE, COOLING FAN	1							
29-1	1	160490-45140 (A=E/#121178)	CASE, COOLING FAN	1	1						S 2
30	1	160490-45200	COVER	1							
30-1	1	160490-45230 (A=E/#121178)	COVER	1	1						N
31	1	160490-45211	COVER	1							
31-1	1	160490-45240 (A=E/#121178)	GUIDE	1	1						S 2
32	1	160490-45220	COVER ASSY	1	1						
34	1	26476-060142	SCREW, TAPPING M6X14	3	3						
35	1	26476-060142	SCREW, TAPPING M6X14	2	2						
36	1	26476-060142	SCREW, TAPPING M6X14	1	1						
37	1	26476-060142	SCREW, TAPPING M6X14	2	2						
38	1	29610-000950	CLAMP, SPEED 095	1	1						
39	1	160710-78700	CLAMP, CORD	1							Z
40	1	160341-01950 (A=E/#200655) (B=*1999.03)	PIPE	1	1						Z
41	1	29610-000650	CLAMP, SPEED 065	1							
41-1	1	29610-000650 (A=E/XXX)	CLAMP, SPEED 065	2	2						K
42	1	29610-001400	CLAMP, SPEED 140	1	1						
43	1	160611-77250 (A=E/XXX)	SWITCH, STOP	1	1						W
44	1	26366-080002 (A=E/XXX)	NUT, M8	1	1						W
45	1	160490-78230 (A=E/#121178)	WIRE	1	1						W

Remarks
 (1)INTERCHANGEABLE BY SIMULTANEOUS REPLACEMENT WITH NO.17-1.
 (2)INTERCHANGEABLE BY SIMULTANEOUS REPLACEMENT WITH NO.23-1,24-1,28-1 29-1 AND 31-1.
 (3)THIS PART IS USED FOR NO.2.
 (4)THIS PART IS USED FOR NO.2-1.

Fig.9. LABEL & TOOL



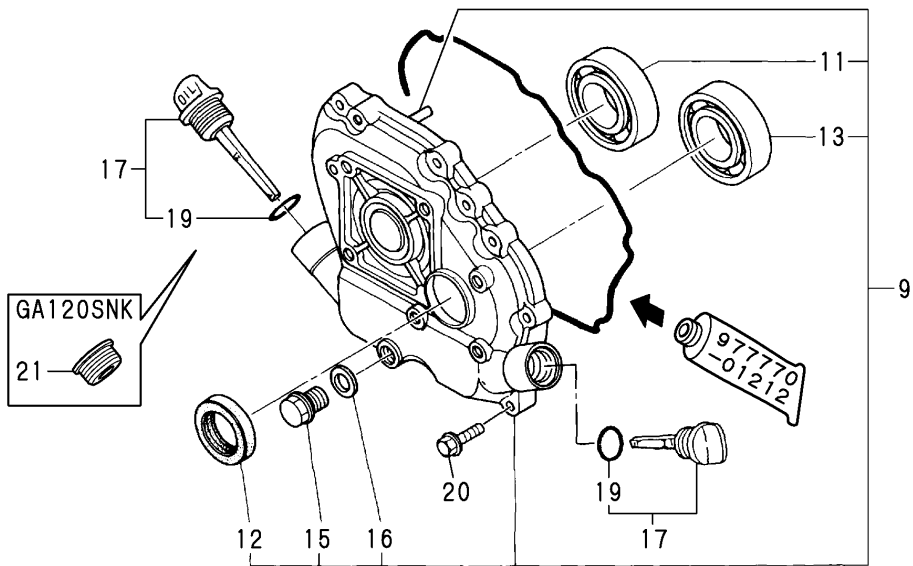
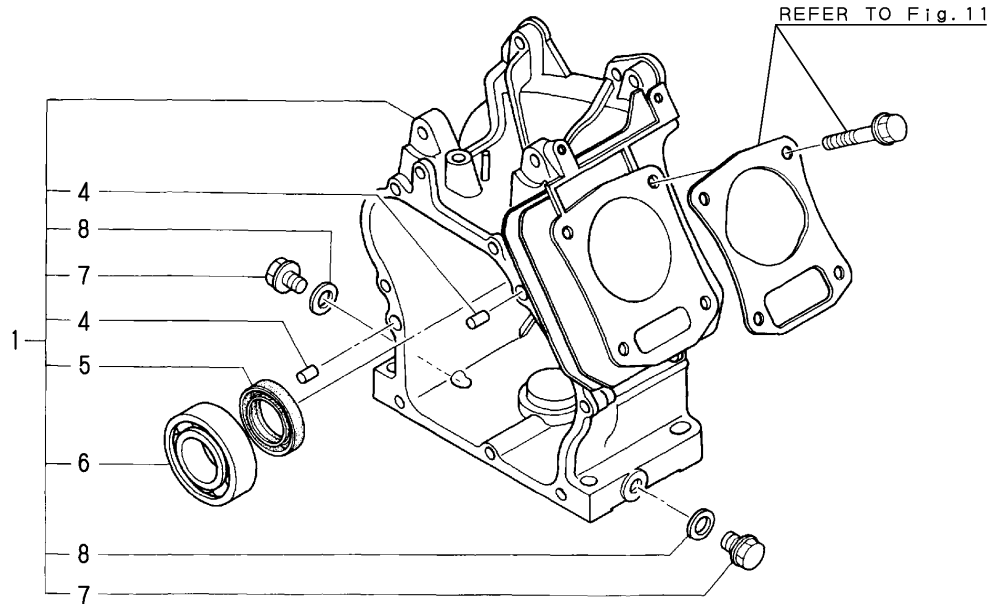
(A)=GA90SNS
(B)=GA90SNA
(C)=

(D)=
(E)=
(F)=

No.	Lev.	Parts No.	Description	Q'ty						I	R
				(A)	(B)	(C)	(D)	(E)	(F)		
2	1	160490-07120	LABEL, OHV MARK	1	1						
2-1	1	160490-07130	LABEL, FINGER START	1	1						N
		(A=E/#144078) (B=E/#155328)									
3	1	160692-07100	LABEL, CAUTION	1							
3-1	1	160692-07250	LABEL, CAUTION	1	1						N
		(A=E/#106021)									
3-2	1	160692-07251	LABEL, CAUTION	1	1						R
		(A=E/#220408) (B=*2000.04)									
4	1	160520-07271	LABEL, DRAIN	1							
4-1	1	160520-07272	LABEL, DRAIN	1	1						S 1
		(A=E/#036414)									
4-2	1	160690-07260	LABEL, DRAIN	1	1						N
		(A=E/#193379) (B=E/#179536)									
5	1	160690-07320	LABEL, NO FIRE	1	1						W
		(A=E/#102573)									
6	1	114370-07110	LABEL, EXH. GAS CAUTN	1	1						W
		(A=E/#102573)									
7	1	105250-07330	LABEL	1	1						W
		(A=E/#102573)									
8	1	160520-07370	LABEL, CLEANER	1	1						W
		(A=E/#106021)									
9	1	183730-07440	LABEL, OPERATION	1	1						W
		(A=E/#106021)									
10	1	160110-92610	BAG, TOOL		1						
11	1	160120-92700	WRENCH, 21 L86		1						
12	1	160110-92710	HANDLE, WRENCH		1						
13	1	28110-100120	SPANNER, 10X12		1						
14	1	161690-07300	LABEL	1	1						W
		(A=E/#255054) (B=*2003.01)									

Remarks
(1)LABEL COLOR CHANGED

Fig.10. CYLINDER BLOCK



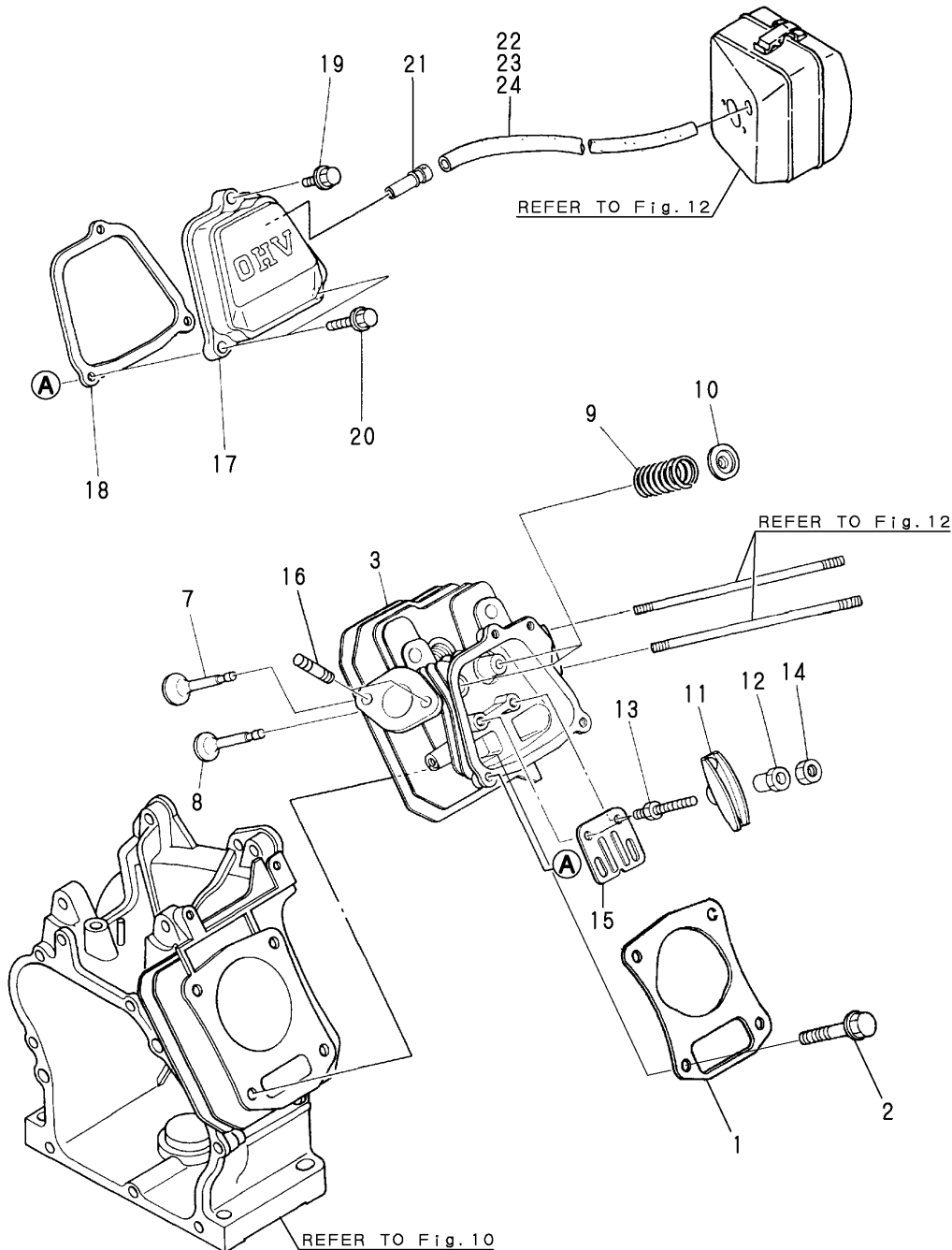
(A)=GA120SNS
(B)=GA120SNR
(C)=GA120SNM

(D)=GA120SNK
(E)=GA120SNSS
(F)=

No.	Lev.	Parts No.	Description	Q'ty						I	R
				(A)	(B)	(C)	(D)	(E)	(F)		
1	1	760590-01561	BLOCK ASSY, CYLINDER	1	1	1	1	1			
1-1	1	760590-01562	BLOCK ASSY, CYLINDER	1	1	1	1	1		N 1	
		(A=E/#F1547) (B=E/#F3754) (C=E/#F2795) (D=E/#F1699) (E=E/#G6218)									
4	2	22312-080120	PIN, PARALLEL M8X12	2	2	2	2				
4-1	2	114270-01600	PIN, M8X12	2	2	2	2	2		R	
		(A=E/#94914) (B=E/#95919) (C=E/#94922) (D=E/#97123)									
5	2	160610-02220	SEAL, 20326	1	1	1	1	1			
6	2	24101-062040	BEARING, BALL 6204C3	1	1	1	1	1			
7	2	160610-01690	PLUG, M12	2	2	2	2	2			
8	2	104200-59170	GASKET, 12	2	2	2	2	2			
9	1	760590-01500	COVER ASSY	1	1	1	1	1			
9-1	1	760590-01501	COVER ASSY	1	1	1	1	1		R	
		(A=E/#E7328) (B=E/#F3754) (C=E/#F2795) (D=E/#E7921) (E=E/#F2661)									
11	2	24101-062040	BEARING, BALL 6204C3	1	1	1	1	1			
12	2	160610-02220	SEAL, 20326	1	1	1	1	1			
13	2	24101-062040	BEARING, BALL 6204C3	1	1	1	1	1			
15	2	160610-01690	PLUG, M12	1	1	1	1	1			
16	2	104200-59170	GASKET, 12	1	1	1	1	1			
17	1	160710-01760	CAP ASSY, L82	2	2	2	2	2			
17-1	1	160710-01760	CAP ASSY, L82						1	K	
		(D=E/XXX)									
17-2	1	114299-01760	CAP ASSY	2	2	2	1	2		N	
		(A=E/XXX) (B=E/XXX) (C=E/XXX) (D=E/XXX) (E=E/XXX)									
19	2	24311-000180	O-RING, 1AP18.0	2	2	2	2	2			
19-1	2	24311-000180	O-RING, 1AP18.0						1	K	
		(D=E/XXX)									
19-2	2	114299-01950	O-RING, 18	2	2	2	1	2		N	
		(A=E/XXX) (B=E/XXX) (C=E/XXX) (D=E/XXX) (E=E/XXX)									
20	1	26476-060252	SCREW, TAPPING M6X25	8	8	8	8	8			
21	1	160110-01870	PLUG, RUBBER						1	W	
		(D=E/XXX)									

Remarks
(1)REAR COVER UNIFIED

Fig.11. CYLINDER HEAD & BONNET



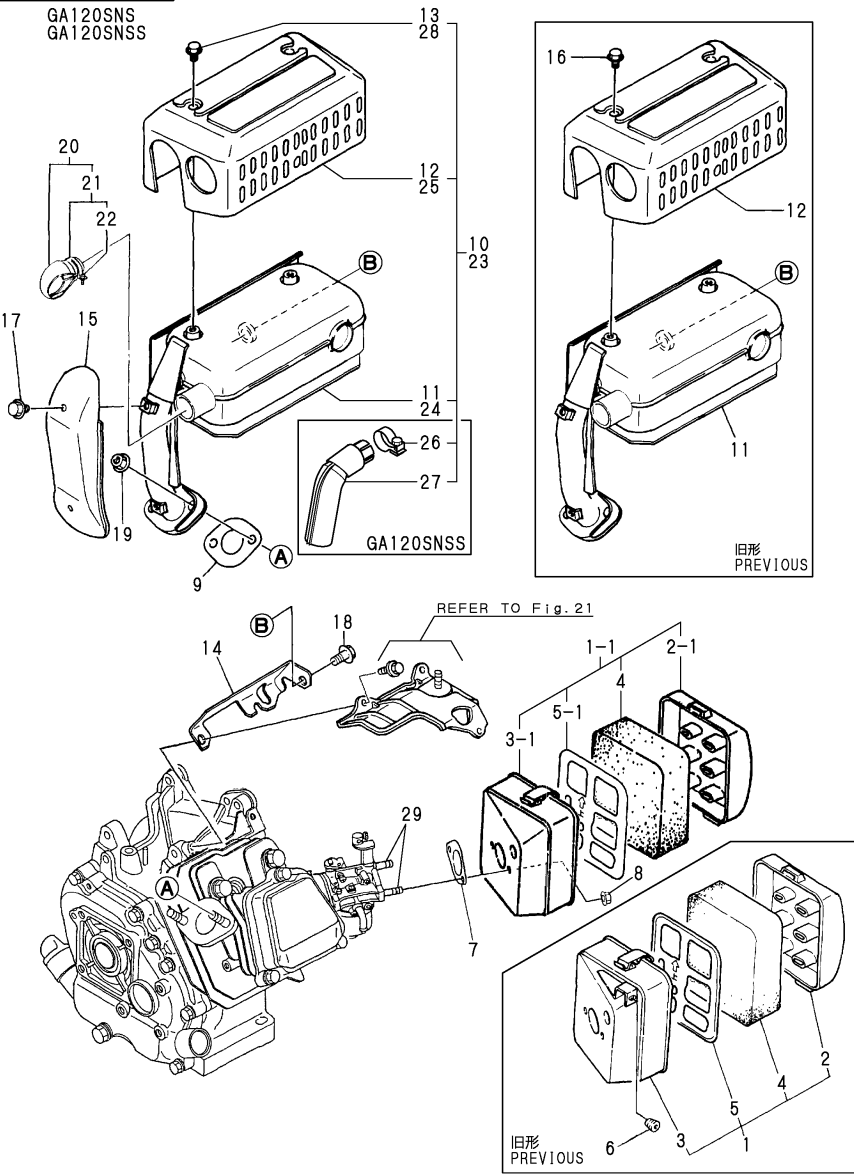
(A)=GA120SNS
(B)=GA120SNR
(C)=GA120SNM

(D)=GA120SNK
(E)=GA120SNS
(F)=

No.	Lev.	Parts No.	Description	Q'ty						I	R
				(A)	(B)	(C)	(D)	(E)	(F)		
1	1	160590-01330	GASKET, HEAD	1	1	1	1	1			
1-1	1	160590-01331	GASKET, HEAD	1	1	1	1	1		N	
		(A=E/#N1671) (B=E/#N1608) (C=E/#N6000) (D=E/#N1994)						(E=#K9075)			
2	1	160610-04201	BOLT, FLANGE M8X53	4	4	4	4	4			
3	1	160590-11010	HEAD ASSY, CYLINDER	1	1	1	1	1			
3-1	1	160590-11011	HEAD ASSY, CYLINDER	1	1	1	1	1		N	
		(A=E/XXX) (B=E/XXX) (C=E/XXX) (D=E/XXX) (E=E/XXX)									
7	1	160590-11100	VALVE, INTAKE	1	1	1	1	1			
8	1	160590-11110	VALVE, EXHAUST	1	1	1	1	1			
9	1	160690-11120	SPRING, VALVE	2	2	2	2	2			
10	1	160690-11180	RETAINER, SPRING	2	2	2	2	2			
11	1	160690-11200	ARM, ROCKER	2	2	2	2	2			
12	1	160690-11220	PIVOT, ROCKER ARM	2	2	2	2	2			
12-1	1	160690-11221	PIVOT, ROCKER ARM	2	2	2	2	2		N	
		(A=E/#E4054) (B=E/#F3754) (C=E/#E4359) (D=E/#E4581) (E=E/#G6218)									
12-2	1	160690-11222	PIVOT, ROCKER ARM	2	2	2	2	2		R	
		(A=E/#N4301) (B=E/#N4685) (C=E/#N6000) (D=E/#N4870) (E=E/#K9075)									
13	1	160690-11270	BOLT	2	2	2	2	2			
13-1	1	160690-11271	BOLT	2	2	2	2	2		N	
		(A=E/#51192) (B=E/#50784) (C=E/#46777) (D=E/#50868)									
14	1	160690-11280	NUT, M6X0.5	2	2	2	2	2			
15	1	160690-11290	PLATE, GUIDE	1	1	1	1	1			
16	1	26216-080182	STUD, M8X 18	2	2	2	2	2			
17	1	160690-11300	BONNET	1	1	1	1	1			
18	1	160690-11310	GASKET, BONNET	1	1	1	1	1			
18-1	1	160690-11311	GASKET, BONNET	1	1	1	1	1		R	
		(A=E/#M6369) (B=E/#K9233) (C=E/#K9420) (D=E/#K9363) (E=E/#K8811)									
19	1	26106-060202	BOLT, M6X 20 PLATED	1	1	1	1	1			
20	1	26106-060352	BOLT, M6X 35 PLATED	2	2	2	2	2			
21	1	160690-03050	BREATHER	1	1	1	1	1			
22	1	160810-03180	PIPE, BREATHER	1				1			
23	1	160610-03180	PIPE, BREATHER		1						
24	1	160820-03180	PIPE, BREATHER			1	1				

Fig.12. AIR CLEANER & MUFFLER

P/C NEWS No: Y00A2175-1
PUBLISHED: 2003/7



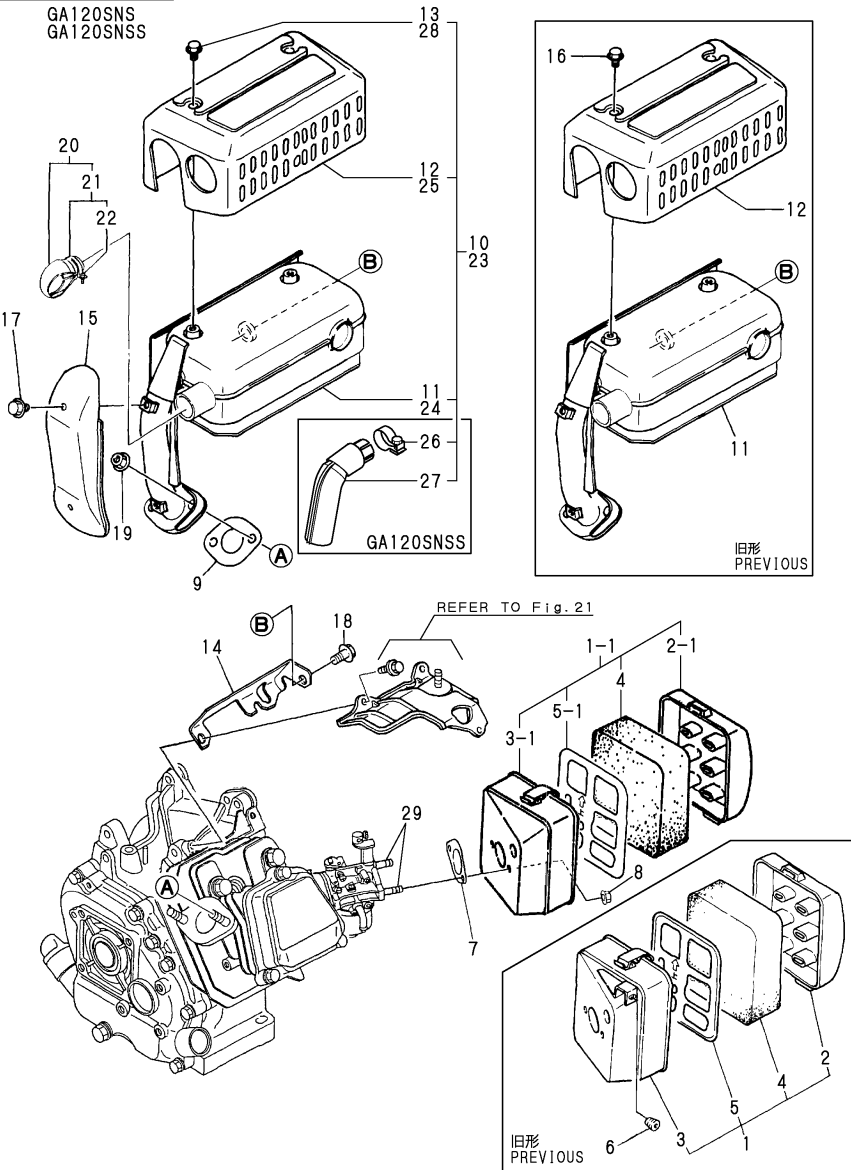
(A)=GA120SNS
(B)=GA120SNR
(C)=GA120SNM
(D)=GA120SNK
(E)=GA120SNSS
(F)=

No.	Lev.	Parts No.	Description	Q'ty						I	R
				(A)	(B)	(C)	(D)	(E)	(F)		
1	1	160690-12500	CLEANER ASSY, AIR	1							
1-1	1	160690-12600	CLEANER ASSY, AIR	1				1		N	M
1-2	1	160690-12600	CLEANER ASSY, AIR	1				1		S	1
(A=*1989.09)											
2	2	160760-12510	CAP, AIR CLEANER	1							
2-1	2	160690-12510	CAP, AIR CLEANER	1				1		N	M
2-2	2	160690-12510	CAP, AIR CLEANER	1				1		S	
(A=*1989.09)											
3	2	160690-12520	BODY, AIR CLEANER	1							
3-1	2	160690-12530	BODY, AIR CLEANER	1				1		N	M
3-2	2	160690-12530	BODY, AIR CLEANER	1				1		S	
(A=*1989.09)											
4	2	160760-12530	ELEMENT	1				1			
5	2	160760-12540	HOLDER, ELEMENT	1							
5-1	2	160493-12550	HOLDER, ELEMENT	1				1		N	M
5-2	2	160493-12550	HOLDER, ELEMENT	1				1		Q	
(A=*1989.11)											
6	1	160763-12600	GROMMET	1							Z
(A=E/#22090)											
7	1	160610-56150	GASKET, CARBURETOR	1				1			
7-1	1	160610-56151	GASKET, CARBURETOR	1				1		N	
(A=E/#G1857)								(E=E/#G6218)			
8	1	26366-060002	NUT, M6	2				2			
9	1	160690-13200	GASKET, MUFFLER	1				1			
9-1	1	160690-13201	GASKET, MUFFLER	1				1		N	
(A=E/#N1671)								(E=E/#K9075)			
10	1	160690-13600	MUFFLER ASSY	1							W
(A=E/#13943)											
11	2	160690-13500	MUFFLER	1							
12	2	160690-13530	COVER	1							
13	2	26106-060082	BOLT, M6X 8 PLATED	3							W
(A=E/#13943)											
14	1	160690-13550	BRACKET, MUFFLER	1				1			
15	1	160690-13900	COVER	1				1			
16	1	114252-13950	BOLT, M6X8	3							Z
(A=E/#13943)											
17	1	114252-13950	BOLT, M6X8	2				2			
18	1	26106-080142	BOLT, M8X 14 PLATED	1				1			
19	1	26366-080002	NUT, M8	2				2			
20	1	114252-13800	EXTENSION ASSY	1							W
(A=E/XXX)											
21	2	114252-13910	CLAMP	1							W
(A=E/XXX)											
22	3	114252-13960	SCREW 6X 25	1							W
(A=E/XXX)											
23	1	160591-13600	MUFFLER ASSY					1			
24	2	160693-13510	MUFFLER					1			
25	2	160693-13540	COVER					1			
26	2	160220-13580	CLAMP					1			
27	2	160590-13770	PIPE, TAIL					1			
28	2	114252-13950	BOLT, M6X8					3			

Remarks
(M)MISPRINT:REFER TO THE NEXT ITEM.
(1)INTERCHANGEABLE BY SIMULTANEOUS REPLACEMENT WITH FIG.19 NO.1-1.

Fig.12. AIR CLEANER & MUFFLER

P/C NEWS No: Y00A2175-1
PUBLISHED: 2003/7



(A)=GA120SNS
(B)=GA120SNR
(C)=GA120SNM

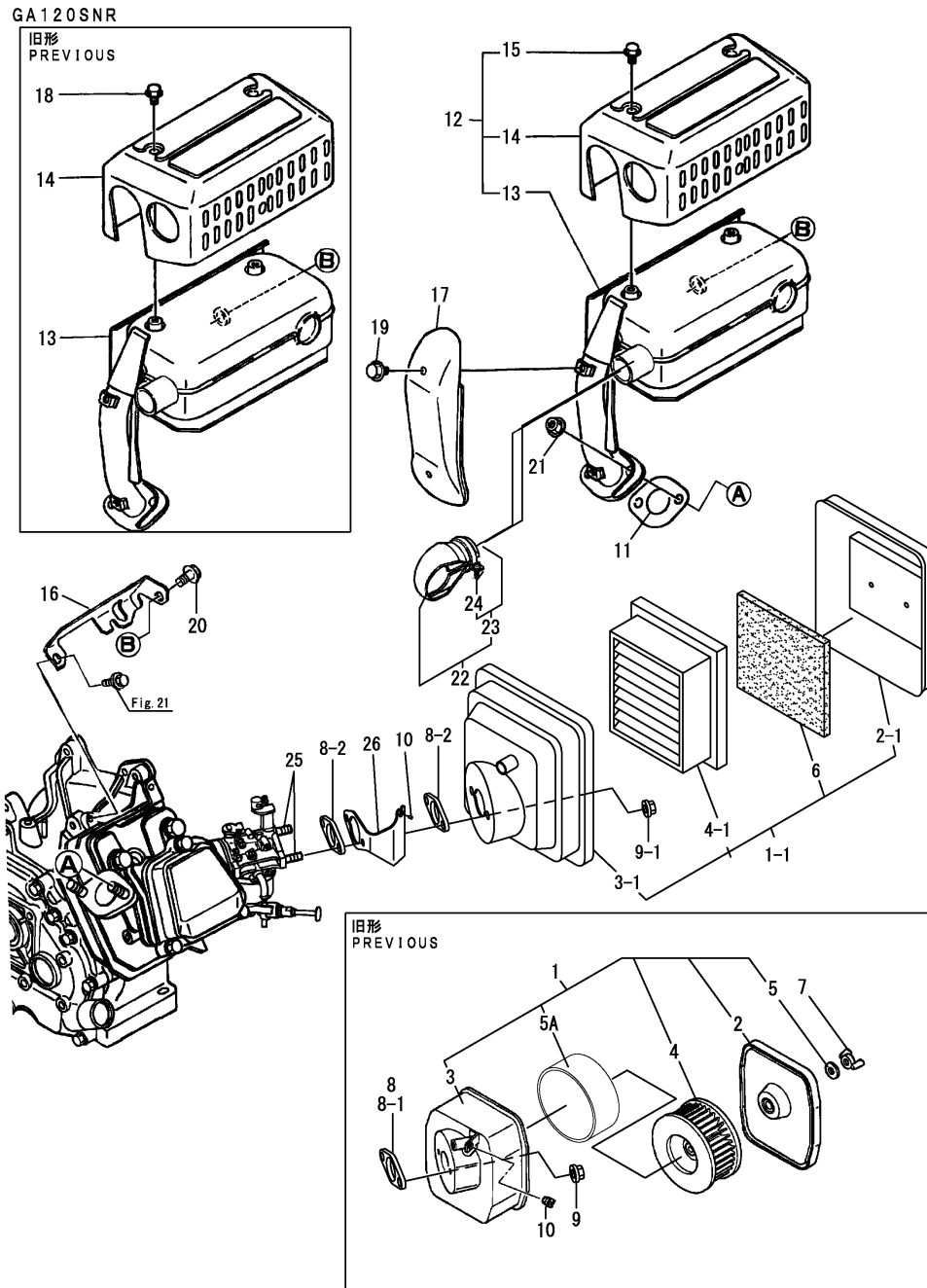
(D)=GA120SNK
(E)=GA120SNSS
(F)=

No.	Lev.	Parts No.	Description	Q'ty						I	R
				(A)	(B)	(C)	(D)	(E)	(F)		
29	1	160610-04570	BOLT, M6X70	2					2		

Remarks
(M)MISPRINT:REFER TO THE NEXT ITEM.
(1)INTERCHANGEABLE BY SIMULTANEOUS
REPLACEMENT WITH FIG.19 NO.1-1.

Fig.13. ALR CLEANER & MUFFLER

(A)=GA120SNS
 (B)=GA120SNR
 (C)=GA120SNM
 (D)=GA120SNK
 (E)=GA120SNSS
 (F)=



No.	Lev.	Parts No.	Description	Q'ty						I	R
				(A)	(B)	(C)	(D)	(E)	(F)		
1	1	160693-12501	CLEANER ASSY, AIR		1						
1-1	1	160690-12800 (B=E/#M8315)	CLEANER ASSY, AIR		1						N
2	2	114250-12520	COVER, AIR CREAMER		1						
2-1	2	160690-12820 (B=E/#M8315)	COVER ASSY, CLEANER		1						S
3	2	160693-12630	CASE ASSY		1						
3-1	2	160690-12810 (B=E/#M8315)	CASE ASSY		1						S
4	2	114250-12540	ELEMENT		1						
4-1	2	160690-12830 (B=E/#M8315)	ELEMENT		1						S
5	2	114250-12560 (B=E/#M8315)	WASHER, SEAL M6		1						Z
5A	2	160693-12930	SPONGE, AIR CLEANER		1						
6	2	160690-12840 (B=E/#M8315)	FILTER, SUB		1						W
7	1	101147-12550 (B=E/#M8315)	NUT		1						Z
8	1	160610-56150	GASKET, CARBURETOR		1						
8-1	1	160610-56151 (B=E/#G2019)	GASKET, CARBURETOR		1						N
8-2	1	160610-56151 (B=E/#M8315)	GASKET, CARBURETOR		2						K
9	1	26366-060002	NUT, M6		2						
9-1	1	114250-12300 (B=E/#M8315)	NUT		2						N
10	1	160763-12600	GROMMET		1						
11	1	160690-13200	GASKET, MUFFLER		1						
11-1	1	160690-13201 (B=E/#N1608)	GASKET, MUFFLER		1						N
12	1	160690-13600 (B=E/#13510)	MUFFLER ASSY		1						W
13	2	160690-13500	MUFFLER		1						
14	2	160690-13530	COVER		1						
15	2	26106-060082 (B=E/#13510)	BOLT, M6X 8 PLATED		3						W
16	1	160690-13550	BRACKET, MUFFLER		1						
17	1	160690-13900	COVER		1						
18	1	114252-13950 (B=E/#13510)	BOLT, M6X8		3						Z
19	1	114252-13950	BOLT, M6X8		2						
20	1	26106-080142	BOLT, M8X 14 PLATED		1						
21	1	26366-080002	NUT, M8		2						
22	1	114252-13800	EXTENSION ASSY		1						
23	2	114252-13910	CLAMP		1						
24	3	114252-13960	SCREW 6X 25		1						
25	1	160610-04570	BOLT, M6X70		2						
25-1	1	160611-04580	BOLT, M6X98		2						
26	1	160593-56260 (B=E/#M8315)	STAY, CHOKE		1						W

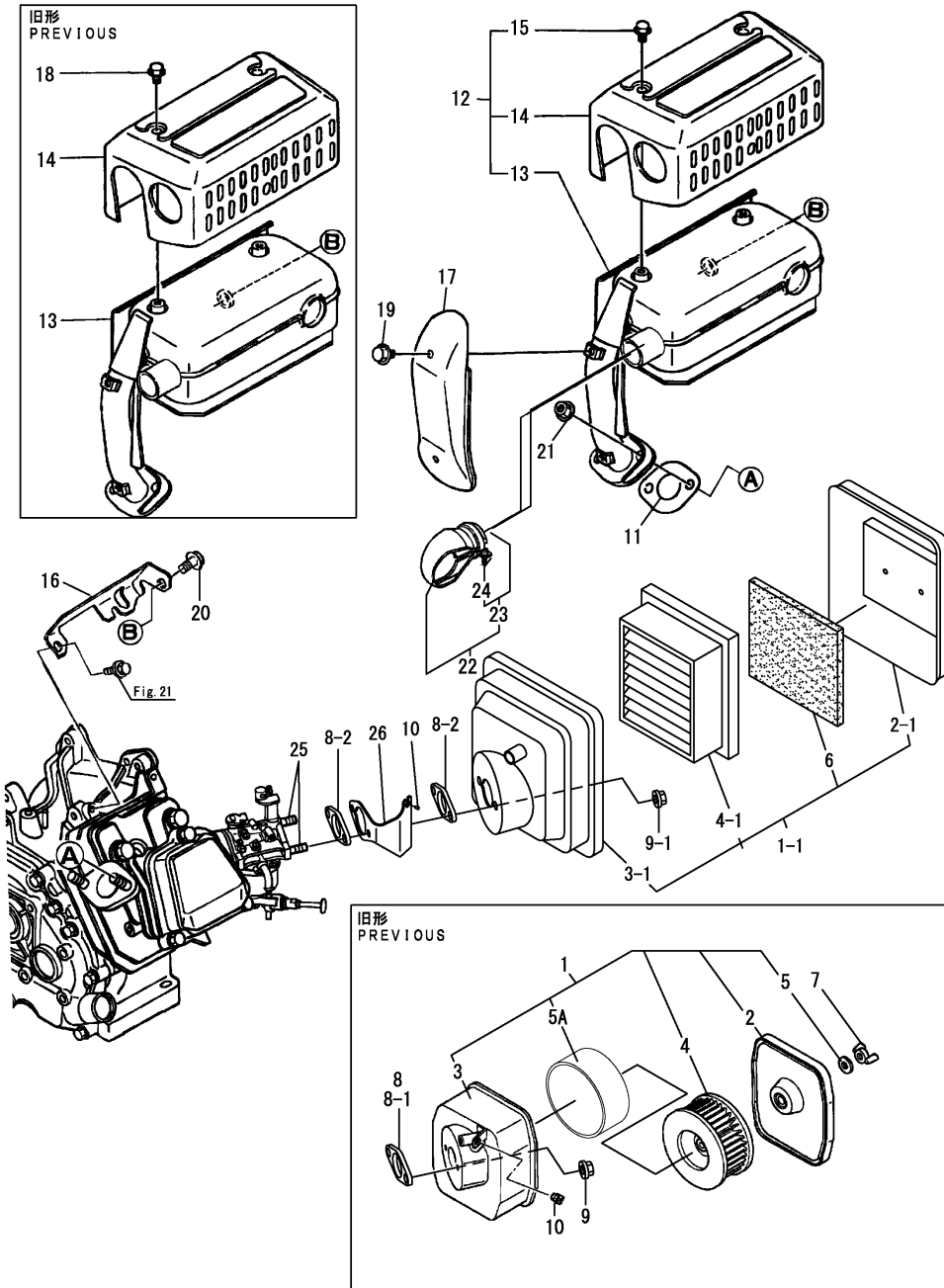
N:Old $\xrightarrow{\text{Yes}}$ New, Q:Old $\xrightarrow{\text{No}}$ New, R:Old $\xrightarrow{\text{Yes}}$ New, S:Old $\xrightarrow{\text{No}}$ New, W:Add, Z:Discontinued, F:Interchangeable by set, K:Q'ty Change
 ++ CONTINUE ++
 Copyright (C) YANMAR CO., LTD. All Rights Reserved.

Fig.13. ALR CLEANER & MUFFLER

(A)=GA120SNS
 (B)=GA120SNR
 (C)=GA120SNM

(D)=GA120SNK
 (E)=GA120SNSS
 (F)=

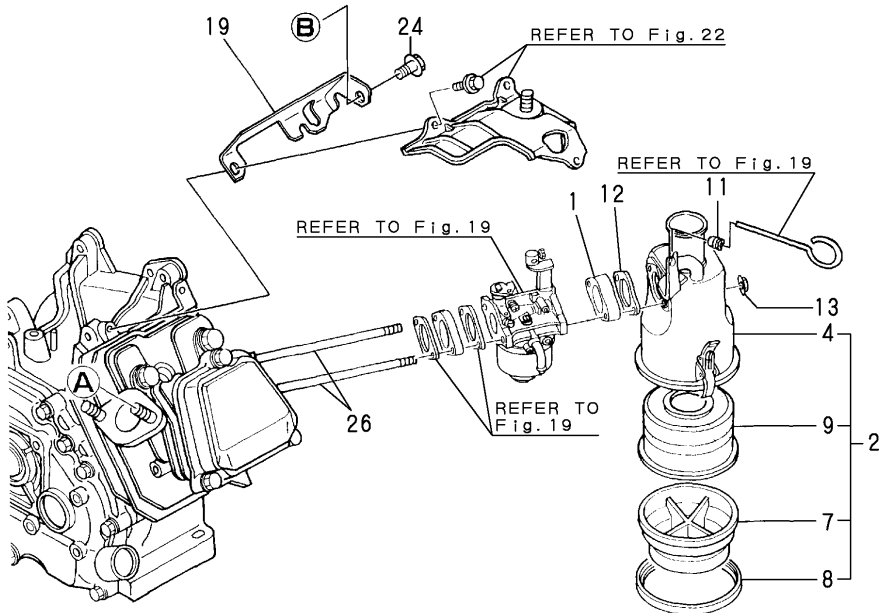
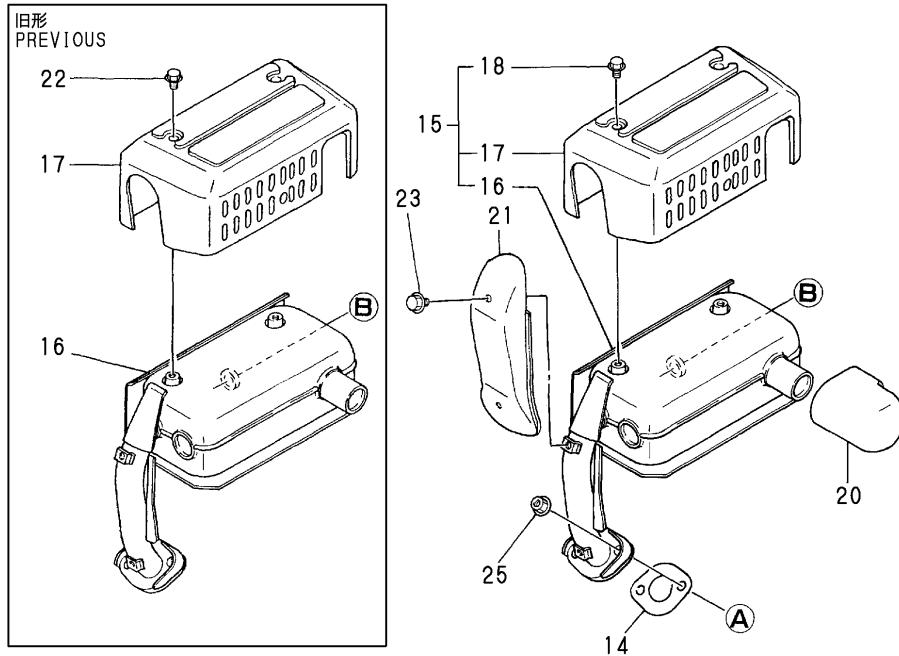
GA120SNR



No.	Lev.	Parts No.	Description	Q'ty						I	R
				(A)	(B)	(C)	(D)	(E)	(F)		
26-1	1	160593-56261 (B=E/#M8315)	STAY, CHOKE		1						N

Fig.14. AIR CLEANER & MUFFLER

GA120SNM



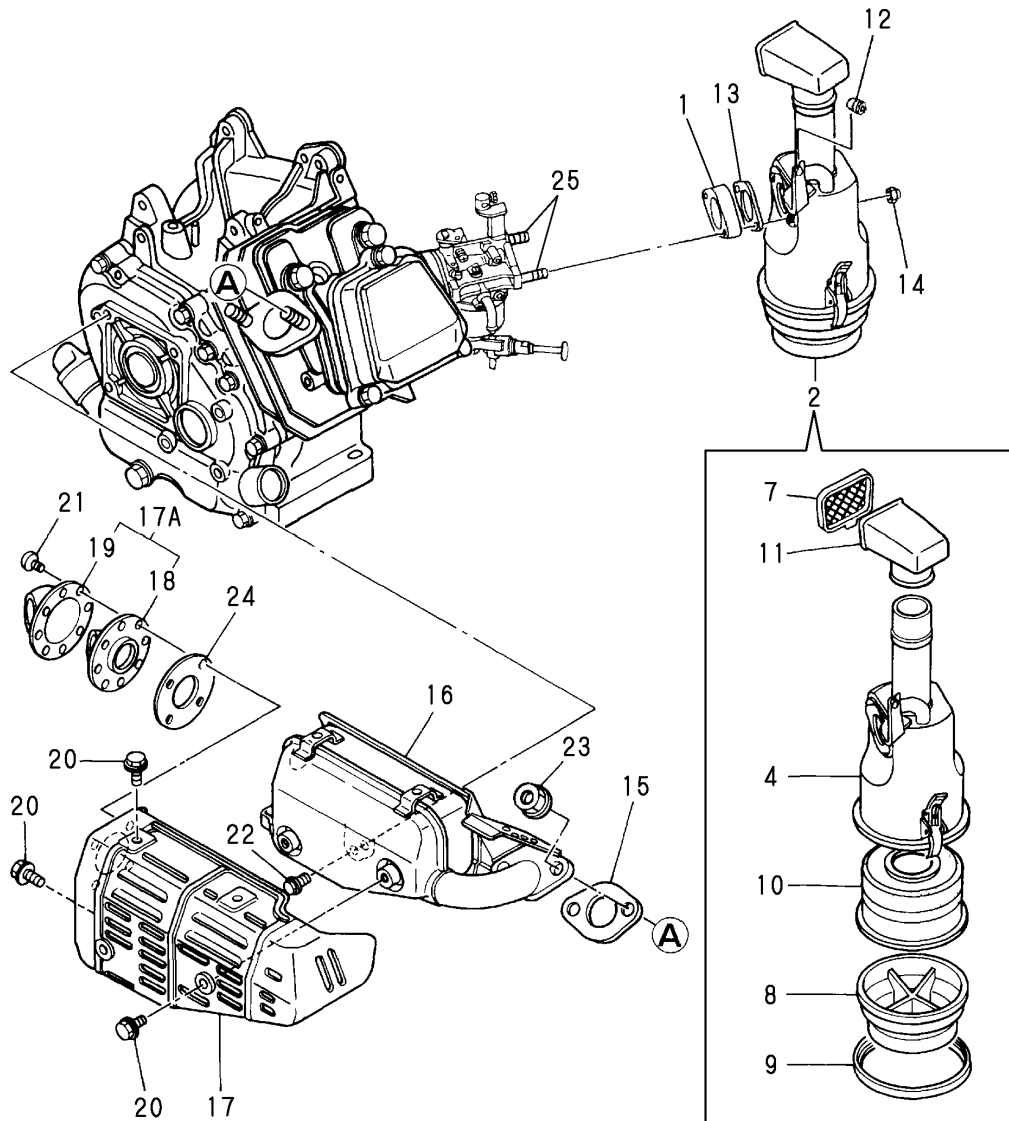
(A)=GA120SNS
(B)=GA120SNR
(C)=GA120SNM

(D)=GA120SNK
(E)=GA120SNSS
(F)=

No.	Lev.	Parts No.	Description	Qty						I	R
				(A)	(B)	(C)	(D)	(E)	(F)		
1	1	160690-12260	SPACER, AIR CLEANER			1					
1-1	1	160690-12261	SPACER, AIR CLEANER (C=E/#16026)			1					N
2	1	760592-12570	CLEANER ASSY, AIR			1					
4	2	760592-12540	BODY ASSY, CLEANER			1					
7	2	160720-12770	SUMP, OIL			1					
8	2	160720-12780	RING			1					
9	2	160762-12860	ELEMENT ASSY			1					
11	1	160763-12600	GROMMET			1					
12	1	160610-56150	GASKET, CARBURETOR			1					
12-1	1	160610-56151	GASKET, CARBURETOR (C=E/#G1957)			1					N
13	1	26657-060002	NUT, CAP M6			2					
14	1	160690-13200	GASKET, MUFFLER			1					
14-1	1	160690-13201	GASKET, MUFFLER (C=E/#N6000)			1					N
15	1	160693-13600	MUFFLER ASSY (C=E/#10600)			1					W
16	2	160693-13510	MUFFLER			1					
17	2	160693-13540	COVER			1					
18	2	26106-060082	BOLT, M6X 8 PLATED (C=E/#10600)			3					W
19	1	160690-13550	BRACKET, MUFFLER			1					
20	1	160321-13770	PIPE			1					
21	1	160690-13900	COVER			1					
22	1	114252-13950	BOLT, M6X8 (C=E/#10600)			3					Z
23	1	114252-13950	BOLT, M6X8			2					
24	1	26106-080142	BOLT, M8X 14 PLATED			1					
25	1	26366-080002	NUT, M8			2					
26	1	160592-04310	BOLT, M6X130			2					

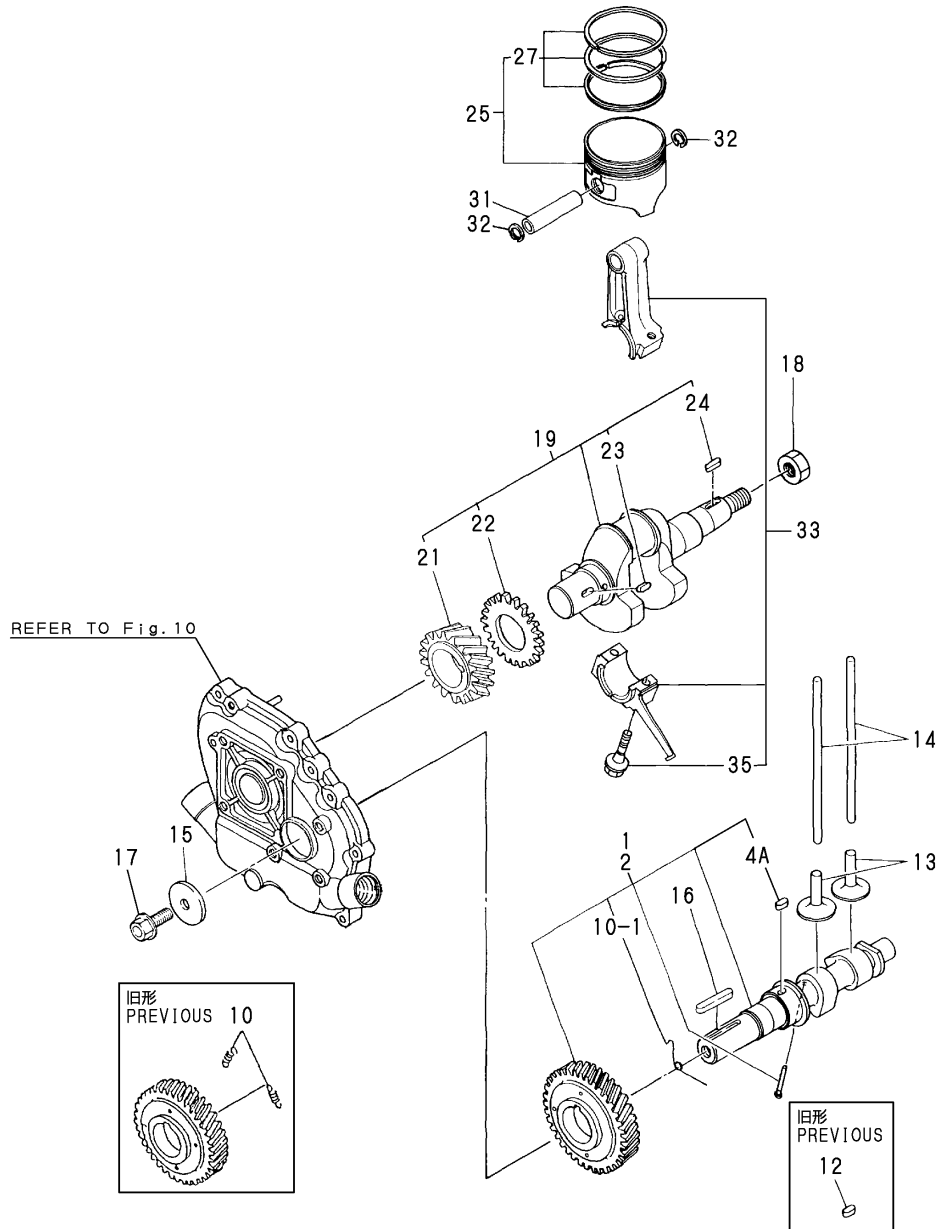
Fig.15. AIR CLEANER & MUFFLER

GA120SNK



No.	Lev.	Parts No.	Description	Q'ty						I	R
				(A)	(B)	(C)	(D)	(E)	(F)		
1	1	160690-12260	SPACER, AIR CLEANER				1				
1-1	1	160690-12261	SPACER, AIR CLEANER				1				N
(D=E/#17419)											
2	1	760592-12561	CLEANER ASSY, AIR				1				
4	2	760592-12551	BODY, AIR CLEANER				1				
7	2	160692-12920	NET				1				
8	2	160720-12770	SUMP, OIL				1				
9	2	160720-12780	RING				1				
10	2	160762-12860	ELEMENT ASSY				1				
11	2	160762-12870	CAP				1				
12	1	160763-12600	GROMMET				1				
13	1	160610-56150	GASKET, CARBURETOR				1				
13-1	1	160610-56151	GASKET, CARBURETOR				1				N
(D=E/#G1854)											
14	1	26657-060002	NUT, CAP M6				2				
15	1	160690-13200	GASKET, MUFFLER				1				
15-1	1	160690-13201	GASKET, MUFFLER				1				N
(D=E/#N1994)											
16	1	160592-13500	MUFFLER				1				
17	1	160692-13530	COVER				1				
17A	1	160692-13750	EXTENSION ASSY				1				W
(D=E/#68594)											
18	2	160692-13770	PIPE, TAIL				1				
19	2	160692-13780	COVER				1				
20	1	114252-13950	BOLT, M6X8				5				
21	1	160692-13850	SCREW, M5X8				4				
22	1	26106-080122	BOLT, M8X 12 PLATED				1				
23	1	26366-080002	NUT, M8				2				
24	1	160692-13820	GASKET				1				
24-1	1	160692-13821	GASKET				1				N
(D=E/#N5483)											
25	1	160592-04310	BOLT, M6X130				2				

Fig.16. CRANKSHAFT,PISTON & CAMSHAFT



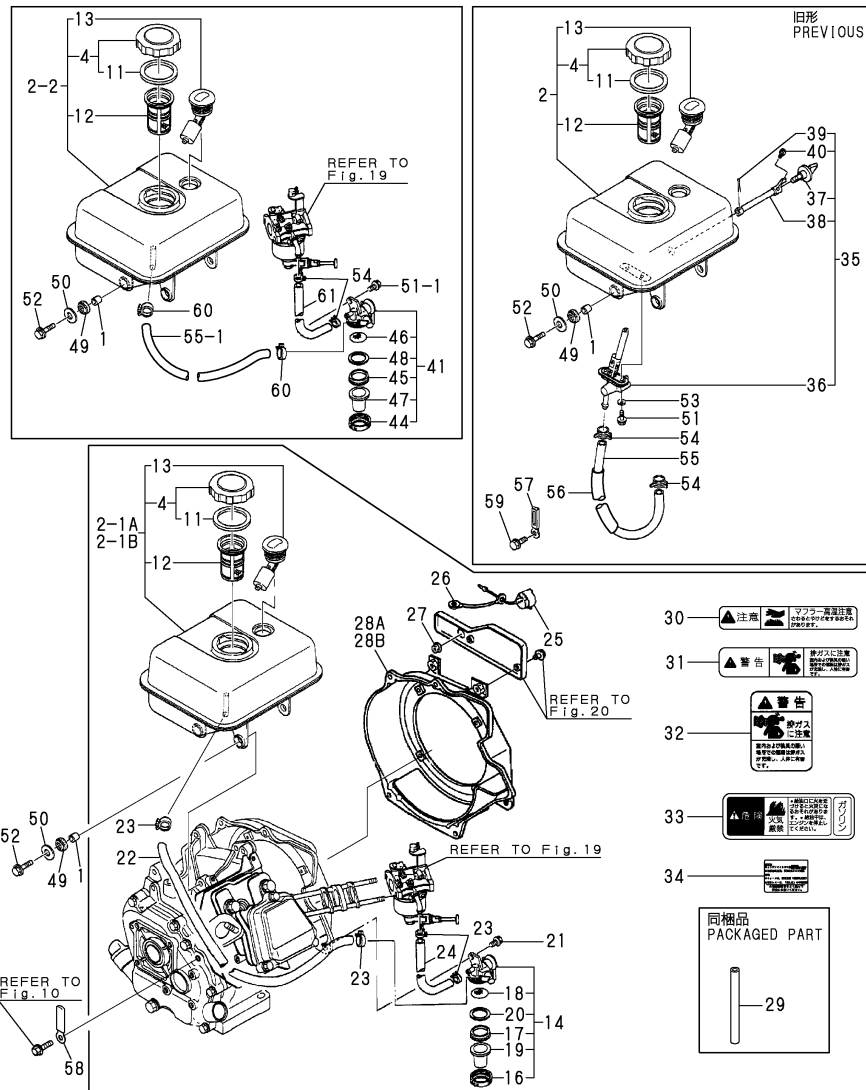
(A)=GA120SNS
(B)=GA120SNR
(C)=GA120SNM
(D)=GA120SNK
(E)=GA120SNSS
(F)=

No.	Lev.	Parts No.	Description	Q'ty						I	R
				(A)	(B)	(C)	(D)	(E)	(F)		
1	1	160590-14051	CAMSHAFT ASSY	1	1	1		1			
2	1	160592-14051	CAMSHAFT ASSY				1				
2-1	1	160592-14052	CAMSHAFT ASSY				1			N	
4A	3	160610-21290	KEY, 4X10 (D=*2003.05)	1	1	1	1	1		W	
10	2	160690-14560	SPRING,DECOMPRESSION	2	2	2	2				
10-1	2	160690-14570	SPRING,DECOMPRESSION (A=E/#44387) (B=E/#44121) (C=E/#40882) (D=E/#45645)	1	1	1	1			S	
10-2	2	160590-14570	SPRING,DECOMPRESSION (A=E/#51477) (B=E/#50853) (C=E/#46777) (D=E/#51910)	1	1	1	1	1		S 1	
10-3	2	160590-14571	SPRING,DECOMPRESSION (A=E/#D6151) (B=E/#D6375) (C=E/#E2134) (D=E/#D6145) (E=E/#F2661)	1	1	1	1	1		R	
12	1	22512-040120	KEY, 4X 12 (A=*2003.05) (B=*2003.05) (C=*2003.05) (D=*2003.05) (E=*2003.05)	1	1	1	1	1		Z	
13	1	160690-14200	TAPPET	2	2	2	2				
13-1	1	160490-14200	TAPPET (A=E/#16114) (B=E/#16827) (C=E/#16026) (D=E/#15952)	2	2	2	2	2		N	
14	1	160590-14400	ROD, PUSH	2	2	2	2	2			
15	1	160310-14550	WASHER	1	1	1	1				
16	1	22512-050300	KEY, 5X 30	1	1	1	1				
17	1	26106-080202	BOLT, M8X 20 PLATED	1	1	1	1				
18	1	160610-04910	NUT, FLYWHEEL M14	1	1	1	1	1			
19	1	760590-21700	CRANKSHAFT ASSY	1	1	1	1	1			
21	2	160590-21200	GEAR, CRANKSHAFT	1	1	1	1	1			
22	2	160590-21210	GEAR, IDLE	1	1	1	1	1			
23	2	160610-21290	KEY, 4X10	1	1	1	1	1			
24	2	22512-040160	KEY, 4X 16	1	1	1	1	1			
25	1	160590-22010	PISTON ASSY	1	1	1	1				
25-1	1	160590-22011	PISTON ASSY (A=E/#42290) (B=E/#40507) (C=E/#40882) (D=E/#41682)	1	1	1	1	1		N	
27	2	760590-22500	RING SET, PISTON	1	1	1	1				
27-1	2	760590-22501	RING SET, PISTON (A=E/#42290) (B=E/#40507) (C=E/#40882) (D=E/#41682)	1	1	1	1	1		S 2	
31	1	160590-22300	PIN, PISTON	1	1	1	1	1			
32	1	22252-000130	RING, 13	2	2	2	2	2			
33	1	760590-23700	ROD ASSY, CONNECTING	1	1	1	1	1			
35	2	160710-23201	BOLT, CONNECTING ROD	2	2	2	2				
35-1	2	26106-060302	BOLT, M6X 30 PLATED (A=E/#96673) (B=E/#98673) (C=E/#98951) (D=E/#98221)	2	2	2	2	2		R	

Remarks
(1)SIZE CHANGED FROM L=30 TO L=33
(2)TOP RING GROOVE CHANGED

Fig.17. FUEL TANK & FUEL PIPE

GA120SNS
GA120SNR
GA120SNM
GA120SNSS



旧形
PREVIOUS

(A)=GA120SNS
(B)=GA120SNR
(C)=GA120SNM

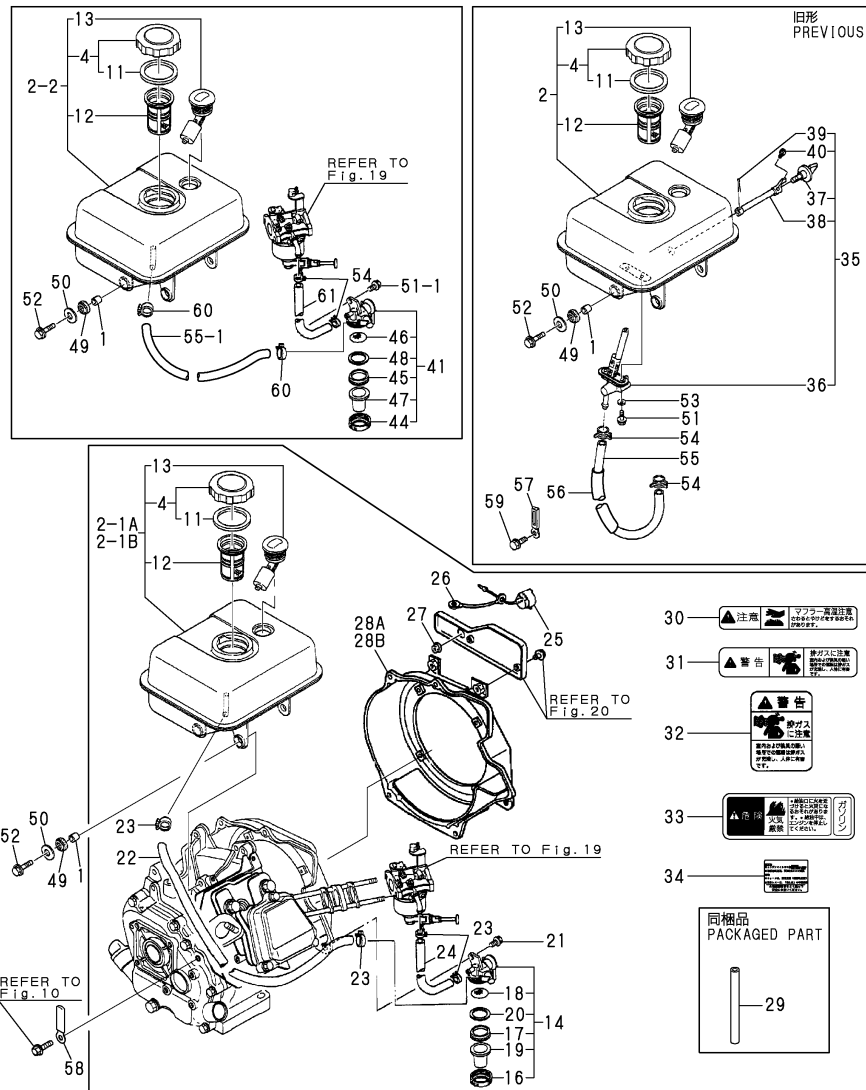
(D)=GA120SNK
(E)=GA120SNSS
(F)=

No.	Lev.	Parts No.	Description	Q'ty						I	R
				(A)	(B)	(C)	(D)	(E)	(F)		
1	1	114250-45310	COLLAR	4	4	4		4			
2	1	760590-55701	TANK ASSY, FUEL	1	1	1		1			
2-1A	1	760590-99900	TANK ASSY, FUEL	1	1	1				N	
2-1B	1	760592-99900	TANK ASSY, FUEL						1	N	
2-2	1	760590-55702	TANK ASSY, FUEL	1	1	1		1		S 1	
4	2	160710-55061	CAP ASSY	1	1	1		1			
11	3	160393-55050	GASKET	1	1	1		1			
12	2	160610-55100	FILTER, FUEL	1	1	1		1			
13	2	160762-55150	GAUGE, FUEL	1	1	1		1			
14	2	160692-55300	COCK ASSY, FUEL	1	1	1		1		W 2	
16	3	160710-55360	RING	1	1	1		1		W 2	
17	3	160710-55370	GASKET	1	1	1		1		W 2	
18	3	160710-55381	FILTER, FUEL	1	1	1		1		W 2	
18-1	3	160710-55382	FILTER	1	1	1		1		N 2	
19	3	160710-55390	CUP, FUEL COCK L37	1	1	1		1		W 2	
20	3	160692-55421	PLATE	1	1	1		1		W 2	
20-1	3	160692-55421	PLATE	1	1	1		1		Z 2	
21	2	26106-060102	BOLT, M6X 10 PLATED	1	1	1		1		W 2	
22	2	160802-59370	PIPE, FUEL	1	1	1		1		W 2	
23	2	23000-013000	CLAMP, 13	4	4	4		4		W 2	
24	2	160671-59350	PIPE, FUEL	1	1	1		1		W 2	
25	2	160611-77250	SWITCH, STOP	1	1	1				W 2	
26	2	160495-77260	WIRE	1	1	1				W 2	
27	2	26366-080002	NUT, M8	1	1	1				W 2	
28A	2	160590-45130	CASE, COOLING FAN	1	1	1				W 2	
28B	2	160592-45110	CASE, COOLING FAN					1		W 2	
29	2	23061-060025	PIPE, 6X 25	1	1	1		1		W 2	
30	2	105250-07330	LABEL	1	1	1		1		W 2	
31	2	105250-07340	LABEL, EXH. GAS CAUTN	1	1	1		1		W 2	

Remarks
(1)OUTLET PIPE UNIFIED
(2)THIS PART IS USED FOR NO.2-1A OR NO.2-1B.
(3)INTERCHANGEABILITY IS <S> WITH NO.35.

Fig.17. FUEL TANK & FUEL PIPE

GA120SNS
GA120SNR
GA120SNM
GA120SNSS



Remarks
(1)OUTLET PIPE UNIFIED
(2)THIS PART IS USED FOR NO.2-1A OR NO.2-1B.
(3)INTERCHANGEABILITY IS <S> WITH NO.35.

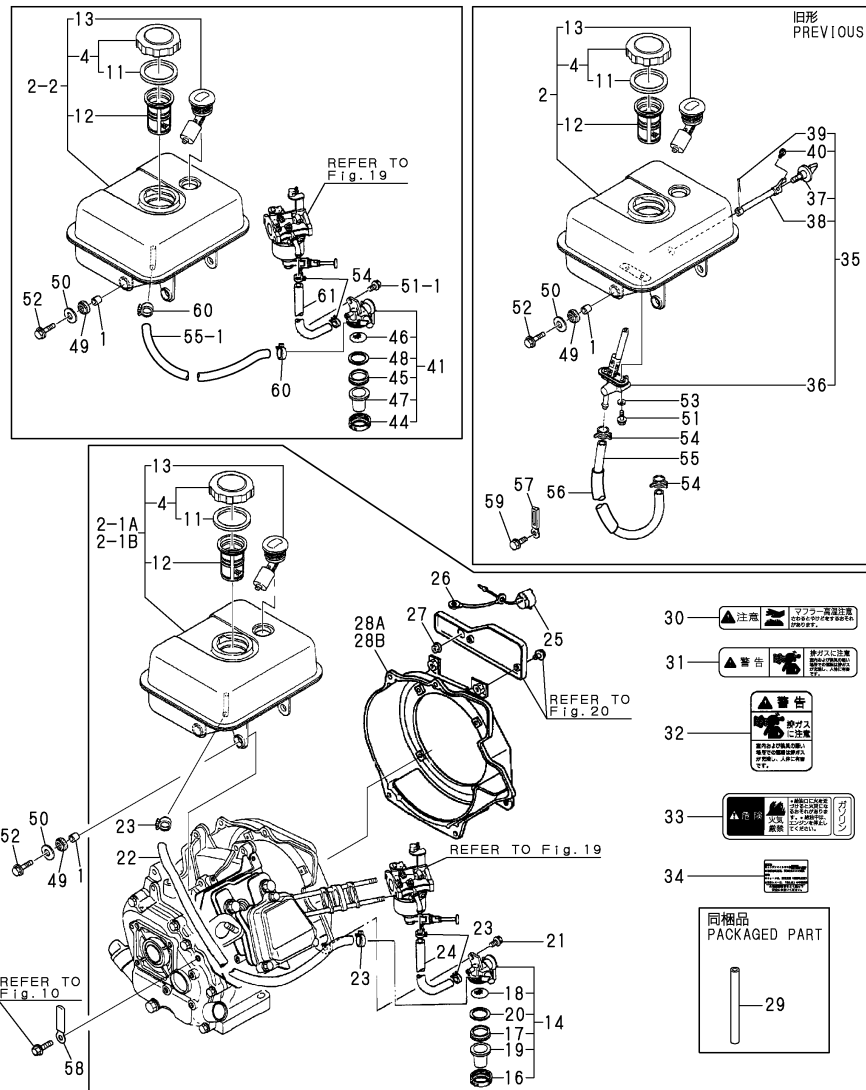
(A)=GA120SNS
(B)=GA120SNR
(C)=GA120SNM

(D)=GA120SNK
(E)=GA120SNSS
(F)=

No.	Lev.	Parts No.	Description	Q'ty						I	R	
				(A)	(B)	(C)	(D)	(E)	(F)			
32	2	114370-07110	LABEL,EXH.GAS CAUTN	1	1	1		1			W	2
33	2	160690-07320	LABEL,NO FIRE	1	1	1		1			W	2
34	2	160692-07250	LABEL, CAUTION	1	1	1		1			W	2
35	1	160690-55300	COCK ASSY, FUEL	1	1	1		1				Z
36	2	160690-55310	COCK ASSY, FUEL	1	1	1		1				Z
37	2	160690-55320	LEVER	1	1	1		1				Z
38	2	160690-55330	SHAFT	1	1	1		1				Z
39	2	22417-200200	PIN, COTTER 2.0X20	1	1	1		1				Z
40	2	26557-040102	SCREW, M4X10	1	1	1		1				Z
41	1	160692-55300	COCK ASSY, FUEL	1	1	1		1			W	3
44	2	160710-55360	RING	1	1	1		1				W
45	2	160710-55370	GASKET	1	1	1		1				W
46	2	160710-55382	FILTER	1	1	1		1				W
47	2	160710-55390	CUP, FUEL COCK L37	1	1	1		1				W
48	2	160692-55421	PLATE	1	1	1		1				W
48-1	2	160692-55421	PLATE	1	1	1		1				Z
49	1	160690-55460	DAMPER, FUEL TANK	4	4	4		4				N
49-1	1	160690-55461	DAMPER, FUEL TANK	4	4	4		4				N
49-2	1	160690-55462	DAMPER, FUEL TANK	4	4	4		4				R
50	1	160610-55470	WASHER	4	4	4		4				Z
51	1	26106-060142	BOLT, M6X 14 PLATED	2	2	2		2				
51-1	1	26106-060102	BOLT, M6X 10 PLATED	1	1	1		1				S
52	1	26476-060252	SCREW, TAPPING M6X25	4	4	4		4				
52-1	1	114370-45350	BOLT	4	4	4		4				N
52-2	1	160690-55140	BOLT	4	4	4		4				R
53	1	43400-500400	SEAL WASHER 6	2	2	2		2				Z
54	1	106990-44660	CLIP, HOSE 12.5	2	2	2		2				

Fig.17. FUEL TANK & FUEL PIPE

GA120SNS
GA120SNR
GA120SNM
GA120SNSS



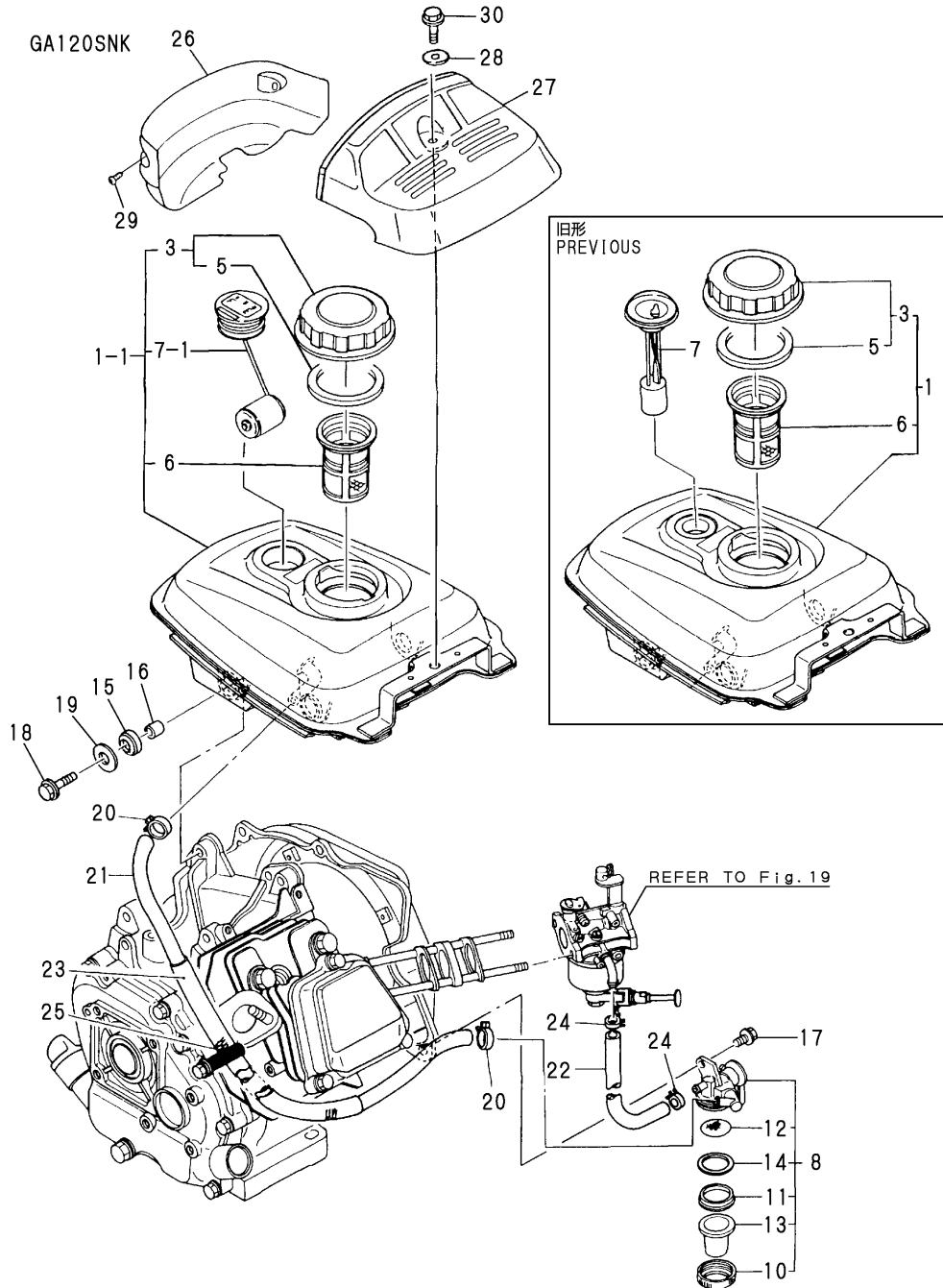
(A)=GA120SNS
(B)=GA120SNR
(C)=GA120SNM

(D)=GA120SNK
(E)=GA120SNSS
(F)=

No.	Lev.	Parts No.	Description	Q'ty						I	R
				(A)	(B)	(C)	(D)	(E)	(F)		
55	1	160690-59360	PIPE, FUEL	1	1	1		1			
55-1	1	160802-59370	PIPE, FUEL	1	1	1		1		S	
		(A=*1993.02) (B=*1993.02) (C=*1993.02)						(E=*1993.02)			
55-2	1	160802-59371	HOSE, FUEL A-400	1	1	1		1		N	
		(A=E/#J6865) (B=E/#J7670) (C=E/#J7759)						(E=E/#K8125)			
56	1	160690-59400	TUBE, PROTECT	1	1	1		1		Z	
		(A=E/XXX) (B=E/XXX) (C=E/XXX)						(E=E/XXX)			
57	1	160260-78700	CLAMP	1	1	1		1		Z	
		(A=*1993.02) (B=*1993.02) (C=*1993.02)						(E=*1993.02)			
58	1	160710-78710	CLAMP, CORD	1	1	1		1			
59	1	26476-060142	SCREW, TAPPING M6X14	1	1	1		1		Z	
		(A=*1993.02) (B=*1993.02) (C=*1993.02)						(E=*1993.02)			
60	1	124060-77680	CLIP, HOSE 10	2	2	2		2		W	
		(A=*1993.02) (B=*1993.02) (C=*1993.02)						(E=*1993.02)			
60-1	1	119520-03990	CLIP, HOSE 10.5	2	2	2		2		R	
		(A=E/#L1729) (B=E/#L2683) (C=E/#L2416)						(E=E/#K9075)			
61	1	160820-59390	PIPE, D11.5/L159	1	1	1		1		W	
		(A=*1993.02) (B=*1993.02) (C=*1993.02)						(E=*1993.02)			
61-1	1	160820-59391	HOSE, D11.5/L159	1	1	1		1		N	
		(A=E/#J6865) (B=E/#J7670) (C=E/#J7759)						(E=E/#K8125)			

Remarks
(1)OUTLET PIPE UNIFIED
(2)THIS PART IS USED FOR NO.2-1A OR NO.2-1B.
(3)INTERCHANGEABILITY IS <S> WITH NO.35.

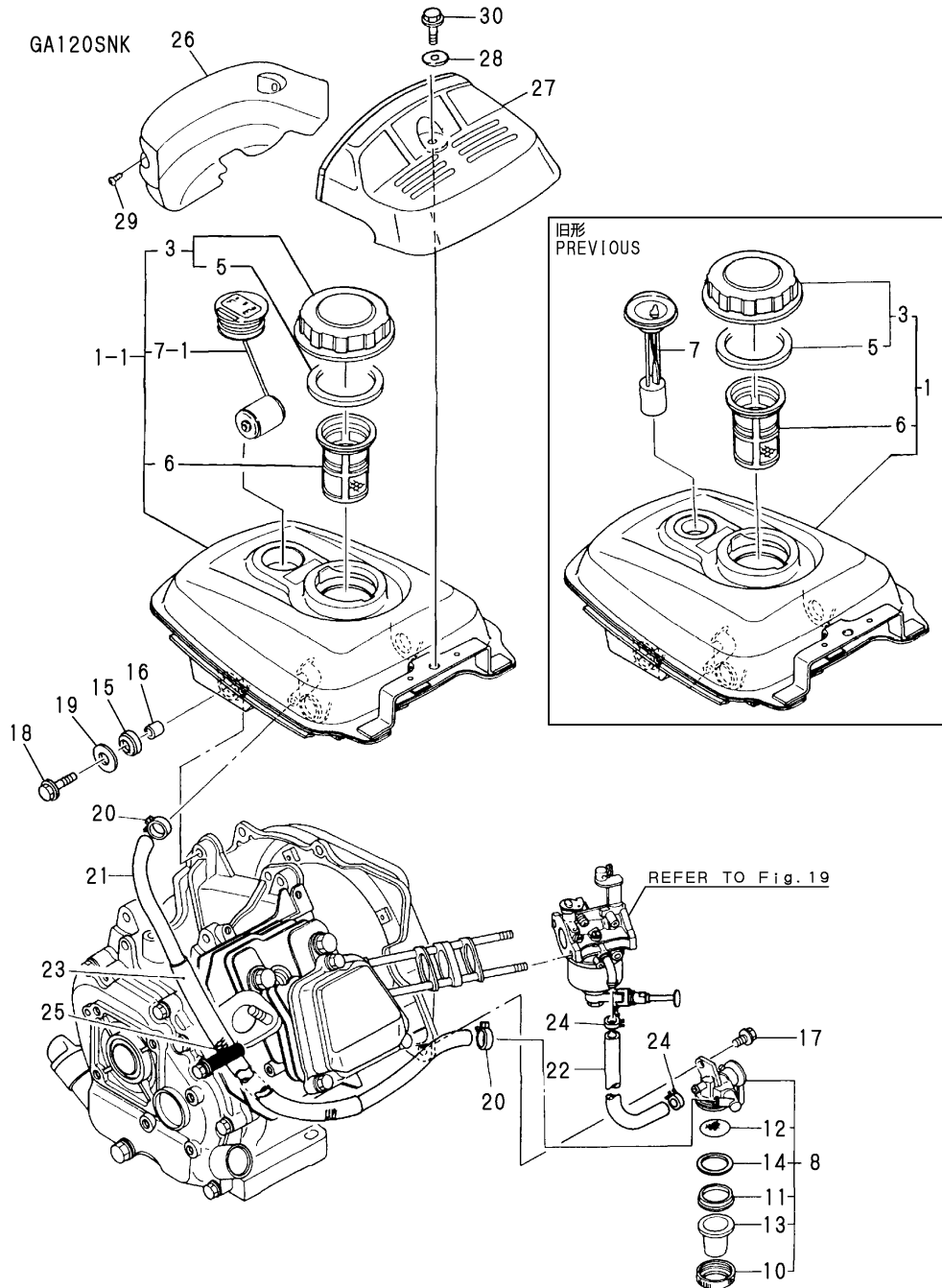
Fig.18. FUEL TANK & FUEL PIPE



(A)=GA120SNS
(B)=GA120SNR
(C)=GA120SNM
(D)=GA120SNK
(E)=GA120SNSS
(F)=

No.	Lev.	Parts No.	Description	Q'ty						I	R
				(A)	(B)	(C)	(D)	(E)	(F)		
1	1	760592-55700	TANK ASSY, FUEL				1				
1-1	1	760592-55701	TANK, FUEL (WHITE) (14)				1				N
			(D=E/#34082)								
1-2	1	760592-55702	TANK ASSY, FUEL				1				N
			(D=E/#63473)								
3	2	160710-55061	CAP ASSY				1				
5	3	160393-55050	GASKET				1				
6	2	160610-55100	FILTER, FUEL				1				
7	1	160692-55150	GAUGE, FUEL				1				
7-1	2	160592-55160	GAUGE, FUEL				1				S
			(D=E/#34082)								
8	1	160692-55300	COCK ASSY, FUEL				1				
10	2	160710-55360	RING				1				
11	2	160710-55370	GASKET				1				
12	2	160710-55381	FILTER, FUEL				1				
12-1	2	160710-55382	FILTER				1				N
			(D=E/XXX)								
13	2	160710-55390	CUP, FUEL COCK L37				1				
14	2	160692-55421	PLATE				1				Z
			(D=E/XXX)								
15	1	160690-55460	DAMPER, FUEL TANK				4				
15-1	1	160690-55461	DAMPER, FUEL TANK				4				N
			(D=E/#C2777)								
15-2	1	160690-55462	DAMPER, FUEL TANK				4				R
			(D=E/#M0646)								
16	1	114250-45310	COLLAR				4				
17	1	26106-060082	BOLT, M6X 8 PLATED				1				
17-1	1	26106-060102	BOLT, M6X 10 PLATED				1				N
			(D=E/XXX)								
18	1	26476-060252	SCREW, TAPPING M6X25				4				
18-1	1	114370-45350	BOLT				4				N
			(D=E/#97125)								
18-2	1	160690-55140	BOLT				4				R
			(D=E/#E7921)								
19	1	160610-55470	WASHER				4				Z
			(D=E/#97125)								
20	1	106990-44660	CLIP, HOSE 12.5				2				
21	1	160730-59370	PIPE, FUEL				1				
21-1	1	160730-59371	HOSE, FUEL A-355				1				N
			(D=E/#J7454)								
22	1	160820-59390	PIPE, D11.5/L159				1				
22-1	1	160820-59391	HOSE, D11.5/L159				1				N
			(D=E/#J7454)								
23	1	160690-59400	TUBE, PROTECT				1				
24	1	124060-77680	CLIP, HOSE 10				2				
24-1	1	119520-03990	CLIP, HOSE 10.5				2				R
			(D=E/#L2417)								
25	1	160710-78710	CLAMP, CORD				1				
26	1	1A2000-64100	MASK, FRONT				1				
27	1	1A2000-64200	COVER, REAR (40)				1				
27-1	1	1A2150-64200	COVER, REAR (40)				1				R

Fig.18. FUEL TANK & FUEL PIPE



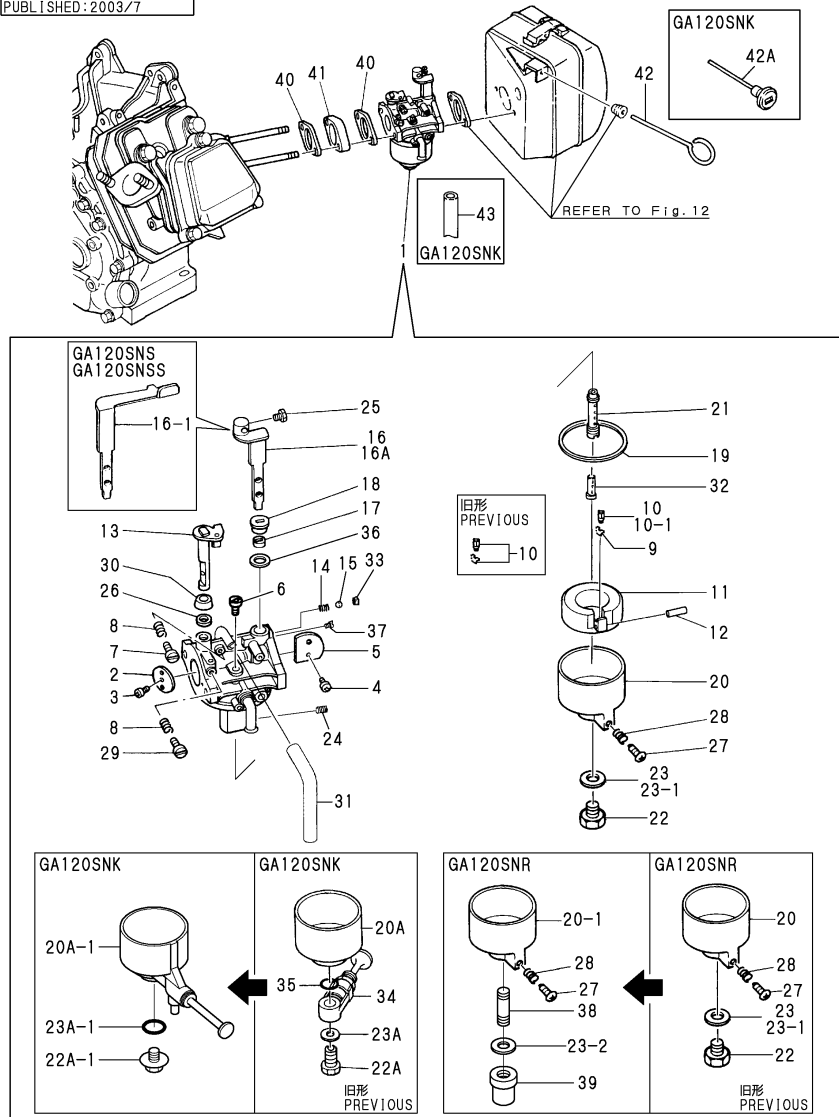
(A)=GA120SNS
(B)=GA120SNR
(C)=GA120SNM

(D)=GA120SNK
(E)=GA120SNSS
(F)=

No.	Lev.	Parts No.	Description	Q'ty						I	R	
				(A)	(B)	(C)	(D)	(E)	(F)			
			(D=E/#37056)									
28	1	160120-76940	WASHER									1
29	1	26023-050102	SCREW, M5X10									2
30	1	26106-060162	BOLT, M6X 16 PLATED									1

Fig.19. CARBURETOR

P/C NEWS No:Y00A2175-1
PUBLISHED:2003/7



(A)=GA120SNS
(B)=GA120SNR
(C)=GA120SNM

(D)=GA120SNK
(E)=GA120SNSS
(F)=

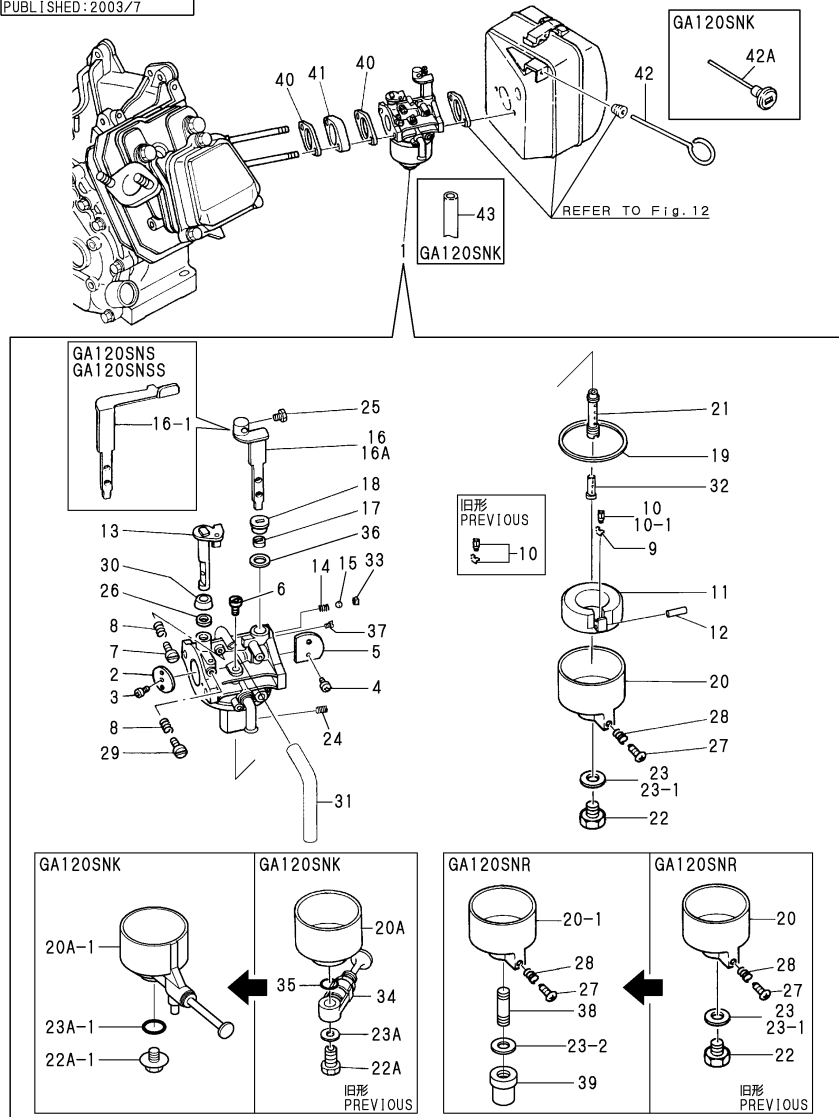
No.	Lev.	Parts No.	Description	Qty						I	R
				(A)	(B)	(C)	(D)	(E)	(F)		
1	1	160590-56010	CARBURETOR ASSY	1							
1-1	1	160590-56020	CARBURETOR ASSY	1							S 2
				(A=*1989.09)							
1-2	1	160590-56030	CARBURETOR ASSY	1							N
				(A=*1989.11)							
1-3	1	160597-56011	CARBURETOR ASSY	1				1			N
				(A=E/#72438)							
1-4	1	160597-56012	CARBURETOR ASSY	1					1		N
				(A=E/#N3519)							
1-5	1	160597-57010	CARBURETOR ASSY	1					1		F 3
				(A=*2003.11)							
1A	1	160592-56020	CARBURETOR ASSY							1	
1A-1	1	160592-56040	CARBURETOR ASSY							1	N
				(D=E/#26102)							
1A-2	1	160592-56041	CARBURETOR ASSY							1	N
				(D=E/#72751)							
1A-3	1	160592-56042	CARBURETOR ASSY							1	N
				(D=E/#B7033)							
1A-4	1	160592-56043	CARBURETOR ASSY							1	N
				(D=E/#F7338)							
1B	1	160593-56020	CARBURETOR ASSY		1	1					
1B-1	1	160593-56040	CARBURETOR ASSY		1	1					N
				(B=E/#71270) (C=E/#71748)							
1B-2	1	160593-56041	CARBURETOR ASSY		1	1					N
				(B=E/#F7196) (C=E/#F9775)							
1B-3	1	160593-56080	CARBURETOR ASSY		1						S 1
				(B=E/#M8315)							
1B-4	1	160593-57040	CARBURETOR ASSY		1						N
				(B=E/#N6075)							
2	2	160592-56540	VALVE, THROTTLE	1	1	1	1	1			
2-1	2	160598-56540	VALVE, THROTTLE		1						S
				(B=E/#N6075)							
3	2	160810-56670	SCREW	1	1	1	1	1			
3-1	2	160690-56580	SCREW	1	1					1	N
				(A=E/#N3519) (B=E/#M8315) (E=E/#K9075)							
4	2	160903-56670	SCREW	2	2	2	2	2			
4-1	2	160690-56570	SCREW	2	2					2	N
				(A=E/#N3519) (B=E/#M8315) (E=E/#K9075)							
5	2	160590-56530	VALVE, CHOKE							1	
5-1	2	160593-56700	VALVE, CHOKE	1						1	S
				(A=E/#N3519) (E=E/#K9075)							
5A	2	160692-56530	VALVE, CHOKE		1	1					
5A-1	2	160692-56850	VALVE, CHOKE		1						N
				(B=E/#M8315)							
5A-2	2	160593-56700	VALVE, CHOKE		1						S
				(B=E/#N6075)							
5B	2	160692-56530	VALVE, CHOKE							1	
5B-1	2	160590-56530	VALVE, CHOKE							1	N
				(D=E/#72751)							
5B-2	2	160692-56850	VALVE, CHOKE							1	N
				(D=E/#F7338)							

Remarks

- (1)Interchangeable by simultaneous replacement with Fig.13 No.1-1.
- (2)Interchangeable by simultaneous replacement with Fig.12 No.1-2.
- (3)Interchangeable by simultaneous replacement with Fig.20 No.41-1,42-1.

Fig.19. CARBURETOR

P/C NEWS No:Y00A2175-1
PUBLISHED:2003/7



(A)=GA120SNS
(B)=GA120SNR
(C)=GA120SNM
(D)=GA120SNK
(E)=GA120SNSS
(F)=

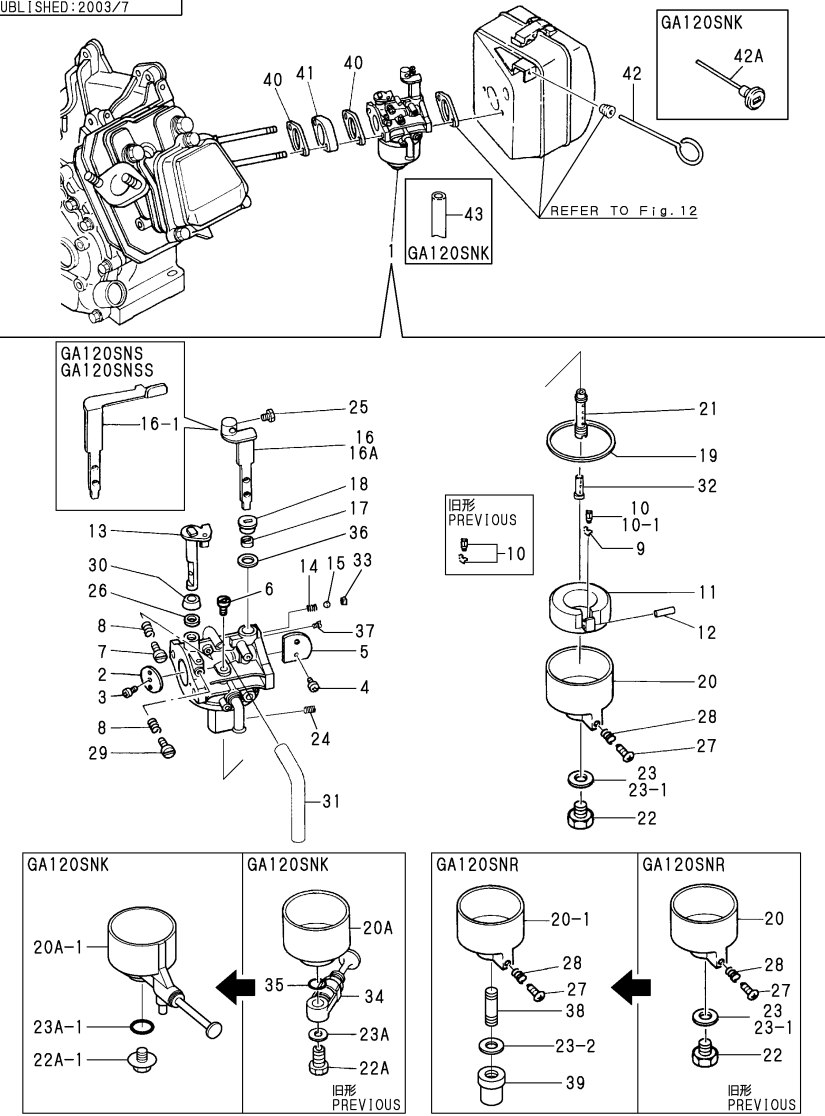
No.	Lev.	Parts No.	Description	Q'ty						I	R
				(A)	(B)	(C)	(D)	(E)	(F)		
6	2	160610-56740	JET, PILOT	1							
6-1	2	160590-56740	JET, PILOT	1				1			R
(A=E/#72438)											
6-2	2	160590-56750	JET, PILOT	1					1		S
(A=E/#N3519)								(E=E/#K9075)			
6A	2	160510-56740	JET, PILOT		1						
6A-1	2	160710-56740	JET, PILOT		1						S
(B=E/#M8315)											
6A-2	2	160998-56400	JET, PILOT		1						S
(B=E/#N6075)											
6B	2	160510-56740	JET, PILOT					1	1		
6B-1	2	160710-56740	JET, PILOT						1		S
(D=E/#F7338)											
7	2	160692-56710	SCREW	1	1	1	1	1			
8	2	181230-56380	SPRING	2	2	2	2	2			
9	2	160692-56750	CLIP	1	1	1	1	1			
10	2	160692-56560	VALVE ASSY, NEEDLE	1	1	1	1	1			
10-1	2	160710-56732	VALVE, INJECTION	1	1				1		S
(A=E/#N3519) (B=E/#M8315)								(E=E/#K9075)			
11	2	160769-56620	FLOAT ASSY		1	1					
11-1	2	160692-56570	FLOAT ASSY		1						N
(B=E/#M8315)											
11A	2	160697-56620	FLOAT ASSY		1			1	1		
12	2	160610-56630	PIN, FLOAT	1	1	1	1	1			
12-1	2	160690-56630	PIN, FLOAT	1	1				1		S
(A=E/#N3519) (B=E/#M8315)								(E=E/#K9075)			
13	2	160692-56640	SHAFT, THROTTLE	1	1	1	1	1			
14	2	160310-56980	SPRING, CHOKE	1	1	1	1	1			
15	2	160310-56990	BALL, STEEL	1	1	1	1	1			
16	2	160590-56650	LEVER, CHOKE	1							
16-1	2	160697-56650	LEVER, CHOKE	1					1		S
(A=E/#72438)											
16A	2	160692-56650	LEVER, CHOKE		1	1	1				
16A-1	2	160590-56650	LEVER, CHOKE		1						S
(B=E/#N6075)											
17	2	160810-56580	RING, CHOKE SHAFT	1	1	1	1	1			
18	2	160810-56590	RING, CHOKE LEVER	1	1	1	1	1			
19	2	160610-56610	GASKET	1	1	1	1	1			
20	2	160769-56640	BODY, FLOAT CHAMBER	1	1	1	1	1			
20-1	2	160691-56780	BODY, FLOAT		1						S
(B=E/#N6075)											
20A	2	160592-56670	BODY, FLOAT CHAMBER						1		
20A-1	2	160598-56660	BODY, FLOAT CHAMBER						1		S
(D=E/#B7033)											
21	2	160590-56670	NOZZLE, MAIN	1							
21-1	2	160590-56671	NOZZLE, MAIN	1					1		S
(A=E/#72438)											
21-2	2	160590-56681	NOZZLE, MAIN	1					1		S
(A=E/#N3519)								(E=E/#K9075)			
21A	2	160692-56670	NOZZLE, MAIN		1	1					
21A-1	2	160590-56681	NOZZLE, MAIN		1	1					S

Remarks

- (1) Interchangeable by simultaneous replacement with Fig.13 No.1-1.
- (2) Interchangeable by simultaneous replacement with Fig.12 No.1-2.
- (3) Interchangeable by simultaneous replacement with Fig.20 No.41-1,42-1.

Fig.19. CARBURETOR

P/C NEWS No:Y00A2175-1
PUBLISHED:2003/7



(A)=GA120SNS
(B)=GA120SNR
(C)=GA120SNM
(D)=GA120SNK
(E)=GA120SNSS
(F)=

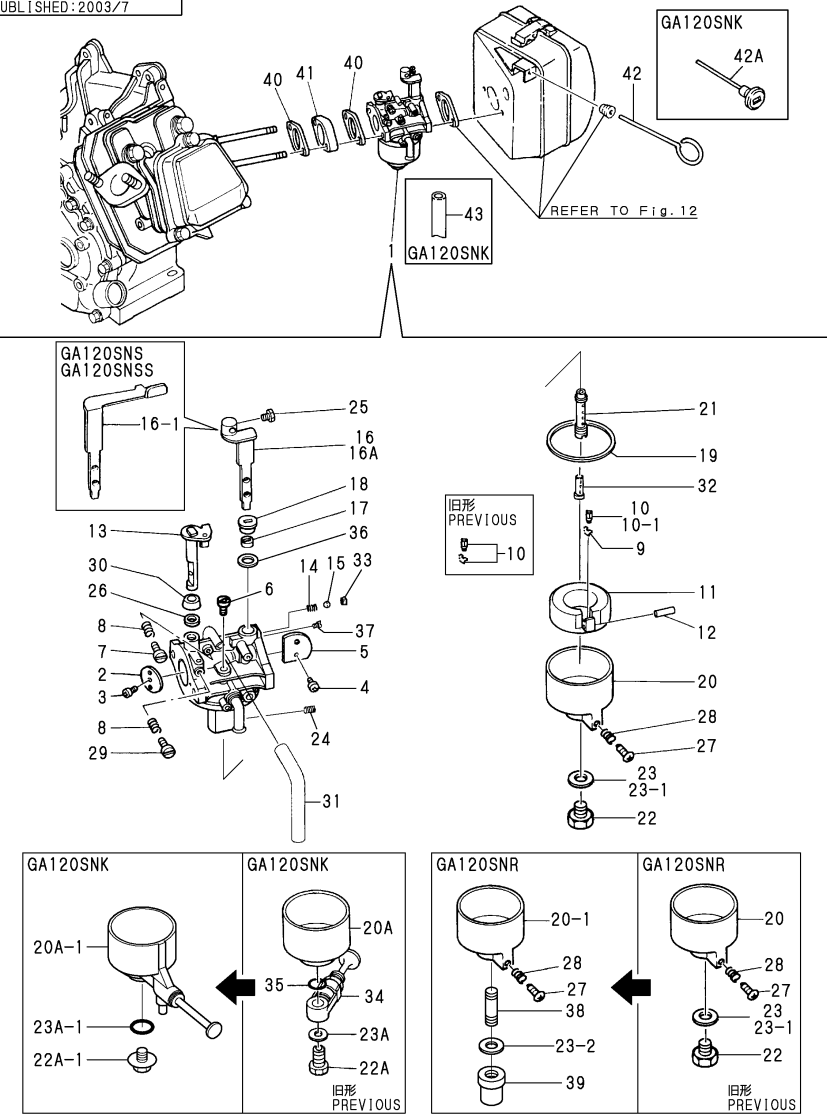
No.	Lev.	Parts No.	Description	Qty						I	R
				(A)	(B)	(C)	(D)	(E)	(F)		
21A-2	2	160593-57700	(B=E/#71270) (C=E/#71748) NOZZLE, MAIN	1							S
21B	2	160692-56670	NOZZLE, MAIN					1			
21B-1	2	160692-56671	JET, MAIN					1			N
22	2	160769-56660	BOLT	1	1	1			1		
22A	2	160692-56730	BOLT					1			
22A-1	2	160893-56650	BOLT					1			S
23	2	160610-56611	GASKET	1	1	1			1		
23-1	2	160810-56550	WASHER	1	1				1		S
23-2	2	160691-56740	(A=E/#N3519) (B=E/#M8315) WASHER					1			S
23A	2	160802-56480	GASKET						1		
23A-1	2	160893-56660	O-RING						1		S
24	2	160590-56771	JET, MAIN	1					1		
24A	2	160592-56780	JET, ENRICHMENT		1	1					
24A-1	2	160492-56561	JET, MAIN		1	1					S
24A-2	2	160593-56770	(B=E/#71270) (C=E/#71748) JET, MAIN	1	1						S
24A-3	2	160593-57710	(B=E/#F7196) (C=E/#F9775) JET, MAIN				1				S
24B	2	160592-56780	(B=E/#N6075) JET, ENRICHMENT						1		
24B-1	2	160592-56781	JET, MAIN						1		N
25	2	26117-040088	BOLT M 4X 8 PLATED	1	1	1	1	1			
25-1	2	160692-56500	BOLT		1						S
26	2	160640-56850	(B=E/#M8315) SEAL	1	1	1	1	1			
27	2	160610-56900	SCREW	1	1	1			1		
28	2	181230-56380	SPRING	1	1	1			1		
29	2	160667-56750	ADJUSTER	1	1	1	1	1			
30	2	160702-56720	RING	1	1	1	1	1			
31	2	160692-56770	HOSE	1	1	1	1	1			Z
32	2	160590-56800	(A=E/#N3519) (B=E/#M8315) NOZZLE, MAIN		1	1					W
32-1	2	160690-56751	(B=E/#F7196) (C=E/#F9775) NOZZLE, MAIN		1						S
32A	2	160590-56800	(B=E/#N6075) NOZZLE, MAIN	1					1		W
33	2	160692-56700	(A=E/#N3519) PLUG	1	1	1	1	1			
34	2	160692-56760	BODY, COCK						1		Z
35	2	160692-56620	(D=E/#B7033) O-RING						1		Z
36	2	160692-56800	(D=E/#B7033) RUBBER, SEAL	1	1				1		W

Remarks

- (1)Interchangeable by simultaneous replacement with Fig.13 No.1-1.
- (2)Interchangeable by simultaneous replacement with Fig.12 No.1-2.
- (3)Interchangeable by simultaneous replacement with Fig.20 No.41-1,42-1.

Fig.19. CARBURETOR

P/C NEWS No: Y00A2175-1
PUBLISHED: 2003/7



(A)=GA120SNS
(B)=GA120SNR
(C)=GA120SNM
(D)=GA120SNK
(E)=GA120SNSS
(F)=

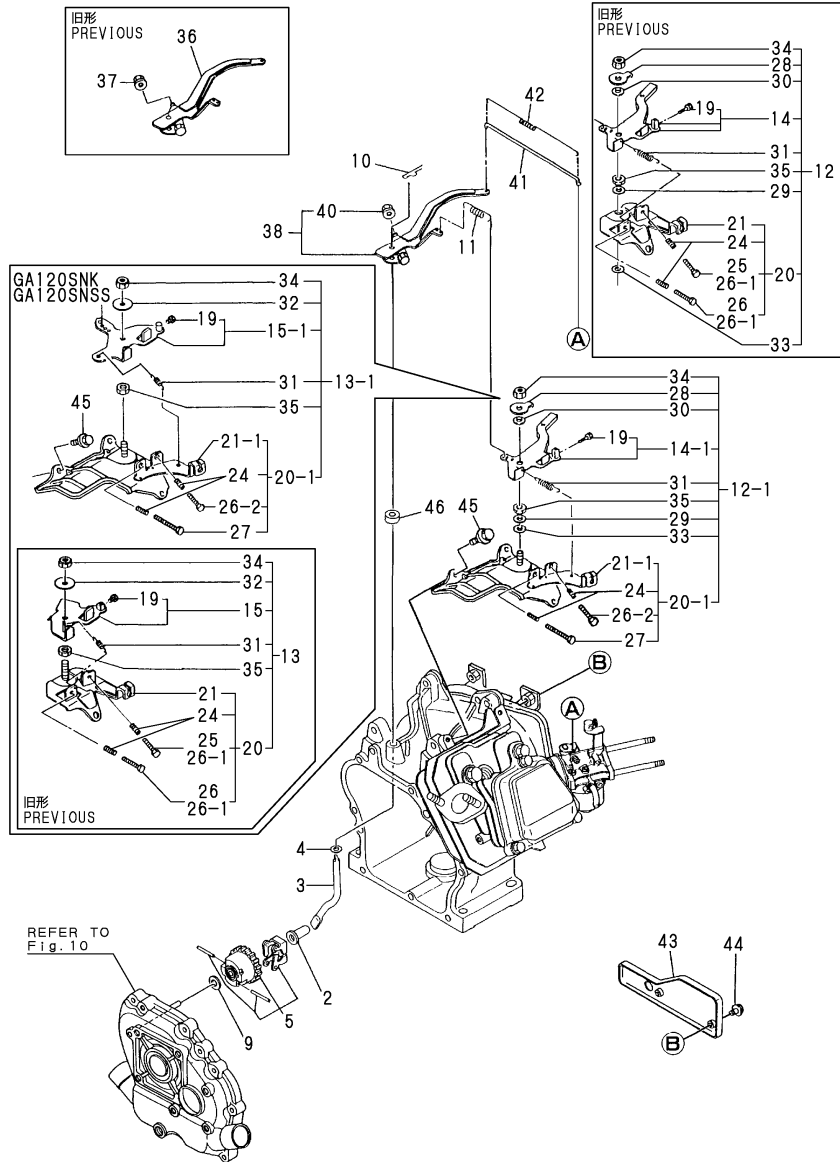
No.	Lev.	Parts No.	Description	Q'ty						I	R
				(A)	(B)	(C)	(D)	(E)	(F)		
		(A=E/#N3519) (B=E/#M8315)		(E=E/#K9075)							
37	2	160798-56630	JET	1							W
		(B=E/#N6075)									
38	2	160691-56770	STUD		1						W
		(B=E/#N6075)									
39	2	160691-56730	NUT		1						W
		(B=E/#N6075)									
40	1	160610-56150	GASKET, CARBURETOR	2	2	2	2	2			
40-1	1	160610-56151	GASKET, CARBURETOR	2	2	2	2	2			N
		(A=E/#G1860) (B=E/#G2019) (C=E/#G1957) (D=E/#G1854) (E=E/#G6218)									
41	1	160690-56160	SPACER, CARBURETOR	1	1	1	1	1			
42	1	160690-56900	ROD, CHOKE	1	1	1					Z
		(A=*1989.09)									
42-1	1	160891-56900	ROD, CHOKE		1						N
		(B=E/#M8315)									
42A	1	160692-56900	ROD, CHOKE						1		
43	1	23061-030180	PIPE, 3X 180						1		W
		(D=E/#35558)									

Remarks

- (1) Interchangeable by simultaneous replacement with Fig.13 No.1-1.
- (2) Interchangeable by simultaneous replacement with Fig.12 No.1-2.
- (3) Interchangeable by simultaneous replacement with Fig.20 No.41-1,42-1.

Fig.20. GOVERNOR & CONTROL DEVICE

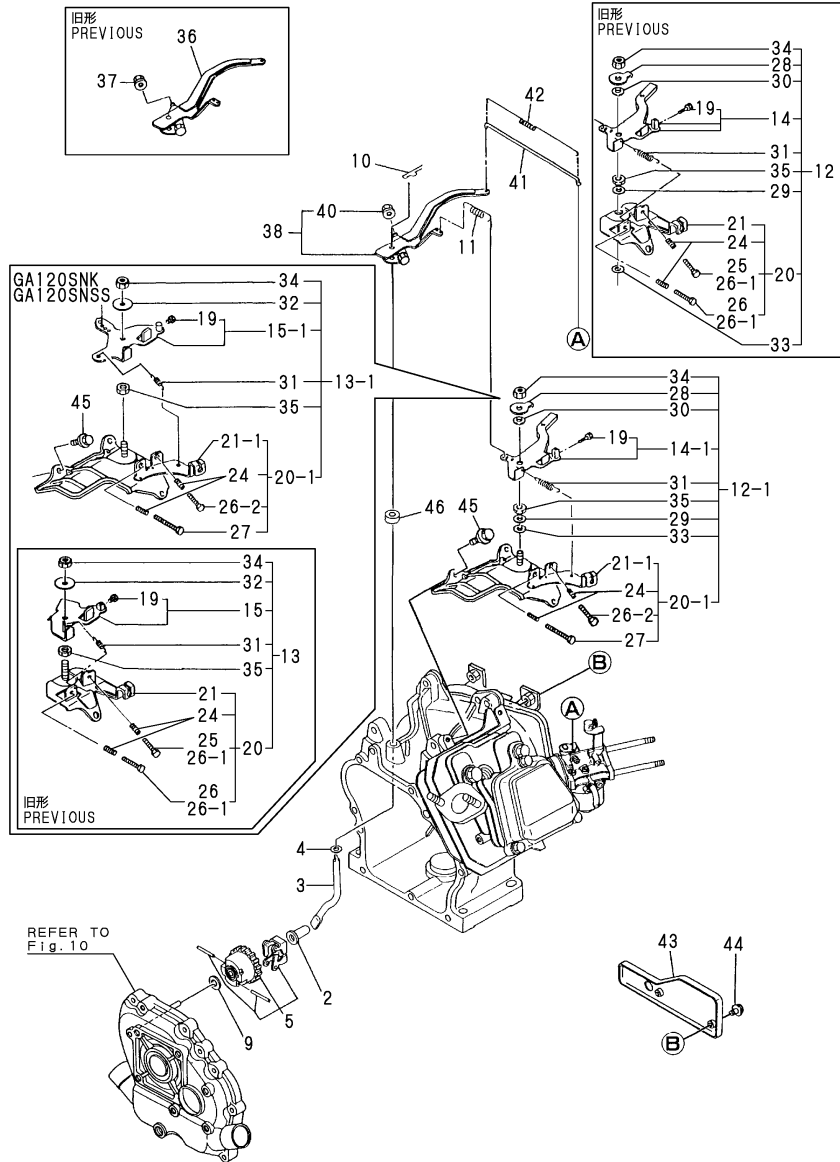
(A)=GA120SNS
 (B)=GA120SNR
 (C)=GA120SNM
 (D)=GA120SNK
 (E)=GA120SNSS
 (F)=



No.	Lev.	Parts No.	Description	Qty						I	R
				(A)	(B)	(C)	(D)	(E)	(F)		
2	1	160690-61300	SPINDLE	1	1	1	1				
2-1	1	160690-61301	SPINDLE	1	1	1	1	1			R
		(A=E/#A6350) (B=E/#A7236) (C=E/#A6358) (D=E/#A6981)									
3	1	160690-61310	SHAFT	1	1	1	1				
3-1	1	160690-61311	SHAFT	1	1	1	1	1			R
		(A=E/#C0378) (B=E/#C0425) (C=E/#C3954) (D=E/#C0487)									
4	1	160690-61450	WASHER	1	1	1	1	1			
5	1	160690-61600	GEAR ASSY, GOVERNOR	1	1	1	1	1			
9	1	160120-76940	WASHER	1	1	1	1	1			
10	1	22360-080000	SNAP PIN 8	1	1	1	1				
10-1	1	22372-080000	PIN, SNAP 8	1	1	1	1	1			N
		(A=E/#11804) (B=E/#11543) (C=E/#10600) (D=E/#11252)									
11	1	160590-66010	SPRING, GOVERNOR	1	1	1	1				
11-1	1	160594-66011	SPRING, GOVERNOR	1	1	1	1	1			S 1
		(A=E/#63841) (B=E/#63044) (C=E/#63227) (D=E/#63473)									
12	1	160690-66100	CONTROLLER ASSY	1	1	1					
12-1	1	160690-66101	CONTROLLER ASSY	1	1	1					R
		(A=E/#16114) (B=E/#16827) (C=E/#16026)									
13	1	160692-66100	CONTROLLER ASSY						1		
13-1	1	160692-66101	CONTROLLER ASSY						1	1	R
		(D=E/#15159)									
14	2	160690-66080	LEVER, CONTROL	1	1	1					
14-1	2	160690-66081	LEVER ASSY, CONTROL	1	1	1					R
		(A=E/#16114) (B=E/#16827) (C=E/#16026)									
15	2	160692-66050	HANDLE ASSY						1		
15-1	2	160692-66051	LEVER ASSY, CONTROL						1	1	R
		(D=E/#15952)									
19	3	26117-040088	BOLT M 4X 8 PLATED	1	1	1	1	1			
20	2	160690-66110	BASE ASSY	1	1	1	1				
20-1	2	160690-66111	BASE ASSY	1	1	1	1	1			N
		(A=E/#42291) (B=E/#40507) (C=E/#40882) (D=E/#43465)									
21	3	160690-66120	BASE, CONTROL	1	1	1	1				
21-1	3	160690-66141	BASE ASSY	1	1	1	1				N
		(A=E/#42291) (B=E/#40507) (C=E/#40882) (D=E/#43465)									
21-2	3	160690-66143	BASE ASSY	1	1	1	1	1			N
		(A=E/#70556) (B=E/#71202) (C=E/#71678) (D=E/#71483)									
24	3	160520-66291	SPRING	2	2	2	2				
25	3	160910-66440	BOLT, ADJUSTER	1	1	1	1				Z
		(A=E/#42291) (B=E/#40507) (C=E/#40882) (D=E/#43465)									
26	3	26117-040257	BOLT, M4X 25 PLATED	1	1	1	1				
26-1	3	26117-040257	BOLT, M4X 25 PLATED	2	2	2	2	2			K
		(A=E/#42291) (B=E/#40507) (C=E/#40882) (D=E/#43465)									
26-2	3	26117-040257	BOLT, M4X 25 PLATED	1	1	1	1	1			K
		(A=E/XXX) (B=E/XXX) (C=E/XXX) (D=E/XXX) (E=E/XXX)									
27	3	26117-040357	BOLT, M4X 35 PLATED	1	1	1	1	1			W
		(A=E/XXX) (B=E/XXX) (C=E/XXX) (D=E/XXX) (E=E/XXX)									
27-1	3	26117-040257	BOLT, M4X 25 PLATED	1	1	1	1	1			N
		(A=*2009.03) (B=*2009.03) (C=*2009.03) (D=*2009.03) (E=*2009.03)									
28	2	160690-66160	WASHER	1	1	1					
29	2	160664-66170	WASHER	1	1	1					
30	2	160664-66180	SPRING	1	1	1					

Remarks
 (1)Size changed from L=50.5 to L=49.5
 (2)Shape of stop switch installing part changed.
 (3)Interchangeable by simultaneous replacement with Fig.19 No.1-5.

Fig.20. GOVERNOR & CONTROL DEVICE



(A)=GA120SNK
(B)=GA120SNR
(C)=GA120SNM

(D)=GA120SNK
(E)=GA120SNSS
(F)=

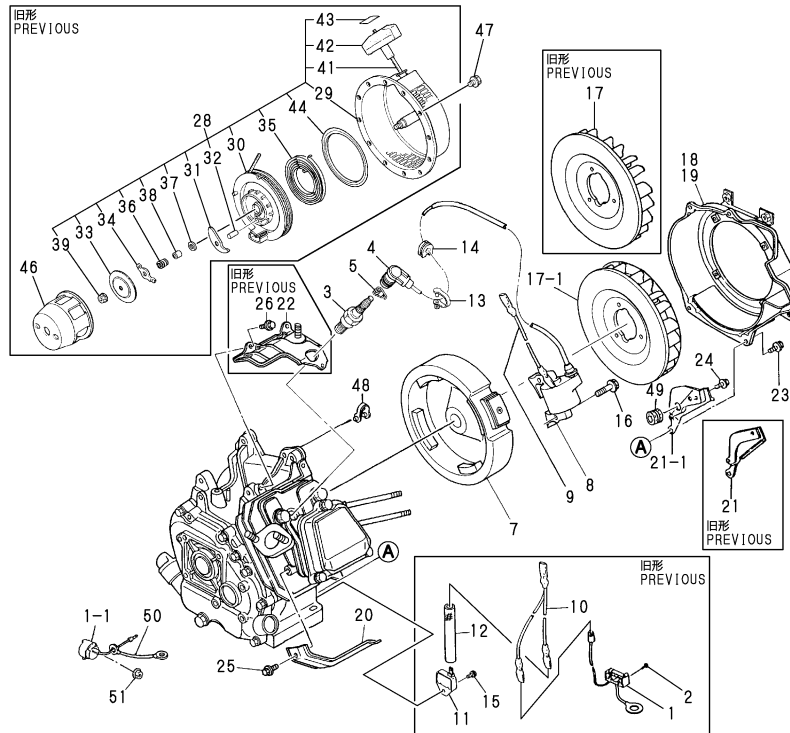
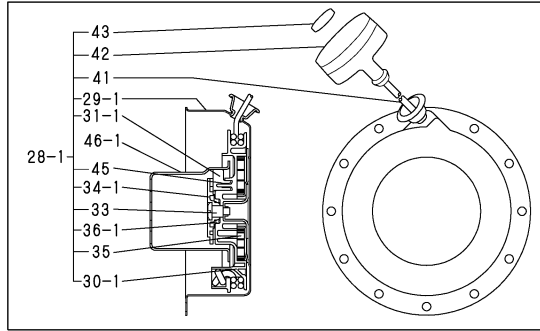
No.	Lev.	Parts No.	Description	Q'ty						I	R
				(A)	(B)	(C)	(D)	(E)	(F)		
31	2	160664-66220	SPRING, RETURN	1	1	1	1	1			
32	2	160670-66350	COLLAR				1	1			
33	2	22137-060000	WASHER, 6	1	1	1					
34	2	26347-060002	NUT, M6	1	1	1	1	1			
35	2	26757-060002	NUT, LOCK M6	1	1	1	1	1			
36	1	160690-66150	LEVER, GOVERNOR	1	1	1	1			Z	
		(A=E/#17303) (B=E/#17297) (C=E/#16026) (D=E/#17419)									
37	1	26366-060002	NUT, M6	1	1	1	1			Z	
		(A=E/#17303) (B=E/#17297) (C=E/#16026) (D=E/#17419)									
38	1	160690-66180	LEVER ASSY, GOVERNOR	1	1	1	1	1		W	
		(A=E/#17303) (B=E/#17297) (C=E/#16026) (D=E/#17419)									
40	2	26366-060002	NUT, M6	1	1	1	1	1		W	
		(A=E/#17303) (B=E/#17297) (C=E/#16026) (D=E/#17419)									
41	1	160690-66200	LINK, THROTTLE	1	1	1	1	1			
41-1	1	160998-66350	LINK, THROTTLE	1	1	1	1	1		F 3	
		(A=*2003.11)									
42	1	160690-66210	SPRING, TENSION	1	1	1	1	1			
42-1	1	160690-66660	SPRING, TENSION	1	1	1	1	1		F 3	
		(A=*2003.11)									
43	1	160690-66300	PANEL	1	1	1					
43-1	1	160690-66310	PANEL	1	1	1				S 2	
		(A=E/#72438) (B=E/#71269) (C=E/#71747)									
44	1	26106-060102	BOLT, M6X 10 PLATED	2	2	2					
44-1	1	26106-060162	BOLT, M6X 16 PLATED	2	2	2				N	
		(A=E/#79265) (B=E/#80917) (C=E/#82044)									
45	1	26476-060142	SCREW, TAPPING M6X14	3	3	3	3	3		W	
		(A=E/#14589) (B=E/#14933) (C=E/#10600) (D=E/#15159)									
46	1	114770-61600	SEAL, OIL	1	1	1	1	1		W	
		(A=E/#49178) (B=E/#47543) (C=E/#46778) (D=E/#48884)									

Remarks
 (1)Size changed from L=50.5 to L=49.5
 (2)Shape of stop switch installing part changed.
 (3)Interchangeable by simultaneous replacement with Fig.19 No.1-5.

Fig.21. FLY.MAGNETO & STARTING DEVICE

(A)=GA120SNS
(B)=GA120SNR
(C)=GA120SNM
(D)=GA120SNK
(E)=GA120SNSS
(F)=

GA120SNS
GA120SNR
GA120SNSS



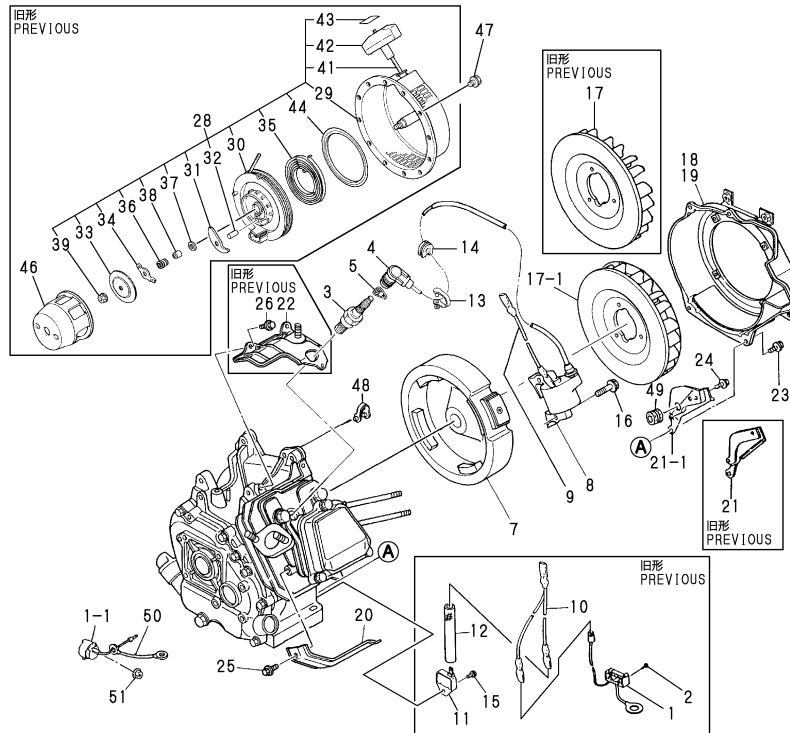
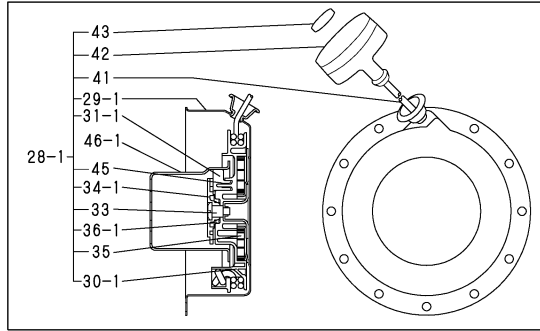
No.	Lev.	Parts No.	Description	Q'ty						I	R
				(A)	(B)	(C)	(D)	(E)	(F)		
1	1	160690-77250	SWITCH, STOP	1	1						
1-1	1	160611-77250	SWITCH, STOP	1	1						S 1
		(A=*1993.02) (B=*1993.02)									
2	1	22857-200100	SCREW, 2X10	2	2						Z
		(A=*1993.02) (B=*1993.02)									
3	1	160690-78010	PLUG, SPARK BP6ES	1	1						
3-1	1	160690-78020	PLUG, SPARK	1	1				1		N
		(A=E/#59308) (B=E/#58727)									
3-2	1	160690-78030	PLUG, SPARK N11YC	1	1				1		N
		(A=E/XXX) (B=E/XXX)						(E=E/XXX)			
4	1	160700-78040	CAP, PLUG	1	1				1		
5	1	160700-78050	TERMINAL, PLUG	1	1				1		
7	1	160590-78521	ROTOR	1	1						
7-1	1	160590-78540	ROTOR	1	1				1		N
		(A=E/#19193) (B=E/#19548)									
7-2	1	160590-78541	ROTOR	1	1				1		N
		(A=E/#E9348) (B=E/#F3754)						(E=E/#F2661)			
7-3	1	160590-78542	ROTOR	1	1				1		N
		(A=E/#F0323) (B=E/#F3754)						(E=E/#F2661)			
8	1	160590-78530	COIL, IGNITION	1	1						
8-1	1	160590-78531	COIL, IGNITION	1	1						N
		(A=E/#15404) (B=E/#15473)									
8-2	1	160590-78532	COIL, IGNITION	1	1				1		S 2
		(A=E/#31538) (B=E/#32694)									
8-3	1	160590-78533	COIL, IGNITION	1	1				1		N
		(A=E/#L0184) (B=E/#L2683)						(E=E/#K9075)			
9	1	160690-78230	WIRE	1	1				1		W 2
		(A=E/#31538) (B=E/#32694)									
10	1	160690-78210	WIRE, LEAD	1	1						Z
		(A=E/#15404) (B=E/#15473)									
11	1	160690-78650	TRANSISTOR	1	1						Z
		(A=E/#15404) (B=E/#15473)									
12	1	160690-78660	TUBE, PROTECT	1	1						Z
		(A=E/#15404) (B=E/#15473)									
13	1	160690-78700	CLAMP, CORD	1	1						
13-1	1	29610-000950	CLAMP, SPEED 095	1	1				1		N
		(A=FROM 1ST) (B=FROM 1ST)									
14	1	160700-78720	GROMMET	1	1				1		
15	1	26023-040102	SCREW, M4X10	1	1						Z
		(A=E/#15404) (B=E/#15473)									
16	1	26476-060302	SCREW, TAPPING M6X30	2	2				2		
16-1	1	160690-04350	BOLT, M6X30	2	2				2		R
		(A=E/#N5473) (B=E/#N6046)						(E=E/#K9075)			
17	1	160690-45011	FAN, COOLING	1	1				1		
17-1	1	160699-45010	CASE, COOLING FAN	1	1				1		R
		(A=E/#74035) (B=E/#71270)									
18	1	160590-45120	CASE, COOLING FAN	1	1						
18-1	1	160590-45130	CASE, COOLING FAN	1	1						S 3
		(A=*1993.02) (B=*1993.02)									
19	1	160592-45110	CASE, COOLING FAN							1	
20	1	160690-45200	COVER	1	1				1		

Remarks
 (1)CHANGED FROM LEAD SWITCH TYPE TO ROTARY TYPE.
 (2)INTERCHANGEABLE BY SIMULTANEOUS REPLACEMENT WITH NO.8-2 AND NO.9.
 (3)FUEL COCK STAY ADDED
 (4)INTERCHANGEABLE BY SIMULTANEOUS REPLACEMENT WITH NO.46-1.
 (5)THIS PART IS USED FOR NO.28.
 (6)THIS PART IS USED FOR NO.28-1.

Fig.21. FLY.MAGNETO & STARTING DEVICE

(A)=GA120SNS
(B)=GA120SNR
(C)=GA120SNM
(D)=GA120SNK
(E)=GA120SNSS
(F)=

GA120SNS
GA120SNR
GA120SNSS



No.	Lev.	Parts No.	Description	Q'ty						I	R
				(A)	(B)	(C)	(D)	(E)	(F)		
20-1	1	160699-45200	COVER (A=E/#F6002) (B=E/#F6456)	1	1			1			R
21	1	160590-45210	COVER (A=E/XXX) (B=E/XXX)	1	1						
21-1	1	160590-45211	COVER (A=E/XXX) (B=E/XXX)	1	1			1			N
21-2	1	160590-45211	COVER (A=E/#F1547) (B=E/#F3754)	1	1			1			Z
22	1	160690-45220	COVER, HEAD (A=E/#42291) (B=E/#40507)	1	1						Z
23	1	26476-060122	SCREW, TAPPING M6X12	4	4						
23-1	1	26476-060142	SCREW, TAPPING M6X14 (A=E/#33292) (B=E/#34323)	4	4			4			N
24	1	26476-060122	SCREW, TAPPING M6X12	1	1						
24-1	1	26476-060142	SCREW, TAPPING M6X14 (A=E/#33292) (B=E/#34323)	1	1			1			N
24-2	1	26476-060142	SCREW, TAPPING M6X14 (A=E/#F1547) (B=E/#F3754)	1	1			1			Z
25	1	26476-060122	SCREW, TAPPING M6X12	1	1						
25-1	1	26476-060142	SCREW, TAPPING M6X14 (A=E/#33292) (B=E/#34323)	1	1			1			N
26	1	26476-060122	SCREW, TAPPING M6X12 (A=E/#42291) (B=E/#40507)	3	3						Z
28	1	160690-76250	STARTER ASSY, RECOIL	1	1						
28-1	1	160690-76251	STARTER ASSY, RECOIL (A=E/#A1544) (B=E/#A1487)	1	1			1			F 4
29	2	160690-76510	CASE, STARTER	1	1						
29-1	2	160690-76511	CASE ASSY, STARTER (A=E/#A1544) (B=E/#A1487)	1	1			1			S
30	2	160690-76520	REEL	1	1						
30-1	2	160690-76521	REEL (A=E/#A1544) (B=E/#A1487)	1	1			1			S
31	2	160690-76800	RATCHET	1	1						
31-1	2	160690-76801	RATCHET (A=E/#A1544) (B=E/#A1487)	2	2			2			S
32	2	160690-76810	PIN, RATCHET	1	1						5
33	2	160690-76580	PLATE, FRICTION	1	1						5
34	2	160690-76530	GUIDE, RATCHET	1	1						
34-1	2	160690-76531	GUIDE, RATCHET (A=E/#A1544) (B=E/#A1487)	1	1			1			S
35	2	160690-76540	SPRING, SPIRAL	1	1			1			
36	2	160690-76560	SPRING, FRICTION	1	1						
36-1	2	160690-76561	SPRING, FRICTION (A=E/#A1544) (B=E/#A1487)	1	1			1			S
37	2	160690-76550	WASHER, THRUST	1	1						5
38	2	160690-76820	SHAFT	1	1						5
39	2	26367-060002	NUT, M6	1	1						
41	2	160690-76630	ROPE, STARTER	1	1			1			
42	2	160690-76620	KNOB, STARTER	1	1			1			
43	2	160690-76830	CAP, KNOB	1	1			1			
44	2	160690-76840	PLATE	1	1			1			5
45	2	160690-76570	SPRING, RETURN	2	2			2			6

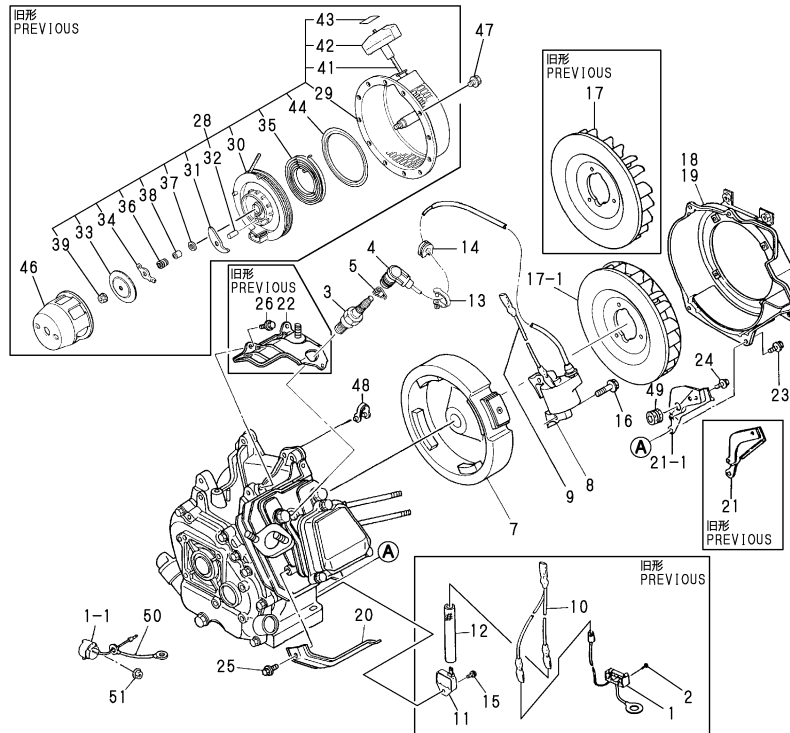
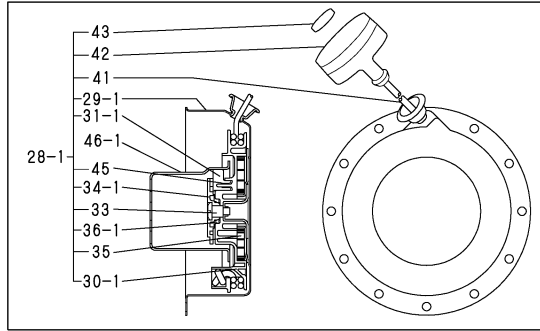
Remarks
 (1)CHANGED FROM LEAD SWITCH TYPE TO ROTARY TYPE.
 (2)INTERCHANGEABLE BY SIMULTANEOUS REPLACEMENT WITH NO.8-2 AND NO.9.
 (3)FUEL COCK STAY ADDED
 (4)INTERCHANGEABLE BY SIMULTANEOUS REPLACEMENT WITH NO.46-1.
 (5)THIS PART IS USED FOR NO.28.
 (6)THIS PART IS USED FOR NO.28-1.

Fig.21. FLY.MAGNETO & STARTING DEVICE

(A)=GA120SNS
(B)=GA120SNR
(C)=GA120SNM

(D)=GA120SNK
(E)=GA120SNSS
(F)=

GA120SNS
GA120SNR
GA120SNSS

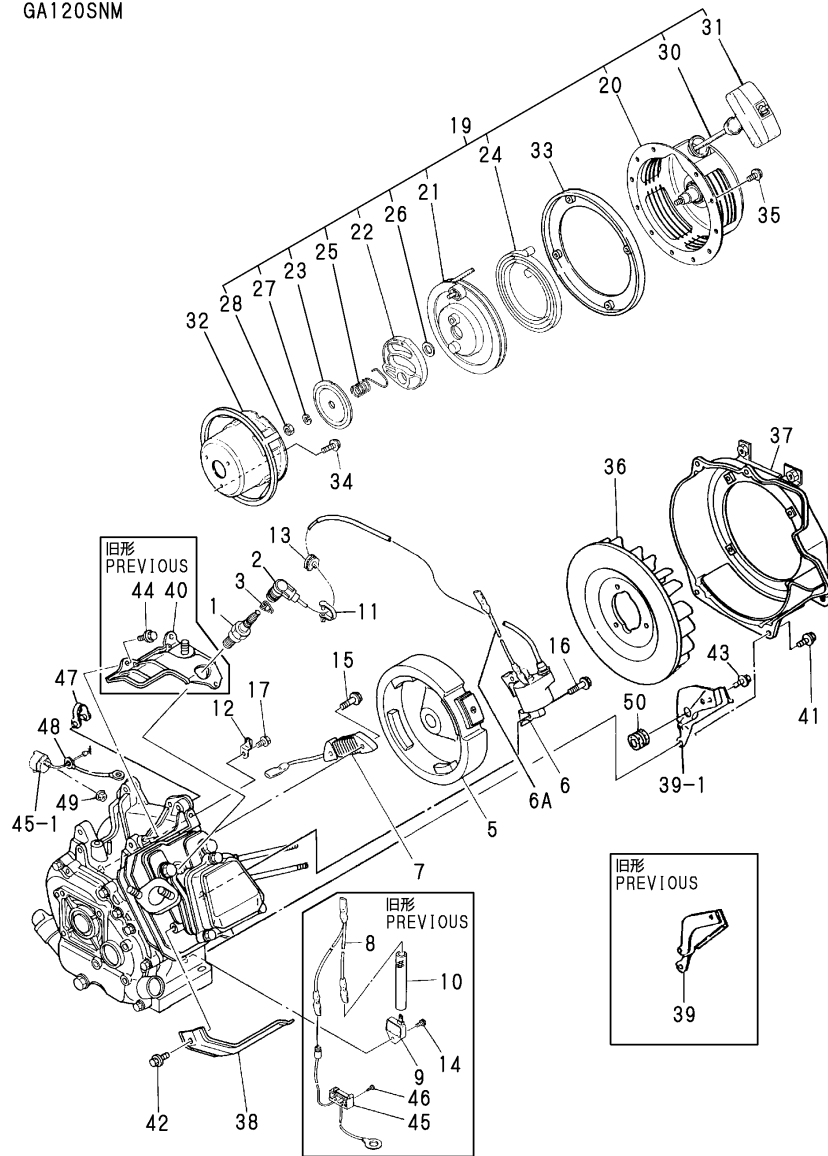


No.	Lev.	Parts No.	Description	Q'ty						I	R
				(A)	(B)	(C)	(D)	(E)	(F)		
46	1	160690-76590	PULLEY, STARTER	1	1						
46-1	1	160690-76591	PULLEY, STARTER	1	1			1			S
		(A=E/#A1544) (B=E/#A1487)									
47	1	26106-060082	BOLT, M6X 8 PLATED	4	4			4			
48	1	29610-000650	CLAMP, SPEED 065	1	1			1			W
		(A=FROM 1ST) (B=FROM 1ST)						(E=FROM 1ST)			
49	1	160341-01950	PIPE	1	1			1			W
		(A=E/#42291) (B=E/#40507)						(E=E/#42291)			
49-1	1	160341-01950	PIPE	1	1			1			Z
		(A=E/#H0150) (B=E/#H0446)						(E=E/#J3187)			
50	1	160495-77260	WIRE	1	1						W
		(A=*1993.02) (B=*1993.02)									
51	1	26366-080002	NUT, M8	1	1						W
		(A=*1993.02) (B=*1993.02)									

- Remarks
- (1)CHANGED FROM LEAD SWITCH TYPE TO ROTARY TYPE.
 - (2)INTERCHANGEABLE BY SIMULTANEOUS REPLACEMENT WITH NO.8-2 AND NO.9.
 - (3)FUEL COCK STAY ADDED
 - (4)INTERCHANGEABLE BY SIMULTANEOUS REPLACEMENT WITH NO.46-1.
 - (5)THIS PART IS USED FOR NO.28.
 - (6)THIS PART IS USED FOR NO.28-1.

Fig.22. FLY.MAGNETO & STARTING DEVICE

GA120SNM



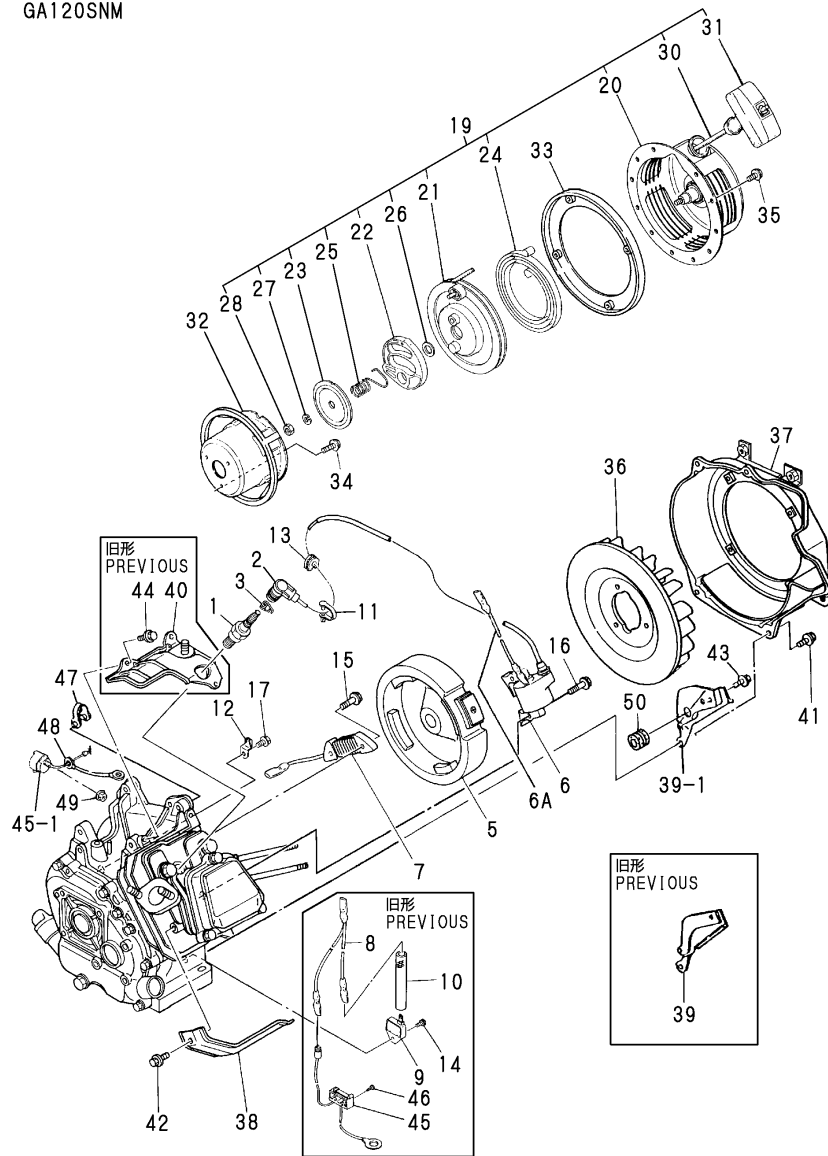
(A)=GA120SNS
(B)=GA120SNR
(C)=GA120SNM
(D)=GA120SNK
(E)=GA120SNSS
(F)=

No.	Lev.	Parts No.	Description	Qty						I	R
				(A)	(B)	(C)	(D)	(E)	(F)		
1	1	160690-78010	PLUG, SPARK BP6ES			1					
1-1	1	160690-78020	PLUG, SPARK (C=E/#58902)			1					N
1-2	1	160690-78030	PLUG, SPARK N11YC (C=EXXX)			1					N
2	1	160700-78040	CAP, PLUG			1					
3	1	160700-78050	TERMINAL, PLUG			1					
5	1	160593-78501	ROTOR			1					
5-1	1	160593-78502	ROTOR (C=E/#18713)			1					N
6	1	160590-78530	COIL, IGNITION			1					
6-1	1	160590-78531	COIL, IGNITION (C=E/#15959)			1					N
6-2	1	160590-78532	COIL, IGNITION (C=E/#32179)			1					S 1
6-3	1	160590-78533	COIL, IGNITION (C=E/#L0337)			1					N
6A	1	160690-78230	WIRE (C=E/#32179)			1					W 1
7	1	160593-78620	COIL, LAMP			1					
8	1	160690-78210	WIRE, LEAD (C=E/#15959)			1					Z
9	1	160690-78650	TRANSISTOR (C=E/#15959)			1					Z
10	1	160690-78660	TUBE, PROTECT (C=E/#15959)			1					Z
11	1	29610-000950	CLAMP, SPEED 095			1					
12	1	160360-78700	CLAMP, CORD			1					
13	1	160700-78720	GROMMET			1					
14	1	26023-040102	SCREW, M4X10 (C=E/#15959)			1					Z
15	1	26476-060302	SCREW, TAPPING M6X30			2					
15-1	1	26476-060252	SCREW, TAPPING M6X25 (C=EXXX)			2					N
16	1	26476-060302	SCREW, TAPPING M6X30			2					
16-1	1	160690-04350	BOLT, M6X30 (C=E/#N6000)			2					R
17	1	26476-060142	SCREW, TAPPING M6X14			1					
19	1	160593-76250	STARTER ASSY, RECOIL			1					
20	2	160593-76510	CASE, STARTER			1					
21	2	160610-76520	REEL			1					
22	2	160610-76530	RATCHET			1					
23	2	160610-76580	PLATE, FRICTION			1					
24	2	160710-76540	SPRING, SPIRAL			1					
25	2	160610-76560	SPRING, FRICTION			1					
26	2	160610-76550	WASHER, THRUST			1					
27	2	22217-060000	WASHER, SPRING 6			1					
28	2	26717-060002	NUT, M6			1					
30	2	160260-76630	ROPE, STARTER			1					
31	2	160769-76620	KNOB, STARTER			1					
32	1	160593-76160	PULLEY			1					

Remarks
 (1)INTERCHANGEABLE BY SIMULTANEOUS REPLACEMENT WITH NO.6-2 AND NO.6A.
 (2)FUEL COCK STAY ADDED
 (3)CHANGED FROM LEAD SWITCH TYPE TO ROTARY TYPE.

Fig.22. FLY.MAGNETO & STARTING DEVICE

GA120SNM



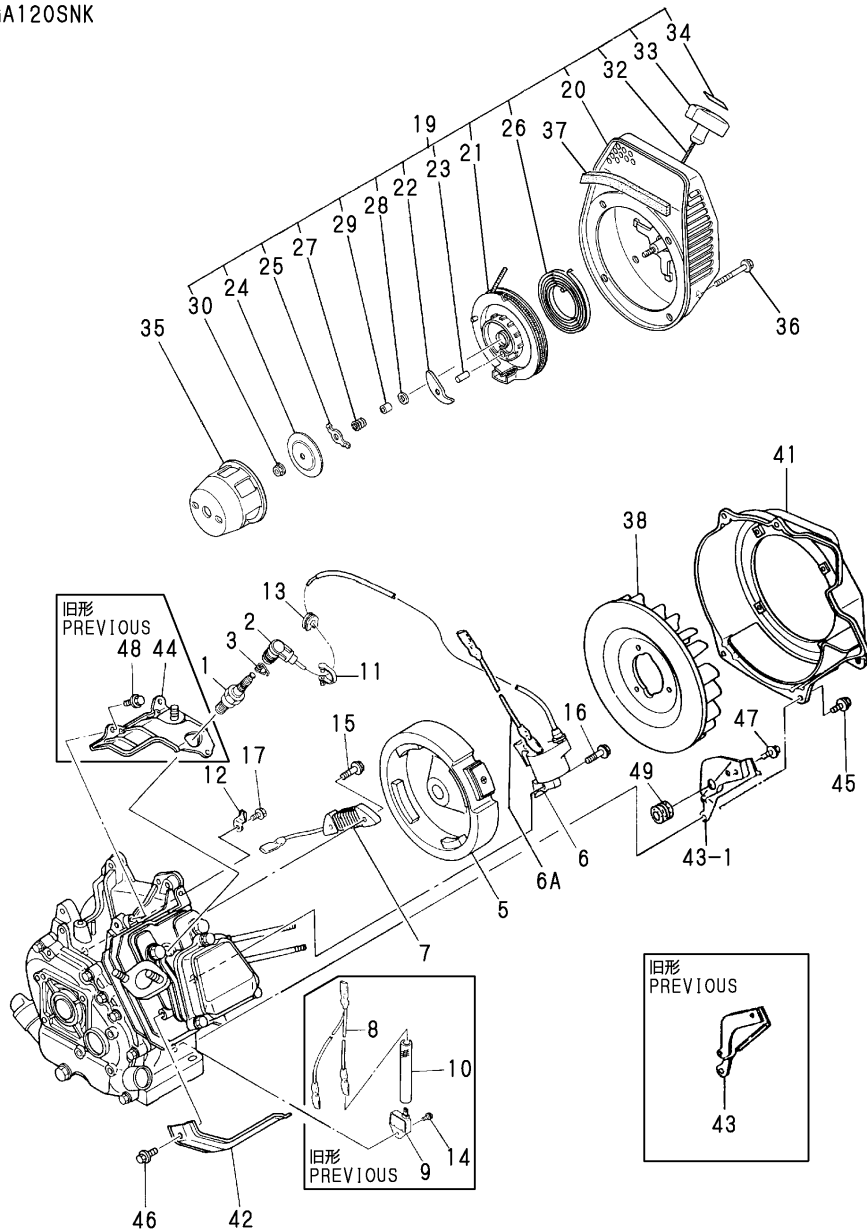
(A)=GA120SNK
(B)=GA120SNR
(C)=GA120SNM
(D)=GA120SNK
(E)=GA120SNSS
(F)=

No.	Lev.	Parts No.	Description	Qty						I	R
				(A)	(B)	(C)	(D)	(E)	(F)		
33	1	160593-76300	SPACER, RECOIL			1					
34	1	26106-060122	BOLT, M6X 12 PLATED			3					
35	1	26106-060162	BOLT, M6X 16 PLATED			4					
36	1	160690-45011	FAN, COOLING			1					
36-1	1	160699-45010	CASE, COOLING FAN (C=E/#71748)			1					R
37	1	160590-45120	CASE, COOLING FAN			1					
37-1	1	160590-45130	CASE, COOLING FAN (C=*1993.02)			1					S 2
38	1	160690-45200	COVER			1					
38-1	1	160699-45200	COVER (C=E/#F9775)			1					R
39	1	160590-45210	COVER			1					
39-1	1	160590-45211	COVER (C=EXXX)			1					N
39-2	2	160590-45211	COVER (C=E/#F2795)			1					Z
40	1	160690-45220	COVER, HEAD (C=E/#40882)			1					Z
41	1	26476-060142	SCREW, TAPPING M6X14			4					
42	1	26476-060142	SCREW, TAPPING M6X14			1					
43	1	26476-060142	SCREW, TAPPING M6X14 (C=E/#F2795)			1					Z
44	1	26476-060142	SCREW, TAPPING M6X14 (C=E/#40882)			3					Z
45	1	160690-77250	SWITCH, STOP			1					
45-1	1	160611-77250	SWITCH, STOP (C=*1993.02)			1					S 3
46	1	22857-200100	SCREW, 2X10 (C=*1993.02)			2					Z
47	1	29610-000650	CLAMP, SPEED 065 (C=FROM 1ST)			1					W
48	1	160495-77260	WIRE (C=*1993.02)			1					W
49	1	26366-080002	NUT, M8 (C=*1993.02)			1					W
50	1	160341-01950	PIPE (C=E/#29091)			1					W
50-1	1	160341-01950	PIPE (C=E/#H0780)			1					Z

Remarks
 (1)INTERCHANGEABLE BY SIMULTANEOUS REPLACEMENT WITH NO.6-2 AND NO.6A.
 (2)FUEL COCK STAY ADDED
 (3)CHANGED FROM LEAD SWITCH TYPE TO ROTARY TYPE.

Fig.23. FLY.MAGNETO & STARTING DEVICE

GA120SNK



(A)=GA120SNS
(B)=GA120SNR
(C)=GA120SNM

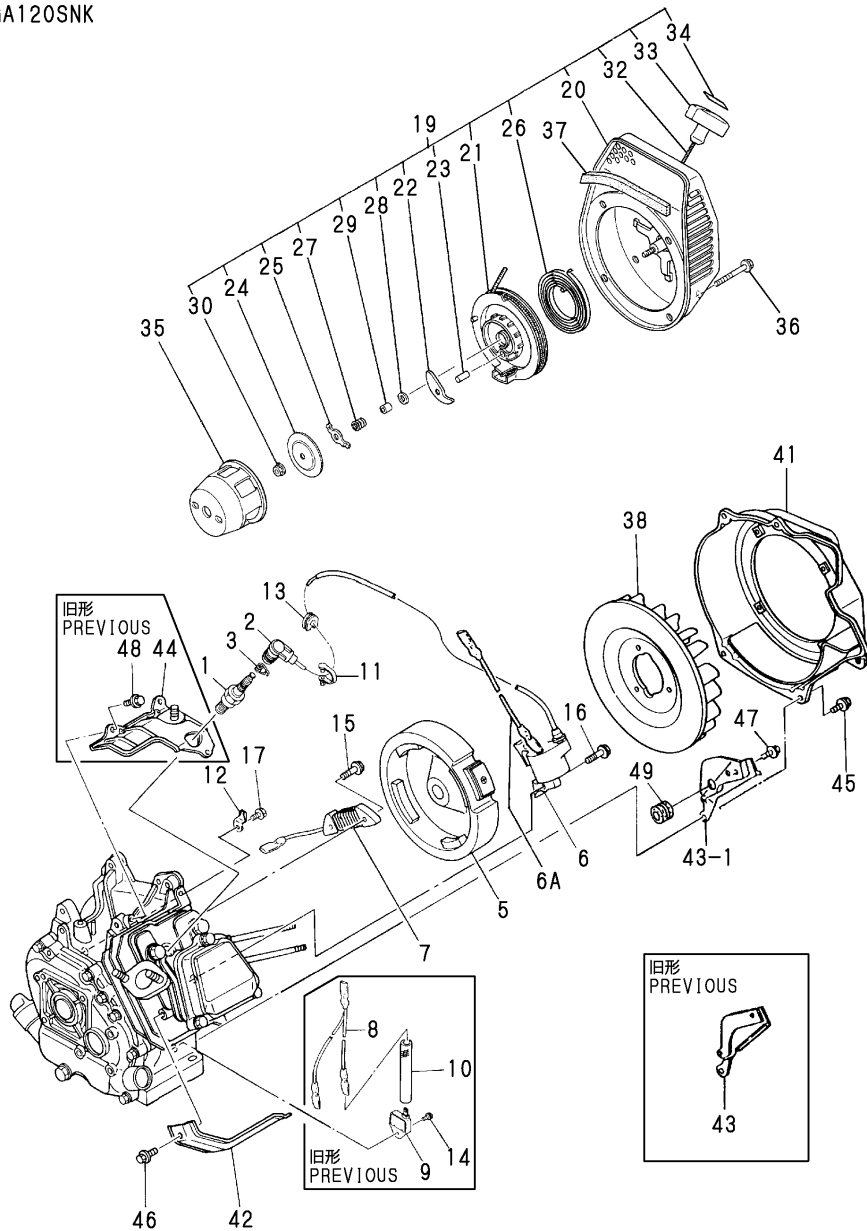
(D)=GA120SNK
(E)=GA120SNSS
(F)=

No.	Lev.	Parts No.	Description	Q'ty						I	R
				(A)	(B)	(C)	(D)	(E)	(F)		
1	1	160690-78010	PLUG, SPARK BP6ES				1				
1-1	1	160690-78020	PLUG, SPARK				1				N
			(D=E/#59211)								
1-2	1	160690-78030	PLUG, SPARK N11YC				1				N
			(D=E/XXX)								
2	1	160700-78040	CAP, PLUG				1				
3	1	160700-78050	TERMINAL, PLUG				1				
5	1	160593-78501	ROTOR				1				
5-1	1	160593-78510	ROTOR				1				N
			(D=E/#19680)								
6	1	160590-78530	COIL, IGNITION				1				
6-1	1	160590-78531	COIL, IGNITION				1				N
			(D=E/#15851)								
6-2	1	160590-78532	COIL, IGNITION				1				S 1
			(D=E/#32417)								
6-3	1	160590-78533	COIL, IGNITION				1				N
			(D=E/#L2417)								
6A	1	160690-78230	WIRE				1				W 1
			(D=E/#32417)								
6A-1	1	160690-78230	WIRE				1				Z
			(D=E/XXX)								
7	1	160593-78620	COIL, LAMP				1				
8	1	160690-78210	WIRE, LEAD				1				Z
			(D=E/#15851)								
9	1	160690-78650	TRANSISTOR				1				Z
			(D=E/#15851)								
10	1	160690-78660	TUBE, PROTECT				1				Z
			(D=E/#15851)								
11	1	29610-000950	CLAMP, SPEED 095				1				
12	1	160360-78700	CLAMP, CORD				1				
13	1	160700-78720	GROMMET				1				
14	1	26023-040102	SCREW, M4X10				1				Z
			(D=E/#15851)								
15	1	26476-060302	SCREW, TAPPING M6X30				2				
15-1	1	26476-060252	SCREW, TAPPING M6X25				2				N
			(D=E/XXX)								
16	1	26476-060302	SCREW, TAPPING M6X30				2				
16-1	1	160690-04350	BOLT, M6X30				2				R
			(D=E/#N5483)								
17	1	26476-060142	SCREW, TAPPING M6X14				1				
19	1	160692-76250	STARTER ASSY, RECOIL				1				
19-1	1	160692-76251	STARTER ASSY, RECOIL				1				N
			(D=E/#67447)								
20	2	160692-76510	CASE, STARTER				1				
20-1	2	160692-76511	CASE, STARTER				1				N
			(D=E/#67447)								
21	2	160692-76520	REEL				1				
22	2	160692-76800	RATCHET				1				
23	2	160692-76530	PIN, RATCHET				1				
24	2	160692-76810	PLATE, FRICTION				1				
25	2	160692-76540	GUIDE, RATCHET				1				

Remarks
(1)INTERCHANGEABLE BY SIMULTANEOUS REPLACEMENT WITH NO.6-2 AND NO.6A.

Fig.23. FLY.MAGNETO & STARTING DEVICE

GA120SNK



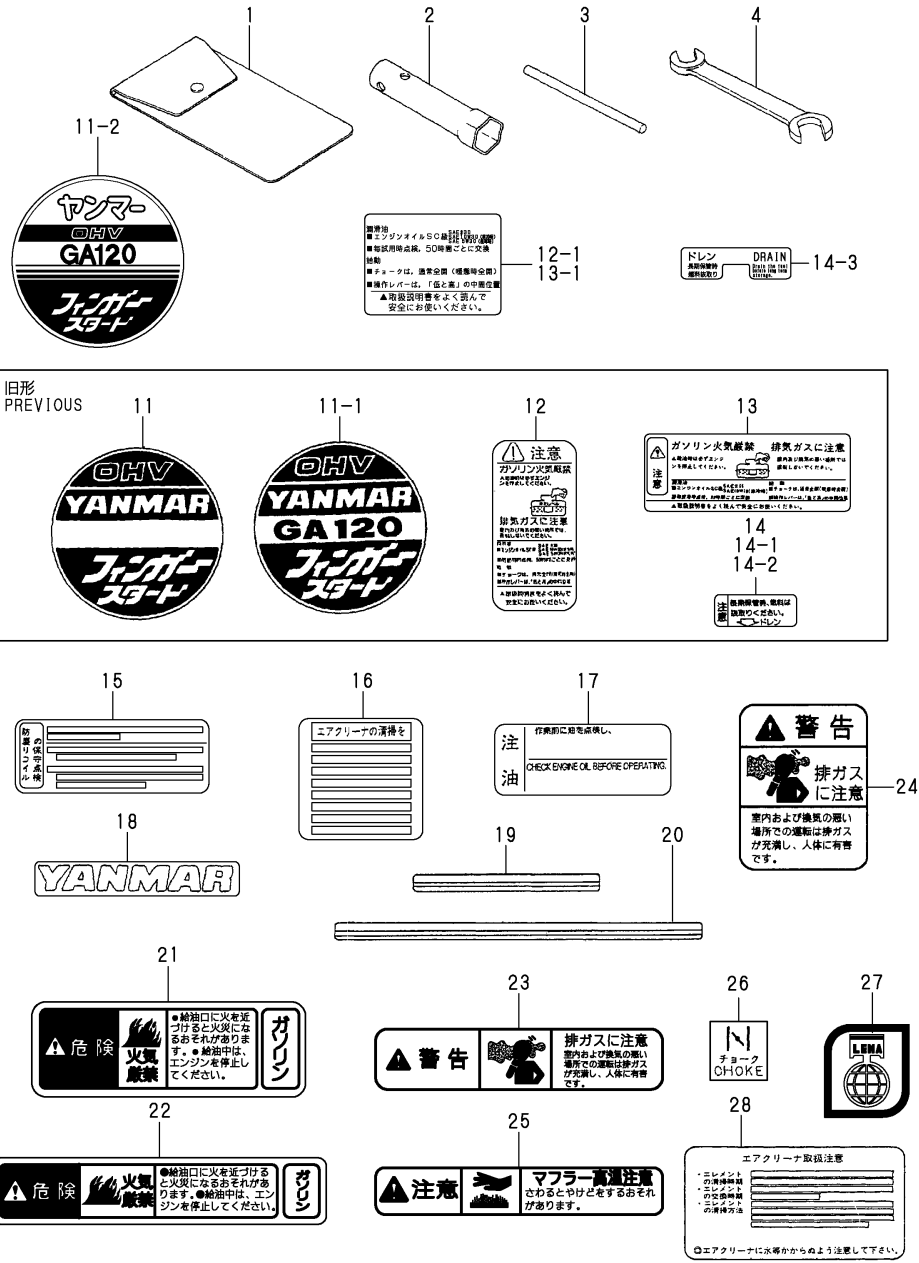
(A)=GA120SNS
(B)=GA120SNR
(C)=GA120SNM

(D)=GA120SNK
(E)=GA120SNSS
(F)=

No.	Lev.	Parts No.	Description	Q'ty						I	R
				(A)	(B)	(C)	(D)	(E)	(F)		
26	2	160692-76580	SPRING, SPIRAL				1				
27	2	160692-76550	SPRING, FRICTION				1				
28	2	160692-76560	WASHER, THRUST				1				
29	2	160692-76820	SHAFT				1				
30	2	26367-060002	NUT, M6				1				
32	2	160692-76630	ROPE, STARTER				1				
33	2	160692-76620	KNOB, STARTER				1				
34	2	160692-76830	CAP, KNOB				1				
35	1	160690-76590	PULLEY, STARTER				1				
36	1	26106-060552	BOLT, M6X 55 PLATED				4				
37	1	160692-76450	GROMMET				1				
38	1	160690-45011	FAN, COOLING				1				
38-1	1	160699-45010	CASE, COOLING FAN				1				R
			(D=E/#72927)								
41	1	160592-45110	CASE, COOLING FAN				1				
42	1	160690-45200	COVER				1				
42-1	1	160699-45200	COVER				1				R
			(D=E/#F6499)								
43	1	160590-45210	COVER				1				
43-1	1	160590-45211	COVER				1				N
			(D=E/XXX)								
43-2	1	160590-45211	COVER				1				Z
			(D=E/#F1699)								
44	1	160690-45220	COVER, HEAD				1				Z
			(D=E/#43465)								
45	1	26476-060122	SCREW, TAPPING M6X12				4				
45-1	1	26476-060142	SCREW, TAPPING M6X14				4				N
			(D=E/#34082)								
46	1	26476-060122	SCREW, TAPPING M6X12				1				
46-1	1	26476-060142	SCREW, TAPPING M6X14				1				N
			(D=E/#34082)								
47	1	26476-060122	SCREW, TAPPING M6X12				1				
47-1	1	26476-060142	SCREW, TAPPING M6X14				1				N
			(D=E/#34082)								
47-2	1	26476-060142	SCREW, TAPPING M6X14				1				Z
			(D=E/#F1699)								
48	1	26476-060122	SCREW, TAPPING M6X12				3				Z
			(D=E/#43165)								
49	1	160341-01950	PIPE				1				W
			(D=E/#28617)								
49-1	1	160341-01950	PIPE				1				Z
			(D=E/#H1003)								

Remarks
(1)INTERCHANGEABLE BY SIMULTANEOUS REPLACEMENT WITH NO.6-2 AND NO.6A.

Fig.24. LABEL & TOOL



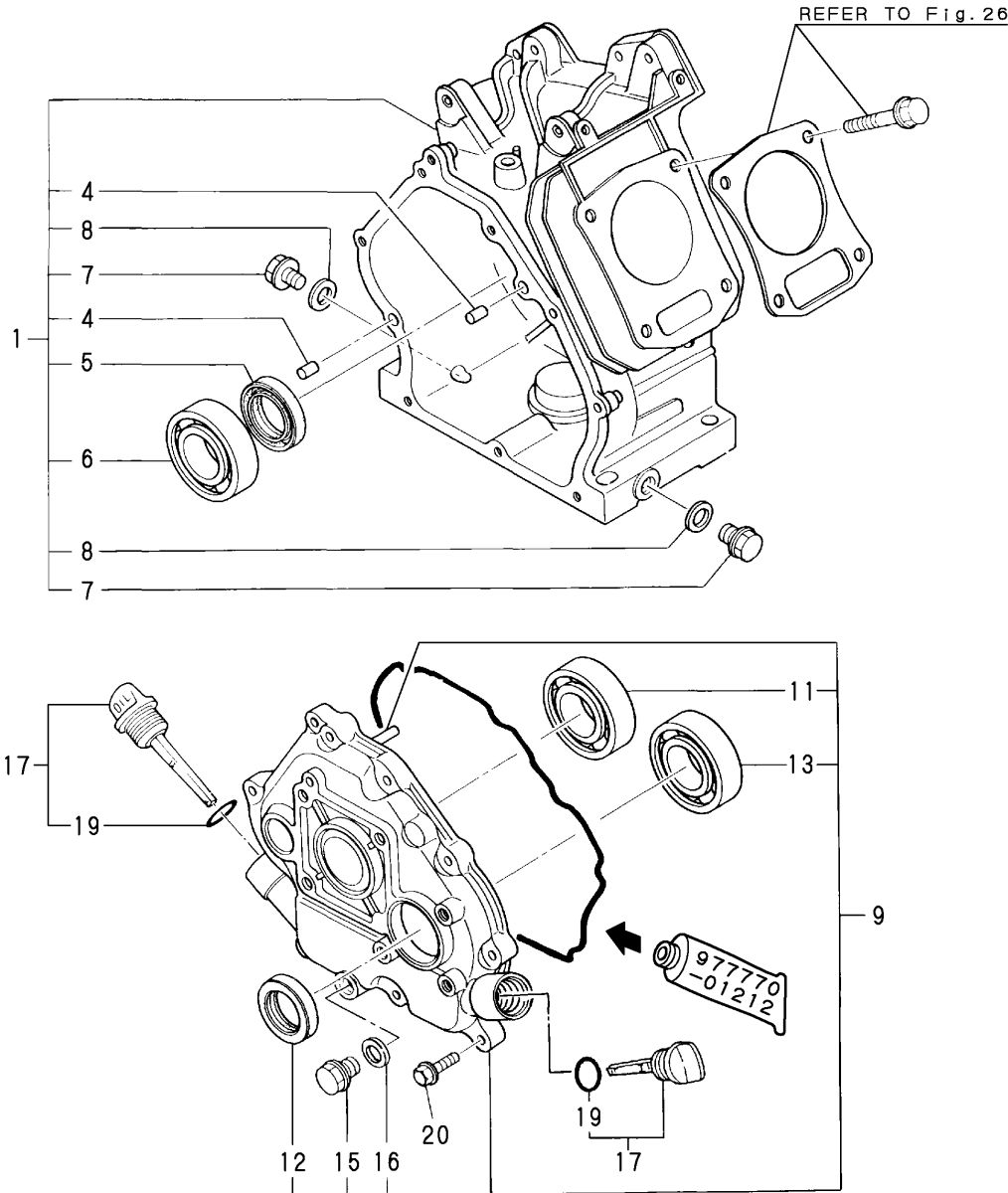
(A)=GA120SNS
(B)=GA120SNR
(C)=GA120SNM

(D)=GA120SNK
(E)=GA120SNSS
(F)=

No.	Lev.	Parts No.	Description	Q'ty						I	R	
				(A)	(B)	(C)	(D)	(E)	(F)			
1	1	160110-92610	BAG, TOOL	1	1	1	1					
2	1	160120-92700	WRENCH, 21 L86	1	1	1	1					
3	1	160110-92710	HANDLE, WRENCH	1	1	1	1					
4	1	28110-100120	SPANNER, 10X12	1	1	1	1					
11	1	160690-07100	LABEL, OHV MARK	1	1	1	1					
11-1	1	160590-07120	LABEL, OHV MARK	1	1	1	1	1			N	
11-2		(A=E/#22090) (B=E/#21936) (C=E/#22264) (D=E/#22518)	LABEL, FINGER START	1	1	1	1	1	1		N	
12	1	160692-07100	LABEL, CAUTION							1		
12-1	1	160692-07250	LABEL, CAUTION							1	N	
12-2	1	160692-07251	LABEL, CAUTION							1	R	
13	1	160690-07250	LABEL, CAUTION	1	1	1						
13-1	1	160692-07250	LABEL, CAUTION	1	1	1				1	N	
13-2	1	160692-07251	LABEL, CAUTION	1	1	1				1	R	
14	1	160520-07270	LABEL, DRAIN	1	1	1	1					
14-1	1	160520-07271	LABEL, DRAIN	1	1	1	1				R	
14-2	1	160520-07272	LABEL, DRAIN	1	1	1	1	1	1		S 1	
14-3	1	160690-07260	LABEL, DRAIN	1	1	1	1	1	1		R	
15	1	160830-07300	LABEL							1		
16	1	160520-07370	LABEL, CLEANER	1						1		
17	1	160692-07370	LABEL, AIR CLEANER							1		
18	1	160692-55940	LABEL, YANMAR							1		
19	1	160692-55980	LABEL							2		
20	1	160692-55990	LABEL							2		
21	1	160690-07320	LABEL, NO FIRE	1	1	1	1	1			W	
22	1	160692-07320	LABEL, NO FIRE							1	1	W
23	1	105250-07340	LABEL, EXH. GAS CAUTN	1	1	1	1	1			W	
24	1	114370-07110	LABEL, EXH. GAS CAUTN							1	W	
25	1	105250-07330	LABEL	1	1	1	1	1	1		W	
26	1	160690-07400	LABEL							1	W	
27	1	161690-07300	LABEL	1	1	1	1	1	1		W	
28	1	160793-07370	LABEL, AIR CLEANER							1	W	

Remarks
(1) LABEL COLOR CHANGED

Fig.25. CYLINDER BLOCK

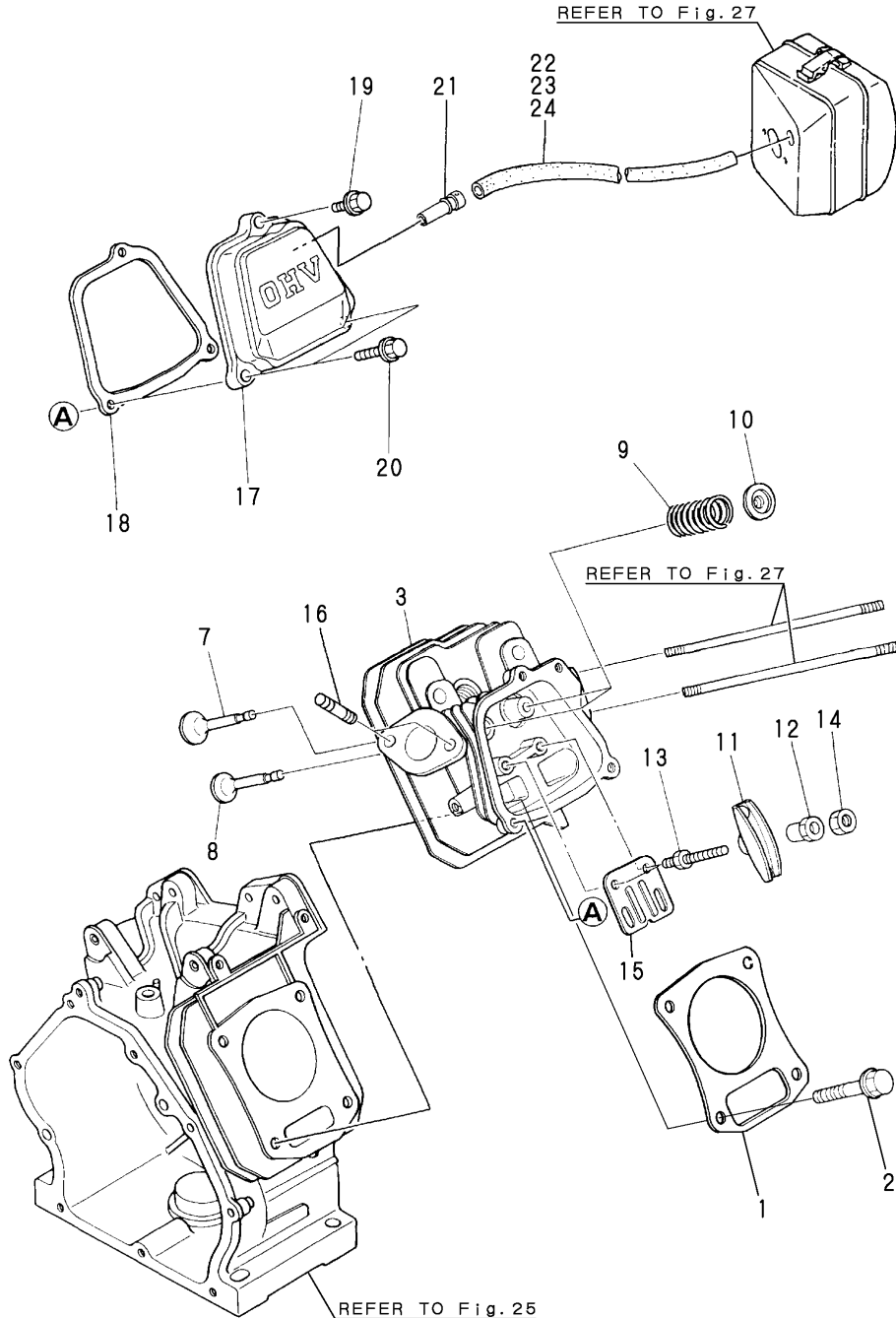


(A)=GA160SNS
(B)=GA160SNR
(C)=GA160SNM

(D)=GA160SNK
(E)=GA160SNG
(F)=

No.	Lev.	Parts No.	Description	Qty						I	R
				(A)	(B)	(C)	(D)	(E)	(F)		
1	1	760690-01560	BLOCK ASSY, CYLINDER	1	1	1	1				
1-1	1	760690-01561	BLOCK ASSY, CYLINDER	1	1	1	1	1			N
		(A=E/#90917) (B=E/#97403) (C=E/#89831) (D=E/#90619)									
1-2	1	760690-01562	BLOCK ASSY, CYLINDER	1	1	1	1	1			R
		(A=E/#T1518) (B=E/#T2520) (C=E/#T2691) (D=E/#T2159) (E=E/#T7163)									
1-3	1	760690-01563	BLOCK ASSY, CYLINDER	1	1	1	1	1			N
		(A=E/#006469) (B=E/#005826) (C=E/#006088) (D=E/#006297) (E=#2002.08)									
4	2	22312-080120	PIN, PARALLEL M8X12	2	2	2	2	2			
4-1	2	114270-01600	PIN, M8X12	2	2	2	2	2			R
		(A=E/#H3370) (B=E/#H6785) (C=E/#H3380) (D=E/#H4379)									
5	2	160690-02220	SEAL, TC25416	1	1	1	1	1			
6	2	24101-062050	BEARING, BALL 6205C3	1	1	1	1	1			
7	2	160610-01690	PLUG, M12	2	2	2	2	2			
8	2	104200-59170	GASKET, 12	2	2	2	2	2			
9	1	760690-01500	COVER ASSY	1	1	1	1	1			
9-1	1	760690-01501	COVER ASSY	1	1	1	1	1			R
		(A=*1994.11) (B=*1994.11) (C=*1994.11) (D=*1994.11) (E=*1994.11)									
9-2	1	760690-01502	COVER ASSY	1	1	1	1	1			R
		(A=*2000.10) (B=*2000.10) (C=*2000.10) (D=*2000.10) (E=*2000.10)									
11	2	24101-062050	BEARING, BALL 6205C3	1	1	1	1	1			
12	2	160690-02220	SEAL, TC25416	1	1	1	1	1			
13	2	24101-062050	BEARING, BALL 6205C3	1	1	1	1	1			
15	2	160610-01690	PLUG, M12	1	1	1	1	1			
16	2	104200-59170	GASKET, 12	1	1	1	1	1			
17	1	160710-01760	CAP ASSY, L82	2	2	2	2	2			
17-1	1	114299-01760	CAP ASSY	2	2	2	2	2			N
		(A=E/XXX) (B=E/XXX) (C=E/XXX) (D=E/XXX) (E=E/XXX)									
19	2	24311-000180	O-RING, 1AP18.0	2	2	2	2	2			
19-1	2	114299-01950	O-RING, 18	2	2	2	2	2			N
		(A=E/XXX) (B=E/XXX) (C=E/XXX) (D=E/XXX) (E=E/XXX)									
20	1	26476-060252	SCREW, TAPPING M6X25	8	8	8	8	8			

Fig.26. CYLINDER HEAD & BONNET



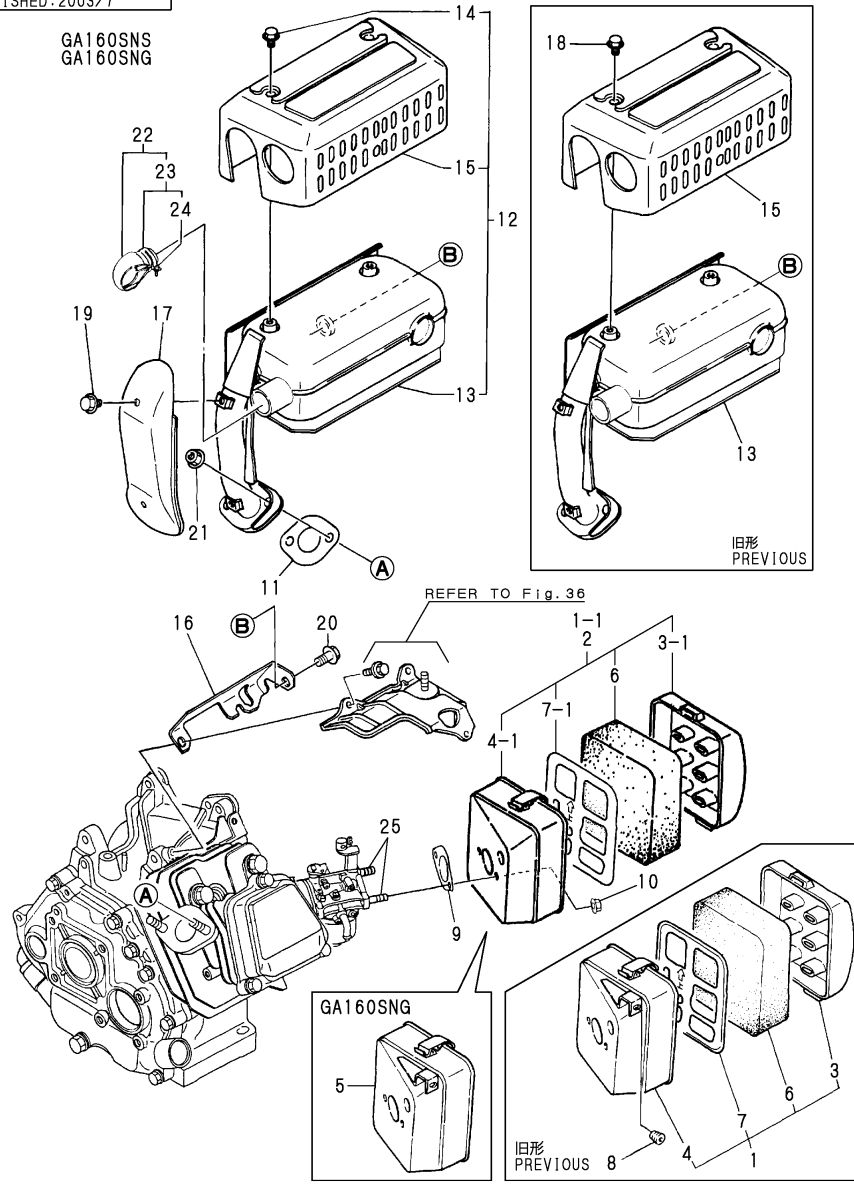
(A)=GA160SNS
(B)=GA160SNR
(C)=GA160SNM

(D)=GA160SNK
(E)=GA160SNG
(F)=

No.	Lev.	Parts No.	Description	Q'ty						I	R
				(A)	(B)	(C)	(D)	(E)	(F)		
1	1	160690-01330	GASKET, HEAD	1	1	1	1	1			
1-1	1	160690-01331	GASKET, HEAD	1	1	1	1	1		N	
		(A=E/#006469) (B=E/#005826) (C=E/#006088) (D=E/#006297) (E=*2002.08)									
1-2	1	160690-01332	GASKET, HEAD	1	1	1	1	1		N	
		(A=E/#006469) (B=E/#005826) (C=E/#006088) (D=E/#006297) (E=*2002.08)									
2	1	160610-04201	BOLT, FLANGE M8X53	4	4	4	4	4			
3	1	160690-11010	HEAD, CYLINDER	1	1	1	1	1			
3-1	1	160690-11011	HEAD ASSY, CYLINDER	1	1	1	1	1		N	
		(A=E/#006469) (B=E/#005826) (C=E/#006088) (D=E/#006297) (E=*2002.08)									
7	1	160690-11100	VALVE, INTAKE	1	1	1	1	1			
8	1	160690-11110	VALVE, EXHAUST	1	1	1	1	1			
9	1	160690-11120	SPRING, VALVE	2	2	2	2	2			
10	1	160690-11180	RETAINER, SPRING	2	2	2	2	2			
11	1	160690-11200	ARM, ROCKER	2	2	2	2	2			
12	1	160690-11220	PIVOT, ROCKER ARM	2	2	2	2	2			
12-1	1	160690-11221	PIVOT, ROCKER ARM	2	2	2	2	2		N	
		(A=E/#Q8036) (B=E/#S3640) (C=E/#Q9035) (D=E/#Q9266) (E=E/#R7030)									
12-2	1	160690-11222	PIVOT, ROCKER ARM	2	2	2	2	2		R	
		(A=E/#008959) (B=E/#009227) (C=E/#009137) (D=E/#009062) (E=*2002.10)									
13	1	160690-11270	BOLT	2	2	2	2				
13-1	1	160690-11271	BOLT	2	2	2	2	2		N	
		(A=E/#94266) (B=E/#93447) (C=E/#93014) (D=E/#94506)									
14	1	160690-11280	NUT, M6X0.5	2	2	2	2	2			
15	1	160690-11290	PLATE, GUIDE	1	1	1	1	1			
16	1	26216-080182	STUD, M8X 18	2	2	2	2	2			
17	1	160690-11300	BONNET	1	1	1	1	1			
18	1	160690-11310	GASKET, BONNET	1	1	1	1	1			
18-1	1	160690-11311	GASKET, BONNET	1	1	1	1	1		R	
		(A=E/#Y6925) (B=E/#Y7069) (C=E/#Y8043) (D=E/#Y8249) (E=*2001.04)									
19	1	26106-060202	BOLT, M6X 20 PLATED	1	1	1	1	1			
20	1	26106-060352	BOLT, M6X 35 PLATED	2	2	2	2	2			
21	1	160690-03050	BREATHER	1	1	1	1	1			
22	1	160810-03180	PIPE , BREATHER	1				1			
23	1	160610-03180	PIPE , BREATHER		1						
24	1	160820-03180	PIPE , BREATHER			1	1				

Fig.27. AIR CLEANER & MUFFLER

P/C NEWS No:Y00A2175-1
PUBLISHED:2003/7



(A)=GA160SNS
(B)=GA160SNR
(C)=GA160SNM
(D)=GA160SNK
(E)=GA160SNG
(F)=

No.	Lev.	Parts No.	Description	Q'ty						I	R
				(A)	(B)	(C)	(D)	(E)	(F)		
1	1	160690-12500	CLEANER ASSY, AIR	1							
1-1	1	160690-12600	CLEANER ASSY, AIR	1						N	M
1-2	1	160690-12600	CLEANER ASSY, AIR	1						S	1
(A=*1989.09)											
2	1	160690-12610	CLEANER ASSY, AIR					1			
3	2	160760-12510	CAP, AIR CLEANER	1							
3-1	2	160690-12510	CAP, AIR CLEANER	1				1		N	M
3-2	2	160690-12510	CAP, AIR CLEANER	1				1		S	
(A=*1989.09)											
4	2	160690-12520	BODY, AIR CLEANER	1							
4-1	2	160690-12530	BODY, AIR CLEANER	1						N	M
4-2	2	160690-12530	BODY, AIR CLEANER	1						S	
(A=*1989.09)											
5	2	160690-12540	BODY, AIR CLEANER					1			
6	2	160760-12530	ELEMENT	1				1			
7	2	160760-12540	HOLDER, ELEMENT	1							
7-1	2	160493-12550	HOLDER, ELEMENT	1				1		N	M
7-2	2	160493-12550	HOLDER, ELEMENT	1				1		Q	
(A=*1989.11)											
8	1	160763-12600	GROMMET	1							Z
(A=E/#46644)											
9	1	160610-56150	GASKET, CARBURETOR	1				1			
9-1	1	160610-56151	GASKET, CARBURETOR	1				1			N
(A=E/#T8423)								(E=E/#T7327)			
10	1	26366-060002	NUT, M6	2				2			
11	1	160690-13200	GASKET, MUFFLER	1				1			
11-1	1	160690-13201	GASKET, MUFFLER	1				1			N
(A=E/#006469)								(E=*2002.08)			
12	1	160690-13600	MUFFLER ASSY	1				1		W	
(A=E/#31421)											
13	2	160690-13500	MUFFLER	1				1			
14	2	26106-060082	BOLT, M6X 8 PLATED	3				3		W	
(A=E/#31421)											
15	2	160690-13530	COVER	1				1			
16	1	160690-13550	BRACKET, MUFFLER	1				1			
17	1	160690-13900	COVER	1				1			
18	1	114252-13950	BOLT, M6X8	3							Z
(A=E/#31421)											
19	1	114252-13950	BOLT, M6X8	2				2			
20	1	26106-080142	BOLT, M8X 14 PLATED	1				1			
21	1	26366-080002	NUT, M8	2				2			
22	1	114252-13800	EXTENSION ASSY	1							W
(A=E/XXX)											
23	2	114252-13910	CLAMP	1							W
(A=E/XXX)											
24	3	114252-13960	SCREW 6X 25	1							W
(A=E/XXX)											
25	1	160610-04570	BOLT, M6X70	2				2			

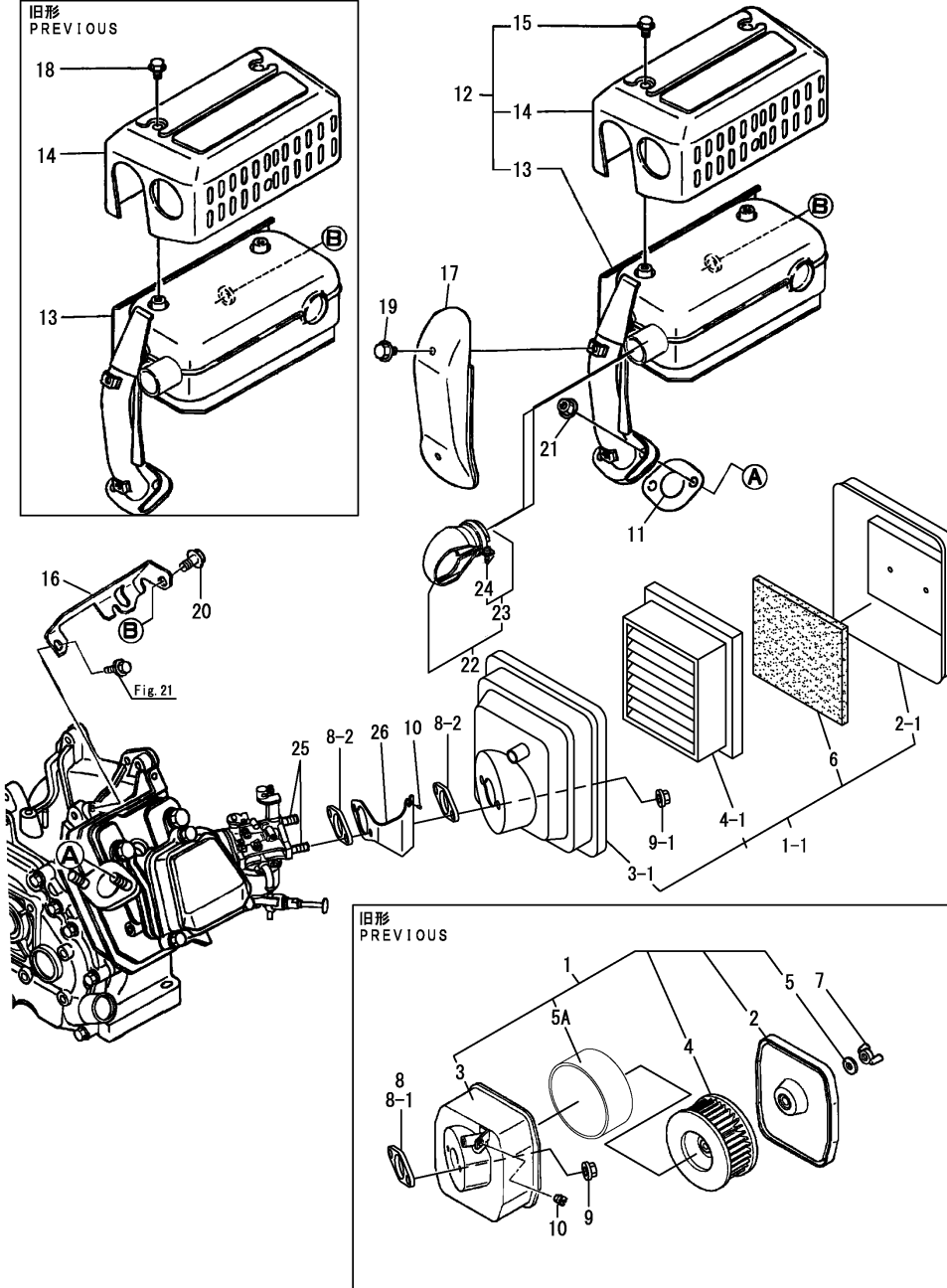
Remarks
(M)MISPRINT:REFER TO THE NEXT ITEM.
(1)INTERCHANGEABLE BY SIMULTANEOUS REPLACEMENT WITH FIG.34 NO.1-1.

Fig.28. AIR CLEANER & MUFFLER

(A)=GA160SNS
(B)=GA160SNR
(C)=GA160SNM

(D)=GA160SNK
(E)=GA160SNG
(F)=

GA160SNR



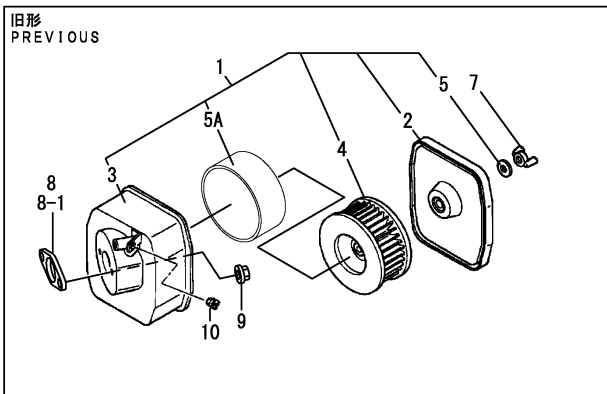
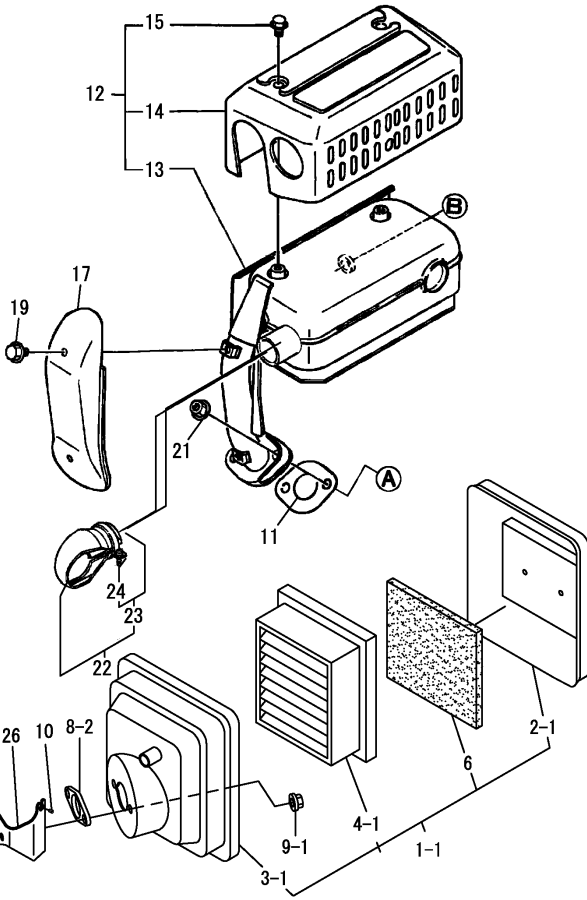
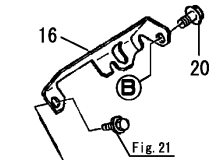
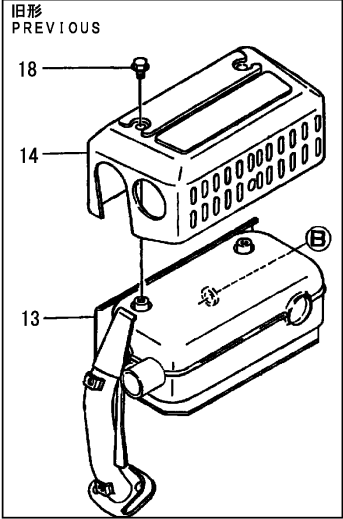
No.	Lev.	Parts No.	Description	Q'ty						I	R
				(A)	(B)	(C)	(D)	(E)	(F)		
1	1	160693-12501	CLEANER ASSY, AIR	1							
1-1	1	160690-12800 (B=E/#000669)	CLEANER ASSY, AIR	1							N
2	2	114250-12520	COVER, AIR CREAMER		1						
2-1	2	160690-12820 (B=E/#000669)	COVER ASSY, CLEANER		1						S
3	2	160693-12630	CASE ASSY		1						
3-1	2	160690-12810 (B=E/#000669)	CASE ASSY		1						S
4	2	114250-12540	ELEMENT		1						
4-1	2	160690-12830 (B=E/#000669)	ELEMENT		1						S
5	2	114250-12560 (B=E/#000669)	WASHER, SEAL M6		1						Z
5A	2	160693-12930	SPONGE, AIR CLEANER		1						
6	2	160690-12840 (B=E/#000669)	FILTER, SUB		1						W
7	1	101147-12550 (B=E/#000669)	NUT		1						Z
8	1	160610-56150	GASKET, CARBURETOR		1						
8-1	1	160610-56151 (B=E/#T8632)	GASKET, CARBURETOR		1						N
8-2	1	160610-56151 (B=E/#000669)	GASKET, CARBURETOR		2						K
9	1	26366-060002	NUT, M6		2						
9-1	1	114250-12300 (B=E/#000669)	NUT		2						N
10	1	160763-12600	GROMMET		1						
11	1	160690-13200	GASKET, MUFFLER		1						
11-1	1	160690-13201 (B=E/#005826)	GASKET, MUFFLER		1						N
12	1	160690-13600 (B=E/#32710)	MUFFLER ASSY		1						W
13	2	160690-13500	MUFFLER		1						
14	2	160690-13530	COVER		1						
15	2	26106-060082 (B=E/#32710)	BOLT, M6X 8 PLATED		3						W
16	1	160690-13550	BRACKET, MUFFLER		1						
17	1	160690-13900	COVER		1						
18	1	114252-13950 (B=E/#32710)	BOLT, M6X8		3						Z
19	1	114252-13950	BOLT, M6X8		2						
20	1	26106-080142	BOLT, M8X 14 PLATED		1						
21	1	26366-080002	NUT, M8		2						
22	1	114252-13800	EXTENSION ASSY		1						
23	2	114252-13910	CLAMP		1						
24	3	114252-13960	SCREW 6X 25		1						
25	1	160610-04570	BOLT, M6X70		2						
26	1	160593-56260 (B=E/#000669)	STAY, CHOKE		1						W
26-1	1	160593-56261	STAY, CHOKE		1						N

Fig.28. AIR CLEANER & MUFFLER

(A)=GA160SNS
(B)=GA160SNR
(C)=GA160SNM

(D)=GA160SNK
(E)=GA160SNG
(F)=

GA160SNR



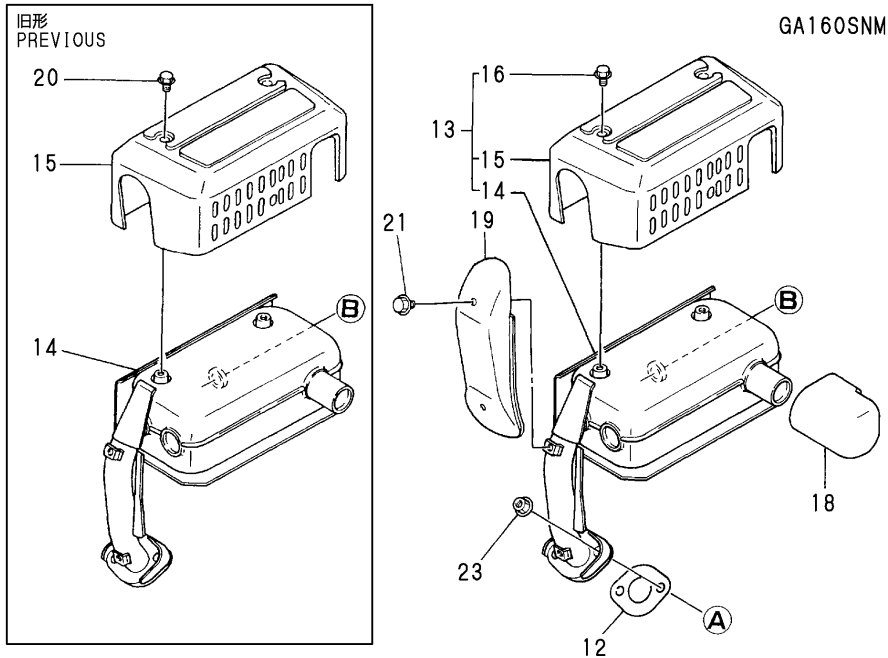
No.	Lev.	Parts No.	Description	Q'ty						I	R
				(A)	(B)	(C)	(D)	(E)	(F)		

(B=E/#001984)

Fig.29. AIR CLEANER & MUFFLER

(A)=GA160SNS
(B)=GA160SNR
(C)=GA160SNM

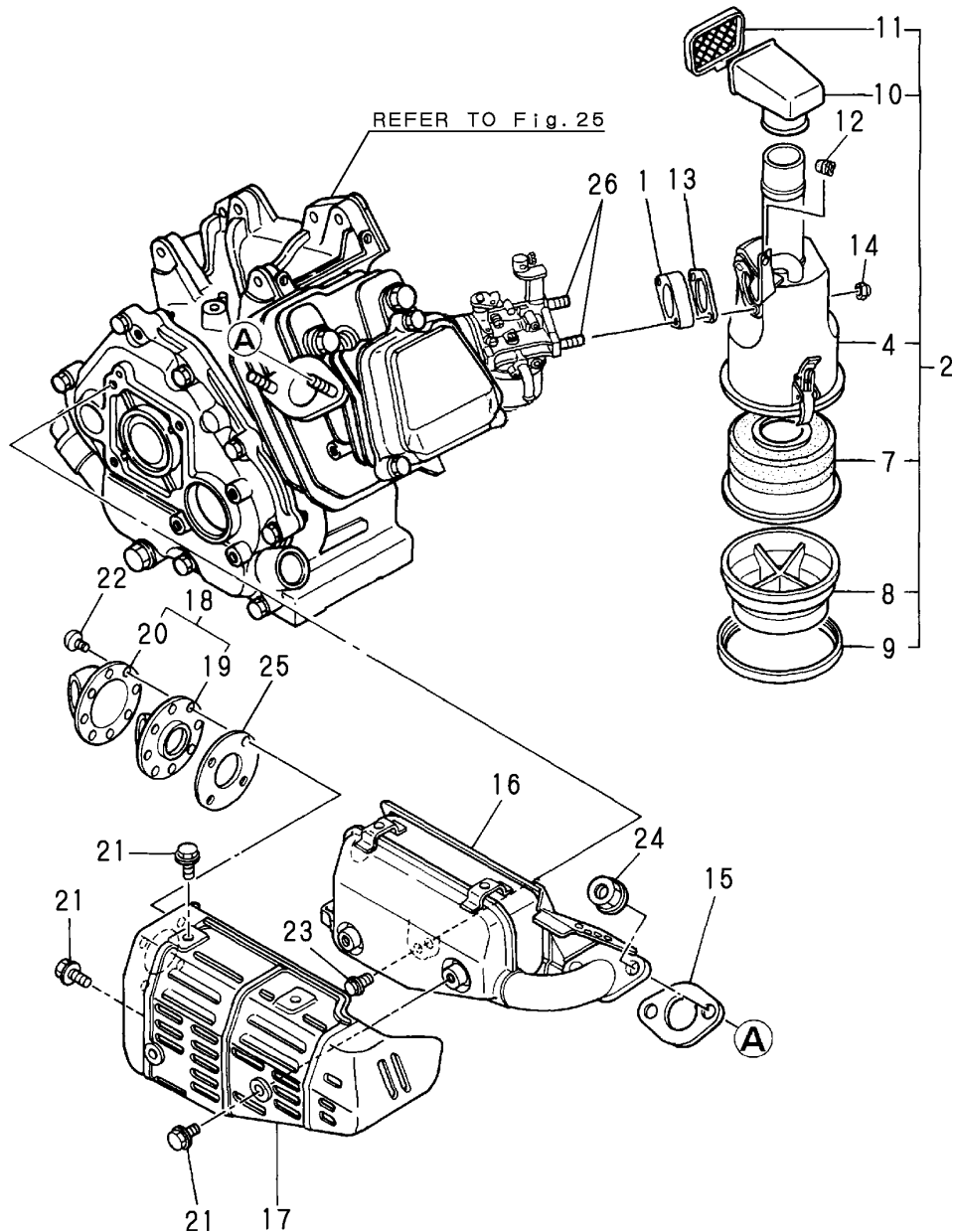
(D)=GA160SNK
(E)=GA160SNG
(F)=



No.	Lev.	Parts No.	Description	Q'ty						I	R
				(A)	(B)	(C)	(D)	(E)	(F)		
1	1	160690-12260	SPACER, AIR CLEANER			1					
1-1	1	160690-12261	SPACER, AIR CLEANER (C=E/#39040)			1					N
2	1	760692-12570	CLEANER ASSY, AIR			1					
4	2	760692-12540	BODY ASSY, CLEANER			1					
7	2	160692-12520	ELEMENT ASSY			1					
8	2	160692-12530	SUMP, OIL			1					
9	2	160692-12540	PIPE, REINFORCED			1					
10	1	160610-56150	GASKET, CARBURETOR			1					
10-1	1	160610-56151	GASKET, CARBURETOR (C=E/#T8996)			1					N
11	1	26657-060002	NUT, CAP M6			2					
12	1	160690-13200	GASKET, MUFFLER			1					
12-1	1	160690-13201	GASKET, MUFFLER (C=E/#006088)			1					N
13	1	160693-13600	MUFFLER ASSY (C=E/#31633)			1					W
14	2	160693-13510	MUFFLER			1					
15	2	160693-13540	COVER			1					
16	2	26106-060082	BOLT, M6X 8 PLATED (C=E/#30633)			3					W
17	1	160690-13550	BRACKET, MUFFLER			1					
18	1	160321-13770	PIPE			1					
19	1	160690-13900	COVER			1					
20	1	114252-13950	BOLT, M6X8 (C=E/#30633)			3					Z
21	1	114252-13950	BOLT, M6X8			2					
22	1	26106-080142	BOLT, M8X 14 PLATED			1					
23	1	26366-080002	NUT, M8			2					
24	1	160692-04310	BOLT, M6X143			2					

Fig.30. AIR CLEANER & MUFFLER

GA160SNK

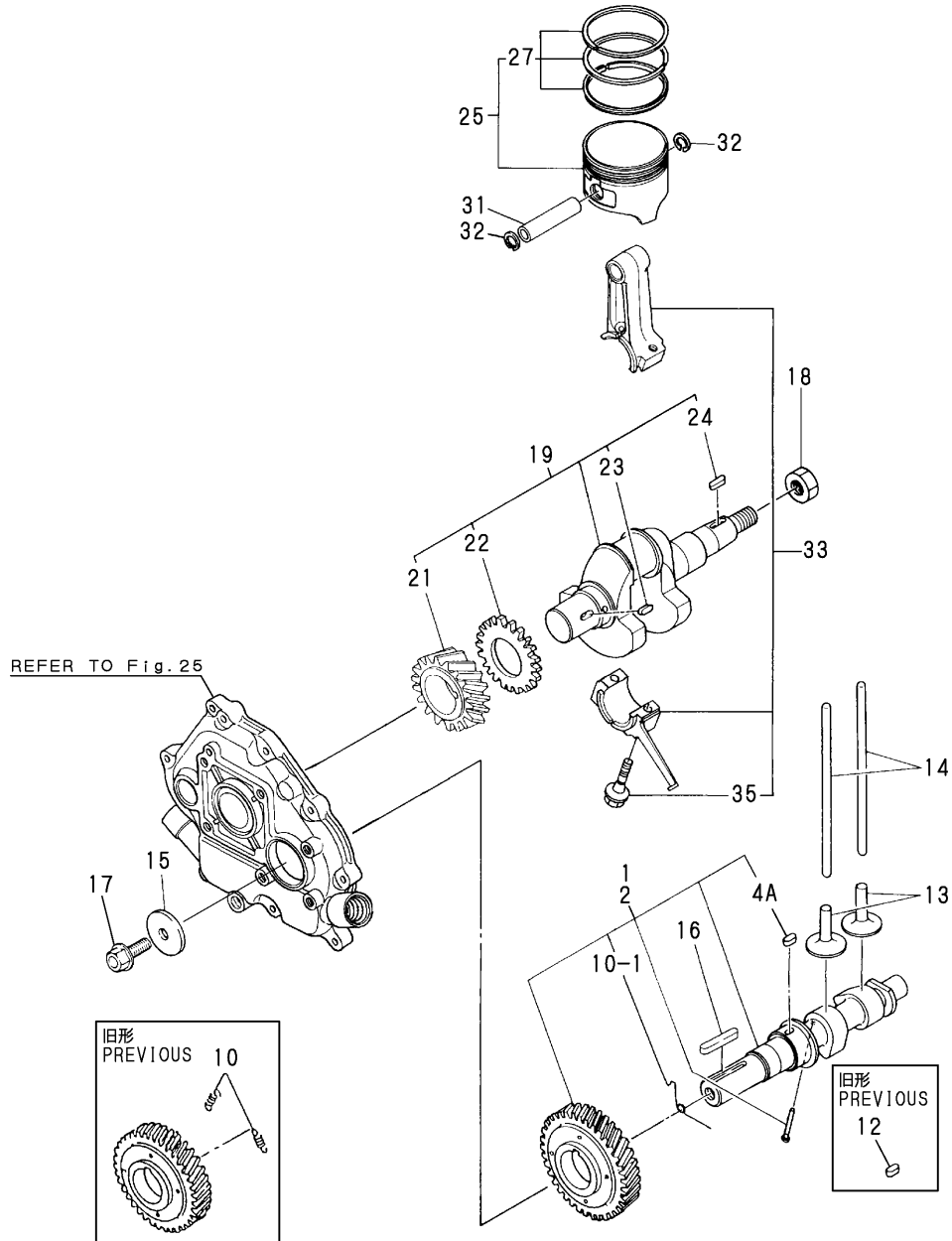


(A)=GA160SNS
(B)=GA160SNR
(C)=GA160SNM

(D)=GA160SNK
(E)=GA160SNG
(F)=

No.	Lev.	Parts No.	Description	Q'ty						I	R
				(A)	(B)	(C)	(D)	(E)	(F)		
1	1	160690-12260	SPACER, AIR CLEANER				1				
1-1	1	160690-12261	SPACER, AIR CLEANER				1				N
(D=E/#38105)											
2	1	760692-12560	CLEANER ASSY, AIR				1				
4	2	760692-12550	BODY, AIR CLEANER				1				
7	2	160692-12520	ELEMENT ASSY				1				
8	2	160692-12530	SUMP, OIL				1				
9	2	160692-12540	PIPE, REINFORCED				1				
10	2	160762-12870	CAP				1				
11	2	160692-12920	NET				1				
12	1	160763-12600	GROMMET				1				
13	1	160610-56150	GASKET, CARBURETOR				1				
13-1	1	160610-56151	GASKET, CARBURETOR				1				N
(D=E/#T8997)											
14	1	26657-060002	NUT, CAP M6				2				
15	1	160690-13200	GASKET, MUFFLER				1				
15-1	1	160690-13201	GASKET, MUFFLER				1				N
(D=E/#006297)											
16	1	160692-13500	MUFFLER				1				
17	1	160692-13530	COVER				1				
18	1	160692-13750	EXTENSION ASSY				1				W
(D=E/#C4307)											
19	2	160692-13770	PIPE, TAIL				1				
20	2	160692-13780	COVER				1				
21	1	114252-13950	BOLT, M6X8				5				
22	1	160692-13850	SCREW, M5X8				4				
23	1	26106-080122	BOLT, M8X 12 PLATED				1				
24	1	26366-080002	NUT, M8				2				
25	1	160692-13820	GASKET				1				
25-1	1	160692-13821	GASKET				1				N
(D=E/#010144)											
26	1	160692-04310	BOLT, M6X143				2				

Fig.31. CRANKSHAFT,PISTON & CAMSHAFT



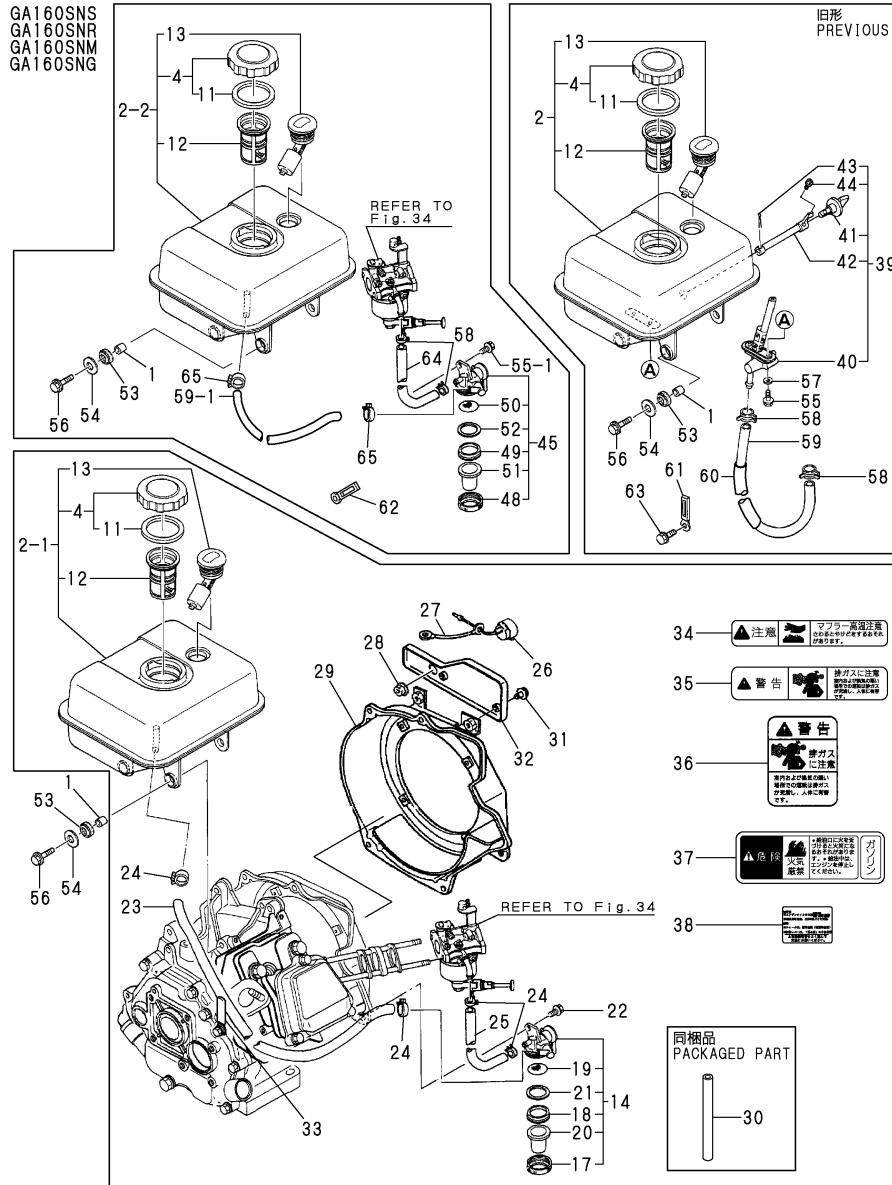
(A)=GA160SNS
(B)=GA160SNR
(C)=GA160SNM

(D)=GA160SNK
(E)=GA160SNG
(F)=

No.	Lev.	Parts No.	Description	Qty						I	R
				(A)	(B)	(C)	(D)	(E)	(F)		
1	1	160690-14051	CAMSHAFT ASSY	1	1	1		1			
1-1	1	160690-14052	CAMSHAFT ASSY	1	1	1		1			N
		(A=*2003.05)	(B=*2003.05)	(C=*2003.05)				(E=*2003.05)			
2	1	160692-14051	CAMSHAFT ASSY							1	
2-1	1	160692-14052	CAMSHAFT ASSY							1	N
			(D=*2003.05)								
4A	3	22512-040120	KEY, 4X 12	1	1	1	1	1	1		W
		(A=*2003.05)	(B=*2003.05)	(C=*2003.05)				(D=*2003.05)	(E=*2003.05)		
10	2	160690-14560	SPRING,DECOMPRESSION	2	2	2	2				
10-1	2	160690-14570	SPRING,DECOMPRESSION	1	1	1	1	1	1		S
		(A=E/#78216)	(B=E/#79662)	(C=E/#79430)	(D=E/#78814)						
10-2	2	160690-14571	SPRING,DECOMPRESSION	1	1	1	1	1	1		R
		(A=E/#P6216)	(B=E/#P5829)	(C=E/#P6969)	(D=E/#P6395)	(E=E/#P5592)					
12	1	22512-040120	KEY, 4X 12	1	1	1	1	1	1		Z
		(A=*2003.05)	(B=*2003.05)	(C=*2003.05)	(D=*2003.05)	(E=*2003.05)					
13	1	160690-14200	TAPPET	2	2	2	2				
13-1	1	160490-14200	TAPPET	2	2	2	2	2	2		N
		(A=E/#36768)	(B=E/#37639)	(C=E/#38115)	(D=E/#37736)						
14	1	114250-14400	ROD, PUSH	2	2	2	2	2	2		
15	1	160310-14550	WASHER	1	1	1	1	1	1		
16	1	22512-050300	KEY, 5X 30	1	1	1	1	1	1		
17	1	26106-080202	BOLT, M8X 20 PLATED	1	1	1	1	1	1		
18	1	160610-04910	NUT, FLYWHEEL M14	1	1	1	1	1	1		
19	1	760690-21701	CRANKSHAFT ASSY	1	1	1	1	1	1		
21	2	160690-21201	GEAR, CRANKSHAFT	1	1	1	1	1	1		
22	2	160590-21210	GEAR, IDLE	1	1	1	1	1	1		
23	2	22512-040120	KEY, 4X 12	1	1	1	1	1	1		
24	2	22512-040160	KEY, 4X 16	1	1	1	1	1	1		
25	1	160690-22010	PISTON ASSY	1	1	1	1	1	1		
25-1	1	160690-22011	PISTON ASSY	1	1	1	1	1	1		R
		(A=E/#38703)	(B=E/#39311)	(C=E/#39040)	(D=E/#38105)						
27	2	760690-22500	RING SET, PISTON	1	1	1	1				
27-1	2	760690-22501	RING SET, PISTON	1	1	1	1	1	1		S 1
		(A=E/#38703)	(B=E/#39311)	(C=E/#39040)	(D=E/#38105)						
31	1	160690-22300	PIN, PISTON	1	1	1	1	1	1		
32	1	22252-000160	RING, 16	2	2	2	2	2	2		
33	1	760690-23700	ROD ASSY, CONNECTING	1	1	1	1	1	1		
35	2	160710-23201	BOLT, CONNECTING ROD	2	2	2	2				
35-1	2	26106-060302	BOLT, M6X 30 PLATED	2	2	2	2	2	2		R
		(A=E/#H5698)	(B=E/#H6785)	(C=E/#H5718)	(D=E/#H6900)						

Remarks
(1)TOP RING GROOVE CHANGED

Fig.32. FUEL TANK & FUEL PIPE



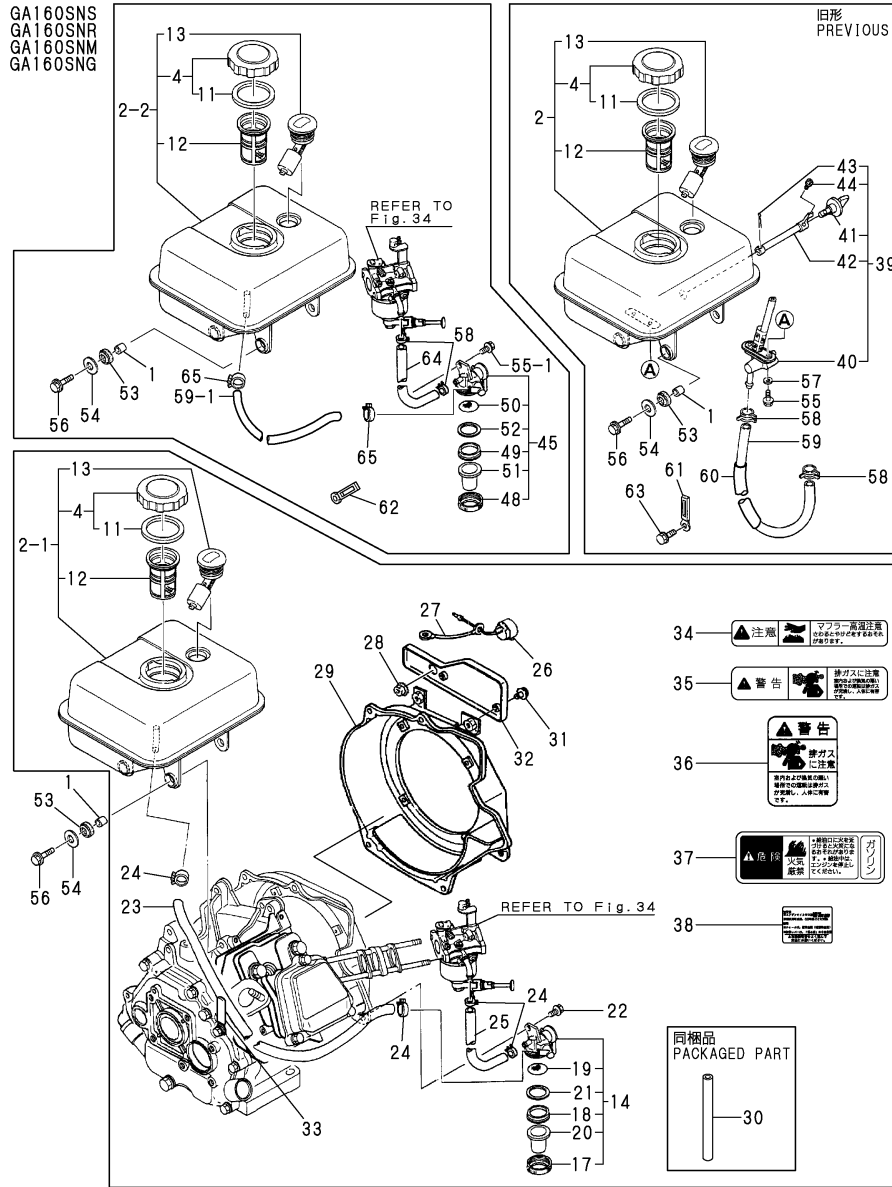
(A)=GA160SNS
(B)=GA160SNR
(C)=GA160SNM
(D)=GA160SNK
(E)=GA160SNG
(F)=

No.	Lev.	Parts No.	Description	Q'ty						I	R
				(A)	(B)	(C)	(D)	(E)	(F)		
1	1	114250-45310	COLLAR	4	4	4		4			
2	1	760690-55701	TANK ASSY, FUEL	1	1	1					
2-1	1	760690-99900	TANK ASSY, FUEL	1	1	1				N	
2-2	1	760690-55702	TANK ASSY, FUEL	1	1	1		1		S 1	
		(A=*1993.02) (B=*1993.02) (C=*1993.02)									
4	2	160710-55061	CAP ASSY	1	1	1		1			
11	3	160393-55050	GASKET	1	1	1		1			
12	2	160610-55100	FILTER, FUEL	1	1	1		1			
13	2	160762-55150	GAUGE, FUEL	1	1	1		1			
14	2	160692-55300	COCK ASSY, FUEL	1	1	1				W 2	
		(A=EXXX) (B=EXXX) (C=EXXX)									
17	3	160710-55360	RING	1	1	1				W 2	
		(A=EXXX) (B=EXXX) (C=EXXX)									
18	3	160710-55370	GASKET	1	1	1				W 2	
		(A=EXXX) (B=EXXX) (C=EXXX)									
19	3	160710-55381	FILTER, FUEL	1	1	1				W 2	
		(A=EXXX) (B=EXXX) (C=EXXX)									
19-1	3	160710-55382	FILTER	1	1	1				N 2	
		(A=EXXX) (B=EXXX) (C=EXXX)									
20	3	160710-55390	CUP, FUEL COCK L37	1	1	1				W 2	
		(A=EXXX) (B=EXXX) (C=EXXX)									
21	3	160692-55421	PLATE	1	1	1				W 2	
		(A=EXXX) (B=EXXX) (C=EXXX)									
21-1	3	160692-55421	PLATE	1	1	1				Z 2	
		(A=EXXX) (B=EXXX) (C=EXXX)									
22	2	26106-060102	BOLT, M6X 10 PLATED	1	1	1				W 2	
		(A=EXXX) (B=EXXX) (C=EXXX)									
23	2	160802-59370	PIPE, FUEL	1	1	1				W 2	
		(A=EXXX) (B=EXXX) (C=EXXX)									
24	2	23000-013000	CLAMP, 13	4	4	4				W 2	
		(A=EXXX) (B=EXXX) (C=EXXX)									
25	2	160671-59350	PIPE, FUEL	1	1	1				W 2	
		(A=EXXX) (B=EXXX) (C=EXXX)									
26	2	160611-77250	SWITCH, STOP	1	1	1				W 2	
		(A=EXXX) (B=EXXX) (C=EXXX)									
27	2	160495-77260	WIRE	1	1	1				W 2	
		(A=EXXX) (B=EXXX) (C=EXXX)									
28	2	26366-080002	NUT, M8	1	1	1				W 2	
		(A=EXXX) (B=EXXX) (C=EXXX)									
29	2	160698-45110	CASE, COOLING FAN	1	1	1				W 2	
		(A=EXXX) (B=EXXX) (C=EXXX)									
30	2	23061-060025	PIPE, 6X 25	1	1	1				W 2	
		(A=EXXX) (B=EXXX) (C=EXXX)									
31	2	26106-060162	BOLT, M6X 16 PLATED	2	2	2				W 2	
		(A=EXXX) (B=EXXX) (C=EXXX)									
32	2	160690-66310	PANEL	1	1	1				W 2	
		(A=EXXX) (B=EXXX) (C=EXXX)									
33	2	160710-78710	CLAMP, CORD	1	1	1				W 2	
		(A=EXXX) (B=EXXX) (C=EXXX)									
34	2	105250-07330	LABEL	1	1	1				W 2	

Remarks

- (1)OUTLET PIPE UNIFIED
- (2)THIS PART IS USED FOR NO.2-1.
- (3)INTERCHANGEABILITY IS <S> WITH NO.39.

Fig.32. FUEL TANK & FUEL PIPE

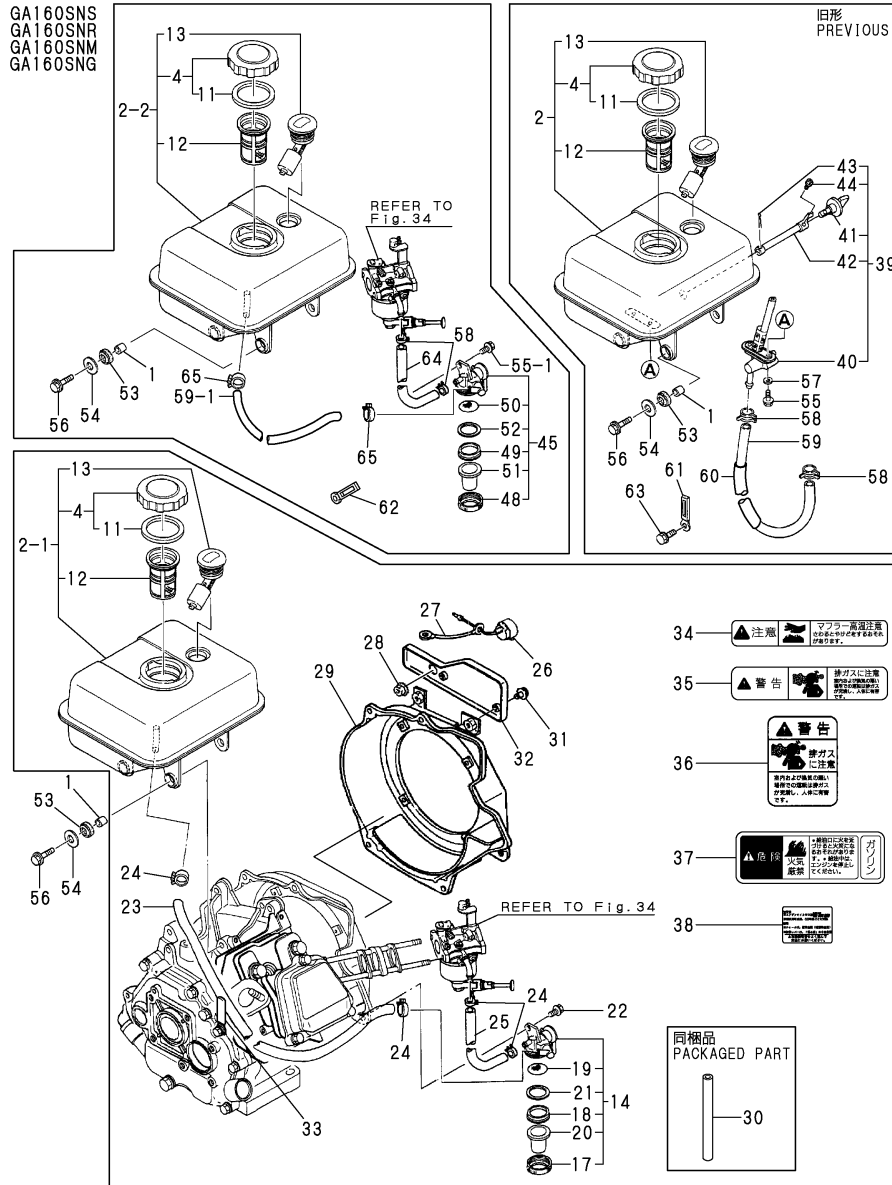


Remarks
 (1)OUTLET PIPE UNIFIED
 (2)THIS PART IS USED FOR NO.2-1.
 (3)INTERCHANGEABILITY IS <S> WITH NO.39.

(A)=GA160SNS
 (B)=GA160SNR
 (C)=GA160SNM
 (D)=GA160SNK
 (E)=GA160SNG
 (F)=

No.	Lev.	Parts No.	Description	Q'ty						I	R	
				(A)	(B)	(C)	(D)	(E)	(F)			
35		(A=E) 2 105250-07340	(B=E) LABEL,EXH.GAS CAUTN	(C=E) 1	(D=E) 1	(E=E) 1					W	2
36		(A=E) 2 114370-07110	(B=E) LABEL,EXH.GAS CAUTN	(C=E) 1	(D=E) 1	(E=E) 1					W	2
37		(A=E) 2 160690-07320	(B=E) LABEL,NO FIRE	(C=E) 1	(D=E) 1	(E=E) 1					W	2
38		(A=E) 2 160692-07250	(B=E) LABEL, CAUTION	(C=E) 1	(D=E) 1	(E=E) 1					W	2
39		(A=E) 1 160690-55300	(B=E) COCK ASSY, FUEL	(C=E) 1	(D=E) 1	(E=E) 1					Z	
40		(A=E) 2 160690-55310	(B=E) COCK ASSY, FUEL	(C=E) 1	(D=E) 1	(E=E) 1					Z	
41		(A=E) 2 160690-55320	(B=E) LEVER	(C=E) 1	(D=E) 1	(E=E) 1					Z	
42		(A=E) 2 160690-55330	(B=E) SHAFT	(C=E) 1	(D=E) 1	(E=E) 1					Z	
43		(A=E) 2 22417-200200	(B=E) PIN, COTTER 2.0X20	(C=E) 1	(D=E) 1	(E=E) 1					Z	
44		(A=E) 2 26557-040102	(B=E) SCREW, M4X10	(C=E) 1	(D=E) 1	(E=E) 1					Z	
45		(A=E) 1 160692-55300	(B=E) COCK ASSY, FUEL	(C=E) 1	(D=E) 1	(E=E) 1		1			W	3
48		(A=E) 2 160710-55360	(B=E) RING	(C=E) 1	(D=E) 1	(E=E) 1			1		W	
49		(A=E) 2 160710-55370	(B=E) GASKET	(C=E) 1	(D=E) 1	(E=E) 1			1		W	
50		(A=E) 2 160710-55382	(B=E) FILTER	(C=E) 1	(D=E) 1	(E=E) 1			1		W	
51		(A=E) 2 160710-55390	(B=E) CUP, FUEL COCK L37	(C=E) 1	(D=E) 1	(E=E) 1			1		W	
52		(A=E) 2 160692-55421	(B=E) PLATE	(C=E) 1	(D=E) 1	(E=E) 1			1		W	
52-1		(A=E) 2 160692-55421	(B=E) PLATE	(C=E) 1	(D=E) 1	(E=E) 1			1		Z	
53		(A=E) 1 160690-55460	(B=E) DAMPER, FUEL TANK	(C=E) 4	(D=E) 4	(E=E) 4					N	
53-1		(A=E) 1 160690-55461	(B=E) DAMPER, FUEL TANK	(C=E) 4	(D=E) 4	(E=E) 4			4		N	
53-2		(A=E) 1 160690-55462	(B=E) DAMPER, FUEL TANK	(C=E) 4	(D=E) 4	(E=E) 4			4		R	
54		(A=E) 1 160610-55470	(B=E) WASHER	(C=E) 4	(D=E) 4	(E=E) 4					Z	
55		(A=E) 1 26106-060142	(B=E) BOLT, M6X 14 PLATED	(C=E) 2	(D=E) 2	(E=E) 2						
55-1		(A=E) 1 26106-060102	(B=E) BOLT, M6X 10 PLATED	(C=E) 1	(D=E) 1	(E=E) 1			1		S	
56		(A=E) 1 26476-060252	(B=E) SCREW, TAPPING M6X25	(C=E) 4	(D=E) 4	(E=E) 4						
56-1		(A=E) 1 114370-45350	(B=E) BOLT	(C=E) 4	(D=E) 4	(E=E) 4			4		N	
56-2		(A=E) 1 160690-55140	(B=E) BOLT	(C=E) 4	(D=E) 4	(E=E) 4			4		R	
57		(A=E) 1 43400-500400	(B=E) SEAL WASHER 6	(C=E) 2	(D=E) 2	(E=E) 2					Z	

Fig.32. FUEL TANK & FUEL PIPE

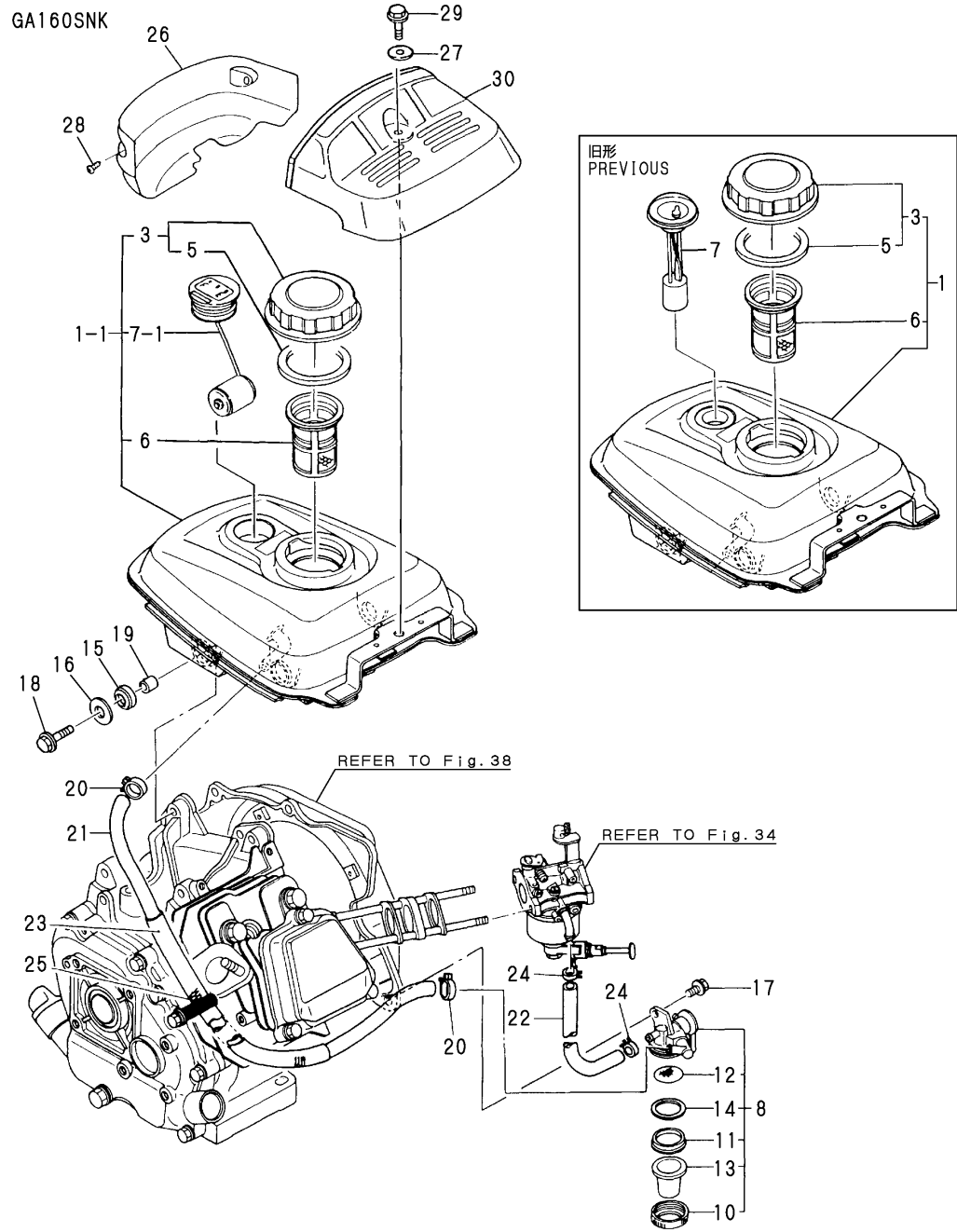


Remarks
(1)OUTLET PIPE UNIFIED
(2)THIS PART IS USED FOR NO.2-1.
(3)INTERCHANGEABILITY IS <S> WITH
NO.39.

(A)=GA160SNS
(B)=GA160SNR
(C)=GA160SNM
(D)=GA160SNK
(E)=GA160SNG
(F)=

No.	Lev.	Parts No.	Description	Q'ty						I	R
				(A)	(B)	(C)	(D)	(E)	(F)		
		(A=*1993.02)	(B=*1993.02)	(C=*1993.02)							
58	1	106990-44660	CLIP, HOSE 12.5					2			
59	1	160690-59360	PIPE, FUEL					1			
59-1	1	160802-59370	PIPE, FUEL					1			S
		(A=*1993.02)	(B=*1993.02)	(C=*1993.02)							
59-2	1	160802-59371	HOSE, FUEL A-400					1			N
		(A=E/#W6456)	(B=E/#W9264)	(C=E/#W7005)					(E=*2000.06)		
60	1	160690-59400	TUBE, PROTECT					1			Z
		(A=E/XXX)	(B=E/XXX)	(C=E/XXX)							
61	1	160260-78700	CLAMP					1			Z
		(A=*1993.02)	(B=*1993.02)	(C=*1993.02)							
62	1	160710-78710	CLAMP, CORD					1			1
63	1	26476-060142	SCREW, TAPPING M6X14					1			Z
		(A=*1993.02)	(B=*1993.02)	(C=*1993.02)							
64	1	160820-59390	PIPE, D11.5/L159					1			1
		(A=*1993.02)	(B=*1993.02)	(C=*1993.02)							
64-1	1	160820-59391	HOSE, D11.5/L159					1			1
		(A=E/#W6456)	(B=E/#W9264)	(C=E/#W7005)					(E=*2000.06)		
65	1	124060-77680	CLIP, HOSE 10					2			2
		(A=*1993.02)	(B=*1993.02)	(C=*1993.02)							
65-1	1	119520-03990	CLIP, HOSE 10.5					2			2
		(A=E/#Y9343)	(B=E/#Y9907)	(C=E/#Y9507)					(E=*2001.06)		

Fig.33. FUEL TANK & FUEL PIPE

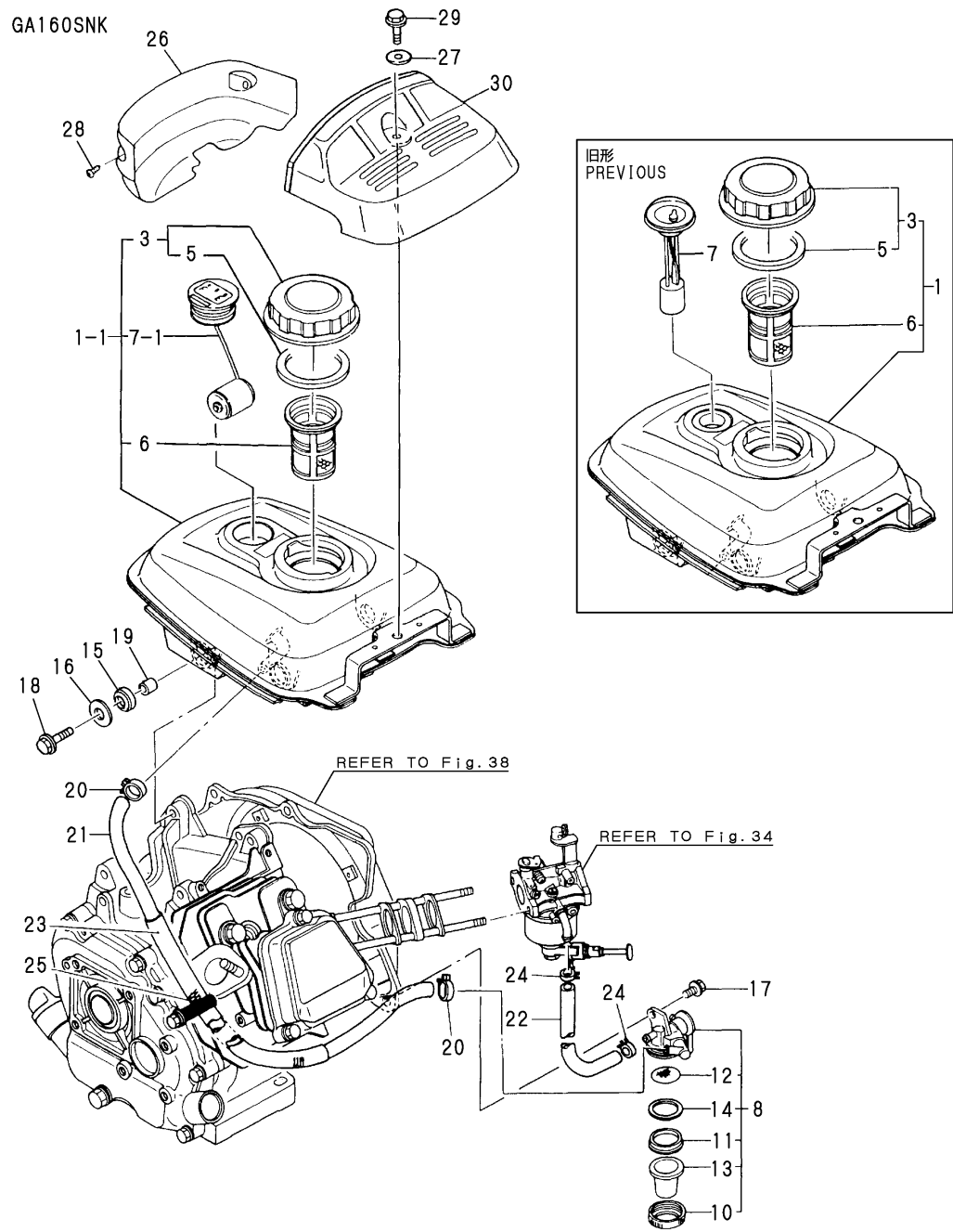


(A)=GA160SNS
(B)=GA160SNR
(C)=GA160SNM

(D)=GA160SNK
(E)=GA160SNG
(F)=

No.	Lev.	Parts No.	Description	Q'ty						I	R
				(A)	(B)	(C)	(D)	(E)	(F)		
1	1	760692-55700	TANK ASSY, FUEL				1				
1-1	1	760692-55703	TANK ASSY, FUEL				1				N
			(D=E/#62150)								
1-2	1	760692-55704	TANK ASSY, FUEL				1				N
			(D=E/#B8184)								
3	2	160710-55061	CAP ASSY				1				
5	3	160393-55050	GASKET				1				
6	2	160610-55100	FILTER, FUEL				1				
7	1	160692-55150	GAUGE, FUEL				1				
7-1	2	160692-55160	GAUGE, FUEL				1				S
			(D=E/#62150)								
8	1	160692-55300	COCK ASSY, FUEL				1				
10	2	160710-55360	RING				1				
11	2	160710-55370	GASKET				1				
12	2	160710-55381	FILTER, FUEL				1				
12-1	2	160710-55382	FILTER				1				N
			(D=E/XXX)								
13	2	160710-55390	CUP, FUEL COCK L37				1				
14	2	160692-55421	PLATE				1				Z
			(D=E/XXX)								
15	1	160690-55460	DAMPER, FUEL TANK				4				
15-1	1	160690-55461	DAMPER, FUEL TANK				4				N
			(D=E/#M3106)								
15-2	1	160690-55462	DAMPER, FUEL TANK				4				R
			(D=E/#Z3841)								
16	1	160610-55470	WASHER				4				Z
			(D=E/#H6900)								
17	1	26106-060082	BOLT, M6X 8 PLATED				1				
17-1	1	26106-060102	BOLT, M6X 10 PLATED				1				N
			(D=E/XXX)								
18	1	26476-060252	SCREW, TAPPING M6X25				4				
18-1	1	114370-45350	BOLT				4				N
			(D=E/#H6900)								
18-2	1	160690-55140	BOLT				4				R
			(D=E/#R4345)								
19	1	114250-45310	COLLAR				4				
20	1	106990-44660	CLIP, HOSE 12.5				2				
21	1	160692-59350	PIPE, FUEL				1				
21-1	1	160692-59351	HOSE, FUEL A-368				1				N
			(D=E/#W7139)								
22	1	160820-59390	PIPE, D11.5/L159				1				
22-1	1	160820-59391	HOSE, D11.5/L159				1				N
			(D=E/#W7139)								
23	1	160690-59400	TUBE, PROTECT				1				
24	1	124060-77680	CLIP, HOSE 10				2				
24-1	1	119520-03990	CLIP, HOSE 10.5				2				R
			(D=E/#Y9744)								
25	1	160710-78710	CLAMP, CORD				1				
26	1	1A2000-64100	MASK, FRONT				1				W
			(D=E/XXX)								
27	1	160120-76940	WASHER				1				W

Fig.33. FUEL TANK & FUEL PIPE



(A)=GA160SNS
(B)=GA160SNR
(C)=GA160SNM

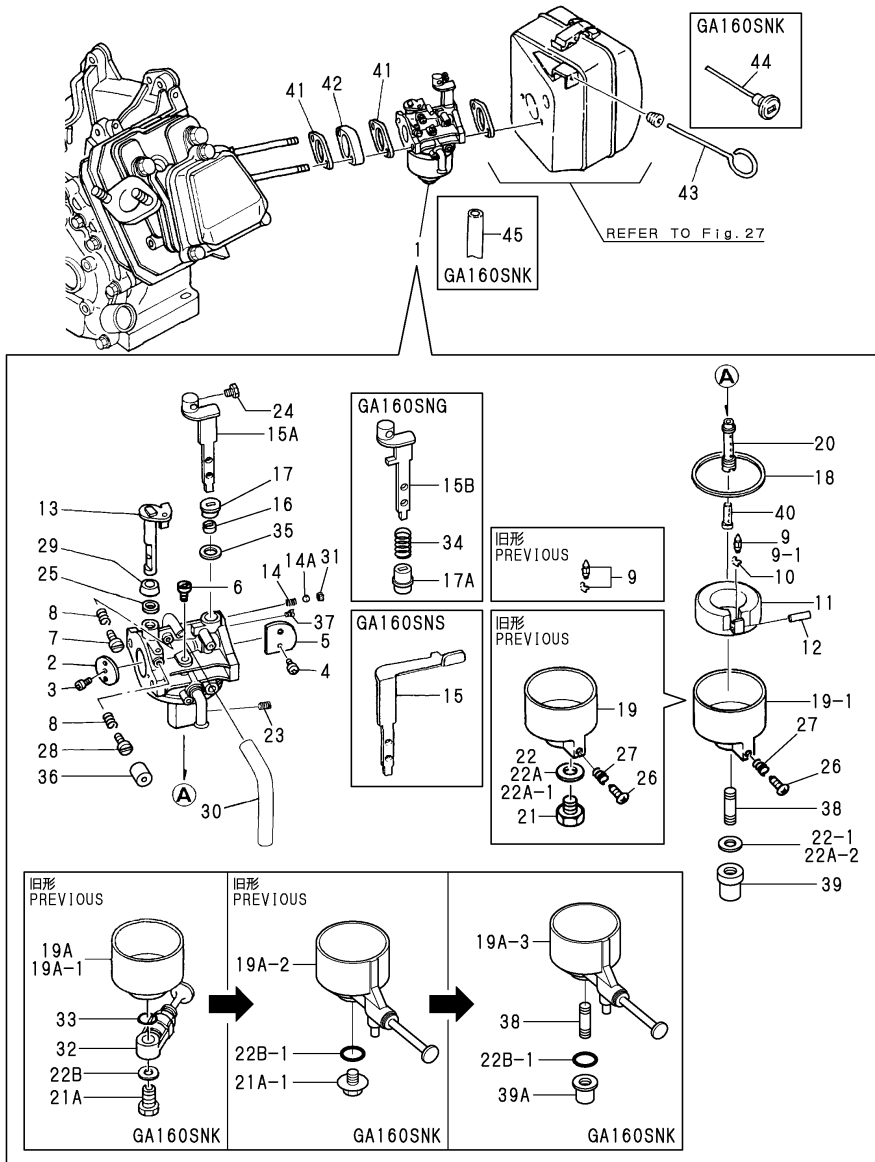
(D)=GA160SNK
(E)=GA160SNG
(F)=

No.	Lev.	Parts No.	Description	Q'ty						I	R
				(A)	(B)	(C)	(D)	(E)	(F)		
28	1	26023-050102	SCREW, M5X10 (D=EXXX)				2				W
29	1	26106-060142	BOLT, M6X 14 PLATED (D=EXXX)				1				W
29-1	1	26106-060162	BOLT, M6X 16 PLATED (D=EXXX)				1				N
30	1	1A2010-64200	COVER 55,REAR (D=EXXX)				1				W
30-1	1	1A2019-64200	COVER 55,REAR (D=E/#67216)				1				R

Fig.34. CARBURETOR

(A)=GA160SNS
(B)=GA160SNR
(C)=GA160SNM

(D)=GA160SNK
(E)=GA160SNG
(F)=



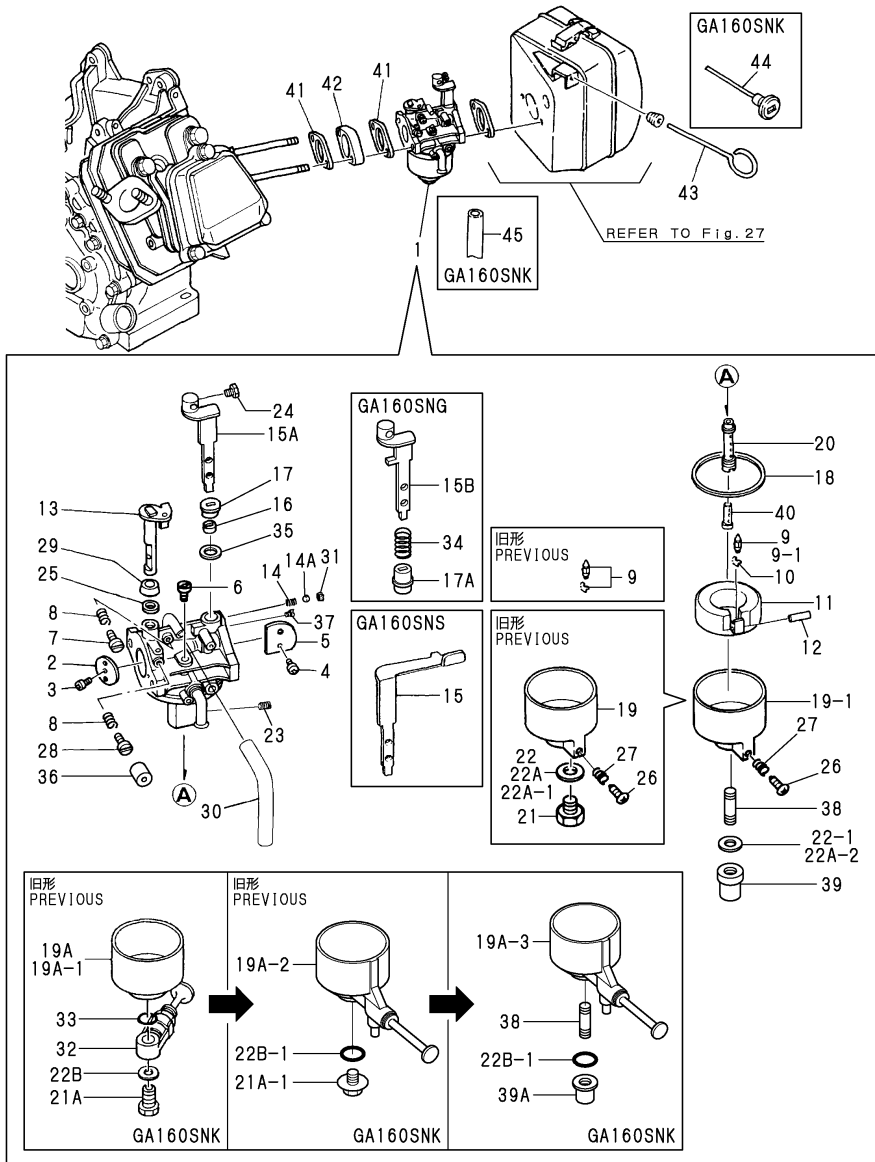
No.	Lev.	Parts No.	Description	Q'ty						I	R
				(A)	(B)	(C)	(D)	(E)	(F)		
1	1	160690-56010	CARBURETOR ASSY	1							
1-1	1	160690-56020	CARBURETOR ASSY	1							S 1
				(A=*1989.09)							
1-2	1	160697-56010	CARBURETOR ASSY	1							N
				(A=*1993.02)							
1-3	1	160697-56011	CARBURETOR ASSY	1							N
				(A=E/#L5310)							
1-4	1	160697-56012	CARBURETOR ASSY	1							N
				(A=E/#004715)							
1-5	1	160697-57020	CARBURETOR ASSY	1							N
				(A=E/#011431)							
1A	1	160693-56020	CARBURETOR ASSY		1						
1A-1	1	160693-56010	CARBURETOR ASSY		1						N
				(B=*1993.02)							
1A-2	1	160693-56011	CARBURETOR ASSY		1						N
				(B=E/#L9299)							
1A-3	1	160693-56012	CARBURETOR ASSY		1						R
				(B=E/#T3826)							
1A-4	1	160693-56090	CARBURETOR ASSY		1						S 2
				(B=E/#003536)							
1A-5	1	160693-57030	CARBURETOR ASSY		1						N
				(B=E/#011123)							
1B	1	160693-56020	CARBURETOR ASSY			1					
1B-1	1	160693-56010	CARBURETOR ASSY			1					N
				(C=*1993.02)							
1B-2	1	160693-56011	CARBURETOR ASSY			1					N
				(C=E/#L8629)							
1B-3	1	160693-56012	CARBURETOR ASSY			1					R
				(C=E/#T3827)							
1B-4	1	160693-57010	CARBURETOR ASSY			1					N
				(C=*2003.01)							
1C	1	160692-56020	CARBURETOR ASSY					1			
1C-1	1	160692-56021	CARBURETOR ASSY					1			N
				(D=E/#41547)							
1C-2	1	160692-56022	CARBURETOR ASSY					1			N
				(D=E/#45596)							
1C-3	1	160692-56023	CARBURETOR ASSY					1			R
				(D=E/#T3419)							
1C-4	1	160692-57010	CARBURETOR ASSY					1			N
				(D=E/#011202)							
1D	1	160691-56021	CARBURETOR ASSY						1		
1D-1	1	160691-57010	CARBURETOR ASSY						1		N
				(E=*2003.01)							
2	2	160592-56540	VALVE, THROTTLE		1				1		
2-1	2	160691-56820	VALVE, THROTTLE		1				1		S
				(A=E/#011431) (B=E/#011123) (E=*2003.01)							
2A	2	160592-56540	VALVE, THROTTLE					1	1		
3	2	160810-56670	SCREW		1	1	1	1			
3-1	2	160690-56560	SCREW		1	1	1	1	1		N
				(A=E/#L5310) (B=E/#L9299) (C=E/#L8629) (D=E/#45596)							
4	2	160903-56670	SCREW		2	2	2	2			

Remarks
 (1)INTERCHANGEABLE BY SIMULTANEOUS REPLACEMENT WITH FIG.27 NO.1-1.
 (2)INTERCHANGEABLE BY SIMULTANEOUS REPLACEMENT WITH FIG.28 NO.1-1.
 (3)REPAIR PART.

Fig.34. CARBURETOR

(A)=GA160SNS
(B)=GA160SNR
(C)=GA160SNM

(D)=GA160SNK
(E)=GA160SNG
(F)=



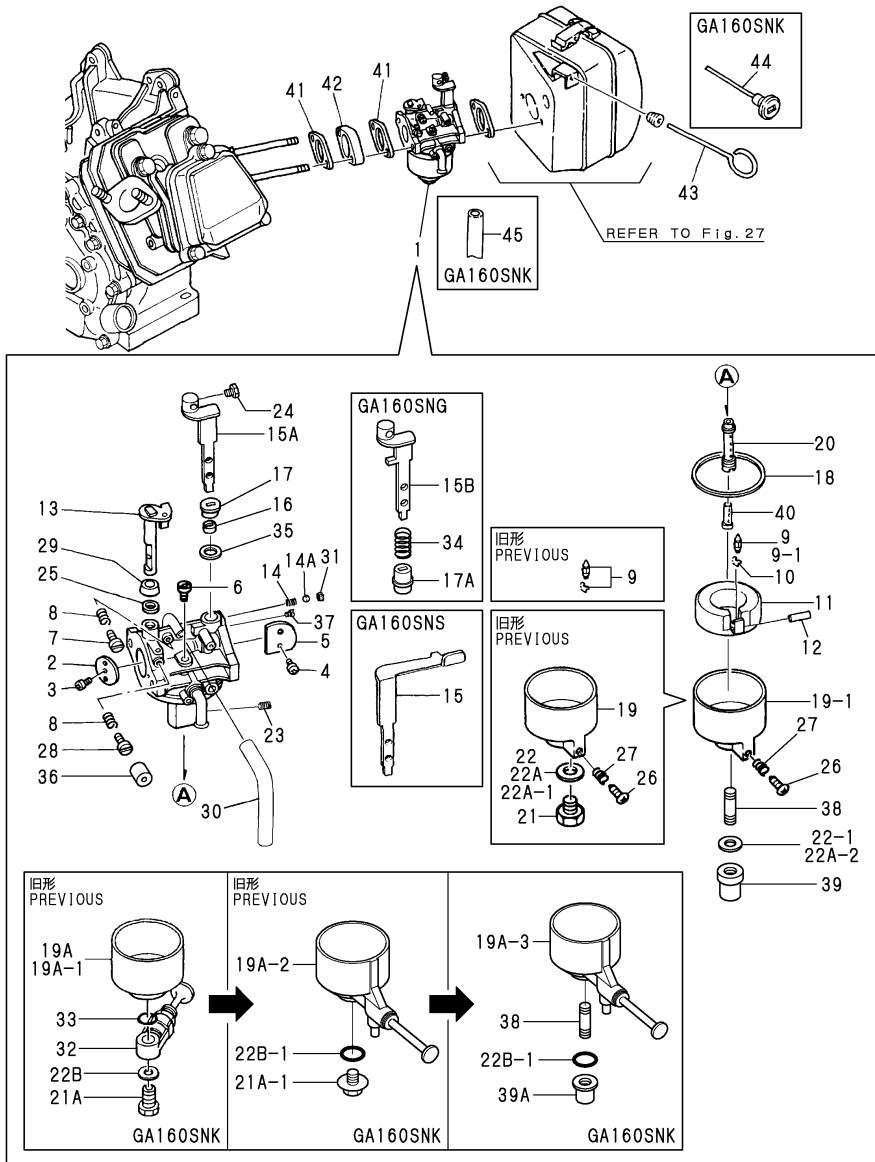
No.	Lev.	Parts No.	Description	Qty						I	R
				(A)	(B)	(C)	(D)	(E)	(F)		
4-1	2	160690-56570	SCREW	2	2	2	2	2			N
		(A=E/#L5310) (B=E/#L9299) (C=E/#L8629) (D=E/#45596)									
5	2	160590-56530	VALVE, CHOKE	1				1			
5A	2	160692-56530	VALVE, CHOKE		1	1					
5A-1	2	160692-56860	VALVE, CHOKE		1	1					S
		(B=E/#T3826) (C=E/#T3827)									
5A-2	2	160590-56530	VALVE, CHOKE		1	1					S
		(B=E/#011123) (C=*2003.01)									
5B	2	160692-56530	VALVE, CHOKE						1		
5B-1	2	160690-56530	VALVE, CHOKE						1		S
		(D=E/#41547)									
5B-2	2	160692-56530	VALVE, CHOKE						1		S
		(D=E/#45596)									
5B-3	2	160692-56860	VALVE, CHOKE						1		S
		(D=E/#T3419)									
5B-4	2	160590-56530	VALVE, CHOKE						1		S
		(D=E/#011202)									
6	2	160610-56740	JET, PILOT	1							
6-1	2	160492-56540	JET, PILOT	1						1	R
		(A=E/#L5310)									
6-2	2	160691-56810	JET, PILOT	1						1	S
		(A=E/#011431)									
		(E=*2003.01)									
6A	2	160510-56740	JET, PILOT		1						
6A-1	2	160710-56740	JET, PILOT		1						S
		(B=E/#L9299)									
6A-2	2	160691-56810	JET, PILOT		1						S
		(B=E/#011123)									
6B	2	160510-56740	JET, PILOT		1						
6B-1	2	160710-56740	JET, PILOT		1						S
		(C=E/#L8629)									
6B-2	2	160693-56620	JET, PILOT			1					S
		(C=*2003.01)									
6C	2	160510-56740	JET, PILOT						1		
6C-1	2	160710-56740	JET, PILOT						1		S
		(D=E/#45596)									
6C-2	2	160691-56810	JET, PILOT						1		S
		(D=E/#011202)									
7	2	160692-56710	SCREW	1	1	1	1	1			
8	2	181230-56380	SPRING	2	2	2	2	2			
9	2	160692-56560	VALVE ASSY, NEEDLE	1	1	1	1	1			3
9-1	2	160710-56732	VALVE, INJECTION	1	1	1	1	1			S 3
		(A=E/#011431) (B=E/#003536) (C=*2003.01) (D=E/#011202) (E=*2003.01)									
10	2	160692-56750	CLIP	1	1	1	1	1			
11	2	160769-56620	FLOAT ASSY		1	1	1				
11-1	2	160692-56570	FLOAT ASSY		1	1	1				N
		(B=E/#003536) (C=*2003.01) (D=E/#011202)									
11A	2	160697-56620	FLOAT ASSY	1						1	
11A-1	2	160692-56570	FLOAT ASSY							1	S
		(E=*2003.01)									
12	2	160610-56630	PIN, FLOAT	1	1	1	1	1			
12-1	2	160610-56631	PIN, FLOAT	1							S

Remarks
 (1)INTERCHANGEABLE BY SIMULTANEOUS REPLACEMENT WITH FIG.27 NO.1-1.
 (2)INTERCHANGEABLE BY SIMULTANEOUS REPLACEMENT WITH FIG.28 NO.1-1.
 (3)REPAIR PART.

Fig.34. CARBURETOR

(A)=GA160SNS
(B)=GA160SNR
(C)=GA160SNM

(D)=GA160SNK
(E)=GA160SNG
(F)=



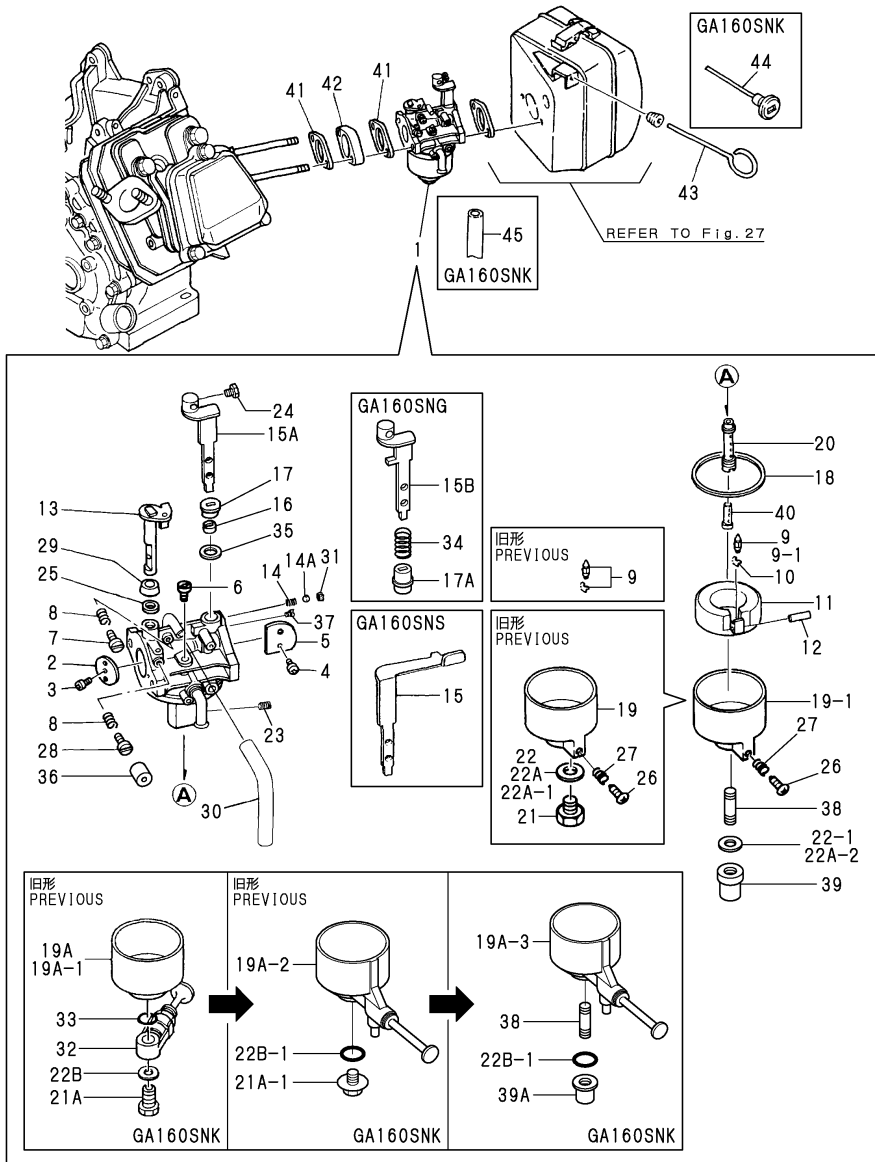
No.	Lev.	Parts No.	Description	Qty						I	R
				(A)	(B)	(C)	(D)	(E)	(F)		
12-2	2	160690-56630	PIN, FLOAT	1	1	1	1	1		S	
(A=E/#057539)											
(B=E/#003536) (C=*2003.01) (D=E/#011202) (E=*2003.01)											
13	2	160692-56640	SHAFT, THROTTLE	1	1	1	1	1			
14	2	160310-56980	SPRING, CHOKE	1	1	1	1				
14A	2	160310-56990	BALL, STEEL	1	1	1	1				
15	2	160590-56650	LEVER, CHOKE	1							
15-1	2	160697-56650	LEVER, CHOKE	1						S	
(A=*1989.09)											
15A	2	160692-56650	LEVER, CHOKE	1	1	1					
15A-1	2	160590-56650	LEVER, CHOKE	1	1	1				S	
(B=E/#011123) (C=*2003.01) (D=E/#011202)											
15B	2	160594-56650	LEVER, CHOKE						1		
16	2	160810-56580	RING, CHOKE SHAFT	1	1	1	1	1			
17	2	160810-56590	RING, CHOKE LEVER	1	1	1	1				
17A	2	160594-56590	RING, CHOKE LEVER						1		
18	2	160610-56610	GASKET	1	1	1	1	1			
19	2	160769-56640	BODY, FLOAT CHAMBER	1	1	1	1				
19-1	2	160691-56780	BODY, FLOAT	1	1	1		1		S	
(A=E/#011431) (B=E/#011123) (C=*2003.01) (E=*2003.01)											
19A	2	160702-56670	BODY, FLOAT CHAMBER						1		
19A-1	2	160592-56670	BODY, FLOAT CHAMBER						1	N	
(D=E/#41547)											
19A-2	2	160598-56660	BODY, FLOAT CHAMBER						1	S	
(D=E/#45596)											
19A-3	2	160692-56410	BODY, FLOAT CHAMBER						1	S	
(D=E/#011202)											
20	2	160590-56670	NOZZLE, MAIN	1							
20-1	2	160693-56570	NOZZLE, MAIN	1					1	S	
(A=E/#L5310)											
20-2	2	160691-56710	NOZZLE, MAIN	1					1	S	
(A=E/#011431) (E=*2003.01)											
20A	2	160692-56670	NOZZLE, MAIN						1		
20A-1	2	160692-56671	JET, MAIN						1	S	
(B=E/#L9299)											
20A-2	2	160690-56760	NOZZLE, MAIN						1	S	
(B=E/#003536)											
20A-3	2	160693-56590	NOZZLE, MAIN						1	S	
(B=E/#011123)											
20B	2	160692-56670	NOZZLE, MAIN						1		
20B-1	2	160692-56671	JET, MAIN						1	S	
(C=E/#L8629)											
20B-2	2	160693-56610	NOZZLE, MAIN						1	S	
(C=*2003.01)											
20C	2	160692-56670	NOZZLE, MAIN						1		
20C-1	2	160692-56671	JET, MAIN						1	S	
(D=E/#45596)											
20C-2	2	160692-56390	NOZZLE, MAIN						1	S	
(D=E/#011202)											
21	2	160769-56660	BOLT	1	1	1		1		Z	
(A=E/#011431) (B=E/#011123) (C=*2003.01) (E=*2003.01)											

Remarks
 (1)INTERCHANGEABLE BY SIMULTANEOUS REPLACEMENT WITH FIG.27 NO.1-1.
 (2)INTERCHANGEABLE BY SIMULTANEOUS REPLACEMENT WITH FIG.28 NO.1-1.
 (3)REPAIR PART.

Fig.34. CARBURETOR

(A)=GA160SNS
(B)=GA160SNR
(C)=GA160SNM

(D)=GA160SNK
(E)=GA160SNG
(F)=



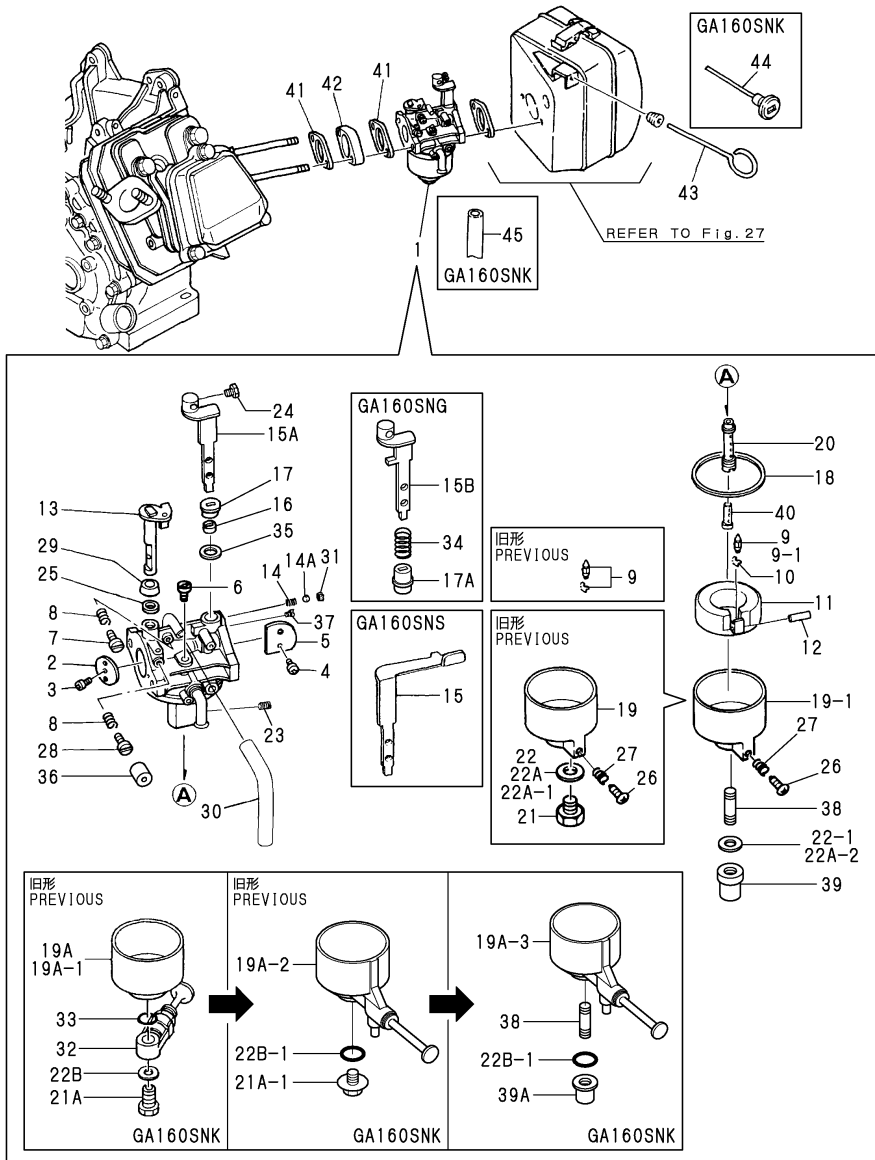
No.	Lev.	Parts No.	Description	Qty						I	R
				(A)	(B)	(C)	(D)	(E)	(F)		
21A	2	160692-56730	BOLT				1				
21A-1	2	160893-56650	BOLT				1				S
				(D=E/#45596)							
21A-2	2	160893-56650	BOLT				1				Z
				(D=E/#011202)							
22	2	160610-56611	GASKET	1	1		1				
22-1	2	160691-56740	WASHER	1	1		1				S
				(A=E/#011431) (C=*2003.01) (E=*2003.01)							
22A	2	160610-56611	GASKET				1				
22A-1	2	160810-56550	WASHER				1				S
				(B=E/#003536)							
22A-2	2	160691-56740	WASHER				1				S
				(B=E/#011123)							
22B	2	160802-56480	GASKET						1		
22B-1	2	160893-56660	O-RING						1		S
				(D=E/#45596)							
23	2	160690-56800	JET, ENRICHMENT	1							
23-1	2	160693-56580	JET, MAIN	1					1		S
				(A=E/#L5310)							
23-2	2	160691-56690	JET, MAIN	1					1		S
				(A=E/#011431) (E=*2003.01)							
23A	2	160692-56780	JET, ENRICHMENT				1				
23A-1	2	160698-56620	JET, MAIN				1				S
				(B=E/#L9299)							
23A-2	2	160693-56530	JET, MAIN				1				S
				(B=E/#011123)							
23B	2	160692-56780	JET, ENRICHMENT						1		
23B-1	2	160698-56620	JET, MAIN						1		S
				(C=E/#L8629)							
23B-2	2	160693-56600	JET, MAIN						1		S
				(C=*2003.01)							
23C	2	160692-56780	JET, ENRICHMENT						1		
23C-1	2	160698-56620	JET, MAIN						1		S
				(D=E/#45596)							
23C-2	2	160692-56870	JET, MAIN						1		S
				(D=E/#011202)							
24	2	26117-040088	BOLT M 4X 8 PLATED		1	1	1	1			
24-1	2	160692-56500	BOLT		1	1	1	1			S
				(B=E/#003536) (C=*2003.01) (D=E/#011202) (E=*2003.01)							
25	2	160640-56850	SEAL	1	1	1	1	1			
26	2	160610-56900	SCREW	1	1	1		1			
27	2	181230-56380	SPRING	1	1	1		1			
28	2	160667-56750	ADJUSTER	1	1	1	1	1			
28-1	2	160691-56790	ADJUSTER	1	1	1	1	1			S
				(A=E/#011431) (B=E/#011123) (C=*2003.01) (D=E/#011202) (E=*2003.01)							
29	2	160702-56720	RING	1	1	1	1	1			
30	2	160692-56770	HOSE		1	1	1	1			Z
				(B=E/#003536) (C=*2003.01) (D=E/#011202) (E=*2003.01)							
31	2	160692-56700	PLUG	1	1	1	1	1			
32	2	160692-56760	BODY, COCK					1			Z
				(D=E/#45596)							

Remarks
 (1)INTERCHANGEABLE BY SIMULTANEOUS REPLACEMENT WITH FIG.27 NO.1-1.
 (2)INTERCHANGEABLE BY SIMULTANEOUS REPLACEMENT WITH FIG.28 NO.1-1.
 (3)REPAIR PART.

Fig.34. CARBURETOR

(A)=GA160SNK
(B)=GA160SNR
(C)=GA160SNM

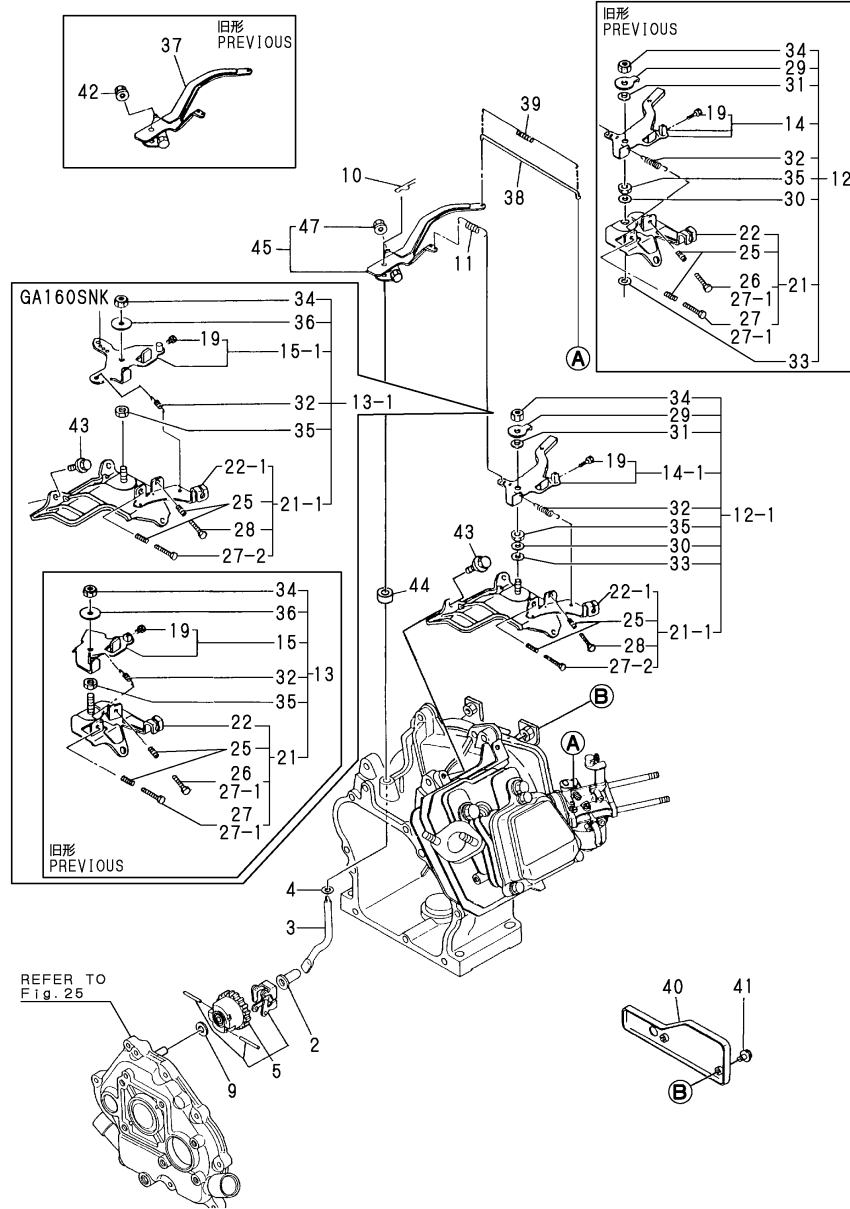
(D)=GA160SNK
(E)=GA160SNG
(F)=



No.	Lev.	Parts No.	Description	Q'ty						I	R
				(A)	(B)	(C)	(D)	(E)	(F)		
33	2	160692-56620	O-RING				1				Z
			(D=E/#45596)								
34	2	160594-56810	SPRING					1			
35	2	160692-56800	RUBBER, SEAL	1	1	1	1	1			W
		(A=E/#011431) (B=E/#003536) (C=*2003.01) (D=E/#011202) (E=*2003.01)									
36	2	160691-56800	CAP	1	1	1	1	1			W
		(A=E/#011431) (B=E/#011123) (C=*2003.01) (D=E/#011202) (E=*2003.01)									
37	2	160798-56610	JET	1	1				1		W
		(A=E/#011431) (B=E/#011123) (E=*2003.01)									
37A	2	160890-56610	JET, PILOT				1				W
		(C=*2003.01)									
37B	2	160798-56630	JET					1			W
		(D=E/#011202)									
38	2	160691-56770	STUD	1	1	1	1	1			W
		(A=E/#011431) (B=E/#011123) (C=*2003.01) (D=E/#011202) (E=*2003.01)									
39	2	160691-56730	NUT	1	1	1			1		W
		(A=E/#011431) (B=E/#011123) (C=*2003.01) (E=*2003.01)									
39A	2	160692-56400	NUT					1			W
		(D=E/#011202)									
40	2	160690-56751	NOZZLE, MAIN	1	1	1	1	1			W
		(A=E/#011431) (B=E/#011123) (C=*2003.01) (D=E/#011202) (E=*2003.01)									
41	1	160610-56150	GASKET, CARBURETOR	2	2	2	2	2			
41-1	1	160610-56151	GASKET, CARBURETOR	2	2	2	2	2			N
		(A=E/#T8423) (B=E/#T8632) (C=E/#T8996) (D=E/#T8997) (E=E/#T7327)									
42	1	160690-56160	SPACER, CARBURETOR	1	1	1	1	1			
43	1	160690-56900	ROD, CHOKE	1	1	1					Z
		(A=*1989.09)									
43-1	1	160891-56900	ROD, CHOKE				1				N
		(B=E/#000669)									
44	1	160692-56900	ROD, CHOKE						1		
45	1	23061-030180	PIPE, 3X 180						1		W
		(D=FROM 1ST)									

Remarks
 (1)INTERCHANGEABLE BY SIMULTANEOUS REPLACEMENT WITH FIG.27 NO.1-1.
 (2)INTERCHANGEABLE BY SIMULTANEOUS REPLACEMENT WITH FIG.28 NO.1-1.
 (3)REPAIR PART.

Fig.35. GOVERNOR & CONTROL DEVICE



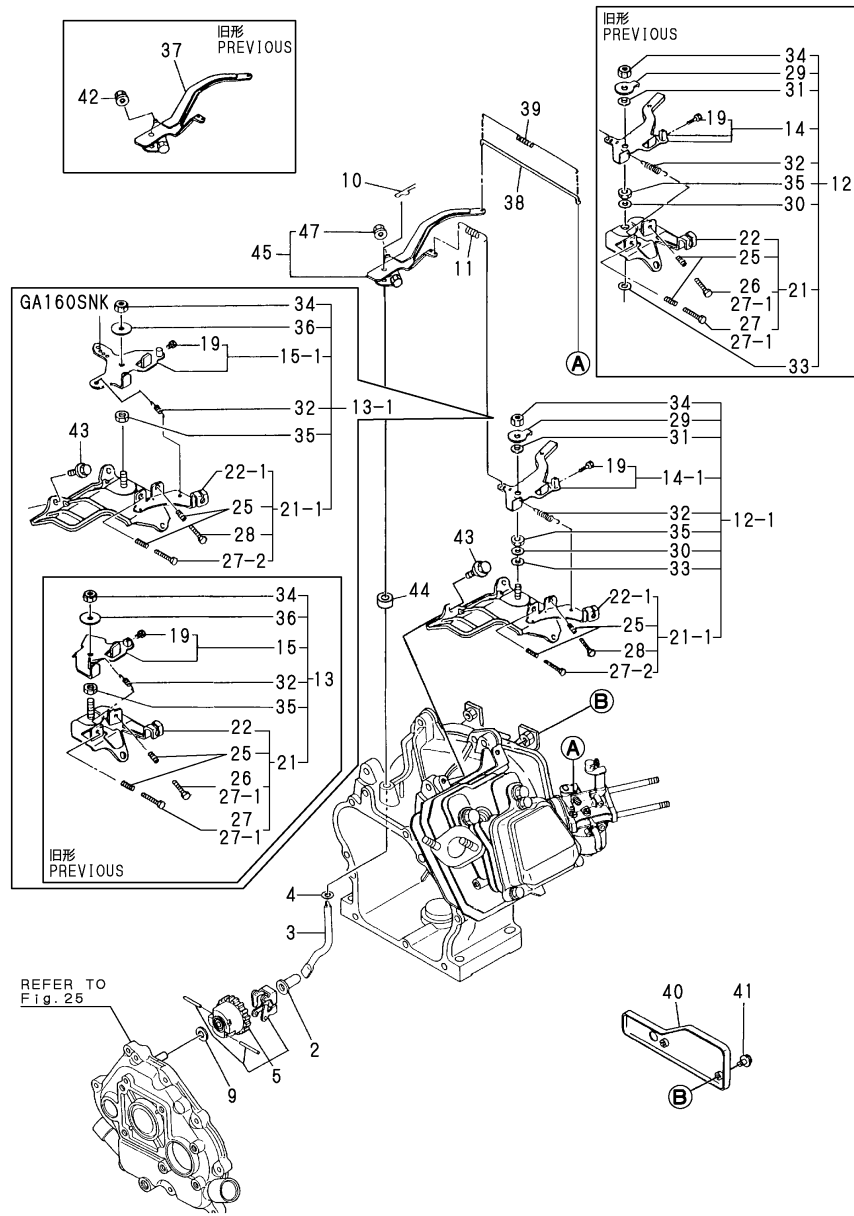
(A)=GA160SNS
(B)=GA160SNR
(C)=GA160SNM

(D)=GA160SNK
(E)=GA160SNG
(F)=

No.	Lev.	Parts No.	Description	Qty						I	R
				(A)	(B)	(C)	(D)	(E)	(F)		
2	1	160690-61300	SPINDLE	1	1	1	1				
2-1	1	160690-61301	SPINDLE	1	1	1	1	1			R
		(A=E/#K1875) (B=E/#K2534) (C=E/#K1889) (D=E/#K3243)									
3	1	160690-61310	SHAFT	1	1	1	1				
3-1	1	160690-61311	SHAFT	1	1	1	1	1			R
		(A=E/#M1787) (B=E/#M1918) (C=E/#M2313) (D=E/#M2130)									
4	1	160690-61450	WASHER	1	1	1	1	1	1		
5	1	160690-61600	GEAR ASSY, GOVERNOR	1	1	1	1	1	1		
9	1	160120-76940	WASHER	1	1	1	1	1	1		
10	1	22360-080000	SNAP PIN 8	1	1	1	1				
10-1	1	22372-080000	PIN, SNAP 8	1	1	1	1	1	1		N
		(A=E/#27284) (B=E/#28422) (C=E/#25001) (D=E/#24772)									
11	1	160690-66010	SPRING, GOVERNOR	1	1	1	1				
11-1	1	160690-66011	SPRING, GOVERNOR	1	1	1	1	1	1		S 1
		(A=E/#B4372) (B=E/#B5021) (C=E/#B4376) (D=E/#B5718)									
12	1	160690-66100	CONTROLLER ASSY	1	1	1					
12-1	1	160690-66101	CONTROLLER ASSY	1	1	1			1		R
		(A=E/#33112) (B=E/#34543) (C=E/#34282)									
13	1	160692-66100	CONTROLLER ASSY						1		
13-1	1	160692-66101	CONTROLLER ASSY						1		R
		(D=E/#33968)									
14	2	160690-66080	LEVER, CONTROL	1	1	1					
14-1	2	160690-66081	LEVER ASSY, CONTROL	1	1	1			1		R
		(A=E/#27284) (B=E/#28422) (C=E/#25001)									
15	2	160692-66050	HANDLE ASSY						1		
15-1	2	160692-66051	LEVER ASSY, CONTROL						1		R
		(D=E/#24772)									
19	3	26117-040088	BOLT M 4X 8 PLATED	1	1	1	1	1			
21	2	160690-66110	BASE ASSY	1	1	1	1				
21-1	2	160690-66111	BASE ASSY	1	1	1	1	1	1		N
		(A=E/#75588) (B=E/#76427) (C=E/#75099) (D=E/#76075)									
22	3	160690-66120	BASE, CONTROL	1	1	1	1				
22-1	3	160690-66141	BASE ASSY	1	1	1	1				N
		(A=E/#75588) (B=E/#76427) (C=E/#75099) (D=E/#76075)									
22-2	3	160690-66143	BASE ASSY	1	1	1	1	1	1		N
		(A=E/#C7785) (B=E/#C8932) (C=E/#C2286) (D=E/#C8510)									
25	3	160520-66291	SPRING	2	2	2	2				
26	3	160910-66440	BOLT, ADJUSTER	1	1	1	1				Z
		(A=E/#75588) (B=E/#76247) (C=E/#75099) (D=E/#76075)									
27	3	26117-040257	BOLT, M4X 25 PLATED	1	1	1	1				
27-1	3	26117-040257	BOLT, M4X 25 PLATED	2	2	2	2	2			K
		(A=E/#75588) (B=E/#76247) (C=E/#75099) (D=E/#76075)									
27-2	3	26117-040257	BOLT, M4X 25 PLATED	1	1	1	1	1	1		K
		(A=E/#P6216) (B=E/#P5829) (C=E/#P6969) (D=E/#P6395) (E=E/#P5592)									
28	3	26117-040357	BOLT, M4X 35 PLATED	1	1	1	1	1			W
		(A=E/#P6216) (B=E/#P5829) (C=E/#P6969) (D=E/#P6395) (E=E/#P5592)									
28-1	3	26117-040257	BOLT, M4X 25 PLATED	1	1	1	1	1	1		N
		(A=*2009.03) (B=*2009.03) (C=*2009.03) (D=*2009.03) (E=*2009.03)									
29	2	160690-66160	WASHER	1	1	1			1		
30	2	160664-66170	WASHER	1	1	1			1		
31	2	160664-66180	SPRING	1	1	1			1		

Remarks
(1)SIZE CHANGED FROM L=46 TO L=44.5
(2)SHAPE OF STOP SWITCH INSTALLING PART CHANGED.

Fig.35. GOVERNOR & CONTROL DEVICE



(A)=GA160SNS
(B)=GA160SNR
(C)=GA160SNM

(D)=GA160SNK
(E)=GA160SNG
(F)=

No.	Lev.	Parts No.	Description	Q'ty						I	R
				(A)	(B)	(C)	(D)	(E)	(F)		
32	2	160664-66220	SPRING, RETURN	1	1	1	1	1			
33	2	22137-060000	WASHER, 6	1	1	1		1			
34	2	26347-060002	NUT, M6	1	1	1	1	1			
35	2	26757-060002	NUT, LOCK M6	1	1	1	1	1			
36	2	160670-66350	COLLAR					1			
37	1	160690-66150	LEVER, GOVERNOR	1	1	1	1				Z
		(A=E/#38703) (B=E/#39311) (C=E/#39040) (D=E/#38105)									
38	1	160690-66200	LINK, THROTTLE	1	1	1	1	1			
39	1	160690-66210	SPRING, TENSION	1	1	1	1	1			
40	1	160690-66300	PANEL	1	1	1					
40-1	1	160690-66310	PANEL	1	1	1		1			S 2
		(A=E/#C9375) (B=E/#E0236) (C=E/#C9540)									
41	1	26106-060102	BOLT, M6X 10 PLATED	2	2	2					
41-1	1	26106-060162	BOLT, M6X 16 PLATED	2	2	2		2			N
		(A=E/#F0810) (B=E/#F1066) (C=E/#F3413)									
42	1	26366-060002	NUT, M6	1	1	1	1				Z
		(A=E/#38073) (B=E/#39311) (C=E/#39040) (D=E/#38105)									
43	1	26476-060142	SCREW, TAPPING M6X14	3	3	3	3	3			W
		(A=E/#38703) (B=E/#39311) (C=E/#39040) (D=E/#38105)									
44	1	114770-61600	SEAL, OIL	1	1	1	1	1			W
		(A=E/#90917) (B=E/#87403) (C=E/#93014) (D=E/#90856)									
45	1	160690-66180	LEVER ASSY, GOVERNOR	1	1	1	1	1			W
		(A=E/#38703) (B=E/#39311) (C=E/#39040) (D=E/#38105)									
47	2	26366-060002	NUT, M6	1	1	1	1	1			W
		(A=E/#38703) (B=E/#39311) (C=E/#39040) (D=E/#38105)									

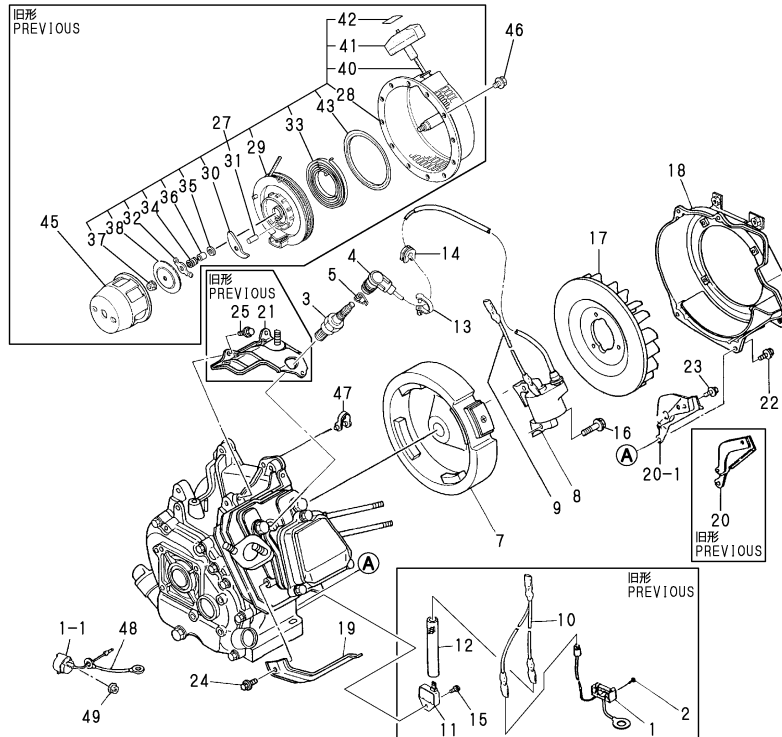
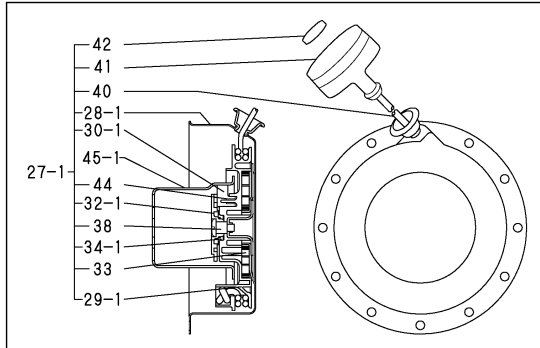
Remarks
(1)SIZE CHANGED FROM L=46 TO L=44.5
(2)SHAPE OF STOP SWITCH INSTALLING PART CHANGED.

Fig.36. FLY.MAGNETO & STARTING DEVICE

(A)=GA160SNS
(B)=GA160SNR
(C)=GA160SNM

(D)=GA160SNK
(E)=GA160SNG
(F)=

GA160SNS
GA160SNR
GA160SNG



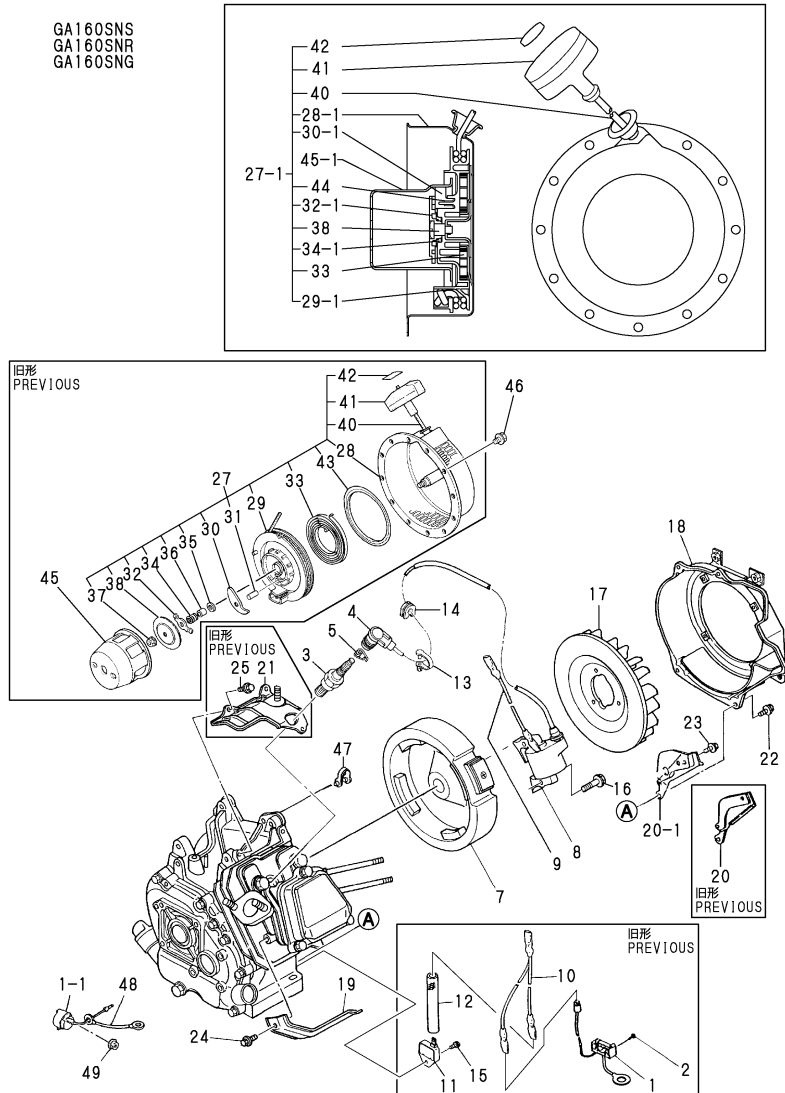
No.	Lev.	Parts No.	Description	Q'ty						I	R
				(A)	(B)	(C)	(D)	(E)	(F)		
1	1	160690-77250	SWITCH, STOP	1	1						
1-1	1	160611-77250	SWITCH, STOP	1	1			1		S	1
		(A=*1993.02) (B=*1993.02)									
2	1	22857-200100	SCREW, 2X10	2	2						Z
		(A=*1993.02) (B=*1993.02)									
3	1	160690-78010	PLUG, SPARK BP6ES	1	1						
3-1	1	160690-78020	PLUG, SPARK	1	1			1			N
		(A=E/#A8655) (B=E/#A9555)									
3-2	1	160690-78030	PLUG, SPARK N11YC	1	1			1			N
		(A=E/XXX) (B=E/XXX)						(E=E/XXX)			
4	1	160700-78040	CAP, PLUG	1	1			1			
5	1	160700-78050	TERMINAL, PLUG	1	1			1			
7	1	160690-78521	ROTOR	1	1						
7-1	1	160690-78541	ROTOR	1	1			1			N
		(A=E/#46644) (B=E/#47681)									
7-2	1	160690-78542	ROTOR	1	1			1			N
		(A=E/#R7187) (B=E/#S3640)						(E=E/#T7163)			
8	1	160690-78530	COIL, IGNITION	1	1						
8-1	1	160690-78531	COIL, IGNITION	1	1						N
		(A=E/#34985) (B=E/#36215)									
8-2	1	160690-78532	COIL, IGNITION	1	1			1		S	2
		(A=E/#59396) (B=E/#60337)									
8-3	1	160690-78533	COIL, IGNITION	1	1			1			N
		(A=E/#Y8002) (B=E/#Y8008)						(E=*2001.05)			
9	1	160690-78230	WIRE	1	1			1		W	2
		(A=E/#59396) (B=E/#60337)									
9-1	1	160690-78230	WIRE	1	1			1			Z
		(A=E/XXX) (B=E/XXX)						(E=E/XXX)			
10	1	160690-78210	WIRE, LEAD	1	1						Z
		(A=E/#34985) (B=E/#36215)									
11	1	160690-78650	TRANSISTOR	1	1						Z
		(A=E/#34985) (B=E/#36215)									
12	1	160690-78660	TUBE, PROTECT	1	1						Z
		(A=E/#34985) (B=E/#36215)									
13	1	160690-78700	CLAMP, CORD	1	1						
13-1	1	29610-000950	CLAMP, SPEED 095	1	1			1			N
		(A=E/#61353) (B=E/#62540)									
14	1	160700-78720	GROMMET	1	1			1			
15	1	26023-040102	SCREW, M4X10	1	1						Z
		(A=E/#61353) (B=E/#62540)									
16	1	26476-060302	SCREW, TAPPING M6X30	2	2			2			
16-1	1	160690-04350	BOLT, M6X30	2	2			2			R
		(A=E/#010079) (B=E/#010382)						(E=*2002.11)			
17	1	160690-45011	FAN, COOLING	1	1			1			
17-1	1	160699-45010	CASE, COOLING FAN	1	1			1			R
		(A=E/#E4704) (B=E/#E5118)									
18	1	160690-45120	CASE, COOLING FAN	1	1						
18-1	1	160698-45110	CASE, COOLING FAN	1	1			1		S	3
		(A=*1993.02) (B=*1993.02)									
19	1	160690-45200	COVER	1	1						
19-1	1	160699-45200	COVER	1	1						R

Remarks
 (1)CHANGED FROM LEAD SWITCH TYPE TO ROTARY TYPE.
 (2)INTERCHANGEABLE BY SIMULTANEOUS REPLACEMENT WITH NO.8-2 AND NO.9.
 (3)FUEL COCK STAY ADDED
 (4)INTERCHANGEABLE BY SIMULTANEOUS
 (5)THIS PART IS USED FOR NO.27.
 (6)THIS PART IS USED FOR NO.27-1.

Fig.36. FLY.MAGNETO & STARTING DEVICE

(A)=GA160SNS
(B)=GA160SNR
(C)=GA160SNM

(D)=GA160SNK
(E)=GA160SNG
(F)=



No.	Lev.	Parts No.	Description	Q'ty						I	R
				(A)	(B)	(C)	(D)	(E)	(F)		
19A	1	(A=E/#E4704) (B=E/#E5118) 160699-45200	COVER						1		W
20	1	160690-45210	COVER	1	1						
20-1	1	160690-45211	COVER	1	1						N
20-2	1	160690-45211	COVER	1	1						Z
21	1	160690-45220	COVER, HEAD	1	1						Z
22	1	26476-060122	SCREW, TAPPING M6X12	4	4			4			
22-1	1	26476-060142	SCREW, TAPPING M6X14	4	4			4			N
23	1	26476-060122	SCREW, TAPPING M6X12	1	1						
23-1	1	26476-060142	SCREW, TAPPING M6X14	1	1						N
23-2	1	26476-060142	SCREW, TAPPING M6X14	1	1						Z
24	1	26476-060122	SCREW, TAPPING M6X12	1	1						
24-1	1	26476-060142	SCREW, TAPPING M6X14	1	1						N
24A	1	26476-060142	SCREW, TAPPING M6X14						1		W
25	1	26476-060122	SCREW, TAPPING M6X12	3	3						Z
27	1	160690-76250	STARTER ASSY, RECOIL	1	1						
27-1	1	160690-76251	STARTER ASSY, RECOIL	1	1			1			S
28	2	160690-76510	CASE, STARTER	1	1						
28-1	2	160690-76511	CASE ASSY, STARTER	1	1			1			S
29	2	160690-76520	REEL	1	1						
29-1	2	160690-76521	REEL	1	1			1			S
30	2	160690-76800	RATCHET	1	1						
30-1	2	160690-76801	RATCHET	2	2			2			S
31	2	160690-76810	PIN, RATCHET	1	1						5
32	2	160690-76530	GUIDE, RATCHET	1	1						
32-1	2	160690-76531	GUIDE, RATCHET	1	1			1			S
33	2	160690-76540	SPRING, SPIRAL	1	1			1			
34	2	160690-76560	SPRING, FRICTION	1	1						
34-1	2	160690-76561	SPRING, FRICTION	1	1			1			S
35	2	160690-76550	WASHER, THRUST	1	1						5
36	2	160690-76820	SHAFT	1	1						5
37	2	26367-060002	NUT, M6	1	1						5
38	2	160690-76580	PLATE, FRICTION	1	1			1			
40	2	160690-76630	ROPE, STARTER	1	1			1			
41	2	160690-76620	KNOB, STARTER	1	1			1			

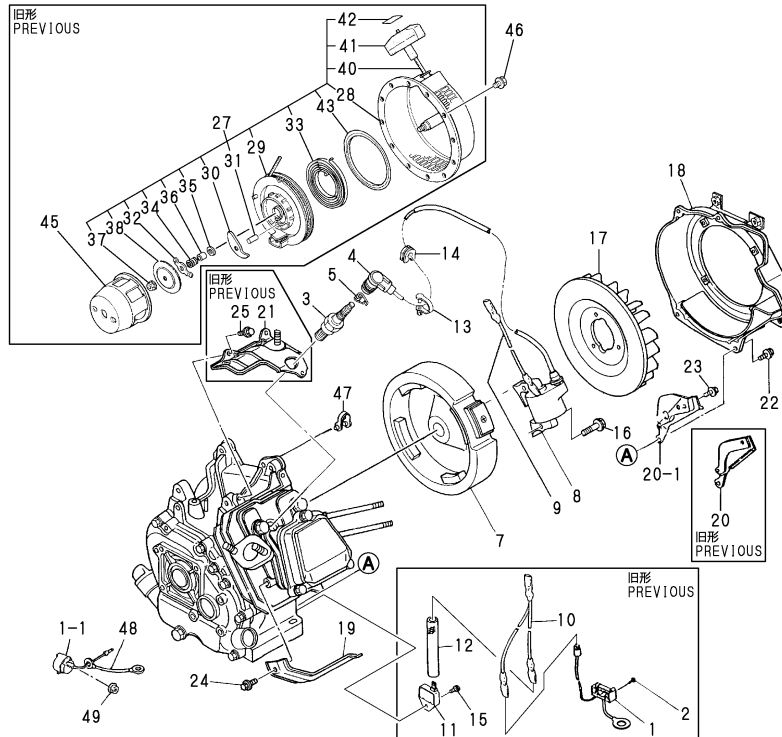
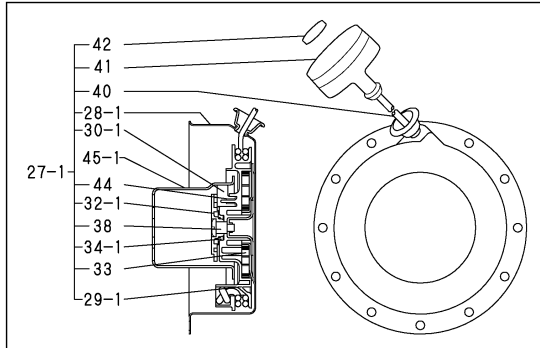
Remarks
 (1)CHANGED FROM LEAD SWITCH TYPE TO ROTARY TYPE.
 (2)INTERCHANGEABLE BY SIMULTANEOUS REPLACEMENT WITH NO.8-2 AND NO.9.
 (3)FUEL COCK STAY ADDED
 (4)INTERCHANGEABLE BY SIMULTANEOUS
 (5)THIS PART IS USED FOR NO.27.
 (6)THIS PART IS USED FOR NO.27-1.

Fig.36. FLY.MAGNETO & STARTING DEVICE

(A)=GA160SNS
(B)=GA160SNR
(C)=GA160SNM

(D)=GA160SNK
(E)=GA160SNG
(F)=

GA160SNS
GA160SNR
GA160SNG

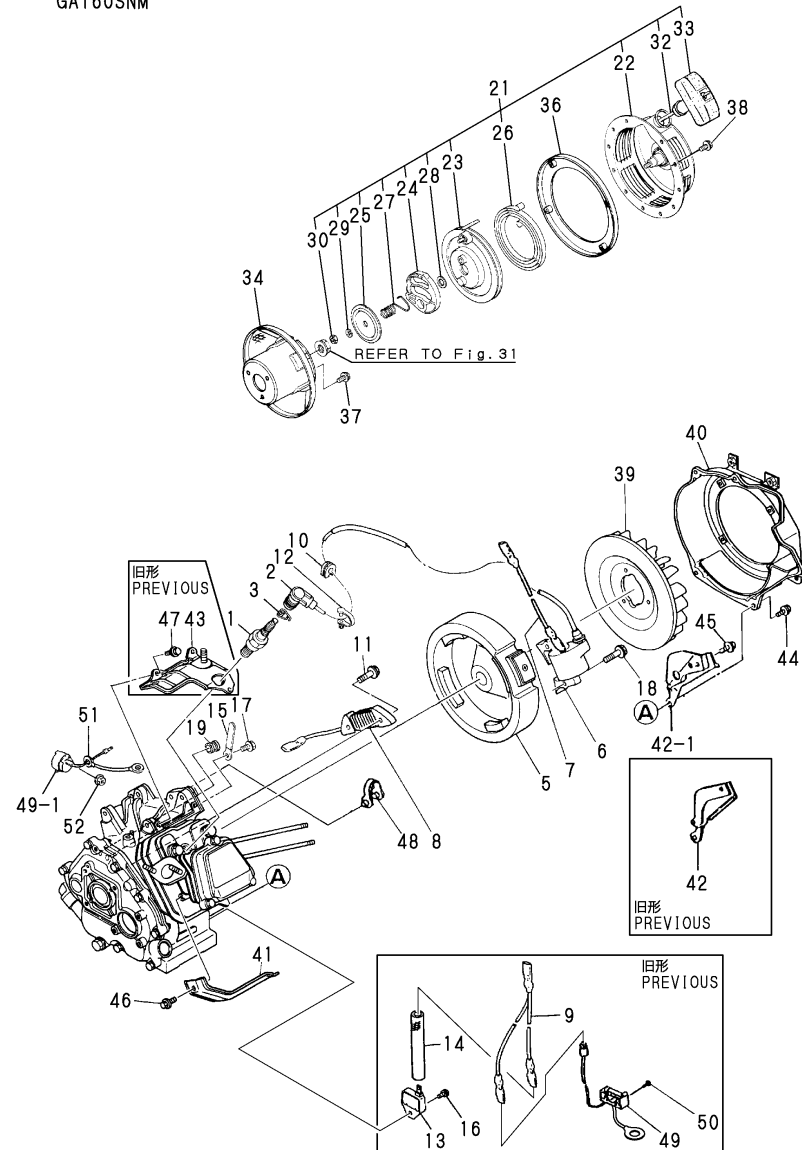


No.	Lev.	Parts No.	Description	Q'ty						I	R
				(A)	(B)	(C)	(D)	(E)	(F)		
42	2	160690-76830	CAP, KNOB	1	1			1			
43	2	160690-76840	PLATE	1	1			1			5
44	2	160690-76570	SPRING, RETURN	2	2			2			6
45	1	160690-76590	PULLEY, STARTER	1	1						
45-1	1	160690-76591	PULLEY, STARTER	1	1				1		S
		(A=E/#J2695) (B=E/#J3101)									
46	1	26106-060082	BOLT, M6X 8 PLATED	4	4			4			
47	1	29610-000650	CLAMP, SPEED 065	1	1			1			W
		(A=FROM 1ST) (B=FROM 1ST)									
48	1	160495-77260	WIRE	1	1			1			W
		(A=*1993.02) (B=*1993.02)									
49	1	26366-080002	NUT, M8	1	1			1			W
		(A=*1993.02) (B=*1993.02)									

- Remarks
- (1)CHANGED FROM LEAD SWITCH TYPE TO ROTARY TYPE.
 - (2)INTERCHANGEABLE BY SIMULTANEOUS REPLACEMENT WITH NO.8-2 AND NO.9.
 - (3)FUEL COCK STAY ADDED
 - (4)INTERCHANGEABLE BY SIMULTANEOUS
 - (5)THIS PART IS USED FOR NO.27.
 - (6)THIS PART IS USED FOR NO.27-1.

Fig.37. FLY.MAGNETO & STARTING DEVICE

GA160SNM



(A)=GA160SNS
(B)=GA160SNR
(C)=GA160SNM
(D)=GA160SNK
(E)=GA160SNG
(F)=

No.	Lev.	Parts No.	Description	Qty						I	R
				(A)	(B)	(C)	(D)	(E)	(F)		
1	1	160690-78010	PLUG, SPARK BP6ES			1					
1-1	1	160690-78020	PLUG, SPARK (C=E/#A9001)			1					N
1-2	1	160690-78030	PLUG, SPARK N11YC (C=EXXX)			1					N
2	1	160700-78040	CAP, PLUG			1					
3	1	160700-78050	TERMINAL, PLUG			1					
5	1	160693-78500	ROTOR			1					
5-1	1	160693-78501	ROTOR (C=E/#36285)			1					N
5-2	1	160693-78502	ROTOR (C=E/#Q7260)			1					N
6	1	160690-78530	COIL, IGNITION			1					
6-1	1	160690-78531	COIL, IGNITION (C=E/#36285)			1					N
6-2	1	160690-78532	COIL, IGNITION (C=E/#60523)			1					S 1
6-3	1	160690-78533	COIL, IGNITION (C=E/#Y8043)			1					N
7	1	160690-78230	WIRE (C=E/#60523)			1					W 1
8	1	160693-78620	COIL, LAMP			1					
9	1	160690-78210	WIRE, LEAD (C=E/#36285)			1					Z
10	1	160700-78720	GROMMET			1					
11	1	26476-060252	SCREW, TAPPING M6X25			2					
12	1	29610-000950	CLAMP, SPEED 095			1					
13	1	160690-78650	TRANSISTOR (C=E/#36285)			1					Z
14	1	160690-78660	TUBE, PROTECT (C=E/#36285)			1					Z
15	1	160710-78710	CLAMP, CORD			1					
16	1	26023-040102	SCREW, M4X10 (C=E/#36285)			1					Z
17	1	26476-060122	SCREW, TAPPING M6X12			1					
17-1	1	26476-060142	SCREW, TAPPING M6X14 (C=E/#62763)			1					N
18	1	26476-060302	SCREW, TAPPING M6X30			2					
18-1	1	160690-04350	BOLT, M6X30 (C=E/#010322)			2					R
19	1	160341-01950	PIPE (C=E/#U4114)			1					Z
21	1	160593-76250	STARTER ASSY, RECOIL			1					
22	2	160593-76510	CASE, STARTER			1					
23	2	160610-76520	REEL			1					
24	2	160610-76530	RATCHET			1					
25	2	160610-76580	PLATE, FRICTION			1					
26	2	160710-76540	SPRING, SPIRAL			1					
27	2	160610-76560	SPRING, FRICTION			1					
28	2	160610-76550	WASHER, THRUST			1					
29	2	22217-060000	WASHER, SPRING 6			1					

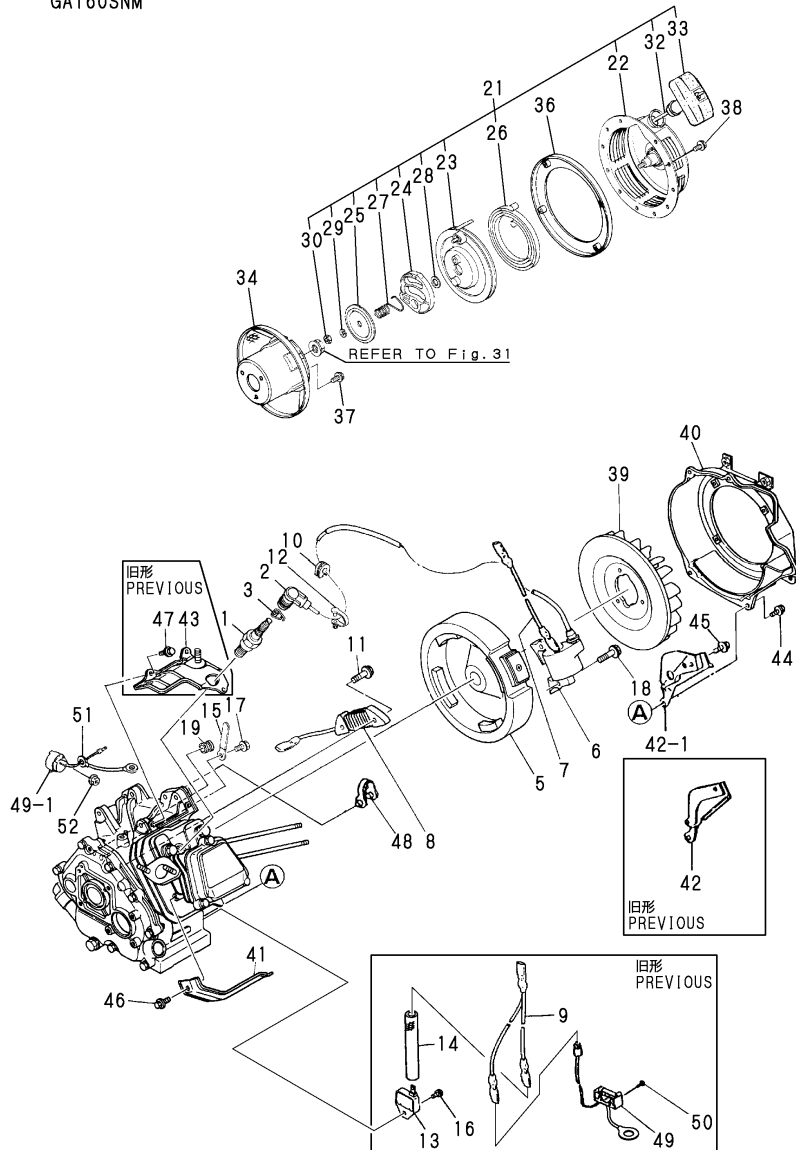
Remarks
(1)INTERCHANGEABLE BY SIMULTANEOUS REPLACEMENT WITH NO.6-2 AND NO.7.
(2)FUEL COCK STAY ADDED
(3)CHANGED FROM LEAD SWITCH TYPE TO ROTARY TYPE.

Fig.37. FLY.MAGNETO & STARTING DEVICE

GA160SNM

(A)=GA160SNS
(B)=GA160SNR
(C)=GA160SNM

(D)=GA160SNK
(E)=GA160SNG
(F)=

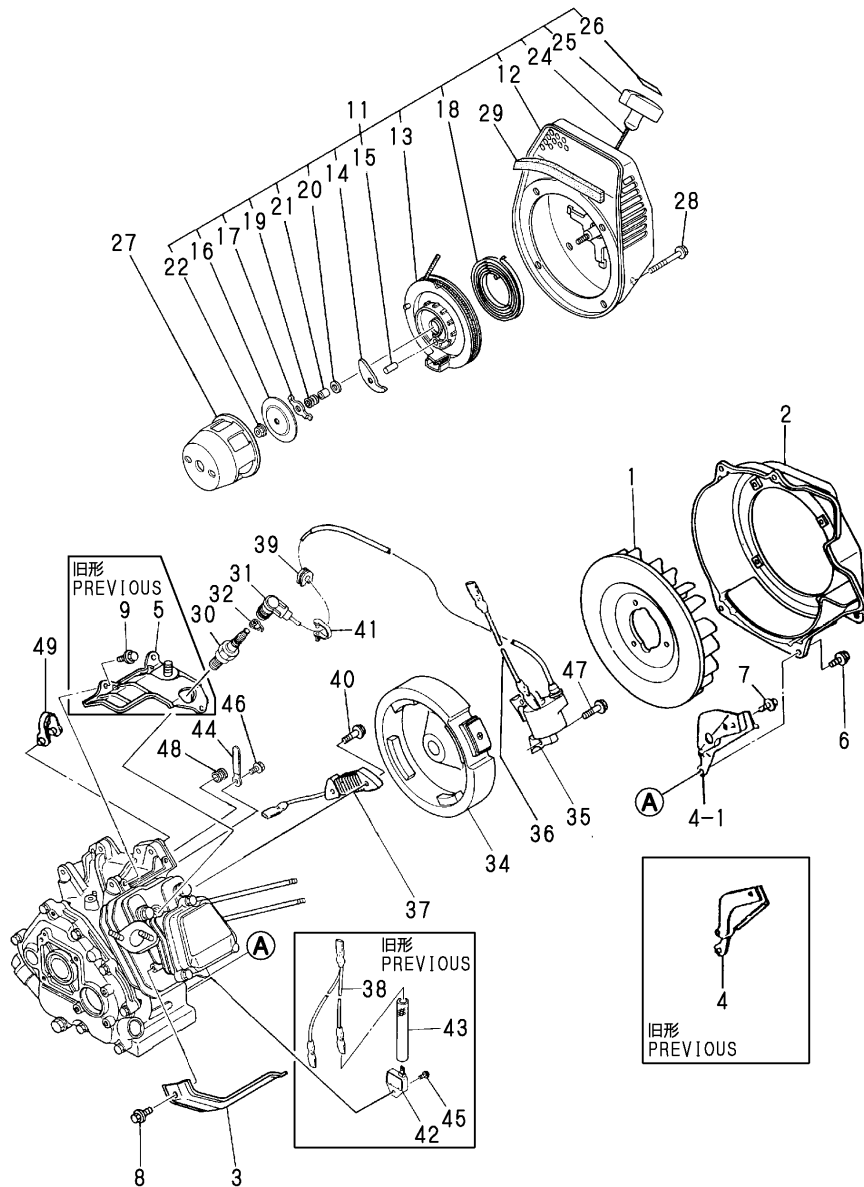


No.	Lev.	Parts No.	Description	Qty						I	R
				(A)	(B)	(C)	(D)	(E)	(F)		
30	2	26717-060002	NUT, M6			1					
32	2	160260-76630	ROPE, STARTER			1					
33	2	160769-76620	KNOB, STARTER			1					
34	1	160593-76160	PULLEY			1					
36	1	160593-76300	SPACER, RECOIL			1					
37	1	26106-060122	BOLT, M6X 12 PLATED			3					
38	1	26106-060162	BOLT, M6X 16 PLATED			4					
39	1	160690-45011	FAN, COOLING			1					
39-1	1	160699-45010	CASE, COOLING FAN			1					R
			(C=E/#E1196)								
40	1	160690-45120	CASE, COOLING FAN			1					
40-1	1	160698-45110	CASE, COOLING FAN			1					S 2
			(C=*1993.02)								
41	1	160690-45200	COVER			1					
41-1	1	160699-45200	COVER			1					R
			(C=E/#E4573)								
42	1	160690-45210	COVER			1					
42-1	1	160690-45211	COVER			1					N
			(C=EXXX)								
42-2	1	160690-45211	COVER			1					Z
			(C=E/#C9540)								
43	1	160690-45220	COVER, HEAD			1					Z
			(C=E/#75099)								
44	1	26476-060122	SCREW, TAPPING M6X12			4					
44-1	1	26476-060142	SCREW, TAPPING M6X14			4					N
			(C=E/#62763)								
45	1	26476-060122	SCREW, TAPPING M6X12			1					
45-1	1	26476-060142	SCREW, TAPPING M6X14			1					N
			(C=E/#62763)								
45-2	1	26476-060142	SCREW, TAPPING M6X14			1					Z
			(C=E/#C9540)								
46	1	26476-060122	SCREW, TAPPING M6X12			1					
46-1	1	26476-060142	SCREW, TAPPING M6X14			1					N
			(C=E/#62763)								
47	1	26476-060122	SCREW, TAPPING M6X12			3					Z
			(C=E/#75099)								
48	1	29610-000650	CLAMP, SPEED 065			1					W
			(C=FROM 1ST)								
49	1	160690-77250	SWITCH, STOP			1					
49-1	1	160611-77250	SWITCH, STOP			1					S 3
			(C=*1993.02)								
50	1	22857-200100	SCREW, 2X10			2					Z
			(C=*1993.02)								
51	1	160495-77260	WIRE			1					W
			(C=*1993.02)								
52	1	26366-080002	NUT, M8			1					W
			(C=*1993.02)								

Remarks
 (1)INTERCHANGEABLE BY SIMULTANEOUS REPLACEMENT WITH NO.6-2 AND NO.7.
 (2)FUEL COCK STAY ADDED
 (3)CHANGED FROM LEAD SWITCH TYPE TO ROTARY TYPE.

Fig.38. FLY.MAGNETO & STARTING DEVICE

GA160SNK



(A)=GA160SNS
(B)=GA160SNR
(C)=GA160SNM

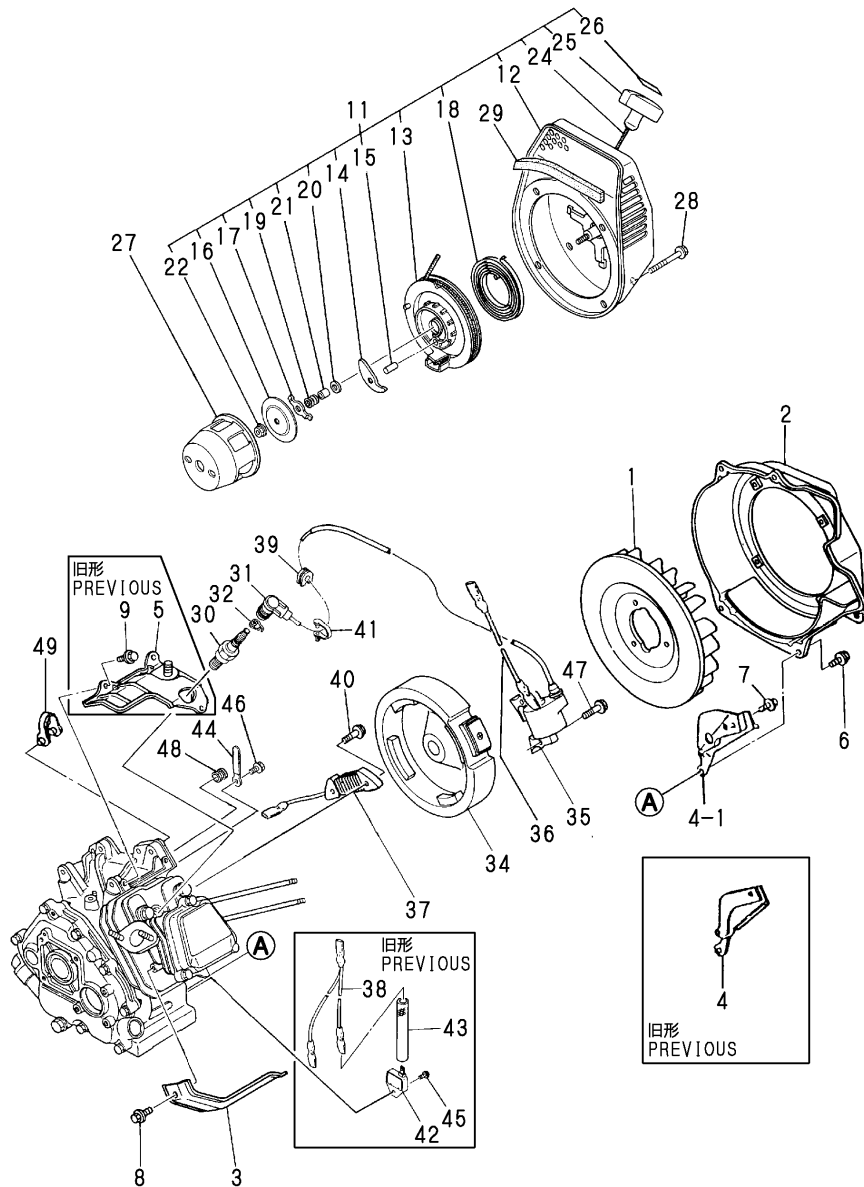
(D)=GA160SNK
(E)=GA160SNG
(F)=

No.	Lev.	Parts No.	Description	Q'ty						I	R
				(A)	(B)	(C)	(D)	(E)	(F)		
1	1	160690-45011	FAN, COOLING				1				
1-1	1	160699-45010	CASE, COOLING FAN				1				R
			(D=E/#E0800)								
2	1	160692-45110	CASE, COOLING FAN				1				
3	1	160690-45200	COVER				1				
3-1	1	160699-45200	COVER				1				R
			(D=E/#E4574)								
4	1	160690-45210	COVER				1				
4-1	1	160690-45211	COVER				1				N
			(D=E/XXX)								
4-2	1	160690-45211	COVER				1				Z
			(D=E/#C4307)								
5	1	160690-45220	COVER, HEAD				1				Z
			(D=E/#76075)								
6	1	26476-060122	SCREW, TAPPING M6X12				4				
6-1	1	26476-060142	SCREW, TAPPING M6X14				4				N
			(D=E/#62150)								
7	1	26476-060122	SCREW, TAPPING M6X12				1				
7-1	1	26476-060142	SCREW, TAPPING M6X14				1				N
			(D=E/#62150)								
7-2	1	26476-060142	SCREW, TAPPING M6X14				1				Z
			(D=E/#C4307)								
8	1	26476-060142	SCREW, TAPPING M6X14				1				
9	1	26476-060122	SCREW, TAPPING M6X12				3				Z
			(D=E/#76075)								
11	1	160692-76250	STARTER ASSY, RECOIL				1				
11-1	1	160692-76251	STARTER ASSY, RECOIL				1				N
			(D=E/#B8184)								
12	2	160692-76510	CASE, STARTER				1				
13	2	160692-76520	REEL				1				
14	2	160692-76800	RATCHET				1				
15	2	160692-76530	PIN, RATCHET				1				
16	2	160692-76810	PLATE, FRICTION				1				
17	2	160692-76540	GUIDE, RATCHET				1				
18	2	160692-76580	SPRING, SPIRAL				1				
19	2	160692-76550	SPRING, FRICTION				1				
20	2	160692-76560	WASHER, THRUST				1				
21	2	160692-76820	SHAFT				1				
22	2	26367-060002	NUT, M6				1				
24	2	160692-76630	ROPE, STARTER				1				
25	2	160692-76620	KNOB, STARTER				1				
26	2	160692-76830	CAP, KNOB				1				
27	1	160690-76590	PULLEY, STARTER				1				
28	1	26106-060552	BOLT, M6X 55 PLATED				4				
29	1	160692-76450	GROMMET				1				
30	1	160690-78010	PLUG, SPARK BP6ES				1				
30-1	1	160690-78020	PLUG, SPARK				1				N
			(D=E/#A9856)								
30-2	1	160690-78030	PLUG, SPARK N11YC				1				N
			(D=E/XXX)								
31	1	160700-78040	CAP, PLUG				1				

Remarks
(1)INTERCHANGEABLE BY SIMULTANEOUS REPLACEMENT WITH NO.35-2 AND NO.36

Fig.38. FLY.MAGNETO & STARTING DEVICE

GA160SNK



(A)=GA160SNS
(B)=GA160SNR
(C)=GA160SNM

(D)=GA160SNK
(E)=GA160SNG
(F)=


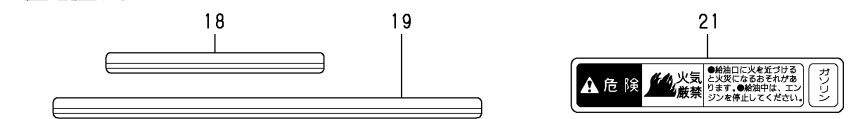
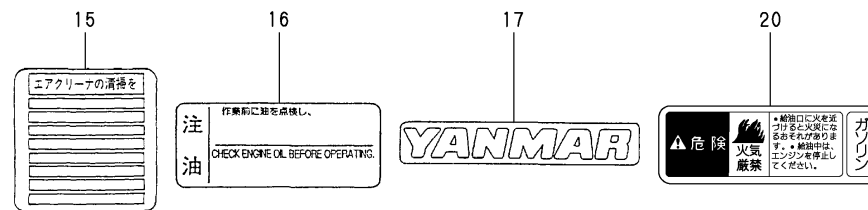
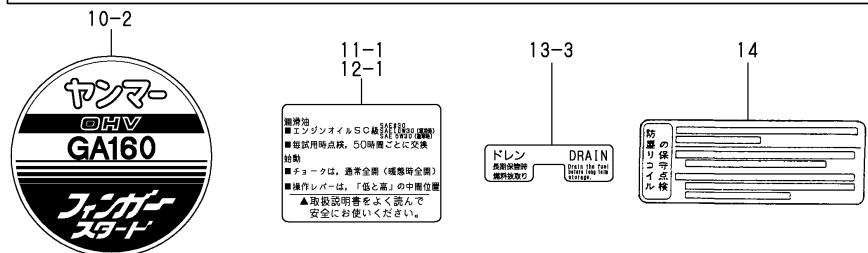
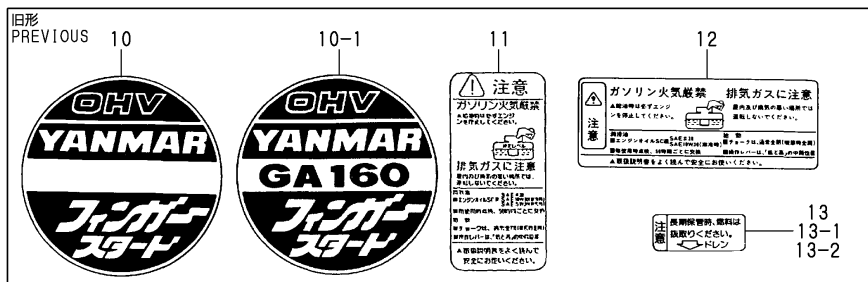
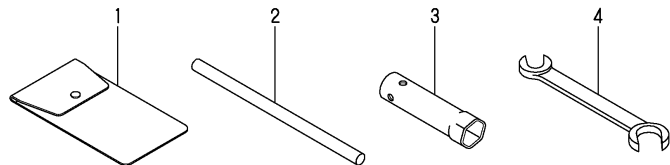
No.	Lev.	Parts No.	Description	Q'ty						I	R
				(A)	(B)	(C)	(D)	(E)	(F)		
32	1	160700-78050	TERMINAL, PLUG				1				
34	1	160693-78500	ROTOR				1				
34-1	1	160693-78510	ROTOR				1				N
34-2	1	160693-78511	ROTOR				1				N
			(D=E/#35518)								
			(D=E/#Q7198)								
35	1	160690-78530	COIL, IGNITION				1				
35-1	1	160690-78531	COIL, IGNITION				1				N
			(D=E/#35518)								
35-2	1	160690-78532	COIL, IGNITION				1				S 1
			(D=E/#61007)								
35-3	1	160690-78533	COIL, IGNITION				1				N
			(D=E/#Y8249)								
36	1	160690-78230	WIRE				1				W 1
			(D=E/#61007)								
37	1	160693-78620	COIL, LAMP				1				
38	1	160690-78210	WIRE, LEAD				1				Z
			(D=E/#35518)								
39	1	160700-78720	GROMMET				1				
40	1	26476-060252	SCREW, TAPPING M6X25				2				
41	1	29610-000950	CLAMP, SPEED 095				1				
42	1	160690-78650	TRANSISTOR				1				Z
			(D=E/#35518)								
43	1	160690-78660	TUBE, PROTECT				1				Z
			(D=E/#35518)								
44	1	160710-78710	CLAMP, CORD				1				
45	1	26023-040102	SCREW, M4X10				1				Z
			(D=E/#35518)								
46	1	26476-060142	SCREW, TAPPING M6X14				1				
47	1	26476-060302	SCREW, TAPPING M6X30				2				
47-1	1	160690-04350	BOLT, M6X30				2				R
			(D=E/#010144)								
48	1	160341-01950	PIPE				1				Z
			(D=E/#U3535)								
49	1	29610-000650	CLAMP, SPEED 065				1				W
			(D=FROM 1ST)								

Remarks
(1)INTERCHANGEABLE BY SIMULTANEOUS REPLACEMENT WITH NO.35-2 AND NO.36

Fig.39. LABEL & TOOL

(A)=GA160SNS
(B)=GA160SNR
(C)=GA160SNM

(D)=GA160SNK
(E)=GA160SNG
(F)=

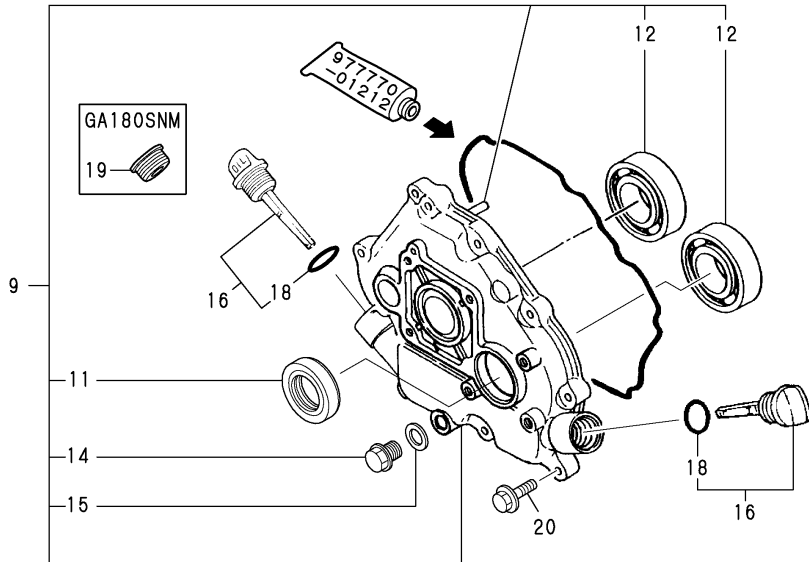
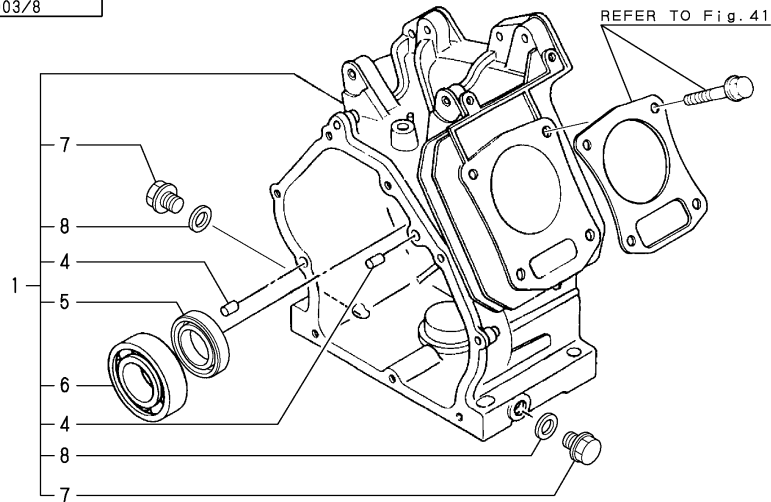


No.	Lev.	Parts No.	Description	Q'ty						I	R
				(A)	(B)	(C)	(D)	(E)	(F)		
1	1	160110-92610	BAG, TOOL	1	1	1	1	1			
2	1	160120-92700	WRENCH, 21 L86	1	1	1	1	1			
3	1	160110-92710	HANDLE, WRENCH	1	1	1	1	1			
4	1	28110-100120	SPANNER, 10X12	1	1	1	1	1			
10	1	160690-07100	LABEL, OHV MARK	1	1	1	1	1			
10-1	1	160690-07120	LABEL, OHV MARK	1	1	1	1	1			N
10-2	1	160690-07180	LABEL, FINGER START	1	1	1	1	1			N
11	1	160692-07100	LABEL, CAUTION						1		
11-1	1	160692-07250	LABEL, CAUTION						1		N
11-2	1	160692-07251	LABEL, CAUTION						1		R
12	1	160690-07250	LABEL, CAUTION	1	1	1					
12-1	1	160692-07250	LABEL, CAUTION	1	1	1			1		N
12-2	1	160692-07251	LABEL, CAUTION	1	1	1			1		R
13	1	160520-07270	LABEL, DRAIN	1	1	1	1				
13-1	1	160520-07271	LABEL, DRAIN	1	1	1	1				R
13-2	1	160520-07272	LABEL, DRAIN	1	1	1	1	1	1		S 1
13-3	1	160690-07260	LABEL, DRAIN	1	1	1	1	1	1		R
14	1	160830-07300	LABEL						1		
15	1	160520-07370	LABEL, CLEANER	1					1		
16	1	160692-07370	LABEL, AIR CLEANER			1	1				
17	1	160692-55940	LABEL, YANMAR						1		
18	1	160692-55980	LABEL						2		
19	1	160692-55990	LABEL						2		
20	1	160690-07320	LABEL,NO FIRE	1	1	1	1	1			W
21	1	160692-07320	LABEL,NO FIRE						1		W
22	1	105250-07340	LABEL,EXH.GAS CAUTN	1	1	1			1		W
23	1	114370-07110	LABEL,EXH.GAS CAUTN						1		W
24	1	105250-07330	LABEL	1	1	1	1	1			W
25	1	160690-07400	LABEL						1		W
26	1	161690-07300	LABEL	1	1	1	1	1	1		W

Remarks
(1)LABEL COLOR CHANGED

Fig.40. CYLINDER BLOCK

P/C NEWS No:Y00A2175-2
PUBLISHED:2003/8



(A)=GA180SNS
(B)=
(C)=GA180SNM

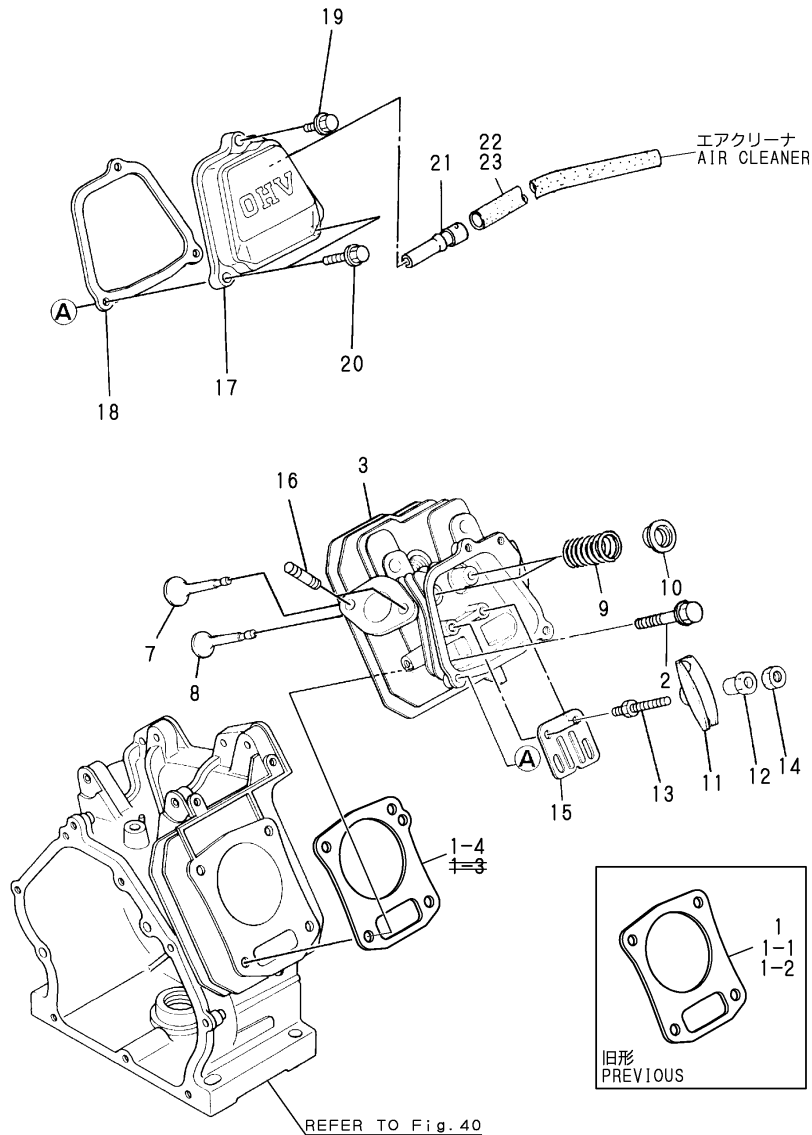
(D)=
(E)=
(F)=

No.	Lev.	Parts No.	Description	Qty						I	R
				(A)	(B)	(C)	(D)	(E)	(F)		
1	1	760698-01561	BLOCK ASSY, CYLINDER	1	1						
1-1	1	760698-01562	BLOCK ASSY, CYLINDER	1	1						R
(A=E/#72991) (C=E/#73340)											
1-2	1	760698-01740	BLOCK ASSY, CYLINDER	1	1						S 1
(A=E/#A4340) (C=E/#A6816)											
4	2	114270-01600	PIN, M8X12	2	2						
5	2	160690-02220	SEAL, TC25416	1	1						
6	2	24101-062050	BEARING, BALL 6205C3	1	1						
7	2	160610-01690	PLUG, M12	2	2						
8	2	104200-59170	GASKET, 12	2	2						
9	1	760690-01501	COVER ASSY	1	1						
9-1	1	760690-01502	COVER ASSY	1	1						R
(A=E/#95214) (C=E/#95258)											
11	2	160690-02220	SEAL, TC25416	1	1						
12	2	24101-062050	BEARING, BALL 6205C3	2	2						
14	2	160610-01690	PLUG, M12	1	1						
15	2	104200-59170	GASKET, 12	1	1						
16	1	114299-01760	CAP ASSY	2	1						
18	2	114299-01950	O-RING, 18	2	1						
19	1	160110-01870	PLUG, RUBBER								1
20	1	26476-060252	SCREW, TAPPING M6X25	8	8						

Remarks
(1)INTERCHANGEABLE BY SIMULTANEOUS REPLACEMENT WITH FIG.40 NO.1-2, FIG.41 NO.1-2 AND FIG.43 NO.19-1.
*REMARKS WAS CORRECTED.
(FIG.41 NO.1-1 -> FIG.41 NO.1-2)

Fig.41. CYLINDER HEAD & BONNET

P/C NEWS No:Y00A2175-2
PUBLISHED:2003/8



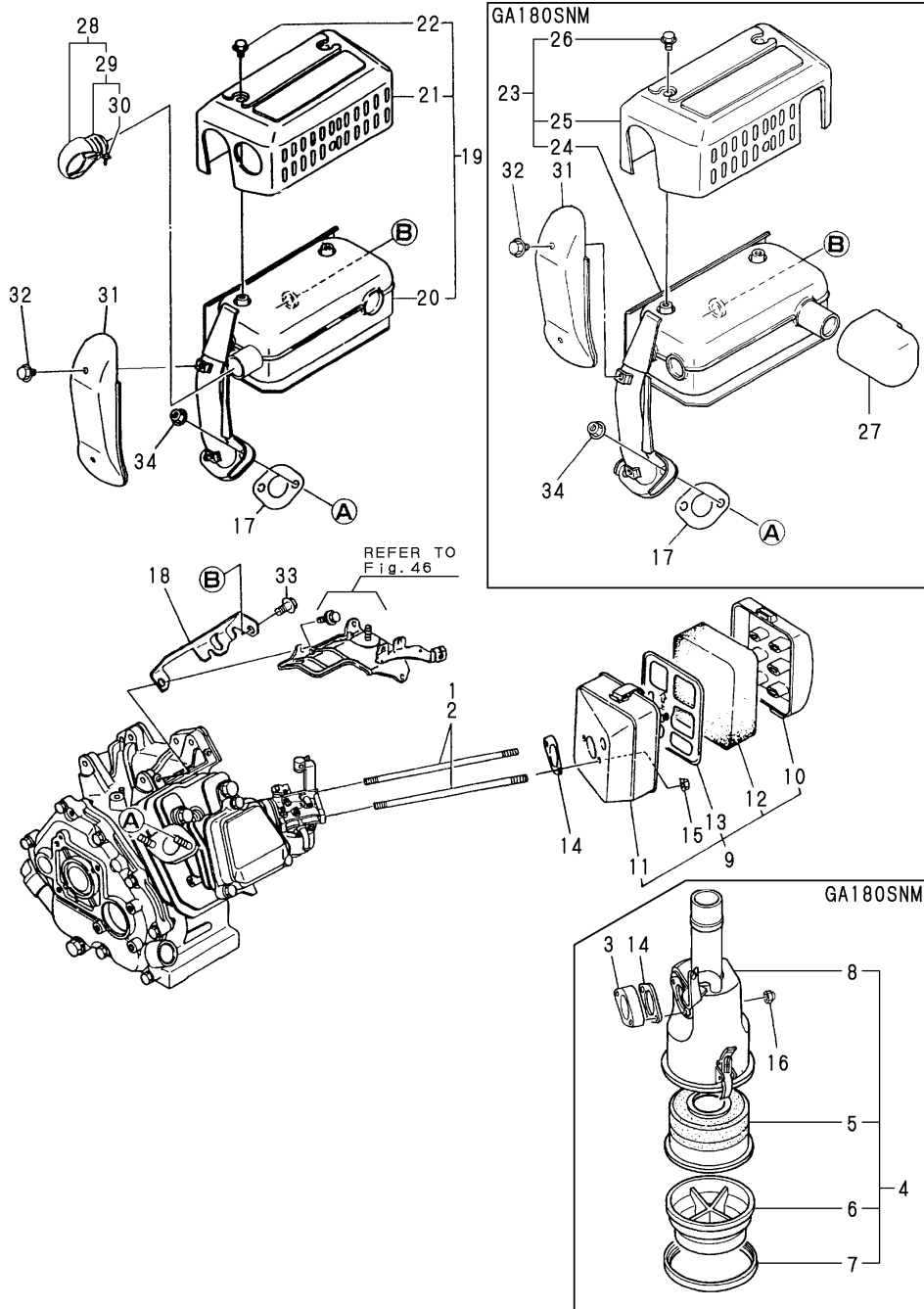
(A)=GA180SNS
(B)=
(C)=GA180SNM

(D)=
(E)=
(F)=

No.	Lev.	Parts No.	Description	Qty						I	R
				(A)	(B)	(C)	(D)	(E)	(F)		
1	1	160698-01330	GASKET, HEAD	1	1						
1-1	1	160698-01331	GASKET, HEAD	1	1						N
(A=E/#B0752) (C=E/#B1055)											
1-2	1	160699-01331	GASKET, HEAD	1	1						S 1
(A=E/#A4340) (C=E/#A6816)											
1-3	1	160699-01332	GASKET, HEAD	1	1						S M
1-4	1	160699-01332	GASKET, HEAD	1	1						N
(A=E/#B0752) (C=E/#B1055)											
2	1	160610-04201	BOLT, FLANGE M8X53	4	4						
3	1	160690-11010	HEAD, CYLINDER	1	1						
3-1	1	160690-11011	HEAD ASSY, CYLINDER	1	1						N
(A=E/#B0752) (C=E/#B1055)											
7	1	160690-11100	VALVE, INTAKE	1	1						
8	1	160690-11110	VALVE, EXHAUST	1	1						
9	1	160690-11120	SPRING, VALVE	2	2						
10	1	160690-11180	RETAINER, SPRING	2	2						
11	1	160690-11200	ARM, ROCKER	2	2						
12	1	160690-11221	PIVOT, ROCKER ARM	2	2						
12-1	1	160690-11222	PIVOT, ROCKER ARM	2	2						R
(A=E/#B2727) (C=E/#B2654)											
13	1	160690-11271	BOLT	2	2						
14	1	160690-11280	NUT, M6X0.5	2	2						
15	1	160690-11290	PLATE, GUIDE	1	1						
16	1	26216-080182	STUD, M8X 18	2	2						
17	1	160690-11300	BONNET	1	1						
18	1	160690-11310	GASKET, BONNET	1	1						
18-1	1	160690-11311	GASKET, BONNET	1	1						R
(A=E/#A0318) (C=E/#A0570)											
19	1	26106-060202	BOLT, M6X 20 PLATED	1	1						
20	1	26106-060352	BOLT, M6X 35 PLATED	2	2						
21	1	160690-03050	BREATHER	1	1						
22	1	160810-03180	PIPE, BREATHER	1							
23	1	160820-03180	PIPE, BREATHER				1				

Remarks
(1)INTERCHANGEABLE BY SIMULTANEOUS REPLACEMENT WITH FIG.40 NO.1-2, FIG.41 NO.1-2 AND FIG.43 NO.19-1.
(M)MISPRINT:REFER TO THE NEXT ITEM.

Fig.42. AIR CLEANER & MUFFLER



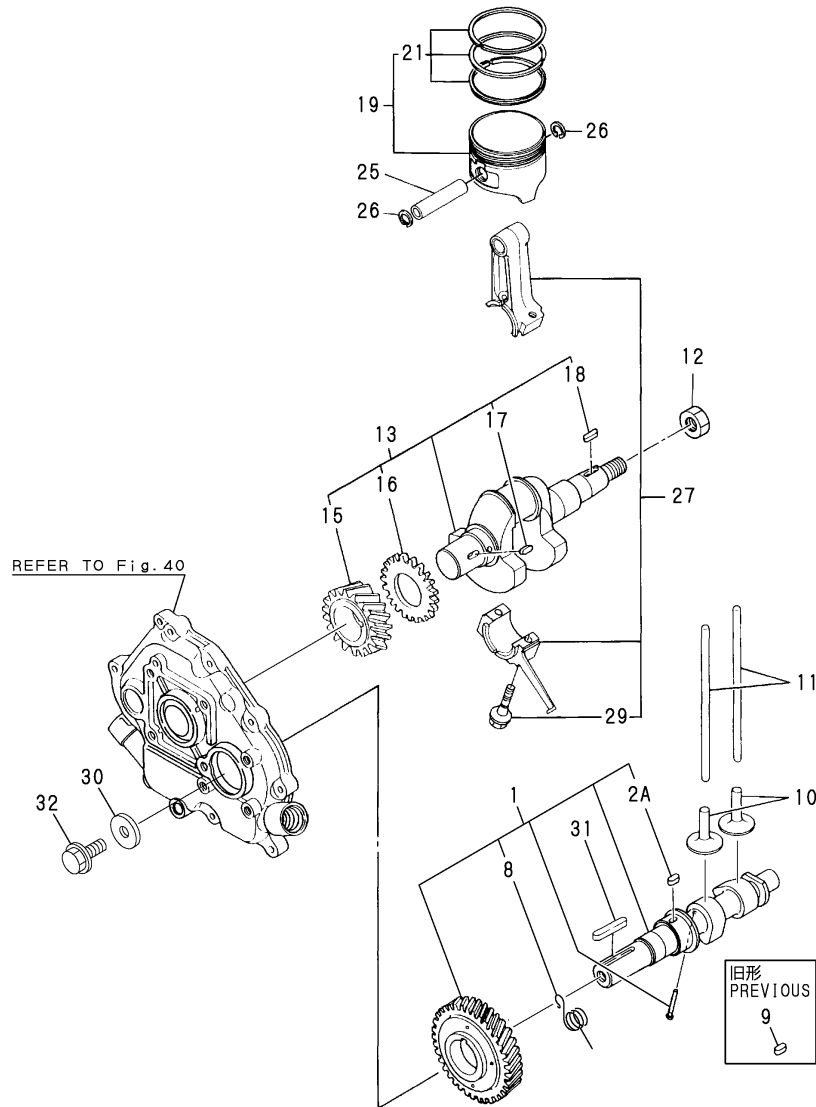
(A)=GA180SNS
(B)=
(C)=GA180SNM

(D)=
(E)=
(F)=

No.	Lev.	Parts No.	Description	Q'ty						I	R
				(A)	(B)	(C)	(D)	(E)	(F)		
1	1	160692-04310	BOLT, M6X143			2					
2	1	160610-04570	BOLT, M6X70	2							
3	1	160690-12261	SPACER, AIR CLEANER			1					
4	1	160692-12550	CLEANER, AIR			1					
5	2	160692-12520	ELEMENT ASSY			1					
6	2	160692-12530	SUMP, OIL			1					
7	2	160692-12540	PIPE, REINFORCED			1					
8	2	160692-12560	BODY ASSY			1					
9	1	160690-12600	CLEANER ASSY, AIR	1							
10	2	160690-12510	CAP, AIR CLEANER	1							
11	2	160690-12530	BODY, AIR CLEANER	1							
12	2	160760-12530	ELEMENT	1							
13	2	160493-12550	HOLDER, ELEMENT	1							
14	1	160610-56151	GASKET, CARBURETOR	1		1					
15	1	26366-060002	NUT, M6	2							
16	1	26657-060002	NUT, CAP M6			2					
17	1	160690-13200	GASKET, MUFFLER	1		1					
17-1	1	160690-13201	GASKET, MUFFLER	1		1					N
		(A=E/#B0752)	(C=E/#B1055)								
18	1	160690-13550	BRACKET, MUFFLER	1		1					
19	1	160690-13600	MUFFLER ASSY	1							
20	2	160690-13500	MUFFLER	1							
21	2	160690-13530	COVER	1							
22	2	26106-060082	BOLT, M6X 8 PLATED	3							
23	1	160693-13600	MUFFLER ASSY			1					
24	2	160693-13510	MUFFLER			1					
25	2	160693-13540	COVER			1					
26	2	26106-060082	BOLT, M6X 8 PLATED			3					
27	1	160321-13770	PIPE			1					
28	1	114252-13800	EXTENSION ASSY	1							
29	2	114252-13910	CLAMP	1							
30	3	114252-13960	SCREW 6X 25	1							
31	1	160690-13900	COVER	1		1					
32	1	114252-13950	BOLT, M6X8	2		2					
33	1	26106-080142	BOLT, M8X 14 PLATED	1		1					
34	1	26366-080002	NUT, M8	2		2					

Fig.43. CRANKSHAFT,PISTON & CAMSHAFT

P/C NEWS No:Y00A2175-2
PUBLISHED:2003/8



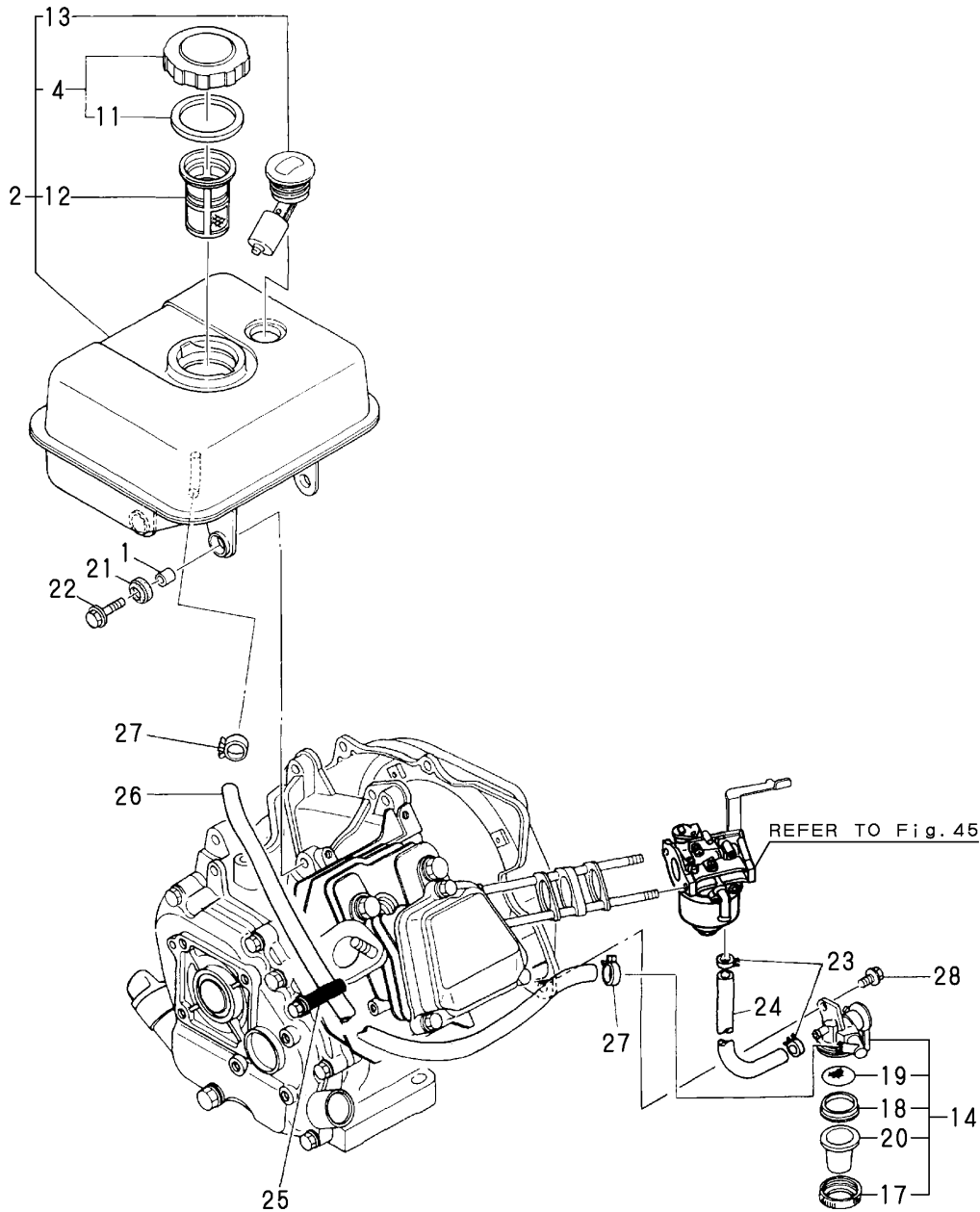
(A)=GA180SNS
(B)=
(C)=GA180SNM

(D)=
(E)=
(F)=

No.	Lev.	Parts No.	Description	Qty						I	R
				(A)	(B)	(C)	(D)	(E)	(F)		
1	1	160690-14051	CAMSHAFT ASSY	1	1						
1-1	1	160690-14052	CAMSHAFT ASSY	1	1						N
		(A=*2003.05)	(C=*2003.05)								
2A	3	22512-040120	KEY, 4X 12	1	1						W
		(A=*2003.05)	(C=*2003.05)								
8	2	160690-14571	SPRING,DECOMPRESSION	1	1						
9	1	22512-040120	KEY, 4X 12	1	1						Z
		(A=*2003.05)	(C=*2003.05)								
10	1	160490-14200	TAPPET	2	2						
11	1	114250-14400	ROD, PUSH	2	2						
12	1	160610-04910	NUT, FLYWHEEL M14	1	1						
13	1	760690-21701	CRANKSHAFT ASSY	1	1						
15	2	160690-21201	GEAR, CRANKSHAFT	1	1						
16	2	160590-21210	GEAR, IDLE	1	1						
17	2	22512-040120	KEY, 4X 12	1	1						
18	2	22512-040160	KEY, 4X 16	1	1						
19	1	160698-22010	PISTON ASSY	1	1						
19-1	1	160698-22020	PISTON ASSY	1	1						S 1
		(A=E/#A4340)	(C=E/#A6816)								
21	2	760698-22501	RING SET, PISTON	1	1						
25	1	160690-22300	PIN, PISTON	1	1						
26	1	22252-000160	RING, 16	2	2						
27	1	760690-23700	ROD ASSY, CONNECTING	1	1						
29	2	26106-060302	BOLT, M6X 30 PLATED	2	2						
30	1	160310-14550	WASHER	1	1						
31	1	22512-050300	KEY, 5X 30	1	1						
32	1	26106-080202	BOLT, M8X 20 PLATED	1	1						

Remarks
(1)INTERCHANGEABLE BY SIMULTANEOUS REPLACEMENT WITH FIG.40 NO.1-2, FIG.41 NO.1-2 AND FIG.43 NO.19-1.
*REMARKS WAS CORRECTED.
(FIG.41 NO.1-1 -> FIG.41 NO.1-2)

Fig.44. FUEL TANK & FUEL PIPE

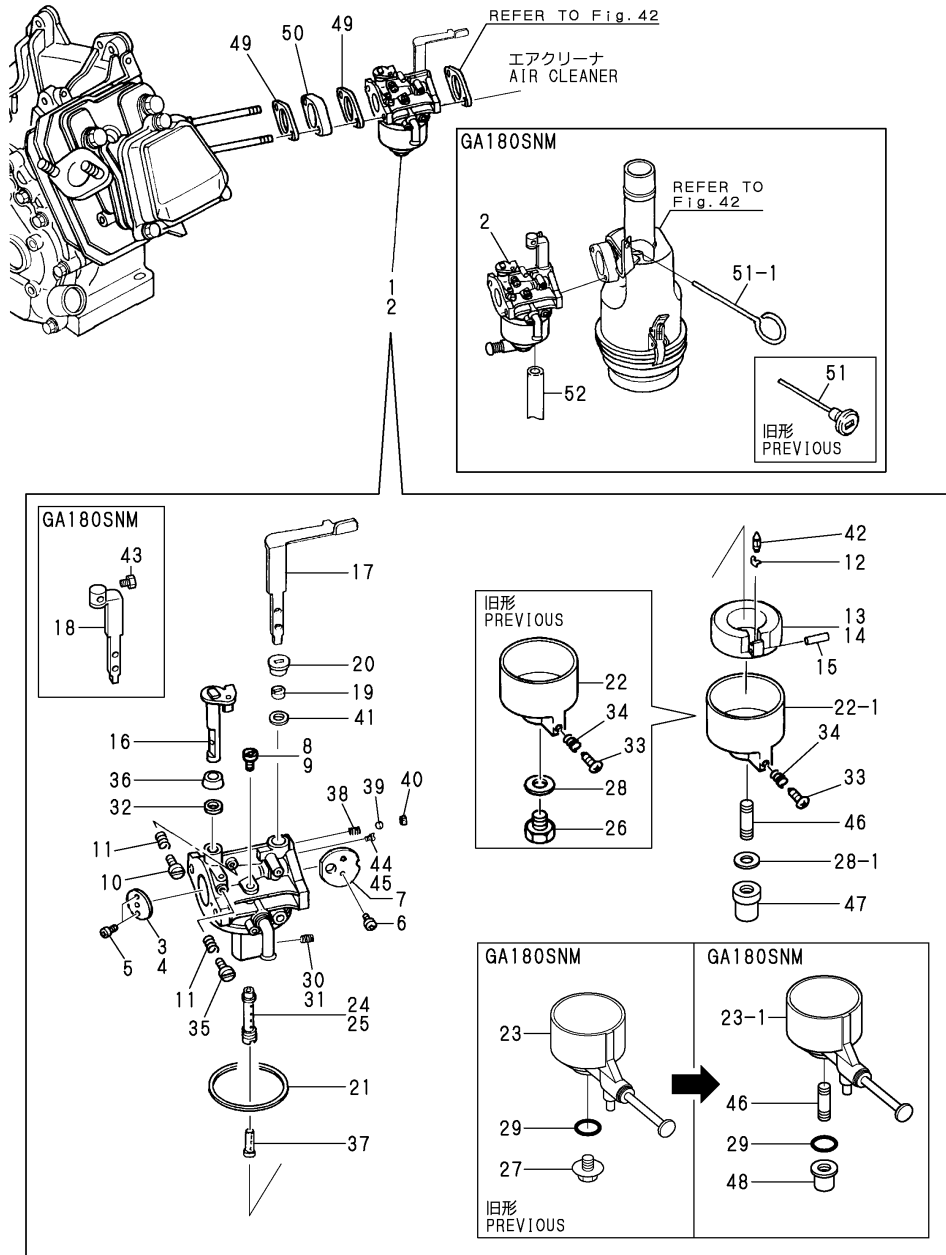


(A)=GA180SNS
(B)=
(C)=GA180SNM

(D)=
(E)=
(F)=

No.	Lev.	Parts No.	Description	Q'ty						I	R
				(A)	(B)	(C)	(D)	(E)	(F)		
1	1	114250-45310	COLLAR	4		4					
2	1	760690-55702	TANK ASSY, FUEL	1		1					
4	2	160710-55061	CAP ASSY	1		1					
11	3	160393-55050	GASKET	1		1					
12	2	160610-55100	FILTER, FUEL	1		1					
13	2	160762-55150	GAUGE, FUEL	1		1					
14	1	160692-55300	COCK ASSY, FUEL	1		1					
17	2	160710-55360	RING	1		1					
18	2	160710-55370	GASKET	1		1					
19	2	160710-55382	FILTER	1		1					
20	2	160710-55390	CUP, FUEL COCK L37	1		1					
21	1	160690-55461	DAMPER, FUEL TANK	4		4					
21-1	1	160690-55462	DAMPER, FUEL TANK	4		4					R
		(A=E/#A4340)	(C=E/#A6816)								
22	1	160690-55140	BOLT	4		4					
23	1	106990-44660	CLIP, HOSE 12.5	2		2					
24	1	160820-59390	PIPE, D11.5/L159	1		1					
24-1	1	160820-59391	HOSE, D11.5/L159	1		1					N
		(A=E/#91159)	(C=E/#91516)								
25	1	160710-78710	CLAMP, CORD	1		1					
26	1	160802-59370	PIPE, FUEL	1		1					
26-1	1	160802-59371	HOSE, FUEL A-400	1		1					N
		(A=E/#91159)	(C=E/#91516)								
27	1	124060-77680	CLIP, HOSE 10	2		2					
27-1	1	119520-03990	CLIP, HOSE 10.5	2		2					R
		(A=E/#A2192)	(C=E/#A1828)								
28	1	26106-060102	BOLT, M6X 10 PLATED	1		1					

Fig.45. CARBURETOR



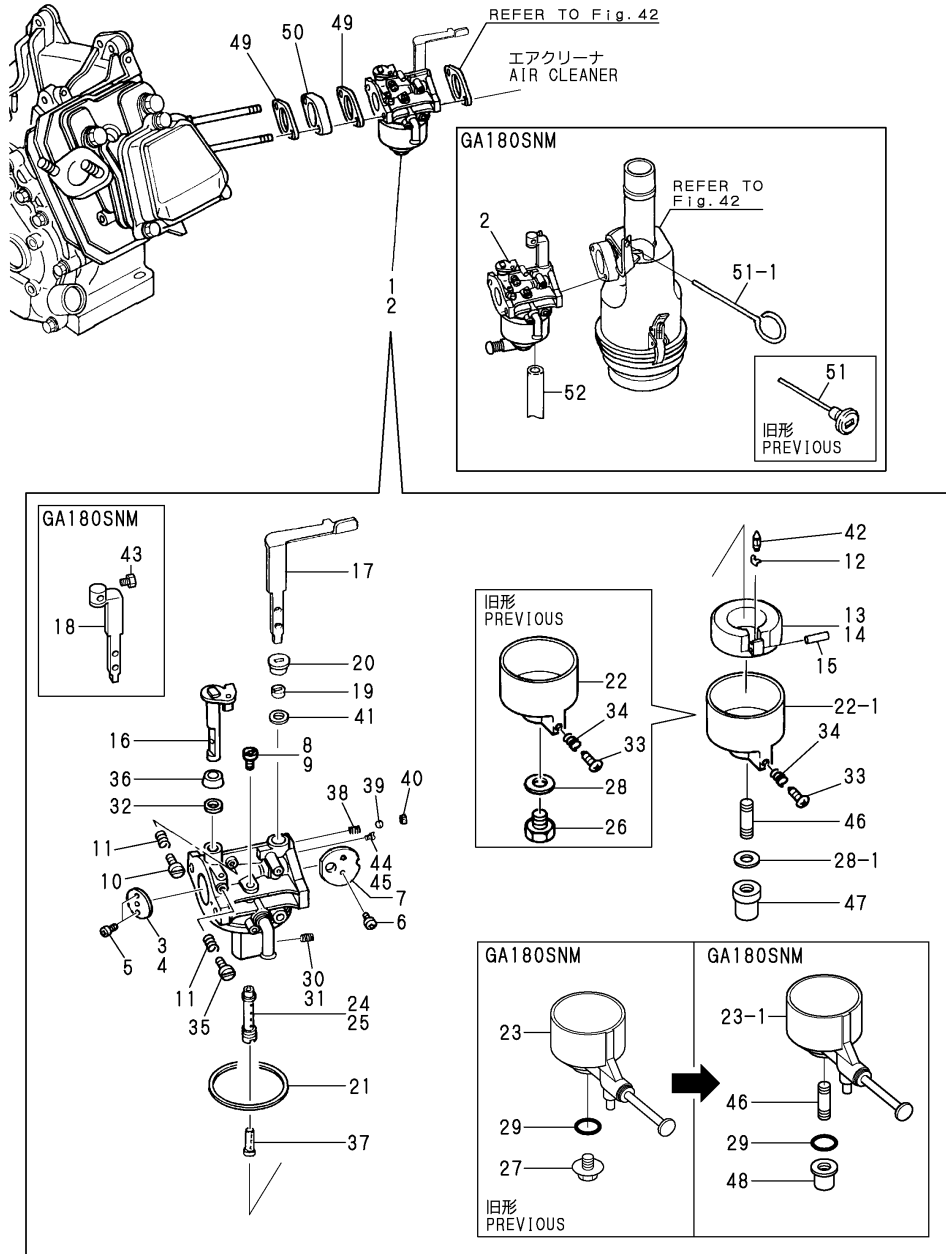
(A)=GA180SNS
(B)=
(C)=GA180SNM

(D)=
(E)=
(F)=

No.	Lev.	Parts No.	Description	Qty						I	R
				(A)	(B)	(C)	(D)	(E)	(F)		
1	1	160698-56061	CARBURETOR ASSY	1							
1-1	1	160698-56062	CARBURETOR ASSY	1							N
(A=E/#B0283)											
1-2	1	160698-57020	CARBURETOR ASSY	1							N
(A=E/#B4492)											
2	1	160698-56021	CARBURETOR ASSY			1					
2-1	1	160698-56022	CARBURETOR ASSY			1					R
(C=E/#A9501)											
2-2	1	160698-57010	CARBURETOR ASSY			1					N
(C=E/#B4466)											
3	2	160698-56820	VALVE, THROTTLE	1							
3-1	2	160698-56520	VALVE, THROTTLE	1							S
(A=E/#B4492)											
4	2	160698-56520	VALVE, THROTTLE			1					
4-1	2	160699-57720	VALVE, THROTTLE			1					S
(C=E/#B4466)											
5	2	160690-56580	SCREW	2		2					
6	2	160690-56570	SCREW	2		2					
7	2	160590-56530	VALVE, CHOKE	1		1					
8	2	160710-56740	JET, PILOT	1							
8-1	2	160699-57740	JET, PILOT	1							S
(A=E/#B4492)											
9	2	160492-56540	JET, PILOT			1					
9-1	2	160610-56740	JET, PILOT			1					R
(C=E/#A9501)											
9-2	2	160691-56810	JET, PILOT			1					S
(C=E/#B4466)											
10	2	160692-56710	SCREW	1		1					
11	2	181230-56380	SPRING	2		2					
12	2	160692-56750	CLIP	1		1					
13	2	160697-56620	FLOAT ASSY	1							
14	2	160769-56620	FLOAT ASSY			1					
14-1	2	160692-56570	FLOAT ASSY			1					N
(C=E/#A9501)											
15	2	160610-56630	PIN, FLOAT	1		1					
15-1	2	160690-56630	PIN, FLOAT	1		1					S
(A=E/#B4492)											
16	2	160698-56550	SHAFT, THROTTLE	1		1					
17	2	160697-56650	LEVER, CHOKE	1							
18	2	160590-56650	LEVER, CHOKE			1					
19	2	160810-56580	RING, CHOKE SHAFT	1		1					
20	2	160810-56590	RING, CHOKE LEVER	1		1					
21	2	160610-56610	GASKET	1		1					
22	2	160769-56640	BODY, FLOAT CHAMBER	1							
22-1	2	160691-56780	BODY, FLOAT	1							S
(A=E/#B4492)											
23	2	160598-56660	BODY, FLOAT CHAMBER			1					
23-1	2	160692-56410	BODY, FLOAT CHAMBER			1					S
(C=E/#B4466)											
24	2	160693-56570	NOZZLE, MAIN	1							
24-1	2	160698-57460	NOZZLE, MAIN	1							S

Remarks
(1)REPAIR PART.

Fig.45. CARBURETOR



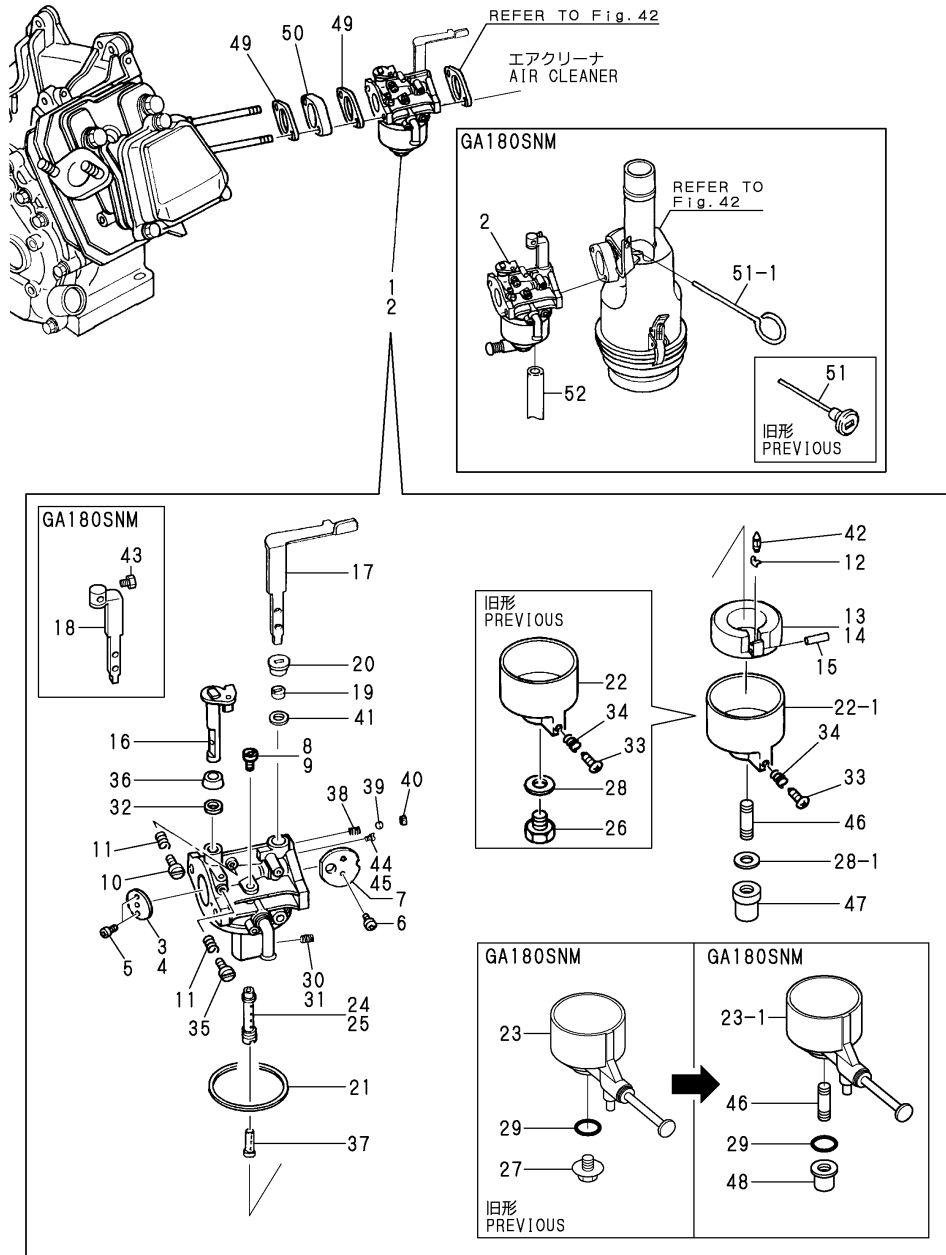
(A)=GA180SNS
(B)=
(C)=GA180SNM

(D)=
(E)=
(F)=

No.	Lev.	Parts No.	Description	Qty						I	R
				(A)	(B)	(C)	(D)	(E)	(F)		
		(A=E/#B4492)									
25	2	160693-56570	NOZZLE, MAIN			1					
25-1	2	160598-56670	NOZZLE, MAIN			1					N
		(C=E/#A9501)									
25-2	2	160698-57520	NOZZLE, MAIN			1					S
		(C=E/#B4466)									
26	2	160769-56660	BOLT	1							Z
		(A=E/#B4492)									
27	2	160893-56650	BOLT			1					Z
		(C=E/#B4466)									
28	2	160810-56550	WASHER	1							
28-1	2	160691-56740	WASHER	1							S
		(A=E/#B4492)									
29	2	160893-56660	O-RING			1					
30	2	160698-56620	JET, MAIN	1							
30-1	2	160693-56600	JET, MAIN	1							S
		(A=E/#B4492)									
31	2	160698-56790	JET, ENRICHMENT			1					
31-1	2	160698-57510	JET, MAIN			1					S
		(C=E/#B4466)									
32	2	160640-56850	SEAL	1	1						
33	2	160610-56900	SCREW	1							
34	2	181230-56380	SPRING	1							
35	2	160667-56750	ADJUSTER	1	1						
36	2	160702-56720	RING	1	1						
37	2	160590-56800	NOZZLE, MAIN	1	1						
38	2	160310-56980	SPRING, CHOKE	1	1						
39	2	160310-56990	BALL, STEEL	1	1						
40	2	160692-56700	PLUG	1	1						
41	2	160692-56800	RUBBER, SEAL	1	1						
42	2	160692-56560	VALVE ASSY, NEEDLE	1	1						1
42-1	2	160710-56732	VALVE, INJECTION	1	1						S 1
		(A=E/#B4492)									
43	2	26117-040088	BOLT M 4X 8 PLATED			1					
43-1	2	160692-56500	BOLT			1					S
		(C=E/#B4466)									
44	2	160893-56580	JET, AIR	1							W
		(A=E/#B4492)									
45	2	160992-56540	JET, MAIN			1					W
		(C=E/#B4466)									
46	2	160691-56770	STUD	1	1						W
		(A=E/#B4492)									
47	2	160691-56730	NUT	1							W
		(A=E/#B4492)									
48	2	160692-56400	NUT			1					W
		(C=E/#B4466)									
49	1	160610-56151	GASKET, CARBURETOR	2	2						
50	1	160690-56160	SPACER, CARBURETOR	1	1						
51	1	160692-56900	ROD, CHOKE			1					
51-1	1	160690-56900	ROD, CHOKE			1					N
		(C=E/#86149)									

Remarks
(1)REPAIR PART.

Fig.45. CARBURETOR



(A)=GA180SNS
(B)=
(C)=GA180SNM

(D)=
(E)=
(F)=

No.	Lev.	Parts No.	Description	Qty						I	R	
				(A)	(B)	(C)	(D)	(E)	(F)			
52	1	23061-030180	PIPE, 3X 180			1						

Remarks
(1)REPAIR PART.

Fig.46. GOVERNOR & CONTROL DEVICE

(A)=GA180SNS
(B)=
(C)=GA180SNM

(D)=
(E)=
(F)=

No.	Lev.	Parts No.	Description	Q'ty						I	R
				(A)	(B)	(C)	(D)	(E)	(F)		
2	1	160690-61301	SPINDLE	1		1					
3	1	160690-61311	SHAFT	1		1					
4	1	160690-61450	WASHER	1		1					
5	1	160690-61600	GEAR ASSY, GOVERNOR	1		1					
9	1	160120-76940	WASHER	1		1					
10	1	22372-080000	PIN, SNAP 8	1		1					
11	1	160690-66011	SPRING, GOVERNOR	1		1					
12	1	160690-66101	CONTROLLER ASSY	1		1					
13	2	160690-66081	LEVER ASSY, CONTROL	1		1					
16	3	26117-040088	BOLT M 4X 8 PLATED	1		1					
18	2	160690-66111	BASE ASSY	1		1					
19	3	160690-66143	BASE ASSY	1		1					
22	3	160520-66291	SPRING	2		2					
23	3	26117-040257	BOLT, M4X 25 PLATED	1		1					
24	3	26117-040357	BOLT, M4X 35 PLATED	1		1					
24-1	3	26117-040257	BOLT, M4X 25 PLATED	1		1					N
		(A="2009.03)	(C="2009.03)								
25	2	160690-66160	WASHER	1		1					
26	2	160664-66170	WASHER	1		1					
27	2	160664-66180	SPRING	1		1					
28	2	160664-66220	SPRING, RETURN	1		1					
29	2	22137-060000	WASHER, 6	1		1					
30	2	26347-060002	NUT, M6	1		1					
31	2	26757-060002	NUT, LOCK M6	1		1					
32	1	160690-66180	LEVER ASSY, GOVERNOR	1		1					
34	2	26366-060002	NUT, M6	1		1					
35	1	160690-66200	LINK, THROTTLE	1		1					
36	1	160690-66210	SPRING, TENSION	1		1					
37	1	114770-61600	SEAL, OIL	1		1					
38	1	26476-060142	SCREW, TAPPING M6X14	3		3					

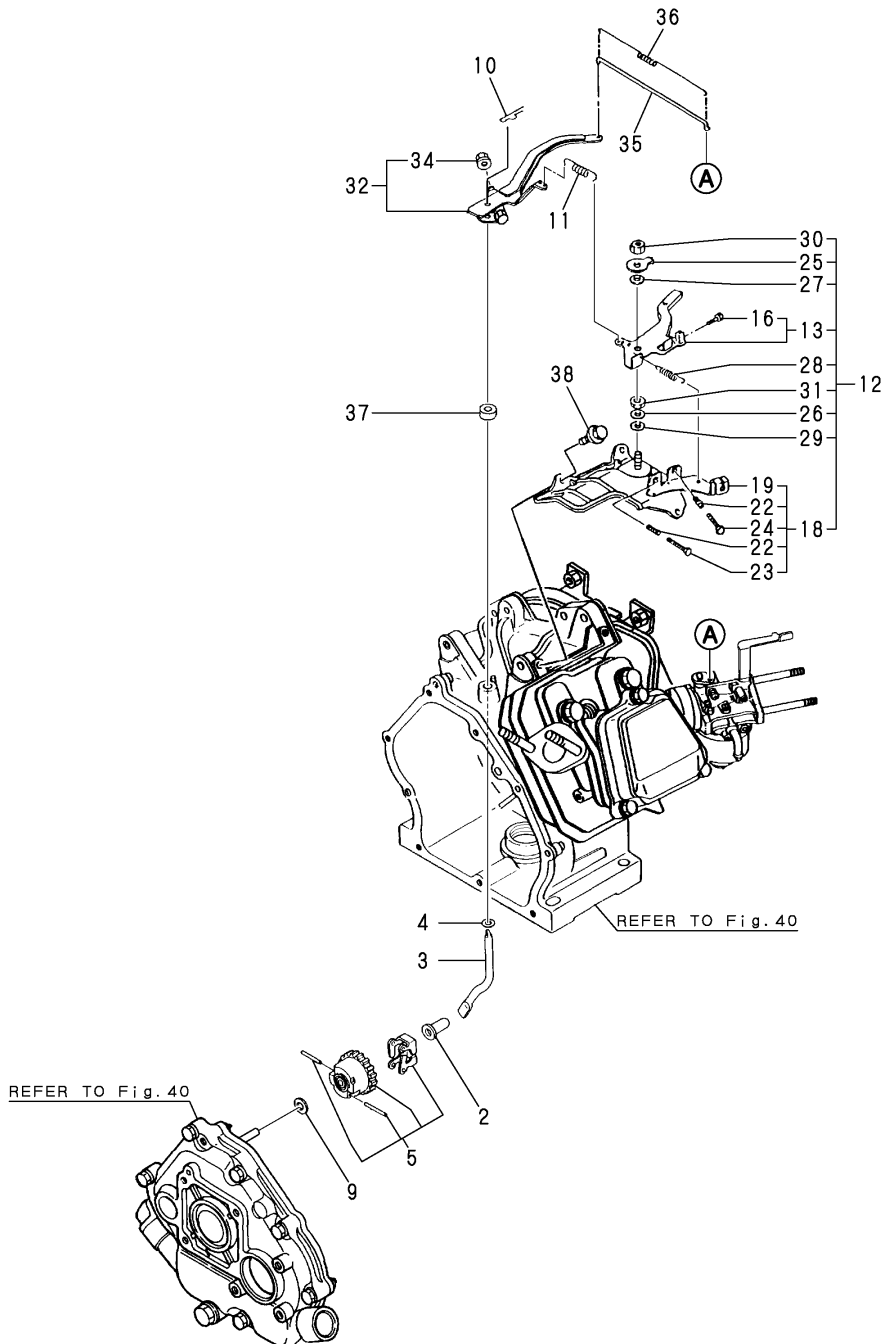
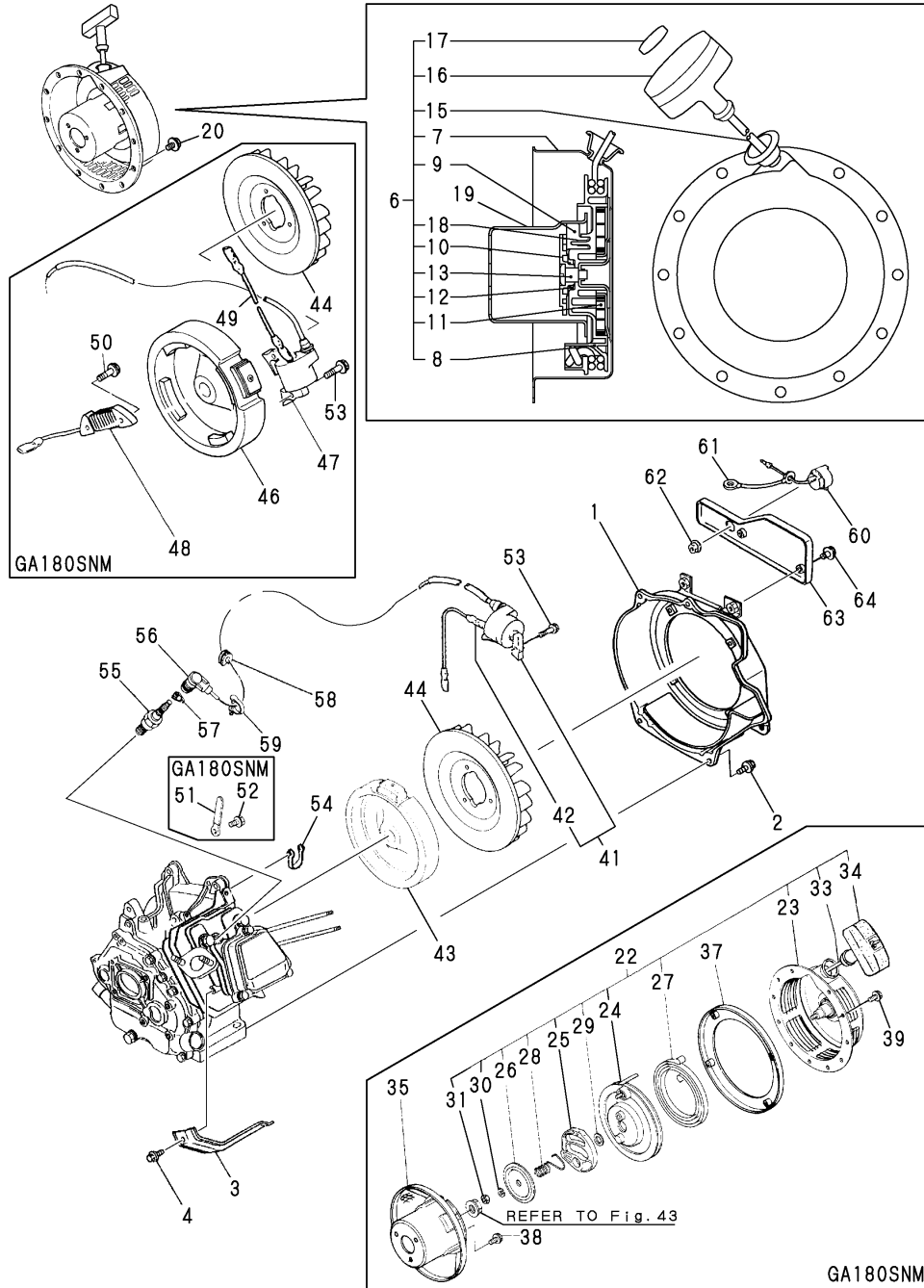


Fig.47. FLY.MAGNETO & STARTING DEVICE

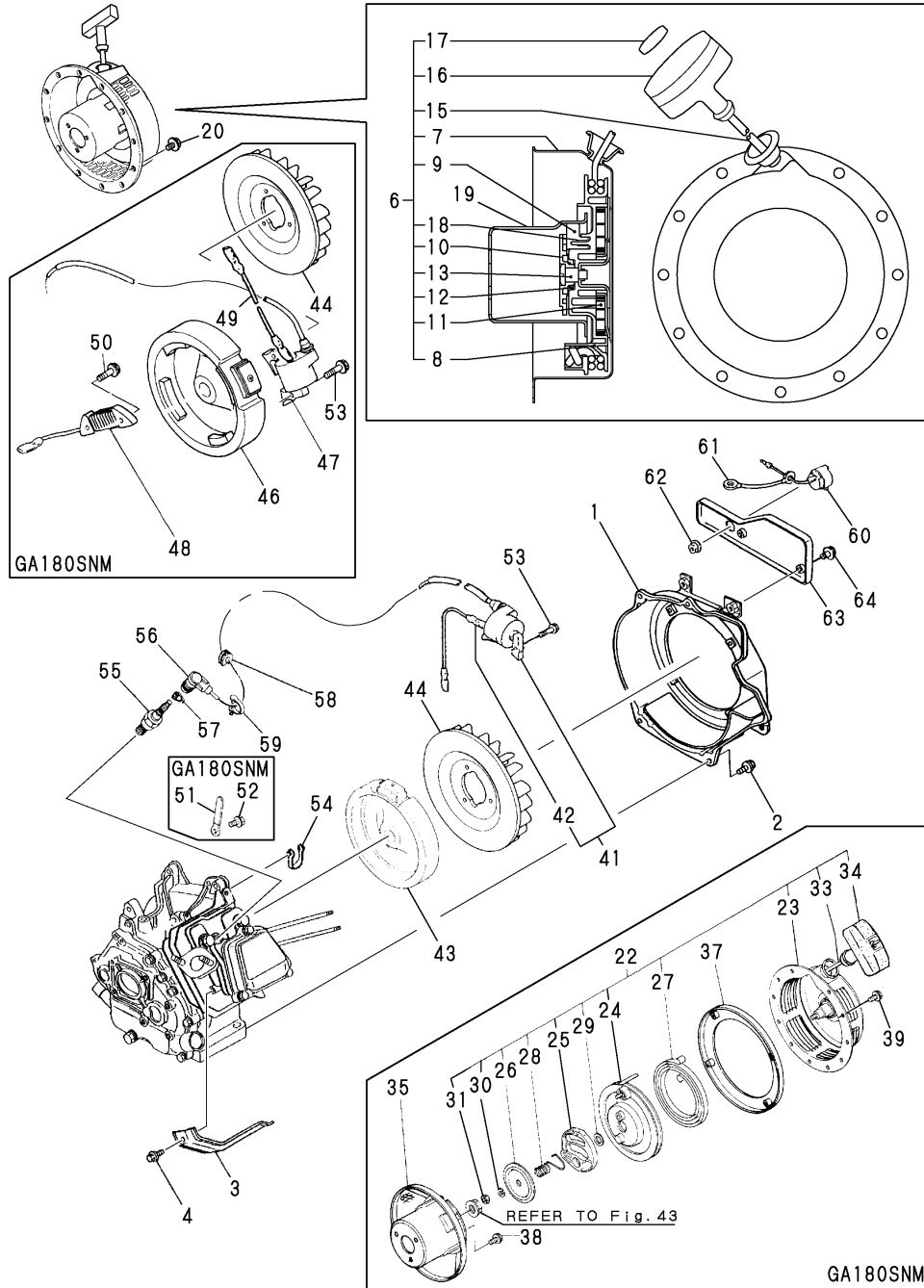


(A)=GA180SNS
(B)=
(C)=GA180SNM

(D)=
(E)=
(F)=

No.	Lev.	Parts No.	Description	Qty						I	R
				(A)	(B)	(C)	(D)	(E)	(F)		
1	1	160698-45110	CASE, COOLING FAN	1		1					
2	1	26476-060142	SCREW, TAPPING M6X14	4		4					
3	1	160699-45200	COVER	1		1					
4	1	26476-060142	SCREW, TAPPING M6X14	1		1					
6	1	160690-76251	STARTER ASSY, RECOIL	1							
7	2	160690-76511	CASE ASSY, STARTER	1							
8	2	160690-76521	REEL		1						
9	2	160690-76801	RATCHET		2						
10	2	160690-76531	GUIDE, RATCHET		1						
11	2	160690-76540	SPRING, SPIRAL		1						
12	2	160690-76561	SPRING, FRICTION		1						
13	2	160698-76580	SCREW		1						
15	2	160690-76630	ROPE, STARTER		1						
16	2	160690-76620	KNOB, STARTER		1						
17	2	160690-76830	CAP, KNOB		1						
18	2	160690-76570	SPRING, RETURN		2						
19	1	160690-76591	PULLEY, STARTER		1						
20	1	26106-060082	BOLT, M6X 8 PLATED		4						
22	1	160593-76250	STARTER ASSY, RECOIL			1					
23	2	160593-76510	CASE, STARTER			1					
24	2	160610-76520	REEL			1					
25	2	160610-76530	RATCHET			1					
26	2	160610-76580	PLATE, FRICTION			1					
27	2	160710-76540	SPRING, SPIRAL			1					
28	2	160610-76560	SPRING, FRICTION			1					
29	2	160610-76550	WASHER, THRUST			1					
30	2	22217-060000	WASHER, SPRING 6			1					
31	2	26717-060002	NUT, M6			1					
33	2	160260-76630	ROPE, STARTER			1					
34	2	160769-76620	KNOB, STARTER			1					
35	1	160593-76160	PULLEY			1					
37	1	160593-76300	SPACER, RECOIL			1					
38	1	26106-060122	BOLT, M6X 12 PLATED			3					
39	1	26106-060162	BOLT, M6X 16 PLATED			4					
41	1	160690-78532	COIL, IGNITION		1						
41-1	1	160690-78533	COIL, IGNITION		1						N
(A=E/#A1322)											
42	2	160690-78230	WIRE		1						Z
(A=E/XXX)											
43	1	160690-78542	ROTOR		1						
44	1	160699-45010	CASE, COOLING FAN		1	1					
46	1	160693-78502	ROTOR			1					
47	1	160690-78532	COIL, IGNITION			1					
47-1	1	160690-78533	COIL, IGNITION			1					N
(C=E/#A1336)											
48	1	160693-78620	COIL, LAMP			1					
49	1	160690-78230	WIRE			1					
50	1	26476-060252	SCREW, TAPPING M6X25			2					
51	1	160710-78710	CLAMP, CORD			1					
52	1	26476-060142	SCREW, TAPPING M6X14			1					
53	1	26476-060302	SCREW, TAPPING M6X30		2	2					

Fig.47. FLY.MAGNETO & STARTING DEVICE

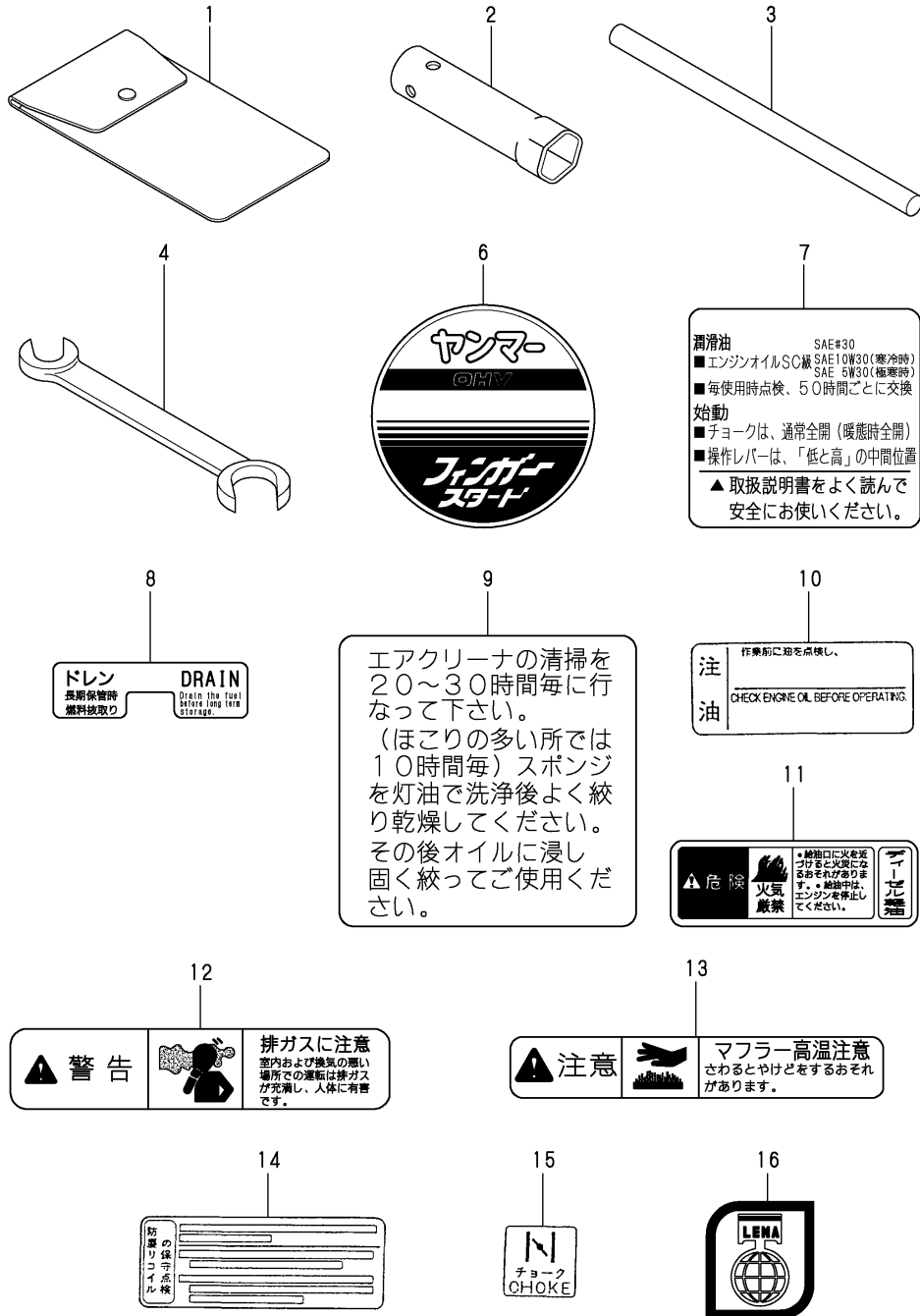


(A)=GA180SNS
(B)=
(C)=GA180SNM

(D)=
(E)=
(F)=

No.	Lev.	Parts No.	Description	Qty						I	R
				(A)	(B)	(C)	(D)	(E)	(F)		
53-1	1	160690-04350 (A=E/#B3484)	BOLT, M6X30 (C=E/#B3509)	2		2					R
54	1	29610-000650	CLAMP, SPEED 065	1		1					
55	1	160690-78020	PLUG, SPARK	1		1					
55-1	1	160690-78030 (A=E/XXX)	PLUG, SPARK N11YC (C=E/XXX)	1		1					N
56	1	160700-78040	CAP, PLUG	1		1					
57	1	160700-78050	TERMINAL, PLUG	1		1					
58	1	160700-78720	GROMMET	1		1					
59	1	29610-000950	CLAMP, SPEED 095	1		1					
60	1	160611-77250	SWITCH, STOP	1		1					
61	1	160495-77260	WIRE	1		1					
62	1	26366-080002	NUT, M8	1		1					
63	1	160690-66310	PANEL	1		1					
64	1	26106-060162	BOLT, M6X 16 PLATED	2		2					

Fig.48. LABEL & TOOL

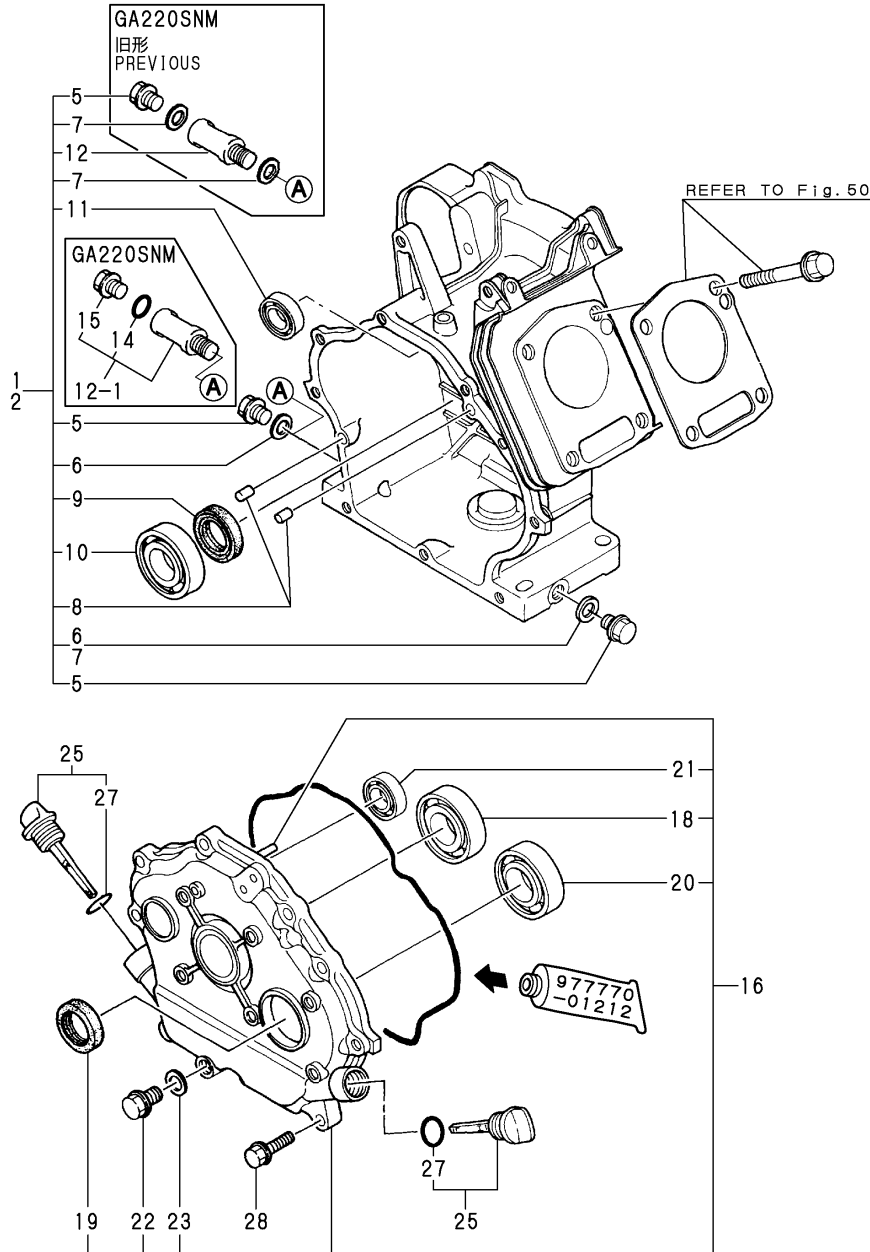


(A)=GA180SNS
(B)=
(C)=GA180SNM

(D)=
(E)=
(F)=

No.	Lev.	Parts No.	Description	Qty						I	R
				(A)	(B)	(C)	(D)	(E)	(F)		
1	1	160110-92610	BAG, TOOL	1	1						
2	1	160120-92700	WRENCH, 21 L86	1	1						
3	1	160110-92710	HANDLE, WRENCH	1	1						
4	1	28110-100120	SPANNER, 10X12	1	1						
6	1	160698-07270	LABEL, FINGER START	1	1						
7	1	160692-07250	LABEL, CAUTION	1	1						
7-1	1	160692-07251	LABEL, CAUTION	1	1						R
		(A=E/#89028)	(C=E/#89171)								
8	1	160690-07260	LABEL, DRAIN	1	1						
9	1	160520-07370	LABEL, CLEANER	1							
10	1	160692-07370	LABEL, AIR CLEANER			1					
11	1	160690-07320	LABEL, NO FIRE	1	1						
12	1	105250-07340	LABEL, EXH. GAS CAUTN	1	1						
13	1	105250-07330	LABEL	1	1						
14	1	160830-07300	LABEL								
15	1	160690-07400	LABEL			1					
16	1	161690-07300	LABEL	1	1						W
		(A=E/#B4492)	(C=E/#B4466)								

Fig.49. CYLINDER BLOCK



(A)=GA220SNS
(B)=GA220SNR
(C)=GA220SNM

(D)=GA220SNK
(E)=
(F)=

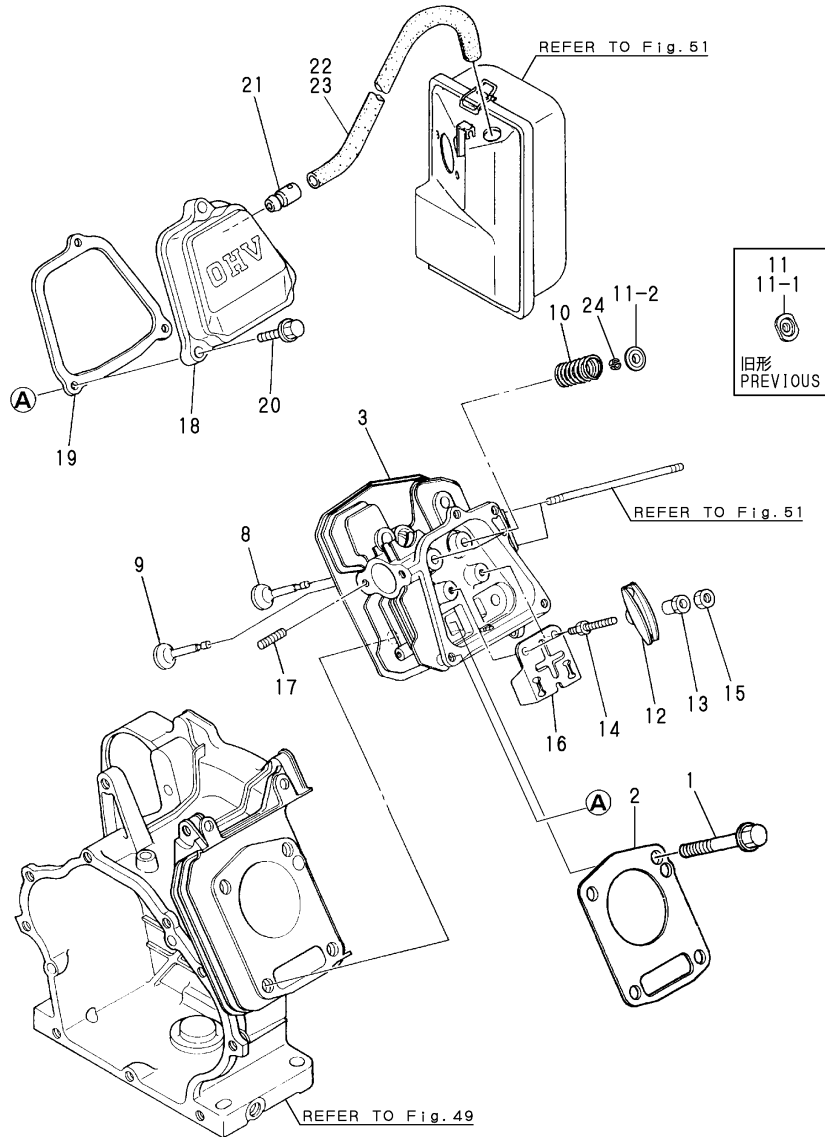
No.	Lev.	Parts No.	Description	Q'ty						I	R
				(A)	(B)	(C)	(D)	(E)	(F)		
1	1	760790-01560	BLOCK ASSY, CYLINDER	1	1		1				
1-1	1	760790-01561	BLOCK ASSY, CYLINDER	1	1		1				R 1
		(A=E/#41564) (B=E/#41597) (D=E/#41630)									
2	1	760793-01560	BLOCK ASSY, CYLINDER				1				
2-1	1	760793-01561	BLOCK ASSY, CYLINDER				1				R 1
		(C=E/#41678)									
5	2	160610-01690	PLUG, M12	2	2	2	2				K
5-1	2	160610-01690	PLUG, M12				1				
		(C=E/#58892)									
6	2	104200-59170	GASKET, 12	2	2		2				
7	2	104200-59170	GASKET, 12				3				
7-1	2	104200-59170	GASKET, 12				1				K
		(C=E/#58892)									
8	2	22312-080120	PIN, PARALLEL M8X12	2	2	2	2				
8-1	2	114270-01600	PIN, M8X12	2	2	2	2				R
		(A=E/#94914) (B=E/#95919) (C=E/#94922) (D=E/#97123)									
9	2	160110-02220	SEAL, OIL	1	1	1	1				
10	2	24101-062060	BEARING, BALL 6206C3	1	1	1	1				
10-1	2	129900-26250	BEARING, BALL 6206C3	1	1	1	1				N
		(A=E/#67907) (B=E/#67994) (C=E/#67936) (D=E/#67979)									
11	2	24101-062024	BEARING, BALL 6202	1	1	1	1				
11-1	2	160903-28020	BEARING, 6202C3E	1	1	1	1				N
		(A=E/XXX) (B=E/XXX) (C=E/XXX) (D=E/XXX)									
12	2	160802-01700	JOINT, DRAIN				1				
12-1	2	160998-01710	JOINT ASSY, L55/67				1				N
		(C=E/#58892)									
14	3	24311-000100	O-RING, 1AP10.0				1				W
		(C=E/#58892)									
15	3	26106-100162	BOLT, M10X 16 PLATED				1				W
		(C=E/#58892)									
16	1	760792-01500	COVER ASSY	1	1	1	1				
16-1	1	760792-01501	COVER ASSY	1	1	1	1				R
		(A=E/#40359) (B=E/#40564) (C=E/#40606) (D=E/#40576)									
16-2	1	760792-01502	COVER ASSY	1	1	1	1				R
		(A=E/#53901) (B=E/#54492) (C=E/#54124) (D=E/#54413)									
18	2	24101-062060	BEARING, BALL 6206C3	1	1	1	1				
18-1	2	129900-26250	BEARING, BALL 6206C3	1	1	1	1				N
		(A=E/#67907) (B=E/#67994) (C=E/#67936) (D=E/#67979)									
19	2	160110-02220	SEAL, OIL	1	1	1	1				
20	2	24101-062060	BEARING, BALL 6206C3	1	1	1	1				
20-1	2	129900-26250	BEARING, BALL 6206C3	1	1	1	1				N
		(A=E/#67907) (B=E/#67994) (C=E/#67936) (D=E/#67979)									
21	2	24101-062024	BEARING, BALL 6202	1	1	1	1				
21-1	2	160903-28020	BEARING, 6202C3E	1	1	1	1				N
		(A=E/XXX) (B=E/XXX) (C=E/XXX) (D=E/XXX)									
22	2	160610-01690	PLUG, M12	1	1	1	1				
23	2	104200-59170	GASKET, 12	1	1	1	1				
25	1	160810-01740	CAP ASSY	2	2	2	2				
27	2	24311-000180	O-RING, 1AP18.0	2	2	2	2				
28	1	26106-080302	BOLT, M8X 30 PLATED	9	9	9	9				

Remarks
(1)REAR COVER UNIFIED

Fig.50. CYLINDER HEAD & BONNET

(A)=GA220SNS
(B)=GA220SNR
(C)=GA220SNM

(D)=GA220SNK
(E)=
(F)=



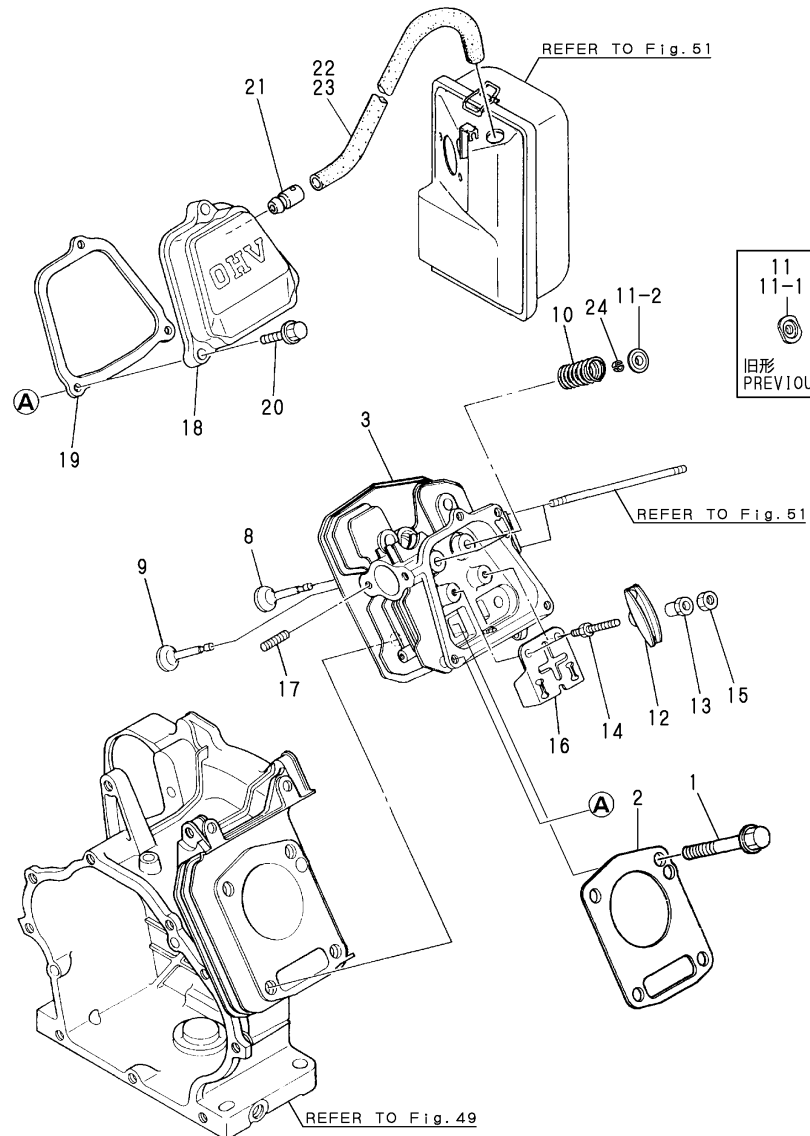
No.	Lev.	Parts No.	Description	Q'ty						I	R
				(A)	(B)	(C)	(D)	(E)	(F)		
1	1	160890-01210	BOLT, FLANGE M10X70	4	4	4	4				
2	1	160790-01330	GASKET, HEAD	1	1	1	1				
2-1	1	160790-01331	GASKET, HEAD	1	1	1	1				N
3	1	160790-11010	HEAD ASSY, CYLINDER	1	1	1	1				
3-1	1	160790-11011	HEAD ASSY, CYLINDER	1	1	1	1				R
3-2	1	160790-11011	HEAD ASSY, CYLINDER	1	1	1	1				F 1
3-3	1	160790-11930	HEAD ASSY, CYLINDER	1	1	1	1				N
8	1	160790-11100	VALVE, INTAKE	1	1	1	1				
8-1	1	160790-11101	VALVE, INTAKE	1	1	1	1				S
9	1	160790-11110	VALVE, EXHAUST	1	1	1	1				
9-1	1	160790-11111	VALVE, EXHAUST	1	1	1	1				S
10	1	160890-11120	SPRING, VALVE	2	2	2	2				
11	1	160810-11180	RETAINER, SPRING	2	2	2	2				
11-1	1	160890-11180	RETAINER, SPRING	2	2	2	2				S 2
11-2	1	160890-11190	RETAINER, SPRING	2	2	2	2				S
12	1	160890-11200	ARM, ROCKER	2	2	2	2				
12-1	1	160890-11202	ARM, ROCKER	2	2	2	2				S 2
13	1	160690-11220	PIVOT, ROCKER ARM	2	2	2	2				
13-1	1	160690-11221	PIVOT, ROCKER ARM	2	2	2	2				S 2
13-2	1	160690-11222	PIVOT, ROCKER ARM	2	2	2	2				R
14	1	160690-11270	BOLT	2	2	2	2				
14-1	1	160690-11271	BOLT	2	2	2	2				N
14-2	1	160890-11270	BOLT	2	2	2	2				S 2
15	1	160690-11280	NUT, M6X0.5	2	2	2	2				
16	1	160890-11290	PLATE, GUIDE	1	1	1	1				
17	1	26216-080182	STUD, M8X 18	2	2	2	2				
17-1	1	26226-080182	STUD, M8X 18	2	2	2	2				S
17-2	1	160890-04330	STUD, 2D8X18	2	2	2	2				R
18	1	160890-11300	BONNET ASSY, HEAD	1	1	1	1				
19	1	160890-11310	GASKET, BONNET	1	1	1	1				
19-1	1	160890-11311	GASKET, BONNET	1	1	1	1				R
20	1	26106-060352	BOLT, M6X 35 PLATED	3	3	3	3				
21	1	160610-03050	BREATHER ASSY	1	1	1	1				
22	1	160820-03180	PIPE , BREATHER	1	1						
23	1	160710-03190	PIPE , BREATHER			1	1				

Remarks
(1)INTERCHANGEABLE BY SIMULTANEOUS REPLACEMENT WITH NO.3-2,8-1,9-1, 11-2,17-1 AND 24.
(2)INTERCHANGEABLE BY SIMULTANEOUS REPLACEMENT WITH NO.11-1,12-1,13-1 AND 14-2.

Fig.50. CYLINDER HEAD & BONNET

(A)=GA220SNS
(B)=GA220SNR
(C)=GA220SNM

(D)=GA220SNK
(E)=
(F)=



No.	Lev.	Parts No.	Description	Qty						I	R
				(A)	(B)	(C)	(D)	(E)	(F)		
24	1	120380-11350	COTTER, 7	4	4	4	4			W	
		(A=E/#67907)	(B=E/#67818) (C=E/#67065) (D=E/#67029)								

Remarks

(1)INTERCHANGEABLE BY SIMULTANEOUS REPLACEMENT WITH NO.3-2,8-1,9-1, 11-2,17-1 AND 24.

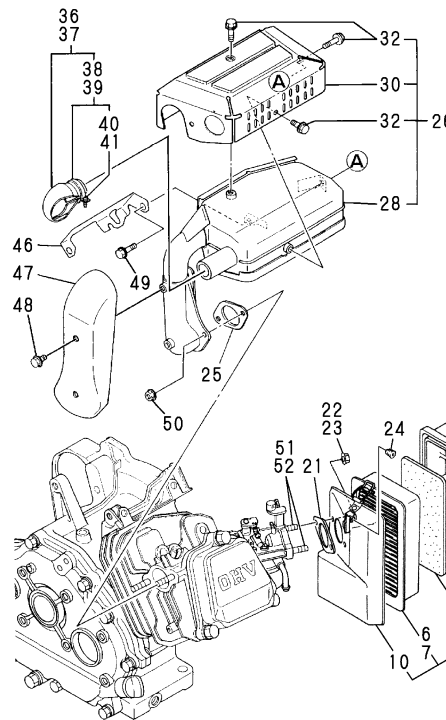
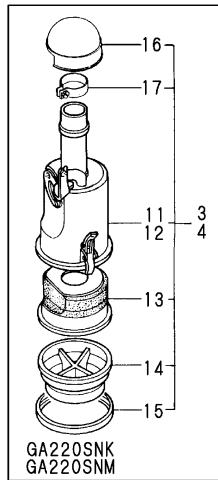
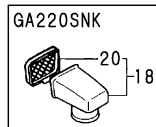
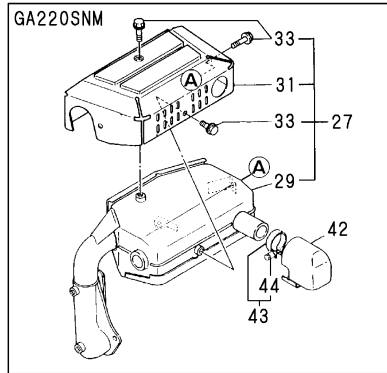
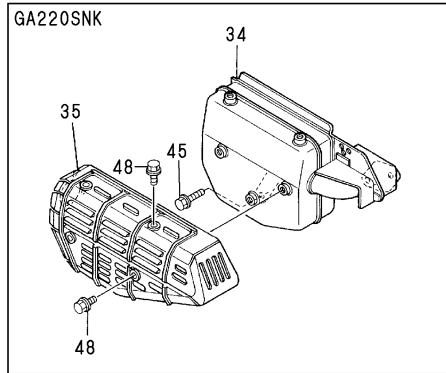
(2)INTERCHANGEABLE BY SIMULTANEOUS REPLACEMENT WITH NO.11-1,12-1,13-1 AND 14-2.

Fig.51. AIR CLEANER & MUFFLER

(A)=GA220SNK
(B)=GA220SNR
(C)=GA220SNM

(D)=GA220SNK
(E)=
(F)=

P/C NEWS No: Y00A2175-5
PUBLISHED: 2004/9



No.	Lev.	Parts No.	Description	Q'ty						I	R
				(A)	(B)	(C)	(D)	(E)	(F)		
1	1	160790-12500	CLEANER ASSY, AIR	1							
2	1	160793-12510	CLEANER ASSY, AIR		1						
3	1	160793-12550	CLEANER ASSY, AIR			1					
3-1	1	160793-12551 (C=E/#55490)	CLEANER ASSY, AIR			1					R
3-2	1	160793-12552 (C=E/#58892)	CLEANER ASSY, AIR			1					R
4	1	160792-12500	CLEANER ASSY, AIR					1			
4-1	1	160792-12501	CLEANER ASSY, AIR					1			R
4-2	1	160792-12502 (D=E/#55656) (D=E/#58806)	CLEANER ASSY, AIR						1		R
5	2	160790-12510	COVER, AIR CLEANER	1	1						
6	2	160790-12530	HOLDER, ELEMENT	1							
7	2	160793-12530	HOLDER, ELEMENT			1					
8	2	160790-12540	ELEMENT	1							
9	2	160793-12540	ELEMENT			1					
10	2	160790-12520	CASE	1	1						
11	2	160793-12570	BODY, AIR CLEANER				1				
11-1	2	160793-12571 (C=E/#55490)	BODY, AIR CLEANER				1				N
11-2	2	160793-12580 (C=E/#58892)	BODY, AIR CLEANER				1				S
12	2	160792-12510	BODY, AIR CLEANER					1			
12-1	2	160792-12530 (D=E/#68784)	BODY, AIR CLEANER					1			N
13	2	160792-12720	ELEMENT				1	1			
14	2	160820-12770	SUMP, OIL				1	1			
14-1	2	160792-12760 (D=E/#68784)	SUMP, OIL					1			N
15	2	160792-12780	PIPE, REINFORCED				1	1			
16	2	160820-12790	CAP, AIR CLEANER				1				
17	2	160820-12300	BAND				1				
18	1	160792-12900	CAP						1		
20	2	160792-12920	NET						1		
21	1	160810-56150	GASKET, CARBURETOR	1	1	1					
21-1	1	160810-56151 (A=E/#58821) (B=E/#58955) (C=E/#58892)	GASKET, CARBURETOR	1	1	1					N
22	1	26366-060002	NUT, M6	2	2	2					
23	1	26657-060002	NUT, CAP M6						2		
24	1	160763-12600	GROMMET		1	1	1				
25	1	160890-13210	GASKET, MUFFLER	1	1	1	1				
25-1	1	160890-13211 (A=E/#70502) (B=E/#70460) (C=E/#70468) (D=E/#70459)	GASKET, MUFFLER	1	1	1	1				N
26	1	160890-13600	SILENCER	1	1						
26-1	1	160890-13601 (A=E/#21186) (B=E/#20423)	MUFFLER ASSY	1	1						S 1
26-2	1	160890-13602 (A=E/#67907) (B=E/#67818)	MUFFLER ASSY	1	1						N
26-3	1	160890-13603 (A=*2009.04) (B=*2009.04)	MUFFLER ASSY	1	1						N

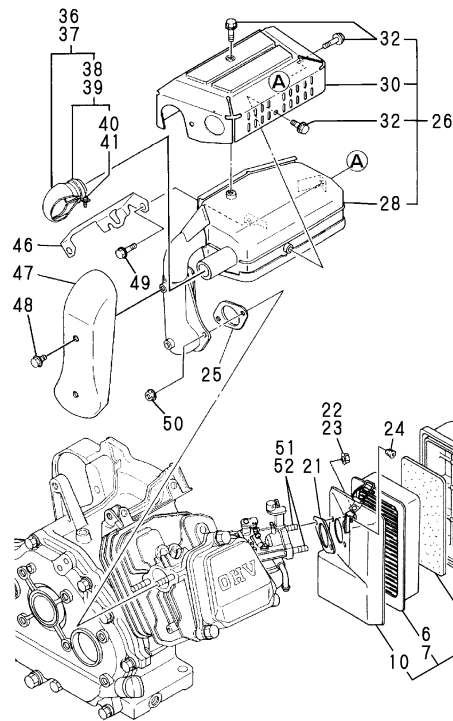
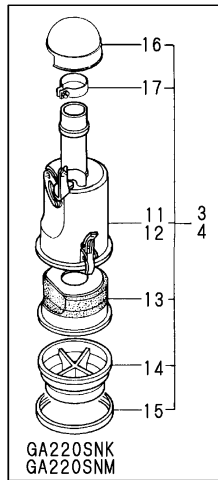
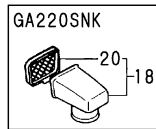
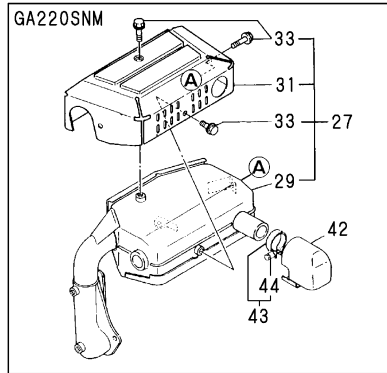
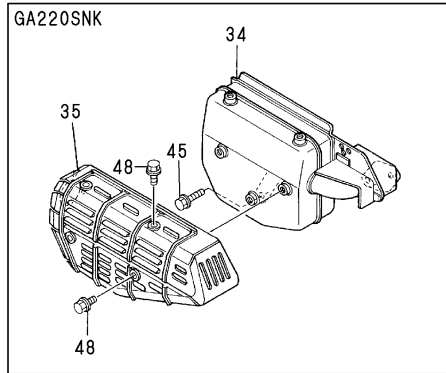
Remarks
(1)INTERCHANGEABLE BY SIMULTANEOUS REPLACEMENT WITH FIG.55 NO.23-1.

Fig.51. AIR CLEANER & MUFFLER

(A)=GA220SNK
(B)=GA220SNR
(C)=GA220SNM

(D)=GA220SNK
(E)=
(F)=

P/C NEWS No: Y00A2175-5
PUBLISHED: 2004/9

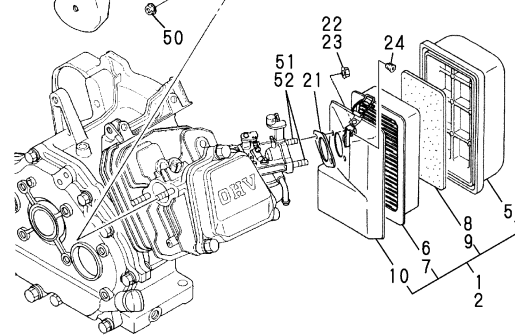
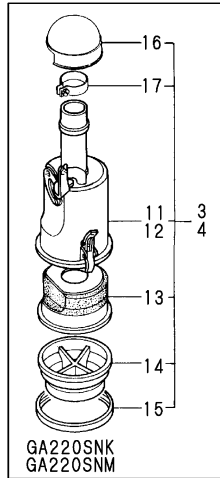
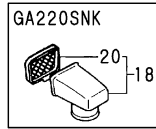
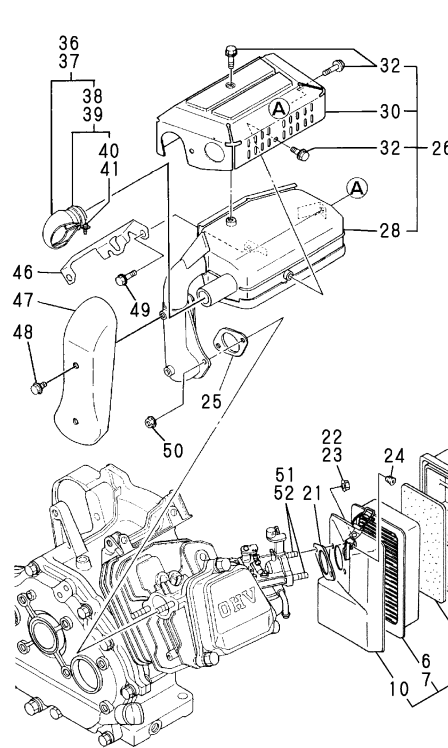
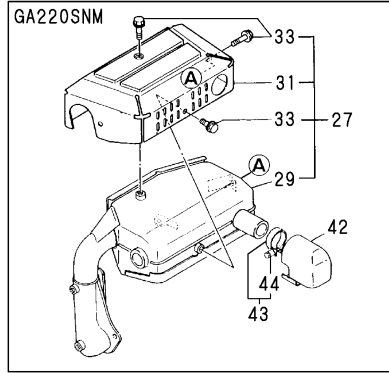
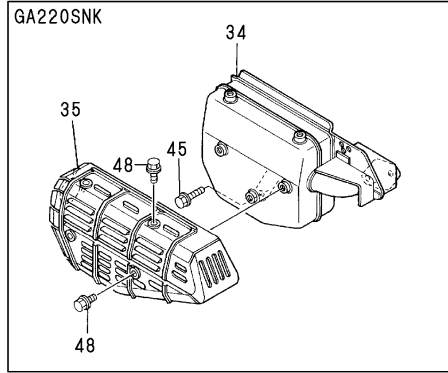


No.	Lev.	Parts No.	Description	Q'ty						I	R
				(A)	(B)	(C)	(D)	(E)	(F)		
27	1	160890-13610	MUFFLER ASSY			1					
27-1	1	160890-13611	MUFFLER ASSY (C=E/#67065)			1					N
28	2	160890-13500	SILENCER	1	1						
28-1	2	160890-13501 (A=E/#21186) (B=E/#20423)	MUFFLER	1	1						S 1
28-2	2	160890-13580 (A=E/#67907) (B=E/#67818)	MUFFLER	1	1						N
28-3	2	160890-13581 (A=*2009.04) (B=*2009.04)	MUFFLER	1	1						N
29	2	160890-13540	MUFFLER					1			
29-1	2	160890-13541 (C=E/#67065)	MUFFLER					1			N
30	2	160890-13530	COVER	1	1						
31	2	160890-13560	COVER					1			
32	2	26106-06082	BOLT, M6X 8 PLATED	4	4						
32-1	2	114252-13950 (A=E/#67907) (B=E/#67818)	BOLT, M6X8	4	4						R
33	2	114252-13950	BOLT, M6X8			4					
34	1	160792-13500	MUFFLER					1			
34-1	1	160792-13560 (D=E/#16688)	MUFFLER					1			N
34-2	1	160792-13561 (D=E/#67029)	MUFFLER					1			N
34-3	1	160792-13562 (D=*2009.04)	MUFFLER					1			N
35	1	160792-13530	COVER					1			
36	1	114252-13800	EXTENSION ASSY	1	1						
37	1	114252-13800 (D=E/#16688)	EXTENSION ASSY					1			W
38	2	114252-13910	CLAMP	1	1						
39	2	114252-13910 (D=E/#16688)	CLAMP					1			W
40	3	114252-13960	SCREW 6X 25	1	1						
41	3	114252-13960 (D=E/#16688)	SCREW 6X 25					1			W
42	1	160797-13800	PIPE, TAIL					1			
43	1	160120-13580	CLAMP					1			
44	2	114252-13960	SCREW 6X 25 (C=EXXX)					1			
45	1	26106-080122	BOLT, M8X 12 PLATED						1		
46	1	160890-13570	BRACKET, MUFFLER	1	1	1					
46-1	1	160890-13570 (A=E/#21186) (B=E/#20423)	BRACKET, MUFFLER	1	1						Z
47	1	160890-13660	COVER	1	1	1					
48	1	114252-13950	BOLT, M6X8	2	2	2	5				
49	1	26106-080142	BOLT, M8X 14 PLATED	1	1	1					
49-1	1	26476-060162 (A=E/#21186) (B=E/#20423)	SCREW, TAPPING M6X16	1	1						S 1
49-2	1	160890-13910 (A=E/#29799) (B=E/#30916)	BOLT, FLANGE M6X20	1	1						N

Remarks
(1)INTERCHANGEABLE BY SIMULTANEOUS REPLACEMENT WITH FIG.55 NO.23-1.

Fig.51. AIR CLEANER & MUFFLER

P/C NEWS No: Y00A2175-5
PUBLISHED: 2004/9



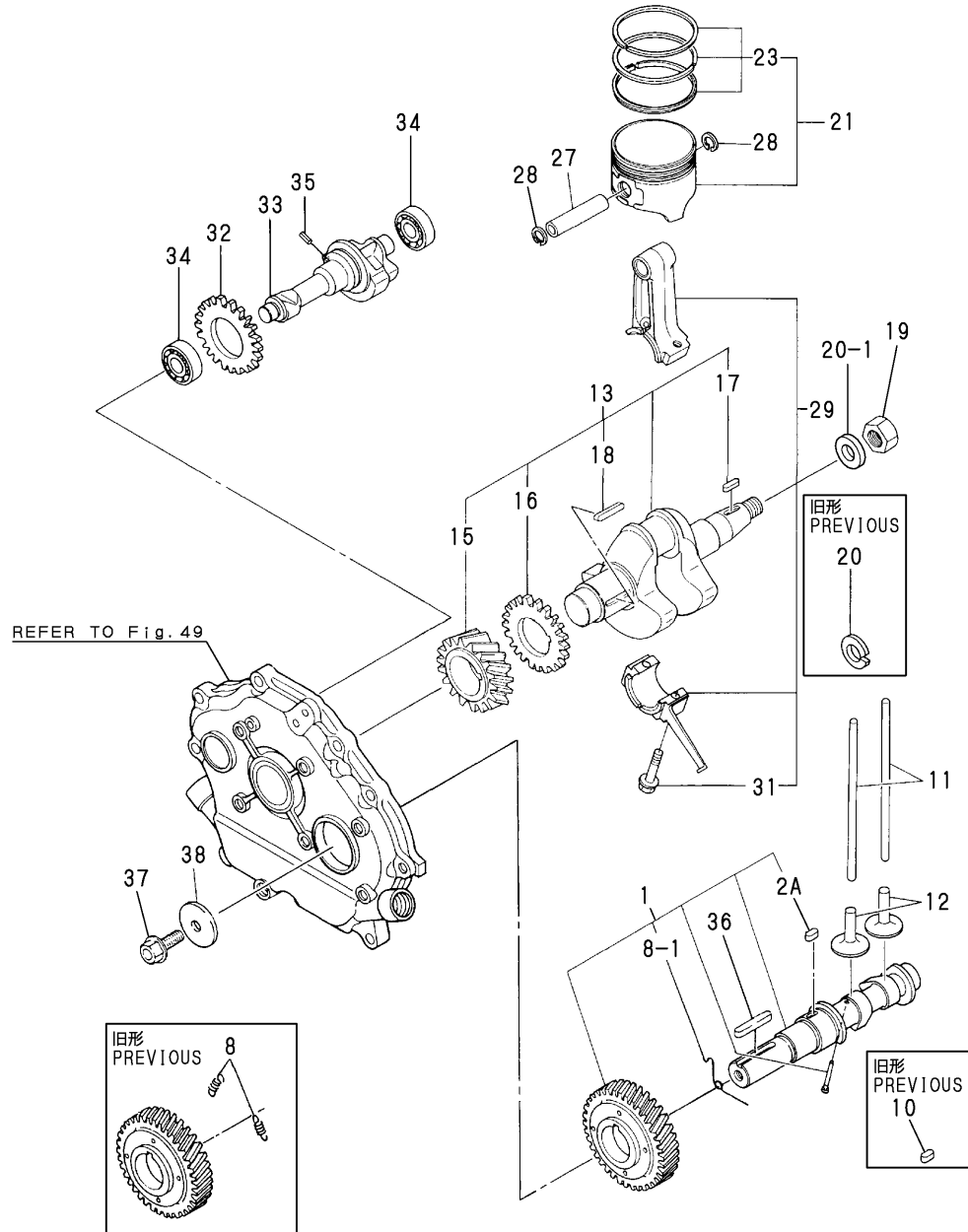
(A)=GA220SNS
(B)=GA220SNR
(C)=GA220SNM

(D)=GA220SNK
(E)=
(F)=

No.	Lev.	Parts No.	Description	Q'ty						I	R
				(A)	(B)	(C)	(D)	(E)	(F)		
50	1	26366-080002	NUT, M8	2	2	2	2				
51	1	160792-04310	BOLT, M6X159			2	2				
52	1	160790-04600	BOLT, M6X75	2	2						

Remarks
(1)INTERCHANGEABLE BY SIMULTANEOUS
REPLACEMENT WITH FIG.55 NO.23-1.

Fig.52. CRANKSHAFT, PISTON & CAMSHAFT



(A)=GA220SNS
(B)=GA220SNR
(C)=GA220SNM

(D)=GA220SNK
(E)=
(F)=

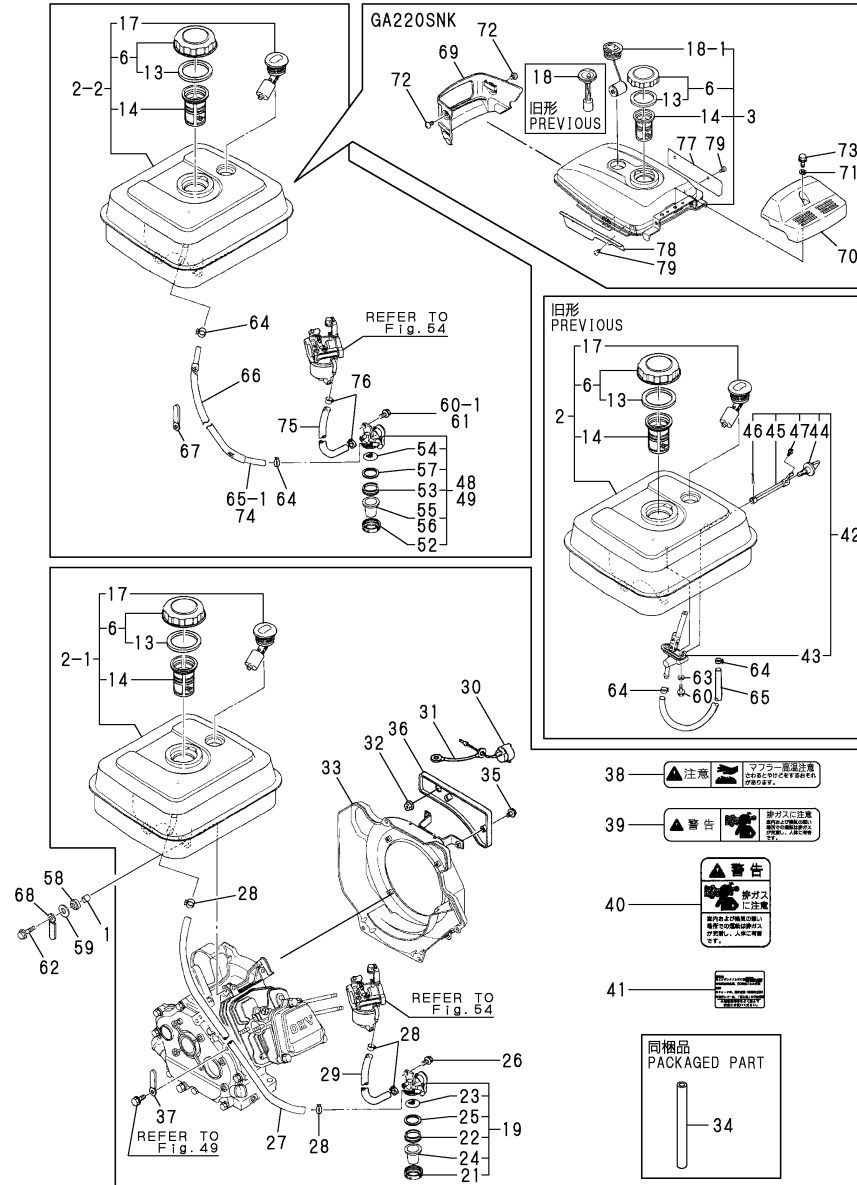
No.	Lev.	Parts No.	Description	Q'ty						I	R
				(A)	(B)	(C)	(D)	(E)	(F)		
1	1	160890-14051	CAMSHAFT ASSY	1	1	1	1				
1-1	1	160890-14052	CAMSHAFT ASSY	1	1	1	1				N
		(A=*2003.05)	(B=*2003.05)	(C=*2003.05)	(D=*2003.05)						
2A	3	22512-050160	KEY, 5X 16	1	1	1	1				W
		(A=*2003.05)	(B=*2003.05)	(C=*2003.05)	(D=*2003.05)						
8	2	160790-14560	SPRING, DECOMPRESSION	2	2	2	2				
8-1	2	160890-14560	SPRING, DECOMPRESSION	1	1	1	1				S
		(A=E/#21660)	(B=E/#21775)	(C=E/#21738)	(D=E/#21855)						
10	1	22512-050160	KEY, 5X 16	1	1	1	1				Z
		(A=*2003.05)	(B=*2003.05)	(C=*2003.05)	(D=*2003.05)						
11	1	114250-14400	ROD, PUSH	2	2	2	2				
12	1	160890-14200	TAPPET	2	2	2	2				
13	1	760790-21700	CRANKSHAFT ASSY	1	1	1	1				
15	2	160890-21200	GEAR, CRANKSHAFT	1	1	1	1				
16	2	160890-21220	GEAR, BALANCER	1	1	1	1				
17	2	22512-040160	KEY, 4X 16	1	1	1	1				
18	2	22512-040300	KEY, 4X 30	1	1	1	1				
19	1	26737-160002	NUT, M16	1	1	1	1				
20	1	22217-160000	WASHER, SPRING 16	1	1	1	1				
20-1	1	22137-160000	WASHER, 16	1	1	1	1				N
		(A=E/#21660)	(B=E/#21775)	(C=E/#21738)	(D=E/#21855)						
21	1	160790-22011	PISTON ASSY	1	1	1	1				
23	2	760790-22500	RING SET, PISTON	1	1	1	1				M
23-1	2	760790-22502	RING SET, PISTON	1	1	1	1				
27	1	160890-22300	PIN, PISTON	1	1	1	1				
28	1	22252-000190	RING, 19	2	2	2	2				
29	1	760790-23700	ROD ASSY, CONNECTING	1	1	1	1				
31	2	160810-23201	BOLT, CONNECTING ROD	2	2	2	2				
32	1	160890-21220	GEAR, BALANCER	1	1	1	1				
33	1	160790-28010	SHAFT, BALANCER	1	1	1	1				
34	1	160903-28020	BEARING, 6202C3E	2	2	2	2				
35	1	22351-040008	PIN, SPRING 4.0X 8	1	1	1	1				
36	1	22512-070380	KEY, 7X 38	1	1	1	1				
37	1	26106-080202	BOLT, M8X 20 PLATED	1	1	1	1				
38	1	160310-14550	WASHER	1	1	1	1				

Remarks
(M)MISPRINT:REFER TO THE NEXT ITEM.

Fig.53. FUEL TANK & FUEL PIPE

(A)=GA220SNS
(B)=GA220SNR
(C)=GA220SNM

(D)=GA220SNK
(E)=
(F)=



No.	Lev.	Parts No.	Description	Q'ty						I	R
				(A)	(B)	(C)	(D)	(E)	(F)		
1	1	114250-45310	COLLAR	4	4	4	4				
2	1	760890-55702	TANK ASSY, FUEL	1	1	1					
2-1	1	760890-99900	TANK ASSY, FUEL	1	1	1				N	
2-2	1	760890-55730	TANK ASSY, FUEL	1	1	1				S 1	
		(A=*1993.02) (B=*1993.02) (C=*1993.02)									
3	1	760792-55700	TANK ASSY, FUEL						1		
3-1	1	760792-55702	TANK ASSY, FUEL						1	N	
			(D=E/#17415)								
3-2	1	760792-55703	TANK ASSY, FUEL						1	N	
			(D=E/#29177)								
6	2	160710-55061	CAP ASSY	1	1	1	1				
13	3	160393-55050	GASKET	1	1	1	1				
14	2	160610-55100	FILTER, FUEL	1	1	1	1				
17	2	160762-55150	GAUGE, FUEL	1	1	1					
18	1	160792-55150	GAUGE, FUEL						1		
18-1	2	160792-55160	GAUGE, FUEL						1	S	
			(D=*1990.11)								
19	2	160692-55330	COCK ASSY, FUEL	1	1	1				W 2	
		(A=E/XXX) (B=E/XXX) (C=E/XXX)									
21	3	160710-55360	RING	1	1	1				W 2	
		(A=E/XXX) (B=E/XXX) (C=E/XXX)									
22	3	160710-55370	GASKET	1	1	1				W 2	
		(A=E/XXX) (B=E/XXX) (C=E/XXX)									
23	3	160710-55381	FILTER, FUEL	1	1	1				W 2	
		(A=E/XXX) (B=E/XXX) (C=E/XXX)									
23-1	3	160710-55382	FILTER	1	1	1				N 2	
		(A=E/XXX) (B=E/XXX) (C=E/XXX)									
24	3	160903-55390	CUP, FUEL COCK L57	1	1	1				W 2	
		(A=E/XXX) (B=E/XXX) (C=E/XXX)									
24-1	3	160998-55390	BOWL, STRAINER	1	1	1				R 2	
		(A=E/#69415) (B=*2002.02) (C=E/#69439)									
25	3	160692-55421	PLATE	1	1	1				W 2	
		(A=E/XXX) (B=E/XXX) (C=E/XXX)									
25-1	3	160692-55421	PLATE	1	1	1				Z 2	
		(A=E/XXX) (B=E/XXX) (C=E/XXX)									
26	2	26106-060102	BOLT, M6X 10 PLATED	1	1	1				W 2	
		(A=E/XXX) (B=E/XXX) (C=E/XXX)									
27	2	160798-59350	HOSE, FUEL A-485	1	1	1				W 2	
		(A=E/XXX) (B=E/XXX) (C=E/XXX)									
28	2	23000-013000	CLAMP, 13	4	4	4				W 2	
		(A=E/XXX) (B=E/XXX) (C=E/XXX)									
29	2	160920-59380	PIPE, FUEL	1	1	1				W 2	
		(A=E/XXX) (B=E/XXX) (C=E/XXX)									
30	2	160611-77250	SWITCH, STOP	1	1	1				W 2	
		(A=E/XXX) (B=E/XXX) (C=E/XXX)									
31	2	160495-77260	WIRE	1	1	1				W 2	
		(A=E/XXX) (B=E/XXX) (C=E/XXX)									
32	2	26366-080002	NUT, M8	1	1	1				W 2	
		(A=E/XXX) (B=E/XXX) (C=E/XXX)									
33	2	160798-45130	CASE, COOLING FAN	1	1	1				W 2	

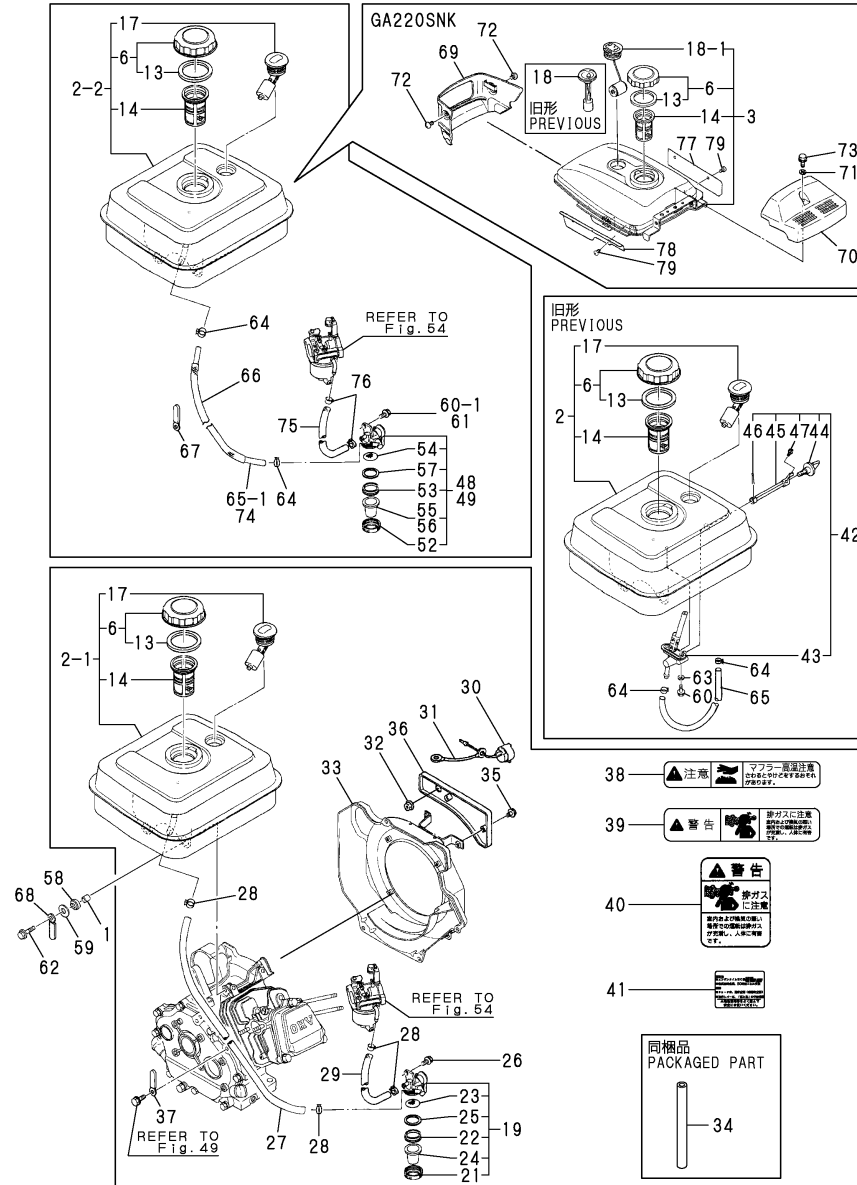
Remarks

- (1)OUTLET PIPE UNIFIED
- (2)THIS PART IS USED FOR NO.2-1.
- (3)INTERCHANGEABILITY IS <S> WITH NO.42.

Fig.53. FUEL TANK & FUEL PIPE

(A)=GA220SNS
(B)=GA220SNR
(C)=GA220SNM

(D)=GA220SNK
(E)=
(F)=



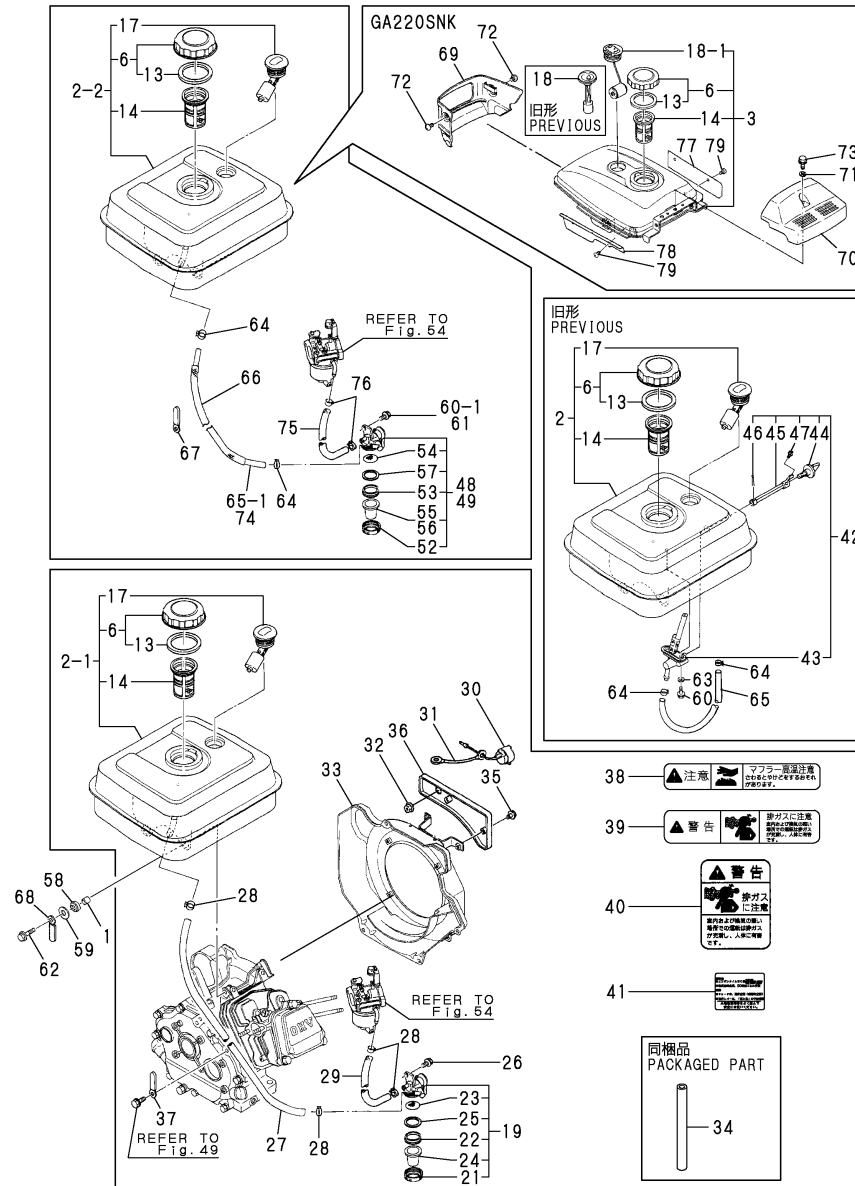
No.	Lev.	Parts No.	Description	Q'ty						I	R
				(A)	(B)	(C)	(D)	(E)	(F)		
34	2	(A=EXXX) (B=EXXX) (C=EXXX)	PIPE, 6X 25	1	1	1				W	2
		(A=EXXX) (B=EXXX) (C=EXXX)									
35	2	(A=EXXX) (B=EXXX) (C=EXXX)	BOLT, M6X 16 PLATED	2	2	2				W	2
		(A=EXXX) (B=EXXX) (C=EXXX)									
36	2	(A=EXXX) (B=EXXX) (C=EXXX)	PANEL	1	1	1				W	2
		(A=EXXX) (B=EXXX) (C=EXXX)									
37	2	(A=EXXX) (B=EXXX) (C=EXXX)	CLAMP, CORD	1	1	1				W	2
		(A=EXXX) (B=EXXX) (C=EXXX)									
38	2	(A=EXXX) (B=EXXX) (C=EXXX)	LABEL	1	1	1				W	2
		(A=EXXX) (B=EXXX) (C=EXXX)									
39	2	(A=EXXX) (B=EXXX) (C=EXXX)	LABEL,EXH.GAS CAUTN	1	1	1				W	2
		(A=EXXX) (B=EXXX) (C=EXXX)									
40	2	(A=EXXX) (B=EXXX) (C=EXXX)	LABEL,EXH.GAS CAUTN	1	1	1				W	2
		(A=EXXX) (B=EXXX) (C=EXXX)									
41	2	(A=EXXX) (B=EXXX) (C=EXXX)	LABEL, CAUTION	1	1	1				W	2
		(A=EXXX) (B=EXXX) (C=EXXX)									
42	1	(A=EXXX) (B=EXXX) (C=EXXX)	COCK ASSY, FUEL	1	1	1				Z	
		(A=*1993.02) (B=*1993.02) (C=*1993.02)									
43	2	(A=*1993.02) (B=*1993.02) (C=*1993.02)	COCK ASSY, FUEL	1	1	1				Z	
		(A=*1993.02) (B=*1993.02) (C=*1993.02)									
44	2	(A=*1993.02) (B=*1993.02) (C=*1993.02)	LEVER	1	1	1				Z	
		(A=*1993.02) (B=*1993.02) (C=*1993.02)									
45	2	(A=*1993.02) (B=*1993.02) (C=*1993.02)	SHAFT	1	1	1				Z	
		(A=*1993.02) (B=*1993.02) (C=*1993.02)									
46	2	(A=*1993.02) (B=*1993.02) (C=*1993.02)	PIN, COTTER 2.0X20	1	1	1				Z	
		(A=*1993.02) (B=*1993.02) (C=*1993.02)									
47	2	(A=*1993.02) (B=*1993.02) (C=*1993.02)	SCREW, M4X10	1	1	1				Z	
		(A=*1993.02) (B=*1993.02) (C=*1993.02)									
48	1	(A=*1993.02) (B=*1993.02) (C=*1993.02)	COCK ASSY, FUEL	1	1	1				W	3
		(A=*1993.02) (B=*1993.02) (C=*1993.02)									
49	1	(A=*1993.02) (B=*1993.02) (C=*1993.02)	COCK ASSY, FUEL						1		
		(A=*1993.02) (B=*1993.02) (C=*1993.02)									
52	2	(A=*1993.02) (B=*1993.02) (C=*1993.02)	RING	1	1	1	1			W	
		(A=*1993.02) (B=*1993.02) (C=*1993.02)									
53	2	(A=*1993.02) (B=*1993.02) (C=*1993.02)	GASKET	1	1	1	1			W	
		(A=*1993.02) (B=*1993.02) (C=*1993.02)									
54	2	(A=*1993.02) (B=*1993.02) (C=*1993.02)	FILTER	1	1	1	1			W	
		(A=*1993.02) (B=*1993.02) (C=*1993.02)									
55	2	(A=*1993.02) (B=*1993.02) (C=*1993.02)	BOWL, STRAINER	1	1	1				W	
		(A=*1993.02) (B=*1993.02) (C=*1993.02)									
56	2	(A=*1993.02) (B=*1993.02) (C=*1993.02)	CUP, FUEL COCK L37						1		
		(A=*1993.02) (B=*1993.02) (C=*1993.02)									
57	2	(A=*1993.02) (B=*1993.02) (C=*1993.02)	PLATE	1	1	1	1			W	
		(A=*1993.02) (B=*1993.02) (C=*1993.02)									
57-1	2	(A=EXXX) (B=EXXX) (C=EXXX) (D=EXXX)	PLATE	1	1	1	1			Z	
		(A=EXXX) (B=EXXX) (C=EXXX) (D=EXXX)									
58	1	(A=E/#45535) (B=E/#46577) (C=E/#45726) (D=E/#45596)	DAMPER, FUEL TANK	4	4	4	4				
		(A=E/#45535) (B=E/#46577) (C=E/#45726) (D=E/#45596)									
58-1	1	(A=E/#68922) (B=E/#70146) (C=E/#68782) (D=E/#68784)	DAMPER, FUEL TANK	4	4	4	4			N	
		(A=E/#68922) (B=E/#70146) (C=E/#68782) (D=E/#68784)									
58-2	1	(A=E/#68922) (B=E/#70146) (C=E/#68782) (D=E/#68784)	DAMPER, FUEL TANK	4	4	4	4			R	
		(A=E/#68922) (B=E/#70146) (C=E/#68782) (D=E/#68784)									
59	1	(A=E/#68922) (B=E/#70146) (C=E/#68782) (D=E/#68784)	WASHER	4	4	4	4			Z	
		(A=E/#68922) (B=E/#70146) (C=E/#68782) (D=E/#68784)									

Remarks
(1)OUTLET PIPE UNIFIED
(2)THIS PART IS USED FOR NO.2-1.
(3)INTERCHANGEABILITY IS <S> WITH NO.42.

Fig.53. FUEL TANK & FUEL PIPE

(A)=GA220SNS
(B)=GA220SNR
(C)=GA220SNM

(D)=GA220SNK
(E)=
(F)=



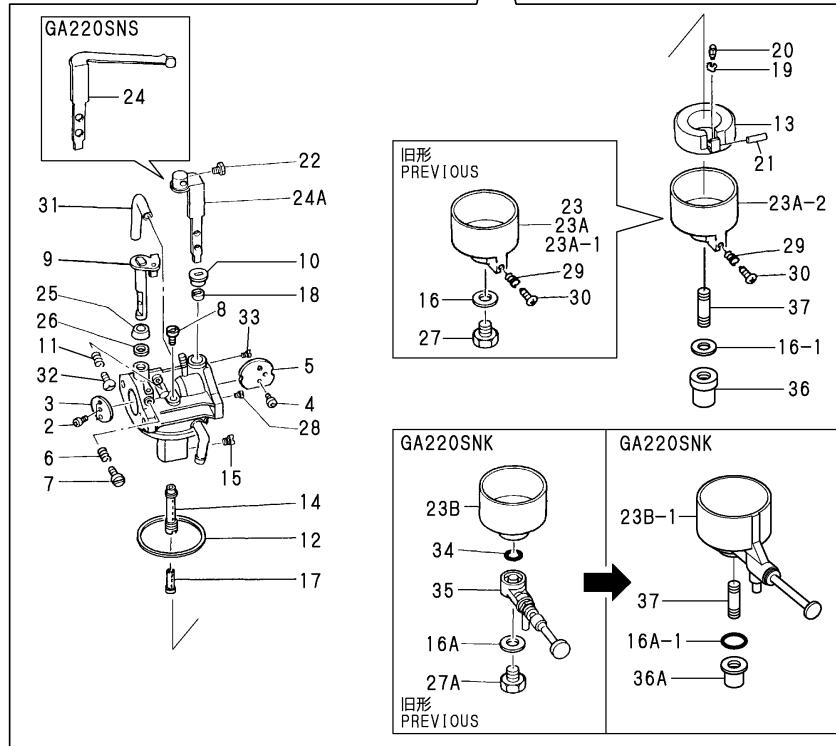
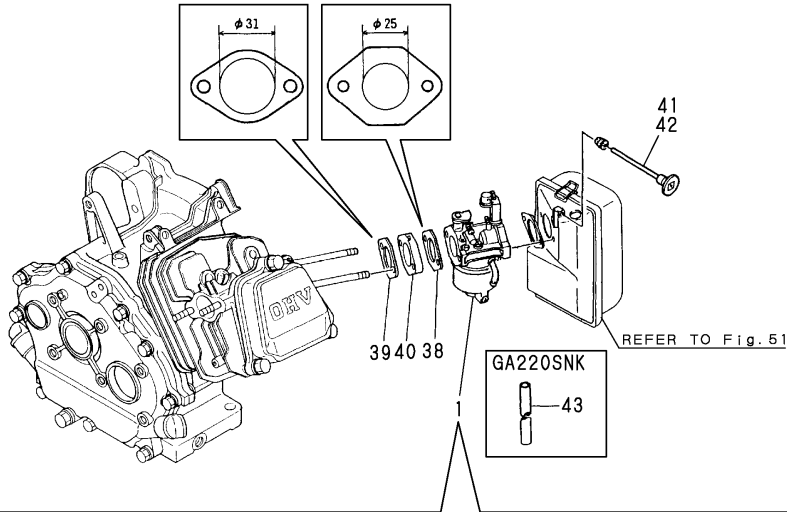
No.	Lev.	Parts No.	Description	Q'ty						I	R
				(A)	(B)	(C)	(D)	(E)	(F)		
		(A=E/#37918) (B=E/#37839) (C=E/#37629) (D=E/#37980)									
60	1	26106-060142	BOLT, M6X 14 PLATED	2	2	2					
60-1	1	26106-060102	BOLT, M6X 10 PLATED	1	1	1					S
		(A=*1993.02) (B=*1993.02) (C=*1993.02)									
61	1	26106-060082	BOLT, M6X 8 PLATED						1		
61-1	1	26106-060102	BOLT, M6X 10 PLATED						1		N
		(D=E/XXX)									
62	1	26476-060252	SCREW, TAPPING M6X25	4	4	4	4				
62-1	1	114370-45350	BOLT	4	4	4	4				N
		(A=E/#37918) (B=E/#37839) (C=E/#37629) (D=E/#37980)									
62-2	1	160690-55140	BOLT	4	4	4	4				R
		(A=E/#53901) (B=E/#54492) (C=E/#54124) (D=E/#54413)									
63	1	43400-500400	SEAL WASHER 6	2	2	2					Z
		(A=*1993.02) (B=*1993.02) (C=*1993.02)									
64	1	106990-44660	CLIP, HOSE 12.5	2	2	2	2				
65	1	160790-59360	HOSE, FUEL A-535	1	1	1					
65-1	1	160920-59350	PIPE, FUEL	1	1	1					S
		(A=*1993.02) (B=*1993.02) (C=*1993.02)									
65-2	1	160920-59351	HOSE, FUEL A-510	1	1	1					N
		(A=*2000.06) (B=*2000.06) (C=*2000.06)									
66	1	160792-59400	TUBE, PROTECT						1		
67	1	160802-78270	CLAMP, CORD	1	1	1					
67-1	1	160710-78710	CLAMP, CORD	1	1	1					N
		(A=E/XXX) (B=E/XXX) (C=E/XXX)									
68	1	160820-78710	CLAMP, CORD	1	1	1	1				
69	1	1A2040-64100	MASK, FRONT						1		
70	1	1A2040-64200	COVER, REAR						1		
70-1	1	1A2049-64200	COVER, REAR						1		R
		(D=E/#18435)									
71	1	160120-76940	WASHER						1		
72	1	26023-050102	SCREW, M5X10						2		
73	1	26106-060162	BOLT, M6X 16 PLATED						1		
74	1	160792-59350	PIPE, FUEL						1		
74-1	1	160792-59351	HOSE, FUEL A-450						1		N
		(D=E/#64445)									
75	1	160792-59360	PIPE, FUEL	1	1	1	1				W
		(A=*1993.02) (B=*1993.02) (C=*1993.02)									
75-1	1	160792-59361	HOSE, FUEL B-180	1	1	1	1				N
		(A=E/#64683) (B=E/#64702) (C=E/#64727) (D=E/#64445)									
76	1	124060-77680	CLIP, HOSE 10	2	2	2	2				W
		(A=*1993.02) (B=*1993.02) (C=*1993.02)									
76-1	1	119520-03990	CLIP, HOSE 10.5	2	2	2	2				R
		(A=E/#67907) (B=E/#67818) (C=E/#67781) (D=E/#67979)									
77	1	160792-55900	GUIDE						1		
78	1	160792-55920	COVER						1		
79	1	160792-55950	SCREW, M5X8						4		

Remarks
(1)OUTLET PIPE UNIFIED
(2)THIS PART IS USED FOR NO.2-1.
(3)INTERCHANGEABILITY IS <S> WITH NO.42.

Fig.54. CARBURETOR

(A)=GA220SNS
(B)=GA220SNR
(C)=GA220SNM

(D)=GA220SNK
(E)=
(F)=



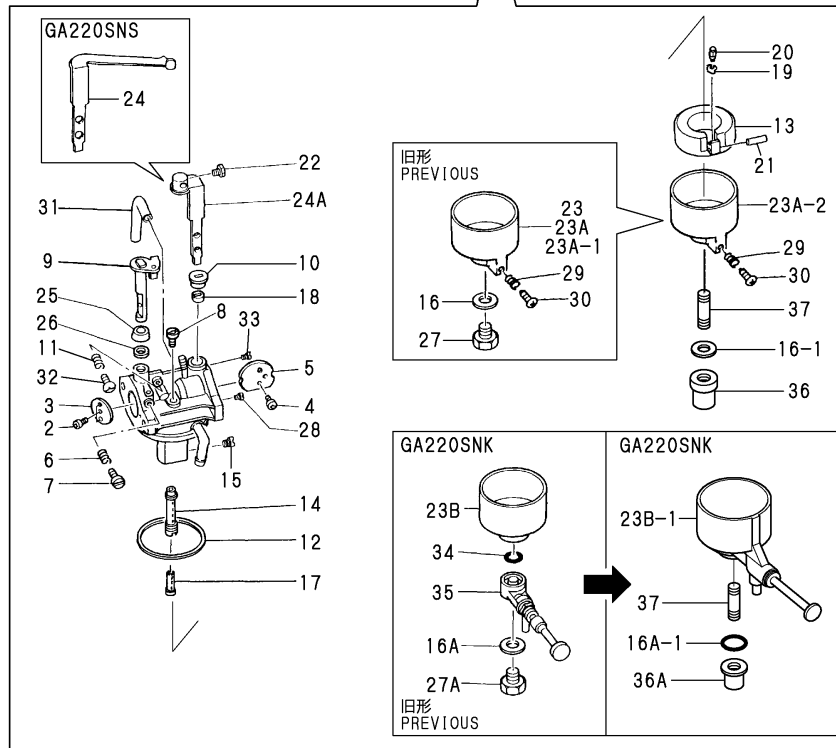
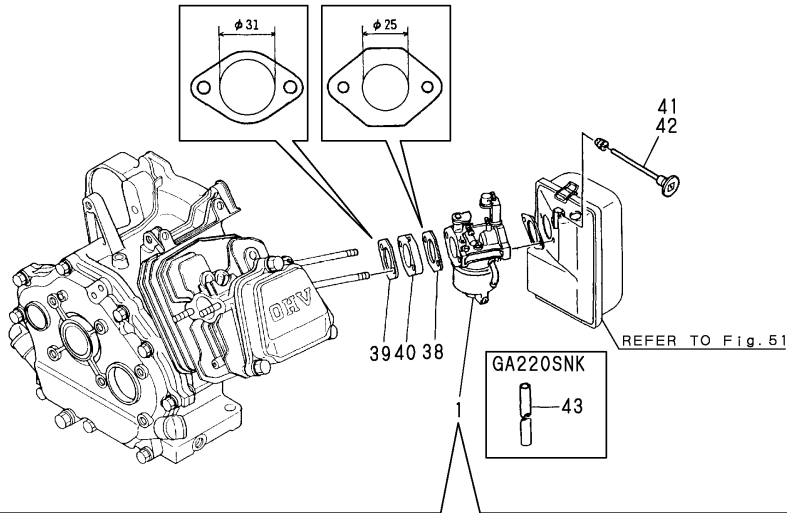
No.	Lev.	Parts No.	Description	Q'ty						I	R
				(A)	(B)	(C)	(D)	(E)	(F)		
1	1	160790-56020	CARBURETOR ASSY	1							
1-1	1	160790-56040	CARBURETOR ASSY	1							N
(A=E/#31836)											
1-2	1	160790-57020	CARBURETOR ASSY	1							N
(A=E/#71484)											
1A	1	160790-56010	CARBURETOR ASSY		1						
1A-1	1	160790-56030	CARBURETOR ASSY		1						N
(B=E/#30928)											
1A-2	1	160790-57010	CARBURETOR ASSY		1						N
(B=E/#71365)											
1B	1	160793-56030	CARBURETOR ASSY			1					
1B-1	1	160793-56070	CARBURETOR ASSY			1					N
(C=E/#31650)											
1B-2	1	160792-57020	CARBURETOR ASSY			1					N
(C=E/#71487)											
1C	1	160792-56010	CARBURETOR ASSY						1		
1C-1	1	160798-57010	CARBURETOR ASSY						1		N
(D=E/#71281)											
2	2	160120-56670	SCREW	2	2	2	2				
2-1	2	160690-56560	SCREW	2	2	2	2				S
(A=*2003.04) (B=*2003.01) (C=*2003.01) (D=*2003.01)											
3	2	160880-56761	VALVE, THROTTLE	1	1	1	1				
4	2	160903-56670	SCREW	2	2	2	2				
4-1	2	160690-56570	SCREW	2	2	2	2				S
(A=*2003.04) (B=*2003.01) (C=*2003.01) (D=*2003.01)											
5	2	160792-56520	VALVE, CHOKE	1	1	1	1				
6	2	181230-56380	SPRING	1	1	1	1				
7	2	160667-56750	ADJUSTER	1	1	1	1				
8	2	160460-56940	JET, PILOT	1	1						
8-1	2	160691-56810	JET, PILOT	1	1						S
(A=*2003.04) (B=*2003.01)											
8A	2	160460-56940	JET, PILOT			1	1				
8A-1	2	160792-57740	JET, PILOT			1	1				S
(C=*2003.01) (D=*2003.01)											
9	2	160792-56530	SHAFT, THROTTLE	1	1	1	1				
10	2	160792-56540	RING	1	1	1	1				
11	2	181230-56380	SPRING	1	1	1	1				
12	2	160210-56610	WASHER	1	1	1	1				
13	2	160890-56620	FLOAT ASSY	1	1	1	1				
14	2	160790-56550	NOZZLE, MAIN	1	1						
14-1	2	160790-56551	NOZZLE, MAIN	1	1						S
(A=E/#31836) (B=E/#30928) (C=E/#31650)											
14-2	2	160792-57780	NOZZLE, MAIN	1	1						S
(A=*2003.04) (B=*2003.01)											
14A	2	160790-56550	NOZZLE, MAIN			1					
14A-1	2	160790-56551	NOZZLE, MAIN			1					S
(A=E/#31836) (B=E/#30928) (C=E/#31650)											
14A-2	2	160792-57730	NOZZLE, MAIN			1					S
(C=*2003.01)											
14B	2	160792-56560	NOZZLE, MAIN						1		
14B-1	2	160792-57770	NOZZLE, MAIN						1		S

Remarks
(1)REPAIR PART.

Fig.54. CARBURETOR

(A)=GA220SNS
(B)=GA220SNR
(C)=GA220SNM

(D)=GA220SNK
(E)=
(F)=



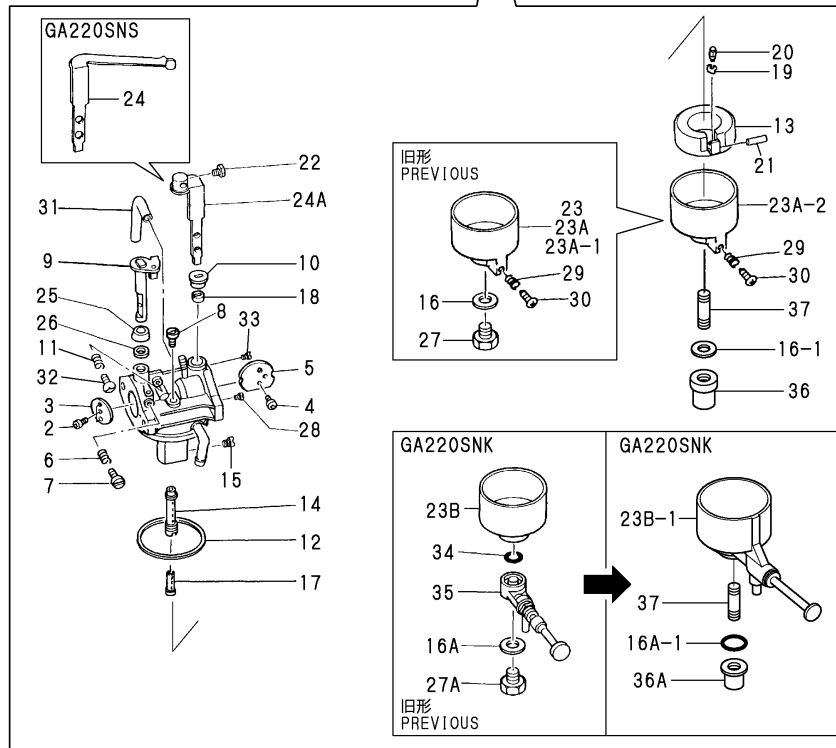
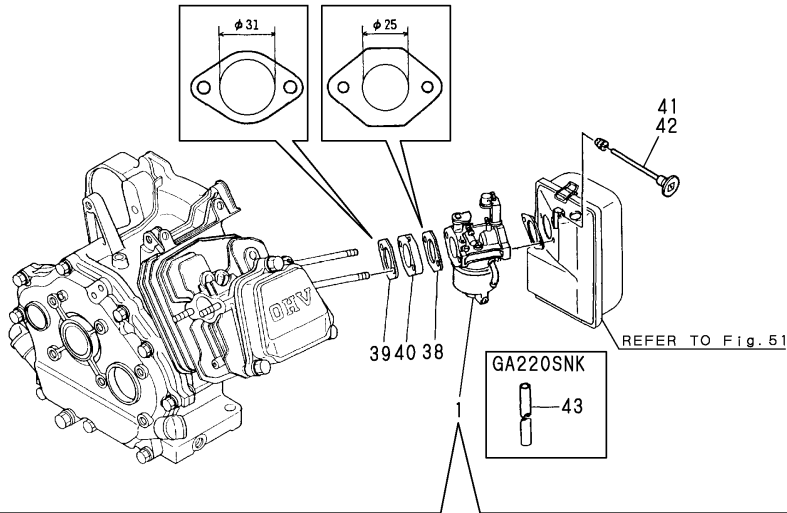
No.	Lev.	Parts No.	Description	Q'ty						I	R
				(A)	(B)	(C)	(D)	(E)	(F)		
			(D=*2003.01)								
15	2	160790-56560	JET, ENRICHMENT	1	1						
15-1	2	160793-56581	JET, ENRICHMENT	1	1						S
		(A=E/#31836) (B=E/#30928)									
15-2	2	160792-57760	JET, MAIN	1	1						S
		(A=*2003.04) (B=*2003.01)									
15A	2	160793-56580	JET, ENRICHMENT			1					
15A-1	2	160792-57720	JET, MAIN			1					S
		(C=*2003.01)									
15B	2	160792-56570	JET, ENRICHMENT				1				
15B-1	2	160792-57760	JET, MAIN				1				S
		(D=*2003.01)									
16	2	160120-56721	GASKET	1	1	1					
16-1	2	160691-56740	WASHER	1	1	1					S
		(A=*2003.04) (B=*2003.01) (C=*2003.01)									
16A	2	160792-56580	GASKET				1				
16A-1	2	160893-56660	O-RING				1				S
		(D=*2003.01)									
17	2	160790-56571	NOZZLE	1	1	1	1				
18	2	160810-56580	RING, CHOKE SHAFT	1	1	1	1				
19	2	160692-56750	CLIP	1	1	1	1				
20	2	160792-56670	VALVE ASSY, NEEDLE	1	1	1	1				1
20-1	2	160890-56790	VALVE, INJECTION	1	1	1	1				R 1
		(A=*2003.04) (B=*2003.01) (C=*2003.01) (D=*2003.01)									
21	2	160610-56630	PIN, FLOAT	1	1	1	1				
21-1	2	160690-56630	PIN, FLOAT	1	1	1	1				S
		(A=*2003.04) (B=*2003.01) (C=*2003.01) (D=*2003.01)									
22	2	26117-040088	BOLT M 4X 8 PLATED		1	1	1				
22-1	2	160692-56500	BOLT		1	1	1				S
		(B=*2003.01) (C=*2003.01) (D=*2003.01)									
23	2	160790-56590	BODY, FLOAT		1						
23-1	2	160792-57710	BODY, FLOAT		1						S
		(A=*2003.04)									
23A	2	160790-56590	BODY, FLOAT		1	1					
23A-1	2	160890-56430	BODY, FLOAT		1	1					S
		(B=E/#31836) (C=E/#31650)									
23A-2	2	160792-57710	BODY, FLOAT		1	1					S
		(B=*2003.01) (C=*2003.01)									
23B	2	160792-56430	BODY, FLOAT				1				
23B-1	2	160792-57750	BODY, FLOAT				1				S
		(D=*2003.01)									
24	2	160790-56950	LEVER, CHOKE		1						
24A	2	160790-56600	LEVER, CHOKE		1	1	1				
25	2	160702-56720	RING	1	1	1	1				
26	2	160640-56850	SEAL	1	1	1	1				
27	2	160790-56610	BOLT	1	1	1					Z
		(B=*2003.01) (C=*2003.01)									
27A	2	160792-56590	BOLT				1				Z
		(D=*2003.01)									
28	2	160792-56610	JET, PILOT	1	1	1	1				
28-1	2	160798-56610	JET	1	1	1	1				S

Remarks
(1)REPAIR PART.

Fig.54. CARBURETOR

(A)=GA220SNS
(B)=GA220SNR
(C)=GA220SNM

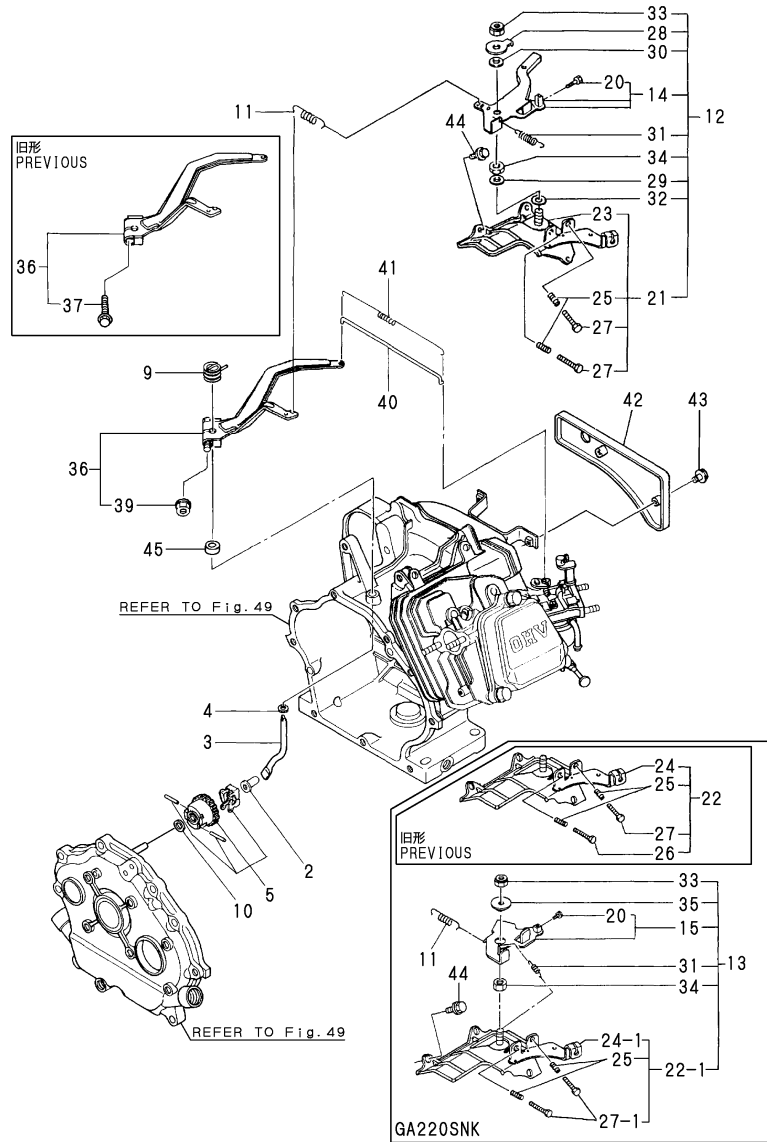
(D)=GA220SNK
(E)=
(F)=



No.	Lev.	Parts No.	Description	Q'ty						I	R
				(A)	(B)	(C)	(D)	(E)	(F)		
		(A=*2003.04) (B=*2003.01) (C=*2003.01) (D=*2003.01)									
29	2	181230-56380	SPRING	1	1	1					
30	2	160610-56900	SCREW	1	1	1					
31	2	160692-56770	HOSE	1	1	1	1				
32	2	160692-56710	SCREW	1	1	1	1				
33	2	160792-56620	JET, MAIN							1	
33-1	2	160890-56610	JET, PILOT							1	S
33A	2	160798-56630	JET								W
		(A=*2003.04) (B=*2003.01) (D=*2003.01)									
34	2	160692-56620	O-RING	1	1					1	Z
		(D=*2003.01)									
35	2	160792-56630	BODY, FLOAT CHAMBER							1	Z
		(D=*2003.01)									
36	2	160691-56730	NUT	1	1	1					W
		(A=*2003.04) (B=*2003.01) (C=*2003.01) (D=*2003.01)									
36A	2	160692-56400	NUT							1	W
		(D=*2003.01)									
37	2	160792-57700	STUD	1	1	1	1				W
		(A=*2003.04) (B=*2003.01) (C=*2003.01) (D=*2003.01)									
38	1	160790-56150	GASKET, CARBURETOR	1	1	1	1				
38-1	1	160790-56151	GASKET, CARBURETOR	1	1	1	1				N
		(A=E/#58821) (B=E/#58955) (C=E/#58892) (D=E/#58806)									
39	1	160810-56150	GASKET, CARBURETOR	1	1	1	1				
39-1	1	160810-56151	GASKET, CARBURETOR	1	1	1	1				N
		(A=E/#58821) (B=E/#58955) (C=E/#58892) (D=E/#58806)									
40	1	160790-56160	INSULATOR	1	1	1	1				
41	1	160690-56900	ROD, CHOKE			1	1				
42	1	160692-56900	ROD, CHOKE							1	
43	1	160730-56880	HOSE, D5/3							1	
43-1	1	23061-030270	PIPE, 3X 270							1	R
		(D=E/#59183)									

Remarks
(1)REPAIR PART.

Fig.55. GOVERNOR & CONTROL DEVICE



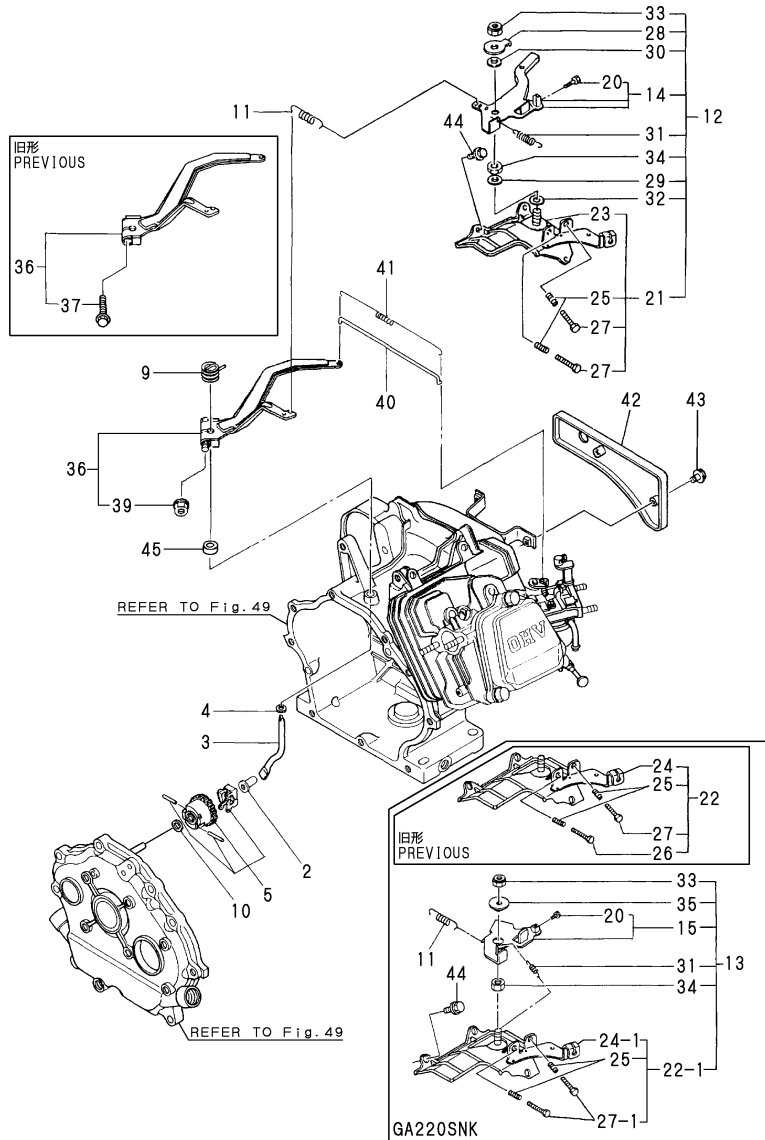
(A)=GA220SNS
(B)=GA220SNR
(C)=GA220SNM

(D)=GA220SNK
(E)=
(F)=

No.	Lev.	Parts No.	Description	Qty						I	R
				(A)	(B)	(C)	(D)	(E)	(F)		
2	1	160690-61301	SPINDLE	1	1	1	1				
2-1	1	160690-61300	SPINDLE	1	1	1	1				N
		(A=E/#13545) (B=E/#11166) (C=E/#12823) (D=E/#13693)									
2-2	1	160690-61301	SPINDLE	1	1	1	1				R
		(A=E/#40783) (B=E/#41262) (C=E/#40663) (D=E/#41235)									
3	1	160690-61310	SHAFT	1	1	1	1				
3-1	1	160690-61311	SHAFT	1	1	1	1				R
		(A=E/#46533) (B=E/#46577) (C=E/#46352) (D=E/#46191)									
4	1	160690-61450	WASHER	1	1	1	1				
5	1	160690-61600	GEAR ASSY, GOVERNOR	1	1	1	1				
9	1	160890-66050	SPRING, RETURN	1	1	1	1				
10	1	160120-76940	WASHER	1	1	1	1				
11	1	160790-66010	SPRING, GOVERNOR	1	1	1	1				
12	1	160890-66101	CONTROLLER ASSY	1	1	1					
13	1	160991-66111	CONTROLLER ASSY							1	
14	2	160890-66081	LEVER ASSY, CONTROL	1	1	1					
15	2	160692-66051	LEVER ASSY, CONTROL							1	
20	3	26117-040088	BOLT M 4X 8 PLATED	1	1	1	1				
21	2	160890-66110	BASE ASSY	1	1	1					
22	2	160797-66131	BASE ASSY							1	
22-1	2	160890-66110	BASE ASSY							1	N
			(D=E/#20593)								
23	3	160890-66140	BASE ASSY	1	1	1					
23-1	3	160890-66141	BASE ASSY	1	1	1					S 1
		(A=E/#21186) (B=E/#20423) (C=E/#21378)									
23-2	3	160890-66142	BASE ASSY	1	1	1					N
		(A=E/#31265) (B=E/#30928) (C=E/#31387)									
24	3	160797-66140	BASE ASSY							1	
24-1	3	160890-66141	BASE ASSY							1	N
			(D=E/#20593)								
24-2	3	160890-66142	BASE ASSY							1	N
			(D=E/#31322)								
25	3	160520-66291	SPRING	2	2	2	2				
26	3	26117-040357	BOLT, M4X 35 PLATED							1	Z
			(D=E/#20593)								
27	3	26117-040257	BOLT, M4X 25 PLATED	2	2	2	1				
27-1	3	26117-040257	BOLT, M4X 25 PLATED							2	K
			(D=E/#20593)								
28	2	160690-66160	WASHER	1	1	1					
29	2	160664-66170	WASHER	1	1	1					
30	2	160664-66180	SPRING	1	1	1					
31	2	160664-66220	SPRING, RETURN	1	1	1	1				
32	2	22137-060000	WASHER, 6	1	1	1					
33	2	26347-060002	NUT, M6	1	1	1	1				
34	2	26757-060002	NUT, LOCK M6	1	1	1	1				
35	2	160670-66350	COLLAR							1	
36	1	160890-66190	LEVER ASSY, GOVERNOR	1	1	1	1				
37	2	26106-060252	BOLT, M6X 25 PLATED	1	1	1	1				Z
		(A=E/## 4170) (B=E/## 4189) (C=E/## 4199) (D=E/##42292)									
39	2	26366-060002	NUT, M6	1	1	1	1				W
		(A=E/#41700) (B=E/#41894) (C=E/#41998) (D=E/#42292)									

Remarks
 (1)INTERCHANGEABLE BY SIMULTANEOUS REPLACEMENT WITH FIG.51 NO.26-1 AND NO.49-1, OR FIG.51 NO.28-1 AND NO.49-1.
 (2)SHAPE OF STOP SWITCH INSTALLING PART CHANGED.

Fig.55. GOVERNOR & CONTROL DEVICE



(A)=GA220SNS
(B)=GA220SNR
(C)=GA220SNM

(D)=GA220SNK
(E)=
(F)=

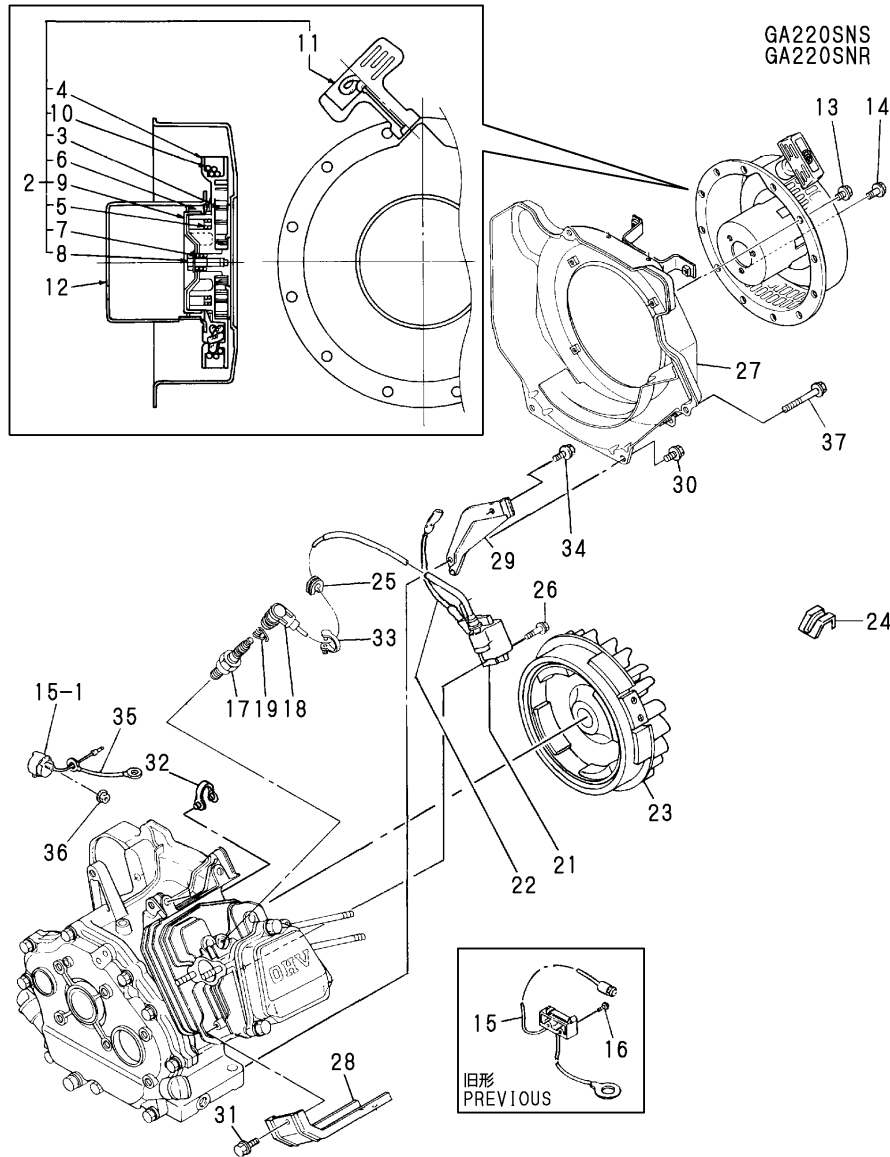
No.	Lev.	Parts No.	Description	Q'ty						I	R
				(A)	(B)	(C)	(D)	(E)	(F)		
40	1	160690-66200	LINK, THROTTLE	1	1	1	1				
41	1	160690-66210	SPRING, TENSION	1	1	1	1				
42	1	160890-66300	PANEL	1	1	1					
42-1	1	160890-66310	PANEL	1	1	1				S	2
		(A=E/#31836) (B=E/#30928) (C=E/#31650)									
43	1	26106-060102	BOLT, M6X 10 PLATED	2	2	2					
43-1	1	26106-060162	BOLT, M6X 16 PLATED	2	2	2					N
		(A=E/## 3364) (B=E/## 3365) (C=E/## 3377)									
44	1	26476-060142	SCREW, TAPPING M6X14	3	3	3	3				
45	1	114770-61600	SEAL, OIL	1	1	1	1				W
		(A=E/#90917) (B=E/#87404) (C=E/#89831) (D=E/#90619)									

Remarks
 (1)INTERCHANGEABLE BY SIMULTANEOUS REPLACEMENT WITH FIG.51 NO.26-1 AND NO.49-1, OR FIG.51 NO.28-1 AND NO.49-1.
 (2)SHAPE OF STOP SWITCH INSTALLING PART CHANGED.

Fig.56. FLY.MAGNETO & STARTING DEVICE

(A)=GA220SNS
(B)=GA220SNR
(C)=GA220SNM

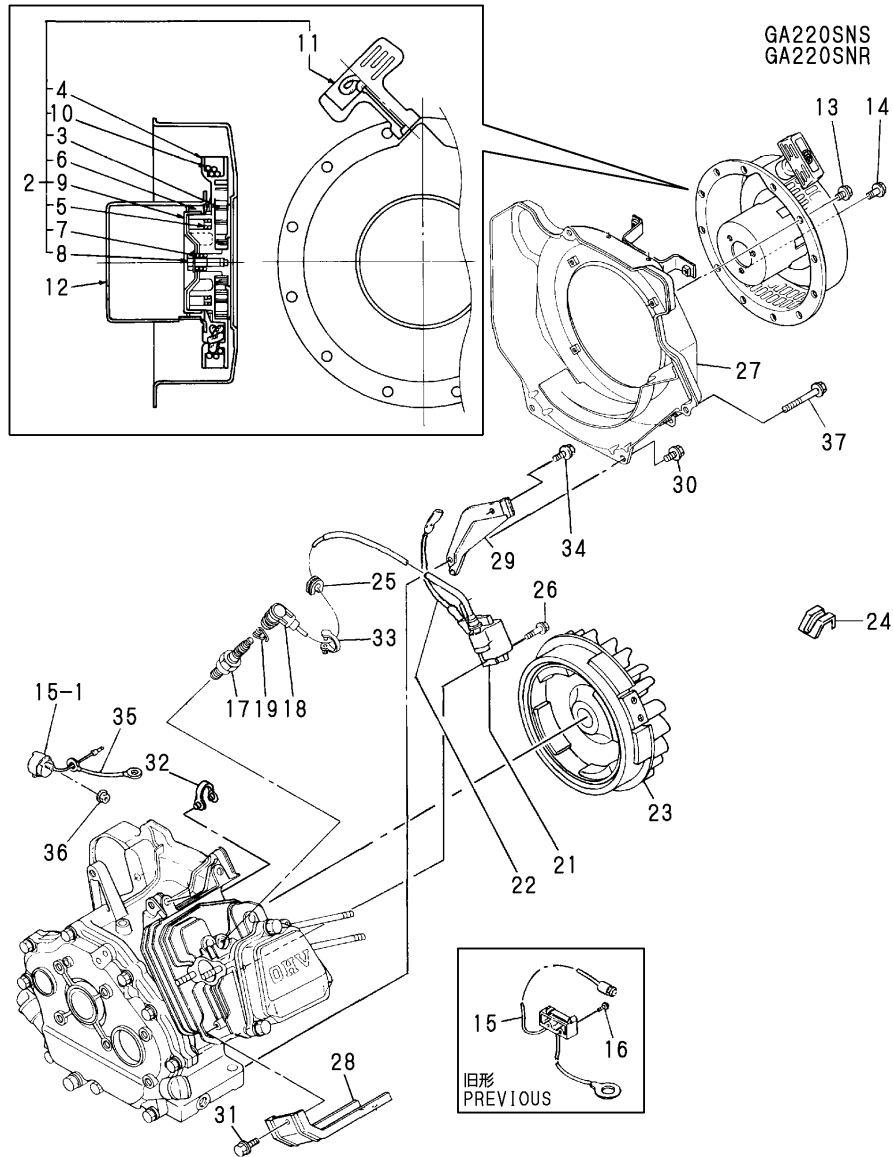
(D)=GA220SNK
(E)=
(F)=



No.	Lev.	Parts No.	Description	Q'ty						I	R
				(A)	(B)	(C)	(D)	(E)	(F)		
2	1	160890-76250	STARTER ASSY, RECOIL	1	1						
3	2	160890-76510	SPRING, SPIRAL	1	1						
4	2	160890-76520	REEL	1	1						
5	2	160890-76530	SPRING, DOG	2	2						
6	2	160890-76540	DOG	2	2						
7	2	160890-76550	SPRING, BRAKE	1	1						
8	2	160641-76570	SCREW	1	1						
9	2	160890-76570	RETAINER	1	1						
10	2	160890-76580	ROPE, STARTER	1	1						
11	2	160260-76620	KNOB, STARTER	1	1						
12	1	160790-76590	PULLEY, STARTER	1	1						
13	1	26106-060082	BOLT, M6X 8 PLATED	4	4						
14	1	26106-060122	BOLT, M6X 12 PLATED	3	3						
15	1	160690-77250	SWITCH, STOP	1	1						
15-1	1	160611-77250	SWITCH, STOP	1	1						S 1
		(A=E/#29001) (B=E/#29275)									
16	1	22857-200100	SCREW, 2X10	2	2						Z
		(A=*1993.02) (B=*1993.02)									
17	1	160690-78010	PLUG, SPARK BP6ES	1	1						
17-1	1	160690-78020	PLUG, SPARK	1	1						N
		(A=E/#27703) (B=E/#27797)									
17-2	1	160690-78030	PLUG, SPARK N11YC	1	1						N
		(A=E/XXX) (B=E/XXX)									
18	1	160700-78040	CAP, PLUG	1	1						
19	1	160700-78050	TERMINAL, PLUG	1	1						
21	1	160790-78511	COIL, IGNITION	1	1						
21-1	1	160790-78512	COIL, IGNITION	1	1						S 2
		(A=E/#16547) (B=E/#14751)									
22	1	160690-78230	WIRE	1	1						W 2
		(A=E/#16547) (B=E/#14751)									
23	1	160790-78540	ROTOR	1	1						
24	1	160560-78700	CLAMP	1	1						Z
		(A=E/XXX) (B=E/XXX)									
25	1	160700-78720	GROMMET	1	1						
26	1	26476-060252	SCREW, TAPPING M6X25	2	2						
26-1	1	26476-060302	SCREW, TAPPING M6X30	2	2						N
		(A=E/XXX) (B=E/XXX)									
26-2	1	160690-04350	BOLT, M6X30	2	2						R
		(A=E/#71250) (B=E/#71152)									
27	1	160790-45120	CASE, COOLING FAN	1	1						
27-1	1	160798-45130	CASE, COOLING FAN	1	1						S 3
		(A=*1993.02) (B=*1993.02)									
28	1	160890-45200	COVER, HEAD	1	1						
29	1	160790-45210	COVER	1	1						Z
		(A=E/#30904) (B=E/#30916)									
30	1	26476-060142	SCREW, TAPPING M6X14	4	4						
31	1	26476-060142	SCREW, TAPPING M6X14	2	2						
32	1	29610-000650	CLAMP, SPEED 065	1	1						
33	1	29610-000950	CLAMP, SPEED 095	1	1						
34	1	26476-060142	SCREW, TAPPING M6X14	1	1						W
		(A=E/XXX) (B=E/XXX)									

Remarks
 (1)CHANGED FROM LEAD SWITCH TYPE TO ROTARY TYPE.
 (2)INTERCHANGEABLE BY SIMULTANEOUS REPLACEMENT WITH NO.21-1 AND NO.22
 (3)FUEL COCK STAY ADDED

Fig.56. FLY.MAGNETO & STARTING DEVICE



(A)=GA220SNS
(B)=GA220SNR
(C)=GA220SNM

(D)=GA220SNK
(E)=
(F)=

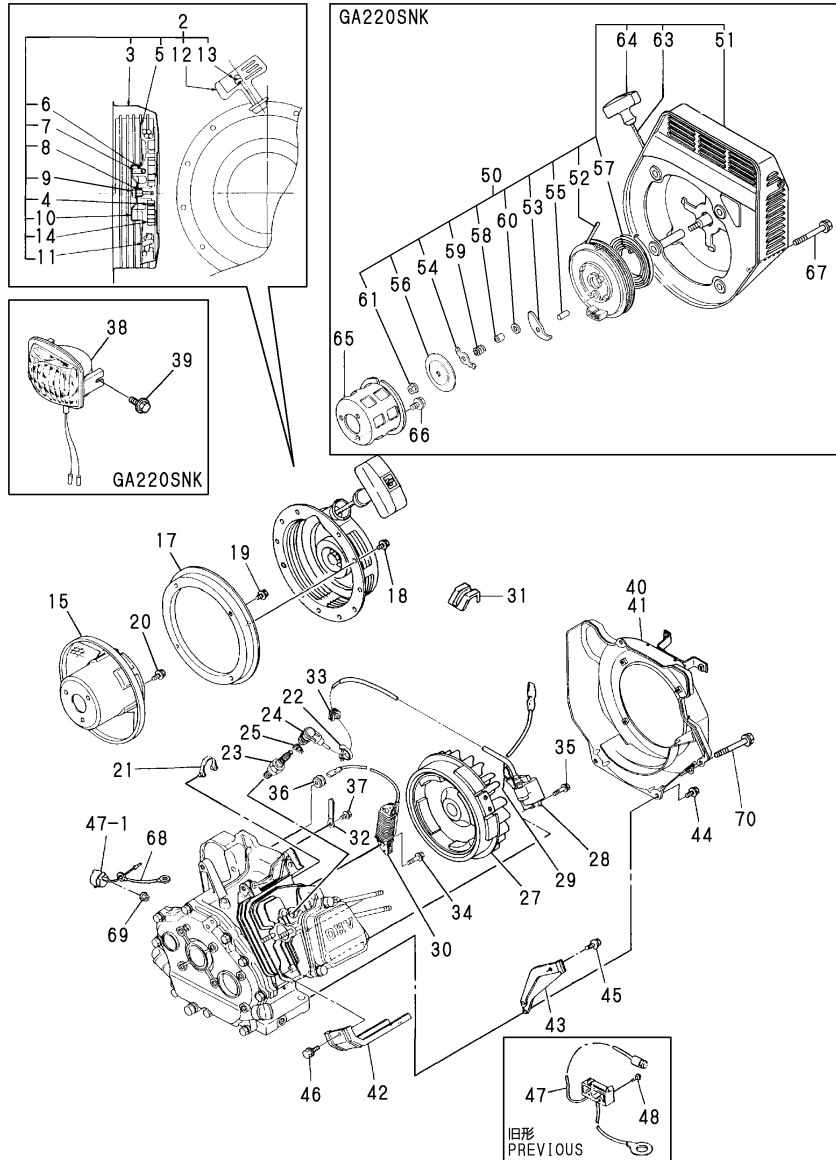
No.	Lev.	Parts No.	Description	Q'ty						I	R
				(A)	(B)	(C)	(D)	(E)	(F)		
34-1	1	26476-060142 (A=E/#30904) (B=E/#30916)	SCREW, TAPPING M6X14	1	1						Z
35	1	160495-77260 (A=*1993.02) (B=*1993.02)	WIRE	1	1						W
36	1	26366-080002 (A=*1993.02) (B=*1993.02)	NUT, M8	1	1						W
37	1	160611-04350 (A=EXXX) (B=EXXX)	BOLT, M6X70	1	1						W

Remarks
 (1)CHANGED FROM LEAD SWITCH TYPE TO ROTARY TYPE.
 (2)INTERCHANGEABLE BY SIMULTANEOUS REPLACEMENT WITH NO.21-1 AND NO.22
 (3)FUEL COCK STAY ADDED

Fig.57. FLY.MAGNETO & STARTING DEVICE

(A)=GA220SNK
(B)=GA220SNR
(C)=GA220SNM

(D)=GA220SNK
(E)=
(F)=



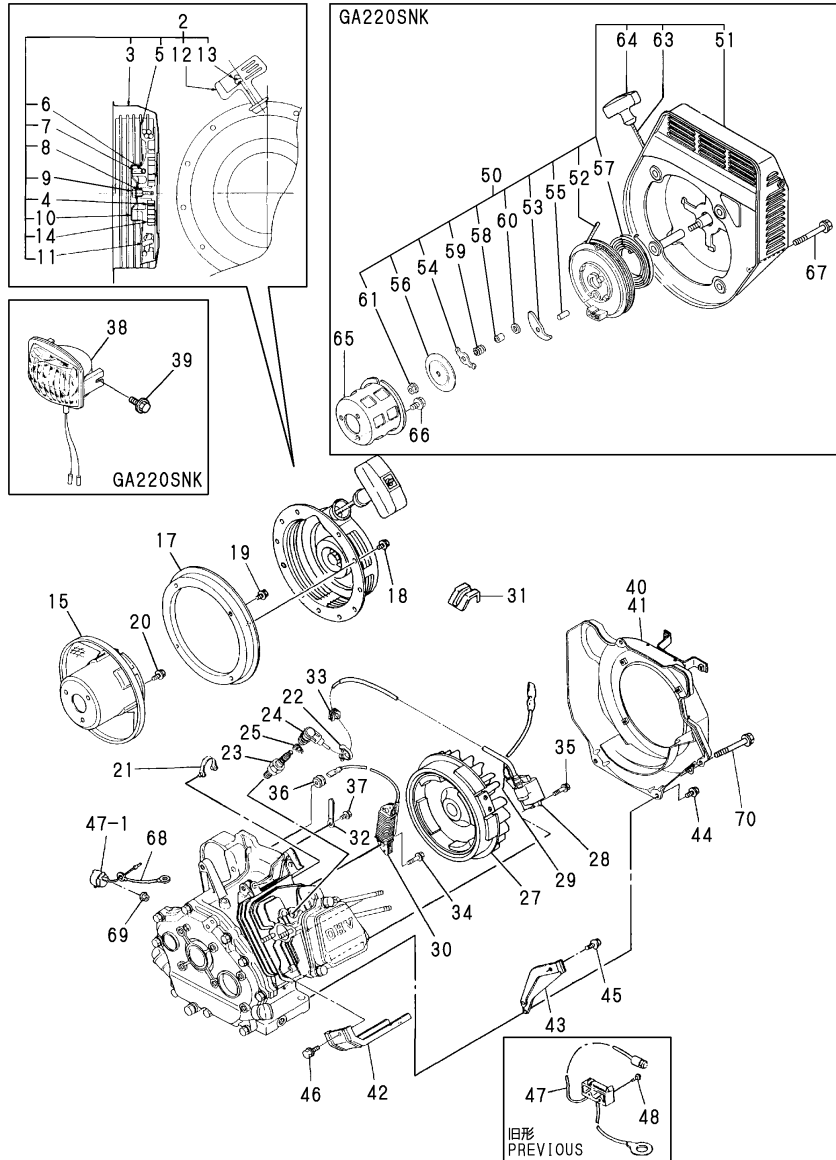
No.	Lev.	Parts No.	Description	Q'ty						I	R
				(A)	(B)	(C)	(D)	(E)	(F)		
2	1	160900-76250	STARTER ASSY, RECOIL			1					
3	2	160900-76510	CASE			1					
4	2	160900-76520	SPRING			1					
5	2	160900-76530	REEL			1					
6	2	160900-76540	SPRING, DOG			2					
7	2	160641-76530	SPRING, DOG			2					
8	2	160641-76560	SPRING, BRAKE			1					
9	2	160641-76570	SCREW			1					
10	2	160900-76570	RETAINER			1					
11	2	160900-76580	ROPE, STARTER			1					
12	2	160260-76620	KNOB, STARTER			1					
13	2	160900-76600	PIPE, REINFORCED			1					
14	2	160900-76610	CASE, SPRING			1					
15	1	160793-76160	PULLEY			1					
17	1	160793-76300	SPACER, RECOIL			1					
18	1	26106-060082	BOLT, M6X 8 PLATED			4					
19	1	26106-060082	BOLT, M6X 8 PLATED			4					
20	1	26106-060122	BOLT, M6X 12 PLATED			3					
21	1	29610-000650	CLAMP, SPEED 065 (C=E/XXX)			1					Z
22	1	29610-000950	CLAMP, SPEED 095			1	1				
23	1	160690-78010	PLUG, SPARK BP6ES			1	1				
23-1	1	160690-78020	PLUG, SPARK (C=E/#27838) (D=E/#27812)			1	1				N
23-2	1	160690-78030	PLUG, SPARK N11YC (C=E/XXX) (D=E/XXX)			1	1				N
24	1	160700-78040	CAP, PLUG			1	1				
25	1	160700-78050	TERMINAL, PLUG			1	1				
27	1	160790-78500	ROTOR			1	1				
28	1	160790-78511	COIL, IGNITION			1	1				
28-1	1	160790-78512	COIL, IGNITION (C=E/#16779) (D=E/#16688)			1	1				S 1
29	1	160690-78230	WIRE (C=E/#16779) (D=E/#16688)			1	1				W 1
30	1	160693-78620	COIL, LAMP			1	1				
31	1	160560-78700	CLAMP (C=E/XXX)			1					Z
32	1	160710-78710	CLAMP, CORD			1	1				
33	1	160700-78720	GROMMET			1	1				
34	1	26476-060252	SCREW, TAPPING M6X25			2	2				
35	1	26476-060252	SCREW, TAPPING M6X25			2	2				
35-1	1	26476-060302	SCREW, TAPPING M6X30 (C=E/XXX) (D=E/XXX)			2	2				N
35-2	1	160690-04350	BOLT, M6X30 (C=E/#71121) (D=E/#71091)			2	2				R
36	1	160341-01950	PIPE (C=*1999.03) (D=*1999.03)			1	1				Z
37	1	26476-060142	SCREW, TAPPING M6X14			1	1				
38	1	160792-78020	LAMP, HEAD				1				
39	1	26106-060102	BOLT, M6X 10 PLATED				2				
40	1	160792-45110	CASE, COOLING FAN				1				

Remarks
 (1)INTERCHANGEABLE BY SIMULTANEOUS REPLACEMENT WITH NO.28-1 AND NO.29
 (2)FUEL COCK STAY ADDED
 (3)CHANGED FROM LEAD SWITCH TYPE TO ROTARY TYPE.

Fig.57. FLY.MAGNETO & STARTING DEVICE

(A)=GA220SNK
(B)=GA220SNR
(C)=GA220SNM

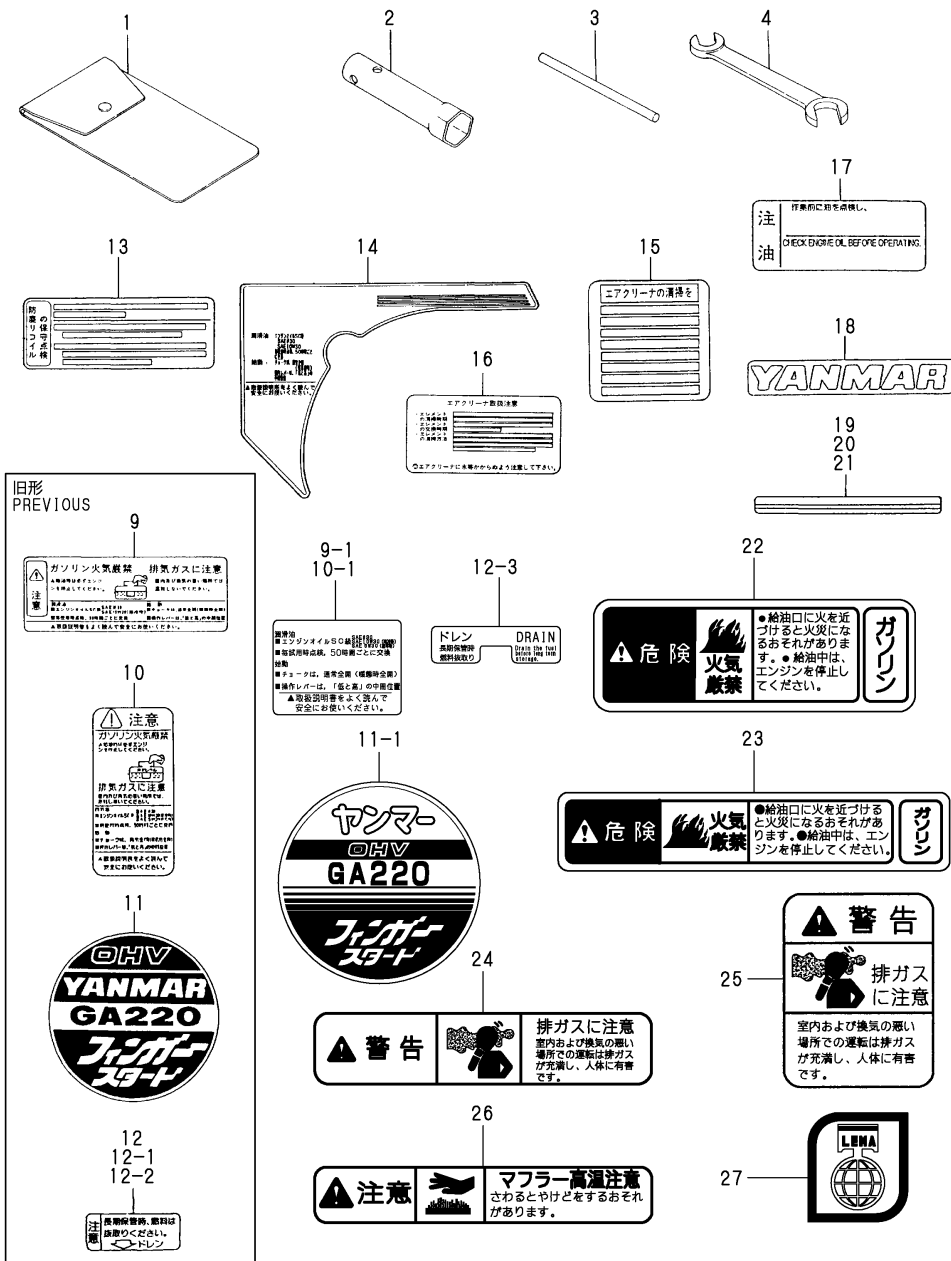
(D)=GA220SNK
(E)=
(F)=



No.	Lev.	Parts No.	Description	Q'ty						I	R
				(A)	(B)	(C)	(D)	(E)	(F)		
40-1	1	160790-45110	CASE, COOLING FAN (D=E/#17415)				1				N
41	1	160790-45120	CASE, COOLING FAN				1				
41-1	1	160798-45130	CASE, COOLING FAN (C=*1993.02)				1				S 2
42	1	160890-45200	COVER, HEAD				1	1			
43	1	160790-45210	COVER (C=E/#31006) (D=E/#31322)				1	1			Z
44	1	26476-060142	SCREW, TAPPING M6X14				4	4			
45	1	26476-060142	SCREW, TAPPING M6X14 (C=E/#31006) (D=E/#31322)				1	1			Z
46	1	26476-060142	SCREW, TAPPING M6X14				2	2			
47	1	160690-77250	SWITCH, STOP				1				
47-1	1	160611-77250	SWITCH, STOP (C=*1993.02)				1				S 3
48	1	22857-200100	SCREW, 2X10 (C=*1993.02)				2				Z
50	1	160792-76250	STARTER ASSY, RECOIL						1		
51	2	160792-76510	CASE, STARTER						1		
52	2	160792-76540	REEL						1		
53	2	160692-76800	RATCHET						1		
54	2	160692-76540	GUIDE, RATCHET						1		
55	2	160692-76530	PIN, RATCHET						1		
56	2	160792-76550	PLATE, FRICTION						1		
57	2	160710-76540	SPRING, SPIRAL						1		
58	2	160692-76820	SHAFT						1		
59	2	160692-76550	SPRING, FRICTION						1		
60	2	160692-76560	WASHER, THRUST						1		
61	2	26367-060002	NUT, M6						1		
63	2	160792-76570	ROPE, STARTER						1		
64	2	160792-76580	KNOB, STARTER						1		
65	1	160792-76590	PULLEY, STARTER						1		
66	1	26106-060122	BOLT, M6X 12 PLATED						3		
67	1	26106-060602	BOLT, M6X 60 PLATED						4		
68	1	160495-77260	WIRE (C=*1993.02)				1				W
69	1	26366-080002	NUT, M8 (C=*1993.02)				1				W
70	1	160611-04350	BOLT, M6X70 (C=EXXX)				1				W

Remarks
(1)INTERCHANGEABLE BY SIMULTANEOUS REPLACEMENT WITH NO.28-1 AND NO.29
(2)FUEL COCK STAY ADDED
(3)CHANGED FROM LEAD SWITCH TYPE TO ROTARY TYPE.

Fig.58. LABEL & TOOL



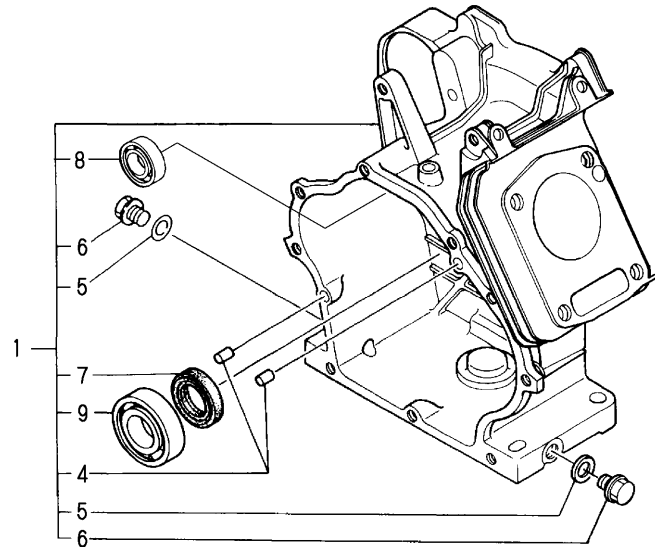
(A)=GA220SNS
(B)=GA220SNR
(C)=GA220SNM

(D)=GA220SNK
(E)=
(F)=

No.	Lev.	Parts No.	Description	Qty						I	R
				(A)	(B)	(C)	(D)	(E)	(F)		
1	1	160110-92610	BAG, TOOL	1	1	1	1				
2	1	160120-92700	WRENCH, 21 L86	1	1	1	1				
3	1	160110-92710	HANDLE, WRENCH	1	1	1	1				
4	1	28110-100120	SPANNER, 10X12	1	1	1	1				
9	1	160690-07250	LABEL, CAUTION	1	1	1					
9-1	1	160692-07250	LABEL, CAUTION	1	1	1					N
		(A=E/#42306) (B=E/#42622) (C=E/#41998)									
9-2	1	160692-07251	LABEL, CAUTION	1	1	1					R
		(A=E/#63628) (B=E/#64702) (C=E/#63697)									
10	1	160692-07100	LABEL, CAUTION								1
10-1	1	160692-07250	LABEL, CAUTION								1
		(D=E/#42292)									
10-2	1	160692-07251	LABEL, CAUTION								1
		(D=E/#63746)									
11	1	160790-07120	LABEL, OHV MARK	1	1	1	1				
11-1	1	160790-07200	LABEL, FINGER START	1	1	1					N
		(A=E/#51068) (B=E/#54492) (C=E/#52937)									
12	1	160520-07270	LABEL, DRAIN	1	1	1	1				
12-1	1	160520-07271	LABEL, DRAIN	1	1	1	1				N
		(A=E/#15086) (B=E/#14751) (C=E/#15183) (D=E/#15342)									
12-2	1	160520-07272	LABEL, DRAIN	1	1	1	1				S 1
		(A=E/#28340) (B=E/#28130) (C=E/#28278) (D=E/#28151)									
12-3	1	160690-07260	LABEL, DRAIN	1	1	1	1				N
		(A=E/#58821) (B=E/#58955) (C=E/#58892) (D=E/#58806)									
13	1	160830-07300	LABEL								1
14	1	160792-07301	LABEL, RECOIL STARTE								1
15	1	160520-07370	LABEL, CLEANER	1							
16	1	160793-07370	LABEL, AIR CLEANER		1						
17	1	160692-07370	LABEL, AIR CLEANER								1
18	1	160692-55940	LABEL, YANMAR								1
19	1	160792-55970	LABEL								1
20	1	160792-55980	LABEL								2
21	1	160792-55990	LABEL								1
22	1	160690-07320	LABEL,NO FIRE	1	1	1					W
		(A=E/#42306) (B=E/#42622) (C=E/#41998)									
23	1	160692-07320	LABEL,NO FIRE								1
		(D=E/#42292)									
24	1	105250-07340	LABEL,EXH.GAS CAUTN	1	1	1					W
		(A=E/#42306) (B=E/#42622) (C=E/#41998)									
25	1	114370-07110	LABEL,EXH.GAS CAUTN								1
		(D=E/#42292)									
26	1	105250-07330	LABEL	1	1	1	1				W
		(A=E/#42306) (B=E/#42622) (C=E/#41998) (D=E/#42292)									
27	1	161690-07300	LABEL	1	1	1	1				W
		(A=E/#71484) (B=E/#71365) (C=E/#71487) (D=E/#71281)									

Remarks
(1)LABEL COLOR CHANGED

Fig.59. CYLINDER BLOCK



(A)=GA240SNS

(B)=

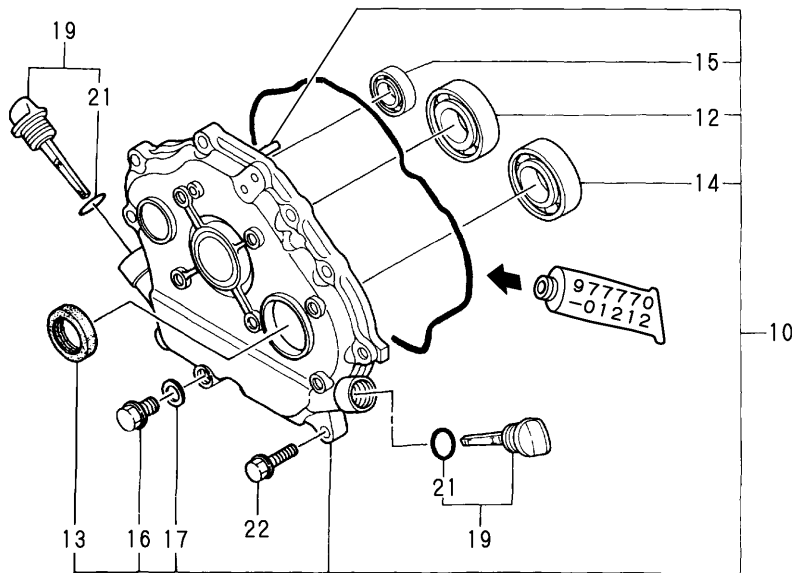
(C)=

(D)=

(E)=

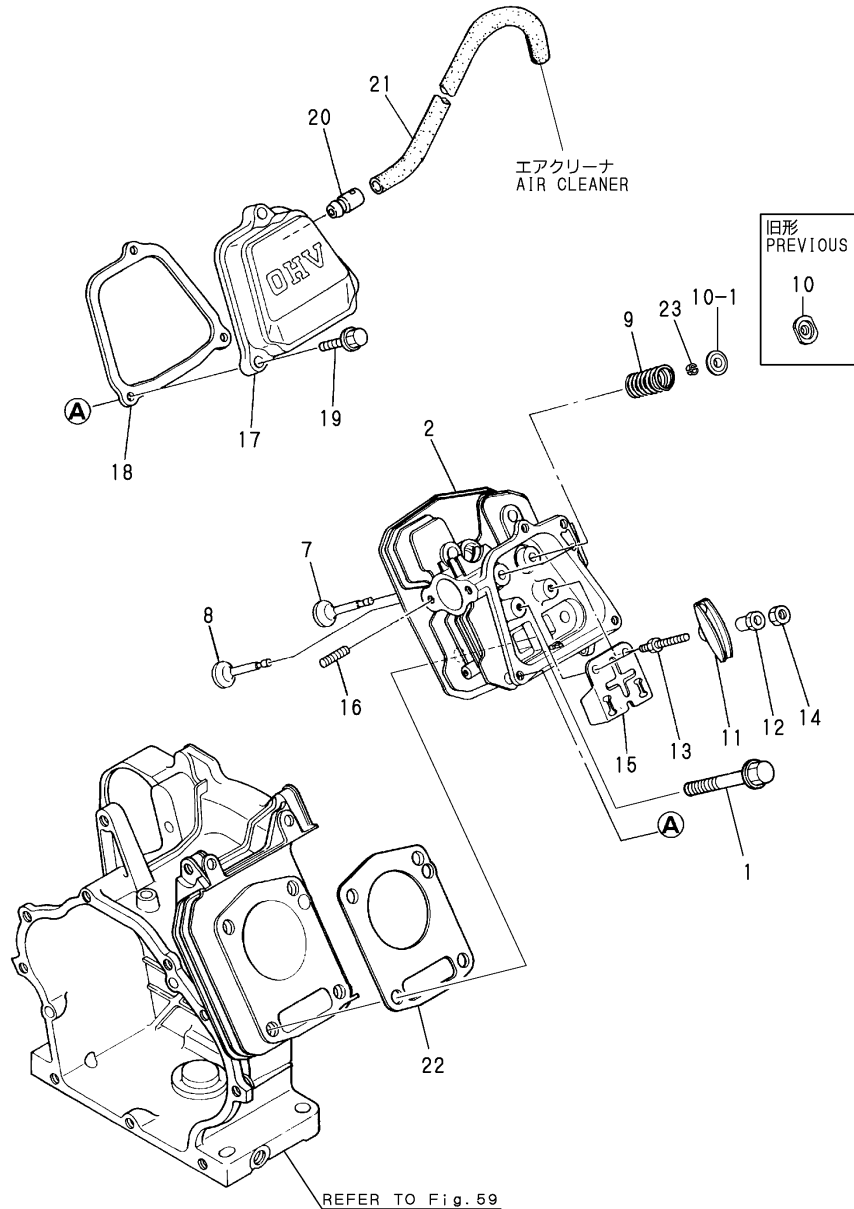
(F)=

No.	Lev.	Parts No.	Description	Q'ty						I	R
				(A)	(B)	(C)	(D)	(E)	(F)		
1	1	760798-01580	BLOCK ASSY, CYLINDER	1							
4	2	114270-01600	PIN, M8X12	2							
5	2	104200-59170	GASKET, 12	2							
6	2	160610-01690	PLUG, M12	2							
7	2	160110-02220	SEAL, OIL	1							
8	2	160903-28020	BEARING, 6202C3E	1							
9	2	24101-062060	BEARING, BALL 6206C3	1							
9-1	2	129900-26250	BEARING, BALL 6206C3	1							N
(A=E/#55308)											
10	1	760792-01500	COVER ASSY	1							M
10-1	1	760792-01502	COVER ASSY	1							
12	2	24101-062060	BEARING, BALL 6206C3	1							
12-1	2	129900-26250	BEARING, BALL 6206C3	1							N
(A=E/#55308)											
13	2	160110-02220	SEAL, OIL	1							
14	2	24101-062060	BEARING, BALL 6206C3	1							
14-1	2	129900-26250	BEARING, BALL 6206C3	1							N
(A=E/#55308)											
15	2	160903-28020	BEARING, 6202C3E	1							
16	2	160610-01690	PLUG, M12	1							
17	2	104200-59170	GASKET, 12	1							
19	1	160810-01740	CAP ASSY	2							
21	2	24311-000180	O-RING, 1AP18.0	2							
22	1	26106-080302	BOLT, M8X 30 PLATED	9							



Remarks
(M)MISPRINT:REFER TO THE NEXT ITEM.

Fig.60. CYLINDER HEAD & BONNET



(A)=GA240SNS

(B)=

(C)=

(D)=

(E)=

(F)=

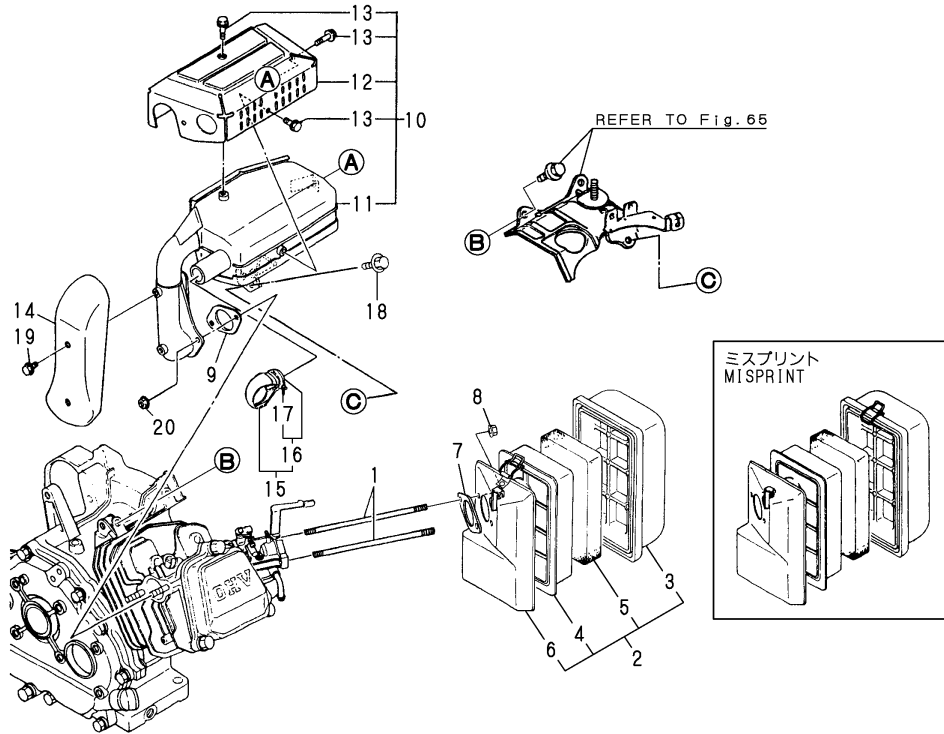
No.	Lev.	Parts No.	Description	Q'ty						I	R
				(A)	(B)	(C)	(D)	(E)	(F)		
1	1	160890-01210	BOLT, FLANGE M10X70	4							
2	1	160790-11010	HEAD ASSY, CYLINDER	1							
2-1	1	160790-11011	HEAD ASSY, CYLINDER	1							R
		(A=E/#39923)									
2-2	1	160790-11011	HEAD ASSY, CYLINDER	1							F 1
		(A=E/#54553)									
2-3	1	160790-11930	HEAD ASSY, CYLINDER	1							N
		(A=*2003.03)									
7	1	160790-11100	VALVE, INTAKE	1							
7-1	1	160790-11101	VALVE, INTAKE	1							S
		(A=E/#54553)									
8	1	160790-11110	VALVE, EXHAUST	1							
8-1	1	160790-11111	VALVE, EXHAUST	1							S
		(A=E/#54553)									
9	1	160890-11120	SPRING, VALVE	2							
10	1	160890-11180	RETAINER, SPRING	2							
10-1	1	160890-11190	RETAINER, SPRING	2							S
		(A=E/#54553)									
11	1	160890-11202	ARM, ROCKER	2							
12	1	160690-11221	PIVOT, ROCKER ARM	2							
12-1	1	160690-11222	PIVOT, ROCKER ARM	2							R
		(A=E/#57741)									
13	1	160890-11270	BOLT	2							
14	1	160690-11280	NUT, M6X0.5	2							
15	1	160890-11290	PLATE, GUIDE	1							
16	1	26216-080182	STUD, M8X 18	2							
16-1	1	26226-080182	STUD, M8X 18	2							S
		(A=E/#54553)									
16-2	1	160890-04330	STUD, 2D8X18	2							R
		(A=E/#54553)									
17	1	160890-11300	BONNET ASSY, HEAD	1							
18	1	160890-11310	GASKET, BONNET	1							
18-1	1	160890-11311	GASKET, BONNET	1							R
		(A=E/#54553)									
19	1	26106-060352	BOLT, M6X 35 PLATED	3							
20	1	160610-03050	BREATHER ASSY	1							
21	1	160820-03180	PIPE, BREATHER	1							
22	1	160890-01330	GASKET, HEAD	1							
22-1	1	160890-01331	GASKET, HEAD	1							N
		(A=E/#57741)									
23	1	120380-11350	COTTER, 7	4							W
		(A=E/#54553)									

Remarks

(1)INTERCHANGEABLE BY SIMULTANEOUS REPLACEMENT WITH NO.2-2,7-1,8-1, 10-1,16-1 AND 23.

Fig.61. AIR CLEANER & MUFFLER

P/C NEWS No:Y00A2175-5
PUBLISHED:2004/9



(A)=GA240SNS

(B)=

(C)=

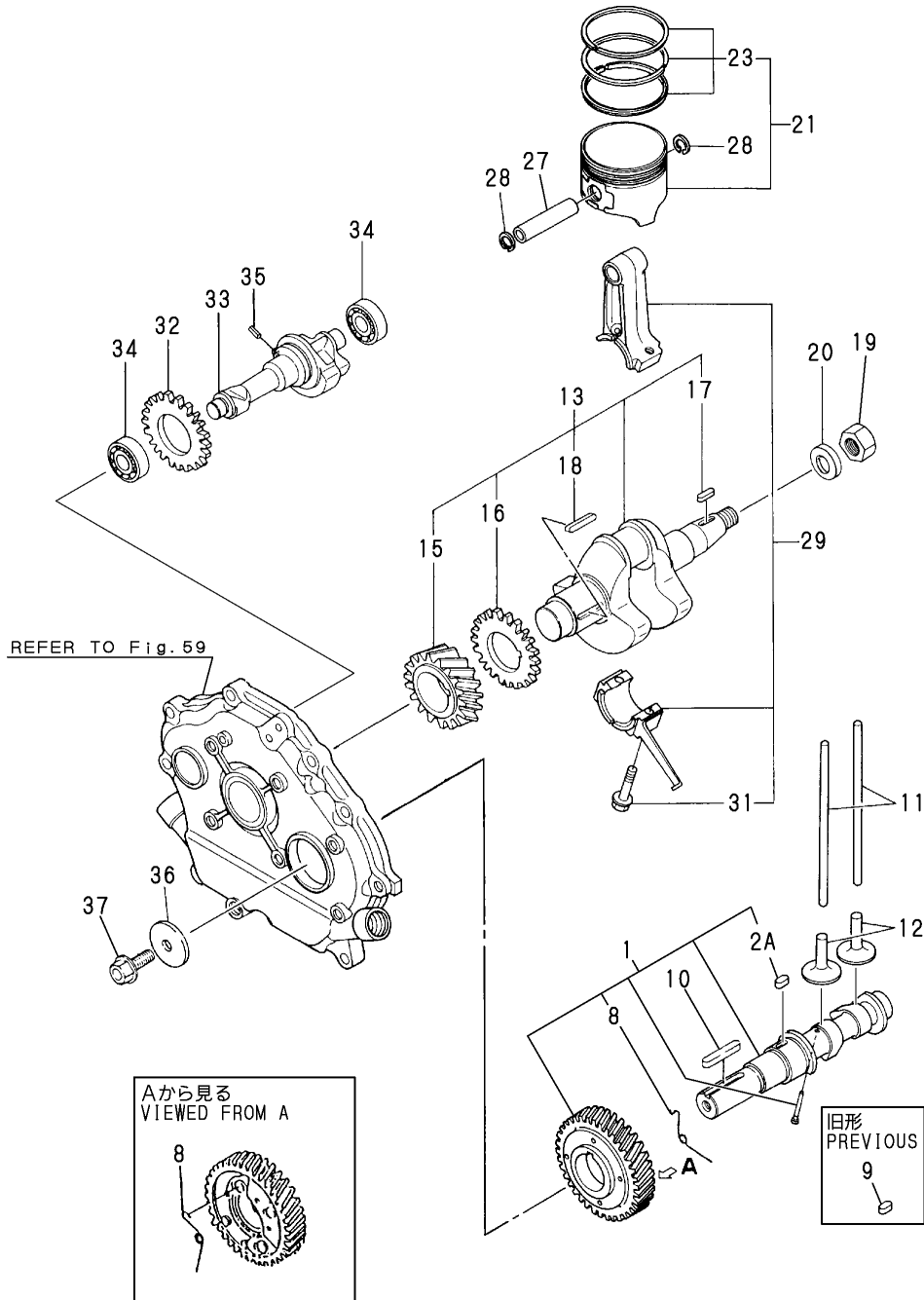
(D)=

(E)=

(F)=

No.	Lev.	Parts No.	Description	Q'ty						I	R
				(A)	(B)	(C)	(D)	(E)	(F)		
1	1	160790-04600	BOLT, M6X75	2							
2	1	160790-12500	CLEANER ASSY, AIR	1							
3	2	160790-12510	COVER, AIR CLEANER	1							
4	2	160790-12530	HOLDER, ELEMENT	1							
5	2	160790-12540	ELEMENT	1							
6	2	160790-12520	CASE	1							
7	1	160810-56151	GASKET, CARBURETOR	1							
8	1	26366-060002	NUT, M6	2							
9	1	160890-13210	GASKET, MUFFLER	1							
9-1	1	160890-13211	GASKET, MUFFLER	1							N
		(A=E/#57741)									
10	1	160890-13601	MUFFLER ASSY	1							
10-1	1	160890-13602	MUFFLER ASSY	1							N
		(A=E/#54553)									
10-2	1	160890-13603	MUFFLER ASSY	1							N
		(A=*2009.04)									
11	2	160890-13501	MUFFLER	1							
11-1	2	160890-13580	MUFFLER	1							N
		(A=E/#54553)									
11-2	2	160890-13581	MUFFLER	1							N
		(A=*2009.04)									
12	2	160890-13530	COVER	1							
13	2	26106-060082	BOLT, M6X 8 PLATED	4							
13-1	2	114252-13950	BOLT, M6X8	4							R
		(A=E/#54553)									
14	1	160890-13660	COVER	1							
15	1	114252-13800	EXTENSION ASSY	1							
16	2	114252-13910	CLAMP	1							
17	3	114252-13960	SCREW 6X 25	1							
18	1	160890-13910	BOLT, FLANGE M6X20	1							
19	1	114252-13950	BOLT, M6X8	2							
20	1	26366-080002	NUT, M8	2							

Fig.62. CRANKSHAFT,PISTON & CAMSHAFT



(A)=GA240SNS

(B)=

(C)=

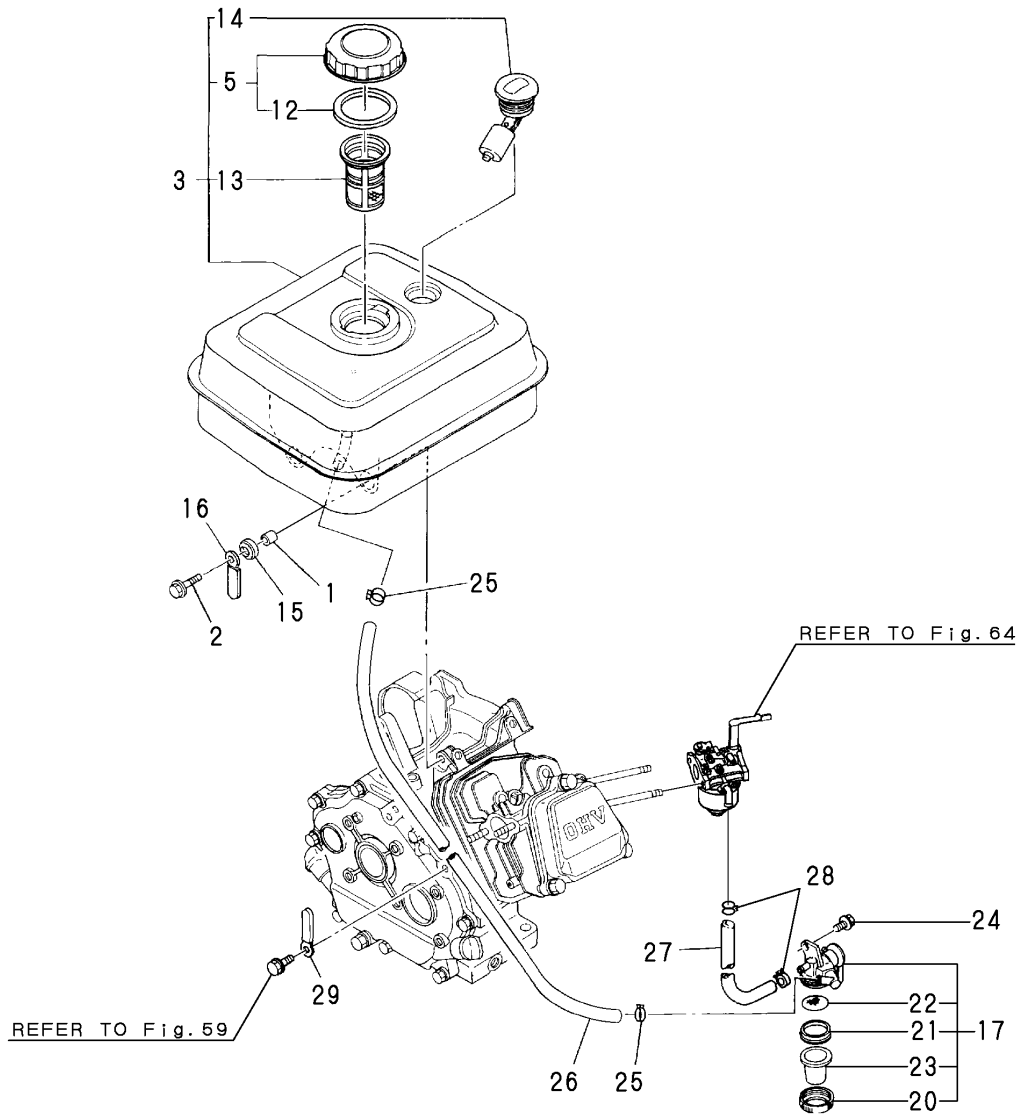
(D)=

(E)=

(F)=

No.	Lev.	Parts No.	Description	Q'ty						I	R
				(A)	(B)	(C)	(D)	(E)	(F)		
1	1	160890-14051	CAMSHAFT ASSY	1							
1-1	1	160890-14052	CAMSHAFT ASSY	1							N
(A=*2003.05)											
2A	3	22512-050160	KEY, 5X 16	1							W
(A=*2003.05)											
8	2	160890-14560	SPRING,DECOMPRESSION	1							
9	1	22512-050160	KEY, 5X 16	1							Z
(A=*2003.05)											
10	1	22512-070380	KEY, 7X 38	1							
11	1	114250-14400	ROD, PUSH	2							
12	1	160890-14200	TAPPET	2							
13	1	760790-21700	CRANKSHAFT ASSY	1							
15	2	160890-21200	GEAR, CRANKSHAFT	1							
16	2	160890-21220	GEAR, BALANCER	1							
17	2	22512-040160	KEY, 4X 16	1							
18	2	22512-040300	KEY, 4X 30	1							
19	1	26737-160002	NUT, M16	1							
20	1	22137-160000	WASHER, 16	1							
21	1	160798-22010	PISTON ASSY	1							
23	2	760798-22500	RING SET, PISTON	1							
27	1	160890-22300	PIN, PISTON	1							
28	1	22252-000190	RING, 19	2							
29	1	760790-23700	ROD ASSY, CONNECTING	1							
31	2	160810-23201	BOLT, CONNECTING ROD	2							
32	1	160890-21220	GEAR, BALANCER	1							
33	1	160790-28010	SHAFT, BALANCER	1							
34	1	160903-28020	BEARING, 6202C3E	2							
35	1	22351-040008	PIN, SPRING 4.0X 8	1							
36	1	160310-14550	WASHER	1							
37	1	26106-080202	BOLT, M8X 20 PLATED	1							

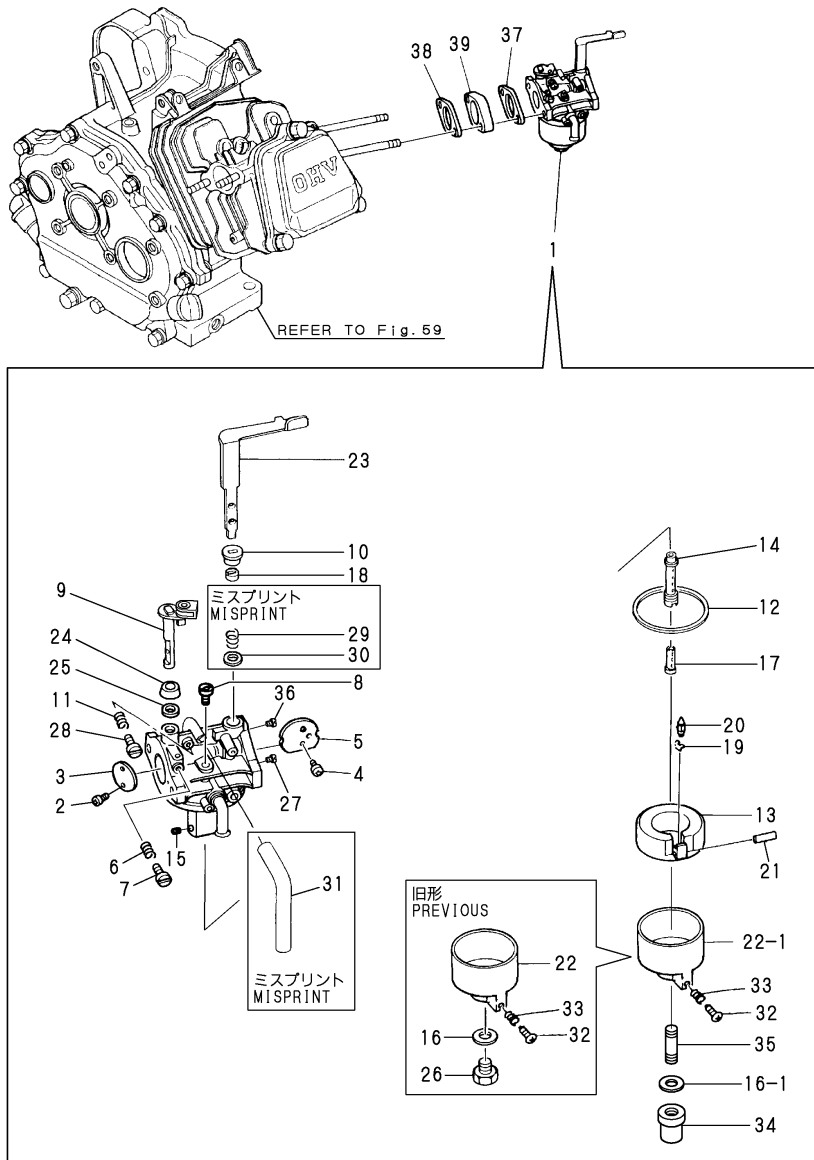
Fig.63. FUEL TANK & FUEL PIPE



No.	Lev.	Parts No.	Description	Q'ty						I	R
				(A)	(B)	(C)	(D)	(E)	(F)		
1	1	114250-45310	COLLAR	4							
2	1	160690-55140	BOLT	4							
3	1	760890-55730	TANK ASSY, FUEL	1							
5	2	160710-55061	CAP ASSY	1							
12	3	160393-55050	GASKET	1							
13	2	160610-55100	FILTER, FUEL	1							
14	2	160762-55150	GAUGE, FUEL	1							
15	1	160690-55461	DAMPER, FUEL TANK	4							
15-1	1	160690-55462	DAMPER, FUEL TANK	4							R
(A=E/#57215)											
16	1	160710-78710	CLAMP, CORD	1							
17	1	160692-55330	COCK ASSY, FUEL	1							
20	2	160710-55360	RING	1							
21	2	160710-55370	GASKET	1							
22	2	160710-55382	FILTER	1							
23	2	160903-55390	CUP, FUEL COCK L57	1							
23-1	2	160998-55390	BOWL, STRAINER	1							R
(A=*2002.02)											
24	1	26106-060102	BOLT, M6X 10 PLATED	1							
25	1	106990-44660	CLIP, HOSE 12.5	2							
26	1	160920-59350	PIPE, FUEL	1							
26-1	1	160920-59351	HOSE, FUELA-510	1							N
(A=E/#54553)											
27	1	160792-59360	PIPE, FUEL	1							
27-1	1	160792-59361	HOSE, FUEL B-180	1							N
(A=E/#54553)											
28	1	124060-77680	CLIP, HOSE 10	2							
28-1	1	119520-03990	CLIP, HOSE 10.5	2							R
(A=E/#54936)											
29	1	160820-78710	CLAMP, CORD	1							

Fig.64. CARBURETOR

P/C NEWS No:Y00A2175-4
PUBLISHED:2004/4



(A)=GA240SNS

(B)=

(C)=

(D)=

(E)=

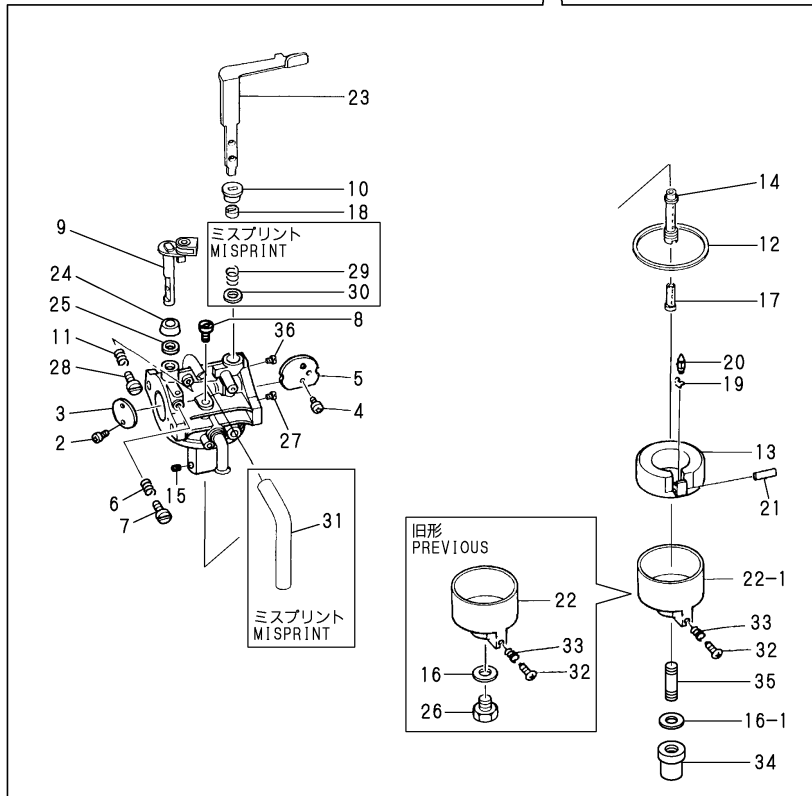
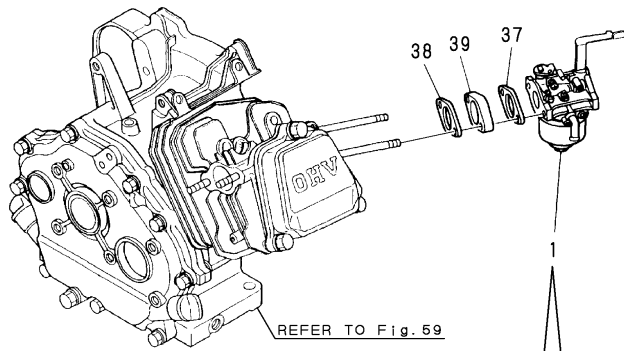
(F)=

No.	Lev.	Parts No.	Description	Q'ty						I	R
				(A)	(B)	(C)	(D)	(E)	(F)		
1	1	160798-56110	CARBURETOR ASSY	1							
1-1	1	160798-57020	CARBURETOR ASSY	1							N
(A=E/#58282)											
2	2	160120-56670	SCREW	2							
2-1	2	160690-56560	SCREW	2							S M
2-2	2	160690-56560	SCREW	2							N
(A=*1995.06)											
3	2	160880-56760	VALVE, THROTTLE	1							
3-1	2	160880-56761	VALVE, THROTTLE	1							S
(A=E/#58282)											
4	2	160903-56670	SCREW	2							
4-1	2	160690-56570	SCREW	2							S M
4-2	2	160690-56570	SCREW	2							N
(A=*1995.06)											
5	2	160792-56520	VALVE, CHOKE	1							
6	2	181230-56380	SPRING	1							
7	2	160667-56750	ADJUSTER	1							
8	2	160667-56740	JET, PILOT	1							
8-1	2	160798-57750	JET, PILOT	1							S
(A=E/#58282)											
9	2	160798-56570	SHAFT, THROTTLE	1							
10	2	160792-56540	RING	1							
11	2	181230-56380	SPRING	1							
12	2	160210-56610	WASHER	1							
13	2	160810-56620	FLOAT ASSY	1							
13-1	2	160890-56620	FLOAT ASSY	1							S M
13-2	2	160890-56620	FLOAT ASSY	1							N
(A=FROM 1ST)											
14	2	160793-56560	NOZZLE, MAIN	1							
14-1	2	160798-57740	NOZZLE, MAIN	1							S
(A=E/#58282)											
15	2	160797-56570	JET, ENRICHMENT	1							
15-1	2	160798-57730	JET, MAIN	1							S
(A=E/#58282)											
16	2	160120-56721	GASKET	1							
16-1	2	160691-56740	WASHER	1							S
(A=E/#58282)											
17	2	160790-56570	NOZZLE	1							M
17-1	2	160590-56800	NOZZLE, MAIN	1							W
(A=E/#58282)											
18	2	160810-56580	RING, CHOKE SHAFT	1							
19	2	160790-56540	CLIP	1							
19-1	2	160692-56750	CLIP	1							S M
19-2	2	160692-56750	CLIP	1							N
(A=FROM 1ST)											
20	2	160792-56670	VALVE ASSY, NEEDLE	1							1
20-1	2	160890-56790	VALVE, INJECTION	1							R 1
(A=E/#58282)											
21	2	160610-56630	PIN, FLOAT	1							
21-1	2	160690-56630	PIN, FLOAT	1							S
(A=E/#58282)											

Remarks
(1)REPAIR PART.
(M)MISPRINT

Fig.64. CARBURETOR

P/C NEWS No:Y00A2175-4
PUBLISHED:2004/4



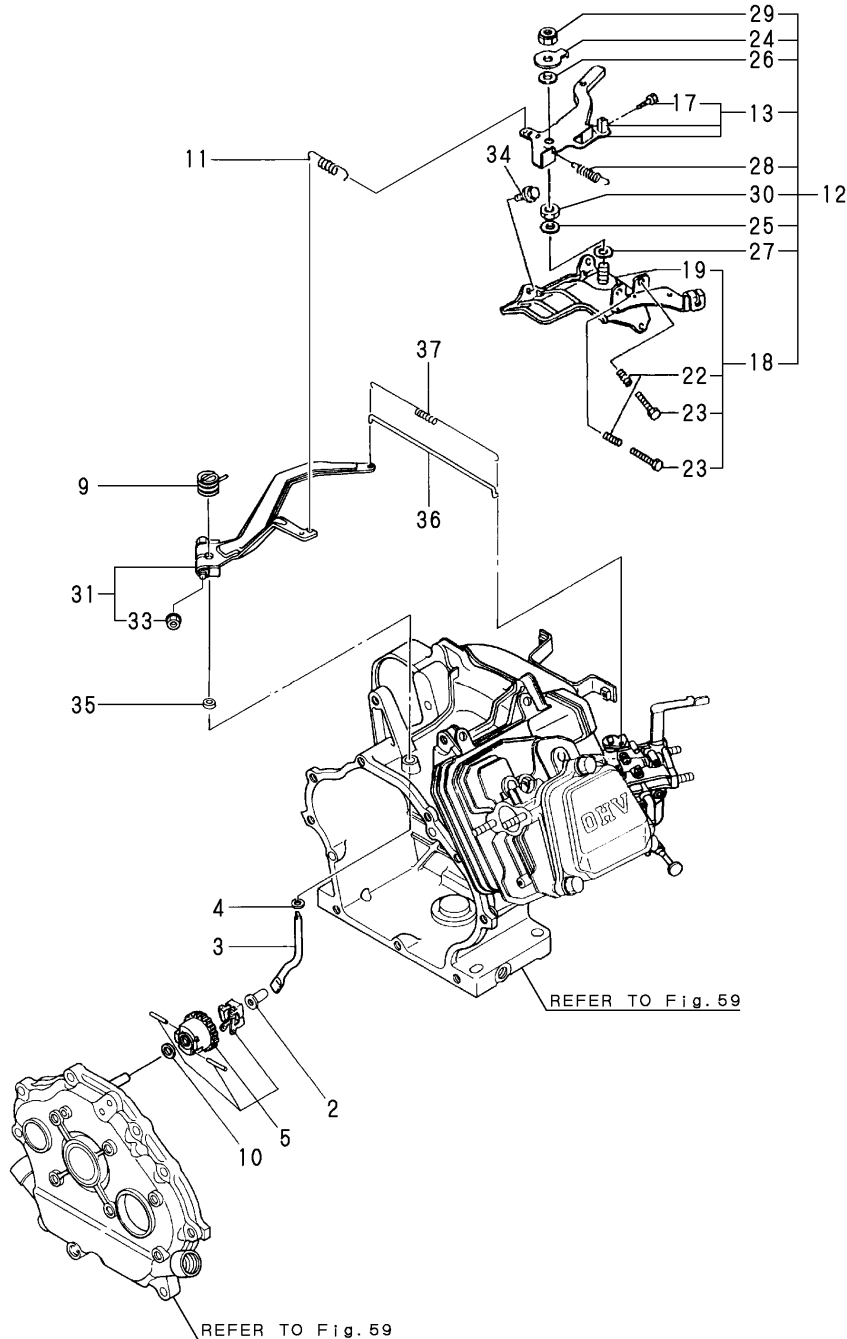
(A)=GA240SNS
(B)=
(C)=

(D)=
(E)=
(F)=

No.	Lev.	Parts No.	Description	Q'ty						I	R
				(A)	(B)	(C)	(D)	(E)	(F)		
22	2	160790-56590	BODY, FLOAT	1							
22-1	2	160890-56430	BODY, FLOAT	1							N
(A=FROM 1ST)											
22-2	2	160792-57710	BODY, FLOAT	1							S
(A=E/#58282)											
23	2	160797-56650	LEVER, CHOKE	1							
24	2	160702-56720	RING	1							
25	2	160640-56850	SEAL	1							
26	2	160790-56610	BOLT	1							
27	2	160792-56610	JET, PILOT	1							
27-1	2	160893-56570	LABEL	1							S
(A=E/#58282)											
28	2	160692-56710	SCREW	1							
29	2	160791-56710	SPRING, BRAKE	1							M
30	2	160692-56800	RUBBER, SEAL	1							M
31	2	160692-56770	HOSE	1							M
32	2	160610-56900	SCREW	1							
33	2	181230-56380	SPRING	1							
34	2	160691-56730	NUT	1							W
(A=E/#58282)											
35	2	160792-57700	STUD	1							W
(A=E/#58282)											
36	2	160798-56630	JET	1							
36-1	2	160798-56610	JET	1							S
(A=E/#58282)											
37	1	160790-56151	GASKET, CARBURETOR	1							
38	1	160810-56151	GASKET, CARBURETOR	1							
39	1	160790-56160	INSULATOR	1							

Remarks
(1)REPAIR PART.
(M)MISPRINT

Fig.65. GOVERNOR & CONTROL DEVICE

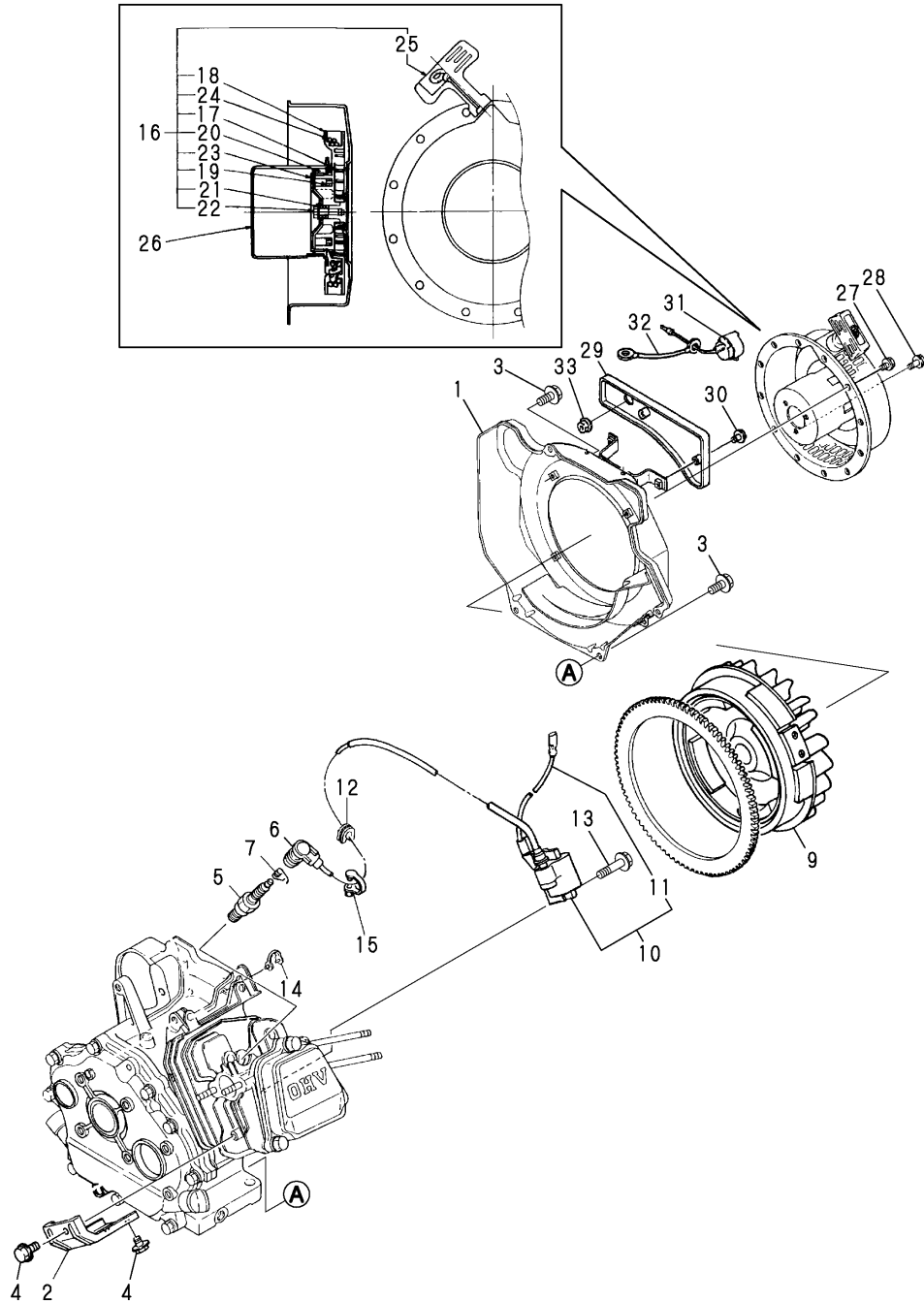


(A)=GA240SNS
(B)=
(C)=

(D)=
(E)=
(F)=

No.	Lev.	Parts No.	Description	Q'ty						I	R
				(A)	(B)	(C)	(D)	(E)	(F)		
2	1	160690-61301	SPINDLE	1							
3	1	160690-61311	SHAFT	1							
4	1	160690-61450	WASHER	1							
5	1	160690-61600	GEAR ASSY, GOVERNOR	1							
9	1	160890-66050	SPRING, RETURN	1							
10	1	160120-76940	WASHER	1							
11	1	160790-66010	SPRING, GOVERNOR	1							
12	1	160890-66101	CONTROLLER ASSY	1							
13	2	160890-66081	LEVER ASSY, CONTROL	1							
17	3	26117-040088	BOLT M 4X 8 PLATED	1							
18	2	160890-66110	BASE ASSY	1							
19	3	160890-66142	BASE ASSY	1							
22	3	160520-66291	SPRING	2							
23	3	26117-040257	BOLT, M4X 25 PLATED	2							
24	2	160690-66160	WASHER	1							
25	2	160664-66170	WASHER	1							
26	2	160664-66180	SPRING	1							
27	2	22137-060000	WASHER, 6	1							
28	2	160664-66220	SPRING, RETURN	1							
29	2	26347-060002	NUT, M6	1							
30	2	26757-060002	NUT, LOCK M6	1							
31	1	160890-66190	LEVER ASSY, GOVERNOR	1							
33	2	26366-060002	NUT, M6	1							
34	1	26476-060142	SCREW, TAPPING M6X14	3							
35	1	114770-61600	SEAL, OIL	1							
36	1	160690-66200	LINK, THROTTLE	1							
37	1	160690-66210	SPRING, TENSION	1							

Fig.66. FLY.MAGNETO & STARTING DEVICE



(A)=GA240SNS

(B)=

(C)=

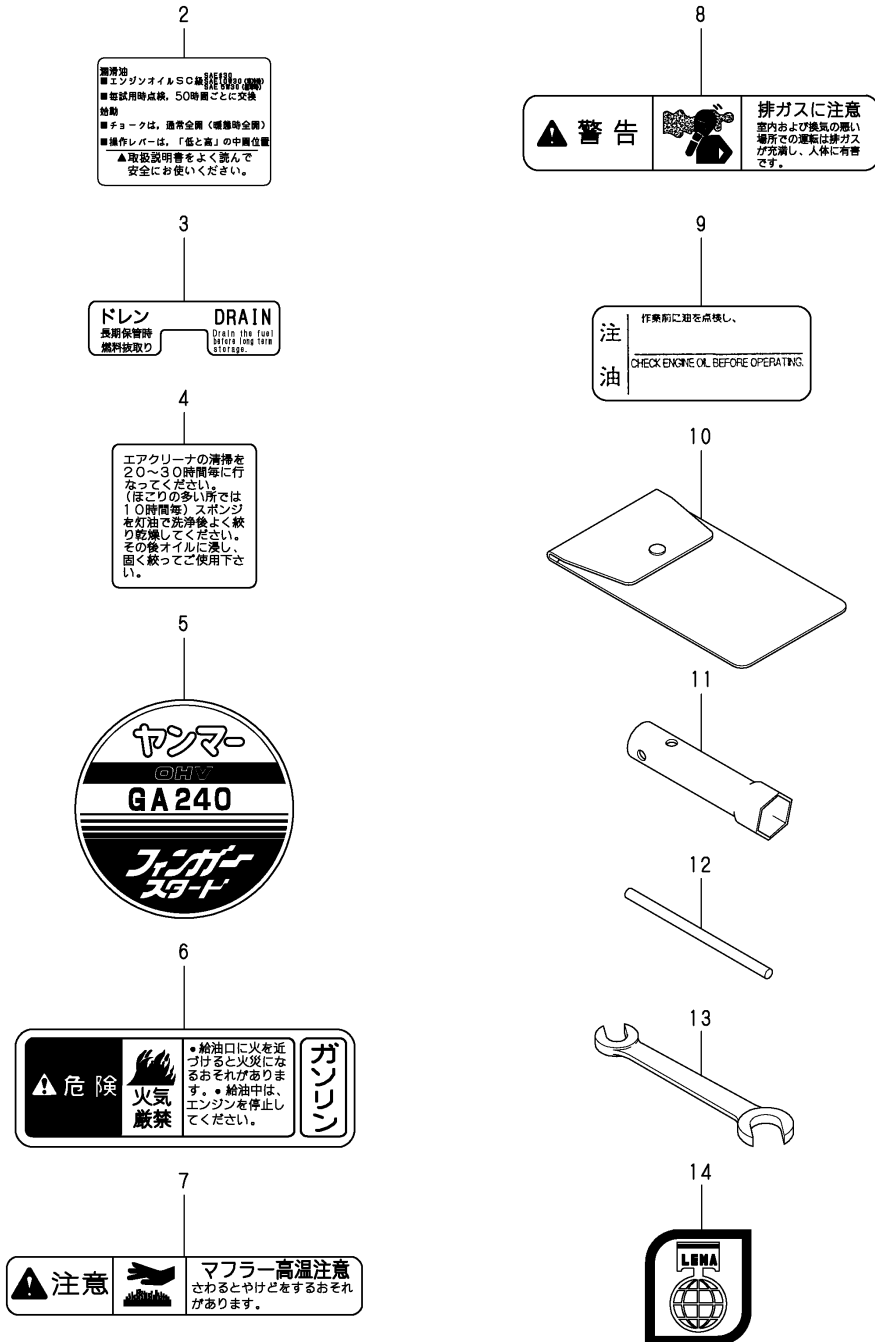
(D)=

(E)=

(F)=

No.	Lev.	Parts No.	Description	Q'ty						I	R
				(A)	(B)	(C)	(D)	(E)	(F)		
1	1	160798-45130	CASE, COOLING FAN	1							
2	1	160890-45200	COVER, HEAD	1							
3	1	26476-060142	SCREW, TAPPING M6X14	4							
4	1	26476-060142	SCREW, TAPPING M6X14	2							
5	1	160690-78020	PLUG, SPARK	1							
5-1	1	160690-78030	PLUG, SPARK N11YC	1							N
(A=EXXX)											
6	1	160700-78040	CAP, PLUG	1							
7	1	160700-78050	TERMINAL, PLUG	1							
9	1	160790-78540	ROTOR	1							
10	1	160790-78512	COIL, IGNITION	1							
11	2	160690-78230	WIRE	1							
12	1	160700-78720	GROMMET	1							
13	1	26476-060252	SCREW, TAPPING M6X25	2							
13-1	1	26476-060302	SCREW, TAPPING M6X30	2							N
(A=EXXX)											
13-2	1	160690-04350	BOLT, M6X30	2							R
(A=E/#58208)											
14	1	29610-000650	CLAMP, SPEED 065	1							
15	1	29610-000950	CLAMP, SPEED 095	1							
16	1	160890-76250	STARTER ASSY, RECOIL	1							
17	2	160890-76510	SPRING, SPIRAL	1							
18	2	160890-76520	REEL	1							
19	2	160890-76530	SPRING, DOG	2							
20	2	160890-76540	DOG	2							
21	2	160890-76550	SPRING, BRAKE	1							
22	2	160641-76570	SCREW	1							
23	2	160890-76570	RETAINER	1							
24	2	160890-76580	ROPE, STARTER	1							
25	2	160260-76620	KNOB, STARTER	1							
26	1	160790-76590	PULLEY, STARTER	1							
27	1	26106-060082	BOLT, M6X 8 PLATED	4							
28	1	26106-060122	BOLT, M6X 12 PLATED	3							
29	1	160890-66310	PANEL	1							
30	1	26106-060162	BOLT, M6X 16 PLATED	2							
31	1	160611-77250	SWITCH, STOP	1							
32	1	160495-77260	WIRE	1							
33	1	26366-080002	NUT, M8	1							

Fig.67. LABEL & TOOL



(A)=GA240SNS

(B)=

(C)=

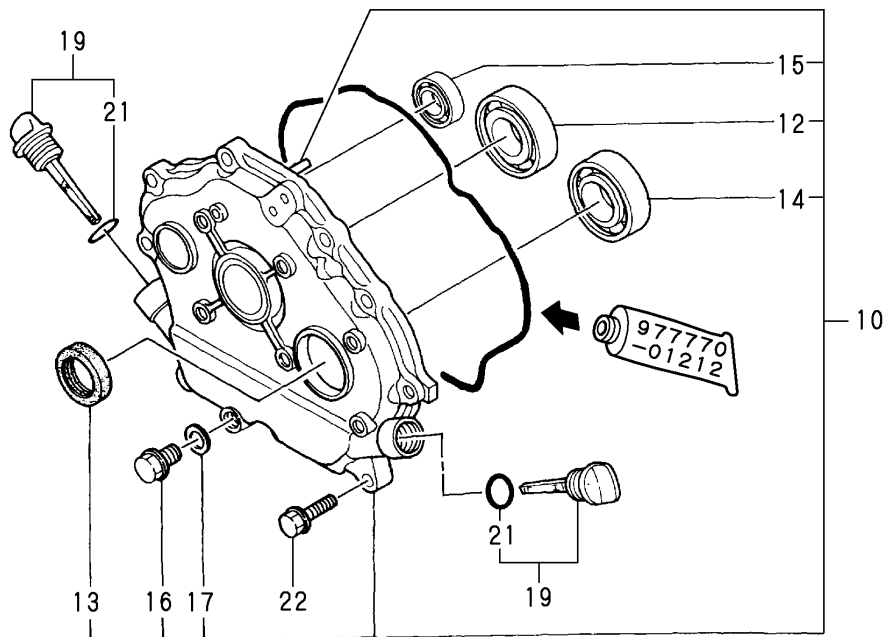
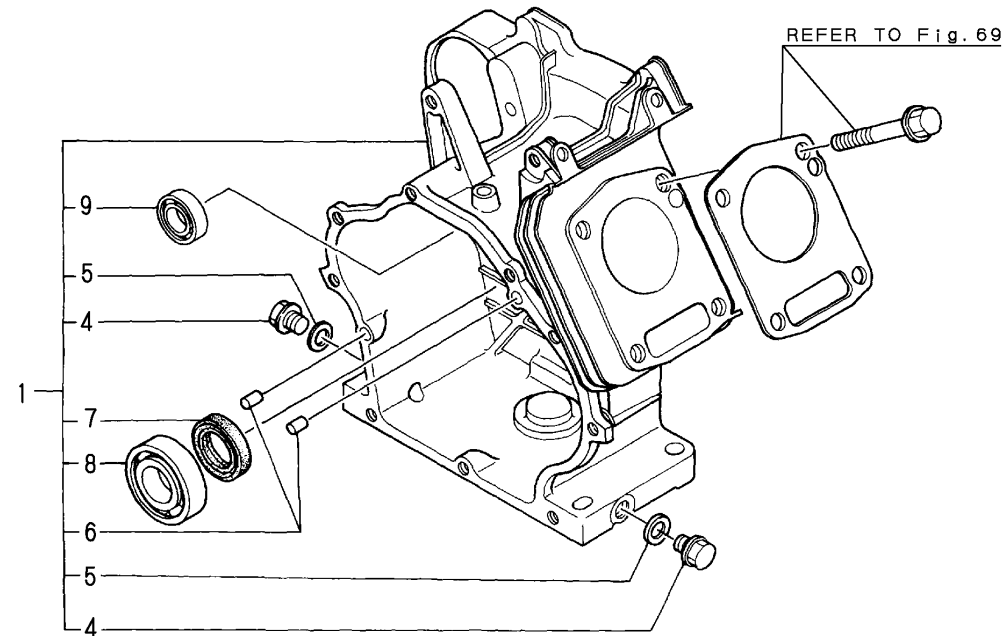
(D)=

(E)=

(F)=

No.	Lev.	Parts No.	Description	Q'ty						I	R
				(A)	(B)	(C)	(D)	(E)	(F)		
2	1	160692-07250	LABEL, CAUTION	1							
2-1	1	160692-07251	LABEL, CAUTION	1							R
				(A=E/#54553)							
3	1	160690-07260	LABEL, DRAIN	1							
4	1	160520-07370	LABEL, CLEANER	1							
5	1	160798-07310	LABEL, FINGER START	1							
6	1	160690-07320	LABEL, NO FIRE	1							
7	1	105250-07330	LABEL	1							
8	1	105250-07340	LABEL, EXH. GAS CAUTN	1							
9	1	160692-07370	LABEL, AIR CLEANER	1							Z
				(A=EXXX)							
10	1	160110-92610	BAG, TOOL	1							
11	1	160120-92700	WRENCH, 21 L86	1							
12	1	160110-92710	HANDLE, WRENCH	1							
13	1	28110-100120	SPANNER, 10X12	1							
14	1	161690-07300	LABEL	1							W
				(A=#58282)							

Fig.68. CYLINDER BLOCK



(A)=GA280SNS
(B)=GA280SNR
(C)=GA280SNM

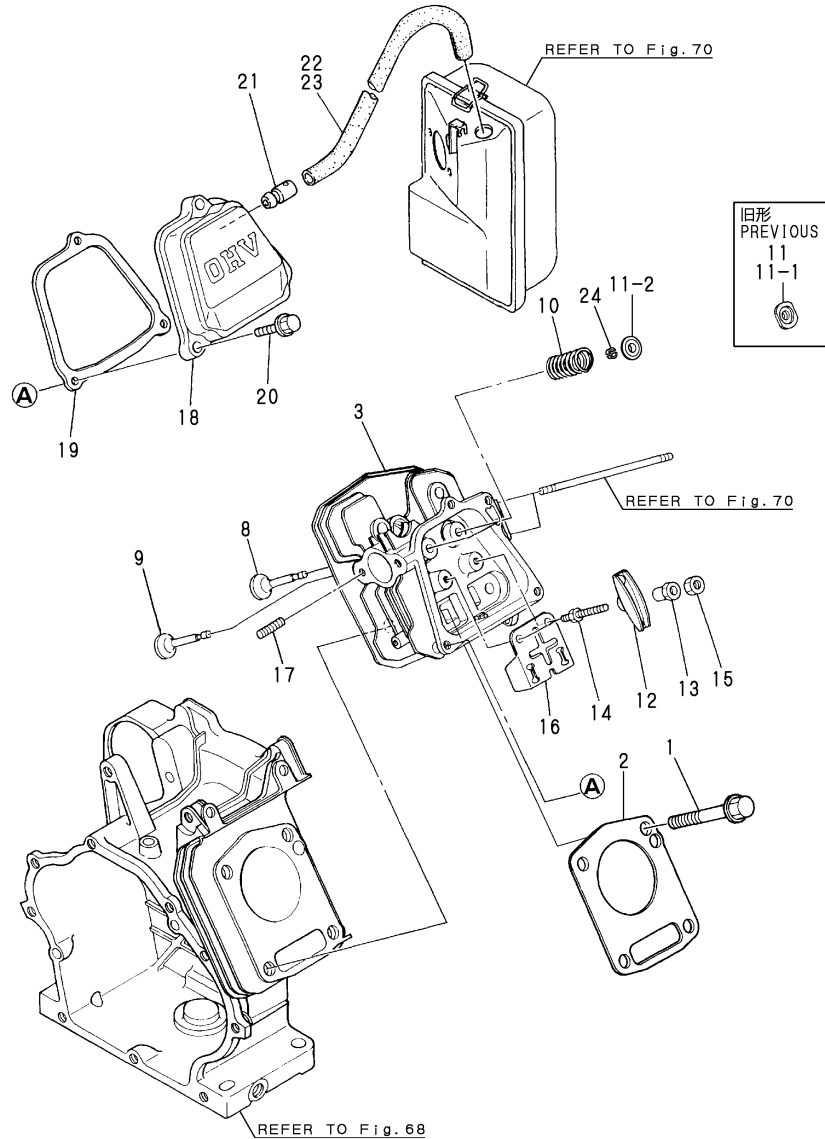
(D)=
(E)=
(F)=

No.	Lev.	Parts No.	Description	Qty						I	R
				(A)	(B)	(C)	(D)	(E)	(F)		
1	1	760890-01560	BLOCK ASSY, CYLINDER	1	1	1					
1-1	1	760890-01561	BLOCK ASSY, CYLINDER	1	1	1					N
		(A=E/#50567) (B=E/#59633) (C=E/#51167)									
4	2	160610-01690	PLUG, M12	2	2	2					
5	2	104200-59170	GASKET, 12	2	2	2					
6	2	22312-080120	PIN, PARALLEL M8X12	2	2	2					
6-1	2	114270-01600	PIN, M8X12	2	2	2					R
		(A=E/#11183) (B=*1994.02) (C=E/#12255)									
7	2	160110-02220	SEAL, OIL	1	1	1					
8	2	24101-062060	BEARING, BALL 6206C3	1	1	1					
8-1	2	129900-26250	BEARING, BALL 6206C3	1	1	1					N
		(A=E/#70403) (B=E/#69787) (C=E/#70634)									
9	2	160903-28020	BEARING, 6202C3E	1	1	1					
10	1	760792-01500	COVER ASSY	1	1	1					
10-1	1	760792-01501	COVER ASSY	1	1	1					R
		(A=E/#15545) (B=*1994.11) (C=E/#15940)									
10-2	1	760792-01502	COVER ASSY	1	1	1					R
		(A=E/#43090) (B=*1997.08) (C=E/#47818)									
12	2	24101-062060	BEARING, BALL 6206C3	1	1	1					
12-1	2	129900-26250	BEARING, BALL 6206C3	1	1	1					N
		(A=E/#70403) (B=E/#69787) (C=E/#70634)									
13	2	160110-02220	SEAL, OIL	1	1	1					
14	2	24101-062060	BEARING, BALL 6206C3	1	1	1					
14-1	2	129900-26250	BEARING, BALL 6206C3	1	1	1					N
		(A=E/#70403) (B=E/#69787) (C=E/#70634)									
15	2	160903-28020	BEARING, 6202C3E	1	1	1					
16	2	160610-01690	PLUG, M12	1	1	1					
17	2	104200-59170	GASKET, 12	1	1	1					
19	1	160810-01740	CAP ASSY	2	2	2					
21	2	24311-000180	O-RING, 1AP18.0	2	2	2					
22	1	26106-080302	BOLT, M8X 30 PLATED	9	9	9					

Fig.69. CYLINDER HEAD & BONNET

(A)=GA280SNS
(B)=GA280SNR
(C)=GA280SNM

(D)=
(E)=
(F)=



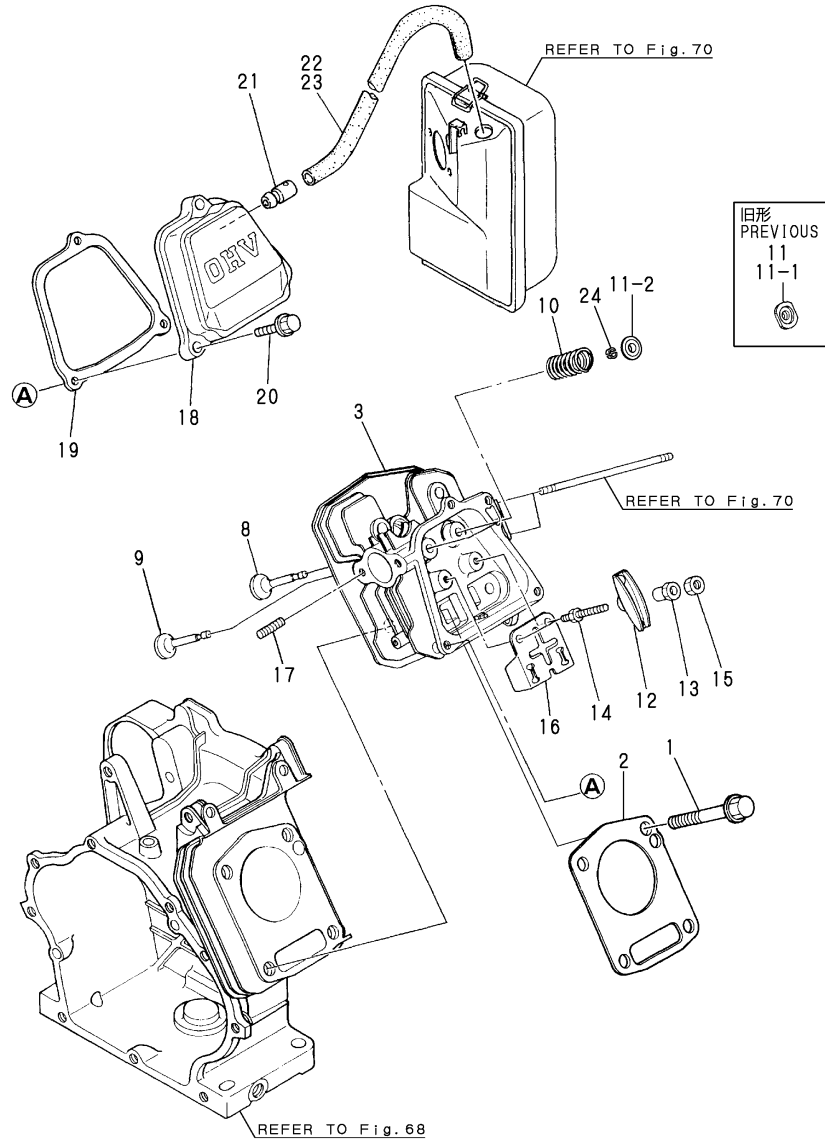
No.	Lev.	Parts No.	Description	Qty						I	R
				(A)	(B)	(C)	(D)	(E)	(F)		
1	1	160890-01210	BOLT, FLANGE M10X70	4	4	4					
2	1	160890-01330	GASKET, HEAD	1	1	1					
2-1	1	160890-01331	GASKET, HEAD	1	1	1					N
3	1	160890-11010	HEAD ASSY, CYLINDER	1	1	1					
3-1	1	160890-11011	HEAD ASSY, CYLINDER	1	1	1					R
3-2	1	160890-11011	HEAD ASSY, CYLINDER	1	1	1					F 1
3-3	1	160890-11930	HEAD ASSY, CYLINDER	1	1	1					N
8	1	160890-11100	VALVE, INTAKE	1	1	1					
8-1	1	160890-11101	VALVE, INTAKE	1	1	1					S
9	1	160890-11110	VALVE, EXHAUST	1	1	1					
9-1	1	160890-11111	VALVE, EXHAUST	1	1	1					S
10	1	160890-11120	SPRING, VALVE	2	2	2					
11	1	160810-11180	RETAINER, SPRING	2	2	2					
11-1	1	160890-11180	RETAINER, SPRING	2	2	2					S 2
11-2	1	160890-11190	RETAINER, SPRING	2	2	2					S
12	1	160890-11200	ARM, ROCKER	2	2	2					
12-1	1	160890-11202	ARM, ROCKER	2	2	2					S 2
13	1	160690-11220	PIVOT, ROCKER ARM	2	2	2					
13-1	1	160690-11221	PIVOT, ROCKER ARM	2	2	2					S 2
13-2	1	160690-11222	PIVOT, ROCKER ARM	2	2	2					R
14	1	160690-11270	BOLT	2	2						
14-1	1	160690-11271	BOLT	2	2	2					N
14-2	1	160890-11270	BOLT	2	2	2					S 2
15	1	160690-11280	NUT, M6X0.5	2	2	2					
16	1	160890-11290	PLATE, GUIDE	1	1	1					
17	1	26216-080182	STUD, M8X 18	2	2	2					
17-1	1	26226-080182	STUD, M8X 18	2	2	2					S
17-2	1	160890-04330	STUD, 2D8X18	2	2	2					R
18	1	160890-11300	BONNET ASSY, HEAD	1	1	1					
19	1	160890-11310	GASKET, BONNET	1	1	1					
19-1	1	160890-11311	GASKET, BONNET	1	1	1					R
20	1	26106-060352	BOLT, M6X 35 PLATED	3	3	3					
21	1	160610-03050	BREATHER ASSY	1	1	1					
22	1	160820-03180	PIPE, BREATHER	1	1						
23	1	160710-03190	PIPE, BREATHER			1					

Remarks
(1)INTERCHANGEABLE BY SIMULTANEOUS REPLACEMENT WITH NO.3-2,8-1,9-1, 11-2,17-1 AND 24.
(2)INTERCHANGEABLE BY SIMULTANEOUS REPLACEMENT WITH NO.11-1,12-1,13-1 AND 14-2.

Fig.69. CYLINDER HEAD & BONNET

(A)=GA280SNS
 (B)=GA280SNR
 (C)=GA280SNM

(D)=
 (E)=
 (F)=



No.	Lev.	Parts No.	Description	Q'ty						I	R
				(A)	(B)	(C)	(D)	(E)	(F)		
24	1	120380-11350	COTTER, 7	4	4	4					W
		(A=E/#68696)	(B=E/#69786)	(C=E/#68633)							

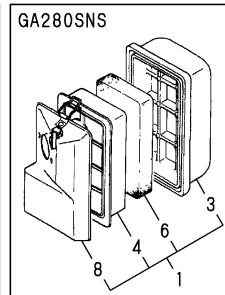
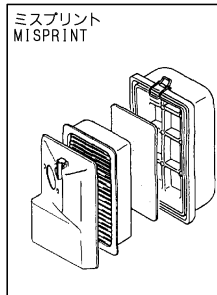
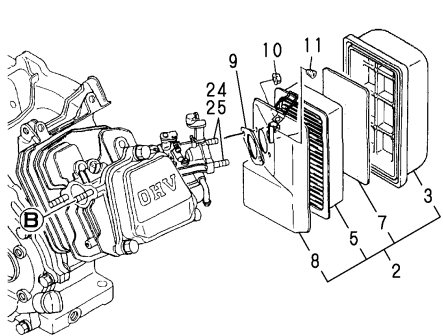
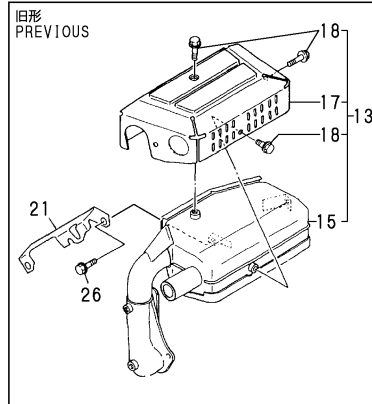
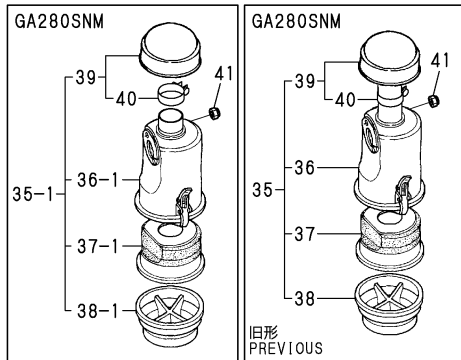
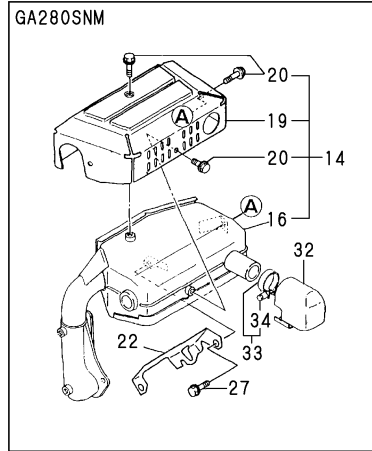
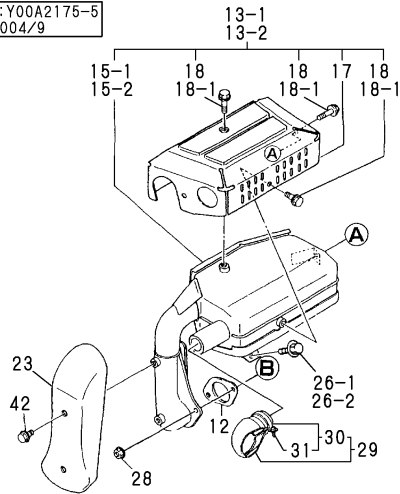
Remarks
 (1)INTERCHANGEABLE BY SIMULTANEOUS REPLACEMENT WITH NO.3-2,8-1,9-1, 11-2,17-1 AND 24.
 (2)INTERCHANGEABLE BY SIMULTANEOUS REPLACEMENT WITH NO.11-1,12-1,13-1 AND 14-2.

Fig.70. AIR CLEANER & MUFFLER

(A)=GA280SNS
(B)=GA280SNR
(C)=GA280SNM

(D)=
(E)=
(F)=

P/C NEWS No:Y00A2175-5
PUBLISHED:2004/9



No.	Lev.	Parts No.	Description	Qty						I	R
				(A)	(B)	(C)	(D)	(E)	(F)		
1	1	160890-12500	CLEANER ASSY, AIR	1							
2	1	160893-12510	CLEANER ASSY, AIR		1						
3	2	160790-12510	COVER, AIR CREAMER	1	1						
4	2	160790-12530	HOLDER, ELEMENT	1							
5	2	160793-12530	HOLDER, ELEMENT		1						
6	2	160790-12540	ELEMENT	1							
7	2	160793-12540	ELEMENT		1						
8	2	160890-12520	CASE, AIR CLEANER	1	1						
9	1	160910-56150	GASKET, CARBURETOR	1	1						
9-1	1	160910-56151	GASKET, CARBURETOR	1	1						N
		(A=E/#51279) (B=*1998.11)									
10	1	26366-080002	NUT, M8	2	2						
11	1	160763-12600	GROMMET	1	1	1					
11-1	1	160763-12600	GROMMET	1							Z
		(A=E/XXX)									
12	1	160890-13210	GASKET, MUFFLER	1	1	1					
12-1	1	160890-13211	GASKET, MUFFLER	1	1	1					N
		(A=E/#75749) (B=E/#69787) (C=E/#70970)									
13	1	160890-13600	SILENCER	1	1						
13-1	1	160890-13601	MUFFLER ASSY	1	1						S 1
		(A=E/#02590) (B=E/#00205)									
13-2	1	160890-13602	MUFFLER ASSY	1	1						N
		(A=E/#68696) (B=E/#69786)									
13-3	1	160890-13603	MUFFLER ASSY	1	1						N
		(A=*2009.04) (B=*2009.04)									
14	1	160890-13610	MUFFLER ASSY				1				
14-1	1	160890-13611	MUFFLER ASSY				1				N
		(C=E/#68633)									
15	2	160890-13500	SILENCER	1	1						
15-1	2	160890-13501	MUFFLER	1	1						S 1
		(A=E/#02590) (B=E/#00205)									
15-2	2	160890-13580	MUFFLER	1	1						N
		(A=E/#68696) (B=E/#69786)									
15-3	2	160890-13581	MUFFLER	1	1						N
		(A=*2009.04) (B=*2009.04)									
16	2	160890-13540	MUFFLER				1				
16-1	2	160890-13541	MUFFLER				1				N
		(C=E/#68633)									
17	2	160890-13530	COVER	1	1						
18	2	26106-060082	BOLT, M6X 8 PLATED	4	4						
18-1	2	114252-13950	BOLT, M6X8	4	4						R
		(A=E/#68696) (B=E/#69786)									
19	2	160890-13560	COVER				1				
20	2	114252-13950	BOLT, M6X8				4				
21	1	160890-13570	BRACKET, MUFFLER	1	1						Z
		(A=E/#02590) (B=E/#00205)									
22	1	160890-13570	BRACKET, MUFFLER				1				
23	1	160890-13660	COVER	1	1	1					
24	1	160890-04320	STUD, M8X 85	2	2						
25	1	160992-04320	STUD, 2D 8X165				2				
26	1	26106-080142	BOLT, M8X 14 PLATED	1	1						

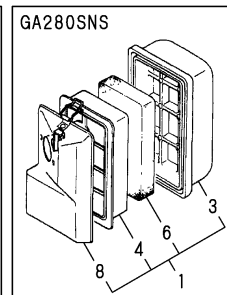
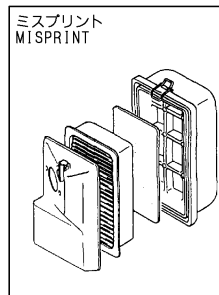
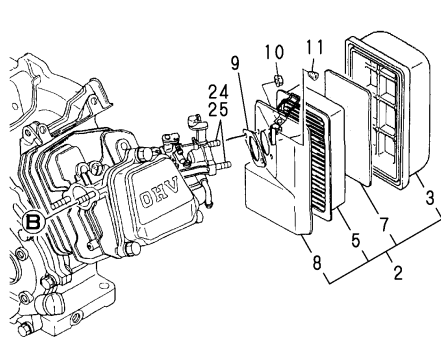
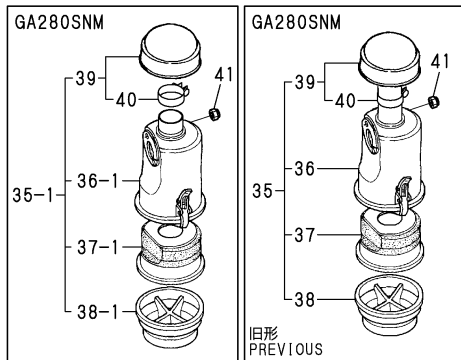
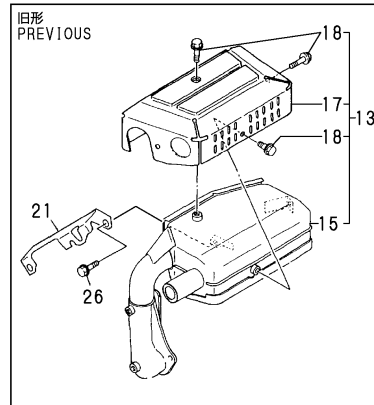
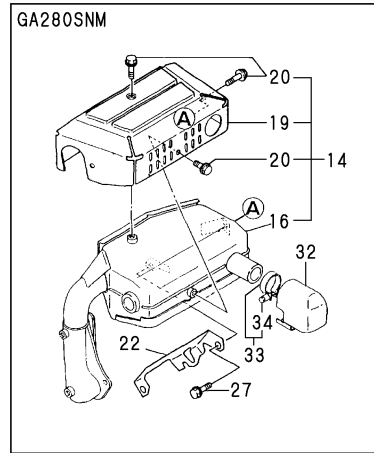
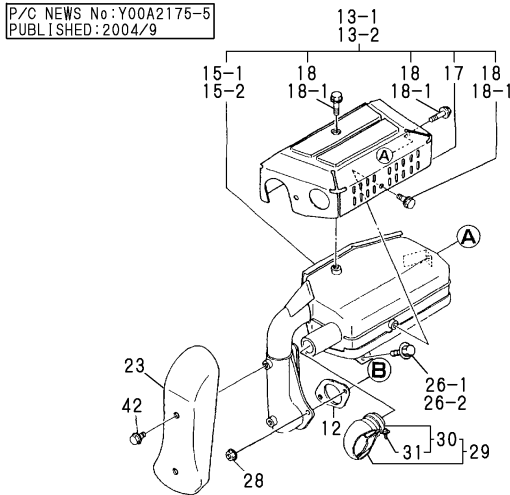
Remarks
(1)INTERCHANGEABLE BY SIMULTANEOUS REPLACEMENT WITH FIG.74 NO.18-1.

Fig.70. AIR CLEANER & MUFFLER

(A)=GA280SNM
(B)=GA280SNR
(C)=GA280SNM

(D)=
(E)=
(F)=

P/C NEWS No:Y00A2175-5
PUBLISHED:2004/9



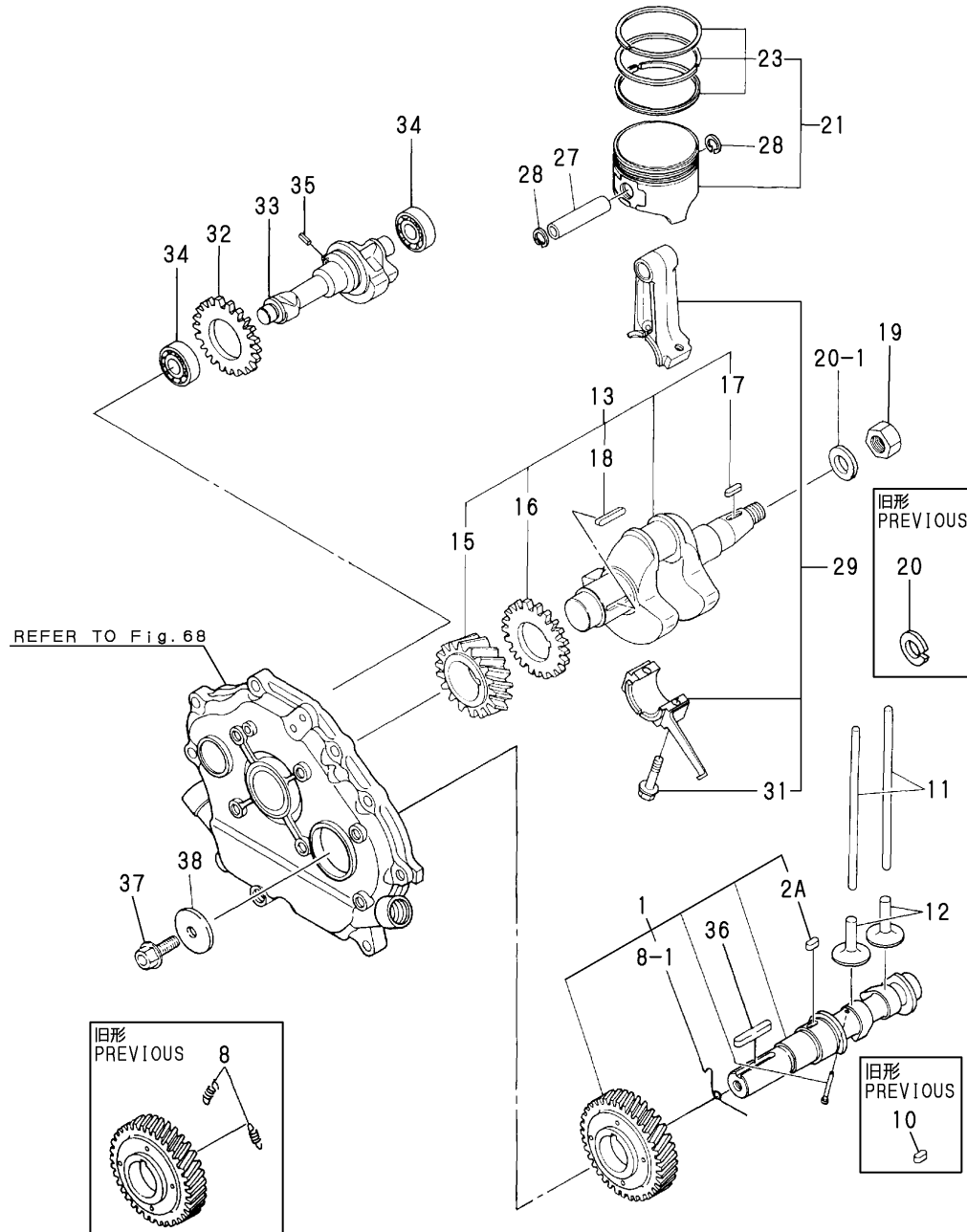
No.	Lev.	Parts No.	Description	Q'ty						I	R	
				(A)	(B)	(C)	(D)	(E)	(F)			
26-1	1	26476-060162	SCREW, TAPPING M6X16 (A=E/#02590) (B=E/#00205)	1	1						S	1
26-2	1	160890-13910	BOLT, FLANGE M6X20 (A=E/#04786) (B=E/#04965)	1	1							N
27	1	26106-080142	BOLT, M8X 14 PLATED				1					
28	1	26366-080002	NUT, M8	2	2	2						
29	1	114252-13800	EXTENSION ASSY	1	1							
30	2	114252-13910	CLAMP	1	1							
31	3	114252-13960	SCREW 6X 25	1	1							
32	1	160797-13800	PIPE, TAIL				1					
33	1	160120-13580	CLAMP				1					
34	2	114252-13960	SCREW 6X 25 (C=E/XXX)				1					W
35	1	160993-12500	CLEANER ASSY, AIR				1					
35-1	1	160993-12501	CLEANER ASSY, AIR (C=E/#47818)				1					N
36	2	160993-12510	BODY, AIR CLEANER				1					
36-1	2	160993-12540	BODY, AIR CLEANER (C=E/#47818)				1					S
37	2	160792-12720	ELEMENT				1					
37-1	2	160998-12600	ELEMENT (C=E/#47818)				1					S
38	2	160820-12770	SUMP, OIL				1					
38-1	2	160998-12800	SUMP, OIL (C=E/#47818)				1					S
39	2	160820-12790	CAP, AIR CLEANER				1					
40	3	160820-12300	BAND (C=E/#47818)				1					W
41	1	26657-080002	NUT, CAP M8 (C=FROM 1ST)				2					W
42	1	114252-13950	BOLT, M6X8	2	2	2						

Remarks
(1)INTERCHANGEABLE BY SIMULTANEOUS REPLACEMENT WITH FIG.74 NO.18-1.

Fig.71. CRANKSHAFT,PISTON & CAMSHAFT

(A)=GA280SNS
(B)=GA280SNR
(C)=GA280SNM

(D)=
(E)=
(F)=

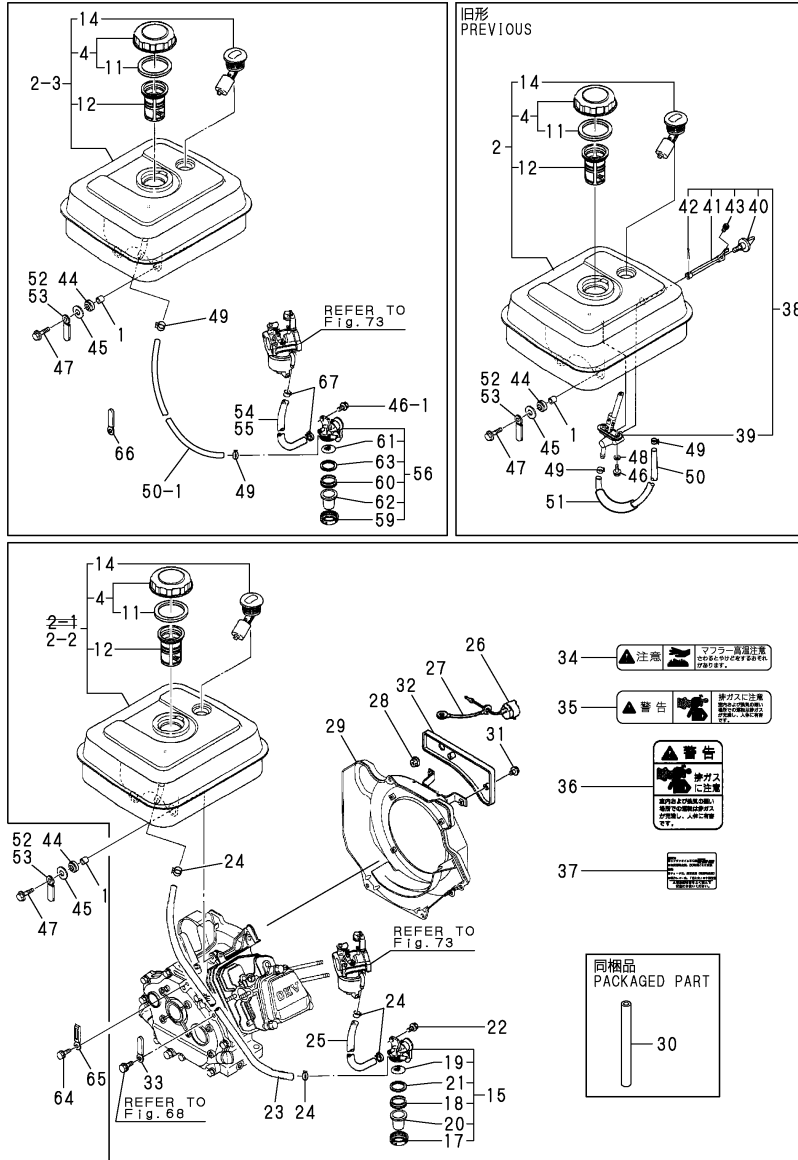


No.	Lev.	Parts No.	Description	Q'ty						I	R
				(A)	(B)	(C)	(D)	(E)	(F)		
1	1	160890-14051	CAMSHAFT ASSY	1	1	1					
1-1	1	160890-14052	CAMSHAFT ASSY	1	1	1					N
		(A=*2003.05) (B=*2003.05) (C=*2003.05)									
2A	3	22512-050160	KEY, 5X 16	1	1	1					W
		(A=*2003.05) (B=*2003.05) (C=*2003.05)									
8	2	160790-14560	SPRING,DECOMPRESSION	2	2						
8-1	2	160890-14560	SPRING,DECOMPRESSION	1	1	1					S
		(A=E/#02590) (B=E/#00205)									
10	1	22512-050160	KEY, 5X 16	1	1	1					Z
		(A=*2003.05) (B=*2003.05) (C=*2003.05)									
11	1	160890-14400	ROD, PUSH	2	2	2					
12	1	160890-14200	TAPPET	2	2	2					
13	1	760890-21700	CRANKSHAFT ASSY	1	1	1					
15	2	160890-21200	GEAR, CRANKSHAFT	1	1	1					
16	2	160890-21220	GEAR, BALANCER	1	1	1					
17	2	22512-040160	KEY, 4X 16	1	1	1					
18	2	22512-040300	KEY, 4X 30	1	1	1					
19	1	26737-160002	NUT, M16	1	1	1					
20	1	22217-160000	WASHER, SPRING 16	1	1						
20-1	1	22137-160000	WASHER, 16	1	1	1					N
		(A=E/#02590) (B=E/#00205)									
21	1	160890-22010	PISTON ASSY	1	1	1					
21-1	1	160890-22011	PISTON ASSY	1	1	1					N
		(A=E/#06045) (B=*1993.07) (C=E/#06153)									
23	2	760890-22500	RING SET, PISTON	1	1	1					
27	1	160890-22300	PIN, PISTON	1	1	1					
28	1	22252-000190	RING, 19	2	2	2					
29	1	760890-23700	ROD ASSY, CONNECTING	1	1	1					
31	2	160810-23201	BOLT, CONNECTING ROD	2	2	2					
32	1	160890-21220	GEAR, BALANCER	1	1	1					
33	1	160890-28010	SHAFT, BALANCER	1	1	1					
34	1	160903-28020	BEARING, 6202C3E	2	2	2					
35	1	22351-040008	PIN, SPRING 4.0X 8	1	1	1					
36	1	22512-070380	KEY, 7X 38	1	1	1					
37	1	26106-080202	BOLT, M8X 20 PLATED	1	1	1					
38	1	160310-14550	WASHER	1	1	1					

Fig.72. FUEL TANK & FUEL PIPE

(A)=GA280SNS
(B)=GA280SNR
(C)=GA280SNM

(D)=
(E)=
(F)=



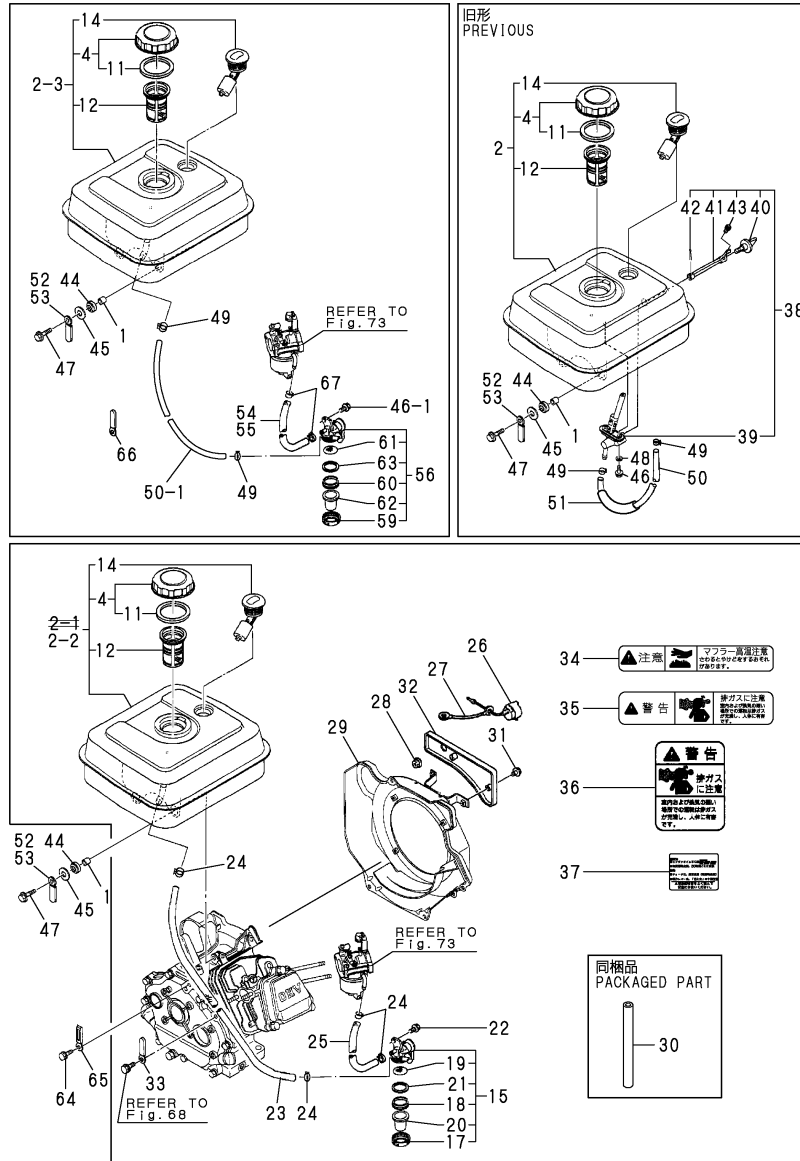
No.	Lev.	Parts No.	Description	Qty						I	R
				(A)	(B)	(C)	(D)	(E)	(F)		
1	1	114250-45310	COLLAR	4	4	4					
2	1	760890-55702	TANK ASSY, FUEL	1	1	1					
2-1	1	760890-99900	TANK ASSY, FUEL	1	1	1				N	M
2-2	1	760891-99900 (A=EXXX) (B=EXXX) (C=EXXX)	TANK ASSY, FUEL	1	1	1					N
2-3	1	760890-55730 (A=*1993.02) (B=*1993.02) (C=*1993.02)	TANK ASSY, FUEL	1	1	1					S
4	2	160710-55061	CAP ASSY	1	1	1					
11	3	160393-55050	GASKET	1	1	1					
12	2	160610-55100	FILTER, FUEL	1	1	1					
14	2	160762-55150	GAUGE, FUEL	1	1	1					
15	2	160692-55330 (A=EXXX) (B=EXXX) (C=EXXX)	COCK ASSY, FUEL	1	1	1					W
17	3	160710-55360 (A=EXXX) (B=EXXX) (C=EXXX)	RING	1	1	1					W
18	3	160710-55370 (A=EXXX) (B=EXXX) (C=EXXX)	GASKET	1	1	1					W
19	3	160710-55381 (A=EXXX) (B=EXXX) (C=EXXX)	FILTER, FUEL	1	1	1					W
19-1	3	160710-55382 (A=EXXX) (B=EXXX) (C=EXXX)	FILTER	1	1	1					N
20	3	160903-55390 (A=EXXX) (B=EXXX) (C=EXXX)	CUP, FUEL COCK L57	1	1	1					W
20-1	3	160998-55390 (A=*2002.02) (B=*2002.02) (C=*2002.02)	BOWL, STRAINER	1	1	1					R
21	3	160692-55421 (A=EXXX) (B=EXXX) (C=EXXX)	PLATE	1	1	1					W
21-1	3	160692-55421 (A=EXXX) (B=EXXX) (C=EXXX)	PLATE	1	1	1					Z
22	2	26106-060102 (A=EXXX) (B=EXXX) (C=EXXX)	BOLT, M6X 10 PLATED	1	1	1					W
23	2	160920-59380 (A=EXXX) (B=EXXX) (C=EXXX)	PIPE, FUEL	1	1	1					W
24	2	23000-013000 (A=EXXX) (B=EXXX) (C=EXXX)	CLAMP, 13	4	4	4					W
25	2	160798-59350 (A=EXXX) (B=EXXX) (C=EXXX)	HOSE, FUEL A-485	1	1	1					W
26	2	160611-77250 (A=EXXX) (B=EXXX) (C=EXXX)	SWITCH, STOP	1	1	1					W
27	2	160495-77260 (A=EXXX) (B=EXXX) (C=EXXX)	WIRE	1	1	1					W
28	2	26366-080002 (A=EXXX) (B=EXXX) (C=EXXX)	NUT, M8	1	1	1					W
29	2	160891-45121 (A=EXXX) (B=EXXX) (C=EXXX)	CASE, COOLING FAN	1	1	1					W
30	2	23061-060025 (A=EXXX) (B=EXXX) (C=EXXX)	PIPE, 6X 25	1	1	1					W
31	2	26106-060162 (A=EXXX) (B=EXXX) (C=EXXX)	BOLT, M6X 16 PLATED	2	2	2					W
32	2	160890-66310 (A=EXXX) (B=EXXX) (C=EXXX)	PANEL	1	1	1					W

Remarks
(1)OUTLET PIPE UNIFIED
(2)THIS PART IS USED FOR NO.2-1.
(3)INTERCHANGEABILITY IS <S> WITH NO.38.
(M)MISPRINT:REFER TO THE NEXT ITEM.

Fig.72. FUEL TANK & FUEL PIPE

(A)=GA280SNS
(B)=GA280SNR
(C)=GA280SNM

(D)=
(E)=
(F)=



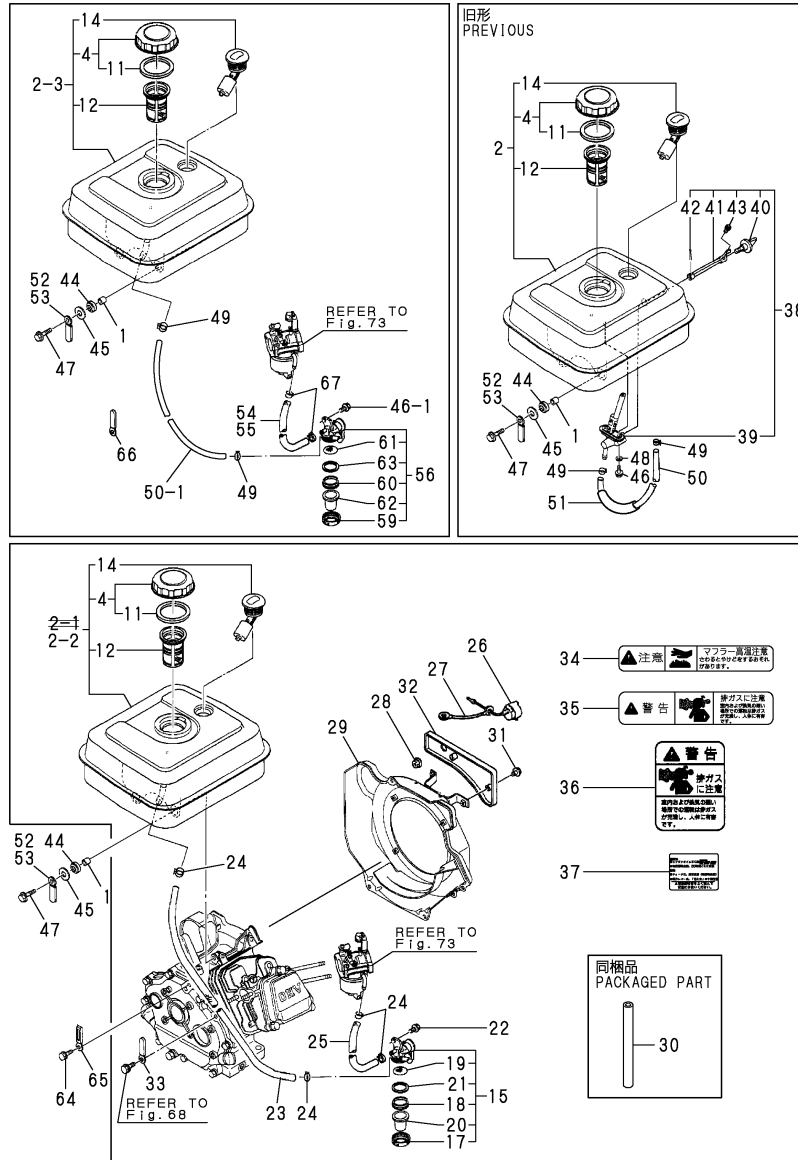
No.	Lev.	Parts No.	Description	Q'ty						I	R
				(A)	(B)	(C)	(D)	(E)	(F)		
33	2	160710-78710 (A=EXXX) (B=EXXX) (C=EXXX)	CLAMP, CORD	1	1	1				W	2
34	2	105250-07330 (A=EXXX) (B=EXXX) (C=EXXX)	LABEL	1	1	1				W	2
35	2	105250-07340 (A=EXXX) (B=EXXX) (C=EXXX)	LABEL,EXH.GAS CAUTN	1	1	1				W	2
36	2	114370-07110 (A=EXXX) (B=EXXX) (C=EXXX)	LABEL,EXH.GAS CAUTN	1	1	1				W	2
37	2	160692-07250 (A=EXXX) (B=EXXX) (C=EXXX)	LABEL, CAUTION	1	1	1				W	2
38	1	160690-55300 (A=*1993.02) (B=*1993.02) (C=*1993.02)	COCK ASSY, FUEL	1	1	1					Z
39	2	160690-55310 (A=*1993.02) (B=*1993.02) (C=*1993.02)	COCK ASSY, FUEL	1	1	1					Z
40	2	160690-55320 (A=*1993.02) (B=*1993.02) (C=*1993.02)	LEVER	1	1	1					Z
41	2	160690-55330 (A=*1993.02) (B=*1993.02) (C=*1993.02)	SHAFT	1	1	1					Z
42	2	22417-200200 (A=*1993.02) (B=*1993.02) (C=*1993.02)	PIN, COTTER 2.0X20	1	1	1					Z
43	2	26557-040102 (A=*1993.02) (B=*1993.02) (C=*1993.02)	SCREW, M4X10	1	1	1					Z
44	1	160690-55460	DAMPER, FUEL TANK	4	4	4					
44-1	1	160690-55461 (A=E/#17713) (B=*1995.10) (C=E/#15965)	DAMPER, FUEL TANK	4	4	4					N
44-2	1	160690-55462 (A=E/#74738) (B=E/#69787) (C=E/#70970)	DAMPER, FUEL TANK	4	4	4					R
45	1	160610-55470 (A=E/#12198) (B=*1994.05) (C=E/#12255)	WASHER	4	4	4					Z
46	1	26106-060142	BOLT, M6X 14 PLATED	2	2	2					
46-1	1	26106-060102 (A=*1993.02) (B=*1993.02) (C=*1993.02)	BOLT, M6X 10 PLATED	1	1	1					S
47	1	26476-060252	SCREW, TAPPING M6X25	4	4	4					
47-1	1	114370-45350 (A=E/#12198) (B=*1994.05) (C=E/#12255)	BOLT	4	4	4					N
47-2	1	160690-55140 (A=E/#43090) (B=*1997.08) (C=E/#47818)	BOLT	4	4	4					R
48	1	43400-500400 (A=*1993.02) (B=*1993.02) (C=*1993.02)	SEAL WASHER 6	2	2	2					Z
49	1	106990-44660	CLIP, HOSE 12.5	2	2	2					
50	1	160890-59360	PIPE, FUEL	1	1	1					
50-1	1	160920-59350 (A=*1993.02) (B=*1993.02) (C=*1993.02)	PIPE, FUEL	1	1	1					S
50-2	1	160920-59351 (A=E/#63358) (B=E/#69786) (C=E/#65158)	HOSE, FUEL A-510	1	1	1					N
51	1	160792-59400 (A=EXXX) (B=EXXX)	TUBE, PROTECT	1	1						Z
52	1	160802-78270 (A=EXXX) (B=EXXX)	CLAMP, CORD	1	1	1					Z
53	1	160820-78710	CLAMP, CORD	1	1	1					
54	1	160792-59360	PIPE, FUEL	1	1						W

Remarks
(1)OUTLET PIPE UNIFIED
(2)THIS PART IS USED FOR NO.2-1.
(3)INTERCHANGEABILITY IS <S> WITH NO.38.
(M)MISPRINT:REFER TO THE NEXT ITEM.

Fig.72. FUEL TANK & FUEL PIPE

(A)=GA280SNS
(B)=GA280SNR
(C)=GA280SNM

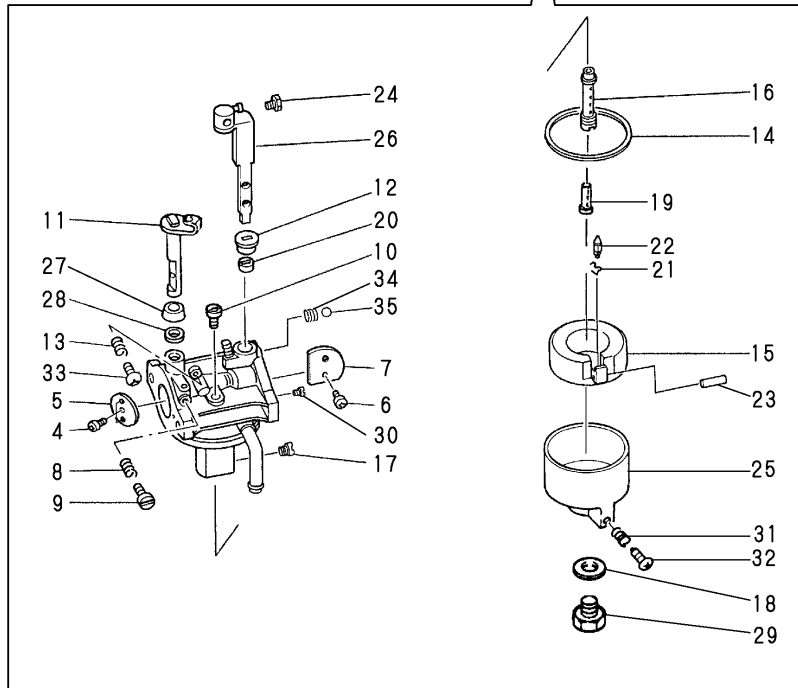
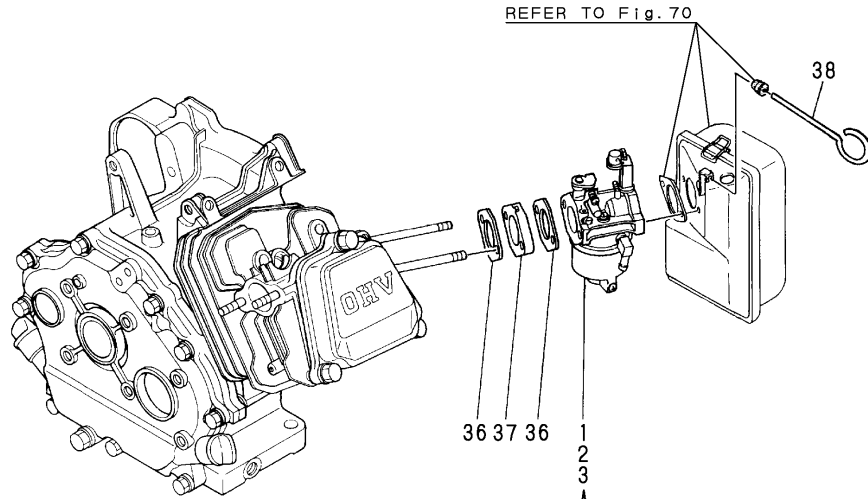
(D)=
(E)=
(F)=



No.	Lev.	Parts No.	Description	Qty						I	R
				(A)	(B)	(C)	(D)	(E)	(F)		
54-1	1	160792-59361	HOSE, FUEL B-180	1	1						N
55	1	160769-59370	PIPE, FUEL L=203			1					W
55-1	1	160769-59371	PIPE, FUEL L=203			1					N
56	1	160692-55330	COCK ASSY, FUEL	1	1	1					W 3
59	2	160710-55360	RING	1	1	1					W
60	2	160710-55370	GASKET	1	1	1					W
61	2	160710-55382	FILTER	1	1	1					W
62	2	160998-55390	BOWL, STRAINER	1	1	1					W
63	2	160692-55421	PLATE	1	1	1					W
63-1	2	160692-55421	PLATE	1	1	1					Z
64	1	26106-060082	BOLT, M6X 8 PLATED			1					W
65	1	160260-78700	CLAMP			1					W
66	1	160710-78710	CLAMP, CORD	1	1	1					W
67	1	124060-77680	CLIP, HOSE 10	2	2	2					W
67-1	1	119520-03990	CLIP, HOSE 10.5	2	2	2					R

Remarks
 (1)OUTLET PIPE UNIFIED
 (2)THIS PART IS USED FOR NO.2-1.
 (3)INTERCHANGEABILITY IS <S> WITH NO.38.
 (M)MISPRINT:REFER TO THE NEXT ITEM.

Fig.73. CARBURETOR



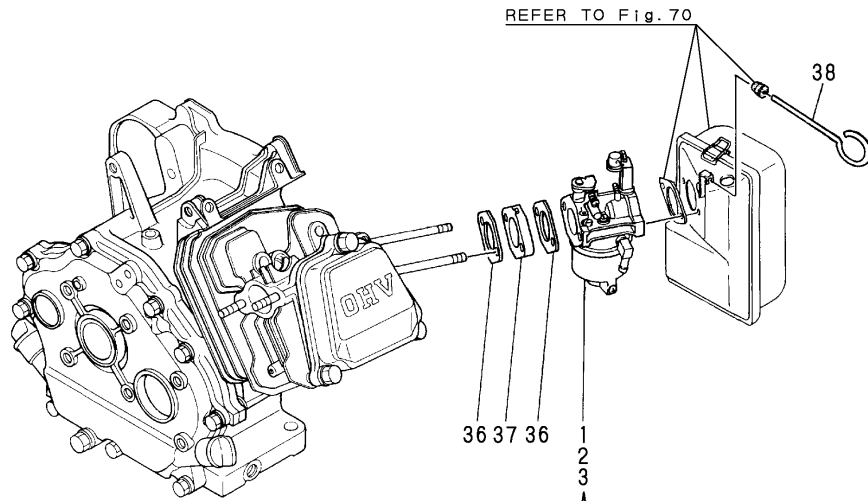
(A)=GA280SNS
(B)=GA280SNR
(C)=GA280SNM

(D)=
(E)=
(F)=

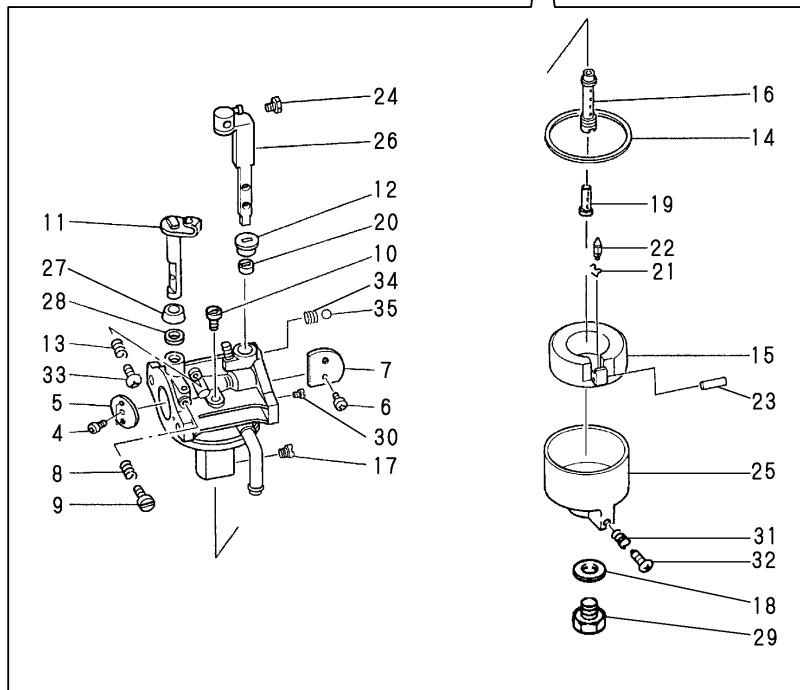
No.	Lev.	Parts No.	Description	Qty						I	R
				(A)	(B)	(C)	(D)	(E)	(F)		
1	1	160890-56010	CARBURETOR ASSY	1							
1-1	1	160890-56020 (A=E/XXX)	CARBURETOR ASSY	1							N
1-2	1	160890-56040 (A=E/#05493)	CARBURETOR ASSY	1							N
2	1	160890-56010	CARBURETOR ASSY		1						
2-1	1	160890-56030 (B=E/#05504)	CARBURETOR ASSY		1						N
3	1	160993-56020	CARBURETOR ASSY						1		
4	2	160120-56670	SCREW	2	2	2					
5	2	160992-56520	VALVE, THROTTLE	1	1	1					
6	2	160903-56670	SCREW	2	2	2					
7	2	160992-56530	VALVE, CHOKE	1	1	1					
8	2	181230-56380	SPRING	1	1	1					
9	2	160667-56750	ADJUSTER	1	1	1					
10	2	160880-56740	JET, PILOT	1	1	1					
11	2	160992-56550	SHAFT, THROTTLE	1	1	1					
12	2	160810-56590	RING, CHOKE LEVER	1	1	1					
13	2	181230-56380	SPRING	1	1	1					
14	2	160210-56610	WASHER	1	1	1					
15	2	160810-56620	FLOAT ASSY	1	1						
15-1	2	160890-56620 (A=E/#05493) (B=E/#05504)	FLOAT ASSY	1	1	1					S
16	2	160790-56550	NOZZLE, MAIN	1	1	1					
17	2	160792-56570	JET, ENRICHMENT	1	1						
17-1	2	160792-56572 (A=E/#05493) (B=E/#05504)	JET, ENRICHMENT	1	1	1					S
18	2	160910-56550	WASHER	1	1	1					
19	2	160790-56570	NOZZLE	1	1	1					
20	2	160810-56580	RING, CHOKE SHAFT	1	1	1					
21	2	160790-56540	CLIP	1	1						
21-1	2	160692-56750 (A=E/#05493) (B=E/#05504)	CLIP	1	1	1					S
22	2	160792-56670	VALVE ASSY, NEEDLE	1	1	1					1
23	2	160610-56630	PIN, FLOAT	1	1	1					
24	2	26117-040088	BOLT M 4X 8 PLATED	1	1	1					
25	2	160890-56430	BODY, FLOAT	1	1	1					
26	2	160890-56520	LEVER, CHOKE	1	1	1					
26-1	2	160890-56650	LEVER, CHOKE	1							N
26-2	2	160890-56520 (A=E/XXX) (A=E/#05493)	LEVER, CHOKE	1							S
27	2	160702-56720	RING	1	1	1					
28	2	160640-56850	SEAL	1	1	1					
29	2	160790-56610	BOLT	1	1	1					
30	2	160890-56610	JET, PILOT	1	1						
30-1	2	160790-56610 (A=E/#05493) (B=E/#05504)	BOLT	1	1	1					S
31	2	181230-56380	SPRING	1	1	1					
32	2	160610-56900	SCREW	1	1	1					
33	2	160692-56710	SCREW	1	1	1					

Remarks
(1)REPAIR PART.

Fig.73. CARBURETOR



REFER TO Fig. 70



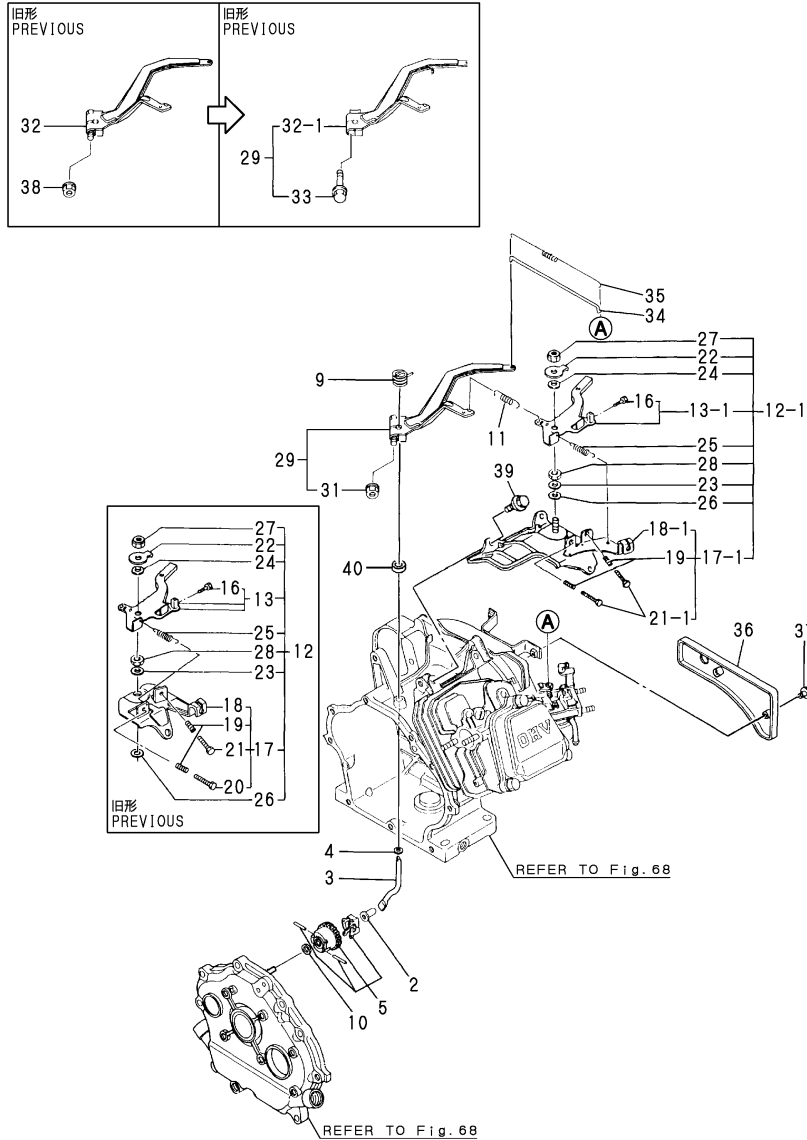
(A)=GA280SNS
(B)=GA280SNR
(C)=GA280SNM

(D)=
(E)=
(F)=

No.	Lev.	Parts No.	Description	Q'ty						I	R
				(A)	(B)	(C)	(D)	(E)	(F)		
34	2	160310-56980	SPRING, CHOKE	1	1	1					
35	2	160310-56990	BALL, STEEL	1	1	1					
36	1	160910-56150	GASKET, CARBURETOR	2	2	2					
36-1	1	160910-56151 (A=E/#51279) (B=*1998.11) (C=E/#51167)	GASKET, CARBURETOR	2	2	2					N
37	1	160890-56160	INSULATOR	1	1	1					
38	1	160690-56900 (A=E/XXXX)	ROD, CHOKE	1	1	1					Z

Remarks
(1)REPAIR PART.

Fig.74. GOVERNOR & CONTROL DEVICE



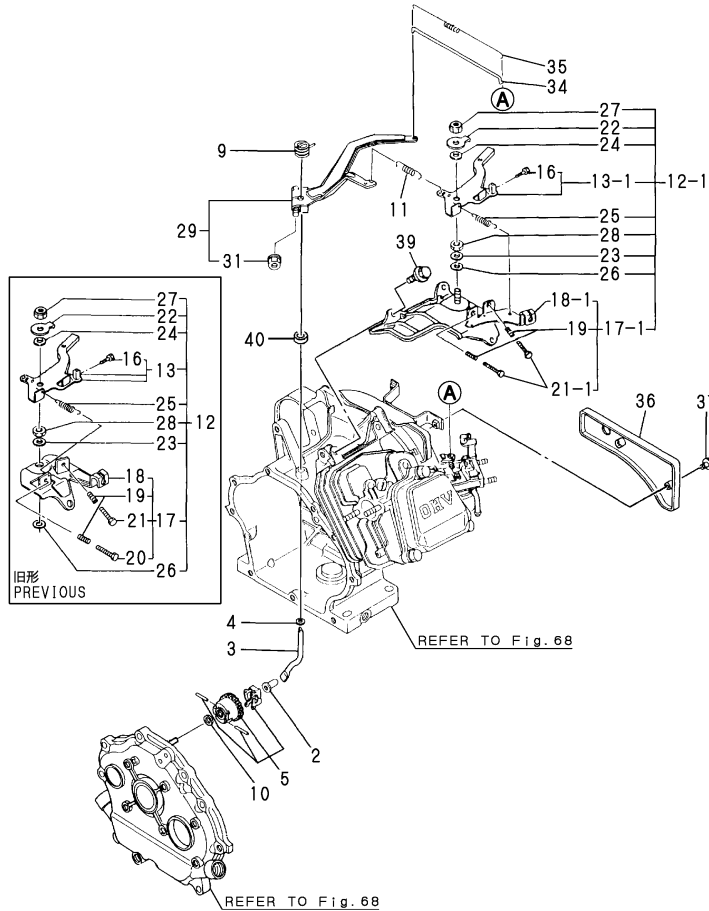
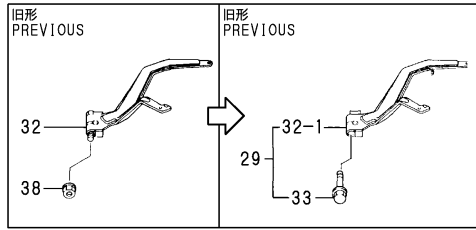
(A)=GA280SNS
(B)=GA280SNR
(C)=GA280SNM

(D)=
(E)=
(F)=

No.	Lev.	Parts No.	Description	Qty						I	R
				(A)	(B)	(C)	(D)	(E)	(F)		
2	1	160690-61300	SPINDLE	1	1	1					
2-1	1	160690-61301	SPINDLE	1	1	1					R
		(A=E/#15968) (B=*1994.12) (C=E/#15940)									
3	1	160690-61310	SHAFT	1	1	1					
3-1	1	160690-61311	SHAFT	1	1	1					R
		(A=E/#17737) (B=*1995.11) (C=E/#15965)									
4	1	160690-61450	WASHER	1	1	1					
5	1	160690-61600	GEAR ASSY, GOVERNOR	1	1	1					
9	1	160890-66050	SPRING, RETURN	1	1	1					
10	1	160120-76940	WASHER	1	1	1					
11	1	160890-66010	SPRING, GOVERNOR	1	1	1					
12	1	160890-66100	CONTROLLER ASSY	1	1						
12-1	1	160890-66101	CONTROLLER ASSY	1	1	1					R
		(A=E/#00576) (B=E/#00205)									
13	2	160890-66080	LEVER ASSY, CONTROL	1	1						
13-1	2	160890-66081	LEVER ASSY, CONTROL	1	1	1					R
		(A=E/#00576) (B=E/#00205)									
16	3	26117-040088	BOLT M 4X 8 PLATED	1	1	1					
17	2	160690-66110	BASE ASSY	1	1						
17-1	2	160890-66110	BASE ASSY	1	1	1					N
		(A=E/#02590) (B=E/#00205)									
18	3	160690-66120	BASE, CONTROL	1	1						
18-1	3	160890-66141	BASE ASSY	1	1						S 1
		(A=E/#02590) (B=E/#00205)									
18-2	3	160890-66142	BASE ASSY	1	1	1					N
		(A=E/#05483) (B=E/#05458)									
19	3	160520-66291	SPRING	2	2	2					
20	3	160910-66440	BOLT, ADJUSTER	1	1						Z
		(A=E/#02590) (B=E/#00205)									
21	3	26117-040257	BOLT, M4X 25 PLATED	1	1						
21-1	3	26117-040257	BOLT, M4X 25 PLATED	2	2	2					K
		(A=E/#02590) (B=E/#00205)									
22	2	160690-66160	WASHER	1	1	1					
23	2	160664-66170	WASHER	1	1	1					
24	2	160664-66180	SPRING	1	1	1					
25	2	160664-66220	SPRING, RETURN	1	1	1					
26	2	22137-060000	WASHER, 6	1	1	1					
27	2	26347-060002	NUT, M6	1	1	1					
28	2	26757-060002	NUT, LOCK M6	1	1	1					
29	1	160890-66190	LEVER ASSY, GOVERNOR	1	1	1					W
		(A=E/XXX) (B=E/XXX)									
31	2	26366-060002	NUT, M6	1	1	1					W
		(A=E/#16654) (B=*1995.02) (C=E/#15965)									
32	1	160890-66150	LEVER, GOVERNOR	1	1						
32-1	2	160890-66151	LEVER, GOVERNOR	1	1	1					N
		(A=*1989.11) (B=*1989.11)									
32-2	2	160890-66151	LEVER, GOVERNOR	1	1	1					Z
		(A=E/#16654) (B=*1995.05) (C=E/#15965)									
33	2	26106-060252	BOLT, M6X 25 PLATED	1	1	1					W
		(A=*1989.11) (B=*1989.11)									
33-1	2	26106-060252	BOLT, M6X 25 PLATED	1	1	1					Z

Remarks
(1)INTERCHANGEABLE BY SIMULTANEOUS REPLACEMENT WITH FIG.70 NO.13-1 AND NO.26-1, OR FIG.70 NO.15-1 AND NO.26-1.
(2)SHAPE OF STOP SWITCH INSTALLING PART CHANGED.

Fig.74. GOVERNOR & CONTROL DEVICE



(A)=GA280SNS
(B)=GA280SNR
(C)=GA280SNM

(D)=
(E)=
(F)=

No.	Lev.	Parts No.	Description	Q'ty						I	R
				(A)	(B)	(C)	(D)	(E)	(F)		
		(A=E/#16654) (B=*1995.02) (C=E/#15965)									
34	1	160690-66200	LINK, THROTTLE	1	1	1					
35	1	160690-66210	SPRING, TENSION	1	1	1					
36	1	160890-66300	PANEL	1	1	1					
36-1	1	160890-66310	PANEL	1	1	1				S	2
		(A=E/#05493) (B=E/#05504) (C=*1993.02)									
37	1	26106-060102	BOLT, M6X 10 PLATED	2	2	2					
37-1	1	26106-060162	BOLT, M6X 16 PLATED	2	2	2					N
		(A=E/#05897) (B=*1993.06) (C=E/#05914)									
38	1	26366-060002	NUT, M6	1	1						Z
		(A=*1989.11) (B=*1989.11)									
39	1	26476-060142	SCREW, TAPPING M6X14	3	3	3					W
		(A=E/#02950) (B=E/#00205)									
40	1	114770-61600	SEAL, OIL	1	1	1					W
		(A=E/#03529) (B=E/#03437)									

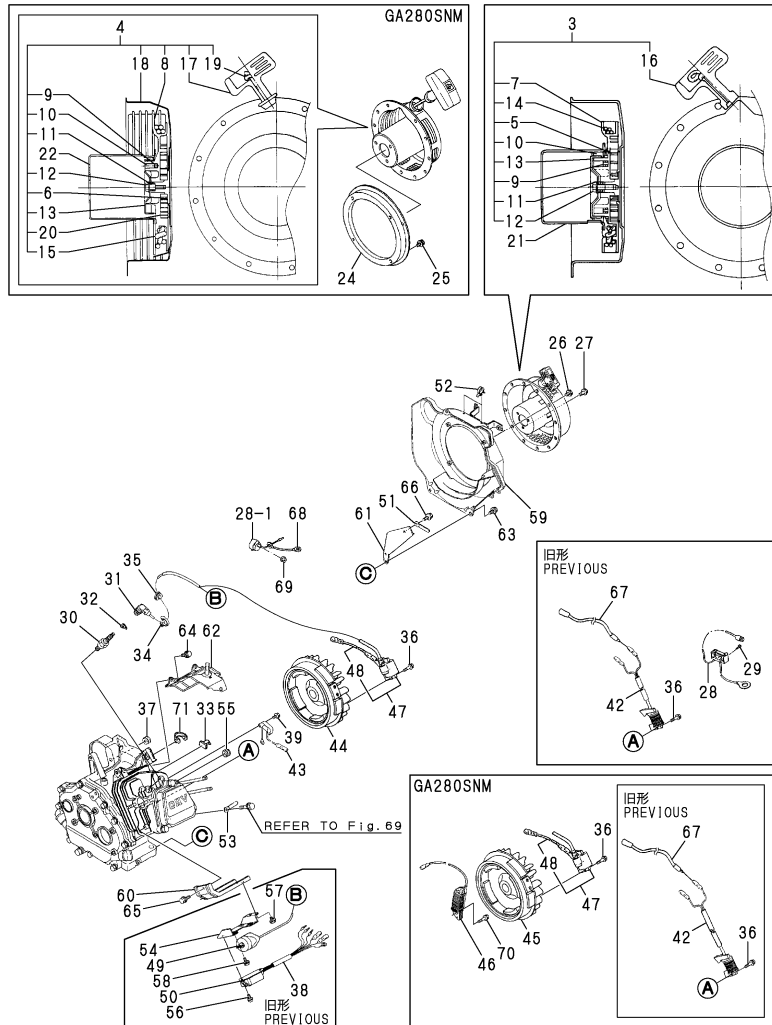
Remarks
 (1)INTERCHANGEABLE BY SIMULTANEOUS REPLACEMENT WITH FIG.70 NO.13-1 AND NO.26-1, OR FIG.70 NO.15-1 AND NO.26-1.
 (2)SHAPE OF STOP SWITCH INSTALLING PART CHANGED.

Fig.75. FLY.MAGNETO & STARTING DEVICE

(A)=GA280SNS
(B)=GA280SNR
(C)=GA280SNM

(D)=
(E)=
(F)=

P/C NEWS No.:Y00A2175-3
PUBLISHED :2003/12



No.	Lev.	Parts No.	Description	Q'ty						I	R
				(A)	(B)	(C)	(D)	(E)	(F)		
3	1	160890-76250	STARTER ASSY, RECOIL	1	1						
4	1	160900-76250	STARTER ASSY, RECOIL			1					
5	2	160890-76510	SPRING, SPIRAL	1	1						
6	2	160900-76520	SPRING			1					
7	2	160890-76520	REEL	1	1						
8	2	160900-76530	REEL				1				
9	2	160890-76530	SPRING, DOG	2	2	2					
10	2	160890-76540	DOG	2	2	2					
11	2	160890-76550	SPRING, BRAKE	1	1	1					
12	2	160641-76570	SCREW	1	1	1					
13	2	160890-76570	RETAINER	1	1	1					
14	2	160890-76580	ROPE, STARTER	1	1						
15	2	160900-76580	ROPE, STARTER				1				
16	2	160260-76620	KNOB, STARTER	1	1						
17	2	160900-76620	HANDLE				1				
18	2	160900-76510	CASE				1				
19	2	160900-76600	PIPE, REINFORCED				1				
20	2	160900-76610	CASE, SPRING				1				
21	1	160890-76590	PULLEY, STARTER	1	1						
22	1	160993-76150	PULLEY				1				
24	1	160793-76300	SPACER, RECOIL				1				W
			(C=FROM 1ST)								
25	1	26106-060082	BOLT, M6X 8 PLATED				4				W
			(C=FROM 1ST)								
26	1	26106-060082	BOLT, M6X 8 PLATED	4	4	4					
27	1	26106-060122	BOLT, M6X 12 PLATED	3	3	3					
28	1	160690-77250	SWITCH, STOP	1	1	1					
28-1	1	160611-77250	SWITCH, STOP	1	1	1					S 1
		(A=*1993.02)	(B=*1993.02)	(C=*1993.02)							
29	1	22857-200100	SCREW, 2X10	2	2	2					Z
		(A=*1993.02)	(B=*1993.02)	(C=*1993.02)							
30	1	160690-78010	PLUG, SPARK BP6ES	1	1						
30-1	1	160690-78020	PLUG, SPARK	1	1	1					N
		(A=E/#04320)	(B=E/#04238)								
30-2	1	160690-78030	PLUG, SPARK N11YC	1	1	1					N
		(A=E/XXX)	(B=E/XXX)	(C=E/XXX)							
31	1	160700-78040	CAP, PLUG	1	1	1					
32	1	160700-78050	TERMINAL, PLUG	1	1	1					
33	1	160560-78700	CLAMP	1	1						Z
		(A=E/#00576)	(B=E/#00205)								
34	1	160690-78700	CLAMP, CORD	1	1						
34-1	1	29610-000950	CLAMP, SPEED 095	1	1	1					N
		(A=E/#02074)	(B=E/#00205)								
35	1	160700-78720	GROMMET	1	1	1					
36	1	26476-060252	SCREW, TAPPING M6X25	2	2	2					
36-1	1	160690-04350	BOLT, M6X30	2	2	2					R
		(A=E/#76044)	(B=E/#69787)	(C=E/#70970)							
37	1	160341-01950	PIPE	1	1	1					Z
		(A=E/#53826)	(B=E/#59633)	(C=E/#54742)							
38	1	160810-03400	TUBE, PROTECT	1	1	1					Z
		(A=E/#63358)	(B=E/#69786)	(C=E/#65158)							

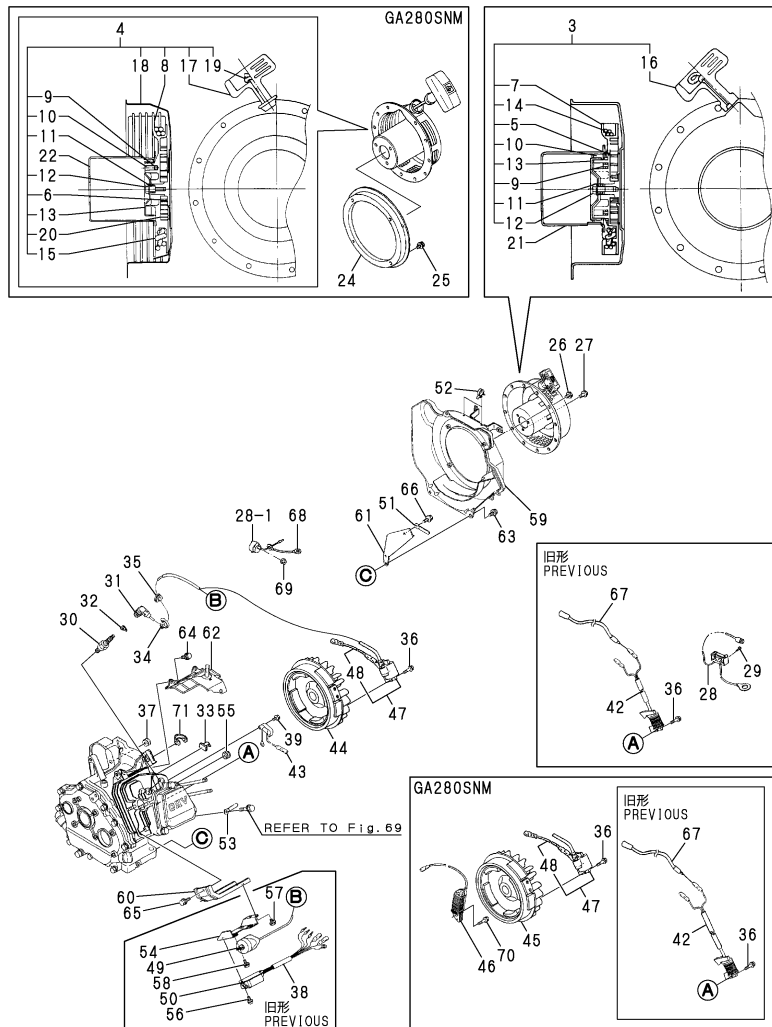
Remarks
 (1)CHANGED FROM LEAD SWITCH TYPE TO ROTARY TYPE.
 (2)INTERCHANGEABLE BY SIMULTANEOUS REPLACEMENT WITH NO.47,48,60-2 AND 71.
 (3)SIZE CHANGED FROM L=215 TO L=530.
 (4)INTERCHANGEABLE BY SIMULTANEOUS REPLACEMENT WITH NO.44-1 AND 50-1.
 (M)MISPRINT:REFER TO THE NEXT ITEM.

Fig.75. FLY.MAGNETO & STARTING DEVICE

(A)=GA280SNS
(B)=GA280SNR
(C)=GA280SNM

(D)=
(E)=
(F)=

P/C NEWS No.:Y00A2175-3
PUBLISHED : 2003/12



No.	Lev.	Parts No.	Description	Q'ty						I	R
				(A)	(B)	(C)	(D)	(E)	(F)		
39	1	160610-04280	SCREW, RS5X10	2	2						Z
		(A=E/#00576) (B=E/#00205)									
42	1	160890-78520	COIL, EXCITER	1	1	1					Z
		(A=E/#63358) (B=E/#69786) (C=E/#65158)									
43	1	160890-78530	COIL, PULSAR	1	1						Z
		(A=E/#00576) (B=E/#00205)									
44	1	160890-78540	ROTOR	1	1						
44-1	1	160890-78550	ROTOR	1	1						S 4
		(A=E/#02590) (B=E/#00205)									
44-2	1	160890-78560	ROTOR	1	1						F 2
		(A=E/#63358) (B=E/#69786)									
45	1	160992-78500	ROTOR			1					
45-1	1	160890-78560	ROTOR			1					F 2
		(C=E/#65158)									
46	1	160693-78620	COIL, LAMP			1					
47	1	160791-78522	COIL, IGNITION	1	1	1					W
		(A=E/#63358) (B=E/#69786) (C=E/#65158)									
47-1	1	160998-78400	IGNITER	1	1	1					N
		(A=*2009.11) (B=*2009.11) (C=*2009.11)									
48	2	160690-78230	WIRE	1	1	1					W
		(A=E/#63358) (B=E/#69786) (C=E/#65158)									
49	1	160890-78510	COIL, IGNITION	1	1	1					Z
		(A=E/#63358) (B=E/#69786) (C=E/#65158)									
50	1	160890-78650	IGNITION, UNIT	1	1						
50-1	1	160890-78660	IGNITION, UNIT	1	1	1					S 4
		(A=E/#02590) (B=E/#00205)									
50-2	1	160890-78660	IGNITION, UNIT	1	1	1					Z
		(A=E/#63358) (B=E/#69786) (C=E/#65158)									
51	1	160260-78700	CLAMP	1	1	1					Z
		(A=E/#63358) (B=E/#69786) (C=E/#65158)									
52	1	160710-78700	CLAMP, CORD	2	2	2					Z
		(A=E/#63358) (B=E/#69786) (C=E/#65158)									
53	1	160710-78710	CLAMP, CORD	1	1	1					Z
		(A=E/#63358) (B=E/#69786) (C=E/#65158)									
54	1	160890-78750	BRACKET, COIL	1	1						
54-1	1	160890-78751	BRACKET, COIL	1	1	1					R
		(A=E/#02590) (B=E/#00205)									
54-2	1	160890-78751	BRACKET, COIL	1	1	1					Z
		(A=E/#63358) (B=E/#69786) (C=E/#65158)									
55	1	160890-78900	GROMMET	1	1						
55-1	1	160763-12600	GROMMET	1	1	1					S
		(A=E/#00576) (B=E/#00205)									
56	1	26023-060162	SCREW, M6X16	2	2	2					Z
		(A=E/#63358) (B=E/#69786) (C=E/#65158)									
57	1	26106-060102	BOLT, M6X 10 PLATED	2	2	2					Z
		(A=E/#63358) (B=E/#69786) (C=E/#65158)									
58	1	26106-060162	BOLT, M6X 16 PLATED	2	2	2					Z
		(A=E/#63358) (B=E/#69786) (C=E/#65158)									
59	1	160890-45120	CASE, COOLING FAN	1	1						
59-1	1	160891-45120	CASE, COOLING FAN	1	1	1					N
		(A=E/XXX) (B=E/XXX)									

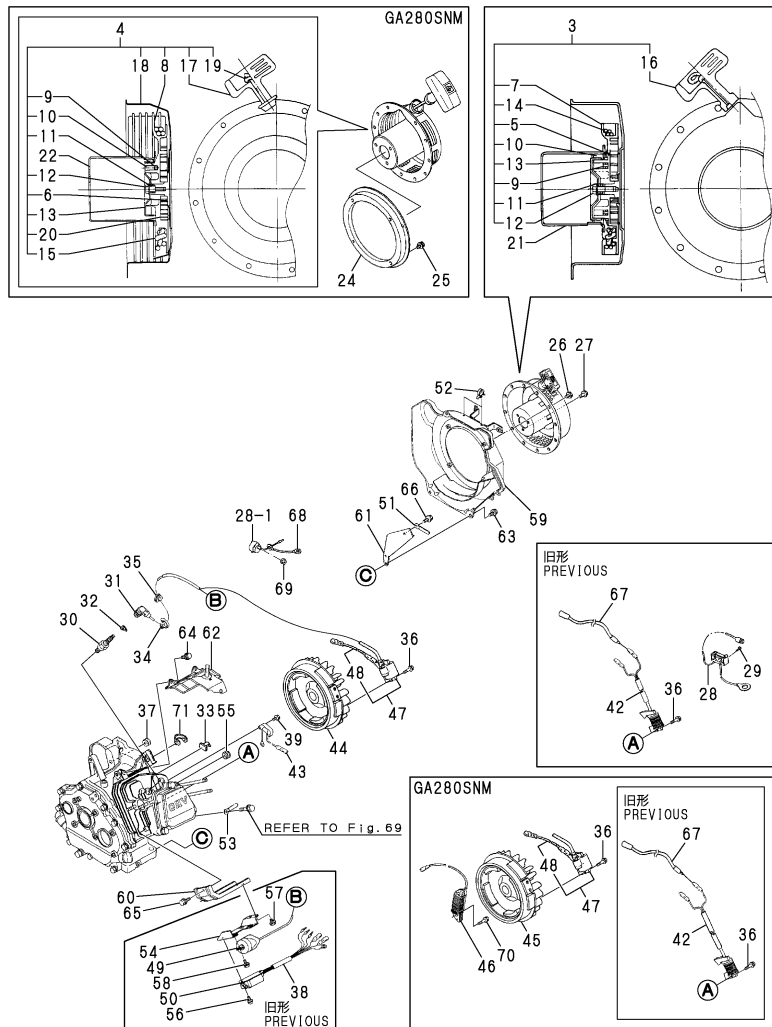
Remarks
 (1)CHANGED FROM LEAD SWITCH TYPE TO ROTARY TYPE.
 (2)INTERCHANGEABLE BY SIMULTANEOUS REPLACEMENT WITH NO.47,48,60-2 AND 71.
 (3)SIZE CHANGED FROM L=215 TO L=530.
 (4)INTERCHANGEABLE BY SIMULTANEOUS REPLACEMENT WITH NO.44-1 AND 50-1.
 (M)MISPRINT:REFER TO THE NEXT ITEM.

Fig.75. FLY.MAGNETO & STARTING DEVICE

(A)=GA280SNS
(B)=GA280SNR
(C)=GA280SNM

(D)=
(E)=
(F)=

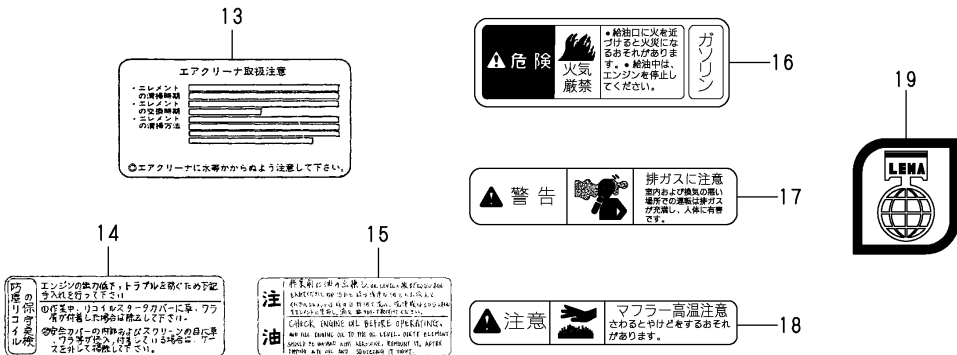
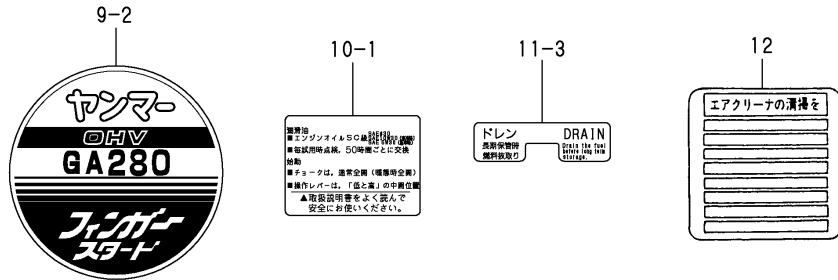
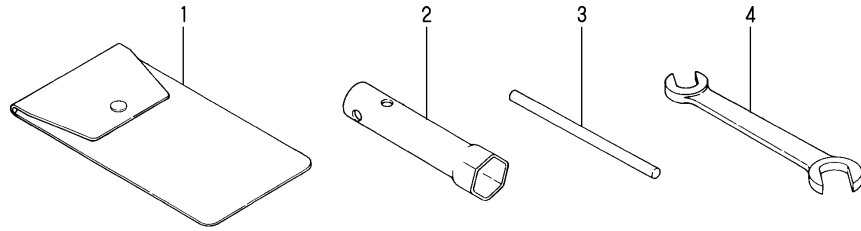
P/C NEWS No.:Y00A2175-3
PUBLISHED :2003/12



No.	Lev.	Parts No.	Description	Qty						I	R
				(A)	(B)	(C)	(D)	(E)	(F)		
59-2	1	160891-45121	CASE, COOLING FAN	1	1	1					R
		(A=E/#46445) (B=*1998.02) (C=E/#47818)									
60	1	160890-45200	COVER, HEAD	1	1						
60-1	1	160890-45230	COVER, HEAD	1	1	1					N
		(A=E/#02590) (B=E/#00205)									
60-2	1	160890-45200	COVER, HEAD	1	1	1					S
		(A=E/#63358) (B=E/#69786) (C=E/#65158)									
61	1	160890-45210	COVER	1	1	1					
61-1	1	160890-45240	COVER	1	1	1					S
		(A=E/#74738) (B=E/#69787) (C=E/#70970)									
62	1	160890-45220	COVER, HEAD	1	1						Z
		(A=E/#02590) (B=E/#00205)									
63	1	26476-060142	SCREW, TAPPING M6X14	4	4	4					
64	1	26476-060142	SCREW, TAPPING M6X14	3	3						Z
		(A=E/#02590) (B=E/#00205)									
65	1	26476-060142	SCREW, TAPPING M6X14	2	2	2					
66	1	26476-060142	SCREW, TAPPING M6X14	1	1	1					
67	1	160520-78200	WIRE, LEAD	1	1	1					
67-1	1	160970-78200	WIRE, LEAD	1	1	1					S 3
		(A=E/#11183) (B=*1993.09) (C=E/#12255)									
67-2	1	160970-78200	WIRE, LEAD	1	1	1					Z
		(A=E/#63358) (B=E/#69786) (C=E/#65158)									
68	1	160495-77260	WIRE	1	1	1					W
		(A=*1993.02) (B=*1993.02) (C=*1993.02)									
69	1	26366-080002	NUT, M8	1	1	1					W
		(A=*1993.02) (B=*1993.02) (C=*1993.02)									
70	1	26476-060252	SCREW, TAPPING M6X25			2					
71	1	29610-000650	CLAMP, SPEED 065	1	1	1					W
		(A=E/#63358) (B=E/#69786) (C=E/#65158)									

- Remarks
- (1)CHANGED FROM LEAD SWITCH TYPE TO ROTARY TYPE.
 - (2)INTERCHANGEABLE BY SIMULTANEOUS REPLACEMENT WITH NO.47,48,60-2 AND 71.
 - (3)SIZE CHANGED FROM L=215 TO L=530.
 - (4)INTERCHANGEABLE BY SIMULTANEOUS REPLACEMENT WITH NO.44-1 AND 50-1.
 - (M)MISPRINT:REFER TO THE NEXT ITEM.

Fig.76. LABEL & TOOL



(A)=GA280SNS
(B)=GA280SNR
(C)=GA280SNM

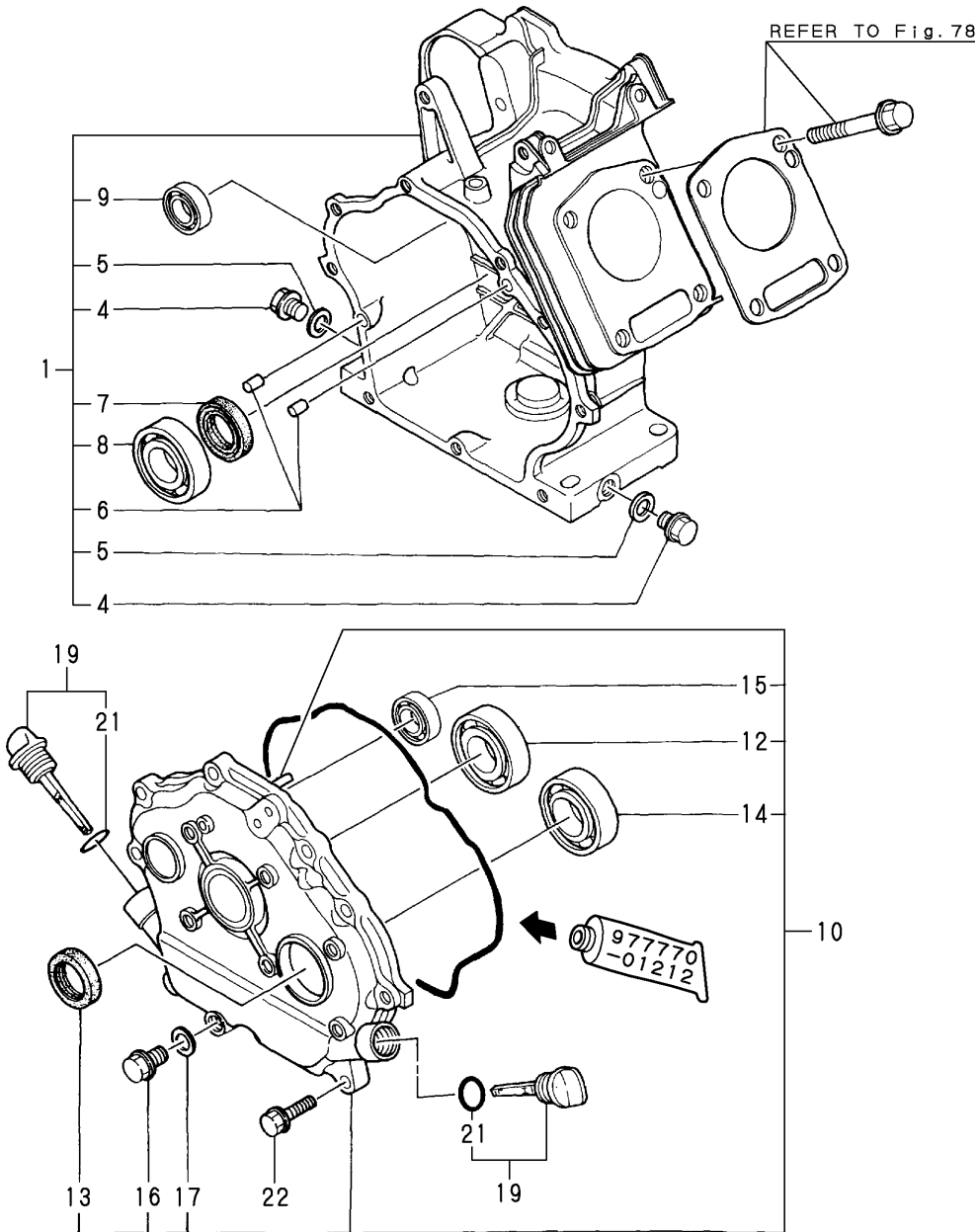
(D)=
(E)=
(F)=

No.	Lev.	Parts No.	Description	Qty						I	R
				(A)	(B)	(C)	(D)	(E)	(F)		
1	1	160110-92610	BAG, TOOL	1	1	1					
2	1	160120-92700	WRENCH, 21 L86	1	1	1					
3	1	160110-92710	HANDLE, WRENCH	1	1	1					
4	1	28110-100120	SPANNER, 10X12	1	1	1					
9	1	160690-07100	LABEL, OHV MARK	1	1	1					
9-1	1	160890-07110	LABEL, FINGER START	1	1	1					N
		(A=E/#07042) (B=E/#08437) (C=E/#07070)									
9-2	1	160890-07150	LABEL, FINGER START	1	1	1					N
		(A=E/#69025) (B=E/#69786) (C=E/#68965)									
10	1	160690-07250	LABEL, CAUTION	1	1	1					
10-1	1	160692-07250	LABEL, CAUTION	1	1	1					N
		(A=E/#17164) (B=*1995.03) (C=E/#15965)									
10-2	1	160692-07251	LABEL, CAUTION	1	1	1					R
		(A=E/#63358) (B=E/#69786) (C=E/#65158)									
11	1	160520-07270	LABEL, DRAIN	1	1						
11-1	1	160520-07271	LABEL, DRAIN	1	1						N
		(A=E/#01660) (B=E/#00205)									
11-2	1	160520-07272	LABEL, DRAIN	1	1	1					S 1
		(A=E/#04440) (B=E/#04388)									
11-3	1	160690-07260	LABEL, DRAIN	1	1	1					N
		(A=E/#08952) (B=E/#08438) (C=E/#08953)									
12	1	160520-07370	LABEL, CLEANER	1							
13	1	160793-07370	LABEL, AIR CLEANER		1						
14	1	160830-07300	LABEL			1					
15	1	160692-07370	LABEL, AIR CLEANER			1					
16	1	160690-07320	LABEL,NO FIRE	1	1	1					W
		(A=E/#17164) (B=*1995.03) (C=E/#15965)									
17	1	105250-07340	LABEL,EXH.GAS CAUTN	1	1	1					W
		(A=E/#17164) (B=*1995.03) (C=E/#15965)									
18	1	105250-07330	LABEL	1	1	1					W
		(A=E/#17164) (B=*1995.03) (C=E/#15965)									
19	1	161690-07300	LABEL	1	1	1					W
		(A=E/#76279) (B=E/#69787) (C=E/#70970)									

Remarks
(1)LABEL COLOR CHANGED

N:Old $\xrightarrow{\text{Yes}}$ New, Q:Old $\xrightarrow{\text{No}}$ New, R:Old $\xrightarrow{\text{Yes}}$ New, S:Old $\xrightarrow{\text{No}}$ New, W:Add, Z:Discontinued, F:Interchangeable by set, K:Q'ty Change

Fig.77. CYLINDER BLOCK



(A)=GA300SNS
(B)=GA300SNR
(C)=GA300SNM

(D)=
(E)=
(F)=

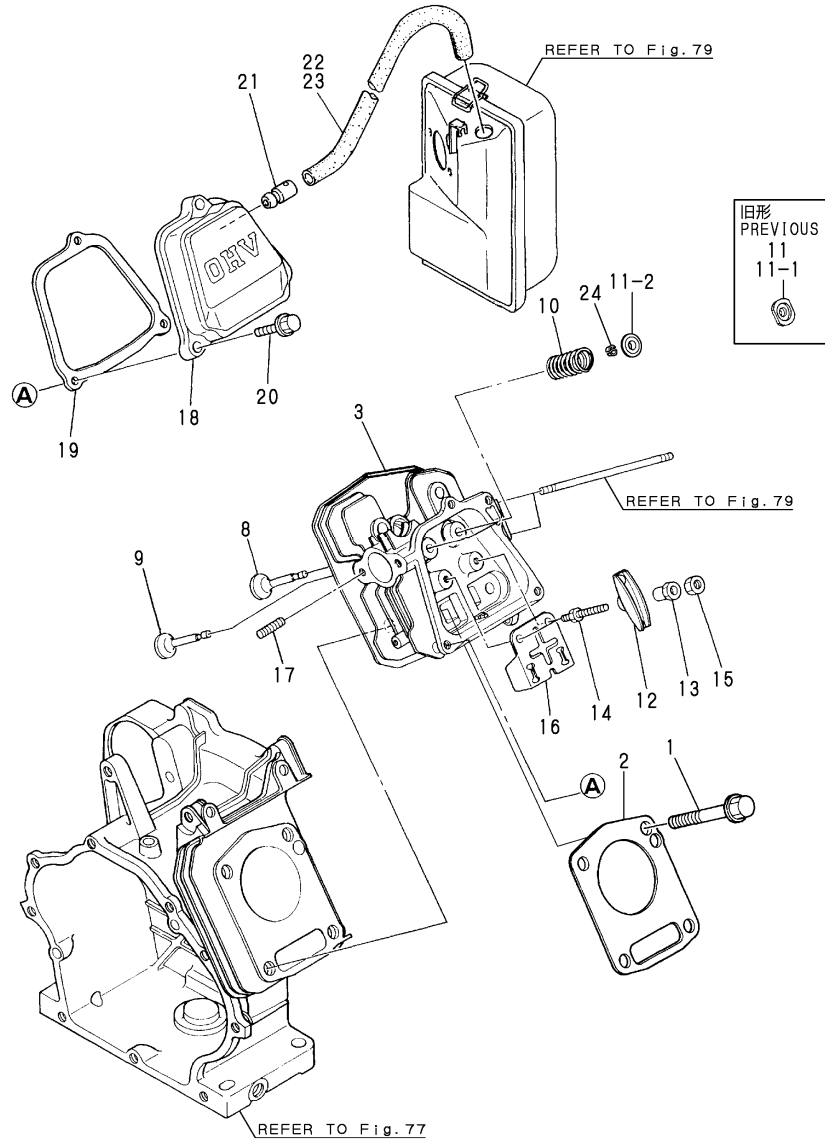
No.	Lev.	Parts No.	Description	Qty						I	R
				(A)	(B)	(C)	(D)	(E)	(F)		
1	1	760990-01560	BLOCK ASSY, CYLINDER	1	1	1					
1-1	1	760990-01561	BLOCK ASSY, CYLINDER	1	1	1					N 1
		(A=E/#08952) (B=E/#10433) (C=E/#08747)									
4	2	160610-01690	PLUG, M12	2	2	2					
5	2	104200-59170	GASKET, 12	2	2	2					
6	2	22312-080120	PIN, PARALLEL M8X12	2	2	2					
6-1	2	114270-01600	PIN, M8X12	2	2	2					R
		(A=E/#04387) (B=E/#05075) (C=E/#05081)									
7	2	160110-02220	SEAL, OIL	1	1	1					
8	2	24101-062060	BEARING, BALL 6206C3	1	1	1					
8-1	2	129900-26250	BEARING, BALL 6206C3	1	1	1					N
		(A=E/#11281) (B=E/#11286) (C=E/#11279)									
9	2	160903-28020	BEARING, 6202C3E	1	1	1					
10	1	760792-01500	COVER ASSY	1	1	1					
10-1	1	760792-01501	COVER ASSY	1	1	1					R
		(A=E/#05078) (B=E/#05075) (C=E/#05081)									
10-2	1	760792-01502	COVER ASSY	1	1	1					R
		(A=E/#08206) (B=E/#08437) (C=E/#08163)									
12	2	24101-062060	BEARING, BALL 6206C3	1	1	1					
12-1	2	129900-26250	BEARING, BALL 6206C3	1	1	1					N
		(A=E/#11281) (B=E/#11286) (C=E/#11279)									
13	2	160110-02220	SEAL, OIL	1	1	1					
14	2	24101-062060	BEARING, BALL 6206C3	1	1	1					
14-1	2	129900-26250	BEARING, BALL 6206C3	1	1	1					N
		(A=E/#11281) (B=E/#11286) (C=E/#11279)									
15	2	160903-28020	BEARING, 6202C3E	1	1	1					
16	2	160610-01690	PLUG, M12	1	1	1					
17	2	104200-59170	GASKET, 12	1	1	1					
19	1	160810-01740	CAP ASSY	2	2	2					
21	2	24311-000180	O-RING, 1AP18.0	2	2	2					
22	1	26106-080302	BOLT, M8X 30 PLATED	9	9	9					

Remarks
(1)REAR COVER UNIFIED

Fig.78. CYLINDER HEAD & BONNET

(A)=GA300SNS
(B)=GA300SNR
(C)=GA300SNM

(D)=
(E)=
(F)=



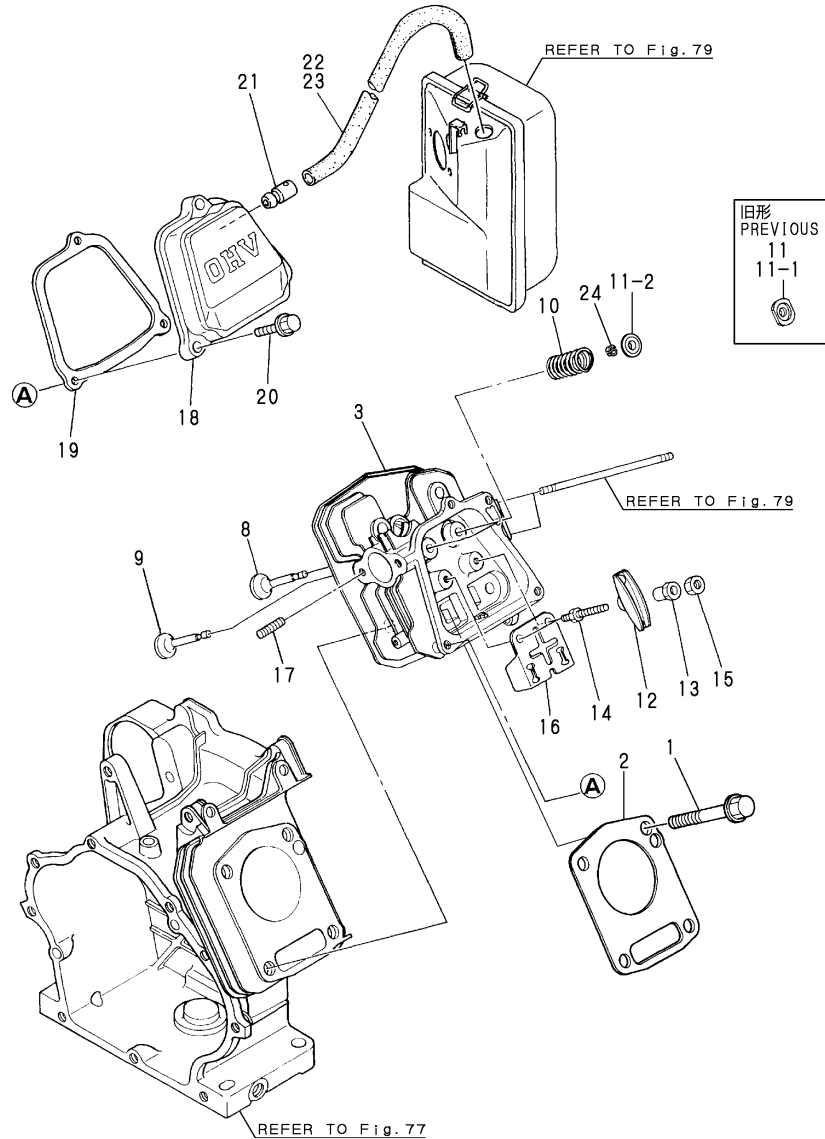
No.	Lev.	Parts No.	Description	Qty						I	R
				(A)	(B)	(C)	(D)	(E)	(F)		
1	1	160890-01210	BOLT, FLANGE M10X70	4	4	4					
2	1	160990-01330	GASKET, HEAD	1	1	1					
2-1	1	160990-01331	GASKET, HEAD	1	1	1					N
3	1	160890-11010	HEAD ASSY, CYLINDER	1	1	1					
3-1	1	160890-11011	HEAD ASSY, CYLINDER	1	1	1					R
3-2	1	160890-11011	HEAD ASSY, CYLINDER	1	1	1					F 1
3-3	1	160890-11930	HEAD ASSY, CYLINDER	1	1	1					N
8	1	160890-11100	VALVE, INTAKE	1	1	1					
8-1	1	160890-11101	VALVE, INTAKE	1	1	1					S
9	1	160890-11110	VALVE, EXHAUST	1	1	1					
9-1	1	160890-11111	VALVE, EXHAUST	1	1	1					S
10	1	160890-11120	SPRING, VALVE	2	2	2					
11	1	160810-11180	RETAINER, SPRING	2	2	2					
11-1	1	160890-11180	RETAINER, SPRING	2	2	2					S 2
11-2	1	160890-11190	RETAINER, SPRING	2	2	2					S
12	1	160890-11200	ARM, ROCKER	2	2	2					
12-1	1	160890-11202	ARM, ROCKER	2	2	2					S 2
13	1	160690-11220	PIVOT, ROCKER ARM	2	2	2					
13-1	1	160690-11221	PIVOT, ROCKER ARM	2	2	2					S 2
13-2	1	160690-11222	PIVOT, ROCKER ARM	2	2	2					R
14	1	160690-11270	BOLT	2	2						
14-1	1	160690-11271	BOLT	2	2	2					N
14-2	1	160890-11270	BOLT	2	2	2					S 2
15	1	160690-11280	NUT, M6X0.5	2	2	2					
16	1	160890-11290	PLATE, GUIDE	1	1	1					
17	1	26216-080182	STUD, M8X 18	2	2	2					
17-1	1	26226-080182	STUD, M8X 18	2	2	2					S
17-2	1	160890-04330	STUD, 2D8X18	2	2	2					R
18	1	160890-11300	BONNET ASSY, HEAD	1	1	1					
19	1	160890-11310	GASKET, BONNET	1	1	1					
19-1	1	160890-11311	GASKET, BONNET	1	1	1					R
20	1	26106-060352	BOLT, M6X 35 PLATED	3	3	3					
21	1	160610-03050	BREATHER ASSY	1	1	1					
22	1	160820-03180	PIPE , BREATHER	1	1						
23	1	160710-03190	PIPE , BREATHER			1					

Remarks
(1)INTERCHANGEABLE BY SIMULTANEOUS REPLACEMENT WITH NO.3-2,8-1,9-1, 11-2,17-1 AND 24.
(2)INTERCHANGEABLE BY SIMULTANEOUS REPLACEMENT WITH NO.11-1,12-1,13-1 AND 14-2.

Fig.78. CYLINDER HEAD & BONNET

(A)=GA300SNS
 (B)=GA300SNR
 (C)=GA300SNM

(D)=
 (E)=
 (F)=



No.	Lev.	Parts No.	Description	Q'ty						I	R
				(A)	(B)	(C)	(D)	(E)	(F)		
24	1	120380-11350	COTTER, 7	4	4	4					W
		(A=E/#11095)	(B=E/#11286)	(C=E/#11093)							

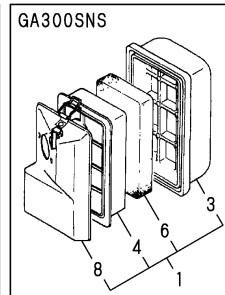
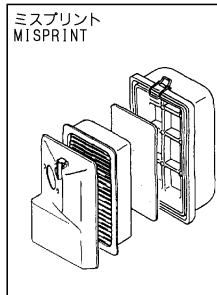
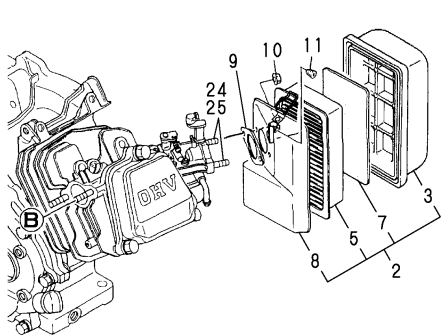
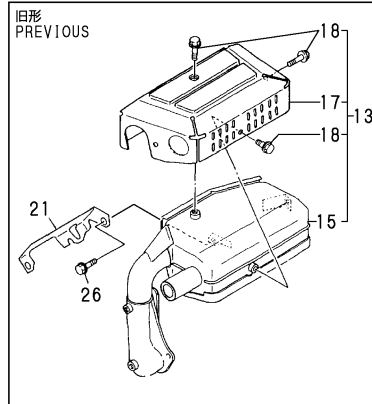
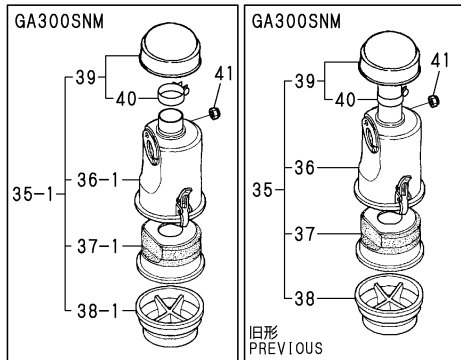
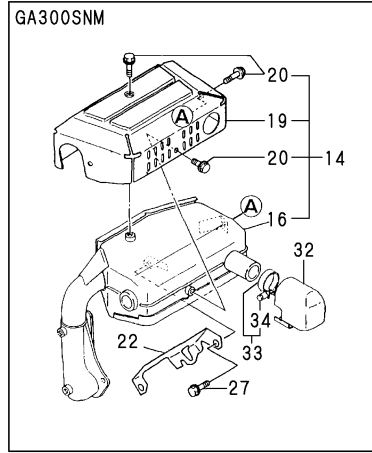
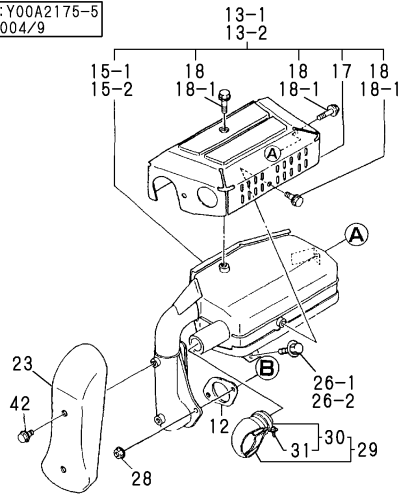
Remarks
 (1)INTERCHANGEABLE BY SIMULTANEOUS REPLACEMENT WITH NO.3-2,8-1,9-1, 11-2,17-1 AND 24.
 (2)INTERCHANGEABLE BY SIMULTANEOUS REPLACEMENT WITH NO.11-1,12-1,13-1 AND 14-2.

Fig.79. AIR CLEANER & MUFFLER

(A)=GA300SNS
(B)=GA300SNR
(C)=GA300SNM

(D)=
(E)=
(F)=

P/C NEWS No:Y00A2175-5
PUBLISHED:2004/9



No.	Lev.	Parts No.	Description	Q'ty						I	R
				(A)	(B)	(C)	(D)	(E)	(F)		
1	1	160890-12500	CLEANER ASSY, AIR	1							
2	1	160893-12510	CLEANER ASSY, AIR		1						
3	2	160790-12510	COVER, AIR CREAMER	1	1						
4	2	160790-12530	HOLDER, ELEMENT	1							
5	2	160793-12530	HOLDER, ELEMENT		1						
6	2	160790-12540	ELEMENT	1							
7	2	160793-12540	ELEMENT		1						
8	2	160890-12520	CASE, AIR CLEANER	1	1						
9	1	160910-56150	GASKET, CARBURETOR	1	1						
9-1	1	160910-56151	GASKET, CARBURETOR	1	1						N
		(A=E/#08952) (B=E/#08438)									
10	1	26366-080002	NUT, M8	2	2						
11	1	160763-12600	GROMMET	1	1	1					
11-1	1	160763-12600	GROMMET	1							Z
		(A=E/XXX)									
12	1	160890-13210	GASKET, MUFFLER	1	1	1					
12-1	1	160890-13211	GASKET, MUFFLER	1	1	1					N
		(A=E/#12660) (B=E/#11288) (C=E/#11281)									
13	1	160890-13600	SILENCER	1	1						
13-1	1	160890-13601	MUFFLER ASSY	1	1						S 1
		(A=E/#02127) (B=E/#01288)									
13-2	1	160890-13602	MUFFLER ASSY	1	1						N
		(A=E/#11095) (B=E/#11286)									
13-3	1	160890-13603	MUFFLER ASSY	1	1						N
		(A=*2009.04) (B=*2009.04)									
14	1	160890-13610	MUFFLER ASSY			1					
14-1	1	160890-13611	MUFFLER ASSY			1					N
		(C=E/#11093)									
15	2	160890-13500	SILENCER	1	1						
15-1	2	160890-13501	MUFFLER	1	1						S 1
		(A=E/#02127) (B=E/#01288)									
15-2	2	160890-13580	MUFFLER	1	1						N
		(A=E/#11095) (B=E/#11286)									
15-3	2	160890-13581	MUFFLER	1	1						N
		(A=*2009.04) (B=*2009.04)									
16	2	160890-13540	MUFFLER			1					
16-1	2	160890-13541	MUFFLER			1					N
		(C=E/#11093)									
17	2	160890-13530	COVER	1	1						
18	2	26106-060082	BOLT, M6X 8 PLATED	4	4						
18-1	2	114252-13950	BOLT, M6X8	4	4						R
		(A=E/#11095) (B=E/#11286)									
19	2	160890-13560	COVER			1					
20	2	114252-13950	BOLT, M6X8			4					
21	1	160890-13570	BRACKET, MUFFLER	1	1						Z
		(A=E/#02127) (B=E/#01288)									
22	1	160890-13570	BRACKET, MUFFLER			1					
23	1	160890-13660	COVER	1	1	1					
24	1	160890-04320	STUD, M8X 85	2	2						
25	1	160992-04320	STUD, 2D 8X165			2					
26	1	26106-080142	BOLT, M8X 14 PLATED	1	1						

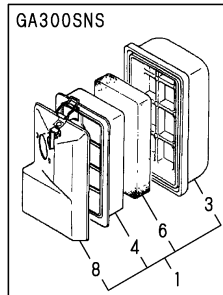
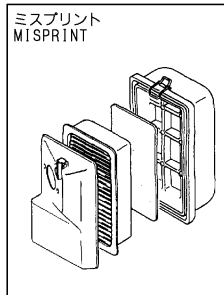
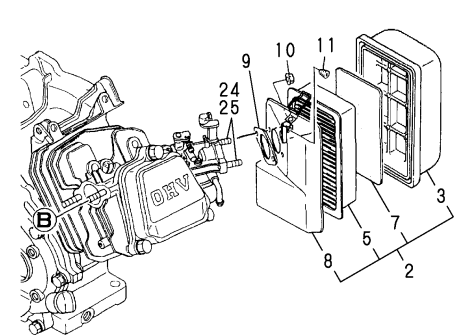
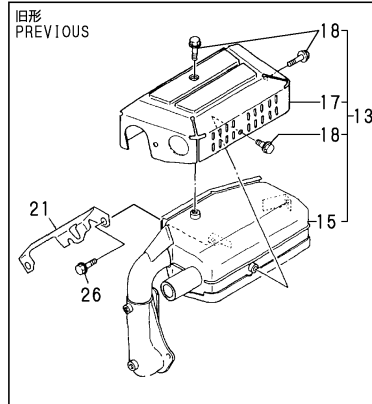
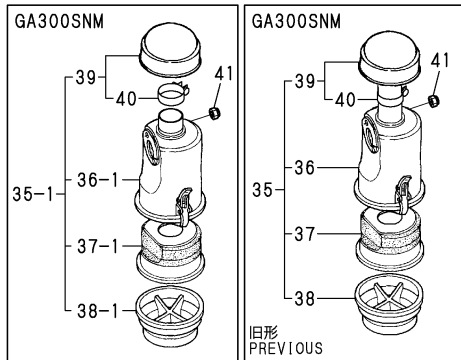
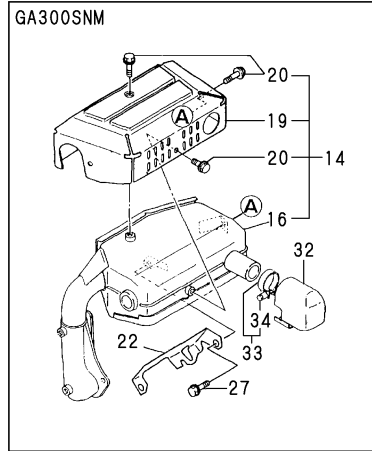
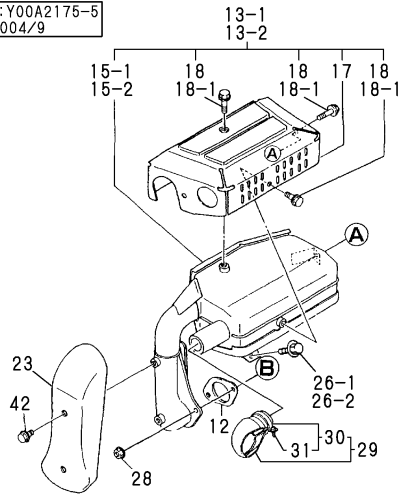
Remarks
(1)INTERCHANGEABLE BY SIMULTANEOUS REPLACEMENT WITH FIG.83 NO.18-1.

Fig.79. AIR CLEANER & MUFFLER

(A)=GA300SNS
(B)=GA300SNR
(C)=GA300SNM

(D)=
(E)=
(F)=

P/C NEWS No:Y00A2175-5
PUBLISHED:2004/9



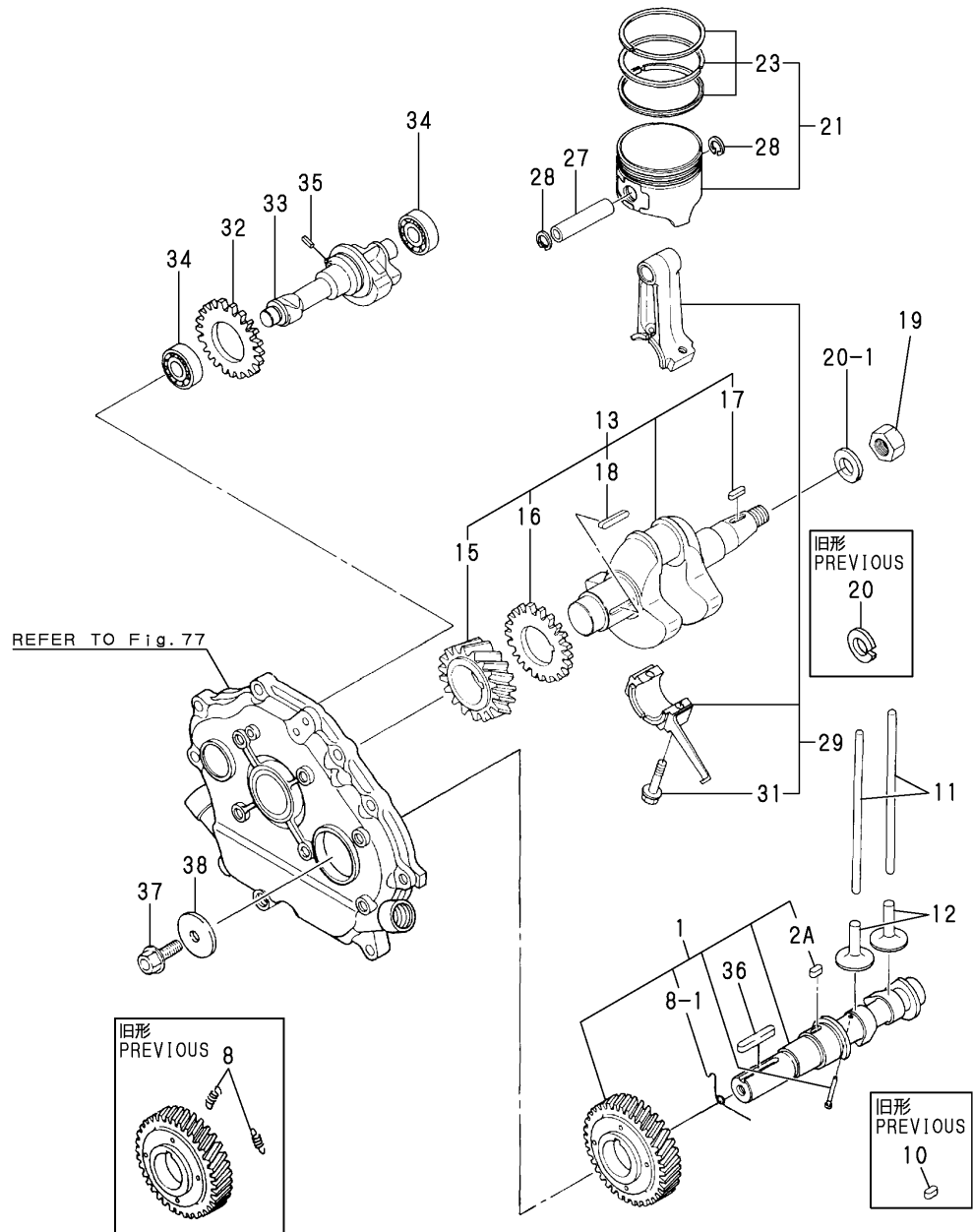
No.	Lev.	Parts No.	Description	Q'ty						I	R
				(A)	(B)	(C)	(D)	(E)	(F)		
26-1	1	26476-060162	SCREW, TAPPING M6X16 (A=E/#02127) (B=E/#01288)	1	1					S	1
26-2	1	160890-13910	BOLT, FLANGE M6X20 (A=E/#03127) (B=E/#02989)	1	1						N
27	1	26106-080142	BOLT, M8X 14 PLATED				1				
28	1	26366-080002	NUT, M8	2	2	2					
29	1	114252-13800	EXTENSION ASSY	1	1						
30	2	114252-13910	CLAMP	1	1						
31	3	114252-13960	SCREW 6X 25	1	1						
32	1	160797-13800	PIPE, TAIL				1				
33	1	160120-13580	CLAMP				1				
34	2	114252-13960	SCREW 6X 25				1				
35	1	160993-12500	CLEANER ASSY, AIR				1				
35-1	1	160993-12501	CLEANER ASSY, AIR (C=E/#08477)				1				N
36	2	160992-12510	BODY, AIR CLEANER				1				
36-1	2	160993-12540	BODY, AIR CLEANER (C=E/#08477)				1				S
37	2	160792-12720	ELEMENT				1				
37-1	2	160998-12600	ELEMENT (C=E/#08477)				1				S
38	2	160820-12770	SUMP, OIL				1				
38-1	2	160998-12800	SUMP, OIL (C=E/#08477)				1				S
39	2	160820-12790	CAP, AIR CLEANER				1				
40	3	160820-12300	BAND (C=E/#08477)				1				W
41	1	26657-080002	NUT, CAP M8 (C=FROM 1ST)				2				W
42	1	114252-13950	BOLT, M6X8	2	2	2					

Remarks
(1)INTERCHANGEABLE BY SIMULTANEOUS REPLACEMENT WITH FIG.83 NO.18-1.

Fig.80. CRANKSHAFT,PISTON & CAMSHAFT

(A)=GA300SNS
(B)=GA300SNR
(C)=GA300SNM

(D)=
(E)=
(F)=



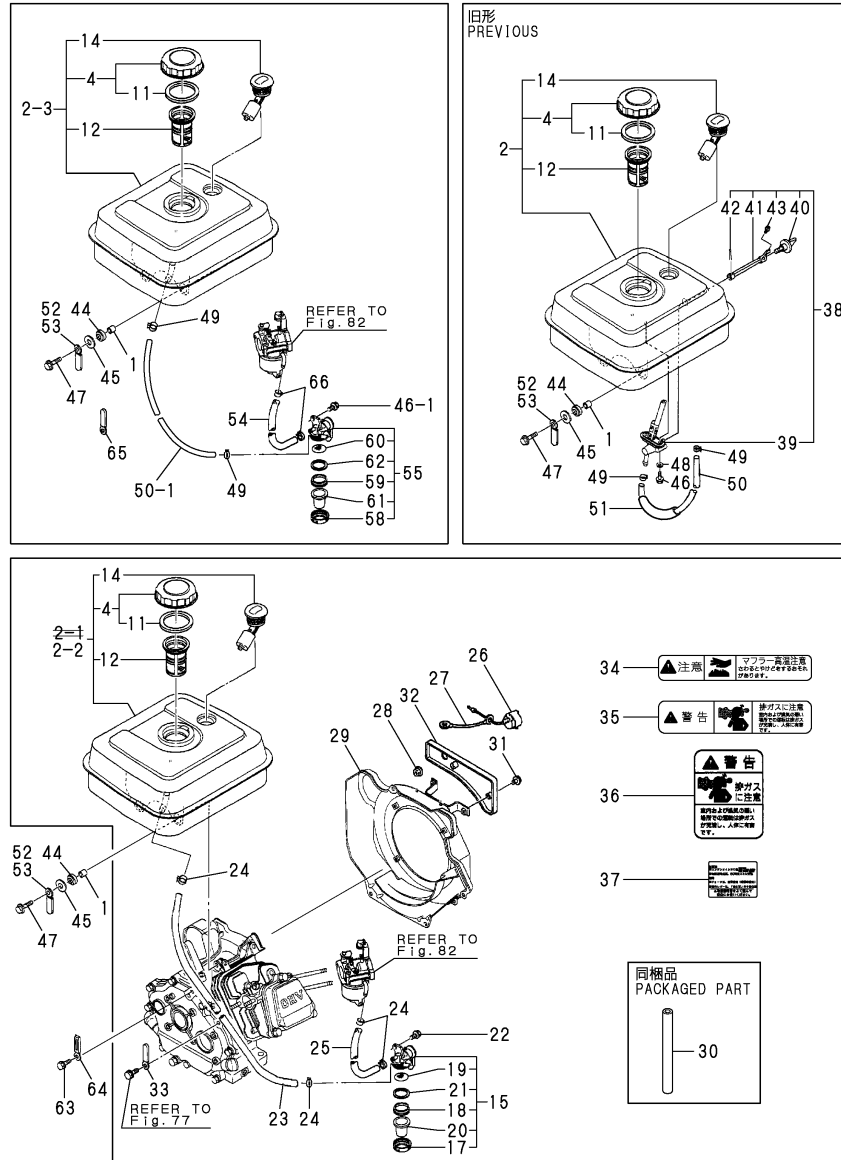
No.	Lev.	Parts No.	Description	Qty						I	R
				(A)	(B)	(C)	(D)	(E)	(F)		
1	1	160890-14051	CAMSHAFT ASSY	1	1	1					
1-1	1	160890-14052	CAMSHAFT ASSY	1	1	1					N
		(A=*2003.05) (B=*2003.05) (C=*2003.05)									
2A	3	22512-050160	KEY, 5X 16	1	1	1					W
		(A=*2003.05) (B=*2003.05) (C=*2003.05)									
8	2	160790-14560	SPRING,DECOMPRESSION	2	2						
8-1	2	160890-14560	SPRING,DECOMPRESSION	1	1	1					S
		(A=E/#02394) (B=E/#01288)									
10	1	22512-050160	KEY, 5X 16	1	1	1					Z
		(A=*2003.05) (B=*2003.05) (C=*2003.05)									
11	1	160890-14400	ROD, PUSH	2	2	2					
12	1	160890-14200	TAPPET	2	2	2					
13	1	760890-21700	CRANKSHAFT ASSY	1	1	1					
15	2	160890-21200	GEAR, CRANKSHAFT	1	1	1					
16	2	160890-21220	GEAR, BALANCER	1	1	1					
17	2	22512-040160	KEY, 4X 16	1	1	1					
18	2	22512-040300	KEY, 4X 30	1	1	1					
19	1	26737-160002	NUT, M16	1	1	1					
20	1	22217-160000	WASHER, SPRING 16	1	1						
20-1	1	22137-160000	WASHER, 16	1	1	1					N
		(A=E/#02394) (B=E/#01288)									
21	1	160990-22010	PISTON ASSY	1	1						
21-1	1	160990-22011	PISTON ASSY	1	1	1					N
		(A=E/#01356) (B=E/#01288)									
23	2	760990-22500	RING SET, PISTON	1	1						
23-1	2	760990-22502	RING SET, PISTON	1	1	1					S 1
		(A=E/#01356) (B=E/#01288)									
27	1	160890-22300	PIN, PISTON	1	1	1					
28	1	22252-000190	RING, 19	2	2	2					
29	1	760890-23700	ROD ASSY, CONNECTING	1	1	1					
31	2	160810-23201	BOLT, CONNECTING ROD	2	2	2					
32	1	160890-21220	GEAR, BALANCER	1	1	1					
33	1	160890-28010	SHAFT, BALANCER	1	1	1					
34	1	160903-28020	BEARING, 6202C3E	2	2	2					
35	1	22351-040008	PIN, SPRING 4.0X 8	1	1	1					
36	1	22512-070380	KEY, 7X 38	1	1	1					
37	1	26106-080202	BOLT, M8X 20 PLATED	1	1	1					
38	1	160310-14550	WASHER	1	1	1					

Remarks
(1)TOP RING GROOVE CHANGED

Fig.81. FUEL TANK & FUEL PIPE

(A)=GA300SNS
(B)=GA300SNR
(C)=GA300SNM

(D)=
(E)=
(F)=



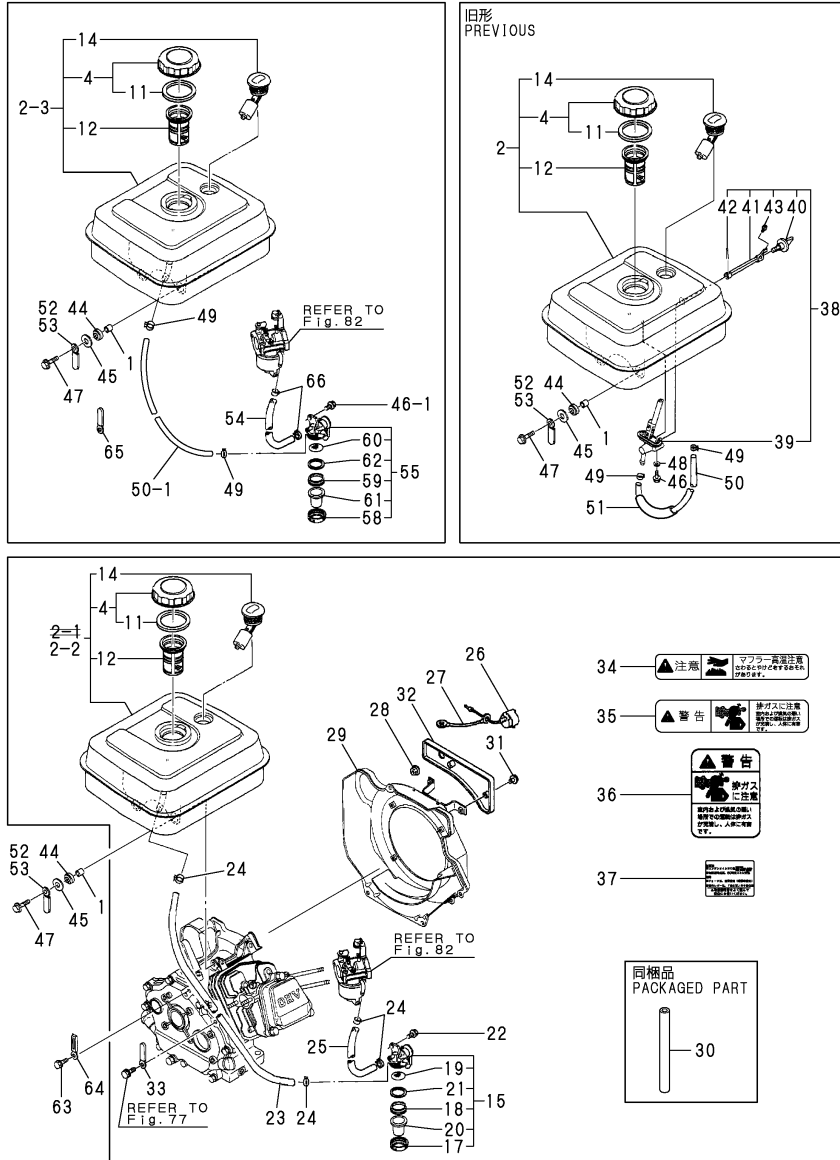
No.	Lev.	Parts No.	Description	Qty						I	R
				(A)	(B)	(C)	(D)	(E)	(F)		
1	1	114250-45310	COLLAR	4	4	4					
2	1	760890-55702	TANK ASSY, FUEL	1	1	1					
2-1	1	760890-99900	TANK ASSY, FUEL	1	1	1				N	M
2-2	1	760891-99900 (A=EXXX) (B=EXXX) (C=EXXX)	TANK ASSY, FUEL	1	1	1					N
2-3	1	760890-55730 (A=*1993.02) (B=*1993.02) (C=*1993.02)	TANK ASSY, FUEL	1	1	1					S
4	2	160710-55061	CAP ASSY	1	1	1					
11	3	160393-55050	GASKET	1	1	1					
12	2	160610-55100	FILTER, FUEL	1	1	1					
14	2	160762-55150	GAUGE, FUEL	1	1	1					
15	2	160692-55330 (A=EXXX) (B=EXXX) (C=EXXX)	COCK ASSY, FUEL	1	1	1					W
17	3	160710-55360 (A=EXXX) (B=EXXX) (C=EXXX)	RING	1	1	1					W
18	3	160710-55370 (A=EXXX) (B=EXXX) (C=EXXX)	GASKET	1	1	1					W
19	3	160710-55381 (A=EXXX) (B=EXXX) (C=EXXX)	FILTER, FUEL	1	1	1					W
19-1	3	160710-55382 (A=EXXX) (B=EXXX) (C=EXXX)	FILTER	1	1	1					N
20	3	160903-55390 (A=EXXX) (B=EXXX) (C=EXXX)	CUP, FUEL COCK L57	1	1	1					W
20-1	3	160998-55390 (A=*2002.02) (B=*2002.02) (C=*2002.02)	BOWL, STRAINER	1	1	1					R
21	3	160692-55421 (A=EXXX) (B=EXXX) (C=EXXX)	PLATE	1	1	1					W
21-1	3	160692-55421 (A=EXXX) (B=EXXX) (C=EXXX)	PLATE	1	1	1					Z
22	2	26106-060102 (A=EXXX) (B=EXXX) (C=EXXX)	BOLT, M6X 10 PLATED	1	1	1					W
23	2	160920-59380 (A=EXXX) (B=EXXX) (C=EXXX)	PIPE, FUEL	1	1	1					W
24	2	23000-013000 (A=EXXX) (B=EXXX) (C=EXXX)	CLAMP, 13	4	4	4					W
25	2	160798-59350 (A=EXXX) (B=EXXX) (C=EXXX)	HOSE, FUEL A-485	1	1	1					W
26	2	160611-77250 (A=EXXX) (B=EXXX) (C=EXXX)	SWITCH, STOP	1	1	1					W
27	2	160495-77260 (A=EXXX) (B=EXXX) (C=EXXX)	WIRE	1	1	1					W
28	2	26366-080002 (A=EXXX) (B=EXXX) (C=EXXX)	NUT, M8	1	1	1					W
29	2	160891-45121 (A=EXXX) (B=EXXX) (C=EXXX)	CASE, COOLING FAN	1	1	1					W
30	2	23061-060025 (A=EXXX) (B=EXXX) (C=EXXX)	PIPE, 6X 25	1	1	1					W
31	2	26106-060162 (A=EXXX) (B=EXXX) (C=EXXX)	BOLT, M6X 16 PLATED	2	2	2					W
32	2	160890-66310 (A=EXXX) (B=EXXX) (C=EXXX)	PANEL	1	1	1					W

Remarks
 (1)OUTLET PIPE UNIFIED
 (2)THIS PART IS USED FOR NO.2-1.
 (3)INTERCHANGEABILITY IS <S> WITH NO.38.
 (M)MISPRINT:REFER TO THE NEXT ITEM.

Fig.81. FUEL TANK & FUEL PIPE

(A)=GA300SNS
(B)=GA300SNR
(C)=GA300SNM

(D)=
(E)=
(F)=



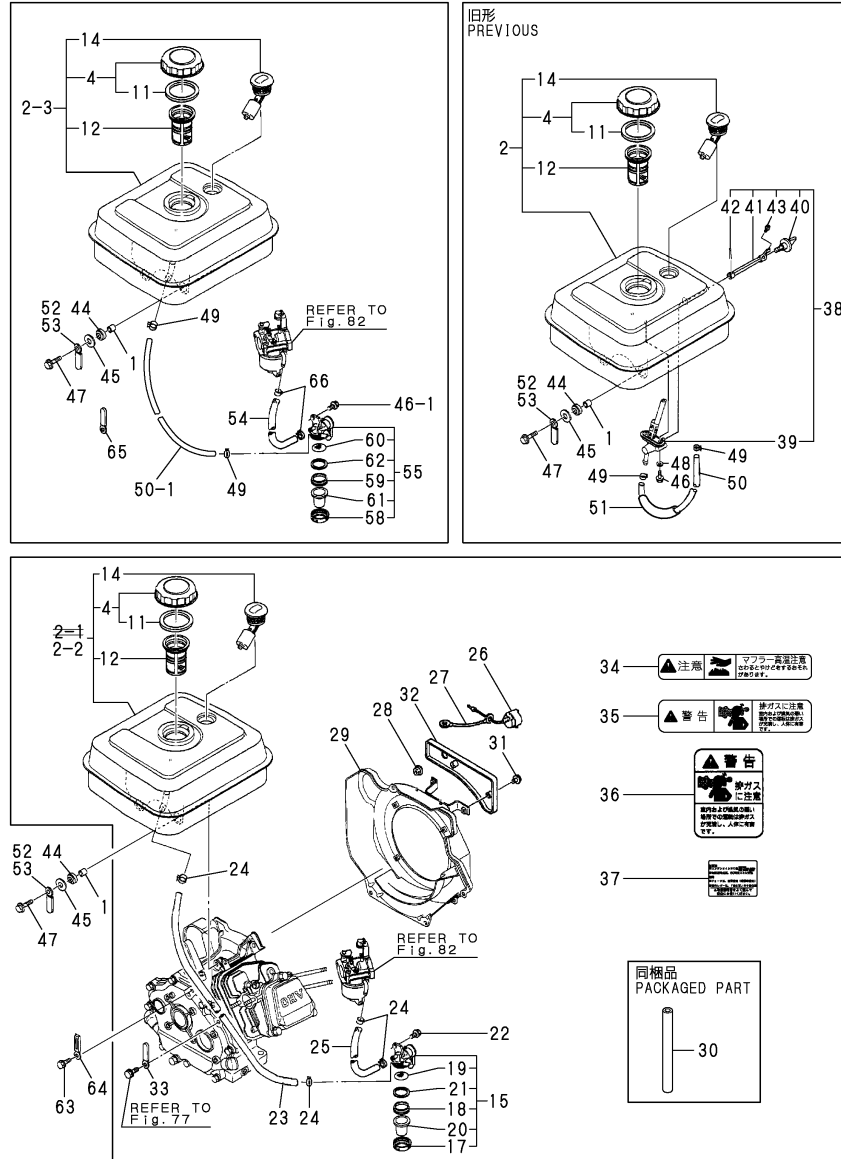
No.	Lev.	Parts No.	Description	Q'ty						I	R
				(A)	(B)	(C)	(D)	(E)	(F)		
33	2	160710-78710 (A=EXXX) (B=EXXX) (C=EXXX)	CLAMP, CORD	1	1	1				W	2
34	2	105250-07330 (A=EXXX) (B=EXXX) (C=EXXX)	LABEL	1	1	1				W	2
35	2	105250-07340 (A=EXXX) (B=EXXX) (C=EXXX)	LABEL,EXH.GAS CAUTN	1	1	1				W	2
36	2	114370-07110 (A=EXXX) (B=EXXX) (C=EXXX)	LABEL,EXH.GAS CAUTN	1	1	1				W	2
37	2	160692-07250 (A=EXXX) (B=EXXX) (C=EXXX)	LABEL, CAUTION	1	1	1				W	2
38	1	160690-55300 (A=*1993.02) (B=*1993.02) (C=*1993.02)	COCK ASSY, FUEL	1	1	1				Z	
39	2	160690-55310 (A=*1993.02) (B=*1993.02) (C=*1993.02)	COCK ASSY, FUEL	1	1	1				Z	
40	2	160690-55320 (A=*1993.02) (B=*1993.02) (C=*1993.02)	LEVER	1	1	1				Z	
41	2	160690-55330 (A=*1993.02) (B=*1993.02) (C=*1993.02)	SHAFT	1	1	1				Z	
42	2	22417-200200 (A=*1993.02) (B=*1993.02) (C=*1993.02)	PIN, COTTER 2.0X20	1	1	1				Z	
43	2	26557-040102 (A=*1993.02) (B=*1993.02) (C=*1993.02)	SCREW, M4X10	1	1	1				Z	
44	1	160690-55460	DAMPER, FUEL TANK	4	4	4					
44-1	1	160690-55461 (A=E/#05313) (B=E/#06075) (C=E/#06082)	DAMPER, FUEL TANK	4	4	4					N
44-2	1	160690-55462 (A=E/#12660) (B=E/#11288) (C=E/#11281)	DAMPER, FUEL TANK	4	4	4					R
45	1	160610-55470 (A=E/#04544) (B=E/#05075) (C=E/#05081)	WASHER	4	4	4					Z
46	1	26106-060142	BOLT, M6X 14 PLATED	2	2	2					
46-1	1	26106-060102 (A=*1993.02) (B=*1993.02) (C=*1993.02)	BOLT, M6X 10 PLATED	1	1	1					S
47	1	26476-060252	SCREW, TAPPING M6X25	4	4	4					
47-1	1	114370-45350 (A=E/#04544) (B=E/#05075) (C=E/#05081)	BOLT	4	4	4					N
47-2	1	160690-55140 (A=E/#08206) (B=E/#08437) (C=E/#08163)	BOLT	4	4	4					R
48	1	43400-500400 (A=*1993.02) (B=*1993.02) (C=*1993.02)	SEAL WASHER 6	2	2	2					Z
49	1	106990-44660	CLIP, HOSE 12.5	2	2	2					
50	1	160890-59360	PIPE, FUEL	1	1	1					
50-1	1	160920-59350 (A=*1993.02) (B=*1993.02) (C=*1993.02)	PIPE, FUEL	1	1	1					S
50-2	1	160920-59351 (A=E/#10466) (B=E/#10433) (C=E/#10925)	HOSE, FUEL A-510	1	1	1					N
51	1	160792-59400 (A=EXXX) (B=EXXX)	TUBE, PROTECT	1	1						Z
52	1	160802-78270 (A=EXXX) (B=EXXX)	CLAMP, CORD	1	1	1					Z
53	1	160820-78710	CLAMP, CORD	1	1	1					
54	1	160769-59370	PIPE, FUEL L=203	1	1	1					W

Remarks
(1)OUTLET PIPE UNIFIED
(2)THIS PART IS USED FOR NO.2-1.
(3)INTERCHANGEABILITY IS <S> WITH NO.38.
(M)MISPRINT:REFER TO THE NEXT ITEM.

Fig.81. FUEL TANK & FUEL PIPE

(A)=GA300SNS
(B)=GA300SNR
(C)=GA300SNM

(D)=
(E)=
(F)=



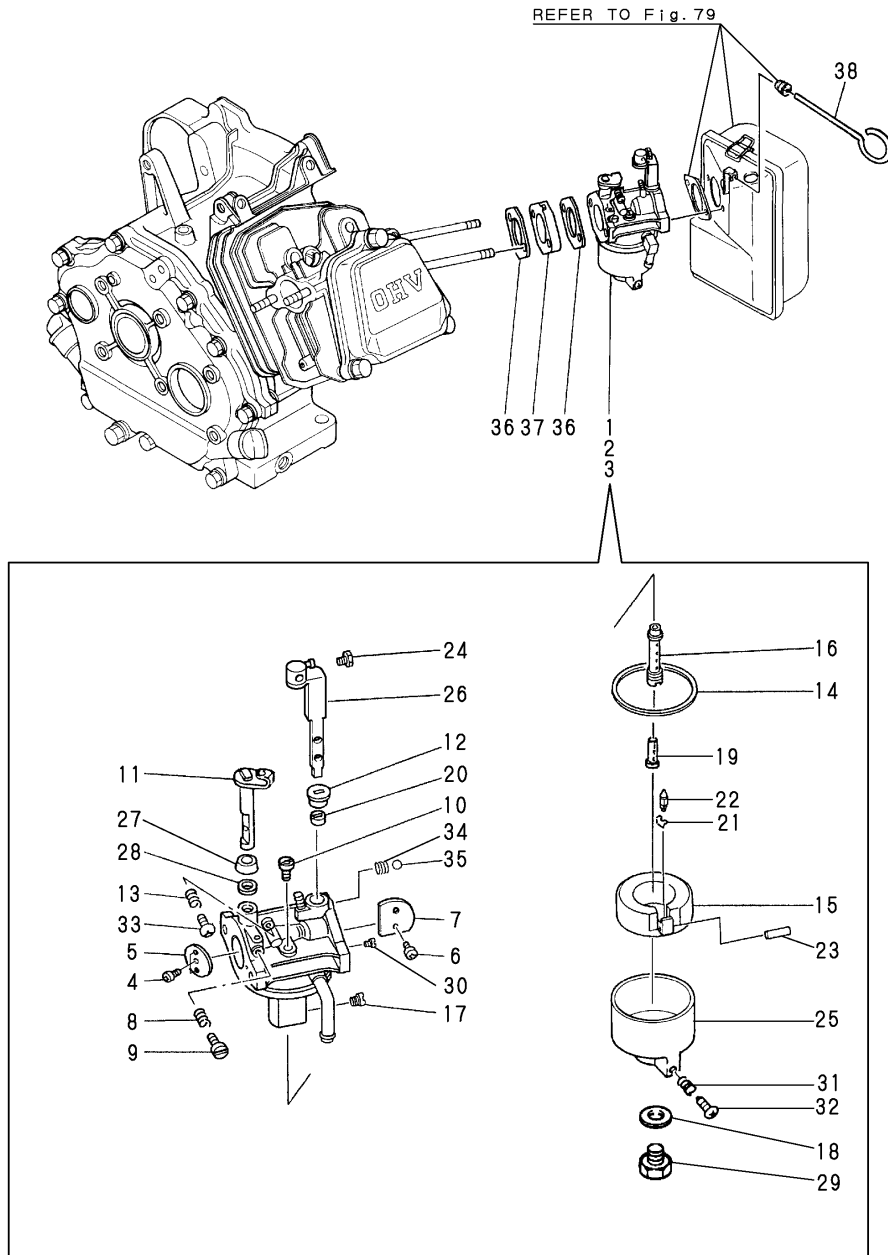
No.	Lev.	Parts No.	Description	Q'ty						I	R
				(A)	(B)	(C)	(D)	(E)	(F)		
54-1	1	160769-59371	PIPE, FUEL L=203 (A=*1993.02) (B=*1993.02) (C=*1993.02) (A=E/#10466) (B=E/#10433) (C=E/#10925)	1	1	1					N
55	1	160692-55330	COCK ASSY, FUEL (A=*1993.02) (B=*1993.02) (C=*1993.02)	1	1	1					W 3
58	2	160710-55360	RING (A=*1993.02) (B=*1993.02) (C=*1993.02)	1	1	1					W
59	2	160710-55370	GASKET (A=*1993.02) (B=*1993.02) (C=*1993.02)	1	1	1					W
60	2	160710-55382	FILTER (A=*1993.02) (B=*1993.02) (C=*1993.02)	1	1	1					W
61	2	160998-55390	BOWL, STRAINER (A=*1993.02) (B=*1993.02) (C=*1993.02)	1	1	1					W
62	2	160692-55421	PLATE (A=*1993.02) (B=*1993.02) (C=*1993.02)	1	1	1					W
62-1	2	160692-55421	PLATE (A=E/XXX) (B=E/XXX) (C=E/XXX)	1	1	1					Z
63	1	26106-060082	BOLT, M6X 8 PLATED (A=E/XXX) (B=E/XXX)	1	1	1					W
64	1	160260-78700	CLAMP (A=E/XXX) (B=E/XXX)	1	1	1					W
65	1	160710-78710	CLAMP, CORD (A=E/XXX) (B=E/XXX)	1	1	1					W
66	1	124060-77680	CLIP, HOSE 10 (A=*1993.02) (B=*1993.02) (C=*1993.02)	2	2	2					W
66-1	1	119520-03990	CLIP, HOSE 10.5 (A=E/#11177) (B=E/#11286) (C=E/#11139)	2	2	2					R

Remarks
 (1)OUTLET PIPE UNIFIED
 (2)THIS PART IS USED FOR NO.2-1.
 (3)INTERCHANGEABILITY IS <S> WITH NO.38.
 (M)MISPRINT:REFER TO THE NEXT ITEM.

Fig.82. CARBURETOR

(A)=GA300SNS
(B)=GA300SNR
(C)=GA300SNM

(D)=
(E)=
(F)=



No.	Lev.	Parts No.	Description	Qty						I	R
				(A)	(B)	(C)	(D)	(E)	(F)		
1	1	160890-56010	CARBURETOR ASSY	1							
1-1	1	160890-56020 (A=E/XXX)	CARBURETOR ASSY	1							N
1-2	1	160890-56040 (A=E/#03124)	CARBURETOR ASSY	1							N
2	1	160890-56010	CARBURETOR ASSY		1						
2-1	1	160890-56030 (B=E/#02989)	CARBURETOR ASSY		1						N
3	1	160993-56020	CARBURETOR ASSY						1		
4	2	160120-56670	SCREW	2	2	2					
5	2	160992-56520	VALVE, THROTTLE	1	1	1					
6	2	160903-56670	SCREW	2	2	2					
7	2	160992-56530	VALVE, CHOKE	1	1	1					
8	2	181230-56380	SPRING	1	1	1					
9	2	160667-56750	ADJUSTER	1	1	1					
10	2	160880-56740	JET, PILOT	1	1	1					
11	2	160992-56550	SHAFT, THROTTLE	1	1	1					
12	2	160810-56590	RING, CHOKE LEVER	1	1	1					
13	2	181230-56380	SPRING	1	1	1					
14	2	160210-56610	WASHER	1	1	1					
15	2	160810-56620	FLOAT ASSY	1	1						
15-1	2	160890-56620 (A=E/#03124)	FLOAT ASSY	1	1	1					S
16	2	160790-56550	NOZZLE, MAIN	1	1	1					
17	2	160792-56570	JET, ENRICHMENT	1	1						
17-1	2	160792-56572 (A=E/#03124)	JET, ENRICHMENT	1	1	1					S
18	2	160910-56550	WASHER	1	1	1					
19	2	160790-56570	NOZZLE	1	1	1					
20	2	160810-56580	RING, CHOKE SHAFT	1	1	1					
21	2	160790-56540	CLIP	1	1						
21-1	2	160692-56750 (A=E/#03124)	CLIP	1	1	1					S
22	2	160792-56670	VALVE ASSY, NEEDLE	1	1	1					1
23	2	160610-56630	PIN, FLOAT	1	1	1					
24	2	26117-040088	BOLT M 4X 8 PLATED	1	1	1					
25	2	160890-56430	BODY, FLOAT	1	1	1					
26	2	160890-56520	LEVER, CHOKE	1	1	1					
26-1	2	160890-56650	LEVER, CHOKE	1							N
26-2	2	160890-56520 (A=E/XXX)	LEVER, CHOKE	1							S
27	2	160702-56720	RING	1	1	1					
28	2	160640-56850	SEAL	1	1	1					
29	2	160790-56610	BOLT	1	1	1					
30	2	160890-56610	JET, PILOT	1	1						
30-1	2	160790-56610 (A=E/#03124)	BOLT	1	1	1					S
31	2	181230-56380	SPRING	1	1	1					
32	2	160610-56900	SCREW	1	1	1					
33	2	160692-56710	SCREW	1	1	1					

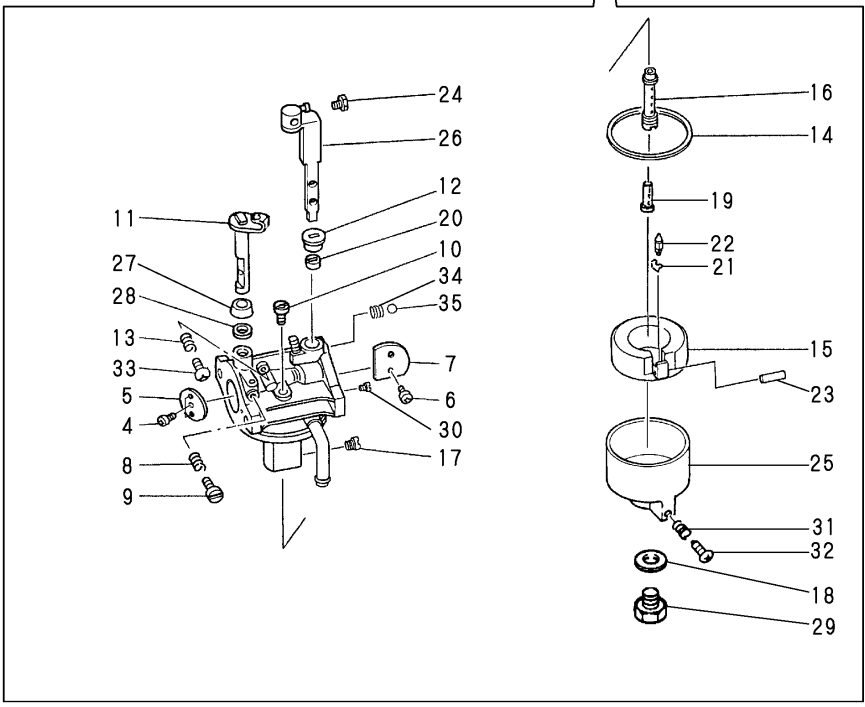
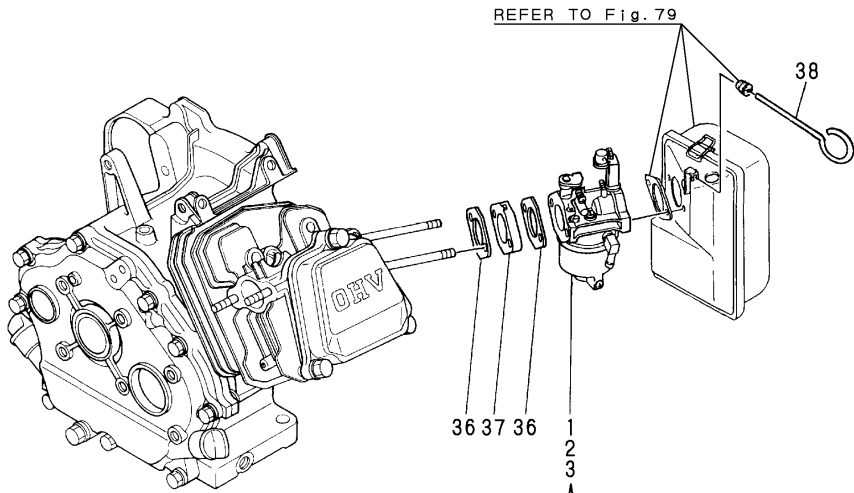
Remarks
(1)REPAIR PART.

Fig.82. CARBURETOR

(A)=GA300SNS
(B)=GA300SNR
(C)=GA300SNM

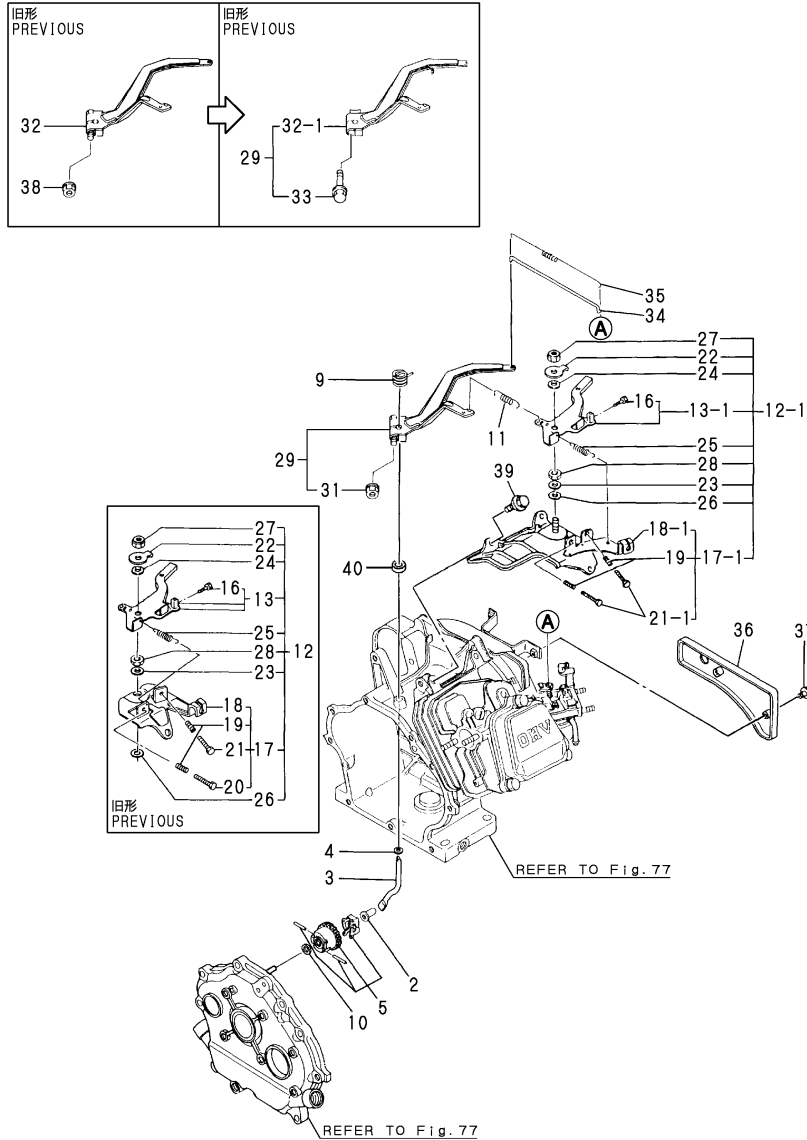
(D)=
(E)=
(F)=

No.	Lev.	Parts No.	Description	Q'ty						I	R
				(A)	(B)	(C)	(D)	(E)	(F)		
34	2	160310-56980	SPRING, CHOKE	1	1	1					
35	2	160310-56990	BALL, STEEL	1	1	1					
36	1	160910-56150	GASKET, CARBURETOR	2	2	2					
36-1	1	160910-56151 (A=E/#08952) (B=E/#08438) (C=E/#08953)	GASKET, CARBURETOR	2	2	2					N
37	1	160890-56160	INSULATOR	1	1	1					
38	1	160690-56900 (A=E/XXX)	ROD, CHOKE	1	1	1					Z



Remarks
(1)REPAIR PART.

Fig.83. GOVERNOR & CONTROL DEVICE



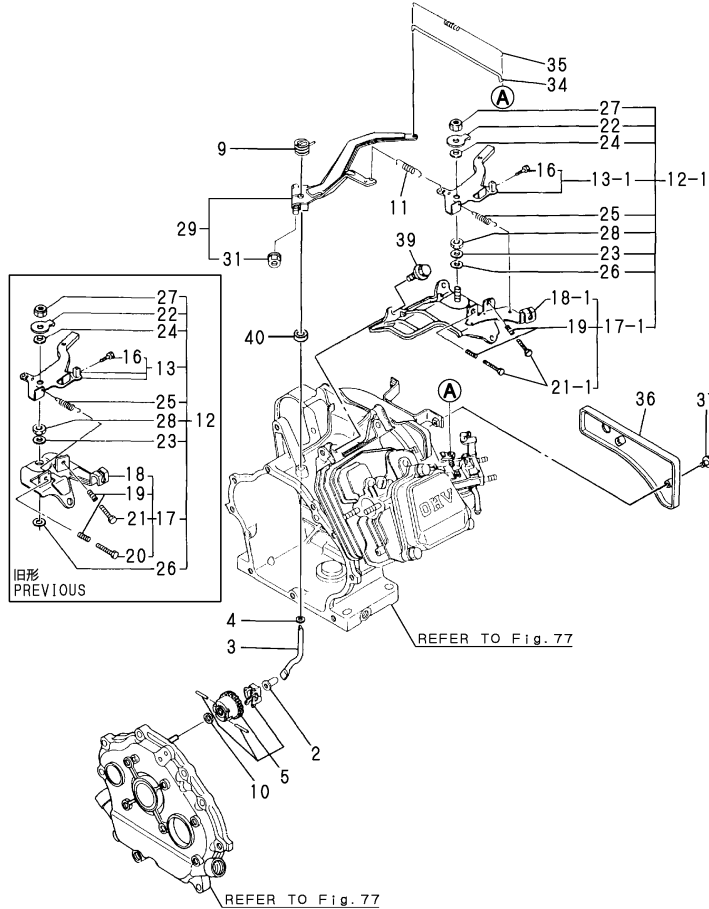
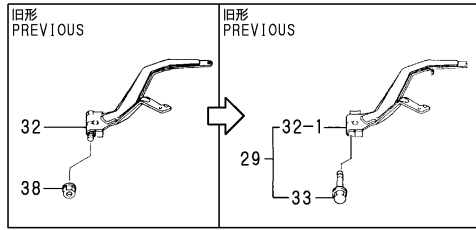
(A)=GA300SNS
(B)=GA300SNR
(C)=GA300SNM

(D)=
(E)=
(F)=

No.	Lev.	Parts No.	Description	Q'ty						I	R
				(A)	(B)	(C)	(D)	(E)	(F)		
2	1	160690-61300	SPINDLE	1	1	1					
2-1	1	160690-61301	SPINDLE	1	1	1					R
		(A=E/#05078) (B=E/#05075) (C=E/#05081)									
3	1	160690-61310	SHAFT	1	1	1					
3-1	1	160690-61311	SHAFT	1	1	1					R
		(A=E/#05313) (B=E/#06076) (C=E/#06083)									
4	1	160690-61450	WASHER	1	1	1					
5	1	160690-61600	GEAR ASSY, GOVERNOR	1	1	1					
9	1	160890-66050	SPRING, RETURN	1	1	1					
10	1	160120-76940	WASHER	1	1	1					
11	1	160890-66010	SPRING, GOVERNOR	1	1	1					
12	1	160890-66100	CONTROLLER ASSY	1	1						
12-1	1	160890-66101	CONTROLLER ASSY	1	1	1					R
		(A=E/#01356) (B=E/#01288)									
13	2	160890-66080	LEVER ASSY, CONTROL	1	1						
13-1	2	160890-66081	LEVER ASSY, CONTROL	1	1	1					R
		(A=E/#01356) (B=E/#01288)									
16	3	26117-040088	BOLT M 4X 8 PLATED	1	1	1					
17	2	160690-66110	BASE ASSY	1	1						
17-1	2	160890-66110	BASE ASSY	1	1	1					N
		(A=E/#02127) (B=E/#01288)									
18	3	160690-66120	BASE, CONTROL	1	1						
18-1	3	160890-66141	BASE ASSY	1	1						S 1
		(A=E/#02127) (B=E/#01288)									
18-2	3	160890-66142	BASE ASSY	1	1	1					N
		(A=E/#03127) (B=E/#02989)									
19	3	160520-66291	SPRING	2	2	2					
20	3	160910-66440	BOLT, ADJUSTER	1	1						Z
		(A=E/#02127) (B=E/#01288)									
21	3	26117-040257	BOLT, M4X 25 PLATED	1	1						
21-1	3	26117-040257	BOLT, M4X 25 PLATED	2	2	2					K
		(A=E/#02127) (B=E/#01288)									
22	2	160690-66160	WASHER	1	1	1					
23	2	160664-66170	WASHER	1	1	1					
24	2	160664-66180	SPRING	1	1	1					
25	2	160664-66220	SPRING, RETURN	1	1	1					
26	2	22137-060000	WASHER, 6	1	1	1					
27	2	26347-060002	NUT, M6	1	1	1					
28	2	26757-060002	NUT, LOCK M6	1	1	1					
29	1	160890-66190	LEVER ASSY, GOVERNOR	1	1	1					W
		(A=E/XXX) (B=E/XXX)									
31	2	26366-060002	NUT, M6	1	1	1					W
		(A=E/#05308) (B=E/#05260) (C=E/#05770)									
32	1	160890-66150	LEVER, GOVERNOR	1	1						
32-1	2	160890-66151	LEVER, GOVERNOR	1	1	1					N
		(A=*1989.11) (B=*1989.11)									
32-2	2	160890-66151	LEVER, GOVERNOR	1	1	1					Z
		(A=E/#05308) (B=E/#05260) (C=E/#05770)									
33	2	26106-060252	BOLT, M6X 25 PLATED	1	1	1					W
		(A=*1989.11) (B=*1989.11)									
33-1	2	26106-060252	BOLT, M6X 25 PLATED	1	1	1					Z

Remarks
(1)INTERCHANGEABLE BY SIMULTANEOUS REPLACEMENT WITH FIG.79 NO.13-1 AND NO.26-1, OR FIG.79 NO.15-1 AND NO.26-1.
(2)SHAPE OF STOP SWITCH INSTALLING PART CHANGED.

Fig.83. GOVERNOR & CONTROL DEVICE



(A)=GA300SNS
(B)=GA300SNR
(C)=GA300SNM

(D)=
(E)=
(F)=

No.	Lev.	Parts No.	Description	Q'ty						I	R
				(A)	(B)	(C)	(D)	(E)	(F)		
		(A=E/#05308) (B=E/#05260) (C=E/#05770)									
34	1	160690-66200	LINK, THROTTLE	1	1	1					
35	1	160690-66210	SPRING, TENSION	1	1	1					
36	1	160890-66300	PANEL	1	1	1					
36-1	1	160890-66310	PANEL	1	1	1				S	2
		(A=E/#03124) (B=E/#02989) (C=*1993.02)									
37	1	26106-060102	BOLT, M6X 10 PLATED	2	2	2					
37-1	1	26106-060162	BOLT, M6X 16 PLATED	2	2	2					N
		(A=E/#04387) (B=E/#05075) (C=E/#05081)									
38	1	26366-060002	NUT, M6	1	1						Z
		(A=*1989.11) (B=*1989.11)									
39	1	26476-060142	SCREW, TAPPING M6X14	3	3	3					W
		(A=E/#02127) (B=E/#01288)									
40	1	114770-61600	SEAL, OIL	1	1	1					W
		(A=E/#02565) (B=E/#02589)									

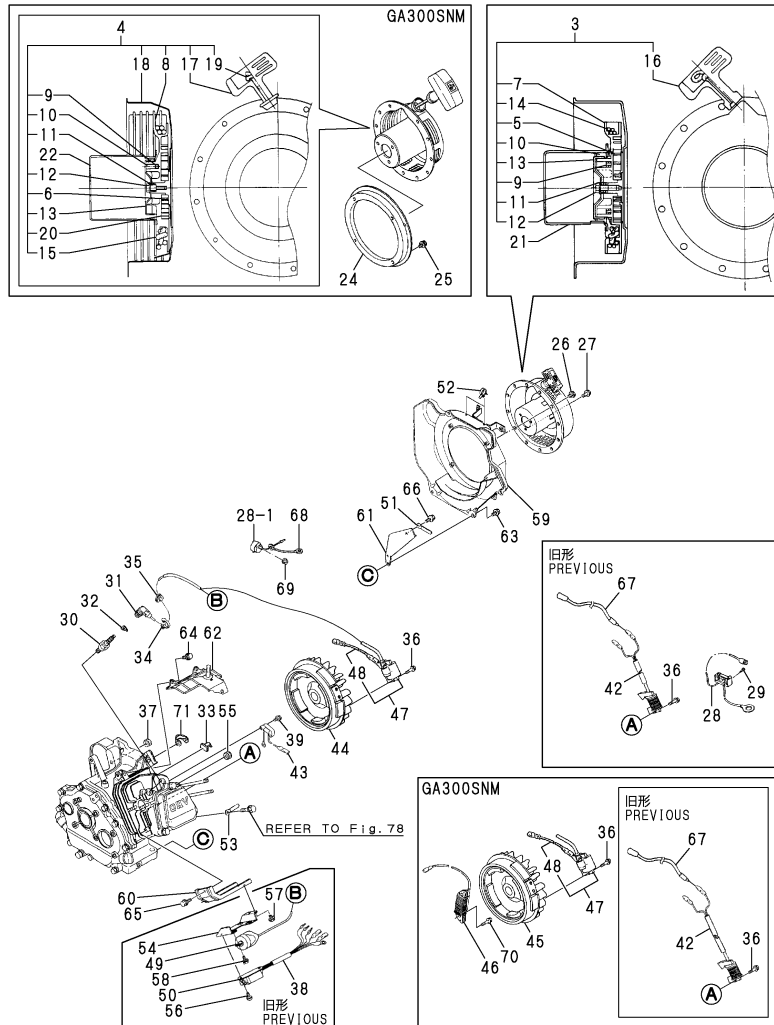
Remarks
 (1)INTERCHANGEABLE BY SIMULTANEOUS REPLACEMENT WITH FIG.79 NO.13-1 AND NO.26-1, OR FIG.79 NO.15-1 AND NO.26-1.
 (2)SHAPE OF STOP SWITCH INSTALLING PART CHANGED.

Fig.84. FLY.MAGNETO & STARTING DEVICE

(A)=GA300SNS
(B)=GA300SNR
(C)=GA300SNM

(D)=
(E)=
(F)=

P/C NEWS No. :Y00A2175-3
PUBLISHED : 2003/12



No.	Lev.	Parts No.	Description	Q'ty						I	R
				(A)	(B)	(C)	(D)	(E)	(F)		
3	1	160890-76250	STARTER ASSY, RECOIL	1	1						
4	1	160900-76250	STARTER ASSY, RECOIL			1					
5	2	160890-76510	SPRING, SPIRAL	1	1						
6	2	160900-76520	SPRING			1					
7	2	160890-76520	REEL	1	1						
8	2	160900-76530	REEL			1					
9	2	160890-76530	SPRING, DOG	2	2	2					
10	2	160890-76540	DOG	2	2	2					
11	2	160890-76550	SPRING, BRAKE	1	1	1					
12	2	160641-76570	SCREW	1	1	1					
13	2	160890-76570	RETAINER	1	1	1					
14	2	160890-76580	ROPE, STARTER	1	1						
15	2	160900-76580	ROPE, STARTER			1					
16	2	160260-76620	KNOB, STARTER	1	1						
17	2	160900-76620	HANDLE			1					
18	2	160900-76510	CASE			1					
19	2	160900-76600	PIPE, REINFORCED			1					
20	2	160900-76610	CASE, SPRING			1					
21	1	160890-76590	PULLEY, STARTER	1	1						
22	1	160993-76150	PULLEY			1					
24	1	160793-76300	SPACER, RECOIL			1					W
			(C=FROM 1ST)								
25	1	26106-060082	BOLT, M6X 8 PLATED			4					W
			(C=FROM 1ST)								
26	1	26106-060082	BOLT, M6X 8 PLATED	4	4	4					
27	1	26106-060122	BOLT, M6X 12 PLATED	3	3	3					
28	1	160690-77250	SWITCH, STOP	1	1	1					
28-1	1	160611-77250	SWITCH, STOP	1	1	1					S 1
			(A=*1993.02) (B=*1993.02) (C=*1993.02)								
29	1	22857-200100	SCREW, 2X10	2	2	2					Z
			(A=*1993.02) (B=*1993.02) (C=*1993.02)								
30	1	160690-78010	PLUG, SPARK BP6ES	1	1						
30-1	1	160690-78020	PLUG, SPARK	1	1	1					N
			(A=E/#02947) (B=E/#02985)								
30-2	1	160690-78030	PLUG, SPARK N11YC	1	1	1					N
			(A=E/XXX) (B=E/XXX) (C=E/XXX)								
31	1	160700-78040	CAP, PLUG	1	1	1					
32	1	160700-78050	TERMINAL, PLUG	1	1	1					
33	1	160560-78700	CLAMP	1	1						Z
			(A=E/#01356) (B=E/#01288)								
34	1	160690-78700	CLAMP, CORD	1	1						
34-1	1	29610-000950	CLAMP, SPEED 095	1	1	1					N
			(A=E/#01356) (B=E/#01288)								
35	1	160700-78720	GROMMET	1	1	1					
36	1	26476-060252	SCREW, TAPPING M6X25	2	2	2					
36-1	1	160690-04350	BOLT, M6X30	2	2	2					R
			(A=E/#12660) (B=E/#11288) (C=E/#11281)								
37	1	160341-01950	PIPE	1	1	1					Z
			(A=E/#09290) (B=E/#10433) (C=E/#09370)								
38	1	160810-03400	TUBE, PROTECT	1	1	1					Z
			(A=E/#10466) (B=E/#11286) (C=E/#10925)								

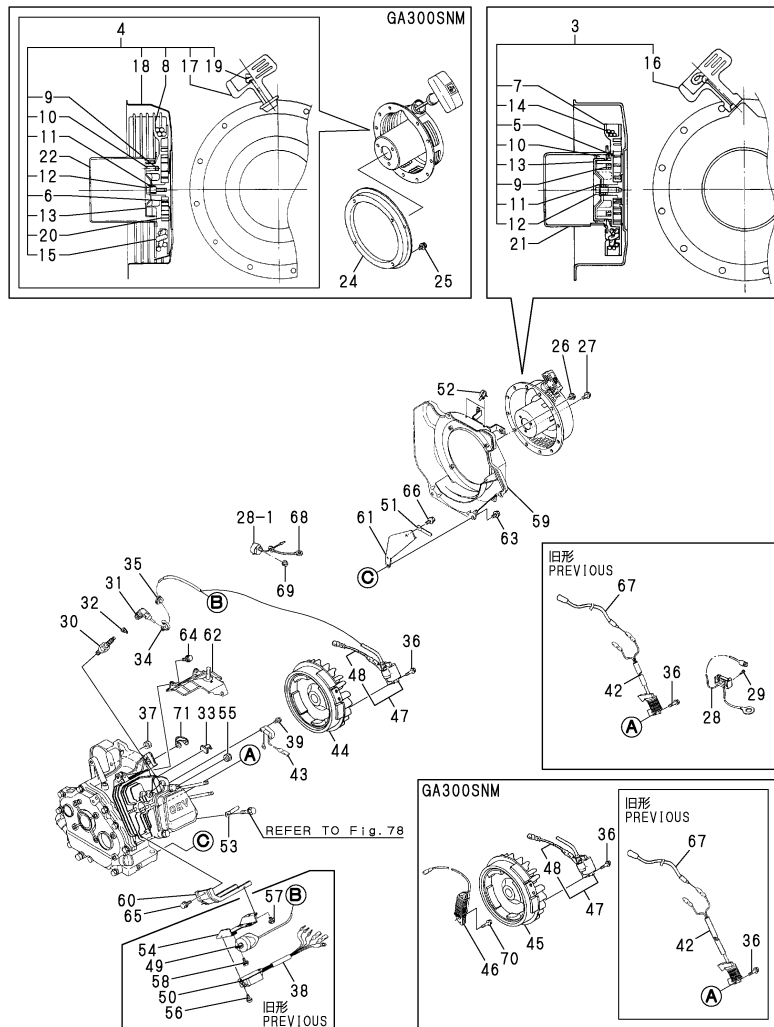
Remarks
 (1)CHANGED FROM LEAD SWITCH TYPE TO ROTARY TYPE.
 (2)INTERCHANGEABLE BY SIMULTANEOUS REPLACEMENT WITH NO.47,48,60-2 AND 71.
 (3)SIZE CHANGED FROM L=215 TO L=530.
 (4)INTERCHANGEABLE BY SIMULTANEOUS REPLACEMENT WITH NO.44-1 AND 50-1.
 (M)MISPRINT:REFER TO THE NEXT ITEM.

Fig.84. FLY.MAGNETO & STARTING DEVICE

(A)=GA300SNS
(B)=GA300SNR
(C)=GA300SNM

(D)=
(E)=
(F)=

P/C NEWS No. :Y00A2175-3
PUBLISHED : 2003/12



No.	Lev.	Parts No.	Description	Q'ty						I	R
				(A)	(B)	(C)	(D)	(E)	(F)		
39	1	160610-04280	SCREW, RS5X10	2	2						Z
		(A=E/#01356) (B=E/#01288)									
42	1	160890-78520	COIL, EXCITER	1	1	1					Z
		(A=E/#10466) (B=E/#11286) (C=E/#10925)									
43	1	160890-78530	COIL, PULSAR	1	1						Z
		(A=E/#01356) (B=E/#01288)									
44	1	160890-78540	ROTOR	1	1						
44-1	1	160890-78550	ROTOR	1	1						S 4
		(A=E/#01356) (B=E/#01288)									
44-2	1	160890-78560	ROTOR	1	1						F 2
		(A=E/#10466) (B=E/#11286)									
45	1	160992-78500	ROTOR			1					
45-1	1	160890-78560	ROTOR			1					F 2
		(C=E/#10925)									
46	1	160693-78620	COIL, LAMP			1					
47	1	160791-78522	COIL, IGNITION	1	1	1					W
		(A=E/#10466) (B=E/#11286) (C=E/#10925)									
47-1	1	160998-78400	IGNITER	1	1	1					N
		(A=*2009.11) (B=*2009.11) (C=*2009.11)									
48	2	160690-78230	WIRE	1	1	1					W
		(A=E/#10466) (B=E/#11286) (C=E/#10925)									
49	1	160890-78510	COIL, IGNITION	1	1	1					Z
		(A=E/#10466) (B=E/#11286) (C=E/#10925)									
50	1	160890-78650	IGNITION, UNIT	1	1						
50-1	1	160890-78660	IGNITION, UNIT	1	1	1					S 4
		(A=E/#01356) (B=E/#01288)									
50-2	1	160890-78660	IGNITION, UNIT	1	1	1					Z
		(A=E/#10466) (B=E/#11286) (C=E/#10925)									
51	1	160260-78700	CLAMP	1	1	1					Z
		(A=E/#10466) (B=E/#11286) (C=E/#10925)									
52	1	160710-78700	CLAMP, CORD	2	2	2					Z
		(A=E/#10466) (B=E/#11286) (C=E/#10925)									
53	1	160710-78710	CLAMP, CORD	1	1	1					Z
		(A=E/#10466) (B=E/#11286) (C=E/#10925)									
54	1	160890-78750	BRACKET, COIL	1	1						
54-1	1	160890-78751	BRACKET, COIL	1	1	1					R
		(A=E/#02127) (B=E/#01288)									
54-2	1	160890-78751	BRACKET, COIL	1	1	1					Z
		(A=E/#10466) (B=E/#11286) (C=E/#10925)									
55	1	160890-78900	GROMMET	1	1						
55-1	1	160763-12600	GROMMET	1	1	1					S
		(A=E/#01356) (B=E/#01288)									
56	1	26023-060162	SCREW, M6X16	2	2	2					Z
		(A=E/#10466) (B=E/#11286) (C=E/#10925)									
57	1	26106-060102	BOLT, M6X 10 PLATED	2	2	2					Z
		(A=E/#10466) (B=E/#11286) (C=E/#10925)									
58	1	26106-060162	BOLT, M6X 16 PLATED	2	2	2					Z
		(A=E/#10466) (B=E/#11286) (C=E/#10925)									
59	1	160890-45120	CASE, COOLING FAN	1	1	1					
59-1	1	160891-45120	CASE, COOLING FAN	1	1	1					N
		(A=E/XXX) (B=E/XXX) (C=E/XXX)									

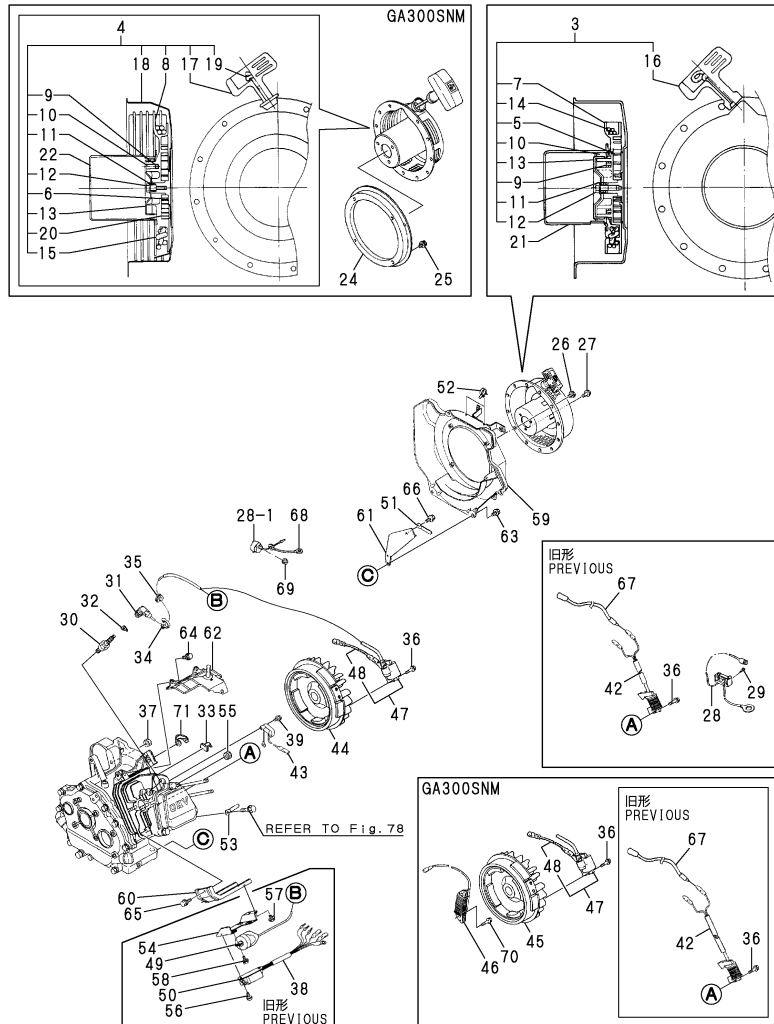
Remarks
 (1)CHANGED FROM LEAD SWITCH TYPE TO ROTARY TYPE.
 (2)INTERCHANGEABLE BY SIMULTANEOUS REPLACEMENT WITH NO.47,48,60-2 AND 71.
 (3)SIZE CHANGED FROM L=215 TO L=530.
 (4)INTERCHANGEABLE BY SIMULTANEOUS REPLACEMENT WITH NO.44-1 AND 50-1.
 (M)MISPRINT:REFER TO THE NEXT ITEM.

Fig.84. FLY.MAGNETO & STARTING DEVICE

(A)=GA300SNS
(B)=GA300SNR
(C)=GA300SNM

(D)=
(E)=
(F)=

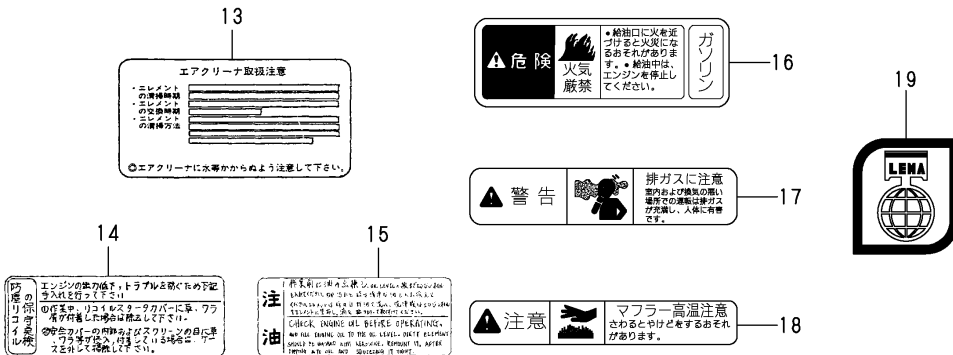
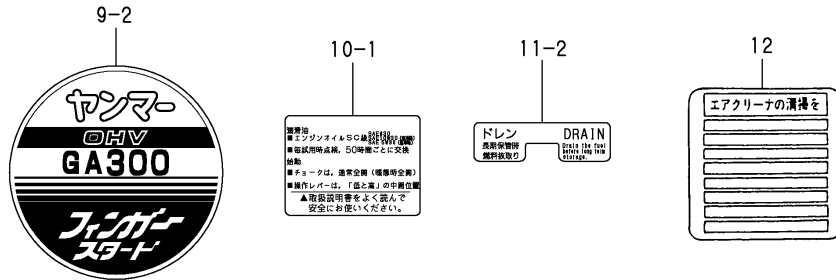
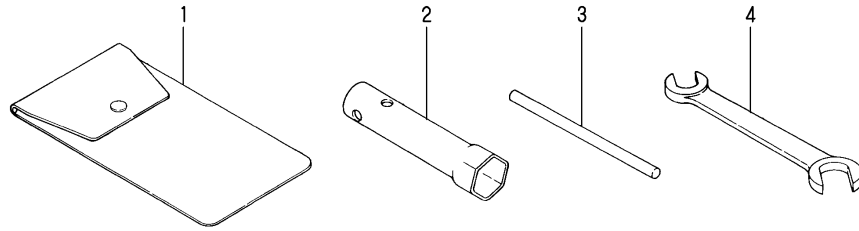
P/G NEWS No. :Y00A2175-3
PUBLISHED : 2003/12



No.	Lev.	Parts No.	Description	Qty						I	R
				(A)	(B)	(C)	(D)	(E)	(F)		
59-2	1	160891-45121	CASE, COOLING FAN (A=E/#08206) (B=E/#08437) (C=E/#08477)	1	1	1					R
60	1	160890-45200	COVER, HEAD	1	1						
60-1	1	160890-45230	COVER, HEAD (A=E/#02127) (B=E/#01288)	1	1	1					N
60-2	1	160890-45200	COVER, HEAD (A=E/#10466) (B=E/#11286) (C=E/#10925)	1	1	1					S
61	1	160890-45210	COVER (A=E/#08952) (B=E/#10433) (C=E/#08747)	1	1	1					Z
62	1	160890-45220	COVER, HEAD (A=E/#02127) (B=E/#01288)	1	1						Z
63	1	26476-060142	SCREW, TAPPING M6X14	4	4	4					
64	1	26476-060142	SCREW, TAPPING M6X14 (A=E/#02127) (B=E/#01288)	3	3						Z
65	1	26476-060142	SCREW, TAPPING M6X14	2	2	2					
66	1	26476-060142	SCREW, TAPPING M6X14 (A=E/#08952) (B=E/#10433) (C=E/#08747)	1	1	1					Z
67	1	160520-78200	WIRE, LEAD	1	1	1					
67-1	1	160970-78200	WIRE, LEAD (A=E/#04387) (B=E/#05075) (C=E/#05081)	1	1	1					S 3
67-2	1	160970-78200	WIRE, LEAD (A=E/#10466) (B=E/#11286) (C=E/#10925)	1	1	1					Z
68	1	160495-77260	WIRE (A=*1993.02) (B=*1993.02) (C=*1993.02)	1	1	1					W
69	1	26366-080002	NUT, M8 (A=*1993.02) (B=*1993.02) (C=*1993.02)	1	1	1					W
70	1	26476-060252	SCREW, TAPPING M6X25			2					
71	1	29610-000650	CLAMP, SPEED 065 (A=E/#10466) (B=E/#11286) (C=E/#10925)	1	1	1					W

Remarks
 (1)CHANGED FROM LEAD SWITCH TYPE TO ROTARY TYPE.
 (2)INTERCHANGEABLE BY SIMULTANEOUS REPLACEMENT WITH NO.47,48,60-2 AND 71.
 (3)SIZE CHANGED FROM L=215 TO L=530.
 (4)INTERCHANGEABLE BY SIMULTANEOUS REPLACEMENT WITH NO.44-1 AND 50-1.
 (M)MISPRINT:REFER TO THE NEXT ITEM.

Fig.85. LABEL & TOOL



(A)=GA300SNS
(B)=GA300SNR
(C)=GA300SNM

(D)=
(E)=
(F)=

No.	Lev.	Parts No.	Description	Q'ty						I	R
				(A)	(B)	(C)	(D)	(E)	(F)		
1	1	160110-92610	BAG, TOOL	1	1	1					
2	1	160120-92700	WRENCH, 21 L86	1	1	1					
3	1	160110-92710	HANDLE, WRENCH	1	1	1					
4	1	28110-100120	SPANNER, 10X12	1	1	1					
9	1	160690-07100	LABEL, OHV MARK	1	1	1					
9-1	1	160890-07110	LABEL, FINGER START	1	1	1					N
9-2	1	160990-07140	LABEL, OHV MARK	1	1	1					N
10	1	160690-07250	LABEL, CAUTION	1	1	1					
10-1	1	160692-07250	LABEL, CAUTION	1	1	1					N
10-2	1	160692-07251	LABEL, CAUTION	1	1	1					R
11	1	160520-07271	LABEL, DRAIN	1	1						
11-1	1	160520-07272	LABEL, DRAIN	1	1	1					S 1
11-2	1	160690-07260	LABEL, DRAIN	1	1	1					N
12	1	160520-07370	LABEL, CLEANER	1							
13	1	160793-07370	LABEL, AIR CLEANER		1						
14	1	160830-07300	LABEL			1					
15	1	160692-07370	LABEL, AIR CLEANER			1					
16	1	160690-07320	LABEL, NO FIRE	1	1	1					W
17	1	105250-07340	LABEL, EXH. GAS CAUTN	1	1	1					W
18	1	105250-07330	LABEL	1	1	1					W
19	1	161690-07300	LABEL	1	1	1					W

Remarks
(1) LABEL COLOR CHANGED

N:Old $\begin{matrix} \text{Yes} \\ \text{No} \end{matrix}$ New, Q:Old $\begin{matrix} \text{No} \\ \text{Yes} \end{matrix}$ New, R:Old $\begin{matrix} \text{Yes} \\ \text{Yes} \end{matrix}$ New, S:Old $\begin{matrix} \text{No} \\ \text{No} \end{matrix}$ New, W:Add, Z:Discontinued, F:Interchangeable by set, K:Q'ty Change

Parts No. Index

Parts No.	Fig. No.	Ref. No.	
101147-12550	13	7	
	28	7	
104200-59170	10	8	
		16	
	25	8	
		16	
	40	8	
		15	
	49	6	
		7	
		7	-1
		23	
	59	5	
	17		
68	5		
	17		
77	5		
	17		
105250-07330	9	7	
	17	30	
	24	25	
	32	34	
	39	24	
	48	13	
	53	38	
	58	26	
	67	7	
	72	34	
	76	18	
	81	34	
	85	18	
	105250-07340	17	31
24		23	
32		35	
39		22	
48		12	
53		39	
58		24	
67		8	
72		35	
76		17	
81		35	
85		17	
106990-44660		5	28
		17	54
	18	20	
	32	58	
	33	20	
	44	23	
	53	64	

Parts No.	Fig. No.	Ref. No.
106990-44660	63	25
	72	49
	81	49
114250-12300	3	14 -1
	13	9 -1
	28	9 -1
	13	2
114250-12520	28	2
	13	4
114250-12540	28	4
	13	5
114250-12560	28	5
	31	14
114250-14400	43	11
	52	11
	62	11
114250-21290	4	3
114250-45310	17	1
	18	16
	32	1
	33	19
	44	1
	53	1
	63	1
	72	1
	81	1
	114252-13800	12
13		22
27		22
28		22
42		28
51		36
	37	
	61	15
	70	29
	79	29
114252-13910	12	21
	13	23
	27	23
	28	23
	42	29
	51	38
	39	
	61	16
	70	30
	79	30
114252-13950	12	16
		17
		28
	13	18

Parts No.	Fig. No.	Ref. No.
114252-13950	13	19
	14	22
		23
	15	20
	27	18
		19
	28	18
		19
	29	20
		21
	30	21
	42	32
	51	32 -1
		33
	48	
	61	13 -1
	19	
	70	18 -1
	20	
	42	
	79	18 -1
	20	
	42	
114252-13960	12	22
	13	24
	27	24
	28	24
	42	30
	51	40
		41
		44
	61	17
	70	31
	34	
	79	31
	34	
114270-01600	1	4 -1
	10	4 -1
	25	4 -1
	40	4
	49	8 -1
	59	4
	68	6 -1
	77	6 -1
114299-01760	10	17 -2
	25	17 -1
	40	16
114299-01950	10	19 -2
	25	19 -1
	40	18
	40	18

Parts No.	Fig. No.	Ref. No.	
114370-07110	9	6	
	17	32	
	24	24	
	32	36	
	39	23	
	53	40	
	58	25	
	72	36	
	81	36	
	114370-45350	17	52 -1
		18	18 -1
32		56 -1	
33		18 -1	
53		62 -1	
	72	47 -1	
	81	47 -1	
114770-61600	7	30	
	20	46	
	35	44	
	46	37	
	55	45	
	65	35	
	74	40	
	83	40	
119520-03990	5	32 -1	
	17	60 -1	
	18	24 -1	
	32	65 -1	
	33	24 -1	
	44	27 -1	
	53	76 -1	
	63	28 -1	
	72	67 -1	
	81	66 -1	
120380-11350	50	24	
	60	23	
	69	24	
	78	24	
124060-77680	5	32	
	17	60	
	18	24	
	32	65	
	33	24	
	44	27	
	53	76	
	63	28	
	72	67	
	81	66	
124722-59050	5	16	
129900-26250	49	10 -1	

Parts No. Index

Parts No.	Fig. No.	Ref. No.	
129900-26250	49	18 -1	
		20 -1	
	59	9 -1	
		12 -1	
		14 -1	
	68	8 -1	
		12 -1	
		14 -1	
		77	8 -1
		12 -1	
		14 -1	
	160110-01870	10	21
		40	19
	160110-02220	49	9
19			
59		7	
		13	
68		7	
		13	
77	7		
	13		
160110-92610	9	10	
	24	1	
	39	1	
	48	1	
	58	1	
	67	10	
	76	1	
	85	1	
160110-92710	9	12	
		24	
	39	3	
	48	3	
	58	3	
	67	12	
	76	3	
	85	3	
	160120-13580	51	43
		70	33
79		33	
160120-56670	54	2	
		64	
	73	4	
		82	4
160120-56721	54	16	
	64	16	
160120-76940	7	9	
		18	
	20	28	
	20	9	
	33	27	

Parts No.	Fig. No.	Ref. No.	
160120-76940	35	9	
		46	
	53	71	
		55	10
		65	10
	74	10	
		83	10
		9	11
			24
	160120-92700	24	2
39			
48		2	
		58	
67		11	
		76	2
160210-56610	85	2	
		54	
	64	12	
		73	
	82	14	
		12	26
160220-13580	12	26	
160260-55150	5	15	
160260-76620	56	11	
		57	
	66	25	
		75	
	84	16	
		22	30
160260-76630	37	32	
		47	
	47	33	
		5	17
	160260-78700	17	57
			32
72		65	
		75	
81		64	
		84	51
160310-14550	16	15	
		31	
	43	30	
		52	
	62	36	
		71	38
160310-56980	80	38	
		19	
	34	14	
		45	
	73	34	
		82	34
160310-56990	19	15	
		34	
	34	14 A	

Parts No.	Fig. No.	Ref. No.
160310-56990	45	39
		73
	82	35
		14
160321-13770	29	18
		42
	27	8
		8
160341-01950	21	49
		49
	49	-1
		22
	50	-1
		23
160360-78700	49	-1
		37
	19	37
		38
	48	48
		57
160393-55050	75	37
		84
	37	37
		22
	23	12
		5
160460-56940	17	11
		18
	5	5
		32
	33	5
		44
160490-01330	44	11
		53
	63	12
		72
	72	11
		81
160490-01760	54	8
		8
	8	A
		22
	2	20
		20
	9	2
		9
	9	2
		2
	2	3
		2
	2	15
		2
2	16	
	2	17
2	17	
	2	-1
3	2	
	3	2
3	3	
	3	3
3	10	
	3	11
3	11	
	3	9
3	9	
	3	12
4	1	
	4	1
4	10	
	4	10

Parts No.	Fig. No.	Ref. No.
160490-14200	16	13 -1
		31
	43	10
160490-14400	4	11
	4	18
160490-22010	4	18
160490-22300	4	24
160490-23030	4	26
160490-45010	8	28 -1
160490-45110-1	8	29
160490-45140	8	29 -1
160490-45200	8	30
160490-45211	8	31
160490-45220	8	32
160490-45230	8	30 -1
160490-45240	8	31 -1
160490-56010	6	1
160490-56011	6	1 -1
160490-56590	6	10
160490-56600	6	11
160490-57020	6	1 -2
160490-59350	5	29
160490-59351	5	29 -1
160490-59360	5	31
160490-59361	5	31 -1
160490-66010	7	11
160490-66020	7	11 -1
160490-66190	7	20
160490-66200	7	25
160490-66211	7	26
160490-76250	8	2
160490-76251	8	2 -1
160490-76510	8	4
160490-76511	8	4 -1
160490-76580	8	15
160490-76590	8	17
160490-76591	8	17 -1
160490-76600	8	16
160490-76610	8	3
160490-76611	8	3 -1
160490-76230	8	45
160490-78500	8	23
160490-78510	8	24
160490-78540	8	23 -1
160490-78550	8	24 -1
160492-12050	3	1 -1
160492-56480	6	40
160492-56490	6	45
160492-56510	6	46
160492-56520	6	3
160492-56530	6	4

Parts No. Index

Parts No.	Fig. No.	Ref. No.
160492-56540	6	5
	34	6 -1
	45	9
160492-56550	6	6
160492-56561	19	24 A-1
160492-56570	6	8
160492-56580	6	9
160492-56581	6	9 -1
160492-56610	6	13
160492-56620	6	15
160492-56630	6	17
160492-56670	6	31
160492-56680	6	47
160493-12550	12	5 -1
		5 -2
	27	7 -1
		7 -2
	42	13
160493-56550	6	38
160493-56610	6	26
160493-56620	6	29
160493-56630	6	30
160493-56640	6	36
160493-56650	6	39
160493-56670	6	27
160493-56700	6	42
160493-56710	6	41
160493-56720	6	28
160493-56730	6	32
160493-56740	6	33
160493-56800	6	43
160493-56850	6	35
160493-59391	5	31 -2
160495-56560	6	7
160495-56561	6	7 -1
160495-56600	6	12
160495-77260	17	26
	21	50
	22	48
	32	27
	36	48
	37	51
	47	61
	53	31
	56	35
	57	68
	66	32
	72	27
	75	68
	81	27

Parts No.	Fig. No.	Ref. No.
160495-77260	84	68
160498-01330	2	22 -1
160498-13550	3	9 -1
160498-14050	4	1 -1
160498-14051	4	1 -2
160498-56540	6	37
160510-02220	1	7
		15
160510-03180	2	21
160510-13200	3	8
160510-13201	3	8 -1
160510-14550	4	29
160510-56610	6	14
160510-56620	6	16
160510-56740	19	6 A
		6 B
	34	6 A
		6 B
		6 C
160520-03050	2	19
160520-07270	24	14
	39	13
	58	12
	76	11
160520-07271	9	4
	24	14 -1
	39	13 -1
	58	12 -1
	76	11 -1
	85	11
160520-07272	9	4 -1
	24	14 -2
	39	13 -2
	58	12 -2
	76	11 -2
	85	11 -1
160520-07370	9	8
	24	16
	39	15
	48	9
	58	15
	67	4
	76	12
	85	12
160520-66291	7	27
	20	24
	35	25
	46	22
	55	25
	65	22

Parts No.	Fig. No.	Ref. No.
160520-66291	74	19
	83	19
160520-78200	75	67
	84	67
160525-45010	8	28
160530-21200	4	14
160560-78700	56	24
	57	31
	75	33
	84	33
160590-01330	11	1
160590-01331	11	1 -1
160590-07120	24	11 -1
160590-07400	24	11 -2
160590-11010	11	3
160590-11011	11	3 -1
160590-11100	11	7
160590-11110	11	8
160590-13770	12	27
160590-14051	16	1
160590-14400	16	14
160590-14570	16	10 -2
160590-14571	16	10 -3
160590-21200	16	21
160590-21210	4	15
	16	22
	31	22
	43	16
160590-22010	16	25
160590-22011	16	25 -1
160590-22300	16	31
160590-45120	21	18
	22	37
160590-45130	17	28 A
	21	18 -1
	22	37 -1
160590-45210	21	21
	22	39
	23	43
160590-45211	21	21 -1
		21 -2
	22	39 -1
		39 -2
	23	43 -1
		43 -2
160590-56010	19	1
160590-56020	19	1 -1
160590-56030	19	1 -2
160590-56530	19	5
		5 B-1

Parts No.	Fig. No.	Ref. No.
160590-56530	34	5
		5 A-2
		5 B-4
	45	7
160590-56650	19	16
		16 A-1
	34	15
		15 A-1
	45	18
160590-56670	19	21
	34	20
160590-56671	19	21 -1
160590-56681	19	21 -2
		21 A-1
160590-56740	19	6 -1
160590-56750	19	6 -2
160590-56771	19	24
160590-56800	19	32
		32 A
	45	37
	64	17 -1
160590-66010	20	11
160590-78521	21	7
160590-78530	21	8
	22	6
	23	6
160590-78531	21	8 -1
	22	6 -1
	23	6 -1
160590-78532	21	8 -2
	22	6 -2
	23	6 -2
160590-78533	21	8 -3
	22	6 -3
	23	6 -3
160590-78540	21	7 -1
160590-78541	21	7 -2
160590-78542	21	7 -3
160591-13600	12	23
160592-04310	14	26
	15	25
160592-13500	15	16
160592-14051	16	2
160592-14052	16	2 -1
160592-45110	17	28 B
	21	19
	23	41
160592-55160	18	7 -1
160592-56020	19	1 A
160592-56040	19	1 A-1

Parts No. Index

Parts No.	Fig. No.	Ref. No.
160592-56041	19	1 A-2
160592-56042	19	1 A-3
160592-56043	19	1 A-4
160592-56540	19	2
	34	2
		2 A
160592-56670	19	20 A
	34	19 A-1
160592-56780	19	24 A
		24 B
160592-56781	19	24 B-1
160593-56020	19	1 B
160593-56040	19	1 B-1
160593-56041	19	1 B-2
160593-56080	19	1 B-3
160593-56260	13	26
	28	26
160593-56261	13	26 -1
	28	26 -1
160593-56700	19	5 -1
		5 A-2
160593-56770	19	24 A-2
160593-57040	19	1 B-4
160593-57700	19	21 A-2
160593-57710	19	24 A-3
160593-76160	22	32
	37	34
	47	35
160593-76250	22	19
	37	21
	47	22
160593-76300	22	33
	37	36
	47	37
160593-76510	22	20
	37	22
	47	23
160593-78501	22	5
	23	5
160593-78502	22	5 -1
160593-78510	23	5 -1
160593-78620	22	7
	23	7
160594-56590	34	17 A
160594-56650	34	15 B
160594-56810	34	34
160594-66011	20	11 -1
160597-56011	19	1 -3
160597-56012	19	1 -4
160597-57010	19	1 -5

Parts No.	Fig. No.	Ref. No.
160598-56540	19	2 -1
160598-56660	19	20 A-1
	34	19 A-2
	45	23
160598-56670	45	25 -1
160610-01690	10	7
		15
	25	7
		15
	40	7
		14
	49	5
		5 -1
		22
	59	6
		16
	68	4
		16
	77	4
		16
160610-02220	10	5
		12
160610-03050	2	20
	50	21
	60	20
	69	21
	78	21
160610-03180	11	23
	26	23
160610-04201	2	1
	11	2
	26	2
	41	2
160610-04280	75	39
	84	39
160610-04570	3	15
	12	29
	13	25
	27	25
	28	25
	42	2
160610-04620	2	2
160610-04910	16	18
	31	18
	43	12
160610-12530	3	4
160610-12540	3	5
160610-12550	3	6
160610-21290	4	16
	16	4 A

Parts No.	Fig. No.	Ref. No.
160610-21290	16	23
160610-23201	4	27
160610-55100	5	13
	17	12
	18	6
	32	12
	33	6
	44	12
	53	14
	63	13
	72	12
	81	12
160610-55470	17	50
	18	19
	32	54
	33	16
	53	59
	72	45
	81	45
160610-56150	12	7
	13	8
	14	12
	15	13
	19	40
	27	9
	28	8
	29	10
	30	13
	34	41
160610-56151	12	7 -1
	13	8 -1
		8 -2
	14	12 -1
	15	13 -1
	19	40 -1
	27	9 -1
	28	8 -1
		8 -2
	29	10 -1
	30	13 -1
	34	41 -1
	42	14
	45	49
160610-56610	19	19
	34	18
	45	21
160610-56611	19	23
	34	22
		22 A
160610-56630	6	18

Parts No.	Fig. No.	Ref. No.
160610-56630	19	12
	34	12
	45	15
	54	21
	64	21
	73	23
	82	23
160610-56631	34	12 -1
160610-56740	19	6
	34	6
	45	9 -1
160610-56900	6	25
	19	27
	34	26
	45	33
	54	30
	64	32
	73	32
	82	32
160610-76520	22	21
	37	23
	47	24
160610-76530	22	22
	37	24
	47	25
160610-76550	22	26
	37	28
	47	29
160610-76560	22	25
	37	27
	47	28
160610-76580	22	23
	37	25
	47	26
160611-01740	1	18
160611-01741	1	18 -1
160611-04350	56	37
	57	70
160611-04580	13	25 -1
160611-14560	4	8
160611-77250	8	43
	17	25
	21	1 -1
	22	45 -1
	32	26
	36	1 -1
	37	49 -1
	47	60
	53	30
	56	15 -1

Parts No. Index

Parts No.	Fig. No.	Ref. No.	
160611-77250	57	47 -1	
	66	31	
	72	26	
	75	28 -1	
	81	26	
160640-56850	84	28 -1	
	19	26	
	34	25	
	45	32	
	54	26	
160641-76530	64	25	
	73	28	
	82	28	
	57	7	
	57	8	
160641-76560	57	8	
160641-76570	56	8	
	57	9	
	66	22	
	75	12	
	84	12	
160664-11100	2	7	
160664-11110	2	8	
160664-11180	2	10	
160664-66170	7	18	
	20	29	
	35	30	
	46	26	
	55	29	
	65	25	
	74	23	
	83	23	
	160664-66180	7	19
		20	30
35		31	
46		27	
55		30	
160664-66220	65	26	
	74	24	
	83	24	
	20	31	
	35	32	
160667-56150	46	28	
	55	31	
	65	28	
	74	25	
	83	25	
160667-56151	6	48 -1	
160667-56160	6	49	
160667-56740	64	8	

Parts No.	Fig. No.	Ref. No.
160667-56750	6	23
	19	29
	34	28
	45	35
	54	7
160670-66350	64	7
	73	9
	82	9
	20	32
	35	36
160671-59350	55	35
	17	24
	32	25
	26	1
	26	1 -1
160690-01330	26	1 -2
160690-01331	26	1 -2
160690-01332	26	1 -2
160690-02220	25	5
	12	12
	40	5
	11	21
	26	21
160690-03050	41	21
	8	27 -1
	21	16 -1
	22	16 -1
	23	16 -1
160690-04350	36	16 -1
	37	18 -1
	38	47 -1
	47	53 -1
	56	26 -2
160690-04610	57	35 -2
	66	13 -2
	75	36 -1
	84	36 -1
	3	15 -2
160690-07100	24	11
160690-07120	39	10
	76	9
	85	9
	39	10 -1
	39	10 -2
160690-07180	39	10 -2
160690-07250	24	13
	39	12
	58	9
	76	10
	85	10
160690-07260	9	4 -2
160690-07260	24	14 -3

Parts No.	Fig. No.	Ref. No.
160690-07260	39	13 -3
	48	8
	58	12 -3
	67	3
	76	11 -3
160690-07320	85	11 -2
	9	5
	17	33
	24	21
	32	37
160690-07400	39	20
	48	11
	58	22
	67	6
	76	16
160690-11010	85	16
	24	26
	39	25
	48	15
	26	3
160690-11011	41	3
	26	3 -1
	41	3 -1
	26	7
	41	7
160690-11100	26	8
	41	8
	11	9
	26	9
	41	9
160690-11110	11	10
	26	10
	41	10
	2	11
	11	11
160690-11120	26	11
	41	11
	11	11
	26	11
	41	11
160690-11180	11	10
	26	10
	41	10
	2	12
	11	12
160690-11200	26	12
	11	12
	26	12
	11	12
	26	12
160690-11220	50	13
	69	13
	78	13
	2	12 -1
	11	12 -1
160690-11221	26	12 -1
	41	12
	50	13 -1
	60	12
	69	13 -1

Parts No.	Fig. No.	Ref. No.
160690-11221	78	13 -1
	2	12 -2
	11	12 -2
	26	12 -2
	41	12 -1
160690-11222	50	13 -2
	60	12 -1
	69	13 -2
	78	13 -2
	2	13
160690-11270	11	13
	26	13
	50	14
	69	14
	78	14
160690-11271	2	13 -1
	11	13 -1
	26	13 -1
	41	13
	50	14 -1
160690-11280	69	14 -1
	78	14 -1
	2	14
	11	14
	26	14
160690-11290	41	14
	50	15
	60	14
	69	15
	78	15
160690-11300	11	15
	26	15
	41	15
	11	17
	26	17
160690-11310	41	17
	11	18
	26	18
	41	18
	11	18
160690-11311	11	18 -1
	26	18 -1
	41	18 -1
	14	1
	15	1
160690-12260	29	1
	30	1
	14	1 -1
	15	1 -1
	29	1 -1
160690-12261	30	1 -1
	14	1 -1
	15	1 -1
	29	1 -1
	30	1 -1

Parts No. Index

Parts No.	Fig. No.	Ref. No.
160690-12261	42	3
160690-12500	12	1
	27	1
160690-12510	12	2 -1
		2 -2
	27	3 -1
		3 -2
	42	10
160690-12520	12	3
	27	4
160690-12530	12	3 -1
		3 -2
	27	4 -1
		4 -2
	42	11
160690-12540	27	5
160690-12600	12	1 -1
		1 -2
	27	1 -1
		1 -2
	42	9
160690-12610	27	2
160690-12800	13	1 -1
	28	1 -1
160690-12810	13	3 -1
	28	3 -1
160690-12820	13	2 -1
	28	2 -1
160690-12830	13	4 -1
	28	4 -1
160690-12840	13	6
	28	6
160690-13200	12	9
	13	11
	14	14
	15	15
	27	11
	28	11
	29	12
	30	15
	42	17
160690-13201	12	9 -1
	13	11 -1
	14	14 -1
	15	15 -1
	27	11 -1
	28	11 -1
	29	12 -1
	30	15 -1
	42	17 -1

Parts No.	Fig. No.	Ref. No.
160690-13500	12	11
	13	13
	27	13
	28	13
	42	20
160690-13530	12	12
	13	14
	27	15
	28	14
	42	21
160690-13550	12	14
	13	16
	14	19
	27	16
	28	16
	29	17
	42	18
160690-13600	12	10
	13	12
	27	12
	28	12
	42	19
160690-13900	12	15
	13	17
	14	21
	27	17
	28	17
	29	19
	42	31
160690-14051	31	1
	43	1
160690-14052	31	1 -1
	43	1 -1
160690-14200	16	13
	31	13
160690-14560	16	10
	31	10
160690-14570	16	10 -1
	31	10 -1
160690-14571	31	10 -2
	43	8
160690-21201	31	21
	43	15
160690-22010	31	25
160690-22011	31	25 -1
160690-22300	31	31
	43	25
160690-45011	21	17
	22	36
	23	38

Parts No.	Fig. No.	Ref. No.
160690-45011	36	17
	37	39
	38	1
160690-45120	36	18
	37	40
160690-45200	21	20
	22	38
	23	42
	36	19
	37	41
	38	3
160690-45210	36	20
	37	42
	38	4
160690-45211	36	20 -1
		20 -2
	37	42 -1
		42 -2
	38	4 -1
		4 -2
160690-45220	21	22
	22	40
	23	44
	36	21
	37	43
	38	5
160690-55140	17	52 -2
	18	18 -2
	32	56 -2
	33	18 -2
	44	22
	53	62 -2
	63	2
	72	47 -2
	81	47 -2
160690-55300	17	35
	32	39
	53	42
	72	38
	81	38
160690-55310	17	36
	32	40
	53	43
	72	39
	81	39
160690-55320	17	37
	32	41
	53	44
	72	40
	81	40

Parts No.	Fig. No.	Ref. No.
160690-55330	17	38
	32	42
	53	45
	72	41
	81	41
160690-55460	17	49
	18	15
	32	53
	33	15
	53	58
	72	44
	81	44
160690-55461	17	49 -1
	18	15 -1
	32	53 -1
	33	15 -1
	44	21
	53	58 -1
	63	15
	72	44 -1
	81	44 -1
160690-55462	17	49 -2
	18	15 -2
	32	53 -2
	33	15 -2
	44	21 -1
	53	58 -2
	63	15 -1
	72	44 -2
	81	44 -2
160690-56010	34	1
160690-56020	34	1 -1
160690-56160	19	41
	34	42
	45	50
160690-56530	34	5 B-1
160690-56560	34	3 -1
	54	2 -1
	64	2 -1
		2 -2
160690-56570	19	4 -1
	34	4 -1
	45	6
	54	4 -1
	64	4 -1
		4 -2
160690-56580	19	3 -1
	45	5
160690-56630	19	12 -1
	34	12 -2

Parts No. Index

Parts No.	Fig. No.	Ref. No.
160690-56630	45	15 -1
	54	21 -1
	64	21 -1
160690-56751	19	32 -1
	34	40
160690-56760	34	20 A-2
160690-56800	34	23
160690-56900	19	42
	34	43
	45	51 -1
	54	41
	73	38
	82	38
160690-59360	17	55
	32	59
160690-59400	17	56
	18	23
	32	60
	33	23
160690-61300	7	2
	20	2
	35	2
	55	2 -1
	74	2
	83	2
160690-61301	7	2 -1
	20	2 -1
	35	2 -1
	46	2
	55	2
		2 -2
	65	2
	74	2 -1
	83	2 -1
160690-61310	7	3
	20	3
	35	3
	55	3
	74	3
	83	3
160690-61311	7	3 -1
	20	3 -1
	35	3 -1
	46	3
	55	3 -1
	65	3
	74	3 -1
	83	3 -1
160690-61450	7	4
	20	4

Parts No.	Fig. No.	Ref. No.
160690-61450	35	4
	46	4
	55	4
	65	4
	74	4
	83	4
160690-61600	7	5
	20	5
	35	5
	46	5
	55	5
	65	5
	74	5
	83	5
160690-66010	35	11
160690-66011	35	11 -1
	46	11
160690-66080	20	14
	35	14
160690-66081	7	12
	20	14 -1
	35	14 -1
	46	13
160690-66100	20	12
	35	12
160690-66101	20	12 -1
	35	12 -1
	46	12
160690-66110	20	20
	35	21
	74	17
	83	17
160690-66111	20	20 -1
	35	21 -1
	46	18
160690-66120	20	21
	35	22
	74	18
	83	18
160690-66141	20	21 -1
	35	22 -1
160690-66143	20	21 -2
	35	22 -2
	46	19
160690-66150	20	36
	35	37
160690-66160	7	17
	20	28
	35	29
	46	25

Parts No.	Fig. No.	Ref. No.
160690-66160	55	28
	65	24
	74	22
	83	22
160690-66180	20	38
	35	45
	46	32
160690-66200	20	41
	35	38
	46	35
	55	40
	65	36
	74	34
	83	34
160690-66210	20	42
	35	39
	46	36
	55	41
	65	37
	74	35
	83	35
160690-66300	20	43
	35	40
160690-66310	20	43 -1
	32	32
	35	40 -1
	47	63
160690-66660	20	42 -1
160690-66900	7	27 -1
160690-76250	21	28
	36	27
160690-76251	21	28 -1
	36	27 -1
	47	6
160690-76510	21	29
	36	28
160690-76511	21	29 -1
	36	28 -1
	47	7
160690-76520	21	30
	36	29
160690-76521	21	30 -1
	36	29 -1
	47	8
160690-76530	21	34
	36	32
160690-76531	8	8 -1
	21	34 -1
	36	32 -1
	47	10

Parts No.	Fig. No.	Ref. No.
160690-76540	8	9 -1
	21	35
	36	33
	47	11
160690-76550	21	37
	36	35
160690-76560	21	36
	36	34
160690-76561	8	10 -1
	21	36 -1
	36	34 -1
	47	12
160690-76570	8	16 A
	21	45
	36	44
	47	18
160690-76580	21	33
	36	38
160690-76590	21	46
	23	35
	36	45
	38	27
160690-76591	21	46 -1
	36	45 -1
	47	19
160690-76620	21	42
	36	41
	47	16
160690-76630	21	41
	36	40
	47	15
160690-76800	21	31
	36	30
160690-76801	8	5 -1
	21	31 -1
	36	30 -1
	47	9
160690-76810	21	32
	36	31
160690-76820	21	38
	36	36
160690-76830	21	43
	36	42
	47	17
160690-76840	21	44
	36	43
160690-77250	21	1
	22	45
	36	1
	37	49

Parts No. Index

Parts No.	Fig. No.	Ref. No.	
160690-77250	56	15	
	57	47	
	75	28	
	84	28	
160690-78010	8	19	
	21	3	
	22	1	
	23	1	
	36	3	
	37	1	
	38	30	
	56	17	
	57	23	
	75	30	
	84	30	
	160690-78020	8	19 -1
		21	3 -1
		22	1 -1
23		1 -1	
36		3 -1	
37		1 -1	
38		30 -1	
47		55	
56		17 -1	
57		23 -1	
66		5	
75		30 -1	
84		30 -1	
160690-78030		8	19 -2
	21	3 -2	
	22	1 -2	
	23	1 -2	
	36	3 -2	
	37	1 -2	
	38	30 -2	
	47	55 -1	
	56	17 -2	
	57	23 -2	
	66	5 -1	
	75	30 -2	
	84	30 -2	
	160690-78210	21	10
22		8	
23		8	
36		10	
37		9	
38		38	
160690-78230	21	9	
	22	6 A	
	23	6 A	

Parts No.	Fig. No.	Ref. No.	
160690-78230	23	6 A-1	
	36	9	
		9 -1	
	37	7	
	38	36	
	47	42	
		49	
	56	22	
	57	29	
	66	11	
	75	48	
	84	48	
	160690-78521	36	7
	160690-78530	36	8
160690-78531	37	6	
	38	35	
	36	8 -1	
	37	6 -1	
	38	35 -1	
	160690-78532	36	8 -2
		37	6 -2
		38	35 -2
		47	41
	160690-78533	47	
		36	8 -3
		37	6 -3
		38	35 -3
		47	41 -1
47		41 -1	
160690-78541	36	7 -1	
	160690-78542	36	7 -2
	47	43	
	160690-78650	21	11
		22	9
		23	9
36		11	
37		13	
38		42	
160690-78660	21	12	
	22	10	
	23	10	
	36	12	
	37	14	
	38	43	
160690-78700	21	13	
	36	13	
	75	34	
	84	34	
	160691-56021	34	1 D
	160691-56690	34	23 -2

Parts No.	Fig. No.	Ref. No.
160691-56710	34	20 -2
160691-56730	19	39
	34	39
	45	47
	54	36
	64	34
	19	23 -2
160691-56740	34	22 -1
		22 A-2
	45	28 -1
	54	16 -1
	64	16 -1
	19	38
160691-56770	34	38
	45	46
	19	20 -1
	34	19 -1
	45	22 -1
	34	28 -1
160691-56780	34	36
	34	6 -2
		6 A-2
		6 C-2
	45	9 -2
	54	8 -1
160691-56820	34	2 -1
160691-57010	34	1 D-1
160692-04310	29	24
	30	26
	42	1
	9	3
	24	12
	39	11
160692-07100	58	10
	9	3 -1
	17	34
	24	12 -1
		13 -1
	32	38
160692-07250	39	11 -1
		12 -1
	48	7
	53	41
	58	9 -1
		10 -1
	67	2
	72	37
	76	10 -1
	81	37
	85	10 -1

Parts No.	Fig. No.	Ref. No.
160692-07251	9	3 -2
	24	12 -2
		13 -2
	39	11 -2
		12 -2
	48	7 -1
160692-07320	58	9 -2
		10 -2
	67	2 -1
	76	10 -2
	85	10 -2
	24	22
160692-07370	39	21
	58	23
	24	17
	39	16
	48	10
	58	17
160692-12520	67	9
	76	15
	85	15
	29	7
	30	7
	42	5
160692-12530	29	8
	30	8
	42	6
	29	9
	30	9
	42	7
160692-12540	42	4
	42	8
	15	7
	30	11
	30	16
	15	17
160692-12550	15	17
	30	17
	15	17 A
	30	18
	15	18
	30	19
160692-12560	15	19
	30	20
	15	24
	30	25
	15	24 -1
	30	25 -1
160692-12920	15	21
	30	22
	15	21
	30	22
	15	21
	30	22
160692-13500	30	25
	15	24
	30	25
	15	21
	30	22
	31	2
160692-13530	30	17
	15	17
	30	17
	15	17 A
	30	18
	15	18
160692-13750	30	19
	15	19
	30	20
	15	24
	30	25
	15	24 -1
160692-13770	30	19
	15	19
	30	20
	15	24
	30	25
	15	24 -1
160692-13780	30	25
	15	21
	30	22
	15	21
	30	22
	31	2
160692-13820	30	22
	15	21
	30	22
	15	21
	30	22
	31	2
160692-13821	30	22
	15	21
	30	22
	15	21
	30	22
	31	2
160692-13850	30	22
	15	21
	30	22
	15	21
	30	22
	31	2
160692-14051	30	22
	15	21
	30	22
	15	21
	30	22
	31	2

Parts No. Index

Parts No.	Fig. No.	Ref. No.
160692-14052	31	2 -1
160692-45110	38	2
160692-55150	18	7
	33	7
160692-55160	33	7 -1
160692-55300	5	18
	17	14
		41
	18	8
	32	14
		45
	33	8
	44	14
	53	49
160692-55330	53	19
		48
	63	17
	72	15
		56
	81	15
		55
160692-55421	5	25
	17	20
		20 -1
		48
		48 -1
	18	14
	32	21
		21 -1
		52
		52 -1
	33	14
	53	25
		25 -1
		57
		57 -1
	72	21
		21 -1
		63
		63 -1
	81	21
		21 -1
		62
		62 -1
160692-55940	24	18
	39	17
	58	18
160692-55980	24	19
	39	18
160692-55990	24	20

Parts No.	Fig. No.	Ref. No.
160692-55990	39	19
160692-56020	34	1 C
160692-56021	34	1 C-1
160692-56022	34	1 C-2
160692-56023	34	1 C-3
160692-56390	34	20 C-2
160692-56400	34	39 A
	45	48
	54	36 A
160692-56410	34	19 A-3
	45	23 -1
160692-56500	19	25 -1
	34	24 -1
	45	43 -1
	54	22 -1
160692-56530	19	5 A
		5 B
	34	5 A
		5 B
		5 B-2
160692-56560	19	10
	34	9
	45	42
160692-56570	19	11 -1
	34	11 -1
		11 A-1
	45	14 -1
160692-56620	19	35
	34	33
	54	34
160692-56640	19	13
	34	13
160692-56650	19	16 A
	34	15 A
160692-56670	19	21 A
		21 B
	34	20 A
		20 B
		20 C
160692-56671	19	21 B-1
	34	20 A-1
		20 B-1
		20 C-1
160692-56700	19	33
	34	31
	45	40
160692-56710	6	20
	19	7
	34	7
	45	10

Parts No.	Fig. No.	Ref. No.
160692-56710	54	32
	64	28
	73	33
	82	33
160692-56730	19	22 A
	34	21 A
160692-56750	19	9
	34	10
	45	12
	54	19
	64	19 -1
		19 -2
	73	21 -1
	82	21 -1
160692-56760	19	34
	34	32
160692-56770	6	24
	19	31
	34	30
	54	31
	64	31
160692-56780	34	23 A
		23 B
		23 C
160692-56800	19	36
	34	35
	45	41
	64	30
160692-56850	19	5 A-1
		5 B-2
160692-56860	34	5 A-1
		5 B-3
160692-56870	34	23 C-2
160692-56900	19	42 A
	34	44
	45	51
	54	42
160692-57010	34	1 C-4
160692-59350	33	21
160692-59351	33	21 -1
160692-66050	20	15
	35	15
160692-66051	20	15 -1
	35	15 -1
	55	15
160692-66100	20	13
	35	13
160692-66101	20	13 -1
	35	13 -1
160692-76250	23	19

Parts No.	Fig. No.	Ref. No.
160692-76250	38	11
160692-76251	23	19 -1
	38	11 -1
160692-76450	23	37
	38	29
160692-76510	23	20
	38	12
160692-76511	23	20 -1
160692-76520	23	21
	38	13
160692-76530	8	6
	23	23
	38	15
	57	55
160692-76540	8	8
	23	25
	38	17
	57	54
160692-76550	8	10
	23	27
	38	19
	57	59
160692-76560	8	11
	23	28
	38	20
	57	60
160692-76580	8	9
	23	26
	38	18
160692-76620	23	33
	38	25
160692-76630	23	32
	38	24
160692-76800	8	5
	23	22
	38	14
	57	53
160692-76810	8	7
	23	24
	38	16
160692-76820	8	12
	23	29
	38	21
	57	58
160692-76830	23	34
	38	26
160693-12501	13	1
	28	1
160693-12630	13	3
	28	3

Parts No. Index

Parts No.	Fig. No.	Ref. No.
160693-12930	13	5 A
	28	5 A
160693-13510	12	24
	14	16
	29	14
	42	24
160693-13540	12	25
	14	17
	29	15
	42	25
160693-13600	14	15
	29	13
	42	23
160693-56010	34	1 A-1
		1 B-1
160693-56011	34	1 A-2
		1 B-2
160693-56012	34	1 A-3
		1 B-3
160693-56020	34	1 A
		1 B
160693-56090	34	1 A-4
160693-56530	34	23 A-2
160693-56570	34	20 -1
	45	24
		25
160693-56580	34	23 -1
160693-56590	34	20 A-3
160693-56600	34	23 B-2
	45	30 -1
160693-56610	34	20 B-2
160693-56620	34	6 B-2
160693-57010	34	1 B-4
160693-57030	34	1 A-5
160693-78500	37	5
	38	34
160693-78501	37	5 -1
160693-78502	37	5 -2
	47	46
160693-78510	38	34 -1
160693-78511	38	34 -2
160693-78620	37	8
	38	37
	47	48
	57	30
	75	46
	84	46
160697-56010	34	1 -2
160697-56011	34	1 -3
160697-56012	34	1 -4

Parts No.	Fig. No.	Ref. No.
160697-56620	19	11 A
	34	11 A
	45	13
160697-56650	19	16 -1
	34	15 -1
	45	17
160697-57020	34	1 -5
160698-01330	41	1
160698-01331	41	1 -1
160698-07270	48	6
160698-22010	43	19
160698-22020	43	19 -1
160698-45110	32	29
	36	18 -1
	37	40 -1
	47	1
160698-56021	45	2
160698-56022	45	2 -1
160698-56061	45	1
160698-56062	45	1 -1
160698-56520	45	3 -1
		4
160698-56550	45	16
160698-56620	34	23 A-1
		23 B-1
		23 C-1
	45	30
160698-56790	45	31
160698-56820	45	3
160698-57010	45	2 -2
160698-57020	45	1 -2
160698-57460	45	24 -1
160698-57510	45	31 -1
160698-57520	45	25 -2
160698-76580	8	13 -1
	47	13
160699-01331	41	1 -2
160699-01332	41	1 -3
		1 -4
160699-11200	2	11 -1
160699-45010	21	17 -1
	22	36 -1
	23	38 -1
	36	17 -1
	37	39 -1
	38	1 -1
	47	44
160699-45200	21	20 -1
	22	38 -1
	23	42 -1

Parts No.	Fig. No.	Ref. No.
160699-45200	36	19 -1
		19 A
	37	41 -1
	38	3 -1
	47	3
160699-56680	6	34
160699-56760	6	44
160699-57720	45	4 -1
160699-57740	45	8 -1
160700-78040	8	21
	21	4
	22	2
	23	2
	36	4
	37	2
	38	31
	47	56
	56	18
	57	24
	66	6
	75	31
	84	31
160700-78050	8	25
	21	5
	22	3
	23	3
	36	5
	37	3
	38	32
	47	57
	56	19
	57	25
	66	7
	75	32
	84	32
160700-78720	8	26
	21	14
	22	13
	23	13
	36	14
	37	10
	38	39
	47	58
	56	25
	57	33
	66	12
	75	35
	84	35
160702-56670	34	19 A
160702-56720	19	30

Parts No.	Fig. No.	Ref. No.
160702-56720	34	29
	45	36
	54	25
	64	24
	73	27
	82	27
160708-55150	5	14
160710-01760	10	17
		17 -1
	25	17
160710-03190	50	23
	69	23
	78	23
160710-23201	16	35
	31	35
160710-55061	5	5
	17	4
	18	3
	32	4
	33	3
	44	4
	53	6
	63	5
	72	4
	81	4
160710-55360	5	21
	17	16
		44
	18	10
	32	17
		48
	33	10
	44	17
	53	21
		52
	63	20
	72	17
		59
	81	17
		58
160710-55370	5	22
	17	17
		45
	18	11
	32	18
		49
	33	11
	44	18
	53	22
		53

Parts No. Index

Parts No.	Fig. No.	Ref. No.
160710-55370	63	21
	72	18
		60
	81	18
160710-55381		59
	5	23
	17	18
	18	12
	32	19
	33	12
	53	23
	72	19
	81	19
	160710-55382	5
17		18 -1
		46
18		12 -1
32		19 -1
		50
33		12 -1
44		19
53		23 -1
		54
63		22
72		19 -1
		61
81		19 -1
		60
160710-55390	5	24
	17	19
		47
	18	13
	32	20
		51
	33	13
	44	20
	53	56
		56
160710-56710	6	21
160710-56732	19	10 -1
	34	9 -1
	45	42 -1
160710-56740	19	6 A-1
		6 B-1
	34	6 A-1
		6 B-1
		6 C-1
		8
160710-76540	22	24
	37	26
	47	27

Parts No.	Fig. No.	Ref. No.
160710-76540	57	57
160710-78700	8	39
	75	52
160710-78710	84	52
	17	58
	18	25
	32	33
		62
		33
		25
	37	15
	38	44
	44	25
	47	51
	53	37
	67 -1	
	57	
	32	
	63	
	16	
	72	
	33	
	66	
	75	
	53	
	81	
	33	
	65	
	53	
160720-12770	14	7
	15	
	8	
160720-12780	14	8
	15	
	9	
160730-56880	54	43
160730-59370	18	21
160730-59371	18	21 -1
160760-12510	12	2
	27	
	3	
160760-12530	12	4
	27	
	6	
	42	
	12	
160760-12540	12	5
	27	
	7	
160762-12050	3	1
160762-12860	14	9
	15	
	10	
160762-12870	15	11
	30	
	10	
160762-55150	17	13
	32	
	13	
	44	
	13	
	53	
	17	
	63	
	14	
	72	
	14	
	81	
	14	
160763-12600	12	6

Parts No.	Fig. No.	Ref. No.
160763-12600	13	10
	14	11
	15	12
	27	8
	28	10
	30	12
	51	24
	70	11
		11 -1
		75
		55 -1
		79
		11 -1
		84
160769-56620	19	11
	34	
	11	
	45	
	14	
160769-56640	19	20
	34	
	19	
	45	
	22	
160769-56660	19	22
	34	
	21	
	45	
	26	
160769-56720	6	22
160769-59370	72	55
	81	
	54	
160769-59371	72	55 -1
	81	
	54 -1	
160769-76620	22	31
	37	
	33	
	47	
	34	
160790-01330	50	2
160790-01331	50	2 -1
160790-04600	3	15 -1
	51	
	52	
	61	
	1	
160790-07120	58	11
160790-07200	58	11 -1
160790-11010	50	3
	60	
	2	
160790-11011	50	3 -1
	3	
	2	
	3 -2	
	60	
	2 -1	
	2 -2	
160790-11100	50	8
	60	
	7	
160790-11101	50	8 -1
	60	
	7 -1	
160790-11110	50	9
	60	
	8	
160790-11111	50	9 -1

Parts No.	Fig. No.	Ref. No.
160790-11111	60	8 -1
160790-11930	50	3 -3
	60	2 -3
160790-12500	51	1
	61	2
160790-12510	51	5
	61	3
	70	3
	79	3
160790-12520	51	10
	61	
	6	
160790-12530	51	6
	61	
	4	
	70	
	4	
	79	
	4	
160790-12540	51	8
	61	
	5	
	70	
	6	
	79	
	6	
160790-14560	52	8
	71	
	8	
	80	
	8	
160790-22011	52	21
160790-28010	52	33
	62	33
		33
160790-45110	57	40 -1
160790-45120	56	27
	57	
	41	
160790-45210	56	29
	57	
	43	
160790-56010	54	1 A
160790-56020	54	1
160790-56030	54	1 A-1
160790-56040	54	1 -1
160790-56150	54	38
160790-56151	54	38 -1
	64	
	37	
160790-56160	54	40
	64	
	39	
160790-56540	64	19
	73	
	21	
	82	
	21	
160790-56550	54	14
	14	
	A	
	73	
	16	
	82	
	16	
160790-56551	54	14 -1
	14	
	A-1	
160790-56560	54	15
160790-56570	64	17

Parts No. Index

Parts No.	Fig. No.	Ref. No.
160790-56570	73	19
	82	19
160790-56571	54	17
160790-56590	54	23
		23 A
	64	22
160790-56600	54	24 A
160790-56610	54	27
	64	26
	73	29
		30 -1
	82	29
		30 -1
160790-56950	54	24
160790-57010	54	1 A-2
160790-57020	54	1 -2
160790-59360	53	65
160790-66010	55	11
	65	11
160790-76590	56	12
	66	26
160790-78500	57	27
160790-78511	56	21
	57	28
160790-78512	56	21 -1
	57	28 -1
	66	10
160790-78540	56	23
	66	9
160791-56710	64	29
160791-78522	75	47
	84	47
160792-04310	51	51
160792-07301	58	14
160792-12500	51	4
160792-12501	51	4 -1
160792-12502	51	4 -2
160792-12510	51	12
160792-12530	51	12 -1
160792-12720	51	13
	70	37
	79	37
160792-12760	51	14 -1
160792-12780	51	15
160792-12900	51	18
160792-12920	51	20
160792-13500	51	34
160792-13530	51	35
160792-13560	51	34 -1
160792-13561	51	34 -2

Parts No.	Fig. No.	Ref. No.
160792-13562	51	34 -3
160792-45110	57	40
160792-55150	53	18
160792-55160	53	18 -1
160792-55900	53	77
160792-55920	53	78
160792-55950	53	79
160792-55970	58	19
160792-55980	58	20
160792-55990	58	21
160792-56010	54	1 C
160792-56430	54	23 B
160792-56520	54	5
	64	5
160792-56530	54	9
160792-56540	54	10
	64	10
160792-56560	54	14 B
160792-56570	54	15 B
	73	17
	82	17
160792-56572	73	17 -1
	82	17 -1
160792-56580	54	16 A
160792-56590	54	27 A
160792-56610	54	28
	64	27
160792-56620	54	33
160792-56630	54	35
160792-56670	54	20
	64	20
	73	22
	82	22
160792-57020	54	1 B-2
160792-57700	54	37
	64	35
160792-57710	54	23 -1
		23 A-2
	64	22 -2
160792-57720	54	15 A-1
160792-57730	54	14 A-2
160792-57740	54	8 A-1
160792-57750	54	23 B-1
160792-57760	54	15 -2
		15 B-1
160792-57770	54	14 B-1
160792-57780	54	14 -2
160792-59350	5	30
	53	74
160792-59351	5	30 -1

Parts No.	Fig. No.	Ref. No.
160792-59351	53	74 -1
160792-59360	53	75
	63	27
	72	54
160792-59361	53	75 -1
	63	27 -1
	72	54 -1
160792-59400	53	66
	72	51
	81	51
160792-76250	57	50
160792-76510	57	51
160792-76540	57	52
160792-76550	57	56
160792-76570	57	63
160792-76580	57	64
160792-76590	57	65
160792-78020	57	38
160793-07370	24	28
	58	16
	76	13
	85	13
160793-12510	51	2
160793-12530	51	7
	70	5
	79	5
160793-12540	51	9
	70	7
	79	7
160793-12550	51	3
160793-12551	51	3 -1
160793-12552	51	3 -2
160793-12570	51	11
160793-12571	51	11 -1
160793-12580	51	11 -2
160793-56030	54	1 B
160793-56070	54	1 B-1
160793-56560	64	14
160793-56580	54	15 A
160793-56581	54	15 -1
160793-76160	57	15
160793-76300	57	17
	75	24
	84	24
160793-78010	8	20
160797-13800	51	42
	70	32
	79	32
160797-56570	64	15
160797-56650	64	23

Parts No.	Fig. No.	Ref. No.
160797-66131	55	22
160797-66140	55	24
160798-07310	67	5
160798-22010	62	21
160798-45130	53	33
	56	27 -1
	57	41 -1
	66	1
160798-56110	64	1
160798-56570	64	9
160798-56610	34	37
	54	28 -1
	64	36 -1
160798-56630	19	37
	34	37 B
	54	33 A
	64	36
160798-57010	54	1 C-1
160798-57020	64	1 -1
160798-57730	64	15 -1
160798-57740	64	14 -1
160798-57750	64	8 -1
160798-59350	53	27
	72	25
	81	25
160798-66210	7	26 -1
160802-01700	49	12
160802-56480	19	23 A
	34	22 B
160802-59370	17	22
		55 -1
	32	23
		59 -1
	44	26
160802-59371	17	55 -2
	32	59 -2
	44	26 -1
160802-78270	53	67
	72	52
	81	52
160810-01740	49	25
	59	19
	68	19
	77	19
160810-03180	11	22
	26	22
	41	22
160810-03400	75	38
	84	38
160810-11180	50	11

Parts No. Index

Parts No.	Fig. No.	Ref. No.
160810-11180	69	11
	78	11
160810-21290	4	30
160810-23201	52	31
	62	31
	71	31
	80	31
160810-56150	51	21
	54	39
160810-56151	51	21 -1
	54	39 -1
	61	7
160810-56550	64	38
	19	23 -1
160810-56550	34	22 A-1
	45	28
	19	17
160810-56580	34	16
	45	19
	54	18
	64	18
	73	20
	82	20
	19	18
160810-56590	34	17
	45	20
	73	12
	82	12
160810-56620	64	13
	73	15
	82	15
160810-56670	19	3
	34	3
160820-03180	11	24
	26	24
	41	23
	50	22
	60	21
	69	22
	78	22
160820-12300	51	17
	70	40
	79	40
160820-12770	51	14
	70	38
	79	38
160820-12790	51	16
	70	39
	79	39
160820-59390	17	61

Parts No.	Fig. No.	Ref. No.
160820-59390	18	22
	32	64
	33	22
160820-59391	44	24
	17	61 -1
	18	22 -1
	32	64 -1
	33	22 -1
160820-78710	44	24 -1
	53	68
	63	29
	72	53
160830-07300	81	53
	24	15
	39	14
160880-56740	48	14
	58	13
	76	14
	85	14
	73	10
	82	10
	64	3
160880-56760	54	3
	64	3 -1
160890-01210	50	1
	60	1
	69	1
	78	1
	60	22
	69	2
160890-01330	60	22 -1
	69	2 -1
	70	24
160890-01331	79	24
	50	17 -2
160890-04320	60	16 -2
	69	17 -2
	78	17 -2
	76	9 -1
	85	9 -1
160890-04330	76	9 -2
	69	3
	78	3
160890-07110	69	3 -1
	69	3 -2
	78	3 -1
	78	3 -1
160890-07150	78	3 -2
	69	8
	78	8
160890-11010	69	8
	78	8
160890-11011	69	8 -1
	69	8 -1

Parts No.	Fig. No.	Ref. No.
160890-11101	78	8 -1
	69	9
160890-11110	78	9
	69	9 -1
160890-11111	78	9 -1
	50	10
	60	9
160890-11120	69	10
	78	10
	50	11 -1
	60	10
160890-11180	69	11 -1
	78	11 -1
	50	11 -2
	60	10 -1
160890-11190	69	11 -2
	78	11 -2
	60	10 -1
	69	11 -2
	78	11 -2
160890-11200	50	12
	69	12
	78	12
	50	12 -1
160890-11202	60	11
	69	12 -1
	78	12 -1
	50	14 -2
160890-11270	60	13
	69	14 -2
	78	14 -2
	50	16
	60	15
	69	16
160890-11290	78	16
	50	18
	60	17
	69	18
160890-11300	78	18
	50	19
	60	18
160890-11310	69	19
	78	19
	50	19 -1
	60	18 -1
160890-11311	69	19 -1
	78	19 -1
	69	3 -3
	78	3 -3
160890-11930	70	1
	79	1
	70	8
160890-12500	70	8
	79	8
160890-12520	70	8
	79	8

Parts No.	Fig. No.	Ref. No.
160890-13210	51	25
	61	9
	70	12
160890-13211	79	12
	51	25 -1
	61	9 -1
	70	12 -1
160890-13500	79	12 -1
	51	28
	70	15
160890-13501	79	15
	51	28 -1
	61	11
	70	15 -1
160890-13530	79	15 -1
	51	30
	61	12
160890-13540	70	17
	79	17
	51	29
	70	16
160890-13541	79	16
	51	29 -1
	70	16 -1
160890-13560	79	16 -1
	51	31
	70	19
	79	19
160890-13570	51	46
	70	21
	79	21
	79	22
160890-13580	51	28 -2
	61	11 -1
	70	15 -2
	79	15 -2
160890-13581	51	28 -3
	61	11 -2
	70	15 -3
160890-13600	79	15 -3
	51	26
	70	13
	79	13
160890-13601	51	26 -1
	61	10
	70	13 -1
160890-13602	79	13 -1
	51	26 -2
	79	13 -1

Parts No. Index

Parts No.	Fig. No.	Ref. No.
160890-13602	61	10 -1
	70	13 -2
	79	13 -2
160890-13603	51	26 -3
	61	10 -2
	70	13 -3
	79	13 -3
160890-13610	51	27
	70	14
	79	14
160890-13611	51	27 -1
	70	14 -1
	79	14 -1
160890-13660	51	47
	61	14
	70	23
	79	23
160890-13910	51	49 -2
	61	18
	70	26 -2
160890-14051	79	26 -2
	52	1
	62	1
160890-14052	71	1
	80	1
	52	1 -1
160890-14200	62	1 -1
	71	1 -1
	80	1 -1
	52	12
160890-14400	62	12
	71	12
	80	12
	71	11
160890-14560	80	11
	52	8 -1
	62	8
160890-21200	71	8 -1
	80	8 -1
	52	15
160890-21220	62	15
	71	15
	80	15
	52	16
	62	16
	71	16
160890-56610	32	32
	32	32
	71	16
	80	16

Parts No.	Fig. No.	Ref. No.
160890-21220	80	32
160890-22010	71	21
160890-22011	71	21 -1
160890-22300	52	27
	62	27
	71	27
	80	27
	71	33
160890-28010	80	33
160890-45120	75	59
	84	59
160890-45200	56	28
	57	42
	66	2
	75	60
	84	60
160890-45210	75	61
	84	61
	75	62
160890-45220	84	62
	75	60 -1
160890-45230	84	60 -1
	75	61 -1
160890-45240	75	61 -1
160890-56010	73	1
		2
	82	1
		2
160890-56020	73	1 -1
	82	1 -1
160890-56030	73	2 -1
	82	2 -1
	73	1 -2
160890-56040	82	1 -2
	73	37
160890-56160	82	37
	54	23 A-1
160890-56430	64	22 -1
	73	25
	82	25
160890-56520	73	26
		26 -2
	82	26
		26 -2
160890-56610	34	37 A
	54	33 -1
	73	30
	82	30
160890-56620	54	13

Parts No.	Fig. No.	Ref. No.
160890-56620	64	13 -1
		13 -2
160890-56650	73	15 -1
	82	15 -1
	73	26 -1
	82	26 -1
	54	20 -1
160890-56790	64	20 -1
	72	50
160890-59360	81	50
	74	11
160890-66010	83	11
	55	9
160890-66050	65	9
	74	9
160890-66080	83	9
	74	13
	83	13
	55	14
160890-66081	65	13
	74	13 -1
	83	13 -1
160890-66100	74	12
	83	12
160890-66101	55	12
	65	12
	74	12 -1
	83	12 -1
160890-66110	55	21
		22 -1
	65	18
	74	17 -1
160890-66140	83	17 -1
	55	23
	55	23 -1
160890-66141	24	-1
	74	18 -1
160890-66142	83	18 -1
	55	23 -2
		24 -2
	65	19
160890-66150	74	18 -2
	83	18 -2
	74	32
	83	32
160890-66151	74	32 -1
		32 -2
	83	32 -1
160890-66190		32 -2
	55	36

Parts No.	Fig. No.	Ref. No.
160890-66190	65	31
	74	29
	83	29
160890-66300	55	42
	74	36
	83	36
160890-66310	53	36
	55	42 -1
	66	29
	72	32
160890-76250	74	36 -1
	81	32
	83	36 -1
	56	2
160890-76510	66	16
	75	3
	84	3
	56	3
	66	17
160890-76520	75	5
	84	5
	56	4
	66	18
160890-76530	75	7
	84	7
	56	5
	66	19
160890-76540	75	9
	84	9
	56	6
	66	20
160890-76550	75	10
	84	10
	56	7
	66	21
160890-76570	75	11
	84	11
	56	9
	66	23
160890-76580	75	13
	84	13
	56	10
	66	24
160890-76590	75	14
	84	14
	75	21
	84	21
160890-78510	75	49
	84	49
	75	42
160890-78520	75	42

Parts No. Index

Parts No.	Fig. No.	Ref. No.
160890-78520	84	42
160890-78530	75	43
	84	43
160890-78540	75	44
	84	44
160890-78550	75	44 -1
	84	44 -1
160890-78560	75	44 -2
		45 -1
	84	44 -2
		45 -1
160890-78650	75	50
	84	50
160890-78660	75	50 -1
		50 -2
	84	50 -1
		50 -2
160890-78750	75	54
	84	54
160890-78751	75	54 -1
		54 -2
	84	54 -1
		54 -2
160890-78900	75	55
	84	55
160891-45120	75	59 -1
	84	59 -1
160891-45121	72	29
	75	59 -2
	81	29
	84	59 -2
160891-56900	19	42 -1
	34	43 -1
160893-12510	70	2
	79	2
160893-56570	64	27 -1
160893-56580	45	44
160893-56650	19	22 A-1
	34	21 A-1
		21 A-2
	45	27
160893-56660	19	23 A-1
	34	22 B-1
	45	29
	54	16 A-1
160900-76250	57	2
	75	4
	84	4
160900-76510	57	3
	75	18

Parts No.	Fig. No.	Ref. No.
160900-76510	84	18
160900-76520	57	4
	75	6
	84	6
160900-76530	57	5
	75	8
	84	8
160900-76540	57	6
160900-76570	57	10
160900-76580	57	11
	75	15
	84	15
160900-76600	57	13
	75	19
	84	19
160900-76610	57	14
	75	20
	84	20
160900-76620	75	17
	84	17
160903-28020	49	11 -1
		21 -1
	52	34
	59	8
		15
	62	34
	68	9
		15
	71	34
	77	9
		15
	80	34
160903-55390	53	24
	63	23
	72	20
	81	20
160903-56670	19	4
	34	4
	54	4
	64	4
	73	6
	82	6
160910-56150	70	9
	73	36
	79	9
	82	36
160910-56151	70	9 -1
	73	36 -1
	79	9 -1
	82	36 -1

Parts No.	Fig. No.	Ref. No.
160910-56550	73	18
	82	18
160910-66440	20	25
	35	26
	74	20
	83	20
160920-59350	53	65 -1
	63	26
	72	50 -1
	81	50 -1
160920-59351	53	65 -2
	63	26 -1
	72	50 -2
	81	50 -2
160920-59380	53	29
	72	23
	81	23
160970-78200	75	67 -1
		67 -2
	84	67 -1
		67 -2
160990-01330	78	2
160990-01331	78	2 -1
160990-07140	85	9 -2
160990-22010	80	21
160990-22011	80	21 -1
160991-66111	55	13
160992-04320	70	25
	79	25
160992-12510	79	36
160992-56520	73	5
	82	5
160992-56530	73	7
	82	7
160992-56540	45	45
160992-56550	73	11
	82	11
160992-78500	75	45
	84	45
160993-12500	70	35
	79	35
160993-12501	70	35 -1
	79	35 -1
160993-12510	70	36
160993-12540	70	36 -1
	79	36 -1
160993-56020	73	3
	82	3
160993-76150	75	22
	84	22

Parts No.	Fig. No.	Ref. No.
160998-01710	49	12 -1
160998-12600	70	37 -1
	79	37 -1
160998-12800	70	38 -1
	79	38 -1
160998-55390	53	24 -1
		55
	63	23 -1
	72	20 -1
		62
	81	20 -1
		61
160998-56400	19	6 A-2
160998-66350	20	41 -1
160998-78400	75	47 -1
	84	47 -1
161690-07300	9	14
	24	27
	39	26
	48	16
	58	27
	67	14
	76	19
	85	19
181130-56640	6	19
181230-56380	6	2
	19	8
		28
	34	8
		27
	45	11
		34
	54	6
		11
		29
	64	6
		11
		33
	73	8
		13
		31
	82	8
		13
		31
183730-07440	9	9
1A2000-64100	18	26
	33	26
1A2000-64200	18	27
1A2010-64200	33	30
1A2019-64200	33	30 -1

Parts No. Index

Parts No.	Fig. No.	Ref. No.
1A2040-64100	53	69
1A2040-64200	53	70
1A2049-64200	53	70 -1
1A2150-64200	18	27 -1
22137-060000	20	33
	35	33
	46	29
	55	32
	65	27
	74	26
	83	26
22137-160000	52	20 -1
	62	20
	71	20 -1
	80	20 -1
22217-060000	22	27
	37	29
	47	30
22217-160000	52	20
	71	20
	80	20
22252-000120	4	25
22252-000130	16	32
22252-000160	31	32
	43	26
22252-000190	52	28
	62	28
	71	28
	80	28
22312-080120	1	4
	10	4
	25	4
	49	8
	68	6
	77	6
22351-040008	52	35
	62	35
	71	35
	80	35
22360-080000	20	10
	35	10
22372-080000	7	10
	20	10 -1
	35	10 -1
	46	10
22417-200200	17	39
	32	43
	53	46
	72	42
	81	42

Parts No.	Fig. No.	Ref. No.
22512-040120	16	12
	31	4 A
		12
		23
	43	2 A
		9
		17
22512-040160	16	24
	31	24
	43	18
	52	17
	62	17
	71	17
	80	17
22512-040300	52	18
	62	18
	71	18
	80	18
22512-050160	52	2 A
		10
	62	2 A
		9
	71	2 A
		10
	80	2 A
		10
22512-050300	16	16
	31	16
	43	31
22512-070380	52	36
	62	10
	71	36
	80	36
22857-200100	21	2
	22	46
	36	2
	37	50
	56	16
	57	48
	75	29
	84	29
23000-013000	17	23
	32	24
	53	28
	72	24
	81	24
23061-030180	19	43
	34	45
	45	52
23061-030270	54	43 -1

Parts No.	Fig. No.	Ref. No.
23061-060025	17	29
	32	30
	53	34
	72	30
	81	30
24101-062024	49	11
		21
24101-062030	1	8
		14
		16
24101-062040	10	6
		11
		13
24101-062050	25	6
		11
		13
	40	6
		12
24101-062060	49	10
		18
		20
	59	9
		12
		14
	68	8
		12
		14
	77	8
		12
		14
24311-000100	1	5
		12
	49	14
24311-000150	1	20
24311-000180	10	19
		19 -1
	25	19
	49	27
	59	21
	68	21
	77	21
26023-040102	21	15
	22	14
	23	14
	36	15
	37	16
	38	45
26023-050102	18	29
	33	28
	53	72

Parts No.	Fig. No.	Ref. No.
26023-060162	75	56
	84	56
26106-060082	3	13
	8	18
	12	13
	13	15
	14	18
	18	17
	21	47
	27	14
	28	15
	29	16
	33	17
	36	46
	42	22
		26
	47	20
	51	32
	53	61
	56	13
	57	18
		19
	61	13
	66	27
	70	18
	72	64
	75	25
		26
	79	18
	81	63
	84	25
		26
26106-060102	5	26
	17	21
		51 -1
	18	17 -1
	20	44
	32	22
		55 -1
	33	17 -1
	35	41
	44	28
	53	26
		60 -1
		61 -1
	55	43
	57	39
	63	24
	72	22
		46 -1

Parts No. Index

Parts No.	Fig. No.	Ref. No.	
26106-060102	74	37	
	75	57	
	81	22	
		46 -1	
	83	37	
	84	57	
26106-060122	22	34	
	37	37	
	47	38	
	56	14	
	57	20	
		66	
	66	28	
	75	27	
	84	27	
26106-060142	17	51	
	32	55	
	33	29	
	53	60	
	72	46	
	81	46	
26106-060162	4	28	
	18	30	
	20	44 -1	
	22	35	
	32	31	
	33	29 -1	
	35	41 -1	
	37	38	
	47	39	
		64	
		53	35
			73
		55	43 -1
		66	30
	72	31	
	74	37 -1	
	75	58	
	81	31	
	83	37 -1	
	84	58	
26106-060202	11	19	
	26	19	
	41	19	
26106-060252	7	23	
	55	37	
	74	33	
		33 -1	
	83	33	
		33 -1	

Parts No.	Fig. No.	Ref. No.	
26106-060302	4	27 -1	
	16	35 -1	
	31	35 -1	
	43	29	
26106-060352	11	20	
	26	20	
	41	20	
	50	20	
	60	19	
	69	20	
	78	20	
26106-060552	23	36	
	38	28	
26106-060602	57	67	
26106-080122	15	22	
	30	23	
	51	45	
26106-080142	12	18	
	13	20	
	14	24	
	27	20	
	28	20	
	29	22	
	42	33	
	51	49	
	70	26	
		27	
	79	26	
26106-080202	16	17	
	31	17	
	43	32	
	52	37	
	62	37	
	71	37	
	80	37	
	26106-080302	49	28
		59	22
		68	22
77		22	
26106-100162	1	6	
		13	
	49	15	
26117-040088	7	16	
	19	25	
	20	19	
	34	24	
	35	19	
	45	43	
	46	16	

Parts No.	Fig. No.	Ref. No.	
26117-040088	54	22	
	55	20	
	65	17	
	73	24	
	74	16	
	82	24	
	83	16	
	26117-040257	7	28
		20	26
			26 -1
			26 -2
			27 -1
		35	27
			27 -1
		27 -2	
		28 -1	
		28 -1	
	46	23	
	55	27	
	65	23	
	74	21	
	83	21 -1	
	83	21	
	21	-1	
26117-040357	20	27	
	35	28	
	46	24	
	55	26	
	11	16	
	26	16	
26216-080182	41	16	
	50	17	
	60	16	
	69	17	
	78	17	
	26226-060752	3	15 -3
		50	17 -1
		60	16 -1
	26226-080182	69	17 -1
		78	17 -1
7		29	
26347-060002	20	34	
	35	34	
	46	30	
	55	33	
	65	29	
	74	27	
	83	27	
	26366-060002	3	7

Parts No.	Fig. No.	Ref. No.		
26366-060002	3	14		
	7	24 -1		
	12	8		
	13	9		
	20	37		
		40		
		27	10	
		28	9	
		35	42	
			47	
			42	15
			46	34
			51	22
			55	39
26366-080002	61	8		
	65	33		
	74	31		
		38		
		83	31	
			38	
		8	44	
		12	19	
		13	21	
		14	25	
		15	23	
		17	27	
		21	51	
		22	49	
	27	21		
	28	21		
	29	23		
	30	24		
	32	28		
	36	49		
	37	52		
	42	34		
	47	62		
	51	50		
	53	32		
	56	36		
	57	69		
	61	20		
	66	33		
	70	10		
		28		
		72	28	
		75	69	
		79	10	
			28	
	81	28		

Parts No. Index

Parts No.	Fig. No.	Ref. No.
26366-080002	84	69
26367-060002	7	24
	8	13
	21	39
	23	30
	36	37
	38	22
	57	61
26376-120002	4	17
26476-060122	21	23
		24
		25
		26
	23	45
		46
		47
		48
	36	22
		23
		24
		25
	37	17
		44
		45
		46
		47
	38	6
		7
		9
26476-060142	2	18
	5	27
	8	34
		35
		36
		37
	17	59
	20	45
	21	23 -1
		24 -1
		24 -2
		25 -1
	22	17
		41
		42
		43
	23	44
		17
		45 -1
		46 -1
		47 -1

Parts No.	Fig. No.	Ref. No.
26476-060142	23	47 -2
	32	63
	35	43
	36	22 -1
		23 -1
		23 -2
		24 -1
		24 A
	37	17 -1
		44 -1
		45 -1
		45 -2
		46 -1
	38	6 -1
		7 -1
		7 -2
		8
		46
	46	38
	47	2
		4
		52
	55	44
	56	30
		31
		34
		34 -1
	57	37
		44
		45
		46
	65	34
	66	3
		4
	74	39
	75	63
		64
		65
		66
		66
26476-060162	51	49 -1
	70	26 -1
	79	26 -1
26476-060202	1	9
26476-060252	10	20
	17	52

Parts No.	Fig. No.	Ref. No.
26476-060252	18	18
	22	15 -1
	23	15 -1
	25	20
	32	56
	33	18
	37	11
	38	40
	40	20
	47	50
	53	62
	56	26
	57	34
		35
	66	13
	72	47
	75	36
		70
	81	47
	84	36
		70
26476-060302	8	27
	21	16
	22	15
		16
	23	15
		16
	36	16
	37	18
	38	47
	47	53
	56	26 -1
	57	35 -1
	66	13 -1
26557-040102	17	40
	32	44
	53	47
	72	43
	81	43
26657-060002	14	13
	15	14
	29	11
	30	14
	42	16
	51	23
26657-080002	70	41
	79	41
26717-060002	22	28
	37	30
	47	31

Parts No.	Fig. No.	Ref. No.
26737-160002	52	19
	62	19
	71	19
	80	19
26757-060002	20	35
	35	35
	46	31
	55	34
	65	30
	74	28
	83	28
28110-100120	9	13
	24	4
	39	4
	48	4
	58	4
	67	13
	76	4
	85	4
29610-000650	8	41
		41 -1
	21	48
	22	47
	36	47
	37	48
	38	49
	47	54
	56	32
	57	21
	66	14
	75	71
	84	71
29610-000950	8	38
	21	13 -1
	22	11
	23	11
	36	13 -1
	37	12
	38	41
	47	59
	56	33
	57	22
	66	15
	75	34 -1
	84	34 -1
29610-001400	8	42
43400-500400	17	53
	32	57
	53	63
	72	48

Parts No. Index

Parts No.	Fig. No.	Ref. No.
43400-500400	81	48
760490-01500	1	10
760490-01560	1	1
760490-01561	1	1 -1
760490-01562	1	1 -2
760490-21700	4	12
760490-22500	4	20
760490-55710	5	1
760490-55720	5	2
760590-01500	10	9
760590-01501	10	9 -1
760590-01561	10	1
760590-01562	10	1 -1
760590-21700	16	19
760590-22500	16	27
760590-22501	16	27 -1
760590-23700	16	33
760590-55701	17	2
760590-55702	17	2 -2
760590-99900	17	2 -1A
760592-12540	14	4
760592-12551	15	4
760592-12561	15	2
760592-12570	14	2
760592-55700	18	1
760592-55701	18	1 -1
760592-55702	18	1 -2
760592-99900	17	2 -1B
760690-01500	25	9
760690-01501	25	9 -1
	40	9
760690-01502	25	9 -2
	40	9 -1
760690-01560	25	1
760690-01561	25	1 -1
760690-01562	25	1 -2
760690-01563	25	1 -3
760690-21701	31	19
	43	13
760690-22500	31	27
760690-22501	31	27 -1
760690-23700	31	33
	43	27
760690-55701	32	2
760690-55702	32	2 -2
	44	2
760690-99900	32	2 -1
760692-12540	29	4
760692-12550	30	4
760692-12560	30	2

Parts No.	Fig. No.	Ref. No.
760692-12570	29	2
760692-55700	33	1
760692-55703	33	1 -1
760692-55704	33	1 -2
760698-01561	40	1
760698-01562	40	1 -1
760698-01740	40	1 -2
760698-22501	43	21
760790-01560	49	1
760790-01561	49	1 -1
760790-21700	52	13
	62	13
760790-22500	52	23
760790-22502	52	23 -1
760790-23700	52	29
	62	29
760792-01500	49	16
	59	10
	68	10
	77	10
760792-01501	49	16 -1
	68	10 -1
	77	10 -1
760792-01502	49	16 -2
	59	10 -1
	68	10 -2
	77	10 -2
760792-55700	53	3
760792-55702	53	3 -1
760792-55703	53	3 -2
760793-01560	49	2
760793-01561	49	2 -1
760798-01580	59	1
760798-22500	62	23
760890-01560	68	1
760890-01561	68	1 -1
760890-21700	71	13
	80	13
760890-22500	71	23
760890-23700	71	29
	80	29
760890-55702	53	2
	72	2
	81	2
760890-55730	53	2 -2
	63	3
	72	2 -3
	81	2 -3
760890-99900	53	2 -1
	72	2 -1

Parts No.	Fig. No.	Ref. No.
760890-99900	81	2 -1
760891-99900	72	2 -2
	81	2 -2
760990-01560	77	1
760990-01561	77	1 -1
760990-22500	80	23
760990-22502	80	23 -1

Parts No.	Fig. No.	Ref. No.
-----------	----------	----------